ADRET

SCHEMAS ET NOMENCLATURES

DIAGRAMS AND NOMENCLATURES

ADRET
Schlumberger

12, avenue Vladimir Komarov • B.P. 33 78192 Trappes Cédex • France • Tél. 30.51.29.72
Telefax 30.51.00.74 • Télex ADREL 697821 F • Siret 679805077-00048 • CCP Paris 21 797 04

TABLE DES MATIERES

* SIGNIFICATION des codes sous/ensembles et Réf. Adret

* ARTICULATION et SYNOPTIQUE

* SCHEMAS et NOMENCLATURES

* LISTE des COMPOSANTS

* LISTE des SOUS-ENSEMBLES MAINTENANCE

  - Outillage
  - Rechange 100%
  - Rechange 70%
  - Composants maintenance

* Garantie et Assistance

CONTENT

* MEANING of the part number and Adret codes

* ARTICULATION and BLOCK DIAGRAM

* DIAGRAMS and NOMENCLATURES

* COMPONENTS LIST

* RECOMMENDED SUB-ASSEMBLIES or PC board

  - Extended boards
  - Set of 100% of repairs
  - Set of 70% or repairs
  - Set of components

* Warranty and Assistance

SIGNIFICATION des codes sous/ensembles et Ref. Adret

Dans le chapitre **SCHEMAS et NOMENCLATURES**, les deux premiers chiffres
- du code s/ensemble (page 1)
- et de la Ref. Adret (page 2 et suivantes),

correspondent à une famille de produits.
Le détail de ces familles est donné dans le tableau ci-après.

Exemples

Page 1 : Articulation

PAGE	CODE S/ENSEMBLE PART NUMBER	DESCRIPTION	* PART DESCRIPTION	PLAN DRAWING
- 2	0471004009-*	16 OPTION AMPLI STD	* 16 OPTION AMPLI 650MHZ .	C94.....A98*97
- 5	0271520000-*	13 ATTENUATEUR	* 13 ATTENUATOR ASSEMBLY .	A92.....C98...
- 6	0273210000-*	03 CARTE BF AMPLI STD ..	* 03 BF BOARD AMPLI 650MHZ	A93.....
- 7	0274740000-*	02 CDE AMPLI STD	* 02 CONTROL AMPLI 650MHZ.	C93.....A97

Soit le code s/ensemble **02**71520000.

Le tableau ci-après indique qu'il s'agit d'un sous-ensemble (02).

Page 2 et suivantes : Nomenclature

REPERE INDEXE	REF. ADRET PART NUMBER	DESCRIPTION	PART DESCRIPTION	FOURNISSEUR/PLAN SUPPLIER/DRAWING
001	0271520000	13 ATTENUATEUR	* 13 ATTENUATOR ASSEMBLY .	A92.....C98...
001	0273210000	03 CARTE BF AMPLI STD ..	* 03 BF BOARD AMPLI 650MHZ	A93.....
001	0274740000	02 CDE AMPLI STD	* 02 CONTROL AMPLI 650MHZ.	C93.....A97
B -001	1400217300	KMV10 EMBASE'MALE'FIXAT. AVANT	* KMV10 00 FRONT ANCHOR MALE ...	SEALECTRO
B -002	1420020700	TRF254 M 20 MALE A SOUDER	* TRF254 M 20 MALE TO SOLDER	TRELEC
C	3100620000	FILTRE TRAVERSEE ZFN 5203-00A	* PINCH FILTER ZFN 5203-00A	TDK
C -001	3150042200	0,22MMF 5 50V20% 3439050 E224M	* 0,22MMF 5 50V20% 3439050 E224M	AVX
C -002	3800042200	CHIPS 0,22MMF 20% 25V Z5U-1808	* CHIPS 0,22MMF 20% 25V Z5U-1808	RTC
C -003	3120098200	8,2PF 2,5"E" 2222 678 09 828	* 8,2PF 2,5"E" 2222 678 09 828	COGECO
C -004	3800042200	CHIPS 0,22MMF 20% 25V Z5U-1808	* CHIPS 0,22MMF 20% 25V Z5U-1808	RTC

Soit la Ref. Adret **31**50042200.

Le tableau ci-après indique qu'il s'agit d'un condensateur Céramique (31) et rappelle son repère (C).

PRODUITS	Repère	Famille	
		01	Option Client
		02	Sous-Ensemble
		04	Option Usine
COMPOSANTS D'INTERCONNEXIONS		10	Transformateurs
		11	Fils et câbles
		12	Circuits imprimés
		13	Accessoires de câblage
	B	14	Connecteurs
	K	15	Commutateurs
	K	16	Relais

PRODUITS	Repère	Famille	
		17	Protection, signalisation, lampes, fusibles...
		18	Galvanomètre, compteur horaire...
		19	Accessoires pour composants d'interconnexions
RESISTANCES	R	20	Thermistances CTN - CTP
	P	21	Potentiomètres
	R	22,23	Résistances usage courant
	R	24	Résistances usage courant
	R	25,26	Résistances à couche métallique
	R	27	Résistances très haute précision
	R	28	Résistances bobinées
	R	29	Résistances miniatures
CONDENSATEURS	C	31	Condensateurs céramiques
	C	32	Condensateurs film plastique
	C	33	Condensateurs mica
	C	35	Condensateurs électrochimiques
	C	36	Condensateurs variables
	C	37	Condensateurs tantales
	C	38	Condensateurs CHIPS, pastille céramique
		39	Accessoires
SEMI-CONDUCTEURS	D	40	Cellule photo émissive
	SN	41	Circuits intégrés logiques
	SN	42	Circuits intégrés analogiques
	Q	43	Transistors
	Q	44	Transistors à effet de champ
	D	45	Diodes et varicaps
	D	46	Diodes Zener
		48	Circuits hybrides
		49	Accessoires
AUTRES COMPOSANTS ELECTRONIQUES	Y	51	Quartz et accessoires
	F	52	Filtre
	L	53	Inductances surmoulées
		54	Composants pour bobinages
		55	Tubes ferrites
		56	Composants pour bobinages
		57	Accumulateur
		59	Transducteur
PIECES DETACHEES MECANIQUES		61	Vis
		62	Ecrous
		63	Rondelles
		64	Rivets, plots, circlips ...
		65	Boutons, cadrans ...
		67	Entretoises
MECANIQUE		71	à 91

MEANING of the "part number" and "Ref. Adret" codes

In the **DIAGRAMS and NOMENCLATURES** chapter, the two first numbers of
- the part number (page 1)
- and the Ref. Adret (page 2 and following),

correspond to a product-family.
The details of those families are given in the following list.

Examples

Page 1 : Articulation

PAGE	CODE S/ENSEMBLE PART NUMBER	DESCRIPTION	* PART DESCRIPTION	PLAN DRAWING
- 2	0471004009-*	16 OPTION AMPLI STD	* 16 OPTION AMPLI 650MHZ .	C94.....A98*97
- 5	0271520000-*	13 ATTENUATEUR	* 13 ATTENUATOR ASSEMBLY .	A92.....C98...
- 6	0273210000-*	03 CARTE BF AMPLI STD ..	* 03 BF BOARD AMPLI 650MHZ	A93.....
- 7	0274740000-*	02 CDE AMPLI STD	* 02 CONTROL AMPLI 650MHZ.	C93.....A97

Take the part number **02**71520000.

The following list indicates that it concerns a sub-assembly (02).

Page 2 and following : Nomenclature

REPERE INDEXE	REF. ADRET PART NUMBER	DESCRIPTION	* PART DESCRIPTION	FOURNISSEUR/PLAN SUPPLIER/DRAWING
001	0271520000	13 ATTENUATEUR	* 13 ATTENUATOR ASSEMBLY .	A92.....C98...
001	0273210000	03 CARTE BF AMPLI STD ..	* 03 BF BOARD AMPLI 650MHZ	A93.....
001	0274740000	02 CDE AMPLI STD	* 02 CONTROL AMPLI 650MHZ.	C93.....A97
B -001	1400217300	KMV10 EMBASE'MALE'FIXAT. AVANT	* KMV10 00 FRONT ANCHOR MALE ...	SEALECTRO
B -002	1420020700	TRF254 M 20 MALE A SOUDER	* TRF254 M 20 MALE TO SOLDER	TRELEC
C	3100620000	FILTRE TRAVERSEE ZFN 5203-00A	* PINCH FILTER ZFN 5203-00A	TDK
C -001	3150042200	0,22MMF 5 50V20% 3439050 E224M	* 0,22MMF 5 50V20% 3439050 E224M	AVX
C -002	3800042200	CHIPS 0,22MMF 20% 25V Z5U-1808	* CHIPS 0,22MMF 20% 25V Z5U-1808	RTC
C -003	3120098200	8,2PF 2,5"E" 2222 678 09 828	* 8,2PF 2,5"E" 2222 678 09 828	COGECO
C -004	3800042200	CHIPS 0,22MMF 20% 25V Z5U-1808	* CHIPS 0,22MMF 20% 25V Z5U-1808	RTC

Take the Ref. Adret **31**50042200.

The following list indicates that it concerns a ceramic capacitor (31) and recalls its reference (C).

PRODUCTS	Reference	Family	
		01	Customer Option
		02	Sub-Assembly
		04	Factory Option
INTERCONNECTION COMPONENTS		10	Transformers
		11	Cables assembly
		12	Printed circuits
		13	Accessories
	B	14	Connectors
	K	15	Switches
	K	16	Relays

PRODUCTS	Reference	Family	
		17	Protection, signalling, lights, fuses ...
		18	Galvanometer, time counter ...
		19	Accessories for interconnection components
RESISTORS	R	20	Thermistors CTN - CTP
	P	21	Potentiometers
	R	22,23	Resistors for running use
	R	24	Resistors for running use
	R	25,26	Resistors with metallic sheet
	R	27	Resistors very high accuracy
	R	28	Winded resistors
	R	29	Miniature resistors
CAPACITORS	C	31	Ceramic capacitors
	C	32	Capacitors film plastic
	C	33	Capacitors mica
	C	35	Electrochemical capacitors
	C	36	Variable capacitors
	C	37	Tantalum capacitors
	C	38	CHIPS capacitors, ceramic pastille
		39	Accessories
SEMI-CONDUCTORS	D	40	Photo emitting cell
	SN	41	Logic printed circuits
	SN	42	Analog printed circuits
	Q	43	Transistors
	Q	44	Field effect transistors
	D	45	Diodes and varicaps
	D	46	Zener diodes
		48	Hybrid circuits
		49	Accessories
OTHERS ELECTRONIC COMPONENTS	Y	51	Crystals and accessories
	F	52	Filter
	L	53	Surmoulded inductors
		54	Components for winding
		55	Ferrite tubes
		56	Components for winding
		57	Battery
		59	Transducer
MECANIC REPLACEMENT PARTS		61	Screws
		62	Nuts
		63	Washers
		64	Clinches, contacts, circlips ...
		65	Knobs, faces ...
		67	Spacer round
MECANICAL		71	to 91

STATIC HANDLING PROCEDURES

This instrument contains electronic components that are subject to being damaged by static electricity.

This notice explains how you can minimize the chances of destroying such devices.

* Minimize handling.
* Do not slide static sensitive components across any surface.
* Use anti-static containers for handling and transport until ready for use.
* Pick up solid state devices by their body and never by their leads.
* Wear a static-discharge wristband when working around static sensitive components.
* Handle PCBs only by non-conductive edges.
* Keep workspaces clean and free of any objects capable of holding or storing an electric charge.
* Avoid plastic, vinyl and styrofoam in work area.

PROCEDES DE MANIPULATION STATIQUE

Cet instrument comporte des composants électroniques qui peuvent être endommagés par l'électricité statique.

Cette note a pour but d'indiquer les précautions qu'il faut prendre afin de minimiser les chances de destruction de certains systèmes.

* Ne pas frotter les composants sensibles sur n'importe quelle surface.

* Laisser les composants dans leur emballage d'origine jusqu'à l'utilisation.

* Prendre toujours les composants par leur corps et jamais par leurs pattes.

* Porter un bracelet de décharge statique.

* Ne prendre les circuits imprimés que par les côtés non-conducteurs.

* Laisser l'espace de travail propre et libre de tout objet capable de transmettre une charge électrique.

* Eviter plastique et vinyl dans la zone de travail.

		ARTICULATION & OPTIONS 104A	ARTICULATION & OPTIONS 104A 02.88	
PAGE	CODE S/ENSEMBLE PART NUMBER	DESCRIPTION	PART DESCRIPTION	PLAN DRAWING
- 2	0101331300-*	04 DIVISEUR 1/100E..... 133A	04 DIVIDER 1/100E..... 133A	D932958.A970133
- 3	0401041000-*	10 AVANT HABILLAGE 104A	10 BEFORE LAGGING 104A	A92(4)..F977367
- 5	0273230000-*	08 CARTE REFERENCE 103A	08 REFERENCE BOARD 103A	N932874.....G97
- 7	0273240000-*	06 CARTE PREAMPLI 103A	06 PREAMPLI BOARD 103A	F932873.D977324
- 9	0273660000-*	09 PORTEUR/AMPLI 104A	09 MOTHER/AMPLI 104A	L910187.....
- 12	0401048301-*	05 OPTION 2 IEEE 104A	05 OPTION 2 IEEE 104A	F921267.B977374
- 13	0401048302-*	03 OPTION 1 BCD(102) ... 104A	03 OPTION 1 BCD(102) 104A	D921272.A977491

REPERE INDEXE	REF. ADRET PART NUMBER	DESCRIPTION	PART DESCRIPTION	FOURNISSEUR/PLAN SUPPLIER/DRAWING	QTE QTY
	0151049023	00 PROLONGATEUR 'CARTE' 23 PTS	00 EXTENSION 'BOARD' 23 PTS	A930151049011..	1
001	0101331300	04 DIVISEUR 1/100E..... 133A	04 DIVIDER 1/100E..... 133A	D932958.A970133	1
001	0401041000	10 AVANT HABILLAGE 104A	10 BEFORE LAGGING 104A	A92(4)..F977367	1
001	0401048301	05 OPTION 2 IEEE 104A	05 OPTION 2 IEEE 104A	F921267.B977374	1
001	0401048302	03 OPTION 1 BCD(102) ... 104A	03 OPTION 1 BCD(102) 104A	D921272.A977491	1
Z8	8007722700	EXTRACTEUR DE CARTE 103A	BOARD EXTRACTOR 103A	B942812	1

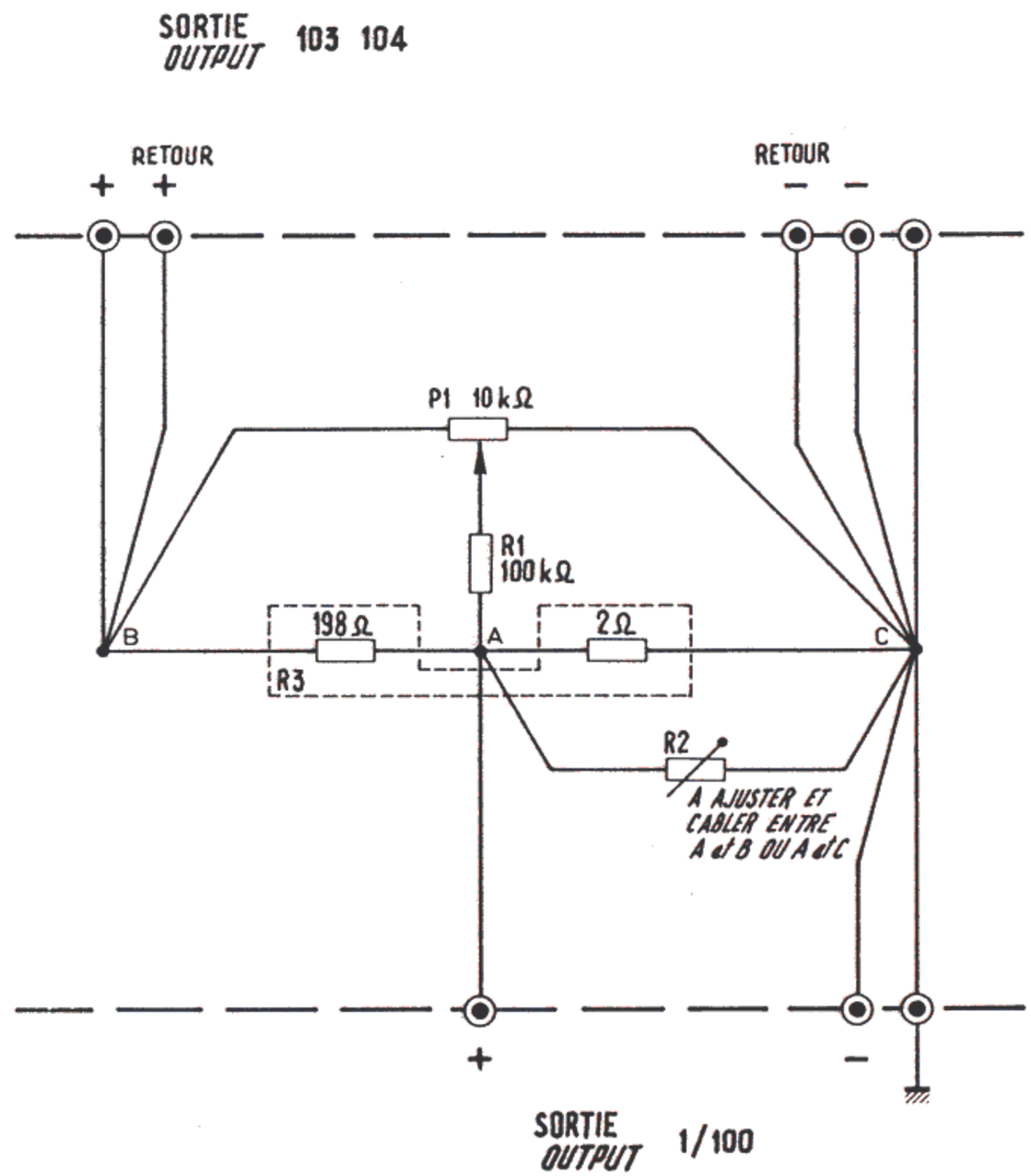

Ce document ne peut être communiqué ni re-produit sans autorisation	**ADRET ELECTRONIQUE**		
étudié / dessiné / vérifié	**DIVISEUR 1/100**	TYPE *Model* **133A**	
		PLANCHE *Plate*	
DATE 01/06/81		**970133A**	

*0101331300 04 DIVISEUR 1/100E..... 133A * 04 DIVIDER 1/100E..... 133A D932958.A970133 *

REPERE INDEXE	REF. ADRET PART NUMBER	DESCRIPTION	PART DESCRIPTION	FOURNISSEUR/PLAN SUPPLIER/DRAWING	QTE QTY
Z0	0280078408	BOITIER DIVISEUR 1/100E 104A *	DIVIDER BOX 1/100E 104A	C932956	1
Z1	1101080000	6/10E MONO BRIN ..... *	6/10E MONO STRAND	SODIMATEL	0
Z1	1300480000	GAINE F12,7 FP301 1/2 SFM 127 *	SHEATH F12.7 FP301 1/2 SFM 127	HELLERMANN	0
Z1	1300590000	SOUPLISSO 0,6X0,9 COULEUR JAUN *	SPAGHETTI .6X.9 YELLOW COLORED	HABIA	0
Z1	1400101900	BORNE ROUGE FEMEL REF 58/31/12 *	RED TERMINAL FEM REF 58/31/12	STOCKLY	1
Z1	1400102000	BORNE BLEU FEMEL REF 58/31/16 *	BLUE TERMINAL FEM REF 58/31/16	STOCKLY	1
Z1	1400102100	BORNE METAL FEMEL REF58/31/101 *	METAL TERMIN. FEM REF58/31/101	STOCKLY	1
Z2	2123100900	10K 10%LIN 10T 43 P103 T601 *	10K 10%LIN 10T 43 P103 T601	TEKELEC	1
Z2	2200041000	100K 5% N4 *	100K 5% N4	SOVCOR	1
Z2	2500000000	RESISTANCE 1% A OF20 (XQ=PRU) *	RESISTOR 1% C. METAL SMA207	DRALORIC	1
Z2	2810360000	R1=198R/R2=2R N°311710 *	R1=198R/R2=2R N°311710	VISHAY	1
Z6	6200040000	ECROU H M4 U NF E27-411-5 INOX *	NUT H M4 U NF E27-411-5 INOX .	BD	5
Z6	6301050000	ACI 5 EVENTAIL 'DI' *	STEEL 5 FAN 'DI'	SAGIC	1
Z6	6303040000	ACI 4 ONDUFLEX REF 52040132 *	STEEL 4 ONDUFLEX REF 52040132	NOMEL	10
Z6	6869006200	ADHESIF TRANSFERT LARGEUR 6 MM *	ADHESIF TRANSFERT LARGEUR 6 MM		0
Z8	8009506900	ETIQUETTE SIGNALETIQUE'3' STD *	LABEL '3' ..... STD	B94.....	1
Z8	8107820900	FICHE BANANE ..... 103A/104A *	BANANA PLUG 103A/104A	ADRET	5

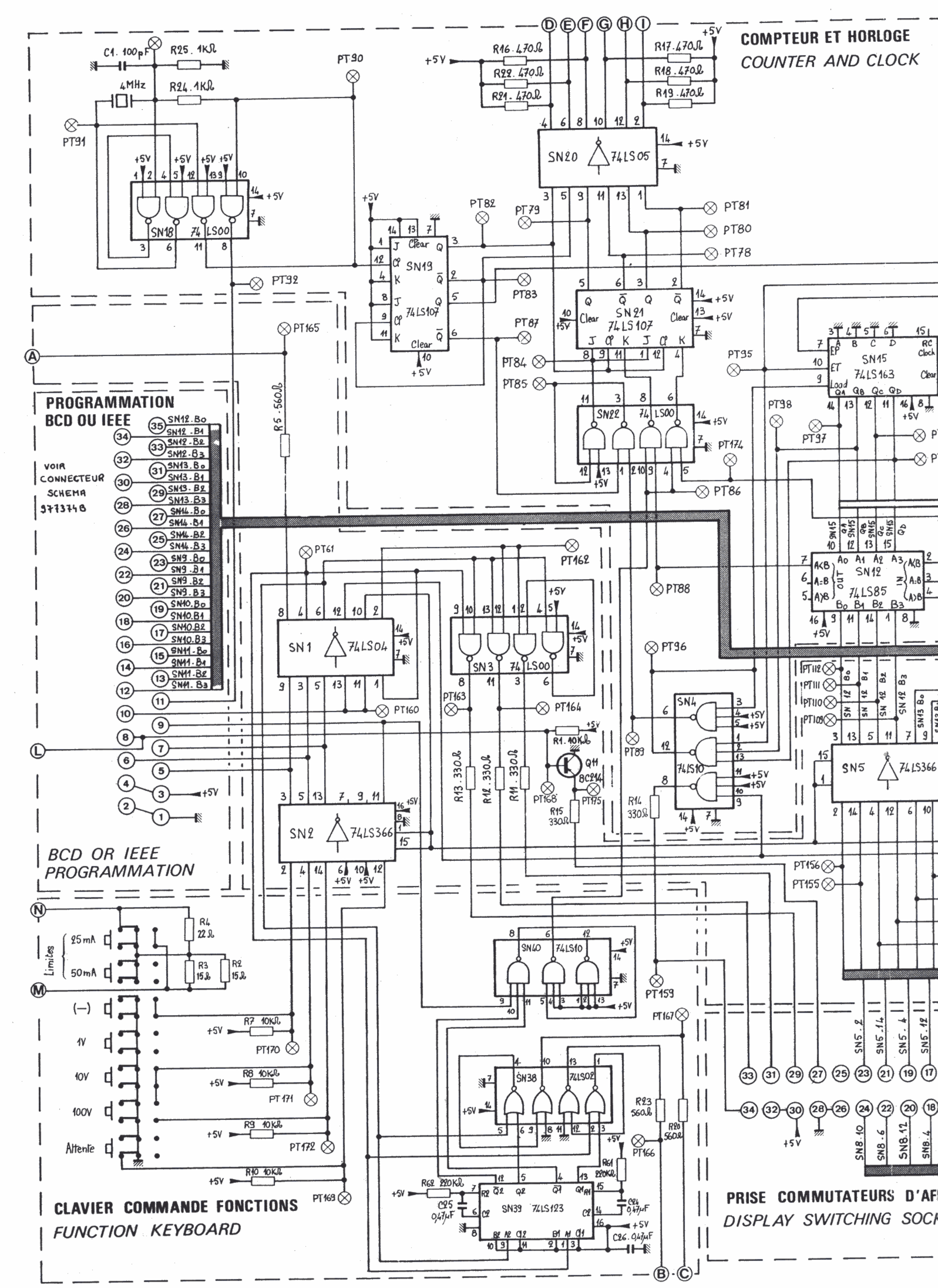
COMPTEUR ET HORLOGE
COUNTER AND CLOCK
PROGRAMMATION BCD OU IEEE
VOIR CONNECTEUR SCHEMA 9713748
BCD OR IEEE PROGRAMMATION
CLAVIER COMMANDE FONCTIONS
FUNCTION KEYBOARD
PRISE COMMUTATEURS D'AF
DISPLAY SWITCHING SOCK
SN18 74LS00
SN19 74LS107
SN20 74LS05
SN21 74LS107
SN22 74LS00
SN15 74LS163
SN12 74LS85
SN1 74LS04
SN2 74LS366
SN3 74LS00
SN4 74LS10
SN5 74LS366
SN40 74LS10
SN38 74LS02
SN39 74LS123
Limites
25mA
50mA
(—)
1V
10V
100V
Attente

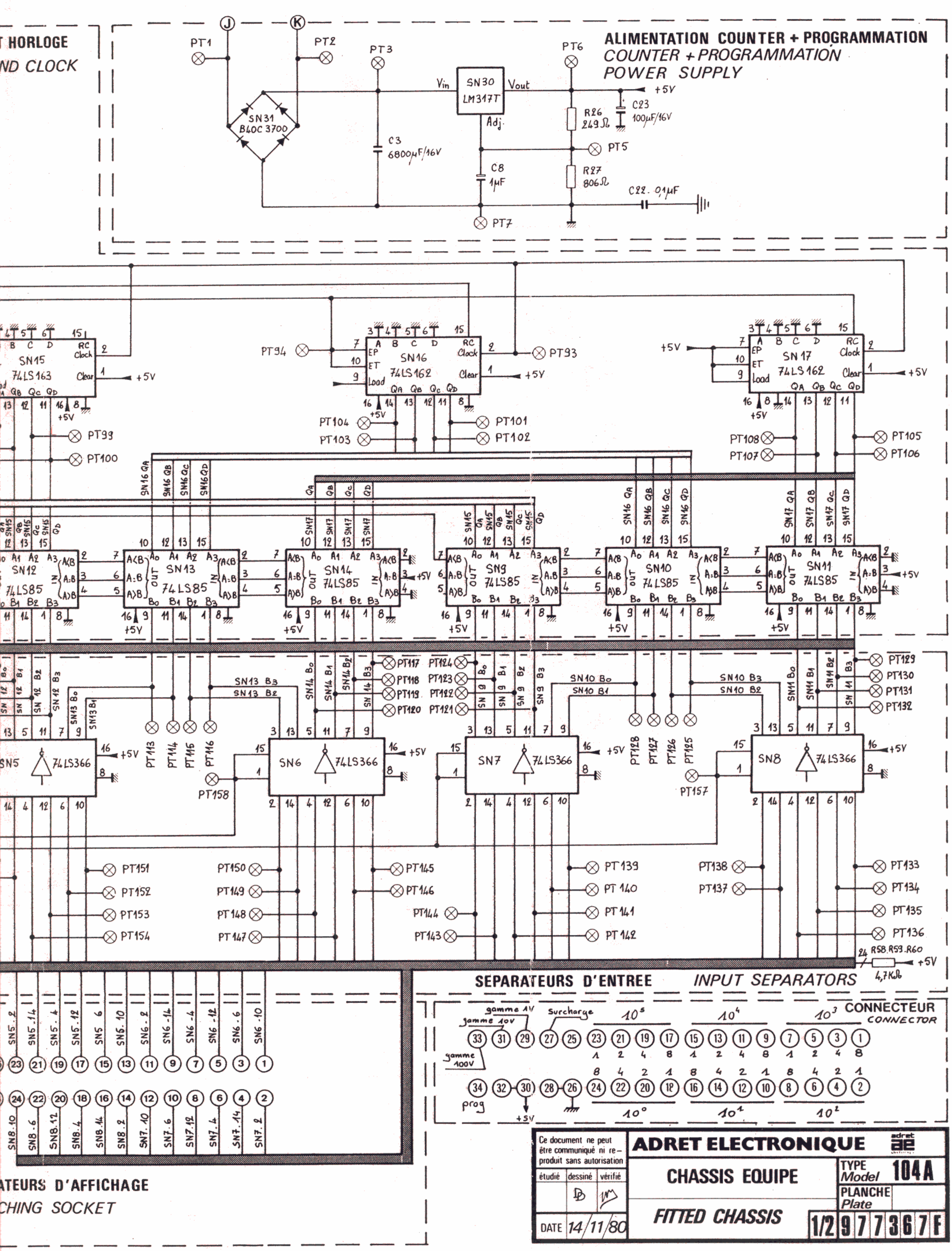

Ce document ne peut être communiqué ni reproduit sans autorisation

étudié	dessiné	vérifié
	DD	

DATE 14/11/80

ADRET ELECTRONIQUE

CHASSIS EQUIPE

FITTED CHASSIS

TYPE *Model* **104A**

PLANCHE *Plate* 1/2 9773367F

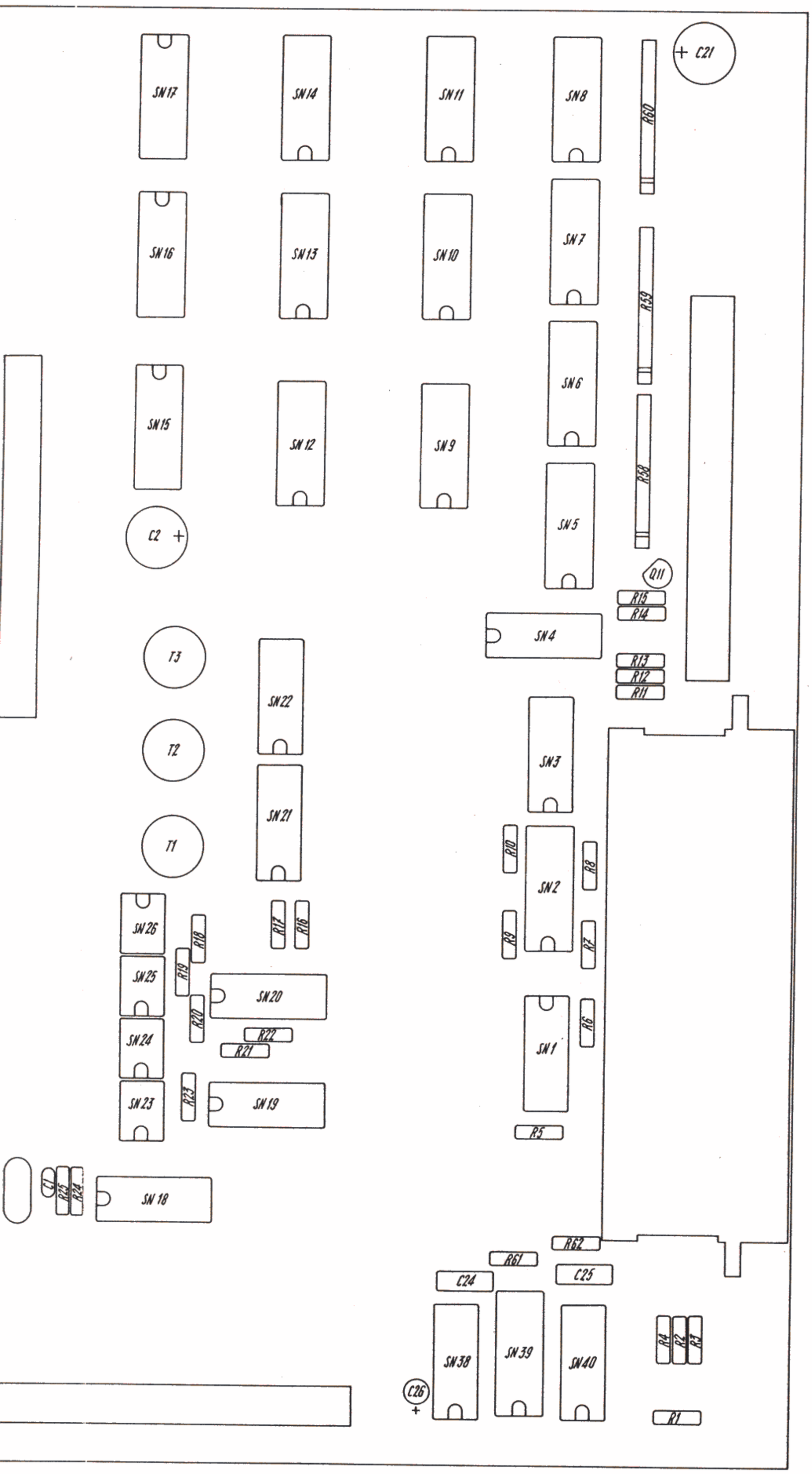

Ind.	Modifications	Nom	Vérif.	Date

Traitement:
Matière:
Protection:
Tol. gén.:
Echelle:
Etudié:
Dessiné: JS
Vérifié:
Date: 26.03.81

Ce document ne peut être communiqué ni reproduit sans autorisation

adrat ae electronique
12-14 Av. Vladimir KOMAROV
78190 TRAPPES. FRANCE
Tél. 051.29.72
R.C. VERSAILLES
B. 679805077

Ensemble: 104 A 02 7366

PORTEUR AMPLI. REPERES

9 1 0 1 9 0 B

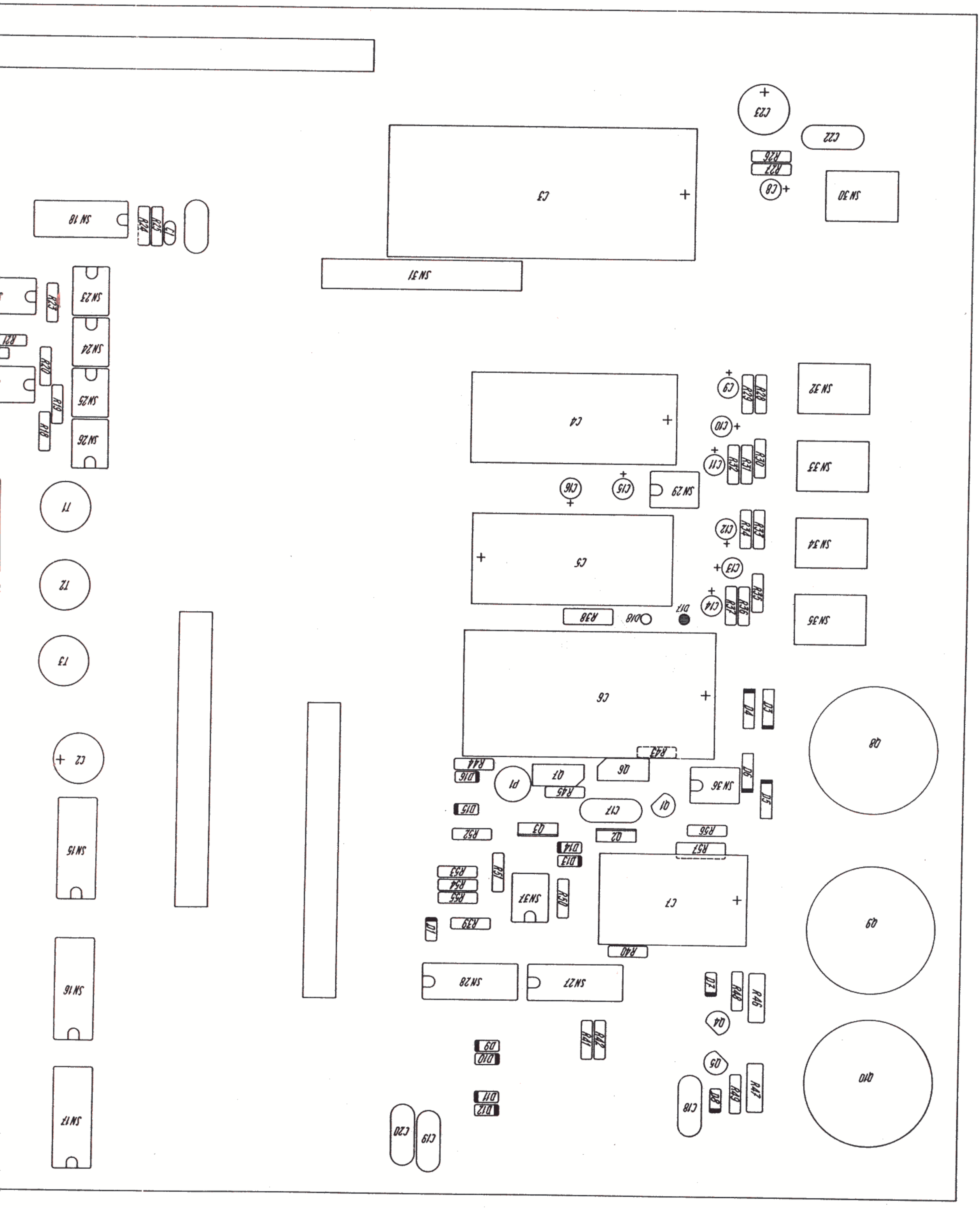
SN 18
R24
R25
C1
SN 23
R23
SN 24
R21
R20
SN 25
R19
R18
SN 26
T1
T2
T3
C2
SN 15
SN 16
SN 17
C3
SN 31
C23
C22
R26
R27
C8
SN 30
C4
SN 32
C9
R28
R29
C10
SN 33
R30
R31
R32
C11
SN 29
C15
C16
C5
SN 34
R33
R34
C12
C13
SN 35
R35
R36
R37
C14
D17
D18
R38
C6
D3
D4
Q8
R43
R44
D16
P1
Q7
Q6
SN 36
D5
D6
R45
Q1
C17
D15
R52
Q3
Q2
R56
R57
D13
D14
R51
R53
R54
R55
SN 37
R50
C7
Q9
D1
R39
R40
SN 28
SN 27
Q7
R48
R46
Q4
R41
R42
D9
D10
Q5
Q10
D11
D12
C18
Q8
R49
R47
C19
C20

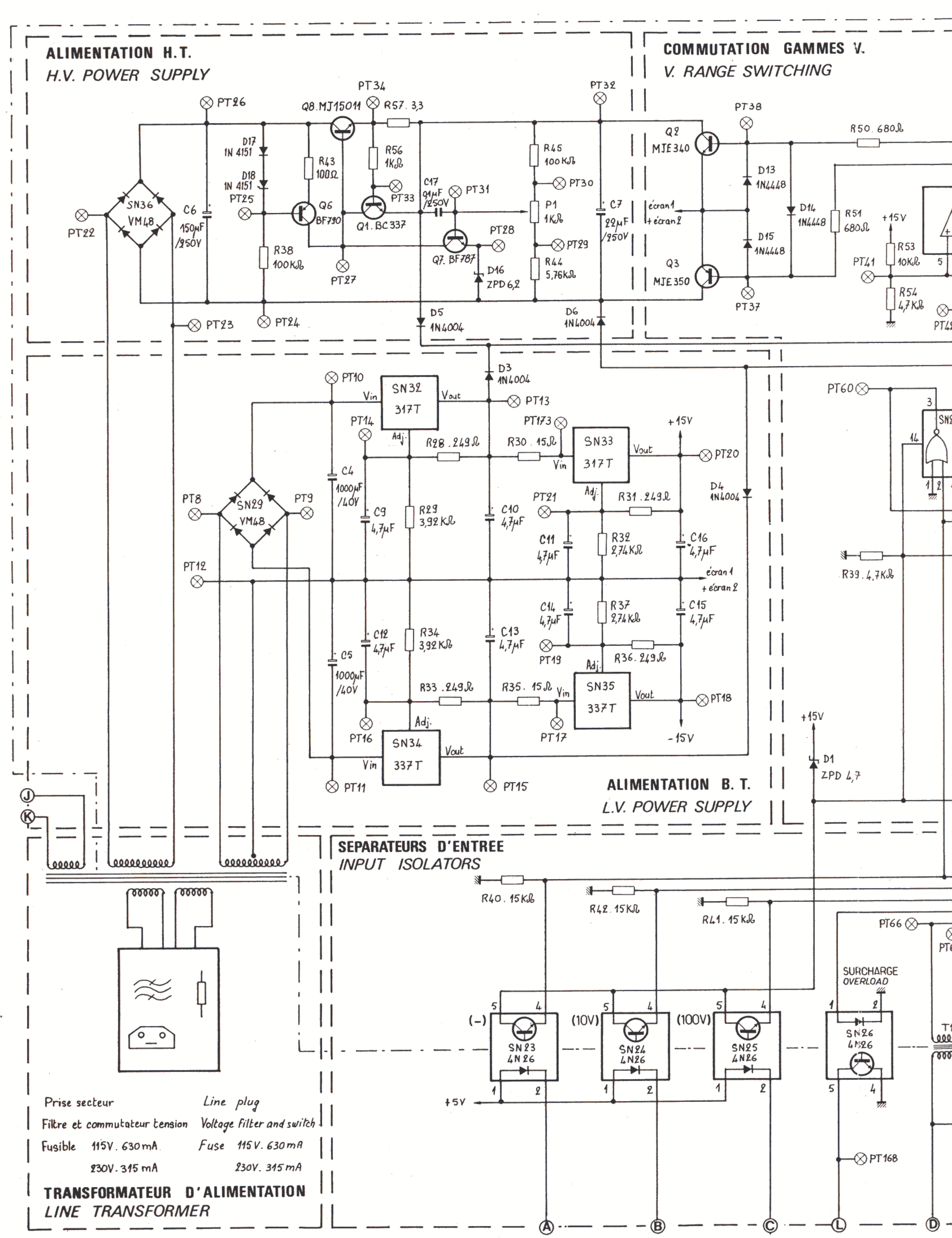
ALIMENTATION H.T.
H.V. POWER SUPPLY
COMMUTATION GAMMES V.
V. RANGE SWITCHING
ALIMENTATION B. T.
L.V. POWER SUPPLY
SEPARATEURS D'ENTREE
INPUT ISOLATORS
TRANSFORMATEUR D'ALIMENTATION
LINE TRANSFORMER
Prise secteur
Line plug
Filtre et commutateur tension
Voltage filter and switch
Fusible 115V. 630mA
Fuse 115V. 630mA
230V. 315 mA
230V. 315 mA
SURCHARGE
OVERLOAD
SN29 VM48
SN36 VM48
SN32 317T
SN33 317T
SN34 337T
SN35 337T
SN23 4N26
SN24 4N26
SN25 4N26
SN26 4N26
Q8. MJ15011
Q1. BC337
Q6 BF790
Q7. BF787
Q2 MJE340
Q3 MJE350
écran 1
+ écran 2
+15V
-15V
+5V
(-)
(10V)
(100V)

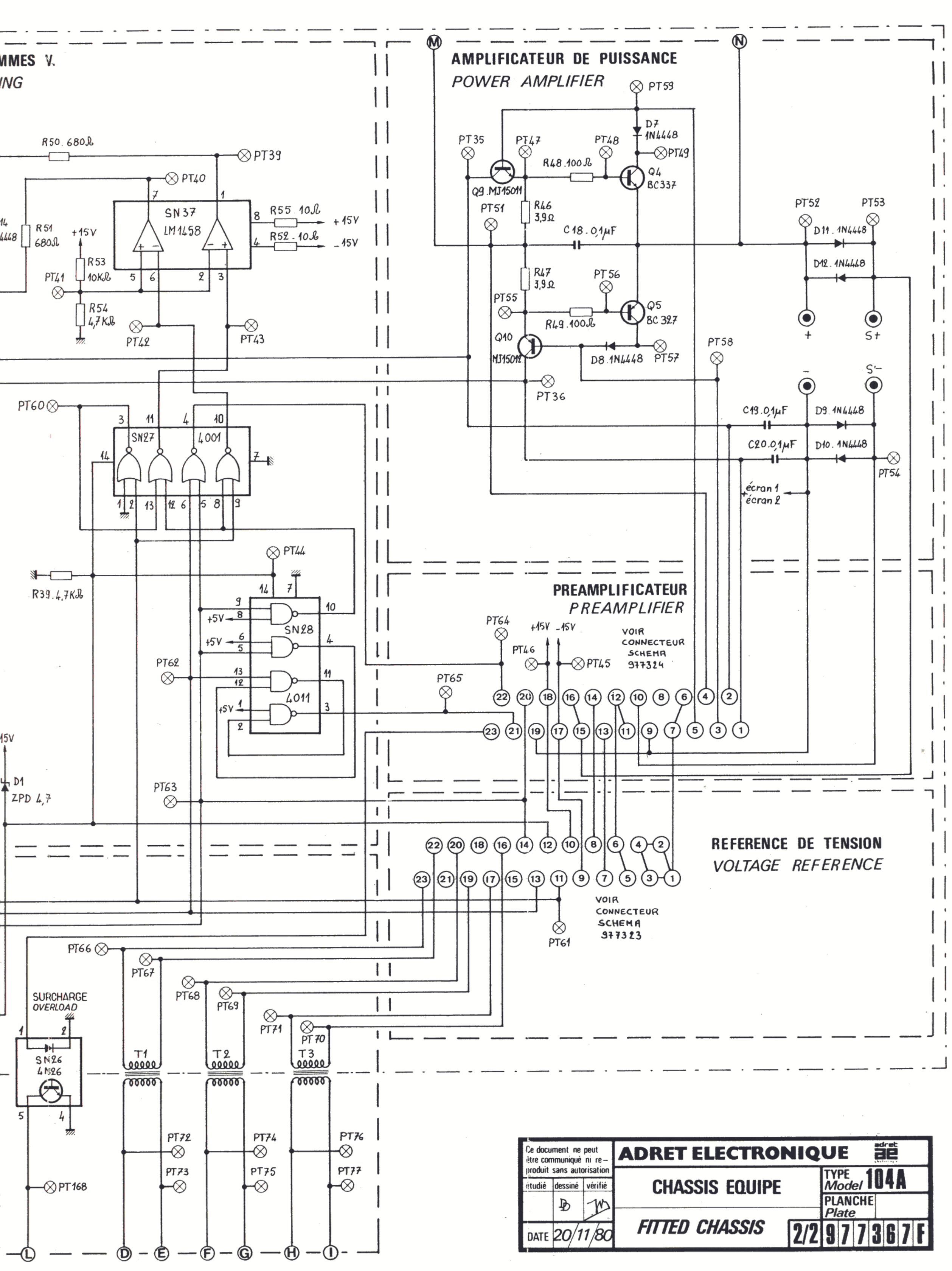

Ce document ne peut être communiqué ni reproduit sans autorisation	ADRET ELECTRONIQUE		
étudié / dessiné / vérifié	CHASSIS EQUIPE	TYPE Model 104A	
		PLANCHE Plate	
DATE 20/11/80	FITTED CHASSIS	2/2	977367F

*0401041000 10 AVANT HABILLAGE ..... 104A * 10 BEFORE LAGGING ..... 104A A92(4)..F977367 *

REPERE INDEXE	REF. ADRET PART NUMBER	DESCRIPTION	PART DESCRIPTION	FOURNISSEUR/PLAN SUPPLIER/DRAWING	QTE QTY
001	0273230000	08 CARTE REFERENCE 103A	08 REFERENCE BOARD 103A	N932874.....G97	1
001	0273240000	06 CARTE PREAMPLI 103A	06 PREAMPLI BOARD 103A	F932873.D977324	1
001	0273660000	09 PORTEUR/AMPLI 104A	09 MOTHER/AMPLI 104A	L910187.....	1
Z0	0401041300	03 LOT HABILLAGE 104A	03 LAGGING PART 104A	FANTOME.....	1
Z0	0204970000	00 CACHE POIGNEE... 9480077037	00 HANDLE MASK 9480077037	.....103A	4
Z0	0205480000	01 NATTE 34'208''241'L380 104A	01 FLAT-T.34'208 241'L380 104A	ADRET.....	1
Z1	1001030000	ALIMENTATION 103A	POWER SUPPLY 103A	A932977.....	1
Z1	1100020000	FIL MARRON KY30-04	BROWN THREAD KY30-04	FILECA	0
Z1	1100030000	FIL ROUGE KY30-04	RED THREAD KY30-04	FILECA	0
Z1	1100040000	FIL ORANGE KY30-04	ORANGE THREAD KY30-04	FILECA	0
Z1	1100050000	FIL JAUNE KY30-04	YELLOW THREAD KY30-04	FILECA	0
Z1	1100060000	FIL VERT KY30-04	GREEN THREAD KY30-04	FILECA	0
Z1	1100070000	FIL BLEU KY30-04	BLUE THREAD KY30-04	FILECA	0
Z1	1100100000	FIL BLANC KY30-04	WHITE THREAD KY30-04	FILECA	0
Z1	1100110000	FIL ROSE KY30-04	PINK THREAD KY30-04	FILECA	0
Z1	1100280000	FIL VIOLET KY33A02	PURPLE THREAD KY33A02	FILECA	0
Z1	1100440000	CABLE BLINDE GRIS FMA2R	GREY ARMORED CABLE FMA2R	FILECA	0
Z1	1100450000	CABLE BLINDE GRIS FMA4R	GREY ARMORED CABLE FMA4R	FILECA	1
Z1	1100520000	FIL.NU.ETAME.4/10	TINNED BARE THREAD 4/10	ELECTROFIL	0
Z1	1100540000	FIL.NU.ETAME.8/10	TINNED BARE THREAD 8/10	ELECTROFIL	0
Z1	1100950000	VERT/JAUNE .. H07-V-K(1X1,5ET)	GREEN/YELLOW H07-V-K(1X1.5ET)	FILECA	0
Z1	1273650200	CI AFFICHAGE ROUE CODEUSE 104A	SPIN WHEEL DISPLAY PC ... 104A	C997365	1
Z1	1300440000	GAINE F3,2 FP301 1/8 . SFM 32	SHEATH F3.2 FP301 1/8 . SFM 32	HELLERMANN	0
Z1	1300450000	GAINE F4,8 FP301 3/16 . SFM 48	SHEATH F4.8 FP301 3/16 SFM 48	HELLERMANN	0
Z1	1300610000	PASSE.FIL .....REF 751	FEED-THROUGH SLEEVE ...REF 751	MEOM	2
Z1	1300810000	TY-RAP ..... REF SST 1M	TY-RAP ..... REF SST 1M	PANDUIT	15
Z1	1400101900	BORNE ROUGE FEMEL REF 58/31/12	RED TERMINAL FEM REF 58/31/12	STOCKLY	2
Z1	1400102000	BORNE BLEU FEMEL REF 58/31/16	BLUE TERMINAL FEM REF 58/31/16	STOCKLY	2
Z1	1400102100	BORNE METAL FEMEL REF58/31/101	METAL TERMIN. FEM REF58/31/101	STOCKLY	1
Z1	1405024200	05PT RECEPTACLE REF M5S-LRN	05PT RECEPTACLE REF M5S-LRN	LITTON	1
Z1	1530216200	INTER 220V REF 1852-1102	INTER 220V REF 1852-1102	MARQUART	1
Z1	1540016700	FLASQUE ..... REF 2806006-2	FLASK ..... REF 2806006-2	DIGITRAN	2
Z1	1541016700	ROUE 0A9 ..... REF 28501P	WHEEL 0A9 ..... REF 28501P	DIGITRAN	5
Z1	1541116600	ROUE 0A10 ..... REF 28626P	WHEEL 0A10 ..... REF 28626P	DIGITRAN	1
Z1	1720005100	630MA FST6332 034-3415 ARNOULD	630MA FST6332 034-3415 ARNOULD	*7100A*	1
Z1	1720005700	FST 315MA ..... REF 034-3412	FST 315MA ..... REF 034-3412	ARNOULT	1
Z1	1750004600	FITRE SECTEUR AVEC SELECT. 6J4	VOLTAGE SELECTING 6J4	CORCOM	1
Z1	1750005500	SELECTEUR TENSION REF 70-1495	VOLTAGE SELECTOR . REF 70-1495	CORCOM	1
Z3	3100400000	1000PF DISQUE 400V 7,5 GK0 615	1000PF SHEAVE 400V 7.5 GK0 615	LCC	2
Z3	3100550000	4700PF DISQUE 1500V 7,5 GAX615	4700PF SHEAVE 1500V 7.5 GAX615	LCC	1
Z4	4000010000	LED ROUGE '5' ... REF CQV 20-4	RED LED '5' ..... REF CQV 20-4	SIEMENS	2
Z4	4000070000	LED JAUNE '5' ... REF CQV 23-6	YELLOW LED '5' .. REF CQV 23-6	SIEMENS	3
Z4	4900050000	RONDELLE 83	WASHER 83	MEOM	6
Z4	4900090000	CANON EPAULE ..... REF 94	SHOULDERED CANNON ..... REF 94	MEOM	4
Z4	4900280000	CANNON ISOLANT L5 ... REF 2314	INSULATING CANNON L5 REF 2314	FONDEX	6
Z5	5500290000	3E2 TORE 14X9X5 3E2	3E2 TOROID 14X9X5 3E2	RTC	1
Z6	6100031000	TCB M3X10 U DIN7985-7962H INOX	TCB M3X10 U DIN7985-7962H INOX	BD	5
Z6	6100040800	TCB M4X 8 U DIN7985-7962H INOX	TCB M4X 8 U DIN7985-7962H INOX	BD	4
Z6	6100041200	TCB M4X12 U DIN7985-7962H INOX	TCB M4X12 U DIN7985-7962H INOX	BD	4
Z6	6100044000	TCB M4X40 U DIN7985-7962H INOX	TCB M4X40 U DIN7985-7962H INOX	BD	2
Z6	6101030600	TF/90 M3X 6U DIN965-7962H INOX	TF/90 M3X 6U DIN965-7962H INOX	BD	2
Z6	6102130600	TH M3X 6 U NF E27-311 INOX	ACF 3 X 6 HEXAGONALE .....'H'	DB	2
Z6	6105041000	TRL M4X10T NFE27-128(CROIX)ACI	ACF 4 X10 'POELIERS' CRUCIF	BD(ZINGUE PASS)	4
Z6	6108001200	TCB M3,5X12 POZ TAPTITE ZINC.P	ACF 3,5X12 BOMBE TAPTITE CRUCI	GOBIN DAUDE	25
Z6	6108101500	TF/90 3,5X15POZ TAPTITE ZINC.P	ACF 3,5X15 F/90'TAPTITE CRUCIF	GOBIN DAUDE	24
Z6	6143031200	TCHC M3X12 U DIN912 INOX	TCHC M3X12 U DIN912 INOX	BD	6
Z6	6143140800	TFHC/90° M4X 8 U DIN7991 INOX	INOX 4X 8 SHAPED 6 RECESS PANS	BD	4
Z6	6200020000	ECROU H M2 U NF E27-411-5 INOX	NUT H M2 U NF E27-411-5 INOX .	BD	4
Z6	6200040000	ECROU H M4 U NF E27-411-5 INOX	NUT H M4 U NF E27-411-5 INOX .	BD	4
Z6	6206040000	NYLSTOP M4 ..... MP 30/104	NYLSTOP M4 ..... MP 30/104	SAGIC	4
Z6	6300031000	3,2X 7X 1 PLATE ..... INOX	3.2X 7X 1 FLAT ..... INOX	BD	2
Z6	6305030000	3 CONTACT'ZINC BLANC' 55-03-01	STEEL 3 CONTACT REF 55-03-01	NOMEL	11
Z6	6305040000	4 CONTACT'ZINC BLANC' 55040132	STEEL 4 CONTACT REF55-04-01-32	NOMEL	4
Z6	6305040100	4 CONTACT'ZINC BLANC' 55041132	STEEL 4 CONTACT REF 55041132	NOMEL	4
Z6	6400260000	PLOT LAITON ETAME PC12,7	CONTACT TINNED BRASS PC12.7 ..	FONDEX	10
Z6	6400540000	RIVET POP 2,4 L 6 ALU AD32-ABS	POP RIVET 2.4 L 6 ALU AD32-ABS	MEOM	2
Z6	6401000000	COSSE A SERTIR EIR 3458F	SQUEEZING TERMINAL EIR 3458F	STERLING	4
Z6	6700290000	ENMET 2 L 35	ENMET 2 L 35	ACCEL	2
Z6	6700980000	EN 3 EX 5 INT 3,2	IN 3 EX 5 INT 3.2	JEANRENAUD	2
Z6	6800220000	TIGE FILETEE M2 LAITON	THREADED PIN M2 BRASS	WEBER	0
Z8	0280077020	GAINE POIGNEE 103A	HANDLE SHEATH 103A	A942765	2
Z8	0280077213	CADRE '2U' 103A	'2U' FRAME 103A	D921217.....	2
Z8	0280077404	ISOLANT RADIATEUR PORTEUR 103A	MOTHER DISSIP. INSULATING 103A	A942753	1
Z8	8007701200	COUVERCLE PORTEUR AMPLI . 103A	AMPLI MOTHER COVER 103A	A93.....	1
Z8	8007704100	PIED ARRIERE E10 2U 103A	2U REAL FOOT 103A	A94.....	1
Z8	8007704300	ETIQUETTE 'HAUTE TENSION' 103A		A94.....	1
Z8	8007711100	OREILLE DE FIXATION RADIA 103A	DISSIPATOR ANCHOR EAR ... 103A	A942729	1
Z8	8007711600	RESSORT DE POIGNEE 103A	HANDLE SPRING 103A	D942766	2
Z8	8007712000	FLASQUE 2U 103A	2U FLASK 103A	D932861	2

*0401041000 10 AVANT HABILLAGE ..... 104A * 10 BEFORE LAGGING ..... 104A A92(4)..F977367 *

REPERE INDEXE	REF. ADRET PART NUMBER	DESCRIPTION		PART DESCRIPTION		FOURNTSSEUR/PLAN SUPPLIER/DRAWING	QTE QTY
Z8	8007720600	RADIATEUR	103A *	DISSIPATOR	103A	C942751&A942815	1
Z8	8007723100	PROFILE 'PIED'	103A *	'FOOT' FORM	103A	A93.....	4
Z8	8007744200	PROTECTION ISOLATION	103-104 *			A94.....	1
Z8	8007800400	PANNEAU ARRIERE	104A *	REAR PANEL	104A	J932908 1&2/2	1
Z8	8007810300	PLAQUE AVANT	104A *	FRONT PLATE	104A	G921228 1/2	1
Z8	8007820800	BARREAU INFERIEUR	104A *	LOWER BAR	104A	A93.....	4

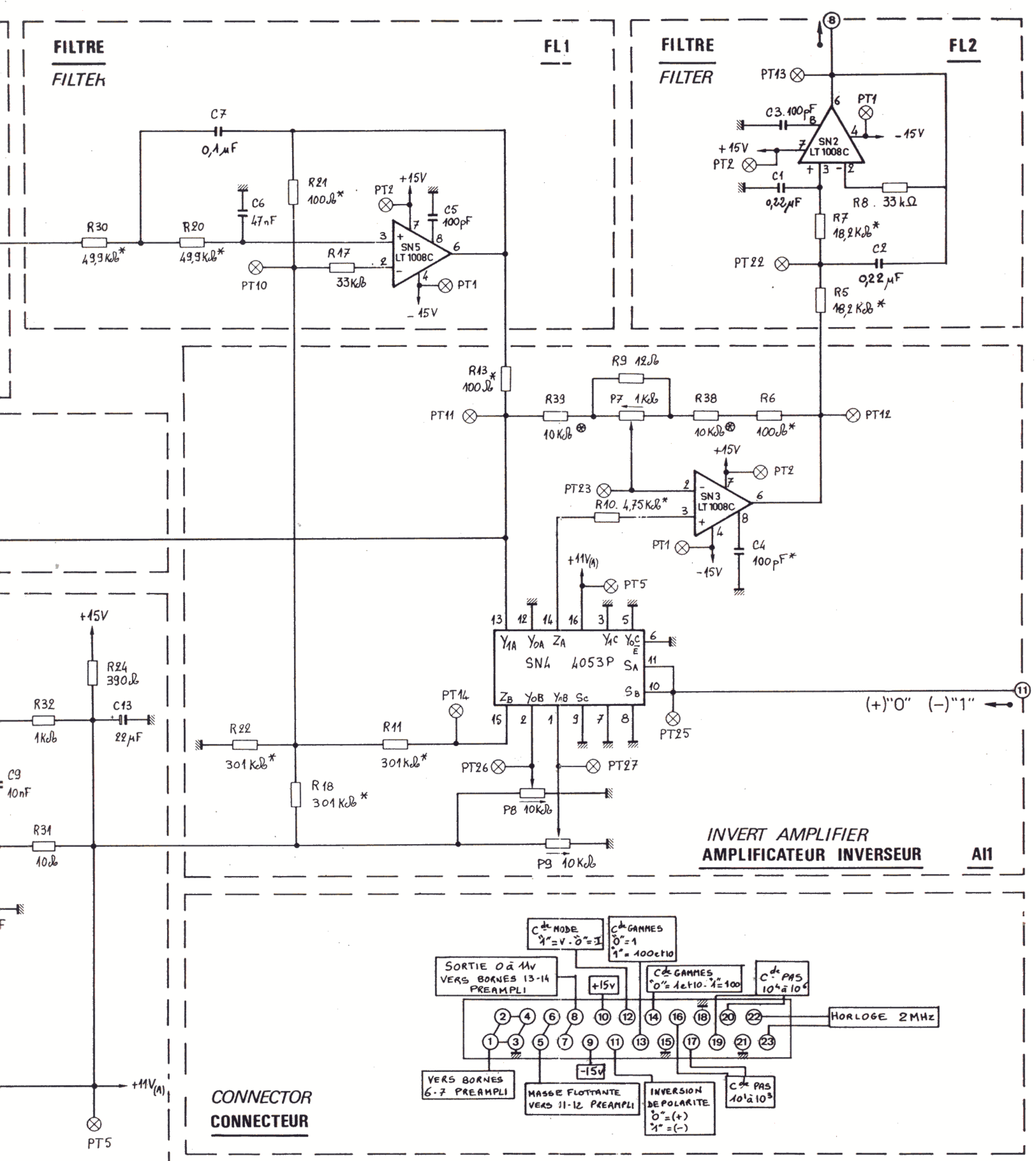

⊛ R38 et R39 SONT APPAIREES CODE 020542 AINSI QUE R40 et R41 CODE 020541.

ADRET ELECTRONIQUE

12-14 Av. Vladimir KOMAROV
78190 TRAPPES FRANCE
Tel. 051.29.72
R.C. VERSAILLES
B. 679 805 077

CE DOCUMENT NE PEUT ETRE COMMUNIQUE NI REPRODUIT SANS AUTORISATION

REFERENCE DE TENSION	VOLTAGE REFERENCE

DATE: 29/02/84	ETUDIE	DESSINE	VERIFIE	G 9 7 0 2 7 3 2 3 0 0 0 0	1/2

EX : 977323 E

910196 A

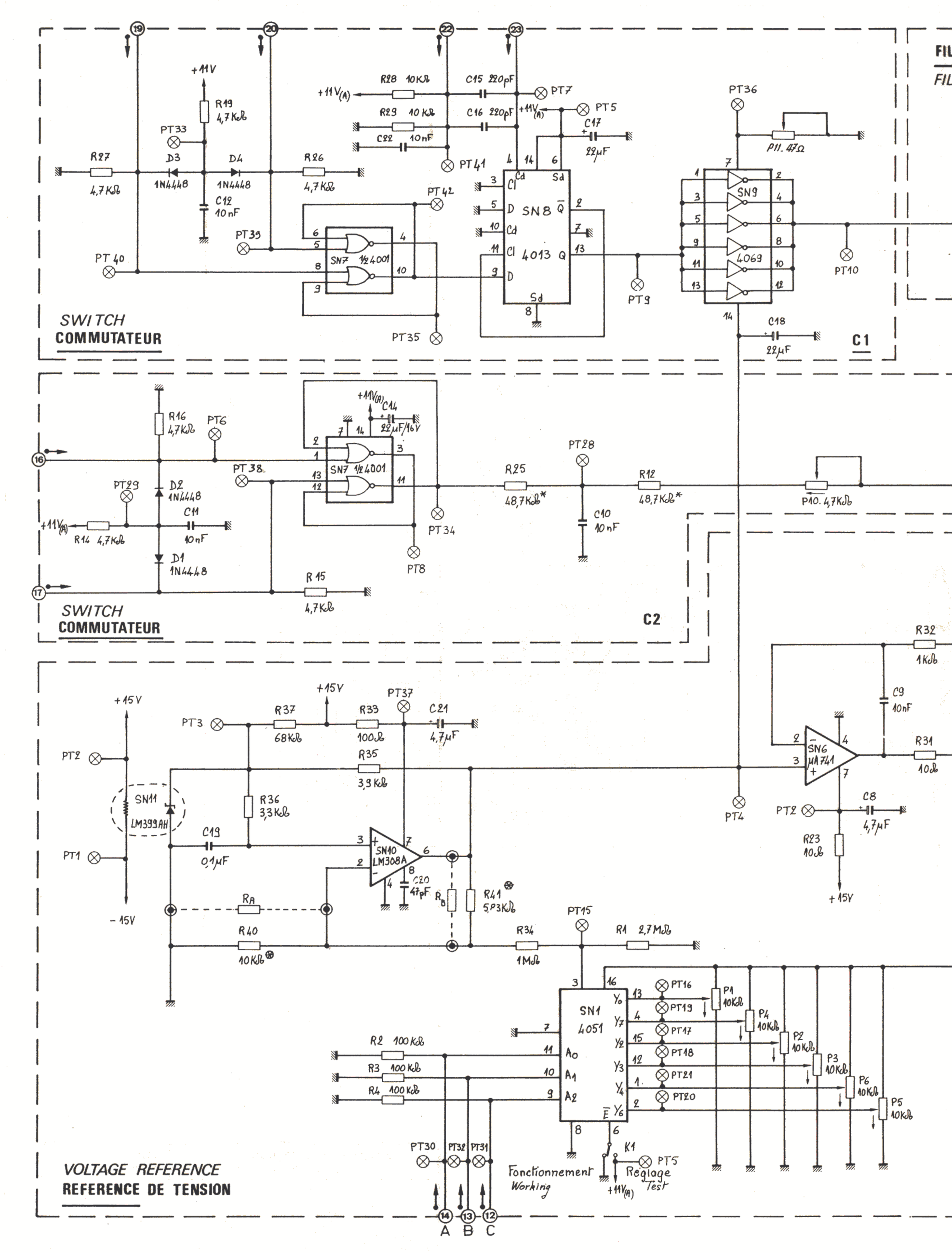
SWITCH
COMMUTATEUR
C1
SWITCH
COMMUTATEUR
C2
VOLTAGE REFERENCE
REFERENCE DE TENSION
SN7 1/2 4001
SN8 4013
SN9 4069
SN11 LM399AH
SN10 LM308A
SN6 µA741
SN1 4051
Fonctionnement
Working
Reglage
Test

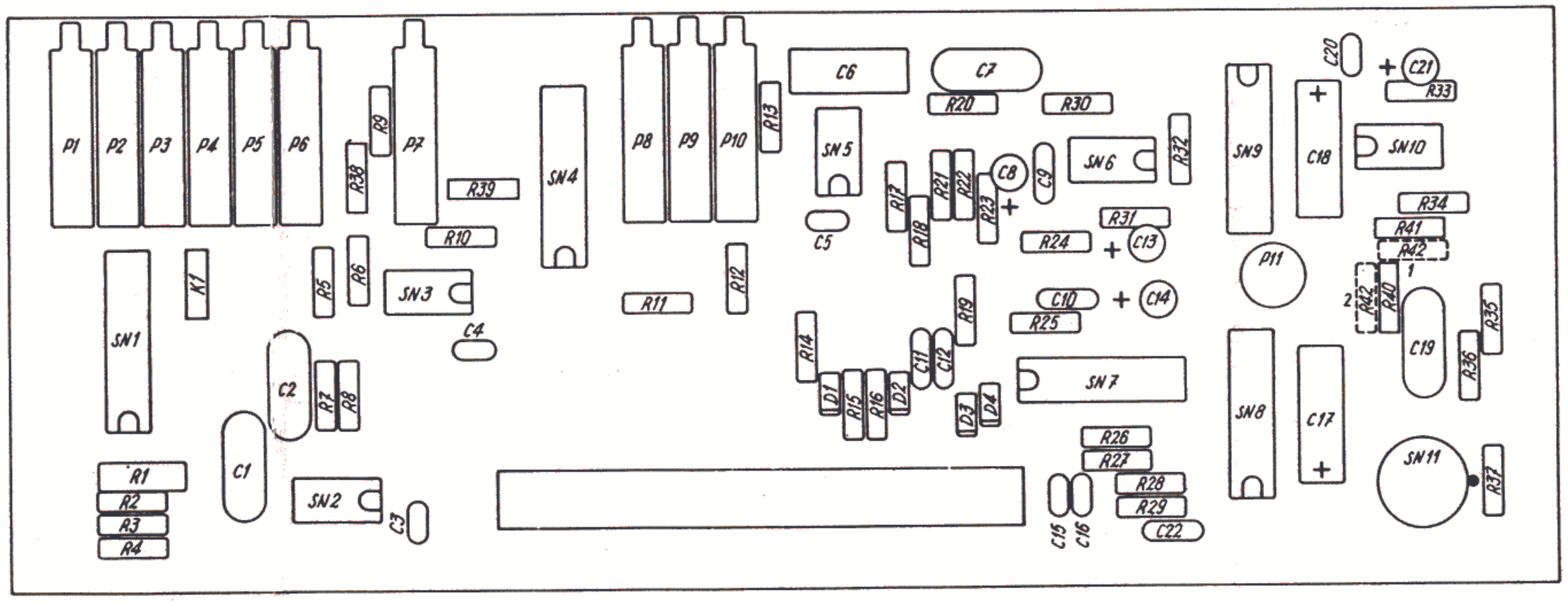

| ADRET ELECTRONIQUE | | |

REPERE INDEXE	REF. ADRET PART NUMBER	DESCRIPTION		PART DESCRIPTION	FOURNISSEUR/PLAN SUPPLIER/DRAWING	QTE QTY
B -001	1423000400	TM 23 MCIG ..... MALE*CARTE*	*	TM 23 MCIG ..... MALE	TRELEC	1
C -001	3224220200	0,22MMF 10,2 10% 40V CKM501	*	0,22MMF 10,2 10% 40V CKM501	EUROFARAD	1
C -002	3224220200	0,22MMF 10,2 10% 40V CKM501	*	0,22MMF 10,2 10% 40V CKM501	EUROFARAD	1
C -003	3120011000	100PF 2,5 'N10'2222 680 58 101	*	100PF 2,5 'N10'2222 680 58 101	COGECO	1
C -004	3120011000	100PF 2,5 'N10'2222 680 58 101	*	100PF 2,5 'N10'2222 680 58 101	COGECO	1
C -005	3120011000	100PF 2,5 'N10'2222 680 58 101	*	100PF 2,5 'N10'2222 680 58 101	COGECO	1
C -006	3233470000	47NF 10(10%250V)222236845473	*	47NF 10(10%250V)222236845473	COGECO	1
C -007	3234100000	0,1MMF 10(10%250V)222236845104	*	0,1MMF 10(10%250V)222236845104	COGECO	1
C -008	3700100000	4,7MMF/35V 5,08 .. STAND L TAG	*	4,7MMF/35V 5,08 ...STAND L TAG	STC	1
C -009	3150031000	10NF 5,08 63V 629-09-103	*	10NF 5,08 63V 629-09-103	RTC	1
C -010	3150031000	10NF 5,08 63V 629-09-103	*	10NF 5,08 63V 629-09-103	RTC	1
C -011	3150031000	10NF 5,08 63V 629-09-103	*	10NF 5,08 63V 629-09-103	RTC	1
C -012	3150031000	10NF 5,08 63V 629-09-103	*	10NF 5,08 63V 629-09-103	RTC	1
C -013	3700180000	22MMF/16V 5,08 ... STAND L TAG	*	22MMF/16V 5,08 ... STAND L TAG	STC	1
C -014	3700180000	22MMF/16V 5,08 ... STAND L TAG	*	22MMF/16V 5,08 ... STAND L TAG	STC	1
C -015	3120012200	220PF 2,5 'N22'2222 680 58 221	*	220PF 2,5 'N22'2222 680 58 221	COGECO	1
C -016	3120012200	220PF 2,5 'N22'2222 680 58 221	*	220PF 2,5 'N22'2222 680 58 221	COGECO	1
C -017	3700170000	22MMF/15V L14 20% CTS13	*	22MMF/15V L14 20% CTS13	SPRAGUE	1
C -018	3700170000	22MMF/15V L14 20% CTS13	*	22MMF/15V L14 20% CTS13	SPRAGUE	1
C -019	3234100000	0,1MMF 10(10%250V)222236845104	*	0,1MMF 10(10%250V)222236845104	COGECO	1
C -020	3120004700	47PF 2,5 2222 680 10 479	*	47PF 2,5 2222 680 10 479	COGECO	1
C -021	3700100000	4,7MMF/35V 5,08 .. STAND L TAG	*	4,7MMF/35V 5,08 ...STAND L TAG	STC	1
C -022	3150031000	10NF 5,08 63V 629-09-103	*	10NF 5,08 63V 629-09-103	RTC	1
D -001	4500310000	1 N 4448	*	1 N 4448	ITT	1
D -002	4500310000	1 N 4448	*	1 N 4448	ITT	1
D -003	4500310000	1 N 4448	*	1 N 4448	ITT	1
D -004	4500310000	1 N 4448	*	1 N 4448	ITT	1
P -001	2133100000	10K 3/4" 15T CERMET 43 P	*	10K 3/4" 15T CERMET 43 P	SPECTROL	1
P -002	2133100000	10K 3/4" 15T CERMET 43 P	*	10K 3/4" 15T CERMET 43 P	SPECTROL	1
P -003	2133100000	10K 3/4" 15T CERMET 43 P	*	10K 3/4" 15T CERMET 43 P	SPECTROL	1
P -004	2133100000	10K 3/4" 15T CERMET 43 P	*	10K 3/4" 15T CERMET 43 P	SPECTROL	1
P -005	2133100000	10K 3/4" 15T CERMET 43 P	*	10K 3/4" 15T CERMET 43 P	SPECTROL	1
P -006	2133100000	10K 3/4" 15T CERMET 43 P	*	10K 3/4" 15T CERMET 43 P	SPECTROL	1
P -007	2132100000	1 K 3/4" 15T CERMET 43 P	*	1 K 3/4" 15T CERMET 43 P	SFERNICE	1
P -008	2133100000	10K 3/4" 15T CERMET 43 P	*	10K 3/4" 15T CERMET 43 P	SPECTROL	1
P -009	2133100000	10K 3/4" 15T CERMET 43 P	*	10K 3/4" 15T CERMET 43 P	SPECTROL	1
P -010	2132470000	4K7 3/4" 15T CERMET 43 P	*	4K7 3/4" 15T CERMET 43 P	SPECTROL	1
P -011	2160470000	47R 20% ..... VA 05 V	*	47R 20% ..... VA 05 V	OHMIC	1
R -001	2200052700	2M7 5% CB	*	2M7 5% CB	ALLEN BRADLEY	1
R -002	2210041000	100K 5% N4	*	100K 5% N4	SOVCOR	1
R -003	2210041000	100K 5% N4	*	100K 5% N4	SOVCOR	1
R -004	2210041000	100K 5% N4	*	100K 5% N4	SOVCOR	1
R -005	2500218200	18K2 * 1% 0,3 W SMA207	*	18K2 * 1% 0,3 W SMA207	DRALORIC	1
R -006	2500010000	100R * 1% 0,3 W SMA207	*	100R * 1% 0,3 W SMA207	DRALORIC	1
R -007	2500218200	18K2 * 1% 0,3 W SMA207	*	18K2 * 1% 0,3 W SMA207	DRALORIC	1
R -008	2210033300	33K 5% N4	*	33K 5% N4	SOVCOR	1
R -009	2210001200	12R 5% N4	*	12R 5% N4	SOVCOR	1
R -010	2500147500	4K75 * 1% 0,3 W SMA207	*	4K75 * 1% 0,3 W SMA207	DRALORIC	1
R -011	2500330100	301K * 1% 0,3 W SMA207	*	301K * 1% 0,3 W SMA207	DRALORIC	1
R -012	2500248700	48K7 * 1% 0,3 W SMA207	*	48K7 * 1% 0,3 W SMA207	DRALORIC	1
R -013	2210011000	100R 5% N4	*	100R 5% N4	SOVCOR	1
R -014	2210024700	4K7 5% N4	*	4K7 5% N4	SOVCOR	1
R -015	2210024700	4K7 5% N4	*	4K7 5% N4	SOVCOR	1
R -016	2210024700	4K7 5% N4	*	4K7 5% N4	SOVCOR	1
R -017	2210033300	33K 5% N4	*	33K 5% N4	SOVCOR	1
R -018	2500330100	301K * 1% 0,3 W SMA207	*	301K * 1% 0,3 W SMA207	DRALORIC	1
R -019	2210024700	4K7 5% N4	*	4K7 5% N4	SOVCOR	1
R -020	2500249900	49K9 * 1% 0,3 W SMA207	*	49K9 * 1% 0,3 W SMA207	DRALORIC	1
R -021	2500010000	100R * 1% 0,3 W SMA207	*	100R * 1% 0,3 W SMA207	DRALORIC	1
R -022	2500330100	301K * 1% 0,3 W SMA207	*	301K * 1% 0,3 W SMA207	DRALORIC	1
R -023	2210001000	10R 5% N4	*	10R 5% N4	SOVCOR	1
R -024	2210013900	390R 5% N4	*	390R 5% N4	SOVCOR	1
R -025	2500248700	48K7 * 1% 0,3 W SMA207	*	48K7 * 1% 0,3 W SMA207	DRALORIC	1
R -026	2210024700	4K7 5% N4	*	4K7 5% N4	SOVCOR	1
R -027	2210024700	4K7 5% N4	*	4K7 5% N4	SOVCOR	1
R -028	2210031000	10K 5% N4	*	10K 5% N4	SOVCOR	1
R -029	2210031000	10K 5% N4	*	10K 5% N4	SOVCOR	1
R -030	2500249900	49K9 * 1% 0,3 W SMA207	*	49K9 * 1% 0,3 W SMA207	DRALORIC	1
R -031	2210001000	10R 5% N4	*	10R 5% N4	SOVCOR	1
R -032	2210021000	1K0 5% N4	*	1K0 5% N4	SOVCOR	1
R -033	2210011000	100R 5% N4	*	100R 5% N4	SOVCOR	1
R -034	2210051000	1M 5% N4	*	1M 5% N4	SOVCOR	1
R -035	2210023900	3K9 5% N4	*	3K9 5% N4	SOVCOR	1
R -036	2210023300	3K3 5% N4	*	3K3 5% N4	SOVCOR	1
R -037	2210036800	68K 5% N4	*	68K 5% N4	SOVCOR	1
R -038	0205420000	R39/R38 TRIEES REFERENCE 103A	*	R39/R38 SORTED REFERENCE 103A 980540		1
R -040	0205410000	R40/R41 TRIEES REFERENCE 103A	*	R40/R41 SORTED REFERENCE 103A 980540		1
R -042	2500000000	RESISTANCE 1% A OF20 (XQ=PRU)	*	RESISTOR 1% C. METAL SMA207	DRALORIC	1
SN -001	4160405100	C-MOS 4051	*	C-MOS 4051	RTC	1

*0273230000 08 CARTE REFERENCE ..... 103A * 08 REFERENCE BOARD ..... 103A N932874.....G97 *

REPERE INDEXE	REF. ADRET PART NUMBER	DESCRIPTION	PART DESCRIPTION	FOURNISSEUR/PLAN SUPPLIER/DRAWING	QTE QTY
SN -002	4200790000	LT 1008 CN 8	LT 1008 CN 8	LINEAR TECHNO.	1
SN -003	4200520000	AMPLI. POINT 'ROUGE' ... ADRET	AMPLI. 'RED' POINT ..... ADRET	.....A98	1
SN -004	4160405300	C-MOS 4053	C-MOS 4053	RTC	1
SN -005	4200790000	LT 1008 CN 8	LT 1008 CN 8	LINEAR TECHNO.	1
SN -006	4200090000	LM 741 CN B+ . DIP 8 PATTES ..	LM 741 CN B+ . DIP 8 PINS	NS	1
SN -007	4160400100	C-MOS 4001	C-MOS 4001	RTC	1
SN -008	4160401300	C-MOS 4013	C-MOS 4013	RTC	1
SN -009	4160406900	C-MOS 4069	C-MOS 4069	RTC	1
SN -010	4200580000	MLM 308 AP1	MLM 308 AP1	MOTOROLA	1
SN -011	4200540000	LM399AH VIEILLI	LM399AH AGED	980549	1
Z1	1273230400	CI GENERATION REFERENCE . 103A	REFERENCE GENERATION PC . 103A	F997323.....TM	1
Z1	1402023800	SHUNT REF:142-270-1	SHUNT REF:142-270-1	AMP	1
Z1	1403023700	BARRETTE'DORE'.. SBW3 2,54 L14	SMALL BAR SBW3 2.54 L14	SODISTREL	1
Z4	4900310000	16 SUPPORT C.I. DIL J23-5016	16 CONNECTOR P.C. DIL J23-5016	JERMYN	2
Z6	6400260000	PLOT LAITON ETAME PC12,7	CONTACT TINNED BRASS PC12.7 ..	FONDEX	3

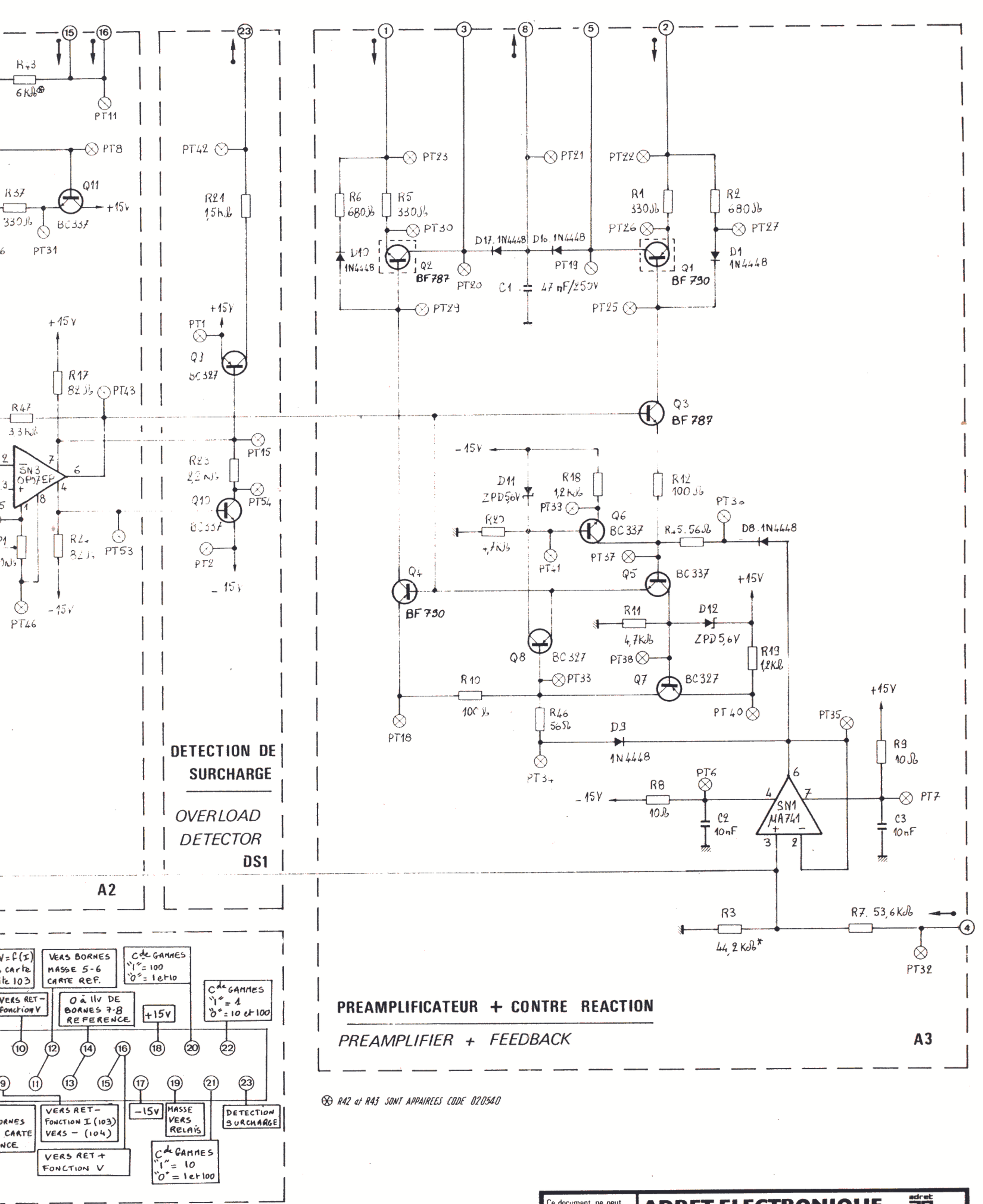

⊛ R42 et R43 SONT APPAIREES CODE 020540

Ce document ne peut être communiqué ni reproduit sans autorisation			ADRET ELECTRONIQUE
étudié	dessiné	vérifié	PREAMPLIFICATEUR / PREAMPLIFIER
DATE 26/08/80			TYPE Model 103A / PLANCHE Plate 977324D

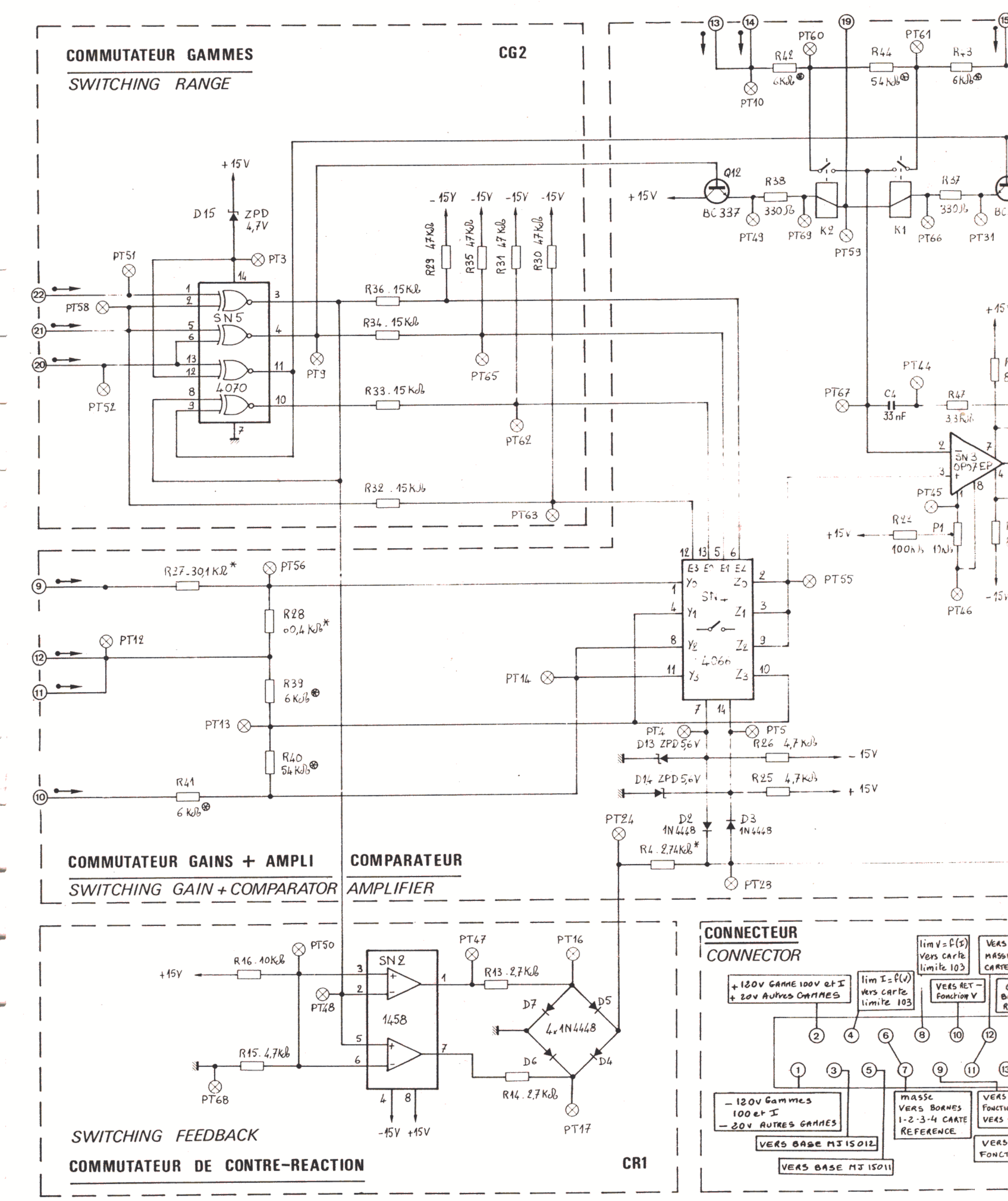
COMMUTATEUR GAMMES
SWITCHING RANGE
CG2
COMMUTATEUR GAINS + AMPLI
SWITCHING GAIN + COMPARATOR
COMPARATEUR
AMPLIFIER
SWITCHING FEEDBACK
COMMUTATEUR DE CONTRE-REACTION
CR1
CONNECTEUR
CONNECTOR
SN5
4070
SN3
OP07EP
4066
1458
BC 337
Q12
K1
K2
D13 ZPD 5,6V
D14 ZPD 5,6V
D15 ZPD 4,7V
D2 1N4448
D3 1N4448
4x1N4448
R4 . 2,74KΩ*
R27 . 30,1 KΩ*
R28 0,4 KΩ*
R39 6 KΩ
R40 54 KΩ
R41 6 KΩ
R36 . 15KΩ
R34 . 15KΩ
R33 . 15KΩ
R32 . 15KΩ
R29 47KΩ
R35 47KΩ
R31 47KΩ
R30 47KΩ
R16 . 10KΩ
R15 . 4,7KΩ
R13 . 2,7KΩ
R14 . 2,7KΩ
R26 4,7KΩ
R25 4,7KΩ
R22 100KΩ
P1 10KΩ
R47 3,3KΩ
C4 33 nF
lim V = f(I) vers carte limite 103
VERS MASSE CARTE
+120V GAMME 100V et I
+20V Autres GAMMES
lim I = f(V) vers carte limite 103
VERS RET – Fonction V
– 120V Gammes 100 et I
– 20V AUTRES GAMMES
masse VERS BORNES 1-2-3-4 CARTE REFERENCE
VERS BASE MJ 15012
VERS BASE MJ 15011

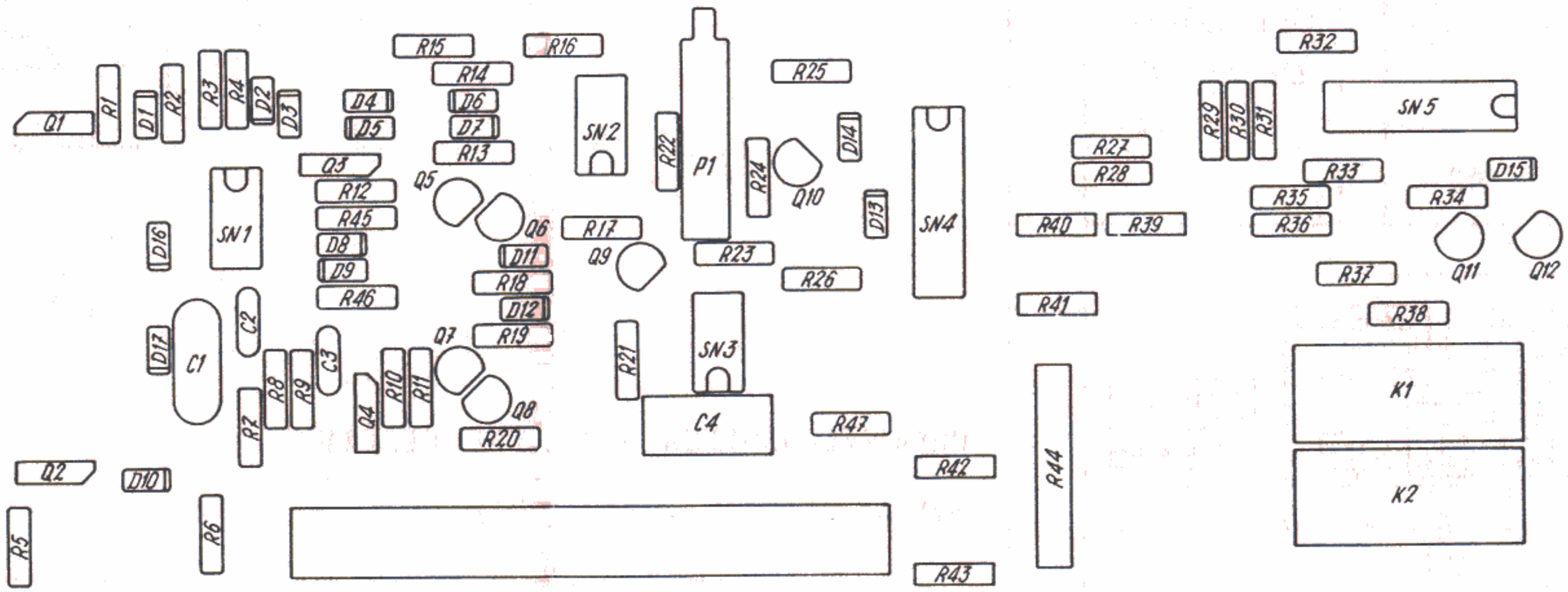
R15
R16
R14
D6
D7
R13
D4
D5
R32
R25
SN2
R22
P1
R24
Q10
D14
D13
SN4
R27
R28
R29
R30
R31
SN5
R33
D15
R35
R36
R34
Q11
Q12
R40
R39
R37
R38
R41
Q1
R1
D1
R2
R3
R4
D2
D3
Q3
R12
R45
D8
D9
R46
Q5
Q6
R17
Q9
D11
R18
D12
R19
R23
R26
SN1
D16
C2
D17
C1
R8
R9
C3
R7
Q4
R10
R11
Q7
Q8
R20
R21
SN3
C4
R47
R42
R44
K1
K2
Q2
D10
R5
R6
R43

*0273240000 06 CARTE PREAMPLI ..... 103A * 06 PREAMPLI BOARD ..... 103A F932873.D977324 *

REPERE INDEXE	REF. ADRET PART NUMBER	DESCRIPTION	PART DESCRIPTION	FOURNISSEUR/PLAN SUPPLIER/DRAWING	QTE QTY
B -001	1423000400	TM 23 MCIG ..... MALE*CARTE*	TM 23 MCIG ..... MALE	TRELEC	1
C -001	3233470000	47NF 10(10%250V)222236845473	47NF 10(10%250V)222236845473	COGECO	1
C -002	3150031000	10NF 5,08 63V 629-09-103	10NF 5,08 63V 629-09-103	RTC	1
C -003	3150031000	10NF 5,08 63V 629-09-103	10NF 5,08 63V 629-09-103	RTC	1
C -004	3233330000	33NF 10(10%250V)222236845333	33NF 10(10%250V)222236845333	COGECO	1
D -001	4500310000	1 N 4448	1 N 4448	ITT	1
D -002	4500310000	1 N 4448	1 N 4448	ITT	1
D -003	4500310000	1 N 4448	1 N 4448	ITT	1
D -004	4500310000	1 N 4448	1 N 4448	ITT	1
D -005	4500310000	1 N 4448	1 N 4448	ITT	1
D -006	4500310000	1 N 4448	1 N 4448	ITT	1
D -007	4500310000	1 N 4448	1 N 4448	ITT	1
D -008	4500310000	1 N 4448	1 N 4448	ITT	1
D -009	4500310000	1 N 4448	1 N 4448	ITT	1
D -010	4500310000	1 N 4448	1 N 4448	ITT	1
D -011	4600040000	ZPD5,6	ZPD5,6	ITT	1
D -012	4600040000	ZPD5,6	ZPD5,6	ITT	1
D -013	4600040000	ZPD5,6	ZPD5,6	ITT	1
D -014	4600040000	ZPD5,6	ZPD5,6	ITT	1
D -015	4600010000	ZPD 4,7	ZPD 4,7	ITT	1
D -016	4500310000	1 N 4448	1 N 4448	ITT	1
D -017	4500310000	1 N 4448	1 N 4448	ITT	1
K -001	1600150000	RELAIS(RA314-41051) BBL1A05A10	RELAYS(RA314-41051) BBL1A05A10	ELECTROI	1
K -002	1600150000	RELAIS(RA314-41051) BBL1A05A10	RELAYS(RA314-41051) BBL1A05A10	ELECTROI	1
P -001	2133100000	10K 3/4" 15T CERMET 43 P	10K 3/4" 15T CERMET 43 P	SPECTROI	1
Q -001	4300510000	BF 870 (BF 790)TO 202	BF 870 (BF 790)TO 202	RTC	1
Q -002	4300520000	BF 869 (BF 787)TO 202	BF 869 (BF 787)TO 202	RTC	1
Q -003	4300520000	BF 869 (BF 787)TO 202	BF 869 (BF 787)TO 202	RTC	1
Q -004	4300510000	BF 870 (BF 790)TO 202	BF 870 (BF 790)TO 202	RTC	1
Q -005	4300580000	BC 337-25 TO 92 ..... (2N2222)	BC 337-25 TO 92 ..... (2N2222)	ITT	1
Q -006	4300580000	BC 337-25 TO 92 ..... (2N2222)	BC 337-25 TO 92 ..... (2N2222)	ITT	1
Q -007	4300570000	BC 327-25 TO 92 .....(2N2907)	BC 327-25 TO 92 .....(2N2907)	ITT	1
Q -008	4300570000	BC 327-25 TO 92 .....(2N2907)	BC 327-25 TO 92 .....(2N2907)	ITT	1
Q -009	4300570000	BC 327-25 TO 92 .....(2N2907)	BC 327-25 TO 92 .....(2N2907)	ITT	1
Q -010	4300580000	BC 337-25 TO 92 ..... (2N2222)	BC 337-25 TO 92 ..... (2N2222)	ITT	1
Q -011	4300580000	BC 337-25 TO 92 ..... (2N2222)	BC 337-25 TO 92 ..... (2N2222)	ITT	1
Q -012	4300580000	BC 337-25 TO 92 ..... (2N2222)	BC 337-25 TO 92 ..... (2N2222)	ITT	1
R -001	2210013300	330R 5% N4	330R 5% N4	SOVCOR	1
R -002	2210016800	680R 5% N4	680R 5% N4	SOVCOR	1
R -003	2500244200	44K2 * 1% 0,3 W SMA207	44K2 * 1% 0,3 W SMA207	DRALORIC	1
R -004	2500127400	2K74 * 1% 0,3 W SMA207	2K74 * 1% 0,3 W SMA207	DRALORIC	1
R -005	2210013300	330R 5% N4	330R 5% N4	SOVCOR	1
R -006	2210016800	680R 5% N4	680R 5% N4	SOVCOR	1
R -007	2500253600	53K6 * 1% 0,3 W SMA207	53K6 * 1% 0,3 W SMA207	DRALORIC	1
R -008	2210001000	10R 5% N4	10R 5% N4	SOVCOR	1
R -009	2210001000	10R 5% N4	10R 5% N4	SOVCOR	1
R -010	2210011000	100R 5% N4	100R 5% N4	SOVCOR	1
R -011	2210024700	4K7 5% N4	4K7 5% N4	SOVCOR	1
R -012	2210011000	100R 5% N4	100R 5% N4	SOVCOR	1
R -013	2210022700	2K7 5% N4	2K7 5% N4	SOVCOR	1
R -014	2210022700	2K7 5% N4	2K7 5% N4	SOVCOR	1
R -015	2210024700	4K7 5% N4	4K7 5% N4	SOVCOR	1
R -016	2210031000	10K 5% N4	10K 5% N4	SOVCOR	1
R -017	2210008200	82R 5% N4	82R 5% N4	SOVCOR	1
R -018	2210021200	1K2 5% N4	1K2 5% N4	SOVCOR	1
R -019	2210021200	1K2 5% N4	1K2 5% N4	SOVCOR	1
R -020	2210024700	4K7 5% N4	4K7 5% N4	SOVCOR	1
R -021	2210021500	1K5 5% N4	1K5 5% N4	SOVCOR	1
R -022	2210041000	100K 5% N4	100K 5% N4	SOVCOR	1
R -023	2210022200	2K2 5% N4	2K2 5% N4	SOVCOR	1
R -024	2210008200	82R 5% N4	82R 5% N4	SOVCOR	1
R -025	2210024700	4K7 5% N4	4K7 5% N4	SOVCOR	1
R -026	2210024700	4K7 5% N4	4K7 5% N4	SOVCOR	1
R -027	2500230100	30K1 * 1% 0,3 W SMA207	30K1 * 1% 0,3 W SMA207	DRALORIC	1
R -028	2500260400	60K4 * 1% 0,3 W SMA207	60K4 * 1% 0,3 W SMA207	DRALORIC	1
R -029	2210034700	47K 5% N4	47K 5% N4	SOVCOR	1
R -030	2210034700	47K 5% N4	47K 5% N4	SOVCOR	1
R -031	2210034700	47K 5% N4	47K 5% N4	SOVCOR	1
R -032	2210031500	15K 5% N4	15K 5% N4	SOVCOR	1
R -033	2210031500	15K 5% N4	15K 5% N4	SOVCOR	1
R -034	2210031500	15K 5% N4	15K 5% N4	SOVCOR	1
R -035	2210034700	47K 5% N4	47K 5% N4	SOVCOR	1
R -036	2210031500	15K 5% N4	15K 5% N4	SOVCOR	1
R -037	2210013300	330R 5% N4	330R 5% N4	SOVCOR	1
R -038	2210013300	330R 5% N4	330R 5% N4	SOVCOR	1
R -039	2700160000	6K00 0,05% RCK02	6K00 0,05% RCK02	SFERNICE	1
R -040	2700254000	54K0 0,05% RCK02	54K0 0,05% RCK02	SFERNICE	1
R -041	2700160000	6K00 0,05% RCK02	6K00 0,05% RCK02	SFERNICE	1
R -042	0205400000	R42/R43 TRIEES PREAMPLI . 103A	R42/R43 SORTED PREAMPLI . 103A	980540	1

*0273240000 06 CARTE PREAMPLI ..... 103A * 06 PREAMPLI BOARD ..... 103A F932873.D977324 *

REPERE INDEXE	REF. ADRET PART NUMBER	DESCRIPTION	PART DESCRIPTION	FOURNISSEUR/PLAN SUPPLIER/DRAWING	QTE QTY
R -044	2701254000	54K0 0,05% RCK05 *	54K0 0,05% RCK05	SFERNICE	1
R -045	2210005600	56R 5% N4 *	56R 5% N4	SOVCOR	1
R -046	2210005600	56R 5% N4 *	56R 5% N4	SOVCOR	1
R -047	2210023300	3K3 5% N4 *	3K3 5% N4	SOVCOR	1
SN -001	4200090000	LM 741 CN B+ . DIP 8 PATTES .. *	LM 741 CN B+ . DIP 8 PINS	NS	1
SN -002	4200180000	LM 1458 N B+ DIP 8 PATTES .... *	LM 1458 N B+ DIP 8 PINS	NS	1
SN -003	4200550000	OP 07 EP POINT'ROUGE' .. ADRET *	OP 07 EP 'RED' POINT ... ADRET	A98420049	1
SN -004	4160406600	C-MOS 4066 ..... *	C-MOS 4066	RTC	1
SN -005	4160407000	C-MOS 4070 ..... *	C-MOS 4070	RTC	1
Z1	1273240400	CI CARTE PREAMPLI ..... 103A *	PREAMPLI BOARD PC 103A	C997324	1
Z4	4900120000	14 SUPPORT C.I. DIL J23-5014 *	14 CONNECTOR P.C. DIL J23-5014	JERMYN	1
Z4	4900290000	DISSIPATEUR TO220 DS 102 GED *	DISSIPATOR TO220 DS 102 GED	GED	1
Z4	6100031000	TCB M3X10 U DIN7985-7962H INOX *	TCB M3X10 U DIN7985-7962H INOX	BD	1
Z6	6200030000	ECROU H M3 U NF E27-411-5 INOX *	NUT H M3 U NF E27-411-5 INOX .	BD	2
Z6	6305030000	3 CONTACT'ZINC BLANC' 55-03-01 *	STEEL 3 CONTACT REF 55-03-01	NOMEL	2
Z6	6800580000	BOITE C30 X 20 X 15 X E 0,8 *	BOX C30 X 20 X 15 X E 0.8	OHMNITRON	1
Z6	6900140000	COLLE ARALDITE ..... *	ARALDITE GLUE	SODIFMA	0

*0273660000 09 PORTEUR/AMPLI ..... 104A * 09 MOTHER/AMPLI ..... 104A L910187..... *

REPERE INDEXE	REF. ADRET PART NUMBER	DESCRIPTION	PART DESCRIPTION	FOURNISSEUR/PLAN SUPPLIER/DRAWING	QTE QTY
B -001	1423029600	23PTS FEMEL. 8623-23-64-14-335	23PTS FEMAL. 8623-23-64-14-335	SOURIAU	1
B -002	1423029600	23PTS FEMEL. 8623-23-64-14-335	23PTS FEMAL. 8623-23-64-14-335	SOURIAU	1
B -003	1435004700	TM 35 FCIDG .. FEMELLE*PORTEUR	TM 35 FCIDG	TRELEC	1
B -004	1434024000	34 TRANSITION DROIT 3431-6002	34 STRAIGHT LINKAGE 3431-6002	3M	1
C -001	3120011000	100PF 2,5 'N10'2222 680 58 101	100PF 2,5 'N10'2222 680 58 101	COGECO	1
C -002	3500550000	100MMF 25V 035 TYPE 2	100MMF 25V 035 TYPE 2	RTC	1
C -003	3500430000	6800MMF 16V RELSIC 033	6800MMF 16V RELSIC 033	SIC SAFCO	1
C -004	3500520000	1000MMF 40V RELSIC 033	1000MMF 40V RELSIC 033	SIC SAFCO	1
C -005	3500520000	1000MMF 40V RELSIC 033	1000MMF 40V RELSIC 033	SIC SAFCO	1
C -006	3500530000	150MMF 250V RELSIC 033	150MMF 250V RELSIC 033	SIC SAFCO	1
C -007	3500540000	22MMF 250V RELSIC 033	22MMF 250V RELSIC 033	SIC SAFCO	1
C -008	3700020000	1MMF/35V 5,08 .... STAND L TAG	1MMF/35V 5,08 .... STAND L TAG	STC	1
C -009	3700100000	4,7MMF/35V 5,08 .. STAND L TAG	4,7MMF/35V 5,08 ...STAND L TAG	STC	1
C -010	3700100000	4,7MMF/35V 5,08 .. STAND L TAG	4,7MMF/35V 5,08 ...STAND L TAG	STC	1
C -011	3700100000	4,7MMF/35V 5,08 .. STAND L TAG	4,7MMF/35V 5,08 ...STAND L TAG	STC	1
C -012	3700100000	4,7MMF/35V 5,08 .. STAND L TAG	4,7MMF/35V 5,08 ...STAND L TAG	STC	1
C -013	3700100000	4,7MMF/35V 5,08 .. STAND L TAG	4,7MMF/35V 5,08 ...STAND L TAG	STC	1
C -014	3700100000	4,7MMF/35V 5,08 .. STAND L TAG	4,7MMF/35V 5,08 ...STAND L TAG	STC	1
C -015	3700100000	4,7MMF/35V 5,08 .. STAND L TAG	4,7MMF/35V 5,08 ...STAND L TAG	STC	1
C -016	3700100000	4,7MMF/35V 5,08 .. STAND L TAG	4,7MMF/35V 5,08 ...STAND L TAG	STC	1
C -017	3234100000	0,1MMF 10(10%250V)222236845104	0,1MMF 10(10%250V)222236845104	COGECO	1
C -018	3234100000	0,1MMF 10(10%250V)222236845104	0,1MMF 10(10%250V)222236845104	COGECO	1
C -019	3234100000	0,1MMF 10(10%250V)222236845104	0,1MMF 10(10%250V)222236845104	COGECO	1
C -020	3234100000	0,1MMF 10(10%250V)222236845104	0,1MMF 10(10%250V)222236845104	COGECO	1
C -021	3500550000	100MMF 25V 035 TYPE 2	100MMF 25V 035 TYPE 2	RTC	1
C -022	3234100000	0,1MMF 10(10%250V)222236845104	0,1MMF 10(10%250V)222236845104	COGECO	1
C -023	3500550000	100MMF 25V 035 TYPE 2	100MMF 25V 035 TYPE 2	RTC	1
C -024	3234470300	0,47MMF 5,08 10% IRD807	0,47MMF 5,08 10% IRD807	LCC	1
C -025	3234470300	0,47MMF 5,08 10% IRD807	0,47MMF 5,08 10% IRD807	LCC	1
C -026	3700100000	4,7MMF/35V 5,08 .. STAND L TAG	4,7MMF/35V 5,08 ...STAND L TAG	STC	1
D -001	4600010000	ZPD 4,7	ZPD 4,7	ITT	1
D -003	4500040000	1N4004	1N4004	ITT	1
D -004	4500040000	1N4004	1N4004	ITT	1
D -005	4500040000	1N4004	1N4004	ITT	1
D -006	4500040000	1N4004	1N4004	ITT	1
D -007	4500310000	1 N 4448	1 N 4448	ITT	1
D -008	4500310000	1 N 4448	1 N 4448	ITT	1
D -009	4500310000	1 N 4448	1 N 4448	ITT	1
D -010	4500310000	1 N 4448	1 N 4448	ITT	1
D -011	4500310000	1 N 4448	1 N 4448	ITT	1
D -012	4500310000	1 N 4448	1 N 4448	ITT	1
D -013	4500310000	1 N 4448	1 N 4448	ITT	1
D -014	4500310000	1 N 4448	1 N 4448	ITT	1
D -015	4500310000	1 N 4448	1 N 4448	ITT	1
D -016	4600050000	ZPD 6,2	ZPD 6.2	ITT	1
D -017	4500020000	1N4151	1N4151	FU'TTT'	1
D -018	4500020000	1N4151	1N4151	FU'TTT'	1
D -019	4500480000	PONT REDRESSEUR R40C3700/2200	RECTIFIER BRIDGE R40C3700/2200	GF	1
D -020	4500470000	PONT REDRESSEUR ..... DF 04M	RECTIFIER BRIDGE ..... DF 04M	GENERAL INSTRUM	1
D -021	4500470000	PONT REDRESSEUR ..... DF 04M	RECTIFIER BRIDGE ..... DF 04M	GENERAL INSTRUM	1
K -001	1520716500	07 TOUCHES ORE 125 FONCT. 104A	07 TOUCHES ORE 125 FUNCT. 104A	A932869	1
P -001	2152100000	1 K TO5 CERMET T 7 YA	1 K TO5 CERMET T 7 YA	SFERNICE	1
Q -001	4300580000	BC 337-25 TO 92 ..... (2N2222)	BC 337-25 TO 92 ..... (2N2222)	ITT	1
Q -002	4300530000	MJE 340 TO 126	MJE 340 TO 126	MOTOROLA	1
Q -003	4300540000	MJE 350 TO 126	MJE 350 TO 126	MOTOROLA	1
Q -004	4300580000	BC 337-25 TO 92 ..... (2N2222)	BC 337-25 TO 92 ..... (2N2222)	ITT	1
Q -005	4300570000	BC 327-25 TO 92 .....(2N2907)	BC 327-25 TO 92 .....(2N2907)	ITT	1
Q -006	4300510000	BF 870 (BF 790)TO 202	BF 870 (BF 790)TO 202	RTC	1
Q -007	4300520000	BF 869 (BF 787)TO 202	BF 869 (BF 787)TO 202	RTC	1
Q -008	4300550000	MJ 15011 TO03	MJ 15011 TO03	MOTOROLA	1
Q -009	4300550000	MJ 15011 TO03	MJ 15011 TO03	MOTOROLA	1
Q -010	4300560000	MJ 15012 TO 3	MJ 15012 TO 3	MOTOROLA	1
Q -011	4300110000	BC560C /416C/415C/559C(BC214C)	BC560C /413C/415C/559C(BC214C)	RTC	1
R -001	2210031000	10K 5% N4	10K 5% N4	SOVCOR	1
R -002	2210001500	15R 5% N4	15R 5% N4	SOVCOR	1
R -003	2210001500	15R 5% N4	15R 5% N4	SOVCOR	1
R -004	2210002200	22R 5% N4	22R 5% N4	SOVCOR	1
R -005	2210015600	560R 5% N4	560R 5% N4	SOVCOR	1
R -006	2210031000	10K 5% N4	10K 5% N4	SOVCOR	1
R -007	2210031000	10K 5% N4	10K 5% N4	SOVCOR	1
R -008	2210031000	10K 5% N4	10K 5% N4	SOVCOR	1
R -009	2210031000	10K 5% N4	10K 5% N4	SOVCOR	1
R -010	2210031000	10K 5% N4	10K 5% N4	SOVCOR	1
R -011	2210013300	330R 5% N4	330R 5% N4	SOVCOR	1
R -012	2210013300	330R 5% N4	330R 5% N4	SOVCOR	1
R -013	2210013300	330R 5% N4	330R 5% N4	SOVCOR	1
R -014	2210013300	330R 5% N4	330R 5% N4	SOVCOR	1
R -015	2210013300	330R 5% N4	330R 5% N4	SOVCOR	1
R -016	2210014700	470R 5% N4	470R 5% N4	SOVCOR	1

REPERE INDEXE	REF. ADRET PART NUMBER	DESCRIPTION		PART DESCRIPTION		FOURNISSEUR/PLAN SUPPLIER/DRAWING	QTE QTY
R -017	2210014700	470R 5% N4	*	470R 5% N4		SOVCOR	1
R -018	2210014700	470R 5% N4	*	470R 5% N4		SOVCOR	1
R -019	2210014700	470R 5% N4	*	470R 5% N4		SOVCOR	1
R -020	2210015600	560R 5% N4	*	560R 5% N4		SOVCOR	1
R -021	2210014700	470R 5% N4	*	470R 5% N4		SOVCOR	1
R -022	2210014700	470R 5% N4	*	470R 5% N4		SOVCOR	1
R -023	2210015600	560R 5% N4	*	560R 5% N4		SOVCOR	1
R -024	2210021000	1K0 5% N4	*	1K0 5% N4		SOVCOR	1
R -025	2210021000	1K0 5% N4	*	1K0 5% N4		SOVCOR	1
R -026	2500024900	249R * 1% 0,3 W SMA207	*	249R * 1% 0,3 W SMA207		DRALORIC	1
R -027	2500080600	806R * 1% 0,3 W SMA207	*	806R * 1% 0,3 W SMA207		DRALORIC	1
R -028	2500024900	249R * 1% 0,3 W SMA207	*	249R * 1% 0,3 W SMA207		DRALORIC	1
R -029	2500139200	3K92 * 1% 0,3 W SMA207	*	3K92 * 1% 0,3 W SMA207		DRALORIC	1
R -030	2210001500	15R 5% N4	*	15R 5% N4		SOVCOR	1
R -031	2500024900	249R * 1% 0,3 W SMA207	*	249R * 1% 0,3 W SMA207		DRALORIC	1
R -032	2500127400	2K74 * 1% 0,3 W SMA207	*	2K74 * 1% 0,3 W SMA207		DRALORIC	1
R -033	2500024900	249R * 1% 0,3 W SMA207	*	249R * 1% 0,3 W SMA207		DRALORIC	1
R -034	2500139200	3K92 * 1% 0,3 W SMA207	*	3K92 * 1% 0,3 W SMA207		DRALORIC	1
R -035	2210001500	15R 5% N4	*	15R 5% N4		SOVCOR	1
R -036	2500024900	249R * 1% 0,3 W SMA207	*	249R * 1% 0,3 W SMA207		DRALORIC	1
R -037	2500127400	2K74 * 1% 0,3 W SMA207	*	2K74 * 1% 0,3 W SMA207		DRALORIC	1
R -038	2400041000	100K 5% N5	*	100K 5% N5		SOVCOR	1
R -039	2210024700	4K7 5% N4	*	4K7 5% N4		SOVCOR	1
R -040	2210031500	15K 5% N4	*	15K 5% N4		SOVCOR	1
R -041	2210031500	15K 5% N4	*	15K 5% N4		SOVCOR	1
R -042	2210031500	15K 5% N4	*	15K 5% N4		SOVCOR	1
R -043	2210011000	100R 5% N4	*	100R 5% N4		SOVCOR	1
R -044	2500157600	5K76 * 1% 0,3 W SMA207	*	5K76 * 1% 0,3 W SMA207		DRALORIC	1
R -045	2500310000	100K * 1% 0,3 W SMA207	*	100K * 1% 0,3 W SMA207		DRALORIC	1
R -046	2300093900	3R9 SFR 25 1/4W 5% RC2T	*	3R9 SFR 25 1/4W 5% RC2T		RTC	1
R -047	2300093900	3R9 SFR 25 1/4W 5% RC2T	*	3R9 SFR 25 1/4W 5% RC2T		RTC	1
R -048	2210011000	100R 5% N4	*	100R 5% N4		SOVCOR	1
R -049	2210011000	100R 5% N4	*	100R 5% N4		SOVCOR	1
R -050	2210016800	680R 5% N4	*	680R 5% N4		SOVCOR	1
R -051	2210016800	680R 5% N4	*	680R 5% N4		SOVCOR	1
R -052	2210001000	10R 5% N4	*	10R 5% N4		SOVCOR	1
R -053	2210031000	10K 5% N4	*	10K 5% N4		SOVCOR	1
R -054	2210024700	4K7 5% N4	*	4K7 5% N4		SOVCOR	1
R -055	2210001000	10R 5% N4	*	10R 5% N4		SOVCOR	1
R -056	2210021000	1K0 5% N4	*	1K0 5% N4		SOVCOR	1
R -057	2300093300	3R3 SFR 25 1/4W 5% RC2T	*	3R3 SFR 25 1/4W 5% RC2T		RTC	1
R -058	2610924700	9X4K7 2% 4310R-101-472	*	9X4K7 2% 4310R-101-472		BOURNS	1
R -059	2610924700	9X4K7 2% 4310R-101-472	*	9X4K7 2% 4310R-101-472		BOURNS	1
R -060	2610924700	9X4K7 2% 4310R-101-472	*	9X4K7 2% 4310R-101-472		BOURNS	1
R -061	2210042200	220K 5% N4	*	220K 5% N4		SOVCOR	1
R -062	2210042200	220K 5% N4	*	220K 5% N4		SOVCOR	1
SN -001	4150740400	SN 74 LS 04 N 3	*	SN 74 LS 04 N 3		TEXAS	1
SN -002	4157436600	SN 74 LS 366 AN 3	*	SN 74 LS 366 AN 3		TEXAS	1
SN -003	4150740000	SN 74 LS 00 N 3	*	SN 74 LS 00 N 3		TEXAS	1
SN -004	4150741000	SN 74 LS 10 N 3	*	SN 74 LS 10 N 3		TEXAS	1
SN -005	4157436600	SN 74 LS 366 AN 3	*	SN 74 LS 366 AN 3		TEXAS	1
SN -006	4157436600	SN 74 LS 366 AN 3	*	SN 74 LS 366 AN 3		TEXAS	1
SN -007	4157436600	SN 74 LS 366 AN 3	*	SN 74 LS 366 AN 3		TEXAS	1
SN -008	4157436600	SN 74 LS 366 AN 3	*	SN 74 LS 366 AN 3		TEXAS	1
SN -009	4150748500	SN 74 LS 85 N 3	*	SN 74 LS 85 N 3		TEXAS	1
SN -010	4150748500	SN 74 LS 85 N 3	*	SN 74 LS 85 N 3		TEXAS	1
SN -011	4150748500	SN 74 LS 85 N 3	*	SN 74 LS 85 N 3		TEXAS	1
SN -012	4150748500	SN 74 LS 85 N 3	*	SN 74 LS 85 N 3		TEXAS	1
SN -013	4150748500	SN 74 LS 85 N 3	*	SN 74 LS 85 N 3		TEXAS	1
SN -014	4150748500	SN 74 LS 85 N 3	*	SN 74 LS 85 N 3		TEXAS	1
SN -015	4157416300	SN 74 LS 163 N 3	*	SN 74 LS 163 N 3		TEXAS	1
SN -016	4157416200	SN 74 LS 162 N 3	*	SN 74 LS 162 N 3		TEXAS	1
SN -017	4157416200	SN 74 LS 162 N 3	*	SN 74 LS 162 N 3		TEXAS	1
SN -018	4150740000	SN 74 LS 00 N 3	*	SN 74 LS 00 N 3		TEXAS	1
SN -019	4157410700	SN 74 LS 107 AN 3	*	SN 74 LS 107 AN 3		TEXAS	1
SN -020	4150740500	SN 74 LS 05 N 3	*	SN 74 LS 05 N 3		TEXAS	1
SN -021	4157410700	SN 74 LS 107 AN 3	*	SN 74 LS 107 AN 3		TEXAS	1
SN -022	4150740000	SN 74 LS 00 N 3	*	SN 74 LS 00 N 3		TEXAS	1
SN -023	4000200000	COUPLEUR OPTO 4N26	*	OPTO COUPLER 4N26		MOTOROLA	1
SN -024	4000200000	COUPLEUR OPTO 4N26	*	OPTO COUPLER 4N26		MOTOROLA	1
SN -025	4000200000	COUPLEUR OPTO 4N26	*	OPTO COUPLER 4N26		MOTOROLA	1
SN -026	4000200000	COUPLEUR OPTO 4N26	*	OPTO COUPLER 4N26		MOTOROLA	1
SN -027	4160400100	C-MOS 4001	*	C-MOS 4001		RTC	1
SN -028	4160401100	C-MOS 4011	*	C-MOS 4011		RTC	1
SN -030	4200480000	LM 317 T REGUL POSITIVE TO 220	*	LM 317 T POSITIVE REGUL TO 220		NS	1
SN -032	4200480000	LM 317 T REGUL POSITIVE TO 220	*	LM 317 T POSITIVE REGUL TO 220		NS	1
SN -033	4200480000	LM 317 T REGUL POSITIVE TO 220	*	LM 317 T POSITIVE REGUL TO 220		NS	1
SN -034	4200460000	LM 337 T REGUL NEGATIVE TO220	*	LM 337 T NEGATIVE REGUL. TO220		NS	1
SN -035	4200460000	LM 337 T REGUL NEGATIVE TO220	*	LM 337 T NEGATIVE REGUL. TO220		NS	1

*0273660000 09 PORTEUR/AMPLI ..... 104A * 09 MOTHER/AMPLI ..... 104A L910187..... *

REPERE INDEXE	REF. ADRET PART NUMBER	DESCRIPTION	PART DESCRIPTION	FOURNISSEUR/PLAN SUPPLIER/DRAWING	QTE QTY
SN -037	4200180000	LM 1458 N B+ DIP 8 PATTES	LM 1458 N B+ DIP 8 PINS	NS	1
SN -038	4150740200	SN 74 LS 02 N 3	SN 74 LS 02 N 3	TEXAS	1
SN -039	4157412300	SN 74 LS 123 N 3	SN 74 LS 123 N 3	TEXAS	1
SN -040	4150741000	SN 74 LS 10 N 3	SN 74 LS 10 N 3	TEXAS	1
T -001	0219080000	00 TORE ISOLEMENT 103A	00 INSULATION TORE 103A	ADRET	1
T -002	0219080000	00 TORE ISOLEMENT 103A	00 INSULATION TORE 103A	ADRET	1
T -003	0219080000	00 TORE ISOLEMENT 103A	00 INSULATION TORE 103A	ADRET	1
Y -001	5100520000	QUARTZ 4MHZ .... REF Q 1430409	4MHZ CRYSTAL ... REF Q 1430409	RTC	1
Z1	1273660700	CT PORTEUR/AMPLI 104A	MOTHER/AMPLI PC 104A	H997366	1
Z1	1400111000	BROCHE 1,5 L 6'AF A940963' 536	SPINDLE 1.5 L6'AE A940963' 536	TRELEC	3
Z1	1900180000	GUIDE CARTE ANTIVIBR. REF R221	BOARD GUIDE ..... REF R221	TRELEC	6
Z4	4900040000	CALE TO3 REF:AY317/1 49031701	MICA QUOIN FOR TO 3 REF D51	SEEM	3
Z4	4900130000	CALE TO 220 REF:AY537-490537	MICA QUOIN FOR TO 220 REF C75	SEEM	5
Z4	4900140000	CANON ISOLANT POUR TIP41A-42A	INSULATING CANNON TIP41A-42A	TEXAS	5
Z4	4900270000	CANNON ISOLANT L4 REF 2311	INSULATING CANNON L4 REF 2311	FONDEX	10
Z6	6100031000	TCB M3X10 U DIN7985-7962H INOX	TCB M3X10 U DIN7985-7962H INOX	BD	6
Z6	6100031200	TCB M3X12 U DIN7985-7962H INOX	TCB M3X12 U DIN7985-7962H INOX	BD	4
Z6	6100031600	TCB M3X16 U DIN7985-7962H INOX	TCB M3X16 U DIN7985-7962H INOX	BD	1
Z6	6152031500	NYL 3 X15 HEXAGONALE FENDUE	NYL 3 X15 HEXAGONALE FENDUE	SAGIC	3
Z6	6200030000	ECROU H M3 U NF E27-411-5 INOX	NUT H M3 U NF E27-411-5 INOX .	BD	14
Z6	6305030000	3 CONTACT'ZINC BLANC' 55-03-01	STEEL 3 CONTACT REF 55-03-01	NOMEL	14
Z6	6360031100	BAK 3,2X 8X 1 PLATE REF 103	BAK 3.2X 8X 1 PLATE REF 103	MFOM	3
Z6	6400020000	OEILLET D 2 L 3.5 . REF 2035	OEILLET D 2 L 3.5 . REF 2035	MFOM	12
Z6	6400510000	EQUERRE 10X10 LARG 10 EP 1	ANGLEBRACKET10X10 WIDTH10 EP 1	A943051	4
Z6	6400930000	RIVET POP 3L4,5 REF:YA 3X4,5	POP RIVET 3 L 4.5 REF:YA 3X4.5	FACOM	16
Z6	6869005300	SCOTCHMOUNT LARG 50MM REF 4016	SCOTCHMOUNT LARG 50MM REF 4016		0
Z8	8006763200	TOUCHE GRISE D6H11 OREOR 2230A	GREY TOUCH D6H11 OREOR 2230A	A942431	7
Z8	8007710700	BLINDAGE PORTEUR N'2 PETI 103A	MOTHER SHIELD. N'2 LITTLE 103A	G921220.....	1
Z8	8007710800	BLINDAGE PORTEUR N'1 GRAN 103A	MOTHER SHIELDING N'1 BIG 103A	G921220.....	1
Z8	8007720500	EQUERRE RADIATEUR PORTEUR 103A	MOTHER DISSIPATOR BRACKET 103A	B94.....	1
Z8	8007722800	PORTE TRANSISTOR P ARR. 103A	REAR PANEL TRANSI. HOLDER 103A	D942763.....	1
Z8	8107730900	COLONNETTE A SERTIR M3 L6 STD	SPACER TO SQUEEZE M3 L6 STD	B943053	3

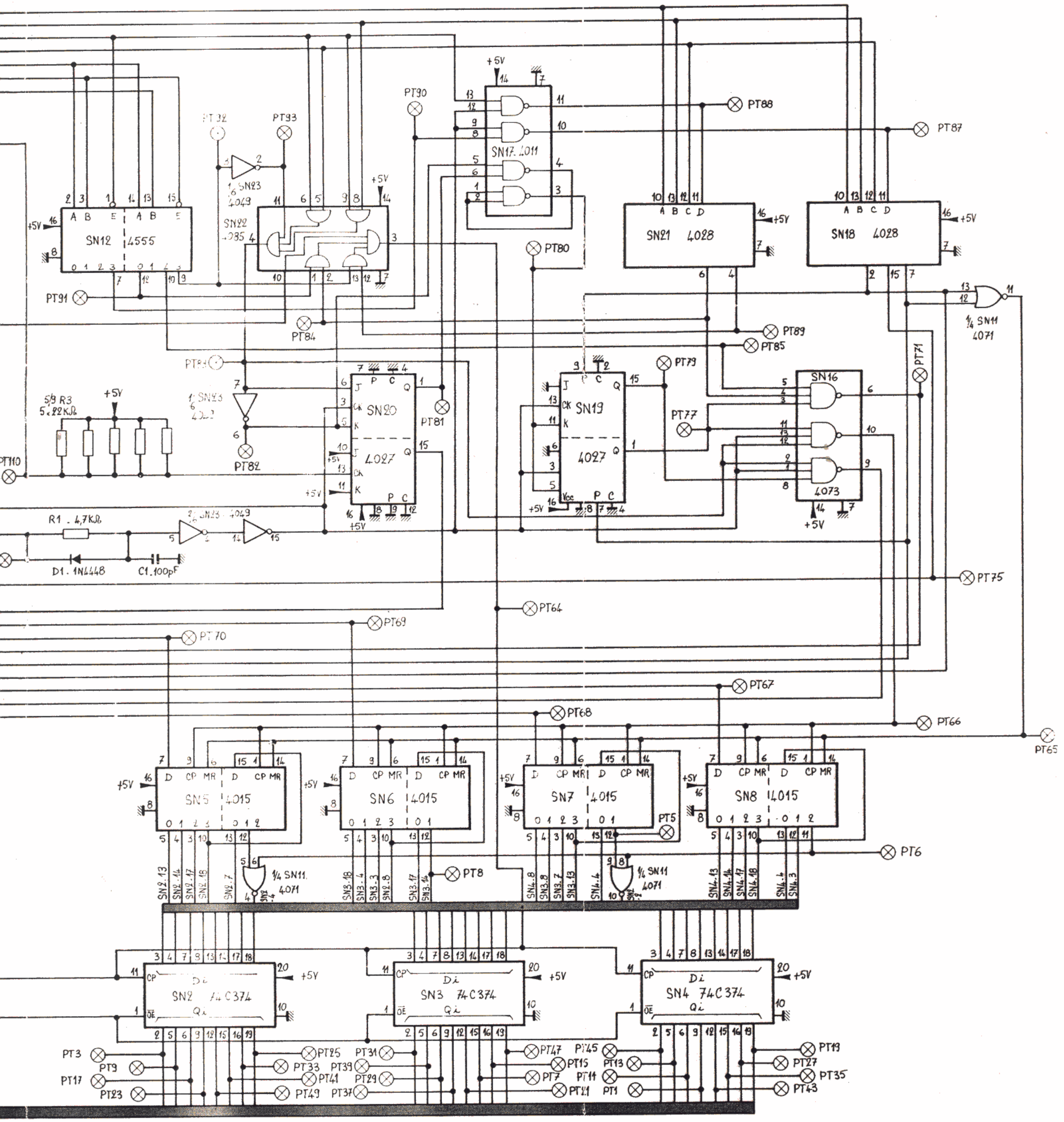

Ce document ne peut être communiqué ni reproduit sans autorisation	**ADRET ELECTRONIQUE**		
étudié / dessiné / vérifié	**BUS IEEE**	TYPE *Model*	**104A**
		PLANCHE *Plate*	
DATE 04/05/81	***IEEE BUS***		**977374B**

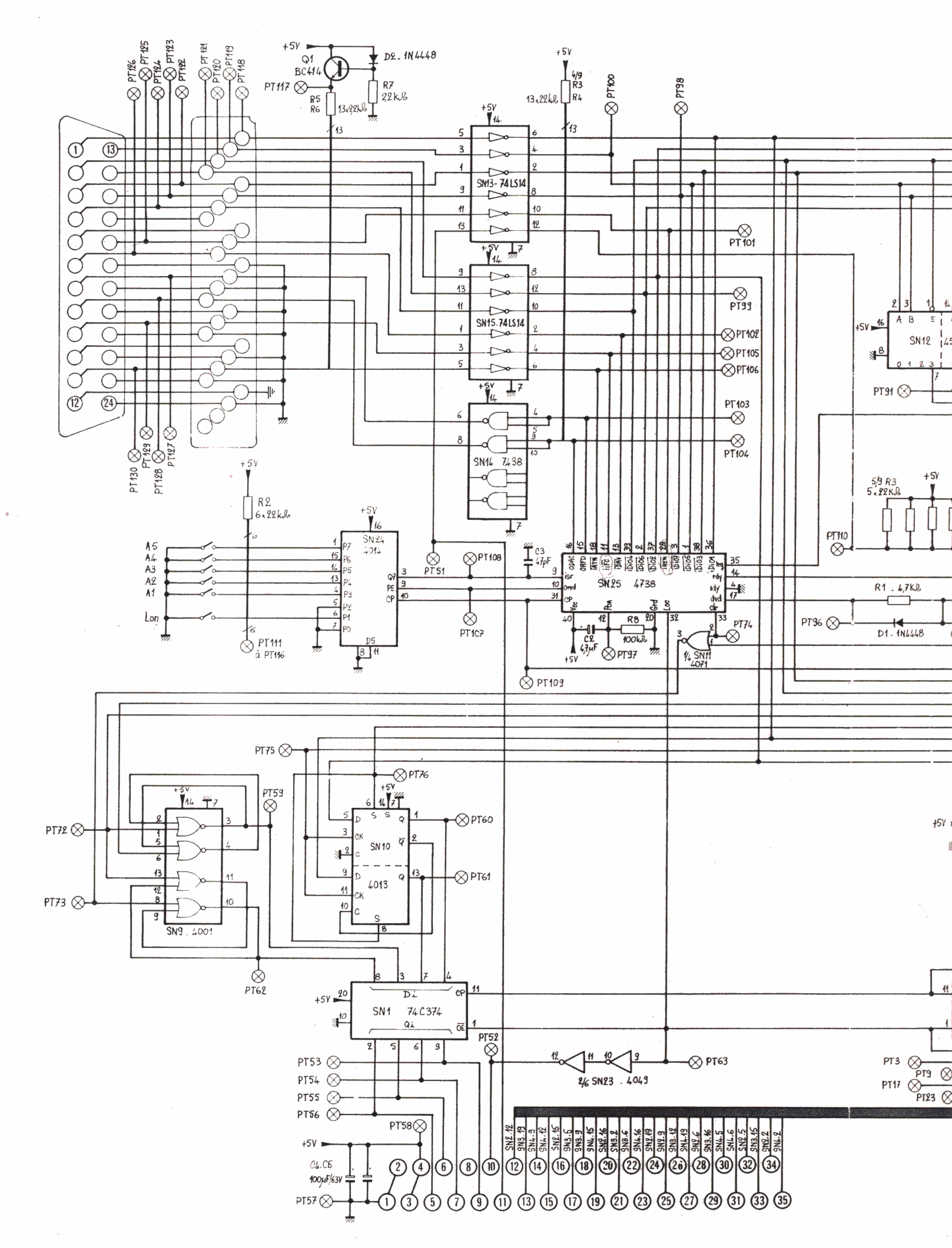
SN13- 74LS14
SN15.74LS14
SN14 7438
SN12
SN24 4014
SN25 4738
SN9 . 4001
SN10
4013
SN1 74C374
SN23 . 4049
1/4 SN11 4071
D1 . 1N4448
D2 . 1N4448
Q1 BC414
R1 . 4,7kΩ
R2 6x22kΩ
R3 13x22kΩ
R4 5x22kΩ
R5 R6 13x22kΩ
R7 22kΩ
R8 100kΩ
C2 4,7µF
C3 47pF
C4.C5 100µF/63V
A5
A4
A3
A2
A1
Lon
PT111 à PT116

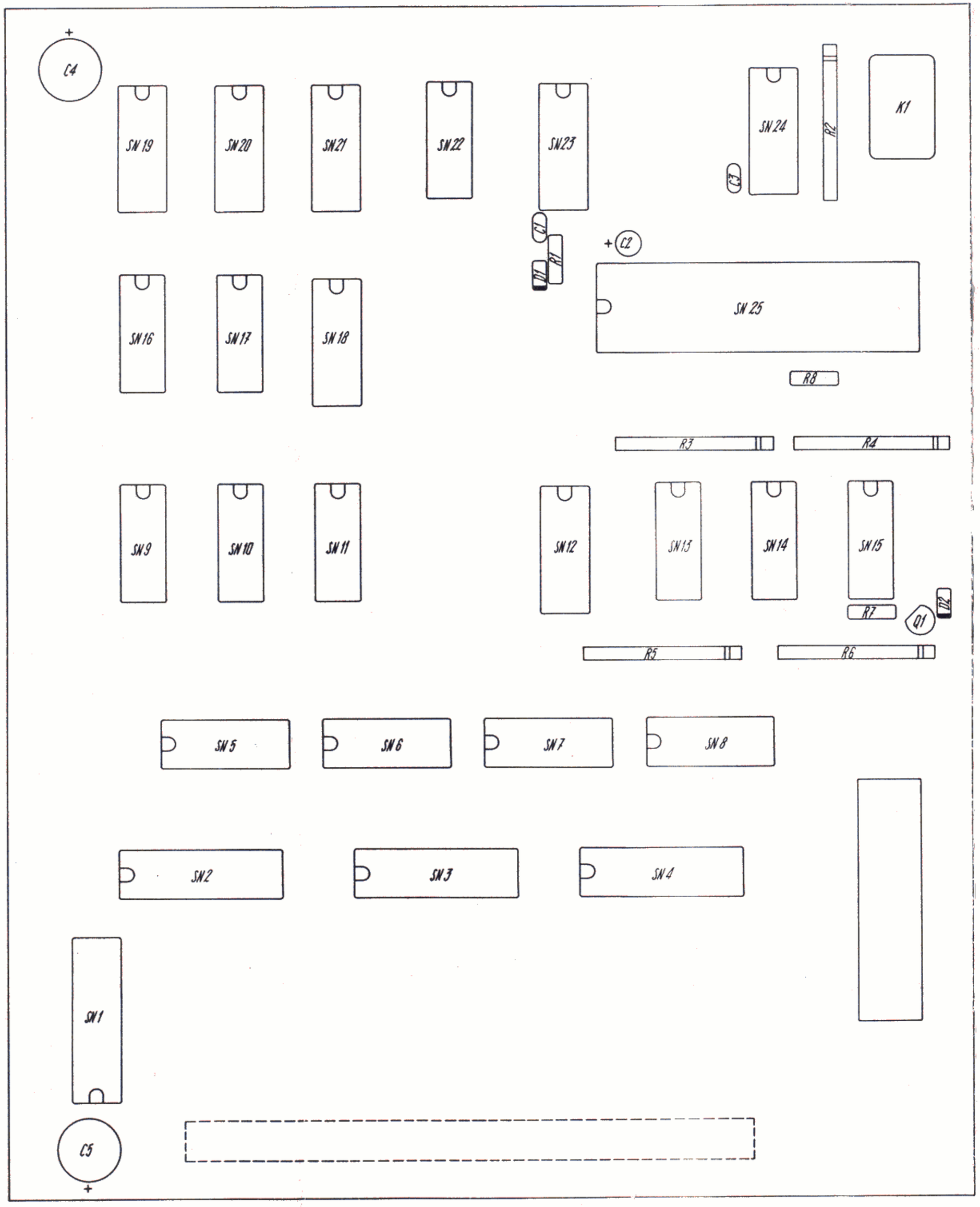

Ind.	Modifications	Nom	Vérif.	Date

Traitement:		Matière:	
Protection:		Tol. gén.:	Echelle:
Etudié:	Dessiné: JO	Vérifié:	Date: 23.03.81

Ce document ne peut être communiqué ni reproduit sans autorisation

OPTION IEEE REPERES

sdrt ae électronique
12-14 Av. Vladimir KOMAROV
78190 TRAPPES. FRANCE
Tél. 051.29.72
R.C. VERSAILLES
B.079805077

Ensemble: 104 A 01 0104 8301

9 2 1 1 2 7 3 A

92 0754 A

REPERE INDEXE	REF. ADRET PART NUMBER	DESCRIPTION		PART DESCRIPTION	FOURNISSEUR/PLAN SUPPLIER/DRAWING	QTE QTY
Z0	0205450000	01 NATTE 26'171''244'L175 103A	*	01 FLAT-T.26'171 244'L160 103A	ADRET.....	1
Z1	1273740300	CI OPTION IEEE 104A	*	PC OPTION IEEE 104A	D997374	1
Z1	1435024600	TM 35 MCIDGD ..... MALE*CARTE*	*	TM 35 MCIDGD ..... MALE	TRELEC	1
Z1	1530216600	6 INTER RFF 06-8000-01	*	6 TNTFR RFF 06-8000-01	ITTTON	1
Z2	2210022200	2K2 5% N4	*	2K2 5% N4	SOVCOR	1
Z2	2210024700	4K7 5% N4	*	4K7 5% N4	SOVCOR	1
Z2	2210041000	100K 5% N4	*	100K 5% N4	SOVCOR	1
Z2	2610922200	9X2K2 2% 4310R-101-222	*	9X2K2 2% 4310R-101-222	BOURNS	2
Z2	2610932200	9X22K 2% 4310R-101-223	*	9X22K 2% 4310R-101-223	BOURNS	3
Z3	3120004700	47PF 2,5 2222 680 10 479	*	47PF 2,5 2222 680 10 479	COGECO	1
Z3	3120011000	100PF 2,5 'N10'2222 680 58 101	*	100PF 2,5 'N10'2222 680 58 101	COGECO	1
Z3	3500550000	100MMF 25V 035 TYPE 2	*	100MMF 25V 035 TYPE 2	RTC	2
Z3	3700100000	4,7MMF/35V 5,08 .. STAND L TAG	*	4,7MMF/35V 5,08 ...STAND L TAG	STC	1
Z4	4110743800	SN 7438 N	*	SN 7438 N	TEXAS	1
Z4	4150741400	SN 74 LS 14 N 3	*	SN 74 LS 14 N 3	TEXAS	2
Z4	4160400100	C-MOS 4001	*	C-MOS 4001	RTC	1
Z4	4160401100	C-MOS 4011	*	C-MOS 4011	RTC	1
Z4	4160401300	C-MOS 4013	*	C-MOS 4013	RTC	1
Z4	4160401400	C-MOS 4014	*	C-MOS 4014	RTC	1
Z4	4160401500	C-MOS 4015	*	C-MOS 4015	RTC	4
Z4	4160402700	C-MOS 4027	*	C-MOS 4027	RTC	2
Z4	4160402800	C-MOS 4028	*	C-MOS 4028	RTC	2
Z4	4160404900	C-MOS 4049	*	C-MOS 4049	RTC	1
Z4	4160407100	C-MOS 4071	*	C-MOS 4071	RTC	1
Z4	4160407300	C-MOS 4073	*	C-MOS 4073	RTC	1
Z4	4160408500	C-MOS 4085	*	C-MOS 4085	RTC	1
Z4	4160455500	C-MOS 4555	*	C-MOS 4555	RTC	1
Z4	4160473800	C-MOS 4738	*	C-MOS 4738	RTC	1
Z4	4167437400	C-MOS 74 C 374 N	*	C-MOS 74 C 374 N	NS	4
Z4	4300190000	BC550C /414C/413C/549C(BC184C)	*	BC550C /414C/413C/549C(BC184C)	RTC	1
Z4	4500310000	1 N 4448	*	1 N 4448	ITT	2
Z4	4900300000	20 SUPPORT C.I. DIL J23-5020	*	20 CONNECTOR P.C. DIL J23-5020	JERMYN	4
Z4	4900340000	40 SUPPORT C.I. DIL J23.5040	*	40 CONNECTOR P.C. DIL J23.5040	JERMYN	1
Z6	6100030600	TCB M3X 6 U DIN7985-7962H INOX	*	TCB M3X 6 U DIN7985-7962H INOX	BD	2
Z6	6100031000	TCB M3X10 U DIN7985-7962H INOX	*	TCB M3X10 U DIN7985-7962H INOX	BD	1
Z6	6108001200	TCB M3,5X12 P07 TAPTITE ZINC.P	*	ACF 3,5X12 BOMBF TAPTITE CRUCI	GOBIN DAUDE	1
Z6	6200030000	ECROU H M3 U NF E27-411-5 INOX	*	NUT H M3 U NF E27-411-5 INOX .	BD	1
Z6	6305030000	3 CONTACT'ZINC BLANC' 55-03-01	*	STEEL 3 CONTACT REF 55-03-01	NOMEL	1
Z8	8006733100	FIXATION STANDARD IEC . 2230A	*	IEC STANDARD ANCHOR 2230A	D942347.....	2
Z8	8007722800	PORTE TRANSISTOR P ARR. 103A	*	REAR PANEL TRANST. HOLDER 103A	D942763.....	1
Z8	8007800600	PANNEAU ARRIERE IEEE 104A	*	TEEE REAR PANEL 104A	B942813	1

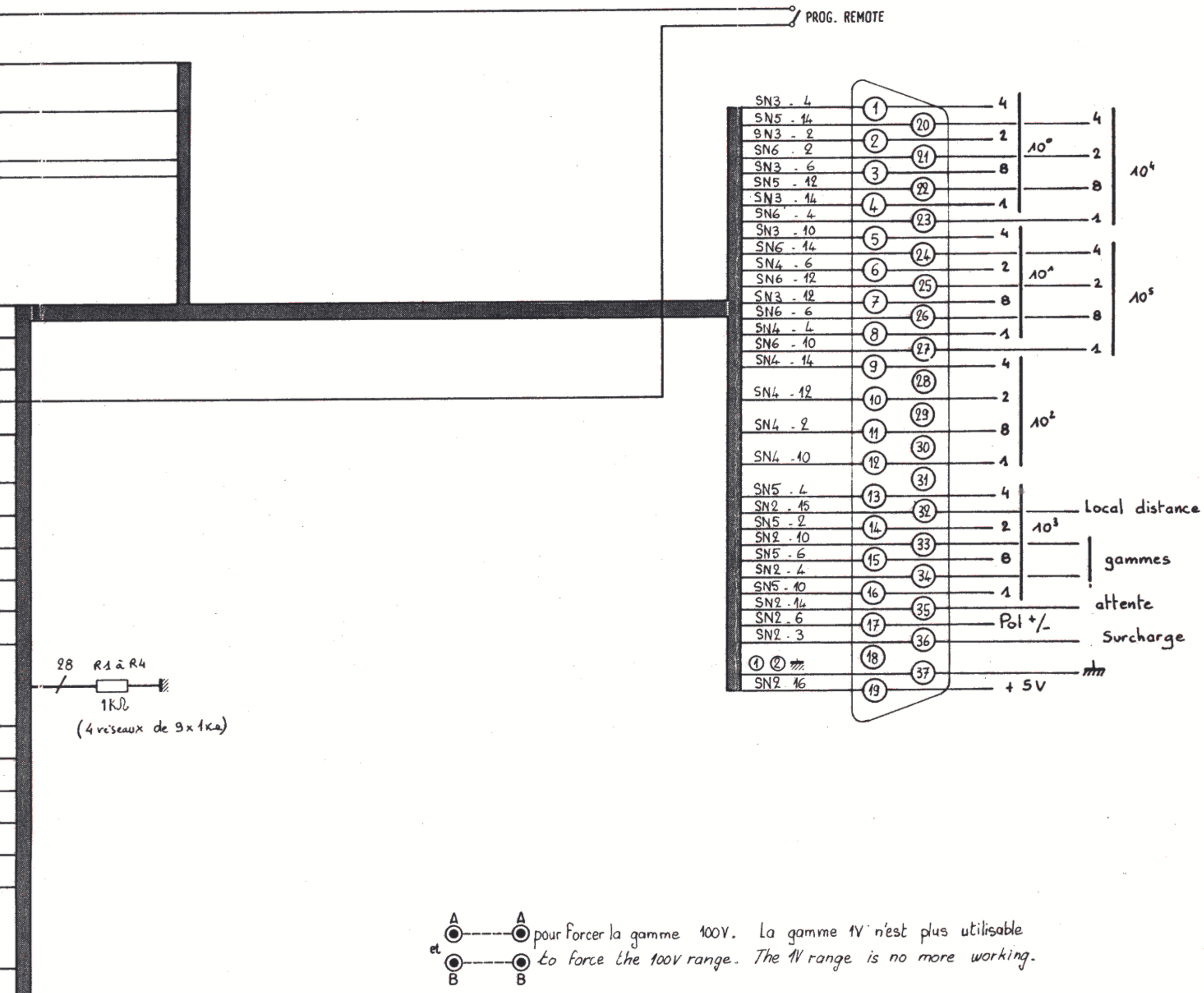

A ——— A
et
B ——— B
pour forcer la gamme 100V. La gamme 1V n'est plus utilisable
to force the 100V range. The 1V range is no more working.

Ce document ne peut être communiqué ni reproduit sans autorisation

étudié	dessiné	vérifié
	DB	
DATE	16/03/81	

ADRET ELECTRONIQUE

OPTION BCD

BCD OPTION

TYPE *Model* **104 A**

PLANCHE *Plate*

977491A

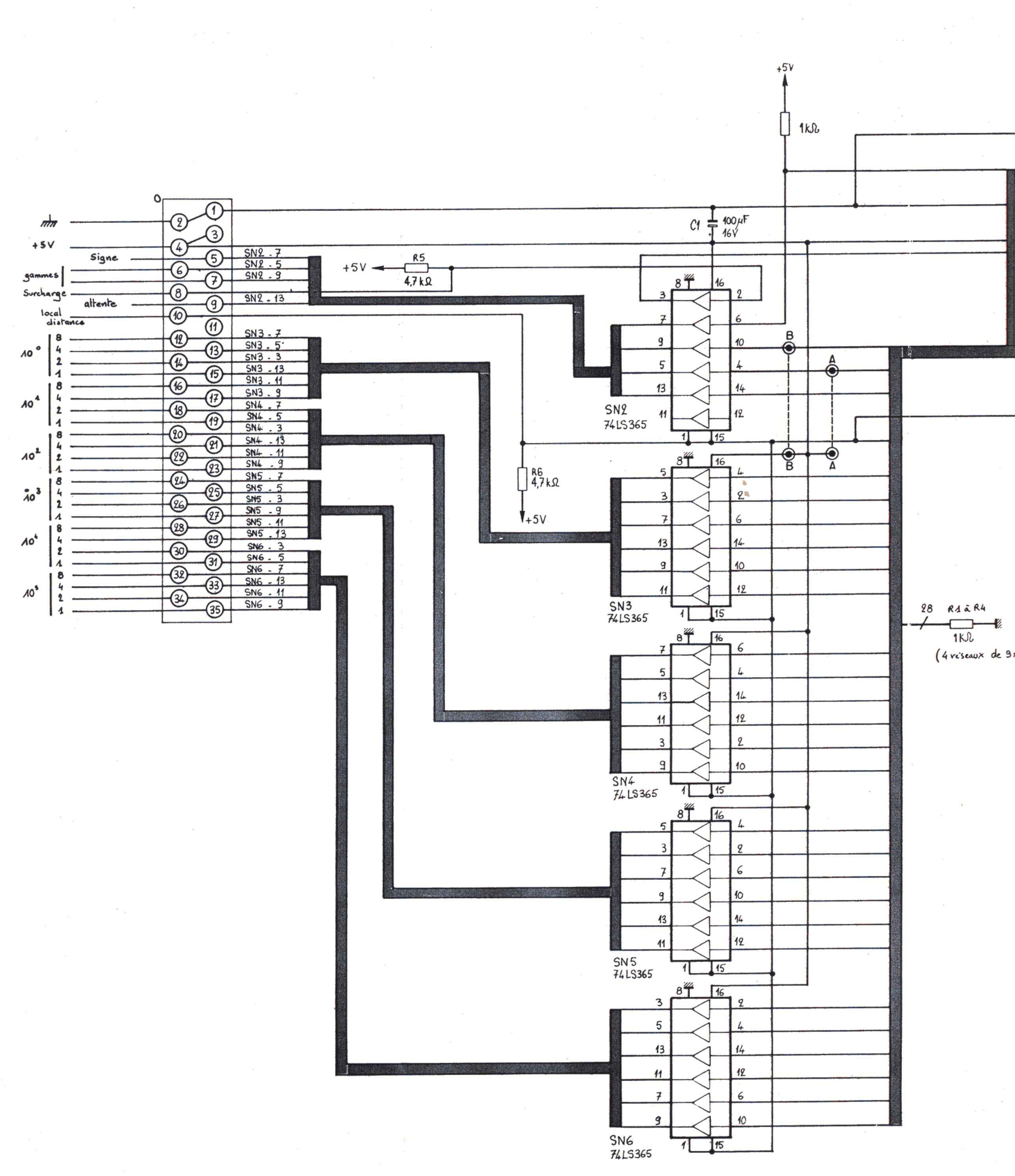
+5V
1kΩ
C1
100µF
16V
+5V
R5
4,7kΩ
R6
4,7kΩ
+5V
Signe
gammes
Surcharge
attente
local
distance
10°
10¹
10²
10³
10⁴
10⁵
SN2 . 7
SN2 . 5
SN2 . 9
SN2 . 13
SN3 . 7
SN3 . 5
SN3 . 3
SN3 . 13
SN3 . 11
SN3 . 9
SN4 . 7
SN4 . 5
SN4 . 3
SN4 . 13
SN4 . 11
SN4 . 9
SN5 . 7
SN5 . 5
SN5 . 3
SN5 . 9
SN5 . 11
SN5 . 13
SN6 . 3
SN6 . 5
SN6 . 7
SN6 . 13
SN6 . 11
SN6 . 9
SN2
74LS365
SN3
74LS365
SN4
74LS365
SN5
74LS365
SN6
74LS365
B
A
B
A
28
R1 à R4
1KΩ
(4 réseaux de 9

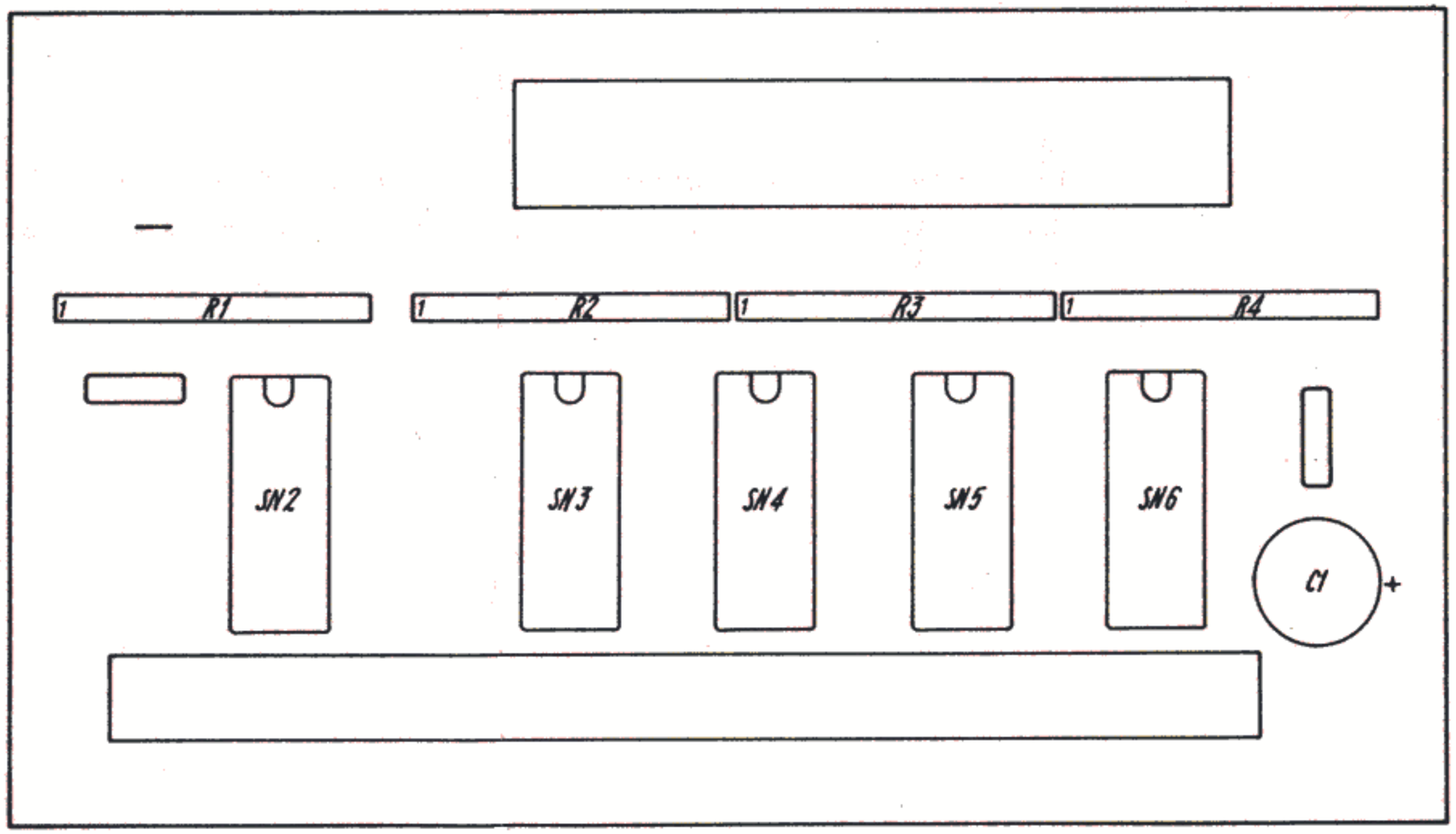

Ind.	Modifications	Nom	Verif.	Date

Traitement:	Matière:	
Protection:	Tol. gén.:	Echelle:
Etudié:	Dessiné:	Vérifié:	Date: 23. 03. 81

Ce document ne peut être communiqué ni reproduit sans autorisation

sdrel ae electronique
12-14 Av. Vladimir KOMAROV
78190 TRAPPES FRANCE
Tél. 051.29.7
R.C. VERSAILLES
B.679805077

Ensemble: 104 A 01 01048302

OPTION BCD

9 3 2 9 4 6 B1

93 2105A

REPERE INDEXE	REF. ADRET PART NUMBER	DESCRIPTION	PART DESCRIPTION	FOURNISSEUR/PLAN SUPPLIER/DRAWING	QTE QTY
Z0	0205470000	00 NATTE 40'180''181'1310 104A *	00 FLAT-T.40'180 181'1310 104A	ADRET.....	1
Z1	1100070000	FIL BLEU ..... KY30-04 *	BLUE THREAD KY30-04	FILECA	0
Z1	1100530000	FIL.NU.ETAME.6/10 ..... *	TINNED BARE THREAD 6/10	ELECTROFIL	0
Z1	1274910200	CI OPTION BCD IDEM 102 .. 104A *	PC OPTION BCD IDEM 102 .. 104A	997491	1
Z1	1435004600	TM 35 MCIG ..... MALE*CARTE* *	TM 35 MCIG	TRELEC	1
Z1	1530216100	INTER 1POLE .... REF 1801-1102 *	SWITCHE 1 POLE . REF 1801-1102	MARQUART	1
Z1	1900020000	VERROU.PRISE*OREILLE*REF 17529 *	LOCK PLUG REF 17529	UMD	2
Z2	2210024700	4K7 5% N4 *	4K7 5% N4	SOVCOR	2
Z2	2610921000	9X1K 2% 4310R-101-102 *	9X1K 2% 4310R-101-102	BOURNS	4
Z3	3500550000	100MMF 25V 035 TYPE 2 *	100MMF 25V 035 TYPE 2	RTC	1
Z4	4157436500	SN 74 LS 365 N 3 ..... *	SN 74 LS 365 N 3	TEXAS	5
Z6	6100030600	TCB M3X 6 U DIN7985-7962H INOX *	TCB M3X 6 U DIN7985-7962H INOX	BD	2
Z6	6100031200	TCB M3X12 U DIN7985-7962H INOX *	TCB M3X12 U DIN7985-7962H INOX	BD	2
Z6	6200030000	ECROU H M3 U NF E27-411-5 INOX *	NUT H M3 U NF E27-411-5 INOX .	BD	2
Z6	6305030000	3 CONTACT'ZINC BLANC' 55-03-01 *	STEEL 3 CONTACT REF 55-03-01	NOMEL	2
Z6	6401000000	COSSE A SERTIR EIR 3458F *	SQUEEZING TERMINAL EIR 3458F	STERLING	2
Z8	8007800700	PANNEAU ARRIERE BCD ..... 104A *	BCD REAR PANEL 104A	C942814	1