

PASSENGER COMPARTMENT

HAP
OCT 10/06

25-20-00
SECTION TITLE
PAGE 1

NON-ILLUSTRATED FIGURE

THE ITEMS REFLECTED IN THIS FIGURE ARE INTENTIONALLY
NON-ILLUSTRATED. THEY ARE REFERENCED TO EITHER A
NEXT HIGHER OR NEXT LOWER ASSEMBLY/INSTALLATION FIGURE.

FUNCTIONAL COLLECTOR CUSTOMER UNIQUE (PASSENGER COMPARTMENT ONLY)
FIGURE 3A

25-20-00-03A

HAP
OCT 15/08

25-20-00-03A
PAGE 0

BOEING
737-600/700/800/900
PARTS CATALOG (MAINTENANCE)

FIG ITEM	PART NUMBER	1 2 3 4 5 6 7	NOMENCLATURE	EFFECT FROM TO	UNITS PER ASSY
3A			FUNCTIONAL COLLECTOR CUSTOMER UNIQUE (PASSENGER COMPARTMENT ONLY)	201967	
- 10	400A9101-2610		FUNCTIONAL COLLECTOR- CUSTOMER UNIQUE (PASSENGER COMPARTMENT ONLY)	201967	RF
- 85	403A3100-9A		FOR NHA/OTHER SYS DET SEE: 25-00-00-02B .SEAL INSTL-CLOSEOUT MONUMENT POSITION DATA: FWD LH FOR DETAILS SEE: 25-30-00-01	201967	1
- 90	403A3100-10A		.SEAL INSTL-BHD TO STOWBIN ENDCAP .25 RADIUS POSITION DATA: FWD RH FOR DETAILS SEE: 25-30-00-01	201967	1
- 95	403A3100-11A		.SEAL INSTL-CLOSEOUT MONUMENT POSITION DATA: AFT LH FOR DETAILS SEE: 25-30-00-01	201967	1
- 100	403A3100-12A		.SEAL INSTL-CLOSEOUT MONUMENT POSITION DATA: AFT RH FOR DETAILS SEE: 25-30-00-01	201967	1
- 190	403A3100-65C		.SEAL INSTL-WINDSCREEN POSITION DATA: FWD RH FOR DETAILS SEE: 25-30-51-13	201967	1
- 215	403A3100-100B		.SEAL INSTL-DOOR POST FLIGHT DECK FOR DETAILS SEE: 25-30-00-04	201967	1
- 230	403A3100-103B		.SEAL INSTL-LAV POSITION DATA: AFT LH FOR DETAILS SEE: 25-30-51-31	201967	1

MISSING ITEM NUMBERS NOT APPLICABLE

- ITEM NOT ILLUSTRATED

HAP

25-20-00-03A

BOEING PROPRIETARY - Copyright © - Unpublished Work - See title page for details.

25-20-00
FIG. 03A
PAGE 1
OCT 15/08

BOEING
737-600/700/800/900
PARTS CATALOG (MAINTENANCE)

FIG ITEM	PART NUMBER	1 2 3 4 5 6 7	NOMENCLATURE	EFFECT FROM TO	UNITS PER ASSY
3A - 235	403A3100-104B		.SEAL INSTL-LAV POSITION DATA: AFT RH FOR DETAILS SEE: 25-30-51-31A	201967	1
- 290	403A3100-132B		.SEAL INSTL-MONUMENT WITH JOG POSITION DATA: FWD RH FOR DETAILS SEE: 25-30-00-04	201967	1
- 605	403A3300-3		.BLOCK INSTL-RETAINER POSITION DATA: AFT LH MONUMENT FOR DETAILS SEE: 25-30-00-09	201967	1
- 610	403A3300-4		.BLOCK INSTL-RETAINER POSITION DATA: AFT RH MONUMENT FOR DETAILS SEE: 25-30-00-09	201967	1
- 645	403A3300-14		.BLOCK INSTL-RTNR MONUMENT WITH 3 CORNERS POSITION DATA: FWD RH FOR DETAILS SEE: 25-30-00-09	201967	1

MISSING ITEM NUMBERS NOT APPLICABLE

- ITEM NOT ILLUSTRATED

HAP

25-20-00-03A

BOEING PROPRIETARY - Copyright © - Unpublished Work - See title page for details.

25-20-00
FIG. 03A
PAGE 2
OCT 15/08

 **BOEING**
737-600/700/800/900
PARTS CATALOG (MAINTENANCE)

NON-ILLUSTRATED FIGURE

THE ITEMS REFLECTED IN THIS FIGURE ARE INTENTIONALLY
NON-ILLUSTRATED. THEY ARE REFERENCED TO EITHER A
NEXT HIGHER OR NEXT LOWER ASSEMBLY/INSTALLATION FIGURE.

FUNCTIONAL COLLECTOR CUSTOMER UNIQUE (PASSENGER COMPARTMENT ONLY)
FIGURE 3B

25-20-00-03B

HAP
OCT 10/06

25-20-00-03B
PAGE 0

BOEING
737-600/700/800/900
PARTS CATALOG (MAINTENANCE)

FIG ITEM	PART NUMBER	1 2 3 4 5 6 7	NOMENCLATURE	EFFECT FROM TO	UNITS PER ASSY
3B			FUNCTIONAL COLLECTOR CUSTOMER UNIQUE (PASSENGER COMPARTMENT ONLY)	001030	
- 1	400A9101-3001		FUNCTIONAL COLLECTOR- CUSTOMER UNIQUE (PASSENGER COMPARTMENT ONLY)	001017 019019	RF
- 2	400A0028-3001		FOR NHA/OTHER SYS DET SEE: 25-00-00-02C FUNCTIONAL COLLECTOR- CUSTOMER UNIQUE (PASSENGER COMPARTMENT ONLY)	018018 020030	RF
- 50	403A3100-1A		.SEAL INSTL-DOOR POST FOR DETAILS SEE: 25-30-00-01	001007	1
- 60	403A3100-10A		.SEAL INSTL-BULKHEAD STOWBIN ENDCAP .25 RADIUS POSITION DATA: FWD RH FOR DETAILS SEE: 25-30-00-01	001007	1
- 65	403A3100-11A		.SEAL INSTL-CLOSEOUT MONUMENT POSITION DATA: AFT LH FOR DETAILS SEE: 25-30-00-01	001028	1
- 65	403A3100-267B		.SEAL INSTL-STOWBIN ENDCAP TO MONUMENT POSITION DATA: AFT LH FOR DETAILS SEE: 25-30-00-01	029030	1
- 70	403A3100-12A		.SEAL INSTL-STOWBIN ENDCAP TO MONUMENT .31 RADIUS POSITION DATA: AFT RH FOR DETAILS SEE: 25-30-00-01	001028	1

MISSING ITEM NUMBERS NOT APPLICABLE

- ITEM NOT ILLUSTRATED

HAP

25-20-00-03B

BOEING PROPRIETARY - Copyright © - Unpublished Work - See title page for details.

25-20-00
FIG. 03B
PAGE 1
OCT 10/06

BOEING
737-600/700/800/900
PARTS CATALOG (MAINTENANCE)

FIG ITEM	PART NUMBER	1 2 3 4 5 6 7	NOMENCLATURE	EFFECT FROM TO	UNITS PER ASSY
3B					
- 70	403A3100-268B		.SEAL INSTL-STOWBIN ENDCAP TO MONUMENT POSITION DATA: AFT RH FOR DETAILS SEE: 25-30-51-08	029030	1
- 85	403A3100-27B		.SEAL INSTL-DOOR UNIT AFT LH FOR DETAILS SEE: 25-30-00-01	001007	1
- 90	403A3100-28B		.SEAL INSTL-DOOR UNIT AFT RH FOR DETAILS SEE: 25-30-00-01	001007	1
- 100	403A3100-30B		.SEAL INSTL-DOOR UNIT DOOR UNIT POSITION DATA: FWD RH FOR DETAILS SEE: 25-30-00-01	001007	1
- 125	403A3100-35B		.SEAL INSTL-CLOSET POSITION DATA: AFT LH FOR DETAILS SEE: 25-30-00-01A	001030	1
- 145	403A3100-51B		.SEAL INSTL-STOWBIN ENDCAP SEAL TO SIDEWALL POSITION DATA: AFT LH FOR DETAILS SEE: 25-30-00-03	001030	1
- 146	403A3100-52B		.SEAL INSTL-STOWBIN ENDCAP SEAL TO SIDEWALL POSITION DATA: AFT RH FOR DETAILS SEE: 25-30-00-03	001030	1
- 193	403A3100-9A		.SEAL INSTL-BHD TO STOWBIN POSITION DATA: FWD LH FOR DETAILS SEE: 25-30-00-01	001007	1
- 195	403A3100-100B		.SEAL INSTL-DOOR POST FLIGHT DECK FOR DETAILS SEE: 25-30-00-04	008030	1

MISSING ITEM NUMBERS NOT APPLICABLE

- ITEM NOT ILLUSTRATED

HAP

25-20-00-03B

BOEING PROPRIETARY - Copyright © - Unpublished Work - See title page for details.

25-20-00
FIG. 03B
PAGE 2
OCT 10/06

BOEING
737-600/700/800/900
PARTS CATALOG (MAINTENANCE)

FIG ITEM	PART NUMBER	1 2 3 4 5 6 7	NOMENCLATURE	EFFECT FROM TO	UNITS PER ASSY
3B - 200	403A3100-101B		.SEAL INSTL-MONUMENT POSITION DATA: FWD LH FOR DETAILS SEE: 25-30-00-05	008030	1
- 205	403A3100-102B		.SEAL INSTL-MONUMENT POSITION DATA: FWD RH FOR DETAILS SEE: 25-30-00-04	008011	1
- 210	403A3100-103B		.SEAL INSTL-LAV POSITION DATA: AFT LH FOR DETAILS SEE: 25-30-51-31	008030	1
- 215	403A3100-104B		.SEAL INSTL-LAV POSITION DATA: AFT RH FOR DETAILS SEE: 25-30-51-31A	008030	1
- 330	403A3100-141B		.SEAL INSTL-PSU MONITOR/STOWBIN ENDCAP TO STD AISLE POSITION DATA: FWD LH POST SERVICE BULLETIN: 25-1360 FOR DETAILS SEE: 25-30-51-43	001030	1
- 335	403A3100-142B		.SEAL INSTL-PSU MONITOR/STOWBIN ENDCAP TO STD AISLE MONUMENT POSITION DATA: FWD RH POST SERVICE BULLETIN: 25-1360 FOR DETAILS SEE: 25-30-51-43A	001030	1
- 355	403A3100-158B		.SEAL INSTL-MONUMENT WITH CURTAIN HEADER POSITION DATA: FWD RH FOR DETAILS SEE: 25-30-00-06	012013	1

MISSING ITEM NUMBERS NOT APPLICABLE

- ITEM NOT ILLUSTRATED

HAP

25-20-00-03B

BOEING PROPRIETARY - Copyright © - Unpublished Work - See title page for details.

25-20-00
FIG. 03B
PAGE 3
OCT 10/06

BOEING
737-600/700/800/900
PARTS CATALOG (MAINTENANCE)

FIG ITEM	PART NUMBER	1 2 3 4 5 6 7	NOMENCLATURE	EFFECT FROM TO	UNITS PER ASSY
3B - 405	403A3100-210B		.SEAL INSTL-MONUMENT MONUMENT WITH CURTAIN HEADER POSITION DATA: FWD RH FOR DETAILS SEE: 25-30-00-06	014030	1
- 600	403A3300-1		.BLOCK INSTL-RETAINER POSITION DATA: FWD LH MONUMENT FOR DETAILS SEE: 25-30-00-09	008030	1
- 605	403A3300-3		.BLOCK INSTL-RETAINER POSITION DATA: AFT LH MONUMENT FOR DETAILS SEE: 25-30-00-09	008030	1
- 610	403A3300-4		.BLOCK INSTL-RETAINER POSITION DATA: AFT RH MONUMENT FOR DETAILS SEE: 25-30-00-09	008030	1
- 610	403A3300-2		.BLOCK INSTL-RETAINER POSITION DATA: AFT RH MONUMENT FOR DETAILS SEE: 25-30-00-09	008011	1
- 635	403A3300-20		.BLOCK INSTL-RETAINER WITH CURTAIN HEADER POSITION DATA: FWD RH FOR DETAILS SEE: 25-30-00-09	012030	1

MISSING ITEM NUMBERS NOT APPLICABLE

- ITEM NOT ILLUSTRATED

HAP

25-20-00-03B

BOEING PROPRIETARY - Copyright © - Unpublished Work - See title page for details.

25-20-00
FIG. 03B
PAGE 4
OCT 10/06

NON-ILLUSTRATED FIGURE

THE ITEMS REFLECTED IN THIS FIGURE ARE INTENTIONALLY
NON-ILLUSTRATED. THEY ARE REFERENCED TO EITHER A
NEXT HIGHER OR NEXT LOWER ASSEMBLY/INSTALLATION FIGURE.

E 25200011A REV 056

FUNCTIONAL COLLECTOR CUSTOMER UNIQUE (PASSENGER COMPARTMENT ONLY)
FIGURE 11A

25-20-00-11A

HAP
OCT 15/08

25-20-00-11A
PAGE 0

BOEING
737-600/700/800/900
PARTS CATALOG (MAINTENANCE)

FIG ITEM	PART NUMBER	1 2 3 4 5 6 7	NOMENCLATURE	EFFECT FROM TO	UNITS PER ASSY
11A			FUNCTIONAL COLLECTOR CUSTOMER UNIQUE (PASSENGER COMPARTMENT ONLY)	201967	
- 3	288A4001-2610		FUNCTIONAL COLLECTOR- CUSTOMER UNIQUE (PASSENGER COMPARTMENT ONLY)	201967	RF
- 65	288A4302-31		FOR NHA/OTHER SYS DET SEE: 25-00-00-07D .WIRE BUNDLE INSTL-PASS. SIDEWALL POSITION DATA: R FOR DETAILS SEE: 25-20-51-07	201967	1
- 75	288A4311-31		.WIRE BUNDLE INSTL-PASS. SIDEWALL POSITION DATA: L FOR DETAILS SEE: 25-20-51-11A	201967	1
- 85	288A4404-29		.WIRE BUNDLE INSTL-PASS. SIDEWALL POSITION DATA: R FOR DETAILS SEE: 25-20-50-01	201967	1
- 96	288A4413-29		.WIRE BUNDLE INSTL-PASS. SIDEWALL POSITION DATA: L FOR DETAILS SEE: 25-20-51-02	201967	1
- 106	288A4606-60		.WIRE BUNDLE INSTL-PASS. SIDEWALL POSITION DATA: R FOR DETAILS SEE: 25-20-50-12	201967	1
- 115	288A4615-27		.WIRE BUNDLE INSTL-PASS. SIDEWALL POSITION DATA: L FOR DETAILS SEE: 25-20-50-03	201967	1

MISSING ITEM NUMBERS NOT APPLICABLE

- ITEM NOT ILLUSTRATED

HAP

25-20-00-11A

BOEING PROPRIETARY - Copyright © - Unpublished Work - See title page for details.

25-20-00
FIG. 11A
PAGE 1
OCT 15/08

NON-ILLUSTRATED FIGURE

THE ITEMS REFLECTED IN THIS FIGURE ARE INTENTIONALLY
NON-ILLUSTRATED. THEY ARE REFERENCED TO EITHER A
NEXT HIGHER OR NEXT LOWER ASSEMBLY/INSTALLATION FIGURE.

E 25200011B REV 056

FUNCTIONAL COLLECTOR CUSTOMER UNIQUE (PASSENGER COMPARTMENT ONLY)
FIGURE 11B

25-20-00-11B

HAP
OCT 10/06

25-20-00-11B
PAGE 0

BOEING
737-600/700/800/900
PARTS CATALOG (MAINTENANCE)

FIG ITEM	PART NUMBER	1 2 3 4 5 6 7	NOMENCLATURE	EFFECT FROM TO	UNITS PER ASSY
11B			FUNCTIONAL COLLECTOR CUSTOMER UNIQUE (PASSENGER COMPARTMENT ONLY)	001030	
- 1	288A4001-3001		FUNCTIONAL COLLECTOR- CUSTOMER UNIQUE (PASSENGER COMPARTMENT ONLY)	001030	RF
- 60	288A4302-107		FOR NHA/OTHER SYS DET SEE: 25-00-00-07E .WIRE BUNDLE INSTL-PASS. SIDEWALL POSITION DATA: RH FOR DETAILS SEE: 25-20-51-10	020030	1
- 61	288A4302-3		.WIRE BUNDLE INSTL-PASS. SIDEWALL POSITION DATA: RH FOR DETAILS SEE: 25-20-50-32	001019	1
- 71	288A4311-161		.WIRE BUNDLE INSTL-PASS. SIDEWALL POSITION DATA: LH FOR DETAILS SEE: 25-20-51-13A	020030	1
- 73	288A4311-3		.WIRE BUNDLE INSTL-PASS. SIDEWALL POSITION DATA: LH FOR DETAILS SEE: 25-20-51-13A	001007	1
- 74	288A4311-59		.WIRE BUNDLE INSTL-PASS. SIDEWALL POSITION DATA: LH FOR DETAILS SEE: 25-20-51-13D	008011	1
- 75	288A4311-78		.WIRE BUNDLE INSTL-PASS. SIDEWALL POSITION DATA: LH FOR DETAILS SEE: 25-20-51-13A	012019	1

MISSING ITEM NUMBERS NOT APPLICABLE

- ITEM NOT ILLUSTRATED

HAP

25-20-00-11B

BOEING PROPRIETARY - Copyright © - Unpublished Work - See title page for details.

25-20-00
FIG. 11B
PAGE 1
OCT 10/06

BOEING
737-600/700/800/900
PARTS CATALOG (MAINTENANCE)

FIG ITEM	PART NUMBER	1 2 3 4 5 6 7	NOMENCLATURE	EFFECT FROM TO	UNITS PER ASSY
11B - 80	288A4404-101		.WIRE BUNDLE INSTL-PASS. SIDEWALL POSITION DATA: RH FOR DETAILS SEE: 25-20-50-09	020030	1
- 81	288A4404-3		.WIRE BUNDLE INSTL-PASS. SIDEWALL POSITION DATA: RH FOR DETAILS SEE: 25-20-50-09	001019	1
- 90	288A4413-108		.WIRE BUNDLE INSTL-PASS. SIDEWALL POSITION DATA: LH FOR DETAILS SEE: 25-20-51-03	020030	1
- 92	288A4413-3		.WIRE BUNDLE INSTL-PASS. SIDEWALL POSITION DATA: LH FOR DETAILS SEE: 25-20-51-03	001007	1
- 92	288A4413-57		.WIRE BUNDLE INSTL-PASS. SIDEWALL POSITION DATA: LH FOR DETAILS SEE: 25-20-51-03	008019	1
- 111	288A4606-133		.WIRE BUNDLE INSTL-PASS. SIDEWALL POSITION DATA: RH FOR DETAILS SEE: 25-20-50-12	020030	1
- 113	288A4606-3		.WIRE BUNDLE INSTL-PASS. SIDEWALL POSITION DATA: RH FOR DETAILS SEE: 25-20-50-36	001007	1
- 114	288A4606-66		.WIRE BUNDLE INSTL-PASS. SIDEWALL POSITION DATA: RH FOR DETAILS SEE: 25-20-50-12	008019	1

MISSING ITEM NUMBERS NOT APPLICABLE

- ITEM NOT ILLUSTRATED

HAP

25-20-00-11B

BOEING PROPRIETARY - Copyright © - Unpublished Work - See title page for details.

25-20-00
FIG. 11B
PAGE 2
OCT 10/06


BOEING
 737-600/700/800/900
PARTS CATALOG (MAINTENANCE)

FIG ITEM	PART NUMBER	1 2 3 4 5 6 7	NOMENCLATURE	EFFECT FROM TO	UNITS PER ASSY
11B - 120	288A4615-115		.WIRE BUNDLE INSTL-PASS. SIDEWALL POSITION DATA: LH FOR DETAILS SEE: 25-20-50-03	020030	1
- 122	288A4615-3		.WIRE BUNDLE INSTL-PASS. SIDEWALL POSITION DATA: LH FOR DETAILS SEE: 25-20-50-03	001007	1
- 123	288A4615-60		.WIRE BUNDLE INSTL-PASS. SIDEWALL POSITION DATA: LH FOR DETAILS SEE: 25-20-50-03	008019	1

MISSING ITEM NUMBERS NOT APPLICABLE

- ITEM NOT ILLUSTRATED

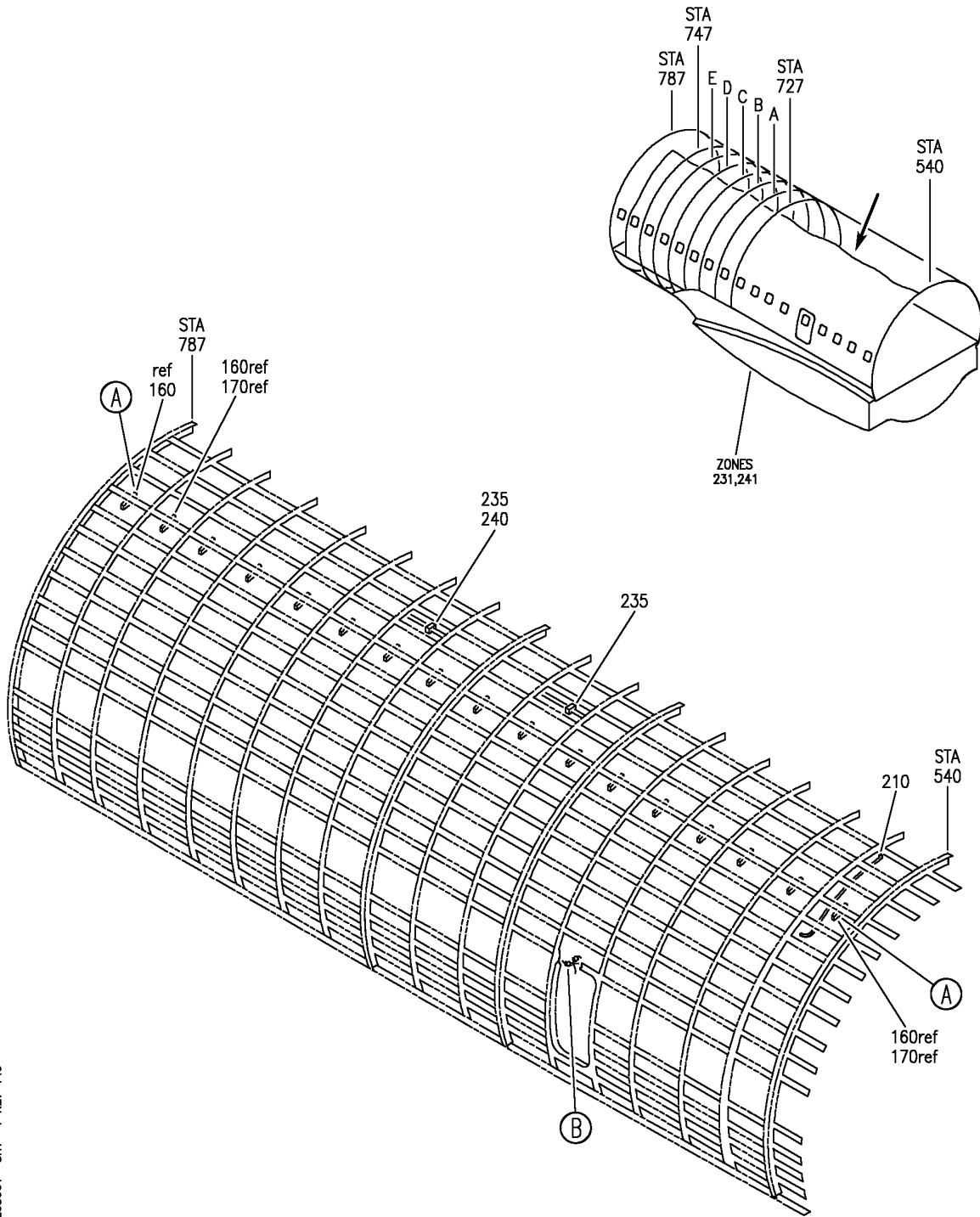
HAP

25-20-00-11B

BOEING PROPRIETARY - Copyright © - Unpublished Work - See title page for details.

25-20-00
 FIG. 11B
 PAGE 3
 OCT 10/06

BOEING
 737-600/700/800/900
 PARTS CATALOG (MAINTENANCE)



E 25205001 SHT 1 REV 149

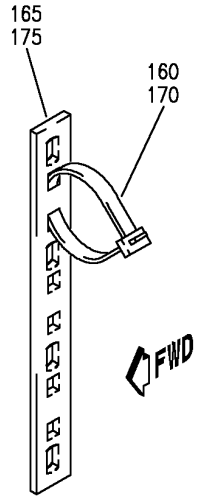
WIRE BUNDLE INSTL-R PASS. SIDEWALL
 FIGURE 1 (SHEET 1)

25-20-50-01

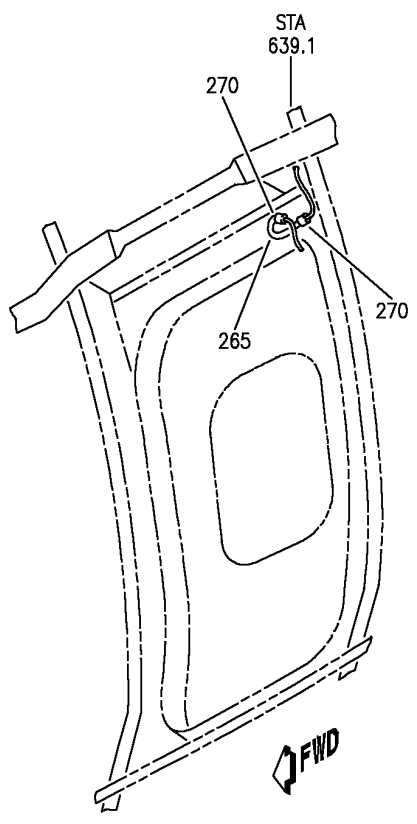
HAP
 FEB 15/09

25-20-50-01
 PAGE 0

BOEING
 737-600/700/800/900
 PARTS CATALOG (MAINTENANCE)



(A)



VIEW LOOKING UP

(B)

E 25205001 SH1 2 REV 149

WIRE BUNDLE INSTL-R PASS. SIDEWALL
 FIGURE 1 (SHEET 2)

25-20-50-01

HAP
 FEB 15/09

25-20-50-01
 PAGE 0A

BOEING
737-600/700/800/900
PARTS CATALOG (MAINTENANCE)

FIG ITEM	PART NUMBER	1 2 3 4 5 6 7	NOMENCLATURE	EFFECT FROM TO	UNITS PER ASSY
1			WIRE BUNDLE INSTL-R PASS. SIDEWALL	201967	
- 1	288A4404-29		WIRE BUNDLE INSTL-PASS. SIDEWALL POSITION DATA: STA 540 TO STA 787 R FOR NHA SEE: 25-20-00-11A	201967	RF
160	T05R0		.STRAP SUPPLIER CODE: V53421 SPECIFICATION NUMBER: BACS38K1 OPTIONAL PART: PLT2SM V06383	201967	AR
165	MTP4SE10		.PLATE-TIE SUPPLIER CODE: V06383	201967	AR
- 180	411N4026-3		.WASHER ASSY	201967	50
- 185	411A4902-6		.CLIP ASSY	201967	20
- 190	MS16562-194		..PIN	201967	1
- 195	411A4902-8		..CLIP	201967	1
- 200	411A4902-3		..BODY ASSY	201967	1
- 205	H02030-2L		...INSERT- SUPPLIER CODE: V07EU2	201967	2
210	60-4984-1		.CABLE ASSY- SUPPLIER CODE: V72914 FUNCTIONAL DESCRIPTION: PROVIDES POWER DISTRIBUTION FOR UPPER ANTI-COLLISION LIGHTS SPECIFICATION NUMBER: S283A305-201	201967	1

MISSING ITEM NUMBERS NOT APPLICABLE

- ITEM NOT ILLUSTRATED

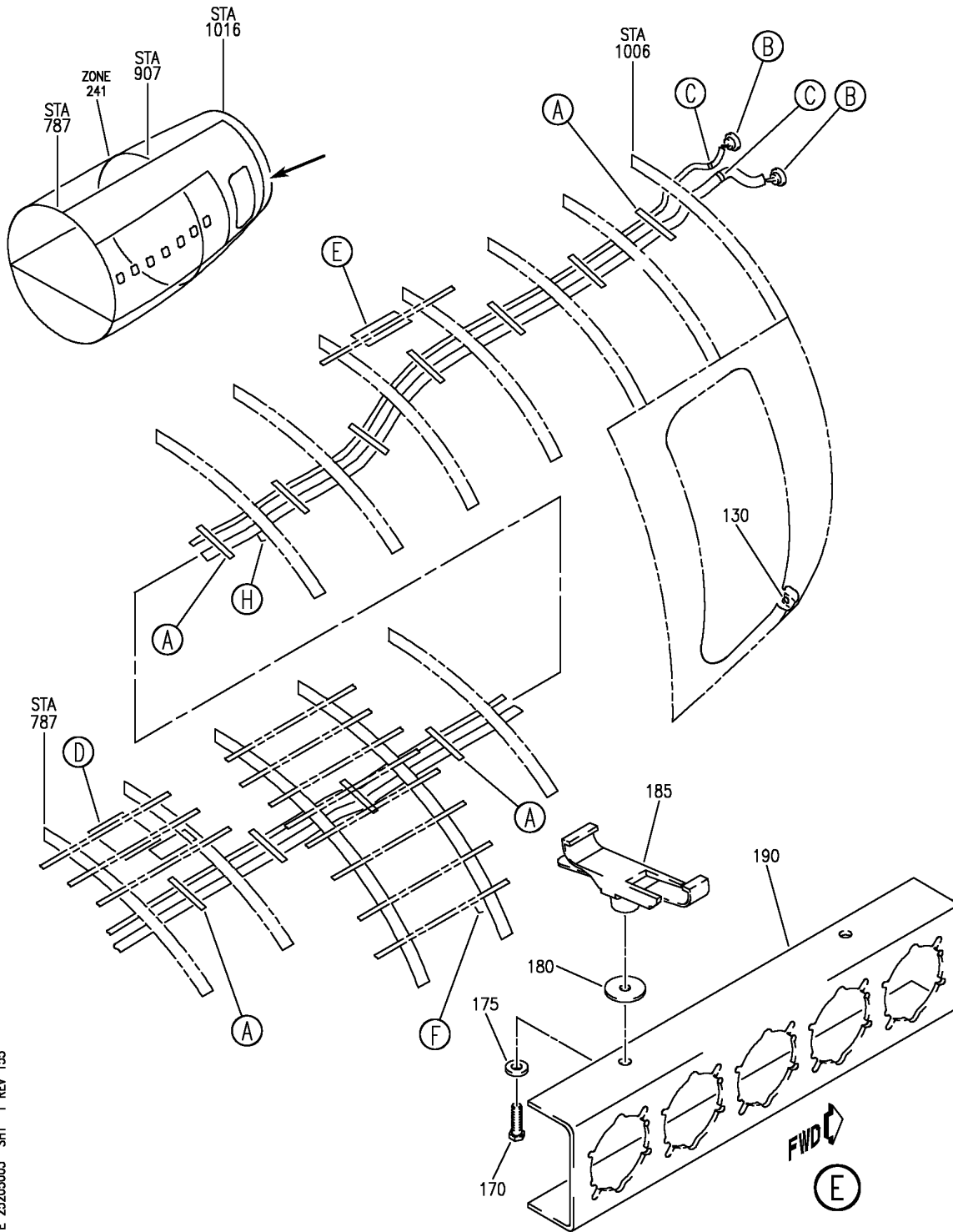
HAP

25-20-50-01

BOEING PROPRIETARY - Copyright © - Unpublished Work - See title page for details.

25-20-50
FIG. 01
PAGE 1
FEB 15/09

BOEING
 737-600/700/800/900
 PARTS CATALOG (MAINTENANCE)



E 25205003 SHT 1 REV 155

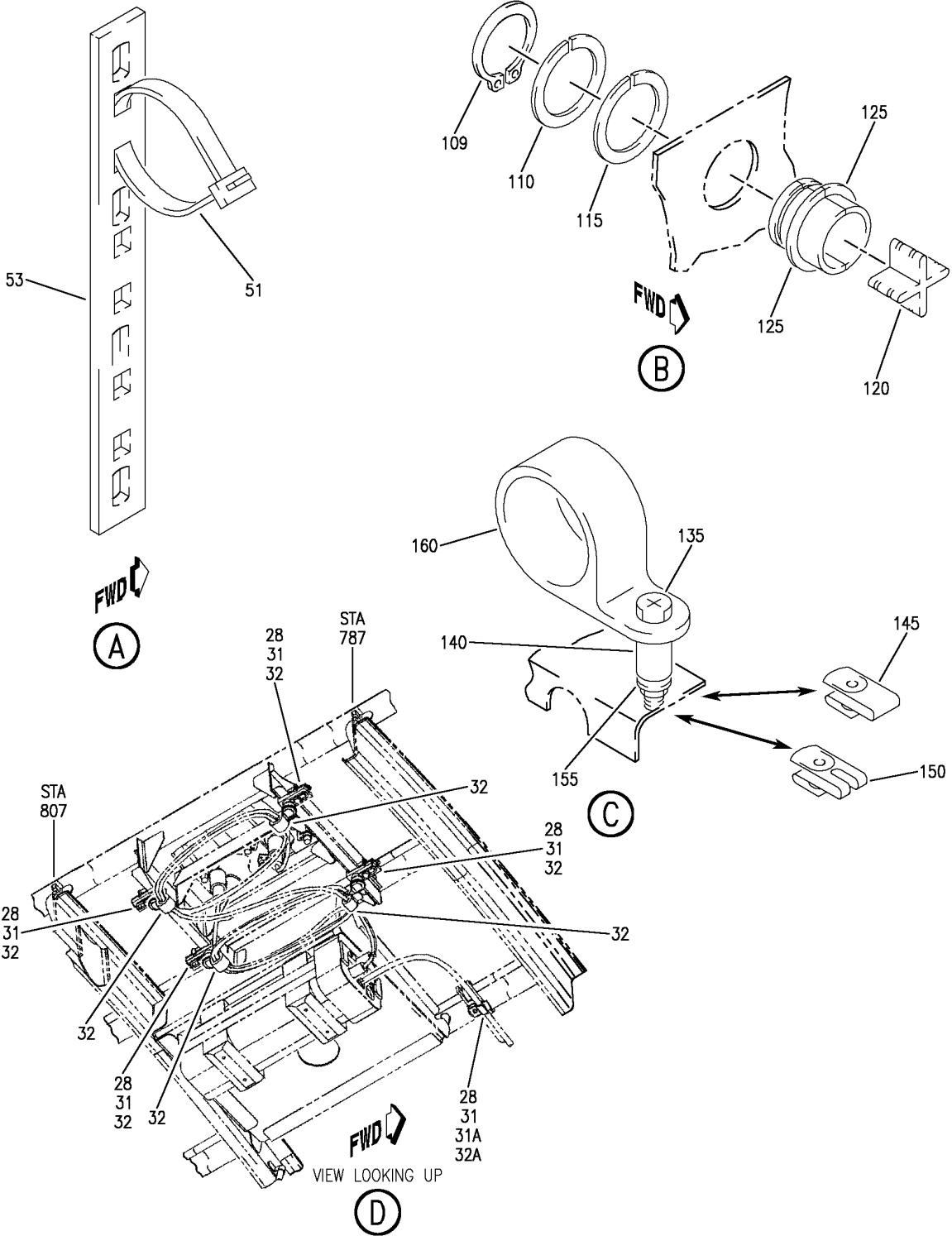
WIRE BUNDLE INSTL-L PASS. SIDEWALL
 FIGURE 3 (SHEET 1)

25-20-50-03

HAP
 JUN 15/09

25-20-50-03
 PAGE 0

BOEING
 737-600/700/800/900
 PARTS CATALOG (MAINTENANCE)



E 25205003 SHT 2 REV 108

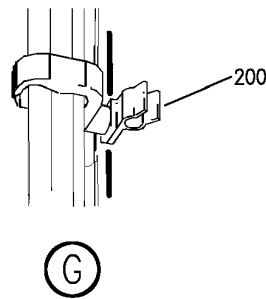
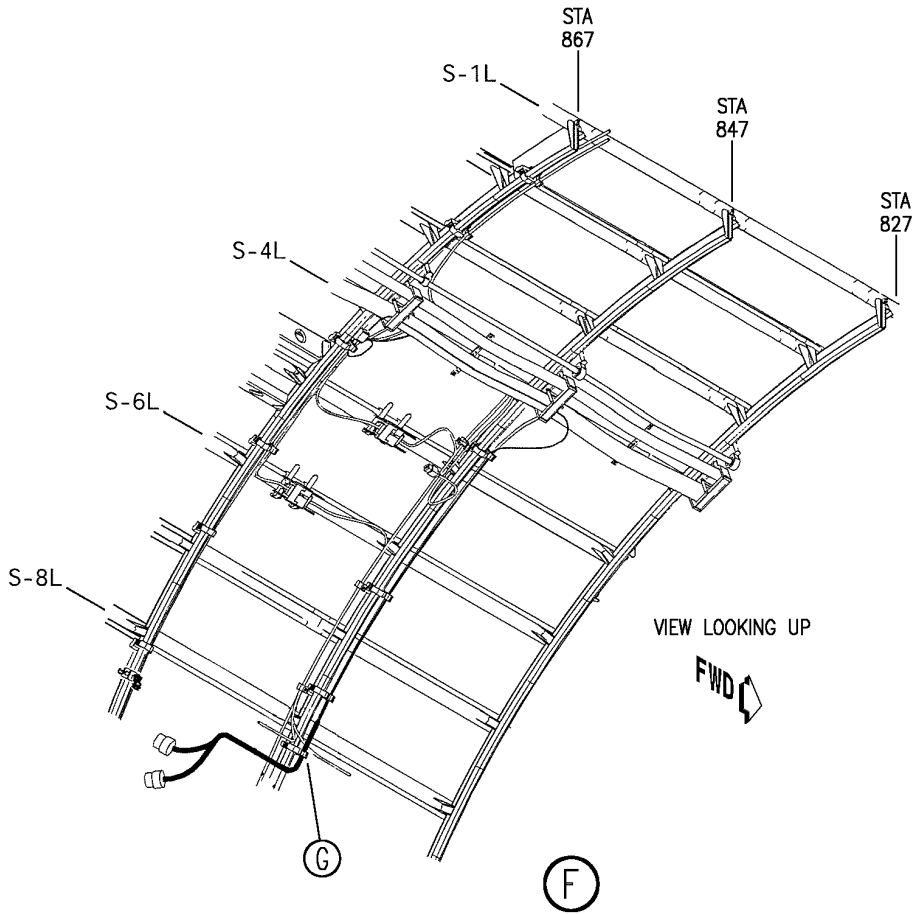
WIRE BUNDLE INSTL-L PASS. SIDEWALL
 FIGURE 3 (SHEET 2)

25-20-50-03

HAP
 OCT 10/06

25-20-50-03
 PAGE 0A

BOEING
 737-600/700/800/900
 PARTS CATALOG (MAINTENANCE)



E 25205003 SH1 3 REV 155

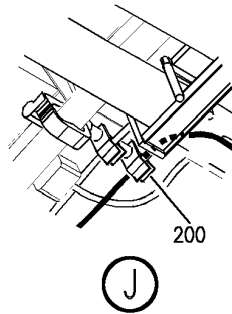
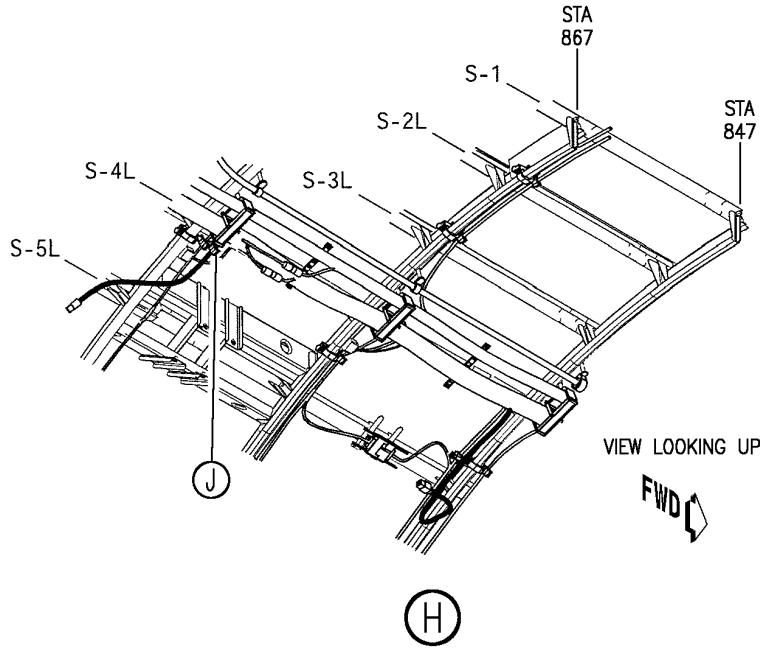
WIRE BUNDLE INSTL-L PASS. SIDEWALL
 FIGURE 3 (SHEET 3)

25-20-50-03

HAP
 JUN 15/09

25-20-50-03
 PAGE 0B

BOEING
 737-600/700/800/900
 PARTS CATALOG (MAINTENANCE)



E 25205003 SH1 4 REV 155

WIRE BUNDLE INSTL-L PASS. SIDEWALL
 FIGURE 3 (SHEET 4)

25-20-50-03

HAP
 JUN 15/09

25-20-50-03
 PAGE 0C

BOEING
737-600/700/800/900
PARTS CATALOG (MAINTENANCE)

FIG ITEM	PART NUMBER	1 2 3 4 5 6 7	NOMENCLATURE	EFFECT FROM TO	UNITS PER ASSY
3			WIRE BUNDLE INSTL-L PASS. SIDEWALL	001030 201967	
- 1	288A4615-3		WIRE BUNDLE INSTL-PASS. SIDEWALL POSITION DATA: STA 787 TO STA 1006 L FOR NHA SEE: 25-20-00-11B	001007	RF
- 2	288A4615-27		WIRE BUNDLE INSTL-PASS. SIDEWALL POSITION DATA: STA 787 TO STA 1006 L FOR NHA SEE: 25-20-00-11A	201967	RF
- 4	288A4615-60		WIRE BUNDLE INSTL-PASS. SIDEWALL POSITION DATA: STA 787 TO STA 1006 L FOR NHA SEE: 25-20-00-11B	008019	RF
- 7	288A4615-115		WIRE BUNDLE INSTL-PASS. SIDEWALL POSITION DATA: STA 787 TO STA 1006 L FOR NHA SEE: 25-20-00-11B	020030	RF
51	T05R0		.STRAP SUPPLIER CODE: V53421 SPECIFICATION NUMBER: BACS38K1 OPTIONAL PART: PLT2SM V06383	001030 201967	AR
53	MTP4SE10		.PLATE-TIE SUPPLIER CODE: V06383	001030 201967	11
- 55	411A4902-6		.CLIP ASSY	001030 201967	AR
- 60	MS16562-194		..PIN	001030 201967	1
- 65	411A4902-8		..CLIP	001030 201967	1
- 70	411A4902-3		..BODY ASSY	001030 201967	1
- 75	H02030-2L		...INSERT- SUPPLIER CODE: V07EU2	001030 201967	2

MISSING ITEM NUMBERS NOT APPLICABLE

- ITEM NOT ILLUSTRATED

HAP

25-20-50-03

BOEING PROPRIETARY - Copyright © - Unpublished Work - See title page for details.

25-20-50
FIG. 03
PAGE 1
OCT 15/08

BOEING
737-600/700/800/900
PARTS CATALOG (MAINTENANCE)

FIG ITEM	PART NUMBER	1 2 3 4 5 6 7	NOMENCLATURE	EFFECT FROM TO	UNITS PER ASSY
3					
- 80	411A4902-7	.	CLIP ASSY	001030 201967	AR
- 85	MS16562-194	..	PIN	001030 201967	1
- 90	411A4902-8	..	CLIP	001030 201967	1
- 95	411A4902-4	..	RETAINER ASSY	001030 201967	1
- 100	H02030-2L	...	INSERT- SUPPLIER CODE: V07EU2	001030 201967	3
109	MS16624-2343	.	RETAINER	001030 201967	2
110	287T0031-5	.	RING-SEAL FILLER	001030 201967	AR
115	287T0031-4	.	RING-SEAL	001030 201967	AR
120	287T0031-3	.	SEPARATOR	001030 201967	2
125	287T0031-1	.	RING-SEAL FTG	001030 201967	4
130	NAS1368N6A	.	GROMMET	001030 201967	1
135	BACS12GU3K	.	SCREW- SIZE DETERMINED ON INSTL.	001030 201967	2
140	NAS42DD6-32FC	.	SPACER	001030 201967	2
145	130069	.	NUT- SUPPLIER CODE: V60119 SPECIFICATION NUMBER: BACN10FX16 OPTIONAL PART: A11330-6-3 V72962 A4972-6-02 V72962 BACN10YD1 BACN10YR3CD	001030 201967	2
150	BRC600-8-3	.	NUT- SUPPLIER CODE: V52828 SPECIFICATION NUMBER: BACN10YD1 OPTIONAL PART: 130120 V60119 BACN10FX16 BACN10YR3CD	001030 201967	2

MISSING ITEM NUMBERS NOT APPLICABLE

- ITEM NOT ILLUSTRATED

HAP

25-20-50-03

BOEING PROPRIETARY - Copyright © - Unpublished Work - See title page for details.

25-20-50
FIG. 03
PAGE 2
FEB 15/09


BOEING
 737-600/700/800/900
PARTS CATALOG (MAINTENANCE)

FIG ITEM	PART NUMBER	1 2 3 4 5 6 7	NOMENCLATURE	EFFECT FROM TO	UNITS PER ASSY
3 155	PLH53CD		.NUT- SUPPLIER CODE: VF0224 SPECIFICATION NUMBER: BACN10YR3CD OPTIONAL PART: H52732-3CD V15653 BACN10FX16 BACN10YD1	001030 201967	2
160	TA027016		.CLAMP- SUPPLIER CODE: V84971 SIZE DETERMINED ON INSTL. OPTIONAL PART: BACC10GU	001030 201967	2
160	BACC10GU		.CLAMP- SIZE DETERMINED ON INSTL. OPTIONAL PART: TA027016 V84971	020030 201967	2

MISSING ITEM NUMBERS NOT APPLICABLE

— ITEM NOT ILLUSTRATED

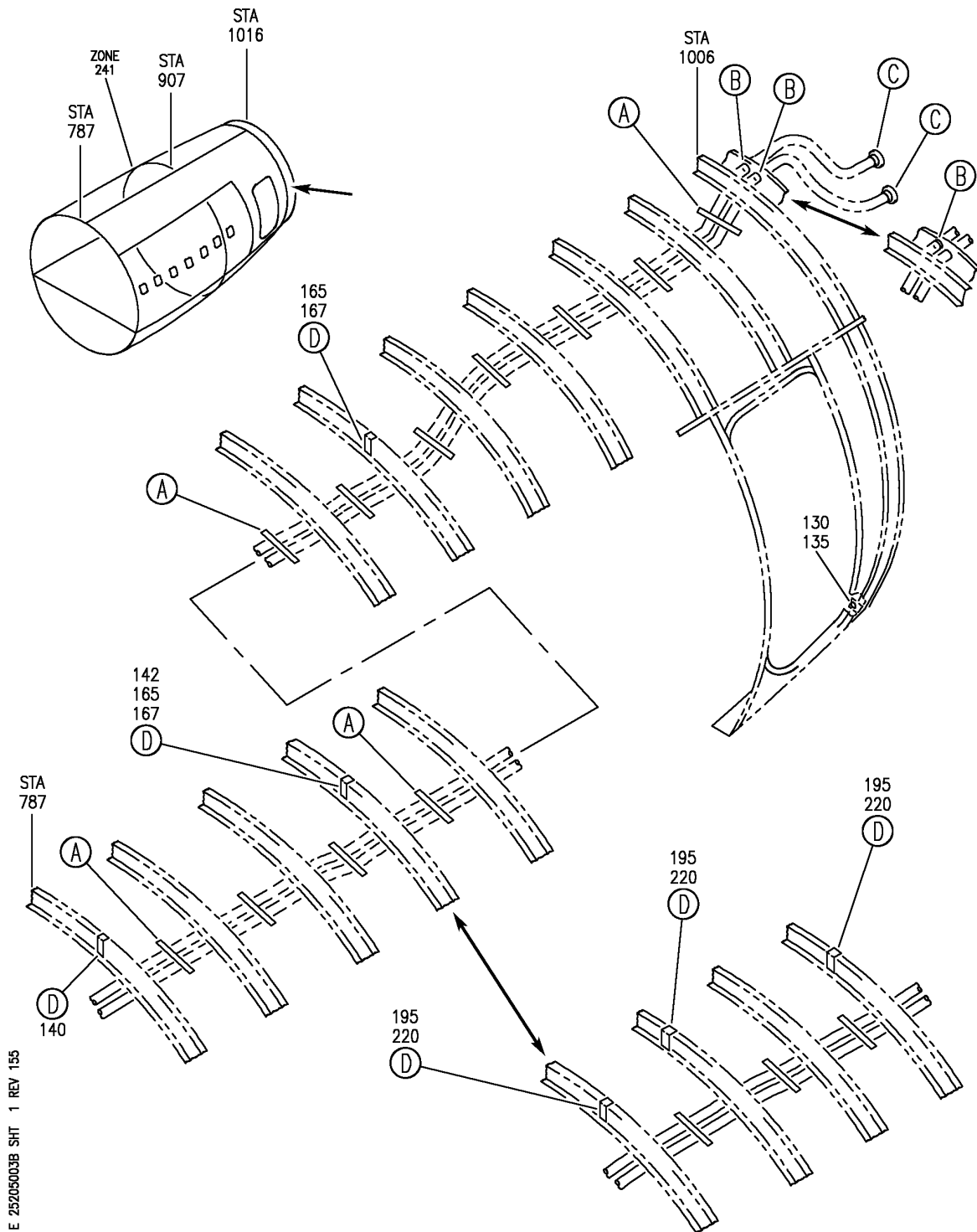
HAP

25-20-50-03

BOEING PROPRIETARY - Copyright © - Unpublished Work - See title page for details.

25-20-50
 FIG. 03
 PAGE 3
 FEB 15/09

BOEING
 737-600/700/800/900
 PARTS CATALOG (MAINTENANCE)



E 25205003B SHT 1 REV 155

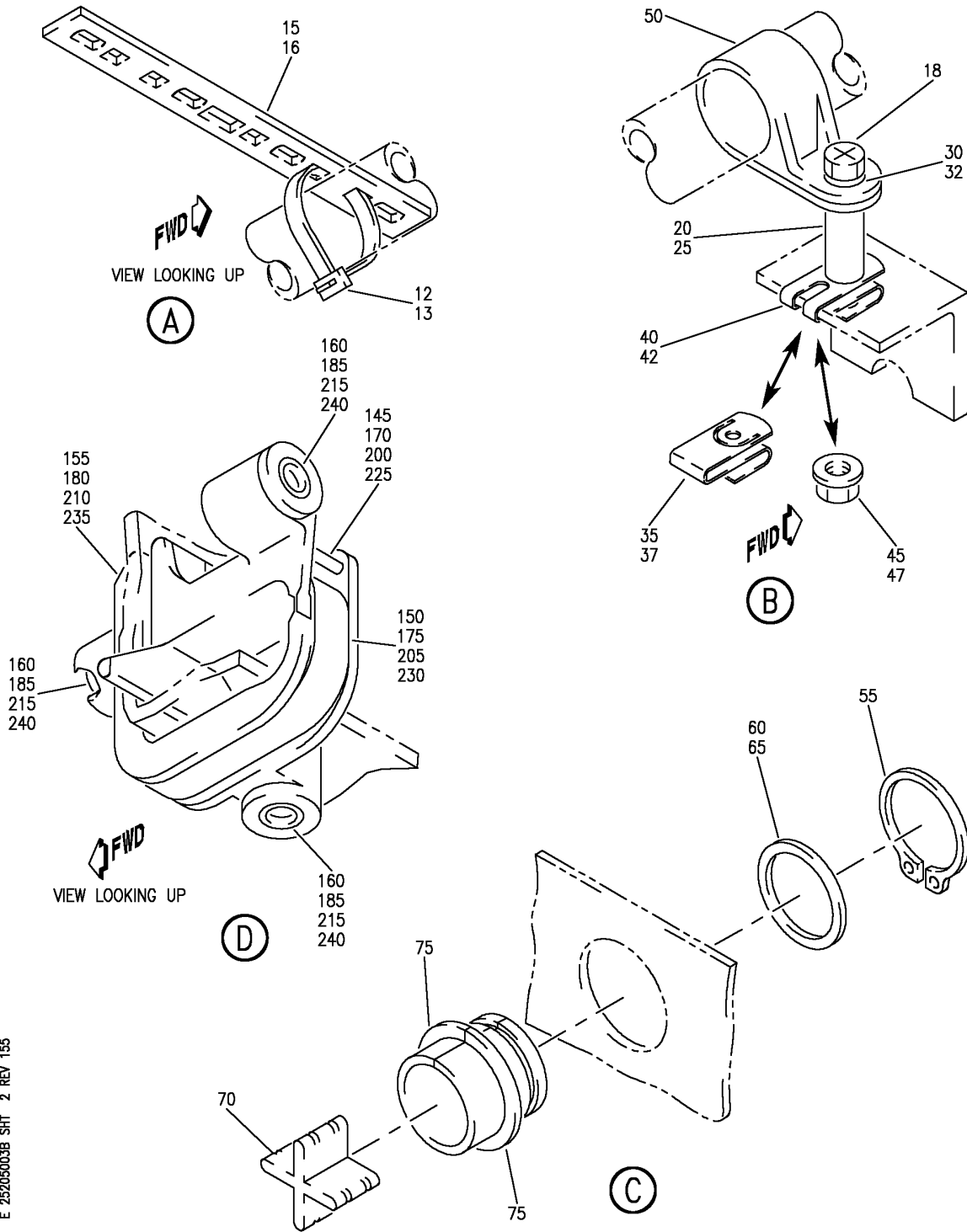
WIRE BUNDLE INSTL-L PASS. SIDEWALL
 FIGURE 3B (SHEET 1)

25-20-50-03B

HAP
 JUN 15/09

25-20-50-03B
 PAGE 0

BOEING
 737-600/700/800/900
 PARTS CATALOG (MAINTENANCE)



E 25205003B SHT 2 REV 155

WIRE BUNDLE INSTL-L PASS. SIDEWALL
 FIGURE 3B (SHEET 2)

25-20-50-03B

HAP
 JUN 15/09

25-20-50-03B
 PAGE 0A

BOEING
737-600/700/800/900
PARTS CATALOG (MAINTENANCE)

FIG ITEM	PART NUMBER	1 2 3 4 5 6 7	NOMENCLATURE	EFFECT FROM TO	UNITS PER ASSY
3B			WIRE BUNDLE INSTL-L PASS. SIDEWALL	039100	
- 2	MODREF336728		WIRE BUNDLE INSTL-PASS. SIDEWALL MODULE NUMBER: 288A4615-336 REV B POSITION DATA: STA 787 TO STA 1006 L	039100	1
R	12	BACS38K	.STRAP- SIZE DETERMINED ON INSTL.	039100	AR
R	15	MTP4SE10	.PLATE-TIE SUPPLIER CODE: V06383	039100	AR
R	18	BACS12GU3K	.SCREW- SIZE DETERMINED ON INSTL.	039100	2
R	25	NAS42DD6-32FC	.SPACER	039100	2
R	32	NAS1149D0332J	.WASHER- QUALIFIED OPTIONAL DATA: BACN10FX16 OPTIONAL TO BACN10YD1, BACN10FX16 IS PREFERRED FOR EDGE MARGINS LESS THAN .38, OPTIONAL: BACN10YR3CD AND NAS1149D0332J	039100	2
	37	130069	.NUT- SUPPLIER CODE: V60119 SPECIFICATION NUMBER: BACN10FX16 OPTIONAL PART: A11330-6-3 V72962 A4972-6-02 V72962 QUALIFIED OPTIONAL DATA: BACN10FX16 OPTIONAL TO BACN10YD1, BACN10FX16 IS PREFERRED FOR EDGE MARGINS LESS THAN .38 OPTIONAL: BACN10YR3CD AND NAS1149D0332J	039100	2

MISSING ITEM NUMBERS NOT APPLICABLE

- ITEM NOT ILLUSTRATED

HAP

25-20-50-03B

BOEING PROPRIETARY - Copyright © - Unpublished Work - See title page for details.

25-20-50
FIG. 03B
PAGE 1
JUN 15/09

BOEING
737-600/700/800/900
PARTS CATALOG (MAINTENANCE)

FIG ITEM	PART NUMBER	1 2 3 4 5 6 7	NOMENCLATURE	EFFECT FROM TO	UNITS PER ASSY
3B 42	BRC600-8-3	.NUT-	SUPPLIER CODE: V52828 SPECIFICATION NUMBER: BACN10YD1 OPTIONAL PART: 130120 V60119 QUALIFIED OPTIONAL DATA: BACN10FX16 OPTIONAL TO BACN10YD1, BACN10FX16 IS PREFERRED FOR EDGE MARGINS LESS THAN .38, OPTIONAL: BACN10YR3CD AND NAS1149D0332J	039100	2
47	PLH53CD	.NUT-	SUPPLIER CODE: VF0224 SPECIFICATION NUMBER: BACN10YR3CD OPTIONAL PART: H52732-3CD V15653 QUALIFIED OPTIONAL DATA: BACN10FX16 OPTIONAL TO BACN10YD1, BACN10FX16 IS PREFERRED FOR EDGE MARGINS LESS THAN .38, OPTIONAL: BACN10YR3CD AND NAS1149D0332J	039100	2
50	TA027016	.CLAMP-	SUPPLIER CODE: V84971 SIZE DETERMINED ON INSTL. OPTIONAL PART: BACC10GU	039100	2
50	BACC10GU	.CLAMP-	SIZE DETERMINED ON INSTL. OPTIONAL PART: TA027016 V84971	039100	2
55	MS16624-2343	.RETAINER		039100	2
60	287T0031-5	.RING-SEAL FILLER		039100	AR
65	287T0031-4	.RING-SEAL		039100	AR
70	287T0031-3	.SEPARATOR		039100	2
75	287T0031-1	.RING-SEAL FTG		039100	4
- 80	411A4902-6	.CLIP ASSY		039100	AR
- 85	MS16562-194	..PIN		039100	1
- 90	411A4902-8	..CLIP		039100	1

MISSING ITEM NUMBERS NOT APPLICABLE

- ITEM NOT ILLUSTRATED

25-20-50-03B

25-20-50
FIG. 03B
PAGE 2
FEB 15/09

HAP

BOEING PROPRIETARY - Copyright © - Unpublished Work - See title page for details.

BOEING
737-600/700/800/900
PARTS CATALOG (MAINTENANCE)

FIG ITEM	PART NUMBER	1 2 3 4 5 6 7	NOMENCLATURE	EFFECT FROM TO	UNITS PER ASSY
3B					
- 95	411A4902-3		..BODY ASSY	039100	1
- 100	H02030-2L		...INSERT- SUPPLIER CODE: V07EU2	039100	2
- 105	411A4902-7		.CLIP ASSY	039100	AR
- 110	MS16562-194		..PIN	039100	1
- 115	411A4902-8		..CLIP	039100	1
- 120	411A4902-4		..RETAINER ASSY	039100	1
- 125	H02030-2L		...INSERT- SUPPLIER CODE: V07EU2	039100	3
130	NAS1368N6A		.GROMMET	039100	1

MISSING ITEM NUMBERS NOT APPLICABLE

- ITEM NOT ILLUSTRATED

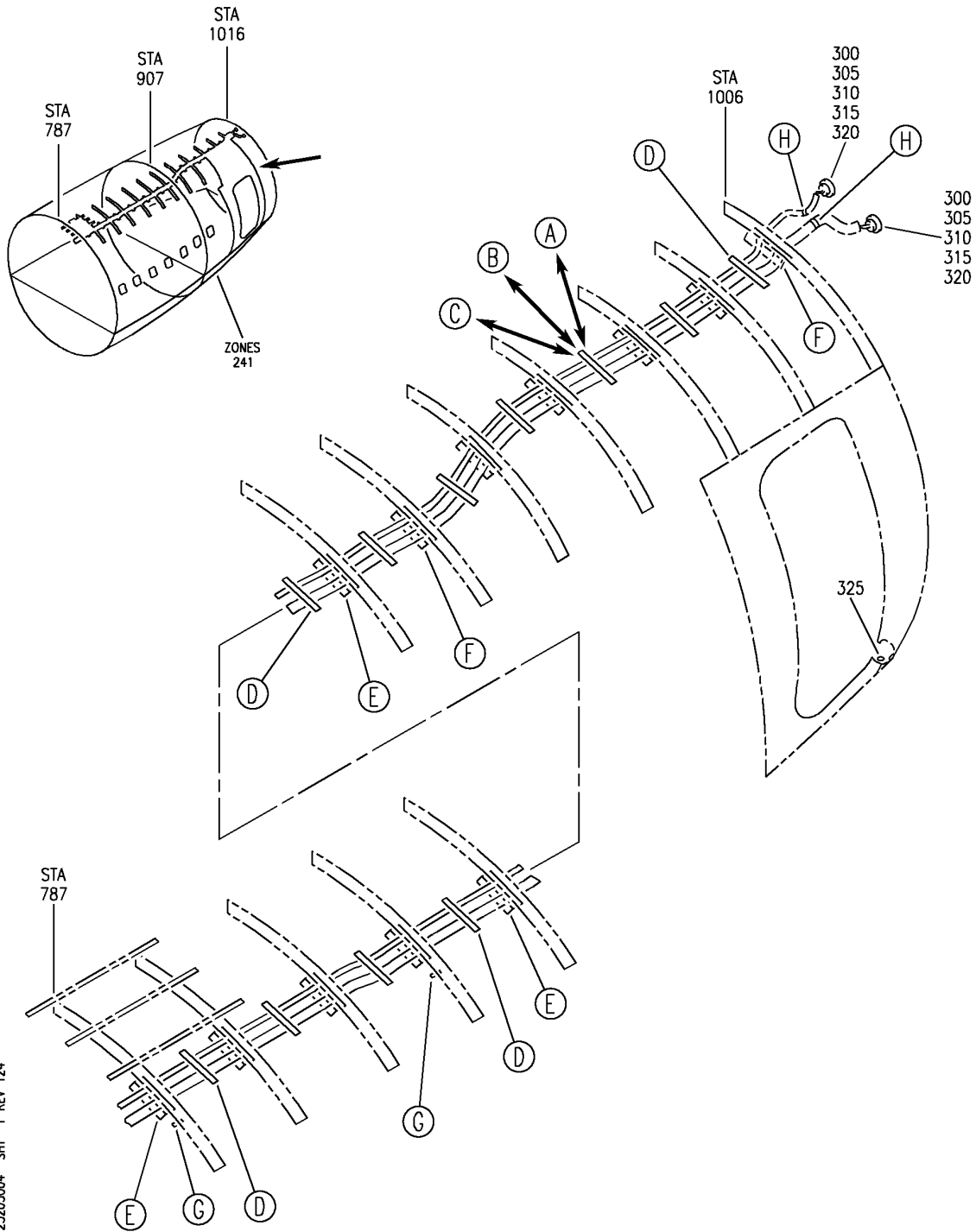
HAP

25-20-50-03B

BOEING PROPRIETARY - Copyright © - Unpublished Work - See title page for details.

25-20-50
FIG. 03B
PAGE 3
JUN 10/07

BOEING
 737-600/700/800/900
 PARTS CATALOG (MAINTENANCE)



E 25205004 SHT 1 REV 124

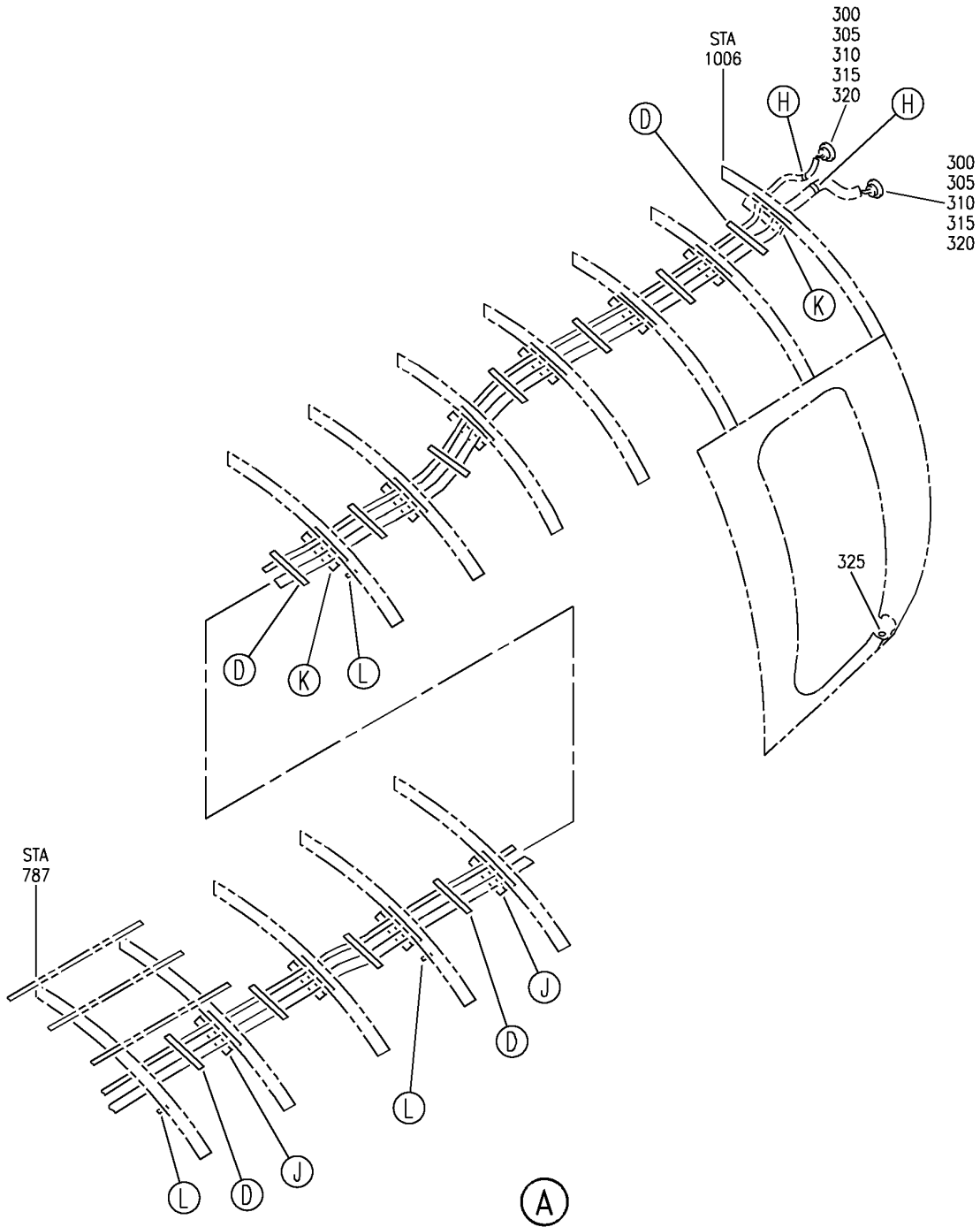
WIRE BUNDLE INSTL-L PASS. SIDEWALL
 FIGURE 4 (SHEET 1)

25-20-50-04

HAP
 FEB 10/07

25-20-50-04
 PAGE 0

BOEING
 737-600/700/800/900
 PARTS CATALOG (MAINTENANCE)



E 25205004 SHT 2 REV 124

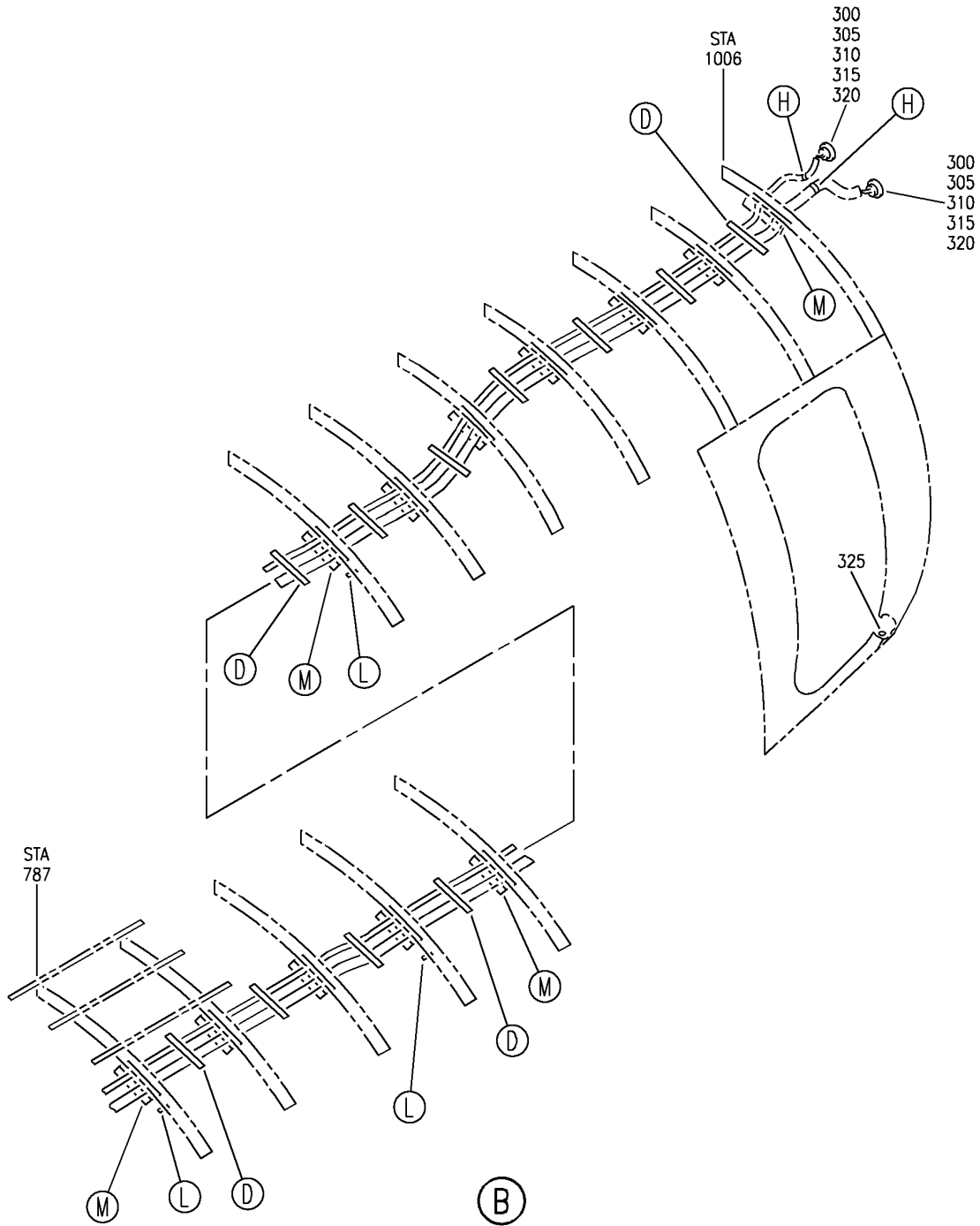
WIRE BUNDLE INSTL-L PASS. SIDEWALL
 FIGURE 4 (SHEET 2)

25-20-50-04

HAP
 FEB 10/07

25-20-50-04
 PAGE 0A

BOEING
 737-600/700/800/900
 PARTS CATALOG (MAINTENANCE)



E 25205004 SHT 3 REV 124

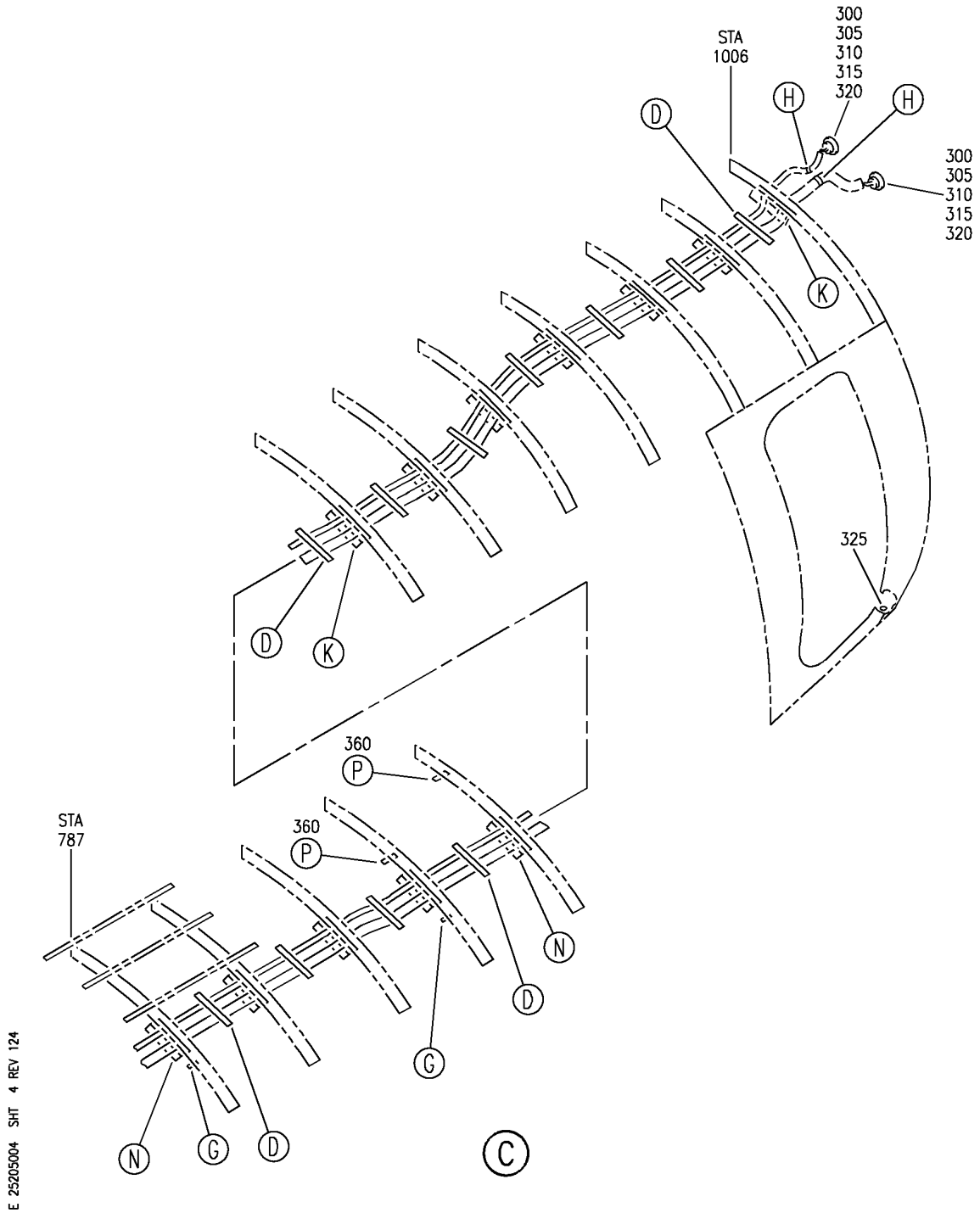
WIRE BUNDLE INSTL-L PASS. SIDEWALL
 FIGURE 4 (SHEET 3)

25-20-50-04

HAP
 FEB 10/07

25-20-50-04
 PAGE 0B

BOEING
 737-600/700/800/900
 PARTS CATALOG (MAINTENANCE)



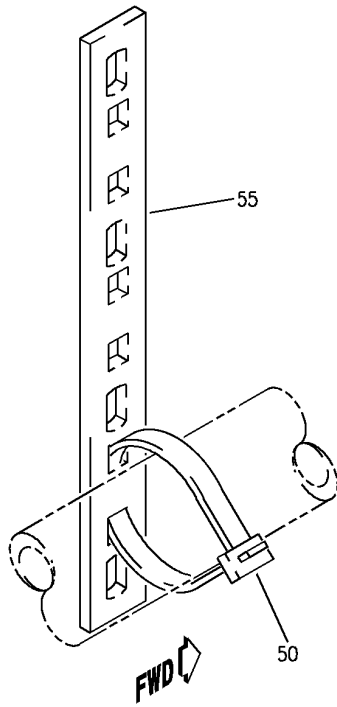
WIRE BUNDLE INSTL-L PASS. SIDEWALL
 FIGURE 4 (SHEET 4)

25-20-50-04

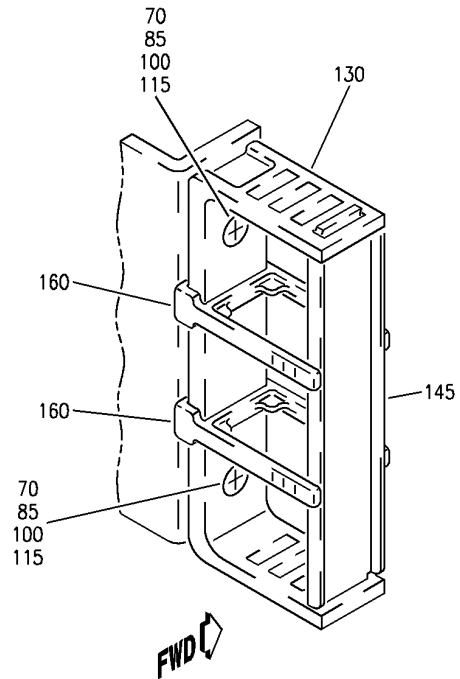
HAP
 FEB 10/07

25-20-50-04
 PAGE 0C

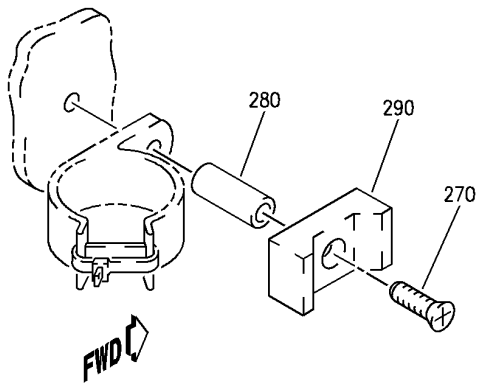
BOEING
 737-600/700/800/900
 PARTS CATALOG (MAINTENANCE)



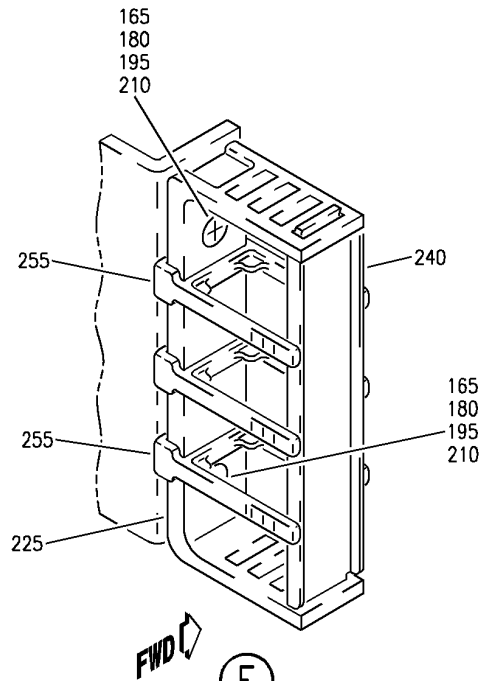
(D)



(E)



(G)



(F)

E 25205004 SHT 5 REV 124

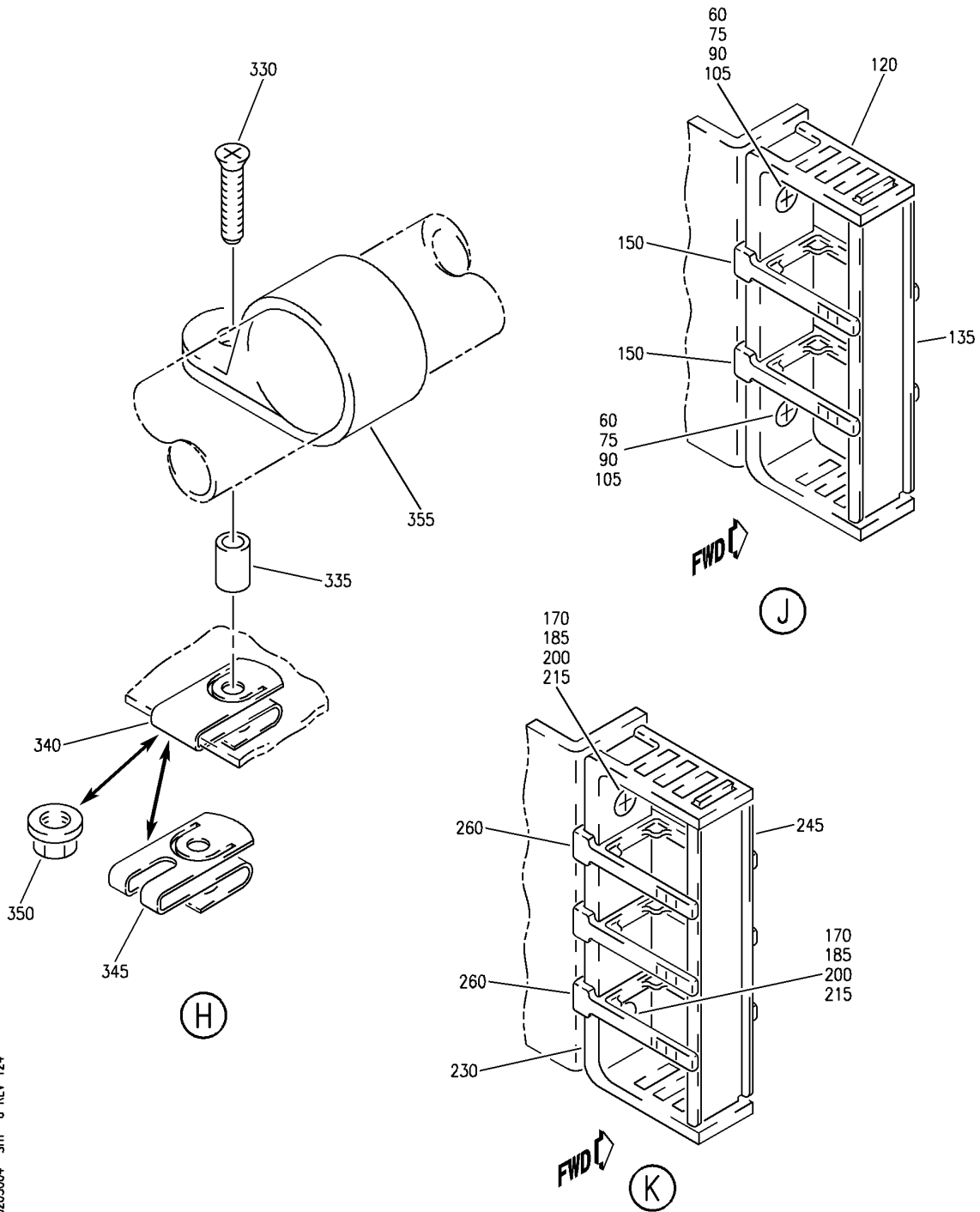
WIRE BUNDLE INSTL-L PASS. SIDEWALL
 FIGURE 4 (SHEET 5)

25-20-50-04

HAP
 FEB 10/07

25-20-50-04
 PAGE 0D

BOEING
 737-600/700/800/900
 PARTS CATALOG (MAINTENANCE)



E 25205004 SH1 6 REV 124

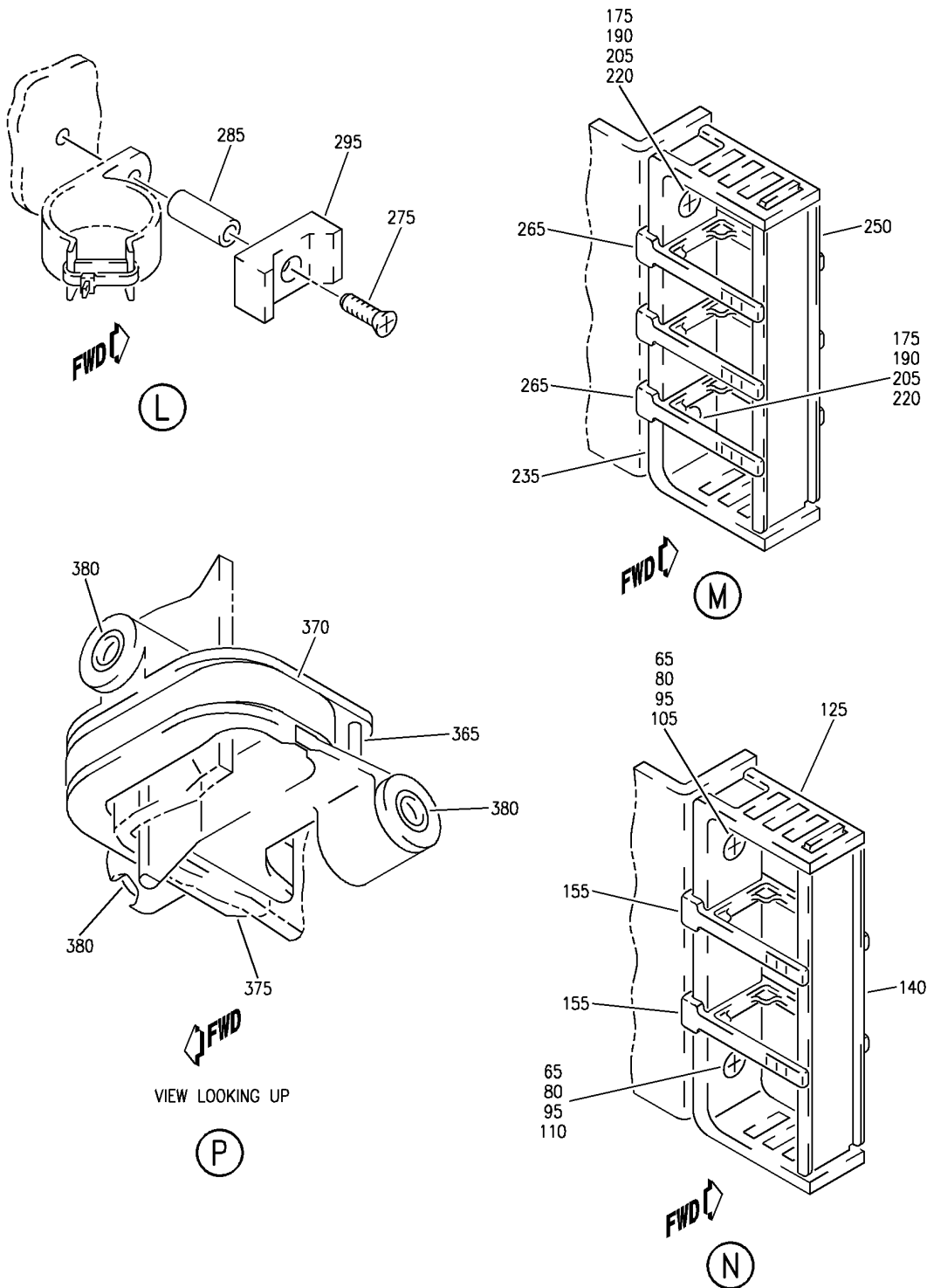
WIRE BUNDLE INSTL-L PASS. SIDEWALL
 FIGURE 4 (SHEET 6)

25-20-50-04

HAP
 FEB 10/07

25-20-50-04
 PAGE 0E

BOEING
737-600/700/800/900
PARTS CATALOG (MAINTENANCE)



E 25205004 SHT 7 REV 124

WIRE BUNDLE INSTL-L PASS. SIDEWALL
FIGURE 4 (SHEET 7)

25-20-50-04

HAP
FEB 10/07

25-20-50-04
PAGE OF

BOEING
737-600/700/800/900
PARTS CATALOG (MAINTENANCE)

FIG ITEM	PART NUMBER	1 2 3 4 5 6 7	NOMENCLATURE	EFFECT FROM TO	UNITS PER ASSY
4			WIRE BUNDLE INSTL-L PASS. SIDEWALL	031038	
- 4	MODREF280235		WIRE BUNDLE INSTL- MODULE NUMBER: 288A4615-336 REV A POSITION DATA: STA 787 TO STA 1006 L	031038	1
50	T05R0		.STRAP SUPPLIER CODE: V53421 SPECIFICATION NUMBER: BACS38K1 OPTIONAL PART: PLT2SM V06383	031038	AR
55	MTP4SE10		.PLATE-TIE SUPPLIER CODE: V06383	031038	11
65	NAS514P1032P		.SCREW- SIZE DETERMINED ON INSTL.	031038	10
80	130069		.NUT- SUPPLIER CODE: V60119 SPECIFICATION NUMBER: BACN10FX16 OPTIONAL PART: A11330-6-3 V72962 A4972-6-02 V72962 BACN10YD1 BACN10YR3CD	031038	10
95	BRC600-8-3		.NUT- SUPPLIER CODE: V52828 SPECIFICATION NUMBER: BACN10YD1 OPTIONAL PART: 130120 V60119 BACN10FX16 BACN10YR3CD	031038	10

MISSING ITEM NUMBERS NOT APPLICABLE

- ITEM NOT ILLUSTRATED

HAP

25-20-50-04

BOEING PROPRIETARY - Copyright © - Unpublished Work - See title page for details.

25-20-50
FIG. 04
PAGE 1
FEB 15/09

BOEING
737-600/700/800/900
PARTS CATALOG (MAINTENANCE)

FIG ITEM	PART NUMBER	1 2 3 4 5 6 7	NOMENCLATURE	EFFECT FROM TO	UNITS PER ASSY
4 110	PLH53CD		.NUT- SUPPLIER CODE: VF0224 SPECIFICATION NUMBER: BACN10YR3CD OPTIONAL PART: H52732-3CD V15653 BACN10FX16 BACN10YD1	031038	10
125	BACC10DR		.CHANNEL- SIZE DETERMINED ON INSTL.	031038	5
140	BACC10DS		.CLAMP- SIZE DETERMINED ON INSTL.	031038	5
155	BACC10KS1		.SEPARATOR	031038	10
170	NAS514P1032P		.SCREW- SIZE DETERMINED ON INSTL.	031038	14
185	130069		.NUT- SUPPLIER CODE: V60119 SPECIFICATION NUMBER: BACN10FX16 OPTIONAL PART: A11330-6-3 V72962 A4972-6-02 V72962 BACN10YD1 BACN10YR3CD	031038	14
200	BRC600-8-3		.NUT- SUPPLIER CODE: V52828 SPECIFICATION NUMBER: BACN10YD1 OPTIONAL PART: 130120 V60119 BACN10FX16 BACN10YR3CD	031038	14
215	PLH53CD		.NUT- SUPPLIER CODE: VF0224 SPECIFICATION NUMBER: BACN10YR3CD OPTIONAL PART: H52732-3CD V15653 BACN10FX16 BACN10YD1	031038	14

MISSING ITEM NUMBERS NOT APPLICABLE

— ITEM NOT ILLUSTRATED

HAP

25-20-50-04

BOEING PROPRIETARY - Copyright © - Unpublished Work - See title page for details.

25-20-50
FIG. 04
PAGE 2
FEB 15/09

BOEING
737-600/700/800/900
PARTS CATALOG (MAINTENANCE)

FIG ITEM	PART NUMBER	1 2 3 4 5 6 7	NOMENCLATURE	EFFECT FROM TO	UNITS PER ASSY
4					
230	BACC10DR	.	CHANNEL- SIZE DETERMINED ON INSTL.	031038	7
245	BACC10DS	.	CLAMP- SIZE DETERMINED ON INSTL.	031038	7
260	BACC10KS1	.	SEPARATOR	031038	7
270	BACS12ER	.	SCREW- SIZE DETERMINED ON INSTL. OPTIONAL PART: BACS12GP	031038	2
270	BACS12GP	.	SCREW- SIZE DETERMINED ON INSTL. OPTIONAL PART: BACS12ER	031038	2
280	NAS42DD6	.	SPACER- SIZE DETERMINED ON INSTL.	031038	2
290	TM2S8	.	PLATE SUPPLIER CODE: V06383 SPECIFICATION NUMBER: STBP19M9	031038	2
300	MS16624-2343	.	RETAINER	031038	2
305	287T0031-5	.	RING-SEAL FILLER	031038	AR
310	287T0031-4	.	RING-SEAL	031038	AR
315	287T0031-3	.	SEPARATOR	031038	2
320	287T0031-1	.	RING-SEAL FTG	031038	4
325	NAS1368N6A	.	GROMMET	031038	1
330	BACS12GU3K	.	SCREW- SIZE DETERMINED ON INSTL.	031038	2
335	NAS42DD6-32FC	.	SPACER	031038	2
340	130069	.	NUT- SUPPLIER CODE: V60119 SPECIFICATION NUMBER: BACN10FX16 OPTIONAL PART: A11330-6-3 V72962 A4972-6-02 V72962 BACN10YD1 BACN10YR3CD	031038	2

MISSING ITEM NUMBERS NOT APPLICABLE

— ITEM NOT ILLUSTRATED

HAP

25-20-50-04

BOEING PROPRIETARY - Copyright © - Unpublished Work - See title page for details.

25-20-50
FIG. 04
PAGE 3
FEB 15/09

BOEING
737-600/700/800/900
PARTS CATALOG (MAINTENANCE)

FIG ITEM	PART NUMBER	1 2 3 4 5 6 7	NOMENCLATURE	EFFECT FROM TO	UNITS PER ASSY
4	345 BRC600-8-3	.	NUT- SUPPLIER CODE: V52828 SPECIFICATION NUMBER: BACN10YD1 OPTIONAL PART: 130120 V60119 BACN10FX16 BACN10YR3CD	031038	2
	350 PLH53CD	.	NUT- SUPPLIER CODE: VF0224 SPECIFICATION NUMBER: BACN10YR3CD OPTIONAL PART: H52732-3CD V15653 BACN10FX16 BACN10YD1	031038	2
	355 TA027016	.	CLAMP- SUPPLIER CODE: V84971 SIZE DETERMINED ON INSTL. OPTIONAL PART: BACC10GU	031038	2
	355 BACC10GU	.	CLAMP- SIZE DETERMINED ON INSTL. OPTIONAL PART: TA027016 V84971	031038	2
- 385	411A4902-6	.	CLIP ASSY	031038	AR
- 390	MS16562-194	..	PIN	031038	1
- 395	411A4902-8	..	CLIP	031038	1
- 400	411A4902-3	..	BODY ASSY	031038	1
- 405	H02030-2L	...	INSERT- SUPPLIER CODE: V07EU2	031038	2
- 410	411A4902-7	.	CLIP ASSY	031038	AR
- 415	MS16562-194	..	PIN	031038	1
- 420	411A4902-8	..	CLIP	031038	1
- 425	411A4902-4	..	RETAINER ASSY	031038	1
- 430	H02030-2L	...	INSERT- SUPPLIER CODE: V07EU2	031038	3

MISSING ITEM NUMBERS NOT APPLICABLE

- ITEM NOT ILLUSTRATED

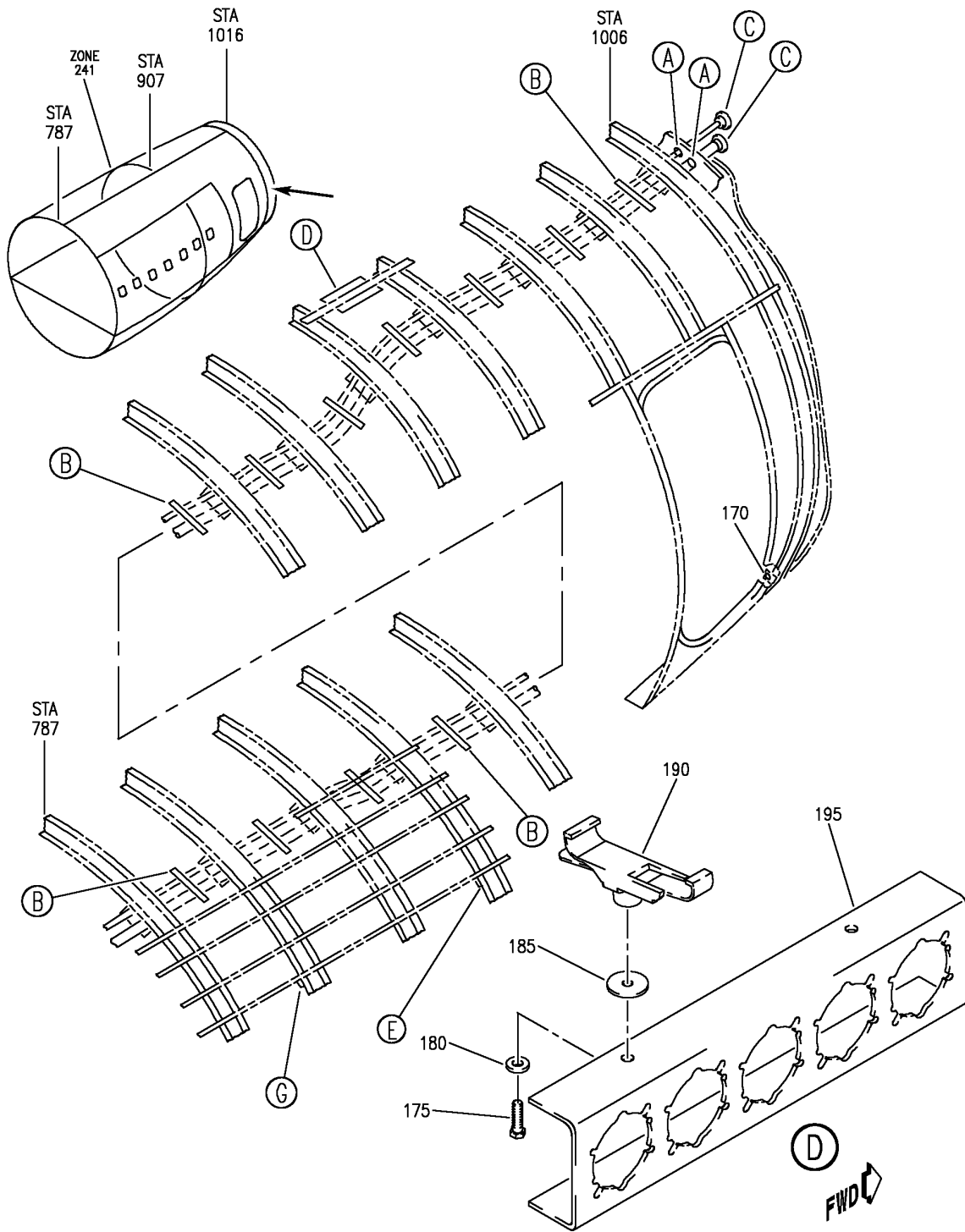
HAP

25-20-50-04

BOEING PROPRIETARY - Copyright © - Unpublished Work - See title page for details.

25-20-50
FIG. 04
PAGE 4
FEB 15/09

BOEING
 737-600/700/800/900
 PARTS CATALOG (MAINTENANCE)



E 25205004A SHT 1 REV 155

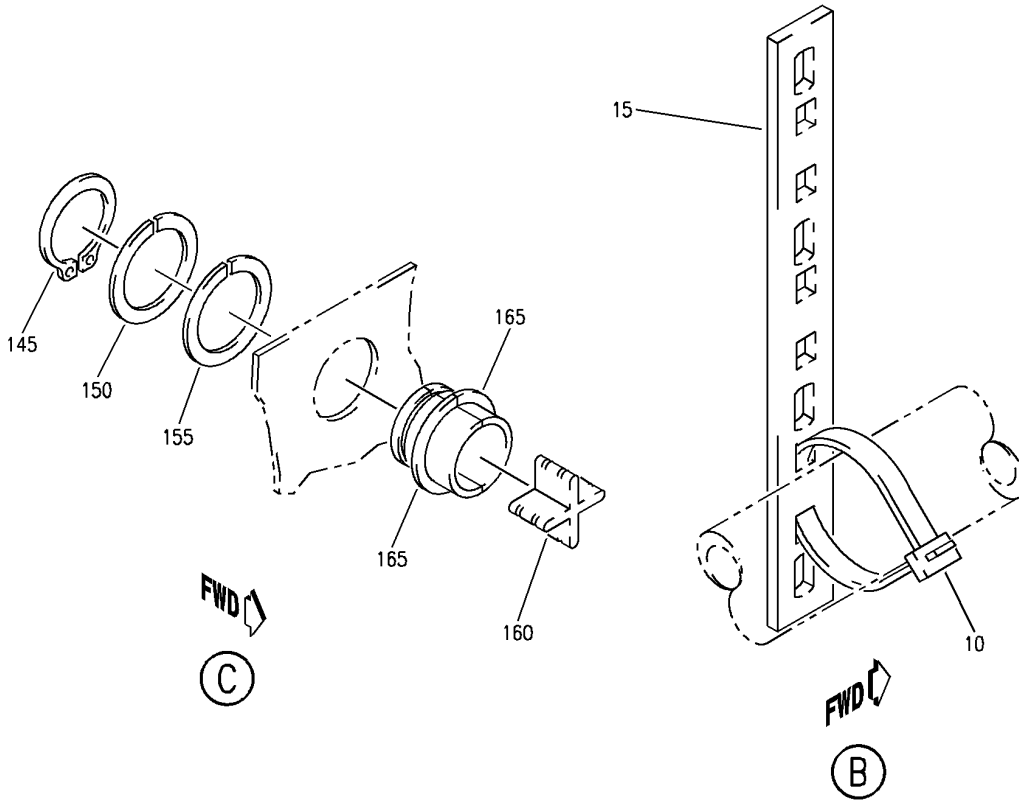
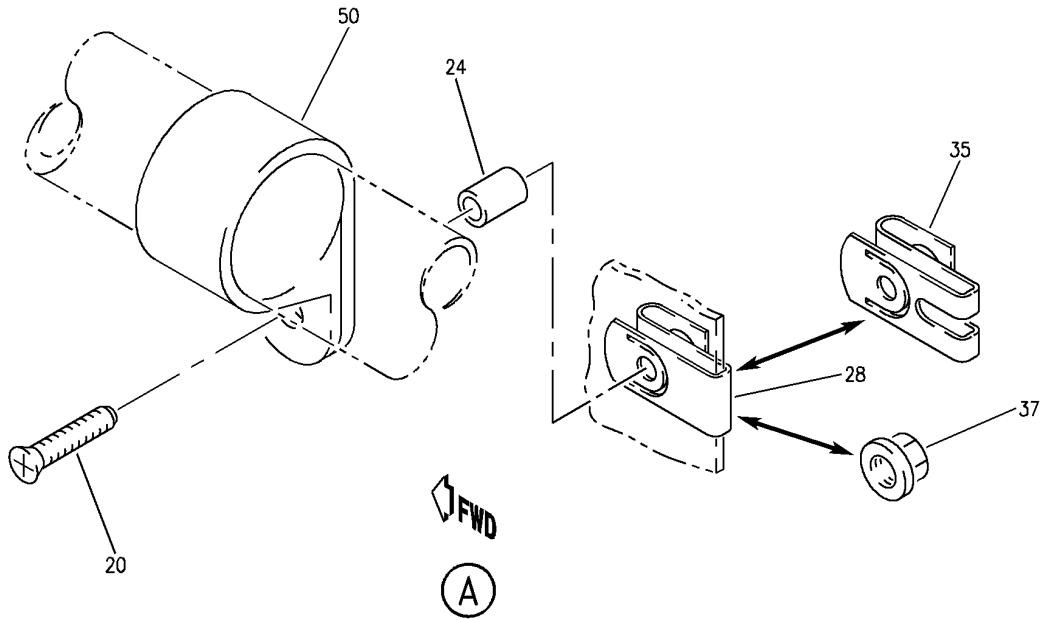
WIRE BUNDLE INSTL-L PASS. SIDEWALL
 FIGURE 4A (SHEET 1)

25-20-50-04A

HAP
 JUN 15/09

25-20-50-04A
 PAGE 0

BOEING
 737-600/700/800/900
 PARTS CATALOG (MAINTENANCE)



E 25205004A SHT 2 REV 102

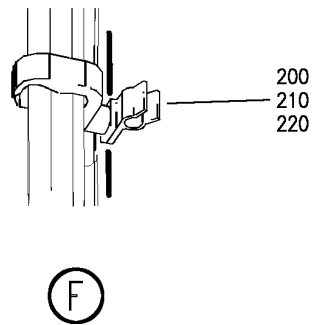
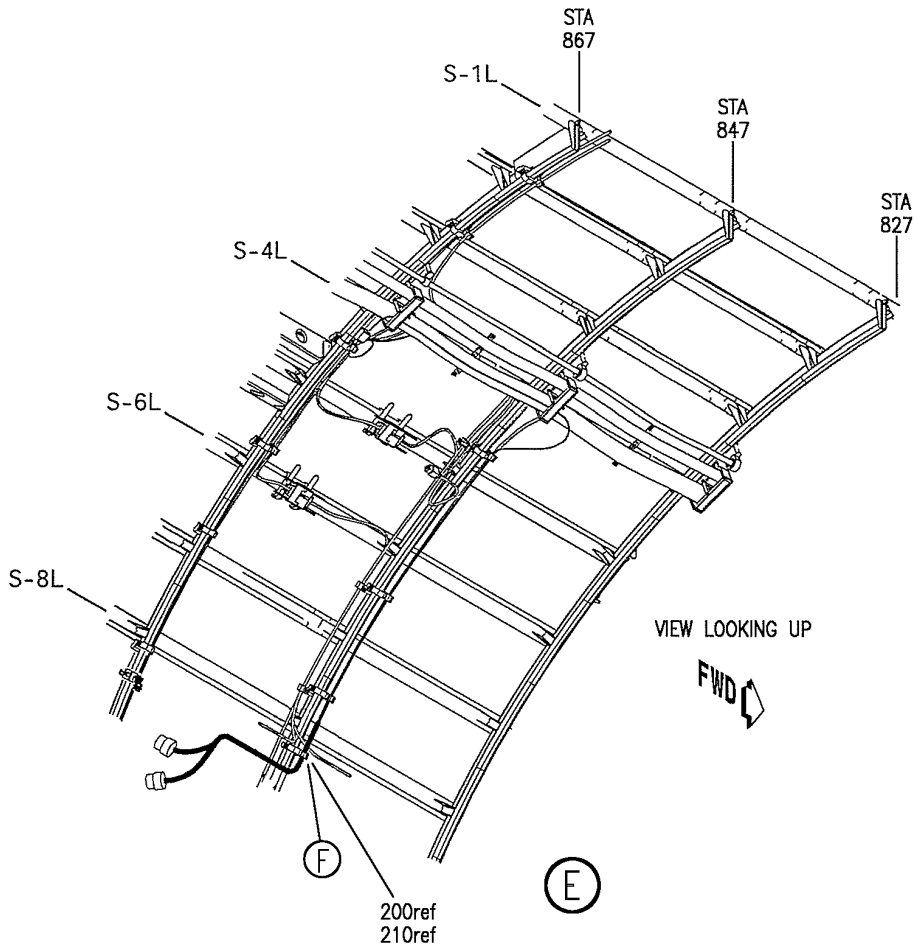
WIRE BUNDLE INSTL-L PASS. SIDEWALL
 FIGURE 4A (SHEET 2)

25-20-50-04A

HAP
 JUN 10/07

25-20-50-04A
 PAGE 0A

BOEING
 737-600/700/800/900
 PARTS CATALOG (MAINTENANCE)



E 25205004A SHT 3 REV 155

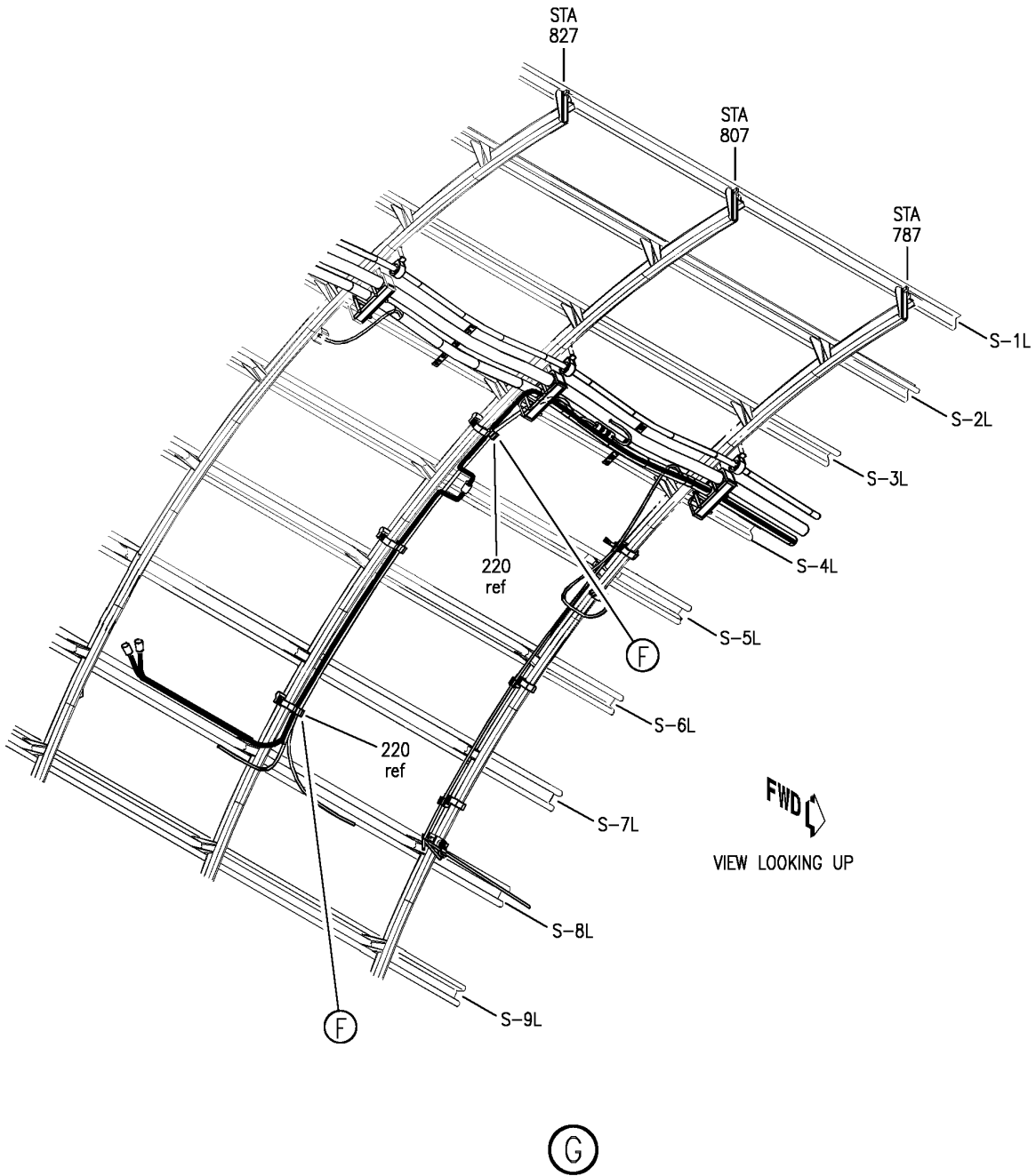
WIRE BUNDLE INSTL-L PASS. SIDEWALL
 FIGURE 4A (SHEET 3)

25-20-50-04A

HAP
 JUN 15/09

25-20-50-04A
 PAGE 0B

BOEING
 737-600/700/800/900
 PARTS CATALOG (MAINTENANCE)



E 25205004A SHT 4 REV 155

WIRE BUNDLE INSTL-L PASS. SIDEWALL
 FIGURE 4A (SHEET 4)

25-20-50-04A

HAP
 JUN 15/09

25-20-50-04A
 PAGE 0C

BOEING
737-600/700/800/900
PARTS CATALOG (MAINTENANCE)

FIG ITEM	PART NUMBER	1 2 3 4 5 6 7	NOMENCLATURE	EFFECT FROM TO	UNITS PER ASSY
4 A			WIRE BUNDLE INSTL-L PASS. SIDEWALL	101200 968999	
- 7	MODREF326465		WIRE BUNDLE INSTL-PASS. SIDEWALL MODULE NUMBER: 288A4615-395 REV A POSITION DATA: STA 787 TO STA 1006 L	101200 968999	1
10	T05R0		.STRAP SUPPLIER CODE: V53421 SPECIFICATION NUMBER: BACS38K1 OPTIONAL PART: PLT2SM V06383	101200 968999	AR
15	MTP4SE10		.PLATE-TIE SUPPLIER CODE: V06383	101200 968999	AR
20	BACS12GU3K		.SCREW- SIZE DETERMINED ON INSTL.	101200 968999	2
24	NAS42DD6-32FC		.SPACER	101200 968999	2
28	130069		.NUT- SUPPLIER CODE: V60119 SPECIFICATION NUMBER: BACN10FX16 OPTIONAL PART: A11330-6-3 V72962 A4972-6-02 V72962 BACN10YD1 BACN10YR3CD	101200 968999	2
35	BRC600-8-3		.NUT- SUPPLIER CODE: V52828 SPECIFICATION NUMBER: BACN10YD1 OPTIONAL PART: 130120 V60119 BACN10FX16 BACN10YR3CD	101200 968999	2

MISSING ITEM NUMBERS NOT APPLICABLE

- ITEM NOT ILLUSTRATED

HAP

25-20-50-04A

BOEING PROPRIETARY - Copyright © - Unpublished Work - See title page for details.

25-20-50
FIG. 04A
PAGE 1
FEB 15/09

BOEING
737-600/700/800/900
PARTS CATALOG (MAINTENANCE)

FIG ITEM	PART NUMBER	1 2 3 4 5 6 7	NOMENCLATURE	EFFECT FROM TO	UNITS PER ASSY
4A 37	PLH53CD	.NUT-	SUPPLIER CODE: VF0224 SPECIFICATION NUMBER: BACN10YR3CD OPTIONAL PART: H52732-3CD V15653 BACN10FX16 BACN10YD1	101200 968999	2
50	TA027016	.CLAMP-	SUPPLIER CODE: V84971 SIZE DETERMINED ON INSTL. OPTIONAL PART: BACC10GU	101200 968999	2
50	BACC10GU	.CLAMP-	SIZE DETERMINED ON INSTL. OPTIONAL PART: TA027016 V84971	101200 968999	2
- 65	411A4902-6	.CLIP ASSY		101200 968999	AR
- 70	MS16562-194	..PIN		101200 968999	1
- 75	411A4902-8	..CLIP		101200 968999	1
- 80	411A4902-3	..BODY ASSY		101200 968999	1
- 85	H02030-2L	...INSERT-	SUPPLIER CODE: V07EU2	101200 968999	2
- 90	411A4902-7	.CLIP ASSY		101200 968999	5
- 100	MS16562-194	..PIN		101200 968999	5
- 110	411A4902-8	..CLIP		101200 968999	5
- 120	411A4902-4	..RETAINER ASSY		101200 968999	5
- 130	H02030-2L	...INSERT-	SUPPLIER CODE: V07EU2	101200 968999	15
145	MS16624-2343	.RETAINER		101200 968999	2
150	287T0031-5	.RING-SEAL FILLER		101200 968999	AR
155	287T0031-4	.RING-SEAL		101200 968999	AR

MISSING ITEM NUMBERS NOT APPLICABLE

- ITEM NOT ILLUSTRATED

HAP

25-20-50-04A

BOEING PROPRIETARY - Copyright © - Unpublished Work - See title page for details.

25-20-50
FIG. 04A
PAGE 2
FEB 15/09


BOEING
 737-600/700/800/900
PARTS CATALOG (MAINTENANCE)

FIG ITEM	PART NUMBER	1 2 3 4 5 6 7	NOMENCLATURE	EFFECT FROM TO	UNITS PER ASSY
4 A					
160	287T0031-3	.	SEPARATOR	101200 968999	2
165	287T0031-1	.	RING-SEAL FTG	101200 968999	4
170	NAS1368N6A	.	GROMMET	101200 968999	1

MISSING ITEM NUMBERS NOT APPLICABLE

— ITEM NOT ILLUSTRATED

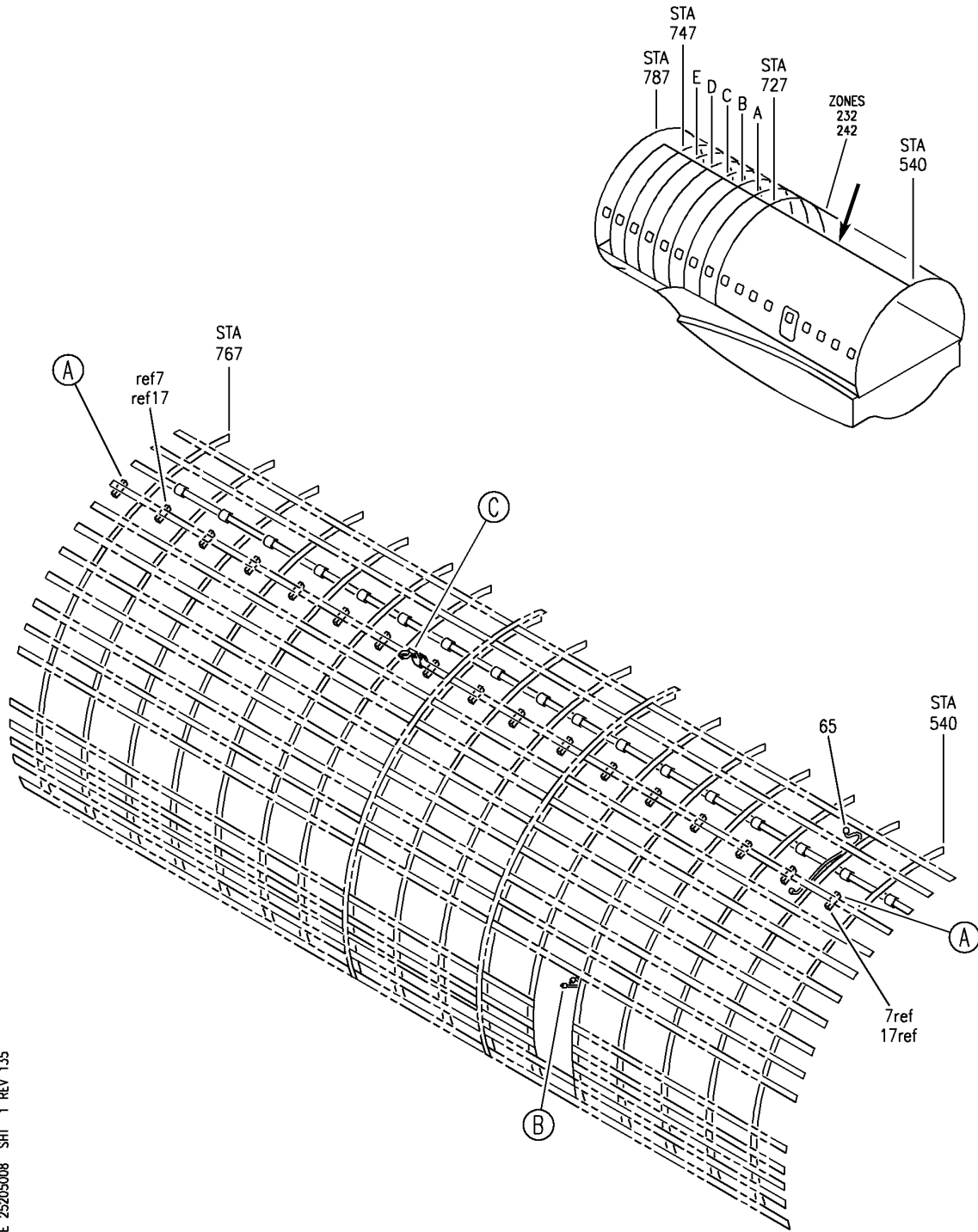
HAP

25-20-50-04A

BOEING PROPRIETARY - Copyright © - Unpublished Work - See title page for details.

25-20-50
 FIG. 04A
 PAGE 3
 OCT 15/08

BOEING
 737-600/700/800/900
 PARTS CATALOG (MAINTENANCE)



E 25205008 SH1 1 REV 135

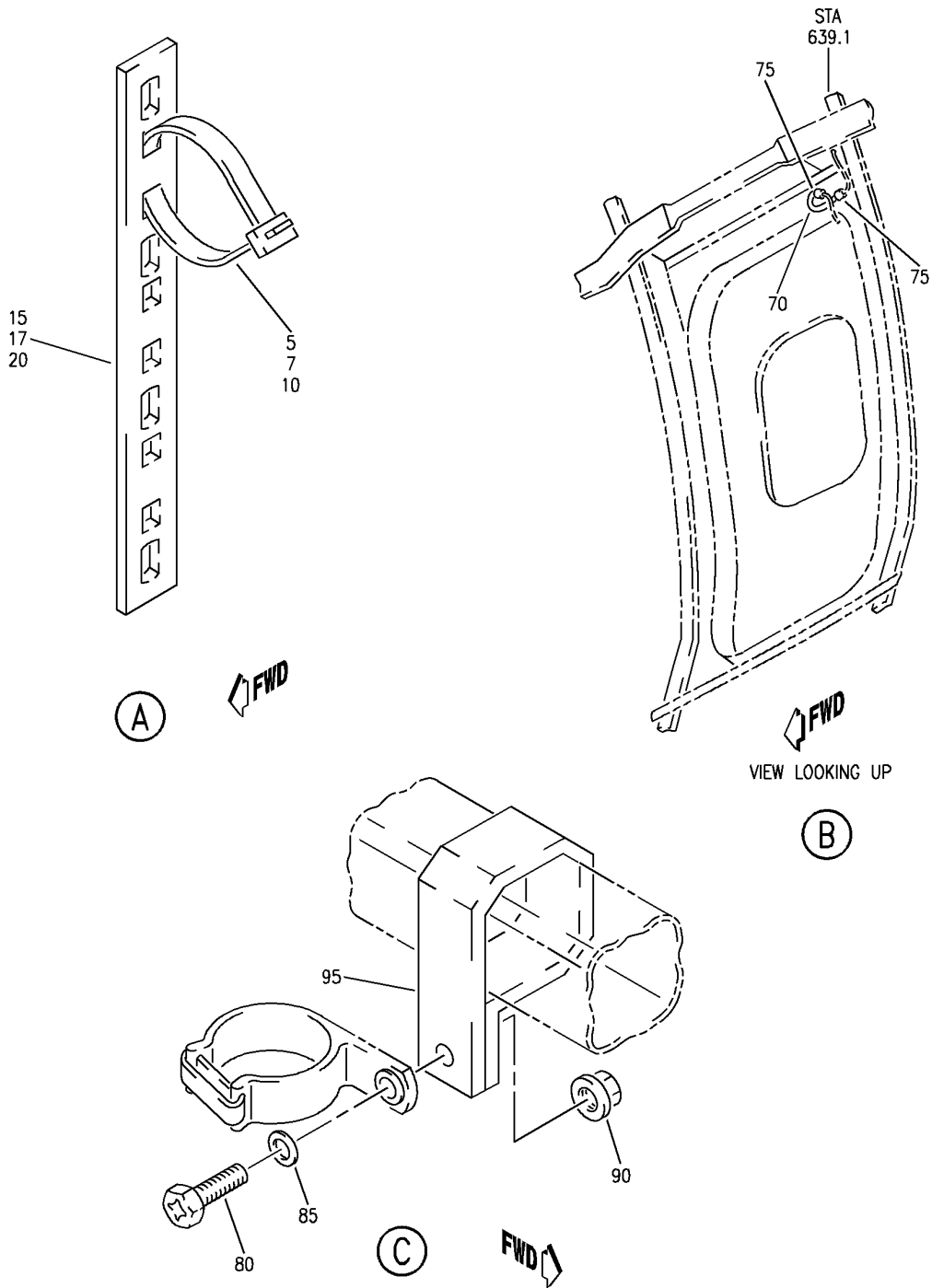
WIRE BUNDLE INSTL-R PASS. SIDEWALL
 FIGURE 8 (SHEET 1)

25-20-50-08

HAP
 OCT 10/07

25-20-50-08
 PAGE 0

BOEING
 737-600/700/800/900
 PARTS CATALOG (MAINTENANCE)



E 25205008 SH1 2 REV 135

WIRE BUNDLE INSTL-R PASS. SIDEWALL
 FIGURE 8 (SHEET 2)

25-20-50-08

HAP
 OCT 10/07

25-20-50-08
 PAGE 0A

BOEING
737-600/700/800/900
PARTS CATALOG (MAINTENANCE)

FIG ITEM	PART NUMBER	1 2 3 4 5 6 7	NOMENCLATURE	EFFECT FROM TO	UNITS PER ASSY
8			WIRE BUNDLE INSTL-R PASS. SIDEWALL	101200 968999	
- 1	MODREF326458		WIRE BUNDLE INSTL-PASS. SIDEWALL	101106 968999	1
			MODULE NUMBER: 288A4404-364 REV A		
			POSITION DATA: STA 540 TO STA 787 R		
- 2	MODREF400464		WIRE BUNDLE INSTL-PASS. SIDEWALL	107200	1
			MODULE NUMBER: 288A4404-364 REV B		
			POSITION DATA: STA 540 TO STA 787 R		
10	BACS38K		.STRAP-	101200	17
			SIZE DETERMINED ON INSTL.	968999	
20	MTP4SE10		.PLATE-TIE	101200	17
			SUPPLIER CODE: V06383	968999	
- 30	411N4026-3		.WASHER ASSY	101200	50
				968999	
- 40	411A4902-6		.CLIP ASSY	101200	20
				968999	
- 45	MS16562-194		..PIN	101200	1
				968999	
- 50	411A4902-8		..CLIP	101200	1
				968999	
- 55	411A4902-3		..BODY ASSY	101200	1
				968999	
- 60	H02030-2L		...INSERT-	101200	2
			SUPPLIER CODE: V07EU2	968999	
65	60-4984-1		.CABLE ASSY-	101200	1
			SUPPLIER CODE: V72914	968999	
			FUNCTIONAL DESCRIPTION: PROVIDES POWER DISTRIBUTION FOR UPPER ANTI-COLLISION LIGHTS		
			SPECIFICATION NUMBER: S283A305-201		
70	287A4011-63		.CONDUIT-FLEX	101200	1
				968999	
75	AN742D6		.CLAMP	101200	2
				968999	
80	BACS12GU3K		.SCREW-	107200	1
			SIZE DETERMINED ON INSTL.		
85	NAS1149D0332J		.WASHER	107200	1

MISSING ITEM NUMBERS NOT APPLICABLE

- ITEM NOT ILLUSTRATED

HAP

25-20-50-08

BOEING PROPRIETARY - Copyright © - Unpublished Work - See title page for details.

25-20-50
FIG. 08
PAGE 1
FEB 15/09


BOEING
 737-600/700/800/900
PARTS CATALOG (MAINTENANCE)

FIG ITEM	PART NUMBER	1 2 3 4 5 6 7	NOMENCLATURE	EFFECT FROM TO	UNITS PER ASSY
8	90 PLH53CD		.NUT SUPPLIER CODE: VF0224 SPECIFICATION NUMBER: BACN10YR3CD OPTIONAL PART: H52732-3CD V15653	107200	1
	95 TA0510024		.CLAMP- SUPPLIER CODE: V84971	107200	1

MISSING ITEM NUMBERS NOT APPLICABLE

— ITEM NOT ILLUSTRATED

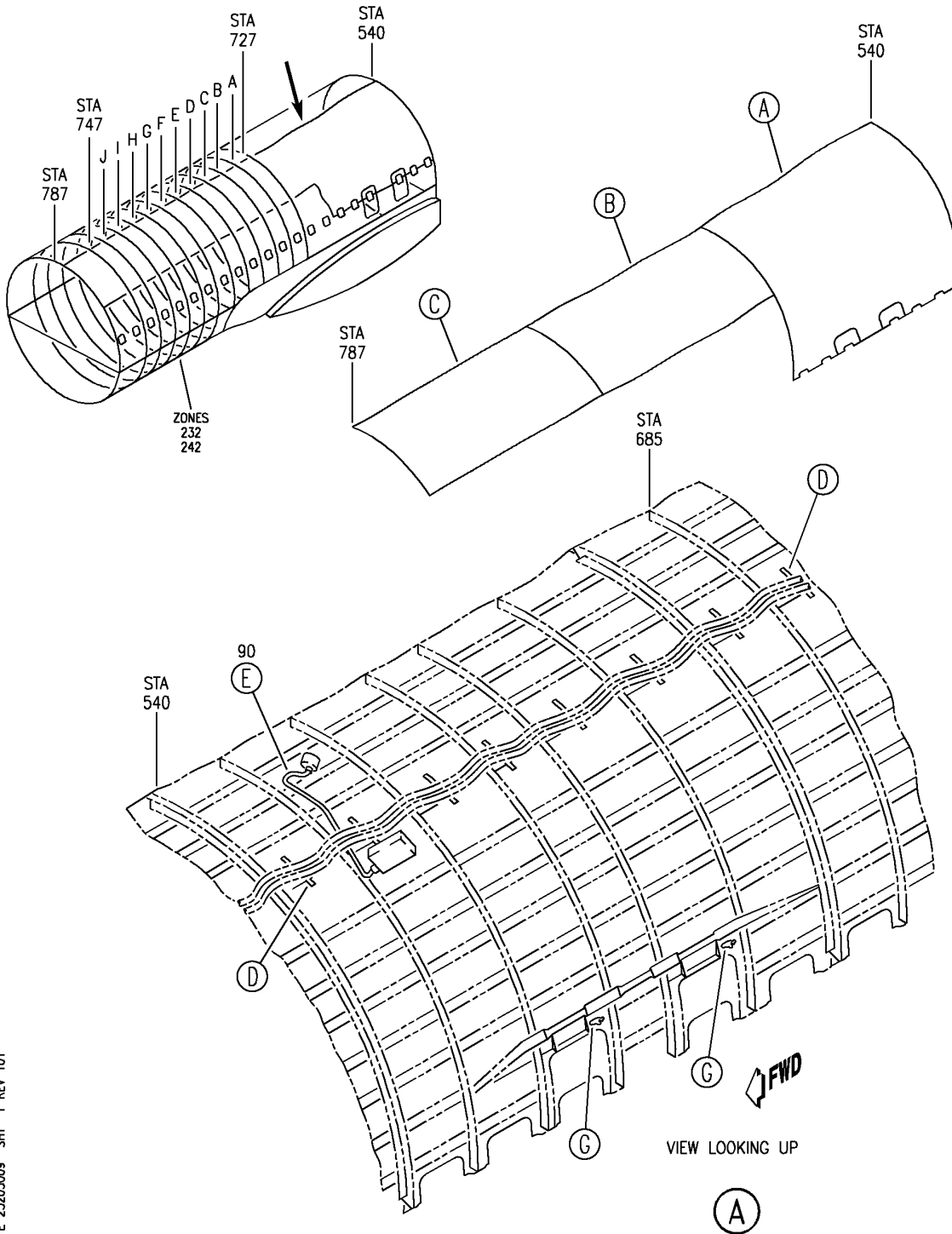
HAP

25-20-50-08

BOEING PROPRIETARY - Copyright © - Unpublished Work - See title page for details.

25-20-50
 FIG. 08
 PAGE 2
 FEB 15/09

BOEING
 737-600/700/800/900
 PARTS CATALOG (MAINTENANCE)



E 25205009 SHT 1 REV 101

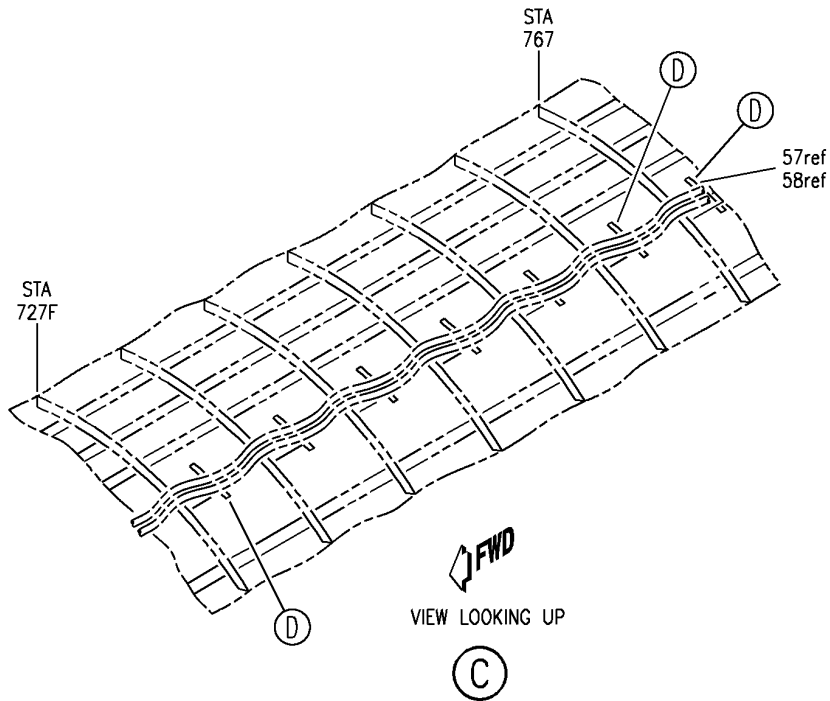
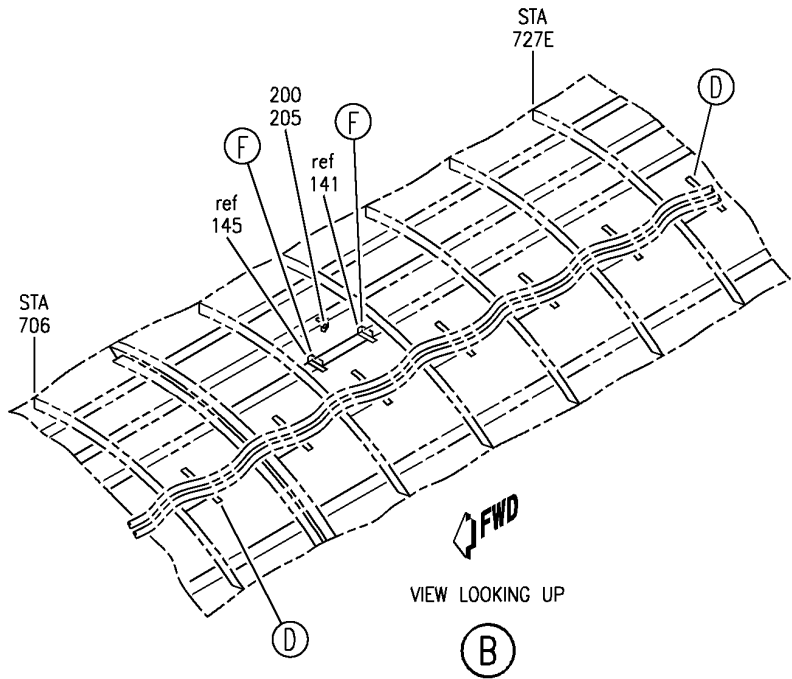
WIRE BUNDLE INSTL-R PASS. SIDEWALL
 FIGURE 9 (SHEET 1)

25-20-50-09

HAP
 OCT 10/06

25-20-50-09
 PAGE 0

BOEING
 737-600/700/800/900
 PARTS CATALOG (MAINTENANCE)



E 25205009 SH1 2 REV 125

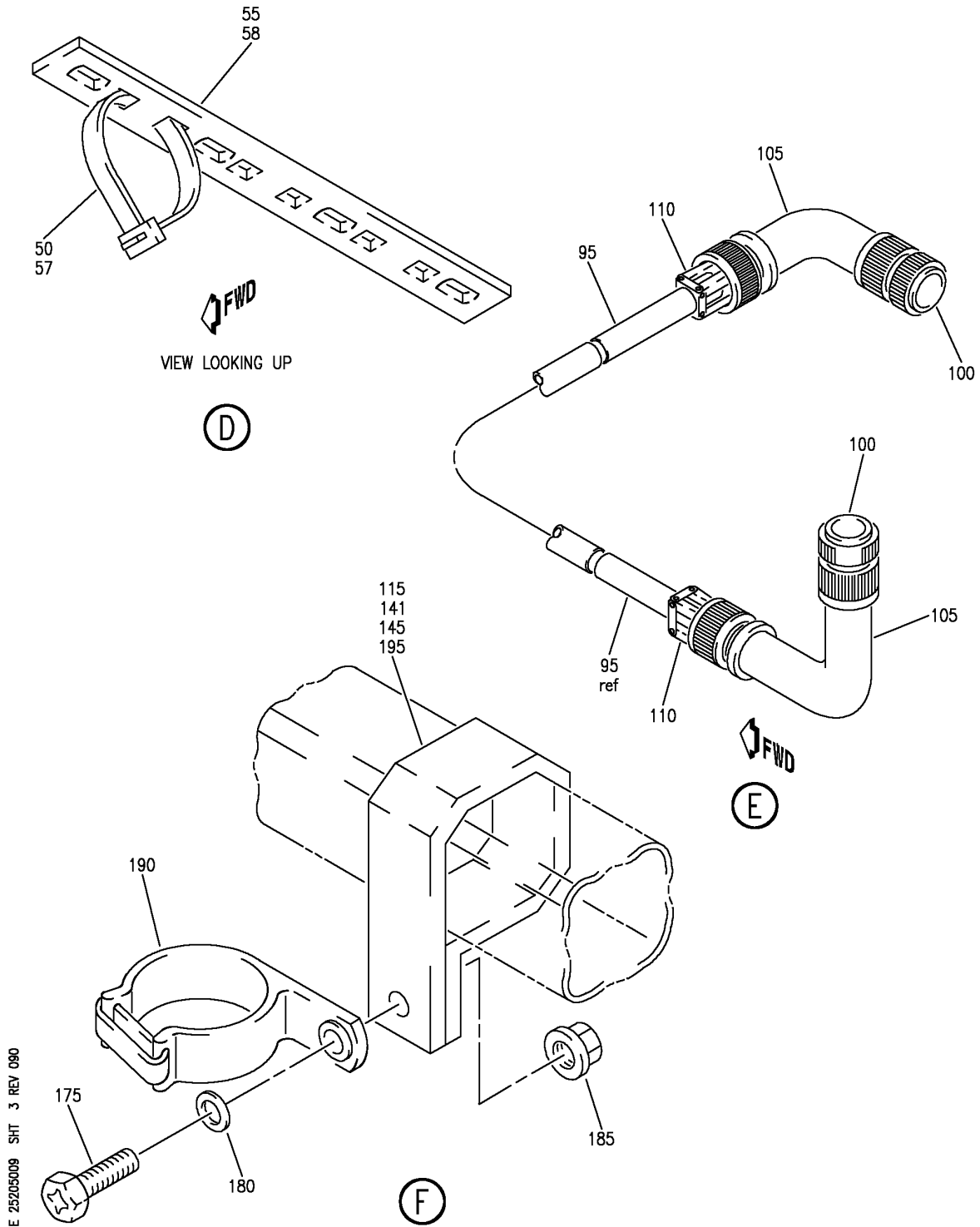
WIRE BUNDLE INSTL-R PASS. SIDEWALL
 FIGURE 9 (SHEET 2)

25-20-50-09

HAP
 FEB 10/07

25-20-50-09
 PAGE 0A

BOEING
 737-600/700/800/900
 PARTS CATALOG (MAINTENANCE)



E 25205009 SHT 3 REV 090

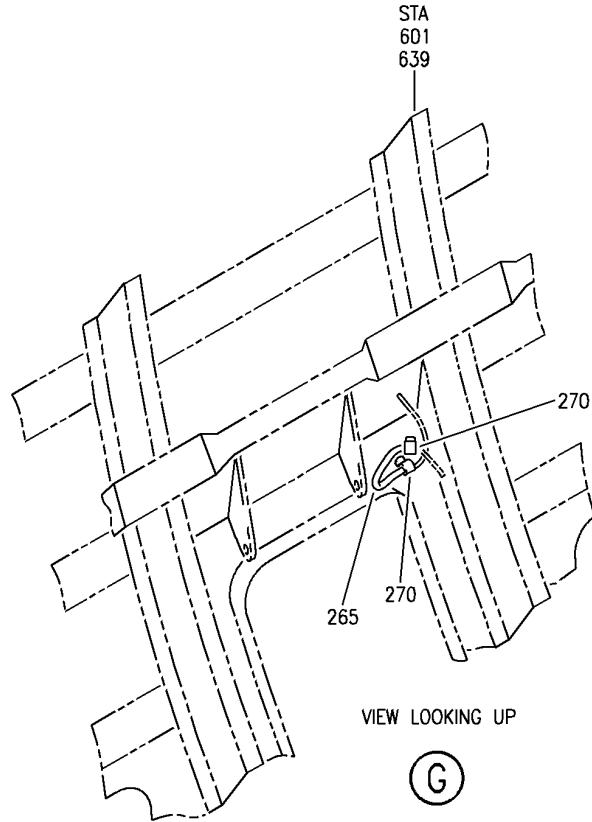
WIRE BUNDLE INSTL-R PASS. SIDEWALL
 FIGURE 9 (SHEET 3)

25-20-50-09

HAP
 OCT 10/06

25-20-50-09
 PAGE 0B

BOEING
737-600/700/800/900
PARTS CATALOG (MAINTENANCE)



E 25205009 SH1 4 REV 101

WIRE BUNDLE INSTL-R PASS. SIDEWALL
FIGURE 9 (SHEET 4)

HAP
OCT 10/06

25-20-50-09

25-20-50-09
PAGE 0C

BOEING
737-600/700/800/900
PARTS CATALOG (MAINTENANCE)

FIG ITEM	PART NUMBER	1 2 3 4 5 6 7	NOMENCLATURE	EFFECT FROM TO	UNITS PER ASSY
9			WIRE BUNDLE INSTL-R PASS. SIDEWALL	001030	
- 1	288A4404-3		WIRE BUNDLE INSTL-PASS. SIDEWALL POSITION DATA: STA 540 TO STA 787 R FOR NHA SEE: 25-20-00-11B	001019	RF
- 3	288A4404-101		WIRE BUNDLE INSTL-PASS. SIDEWALL POSITION DATA: STA 540 TO STA 787 R FOR NHA SEE: 25-20-00-11B	020030	RF
50	BACS38K		.STRAP- SIZE DETERMINED ON INSTL.	001030	AR
55	MTP4SE10		.PLATE-TIE SUPPLIER CODE: V06383	001030	AR
- 60	411N4026-3		.WASHER ASSY	001030	AR
- 65	411A4902-6		.CLIP ASSY	001030	AR
- 70	MS16562-194		..PIN	001030	1
- 75	411A4902-8		..CLIP	001030	1
- 80	411A4902-3		..BODY ASSY	001030	1
- 85	H02030-2L		...INSERT- SUPPLIER CODE: V07EU2	001030	2
90	60-4984-1		.CABLE ASSY- SUPPLIER CODE: V72914 FUNCTIONAL DESCRIPTION: PROVIDES POWER DISTRIBUTION FOR UPPER ANTI-COLLISION LIGHTS SPECIFICATION NUMBER: S283A305-201	001030	1
95	61-3721-1		..CABLE SUBASSY- SUPPLIER CODE: V72914	001030	1
100	BACC63BP14C7P6		..CONNECTOR	001030	2
105	M85049-24-9W		..BACKSHELL	001030	2
110	M85049-42-6		..CLAMP	001030	2
115	TA0510024		.CLAMP- SUPPLIER CODE: V84971	001030	2
- 120	BACS12GU3K		ATTACHING PARTS .SCREW- SIZE DETERMINED ON INSTL.	001030	AR

MISSING ITEM NUMBERS NOT APPLICABLE

- ITEM NOT ILLUSTRATED

HAP

25-20-50-09

BOEING PROPRIETARY - Copyright © - Unpublished Work - See title page for details.

25-20-50
FIG. 09
PAGE 1
OCT 15/08

BOEING
737-600/700/800/900
PARTS CATALOG (MAINTENANCE)

FIG ITEM	PART NUMBER	1 2 3 4 5 6 7	NOMENCLATURE	EFFECT FROM TO	UNITS PER ASSY
9 - 125	130069		.NUT- SUPPLIER CODE: V60119 SPECIFICATION NUMBER: BACN10FX16 OPTIONAL PART: A11330-6-3 V72962 A4972-6-02 V72962 BACN10YD1 BACN10YR3CD	001030	AR
- 130	BRC600-8-3		.NUT- SUPPLIER CODE: V52828 SPECIFICATION NUMBER: BACN10YD1 OPTIONAL PART: 130120 V60119 BACN10FX16 BACN10YR3CD	001030	AR
- 135	PLH53CD		.NUT- SUPPLIER CODE: VF0224 SPECIFICATION NUMBER: BACN10YR3CD OPTIONAL PART: H52732-3CD V15653 BACN10FX16 BACN10YD1 -----*-----	001030	AR

MISSING ITEM NUMBERS NOT APPLICABLE

- ITEM NOT ILLUSTRATED

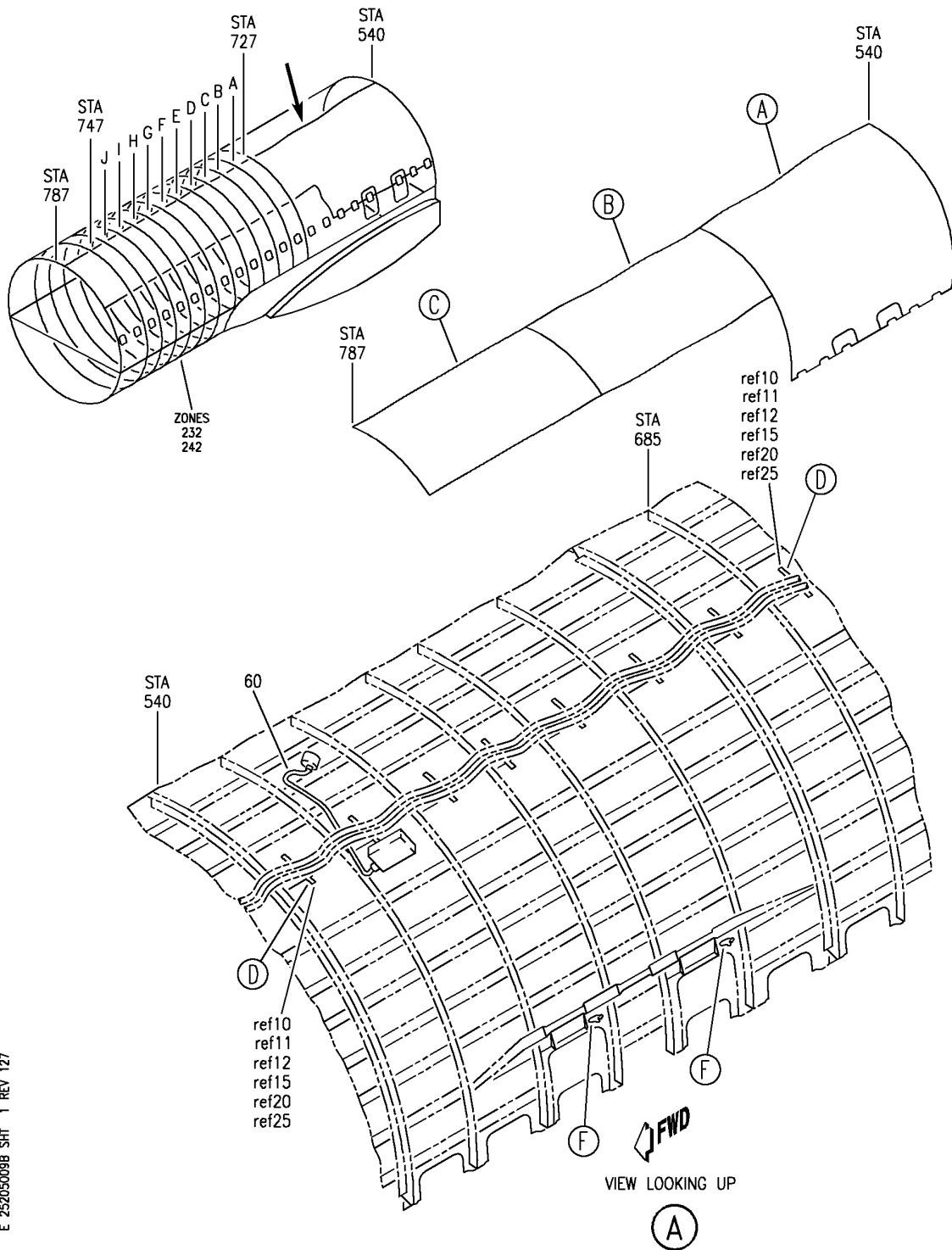
HAP

25-20-50-09

BOEING PROPRIETARY - Copyright © - Unpublished Work - See title page for details.

25-20-50
FIG. 09
PAGE 2
FEB 15/09

BOEING
 737-600/700/800/900
 PARTS CATALOG (MAINTENANCE)



E 25205009B SHT 1 REV 127

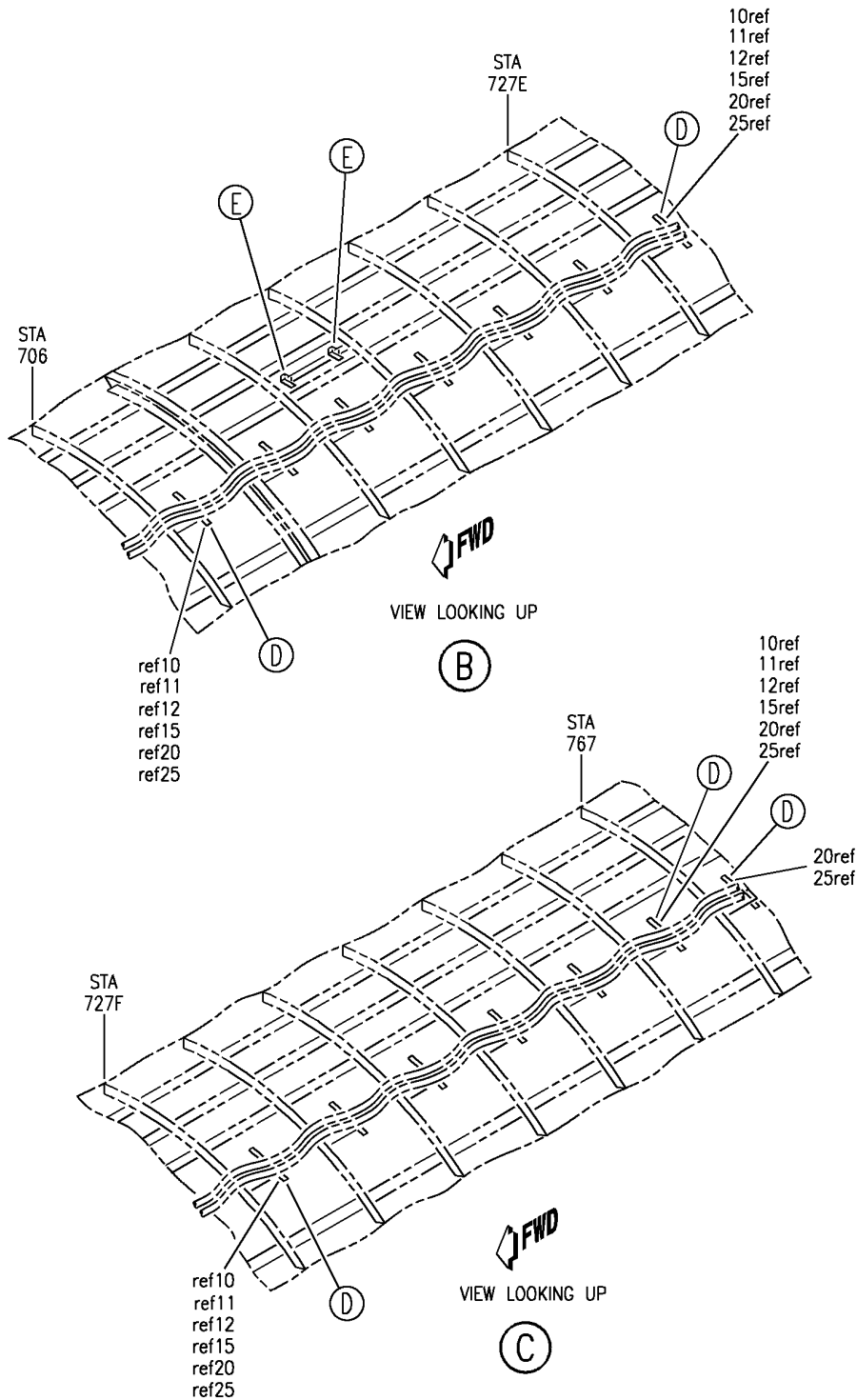
WIRE BUNDLE INSTL-R PASS. SIDEWALL
 FIGURE 9B (SHEET 1)

25-20-50-09B

HAP
 FEB 10/07

25-20-50-09B
 PAGE 0

BOEING
 737-600/700/800/900
 PARTS CATALOG (MAINTENANCE)



E 25205009B SHT 2 REV 127

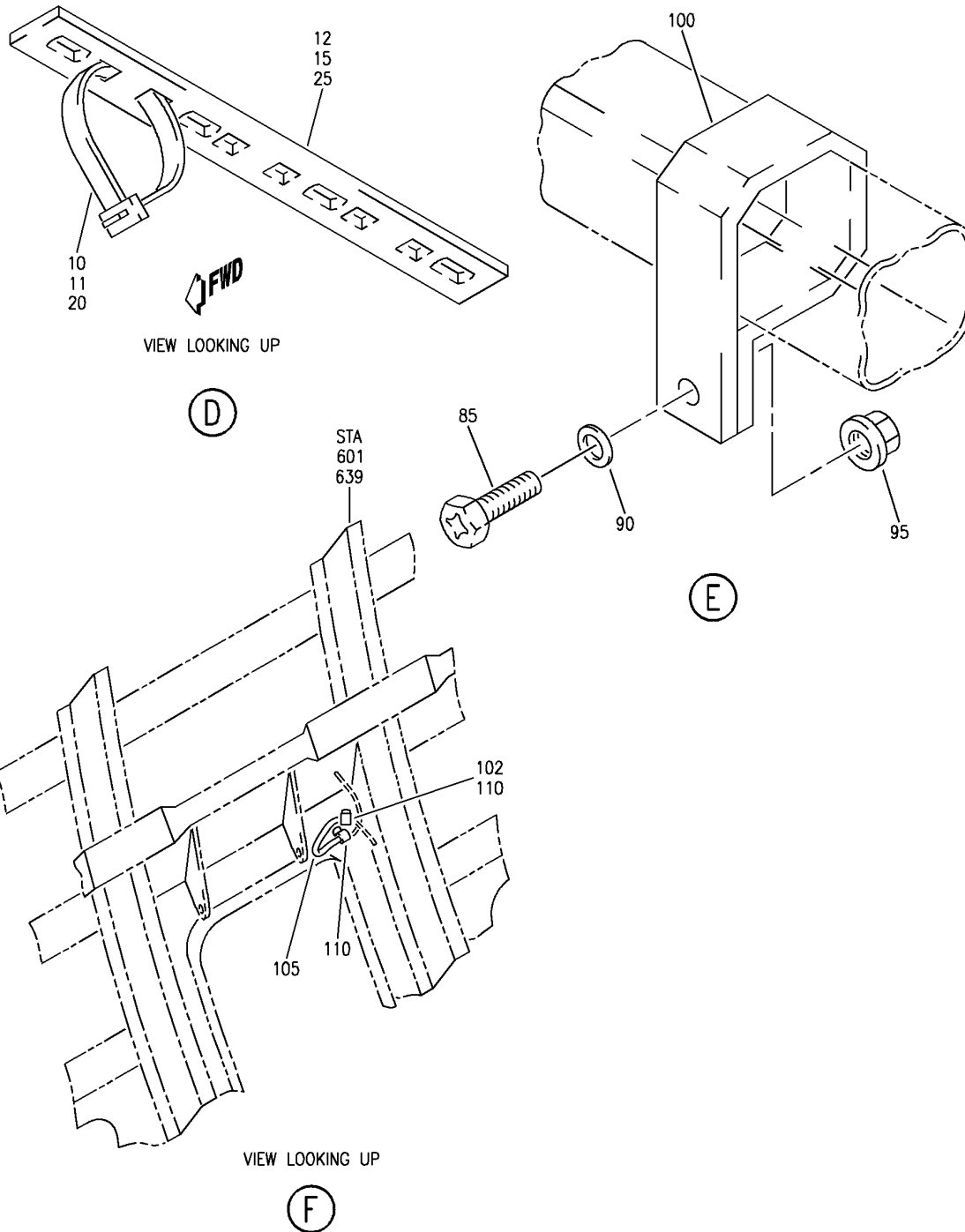
WIRE BUNDLE INSTL-R PASS. SIDEWALL
 FIGURE 9B (SHEET 2)

25-20-50-09B

HAP
 FEB 10/07

25-20-50-09B
 PAGE 0A

BOEING
 737-600/700/800/900
 PARTS CATALOG (MAINTENANCE)



E 25205009B SHT 3 REV 127

WIRE BUNDLE INSTL-R PASS. SIDEWALL
 FIGURE 9B (SHEET 3)

25-20-50-09B

HAP
 FEB 10/07

25-20-50-09B
 PAGE 0B

BOEING
737-600/700/800/900
PARTS CATALOG (MAINTENANCE)

FIG ITEM	PART NUMBER	1 2 3 4 5 6 7	NOMENCLATURE	EFFECT FROM TO	UNITS PER ASSY
9B			WIRE BUNDLE INSTL-R PASS. SIDEWALL	031100	
- 1	MODREF280229		WIRE BUNDLE INSTL-PASS. SIDEWALL MODULE NUMBER: 288A4404-306 REV A POSITION DATA: STA 540 TO STA 787 R	031046 054100	1
- 6	MODREF379176		WIRE BUNDLE INSTL-PASS. SIDEWALL MODULE NUMBER: 288A4404-306 REV B POSITION DATA: STA 540 TO STA 787 R	047053	1
20	BACS38K		.STRAP- SIZE DETERMINED ON INSTL.	031100	AR
25	MTP4SE10		.PLATE-TIE SUPPLIER CODE: V06383	031100	AR
- 30	411N4026-3		.WASHER ASSY	041041 044046 054100	50
- 33	411N4026-3		.WASHER ASSY	031040 042043 047053	AR
- 35	411A4902-6		.CLIP ASSY	041041 044046 054100	20
- 38	411A4902-6		.CLIP ASSY	031040 042043 047053	AR
- 40	MS16562-194		..PIN	031100	1
- 45	411A4902-8		..CLIP	031100	1
- 50	411A4902-3		..BODY ASSY	031100	1
- 55	H02030-2L		...INSERT- SUPPLIER CODE: V07EU2	031100	2
60	60-4984-1		.CABLE ASSY- SUPPLIER CODE: V72914 FUNCTIONAL DESCRIPTION: PROVIDES POWER DISTRIBUTION FOR UPPER ANTI-COLLISION LIGHTS SPECIFICATION NUMBER: S283A305-201	031100	1
85	BACS12GU3K		.SCREW- SIZE DETERMINED ON INSTL.	031100	2
90	NAS1149D0332J		.WASHER	031100	2

MISSING ITEM NUMBERS NOT APPLICABLE

- ITEM NOT ILLUSTRATED

HAP

25-20-50-09B

BOEING PROPRIETARY - Copyright © - Unpublished Work - See title page for details.

25-20-50
FIG. 09B
PAGE 1
FEB 15/09

BOEING
737-600/700/800/900
PARTS CATALOG (MAINTENANCE)

FIG ITEM	PART NUMBER	1 2 3 4 5 6 7	NOMENCLATURE	EFFECT FROM TO	UNITS PER ASSY
9B 95	PLH53CD	.	NUT SUPPLIER CODE: VF0224 SPECIFICATION NUMBER: BACN10YR3CD OPTIONAL PART: H52732-3CD V15653	031100	2
100	TA0510024	.	CLAMP- SUPPLIER CODE: V84971	031100	2
102	NAS42DD6FC	.	SPACER- SIZE DETERMINED ON INSTL.	031100	2
105	287A4011-63	.	CONDUIT-FLEX	031100	2
110	AN742D6	.	CLAMP	031100	4

MISSING ITEM NUMBERS NOT APPLICABLE

— ITEM NOT ILLUSTRATED

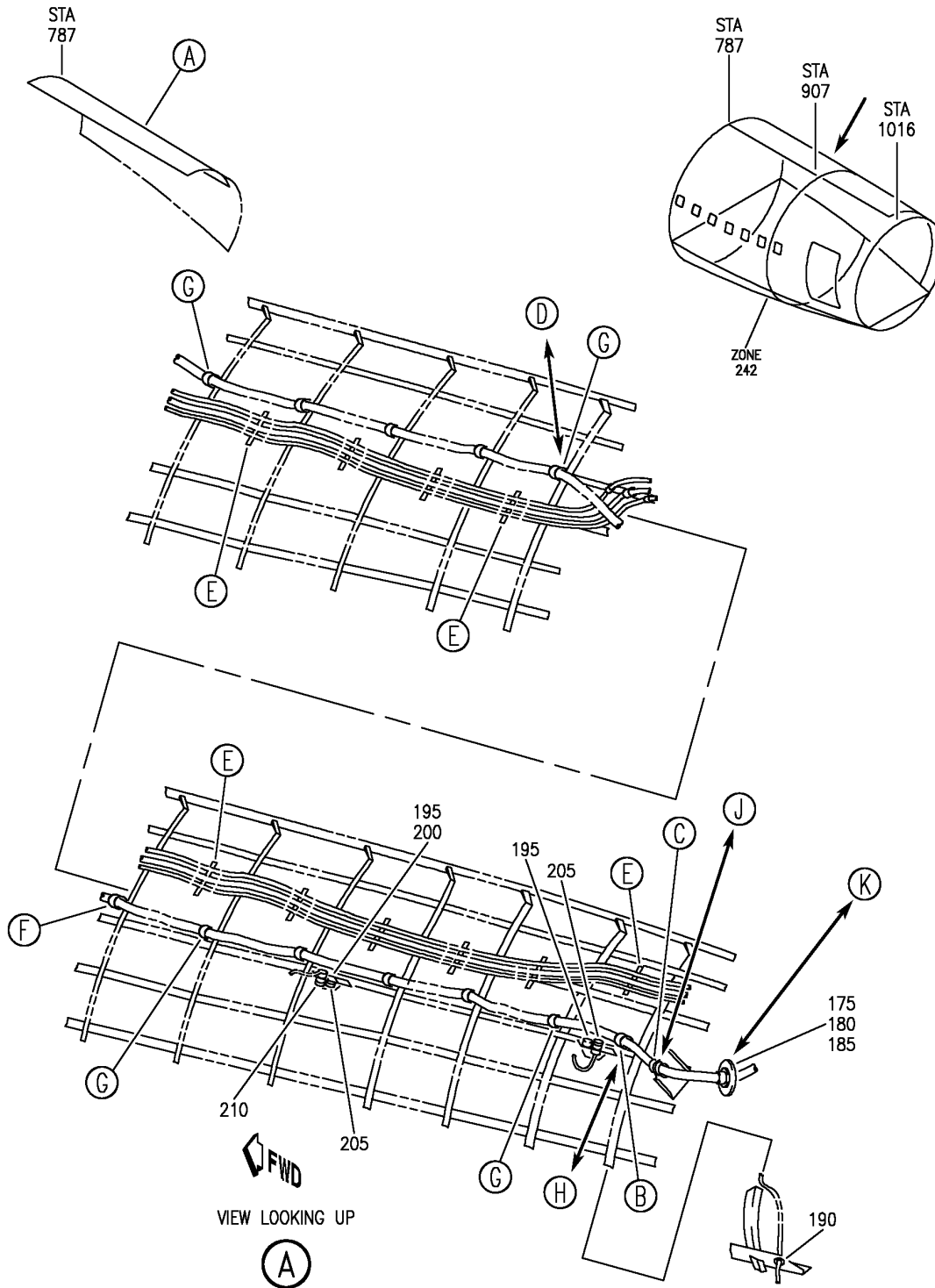
HAP

25-20-50-09B

BOEING PROPRIETARY - Copyright © - Unpublished Work - See title page for details.

25-20-50
FIG. 09B
PAGE 2
FEB 15/09

BOEING
 737-600/700/800/900
 PARTS CATALOG (MAINTENANCE)



E 25205012 SHT 1 REV 087

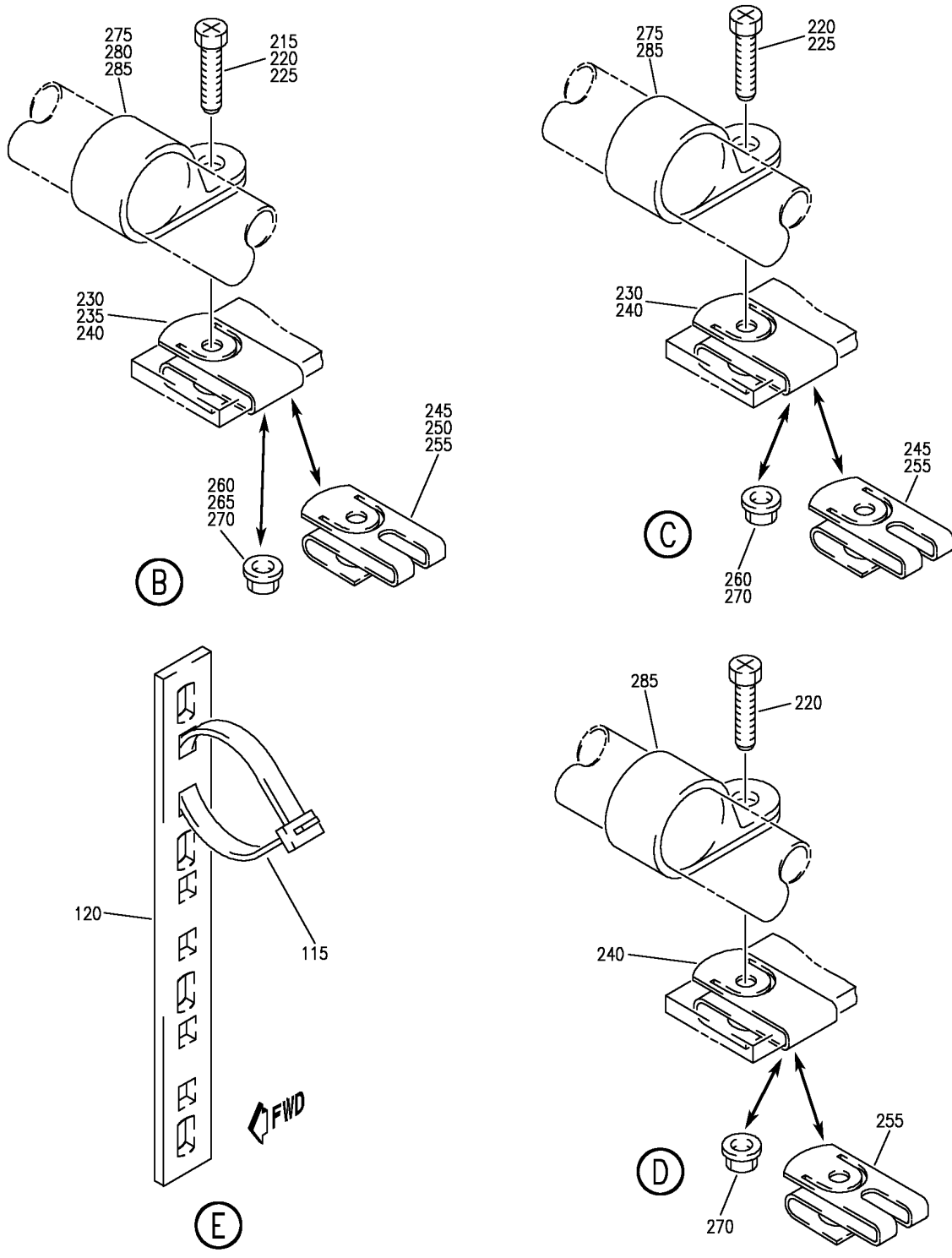
WIRE BUNDLE INSTL-R PASS. SIDEWALL
 FIGURE 12 (SHEET 1)

25-20-50-12

HAP
 OCT 10/06

25-20-50-12
 PAGE 0

BOEING
 737-600/700/800/900
 PARTS CATALOG (MAINTENANCE)



E 25205012 SHT 2 REV 087

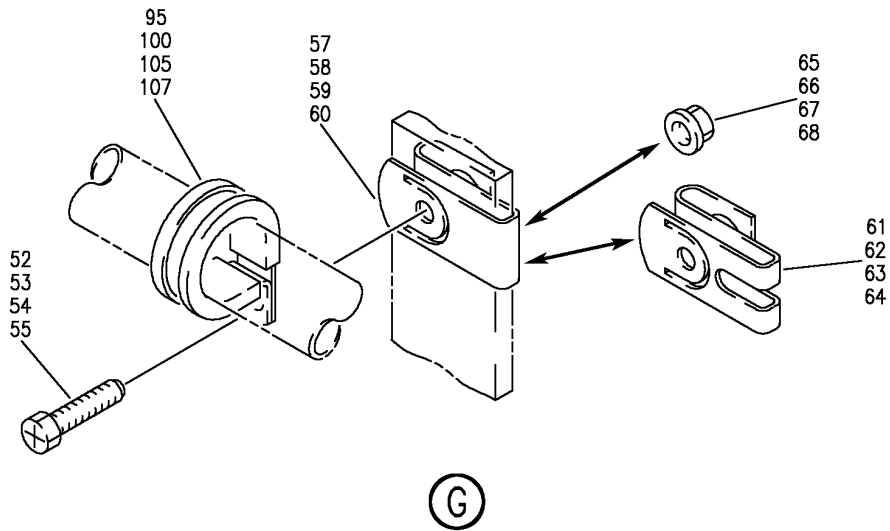
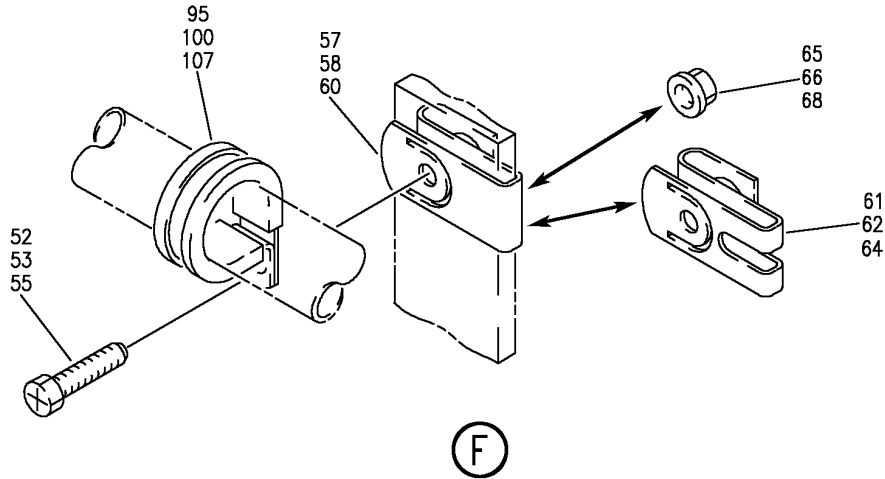
WIRE BUNDLE INSTL-R PASS. SIDEWALL
 FIGURE 12 (SHEET 2)

25-20-50-12

HAP
 OCT 10/06

25-20-50-12
 PAGE 0A

BOEING
 737-600/700/800/900
 PARTS CATALOG (MAINTENANCE)



E 25205012 SHT 3 REV 087

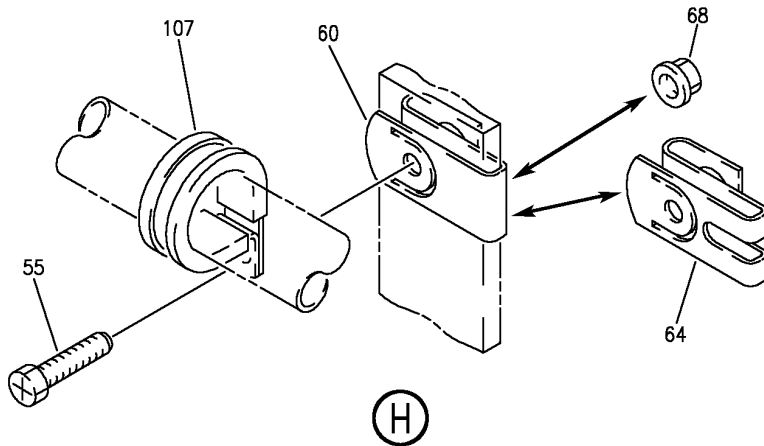
WIRE BUNDLE INSTL-R PASS. SIDEWALL
 FIGURE 12 (SHEET 3)

25-20-50-12

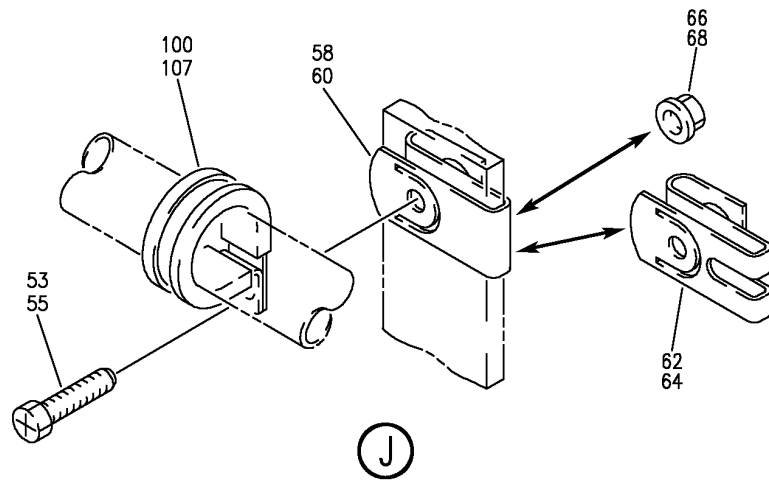
HAP
 OCT 10/06

25-20-50-12
 PAGE 0B

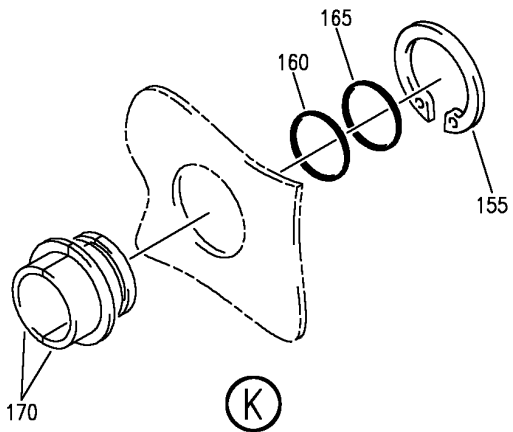
BOEING
 737-600/700/800/900
 PARTS CATALOG (MAINTENANCE)



(H)



(J)



(K)

E 25205012 SHT 4 REV 087

WIRE BUNDLE INSTL-R PASS. SIDEWALL
 FIGURE 12 (SHEET 4)

25-20-50-12

HAP
 OCT 10/06

25-20-50-12
 PAGE 0C

BOEING
737-600/700/800/900
PARTS CATALOG (MAINTENANCE)

FIG ITEM	PART NUMBER	1 2 3 4 5 6 7	NOMENCLATURE	EFFECT FROM TO	UNITS PER ASSY
12			WIRE BUNDLE INSTL-R PASS. SIDEWALL	008030 201967	
- 2	288A4606-60		WIRE BUNDLE INSTL-PASS. SIDEWALL POSITION DATA: R FOR NHA SEE: 25-20-00-11A	201967	RF
- 2	288A4606-66		WIRE BUNDLE INSTL-PASS. SIDEWALL POSITION DATA: R FOR NHA SEE: 25-20-00-11B	008019	RF
- 6	288A4606-133		WIRE BUNDLE INSTL-PASS. SIDEWALL POSITION DATA: R FOR NHA SEE: 25-20-00-11B	020030	RF
52	BACS12GU3K		.SCREW- SIZE DETERMINED ON INSTL.	008030	11
53	BACS12GU3K		.SCREW- SIZE DETERMINED ON INSTL.	201967	12
57	130069		.NUT- SUPPLIER CODE: V60119 SPECIFICATION NUMBER: BACN10FX16 OPTIONAL PART: A11330-6-3 V72962 A4972-6-02 V72962 BACN10YD1 BACN10YR3CD	008030	11
58	130069		.NUT- SUPPLIER CODE: V60119 SPECIFICATION NUMBER: BACN10FX16 OPTIONAL PART: A11330-6-3 V72962 A4972-6-02 V72962 BACN10YD1 BACN10YR3CD	201967	12

MISSING ITEM NUMBERS NOT APPLICABLE

- ITEM NOT ILLUSTRATED

HAP

25-20-50-12

BOEING PROPRIETARY - Copyright © - Unpublished Work - See title page for details.

25-20-50
FIG. 12
PAGE 1
FEB 15/09

BOEING
737-600/700/800/900
PARTS CATALOG (MAINTENANCE)

FIG ITEM	PART NUMBER	1 2 3 4 5 6 7	NOMENCLATURE	EFFECT FROM TO	UNITS PER ASSY
12 61	BRC600-8-3	.NUT-	SUPPLIER CODE: V52828 SPECIFICATION NUMBER: BACN10YD1 OPTIONAL PART: 130120 V60119 BACN10FX16 BACN10YR3CD	008030	11
62	BRC600-8-3	.NUT-	SUPPLIER CODE: V52828 SPECIFICATION NUMBER: BACN10YD1 OPTIONAL PART: 130120 V60119 BACN10FX16 BACN10YR3CD	201967	12
65	PLH53CD	.NUT-	SUPPLIER CODE: VF0224 SPECIFICATION NUMBER: BACN10YR3CD OPTIONAL PART: H52732-3CD V15653 BACN10FX16 BACN10YD1	008030	11
66	PLH53CD	.NUT-	SUPPLIER CODE: VF0224 SPECIFICATION NUMBER: BACN10YR3CD OPTIONAL PART: H52732-3CD V15653 BACN10FX16 BACN10YD1	201967	12

MISSING ITEM NUMBERS NOT APPLICABLE

— ITEM NOT ILLUSTRATED

HAP

25-20-50-12

BOEING PROPRIETARY - Copyright © - Unpublished Work - See title page for details.

25-20-50
FIG. 12
PAGE 2
FEB 15/09

BOEING
737-600/700/800/900
PARTS CATALOG (MAINTENANCE)

FIG ITEM	PART NUMBER	1 2 3 4 5 6 7	NOMENCLATURE	EFFECT FROM TO	UNITS PER ASSY
12 95	JM44LC13WSR		.CLAMP- SUPPLIER CODE: V22175 SPECIFICATION NUMBER: BACC10GE OPTIONAL PART: S369WH V18076 TA12C32WS V84971 SIZE DETERMINED ON INSTL.	008030	11
100	JM44LC13WSR		.CLAMP- SUPPLIER CODE: V22175 SPECIFICATION NUMBER: BACC10GE OPTIONAL PART: S369WH V18076 TA12C32WS V84971 SIZE DETERMINED ON INSTL.	201967	12
115	BACS38K		.STRAP- SIZE DETERMINED ON INSTL.	008030 201967	AR
120	MTP4SE10		.PLATE-TIE SUPPLIER CODE: V06383	008030 201967	AR
- 125	411N4026-3		.WASHER ASSY	008030 201967	AR
- 130	411A4902-6		.CLIP ASSY	008030 201967	AR
- 135	MS16562-194		..PIN	008030 201967	AR
- 140	411A4902-8		..CLIP	008030 201967	AR
- 145	411A4902-3		..BODY ASSY	008030 201967	AR
- 150	H02030-2L		...INSERT- SUPPLIER CODE: V07EU2	008030 201967	AR
155	MS16624-4212		.RETAINER	020030	1
160	BACS11BD9		.SEAL	020030	AR
165	BACS11BD10		.SEAL	020030	AR
170	BACS45B5		.SEAL	020030	2
175	MS16624-2212		.RETAINER	008019 201967	1
180	BACS45B5		.SEAL	008019 201967	AR
185	BACS45B78-79		.SEAL	008019	AR

MISSING ITEM NUMBERS NOT APPLICABLE

- ITEM NOT ILLUSTRATED

HAP

25-20-50-12

25-20-50
FIG. 12
PAGE 3
FEB 15/09

BOEING
737-600/700/800/900
PARTS CATALOG (MAINTENANCE)

FIG ITEM	PART NUMBER	1 2 3 4 5 6 7	NOMENCLATURE	EFFECT FROM TO	UNITS PER ASSY
12					
190	NAS1368N6A	.	GROMMET	008030 201967	1
215	BACS12GU3K	.	SCREW- SIZE DETERMINED ON INSTL.	201967	AR
225	BACS12GU3K	.	SCREW- SIZE DETERMINED ON INSTL.	008030	AR
230	130069	.	NUT- SUPPLIER CODE: V60119 SPECIFICATION NUMBER: BACN10FX16 OPTIONAL PART: A11330-6-3 V72962 A4972-6-02 V72962 BACN10YD1 BACN10YR3CD	008030	AR
235	130069	.	NUT- SUPPLIER CODE: V60119 SPECIFICATION NUMBER: BACN10FX16 OPTIONAL PART: A11330-6-3 V72962 A4972-6-02 V72962 BACN10YD1 BACN10YR3CD	201967	AR
245	BRC600-8-3	.	NUT- SUPPLIER CODE: V52828 SPECIFICATION NUMBER: BACN10YD1 OPTIONAL PART: 130120 V60119 BACN10FX16 BACN10YR3CD	008030	AR

MISSING ITEM NUMBERS NOT APPLICABLE

— ITEM NOT ILLUSTRATED

HAP

25-20-50-12

BOEING PROPRIETARY - Copyright © - Unpublished Work - See title page for details.

25-20-50
FIG. 12
PAGE 4
FEB 15/09

BOEING
737-600/700/800/900
PARTS CATALOG (MAINTENANCE)

FIG ITEM	PART NUMBER	1 2 3 4 5 6 7	NOMENCLATURE	EFFECT FROM TO	UNITS PER ASSY
12 250	BRC600-8-3		.NUT- SUPPLIER CODE: V52828 SPECIFICATION NUMBER: BACN10YD1 OPTIONAL PART: 130120 V60119 BACN10FX16 BACN10YR3CD	201967	AR
260	PLH53CD		.NUT- SUPPLIER CODE: VF0224 SPECIFICATION NUMBER: BACN10YR3CD OPTIONAL PART: H52732-3CD V15653 BACN10FX16 BACN10YD1	008030	AR
265	PLH53CD		.NUT- SUPPLIER CODE: VF0224 SPECIFICATION NUMBER: BACN10YR3CD OPTIONAL PART: H52732-3CD V15653 BACN10FX16 BACN10YD1	201967	AR
275	TA027016-17		.CLAMP- SUPPLIER CODE: V84971	008030	AR
280	TA027016-17		.CLAMP- SUPPLIER CODE: V84971	201967	AR

MISSING ITEM NUMBERS NOT APPLICABLE

— ITEM NOT ILLUSTRATED

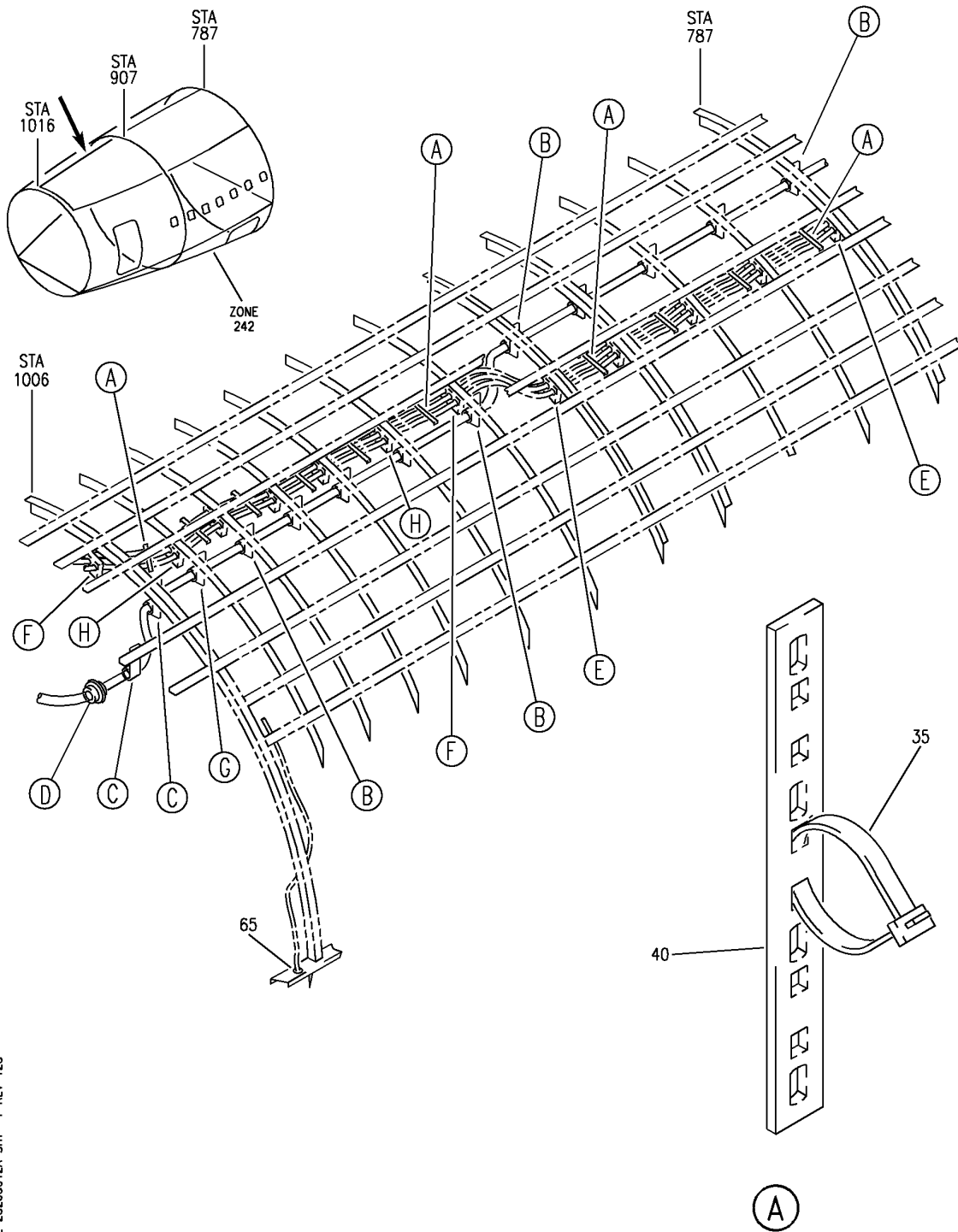
HAP

25-20-50-12

BOEING PROPRIETARY - Copyright © - Unpublished Work - See title page for details.

25-20-50
FIG. 12
PAGE 5
FEB 15/09

BOEING
 737-600/700/800/900
 PARTS CATALOG (MAINTENANCE)



E 25205012A SHT 1 REV 128

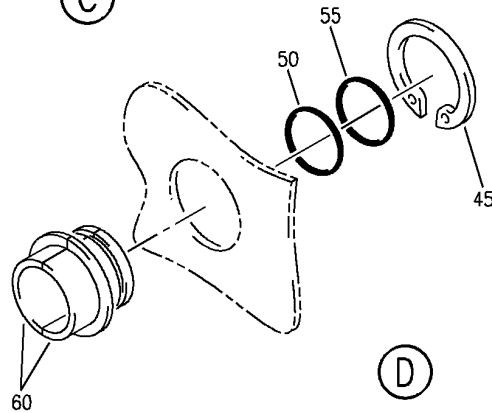
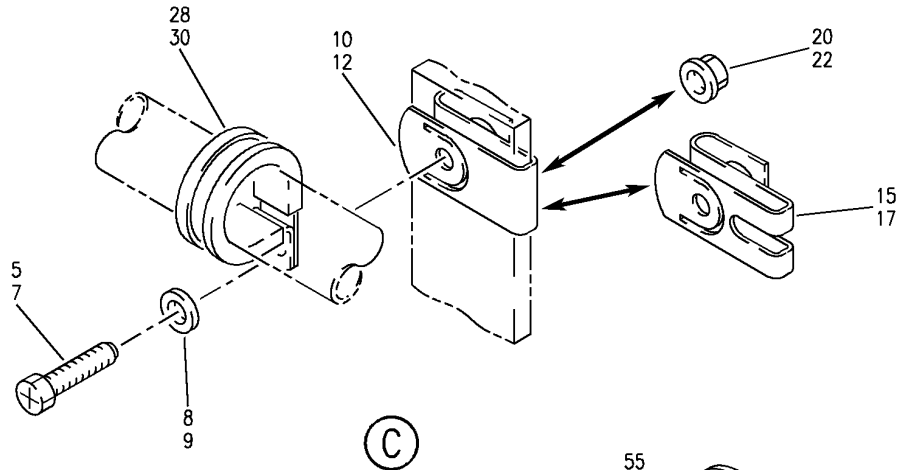
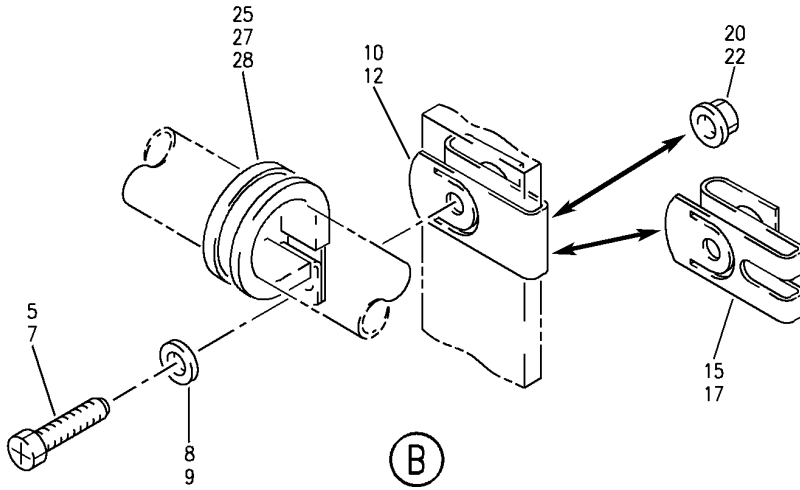
WIRE BUNDLE INSTL-R PASS. SIDEWALL
 FIGURE 12A (SHEET 1)

25-20-50-12A

HAP
 JUN 10/07

25-20-50-12A
 PAGE 0

BOEING
 737-600/700/800/900
 PARTS CATALOG (MAINTENANCE)



E 25205012A SHT 2 REV 128

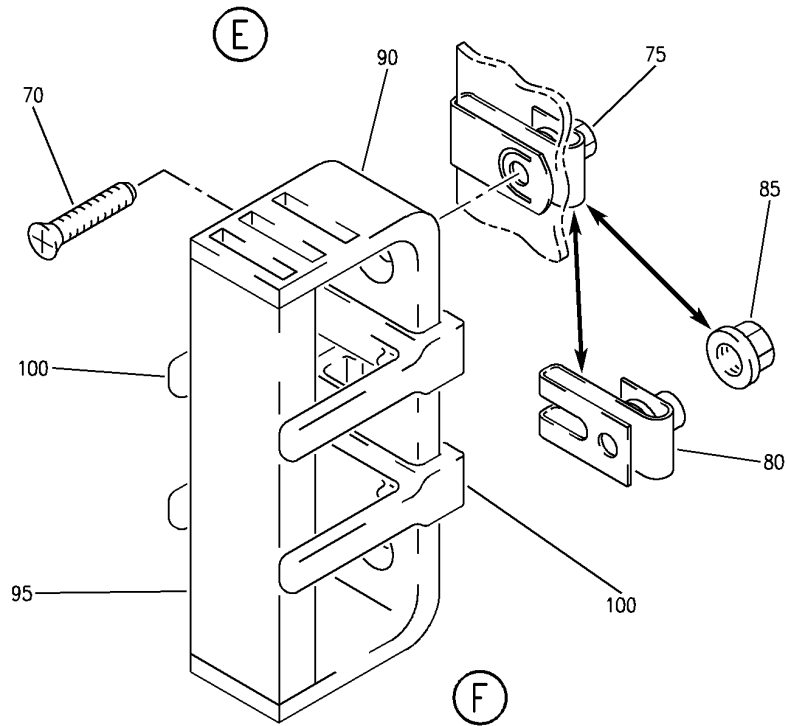
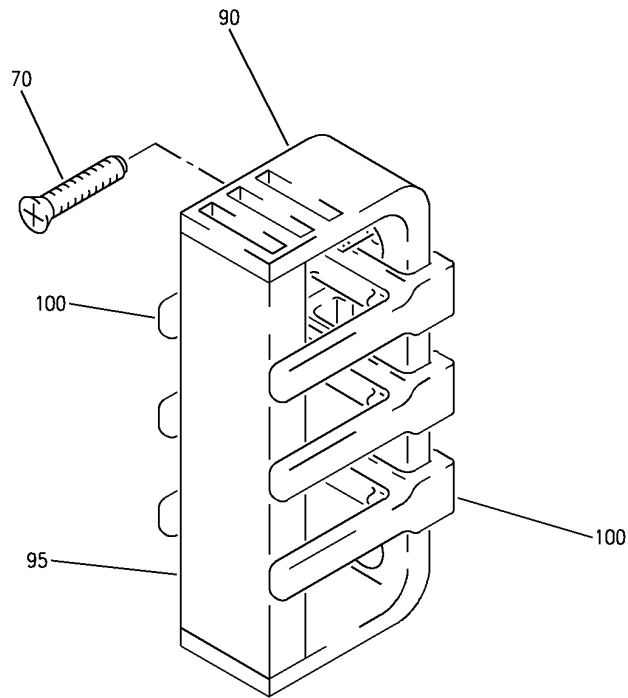
WIRE BUNDLE INSTL-R PASS. SIDEWALL
 FIGURE 12A (SHEET 2)

25-20-50-12A

HAP
 JUN 10/07

25-20-50-12A
 PAGE 0A

BOEING
 737-600/700/800/900
 PARTS CATALOG (MAINTENANCE)



E 25205012A SHT 3 REV 128

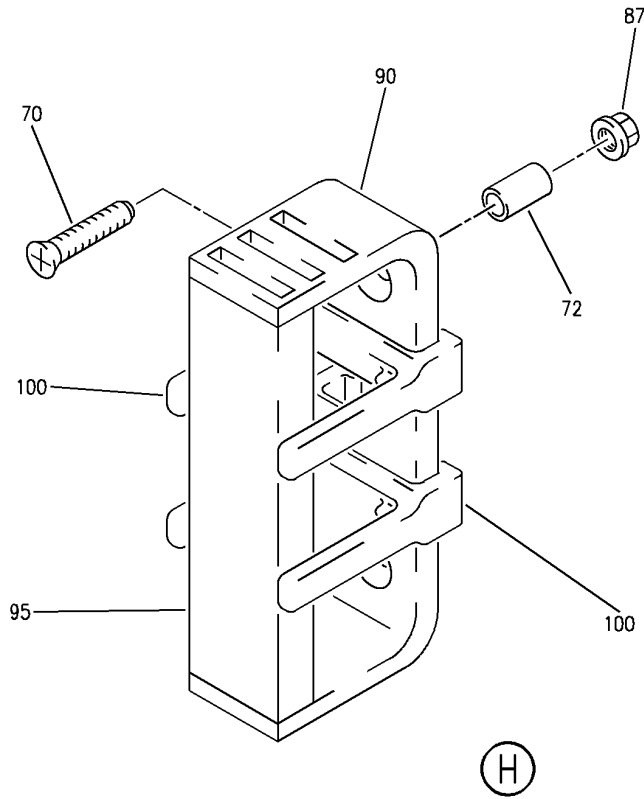
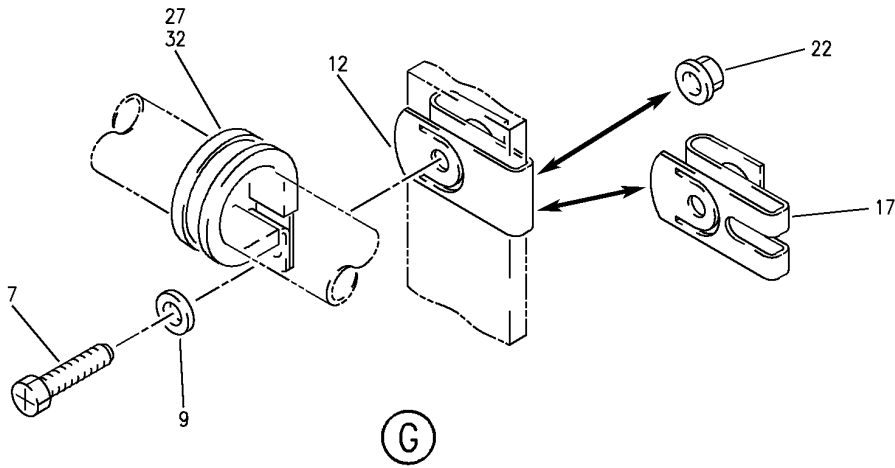
WIRE BUNDLE INSTL-R PASS. SIDEWALL
 FIGURE 12A (SHEET 3)

25-20-50-12A

HAP
 JUN 10/07

25-20-50-12A
 PAGE 0B

BOEING
 737-600/700/800/900
 PARTS CATALOG (MAINTENANCE)



E 25205012A SHT 4 REV 128

WIRE BUNDLE INSTL-R PASS. SIDEWALL
 FIGURE 12A (SHEET 4)

25-20-50-12A

HAP
 JUN 10/07

25-20-50-12A
 PAGE 0C

BOEING
737-600/700/800/900
PARTS CATALOG (MAINTENANCE)

FIG ITEM	PART NUMBER	1 2 3 4 5 6 7	NOMENCLATURE	EFFECT FROM TO	UNITS PER ASSY
12A			WIRE BUNDLE INSTL-R PASS. SIDEWALL	101103 968971	
- 1	MODREF326463		WIRE BUNDLE INSTL-R PASS. SIDEWALL MODULE NUMBER: 288A4606-398 REV A	968968	1
- 1	MODREF334992		WIRE BUNDLE INSTL-R PASS. SIDEWALL MODULE NUMBER: 288A4606-398 REV B	101103 969971	1
7	BACS12GU3K		.SCREW- SIZE DETERMINED ON INSTL.	101103 968971	13
9	NAS1149D0332J		.WASHER- QUALIFIED OPTIONAL DATA: BACN10FX16 OPTIONAL TO BACN10YD1, BACN10FX16 IS PREFERRED FOR EDGE MARGINS LESS THAN .38, OPTIONAL: BACN10YR3CD AND NAS1149D0332J	101103 968971	13
12	130069		.NUT- SUPPLIER CODE: V60119 SPECIFICATION NUMBER: BACN10FX16 OPTIONAL PART: A11330-6-3 V72962 A4972-6-02 V72962 QUALIFIED OPTIONAL DATA: BACN10FX16 OPTIONAL TO BACN10YD1, BACN10FX16 IS PREFERRED FOR EDGE MARGINS LESS THAN .38, OPTIONAL: BACN10YR3CD AND NAS1149D0332J	101103 968971	13

MISSING ITEM NUMBERS NOT APPLICABLE

- ITEM NOT ILLUSTRATED

HAP

25-20-50-12A

BOEING PROPRIETARY - Copyright © - Unpublished Work - See title page for details.

25-20-50
FIG. 12A
PAGE 1
FEB 15/09

BOEING
737-600/700/800/900
PARTS CATALOG (MAINTENANCE)

FIG ITEM	PART NUMBER	1 2 3 4 5 6 7	NOMENCLATURE	EFFECT FROM TO	UNITS PER ASSY
12A 17	BRC600-8-3	.NUT-	SUPPLIER CODE: V52828 SPECIFICATION NUMBER: BACN10YD1 OPTIONAL PART: 130120 V60119 QUALIFIED OPTIONAL DATA: BACN10FX16 OPTIONAL TO BACN10YD1, BACN10FX16 IS PREFERRED FOR EDGE MARGINS LESS THAN .38, OPTIONAL: BACN10YR3CD AND NAS1149D0332J	101103 968971	13
22	PLH53CD	.NUT-	SUPPLIER CODE: VF0224 SPECIFICATION NUMBER: BACN10YR3CD OPTIONAL PART: H52732-3CD V15653 QUALIFIED OPTIONAL DATA: BACN10FX16 OPTIONAL TO BACN10YD1, BACN10FX16 IS PREFERRED FOR EDGE MARGINS LESS THAN .38, OPTIONAL: BACN10YR3CD AND NAS1149D0332J	101103 968971	13
27	JM44LC13WSR	.CLAMP-	SUPPLIER CODE: V22175 SPECIFICATION NUMBER: BACC10GE OPTIONAL PART: S369WH V18076 TA12C32WS V84971 SIZE DETERMINED ON INSTL.	101103 968971	11
30	TA027016-17	.CLAMP-	SUPPLIER CODE: V84971	101103 968971	AR
35	BACS38K	.STRAP-	SIZE DETERMINED ON INSTL.	101103 968971	AR
40	MTP4SE10	.PLATE-TIE	SUPPLIER CODE: V06383	101103 968971	AR

MISSING ITEM NUMBERS NOT APPLICABLE

— ITEM NOT ILLUSTRATED

HAP

25-20-50-12A

BOEING PROPRIETARY - Copyright © - Unpublished Work - See title page for details.

25-20-50
FIG. 12A
PAGE 2
FEB 15/09

BOEING
737-600/700/800/900
PARTS CATALOG (MAINTENANCE)

FIG ITEM	PART NUMBER	1 2 3 4 5 6 7	NOMENCLATURE	EFFECT FROM TO	UNITS PER ASSY
12A					
45	MS16624-4212	.	RETAINER	101103 968971	1
50	BACS11BD9	.	SEAL	101103 968971	AR
55	BACS11BD10	.	SEAL	101103 968971	AR
60	BACS45B5	.	SEAL	101103 968971	2
65	NAS1368N6A	.	GROMMET	101103 968971	1
70	NAS514P1032P	.	SCREW- SIZE DETERMINED ON INSTL.	101103 968971	24
72	NAS42DD6-7C	.	SPACER	101103 968971	10
75	130069	.	NUT- SUPPLIER CODE: V60119 SPECIFICATION NUMBER: BACN10FX16 OPTIONAL PART: A11330-6-3 V72962 A4972-6-02 V72962 QUALIFIED OPTIONAL DATA: BACN10FX16 OPTIONAL TO BACN10YD1, BACN10FX16 IS PREFERRED FOR EDGE MARGINS LESS THAN .38, OPTIONAL: BACN10YR3CD	101103 968971	4
80	BRC600-8-3	.	NUT- SUPPLIER CODE: V52828 SPECIFICATION NUMBER: BACN10YD1 OPTIONAL PART: 130120 V60119 QUALIFIED OPTIONAL DATA: BACN10FX16 OPTIONAL TO BACN10YD1, BACN10FX16 IS PREFERRED FOR EDGE MARGINS LESS THAN .38, OPTIONAL: BACN10YR3CD	101103 968971	4

MISSING ITEM NUMBERS NOT APPLICABLE

— ITEM NOT ILLUSTRATED

HAP

25-20-50-12A

BOEING PROPRIETARY - Copyright © - Unpublished Work - See title page for details.

25-20-50
FIG. 12A
PAGE 3
FEB 15/09

BOEING
737-600/700/800/900
PARTS CATALOG (MAINTENANCE)

FIG ITEM	PART NUMBER	1 2 3 4 5 6 7	NOMENCLATURE	EFFECT FROM TO	UNITS PER ASSY
12A 85	PLH53CD	.NUT-	SUPPLIER CODE: VF0224 SPECIFICATION NUMBER: BACN10YR3CD OPTIONAL PART: H52732-3CD V15653 QUALIFIED OPTIONAL DATA: BACN10FX16 OPTIONAL TO BACN10YD1, BACN10FX16 IS PREFERRED FOR EDGE MARGINS LESS THAN .38, OPTIONAL: BACN10YR3CD	101103 968971	4
87	PLH53CD	.NUT	SUPPLIER CODE: VF0224 SPECIFICATION NUMBER: BACN10YR3CD OPTIONAL PART: H52732-3CD V15653	101103 968971	10
90	BACC10DR	.CHANNEL-	SIZE DETERMINED ON INSTL.	101103 968971	12
95	BACC10DS	.CLAMP-	SIZE DETERMINED ON INSTL.	101103 968971	12
100	BACC10KS1	.SEPARATOR		101103 968971	29
- 105	411N4026-3	.WASHER ASSY		101103 968971	AR
- 110	411A4902-6	.CLIP ASSY		101103 968971	AR
- 115	MS16562-194	..PIN		101103 968971	1
- 120	411A4902-8	..CLIP		101103 968971	1
- 125	411A4902-3	..BODY ASSY		101103 968971	1
- 130	H02030-2L	...INSERT-	SUPPLIER CODE: V07EU2	101103 968971	2

MISSING ITEM NUMBERS NOT APPLICABLE

- ITEM NOT ILLUSTRATED

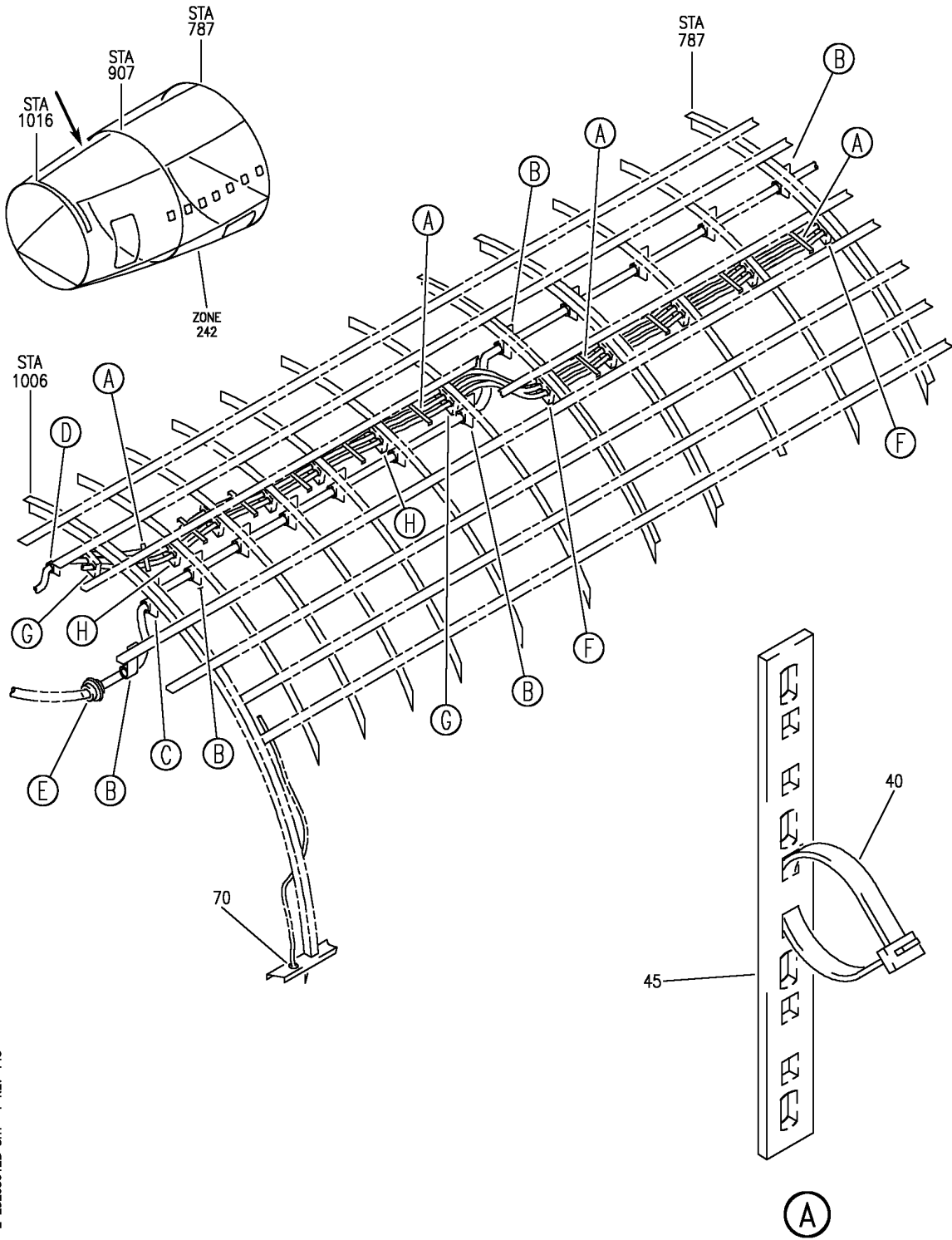
HAP

25-20-50-12A

BOEING PROPRIETARY - Copyright © - Unpublished Work - See title page for details.

25-20-50
FIG. 12A
PAGE 4
FEB 15/09

BOEING
 737-600/700/800/900
 PARTS CATALOG (MAINTENANCE)



E 25205012B SHT 1 REV 140

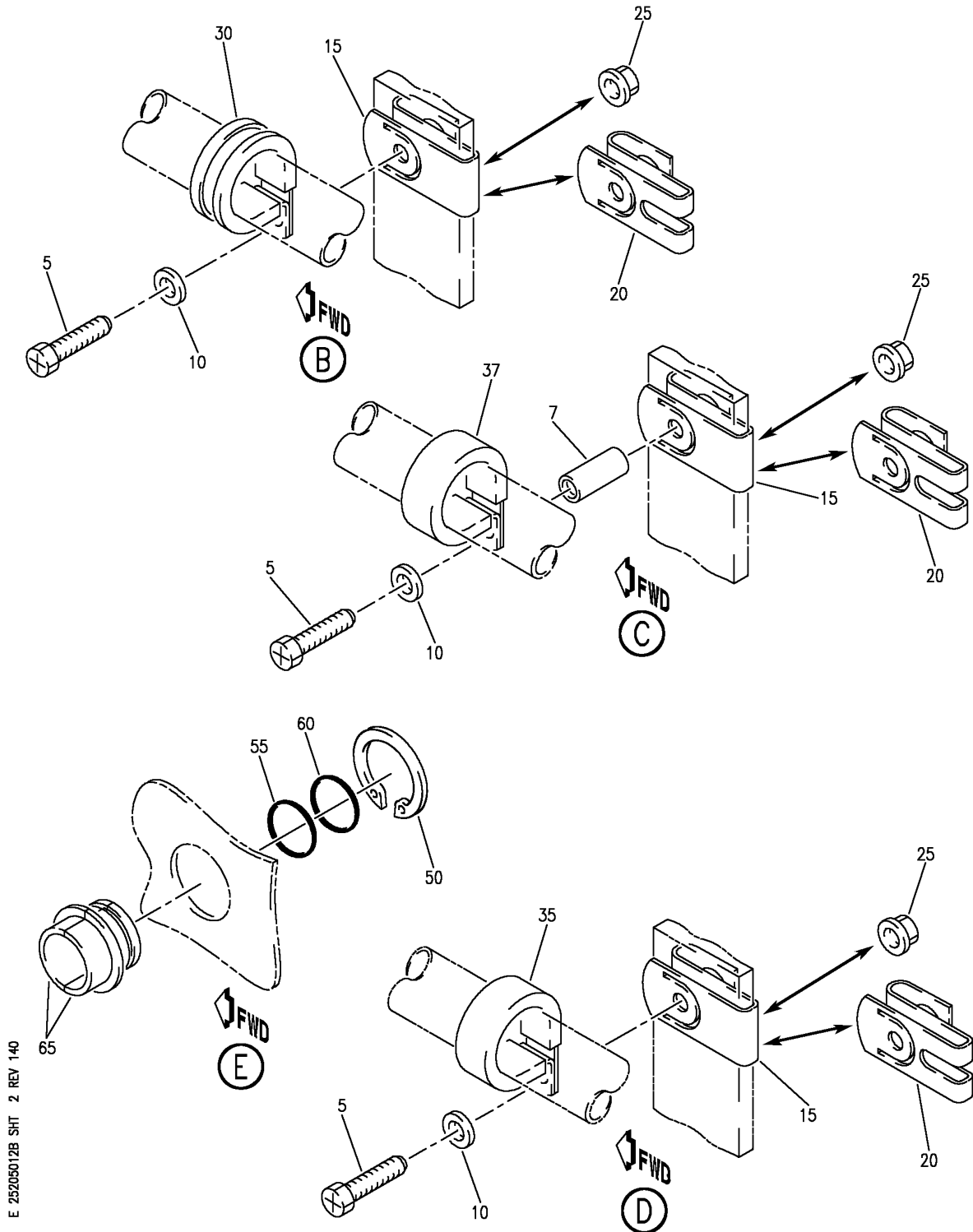
WIRE BUNDLE INSTL-R PASS. SIDEWALL
 FIGURE 12B (SHEET 1)

25-20-50-12B

HAP
 JUN 15/08

25-20-50-12B
 PAGE 0

BOEING
 737-600/700/800/900
 PARTS CATALOG (MAINTENANCE)



E 25205012B SHT 2 REV 140

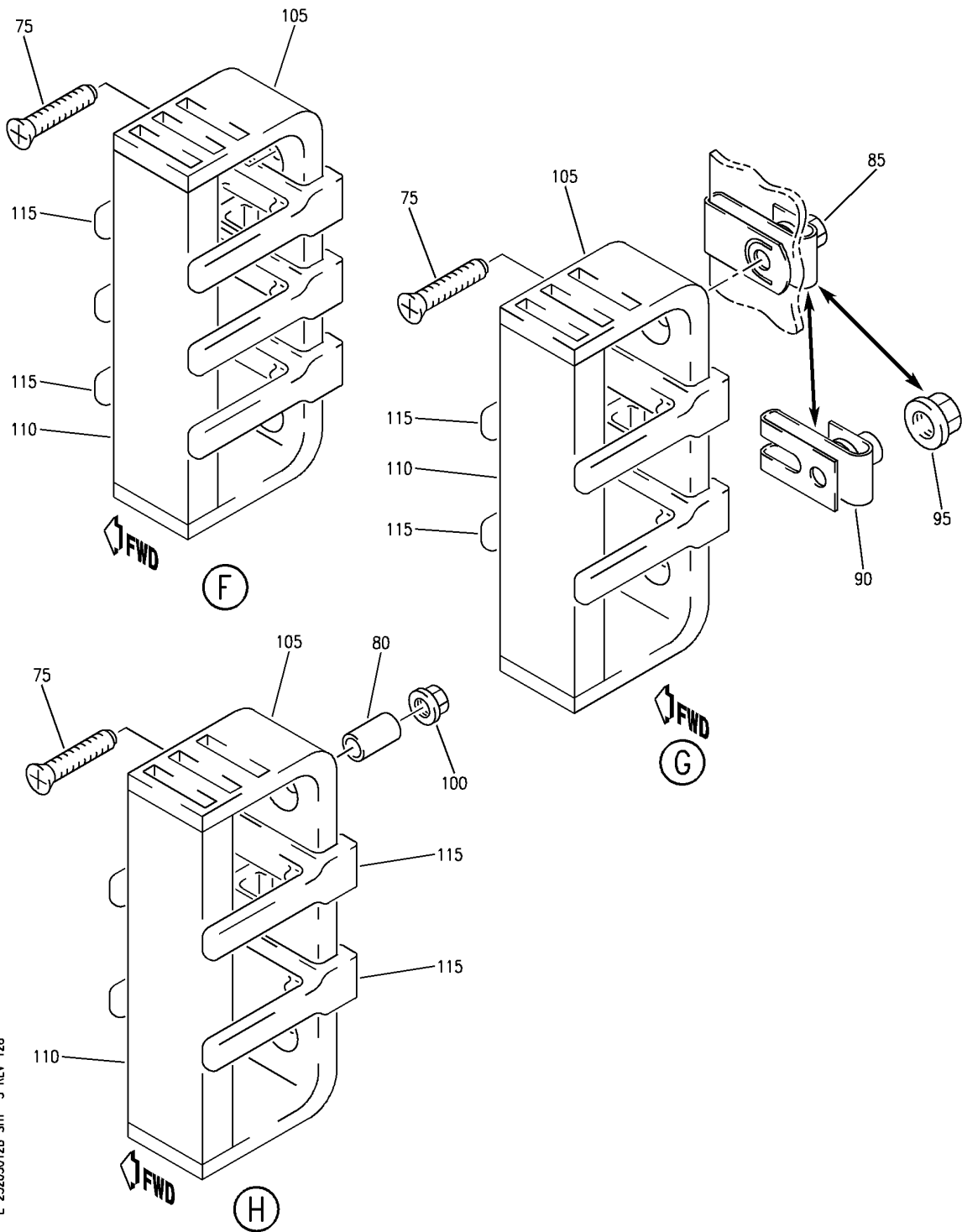
WIRE BUNDLE INSTL-R PASS. SIDEWALL
 FIGURE 12B (SHEET 2)

25-20-50-12B

HAP
 JUN 15/08

25-20-50-12B
 PAGE 0A

BOEING
 737-600/700/800/900
 PARTS CATALOG (MAINTENANCE)



E 25205012B SHT 3 REV 128

WIRE BUNDLE INSTL-R PASS. SIDEWALL
 FIGURE 12B (SHEET 3)

25-20-50-12B

HAP
 JUN 10/07

25-20-50-12B
 PAGE 0B

BOEING
737-600/700/800/900
PARTS CATALOG (MAINTENANCE)

FIG ITEM	PART NUMBER	1 2 3 4 5 6 7	NOMENCLATURE	EFFECT FROM TO	UNITS PER ASSY
12B			WIRE BUNDLE INSTL-R PASS. SIDEWALL	037100	
- 1	MODREF319219		WIRE BUNDLE INSTL-R PASS. SIDEWALL MODULE NUMBER: 288A4606-383 REV A	037043	1
- 1	MODREF350746		WIRE BUNDLE INSTL-R PASS. SIDEWALL MODULE NUMBER: 288A4606-383 REV B	044045 054100	1
- 1	MODREF368080		WIRE BUNDLE INSTL-R PASS. SIDEWALL MODULE NUMBER: 288A4606-383 REV C	046053	1
5	BACS12GU3K		.SCREW- SIZE DETERMINED ON INSTL.	037100	14
7	NAS42DD6-32FC		.SPACER	037100	1
10	NAS1149D0332J		.WASHER- QUALIFIED OPTIONAL DATA: BACN10FX16 OPTIONAL TO BACN10YD1, BACN10FX16 IS PREFERRED FOR EDGE MARGINS LESS THAN .38, OPTIONAL: BACN10YR3CD AND NAS1149D0332J	037100	14
15	130069		.NUT- SUPPLIER CODE: V60119 SPECIFICATION NUMBER: BACN10FX16 OPTIONAL PART: A11330-6-3 V72962 A4972-6-02 V72962 QUALIFIED OPTIONAL DATA: BACN10FX16 OPTIONAL TO BACN10YD1, BACN10FX16 IS PREFERRED FOR EDGE MARGINS LESS THAN .38, OPTIONAL: BACN10YR3CD AND NAS1149D0332J	037100	14

MISSING ITEM NUMBERS NOT APPLICABLE

- ITEM NOT ILLUSTRATED

HAP

25-20-50-12B

BOEING PROPRIETARY - Copyright © - Unpublished Work - See title page for details.

25-20-50
FIG. 12B
PAGE 1
FEB 15/09

BOEING
737-600/700/800/900
PARTS CATALOG (MAINTENANCE)

FIG ITEM	PART NUMBER	1 2 3 4 5 6 7	NOMENCLATURE	EFFECT FROM TO	UNITS PER ASSY
12B 20	BRC600-8-3	.NUT-	SUPPLIER CODE: V52828 SPECIFICATION NUMBER: BACN10YD1 OPTIONAL PART: 130120 V60119 QUALIFIED OPTIONAL DATA: BACN10FX16 OPTIONAL TO BACN10YD1, BACN10FX16 IS PREFERRED FOR EDGE MARGINS LESS THAN .38, OPTIONAL: BACN10YR3CD AND NAS1149D0332J	037100	14
25	PLH53CD	.NUT-	SUPPLIER CODE: VF0224 SPECIFICATION NUMBER: BACN10YR3CD OPTIONAL PART: H52732-3CD V15653 QUALIFIED OPTIONAL DATA: BACN10FX16 OPTIONAL TO BACN10YD1, BACN10FX16 IS PREFERRED FOR EDGE MARGINS LESS THAN .38, OPTIONAL: BACN10YR3CD AND NAS1149D0332J	037100	14
30	JM44LC13WSR	.CLAMP-	SUPPLIER CODE: V22175 SPECIFICATION NUMBER: BACC10GE OPTIONAL PART: S369WH V18076 TA12C32WS V84971 SIZE DETERMINED ON INSTL.	037100	12
37	TA027016-17	.CLAMP-	SUPPLIER CODE: V84971	037100	1
40	BACS38K	.STRAP-	SIZE DETERMINED ON INSTL.	037100	AR
45	MTP4SE10	.PLATE-TIE	SUPPLIER CODE: V06383	037100	AR

MISSING ITEM NUMBERS NOT APPLICABLE

— ITEM NOT ILLUSTRATED

HAP

25-20-50-12B

BOEING PROPRIETARY - Copyright © - Unpublished Work - See title page for details.

25-20-50
FIG. 12B
PAGE 2
FEB 15/09

BOEING
737-600/700/800/900
PARTS CATALOG (MAINTENANCE)

FIG ITEM	PART NUMBER	1 2 3 4 5 6 7	NOMENCLATURE	EFFECT FROM TO	UNITS PER ASSY
12B					
50	MS16624-4212	.	RETAINER	037100	1
55	BACS11BD9	.	SEAL	037100	AR
60	BACS11BD10	.	SEAL	037100	AR
65	BACS45B5	.	SEAL	037100	AR
70	NAS1368N6A	.	GROMMET	037100	1
75	NAS514P1032P	.	SCREW-	037100	24
			SIZE DETERMINED ON INSTL.		
80	NAS42DD6-7C	.	SPACER	037100	10
85	130069	.	NUT-	037100	4
			SUPPLIER CODE: V60119		
			SPECIFICATION NUMBER: BACN10FX16		
			OPTIONAL PART: A11330-6-3		
			V72962		
			A4972-6-02		
			V72962		
			QUALIFIED OPTIONAL DATA: BACN10FX16 OPTIONAL TO BACN10YD1, BACN10FX16 IS PREFERRED FOR EDGE MARGINS LESS THAN .38, OPTIONAL: BACN10YR3CD		
			NUT		
90	BRC600-8-3	.	NUT-	037100	4
			SUPPLIER CODE: V52828		
			SPECIFICATION NUMBER: BACN10YD1		
			OPTIONAL PART: 130120		
			V60119		
			QUALIFIED OPTIONAL DATA: BACN10FX16 OPTIONAL TO BACN10YD1, BACN10FX16 IS PREFERRED FOR EDGE MARGINS LESS THAN .38, OPTIONAL: BACN10YR3CD		
			NUT		

MISSING ITEM NUMBERS NOT APPLICABLE

— ITEM NOT ILLUSTRATED

HAP

25-20-50-12B

BOEING PROPRIETARY - Copyright © - Unpublished Work - See title page for details.

25-20-50
FIG. 12B
PAGE 3
FEB 15/09

BOEING
737-600/700/800/900
PARTS CATALOG (MAINTENANCE)

FIG ITEM	PART NUMBER	1 2 3 4 5 6 7	NOMENCLATURE	EFFECT FROM TO	UNITS PER ASSY
12B 95	PLH53CD	.NUT-	SUPPLIER CODE: VF0224 SPECIFICATION NUMBER: BACN10YR3CD OPTIONAL PART: H52732-3CD V15653 QUALIFIED OPTIONAL DATA: BACN10FX16 OPTIONAL TO BACN10YD1, BACN10FX16 IS PREFERRED FOR EDGE MARGINS LESS THAN .38, OPTIONAL: BACN10YR3CD NUT	037100	4
100	PLH53CD	.NUT	SUPPLIER CODE: VF0224 SPECIFICATION NUMBER: BACN10YR3CD OPTIONAL PART: H52732-3CD V15653	037100	10
105	BACC10DR	.CHANNEL-	SIZE DETERMINED ON INSTL.	037100	12
110	BACC10DS	.CLAMP-	SIZE DETERMINED ON INSTL.	037100	12
115	BACC10KS1	.SEPARATOR		037100	29
- 120	411N4026-3	.WASHER ASSY		037100	AR
- 125	411A4902-6	.CLIP ASSY		037100	AR
- 130	MS16562-194	..PIN		037100	1
- 135	411A4902-8	..CLIP		037100	1
- 140	411A4902-3	..BODY ASSY		037100	1
- 145	H02030-2L	...INSERT-	SUPPLIER CODE: V07EU2	037100	2

MISSING ITEM NUMBERS NOT APPLICABLE

- ITEM NOT ILLUSTRATED

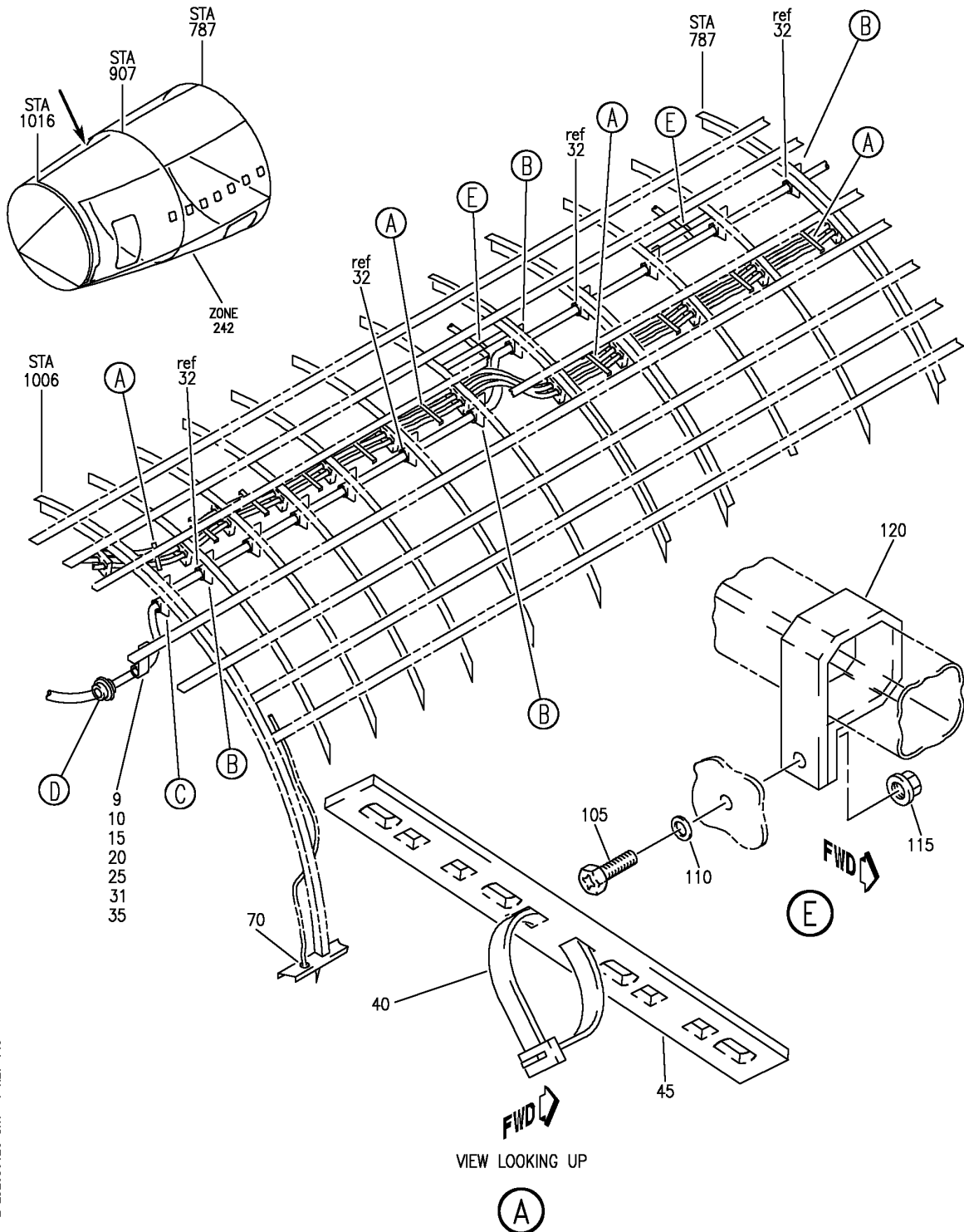
HAP

25-20-50-12B

BOEING PROPRIETARY - Copyright © - Unpublished Work - See title page for details.

25-20-50
FIG. 12B
PAGE 4
FEB 15/09

BOEING
 737-600/700/800/900
 PARTS CATALOG (MAINTENANCE)



E 25205012C SHT 1 REV 140

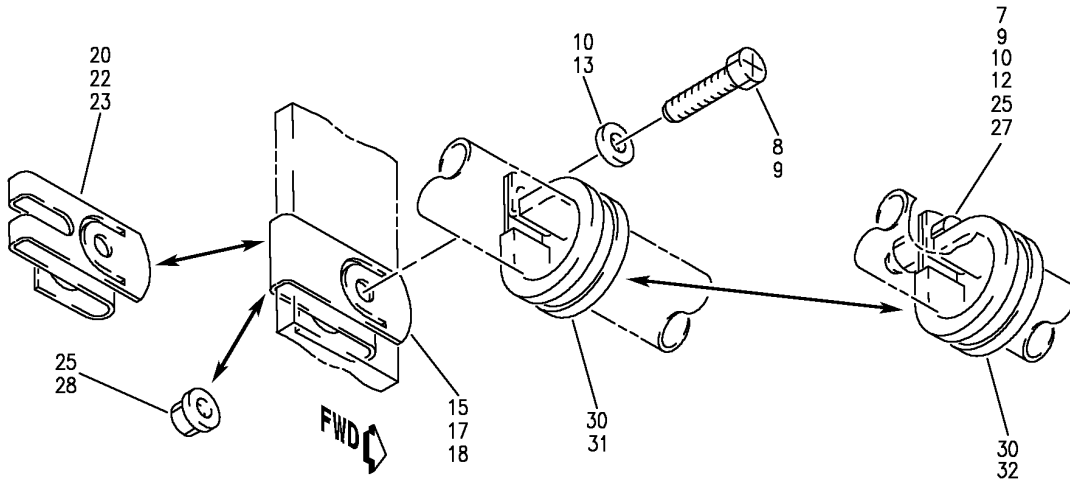
WIRE BUNDLE INSTL-R PASS. SIDEWALL
 FIGURE 12C (SHEET 1)

25-20-50-12C

HAP
 JUN 15/08

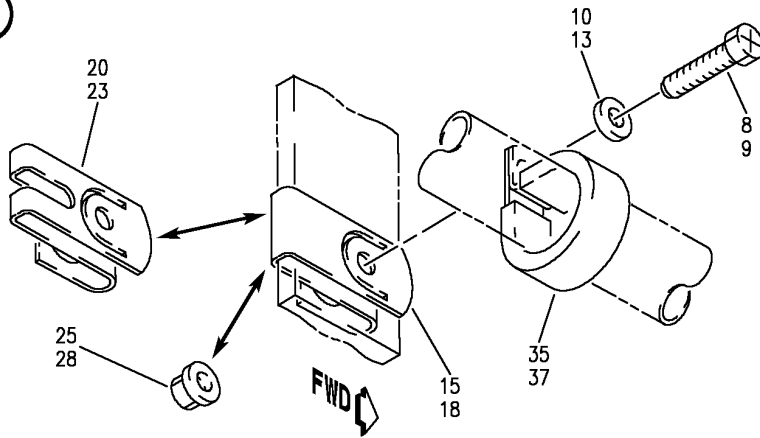
25-20-50-12C
 PAGE 0

BOEING
 737-600/700/800/900
 PARTS CATALOG (MAINTENANCE)



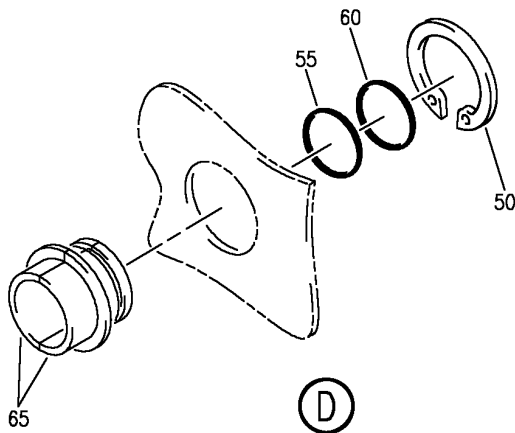
VIEW LOOKING UP

(B)



VIEW LOOKING UP

(C)



E 25205012C SHT 2 REV 140

WIRE BUNDLE INSTL-R PASS. SIDEWALL
 FIGURE 12C (SHEET 2)

25-20-50-12C

HAP
 JUN 15/08

25-20-50-12C
 PAGE 0A

BOEING
737-600/700/800/900
PARTS CATALOG (MAINTENANCE)

FIG ITEM	PART NUMBER	1 2 3 4 5 6 7	NOMENCLATURE	EFFECT FROM TO	UNITS PER ASSY
12C			WIRE BUNDLE INSTL-R PASS. SIDEWALL	031036	
- 1	MODREF280233		WIRE BUNDLE INSTL-PASS. SIDEWALL MODULE NUMBER: 288A4606-338 REV A POSITION DATA: R	031036	1
9	BACS12GU3K		.SCREW- SIZE DETERMINED ON INSTL.	031036	13
10	NAS1149D0332J		.WASHER- QUALIFIED OPTIONAL DATA: BACN10FX16 OPTIONAL TO BACN10YD1, BACN10FX16 IS PREFERRED FOR EDGE MARGINS LESS THAN .38, OPTIONAL: BACN10YR3CD AND NAS1149D0332J	031036	13
15	130069		.NUT- SUPPLIER CODE: V60119 SPECIFICATION NUMBER: BACN10FX16 OPTIONAL PART: A11330-6-3 V72962 A4972-6-02 V72962 QUALIFIED OPTIONAL DATA: BACN10FX16 OPTIONAL TO BACN10YD1, BACN10FX16 IS PREFERRED FOR EDGE MARGINS LESS THAN .38, OPTIONAL: BACN10YR3CD AND NAS1149D0332J	031036	13

MISSING ITEM NUMBERS NOT APPLICABLE

- ITEM NOT ILLUSTRATED

HAP

25-20-50-12C

BOEING PROPRIETARY - Copyright © - Unpublished Work - See title page for details.

25-20-50
FIG. 12C
PAGE 1
FEB 15/09

BOEING
737-600/700/800/900
PARTS CATALOG (MAINTENANCE)

FIG ITEM	PART NUMBER	1 2 3 4 5 6 7	NOMENCLATURE	EFFECT FROM TO	UNITS PER ASSY
12C 20	BRC600-8-3	.NUT-	SUPPLIER CODE: V52828 SPECIFICATION NUMBER: BACN10YD1 OPTIONAL PART: 130120 V60119 QUALIFIED OPTIONAL DATA: BACN10FX16 OPTIONAL TO BACN10YD1, BACN10FX16 IS PREFERRED FOR EDGE MARGINS LESS THAN .38, OPTIONAL: BACN10YR3CD AND NAS1149D0332J	031036	13
25	PLH53CD	.NUT-	SUPPLIER CODE: VF0224 SPECIFICATION NUMBER: BACN10YR3CD OPTIONAL PART: H52732-3CD V15653 QUALIFIED OPTIONAL DATA: BACN10FX16 OPTIONAL TO BACN10YD1, BACN10FX16 IS PREFERRED FOR EDGE MARGINS LESS THAN .38, OPTIONAL: BACN10YR3CD AND NAS1149D0332J	031036	13
30	JM44LC13WSR	.CLAMP-	SUPPLIER CODE: V22175 SPECIFICATION NUMBER: BACC10GE OPTIONAL PART: S369WH V18076 TA12C32WS V84971 SIZE DETERMINED ON INSTL.	031036	11
35	TA027016-17	.CLAMP-	SUPPLIER CODE: V84971	031036	AR
40	BACS38K	.STRAP-	SIZE DETERMINED ON INSTL.	031036	AR
45	MTP4SE10	.PLATE-TIE	SUPPLIER CODE: V06383	031036	AR

MISSING ITEM NUMBERS NOT APPLICABLE

— ITEM NOT ILLUSTRATED

HAP

25-20-50-12C

BOEING PROPRIETARY - Copyright © - Unpublished Work - See title page for details.

25-20-50
FIG. 12C
PAGE 2
FEB 15/09

BOEING
737-600/700/800/900
PARTS CATALOG (MAINTENANCE)

FIG ITEM	PART NUMBER	1 2 3 4 5 6 7	NOMENCLATURE	EFFECT FROM TO	UNITS PER ASSY
12C					
50	MS16624-4212	.	RETAINER	031036	1
55	BACS11BD9	.	SEAL	031036	AR
60	BACS11BD10	.	SEAL	031036	AR
65	BACS45B5	.	SEAL	031036	2
70	NAS1368N6A	.	GROMMET	031036	1
- 75	411N4026-3	.	WASHER ASSY	031036	AR
- 80	411A4902-6	.	CLIP ASSY	031036	AR
- 85	MS16562-194	..	PIN	031036	1
- 90	411A4902-8	..	CLIP	031036	1
- 95	411A4902-3	..	BODY ASSY	031036	1
- 100	H02030-2L	...	INSERT-	031036	2
			SUPPLIER CODE: V07EU2		

MISSING ITEM NUMBERS NOT APPLICABLE

- ITEM NOT ILLUSTRATED

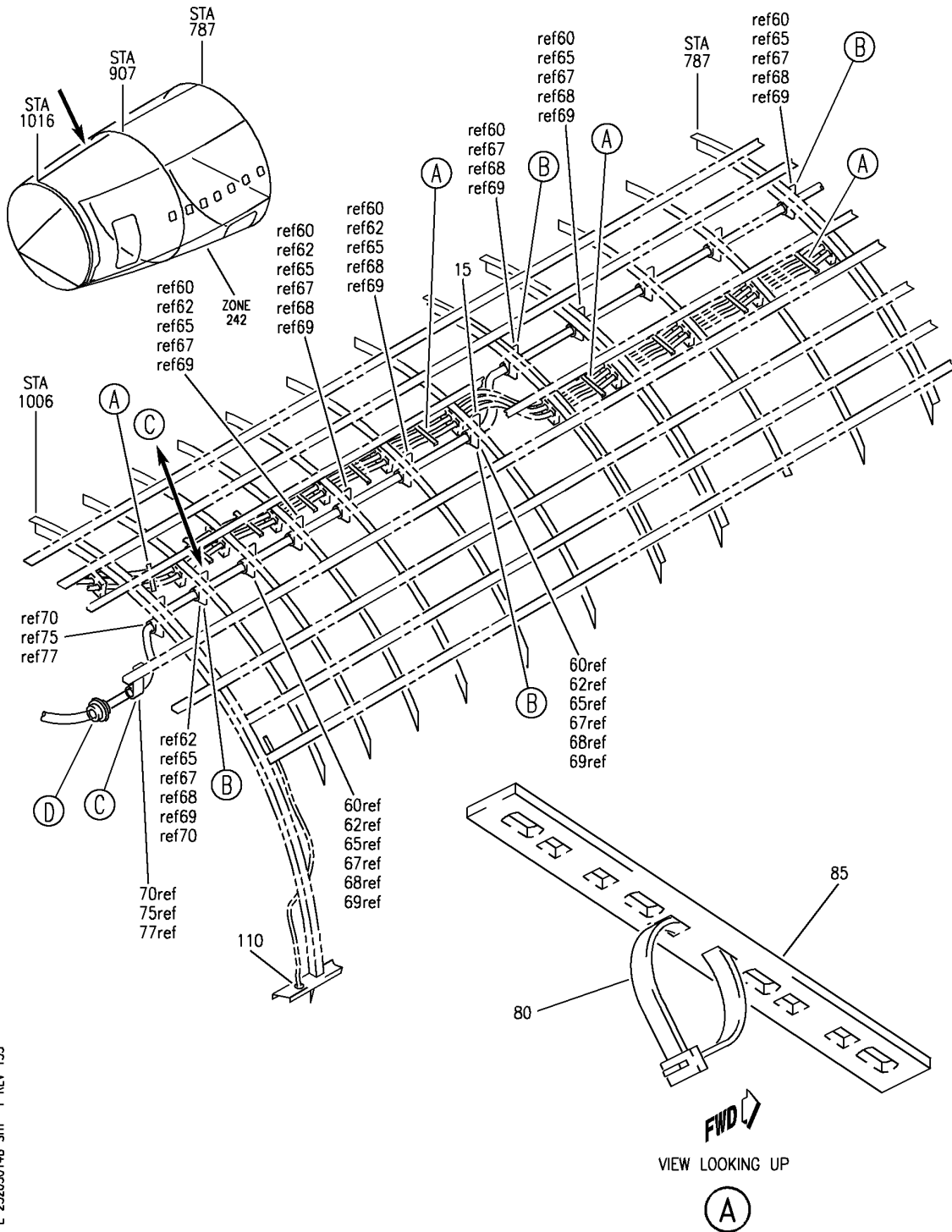
HAP

25-20-50-12C

BOEING PROPRIETARY - Copyright © - Unpublished Work - See title page for details.

25-20-50
FIG. 12C
PAGE 3
JUN 10/07

BOEING
737-600/700/800/900
PARTS CATALOG (MAINTENANCE)



E 25205014B SHT 1 REV 135

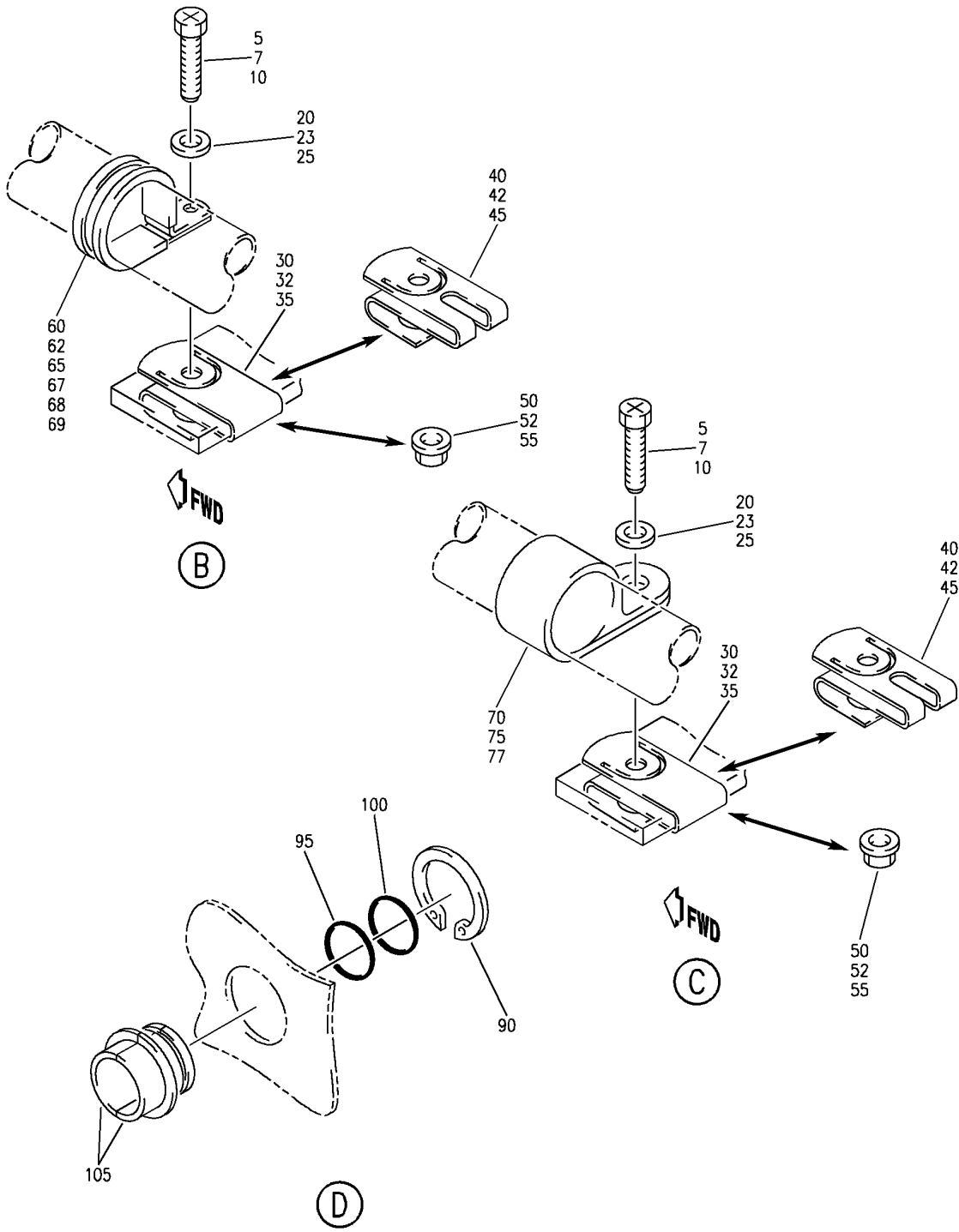
WIRE BUNDLE INSTL-R PASS. SIDEWALL
FIGURE 14B (SHEET 1)

25-20-50-14B

HAP
JUN 15/08

25-20-50-14B
PAGE 0

BOEING
 737-600/700/800/900
 PARTS CATALOG (MAINTENANCE)



E 25205014B SHT 2 REV 135

WIRE BUNDLE INSTL-R PASS. SIDEWALL
 FIGURE 14B (SHEET 2)

25-20-50-14B

HAP
 JUN 15/08

25-20-50-14B
 PAGE 0A

BOEING
737-600/700/800/900
PARTS CATALOG (MAINTENANCE)

FIG ITEM	PART NUMBER	1 2 3 4 5 6 7	NOMENCLATURE	EFFECT FROM TO	UNITS PER ASSY
14B			WIRE BUNDLE INSTL-R PASS. SIDEWALL	104200 972999	
- 2	MODREF374275		WIRE BUNDLE INSTL-PASS. SIDEWALL	104200 972999	1
5	BACS12GU3K		MODULE NUMBER: 288A4606-461 REV A POSITION DATA: R		
20	NAS1149D0332J		.SCREW- SIZE DETERMINED ON INSTL. .WASHER- QUALIFIED OPTIONAL DATA: BACN10FX16 OPTIONAL TO BACN10YD1, BACN10FX16 IS PREFERRED FOR EDGE MARGINS LESS THAN .38, OPTIONAL: BACN10YR3CD AND NAS1149D0332J	104200 972999 104200 972999	13 13
30	130069		.NUT- SUPPLIER CODE: V60119 SPECIFICATION NUMBER: BACN10FX16 OPTIONAL PART: A11330-6-3 V72962 A4972-6-02 V72962 QUALIFIED OPTIONAL DATA: BACN10FX16 OPTIONAL TO BACN10YD1, BACN10FX16 IS PREFERRED FOR EDGE MARGINS LESS THAN .38, OPTIONAL: BACN10YR3CD AND NAS1149D0332J	104200 972999	13

MISSING ITEM NUMBERS NOT APPLICABLE

- ITEM NOT ILLUSTRATED

HAP

25-20-50-14B

BOEING PROPRIETARY - Copyright © - Unpublished Work - See title page for details.

25-20-50
FIG. 14B
PAGE 1
FEB 15/09

BOEING
737-600/700/800/900
PARTS CATALOG (MAINTENANCE)

FIG ITEM	PART NUMBER	1 2 3 4 5 6 7	NOMENCLATURE	EFFECT FROM TO	UNITS PER ASSY
14B 40	BRC600-8-3	.NUT-	SUPPLIER CODE: V52828 SPECIFICATION NUMBER: BACN10YD1 OPTIONAL PART: 130120 V60119 QUALIFIED OPTIONAL DATA: BACN10FX16 OPTIONAL TO BACN10YD1, BACN10FX16 IS PREFERRED FOR EDGE MARGINS LESS THAN .38, OPTIONAL: BACN10YR3CD AND NAS1149D0332J	104200 972999	13
50	PLH53CD	.NUT-	SUPPLIER CODE: VF0224 SPECIFICATION NUMBER: BACN10YR3CD OPTIONAL PART: H52732-3CD V15653 QUALIFIED OPTIONAL DATA: BACN10FX16 OPTIONAL TO BACN10YD1, BACN10FX16 IS PREFERRED FOR EDGE MARGINS LESS THAN .38, OPTIONAL: BACN10YR3CD AND NAS1149D0332J	104200 972999	13
69	JM44LC13WSR	.CLAMP-	SUPPLIER CODE: V22175 SPECIFICATION NUMBER: BACC10GE OPTIONAL PART: S369WH V18076 TA12C32WS V84971 SIZE DETERMINED ON INSTL.	104200 972999	11
77	TA027016-17	.CLAMP-	SUPPLIER CODE: V84971	104200 972999	AR
80	BACS38K	.STRAP-	SIZE DETERMINED ON INSTL.	104200 972999	AR
85	MTP4SE10	.PLATE-TIE	SUPPLIER CODE: V06383	104200 972999	AR

MISSING ITEM NUMBERS NOT APPLICABLE

— ITEM NOT ILLUSTRATED

HAP

25-20-50-14B

BOEING PROPRIETARY - Copyright © - Unpublished Work - See title page for details.

25-20-50
FIG. 14B
PAGE 2
FEB 15/09

BOEING
737-600/700/800/900
PARTS CATALOG (MAINTENANCE)

FIG ITEM	PART NUMBER	1 2 3 4 5 6 7	NOMENCLATURE	EFFECT FROM TO	UNITS PER ASSY
14B					
90	MS16624-4212	.	RETAINER	104200 972999	1
95	BACS11BD9	.	SEAL	104200 972999	AR
100	BACS11BD10	.	SEAL	104200 972999	AR
105	BACS45B5	.	SEAL	104200 972999	2
110	NAS1368N6A	.	GROMMET	104200 972999	1
- 115	411N4026-3	.	WASHER ASSY	104200 972999	AR
- 120	411A4902-6	.	CLIP ASSY	104200 972999	AR
- 125	MS16562-194	..	PIN	104200 972999	1
- 130	411A4902-8	..	CLIP	104200 972999	1
- 135	411A4902-3	..	BODY ASSY	104200 972999	1
- 140	H02030-2L	...	INSERT- SUPPLIER CODE: V07EU2	104200 972999	2

MISSING ITEM NUMBERS NOT APPLICABLE

- ITEM NOT ILLUSTRATED

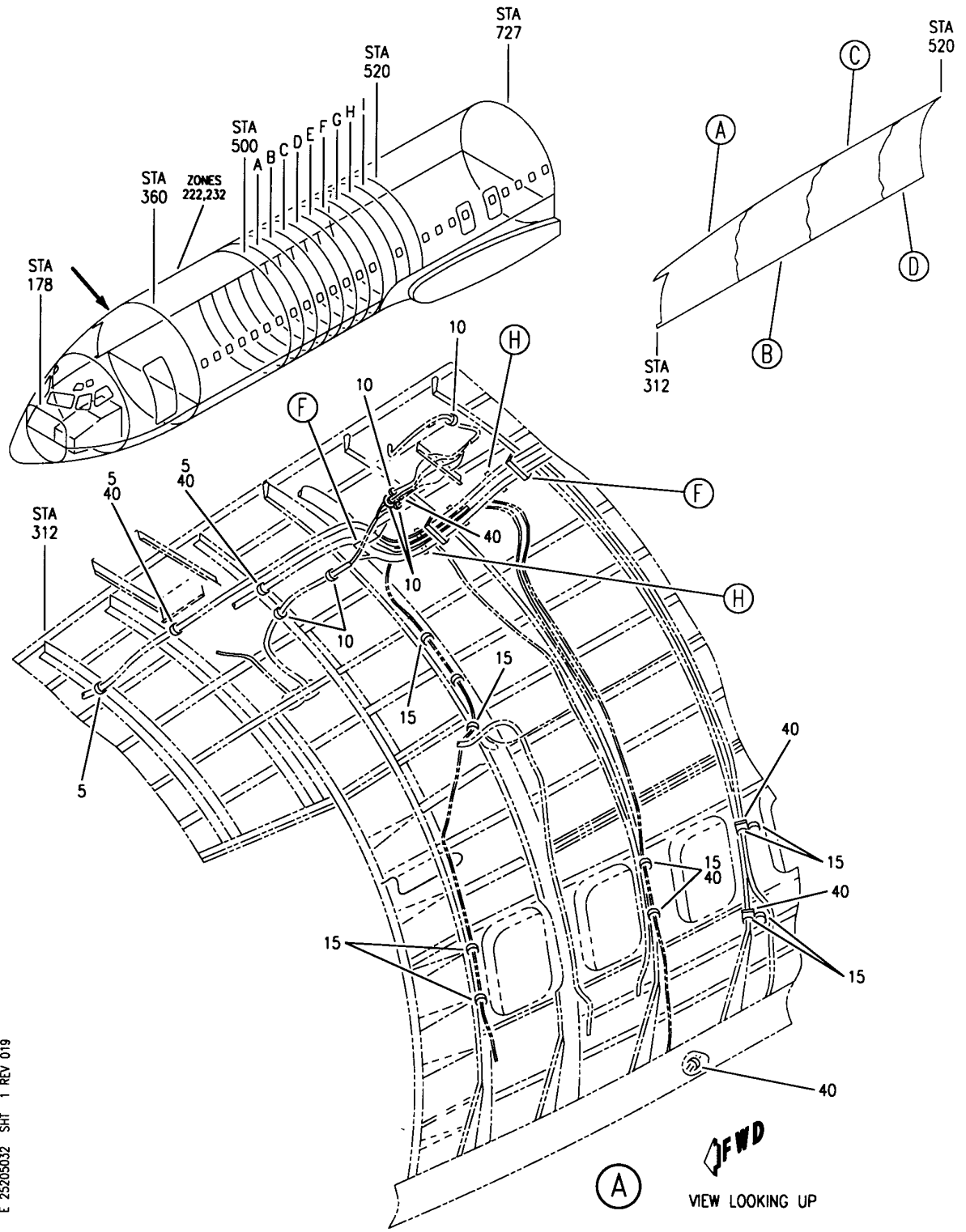
HAP

25-20-50-14B

BOEING PROPRIETARY - Copyright © - Unpublished Work - See title page for details.

25-20-50
FIG. 14B
PAGE 3
OCT 15/08

BOEING
 737-600/700/800/900
 PARTS CATALOG (MAINTENANCE)



E 25205032 SHT 1 REV 019

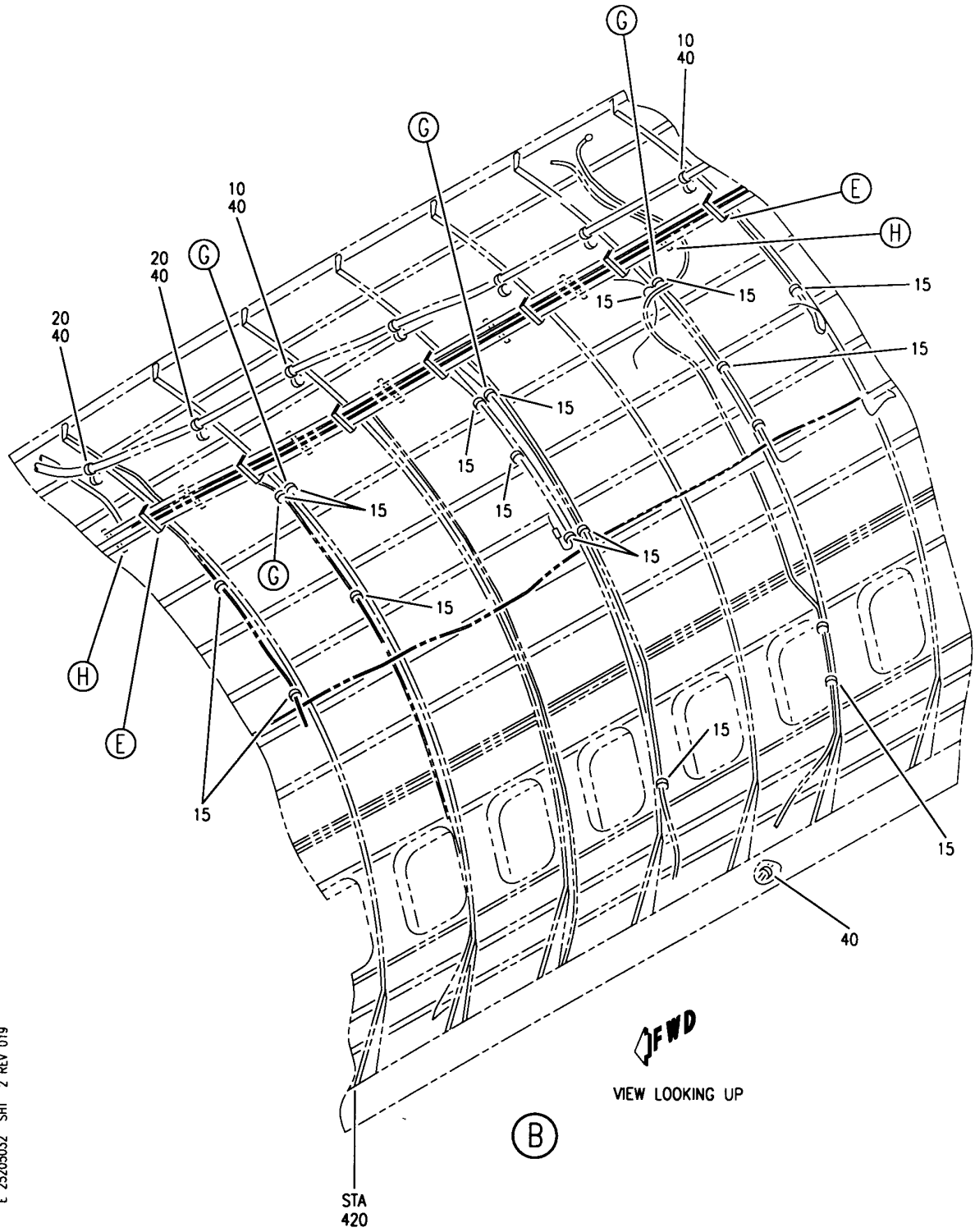
WIRE BUNDLE INSTL-SECT. 43 PASS. SIDEWALL R
 FIGURE 32 (SHEET 1)

25-20-50-32

HAP
 OCT 10/06

25-20-50-32
 PAGE 0

BOEING
 737-600/700/800/900
 PARTS CATALOG (MAINTENANCE)



E 25205032 SH1 2 REV 019

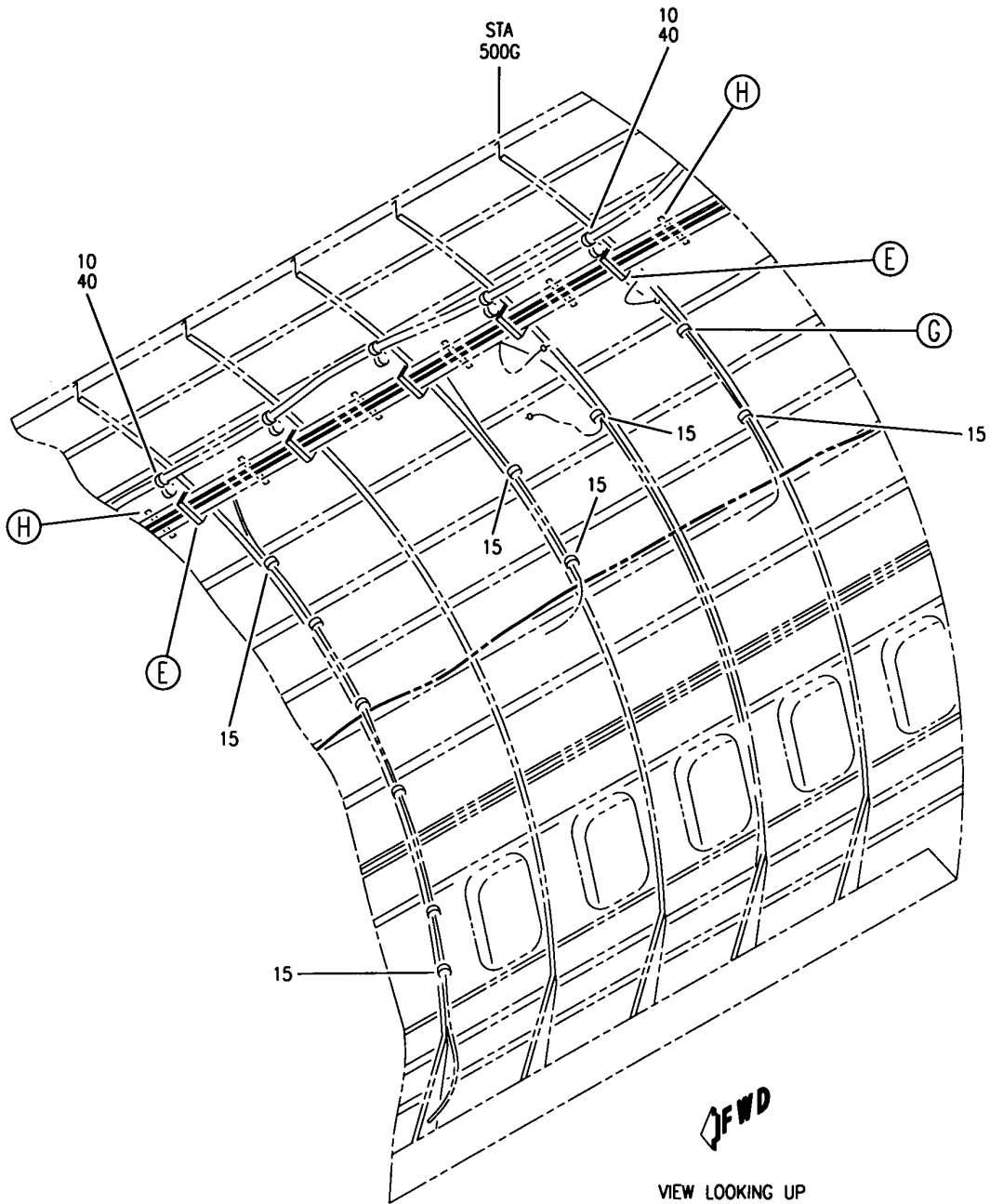
WIRE BUNDLE INSTL-SECT. 43 PASS. SIDEWALL R
 FIGURE 32 (SHEET 2)

25-20-50-32

HAP
 OCT 10/06

25-20-50-32
 PAGE 0A

BOEING
 737-600/700/800/900
 PARTS CATALOG (MAINTENANCE)



(C)

E 25205032 SHT 3 REV 018

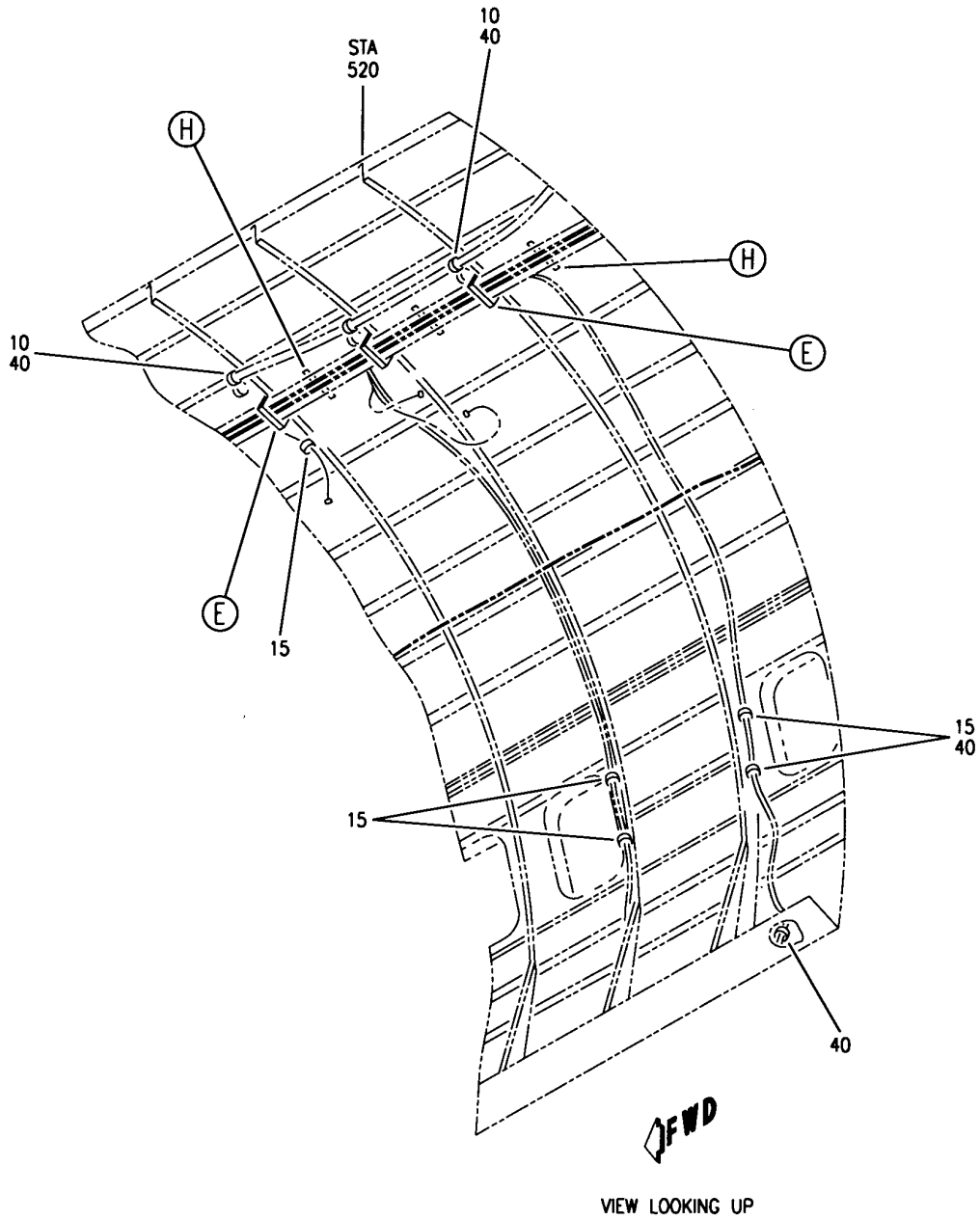
WIRE BUNDLE INSTL-SECT. 43 PASS. SIDEWALL R
 FIGURE 32 (SHEET 3)

25-20-50-32

HAP
 OCT 10/06

25-20-50-32
 PAGE 0B

BOEING
 737-600/700/800/900
 PARTS CATALOG (MAINTENANCE)



E 25205032 SHT 4 REV 018

D

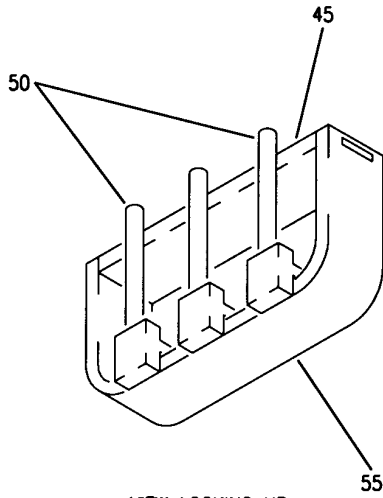
WIRE BUNDLE INSTL-SECT. 43 PASS. SIDEWALL R
 FIGURE 32 (SHEET 4)

25-20-50-32

HAP
 OCT 10/06

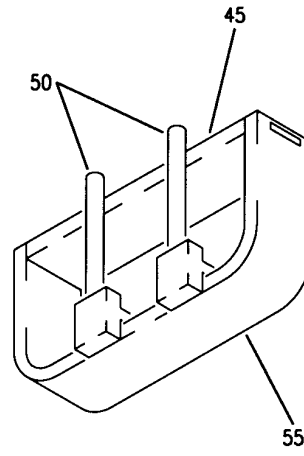
25-20-50-32
 PAGE 0C

BOEING
 737-600/700/800/900
 PARTS CATALOG (MAINTENANCE)



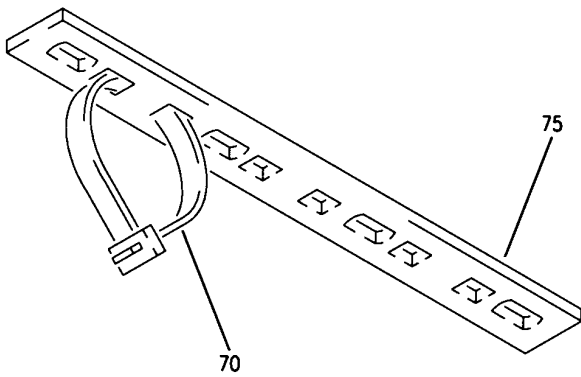
VIEW LOOKING UP

(E)



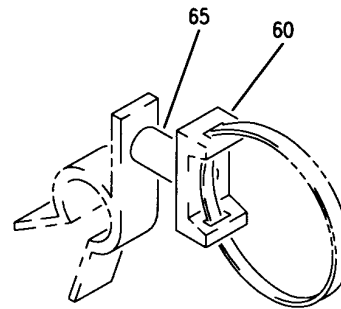
VIEW LOOKING UP

(F)



VIEW LOOKING UP

(H)



(G)

E 25205032 SHT 5 REV 018

WIRE BUNDLE INSTL-SECT. 43 PASS. SIDEWALL R
 FIGURE 32 (SHEET 5)

25-20-50-32

HAP
 OCT 10/06

25-20-50-32
 PAGE 0D

BOEING
737-600/700/800/900
PARTS CATALOG (MAINTENANCE)

FIG ITEM	PART NUMBER	1 2 3 4 5 6 7	NOMENCLATURE	EFFECT FROM TO	UNITS PER ASSY
32			WIRE BUNDLE INSTL-SECT. 43	001019	
- 1	288A4302-3		PASS. SIDEWALL R WIRE BUNDLE INSTL-PASS. SIDEWALL	001019	1
5	287T0011-4		POSITION DATA: SECT. 43 RH	001019	3
10	JM44LC13WSR		FOR NHA SEE: 25-20-00-11B .CLAMP	001019	19
15	287T0011		.CLAMP- SUPPLIER CODE: V22175 SPECIFICATION NUMBER: BACC10GE OPTIONAL PART: S369WH V18076 TA12C32WS V84971 SIZE DETERMINED ON INSTL.	001019	44
15	BACC10DK		.CLAMP- SIZE DETERMINED ON INSTL. QUALIFIED OPTIONAL DATA: OPTIONAL USAGE IS NMC1005 WHEN 287T0011 OR BACC10DK ARE NOT AVAILABLE IN THE PROPER SIZE OPTIONAL PART: BACC10DK USED WITH: BACS38K1 BACS39K10	001019	44
			.CLAMP- SIZE DETERMINED ON INSTL. QUALIFIED OPTIONAL DATA: OPTIONAL USAGE IS NMC1005 WHEN 287T0011 OR BACC10DK ARE NOT AVAILABLE IN THE PROPER SIZE OPTIONAL PART: 287T0011 USED WITH: NAS1149D332J		

MISSING ITEM NUMBERS NOT APPLICABLE

- ITEM NOT ILLUSTRATED

HAP

25-20-50-32

BOEING PROPRIETARY - Copyright © - Unpublished Work - See title page for details.

25-20-50
FIG. 32
PAGE 1
OCT 10/06

BOEING
737-600/700/800/900
PARTS CATALOG (MAINTENANCE)

FIG ITEM	PART NUMBER	1 2 3 4 5 6 7	NOMENCLATURE	EFFECT FROM TO	UNITS PER ASSY
32 15	NMC1005		.CLAMP- SUPPLIER CODE: V03296 SIZE DETERMINED ON INSTL. QUALIFIED OPTIONAL DATA: OPTIONAL USAGE IS NMC1005 WHEN 287T0011 OR BACC10DK ARE NOT AVAILABLE IN THE PROPER SIZE USED WITH: BACS38K1 BACS39K10	001019	44
20	TA027018		.CLAMP- SUPPLIER CODE: V84971 SIZE DETERMINED ON INSTL. ATTACHING PARTS	001019	2
- 25	BACS12GU3K		.SCREW	001019	44
- 30	NAS1149D332J		.WASHER- POSITION DATA: UNDER SCREW HEAD USED WITH: BACC10DK	001019	44
- 35	130069		.NUT- SUPPLIER CODE: V60119 SPECIFICATION NUMBER: BACN10FX16 OPTIONAL PART: A11330-6-3 V72962 A4972-6-02 V72962 BACN10YD1 BACN10YR3CD	001019	44
- 35	BRC600-8-3		.NUT- SUPPLIER CODE: V52828 SPECIFICATION NUMBER: BACN10YD1 OPTIONAL PART: 130120 V60119 BACN10FX16 BACN10YR3CD	001019	44

MISSING ITEM NUMBERS NOT APPLICABLE

- ITEM NOT ILLUSTRATED

HAP

25-20-50-32

BOEING PROPRIETARY - Copyright © - Unpublished Work - See title page for details.

25-20-50
FIG. 32
PAGE 2
FEB 15/09

BOEING
737-600/700/800/900
PARTS CATALOG (MAINTENANCE)

FIG ITEM	PART NUMBER	1 2 3 4 5 6 7	NOMENCLATURE	EFFECT FROM TO	UNITS PER ASSY
32 - 35	PLH53CD		.NUT- SUPPLIER CODE: VF0224 SPECIFICATION NUMBER: BACN10YR3CD OPTIONAL PART: H52732-3CD V15653 BACN10FX16 BACN10YD1 -----*-----	001019	44
40	NAS42DD6FC		.SPACER- SIZE DETERMINED ON INSTL. OPTIONAL PART: NAS43DD3FC	001019	22
40	NAS43DD3FC		.SPACER- SIZE DETERMINED ON INSTL. OPTIONAL PART: NAS42DD6FC	001019	22
45	BACC10DS		.CLAMP- SIZE DETERMINED ON INSTL.	001019	18
50	287A1611-15		.SEPARATOR	001019	51
55	BACC10DR		.CHANNEL- SIZE DETERMINED ON INSTL.	001019	18
60	STB19M9		.PLATE	001019	5
65	NAS42DD6		.SPACER- SIZE DETERMINED ON INSTL.	001019	5
70	T05R0		.STRAP SUPPLIER CODE: V53421 SPECIFICATION NUMBER: BACS38K1 OPTIONAL PART: PLT2SM V06383	001019	AR
75	MTP4SE10		.PLATE-TIE SUPPLIER CODE: V06383	001019	AR

MISSING ITEM NUMBERS NOT APPLICABLE

- ITEM NOT ILLUSTRATED

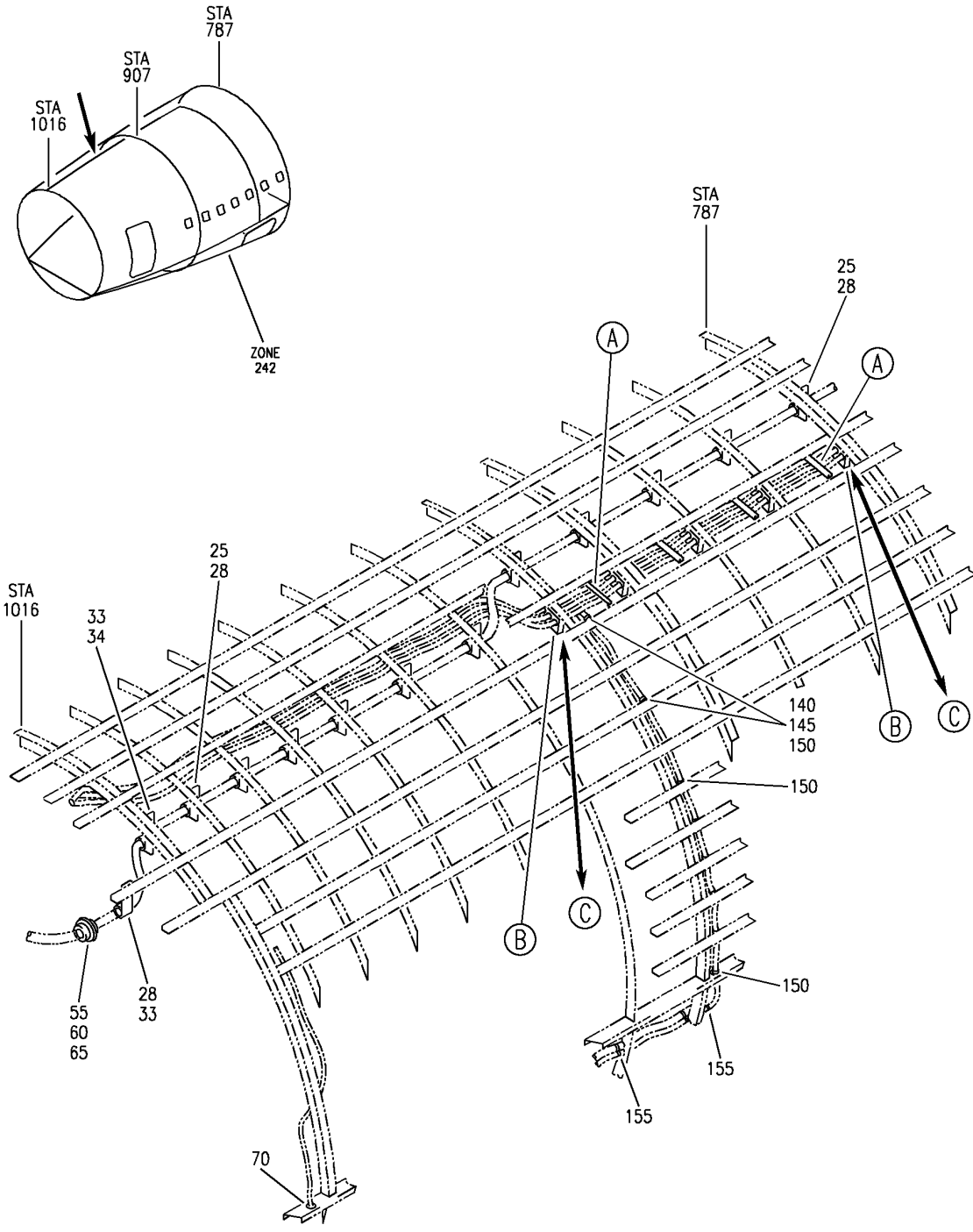
HAP

25-20-50-32

BOEING PROPRIETARY - Copyright © - Unpublished Work - See title page for details.

25-20-50
FIG. 32
PAGE 3
FEB 15/09

BOEING
 737-600/700/800/900
 PARTS CATALOG (MAINTENANCE)



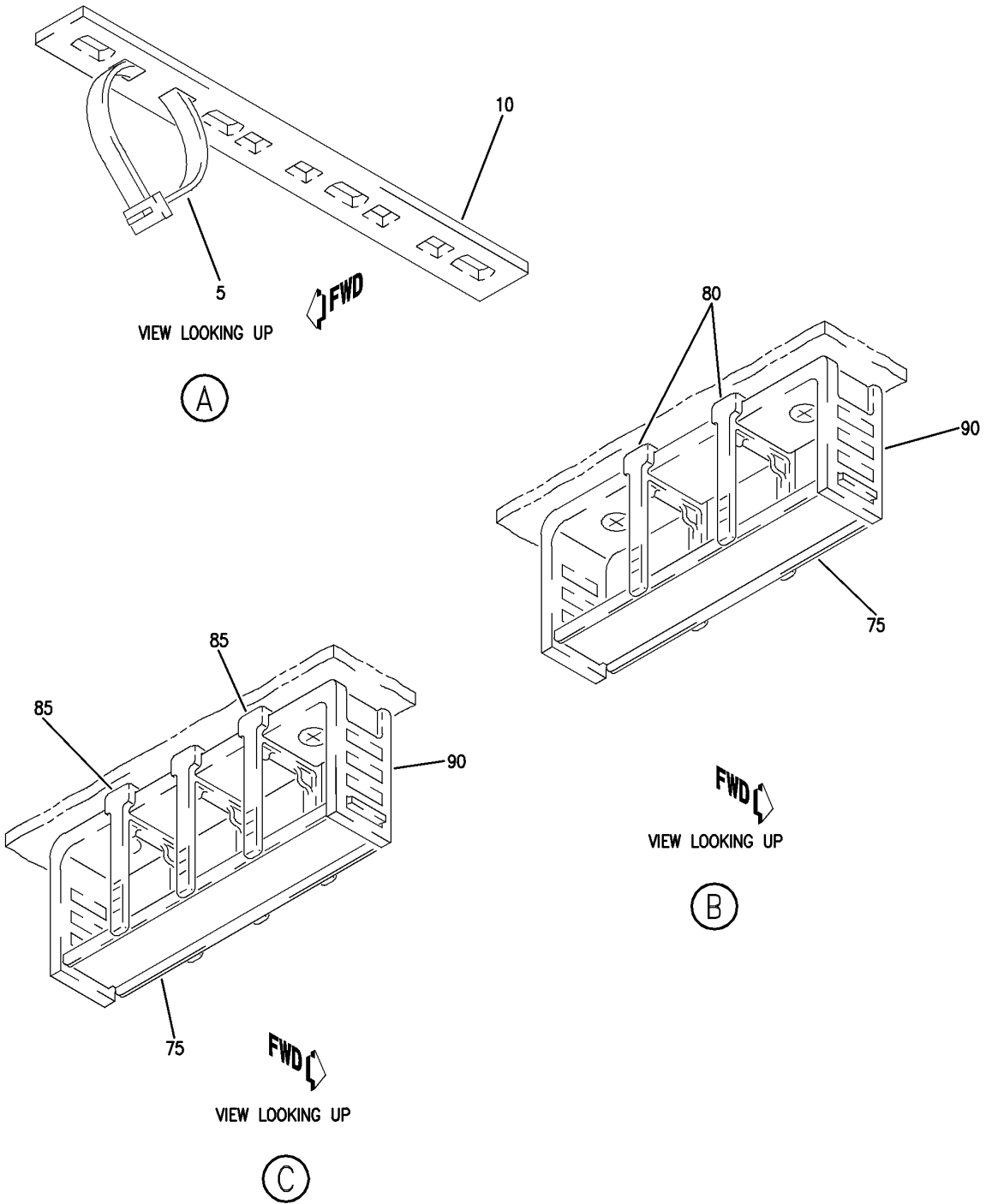
E 25205036 SHT 1 REV 106

WIRE BUNDLE INSTL-R PASS. SIDEWALL
 FIGURE 36 (SHEET 1)

25-20-50-36

HAP
 OCT 10/06

25-20-50-36
 PAGE 0



E 25205036 SH1 2 REV 059

WIRE BUNDLE INSTL-R PASS. SIDEWALL
 FIGURE 36 (SHEET 2)

25-20-50-36

HAP
 OCT 10/06

25-20-50-36
 PAGE 0A

BOEING
737-600/700/800/900
PARTS CATALOG (MAINTENANCE)

FIG ITEM	PART NUMBER	1 2 3 4 5 6 7	NOMENCLATURE	EFFECT FROM TO	UNITS PER ASSY
36			WIRE BUNDLE INSTL-R PASS. SIDEWALL	001007	
- 1	288A4606-3		WIRE BUNDLE INSTL-PASS. SIDEWALL FOR NHA SEE: 25-20-00-11B	001007	RF
5	BACS38K		.STRAP- SIZE DETERMINED ON INSTL.	001007	AR
10	MTPSE10		.PLATE- SUPPLIER CODE: V06383 SIZE DETERMINED ON INSTL.	001007	4
25	JM44LC13WSR		.CLAMP- SUPPLIER CODE: V22175 SPECIFICATION NUMBER: BACC10GE OPTIONAL PART: S369WH V18076 TA12C32WS V84971 SIZE DETERMINED ON INSTL.	001007	11
33	TA027016-17		.CLAMP- SUPPLIER CODE: V84971 ATTACHING PARTS	001007	AR
- 40	BACS12GU3K		.SCREW- SIZE DETERMINED ON INSTL.	001007	13
- 50	130069		.NUT- SUPPLIER CODE: V60119 SPECIFICATION NUMBER: BACN10FX16 OPTIONAL PART: A11330-6-3 V72962 A4972-6-02 V72962 BACN10YD1 BACN10YR3CD	001007	13

MISSING ITEM NUMBERS NOT APPLICABLE

- ITEM NOT ILLUSTRATED

HAP

25-20-50-36

BOEING PROPRIETARY - Copyright © - Unpublished Work - See title page for details.

25-20-50
FIG. 36
PAGE 1
FEB 15/09

BOEING
737-600/700/800/900
PARTS CATALOG (MAINTENANCE)

FIG ITEM	PART NUMBER	1 2 3 4 5 6 7	NOMENCLATURE	EFFECT FROM TO	UNITS PER ASSY
36					
- 50	BRC600-8-3		.NUT- SUPPLIER CODE: V52828 SPECIFICATION NUMBER: BACN10YD1 OPTIONAL PART: 130120 V60119 BACN10FX16	001007	13
- 50	PLH53CD		.NUT- SUPPLIER CODE: VF0224 SPECIFICATION NUMBER: BACN10YR3CD OPTIONAL PART: H52732-3CD V15653 BACN10FX16 -----*-----	001007	13
55	BACS45B5		.SEAL	001007	1
60	MS16624-2212		.RETAINER	001007	1
65	BACS45B78-79		.SEAL	001007	AR
70	NAS1368N6A		.GROMMET	001007	1
75	BACC10DS		.CLAMP- SIZE DETERMINED ON INSTL.	001007	5
80	BACC10KS1		.SEPARATOR	001007	10
90	BACC10DR		.CHANNEL- SIZE DETERMINED ON INSTL. ATTACHING PARTS	001007	5
- 95	NAS514P1032P		.SCREW- SIZE DETERMINED ON INSTL.	001007	5
- 100	NAS42DD6-7C		.SPACER	001007	5
- 105	130069		.NUT- SUPPLIER CODE: V60119 SPECIFICATION NUMBER: BACN10FX16 OPTIONAL PART: A11330-6-3 V72962 A4972-6-02 V72962 BACN10YD1 BACN10YR3CD	001007	5

MISSING ITEM NUMBERS NOT APPLICABLE

- ITEM NOT ILLUSTRATED

HAP

25-20-50-36

BOEING PROPRIETARY - Copyright © - Unpublished Work - See title page for details.

25-20-50
FIG. 36
PAGE 2
FEB 15/09

BOEING
737-600/700/800/900
PARTS CATALOG (MAINTENANCE)

FIG ITEM	PART NUMBER	1 2 3 4 5 6 7	NOMENCLATURE	EFFECT FROM TO	UNITS PER ASSY
36 - 105	BRC600-8-3	.NUT-	SUPPLIER CODE: V52828 SPECIFICATION NUMBER: BACN10YD1 OPTIONAL PART: 130120 V60119 BACN10FX16	001007	5
- 105	PLH53CD	.NUT-	SUPPLIER CODE: VF0224 SPECIFICATION NUMBER: BACN10YR3CD OPTIONAL PART: H52732-3CD V15653 BACN10FX16	001007	5
- 110	411N4026-3	-----*-----	.WASHER ASSY	001007	AR
- 115	411A4902-6		.CLIP ASSY	001007	AR
- 120	MS16562-194		..PIN	001007	AR
- 125	411A4902-8		..CLIP	001007	AR
- 130	411A4902-3		..BODY ASSY	001007	AR
- 135	H02030-2L		...INSERT- SUPPLIER CODE: V07EU2	001007	AR

MISSING ITEM NUMBERS NOT APPLICABLE

- ITEM NOT ILLUSTRATED

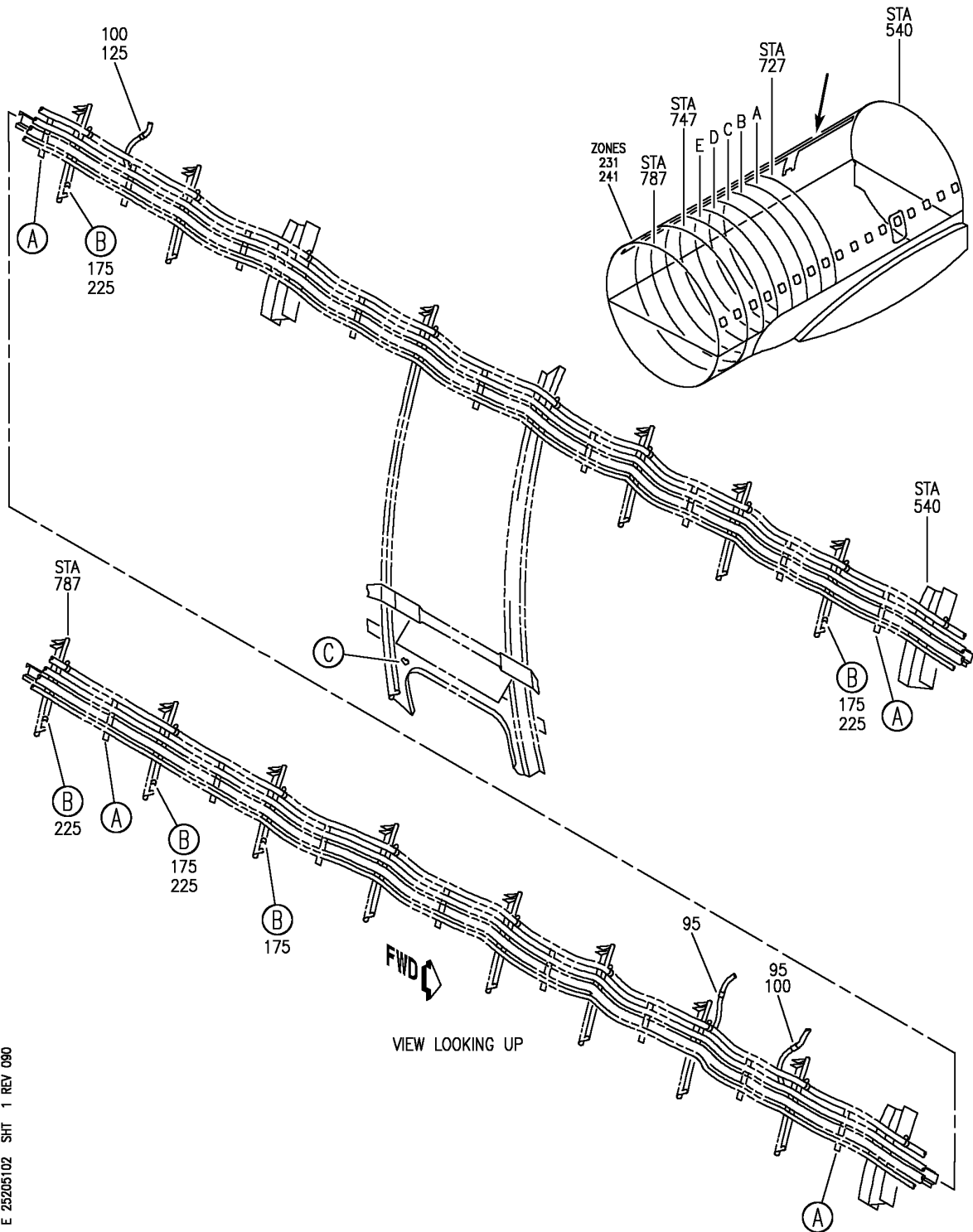
HAP

25-20-50-36

BOEING PROPRIETARY - Copyright © - Unpublished Work - See title page for details.

25-20-50
FIG. 36
PAGE 3
FEB 15/09

BOEING
 737-600/700/800/900
 PARTS CATALOG (MAINTENANCE)



E 25205102 SHT 1 REV 080

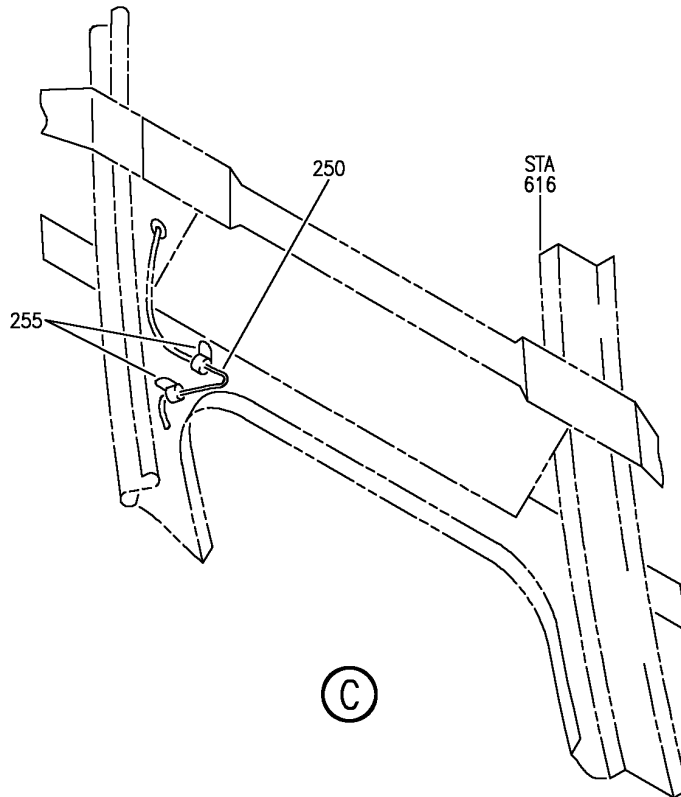
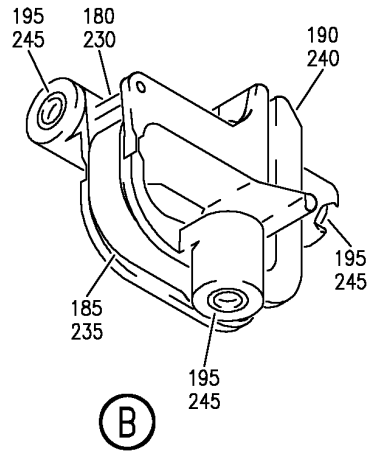
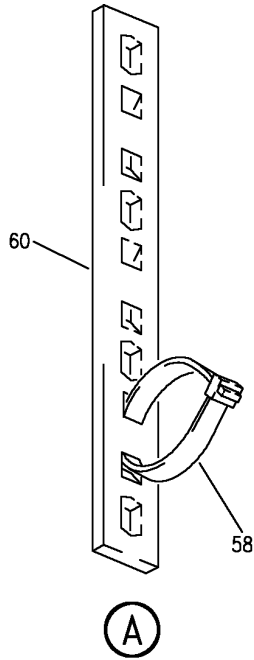
WIRE BUNDLE INSTL-L PASS. SIDEWALL
 FIGURE 2 (SHEET 1)

25-20-51-02

HAP
 OCT 15/08

25-20-51-02
 PAGE 0

BOEING
 737-600/700/800/900
 PARTS CATALOG (MAINTENANCE)



E 25205102 SH1 2 REV 098

WIRE BUNDLE INSTL-L PASS. SIDEWALL
 FIGURE 2 (SHEET 2)

25-20-51-02

HAP
 OCT 15/08

25-20-51-02
 PAGE 0A

BOEING
737-600/700/800/900
PARTS CATALOG (MAINTENANCE)

FIG ITEM	PART NUMBER	1 2 3 4 5 6 7	NOMENCLATURE	EFFECT FROM TO	UNITS PER ASSY
2			WIRE BUNDLE INSTL-L PASS. SIDEWALL	201967	
- 2	288A4413-29		WIRE BUNDLE INSTL-PASS. SIDEWALL POSITION DATA: STA 540 TO STA 787 L FOR NHA SEE: 25-20-00-11A	201967	RF
58	T05R0		.STRAP SUPPLIER CODE: V53421 SPECIFICATION NUMBER: BACS38K1 OPTIONAL PART: PLT2SM V06383	201967	AR
60	MTP4SE10		.PLATE-TIE SUPPLIER CODE: V06383	201967	AR
- 65	411N4026-3		.WASHER ASSY	201967	50
- 70	411A4902-6		.CLIP ASSY	201967	20
- 75	MS16562-194		..PIN	201967	1
- 80	411A4902-8		..CLIP	201967	1
- 85	411A4902-3		..BODY ASSY	201967	1
- 90	H02030-2L		...INSERT- SUPPLIER CODE: V07EU2	201967	2

MISSING ITEM NUMBERS NOT APPLICABLE

- ITEM NOT ILLUSTRATED

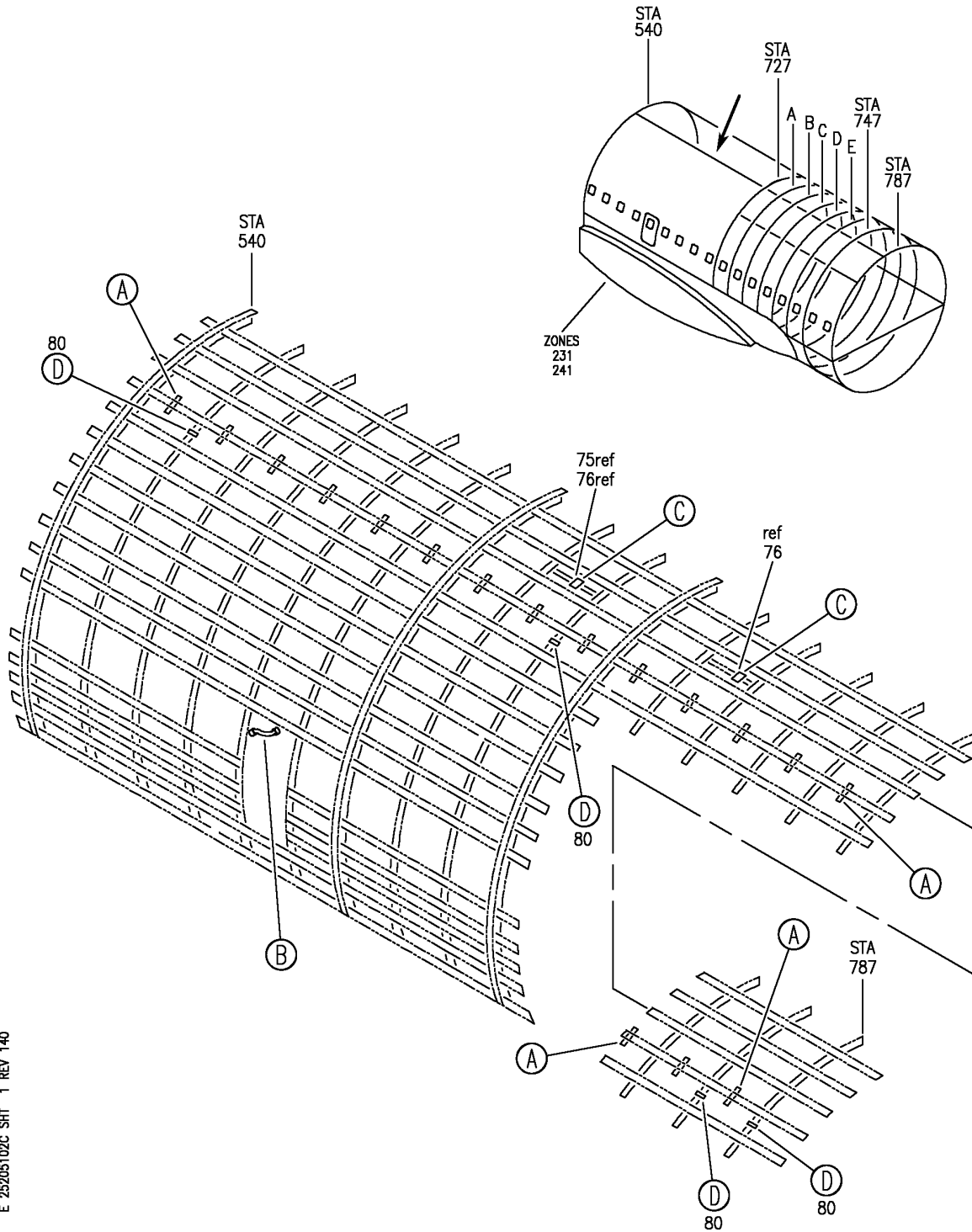
HAP

25-20-51-02

BOEING PROPRIETARY - Copyright © - Unpublished Work - See title page for details.

25-20-51
FIG. 02
PAGE 1
OCT 15/08

BOEING
 737-600/700/800/900
 PARTS CATALOG (MAINTENANCE)



E 25205102C SHT 1 REV 140

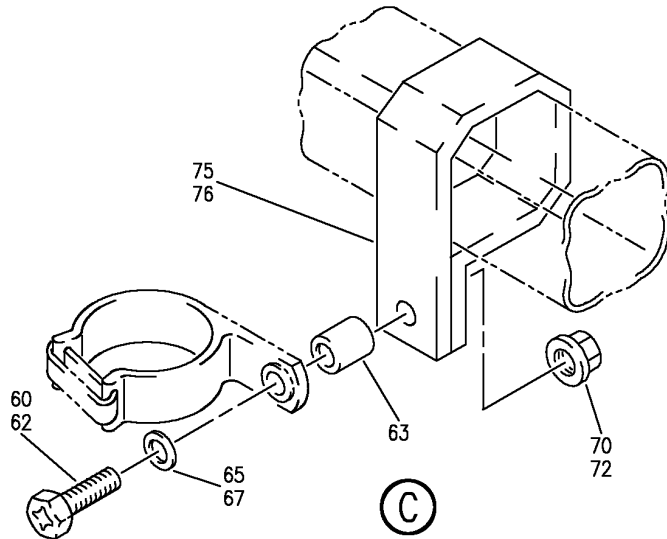
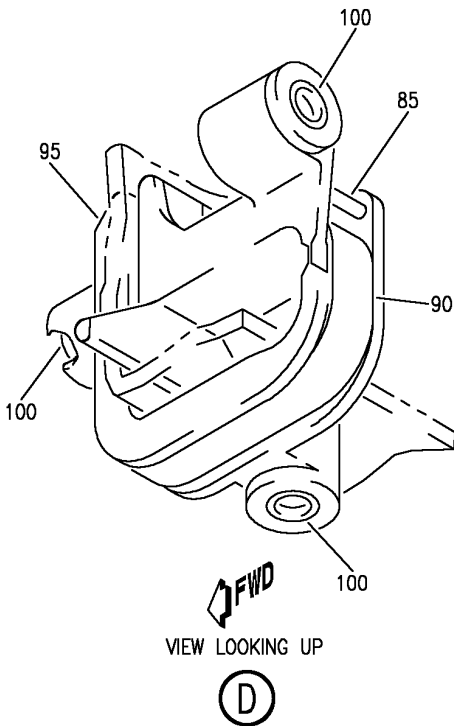
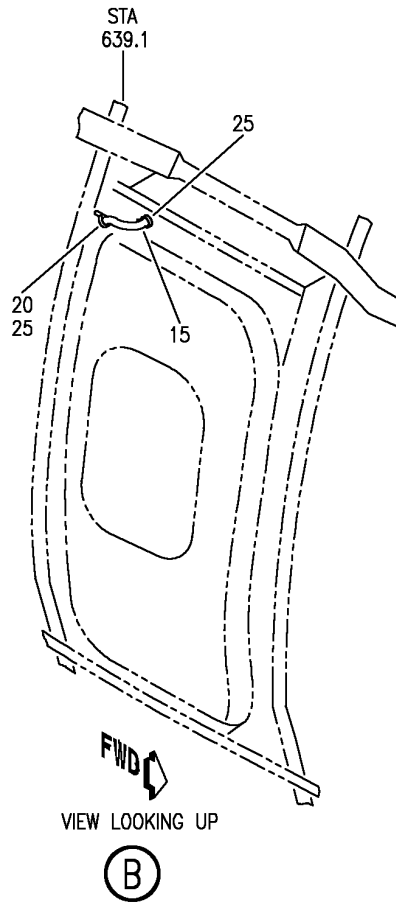
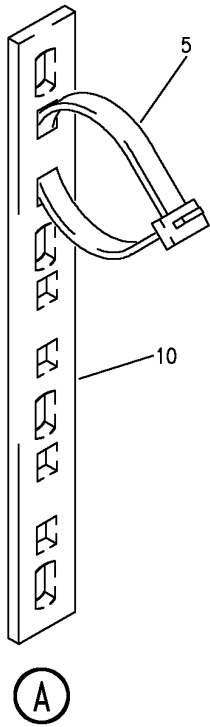
WIRE BUNDLE INSTL-L PASS. SIDEWALL
 FIGURE 2C (SHEET 1)

25-20-51-02C

HAP
 FEB 15/09

25-20-51-02C
 PAGE 0

BOEING
 737-600/700/800/900
 PARTS CATALOG (MAINTENANCE)



E 25205102C SHT 2 REV 140

WIRE BUNDLE INSTL-L PASS. SIDEWALL
 FIGURE 2C (SHEET 2)

25-20-51-02C

HAP
 FEB 15/09

25-20-51-02C
 PAGE 0A

BOEING
737-600/700/800/900
PARTS CATALOG (MAINTENANCE)

FIG ITEM	PART NUMBER	1 2 3 4 5 6 7	NOMENCLATURE	EFFECT FROM TO	UNITS PER ASSY
2C			WIRE BUNDLE INSTL-L PASS. SIDEWALL	107200	
- 2	MODREF400465		WIRE BUNDLE INSTL-PASS. SIDEWALL MODULE NUMBER: 288A4413-399 REV B POSITION DATA: STA 540 TO STA 787 L	107200	1
5	BACS38K		.STRAP- SIZE DETERMINED ON INSTL.	107200	AR
10	MTP4SE10		.PLATE-TIE SUPPLIER CODE: V06383	107200	AR
15	287A4011-63		.CONDUIT-FLEX	107200	1
20	NAS42DD6-16FC		.SPACER	107200	1
25	AN742D6		.CLAMP	107200	2
- 32	411N4026-3		.WASHER ASSY	107200	AR
- 35	411A4902-6		.CLIP ASSY	107200	AR
- 40	MS16562-194		..PIN	107200	1
- 45	411A4902-8		..CLIP	107200	1
- 50	411A4902-3		..BODY ASSY	107200	1
- 55	H02030-2L		...INSERT- SUPPLIER CODE: V07EU2	107200	2
60	BACS12GU3K		.SCREW- SIZE DETERMINED ON INSTL.	107200	1
65	NAS1149D0332J		.WASHER	107200	1
70	PLH53CD		.NUT SUPPLIER CODE: VF0224 SPECIFICATION NUMBER: BACN10YR3CD OPTIONAL PART: H52732-3CD V15653	107200	1
75	TA0510024		.CLAMP- SUPPLIER CODE: V84971	107200	1

MISSING ITEM NUMBERS NOT APPLICABLE

- ITEM NOT ILLUSTRATED

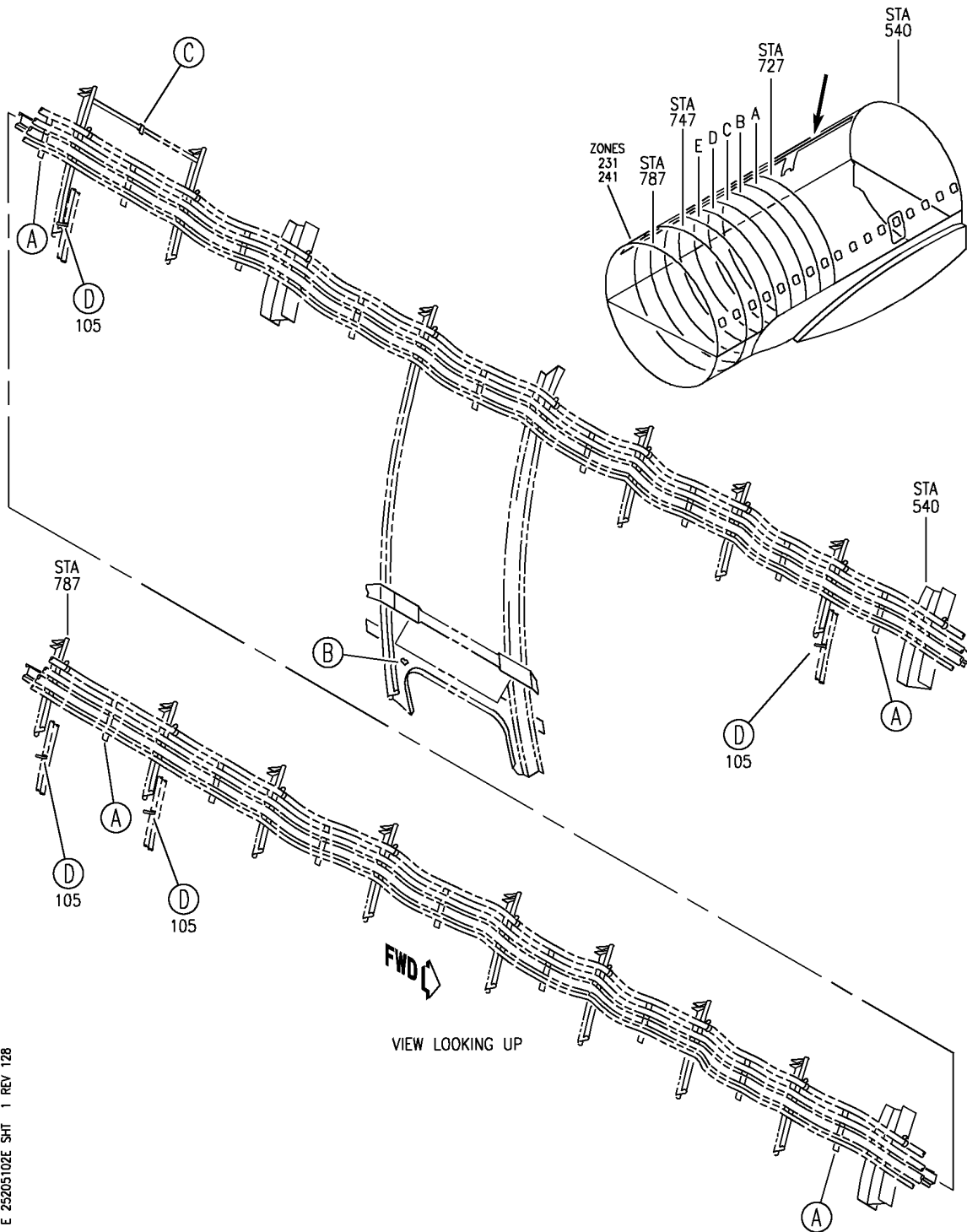
HAP

25-20-51-02C

BOEING PROPRIETARY - Copyright © - Unpublished Work - See title page for details.

25-20-51
FIG. 02C
PAGE 1
FEB 15/09

BOEING
 737-600/700/800/900
 PARTS CATALOG (MAINTENANCE)



E 25205102E SHT 1 REV 128

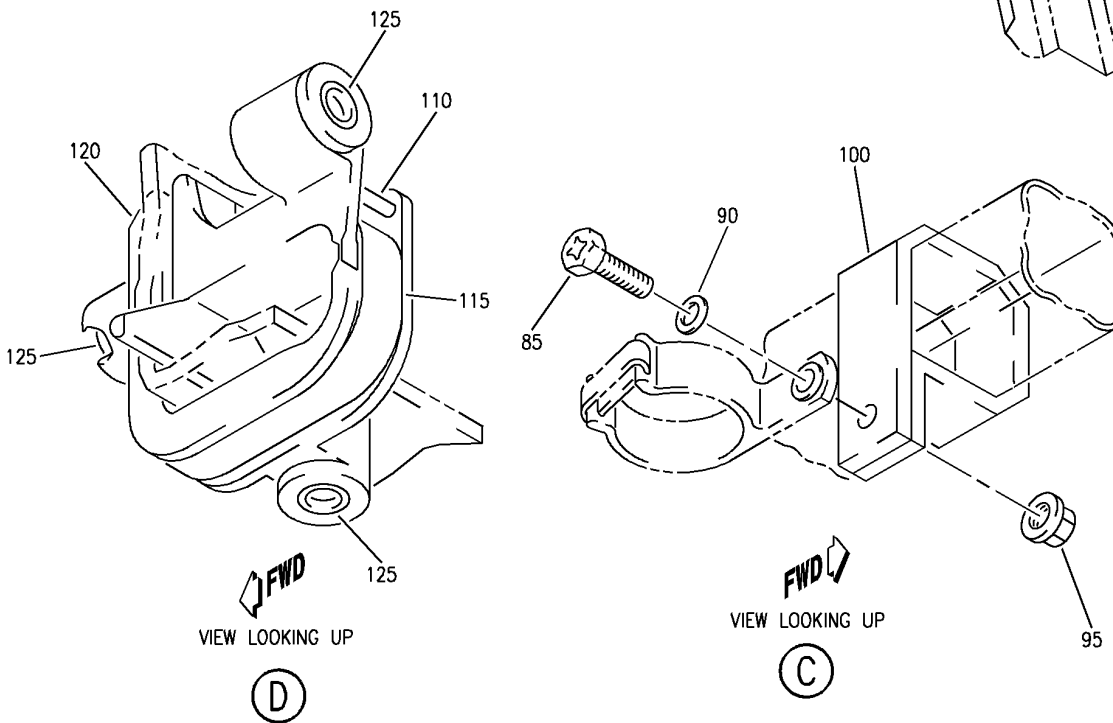
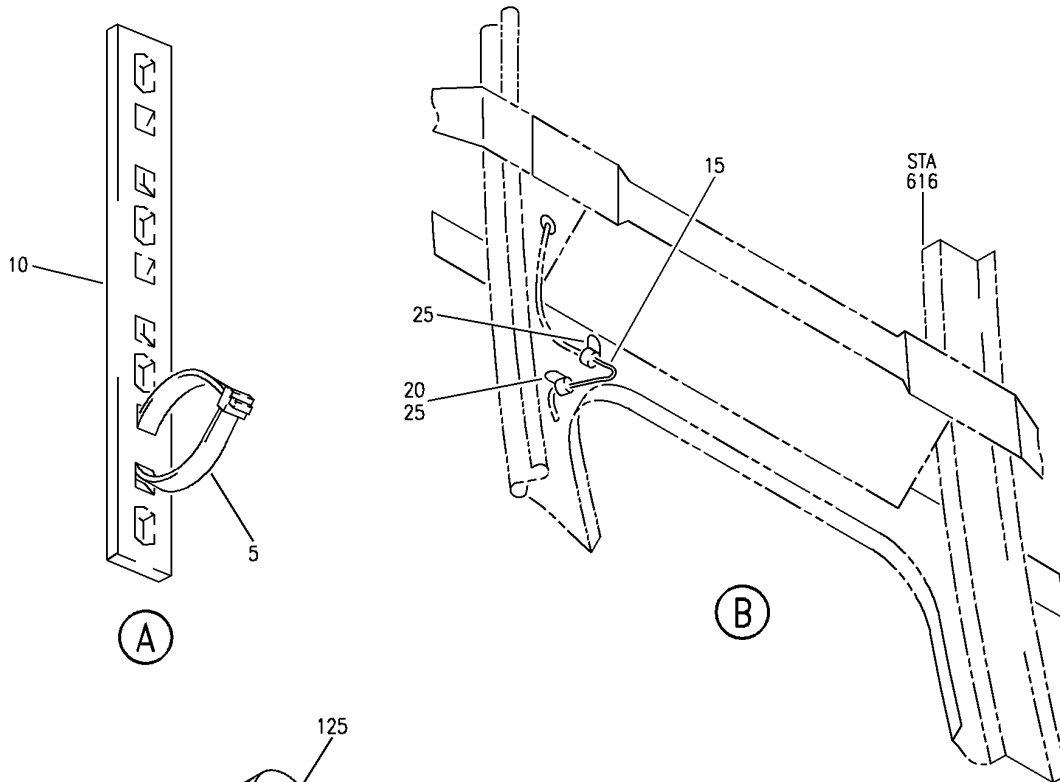
WIRE BUNDLE INSTL-L PASS. SIDEWALL
 FIGURE 2E (SHEET 1)

HAP
 JUN 10/07

25-20-51-02E

25-20-51-02E
 PAGE 0

BOEING
 737-600/700/800/900
 PARTS CATALOG (MAINTENANCE)



E 25205102E SHT 2 REV 128

WIRE BUNDLE INSTL-L PASS. SIDEWALL
 FIGURE 2E (SHEET 2)

25-20-51-02E

HAP
 JUN 10/07

25-20-51-02E
 PAGE 0A

BOEING
737-600/700/800/900
PARTS CATALOG (MAINTENANCE)

FIG ITEM	PART NUMBER	1 2 3 4 5 6 7	NOMENCLATURE	EFFECT FROM TO	UNITS PER ASSY
2E			WIRE BUNDLE INSTL-L PASS. SIDEWALL	101106 968999	
- 1	MODREF326460		WIRE BUNDLE INSTL-PASS. SIDEWALL MODULE NUMBER: 288A4413-399 REV A POSITION DATA: STA 540 TO STA 787 L	101106 968999	1
5	BACS38K		.STRAP- SIZE DETERMINED ON INSTL.	101106 968999	AR
10	MTP4SE10		.PLATE-TIE SUPPLIER CODE: V06383	101106 968999	AR
15	287A4011-63		.CONDUIT-FLEX	101106 968999	1
20	NAS42DD6-16FC		.SPACER	101106 968999	1
25	AN742D6		.CLAMP	101106 968999	2
- 30	411N4026-3		.WASHER ASSY	101106 968999	AR
- 35	411A4902-6		.CLIP ASSY	101106 968999	AR
- 40	MS16562-194		..PIN	101106 968999	1
- 45	411A4902-8		..CLIP	101106 968999	1
- 50	411A4902-3		..BODY ASSY	101106 968999	1
- 55	H02030-2L		...INSERT- SUPPLIER CODE: V07EU2	101106 968999	2
- 60	411A4902-7		.CLIP ASSY	101106 968999	AR
- 65	MS16562-194		..PIN	101106 968999	1
- 70	411A4902-8		..CLIP	101106 968999	1
- 75	411A4902-4		..RETAINER ASSY	101106 968999	1
- 80	H02030-2L		...INSERT- SUPPLIER CODE: V07EU2	101106 968999	3

MISSING ITEM NUMBERS NOT APPLICABLE

- ITEM NOT ILLUSTRATED

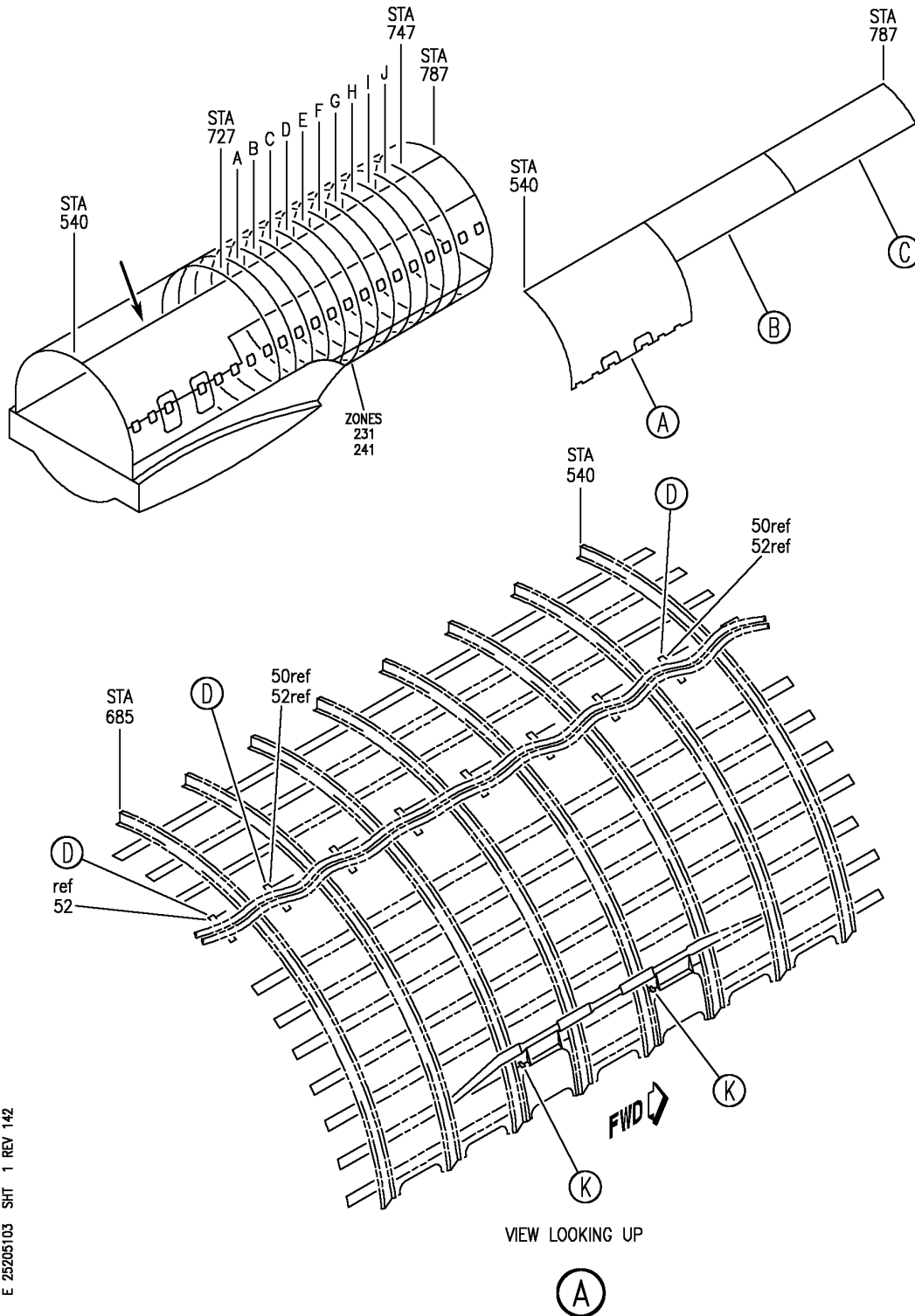
HAP

25-20-51-02E

BOEING PROPRIETARY - Copyright © - Unpublished Work - See title page for details.

25-20-51
FIG. 02E
PAGE 1
FEB 15/09

BOEING
 737-600/700/800/900
 PARTS CATALOG (MAINTENANCE)



E 25205103 SHT 1 REV 142

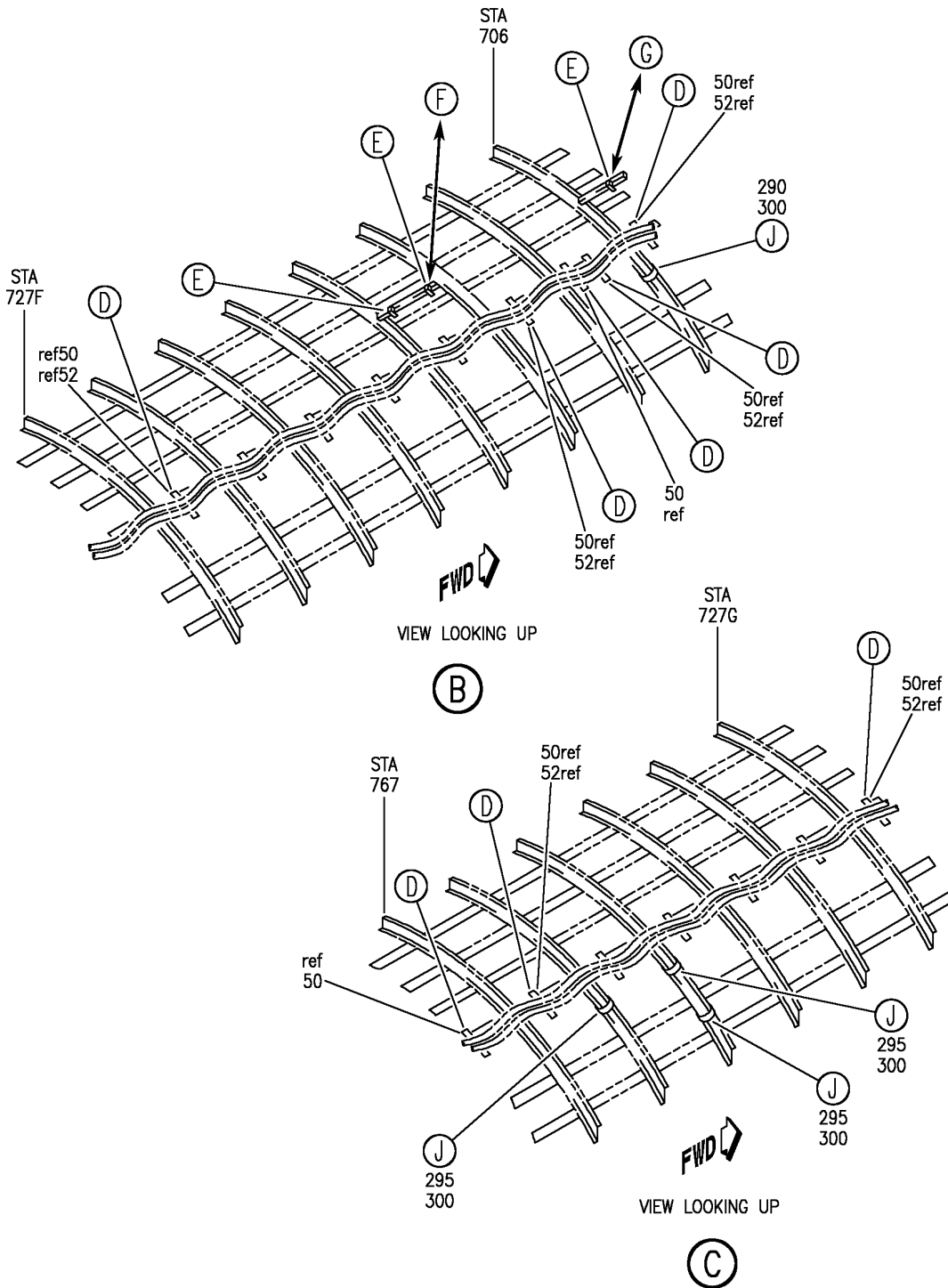
WIRE BUNDLE INSTL-L PASS. SIDEWALL
 FIGURE 3 (SHEET 1)

25-20-51-03

HAP
 JUN 15/08

25-20-51-03
 PAGE 0

BOEING
 737-600/700/800/900
 PARTS CATALOG (MAINTENANCE)



E 25205103 SH1 2 REV 142

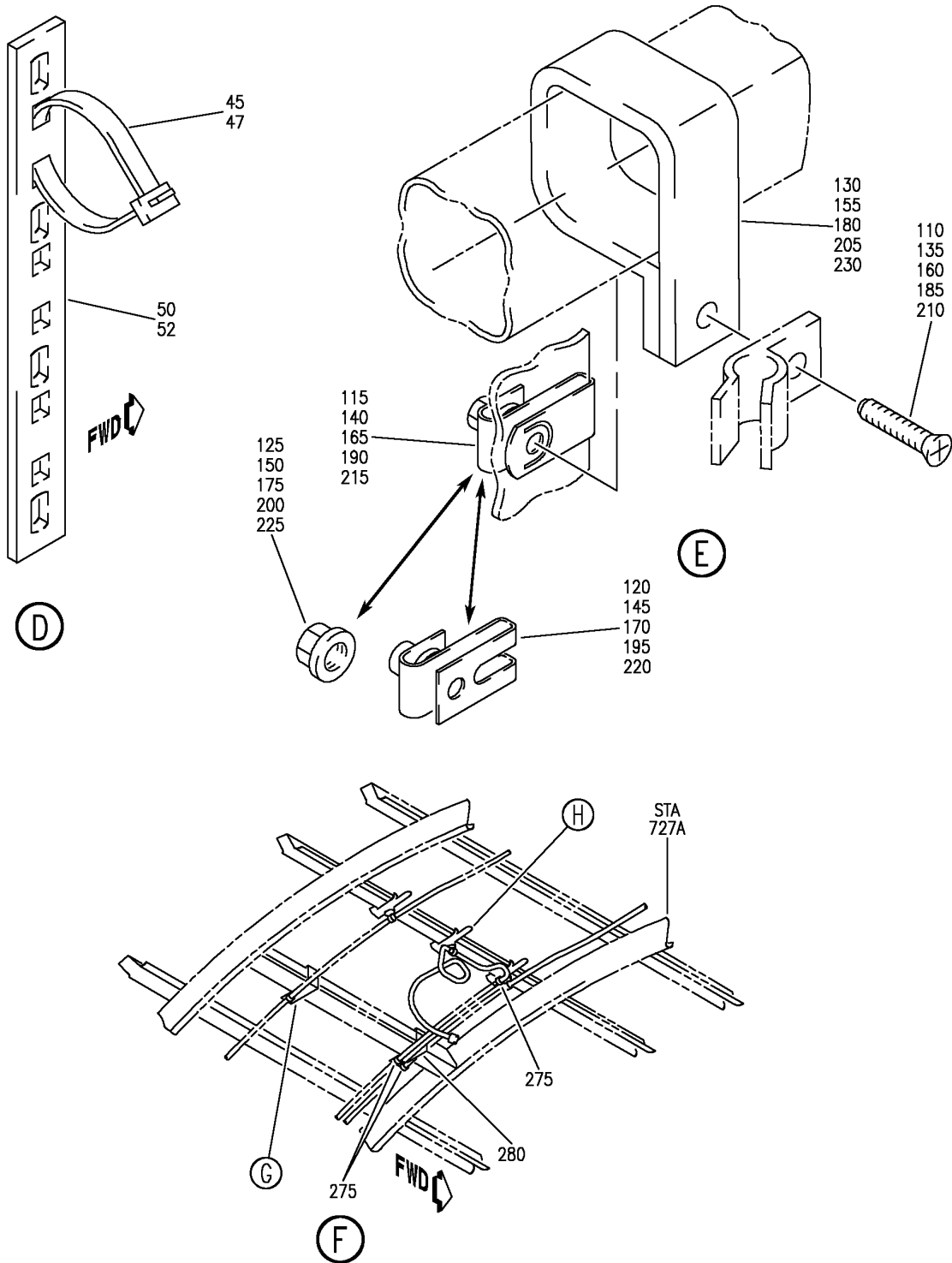
WIRE BUNDLE INSTL-L PASS. SIDEWALL
 FIGURE 3 (SHEET 2)

25-20-51-03

HAP
 JUN 15/08

25-20-51-03
 PAGE 0A

BOEING
 737-600/700/800/900
 PARTS CATALOG (MAINTENANCE)



E 25205103 SHT 3 REV 142

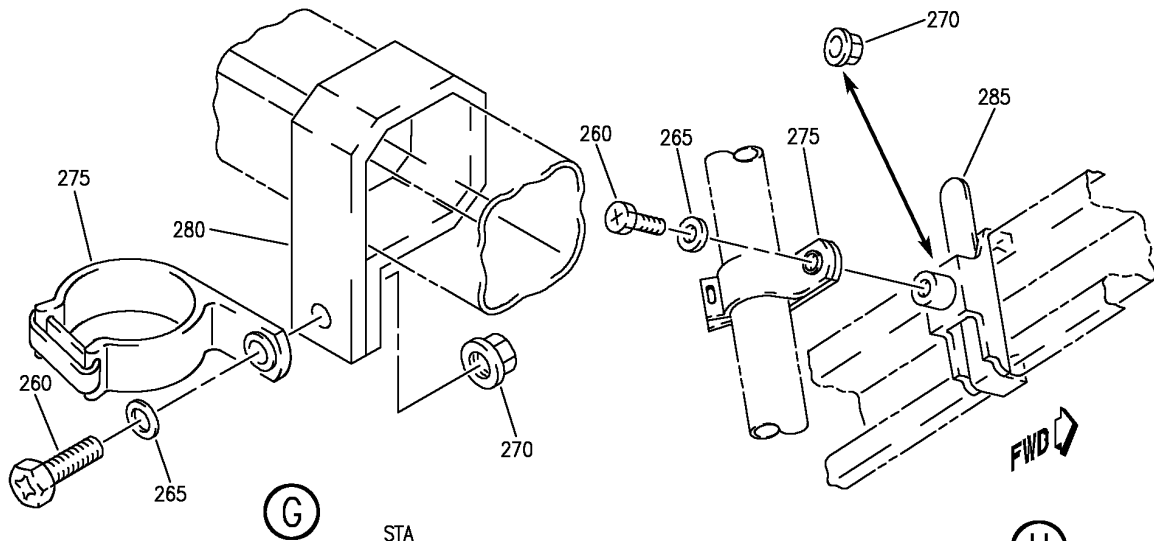
WIRE BUNDLE INSTL-L PASS. SIDEWALL
 FIGURE 3 (SHEET 3)

25-20-51-03

HAP
 JUN 15/08

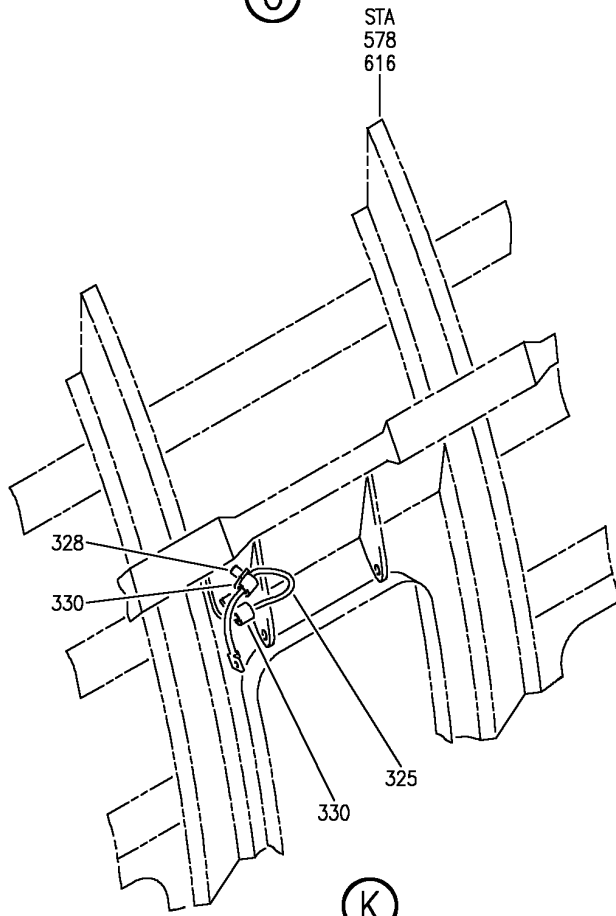
25-20-51-03
 PAGE 0B

BOEING
 737-600/700/800/900
 PARTS CATALOG (MAINTENANCE)

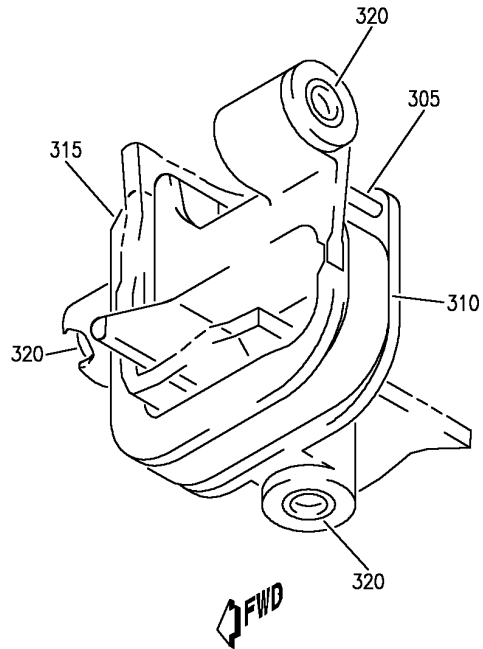


(G)

(H)



(K)



(J)

E 25205103 SHT 4 REV 148

WIRE BUNDLE INSTL-L PASS. SIDEWALL
 FIGURE 3 (SHEET 4)

25-20-51-03

HAP
 FEB 15/09

25-20-51-03
 PAGE 0C

BOEING
737-600/700/800/900
PARTS CATALOG (MAINTENANCE)

FIG ITEM	PART NUMBER	1 2 3 4 5 6 7	NOMENCLATURE	EFFECT FROM TO	UNITS PER ASSY
3			WIRE BUNDLE INSTL-L PASS. SIDEWALL	001030	
- 1	288A4413-3		WIRE BUNDLE INSTL-PASS. SIDEWALL POSITION DATA: STA 540 TO STA 787 L FOR NHA SEE: 25-20-00-11B	001007	RF
- 2	288A4413-57		WIRE BUNDLE INSTL-PASS. SIDEWALL POSITION DATA: STA 540 TO STA 787 L FOR NHA SEE: 25-20-00-11B	008019	RF
- 4	288A4413-108		WIRE BUNDLE INSTL-PASS. SIDEWALL POSITION DATA: STA 540 TO STA 787 L FOR NHA SEE: 25-20-00-11B	020030	RF
45	T05R0		.STRAP SUPPLIER CODE: V53421 SPECIFICATION NUMBER: BACS38K1 OPTIONAL PART: PLT2SM V06383	001030	AR
50	MTP4SE10		.PLATE-TIE SUPPLIER CODE: V06383	001030	AR
- 55	411N4026-3		.WASHER ASSY	001030	50
- 60	411A4902-6		.CLIP ASSY	001030	AR
- 65	MS16562-194		..PIN	001030	1
- 70	411A4902-8		..CLIP	001030	1
- 75	411A4902-3		..BODY ASSY	001030	1
- 80	H02030-2L		...INSERT- SUPPLIER CODE: V07EU2	001030	2
- 85	411A4902-7		.CLIP ASSY	020030	4
- 90	MS16562-194		..PIN	020030	1
- 95	411A4902-8		..CLIP	020030	1
- 100	411A4902-4		..RETAINER ASSY	020030	1
- 105	H02030-2L		...INSERT- SUPPLIER CODE: V07EU2	020030	3
110	BACS12GU3K		.SCREW- SIZE DETERMINED ON INSTL.	001030	3

MISSING ITEM NUMBERS NOT APPLICABLE

- ITEM NOT ILLUSTRATED

HAP

25-20-51-03

25-20-51
FIG. 03
PAGE 1
FEB 15/09

BOEING
737-600/700/800/900
PARTS CATALOG (MAINTENANCE)

FIG ITEM	PART NUMBER	1 2 3 4 5 6 7	NOMENCLATURE	EFFECT FROM TO	UNITS PER ASSY
3 115	130069		.NUT- SUPPLIER CODE: V60119 SPECIFICATION NUMBER: BACN10FX16 OPTIONAL PART: A11330-6-3 V72962 A4972-6-02 V72962 BACN10YD1 BACN10YR3CD	001030	3
120	BRC600-8-3		.NUT- SUPPLIER CODE: V52828 SPECIFICATION NUMBER: BACN10YD1 OPTIONAL PART: 130120 V60119 BACN10FX16 BACN10YR3CD	001030	3
125	PLH53CD		.NUT- SUPPLIER CODE: VF0224 SPECIFICATION NUMBER: BACN10YR3CD OPTIONAL PART: H52732-3CD V15653 BACN10FX16 BACN10YD1	001030	3
130	TA0510024		.CLAMP- SUPPLIER CODE: V84971	001030	3

MISSING ITEM NUMBERS NOT APPLICABLE

— ITEM NOT ILLUSTRATED

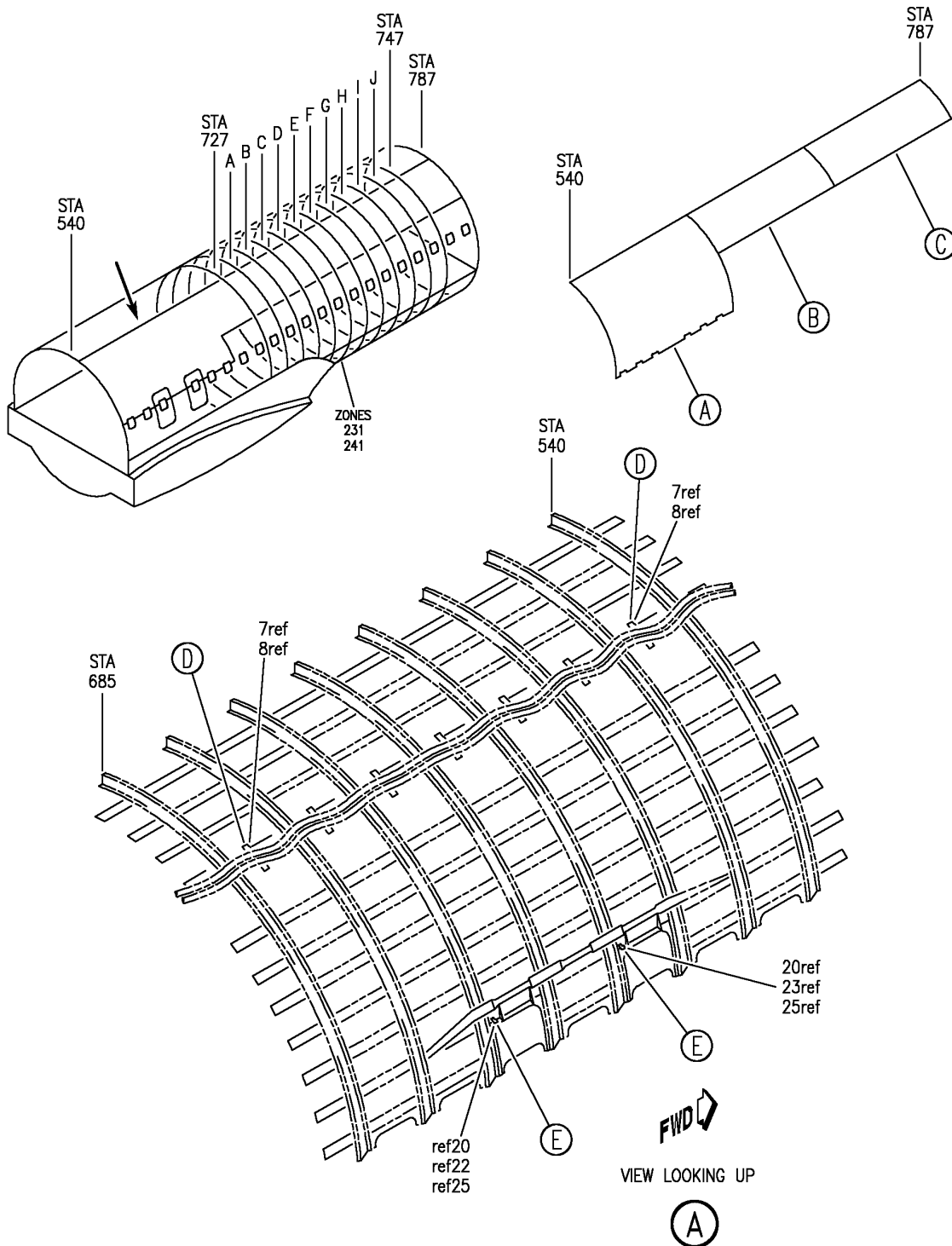
HAP

25-20-51-03

BOEING PROPRIETARY - Copyright © - Unpublished Work - See title page for details.

25-20-51
FIG. 03
PAGE 2
FEB 15/09

BOEING
737-600/700/800/900
PARTS CATALOG (MAINTENANCE)



E 25205103A SHT 1 REV 153

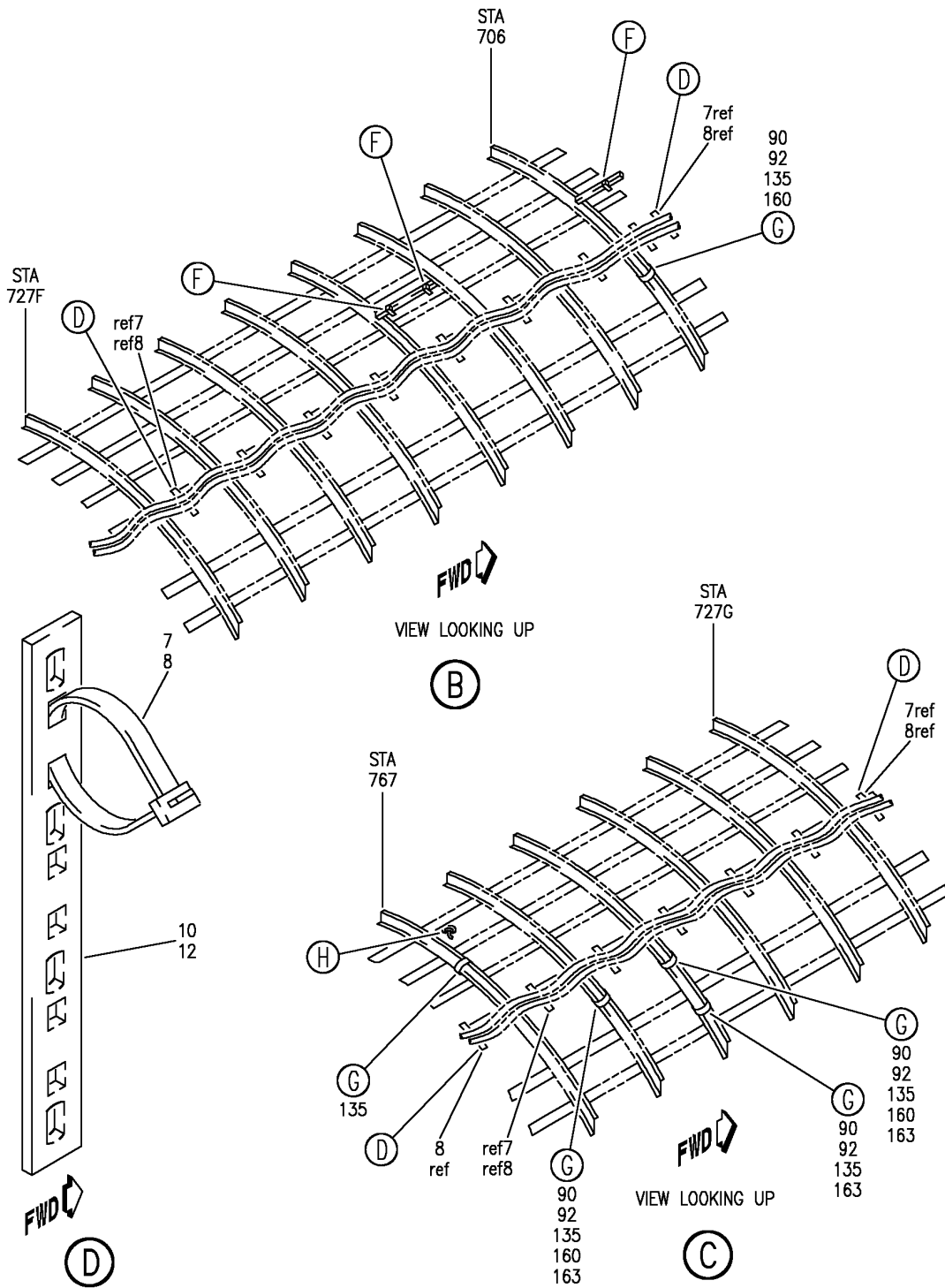
WIRE BUNDLE INSTL-L PASS. SIDEWALL
FIGURE 3A (SHEET 1)

25-20-51-03A

HAP
JUN 15/09

25-20-51-03A
PAGE 0

BOEING
 737-600/700/800/900
 PARTS CATALOG (MAINTENANCE)



E 25205103A SHT 2 REV 153

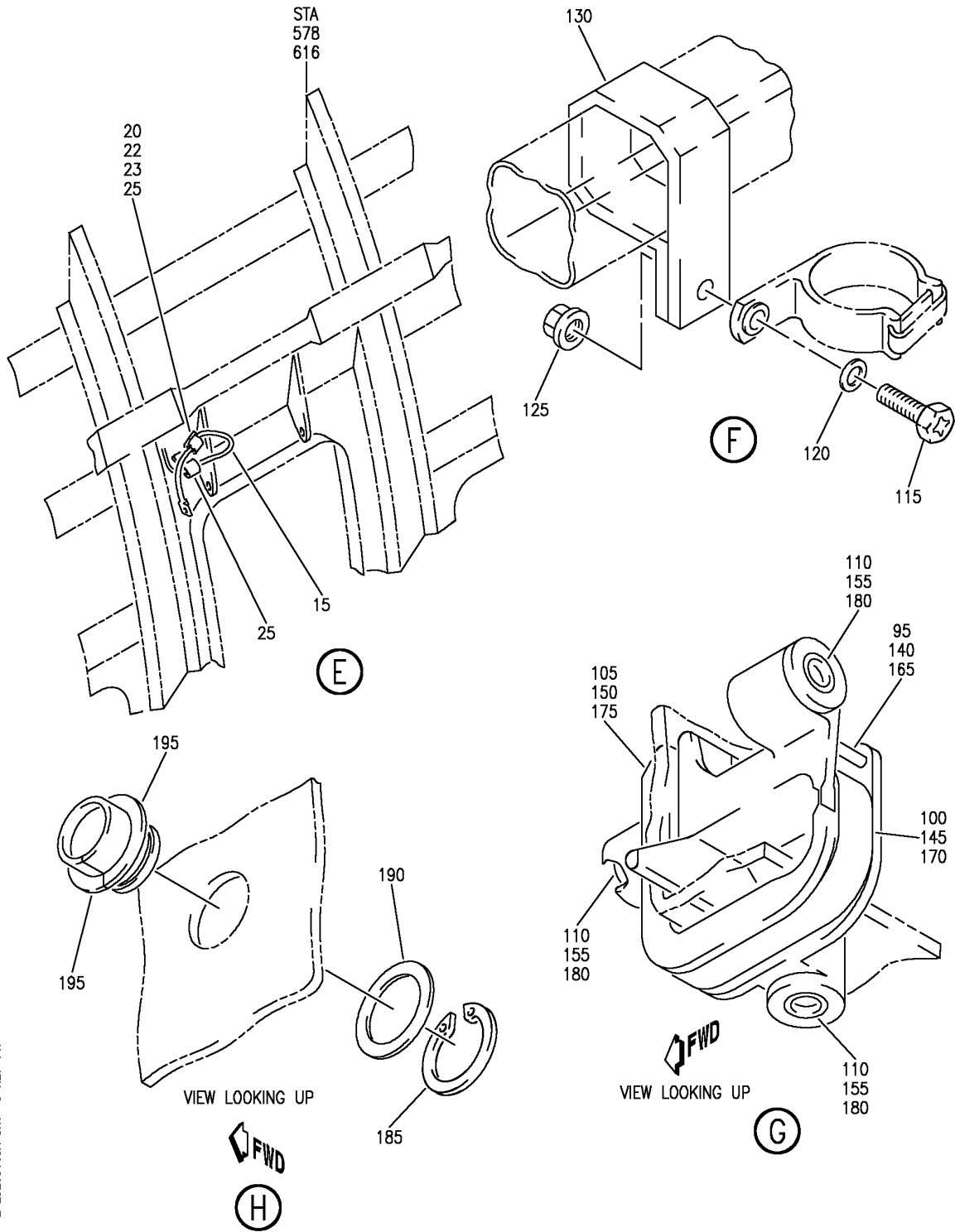
WIRE BUNDLE INSTL-L PASS. SIDEWALL
 FIGURE 3A (SHEET 2)

25-20-51-03A

HAP
 JUN 15/09

25-20-51-03A
 PAGE 0A

BOEING
 737-600/700/800/900
 PARTS CATALOG (MAINTENANCE)



E 25205103A SHT 3 REV 147

WIRE BUNDLE INSTL-L PASS. SIDEWALL
 FIGURE 3A (SHEET 3)

25-20-51-03A

HAP
 OCT 15/08

25-20-51-03A
 PAGE 0B

BOEING
737-600/700/800/900
PARTS CATALOG (MAINTENANCE)

FIG ITEM	PART NUMBER	1 2 3 4 5 6 7	NOMENCLATURE	EFFECT FROM TO	UNITS PER ASSY
3A			WIRE BUNDLE INSTL-L PASS. SIDEWALL	039047 049049 051100	
- 2	MODREF336727		WIRE BUNDLE INSTL-PASS. SIDEWALL MODULE NUMBER: 288A4413-339 REV B POSITION DATA: STA 540 TO STA 787 L	039043	1
- 3	MODREF350721		WIRE BUNDLE INSTL-PASS. SIDEWALL MODULE NUMBER: 288A4413-339 REV C POSITION DATA: STA 540 TO STA 787 L	044046 054100	1
- 4	MODREF387593		WIRE BUNDLE INSTL-PASS. SIDEWALL MODULE NUMBER: 288A4413-339 REV D POSITION DATA: STA 540 TO STA 787 L	047047 049049 051053	1
8	BACS38K		.STRAP- SIZE DETERMINED ON INSTL.	039047 049049 051100	AR
10	MTP4SE10		.PLATE-TIE SUPPLIER CODE: V06383	039047 049049 051100	AR
15	287A4011-63		.CONDUIT-FLEX	039047 049049 051100	2
20	NAS42DD6-16FC		.SPACER	039047 049049 051100	2
25	AN742D6		.CLAMP	039047 049049 051100	4
- 30	411N4026-3		.WASHER ASSY	039047 049049 051100	AR
- 35	411A4902-6		.CLIP ASSY	039047 049049 051100	AR
- 40	MS16562-194		..PIN	039047 049049 051100	1
- 45	411A4902-8		..CLIP	039047 049049 051100	1

MISSING ITEM NUMBERS NOT APPLICABLE

- ITEM NOT ILLUSTRATED

HAP

25-20-51-03A

BOEING PROPRIETARY - Copyright © - Unpublished Work - See title page for details.

25-20-51
FIG. 03A
PAGE 1
FEB 15/09

BOEING
737-600/700/800/900
PARTS CATALOG (MAINTENANCE)

FIG ITEM	PART NUMBER	1 2 3 4 5 6 7	NOMENCLATURE	EFFECT FROM TO	UNITS PER ASSY
3A					
- 50	411A4902-3		. . BODY ASSY	039047 049049 051100	1
- 55	H02030-2L		. . . INSERT- SUPPLIER CODE: V07EU2	039047 049049 051100	2
115	BACS12GU3K		. SCREW- SIZE DETERMINED ON INSTL.	039047 049049 051100	3
120	NAS1149D0332J		. WASHER	039047 049049 051100	3
125	PLH53CD		. NUT SUPPLIER CODE: VF0224 SPECIFICATION NUMBER: BACN10YR3CD OPTIONAL PART: H52732-3CD V15653	039047 049049 051100	3
130	TA0510024		. CLAMP- SUPPLIER CODE: V84971	039047 049049 051100	3

MISSING ITEM NUMBERS NOT APPLICABLE

- ITEM NOT ILLUSTRATED

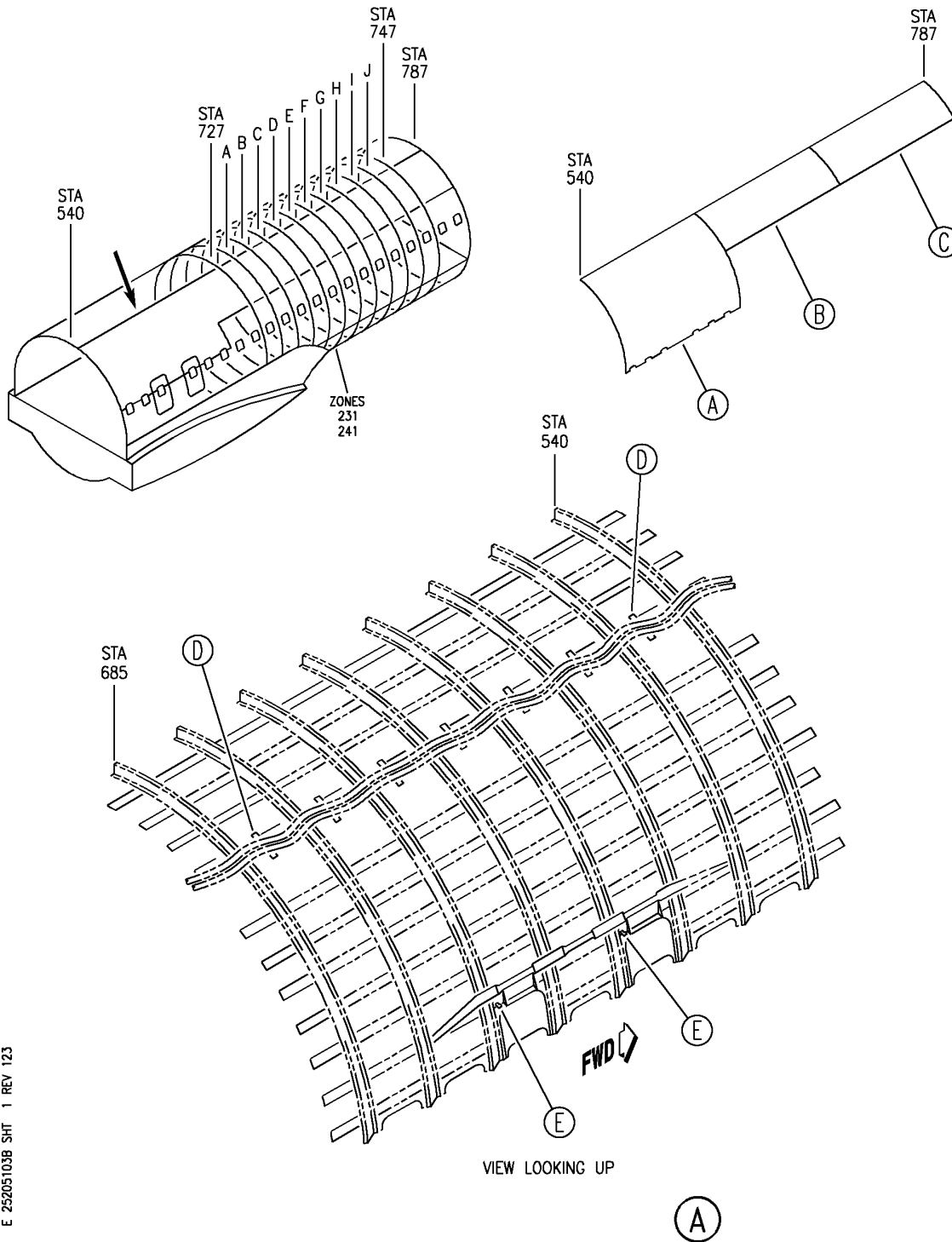
HAP

25-20-51-03A

BOEING PROPRIETARY - Copyright © - Unpublished Work - See title page for details.

25-20-51
FIG. 03A
PAGE 2
FEB 15/09

BOEING
 737-600/700/800/900
 PARTS CATALOG (MAINTENANCE)



E 25205103B SHT 1 REV 123

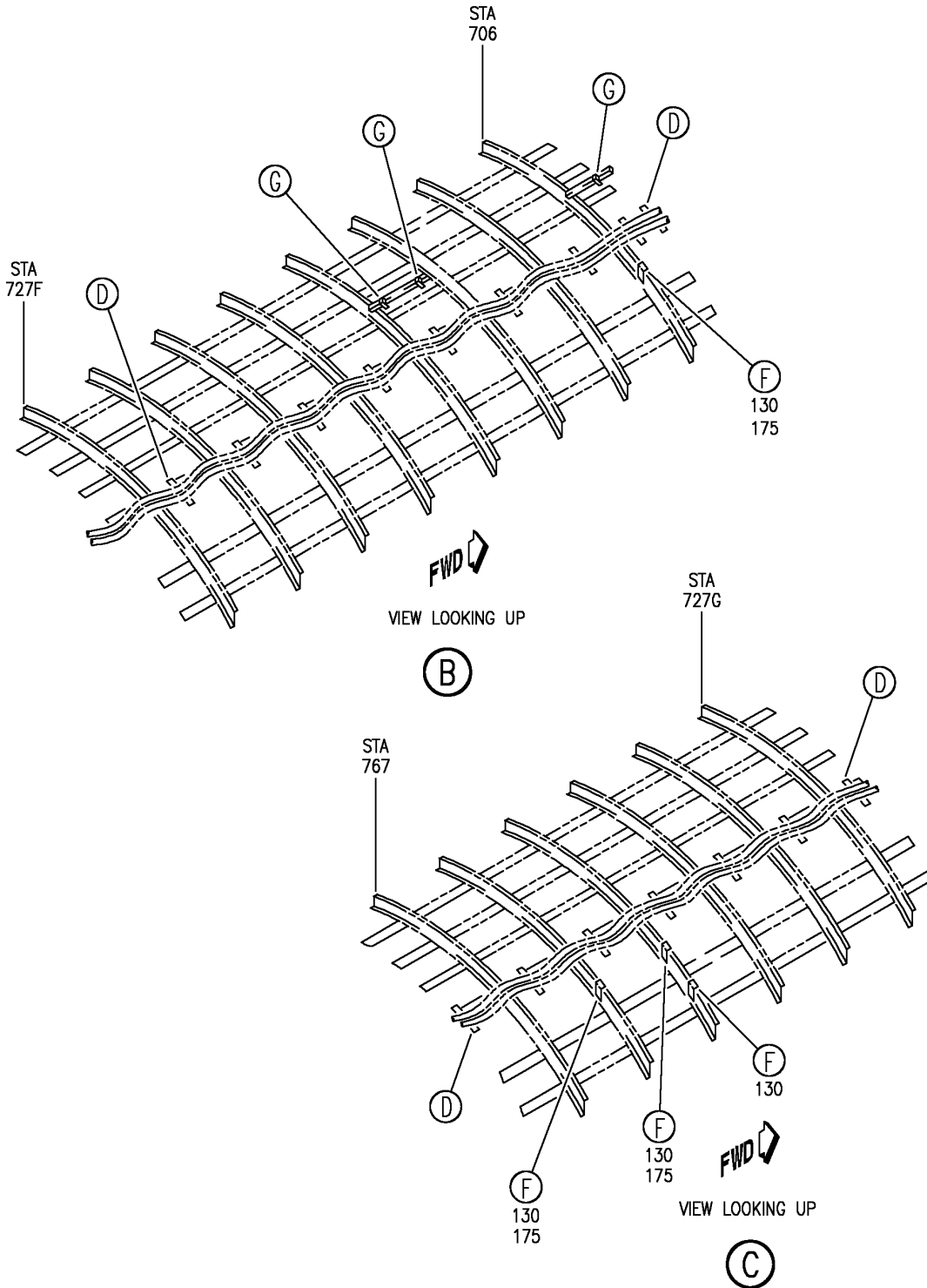
WIRE BUNDLE INSTL-L PASS. SIDEWALL
 FIGURE 3B (SHEET 1)

25-20-51-03B

HAP
 FEB 15/09

25-20-51-03B
 PAGE 0


BOEING
 737-600/700/800/900
 PARTS CATALOG (MAINTENANCE)



E 25205103B SHT 2 REV 152

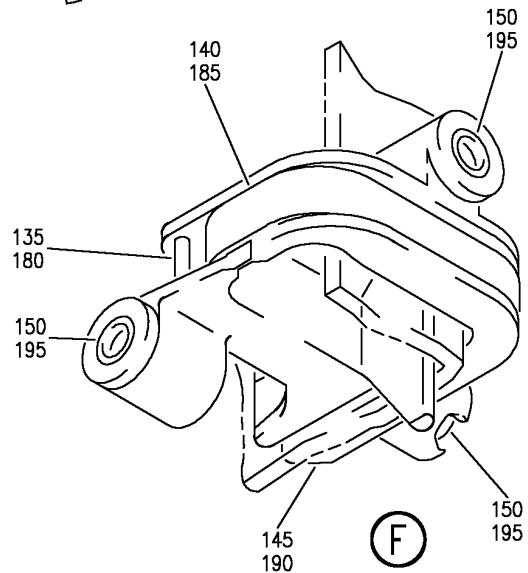
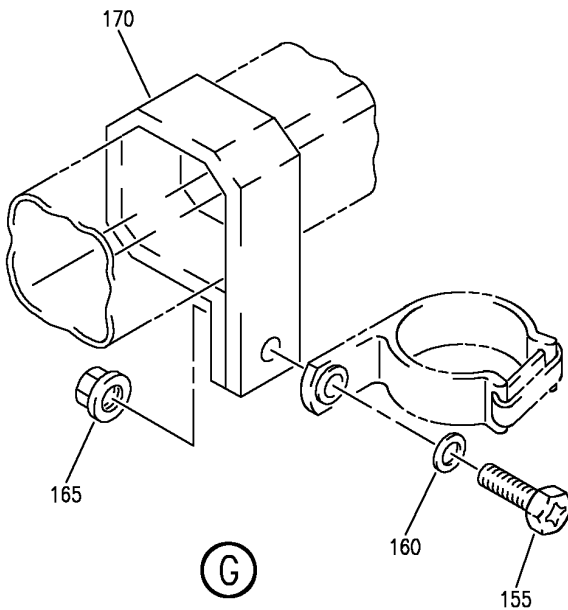
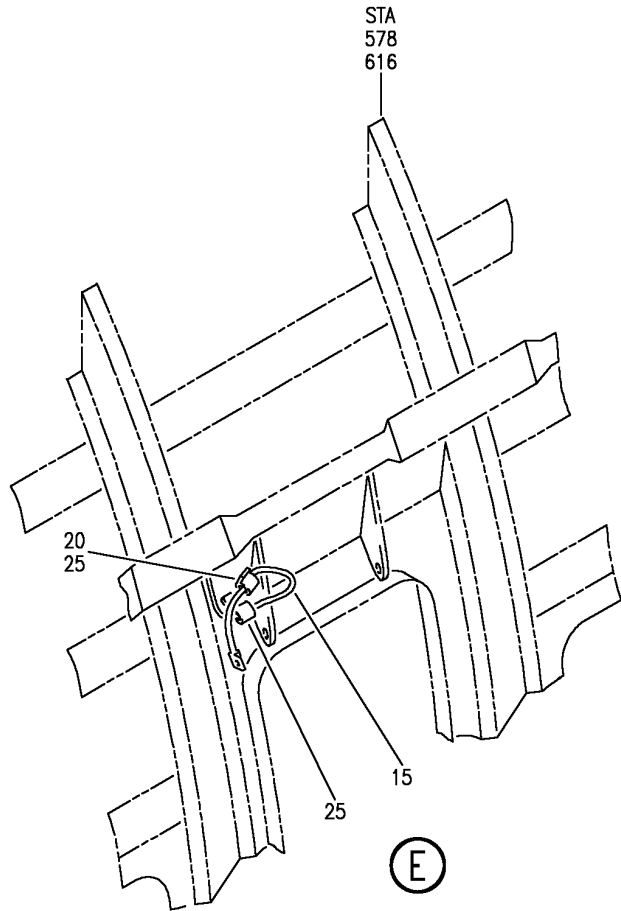
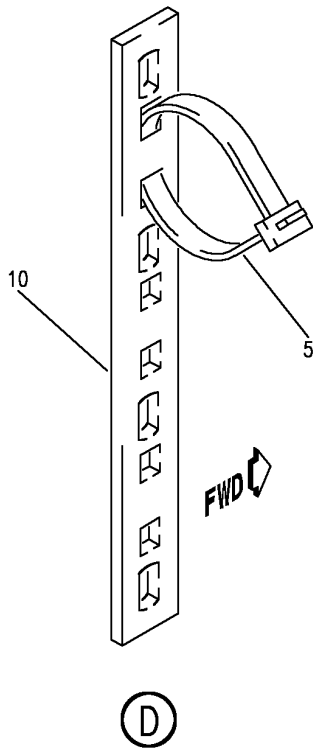
WIRE BUNDLE INSTL-L PASS. SIDEWALL
 FIGURE 3B (SHEET 2)

25-20-51-03B

HAP
JUN 15/09

25-20-51-03B
 PAGE 0A

BOEING
 737-600/700/800/900
 PARTS CATALOG (MAINTENANCE)



E 25205103B SHT 3 REV 152

WIRE BUNDLE INSTL-L PASS. SIDEWALL
 FIGURE 3B (SHEET 3)

25-20-51-03B

HAP
 JUN 15/09

25-20-51-03B
 PAGE 0B

BOEING
737-600/700/800/900
PARTS CATALOG (MAINTENANCE)

FIG ITEM	PART NUMBER	1 2 3 4 5 6 7	NOMENCLATURE	EFFECT FROM TO	UNITS PER ASSY
3B			WIRE BUNDLE INSTL-L PASS. SIDEWALL	050050	
- 2	MODREF400488		WIRE BUNDLE INSTL-PASS. SIDEWALL MODULE NUMBER: 288A4413-511 REV A POSITION DATA: STA 540 TO STA 787 L	050050	1
5	BACS38K		.STRAP- SIZE DETERMINED ON INSTL.	050050	AR
10	MTP4SE10		.PLATE-TIE SUPPLIER CODE: V06383	050050	AR
15	287A4011-63		.CONDUIT-FLEX	050050	2
20	NAS42DD6-16FC		.SPACER	050050	2
25	AN742D6		.CLAMP	050050	4
- 30	411N4026-3		.WASHER ASSY	050050	AR
- 35	411A4902-6		.CLIP ASSY	050050	AR
- 40	MS16562-194		..PIN	050050	1
- 45	411A4902-8		..CLIP	050050	1
- 50	411A4902-3		..BODY ASSY	050050	1
- 55	H02030-2L		...INSERT- SUPPLIER CODE: V07EU2	050050	2
155	BACS12GU3K		.SCREW- SIZE DETERMINED ON INSTL.	050050	3
160	NAS1149D0332J		.WASHER	050050	3
165	PLH53CD		.NUT SUPPLIER CODE: VF0224 SPECIFICATION NUMBER: BACN10YR3CD OPTIONAL PART: H52732-3CD V15653	050050	3
170	TA0510024		.CLAMP- SUPPLIER CODE: V84971	050050	3

MISSING ITEM NUMBERS NOT APPLICABLE

- ITEM NOT ILLUSTRATED

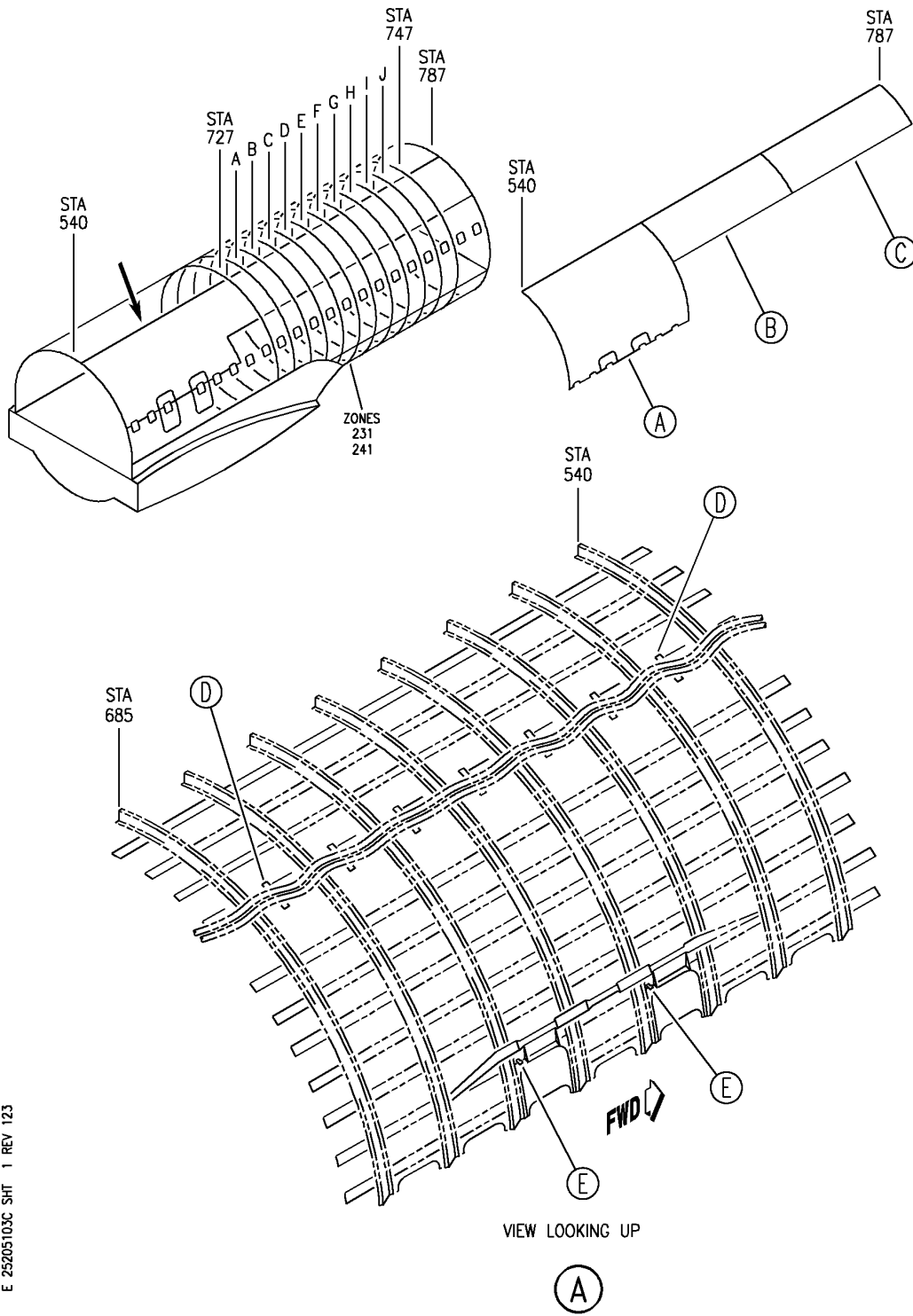
HAP

25-20-51-03B

BOEING PROPRIETARY - Copyright © - Unpublished Work - See title page for details.

25-20-51
FIG. 03B
PAGE 1
FEB 15/09

BOEING
 737-600/700/800/900
 PARTS CATALOG (MAINTENANCE)



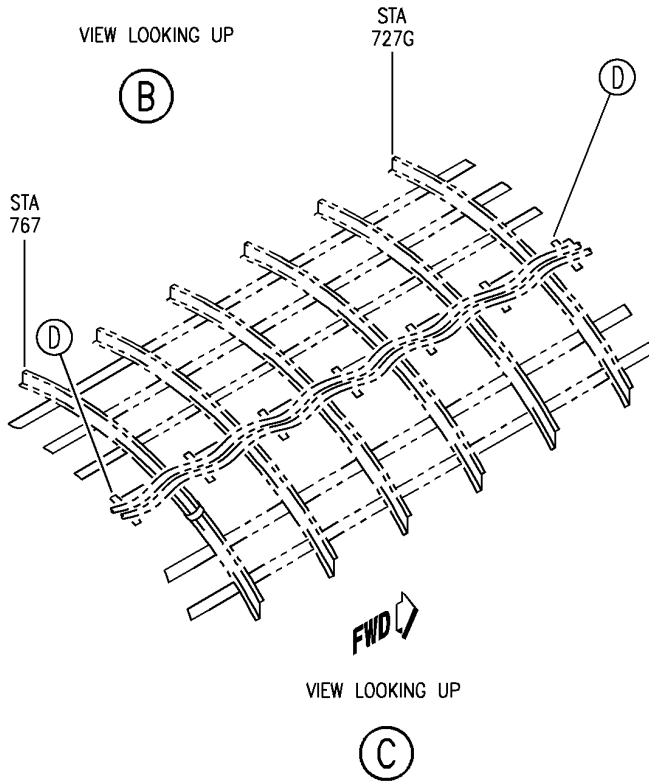
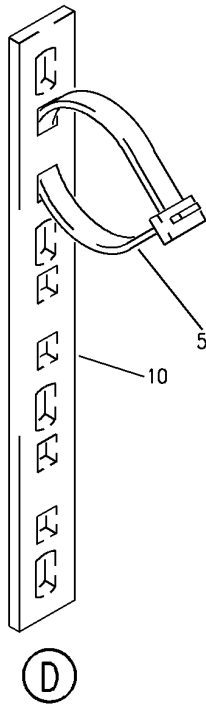
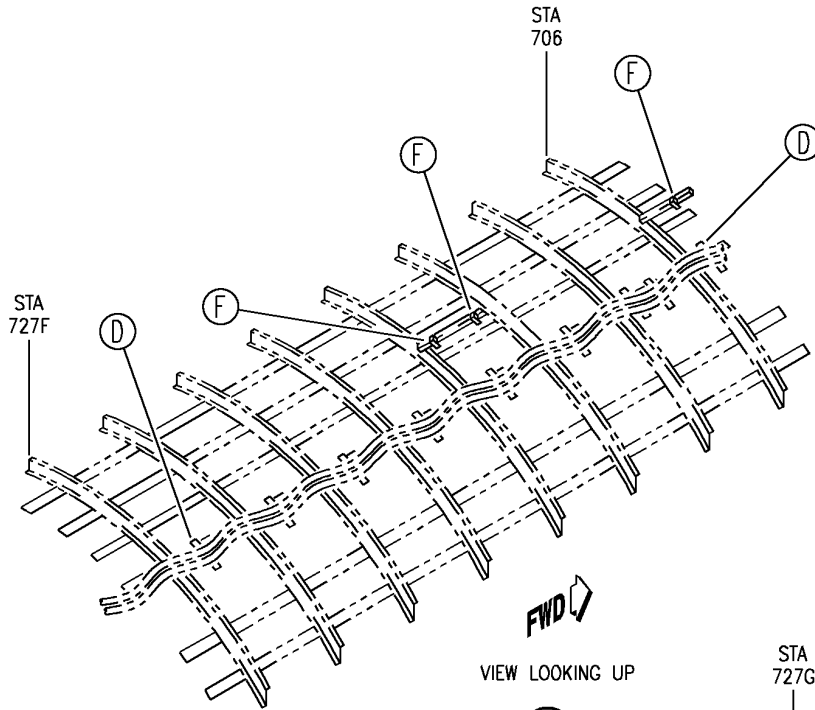
WIRE BUNDLE INSTL-L PASS. SIDEWALL
 FIGURE 3C (SHEET 1)

25-20-51-03C

HAP
 OCT 10/06

25-20-51-03C
 PAGE 0

BOEING
 737-600/700/800/900
 PARTS CATALOG (MAINTENANCE)



E 25205103C SHT 2 REV 123

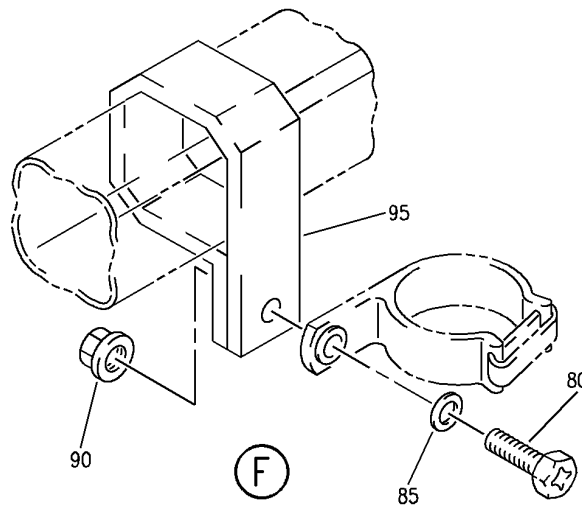
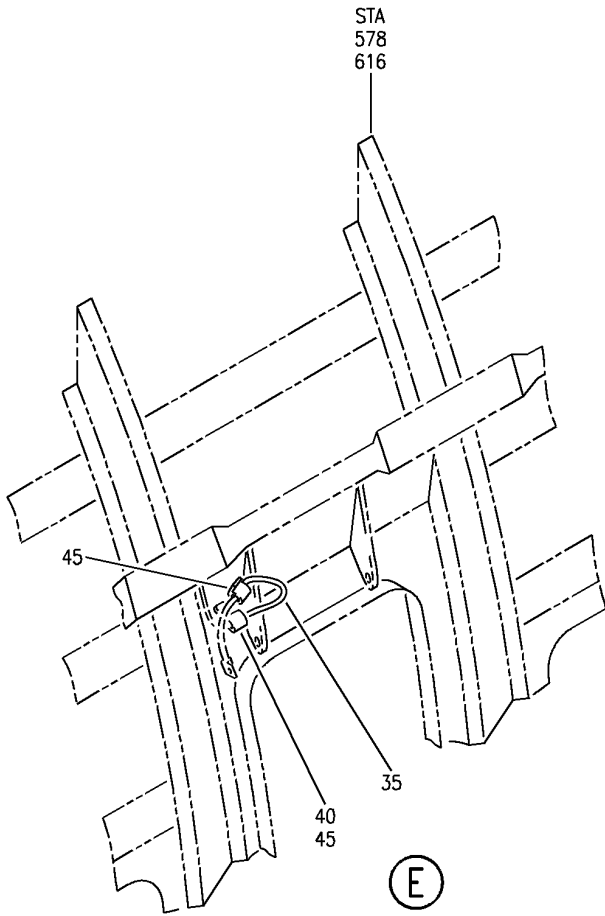
WIRE BUNDLE INSTL-L PASS. SIDEWALL
 FIGURE 3C (SHEET 2)

25-20-51-03C

HAP
 OCT 10/06

25-20-51-03C
 PAGE 0A

BOEING
 737-600/700/800/900
 PARTS CATALOG (MAINTENANCE)



E 25205103C SHT 3 REV 123

WIRE BUNDLE INSTL-L PASS. SIDEWALL
 FIGURE 3C (SHEET 3)

25-20-51-03C

HAP
 OCT 10/06

25-20-51-03C
 PAGE 0B

BOEING
737-600/700/800/900
PARTS CATALOG (MAINTENANCE)

FIG ITEM	PART NUMBER	1 2 3 4 5 6 7	NOMENCLATURE	EFFECT FROM TO	UNITS PER ASSY
3C			WIRE BUNDLE INSTL-L PASS. SIDEWALL	031038	
- 1	MODREF280231		WIRE BUNDLE INSTL-PASS. SIDEWALL MODULE NUMBER: 288A4413-339 REV A POSITION DATA: STA 540 TO STA 787 L	031038	1
5	BACS38K		.STRAP- SIZE DETERMINED ON INSTL.	031038	AR
10	MTP4SE10		.PLATE-TIE SUPPLIER CODE: V06383	031038	AR
35	287A4011-63		.CONDUIT-FLEX	031038	2
40	NAS42DD6-16FC		.SPACER	031038	2
45	AN742D6		.CLAMP	031038	4
- 50	411N4026-3		.WASHER ASSY	031038	50
- 55	411A4902-6		.CLIP ASSY	031038	20
- 60	MS16562-194		..PIN	031038	1
- 65	411A4902-8		..CLIP	031038	1
- 70	411A4902-3		..BODY ASSY	031038	1
- 75	H02030-2L		...INSERT- SUPPLIER CODE: V07EU2	031038	2
80	BACS12GU3K		.SCREW- SIZE DETERMINED ON INSTL.	031038	3
85	NAS1149D0332J		.WASHER	031038	3
90	PLH53CD		.NUT SUPPLIER CODE: VF0224 SPECIFICATION NUMBER: BACN10YR3CD OPTIONAL PART: H52732-3CD V15653	031038	3
95	TA0510024		.CLAMP- SUPPLIER CODE: V84971	031038	3

MISSING ITEM NUMBERS NOT APPLICABLE

- ITEM NOT ILLUSTRATED

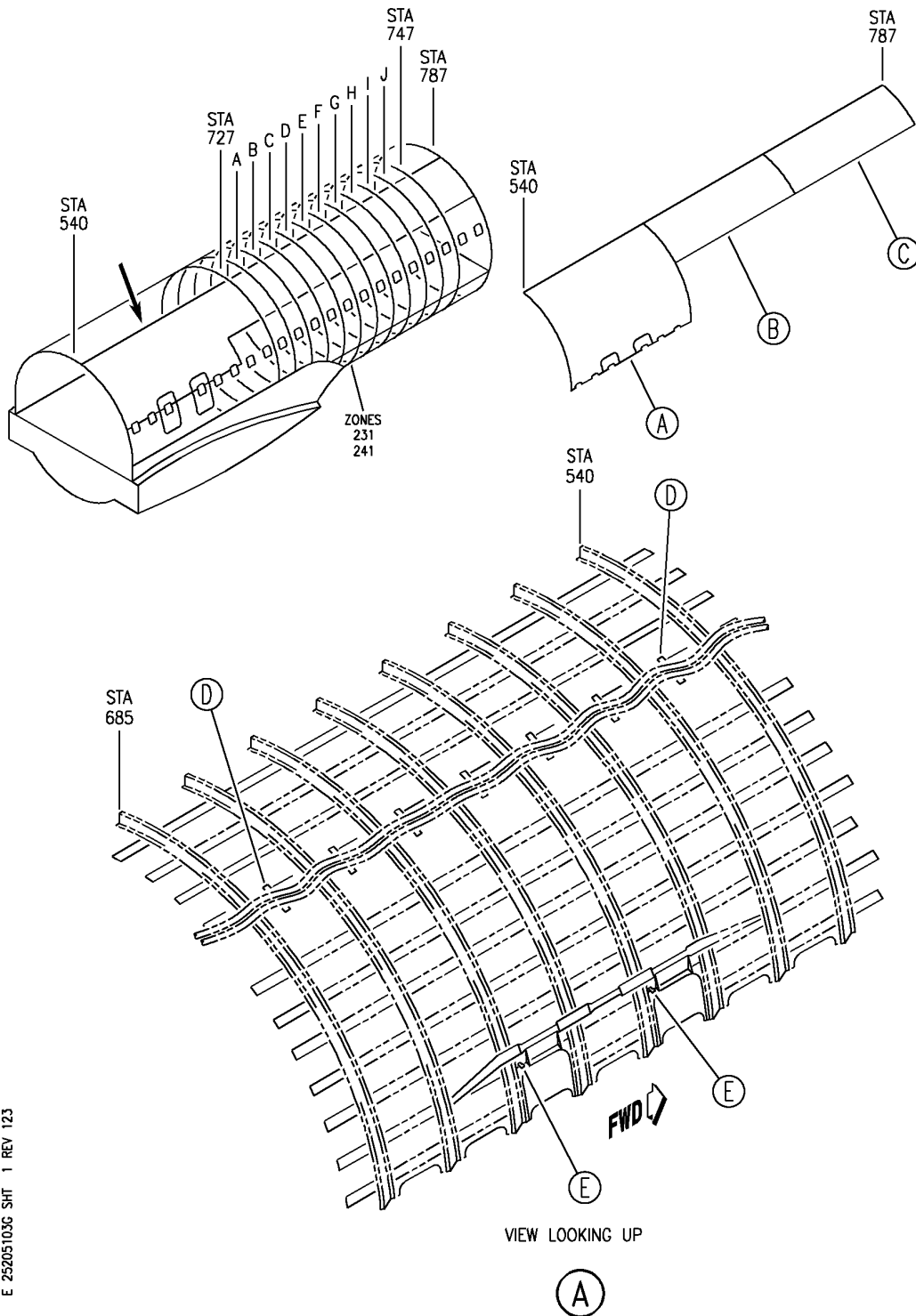
HAP

25-20-51-03C

BOEING PROPRIETARY - Copyright © - Unpublished Work - See title page for details.

25-20-51
FIG. 03C
PAGE 1
FEB 15/09

BOEING
 737-600/700/800/900
 PARTS CATALOG (MAINTENANCE)



E 25205103G SHT 1 REV 123

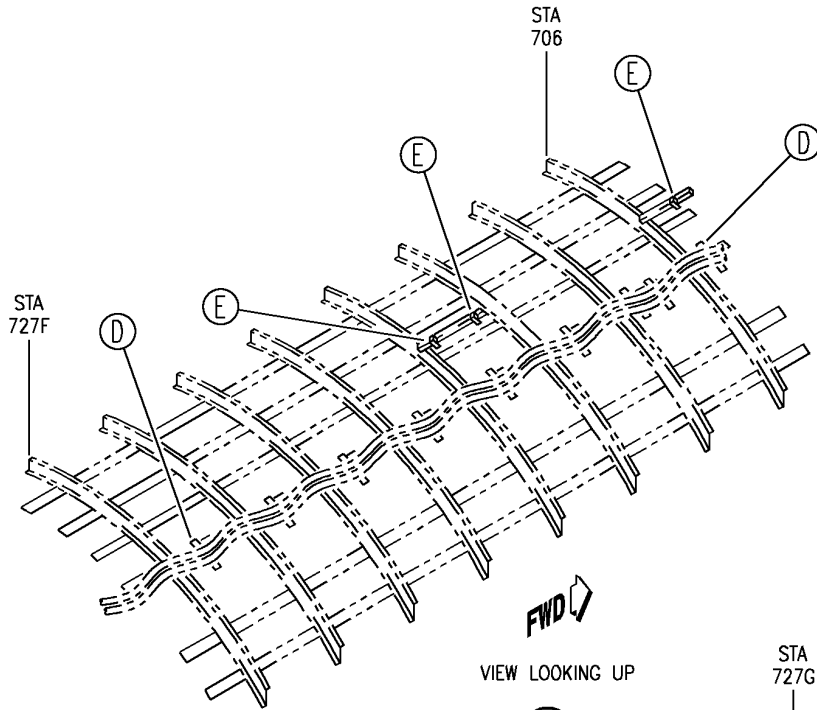
WIRE BUNDLE INSTL-L PASS. SIDEWALL
 FIGURE 3G (SHEET 1)

25-20-51-03G

HAP
 OCT 15/08

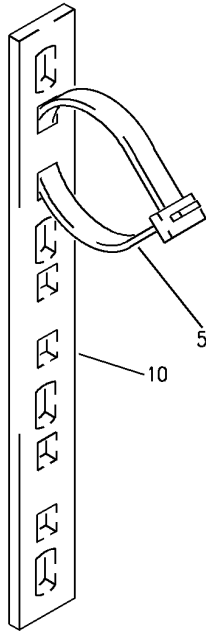
25-20-51-03G
 PAGE 0

BOEING
 737-600/700/800/900
 PARTS CATALOG (MAINTENANCE)

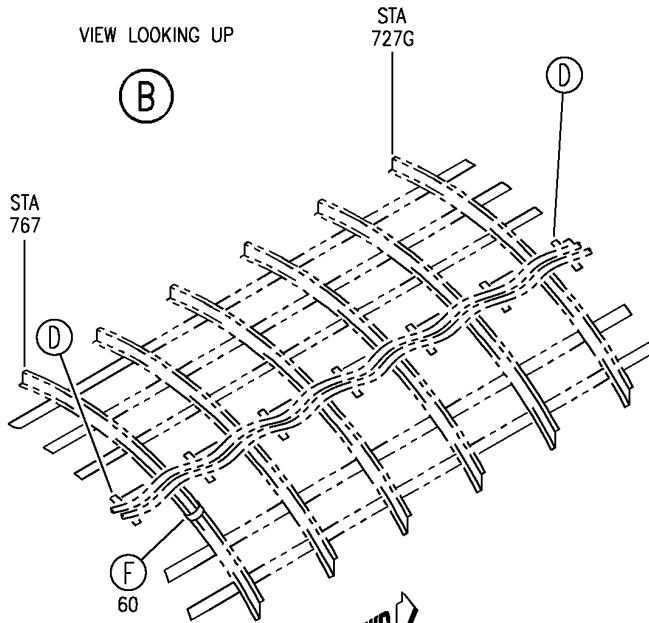


VIEW LOOKING UP

(B)



(D)



VIEW LOOKING UP

(C)

E 25205103G SHT 2 REV 123

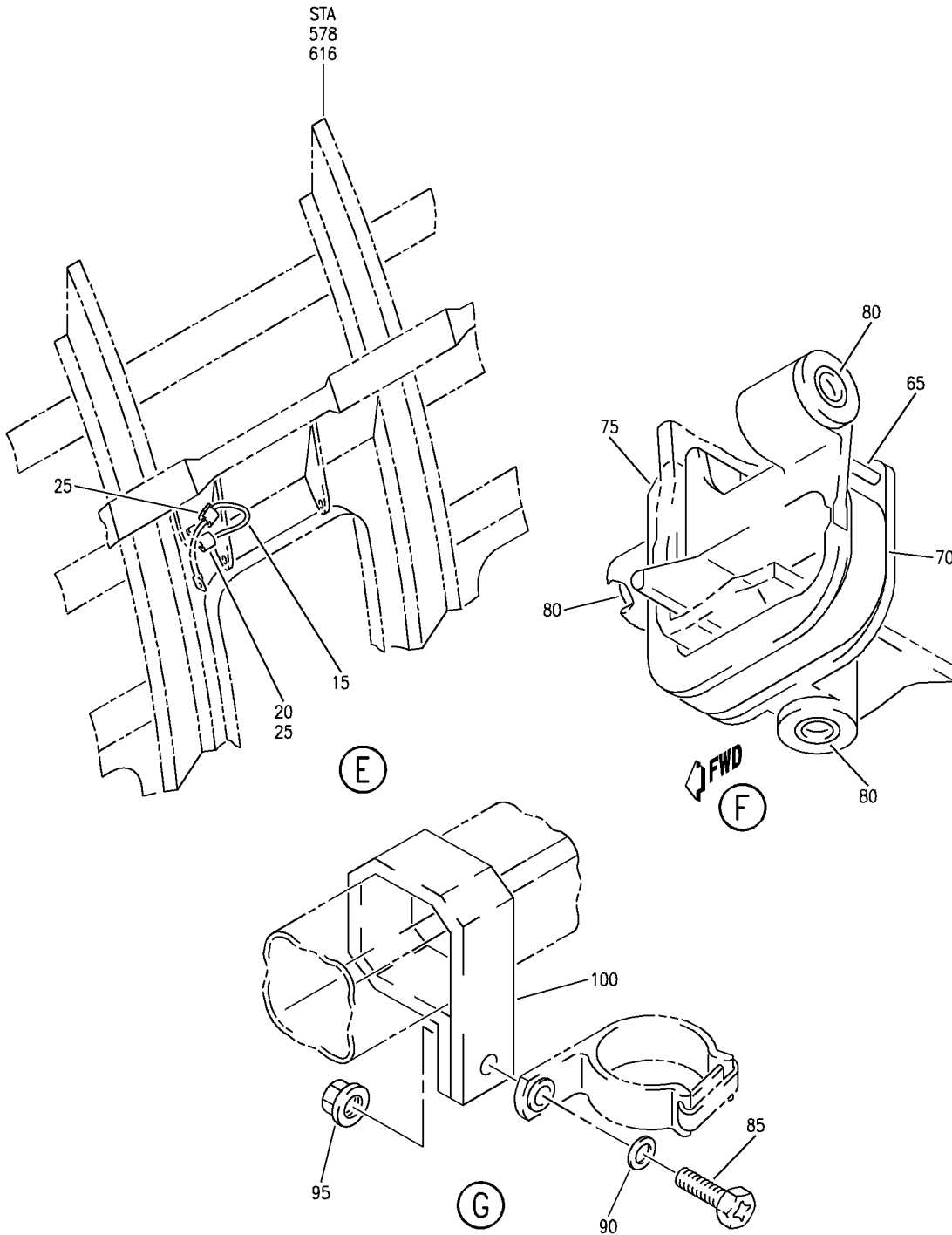
WIRE BUNDLE INSTL-L PASS. SIDEWALL
 FIGURE 3G (SHEET 2)

25-20-51-03G

HAP
 OCT 15/08

25-20-51-03G
 PAGE 0A

BOEING
 737-600/700/800/900
 PARTS CATALOG (MAINTENANCE)



E 25205103G SHT 3 REV 123

WIRE BUNDLE INSTL-L PASS. SIDEWALL
 FIGURE 3G (SHEET 3)

25-20-51-03G

HAP
 OCT 15/08

25-20-51-03G
 PAGE 0B

BOEING
737-600/700/800/900
PARTS CATALOG (MAINTENANCE)

FIG ITEM	PART NUMBER	1 2 3 4 5 6 7	NOMENCLATURE	EFFECT FROM TO	UNITS PER ASSY
3G			WIRE BUNDLE INSTL-L PASS. SIDEWALL	048048	
- 1	MODREF392525		WIRE BUNDLE INSTL-PASS. SIDEWALL MODULE NUMBER: 288A4413-501 REV A POSITION DATA: STA 540 TO STA 787 L	048048	1
5	BACS38K		.STRAP- SIZE DETERMINED ON INSTL.	048048	AR
10	MTP4SE10		.PLATE-TIE SUPPLIER CODE: V06383	048048	AR
15	287A4011-63		.CONDUIT-FLEX	048048	2
20	NAS42DD6-16FC		.SPACER	048048	2
25	AN742D6		.CLAMP	048048	4
- 32	411N4026-3		.WASHER ASSY	048048	AR
- 37	411A4902-6		.CLIP ASSY	048048	AR
- 40	MS16562-194		..PIN	048048	1
- 45	411A4902-8		..CLIP	048048	1
- 50	411A4902-3		..BODY ASSY	048048	1
- 55	H02030-2L		...INSERT- SUPPLIER CODE: V07EU2	048048	2
85	BACS12GU3K		.SCREW- SIZE DETERMINED ON INSTL.	048048	3
90	NAS1149D0332J		.WASHER	048048	3
95	PLH53CD		.NUT SUPPLIER CODE: VF0224 SPECIFICATION NUMBER: BACN10YR3CD OPTIONAL PART: H52732-3CD V15653	048048	3
100	TA0510024		.CLAMP- SUPPLIER CODE: V84971	048048	3

MISSING ITEM NUMBERS NOT APPLICABLE

- ITEM NOT ILLUSTRATED

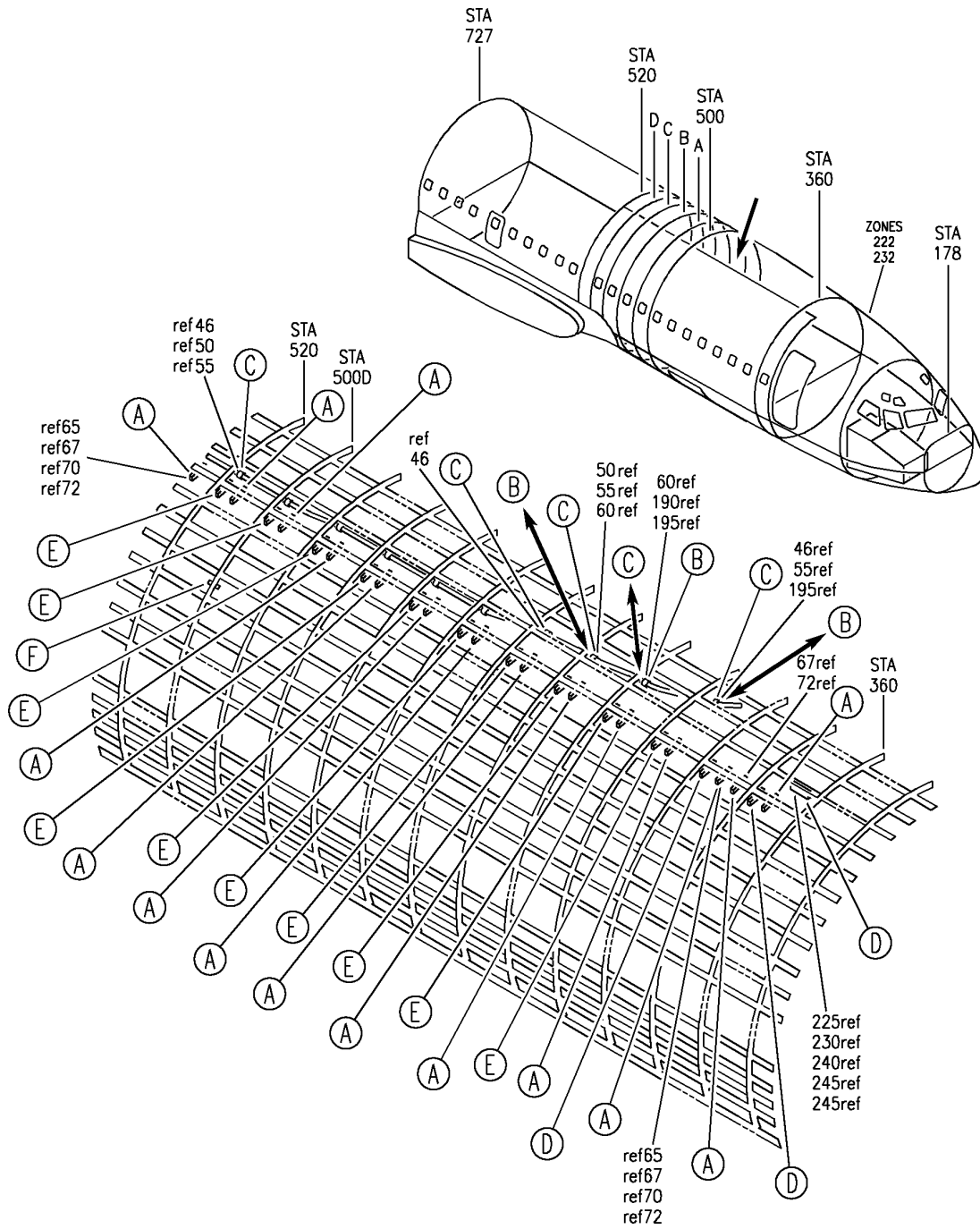
HAP

25-20-51-03G

BOEING PROPRIETARY - Copyright © - Unpublished Work - See title page for details.

25-20-51
FIG. 03G
PAGE 1
FEB 15/09

BOEING
 737-600/700/800/900
 PARTS CATALOG (MAINTENANCE)



E 25205107 SHT 1 REV 124

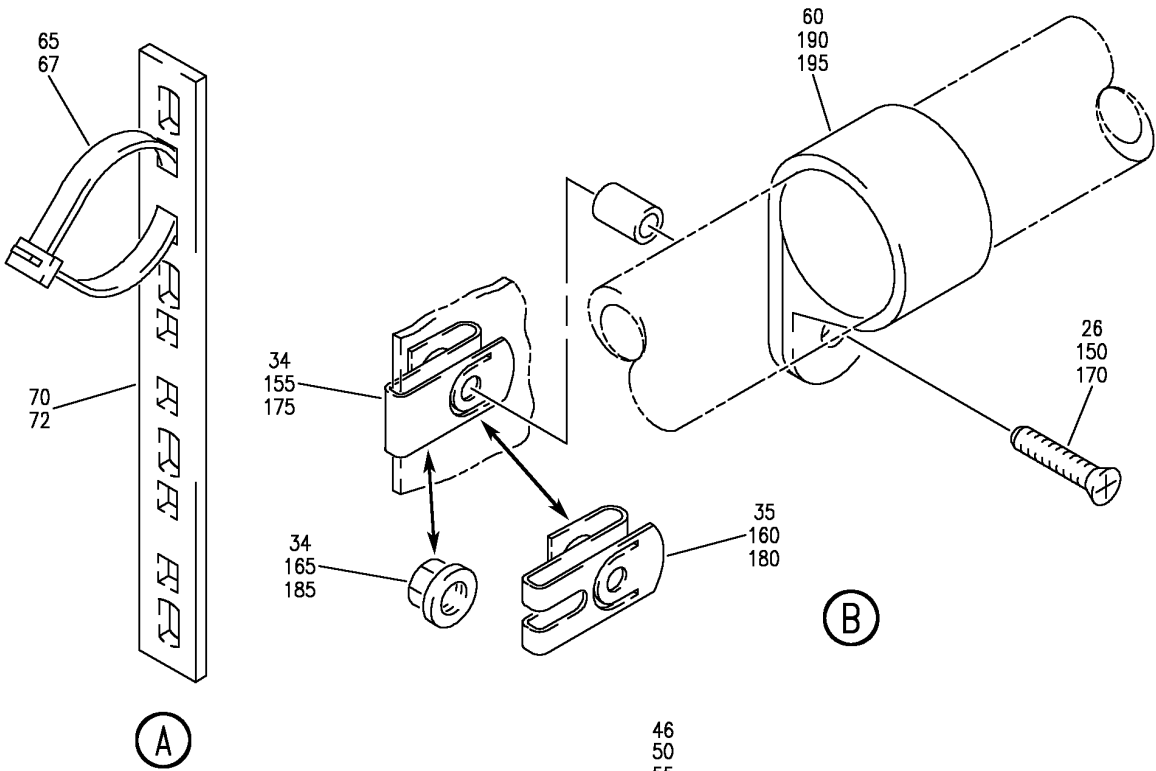
WIRE BUNDLE INSTL-R PASS. SIDEWALL
 FIGURE 7 (SHEET 1)

25-20-51-07

HAP
 OCT 15/08

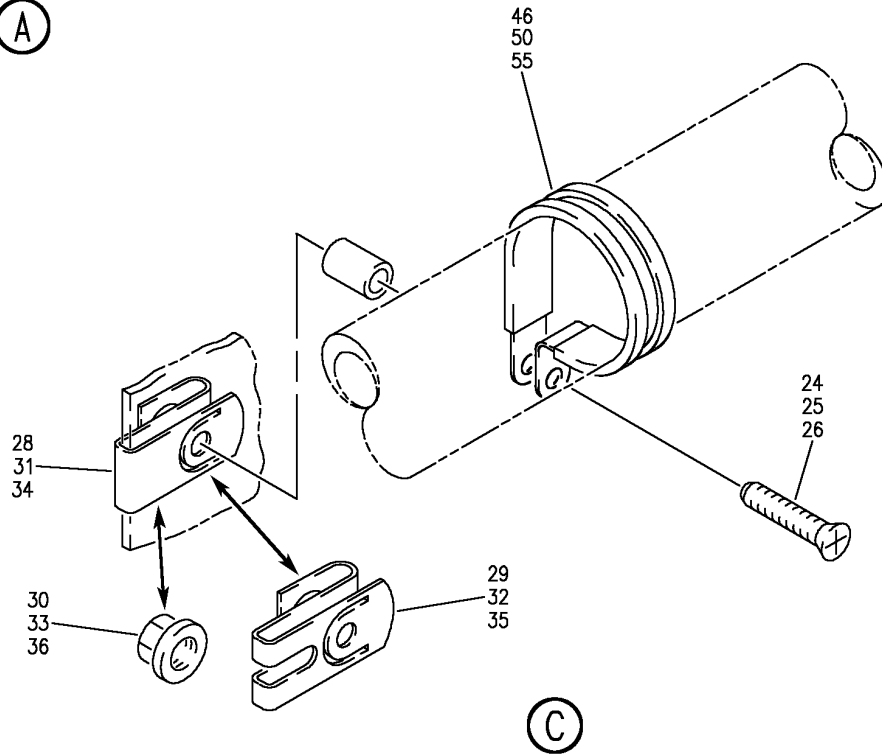
25-20-51-07
 PAGE 0

BOEING
 737-600/700/800/900
 PARTS CATALOG (MAINTENANCE)



(A)

(B)



(C)

E 25205107 SHT 2 REV 086

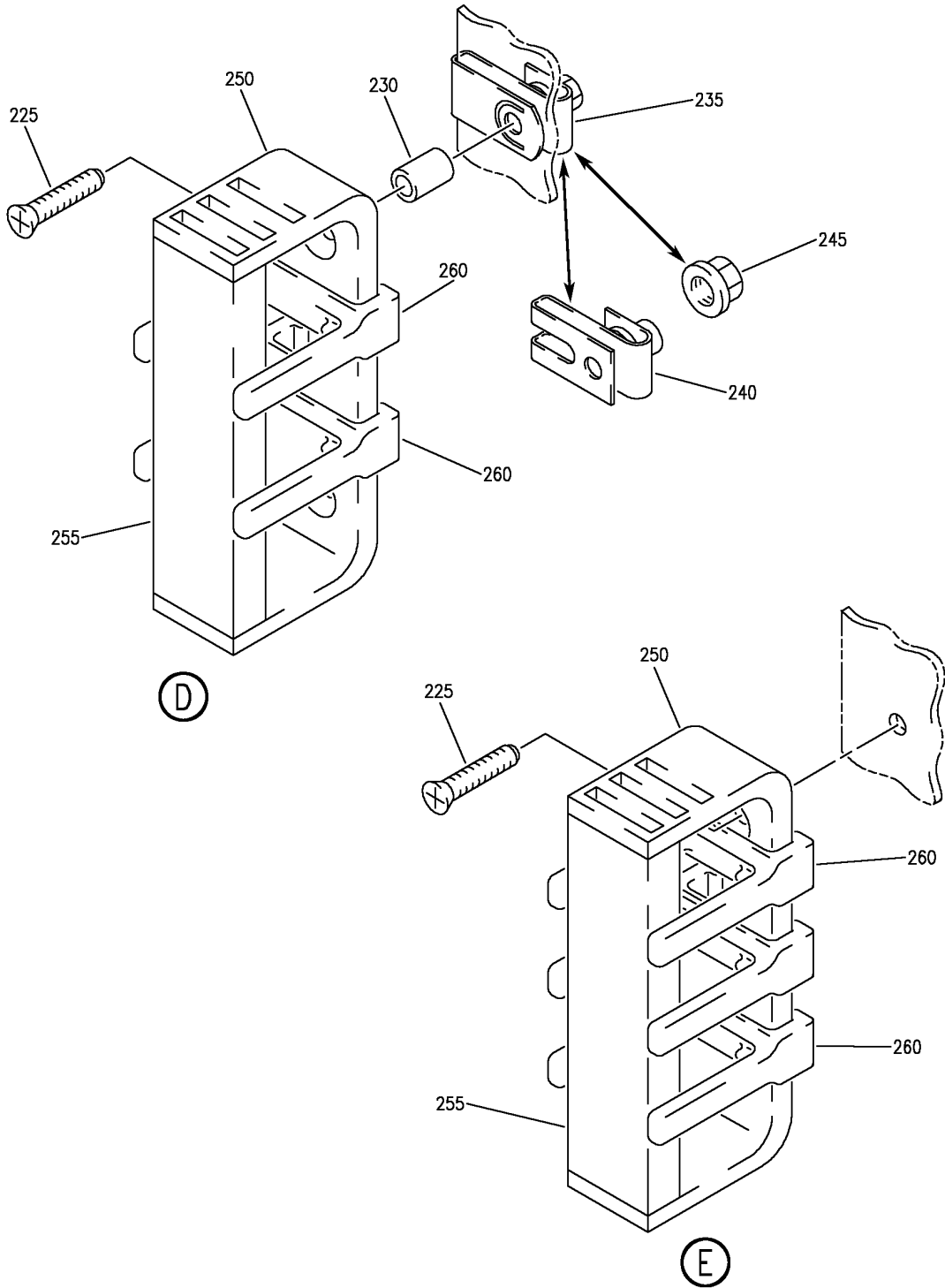
WIRE BUNDLE INSTL-R PASS. SIDEWALL
 FIGURE 7 (SHEET 2)

25-20-51-07

HAP
 OCT 15/08

25-20-51-07
 PAGE 0A

BOEING
 737-600/700/800/900
 PARTS CATALOG (MAINTENANCE)



E 25205107 SHT 3 REV 089

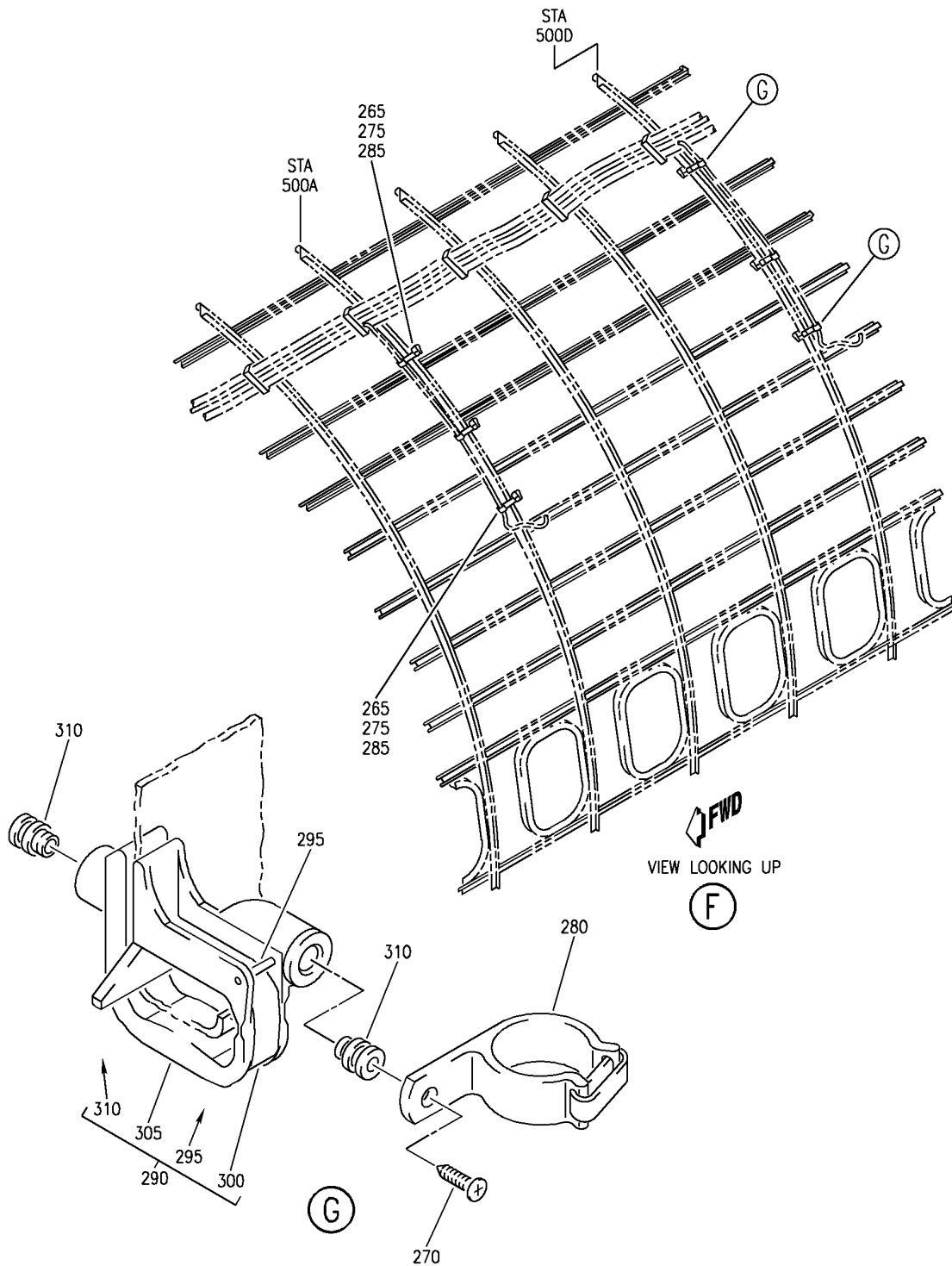
WIRE BUNDLE INSTL-R PASS. SIDEWALL
 FIGURE 7 (SHEET 3)

25-20-51-07

HAP
 OCT 15/08

25-20-51-07
 PAGE 0B

BOEING
 737-600/700/800/900
 PARTS CATALOG (MAINTENANCE)



E 25205107 SHT 4 REV 124

WIRE BUNDLE INSTL-R PASS. SIDEWALL
 FIGURE 7 (SHEET 4)

25-20-51-07

HAP
 OCT 15/08

25-20-51-07
 PAGE 0C

BOEING
737-600/700/800/900
PARTS CATALOG (MAINTENANCE)

FIG ITEM	PART NUMBER	1 2 3 4 5 6 7	NOMENCLATURE	EFFECT FROM TO	UNITS PER ASSY
7			WIRE BUNDLE INSTL-R PASS. SIDEWALL	201967	
- 2	288A4302-31		WIRE BUNDLE INSTL-PASS. SIDEWALL POSITION DATA: STA 277 TO STA 540 R FOR NHA SEE: 25-20-00-11A	201967	RF
25	BACS12GU3K		.SCREW-	201967	9
31	130069		.NUT-	201967	9
			SUPPLIER CODE: V60119 SPECIFICATION NUMBER: BACN10FX16 OPTIONAL PART: A11330-6-3 V72962 A4972-6-02 V72962 BACN10YD1 BACN10YR3CD		
32	BRC600-8-3		.NUT-	201967	9
			SUPPLIER CODE: V52828 SPECIFICATION NUMBER: BACN10YD1 OPTIONAL PART: 130120 V60119 BACN10FX16 BACN10YR3CD		
33	PLH53CD		.NUT-	201967	9
			SUPPLIER CODE: VF0224 SPECIFICATION NUMBER: BACN10YR3CD OPTIONAL PART: H52732-3CD V15653 BACN10FX16 BACN10YD1		

MISSING ITEM NUMBERS NOT APPLICABLE

- ITEM NOT ILLUSTRATED

HAP

25-20-51-07

BOEING PROPRIETARY - Copyright © - Unpublished Work - See title page for details.

25-20-51
FIG. 07
PAGE 1
FEB 15/09

BOEING
737-600/700/800/900
PARTS CATALOG (MAINTENANCE)

FIG ITEM	PART NUMBER	1 2 3 4 5 6 7	NOMENCLATURE	EFFECT FROM TO	UNITS PER ASSY
7					
55	JM44LC13WSR		.CLAMP- SUPPLIER CODE: V22175 SPECIFICATION NUMBER: BACC10GE OPTIONAL PART: S369WH V18076 TA12C32WS V84971 SIZE DETERMINED ON INSTL.	201967	9
65	BACS38K		.STRAP- SIZE DETERMINED ON INSTL.	201967	AR
70	MTP4SE10		.PLATE-TIE SUPPLIER CODE: V06383	201967	AR
- 75	411N4026-3		.WASHER ASSY	201967	75
- 90	411A4902-6		.CLIP ASSY	201967	AR
- 95	MS16562-194		..PIN	201967	1
- 100	411A4902-8		..CLIP	201967	1
- 105	411A4902-3		..BODY ASSY	201967	1
- 110	H02030-2L		...INSERT- SUPPLIER CODE: V07EU2	201967	2
150	BACS12GU3K		.SCREW- SIZE DETERMINED ON INSTL.	201967	AR
155	130069		.NUT- SUPPLIER CODE: V60119 SPECIFICATION NUMBER: BACN10FX16 OPTIONAL PART: A11330-6-3 V72962 A4972-6-02 V72962 BACN10YD1 BACN10YR3CD	201967	AR
160	BRC600-8-3		.NUT- SUPPLIER CODE: V52828 SPECIFICATION NUMBER: BACN10YD1 OPTIONAL PART: 130120 V60119 BACN10FX16 BACN10YR3CD	201967	AR

MISSING ITEM NUMBERS NOT APPLICABLE

- ITEM NOT ILLUSTRATED

HAP

25-20-51-07

BOEING PROPRIETARY - Copyright © - Unpublished Work - See title page for details.

25-20-51
FIG. 07
PAGE 2
FEB 15/09

BOEING
737-600/700/800/900
PARTS CATALOG (MAINTENANCE)

FIG ITEM	PART NUMBER	1 2 3 4 5 6 7	NOMENCLATURE	EFFECT FROM TO	UNITS PER ASSY
7 165	PLH53CD		.NUT- SUPPLIER CODE: VF0224 SPECIFICATION NUMBER: BACN10YR3CD OPTIONAL PART: H52732-3CD V15653 BACN10FX16 BACN10YD1	201967	AR
190	TA027016-17		.CLAMP- SUPPLIER CODE: V84971	201967	AR
225	NAS514P1032P		.SCREW- SIZE DETERMINED ON INSTL.	201967	26
230	NAS42DD6-7C		.SPACER	201967	1
235	130069		.NUT- SUPPLIER CODE: V60119 SPECIFICATION NUMBER: BACN10FX16 OPTIONAL PART: A11330-6-3 V72962 A4972-6-02 V72962 BACN10YD1 BACN10YR3CD	201967	1
240	BRC600-8-3		.NUT- SUPPLIER CODE: V52828 SPECIFICATION NUMBER: BACN10YD1 OPTIONAL PART: 130120 V60119 BACN10FX16 BACN10YR3CD	201967	1
245	PLH53CD		.NUT- SUPPLIER CODE: VF0224 SPECIFICATION NUMBER: BACN10YR3CD OPTIONAL PART: H52732-3CD V15653 BACN10FX16 BACN10YD1	201967	1

MISSING ITEM NUMBERS NOT APPLICABLE

— ITEM NOT ILLUSTRATED

HAP

25-20-51-07

BOEING PROPRIETARY - Copyright © - Unpublished Work - See title page for details.

25-20-51
FIG. 07
PAGE 3
FEB 15/09


BOEING
 737-600/700/800/900
PARTS CATALOG (MAINTENANCE)

FIG ITEM	PART NUMBER	1 2 3 4 5 6 7	NOMENCLATURE	EFFECT FROM TO	UNITS PER ASSY
7	250 BACC10DR		.CHANNEL- SIZE DETERMINED ON INSTL.	201967	13
	255 BACC10DS		.CLAMP- SIZE DETERMINED ON INSTL.	201967	13
	260 BACC10KS1		.SEPARATOR	201967	36
MISSING ITEM NUMBERS NOT APPLICABLE					

— ITEM NOT ILLUSTRATED

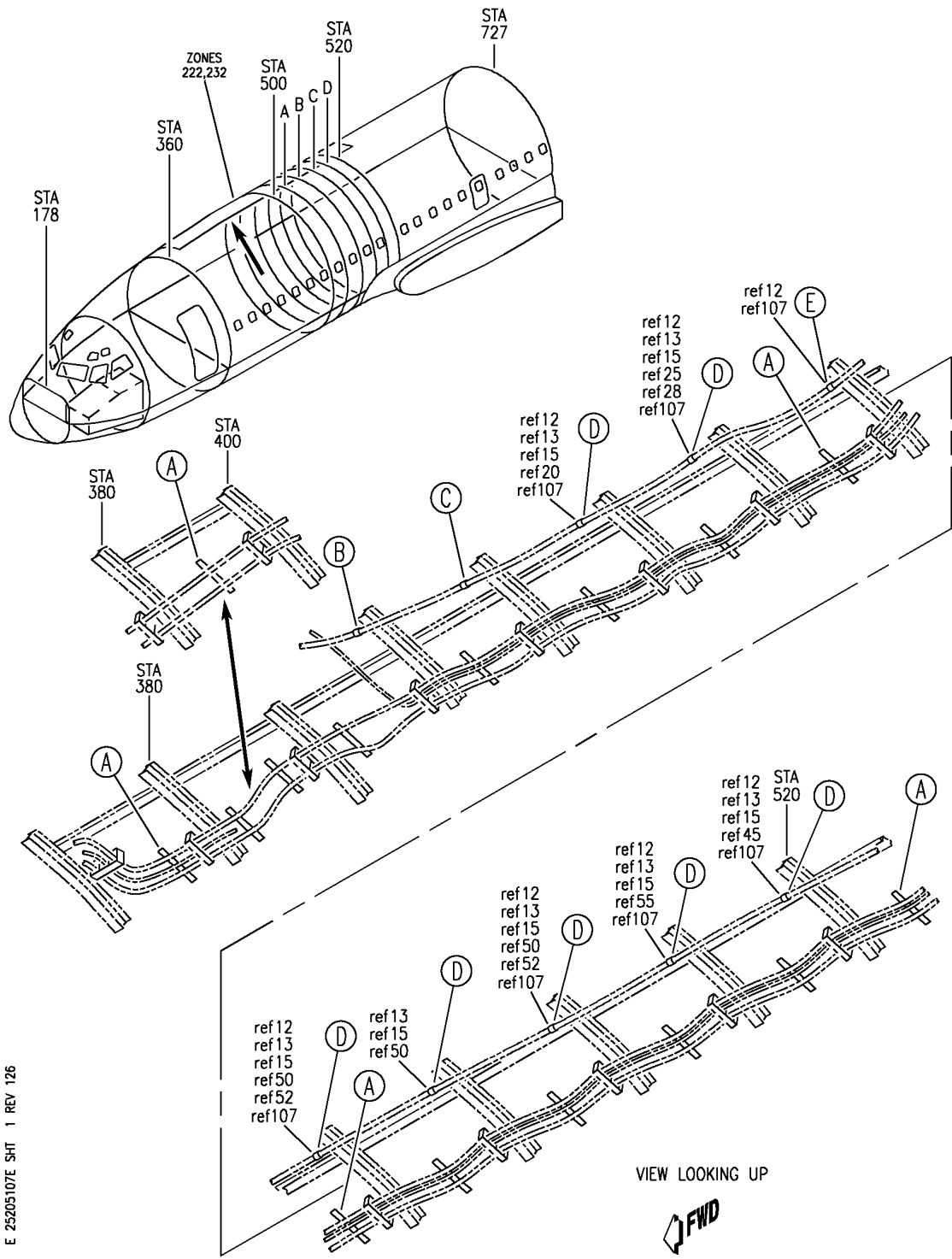
HAP

25-20-51-07

BOEING PROPRIETARY - Copyright © - Unpublished Work - See title page for details.

25-20-51
 FIG. 07
 PAGE 4
 FEB 15/09

BOEING
737-600/700/800/900
PARTS CATALOG (MAINTENANCE)



E 25205107E SHT 1 REV 126

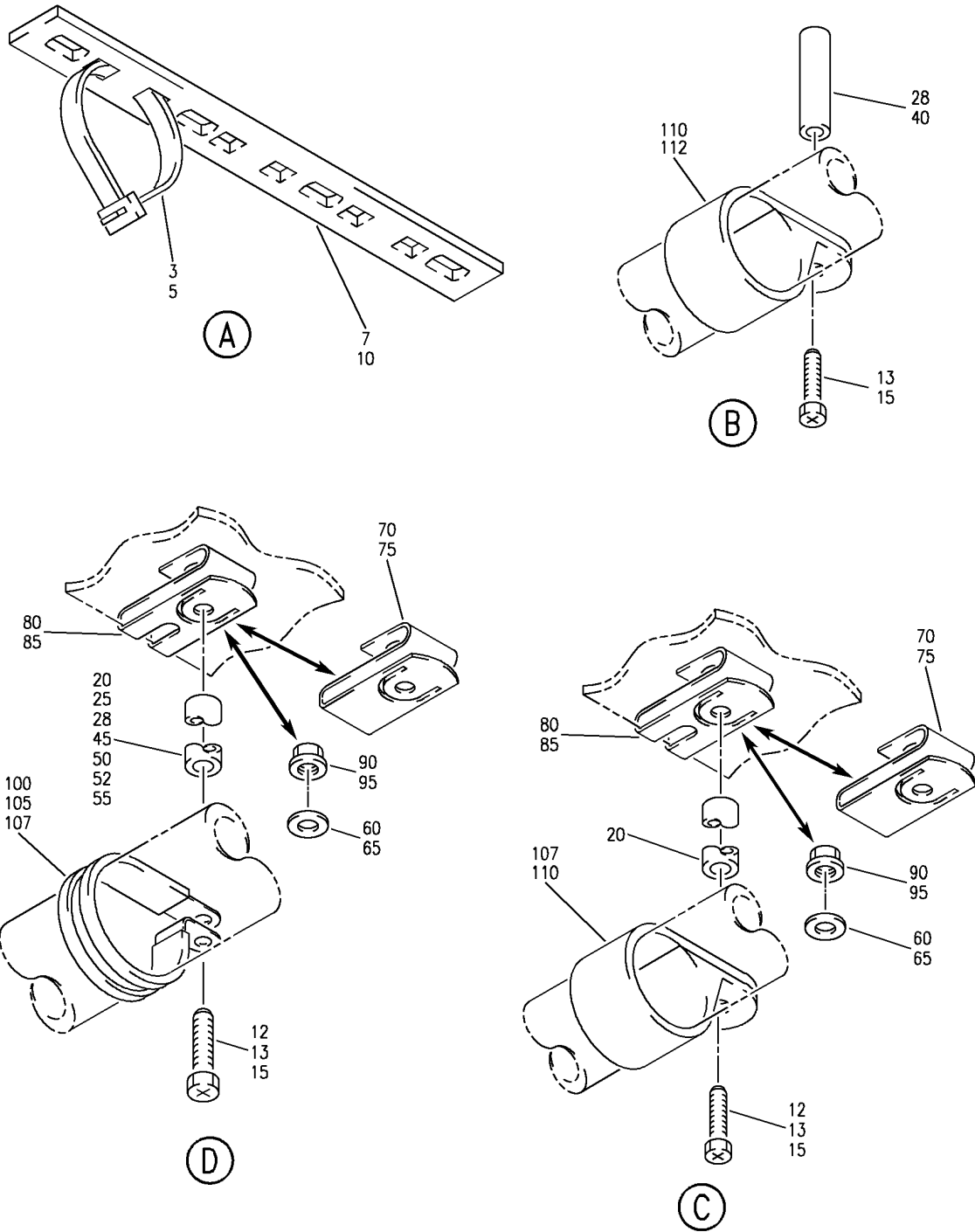
WIRE BUNDLE INSTL-R PASS. SIDEWALL
 FIGURE 7E (SHEET 1)

25-20-51-07E

HAP
 JUN 10/07

25-20-51-07E
 PAGE 0

BOEING
 737-600/700/800/900
 PARTS CATALOG (MAINTENANCE)



E 25205107E SHT 2 REV 126

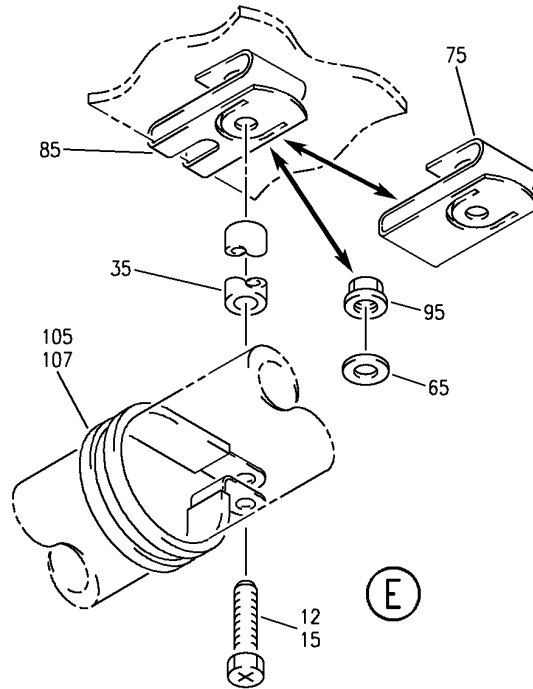
WIRE BUNDLE INSTL-R PASS. SIDEWALL
 FIGURE 7E (SHEET 2)

25-20-51-07E

HAP
 JUN 10/07

25-20-51-07E
 PAGE 0A

BOEING
737-600/700/800/900
PARTS CATALOG (MAINTENANCE)



E 25205107E SHT 3 REV 126

WIRE BUNDLE INSTL-R PASS. SIDEWALL
FIGURE 7E (SHEET 3)

HAP
JUN 10/07

25-20-51-07E

25-20-51-07E
PAGE 0B

BOEING
737-600/700/800/900
PARTS CATALOG (MAINTENANCE)

FIG ITEM	PART NUMBER	1 2 3 4 5 6 7	NOMENCLATURE	EFFECT FROM TO	UNITS PER ASSY
7E			WIRE BUNDLE INSTL-R PASS. SIDEWALL	101200 968999	
- 2	MODREF326454		WIRE BUNDLE INSTL-PASS. SIDEWALL MODULE NUMBER: 288A4302-403 REV A POSITION DATA: STA 277 TO STA 540 R	101103 968971	1
- 2	MODREF374274		WIRE BUNDLE INSTL-PASS. SIDEWALL MODULE NUMBER: 288A4302-467 REV A POSITION DATA: STA 277 TO STA 540 R	104106 972999	1
- 2	MODREF397199		WIRE BUNDLE INSTL-PASS. SIDEWALL MODULE NUMBER: 288A4302-467 REV B POSITION DATA: STA 277 TO STA 540 R	107200	1
5	BACS38K		.STRAP- SIZE DETERMINED ON INSTL.	101200 968999	AR
10	MTP4SE10		.PLATE-TIE SUPPLIER CODE: V06383	101200 968999	AR
13	BACS12GU3K		.SCREW- SIZE DETERMINED ON INSTL.	104200 972999	9
15	BACS12GU3K		.SCREW- SIZE DETERMINED ON INSTL.	101103 968971	10
20	NAS42DD6-8FC		.SPACER	101200 968999	2
25	NAS42DD6-10FC		.SPACER	101200 968999	1
35	NAS42DD6-37FC		.SPACER	101103 968971	1
40	NAS42DD6-38FC		.SPACER	101200 968999	1
45	NAS42DD6-40FC		.SPACER	101200 968999	1
50	NAS42DD6-64FC		.SPACER	101200 968999	3
55	NAS42DD6-112FC		.SPACER	101200 968999	1

MISSING ITEM NUMBERS NOT APPLICABLE

- ITEM NOT ILLUSTRATED

HAP

25-20-51-07E

BOEING PROPRIETARY - Copyright © - Unpublished Work - See title page for details.

25-20-51
FIG. 07E
PAGE 1
OCT 15/08


BOEING
 737-600/700/800/900
PARTS CATALOG (MAINTENANCE)

FIG ITEM	PART NUMBER	1 2 3 4 5 6 7	NOMENCLATURE	EFFECT FROM TO	UNITS PER ASSY
7E 60	NAS1149D0332J		.WASHER- QUALIFIED OPTIONAL DATA: BACN10FX16 OPTIONAL TO BACN10YD1, BACN10FX16 IS PREFERRED FOR EDGE MARGINS LESS THAN .38. OPTIONAL: BACN10YR3CD AND NAS1149D0332J	101200 968999	8
70	130069		.NUT- SUPPLIER CODE: V60119 SPECIFICATION NUMBER: BACN10FX16 OPTIONAL PART: A11330-6-3 V72962 A4972-6-02 V72962 QUALIFIED OPTIONAL DATA: BACN10FX16 OPTIONAL TO BACN10YD1, BACN10FX16 IS PREFERRED FOR EDGE MARGINS LESS THAN .38 OPTIONAL: BACN10YR3CD AND NAS1149D0332J	101200 968999	8
80	BRC600-8-3		.NUT- SUPPLIER CODE: V52828 SPECIFICATION NUMBER: BACN10YD1 OPTIONAL PART: 130120 V60119 QUALIFIED OPTIONAL DATA: BACN10FX16 OPTIONAL TO BACN10YD1, BACN10FX16 IS PREFERRED FOR EDGE MARGINS LESS THAN .38, OPTIONAL: BACN10YR3CD AND NAS1149D0332J	101200 968999	8

MISSING ITEM NUMBERS NOT APPLICABLE

- ITEM NOT ILLUSTRATED

HAP

25-20-51-07E

BOEING PROPRIETARY - Copyright © - Unpublished Work - See title page for details.

25-20-51
 FIG. 07E
 PAGE 2
 FEB 15/09

BOEING
737-600/700/800/900
PARTS CATALOG (MAINTENANCE)

FIG ITEM	PART NUMBER	1 2 3 4 5 6 7	NOMENCLATURE	EFFECT FROM TO	UNITS PER ASSY
7E 90	PLH53CD	.NUT-	SUPPLIER CODE: VF0224 SPECIFICATION NUMBER: BACN10YR3CD OPTIONAL PART: H52732-3CD V15653 QUALIFIED OPTIONAL DATA: BACN10FX16 OPTIONAL TO BACN10YD1, BACN10FX16 IS PREFERRED FOR EDGE MARGINS LESS THAN .38, OPTIONAL: BACN10YR3CD AND NAS1149D0332J	101200 968999	8
100	JM44LC13WSR	.CLAMP-	SUPPLIER CODE: V22175 SPECIFICATION NUMBER: BACC10GE OPTIONAL PART: S369WH V18076 TA12C32WS V84971 SIZE DETERMINED ON INSTL.	104200 972999	7
105	JM44LC13WSR	.CLAMP-	SUPPLIER CODE: V22175 SPECIFICATION NUMBER: BACC10GE OPTIONAL PART: S369WH V18076 TA12C32WS V84971 SIZE DETERMINED ON INSTL.	101103 968971	8
110	TA027016-17	.CLAMP-	SUPPLIER CODE: V84971	101200 968999	AR
- 115	411N4026-3	.WASHER ASSY		101200 968999	AR
- 120	411A4902-6	.CLIP ASSY		101200 968999	AR
- 125	MS16562-194	..PIN		101200 968999	1
- 130	411A4902-8	..CLIP		101200 968999	1

MISSING ITEM NUMBERS NOT APPLICABLE

- ITEM NOT ILLUSTRATED

HAP

25-20-51-07E

BOEING PROPRIETARY - Copyright © - Unpublished Work - See title page for details.

25-20-51
FIG. 07E
PAGE 3
FEB 15/09

BOEING
737-600/700/800/900
PARTS CATALOG (MAINTENANCE)

FIG ITEM	PART NUMBER	1 2 3 4 5 6 7	NOMENCLATURE	EFFECT FROM TO	UNITS PER ASSY
7E					
- 135	411A4902-3		..BODY ASSY	101200 968999	1
- 140	H02030-2L		...INSERT- SUPPLIER CODE: V07EU2	101200 968999	2
- 145	411A4902-7		.CLIP ASSY	101200 968999	AR
- 150	MS16562-194		..PIN	101200 968999	1
- 155	411A4902-8		..CLIP-SPR	101200 968999	1
- 160	411A4902-4		..RETAINER ASSY	101200 968999	1
- 165	H02030-2L		...INSERT- SUPPLIER CODE: V07EU2	101200 968999	1

MISSING ITEM NUMBERS NOT APPLICABLE

- ITEM NOT ILLUSTRATED

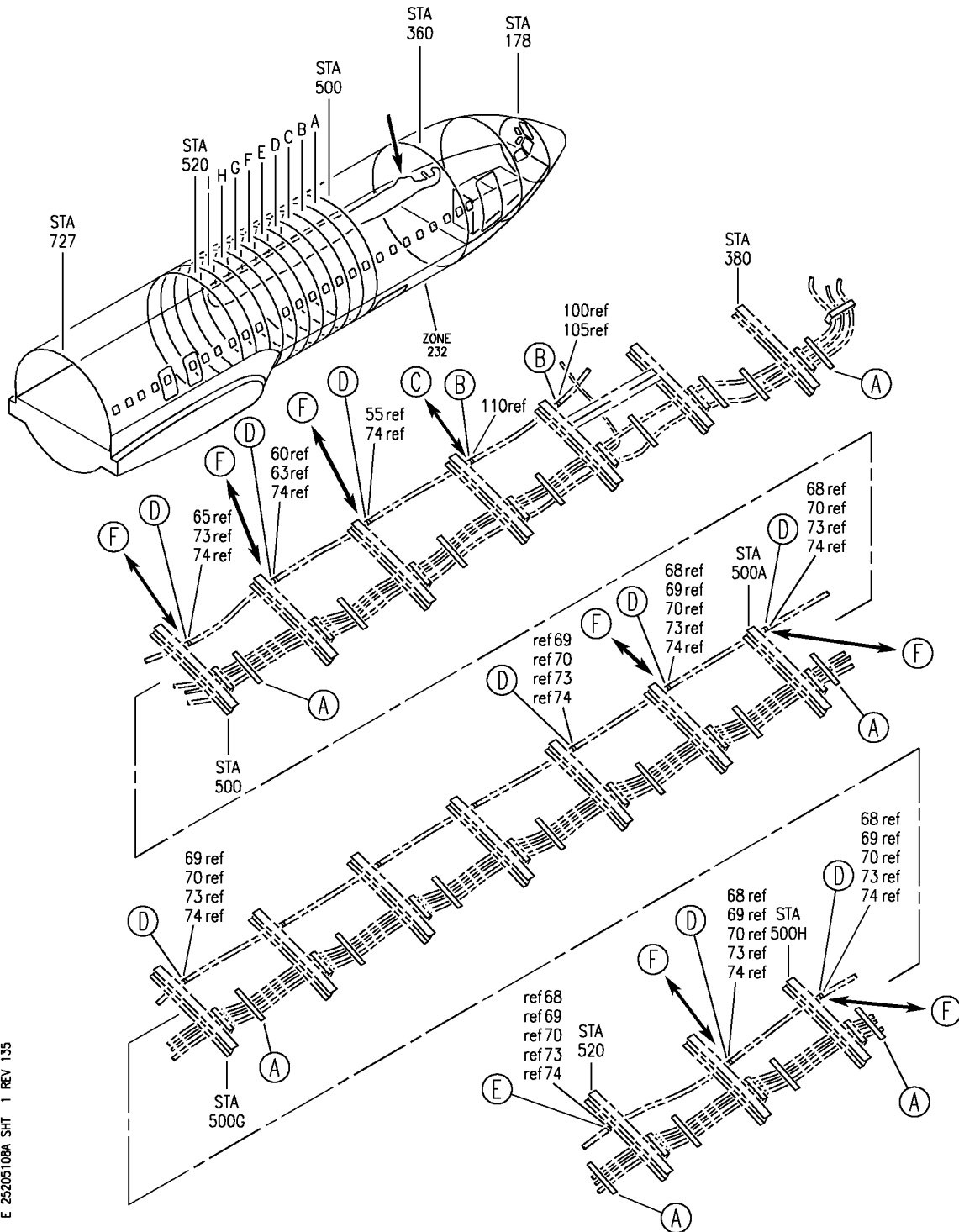
HAP

25-20-51-07E

BOEING PROPRIETARY - Copyright © - Unpublished Work - See title page for details.

25-20-51
FIG. 07E
PAGE 4
OCT 15/08

BOEING
737-600/700/800/900
PARTS CATALOG (MAINTENANCE)



E 25205108A SHT 1 REV 135

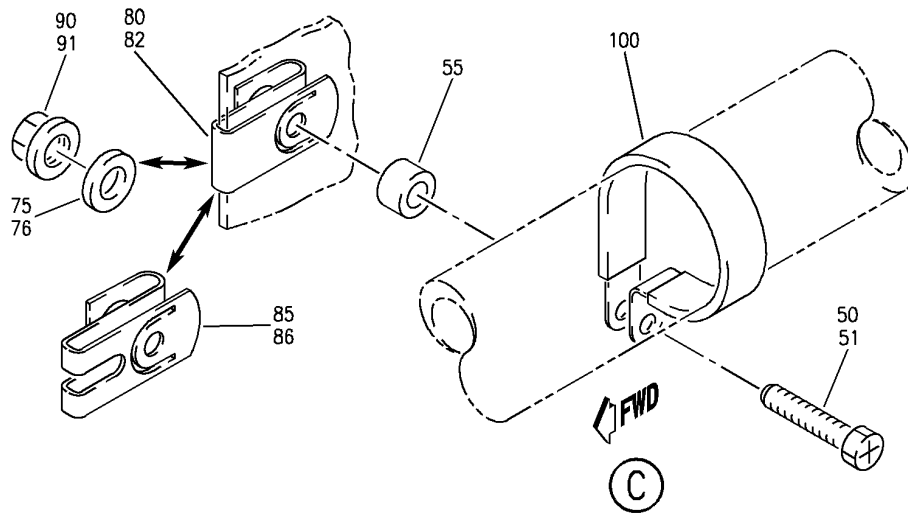
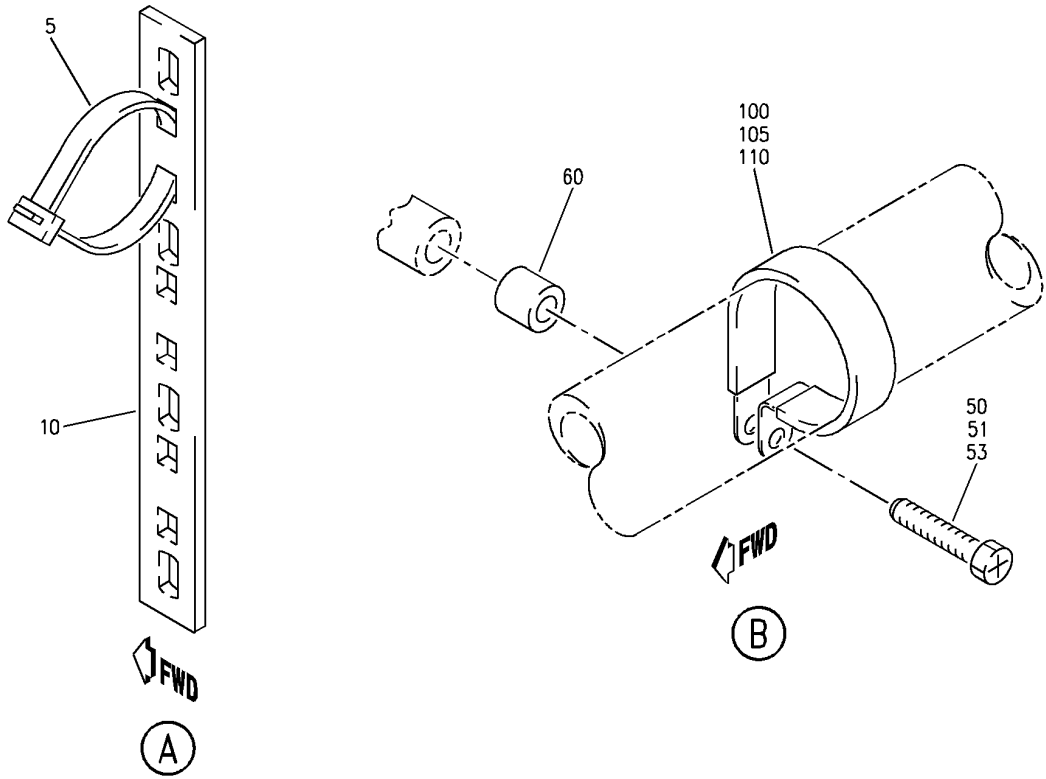
WIRE BUNDLE INSTL-R PASS. SIDEWALL
 FIGURE 8A

25-20-51-08A

HAP
 OCT 10/07

25-20-51-08A
 PAGE 0

BOEING
 737-600/700/800/900
 PARTS CATALOG (MAINTENANCE)



E 25205108A SHT 2 REV 135

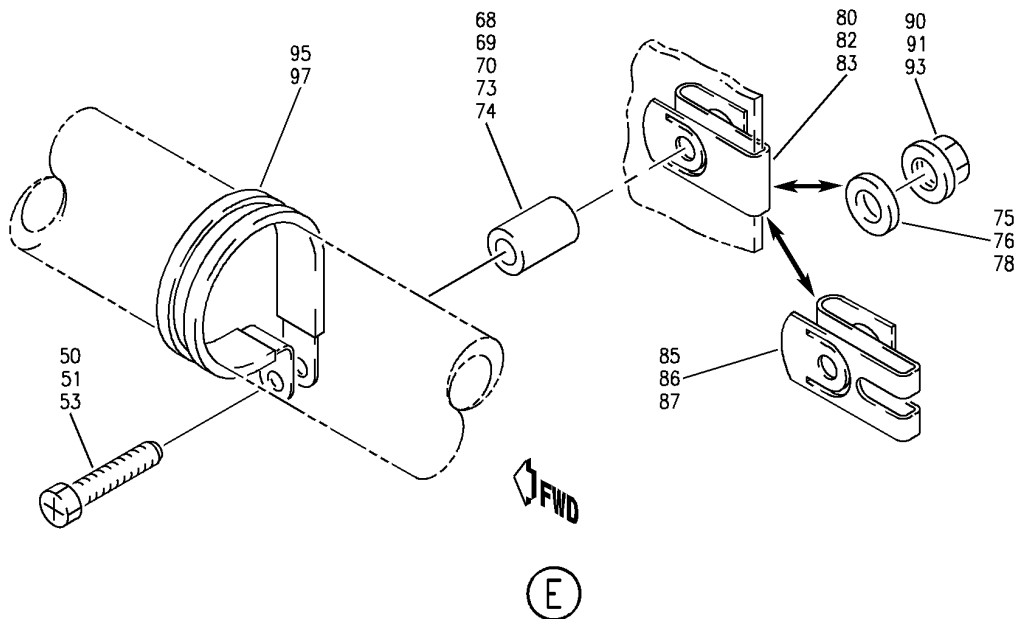
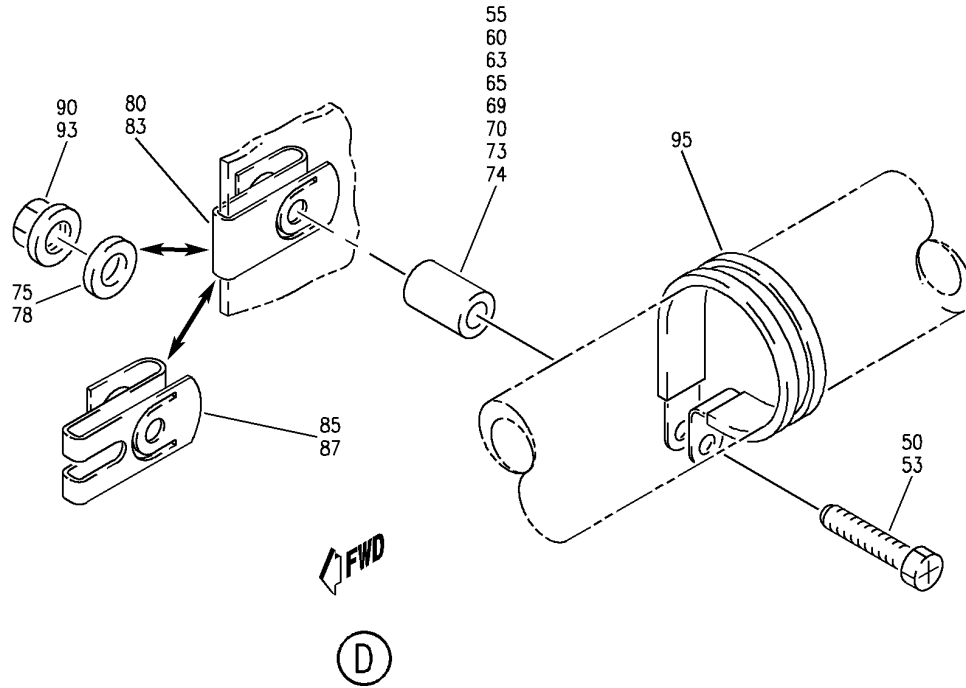
WIRE BUNDLE INSTL-R PASS. SIDEWALL
 FIGURE 8A

25-20-51-08A

HAP
 OCT 10/07

25-20-51-08A
 PAGE 0A

BOEING
 737-600/700/800/900
 PARTS CATALOG (MAINTENANCE)



E 25205108A SHT 3 REV 126

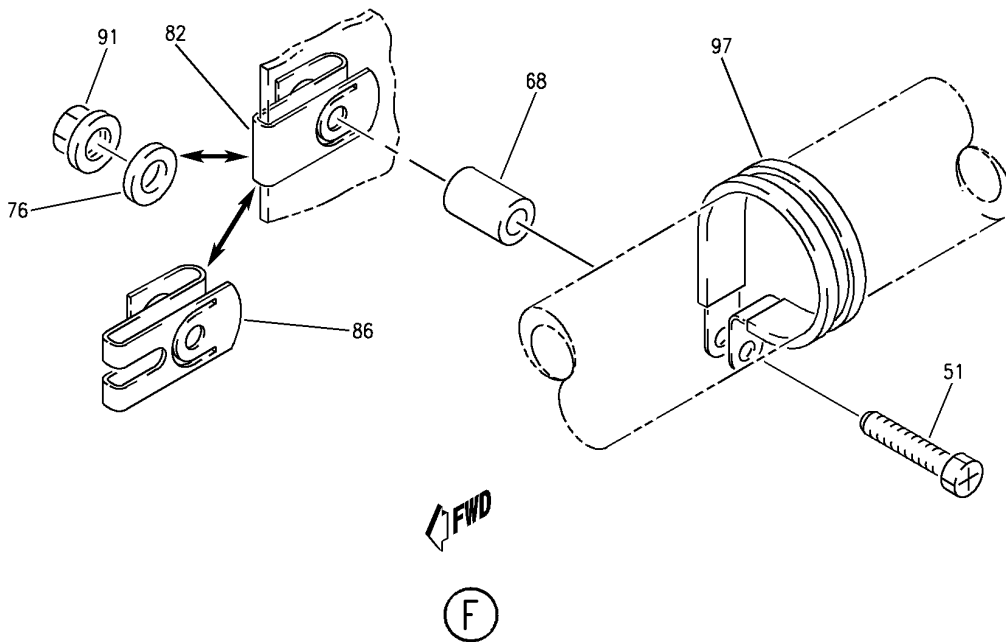
WIRE BUNDLE INSTL-R PASS. SIDEWALL
 FIGURE 8A

25-20-51-08A

HAP
 FEB 10/07

25-20-51-08A
 PAGE 0B

BOEING
737-600/700/800/900
PARTS CATALOG (MAINTENANCE)



E 25205108A SHT 4 REV 126

WIRE BUNDLE INSTL-R PASS. SIDEWALL
FIGURE 8A

25-20-51-08A

HAP
FEB 10/07

25-20-51-08A
PAGE 0C

BOEING
737-600/700/800/900
PARTS CATALOG (MAINTENANCE)

FIG ITEM	PART NUMBER	1 2 3 4 5 6 7	NOMENCLATURE	EFFECT FROM TO	UNITS PER ASSY
8A			WIRE BUNDLE INSTL-R PASS. SIDEWALL	031036	
- 1	MODREF280224		WIRE BUNDLE INSTL-PASS. SIDEWALL MODULE NUMBER: 288A4302-340 REV A POSITION DATA: STA 277 TO STA 540 R	031036	1
5	BACS38K		.STRAP- SIZE DETERMINED ON INSTL.	031036	AR
10	MTP4SE10		.PLATE-TIE SUPPLIER CODE: V06383	031036	AR
- 15	411N4026-3		.WASHER ASSY	031036	AR
- 23	411A4902-6		.CLIP ASSY	031036	AR
- 28	MS16562-194		..PIN	031036	1
- 33	411A4902-8		..CLIP	031036	1
- 38	411A4902-3		..BODY ASSY	031036	1
- 43	H02030-2L		...INSERT- SUPPLIER CODE: V07EU2	031036	2
50	BACS12GU3K		.SCREW- SIZE DETERMINED ON INSTL.	031036	15
55	NAS42DD6-8FC		.SPACER	031036	2
60	NAS42DD6-10FC		.SPACER	031036	2
70	NAS42DD6-64FC		.SPACER	031036	10
75	NAS1149D0332J		.WASHER- QUALIFIED OPTIONAL DATA: BACN10FX16 OPTIONAL TO BACN10YD1, BACN10FX16 IS PREFERRED FOR EDGE MARGINS LESS THAN .38, OPTIONAL: BACN10YR3CD AND NAS1149D0332J	031036	14

MISSING ITEM NUMBERS NOT APPLICABLE

- ITEM NOT ILLUSTRATED

HAP

25-20-51-08A

BOEING PROPRIETARY - Copyright © - Unpublished Work - See title page for details.

25-20-51
FIG. 08A
PAGE 1
OCT 10/07

BOEING
737-600/700/800/900
PARTS CATALOG (MAINTENANCE)

FIG ITEM	PART NUMBER	1 2 3 4 5 6 7	NOMENCLATURE	EFFECT FROM TO	UNITS PER ASSY
8A 80	130069		.NUT- SUPPLIER CODE: V60119 SPECIFICATION NUMBER: BACN10FX16 OPTIONAL PART: A11330-6-3 V72962 A4972-6-02 V72962 QUALIFIED OPTIONAL DATA: BACN10FX16 OPTIONAL TO BACN10YD1, BACN10FX16 IS PREFERRED FOR EDGE MARGINS LESS THAN .38, OPTIONAL: BACN10YR3CD AND NAS1149D0332J	031036	14
85	BRC600-8-3		.NUT- SUPPLIER CODE: V52828 SPECIFICATION NUMBER: BACN10YD1 OPTIONAL PART: 130120 V60119 QUALIFIED OPTIONAL DATA: BACN10FX16 OPTIONAL TO BACN10YD1, BACN10FX16 IS PREFERRED FOR EDGE MARGINS LESS THAN .38, OPTIONAL: BACN10YR3CD AND NAS1149D0332J	031036	14
90	PLH53CD		.NUT- SUPPLIER CODE: VF0224 SPECIFICATION NUMBER: BACN10YR3CD OPTIONAL PART: H52732-3CD V15653 QUALIFIED OPTIONAL DATA: BACN10FX16 OPTIONAL TO BACN10YD1, BACN10FX16 IS PREFERRED FOR EDGE MARGINS LESS THAN .38, OPTIONAL: BACN10YR3CD AND NAS1149D0332J	031036	14

MISSING ITEM NUMBERS NOT APPLICABLE

— ITEM NOT ILLUSTRATED

HAP

25-20-51-08A

BOEING PROPRIETARY - Copyright © - Unpublished Work - See title page for details.

25-20-51
FIG. 08A
PAGE 2
FEB 15/09

BOEING
737-600/700/800/900
PARTS CATALOG (MAINTENANCE)

FIG ITEM	PART NUMBER	1 2 3 4 5 6 7	NOMENCLATURE	EFFECT FROM TO	UNITS PER ASSY
8A 95	JM44LC13WSR		.CLAMP- SUPPLIER CODE: V22175 SPECIFICATION NUMBER: BACC10GE OPTIONAL PART: S369WH V18076 TA12C32WS V84971 SIZE DETERMINED ON INSTL.	031036	13
100	TA027016-17		.CLAMP- SUPPLIER CODE: V84971	031036	AR

MISSING ITEM NUMBERS NOT APPLICABLE

— ITEM NOT ILLUSTRATED

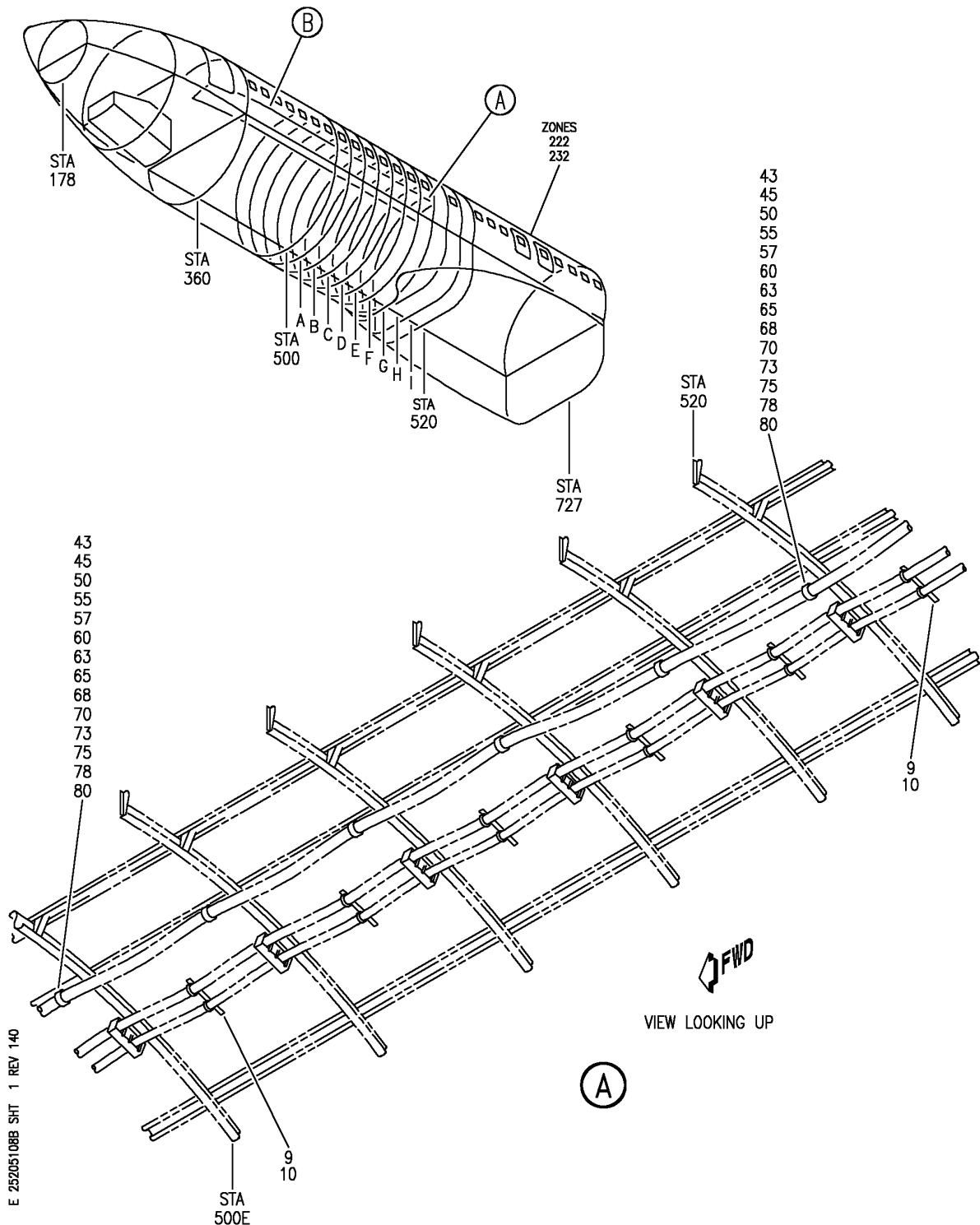
HAP

25-20-51-08A

BOEING PROPRIETARY - Copyright © - Unpublished Work - See title page for details.

25-20-51
FIG. 08A
PAGE 3
OCT 10/07

BOEING
 737-600/700/800/900
 PARTS CATALOG (MAINTENANCE)



E 25205108B SHT 1 REV 140

WIRE BUNDLE INSTL-R PASS. SIDEWALL
 FIGURE 8B (SHEET 1)

25-20-51-08B

HAP
 JUN 15/08

25-20-51-08B
 PAGE 0

BOEING
737-600/700/800/900
PARTS CATALOG (MAINTENANCE)

FIG ITEM	PART NUMBER	1 2 3 4 5 6 7	NOMENCLATURE	EFFECT FROM TO	UNITS PER ASSY
8B			WIRE BUNDLE INSTL-R PASS. SIDEWALL	037100	
- 1	MODREF319483		WIRE BUNDLE INSTL-PASS. SIDEWALL MODULE NUMBER: 288A4302-388 REV A POSITION DATA: STA 277 TO STA 540 R	037047 054100	1
- 6	MODREF397198		WIRE BUNDLE INSTL-PASS. SIDEWALL MODULE NUMBER: 288A4302-388 REV B POSITION DATA: STA 277 TO STA 540 R	048053	1
9	BACS38K		.STRAP- SIZE DETERMINED ON INSTL.	037100	AR
10	MTP4SE10		.PLATE-TIE SUPPLIER CODE: V06383	037100	AR
- 15	411N4026-3		.WASHER ASSY	037100	AR
- 20	411A4902-6		.CLIP ASSY	037100	AR
- 25	MS16562-194		..PIN	037100	1
- 30	411A4902-8		..CLIP	037100	1
- 35	411A4902-3		..BODY ASSY	037100	1
- 40	H02030-2L		...INSERT- SUPPLIER CODE: V07EU2	037100	2
45	BACS12GU3K		.SCREW- SIZE DETERMINED ON INSTL.	037100	15
50	NAS42DD6-64FC		.SPACER	037100	10
60	NAS1149D0332J		.WASHER- QUALIFIED OPTIONAL DATA: BACN10FX16 OPTIONAL TO BACN10YD1, BACN10FX16 IS PREFERRED FOR EDGE MARGINS LESS THAN .38, OPTIONAL: BACN10YR3CD AND NAS1149D0332J	037100	14

MISSING ITEM NUMBERS NOT APPLICABLE

- ITEM NOT ILLUSTRATED

HAP

25-20-51-08B

BOEING PROPRIETARY - Copyright © - Unpublished Work - See title page for details.

25-20-51
FIG. 08B
PAGE 1
FEB 15/09

BOEING
737-600/700/800/900
PARTS CATALOG (MAINTENANCE)

FIG ITEM	PART NUMBER	1 2 3 4 5 6 7	NOMENCLATURE	EFFECT FROM TO	UNITS PER ASSY
8B 65	130069		.NUT- SUPPLIER CODE: V60119 SPECIFICATION NUMBER: BACN10FX16 OPTIONAL PART: A11330-6-3 V72962 A4972-6-02 V72962 QUALIFIED OPTIONAL DATA: BACN10FX16 OPTIONAL TO BACN10YD1, BACN10FX16 IS PREFERRED FOR EDGE MARGINS LESS THAN .38, OPTIONAL: BACN10YR3CD AND NAS1149D0332J	037100	14
70	BRC600-8-3		.NUT- SUPPLIER CODE: V52828 SPECIFICATION NUMBER: BACN10YD1 OPTIONAL PART: 130120 V60119 QUALIFIED OPTIONAL DATA: BACN10FX16 OPTIONAL TO BACN10YD1, BACN10FX16 IS PREFERRED FOR EDGE MARGINS LESS THAN .38, OPTIONAL: BACN10YR3CD AND NAS1149D0332J	037100	14
75	PLH53CD		.NUT- SUPPLIER CODE: VF0224 SPECIFICATION NUMBER: BACN10YR3CD OPTIONAL PART: H52732-3CD V15653 QUALIFIED OPTIONAL DATA: BACN10FX16 OPTIONAL TO BACN10YD1, BACN10FX16 IS PREFERRED FOR EDGE MARGINS LESS THAN .38, OPTIONAL: BACN10YR3CD AND NAS1149D0332J	037100	14

MISSING ITEM NUMBERS NOT APPLICABLE

— ITEM NOT ILLUSTRATED

HAP

25-20-51-08B

BOEING PROPRIETARY - Copyright © - Unpublished Work - See title page for details.

25-20-51
FIG. 08B
PAGE 2
FEB 15/09

BOEING
737-600/700/800/900
PARTS CATALOG (MAINTENANCE)

FIG ITEM	PART NUMBER	1 2 3 4 5 6 7	NOMENCLATURE	EFFECT FROM TO	UNITS PER ASSY
8B 80	JM44LC13WSR		.CLAMP- SUPPLIER CODE: V22175 SPECIFICATION NUMBER: BACC10GE OPTIONAL PART: S369WH V18076 TA12C32WS V84971 SIZE DETERMINED ON INSTL.	037100	13
85	TA027016-17		.CLAMP- SUPPLIER CODE: V84971	037100	AR

MISSING ITEM NUMBERS NOT APPLICABLE

— ITEM NOT ILLUSTRATED

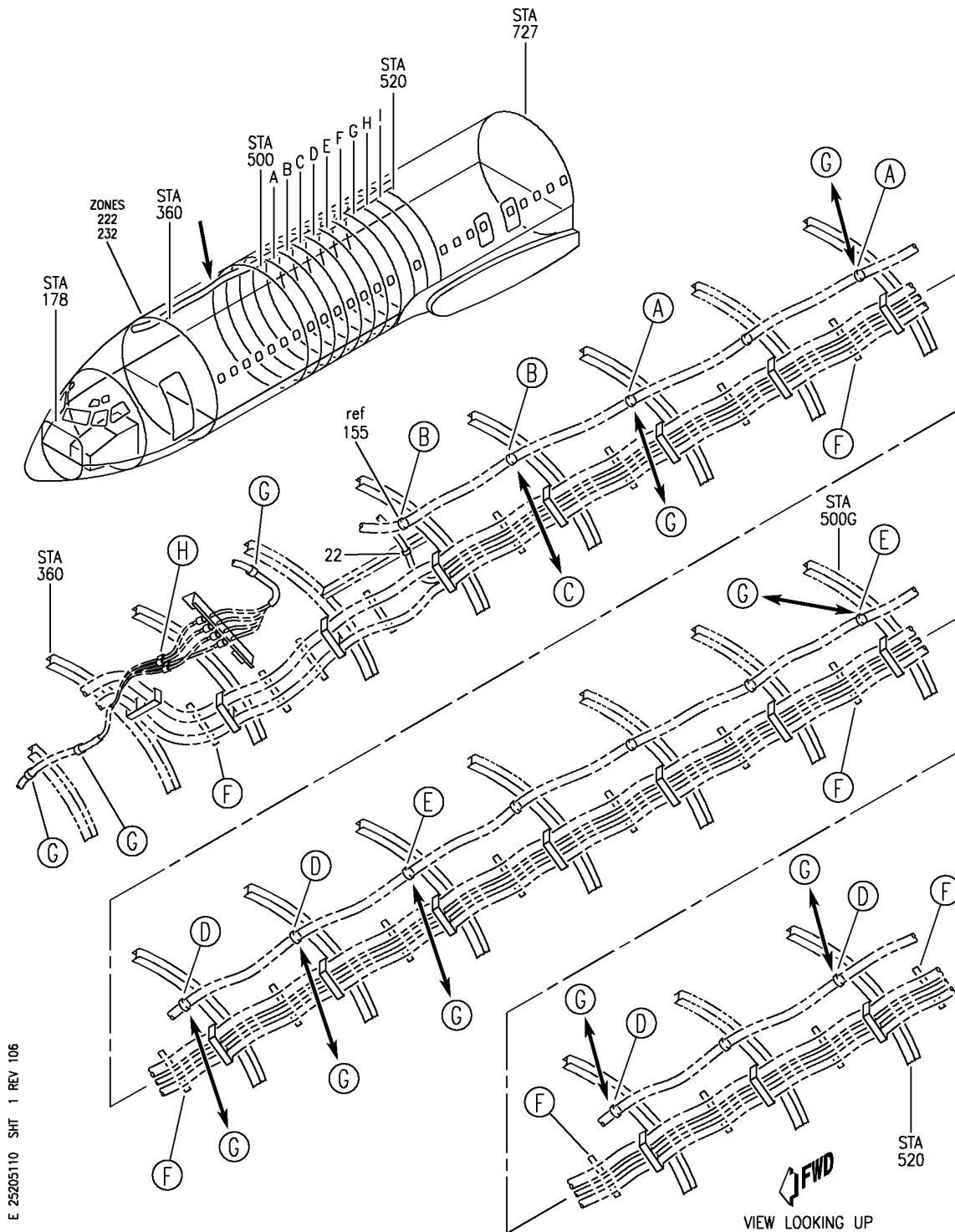
HAP

25-20-51-08B

BOEING PROPRIETARY - Copyright © - Unpublished Work - See title page for details.

25-20-51
FIG. 08B
PAGE 3
JUN 10/07


BOEING
 737-600/700/800/900
PARTS CATALOG (MAINTENANCE)



E 25205110 SHT 1 REV 106

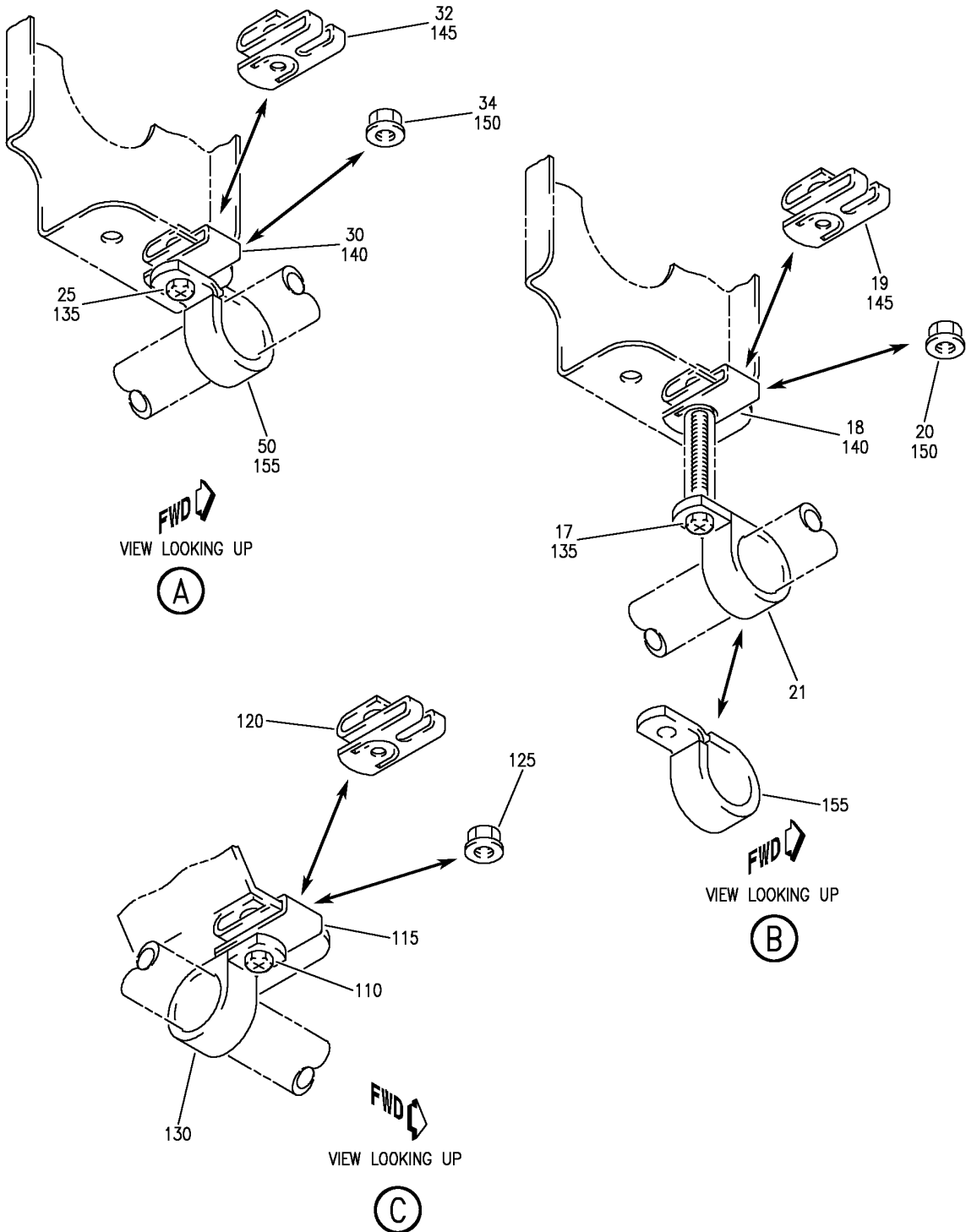
WIRE BUNDLE INSTL-R PASS. SIDEWALL
 FIGURE 10 (SHEET 1)

25-20-51-10

HAP
 OCT 10/06

25-20-51-10
 PAGE 0

BOEING
 737-600/700/800/900
 PARTS CATALOG (MAINTENANCE)



E 25205110 SHT 2 REV 100

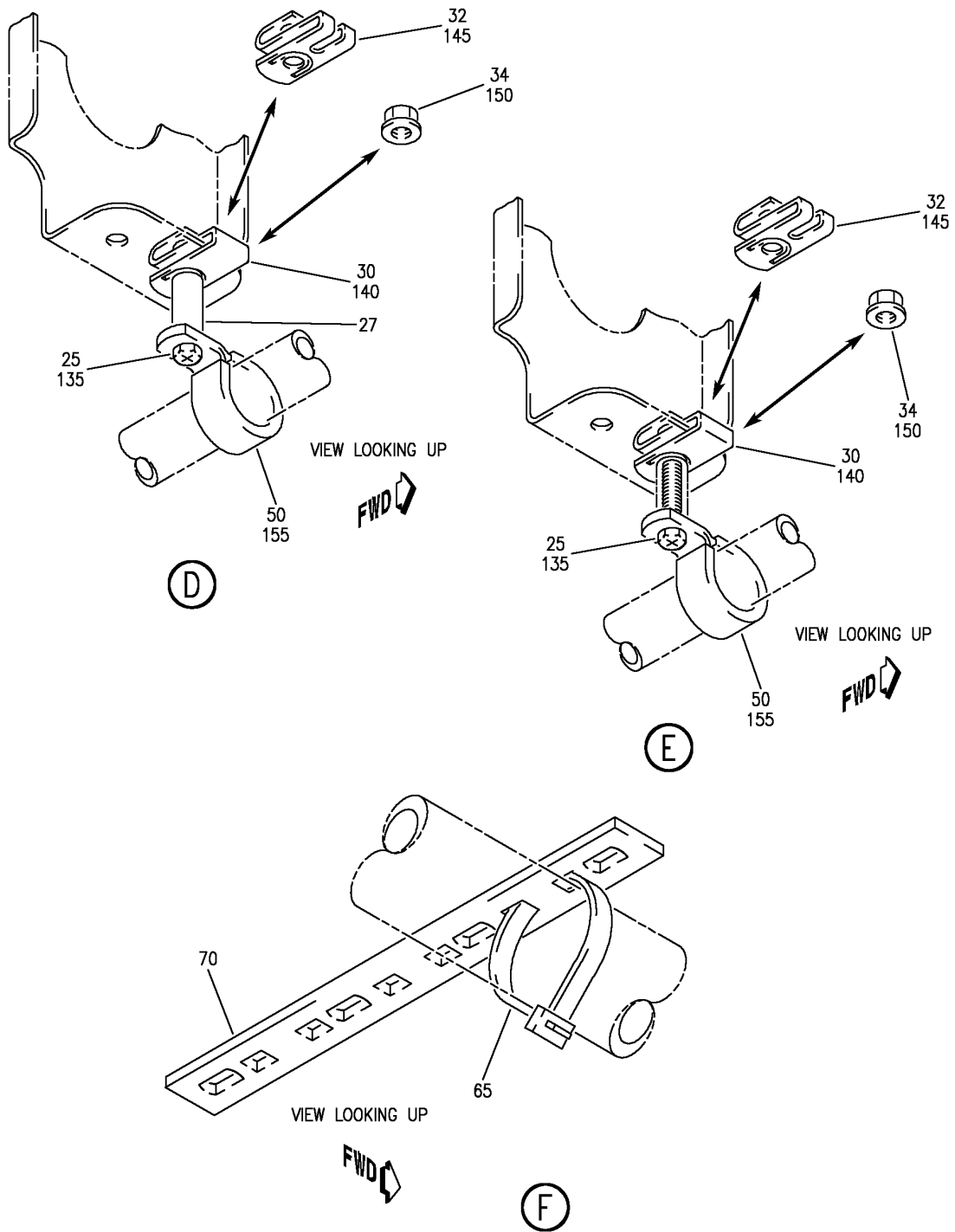
WIRE BUNDLE INSTL-R PASS. SIDEWALL
 FIGURE 10 (SHEET 2)

25-20-51-10

HAP
 OCT 10/06

25-20-51-10
 PAGE 0A

BOEING
 737-600/700/800/900
 PARTS CATALOG (MAINTENANCE)



E 25205110 SHT 3 REV 083

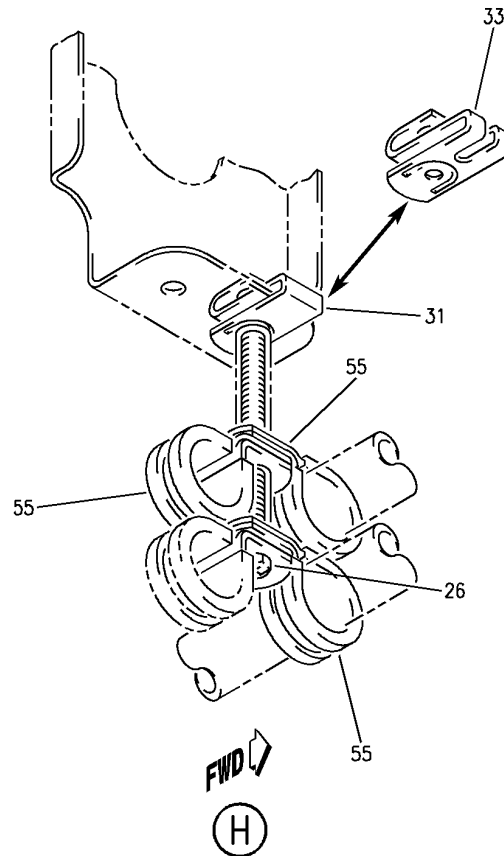
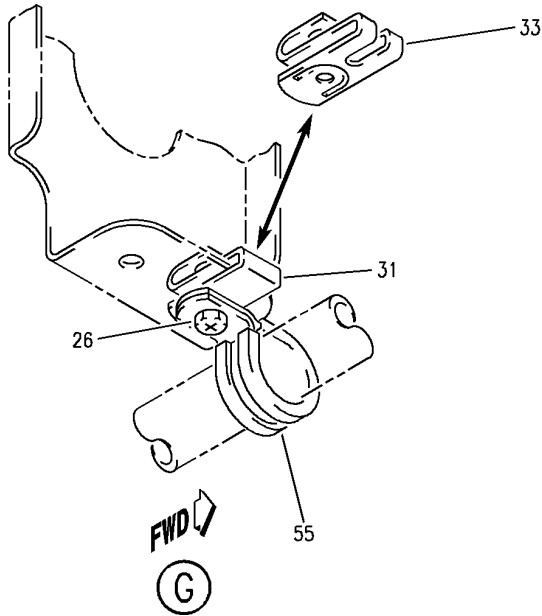
WIRE BUNDLE INSTL-R PASS. SIDEWALL
 FIGURE 10 (SHEET 3)

25-20-51-10

HAP
 OCT 10/06

25-20-51-10
 PAGE 0B

BOEING
737-600/700/800/900
PARTS CATALOG (MAINTENANCE)



E 25205110 SHT 4 REV 106

WIRE BUNDLE INSTL-R PASS. SIDEWALL
FIGURE 10 (SHEET 4)

25-20-51-10

HAP
OCT 10/06

25-20-51-10
PAGE 0C

BOEING
737-600/700/800/900
PARTS CATALOG (MAINTENANCE)

FIG ITEM	PART NUMBER	1 2 3 4 5 6 7	NOMENCLATURE	EFFECT FROM TO	UNITS PER ASSY
10			WIRE BUNDLE INSTL-R PASS. SIDEWALL	020030	
- 5	288A4302-107		WIRE BUNDLE INSTL-PASS. SIDEWALL POSITION DATA: STA 277 TO STA 540 R FOR NHA SEE: 25-20-00-11B	020030	RF
17	BACS12GU3K		.SCREW-	020030	AR
18	130069		.NUT-	020030	AR
			SUPPLIER CODE: V60119 SPECIFICATION NUMBER: BACN10FX16 OPTIONAL PART: A11330-6-3 V72962 A4972-6-02 V72962 BACN10YD1 BACN10YR3CD		
19	BRC600-8-3		.NUT-	020030	AR
			SUPPLIER CODE: V52828 SPECIFICATION NUMBER: BACN10YD1 OPTIONAL PART: 130120 V60119 BACN10FX16 BACN10YR3CD		
20	PLH53CD		.NUT-	020030	AR
			SUPPLIER CODE: VF0224 SPECIFICATION NUMBER: BACN10YR3CD OPTIONAL PART: H52732-3CD V15653 BACN10FX16 BACN10YD1		
21	TA027016-17		.CLAMP-	020030	AR
			SUPPLIER CODE: V84971		
25	BACS12GU3K		.SCREW-	020030	13
			SIZE DETERMINED ON INSTL.		

MISSING ITEM NUMBERS NOT APPLICABLE

- ITEM NOT ILLUSTRATED

HAP

25-20-51-10

BOEING PROPRIETARY - Copyright © - Unpublished Work - See title page for details.

25-20-51
FIG. 10
PAGE 1
FEB 15/09

BOEING
737-600/700/800/900
PARTS CATALOG (MAINTENANCE)

FIG ITEM	PART NUMBER	1 2 3 4 5 6 7	NOMENCLATURE	EFFECT FROM TO	UNITS PER ASSY
10					
30	130069		.NUT- SUPPLIER CODE: V60119 SPECIFICATION NUMBER: BACN10FX16 OPTIONAL PART: A11330-6-3 V72962 A4972-6-02 V72962 BACN10YD1 BACN10YR3CD	020030	13
32	BRC600-8-3		.NUT- SUPPLIER CODE: V52828 SPECIFICATION NUMBER: BACN10YD1 OPTIONAL PART: 130120 V60119 BACN10FX16 BACN10YR3CD	020030	13
34	PLH53CD		.NUT- SUPPLIER CODE: VF0224 SPECIFICATION NUMBER: BACN10YR3CD OPTIONAL PART: H52732-3CD V15653 BACN10FX16 BACN10YD1	020030	13
50	JM44LC13WSR		.CLAMP- SUPPLIER CODE: V22175 SPECIFICATION NUMBER: BACC10GE OPTIONAL PART: S369WH V18076 TA12C32WS V84971 SIZE DETERMINED ON INSTL.	020030	13
65	BACS38K		.STRAP- SIZE DETERMINED ON INSTL.	020030	AR
70	MTP4SE10		.PLATE-TIE SUPPLIER CODE: V06383	020030	AR
- 75	411N4026-3		.WASHER ASSY	020030	AR

MISSING ITEM NUMBERS NOT APPLICABLE

- ITEM NOT ILLUSTRATED

HAP

25-20-51-10

BOEING PROPRIETARY - Copyright © - Unpublished Work - See title page for details.

25-20-51
FIG. 10
PAGE 2
FEB 15/09

BOEING
737-600/700/800/900
PARTS CATALOG (MAINTENANCE)

FIG ITEM	PART NUMBER	1 2 3 4 5 6 7	NOMENCLATURE	EFFECT FROM TO	UNITS PER ASSY
10					
- 85	411A4902-6	.	CLIP ASSY	020030	AR
- 90	MS16562-194	..	PIN	020030	1
- 95	411A4902-8	..	CLIP	020030	1
- 100	411A4902-3	..	BODY ASSY	020030	1
- 105	H02030-2L	...	INSERT-	020030	AR
			SUPPLIER CODE: V07EU2		

MISSING ITEM NUMBERS NOT APPLICABLE

- ITEM NOT ILLUSTRATED

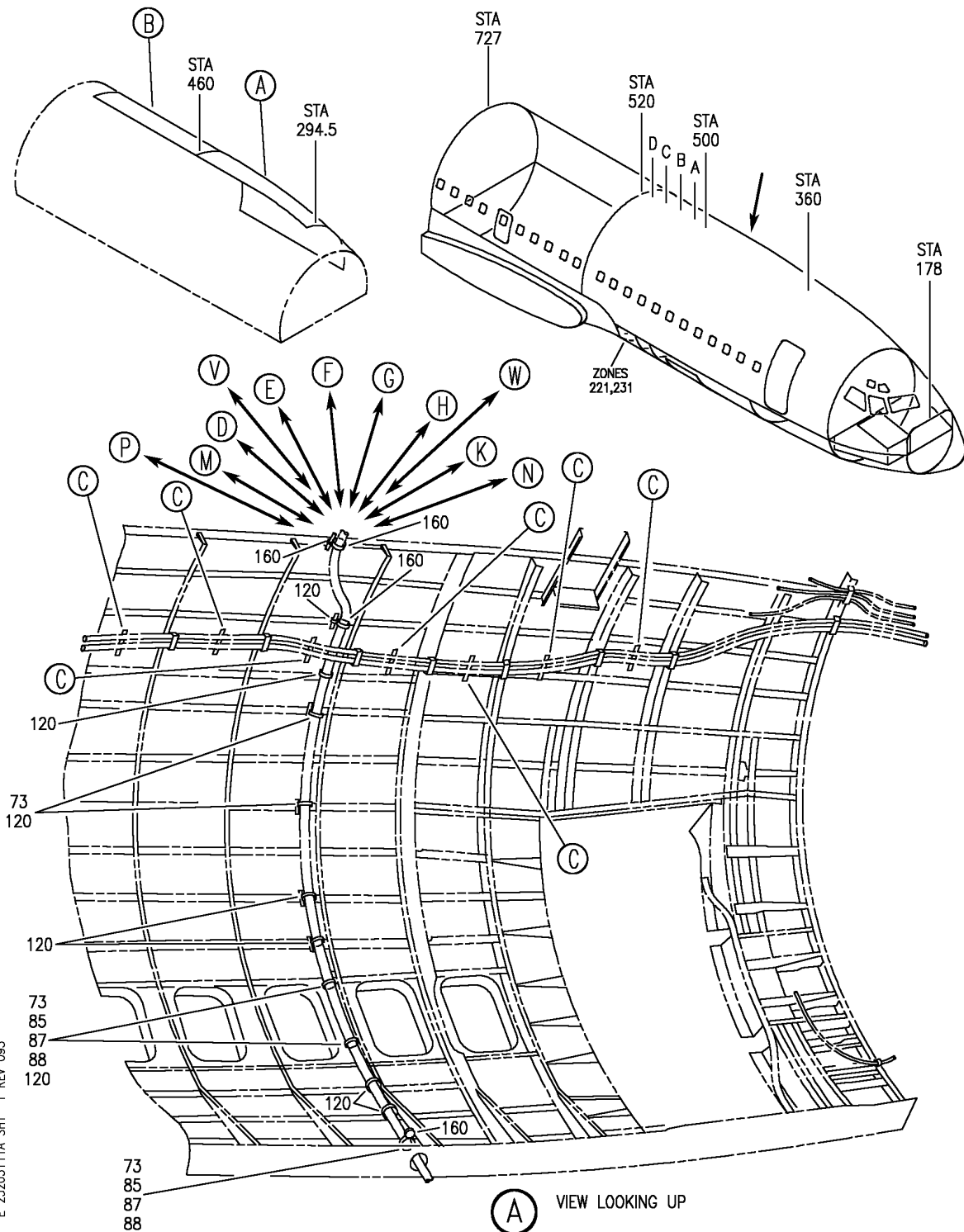
HAP

25-20-51-10

BOEING PROPRIETARY - Copyright © - Unpublished Work - See title page for details.

25-20-51
FIG. 10
PAGE 3
FEB 15/09

BOEING
737-600/700/800/900
PARTS CATALOG (MAINTENANCE)



E 25205111A SHT 1 REV 095

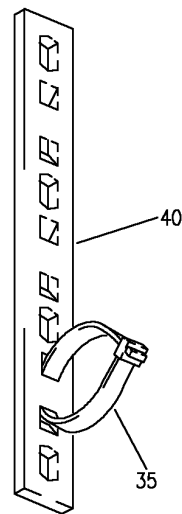
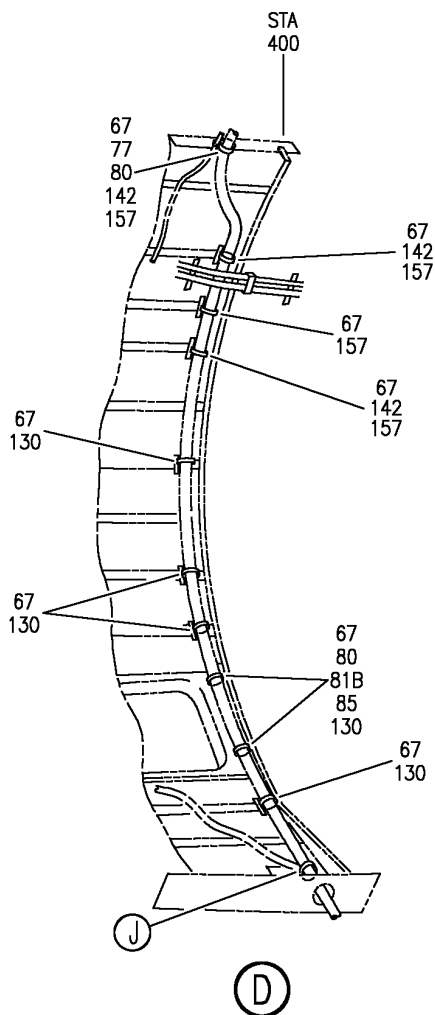
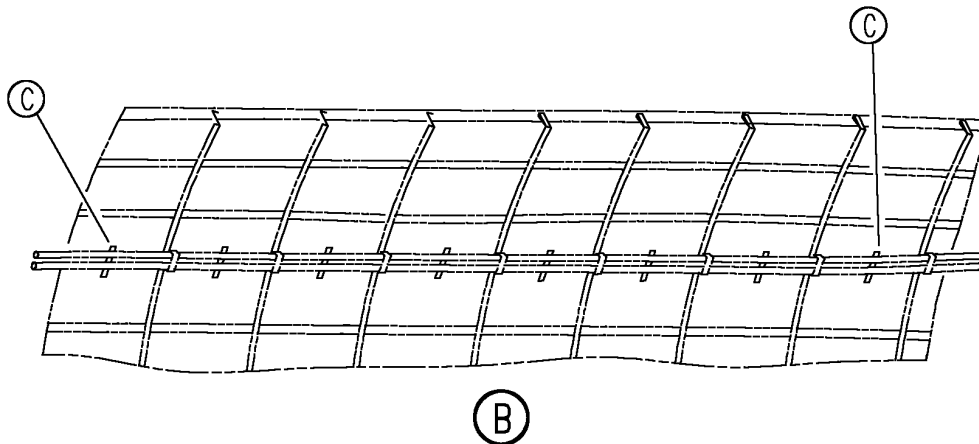
WIRE BUNDLE INSTL-L PASS. SIDEWALL
 FIGURE 11A (SHEET 1)

25-20-51-11A

HAP
 OCT 15/08

25-20-51-11A
 PAGE 0

BOEING
 737-600/700/800/900
 PARTS CATALOG (MAINTENANCE)



E 25205111A SHT 2 REV 098

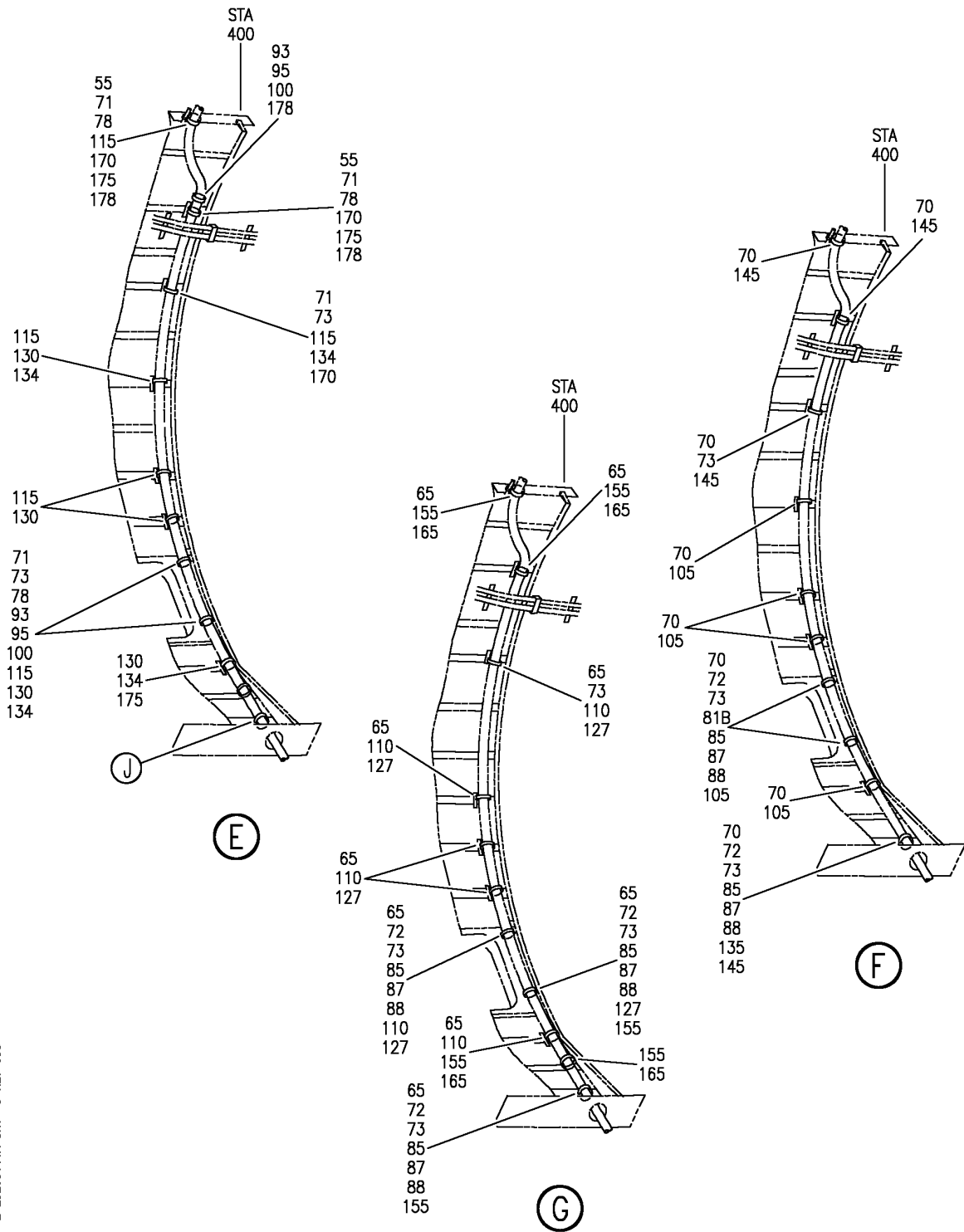
WIRE BUNDLE INSTL-L PASS. SIDEWALL
 FIGURE 11A (SHEET 2)

25-20-51-11A

HAP
 OCT 15/08

25-20-51-11A
 PAGE 0A


BOEING
 737-600/700/800/900
PARTS CATALOG (MAINTENANCE)



E 25205111A SHT 3 REV 098

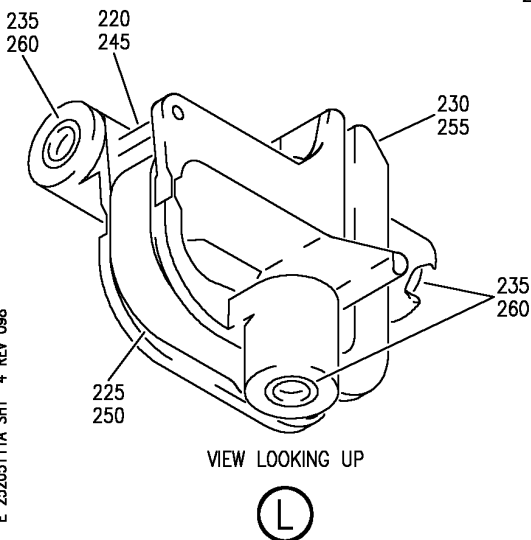
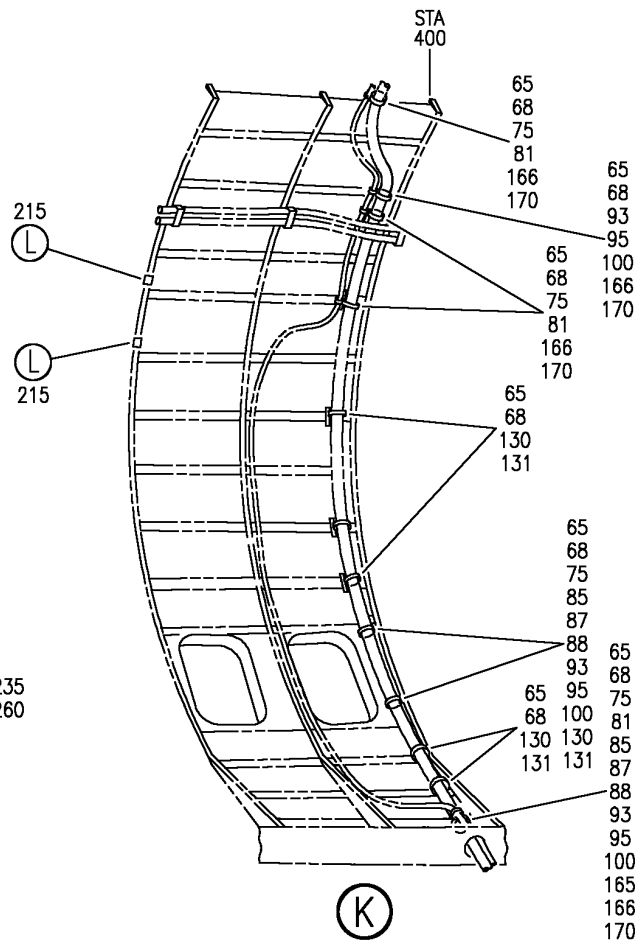
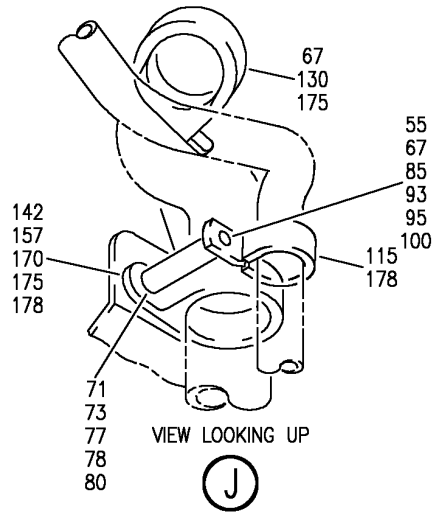
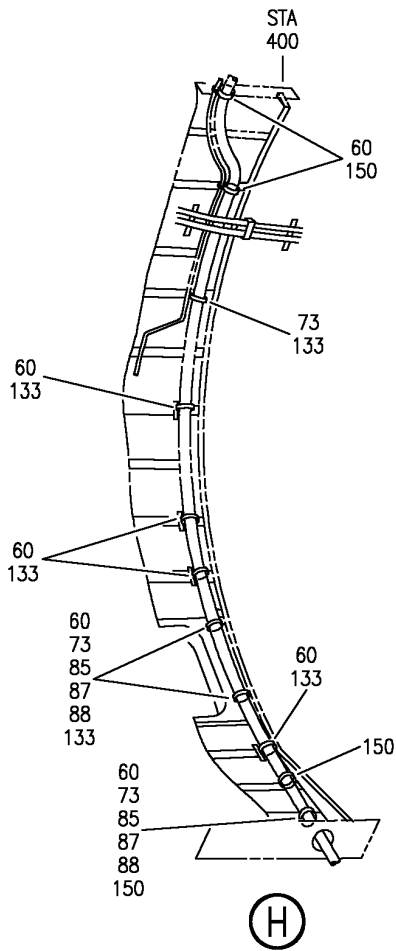
WIRE BUNDLE INSTL-L PASS. SIDEWALL
 FIGURE 11A (SHEET 3)

25-20-51-11A

HAP
OCT 15/08

25-20-51-11A
 PAGE 0B

BOEING
737-600/700/800/900
PARTS CATALOG (MAINTENANCE)



E 25205111A SHT 4 REV 098

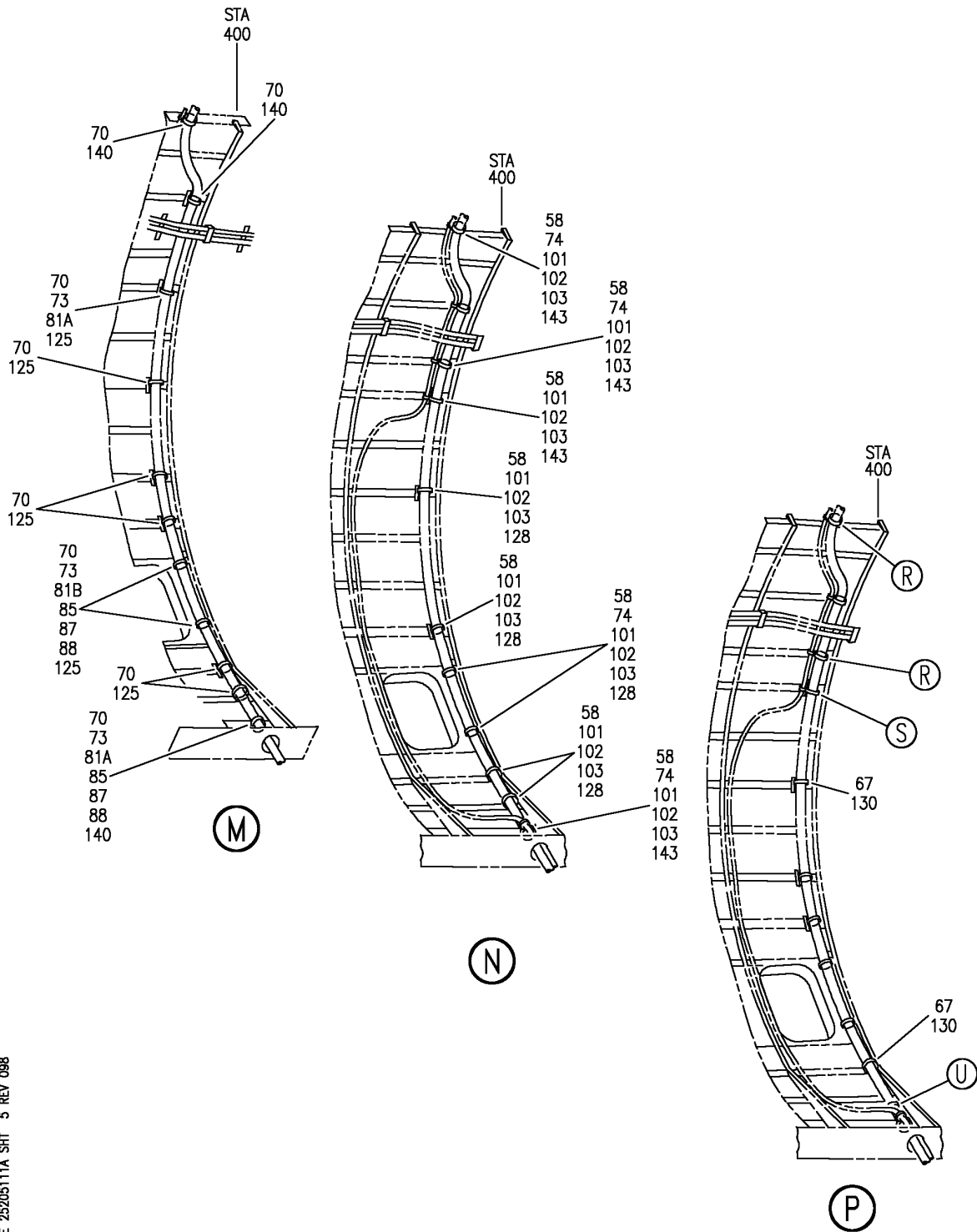
WIRE BUNDLE INSTL-L PASS. SIDEWALL
FIGURE 11A (SHEET 4)

25-20-51-11A

HAP
OCT 15/08

25-20-51-11A
PAGE 0C

BOEING
 737-600/700/800/900
 PARTS CATALOG (MAINTENANCE)



E 25205111A SHT 5 REV 098

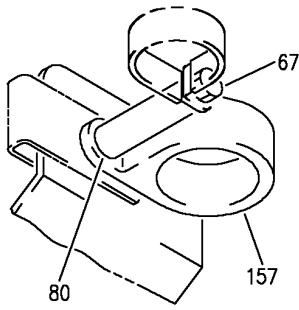
WIRE BUNDLE INSTL-L PASS. SIDEWALL
 FIGURE 11A (SHEET 5)

25-20-51-11A

HAP
 OCT 15/08

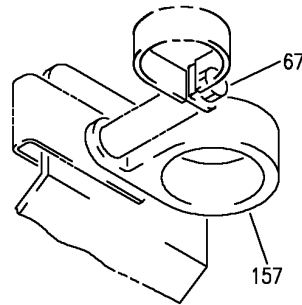
25-20-51-11A
 PAGE 0D

BOEING
 737-600/700/800/900
 PARTS CATALOG (MAINTENANCE)



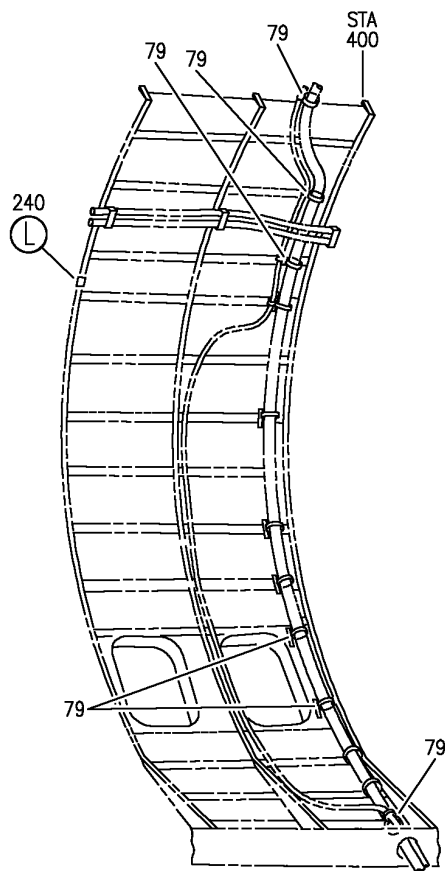
VIEW LOOKING UP

(R)

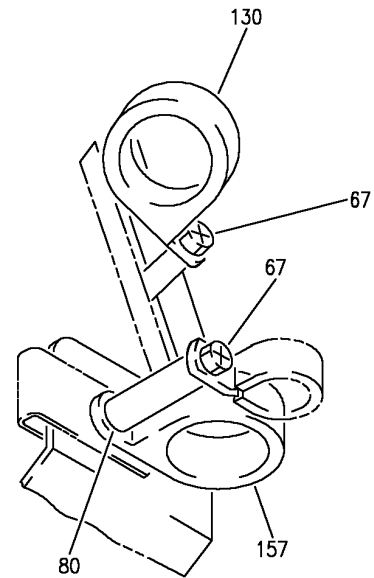


VIEW LOOKING UP

(S)



(V)



VIEW LOOKING UP

(U)

E 25205111A SHT 6 REV 083

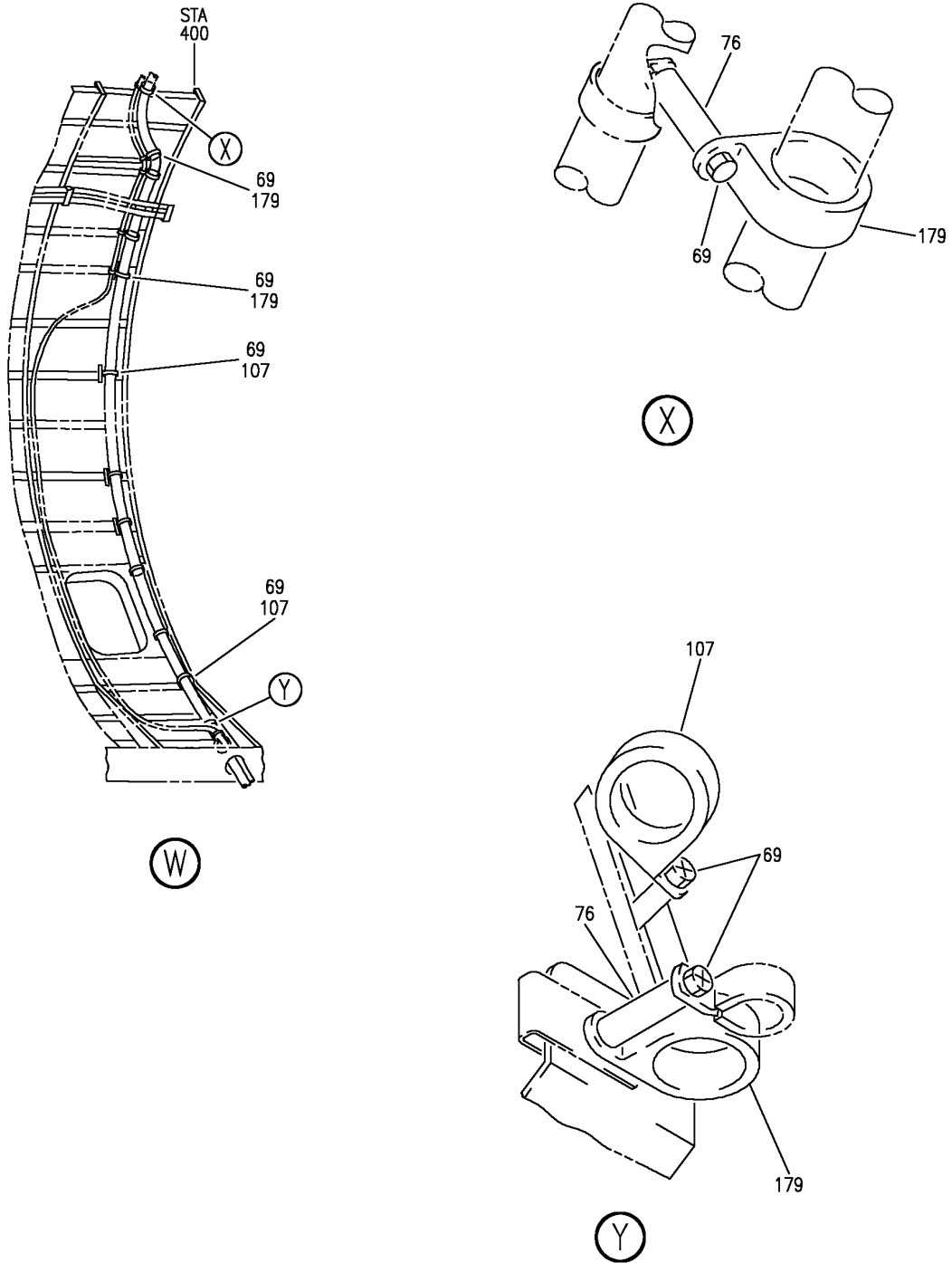
WIRE BUNDLE INSTL-L PASS. SIDEWALL
 FIGURE 11A (SHEET 6)

25-20-51-11A

HAP
 OCT 15/08

25-20-51-11A
 PAGE 0E

BOEING
 737-600/700/800/900
 PARTS CATALOG (MAINTENANCE)



E 25205111A SHIT 7 REV 095

WIRE BUNDLE INSTL-L PASS. SIDEWALL
 FIGURE 11A (SHEET 7)

25-20-51-11A

HAP
 OCT 15/08

25-20-51-11A
 PAGE OF

BOEING
737-600/700/800/900
PARTS CATALOG (MAINTENANCE)

FIG ITEM	PART NUMBER	1 2 3 4 5 6 7	NOMENCLATURE	EFFECT FROM TO	UNITS PER ASSY
11A			WIRE BUNDLE INSTL-L PASS. SIDEWALL	201967	
- 2	288A4311-31		WIRE BUNDLE INSTL-PASS. SIDEWALL POSITION DATA: STA 277 TO STA 540 L FOR NHA SEE: 25-20-00-11A	201967	RF
35	BACS38K		.STRAP- SIZE DETERMINED ON INSTL.	201967	15
40	MTP4SE10		.PLATE-TIE SUPPLIER CODE: V06383	201967	AR
55	BACS12GU3K		.SCREW- SIZE DETERMINED ON INSTL.	201967	7
72	NAS42DD6FC		.SPACER- SIZE DETERMINED ON INSTL.	201967	3
85	130069		.NUT- SUPPLIER CODE: V60119 SPECIFICATION NUMBER: BACN10FX16 OPTIONAL PART: A11330-6-3 V72962 A4972-6-02 V72962 BACN10YD1 BACN10YR3CD	201967	3
87	PLH53CD		.NUT- SUPPLIER CODE: VF0224 SPECIFICATION NUMBER: BACN10YR3CD OPTIONAL PART: H52732-3CD V15653 BACN10FX16 BACN10YD1	201967	3
88	BRC600-8-3		.NUT- SUPPLIER CODE: V52828 SPECIFICATION NUMBER: BACN10YD1 OPTIONAL PART: 130120 V60119 BACN10FX16 BACN10YR3CD	201967	3

MISSING ITEM NUMBERS NOT APPLICABLE

- ITEM NOT ILLUSTRATED

HAP

25-20-51-11A

BOEING PROPRIETARY - Copyright © - Unpublished Work - See title page for details.

25-20-51
FIG. 11A
PAGE 1
FEB 15/09

BOEING
737-600/700/800/900
PARTS CATALOG (MAINTENANCE)

FIG ITEM	PART NUMBER	1 2 3 4 5 6 7	NOMENCLATURE	EFFECT FROM TO	UNITS PER ASSY
11A 105	JM44LC13WSR		.CLAMP- SUPPLIER CODE: V22175 SPECIFICATION NUMBER: BACC10GE OPTIONAL PART: S369WH V18076 TA12C32WS V84971 SIZE DETERMINED ON INSTL.	201967	6
135	TA027016-17		.CLAMP- SUPPLIER CODE: V84971	201967	AR
- 180	411N4026-3		.WASHER ASSY	201967	50
- 190	411A4902-6		.CLIP ASSY	201967	20
- 195	MS16562-194		..PIN	201967	1
- 200	411A4902-8		..CLIP	201967	1
- 205	411A4902-3		..BODY ASSY	201967	1
- 210	H02030-2L		...INSERT- SUPPLIER CODE: V07EU2	201967	2

MISSING ITEM NUMBERS NOT APPLICABLE

- ITEM NOT ILLUSTRATED

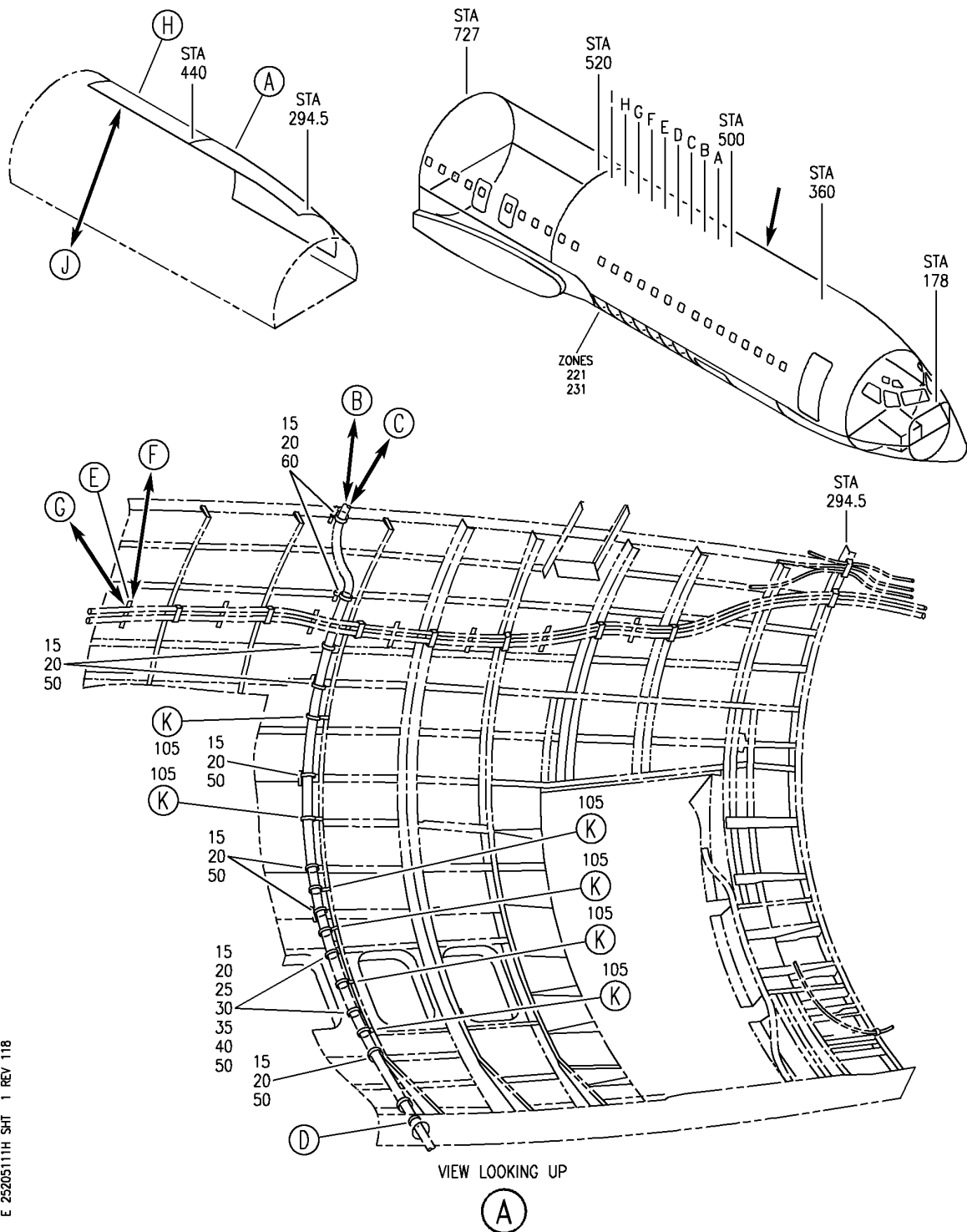
HAP

25-20-51-11A

BOEING PROPRIETARY - Copyright © - Unpublished Work - See title page for details.

25-20-51
FIG. 11A
PAGE 2
FEB 15/09

BOEING
737-600/700/800/900
PARTS CATALOG (MAINTENANCE)



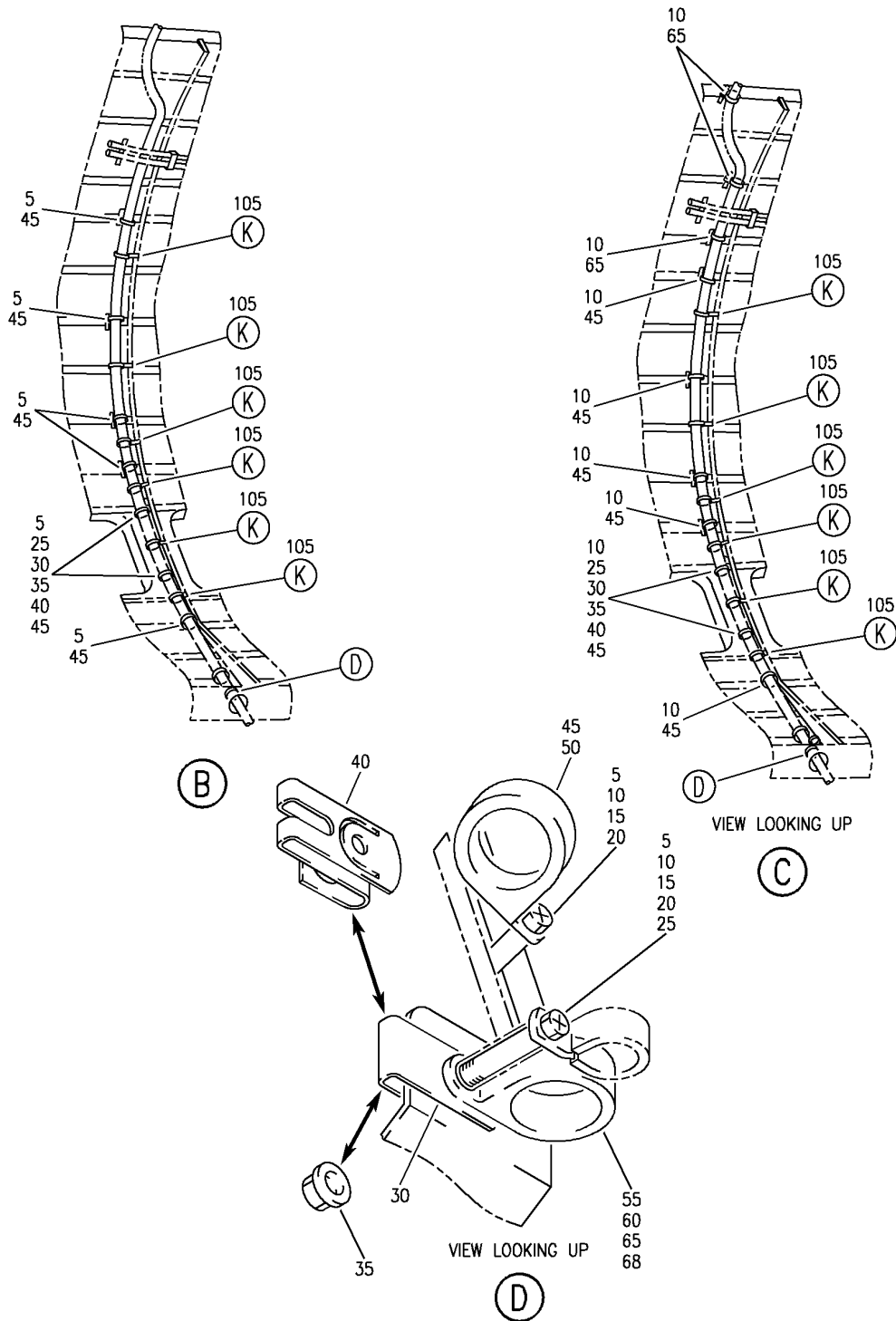
WIRE BUNDLE INSTL-L PASS. SIDEWALL
 FIGURE 11H (SHEET 1)

25-20-51-11H

HAP
 OCT 10/06

25-20-51-11H
 PAGE 0

BOEING
 737-600/700/800/900
 PARTS CATALOG (MAINTENANCE)



E 25205111H SHT 2 REV 118

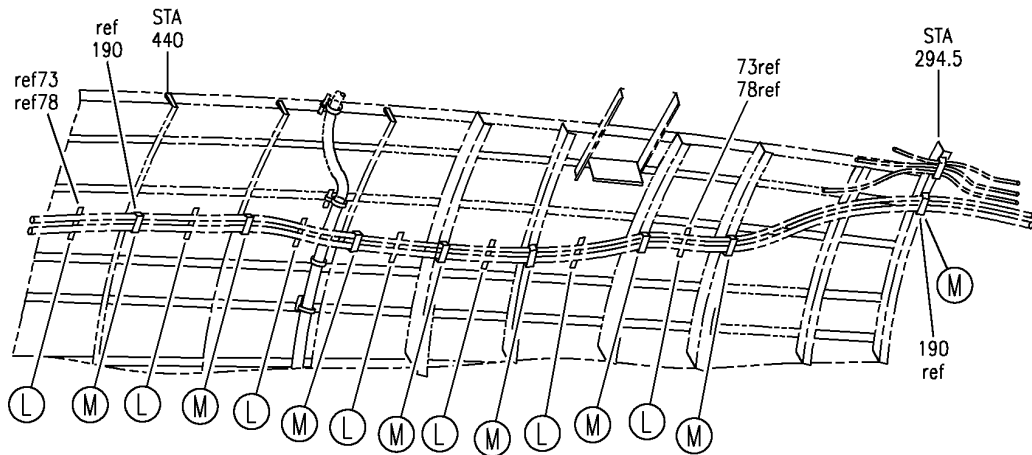
WIRE BUNDLE INSTL-L PASS. SIDEWALL
 FIGURE 11H (SHEET 2)

25-20-51-11H

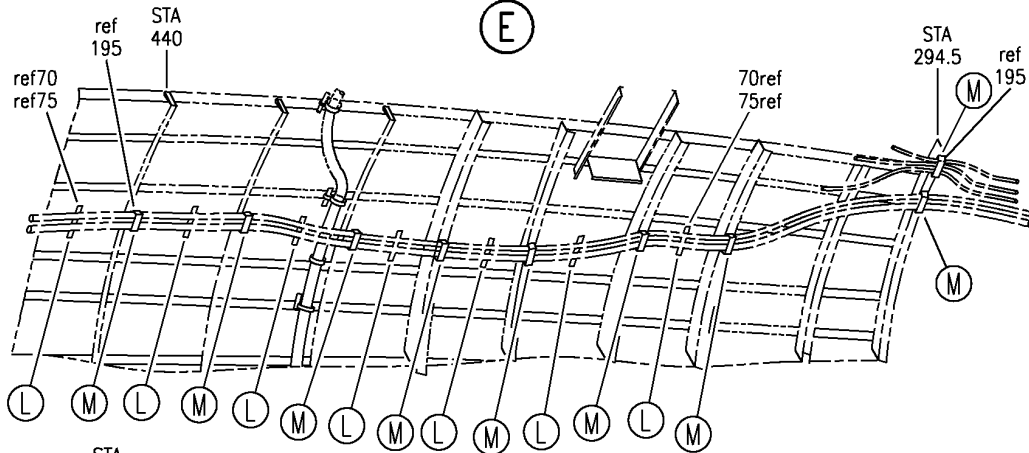
HAP
 OCT 10/06

25-20-51-11H
 PAGE 0A

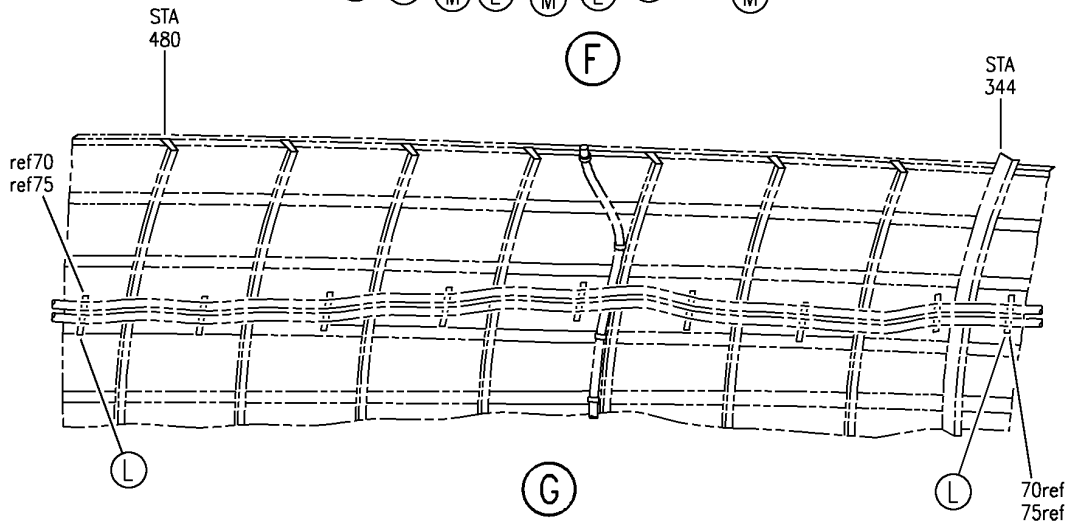
BOEING
 737-600/700/800/900
 PARTS CATALOG (MAINTENANCE)



(E)



(F)



(G)

E 25205111H SHT 3 REV 118

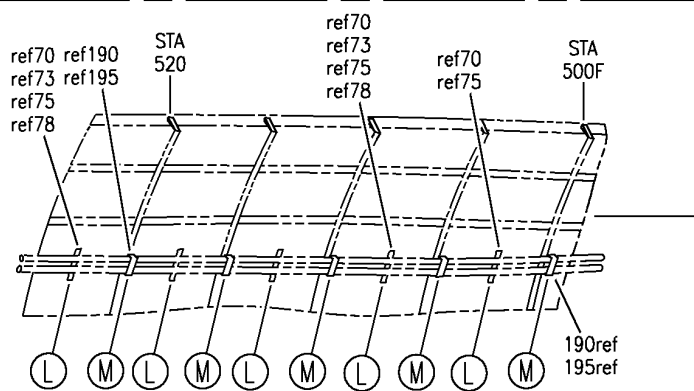
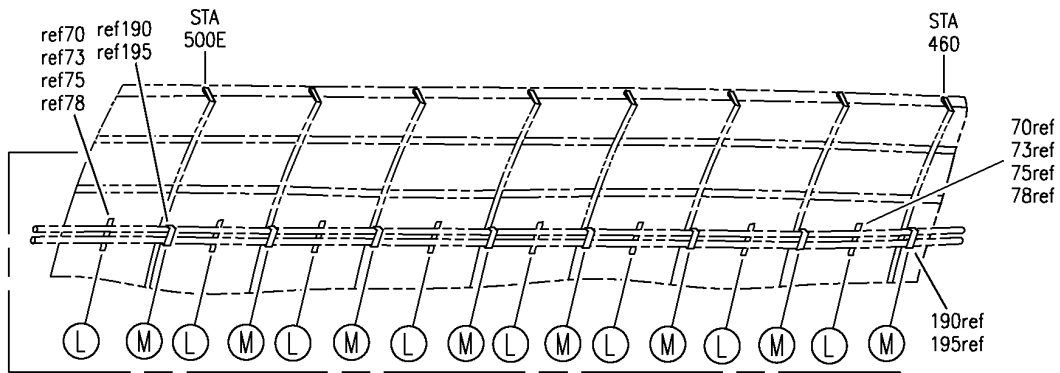
WIRE BUNDLE INSTL-L PASS. SIDEWALL
 FIGURE 11H (SHEET 3)

25-20-51-11H

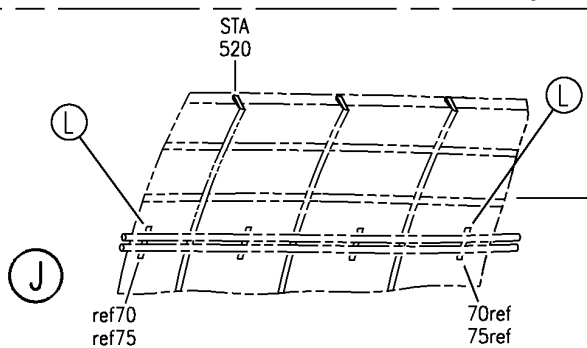
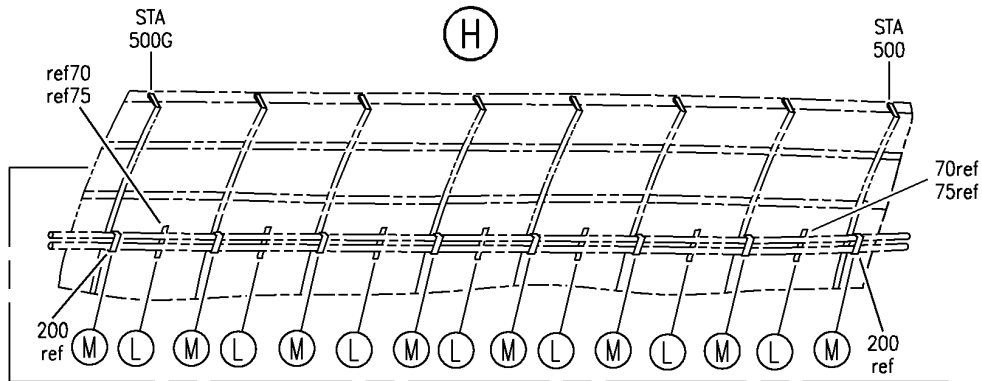
HAP
 OCT 10/06

25-20-51-11H
 PAGE 0B

BOEING
 737-600/700/800/900
 PARTS CATALOG (MAINTENANCE)



(H)



E 25205111H SHT 4 REV 118

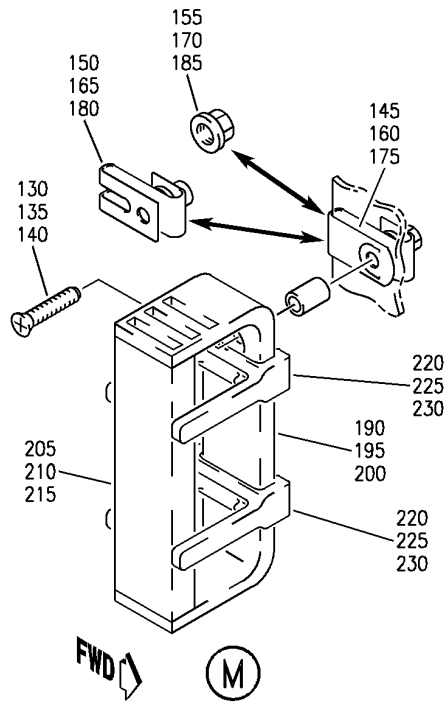
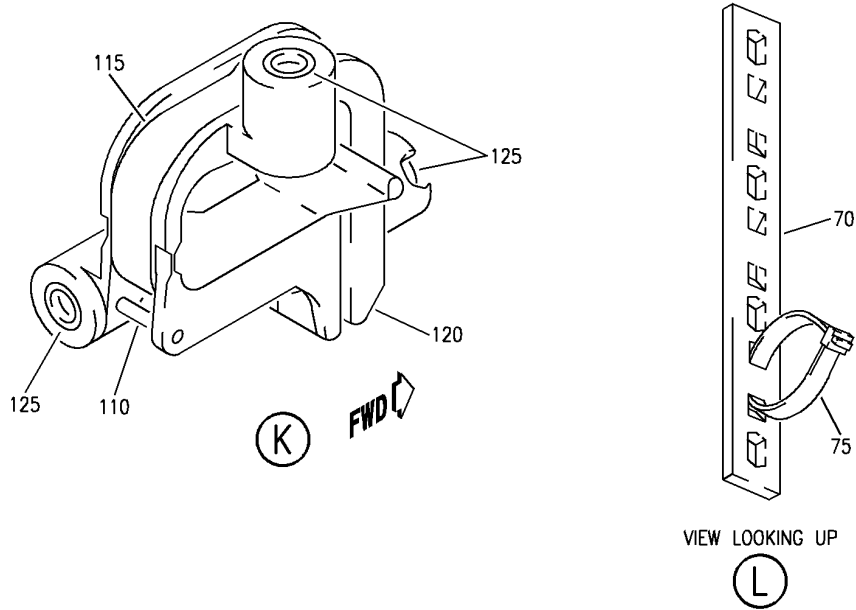
WIRE BUNDLE INSTL-L PASS. SIDEWALL
 FIGURE 11H (SHEET 4)

25-20-51-11H

HAP
 OCT 10/06

25-20-51-11H
 PAGE 0C

BOEING
 737-600/700/800/900
 PARTS CATALOG (MAINTENANCE)



E 25205111H SHT 5 REV 118

WIRE BUNDLE INSTL-L PASS. SIDEWALL
 FIGURE 11H (SHEET 5)

25-20-51-11H

HAP
 OCT 10/06

25-20-51-11H
 PAGE 0D

BOEING
737-600/700/800/900
PARTS CATALOG (MAINTENANCE)

FIG ITEM	PART NUMBER	1 2 3 4 5 6 7	NOMENCLATURE	EFFECT FROM TO	UNITS PER ASSY
11H			WIRE BUNDLE INSTL-L PASS. SIDEWALL	031036	
- 1	MODREF280226		WIRE BUNDLE INSTL-PASS. SIDEWALL MODULE NUMBER: 288A4311-420 REV A POSITION DATA: STA 277 TO STA 540 L	031036	1
20	BACS12GU3K		.SCREW- SIZE DETERMINED ON INSTL.	031036	12
25	NAS42DD6-32FC		.SPACER	031036	3
30	130069		.NUT- SUPPLIER CODE: V60119 SPECIFICATION NUMBER: BACN10FX16 OPTIONAL PART: A11330-6-3 V72962 A4972-6-02 V72962 BACN10YD1 BACN10YR3CD	031036	3
35	PLH53CD		.NUT- SUPPLIER CODE: VF0224 SPECIFICATION NUMBER: BACN10YR3CD OPTIONAL PART: H52732-3CD V15653 BACN10FX16 BACN10YD1	031036	3
40	BRC600-8-3		.NUT- SUPPLIER CODE: V52828 SPECIFICATION NUMBER: BACN10YD1 OPTIONAL PART: 130120 V60119 BACN10FX16 BACN10YR3CD	031036	3

MISSING ITEM NUMBERS NOT APPLICABLE

- ITEM NOT ILLUSTRATED

HAP

25-20-51-11H

BOEING PROPRIETARY - Copyright © - Unpublished Work - See title page for details.

25-20-51
FIG. 11H
PAGE 1
FEB 15/09

BOEING
737-600/700/800/900
PARTS CATALOG (MAINTENANCE)

FIG ITEM	PART NUMBER	1 2 3 4 5 6 7	NOMENCLATURE	EFFECT FROM TO	UNITS PER ASSY
11H 50	JM44LC13WSR	.	CLAMP- SUPPLIER CODE: V22175 SPECIFICATION NUMBER: BACC10GE OPTIONAL PART: S369WH V18076 TA12C32WS V84971 SIZE DETERMINED ON INSTL.	031036	9
60	TA027016-17	.	CLAMP- SUPPLIER CODE: V84971	031036	AR
73	BACS38K	.	STRAP- SIZE DETERMINED ON INSTL.	031036	20
78	MTP4SE10	.	PLATE-TIE SUPPLIER CODE: V06383	031036	20
- 80	411N4026-3	.	WASHER ASSY	031036	80
- 83	411A4902-6	.	CLIP ASSY	031036	20
- 85	MS16562-194	..	PIN	031036	1
- 90	411A4902-8	..	CLIP	031036	1
- 95	411A4902-3	..	BODY ASSY	031036	1
- 100	H02030-2L	...	INSERT- SUPPLIER CODE: V07EU2	031036	2
105	411A4902-7	.	CLIP ASSY	031036	6
110	MS16562-194	..	PIN	031036	1
115	411A4902-8	..	CLIP	031036	1
120	411A4902-4	..	RETAINER ASSY- 3 BOSS CONFIGURATION	031036	1
125	H02030-2L	...	INSERT- SUPPLIER CODE: V07EU2	031036	3
135	NAS514P1032P	.	SCREW- SIZE DETERMINED ON INSTL.	031036	42
160	130069	.	NUT- SUPPLIER CODE: V60119 SPECIFICATION NUMBER: BACN10FX16 OPTIONAL PART: A11330-6-3 V72962 A4972-6-02 V72962 BACN10YD1 BACN10YR3CD	031036	42

MISSING ITEM NUMBERS NOT APPLICABLE

- ITEM NOT ILLUSTRATED

HAP

25-20-51-11H

BOEING PROPRIETARY - Copyright © - Unpublished Work - See title page for details.

25-20-51
FIG. 11H
PAGE 2
FEB 15/09

BOEING
737-600/700/800/900
PARTS CATALOG (MAINTENANCE)

FIG ITEM	PART NUMBER	1 2 3 4 5 6 7	NOMENCLATURE	EFFECT FROM TO	UNITS PER ASSY
11H 165	BRC600-8-3		.NUT- SUPPLIER CODE: V52828 SPECIFICATION NUMBER: BACN10YD1 OPTIONAL PART: 130120 V60119 BACN10FX16 BACN10YR3CD	031036	42
170	PLH53CD		.NUT- SUPPLIER CODE: VF0224 SPECIFICATION NUMBER: BACN10YR3CD OPTIONAL PART: H52732-3CD V15653 BACN10FX16 BACN10YD1	031036	42
190	BACC10DR		.CHANNEL- SIZE DETERMINED ON INSTL.	031036	21
205	BACC10DS		.CLAMP- SIZE DETERMINED ON INSTL.	031036	21
220	BACC10KS1		.SEPARATOR	031036	42

MISSING ITEM NUMBERS NOT APPLICABLE

— ITEM NOT ILLUSTRATED

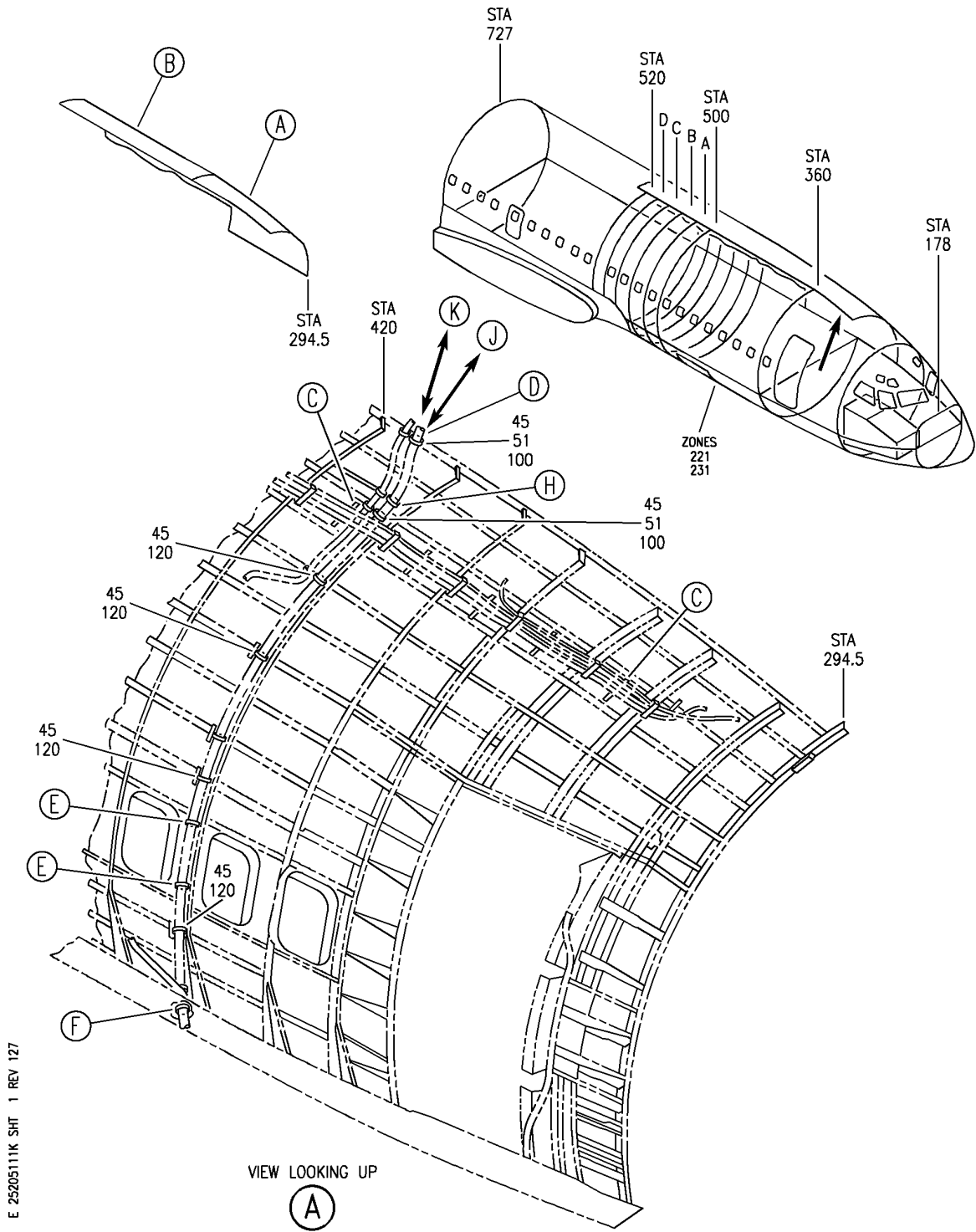
HAP

25-20-51-11H

BOEING PROPRIETARY - Copyright © - Unpublished Work - See title page for details.

25-20-51
FIG. 11H
PAGE 3
FEB 15/09

BOEING
 737-600/700/800/900
 PARTS CATALOG (MAINTENANCE)



E 25205111K SHT 1 REV 127

WIRE BUNDLE INSTL-L PASS. SIDEWALL
 FIGURE 11K (SHEET 1)

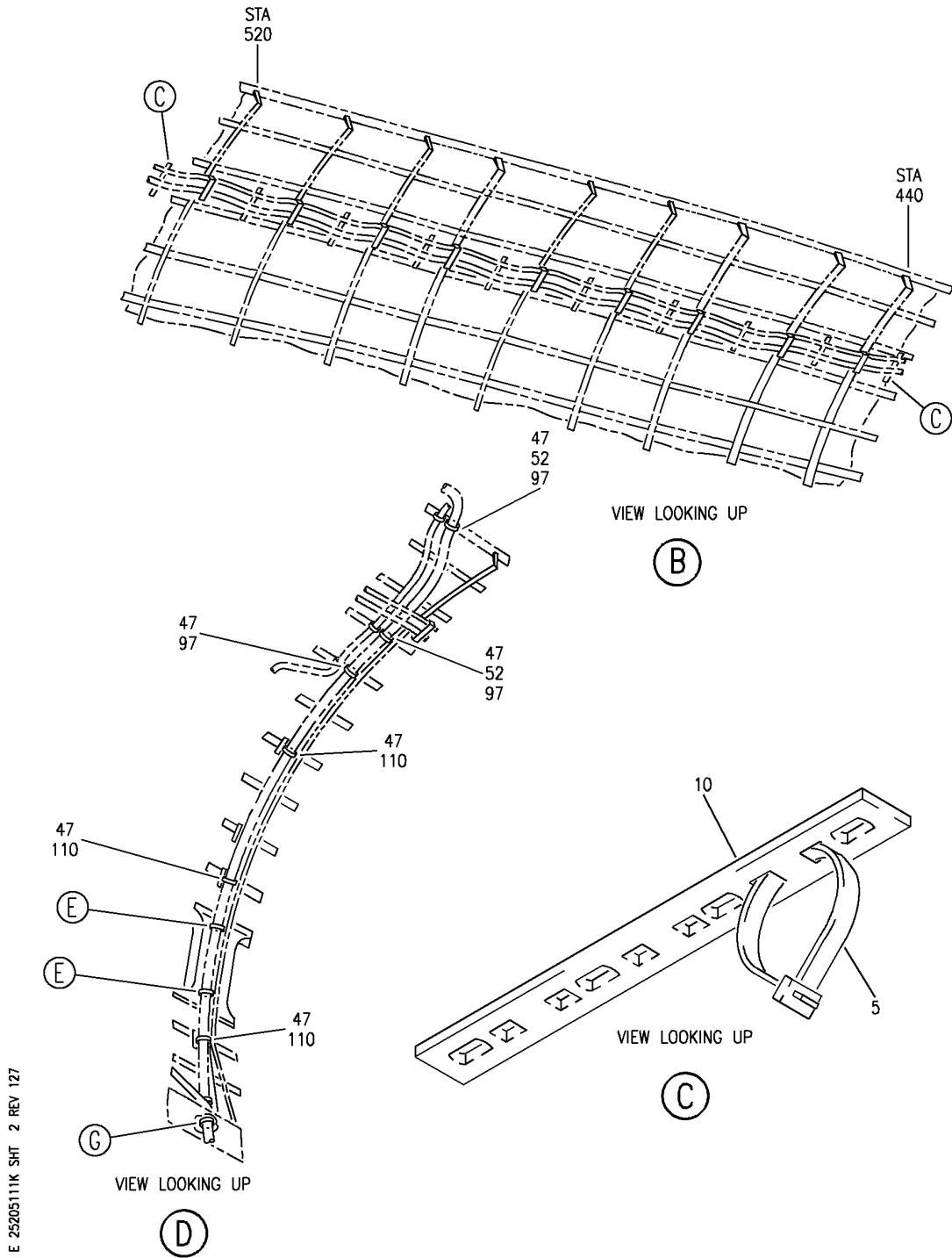
25-20-51-11K

HAP
 JUN 10/07

25-20-51-11K
 PAGE 0

BOEING PROPRIETARY - Copyright © - Unpublished Work - See title page for details.

BOEING
 737-600/700/800/900
 PARTS CATALOG (MAINTENANCE)



E 25205111K SHT 2 REV 127

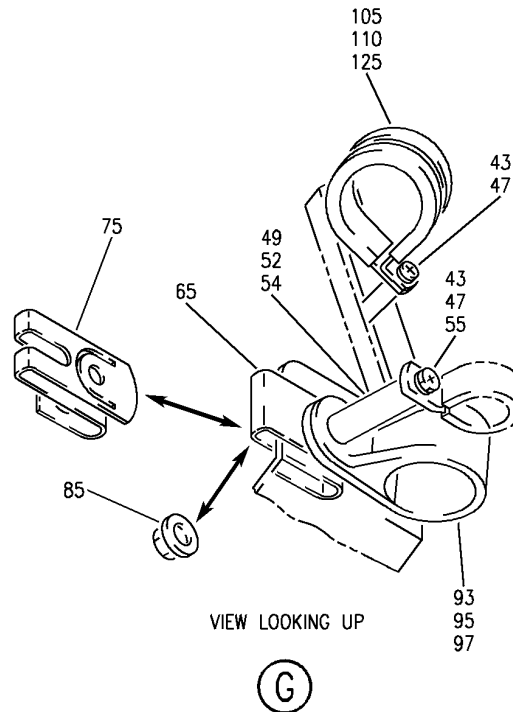
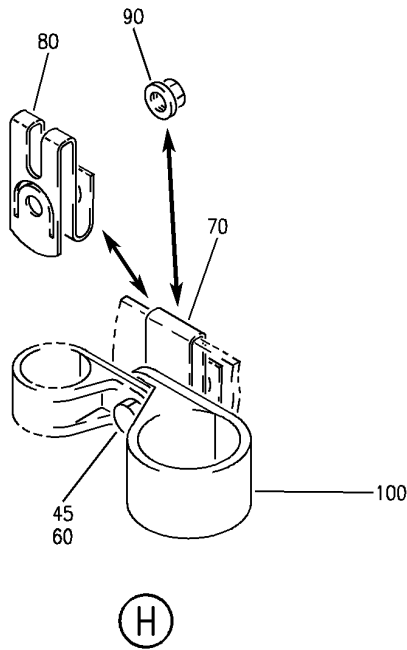
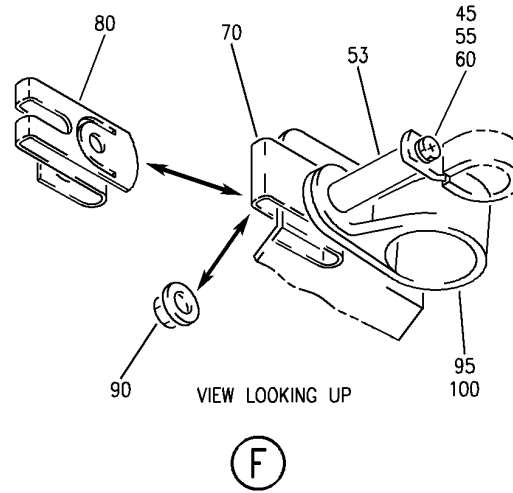
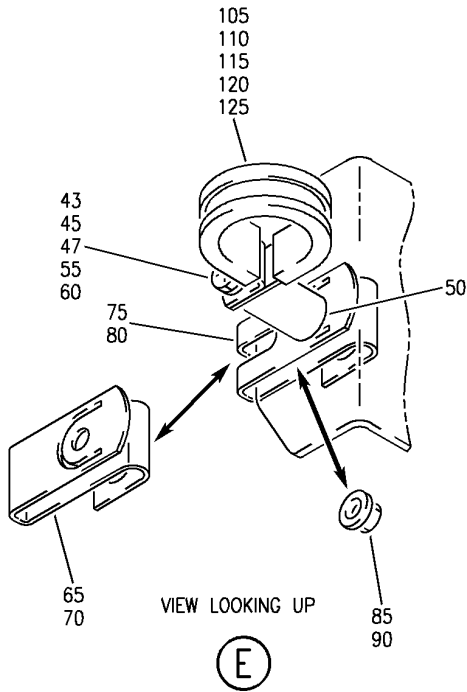
WIRE BUNDLE INSTL-L PASS. SIDEWALL
 FIGURE 11K (SHEET 2)

25-20-51-11K

HAP
 JUN 10/07

25-20-51-11K
 PAGE 0A

BOEING
 737-600/700/800/900
 PARTS CATALOG (MAINTENANCE)



E 25205111K SHT 3 REV 136

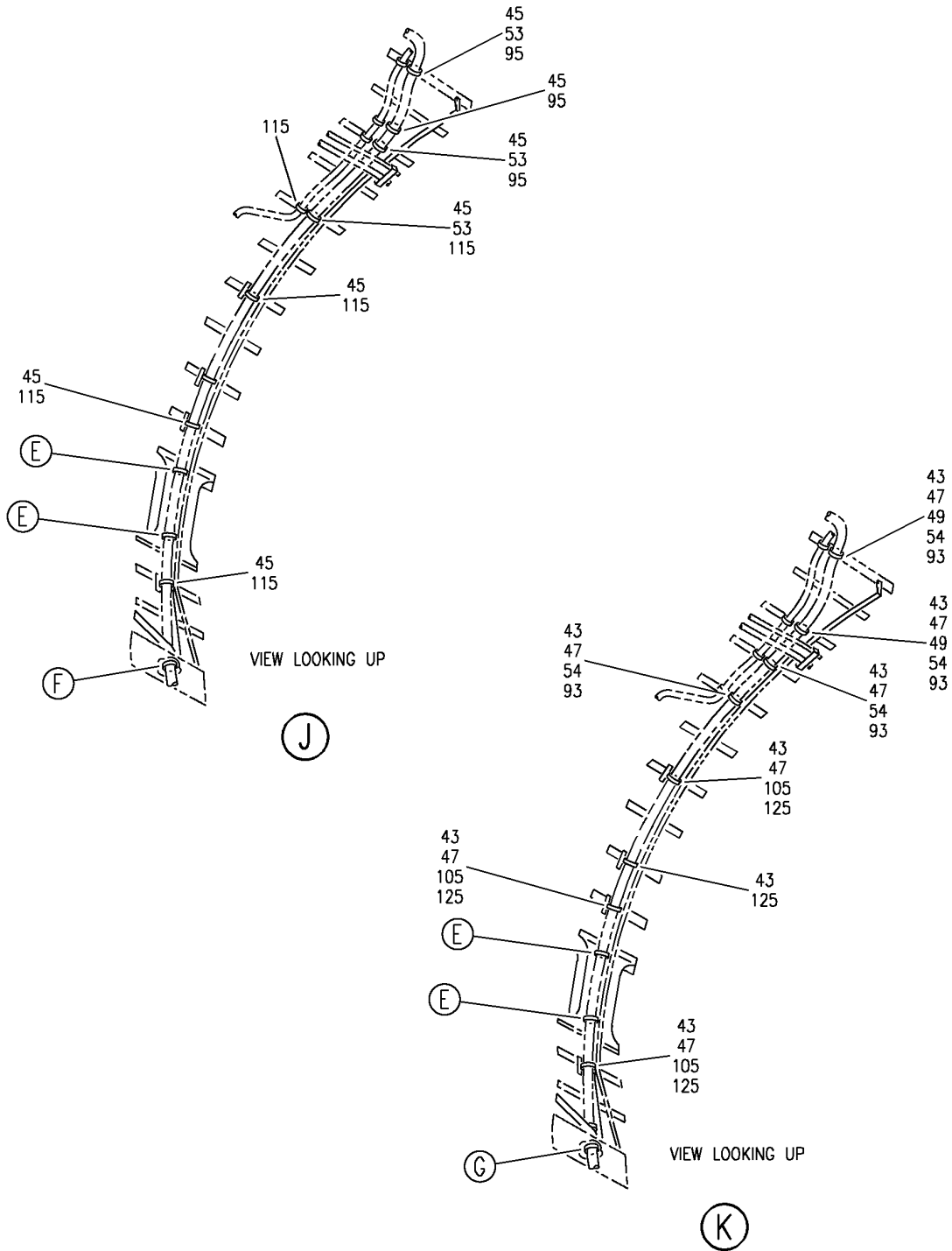
WIRE BUNDLE INSTL-L PASS. SIDEWALL
 FIGURE 11K (SHEET 3)

25-20-51-11K

HAP
 FEB 15/08

25-20-51-11K
 PAGE 0B

BOEING
 737-600/700/800/900
 PARTS CATALOG (MAINTENANCE)



E 25205111K SHT 4 REV 136

WIRE BUNDLE INSTL-L PASS. SIDEWALL
 FIGURE 11K (SHEET 4)

25-20-51-11K

HAP
 FEB 15/08

25-20-51-11K
 PAGE 0C

BOEING
737-600/700/800/900
PARTS CATALOG (MAINTENANCE)

FIG ITEM	PART NUMBER	1 2 3 4 5 6 7	NOMENCLATURE	EFFECT FROM TO	UNITS PER ASSY
11K			WIRE BUNDLE INSTL-L PASS. SIDEWALL	101200 968999	
- 1	MODREF326456		WIRE BUNDLE INSTL-PASS. SIDEWALL MODULE NUMBER: 288A4311-524 REV A POSITION DATA: STA 277 TO STA 540 L	101106 968999	1
- 1	MODREF397201		WIRE BUNDLE INSTL-PASS. SIDEWALL MODULE NUMBER: 288A4311-524 REV B POSITION DATA: STA 277 TO STA 540 L	107200	1
5	BACS38K		.STRAP- SIZE DETERMINED ON INSTL.	101200 968999	AR
10	MTP4SE10		.PLATE-TIE SUPPLIER CODE: V06383	101200 968999	AR
- 15	411N4026-3		.WASHER ASSY	101200 968999	AR
- 20	411A4902-6		.CLIP ASSY	101200 968999	AR
- 25	MS16562-194		..PIN	101200 968999	1
- 30	411A4902-8		..CLIP	101200 968999	1
- 35	411A4902-3		..BODY ASSY	101200 968999	1
- 40	H02030-2L		...INSERT- SUPPLIER CODE: V07EU2	101200 968999	2
43	BACS12GU3K		.SCREW- SIZE DETERMINED ON INSTL.	107200	12
47	BACS12GU3K		.SCREW- SIZE DETERMINED ON INSTL.	101106 968999	10
49	NAS42DD6FC		.SPACER- SIZE DETERMINED ON INSTL.	107200	3
50	NAS42DD6-32FC		.SPACER	101200 968999	2
52	NAS42DD6FC		.SPACER- SIZE DETERMINED ON INSTL.	101106 968999	3

MISSING ITEM NUMBERS NOT APPLICABLE

- ITEM NOT ILLUSTRATED

HAP

25-20-51-11K

BOEING PROPRIETARY - Copyright © - Unpublished Work - See title page for details.

25-20-51
FIG. 11K
PAGE 1
OCT 15/08

BOEING
737-600/700/800/900
PARTS CATALOG (MAINTENANCE)

FIG ITEM	PART NUMBER	1 2 3 4 5 6 7	NOMENCLATURE	EFFECT FROM TO	UNITS PER ASSY
11K 55	NAS1149D0332J		.WASHER- QUALIFIED OPTIONAL DATA: BACN10FX16 OPTIONAL TO BACN10YD1, BACN10FX16 IS PREFERRED FOR EDGE MARGINS LESS THAN .38, OPTIONAL: BACN10YR3CD AND NAS1149D0332J	101200 968999	3
65	130069		.NUT- SUPPLIER CODE: V60119 SPECIFICATION NUMBER: BACN10FX16 OPTIONAL PART: A11330-6-3 V72962 A4972-6-02 V72962 QUALIFIED OPTIONAL DATA: BACN10FX16 OPTIONAL TO BACN10YD1, BACN10FX16 IS PREFERRED FOR EDGE MARGINS LESS THAN .38, OPTIONAL: BACN10YR3CD AND NAS1149D0332J	101200 968999	3
75	BRC600-8-3		.NUT- SUPPLIER CODE: V52828 SPECIFICATION NUMBER: BACN10YD1 OPTIONAL PART: 130120 V60119 QUALIFIED OPTIONAL DATA: BACN10FX16 OPTIONAL TO BACN10YD1, BACN10FX16 IS PREFERRED FOR EDGE MARGINS LESS THAN .38, OPTIONAL: BACN10YR3CD AND NAS1149D0332J	101200 968999	3

MISSING ITEM NUMBERS NOT APPLICABLE

— ITEM NOT ILLUSTRATED

HAP

25-20-51-11K

BOEING PROPRIETARY - Copyright © - Unpublished Work - See title page for details.

25-20-51
FIG. 11K
PAGE 2
FEB 15/09

BOEING
737-600/700/800/900
PARTS CATALOG (MAINTENANCE)

FIG ITEM	PART NUMBER	1 2 3 4 5 6 7	NOMENCLATURE	EFFECT FROM TO	UNITS PER ASSY
11K 85	PLH53CD		.NUT- SUPPLIER CODE: VF0224 SPECIFICATION NUMBER: BACN10YR3CD OPTIONAL PART: H52732-3CD V15653 QUALIFIED OPTIONAL DATA: BACN10FX16 OPTIONAL TO BACN10YD1, BACN10FX16 IS PREFERRED FOR EDGE MARGINS LESS THAN .38, OPTIONAL: BACN10YR3CD AND NAS1149D0332J	101200 968999	3
93	TA027016-17		.CLAMP- SUPPLIER CODE: V84971	107200	AR
97	TA027016-17		.CLAMP- SUPPLIER CODE: V84971	101106 968999	AR
110	JM44LC13WSR		.CLAMP- SUPPLIER CODE: V22175 SPECIFICATION NUMBER: BACC10GE OPTIONAL PART: S369WH V18076 TA12C32WS V84971 SIZE DETERMINED ON INSTL.	101106 968999	6
125	JM44LC13WSR		.CLAMP- SUPPLIER CODE: V22175 SPECIFICATION NUMBER: BACC10GE OPTIONAL PART: S369WH V18076 TA12C32WS V84971 SIZE DETERMINED ON INSTL.	107200	7

MISSING ITEM NUMBERS NOT APPLICABLE

— ITEM NOT ILLUSTRATED

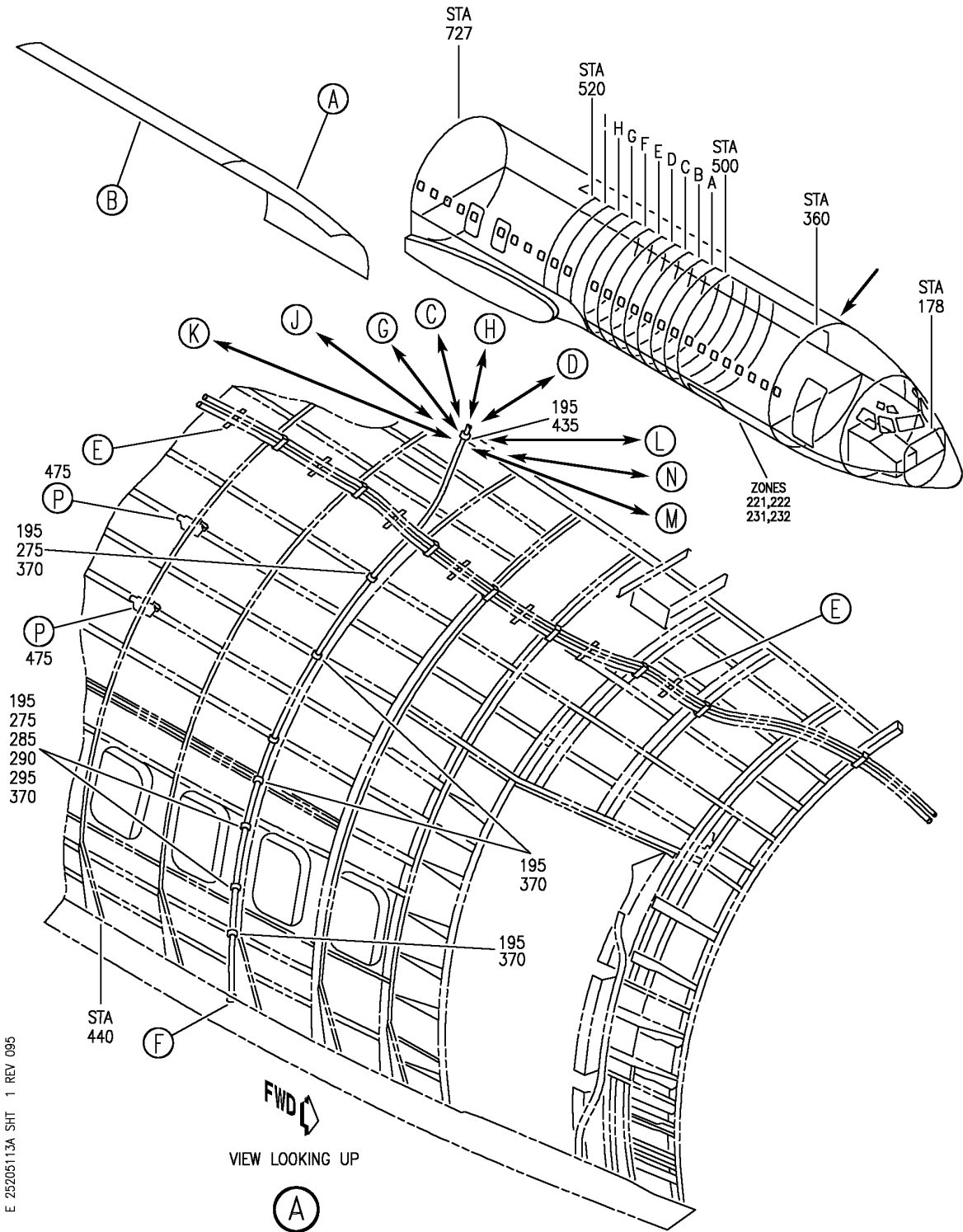
HAP

25-20-51-11K

BOEING PROPRIETARY - Copyright © - Unpublished Work - See title page for details.

25-20-51
FIG. 11K
PAGE 3
FEB 15/09

BOEING
 737-600/700/800/900
 PARTS CATALOG (MAINTENANCE)



E 25205113A SH1 1 REV 095

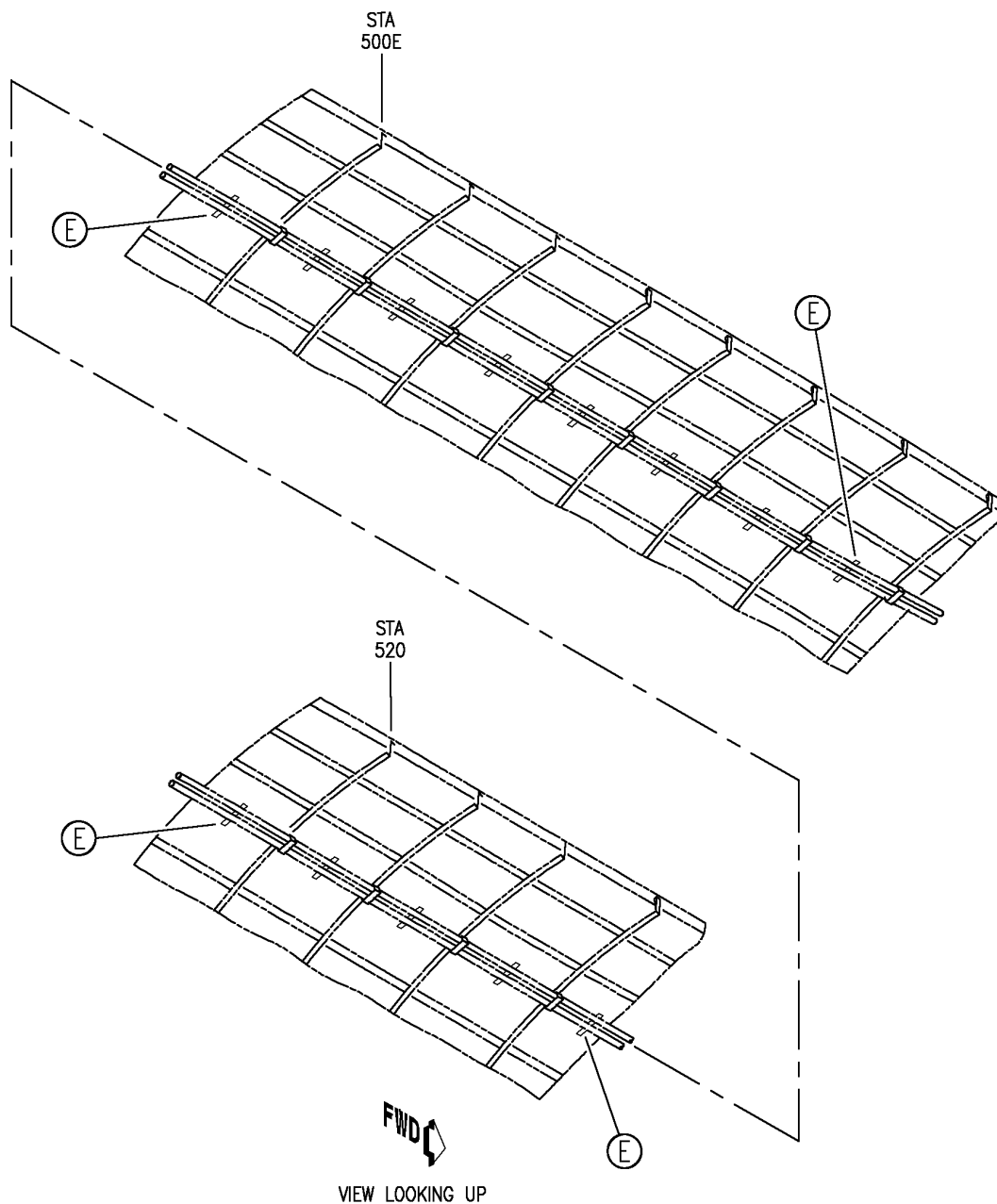
WIRE BUNDLE INSTL-L PASS. SIDEWALL
 FIGURE 13A (SHEET 1)

25-20-51-13A

HAP
 OCT 10/06

25-20-51-13A
 PAGE 0

BOEING
737-600/700/800/900
PARTS CATALOG (MAINTENANCE)



E 25205113A SHT 2 REV 071

(B)

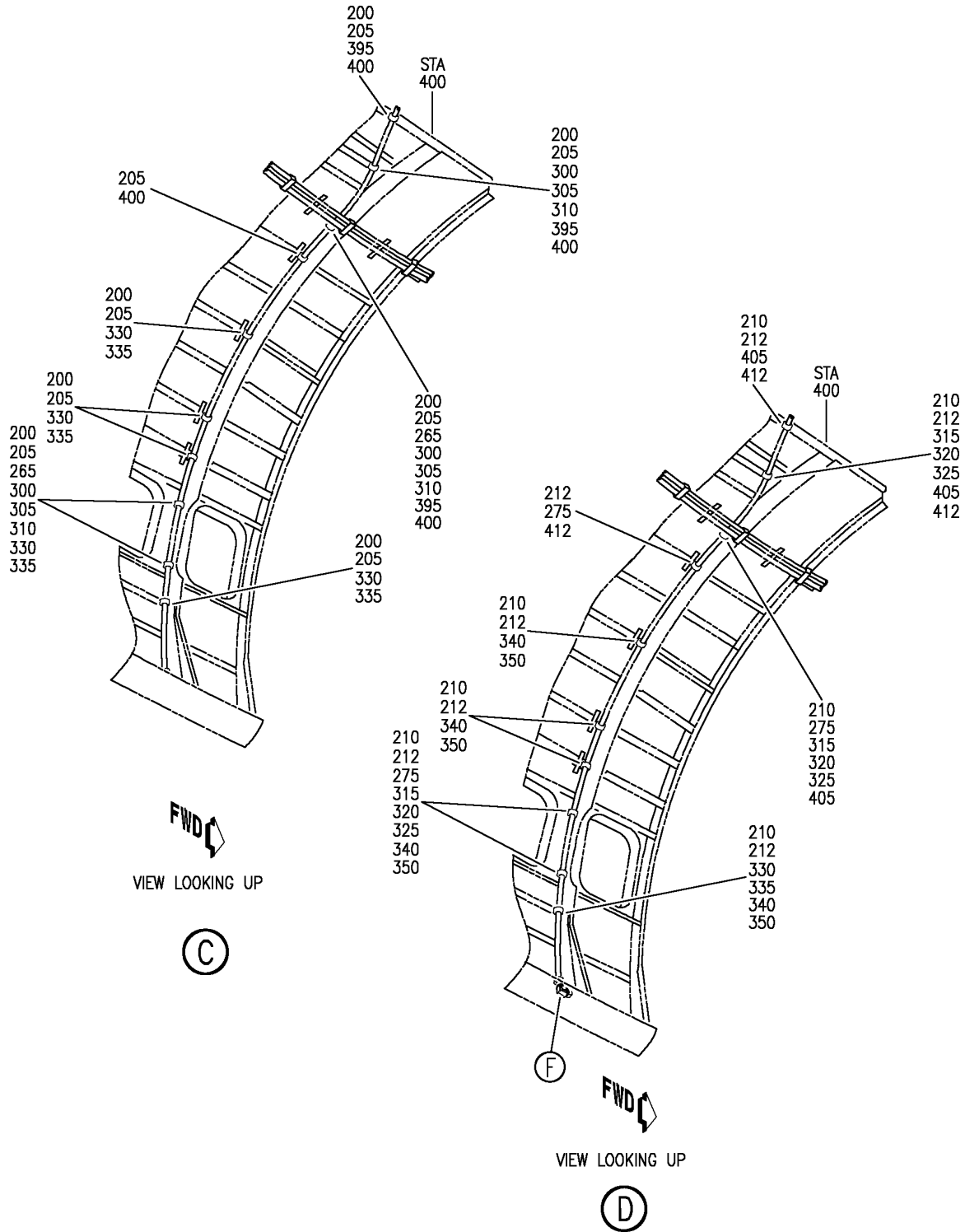
WIRE BUNDLE INSTL-L PASS. SIDEWALL
FIGURE 13A (SHEET 2)

25-20-51-13A

HAP
OCT 10/06

25-20-51-13A
PAGE 0A

BOEING
737-600/700/800/900
PARTS CATALOG (MAINTENANCE)



E 25205113A SHT 3 REV 071

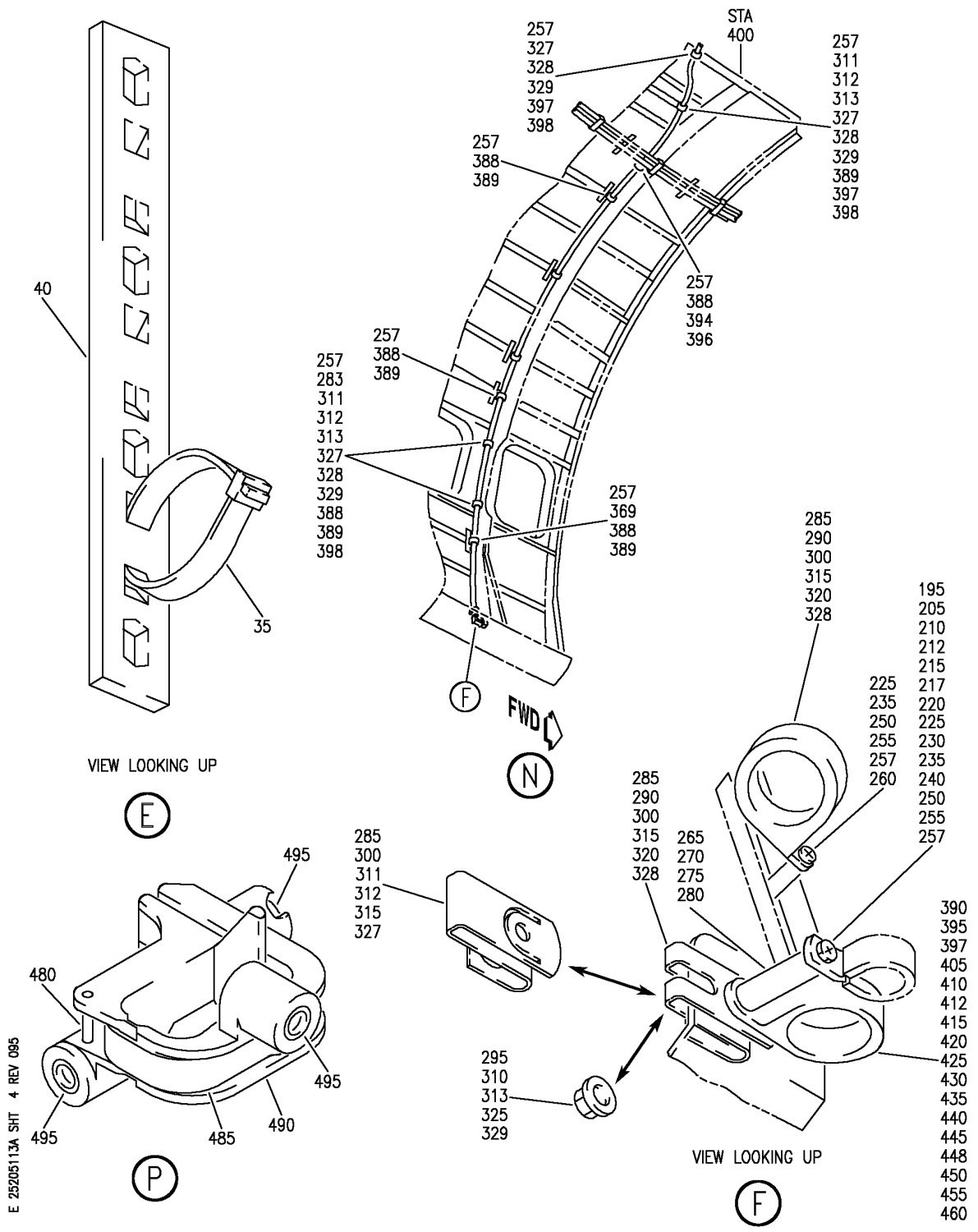
WIRE BUNDLE INSTL-L PASS. SIDEWALL
 FIGURE 13A (SHEET 3)

25-20-51-13A

HAP
 OCT 10/06

25-20-51-13A
 PAGE 0B

BOEING
 737-600/700/800/900
 PARTS CATALOG (MAINTENANCE)



WIRE BUNDLE INSTL-L PASS. SIDEWALL
 FIGURE 13A (SHEET 4)

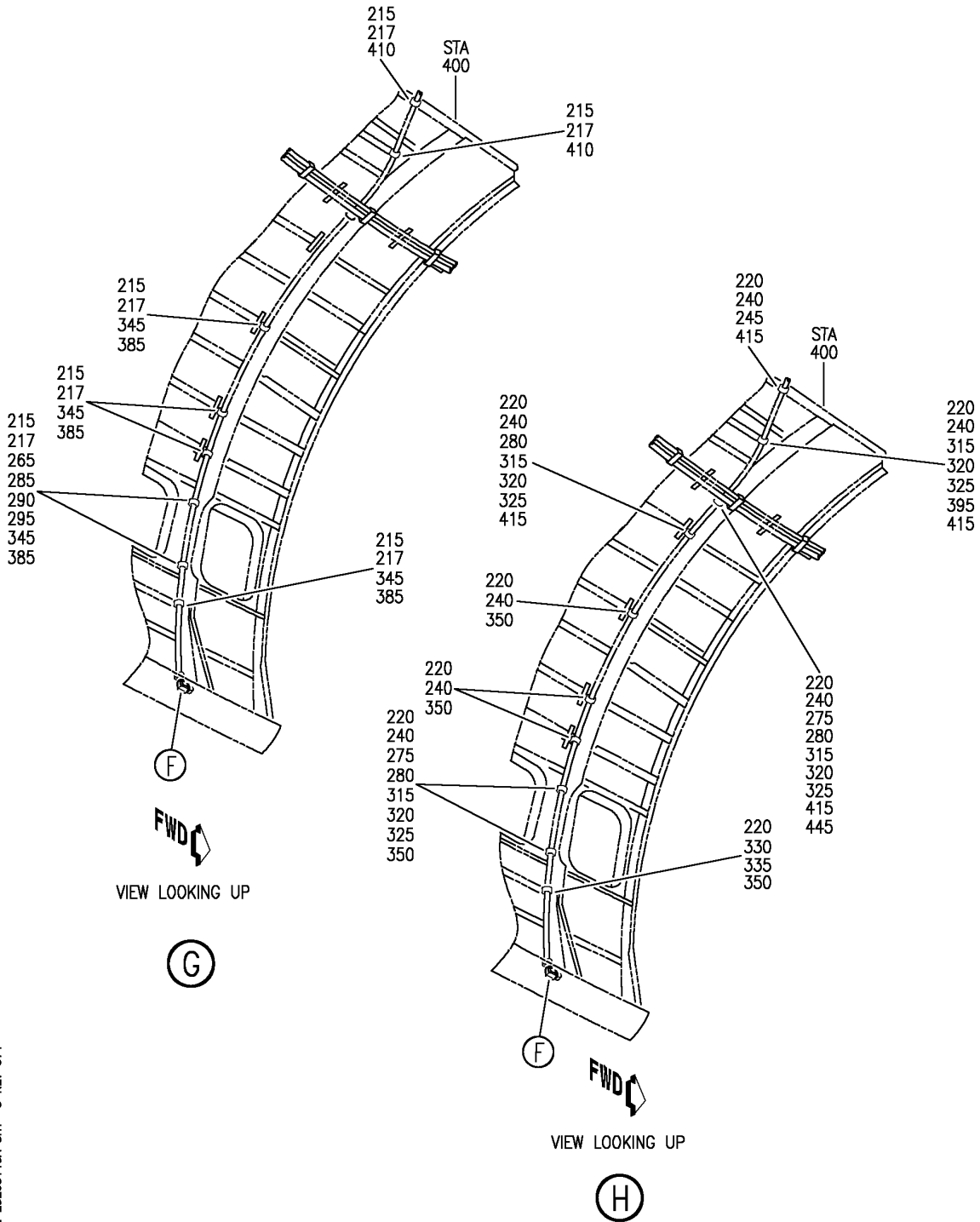
25-20-51-13A

HAP
 OCT 10/06

25-20-51-13A
 PAGE 0C

BOEING PROPRIETARY - Copyright © - Unpublished Work - See title page for details.

BOEING
737-600/700/800/900
PARTS CATALOG (MAINTENANCE)



E 25205113A SHT 5 REV 071

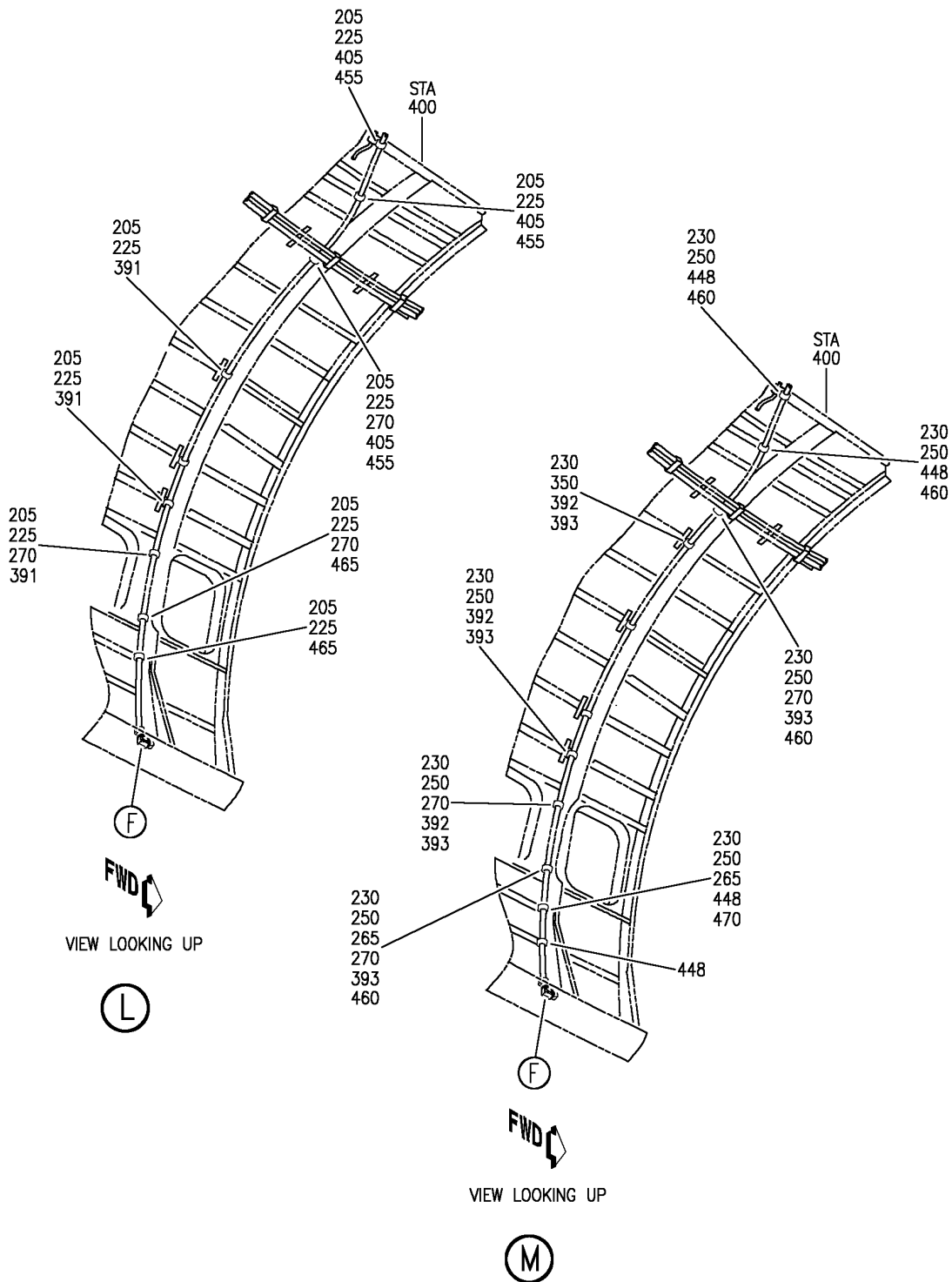
WIRE BUNDLE INSTL-L PASS. SIDEWALL
 FIGURE 13A (SHEET 5)

25-20-51-13A

HAP
 OCT 10/06

25-20-51-13A
 PAGE 0D

BOEING
737-600/700/800/900
PARTS CATALOG (MAINTENANCE)



E 25205113A SHT 7 REV 07B

WIRE BUNDLE INSTL-L PASS. SIDEWALL
 FIGURE 13A (SHEET 7)

25-20-51-13A

HAP
 OCT 10/06

25-20-51-13A
 PAGE OF

BOEING
737-600/700/800/900
PARTS CATALOG (MAINTENANCE)

FIG ITEM	PART NUMBER	1 2 3 4 5 6 7	NOMENCLATURE	EFFECT FROM TO	UNITS PER ASSY
13A			WIRE BUNDLE INSTL-L PASS. SIDEWALL	001007 012030	
- 2	288A4311-3		WIRE BUNDLE INSTL-PASS. SIDEWALL POSITION DATA: STA 277 TO STA 540 L FOR NHA SEE: 25-20-00-11B	001007	RF
- 2	288A4311-78		WIRE BUNDLE INSTL-PASS. SIDEWALL POSITION DATA: STA 277 TO STA 540 L FOR NHA SEE: 25-20-00-11B	012019	RF
- 3	288A4311-161		WIRE BUNDLE INSTL-PASS. SIDEWALL POSITION DATA: STA 277 TO STA 540 L FOR NHA SEE: 25-20-00-11B	020030	RF
35	BACS38K		.STRAP- SIZE DETERMINED ON INSTL.	001007 012030	AR
40	MTP4SE10		.PLATE-TIE SUPPLIER CODE: V06383	001007 012030	AR
- 120	411N4026-3		.WASHER ASSY	001007 012019	50
- 125	411N4026-3		.WASHER ASSY	020030	80
- 130	411A4902-6		.CLIP ASSY	001007 012030	20
- 135	MS16562-194		..PIN	001007 012030	1
- 140	411A4902-8		..CLIP	001007 012030	1
- 145	411A4902-3		..BODY ASSY	001007 012030	1
- 150	H02030-2L		...INSERT- SUPPLIER CODE: V07EU2	001007 012030	2
220	BACS12GU3K		.SCREW- SIZE DETERMINED ON INSTL.	012030	11
275	NAS42DD6FC		.SPACER- SIZE DETERMINED ON INSTL.	012030	4

MISSING ITEM NUMBERS NOT APPLICABLE

- ITEM NOT ILLUSTRATED

HAP

25-20-51-13A

BOEING PROPRIETARY - Copyright © - Unpublished Work - See title page for details.

25-20-51
FIG. 13A
PAGE 1
FEB 10/07

BOEING
737-600/700/800/900
PARTS CATALOG (MAINTENANCE)

FIG ITEM	PART NUMBER	1 2 3 4 5 6 7	NOMENCLATURE	EFFECT FROM TO	UNITS PER ASSY
13A 315	130069		.NUT- SUPPLIER CODE: V60119 SPECIFICATION NUMBER: BACN10FX16 OPTIONAL PART: A11330-6-3 V72962 A4972-6-02 V72962 BACN10YD1 BACN10YR3CD	012030	5
320	BRC600-8-3		.NUT- SUPPLIER CODE: V52828 SPECIFICATION NUMBER: BACN10YD1 OPTIONAL PART: 130120 V60119 BACN10FX16 BACN10YR3CD	012030	5
325	PLH53CD		.NUT- SUPPLIER CODE: VF0224 SPECIFICATION NUMBER: BACN10YR3CD OPTIONAL PART: H52732-3CD V15653 BACN10FX16 BACN10YD1	012030	5
350	JM44LC13WSR		.CLAMP- SUPPLIER CODE: V22175 SPECIFICATION NUMBER: BACC10GE OPTIONAL PART: S369WH V18076 TA12C32WS V84971 SIZE DETERMINED ON INSTL.	012030	6
415	TA027016-17		.CLAMP- SUPPLIER CODE: V84971	012030	AR

MISSING ITEM NUMBERS NOT APPLICABLE

— ITEM NOT ILLUSTRATED

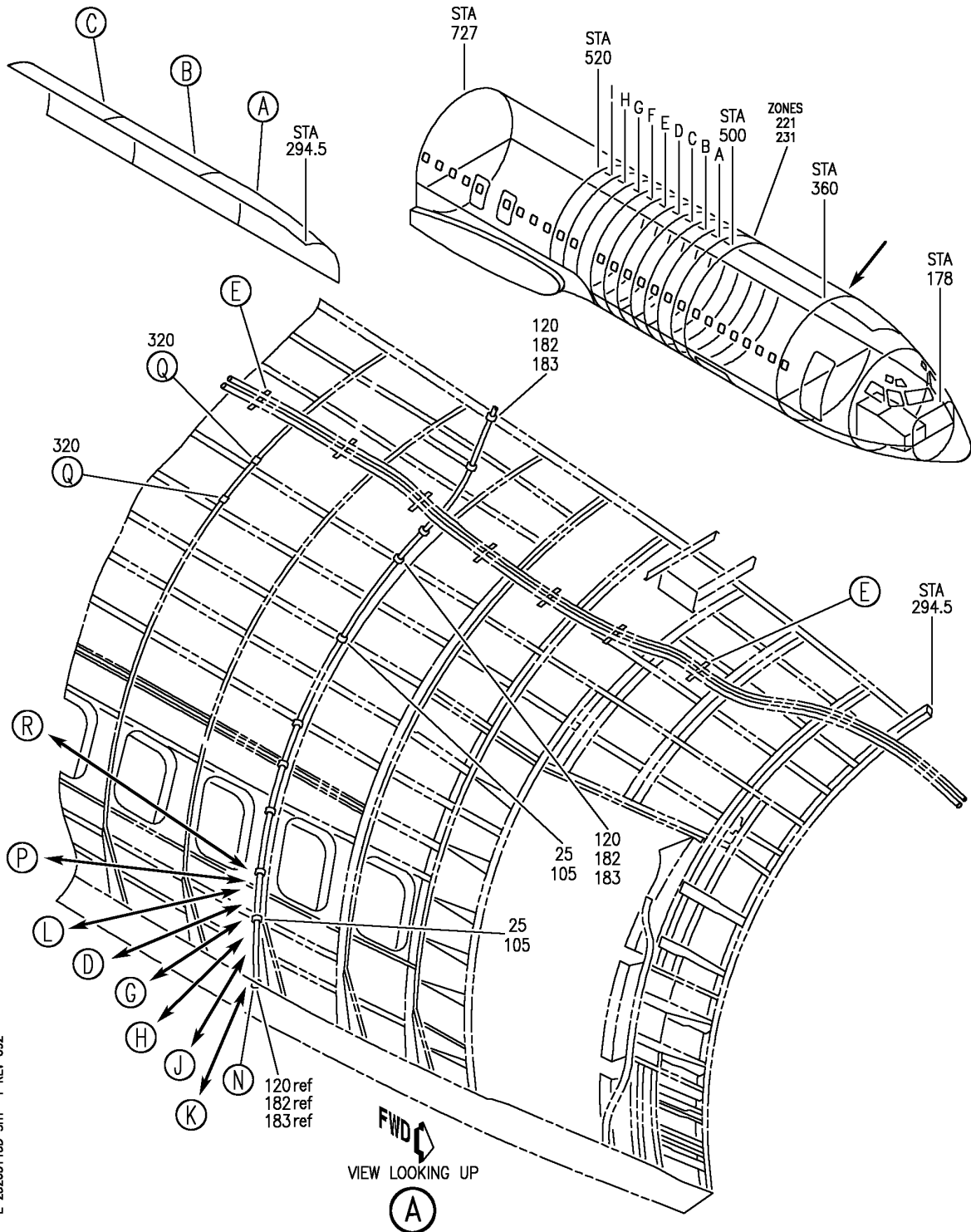
HAP

25-20-51-13A

BOEING PROPRIETARY - Copyright © - Unpublished Work - See title page for details.

25-20-51
FIG. 13A
PAGE 2
FEB 15/09

BOEING
 737-600/700/800/900
 PARTS CATALOG (MAINTENANCE)



E 25205113D SHT 1 REV 092

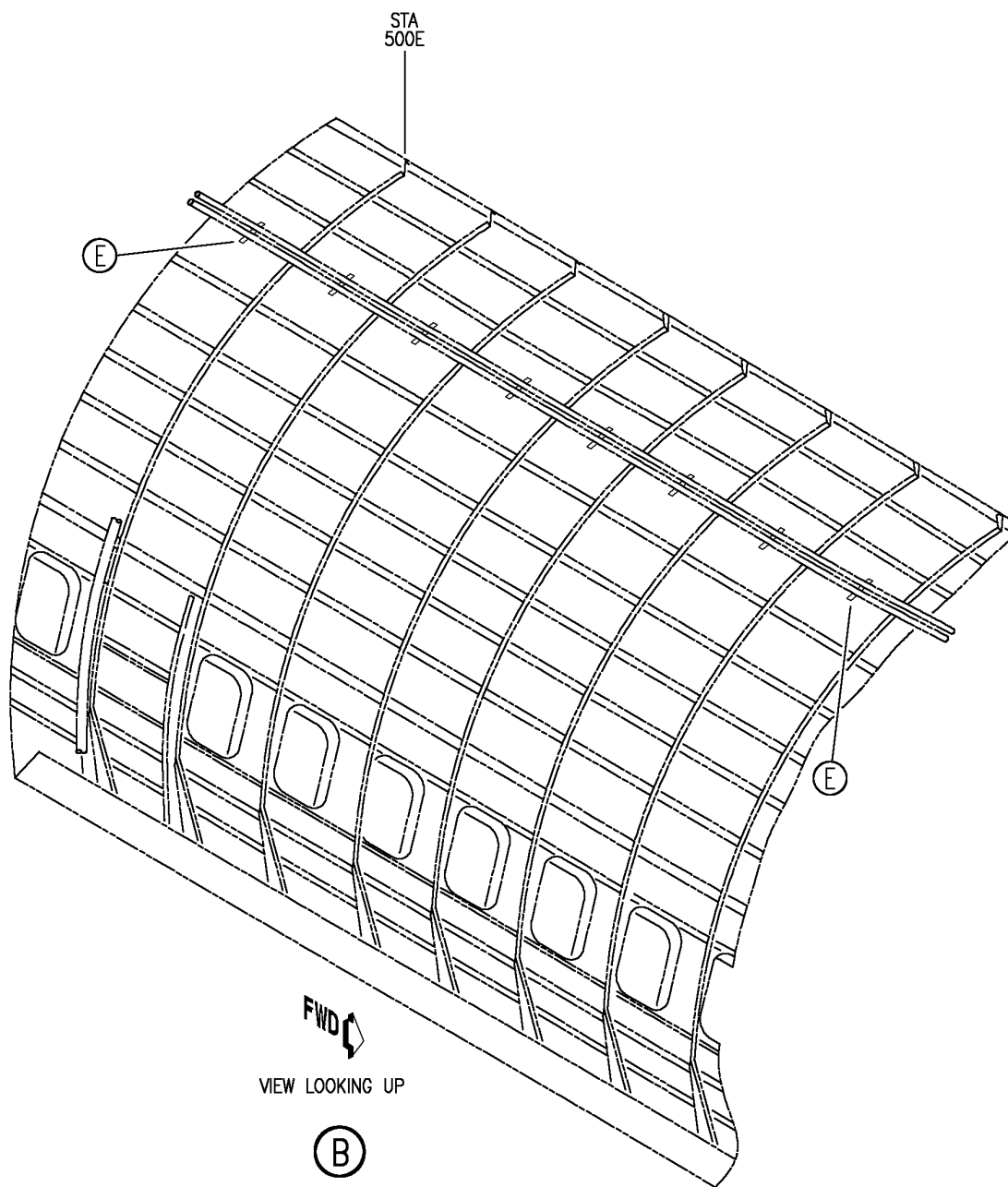
WIRE BUNDLE INSTL-L PASS. SIDEWALL
 FIGURE 13D (SHEET 1)

25-20-51-13D

HAP
 OCT 10/06

25-20-51-13D
 PAGE 0

BOEING
737-600/700/800/900
PARTS CATALOG (MAINTENANCE)



E 2520513D SHT 2 REV 070

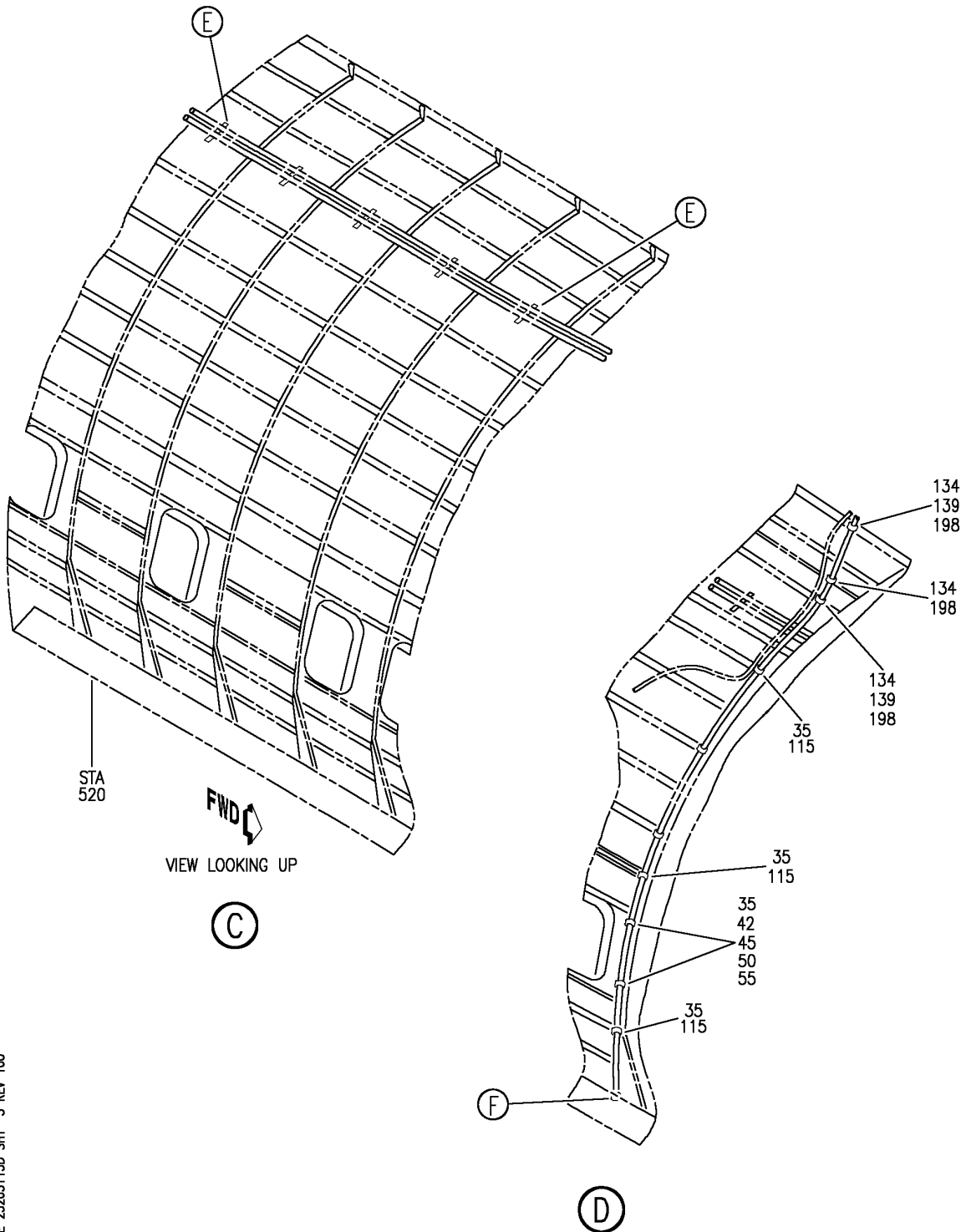
WIRE BUNDLE INSTL-L PASS. SIDEWALL
FIGURE 13D (SHEET 2)

25-20-51-13D

HAP
OCT 10/06

25-20-51-13D
PAGE 0A

BOEING
 737-600/700/800/900
 PARTS CATALOG (MAINTENANCE)



E 25205113D SHT 3 REV 100

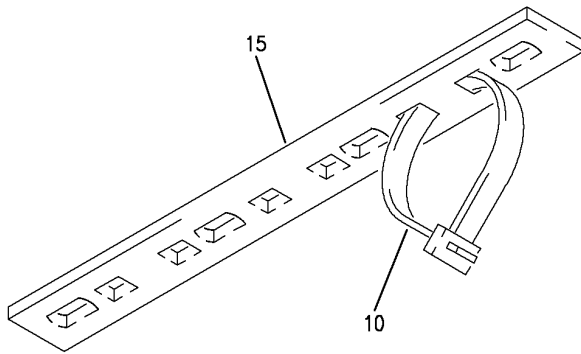
WIRE BUNDLE INSTL-L PASS. SIDEWALL
 FIGURE 13D (SHEET 3)

25-20-51-13D

HAP
 OCT 10/06

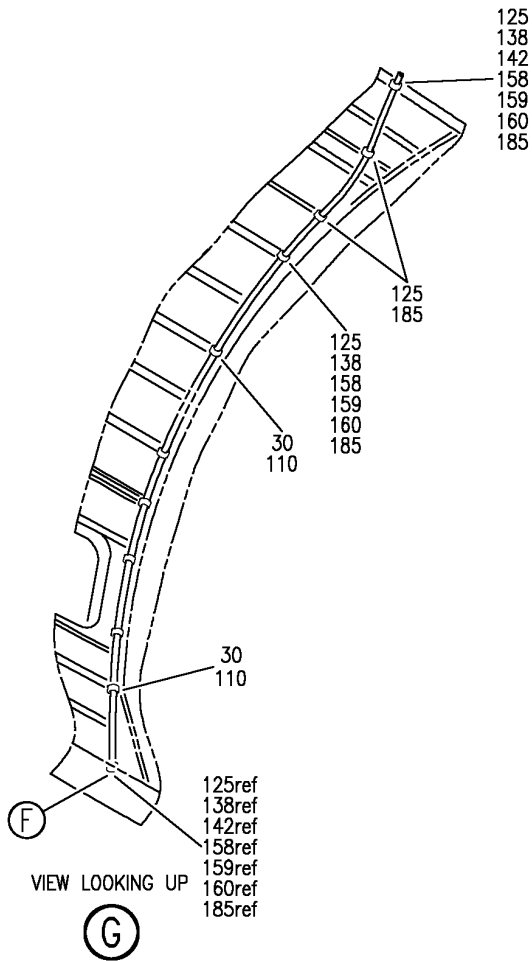
25-20-51-13D
 PAGE 0B

BOEING
 737-600/700/800/900
 PARTS CATALOG (MAINTENANCE)



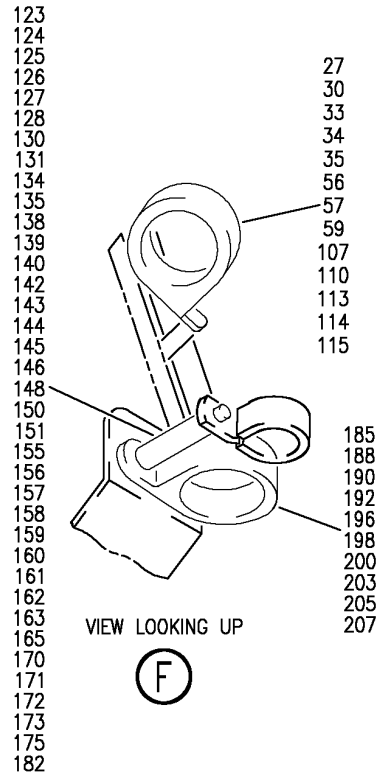
VIEW LOOKING UP

(E)



VIEW LOOKING UP

(G)



VIEW LOOKING UP

(F)

E 25205113D SHT 4 REV 100

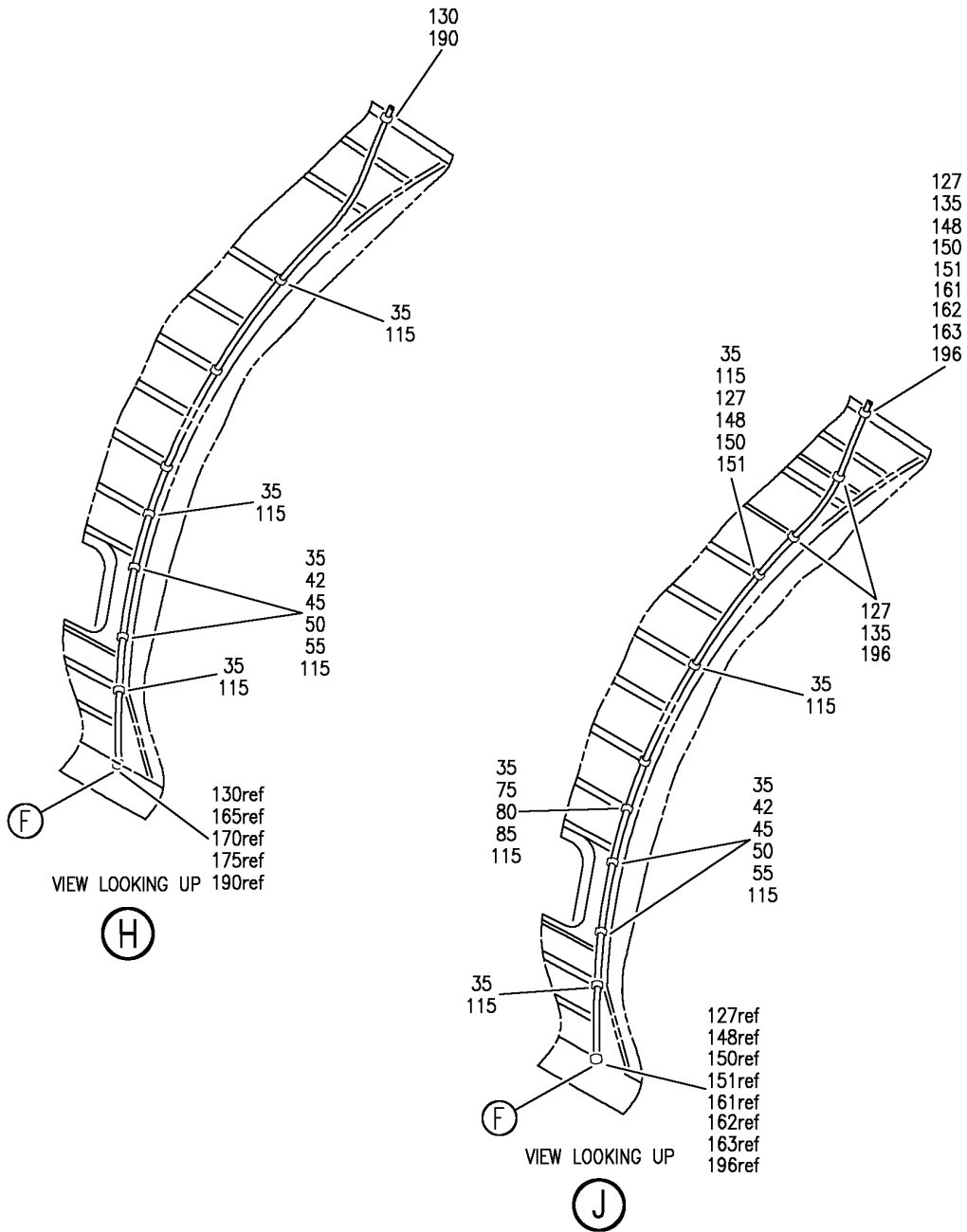
WIRE BUNDLE INSTL-L PASS. SIDEWALL
 FIGURE 13D (SHEET 4)

25-20-51-13D

HAP
 OCT 10/06

25-20-51-13D
 PAGE 0C

BOEING
 737-600/700/800/900
 PARTS CATALOG (MAINTENANCE)



E 25205113D SHT 5 REV 100

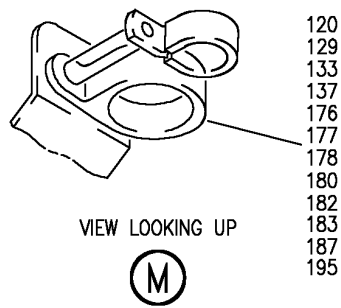
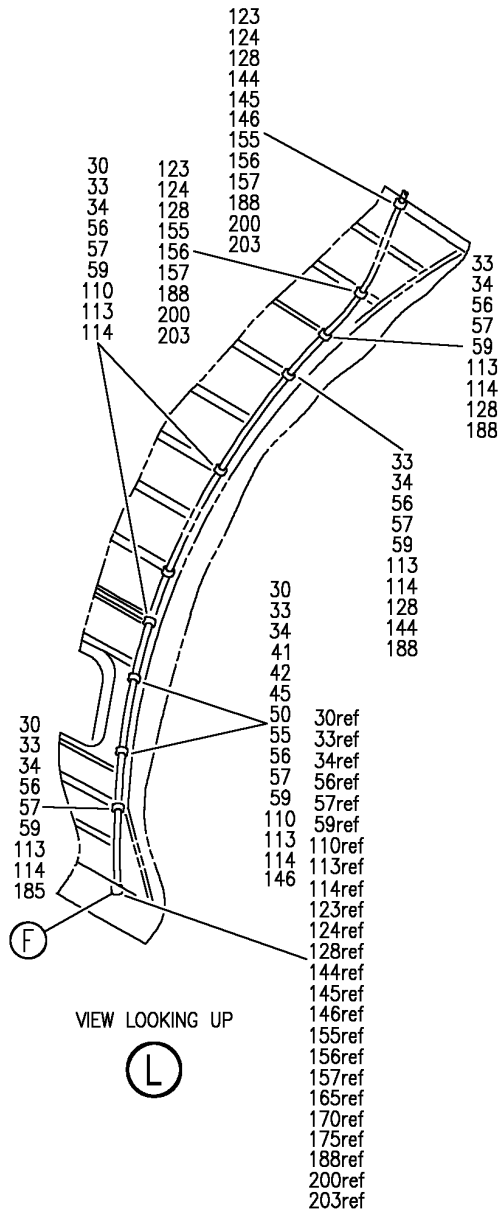
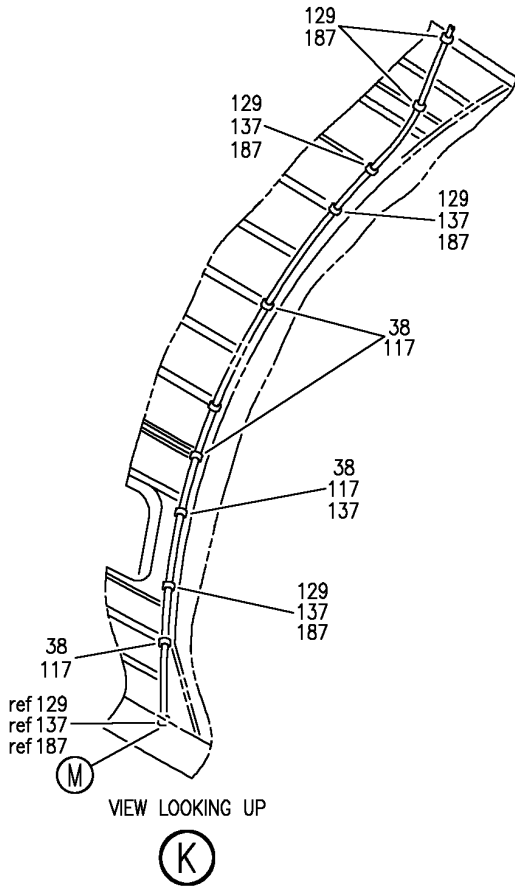
WIRE BUNDLE INSTL-L PASS. SIDEWALL
 FIGURE 13D (SHEET 5)

25-20-51-13D

HAP
 OCT 10/06

25-20-51-13D
 PAGE 0D

BOEING
737-600/700/800/900
PARTS CATALOG (MAINTENANCE)



E 25205113D SHT 6 REV 092

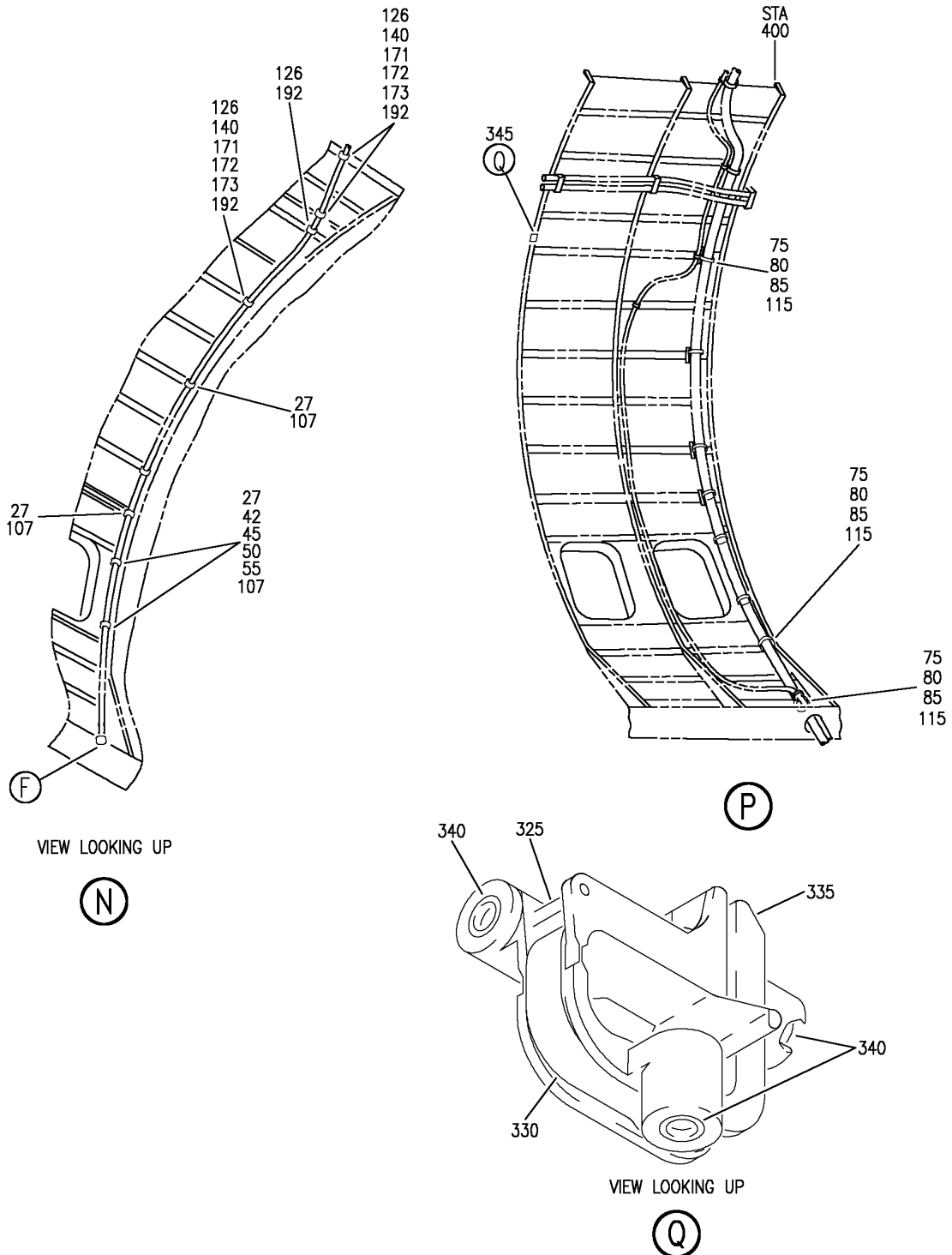
WIRE BUNDLE INSTL-L PASS. SIDEWALL
FIGURE 13D (SHEET 6)

25-20-51-13D

HAP
OCT 10/06

25-20-51-13D
PAGE 0E

BOEING
 737-600/700/800/900
 PARTS CATALOG (MAINTENANCE)



VIEW LOOKING UP

VIEW LOOKING UP

WIRE BUNDLE INSTL-L PASS. SIDEWALL
 FIGURE 13D (SHEET 7)

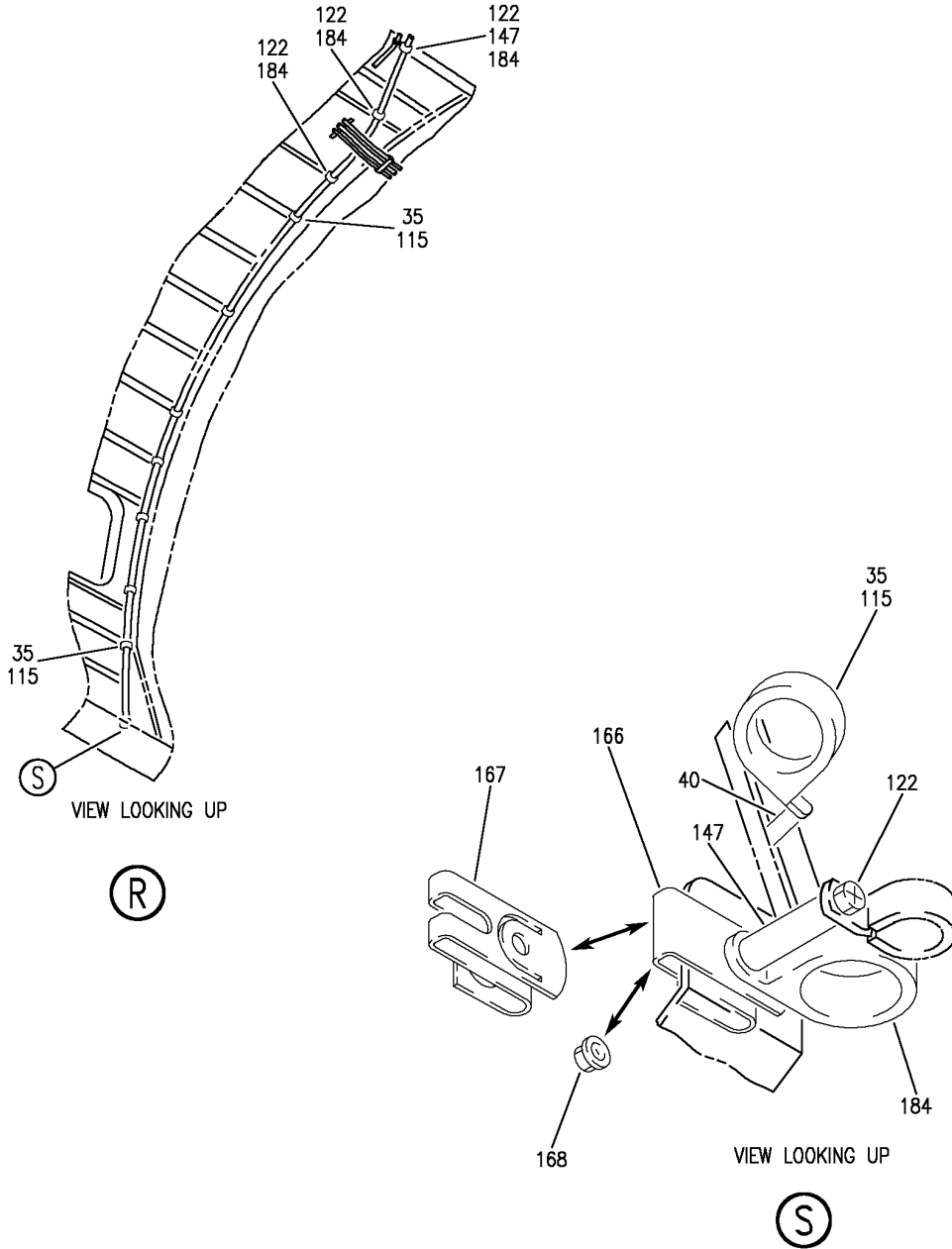
25-20-51-13D

HAP
 OCT 10/06

25-20-51-13D
 PAGE OF

E 25205113D SHT 7 REV 100

BOEING
 737-600/700/800/900
 PARTS CATALOG (MAINTENANCE)



E 25205113D SHT 8 REV 100

WIRE BUNDLE INSTL-L PASS. SIDEWALL
 FIGURE 13D (SHEET 8)

25-20-51-13D

HAP
 OCT 10/06

25-20-51-13D
 PAGE 06

BOEING
737-600/700/800/900
PARTS CATALOG (MAINTENANCE)

FIG ITEM	PART NUMBER	1 2 3 4 5 6 7	NOMENCLATURE	EFFECT FROM TO	UNITS PER ASSY
13D			WIRE BUNDLE INSTL-L PASS. SIDEWALL	008011	
- 1	288A4311-59		WIRE BUNDLE INSTL-PASS. SIDEWALL POSITION DATA: STA 277 TO STA 540 L FOR NHA SEE: 25-20-00-11B	008011	RF
10	BACS38K		.STRAP- SIZE DETERMINED ON INSTL.	008011	AR
15	MTP4SE10		.PLATE-TIE SUPPLIER CODE: V06383	008011	AR
25	BACS12GU3K		.SCREW- SIZE DETERMINED ON INSTL.	008011	6
105	JM44LC13WSR		.CLAMP- SUPPLIER CODE: V22175 SPECIFICATION NUMBER: BACC10GE OPTIONAL PART: S369WH V18076 TA12C32WS V84971 SIZE DETERMINED ON INSTL.	008011	6
127	BACS12GU3K		.SCREW- SIZE DETERMINED ON INSTL.	008011	AR
142	NAS42DD6FC		.SPACER- SIZE DETERMINED ON INSTL.	008011	2
158	130069		.NUT- SUPPLIER CODE: V60119 SPECIFICATION NUMBER: BACN10FX16 OPTIONAL PART: A11330-6-3 V72962 A4972-6-02 V72962 BACN10YD1 BACN10YR3CD	008011	AR

MISSING ITEM NUMBERS NOT APPLICABLE

- ITEM NOT ILLUSTRATED

HAP

25-20-51-13D

BOEING PROPRIETARY - Copyright © - Unpublished Work - See title page for details.

25-20-51
FIG. 13D
PAGE 1
FEB 15/09

BOEING
737-600/700/800/900
PARTS CATALOG (MAINTENANCE)

FIG ITEM	PART NUMBER	1 2 3 4 5 6 7	NOMENCLATURE	EFFECT FROM TO	UNITS PER ASSY
13D 159	BRC600-8-3	.NUT-	SUPPLIER CODE: V52828 SPECIFICATION NUMBER: BACN10YD1 OPTIONAL PART: 130120 V60119 BACN10FX16 BACN10YR3CD	008011	AR
160	PLH53CD	.NUT-	SUPPLIER CODE: VF0224 SPECIFICATION NUMBER: BACN10YR3CD OPTIONAL PART: H52732-3CD V15653 BACN10FX16 BACN10YD1	008011	AR
182	TA027016-17	.CLAMP-	SUPPLIER CODE: V84971	008011	AR
183	TA027016-17	.CLAMP-	SUPPLIER CODE: V84971	008011	AR
- 217	411N4026-3	.WASHER ASSY		008011	50
- 220	411A4902-6	.CLIP ASSY		008011	20
- 225	MS16562-194	..PIN		008011	1
- 230	411A4902-8	..CLIP		008011	1
- 235	411A4902-3	..BODY ASSY		008011	1
- 240	H02030-2L	...INSERT-	SUPPLIER CODE: V07EU2	008011	2

MISSING ITEM NUMBERS NOT APPLICABLE

- ITEM NOT ILLUSTRATED

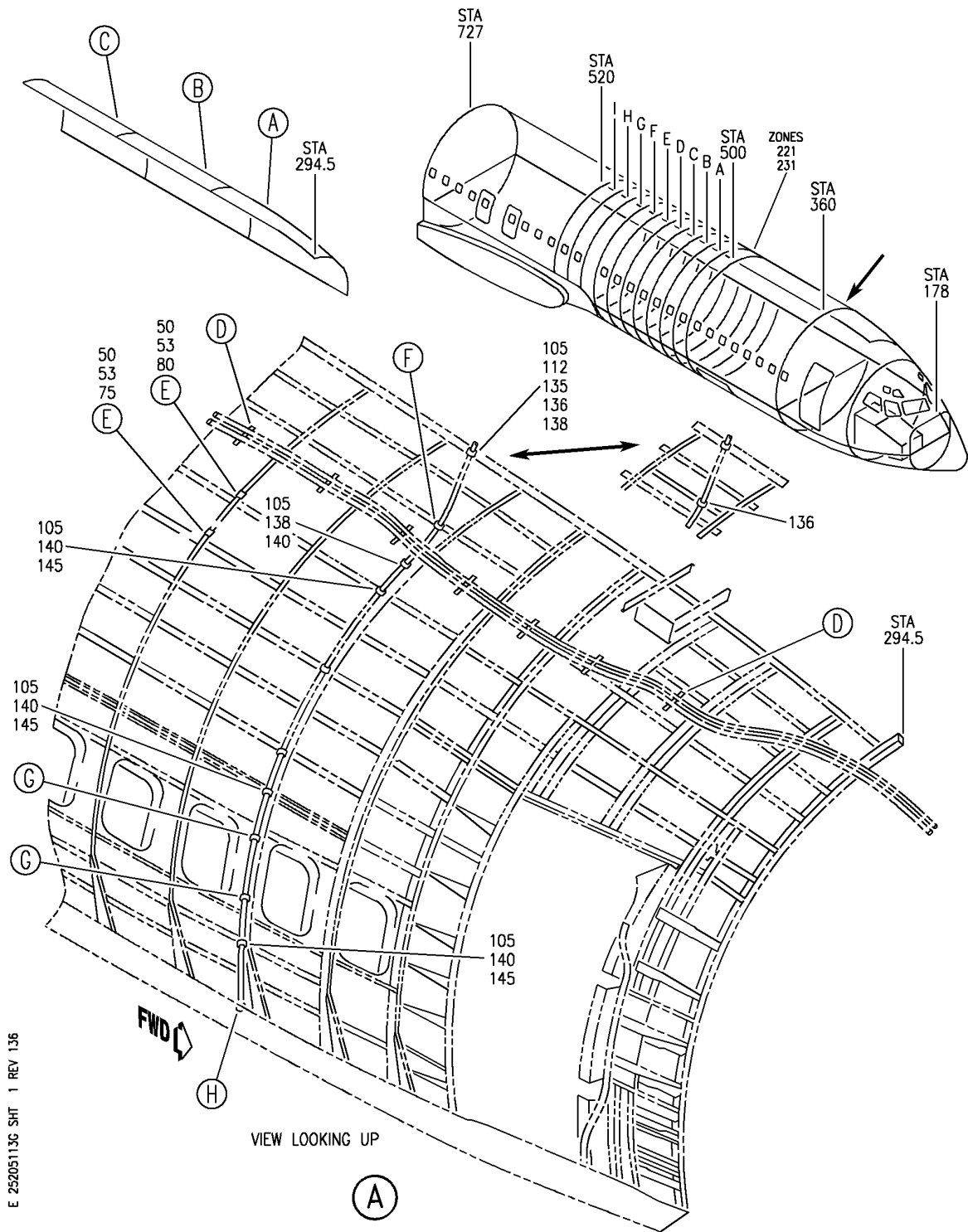
HAP

25-20-51-13D

BOEING PROPRIETARY - Copyright © - Unpublished Work - See title page for details.

25-20-51
FIG. 13D
PAGE 2
FEB 15/09

BOEING
737-600/700/800/900
PARTS CATALOG (MAINTENANCE)



E 25205113G SHT 1 REV 136

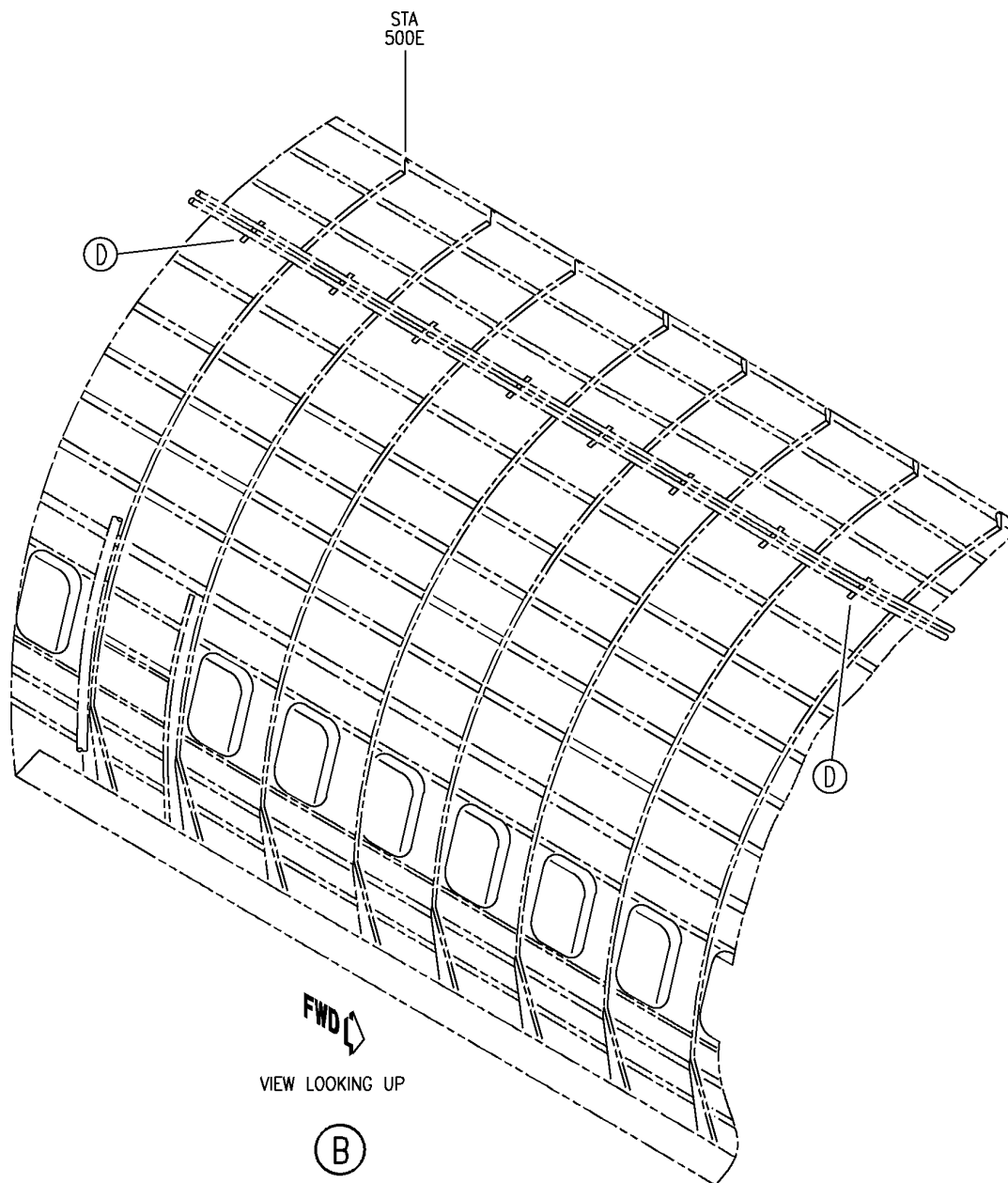
WIRE BUNDLE INSTL-L PASS. SIDEWALL
 FIGURE 13G (SHEET 1)

25-20-51-13G

HAP
 JUN 15/08

25-20-51-13G
 PAGE 0

BOEING
737-600/700/800/900
PARTS CATALOG (MAINTENANCE)



E 25205113G SHT 2 REV 124

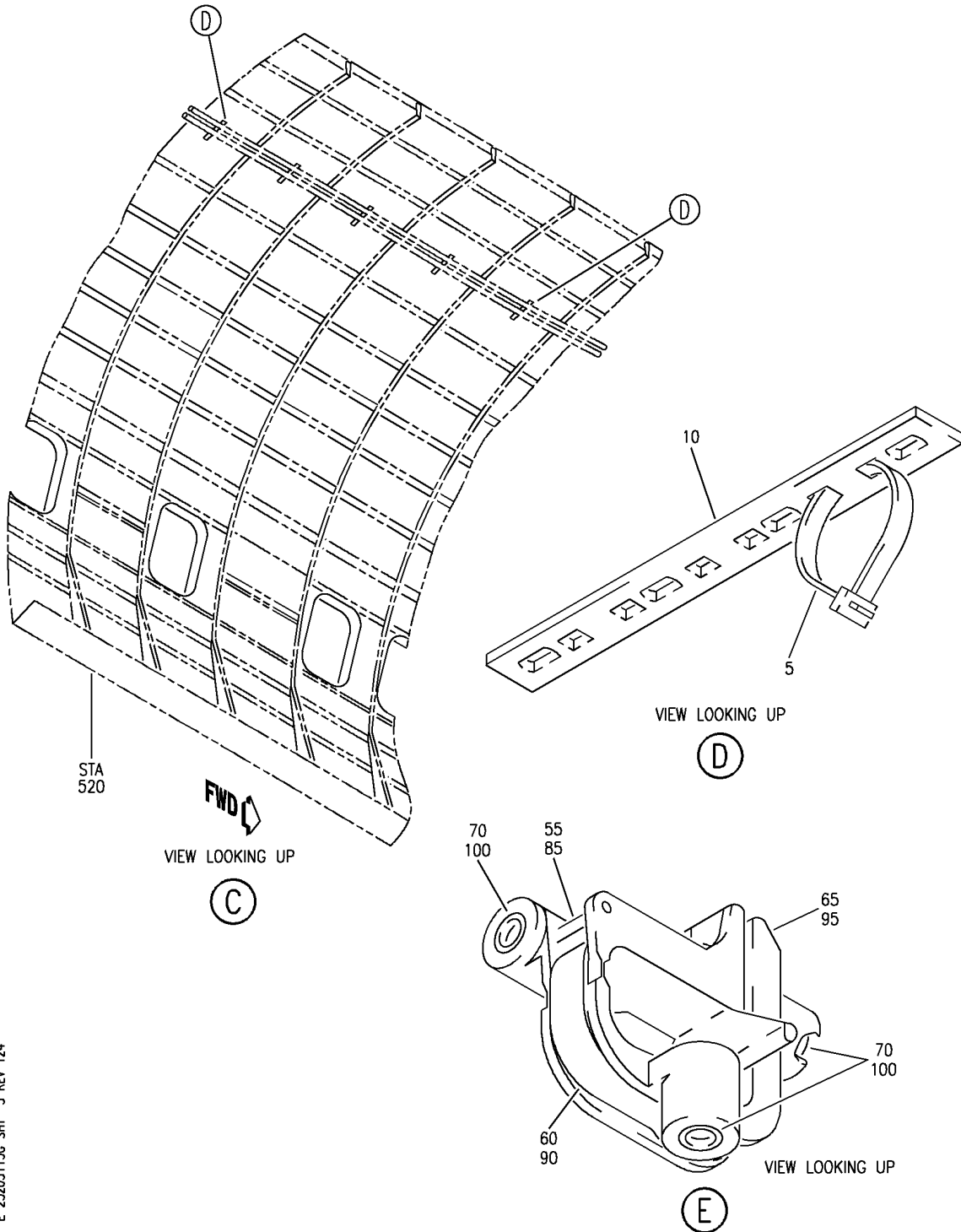
WIRE BUNDLE INSTL-L PASS. SIDEWALL
FIGURE 13G (SHEET 2)

25-20-51-13G

HAP
JUN 15/08

25-20-51-13G
PAGE 0A

BOEING
 737-600/700/800/900
 PARTS CATALOG (MAINTENANCE)



E 25205113G SHT 3 REV 124

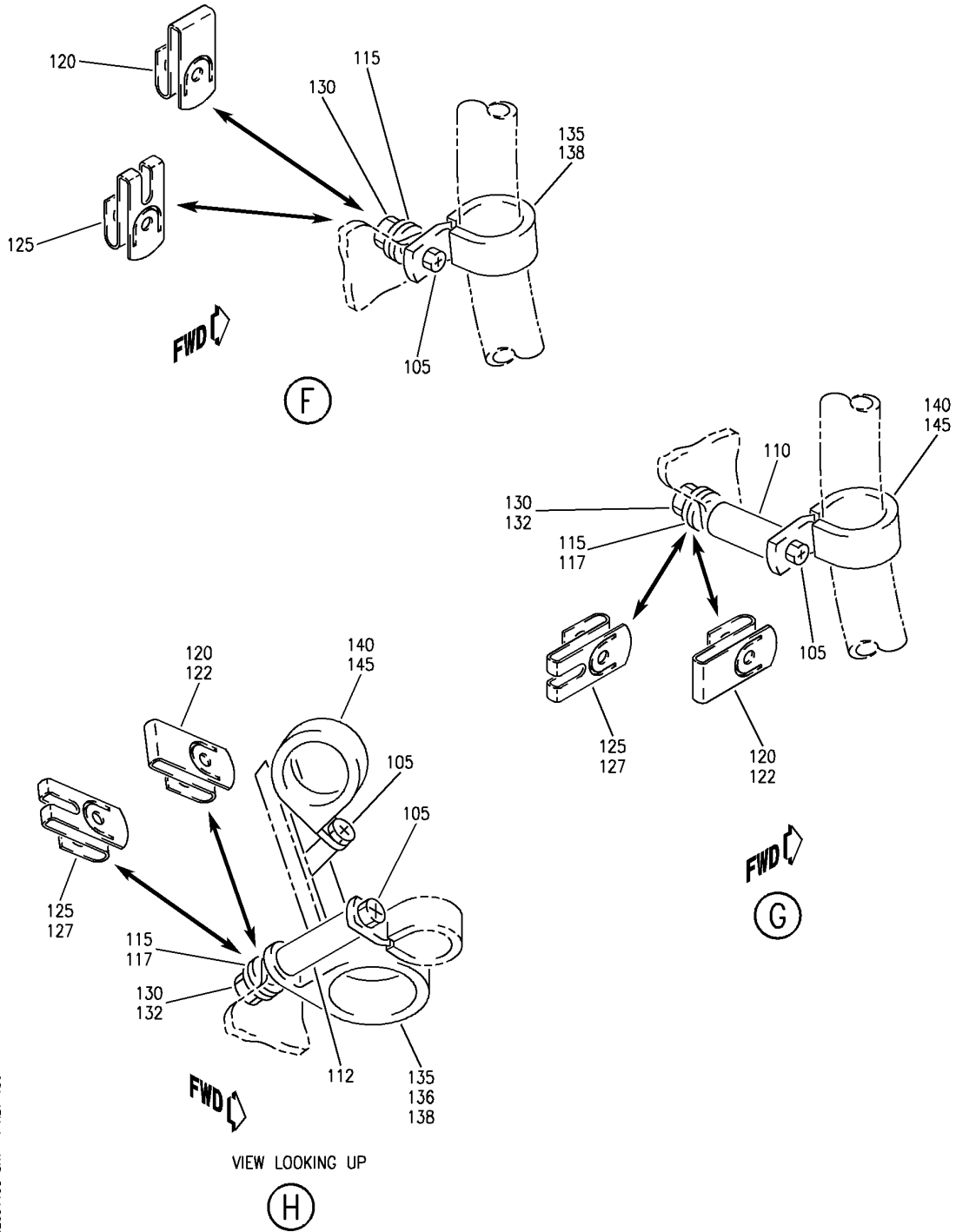
WIRE BUNDLE INSTL-L PASS. SIDEWALL
 FIGURE 13G (SHEET 3)

25-20-51-13G

HAP
 JUN 15/08

25-20-51-13G
 PAGE 0B

BOEING
 737-600/700/800/900
 PARTS CATALOG (MAINTENANCE)



E 25205113G SHT 4 REV 136

WIRE BUNDLE INSTL-L PASS. SIDEWALL
 FIGURE 13G (SHEET 4)

25-20-51-13G

HAP
 JUN 15/08

25-20-51-13G
 PAGE 0C

BOEING
737-600/700/800/900
PARTS CATALOG (MAINTENANCE)

FIG ITEM	PART NUMBER	1 2 3 4 5 6 7	NOMENCLATURE	EFFECT FROM TO	UNITS PER ASSY
13G			WIRE BUNDLE INSTL-L PASS. SIDEWALL	037100	
- 2	MODREF319484		WIRE BUNDLE INSTL-PASS. SIDEWALL MODULE NUMBER: 288A4311-513 REV A POSITION DATA: STA 277 TO STA 540 L	037047 054100	1
- 3	MODREF397200		WIRE BUNDLE INSTL-PASS. SIDEWALL MODULE NUMBER: 288A4311-513 REV B POSITION DATA: STA 277 TO STA 540 L	048053	1
5	BACS38K		.STRAP- SIZE DETERMINED ON INSTL.	037100	AR
10	MTP4SE10		.PLATE-TIE SUPPLIER CODE: V06383	037100	AR
- 15	411N4026-3		.WASHER ASSY	037100	AR
- 25	411A4902-6		.CLIP ASSY	037100	AR
- 30	MS16562-194		..PIN	037100	1
- 35	411A4902-8		..CLIP	037100	1
- 40	411A4902-3		..BODY ASSY	037100	1
- 45	H02030-2L		...INSERT- SUPPLIER CODE: V07EU2	037100	2
105	BACS12GU3K		.SCREW- SIZE DETERMINED ON INSTL.	037100	12
110	NAS42DD6-32FC		.SPACER	037100	2
112	NAS42DD6FC		.SPACER	037100	2
115	NAS1149D0332J		.WASHER- QUALIFIED OPTIONAL DATA: BACN10FX16 OPTIONAL TO BACN10YD1, BACN10FX16 IS PREFERRED FOR EDGE MARGINS LESS THAN .38. OPTIONAL: BACN10YR3CD AND NAS1149D0332J.	048053	4
117	NAS1149D0332J		.WASHER- QUALIFIED OPTIONAL DATA: BACN10FX16 OPTIONAL TO BACN10YD1, BACN10FX16 IS PREFERRED FOR EDGE MARGINS LESS THAN .38. OPTIONAL: BACN10YR3CD AND NAS1149D0332J.	037047 054100	3

MISSING ITEM NUMBERS NOT APPLICABLE

- ITEM NOT ILLUSTRATED

HAP

25-20-51-13G

BOEING PROPRIETARY - Copyright © - Unpublished Work - See title page for details.

25-20-51
FIG. 13G
PAGE 1
FEB 15/09

BOEING
737-600/700/800/900
PARTS CATALOG (MAINTENANCE)

FIG ITEM	PART NUMBER	1 2 3 4 5 6 7	NOMENCLATURE	EFFECT FROM TO	UNITS PER ASSY
13G 120	130069		.NUT- SUPPLIER CODE: V60119 SPECIFICATION NUMBER: BACN10FX16 OPTIONAL PART: A11330-6-3 V72962 A4972-6-02 V72962 QUALIFIED OPTIONAL DATA: BACN10FX16 OPTIONAL TO BACN10YD1, BACN10FX16 IS PREFERRED FOR EDGE MARGINS LESS THAN .38. OPTIONAL: BACN10YR3CD AND NAS1149D0332J.	048053	4
122	130069		.NUT- SUPPLIER CODE: V60119 SPECIFICATION NUMBER: BACN10FX16 OPTIONAL PART: A11330-6-3 V72962 A4972-6-02 V72962 QUALIFIED OPTIONAL DATA: BACN10FX16 OPTIONAL TO BACN10YD1, BACN10FX16 IS PREFERRED FOR EDGE MARGINS LESS THAN .38. OPTIONAL: BACN10YR3CD AND NAS1149D0332J.	037047 054100	3
125	BRC600-8-3		.NUT- SUPPLIER CODE: V52828 SPECIFICATION NUMBER: BACN10YD1 OPTIONAL PART: 130120 V60119 QUALIFIED OPTIONAL DATA: BACN10FX16 OPTIONAL TO BACN10YD1, BACN10FX16 IS PREFERRED FOR EDGE MARGINS LESS THAN .38. OPTIONAL: BACN10YR3CD AND NAS1149D0332J.	048053	4

MISSING ITEM NUMBERS NOT APPLICABLE

— ITEM NOT ILLUSTRATED

HAP

25-20-51-13G

BOEING PROPRIETARY - Copyright © - Unpublished Work - See title page for details.

25-20-51
FIG. 13G
PAGE 2
FEB 15/09

BOEING
737-600/700/800/900
PARTS CATALOG (MAINTENANCE)

FIG ITEM	PART NUMBER	1 2 3 4 5 6 7	NOMENCLATURE	EFFECT FROM TO	UNITS PER ASSY
13G 127	BRC600-8-3	.NUT-	SUPPLIER CODE: V52828 SPECIFICATION NUMBER: BACN10YD1 OPTIONAL PART: 130120 V60119 QUALIFIED OPTIONAL DATA: BACN10FX16 OPTIONAL TO BACN10YD1, BACN10FX16 IS PREFERRED FOR EDGE MARGINS LESS THAN .38. OPTIONAL: BACN10YR3CD AND NAS1149D0332J.	037047 054100	3
130	PLH53CD	.NUT-	SUPPLIER CODE: VF0224 SPECIFICATION NUMBER: BACN10YR3CD OPTIONAL PART: H52732-3CD V15653 QUALIFIED OPTIONAL DATA: BACN10FX16 OPTIONAL TO BACN10YD1, BACN10FX16 IS PREFERRED FOR EDGE MARGINS LESS THAN .38. OPTIONAL: BACN10YR3CD AND NAS1149D0332J.	048053	4
132	PLH53CD	.NUT-	SUPPLIER CODE: VF0224 SPECIFICATION NUMBER: BACN10YR3CD OPTIONAL PART: H52732-3CD V15653 QUALIFIED OPTIONAL DATA: BACN10FX16 OPTIONAL TO BACN10YD1, BACN10FX16 IS PREFERRED FOR EDGE MARGINS LESS THAN .38. OPTIONAL: BACN10YR3CD AND NAS1149D0332J.	037047 054100	3
135	TA027016-17	.CLAMP-	SUPPLIER CODE: V84971	037047 054100	AR

MISSING ITEM NUMBERS NOT APPLICABLE

— ITEM NOT ILLUSTRATED

HAP

25-20-51-13G

BOEING PROPRIETARY - Copyright © - Unpublished Work - See title page for details.

25-20-51
FIG. 13G
PAGE 3
FEB 15/09

 **BOEING**
737-600/700/800/900
PARTS CATALOG (MAINTENANCE)

FIG ITEM	PART NUMBER	1 2 3 4 5 6 7	NOMENCLATURE	EFFECT FROM TO	UNITS PER ASSY
13G 136	TA027016-17		.CLAMP- SUPPLIER CODE: V84971	048053	AR
140	JM44LC13WSR		.CLAMP- SUPPLIER CODE: V22175 SPECIFICATION NUMBER: BACC10GE OPTIONAL PART: S369WH V18076 TA12C32WS V84971 SIZE DETERMINED ON INSTL.	037100	9

MISSING ITEM NUMBERS NOT APPLICABLE

— ITEM NOT ILLUSTRATED

HAP

25-20-51-13G

BOEING PROPRIETARY - Copyright © - Unpublished Work - See title page for details.

25-20-51
FIG. 13G
PAGE 4
FEB 15/09