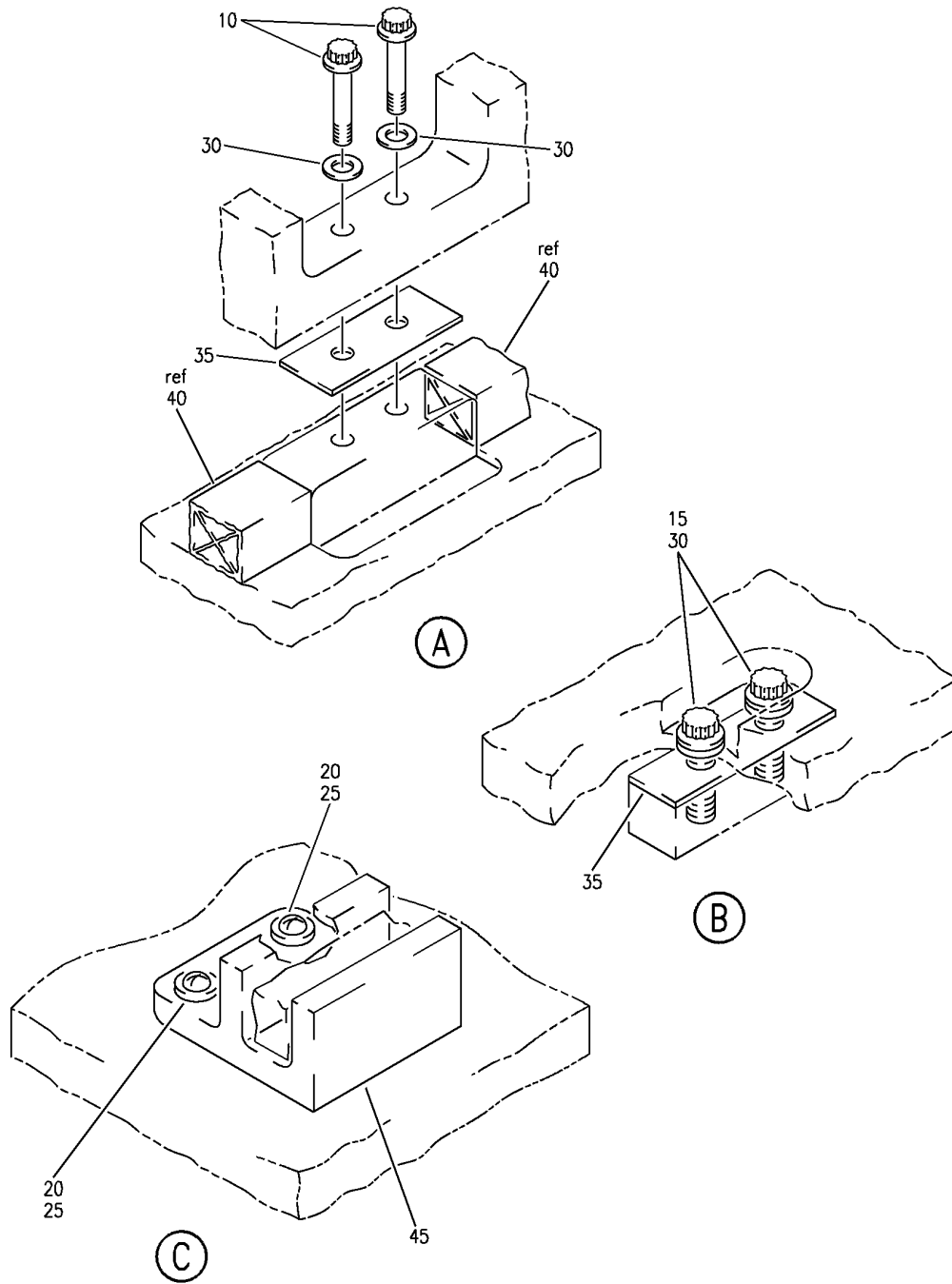


GALLEYS

HAP
OCT 10/06

25-31-00
SECTION TITLE
PAGE 1

BOEING
 737-600/700/800/900
 PARTS CATALOG (MAINTENANCE)



E 2531101B SHT 2 REV 135

GALLEY AND INSERT INSTL NO. 1
 FIGURE 1B (SHEET 2)

25-31-11-01B

HAP
 OCT 15/08

25-31-11-01B
 PAGE 0A

BOEING
737-600/700/800/900
PARTS CATALOG (MAINTENANCE)

FIG ITEM	PART NUMBER	1 2 3 4 5 6 7	NOMENCLATURE	EFFECT FROM TO	UNITS PER ASSY
1B			GALLEY AND INSERT INSTL NO. 1	048100	
- 1	MODREF352390		GALLEY INSTL-NO. 1 MODULE NUMBER: 415A1111-387 REV A	054100	1
- 1	MODREF393286		GALLEY INSTL-NO. 1 MODULE NUMBER: 415A1111-387 REV B	048053	1
5	BLS6B13S		.PIN SUPPLIER CODE: V84256 SPECIFICATION NUMBER: BACP18AM6B13H OPTIONAL PART: LG6SB13 V83014 SLS6B13 V16258	048100	1
10	BACB30LE5K19		.BOLT	048100	4
15	BACB30LE5K20		.BOLT	048100	4
20	BACB30NT3K5		.BOLT	048100	2
25	BACW10BN3AC		.WASHER	048100	2
30	BACW10BP5AC		.WASHER	048100	8
35	480W2002-4		.SHIM	048100	AR
40	65C35726-138		.SEAL	048100	1
45	415N4002-61		.STABILIZER	048100	1
50	257090-21		.KIT-CONVERSION, HOT CUP REMOVAL SUPPLIER CODE: V62225	048100	1
R R R R R R R R R R R	55	257071-21	.KIT-CONVERSION, COFFEE MAKER TYPE II SUPPLIER CODE: V1PS59	054100	1
	55	257207-31	.KIT-CONVERSION, COFFEE MAKER SUPPLIER CODE: V1PS59 POST RAPID REVISION: RR97237-20D RR97237-22D RR97237-23D RR97237-40B RR97237-41B	048053	1
	60	257112-11	.KIT-CONVERSION, ICE DRAWER SUPPLIER CODE: V62225	048100	1

MISSING ITEM NUMBERS NOT APPLICABLE

- ITEM NOT ILLUSTRATED

HAP

25-31-11-01B

BOEING PROPRIETARY - Copyright © - Unpublished Work - See title page for details.

25-31-11
FIG. 01B
PAGE 1
JUN 15/09

BOEING
737-600/700/800/900
PARTS CATALOG (MAINTENANCE)

FIG ITEM	PART NUMBER	1 2 3 4 5 6 7	NOMENCLATURE	EFFECT FROM TO	UNITS PER ASSY
1B					
65	257139-11		.KIT-CONVERSION, STD CONTAINER SUPPLIER CODE: V62225	048100	1
- 70	257169-11		.KIT-CONVERSION, RUBSTRIPS SUPPLIER CODE: V62225	048100	1
75	501098-1		.GALLEY- SUPPLIER CODE: V62225	048100	1
- 100	MODREF312186		INSERT INSTL-GALLEY NO. 1 MODULE NUMBER: 415A1110-201 REV B	048100	1
- 105	BAC27EEL7304		.DECAL- PLACARD CONTENT: INOP	048100	AR
- 110	10237-1		.COLLAR- SUPPLIER CODE: V1N6X0	048100	AR
- 200	MODREF360952		INSERT INSTL-GALLEY NO. 1 MODULE NUMBER: 415A1110-409911 REV B	054100	1
- 200	MODREF393283		INSERT INSTL-GALLEY NO. 1 MODULE NUMBER: 415A1110-411311 REV A	048048	1
R R R - 200	MODREF412849		INSERT INSTL-GALLEY NO. 1 MODULE NUMBER: 415A1110-409912 REV B	049053	1
205	150G		.FILTER-CARTRIDGE SUPPLIER CODE: V08576	048100	1
210	64753-001-003		.COFFEE MAKER-PERCOLATOR SUPPLIER CODE: VU3384 COMPONENT MAINT MANUAL REF: 25-31-82 QUALIFIED I/W DATA: 64753-001-003 IS INTERCHANGEABLE TWO WAYS WITH 64769-001-005 BASED UPON CUSTOMER PREFERENCE	048100	1
212	64753-049		.COFFEE POT- SUPPLIER CODE: VU3384	048100	1
215	64771-001-003		.BEVERAGE MAKER- SUPPLIER CODE: VU3384 COMPONENT MAINT MANUAL REF: 25-35-69	048100	1

MISSING ITEM NUMBERS NOT APPLICABLE

- ITEM NOT ILLUSTRATED

HAP

25-31-11-01B

BOEING PROPRIETARY - Copyright © - Unpublished Work - See title page for details.

25-31-11
FIG. 01B
PAGE 2
JUN 15/09

BOEING
737-600/700/800/900
PARTS CATALOG (MAINTENANCE)

FIG ITEM	PART NUMBER	1 2 3 4 5 6 7	NOMENCLATURE	EFFECT FROM TO	UNITS PER ASSY
1B					
220	64759-151		.RAIL ASSY-BEVERAGE MAKER SUPPLIER CODE: VU3384	048100	1
225	TL088001		.CART-HALF SIZE SUPPLIER CODE: VH1912 POST RAPID REVISION: RR97237-18B	048100	2
225	DLH3031		.CART-HALF SIZE SUPPLIER CODE: VH1912	048100	2
225	TH036008		.CART-HALF SIZE SUPPLIER CODE: VH1912	048100	2
225	TB020001		.CART-HALF SIZE SUPPLIER CODE: VH1912	048100	2
227	TL088001		.CART-HALF SIZE SUPPLIER CODE: VH1912 OPTIONAL PART: DLH3031 VH1912 POST RAPID REVISION: RR97237-18B	048100	1
227	DLH3031		.CART-HALF SIZE SUPPLIER CODE: VH1912 OPTIONAL PART: TL088001 VH1912	048100	1
230	DLH3032		.CART-FULL SIZE SUPPLIER CODE: VH1912	048100	1
230	TK111001		.CART-FULL SIZE SUPPLIER CODE: VH1912	048100	1
230	TA014001		.CART-FULL SIZE SUPPLIER CODE: VH1912	048100	1
235	BB003010		.UNIT-STD SUPPLIER CODE: VH1D68 POST RAPID REVISION: RR97228-15B	049100	2
240	225006-47		.CONTAINER-WASTE SUPPLIER CODE: V62225	048100	1

MISSING ITEM NUMBERS NOT APPLICABLE

— ITEM NOT ILLUSTRATED

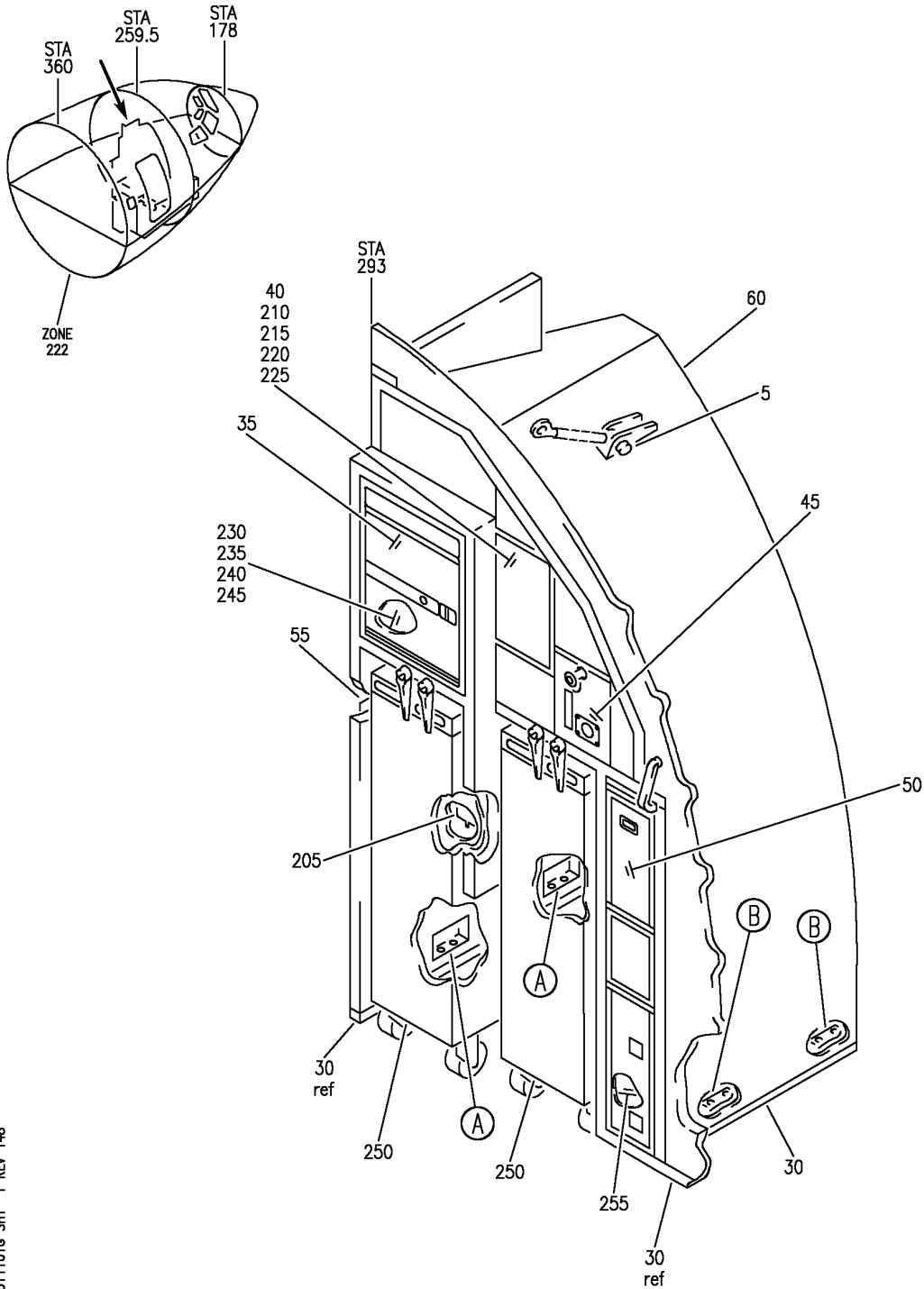
HAP

25-31-11-01B

BOEING PROPRIETARY - Copyright © - Unpublished Work - See title page for details.

25-31-11
FIG. 01B
PAGE 3
JUN 15/09

BOEING
 737-600/700/800/900
 PARTS CATALOG (MAINTENANCE)



E 2531101G SHT 1 REV 148

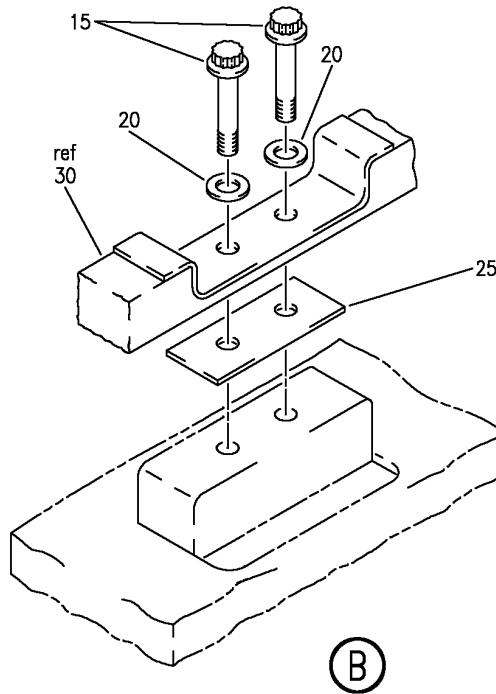
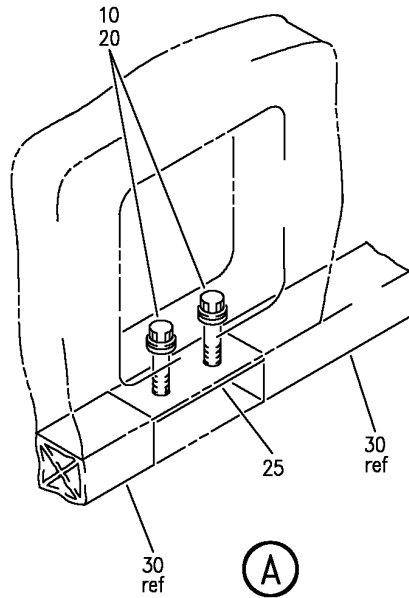
GALLEY AND INSERT INSTL NO. 1
 FIGURE 1G (SHEET 1)

25-31-11-01G

HAP
 FEB 15/09

25-31-11-01G
 PAGE 0

BOEING
737-600/700/800/900
PARTS CATALOG (MAINTENANCE)



E 2531101G SHT 2 REV 14B

GALLEY AND INSERT INSTL NO. 1
FIGURE 1G (SHEET 2)

25-31-11-01G

HAP
FEB 15/09

25-31-11-01G
PAGE 0A

BOEING
737-600/700/800/900
PARTS CATALOG (MAINTENANCE)

FIG ITEM	PART NUMBER	1 2 3 4 5 6 7	NOMENCLATURE	EFFECT FROM TO	UNITS PER ASSY
1G			GALLEY AND INSERT INSTL NO. 1	107200	
R R R	- 1 MODREF412421		INSERT INSTL-NO. 1 MODULE NUMBER: 415A1111-430 REV B	107200	1
	5 BLS6B13S		.PIN SUPPLIER CODE: V84256 SPECIFICATION NUMBER: BACP18AM6B13H OPTIONAL PART: LG6SB13 V83014 SLS6B13 V16258	107200	1
	10 BACB30LE5K19		.BOLT	107200	4
	15 BACB30LE5K8		.BOLT	107200	4
	20 BACW10BP5AC		.WASHER	107200	8
	25 480W2002-4		.SHIM	107200	AR
	30 65C35726-138		.SEAL	107200	1
	35 257055-11		.KIT-CONVERSION, OVEN SUPPLIER CODE: V62225	107200	1
R R R R	40 257206-21		.KIT-CONVERSION, COFFEE MAKER TYPE II SUPPLIER CODE: V1PS59	107200	1
	45 257090-21		.KIT-CONVERSION, HOT CUP REMOVAL SUPPLIER CODE: V62225	107200	1
	50 257194-11		.KIT-CONVERSION, ICE DRAWER SUPPLIER CODE: V62225	107200	1
	55 257195-11		.KIT-CONVERSION, RUBSTRIP SUPPLIER CODE: V62225	107200	1
	60 501020-1		.GALLEY- SUPPLIER CODE: VH1912	107200	1
	- 100 MODREF312186		INSERT INSTL-GALLEY NO. 1 MODULE NUMBER: 415A1110-201 REV B	107200	1
	- 105 BAC27EEL7304		.DECAL- PLACARD CONTENT: INOP	107200	AR

MISSING ITEM NUMBERS NOT APPLICABLE

- ITEM NOT ILLUSTRATED

HAP

25-31-11-01G

BOEING PROPRIETARY - Copyright © - Unpublished Work - See title page for details.

25-31-11
FIG. 01G
PAGE 1
JUN 15/09

BOEING
737-600/700/800/900
PARTS CATALOG (MAINTENANCE)

FIG ITEM	PART NUMBER	1 2 3 4 5 6 7	NOMENCLATURE	EFFECT FROM TO	UNITS PER ASSY
1G					
- 110	10237-1		.COLLAR- SUPPLIER CODE: V1N6X0	107200	AR
- 200	MODREF400140		INSERT INSTL-GALLEY NO. 1 MODULE NUMBER: 415A1110-413111 REV A	107200	1
205	150G		.FILTER-CATRIDGE SUPPLIER CODE: V08576	107200	1
210	64753-049		.COFFEE POT- SUPPLIER CODE: VU3384	107200	1
215	64753-001-003		.COFFEE MAKER- SUPPLIER CODE: VU3384 COMPONENT MAINT MANUAL REF: 25-31-82 QUALIFIED I/W DATA: 64753-001-003 IS INTERCHANGEABLE TWO WAYS WITH 64769-001-005 BASED UPON CUSTOMER PREFERENCE	107200	1
220	64771-001-003		.BEVERAGE MAKER- SUPPLIER CODE: VU3384	107200	1
225	64759-151		.RAIL ASSY-BEVERAGE SUPPLIER CODE: VU3384	107200	1
230	8202-01-7000		.RACK-OVEN SUPPLIER CODE: VD2249	107200	1
235	8202-01-8000		.TRAY-OVEN SUPPLIER CODE: VD2249	107200	8
240	SB006026		.SKID-OVEN SUPPLIER CODE: VH1912	107200	8
245	8201-11-0000-01		.OVEN- SUPPLIER CODE: VD2249	107200	1
245	8201-11-0000		.OVEN ASSY- SUPPLIER CODE: VD2249 COMPONENT MAINT MANUAL REF: 25-36-33	107200	1
250	TL184001		.CART-HALF SIZE SUPPLIER CODE: VH1D68	107200	2

MISSING ITEM NUMBERS NOT APPLICABLE

- ITEM NOT ILLUSTRATED

HAP

25-31-11-01G

BOEING PROPRIETARY - Copyright © - Unpublished Work - See title page for details.

25-31-11
FIG. 01G
PAGE 2
JUN 15/09


BOEING
 737-600/700/800/900
PARTS CATALOG (MAINTENANCE)

FIG ITEM	PART NUMBER	1 2 3 4 5 6 7 NOMENCLATURE	EFFECT FROM TO	UNITS PER ASSY
1G 255	225006-47	.CONTAINER-WASTE SUPPLIER CODE: V62225	107200	1

MISSING ITEM NUMBERS NOT APPLICABLE

— ITEM NOT ILLUSTRATED

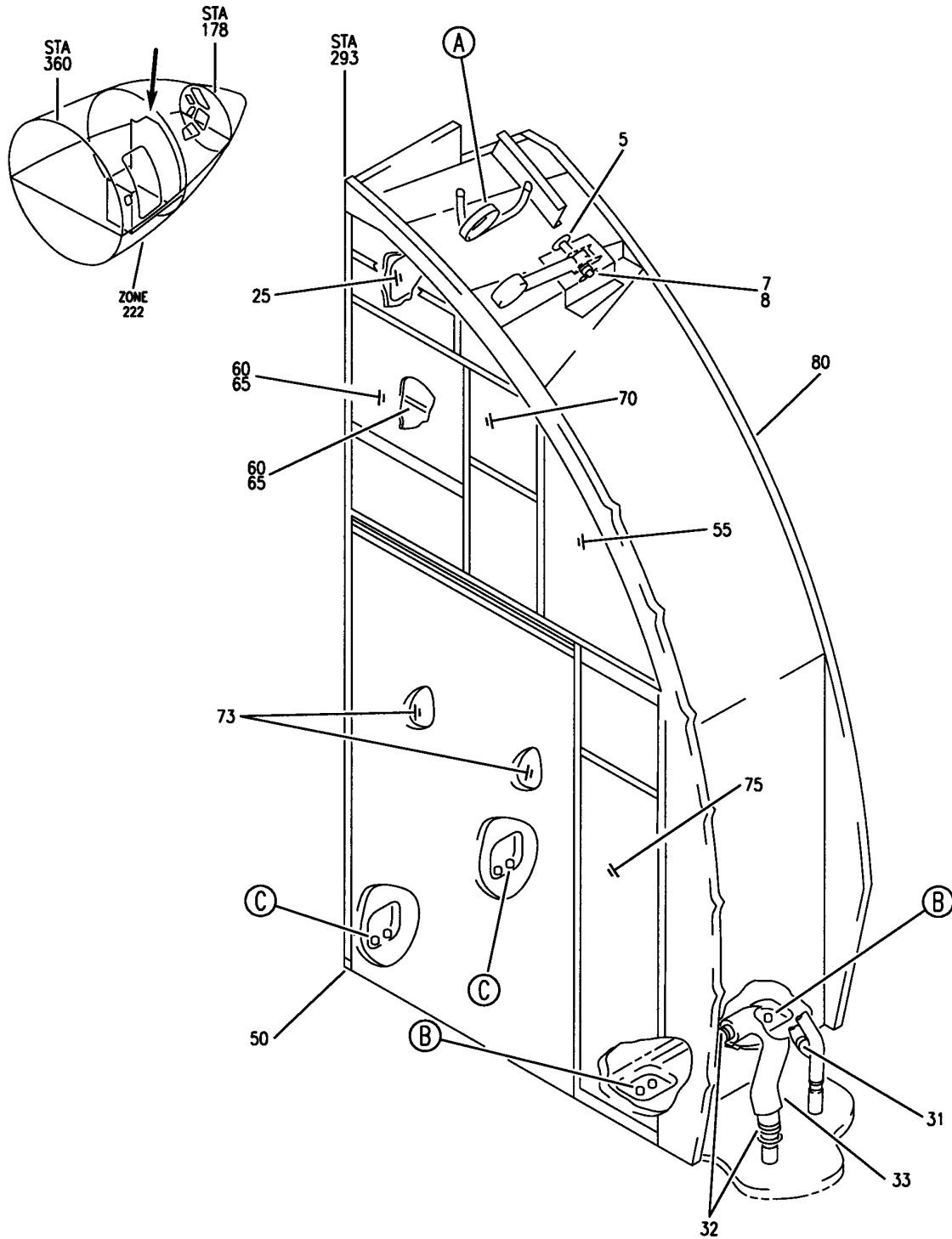
HAP

25-31-11-01G

BOEING PROPRIETARY - Copyright © - Unpublished Work - See title page for details.

25-31-11
 FIG. 01G
 PAGE 3
 JUN 15/09

BOEING
 737-600/700/800/900
 PARTS CATALOG (MAINTENANCE)



E 25311103 SHT 1 REV 024

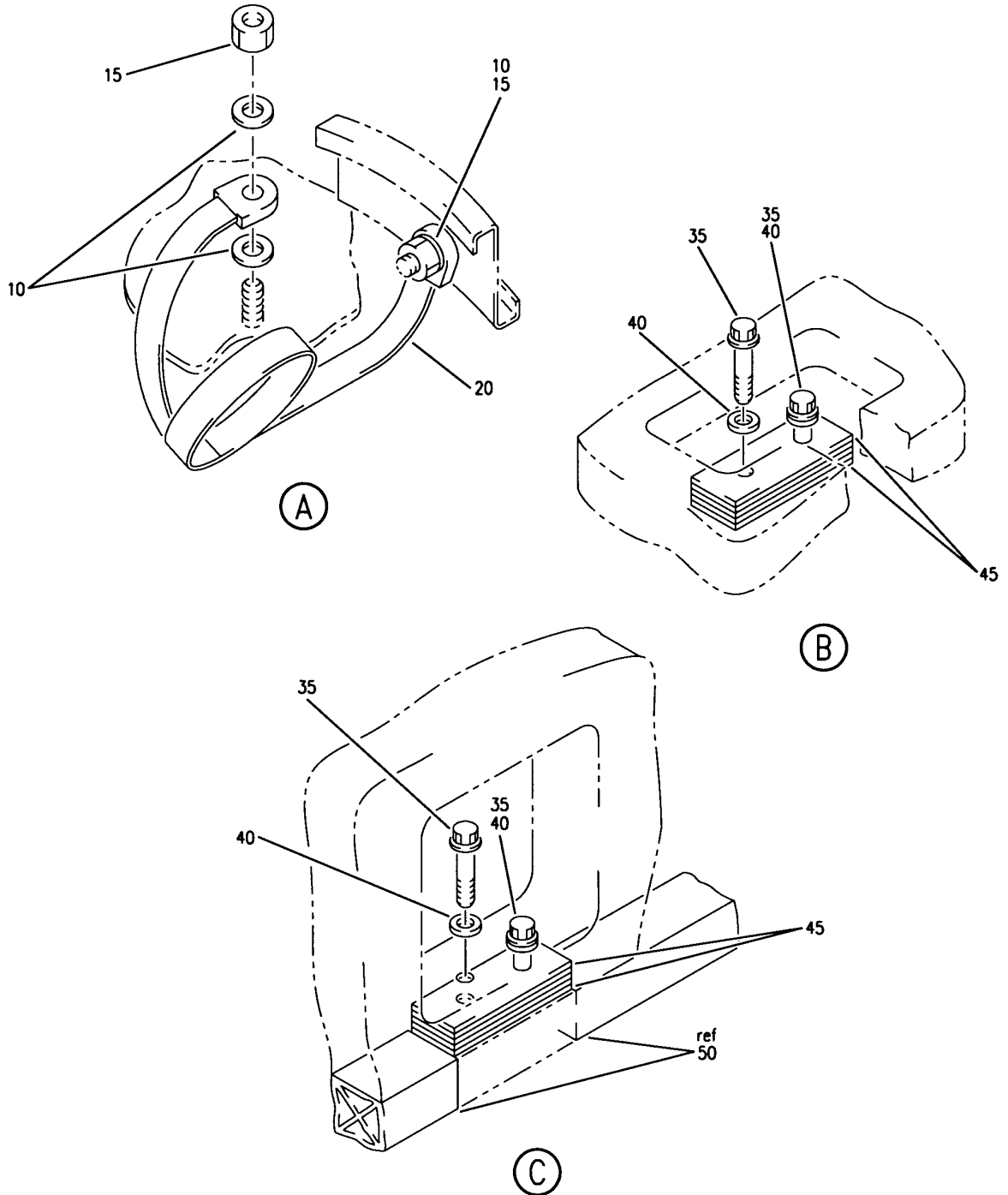
GALLEY INSTL-NO. 1
 FIGURE 3 (SHEET 1)

25-31-11-03

HAP
 OCT 10/06

25-31-11-03
 PAGE 0

BOEING
 737-600/700/800/900
 PARTS CATALOG (MAINTENANCE)



E 2531103 SHT 2 REV 017

GALLEY INSTL-NO. 1
 FIGURE 3 (SHEET 2)

25-31-11-03

HAP
 OCT 10/06

25-31-11-03
 PAGE 0A

BOEING
737-600/700/800/900
PARTS CATALOG (MAINTENANCE)

FIG ITEM	PART NUMBER	1 2 3 4 5 6 7	NOMENCLATURE	EFFECT FROM TO	UNITS PER ASSY
3			GALLEY INSTL-NO. 1	001011	
- 1	415A1101-2		GALLEY INSTL-NO. 1 FOR NHA SEE: 25-30-00-10B	001011	RF
5	BACP18BD5C43		.PIN- POSITION DATA: HEAD FAR SIDE	001011	1
7	BACP18BC03C10P		.PIN	001011	1
8	NAS1149D0663J		.WASHER	001011	1
10	NAS1149D0416H		.WASHER	001011	3
15	PLH54CD		.NUT SUPPLIER CODE: VF0224 SPECIFICATION NUMBER: BACN10YR4CD OPTIONAL PART: H52732-4CD V15653	001011	2
20	RBEJ40D20-96		.JUMPER ASSY SUPPLIER CODE: V1GK47 SPECIFICATION NUMBER: BACJ40D20-96	001011	1
25	69B50918-1		.HOLDER ASSY-CERTIFICATE ATTACHING PARTS	001011	1
- 30	BACS12FA08K5		.SCREW -----*-----	001011	2
31	NAS1922-0125-3		.CLAMP	001011	1
32	NAS1922-0175-3		.CLAMP	001011	2
33	214A8405-6		.HOSE ASSY- FOR DETAILS SEE: 21-45-00-01	001011	1
35	BACB30LE5K18		.BOLT	001011	8
40	BACW10BP5AC		.WASHER	001011	8
45	480W2002-4		.SHIM	001011	AR
50	65C35726-28		.SEAL-FLOOR	001011	1
55	JD003007		.CUP-HOT (CUSTOMER FURNISHED) SUPPLIER CODE: VH1912	001011	1
60	870130-419		.COFFEE MAKER- (CUSTOMER FURNISHED) SUPPLIER CODE: V92824 COMPONENT MAINT MANUAL REF: 25-30-86	001011	2

MISSING ITEM NUMBERS NOT APPLICABLE

- ITEM NOT ILLUSTRATED

HAP

25-31-11-03

25-31-11
FIG. 03
PAGE 1
FEB 15/09

BOEING
737-600/700/800/900
PARTS CATALOG (MAINTENANCE)

FIG ITEM	PART NUMBER	1 2 3 4 5 6 7	NOMENCLATURE	EFFECT FROM TO	UNITS PER ASSY
3					
65	834296-409		.RAIL ASSY-COFFEE MAKER (CUSTOMER FURNISHED) SUPPLIER CODE: V92824 COMPONENT MAINT MANUAL REF: 25-30-86	001011	2
70	150G		.FILTER-WATER SUPPLIER CODE: V08576	001011	1
73	TB020001		.CART-HALF SIZE (CUSTOMER FURNISHED) SUPPLIER CODE: VH1912	001011	2
75	1021C11A81200		.CONTAINER-WASTE SUPPLIER CODE: VD2249	001011	1
80	1021C11A00000		.GALLEY ASSY- SUPPLIER CODE: VD2249 COMPONENT MAINT MANUAL REF: 25-01-85 FUNCTIONAL REFERENCE: EQUIPMENT/FURNISHINGS FOR DETAILS SEE 25-31-11-89 LIGHTS FOR DETAILS SEE 33-26-02-44	001011	1

MISSING ITEM NUMBERS NOT APPLICABLE

— ITEM NOT ILLUSTRATED

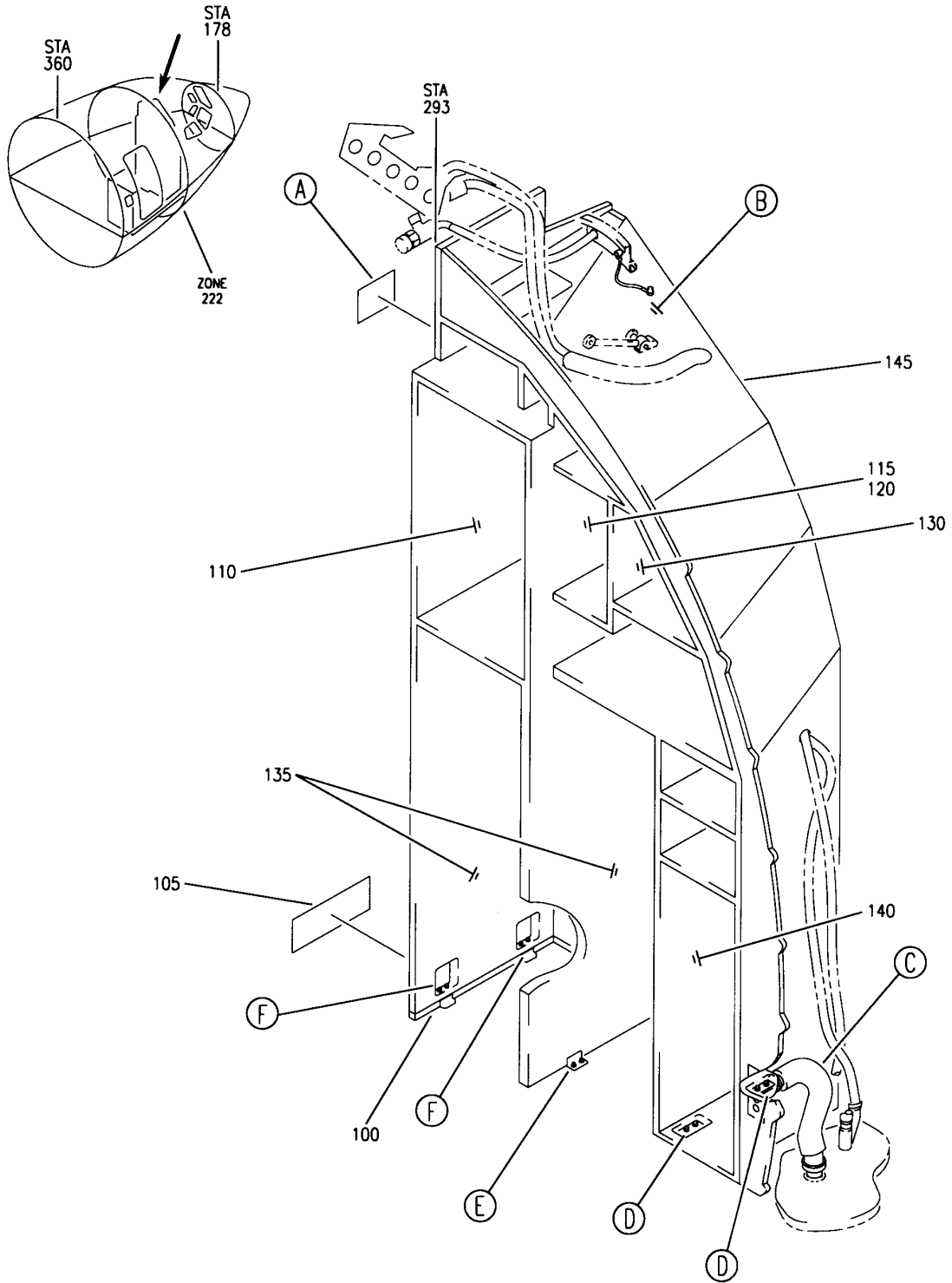
HAP

25-31-11-03

BOEING PROPRIETARY - Copyright © - Unpublished Work - See title page for details.

25-31-11
FIG. 03
PAGE 2
OCT 10/06

BOEING
 737-600/700/800/900
 PARTS CATALOG (MAINTENANCE)



E 2531117 SHT 1 REV 022

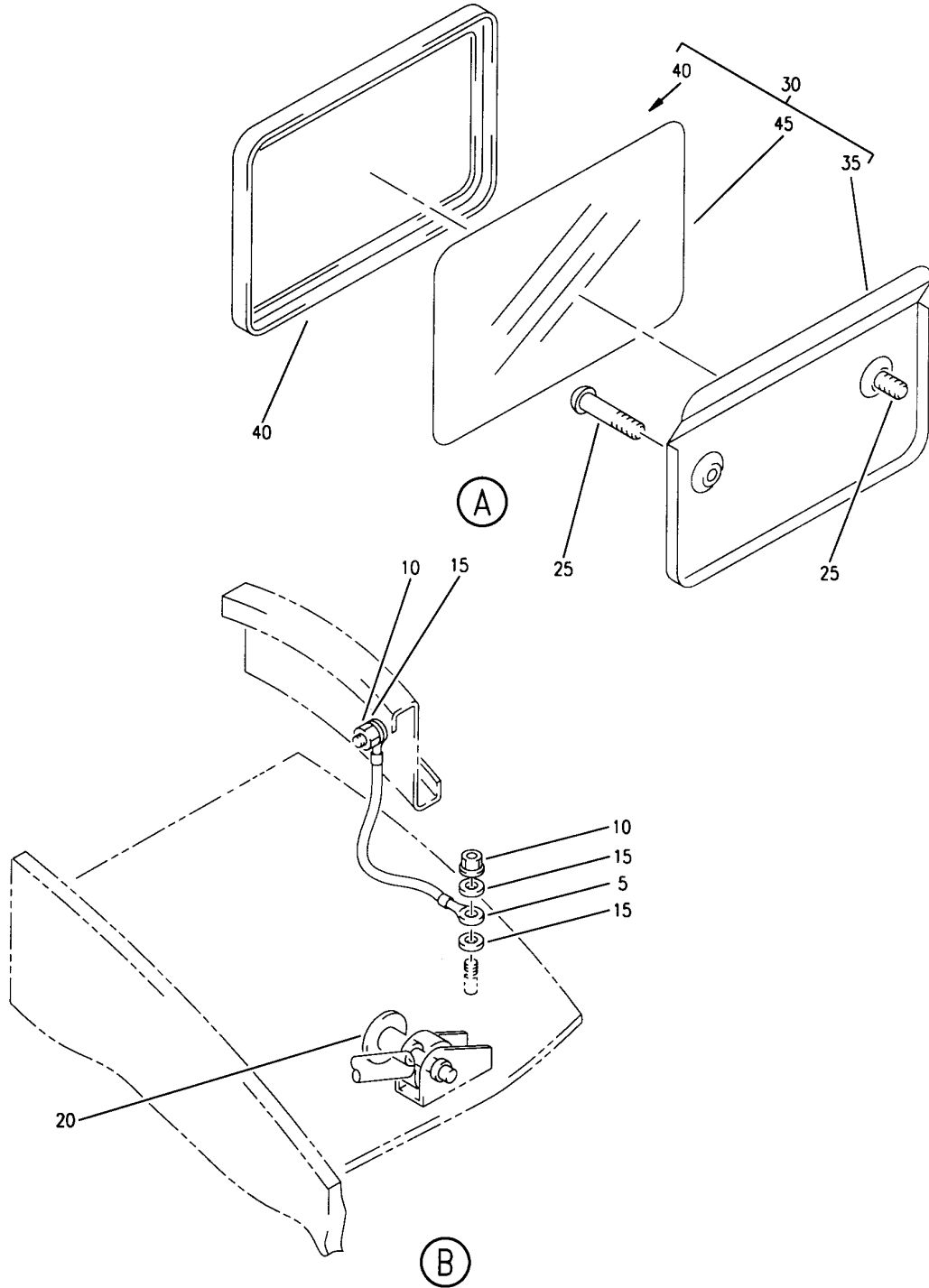
GALLEY INSTL- NO. 1
 FIGURE 17 (SHEET 1)

25-31-11-17

HAP
 OCT 15/08

25-31-11-17
 PAGE 0

BOEING
 737-600/700/800/900
 PARTS CATALOG (MAINTENANCE)



E 25311117 SH1 2 REV 022

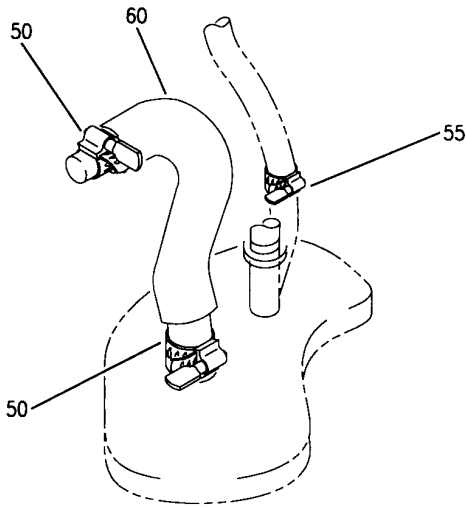
GALLEY INSTL- NO. 1
 FIGURE 17 (SHEET 2)

25-31-11-17

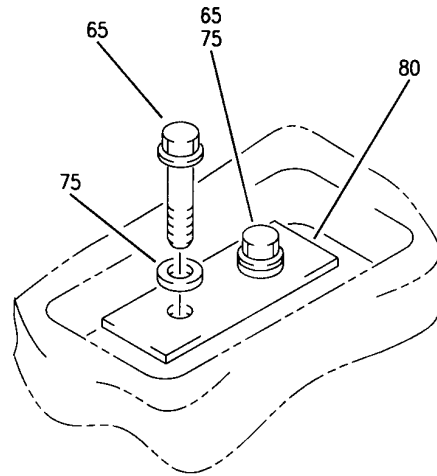
HAP
 OCT 15/08

25-31-11-17
 PAGE 0A

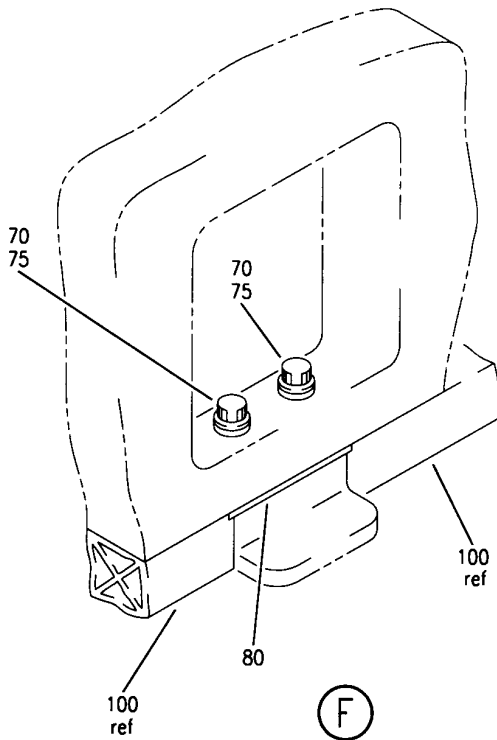
BOEING
 737-600/700/800/900
 PARTS CATALOG (MAINTENANCE)



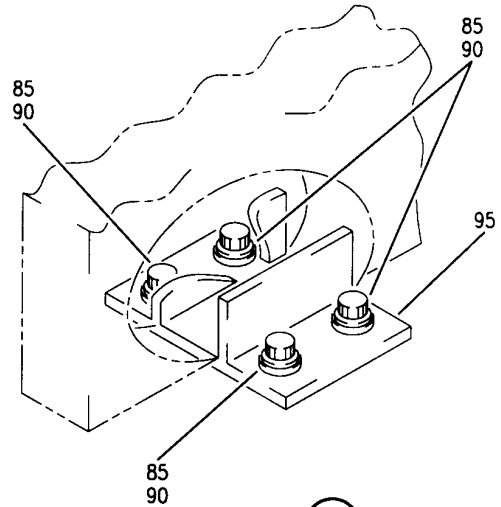
(C)



(D)



(F)



(E)

E 25311117 SH1 3 REV 022

GALLEY INSTL- NO. 1
 FIGURE 17 (SHEET 3)

25-31-11-17

HAP
 OCT 15/08

25-31-11-17
 PAGE 0B

BOEING
737-600/700/800/900
PARTS CATALOG (MAINTENANCE)

FIG ITEM	PART NUMBER	1 2 3 4 5 6 7	NOMENCLATURE	EFFECT FROM TO	UNITS PER ASSY
17			GALLEY INSTL- NO. 1	201967	
- 1	415A1101-20B		GALLEY INSTL-NO. 1	201967	RF
5	RBEJ40D20-96		.JUMPER ASSY	201967	1
			SUPPLIER CODE: V1GK47		
			SPECIFICATION NUMBER: BACJ40D20-96		
10	PLH54CD		ATTACHING PARTS		
			.NUT	201967	2
			SUPPLIER CODE: VF0224		
			SPECIFICATION NUMBER: BACN10YR4CD		
15	NAS1149D0416H		.WASHER	201967	3
			-----*-----		
20	BLS6B13S		.PIN	201967	1
			SUPPLIER CODE: V84256		
			SPECIFICATION NUMBER: BACP18AM6B13H		
			OPTIONAL PART: LG6SB13		
			V83014		
			SLS6B13		
			V16258		
25	BACS12FA8K5		.SCREW	201967	2
30	69B50918-1		.HOLDER ASSY-	201967	1
			USPHS CERTIFICATE		
35	69B50942-2		..BACK PLATE	201967	1
40	69B50942-1		..FRAME	201967	1
45	69B50918-2		..WINDOW	201967	1
50	NAS1922-0175-3		.CLAMP	201967	2
55	NAS1922-0127-3		.CLAMP	201967	1
60	214A8405-6		.HOSE ASSY-	201967	1
			FOR DETAILS SEE: 21-45-00-01		
65	BACB30LE5K12		.BOLT	201967	4
70	BACB30LE5K21		.BOLT	201967	4
75	BACW10BP5AC		.WASHER	201967	8
80	480W2002-4		.SHIM	201967	AR
85	BACB30NT3K5		.BOLT	201967	4
90	BACW10BN3AC		.WASHER	201967	4
95	415N4002-24		.STABILIZER	201967	1
100	65C25726-53		.SEAL-FLOOR	201967	1
105	415N1100-7AC		.KICKSTRIP-	201967	1

MISSING ITEM NUMBERS NOT APPLICABLE

- ITEM NOT ILLUSTRATED

HAP

25-31-11-17

25-31-11
FIG. 17
PAGE 1
FEB 15/09

BOEING
737-600/700/800/900
PARTS CATALOG (MAINTENANCE)

FIG ITEM	PART NUMBER	1 2 3 4 5 6 7	NOMENCLATURE	EFFECT FROM TO	UNITS PER ASSY
17 110	XX72067000		.OVEN- SUPPLIER CODE: VH0212	201967	1
115	72184003B		.BOILER ASSY-WATER SUPPLIER CODE: VH0212 COMPONENT MAINT MANUAL REF: 25-33-40 FOR DETAILS SEE: 38-13-01-10	201967	1
120	72011412		.COFFEE MAKER- SUPPLIER CODE: VH0212	201967	1
120	7S609175		.RAIL ASSY-COFFEE MAKER SUPPLIER CODE: VH0212	201967	1
130	150G		.FILTER-WATER CARTRIDGE SUPPLIER CODE: V08576	201967	1
135	TL010004		.CART-HALF SIZE SUPPLIER CODE: VH1912	201967	2
135	TL070004		.CART-HALF SIZE SUPPLIER CODE: VH1912	201967	2
140	7374BU01SA13		.CONTAINER-WASTE SUPPLIER CODE: VK6162	201967	1
145	7377PB01GA00		.GALLEY-NO. 1 SUPPLIER CODE: VK6162	201967	1
145	7377PB01GB00		.GALLEY-NO. 1 SUPPLIER CODE: VK6162	201967	1

MISSING ITEM NUMBERS NOT APPLICABLE

— ITEM NOT ILLUSTRATED

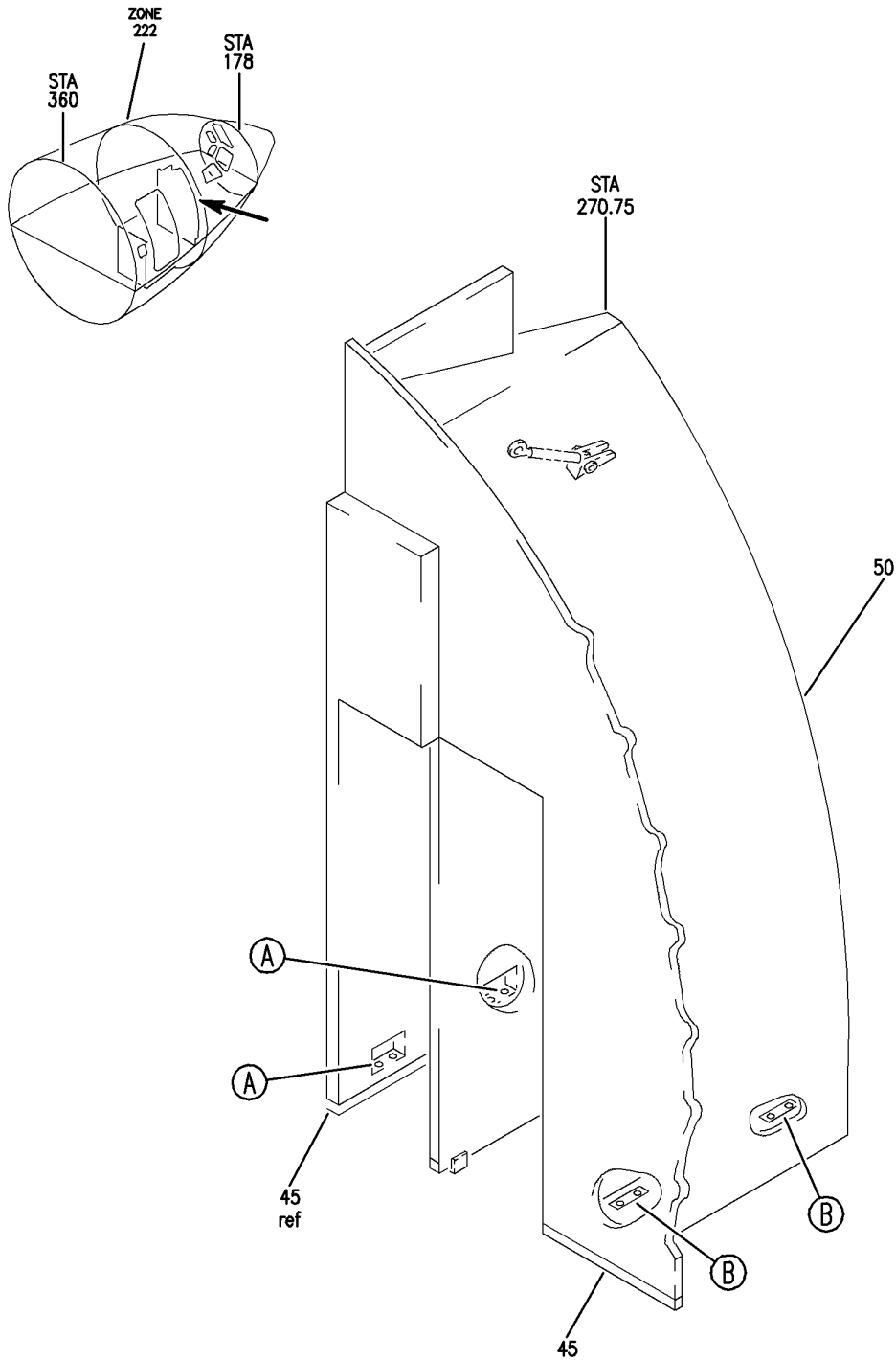
HAP

25-31-11-17

BOEING PROPRIETARY - Copyright © - Unpublished Work - See title page for details.

25-31-11
FIG. 17
PAGE 2
OCT 15/08

BOEING
737-600/700/800/900
PARTS CATALOG (MAINTENANCE)



E: 25311143 SHT 1 REV 049

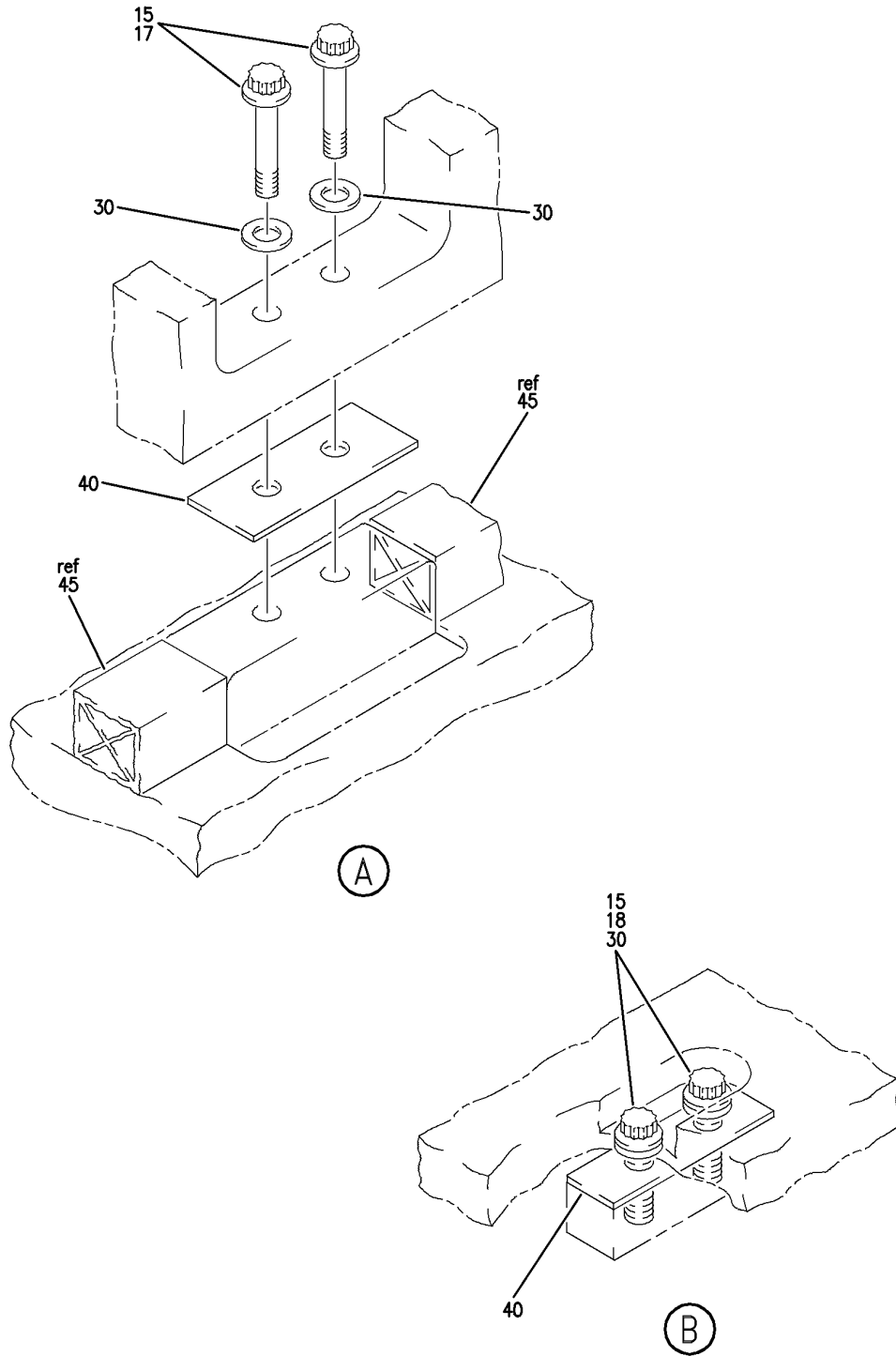
GALLEY AND INSERT INSTL NO.1
FIGURE 43 (SHEET 1)

25-31-11-43

HAP
OCT 10/06

25-31-11-43
PAGE 0

BOEING
737-600/700/800/900
PARTS CATALOG (MAINTENANCE)



E 25311143 SH1 2 REV 049

GALLEY AND INSERT INSTL NO.1
FIGURE 43 (SHEET 2)

25-31-11-43

HAP
OCT 10/06

25-31-11-43
PAGE 0A

BOEING
737-600/700/800/900
PARTS CATALOG (MAINTENANCE)

FIG ITEM	PART NUMBER	1 2 3 4 5 6 7	NOMENCLATURE	EFFECT FROM TO	UNITS PER ASSY
43			GALLEY AND INSERT INSTL NO.1	012030	
- 1	415A1111-47		GALLEY INSTL-NO. 1 HAPAG LLOYD 737-8K5 MODEL AIRPLANES FOR NHA SEE: 25-30-00-10B	012017 019019	RF
- 1	415A1111-119		GALLEY INSTL-NO. 1 HAPAG LLOYD FOR NHA SEE: 25-30-00-10B	018018 020030	RF
- 5	BACP18BC03C10P		.PIN	012030	1
- 10	BACP18BD5C43		.PIN	012030	1
15	BACB30LE5K18		.BOLT-	012017 019019	8
17	BACB30LE5K18		.BOLT	018018 020030	4
18	BACB30NM5K18		.BOLT-	018018 020030	4
- 20	BACB30NT3K5		.BOLT	012030	4
- 25	BACW10BN3AC		.WASHER	012030	4
30	BACW10BP5AC		.WASHER	012030	8
- 35	NAS1149D0663J		.WASHER	012030	1
40	480W2002-4		.SHIM	012030	AR
45	65C35726-28		.SEAL	012030	1
50	1021C11A00000		.GALLEY ASSY-G1 (CUSTOMER FURNISHED) SUPPLIER CODE: VD2249 COMPONENT MAINT MANUAL REF: 25-01-85 FUNCTIONAL REFERENCE: EQUIPMENT/FURNISHINGS FOR DETAILS SEE 25-31-11-89 LIGHTS FOR DETAILS SEE 33-26-02-44	012030	1
- 160	415A1110-201		INSERT INSTL-GALLEY NO. 1 CB FOR NHA SEE: 25-30-00-10B	018018 020030	RF
- 165	BAC27EEL7304		.DECAL-VINYL PLACARD CONTENT: INOP	018018 020030	AR
- 170	10237-1		.COLLAR- SUPPLIER CODE: V1N6X0	018018 020030	AR

MISSING ITEM NUMBERS NOT APPLICABLE

- ITEM NOT ILLUSTRATED

HAP

25-31-11-43

25-31-11
FIG. 43
PAGE 1
FEB 10/07

BOEING
737-600/700/800/900
PARTS CATALOG (MAINTENANCE)

FIG ITEM	PART NUMBER	1 2 3 4 5 6 7	NOMENCLATURE	EFFECT FROM TO	UNITS PER ASSY
43					
- 200	415A1110-300111		INSERT INSTL-G1 HAP FOR NHA SEE: 25-30-00-10B	012030	RF
- 203	RR97089-44-7		.MARKER-ALUMINUM FOIL PLACARD CONTENT: MODIFIED BY RR97089-44 REV E POST RAPID REVISION: RR97089-44G	020020	1
- 204	RR97089-44-8		.MARKER-ALUMINUM FOIL PLACARD CONTENT: MODIFIED BY RR97089-44 REV E POST RAPID REVISION: RR97089-44G	020020	1
- 205	JD003007		.CUP-HOT SUPPLIER CODE: VH1912	012030	1
- 210	TB020001		.CART-HALF SIZE SUPPLIER CODE: VH1912	012019 021030	2
- 210	DLH3031		.CART-HALF SIZE SUPPLIER CODE: VH1912	012019 021030	2
- 210	TL088001		.CART-HALF SIZE SUPPLIER CODE: VH1912	012019 021030	2
- 212	TK111001		.CART-FULL SIZE SUPPLIER CODE: VH1912	012019 021030	2
- 212	DLH3032		.CART-FULL SIZE SUPPLIER CODE: VH1912	012019 021030	2
- 213	TA014001		.CART- SUPPLIER CODE: VH1912	012019 021030	2
- 214	TH036008		.CART-WASTE SUPPLIER CODE: VH1912	012019 021030	2
- 215	1021C11A81200		.CONTAINER-WASTE (CUSTOMER FURNISHED) SUPPLIER CODE: VD2249	012030	1
- 220	150G		.FILTER-WATER (CUSTOMER FURNISHED) SUPPLIER CODE: V08576	012030	1

MISSING ITEM NUMBERS NOT APPLICABLE

- ITEM NOT ILLUSTRATED

HAP

25-31-11-43

25-31-11
FIG. 43
PAGE 2
JUN 10/07


BOEING
 737-600/700/800/900
PARTS CATALOG (MAINTENANCE)

FIG ITEM	PART NUMBER	1 2 3 4 5 6 7	NOMENCLATURE	EFFECT FROM TO	UNITS PER ASSY
43 - 225	834296-409		.RAIL ASSY-COFFEE MAKER SUPPLIER CODE: V92824 COMPONENT MAINT MANUAL REF: 25-30-86	012030	2
- 230	870130-419		.COFFEE MAKER- SUPPLIER CODE: V92824 COMPONENT MAINT MANUAL REF: 25-30-86	012030	2

MISSING ITEM NUMBERS NOT APPLICABLE

- ITEM NOT ILLUSTRATED

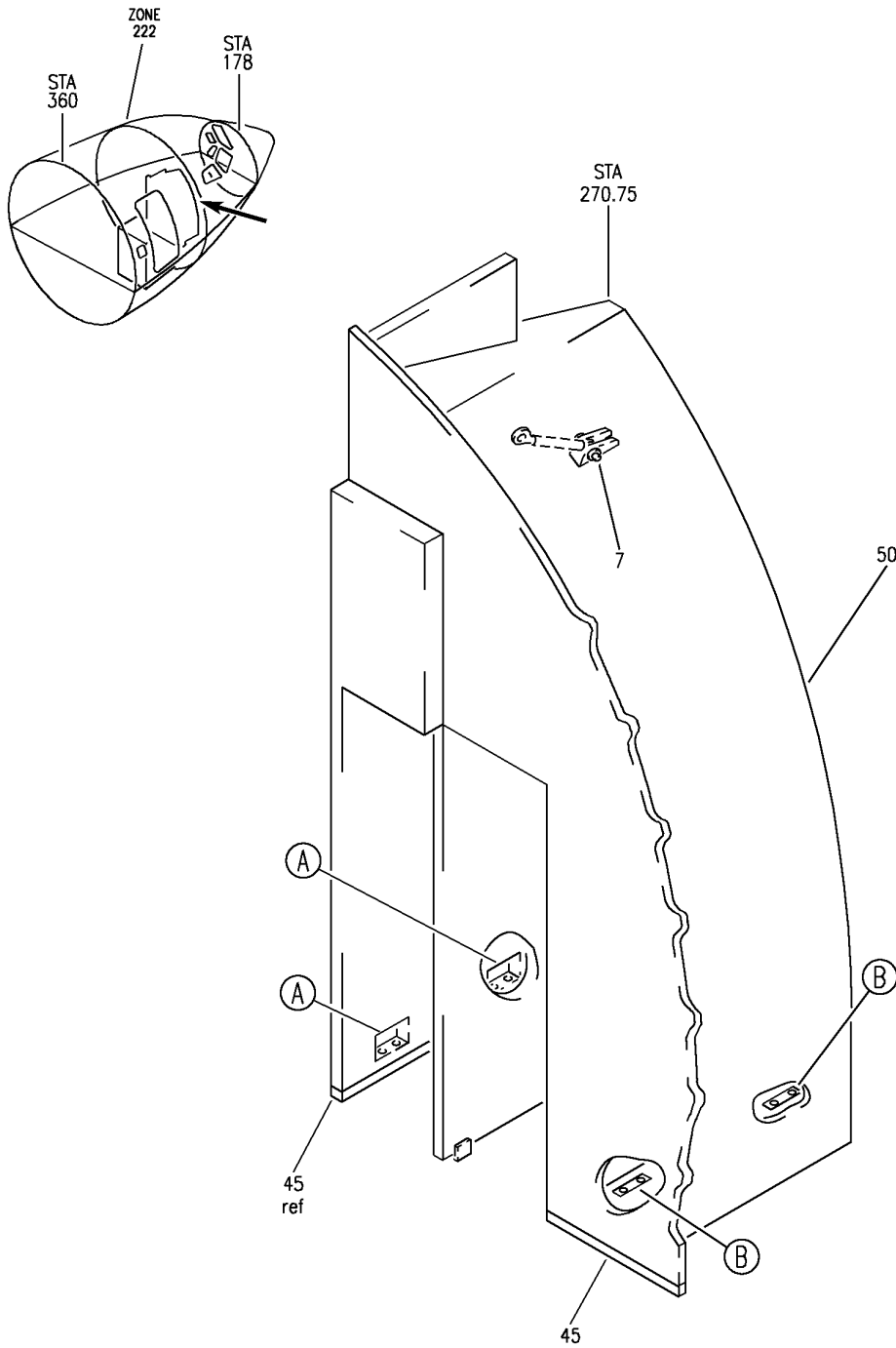
HAP

25-31-11-43

BOEING PROPRIETARY - Copyright © - Unpublished Work - See title page for details.

25-31-11
 FIG. 43
 PAGE 3
 JUN 10/07

BOEING
737-600/700/800/900
PARTS CATALOG (MAINTENANCE)



E 2531145 SHT 1 REV 116

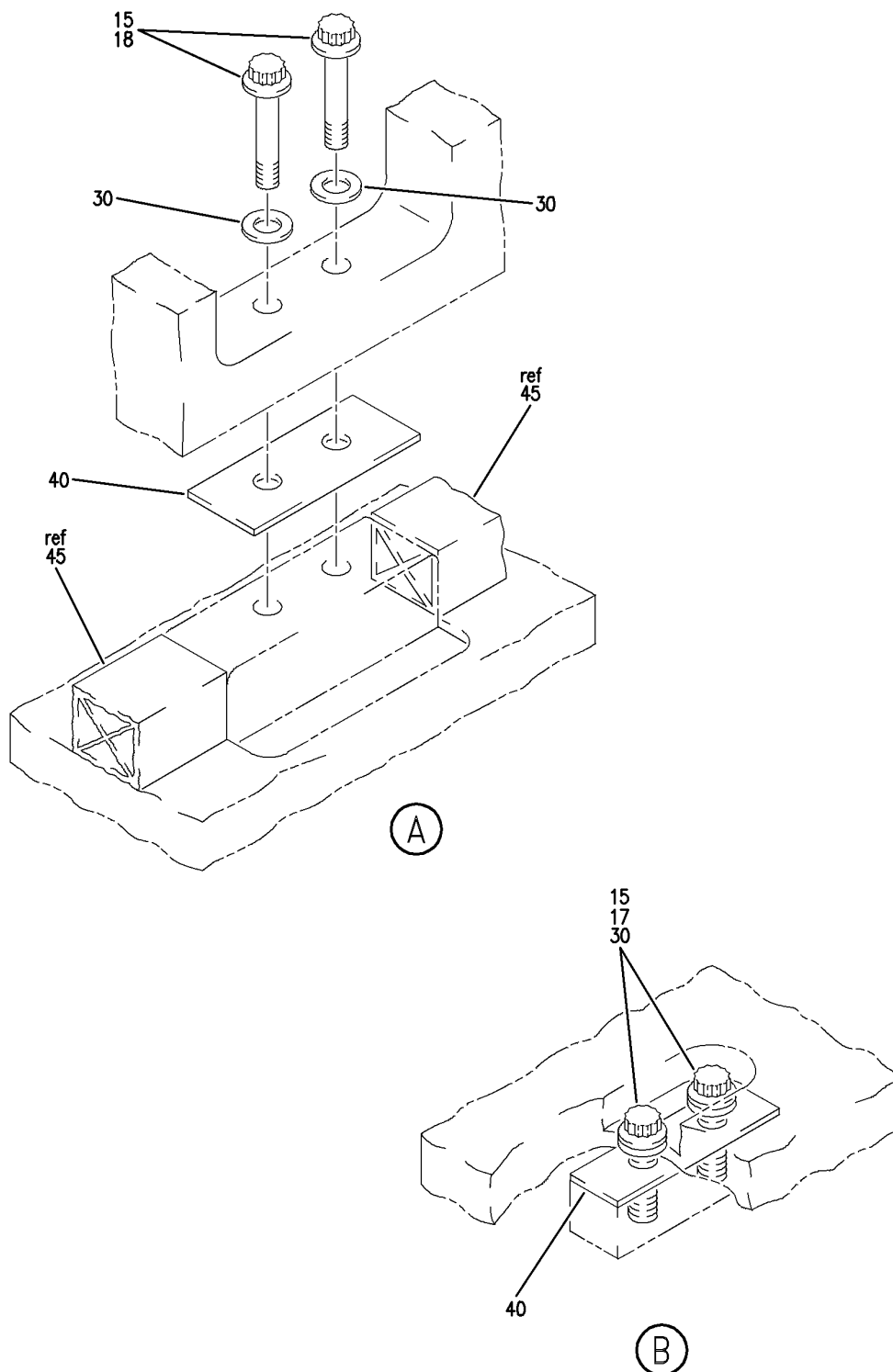
GALLEY & INSERT INSTL NO.1
FIGURE 45 (SHEET 1)

25-31-11-45

HAP
OCT 10/06

25-31-11-45
PAGE 0

BOEING
737-600/700/800/900
PARTS CATALOG (MAINTENANCE)



E 25311145 SHT 2 REV 049

GALLEY & INSERT INSTL NO.1
FIGURE 45 (SHEET 2)

25-31-11-45

HAP
OCT 10/06

25-31-11-45
PAGE 0A

BOEING
737-600/700/800/900
PARTS CATALOG (MAINTENANCE)

FIG ITEM	PART NUMBER	1 2 3 4 5 6 7	NOMENCLATURE	EFFECT FROM TO	UNITS PER ASSY
45			GALLEY & INSERT INSTL NO.1	031037 039040	
- 1	MODREF279526		GALLEY INSTL-NO.1 AIR BERLIN MODULE NUMBER: 415A1111-213 REV B	031037 039040	1
7	BLS6B13S		.PIN- SUPPLIER CODE: V84256 SPECIFICATION NUMBER: BACP18AM6B13H OPTIONAL PART: LG6SB13 V83014 SLS6B13 V16258 POSITION DATA: HEAD FS	031037 039040	1
15	BACB30LE5K18		.BOLT	031037 039040	8
30	BACW10BP5AC		.WASHER	031037 039040	8
40	480W2002-4		.SHIM	031037 039040	AR
45	65C35726-138		.SEAL	031037 039040	1
50	1021C11A00000		.GALLEY ASSY-G1 SUPPLIER CODE: VD2249 COMPONENT MAINT MANUAL REF: 25-01-85 FUNCTIONAL REFERENCE: EQUIPMENT/FURNISHINGS FOR DETAILS SEE 25-31-11-89 LIGHTS FOR DETAILS SEE 33-26-02-44	031037 039040	1
- 180	MODREF94474		INSERT INSTL-GALLEY NO. 1 CB MODULE NUMBER: 415A1110-201 REV A	031036	1
- 180	MODREF312186		INSERT INSTL-GALLEY NO. 1 CB MODULE NUMBER: 415A1110-201 REV B	037037 039040	1
- 185	BAC27EEL7304		.DECAL- PLACARD CONTENT: INOP	031037 039040	1

MISSING ITEM NUMBERS NOT APPLICABLE

- ITEM NOT ILLUSTRATED

HAP

25-31-11-45

25-31-11
FIG. 45
PAGE 1
OCT 15/08

BOEING
737-600/700/800/900
PARTS CATALOG (MAINTENANCE)

FIG ITEM	PART NUMBER	1 2 3 4 5 6 7	NOMENCLATURE	EFFECT FROM TO	UNITS PER ASSY
45					
- 190	10237-1		.COLLAR- SUPPLIER CODE: V1N6X0	031037 039040	1
- 200	MODREF290802		INSERT INSTL-G1, BER MODULE NUMBER: 415A1110-300111 REV D1	031031	1
- 200	MODREF293032		INSERT INSTL-G1 MODULE NUMBER: 415A1110-300111 REV G	032037 039040	1
- 210	TB020001		.CART-HALF SIZE (CUSTOMER FURNISHED) SUPPLIER CODE: VH1912	032037 039040	2
- 210	TB020001		.CART-HALF SIZE SUPPLIER CODE: VH1912	031031	2
- 210	TL088001		.CART-HALF SIZE (CUSTOMER FURNISHED) SUPPLIER CODE: VH1912	032037 039040	2
- 210	DLH3031		.CART-HALF SIZE (CUSTOMER FURNISHED) SUPPLIER CODE: VH1912	032037 039040	2
- 210	TL088001		.CART-HALF SIZE SUPPLIER CODE: VH1912	031031	2
- 210	DLH3031		.CART-HALF SIZE SUPPLIER CODE: VH1912	031031	2
- 212	TK111001		.CART-FULL SIZE (CUSTOMER FURNISHED) SUPPLIER CODE: VH1912	032037 039040	2
- 212	DLH3032		.CART-FULL SIZE (CUSTOMER FURNISHED) SUPPLIER CODE: VH1912	032037 039040	2
- 212	TK111001		.CART-FULL SIZE SUPPLIER CODE: VH1912	031031	2
- 212	DLH3032		.CART-FULL SIZE SUPPLIER CODE: VH1912	031031	2
- 213	TA014001		.CART-(CUSTOMER FURNISHED) SUPPLIER CODE: VH1912	032037 039040	2

MISSING ITEM NUMBERS NOT APPLICABLE

- ITEM NOT ILLUSTRATED

HAP

25-31-11-45

BOEING PROPRIETARY - Copyright © - Unpublished Work - See title page for details.

25-31-11
FIG. 45
PAGE 2
OCT 15/08

BOEING
737-600/700/800/900
PARTS CATALOG (MAINTENANCE)

FIG ITEM	PART NUMBER	1 2 3 4 5 6 7	NOMENCLATURE	EFFECT FROM TO	UNITS PER ASSY
45					
- 213	TA014001		.CART- SUPPLIER CODE: VH1912	031031	2
- 214	TH036008		.CART-WASTE (CUSTOMER FURNISHED) SUPPLIER CODE: VH1912	032037 039040	2
- 214	TH036008		.CART-WASTE SUPPLIER CODE: VH1912	031031	2
- 215	1021C11A81200		.CONTAINER-WASTE SUPPLIER CODE: VD2249	031031	1
- 215	1021C11A81210		.CONTAINER-WASTE SUPPLIER CODE: VD2249	032037 039040	1
- 220	150G		.FILTER-WATER SUPPLIER CODE: V08576	031037 039040	1
- 225	64759-151		.RAIL ASSY- (CUSTOMER FURNISHED) BEVERAGE MAKER SUPPLIER CODE: VU3384 COMPONENT MAINT MANUAL REF: 25-32-93	031037 039040	2
- 230	870130-419		.COFFEE MAKER- SUPPLIER CODE: V92824 COMPONENT MAINT MANUAL REF: 25-30-86 OPTIONAL PART: 64753-001-003 VU3384	031031	2
- 230	870130-419		.COFFEE MAKER-(CUSTOMER FURNISHED) SUPPLIER CODE: V92824 COMPONENT MAINT MANUAL REF: 25-30-86 OPTIONAL PART: 64753-001-003 VU3384	032037 039040	2

MISSING ITEM NUMBERS NOT APPLICABLE

- ITEM NOT ILLUSTRATED

HAP

25-31-11-45

BOEING PROPRIETARY - Copyright © - Unpublished Work - See title page for details.

25-31-11
FIG. 45
PAGE 3
OCT 15/08

BOEING
737-600/700/800/900
PARTS CATALOG (MAINTENANCE)

FIG ITEM	PART NUMBER	1 2 3 4 5 6 7	NOMENCLATURE	EFFECT FROM TO	UNITS PER ASSY
45 - 230	64753-001-003	.	COFFEE MAKER- SUPPLIER CODE: VU3384 COMPONENT MAINT MANUAL REF: 25-31-82 QUALIFIED I/W DATA: 64753-001-003 IS INTERCHANGEABLE TWO WAYS WITH 64769-001-005 BASED UPON CUSTOMER PREFERENCE OPTIONAL PART: 870130-419 V92824	031031	2
- 230	64771-001-003	.	BEVERAGE MAKER- SUPPLIER CODE: VU3384 COMPONENT MAINT MANUAL REF: 25-35-69	031031	1
- 230	64753-001-003	.	COFFEE MAKER- (CUSTOMER FURNISHED) SUPPLIER CODE: VU3384 COMPONENT MAINT MANUAL REF: 25-31-82 QUALIFIED I/W DATA: 64753-001-003 IS INTERCHANGEABLE TWO WAYS WITH 64769-001-005 BASED UPON CUSTOMER PREFERENCE OPTIONAL PART: 870130-419 V92824	032037 039040	2
- 230	64771-001-003	.	BEVERAGE MAKER- (CUSTOMER FURNISHED) SUPPLIER CODE: VU3384 COMPONENT MAINT MANUAL REF: 25-35-69	032037 039040	1

MISSING ITEM NUMBERS NOT APPLICABLE

- ITEM NOT ILLUSTRATED

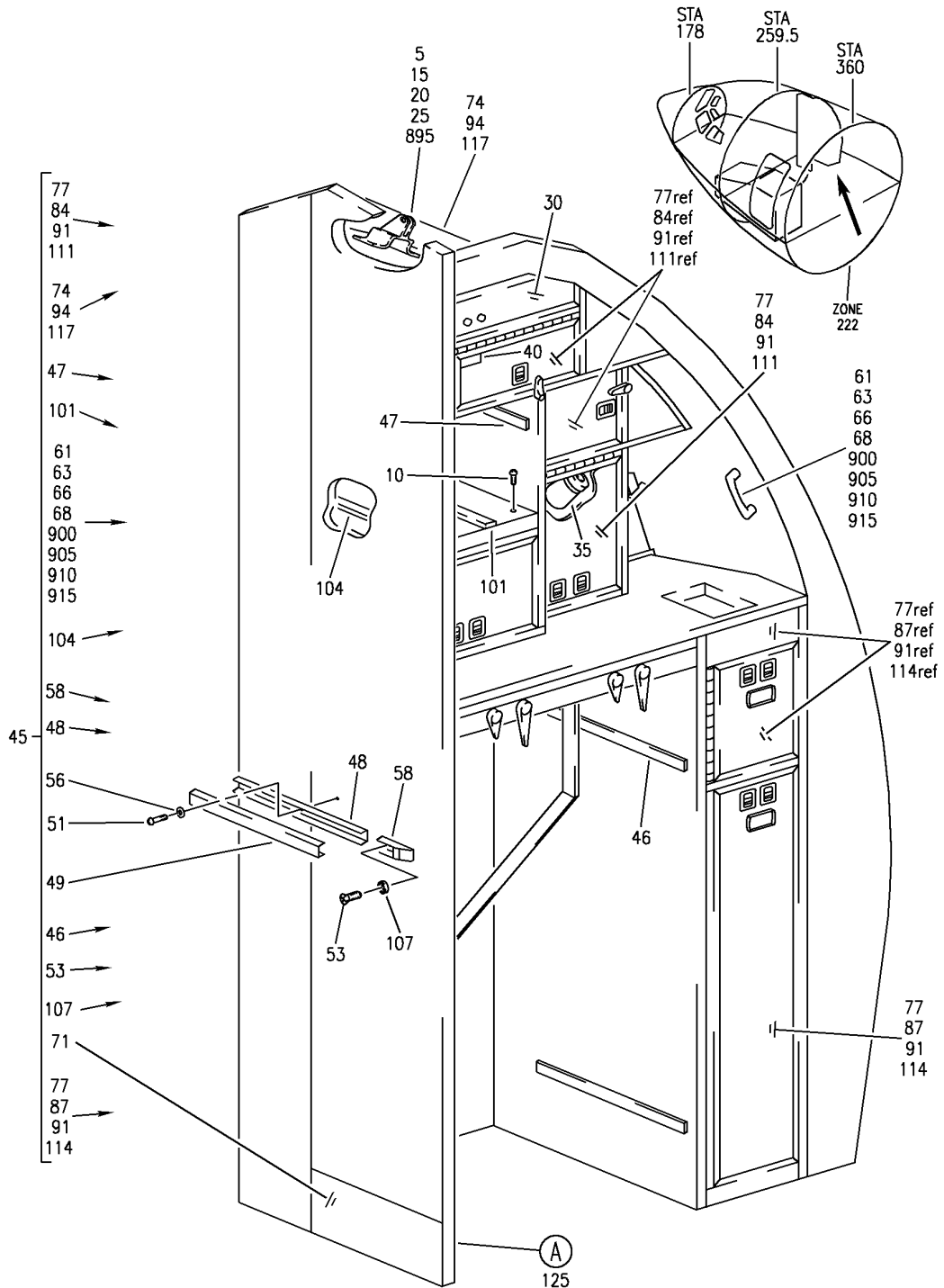
HAP

25-31-11-45

BOEING PROPRIETARY - Copyright © - Unpublished Work - See title page for details.

25-31-11
FIG. 45
PAGE 4
OCT 15/08

BOEING
 737-600/700/800/900
 PARTS CATALOG (MAINTENANCE)



E 25311189 SHT 1 REV 138

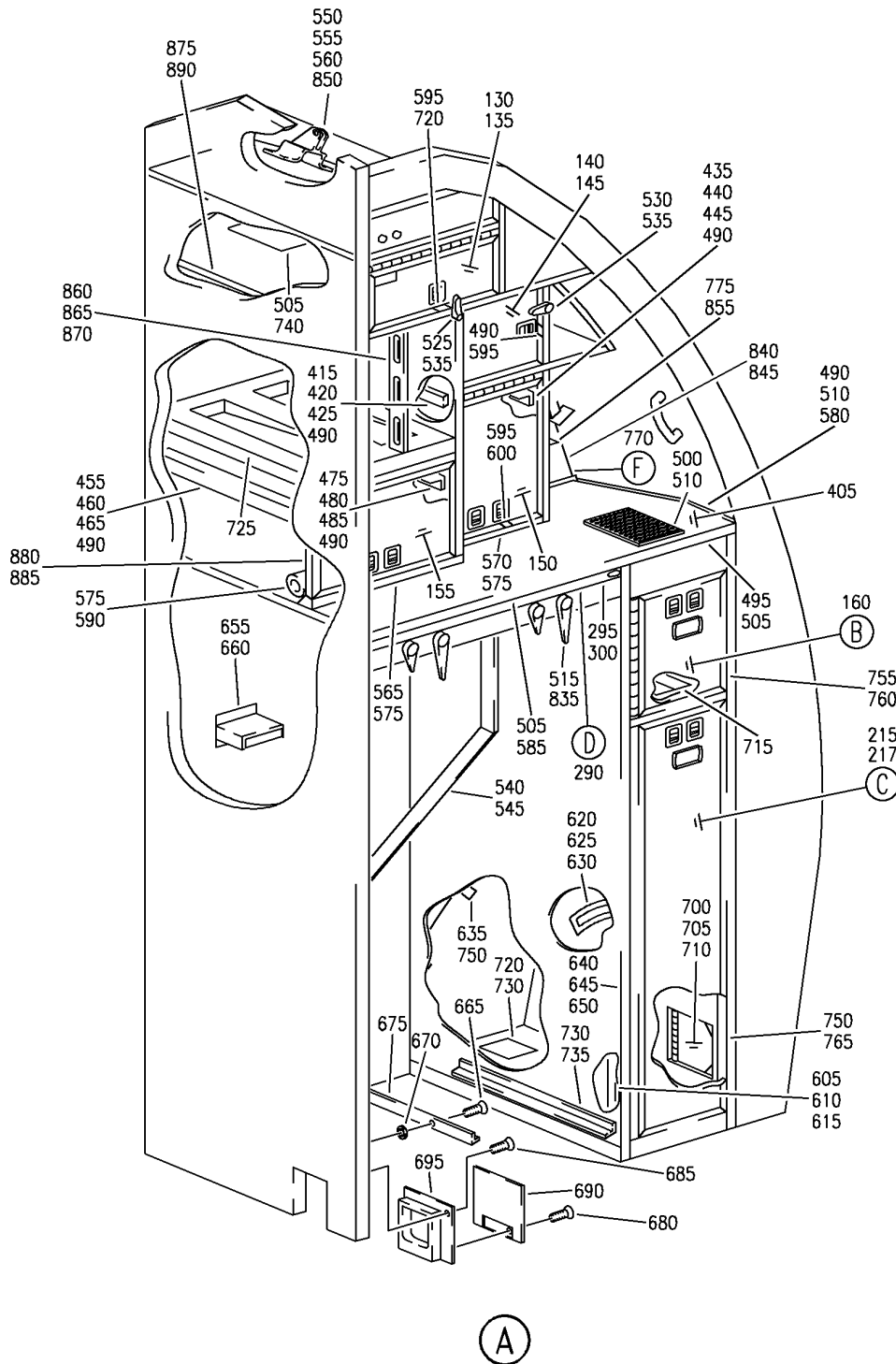
GALLEY ASSY-G1 (CUSTOMER FURNISHED) (EQUIPMENT/ FURNISHINGS ONLY)
 FIGURE 89 (SHEET 1)

25-31-11-89

HAP
 FEB 15/08

25-31-11-89
 PAGE 0

BOEING
737-600/700/800/900
PARTS CATALOG (MAINTENANCE)



E 25311189 SHT 2 REV 138

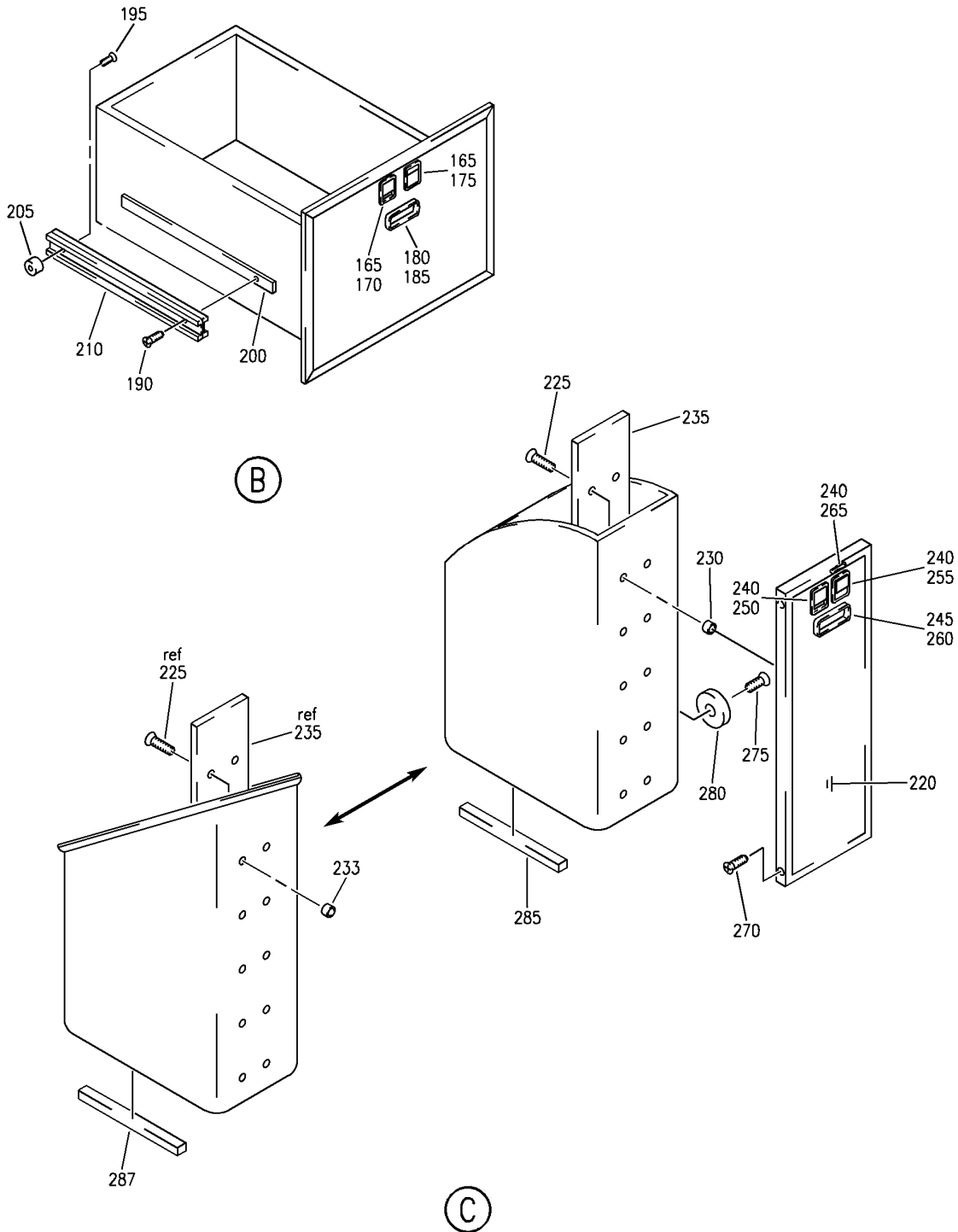
GALLEY ASSY-G1 (CUSTOMER FURNISHED) (EQUIPMENT/ FURNISHINGS ONLY)
 FIGURE 89 (SHEET 2)

25-31-11-89

HAP
 FEB 15/08

25-31-11-89
 PAGE 0A

BOEING
 737-600/700/800/900
 PARTS CATALOG (MAINTENANCE)



E 2531189 SHT 3 REV 138

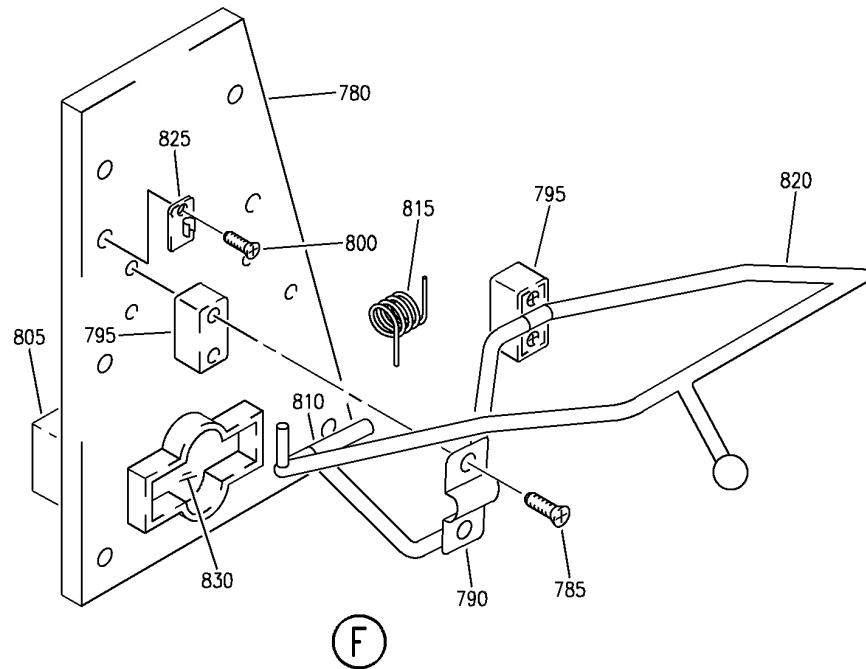
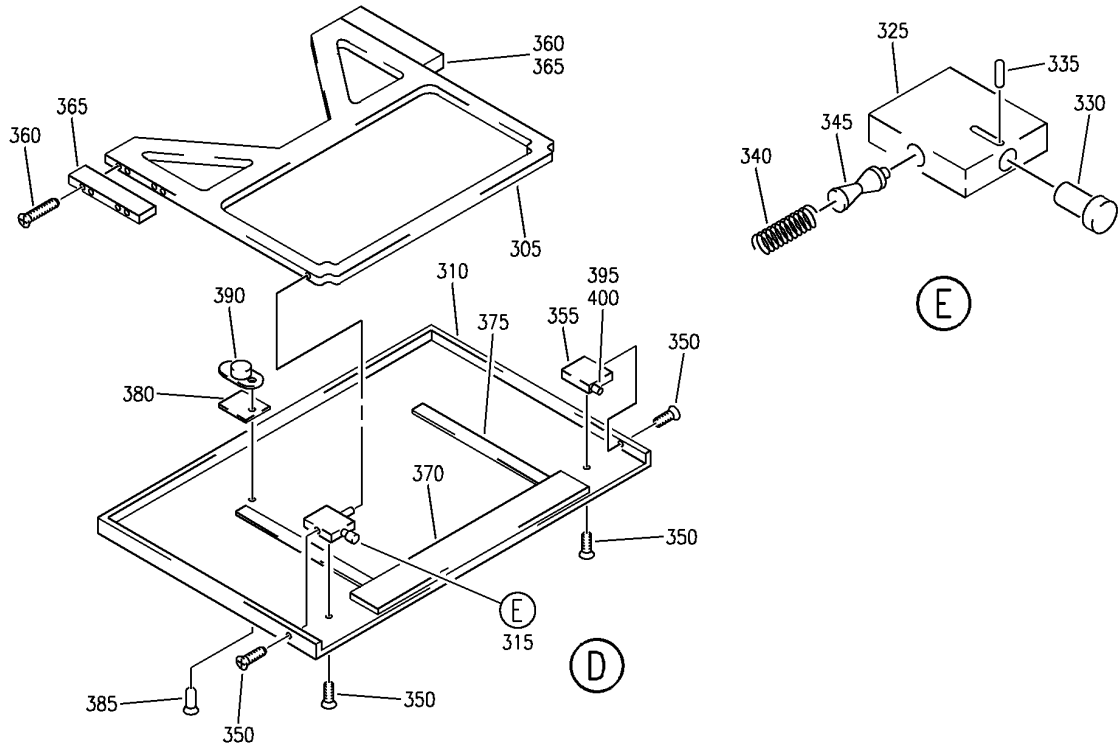
GALLEY ASSY-G1 (CUSTOMER FURNISHED) (EQUIPMENT/ FURNISHINGS ONLY)
 FIGURE 89 (SHEET 3)

25-31-11-89

HAP
 FEB 15/08

25-31-11-89
 PAGE 0B

BOEING
737-600/700/800/900
PARTS CATALOG (MAINTENANCE)



E 25311189 SHT 4 REV 138

GALLEY ASSY-G1 (CUSTOMER FURNISHED) (EQUIPMENT/ FURNISHINGS ONLY)
 FIGURE 89 (SHEET 4)

25-31-11-89

HAP
 FEB 15/08

25-31-11-89
 PAGE 0C

BOEING
737-600/700/800/900
PARTS CATALOG (MAINTENANCE)

FIG ITEM	PART NUMBER	1 2 3 4 5 6 7	NOMENCLATURE	EFFECT FROM TO	UNITS PER ASSY
89			GALLEY ASSY-G1 (CUSTOMER FURNISHED) (EQUIPMENT/FURNISHINGS ONLY)	001037 039040	
- 1	1021C11A00000		GALLEY ASSY-G1 (CUSTOMER FURNISHED)(EQUIPMENT/FURNISHINGS ONLY) SUPPLIER CODE: VD2249 COMPONENT MAINT MANUAL REF: 25-01-85 FOR NHA/OTHER SYS DET SEE: 25-31-11-03 25-31-11-43 25-31-11-45	001037 039040	RF
5	NAS6608		.SCREW- MISCELLANEOUS DATA: SIZE DETERMINED ON INSTL	001037 039040	1
10	NAS604-9		.SCREW	001037 039040	8
15	AN960-816		.WASHER	001037 039040	1
20	MS21083N8		.NUT	001037 039040	1
25	415A1402-1		.BRACKET-ATTACHMENT POSITION DATA: UPR	001037 039040	1
30	1021C11A20000		.ELECTRICAL SYSTEM INSTL- GALLEY G1 (CUSTOMER FURNISHED) SUPPLIER CODE: VD2249 FUNCTIONAL REFERENCE: EQUIPMENT/FURNISHINGS FOR DETAILS SEE 25-31-60-53 LIGHTS FOR DETAILS SEE 33-26-02-45 PLACARDS AND MARKINGS FOR DETAILS SEE 11-32-51-46D	001037 039040	RF

MISSING ITEM NUMBERS NOT APPLICABLE

- ITEM NOT ILLUSTRATED

HAP

25-31-11-89

BOEING PROPRIETARY - Copyright © - Unpublished Work - See title page for details.

25-31-11
FIG. 89
PAGE 1
OCT 15/08

BOEING
737-600/700/800/900
PARTS CATALOG (MAINTENANCE)

FIG ITEM	PART NUMBER	1 2 3 4 5 6 7	NOMENCLATURE	EFFECT FROM TO	UNITS PER ASSY
89					
35	1021C11A30000		.WATER SYSTEM INSTL-GALLEY G1 SUPPLIER CODE: VD2249 FOR DETAILS SEE: 38-10-51-19 38-11-04-13 38-11-52-11	001037 039040	RF
40	1021C11A60000		.PLACARD INSTL-GALLEY G1 SUPPLIER CODE: VD2249 FOR DETAILS SEE: 11-32-51-46	001037 039040	RF
45	1021C11A70000		.MATERIALS INSTL-DECORATIVE SUPPLIER CODE: VD2249	001037 039040	1
46	0-112-0013-2000		..STRIP-SLIDING 400 MM; 15.8 IN. LG SUPPLIER CODE: VD2249	001037 039040	4
47	0-112-0016-2000		..STRIP-SLIDING 350 MM; 13.8 IN. LG SUPPLIER CODE: VD2249	001037 039040	4
48	1021C11A70007		..STRIP-PROTECTING SUPPLIER CODE: VD2249	001037 039040	2
49	1021C11A70008		..STRIP-FILLING SUPPLIER CODE: VD2249	001037 039040	2
51	NAS603-6		..SCREW	001037 039040	2
53	NAS514P1032-6		..SCREW	001037 039040	4
56	AN960-10L		..WASHER	001037 039040	2
58	1021C11A70009		..PART-END SUPPLIER CODE: VD2249	001037 039040	4
61	MS20004		..BOLT	001037 039040	2
63	66-4453		..WASHER	001037 039040	2
66	65-5458-21D		..NUT	001037 039040	2
68	65-5458-20D		..HANDLE	001037 039040	1

MISSING ITEM NUMBERS NOT APPLICABLE

— ITEM NOT ILLUSTRATED

HAP

25-31-11-89

BOEING PROPRIETARY - Copyright © - Unpublished Work - See title page for details.

25-31-11
FIG. 89
PAGE 2
OCT 15/08

BOEING
737-600/700/800/900
PARTS CATALOG (MAINTENANCE)

FIG ITEM	PART NUMBER	1 2 3 4 5 6 7	NOMENCLATURE	EFFECT FROM TO	UNITS PER ASSY
89					
71	1021C11A70012	..	KICKSTRIP- SUPPLIER CODE: VD2249	001037 039040	1
74	10-61978BCUR	..	MATERIAL-DECORATIVE SUPPLIER CODE: VD2249	001037 039040	AR
77	BAC93909	..	MATERIAL-DECORATIVE	001037 039040	AR
97	SY5302	..	BUMPER- SUPPLIER CODE: VD2607	001037 039040	1
101	257013	..	STRIP-SLIDING, 60X350MM; 2.4X1308 INCH SUPPLIER CODE: VD2249	001037 039040	1
104	257013	..	STRIP-SLIDING, 40X350MM; 1.6X1308 INCH SUPPLIER CODE: VD2249	001037 039040	2
111	BAC50601	..	MATERIAL-DECORATIVE	031037 039040	AR
114	BAC5611	..	MATERIAL-DECORATIVE	031037 039040	AR
117	BAC94449	..	MATERIAL-DECORATIVE	031037 039040	AR
125	1021C11A10000	.S	STRUCTURE ASSY- SUPPLIER CODE: VD2249	001037 039040	1
130	1021C11A10600	..	DOOR ASSY- SUPPLIER CODE: VD2249 FOR DETAILS SEE: 25-31-75-55 ATTACHING PARTS	001037 039040	1
135	NAS514P1032-8	..	SCREW	001037 039040	5
140	1021C11A10601	..	DOOR ASSY- SUPPLIER CODE: VD2249 FOR DETAILS SEE: 25-31-75-55 ATTACHING PARTS	001037 039040	1
145	NAS514P1032-8	..	SCREW	001037 039040	3

MISSING ITEM NUMBERS NOT APPLICABLE

— ITEM NOT ILLUSTRATED

HAP

25-31-11-89

25-31-11
FIG. 89
PAGE 3
OCT 15/08

BOEING
737-600/700/800/900
PARTS CATALOG (MAINTENANCE)

FIG ITEM	PART NUMBER	1 2 3 4 5 6 7	NOMENCLATURE	EFFECT FROM TO	UNITS PER ASSY
89					
150	1021C11A10602	..	DOOR ASSY-NESTING SUPPLIER CODE: VD2249 FOR DETAILS SEE: 25-31-75-55	001037 039040	1
155	1021C11A10603	..	DOOR ASSY-NESTING SUPPLIER CODE: VD2249 FOR DETAILS SEE: 25-31-75-55	001037 039040	1
160	1021C11A10850	..	DRAWER ASSY-ICE SUPPLIER CODE: VD2249	001037 039040	1
165	NAS514P632-13	...	SCREW	001037 039040	9
170	AR142-5-2	...	LATCH- SUPPLIER CODE: V80477	001037 039040	1
175	AR144	...	LATCH-SLIDING SUPPLIER CODE: V80477	001037 039040	1
180	NAS514P632-6	...	SCREW	001037 039040	2
185	10536	...	GRIP- SUPPLIER CODE: VC3938	001037 039040	1
190	NAS514P632-5	...	SCREW	001037 039040	10
195	NAS514P632-7	...	SCREW	001037 039040	RF
200	DIN1654-14301	...	SPACER- 230 MM; 9.1 IN. LG SUPPLIER CODE: VD2249	001037 039040	2
205	237856	...	SPACER- 2.9 MM; 0.1 IN. LG SUPPLIER CODE: VD2488	001037 039040	RF
210	5012SN13-3-4	...	RAIL-ROLLER SUPPLIER CODE: VD2488	001037 039040	2
215	1021C11A81200	..	CONTAINER-WASTE SUPPLIER CODE: VD2249	001037 039040	1
220	TYP16E	...	PANEL-219 X 744 MM SUPPLIER CODE: VD2249	001037 039040	1
225	NAS514P832-9	...	SCREW	001037 039040	10

MISSING ITEM NUMBERS NOT APPLICABLE

— ITEM NOT ILLUSTRATED

HAP

25-31-11-89

25-31-11
FIG. 89
PAGE 4
OCT 15/08

BOEING
737-600/700/800/900
PARTS CATALOG (MAINTENANCE)

FIG ITEM	PART NUMBER	1 2 3 4 5 6 7	NOMENCLATURE	EFFECT FROM TO	UNITS PER ASSY
89					
230	264579	...	SPACER- 6.5 MM; 0.26 IN. LG SUPPLIER CODE: VD2249	001037 039040	10
235	090434	...	PANEL-METAL 145 X 625 MM; 5.7 X 24.6 IN. SUPPLIER CODE: VD2249	001037 039040	1
240	AN507C632R5	...	SCREW	001037 039040	8
245	NAS514P632-5	...	SCREW	001037 039040	2
250	AR142-5-2	...	LATCH-SLIDING SUPPLIER CODE: V80477	001037 039040	1
255	AR144	...	LATCH-SLIDING SUPPLIER CODE: V80477	001037 039040	1
260	10536	...	GRIP- SUPPLIER CODE: VC3938	001037 039040	1
265	0-195-003000000	...	STRIKE- SUPPLIER CODE: VD2249	001037 039040	2
270	1021C11A81200A	...	SCREW- SUPPLIER CODE: VD2249	001037 039040	2
275	NAS514P1032-8	...	SCREW	001037 039040	2
280	1021C11A81200B	...	BEARING- SUPPLIER CODE: VD2249	001037 039040	2
285	0-112-0013-2000	...	STRIP-SLIDING 400 MM; 15.7 IN. LG SUPPLIER CODE: VD2249	001037 039040	1
290	0-156-001500001	..	TABLE ASSY-SLIDING WORK SUPPLIER CODE: VD2249	001037 039040	1
295	0-131-005501000	..	FASTENER- SUPPLIER CODE: VD2249 MANUFACTURED FROM: 2399805-4BP	001037 039040	2

MISSING ITEM NUMBERS NOT APPLICABLE

— ITEM NOT ILLUSTRATED

HAP

25-31-11-89

BOEING PROPRIETARY - Copyright © - Unpublished Work - See title page for details.

25-31-11
FIG. 89
PAGE 5
OCT 15/08

BOEING
737-600/700/800/900
PARTS CATALOG (MAINTENANCE)

FIG ITEM	PART NUMBER	1 2 3 4 5 6 7	NOMENCLATURE	EFFECT FROM TO	UNITS PER ASSY
89					
300	CA2025		.. WASHER- SUPPLIER CODE: VD0680 -----*-----	001037 039040	2
305	0-156-001501000		... TABLE-SLIDING WORK SUPPLIER CODE: VD2249	001037 039040	1
310	0-156-001102006		... PAN- SUPPLIER CODE: VD2249	001037 039040	1
315	0-131-005400000		... RETAINER ASSY- SUPPLIER CODE: VD2249	001037 039040	1
325	0-131-005401000	 CASING- SUPPLIER CODE: VD2249	001037 039040	1
330	0-131-004903000	 KNOB- SUPPLIER CODE: VD2249	001037 039040	1
335	0-131-005406000	 SETSCREW- SUPPLIER CODE: VD2249	001037 039040	1
340	0-131-004905000	 SPRING- SUPPLIER CODE: VD2249	001037 039040	1
345	0-131-005402000	 RETAINER- SUPPLIER CODE: VD2249	001037 039040	1
350	NAS514P632-5		... SCREW	001037 039040	4
355	0-176-002900000		... STOP- SUPPLIER CODE: VD2249	001037 039040	1
360	NAS514P632-22		... SCREW	001037 039040	8
365	0-176-002700000		... SLIDER- SUPPLIER CODE: VD2249	001037 039040	2
370	257010		... STRIP-SLIDING 30 X 541 MM; 1.2 X 21.3 IN. SUPPLIER CODE: VD2249	001037 039040	1
375	257010		... STRIP-SLIDING 10 X 326 MM; 0.4 X 12.8 IN. SUPPLIER CODE: VD2249	001037 039040	2

MISSING ITEM NUMBERS NOT APPLICABLE

— ITEM NOT ILLUSTRATED

HAP

25-31-11-89

25-31-11
FIG. 89
PAGE 6
OCT 15/08

BOEING
737-600/700/800/900
PARTS CATALOG (MAINTENANCE)

FIG ITEM	PART NUMBER	1 2 3 4 5 6 7	NOMENCLATURE	EFFECT FROM TO	UNITS PER ASSY
89					
380	257010	...	STRIP-SLIDING 20 X 30 MM; 0.8 X 1.2 IN. SUPPLIER CODE: VD2249	001037 039040	2
385	LN9199-2406G	...	RIVET-COUNTERSUNK SUPPLIER CODE: VD2249	001037 039040	4
390	CA20017	...	RETAINER- SUPPLIER CODE: VD0680	001037 039040	2
395	NAS604-13	...	SCREW	001037 039040	1
400	0-132-001700000	...	CATCH-SINGLE REVOLVING SUPPLIER CODE: VD2249	001037 039040	1
405	1021C11A10500	..	TOP-WORK COUNTER SUPPLIER CODE: VD2249	001037 039040	1
- 410	1021C11A106021	..	GUIDE ASSY- SUPPLIER CODE: VD2249 POSITION DATA: LH	001037 039040	1
415	0-171-003400000	...	BOLT- SUPPLIER CODE: VD2249	001037 039040	1
420	NAS1096-2-6	...	SCREW	001037 039040	1
425	AN960-8	...	WASHER	001037 039040	1
- 430	1021C11A106022	..	GUIDE ASSY- SUPPLIER CODE: VD2249 POSITION DATA: RH	001037 039040	1
435	0-171-003400000	...	BOLT- SUPPLIER CODE: VD2249	001037 039040	1
440	NAS1096-2-6	...	SCREW	001037 039040	1
445	AN960-8	...	WASHER	001037 039040	1
- 450	1021C11A106031	..	GUIDE ASSY- SUPPLIER CODE: VD2249 POSITION DATA: LH	001037 039040	1

MISSING ITEM NUMBERS NOT APPLICABLE

- ITEM NOT ILLUSTRATED

HAP

25-31-11-89

25-31-11
FIG. 89
PAGE 7
OCT 15/08

BOEING
737-600/700/800/900
PARTS CATALOG (MAINTENANCE)

FIG ITEM	PART NUMBER	1 2 3 4 5 6 7	NOMENCLATURE	EFFECT FROM TO	UNITS PER ASSY
89					
455	0-171-003400000	...	BOLT- SUPPLIER CODE: VD2249	001037 039040	1
460	NAS1096-2-6	...	SCREW	001037 039040	1
465	AN960-8	...	WASHER	001037 039040	1
- 470	1021C11A106032	..	GUIDE ASSY- SUPPLIER CODE: VD2249 POSITION DATA: RH	001037 039040	1
475	0-171-003400000	...	BOLT- SUPPLIER CODE: VD2249	001037 039040	1
480	NAS1096-2-6	...	SCREW	001037 039040	1
485	AN960-8	...	WASHER	001037 039040	1
490	NAS514P632-6	..	SCREW	001037 039040	30
495	1021C11A10730	..	SINK- SUPPLIER CODE: VD2249	001037 039040	1
500	1021C11A107301	..	COVER-PERFORATED SUPPLIER CODE: VD2249	001037 039040	1
505	NAS514P832-4	..	SCREW	001037 039040	11
510	NAS514P632-5	..	SCREW	001037 039040	31
515	0-132-004600000	..	CATCH-SINGLE REVOLVING SUPPLIER CODE: VD2249	001037 039040	2
520	0-132-004000000	..	CATCH-SINGLE REVOLVING SUPPLIER CODE: VD2249	001037 039040	2
525	0-132-001700000	..	CATCH-SINGLE REVOLVING SUPPLIER CODE: VD2249	001037 039040	1
530	0-132-001800000	..	CATCH-SINGLE REVOLVING SUPPLIER CODE: VD2249	001037 039040	1
535	NAS604-16	..	SCREW	001037 039040	2
540	1021C11A10830	..	COVER-TROLLEY SUPPLIER CODE: VD2249	001037 039040	1

MISSING ITEM NUMBERS NOT APPLICABLE

- ITEM NOT ILLUSTRATED

HAP

25-31-11-89

25-31-11
FIG. 89
PAGE 8
OCT 15/08

BOEING
737-600/700/800/900
PARTS CATALOG (MAINTENANCE)

FIG ITEM	PART NUMBER	1 2 3 4 5 6 7	NOMENCLATURE	EFFECT FROM TO	UNITS PER ASSY
89					
545	NAS514P1032-8	..	SCREW	001037 039040	8
550	1021C11A10810	..	BRACKET-ATTACHMENT SUPPLIER CODE: VD2249 POSITION DATA: UPR	001037 039040	1
555	NAS603-16	..	SCREW	001037 039040	8
560	AN960-10	..	WASHER	001037 039040	8
565	1021C11A10000D	..	EXTRUSION- SUPPLIER CODE: VD2249	001037 039040	1
570	1021C11A10000E	..	EXTRUSION- SUPPLIER CODE: VD2249	001037 039040	1
575	NAS514P832-10	..	SCREW	001037 039040	10
580	0-111-0108-1000	..	EXTRUSION-1250 MM; 49.2 IN. LG SUPPLIER CODE: VD2249	001037 039040	AR
585	1021C11A10000F	..	EXTRUSION- SUPPLIER CODE: VD2249	001037 039040	1
590	0-182-004900000	..	BUMPER- SUPPLIER CODE: VD2249	001037 039040	4
595	5001-02-1015	..	STRIKE- SUPPLIER CODE: VD2249 CONFIG CHG DATA FROM A CMM: REPLD BY 0-195-003000000	001037 039040	8
595	0-195-003000000	..	STRIKE- SUPPLIER CODE: VD2249 CONFIG CHG DATA FROM A CMM: REPLS 5001-02-1015	001037 039040	8
600	NAS514P632-4	..	SCREW	001037 039040	8
605	NAS514P832-8	..	SCREW	001037 039040	8
610	1021C11A10000G	..	RETAINER- SUPPLIER CODE: VD2249	001037 039040	2
615	1021C11A10000H	..	RETAINER- SUPPLIER CODE: VD2249	001037 039040	2

MISSING ITEM NUMBERS NOT APPLICABLE

— ITEM NOT ILLUSTRATED

HAP

25-31-11-89

BOEING PROPRIETARY - Copyright © - Unpublished Work - See title page for details.

25-31-11
FIG. 89
PAGE 9
OCT 15/08

 **BOEING**
737-600/700/800/900
PARTS CATALOG (MAINTENANCE)

FIG ITEM	PART NUMBER	1 2 3 4 5 6 7	NOMENCLATURE	EFFECT FROM TO	UNITS PER ASSY
89					
620	NAS602-8	..	SCREW	001037 039040	2
625	AN960-8	..	WASHER	001037 039040	2
630	1021C11A10000J	..	SPRING- SUPPLIER CODE: VD2249	001037 039040	2
635	1021C11A100004	..	GUIDE- SUPPLIER CODE: VD2249	001037 039040	1
640	NAS514P832-13	..	SCREW	001037 039040	18
645	1021C11A10000K	..	RETAINER- SUPPLIER CODE: VD2249	001037 039040	1
650	1021C11A10000L	..	RETAINER- SUPPLIER CODE: VD2249	001037 039040	1
655	NAS602-6	..	SCREW	001037 039040	16
660	0-182-005341000	..	BUMPER- SUPPLIER CODE: VD2249	001037 039040	4
665	NAS514P832-8	..	SCREW	001037 039040	4
670	237877	..	SPACER- 3.5 MM; 0.14 IN. LG SUPPLIER CODE: VD2249	001037 039040	4
675	1021C11A102502	..	GUIDE- SUPPLIER CODE: VD2249	001037 039040	1
680	NAS514P832-4	..	SCREW-	001037 039040	8
685	NAS514P1032-7	..	SCREW	001037 039040	7
690	1021C11A10250C	..	COVER- SUPPLIER CODE: VD2249	001037 039040	2
695	1021C11A102501	..	BRACKET-ATTACHMENT SUPPLIER CODE: VD2249 POSITION DATA: LWR	001037 039040	2
700	1021C11A102511	..	FLAP ASSY-ACCESS SUPPLIER CODE: VD2249	001037 039040	2

MISSING ITEM NUMBERS NOT APPLICABLE

- ITEM NOT ILLUSTRATED

HAP

25-31-11-89

BOEING PROPRIETARY - Copyright © - Unpublished Work - See title page for details.

25-31-11
FIG. 89
PAGE 10
OCT 15/08

BOEING
737-600/700/800/900
PARTS CATALOG (MAINTENANCE)

FIG ITEM	PART NUMBER	1 2 3 4 5 6 7	NOMENCLATURE	EFFECT FROM TO	UNITS PER ASSY
89					
705	26S39-2	...	FASTENER- SUPPLIER CODE: VD0680	001037 039040	2
710	0-121-000500000	..	SCREW- SUPPLIER CODE: VD2249	001037 039040	6
715	2-183-032300000	..	PAN-DRIP SUPPLIER CODE: VD2249	001037 039040	1
720	1021C11A10100B	..	COVER- SUPPLIER CODE: VD2249	001037 039040	2
725	0-142-000300000	..	PAN-DRIP SUPPLIER CODE: VD2249	001037 039040	2
730	NAS514P832-6	..	SCREW	001037 039040	8
735	1021C11A104001	..	GUIDE- SUPPLIER CODE: VD2249	001037 039040	1
740	1021C11A10305B	..	COVER- SUPPLIER CODE: VD2249	001037 039040	1
- 745	1021C11A10000R	..	COVER- SUPPLIER CODE: VD2249	001037 039040	1
750	NAS514P832-6	..	SCREW	001037 039040	8
755	NAS514P632-7	..	SCREW	001037 039040	10
760	237856	..	SPACER- 2.9 MM; 01. IN. LG SUPPLIER CODE: VD2488	001037 039040	10
765	0-111-0016-2000	..	EXTRUSION- SUPPLIER CODE: VD2249	001037 039040	AR
770	1021C11A10744	..	RETAINER ASSY-HOT CUP SUPPLIER CODE: VD2249 SB DATA FROM A CMM: PRE SB 1021C-25-06 ATTACHING PARTS	001037 039040	1
775	NAS514P632-5	..	SCREW- SB DATA FROM A CMM: PRE SB 1021C-25-06 -----*-----	001037 039040	7

MISSING ITEM NUMBERS NOT APPLICABLE

- ITEM NOT ILLUSTRATED

HAP

25-31-11-89

25-31-11
FIG. 89
PAGE 11
OCT 15/08

BOEING
737-600/700/800/900
PARTS CATALOG (MAINTENANCE)

FIG ITEM	PART NUMBER	1 2 3 4 5 6 7	NOMENCLATURE	EFFECT FROM TO	UNITS PER ASSY
89					
780	1021C11A10744A	...	PLATE-PLUG SUPPLIER CODE: VD2249	001037 039040	1
785	NAS514P1032-12	...	SCREW	001037 039040	4
790	DIN59382-1-4301	...	SHEET- SUPPLIER CODE: VD2249	001037 039040	2
795	7304-01-0000-06	...	BEARING- SUPPLIER CODE: VD2249	001037 039040	2
800	NAS514P632-7	...	SCREW	001037 039040	5
805	5035-02-0014	...	CAP-PROTECTING SUPPLIER CODE: VD2249	001037 039040	1
810	085583	...	BOLT- 90 MM; 3.5 IN. LG SUPPLIER CODE: VD2249	001037 039040	1
815	5021-02-0002-05	...	SPRING- SUPPLIER CODE: VD2249	001037 039040	1
820	1021C11A10840	...	RETAINER- SUPPLIER CODE: VD2249	001037 039040	1
825	0-131-004502000	...	FASTENER- SUPPLIER CODE: VD2249	001037 039040	1
830	0-211-000400000	...	PLATE-GND SUPPLIER CODE: VD2249	001037 039040	1
835	1021C11A10850A	..	GUIDE- SUPPLIER CODE: VD2249	001037 039040	1
850	MS21044N3	..	NUT	001037 039040	7
855	1021C25-061170	..	COVER- SUPPLIER CODE: VD2249 SB DATA FROM A CMM: POST SB 1021C-25-06	001037 039040	1

MISSING ITEM NUMBERS NOT APPLICABLE

— ITEM NOT ILLUSTRATED

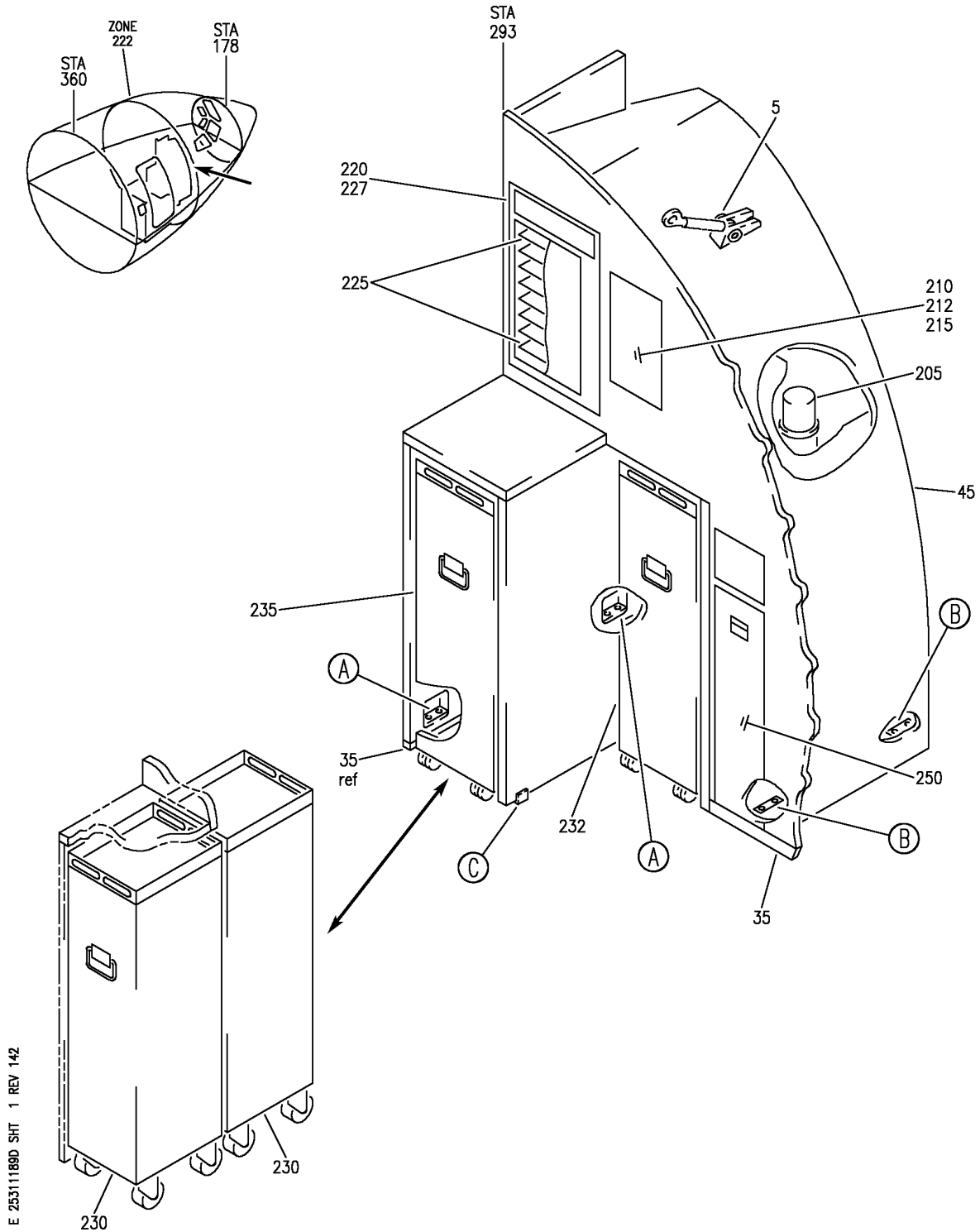
HAP

25-31-11-89

BOEING PROPRIETARY - Copyright © - Unpublished Work - See title page for details.

25-31-11
FIG. 89
PAGE 12
OCT 15/08

BOEING
 737-600/700/800/900
 PARTS CATALOG (MAINTENANCE)



E 2531189D SHT 1 REV 142

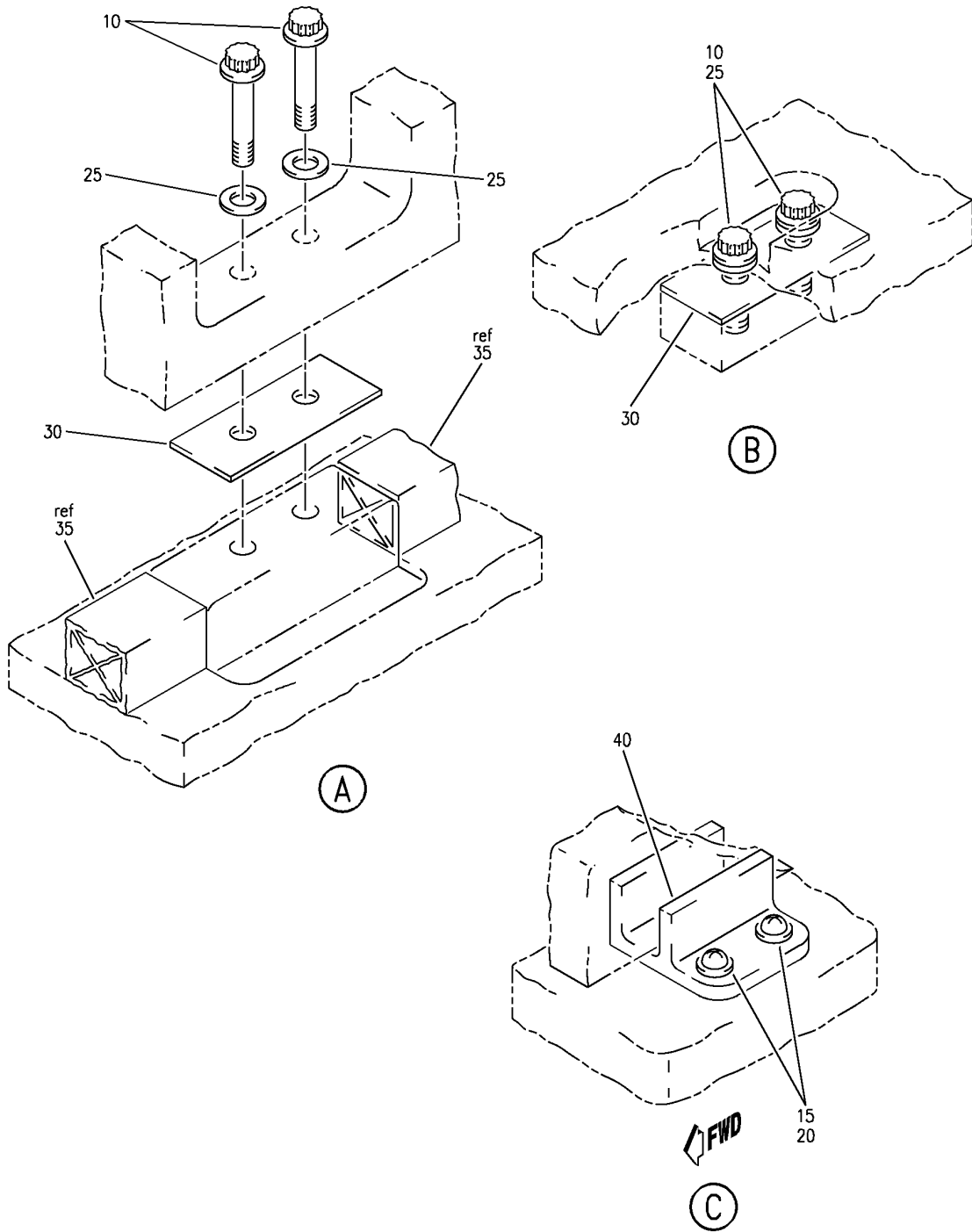
GALLEY AND INSERT INSTL-NO. 1
 FIGURE 89D (SHEET 1)

25-31-11-89D

HAP
 JUN 15/08

25-31-11-89D
 PAGE 0

BOEING
 737-600/700/800/900
 PARTS CATALOG (MAINTENANCE)



E 2531189D SHT 2 REV 127

GALLEY AND INSERT INSTL-NO. 1
 FIGURE 89D (SHEET 2)

25-31-11-89D

HAP
 JUN 10/07

25-31-11-89D
 PAGE 0A

BOEING
737-600/700/800/900
PARTS CATALOG (MAINTENANCE)

FIG ITEM	PART NUMBER	1 2 3 4 5 6 7	NOMENCLATURE	EFFECT FROM TO	UNITS PER ASSY
89D			GALLEY AND INSERT INSTL- NO. 1	101200 968999	
- 1	MODREF324387		GALLEY INSTL-NO. 1 MODULE NUMBER: 415A1111-363 REV A	101106 968999	RF
5	BLS6B13S		.PIN SUPPLIER CODE: V84256 SPECIFICATION NUMBER: BACP18AM6B13H OPTIONAL PART: LG6SB13 V83014 SLS6B13 V16258	101106 968999	1
10	BACB30LE5K18		.BOLT	101106 968999	8
15	BACB30NT3K5		.BOLT	101106 968999	2
20	BACW10BN3AC		.WASHER	101106 968999	2
25	BACW10BP5AC		.WASHER	101106 968999	8
30	480W2002-4		.SHIM	101106 968999	AR
35	65C35726-138		.SEAL	101106 968999	1
40	415N4002-61		.STABILIZER	101106 968999	1
45	1061C11A00000		.GALLEY- SUPPLIER CODE: VD2249 COMPONENT MAINT MANUAL REF: 25-05-32	101106 968999	1
- 100	MODREF312186		INSERT INSTL-GALLEY NO. 1 MODULE NUMBER: 415A1110-201 REV B	101200 968999	1
- 105	BAC27EEL7304		.DECAL- PLACARD CONTENT: INOP	101200 968999	AR
- 110	10237-1		.COLLAR- SUPPLIER CODE: V1N6X0	101200 968999	AR
- 200	MODREF324384		INSERT INSTL-NO. 1 MODULE NUMBER: 415A1110-407711 REV A	101101 968971	1
- 200	MODREF357612		INSERT INSTL-NO. 1 MODULE NUMBER: 415A1110-407711 REV B	102105	1

MISSING ITEM NUMBERS NOT APPLICABLE

- ITEM NOT ILLUSTRATED

HAP

25-31-11-89D

BOEING PROPRIETARY - Copyright © - Unpublished Work - See title page for details.

25-31-11
FIG. 89D
PAGE 1
FEB 15/09

 **BOEING**
737-600/700/800/900
PARTS CATALOG (MAINTENANCE)

FIG ITEM	PART NUMBER	1 2 3 4 5 6 7	NOMENCLATURE	EFFECT FROM TO	UNITS PER ASSY
89D					
- 200	MODREF369523		INSERT INSTL-NO. 1 MODULE NUMBER: 415A1110-407712 REV A	972999	1
- 200	MODREF378290		INSERT INSTL-NO. 1 MODULE NUMBER: 415A1110-407713 REV A	106106	1
205	150G		.FILTER-CARTRIDGE SUPPLIER CODE: V08576	101106 968999	1
210	64753-001-003		.COFFEE MAKER-PERCOLATOR SUPPLIER CODE: VU3384 COMPONENT MAINT MANUAL REF: 25-31-82 QUALIFIED I/W DATA: 64753-001-003 IS INTERCHANGEABLE TWO WAYS WITH 64769-001-005 BASED UPON CUSTOMER PREFERENCE	101106 968999	1
212	64753-049		.COFFEE POT- SUPPLIER CODE: VU3384	106106	1
215	64759-151		.RAIL ASSY-BEVERAGE MAKER SUPPLIER CODE: VU3384 COMPONENT MAINT MANUAL REF: 25-32-93	101106 968999	1
220	8203-02-7000		.INSERT-OVEN SUPPLIER CODE: VD2249	101106 968999	1
225	8203-02-8000		.TRAY-OVEN SUPPLIER CODE: VD2249	101106 968999	8
227	8203-11-0000		.OVEN ASSY- SUPPLIER CODE: VD2249 COMPONENT MAINT MANUAL REF: 25-36-34	101106 968999	1
230	TL088001		.CART-HALF SIZE SUPPLIER CODE: VH1912 OPTIONAL PART: DLH3031 VH1912	101106 968999	2

MISSING ITEM NUMBERS NOT APPLICABLE

- ITEM NOT ILLUSTRATED

HAP

25-31-11-89D

BOEING PROPRIETARY - Copyright © - Unpublished Work - See title page for details.

25-31-11
FIG. 89D
PAGE 2
FEB 15/09

BOEING
737-600/700/800/900
PARTS CATALOG (MAINTENANCE)

FIG ITEM	PART NUMBER	1 2 3 4 5 6 7	NOMENCLATURE	EFFECT FROM TO	UNITS PER ASSY
89D 230	DLH3031	.	CART-HALF SIZE SUPPLIER CODE: VH1912 OPTIONAL PART: TL088001 VH1912	101106 968999	2
230	TB020001	.	CART-HALF SIZE SUPPLIER CODE: VH1912	101106 968999	2
230	TH036008	.	CART-WASTE, HALF SIZE SUPPLIER CODE: VH1912	101106 968999	2
232	TL088001	.	CART-HALF SIZE SUPPLIER CODE: VH1912 OPTIONAL PART: DLH3031 VH1912	101106 968999	1
232	DLH3031	.	CART-HALF SIZE SUPPLIER CODE: VH1912 OPTIONAL PART: TL088001 VH1912	101106 968999	1
235	TK111001	.	CART-FULL SIZE SUPPLIER CODE: VH1912	101106 968999	1
235	DLH3032	.	CART-FULL SIZE SUPPLIER CODE: VH1912	101106 968999	1
235	TA014001	.	CART-FULL SIZE SUPPLIER CODE: VH1912	101106 968999	1
250	1021C11A81210	.	CONTAINER-WASTE SUPPLIER CODE: VD2249	101106 968999	1

MISSING ITEM NUMBERS NOT APPLICABLE

— ITEM NOT ILLUSTRATED

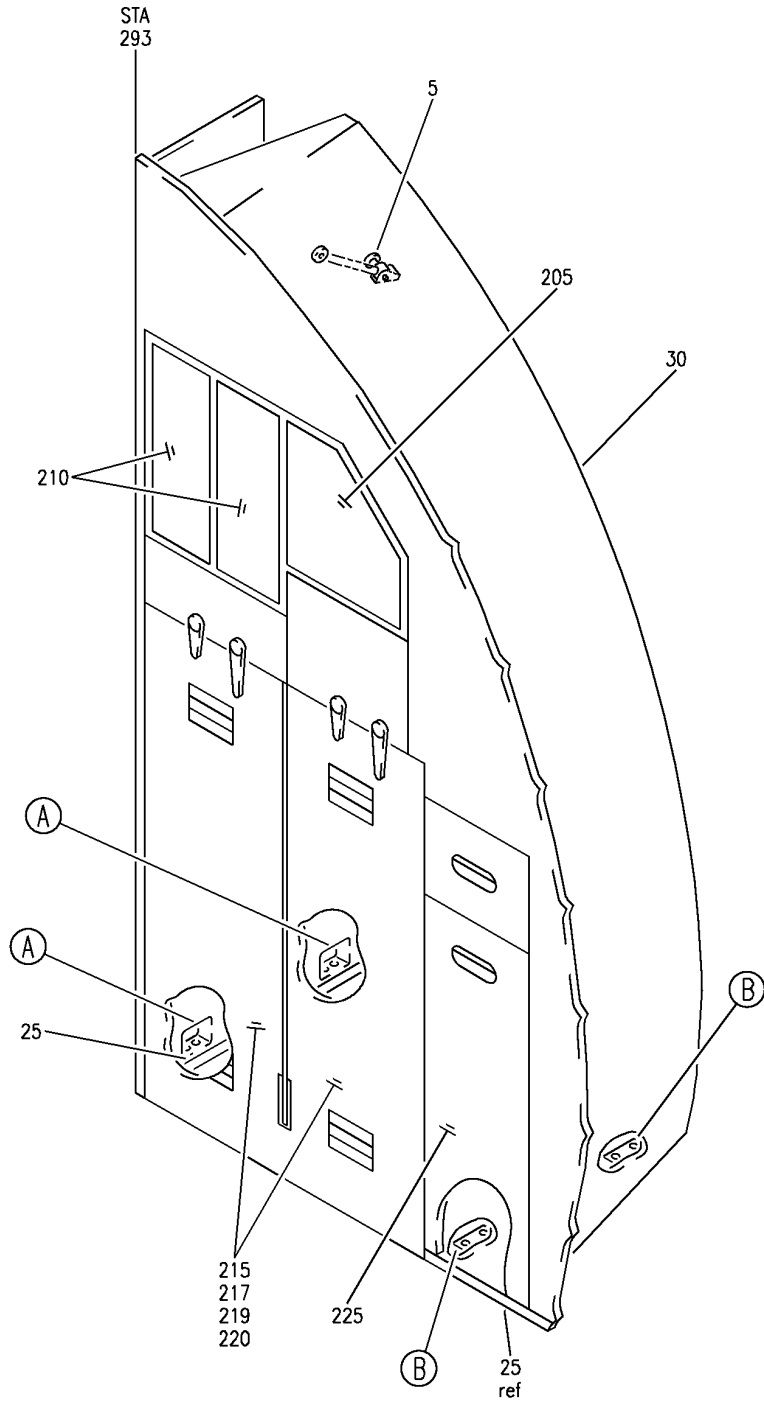
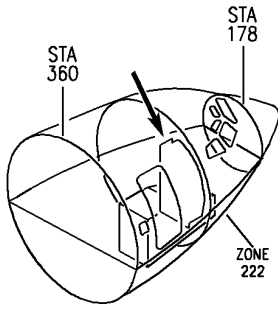
HAP

25-31-11-89D

BOEING PROPRIETARY - Copyright © - Unpublished Work - See title page for details.

25-31-11
FIG. 89D
PAGE 3
FEB 15/09

BOEING
 737-600/700/800/900
 PARTS CATALOG (MAINTENANCE)



E 2531199B SHT 1 REV 131

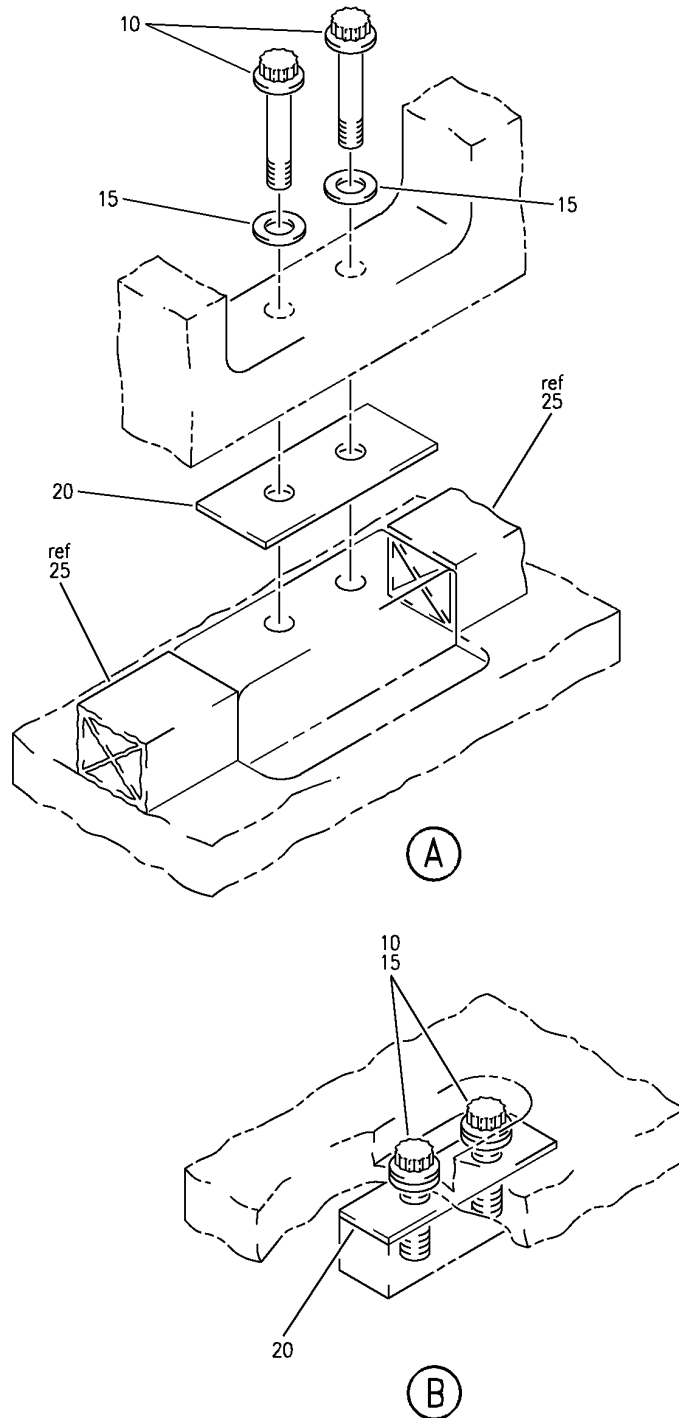
GALLEY AND INSERT INSTL-NO. 1
 FIGURE 99B (SHEET 1)

25-31-11-99B

HAP
 JUN 10/07

25-31-11-99B
 PAGE 0

BOEING
737-600/700/800/900
PARTS CATALOG (MAINTENANCE)



E 2531199B SHT 2 REV 126

GALLEY AND INSERT INSTL-NO. 1
FIGURE 99B (SHEET 2)

25-31-11-99B

HAP
FEB 10/07

25-31-11-99B
PAGE 0A

BOEING
737-600/700/800/900
PARTS CATALOG (MAINTENANCE)

FIG ITEM	PART NUMBER	1 2 3 4 5 6 7	NOMENCLATURE	EFFECT FROM TO	UNITS PER ASSY
R R	99B		GALLEY AND INSERT INSTL- NO. 1	038038 041047	
	- 1	MODREF319964	GALLEY INSTL-NO. 1 MODULE NUMBER: 415A1111-358 REV B	038038 042043	1
R R	- 1	MODREF337780	GALLEY INSTL-NO. 1 MODULE NUMBER: 415A1111-358 REV C	041041 044047	1
	5	BLS6B13S	.PIN SUPPLIER CODE: V84256 SPECIFICATION NUMBER: BACP18AM6B13H OPTIONAL PART: LG6SB13 V83014 SLS6B13 V16258	038038 041047	1
R R R R R R R R R R R R R	10	BACB30LE5K18	.BOLT	038038 041047	8
R R R R R R R R R R R R R	15	BACW10BP5AC	.WASHER	038038 041047	8
R R R R R R R R R R R R R	20	480W2002-4	.SHIM	038038 041047	AR
R R R R R R R R R R R R R	25	65C35726-138	.SEAL	038038 041047	1
R R R R R R R R R R R R R	30	1060C11A00000	.GALLEY- SUPPLIER CODE: VD2249	038038 041047	1
R R R R R R R R R R R R R	- 100	MODREF312186	INSERT INSTL-GALLEY NO. 1 MODULE NUMBER: 415A1110-201 REV B	038038 041047	1
R R R R R R R R R R R R R	- 105	BAC27EEL7304	.DECAL- PLACARD CONTENT: INOP	038038 041047	AR
R R R R R R R R R R R R R	- 110	10237-1	.COLLAR- SUPPLIER CODE: V1N6X0	038038 041047	AR
R R R R R R R R R R R R R	- 200	MODREF321325	INSERT INSTL-GALLEY NO. 1 MODULE NUMBER: 415A1110-407411 REV B	038038 041043	1
R R R R R R R R R R R R R	- 200	MODREF359144	INSERT INSTL-GALLEY NO. 1 MODULE NUMBER: 415A1110-407411 REV C	044047	1
R R R R R R R R R R R R R	205	150G	.FILTER-CARTRIDGE SUPPLIER CODE: V08576	038038 041047	1

MISSING ITEM NUMBERS NOT APPLICABLE

- ITEM NOT ILLUSTRATED

HAP

25-31-11-99B

25-31-11
FIG. 99B
PAGE 1
JUN 15/09

 **BOEING**
737-600/700/800/900
PARTS CATALOG (MAINTENANCE)

FIG ITEM	PART NUMBER	1 2 3 4 5 6 7	NOMENCLATURE	EFFECT FROM TO	UNITS PER ASSY
99B					
R	210	L13471-27	.BOILER-WATER SUPPLIER CODE: VH1912	038038 041047	2
R	215	TL088001	.CART-HALF SIZE SUPPLIER CODE: VH1912	038038 041047	2
R			OPTIONAL PART: DLH3031 VH1912		
R	215	DLH3031	.CART-HALF SIZE SUPPLIER CODE: VH1912	038038 041047	2
R			OPTIONAL PART: TL088001 VH1912		
R	215	TB020001	.CART-HALF SIZE SUPPLIER CODE: VH1912	038038 041047	2
R	215	TH036008	.CART-HALF SIZE WASTE SUPPLIER CODE: VH1912	038038 041047	2
R	217	TK111001	.CART-FULL SIZE SUPPLIER CODE: VH1912	038038 041047	2
R	217	DLH3032	.CART-FULL SIZE SUPPLIER CODE: VH1912	038038 041047	2
R	217	TA014001	.CART-FULL SIZE SUPPLIER CODE: VH1912	038038 041047	2
R	225	1021C11A81210	.CONTAINER-WASTE SUPPLIER CODE: VD2249	038038 041047	1
R					

MISSING ITEM NUMBERS NOT APPLICABLE

— ITEM NOT ILLUSTRATED

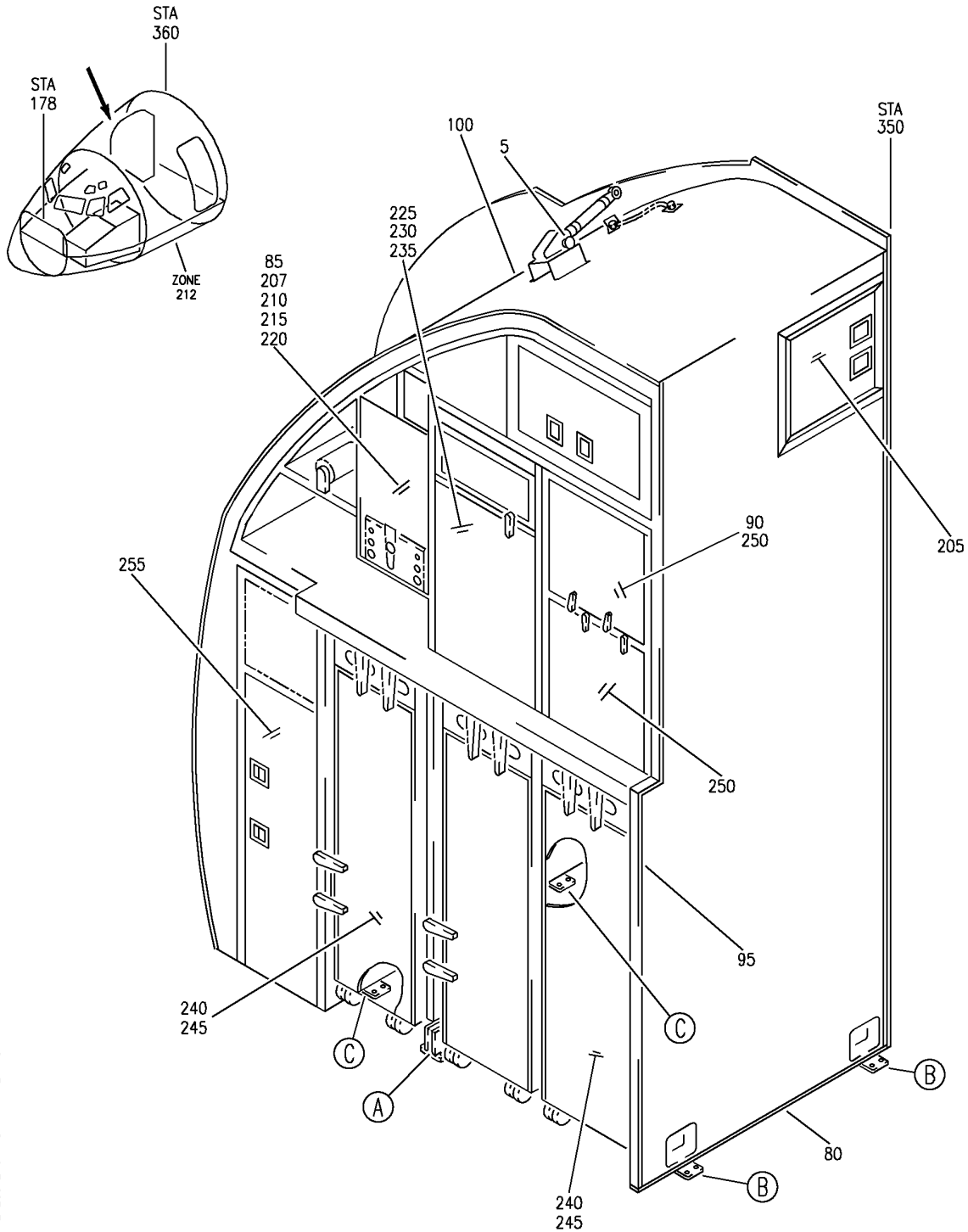
HAP

25-31-11-99B

BOEING PROPRIETARY - Copyright © - Unpublished Work - See title page for details.

25-31-11
FIG. 99B
PAGE 2
JUN 15/09

BOEING
 737-600/700/800/900
 PARTS CATALOG (MAINTENANCE)



E 25312101A SHT 1 REV 137

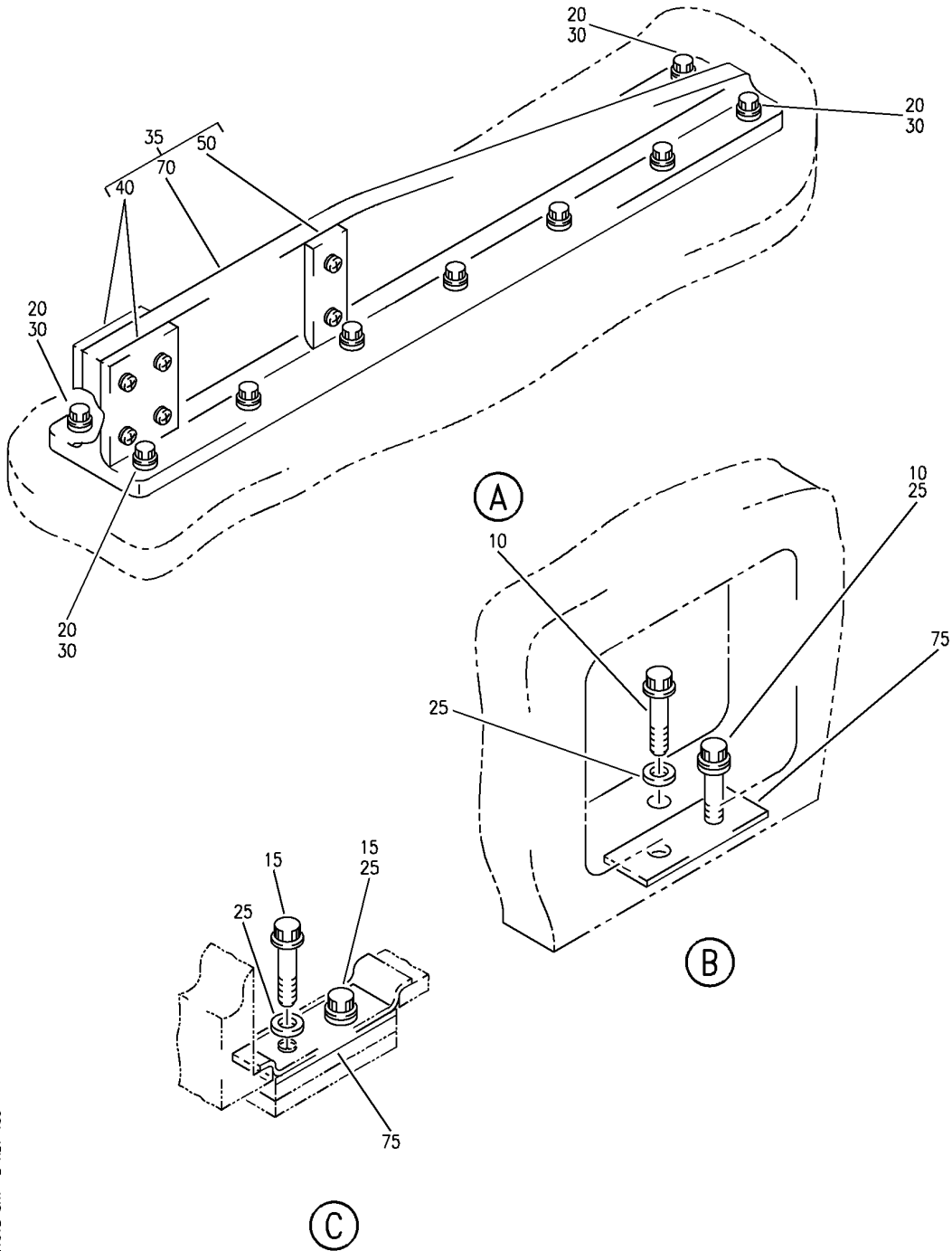
GALLEY AND INSERT INSTL NO. 2
 FIGURE 1A (SHEET 1)

25-31-21-01A

HAP
 OCT 15/08

25-31-21-01A
 PAGE 0

BOEING
 737-600/700/800/900
 PARTS CATALOG (MAINTENANCE)



E 25312101B SHT 2 REV 135

GALLEY AND INSERT INSTL NO. 2
 FIGURE 1A (SHEET 2)

25-31-21-01A

HAP
 OCT 15/08

25-31-21-01A
 PAGE 0A

BOEING
737-600/700/800/900
PARTS CATALOG (MAINTENANCE)

FIG ITEM	PART NUMBER	1 2 3 4 5 6 7	NOMENCLATURE	EFFECT FROM TO	UNITS PER ASSY
1 A			GALLEY AND INSERT INSTL NO. 2	048100	
- 1	MODREF352391		GALLEY INSTL-NO. 2 MODULE NUMBER: 415A1112-373 REV A	054100	1
- 1	MODREF393287		GALLEY INSTL-NO. 2 MODULE NUMBER: 415A1112-373 REV B	048053	1
5	BLS6B13S		.PIN SUPPLIER CODE: V84256 SPECIFICATION NUMBER: BACP18AM6B13H OPTIONAL PART: LG6SB13 V83014 SLS6B13 V16258	048100	1
10	BACB30LE5K19		.BOLT	048100	4
15	BACB30LE5K20		.BOLT	048100	4
20	BACB30NT3K5		.BOLT	048100	14
25	BACW10BP5AC		.WASHER	048100	8
30	BACW10BN3AC		.WASHER	048100	14
35	415N4002-56		.FITTING ASSY-STAB.	048100	1
40	415N4002-42		..BLOCK-BRG POSITION DATA: FWD ATTACHING PARTS	048100	2
- 45	BACR15BA6D		..RIVET- SIZE DETERMINED ON INSTL. -----*-----	048100	6
50	415N4002-43		..BLOCK-BRG POSITION DATA: AFT ATTACHING PARTS	048100	1
- 55	BACB30VF3K6		..BOLT	048100	2
- 60	NAS1149D0363J		..WASHER	048100	2
- 65	MS21042L3		..NUT -----*-----	048100	2
70	415N4002-57		..FITTING	048100	1
75	480W2002-4		.SHIM	048100	AR
80	65C35726-138		.SEAL-FLOOR	048100	1
85	257142-11		.KIT-CONVERSION, COFFEE MAKER SUPPLIER CODE: V62225	054100	1

R
R
R
R

MISSING ITEM NUMBERS NOT APPLICABLE

- ITEM NOT ILLUSTRATED

HAP

25-31-21-01A

BOEING PROPRIETARY - Copyright © - Unpublished Work - See title page for details.

25-31-21
FIG. 01A
PAGE 1
JUN 15/09

BOEING
737-600/700/800/900
PARTS CATALOG (MAINTENANCE)

FIG ITEM	PART NUMBER	1 2 3 4 5 6 7	NOMENCLATURE	EFFECT FROM TO	UNITS PER ASSY
1A					
R R	85 RR97237-20-2		.KIT-CONVERSION, COFFEE MAKER POST RAPID REVISION: RR97237-20D	048048	1
	85 RR97237-22-2		.KIT-CONVERSION, COFFEE MAKER POST RAPID REVISION: RR97237-22D	049049	1
	85 RR97237-23-2		.KIT-CONVERSION, COFFEE MAKER POST RAPID REVISION: RR97237-23D	050050	1
	85 RR97237-40-2		.KIT-CONVERSION, COFFEE MAKER POST RAPID REVISION: RR97237-40B	051052	1
	85 RR97237-41-2		.KIT-CONVERSION, COFFEE MAKER POST RAPID REVISION: RR97237-41B	053053	1
	90 257140-11		.KIT-CONVERSION, STD CONTAINER SUPPLIER CODE: V62225	048100	1
	95 257170-11		.KIT-CONVERSION, RUBSTRIPS BASSINET FITTING, MAG RACK INSERTS SUPPLIER CODE: V62225	048100	1
	100 101746-1701		.GALLEY- SUPPLIER CODE: V62225	048100	1
-	150 MODREF312187		INSERT INSTL-NO. 2 MODULE NUMBER: 415A1110-202 REV B	048100	1
-	155 BAC27EEL7304		.DECAL- PLACARD CONTENT: INOP	048100	AR
-	160 10237-1		.COLLAR- SUPPLIER CODE: V1N6X0	048100	AR
-	200 MODREF360953		INSERT INSTL-GALLEY NO. 2 MODULE NUMBER: 415A1110-409921 REV B	054100	1
-	200 MODREF409910		INSERT INSTL-GALLEY NO. 2 MODULE NUMBER: 415A1110-411321 REV B	048048	1

MISSING ITEM NUMBERS NOT APPLICABLE

- ITEM NOT ILLUSTRATED

HAP

25-31-21-01A

BOEING PROPRIETARY - Copyright © - Unpublished Work - See title page for details.

25-31-21
FIG. 01A
PAGE 2
JUN 15/09

BOEING
737-600/700/800/900
PARTS CATALOG (MAINTENANCE)

FIG ITEM	PART NUMBER	1 2 3 4 5 6 7	NOMENCLATURE	EFFECT FROM TO	UNITS PER ASSY
R R R	1A - 200	MODREF412850	INSERT INSTL-GALLEY NO. 2 MODULE NUMBER: 415A1110-409922 REV B	049053	1
	205	150G	.FILTER-CARTRIDGE SUPPLIER CODE: V08576	048100	1
	207	64753-049	.COFFEE POT- SUPPLIER CODE: VU3384	048100	1
R R R R R	210	64753-001-003	.COFFEE MAKER-(PERCOLATOR) SUPPLIER CODE: VU3384 COMPONENT MAINT MANUAL REF: 25-31-82 QUALIFIED I/W DATA: 64753-001-003 IS INTERCHANGEABLE TWO WAYS WITH 64769-001-005 BASED UPON CUSTOMER PREFERENCE	048100	1
	215	64771-001-003	.BEVERAGE MAKER- SUPPLIER CODE: VU3384 COMPONENT MAINT MANUAL REF: 25-35-69	048100	1
	220	64759-151	.RAIL ASSY-BEVERAGE SUPPLIER CODE: VU3384 COMPONENT MAINT MANUAL REF: 25-32-93	048100	1
	225	8203-02-7000	.INSERT-OVEN SUPPLIER CODE: VD2249	048100	1
	230	8203-02-8000	.TRAY-OVEN SUPPLIER CODE: VD2249	048100	8
	235	8203-11-0000-16	..OVEN- SUPPLIER CODE: VD2249	048100	1
	MISSING ITEM NUMBERS NOT APPLICABLE				

- ITEM NOT ILLUSTRATED

HAP

25-31-21-01A

BOEING PROPRIETARY - Copyright © - Unpublished Work - See title page for details.

25-31-21
FIG. 01A
PAGE 3
JUN 15/09

 **BOEING**
737-600/700/800/900
PARTS CATALOG (MAINTENANCE)

FIG ITEM	PART NUMBER	1 2 3 4 5 6 7	NOMENCLATURE	EFFECT FROM TO	UNITS PER ASSY
1A 240	TK111001		.CART-FULL SIZE SUPPLIER CODE: VH1912 QUALIFIED OPTIONAL DATA: TK111001 (H1912) (QTY 1) OPTIONAL DLH3032 (H1912) (QTY 1); OPTIONAL TO DLH3031 (H1912) (QTY 2), OPTIONAL TL088001 (H1912) (QTY 2) POST RAPID REVISION: RR97237-18B	048100	3
240	DLH3032		.CART-FULL SIZE SUPPLIER CODE: VH1912 QUALIFIED OPTIONAL DATA: TK111001 (H1912) (QTY 1) OPTIONAL DLH3032 (H1912) (QTY 1); OPTIONAL TO DLH3031 (H1912) (QTY 2), OPTIONAL TL088001 (H1912) (QTY 2)	048100	3
240	TA014001		.CART-FULL SIZE SUPPLIER CODE: VH1912	048100	3
245	TL088001		.CART-HALF SIZE SUPPLIER CODE: VH1912 QUALIFIED OPTIONAL DATA: TK111001 (H1912) (QTY 1) OPTIONAL DLH3032 (H1912) (QTY 1); OPTIONAL TO DLH3031 (H1912) (QTY 2), OPTIONAL TL088001 (H1912) (QTY 2)	048100	6
245	DLH3031		.CART-HALF SIZE SUPPLIER CODE: VH1912 QUALIFIED OPTIONAL DATA: TK111001 (H1912) (QTY 1) OPTIONAL DLH3032 (H1912) (QTY 1); OPTIONAL TO DLH3031 (H1912) (QTY 2), OPTIONAL TL088001 (H1912) (QTY 2)	048100	6
245	TH036008		.CART-HALF SIZE SUPPLIER CODE: VH1912	048100	6

MISSING ITEM NUMBERS NOT APPLICABLE

— ITEM NOT ILLUSTRATED

HAP

25-31-21-01A

BOEING PROPRIETARY - Copyright © - Unpublished Work - See title page for details.

25-31-21
FIG. 01A
PAGE 4
JUN 15/09

 **BOEING**
737-600/700/800/900
PARTS CATALOG (MAINTENANCE)

FIG ITEM	PART NUMBER	1 2 3 4 5 6 7	NOMENCLATURE	EFFECT FROM TO	UNITS PER ASSY
1 A 245	TB020001		. CART-HALF SIZE SUPPLIER CODE: VH1912	048100	6
250	BB003010		. UNIT-STD SUPPLIER CODE: VH1D68 POST RAPID REVISION: RR97228-15B	048100	4
255	225001-115		. CONTAINER-WASTE SUPPLIER CODE: VH1912	048100	1

MISSING ITEM NUMBERS NOT APPLICABLE

— ITEM NOT ILLUSTRATED

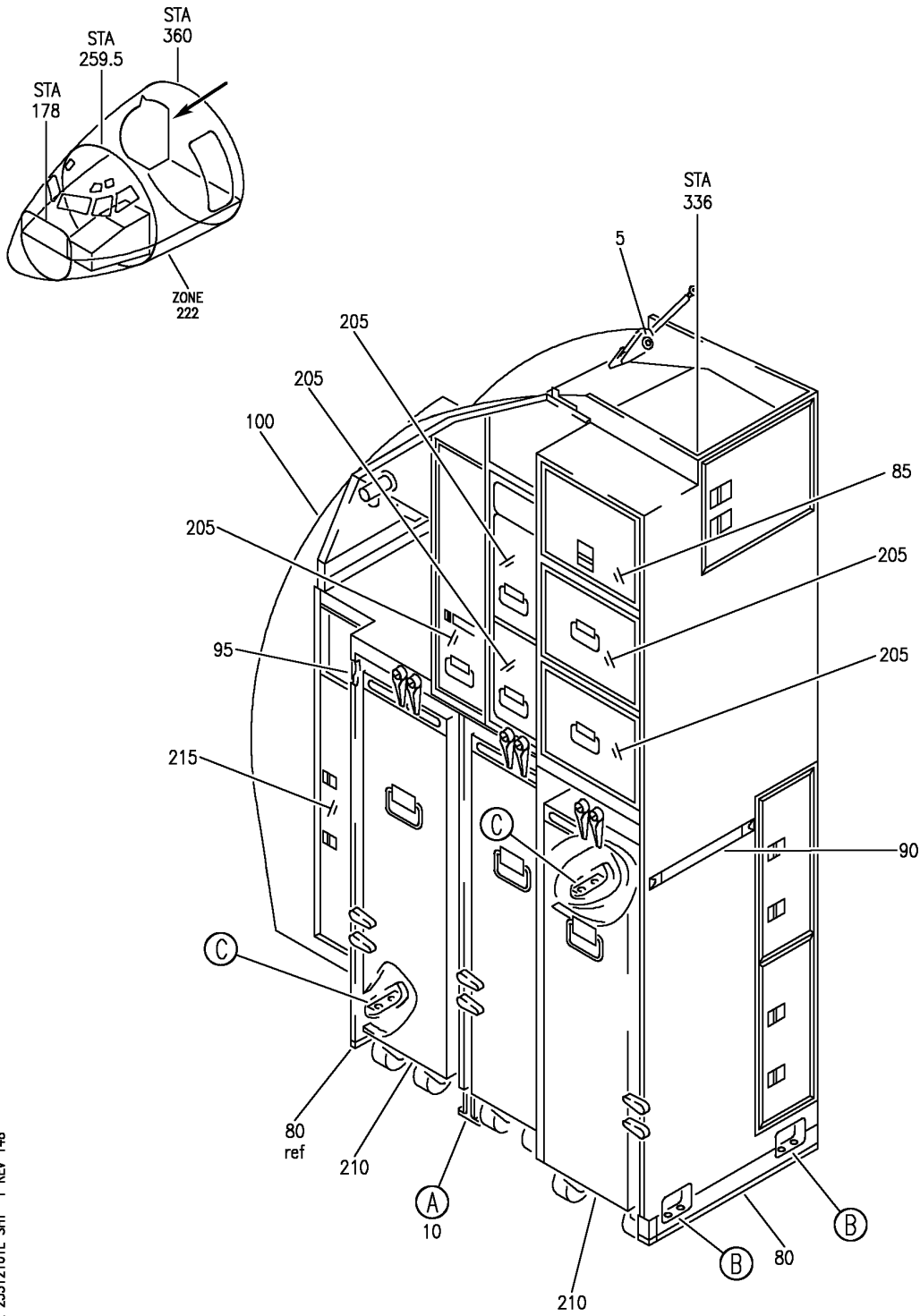
HAP

25-31-21-01A

BOEING PROPRIETARY - Copyright © - Unpublished Work - See title page for details.

25-31-21
FIG. 01A
PAGE 5
JUN 15/09

BOEING
 737-600/700/800/900
 PARTS CATALOG (MAINTENANCE)



E 25312101L SHT 1 REV 148

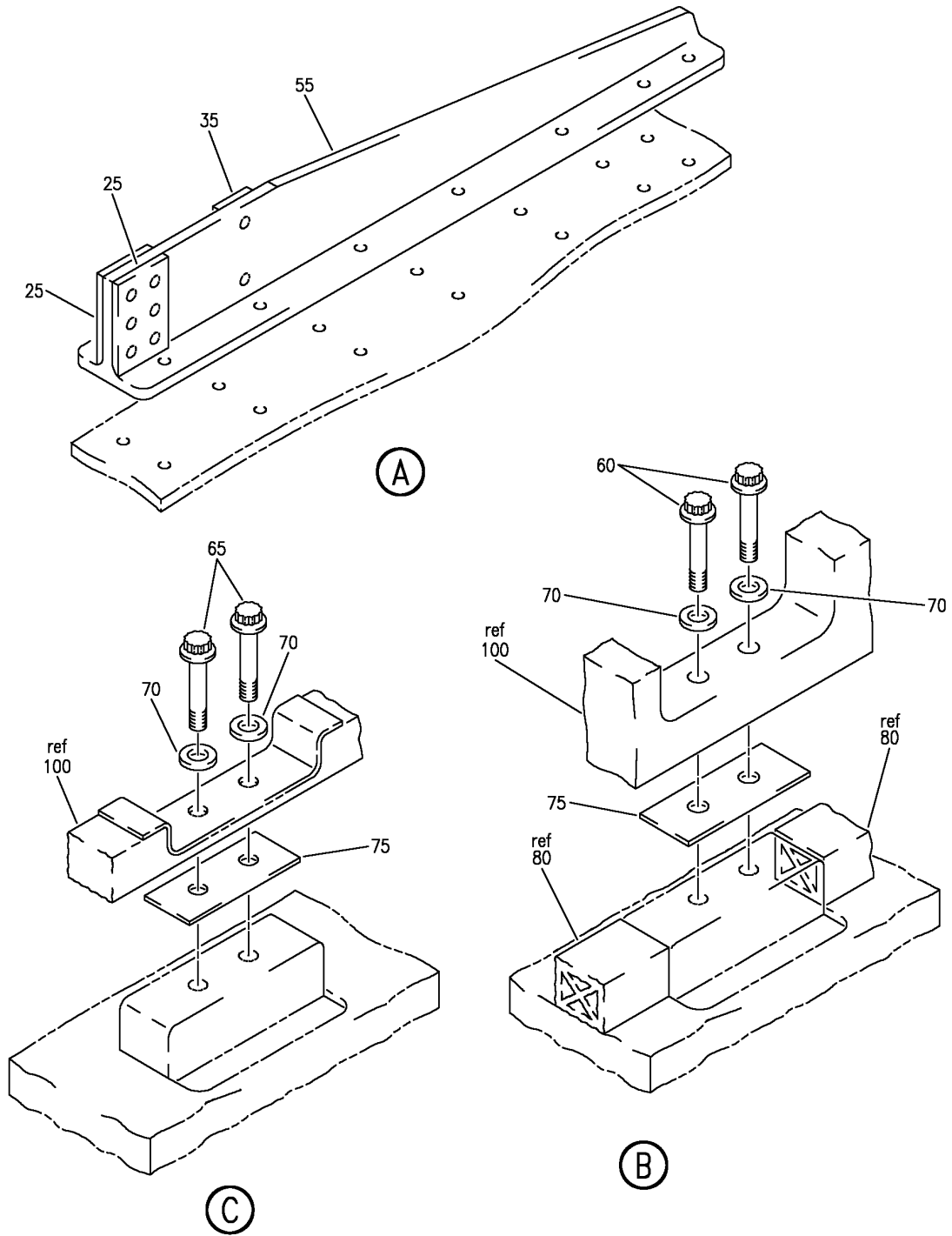
GALLEY AND INSERT INSTL NO. 2
 FIGURE 1L (SHEET 1)

25-31-21-01L

HAP
 FEB 15/09

25-31-21-01L
 PAGE 0

BOEING
 737-600/700/800/900
 PARTS CATALOG (MAINTENANCE)



E 25312101L SHT 2 REV 148

GALLEY AND INSERT INSTL NO. 2
 FIGURE 1L (SHEET 2)

25-31-21-01L

HAP
 FEB 15/09

25-31-21-01L
 PAGE 0A

BOEING
737-600/700/800/900
PARTS CATALOG (MAINTENANCE)

FIG ITEM	PART NUMBER	1 2 3 4 5 6 7	NOMENCLATURE	EFFECT FROM TO	UNITS PER ASSY
1L			GALLEY AND INSERT INSTL NO. 2	107200	
- 1	MODREF403324		GALLEY INSTL-NO. 2 MODULE NUMBER: 415A1112-422 REV B	107200	1
5	BLS6B13S		.PIN SUPPLIER CODE: V84256 SPECIFICATION NUMBER: BACP18AM6B13H OPTIONAL PART: LG6SB13 V83014 SLS6B13 V16258	107200	1
10	415N4002-56		.FITTING ASSY-STAB. ATTACHING PARTS	107200	1
- 15	BACB30NT3K5		.BOLT	107200	14
- 20	BACW10BN3AC		.WASHER	107200	14
			-----*-----		
25	415N4002-42		..BLOCK-BRG POSITION DATA: FWD ATTACHING PARTS	107200	2
- 30	BACR15BA6D		..RIVET- SIZE DETERMINED ON INSTL.	107200	6
			-----*-----		
35	415N4002-43		..BLOCK-BRG POSITION DATA: AFT ATTACHING PARTS	107200	1
- 40	BACB30VF3K6		..BOLT	107200	2
- 45	NAS1149D0363J		..WASHER	107200	2
- 50	MS21042L3		..NUT	107200	2
			-----*-----		
55	415N4002-57		..FITTING	107200	1
60	BACB30LE5K19		.BOLT	107200	4
65	BACB30LE5K8		.BOLT	107200	4
70	BACW10BP5AC		.WASHER	107200	8
75	480W2002-4		.SHIM	107200	AR
80	65C35726-138		.SEAL-FLOOR	107200	1
85	257196-11		.KIT-CONVERSION, STD CONTAINER SUPPLIER CODE: V62225	107200	1
90	257197-11		.KIT-CONVERSION, RUBSTRIP SUPPLIER CODE: V62225	107200	1

MISSING ITEM NUMBERS NOT APPLICABLE

- ITEM NOT ILLUSTRATED

HAP

25-31-21-01L

BOEING PROPRIETARY - Copyright © - Unpublished Work - See title page for details.

25-31-21
FIG. 01L
PAGE 1
FEB 15/09

BOEING
737-600/700/800/900
PARTS CATALOG (MAINTENANCE)

FIG ITEM	PART NUMBER	1 2 3 4 5 6 7	NOMENCLATURE	EFFECT FROM TO	UNITS PER ASSY
1L					
95	257088-11		.KIT-CONVERSION, ASSIST HANDLE ADDITION SUPPLIER CODE: V1PS59	107200	1
100	101742-501		.GALLEY- SUPPLIER CODE: V1PS59	107200	1
- 150	MODREF312187		INSERT INSTL-GALLEY NO. 2 MODULE NUMBER: 415A1110-202 REV B	107200	1
- 155	BAC27EEL7304		.DECAL-VINYL PLACARD CONTENT: INOP	107200	AR
- 160	10237-1		.COLLAR- SUPPLIER CODE: V1N6X0	107200	AR
- 200	MODREF403323		INSERT INSTL-GALLEY NO. 2 MODULE NUMBER: 415A1110-413121 REV B	107200	1
205	BB003010		.UNIT-STD SUPPLIER CODE: VH1D68	107200	5
210	TL184001		.CART-HALF SIZE SUPPLIER CODE: VH1D68	107200	3
215	225001-109		.CONTAINER-WASTE SUPPLIER CODE: VH1912	107200	1

MISSING ITEM NUMBERS NOT APPLICABLE

- ITEM NOT ILLUSTRATED

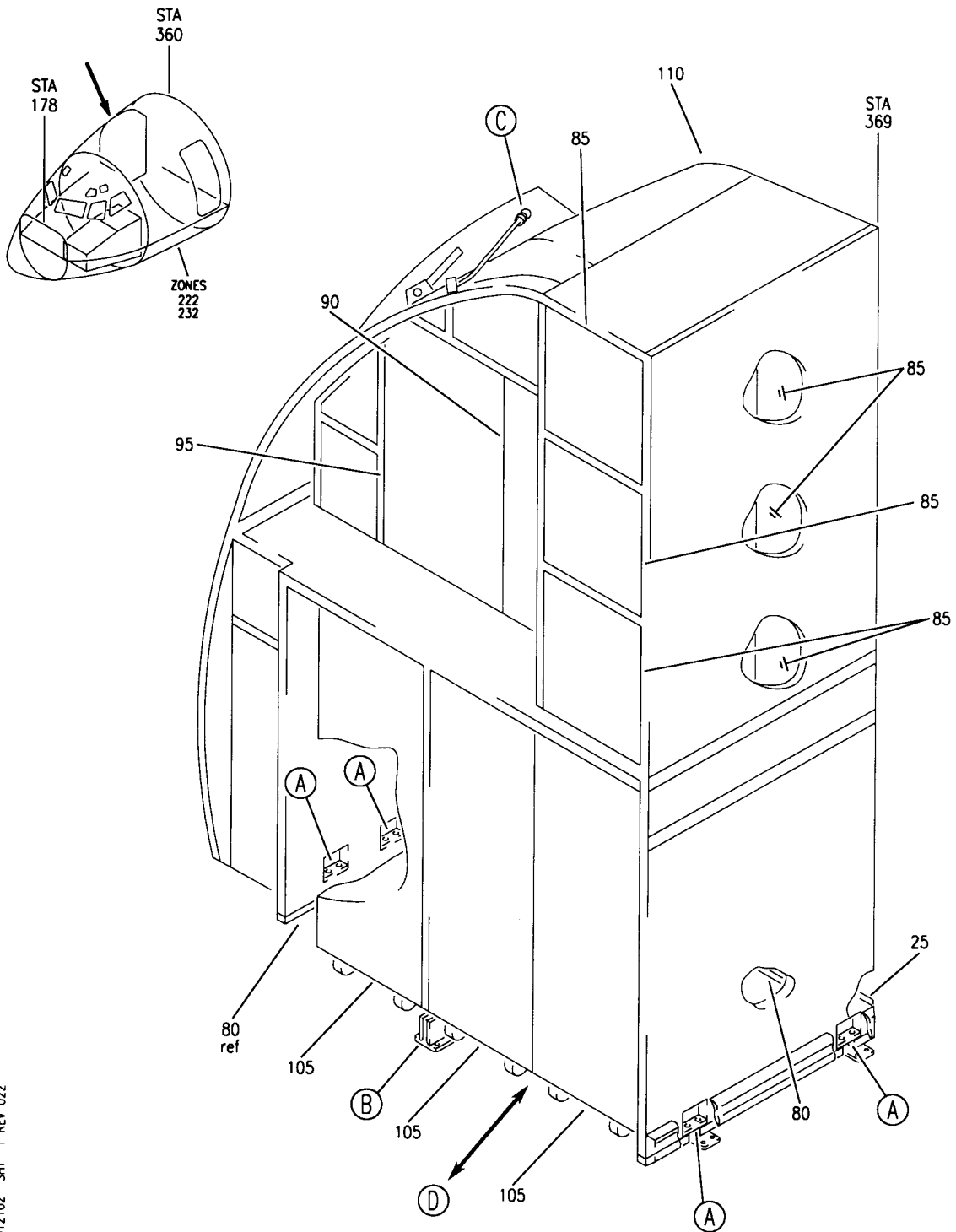
HAP

25-31-21-01L

BOEING PROPRIETARY - Copyright © - Unpublished Work - See title page for details.

25-31-21
FIG. 01L
PAGE 2
FEB 15/09

BOEING
 737-600/700/800/900
 PARTS CATALOG (MAINTENANCE)



E 25312102 SH1 1 REV 022

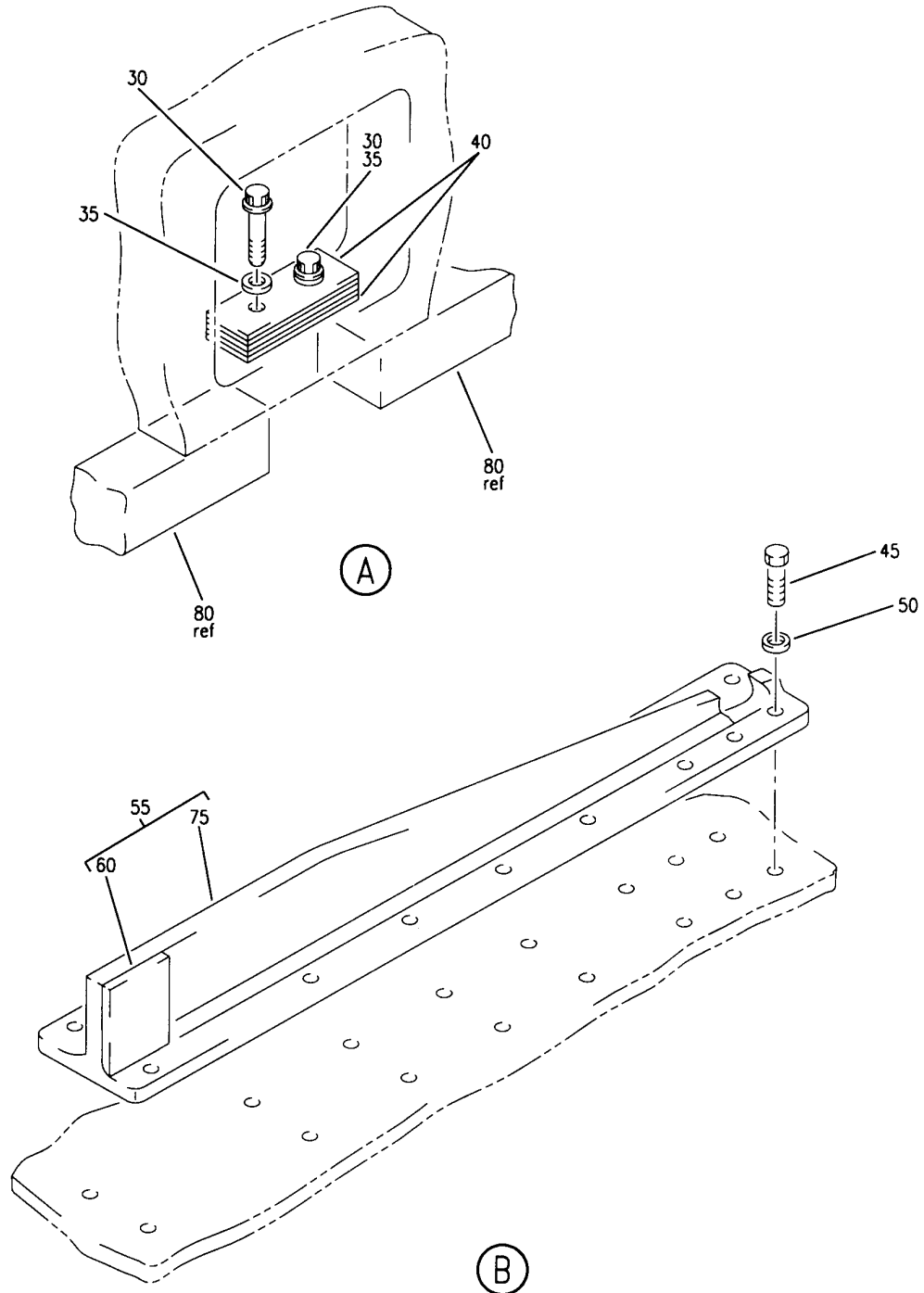
GALLEY INSTL-NO. 2
 FIGURE 2 (SHEET 1)

25-31-21-02

HAP
 OCT 10/06

25-31-21-02
 PAGE 0

BOEING
737-600/700/800/900
PARTS CATALOG (MAINTENANCE)



E 25312102 SHT 2 REV 022

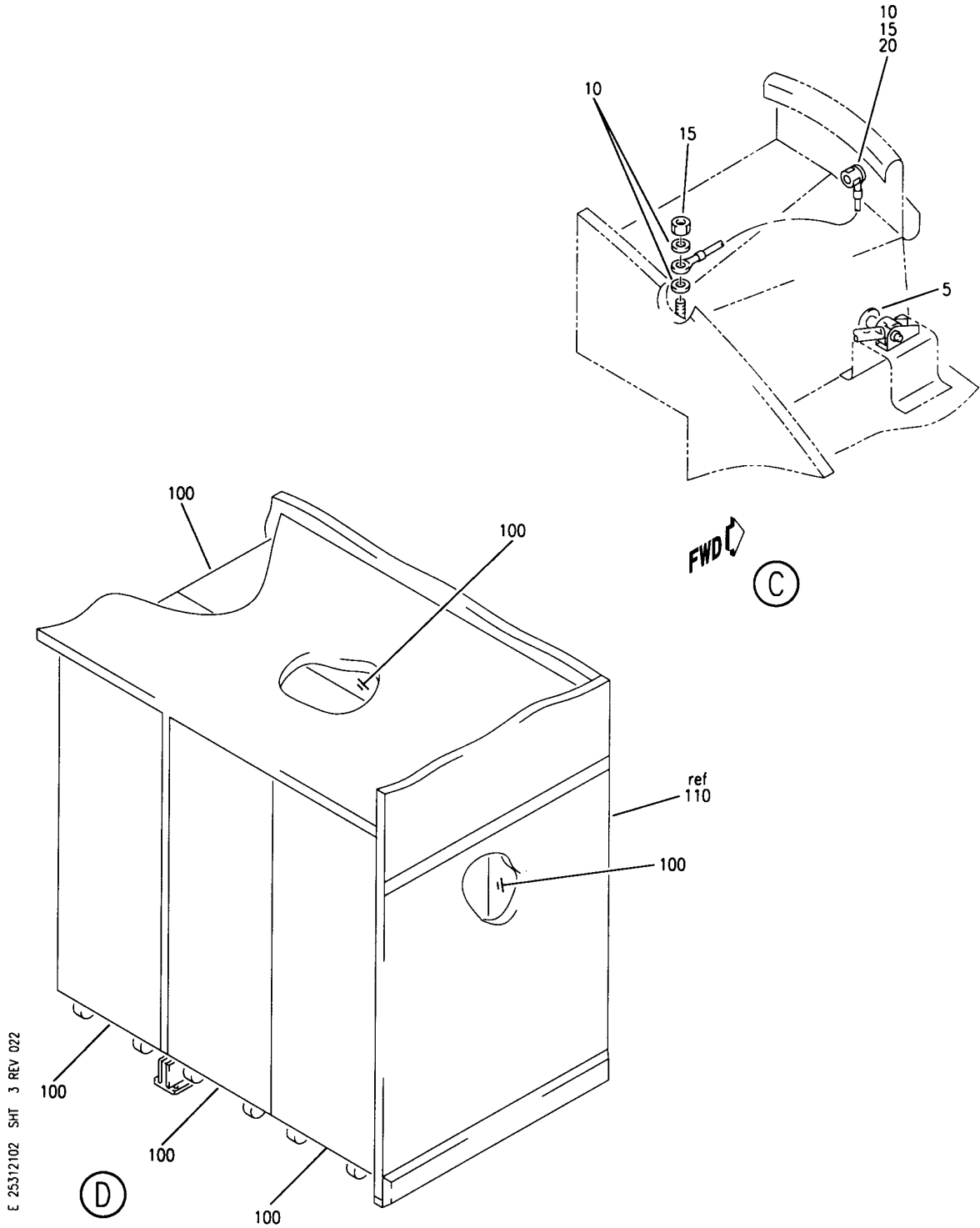
GALLEY INSTL-NO. 2
FIGURE 2 (SHEET 2)

25-31-21-02

HAP
OCT 10/06

25-31-21-02
PAGE 0A

BOEING
737-600/700/800/900
PARTS CATALOG (MAINTENANCE)



E 25312102 SHT 3 REV 022

GALLEY INSTL-NO. 2
FIGURE 2 (SHEET 3)

25-31-21-02

HAP
OCT 10/06

25-31-21-02
PAGE 08

BOEING
737-600/700/800/900
PARTS CATALOG (MAINTENANCE)

FIG ITEM	PART NUMBER	1 2 3 4 5 6 7	NOMENCLATURE	EFFECT FROM TO	UNITS PER ASSY
2					
- 1	415A1102-2		GALLEY INSTL-NO. 2 GALLEY INSTL-NO. 2 FOR NHA SEE: 25-30-00-10B	001011 001007	RF
- 1	415A1102-37B		GALLEY INSTL-NO. 2 FOR NHA SEE: 25-30-00-10B	008011	RF
5	BLS6B13S		.PIN SUPPLIER CODE: V84256 SPECIFICATION NUMBER: BACP18AM6B13H OPTIONAL PART: LG6SB13 V83014 SLS6B13 V16258	001011	1
10	NAS1149D0416H		.WASHER	001011	3
15	PLH54CD		.NUT SUPPLIER CODE: VF0224 SPECIFICATION NUMBER: BACN10YR4CD OPTIONAL PART: H52732-4CD V15653	001011	2
20	RBEJ40D20-96		.JUMPER ASSY SUPPLIER CODE: V1GK47 SPECIFICATION NUMBER: BACJ40D20-96	001011	1
25	415N1100-8SP		.KICKSTRIP-CARPET	001011	1
30	BACB30LE5K17		.BOLT-	001011	8
35	BACW10BP5AC		.WASHER	001011	8
40	480W2002-4		.SHIM	001011	20
45	BACB30NT3K6		.BOLT	001011	16
50	NAS1149D0332J		.WASHER	001011	16
55	415N4002-69		.FITTING ASSY-	001011	1
60	415N4002-42		..BLOCK-FWD BEARING	001011	1
75	415N4002-70		..FITTING-	001011	1
80	65C35726-28		.SEAL-FLOOR	001011	1
85	DLH2103-001		.CONTAINER- CUSTOMER FURNISHED SUPPLIER CODE: VH1912	001011	6

MISSING ITEM NUMBERS NOT APPLICABLE

- ITEM NOT ILLUSTRATED

HAP

25-31-21-02

BOEING PROPRIETARY - Copyright © - Unpublished Work - See title page for details.

25-31-21
FIG. 02
PAGE 1
FEB 15/09

BOEING
737-600/700/800/900
PARTS CATALOG (MAINTENANCE)

FIG ITEM	PART NUMBER	1 2 3 4 5 6 7	NOMENCLATURE	EFFECT FROM TO	UNITS PER ASSY
2 90	8203-11-0000		.OVEN ASSY-(CUSTOMER FURNISHED) SUPPLIER CODE: VD2249 COMPONENT MAINT MANUAL REF: 25-36-34 FUNCTIONAL REFERENCE: EQUIPMENT/FURNISHINGS FOR DETAILS SEE 25-31-41-10D PLACARDS AND MARKINGS FOR DETAILS SEE 11-32-60-02	001011	1
95	8203-12-0000		.OVEN ASSY-(CUSTOMER FURNISHED) SUPPLIER CODE: VD2249 COMPONENT MAINT MANUAL REF: 25-36-34 FUNCTIONAL REFERENCE: EQUIPMENT/FURNISHINGS FOR DETAILS SEE 25-31-21-72 PLACARDS AND MARKINGS FOR DETAILS SEE 11-32-60-01	001011	1
95	8203-12-0002		.OVEN ASSY-CONT, OVEN GALLEY NO. 2 (LIGHTS ONLY) SUPPLIER CODE: VD2249 COMPONENT MAINT MANUAL REF: 25-36-34	001011	1
100	TB020001		.CART-HALF SIZE (CUSTOMER FURNISHED) SUPPLIER CODE: VH1912	001011	6
105	TA014001		.CART-FULL SIZE (CUSTOMER FURNISHED) SUPPLIER CODE: VH1912	001011	3
110	1021C12A00000		.GALLEY ASSY-G2 (CUSTOMER FURNISHED) SUPPLIER CODE: VD2249 COMPONENT MAINT MANUAL REF: 25-01-85 FOR DETAILS SEE: 25-31-21-84	001011	1

MISSING ITEM NUMBERS NOT APPLICABLE

— ITEM NOT ILLUSTRATED

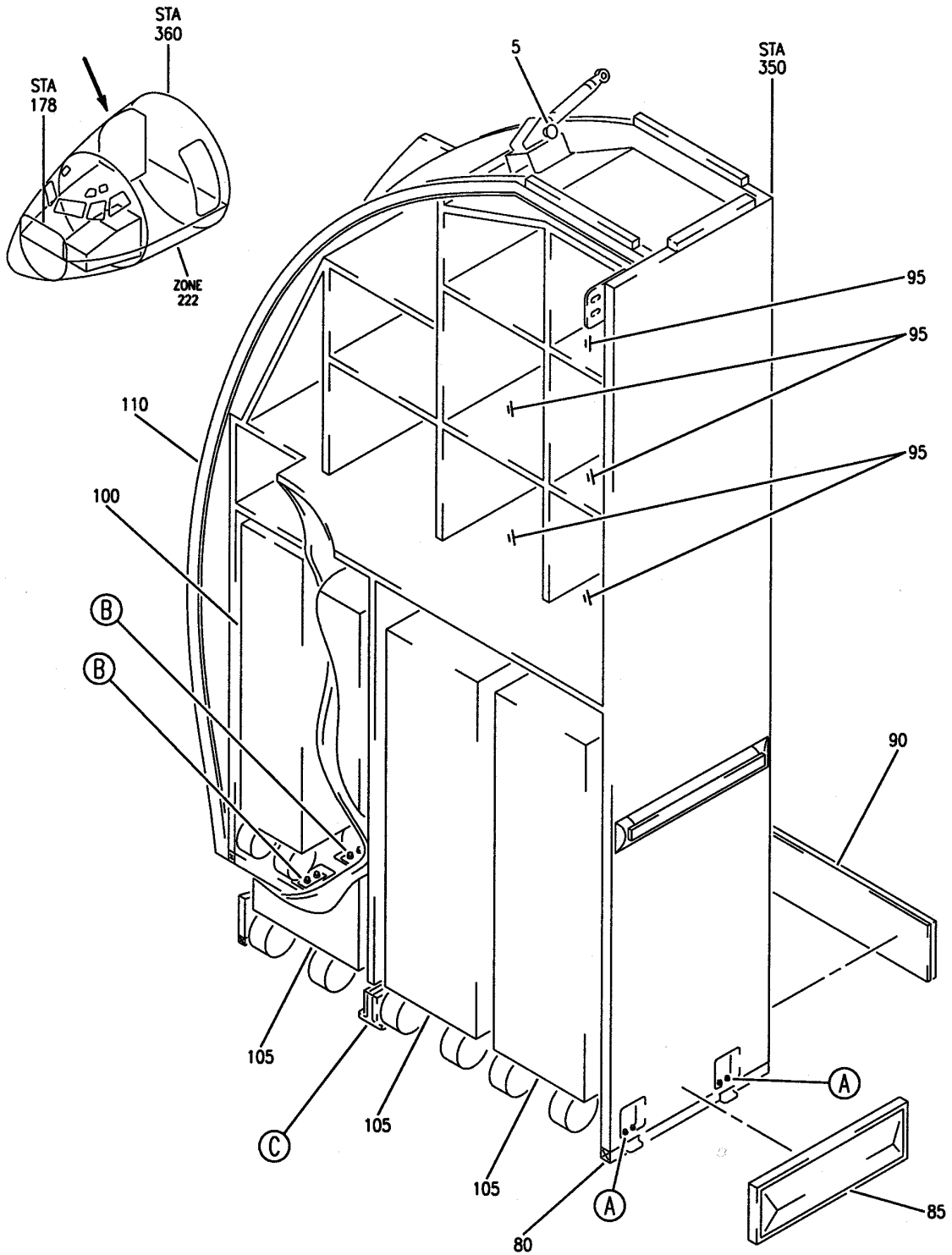
HAP

25-31-21-02

BOEING PROPRIETARY - Copyright © - Unpublished Work - See title page for details.

25-31-21
FIG. 02
PAGE 2
OCT 10/06

BOEING
737-600/700/800/900
PARTS CATALOG (MAINTENANCE)



E 25312119 SHT 1 REV 032

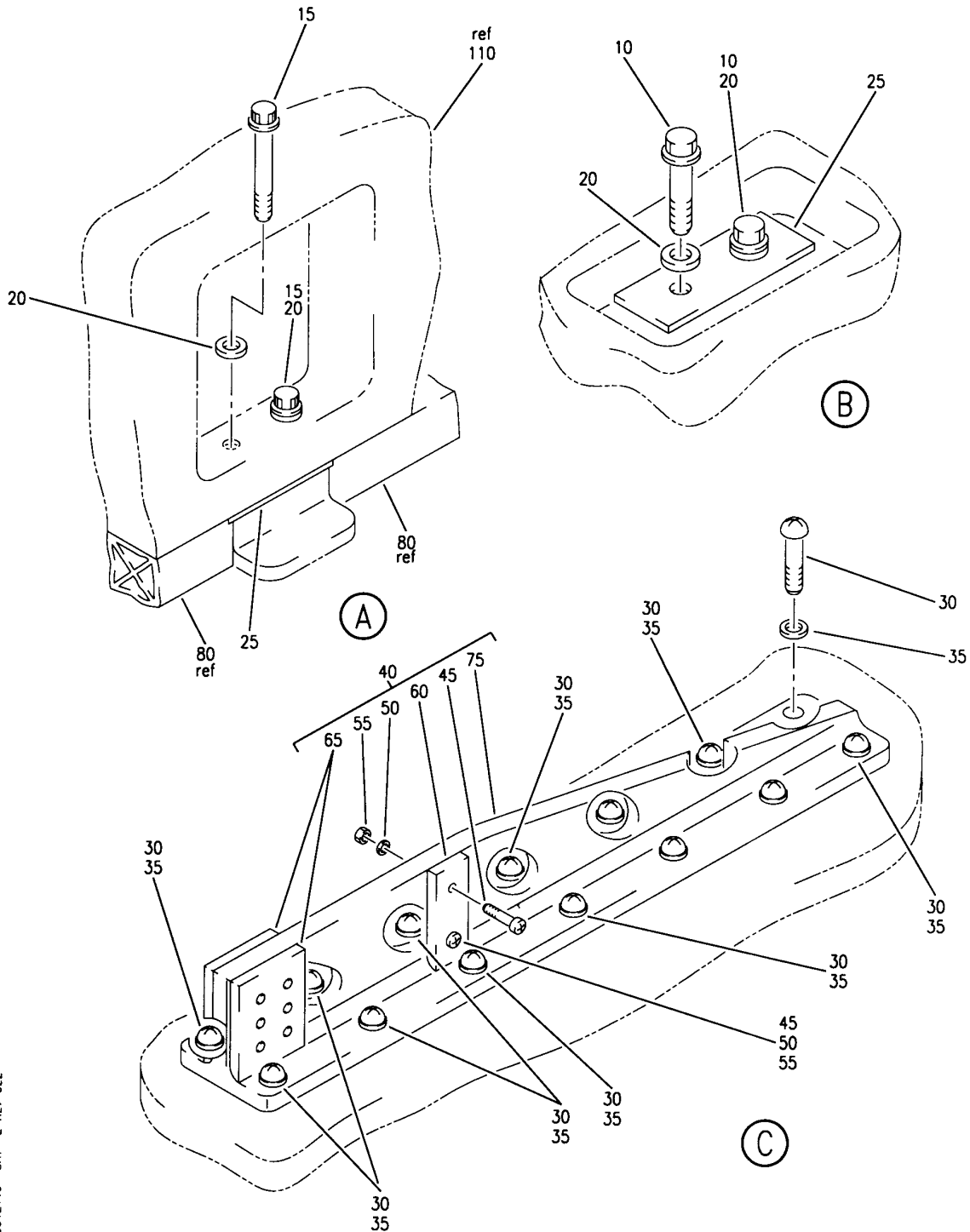
GALLEY INSTL-NO. 2
FIGURE 19 (SHEET 1)

25-31-21-19

HAP
OCT 15/08

25-31-21-19
PAGE 0

BOEING
 737-600/700/800/900
 PARTS CATALOG (MAINTENANCE)



E. 25312119 SHT 2 REV 022

GALLEY INSTL-NO. 2
 FIGURE 19 (SHEET 2)

25-31-21-19

HAP
 OCT 15/08

25-31-21-19
 PAGE 0A

BOEING
737-600/700/800/900
PARTS CATALOG (MAINTENANCE)

FIG ITEM	PART NUMBER	1 2 3 4 5 6 7	NOMENCLATURE	EFFECT FROM TO	UNITS PER ASSY
19			GALLEY INSTL-NO. 2	201967	
- 1	415A1102-23B		GALLEY INSTL-NO. 2	201967	RF
5	BLS6B13S		.PIN	201967	1
			SUPPLIER CODE: V84256		
			SPECIFICATION NUMBER: BACP18AM6B13H		
			OPTIONAL PART: LG6SB13		
			V83014		
			SLS6B13		
			V16258		
10	BACB30LE5K12		.BOLT	201967	4
15	BACB30LE5K21		.BOLT	201967	4
20	BACW10BP5AC		.WASHER	201967	8
25	480W2002-4		.SHIM	201967	AR
30	BACB30NT3K5		.BOLT	201967	14
35	BACW10BN3AC		.WASHER	201967	14
40	415N4002-56		.FITTING ASSY	201967	1
45	BACB30VF3K6		..BOLT	201967	2
50	NAS1149D0363J		..WASHER	201967	2
55	MS21042L3		..NUT	201967	2
60	415N4002-43		..BLOCK-	201967	1
			POSITION DATA: AFT		
65	415N4002-42		..BLOCK-	201967	2
			POSITION DATA: FWD		
			ATTACHING PARTS		
- 70	BACR15BA6D		..RIVET-	201967	6
			SIZE DETERMINED ON INSTL. -----*-----		
75	415N4002-57		..FITTING	201967	1
80	65C35726-53		.SEAL-FLOOR	201967	1
85	415N1100-7AC		.KICKSTRIP-	201967	1
90	415N1100-8AC		.KICKSTRIP-	201967	1
95	DLH294		.CONTAINER-	201967	5
			SUPPLIER CODE: VH1912		
95	DLH1413		.CONTAINER-LOW	201967	5
			SUPPLIER CODE: VH1912		
100	7374BU02SA14		.CONTAINER-WASTE	201967	1
			SUPPLIER CODE: VK6162		
105	TL010004		.CART-HALF SIZE	201967	3
			SUPPLIER CODE: VH1912		

MISSING ITEM NUMBERS NOT APPLICABLE

- ITEM NOT ILLUSTRATED

HAP

25-31-21-19

BOEING PROPRIETARY - Copyright © - Unpublished Work - See title page for details.

25-31-21
FIG. 19
PAGE 1
OCT 15/08


BOEING
 737-600/700/800/900
PARTS CATALOG (MAINTENANCE)

FIG ITEM	PART NUMBER	1 2 3 4 5 6 7	NOMENCLATURE	EFFECT FROM TO	UNITS PER ASSY
19 105	TL070004		. CART-HALF SIZE SUPPLIER CODE: VH1912	201967	3
110	7377PB02GA00		. GALLEY-NO. 2 SUPPLIER CODE: VK6162	201967	1
110	7377PB02GB00		. GALLEY-NO. 2 SUPPLIER CODE: VK6162	201967	1

MISSING ITEM NUMBERS NOT APPLICABLE

— ITEM NOT ILLUSTRATED

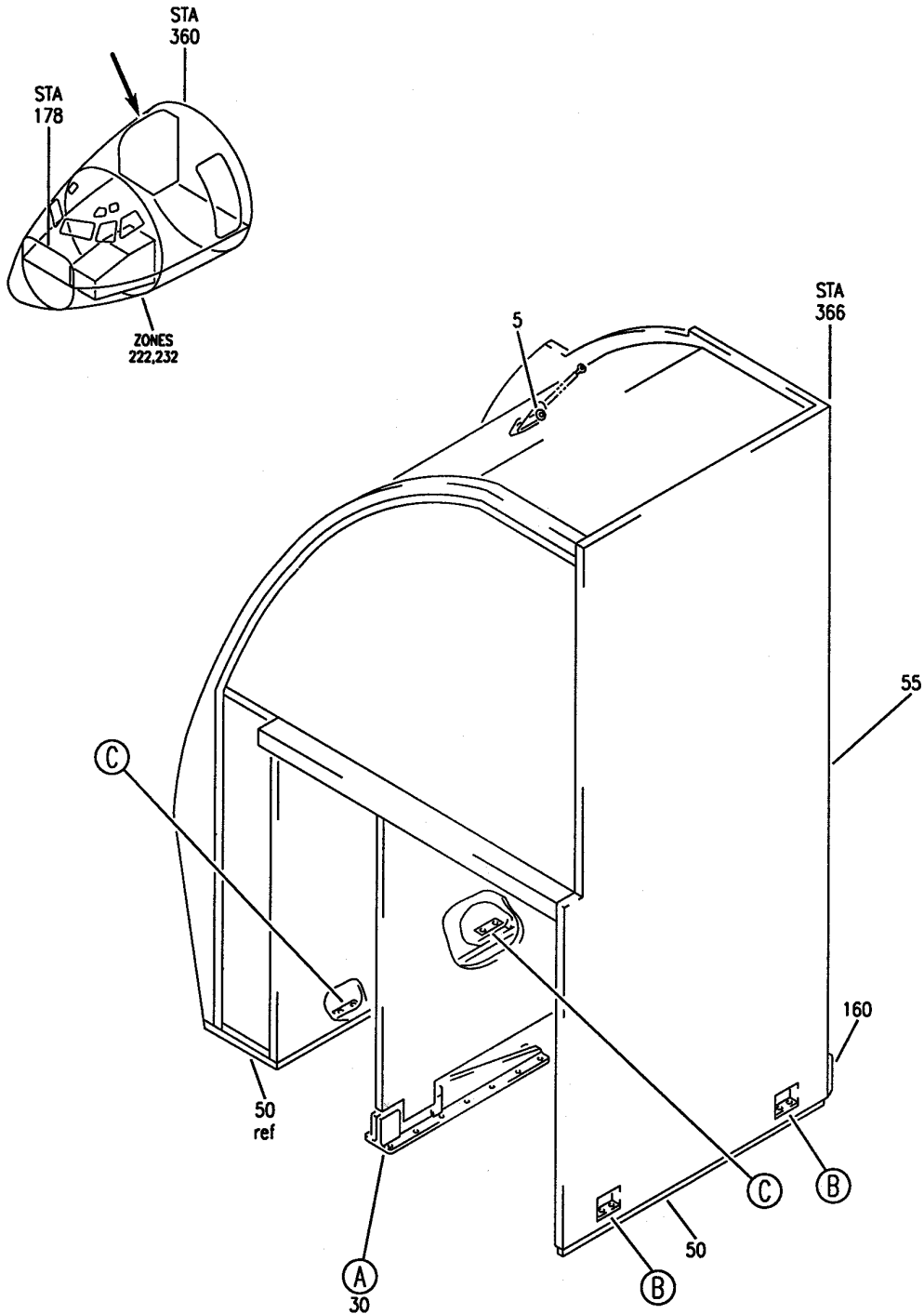
HAP

25-31-21-19

BOEING PROPRIETARY - Copyright © - Unpublished Work - See title page for details.

25-31-21
 FIG. 19
 PAGE 2
 OCT 15/08

BOEING
737-600/700/800/900
PARTS CATALOG (MAINTENANCE)



E 25312146 SH1 1 REV 037

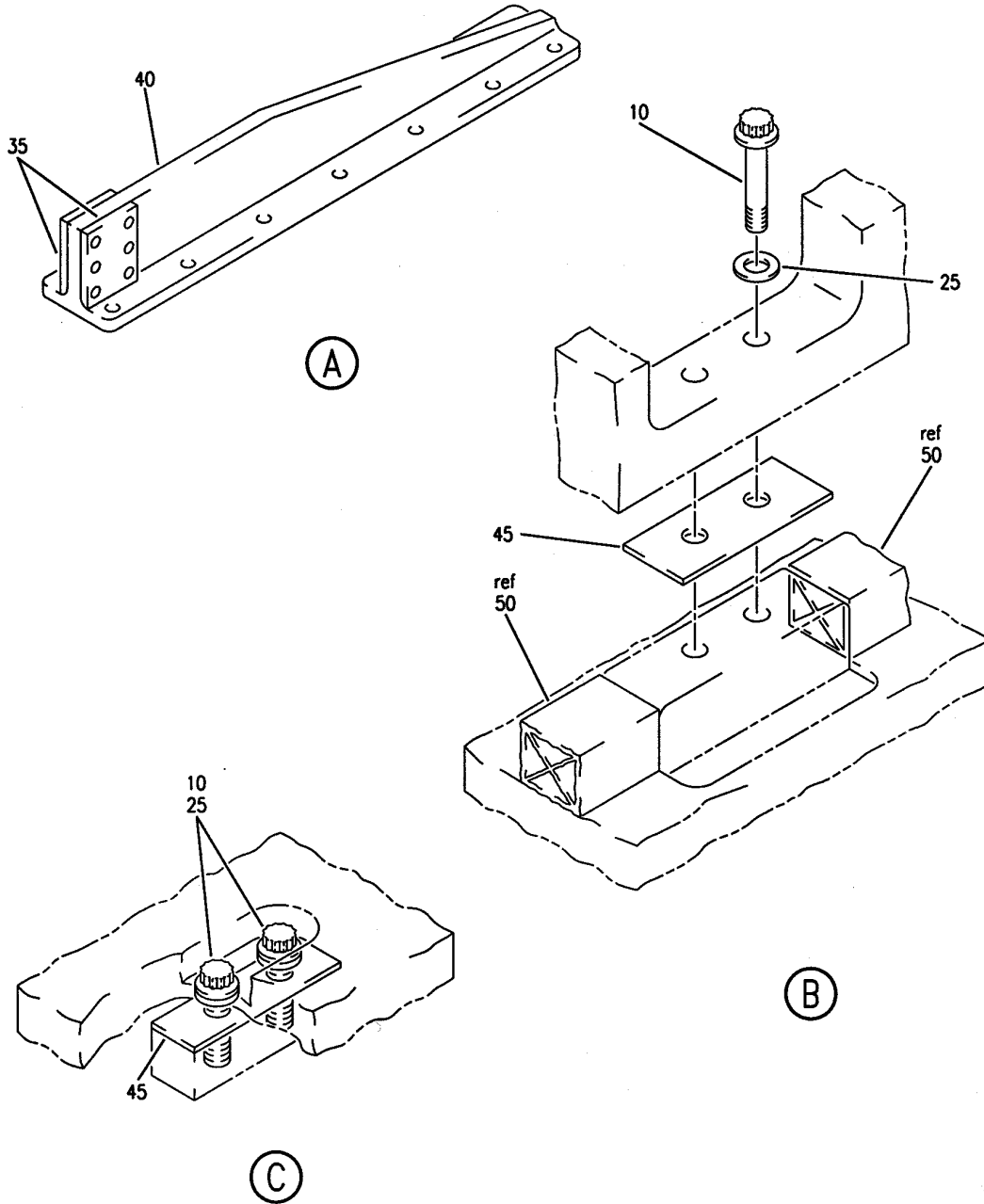
GALLEY AND INSERT INSTL NO. 2
FIGURE 46 (SHEET 1)

25-31-21-46

HAP
OCT 10/06

25-31-21-46
PAGE 0

BOEING
 737-600/700/800/900
 PARTS CATALOG (MAINTENANCE)



E 25312146 SH1 2 REV 037

GALLEY AND INSERT INSTL NO. 2
 FIGURE 46 (SHEET 2)

25-31-21-46

HAP
 OCT 10/06

25-31-21-46
 PAGE 0A

BOEING
737-600/700/800/900
PARTS CATALOG (MAINTENANCE)

FIG ITEM	PART NUMBER	1 2 3 4 5 6 7	NOMENCLATURE	EFFECT FROM TO	UNITS PER ASSY
46			GALLEY AND INSERT INSTL NO. 2	031037 039040	
- 1	MODREF279527		GALLEY INSTL-NO. 2 AIR BERLIN GMBH AND CO. 737-86J MODEL AIRPLANES MODULE NUMBER: 415A1112-231 REV C	031037 039040	1
5	BLS6B13S		.PIN- SUPPLIER CODE: V84256 SPECIFICATION NUMBER: BACP18AM6B13H OPTIONAL PART: LG6SB13 V83014 SLS6B13 V16258 POSITION DATA: HEAD FS	031037 039040	1
- 12	BACB30LE5K18		.BOLT	031037 039040	8
- 15	BACB30NT3K5		.BOLT-	031037 039040	16
- 20	BACW10BN3AC		.WASHER	031037 039040	16
25	BACW10BP5AC		.WASHER	031037 039040	8
30	415N4002-69		.FITTING ASSY-STAB.	031037 039040	1
35	415N4002-42		..BLOCK-BRG POSITION DATA: FWD	031037 039040	2
40	415N4002-70		..FITTING	031037 039040	1
45	480W2002-4		.SHIM	031037 039040	AR
50	65C35726-138		.SEAL-	031037 039040	1
55	1021C12A00000		.GALLEY ASSY-G2 SUPPLIER CODE: VD2249 COMPONENT MAINT MANUAL REF: 25-01-85 FOR DETAILS SEE: 25-31-21-84	031037 039040	1
- 200	MODREF94486		INSERT INSTL-GALLEY NO. 2 CB MODULE NUMBER: 415A1110-202 REV A	031036	1

MISSING ITEM NUMBERS NOT APPLICABLE

- ITEM NOT ILLUSTRATED

HAP

25-31-21-46

BOEING PROPRIETARY - Copyright © - Unpublished Work - See title page for details.

25-31-21
FIG. 46
PAGE 1
FEB 15/09

BOEING
737-600/700/800/900
PARTS CATALOG (MAINTENANCE)

FIG ITEM	PART NUMBER	1 2 3 4 5 6 7	NOMENCLATURE	EFFECT FROM TO	UNITS PER ASSY
46 - 200	MODREF312187		INSERT INSTL-GALLEY NO. 2 CB MODULE NUMBER: 415A1110-202 REV B	037037 039040	1
- 205	BAC27EEL7304		.DECAL-VINYL	031037 039040	AR
- 210	10237-1		.COLLAR- SUPPLIER CODE: V1N6X0	031037 039040	AR
- 250	MODREF285734		INSERT INSTL-GALLEY NO. 2 BER MODULE NUMBER: 415A1110-300121 REV D	031031	1
- 250	MODREF286081		INSERT INSTL-GALLEY NO. 2 BER MODULE NUMBER: 415A1110-300121 REV E	032037 039040	1
- 257	TA014001		.CART-FULL SIZE (CUSTOMER FURNISHED) SUPPLIER CODE: VH1912 QUALIFIED OPTIONAL DATA: TA014001 (QTY OF 1) IS OPTIONAL TO TB020001 (QTY OF 2) OPTIONAL PART: TB020001	031037 039040	3
- 259	TB020001		.CART-HALF SIZE SUPPLIER CODE: VH1912 QUALIFIED OPTIONAL DATA: TA014001 (QTY OF 1) IS OPTIONAL TO TB020001 (QTY OF 2) OPTIONAL PART: TA014001	031037 039040	6
- 270	DLH2103-001		.CONTAINER-STD (CUSTOMER FURNISHED) SUPPLIER CODE: VH1912	031037 039040	6
- 275	1021C12A81200		.CONTAINER ASSY-WASTE (CUSTOMER FURNISHED) SUPPLIER CODE: VD2249	031037 039040	1

MISSING ITEM NUMBERS NOT APPLICABLE

- ITEM NOT ILLUSTRATED

HAP

25-31-21-46

BOEING PROPRIETARY - Copyright © - Unpublished Work - See title page for details.

25-31-21
FIG. 46
PAGE 2
FEB 15/09


BOEING
 737-600/700/800/900
PARTS CATALOG (MAINTENANCE)

FIG ITEM	PART NUMBER	1 2 3 4 5 6 7	NOMENCLATURE	EFFECT FROM TO	UNITS PER ASSY
46 - 280	8203-11-0000		.OVEN ASSY- (CUSTOMER FURNISHED) SUPPLIER CODE: VD2249 COMPONENT MAINT MANUAL REF: 25-36-34	031037 039040	1
- 285	8203-12-0000		.OVEN ASSY- (CUSTOMER FURNISHED) SUPPLIER CODE: VD2249 COMPONENT MAINT MANUAL REF: 25-36-34	031037 039040	1

MISSING ITEM NUMBERS NOT APPLICABLE

- ITEM NOT ILLUSTRATED

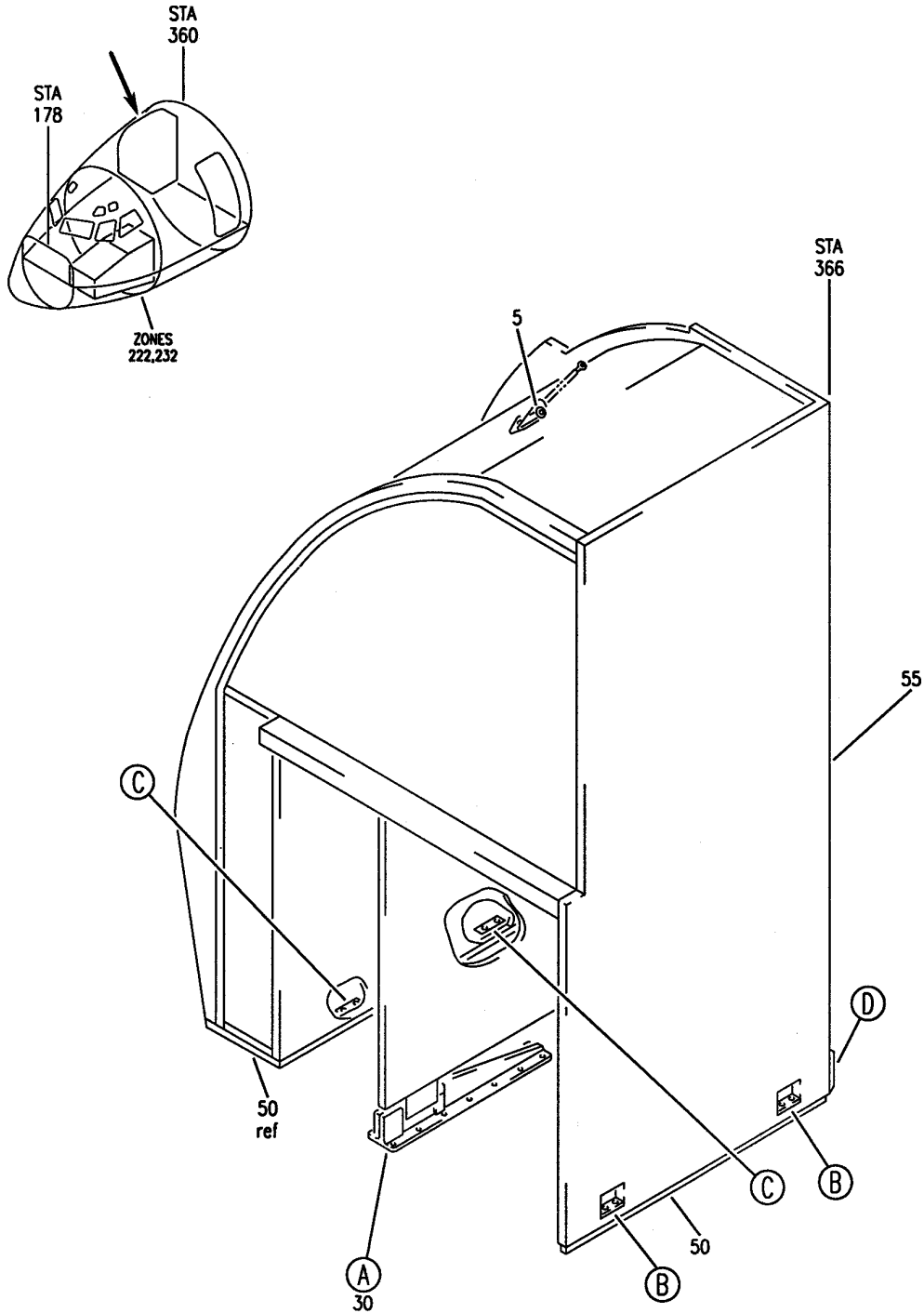
HAP

25-31-21-46

BOEING PROPRIETARY - Copyright © - Unpublished Work - See title page for details.

25-31-21
 FIG. 46
 PAGE 3
 FEB 15/09

BOEING
737-600/700/800/900
PARTS CATALOG (MAINTENANCE)



E. 25312148 SHT 1 REV 037

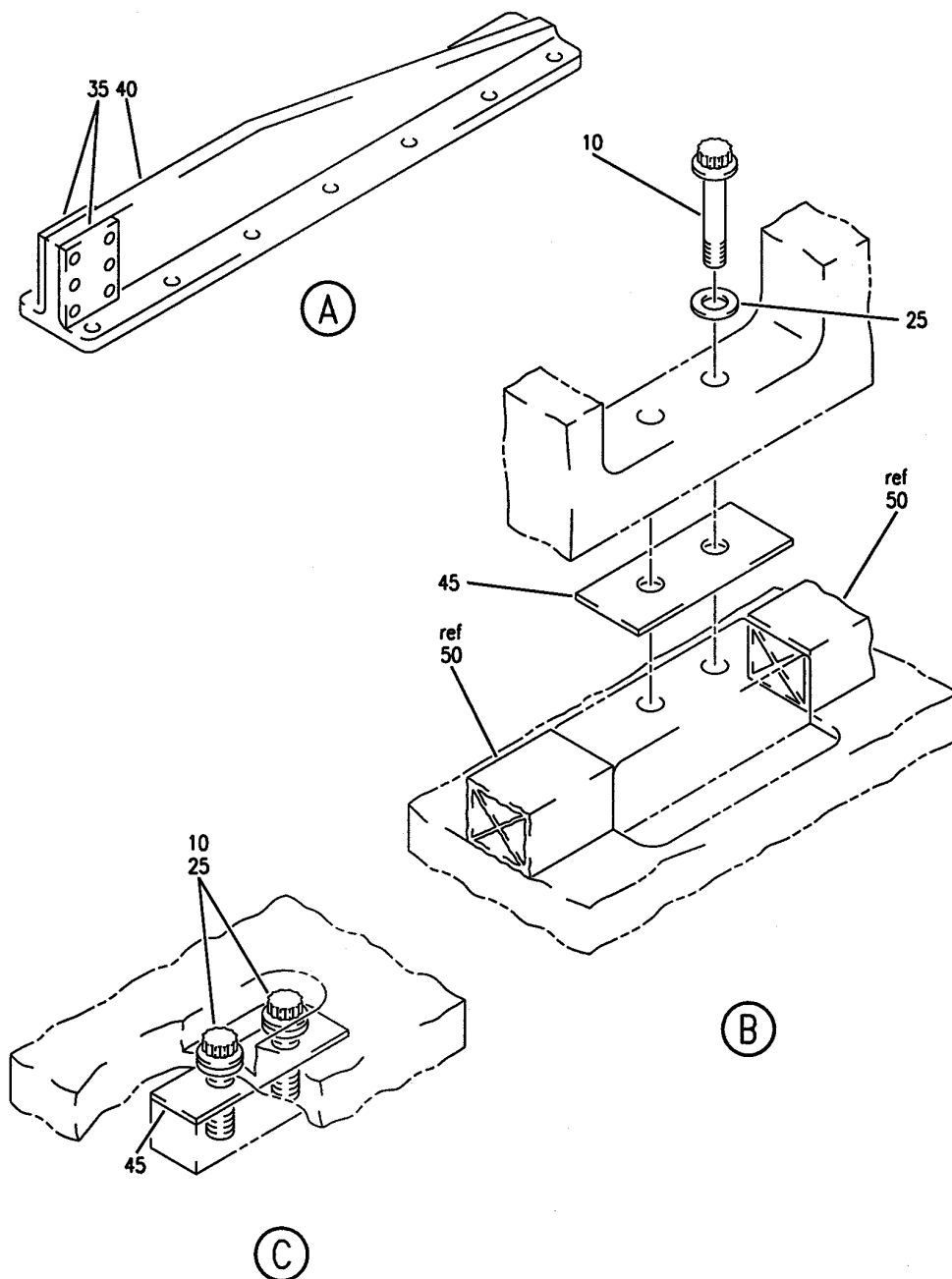
GALLEY AND INSERT INSTL NO. 2
FIGURE 48 (SHEET 1)

25-31-21-48

HAP
OCT 10/06

25-31-21-48
PAGE 0

BOEING
737-600/700/800/900
PARTS CATALOG (MAINTENANCE)



E 25312148 SHT 2 REV 037

GALLEY AND INSERT INSTL NO. 2
FIGURE 48 (SHEET 2)

25-31-21-48

HAP
OCT 10/06

25-31-21-48
PAGE 0A

BOEING
737-600/700/800/900
PARTS CATALOG (MAINTENANCE)

FIG ITEM	PART NUMBER	1 2 3 4 5 6 7	NOMENCLATURE	EFFECT FROM TO	UNITS PER ASSY
48			GALLEY AND INSERT INSTL NO. 2	012030	
- 1	415A1112-74		GALLEY INSTL-NO. 2 HAPAG LOYD 737-8K5 MODEL AIRPLANES FOR NHA SEE: 25-30-00-10B	012030	RF
5	BLS6B13S		.PIN- SUPPLIER CODE: V84256 SPECIFICATION NUMBER: BACP18AM6B13H OPTIONAL PART: LG6SB13 V83014 SLS6B13 V16258 POSITION DATA: HEAD FS	012030	1
10	BACB30LE5K17		.BOLT	012030	8
- 15	BACB30NT3K5		.BOLT-	012030	16
- 20	BACW10BN3AC		.WASHER	012030	16
25	BACW10BP5AC		.WASHER	012030	8
30	415N4002-69		.FITTING ASSY-STAB.	012030	1
35	415N4002-42		..BLOCK-BRG POSITION DATA: FWD	012030	2
40	415N4002-70		..FITTING	012030	1
45	480W2002-4		.SHIM	012030	AR
50	65C35726-28		.SEAL	012030	1
55	1021C12A00000		.GALLEY ASSY-G2 (CUSTOMER FURNISHED) SUPPLIER CODE: VD2249 COMPONENT MAINT MANUAL REF: 25-01-85 FOR DETAILS SEE: 25-31-21-84	012030	1
- 150	415A1160-19D		INSERT INSTL-GALLEY FOR NHA/ADDITIONAL DET SEE: 25-30-00-10B	012030	RF
160	443W7000-7BT		.KICKSTRIP	012030	2
- 200	415A1110-202		INSERT INSTL-GALLEY NO. 2 CB FOR NHA SEE: 25-30-00-10B	018018 020030	RF
- 205	BAC27EEL7304		.DECAL-VINYL	018018 020030	AR

MISSING ITEM NUMBERS NOT APPLICABLE

- ITEM NOT ILLUSTRATED

HAP

25-31-21-48

BOEING PROPRIETARY - Copyright © - Unpublished Work - See title page for details.

25-31-21
FIG. 48
PAGE 1
OCT 10/06

BOEING
737-600/700/800/900
PARTS CATALOG (MAINTENANCE)

FIG ITEM	PART NUMBER	1 2 3 4 5 6 7	NOMENCLATURE	EFFECT FROM TO	UNITS PER ASSY
48					
- 210	10237-1		.COLLAR- SUPPLIER CODE: V1N6X0	018018 020030	AR
- 250	415A1110-300121		INSERT INSTL-GALLEY NO. 2 HAP FOR NHA SEE: 25-30-00-10B	012030	RF
- 252	RR97089-44-4		.MARKER-ALUMINUM FOIL PLACARD CONTENT: MODIFIED BY RR97089-44 REV E POST RAPID REVISION: RR97089-44G	020020	1
- 253	BAC27DCC1242		.MARKER-ALUMINUM FOIL PLACARD CONTENT: INOP POST RAPID REVISION: RR97089-44G	020020	1
- 254	10237-1		.COLLAR- SUPPLIER CODE: V1N6X0 POST RAPID REVISION: RR97089-44G	020020	1
- 255	TA014001		.CART-FULL SIZE (CUSTOMER FURNISHED) SUPPLIER CODE: VH1912 OPTIONAL PART: 415A1110-113	012019 021030	3
- 255	DLH3032		.CART-FULL SIZE (CUSTOMER FURNISHED) SUPPLIER CODE: VH1912	012019 021030	3
- 255	TK111001		.CART-FULL SIZE (CUSTOMER FURNISHED) SUPPLIER CODE: VH1912	012019 021030	3
- 260	415A1110-113		.SUBKIT ASSY- OPTIONAL PART: TA014001 VH1912	012019 021030	3
- 265	TB020001		.CART-HALF SIZE SUPPLIER CODE: VH1912	012019 021030	2
- 265	TH036008		.CART-HALF SIZE SUPPLIER CODE: VH1912	012019 021030	2

MISSING ITEM NUMBERS NOT APPLICABLE

- ITEM NOT ILLUSTRATED

HAP

25-31-21-48

BOEING PROPRIETARY - Copyright © - Unpublished Work - See title page for details.

25-31-21
FIG. 48
PAGE 2
OCT 10/07

BOEING
737-600/700/800/900
PARTS CATALOG (MAINTENANCE)

FIG ITEM	PART NUMBER	1 2 3 4 5 6 7	NOMENCLATURE	EFFECT FROM TO	UNITS PER ASSY
48 - 265	TL088001		. CART-HALF SIZE SUPPLIER CODE: VH1912	012019 021030	2
- 265	DLH3031		. CART-HALF SIZE SUPPLIER CODE: VH1912	012019 021030	2
- 270	1021C12A81200		. CONTAINER ASSY-WASTE (CUSTOMER FURNISHED) SUPPLIER CODE: VD2249	012030	1
- 275	8203-11-0000		. OVEN ASSY-EXTENDED (CUSTOMER FURNISHED) SUPPLIER CODE: VD2249 COMPONENT MAINT MANUAL REF: 25-36-34	012030	1
- 280	8203-12-0000		. OVEN ASSY- (CUSTOMER FURNISHED) SUPPLIER CODE: VD2249 COMPONENT MAINT MANUAL REF: 25-36-34	012019 021030	1
- 285	DLH2103-001		. CONTAINER-STD (CUSTOMER FURNISHED) SUPPLIER CODE: VH1912	012019 021030	6

MISSING ITEM NUMBERS NOT APPLICABLE

- ITEM NOT ILLUSTRATED

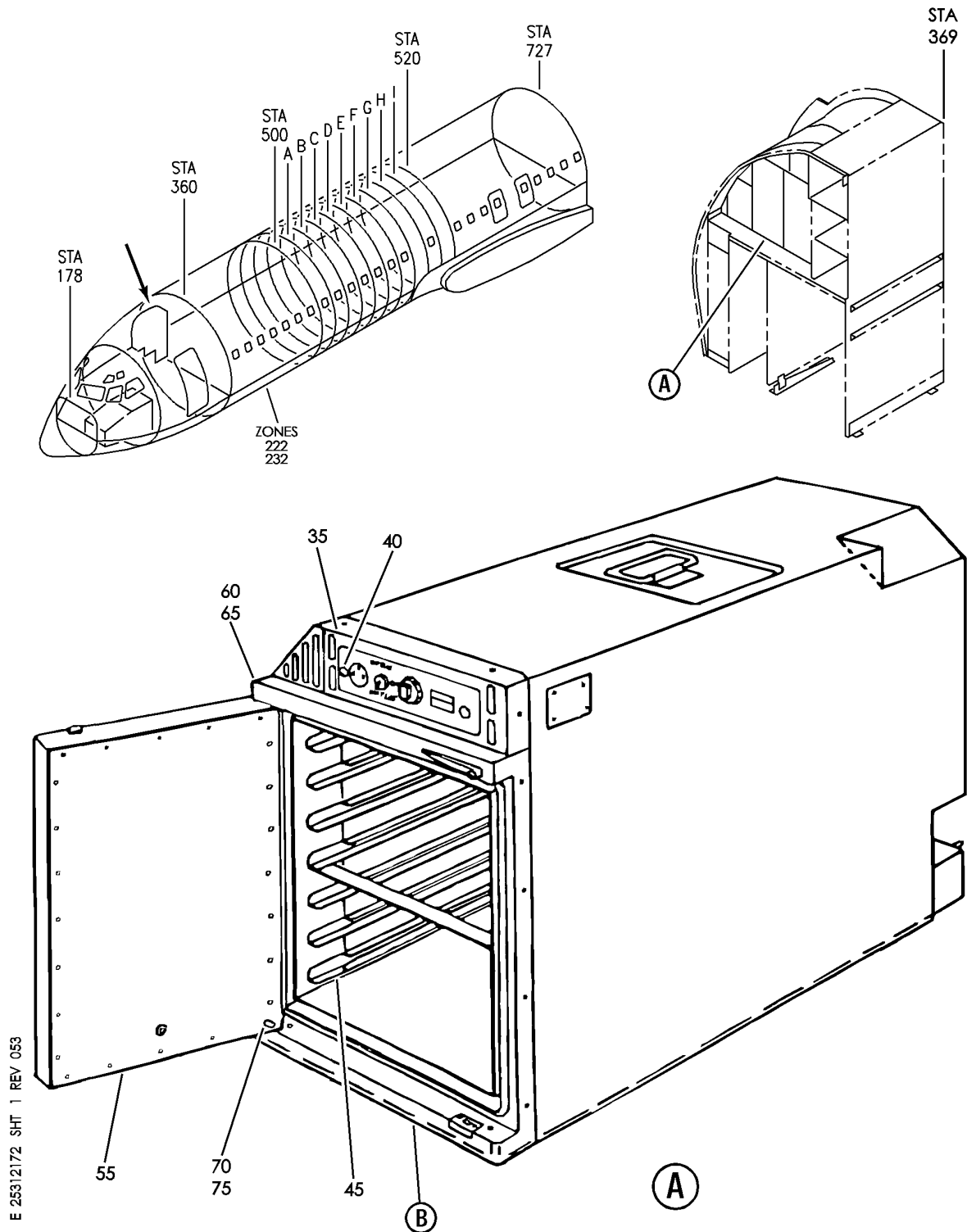
HAP

25-31-21-48

BOEING PROPRIETARY - Copyright © - Unpublished Work - See title page for details.

25-31-21
FIG. 48
PAGE 3
OCT 10/07

BOEING
 737-600/700/800/900
 PARTS CATALOG (MAINTENANCE)



E 25312172 SHT 1 REV 053

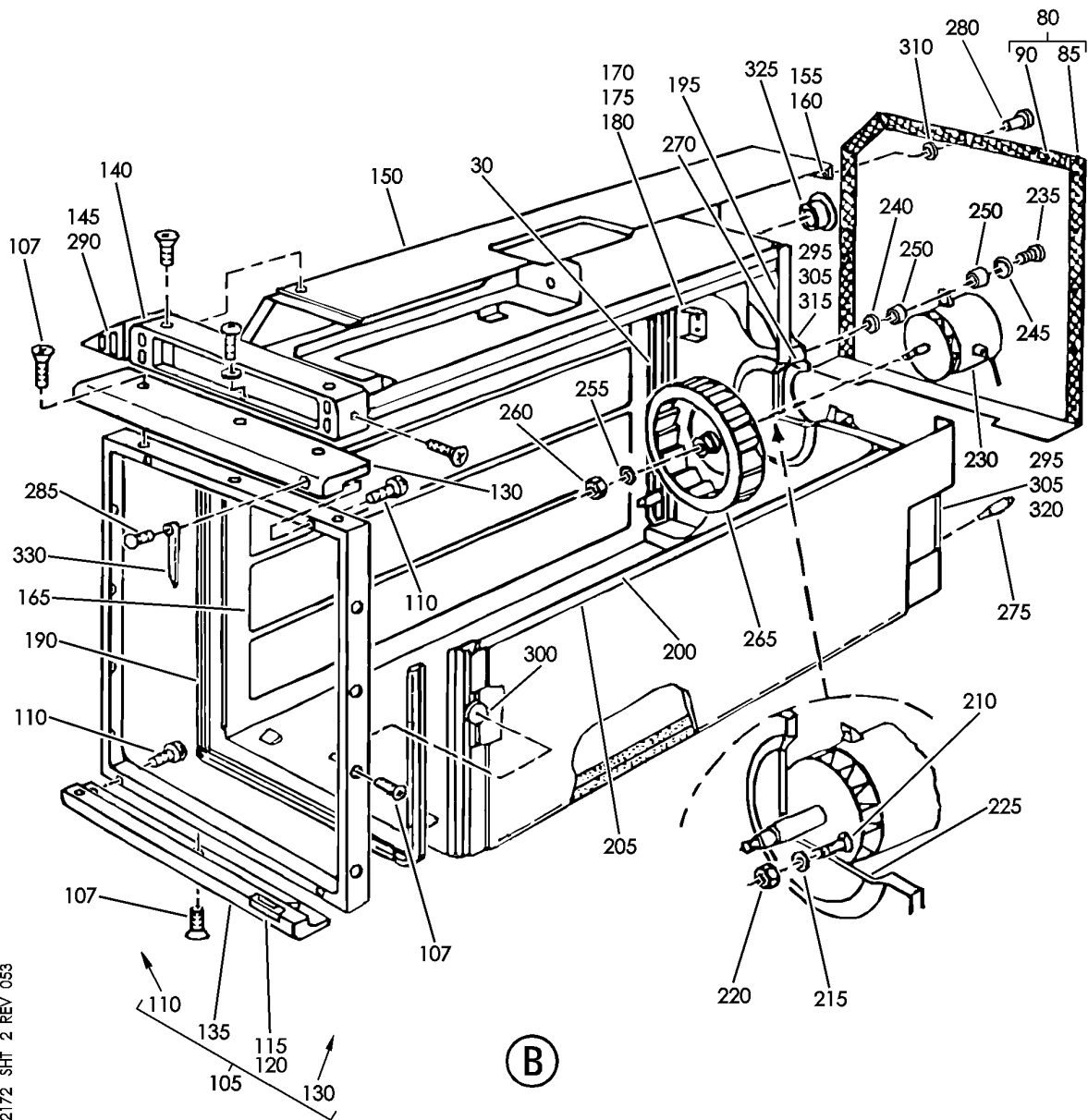
GALLEY ASSY-GALLEY NO.2 (EQUIPMENT/FURNISHINGS ONLY)(CUSTOMER FURNISHED)
 FIGURE 72 (SHEET 1)

25-31-21-72

HAP
 OCT 10/06

25-31-21-72
 PAGE 0

BOEING
 737-600/700/800/900
 PARTS CATALOG (MAINTENANCE)



E 25312172 SHT 2 REV 053

GALLEY ASSY-GALLEY NO.2 (EQUIPMENT/FURNISHINGS ONLY)(CUSTOMER FURNISHED)
 FIGURE 72 (SHEET 2)

25-31-21-72

HAP
 OCT 10/06

25-31-21-72
 PAGE 0A

BOEING
737-600/700/800/900
PARTS CATALOG (MAINTENANCE)

FIG ITEM	PART NUMBER	1 2 3 4 5 6 7	NOMENCLATURE	EFFECT FROM TO	UNITS PER ASSY
72			GALLEY ASSY-GALLEY NO.2 (EQUIPMENT/FURNISHINGS ONLY)(CUSTOMER FURNISHED)	001011	
- 1	8203-12-0000		OVEN ASSY-GALLEY NO.2 (EQUIPMENT/FURNISHINGS ONLY)(CUSTOMER FURNISHED) SUPPLIER CODE: VD2249 SB DATA FROM A CMM: PRE SB E33-3-156SB COMPONENT MAINT MANUAL REF: 25-36-34 FOR NHA/OTHER SYS DET SEE: 25-31-21-02	001011	RF
30	8203-12-2000		.ELECTRICAL SYSTEM INSTL- SUPPLIER CODE: VD2249 FOR DETAILS SEE: 25-31-21-73	001011	RF
35	8201-01-4000		.MODULE ASSY-CONT SUPPLIER CODE: VD2249 SB DATA FROM A CMM: PRE SB E33-3-137SB PRE SB E33-3-169SB OPTIONAL PART: 8201-51-4000 VD2249 FUNCTIONAL REFERENCE: EQUIPMENT/FURNISHINGS FOR DETAILS SEE 25-31-21-74 LIGHTS FOR DETAILS SEE 33-26-02-03	001011	1

MISSING ITEM NUMBERS NOT APPLICABLE

- ITEM NOT ILLUSTRATED

HAP

25-31-21-72

BOEING PROPRIETARY - Copyright © - Unpublished Work - See title page for details.

25-31-21
FIG. 72
PAGE 1
OCT 10/06

BOEING
737-600/700/800/900
PARTS CATALOG (MAINTENANCE)

FIG ITEM	PART NUMBER	1 2 3 4 5 6 7	NOMENCLATURE	EFFECT FROM TO	UNITS PER ASSY
72 35	8201-51-4000		.MODULE ASSY-CONT SUPPLIER CODE: VD2249 SB DATA FROM A CMM: PRE SB E33-3-137SB PRE SB E33-3-169SB OPTIONAL PART: 8201-01-4000 VD2249 FUNCTIONAL REFERENCE: EQUIPMENT/FURNISHINGS FOR DETAILS SEE 25-31-21-74 LIGHTS FOR DETAILS SEE 33-26-02-03	001011	1
35	8201-57-4000		.MODULE ASSY-CONT SUPPLIER CODE: VD2249 SB DATA FROM A CMM: POST SB E33-3-137SB PRE SB E33-3-169SB FUNCTIONAL REFERENCE: EQUIPMENT/FURNISHINGS FOR DETAILS SEE 25-31-21-74 LIGHTS FOR DETAILS SEE 33-26-02-03	001011	1
35	8201-01-4200		.MODULE ASSY-CONT SUPPLIER CODE: VD2249 SB DATA FROM A CMM: POST SB E33-3-169SB FUNCTIONAL REFERENCE: EQUIPMENT/FURNISHINGS FOR DETAILS SEE 25-31-21-74 LIGHTS FOR DETAILS SEE 33-26-02-03	001011	1

MISSING ITEM NUMBERS NOT APPLICABLE

— ITEM NOT ILLUSTRATED

HAP

25-31-21-72

BOEING PROPRIETARY - Copyright © - Unpublished Work - See title page for details.

25-31-21
FIG. 72
PAGE 2
OCT 10/06

BOEING
737-600/700/800/900
PARTS CATALOG (MAINTENANCE)

FIG ITEM	PART NUMBER	1 2 3 4 5 6 7	NOMENCLATURE	EFFECT FROM TO	UNITS PER ASSY
72					
35	8201-51-4200		.MODULE ASSY-CONT SUPPLIER CODE: VD2249 SB DATA FROM A CMM: POST SB E33-3-169SB FUNCTIONAL REFERENCE: EQUIPMENT/FURNISHINGS FOR DETAILS SEE 25-31-21-74 LIGHTS FOR DETAILS SEE 33-26-02-03	001011	1
35	8201-57-4200		.MODULE ASSY-CONT SUPPLIER CODE: VD2249 SB DATA FROM A CMM: POST SB E33-3-169SB FUNCTIONAL REFERENCE: EQUIPMENT/FURNISHINGS FOR DETAILS SEE 25-31-21-74 LIGHTS FOR DETAILS SEE 33-26-02-03	001011	1
40	26S34-9		ATTACHING PARTS .FASTENER- SUPPLIER CODE: VD0680 -----*-----	001011	2
45	8101-04-7000		.CARRIER-AIRFLOW SUPPLIER CODE: VD2249	001011	1
- 50	8101-04-8000		.SHELF- SUPPLIER CODE: VD2249	001011	8
55	8101-01-5320		.DOOR ASSY- SUPPLIER CODE: VD2249 FOR DETAILS SEE: 25-31-21-75	001011	1
60	6001-0013-01		.STOP- SUPPLIER CODE: VD2249	001011	1
65	6001-0013-02		.STOP- SUPPLIER CODE: VD2249	001011	1
70	AN960D416L		.WASHER	001011	1
75	DIN137B6X12		.WASHER	001011	1

MISSING ITEM NUMBERS NOT APPLICABLE

- ITEM NOT ILLUSTRATED

HAP

25-31-21-72

BOEING PROPRIETARY - Copyright © - Unpublished Work - See title page for details.

25-31-21
FIG. 72
PAGE 3
OCT 10/06

BOEING
737-600/700/800/900
PARTS CATALOG (MAINTENANCE)

FIG ITEM	PART NUMBER	1 2 3 4 5 6 7	NOMENCLATURE	EFFECT FROM TO	UNITS PER ASSY
72					
80	8203-02-0001	.	COVER ASSY- SUPPLIER CODE: VD2249	001011	1
85	8203-02-0001-03	..	STRIP-SEALING SUPPLIER CODE: VD2249 MANUFACTURED FROM: 239581	001011	2
90	8203-02-0001-04	..	STRIP-SEALING SUPPLIER CODE: VD2249 MANUFACTURED FROM: 239581	001011	1
- 95	8203-02-0001-05	..	STRIP-SEALING SUPPLIER CODE: VD2249 MANUFACTURED FROM: 239581	001011	1
- 100	8203-02-0001-06	..	STRIP-SEALING SUPPLIER CODE: VD2249 MANUFACTURED FROM: 239581	001011	1
105	8201-01-1090	.	FRAME ASSY- SUPPLIER CODE: VD2249 POSITION DATA: FRONT ATTACHING PARTS	001011	1
107	NAS514P632-9	.	SCREW -----*-----	001011	16
110	NAS601-6	..	SCREW	001011	4
115	NAS601-5	..	SCREW	001011	4
120	8029-02-0000-27	..	STRIKE- SUPPLIER CODE: VD2249	001011	2
- 125	8201-01-1093	..	FRAME- SUPPLIER CODE: VD2249	001011	1
130	8201-01-1091	..	SUPPORT- SUPPLIER CODE: VD2249	001011	1
135	8201-01-1095	..	SUPPORT- SUPPLIER CODE: VD2249	001011	1

MISSING ITEM NUMBERS NOT APPLICABLE

- ITEM NOT ILLUSTRATED

HAP

25-31-21-72

BOEING PROPRIETARY - Copyright © - Unpublished Work - See title page for details.

25-31-21
FIG. 72
PAGE 4
OCT 10/06

BOEING
737-600/700/800/900
PARTS CATALOG (MAINTENANCE)

FIG ITEM	PART NUMBER	1 2 3 4 5 6 7	NOMENCLATURE	EFFECT FROM TO	UNITS PER ASSY
72 140	8203-12-0030		.PANEL- SUPPLIER CODE: VD2249 POSITION DATA: FRONT	001011	1
145	8203-12-0013		.GRID-AIR SUPPLIER CODE: VD2249	001011	1
150	8203-02-1100		.CASING ASSY-OUTER SUPPLIER CODE: VD2249	001011	1
155	LN9198-1603G		..RIVET	001011	30
160	C08		..CLIP-SPR SUPPLIER CODE: VC0029	001011	13
165	8203-01-1200		.CASING ASSY- SUPPLIER CODE: VD2249 POSITION DATA: INNER	001011	1
170	NAS601-31		..SCREW	001011	4
175	AN960C6		..WASHER	001011	4
180	8201-01-1200-03		..HOLDER- SUPPLIER CODE: VD2249	001011	1
- 185	8029-02-1200-04		..HOLDER- SUPPLIER CODE: VD2249	001011	1
190	8203-12-0000-22		.SEAL-DOOR SUPPLIER CODE: VD2249 MANUFACTURED FROM: 0-112-001900000	001011	1
195	8101-01-0000-44		.MAT-INSULATING SUPPLIER CODE: VD2249 MANUFACTURED FROM: 422516	001011	1
200	8203-02-0000-17		.MAT-INSULATING SUPPLIER CODE: VD2249 MANUFACTURED FROM: 216696	001011	1
205	8203-02-0000-18		.MAT-INSULATING SUPPLIER CODE: VD2249 MANUFACTURED FROM: 422516	001011	1

MISSING ITEM NUMBERS NOT APPLICABLE

- ITEM NOT ILLUSTRATED

HAP

25-31-21-72

BOEING PROPRIETARY - Copyright © - Unpublished Work - See title page for details.

25-31-21
FIG. 72
PAGE 5
OCT 10/06

BOEING
737-600/700/800/900
PARTS CATALOG (MAINTENANCE)

FIG ITEM	PART NUMBER	1 2 3 4 5 6 7	NOMENCLATURE	EFFECT FROM TO	UNITS PER ASSY
72					
210	AN507C632R8	.SCREW-	(FOR FUTURE REPLACEMENT ORDER MS24693C28)	001011	2
215	AN960C6	.WASHER		001011	2
220	MS21043-06	.NUT		001011	2
225	8201-04-0000-15	.GASKET-	SUPPLIER CODE: VD2249	001011	1
230	UM56-12-8B	.BLOWER ASSY-	SUPPLIER CODE: VD2269 SB DATA FROM A CMM: PRE SB E33-3-148SB COMPONENT MAINT MANUAL REF: 25-35-95 ATTACHING PARTS	001011	1
235	NAS602-20	.SCREW-	SB DATA FROM A CMM: POST SB E33-3-148SB	001011	3
240	6001-0085	.SPACER-	SUPPLIER CODE: VD2249 SB DATA FROM A CMM: POST SB E33-3-148SB	001011	3
245	6001-0086	.SPACER-	SUPPLIER CODE: VD2249 SB DATA FROM A CMM: POST SB E33-3-148SB	001011	3
250	6001-0084	.MOUNT-SHOCK	-----*----- SUPPLIER CODE: VD2249 SB DATA FROM A CMM: POST SB E33-3-148SB	001011	6
255	DIN128A6	..WASHER		001011	RF
260	DIN934M6A4	..NUT		001011	RF
265	03-2-236-0029	..FAN-CIRCULATING	SUPPLIER CODE: VD2249 SB DATA FROM A CMM: PRE SB E33-3-148SB	001011	RF
265	03-4-644-0029	..FAN-CIRCULATING	SUPPLIER CODE: VD2249 SB DATA FROM A CMM: POST SB E33-3-148SB	001011	RF

MISSING ITEM NUMBERS NOT APPLICABLE

— ITEM NOT ILLUSTRATED

HAP

25-31-21-72

BOEING PROPRIETARY - Copyright © - Unpublished Work - See title page for details.

25-31-21
FIG. 72
PAGE 6
OCT 10/06

BOEING
737-600/700/800/900
PARTS CATALOG (MAINTENANCE)

FIG ITEM	PART NUMBER	1 2 3 4 5 6 7	NOMENCLATURE	EFFECT FROM TO	UNITS PER ASSY
72 270	6001-0079		.GASKET- SUPPLIER CODE: VD2249	001011	1
275	8201-01-0000-59		.BOLT-GUIDE SUPPLIER CODE: VD2249	001011	2
280	D0804		.BOLT- SUPPLIER CODE: VC0029	001011	13
285	NAS604-20		.SCREW	001011	1
290	NAS514P632-9		.SCREW	001011	5
295	NAS602-6		.SCREW	001011	8
300	8029-02-0000-20		.SPACER- SUPPLIER CODE: VD2249	001011	16
305	AN960-8		.WASHER	001011	8
310	R3208		.WASHER- SB DATA FROM A CMM: POST SB E33-3-148SB	001011	13
315	8201-01-0013		.DUCT-AIR SUPPLIER CODE: VD2249	001011	1
320	8201-01-0000-08		.COVER- SUPPLIER CODE: VD2249	001011	1
325	2774		.CAP- SUPPLIER CODE: VC7039	001011	2
330	0-132-001800000		.CATCH-SINGLE REVOLVING SUPPLIER CODE: VD2249	001011	1

MISSING ITEM NUMBERS NOT APPLICABLE

— ITEM NOT ILLUSTRATED

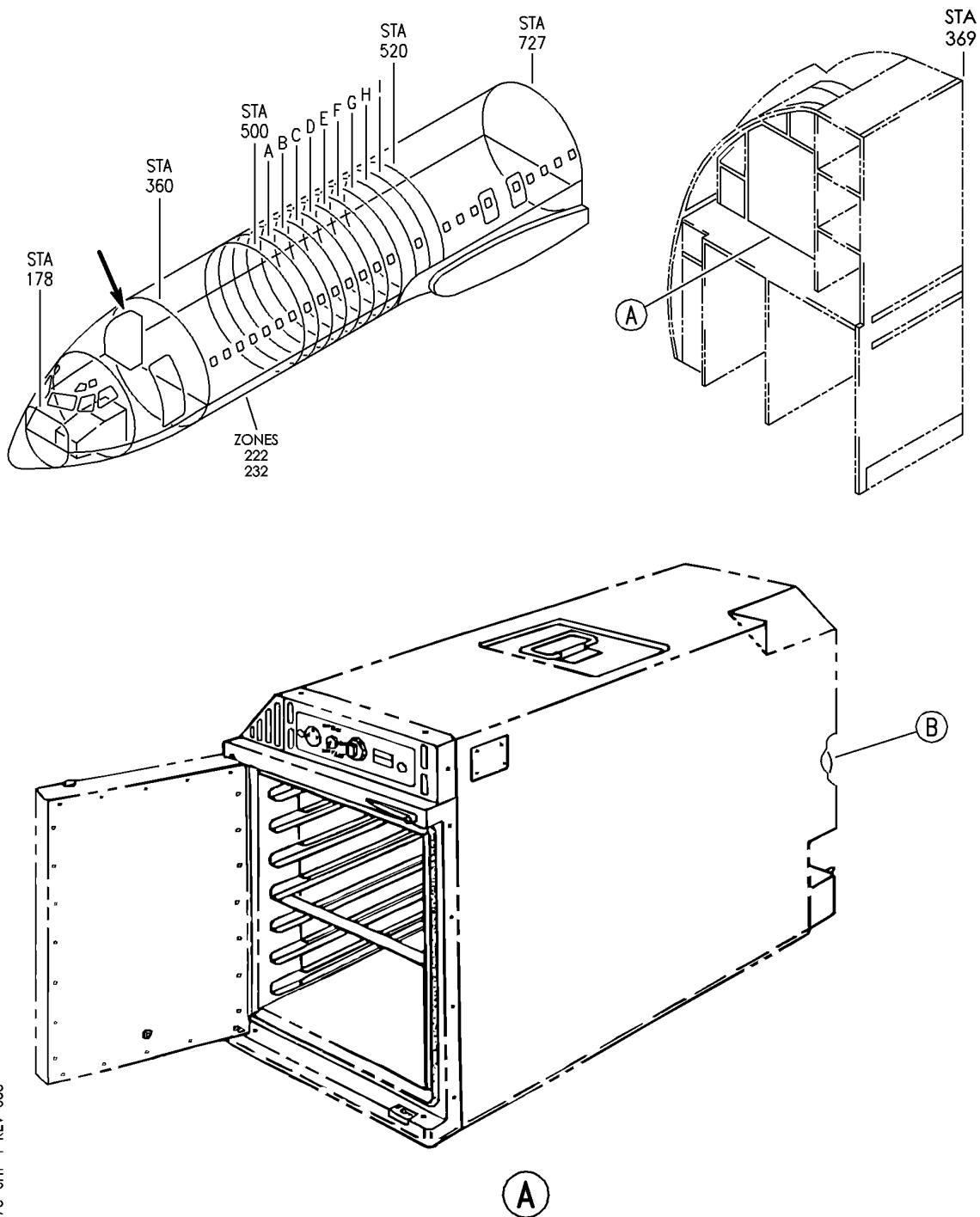
HAP

25-31-21-72

BOEING PROPRIETARY - Copyright © - Unpublished Work - See title page for details.

25-31-21
FIG. 72
PAGE 7
FEB 10/07

BOEING
 737-600/700/800/900
 PARTS CATALOG (MAINTENANCE)



E 25312173 SH1 1 REV 053

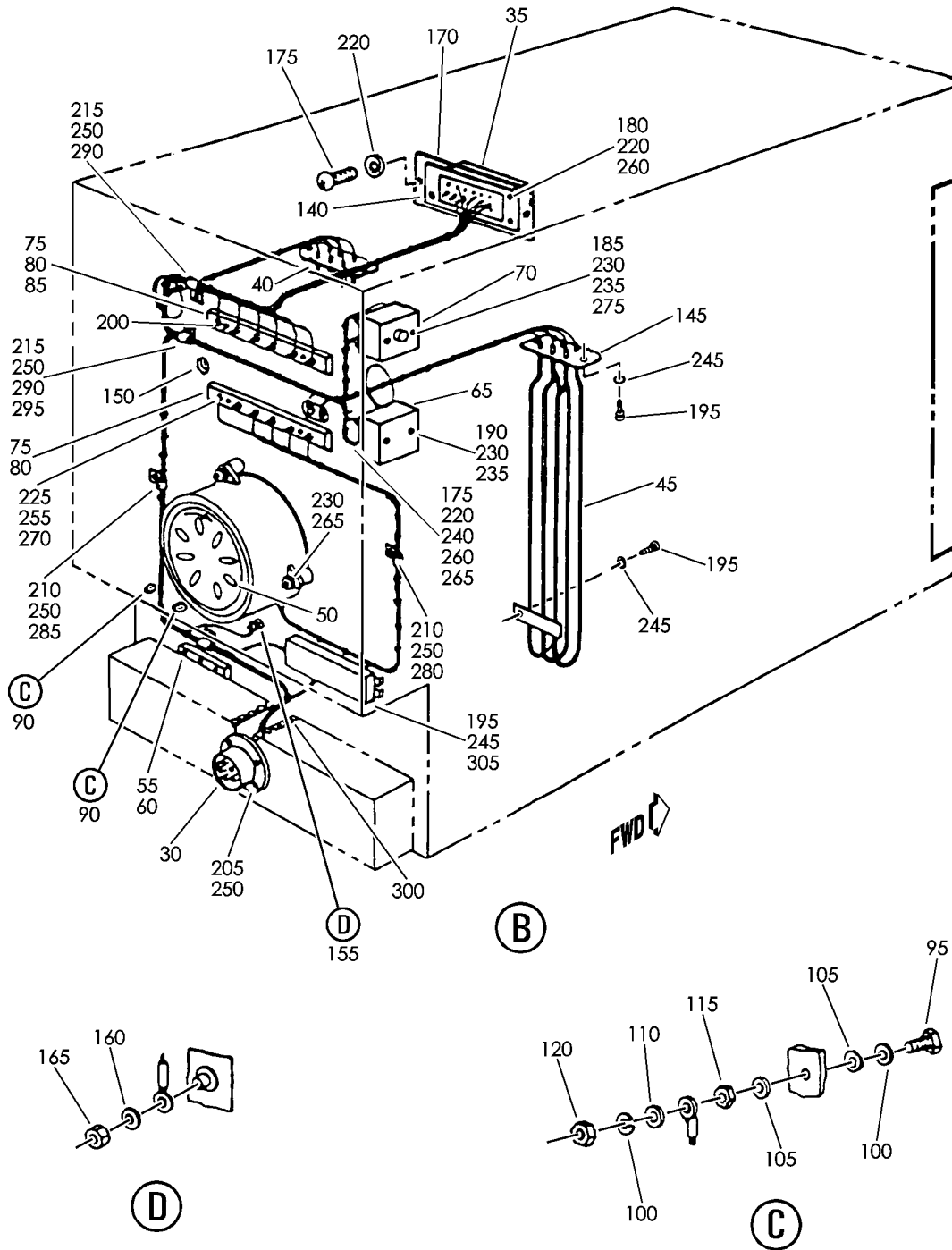
ELECTRICAL SYSTEM INSTL-OVEN GALLEY NO.2
 FIGURE 73 (SHEET 1)

25-31-21-73

HAP
 OCT 10/06

25-31-21-73
 PAGE 0

BOEING
737-600/700/800/900
PARTS CATALOG (MAINTENANCE)



E 25312173 SH1 2 REV 053

ELECTRICAL SYSTEM INSTL-OVEN GALLEY NO.2
FIGURE 73 (SHEET 2)

25-31-21-73

HAP
OCT 10/06

25-31-21-73
PAGE 0A

BOEING
737-600/700/800/900
PARTS CATALOG (MAINTENANCE)

FIG ITEM	PART NUMBER	1 2 3 4 5 6 7	NOMENCLATURE	EFFECT FROM TO	UNITS PER ASSY
73			ELECTRICAL SYSTEM INSTL- OVEN GALLEY NO.2	001011	
- 1	8203-12-2000		ELECTRICAL SYSTEM INSTL- OVEN, GALLEY NO.2 SUPPLIER CODE: VD2249 FOR NHA SEE: 25-31-21-72	001011	RF
30	BUC6-34		.PLUG- SUPPLIER CODE: VD1371	001011	1
35	DPXAMA26-33S		.PLUG- SUPPLIER CODE: VD1371	001011	1
40	8101-01-2001		.ELEMENT-HEATING SUPPLIER CODE: VD2249	001011	1
45	8101-01-2002		.ELEMENT-HEATING SUPPLIER CODE: VD2249	001011	1
50	UM56-12-8B		.BLOWER ASSY- SUPPLIER CODE: VD2269 SB DATA FROM A CMM: PRE SB E33-3-148SB COMPONENT MAINT MANUAL REF: 25-35-95	001011	RF
55	MS27212-6-4		.TERMINAL BOARD	001011	1
60	MS18029-6S4		.COVER	001011	1
65	5015-02-0032		.THERMOSTAT- SUPPLIER CODE: VD2249	001011	1
70	5015-02-0030		.SWITCH-OVERHEAT CUTOFF SUPPLIER CODE: VD2249	001011	1
75	MS27212-6-6		.TERMINAL BOARD	001011	2
80	MS18029-6S6		.COVER	001011	2
85	MS25226-10-3		.TERMINAL BUS	001011	1
90	00-882		.STUD ASSY-GND SUPPLIER CODE: VD2249	001011	2
95	NAS1096-3-13		.. SCREW	001011	1
100	MS35338-43		.. WASHER	001011	2
105	AN960D10L		.. WASHER	001011	2
110	AN960-10L		.. WASHER	001011	1
115	MS20341-10A		.. NUT	001011	1
120	MS21043-3		.. NUT	001011	1

MISSING ITEM NUMBERS NOT APPLICABLE

- ITEM NOT ILLUSTRATED

HAP

25-31-21-73

BOEING PROPRIETARY - Copyright © - Unpublished Work - See title page for details.

25-31-21
FIG. 73
PAGE 1
OCT 10/06

BOEING
737-600/700/800/900
PARTS CATALOG (MAINTENANCE)

FIG ITEM	PART NUMBER	1 2 3 4 5 6 7	NOMENCLATURE	EFFECT FROM TO	UNITS PER ASSY
73					
- 125	323676		.LUG-TERM. SUPPLIER CODE: VD8512	001011	11
- 130	320565		.LUG-TERM. SUPPLIER CODE: VD8512	001011	39
- 135	320574		.LUG-TERM. SUPPLIER CODE: VD8512	001011	10
140	0048-2221-12		.PIN-SEALING SUPPLIER CODE: VD8512	001011	AR
145	8029-02-2000-41		.DISK-INSULATION SUPPLIER CODE: VD2249	001011	2
150	67-27055-0		.BUSHING-THREADED SUPPLIER CODE: VD0238	001011	3
155	5026-02-0019		.STUD ASSY-GND SUPPLIER CODE: VD2249	001011	1
160	AN960C10		..WASHER	001011	1
165	MS21043-3		..NUT	001011	1
170	8201-01-2000-48		.BRACKET- SUPPLIER CODE: VD2249	001011	1
175	NAS600-6		.SCREW	001011	12
180	NAS600-8		.SCREW	001011	4
185	WN112M4X12		.SCREW- SUPPLIER CODE: VD2249	001011	2
190	WN115M4X8		.SCREW- SUPPLIER CODE: VD2249	001011	2
195	NAS1802-06-6		.SCREW	001011	6
200	NAS600-5		.SCREW	001011	6
205	NAS603-7		.SCREW	001011	4
210	NAS603-13		.SCREW	001011	4
215	NAS603-16		.SCREW	001011	1
220	AN960-4		.WASHER	001011	26
225	MS35338-42		.WASHER	001011	16
230	DIN127A4		.WASHER	001011	7
235	DIN125A4-3		.WASHER	001011	3
240	MS35338-40		.WASHER	001011	10
245	AN960C6		.WASHER	001011	6
250	AN960-10		.WASHER	001011	9
255	AN960-8		.WASHER	001011	16
260	MS21043-04		.NUT	001011	14
265	DIN934M4		.NUT	001011	3

MISSING ITEM NUMBERS NOT APPLICABLE

- ITEM NOT ILLUSTRATED

HAP

25-31-21-73

25-31-21
FIG. 73
PAGE 2
FEB 10/07

BOEING
737-600/700/800/900
PARTS CATALOG (MAINTENANCE)

FIG ITEM	PART NUMBER	1 2 3 4 5 6 7	NOMENCLATURE	EFFECT FROM TO	UNITS PER ASSY
73					
270	MS21043-08	.	NUT	001011	16
275	DR8-4-5X5	.	SLEEVE-DISTANCE	001011	2
			SUPPLIER CODE: VC7116		
280	MS25281R4	.	CLAMP	001011	1
285	MS25281R5	.	CLAMP	001011	2
290	MS25281R7	.	CLAMP	001011	2
295	00-1427-5	.	SLEEVE-	001011	1
			SUPPLIER CODE: VD2249		
300	G51TA	.	STRIP-GROMMET	001011	AR
			SUPPLIER CODE: VD8527		
			OPTIONAL SUPPLIER CODE: S9836		
305	8230011	.	FILTER-	001011	1
			(FOR FUTURE REPLACEMENT ORDER 8230050)(VD0080)		
			SUPPLIER CODE: VD2249		

MISSING ITEM NUMBERS NOT APPLICABLE

— ITEM NOT ILLUSTRATED

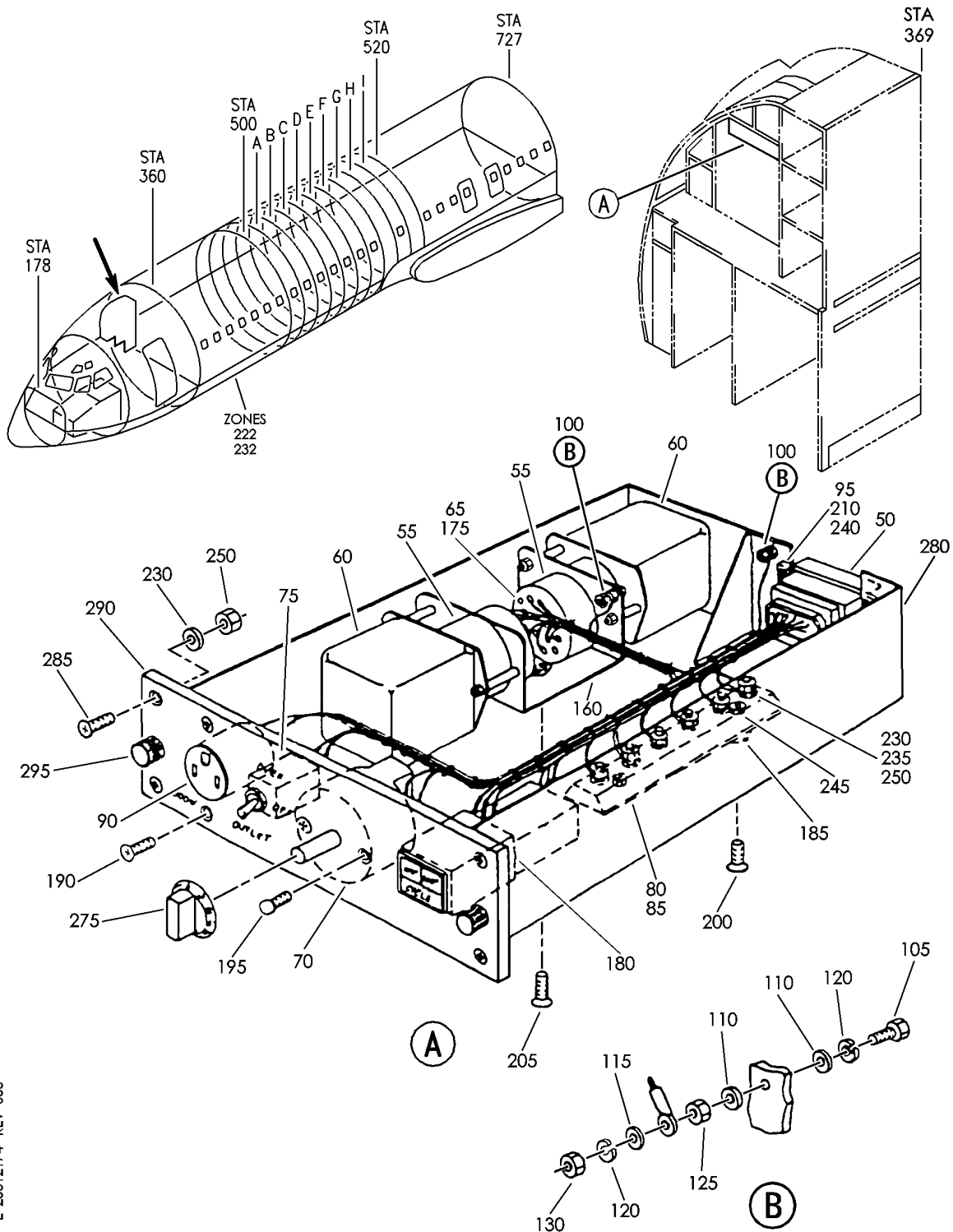
HAP

25-31-21-73

BOEING PROPRIETARY - Copyright © - Unpublished Work - See title page for details.

25-31-21
FIG. 73
PAGE 3
OCT 10/06

BOEING
737-600/700/800/900
PARTS CATALOG (MAINTENANCE)



E 25312174 REV 053

MODULE ASSY-CONT OVEN GALLEY NO.2 (EQUIPMENT/ FURNISHINGS ONLY)
 FIGURE 74

25-31-21-74

HAP
 OCT 10/06

25-31-21-74
 PAGE 0

BOEING
737-600/700/800/900
PARTS CATALOG (MAINTENANCE)

FIG ITEM	PART NUMBER	1 2 3 4 5 6 7	NOMENCLATURE	EFFECT FROM TO	UNITS PER ASSY
74			MODULE ASSY-CONT OVEN GALLEY NO.2 (EQUIPMENT/ FURNISHINGS ONLY)	001011	
- 1	8201-01-4000		MODULE ASSY-CONT OVEN GALLEY NO.2 (EQUIPMENT/ FURNISHINGS ONLY) SUPPLIER CODE: VD2249 SB DATA FROM A CMM: PRE SB E33-3-137SB PRE SB E33-3-169SB OPTIONAL PART: 8201-51-4000 VD2249 FOR NHA/OTHER SYS DET SEE: 25-31-21-72	001011	RF
- 1	8201-51-4000		MODULE ASSY-CONT OVEN GALLEY NO.2 (EQUIPMENT/ FURNISHINGS ONLY) SUPPLIER CODE: VD2249 SB DATA FROM A CMM: PRE SB E33-3-137SB PRE SB E33-3-169SB OPTIONAL PART: 8201-01-4000 VD2249 FOR NHA/OTHER SYS DET SEE: 25-31-21-72	001011	RF
- 1	8201-57-4000		MODULE ASSY-CONT OVEN GALLEY NO.2 (EQUIPMENT/ FURNISHINGS ONLY) SUPPLIER CODE: VD2249 SB DATA FROM A CMM: POST SB E33-3-137SB PRE SB E33-3-169SB FOR NHA/OTHER SYS DET SEE: 25-31-21-72	001011	RF
- 1	8201-01-4200		MODULE ASSY-CONT OVEN GALLEY NO.2 (EQUIPMENT/ FURNISHINGS ONLY) SUPPLIER CODE: VD2249 SB DATA FROM A CMM: POST SB E33-3-169SB FOR NHA/OTHER SYS DET SEE: 25-31-21-72	001011	RF

MISSING ITEM NUMBERS NOT APPLICABLE

- ITEM NOT ILLUSTRATED

HAP

25-31-21-74

25-31-21
FIG. 74
PAGE 1
OCT 10/06

BOEING
737-600/700/800/900
PARTS CATALOG (MAINTENANCE)

FIG ITEM	PART NUMBER	1 2 3 4 5 6 7	NOMENCLATURE	EFFECT FROM TO	UNITS PER ASSY
74 - 1	8201-51-4200		MODULE ASSY-CONT OVEN GALLEY NO.2 (EQUIPMENT/ FURNISHINGS ONLY) SUPPLIER CODE: VD2249 SB DATA FROM A CMM: POST SB E33-3-169SB FOR NHA/OTHER SYS DET SEE: 25-31-21-72	001011	RF
- 1	8201-57-4200		MODULE ASSY-CONT OVEN GALLEY NO.2 (EQUIPMENT/ FURNISHINGS ONLY) SUPPLIER CODE: VD2249 SB DATA FROM A CMM: POST SB E33-3-169SB FOR NHA/OTHER SYS DET SEE: 25-31-21-72	001011	RF
50	DPXAMA26-34P		.RECEPTACLE- SUPPLIER CODE: VD1371	001011	1
55	S09004		.SOCKET- SUPPLIER CODE: V35344 USED ON: 8201-01-4000 8201-51-4000 8201-57-4000	001011	2
55	S01048-8776		.SOCKET- SUPPLIER CODE: V35344 USED ON: 8201-57-4200 8201-01-4200 8201-51-4200	001011	2
60	9524-6507		.RELAY- SUPPLIER CODE: V35344 USED ON: 8201-01-4000 8201-51-4000 8201-57-4000	001011	2
60	KAD9F005		.RELAY- SUPPLIER CODE: V35344 USED ON: 8201-57-4200 8201-01-4200 8201-51-4200	001011	2

MISSING ITEM NUMBERS NOT APPLICABLE

- ITEM NOT ILLUSTRATED

HAP

25-31-21-74

BOEING PROPRIETARY - Copyright © - Unpublished Work - See title page for details.

25-31-21
FIG. 74
PAGE 2
FEB 10/07

BOEING
737-600/700/800/900
PARTS CATALOG (MAINTENANCE)

FIG ITEM	PART NUMBER	1 2 3 4 5 6 7	NOMENCLATURE	EFFECT FROM TO	UNITS PER ASSY
74					
65	0-5-404-604	. SOCKET-	SUPPLIER CODE: V35344	001011	34
70	SKTF60P2U	. TIMER-	SUPPLIER CODE: VC1716 SB DATA FROM A CMM: PRE SB E33-3-168SB PRE SB E33-3-169SB USED ON: 8201-01-4000 8201-51-4000 8201-57-4000	001011	1
70	TS48-000	. TIMER-	SUPPLIER CODE: VD2249 SB DATA FROM A CMM: POST SB E33-3-169SB COMPONENT MAINT MANUAL REF: 25-36-63 USED ON: 8201-57-4200 8201-01-4200 8201-51-4200	001011	1
75	MS35059-21	. SWITCH-TG		001011	1
80	MS27212-6-6	. TERMINAL BOARD		001011	1
85	MS18029-6S6	. COVER		001011	1
90	5258-1	. OUTLET-	SUPPLIER CODE: V74545	001011	1
95	MS21043-04	. NUT		001011	4
100	00-882	. STUD ASSY-GND	SUPPLIER CODE: VD2249	001011	2
105	NAS1096-3-13	.. SCREW		001011	1
110	AN960D10L	.. WASHER		001011	2
115	AN960-10L	.. WASHER		001011	1
120	MS35338-43	.. WASHER		001011	2
125	MS21043-3	.. NUT		001011	1
130	MS20341-10A	.. NUT		001011	1
- 135	323676	. LUG-TERM.	SUPPLIER CODE: VD8512	001011	2
- 140	36158	. LUG-TERM.	SUPPLIER CODE: V00779	001011	4

MISSING ITEM NUMBERS NOT APPLICABLE

- ITEM NOT ILLUSTRATED

HAP

25-31-21-74

BOEING PROPRIETARY - Copyright © - Unpublished Work - See title page for details.

25-31-21
FIG. 74
PAGE 3
FEB 10/07

BOEING
737-600/700/800/900
PARTS CATALOG (MAINTENANCE)

FIG ITEM	PART NUMBER	1 2 3 4 5 6 7	NOMENCLATURE	EFFECT FROM TO	UNITS PER ASSY
74 - 145	320565		.LUG-TERM. SUPPLIER CODE: VD8512 USED ON: 8201-01-4000 8201-51-4000 8201-57-4000	001011	22
- 150	320565		.LUG-TERM. SUPPLIER CODE: VD8512 USED ON: 8201-57-4200 8201-01-4200 8201-51-4200	001011	23
- 155	320574		.LUG-TERM. SUPPLIER CODE: VD8512	001011	3
160	8201-01-2101		.HOLDER- SUPPLIER CODE: VD2249 USED ON: 8201-01-4000 8201-51-4000 8201-57-4000 8201-57-4200	001011	1
- 165	8201-01-2201		.BRACKET-MTG SUPPLIER CODE: VD2249 SB DATA FROM A CMM: POST SB E33-3-169SB USED ON: 8201-01-4200 8201-51-4200 8201-57-4200	001011	1
- 170	NAS514P632-6		.SCREW- SB DATA FROM A CMM: POST SB E33-3-169SB USED ON: 8201-57-4200 8201-01-4200 8201-51-4200	001011	2
175	0048-2221-12		.PIN-SEALING SUPPLIER CODE: VD8512	001011	10
180	8001-06-2102		.SPRING-SECURING SUPPLIER CODE: VD2249	001011	1

MISSING ITEM NUMBERS NOT APPLICABLE

- ITEM NOT ILLUSTRATED

HAP

25-31-21-74

BOEING PROPRIETARY - Copyright © - Unpublished Work - See title page for details.

25-31-21
FIG. 74
PAGE 4
OCT 10/06

BOEING
737-600/700/800/900
PARTS CATALOG (MAINTENANCE)

FIG ITEM	PART NUMBER	1 2 3 4 5 6 7	NOMENCLATURE	EFFECT FROM TO	UNITS PER ASSY
74 185	00-1427-1		.SLEEVE-DISTANCE SUPPLIER CODE: VD2249	001011	2
190 195	NAS514P832-6 DIN85AM3X8		.SCREW .SCREW- SUPPLIER CODE: VD2249 SB DATA FROM A CMM: PRE SB E33-3-168SB PRE SB E33-3-169SB USED ON: 8201-01-4000 8201-51-4000 8201-57-4000	001011 001011	2 2
195	DIN7985M4X10K3		.SCREW- SUPPLIER CODE: VD2249 SB DATA FROM A CMM: POST SB E33-3-169SB USED ON: 8201-57-4200 8201-01-4200 8201-51-4200	001011	2
200 205 210 - 215	NAS514P440-6 NAS514P632-6 NAS600-8 AN960-4		.SCREW .SCREW .SCREW .WASHER-	001011 001011 001011 001011	2 2 4 2
- 215	AN960-8		SB DATA FROM A CMM: POST SB E33-3-168SB PRE SB E33-3-169SB .WASHER- SB DATA FROM A CMM: POST SB E33-3-169SB USED ON: 8201-57-4200 8201-01-4200 8201-51-4200	001011	2
- 220	MS35338-40		.WASHER- SB DATA FROM A CMM: POST SB E33-3-168SB PRE SB E33-3-169SB	001011	2
- 220	MS35338-42		.WASHER- SB DATA FROM A CMM: POST SB E33-3-169SB USED ON: 8201-57-4200 8201-01-4200 8201-51-4200	001011	2

MISSING ITEM NUMBERS NOT APPLICABLE

- ITEM NOT ILLUSTRATED

HAP

25-31-21-74

BOEING PROPRIETARY - Copyright © - Unpublished Work - See title page for details.

25-31-21
FIG. 74
PAGE 5
OCT 10/06

BOEING
737-600/700/800/900
PARTS CATALOG (MAINTENANCE)

FIG ITEM	PART NUMBER	1 2 3 4 5 6 7	NOMENCLATURE	EFFECT FROM TO	UNITS PER ASSY
74 - 225	DIN125A3-7K3		.WASHER- SB DATA FROM A CMM: POST SB E33-3-169SB USED ON: 8201-57-4200 8201-01-4200 8201-51-4200	001011	3
230	AN960-8		.WASHER	001011	10
235	MS35338-42		.WASHER	001011	6
240	AN960-4		.WASHER	001011	6
245	MS20341-4S		.NUT	001011	2
250	MS21043-08		.NUT	001011	10
- 255	165172-0		.TERMINAL-FASTON SUPPLIER CODE: VD8512 SB DATA FROM A CMM: POST SB E33-3-169SB (VD8512) USED ON: 8201-57-4200 8201-01-4200 8201-51-4200	001011	5
- 260	MS25036-106		.LUG-TERM. SB DATA FROM A CMM: POST SB E33-3-169SB USED ON: 8201-57-4200 8201-01-4200 8201-51-4200	001011	4
- 265	MS25036-53		.LUG-TERM. SB DATA FROM A CMM: POST SB E33-3-169SB USED ON: 8201-57-4200 8201-01-4200 8201-51-4200	001011	1
- 270	T18RHS		.TIEWRAP- SUPPLIER CODE: VD8527 SB DATA FROM A CMM: POST SB E33-3-169SB (VD8527) USED ON: 8201-01-4200 8201-51-4200	001011	20

MISSING ITEM NUMBERS NOT APPLICABLE

- ITEM NOT ILLUSTRATED

HAP

25-31-21-74

BOEING PROPRIETARY - Copyright © - Unpublished Work - See title page for details.

25-31-21
FIG. 74
PAGE 6
FEB 10/07

BOEING
737-600/700/800/900
PARTS CATALOG (MAINTENANCE)

FIG ITEM	PART NUMBER	1 2 3 4 5 6 7	NOMENCLATURE	EFFECT FROM TO	UNITS PER ASSY
74 275	6001-0048		.KNOB- SUPPLIER CODE: VD2249 SB DATA FROM A CMM: PRE SB E33-3-168SB POST SB E33-3-269SB USED ON: 8201-01-4000 8201-51-4000 8201-57-4000	001011	1
280	8201-01-4010		.HOUSING- SUPPLIER CODE: VD2249	001011	1
285	AN507C832R8		.SCREW- FOR FUTURE REPLACEMENT ORDER MS24693C50	001011	4
290	8201-01-4014		.PANEL- SUPPLIER CODE: VD2249 POSITION DATA: FRONT USED ON: 8201-01-4000 8201-51-4000	001011	1
290	8201-01-4013		.PANEL- SUPPLIER CODE: VD2249 POSITION DATA: FRONT USED ON: 8201-57-4000	001011	1
290	8201-01-4201-02		.PANEL- SUPPLIER CODE: VD2249 POSITION DATA: FRONT SB DATA FROM A CMM: POST SB E33-3-169SB USED ON: 8201-57-4200	001011	1

MISSING ITEM NUMBERS NOT APPLICABLE

— ITEM NOT ILLUSTRATED

HAP

25-31-21-74

BOEING PROPRIETARY - Copyright © - Unpublished Work - See title page for details.

25-31-21
FIG. 74
PAGE 7
OCT 10/06

BOEING
737-600/700/800/900
PARTS CATALOG (MAINTENANCE)

FIG ITEM	PART NUMBER	1 2 3 4 5 6 7	NOMENCLATURE	EFFECT FROM TO	UNITS PER ASSY
74 290	8201-01-4201-01		.PANEL- SUPPLIER CODE: VD2249 POSITION DATA: FRONT SB DATA FROM A CMM: POST SB E33-3-169SB USED ON: 8201-01-4200 8201-51-4200	001011	1
295	26S34-9		.FASTENER- SUPPLIER CODE: VD0680	001011	RF

MISSING ITEM NUMBERS NOT APPLICABLE

- ITEM NOT ILLUSTRATED

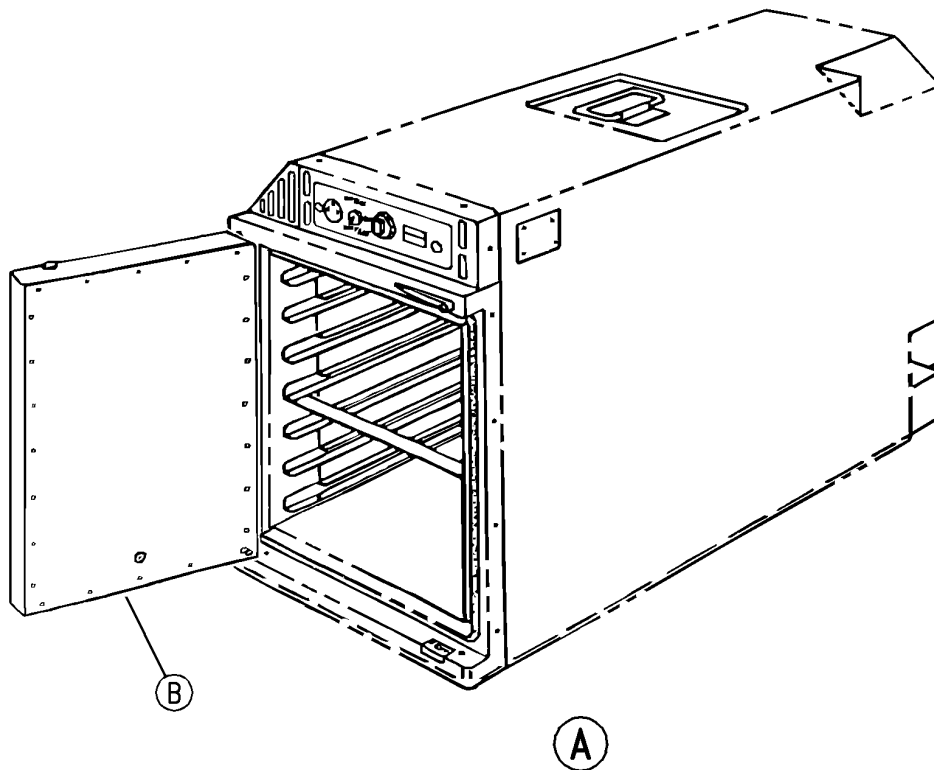
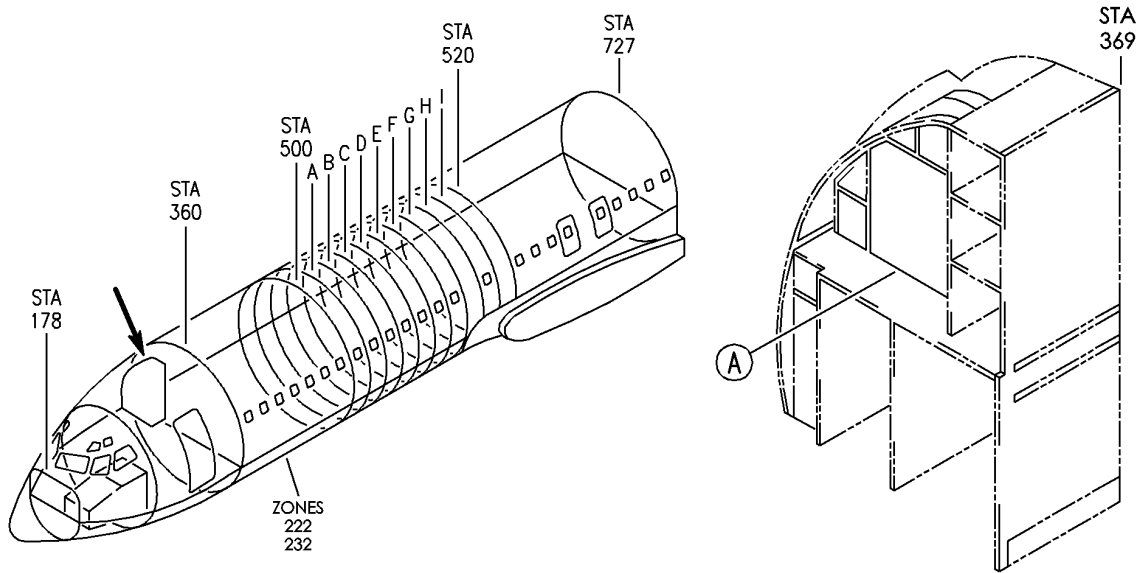
HAP

25-31-21-74

BOEING PROPRIETARY - Copyright © - Unpublished Work - See title page for details.

25-31-21
FIG. 74
PAGE 8
OCT 10/06

BOEING
 737-600/700/800/900
 PARTS CATALOG (MAINTENANCE)



E 25312175 SHT 1 REV 053

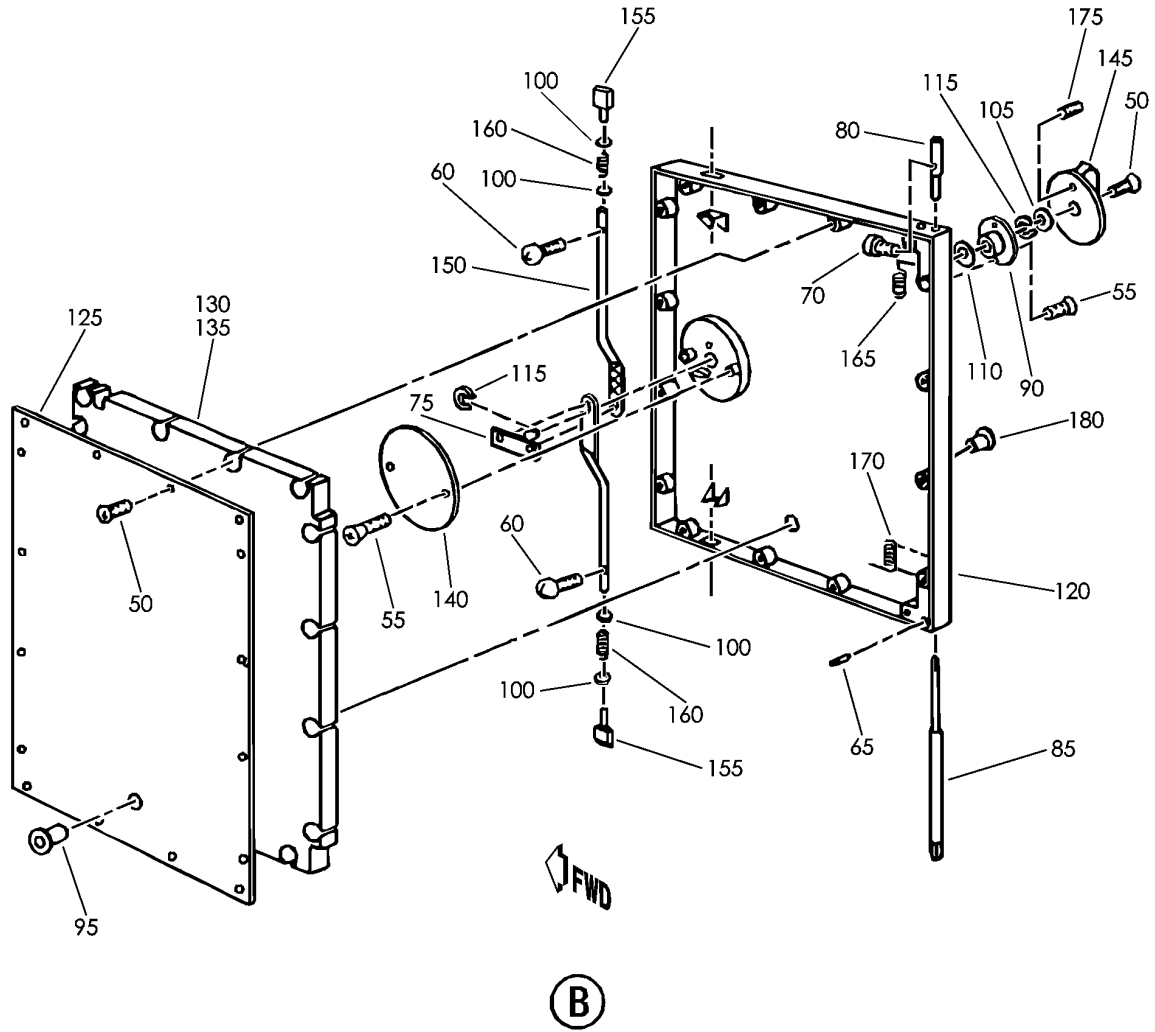
DOOR ASSY-OVEN, GALLEY NO.2
 FIGURE 75 (SHEET 1)

25-31-21-75

HAP
 OCT 10/06

25-31-21-75
 PAGE 0

BOEING
 737-600/700/800/900
 PARTS CATALOG (MAINTENANCE)



E 25312175 SHT 2 REV 053

DOOR ASSY-OVEN, GALLEY NO.2
 FIGURE 75 (SHEET 2)

25-31-21-75

HAP
 OCT 10/06

25-31-21-75
 PAGE 0A

BOEING
737-600/700/800/900
PARTS CATALOG (MAINTENANCE)

FIG ITEM	PART NUMBER	1 2 3 4 5 6 7	NOMENCLATURE	EFFECT FROM TO	UNITS PER ASSY
75			DOOR ASSY-OVEN,GALLEY NO.2	001011	
- 1	8101-01-5320		DOOR ASSY-OVEN,GALLEY NO.2	001011	RF
			SUPPLIER CODE: VD2249		
			POSITION DATA: LH		
			FOR NHA SEE: 25-31-21-72		
50	AN507C632R5	.SCREW		001011	17
55	NAS514P632-4	.SCREW		001011	4
60	NAS601-3	.SCREW		001011	2
65	DIN914M4X8	.SETSCREW		001011	1
70	NAS601-13	.SCREW		001011	1
75	8101-21-5200-08	.BOLT-		001011	1
			SUPPLIER CODE: VD2249		
80	8101-51-5200-28	.BOLT-HINGE		001011	1
			SUPPLIER CODE: VD2249		
85	8101-01-5200-10	.BOLT-HINGE		001011	1
			SUPPLIER CODE: VD2249		
90	8101-21-5200-05	.BUSHING-		001011	1
			SUPPLIER CODE: VD2249		
95	5030-02-0023	.BUSHING-		001011	1
			SUPPLIER CODE: VD2249		
100	AN960C416	.WASHER		001011	4
105	5013-02-0015	.WASHER-		001011	1
			SUPPLIER CODE: VD2249		
110	8101-21-5200-28	.WASHER-		001011	1
			SUPPLIER CODE: VD2249		
115	DIN6799-7	.WASHER		001011	2
120	8101-01-5321	.PANEL-		001011	1
			FOR ORDERING INDICATE AIRLINE EMBLEM		
			SUPPLIER CODE: VD2249		
			POSITION DATA: OUTER		
125	8101-02-5302	.PLATE-		001011	1
			SUPPLIER CODE: VD2249		
			POSITION DATA: INSIDE		

MISSING ITEM NUMBERS NOT APPLICABLE

- ITEM NOT ILLUSTRATED

HAP

25-31-21-75

25-31-21
FIG. 75
PAGE 1
OCT 10/06

BOEING
737-600/700/800/900
PARTS CATALOG (MAINTENANCE)

FIG ITEM	PART NUMBER	1 2 3 4 5 6 7	NOMENCLATURE	EFFECT FROM TO	UNITS PER ASSY
75					
130	8101-01-5100-18		.MAT-INSULATING SUPPLIER CODE: VD2249	001011	1
135	8101-01-5100-13		.MAT-INSULATING 278MM X 431MM; 11 X 17 IN. SUPPLIER CODE: VD2249	001011	1
140	8029-02-5100-30		.DISK-INSULATING SUPPLIER CODE: VD2249	001011	1
145	8101-21-5200-09		.KNOB- SUPPLIER CODE: VD2249	001011	1
150	8101-01-5002		.ROD- SUPPLIER CODE: VD2249	001011	2
155	8029-02-5000-03		.BAR- SUPPLIER CODE: VD2249	001011	2
160	8029-02-5000-23		.SPRING- SUPPLIER CODE: VD2249	001011	2
165	8029-02-5000-20		.SPRING- SUPPLIER CODE: VD2249	001011	1
170	8029-02-5000-19		.SPRING- SUPPLIER CODE: VD2249	001011	1
175	265353		.CATCH-BALL SUPPLIER CODE: VD2249	001011	2
180	5030-02-0022		.OUTLET-VAPOUR SUPPLIER CODE: VD2249 SB DATA FROM A CMM: PRE SB E33-3-148SB	001011	1
180	6001-0233		.OUTLET-VAPOUR SUPPLIER CODE: VD2249 SB DATA FROM A CMM: POST SB E33-3-148SB	001011	1

MISSING ITEM NUMBERS NOT APPLICABLE

— ITEM NOT ILLUSTRATED

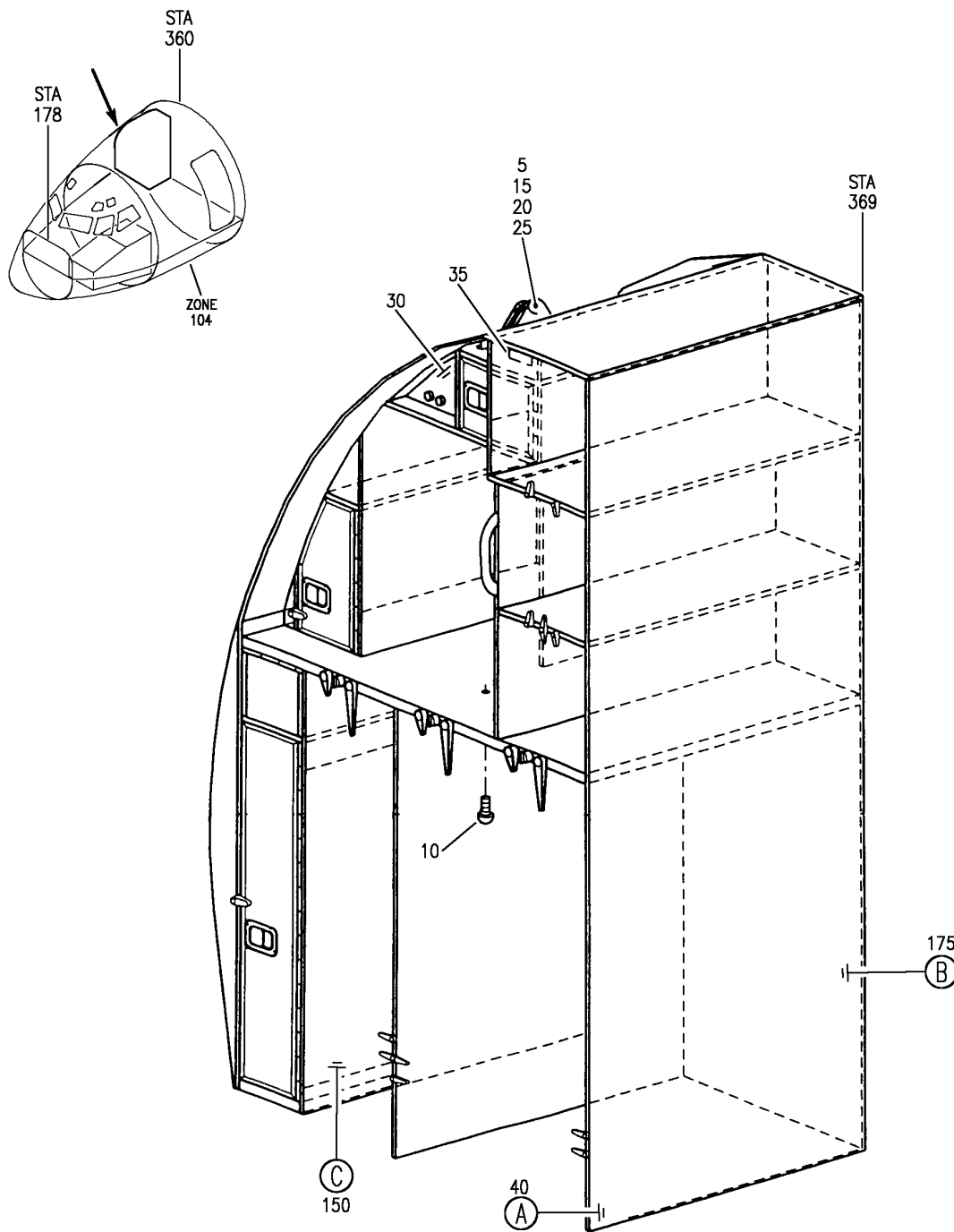
HAP

25-31-21-75

BOEING PROPRIETARY - Copyright © - Unpublished Work - See title page for details.

25-31-21
FIG. 75
PAGE 2
OCT 10/06

BOEING
 737-600/700/800/900
 PARTS CATALOG (MAINTENANCE)



E 25312184 SHT 1 REV 067

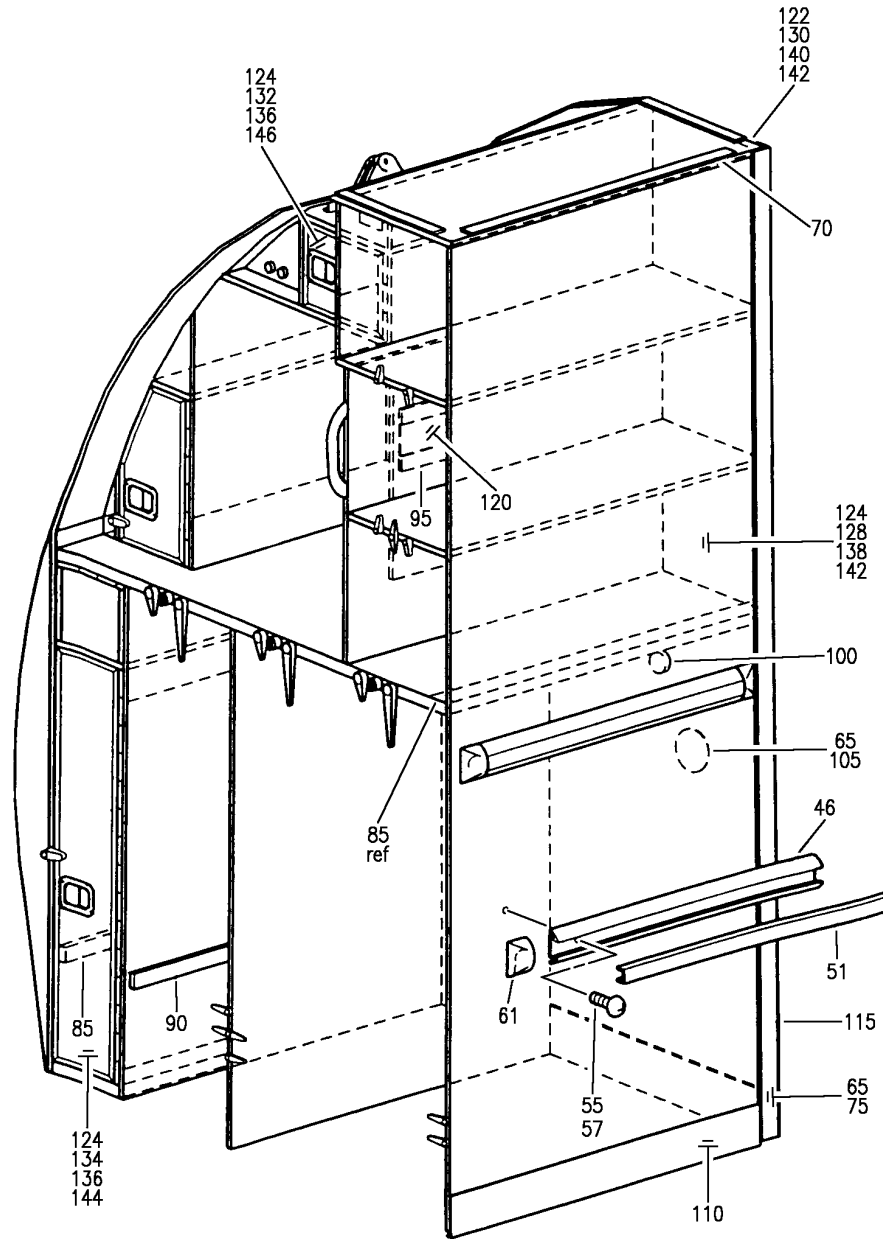
GALLEY ASSY-G2 (CUSTOMER FURNISHED)
 FIGURE 84 (SHEET 1)

25-31-21-84

HAP
 OCT 10/06

25-31-21-84
 PAGE 0

BOEING
 737-600/700/800/900
 PARTS CATALOG (MAINTENANCE)



(A)

E 25312184 SHT 2 REV 138

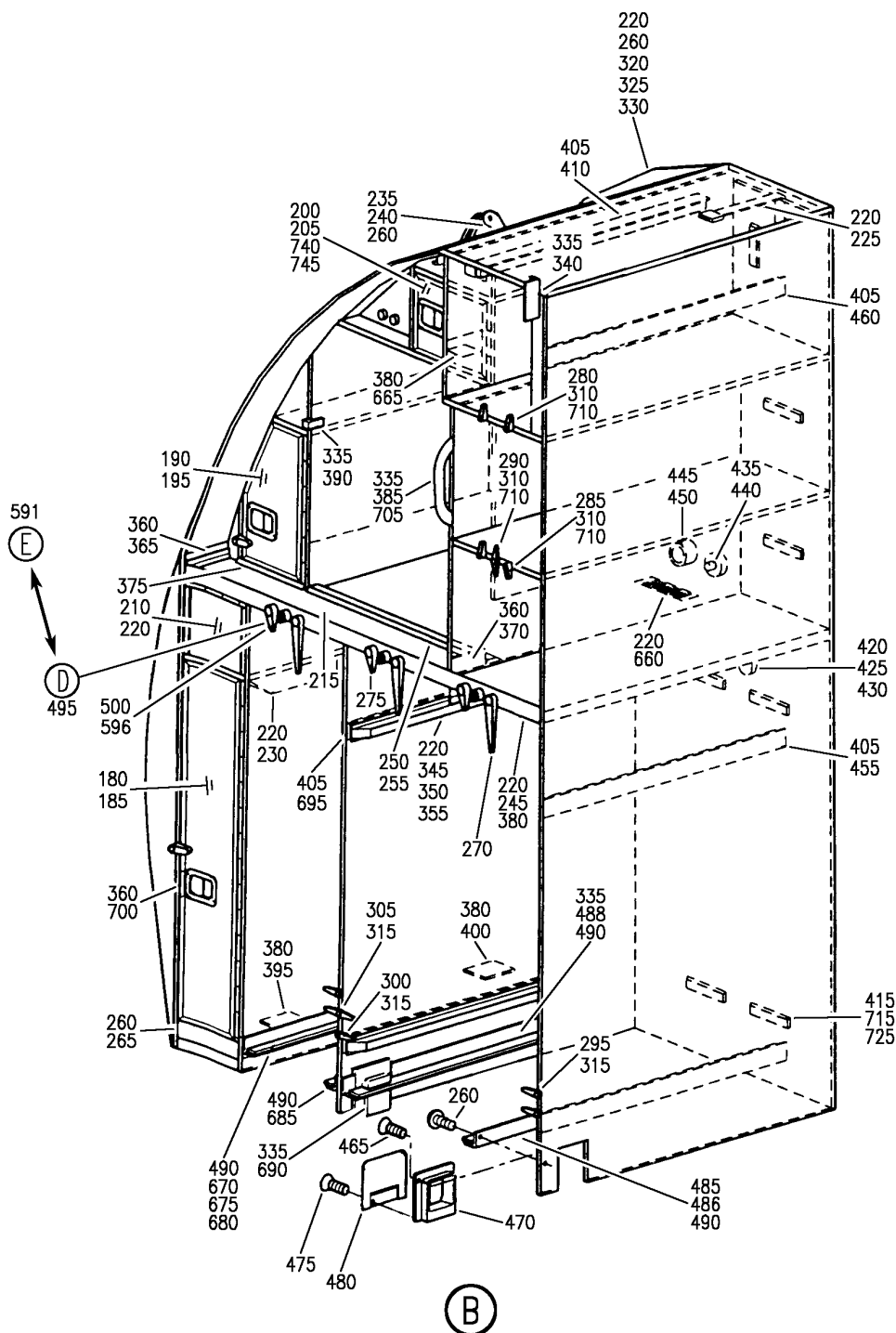
GALLEY ASSY-G2 (CUSTOMER FURNISHED)
 FIGURE 84 (SHEET 2)

25-31-21-84

HAP
 FEB 15/08

25-31-21-84
 PAGE 0A


BOEING
 737-600/700/800/900
PARTS CATALOG (MAINTENANCE)



E 25312184 SH1 3 REV 138

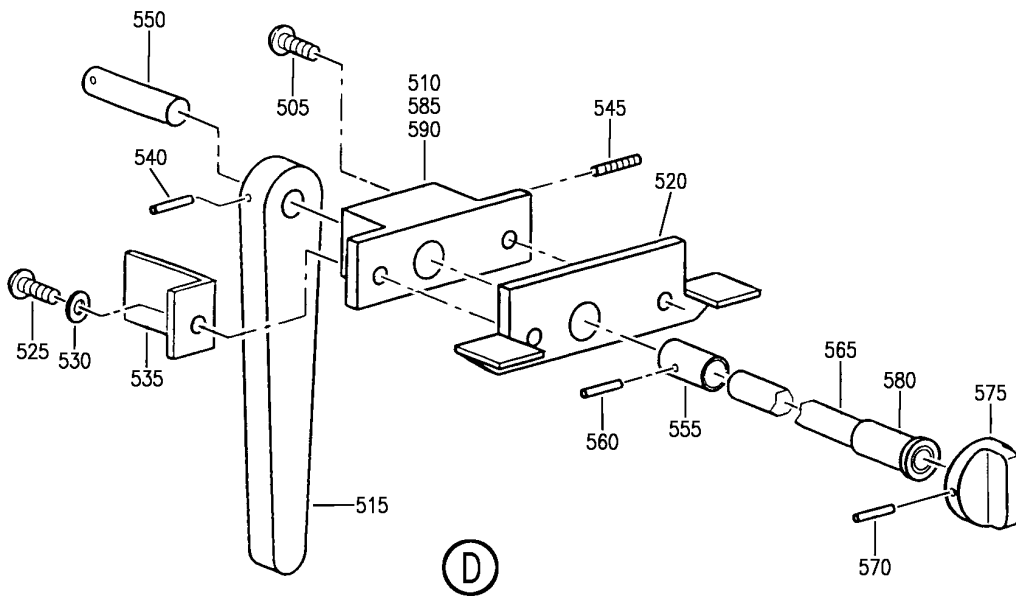
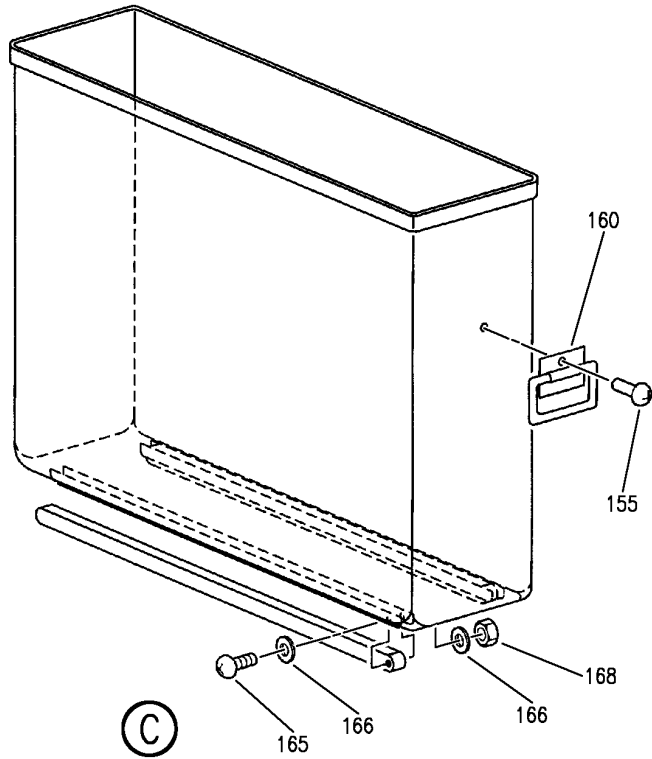
GALLEY ASSY-G2 (CUSTOMER FURNISHED)
 FIGURE 84 (SHEET 3)

25-31-21-84

HAP
FEB 15/08

25-31-21-84
PAGE 0B

BOEING
 737-600/700/800/900
 PARTS CATALOG (MAINTENANCE)



E 25312184 SHT 4 REV 138

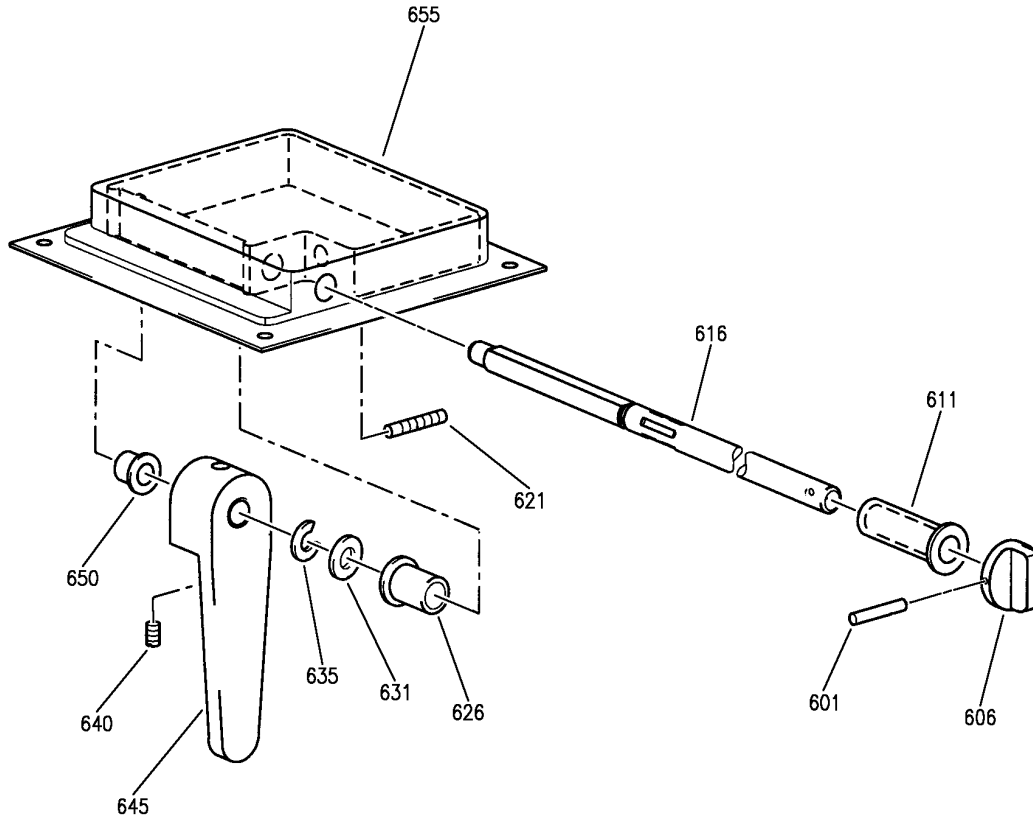
GALLEY ASSY-G2 (CUSTOMER FURNISHED)
 FIGURE 84 (SHEET 4)

25-31-21-84

HAP
 FEB 15/08

25-31-21-84
 PAGE 0C

BOEING
737-600/700/800/900
PARTS CATALOG (MAINTENANCE)



(E)

E 25312184 SH1 5 REV 138

GALLEY ASSY-G2 (CUSTOMER FURNISHED)
FIGURE 84 (SHEET 5)

25-31-21-84

HAP
FEB 15/08

25-31-21-84
PAGE 0D

BOEING
737-600/700/800/900
PARTS CATALOG (MAINTENANCE)

FIG ITEM	PART NUMBER	1 2 3 4 5 6 7	NOMENCLATURE	EFFECT FROM TO	UNITS PER ASSY
84			GALLEY ASSY-G2 (CUSTOMER FURNISHED)	001037	
- 1	1021C12A00000		GALLEY ASSY-G2 (CUSTOMER FURNISHED) SUPPLIER CODE: VD2249 COMPONENT MAINT MANUAL REF: 25-01-85 FOR NHA SEE: 25-31-21-02 25-31-21-46 25-31-21-48	001037	RF
5	NAS6608TBD		.SCREW	001037	1
10	NAS604-23		.SCREW	001037	4
15	AN960-816		.WASHER	001037	1
20	MS21083N8		.NUT	001037	1
25	415A1402-1		.BRACKET-ATTACHMENT POSITION DATA: UPR	001037	1
30	1021C12A20000		.ELECTRICAL SYSTEM INSTL- SUPPLIER CODE: VD2249 COMPONENT MAINT MANUAL REF: 25-01-85 FOR DETAILS SEE: 25-31-60-53A	001037	RF
35	1021C12A60000		.PLACARD INSTL- SUPPLIER CODE: VD2249 FOR DETAILS SEE: 11-32-51-46A	001037	RF
40	1021C12A70000		.MATERIALS INSTL-DECORATIVE SUPPLIER CODE: VD2249	001037	1
46	1021C12A70000B		..STRIP-PROTECTING SUPPLIER CODE: VD2249	001030	2
46	1021C12A70000F		..STRIP-PROTECTING SUPPLIER CODE: VD2249	031037	2
51	1021C12A70000C		..STRIP-PROTECTING SUPPLIER CODE: VD2249	001030	2
51	1021C12A70000G		..STRIP-PROTECTING SUPPLIER CODE: VD2249	031037	2
55	NAS602-6		..SCREW	001037	10
61	432W7101-6C		..CAP-END	031037	4
61	432W7101-6L		..CAP-END	001030	4

MISSING ITEM NUMBERS NOT APPLICABLE

- ITEM NOT ILLUSTRATED

HAP

25-31-21-84

25-31-21
FIG. 84
PAGE 1
FEB 15/08

BOEING
737-600/700/800/900
PARTS CATALOG (MAINTENANCE)

FIG ITEM	PART NUMBER	1 2 3 4 5 6 7	NOMENCLATURE	EFFECT FROM TO	UNITS PER ASSY
84					
65	NAS514P832-6	..	SCREW	001037	16
70	415U9010-82	..	EXTRUSION-SEALING	001037	AR
70	415U9010-81	..	EXTRUSION-RTNR CLIP	001037	AR
75	1021C12A700001	..	STRIP-KICK	001030	1
75	1021C12A700004	..	STRIP-KICK	031037	1
85	0-112-0015-2000	..	STRIP-SLIDING 6050 MM; 237.8 IN. LG SUPPLIER CODE: VD2249	001037	1
90	0-112-0013-2000	..	STRIP-SLIDING 9464 MM; 372.6 IN. LG SUPPLIER CODE: VD2249	001037	1
95	0-112-0009-2000	..	STRIP-SLIDING 13421 MM; 528.4 IN. LG SUPPLIER CODE: VD2249	001037	1
100	0-121-000700000	..	BUSHING-BABY BASSINET SUPPLIER CODE: VD2249	001037	2
105	1021C13A70000A	..	BUMPER- SUPPLIER CODE: VD2249	001037	2
110	1021C12A70000A	..	STRIP-KICK SUPPLIER CODE: VD2249	001037	1
115	21C12A70000-29	..	EXTRUSION-41 X 2000 MM; 1.6 X 78.7 IN. SUPPLIER CODE: VD2249 MANUFACTURED FROM: 090433	001037	1
120	090451	..	SHEET-METAL 25 X 215 MM; 0.98 X 8.5 IN. SUPPLIER CODE: VD2249	001037	1
122	10-61978BCUR	..	MATERIAL-DECORATIVE SUPPLIER CODE: VD2249	001037	AR
124	72GEA9052F3N1	..	MATERIAL-DECORATIVE SUPPLIER CODE: VD2249	001037	AR
- 126	090451	..	SHEET-METAL 25 X 400 MM; 0.98 X 15.7 IN. SUPPLIER CODE: VD2249	001037	1
142	BAC94449	..	MATERIAL-DECORATIVE	031037	AR

MISSING ITEM NUMBERS NOT APPLICABLE

- ITEM NOT ILLUSTRATED

HAP

25-31-21-84

25-31-21
FIG. 84
PAGE 2
JUN 15/09

BOEING
737-600/700/800/900
PARTS CATALOG (MAINTENANCE)

FIG ITEM	PART NUMBER	1 2 3 4 5 6 7	NOMENCLATURE	EFFECT FROM TO	UNITS PER ASSY
84					
144	BAC5611	..	MATERIAL-DECORATIVE	031037	AR
146	BAC50601	..	MATERIAL-DECORATIVE	031037	AR
- 148	HWG2072-0-8	..	SHIM- SUPPLIER CODE: VD2249	001037	1
150	1021C12A81200	.CONTAINER ASSY-WASTE SUPPLIER CODE: VD2249		001037	1
155	LN9198-3207G	..RIVET-PAN HEAD SUPPLIER CODE: VD2249		001037	12
160	5025-02-0003	..HANDLE- SUPPLIER CODE: VD2249		001037	2
165	NAS602-20	..SCREW		001037	10
166	AN960-8	..WASHER		001037	20
168	MS21083N08	..NUT		001037	10
170	5-2201-3	..SKID- 730 MM; 28.7 IN. LG SUPPLIER CODE: VD2249 OPTIONAL PART: 21C12A81200-09 VD2249		001037	1
170	21C12A81200-09	..SKID- SUPPLIER CODE: VD2249 OPTIONAL PART: 5-2201-3 VD2249		001037	1
175	1021C12A10000	.STRUCTURE ASSY- SUPPLIER CODE: VD2249		001037	1
180	1021C12A10600	..DOOR ASSY- SUPPLIER CODE: VD2249 FOR DETAILS SEE: 25-31-75-55A ATTACHING PARTS		001037	1
185	0-121-000530000	..SCREW-PAN HEAD SUPPLIER CODE: VD2249		001037	7
190	1021C12A10601	..DOOR ASSY- SUPPLIER CODE: VD2249 FOR DETAILS SEE: 25-31-75-55A		001037	1

MISSING ITEM NUMBERS NOT APPLICABLE

- ITEM NOT ILLUSTRATED

HAP

25-31-21-84

BOEING PROPRIETARY - Copyright © - Unpublished Work - See title page for details.

25-31-21
FIG. 84
PAGE 3
JUN 15/09

BOEING
737-600/700/800/900
PARTS CATALOG (MAINTENANCE)

FIG ITEM	PART NUMBER	1 2 3 4 5 6 7	NOMENCLATURE	EFFECT FROM TO	UNITS PER ASSY
84			ATTACHING PARTS		
195	0-121-000530000	..	SCREW-PAN HEAD SUPPLIER CODE: VD2249 -----*-----	001037	4
200	1021C12A10602	..	DOOR ASSY- SUPPLIER CODE: VD2249 FOR DETAILS SEE: 25-31-75-55A	001037	1
205	0-121-000530000	..	ATTACHING PARTS SCREW-PAN HEAD SUPPLIER CODE: VD2249 -----*-----	001037	2
210	1021C12A10603	..	FLAP- SUPPLIER CODE: VD2249	001037	1
215	1021C12A10500	..	TOP-WORK COUNTER SUPPLIER CODE: VD2249	001037	1
220	NAS514P832-6	..	SCREW	001037	64
225	0-156-001400040	..	DEVICE-DISENGAGING SUPPLIER CODE: VD2249	001037	1
230	1021C12A10760	..	CHUTE-WASTE SUPPLIER CODE: VD2249	001037	1
235	NAS514P1032-16	..	SCREW	001037	12
240	1021C12A10810	..	BRACKET-ATTACHMENT SUPPLIER CODE: VD2249 POSITION DATA: UPR	001037	1
245	1021C12A10000A	..	EXTRUSION- SUPPLIER CODE: VD2249	001037	1
250	NAS514P832-20	..	SCREW	001037	6
255	1021C12A10000D	..	EXTRUSION- SUPPLIER CODE: VD2249	001037	1
260	NAS602-6	..	SCREW	001037	42
265	1021C12A10744	..	COVER- SUPPLIER CODE: VD2249	001037	1
270	0-132-004600000	..	CATCH-SINGLE REVOLVING SUPPLIER CODE: VD2249	001037	3

MISSING ITEM NUMBERS NOT APPLICABLE

— ITEM NOT ILLUSTRATED

HAP

25-31-21-84

25-31-21
FIG. 84
PAGE 4
FEB 15/08

BOEING
737-600/700/800/900
PARTS CATALOG (MAINTENANCE)

FIG ITEM	PART NUMBER	1 2 3 4 5 6 7	NOMENCLATURE	EFFECT FROM TO	UNITS PER ASSY
84					
275	0-132-002400000	..	CATCH-SINGLE REVOLVING SUPPLIER CODE: VD2249	001037	3
275	0-132-004000000	..	CATCH-SINGLE REVOLVING SUPPLIER CODE: VD2249	001037	3
280	0-132-001700000	..	CATCH-SINGLE REVOLVING SUPPLIER CODE: VD2249 SB DATA FROM A CMM: PRE SB E33-1-800SB	001037	6
- 281	0-132-001700000	..	CATCH-SINGLE REVOLVING SUPPLIER CODE: VD2249 SB DATA FROM A CMM: POST SB E33-1-800SB	001037	5
- 282	0-132-001900000	..	CATCH-SINGLE REVOLVING SUPPLIER CODE: VD2249 SB DATA FROM A CMM: POST SB E33-1-800SB	001037	1
285	0-132-001800000	..	CATCH-SINGLE REVOLVING SUPPLIER CODE: VD2249	001037	1
290	0-132-002900000	..	CATCH-DOUBLE REVOLVING SUPPLIER CODE: VD2249	001037	1
295	0-132-002600000	..	CATCH-SINGLE REVOLVING SUPPLIER CODE: VD2249	001037	3
300	0-132-002500000	..	CATCH-SINGLE REVOLVING SUPPLIER CODE: VD2249	001037	1
305	0-132-003000000	..	CATCH-DOUBLE REVOLVING SUPPLIER CODE: VD2249	001037	1
310	NAS604-13	..	SCREW- SB DATA FROM A CMM: PRE SB E33-1-800SB	001037	8
- 312	NAS604-13	..	SCREW- SB DATA FROM A CMM: POST SB E33-1-800SB	001037	3
- 314	NAS604-25	..	SCREW- SB DATA FROM A CMM: POST SB E33-1-800SB	001037	5
315	NAS605-20	..	SCREW	001037	5

MISSING ITEM NUMBERS NOT APPLICABLE

- ITEM NOT ILLUSTRATED

HAP

25-31-21-84

BOEING PROPRIETARY - Copyright © - Unpublished Work - See title page for details.

25-31-21
FIG. 84
PAGE 5
FEB 15/08

BOEING
737-600/700/800/900
PARTS CATALOG (MAINTENANCE)

FIG ITEM	PART NUMBER	1 2 3 4 5 6 7	NOMENCLATURE	EFFECT FROM TO	UNITS PER ASSY
84					
320	0-111-0005-1000	..	EXTRUSION- 2500 MM; 98.4 IN. LG SUPPLIER CODE: VD2249	001037	1
325	0-111-0017-1000	..	EXTRUSION- 200 MM; 7.9 IN. LG SUPPLIER CODE: VD2249	001037	1
330	090430	..	PLATE- 812 X 1400 MM; 32 X 55.1 IN. SUPPLIER CODE: VD2249	001037	1
335	NAS514P832-7	..	SCREW	001037	42
340	1021C12A10820	..	EXTRUSION- SUPPLIER CODE: VD2249	001037	1
345	NAS514P832-13	..	SCREW-	001037	6
350	237856	..	SPACER- 13.2 MM; 0.5 IN. LG SUPPLIER CODE: VD2488	001037	6
355	0-172-000300000	..	GUIDE- SUPPLIER CODE: VD2249	001037	1
360	NAS514P632-6	..	SCREW	001037	12
365	1021C12A10000E	..	EXTRUSION- SUPPLIER CODE: VD2249	001037	1
370	1021C12A10000F	..	EXTRUSION- SUPPLIER CODE: VD2249	001037	1
375	1021C12A10000G	..	EXTRUSION- SUPPLIER CODE: VD2249	001037	1
380	NAS514P832-4	..	SCREW	001037	12
385	0-197-001504000	..	WASHER- SUPPLIER CODE: VD2249	001037	2
390	1021C12A10750	..	BUMPER- SUPPLIER CODE: VD2249	001037	2
395	1021C12A101001	..	COVER- SUPPLIER CODE: VD2249	001037	1
400	1021C12A101002	..	COVER- SUPPLIER CODE: VD2249	001037	1

MISSING ITEM NUMBERS NOT APPLICABLE

- ITEM NOT ILLUSTRATED

HAP

25-31-21-84

BOEING PROPRIETARY - Copyright © - Unpublished Work - See title page for details.

25-31-21
FIG. 84
PAGE 6
FEB 15/08

BOEING
737-600/700/800/900
PARTS CATALOG (MAINTENANCE)

FIG ITEM	PART NUMBER	1 2 3 4 5 6 7	NOMENCLATURE	EFFECT FROM TO	UNITS PER ASSY
84					
405	LN9316-3248	..	RIVET-PAN HEAD SUPPLIER CODE: VD2249	001037	32
410	0-171-003606000	..	GUIDE- SUPPLIER CODE: VD2249	001037	1
415	0-182-005400000	..	BUMPER- SUPPLIER CODE: VD2249	001037	11
420	NAS514P832-10	..	SCREW	001037	8
425	237828	..	SPACER- 6.5 MM; 0.26 IN. LG SUPPLIER CODE: VD2249	001037	2
430	0-121-000600000	..	FLANGE- SUPPLIER CODE: VD2249	001037	2
435	NAS602-7	..	SCREW	001037	16
440	5004-02-0021	..	BUSHING-ALIGN. SUPPLIER CODE: VD2249	001037	4
445	NAS514P632-22	..	SCREW	001037	8
450	5004-02-0020	..	SPACER- SUPPLIER CODE: VD2249	001037	2
455	0-171-003602000	..	GUIDE- SUPPLIER CODE: VD2249	001037	2
460	0-171-003607000	..	GUIDE- SUPPLIER CODE: VD2249	001037	1
465	NAS514P1032-7	..	SCREW	001037	14
470	1021C11A102501	..	BRACKET-ATTACHMENT SUPPLIER CODE: VD2249 POSITION DATA: LWR	001037	2
475	0-121-000400000	..	SCREW-PAN HEAD SUPPLIER CODE: VD2249	001037	8
480	1021C11A10250C	..	COVER- SUPPLIER CODE: VD2249	001037	2
485	090433	..	GUIDE- 46.5 X 810 MM; 1.8 X 31.9 IN. SUPPLIER CODE: VD2249	001037	2

MISSING ITEM NUMBERS NOT APPLICABLE

— ITEM NOT ILLUSTRATED

HAP

25-31-21-84

BOEING PROPRIETARY - Copyright © - Unpublished Work - See title page for details.

25-31-21
FIG. 84
PAGE 7
FEB 15/08

BOEING
737-600/700/800/900
PARTS CATALOG (MAINTENANCE)

FIG ITEM	PART NUMBER	1 2 3 4 5 6 7	NOMENCLATURE	EFFECT FROM TO	UNITS PER ASSY
84					
490	0-112-0009-2000	..	STRIP-SLIDING 810 MM; 31.9 IN. LG SUPPLIER CODE: VD2249	001037	4
495	0-132-005809000	..	CATCH ASSY-REVOLVING SUPPLIER CODE: VD2249 ATTACHING PARTS	001037	3
500	NAS602-8	..	SCREW -----*-----	001037	6
505	NAS603-6	...	SCREW	001037	1
510	2L192-001600000	...	SUPPORT- SUPPLIER CODE: VD2249	001037	1
515	0-132-005800002	...	CATCH-REVOLVING SUPPLIER CODE: VD2249	001037	1
520	0-132-005800017	...	SUPPORT- SUPPLIER CODE: VD2249	001037	1
525	NAS603-7	...	SCREW	001037	1
530	AN960-10L	...	WASHER	001037	1
535	0-111-0119-2000	...	EXTRUSION- 20 MM; 0.8 IN. LG SUPPLIER CODE: VD2249	001037	1
540	DIN1475X3X28	...	PIN-SLOTTED SUPPLIER CODE: VD2249	001037	1
545	2L192-001800000	...	CATCH-BALL SUPPLIER CODE: VC0810	001037	1
550	0-132-005800016	...	AXLE- SUPPLIER CODE: VD2249	001037	1
555	0-132-005800015	...	BUSHING-CONNECTION SUPPLIER CODE: VD2249	001037	1
560	DIN7346X3X7	...	ADAPTER-SLEEVE SUPPLIER CODE: VD2249	001037	2
565	0-132-006000000	...	AXLE- SUPPLIER CODE: VD2249	001037	1
570	DIN1475X3X18	...	PIN-SLOTTED SUPPLIER CODE: VD2249	001037	1

MISSING ITEM NUMBERS NOT APPLICABLE

— ITEM NOT ILLUSTRATED

HAP

25-31-21-84

BOEING PROPRIETARY - Copyright © - Unpublished Work - See title page for details.

25-31-21
FIG. 84
PAGE 8
FEB 15/08

BOEING
737-600/700/800/900
PARTS CATALOG (MAINTENANCE)

FIG ITEM	PART NUMBER	1 2 3 4 5 6 7	NOMENCLATURE	EFFECT FROM TO	UNITS PER ASSY
84					
575	0-132-005800006	...	KNOB- SUPPLIER CODE: VD2249	001037	1
580	0-132-005800004	...	BUSHING-DISTANCE SUPPLIER CODE: VD2249	001037	1
585	2L192-001700000	...	BUSHING-DISTANCE SUPPLIER CODE: VD2249	001037	1
590	DIN7346X3X12	...	ADAPTER-SLEEVE SUPPLIER CODE: VD2249	001037	1
660	1021C12A103001	..	GRID-AIR SUPPLIER CODE: VD2249	001037	2
665	1021C12A103065	..	COVER- SUPPLIER CODE: VD2249	001037	1
670	NAS514P1032-9	..	SCREW-	001037	14
675	090433	..	GUIDE- 33 X 810 MM; 1.3 X 31.9 IN. SUPPLIER CODE: VD2249	001037	2
690	1021C12A10400A	..	BRACKET- SUPPLIER CODE: VD2249	001037	1
695	0171-003602000	..	GUIDE- SUPPLIER CODE: VD2249	001037	2
700	5001-02-1015	..	STRIKE- SUPPLIER CODE: VD2249 CONFIG CHG DATA FROM A CMM: REPLD BY 0-195-003000000	001037	3
700	0-195-003000000	..	STRIKE- SUPPLIER CODE: VD2249 CONFIG CHG DATA FROM A CMM: REPLS 5001-02-1015	001037	3
705	0-197-001801000	..	HANDLE- SUPPLIER CODE: VD2249	001037	1
710	E33-1-800SB01	..	SPACER- SUPPLIER CODE: VD2249 SB DATA FROM A CMM: POST SB E33-1-800SB	001037	5

MISSING ITEM NUMBERS NOT APPLICABLE

— ITEM NOT ILLUSTRATED

HAP

25-31-21-84

25-31-21
FIG. 84
PAGE 9
FEB 15/08

BOEING PROPRIETARY - Copyright © - Unpublished Work - See title page for details.


BOEING
 737-600/700/800/900
PARTS CATALOG (MAINTENANCE)

FIG ITEM	PART NUMBER	1 2 3 4 5 6 7	NOMENCLATURE	EFFECT FROM TO	UNITS PER ASSY
84 740	1021C12A10742		.. COVER- SUPPLIER CODE: VD2249	001037	1
745	26S39-3		.. FASTENER- SUPPLIER CODE: VD2249	001037	3
- 750	1021C12A10000H		.. COVER-PERFORATED SUPPLIER CODE: VD2249	001037	1
- 755	1021C12A10000J		.. COVER-PERFORATED SUPPLIER CODE: VD2249	001037	1

MISSING ITEM NUMBERS NOT APPLICABLE

- ITEM NOT ILLUSTRATED

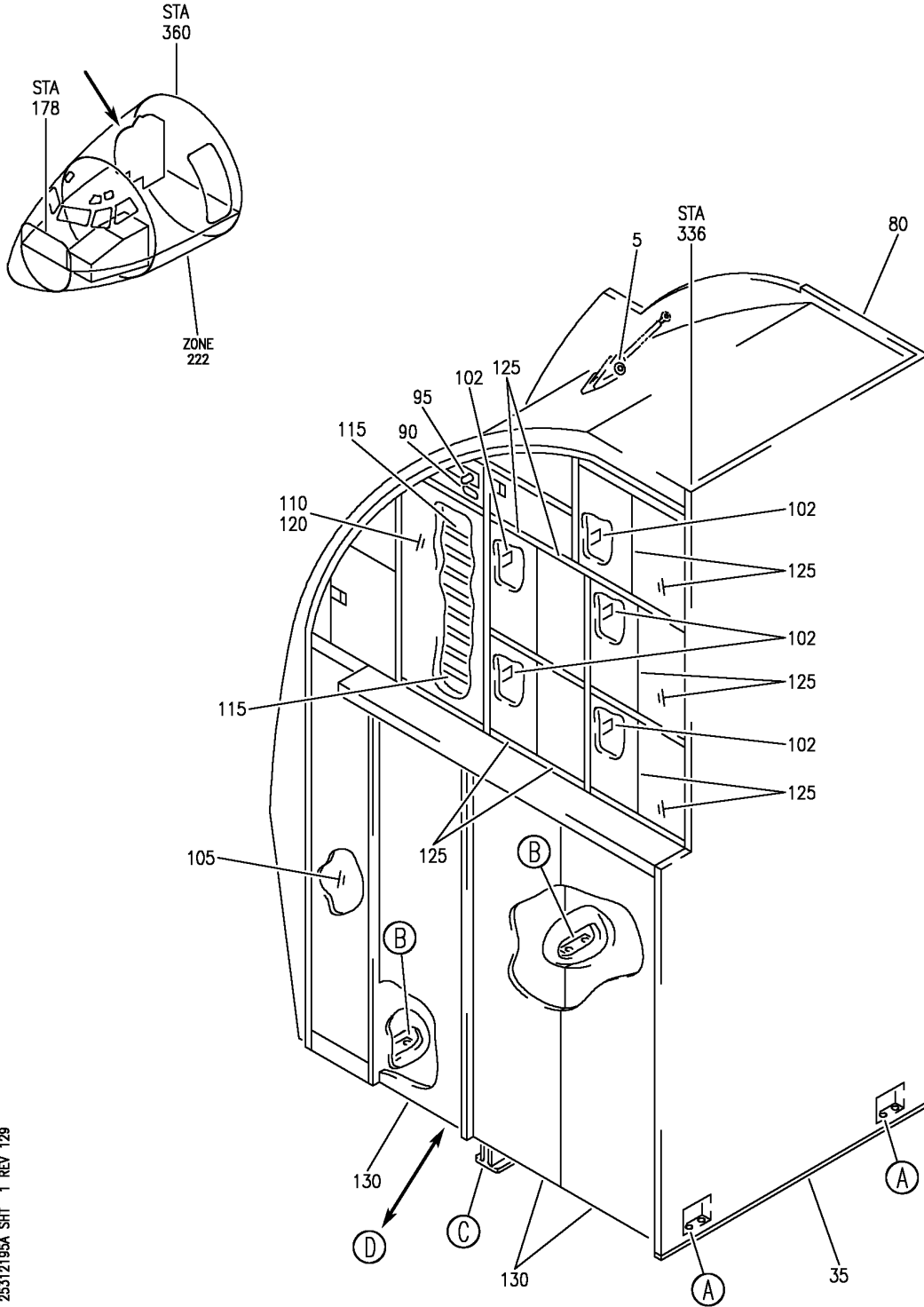
HAP

25-31-21-84

BOEING PROPRIETARY - Copyright © - Unpublished Work - See title page for details.

25-31-21
 FIG. 84
 PAGE 10
 FEB 15/08

BOEING
 737-600/700/800/900
 PARTS CATALOG (MAINTENANCE)



E 25312195A SHT 1 REV 129

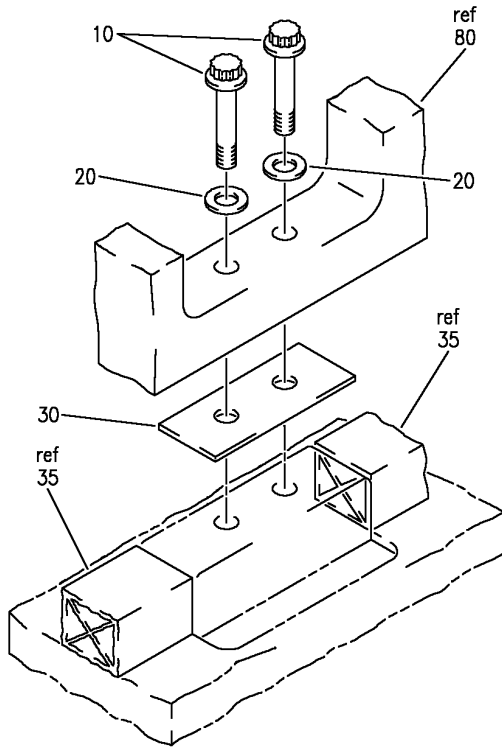
GALLEY AND INSERT INSTL-G2
 FIGURE 95A (SHEET 1)

25-31-21-95A

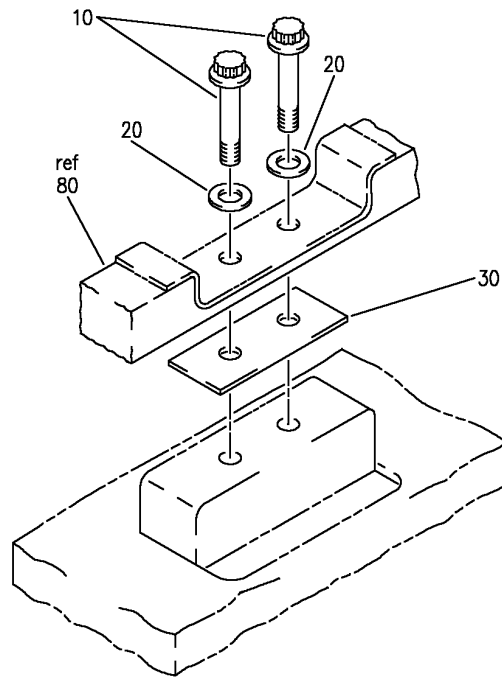
HAP
 JUN 10/07

25-31-21-95A
 PAGE 0

BOEING
737-600/700/800/900
PARTS CATALOG (MAINTENANCE)



(A)



(B)

E 25312195A SHT 2 REV 129

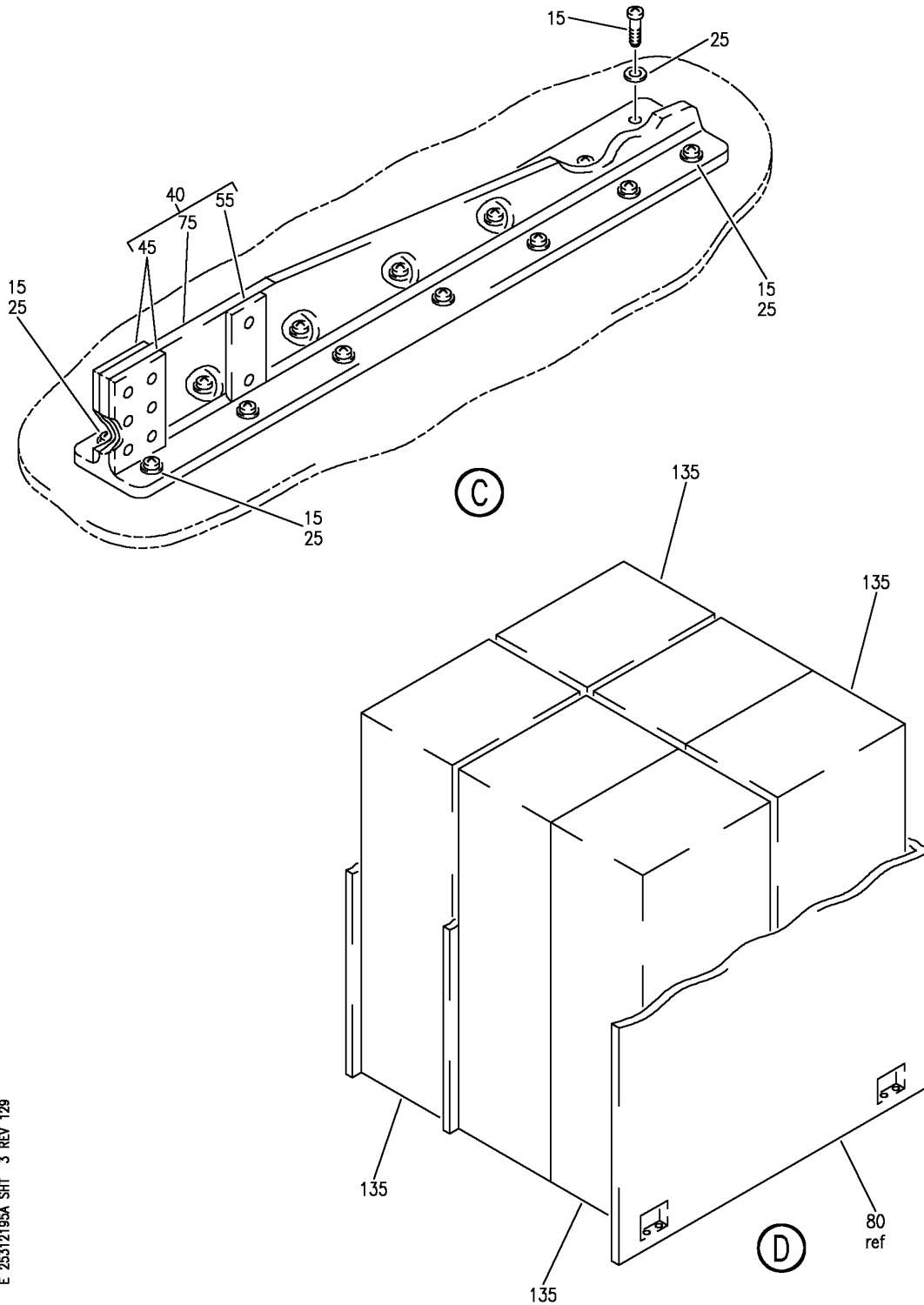
GALLEY AND INSERT INSTL-G2
FIGURE 95A (SHEET 2)

25-31-21-95A

HAP
JUN 10/07

25-31-21-95A
PAGE 0A

BOEING
 737-600/700/800/900
 PARTS CATALOG (MAINTENANCE)



E 25312195A SHT 3 REV 129

GALLEY AND INSERT INSTL-G2
 FIGURE 95A (SHEET 3)

25-31-21-95A

HAP
 JUN 10/07

25-31-21-95A
 PAGE 0B

BOEING
737-600/700/800/900
PARTS CATALOG (MAINTENANCE)

FIG ITEM	PART NUMBER	1 2 3 4 5 6 7	NOMENCLATURE	EFFECT FROM TO	UNITS PER ASSY
R	95A				
R	75	415N4002-57	.. FITTING	038038 041047	1
R	80	1060C12A00000	. GALLEY- SUPPLIER CODE: VD2249	038038 041047	1
R	- 85	MODREF312187	INSERT INSTL-GALLEY NO. 2 MODULE NUMBER: 415A1110-202 REV B	038038 041047	1
R	90	BAC27EEL7304	. DECAL- PLACARD CONTENT: INOP	038038 041047	AR
R	95	10237-1	. COLLAR- SUPPLIER CODE: V1N6X0	038038 041047	AR
R	- 100	MODREF321326	INSERT INSTL-GALLEY NO. 2 MODULE NUMBER: 415A1110-407421 REV B	038038 041043 047047	1
R	- 100	MODREF363938	INSERT INSTL-GALLEY NO. 2 MODULE NUMBER: 415A1110-407422 REV B	044046	1
R	102	0-168-057100010	. PLACARD- MISCELLANEOUS DATA: N1490035456 LIAISON CHANGE PART NUMBER: 0-168-057100010 SPARES SUPPORT PART NUMBER: 0-168-57100010	038038 042042	5
R	105	1021C12A81200	. CONTAINER ASSY-WASTE SUPPLIER CODE: VD2249	038038 041047	1
R	110	8203-02-7000	. INSERT-OVEN SUPPLIER CODE: VD2249	038038 041047	1
R	115	8203-02-8000	. TRAY-OVEN SUPPLIER CODE: VD2249	038038 041047	8
R	120	8203-12-0000	. OVEN ASSY- SUPPLIER CODE: VD2249 COMPONENT MAINT MANUAL REF: 25-36-34	038038 041047	1
R	125	DLH1426-022	. UNIT-STD SUPPLIER CODE: VH1912	038038 041043 047047	10
R	125	BB003010	. UNIT-STD SUPPLIER CODE: VH1D68	044046	10

MISSING ITEM NUMBERS NOT APPLICABLE

- ITEM NOT ILLUSTRATED

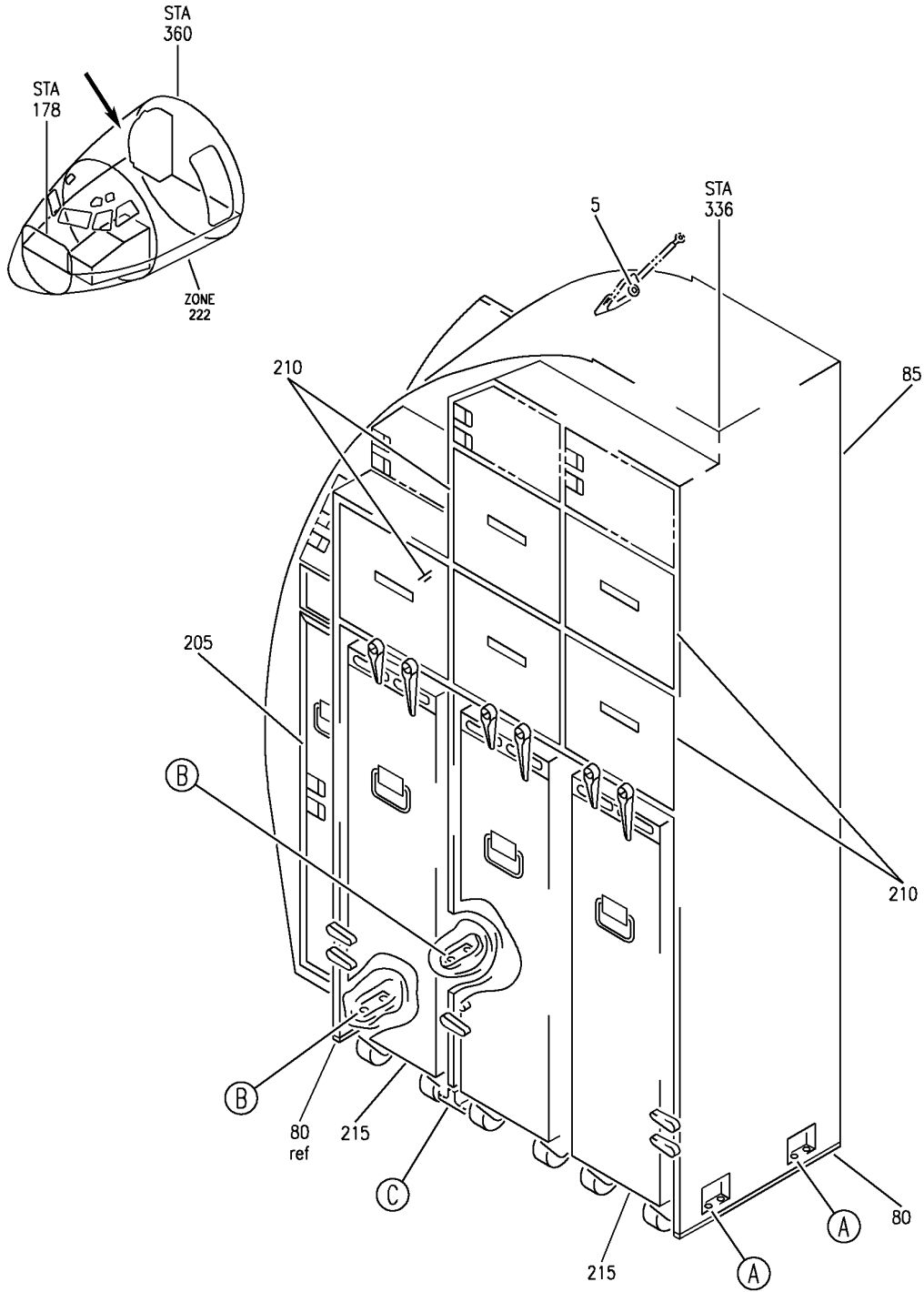
HAP

25-31-21-95A

BOEING PROPRIETARY - Copyright © - Unpublished Work - See title page for details.

25-31-21
FIG. 95A
PAGE 2
JUN 15/09

BOEING
 737-600/700/800/900
 PARTS CATALOG (MAINTENANCE)



E 25312195B SHT 1 REV 137

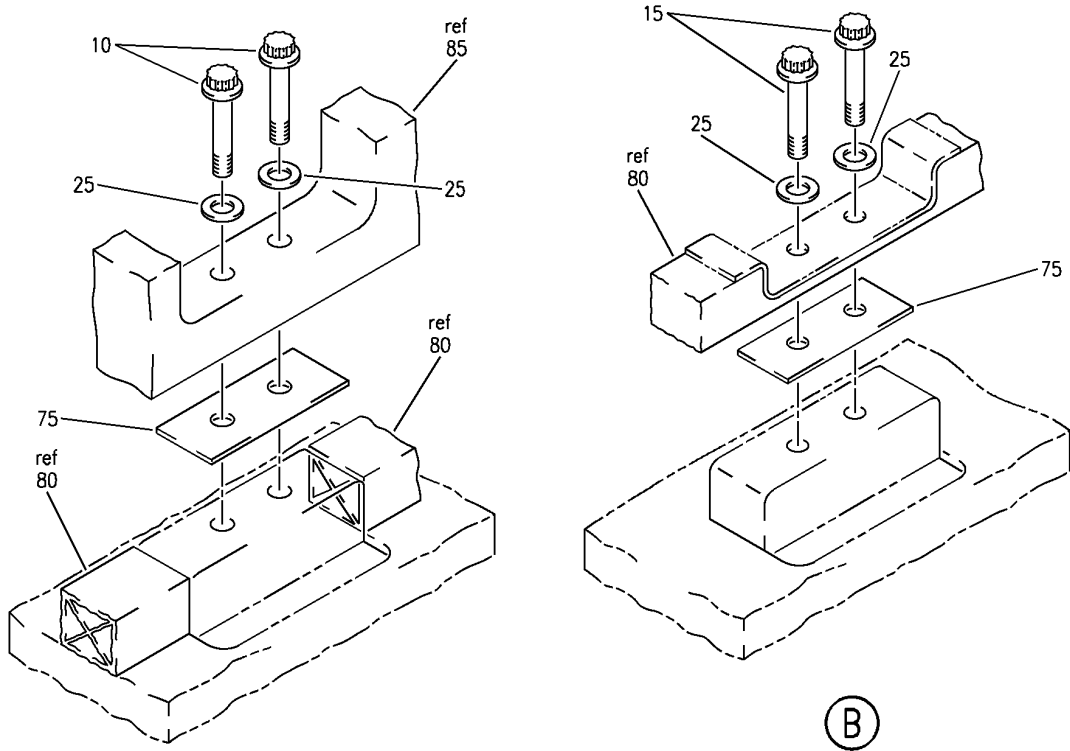
GALLEY AND INSERT INSTL NO. 2
 FIGURE 95B (SHEET 1)

25-31-21-95B

HAP
 FEB 15/08

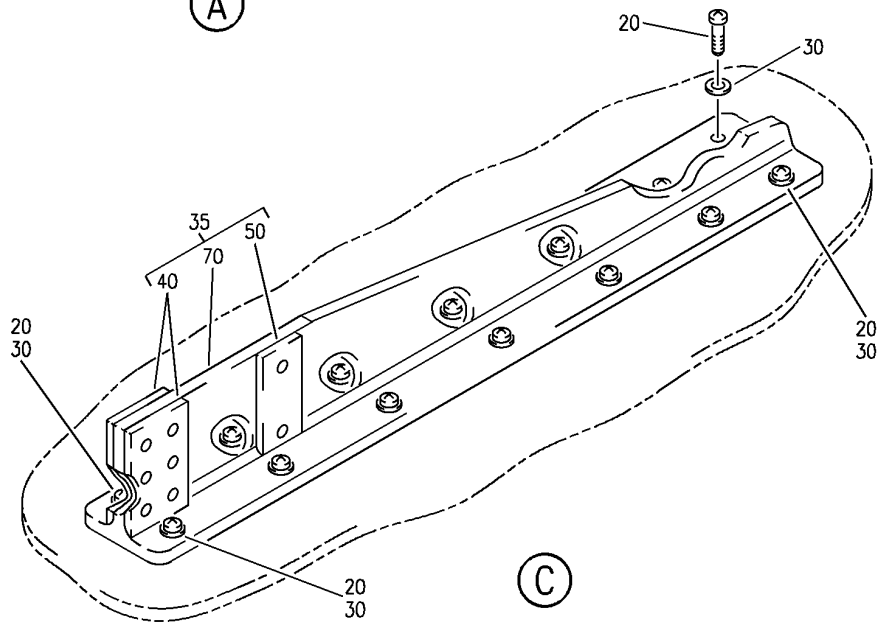
25-31-21-95B
 PAGE 0

BOEING
 737-600/700/800/900
 PARTS CATALOG (MAINTENANCE)



(A)

(B)



(C)

E 25312195B SHT 2 REV 127

GALLEY AND INSERT INSTL NO. 2
 FIGURE 95B (SHEET 2)

25-31-21-95B

HAP
 JUN 10/07

25-31-21-95B
 PAGE 0A

BOEING
737-600/700/800/900
PARTS CATALOG (MAINTENANCE)

FIG ITEM	PART NUMBER	1 2 3 4 5 6 7	NOMENCLATURE	EFFECT FROM TO	UNITS PER ASSY
95B			GALLEY AND INSERT INSTL NO. 2	101106 968999	
- 1	MODREF324388		GALLEY INSTL-NO. 2 MODULE NUMBER: 415A1112-352 REV A	101106 968999	1
5	BLS6B13S		.PIN SUPPLIER CODE: V84256 SPECIFICATION NUMBER: BACP18AM6B13H OPTIONAL PART: LG6SB13 V83014 SLS6B13 V16258	101106 968999	1
10	BACB30LE5K18		.BOLT	101106 968999	4
15	BACB30LE5K14		.BOLT	101106 968999	4
20	BACB30NT3K5		.BOLT	101106 968999	14
25	BACW10BP5AC		.WASHER	101106 968999	8
30	BACW10BN3AC		.WASHER	101106 968999	14
35	415N4002-56		.FITTING ASSY-STABILIZER	101106 968999	1
40	415N4002-42		..BLOCK-BRG POSITION DATA: FWD ATTACHING PARTS	101106 968999	2
- 45	BACR15BA6D		..RIVET- SIZE DETERMINED ON INSTL. -----*-----	101106 968999	6
50	415N4002-43		..BLOCK-BRG POSITION DATA: AFT ATTACHING PARTS	101106 968999	1
- 55	BACB30VF3K6		..BOLT	101106 968999	2
- 60	NAS1149D0363J		..WASHER	101106 968999	2
- 65	MS21042L3		..NUT -----*-----	101106 968999	2
70	415N4002-57		..FITTING	101106 968999	1
75	480W2002-4		.SHIM	101106 968999	AR

MISSING ITEM NUMBERS NOT APPLICABLE

- ITEM NOT ILLUSTRATED

HAP

25-31-21-95B

BOEING PROPRIETARY - Copyright © - Unpublished Work - See title page for details.

25-31-21
FIG. 95B
PAGE 1
FEB 15/09

BOEING
737-600/700/800/900
PARTS CATALOG (MAINTENANCE)

FIG ITEM	PART NUMBER	1 2 3 4 5 6 7	NOMENCLATURE	EFFECT FROM TO	UNITS PER ASSY
95B					
80	65C35726-138	.	SEAL-FLOOR	101106 968999	1
85	1061C12A00000	.	GALLEY- SUPPLIER CODE: VD2249 COMPONENT MAINT MANUAL REF: 25-05-32	101106 968999	1
- 200	MODREF324385	INSERT	INSTL-GALLEY NO. 2 MODULE NUMBER: 415A1110-407721 REV A	101101 968971	1
- 200	MODREF362076	INSERT	INSTL-GALLEY NO. 2 MODULE NUMBER: 415A1110-407722 REV B	102105	1
- 200	MODREF369524	INSERT	INSTL-GALLEY NO. 2 MODULE NUMBER: 415A1110-407723 REV A	972999	1
- 200	MODREF378291	INSERT	INSTL-GALLEY NO. 2 MODULE NUMBER: 415A1110-407722 REV C	106106	1
205	1061C12A81200	.	CONTAINER ASSY-WASTE SUPPLIER CODE: VD2249	101106 968999	1
210	DLH1426-022	.	UNIT-STD SUPPLIER CODE: V62225	101101 968971	5
210	BB003010	.	UNIT-STD SUPPLIER CODE: VH1D68	102106 972999	5
215	TL088001	.	CART-HALF SIZE SUPPLIER CODE: VH1912 OPTIONAL PART: DLH3031 VH1912	101106 968999	3
215	DLH3031	.	CART-HALF SIZE SUPPLIER CODE: VH1912 OPTIONAL PART: TL88001 VH1912	101106 968999	3
215	TB020001	.	CART-HALF SIZE SUPPLIER CODE: VH1912	101106 968999	3
215	TH036008	.	CART-HALF SIZE, WASTE SUPPLIER CODE: VH1912	101106 968999	3
- 220	TK111001	.	CART-FULL SIZE SUPPLIER CODE: VH1912	101106 968999	3

MISSING ITEM NUMBERS NOT APPLICABLE

- ITEM NOT ILLUSTRATED

HAP

25-31-21-95B

BOEING PROPRIETARY - Copyright © - Unpublished Work - See title page for details.

25-31-21
FIG. 95B
PAGE 2
FEB 15/09


BOEING
 737-600/700/800/900
PARTS CATALOG (MAINTENANCE)

FIG ITEM	PART NUMBER	1 2 3 4 5 6 7	NOMENCLATURE	EFFECT FROM TO	UNITS PER ASSY
95B - 220	DLH3032		. CART-FULL SIZE SUPPLIER CODE: VH1912	101106 968999	3
- 220	TA014001		. CART-FULL SIZE SUPPLIER CODE: VH1912	101106 968999	3
MISSING ITEM NUMBERS NOT APPLICABLE					

- ITEM NOT ILLUSTRATED

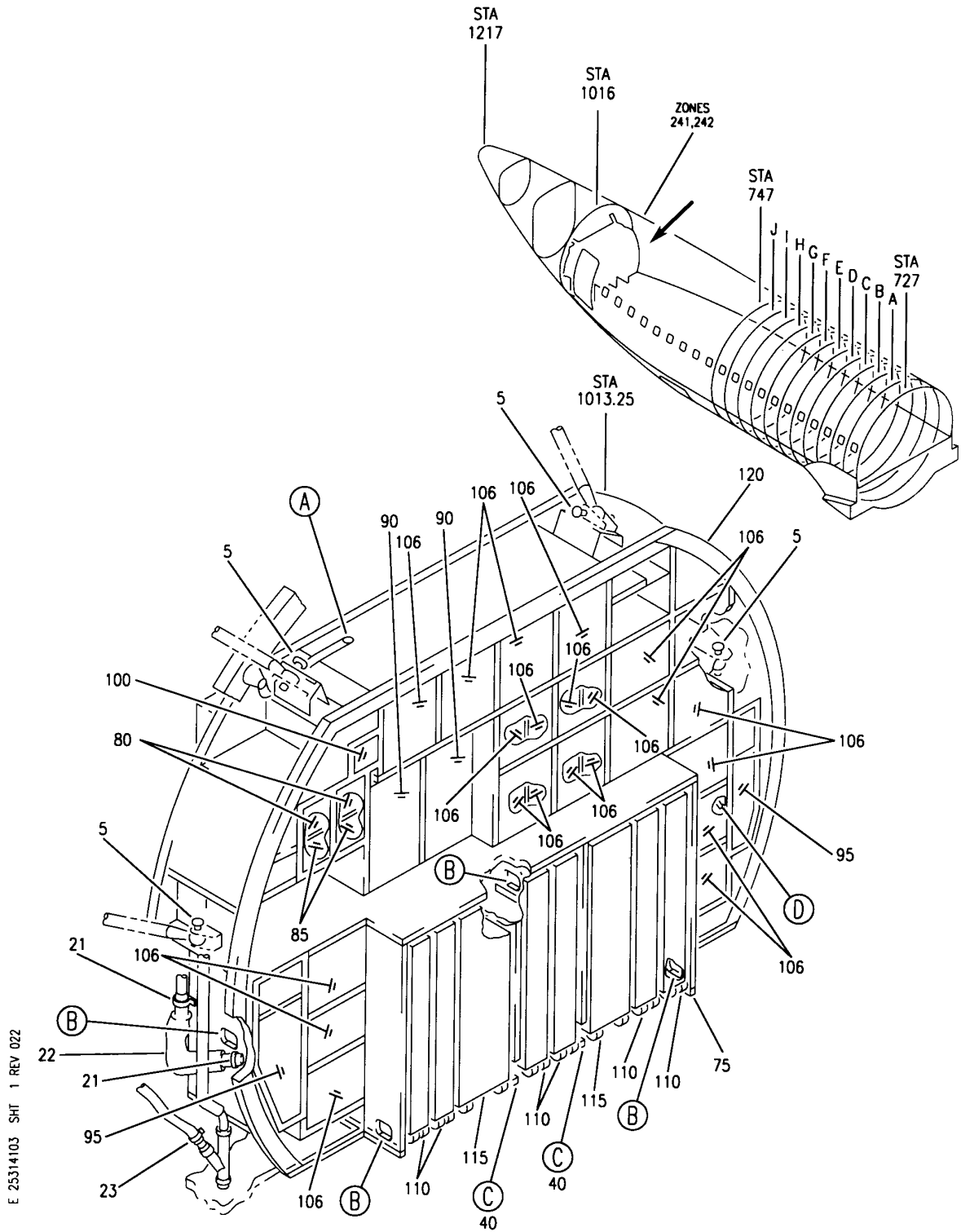
HAP

25-31-21-95B

BOEING PROPRIETARY - Copyright © - Unpublished Work - See title page for details.

25-31-21
 FIG. 95B
 PAGE 3
 FEB 15/09

BOEING
 737-600/700/800/900
 PARTS CATALOG (MAINTENANCE)



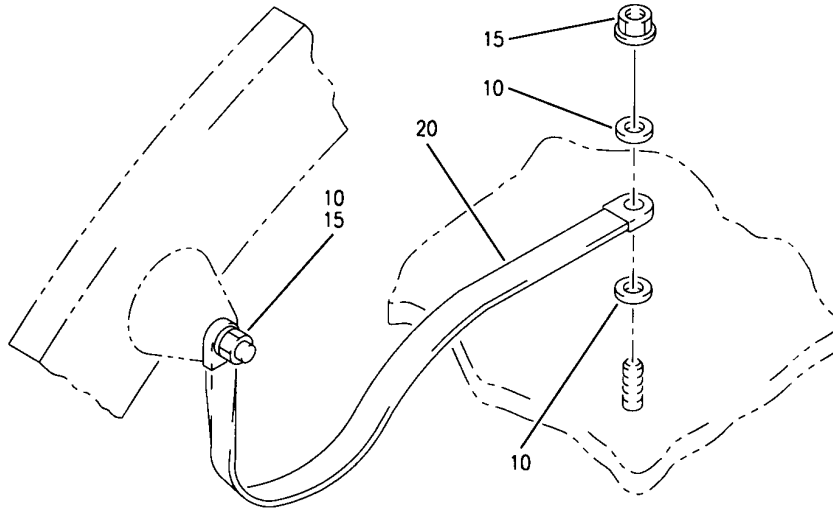
GALLEY INSTL-4/4B
 FIGURE 3 (SHEET 1)

25-31-41-03

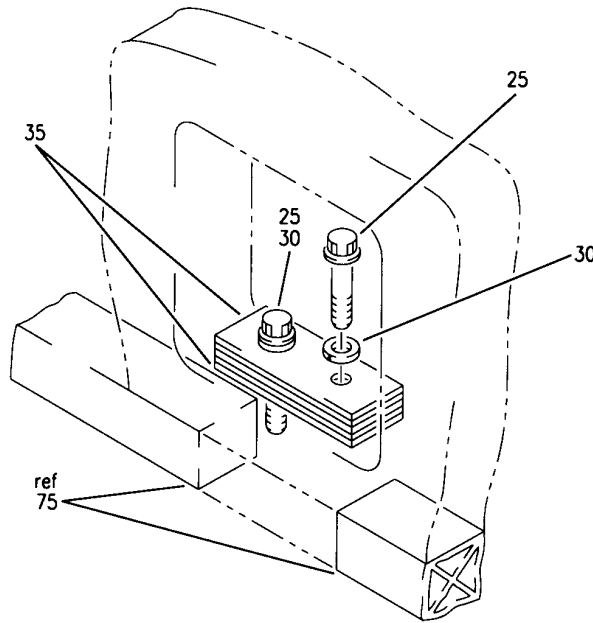
HAP
 OCT 10/06

25-31-41-03
 PAGE 0

BOEING
 737-600/700/800/900
 PARTS CATALOG (MAINTENANCE)



(A)



(B)

E 25314103 SH1 2 REV 022

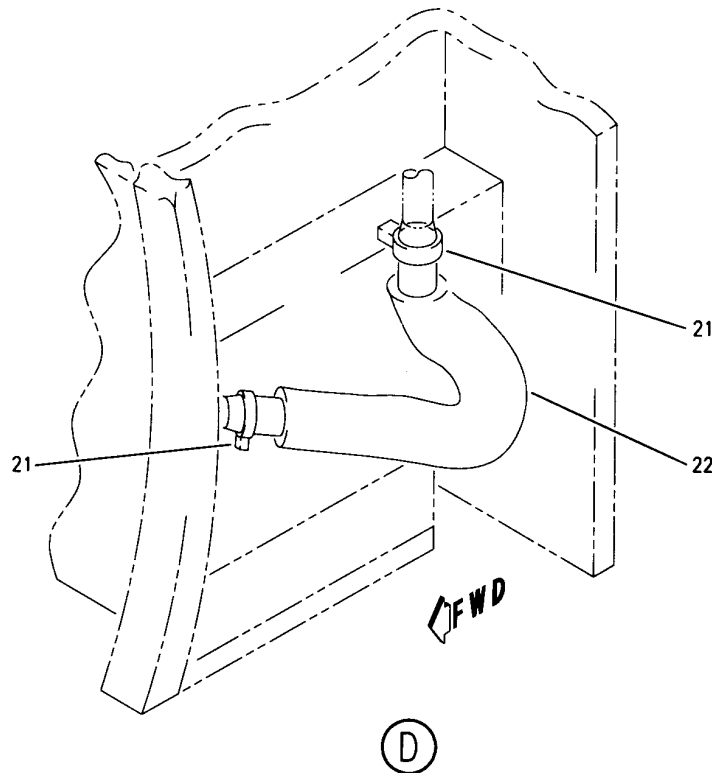
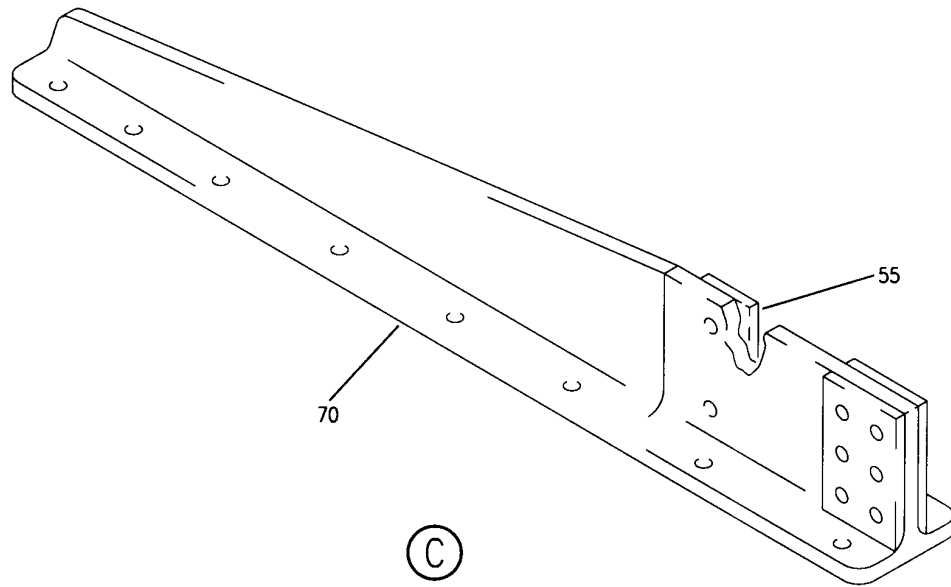
GALLEY INSTL-4/4B
 FIGURE 3 (SHEET 2)

25-31-41-03

HAP
 OCT 10/06

25-31-41-03
 PAGE 0A

BOEING
737-600/700/800/900
PARTS CATALOG (MAINTENANCE)



E 25314103 SHT 3 REV 022

GALLEY INSTL-4/4B
FIGURE 3 (SHEET 3)

25-31-41-03

HAP
OCT 10/06

25-31-41-03
PAGE 0B

BOEING
737-600/700/800/900
PARTS CATALOG (MAINTENANCE)

FIG ITEM	PART NUMBER	1 2 3 4 5 6 7	NOMENCLATURE	EFFECT FROM TO	UNITS PER ASSY
3			GALLEY INSTL-4/4B	001011	
- 1	415A1104-2		GALLEY INSTL-4/4B FOR NHA SEE: 25-30-00-10B	001011	RF
5	BLS6B13S		.PIN- SUPPLIER CODE: V84256 SPECIFICATION NUMBER: BACP18AM6B13H OPTIONAL PART: LG6SB13 V83014 SLS6B13 V16258 POSITION DATA: FAR SIDE	001011	4
10	NAS1149D0416H		.WASHER	001011	3
15	PLH54CD		.NUT SUPPLIER CODE: VF0224 SPECIFICATION NUMBER: BACN10YR4CD OPTIONAL PART: H52732-4CD V15653	001011	2
20	RBEJ40D20-96		.JUMPER ASSY SUPPLIER CODE: V1GK47 SPECIFICATION NUMBER: BACJ40D20-96	001011	1
21	NAS1922-0175-3		.CLAMP	001011	4
22	214A8405-6		.HOSE ASSY- FOR DETAILS SEE: 21-45-00-01	001011	2
23	NAS1922-0125-3		.CLAMP	001011	1
25	BACB30LE5K21		.BOLT-	001011	8
30	BACW10BP5AC		.WASHER	001011	8
35	480W2002-4		.SHIM	001011	AR
40	415N4002-39		.FITTING ASSY-STABILIZER ATTACHING PARTS	001011	2
- 45	BACB30NT3K6		.BOLT	001011	16
- 50	BACW10BN3AC		.WASHER	001011	16
			-----*-----		
55	415N4002-43		..BLOCK-BEARING POSITION DATA: AFT ATTACHING PARTS	001011	1
- 60	BACB30VF3K6		..BOLT	001011	2

MISSING ITEM NUMBERS NOT APPLICABLE

- ITEM NOT ILLUSTRATED

HAP

25-31-41-03

BOEING PROPRIETARY - Copyright © - Unpublished Work - See title page for details.

25-31-41
FIG. 03
PAGE 1
FEB 15/09

BOEING
737-600/700/800/900
PARTS CATALOG (MAINTENANCE)

FIG ITEM	PART NUMBER	1 2 3 4 5 6 7	NOMENCLATURE	EFFECT FROM TO	UNITS PER ASSY
R R R R R	3				
	- 65	H55338-3	.. NUT SUPPLIER CODE: V15653 SPECIFICATION NUMBER: BACN11AG3 -----*-----	001011	2
	70	415N4002-40	.. FITTING ASSY	001011	1
	75	65C35726-28	. SEAL-FLOOR	001011	1
	80	870130-419	. COFFEE MAKER-(CUSTOMER FURNISHED) SUPPLIER CODE: V92824 COMPONENT MAINT MANUAL REF: 25-30-86	001011	2
	85	834296-409	. RAIL ASSY-COFFEE MAKER (CUSTOMER FURNISHED) SUPPLIER CODE: V92824 COMPONENT MAINT MANUAL REF: 25-30-86	001011	2
	106	DLH2103-001	. CONTAINER- (CUSTOMER FURNISHED) SUPPLIER CODE: VH1912	001011	21
	110	TB020001	. CART-HALF SIZE (CUSTOMER FURNISHED) SUPPLIER CODE: VH1912	001011	6
	115	TA014001	. CART-FULL SIZE (CUSTOMER FURNISHED) SUPPLIER CODE: VH1912	001011	2
	120	1021C21A00000	. GALLEY ASSY- SUPPLIER CODE: VD2249 COMPONENT MAINT MANUAL REF: 25-01-85 FOR DETAILS SEE: 25-31-41-60	001011	1

MISSING ITEM NUMBERS NOT APPLICABLE

- ITEM NOT ILLUSTRATED

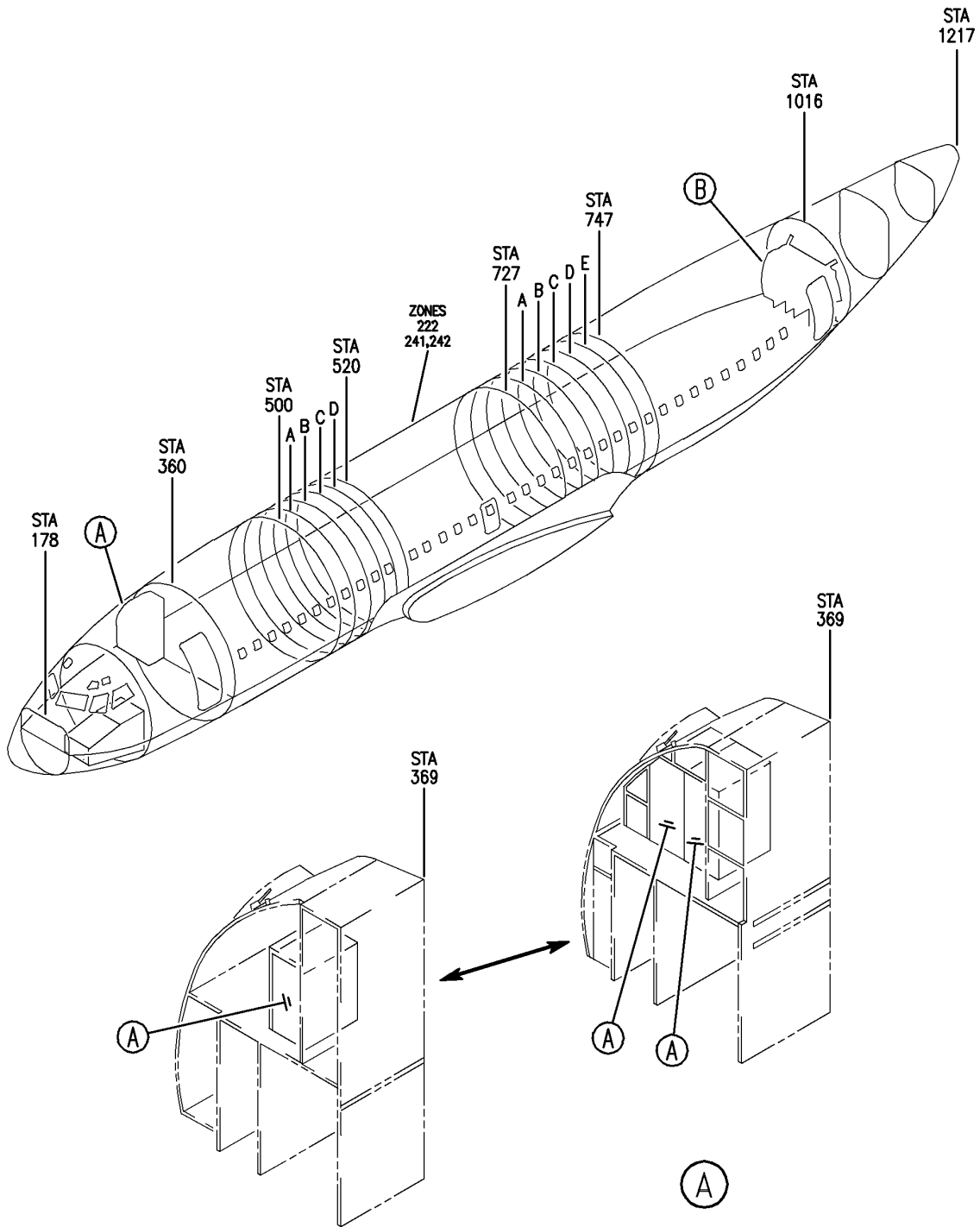
HAP

25-31-41-03

BOEING PROPRIETARY - Copyright © - Unpublished Work - See title page for details.

25-31-41
FIG. 03
PAGE 2
JUN 15/09

BOEING
 737-600/700/800/900
 PARTS CATALOG (MAINTENANCE)



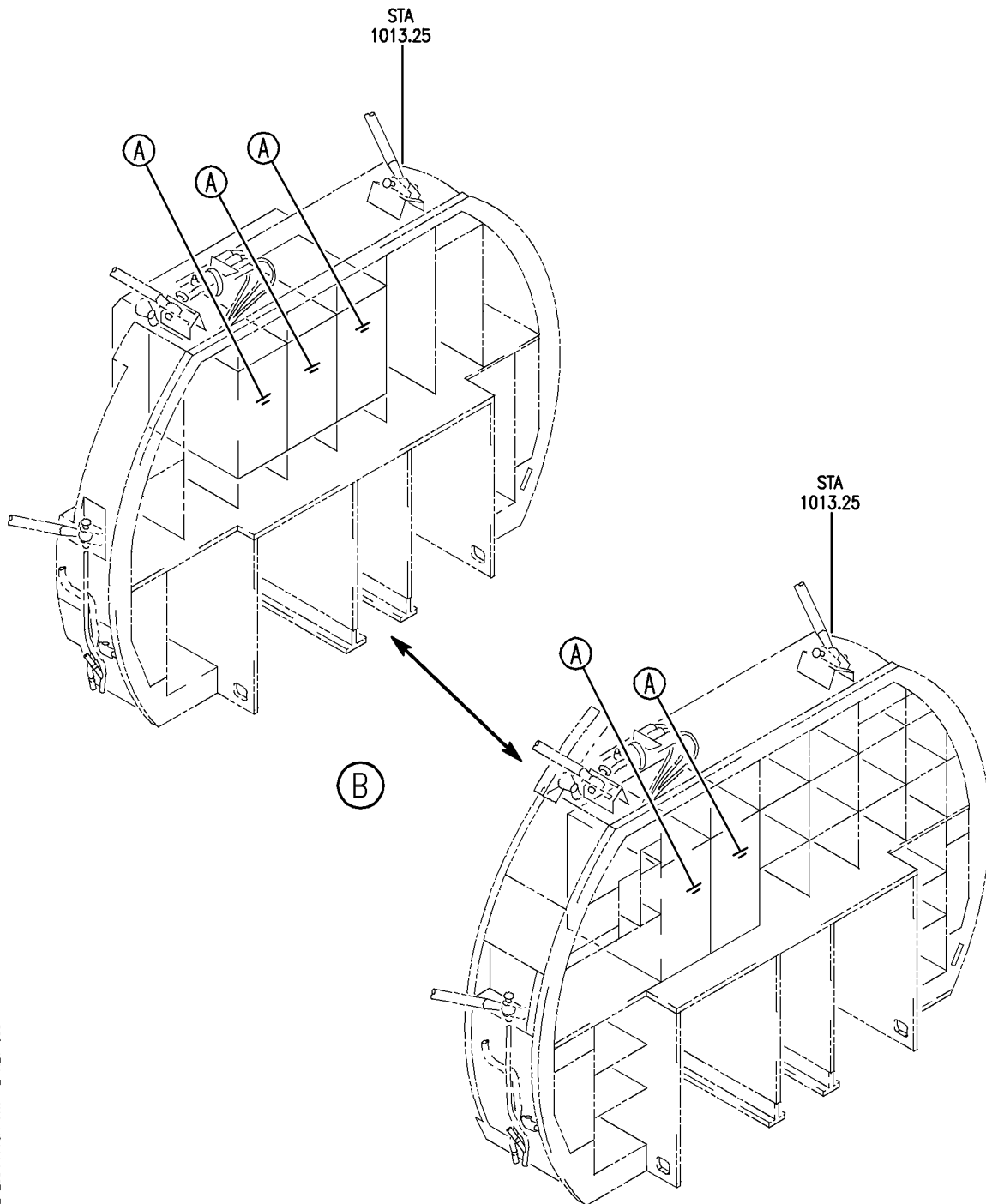
E 25314110A SHT 1 REV 053

ELECTRICAL SYSTEM INSTL GALLEY OVEN
 FIGURE 10A (SHEET 1)

25-31-41-10A

HAP
 OCT 10/06

25-31-41-10A
 PAGE 0



E 2531410A SHT 2 REV 053

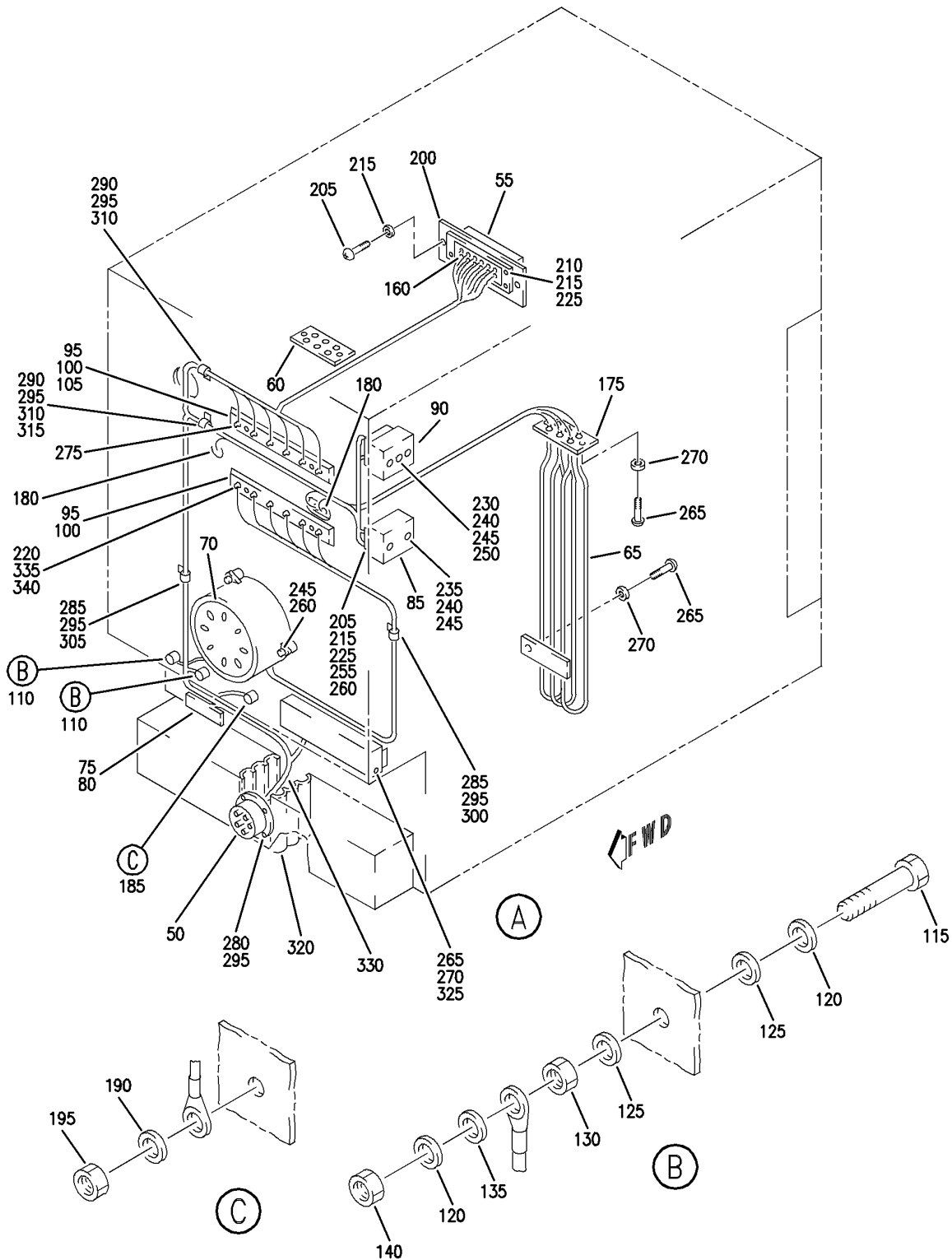
ELECTRICAL SYSTEM INSTL GALLEY OVEN
FIGURE 10A (SHEET 2)

25-31-41-10A

HAP
OCT 10/06

25-31-41-10A
PAGE 0A

BOEING
 737-600/700/800/900
 PARTS CATALOG (MAINTENANCE)



E 25314110A SHT 3 REV 053

ELECTRICAL SYSTEM INSTL GALLEY OVEN
 FIGURE 10A (SHEET 3)

25-31-41-10A

HAP
 OCT 10/06

25-31-41-10A
 PAGE 0B

BOEING
737-600/700/800/900
PARTS CATALOG (MAINTENANCE)

FIG ITEM	PART NUMBER	1 2 3 4 5 6 7	NOMENCLATURE	EFFECT FROM TO	UNITS PER ASSY
10A			ELECTRICAL SYSTEM INSTL GALLEY OVEN	001011	
- 1	8203-11-2000		ELECTRICAL SYSTEM INSTL- SUPPLIER CODE: VD2249 FOR NHA SEE: 25-31-41-10D	001011	RF
50	BUC6-34		.PLUG- SUPPLIER CODE: VD1371	001011	1
55	DPXAMA26-33S		.PLUG- SUPPLIER CODE: VD1371	001011	1
60	8101-01-2001		.ELEMENT-HEATING SUPPLIER CODE: VD2249	001011	1
65	8101-01-2002		.ELEMENT-HEATING SUPPLIER CODE: VD2249	001011	1
70	UM56-12-8B		.BLOWER ASSY- SUPPLIER CODE: VD2269 SB DATA FROM A CMM: PRE SB E33-3-148SB COMPONENT MAINT MANUAL REF: 25-35-95	001011	RF
75	MS27212-6-4		.TERMINAL BOARD	001011	1
80	MS18029-6S4		.COVER	001011	1
85	5015-02-0032		.THERMOSTAT- SUPPLIER CODE: VD2249	001011	1
90	5015-02-0030		.SWITCH-OVERHEAT CUTOFF SUPPLIER CODE: VD2249	001011	1
95	MS27212-6-6		.TERMINAL BOARD	001011	2
100	MS18029-6S6		.COVER	001011	2
105	MS25226-10-3		.TERMINAL BUS	001011	1
110	00-882		.STUD ASSY-GND SUPPLIER CODE: VD2249	001011	2
115	NAS1096-3-13		..SCREW	001011	1
120	MS35338-43		..WASHER	001011	2
125	AN960D10L		..WASHER	001011	2
130	MS20341-10A		..NUT	001011	1
135	AN960-10L		..WASHER	001011	1
140	MS21043-3		..NUT	001011	1
- 145	323676		.LUG-TERM. SUPPLIER CODE: VD8512	001011	11

MISSING ITEM NUMBERS NOT APPLICABLE

- ITEM NOT ILLUSTRATED

HAP

25-31-41-10A

BOEING PROPRIETARY - Copyright © - Unpublished Work - See title page for details.

25-31-41
FIG. 10A
PAGE 1
OCT 10/06

BOEING
737-600/700/800/900
PARTS CATALOG (MAINTENANCE)

FIG ITEM	PART NUMBER	1 2 3 4 5 6 7	NOMENCLATURE	EFFECT FROM TO	UNITS PER ASSY
10A					
- 150	320565		.LUG-TERM. SUPPLIER CODE: VD8512	001011	39
- 155	320574		.LUG-TERM. SUPPLIER CODE: VD8512	001011	10
160	0048-2221-12		.PIN-SEALING SUPPLIER CODE: VD8512	001011	AR
175	8029-02-2000-41		.DISK-INSULATION SUPPLIER CODE: VD2249	001011	2
180	67-27055-0		.BUSHING- SUPPLIER CODE: VD0238	001011	3
185	5026-02-0019		.STUD ASSY-GND SUPPLIER CODE: VD2249	001011	1
190	AN960C10		..WASHER	001011	1
195	MS21043-3		..NUT	001011	1
200	8201-01-2000-48		.BRACKET- SUPPLIER CODE: VD2249	001011	1
205	NAS600-6		.SCREW	001011	12
210	NAS600-8		.SCREW	001011	4
215	AN960-4		.WASHER	001011	26
220	MS35338-42		.WASHER	001011	16
225	MS21043-04		.NUT	001011	14
230	WN112M4X12		.SCREW-PANHEAD SUPPLIER CODE: VD2249	001011	2
235	WN115M4X8		.SCREW-PANHEAD SUPPLIER CODE: VD2249	001011	2
240	DIN125A4-3		.WASHER	001011	4
245	DIN127A4		.WASHER	001011	7
250	DR8-4-5X5		.SLEEVE-DISTANCE SUPPLIER CODE: VC7116	001011	2
255	MS35338-40		.WASHER	001011	10
260	DIN934M4		.NUT	001011	3
265	NAS1802-06-6		.SCREW	001011	6
270	AN960C6		.WASHER	001011	6
275	NAS600-5		.SCREW	001011	6
280	NAS603-7		.SCREW	001011	4
285	NAS603-13		.SCREW	001011	4
290	NAS603-16		.SCREW	001011	1
295	AN960-10		.WASHER	001011	9
300	MS25281R4		.CLAMP	001011	1

MISSING ITEM NUMBERS NOT APPLICABLE

- ITEM NOT ILLUSTRATED

HAP

25-31-41-10A

BOEING PROPRIETARY - Copyright © - Unpublished Work - See title page for details.

25-31-41
FIG. 10A
PAGE 2
FEB 10/07

 **BOEING**
737-600/700/800/900
PARTS CATALOG (MAINTENANCE)

FIG ITEM	PART NUMBER	1 2 3 4 5 6 7	NOMENCLATURE	EFFECT FROM TO	UNITS PER ASSY
10A					
305	MS25281R5	.	CLAMP	001011	2
310	MS25281R7	.	CLAMP	001011	2
315	00-1427-5	.	SLEEVE-	001011	1
			SUPPLIER CODE: VD2249		
320	G51TA	.	STRIP-GROMMET	001011	AR
			SUPPLIER CODE: VD8527		
			OPTIONAL SUPPLIER CODE: S9836		
325	8230011	.	FILTER-	001011	1
			SUPPLIER CODE: VD0080		
330	8203-12-2000-44	.	HOSE-SHRINK	001011	1
			SUPPLIER CODE: VD8527		
			MANUFACTURED FROM: FP301-00954		
335	AN960-8	.	WASHER	001011	16
340	MS21043-08	.	NUT	001011	16

MISSING ITEM NUMBERS NOT APPLICABLE

— ITEM NOT ILLUSTRATED

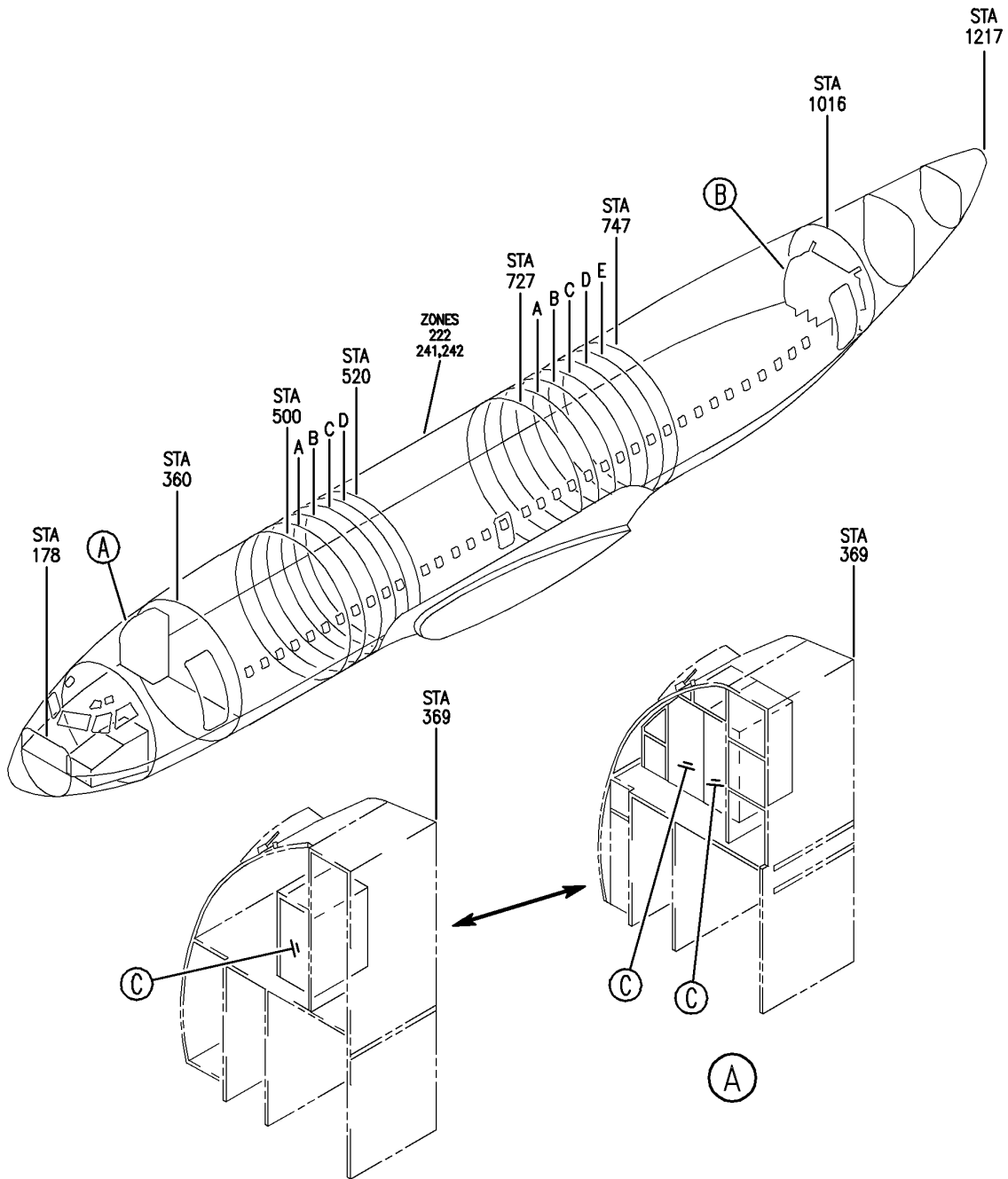
HAP

25-31-41-10A

BOEING PROPRIETARY - Copyright © - Unpublished Work - See title page for details.

25-31-41
FIG. 10A
PAGE 3
OCT 10/06

BOEING
 737-600/700/800/900
 PARTS CATALOG (MAINTENANCE)



E 25314110B SHT 1 REV 063

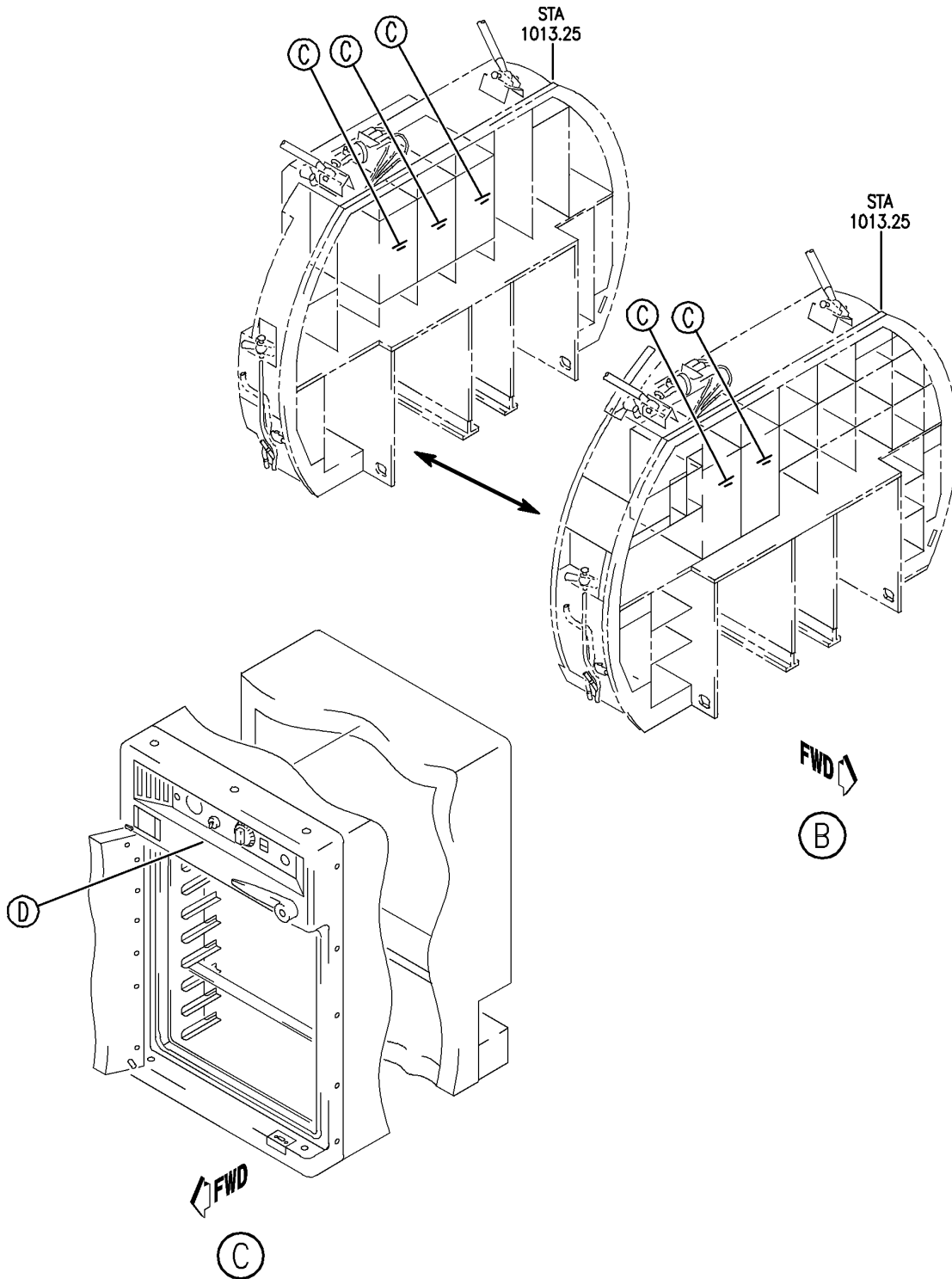
MODULE ASSY-CONT GALLEY OVEN (EQUIPMENT/ FURNISHINGS ONLY)
 FIGURE 10B (SHEET 1)

25-31-41-10B

HAP
 OCT 10/06

25-31-41-10B
 PAGE 0

BOEING
 737-600/700/800/900
 PARTS CATALOG (MAINTENANCE)



E 25314110B SHT 2 REV 063

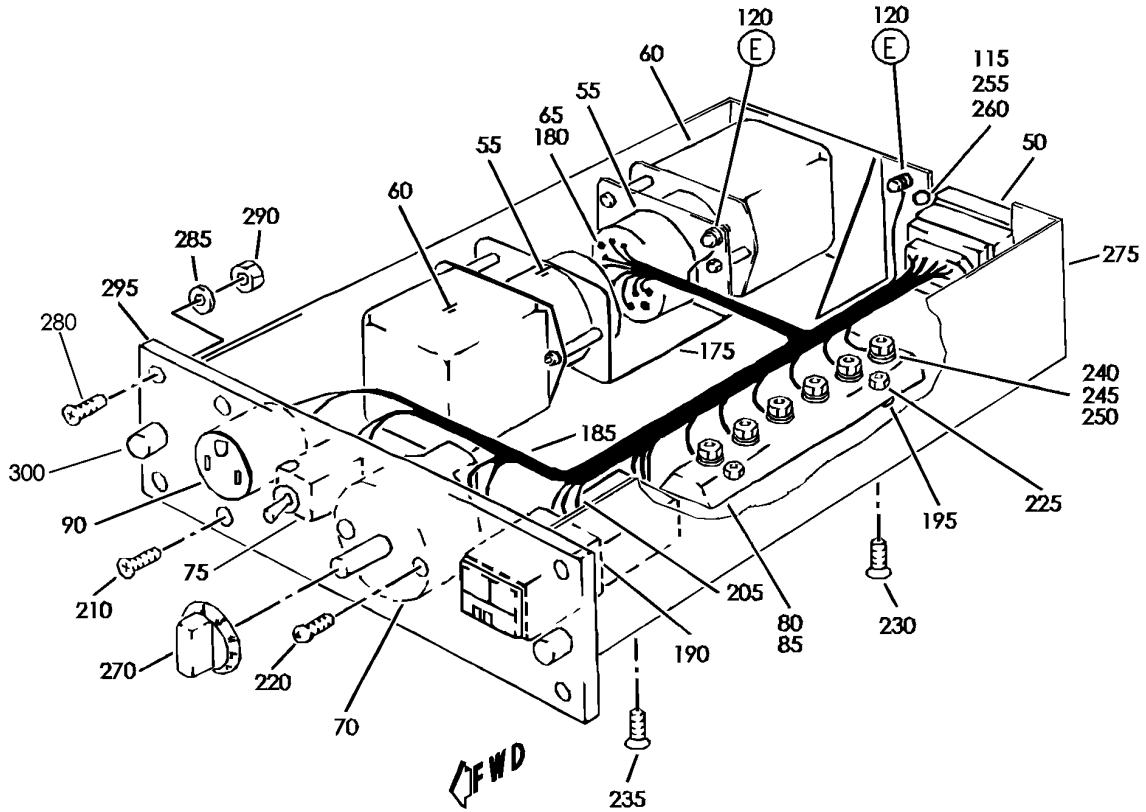
MODULE ASSY-CONT GALLEY OVEN (EQUIPMENT/ FURNISHINGS ONLY)
 FIGURE 10B (SHEET 2)

25-31-41-10B

HAP
 OCT 10/06

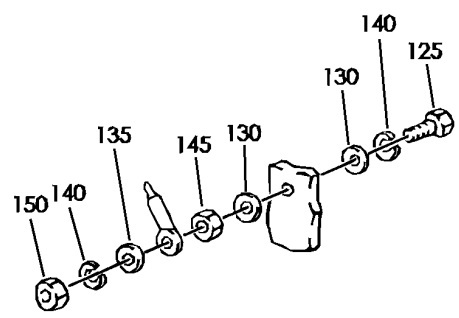
25-31-41-10B
 PAGE 0A

BOEING
 737-600/700/800/900
 PARTS CATALOG (MAINTENANCE)



FWD

D



E

E 25314110B SHT 3 REV 053

MODULE ASSY-CONT GALLEY OVEN (EQUIPMENT/ FURNISHINGS ONLY)
 FIGURE 10B (SHEET 3)

25-31-41-10B

HAP
 OCT 10/06

25-31-41-10B
 PAGE 0B

BOEING
737-600/700/800/900
PARTS CATALOG (MAINTENANCE)

FIG ITEM	PART NUMBER	1 2 3 4 5 6 7	NOMENCLATURE	EFFECT FROM TO	UNITS PER ASSY
10B			MODULE ASSY-CONT GALLEY OVEN (EQUIPMENT/ FURNISHINGS ONLY)	001011	
- 1	8201-01-4000		MODULE ASSY-CONT GALLEY OVEN (EQUIPMENT/ FURNISHINGS ONLY) SUPPLIER CODE: VD2249 SB DATA FROM A CMM: PRE SB E33-3-137SB PRE SB E33-3-169SB OPTIONAL PART: 8201-51-4000 VD2249 FOR NHA/OTHER SYS DET SEE: 25-31-41-10D	001011	RF
- 1	8201-51-4000		MODULE ASSY-CONT GALLEY OVEN (EQUIPMENT/ FURNISHINGS ONLY) SUPPLIER CODE: VD2249 SB DATA FROM A CMM: SB E33-3-137SB SB E33-3-169SB OPTIONAL PART: 8201-01-4000 VD2249 FOR NHA/OTHER SYS DET SEE: 25-31-41-10D	001011	RF
- 1	8201-01-4200		MODULE ASSY-CONT GALLEY OVEN (EQUIPMENT/ FURNISHINGS ONLY) SUPPLIER CODE: VD2249 SB DATA FROM A CMM: POST SB E33-3-169SB FOR NHA/OTHER SYS DET SEE: 25-31-41-10D	001011	RF
- 1	8201-51-4200		MODULE ASSY-CONT GALLEY OVEN (EQUIPMENT/ FURNISHINGS ONLY) SUPPLIER CODE: VD2249 SB DATA FROM A CMM: POST SB E33-3-169SB FOR NHA/OTHER SYS DET SEE: 25-31-41-10D	001011	RF

MISSING ITEM NUMBERS NOT APPLICABLE

- ITEM NOT ILLUSTRATED

HAP

25-31-41-10B

BOEING PROPRIETARY - Copyright © - Unpublished Work - See title page for details.

25-31-41
FIG. 10B
PAGE 1
OCT 10/06

BOEING
737-600/700/800/900
PARTS CATALOG (MAINTENANCE)

FIG ITEM	PART NUMBER	1 2 3 4 5 6 7	NOMENCLATURE	EFFECT FROM TO	UNITS PER ASSY
10B					
50	DPXAMA26-34P	.	RECEPTACLE- SUPPLIER CODE: VD1371	001011	1
55	S09004	.	SOCKET- SUPPLIER CODE: V35344 USED ON: 8201-01-4000 8201-51-4000	001011	2
55	S01048-8776	.	SOCKET- SUPPLIER CODE: V35344 USED ON: 8201-01-4200 8201-51-4200	001011	2
60	9524-6507	.	RELAY- SUPPLIER CODE: V35344 USED ON: 8201-01-4000 8201-51-4000	001011	2
60	KAD9F005	.	RELAY- SUPPLIER CODE: V58657 USED ON: 8201-01-4200 8201-51-4200	001011	2
65	0-5-404-604	.	SOCKET- SUPPLIER CODE: V35344	001011	34
70	SKTF60P2U	.	TIMER- SUPPLIER CODE: VC1716 SB DATA FROM A CMM: PRE SB E33-3-168SB PRE SB E33-3-169SB USED ON: 8201-01-4000 8201-51-4000	001011	1
70	TS48-000	.	TIMER- SUPPLIER CODE: VD2249 SB DATA FROM A CMM: POST SB E33-3-169SB COMPONENT MAINT MANUAL REF: 25-36-63 USED ON: 8201-01-4200 8201-51-4200	001011	1

MISSING ITEM NUMBERS NOT APPLICABLE

— ITEM NOT ILLUSTRATED

HAP

25-31-41-10B

BOEING PROPRIETARY - Copyright © - Unpublished Work - See title page for details.

25-31-41
FIG. 10B
PAGE 2
OCT 10/06

BOEING
737-600/700/800/900
PARTS CATALOG (MAINTENANCE)

FIG ITEM	PART NUMBER	1 2 3 4 5 6 7	NOMENCLATURE	EFFECT FROM TO	UNITS PER ASSY
10B					
75	MS35059-21	.	SWITCH	001011	1
80	MS27212-6-6	.	TERMINAL BOARD	001011	1
85	MS18029-6S6	.	COVER	001011	1
90	5258-1	.	OUTLET-	001011	1
			SUPPLIER CODE: V74545		
115	MS21043-04	.	NUT	001011	4
120	00-882	.	STUD ASSY-GND	001011	2
			SUPPLIER CODE: VD2249		
125	NAS1096-3-13	..	SCREW	001011	1
130	AN960D10L	..	WASHER	001011	2
135	AN960-10L	..	WASHER	001011	1
140	MS35338-43	..	WASHER	001011	2
145	MS21043-3	..	NUT	001011	1
150	MS20341-10A	..	NUT	001011	1
- 155	323676	.	LUG-TERM.	001011	2
			SUPPLIER CODE: VD8512		
- 160	36158	.	LUG-TERM.	001011	4
			SUPPLIER CODE: V00779		
- 165	320565	.	LUG-TERM.	001011	22
			SUPPLIER CODE: VD8512		
			USED ON: 8201-01-4000 8201-51-4000		
- 167	320565	.	LUG-TERM.	001011	23
			SUPPLIER CODE: VD8512		
			USED ON: 8201-01-4200 8201-51-4200		
- 170	320574	.	LUG-TERM.	001011	3
			SUPPLIER CODE: VD8512		
175	8201-01-2101	.	HOLDER-	001011	1
			SUPPLIER CODE: VD2249		
			USED ON: 8201-01-4000 8201-51-4000		

MISSING ITEM NUMBERS NOT APPLICABLE

- ITEM NOT ILLUSTRATED

HAP

25-31-41-10B

BOEING PROPRIETARY - Copyright © - Unpublished Work - See title page for details.

25-31-41
FIG. 10B
PAGE 3
FEB 10/07

BOEING
737-600/700/800/900
PARTS CATALOG (MAINTENANCE)

FIG ITEM	PART NUMBER	1 2 3 4 5 6 7	NOMENCLATURE	EFFECT FROM TO	UNITS PER ASSY
10B - 177	8201-01-2201		.BRACKET-MTG SUPPLIER CODE: VD2249 SB DATA FROM A CMM: POST SB E33-3-169SB USED ON: 8201-01-4200 8201-51-4200	001011	1
- 179	NAS514P632-6		.SCREW- SB DATA FROM A CMM: POST SB E33-3-169SB USED ON: 8201-01-4200 8201-51-4200	001011	2
180	0048-2221-12		.PIN-SEALING SUPPLIER CODE: VD8512	001011	10
185	MILT43435T4E3		.CORD	001011	1
190	8001-06-2102		.SPRING-SECURING SUPPLIER CODE: VD2249	001011	1
195	00-1427-1		.SLEEVE-DISTANCE SUPPLIER CODE: VD2249	001011	2
205	8201-01-2100-39		.HOSE-SHRINK SUPPLIER CODE: VD8527 MANUFACTURED FROM: FP301-00324 USED ON: 8201-01-4000 8201-51-4000	001011	1
205	FP301-00324		.HOSE-SHRINK SUPPLIER CODE: VD8527 USED ON: 8201-01-4200 8201-51-4200	001011	1
210	NAS514P832-6		.SCREW	001011	2
220	DIN85AM3X8		.SCREW-PAN HEAD SUPPLIER CODE: VD2249 SB DATA FROM A CMM: PRE SB E33-3-168SB PRE SB E33-3-169SB USED ON: 8201-01-4000 8201-51-4000	001011	2

MISSING ITEM NUMBERS NOT APPLICABLE

- ITEM NOT ILLUSTRATED

HAP

25-31-41-10B

BOEING PROPRIETARY - Copyright © - Unpublished Work - See title page for details.

25-31-41
FIG. 10B
PAGE 4
OCT 10/06

 **BOEING**
737-600/700/800/900
PARTS CATALOG (MAINTENANCE)

FIG ITEM	PART NUMBER	1 2 3 4 5 6 7	NOMENCLATURE	EFFECT FROM TO	UNITS PER ASSY
10B 220	DIN7985M4X10K3		.SCREW-COUNTERSUNK SUPPLIER CODE: VD2249 SB DATA FROM A CMM: POST SB E33-3-169SB USED ON: 8201-01-4200 8201-51-4200	001011	2
- 222	AN960-4		.WASHER- SB DATA FROM A CMM: POST SB E33-3-168SB PRE SB E33-3-169SB	001011	2
- 222	AN960-8		.WASHER- SB DATA FROM A CMM: POST SB E33-3-169SB USED ON: 8201-01-4200 8201-51-4200	001011	2
- 223	MS35338-40		.WASHER- SB DATA FROM A CMM: POST SB E33-3-168SB PRE SB E33-3-169SB	001011	2
- 223	MS35338-42		.WASHER- SB DATA FROM A CMM: POST SB E33-3-169SB USED ON: 8201-01-4200 8201-51-4200	001011	2
- 224	DIN125A3-7K3		.WASHER- SB DATA FROM A CMM: POST SB E33-3-169SB USED ON: 8201-01-4200 8201-51-4200	001011	3
225	MS20341-4S		.NUT	001011	2
230	NAS514P440-6		.SCREW	001011	2
235	NAS514P632-6		.SCREW	001011	2
240	AN960-8		.WASHER	001011	6
245	MS35338-42		.WASHER	001011	6
250	MS21043-08		.NUT	001011	6
255	NAS600-8		.SCREW	001011	4
260	AN960-4		.WASHER	001011	6

MISSING ITEM NUMBERS NOT APPLICABLE

- ITEM NOT ILLUSTRATED

HAP

25-31-41-10B

BOEING PROPRIETARY - Copyright © - Unpublished Work - See title page for details.

25-31-41
FIG. 10B
PAGE 5
OCT 10/06

BOEING
737-600/700/800/900
PARTS CATALOG (MAINTENANCE)

FIG ITEM	PART NUMBER	1 2 3 4 5 6 7	NOMENCLATURE	EFFECT FROM TO	UNITS PER ASSY
10B 270	6001-0048		.KNOB- SUPPLIER CODE: VD2249 SB DATA FROM A CMM: PRE SB E33-3-168SB PRE SB E33-3-169SB USED ON: 8201-01-4000 8201-51-4000	001011	1
275	8201-01-4010		.HOUSING- SUPPLIER CODE: VD2249	001011	1
280	AN507C832R8		.SCREW	001011	4
285	AN960-8		.WASHER	001011	4
290	MS21043-08		.NUT	001011	4
295	8201-01-4014		.PANEL- SUPPLIER CODE: VD2249 POSITION DATA: FRONT USED ON: 8201-01-4000 8201-51-4000	001011	1
295	8201-01-4201-01		.PANEL- SUPPLIER CODE: VD2249 POSITION DATA: FRONT SB DATA FROM A CMM: POST SB E33-3-169SB USED ON: 8201-01-4200 8201-51-4200	001011	1
300	26S34-9		..FASTENER- SUPPLIER CODE: VDO680	001011	RF
- 305	165172-0		.TERMINAL-FASTON SUPPLIER CODE: VD8512 SB DATA FROM A CMM: POST SB E33-3-169SB USED ON: 8201-01-4200 8201-51-4200	001011	5

MISSING ITEM NUMBERS NOT APPLICABLE

- ITEM NOT ILLUSTRATED

HAP

25-31-41-10B

BOEING PROPRIETARY - Copyright © - Unpublished Work - See title page for details.

25-31-41
FIG. 10B
PAGE 6
OCT 10/06

BOEING
737-600/700/800/900
PARTS CATALOG (MAINTENANCE)

FIG ITEM	PART NUMBER	1 2 3 4 5 6 7	NOMENCLATURE	EFFECT FROM TO	UNITS PER ASSY
10B - 310	MS25036-106		.LUG-TERM. SB DATA FROM A CMM: POST SB E33-3-169SB USED ON: 8201-01-4200 8201-51-4200	001011	4
- 315	MS25036-53		.LUG-TERM. SB DATA FROM A CMM: POST SB E33-3-169SB USED ON: 8201-01-4200 8201-51-4200	001011	1
- 320	T18RHS		.TIEWRAP- SUPPLIER CODE: VD8527 SB DATA FROM A CMM: POST SB E33-3-169SB USED ON: 8201-01-4200 8201-51-4200	001011	20

MISSING ITEM NUMBERS NOT APPLICABLE

- ITEM NOT ILLUSTRATED

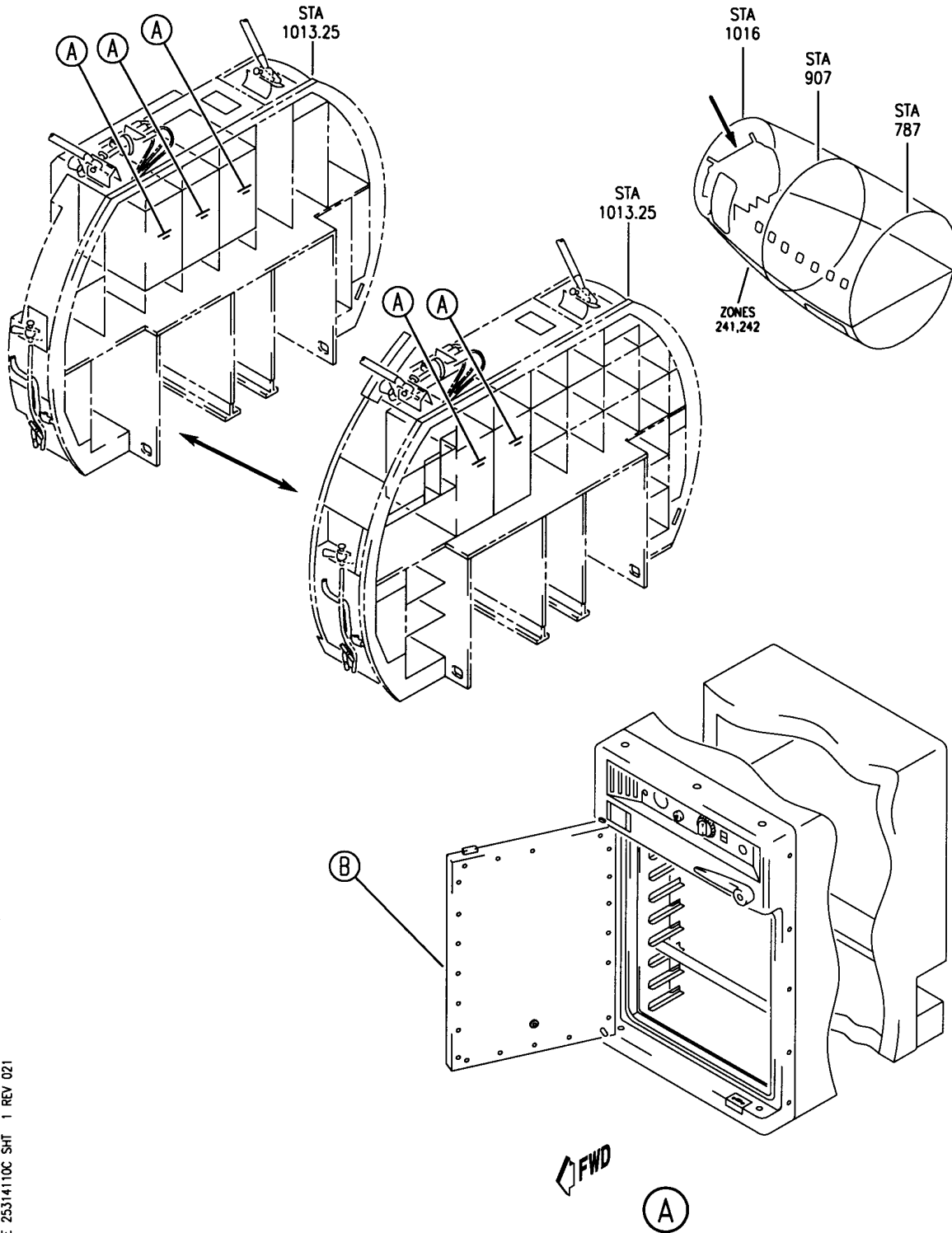
HAP

25-31-41-10B

BOEING PROPRIETARY - Copyright © - Unpublished Work - See title page for details.

25-31-41
FIG. 10B
PAGE 7
OCT 10/06

BOEING
 737-600/700/800/900
 PARTS CATALOG (MAINTENANCE)



E 25314110C SHF 1 REV 021

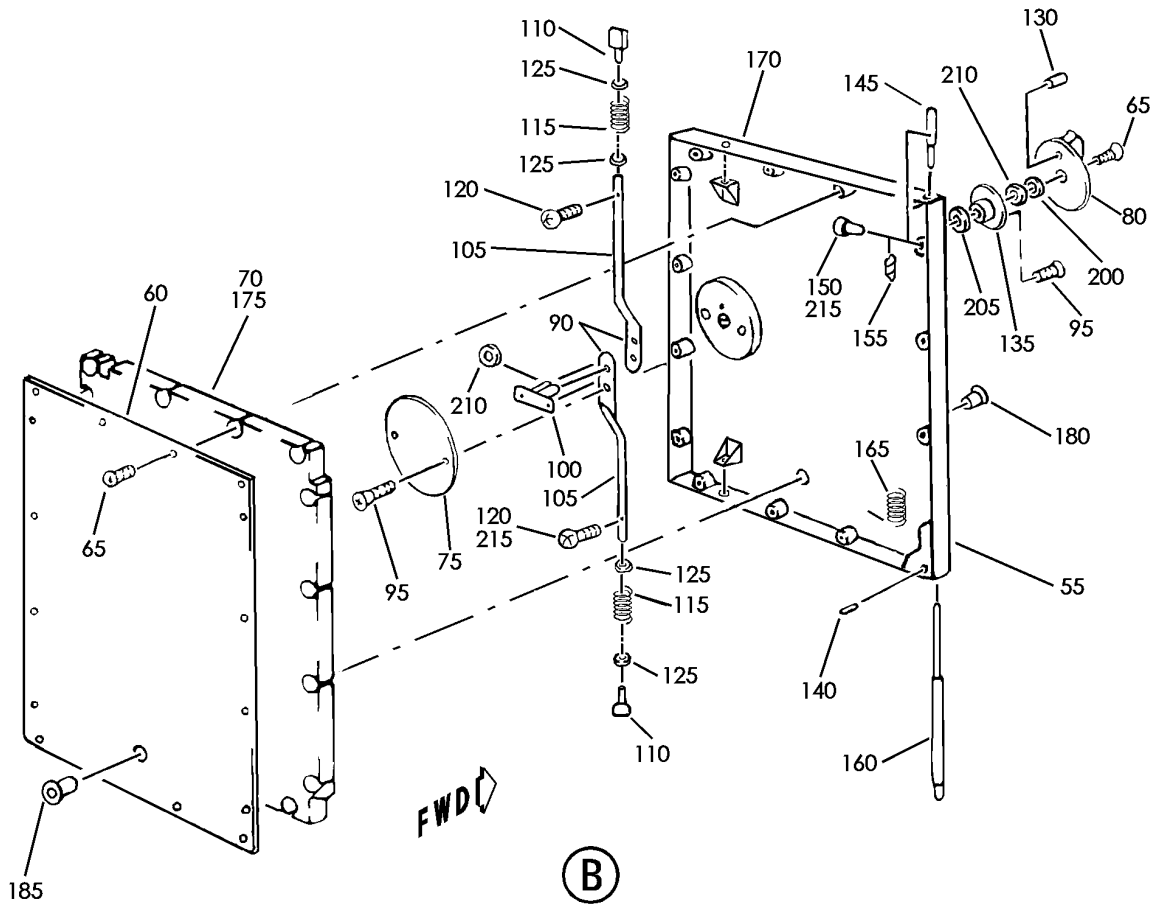
DOOR ASSY
 FIGURE 10C (SHEET 1)

25-31-41-10C

HAP
 OCT 10/06

25-31-41-10C
 PAGE 0

BOEING
 737-600/700/800/900
 PARTS CATALOG (MAINTENANCE)



E 25314110C SHT 2 REV 053

DOOR ASSY
 FIGURE 10C (SHEET 2)

25-31-41-10C

HAP
 OCT 10/06

25-31-41-10C
 PAGE 0A

BOEING
737-600/700/800/900
PARTS CATALOG (MAINTENANCE)

FIG ITEM	PART NUMBER	1 2 3 4 5 6 7	NOMENCLATURE	EFFECT FROM TO	UNITS PER ASSY
10C					
- 1	8101-01-5320		DOOR ASSY DOOR ASSY- SUPPLIER CODE: VD2249 FOR NHA SEE: 25-31-41-10D	001011 001011	RF
55	8101-01-5321		.PANEL- (FOR ORDERING INDICATE AIRLINE EMBLEM) SUPPLIER CODE: VD2249 POSITION DATA: OUTER	001011	1
60	8101-02-5302		.PLATE- SUPPLIER CODE: VD2249 POSITION DATA: INSIDE	001011	1
65	AN507C632R5		.SCREW- (FOR FUTURE REPLACEMENT ORDER MS24693C25)	001011	17
70	8101-01-5100-18		.MAT-INSULATING SUPPLIER CODE: VD2249	001011	1
75	8029-02-5100-30		.DISK-INSULATION SUPPLIER CODE: VD2249	001011	1
80	8101-21-5200-09		.KNOB- SUPPLIER CODE: VD2249	001011	1
90	FP301-1NR95		.HOSE-SHRINK SUPPLIER CODE: VD8527	001011	AR
95	NAS514P632-4		.SCREW	001011	4
100	8101-21-5200-08		.BOLT- SUPPLIER CODE: VD2249	001011	1
105	8101-01-5002		.ROD- SUPPLIER CODE: VD2249	001011	2
110	8029-02-5000-03		.BAR- SUPPLIER CODE: VD2249	001011	2
115	8029-02-5000-23		.SPRING- SUPPLIER CODE: VD2249	001011	2
120	NAS601-3		.SCREW	001011	2
125	AN960C416		.WASHER	001011	4

MISSING ITEM NUMBERS NOT APPLICABLE

- ITEM NOT ILLUSTRATED

HAP

25-31-41-10C

BOEING PROPRIETARY - Copyright © - Unpublished Work - See title page for details.

25-31-41
FIG. 10C
PAGE 1
OCT 10/06

BOEING
737-600/700/800/900
PARTS CATALOG (MAINTENANCE)

FIG ITEM	PART NUMBER	1 2 3 4 5 6 7	NOMENCLATURE	EFFECT FROM TO	UNITS PER ASSY
10C					
130	265353		.CATCH-BALL SUPPLIER CODE: VD2249	001011	1
135	8101-21-5200-05		.BUSHING- SUPPLIER CODE: VD2249	001011	1
140	DIN914M4X8		.SETSCREW	001011	1
145	8101-51-5200-28		.BOLT-HINGE SUPPLIER CODE: VD2249	001011	1
150	NAS601-13		.SCREW	001011	1
155	8029-02-5000-20		.SPRING- SUPPLIER CODE: VD2249	001011	1
160	8101-01-5200-10		.BOLT-HINGE SUPPLIER CODE: VD2249	001011	1
165	8029-02-5000-19		.SPRING- SUPPLIER CODE: VD2249	001011	1
170	9315-75078		.HARDENER- SUPPLIER CODE: VC3939	001011	AR
175	8101-01-5100-13		.MAT-INSULATING SUPPLIER CODE: VD2249	001011	1
180	5030-02-0022		.OUTLET-VAPOR SUPPLIER CODE: VD2249 SB DATA FROM A CMM: PRE E737 SB E33-3-148SB	001011	1
180	6001-0233		.OUTLET-VAPOR SUPPLIER CODE: VD2249 SB DATA FROM A CMM: POST E737 SB E33-3-148SB	001011	1
185	5030-02-0023		.BUSHING- SUPPLIER CODE: VD2249	001011	1
200	5013-02-0015		.WASHER- SUPPLIER CODE: VD2249	001011	1
205	8101-21-5200-28		.WASHER- SUPPLIER CODE: VD2249	001011	1
210	DIN6799-7		.WASHER	001011	2

MISSING ITEM NUMBERS NOT APPLICABLE

— ITEM NOT ILLUSTRATED

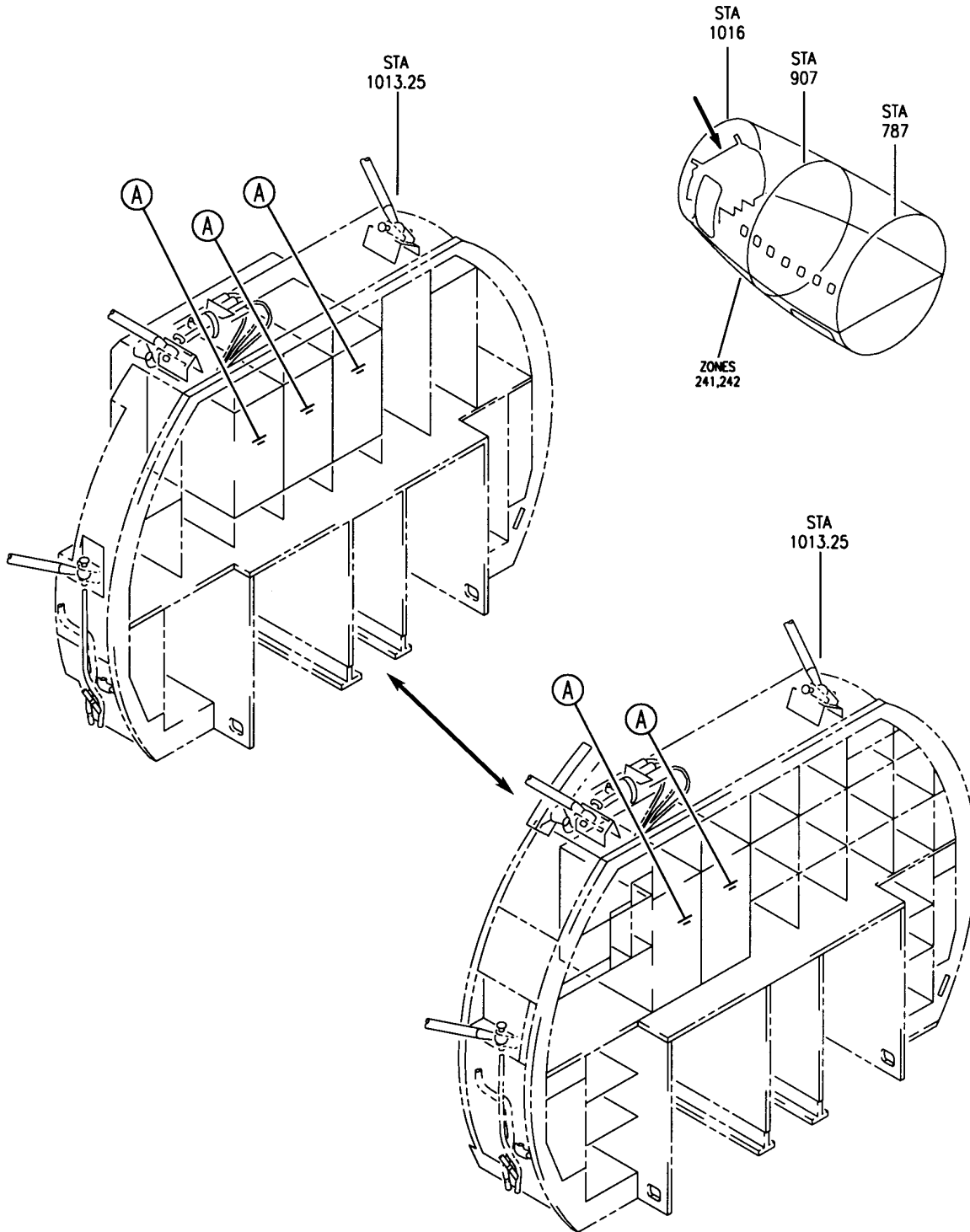
HAP

25-31-41-10C

BOEING PROPRIETARY - Copyright © - Unpublished Work - See title page for details.

25-31-41
FIG. 10C
PAGE 2
OCT 10/06

BOEING
737-600/700/800/900
PARTS CATALOG (MAINTENANCE)



E 253141100 SHT 1 REV 021

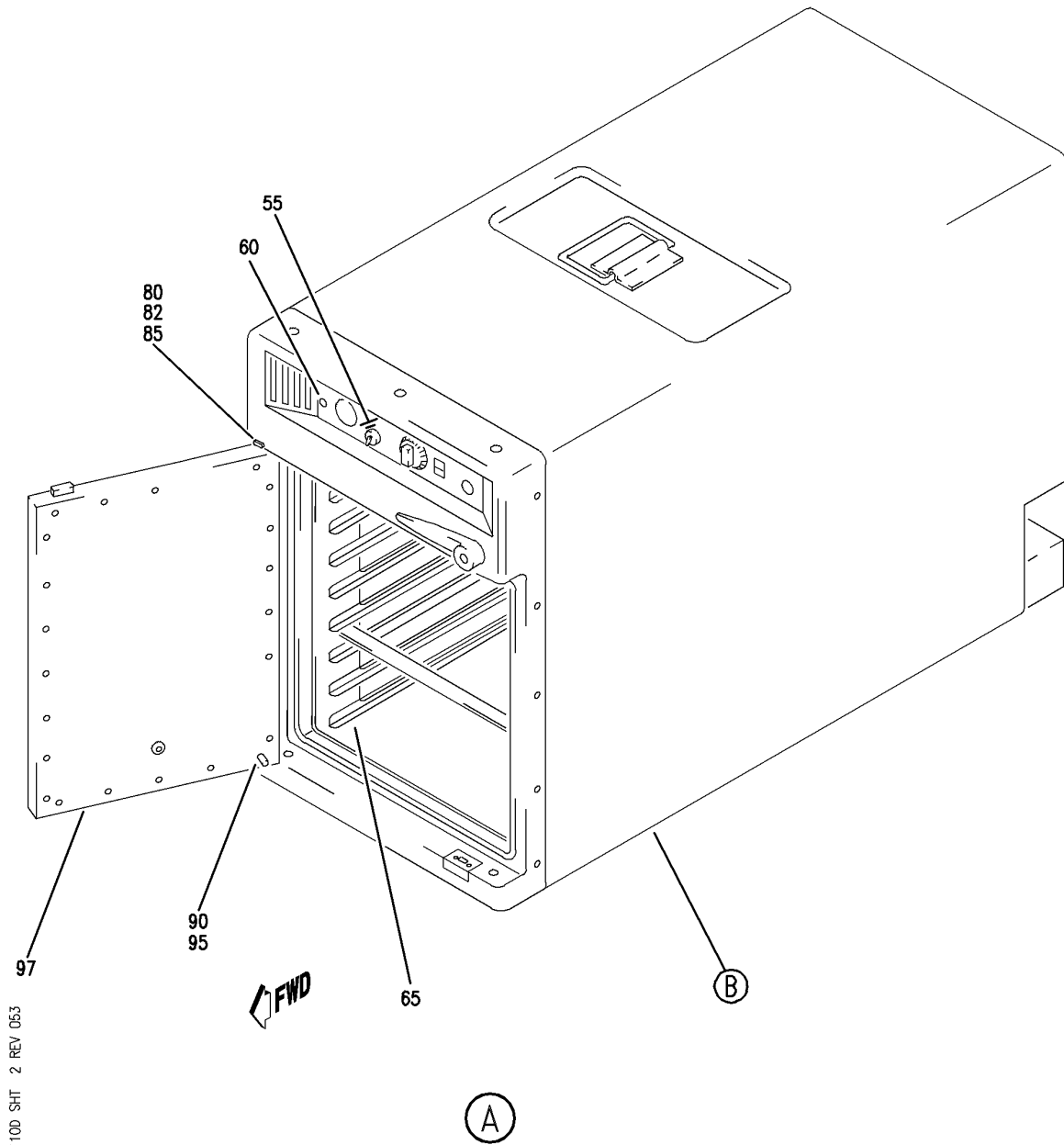
OVEN ASSY-EXTENDED 48 MEAL (EQUIPMENT/FURNISHING ONLY)
FIGURE 10D (SHEET 1)

25-31-41-10D

HAP
OCT 10/06

25-31-41-10D
PAGE 0

BOEING
737-600/700/800/900
PARTS CATALOG (MAINTENANCE)



E 25314110D SHT 2 REV 053

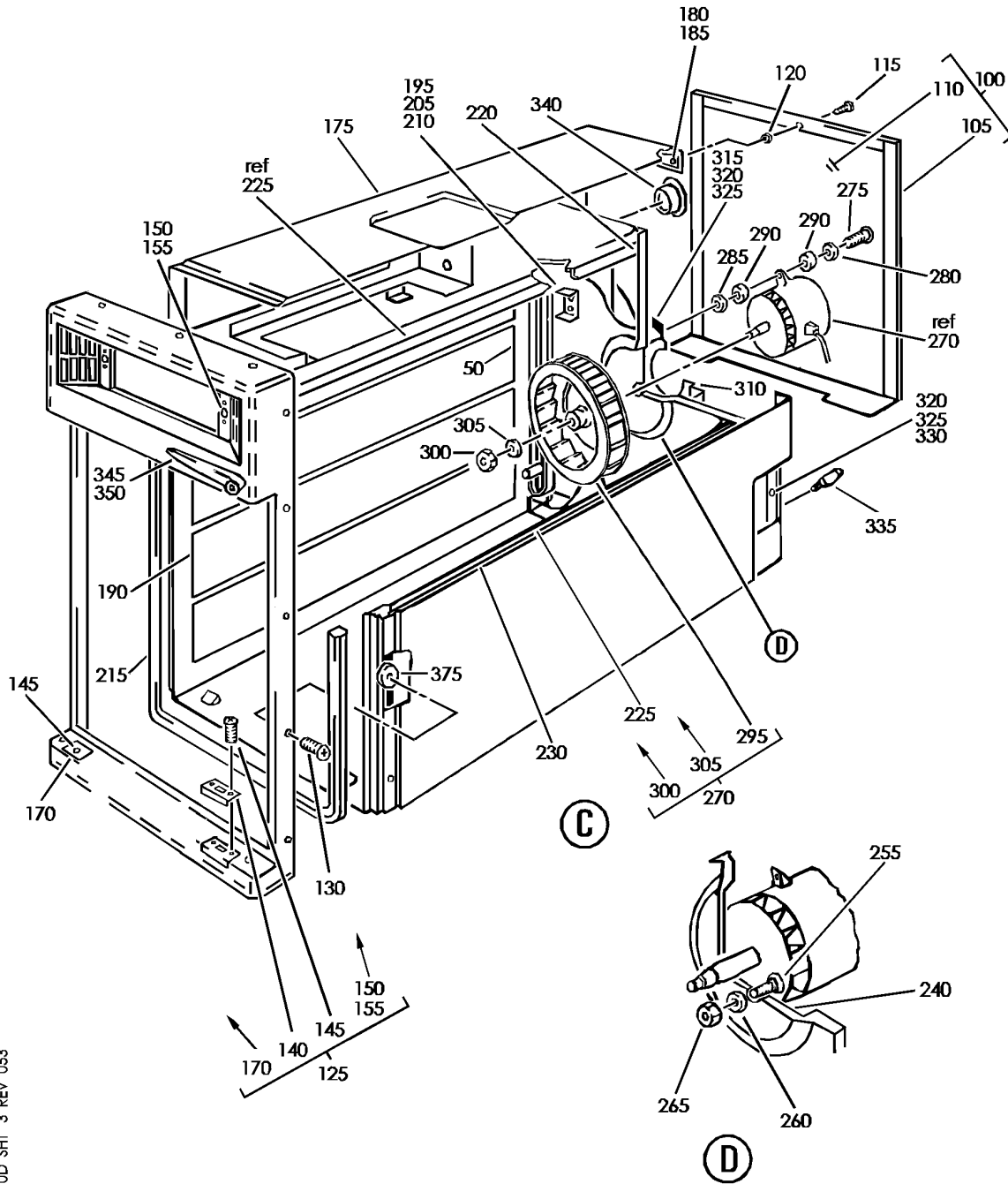
OVEN ASSY-EXTENDED 48 MEAL (EQUIPMENT/FURNISHING ONLY)
FIGURE 10D (SHEET 2)

25-31-41-10D

HAP
OCT 10/06

25-31-41-10D
PAGE 0A

BOEING
 737-600/700/800/900
 PARTS CATALOG (MAINTENANCE)



E 25314110D SHT 3 REV 053

OVEN ASSY-EXTENDED 48 MEAL (EQUIPMENT/FURNISHING ONLY)
 FIGURE 10D (SHEET 3)

25-31-41-10D

HAP
 OCT 10/06

25-31-41-10D
 PAGE 0B

BOEING
737-600/700/800/900
PARTS CATALOG (MAINTENANCE)

FIG ITEM	PART NUMBER	1 2 3 4 5 6 7	NOMENCLATURE	EFFECT FROM TO	UNITS PER ASSY
10D			OVEN ASSY-EXTENDED 48 MEAL (EQUIPMENT/FURNISHING ONLY)	001011	
- 1	8203-11-0000		OVEN ASSY-EXTENDED 48 MEAL (EQUIPMENT FURNISHING ONLY)(CUSTOMER FURNISHED) SUPPLIER CODE: VD2249 COMPONENT MAINT MANUAL REF: 25-36-34 FOR NHA/OTHER SYS DET SEE: 25-31-21-02	001011	RF
50	8203-11-2000		.ELECTRICAL SYSTEM INSTL- SUPPLIER CODE: VD2249 FOR DETAILS SEE: 25-31-41-10A	001011	1
55	8201-01-4000		.MODULE ASSY-CONT SUPPLIER CODE: VD2249 SB DATA FROM A CMM: PRE E737 SB E33-3-137SB PRE E737 SB E33-3-169SB OPTIONAL PART: 8201-51-4000 VD2249 FUNCTIONAL REFERENCE: EQUIPMENT/FURNISHINGS FOR DETAILS SEE 25-31-41-10B LIGHTS FOR DETAILS SEE 33-26-02-04	001011	1
55	8201-51-4000		.MODULE ASSY-CONT SUPPLIER CODE: VD2249 SB DATA FROM A CMM: PRE E737 SB E33-3-137SB PRE E737 SB E33-3-169SB OPTIONAL PART: 8201-01-4000 VD2249 FUNCTIONAL REFERENCE: EQUIPMENT/FURNISHINGS FOR DETAILS SEE 25-31-41-10B LIGHTS FOR DETAILS SEE 33-26-02-04	001011	1

MISSING ITEM NUMBERS NOT APPLICABLE

- ITEM NOT ILLUSTRATED

HAP

25-31-41-10D

BOEING PROPRIETARY - Copyright © - Unpublished Work - See title page for details.

25-31-41
FIG. 10D
PAGE 1
OCT 10/06

BOEING
737-600/700/800/900
PARTS CATALOG (MAINTENANCE)

FIG ITEM	PART NUMBER	1 2 3 4 5 6 7	NOMENCLATURE	EFFECT FROM TO	UNITS PER ASSY
10D 55	8201-01-4200		.MODULE ASSY-CONT SUPPLIER CODE: VD2249 SB DATA FROM A CMM: POST E737 SB E33-3-169SB OPTIONAL PART: 8201-51-4200 VD2249 FUNCTIONAL REFERENCE: EQUIPMENT/FURNISHINGS FOR DETAILS SEE 25-31-41-10B LIGHTS FOR DETAILS SEE 33-26-02-04	001011	1
55	8201-51-4200		.MODULE ASSY-CONT SUPPLIER CODE: VD2249 SB DATA FROM A CMM: POST E737 SB E33-3-169SB OPTIONAL PART: 8201-01-4200 VD2249 FUNCTIONAL REFERENCE: EQUIPMENT/FURNISHINGS FOR DETAILS SEE 25-31-41-10B LIGHTS FOR DETAILS SEE 33-26-02-04	001011	1
60	26S34-9		ATTACHING PARTS .FASTENER- SUPPLIER CODE: VD0680 -----*-----	001011	2
65	8101-04-7000		.CARRIER-AIRFLOW SUPPLIER CODE: VD2249	001011	1
- 70	8101-04-8000		.SHELF- SUPPLIER CODE: VD2249	001011	8
80	6001-00113-01		.STOP- SUPPLIER CODE: VD2249	001011	1
82	6001-0013-01		.STOP- SUPPLIER CODE: VD2249	001011	1

MISSING ITEM NUMBERS NOT APPLICABLE

- ITEM NOT ILLUSTRATED

HAP

25-31-41-10D

BOEING PROPRIETARY - Copyright © - Unpublished Work - See title page for details.

25-31-41
FIG. 10D
PAGE 2
OCT 10/06

BOEING
737-600/700/800/900
PARTS CATALOG (MAINTENANCE)

FIG ITEM	PART NUMBER	1 2 3 4 5 6 7	NOMENCLATURE	EFFECT FROM TO	UNITS PER ASSY
10D					
85	6001-013-02		.STOP- SUPPLIER CODE: VD2249	001011	1
90	AN960D416L		.WASHER	001011	1
95	DIN137B6X12		.WASHER	001011	1
97	8101-01-5320		.DOOR ASSY- SUPPLIER CODE: VD2249 FOR DETAILS SEE: 25-31-41-10C	001011	1
100	8201-01-0001		.COVER ASSY- SUPPLIER CODE: VD2249 SB DATA FROM A CMM: PRE E737 SB E33-3-148SB	001011	1
100	8201-01-0007		.COVER ASSY- SUPPLIER CODE: VD2249 SB DATA FROM A CMM: POST E737 SB E33-3-148SB	001011	1
105	8201-01-0001-03		..STRIP-SEALING SUPPLIER CODE: VD2249 SB DATA FROM A CMM: PRE E737 SB E33-3-148SB CONFIG CHG DATA FROM A CMM: MF 239581	001011	2
- 107	8201-01-0007-03		..STRIP-SEALING SUPPLIER CODE: VD2249 SB DATA FROM A CMM: POST E737 SB E33-3-148SB	001011	1
110	8201-01-0001-04		..STRIP-SEALING SUPPLIER CODE: VD2249 SB DATA FROM A CMM: PRE E737 SB E33-3-148SB CONFIG CHG DATA FROM A CMM: MF 239581	001011	1
115	D0804		.BOLT- SUPPLIER CODE: VC0029	001011	13
120	R3208		.WASHER- SB DATA FROM A CMM: POST E737 SB E33-3-148SB	001011	13

MISSING ITEM NUMBERS NOT APPLICABLE

- ITEM NOT ILLUSTRATED

HAP

25-31-41-10D

BOEING PROPRIETARY - Copyright © - Unpublished Work - See title page for details.

25-31-41
FIG. 10D
PAGE 3
OCT 10/06

BOEING
737-600/700/800/900
PARTS CATALOG (MAINTENANCE)

FIG ITEM	PART NUMBER	1 2 3 4 5 6 7	NOMENCLATURE	EFFECT FROM TO	UNITS PER ASSY
10D 125	8201-01-1040		.FRAME ASSY- SUPPLIER CODE: VD2249 POSITION DATA: FRONT ATTACHING PARTS	001011	1
130	NAS514P832-9		.SCREW	001011	16
- 135	8201-01-1041		-----*----- ..FRAME- SUPPLIER CODE: VD2249	001011	1
140	8029-02-0000-27		..STRIKE- SUPPLIER CODE: VD2249	001011	2
145	NAS514P832-9		..SCREW	001011	6
150	26R6-1BB		..RETAINER- SUPPLIER CODE: VDO680	001011	2
155	LN9199-2407G		..RIVET	001011	4
170	6001-0089		..STRIKE- SUPPLIER CODE: VD2249	001011	1
175	8203-01-1100		.CASING ASSY-OUTER SUPPLIER CODE: VD2249	001011	1
180	C08		..CLIP-SPRING SUPPLIER CODE: VCO029	001011	13
185	LN9198-1603G		..RIVET	001011	30
190	8203-01-1200		.CASING ASSY-INNER SUPPLIER CODE: VD2249	001011	1
195	8201-01-1200-03		..HOLDER- SUPPLIER CODE: VD2249	001011	1
- 200	8029-02-1200-04		..HOLDER- SUPPLIER CODE: VD2249 ATTACHING PARTS	001011	1
205	NAS601-31		..SCREW	001011	4
210	AN960C6		..WASHER	001011	4
215	8203-11-0000-22		-----*----- .SEAL-DOOR SUPPLIER CODE: VD2249 CONFIG CHG DATA FROM A CMM: MF 0-112-001900000	001011	1

MISSING ITEM NUMBERS NOT APPLICABLE

- ITEM NOT ILLUSTRATED

HAP

25-31-41-10D

BOEING PROPRIETARY - Copyright © - Unpublished Work - See title page for details.

25-31-41
FIG. 10D
PAGE 4
OCT 10/06

BOEING
737-600/700/800/900
PARTS CATALOG (MAINTENANCE)

FIG ITEM	PART NUMBER	1 2 3 4 5 6 7	NOMENCLATURE	EFFECT FROM TO	UNITS PER ASSY
10D 220	8101-01-0000-44		.MAT-INSULATING SUPPLIER CODE: VD2249 CONFIG CHG DATA FROM A CMM: MF 422516 MANUFACTURED FROM: 422516	001011	1
225	8203-01-0000-17		.MAT-INSULATING SUPPLIER CODE: VD2249 CONFIG CHG DATA FROM A CMM: MF 216696	001011	1
230	8203-01-0000-18		.MAT-INSULATING SUPPLIER CODE: VD2249 CONFIG CHG DATA FROM A CMM: MF 422516	001011	1
240	8201-04-0000-15		.GASKET- SUPPLIER CODE: VD2249	001011	1
255	AN507C632R8		.SCREW- (FOR FUTURE REPLACEMENT ORDER MS24693C28)	001011	2
260	AN960C6		.WASHER	001011	2
265	MS21043-06		.NUT	001011	2
270	UM56-12-8B		.BLOWER ASSY- SUPPLIER CODE: VD2269 SB DATA FROM A CMM: PRE E737 SB E33-3-148SB COMPONENT MAINT MANUAL REF: 25-35-95 ATTACHING PARTS	001011	1
275	NAS602-20		.SCREW- SB DATA FROM A CMM: POST E737 SB E33-3-148SB	001011	3
280	6001-0086		.SPACER- SUPPLIER CODE: VD2249 SB DATA FROM A CMM: POST E737 SB E33-3-148SB	001011	3
285	6001-0085		.SPACER- SUPPLIER CODE: VD2249 SB DATA FROM A CMM: POST E737 SB E33-3-148SB -----*-----	001011	3

MISSING ITEM NUMBERS NOT APPLICABLE

— ITEM NOT ILLUSTRATED

HAP

25-31-41-10D

BOEING PROPRIETARY - Copyright © - Unpublished Work - See title page for details.

25-31-41
FIG. 10D
PAGE 5
OCT 10/06

BOEING
737-600/700/800/900
PARTS CATALOG (MAINTENANCE)

FIG ITEM	PART NUMBER	1 2 3 4 5 6 7	NOMENCLATURE	EFFECT FROM TO	UNITS PER ASSY
10D 290	6001-0084		.MOUNT-SHOCK SUPPLIER CODE: VD2249 SB DATA FROM A CMM: POST E737 SB E33-3-148SB	001011	6
295	03-2-236-0029		..FAN-CIRCULATING SUPPLIER CODE: VD2249 SB DATA FROM A CMM: PRE E737 SB E33-3-148SB	001011	RF
295	03-4-644-0029		..FAN-CIRCULATING SUPPLIER CODE: VD2249 SB DATA FROM A CMM: POST E737 SB E33-3-148SB	001011	RF
300	DIN934M6A4		..NUT	001011	RF
305	DIN128A6		..WASHER	001011	RF
310	6001-0079		.GASKET- SUPPLIER CODE: VD2249	001011	1
315	8201-01-0013		.DUCT-AIR SUPPLIER CODE: VD2249	001011	1
320	NAS602-6		.SCREW	001011	8
325	AN960-8		.WASHER	001011	8
330	8201-01-0000-08		.COVER- SUPPLIER CODE: VD2249	001011	3
335	8201-01-0000-59		.BOLT-GUIDE SUPPLIER CODE: VD2249	001011	2
340	2774		.CAP- SUPPLIER CODE: VC7039	001011	2
345	NAS604-20		.SCREW	001011	1
350	0-132-001800000		.CATCH-SINGLE REVOLVING SUPPLIER CODE: VD2249	001011	1
375	8029-02-0000-20		.SPACER- SUPPLIER CODE: VD2249	001011	16

MISSING ITEM NUMBERS NOT APPLICABLE

- ITEM NOT ILLUSTRATED

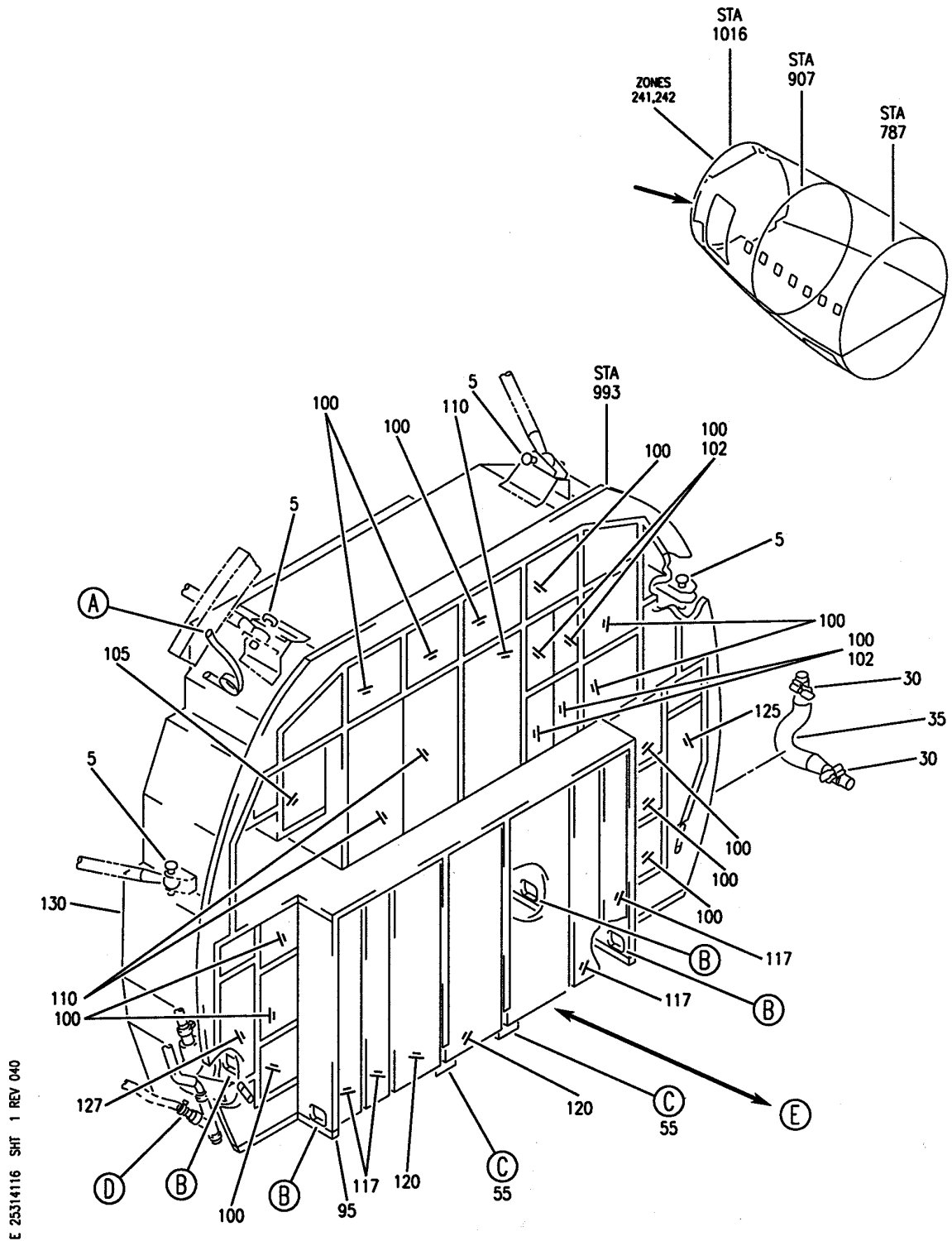
HAP

25-31-41-10D

BOEING PROPRIETARY - Copyright © - Unpublished Work - See title page for details.

25-31-41
FIG. 10D
PAGE 6
OCT 10/06

BOEING
 737-600/700/800/900
 PARTS CATALOG (MAINTENANCE)



E 25314116 SHF 1 REV 040

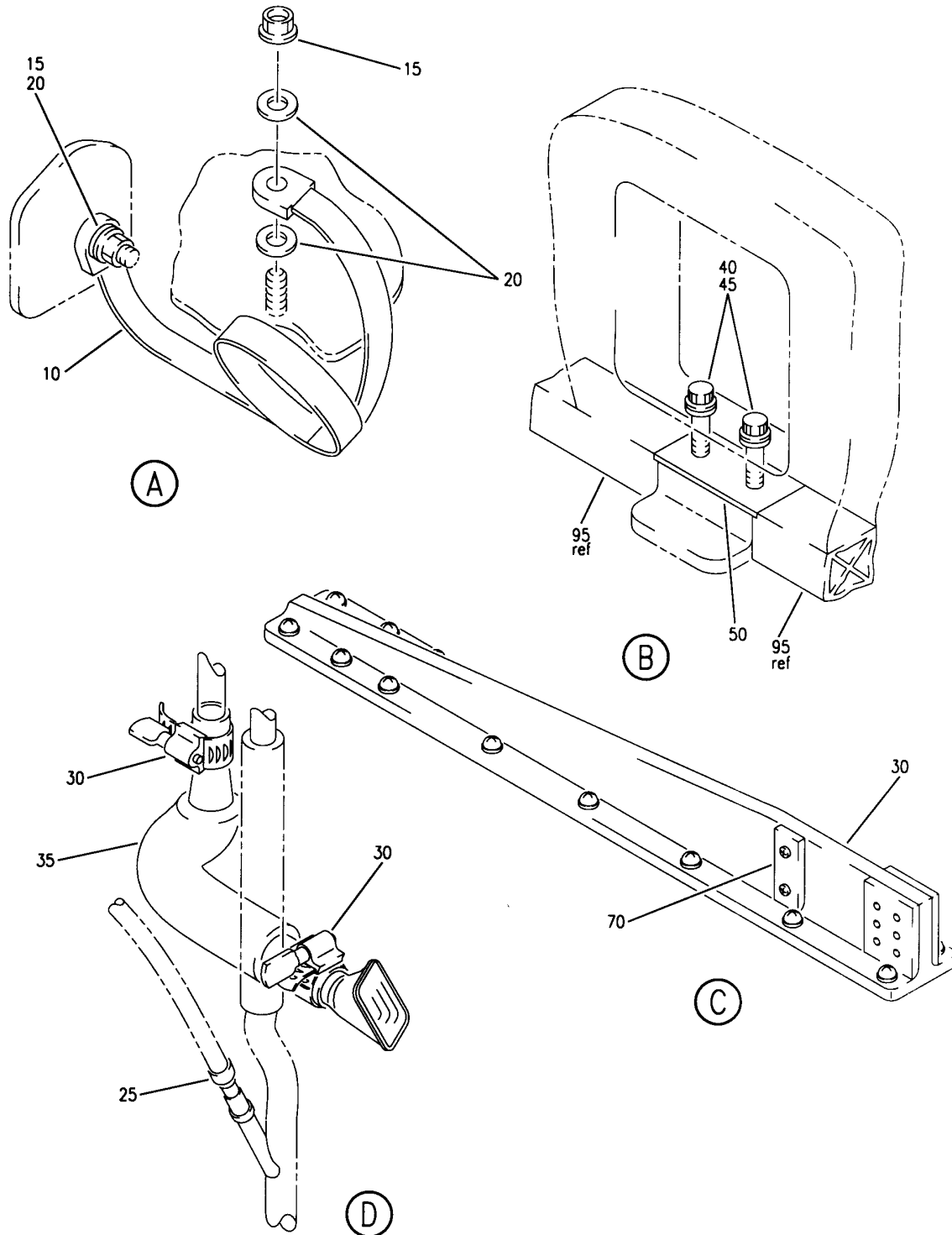
GALLEY INSTL-G4B
 FIGURE 16 (SHEET 1)

25-31-41-16

HAP
 OCT 15/08

25-31-41-16
 PAGE 0

BOEING
 737-600/700/800/900
 PARTS CATALOG (MAINTENANCE)



E 25314116 SHT 2 REV 022

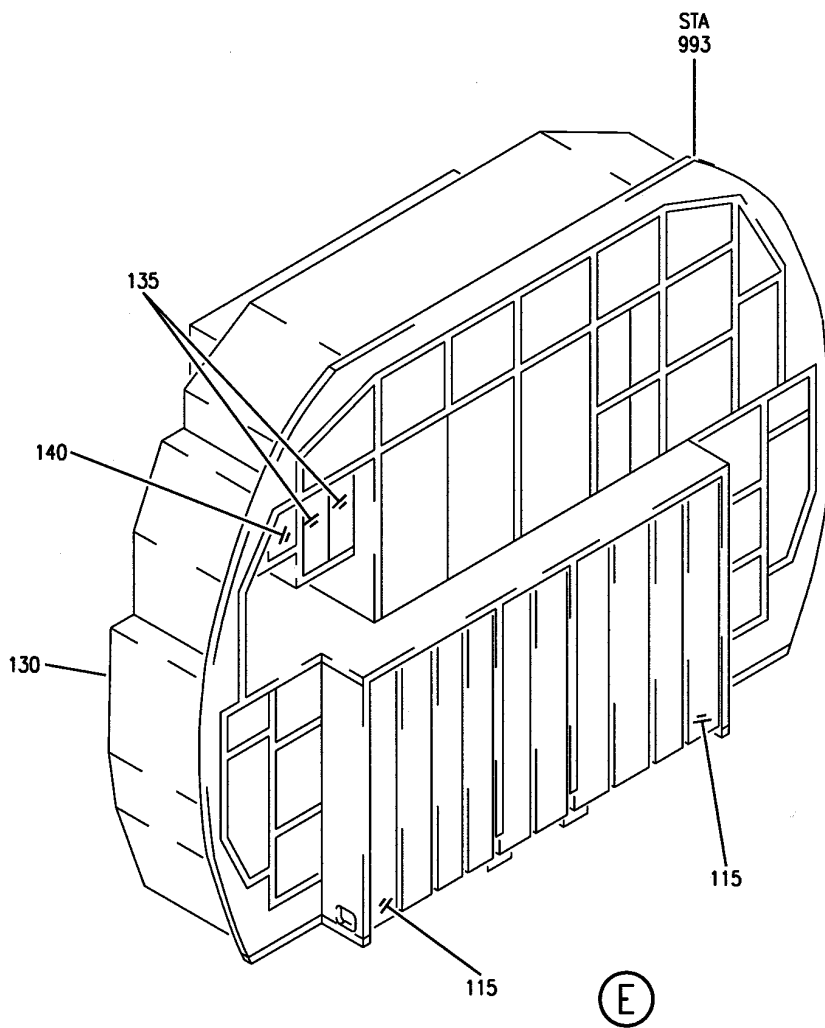
GALLEY INSTL-G4B
 FIGURE 16 (SHEET 2)

25-31-41-16

HAP
 OCT 15/08

25-31-41-16
 PAGE 0A

BOEING
737-600/700/800/900
PARTS CATALOG (MAINTENANCE)



E 25314116 SH1 3 REV 033

GALLEY INSTL-G4B
FIGURE 16 (SHEET 3)

25-31-41-16

HAP
OCT 15/08

25-31-41-16
PAGE 0B

BOEING
737-600/700/800/900
PARTS CATALOG (MAINTENANCE)

FIG ITEM	PART NUMBER	1 2 3 4 5 6 7	NOMENCLATURE	EFFECT FROM TO	UNITS PER ASSY
16					
- 1	415A1104-20		GALLEY INSTL-G4B	201967	
5	BLS6B13S		GALLEY INSTL-G4B .PIN-QUICK RELEASE SUPPLIER CODE: V84256 SPECIFICATION NUMBER: BACP18AM6B13H OPTIONAL PART: LG6SB13 V83014 SLS6B13 V16258	201967 201967	RF 4
10	RBEJ40D20-96		.JUMPER ASSY SUPPLIER CODE: V1GK47 SPECIFICATION NUMBER: BACJ40D20-96	201967	1
15	PLH54CD		ATTACHING PARTS .NUT SUPPLIER CODE: VF0224 SPECIFICATION NUMBER: BACN10YR4CD OPTIONAL PART: H52732-4CD V15653	201967	2
20	NAS1149D0416H		.WASHER -----*-----	201967	3
25	NAS1922-0125-3		.CLAMP	201967	1
30	NAS1922-0175-3		.CLAMP	201967	4
35	214A8405-6		.HOSE ASSY- FOR DETAILS SEE: 21-45-00-01	201967	2
40	BACB30LE5K21		.BOLT- FOR SPARES PROCURE: BACB30LE5K18	201967	8
45	BACW10BP5AC		.WASHER	201967	8
50	480W2002-4		.SHIM	201967	1
55	415N4002-39		.FITTING ASSY ATTACHING PARTS	201967	2
- 60	BACB30NT3K5		.BOLT	201967	32
- 65	BACW10BN3AC		.WASHER -----*-----	201967	32
70	415N4002-43		..BLOCK-BEARING ATTACHING PARTS	201967	1
- 75	BACB30VF3K6		..BOLT	201967	1
- 80	NAS1149D0363J		..WASHER	201967	1

MISSING ITEM NUMBERS NOT APPLICABLE

- ITEM NOT ILLUSTRATED

HAP

25-31-41-16

BOEING PROPRIETARY - Copyright © - Unpublished Work - See title page for details.

25-31-41
FIG. 16
PAGE 1
JUN 15/09

BOEING
737-600/700/800/900
PARTS CATALOG (MAINTENANCE)

FIG ITEM	PART NUMBER	1 2 3 4 5 6 7	NOMENCLATURE	EFFECT FROM TO	UNITS PER ASSY
R R R R R	16 - 85	H55338-3	. . NUT SUPPLIER CODE: V15653 SPECIFICATION NUMBER: BACN11AG3 -----*-----	201967	1
	90	415N4002-40	. . FITTING ASSY	201967	1
	95	65C35726-53	. SEAL-FLOOR	201967	AR
	100	DLH294	. CONTAINER- (ATLAS) SUPPLIER CODE: VH1912	201967	16
	102	DLH1413	. CONTAINER-LOW (KSSU) SUPPLIER CODE: VH1912	201967	2
	- 103	DLH306	. CONTAINER-STANDARD (KSSU) SUPPLIER CODE: VH1912	201967	4
	105	72011412	. COFFEE MAKER- SUPPLIER CODE: VH0212	201967	1
	110	XX72067000	. OVEN- SUPPLIER CODE: VH0212	201967	3
	115	TL007004	. CART-HALF SIZE SUPPLIER CODE: VH1912 OPTIONAL PART: TL010004 VH1912	201967	10
	117	TL010004	. CART-HALF SIZE SUPPLIER CODE: VH1912 OPTIONAL PART: TL007004 VH1912	201967	4
	120	TK019004	. CART-FULL SIZE SUPPLIER CODE: VH1912 OPTIONAL PART: TK015008 VH1912	201967	3

MISSING ITEM NUMBERS NOT APPLICABLE

- ITEM NOT ILLUSTRATED

HAP

25-31-41-16

BOEING PROPRIETARY - Copyright © - Unpublished Work - See title page for details.

25-31-41
FIG. 16
PAGE 2
JUN 15/09

 **BOEING**
737-600/700/800/900
PARTS CATALOG (MAINTENANCE)

FIG ITEM	PART NUMBER	1 2 3 4 5 6 7	NOMENCLATURE	EFFECT FROM TO	UNITS PER ASSY
16 120	TK015008		. CART-FULL SIZE SUPPLIER CODE: VH1912 OPTIONAL PART: TK019004 V62225	201967	3
125	A51265		. CONTAINER-WASTE SUPPLIER CODE: VK6162 OPTIONAL PART: A51266 VK6162	201967	1
127	A51266		. CONTAINER-WASTE SUPPLIER CODE: VK6162 OPTIONAL PART: A51265 VK6162	201967	1
130	7377PB4BGA00		. GALLEY-G4B SUPPLIER CODE: VK6162 OPTIONAL PART: 7377PB4BGB00 VK6162	201967	1
130	7377PB4BGB00		. GALLEY-G4B SUPPLIER CODE: VK6162 OPTIONAL PART: 7377PB4BGA00 VK6162	201967	1
135	72184003B		. BOILER ASSY-WATER SUPPLIER CODE: VH0212 COMPONENT MAINT MANUAL REF: 25-33-40 FOR DETAILS SEE: 38-13-01-10	201967	2
140	150G		. FILTER-WATER SUPPLIER CODE: V08576	201967	1

MISSING ITEM NUMBERS NOT APPLICABLE

— ITEM NOT ILLUSTRATED

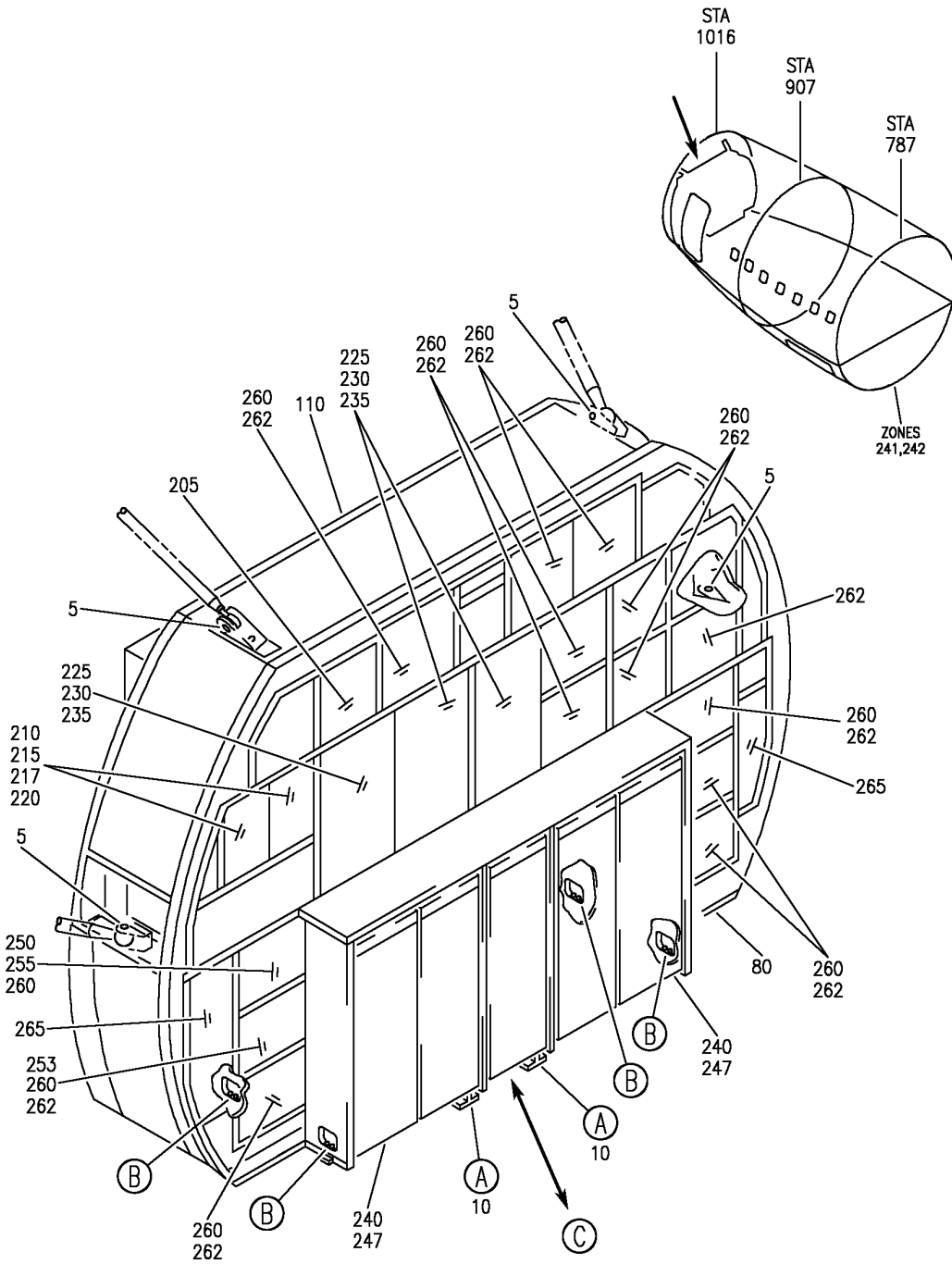
HAP

25-31-41-16

BOEING PROPRIETARY - Copyright © - Unpublished Work - See title page for details.

25-31-41
FIG. 16
PAGE 3
JUN 15/09

BOEING
 737-600/700/800/900
 PARTS CATALOG (MAINTENANCE)



E 25314118 SHT 1 REV 153

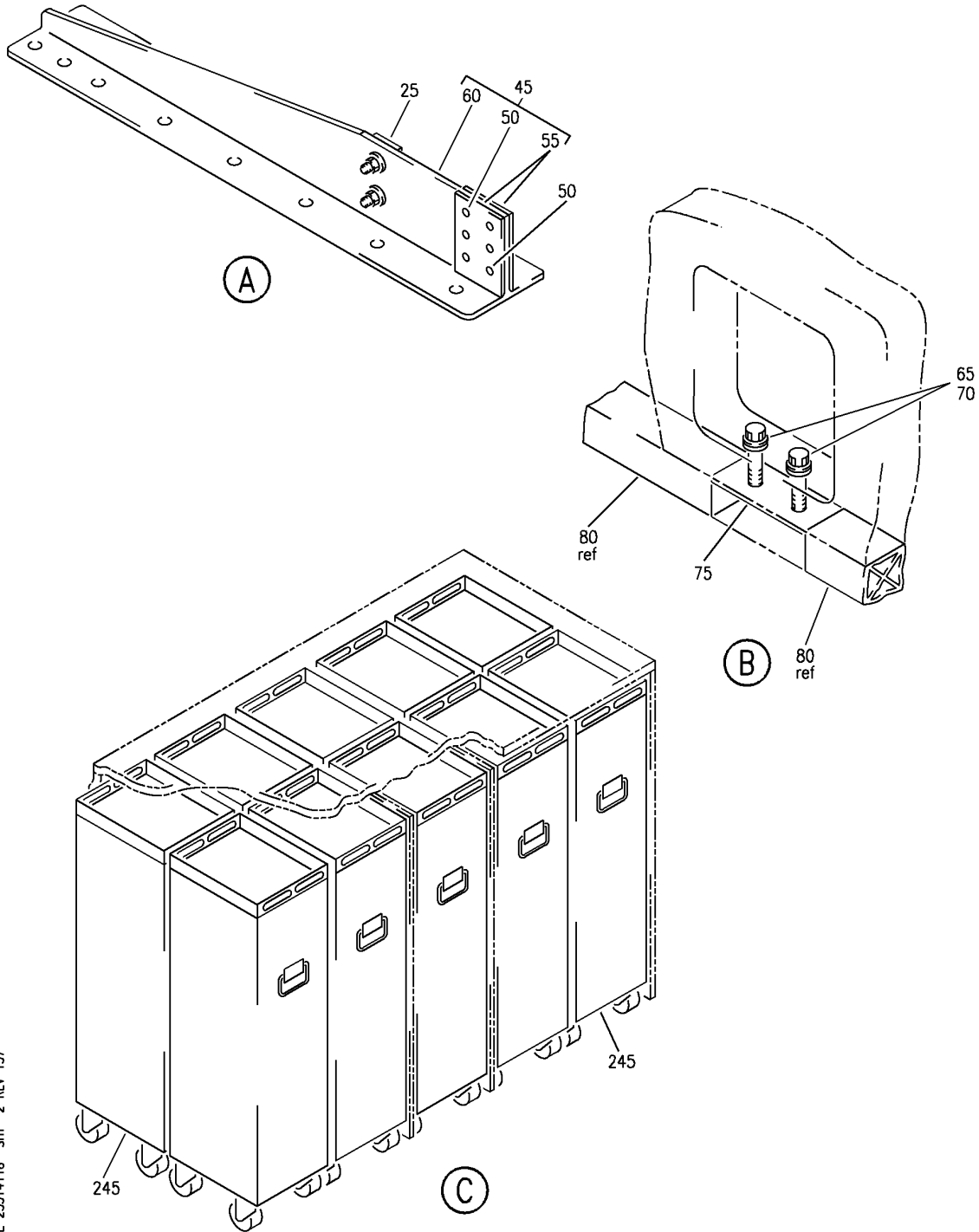
GALLEY AND INSERT INSTL-NO. 4B
 FIGURE 18 (SHEET 1)

25-31-41-18

HAP
 JUN 15/09

25-31-41-18
 PAGE 0

BOEING
 737-600/700/800/900
 PARTS CATALOG (MAINTENANCE)



E 25314118 SH1 2 REV 137

GALLEY AND INSERT INSTL-NO. 4B
 FIGURE 18 (SHEET 2)

25-31-41-18

HAP
 OCT 15/08

25-31-41-18
 PAGE 0A

BOEING
737-600/700/800/900
PARTS CATALOG (MAINTENANCE)

FIG ITEM	PART NUMBER	1 2 3 4 5 6 7	NOMENCLATURE	EFFECT FROM TO	UNITS PER ASSY
18			GALLEY AND INSERT INSTL- NO. 4B	048100 107200	
- 1	MODREF355418		GALLEY INSTL-NO. 4B MODULE NUMBER: 415A1114-390 REV B	054100	1
- 1	MODREF393288		GALLEY INSTL-NO. 4B MODULE NUMBER: 415A1114-390 REV C	048050	1
- 1	MODREF400144		GALLEY INSTL-NO. 4B MODULE NUMBER: 415A1114-390 REV D	051053 107200	1
5	BLS6B13S		.PIN SUPPLIER CODE: V84256 SPECIFICATION NUMBER: BACP18AM6B13H OPTIONAL PART: LG6SB13 V83014 SLS6B13 V16258	048100 107200	4
10	415N4002-39		.FITTING ASSY	048100 107200	2
- 15	BACB30NT3K5		ATTACHING PARTS .BOLT	048100 107200	32
- 20	BACW10BN3AC		.WASHER	048100 107200	32
25	415N4002-43		-----*----- ..BLOCK	048100 107200	1
- 30	BACB30VF3K6		ATTACHING PARTS ..BOLT	048100 107200	2
- 35	NAS1149D0363J		..WASHER	048100 107200	2
- 40	H55338-3		..NUT SUPPLIER CODE: V15653 SPECIFICATION NUMBER: BACN11AG3	048100 107200	2
45	415N4002-40		-----*----- ..FITTING ASSY	048100 107200	1
50	BACR15BA6D		...RIVET- SIZE DETERMINED ON INSTL.	048100 107200	6
55	415N4002-42		...BLOCK-BRG POSITION DATA: FWD	048100 107200	2

MISSING ITEM NUMBERS NOT APPLICABLE

- ITEM NOT ILLUSTRATED

HAP

25-31-41-18

BOEING PROPRIETARY - Copyright © - Unpublished Work - See title page for details.

25-31-41
FIG. 18
PAGE 1
FEB 15/09

BOEING
737-600/700/800/900
PARTS CATALOG (MAINTENANCE)

FIG ITEM	PART NUMBER	1 2 3 4 5 6 7	NOMENCLATURE	EFFECT FROM TO	UNITS PER ASSY
18					
60	415N4002-41	. . .	FITTING	048100 107200	1
65	BACB30LE5K19	.BOLT		048100 107200	8
70	BACW10BP5AC	.WASHER		048100 107200	8
75	480W2002-4	.SHIM		048100 107200	AR
80	65C35726-138	.SEAL-FLOOR		048100 107200	1
- 85	257090-21	.KIT-CONVERSION, HOT CUP REMOVAL SUPPLIER CODE: V62225		048100 107200	1
R - 92	257076-21	.KIT-CONVERSION, COFFEE MAKER, TYPE II SUPPLIER CODE: V62225		050050 054100	1
R - 92	RR97237-20-4B	.KIT-CONVERSION, COFFEE MAKER POST RAPID REVISION: RR97237-20D		048048	1
R - 92	RR97237-22-4B	.KIT-CONVERSION, COFFEE MAKER POST RAPID REVISION: RR97237-22D		049049	1
R - 92	RR97237-24-4B	.KIT-CONVERSION, COFFEE MAKER POST RAPID REVISION: RR97237-24B		107200	1
R - 92	RR97237-40-4B	.KIT-CONVERSION, COFFEE MAKER POST RAPID REVISION: RR97237-40B		051052	1
R - 92	RR97237-41-4B	.KIT-CONVERSION, COFFEE MAKER POST RAPID REVISION: RR97237-41B		053053	1
- 95	257023-11	.KIT-CONVERSION, EXTENDED STEAM OVEN SUPPLIER CODE: V62225		048100 107200	1
- 100	257141-11	.KIT-CONVERSION, OVEN/STD CONTAINER SUPPLIER CODE: V62225		048100 107200	1

MISSING ITEM NUMBERS NOT APPLICABLE

- ITEM NOT ILLUSTRATED

HAP

25-31-41-18

BOEING PROPRIETARY - Copyright © - Unpublished Work - See title page for details.

25-31-41
FIG. 18
PAGE 2
JUN 15/09

BOEING
737-600/700/800/900
PARTS CATALOG (MAINTENANCE)

FIG ITEM	PART NUMBER	1 2 3 4 5 6 7	NOMENCLATURE	EFFECT FROM TO	UNITS PER ASSY
18					
- 105	257143-11		.KIT-CONVERSION, STD CONTAINER SUPPLIER CODE: V62225	048100 107200	1
110	501021-1		.GALLEY- SUPPLIER CODE: VH1912	048100 107200	1
- 150	MODREF312189		INSERT INSTL-GALLEY NO. 4B MODULE NUMBER: 415A1110-204 REV B	048100 107200	1
- 155	BAC27EEL7304		.DECAL- PLACARD CONTENT: INOP	048100 107200	AR
- 160	10237-1		.COLLAR- SUPPLIER CODE: V1N6X0	048100 107200	AR
- 200	MODREF360954		INSERT INSTL-GALLEY NO. 4B MODULE NUMBER: 415A1110-409941 REV D	054100	1
R R R R R R R R R	- 200	MODREF409911	INSERT INSTL-GALLEY NO. 4B MODULE NUMBER: 415A1110-411341 REV D	048048	1
- 200	MODREF412851		INSERT INSTL-GALLEY NO. 4B MODULE NUMBER: 415A1110-409942 REV B	049053	1
- 200	MODREF412419		INSERT INSTL-GALLEY NO. 4B MODULE NUMBER: 415A1110-411342 REV A	107200	1
205	150G		.FILTER-CARTRIDGE SUPPLIER CODE: V08576	048100 107200	1
210	64753-001-003		.COFFEE MAKER-PERCOLATOR SUPPLIER CODE: VU3384 COMPONENT MAINT MANUAL REF: 25-31-82 QUALIFIED I/W DATA: 64753-001-003 IS INTERCHANGEABLE TWO WAYS WITH 64769-001-005 BASED UPON CUSTOMER PREFERENCE	048100 107200	2
215	64771-001-003		.BEVERAGE MAKER- SUPPLIER CODE: VU3384 COMPONENT MAINT MANUAL REF: 25-35-69	048100 107200	2
217	64753-049		.COFFEE POT- SUPPLIER CODE: VU3384	048100 107200	2

MISSING ITEM NUMBERS NOT APPLICABLE

- ITEM NOT ILLUSTRATED

HAP

25-31-41-18

25-31-41
FIG. 18
PAGE 3
JUN 15/09

BOEING
737-600/700/800/900
PARTS CATALOG (MAINTENANCE)

FIG ITEM	PART NUMBER	1 2 3 4 5 6 7	NOMENCLATURE	EFFECT FROM TO	UNITS PER ASSY
18					
R	245	DLH3031	.CART-HALF SIZE SUPPLIER CODE: VH1912 QUALIFIED OPTIONAL DATA: TK111001 (H1912) (QTY 1) OPTIONAL DLH3032 (H1912) (QTY 1); OPTIONAL TO DLH3031 (H1912) (QTY 2), OPTIONAL TL088001 (H1912) (QTY 2)	049100	10
R	245	TH036008	.CART-HALF SIZE SUPPLIER CODE: VH1912	049100	10
R	245	TB020001	.CART-HALF SIZE SUPPLIER CODE: VH1912	049100	10
R	247	TK233002	.CART-FULL SIZE SUPPLIER CODE: VH1D68	107200	5
R	250	DLH1443-015	.DRAWER-ICE SUPPLIER CODE: VH1912	048100	2
R	250	DD018001	.DRAWER-ICE SUPPLIER CODE: VH1D68	048100	2
R	253	DD018001	.DRAWER-ICE SUPPLIER CODE: VH1D68	107200	1
R	253	DLH1443-015	.DRAWER-ICE SUPPLIER CODE: VH1912	107200	1
R	255	DLH1950	.CONTAINER-ICE SUPPLIER CODE: VH1912	049100	1
R	255	BE001021	.CONTAINER-ICE SUPPLIER CODE: VH1D68	107200	1
R	262	BB003010	.UNIT-STD SUPPLIER CODE: VH1D68 POST RAPID REVISION: RR97228-15B	048053 107200	16
R	265	225007-3	.CONTAINER-WASTE SUPPLIER CODE: VH1912	048100 107200	2

MISSING ITEM NUMBERS NOT APPLICABLE

— ITEM NOT ILLUSTRATED

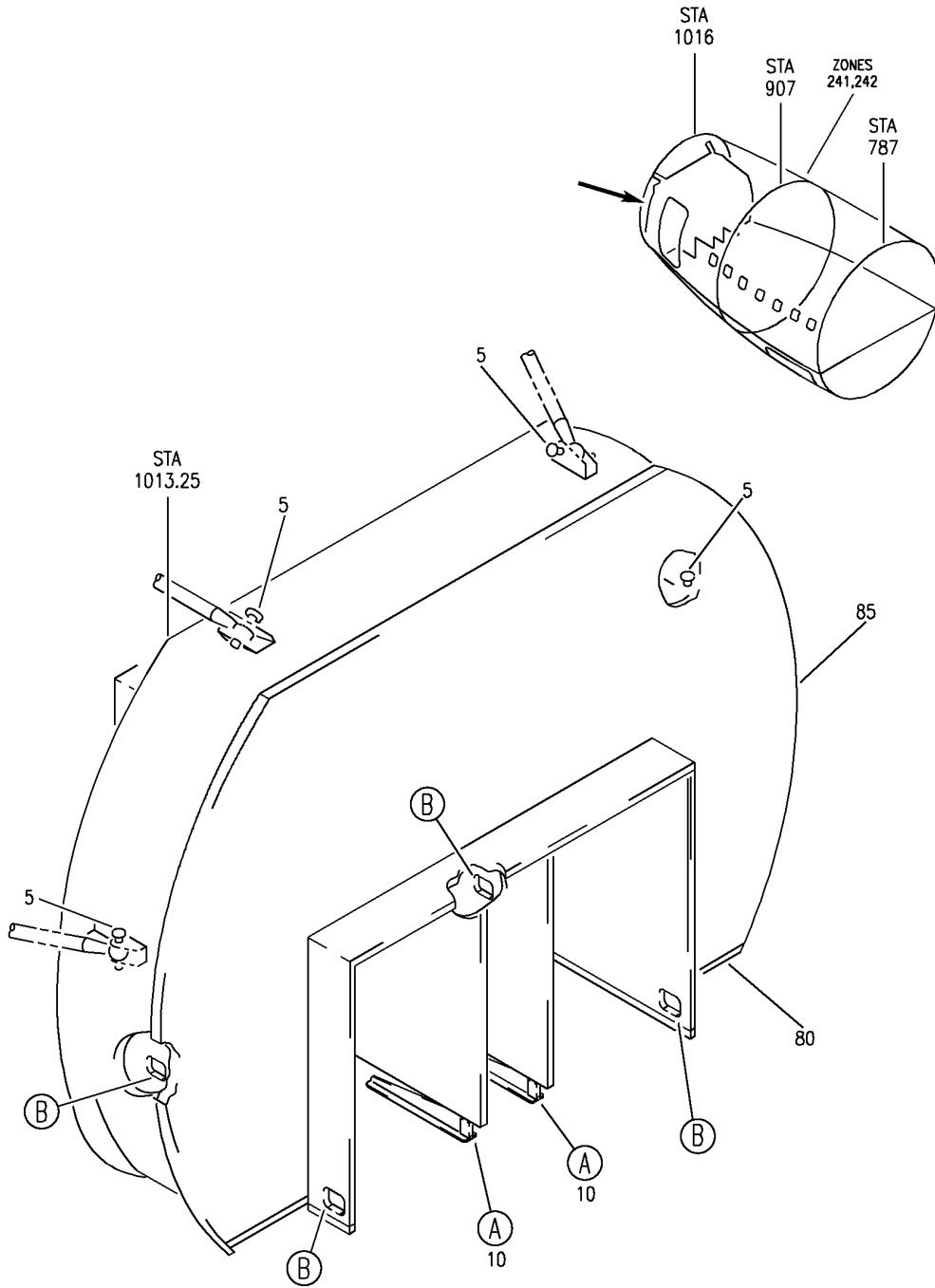
HAP

25-31-41-18

BOEING PROPRIETARY - Copyright © - Unpublished Work - See title page for details.

25-31-41
FIG. 18
PAGE 5
JUN 15/09

BOEING
 737-600/700/800/900
 PARTS CATALOG (MAINTENANCE)



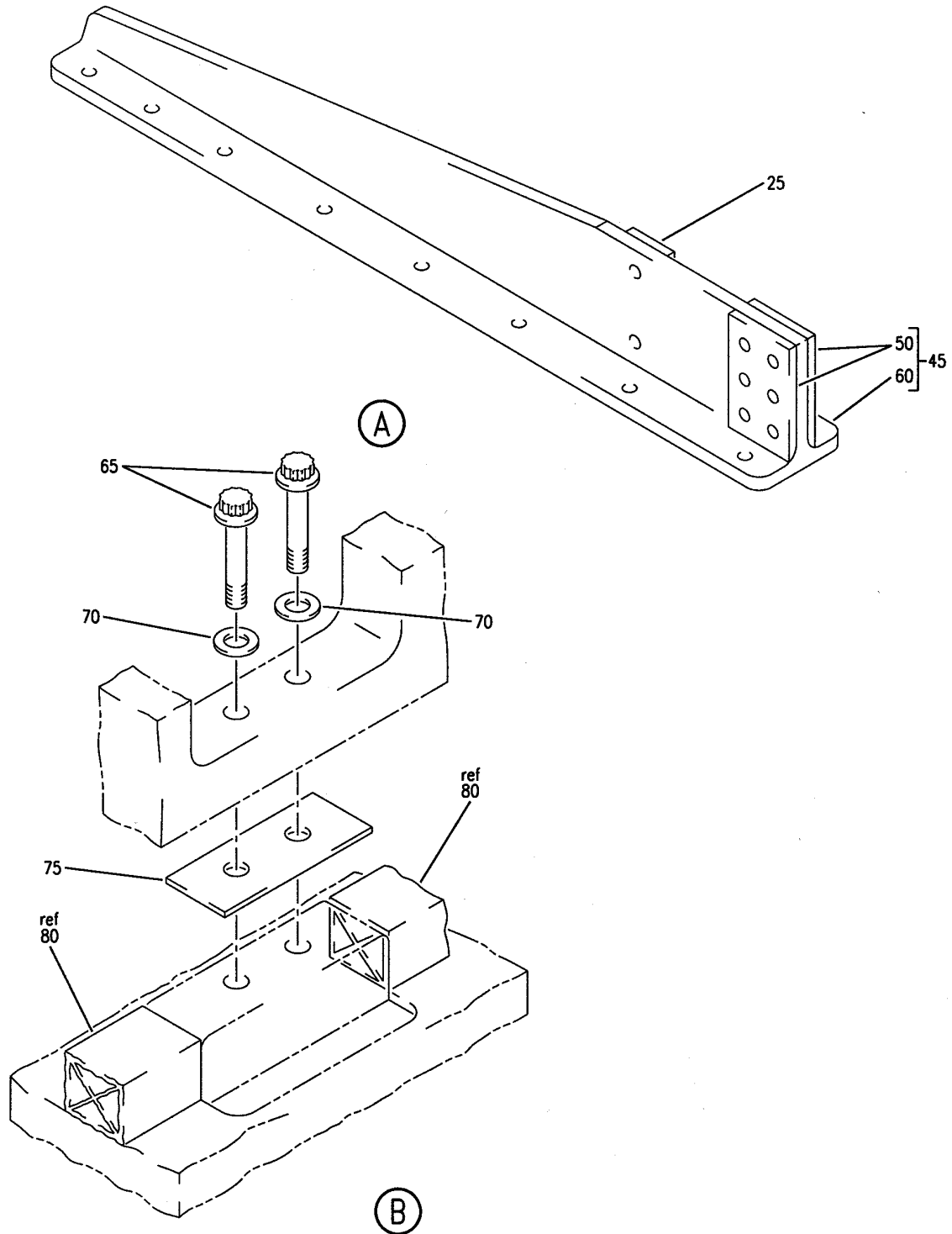
E 25314137 SHT 1 REV 125

GALLEY AND INSERT INSTL NO. 4B AND 4C
 FIGURE 37 (SHEET 1)

25-31-41-37

HAP
 FEB 10/07

25-31-41-37
 PAGE 0



E 25314137 SHT 2 REV 036

GALLEY AND INSERT INSTL NO. 4B AND 4C
FIGURE 37 (SHEET 2)

25-31-41-37

HAP
OCT 10/06

25-31-41-37
PAGE 0A

BOEING
737-600/700/800/900
PARTS CATALOG (MAINTENANCE)

FIG ITEM	PART NUMBER	1 2 3 4 5 6 7	NOMENCLATURE	EFFECT FROM TO	UNITS PER ASSY
37			GALLEY AND INSERT INSTL NO. 4B AND 4C	012030	
- 1	415A1114-47		GALLEY INSTL-NO. 4B HAPAG LLOYD 737-8K5 MODEL AIRPLANES FOR NHA SEE: 25-30-00-10B	012030	RF
5	BLS6B13S		.PIN-QUICK RELEASE SUPPLIER CODE: V84256 SPECIFICATION NUMBER: BACP18AM6B13H OPTIONAL PART: LG6SB13 V83014 SLS6B13 V16258	012030	4
10	415N4002-39		.FITTING ASSY ATTACHING PARTS	012030	2
- 15	BACB30NT3K5		.BOLT	012030	32
- 20	BACW10BN3AC		.WASHER	012030	32
25	415N4002-43		-----*----- ..BLOCK-BRG POSITION DATA: AFT ATTACHING PARTS	012030	1
- 30	BACB30VF3K6		..BOLT	012030	2
- 35	NAS1149D0363J		..WASHER	012030	2
- 40	H55338-3		..NUT SUPPLIER CODE: V15653 SPECIFICATION NUMBER: BACN11AG3 -----*-----	012030	2
45	415N4002-40		..FITTING ASSY	012030	1
50	415N4002-42		...BLOCK-BRG POSITION DATA: FWD ATTACHING PARTS	012030	2
- 55	BACR15BA6D		...RIVET- SIZE DETERMINED ON INSTL. -----*-----	012030	6
60	415N4002-41		...FITTING	012030	1
65	BACB30LE5K21		.BOLT	012030	8
70	BACW10BP5AC		.WASHER	012030	8
75	480W2002-4		.SHIM	012030	AR
80	65C35726-28		.SEAL-FLOOR	012030	1

MISSING ITEM NUMBERS NOT APPLICABLE

- ITEM NOT ILLUSTRATED

HAP

25-31-41-37

BOEING PROPRIETARY - Copyright © - Unpublished Work - See title page for details.

25-31-41
FIG. 37
PAGE 1
JUN 15/09

BOEING
737-600/700/800/900
PARTS CATALOG (MAINTENANCE)

FIG ITEM	PART NUMBER	1 2 3 4 5 6 7	NOMENCLATURE	EFFECT FROM TO	UNITS PER ASSY
37 85	1021C21A00000		.GALLEY ASSY-G4B (CUSTOMER FURNISHED) SUPPLIER CODE: VD2249 COMPONENT MAINT MANUAL REF: 25-01-85 FOR DETAILS SEE: 25-31-41-60	012030	1
- 200	415A1110-300142		INSERT INSTL-G4B HAP FOR NHA SEE: 25-30-00-10B	012020	RF
- 200	415A1110-300143		INSERT INSTL-G4B HAP FOR NHA/ADDITIONAL DET SEE: 25-30-00-10B	021030	RF
- 203	RR97089-44-6		.MARKER-ALUMINUM FOIL PLACARD CONTENT: MODIFIED BY RR97089-44 REV E POST RAPID REVISION: RR97089-44G	020020	1
- 205	DLH2103-001		.CONTAINER- (CUSTOMER FURNISHED) SUPPLIER CODE: VH1912	012019 021030	21
- 210	TA014001		.CART-FULL SIZE (CUSTOMER FURNISHED) SUPPLIER CODE: VH1912	012019 021030	2
- 215	TB020001		.CART-HALF SIZE (CUSTOMER FURNISHED) SUPPLIER CODE: VH1912	012019 021030	6
- 220	150G		.FILTER-WATER (CUSTOMER FURNISHED) SUPPLIER CODE: V08576	012030	1
- 225	2822002300000		.CONTAINER-WASTE (CUSTOMER FURNISHED) SUPPLIER CODE: VD2249	012030	2
- 230	8203110000		.OVEN- (CUSTOMER FURNISHED) SUPPLIER CODE: VD2249	012030	2

MISSING ITEM NUMBERS NOT APPLICABLE

- ITEM NOT ILLUSTRATED

HAP

25-31-41-37

BOEING PROPRIETARY - Copyright © - Unpublished Work - See title page for details.

25-31-41
FIG. 37
PAGE 2
OCT 10/06

BOEING
737-600/700/800/900
PARTS CATALOG (MAINTENANCE)

FIG ITEM	PART NUMBER	1 2 3 4 5 6 7	NOMENCLATURE	EFFECT FROM TO	UNITS PER ASSY
37					
- 235	834296-409		.RAIL ASSY-COFFEE MAKER (CUSTOMER FURNISHED) SUPPLIER CODE: V92824 COMPONENT MAINT MANUAL REF: 25-30-86	012030	2
- 240	870130-419		.COFFEE MAKER-(CUSTOMER FURNISHED) SUPPLIER CODE: V92824 COMPONENT MAINT MANUAL REF: 25-30-86	012030	2
- 245	DLH1950		.CONTAINER-ICE SUPPLIER CODE: VH1912	021030	1
- 245	BE001021		.CONTAINER-ICE SUPPLIER CODE: VH1D68	021030	1
- 790	415A1110-204		INSERT INSTL-GALLEY NO. 4 CB	018018 020030	RF
- 795	BAC27EEL7304		.DECAL-VINYL PLACARD CONTENT: INOP	018018 020030	AR
- 800	10237-1		.COLLAR- SUPPLIER CODE: V1N6X0	018018 020030	AR

MISSING ITEM NUMBERS NOT APPLICABLE

- ITEM NOT ILLUSTRATED

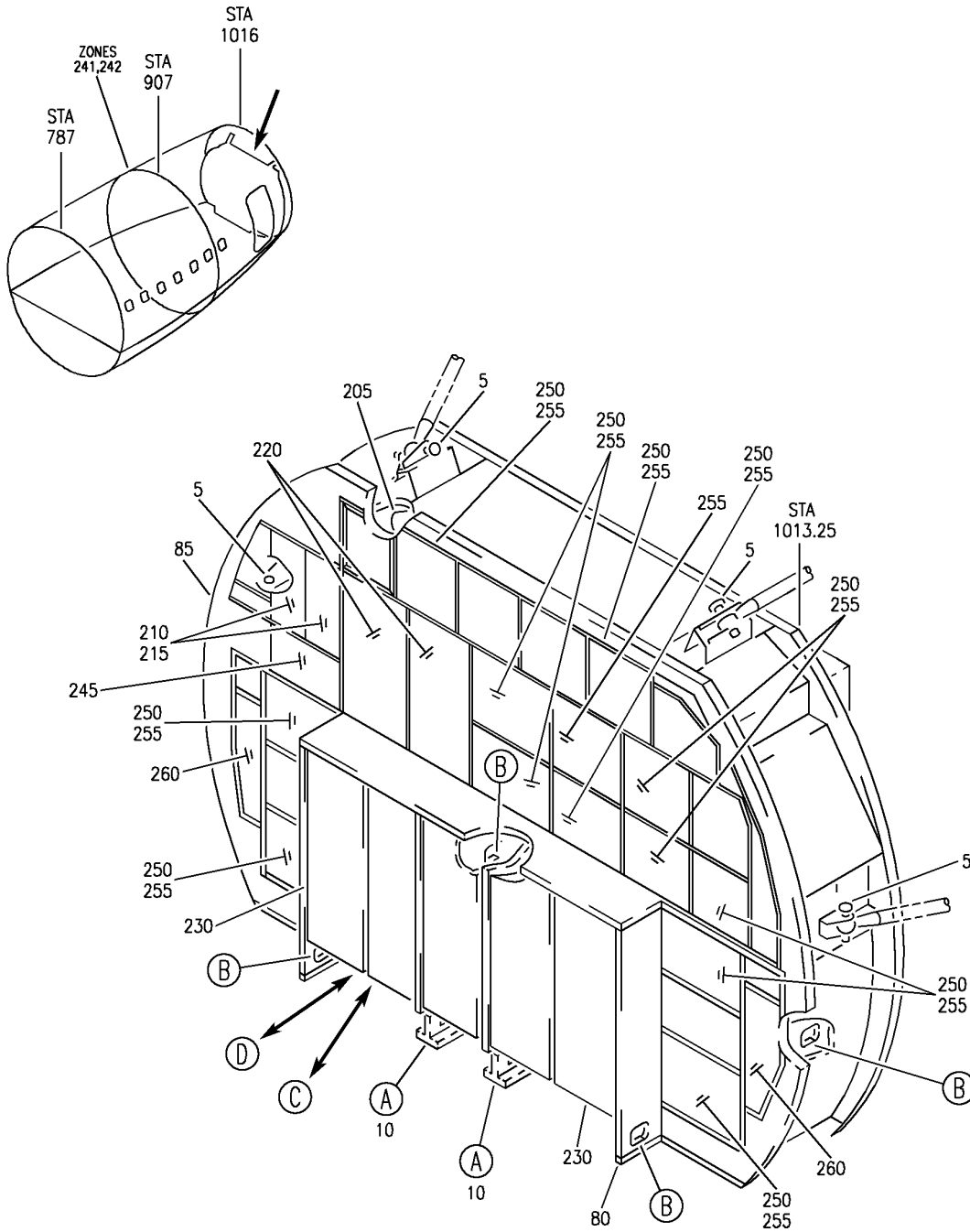
HAP

25-31-41-37

BOEING PROPRIETARY - Copyright © - Unpublished Work - See title page for details.

25-31-41
FIG. 37
PAGE 3
JUN 10/07

BOEING
 737-600/700/800/900
 PARTS CATALOG (MAINTENANCE)



E 25314140B SHT 1 REV 137

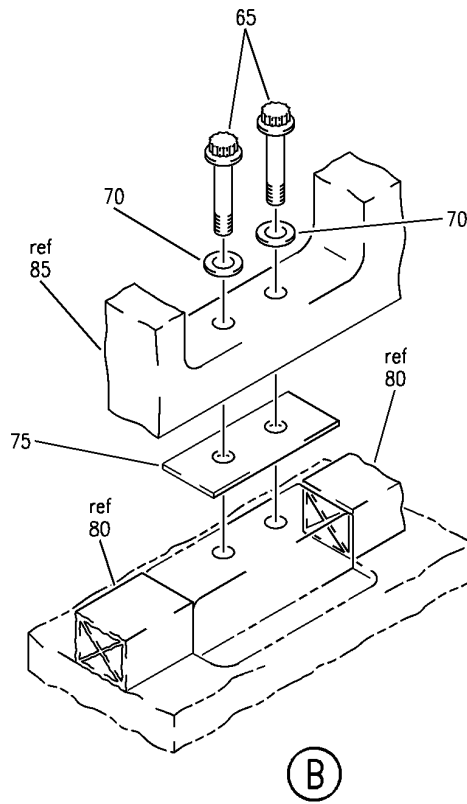
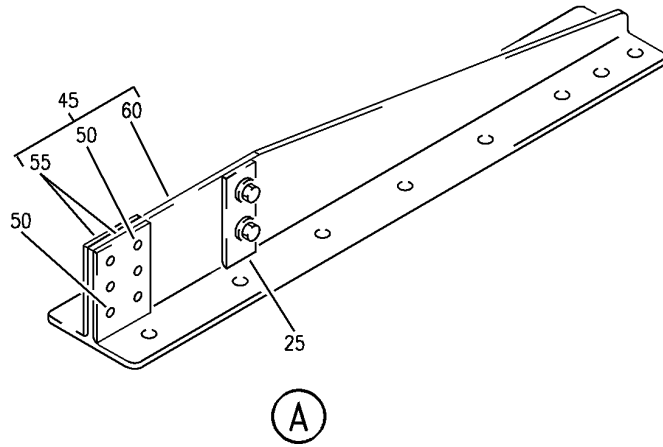
GALLEY AND INSERT INSTL-NO. 4B
 FIGURE 40B (SHEET 1)

25-31-41-40B

HAP
 FEB 15/08

25-31-41-40B
 PAGE 0

BOEING
737-600/700/800/900
PARTS CATALOG (MAINTENANCE)



E 25314140B SHT 2 REV 137

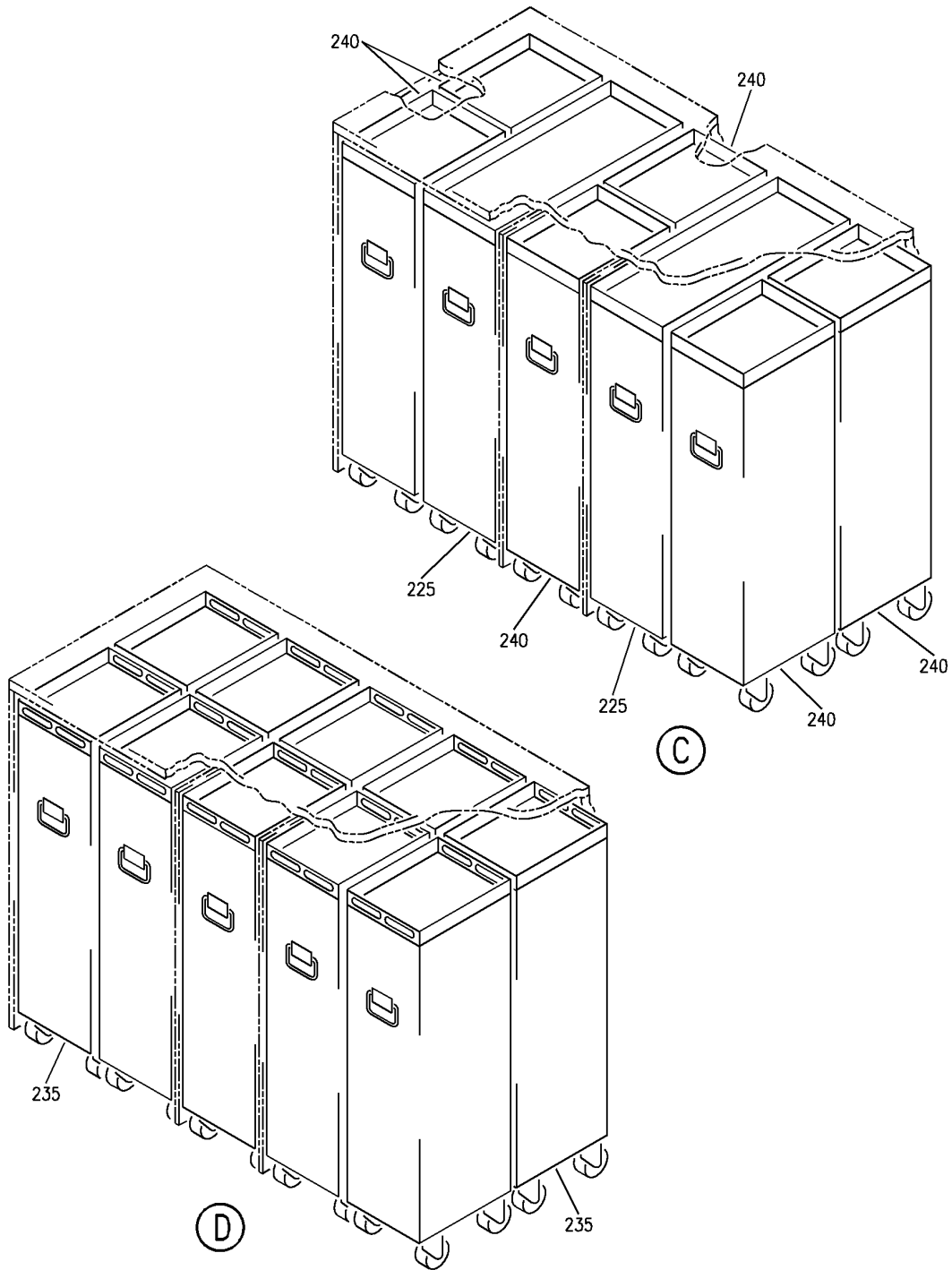
GALLEY AND INSERT INSTL-NO. 4B
FIGURE 40B (SHEET 2)

25-31-41-40B

HAP
FEB 15/08

25-31-41-40B
PAGE 0A

BOEING
737-600/700/800/900
PARTS CATALOG (MAINTENANCE)



E 25314140B SHT 3 REV 137

GALLEY AND INSERT INSTL-NO. 4B
FIGURE 40B (SHEET 3)

25-31-41-40B

HAP
FEB 15/08

25-31-41-40B
PAGE 0B

BOEING
737-600/700/800/900
PARTS CATALOG (MAINTENANCE)

FIG ITEM	PART NUMBER	1 2 3 4 5 6 7	NOMENCLATURE	EFFECT FROM TO	UNITS PER ASSY
40B			GALLEY AND INSERT INSTL- NO. 4B	031037 039040	
- 1	MODREF279528		GALLEY INSTL-NO. 4B MODULE NUMBER: 415A1114-218 REV B	031037 039040	1
5	BLS6B13S		.PIN SUPPLIER CODE: V84256 SPECIFICATION NUMBER: BACP18AM6B13H OPTIONAL PART: LG6SB13 V83014 SLS6B13 V16258	031037 039040	4
10	415N4002-39		.FITTING ASSY	031037 039040	2
- 15	BACB30NT3K5		ATTACHING PARTS .BOLT	031037 039040	32
- 20	BACW10BN3AC		.WASHER	031037 039040	32
25	415N4002-43		-----*----- ..BLOCK	031037 039040	1
- 30	BACB30VF3K6		ATTACHING PARTS ..BOLT	031037 039040	2
- 35	NAS1149D0363J		..WASHER	031037 039040	2
- 40	H55338-3		..NUT SUPPLIER CODE: V15653 SPECIFICATION NUMBER: BACN11AG3 -----*-----	031037 039040	2
45	415N4002-40		..FITTING ASSY	031037 039040	1
50	BACR15BA6D		...RIVET- SIZE DETERMINED ON INSTL.	031037 039040	6
55	415N4002-42		...BLOCK-BRG POSITION DATA: FWD	031037 039040	2
60	415N4002-41		...FITTING	031037 039040	1
65	BACB30LE5K21		.BOLT	031037 039040	8
70	BACW10BP5AC		.WASHER	031037 039040	8

MISSING ITEM NUMBERS NOT APPLICABLE

- ITEM NOT ILLUSTRATED

HAP

25-31-41-40B

BOEING PROPRIETARY - Copyright © - Unpublished Work - See title page for details.

25-31-41
FIG. 40B
PAGE 1
FEB 15/09

BOEING
737-600/700/800/900
PARTS CATALOG (MAINTENANCE)

FIG ITEM	PART NUMBER	1 2 3 4 5 6 7	NOMENCLATURE	EFFECT FROM TO	UNITS PER ASSY
40B					
75	480W2002-4	.	SHIM	031037 039040	AR
80	65C35726-138	.	SEAL-FLOOR	031037 039040	1
85	1021C21A00000	.	GALLEY ASSY- SUPPLIER CODE: VD2249 COMPONENT MAINT MANUAL REF: 25-01-85 FOR DETAILS SEE: 25-31-41-60	031037 039040	1
- 100	MODREF94520		INSERT INSTL-GALLEY NO. 4B MODULE NUMBER: 415A1110-204 REV A	031036	1
- 100	MODREF312189		INSERT INSTL-GALLEY NO. 4B MODULE NUMBER: 415A1110-204 REV B	037037 039040	1
- 105	BAC27EEL7304	.	DECAL- PLACARD CONTENT: INOP	031037 039040	AR
- 110	10237-1	.	COLLAR- SUPPLIER CODE: V1N6X0 PLACARD CONTENT: INOP	031037 039040	AR
- 200	MODREF290803		INSERT INSTL-GALLEY NO. 4B MODULE NUMBER: 415A1110-300143 REV D2	031031	1
- 200	MODREF291106		INSERT INSTL-GALLEY NO. 4B MODULE NUMBER: 415A1110-300143 REV G	032037 039040	1
205	150G	.	FILTER-CARTRIDGE SUPPLIER CODE: V08576	031037 039040	1
210	870130-419	.	COFFEE MAKER- SUPPLIER CODE: V92824 COMPONENT MAINT MANUAL REF: 25-30-86 OPTIONAL PART: 64753-001-003 VU3384	031037 039040	2

MISSING ITEM NUMBERS NOT APPLICABLE

- ITEM NOT ILLUSTRATED

HAP

25-31-41-40B

BOEING PROPRIETARY - Copyright © - Unpublished Work - See title page for details.

25-31-41
FIG. 40B
PAGE 2
FEB 15/09

BOEING
737-600/700/800/900
PARTS CATALOG (MAINTENANCE)

FIG ITEM	PART NUMBER	1 2 3 4 5 6 7	NOMENCLATURE	EFFECT FROM TO	UNITS PER ASSY
40B 210	64753-001-003	.	COFFEE MAKER- (CUSTOMER FURNISHED) SUPPLIER CODE: VU3384 COMPONENT MAINT MANUAL REF: 25-31-82 QUALIFIED I/W DATA: 64753-001-003 IS INTERCHANGEABLE TWO WAYS WITH 64769-001-005 BASED UPON CUSTOMER PREFERENCE OPTIONAL PART: 870130-419 V92824	031037 039040	2
210	64771-001-003	.	BEVERAGE MAKER- (CUSTOMER FURNISHED) SUPPLIER CODE: VU3384 COMPONENT MAINT MANUAL REF: 25-35-69	031037 039040	2
215	64759-151	.	RAIL ASSY- (CUSTOMER FURNISHED) SUPPLIER CODE: VU3384 COMPONENT MAINT MANUAL REF: 25-32-93	031037 039040	2
220	8203-11-0000	.	OVEN ASSY- SUPPLIER CODE: VD2249 COMPONENT MAINT MANUAL REF: 25-36-34	031037 039040	2
225	TA014001	.	CART-FULL SIZE (CUSTOMER FURNISHED) SUPPLIER CODE: VH1912	032037 039040	2
225	TA014001	.	CART-FULL SIZE SUPPLIER CODE: VH1912	031031	2
230	DLH3032	.	CART-FULL SIZE SUPPLIER CODE: VH1912	032037 039040	5
230	DLH3032	.	CART-FULL SIZE (CUSTOMER FURNISHED) SUPPLIER CODE: VH1912	031031	5
230	TK111001	.	CART-FULL SIZE SUPPLIER CODE: VH1912	032037 039040	5

MISSING ITEM NUMBERS NOT APPLICABLE

— ITEM NOT ILLUSTRATED

HAP

25-31-41-40B

BOEING PROPRIETARY - Copyright © - Unpublished Work - See title page for details.

25-31-41
FIG. 40B
PAGE 3
OCT 15/08

BOEING
737-600/700/800/900
PARTS CATALOG (MAINTENANCE)

FIG ITEM	PART NUMBER	1 2 3 4 5 6 7	NOMENCLATURE	EFFECT FROM TO	UNITS PER ASSY
40B 230	TK111001		.CART-FULL SIZE (CUSTOMER FURNISHED) SUPPLIER CODE: VH1912	031031	5
235	TH036008		.CART-HALF SIZE (CUSTOMER FURNISHED) SUPPLIER CODE: VH1912	032037 039040	10
235	TH036008		.CART-HALF SIZE SUPPLIER CODE: VH1912	031031	10
235	TL088001		.CART-HALF SIZE SUPPLIER CODE: VH1912	032037 039040	10
235	TL088001		.CART-HALF SIZE (CUSTOMER FURNISHED) SUPPLIER CODE: VH1912	031031	10
235	DLH3031		.CART-HALF SIZE SUPPLIER CODE: VH1912	032037 039040	10
235	DLH3031		.CART-HALF SIZE (CUSTOMER FURNISHED) SUPPLIER CODE: VH1912	031031	10
240	TB020001		.CART-HALF SIZE SUPPLIER CODE: VH1912	031031	6
240	TB020001		.CART-HALF SIZE (CUSTOMER FURNISHED) SUPPLIER CODE: VH1912	032037 039040	6
245	DLH1950		.CONTAINER-ICE SUPPLIER CODE: VH1912	031031	1
245	BE001021		.CONTAINER-ICE SUPPLIER CODE: VH1D68	031031	1
245	DLH1950		.CONTAINER-ICE (CUSTOMER FURNISHED) SUPPLIER CODE: VH1912	032037 039040	1
245	BE001021		.CONTAINER-ICE (CUSTOMER FURNISHED) SUPPLIER CODE: VH1D68	032037 039040	1
255	DLH2103-001		.CONTAINER- SUPPLIER CODE: VH1912	031031	21

MISSING ITEM NUMBERS NOT APPLICABLE

— ITEM NOT ILLUSTRATED

HAP

25-31-41-40B

BOEING PROPRIETARY - Copyright © - Unpublished Work - See title page for details.

25-31-41
FIG. 40B
PAGE 4
OCT 15/08

BOEING
737-600/700/800/900
PARTS CATALOG (MAINTENANCE)

FIG ITEM	PART NUMBER	1 2 3 4 5 6 7	NOMENCLATURE	EFFECT FROM TO	UNITS PER ASSY
40B 255	DLH2103-001	.	CONTAINER- (CUSTOMER FURNISHED) SUPPLIER CODE: VH1912	032037 039040	21
260	2-822-002300000	.	CONTAINER ASSY-WASTE SUPPLIER CODE: VD2249	031037 039040	2

MISSING ITEM NUMBERS NOT APPLICABLE

— ITEM NOT ILLUSTRATED

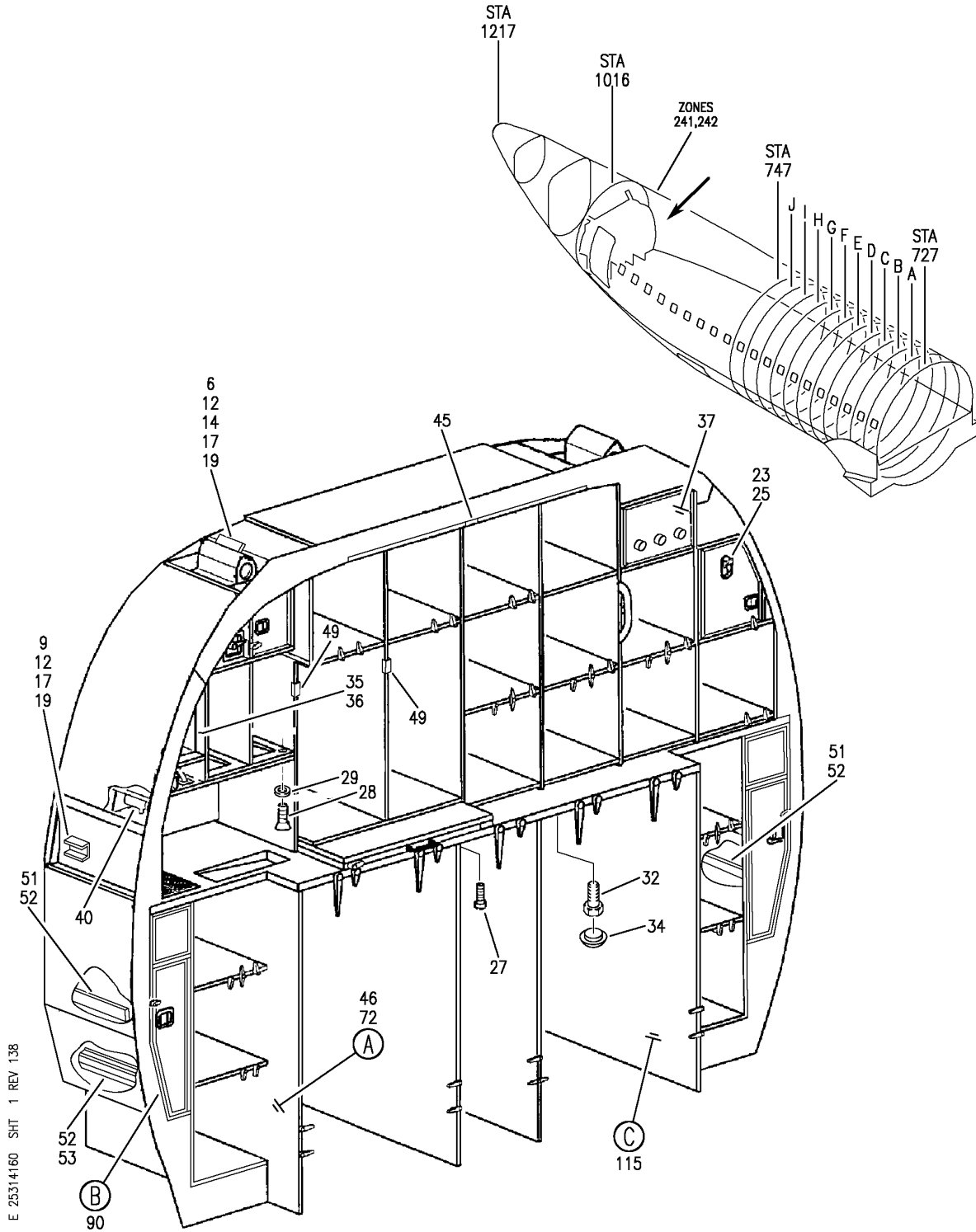
HAP

25-31-41-40B

BOEING PROPRIETARY - Copyright © - Unpublished Work - See title page for details.

25-31-41
FIG. 40B
PAGE 5
OCT 15/08

BOEING
 737-600/700/800/900
 PARTS CATALOG (MAINTENANCE)



E 25314160 SHT 1 REV 138

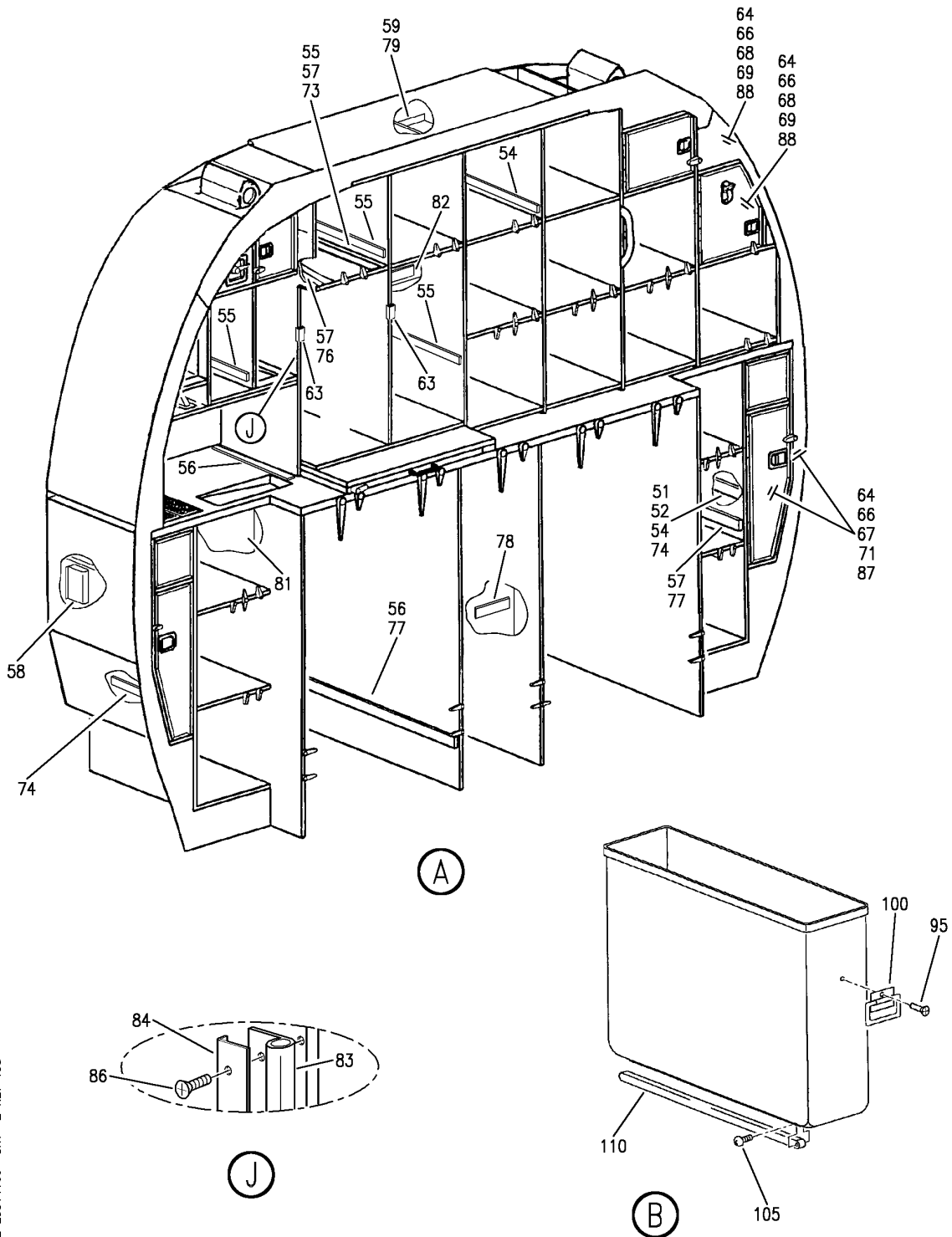
GALLEY ASSY-G4B (CUSTOMER FURNISHED)
 FIGURE 60 (SHEET 1)

25-31-41-60

HAP
 FEB 15/08

25-31-41-60
 PAGE 0

BOEING
 737-600/700/800/900
 PARTS CATALOG (MAINTENANCE)



E 25314160 SHT 2 REV 138

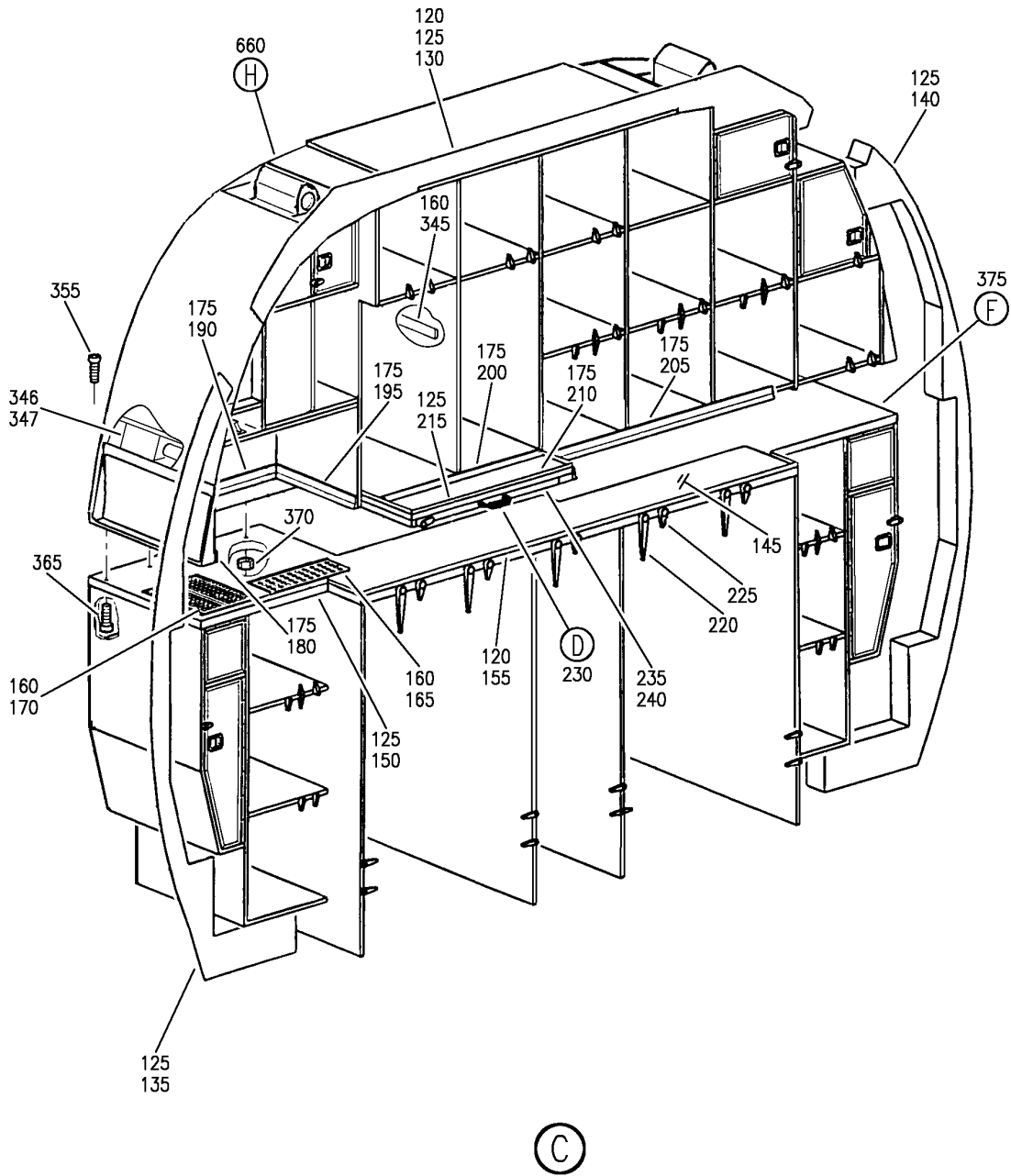
GALLEY ASSY-G4B (CUSTOMER FURNISHED)
 FIGURE 60 (SHEET 2)

25-31-41-60

HAP
 FEB 15/08

25-31-41-60
 PAGE 0A

BOEING
 737-600/700/800/900
 PARTS CATALOG (MAINTENANCE)



E 25314160 SHT 3 REV 138

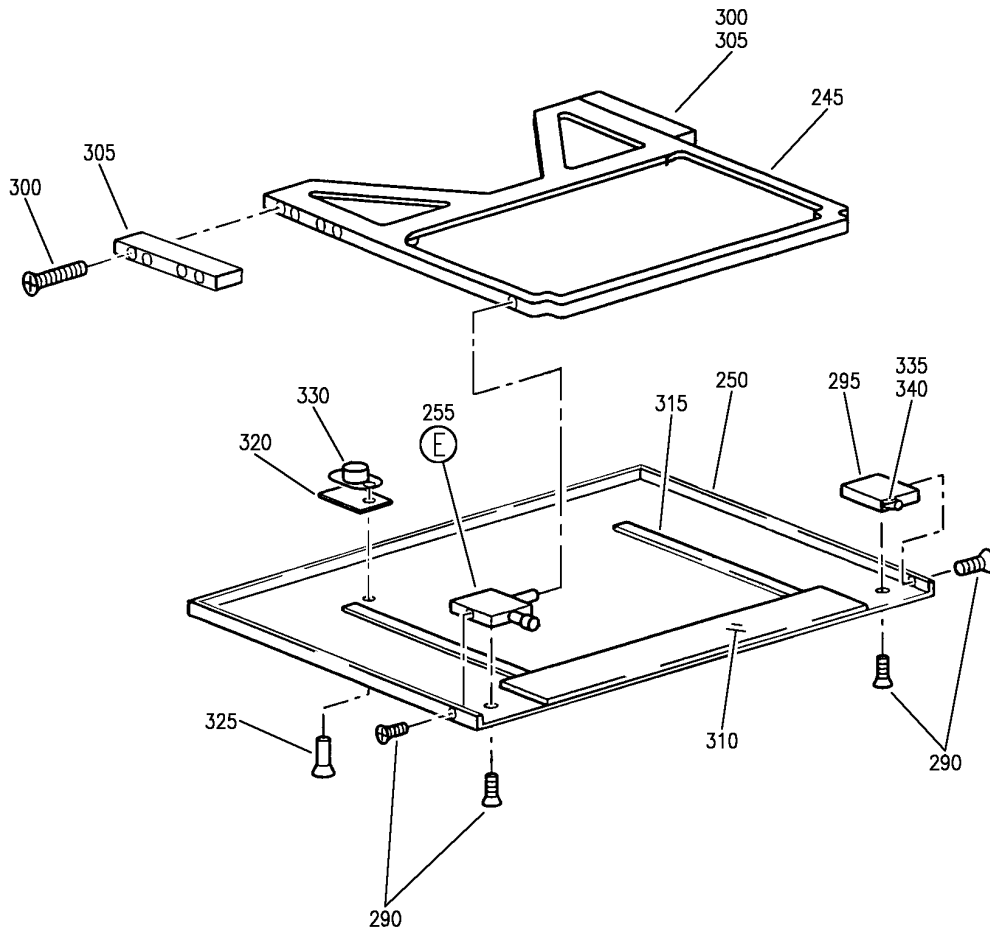
GALLEY ASSY-G4B (CUSTOMER FURNISHED)
 FIGURE 60 (SHEET 3)

25-31-41-60

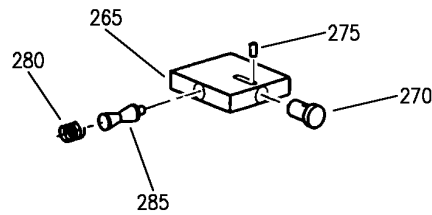
HAP
 FEB 15/08

25-31-41-60
 PAGE 0B

BOEING
 737-600/700/800/900
 PARTS CATALOG (MAINTENANCE)



(D)



(E)

E 25314160 SHT 4 REV 138

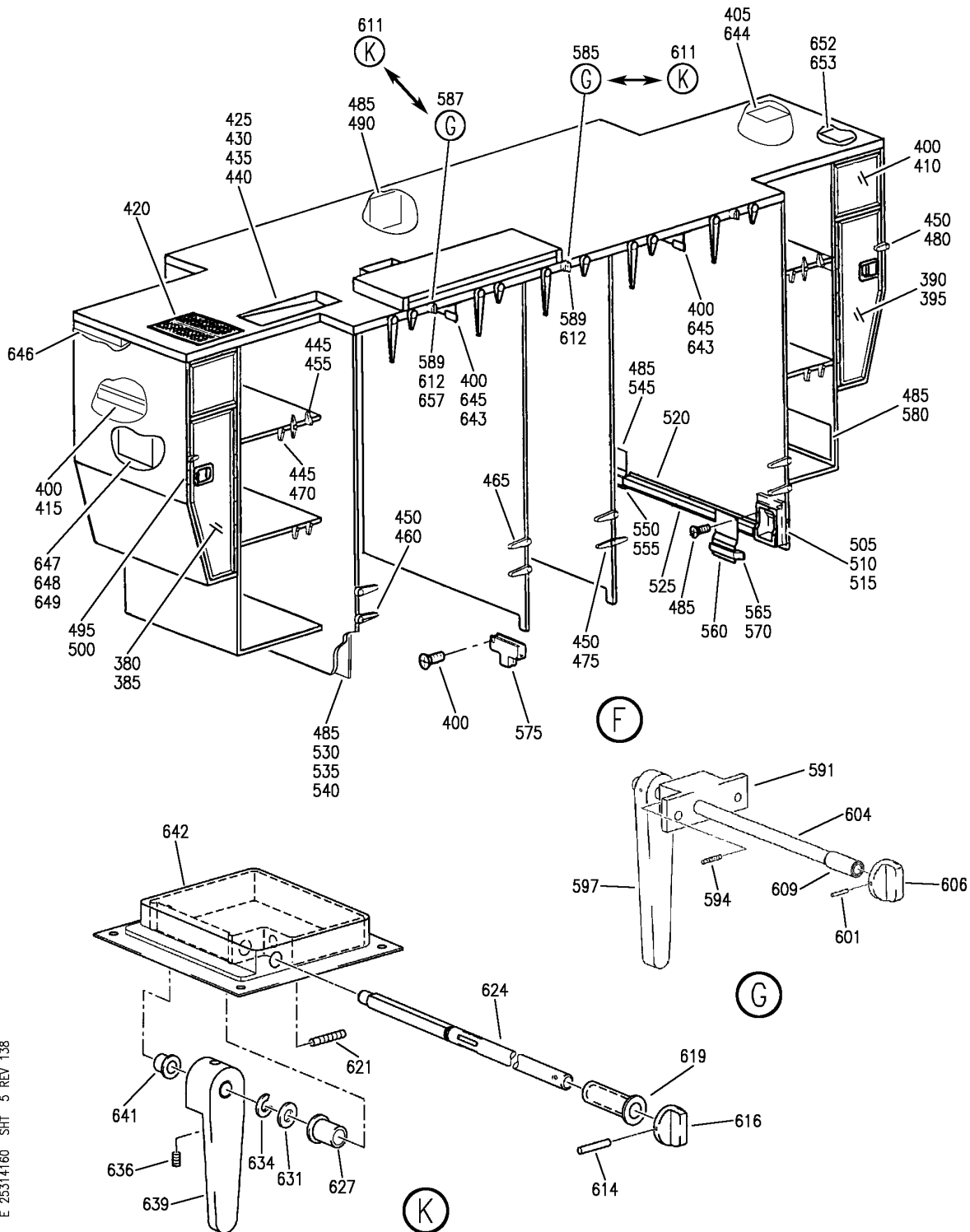
GALLEY ASSY-G4B (CUSTOMER FURNISHED)
 FIGURE 60 (SHEET 4)

25-31-41-60

HAP
 FEB 15/08

25-31-41-60
 PAGE 0C


BOEING
 737-600/700/800/900
PARTS CATALOG (MAINTENANCE)



E 25314160 SHT 5 REV 138

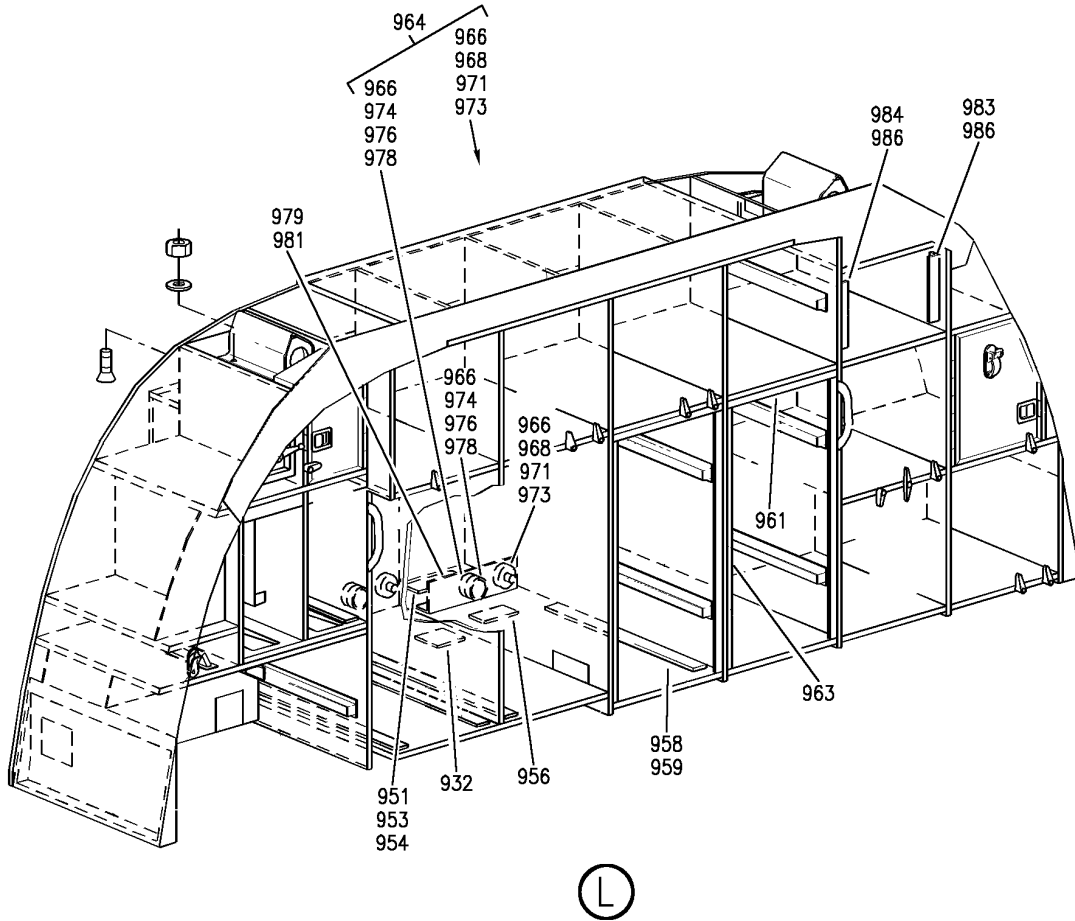
GALLEY ASSY-G4B (CUSTOMER FURNISHED)
 FIGURE 60 (SHEET 5)

25-31-41-60

HAP
FEB 15/08

25-31-41-60
PAGE 0D

BOEING
 737-600/700/800/900
 PARTS CATALOG (MAINTENANCE)



E 25314160 SHT 7 REV 138

GALLEY ASSY-G4B (CUSTOMER FURNISHED)
 FIGURE 60 (SHEET 7)

25-31-41-60

HAP
 FEB 15/08

25-31-41-60
 PAGE OF

BOEING
737-600/700/800/900
PARTS CATALOG (MAINTENANCE)

FIG ITEM	PART NUMBER	1 2 3 4 5 6 7	NOMENCLATURE	EFFECT FROM TO	UNITS PER ASSY
60			GALLEY ASSY-G4B (CUSTOMER FURNISHED)	001037 039040	
- 1	1021C21A00000		GALLEY ASSY-G4B (CUSTOMER FURNISHED) SUPPLIER CODE: VD2249 COMPONENT MAINT MANUAL REF: 25-01-85 FOR NHA/OTHER SYS DET SEE: 25-31-41-03 25-31-41-37 25-31-41-40B	001037 039040	RF
	6 NAS6608-8		.SCREW	001037 039040	2
	9 5037-02-0003		.SCREW- SUPPLIER CODE: VD2249	001037 039040	2
R R R R R R R R R R	12 69-40794-1		.FILLER- MANUFACTURED FROM: FIN F17.04 PLUS F20.02 (NO FINISH INSIDE HOLE); F-17.10 (APPLY INSIDE HOLE) STOCK ALTER BAC1511-3752 X 1.0 LONG 2024-T3511 EXTRUDED SHA PER QQ-A-200/3 SPARES ORDER MATERIAL CODE: 1341752260	001037 039040	4
	14 AN960-816		.WASHER	001037 039040	2
	17 MS21083N8		.NUT	001037 039040	4
	19 415A1402-1		.BRACKET-ATTACHMENT POSITION DATA: UPPER	001037 039040	4
	23 NAS514P632-4		.SCREW	001037 039040	2
	25 H3-1220-1		.CLIP-PAPER SUPPLIER CODE: V34941	001037 039040	1
	27 NAS604-13		.SCREW	001037 039040	4
	28 NAS604-8		.SCREW	001037 039040	20
	29 AN960-416L		.WASHER	001037 039040	20
	32 NAS6604-7		.BOLT- SB DATA FROM A CMM: POST SB 1021C-25-05	001037 039040	4

MISSING ITEM NUMBERS NOT APPLICABLE

- ITEM NOT ILLUSTRATED

HAP

25-31-41-60

25-31-41
FIG. 60
PAGE 1
JUN 15/09

BOEING
737-600/700/800/900
PARTS CATALOG (MAINTENANCE)

FIG ITEM	PART NUMBER	1 2 3 4 5 6 7	NOMENCLATURE	EFFECT FROM TO	UNITS PER ASSY
60					
34	266778		.CAP-COVER SUPPLIER CODE: VD2249 SB DATA FROM A CMM: POST SB 1021C-25-05	001037 039040	4
35	1021C21A20000		.ELECTRICAL SYSTEM INSTL- SUPPLIER CODE: VD2249 SB DATA FROM A CMM: PRE SB 1021C-25-05 FUNCTIONAL REFERENCE: EQUIPMENT/FURNISHINGS FOR DETAILS SEE 25-31-60-53B LIGHTS FOR DETAILS SEE 33-26-02-45	001037 039040	RF
37	1021C25-05E3		.ELECTRICAL SYSTEM INSTL- SUPPLIER CODE: VD2249 SB DATA FROM A CMM: POST SB 1021C-25-05 FUNCTIONAL REFERENCE: EQUIPMENT/FURNISHINGS FOR DETAILS SEE 25-31-60-53F	001037 039040	RF
40	1021C21A30000		.WATER SYSTEM INSTL- SUPPLIER CODE: VD2249 FOR DETAILS SEE: 38-10-51-20 38-11-04-13 38-11-52-11	001037 039040	RF
45	1021C21A60000		.PLACARD INSTL- SUPPLIER CODE: VD2249 FOR DETAILS SEE: 11-32-51-46C	001037 039040	RF
46	1021C21A70000		.MATERIALS INSTL-DECORATIVE SUPPLIER CODE: VD2249	001037 039040	1
- 47	NAS514P832-18		.SCREW- SB DATA FROM A CMM: POST SB E33-1-800SB	001037 039040	8
- 48	NAS514P832-16		.SCREW- SB DATA FROM A CMM: PRE SB E33-1-675SB	001037 039040	2
49	NAS514P832-8		.SCREW	001037 039040	2

MISSING ITEM NUMBERS NOT APPLICABLE

- ITEM NOT ILLUSTRATED

HAP

25-31-41-60

25-31-41
FIG. 60
PAGE 2
JUN 15/09

BOEING
737-600/700/800/900
PARTS CATALOG (MAINTENANCE)

FIG ITEM	PART NUMBER	1 2 3 4 5 6 7	NOMENCLATURE	EFFECT FROM TO	UNITS PER ASSY
60					
51	HWG2072-0-8	.SHIM-	SUPPLIER CODE: VD2249	001037 039040	AR
52	468251	.TAPE-	SUPPLIER CODE: VD2249	001037 039040	AR
53	0-171-003617000	.GUIDE-	SUPPLIER CODE: VD2249	001037 039040	4
54	0-112-0015-2000	..STRIP-SLIDING	12560 MM; 494.5 IN. LG SUPPLIER CODE: VD2249	001037 039040	AR
55	0-112-0016-2000	..STRIP-SLIDING	11380 MM; 448 IN. LG SUPPLIER CODE: VD2249	001037 039040	AR
56	0-112-0013-2000	..STRIP-SLIDING	18670 MM; 735 IN. LG SUPPLIER CODE: VD2249	001037 039040	AR
57	0-112-0009-2000	..STRIP-SLIDING	35630 MM; 1402.7 IN. LG SUPPLIER CODE: VD2249	001037 039040	AR
58	0-182-005400000	..BUMPER-	SUPPLIER CODE: VD2249	001037 039040	16
59	0-182-005327000	..BUMPER-	SUPPLIER CODE: VD2249 SB DATA FROM A CMM: PRE SB E33-1-800SB	001037 039040	14
61	0-182-005323000	..BUMPER-	SUPPLIER CODE: VD2249 SB DATA FROM A CMM: POST SB 33-1-800SB	001037 039040	13
- 62	0-182-006600000	..BUMPER-	SUPPLIER CODE: VD2249 SB DATA FROM A CMM: PRE SB 33-1-675SB	001037 039040	1
63	1021C12A10750	..BUMPER-	SUPPLIER CODE: VD2249	001037 039040	2
64	BAC93909	..MATERIAL-DECORATIVE		001037 039040	AR

MISSING ITEM NUMBERS NOT APPLICABLE

- ITEM NOT ILLUSTRATED

HAP

25-31-41-60

BOEING PROPRIETARY - Copyright © - Unpublished Work - See title page for details.

25-31-41
FIG. 60
PAGE 3
JUN 15/09

BOEING
737-600/700/800/900
PARTS CATALOG (MAINTENANCE)

FIG ITEM	PART NUMBER	1 2 3 4 5 6 7	NOMENCLATURE	EFFECT FROM TO	UNITS PER ASSY
60					
67	BAC7240	..	MATERIAL-DECORATIVE	031037 039040	AR
68	BAC70119	..	MATERIAL-DECORATIVE	031037 039040	AR
69	BAC50601	..	MATERIAL-DECORATIVE	031037 039040	AR
71	BAC5611	..	MATERIAL-DECORATIVE	031037 039040	AR
90	2-822-002300000	. SUPPLIER CODE: VD2249	CONTAINER ASSY-WASTE	001037 039040	2
95	LN9198-3207G	.. SUPPLIER CODE: VD2249	RIVET-PAN HEAD	001037 039040	16
100	5025-02-0003	.. SUPPLIER CODE: VD2249	HANDLE-	001037 039040	2
105	NAS601-5	..	SCREW	001037 039040	8
110	5-2201-3	.. 395 MM; 15.6 IN. LG SUPPLIER CODE: VD2249	SKID-	001037 039040	1
110	2-822-002309000	.. SUPPLIER CODE: VD2249 MANUFACTURED FROM: 5-2201-3 OPTIONAL PART: 5-2201-3 VD2249	SKID-	001037 039040	1
115	1021C21A10000	. SUPPLIER CODE: VD2249	STRUCTURE ASSY-	001037 039040	1
120	NAS514P832-12	..	SCREW	001037 039040	8
125	NAS514P832-6	..	SCREW	001037 039040	34
130	1021C21A10740	.. SUPPLIER CODE: VD2249	COVER-	001037 039040	1
135	1021C21A10741	.. SUPPLIER CODE: VD2249	COVER-	001037 039040	1

MISSING ITEM NUMBERS NOT APPLICABLE

— ITEM NOT ILLUSTRATED

HAP

25-31-41-60

25-31-41
FIG. 60
PAGE 4
JUN 15/09

BOEING
737-600/700/800/900
PARTS CATALOG (MAINTENANCE)

FIG ITEM	PART NUMBER	1 2 3 4 5 6 7	NOMENCLATURE	EFFECT FROM TO	UNITS PER ASSY
60					
140	1021C21A10742	..	COVER- SUPPLIER CODE: VD2249	001037 039040	1
145	1021C21A10500	..	TOP-WORK COUNTER SUPPLIER CODE: VD2249	001037 039040	1
150	1021C21A10050	..	EXTRUSION- SUPPLIER CODE: VD2249	001037 039040	1
155	1021C21A10060	..	EXTRUSION- SUPPLIER CODE: VD2249	001037 039040	1
160	NAS514P832-8	..	SCREW	001037 039040	10
165	2-184-154600000	..	COVER-PERFORATED SUPPLIER CODE: VD2249	001037 039040	1
170	0-146-000100000	..	COVER-PERFORATED SUPPLIER CODE: VD2249	001037 039040	1
175	NAS514P632-4	..	SCREW	001037 039040	18
180	1021C21A10000A	..	EXTRUSION- SUPPLIER CODE: VD2249	001037 039040	1
- 185	1021C21A10000B	..	EXTRUSION- SUPPLIER CODE: VD2249	001037 039040	1
190	1021C21A10000C	..	EXTRUSION- SUPPLIER CODE: VD2249	001037 039040	1
195	1021C21A10000D	..	EXTRUSION- SUPPLIER CODE: VD2249	001037 039040	1
200	1021C21A10000H	..	EXTRUSION- SUPPLIER CODE: VD2249	001037 039040	1
205	1021C21A10000F	..	EXTRUSION- SUPPLIER CODE: VD2249	001037 039040	1
210	1021C21A10000G	..	EXTRUSION- SUPPLIER CODE: VD2249	001037 039040	1
215	1021C21A10000E	..	EXTRUSION- SUPPLIER CODE: VD2249	001037 039040	1
220	0-132-004700000	..	CATCH-SINGLE REVOLVING SUPPLIER CODE: VD2249	001037 039040	5

MISSING ITEM NUMBERS NOT APPLICABLE

- ITEM NOT ILLUSTRATED

HAP

25-31-41-60

25-31-41
FIG. 60
PAGE 5
JUN 15/09

BOEING
737-600/700/800/900
PARTS CATALOG (MAINTENANCE)

FIG ITEM	PART NUMBER	1 2 3 4 5 6 7	NOMENCLATURE	EFFECT FROM TO	UNITS PER ASSY
60					
225	0-132-003900000	..	CATCH-SINGLE REVOLVING SUPPLIER CODE: VD2249	001037 039040	5
230	0-156-001500008	..	TABLE ASSY-SLIDING WORK SUPPLIER CODE: VD2249	001037 039040	1
235	0-131-005501000	..	FASTENER- SUPPLIER CODE: VD2249 MANUFACTURED FROM: 2399805-4BP	001037 039040	2
240	CA2025	..	WASHER- SUPPLIER CODE: VDO680 -----*-----	001037 039040	2
245	0-156-001501001	...	TABLE-SLIDING WORK SUPPLIER CODE: VD2249	001037 039040	1
250	0-156-001102013	...	PAN- SUPPLIER CODE: VD2249	001037 039040	1
255	0-131-005400000	...	RETAINER ASSY- SUPPLIER CODE: VD2249	001037 039040	1
265	0-131-005401000	CASING- SUPPLIER CODE: VD2249	001037 039040	1
270	0-131-004903000	KNOB- SUPPLIER CODE: VD2249	001037 039040	1
275	0-131-005406000	SETSCREW- SUPPLIER CODE: VD2249	001037 039040	1
280	0-131-004905000	SPRING- SUPPLIER CODE: VD2249	001037 039040	1
285	0-131-005402000	RETAINER- SUPPLIER CODE: VD2249	001037 039040	1
290	NAS514P632-5	...	SCREW	001037 039040	4
295	0-176-002900000	...	STOP- SUPPLIER CODE: VD2249	001037 039040	1
300	NAS514P632-22	...	SCREW	001037 039040	8

MISSING ITEM NUMBERS NOT APPLICABLE

— ITEM NOT ILLUSTRATED

HAP

25-31-41-60

25-31-41
FIG. 60
PAGE 6
JUN 15/09

BOEING
737-600/700/800/900
PARTS CATALOG (MAINTENANCE)

FIG ITEM	PART NUMBER	1 2 3 4 5 6 7	NOMENCLATURE	EFFECT FROM TO	UNITS PER ASSY
60					
305	0-176-002700000	...	SLIDER- SUPPLIER CODE: VD2249	001037 039040	1
310	257010	...	STRIP-SLIDING 30 X 541 MM; 1.2 X 21.3 IN. SUPPLIER CODE: VD2249	001037 039040	1
315	257010	...	STRIP-SLIDING 10 X 430 MM; 0.4 X 16.9 IN. SUPPLIER CODE: VD2249	001037 039040	2
320	257011	...	STRIP-SLIDING 20 X 30 MM; 0.8 X 1.2 IN. SUPPLIER CODE: VD2249	001037 039040	2
325	LN9199-2406G	...	RIVET-COUNTERSUNK SUPPLIER CODE: VD2249	001037 039040	4
330	CA20017	...	RETAINER- SUPPLIER CODE: VDO680	001037 039040	2
335	NAS604-13	...	SCREW	001037 039040	1
340	0-132-001700000	...	CATCH-SINGLE REVOLVING SUPPLIER CODE: VD2249	001037 039040	1
345	1021C12A10750	..	BUMPER- SUPPLIER CODE: VD2249	001037 039040	2
- 350	NAS1351-4-36P	..	SCREW	001037 039040	3
355	NAS1351-4-28P	..	SCREW	001037 039040	33
- 360	NAS1351-4-24P	..	SCREW	001037 039040	2
365	NAS1351-4-14P	..	SCREW	001037 039040	6
370	MS21044N4	..	NUT	001037 039040	6
375	1021C21A11000	..	PART ASSY- SUPPLIER CODE: VD2249 POSITION DATA: LWR	001037 039040	1

MISSING ITEM NUMBERS NOT APPLICABLE

- ITEM NOT ILLUSTRATED

HAP

25-31-41-60

25-31-41
FIG. 60
PAGE 7
JUN 15/09

BOEING
737-600/700/800/900
PARTS CATALOG (MAINTENANCE)

FIG ITEM	PART NUMBER	1 2 3 4 5 6 7	NOMENCLATURE	EFFECT FROM TO	UNITS PER ASSY
60					
375	1021C21B11000	..	PART ASSY- SUPPLIER CODE: VD2249 POSITION DATA: LWR	001037 039040	1
380	2-153-010900000	...	DOOR ASSY- SUPPLIER CODE: VD2249 FOR DETAILS SEE: 25-31-75-55B ATTACHING PARTS	001037 039040	1
385	0-121-000530000	...	SCREW- SUPPLIER CODE: VD2249 -----*-----	001037 039040	7
390	2-153-011000000	...	DOOR ASSY- SUPPLIER CODE: VD2249 FOR DETAILS SEE: 25-31-75-55B ATTACHING PARTS	001037 039040	1
395	0-121-000530000	...	SCREW- SUPPLIER CODE: VD2249 -----*-----	001037 039040	7
400	NAS514P832-6	...	SCREW	001037 039040	55
405	LN9317-2448	...	RIVET-COUNTERSUNK SUPPLIER CODE: VD2249	001037 039040	12
410	2-157-010700000	...	FLAP-WASTE SUPPLIER CODE: VD2249	001037 039040	2
415	2-186-013700000	...	CHUTE-WASTE SUPPLIER CODE: VD2249	001037 039040	2
420	0-141-000100000	...	SINK- SUPPLIER CODE: VD2249	001037 039040	1
425	2-183-030400000	...	PAN ASSY-DRIP SUPPLIER CODE: VD2249	001037 039040	1
430	AN507C632R5	SCREW	001037 039040	2
435	00-1293	SIEVE- SUPPLIER CODE: VD2249	001037 039040	1
440	NAS514P832-13	...	SCREW	001037 039040	4

MISSING ITEM NUMBERS NOT APPLICABLE

— ITEM NOT ILLUSTRATED

HAP

25-31-41-60

25-31-41
FIG. 60
PAGE 8
JUN 15/09

BOEING
737-600/700/800/900
PARTS CATALOG (MAINTENANCE)

FIG ITEM	PART NUMBER	1 2 3 4 5 6 7	NOMENCLATURE	EFFECT FROM TO	UNITS PER ASSY
60					
445	NAS604-20	...	SCREW	001037 039040	12
450	NAS514P524-20	...	SCREW	001037 039040	8
455	0-132-001700000	...	CATCH-SINGLE REVOLVING SUPPLIER CODE: VD2249	001037 039040	9
460	0-132-002500000	...	CATCH-SINGLE REVOLVING SUPPLIER CODE: VD2249	001037 039040	2
465	0-132-002600000	...	CATCH-SINGLE REVOLVING SUPPLIER CODE: VD2249	001037 039040	5
470	0-132-002800000	...	CATCH-DOUBLE REVOLVING SUPPLIER CODE: VD2249	001037 039040	2
475	0-132-003000000	...	CATCH-DOUBLE REVOLVING SUPPLIER CODE: VD2249	001037 039040	1
480	0-132-001800000	...	CATCH-SINGLE REVOLVING SUPPLIER CODE: VD2249	001037 039040	1
485	NAS514P832-4	...	SCREW	001037 039040	31
490	0-127-003700000	...	COVER- SUPPLIER CODE: VD2249	001037 039040	11
495	NAS514P632-6	...	SCREW	001037 039040	4
500	5001-02-1015	...	STRIKE- SUPPLIER CODE: VD2249	001037 039040	2
505	NAS514P1032-12	...	SCREW	001037 039040	24
510	NAS514P1032-8	...	SCREW	001037 039040	8
515	1021C21A114011	...	BRACKET-ATTACHMENT SUPPLIER CODE: VD2249 POSITION DATA: LWR	001037 039040	4
520	2-181-049900000	...	GUIDE ASSY- SUPPLIER CODE: VD2249	001037 039040	1
525	0-112-0013-2000	STRIP-SLIDING 540 MM; 21.3 IN. LG SUPPLIER CODE: VD2249	001037 039040	1

MISSING ITEM NUMBERS NOT APPLICABLE

— ITEM NOT ILLUSTRATED

HAP

25-31-41-60

BOEING PROPRIETARY - Copyright © - Unpublished Work - See title page for details.

25-31-41
FIG. 60
PAGE 9
JUN 15/09

BOEING
737-600/700/800/900
PARTS CATALOG (MAINTENANCE)

FIG ITEM	PART NUMBER	1 2 3 4 5 6 7	NOMENCLATURE	EFFECT FROM TO	UNITS PER ASSY
60					
530	2-184-106900000	...	COVER ASSY- SUPPLIER CODE: VD2249	001037 039040	1
535	NAS514P832-4	SCREW	001037 039040	2
540	264564	SPACER-END 127 X 22 MM; 5 X 0.9 IN. LG SUPPLIER CODE: VD2249	001037 039040	1
545	2-184-107000000	...	COVER ASSY- SUPPLIER CODE: VD2249	001037 039040	2
550	NAS514P832-4	SCREW	001037 039040	2
555	261362	EXTRUSION- 112 X 22 MM; 4.4 X 0.9 IN. LG SUPPLIER CODE: VD2249	001037 039040	1
560	2-184-157100000	...	COVER ASSY- SUPPLIER CODE: VD2249	001037 039040	1
565	NAS514P832-4	SCREW	001037 039040	6
570	264564	SPACER-END 127 X 22 MM; 5 X 0.9 IN. LG SUPPLIER CODE: VD2249	001037 039040	1
575	1022C21A11400A	...	BRACKET-ATTACHMENT SUPPLIER CODE: VD2249 POSITION DATA: LWR	001037 039040	2
580	0-115-000104000	...	COVER- SUPPLIER CODE: VD2249	001037 039040	2
585	2K192-000100000	...	CATCH ASSY-REVOLVING SUPPLIER CODE: VD2249	001037 039040	2
587	2-192-066800000	...	CATCH ASSY-REVOLVING SUPPLIER CODE: VD2249	001037 039040	1
589	NAS602-8	...	SCREW ATTACHING PARTS	001037 039040	6
			-----*-----		

MISSING ITEM NUMBERS NOT APPLICABLE

— ITEM NOT ILLUSTRATED

HAP

25-31-41-60

BOEING PROPRIETARY - Copyright © - Unpublished Work - See title page for details.

25-31-41
FIG. 60
PAGE 10
JUN 15/09

BOEING
737-600/700/800/900
PARTS CATALOG (MAINTENANCE)

FIG ITEM	PART NUMBER	1 2 3 4 5 6 7	NOMENCLATURE	EFFECT FROM TO	UNITS PER ASSY
60					
591	2L192-000101000	SUPPORT- SUPPLIER CODE: VD2249 USED ON: 2K192-000100000	001037 039040	1
- 591	2P192-000101000	SUPPORT- SUPPLIER CODE: VD2249 USED ON: 2-192-066800000	001037 039040	1
594	HWN205SKNM12	CATCH-BALL SUPPLIER CODE: VC0810	001037 039040	1
597	2K192-000102000	CATCH-REVOLVING SUPPLIER CODE: VD2249 USED ON: 2K192-000100000	001037 039040	1
- 597	2-192-066802000	CATCH-REVOLVING SUPPLIER CODE: VD2249 USED ON: 2-192-066800000	001037 039040	1
601	DIN1475X3X28	PIN-SLOTTED SUPPLIER CODE: VD2249	001037 039040	2
604	2K192-000105000	AXLE- SUPPLIER CODE: VD2249	001037 039040	1
606	0748-21-1920-06	KNOB- SUPPLIER CODE: VD2249	001037 039040	1
609	2P192-000104000	BUSHING-DISTANCE SUPPLIER CODE: VD2249	001037 039040	1
643	00-1428	...	CAP- SUPPLIER CODE: VD2249	001037 039040	2
644	2-172-017331000	...	COVER-JT SUPPLIER CODE: VD2249	001037 039040	6
645	0-172-000100000	...	GUIDE- 1369 MM; 53.9 IN. LG SUPPLIER CODE: VD2249	001037 039040	AR
646	1021C21A11740	...	COVER- SUPPLIER CODE: VD2249	001037 039040	1

MISSING ITEM NUMBERS NOT APPLICABLE

- ITEM NOT ILLUSTRATED

HAP

25-31-41-60

BOEING PROPRIETARY - Copyright © - Unpublished Work - See title page for details.

25-31-41
FIG. 60
PAGE 11
JUN 15/09

BOEING
737-600/700/800/900
PARTS CATALOG (MAINTENANCE)

FIG ITEM	PART NUMBER	1 2 3 4 5 6 7	NOMENCLATURE	EFFECT FROM TO	UNITS PER ASSY
60					
647	1031C21A114001	...	FLAP-ACCESS SUPPLIER CODE: VD2249	001037 039040	1
648	26S39-9	...	FASTENER- SUPPLIER CODE: VD0680	001037 039040	2
649	2600SW2	...	WASHER- SUPPLIER CODE: VD0680	001037 039040	2
- 651	DAN1106-1	...	STRIP-SEALING, 364 MM; 14.3 IN. LONG SUPPLIER CODE: VD8518	001037 039040	AR
652	2-127-006600000	...	COVER-JT SUPPLIER CODE: VD2249 ATTACHING PARTS	001037 039040	3
653	NAS514P632-5	...	SCREW	001037 039040	6
- 654	0-121-000530000	...	SCREW-PANHEAD SUPPLIER CODE: VD2249	001037 039040	11
- 656	DAN176A01-2-11	...	PROFILE-SEALING, 760 MM; 29.9 IN. LONG SUPPLIER CODE: VD8518	001037 039040	2
- 658	2734	...	CAP-COVER SUPPLIER CODE: VD2249	001037 039040	4
660	1021C21A12000	..	PART ASSY- SUPPLIER CODE: VD2249 POSITION DATA: UPR	001037 039040	1
665	2-151-088700000	...	DOOR ASSY- SUPPLIER CODE: VD2249 FOR DETAILS SEE: 25-31-75-55B ATTACHING PARTS	001037 039040	1
670	0-121-000530000	...	SCREW- SUPPLIER CODE: VD2249	001037 039040	3

MISSING ITEM NUMBERS NOT APPLICABLE

- ITEM NOT ILLUSTRATED

HAP

25-31-41-60

25-31-41
FIG. 60
PAGE 12
JUN 15/09

BOEING
737-600/700/800/900
PARTS CATALOG (MAINTENANCE)

FIG ITEM	PART NUMBER	1 2 3 4 5 6 7	NOMENCLATURE	EFFECT FROM TO	UNITS PER ASSY
60					
675	2-153-011100000	...	DOOR ASSY- SUPPLIER CODE: VD2249 SB DATA FROM A CMM: PRE SB 1021C-25-05 FOR DETAILS SEE: 25-31-75-55B ATTACHING PARTS	001037 039040	1
680	0-121-000530000	...	SCREW- SUPPLIER CODE: VD2249 SB DATA FROM A CMM: PRE SB 1021C-25-05 -----*-----	001037 039040	3
685	2-153-016000000	...	DOOR ASSY- SUPPLIER CODE: VD2249 FOR DETAILS SEE: 25-31-75-55B ATTACHING PARTS	001037 039040	1
690	0-121-000530000	...	SCREW- SUPPLIER CODE: VD2249 -----*-----	001037 039040	5
695	NAS564-25	...	SCREW	001037 039040	24
700	AN960-10L	...	WASHER	001037 039040	24
705	MS21044N3	...	NUT	001037 039040	24
710	1021C21A12812	...	BRACKET-ATTACHMENT SUPPLIER CODE: VD2249 POSITION DATA: UPR	001037 039040	1
715	1021C21A12813	...	BRACKET-ATTACHMENT SUPPLIER CODE: VD2249 POSITION DATA: UPR	001037 039040	1
720	NAS604-20	...	SCREW- SB DATA FROM A CMM: PRE SB 1021C-25-05	001037 039040	22
- 722	NAS604-20	...	SCREW- SB DATA FROM A CMM: POST SB 1021C-25-05	001037 039040	16
725	5013-02-0017	...	WASHER- SUPPLIER CODE: VD2249	001037 039040	4

MISSING ITEM NUMBERS NOT APPLICABLE

- ITEM NOT ILLUSTRATED

HAP

25-31-41-60

BOEING PROPRIETARY - Copyright © - Unpublished Work - See title page for details.

25-31-41
FIG. 60
PAGE 13
JUN 15/09

BOEING
737-600/700/800/900
PARTS CATALOG (MAINTENANCE)

FIG ITEM	PART NUMBER	1 2 3 4 5 6 7	NOMENCLATURE	EFFECT FROM TO	UNITS PER ASSY
60					
730	0-132-002800000	...	CATCH-DOUBLE REVOLVING SUPPLIER CODE: VD2249 SB DATA FROM A CMM: PRE SB 1021C-25-05	001037 039040	3
- 732	0-132-002800000	...	CATCH-DOUBLE REVOLVING SUPPLIER CODE: VD2249 SB DATA FROM A CMM: POST SB 1021C-25-05	001037 039040	1
735	0-132-001700000	...	CATCH-SINGLE REVOLVING SUPPLIER CODE: VD2249 SB DATA FROM A CMM: PRE SB 1021C-25-05	001037 039040	19
- 737	0-132-001700000	...	CATCH-SINGLE REVOLVING SUPPLIER CODE: VD2249 SB DATA FROM A CMM: POST SB 1021C-25-05	001037 039040	15
740	NAS514P832-6	...	SCREW	001037 039040	18
745	NAS514P832-13	...	SCREW	001037 039040	14
750	2-184-109500000	...	COVER ASSY- SUPPLIER CODE: VD2249	001037 039040	2
755	090453	SHEET-ACCESS 235 X 180 MM; 9.3 X 7.1 IN. LG SUPPLIER CODE: VD2249	001037 039040	1
760	3003-6-2LA21-82	STRIP-SEALING 770 X 15 MM; 30.3 X 0.6 IN. LG SUPPLIER CODE: VC3753	001037 039040	1
765	NAS514P1032-6	...	SCREW	001037 039040	3
770	5035-02-0064	...	OPENER-BOTTLE SUPPLIER CODE: VD2249	001037 039040	1
775	NAS514P632-6	...	SCREW	001037 039040	16
780	5003-02-0027	...	SHELL- SUPPLIER CODE: VD2249	001037 039040	1
785	NAS602-9	...	SCREW	001037 039040	3

MISSING ITEM NUMBERS NOT APPLICABLE

- ITEM NOT ILLUSTRATED

HAP

25-31-41-60

25-31-41
FIG. 60
PAGE 14
JUN 15/09

BOEING
737-600/700/800/900
PARTS CATALOG (MAINTENANCE)

FIG ITEM	PART NUMBER	1 2 3 4 5 6 7	NOMENCLATURE	EFFECT FROM TO	UNITS PER ASSY
60					
790	5029-02-0191-1	...	EXTRUSION- SUPPLIER CODE: VD2249	001037 039040	1
795	00-1428	...	CAP- SUPPLIER CODE: VD2249	001037 039040	1
800	NAS514P832-4	...	SCREW	001037 039040	22
805	0-115-000103000	...	COVER-ACCESS SUPPLIER CODE: VD2249	001037 039040	1
810	0-182-006400001	...	SPACER- SUPPLIER CODE: VD2249	001037 039040	4
815	5004-02-0021	...	BUSHING-ALIGN. SUPPLIER CODE: VD2249	001037 039040	4
820	NAS603-9	...	SCREW	001037 039040	16
825	NAS514P632-9	...	SCREW	001037 039040	8
830	NAS514P832-16	...	SCREW	001037 039040	24
835	090727	...	SPACER- 105 MM; 4.1 IN. LG SUPPLIER CODE: VD2249	001037 039040	2
840	5004-02-0020	...	SPACER- SUPPLIER CODE: VD2249	001037 039040	2
845	0-127-003500000	...	COVER- SUPPLIER CODE: VD2249	001037 039040	4
- 850	2-123-009910000	...	COVER-JT SUPPLIER CODE: VD2249	001037 039040	4
855	5008-02-0001	...	FLAP ASSY-ACCESS SUPPLIER CODE: VD2249	001037 039040	2
860	00-1073-1	SCREW- SUPPLIER CODE: VD2249	001037 039040	2
865	LN9199-3206G	RIVET-COUNTERSUNK SUPPLIER CODE: VD2249	001037 039040	2
870	AN960-6	WASHER	001037 039040	2

MISSING ITEM NUMBERS NOT APPLICABLE

- ITEM NOT ILLUSTRATED

HAP

25-31-41-60

BOEING PROPRIETARY - Copyright © - Unpublished Work - See title page for details.

25-31-41
FIG. 60
PAGE 15
JUN 15/09

BOEING
737-600/700/800/900
PARTS CATALOG (MAINTENANCE)

FIG ITEM	PART NUMBER	1 2 3 4 5 6 7	NOMENCLATURE	EFFECT FROM TO	UNITS PER ASSY
60					
875	4SI177	CATCH-BALL SUPPLIER CODE: VD8500	001037 039040	1
880	0-127-003400000	...	COVER- SUPPLIER CODE: VD2249	001037 039040	1
885	2-181-091200000	...	GUIDE- SUPPLIER CODE: VD2249	001037 039040	4
890	5001-02-1015	...	STRIKE- SUPPLIER CODE: VD2249	001037 039040	3
890	0-195-003000000	...	STRIKE- SUPPLIER CODE: VD2249 CONFIG CHG DATA FROM A CMM: REPLD BY 0-195-003000000	001037 039040	3
895	0-171-003618000	...	GUIDE- SUPPLIER CODE: VD2249	001037 039040	2
900	NAS514P832-7	...	SCREW	001037 039040	8
905	0-197-001504000	...	WASHER- SUPPLIER CODE: VD2249	001037 039040	4
910	0-197-001801000	...	HANDLE- SUPPLIER CODE: VD2249	001037 039040	2
915	1022C21A12731	...	PAN ASSY-DRIP SUPPLIER CODE: VD2249	001037 039040	1
920	MS51957-28	SCREW	001037 039040	2
925	5038-02-0045	COVER- SUPPLIER CODE: VD2249	001037 039040	1
930	NAS514P832-12	...	SCREW	001037 039040	8
931	2-171-122708000	...	COVER-JT SUPPLIER CODE: VD2249 SB DATA FROM A CMM: PRE SB 1021C-25-05	001037 039040	4

MISSING ITEM NUMBERS NOT APPLICABLE

— ITEM NOT ILLUSTRATED

HAP

25-31-41-60

25-31-41
FIG. 60
PAGE 16
JUN 15/09

BOEING
737-600/700/800/900
PARTS CATALOG (MAINTENANCE)

FIG ITEM	PART NUMBER	1 2 3 4 5 6 7	NOMENCLATURE	EFFECT FROM TO	UNITS PER ASSY
60					
932	2-171-122708000	...	COVER-JT SUPPLIER CODE: VD2249 SB DATA FROM A CMM: POST SB 1021C-25-05	001037 039040	2
933	1022C21A12730	...	PAN ASSY-DRIP SUPPLIER CODE: VD2249	001037 039040	1
934	MS51957-28	SCREW	001037 039040	2
936	5038-02-0045	COVER- SUPPLIER CODE: VD2249	001037 039040	1
939	0-112-0016-1000	...	STRIP-SLIDING 3302 MM; 130 IN. LG SUPPLIER CODE: VD2249	001037 039040	AR
941	2-193-034800000	...	HOLDER- SUPPLIER CODE: VD2249	001037 039040	2
943	2-193-037700000	...	HOLDER- SUPPLIER CODE: VD2249	001037 039040	2
951	2-184-074900000	...	GRID-AIR SUPPLIER CODE: VD2249 SB DATA FROM A CMM: POST SB 1021C-25-05	001037 039040	2
953	NAS602-6	...	SCREW- SB DATA FROM A CMM: POST SB 1021C-25-05	001037 039040	8
954	AN960-8	...	WASHER- SB DATA FROM A CMM: POST SB 1021C-25-05	001037 039040	8
956	E33-1-789SB0400	...	COVER- SUPPLIER CODE: VD2249 SB DATA FROM A CMM: POST SB 1021C-25-05	001037 039040	2
958	1021C25-05-25	...	STRIP-SLIDING SUPPLIER CODE: VD2249 SB DATA FROM A CMM: POST SB 1021C-25-05 MANUFACTURED FROM: 0-112-0016-2000	001037 039040	2

MISSING ITEM NUMBERS NOT APPLICABLE

— ITEM NOT ILLUSTRATED

HAP

25-31-41-60

BOEING PROPRIETARY - Copyright © - Unpublished Work - See title page for details.

25-31-41
FIG. 60
PAGE 17
JUN 15/09

BOEING
737-600/700/800/900
PARTS CATALOG (MAINTENANCE)

FIG ITEM	PART NUMBER	1 2 3 4 5 6 7	NOMENCLATURE	EFFECT FROM TO	UNITS PER ASSY
60 959	1021C25-05-24	...	SHIM- SUPPLIER CODE: VD2249 SB DATA FROM A CMM: POST SB 1021C-25-05 MANUFACTURED FROM: HGW2072-0-8	001037 039040	4
961	0-113-000870316	...	GRID-AIR SUPPLIER CODE: VD2249 SB DATA FROM A CMM: POST SB 1021C-25-05	001037 039040	2
963	0-113-000820580	...	GRID-AIR SUPPLIER CODE: VD2249 SB DATA FROM A CMM: POST SB 1021C-25-05	001037 039040	4
964	1001S33A12750	...	SUPPORT ASSY-PLUG SUPPLIER CODE: VD2249 SB DATA FROM A CMM: POST SB 1021C-25-05	001037 039040	2
966	5004-02-0021	BUSHING-ALIGNMENT SUPPLIER CODE: VD2249	001037 039040	3
968	NAS603-13	SCREW	001037 039040	8
971	AN960-10	WASHER	001037 039040	8
973	MS21044N3	NUT	001037 039040	8
974	NAS514P632-24	SCREW	001037 039040	4
976	AN960-6	WASHER	001037 039040	4
978	MS21083N06	NUT	001037 039040	4
979	NAS603-8	...	SCREW- SB DATA FROM A CMM: POST SB 1021C-25-04	001037 039040	12
981	AN960-10	...	WASHER- SB DATA FROM A CMM: POST SB 1021C-25-04	001037 039040	12
983	1021C25-05E8	...	EXTRUSION- SUPPLIER CODE: VD2249 SB DATA FROM A CMM: POST SB 1021C-25-05	001037 039040	1

MISSING ITEM NUMBERS NOT APPLICABLE

— ITEM NOT ILLUSTRATED

HAP

25-31-41-60

25-31-41
FIG. 60
PAGE 18
JUN 15/09

BOEING
737-600/700/800/900
PARTS CATALOG (MAINTENANCE)

FIG ITEM	PART NUMBER	1 2 3 4 5 6 7	NOMENCLATURE	EFFECT FROM TO	UNITS PER ASSY
60 984	1021C25-05E9		...EXTRUSION- SUPPLIER CODE: VD2249 SB DATA FROM A CMM: POST SB 1021C-25-05	001037 039040	1
986	NAS603-6		...SCREW- SB DATA FROM A CMM: POST SB 1021C-25-04	001037 039040	10

MISSING ITEM NUMBERS NOT APPLICABLE

— ITEM NOT ILLUSTRATED

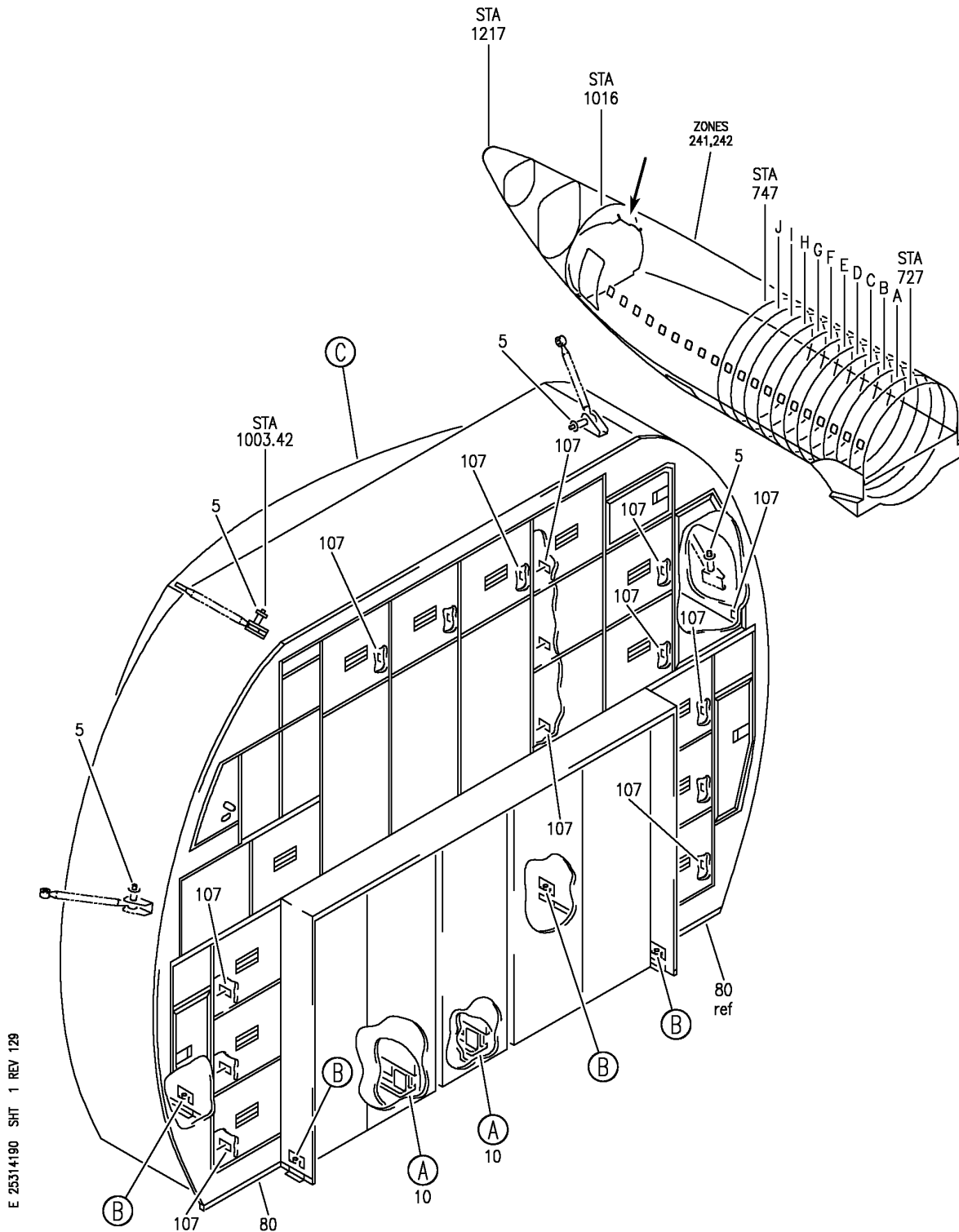
HAP

25-31-41-60

BOEING PROPRIETARY - Copyright © - Unpublished Work - See title page for details.

25-31-41
FIG. 60
PAGE 19
JUN 15/09

BOEING
 737-600/700/800/900
 PARTS CATALOG (MAINTENANCE)



E 25314190 SHT 1 REV 129

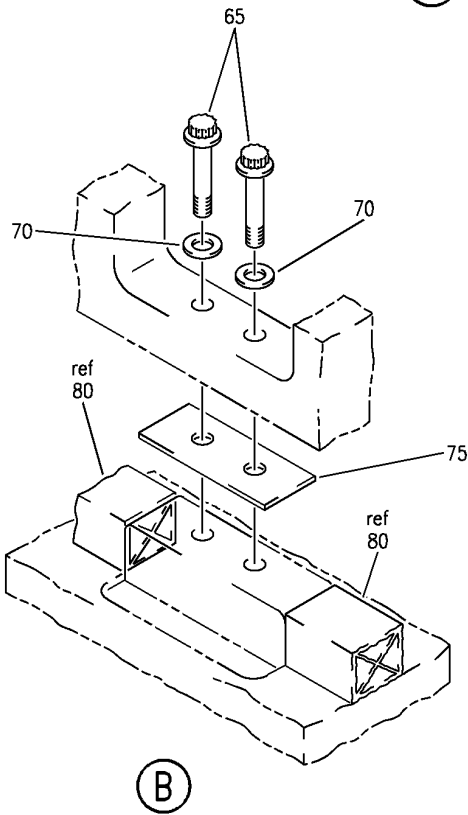
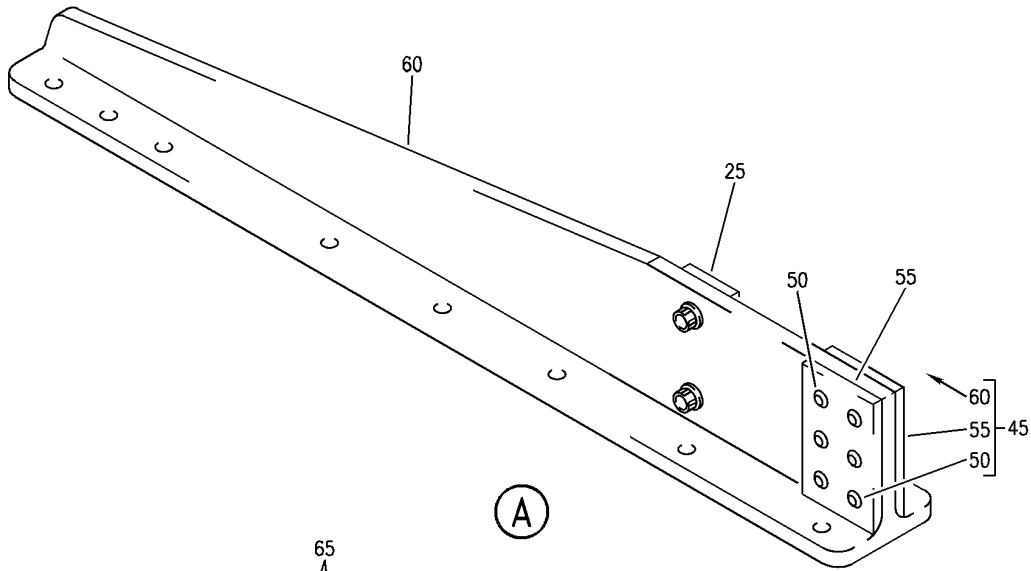
GALLEY AND INSERT INSTL-NO. 4B
 FIGURE 90 (SHEET 1)

25-31-41-90

HAP
 JUN 10/07

25-31-41-90
 PAGE 0

BOEING
 737-600/700/800/900
 PARTS CATALOG (MAINTENANCE)



E 25314190 SH1 2 REV 126

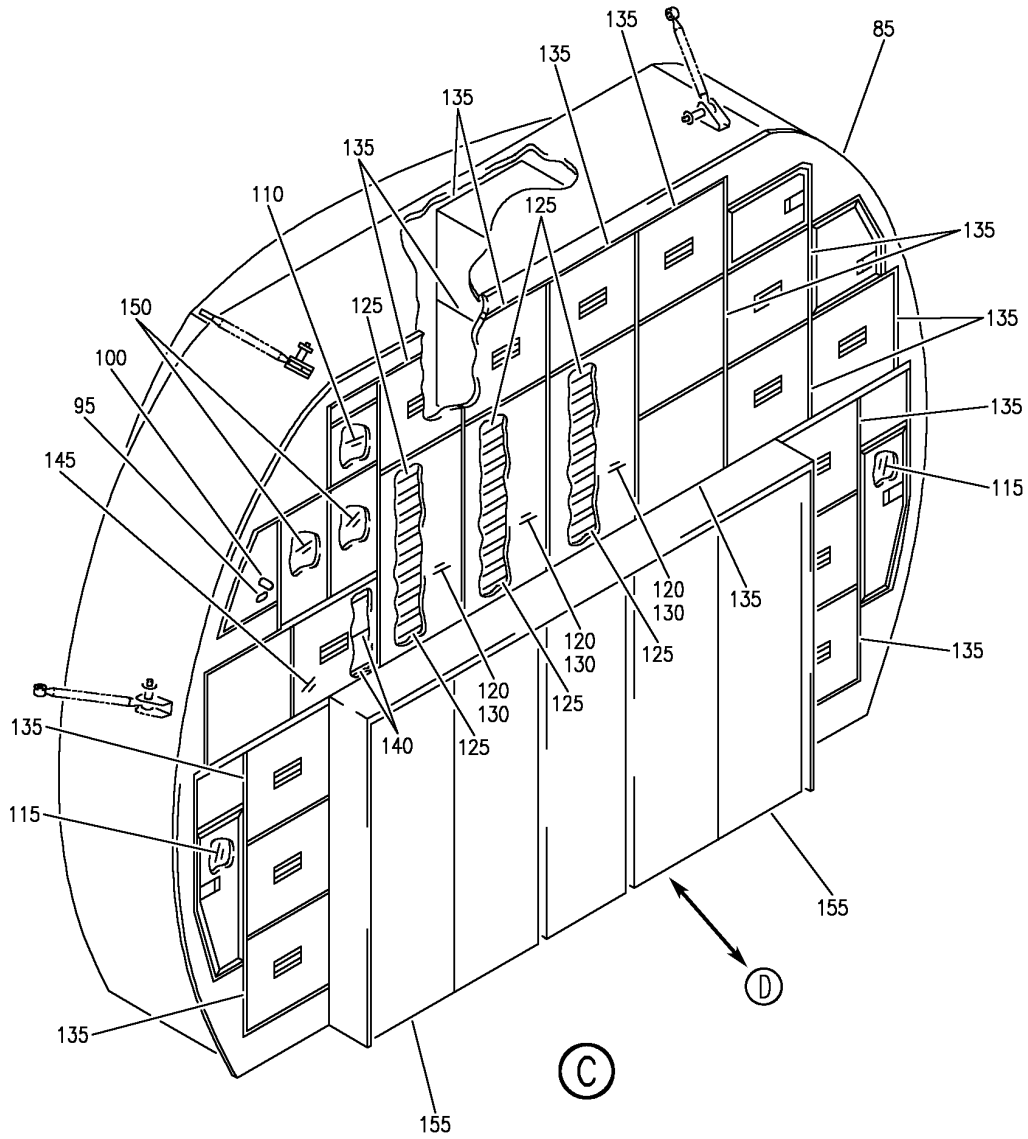
GALLEY AND INSERT INSTL-NO. 4B
 FIGURE 90 (SHEET 2)

25-31-41-90

HAP
 FEB 10/07

25-31-41-90
 PAGE 0A

BOEING
 737-600/700/800/900
 PARTS CATALOG (MAINTENANCE)



E 25314190 SHT 3 REV 129

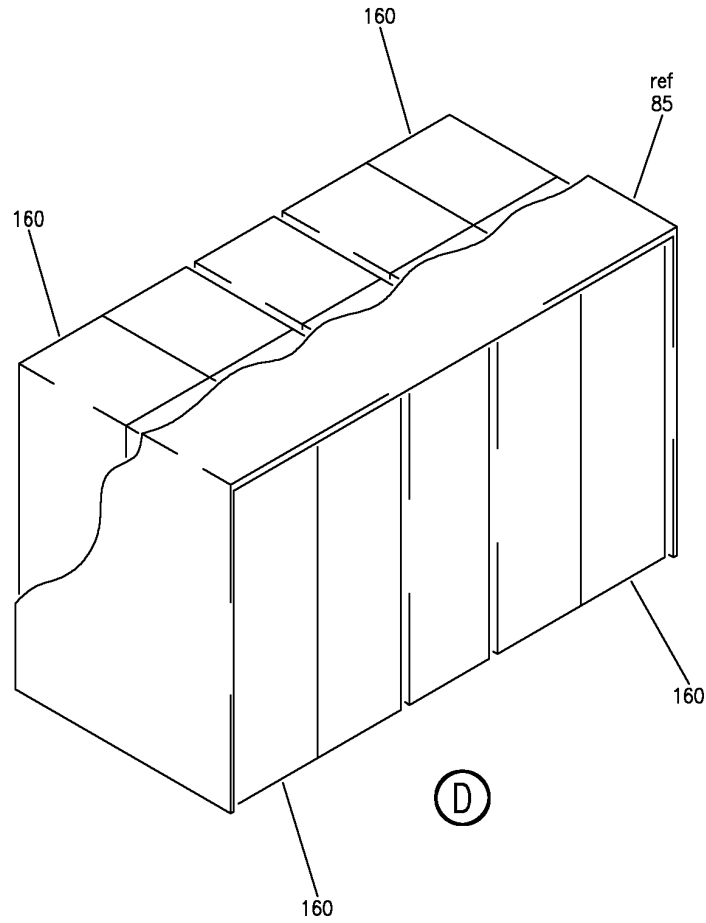
GALLEY AND INSERT INSTL-NO. 4B
 FIGURE 90 (SHEET 3)

25-31-41-90

HAP
 JUN 10/07

25-31-41-90
 PAGE 0B

BOEING
737-600/700/800/900
PARTS CATALOG (MAINTENANCE)



E 25314190 SH1 4 REV 129

GALLEY AND INSERT INSTL-NO. 4B
FIGURE 90 (SHEET 4)

25-31-41-90

HAP
JUN 10/07

25-31-41-90
PAGE 0C

BOEING
737-600/700/800/900
PARTS CATALOG (MAINTENANCE)

FIG ITEM	PART NUMBER	1 2 3 4 5 6 7	NOMENCLATURE	EFFECT FROM TO	UNITS PER ASSY
90			GALLEY AND INSERT INSTL- NO. 4B	038038 041047 049053	
- 1	MODREF319968		GALLEY INSTL-NO. 4B MODULE NUMBER: 415A1114-361 REV B	038038 042043	1
R - 1	MODREF337782		GALLEY INSTL-NO. 4B MODULE NUMBER: 415A1114-361 REV C	041041 044047	1
R - 5	BLS6B13S		.PIN SUPPLIER CODE: V84256 SPECIFICATION NUMBER: BACP18AM6B13H OPTIONAL PART: LG6SB13 V83014 SLS6B13 V16258	038038 041047	4
R - 10	415N4002-39		.FITTING ASSY ATTACHING PARTS	038038 041047	2
R - 15	BACB30NT3K5		.BOLT	038038 041047	32
R - 20	BACW10BN3AC		.WASHER	038038 041047	32
R - 25	415N4002-43		-----*----- ..BLOCK ATTACHING PARTS	038038 041047	1
R - 30	BACB30VF3K6		..BOLT	038038 041047	2
R - 35	NAS1149D0363J		..WASHER	038038 041047	2
R - 40	H55338-3		..NUT SUPPLIER CODE: V15653 SPECIFICATION NUMBER: BACN11AG3 -----*-----	038038 041047	2
R - 45	415N4002-40		..FITTING ASSY	038038 041047	1
R - 50	BACR15BA6D		...RIVET- SIZE DETERMINED ON INSTL.	038038 041047	6
R - 55	415N4002-42		...BLOCK-BRG POSITION DATA: FWD	038038 041047	2
R - 60	415N4002-41		...FITTING	038038 041047	1

MISSING ITEM NUMBERS NOT APPLICABLE

- ITEM NOT ILLUSTRATED

HAP

25-31-41-90

25-31-41
FIG. 90
PAGE 1
JUN 15/09

BOEING
737-600/700/800/900
PARTS CATALOG (MAINTENANCE)

FIG ITEM	PART NUMBER	1 2 3 4 5 6 7	NOMENCLATURE	EFFECT FROM TO	UNITS PER ASSY
	90				
R	65	BACB30LE5K22	.BOLT	038038 041047	8
R	70	BACW10BP5AC	.WASHER	038038 041047	8
R	75	480W2002-4	.SHIM	038038 041047	AR
R	80	65C35726-138	.SEAL-FLOOR	038038 041047	1
R	85	1060C21A00000	.GALLEY- SUPPLIER CODE: VD2249	038038 041047	1
-	90	MODREF312189	INSERT INSTL-GALLEY NO. 4B MODULE NUMBER: 415A1110-204 REV B	038038 041047 049053	1
	95	BAC27EEL7304	.DECAL- PLACARD CONTENT: INOP	038038 041047 049053	AR
	100	10237-1	.COLLAR- SUPPLIER CODE: V1N6X0	038038 041047	AR
-	105	MODREF321327	INSERT INSTL-GALLEY NO. 4B MODULE NUMBER: 415A1110-407441 REV B	038038 041043 047047	1
R	105	MODREF363939	INSERT INSTL-GALLEY NO. 4B MODULE NUMBER: 415A1110-407442 REV B	044046	1
R	107	0-168-057100010	.PLACARD- MISCELLANEOUS DATA: N1490035456 LIAISON CHANGE PART NUMBER: 0-168-057100010 SPARES SUPPORT PART NUMBER: 0-168-57100010	038038 042042	15
R	110	150G	.FILTER-CARTRIDGE SUPPLIER CODE: V08576	038038 041047	1
R	115	2-822-002300000	.CONTAINER ASSY-WASTE SUPPLIER CODE: VD2249	038038 041047	2
R	120	8203-02-7000	.INSERT-OVEN SUPPLIER CODE: VD2249	038038 041047	3
R	125	8203-02-8000	.TRAY-OVEN SUPPLIER CODE: VD2249	038038 041047	24

MISSING ITEM NUMBERS NOT APPLICABLE

- ITEM NOT ILLUSTRATED

HAP

25-31-41-90

25-31-41
FIG. 90
PAGE 2
JUN 15/09

BOEING
737-600/700/800/900
PARTS CATALOG (MAINTENANCE)

FIG ITEM	PART NUMBER	1 2 3 4 5 6 7	NOMENCLATURE	EFFECT FROM TO	UNITS PER ASSY
90					
R	130	8203-11-0000	.OVEN ASSY- SUPPLIER CODE: VD2249 COMPONENT MAINT MANUAL REF: 25-36-34	038038 041047	3
R	135	DLH1426-022	.UNIT-STD SUPPLIER CODE: VH1912	038038 041043 047047	17
R	135	BB003010	.UNIT-STD SUPPLIER CODE: VH1D68	044046	17
R	140	DLH1443-015	.DRAWER-ICE SUPPLIER CODE: VH1912	038038 041047	2
R	140	DD018001	.DRAWER-ICE SUPPLIER CODE: VH1D68	038038 041047	2
R	145	DLH1950	.CONTAINER-ICE SUPPLIER CODE: VH1912	038038 041047	1
R	145	BE001021	.CONTAINER-ICE SUPPLIER CODE: VH1D68	038038 041047	1
R	150	L13471-27	.BOILER-WATER SUPPLIER CODE: VH1912	038038 041047	2
R	155	TK111001	.CART-FULL SIZE SUPPLIER CODE: VH1912 QUALIFIED OPTIONAL DATA: TK111001 (H1912) (QTY 1) OPTIONAL DLH3032 (H1912) (QTY 1); OPTIONAL TO DLH3031 (H1912) (QTY 2), OPTIONAL TL088001 (H1912) (QTY 2)	038038 041047	5
R	155	DLH3032	.CART-FULL SIZE SUPPLIER CODE: VH1912 QUALIFIED OPTIONAL DATA: TK111001 (H1912) (QTY 1) OPTIONAL DLH3032 (H1912) (QTY 1); OPTIONAL TO DLH3031 (H1912) (QTY 2), OPTIONAL TL088001 (H1912) (QTY 2)	038038 041047	5
R	155	TA014001	.CART-FULL SIZE SUPPLIER CODE: VH1912	038038 041047	5

MISSING ITEM NUMBERS NOT APPLICABLE

- ITEM NOT ILLUSTRATED

HAP

25-31-41-90

BOEING PROPRIETARY - Copyright © - Unpublished Work - See title page for details.

25-31-41
FIG. 90
PAGE 3
JUN 15/09

BOEING
737-600/700/800/900
PARTS CATALOG (MAINTENANCE)

FIG ITEM	PART NUMBER	1 2 3 4 5 6 7	NOMENCLATURE	EFFECT FROM TO	UNITS PER ASSY
R R	90 160	DLH3031	.CART-HALF SIZE SUPPLIER CODE: VH1912 QUALIFIED OPTIONAL DATA: TK111001 (H1912) (QTY 1) OPTIONAL DLH3032 (H1912) (QTY 1); OPTIONAL TO DLH3031 (H1912) (QTY 2), OPTIONAL TL088001 (H1912) (QTY 2)	038038 041047	10
	160	TL088001	.CART-HALF SIZE SUPPLIER CODE: VH1912 QUALIFIED OPTIONAL DATA: TK111001 (H1912) (QTY 1) OPTIONAL DLH3032 (H1912) (QTY 1); OPTIONAL TO DLH3031 (H1912) (QTY 2), OPTIONAL TL088001 (H1912) (QTY 2)	038038 041047	10
	160	TB020001	.CART-HALF SIZE SUPPLIER CODE: VH1912	038038 041047	10
	160	TH036008	.CART-HALF SIZE SUPPLIER CODE: VH1912	038038 041047	10

MISSING ITEM NUMBERS NOT APPLICABLE

— ITEM NOT ILLUSTRATED

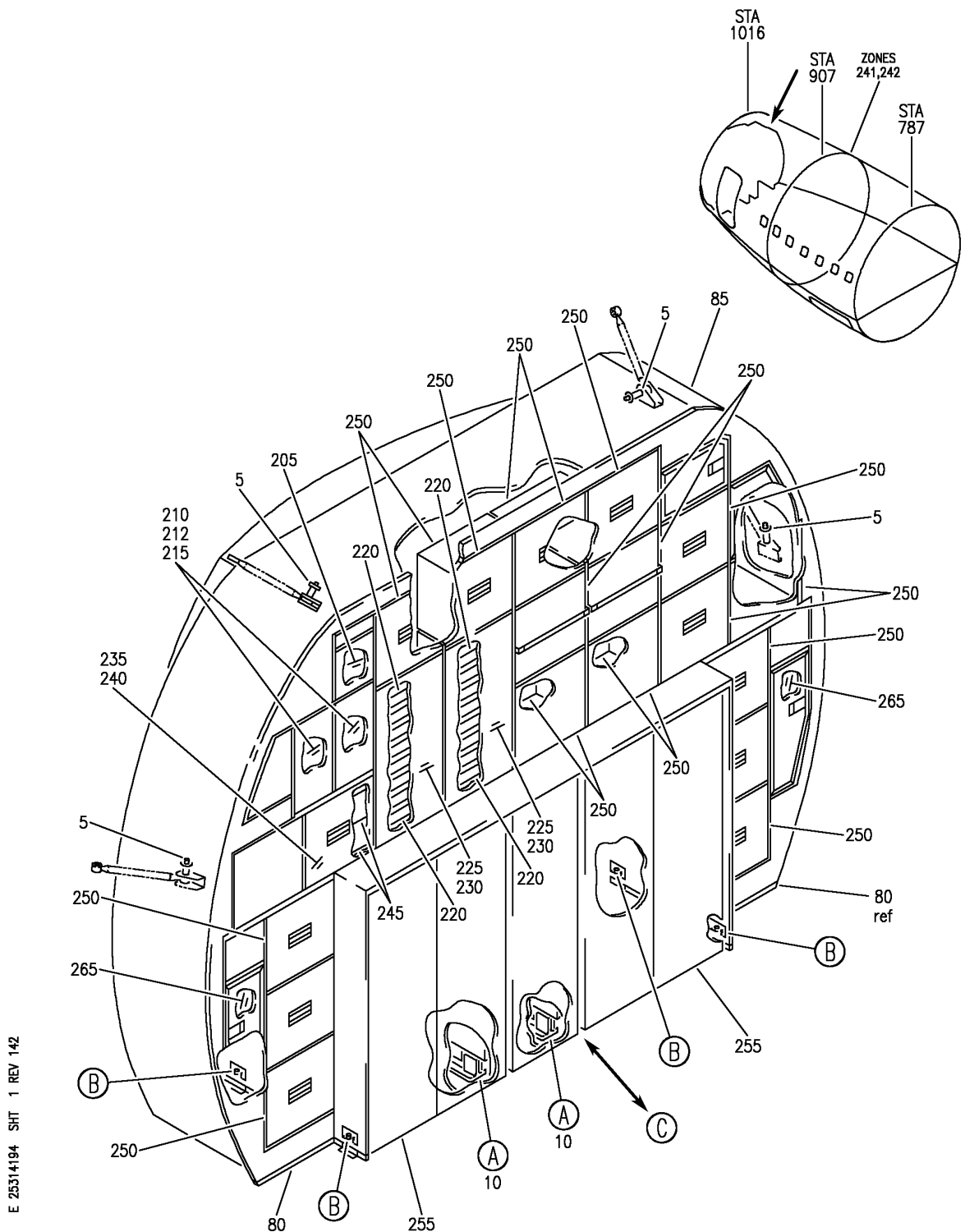
HAP

25-31-41-90

BOEING PROPRIETARY - Copyright © - Unpublished Work - See title page for details.

25-31-41
FIG. 90
PAGE 4
JUN 15/09

BOEING
 737-600/700/800/900
 PARTS CATALOG (MAINTENANCE)



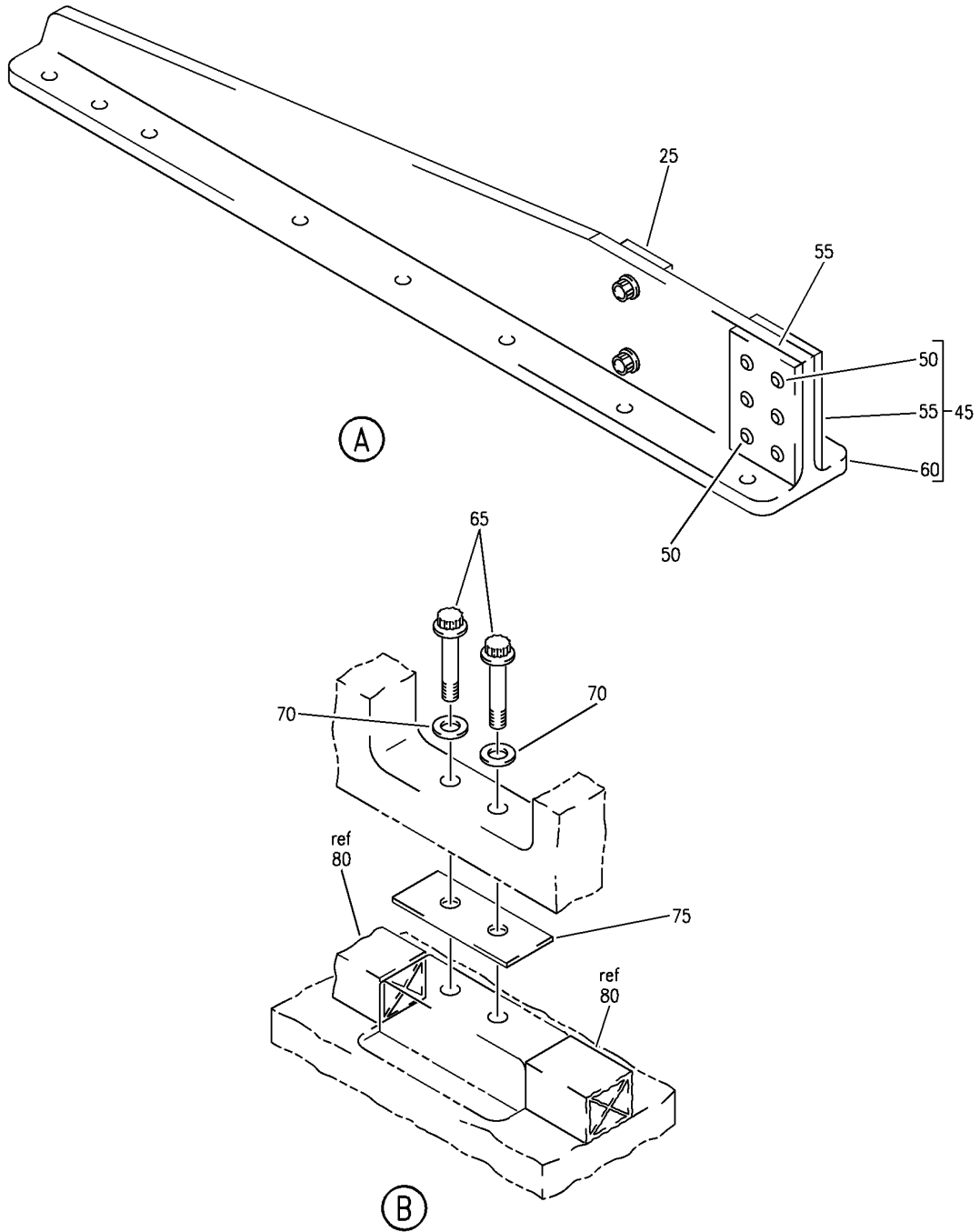
GALLEY AND INSERT INSTL-NO. 4
 FIGURE 94 (SHEET 1)

25-31-41-94

HAP
 JUN 15/08

25-31-41-94
 PAGE 0

BOEING
 737-600/700/800/900
 PARTS CATALOG (MAINTENANCE)



E 25314194 SHT 2 REV 127

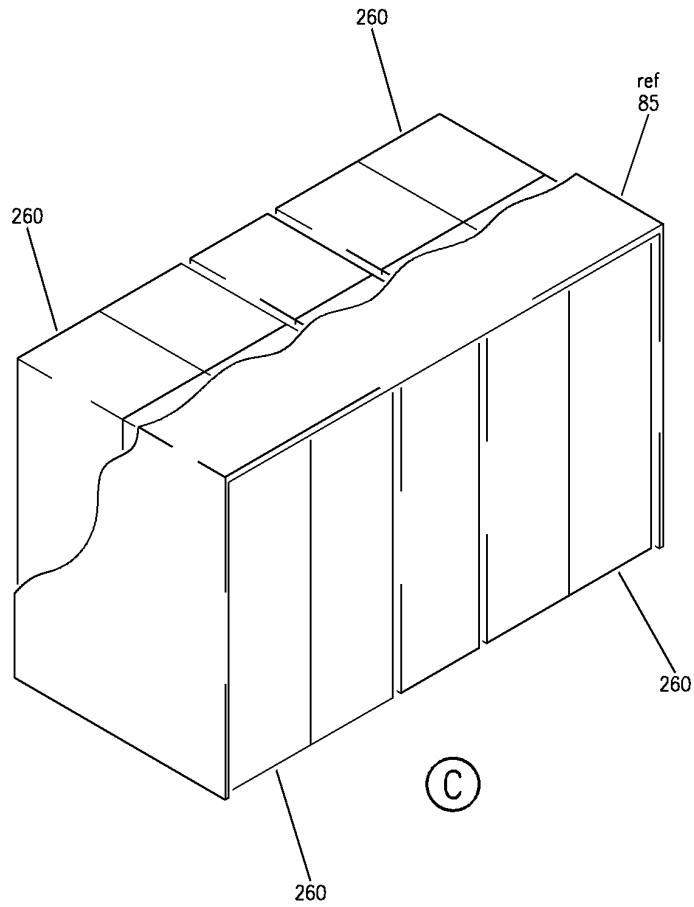
GALLEY AND INSERT INSTL-NO. 4
 FIGURE 94 (SHEET 2)

25-31-41-94

HAP
 JUN 10/07

25-31-41-94
 PAGE 0A

BOEING
737-600/700/800/900
PARTS CATALOG (MAINTENANCE)



E 25314194 SH1 3 REV 130

GALLEY AND INSERT INSTL-NO. 4
FIGURE 94 (SHEET 3)

HAP
JUN 10/07

25-31-41-94

25-31-41-94
PAGE 0B

BOEING
737-600/700/800/900
PARTS CATALOG (MAINTENANCE)

FIG ITEM	PART NUMBER	1 2 3 4 5 6 7	NOMENCLATURE	EFFECT FROM TO	UNITS PER ASSY
94			GALLEY AND INSERT INSTL- NO. 4	101200 968999	
- 1	MODREF324389		GALLEY INSTL-NO. 4 MODULE NUMBER: 415A1114-365 REV A	101106 968999	1
5	BLS6B13S		.PIN SUPPLIER CODE: V84256 SPECIFICATION NUMBER: BACP18AM6B13H OPTIONAL PART: LG6SB13 V83014 SLS6B13 V16258	101106 968999	4
10	415N4002-39		.FITTING ASSY	101106 968999	2
- 15	BACB30NT3K5		ATTACHING PARTS .BOLT	101106 968999	32
- 20	BACW10BN3AC		.WASHER	101106 968999	32
25	415N4002-43		-----*----- ..BLOCK	101106 968999	1
- 30	BACB30VF3K6		ATTACHING PARTS ..BOLT	101106 968999	2
- 35	NAS1149D0363J		..WASHER	101106 968999	2
- 40	H55338-3		..NUT SUPPLIER CODE: V15653 SPECIFICATION NUMBER: BACN11AG3 -----*-----	101106 968999	2
45	415N4002-40		..FITTING ASSY	101106 968999	1
50	BACR15BA6D		...RIVET- SIZE DETERMINED ON INSTL.	101106 968999	6
55	415N4002-42		...BLOCK-BRG POSITION DATA: FWD	101106 968999	2
60	415N4002-41		...FITTING	101106 968999	1
65	BACB30LE5K18		.BOLT	101106 968999	8
70	BACW10BP5AC		.WASHER	101106 968999	8

MISSING ITEM NUMBERS NOT APPLICABLE

- ITEM NOT ILLUSTRATED

HAP

25-31-41-94

BOEING PROPRIETARY - Copyright © - Unpublished Work - See title page for details.

25-31-41
FIG. 94
PAGE 1
FEB 15/09

BOEING
737-600/700/800/900
PARTS CATALOG (MAINTENANCE)

FIG ITEM	PART NUMBER	1 2 3 4 5 6 7	NOMENCLATURE	EFFECT FROM TO	UNITS PER ASSY
94					
75	480W2002-4	.	SHIM	101106 968999	AR
80	65C35726-138	.	SEAL-FLOOR	101106 968999	1
85	1061C21A00000	.	GALLEY- SUPPLIER CODE: VD2249 COMPONENT MAINT MANUAL REF: 25-05-32	101106 968999	1
- 150	MODREF312189	INSERT	INSTL-GALLEY NO. 4B MODULE NUMBER: 415A1110-204 REV B	101200 968999	1
- 155	BAC27EEL7304	.	DECAL- PLACARD CONTENT: INOP	101200 968999	AR
- 160	10237-1	.	COLLAR- SUPPLIER CODE: V1N6X0	101200 968999	AR
- 200	MODREF324386	INSERT	INSTL-GALLEY NO. 4B MODULE NUMBER: 415A1110-407741 REV A	101101 968971	1
- 200	MODREF362676	INSERT	INSTL-GALLEY NO. 4B MODULE NUMBER: 415A1110-407742 REV C	102105	1
- 200	MODREF369525	INSERT	INSTL-GALLEY NO. 4B MODULE NUMBER: 415A1110-407743 REV A	972999	1
- 200	MODREF378292	INSERT	INSTL-GALLEY NO. 4B MODULE NUMBER: 415A1110-407744 REV A	106106	1
205	150G	.	FILTER-CARTRIDGE SUPPLIER CODE: V08576	101106 968999	1
210	64753-001-003	.	COFFEE MAKER- SUPPLIER CODE: VU3384 COMPONENT MAINT MANUAL REF: 25-31-82 QUALIFIED I/W DATA: 64753-001-003 IS INTERCHANGEABLE TWO WAYS WITH 64769-001-005 BASED UPON CUSTOMER PREFERENCE	101106 968999	2
210	64771-001-003	.	BEVERAGE MAKER- SUPPLIER CODE: VU3384 COMPONENT MAINT MANUAL REF: 25-35-69	101106 968999	2

MISSING ITEM NUMBERS NOT APPLICABLE

- ITEM NOT ILLUSTRATED

HAP

25-31-41-94

BOEING PROPRIETARY - Copyright © - Unpublished Work - See title page for details.

25-31-41
FIG. 94
PAGE 2
FEB 15/09

BOEING
737-600/700/800/900
PARTS CATALOG (MAINTENANCE)

FIG ITEM	PART NUMBER	1 2 3 4 5 6 7	NOMENCLATURE	EFFECT FROM TO	UNITS PER ASSY
94 212	64753-049		.COFFEE POT- SUPPLIER CODE: VU3384	106106	2
215	64759-151		.RAIL ASSY- SUPPLIER CODE: VU3384 COMPONENT MAINT MANUAL REF: 25-32-93	101106 968999	2
220	8203-02-8000		.TRAY-OVEN SUPPLIER CODE: VD2249	101106 968999	16
225	8203-02-7000		.INSERT-OVEN SUPPLIER CODE: VD2249	101106 968999	2
230	8203-11-0000		.OVEN ASSY- SUPPLIER CODE: VD2249 COMPONENT MAINT MANUAL REF: 25-36-34	101106 968999	2
235	BE001021		.CONTAINER-ICE SUPPLIER CODE: VH1D68	101106 968999	1
235	DLH1950		.CONTAINER-ICE SUPPLIER CODE: VH1912	101106 968999	1
240	DD018001		.DRAWER-ICE SUPPLIER CODE: VH1D68 QUALIFIED OPTIONAL DATA: DD018001 IS OPTIONAL TO DLH1443-015 (QTY 2)	101101 968971	1
240	DD018001		.DRAWER-ICE SUPPLIER CODE: VH1D68	102106 972999	1
240	DLH1443-015		.DRAWER-ICE SUPPLIER CODE: VH1912	102106 972999	1
245	DLH1443-015		.DRAWER-ICE SUPPLIER CODE: VH1912 QUALIFIED OPTIONAL DATA: DD018001 IS OPTIONAL TO DLH1443-015 (QTY 2)	101101 968971	2
250	DLH1426-022		.UNIT-STD SUPPLIER CODE: VH1912	101101 968971	21
250	BB003010		.UNIT-STD SUPPLIER CODE: VH1D68	102106 972999	21

MISSING ITEM NUMBERS NOT APPLICABLE

— ITEM NOT ILLUSTRATED

HAP

25-31-41-94

BOEING PROPRIETARY - Copyright © - Unpublished Work - See title page for details.

25-31-41
FIG. 94
PAGE 3
FEB 15/09

BOEING
737-600/700/800/900
PARTS CATALOG (MAINTENANCE)

FIG ITEM	PART NUMBER	1 2 3 4 5 6 7	NOMENCLATURE	EFFECT FROM TO	UNITS PER ASSY
94 255	TK111001		. CART-FULL SIZE SUPPLIER CODE: VH1912 QUALIFIED OPTIONAL DATA: TK111001 (H1912) (QTY 1) OPTIONAL DLH3032 (H1912) (QTY 1); OPTIONAL TO DLH3031 (H1912) (QTY 2), OPTIONAL TL088001 (H1912) (QTY 2)	101106 968999	5
255	DLH3032		. CART-FULL SIZE SUPPLIER CODE: VH1912 QUALIFIED OPTIONAL DATA: TK111001 (H1912) (QTY 1) OPTIONAL DLH3032 (H1912) (QTY 1); OPTIONAL TO DLH3031 (H1912) (QTY 2), OPTIONAL TL088001 (H1912) (QTY 2)	101106 968999	5
255	TA014001		. CART-FULL SIZE SUPPLIER CODE: VH1912	101106 968999	5
260	TL088001		. CART-HALF SIZE SUPPLIER CODE: VH1912 QUALIFIED OPTIONAL DATA: TK111001 (H1912) (QTY 1) OPTIONAL DLH3032 (H1912) (QTY 1); OPTIONAL TO DLH3031 (H1912) (QTY 2), OPTIONAL TL088001 (H1912) (QTY 2)	101106 968999	10
260	DLH3031		. CART-HALF SIZE SUPPLIER CODE: VH1912 QUALIFIED OPTIONAL DATA: TK111001 (H1912) (QTY 1) OPTIONAL DLH3032 (H1912) (QTY 1); OPTIONAL TO DLH3031 (H1912) (QTY 2), OPTIONAL TL088001 (H1912) (QTY 2)	101106 968999	10
260	TB020001		. CART-HALF SIZE SUPPLIER CODE: VH1912	101106 968999	10
260	TH036008		. CART-HALF SIZE SUPPLIER CODE: VH1912	101106 968999	10

MISSING ITEM NUMBERS NOT APPLICABLE

— ITEM NOT ILLUSTRATED

HAP

25-31-41-94

BOEING PROPRIETARY - Copyright © - Unpublished Work - See title page for details.

25-31-41
FIG. 94
PAGE 4
FEB 15/09

BOEING
737-600/700/800/900
PARTS CATALOG (MAINTENANCE)

FIG ITEM	PART NUMBER	1 2 3 4 5 6 7 NOMENCLATURE	EFFECT FROM TO	UNITS PER ASSY
94 265	2-822-002300000	.CONTAINER ASSY-WASTE SUPPLIER CODE: VD2249	101106 968999	2

MISSING ITEM NUMBERS NOT APPLICABLE

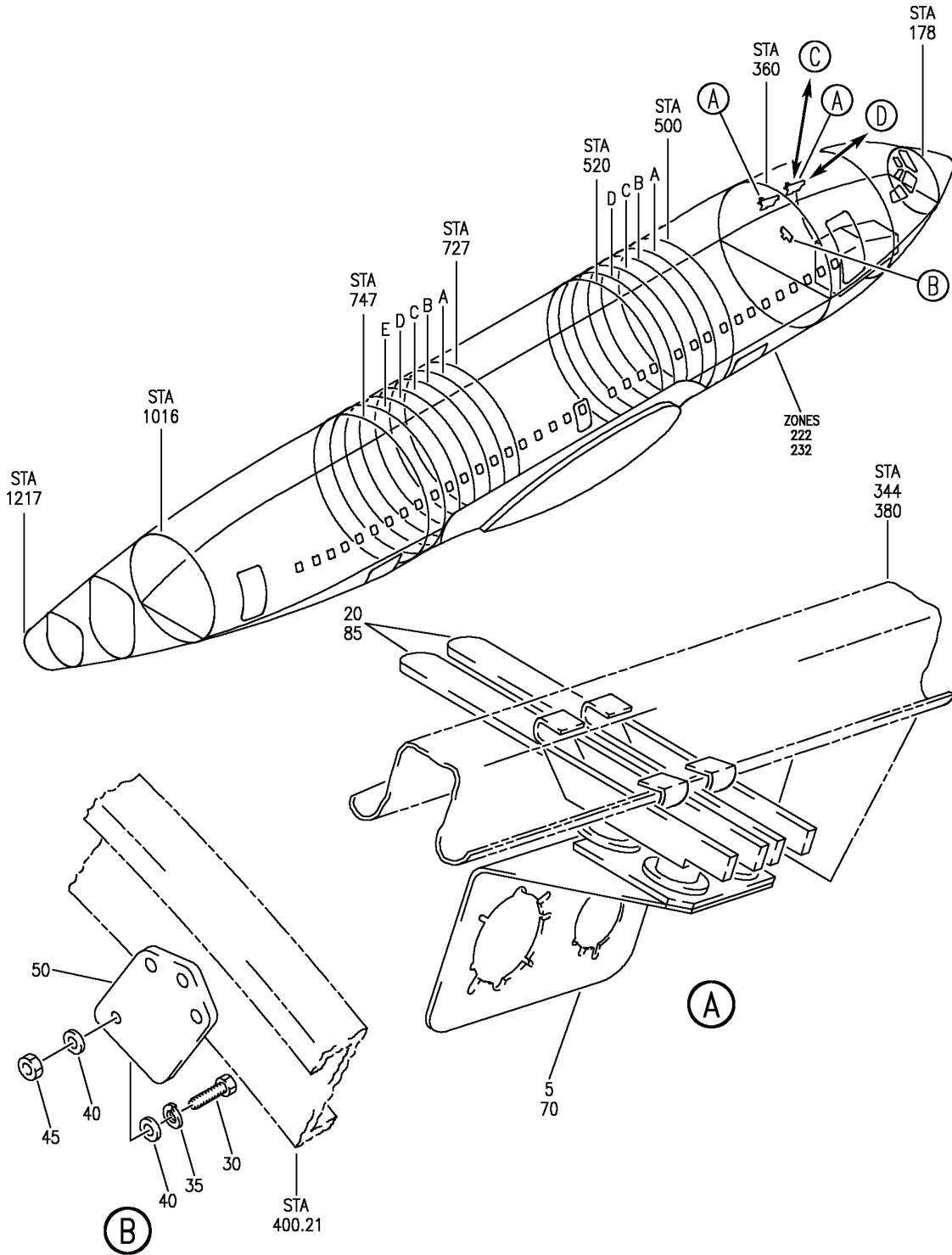
— ITEM NOT ILLUSTRATED

HAP

25-31-41-94

BOEING PROPRIETARY - Copyright © - Unpublished Work - See title page for details.

25-31-41
FIG. 94
PAGE 5
FEB 15/09



E 25315302 SHT 1 REV 086

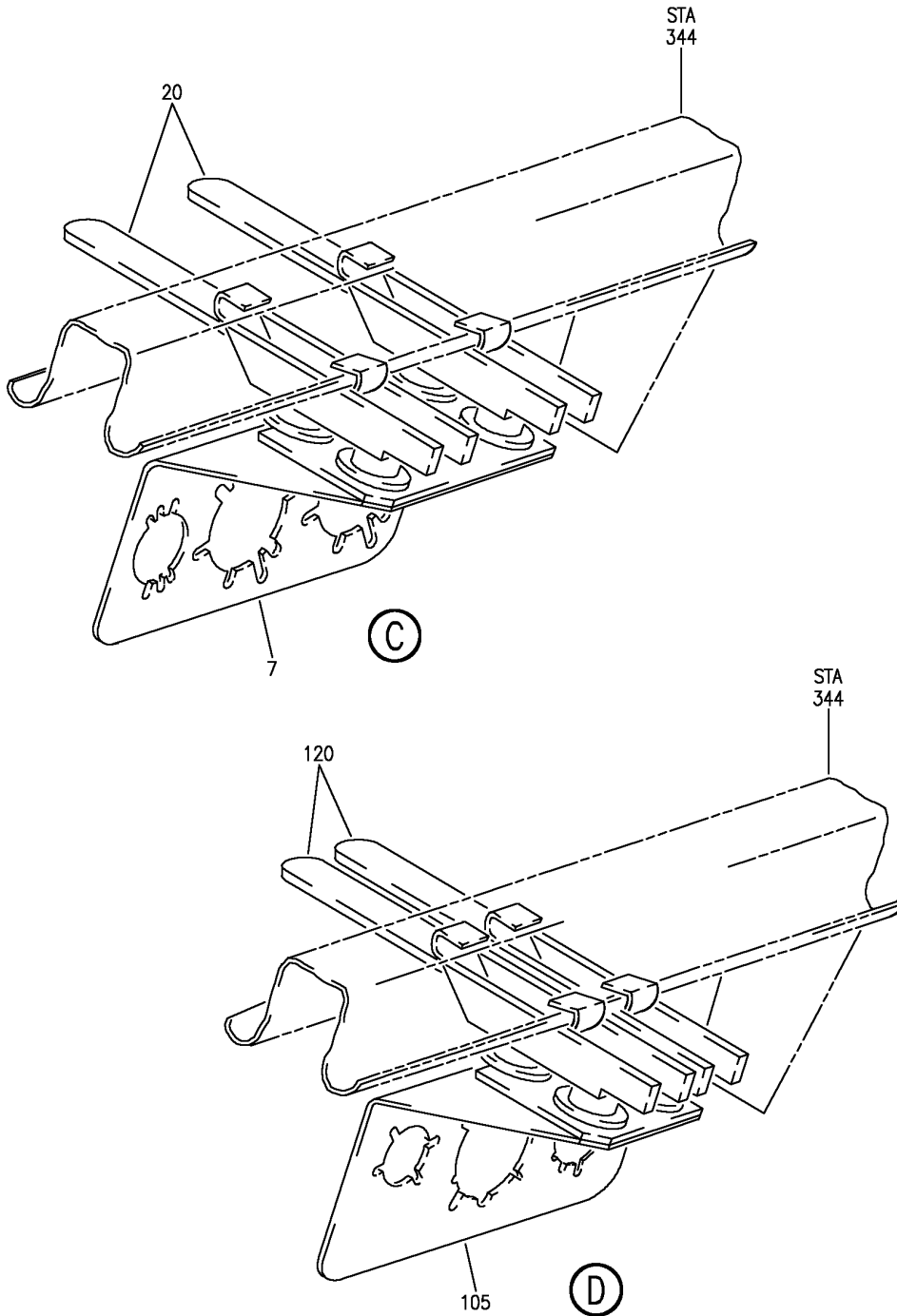
BRACKET INSTL-GALLEY ELECTRICAL
 FIGURE 2 (SHEET 1)

25-31-53-02

HAP
 OCT 10/06

25-31-53-02
 PAGE 0

BOEING
737-600/700/800/900
PARTS CATALOG (MAINTENANCE)



E 25315302 SHT 2 REV 086

BRACKET INSTL-GALLEY ELECTRICAL
FIGURE 2 (SHEET 2)

25-31-53-02

HAP
OCT 10/06

25-31-53-02
PAGE 0A

BOEING
737-600/700/800/900
PARTS CATALOG (MAINTENANCE)

FIG ITEM	PART NUMBER	1 2 3 4 5 6 7	NOMENCLATURE	EFFECT FROM TO	UNITS PER ASSY
2			BRACKET INSTL-GALLEY ELECTRICAL		
- 1	415A1200-2		BRACKET INSTL-GALLEY NO.2 ELECTRICAL FOR NHA SEE: 25-30-00-10A 25-30-00-10B	001030 201967	RF
- 1	MODREF95186		BRACKET INSTL-GALLEY NO.2 ELECTRICAL MODULE NUMBER: 415A1200-2 REV A	031200 968999	1
5	415A1201-1		.BRACKET ASSY- ATTACHING PARTS		1
- 10	BACS12GU3K8		.SCREW		4
- 15	NAS1149D0332J		.WASHER -----*-----		4
20	BACS38P7		.SUPPORT		2

MISSING ITEM NUMBERS NOT APPLICABLE

- ITEM NOT ILLUSTRATED

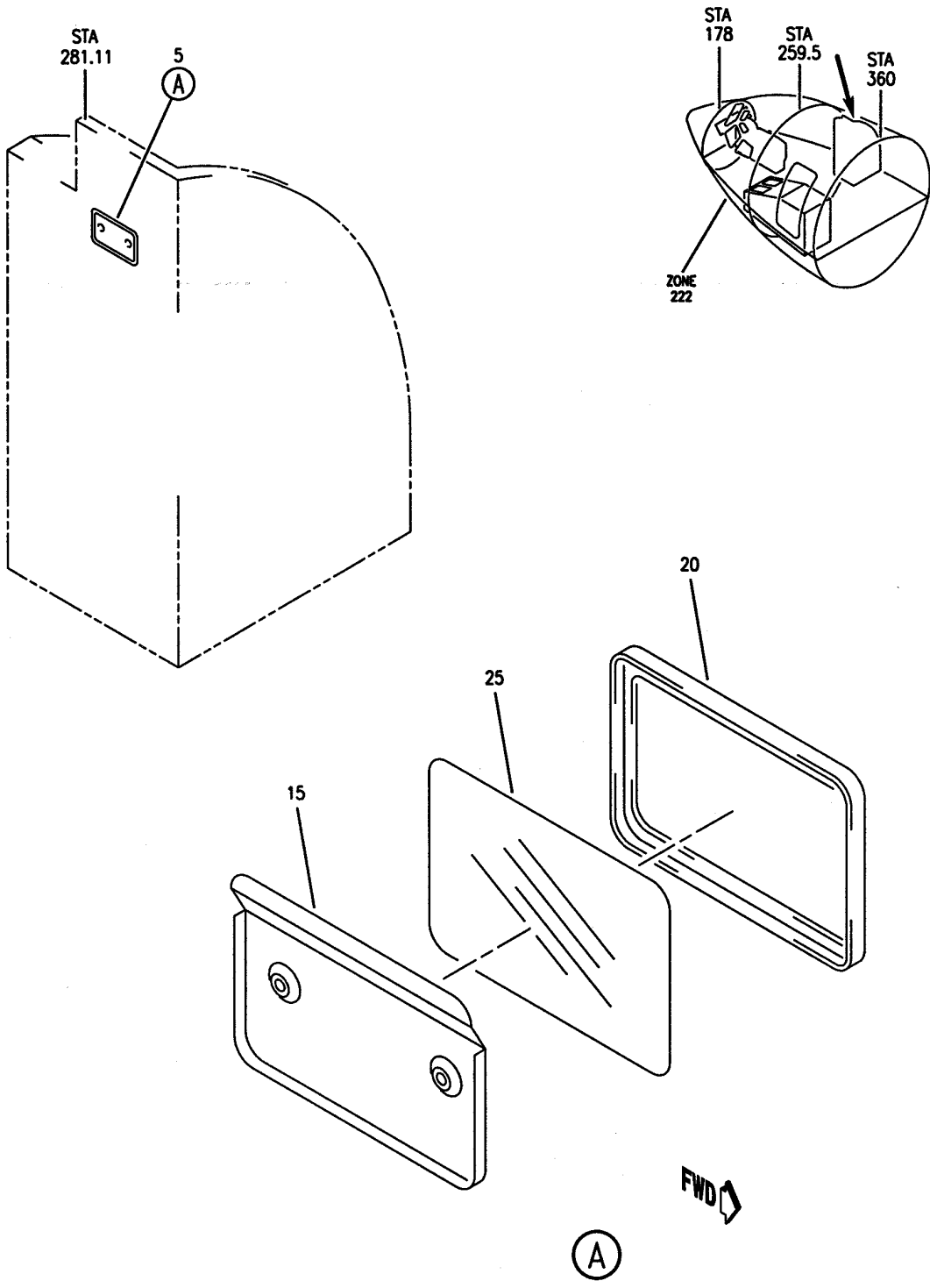
HAP

25-31-53-02

BOEING PROPRIETARY - Copyright © - Unpublished Work - See title page for details.

25-31-53
FIG. 02
PAGE 1
OCT 15/08

BOEING
737-600/700/800/900
PARTS CATALOG (MAINTENANCE)



E 25315304 REV 037

HOLDER INSTL-USPHS CERTIFICATE
FIGURE 4

25-31-53-04

HAP
OCT 10/06

25-31-53-04
PAGE 0

BOEING
737-600/700/800/900
PARTS CATALOG (MAINTENANCE)

FIG ITEM	PART NUMBER	1 2 3 4 5 6 7	NOMENCLATURE	EFFECT FROM TO	UNITS PER ASSY
4			HOLDER INSTL-USPHS CERTIFICATE	012030	
- 1	415A1170-1		HOLDER INSTL-GALLEY 1 USPHS CERTIFICATE FOR NHA SEE: 25-30-00-10B	012030	RF
	5 69B50918-1		.HOLDER ASSY- ATTACHING PARTS	012030	1
- 10	BACS12FA08K5		.SCREW -----*-----	012030	2
	15 69B50942-2		..BACK PLATE-	012030	1
	20 69B50942-1		..FRAME-	012030	1
	25 69B50918-2		..WINDOW-	012030	1

MISSING ITEM NUMBERS NOT APPLICABLE

- ITEM NOT ILLUSTRATED

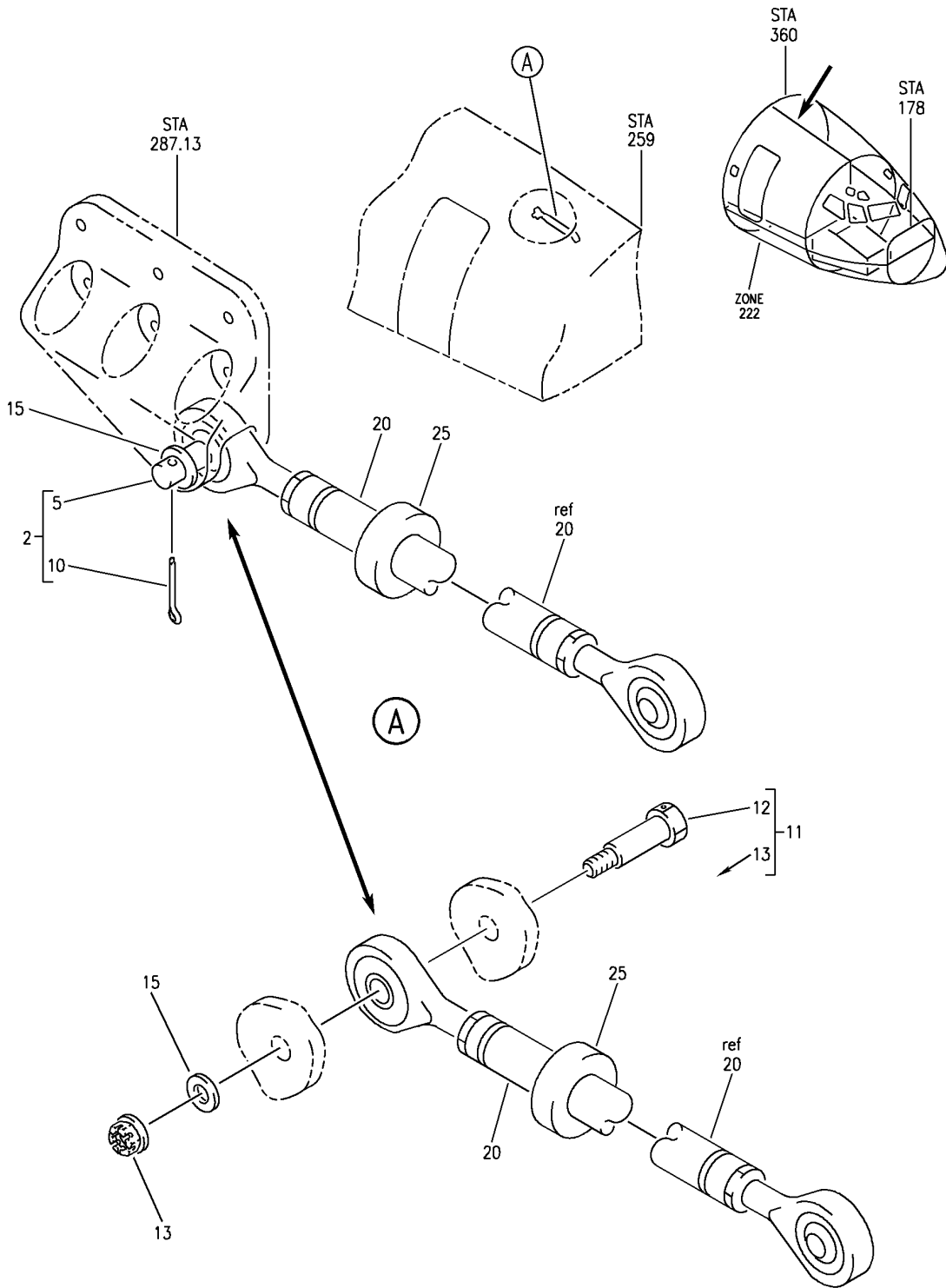
HAP

25-31-53-04

BOEING PROPRIETARY - Copyright © - Unpublished Work - See title page for details.

25-31-53
FIG. 04
PAGE 1
OCT 10/06

BOEING
 737-600/700/800/900
 PARTS CATALOG (MAINTENANCE)



E 25315305 REV 117

ROD INSTL
 FIGURE 5

25-31-53-05

HAP
 OCT 10/06

25-31-53-05
 PAGE 0

BOEING
737-600/700/800/900
PARTS CATALOG (MAINTENANCE)

FIG ITEM	PART NUMBER	1 2 3 4 5 6 7	NOMENCLATURE	EFFECT FROM TO	UNITS PER ASSY
5			ROD INSTL	031200 968999	
- 1	MODREF95220		ROD INSTL-TIE GALLEY NO. 1 MODULE NUMBER: 415A1300-11 REV A POSITION DATA: STA 287.13	031200 968999	1
2	415A1300-1		.KIT ASSY- OPTIONAL PART: 415A1300-2	031200 968999	1
5	BACP18BD5A31		..PIN- POSITION DATA: HEAD FS	031200 968999	1
10	BACP18BC03A10P		..PIN- POSITION DATA: NS	031200 968999	1
11	415A1300-2		.KIT ASSY- OPTIONAL PART: 415A1300-1	031200 968999	1
12	BACB30PW6D18		..BOLT	031200 968999	1
13	PHCR55CDBACN		..NUT SUPPLIER CODE: VF0224 SPECIFICATION NUMBER: BACN11N5CD	031200 968999	1
15	NAS1149E0663P		.WASHER- POSITION DATA: NS	031200 968999	1
20	1042-29		.ROD ASSY- SUPPLIER CODE: V34742	031200 968999	1
25	415A1300-3		.TRAP-MOISTURE	031200 968999	1

MISSING ITEM NUMBERS NOT APPLICABLE

- ITEM NOT ILLUSTRATED

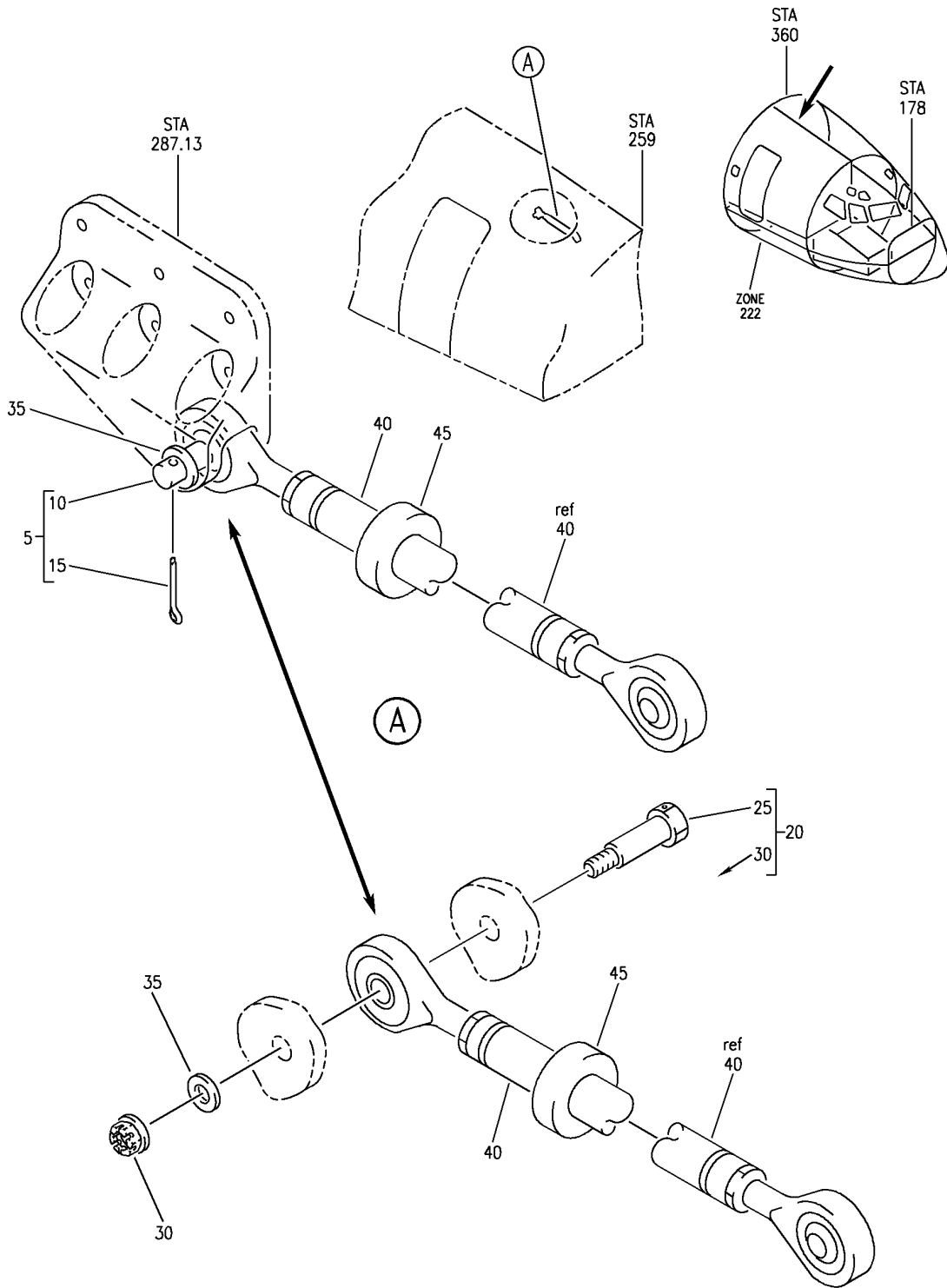
HAP

25-31-53-05

BOEING PROPRIETARY - Copyright © - Unpublished Work - See title page for details.

25-31-53
FIG. 05
PAGE 1
FEB 15/09

BOEING
 737-600/700/800/900
 PARTS CATALOG (MAINTENANCE)



E 25315305A REV 126

ROD INSTL
 FIGURE 5A

25-31-53-05A

HAP
 FEB 10/07

25-31-53-05A
 PAGE 0

BOEING
737-600/700/800/900
PARTS CATALOG (MAINTENANCE)

FIG ITEM	PART NUMBER	1 2 3 4 5 6 7	NOMENCLATURE	EFFECT FROM TO	UNITS PER ASSY
5A			ROD INSTL	001030 201967	
- 1	415A1300-11		ROD INSTL-TIE GALLEY NO. 1 POSITION DATA: STA 287.13 FOR NHA SEE: 25-30-00-10B 25-30-00-10C	001030 201967	RF
5	415A1300-1		.KIT ASSY- OPTIONAL PART: 415A1300-2	001030 201967	1
10	BACP18BD5A31		..PIN- POSITION DATA: HEAD FS	001030 201967	1
15	BACP18BC03A10P		..PIN- POSITION DATA: NS	001030 201967	1
20	415A1300-2		.KIT ASSY- OPTIONAL PART: 415A1300-1	001030 201967	1
25	BACB30PW6D18		..BOLT	001030 201967	1
30	PHCR55CDBACN		..NUT SUPPLIER CODE: VF0224 SPECIFICATION NUMBER: BACN11N5CD	001030 201967	1
35	NAS1149E0663P		.WASHER- POSITION DATA: NS	001030 201967	1
40	1042-29		.ROD ASSY- SUPPLIER CODE: V34742	001030 201967	1
45	415A1300-3		.TRAP-MOISTURE	001030 201967	1

MISSING ITEM NUMBERS NOT APPLICABLE

- ITEM NOT ILLUSTRATED

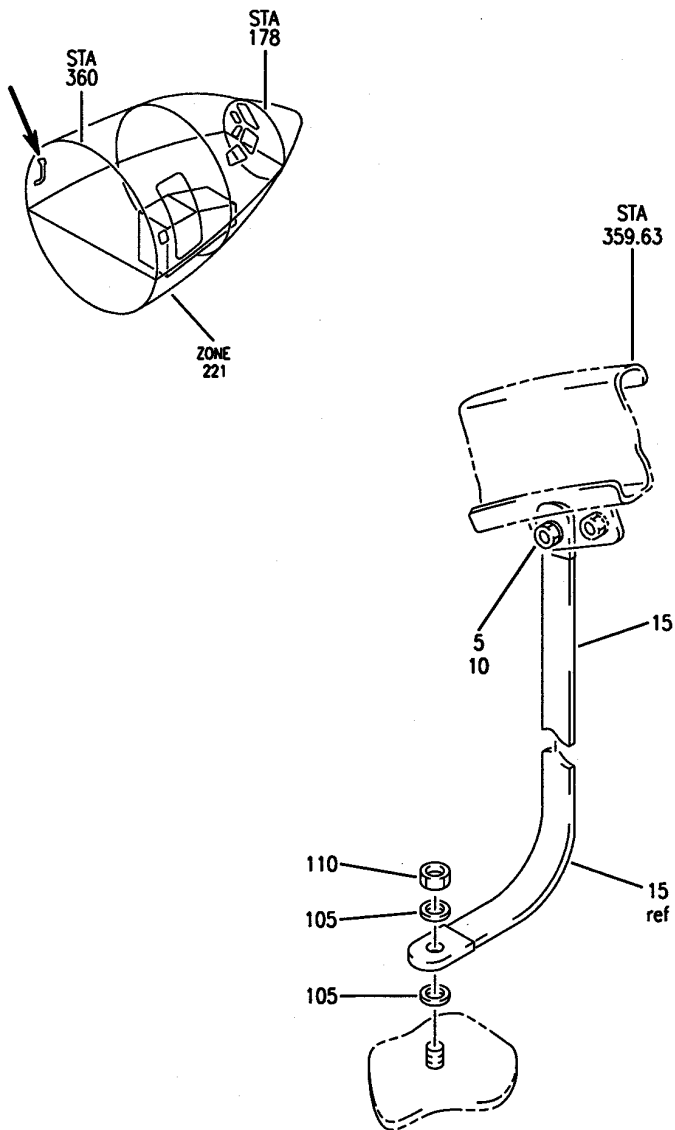
HAP

25-31-53-05A

BOEING PROPRIETARY - Copyright © - Unpublished Work - See title page for details.

25-31-53
FIG. 05A
PAGE 1
FEB 15/09

BOEING
737-600/700/800/900
PARTS CATALOG (MAINTENANCE)



E 25315306 REV 038

STRAP INSTL-GND
FIGURE 6

25-31-53-06

HAP
OCT 10/06

25-31-53-06
PAGE 0

BOEING
737-600/700/800/900
PARTS CATALOG (MAINTENANCE)

FIG ITEM	PART NUMBER	1 2 3 4 5 6 7	NOMENCLATURE	EFFECT FROM TO	UNITS PER ASSY
6			STRAP INSTL-GND	012030	
- 1	415A1210-7		STRAP INSTL-GND G7 AIRPLANE INTERFACE POSITION DATA: STA 359.63 FOR NHA SEE: 25-30-00-10B	012030	RF
5	NAS1149D0416H		.WASHER	012030	1
10	PLH54CD		.NUT SUPPLIER CODE: VF0224 SPECIFICATION NUMBER: BACN10YR4CD OPTIONAL PART: H52732-4CD V15653	012030	1
15	RBEJ40D20-96		.JUMPER ASSY SUPPLIER CODE: V1GK47 SPECIFICATION NUMBER: BACJ40D20-96	012030	1
- 100	415A1210-17		STRAP INSTL-GND G7 GALLEY INTERFACE FOR NHA SEE: 25-30-00-10B	012030	RF
105	NAS1149D0416H		.WASHER	012030	2
110	PLH54CD		.NUT SUPPLIER CODE: VF0224 SPECIFICATION NUMBER: BACN10YR4CD OPTIONAL PART: H52732-4CD V15653	012030	1

MISSING ITEM NUMBERS NOT APPLICABLE

- ITEM NOT ILLUSTRATED

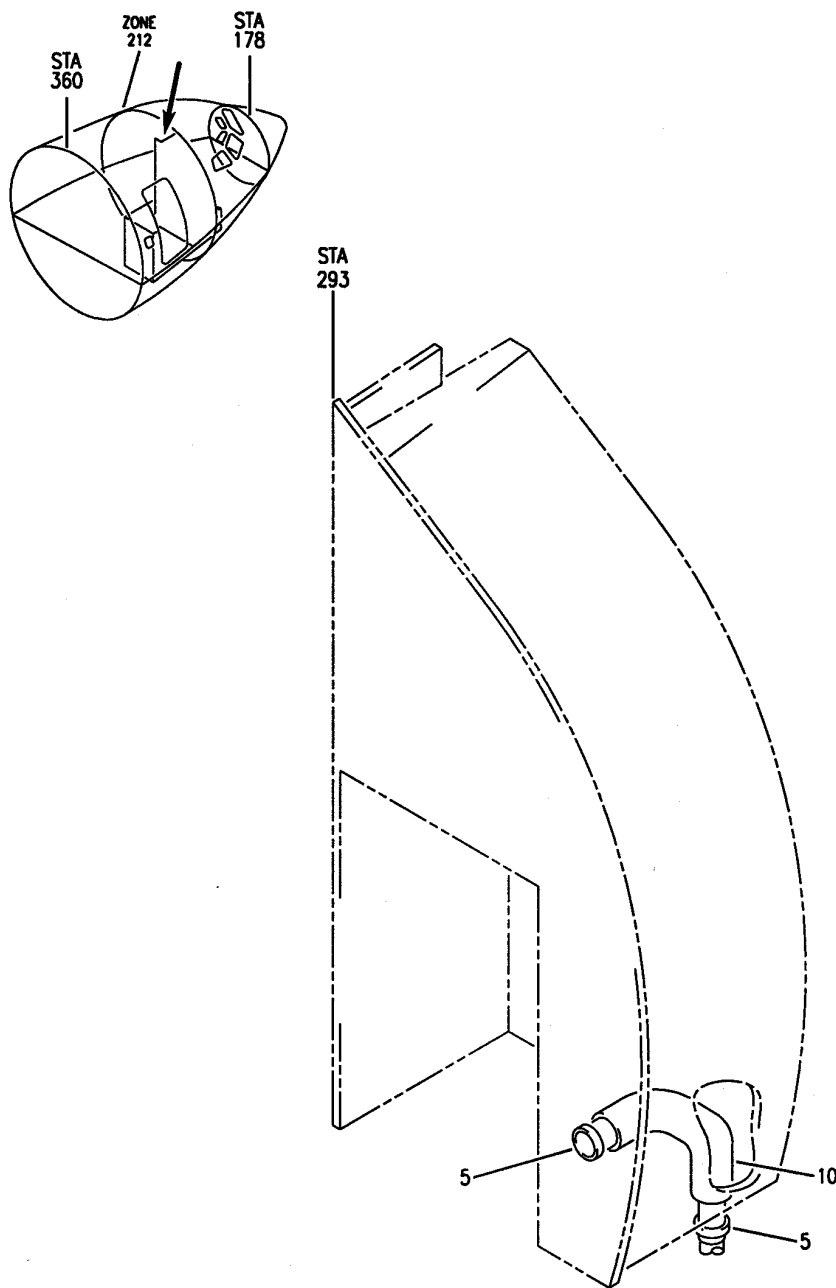
HAP

25-31-53-06

BOEING PROPRIETARY - Copyright © - Unpublished Work - See title page for details.

25-31-53
FIG. 06
PAGE 1
FEB 15/09

BOEING
737-600/700/800/900
PARTS CATALOG (MAINTENANCE)



E 25315307 REV 037

HEAT INSTL-AREA GALLEY
FIGURE 7

25-31-53-07

HAP
OCT 10/06

25-31-53-07
PAGE 0

BOEING
737-600/700/800/900
PARTS CATALOG (MAINTENANCE)

FIG ITEM	PART NUMBER	1 2 3 4 5 6 7	NOMENCLATURE	EFFECT FROM TO	UNITS PER ASSY
7			HEAT INSTL-AREA GALLEY	012200 968999	
- 1	415A1140-1		HEAT INSTL-AREA G1 POSITION DATA: STA 286.83 TO STA 289.69 FOR NHA SEE: 25-30-00-10B	012030	RF
- 1	MODREF253880		HEAT INSTL-AREA G1 MODULE NUMBER: 415A1140-7 REV A POSITION DATA: STA 286.83 TO STA 289.69	031046 054105 968999	1
- 1	MODREF346210		HEAT INSTL-AREA G1 MODULE NUMBER: 415A1140-10 REV A POSITION DATA: STA 286.83 TO STA 289.69	047053 106200	1
5	NAS1922-0175-3		.CLAMP	012200 968999	2
10	214A8405-6		.HOSE ASSY- FOR DETAILS SEE: 21-45-00-01	012030	1
10	214A8405-14		.HOSE ASSY- FOR DETAILS SEE: 21-45-00-01	031046 054105 968999	1
10	214A8405-37		.HOSE ASSY- FOR DETAILS SEE: 21-45-00-01	047053 106200	1

MISSING ITEM NUMBERS NOT APPLICABLE

- ITEM NOT ILLUSTRATED

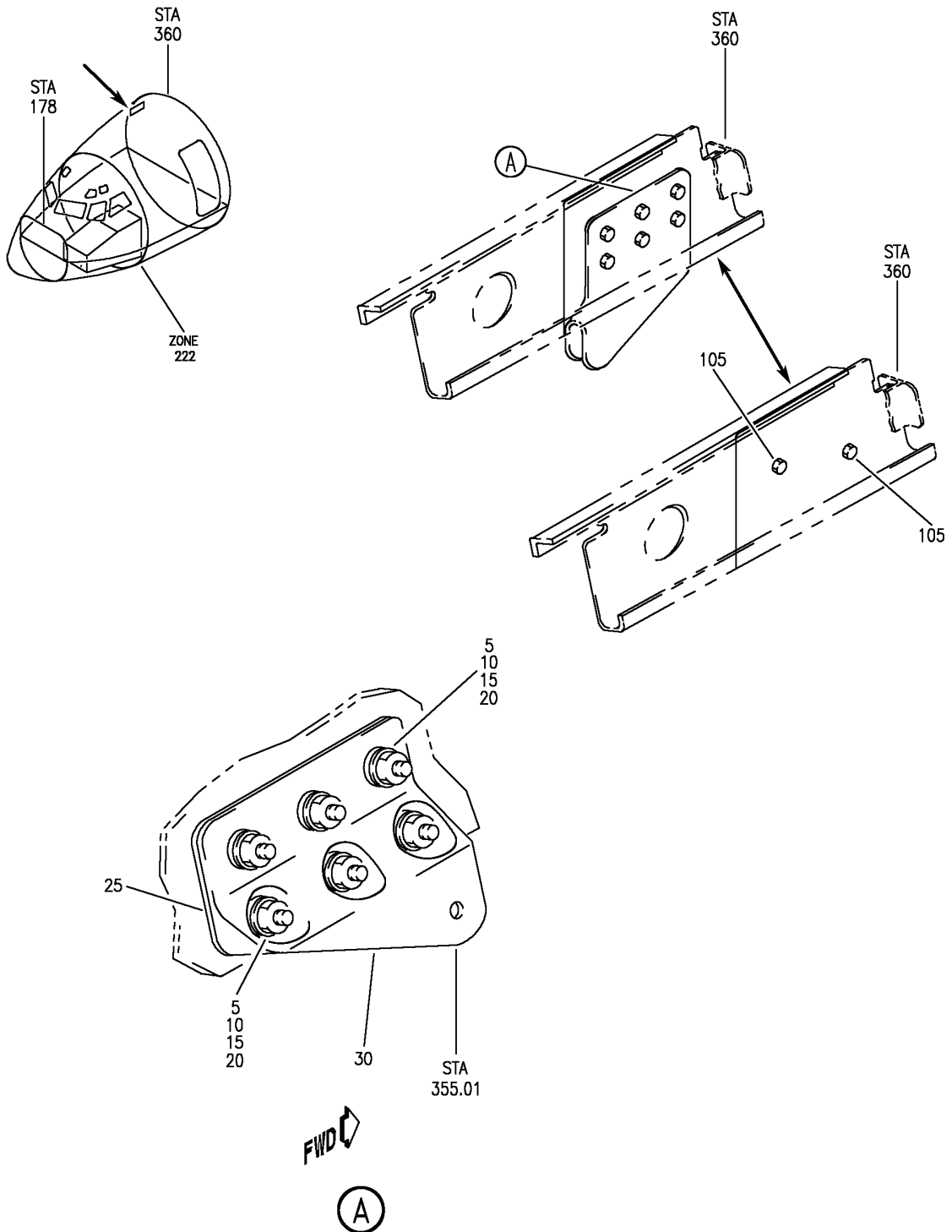
HAP

25-31-53-07

BOEING PROPRIETARY - Copyright © - Unpublished Work - See title page for details.

25-31-53
FIG. 07
PAGE 1
FEB 15/09

BOEING
 737-600/700/800/900
 PARTS CATALOG (MAINTENANCE)



E 25315308 REV 143

FITTING INSTL-(G2) GALLEY NO. 2 ATTACHMENT CLEVIS STA. 355.01, UPR
 FIGURE 8

25-31-53-08

HAP
 JUN 15/08

25-31-53-08
 PAGE 0

BOEING
737-600/700/800/900
PARTS CATALOG (MAINTENANCE)

FIG ITEM	PART NUMBER	1 2 3 4 5 6 7	NOMENCLATURE	EFFECT FROM TO	UNITS PER ASSY
8			FITTING INSTL-(G2) GALLEY NO. 2 ATTACHMENT CLEVIS STA. 355.01, UPR		
- 1	415A1400-21		FITTING INSTL-(G2) GALLEY NO. 2 ATTACHMENT CLEVIS POSITION DATA: STA. 355.01, UPR FOR NHA SEE: 25-30-00-26C	001030 201967	RF
- 1	MODREF95244		FITTING INSTL-(G2) GALLEY NO. 2 ATTACHMENT CLEVIS MODULE NUMBER: 415A1400-21 REV A POSITION DATA: STA. 355.01, UPR	031200 968999	1
5	BACB30NR4K8		.BOLT- POSITION DATA: FS		6
10	BACW10BN4AC		.WASHER- POSITION DATA: FS		6
15	NAS1149D0463J		.WASHER- POSITION DATA: NS		6
20	PLH54CD		.NUT- SUPPLIER CODE: VF0224 SPECIFICATION NUMBER: BACN10YR4CD OPTIONAL PART: H52732-4CD V15653 POSITION DATA: NS		6
25	415A1401-1		.SHIM-		1
30	415A1403-1		.CLEVIS-		1

MISSING ITEM NUMBERS NOT APPLICABLE

- ITEM NOT ILLUSTRATED

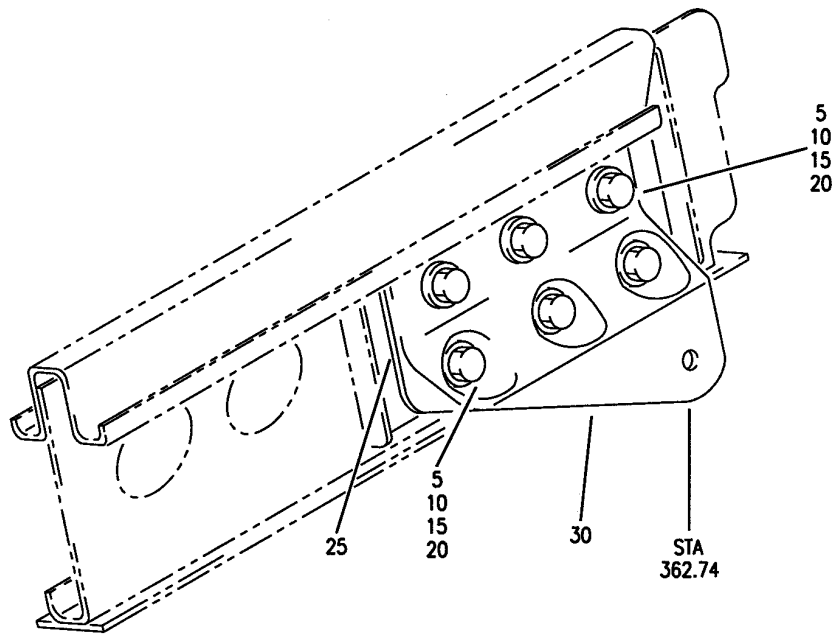
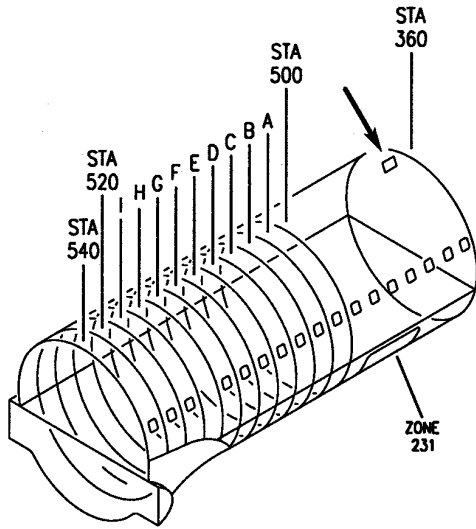
HAP

25-31-53-08

BOEING PROPRIETARY - Copyright © - Unpublished Work - See title page for details.

25-31-53
FIG. 08
PAGE 1
FEB 15/09

BOEING
737-600/700/800/900
PARTS CATALOG (MAINTENANCE)



E 25315308A REV 039

FITTING INSTL-GALLEY NO. 7 ATTACHMENT CLEVIS STA. 362.74, UPPER
FIGURE 8A

HAP
OCT 10/06

25-31-53-08A

25-31-53-08A
PAGE 0

BOEING PROPRIETARY - Copyright © - Unpublished Work - See title page for details.

BOEING
737-600/700/800/900
PARTS CATALOG (MAINTENANCE)

FIG ITEM	PART NUMBER	1 2 3 4 5 6 7	NOMENCLATURE	EFFECT FROM TO	UNITS PER ASSY
8A			FITTING INSTL- GALLEY NO. 7 ATTACHMENT CLEVIS STA. 362.74, UPPER	001030	
- 1	415A1400-71		FITTING INSTL- GALLEY NO. 7 ATTACHMENT CLEVIS POSITION DATA: STA. 362.74, UPPER FOR NHA SEE: 25-30-00-26C	001030	RF
5	BACB30NR4K7		.BOLT- POSITION DATA: NS	001030	6
10	BACW10BN4AC		.WASHER- POSITION DATA: NS	001030	6
15	NAS1149D0463J		.WASHER- POSITION DATA: FS	001030	6
20	PLH54CD		.NUT- SUPPLIER CODE: VF0224 SPECIFICATION NUMBER: BACN10YR4CD OPTIONAL PART: H52732-4CD V15653 POSITION DATA: FS	001030	6
25	415A1401-1		.SHIM	001030	1
30	415A1403-1		.CLEVIS	001030	1

MISSING ITEM NUMBERS NOT APPLICABLE

- ITEM NOT ILLUSTRATED

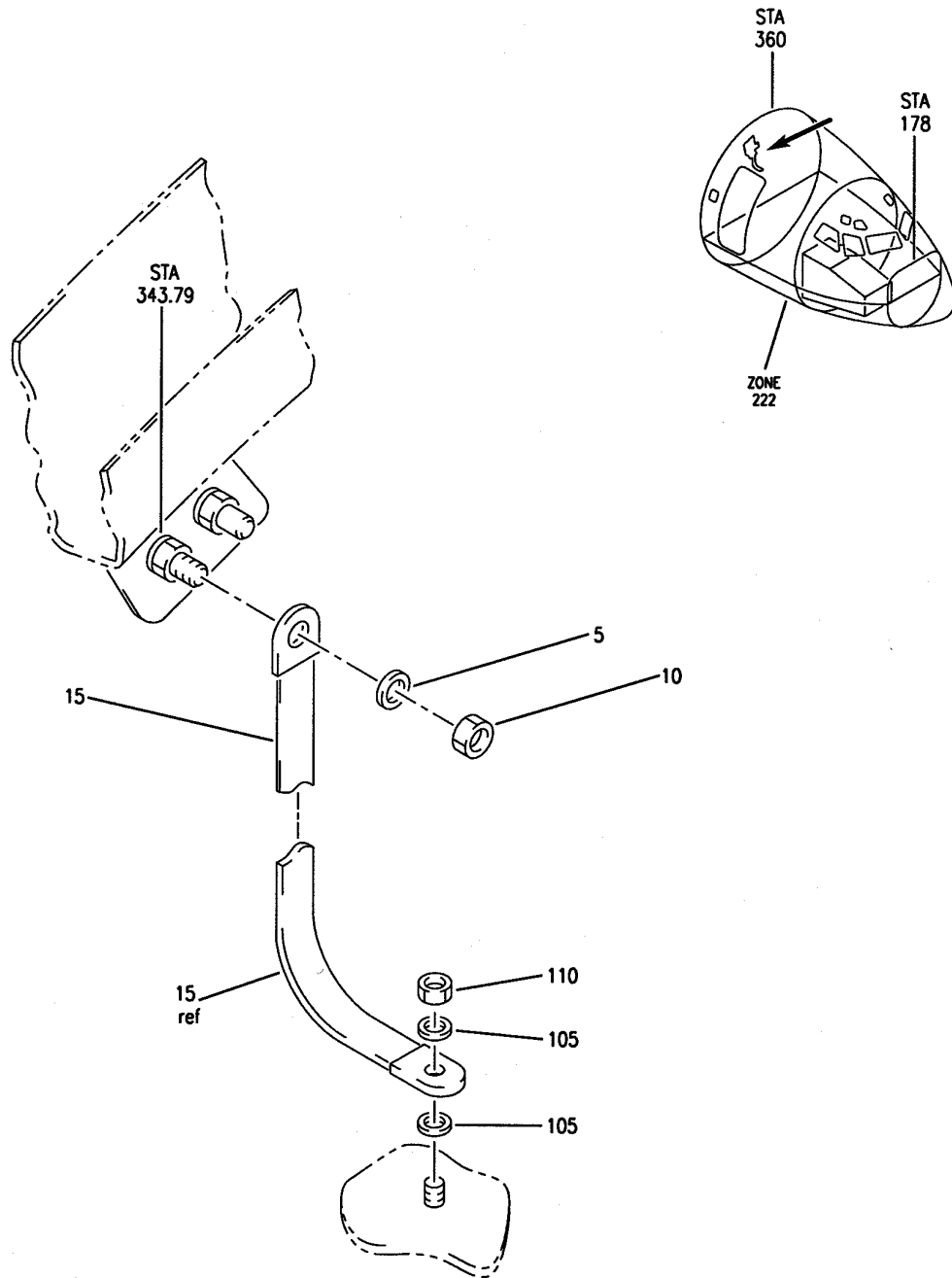
HAP

25-31-53-08A

BOEING PROPRIETARY - Copyright © - Unpublished Work - See title page for details.

25-31-53
FIG. 08A
PAGE 1
FEB 15/09

BOEING
737-600/700/800/900
PARTS CATALOG (MAINTENANCE)



E. 25315309 REV 038

STRAP INSTL-GND
FIGURE 9

25-31-53-09

HAP
OCT 10/06

25-31-53-09
PAGE 0

BOEING
737-600/700/800/900
PARTS CATALOG (MAINTENANCE)

FIG ITEM	PART NUMBER	1 2 3 4 5 6 7	NOMENCLATURE	EFFECT FROM TO	UNITS PER ASSY
9			STRAP INSTL-GND	012100 107200	
- 1	415A1210-2		STRAP INSTL-GND G2 AIRPLANE INTERFACE POSITION DATA: STA 343.79 FOR NHA SEE: 25-30-00-10B	012030	RF
- 1	MODREF95203		STRAP INSTL-GND G2 AIRPLANE INTERFACE MODULE NUMBER: 415A1210-2 REV A POSITION DATA: STA 343.79	031100 107200	1
5	NAS1149D0416H		.WASHER	012100 107200	1
10	PLH54CD		.NUT SUPPLIER CODE: VF0224 SPECIFICATION NUMBER: BACN10YR4CD OPTIONAL PART: H52732-4CD V15653	012100 107200	1
15	RBEJ40D20-96		.JUMPER ASSY SUPPLIER CODE: V1GK47 SPECIFICATION NUMBER: BACJ40D20-96	012100 107200	1
- 100	415A1210-12		STRAP INSTL-GND G2 GALLEY INTERFACE FOR NHA SEE: 25-30-00-10B	012030	RF
- 100	MODREF95195		STRAP INSTL-GND G2 GALLEY INTERFACE MODULE NUMBER: 415A1210-12 REV A	031100 107200	1
105	NAS1149D0416H		.WASHER	012100 107200	2
110	PLH54CD		.NUT SUPPLIER CODE: VF0224 SPECIFICATION NUMBER: BACN10YR4CD OPTIONAL PART: H52732-4CD V15653	012100 107200	1

MISSING ITEM NUMBERS NOT APPLICABLE

- ITEM NOT ILLUSTRATED

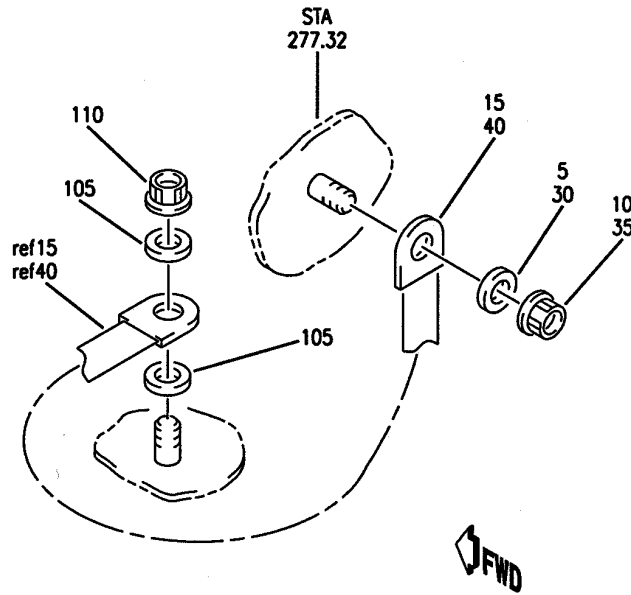
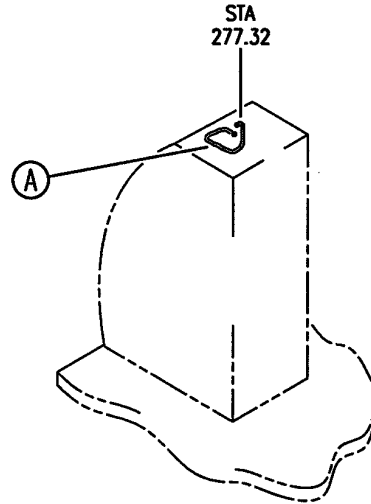
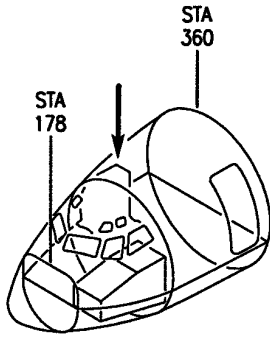
HAP

25-31-53-09

BOEING PROPRIETARY - Copyright © - Unpublished Work - See title page for details.

25-31-53
FIG. 09
PAGE 1
FEB 15/09

BOEING
 737-600/700/800/900
 PARTS CATALOG (MAINTENANCE)



A

E 25315310 REV 039

STRAP INSTL-GND
 FIGURE 10

25-31-53-10

HAP
 OCT 10/06

25-31-53-10
 PAGE 0

BOEING
737-600/700/800/900
PARTS CATALOG (MAINTENANCE)

FIG ITEM	PART NUMBER	1 2 3 4 5 6 7	NOMENCLATURE	EFFECT FROM TO	UNITS PER ASSY
10			STRAP INSTL-GND	031200 968999	
- 1	MODREF95192		STRAP INSTL-GND G1 AIRPLANE INTERFACE MODULE NUMBER: 415A1210-1 REV A POSITION DATA: STA 277.32	031200 968999	1
5	NAS1149D0416H		.WASHER	031200 968999	1
10	PLH54CD		.NUT SUPPLIER CODE: VF0224 SPECIFICATION NUMBER: BACN10YR4CD OPTIONAL PART: H52732-4CD V15653	031200 968999	1
15	RBEJ40D20-96		.JUMPER ASSY SUPPLIER CODE: V1GK47 SPECIFICATION NUMBER: BACJ40D20-96	031200 968999	1
- 100	MODREF95194		STRAP INSTL-GND G1 GALLEY INTERFACE MODULE NUMBER: 415A1210-11 REV A	031200 968999	1
105	NAS1149D0416H		.WASHER	031200 968999	2
110	PLH54CD		.NUT SUPPLIER CODE: VF0224 SPECIFICATION NUMBER: BACN10YR4CD OPTIONAL PART: H52732-4CD V15653	031200 968999	1

MISSING ITEM NUMBERS NOT APPLICABLE

- ITEM NOT ILLUSTRATED

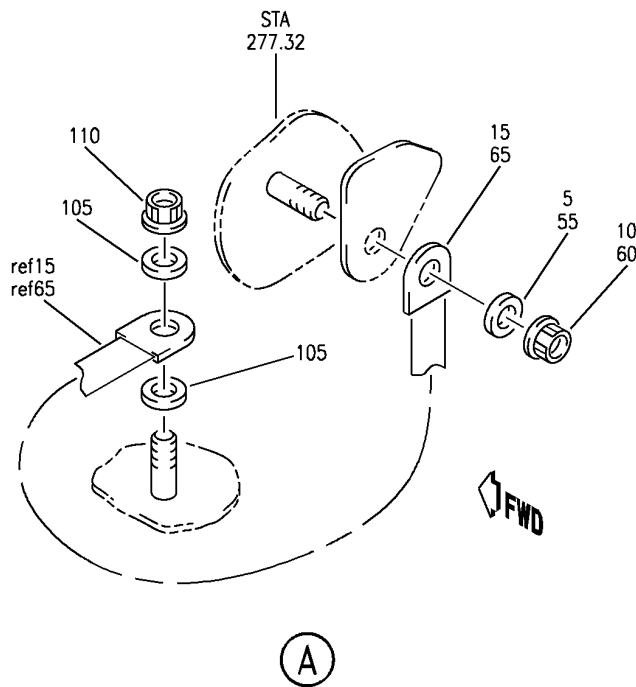
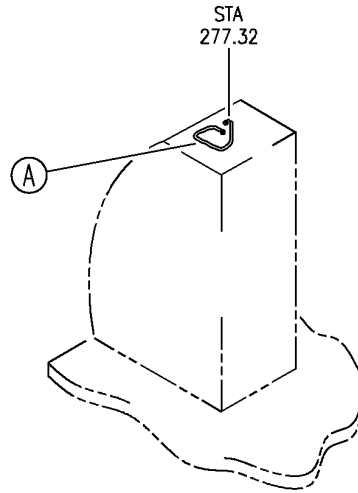
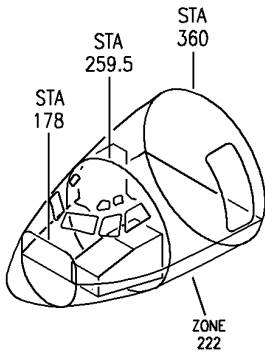
HAP

25-31-53-10

BOEING PROPRIETARY - Copyright © - Unpublished Work - See title page for details.

25-31-53
FIG. 10
PAGE 1
FEB 15/09

BOEING
 737-600/700/800/900
 PARTS CATALOG (MAINTENANCE)



E 25315310A REV 126

STRAP INSTL-GND
 FIGURE 10A

25-31-53-10A

HAP
 FEB 10/07

25-31-53-10A
 PAGE 0

BOEING
737-600/700/800/900
PARTS CATALOG (MAINTENANCE)

FIG ITEM	PART NUMBER	1 2 3 4 5 6 7	NOMENCLATURE	EFFECT FROM TO	UNITS PER ASSY
10A					
- 1	415A1210-1		STRAP INSTL-GND STRAP INSTL-GND G1 AIRPLANE INTERFACE POSITION DATA: STA 277.32 FOR NHA SEE: 25-30-00-10B	012030 012030	RF
5	NAS1149D0416H		.WASHER	012030	1
10	PLH54CD		.NUT SUPPLIER CODE: VF0224 SPECIFICATION NUMBER: BACN10YR4CD OPTIONAL PART: H52732-4CD V15653	012030	1
15	RBEJ40D20-96		.JUMPER ASSY SUPPLIER CODE: V1GK47 SPECIFICATION NUMBER: BACJ40D20-96	012030	1
- 100	415A1210-11		STRAP INSTL-GND G1 GALLEY INTERFACE FOR NHA SEE: 25-30-00-10B	012030	RF
105	NAS1149D0416H		.WASHER	012030	2
110	PLH54CD		.NUT SUPPLIER CODE: VF0224 SPECIFICATION NUMBER: BACN10YR4CD OPTIONAL PART: H52732-4CD V15653	012030	1

MISSING ITEM NUMBERS NOT APPLICABLE

- ITEM NOT ILLUSTRATED

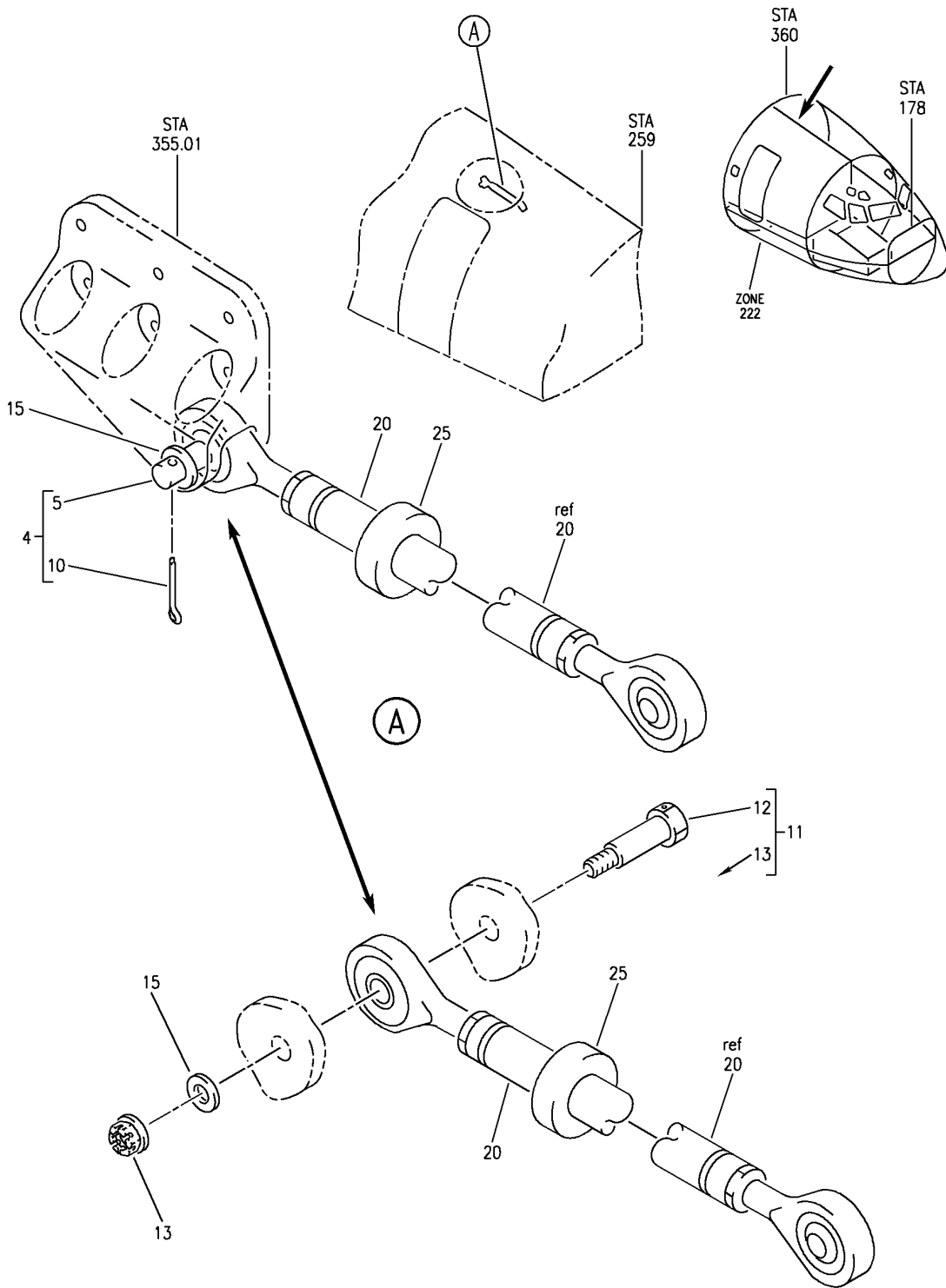
HAP

25-31-53-10A

BOEING PROPRIETARY - Copyright © - Unpublished Work - See title page for details.

25-31-53
FIG. 10A
PAGE 1
FEB 15/09

BOEING
737-600/700/800/900
PARTS CATALOG (MAINTENANCE)



E 25315313 REV 117

ROD INSTL
FIGURE 13

25-31-53-13

HAP
OCT 10/06

25-31-53-13
PAGE 0

BOEING
737-600/700/800/900
PARTS CATALOG (MAINTENANCE)

FIG ITEM	PART NUMBER	1 2 3 4 5 6 7	NOMENCLATURE	EFFECT FROM TO	UNITS PER ASSY
13			ROD INSTL	031200 968999	
- 1	MODREF95222		ROD INSTL-TIE GALLEY NO. 2 MODULE NUMBER: 415A1300-21 REV A POSITION DATA: STA 355.01	031200 968999	1
4	415A1300-1		.KIT ASSY- OPTIONAL PART: 415A1300-2	031200 968999	1
5	BACP18BD5A31		..PIN- POSITION DATA: HEAD FS	031200 968999	1
10	BACP18BC03A10P		..PIN- POSITION DATA: NEAR SIDE	031200 968999	1
11	415A1300-2		.KIT ASSY- OPTIONAL PART: 415A1300-1	031200 968999	1
12	BACB30PW6D18		..BOLT	031200 968999	1
13	PHCR55CDBACN		..NUT SUPPLIER CODE: VF0224 SPECIFICATION NUMBER: BACN11N5CD	031200 968999	1
15	NAS1149E0663P		.WASHER- POSITION DATA: NEAR SIDE	031200 968999	1
20	1042-6		.ROD ASSY- SUPPLIER CODE: V34742	031200 968999	1
25	415A1300-3		.TRAP-MOISTURE	031200 968999	1

MISSING ITEM NUMBERS NOT APPLICABLE

- ITEM NOT ILLUSTRATED

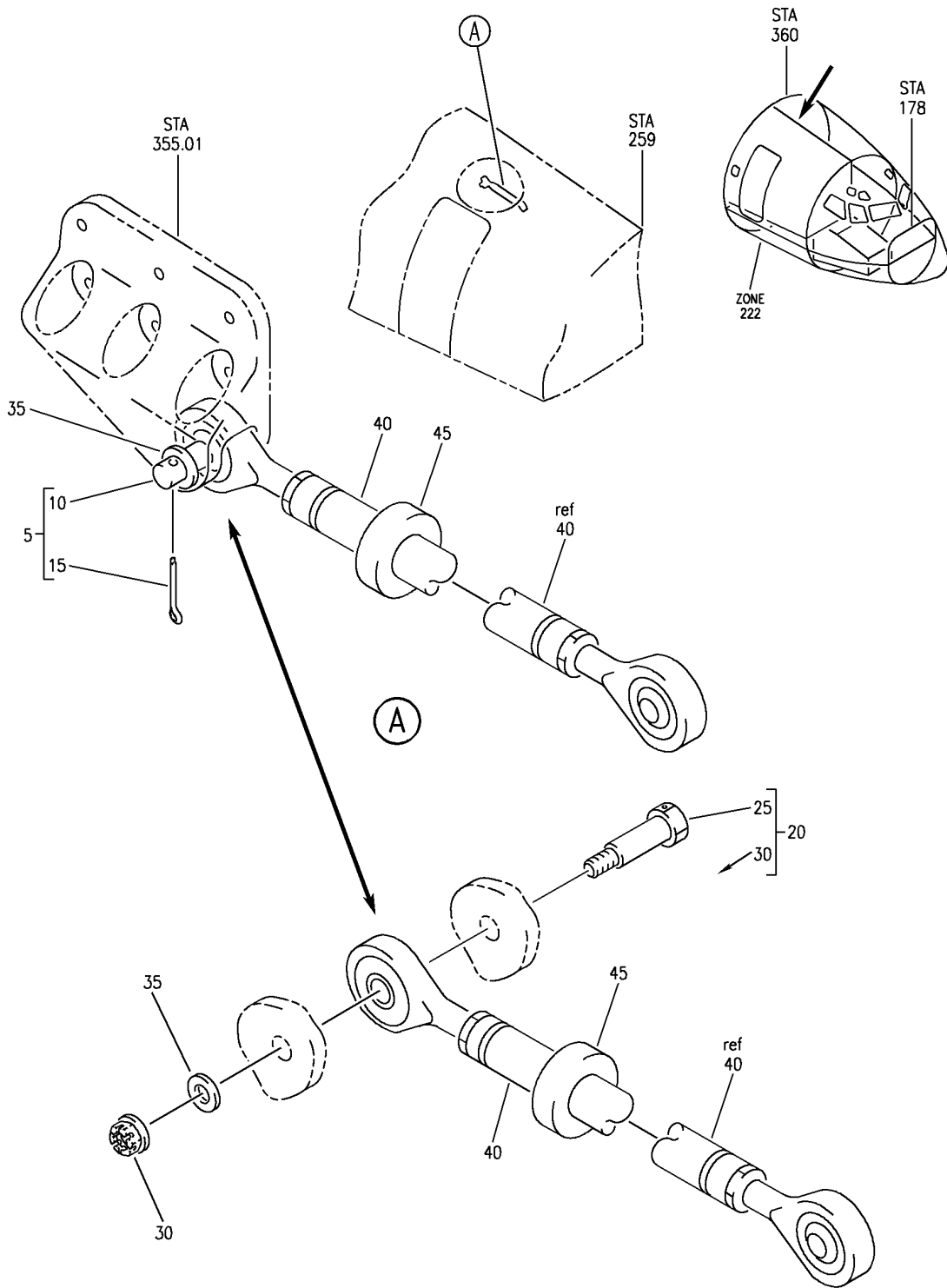
HAP

25-31-53-13

BOEING PROPRIETARY - Copyright © - Unpublished Work - See title page for details.

25-31-53
FIG. 13
PAGE 1
FEB 15/09

BOEING
 737-600/700/800/900
 PARTS CATALOG (MAINTENANCE)



E 25315313C REV 126

ROD INSTL
 FIGURE 13C

25-31-53-13C

HAP
 FEB 10/07

25-31-53-13C
 PAGE 0

BOEING
737-600/700/800/900
PARTS CATALOG (MAINTENANCE)

FIG ITEM	PART NUMBER	1 2 3 4 5 6 7	NOMENCLATURE	EFFECT FROM TO	UNITS PER ASSY
13C			ROD INSTL	001030 201967	
- 1	415A1300-21		ROD INSTL-TIE GALLEY NO. 2 POSITION DATA: STA 355.01 FOR NHA SEE: 25-30-00-10B 25-30-00-10C	001030 201967	RF
5	415A1300-1		.KIT ASSY- OPTIONAL PART: 415A1300-2	001030 201967	1
10	BACP18BD5A31		..PIN- POSITION DATA: HEAD FS	001030 201967	1
15	BACP18BC03A10P		..PIN- POSITION DATA: NEAR SIDE	001030 201967	1
20	415A1300-2		.KIT ASSY- OPTIONAL PART: 415A1300-1	001030 201967	1
25	BACB30PW6D18		..BOLT	001030 201967	1
30	PHCR55CDBACN		..NUT SUPPLIER CODE: VF0224 SPECIFICATION NUMBER: BACN11N5CD	001030 201967	1
35	NAS1149E0663P		.WASHER- POSITION DATA: NEAR SIDE	001030 201967	1
40	1042-6		.ROD ASSY- SUPPLIER CODE: V34742	001030 201967	1
45	415A1300-3		.TRAP-MOISTURE	001030 201967	1

MISSING ITEM NUMBERS NOT APPLICABLE

- ITEM NOT ILLUSTRATED

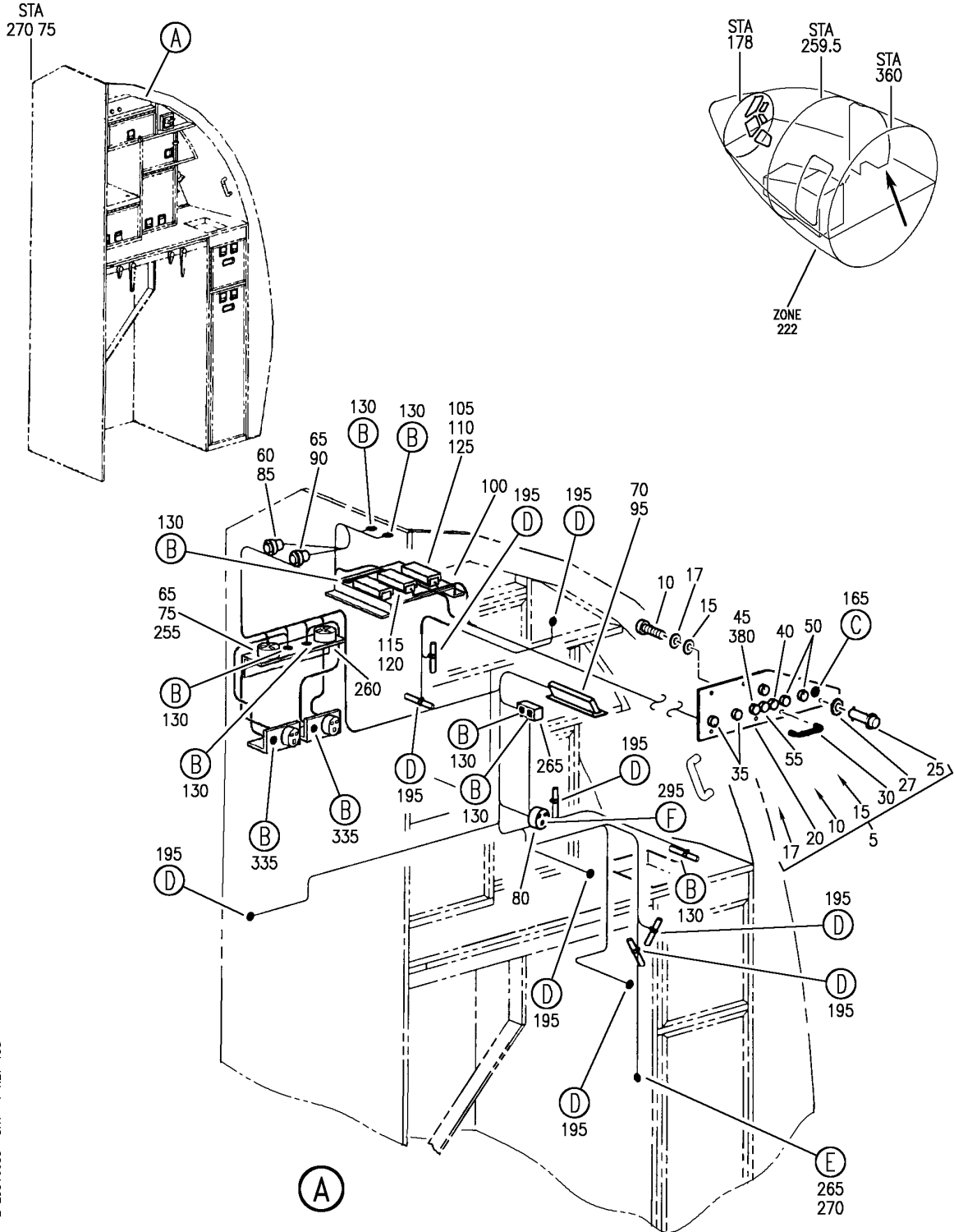
HAP

25-31-53-13C

BOEING PROPRIETARY - Copyright © - Unpublished Work - See title page for details.

25-31-53
FIG. 13C
PAGE 1
FEB 15/09

BOEING
 737-600/700/800/900
 PARTS CATALOG (MAINTENANCE)



E 25316053 SHT 1 REV 138

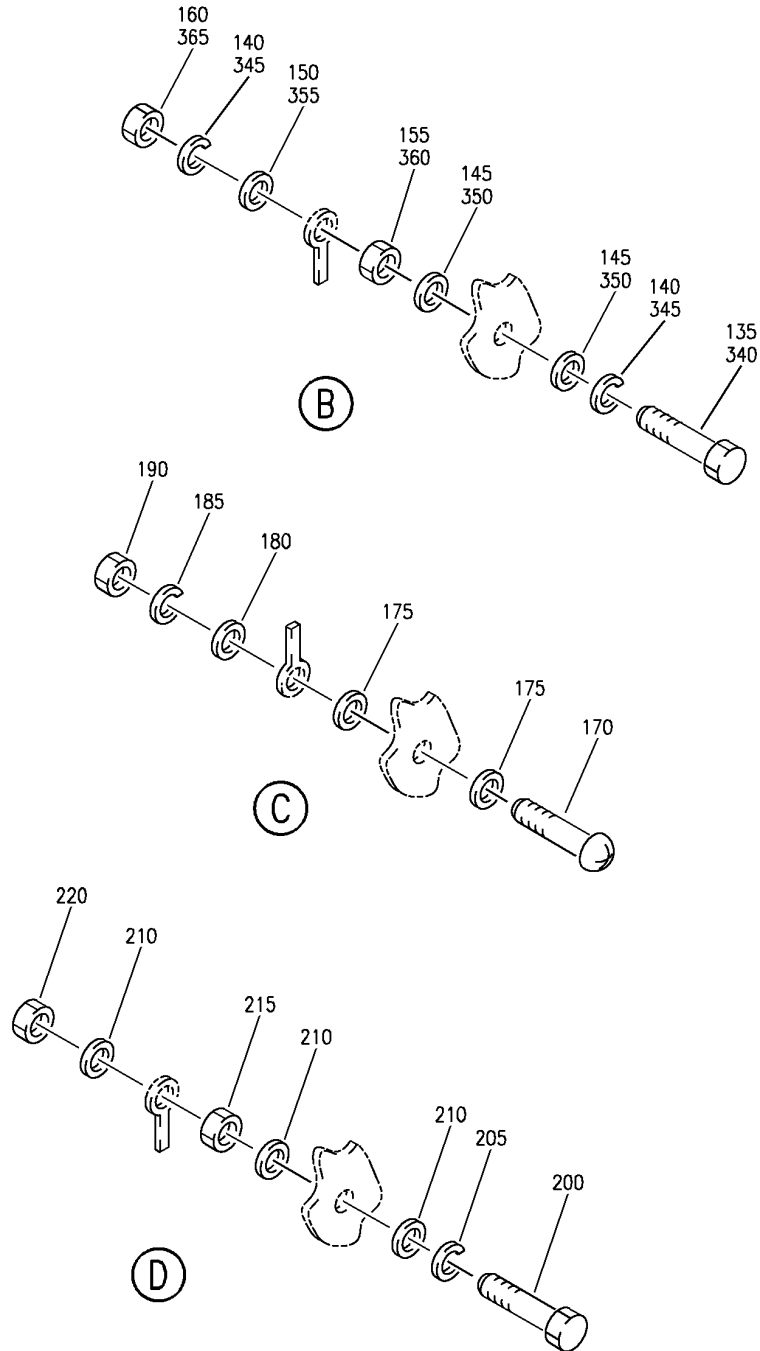
ELECTRICAL SYSTEM INSTL GALLEY G1 (EQUIPMENT/ FURNISHINGS ONLY)
 FIGURE 53 (SHEET 1)

25-31-60-53

HAP
 FEB 15/08

25-31-60-53
 PAGE 0

BOEING
 737-600/700/800/900
 PARTS CATALOG (MAINTENANCE)



E 25316053 SH1 2 REV 138

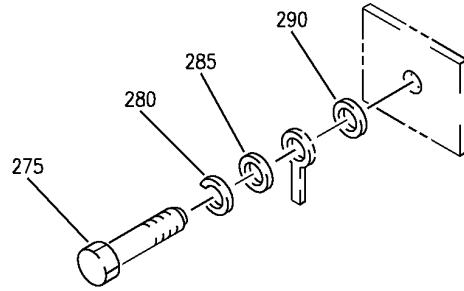
ELECTRICAL SYSTEM INSTL GALLEY G1 (EQUIPMENT/ FURNISHINGS ONLY)
 FIGURE 53 (SHEET 2)

25-31-60-53

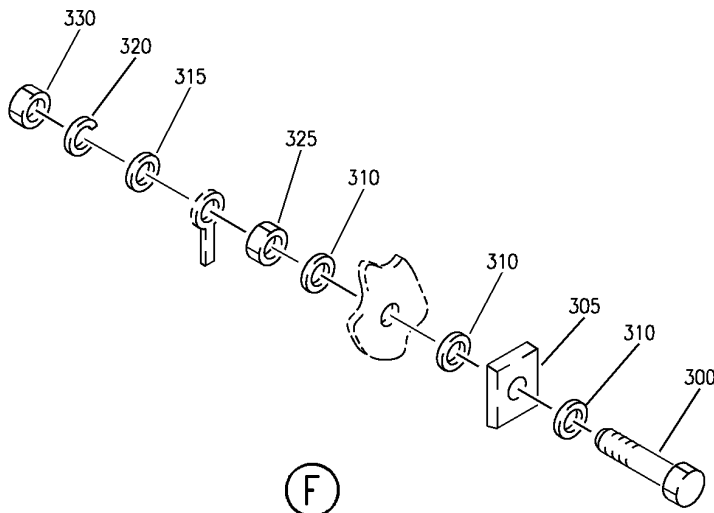
HAP
 FEB 15/08

25-31-60-53
 PAGE 0A

BOEING
737-600/700/800/900
PARTS CATALOG (MAINTENANCE)



(E)



(F)

E 25316053 SH1 3 REV 138

ELECTRICAL SYSTEM INSTL GALLEY G1 (EQUIPMENT/ FURNISHINGS ONLY)
FIGURE 53 (SHEET 3)

25-31-60-53

HAP
FEB 15/08

25-31-60-53
PAGE 0B

BOEING
737-600/700/800/900
PARTS CATALOG (MAINTENANCE)

FIG ITEM	PART NUMBER	1 2 3 4 5 6 7	NOMENCLATURE	EFFECT FROM TO	UNITS PER ASSY
53			ELECTRICAL SYSTEM INSTL GALLEY G1 (EQUIPMENT/ FURNISHINGS ONLY)	001037 039040	
- 1	1021C11A20000		ELECTRICAL SYSTEM INSTL- GALLEY G1 (EQUIPMENT/ FURNISHINGS ONLY) SUPPLIER CODE: VD2249 FOR NHA/OTHER SYS DET SEE: 25-31-11-89	001037 039040	RF
5	1021C11A20200		.PANEL ASSY-CONT SUPPLIER CODE: VD2249	001037 039040	1
10	DIN912M4X12		..SCREW	001037 039040	2
15	DIN125A4-3		..WASHER	001037 039040	2
17	DIN127A4		..WASHER	001037 039040	2
20	090434		..PANEL-CONT 109.5 X 320 MM; 4.3 X 12.6 IN. SUPPLIER CODE: VD2249	001037 039040	1
25	26S39-4		..FASTENER- SUPPLIER CODE: VDO680	001037 039040	4
27	2600SW2		..WASHER- SUPPLIER CODE: VDO680	001037 039040	4
30	07844		..HANDLE- SUPPLIER CODE: VC3938	001037 039040	2
35	4330-004-15		.CIRCUIT BREAKER SUPPLIER CODE: V76374 SPECIFICATION NUMBER: BACC18AC15 OPTIONAL PART: 6TC6-15 V82647	001037 039040	2
40	2TC6-1		.CIRCUIT BREAKER SUPPLIER CODE: V82647 SPECIFICATION NUMBER: BACC18Z1R OPTIONAL PART: 4310-002-1 V76374	001037 039040	1

MISSING ITEM NUMBERS NOT APPLICABLE

- ITEM NOT ILLUSTRATED

HAP

25-31-60-53

BOEING PROPRIETARY - Copyright © - Unpublished Work - See title page for details.

25-31-60
FIG. 53
PAGE 1
OCT 15/08

BOEING
737-600/700/800/900
PARTS CATALOG (MAINTENANCE)

FIG ITEM	PART NUMBER	1 2 3 4 5 6 7	NOMENCLATURE	EFFECT FROM TO	UNITS PER ASSY
53					
45	2TC6-7-5	.	CIRCUIT BREAKER SUPPLIER CODE: V82647 SPECIFICATION NUMBER: BACC18Z7R OPTIONAL PART: 4310-002-705 V76374	001037 039040	1
50	MS24524-21	.	SWITCH-TG	001037 039040	2
55	MS24523-23	.	SWITCH-TG	001037 039040	1
60	BAC63CE24-22P	.	PLUG	001037 039040	1
65	BACC45FT14-7P	.	PLUG	001037 039040	3
70	BACC45FT10-5S	.	CONNECTOR	001037 039040	1
75	MS24264R14B7SN	.	RECEPTACLE	001037 039040	2
80	13303-2	.	RECEPTACLE- SUPPLIER CODE: V71468	001037 039040	1
85	G65062-24	.	CLAMP SUPPLIER CODE: V06324 SPECIFICATION NUMBER: BACC10HV24 OPTIONAL PART: S2824-24 V07418	001037 039040	10
90	MS27291-3	.	CLAMP	001037 039040	3
95	MS27291-1	.	CLAMP	001037 039040	1
100	1021C11A20330	.	PLATE-MTG SUPPLIER CODE: VD2249	001037 039040	1
105	MS27212-2-2	.	BOARD-TERM.	001037 039040	1
110	MS18029-2S2	.	COVER	001037 039040	1
115	MS27212-1-7	.	BOARD-TERM.	001037 039040	1
120	MS18029-1S7	.	COVER	001037 039040	1
125	MS25226-4-2	.	LINK-TERM.	001037 039040	1

MISSING ITEM NUMBERS NOT APPLICABLE

— ITEM NOT ILLUSTRATED

HAP

25-31-60-53

BOEING PROPRIETARY - Copyright © - Unpublished Work - See title page for details.

25-31-60
FIG. 53
PAGE 2
OCT 15/08

BOEING
737-600/700/800/900
PARTS CATALOG (MAINTENANCE)

FIG ITEM	PART NUMBER	1 2 3 4 5 6 7	NOMENCLATURE	EFFECT FROM TO	UNITS PER ASSY
53					
130	00-1433	.STUD	ASSY-GND SUPPLIER CODE: VD2249	001037 039040	8
135	NAS564-31	..SCREW		001037 039040	1
140	MS35338-44	..WASHER		001037 039040	2
145	AN960D416L	..WASHER		001037 039040	2
150	AN960-416L	..WASHER		001037 039040	1
155	MS20341-416A	..NUT		001037 039040	1
160	MS21043-4	..NUT		001037 039040	1
165	00-1473	.STUD	ASSY-GND SUPPLIER CODE: VD2249	001037 039040	1
170	NAS604-9	..SCREW		001037 039040	1
175	AN960D416L	..WASHER		001037 039040	2
180	AN960-416L	..WASHER		001037 039040	1
185	MS35338-44	..WASHER		001037 039040	1
190	MS21043-4	..NUT		001037 039040	1
195	5026-02-0009	.STUD	ASSY-GND SUPPLIER CODE: VD2249	001037 039040	9
200	NAS1802-4-17	..SCREW		001037 039040	1
205	MS35338-139	..WASHER		001037 039040	1
210	AN960C416	..WASHER		001037 039040	3
215	MS35650-3254	..NUT		001037 039040	1
220	MS21043-4	..NUT		001037 039040	1
- 225	BMS13-31FI1-20	.WIRE-	SUPPLIER CODE: VF0241	001037 039040	AR
- 230	BMS13-31FI1-18	.WIRE-	SUPPLIER CODE: VF0241	001037 039040	AR

MISSING ITEM NUMBERS NOT APPLICABLE

- ITEM NOT ILLUSTRATED

HAP

25-31-60-53

BOEING PROPRIETARY - Copyright © - Unpublished Work - See title page for details.

25-31-60
FIG. 53
PAGE 3
OCT 15/08

BOEING
737-600/700/800/900
PARTS CATALOG (MAINTENANCE)

FIG ITEM	PART NUMBER	1 2 3 4 5 6 7	NOMENCLATURE	EFFECT FROM TO	UNITS PER ASSY
53					
- 235	BMS13-31FI1-16	.WIRE-	SUPPLIER CODE: VF0241	001037 039040	AR
- 240	BMS13-58I1-4	.WIRE-	SUPPLIER CODE: VD2773	001037 039040	AR
- 245	BMS13-58I1-6	.WIRE-	SUPPLIER CODE: VD2773	001037 039040	AR
- 250	BMS13-58I1-8	.WIRE-	SUPPLIER CODE: VD2773	001037 039040	AR
255	NSA938112-14C	.CLAMP		001037 039040	2
260	1021C11A20331	.ANGLE-MTG	SUPPLIER CODE: VD2249	001037 039040	1
265	0-212-000102000	.BRACKET-GRD STUD	SUPPLIER CODE: VD2249	001037 039040	1
270	5026-02-0003	.STUD ASSY-GND	SUPPLIER CODE: VD2249	001037 039040	1
275	NAS1096-3-13	..SCREW		001037 039040	2
280	MS35338-43	..WASHER		001037 039040	2
285	AN960-10L	..WASHER		001037 039040	2
290	AN960D10L	..WASHER		001037 039040	2
295	0-212-000600000	.STUD ASSY-GND	SUPPLIER CODE: VD2249	001037 039040	1
300	NAS603-16	..SCREW		001037 039040	1
305	0-211-000400000	..PLATE-GND	SUPPLIER CODE: VD2249	001037 039040	1
310	AN960D10L	..WASHER		001037 039040	3
315	AN960-10	..WASHER		001037 039040	1
320	MS35338-43	..WASHER		001037 039040	1
325	MS20341-10A	..NUT		001037 039040	1
330	MS21043-3	..NUT		001037 039040	1

MISSING ITEM NUMBERS NOT APPLICABLE

- ITEM NOT ILLUSTRATED

HAP

25-31-60-53

25-31-60
FIG. 53
PAGE 4
OCT 15/08

BOEING
737-600/700/800/900
PARTS CATALOG (MAINTENANCE)

FIG ITEM	PART NUMBER	1 2 3 4 5 6 7	NOMENCLATURE	EFFECT FROM TO	UNITS PER ASSY
53					
335	00-882	.STUD	ASSY-GND SUPPLIER CODE: VD2249	001037 039040	2
340	NAS1096-3-13	..SCREW		001037 039040	1
345	MS35338-43	..WASHER		001037 039040	2
350	AN960D10L	..WASHER		001037 039040	2
355	AN960-10L	..WASHER		001037 039040	1
360	MS20341-10A	..NUT		001037 039040	1
365	MS21043-3	..NUT		001037 039040	1
- 370	BMS13-58I1-10	.WIRE-	SUPPLIER CODE: VF0241	001037 039040	AR
- 375	BMS13-58I1-12	.WIRE-	SUPPLIER CODE: VF0241	001037 039040	AR
380	10237-1	.COLLAR-	SUPPLIER CODE: VD2249 SB DATA FROM A CMM: POST SB1021C-25-06	001037 039040	1
- 385	FP301-00324	.HOSE-	SUPPLIER CODE: VD8527 SB DATA FROM A CMM: POST SB1021C-25-06	001037 039040	AR
- 390	T18RHS	.TIEWRAP-	SUPPLIER CODE: VD8527 SB DATA FROM A CMM: POST SB1021C-25-06	001037 039040	10

MISSING ITEM NUMBERS NOT APPLICABLE

- ITEM NOT ILLUSTRATED

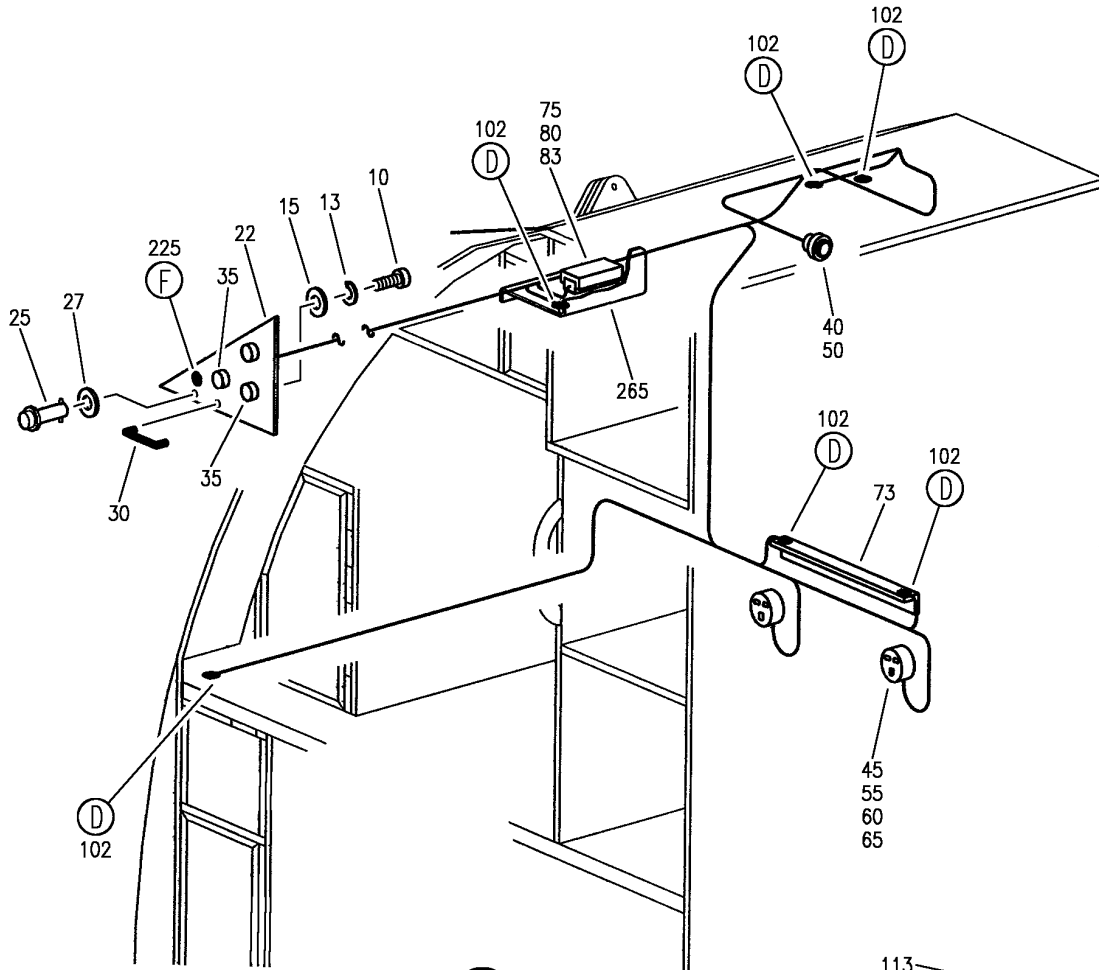
HAP

25-31-60-53

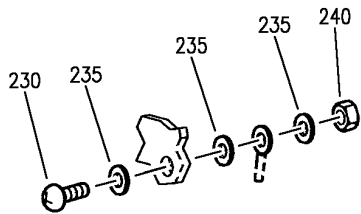
BOEING PROPRIETARY - Copyright © - Unpublished Work - See title page for details.

25-31-60
FIG. 53
PAGE 5
OCT 15/08

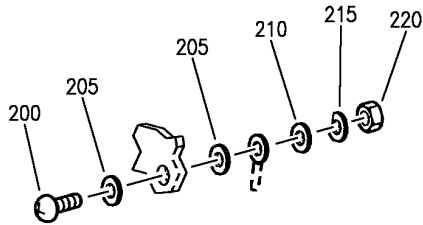
BOEING
 737-600/700/800/900
 PARTS CATALOG (MAINTENANCE)



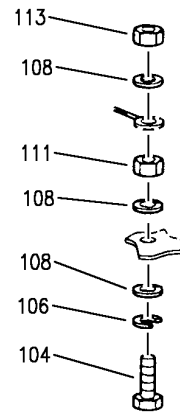
(C)



(F)



(E)



(D)

E 25316053A SHT 2 REV 138

ELECTRICAL SYSTEM INSTL GALLEY G2
 FIGURE 53A

25-31-60-53A

HAP
 FEB 15/08

25-31-60-53A
 PAGE 0A

BOEING
737-600/700/800/900
PARTS CATALOG (MAINTENANCE)

FIG ITEM	PART NUMBER	1 2 3 4 5 6 7	NOMENCLATURE	EFFECT FROM TO	UNITS PER ASSY
53A			ELECTRICAL SYSTEM INSTL GALLEY G2	001037	
- 1	1021C12A20000		ELECTRICAL SYSTEM INSTL- GALLEY G2 SUPPLIER CODE: VD2249 COMPONENT MAINT MANUAL REF: 25-01-85 FOR NHA/OTHER SYS DET SEE: 25-31-21-84	001037	RF
- 5	1021C12A20200		.PANEL ASSY-CONT SUPPLIER CODE: VD2249	001037	1
10	DIN912M4X12		..SCREW	001037	4
15	DIN125A4-3		..WASHER	001037	4
20	090434		..PANEL-CONT 200 X 250 MM; 7.8 X 9.8 IN. SUPPLIER CODE: VD2249	001037	1
25	26S39-4		..FASTENER- SUPPLIER CODE: VDO680	001037	3
30	07844		..HANDLE- SUPPLIER CODE: VC3938	001037	2
35	4330-004-15		.CIRCUIT BREAKER SUPPLIER CODE: V76374 SPECIFICATION NUMBER: BACC18AC15 OPTIONAL PART: 6TC6-15 V82647	001037	2
40	BACC63CE24-22P		.PLUG	001037	1
45	ACR6-33		.RECEPTACLE- SUPPLIER CODE: VOJ4E7	001037	2
50	G65062-24		.CLAMP SUPPLIER CODE: V06324 SPECIFICATION NUMBER: BACC10HV24 OPTIONAL PART: S2824-24 V07418	001037	1
55	857-0590-130		.SOCKET- SUPPLIER CODE: VOJ4E7	001037	6

MISSING ITEM NUMBERS NOT APPLICABLE

- ITEM NOT ILLUSTRATED

HAP

25-31-60-53A

BOEING PROPRIETARY - Copyright © - Unpublished Work - See title page for details.

25-31-60
FIG. 53A
PAGE 1
FEB 15/08

BOEING
737-600/700/800/900
PARTS CATALOG (MAINTENANCE)

FIG ITEM	PART NUMBER	1 2 3 4 5 6 7	NOMENCLATURE	EFFECT FROM TO	UNITS PER ASSY
53A					
60	857-0591-130B	.SOCKET-	SUPPLIER CODE: VOJ4E7	001037	2
65	857-0591-130	.SOCKET-	SUPPLIER CODE: VOJ4E7	001037	4
70	1021C12A20330	.PLATE-MTG	SUPPLIER CODE: VD2249	001037	1
75	MS27212-2-2	.BOARD-TERM.		001037	1
80	MS18029-2S2	.COVER		001037	1
83	MS25226-4-2	.LINK		001037	1
85	00-1433	.STUD ASSY-GND	SUPPLIER CODE: VD2249	001037	6
87	NAS564-31	..SCREW-		001037	1
89	MS35338-44	..WASHER-		001037	2
91	AN960D416L	..WASHER-		001037	2
93	AN960-416L	..WASHER-		001037	1
96	MS20341-416A	..NUT-		001037	1
98	MS21043-4	..NUT-		001037	1
- 120	22759-8-20-9	.WIRE-	SUPPLIER CODE: VD2249 CONFIG CHG DATA FROM A CMM: REPLD BY M22759-8-20-9	001037	AR
- 120	M22759-8-20-9	.WIRE-	SUPPLIER CODE: VD2249 CONFIG CHG DATA FROM A CMM: REPLS 22759-8-20-9	001037	AR
- 125	22759-8-18-9	.WIRE-	SUPPLIER CODE: VD2249 CONFIG CHG DATA FROM A CMM: REPLD BY M22759-8-18-9	001037	AR
- 125	M22759-8-18-9	.WIRE-	SUPPLIER CODE: VD2249 CONFIG CHG DATA FROM A CMM: REPLS 22759-8-18-9	001037	AR
- 130	22759-8-16-9	.WIRE-	SUPPLIER CODE: VD2249 CONFIG CHG DATA FROM A CMM: REPLD BY M22759-8-16-9	001037	AR

MISSING ITEM NUMBERS NOT APPLICABLE

- ITEM NOT ILLUSTRATED

HAP

25-31-60-53A

BOEING PROPRIETARY - Copyright © - Unpublished Work - See title page for details.

25-31-60
FIG. 53A
PAGE 2
FEB 15/08

BOEING
737-600/700/800/900
PARTS CATALOG (MAINTENANCE)

FIG ITEM	PART NUMBER	1 2 3 4 5 6 7	NOMENCLATURE	EFFECT FROM TO	UNITS PER ASSY
53A - 130	M22759-8-16-9		.WIRE- SUPPLIER CODE: VD2249 CONFIG CHG DATA FROM A CMM: REPLS 22759-8-16-9	001037	AR
- 135	22759-8-12-9		.WIRE- SUPPLIER CODE: VD2249 CONFIG CHG DATA FROM A CMM: REPLD BY M22759-8-12-9	001037	AR
- 135	M22759-8-12-9		.WIRE- SUPPLIER CODE: VD2249 CONFIG CHG DATA FROM A CMM: REPLS 22759-8-12-9	001037	AR
- 140	22759-8-10-9		.WIRE- SUPPLIER CODE: VD2249 CONFIG CHG DATA FROM A CMM: REPLD BY M22759-8-10-9	001037	AR
- 140	M22759-8-10-9		.WIRE- SUPPLIER CODE: VD2249 CONFIG CHG DATA FROM A CMM: REPLS 22759-8-10-9	001037	AR
- 145	BMS13-58I1-8		.WIRE- SUPPLIER CODE: VD2773	001037	AR
- 150	BMS13-58I1-6		.WIRE- SUPPLIER CODE: VD2773	001037	AR
- 155	BMS13-58I1-4		.WIRE- SUPPLIER CODE: VD2773	001037	AR
- 175	00-1427-1		.SLEEVE-DISTANCE SUPPLIER CODE: VD2249	001037	AR
- 180	00-1427-5		.SLEEVE-DISTANCE SUPPLIER CODE: VD2249	001037	AR
- 185	BACC10DK		.CLAMP	001037	AR

MISSING ITEM NUMBERS NOT APPLICABLE

- ITEM NOT ILLUSTRATED

HAP

25-31-60-53A

BOEING PROPRIETARY - Copyright © - Unpublished Work - See title page for details.

25-31-60
FIG. 53A
PAGE 3
FEB 15/08

BOEING
737-600/700/800/900
PARTS CATALOG (MAINTENANCE)

FIG ITEM	PART NUMBER	1 2 3 4 5 6 7	NOMENCLATURE	EFFECT FROM TO	UNITS PER ASSY
53A - 190	JM44LC13WSR		.CLAMP SUPPLIER CODE: V22175 SPECIFICATION NUMBER: BACC10GE OPTIONAL PART: S369WH V18076 TA12C32WS V84971	001037	AR
195	00-1473		.STUD ASSY-GND SUPPLIER CODE: VD2249	001037	1
200	NAS604-91		..SCREW	001037	1
205	AN960D416L		..WASHER	001037	2
210	AN960-416L		..WASHER	001037	1
215	MS35338-44		..WASHER	001037	1
220	MS21043-4		..NUT	001037	1

MISSING ITEM NUMBERS NOT APPLICABLE

- ITEM NOT ILLUSTRATED

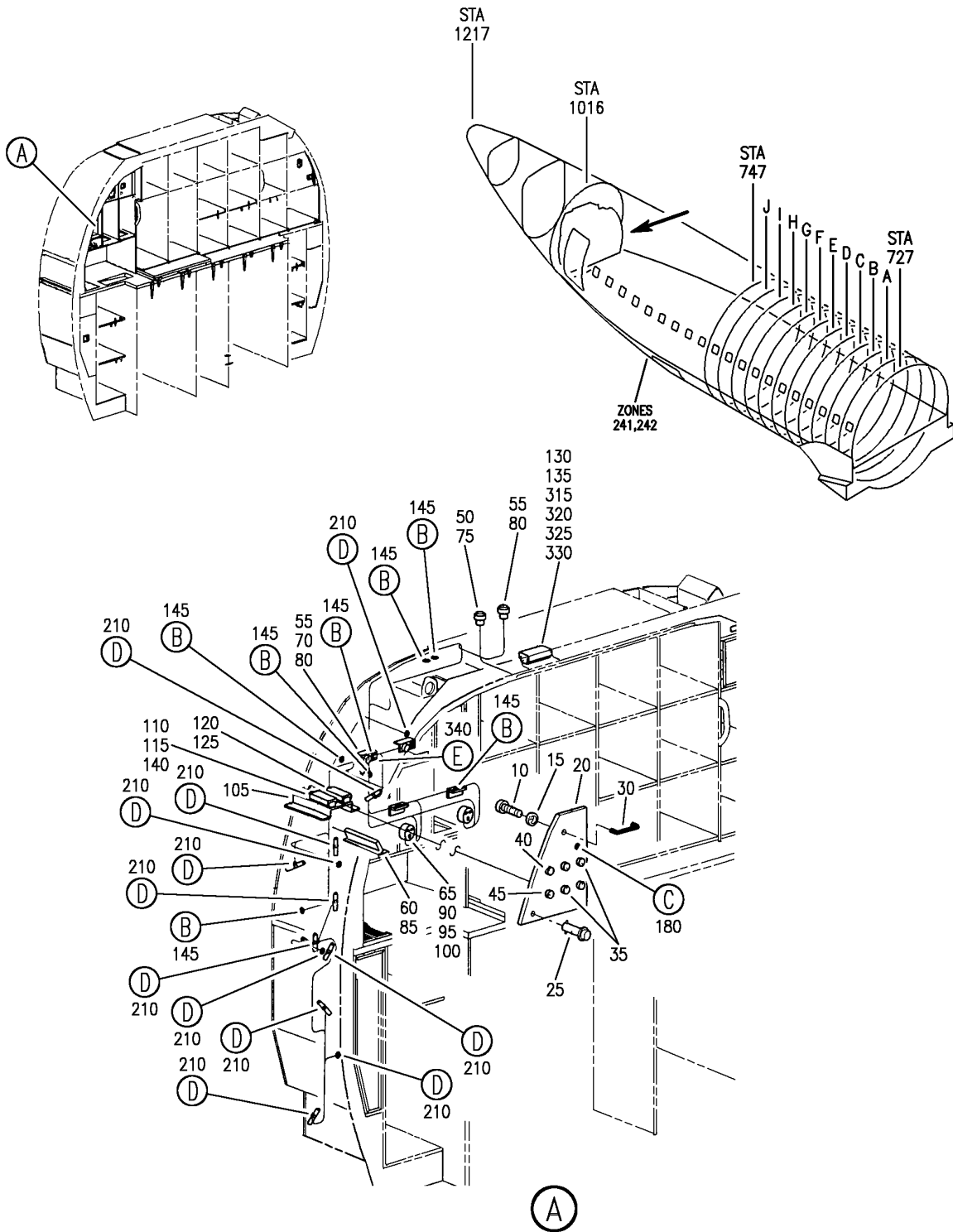
HAP

25-31-60-53A

BOEING PROPRIETARY - Copyright © - Unpublished Work - See title page for details.

25-31-60
FIG. 53A
PAGE 4
FEB 15/08

BOEING
737-600/700/800/900
PARTS CATALOG (MAINTENANCE)



E 25316053B SHT 1 REV 138

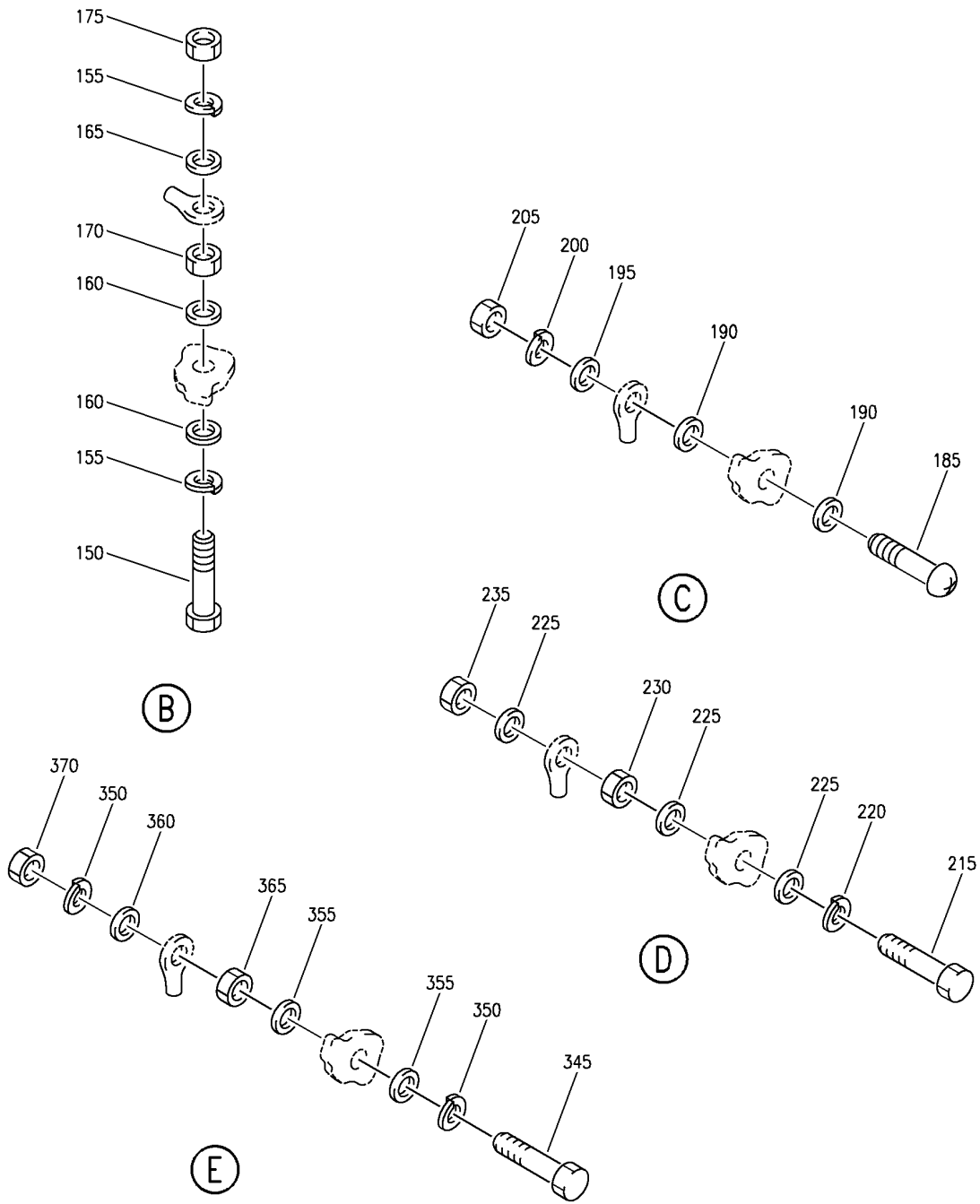
ELECTRICAL SYSTEM INSTL GALLEY G4B (EQUIPMENT/ FURNISHINGS ONLY)
 FIGURE 53B (SHEET 1)

25-31-60-53B

HAP
 FEB 15/08

25-31-60-53B
 PAGE 0

BOEING
 737-600/700/800/900
 PARTS CATALOG (MAINTENANCE)



E 25316053B SHT 2 REV 138

ELECTRICAL SYSTEM INSTL GALLEY G4B (EQUIPMENT/ FURNISHINGS ONLY)
 FIGURE 53B (SHEET 2)

25-31-60-53B

HAP
 FEB 15/08

25-31-60-53B
 PAGE 0A

BOEING
737-600/700/800/900
PARTS CATALOG (MAINTENANCE)

FIG ITEM	PART NUMBER	1 2 3 4 5 6 7	NOMENCLATURE	EFFECT FROM TO	UNITS PER ASSY
53B			ELECTRICAL SYSTEM INSTL GALLEY G4B (EQUIPMENT/ FURNISHINGS ONLY)	001037 039040	
- 1	1021C21A20000		ELECTRICAL SYSTEM INSTL- GALLEY G4B (EQUIPMENT/ FURNISHINGS ONLY) SUPPLIER CODE: VD2249 FOR NHA/OTHER SYS DET SEE: 25-31-41-60	001037 039040	RF
- 5	1021C21A20200		.PANEL ASSY-CONT SUPPLIER CODE: VD2249	001037 039040	1
10	DIN912M4X12		..SCREW	001037 039040	4
15	DIN125A4-3		..WASHER	001037 039040	4
20	090434		..PANEL-CONT 251.5 X 230 MM; 9.9 X 9.1 IN. SUPPLIER CODE: VD2249	001037 039040	1
25	26S39-4		..FASTENER- SUPPLIER CODE: VDO680	001037 039040	4
30	07844		..HANDLE- SUPPLIER CODE: VC3938	001037 039040	2
35	4330-004-15		.CIRCUIT BREAKER SUPPLIER CODE: V76374 SPECIFICATION NUMBER: BACC18AC15 OPTIONAL PART: 6TC6-15 V82647	001037 039040	4
40	2TC6-1		.CIRCUIT BREAKER SUPPLIER CODE: V82647 SPECIFICATION NUMBER: BACC18Z1R OPTIONAL PART: 4310-002-1 V76374	001037 039040	1
45	MS24524-21		.SWITCH	001037 039040	1
50	BACC63CE24-22P		.PLUG	001037 039040	1

MISSING ITEM NUMBERS NOT APPLICABLE

- ITEM NOT ILLUSTRATED

HAP

25-31-60-53B

BOEING PROPRIETARY - Copyright © - Unpublished Work - See title page for details.

25-31-60
FIG. 53B
PAGE 1
OCT 15/08

BOEING
737-600/700/800/900
PARTS CATALOG (MAINTENANCE)

FIG ITEM	PART NUMBER	1 2 3 4 5 6 7	NOMENCLATURE	EFFECT FROM TO	UNITS PER ASSY
53B					
55	BACC45FT14-7P	.	PLUG	001037 039040	2
60	BACC45FT10-5S	.	CONNECTOR	001037 039040	1
65	ACR6-33	.	RECEPTACLE- SUPPLIER CODE: VOJ4E7	001037 039040	2
70	MS24264R14B7SN	.	RECEPTACLE	001037 039040	2
75	G65062-24	.	CLAMP SUPPLIER CODE: V06324 SPECIFICATION NUMBER: BACC10HV24 OPTIONAL PART: S2824-24 V07418	001037 039040	10
80	MS27291-3	.	CLAMP	001037 039040	3
85	MS27291-1	.	CLAMP	001037 039040	1
90	857-0590-130	.	SOCKET- SUPPLIER CODE: VOJ4E7	001037 039040	6
95	857-0591-130B	.	SOCKET- SUPPLIER CODE: VOJ4E7	001037 039040	2
100	857-0591-130	.	SOCKET- SUPPLIER CODE: VOJ4E7	001037 039040	4
105	1021C21A20400	.	PLATE-MTG SUPPLIER CODE: VD2249	001037 039040	1
110	MS27212-2-3	.	BOARD	001037 039040	1
115	MS18029-2S3	.	COVER	001037 039040	1
120	MS27212-1-6	.	BOARD-	001037 039040	1
125	MS18029-1S6	.	COVER	001037 039040	1
130	MS27212-1-3	.	BOARD-	001037 039040	1
135	MS18029-1S3	.	COVER	001037 039040	1
140	MS25226-4-3	.	LINK-	001037 039040	1

MISSING ITEM NUMBERS NOT APPLICABLE

- ITEM NOT ILLUSTRATED

HAP

25-31-60-53B

BOEING PROPRIETARY - Copyright © - Unpublished Work - See title page for details.

25-31-60
FIG. 53B
PAGE 2
OCT 15/08

BOEING
737-600/700/800/900
PARTS CATALOG (MAINTENANCE)

FIG ITEM	PART NUMBER	1 2 3 4 5 6 7	NOMENCLATURE	EFFECT FROM TO	UNITS PER ASSY
53B					
145	00-1433	.STUD	ASSY-GND SUPPLIER CODE: VD2249	001037 039040	10
150	NAS564-31	..SCREW		001037 039040	1
155	MS35338-44	..WASHER		001037 039040	2
160	AN960D416L	..WASHER		001037 039040	2
165	AN960-416L	..WASHER		001037 039040	1
170	MS20341-416A	..NUT		001037 039040	1
175	MS21043-4	..NUT		001037 039040	1
180	00-1473	.STUD	ASSY-GND SUPPLIER CODE: VD2249	001037 039040	1
185	NAS604-9	..SCREW		001037 039040	1
190	AN960D416L	..WASHER		001037 039040	2
195	AN960-416L	..WASHER		001037 039040	1
200	MS35338-44	..WASHER		001037 039040	1
205	MS21043-4	..NUT		001037 039040	1
210	5026-02-0009	.STUD	ASSY-GND SUPPLIER CODE: VD2249	001037 039040	12
215	NAS1802-4-17	..SCREW		001037 039040	1
220	MS35338-139	..WASHER		001037 039040	1
225	AN960C416	..WASHER		001037 039040	3
230	MS35650-3254	..NUT		001037 039040	1
235	MS21043-4	..NUT		001037 039040	1
- 240	22759-8-20-9	.WIRE-	SUPPLIER CODE: VD2249 CONFIG CHG DATA FROM A CMM: REPLD BY M22759-8-20-9	001037 039040	AR

MISSING ITEM NUMBERS NOT APPLICABLE

- ITEM NOT ILLUSTRATED

HAP

25-31-60-53B

BOEING PROPRIETARY - Copyright © - Unpublished Work - See title page for details.

25-31-60
FIG. 53B
PAGE 3
OCT 15/08

 **BOEING**
737-600/700/800/900
PARTS CATALOG (MAINTENANCE)

FIG ITEM	PART NUMBER	1 2 3 4 5 6 7	NOMENCLATURE	EFFECT FROM TO	UNITS PER ASSY
53B - 240	M22759-8-20-9		.WIRE- SUPPLIER CODE: VD2249 CONFIG CHG DATA FROM A CMM: REPLS 22759-8-20-9	001037 039040	AR
- 245	22759-8-18-9		.WIRE- SUPPLIER CODE: VD2249 CONFIG CHG DATA FROM A CMM: REPLD BY M22759-8-18-9	001037 039040	AR
- 245	M22759-8-18-9		.WIRE- SUPPLIER CODE: VD2249 CONFIG CHG DATA FROM A CMM: REPLS 22759-8-18-9	001037 039040	AR
- 250	22759-8-16-9		.WIRE- SUPPLIER CODE: VD2249 CONFIG CHG DATA FROM A CMM: REPLD BY M22759-8-16-9	001037 039040	AR
- 250	M22759-8-16-9		.WIRE- SUPPLIER CODE: VD2249 CONFIG CHG DATA FROM A CMM: REPLS 22759-8-16-9	001037 039040	AR
- 260	22759-8-10-9		.WIRE- SUPPLIER CODE: VD2249 CONFIG CHG DATA FROM A CMM: REPLD BY M22759-8-10-9	001037 039040	AR
- 260	M22759-8-10-9		.WIRE- SUPPLIER CODE: VD2249 CONFIG CHG DATA FROM A CMM: REPLS 22759-8-10-9	001037 039040	AR
- 265	BMS13-58I1-8		.WIRE- SUPPLIER CODE: VD2773	001037 039040	AR
- 270	BMS13-58I1-6		.WIRE- SUPPLIER CODE: VD2773	001037 039040	AR
- 275	BMS13-58I1-4		.WIRE- SUPPLIER CODE: VD2773	001037 039040	AR
- 280	1032		.SLEEVE-DISTANCE SUPPLIER CODE: VD2249	001037 039040	AR

MISSING ITEM NUMBERS NOT APPLICABLE

- ITEM NOT ILLUSTRATED

HAP

25-31-60-53B

BOEING PROPRIETARY - Copyright © - Unpublished Work - See title page for details.

25-31-60
FIG. 53B
PAGE 4
OCT 15/08

BOEING
737-600/700/800/900
PARTS CATALOG (MAINTENANCE)

FIG ITEM	PART NUMBER	1 2 3 4 5 6 7	NOMENCLATURE	EFFECT FROM TO	UNITS PER ASSY
53B					
- 285	00-1427-1	.	SLEEVE-DISTANCE SUPPLIER CODE: VD2249	001037 039040	AR
- 290	00-1427-5	.	SLEEVE-DISTANCE SUPPLIER CODE: VD2249	001037 039040	AR
- 295	BACC10DK	.	CLAMP	001037 039040	AR
- 300	JM44LC13WSR	.	CLAMP SUPPLIER CODE: V22175 SPECIFICATION NUMBER: BACC10GE OPTIONAL PART: S369WH V18076 TA12C32WS V84971	001037 039040	AR
- 305	16120409TYPE2-4	.	WRAP-SPIRAL SUPPLIER CODE: VD8527	001037 039040	AR
- 310	16120909TYPE2-9	.	WRAP-SPIRAL SUPPLIER CODE: VD8527	001037 039040	AR
315	5035-02-0014	.	CAP- SUPPLIER CODE: VD2249	001037 039040	1
320	NAS1096-3-6	.	SCREW	001037 039040	3
325	AN960-10	.	WASHER	001037 039040	3
330	MS35338-43	.	WASHER	001037 039040	3
- 335	BMS13-52-5-100	.	HOSE-PROTECTION SUPPLIER CODE: VC4888	001037 039040	AR
340	00-882	.	STUD ASSY-GND SUPPLIER CODE: VD2249	001037 039040	2
345	NAS1096-3-13	..	SCREW	001037 039040	1
350	MS35338-43	..	WASHER	001037 039040	2
355	AN960D10L	..	WASHER	001037 039040	2
360	AN960-10L	..	WASHER	001037 039040	1
365	MS20341-10A	..	NUT	001037 039040	1

MISSING ITEM NUMBERS NOT APPLICABLE

- ITEM NOT ILLUSTRATED

HAP

25-31-60-53B

BOEING PROPRIETARY - Copyright © - Unpublished Work - See title page for details.

25-31-60
FIG. 53B
PAGE 5
OCT 15/08


BOEING
 737-600/700/800/900
PARTS CATALOG (MAINTENANCE)

FIG ITEM	PART NUMBER	1 2 3 4 5 6 7 NOMENCLATURE	EFFECT FROM TO	UNITS PER ASSY
53B 370	MS21043-3	. . NUT	001037 039040	1

MISSING ITEM NUMBERS NOT APPLICABLE

— ITEM NOT ILLUSTRATED

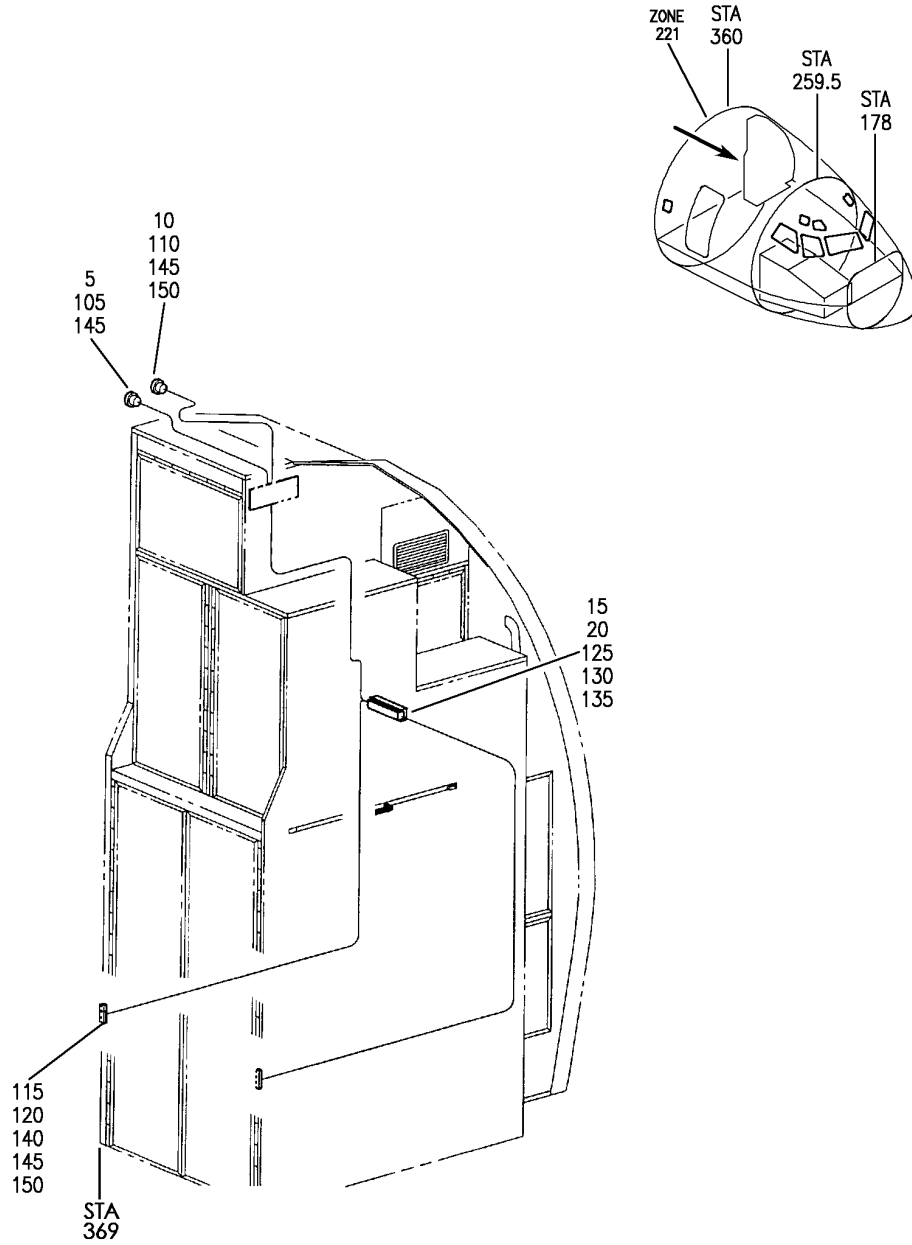
HAP

25-31-60-53B

BOEING PROPRIETARY - Copyright © - Unpublished Work - See title page for details.

25-31-60
 FIG. 53B
 PAGE 6
 OCT 15/08

BOEING
 737-600/700/800/900
 PARTS CATALOG (MAINTENANCE)



E 25316053C REV 138

ELECTRICAL SYSTEM INSTL GALLEY G7 (EQUIPMENT/ FURNISHINGS ONLY)
 FIGURE 53C

25-31-60-53C

HAP
 FEB 15/08

25-31-60-53C
 PAGE 0

BOEING
737-600/700/800/900
PARTS CATALOG (MAINTENANCE)

FIG ITEM	PART NUMBER	1 2 3 4 5 6 7	NOMENCLATURE	EFFECT FROM TO	UNITS PER ASSY
53C			ELECTRICAL SYSTEM INSTL GALLEY G7 (EQUIPMENT/ FURNISHINGS ONLY)	001030	
- 1	1021C13A20000		ELECTRICAL SYSTEM INSTL- GALLEY G7 (EQUIPMENT/ FURNISHINGS ONLY) SUPPLIER CODE: VD2249 PRE SERVICE BULLETIN: 25-1542 FOR NHA/OTHER SYS DET SEE: 25-31-71-56	001030	RF
	5 AMCO2RA03B		.CONNECTOR- SUPPLIER CODE: VD8311	001030	1
	10 AMCO2RA03R		.CONNECTOR- SUPPLIER CODE: VD8311	001030	1
	15 MS18029-1S3		.COVER	001030	1
	20 MS27212-1-3		.BOARD-TERM.	001030	1
- 25	BMS13-31FI1-20		.WIRE- SUPPLIER CODE: VF0241	001030	AR
- 30	BMS13-31FI1-18		.WIRE- SUPPLIER CODE: VF0241	001030	AR
- 35	NSA937910EA2000		.PIN- SUPPLIER CODE: VD8518	001030	8
- 40	NSA936832-20		.JUNCTION-JIFFY SUPPLIER CODE: VF1983	001030	4

MISSING ITEM NUMBERS NOT APPLICABLE

- ITEM NOT ILLUSTRATED

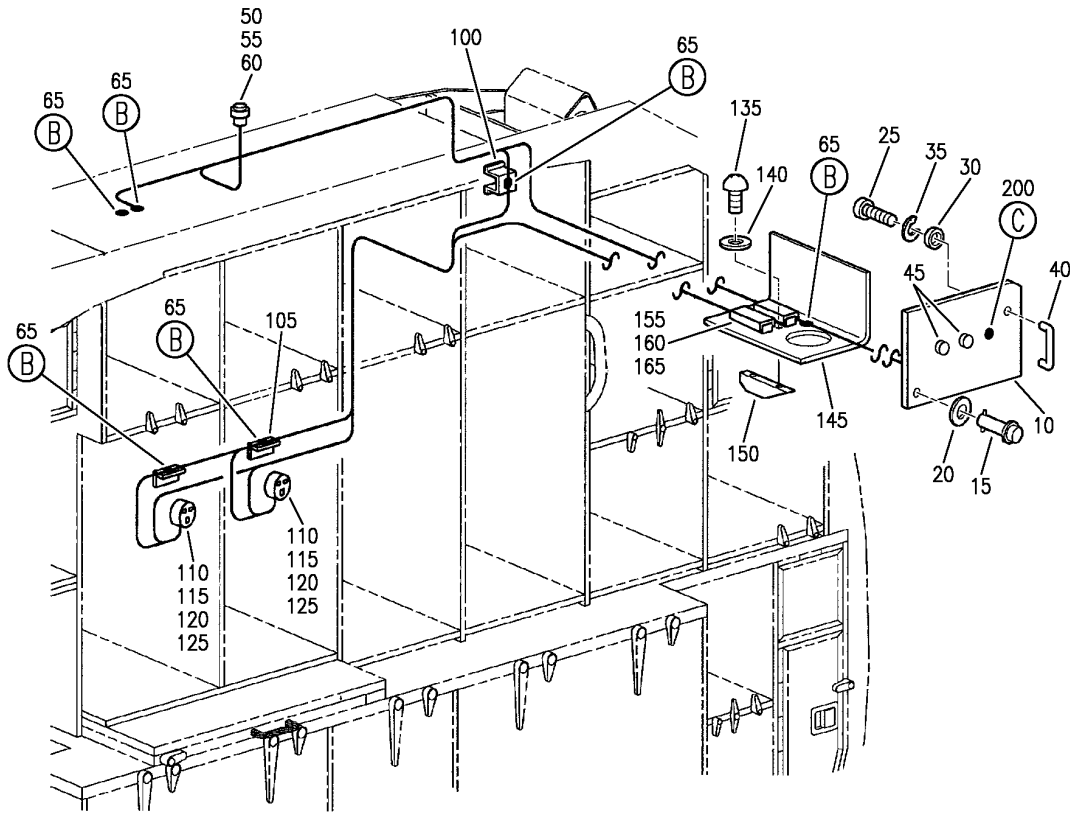
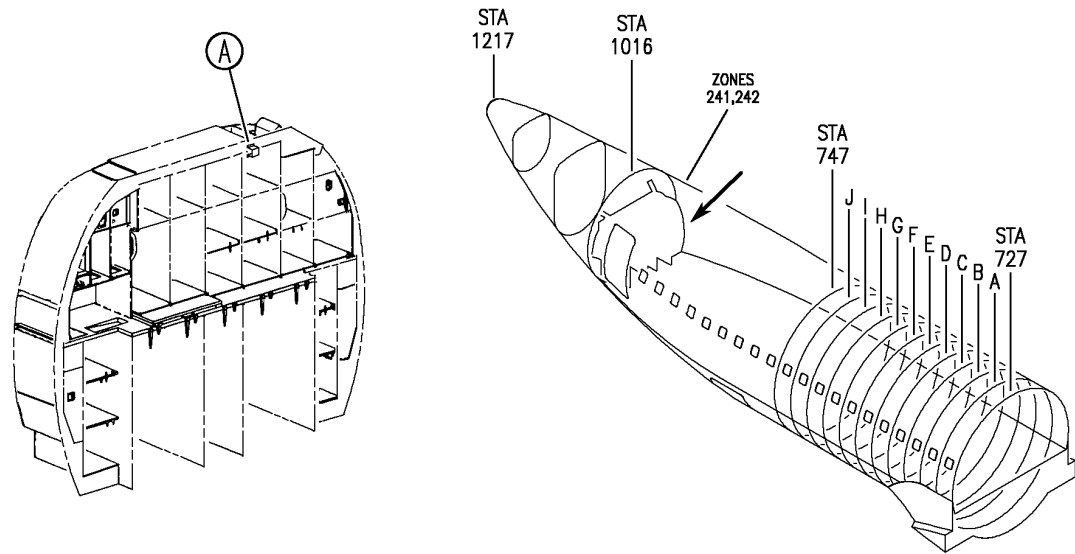
HAP

25-31-60-53C

BOEING PROPRIETARY - Copyright © - Unpublished Work - See title page for details.

25-31-60
FIG. 53C
PAGE 1
FEB 15/08

BOEING
 737-600/700/800/900
 PARTS CATALOG (MAINTENANCE)



E 25316053F SH1 1 REV 138

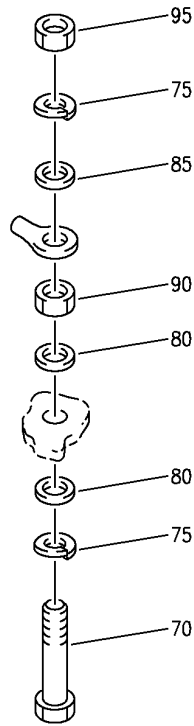
ELECTRICAL SYSTEM INSTL GALLEY G4B (EQUIPMENT/ FURNISHINGS ONLY)
 FIGURE 53F (SHEET 1)

25-31-60-53F

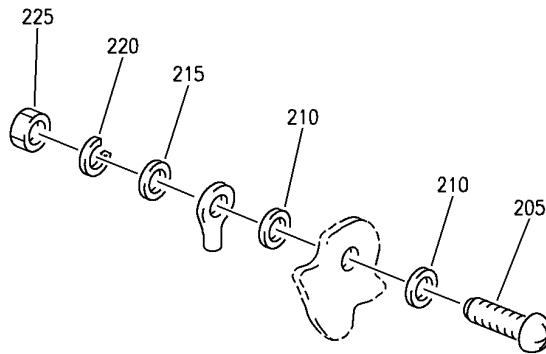
HAP
 FEB 15/08

25-31-60-53F
 PAGE 0

BOEING
 737-600/700/800/900
 PARTS CATALOG (MAINTENANCE)



(B)



(C)

E 25316053F SHT 2 REV 138

ELECTRICAL SYSTEM INSTL GALLEY G4B (EQUIPMENT/ FURNISHINGS ONLY)
 FIGURE 53F (SHEET 2)

25-31-60-53F

HAP
 FEB 15/08

25-31-60-53F
 PAGE 0A

BOEING
737-600/700/800/900
PARTS CATALOG (MAINTENANCE)

FIG ITEM	PART NUMBER	1 2 3 4 5 6 7	NOMENCLATURE	EFFECT FROM TO	UNITS PER ASSY
53F			ELECTRICAL SYSTEM INSTL GALLEY G4B (EQUIPMENT/ FURNISHINGS ONLY)	001037 039040	
- 1	1021C25-05E3		ELECTRICAL SYSTEM INSTL- GALLEY G4B (EQUIPMENT/ FURNISHINGS ONLY) SUPPLIER CODE: VD2249 SB DATA FROM A CMM: POST SB 1021C-25-05 FOR NHA/OTHER SYS DET SEE: 25-31-41-60	001037 039040	RF
- 5	1021C25-05E5		.PANEL ASSY-CONT SUPPLIER CODE: VD2249	001037 039040	1
10	70120944		..PANEL-299.5 X 193 MM; 11.7 X 7.6 IN. SUPPLIER CODE: VD2249	001037 039040	1
15	26S39-4		..FASTENER- SUPPLIER CODE: VD2249	001037 039040	4
20	2600SW2		..WASHER- SUPPLIER CODE: VDO680	001037 039040	4
25	DIN912M4X12		..SCREW	001037 039040	4
30	DIN125A4-3		..WASHER	001037 039040	4
35	DIN127A4		..WASHER	001037 039040	4
40	07844		..HANDLE- SUPPLIER CODE: VC3938	001037 039040	2
45	4330-004-15		.CIRCUIT BREAKER SUPPLIER CODE: V76374 SPECIFICATION NUMBER: BACC18AC15 OPTIONAL PART: 6TC6-15 V82647	001037 039040	2
50	BACC63CE24-22PW		.PLUG	001037 039040	1

MISSING ITEM NUMBERS NOT APPLICABLE

- ITEM NOT ILLUSTRATED

HAP

25-31-60-53F

BOEING PROPRIETARY - Copyright © - Unpublished Work - See title page for details.

25-31-60
FIG. 53F
PAGE 1
OCT 15/08

BOEING
737-600/700/800/900
PARTS CATALOG (MAINTENANCE)

FIG ITEM	PART NUMBER	1 2 3 4 5 6 7	NOMENCLATURE	EFFECT FROM TO	UNITS PER ASSY
53F 55	G65062-24	.	CLAMP SUPPLIER CODE: V06324 SPECIFICATION NUMBER: BACC10HV24 OPTIONAL PART: S2824-24 V07418	001037 039040	1
60	252-8556-000	.	BUSHING- SUPPLIER CODE: VD1371	001037 039040	1
65	00-1433	.	STUD ASSY-GND SUPPLIER CODE: VD2249	001037 039040	6
70	NAS564-31	..	SCREW	001037 039040	1
75	MS35338-44	..	WASHER	001037 039040	2
80	AN960D416L	..	WASHER	001037 039040	2
85	AN960-416L	..	WASHER	001037 039040	1
90	MS20341-416A	..	NUT	001037 039040	1
95	MS21043-4	..	NUT	001037 039040	1
100	0-212-000101000	.	BRACKET-GND STUD SUPPLIER CODE: VD2249	001037 039040	1
105	0-212-000201000	.	BRACKET-GND STUD SUPPLIER CODE: VD2249	001037 039040	1
110	ACR6-33	.	RECEPTACLE-GND STUD SUPPLIER CODE: VOJ4E7	001037 039040	2
115	857-0590-130	.	SOCKET- SUPPLIER CODE: VOJ4E7	001037 039040	2
120	857-0591-130B	.	SOCKET- SUPPLIER CODE: VOJ4E7	001037 039040	2
125	857-0591-130	.	SOCKET- SUPPLIER CODE: VOJ4E7	001037 039040	2
- 130	1021C25-05E6	.	MODULE ASSY-CONT SUPPLIER CODE: VD2249	001037 039040	1
135	NAS603-8	..	SCREW	001037 039040	2

MISSING ITEM NUMBERS NOT APPLICABLE

- ITEM NOT ILLUSTRATED

HAP

25-31-60-53F

BOEING PROPRIETARY - Copyright © - Unpublished Work - See title page for details.

25-31-60
FIG. 53F
PAGE 2
OCT 15/08

BOEING
737-600/700/800/900
PARTS CATALOG (MAINTENANCE)

FIG ITEM	PART NUMBER	1 2 3 4 5 6 7	NOMENCLATURE	EFFECT FROM TO	UNITS PER ASSY
53F					
140	AN960-10L	..	WASHER	001037 039040	2
145	70120975	..	PLATE-MTG SUPPLIER CODE: VD2249	001037 039040	1
150	1021C25-05E6-02	..	BRACKET- SUPPLIER CODE: VD2249 MANUFACTURED FROM: 264564	001037 039040	1
155	MS27212-2-2	.B	BOARD	001037 039040	1
160	MS18029-2S2	.C	COVER	001037 039040	1
165	MS25226-4-2	.L	LINK	001037 039040	1
- 170	00-1427	.S	SLEEVE-DISTANCE SUPPLIER CODE: VD2249	001037 039040	AR
- 175	1032	.S	SLEEVE-DISTANCE SUPPLIER CODE: VD2249	001037 039040	AR
- 180	MS25281R	.C	CLAMP	001037 039040	AR
- 185	JM44LC13WSR	.C	CLAMP SUPPLIER CODE: V22175 SPECIFICATION NUMBER: BACC10GE OPTIONAL PART: S369WH V18076 TA12C32WS V84971	001037 039040	AR
- 190	BMS13-52L	.S	SLEEVE	001037 039040	AR
- 195	HO	.S	SLEEVE- SUPPLIER CODE: VD2249	001037 039040	AR
200	00-1473	.S	STUD ASSY-GND SUPPLIER CODE: VD2249	001037 039040	1
205	NAS604-9	..	SCREW	001037 039040	1
210	AN960D416L	..	WASHER	001037 039040	2
215	AN960-416L	..	WASHER	001037 039040	1

MISSING ITEM NUMBERS NOT APPLICABLE

- ITEM NOT ILLUSTRATED

HAP

25-31-60-53F

BOEING PROPRIETARY - Copyright © - Unpublished Work - See title page for details.

25-31-60
FIG. 53F
PAGE 3
OCT 15/08

BOEING
737-600/700/800/900
PARTS CATALOG (MAINTENANCE)

FIG ITEM	PART NUMBER	1 2 3 4 5 6 7	NOMENCLATURE	EFFECT FROM TO	UNITS PER ASSY
53F 220	MS35338-44	. .	WASHER	001037 039040	1
225	MS21043-4	. .	NUT	001037 039040	1
- 230	BMS13-58AWG4	. WIRE-	SUPPLIER CODE: VD2773	001037 039040	AR
- 235	BMS13-58AWG6	. WIRE-	SUPPLIER CODE: VD2773	001037 039040	AR
- 240	BMS13-58AWG8	. WIRE-	SUPPLIER CODE: VD2773	001037 039040	AR
- 245	22759-8-10-9	. WIRE-	SUPPLIER CODE: VD2773	001037 039040	AR
- 245	M22759-8-10-9	. WIRE-	CONFIG CHG DATA FROM A CMM: REPLD BY M22759-8-10-9 SUPPLIER CODE: VD2773	001037 039040	AR
- 250	22759-8-16-9	. WIRE-	CONFIG CHG DATA FROM A CMM: REPLS 22759-8-10-9 SUPPLIER CODE: VD2773	001037 039040	AR
- 250	M22759-8-16-9	. WIRE-	CONFIG CHG DATA FROM A CMM: REPLD BY M22759-8-16-9 SUPPLIER CODE: VD2773	001037 039040	AR

MISSING ITEM NUMBERS NOT APPLICABLE

- ITEM NOT ILLUSTRATED

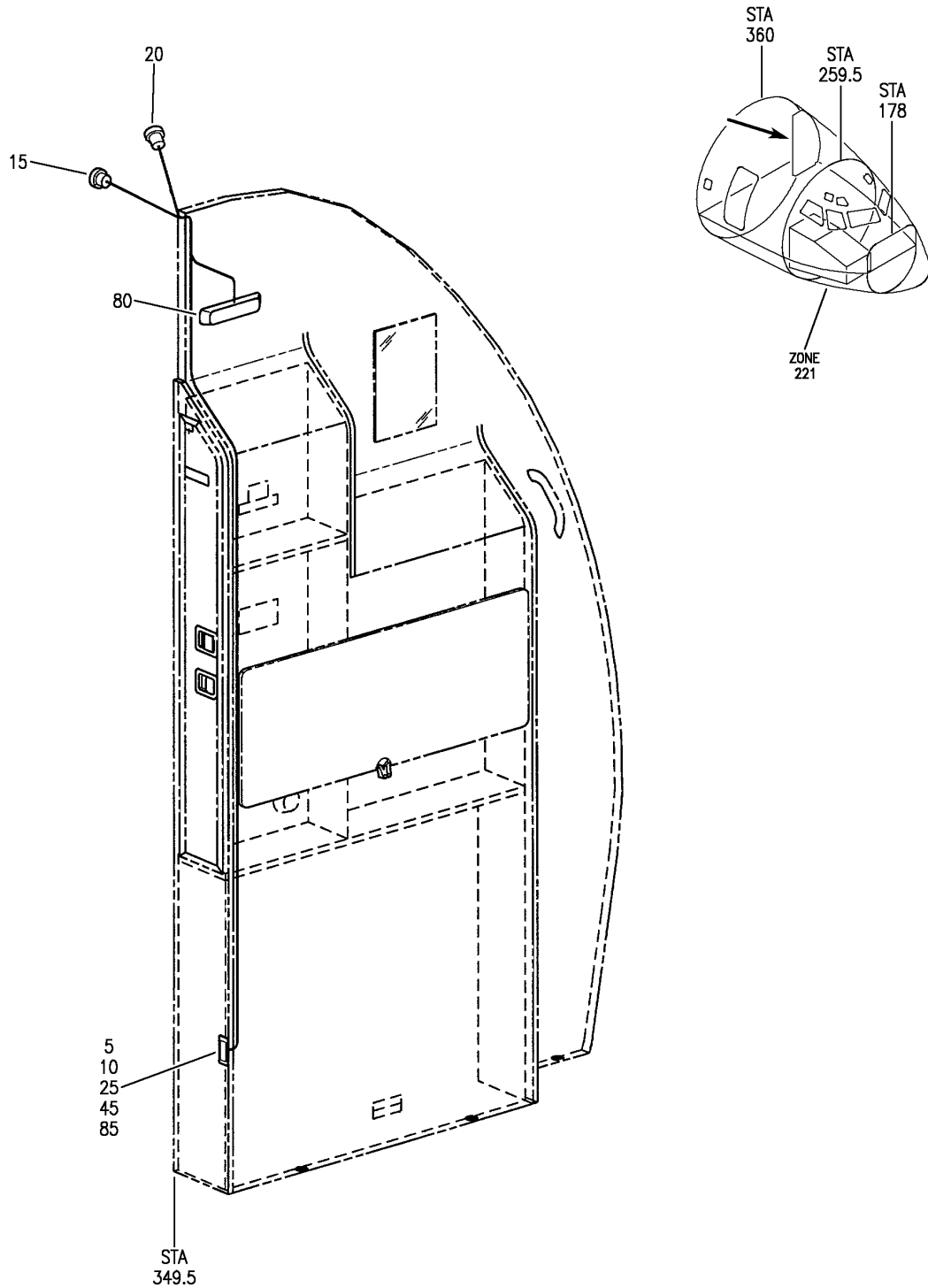
HAP

25-31-60-53F

BOEING PROPRIETARY - Copyright © - Unpublished Work - See title page for details.

25-31-60
FIG. 53F
PAGE 4
OCT 15/08

BOEING
 737-600/700/800/900
 PARTS CATALOG (MAINTENANCE)



E 25316053G REV 138

ELECTRICAL SYSTEM INSTL-FWD LH PARTITION (EQUIPMENT/ FURNISHINGS ONLY)
 FIGURE 53G

25-31-60-53G

HAP
 FEB 15/08

25-31-60-53G
 PAGE 0

BOEING
737-600/700/800/900
PARTS CATALOG (MAINTENANCE)

FIG ITEM	PART NUMBER	1 2 3 4 5 6 7	NOMENCLATURE	EFFECT FROM TO	UNITS PER ASSY
53G			ELECTRICAL SYSTEM INSTL-FWD LH PARTITION (EQUIPMENT/ FURNISHINGS ONLY)	031037 039041 047047 054106 968999	
- 1	1021C14B20000		ELECTRICAL SYSTEM INSTL- PARTITION (EQUIPMENT/ FURNISHINGS ONLY) SUPPLIER CODE: VD2249 POSITION DATA: FWD LH COMPONENT MAINT MANUAL REF: 25-01-85 FOR NHA/OTHER SYS DET SEE: 25-24-15-45E	031037 039040	RF
- 1	1021C14C20000		ELECTRICAL SYSTEM INSTL- PARTITION (EQUIPMENT/ FURNISHINGS ONLY) SUPPLIER CODE: VD2249 POSITION DATA: FWD LH COMPONENT MAINT MANUAL REF: 25-01-85 FOR NHA/OTHER SYS DET SEE: 25-24-15-45E	041041 047047 054106 968999	RF
5	48-7190		.CONNECTOR- SUPPLIER CODE: VD8311	031037 039041 047047 054106 968999	2
10	48-7191		.CONNECTOR- SUPPLIER CODE: VD8311	031037 039041 047047 054106 968999	2
15	AMC02RA03B		.CONNECTOR- SUPPLIER CODE: V05574	031037 039041 047047 054106 968999	1
20	AMC02RA03R		.CONNECTOR- SUPPLIER CODE: V05574	031037 039041 047047 054106 968999	1

MISSING ITEM NUMBERS NOT APPLICABLE

- ITEM NOT ILLUSTRATED

HAP

25-31-60-53G

BOEING PROPRIETARY - Copyright © - Unpublished Work - See title page for details.

25-31-60
FIG. 53G
PAGE 1
FEB 15/09

BOEING
737-600/700/800/900
PARTS CATALOG (MAINTENANCE)

FIG ITEM	PART NUMBER	1 2 3 4 5 6 7	NOMENCLATURE	EFFECT FROM TO	UNITS PER ASSY
53G 25	252-8554-000		.BUSHING-REDUCING SUPPLIER CODE: VD1371	031037 039041 047047 054106 968999	2
- 30	269025		.FOIL- SUPPLIER CODE: VD2249	031037 039041 047047 054106 968999	AR
- 35	FP333-6-2		.HOSE- SUPPLIER CODE: VD8527	031037 039041 047047 054106 968999	AR
- 40	0-112-0015-2000		.STRIP-SLIDING SUPPLIER CODE: VD2249	031037 039041 047047 054106 968999	AR
45	318-1616-902		.CONTACT SUPPLIER CODE: V55104 SPECIFICATION NUMBER: BACC47CP2A	031037 039041 047047 054106 968999	2
- 50	JM44LC13WSR		.CLAMP SUPPLIER CODE: V22175 SPECIFICATION NUMBER: BACC10GE OPTIONAL PART: S369WH V18076 TA12C32WS V84971	031037 039041 047047 054106 968999	AR
- 55	BMS13-52L		.SLEEVE	031037 039041 047047 054106 968999	AR
- 60	HO		.SLEEVE- SUPPLIER CODE: VD2249	031037 039041 047047 054106 968999	AR

MISSING ITEM NUMBERS NOT APPLICABLE

- ITEM NOT ILLUSTRATED

HAP

25-31-60-53G

BOEING PROPRIETARY - Copyright © - Unpublished Work - See title page for details.

25-31-60
FIG. 53G
PAGE 2
FEB 15/09

BOEING
737-600/700/800/900
PARTS CATALOG (MAINTENANCE)

FIG ITEM	PART NUMBER	1 2 3 4 5 6 7	NOMENCLATURE	EFFECT FROM TO	UNITS PER ASSY
53G - 65	00-1427-1		.SLEEVE-DISTANCE SUPPLIER CODE: VD2249	031037 039041 047047 054106 968999	AR
- 70	00-1427-5		.SLEEVE-DISTANCE SUPPLIER CODE: VD2249	031037 039041 047047 054106 968999	AR
- 75	1032		.SLEEVE-DISTANCE SUPPLIER CODE: VD2249	031037 039041 047047 054106 968999	AR
80	51863-3		.LUG SUPPLIER CODE: V00779 SPECIFICATION NUMBER: BACT12AR202	031037 039041 047047 054106 968999	3
85	BACC47CN2A		.CONTACT	031037 039041 047047 054106 968999	2
- 90	NSA935805-09		.CONDUIT- SUPPLIER CODE: VD2249	031037 039041 047047 054106 968999	AR
- 95	22759-8-18-9		.WIRE- SUPPLIER CODE: VD2249 CONFIG CHG DATA FROM A CMM: REPLD BY M22758-8-18-9	031037 039041 047047 054106 968999	AR
- 95	M22759-8-18-9		.WIRE- SUPPLIER CODE: VD2249 CONFIG CHG DATA FROM A CMM: REPLS 22758-8-18-9	031037 039041 047047 054106 968999	AR
- 100	22759-8-20-9		.WIRE- SUPPLIER CODE: VD2249 CONFIG CHG DATA FROM A CMM: REPLD BY M22758-8-20-9	031037 039041 047047 054106 968999	AR

MISSING ITEM NUMBERS NOT APPLICABLE

- ITEM NOT ILLUSTRATED

HAP

25-31-60-53G

BOEING PROPRIETARY - Copyright © - Unpublished Work - See title page for details.

25-31-60
FIG. 53G
PAGE 3
FEB 15/09

BOEING
737-600/700/800/900
PARTS CATALOG (MAINTENANCE)

FIG ITEM	PART NUMBER	1 2 3 4 5 6 7 NOMENCLATURE	EFFECT FROM TO	UNITS PER ASSY
53G - 100	M22759-8-20-9	.WIRE- SUPPLIER CODE: VD2249 CONFIG CHG DATA FROM A CMM: REPLS 22758-8-20-9	031037 039041 047047 054106 968999	AR

MISSING ITEM NUMBERS NOT APPLICABLE

- ITEM NOT ILLUSTRATED

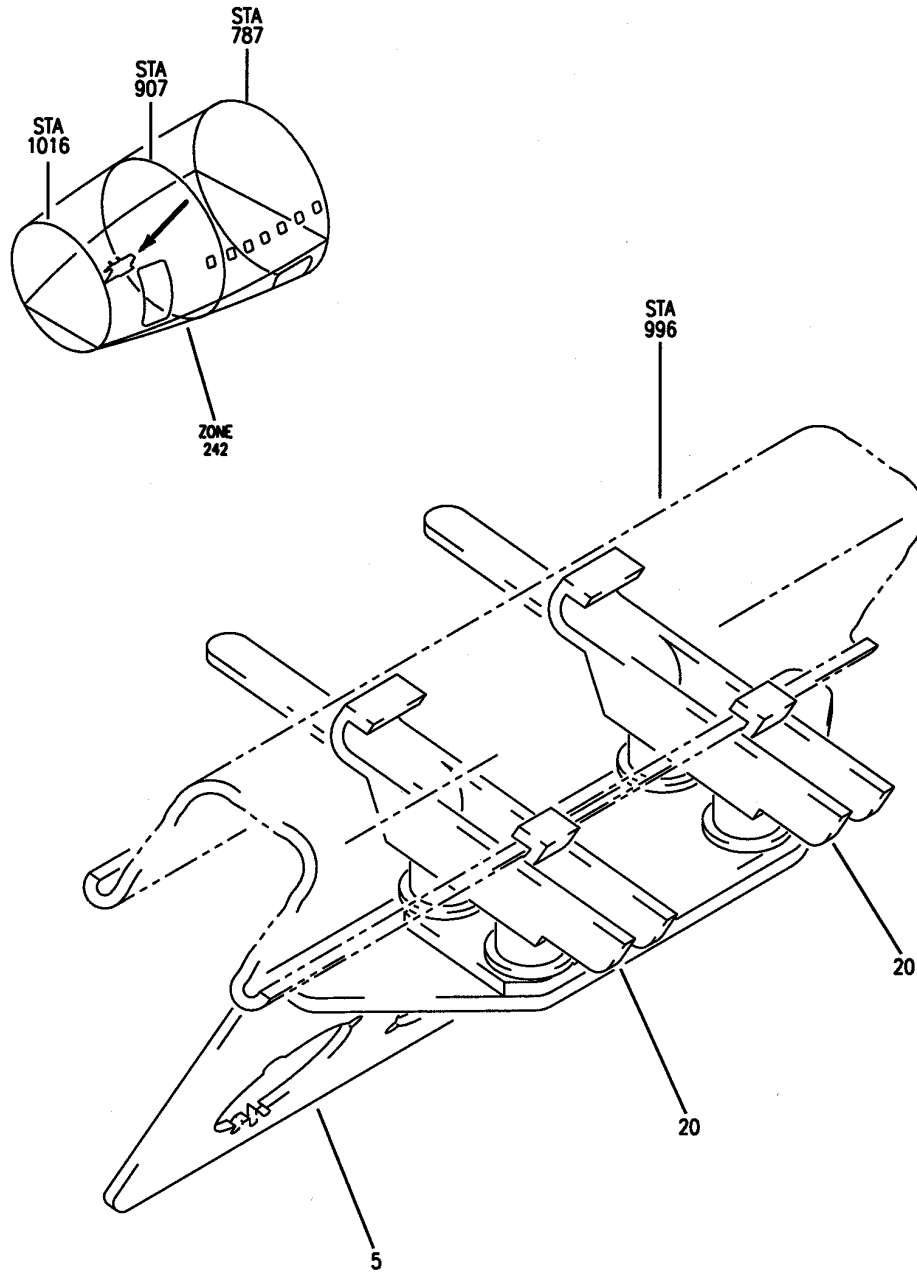
HAP

25-31-60-53G

BOEING PROPRIETARY - Copyright © - Unpublished Work - See title page for details.

25-31-60
FIG. 53G
PAGE 4
FEB 15/09

BOEING
737-600/700/800/900
PARTS CATALOG (MAINTENANCE)



E 25316301 REV 036

BRACKET INSTL-GALLEY ELECTRICAL
FIGURE 1

25-31-63-01

HAP
OCT 10/06

25-31-63-01
PAGE 0


BOEING
 737-600/700/800/900
PARTS CATALOG (MAINTENANCE)

FIG ITEM	PART NUMBER	1 2 3 4 5 6 7	NOMENCLATURE	EFFECT FROM TO	UNITS PER ASSY
1			BRACKET INSTL-GALLEY ELECTRICAL		
- 1	415A1200-4		BRACKET INSTL-GALLEY NO. 4/4B FOR NHA SEE: 25-30-00-10A 25-30-00-10B	001030 201967	RF
- 1	MODREF95188		BRACKET INSTL-GALLEY NO. 4/4B MODULE NUMBER: 415A1200-4 REV A	031200 968999	1
5	415A1201-2		.BRACKET ASSY ATTACHING PARTS		1
- 10	BACS12GU3K8		.SCREW		4
- 15	NAS1149D0332J		.WASHER		4
			-----*-----		
20	BACS38P7		.SUPPORT		2

MISSING ITEM NUMBERS NOT APPLICABLE

- ITEM NOT ILLUSTRATED

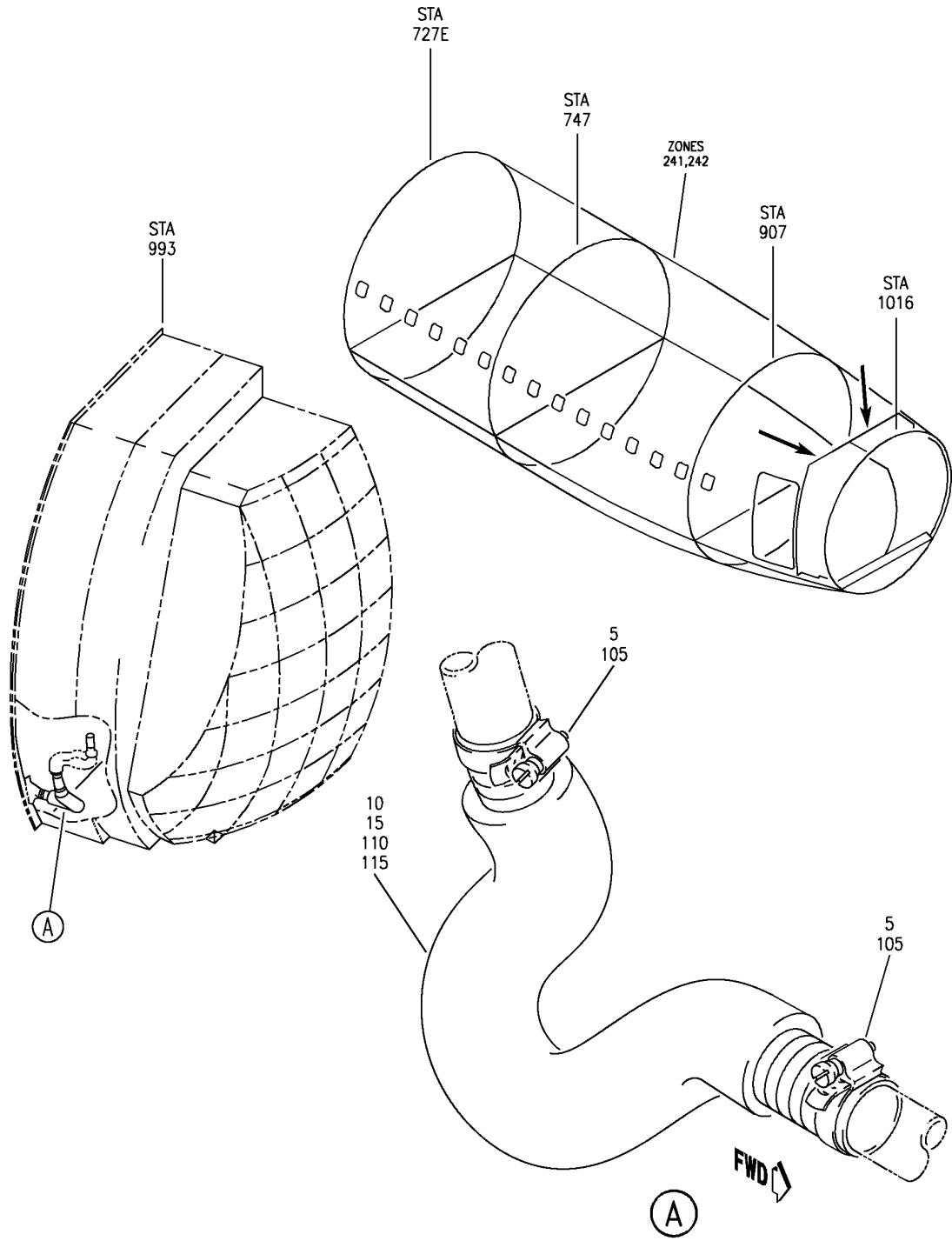
HAP

25-31-63-01

BOEING PROPRIETARY - Copyright © - Unpublished Work - See title page for details.

25-31-63
 FIG. 01
 PAGE 1
 OCT 15/08

BOEING
 737-600/700/800/900
 PARTS CATALOG (MAINTENANCE)



E 25316302A REV 117

HEAT INSTL-AREA GALLEY
 FIGURE 2A

25-31-63-02A

HAP
 OCT 10/06

25-31-63-02A
 PAGE 0

BOEING
737-600/700/800/900
PARTS CATALOG (MAINTENANCE)

FIG ITEM	PART NUMBER	1 2 3 4 5 6 7	NOMENCLATURE	EFFECT FROM TO	UNITS PER ASSY
2A			HEAT INSTL-AREA GALLEY	031200 968999	
- 1	MODREF253881		HEAT INSTL-AREA GALLEY MODULE NUMBER: 415A1140-8 REV A POSITION DATA: LH	031046 054105 968999	1
- 1	MODREF346211		HEAT INSTL-AREA GALLEY MODULE NUMBER: 415A1140-11 REV A POSITION DATA: LH	047053 106200	1
5	NAS1922-0175-3		.CLAMP	031047 054106 968999	2
15	214A8405-14		.HOSE ASSY- FOR DETAILS SEE: 21-45-00-01	031046 054105 968999	1
15	214A8405-37		.HOSE ASSY- FOR DETAILS SEE: 21-45-00-01	047053 106200	1
- 100	MODREF253882		HEAT INSTL-AREA GALLEY MODULE NUMBER: 415A1140-9 REV A POSITION DATA: RH	031046 054105 968999	1
- 100	MODREF346212		HEAT INSTL-AREA GALLEY MODULE NUMBER: 415A1140-12 REV A POSITION DATA: RH	047053 106200	1
105	NAS1922-0175-3		.CLAMP	031047 054106 968999	2
115	214A8405-14		.HOSE ASSY- FOR DETAILS SEE: 21-45-00-01	031046 054105 968999	1
115	214A8405-37		.HOSE ASSY- FOR DETAILS SEE: 21-45-00-01	047053 106200	1

MISSING ITEM NUMBERS NOT APPLICABLE

- ITEM NOT ILLUSTRATED

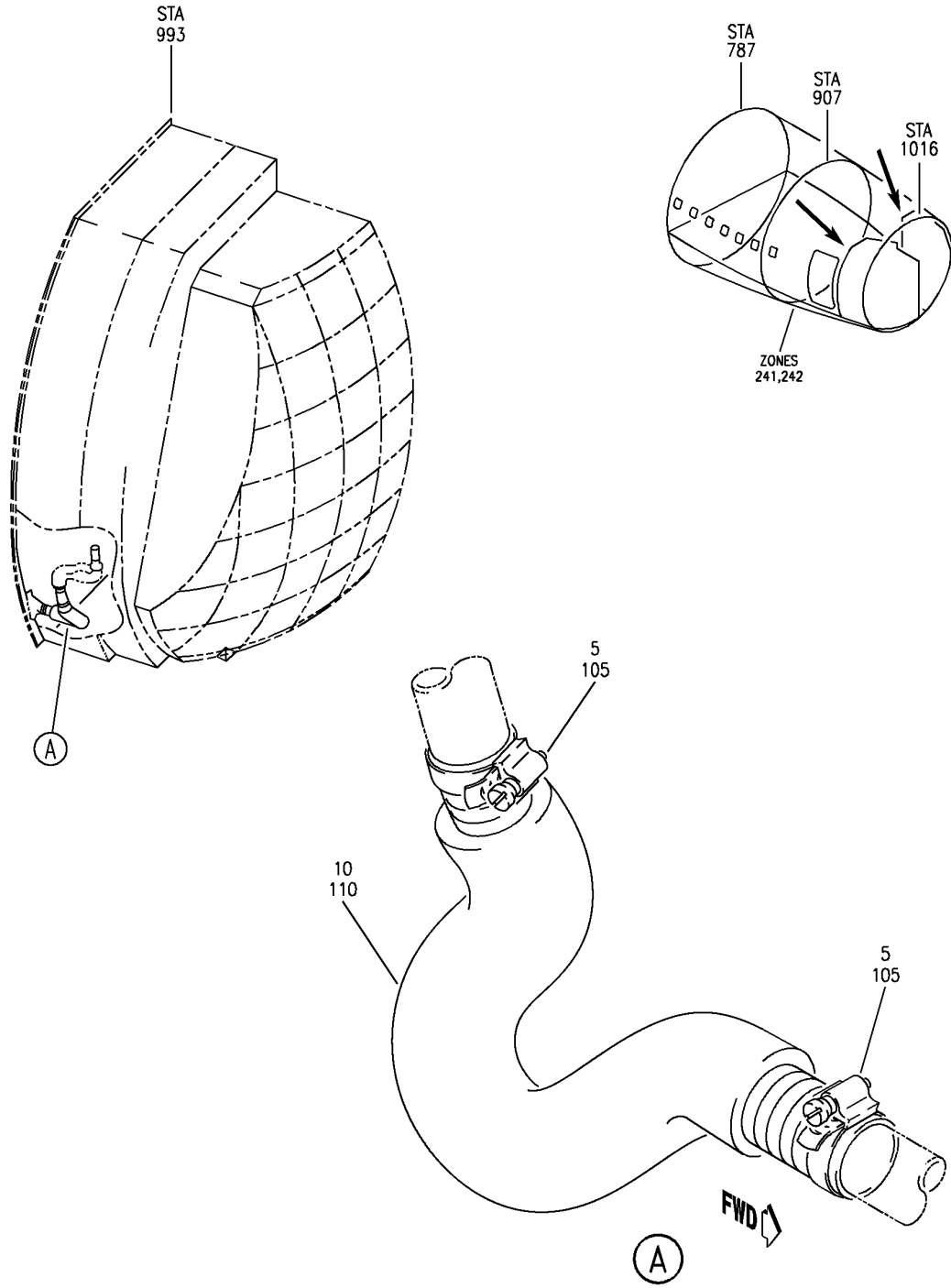
HAP

25-31-63-02A

BOEING PROPRIETARY - Copyright © - Unpublished Work - See title page for details.

25-31-63
FIG. 02A
PAGE 1
FEB 15/09

BOEING
 737-600/700/800/900
 PARTS CATALOG (MAINTENANCE)



E 25316302B REV 126

HEAT INSTL-AREA GALLEY
 FIGURE 2B

25-31-63-02B

HAP
 FEB 10/07

25-31-63-02B
 PAGE 0

BOEING
737-600/700/800/900
PARTS CATALOG (MAINTENANCE)

FIG ITEM	PART NUMBER	1 2 3 4 5 6 7	NOMENCLATURE	EFFECT FROM TO	UNITS PER ASSY
2B					
- 1	415A1140-3		HEAT INSTL-AREA GALLEY HEAT INSTL-AREA GALLEY POSITION DATA: LH FOR NHA SEE: 25-30-00-10B	012030 012030	RF
5	NAS1922-0175-3		.CLAMP	012030	2
10	214A8405-6		.HOSE ASSY- FOR DETAILS SEE: 21-45-00-01	012030	1
- 100	415A1140-4		HEAT INSTL-AREA GALLEY POSITION DATA: RH FOR NHA SEE: 25-30-00-10B	012030	RF
105	NAS1922-0175-3		.CLAMP	012030	2
110	214A8405-6		.HOSE ASSY- FOR DETAILS SEE: 21-45-00-01	012030	1

MISSING ITEM NUMBERS NOT APPLICABLE

- ITEM NOT ILLUSTRATED

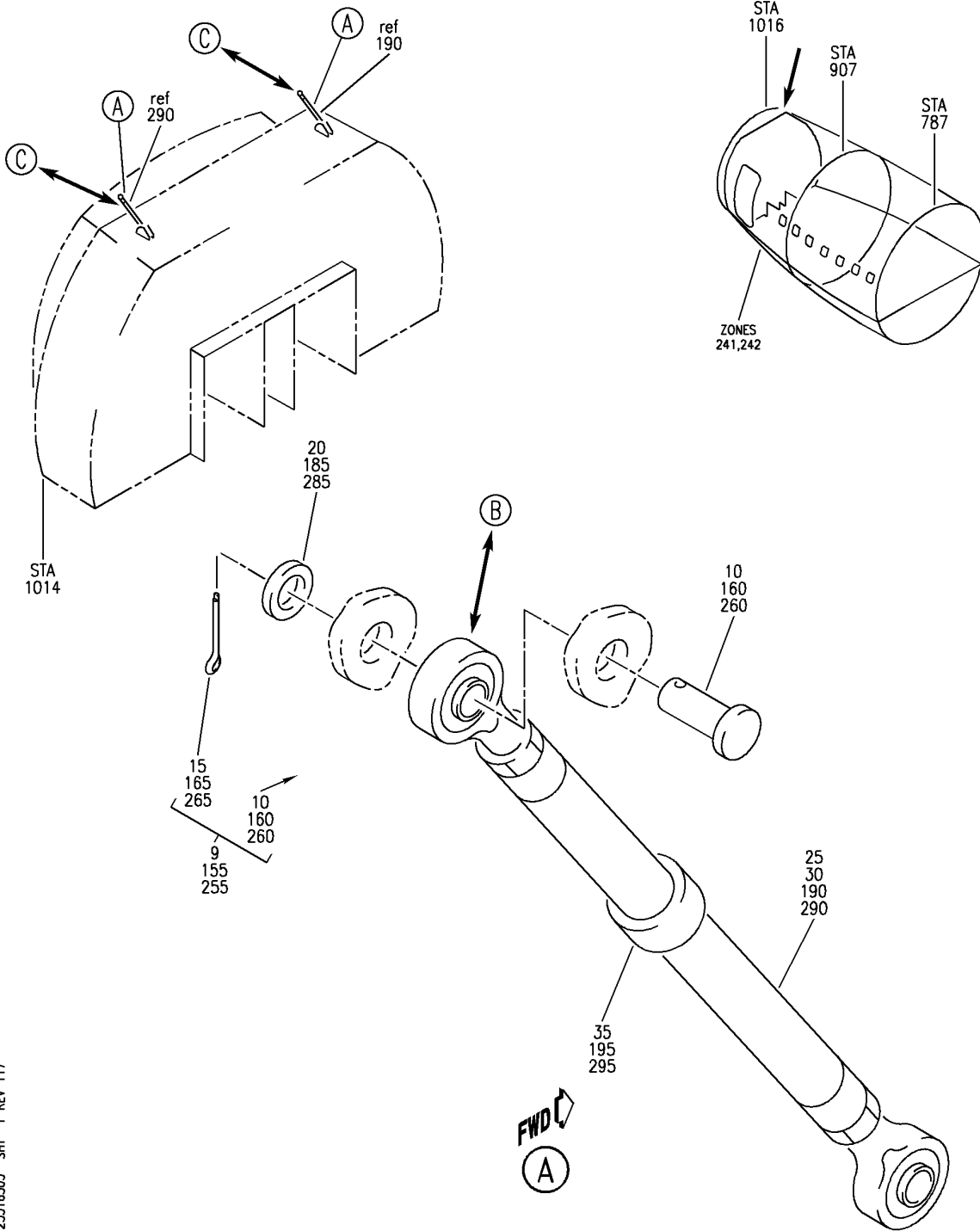
HAP

25-31-63-02B

BOEING PROPRIETARY - Copyright © - Unpublished Work - See title page for details.

25-31-63
FIG. 02B
PAGE 1
FEB 10/07

BOEING
 737-600/700/800/900
 PARTS CATALOG (MAINTENANCE)



E 25316303 SHT 1 REV 117

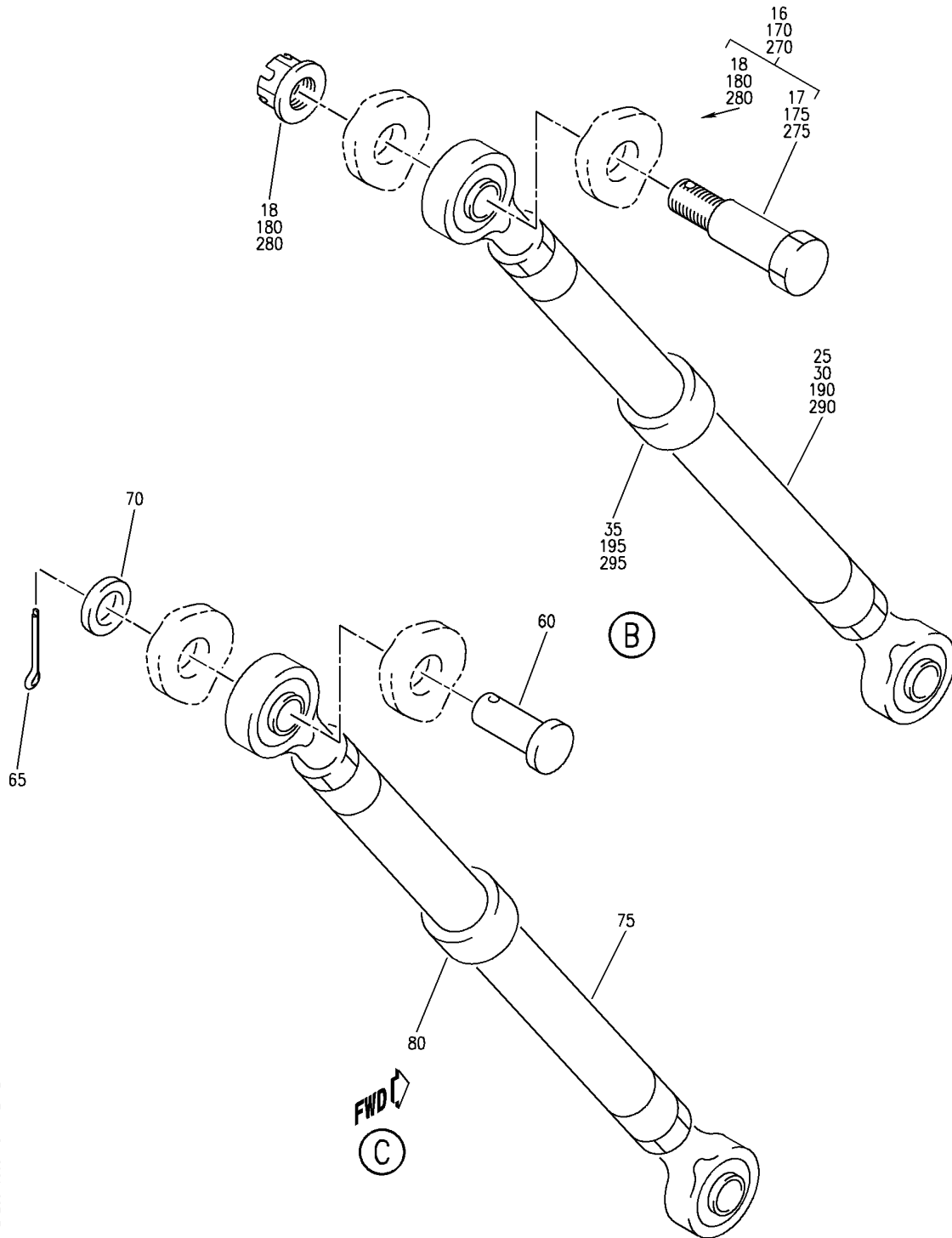
ROD INSTL-TIE ATTACHMENT
 FIGURE 3 (SHEET 1)

25-31-63-03

HAP
 OCT 10/06

25-31-63-03
 PAGE 0

BOEING
 737-600/700/800/900
 PARTS CATALOG (MAINTENANCE)



E 25316303 SH1 2 REV 117

ROD INSTL-TIE ATTACHMENT
 FIGURE 3 (SHEET 2)

25-31-63-03

HAP
 OCT 10/06

25-31-63-03
 PAGE 0A

BOEING
737-600/700/800/900
PARTS CATALOG (MAINTENANCE)

FIG ITEM	PART NUMBER	1 2 3 4 5 6 7	NOMENCLATURE	EFFECT FROM TO	UNITS PER ASSY
3					
- 150	415A1300-41		ROD INSTL-TIE ATTACHMENT ROD INSTL-TIE ATTACHMENT GALLEY NO. 4B POSITION DATA: STA 1014.45, RBL 33.14 FOR NHA SEE: 25-30-00-10A 25-30-00-10B	001030 201967	RF
- 150	MODREF95229		ROD INSTL-TIE ATTACHMENT GALLEY NO. 4B MODULE NUMBER: 415A1300-41 REV A POSITION DATA: STA 1014.45, RBL 33.14	031200 968999	1
155	415A1300-1		.KIT ASSY- OPTIONAL PART: 415A1300-2		1
160	BACP18BD5A31		..PIN		1
165	BACP18BC03A10P		..PIN		1
170	415A1300-2		.KIT ASSY- OPTIONAL PART: 415A1300-1		1
175	BACB30PW6D18		..BOLT		1
180	PHCR55CDBACN		..NUT SUPPLIER CODE: VFO224 SPECIFICATION NUMBER: BACN11N5CD		1
185	NAS1149E0663P		.WASHER		1
190	1042-5		.ROD ASSY-TIE SUPPLIER CODE: V34742		1
195	415A1300-3		.TRAP-MOISTURE		1
- 250	415A1300-43		ROD INSTL-TIE ATTACHMENT GALLEY NO. 4B POSITION DATA: STA 1014.45, LBL 33.14 FOR NHA SEE: 25-30-00-10A 25-30-00-10B	001030 201967	RF
- 250	MODREF95231		ROD INSTL-TIE ATTACHMENT GALLEY NO. 4B MODULE NUMBER: 415A1300-43 REV A POSITION DATA: STA 1014.45, LBL 33.14	031200 968999	1
255	415A1300-1		.KIT ASSY- OPTIONAL PART: 415A1300-2		1

MISSING ITEM NUMBERS NOT APPLICABLE

- ITEM NOT ILLUSTRATED

HAP

25-31-63-03

BOEING PROPRIETARY - Copyright © - Unpublished Work - See title page for details.

25-31-63
FIG. 03
PAGE 1
FEB 15/09

BOEING
737-600/700/800/900
PARTS CATALOG (MAINTENANCE)

FIG ITEM	PART NUMBER	1 2 3 4 5 6 7	NOMENCLATURE	EFFECT FROM TO	UNITS PER ASSY
3					
260	BACP18BD5A31	..	PIN		1
265	BACP18BC03A10P	..	PIN		1
270	415A1300-2	.KIT	ASSY-		1
			OPTIONAL PART: 415A1300-1		
275	BACB30PW6D18	..	BOLT		1
280	PHCR55CDBACN	..	NUT		1
			SUPPLIER CODE: VF0224		
			SPECIFICATION NUMBER: BACN11N5CD		
285	NAS1149E0663P	.WASHER			1
290	1042-5	.ROD	ASSY-TIE		1
			SUPPLIER CODE: V34742		
295	415A1300-3	.TRAP	MOISTURE		1

MISSING ITEM NUMBERS NOT APPLICABLE

— ITEM NOT ILLUSTRATED

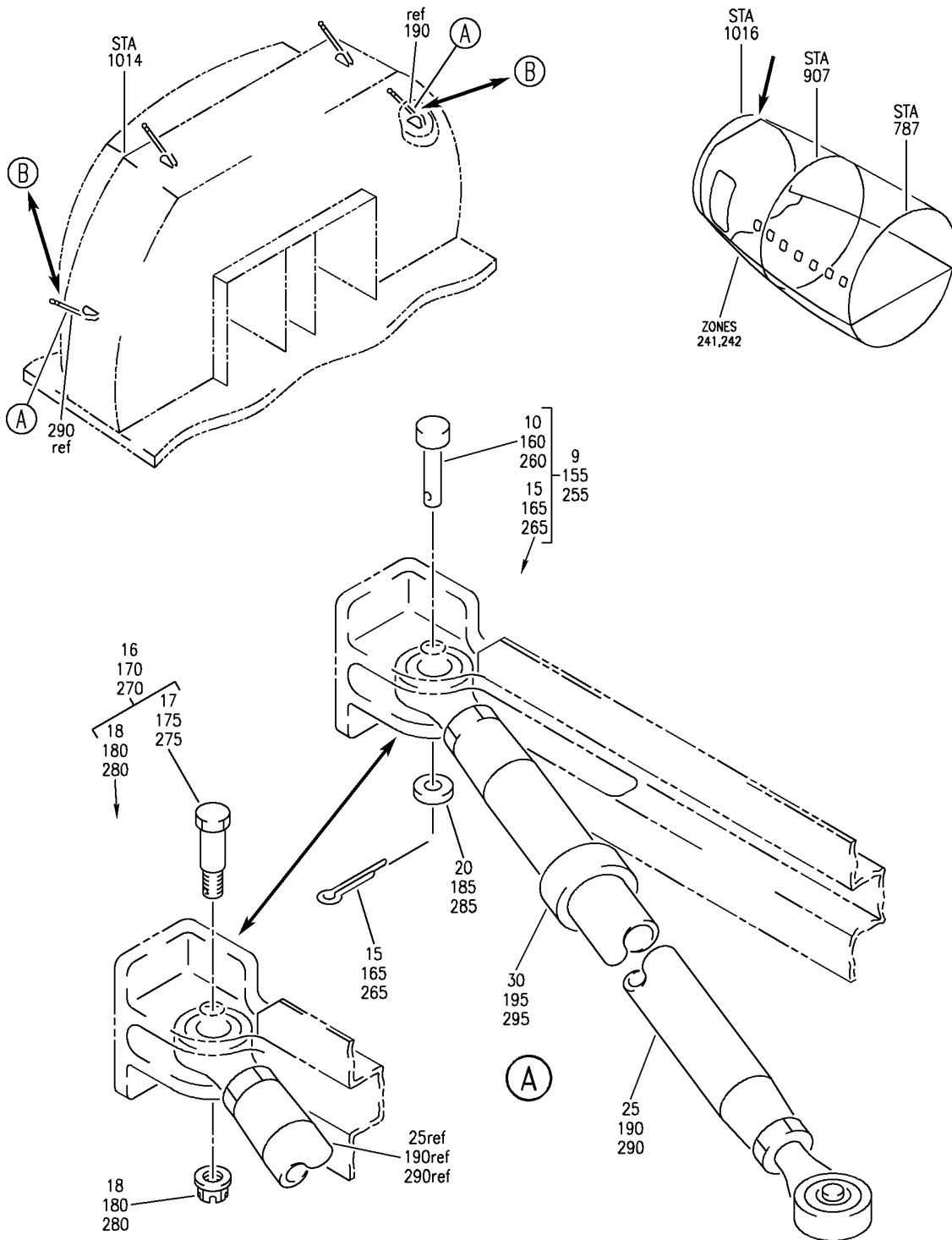
HAP

25-31-63-03

BOEING PROPRIETARY - Copyright © - Unpublished Work - See title page for details.

25-31-63
FIG. 03
PAGE 2
FEB 15/09

BOEING
 737-600/700/800/900
 PARTS CATALOG (MAINTENANCE)



E 25316303A SHT 1 REV 117

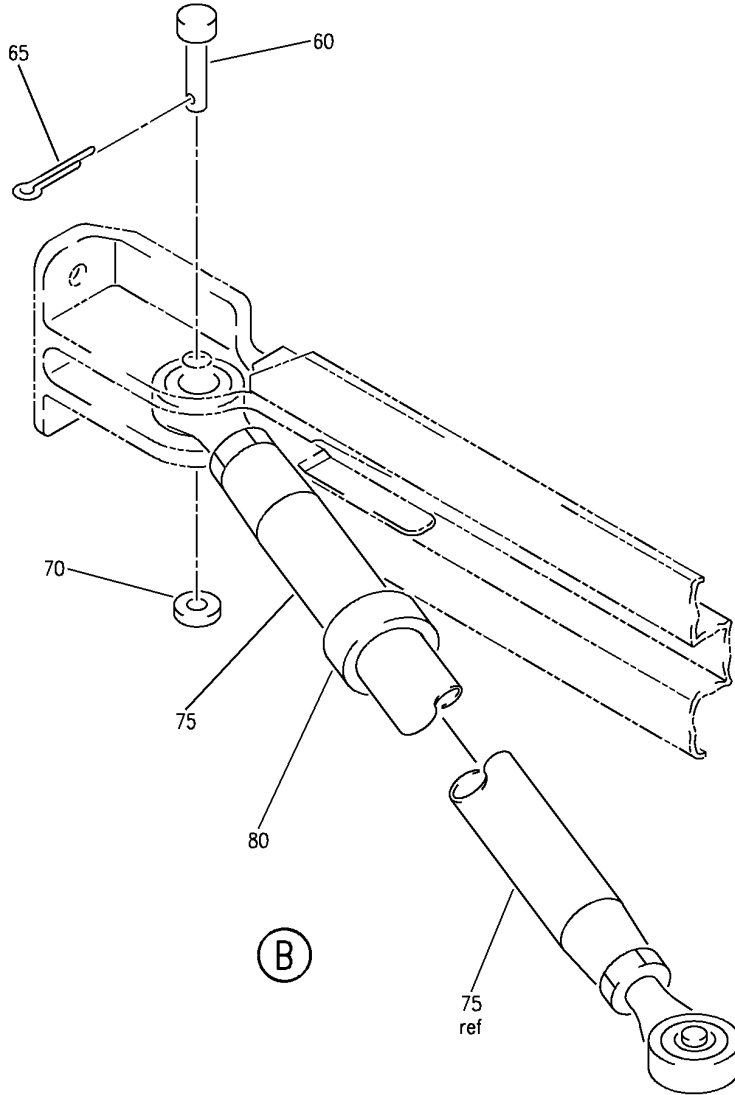
ROD INSTL-TIE ATTACHMENT
 FIGURE 3A (SHEET 1)

25-31-63-03A

HAP
 OCT 10/06

25-31-63-03A
 PAGE 0

BOEING
737-600/700/800/900
PARTS CATALOG (MAINTENANCE)



E 25316303A SHT 2 REV 116

ROD INSTL-TIE ATTACHMENT
FIGURE 3A (SHEET 2)

25-31-63-03A

HAP
OCT 10/06

25-31-63-03A
PAGE 0A

BOEING
737-600/700/800/900
PARTS CATALOG (MAINTENANCE)

FIG ITEM	PART NUMBER	1 2 3 4 5 6 7	NOMENCLATURE	EFFECT FROM TO	UNITS PER ASSY
3A					
- 1	415A1300-42		ROD INSTL-TIE ATTACHMENT ROD INSTL-TIE ATTACHMENT GALLEY POSITION DATA: STA 1014.00, RBL 56.58 FOR NHA SEE: 25-30-00-10B 25-30-00-10C	001030 201967	RF
- 5	415A1300-44		ROD INSTL-TIE ATTACHMENT GALLEY POSITION DATA: STA 1014.00, LBL 56.58 FOR NHA SEE: 25-30-00-10B 25-30-00-10C	001030 201967	RF
9	415A1300-1		.KIT ASSY- OPTIONAL PART: 415A1300-2	001030 201967	1
10	BACP18BD5A31		..PIN-	001030 201967	1
15	BACP18BC03A10P		..PIN	001030 201967	1
16	415A1300-2		.KIT ASSY- OPTIONAL PART: 415A1300-1	001030 201967	1
17	BACB30PW6D18		..BOLT	001030 201967	1
18	PHCR55CDBACN		..NUT SUPPLIER CODE: VFO224 SPECIFICATION NUMBER: BACN11N5CD	001030 201967	1
20	NAS1149E0663P		.WASHER	001030 201967	1
25	1042-5		.ROD ASSY- SUPPLIER CODE: V34742	001030 201967	1
30	415A1300-3		.TRAP-MOISTURE	001030 201967	1
- 150	MODREF95232		ROD INSTL-TIE ATTACHMENT GALLEY MODULE NUMBER: 415A1300-44 REV A POSITION DATA: STA 1014.00, LBL 56.58	031200 968999	1
155	415A1300-1		.KIT ASSY- OPTIONAL PART: 415A1300-2	031200 968999	1

MISSING ITEM NUMBERS NOT APPLICABLE

- ITEM NOT ILLUSTRATED

HAP

25-31-63-03A

BOEING PROPRIETARY - Copyright © - Unpublished Work - See title page for details.

25-31-63
FIG. 03A
PAGE 1
FEB 15/09

BOEING
737-600/700/800/900
PARTS CATALOG (MAINTENANCE)

FIG ITEM	PART NUMBER	1 2 3 4 5 6 7	NOMENCLATURE	EFFECT FROM TO	UNITS PER ASSY
3A					
160	BACP18BD5A31	..	PIN	031200 968999	1
165	BACP18BC03A10P	..	PIN	031200 968999	1
170	415A1300-2	.KIT	ASSY- OPTIONAL PART: 415A1300-1	031200 968999	1
175	BACB30PW6D18	..	BOLT	031200 968999	1
180	PHCR55CDBACN	..	NUT SUPPLIER CODE: VFO224 SPECIFICATION NUMBER: BACN11N5CD	031200 968999	1
185	NAS1149E0663P	.WASHER		031200 968999	1
190	1042-5	.ROD	ASSY-TIE SUPPLIER CODE: V34742	031200 968999	1
195	415A1300-3	.TRAP	MOISTURE	031200 968999	1
- 250	MODREF95230	ROD	INSTL-TIE ATTACHMENT GALLEY MODULE NUMBER: 415A1300-42 REV A POSITION DATA: STA 1014.00, RBL 56.58	031200 968999	1
255	415A1300-1	.KIT	ASSY- OPTIONAL PART: 415A1300-2	031200 968999	1
260	BACP18BD5A31	..	PIN	031200 968999	1
265	BACP18BC03A10P	..	PIN	031200 968999	1
270	415A1300-2	.KIT	ASSY- OPTIONAL PART: 415A1300-1	031200 968999	1
275	BACB30PW6D18	..	BOLT	031200 968999	1
280	PHCR55CDBACN	..	NUT SUPPLIER CODE: VFO224 SPECIFICATION NUMBER: BACN11N5CD	031200 968999	1
285	NAS1149E0663P	.WASHER		031200 968999	1
290	1042-5	.ROD	ASSY-TIE SUPPLIER CODE: V34742	031200 968999	1

MISSING ITEM NUMBERS NOT APPLICABLE

- ITEM NOT ILLUSTRATED

HAP

25-31-63-03A

BOEING PROPRIETARY - Copyright © - Unpublished Work - See title page for details.

25-31-63
FIG. 03A
PAGE 2
FEB 15/09


BOEING
 737-600/700/800/900
PARTS CATALOG (MAINTENANCE)

FIG ITEM	PART NUMBER	1 2 3 4 5 6 7 NOMENCLATURE	EFFECT FROM TO	UNITS PER ASSY
3A 295	415A1300-3	. TRAP-MOISTURE	031200 968999	1

MISSING ITEM NUMBERS NOT APPLICABLE

— ITEM NOT ILLUSTRATED

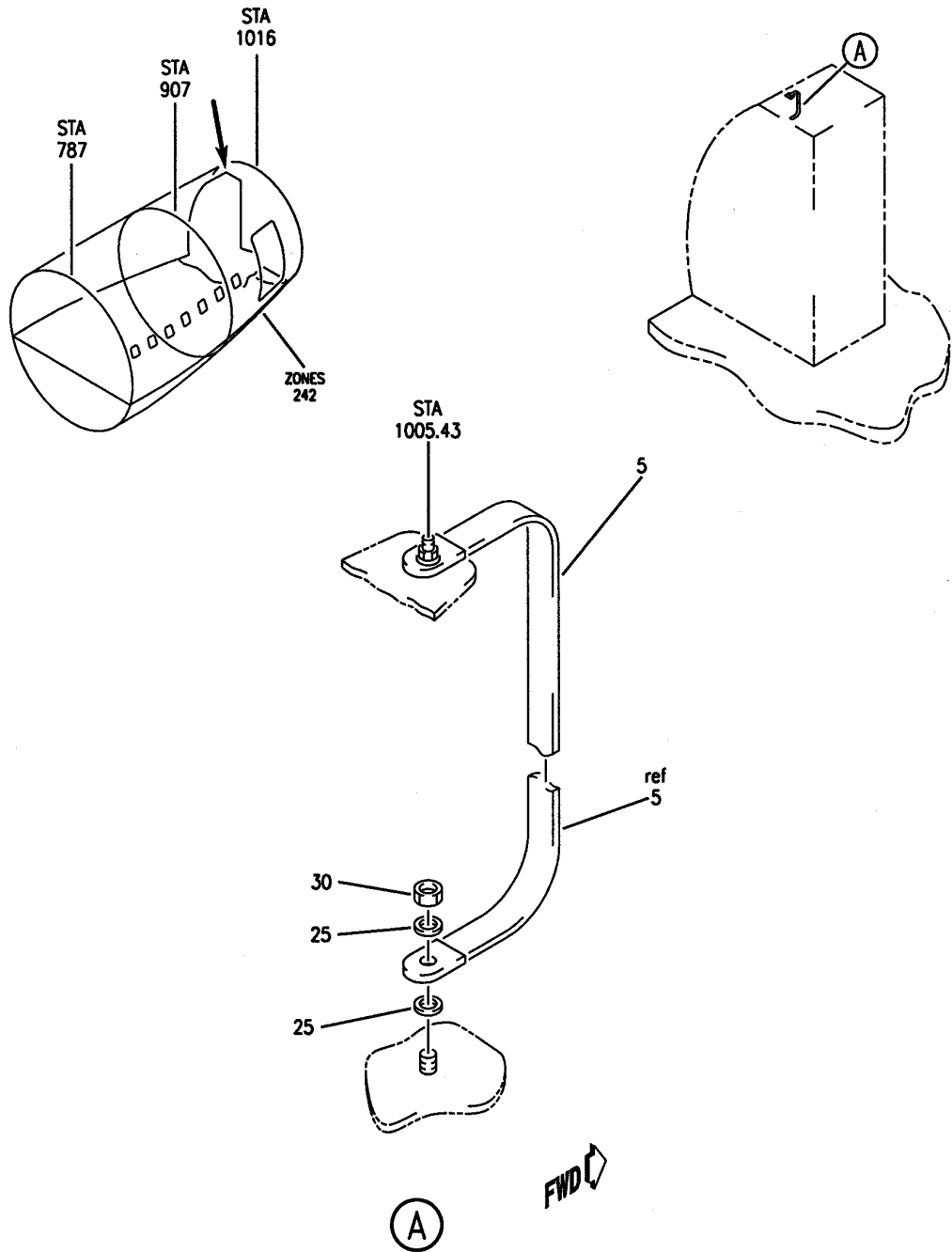
HAP

25-31-63-03A

BOEING PROPRIETARY - Copyright © - Unpublished Work - See title page for details.

25-31-63
 FIG. 03A
 PAGE 3
 FEB 15/09

BOEING
 737-600/700/800/900
 PARTS CATALOG (MAINTENANCE)



E 25316304 REV 038

STRAP INSTL-GND
 FIGURE 4

25-31-63-04

HAP
 OCT 10/06

25-31-63-04
 PAGE 0

BOEING
737-600/700/800/900
PARTS CATALOG (MAINTENANCE)

FIG ITEM	PART NUMBER	1 2 3 4 5 6 7	NOMENCLATURE	EFFECT FROM TO	UNITS PER ASSY
4			STRAP INSTL-GND	031200 968999	
- 1	MODREF95215		STRAP INSTL-GND G4B AIRPLANE INTERFACE MODULE NUMBER: 415A1210-4 REV A POSITION DATA: STA 1005.43	031200 968999	1
	5 RBEJ40D20-96		.JUMPER ASSY SUPPLIER CODE: V1GK47 SPECIFICATION NUMBER: BACJ40D20-96	031200 968999	1
- 10	NAS1149D0416H		ATTACHING PARTS .WASHER	031200 968999	1
- 15	PLH54CD		.NUT SUPPLIER CODE: VF0224 SPECIFICATION NUMBER: BACN10YR4CD OPTIONAL PART: H52732-4CD V15653	031200 968999	1
- 20	MODREF95197		-----*----- STRAP INSTL-GND G4B GALLEY INTERFACE MODULE NUMBER: 415A1210-14 REV A	031200 968999	1
	25 NAS1149D0416H		.WASHER	031200 968999	2
	30 PLH54CD		.NUT SUPPLIER CODE: VF0224 SPECIFICATION NUMBER: BACN10YR4CD OPTIONAL PART: H52732-4CD V15653	031200 968999	1

MISSING ITEM NUMBERS NOT APPLICABLE

- ITEM NOT ILLUSTRATED

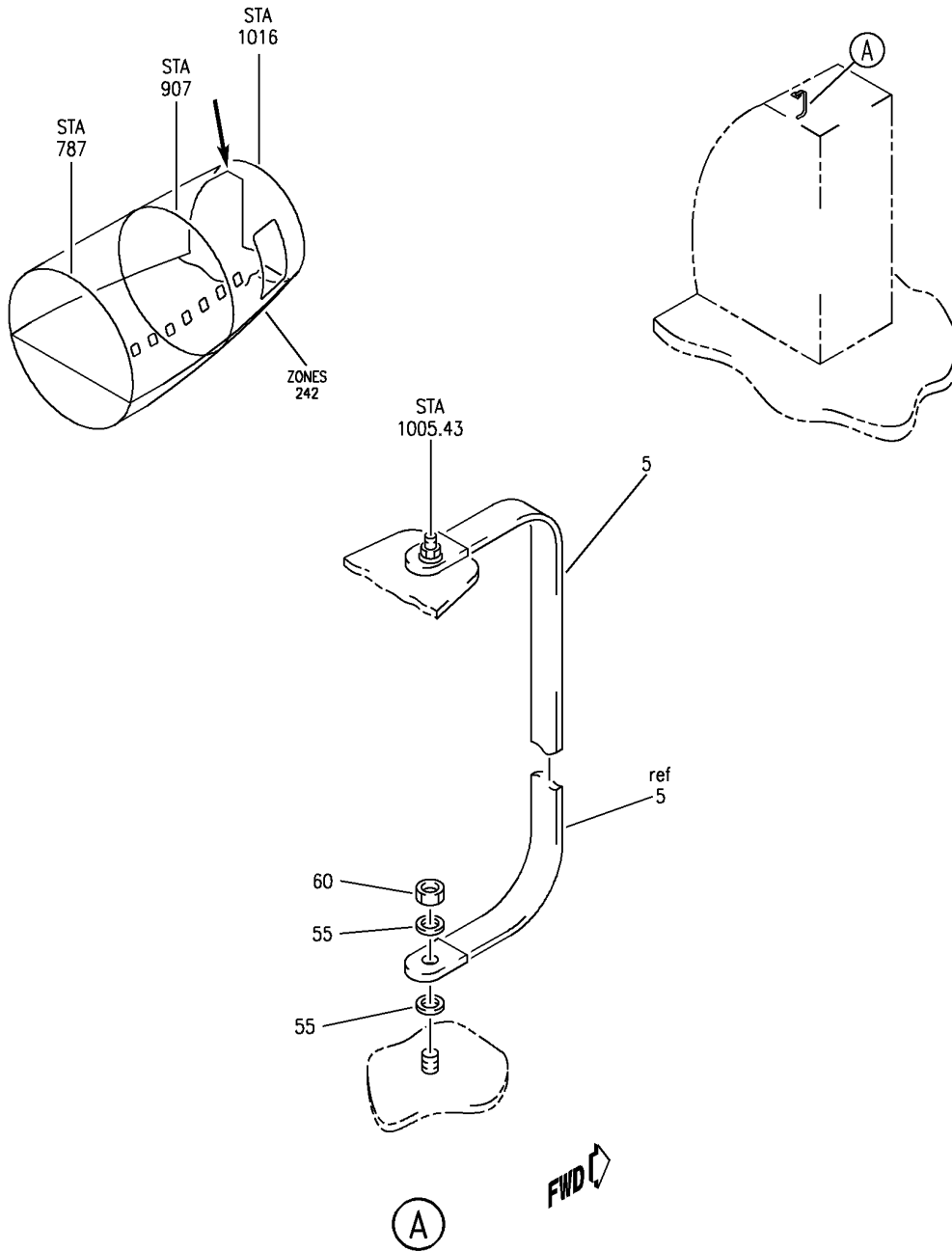
HAP

25-31-63-04

BOEING PROPRIETARY - Copyright © - Unpublished Work - See title page for details.

25-31-63
FIG. 04
PAGE 1
FEB 15/09

BOEING
737-600/700/800/900
PARTS CATALOG (MAINTENANCE)



E 25316304A REV 126

STRAP INSTL-GND
FIGURE 4A

25-31-63-04A

HAP
FEB 10/07

25-31-63-04A
PAGE 0

BOEING
737-600/700/800/900
PARTS CATALOG (MAINTENANCE)

FIG ITEM	PART NUMBER	1 2 3 4 5 6 7	NOMENCLATURE	EFFECT FROM TO	UNITS PER ASSY
4 A					
- 1	415A1210-4		STRAP INSTL-GND STRAP INSTL-GND G4B AIRPLANE INTERFACE POSITION DATA: STA 1005.43 FOR NHA SEE: 25-30-00-10B	012030 012030	RF
5	RBEJ40D20-96		.JUMPER ASSY SUPPLIER CODE: V1GK47 SPECIFICATION NUMBER: BACJ40D20-96 ATTACHING PARTS	012030	1
- 10	NAS1149D0416H		.WASHER	012030	1
- 15	PLH54CD		.NUT SUPPLIER CODE: VF0224 SPECIFICATION NUMBER: BACN10YR4CD OPTIONAL PART: H52732-4CD V15653	012030	1
- 50	415A1210-14		-----*----- STRAP INSTL-GND G4B GALLEY INTERFACE FOR NHA SEE: 25-30-00-10B	012030	RF
55	NAS1149D0416H		.WASHER	012030	2
60	PLH54CD		.NUT SUPPLIER CODE: VF0224 SPECIFICATION NUMBER: BACN10YR4CD OPTIONAL PART: H52732-4CD V15653	012030	1

MISSING ITEM NUMBERS NOT APPLICABLE

- ITEM NOT ILLUSTRATED

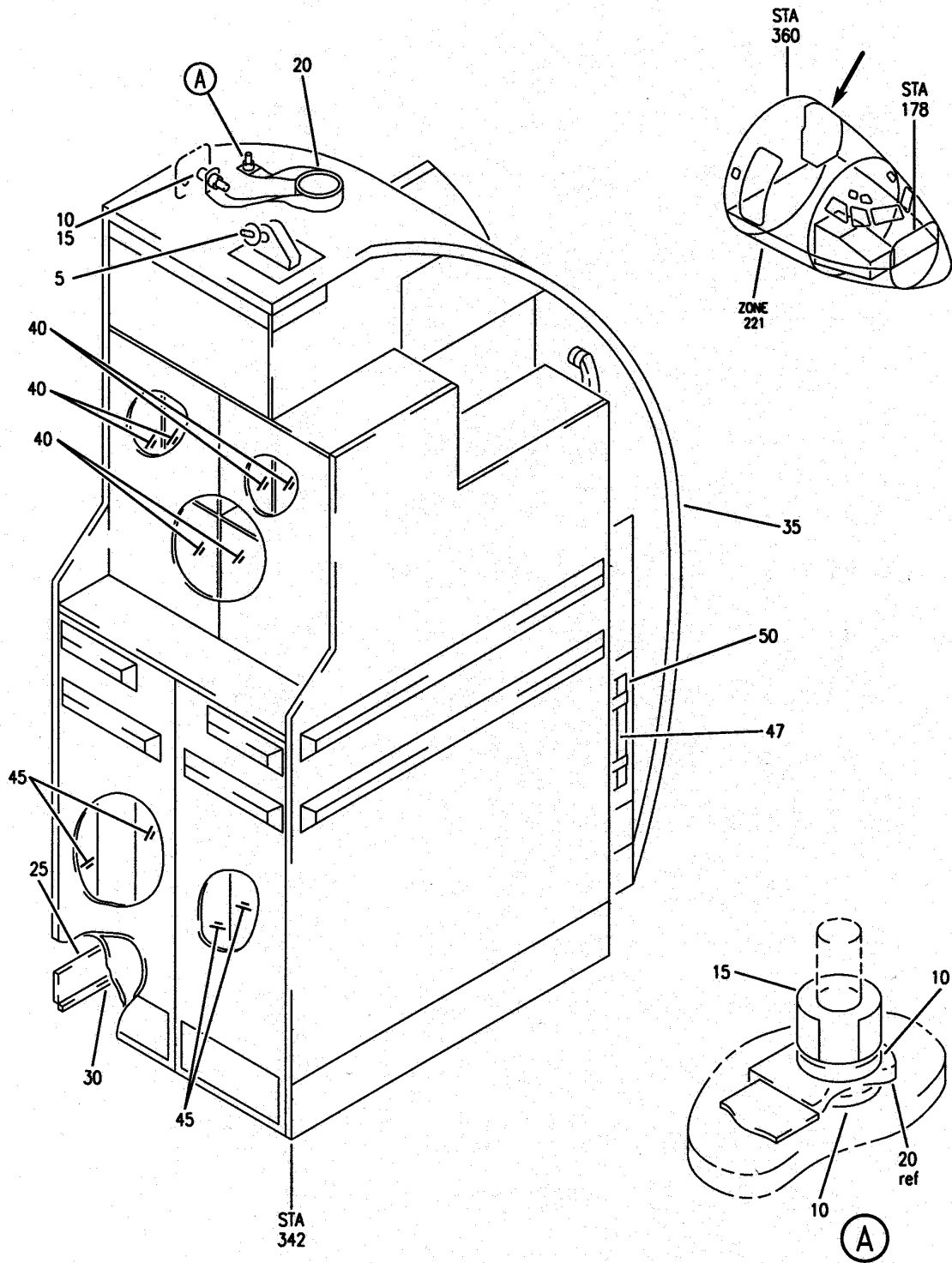
HAP

25-31-63-04A

BOEING PROPRIETARY - Copyright © - Unpublished Work - See title page for details.

25-31-63
FIG. 04A
PAGE 1
FEB 15/09

BOEING
 737-600/700/800/900
 PARTS CATALOG (MAINTENANCE)



E 25317101 REV 032

GALLEY INSTL-NO. 7
 FIGURE 1

25-31-71-01

HAP
 OCT 10/06

25-31-71-01
 PAGE 0

BOEING
737-600/700/800/900
PARTS CATALOG (MAINTENANCE)

FIG ITEM	PART NUMBER	1 2 3 4 5 6 7	NOMENCLATURE	EFFECT FROM TO	UNITS PER ASSY
1			GALLEY INSTL-NO. 7	001011	
- 1	415A1107-2		GALLEY INSTL-NO. 7 PRE SERVICE BULLETIN: 25-1542 REWORKED BY RAPID REVISION: RR97089-21-A FOR NHA SEE: 25-30-00-10B	001007	RF
- 1	415A1107-14B		GALLEY INSTL-NO. 7 PRE SERVICE BULLETIN: 25-1542 FOR NHA SEE: 25-30-00-10B	008011	RF
5	BLS6B13S		.PIN- SUPPLIER CODE: V84256 SPECIFICATION NUMBER: BACP18AM6B13H OPTIONAL PART: LG6SB13 V83014 SLS6B13 V16258 POSITION DATA: FAR SIDE PRE SERVICE BULLETIN: 25-1542	001011	1
10	NAS1149D0416H		.WASHER	001011	3
15	PLH54CD		.NUT SUPPLIER CODE: VF0224 SPECIFICATION NUMBER: BACN10YR4CD OPTIONAL PART: H52732-4CD V15653	001011	2
20	RBEJ40D20-96		.JUMPER ASSY SUPPLIER CODE: V1GK47 SPECIFICATION NUMBER: BACJ40D20-96	001011	1
25	415N1100-8SP		.KICKSTRIP-CARPET	001011	1
30	65C35726-28		.SEAL-FLOOR	001011	1

MISSING ITEM NUMBERS NOT APPLICABLE

- ITEM NOT ILLUSTRATED

HAP

25-31-71-01

BOEING PROPRIETARY - Copyright © - Unpublished Work - See title page for details.

25-31-71
FIG. 01
PAGE 1
FEB 15/09

BOEING
737-600/700/800/900
PARTS CATALOG (MAINTENANCE)

FIG ITEM	PART NUMBER	1 2 3 4 5 6 7	NOMENCLATURE	EFFECT FROM TO	UNITS PER ASSY
1					
35	1021C13A00000		.GALLEY ASSY- SUPPLIER CODE: VD2249 COMPONENT MAINT MANUAL REF: 25-01-85 PRE SERVICE BULLETIN: 25-1542 REWORKED BY RAPID REVISION: RR97089-21-A FOR DETAILS SEE: 25-31-71-56	001011	1
40	DLH2103-001		.CONTAINER-STANDARD CUSTOMER FURNISHED SUPPLIER CODE: VH1912	001011	6
45	TB020001		.CART-HALF SIZE (CUSTOMER FURNISHED) SUPPLIER CODE: VH1912	001011	5
47	E28180		.SMOKE HOOD-SMOKE SUPPLIER CODE: VD1379 COMPONENT MAINT MANUAL REF: 35-10-25 POST RAPID REVISION: RR97089-21-A	001003	1
50	E28183		.BRACKET- SUPPLIER CODE: VD1379 POST RAPID REVISION: RR97089-21-A ATTACHING PARTS	001003	1
- 55	BACS12GU3K6		.SCREW	001003	4
- 60	NAS1149D0316J		.WASHER -----*-----	001003	4

MISSING ITEM NUMBERS NOT APPLICABLE

- ITEM NOT ILLUSTRATED

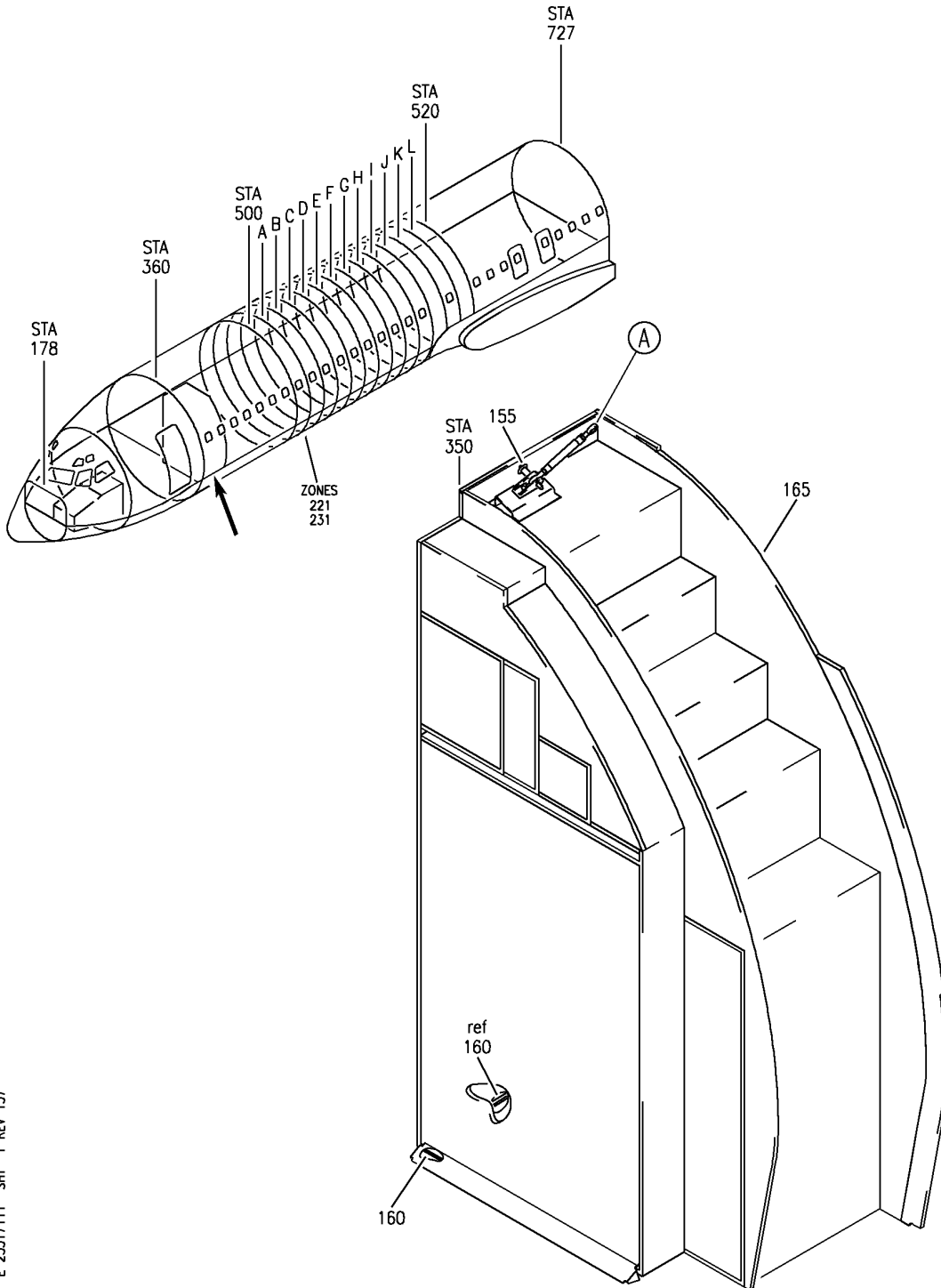
HAP

25-31-71-01

BOEING PROPRIETARY - Copyright © - Unpublished Work - See title page for details.

25-31-71
FIG. 01
PAGE 2
OCT 10/06

BOEING
 737-600/700/800/900
 PARTS CATALOG (MAINTENANCE)



E 25317111 SH1 1 REV 137

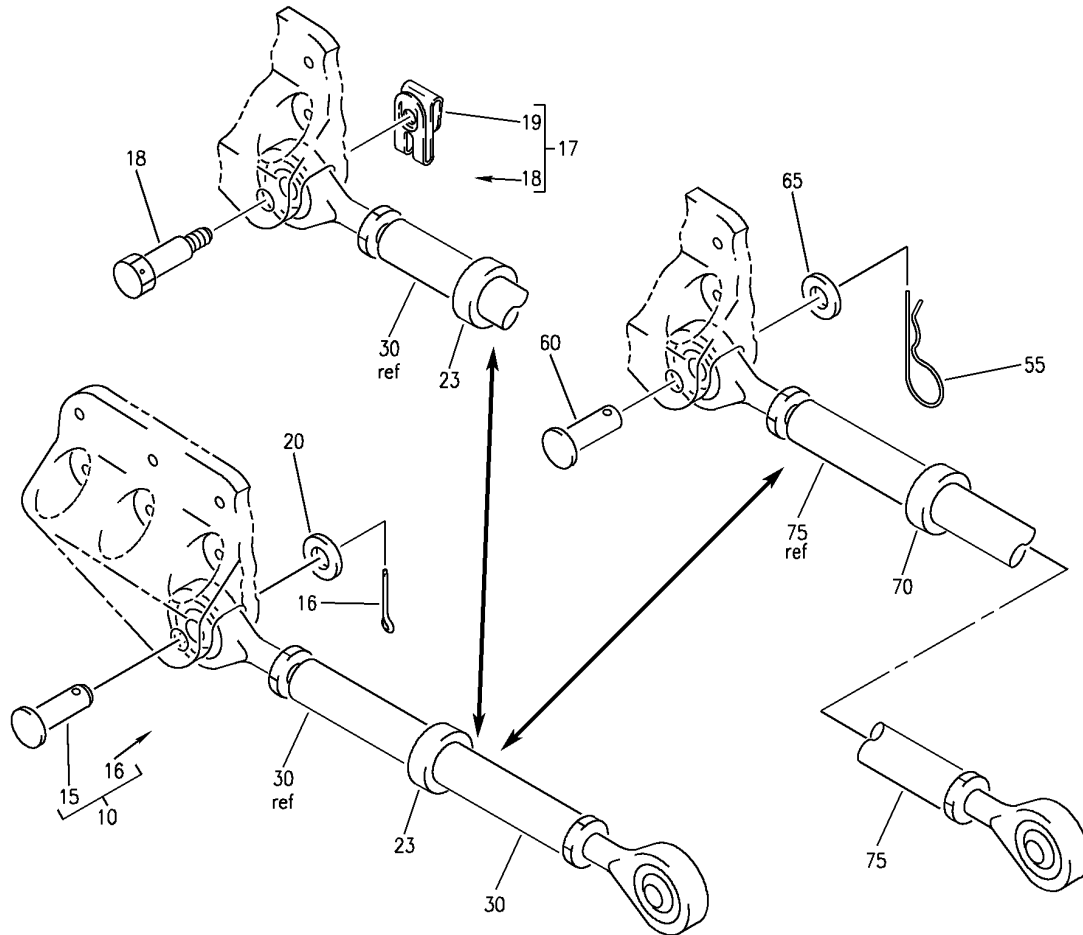
ROD INSTL-TIE GALLEY NO. 7 UPR ATTACHMENT
 FIGURE 11

25-31-71-11

HAP
 FEB 15/08

25-31-71-11
 PAGE 0

BOEING
 737-600/700/800/900
 PARTS CATALOG (MAINTENANCE)



(A)

E 25317111 SH1 2 REV 137

ROD INSTL-TIE GALLEY NO. 7 UPR ATTACHMENT
 FIGURE 11

25-31-71-11

HAP
 FEB 15/08

25-31-71-11
 PAGE 0A

BOEING
737-600/700/800/900
PARTS CATALOG (MAINTENANCE)

FIG ITEM	PART NUMBER	1 2 3 4 5 6 7	NOMENCLATURE	EFFECT FROM TO	UNITS PER ASSY
11			ROD INSTL-TIE GALLEY NO. 7 UPR ATTACHMENT	001030	
- 1	415A1300-71		ROD INSTL-TIE GALLEY NO. 7 ATTACHMENT POSITION DATA: UPR FOR NHA SEE: 25-30-00-10B 25-30-00-10C	001030	RF
10	415A1300-1		.KIT ASSY- OPTIONAL PART: 415A1300-2	001030	1
15	BACP18BD5A31		..PIN- POSITION DATA: HEAD FS PRE SERVICE BULLETIN: 25-1542	001030	1
16	BACP18BC03A10P		..PIN- POSITION DATA: NEAR SIDE PRE SERVICE BULLETIN: 25-1542	001030	1
17	415A1300-2		.KIT ASSY- OPTIONAL PART: 415A1300-1	001030	1
18	BACB30PW6D18		..BOLT	001030	1
19	PHCR55CDBACN		..NUT SUPPLIER CODE: VFO224 SPECIFICATION NUMBER: BACN11N5CD	001030	1
20	NAS1149E0663P		.WASHER- POSITION DATA: NEAR SIDE PRE SERVICE BULLETIN: 25-1542	001030	1
23	415A1300-3		.TRAP-MOISTURE	001030	1
30	1042-29		.ROD ASSY- SUPPLIER CODE: V34742 PRE SERVICE BULLETIN: 25-1542	001030	1

MISSING ITEM NUMBERS NOT APPLICABLE

- ITEM NOT ILLUSTRATED

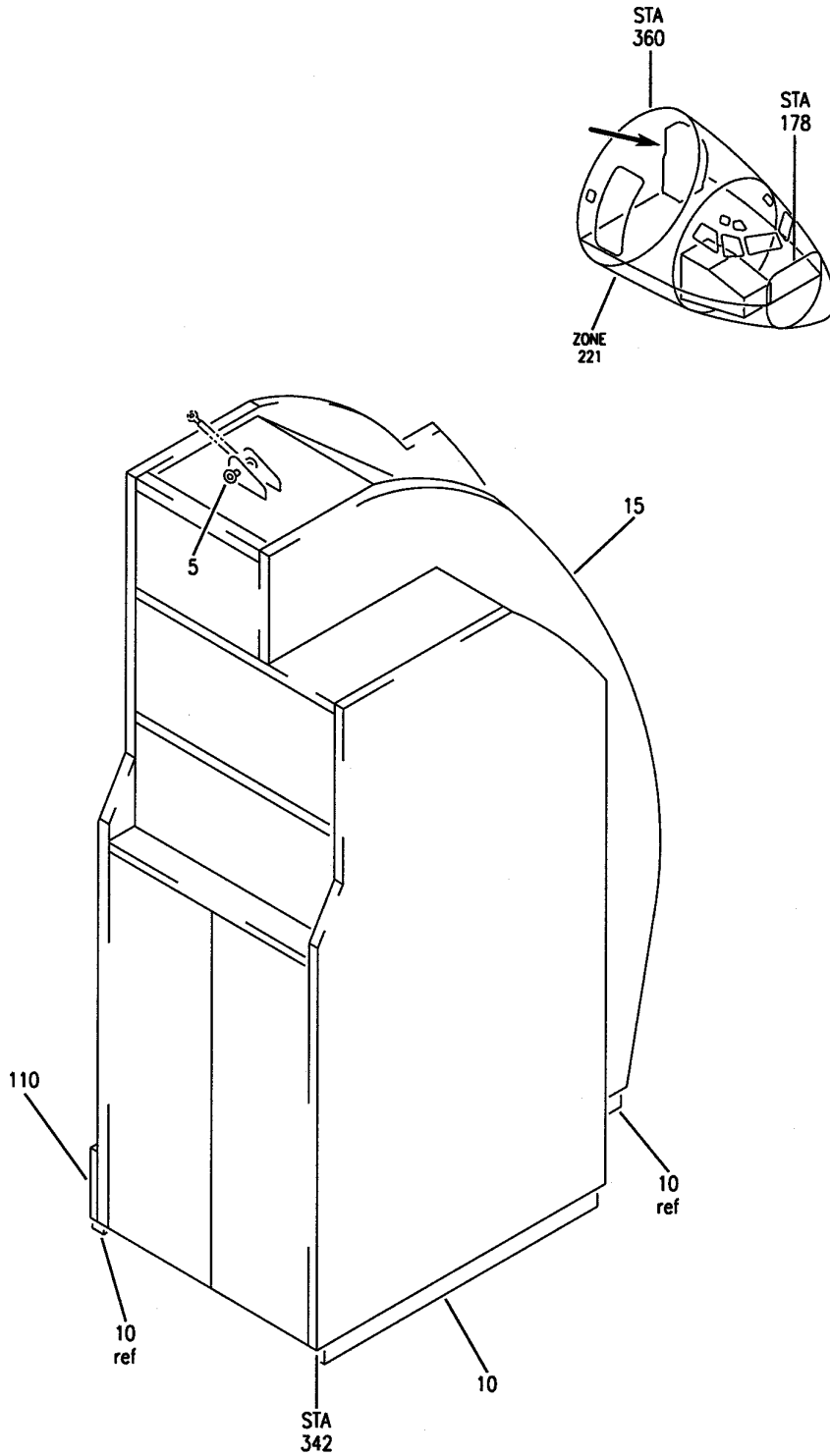
HAP

25-31-71-11

BOEING PROPRIETARY - Copyright © - Unpublished Work - See title page for details.

25-31-71
FIG. 11
PAGE 1
FEB 15/09

BOEING
737-600/700/800/900
PARTS CATALOG (MAINTENANCE)



E 25317123 REV 040

GALLEY AND INSERT INSTL NO. 7
FIGURE 23

25-31-71-23

HAP
OCT 10/06

25-31-71-23
PAGE 0

BOEING
737-600/700/800/900
PARTS CATALOG (MAINTENANCE)

FIG ITEM	PART NUMBER	1 2 3 4 5 6 7	NOMENCLATURE	EFFECT FROM TO	UNITS PER ASSY
23			GALLEY AND INSERT INSTL NO. 7	012030	
- 1	415A1117-32		GALLEY INSTL-NO. 7 HAPAG LOYD 737-8K5 MODEL AIRPLANES PRE SERVICE BULLETIN: 25-1542 FOR NHA SEE: 25-30-00-10B	012030	RF
	5 BLS6B13S		.PIN- SUPPLIER CODE: V84256 SPECIFICATION NUMBER: BACP18AM6B13H OPTIONAL PART: LG6SB13 V83014 SLS6B13 V16258 POSITION DATA: HEAD FS PRE SERVICE BULLETIN: 25-1542	012030	1
10	65C35726-28		.SEAL-FLOOR	012030	1
15	1021C13A00000		.GALLEY ASSY-G7 (CUSTOMER FURNISHED) SUPPLIER CODE: VD2249 COMPONENT MAINT MANUAL REF: 25-01-85 PRE SERVICE BULLETIN: 25-1542 FOR DETAILS SEE: 25-31-71-56	012030	1
- 100	415A1160-19D		INSERT INSTL-KICKSTRIP FOR NHA/ADDITIONAL DET SEE: 25-30-00-10B	012030	RF
110	443W7000-7BT		.KICKSTRIP	012030	1
- 150	415A1110-207		INSERT INSTL-GALLEY NO.7 CB FOR NHA SEE: 25-30-00-10B	018018 020027	RF
- 155	BAC27EEL7304		.DECAL-VINYL PLACARD CONTENT: INOP	018018 020027	AR
- 160	10237-1		.COLLAR- SUPPLIER CODE: V1N6X0	018018 020027	AR

MISSING ITEM NUMBERS NOT APPLICABLE

- ITEM NOT ILLUSTRATED

HAP

25-31-71-23

BOEING PROPRIETARY - Copyright © - Unpublished Work - See title page for details.

25-31-71
FIG. 23
PAGE 1
JUN 10/07

 **BOEING**
737-600/700/800/900
PARTS CATALOG (MAINTENANCE)

FIG ITEM	PART NUMBER	1 2 3 4 5 6 7	NOMENCLATURE	EFFECT FROM TO	UNITS PER ASSY
23					
- 250	415A1110-300171		INSERT INSTL-GALLEY NO.7 HAP FOR NHA SEE: 25-30-00-10B	012030	RF
- 253	RR97089-44-5		.MARKER-ALUMINUM FOIL PLACARD CONTENT: MODIFIED BY RR97089-44 REV E POST RAPID REVISION: RR97089-44G	020020	1
- 255	DLH2103-001		.CONTAINER-STD (CUSTOMER FURNISHED) SUPPLIER CODE: VH1912	012019 021030	6
- 260	TB020001		.CART-HALF SIZE (CUSTOMER FURNISHED) SUPPLIER CODE: VH1912	012019 021030	5
- 265	1600-06		.PLUG-BASSINET FTG SUPPLIER CODE: VC5307	012030	2
- 270	1600-20		.SLEEVE-BASSINET FTG SUPPLIER CODE: VC5307	012030	2

MISSING ITEM NUMBERS NOT APPLICABLE

- ITEM NOT ILLUSTRATED

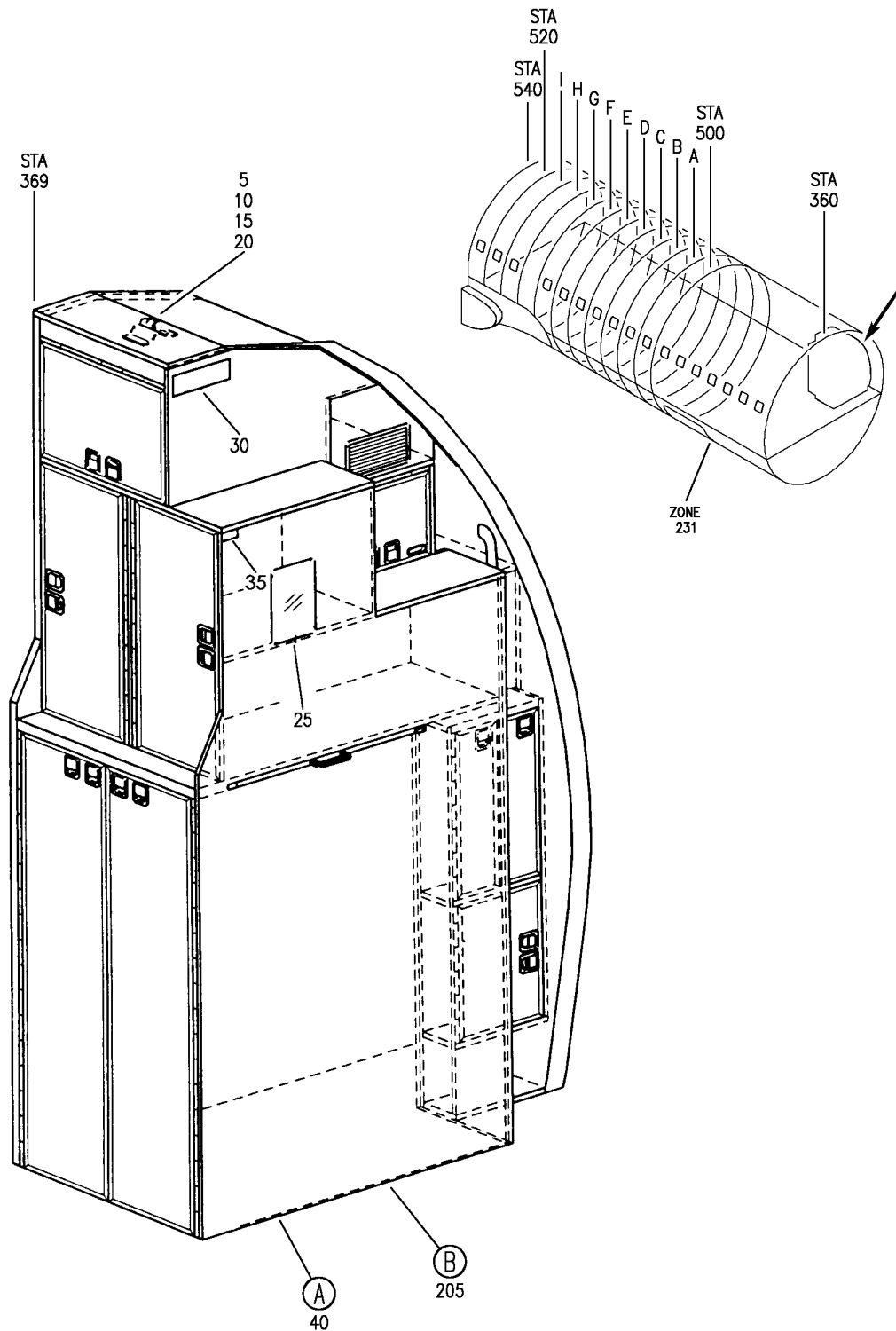
HAP

25-31-71-23

BOEING PROPRIETARY - Copyright © - Unpublished Work - See title page for details.

25-31-71
FIG. 23
PAGE 2
OCT 10/06

BOEING
 737-600/700/800/900
 PARTS CATALOG (MAINTENANCE)



E 25317156 SH1 1 REV 067

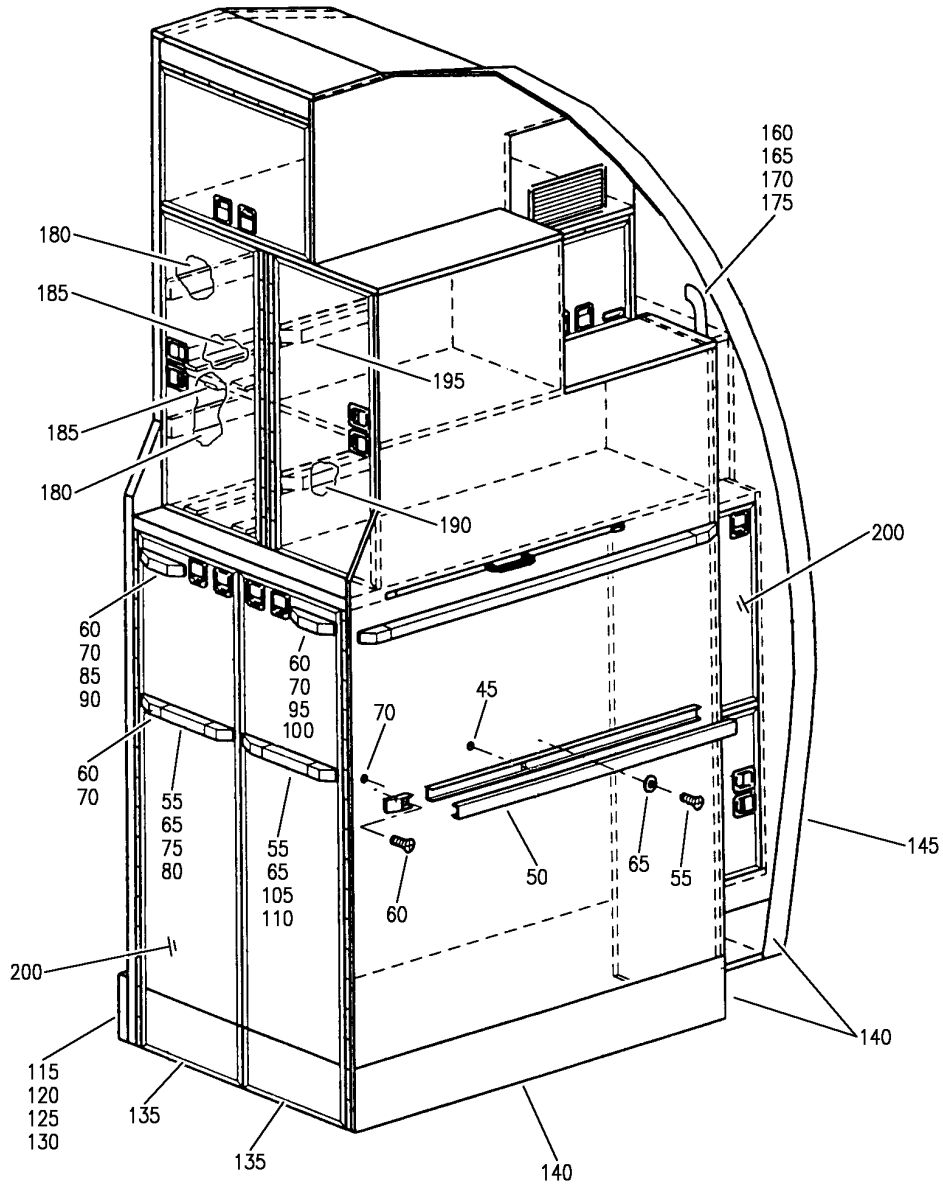
GALLEY ASSY-G7 (CUSTOMER FURNISHED)
 FIGURE 56 (SHEET 1)

25-31-71-56

HAP
 OCT 10/06

25-31-71-56
 PAGE 0

BOEING
 737-600/700/800/900
 PARTS CATALOG (MAINTENANCE)



(A)

E 25317156 SH1 2 REV 067

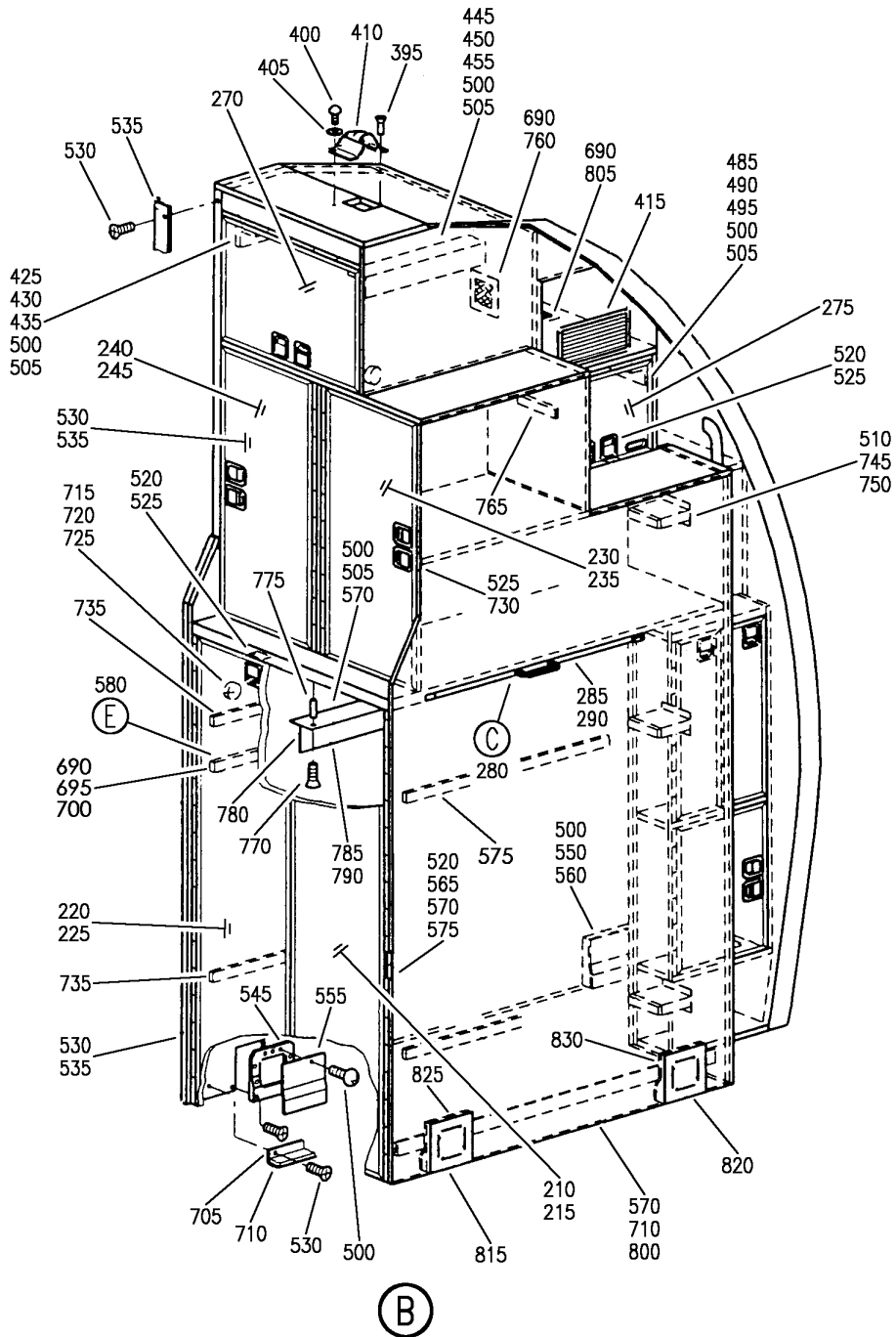
GALLEY ASSY-G7 (CUSTOMER FURNISHED)
 FIGURE 56 (SHEET 2)

25-31-71-56

HAP
 OCT 10/06

25-31-71-56
 PAGE 0A


BOEING
 737-600/700/800/900
PARTS CATALOG (MAINTENANCE)



E 25317256 SH1 3 REV 067

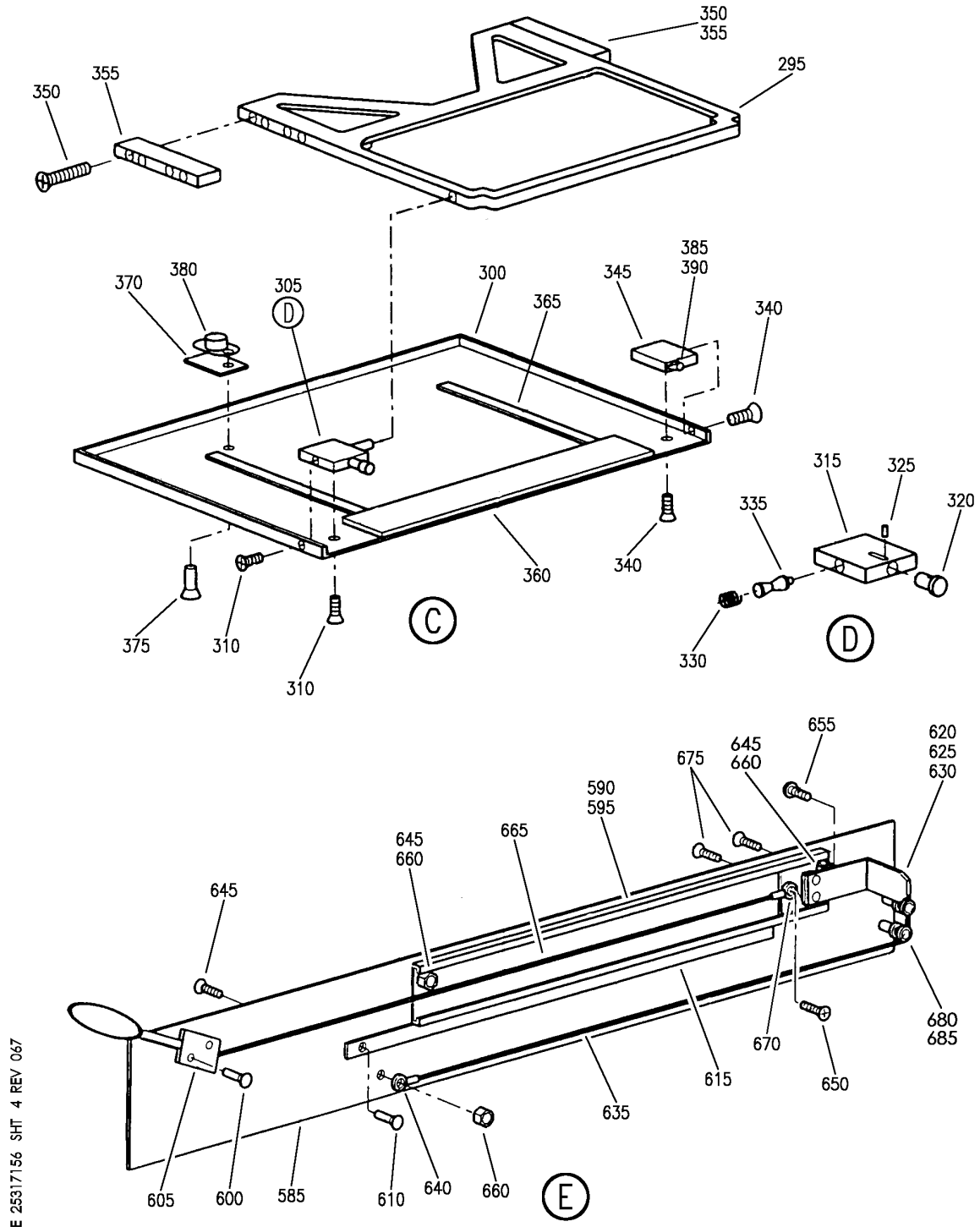
GALLEY ASSY-G7 (CUSTOMER FURNISHED)
 FIGURE 56 (SHEET 3)

25-31-71-56

HAP
OCT 10/06

25-31-71-56
PAGE 0B

BOEING
 737-600/700/800/900
 PARTS CATALOG (MAINTENANCE)



E 25317156 SHT 4 REV 067

GALLEY ASSY-G7 (CUSTOMER FURNISHED)
 FIGURE 56 (SHEET 4)

25-31-71-56

HAP
 OCT 10/06

25-31-71-56
 PAGE 0C

BOEING
737-600/700/800/900
PARTS CATALOG (MAINTENANCE)

FIG ITEM	PART NUMBER	1 2 3 4 5 6 7	NOMENCLATURE	EFFECT FROM TO	UNITS PER ASSY
56			GALLEY ASSY-G7 (CUSTOMER FURNISHED)	001030	
- 1	1021C13A00000		GALLEY ASSY-G7 (CUSTOMER FURNISHED) SUPPLIER CODE: VD2249 COMPONENT MAINT MANUAL REF: 25-01-85 PRE SERVICE BULLETIN: 25-1542 FOR NHA SEE: 25-31-71-01 25-31-71-23	001030	RF
	5 NAS6608-8	.	SCREW	001027	1
	5 NAS6608-19	.	SCREW	028030	1
	10 AN960-816	.	WASHER	001030	1
	15 MS21083N8	.	NUT	001030	1
	16 415A1402-1	.	BRACKET-ATTACHMENT POSITION DATA: UPR	001030	1
	17 0-199-000500002	.	MIRROR- SUPPLIER CODE: VD2249	001030	1
	18 NAS1351-4LE25P	.	SCREW	001030	6
	19 AN960-416	.	WASHER	001030	6
	21 0-126-006000000	.	FITTING- SUPPLIER CODE: VD2249	001030	6
	22 0-126-006200000	.	FITTING- SUPPLIER CODE: VD2249	001030	6
	23 SY5302	.	BUMPER- SUPPLIER CODE: VD2607	001030	1
	30 1021C13A20000	.	ELECTRICAL SYSTEM INSTL- GALLEY G7 (CUSTOMER FURNISHED) SUPPLIER CODE: VD2249 PRE SERVICE BULLETIN: 25-1542 FUNCTIONAL REFERENCE: EQUIPMENT/FURNISHINGS FOR DETAILS SEE 25-31-60-53C LIGHTS FOR DETAILS SEE 33-26-02-45	001030	RF

MISSING ITEM NUMBERS NOT APPLICABLE

- ITEM NOT ILLUSTRATED

HAP

25-31-71-56

BOEING PROPRIETARY - Copyright © - Unpublished Work - See title page for details.

25-31-71
FIG. 56
PAGE 1
FEB 15/08

BOEING
737-600/700/800/900
PARTS CATALOG (MAINTENANCE)

FIG ITEM	PART NUMBER	1 2 3 4 5 6 7	NOMENCLATURE	EFFECT FROM TO	UNITS PER ASSY
56					
35	1021C13A60000		.PLACARD INSTL-GALLEY G7 SUPPLIER CODE: VD2249 PRE SERVICE BULLETIN: 25-1542 FOR DETAILS SEE: 11-32-51-46B	001030	RF
40	1021C13A70000		.MATERIALS INSTL-DECORATIVE SUPPLIER CODE: VD2249	001030	1
55	NAS603-6		..SCREW	001030	8
60	NAS514P1032-6		..SCREW	001030	12
65	AN960-10L		..WASHER	001030	8
70	1021C13A70009		..PART-END SUPPLIER CODE: VD2249	001030	12
75	1021C13A70010		..STRIP-PROTECTING SUPPLIER CODE: VD2249	001030	1
80	1021C13A70011		..STRIP-FILLING SUPPLIER CODE: VD2249	001030	1
85	1021C13A70012		..STRIP-PROTECTING SUPPLIER CODE: VD2249	001030	1
90	1021C13A70013		..STRIP-FILLING SUPPLIER CODE: VD2249	001030	1
95	1021C13A70014		..STRIP-PROTECTING SUPPLIER CODE: VD2249	001030	1
100	1021C13A70015		..STRIP-FILLING SUPPLIER CODE: VD2249	001030	1
105	1021C13A70016		..STRIP-PROTECTING SUPPLIER CODE: VD2249	001030	1
110	1021C13A70017		..STRIP-FILLING SUPPLIER CODE: VD2249	001030	1
115	1021C13A70051		..STRIP-KICK SUPPLIER CODE: VD2249	001030	1
120	1021C13A70023		..PART-END SUPPLIER CODE: VD2249	001030	1
125	1021C13A70026		..PART-END SUPPLIER CODE: VD2249	001030	1

MISSING ITEM NUMBERS NOT APPLICABLE

— ITEM NOT ILLUSTRATED

HAP

25-31-71-56

BOEING PROPRIETARY - Copyright © - Unpublished Work - See title page for details.

25-31-71
FIG. 56
PAGE 2
FEB 15/08

BOEING
737-600/700/800/900
PARTS CATALOG (MAINTENANCE)

FIG ITEM	PART NUMBER	1 2 3 4 5 6 7	NOMENCLATURE	EFFECT FROM TO	UNITS PER ASSY
56					
130	NAS514P832-4	..	SCREW	001030	11
135	DIN59382-1-4016	..	SHEET-KICK 310 X 92.5 MM; 12.2 X 3.6 IN. SUPPLIER CODE: VD2249	001030	2
138	1021C13A70020	..	STRIP-KICK SUPPLIER CODE: VD2249	001030	1
141	1021C13A70021	..	STRIP-KICK SUPPLIER CODE: VD2249	001030	1
143	1021C13A70022	..	STRIP-KICK SUPPLIER CODE: VD2249	001030	1
145	415U9010-15	..	EXTRUSION-SEALING SB DATA FROM A CMM: PRE SB E33-1-788SB	001030	AR
145	415U9010-82	..	EXTRUSION-SEALING SB DATA FROM A CMM: POST SB E33-1-788SB	001030	AR
R 145	415U9010-81	..	EXTRUSION-RTNR CLIP	001030	AR
- 150	NAS514P832-6	..	SCREW	001030	2
- 155	1021C13A70000A	..	BUMPER- SUPPLIER CODE: VD2249	001030	2
160	MS20004	..	BOLT	001030	2
165	66-9776-1	..	WASHER	001030	2
170	65-5458-21D	..	NUT	001030	2
175	65-5458-20D	..	HANDLE	001030	1
176	0-112-0009-2000	..	STRIP-SLIDING 1220 MM; 48 IN. LG SUPPLIER CODE: VD2249	001030	AR
177	0-112-0013-2000	..	STRIP-SLIDING 1220 MM; 48 IN. LG SUPPLIER CODE: VD2249	001030	AR
178	0-171-003603000	..	GUIDE- SUPPLIER CODE: VD2249	001030	2
179	0-171-003618000	..	GUIDE- SUPPLIER CODE: VD2249	001030	2
181	BAC93909	..	MATERIAL-DECORATIVE	001030	AR
187	090453	..	SHEET-SLIDING, 40 X 910 MM: 1.6 X 35.8 IN. SUPPLIER CODE: VD2249	001030	2

MISSING ITEM NUMBERS NOT APPLICABLE

- ITEM NOT ILLUSTRATED

HAP

25-31-71-56

BOEING PROPRIETARY - Copyright © - Unpublished Work - See title page for details.

25-31-71
FIG. 56
PAGE 3
JUN 15/09

BOEING
737-600/700/800/900
PARTS CATALOG (MAINTENANCE)

FIG ITEM	PART NUMBER	1 2 3 4 5 6 7	NOMENCLATURE	EFFECT FROM TO	UNITS PER ASSY
56 205	1021C13A10000	.	STRUCTURE ASSY- SUPPLIER CODE: VD2249	001030	1
210	1021C13A10600	..	DOOR ASSY- SUPPLIER CODE: VD2249 PRE SERVICE BULLETIN: 25-1542 FOR DETAILS SEE: 25-31-75-55C ATTACHING PARTS	001030	1
215	0-121-000530000	..	SCREW- SUPPLIER CODE: VD2249 -----*-----	001030	7
220	1021C13A10601	..	DOOR ASSY- SUPPLIER CODE: VD2249 PRE SERVICE BULLETIN: 25-1542 POST RAPID REVISION: RR97210-35B FOR DETAILS SEE: 25-31-75-55C ATTACHING PARTS	001030	1
225	0-121-000530000	..	SCREW- SUPPLIER CODE: VD2249 -----*-----	001030	7
230	1021C13A10602	..	DOOR ASSY- SUPPLIER CODE: VD2249 SB DATA FROM A CMM: PRE SB E33-1-800SB PRE SERVICE BULLETIN: 25-1542 POST RAPID REVISION: RR97210-35B FOR DETAILS SEE: 25-31-75-55C	001030	1
230	1021C13B10602	..	DOOR ASSY- SUPPLIER CODE: VD2249 SB DATA FROM A CMM: POST SB E33-1-800SB FOR DETAILS SEE: 25-31-75-55C	001030	1

MISSING ITEM NUMBERS NOT APPLICABLE

— ITEM NOT ILLUSTRATED

HAP

25-31-71-56

BOEING PROPRIETARY - Copyright © - Unpublished Work - See title page for details.

25-31-71
FIG. 56
PAGE 4
FEB 15/08

BOEING
737-600/700/800/900
PARTS CATALOG (MAINTENANCE)

FIG ITEM	PART NUMBER	1 2 3 4 5 6 7	NOMENCLATURE	EFFECT FROM TO	UNITS PER ASSY
56			ATTACHING PARTS		
235	0-121-000530000	..	SCREW- SUPPLIER CODE: VD2249 -----*-----	001030	7
240	1021C13A10603	..	DOOR ASSY- SUPPLIER CODE: VD2249 SB DATA FROM A CMM: PRE SB E33-1-800SB PRE SERVICE BULLETIN: 25-1542 FOR DETAILS SEE: 25-31-75-55C	001030	1
240	1021C13B10603	..	DOOR ASSY- SUPPLIER CODE: VD2249 SB DATA FROM A CMM: POST SB E33-1-800SB FOR DETAILS SEE: 25-31-75-55C	001030	1
245	0-121-000530000	..	ATTACHING PARTS SCREW- SUPPLIER CODE: VD2249 -----*-----	001030	7
250	1021C13A10604	..	DOOR ASSY- SUPPLIER CODE: VD2249 PRE SERVICE BULLETIN: 25-1542 FOR DETAILS SEE: 25-31-75-55C	001030	1
255	0-121-000530000	..	ATTACHING PARTS SCREW- SUPPLIER CODE: VD2249 -----*-----	001030	3
260	1021C13A10605	..	DOOR ASSY-FOLDING SUPPLIER CODE: VD2249 PRE SERVICE BULLETIN: 25-1542 FOR DETAILS SEE: 25-31-75-55C	001030	1

MISSING ITEM NUMBERS NOT APPLICABLE

— ITEM NOT ILLUSTRATED

HAP

25-31-71-56

BOEING PROPRIETARY - Copyright © - Unpublished Work - See title page for details.

25-31-71
FIG. 56
PAGE 5
FEB 15/08

BOEING
737-600/700/800/900
PARTS CATALOG (MAINTENANCE)

FIG ITEM	PART NUMBER	1 2 3 4 5 6 7	NOMENCLATURE	EFFECT FROM TO	UNITS PER ASSY
56			ATTACHING PARTS		
265	0-121-000530000	..	SCREW- SUPPLIER CODE: VD2249 -----*-----	001030	3
270	1021C13A10606	..	DOOR ASSY-NESTING SUPPLIER CODE: VD2249 PRE SERVICE BULLETIN: 25-1542 FOR DETAILS SEE: 25-31-75-55C	001030	1
275	1021C13A10607	..	DOOR ASSY-NESTING SUPPLIER CODE: VD2249 PRE SERVICE BULLETIN: 25-1542 FOR DETAILS SEE: 25-31-75-55C	001030	1
280	1021C13A10500	..	TABLE ASSY-SLIDING WORK SUPPLIER CODE: VD2249	001030	1
285	0-131-005501000	..	ATTACHING PARTS FASTENER- SUPPLIER CODE: VD2249 MANUFACTURED FROM: 2399805-4BP	001030	2
290	CA2025	..	WASHER- SUPPLIER CODE: VDO680 -----*-----	001030	2
295	1021C13A10500A	...	TABLE-SLIDING WORK SUPPLIER CODE: VD2249	001030	1
297	NAS514P632-5	...	ATTACHING PARTS SCREW -----*-----	001030	4
300	1021C13A10500B	...	PAN-SLIDING WORK SUPPLIER CODE: VD2249	001030	1
305	1021C13A105001	...	RETAINER ASSY- SUPPLIER CODE: VD2249	001030	2
315	0-131-005401000	CASING- SUPPLIER CODE: VD2249	001030	1

MISSING ITEM NUMBERS NOT APPLICABLE

— ITEM NOT ILLUSTRATED

HAP

25-31-71-56

BOEING PROPRIETARY - Copyright © - Unpublished Work - See title page for details.

25-31-71
FIG. 56
PAGE 6
FEB 15/08

BOEING
737-600/700/800/900
PARTS CATALOG (MAINTENANCE)

FIG ITEM	PART NUMBER	1 2 3 4 5 6 7	NOMENCLATURE	EFFECT FROM TO	UNITS PER ASSY
56					
320	1021C13A105001A	KNOB- SUPPLIER CODE: VD2249	001030	1
325	0-131-005406000	SETSCREW- SUPPLIER CODE: VD2249	001030	1
330	0-131-004905000	SPRING- SUPPLIER CODE: VD2249	001030	1
335	0-131-005402000	RETAINER- SUPPLIER CODE: VD2249	001030	1
345	0-176-002900000	...	STOP- SUPPLIER CODE: VD2249	001030	1
350	NAS514P632-22	...	SCREW	001030	8
355	0-176-002700000	...	SLIDER- SUPPLIER CODE: VD2249	001030	2
360	257010	...	STRIP-SLIDING 40 X 541 MM; 1.6 X 21.3 IN. SUPPLIER CODE: VD2249	001030	1
365	257010	...	STRIP-SLIDING 10 X 326 MM; 0.4 X 12.8 IN. SUPPLIER CODE: VD2249	001030	2
375	LN9199-2406G	...	RIVET-COUNTERSUNK SUPPLIER CODE: VD2249	001030	4
380	26R6-1BB	...	RETAINER- SUPPLIER CODE: VD0680	001030	2
387	0-192-071100000	...	BUMPER- SUPPLIER CODE: VD2249	001030	1
392	NAS514P1032-6	...	SCREW	001030	1
395	LN9199-3209G	..	RIVET-COUNTERSUNK SUPPLIER CODE: VD2249	001030	15
- 397	LN9199-3207G	..	RIVET-COUNTERSUNK SUPPLIER CODE: VD2249	001030	1
400	NAS603-9	..	SCREW	001030	10
405	AN960-10L	..	WASHER	001030	10

MISSING ITEM NUMBERS NOT APPLICABLE

- ITEM NOT ILLUSTRATED

HAP

25-31-71-56

25-31-71
FIG. 56
PAGE 7
FEB 15/08

 **BOEING**
737-600/700/800/900
PARTS CATALOG (MAINTENANCE)

FIG ITEM	PART NUMBER	1 2 3 4 5 6 7	NOMENCLATURE	EFFECT FROM TO	UNITS PER ASSY
56					
410	1021C13A10810	..	BRACKET-ATTACHMENT SUPPLIER CODE: VD2249 POSITION DATA: UPR	001027	1
410	1021C13A10811	..	BRACKET-ATTACHMENT SUPPLIER CODE: VD2249 POSITION DATA: UPR	028030	1
- 420	1021C13A106061	..	GUIDE ASSY- SUPPLIER CODE: VD2249 POSITION DATA: LH	001030	1
425	0-171-003400000	...	BOLT- SUPPLIER CODE: VD2249	001030	1
430	NAS1096-2-6	...	SCREW	001030	1
435	AN960-8	...	WASHER	001030	1
- 440	1021C13A106062	..	GUIDE ASSY- SUPPLIER CODE: VD2249 POSITION DATA: RH	001030	1
445	0-171-003400000	...	BOLT- SUPPLIER CODE: VD2249	001030	1
450	NAS1096-2-6	...	SCREW	001030	1
455	AN960-8	...	WASHER	001030	1
- 460	1021C13A106071	..	GUIDE ASSY- SUPPLIER CODE: VD2249 POSITION DATA: LH	001030	1
- 465	0-171-003400000	...	BOLT- SUPPLIER CODE: VD2249	001030	1
- 470	NAS1096-2-6	...	SCREW	001030	1
- 475	AN960-8	...	WASHER	001030	1
- 480	1021C13A106072	..	GUIDE ASSY- SUPPLIER CODE: VD2249 POSITION DATA: RH	001030	1
485	0-171-003400000	...	BOLT- SUPPLIER CODE: VD2249	001030	1
490	NAS1096-2-6	...	SCREW	001030	1

MISSING ITEM NUMBERS NOT APPLICABLE

- ITEM NOT ILLUSTRATED

HAP

25-31-71-56

BOEING PROPRIETARY - Copyright © - Unpublished Work - See title page for details.

25-31-71
FIG. 56
PAGE 8
FEB 15/08

BOEING
737-600/700/800/900
PARTS CATALOG (MAINTENANCE)

FIG ITEM	PART NUMBER	1 2 3 4 5 6 7	NOMENCLATURE	EFFECT FROM TO	UNITS PER ASSY
56					
495	AN960-8	...	WASHER	001030	1
500	NAS602-6	..	SCREW	001030	29
505	AN960-8	..	WASHER	001030	18
510	NAS514P832-7	..	SCREW	001030	8
515	0-182-004900000	..	BUMPER- SUPPLIER CODE: VD2249	001030	4
520	NAS514P632-6	..	SCREW	001030	12
525	5001-02-1015	..	STRIKE- SUPPLIER CODE: VD2249 CONFIG CHG DATA FROM A CMM: REPLD BY 0-195-003000000	001030	12
525	0-195-003000000	..	STRIKE- SUPPLIER CODE: VD2249 CONFIG CHG DATA FROM A CMM: REPLS 5001-02-1015	001030	12
530	NAS514P832-6	..	SCREW	001030	22
535	0-111-0009-1000	..	EXTRUSION- 2030 MM; 79.9 IN. LG SUPPLIER CODE: VD2249	001030	AR
- 540	1021C13A104041	..	GUIDE ASSY- SUPPLIER CODE: VD2249	001030	1
545	1021C13A10200C	..	BRACKET-ATTACHMENT SUPPLIER CODE: VD2249 POSITION DATA: LWR	001030	1
550	1021C13A10200D	..	BRACKET-ATTACHMENT SUPPLIER CODE: VD2249 POSITION DATA: LWR	001030	2
555	1021C13A10200A	..	COVER- SUPPLIER CODE: VD2249	001030	1
560	1021C13A10200B	..	COVER- SUPPLIER CODE: VD2249	001030	2
565	0-185-000501000	..	COVER- SUPPLIER CODE: VD2249	001030	2
570	NAS514P832-8	..	SCREW	001030	16

MISSING ITEM NUMBERS NOT APPLICABLE

- ITEM NOT ILLUSTRATED

HAP

25-31-71-56

BOEING PROPRIETARY - Copyright © - Unpublished Work - See title page for details.

25-31-71
FIG. 56
PAGE 9
FEB 15/08

BOEING
737-600/700/800/900
PARTS CATALOG (MAINTENANCE)

FIG ITEM	PART NUMBER	1 2 3 4 5 6 7	NOMENCLATURE	EFFECT FROM TO	UNITS PER ASSY
56					
575	0-112-0015-2000	..	STRIP-SLIDING 2534 MM; 99.8 IN. LG SUPPLIER CODE: VD2249	001030	AR
580	1021C13A102001	..	DEVICE ASSY-DISENGAGING SUPPLIER CODE: VD2249 ATTACHING PARTS	001030	1
582	NAS514P832-4	..	SCREW -----*-----	001030	8
585	090454	...	SHEET-MTG 74 X 1220 MM; 2.9 X 48 IN. SUPPLIER CODE: VD2249	001030	1
590	LN9199-2406G	...	RIVET-COUNTERSUNK SUPPLIER CODE: VD2249	001030	16
595	00-714-1	...	PROFILE- 821.5 MM; 32.3 IN. LG SUPPLIER CODE: VD2249	001030	2
600	LN9199-2412G	...	RIVET-COUNTERSUNK SUPPLIER CODE: VD2249	001030	2
605	0-156-000303000	...	GUIDE- SUPPLIER CODE: VD2249 MANUFACTURED FROM: 261362	001030	1
610	LN9199-3227G	...	RIVET-COUNTERSUNK SUPPLIER CODE: VD2249	001030	1
615	264542	...	STRIP-SLIDING 1120 MM; 44.1 IN. LG SUPPLIER CODE: VD2249	001030	1
620	LN9199-3218G	...	RIVET-COUNTERSUNK SUPPLIER CODE: VD2249	001030	2
625	5029-02-0191-1	...	EXTRUSION- SUPPLIER CODE: VD2249	001030	1
630	2-151-118212000	...	SHELL- SUPPLIER CODE: VD2249	001030	1

MISSING ITEM NUMBERS NOT APPLICABLE

— ITEM NOT ILLUSTRATED

HAP

25-31-71-56

BOEING PROPRIETARY - Copyright © - Unpublished Work - See title page for details.

25-31-71
FIG. 56
PAGE 10
FEB 15/08

BOEING
737-600/700/800/900
PARTS CATALOG (MAINTENANCE)

FIG ITEM	PART NUMBER	1 2 3 4 5 6 7	NOMENCLATURE	EFFECT FROM TO	UNITS PER ASSY
56					
635	7610030	...	CORD-EXPANDER 984 MM; 38.7 IN. LG SUPPLIER CODE: VD2249	001030	1
640	33460	...	LUG-TERM. SUPPLIER CODE: VD8512	001030	2
645	NAS514P832-6	...	SCREW	001030	3
650	NAS514P832-4-4	...	SCREW	001030	1
655	NAS602-4	...	SCREW	001030	1
660	MS21083N08	...	NUT	001030	3
665	6X7-1FE	...	ROPE-SECURING SUPPLIER CODE: VD2249	001030	1
670	015-314-001	...	LUG-TERM. SUPPLIER CODE: VD2249	001030	1
675	NAS514P1032-6	...	SCREW	001030	2
680	5041-02-0030-22	...	BUSHING-THREADED SUPPLIER CODE: VD2249	001030	2
685	0-156-000305000	...	ROLL- SUPPLIER CODE: VD2249	001030	2
690	NAS514P832-4	..	SCREW	001030	28
700	1021C13A102002	..	SHELL- SUPPLIER CODE: VD2249	001030	1
705	1021C13A102003	..	GUIDE ASSY- SUPPLIER CODE: VD2249	001030	1
710	0-112-0009-2000	..	STRIP-SLIDING 2300 MM; 90.6 IN. LG SUPPLIER CODE: VD2249	001030	AR
715	NAS514P832-9	..	SCREW	001030	8
720	0-121-000700000	..	BUSHING-BABY BASSINET SUPPLIER CODE: VD2249	001030	2
725	0-121-000600000	..	FLANGE- SUPPLIER CODE: VD2249	001030	2
730	NAS514P632-5	..	SCREW	001030	12
735	0-112-0013-2000	..	STRIP-SLIDING 2481 MM; 97.7 IN. LG SUPPLIER CODE: VD2249	001030	AR

MISSING ITEM NUMBERS NOT APPLICABLE

- ITEM NOT ILLUSTRATED

HAP

25-31-71-56

BOEING PROPRIETARY - Copyright © - Unpublished Work - See title page for details.

25-31-71
FIG. 56
PAGE 11
FEB 15/08

 **BOEING**
737-600/700/800/900
PARTS CATALOG (MAINTENANCE)

FIG ITEM	PART NUMBER	1 2 3 4 5 6 7	NOMENCLATURE	EFFECT FROM TO	UNITS PER ASSY
56					
- 740	0-182-006200000	..	BUMPER- SUPPLIER CODE: VD2249	001030	2
745	0-182-000500000	..	BUMPER- SUPPLIER CODE: VD2249	001030	2
750	700076	..	SHIM- SUPPLIER CODE: VD2249	001030	2
755	0-182-005323000	..	BUMPER- SUPPLIER CODE: VD2249	001030	2
760	0-410-000100001	..	GRID-AIR SUPPLIER CODE: VD2249	001030	2
765	0-182-005400000	..	BUMPER- SUPPLIER CODE: VD2249	001030	2
770	NAS514P832-16	..	SCREW	001030	5
775	261301	..	SPACER- 17.7 MM; 0.7 IN. LG SUPPLIER CODE: VD2249	001030	6
780	00-1428	..	CAP- SUPPLIER CODE: VD2249	001030	1
785	1021C13A10300B	..	GUIDE- SUPPLIER CODE: VD2249	001030	1
790	0-112-0016-2000	..	STRIP-SLIDING 2790 MM; 109.8 IN. LG SUPPLIER CODE: VD2249	001030	AR
- 795	090433	..	GUIDE- 121 MM; 4.8 IN. LG SUPPLIER CODE: VD2249	001030	AR
800	1021C13A104001	..	GUIDE ASSY- SUPPLIER CODE: VD2249	001030	1
805	0-410-000100002	..	GRID-AIR SUPPLIER CODE: VD2249	001030	2
810	1021C13A10305A	..	COVER- SUPPLIER CODE: VD2249	001030	1

MISSING ITEM NUMBERS NOT APPLICABLE

- ITEM NOT ILLUSTRATED

HAP

25-31-71-56

BOEING PROPRIETARY - Copyright © - Unpublished Work - See title page for details.

25-31-71
FIG. 56
PAGE 12
FEB 15/08

BOEING
737-600/700/800/900
PARTS CATALOG (MAINTENANCE)

FIG ITEM	PART NUMBER	1 2 3 4 5 6 7	NOMENCLATURE	EFFECT FROM TO	UNITS PER ASSY
56					
815	1021C13A10400C	..	BRACKET-ATTACHMENT SUPPLIER CODE: VD2249 POSITION DATA: LWR	001030	1
820	1021C13A10400D	..	BRACKET-ATTACHMENT SUPPLIER CODE: VD2249 POSITION DATA: LWR	001030	1
825	1021C13A10400A	..	COVER- SUPPLIER CODE: VD2249	001030	1
830	1021C13A10400B	..	COVER- SUPPLIER CODE: VD2249	001030	1
835	5009-02-0077	..	SHIM- SUPPLIER CODE: VD2249	001030	2
- 840	NAS603-13	..	SCREW	001030	1
- 845	NAS514P1032-9	..	SCREW	001030	1
850	1021C13A10891	..	COVER ASSY- SUPPLIER CODE: VD2249	001030	1
855	21C13A10891-14	...	COVER- SUPPLIER CODE: VD2249 MANUFACTURED FROM: 090436	001030	1
860	21C13A10891-15	...	WIRE-MESHED SUPPLIER CODE: VD2249 MANUFACTURED FROM: 260490	001030	1
865	F2547242620000	...	GRID-AIR SUPPLIER CODE: VD8518	001030	1
870	26S39-18	...	FASTENER- SUPPLIER CODE: VD0680	001030	4

MISSING ITEM NUMBERS NOT APPLICABLE

- ITEM NOT ILLUSTRATED

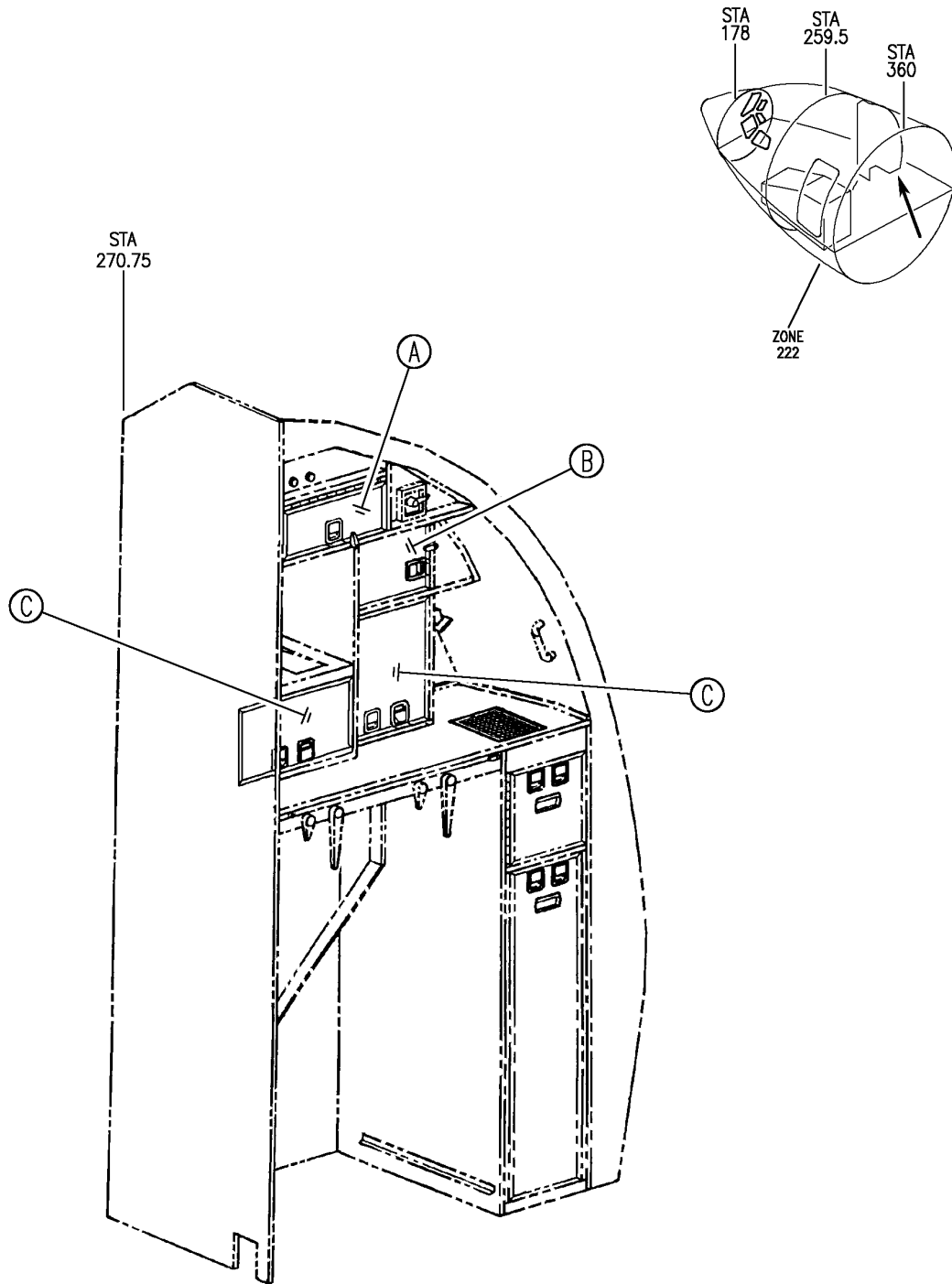
HAP

25-31-71-56

BOEING PROPRIETARY - Copyright © - Unpublished Work - See title page for details.

25-31-71
FIG. 56
PAGE 13
FEB 15/08

BOEING
737-600/700/800/900
PARTS CATALOG (MAINTENANCE)



E 25317555 SHT 1 REV 067

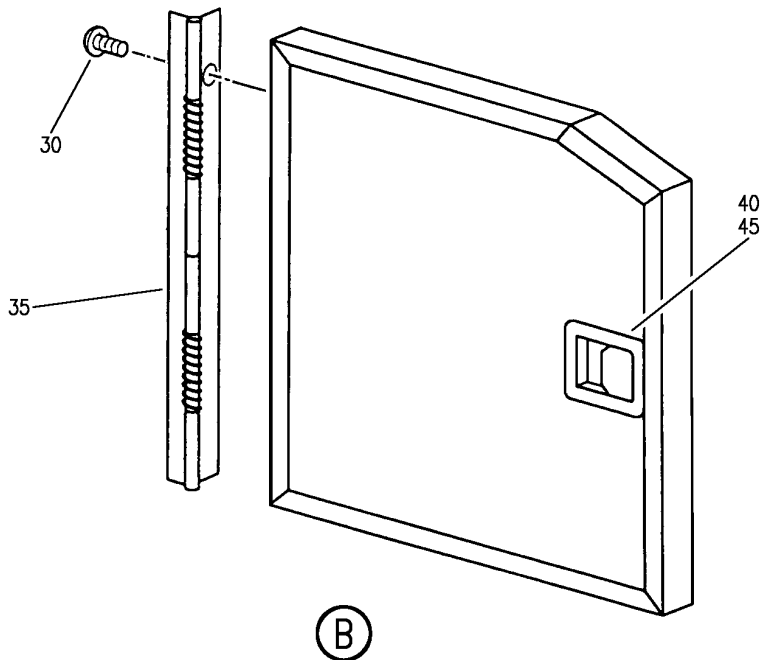
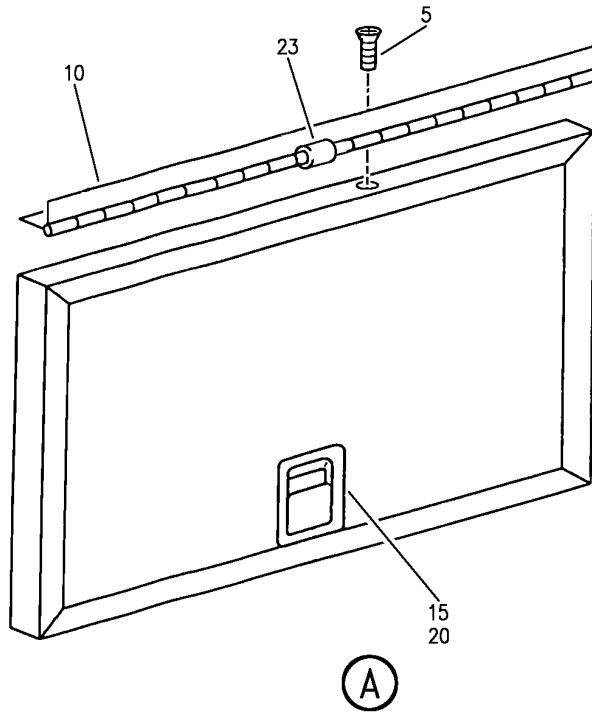
DOOR ASSY-GALLEY G1
FIGURE 55 (SHEET 1)

25-31-75-55

HAP
OCT 10/06

25-31-75-55
PAGE 0

BOEING
 737-600/700/800/900
 PARTS CATALOG (MAINTENANCE)



E 25317555 SH1 2 REV 138

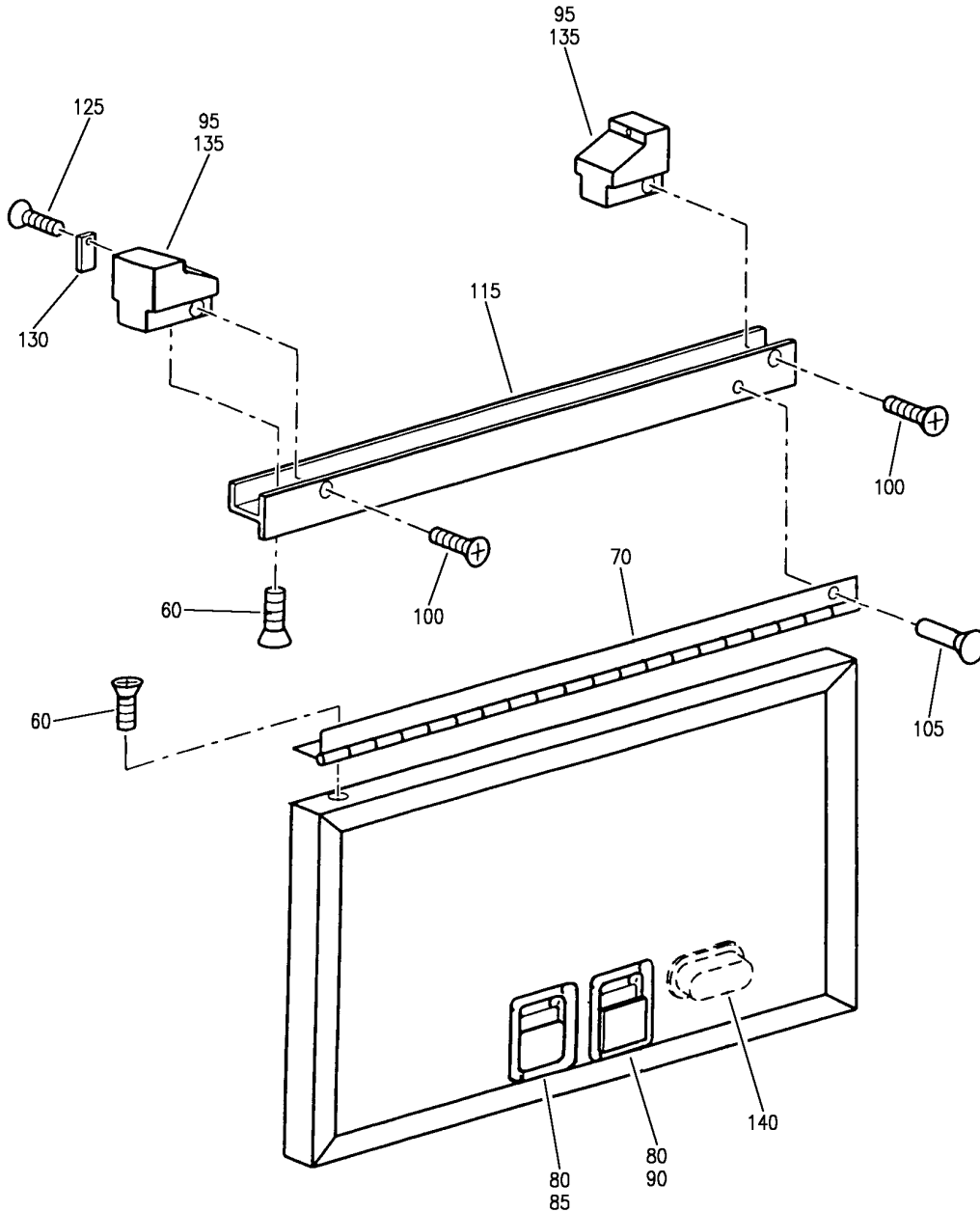
DOOR ASSY-GALLEY G1
 FIGURE 55 (SHEET 2)

25-31-75-55

HAP
 FEB 15/08

25-31-75-55
 PAGE 0A

BOEING
 737-600/700/800/900
 PARTS CATALOG (MAINTENANCE)



E 25317555 SHT 3 REV 067

(C)

DOOR ASSY-GALLEY G1
 FIGURE 55 (SHEET 3)

25-31-75-55

HAP
 OCT 10/06

25-31-75-55
 PAGE 0B

BOEING
737-600/700/800/900
PARTS CATALOG (MAINTENANCE)

FIG ITEM	PART NUMBER	1 2 3 4 5 6 7	NOMENCLATURE	EFFECT FROM TO	UNITS PER ASSY
55			DOOR ASSY-GALLEY G1	001037 039040	
- 1	1021C11A10600		DOOR ASSY-GALLEY G1 SUPPLIER CODE: VD2249 FOR NHA SEE: 25-31-11-89	001037 039040	RF
5	NAS514P832-6		.SCREW	001037 039040	5
10	MS20001P3-7200		.HINGE- 305 MM; 12 IN. LG	001037 039040	1
15	NAS514P632-5		.SCREW	001037 039040	2
20	20607-1		.LATCH- SUPPLIER CODE: V51941	001037 039040	1
23	0-182-004400000		.BUMPER- SUPPLIER CODE: VD2249	001037 039040	1
- 25	1021C11A10601		DOOR ASSY-GALLEY G1 SUPPLIER CODE: VD2249 FOR NHA SEE: 25-31-11-89	001037 039040	RF
30	0-121-000530000		.SCREW-PAN HEAD SUPPLIER CODE: VD2249	001037 039040	3
35	MS20001P3-7200		.HINGE- 235 MM; 9.3 IN. LG	001037 039040	1
40	NAS514P632-5		.SCREW	001037 039040	2
45	20607-1		.LATCH- SUPPLIER CODE: V51941	001037 039040	1
- 50	1021C11A10602		DOOR ASSY-GALLEY G1 SUPPLIER CODE: VD2249 FOR NHA SEE: 25-31-11-89	001037 039040	RF
- 55	1021C11A10603		DOOR ASSY-GALLEY G1 SUPPLIER CODE: VD2249 FOR NHA SEE: 25-31-11-89	001037 039040	RF
60	NAS514P832-6		.SCREW- USED ON: 1021C11A10602	001037 039040	11

MISSING ITEM NUMBERS NOT APPLICABLE

- ITEM NOT ILLUSTRATED

HAP

25-31-75-55

BOEING PROPRIETARY - Copyright © - Unpublished Work - See title page for details.

25-31-75
FIG. 55
PAGE 1
OCT 15/08

BOEING
737-600/700/800/900
PARTS CATALOG (MAINTENANCE)

FIG ITEM	PART NUMBER	1 2 3 4 5 6 7	NOMENCLATURE	EFFECT FROM TO	UNITS PER ASSY
55					
- 65	NAS514P832-6	.SCREW-	USED ON: 1021C11A10603	001037 039040	17
70	MS20001P6	.HINGE-	246 MM; 9.7 IN. LG USED ON: 1021C11A10602	001037 039040	1
- 75	MS20001P6	.HINGE-	336 MM; 13.2 IN. LG USED ON: 1021C11A10603	001037 039040	1
80	NAS601-5	.SCREW		001037 039040	4
85	20607-1	.LATCH-	SUPPLIER CODE: V51941	001037 039040	1
90	A20001-3-13	.LATCH-SLIDING	SUPPLIER CODE: V52607	001037 039040	1
95	0-171-003000000	.SLIDER-	SUPPLIER CODE: VD2249	001037 039040	2
100	NAS514P832-4	.SCREW		001037 039040	8
105	LN9199-3206G	.RIVET-	SUPPLIER CODE: VD2249 USED ON: 1021C11A10602	001037 039040	5
- 110	LN9199-3206G	.RIVET-	SUPPLIER CODE: VD2249 USED ON: 1021C11A10603	001037 039040	7
115	00-088	.EXTRUSION-	246 MM; 9.7 IN. LG SUPPLIER CODE: VD2249 USED ON: 1021C11A10602	001037 039040	1
- 120	00-088	.EXTRUSION-	336 MM; 13.2 IN. LG SUPPLIER CODE: VD2249 USED ON: 1021C11A10603	001037 039040	1
125	NAS514P632-8	.SCREW		001037 039040	4

MISSING ITEM NUMBERS NOT APPLICABLE

- ITEM NOT ILLUSTRATED

HAP

25-31-75-55

BOEING PROPRIETARY - Copyright © - Unpublished Work - See title page for details.

25-31-75
FIG. 55
PAGE 2
OCT 15/08


BOEING
 737-600/700/800/900
PARTS CATALOG (MAINTENANCE)

FIG ITEM	PART NUMBER	1 2 3 4 5 6 7	NOMENCLATURE	EFFECT FROM TO	UNITS PER ASSY
55					
130	0-171-003100000		.BUMPER- SUPPLIER CODE: VD2249	001037 039040	2
135	HWN206IAM5		.CATCH-BALL SUPPLIER CODE: VC0810	001037 039040	2
140	5463		.GRIP- SUPPLIER CODE: VC1359	001037 039040	1

MISSING ITEM NUMBERS NOT APPLICABLE

— ITEM NOT ILLUSTRATED

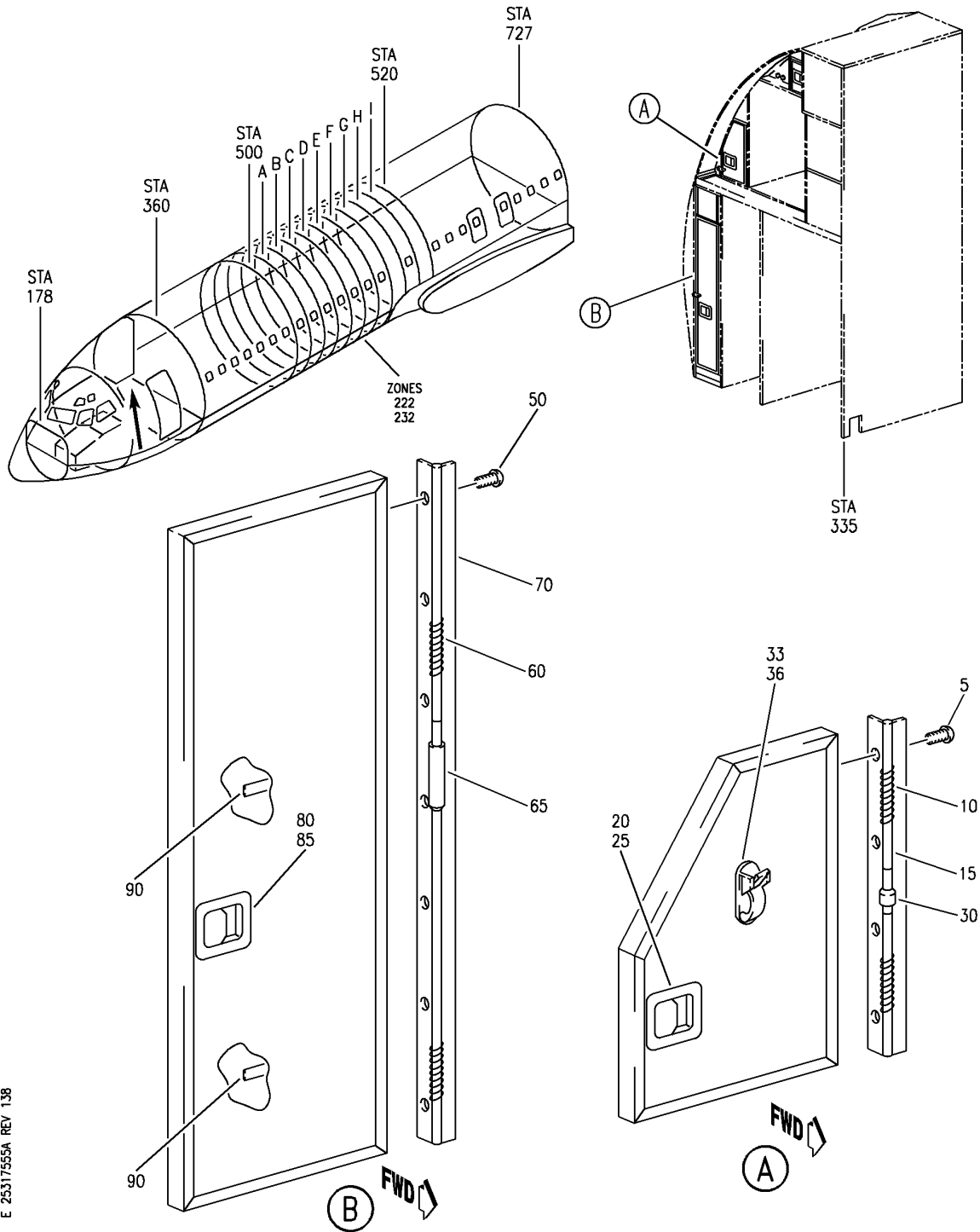
HAP

25-31-75-55

BOEING PROPRIETARY - Copyright © - Unpublished Work - See title page for details.

25-31-75
 FIG. 55
 PAGE 3
 OCT 15/08

BOEING
737-600/700/800/900
PARTS CATALOG (MAINTENANCE)



E 25317555A REV 138

DOOR ASSY-GALLEY G2
FIGURE 55A

25-31-75-55A

HAP
FEB 15/08

25-31-75-55A
PAGE 0

BOEING
737-600/700/800/900
PARTS CATALOG (MAINTENANCE)

FIG ITEM	PART NUMBER	1 2 3 4 5 6 7	NOMENCLATURE	EFFECT FROM TO	UNITS PER ASSY
55A					
- 1	1021C12A10601		DOOR ASSY-GALLEY G2 DOOR ASSY-GALLEY G2 SUPPLIER CODE: VD2249 FOR NHA SEE: 25-31-21-84	001037 001037	RF
5	0-121-000530000		.SCREW-PAN HEAD SUPPLIER CODE: VD2249	001037	4
10	5011-02-0001		.SPRING- SUPPLIER CODE: VD2249	001037	2
15	MS20001P3-7200		.HINGE- 340 MM; 13.4 IN. LG	001037	1
20	NAS514P632-5		.SCREW	001037	2
25	20607-1		.LATCH- SUPPLIER CODE: V51941	001037	1
30	0-182-004500000		.BUMPER- SUPPLIER CODE: VD2249	001037	2
- 40	1021C12A10600		DOOR ASSY-GALLEY G2 SUPPLIER CODE: VD2249 FOR NHA SEE: 25-31-21-84	001037	RF
- 45	1021C12A10602		DOOR ASSY-GALLEY G2 SUPPLIER CODE: VD2249 FOR NHA SEE: 25-31-21-84	001037	RF
50	0-121-000530000		.SCREW-PAN HEAD SUPPLIER CODE: VD2249 USED ON: 1021C12A10600	001037	7
- 55	0-121-000530000		.SCREW-PAN HEAD SUPPLIER CODE: VD2249 USED ON: 1021C12A10602	001037	2
60	5011-02-0001		.SPRING- SUPPLIER CODE: VD2249	001037	2
65	0-182-004500000		.BUMPER- SUPPLIER CODE: VD2249 USED ON: 1021C12A10600	001037	2

MISSING ITEM NUMBERS NOT APPLICABLE

- ITEM NOT ILLUSTRATED

HAP

25-31-75-55A

BOEING PROPRIETARY - Copyright © - Unpublished Work - See title page for details.

25-31-75
FIG. 55A
PAGE 1
FEB 15/08

BOEING
737-600/700/800/900
PARTS CATALOG (MAINTENANCE)

FIG ITEM	PART NUMBER	1 2 3 4 5 6 7	NOMENCLATURE	EFFECT FROM TO	UNITS PER ASSY
55A 70	MS20001P3-7200	.HINGE-	807.5 MM; 31.8 IN. LG USED ON: 1021C12A10600	001037	1
- 75	MS20001P3-7200	.HINGE-	175 MM; 6.9 IN. LG USED ON: 1021C12A10602	001037	1
80	NAS514P632-5	.SCREW		001037	2
85	20607-1	.LATCH-	SUPPLIER CODE: V51941	001037	1
90	0-182-006000000	.BUMPER-	SUPPLIER CODE: VD2249 USED ON: 1021C12A10600	001037	2

MISSING ITEM NUMBERS NOT APPLICABLE

- ITEM NOT ILLUSTRATED

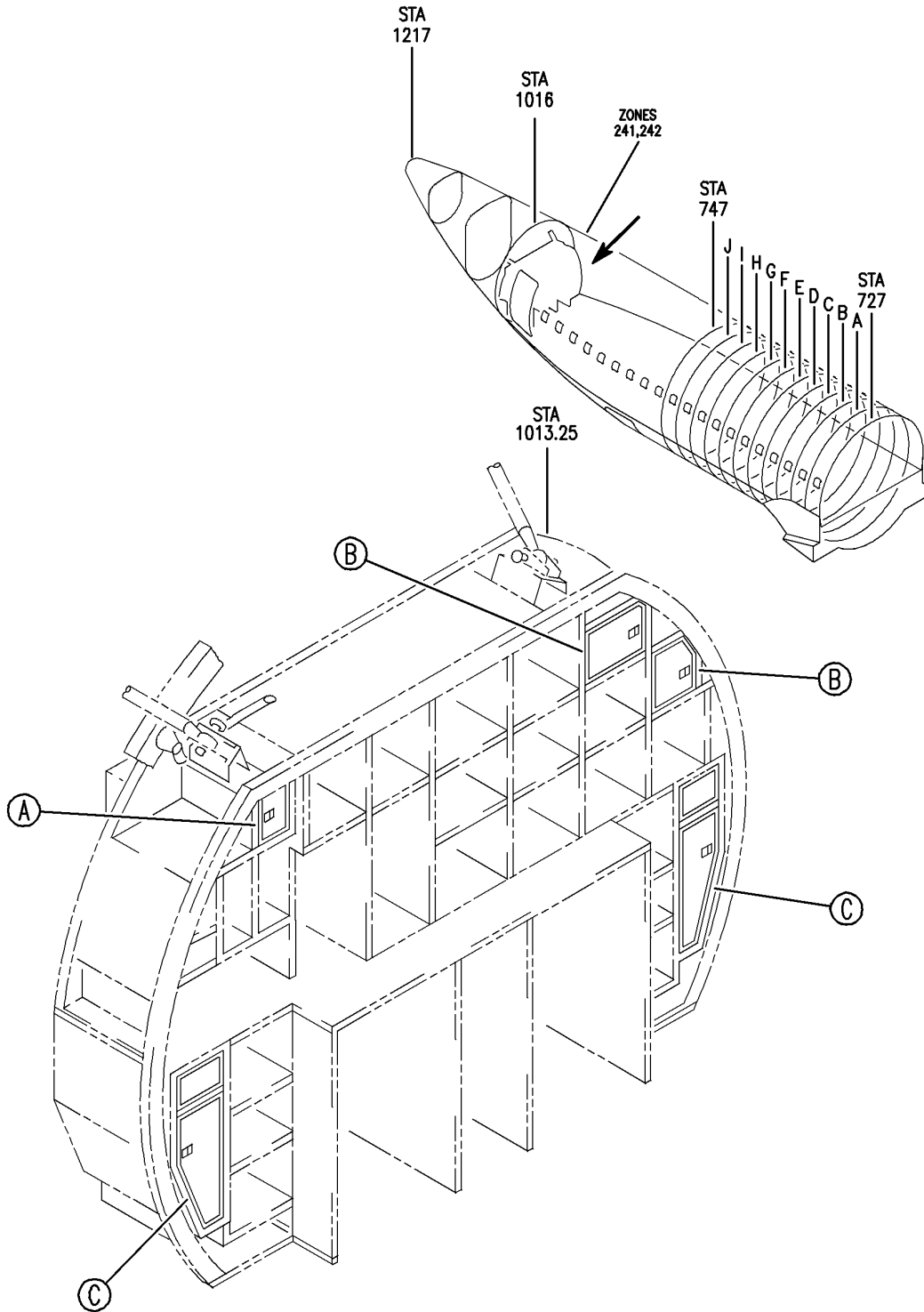
HAP

25-31-75-55A

BOEING PROPRIETARY - Copyright © - Unpublished Work - See title page for details.

25-31-75
FIG. 55A
PAGE 2
OCT 10/06

BOEING
 737-600/700/800/900
 PARTS CATALOG (MAINTENANCE)



E 25317555B SHT 1 REV 067

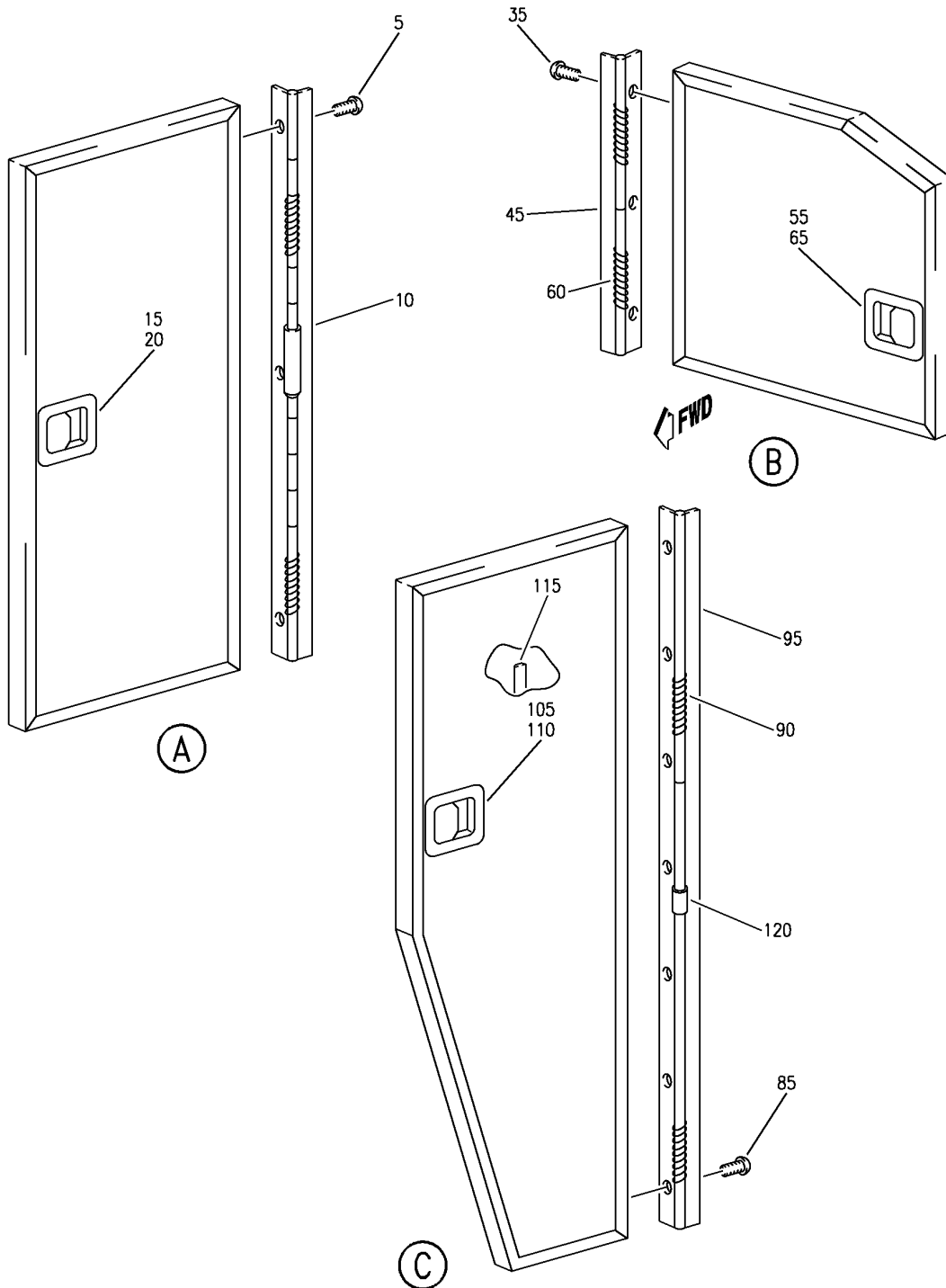
DOOR ASSY-GALLEY G4B
 FIGURE 55B (SHEET 1)

25-31-75-55B

HAP
 OCT 10/06

25-31-75-55B
 PAGE 0

BOEING
 737-600/700/800/900
 PARTS CATALOG (MAINTENANCE)



E 25317555B SHT 2 REV 138

DOOR ASSY-GALLEY G4B
 FIGURE 55B (SHEET 2)

25-31-75-55B

HAP
 FEB 15/08

25-31-75-55B
 PAGE 0A

BOEING
737-600/700/800/900
PARTS CATALOG (MAINTENANCE)

FIG ITEM	PART NUMBER	1 2 3 4 5 6 7	NOMENCLATURE	EFFECT FROM TO	UNITS PER ASSY
55B			DOOR ASSY-GALLEY G4B	001037 039040	
- 1	2-151-088700000		DOOR ASSY-GALLEY G4B SUPPLIER CODE: VD2249 FOR NHA SEE: 25-31-41-60	001037 039040	RF
5	NAS514P832-6		.SCREW	001037 039040	3
10	MS20001P3-7200		.HINGE- 187 MM; 7.4 IN. LG	001037 039040	1
15	NAS514P632-5		.SCREW	001037 039040	2
20	AR2987-5-2		.LATCH- SUPPLIER CODE: V80477	001037 039040	1
- 25	2-153-011100000		DOOR ASSY-GALLEY G4B SUPPLIER CODE: VD2249 SB DATA FROM A CMM: PRE SB 1021C-25-05 FOR NHA SEE: 25-31-41-60	001037 039040	RF
- 30	2-153-016000000		DOOR ASSY-GALLEY G4B SUPPLIER CODE: VD2249 FOR NHA SEE: 25-31-41-60	001037 039040	RF
35	NAS514P832-6		.SCREW- USED ON: 2-153-011100000	001037 039040	4
- 40	NAS514P832-6		.SCREW- USED ON: 2-153-016000000	001037 039040	5
45	MS20001P3-7200		.HINGE- 192 MM; 7.6 IN. LG USED ON: 2-153-011100000	001037 039040	1
- 50	MS20001P3-7200		.HINGE- 290 MM; 11.4 IN. LG USED ON: 2-153-016000000	001037 039040	1
55	NAS514P632-5		.SCREW	001037 039040	2
60	5011-02-0001		.SPRING- SUPPLIER CODE: VD2249	001037 039040	2

MISSING ITEM NUMBERS NOT APPLICABLE

- ITEM NOT ILLUSTRATED

HAP

25-31-75-55B

BOEING PROPRIETARY - Copyright © - Unpublished Work - See title page for details.

25-31-75
FIG. 55B
PAGE 1
OCT 15/08

BOEING
737-600/700/800/900
PARTS CATALOG (MAINTENANCE)

FIG ITEM	PART NUMBER	1 2 3 4 5 6 7	NOMENCLATURE	EFFECT FROM TO	UNITS PER ASSY
55B 65	20607-1		.LATCH- SUPPLIER CODE: V51941 USED ON: 2-153-016000000	001037 039040	1
- 70	AR2987-5-2		.LATCH- SUPPLIER CODE: V80477 USED ON: 2-153-011100000	001037 039040	1
- 75	2-153-010900000		DOOR ASSY-GALLEY G4B SUPPLIER CODE: VD2249 FOR NHA SEE: 25-31-41-60	001037 039040	RF
- 80	2-153-011000000		DOOR ASSY-GALLEY G4B SUPPLIER CODE: VD2249 FOR NHA SEE: 25-31-41-60	001037 039040	RF
85	NAS514P832-6		.SCREW	001037 039040	7
90	5011-02-0001		.SPRING- SUPPLIER CODE: VD2249	001037 039040	2
95	MS20001P3-7200		.HINGE- 485 MM; 19.1 IN. LG	001037 039040	1
105	NAS601-5		.SCREW	001037 039040	2
110	20607-1		.LATCH- SUPPLIER CODE: V51941	001037 039040	1
115	0-182-000500000		.BUMPER- SUPPLIER CODE: VD2249	001037 039040	1
120	0-182-004500000		.BUMPER- SUPPLIER CODE: VD2249 USED ON: 2-153-010900000	001037 039040	1

MISSING ITEM NUMBERS NOT APPLICABLE

- ITEM NOT ILLUSTRATED

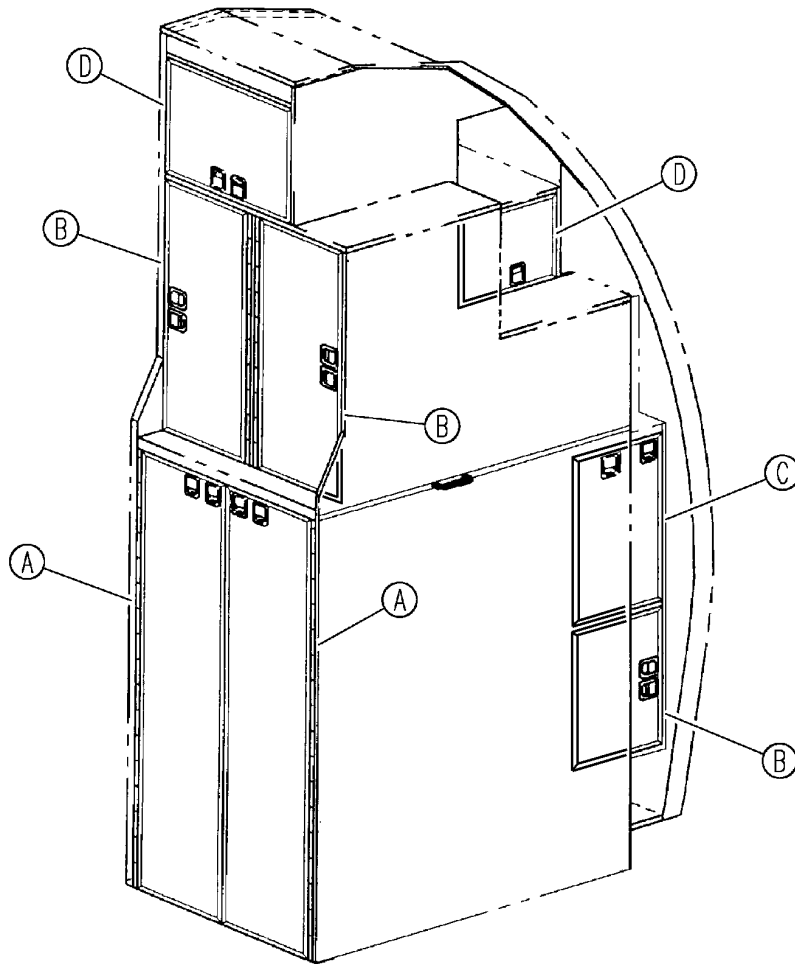
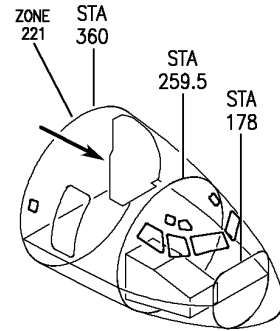
HAP

25-31-75-55B

BOEING PROPRIETARY - Copyright © - Unpublished Work - See title page for details.

25-31-75
FIG. 55B
PAGE 2
OCT 15/08

BOEING
737-600/700/800/900
PARTS CATALOG (MAINTENANCE)



E 25317555C SHT 1 REV 067

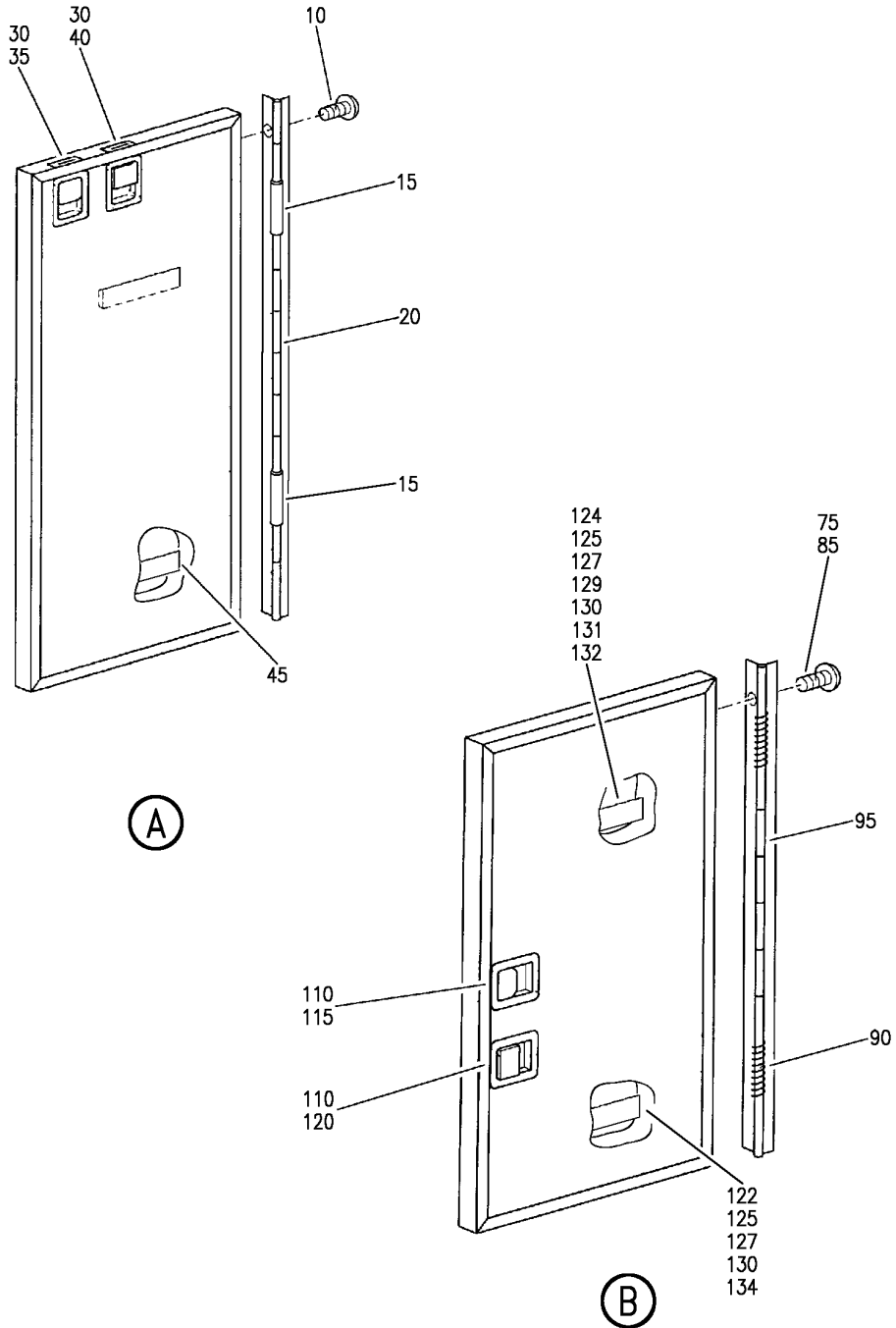
DOOR ASSY-GALLEY G7
FIGURE 55C (SHEET 1)

25-31-75-55C

HAP
OCT 10/06

25-31-75-55C
PAGE 0

BOEING
 737-600/700/800/900
 PARTS CATALOG (MAINTENANCE)



E 25317555C SHT 2 REV 138

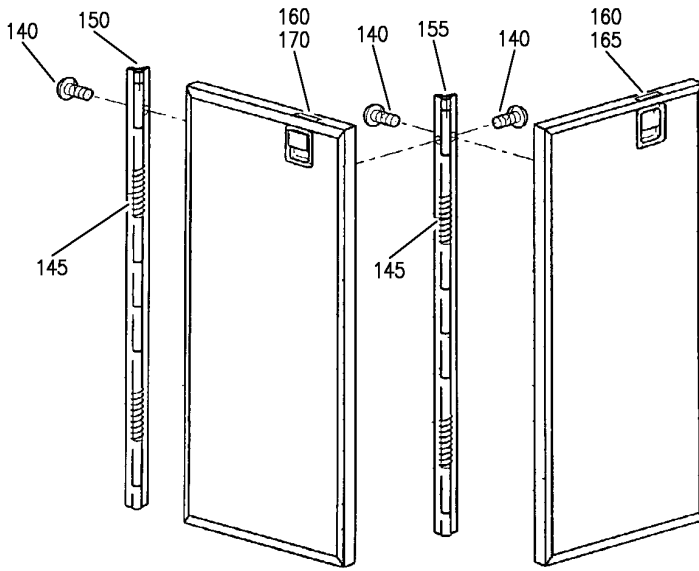
DOOR ASSY-GALLEY G7
 FIGURE 55C (SHEET 2)

25-31-75-55C

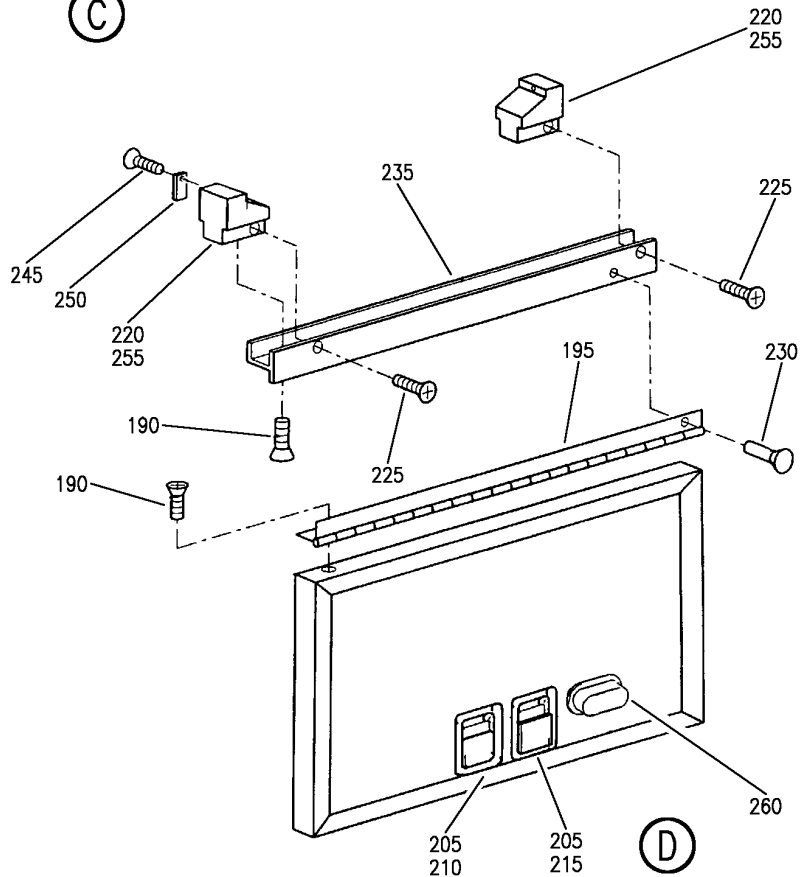
HAP
 FEB 15/08

25-31-75-55C
 PAGE 0A

BOEING
 737-600/700/800/900
 PARTS CATALOG (MAINTENANCE)



(C)



(D)

E 25317555C SHT 3 REV 138

DOOR ASSY-GALLEY G7
 FIGURE 55C (SHEET 3)

25-31-75-55C

HAP
 FEB 15/08

25-31-75-55C
 PAGE 0B

BOEING
737-600/700/800/900
PARTS CATALOG (MAINTENANCE)

FIG ITEM	PART NUMBER	1 2 3 4 5 6 7	NOMENCLATURE	EFFECT FROM TO	UNITS PER ASSY
55C					
- 1	1021C13A10600		DOOR ASSY-GALLEY G7 DOOR ASSY-GALLEY G7 SUPPLIER CODE: VD2249 PRE SERVICE BULLETIN: 25-1542 FOR NHA SEE: 25-31-71-56	001030 001030	RF
- 5	1021C13A10601		DOOR ASSY-GALLEY G7 SUPPLIER CODE: VD2249 PRE SERVICE BULLETIN: 25-1542 FOR NHA SEE: 25-31-71-56	001030	RF
10	0-121-000530000		.SCREW-PAN HEAD SUPPLIER CODE: VD2249	001030	8
15	0-182-004500000		.BUMPER- SUPPLIER CODE: VD2249	001030	2
20	MS20001P3-7200		.HINGE- 1046 MM; 41.2 IN. LG USED ON: 1021C13A10600	001030	1
- 25	MS20001P3-7200		.HINGE- 1046 MM; 41.2 IN. LG USED ON: 1021C13A10601	001030	1
30	NAS514P632-5		.SCREW	001030	4
35	20607-1		.LATCH- SUPPLIER CODE: V51941	001030	1
40	A20001-3-13		.LATCH-SLIDING SUPPLIER CODE: V52607	001030	1
45	0-182-005400000		.BUMPER- SUPPLIER CODE: VD2249 USED ON: 1021C13A10600	001030	2
- 50	0-182-006200000		.BUMPER- SUPPLIER CODE: VD2249 USED ON: 1021C13A10601	001030	2

MISSING ITEM NUMBERS NOT APPLICABLE

- ITEM NOT ILLUSTRATED

HAP

25-31-75-55C

BOEING PROPRIETARY - Copyright © - Unpublished Work - See title page for details.

25-31-75
FIG. 55C
PAGE 1
FEB 15/08

BOEING
737-600/700/800/900
PARTS CATALOG (MAINTENANCE)

FIG ITEM	PART NUMBER	1 2 3 4 5 6 7	NOMENCLATURE	EFFECT FROM TO	UNITS PER ASSY
55C - 60	1021C13A10602		DOOR ASSY-GALLEY G7 SUPPLIER CODE: VD2249 SB DATA FROM A CMM: PRE SB E33-1-800SB PRE SERVICE BULLETIN: 25-1542 FOR NHA SEE: 25-31-71-56	001030	RF
- 60	1021C13B10602		DOOR ASSY-GALLEY G7 SUPPLIER CODE: VD2249 SB DATA FROM A CMM: POST SB E33-1-800SB PRE SERVICE BULLETIN: 25-1542 FOR NHA SEE: 25-31-71-56	001030	RF
- 65	1021C13A10603		DOOR ASSY-GALLEY G7 SUPPLIER CODE: VD2249 SB DATA FROM A CMM: PRE SB E33-1-800SB PRE SERVICE BULLETIN: 25-1542 FOR NHA SEE: 25-31-71-56	001030	RF
- 65	1021C13B10603		DOOR ASSY-GALLEY G7 SUPPLIER CODE: VD2249 SB DATA FROM A CMM: POST SB E33-1-800SB PRE SERVICE BULLETIN: 25-1542 FOR NHA SEE: 25-31-71-56	001030	RF
- 70	1021C13A10604		DOOR ASSY-GALLEY G7 SUPPLIER CODE: VD2249 PRE SERVICE BULLETIN: 25-1542 FOR NHA SEE: 25-31-71-56	001030	RF
75	0-121-000530000		.SCREW-PAN HEAD SUPPLIER CODE: VD2249 USED ON: 1021C13A10602 1021C13A10603	001030	7

MISSING ITEM NUMBERS NOT APPLICABLE

- ITEM NOT ILLUSTRATED

HAP

25-31-75-55C

BOEING PROPRIETARY - Copyright © - Unpublished Work - See title page for details.

25-31-75
FIG. 55C
PAGE 2
FEB 15/08

BOEING
737-600/700/800/900
PARTS CATALOG (MAINTENANCE)

FIG ITEM	PART NUMBER	1 2 3 4 5 6 7	NOMENCLATURE	EFFECT FROM TO	UNITS PER ASSY
55C - 80	0-121-000530000	.	SCREW-PAN HEAD SUPPLIER CODE: VD2249 USED ON: 1021C13A10604	001030	3
85	0-121-000520000	.	SCREW-PAN HEAD SUPPLIER CODE: VD2249 USED ON: 1021C13B10602 1021C13B10603	001030	7
90	5011-02-0001	.	SPRING- SUPPLIER CODE: VD2249 USED ON: 1021C13A10602 1021C13A10603	001030	2
95	MS20001P3-7200	.	HINGE- 592.5 MM; 23.3 IN. LG USED ON: 1021C13A10602 1021C13A10603	001030	1
- 100	MS20001P3-7200	.	HINGE- 591 MM; 23.3 IN. LG SB DATA FROM A CMM: POST SB E33-1-800SB USED ON: 1021C13B10602 1021C13B10603	001030	1
- 105	MS20001P3-7200	.	HINGE- 330 MM; 13 IN. LG USED ON: 1021C13A10604	001030	1
110	NAS514P632-5	.	SCREW	001030	4
115	20607-1	.	LATCH- SUPPLIER CODE: V51941	001030	1
120	A20001-3-13	.	LATCH-SLIDING SUPPLIER CODE: V52607	001030	1
122	0-112-0016-2000	.	STRIP-SLIDING SUPPLIER CODE: VD2249 SB DATA FROM A CMM: POST SB E33-1-800SB USED ON: 1021C13B10602 1021C13B10603	001030	1

MISSING ITEM NUMBERS NOT APPLICABLE

- ITEM NOT ILLUSTRATED

HAP

25-31-75-55C

BOEING PROPRIETARY - Copyright © - Unpublished Work - See title page for details.

25-31-75
FIG. 55C
PAGE 3
FEB 15/08

BOEING
737-600/700/800/900
PARTS CATALOG (MAINTENANCE)

FIG ITEM	PART NUMBER	1 2 3 4 5 6 7	NOMENCLATURE	EFFECT FROM TO	UNITS PER ASSY
55C 124	0-182-005400000		.BUMPER- SUPPLIER CODE: VD2249 SB DATA FROM A CMM: POST SB E33-1-800SB USED ON: 1021C13B10602 1021C13B10603	001030	1
125	0-182-005400000		.BUMPER- SUPPLIER CODE: VD2249 USED ON: 1021C13A10602 1021C13A10603	001030	2
125	0-182-005400000		.BUMPER- SUPPLIER CODE: VD2249 USED ON: 1021C13A10604	001030	2
127	5009-02-0077		.SHIM- SUPPLIER CODE: VD2249 USED ON: 1021C13A10602 1021C13A10603	001030	2
129	5009-02-0077		.SHIM- SUPPLIER CODE: VD2249 SB DATA FROM A CMM: POST SB E33-1-800SB USED ON: 1021C13B10602 1021C13B10603	001030	1
130	257012		.SHIM-102 X 21.3 MM; 4 X 0.8 IN. SUPPLIER CODE: VD2249 USED ON: 1021C13A10602 1021C13A10603	001030	2
131	257012		.SHIM-102 X 21.3 MM; 4 X 0.8 IN. SUPPLIER CODE: VD2249 SB DATA FROM A CMM: POST SB E33-1-800SB USED ON: 1021C13B10602 1021C13B10603	001030	1

MISSING ITEM NUMBERS NOT APPLICABLE

— ITEM NOT ILLUSTRATED

HAP

25-31-75-55C

BOEING PROPRIETARY - Copyright © - Unpublished Work - See title page for details.

25-31-75
FIG. 55C
PAGE 4
FEB 15/08

BOEING
737-600/700/800/900
PARTS CATALOG (MAINTENANCE)

FIG ITEM	PART NUMBER	1 2 3 4 5 6 7	NOMENCLATURE	EFFECT FROM TO	UNITS PER ASSY
55C 132	261361		.SHIM-102 X 21.3 MM; 4 X 0.8 IN. SUPPLIER CODE: VD2249 USED ON: 1021C13A10602 1021C13A10603	001030	2
134	264542		.STRIP-102 X 21.3 MM; 4 X 0.8 IN. SUPPLIER CODE: VD2249 USED ON: 1021C13A10602 1021C13A10603	001030	2
- 135	1021C13A10605		DOOR ASSY-FOLDING GALLEY 7 SUPPLIER CODE: VD2249 PRE SERVICE BULLETIN: 25-1542 FOR NHA SEE: 25-31-71-56	001030	RF
140	0-121-000530000		.SCREW-PAN HEAD SUPPLIER CODE: VD2249 USED ON: 1021C13A10605 1021C13B10604	001030	9
145	5011-02-0001		.SPRING- SUPPLIER CODE: VD2249	001030	4
150	MS20001P3-7200		.HINGE- 391 MM; 15.4 IN. LG	001030	1
155	MS20001P3-7200		.HINGE- 387.5 MM; 15.3 IN. LG	001030	1
160	NAS514P632-5		.SCREW	001030	4
165	20607-1		.LATCH- SUPPLIER CODE: V51941	001030	1
170	A20001-3-13		.LATCH-SLIDING SUPPLIER CODE: V52607	001030	1

MISSING ITEM NUMBERS NOT APPLICABLE

- ITEM NOT ILLUSTRATED

HAP

25-31-75-55C

BOEING PROPRIETARY - Copyright © - Unpublished Work - See title page for details.

25-31-75
FIG. 55C
PAGE 5
FEB 15/08

BOEING
737-600/700/800/900
PARTS CATALOG (MAINTENANCE)

FIG ITEM	PART NUMBER	1 2 3 4 5 6 7	NOMENCLATURE	EFFECT FROM TO	UNITS PER ASSY
55C - 180	1021C13A10606		DOOR ASSY-NESTING GALLEY 7 SUPPLIER CODE: VD2249 PRE SERVICE BULLETIN: 25-1542 FOR NHA SEE: 25-31-71-56	001030	RF
- 185	1021C13A10607		DOOR ASSY-NESTING GALLEY 7 SUPPLIER CODE: VD2249 PRE SERVICE BULLETIN: 25-1542 FOR NHA SEE: 25-31-71-56	001030	RF
190	NAS514P832-6		.SCREW	001030	11
195	MS20001P6		.HINGE- 441.5 MM; 17.4 IN. LG USED ON: 1021C13A10606	001030	1
- 200	MS20001P6		.HINGE- 351.5 MM; 13.8 IN. LG USED ON: 1021C13A10607	001030	1
205	NAS601-5		.SCREW	001030	4
210	20607-1		.LATCH- SUPPLIER CODE: V51941	001030	1
215	A20001-3-13		.LATCH-SLIDING SUPPLIER CODE: V52607	001030	1
220	0-171-003000000		.SLIDER- SUPPLIER CODE: VD2249	001030	2
225	NAS514P832-4		.SCREW	001030	8
230	LN9199-3206G		.RIVET- SUPPLIER CODE: VD2249	001030	5
235	00-088		.EXTRUSION- 441.5 MM; 17.4 IN. LG SUPPLIER CODE: VD2249 USED ON: 1021C13A10606	001030	1

MISSING ITEM NUMBERS NOT APPLICABLE

- ITEM NOT ILLUSTRATED

HAP

25-31-75-55C

BOEING PROPRIETARY - Copyright © - Unpublished Work - See title page for details.

25-31-75
FIG. 55C
PAGE 6
FEB 15/08

BOEING
737-600/700/800/900
PARTS CATALOG (MAINTENANCE)

FIG ITEM	PART NUMBER	1 2 3 4 5 6 7	NOMENCLATURE	EFFECT FROM TO	UNITS PER ASSY
55C - 240	00-088		.EXTRUSION- 351.5 MM; 13.8 IN. LG SUPPLIER CODE: VD2249 USED ON: 1021C13A10607	001030	1
245	NAS514P632-8		.SCREW	001030	4
250	0-171-003100000		.BUMPER- SUPPLIER CODE: VD2249	001030	2
255	HWN206IAM5		.CATCH-BALL SUPPLIER CODE: VC0810	001030	2
260	5463		.GRIP- SUPPLIER CODE: VC1359	001030	1

MISSING ITEM NUMBERS NOT APPLICABLE

- ITEM NOT ILLUSTRATED

HAP

25-31-75-55C

BOEING PROPRIETARY - Copyright © - Unpublished Work - See title page for details.

25-31-75
FIG. 55C
PAGE 7
FEB 15/08