

**CHAPTER**

**31**

**INDICATING /  
RECORDING SYSTEMS**



CHAPTER 31  
INDICATING / RECORDING SYSTEMS

CH-SC-SU	Schem	Page	Sheet	Date	CH-SC-SU	Schem	Page	Sheet	Date
31-EFFECTIVE PAGES		1 thru 6		Aug 10/2009	31-31-00		101		Feb 09/2009
31-CONTENTS		1		Feb 09/2009	31-31-11		101		Jul 17/2007
		2		May 11/2009			102		Feb 09/2009
		3		May 11/2009	31-31-13		101	1	Jul 17/2007
		4		May 11/2009				2	Jul 17/2007
R		5		Aug 10/2009			102	1	Oct 20/2006
		6		May 11/2009				2	Oct 20/2006
R		7		Aug 10/2009			103	1	Feb 09/2009
		8		May 11/2009				2	Feb 09/2009
R		9		Aug 10/2009	31-31-14		101	1	Jan 18/2007
O		10		Aug 10/2009				2	Mar 31/2005
R		11		Aug 10/2009				3	Oct 15/2007
		12		BLANK			102	1	Jul 17/2007
31-ALPHABETICAL INDEX		1		Jan 18/2007				2	Jul 17/2007
		2		Jan 18/2007				3	Oct 15/2007
31-22-11		101		Mar 31/2005			103	1	Jan 14/2008
		102		Jul 17/2007				2	Jan 14/2008
		103		Feb 09/2009				3	Jan 14/2008
		104		Oct 20/2006			104	1	Feb 09/2009
								2	Feb 09/2009

A = Added, R = Revised, D = Deleted, O = Overflow

**31-EFFECTIVE PAGES**

Page 1  
Aug 10/2009

D280A203



CHAPTER 31  
INDICATING / RECORDING SYSTEMS

CH-SC-SU	Schem	Page	Sheet	Date	CH-SC-SU	Schem	Page	Sheet	Date
31-31-14 (cont.)		104			31-31-16 (cont.)				
			3	Feb 09/2009			102		Feb 09/2009
31-31-15							103		Aug 13/2008
	101.1	1		Aug 13/2008			104		Jan 14/2008
			2	Aug 13/2008	31-31-17				
			3	Aug 13/2008			101		Jul 17/2007
	102	1		Mar 31/2005			102		Oct 20/2006
			2	Mar 31/2005			103		Jan 18/2007
			3	Jul 26/2006			103.1		May 13/2008
	103	1		Jul 17/2007			104		Feb 09/2009
			2	Jul 17/2007			105		Feb 09/2009
			3	Jul 17/2007			106		Nov 11/2008
	104	1		Aug 13/2008			107		Aug 13/2008
			2	Aug 13/2008	31-32-15				
			3	Aug 13/2008			101.1		Jul 26/2006
	105	1		May 11/2009			102		Jul 17/2007
			2	May 11/2009			103		Oct 20/2006
			3	May 11/2009			104		Feb 09/2009
	106	1		May 11/2009	31-32-16				
			2	May 11/2009			101.1		Mar 31/2005
			3	May 11/2009			102		Jul 17/2007
31-31-16							103		Feb 09/2009
	101	1		Jul 17/2007	31-32-25				
			2	Jul 17/2007			101.1		Jul 26/2006

A = Added, R = Revised, D = Deleted, O = Overflow

**31-EFFECTIVE PAGES**

Page 2  
Aug 10/2009



CHAPTER 31  
INDICATING / RECORDING SYSTEMS

CH-SC-SU	Schem	Page	Sheet	Date	CH-SC-SU	Schem	Page	Sheet	Date
31-32-25 (cont.)		102		Jul 17/2007			101		Aug 10/2009
		103		Feb 09/2009	R		101.1		Feb 09/2009
		104		Jan 14/2008			102		May 11/2009
31-32-26							103		Oct 15/2007
		101.1		Mar 31/2005			104		May 11/2009
		102		Jul 17/2007					
31-32-35							101		May 11/2009
		101.1		Oct 20/2005					
		102		Jul 17/2007	R		101		Aug 10/2009
		103		Oct 20/2006	R		102		Aug 10/2009
		104		Feb 09/2009	R		103		Aug 10/2009
31-33-01					R		104		Aug 10/2009
		101		Jul 17/2007					
		102		Oct 20/2006			101		Jul 17/2007
		103		Feb 09/2009			102		Feb 09/2009
31-35-01									
		101.1		Jan 18/2007			101		Jul 17/2007
		102		Jul 17/2007			102		Feb 09/2009
		103		Feb 09/2009			103		Jan 14/2008
31-35-02									
		101		Jul 17/2007			101		Feb 09/2009
		102		Feb 09/2009					
							101		Jul 17/2007

A = Added, R = Revised, D = Deleted, O = Overflow

**31-EFFECTIVE PAGES**

Page 3  
Aug 10/2009

D280A203



CHAPTER 31  
INDICATING / RECORDING SYSTEMS

CH-SC-SU	Schem	Page	Sheet	Date	CH-SC-SU	Schem	Page	Sheet	Date
31-52-25 (cont.)									
		102		Feb 09/2009	R		101		Aug 10/2009
31-52-31		101		Feb 09/2009			101		Feb 09/2009
31-52-32		101		Feb 09/2009			102		Jan 14/2008
31-52-35		101		Feb 09/2009			101		Jul 17/2007
31-52-41		101		Feb 09/2009			102		Jan 18/2007
		101		Jul 17/2007			103		Feb 09/2009
		102		Feb 09/2009			101		Feb 09/2009
31-52-45		101		Feb 09/2009			101		May 11/2009
31-52-51		101		Feb 09/2009			102		May 11/2009
		102		Jan 14/2008			103		May 11/2009
31-52-52		101		Feb 09/2009			104		May 11/2009
31-52-55		101		Feb 09/2009			105		May 11/2009
		101		Feb 09/2009			106		May 11/2009
31-52-56		101.1		Mar 31/2005			107		May 11/2009
		102		Feb 09/2009			31-62-11		Feb 09/2009
							31-62-12		Feb 09/2009
							101		Feb 09/2009
							101		Feb 09/2009

A = Added, R = Revised, D = Deleted, O = Overflow

**31-EFFECTIVE PAGES**



CHAPTER 31  
INDICATING / RECORDING SYSTEMS

CH-SC-SU	Schem	Page	Sheet	Date	CH-SC-SU	Schem	Page	Sheet	Date
31-62-13					31-62-15 (cont.)		104		
		101		Mar 31/2005				2	Mar 31/2005
		102		Feb 09/2009				3	Mar 31/2005
		103		Aug 13/2008			105	1	Jul 17/2007
31-62-14								2	Jul 17/2007
		101	1	Jul 17/2007				3	Jul 17/2007
			2	Jul 17/2007	A		105.1	1	Aug 10/2009
			3	Jul 17/2007	A			2	Aug 10/2009
			4	Jul 17/2007	A			3	Aug 10/2009
		102	1	Feb 09/2009			106	1	Oct 20/2006
			2	Feb 09/2009				2	Oct 20/2006
			3	Feb 09/2009				3	Oct 20/2006
			4	Feb 09/2009			107	1	Feb 09/2009
31-62-15								2	Feb 09/2009
		101.1	1	Jul 26/2006				3	Feb 09/2009
			2	Mar 31/2005			108	1	Nov 11/2008
			3	Mar 31/2005				2	Nov 11/2008
		102.1	1	Jul 26/2006				3	Nov 11/2008
			2	Mar 31/2005	31-62-21				
			3	Mar 31/2005			101		Feb 09/2009
		103.1	1	Jul 26/2006	31-62-22				
			2	Mar 31/2005			101		Feb 09/2009
			3	Mar 31/2005	31-62-23				
		104	1	Jul 26/2006			101		Mar 31/2005

A = Added, R = Revised, D = Deleted, O = Overflow

**31-EFFECTIVE PAGES**

Page 5  
Aug 10/2009

D280A203



CHAPTER 31  
INDICATING / RECORDING SYSTEMS

CH-SC-SU	Schem	Page	Sheet	Date	CH-SC-SU	Schem	Page	Sheet	Date
31-62-23 (cont.)		102		Feb 09/2009	31-62-25 (cont.)		104	3	Mar 31/2005
		103		Aug 13/2008			105	1	Jul 17/2007
31-62-24								2	Jul 17/2007
		101	1	Jul 17/2007				3	Jul 17/2007
			2	Jul 17/2007	A		105.1	1	Aug 10/2009
			3	Jul 17/2007	A			2	Aug 10/2009
			4	Jul 17/2007	A			3	Aug 10/2009
		102	1	Feb 09/2009			106	1	Oct 20/2006
			2	Feb 09/2009				2	Oct 20/2006
			3	Feb 09/2009				3	Oct 20/2006
			4	Feb 09/2009			107	1	Feb 09/2009
31-62-25								2	Feb 09/2009
		101.1	1	Jul 26/2006				3	Feb 09/2009
			2	Mar 31/2005			108	1	May 13/2008
			3	Mar 31/2005				2	May 13/2008
		102.1	1	Mar 31/2005				3	May 13/2008
			2	Mar 31/2005	31-62-41				
			3	Mar 31/2005			101.1		Jul 17/2007
		103.1	1	Jul 26/2006			102		Feb 09/2009
			2	Mar 31/2005	31-62-42				
			3	Mar 31/2005			101		Feb 09/2009
		104	1	Jul 26/2006					
			2	Mar 31/2005					

A = Added, R = Revised, D = Deleted, O = Overflow

**31-EFFECTIVE PAGES**

Page 6  
Aug 10/2009

D280A203



CHAPTER 31  
INDICATING / RECORDING SYSTEMS

Title	CH-SC-SU	Schem	Page	Sheet	Date	Effectivity
<b><u>CLOCK</u></b>						
ELECTRONIC CLOCK	31-22-11		101		Mar 31/2005	YC001-YC007
			102		Jul 17/2007	YC008-YC030
			103		Feb 09/2009	YC031-YC050 YK907-YM670
			104		Oct 20/2006	YK901-YK906
<b><u>FLIGHT DATA RECORDER SYSTEM</u></b>						
DIGITAL FLIGHT DATA RECORDER SYSTEM - (OVER ALL SYSTEM)	31-31-00		101		Feb 09/2009	ALL
DIGITAL FLIGHT DATA RECORDER SYSTEM - INTERFACE	31-31-11		101		Jul 17/2007	YC001-YC050
			102		Feb 09/2009	YK901-YM670
DIGITAL FLIGHT DATA RECORDER SYSTEM - DIGITAL INTERFACE	31-31-13		101	1	Jul 17/2007	YC001-YC030
				2	Jul 17/2007	YC001-YC030
			102	1	Oct 20/2006	YK901-YK906
				2	Oct 20/2006	YK901-YK906
			103	1	Feb 09/2009	YK907-YM670
				2	Feb 09/2009	YK907-YM670
			DIGITAL FLIGHT DATA RECORDER SYSTEM - ANALOG INTERFACE	31-31-14		101
				2	Mar 31/2005	YC001-YC007
				3	Oct 15/2007	YC001-YC007
			102	1	Jul 17/2007	YC008-YC030
				2	Jul 17/2007	YC008-YC030





CHAPTER 31  
INDICATING / RECORDING SYSTEMS

Title	CH-SC-SU	Schem	Page	Sheet	Date	Effectivity	
DIGITAL FLIGHT DATA RECORDER SYSTEM - ANALOG INTERFACE (cont.)	31-31-14			3	Oct 15/2007	YC008-YC030	
			103	1	Jan 14/2008	YC031-YC050 YM643-YM670	
				2	Jan 14/2008	YC031-YC050 YM643-YM670	
					3	Jan 14/2008	YC031-YC050 YM643-YM670
		104	1	Feb 09/2009	YK901-YL430		
					2	Feb 09/2009	YK901-YL430
					3	Feb 09/2009	YK901-YL430
	DIGITAL FLIGHT DATA RECORDER SYSTEM DISCRETE INTERFACE	31-31-15		101.1	1	Aug 13/2008	YC001-YC007
					2	Aug 13/2008	YC001-YC007
				3	Aug 13/2008	YC001-YC007	
		102	1	Mar 31/2005	YC008-YC019		
					2	Mar 31/2005	YC008-YC019
					3	Jul 26/2006	YC008-YC019
		103	1	Jul 17/2007	YC020-YC030		
					2	Jul 17/2007	YC020-YC030
					3	Jul 17/2007	YC020-YC030
		104	1	Aug 13/2008	YK901-YK909 YL401		
					2	Aug 13/2008	YK901-YK909 YL401
					3	Aug 13/2008	YK901-YK909 YL401
		105	1	May 11/2009	YK910-YK912 YK918-YK919 YL421-YL429		



CHAPTER 31  
INDICATING / RECORDING SYSTEMS

Title	CH-SC-SU	Schem	Page	Sheet	Date	Effectivity
DIGITAL FLIGHT DATA RECORDER SYSTEM DISCRETE INTERFACE (cont.)	31-31-15			2	May 11/2009	YK910-YK912 YK918-YK919 YL421-YL429
				3	May 11/2009	YK910-YK912 YK918-YK919 YL421-YL429
				106	May 11/2009	YM643-YM652
				2	May 11/2009	YM643-YM652
				3	May 11/2009	YM643-YM652
DIGITAL FLIGHT DATA RECORDER SYSTEM AIRPLANE CODING	31-31-16			101	Jul 17/2007	YC001-YC050
					Jul 17/2007	YC001-YC050
				102	Feb 09/2009	YK901-YL401
				103	Aug 13/2008	YL421-YL430
				104	Jan 14/2008	YM643-YM670
DIGITAL FLIGHT DATA RECORDER SYSTEM MANDATORY OPTIONS	31-31-17			101	Jul 17/2007	YC001-YC050
				102	Oct 20/2006	YK901-YK906
				103	Jan 18/2007	YK907-YK909
				103.1	May 13/2008	YK907-YK909
				104	Feb 09/2009	YK910 YK918 YL421-YL430
				105	Feb 09/2009	YK911-YK917 YK919-YK920
				106	Nov 11/2008	YL401
				107	Aug 13/2008	YM643-YM670
<b><u>DATA LOADING AND RECORDING SYSTEM</u></b>						
DATA LOADER INTERFACE (LEFT)	31-32-15		101.1		Jul 26/2006	YC001-YC011

CHAPTER 31  
INDICATING / RECORDING SYSTEMS

Title	CH-SC-SU	Schem	Page	Sheet	Date	Effectivity
DATA LOADER INTERFACE (LEFT) (cont.)	31-32-15		102		Jul 17/2007	YC012-YC050
			103		Oct 20/2006	YK901-YK906
			104		Feb 09/2009	YK907-YM670
OPTIONAL DATA LOADER INTERFACE - LEFT	31-32-16		101.1		Mar 31/2005	YC001-YC011
			102		Jul 17/2007	YC012-YC050
			103		Feb 09/2009	YK901-YM670
DATA LOADER INTERFACE (CENTER)	31-32-25		101.1		Jul 26/2006	YC001-YC011
			102		Jul 17/2007	YC012-YC050
			103		Feb 09/2009	YK901-YL430
			104		Jan 14/2008	YM643-YM670
OPTIONAL DATA LOADER INTERFACE (CENTER)	31-32-26		101.1		Mar 31/2005	YC001-YC011
			102		Jul 17/2007	YC012-YC050
DATA LOADER INTERFACE (RIGHT)	31-32-35		101.1		Oct 20/2005	YC001-YC011
			102		Jul 17/2007	YC012-YC050
			103		Oct 20/2006	YK901-YK906
			104		Feb 09/2009	YK907-YM670
<b><u>FLIGHT COMPARTMENT PRINTING</u></b>						
PRINTER INTERFACE	31-33-01		101		Jul 17/2007	YC001-YC050
			102		Oct 20/2006	YK901-YK906
			103		Feb 09/2009	YK907-YM670
<b><u>AIRCRAFT INTEGRATED DATA SYSTEM</u></b>						
DIGITAL FLIGHT DATA RECORDER SYSTEM - DATA LOADER INTERFACE	31-35-01		101.1		Jan 18/2007	YC001-YC011

CHAPTER 31  
INDICATING / RECORDING SYSTEMS

Title	CH-SC-SU	Schem	Page	Sheet	Date	Effectivity
DIGITAL FLIGHT DATA RECORDER SYSTEM - DATA LOADER INTERFACE (cont.)	31-35-01		102		Jul 17/2007	YC012-YC050
			103		Feb 09/2009	YK901-YM670
DIGITAL FLIGHT DATA RECORDER SYSTEM - ACMS INTERFACE	31-35-02		101		Jul 17/2007	YC001-YC050
			102		Feb 09/2009	YK901-YM670
DIGITAL FLIGHT DATA RECORDER SYSTEM - ACMS INTERFACE	31-35-03		101		Aug 10/2009	YK910-YK911 YK918 YL421-YL423
			101.1		Feb 09/2009	YK918 YL421-YL423 YM645-YM646
			102		May 11/2009	YK912-YK917 YK919-YK920 YL424-YL430 YM647-YM651 YM653-YM670
			103		Oct 15/2007	YM643
ACMS PARAMETERS - DIGITAL INTERFACE	31-35-04		104		May 11/2009	YM652
			101		May 11/2009	YK901-YK912 YK918-YK919 YL401-YL429 YM643-YM652
<b><u>AURAL WARNING SYSTEM</u></b>						
AURAL WARNING SYSTEMS	31-51-11		101		Aug 10/2009	YC001-YC030
			102		Aug 10/2009	YK901-YK910 YL421-YL423 YM643
			103		Aug 10/2009	YK911-YK917 YK919-YL401 YL427-YL430 YM651-YM670
			104		Aug 10/2009	YK918 YL424-YL426 YM645-YM649

CHAPTER 31  
INDICATING / RECORDING SYSTEMS

Title	CH-SC-SU	Schem	Page	Sheet	Date	Effectivity
<b><u>MASTER CAUTION</u></b>						
MASTER CAUTION SYSTEM- INDEX	31-52-00		101		Jul 17/2007	YC001-YC050
			102		Feb 09/2009	YK901-YM670
MASTER CAUTION SYSTEM- POWER & CONTROL	31-52-11		101		Jul 17/2007	YC001-YC050
			102		Feb 09/2009	YK901-YL430
			103		Jan 14/2008	YM643-YM670
MASTER CAUTION SYSTEM- HYDRAULIC CONTROL	31-52-21		101		Feb 09/2009	ALL
MASTER CAUTION SYSTEM- FLIGHT CONTROLS	31-52-25		101		Jul 17/2007	YC001-YC030
			102		Feb 09/2009	YC031-YM670
MASTER CAUTION SYSTEM- ELECTRICAL CONTROL, GENERATOR	31-52-31		101		Feb 09/2009	ALL
MASTER CAUTION SYSTEM- ELECTRICAL CONTROL, POWER BUS	31-52-32		101		Feb 09/2009	ALL
MASTER CAUTION SYSTEM- APU CONTROL	31-52-35		101		Feb 09/2009	ALL
MASTER CAUTION SYSTEM- FUEL CONTROL	31-52-41		101		Jul 17/2007	YC001-YC030
			102		Feb 09/2009	YC031-YM670
MASTER CAUTION SYSTEM- OVERHEAT DETECTION	31-52-45		101		Feb 09/2009	ALL
MASTER CAUTION SYSTEM- AIR CONDITIONING CONTROL, PACK & TEMP	31-52-51		101		Feb 09/2009	YC001-YL430
			102		Jan 14/2008	YM643-YM670
MASTER CAUTION SYSTEM- AIR CONDITIONING CONTROL, BLEED AIR	31-52-52		101		Feb 09/2009	ALL
MASTER CAUTION SYSTEM- ANTI-ICE CONTROL, PITOT HEAT	31-52-55		101		Feb 09/2009	ALL



CHAPTER 31  
INDICATING / RECORDING SYSTEMS

Title	CH-SC-SU	Schem	Page	Sheet	Date	Effectivity
MASTER CAUTION SYSTEM- ANTI-ICE CONTROL, WINDOW/COWL HEAT	31-52-56		101.1		Mar 31/2005	YC001-YC007
					Feb 09/2009	YC008-YM670
MASTER CAUTION SYSTEM- ENGINE CONTROL	31-52-61		101		Aug 10/2009	ALL
MASTER CAUTION SYSTEM- DOOR WARNING	31-52-65		101		Feb 09/2009	YC001-YL430
					Jan 14/2008	YM643-YM670
MASTER CAUTION SYSTEM- IRS CONTROL	31-52-71		101		Jul 17/2007	YC001-YC030
					Jan 18/2007	YC031-YK906
					Feb 09/2009	YK907-YM670
MASTER CAUTION SYSTEM- OVERHEAD CONTROL	31-52-75		101		Feb 09/2009	ALL
<b><u>AURAL WARNING - TAKEOFF WARNING</u></b>						
AURAL WARNING - TAKEOFF WARNING	31-53-11		101		May 11/2009	YC001-YC007
					May 11/2009	YC008-YK910 YL421-YL423
					May 11/2009	YK911 YK918 YL424-YL426
					May 11/2009	YK912 YK919 YL401 YL427-YL429
					May 11/2009	YM643
					May 11/2009	YM645-YM651
					May 11/2009	YM652
<b><u>COMMON DISPLAY SYSTEM</u></b>						
CDS - POWER DISTRIBUTION AND INSTRUMENT LIGHTING CAPTAINS	31-62-11		101		Feb 09/2009	ALL
CDS - VIDEO COAX SPLITTERS 1 AND 3 DU STATUS	31-62-12		101		Feb 09/2009	ALL
CDS - CONTROL PANEL INTERFACES - CAPTAINS	31-62-13		101		Mar 31/2005	YC001-YC007



CHAPTER 31  
INDICATING / RECORDING SYSTEMS

Title	CH-SC-SU	Schem	Page	Sheet	Date	Effectivity				
CDS - CONTROL PANEL INTERFACES - CAPTAINS (cont.)	31-62-13		102		Feb 09/2009	YC008-YK920 YM643-YM646				
			103		Aug 13/2008	YL401-YL430 YM647-YM670				
CDS - DEU 1 ENGINE HYDRAULIC, APU AND FUEL INTERFACES	31-62-14		101	1	Jul 17/2007	YC001-YC030				
				2	Jul 17/2007	YC001-YC030				
				3	Jul 17/2007	YC001-YC030				
				4	Jul 17/2007	YC001-YC030				
			102	1	Feb 09/2009	YC031-YM670				
				2	Feb 09/2009	YC031-YM670				
				3	Feb 09/2009	YC031-YM670				
				4	Feb 09/2009	YC031-YM670				
				CDS - DEU 1 AVIONICS INTERFACES	31-62-15		101.1	1	Jul 26/2006	YC001-YC002 YC007
								2	Mar 31/2005	YC001-YC002 YC007
3	Mar 31/2005	YC001-YC002 YC007								
102.1	1	Jul 26/2006	YC003-YC006							
	2	Mar 31/2005	YC003-YC006							
	3	Mar 31/2005	YC003-YC006							
103.1	1	Jul 26/2006	YC008-YC011							
	2	Mar 31/2005	YC008-YC011							
	3	Mar 31/2005	YC008-YC011							
104	1	Jul 26/2006	YC012-YC016							
	2	Mar 31/2005	YC012-YC016							



CHAPTER 31  
INDICATING / RECORDING SYSTEMS

Title	CH-SC-SU	Schem	Page	Sheet	Date	Effectivity
CDS - DEU 1 AVIONICS INTERFACES (cont.)	31-62-15			3	Mar 31/2005	YC012-YC016
			105	1	Jul 17/2007	YC017-YC030
				2	Jul 17/2007	YC017-YC030
				3	Jul 17/2007	YC017-YC030
			105.1	1	Aug 10/2009	YC028-YC029
				2	Aug 10/2009	YC028-YC029
				3	Aug 10/2009	YC028-YC029
			106	1	Oct 20/2006	YK901-YK906
				2	Oct 20/2006	YK901-YK906
				3	Oct 20/2006	YK901-YK906
			107	1	Feb 09/2009	YK907-YL401
				2	Feb 09/2009	YK907-YL401
				3	Feb 09/2009	YK907-YL401
			108	1	Nov 11/2008	YL421-YM670
				2	Nov 11/2008	YL421-YM670
		3	Nov 11/2008	YL421-YM670		
CDS - POWER DISTRIBUTION AND INSTRUMENT LIGHTING FIRST OFFICER	31-62-21		101		Feb 09/2009	ALL
CDS - VIDEO COAX SPLITTERS 2 AND 4 DU STATUS	31-62-22		101		Feb 09/2009	ALL
CDS - CONTROL PANEL INTERFACES F/O	31-62-23		101		Mar 31/2005	YC001-YC007
			102		Feb 09/2009	YC008-YK920 YM643-YM646
			103		Aug 13/2008	YL401-YL430 YM647-YM670





CHAPTER 31  
INDICATING / RECORDING SYSTEMS

Title	CH-SC-SU	Schem	Page	Sheet	Date	Effectivity			
CDS - DEU 2 ENGINE HYDRAULIC, APU AND FUEL INTERFACES	31-62-24		101	1	Jul 17/2007	YC001-YC030			
				2	Jul 17/2007	YC001-YC030			
				3	Jul 17/2007	YC001-YC030			
				4	Jul 17/2007	YC001-YC030			
			102	1	Feb 09/2009	YC031-YM670			
				2	Feb 09/2009	YC031-YM670			
				3	Feb 09/2009	YC031-YM670			
				4	Feb 09/2009	YC031-YM670			
			CDS - DEU 2 AVIONICS INTERFACES	31-62-25		101.1	1	Jul 26/2006	YC001-YC002 YC007
							2	Mar 31/2005	YC001-YC002 YC007
							3	Mar 31/2005	YC001-YC002 YC007
						102.1	1	Mar 31/2005	YC003-YC006
2	Mar 31/2005	YC003-YC006							
3	Mar 31/2005	YC003-YC006							
103.1	1	Jul 26/2006				YC008-YC011			
	2	Mar 31/2005				YC008-YC011			
	3	Mar 31/2005				YC008-YC011			
104	1	Jul 26/2006				YC012-YC016			
	2	Mar 31/2005				YC012-YC016			
	3	Mar 31/2005				YC012-YC016			
105	1	Jul 17/2007				YC017-YC030			
	2	Jul 17/2007				YC017-YC030			



CHAPTER 31  
INDICATING / RECORDING SYSTEMS

Title	CH-SC-SU	Schem	Page	Sheet	Date	Effectivity		
CDS - DEU 2 AVIONICS INTERFACES (cont.)	31-62-25		105.1	3	Jul 17/2007	YC017-YC030		
				1	Aug 10/2009	YC028-YC029		
				2	Aug 10/2009	YC028-YC029		
			106			3	Aug 10/2009	YC028-YC029
						1	Oct 20/2006	YK901-YK906
						2	Oct 20/2006	YK901-YK906
			107			3	Oct 20/2006	YK901-YK906
						1	Feb 09/2009	YK907-YL430
						2	Feb 09/2009	YK907-YL430
			108			3	Feb 09/2009	YK907-YL430
						1	May 13/2008	YM643-YM670
						2	May 13/2008	YM643-YM670
CDS - LRU SELECT AND PROGRAM PINS	31-62-41		101.1	3	May 13/2008	YM643-YM670		
				1	Jul 17/2007	YC001-YC030		
				102	Feb 09/2009	YC031-YM670		
CDS - VIDEO MONITORING	31-62-42		101		Feb 09/2009	YK907-YM670		

**CHAPTER 31  
INDICATING / RECORDING SYSTEMS**

CH-SC-SU	Title
31-35-04	ACMS PARAMETERS - DIGITAL INTERFACE
31-53-11	AURAL WARNING - TAKEOFF WARNING
31-51-11	AURAL WARNING SYSTEMS
31-62-13	CDS - CONTROL PANEL INTERFACES - CAPTAINS
31-62-23	CDS - CONTROL PANEL INTERFACES F/O
31-62-15	CDS - DEU 1 AVIONICS INTERFACES
31-62-14	CDS - DEU 1 ENGINE HYDRAULIC, APU AND FUEL INTERFACES
31-62-25	CDS - DEU 2 AVIONICS INTERFACES
31-62-24	CDS - DEU 2 ENGINE HYDRAULIC, APU AND FUEL INTERFACES
31-62-41	CDS - LRU SELECT AND PROGRAM PINS
31-62-11	CDS - POWER DISTRIBUTION AND INSTRUMENT LIGHTING CAPTAINS
31-62-21	CDS - POWER DISTRIBUTION AND INSTRUMENT LIGHTING FIRST OFFICER
31-62-12	CDS - VIDEO COAX SPLITTERS 1 AND 3 DU STATUS
31-62-22	CDS - VIDEO COAX SPLITTERS 2 AND 4 DU STATUS
31-62-42	CDS - VIDEO MONITORING
31-32-25	DATA LOADER INTERFACE (CENTER)
31-32-15	DATA LOADER INTERFACE (LEFT)

CH-SC-SU	Title
31-32-35	DATA LOADER INTERFACE (RIGHT)
31-31-00	DIGITAL FLIGHT DATA RECORDER SYSTEM - (OVER ALL SYSTEM)
31-35-02	DIGITAL FLIGHT DATA RECORDER SYSTEM - ACMS INTERFACE
31-35-03	DIGITAL FLIGHT DATA RECORDER SYSTEM - ACMS INTERFACE
31-31-14	DIGITAL FLIGHT DATA RECORDER SYSTEM - ANALOG INTERFACE
31-35-01	DIGITAL FLIGHT DATA RECORDER SYSTEM - DATA LOADER INTERFACE
31-31-13	DIGITAL FLIGHT DATA RECORDER SYSTEM - DIGITAL INTERFACE
31-31-11	DIGITAL FLIGHT DATA RECORDER SYSTEM - INTERFACE
31-31-16	DIGITAL FLIGHT DATA RECORDER SYSTEM AIRPLANE CODING
31-31-15	DIGITAL FLIGHT DATA RECORDER SYSTEM DISCRETE INTERFACE
31-31-17	DIGITAL FLIGHT DATA RECORDER SYSTEM MANDATORY OPTIONS
31-22-11	ELECTRONIC CLOCK
31-52-52	MASTER CAUTION SYSTEM- AIR CONDITIONING CONTROL, BLEED AIR

**31-ALPHABETICAL INDEX**

**CHAPTER 31  
INDICATING / RECORDING SYSTEMS**

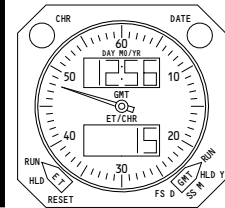
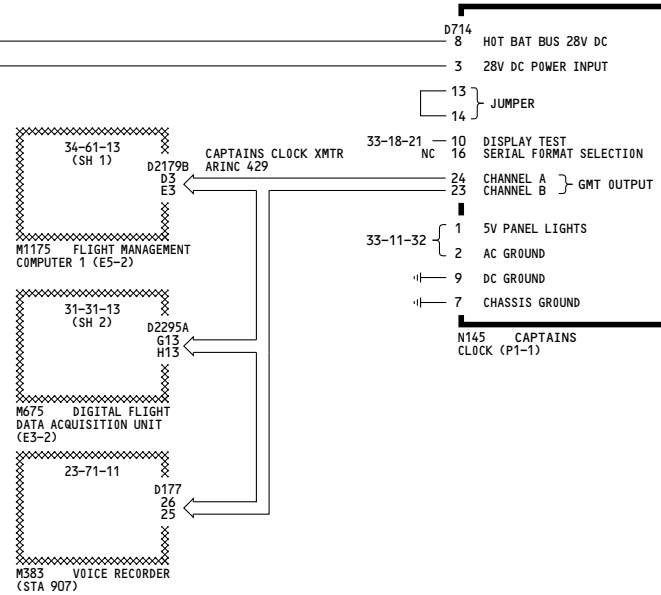
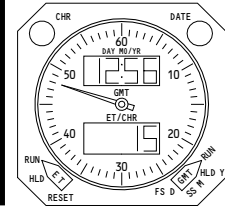
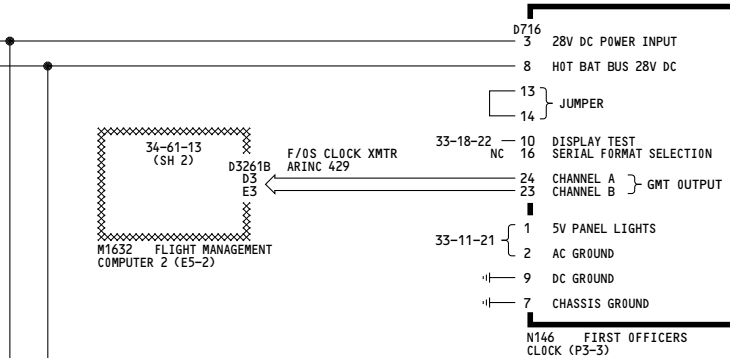
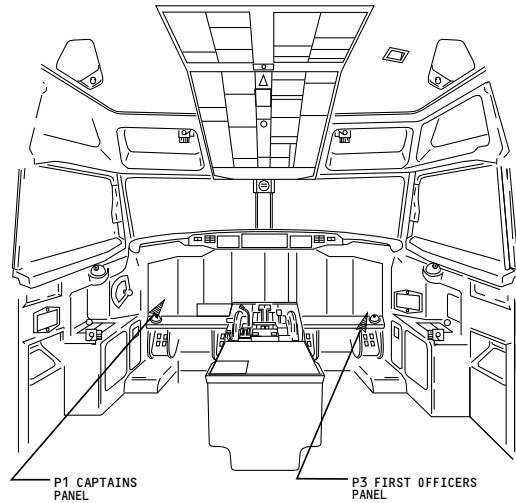
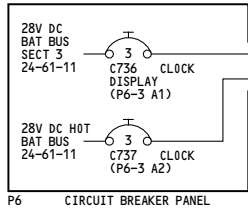
CH-SC-SU	Title
31-52-51	MASTER CAUTION SYSTEM- AIR CONDITIONING CONTROL, PACK & TEMP
31-52-55	MASTER CAUTION SYSTEM- ANTI-ICE CONTROL, PITOT HEAT
31-52-56	MASTER CAUTION SYSTEM- ANTI-ICE CONTROL, WINDOW/COWL HEAT
31-52-35	MASTER CAUTION SYSTEM- APU CONTROL
31-52-65	MASTER CAUTION SYSTEM- DOOR WARNING
31-52-31	MASTER CAUTION SYSTEM- ELECTRICAL CONTROL, GENERATOR
31-52-32	MASTER CAUTION SYSTEM- ELECTRICAL CONTROL, POWER BUS
31-52-61	MASTER CAUTION SYSTEM- ENGINE CONTROL
31-52-25	MASTER CAUTION SYSTEM- FLIGHT CONTROLS
31-52-41	MASTER CAUTION SYSTEM- FUEL CONTROL
31-52-21	MASTER CAUTION SYSTEM- HYDRAULIC CONTROL
31-52-00	MASTER CAUTION SYSTEM- INDEX
31-52-71	MASTER CAUTION SYSTEM- IRS CONTROL
31-52-75	MASTER CAUTION SYSTEM- OVERHEAD CONTROL
31-52-45	MASTER CAUTION SYSTEM- OVERHEAT DETECTION
31-52-11	MASTER CAUTION SYSTEM- POWER & CONTROL

CH-SC-SU	Title
31-32-26	OPTIONAL DATA LOADER INTERFACE (CENTER)
31-32-16	OPTIONAL DATA LOADER INTERFACE - LEFT
31-33-01	PRINTER INTERFACE

**31-ALPHABETICAL INDEX**

-B  
5

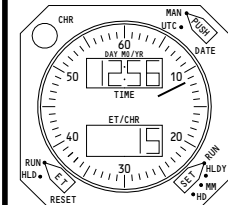
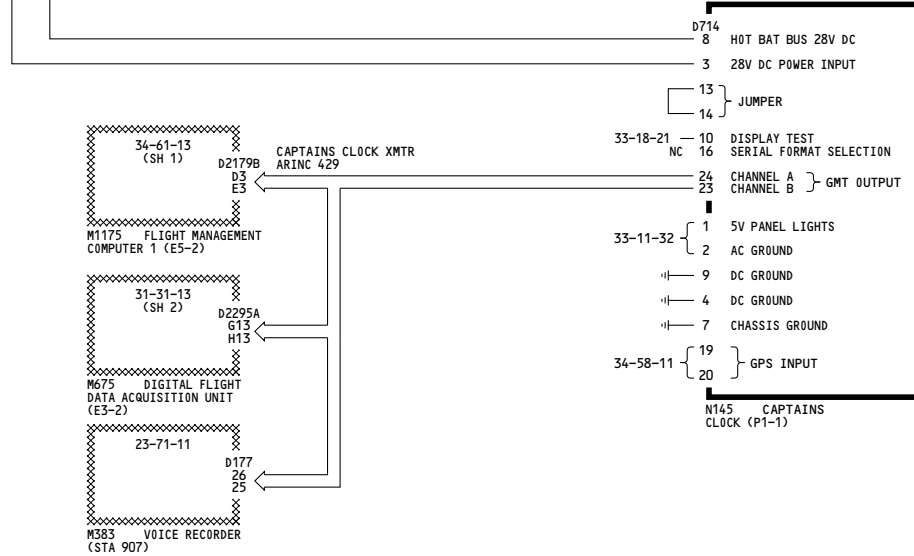
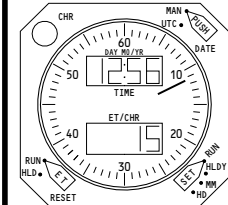
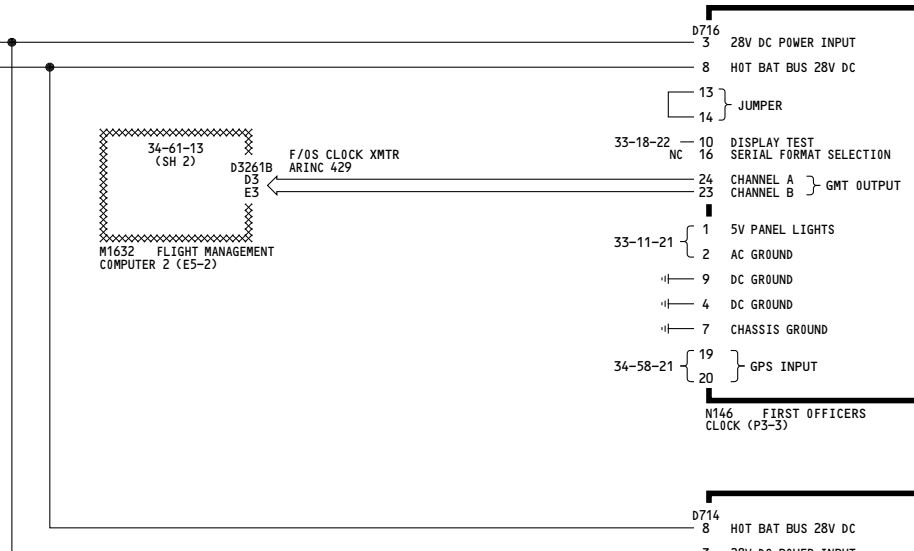
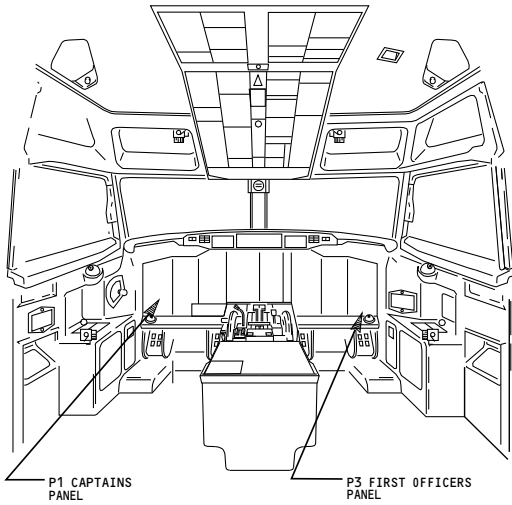
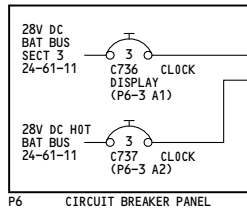
**WIRING DIAGRAMS**  
31-22-11



YC001-YC007	<b>ELECTRONIC CLOCK</b>
	D280A203

**31-22-11**

16

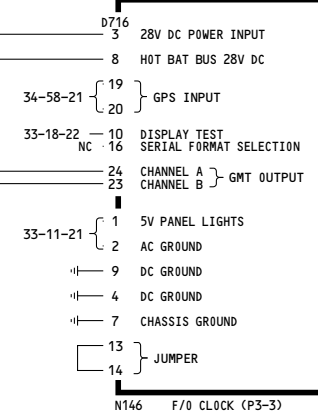
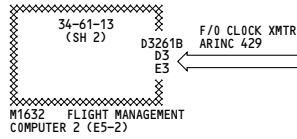
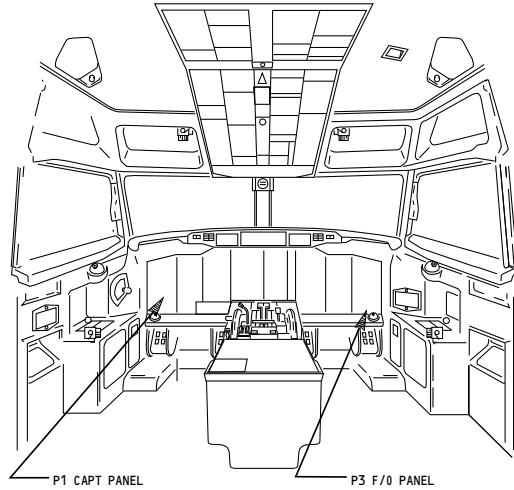
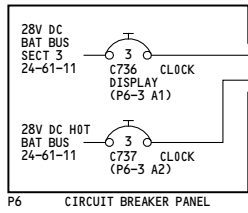


<p>YC008-YC030</p>	<p><b>ELECTRONIC CLOCK</b></p>    <p>D280A203</p>
--------------------	---

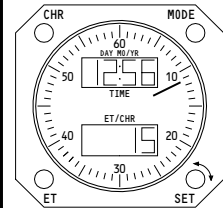
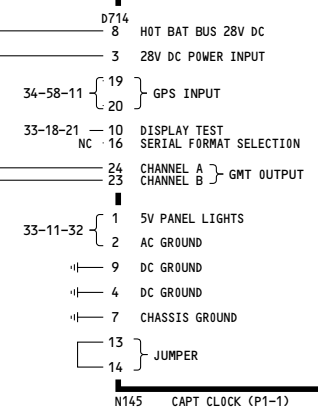
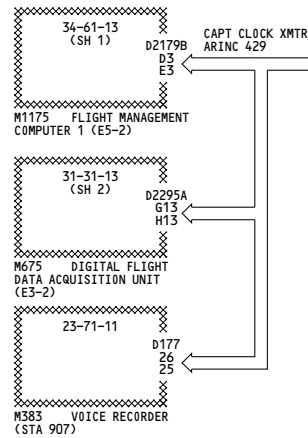
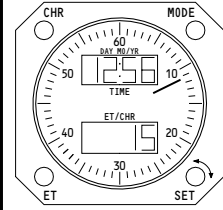
**31-22-11**

Page 102

Jul 17/2007

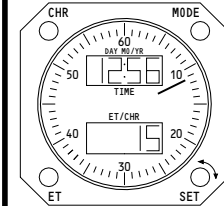
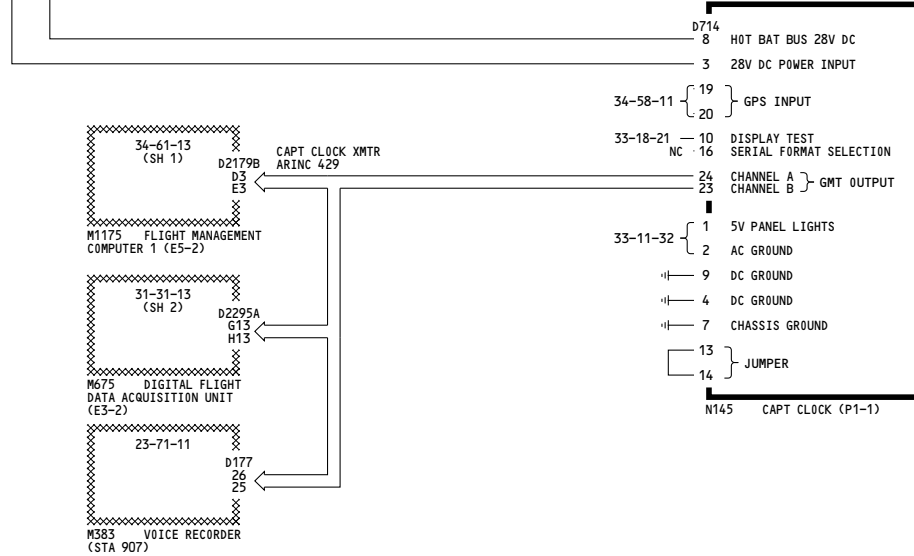
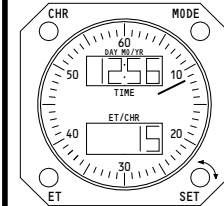
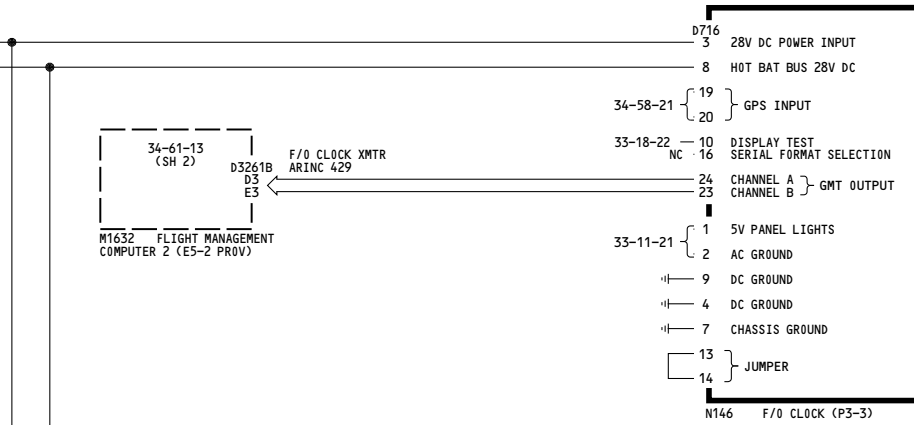
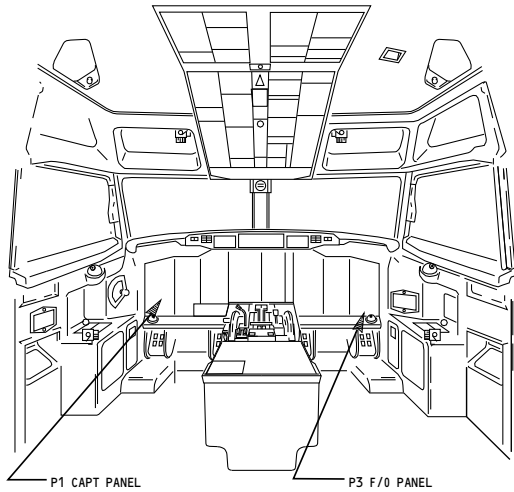
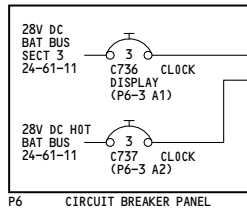


WIRING DIAGRAMS  
31-22-11



YC031-YC050, YK907-YM670	<b>ELECTRONIC CLOCK</b>
	D280A203

24



YK901-YK906	<p align="center"><b>ELECTRONIC CLOCK</b></p> <p align="center">D280A203</p>
-------------	--

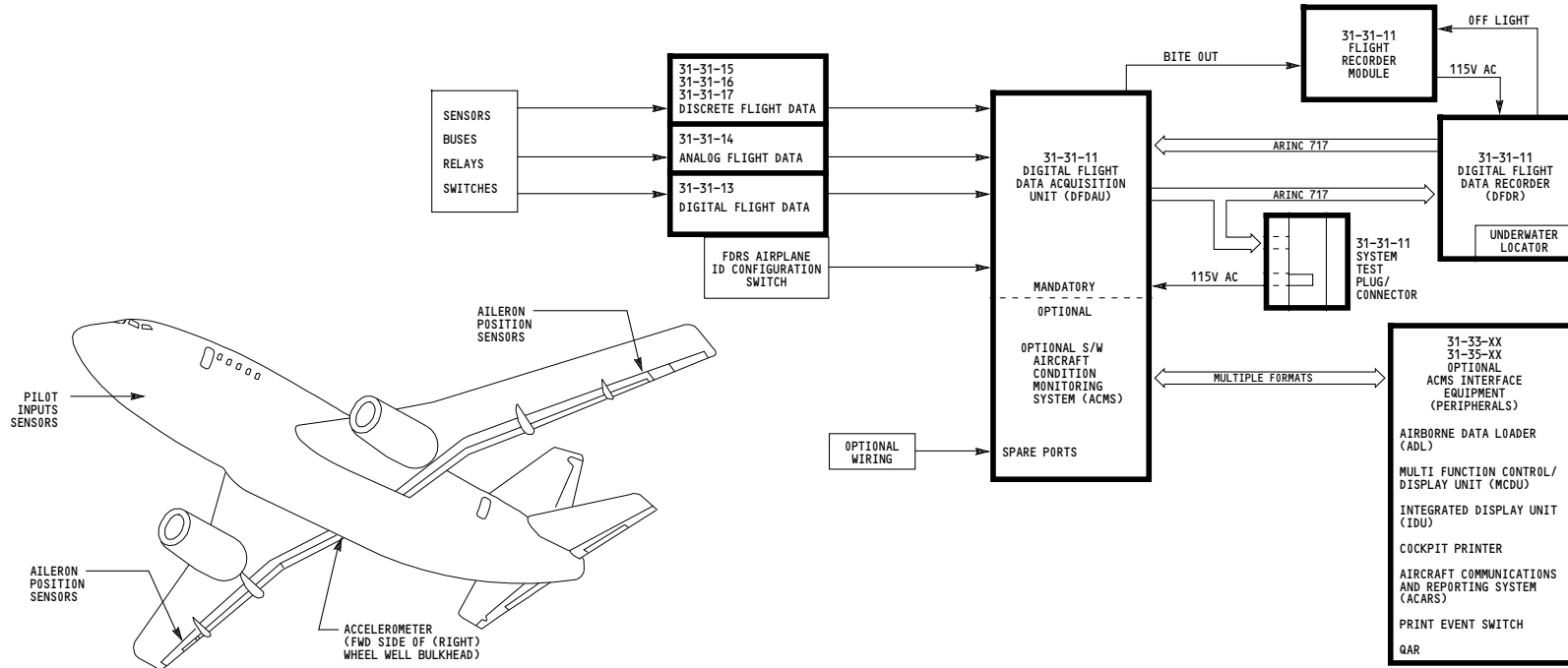
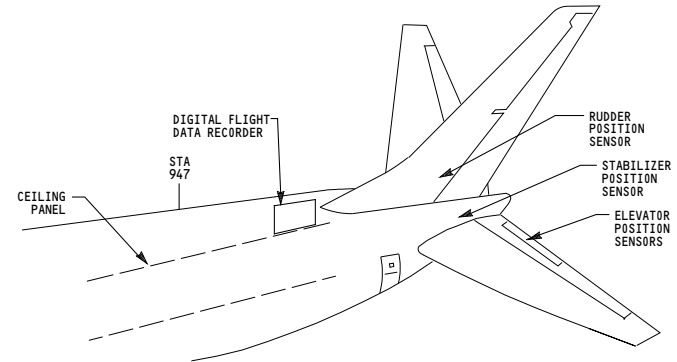
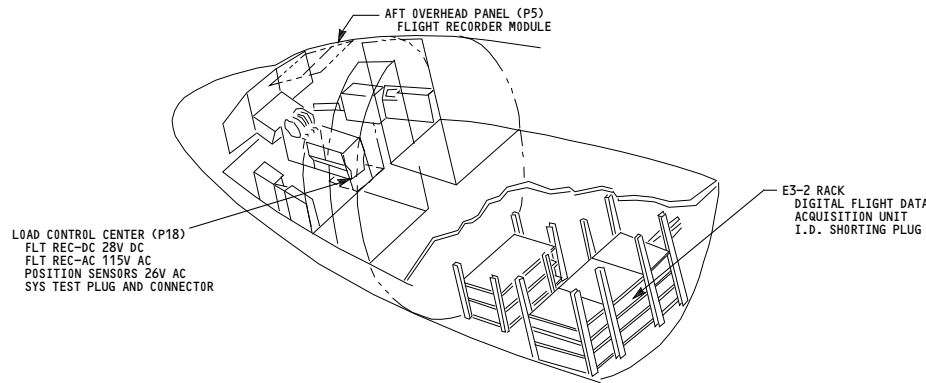
**31-22-11**

Page 104

Oct 20/2006



-E-  
1



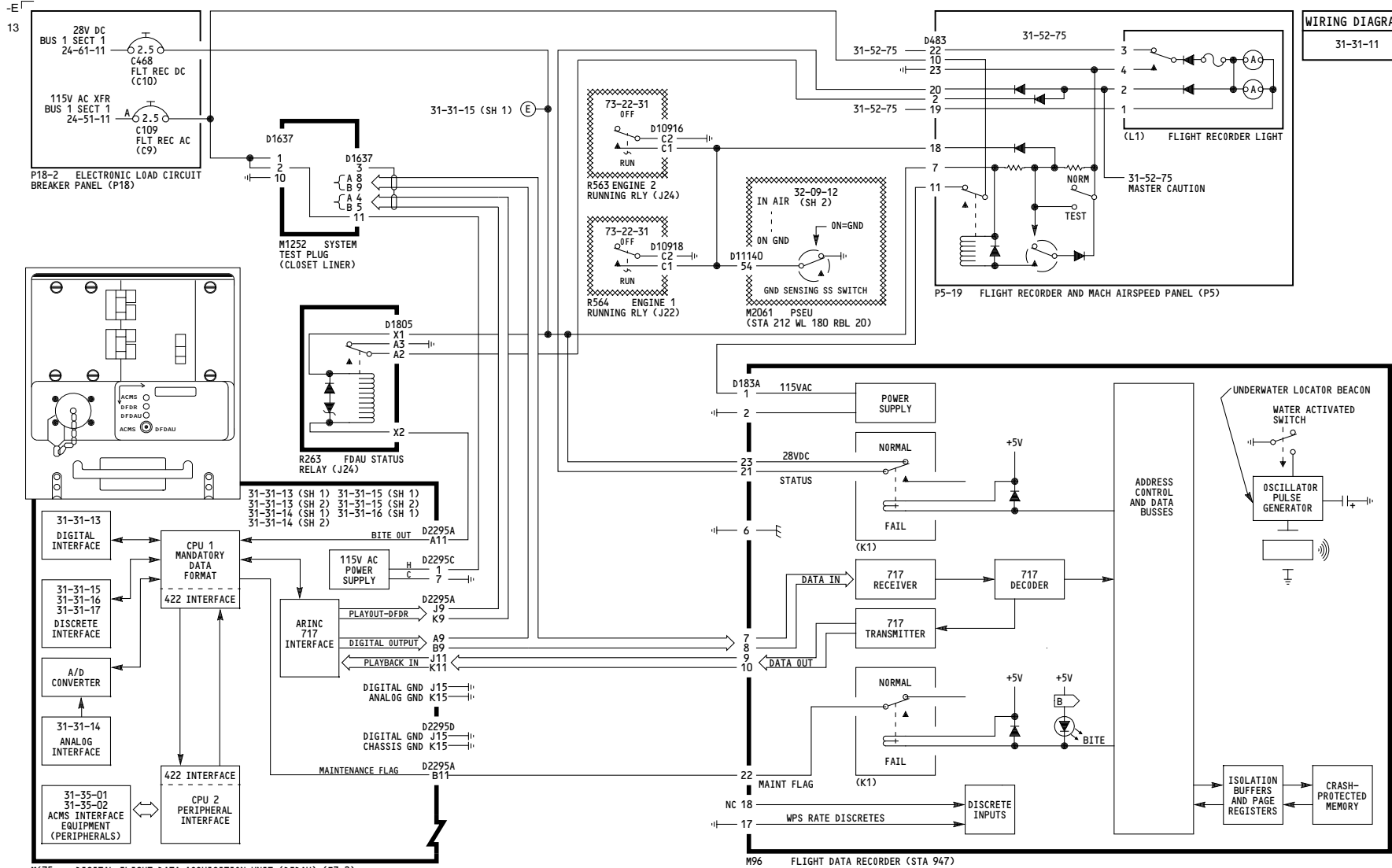
ALL	<p><b>DIGITAL FLIGHT DATA RECORDER SYSTEM - (OVER ALL SYSTEM)</b></p> <p>D280A203</p>
-----	---

**31-31-00**

Page 101

Feb 09/2009

WIRING DIAGRAMS  
31-31-11



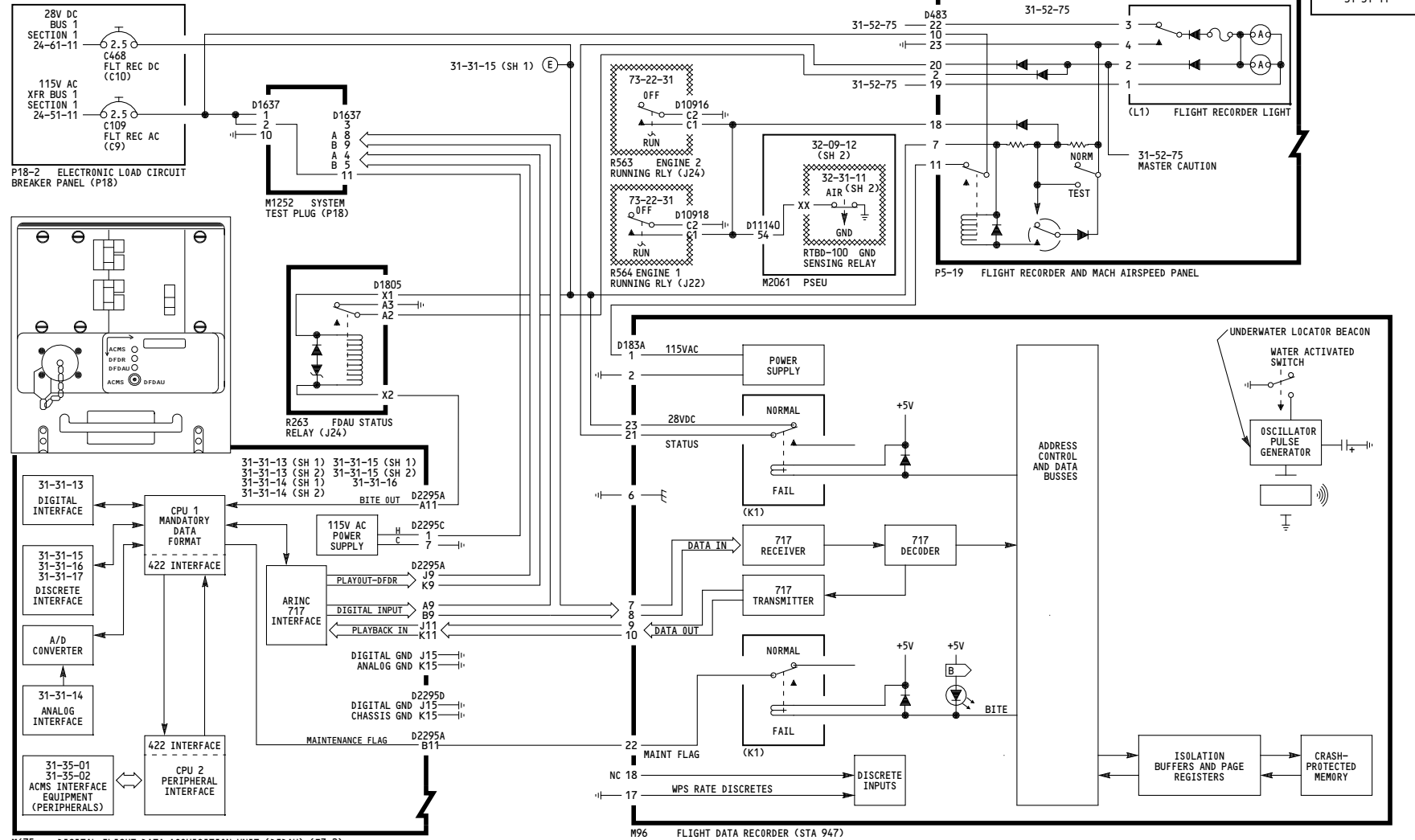
YCO01-YCO50

**DIGITAL FLIGHT DATA RECORDER SYSTEM - INTERFACE**

D280A203

**31-31-11**

-Y  
2



M675 DIGITAL FLIGHT DATA ACQUISITION UNIT (DFDAU) (E3-2)

M96 FLIGHT DATA RECORDER (STA 947)

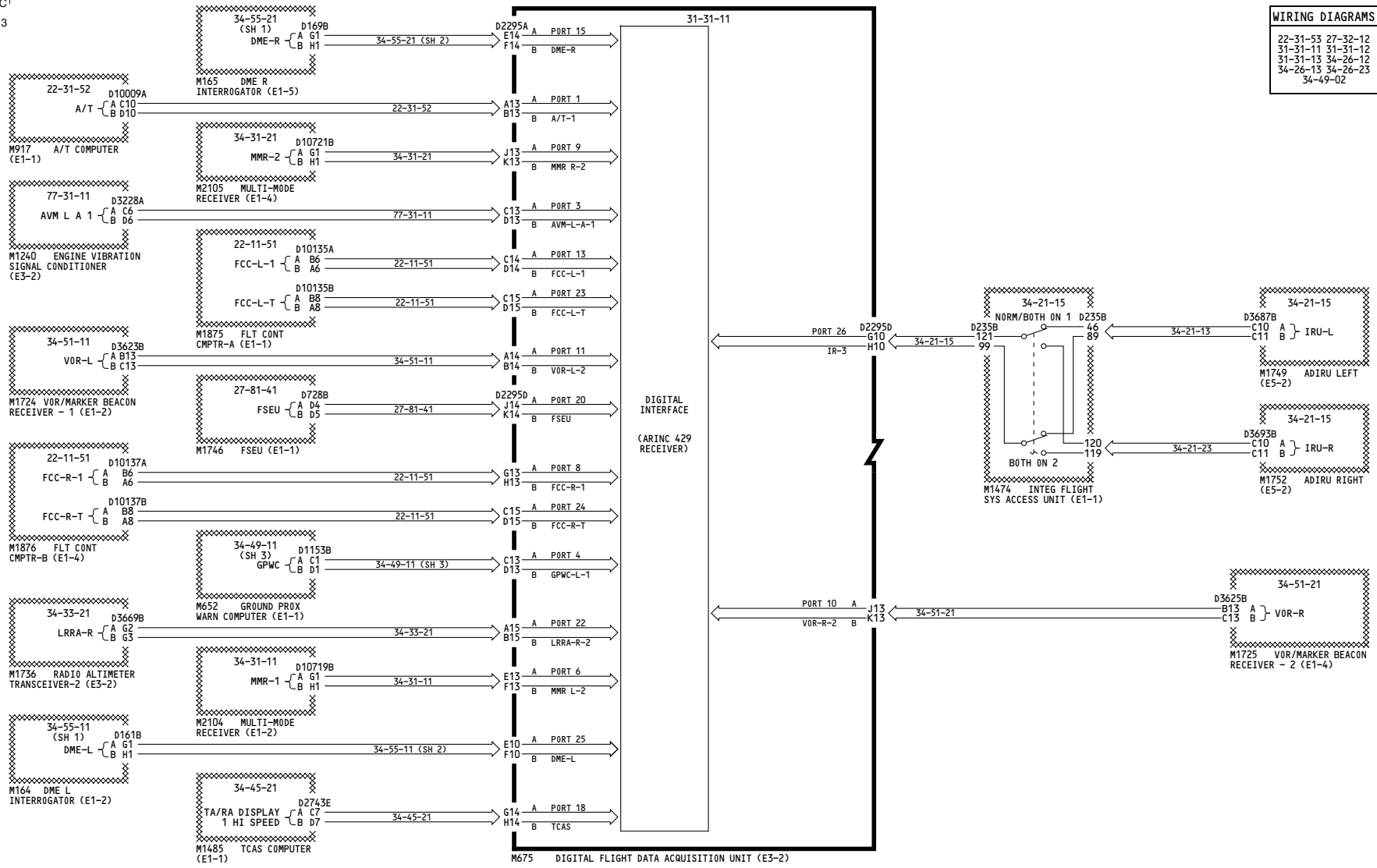
YK901-YM670

**DIGITAL FLIGHT DATA RECORDER SYSTEM - INTERFACE**

D280A203

**31-31-11**

3



WIRING DIAGRAMS			
22-31-53	27-32-12		
31-31-11	31-31-12		
31-31-13	34-26-12		
34-26-13	34-26-23		
34-49-02			

YC001-YC030

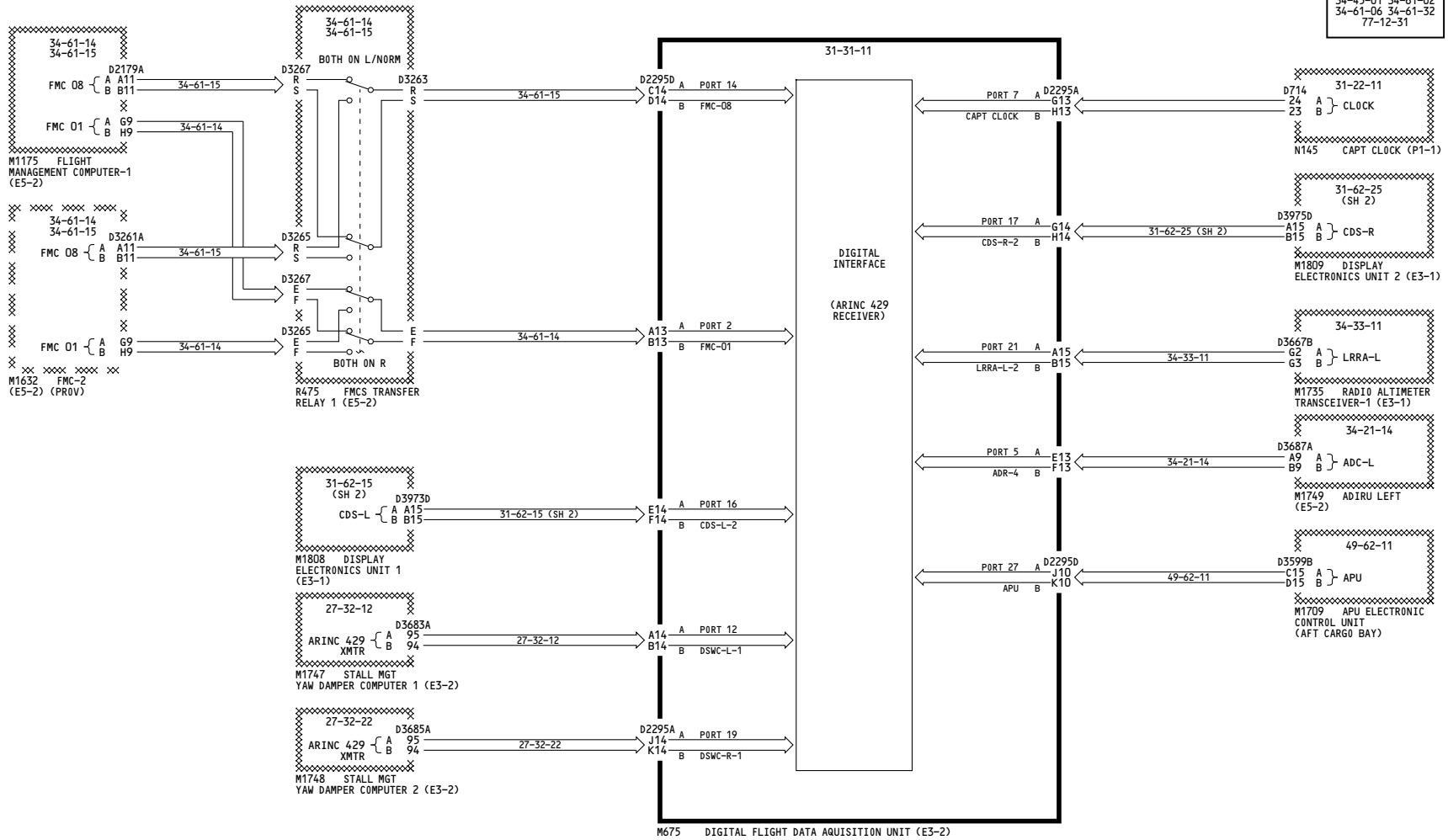
**DIGITAL FLIGHT DATA RECORDER SYSTEM - DIGITAL INTERFACE**

D280A203

**31-31-13**

Page 101  
Sheet 1  
Jul 17/2007

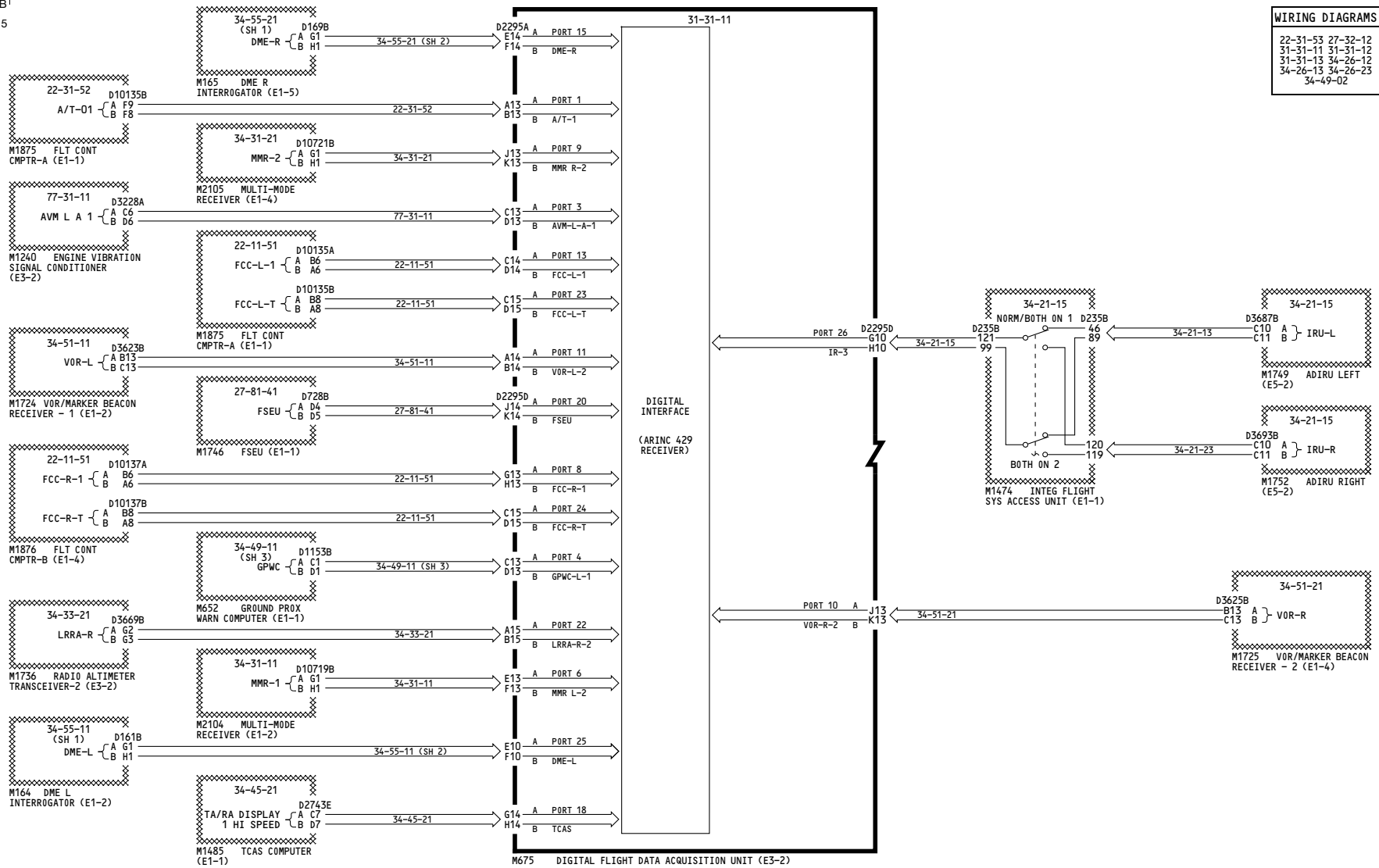
**WIRING DIAGRAMS**  
 31-31-11 31-31-13  
 34-45-01 34-61-02  
 34-61-06 34-61-32  
 77-12-31



YC001-YC030	<p><b>DIGITAL FLIGHT DATA RECORDER SYSTEM - DIGITAL INTERFACE</b></p> <p>D280A203</p>
-------------	---

**31-31-13**

-B  
15



YK901-YK906

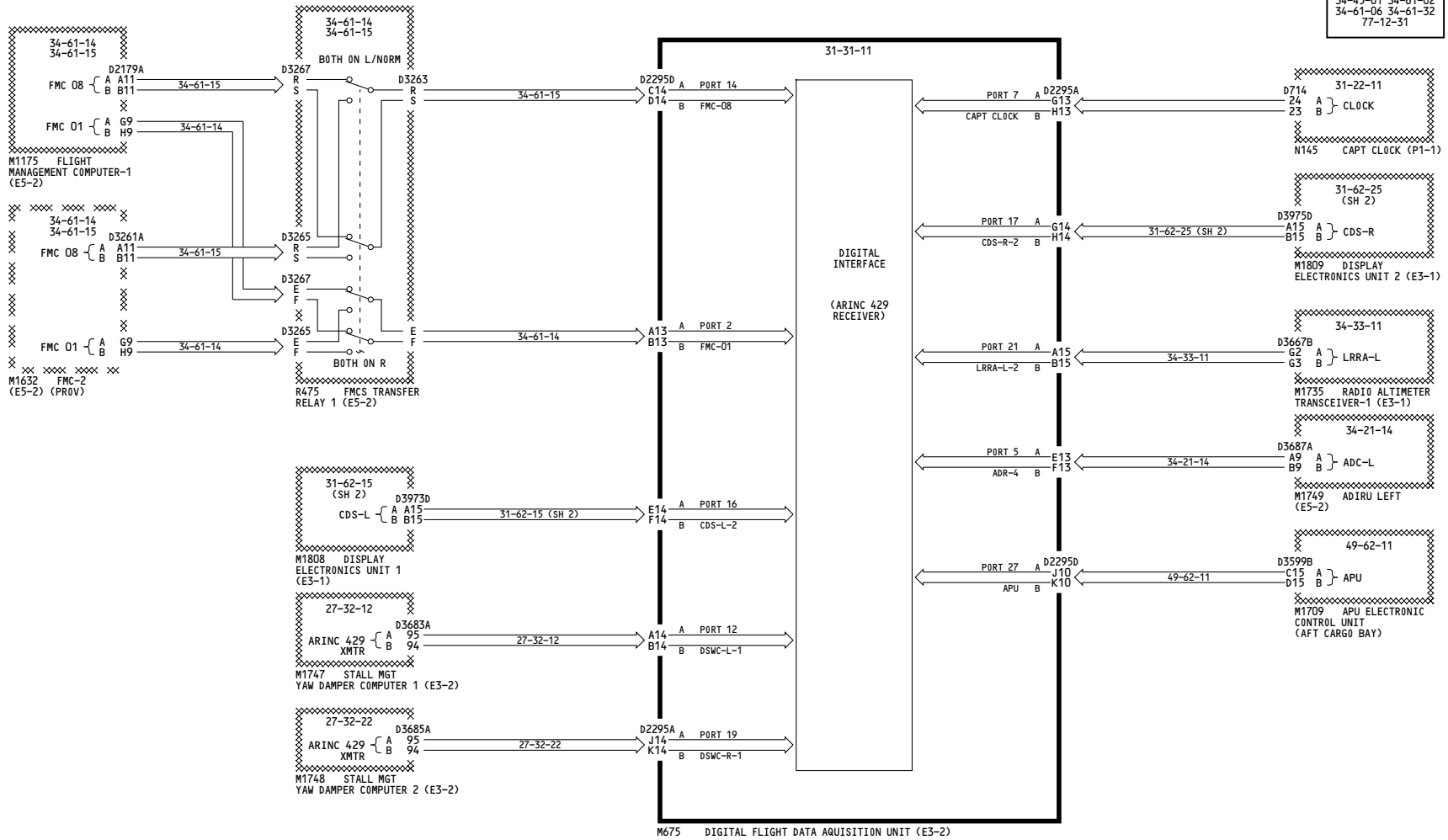
**DIGITAL FLIGHT DATA RECORDER SYSTEM - DIGITAL INTERFACE**

D280A203

**31-31-13**

Page 102  
Sheet 1  
Oct 20/2006

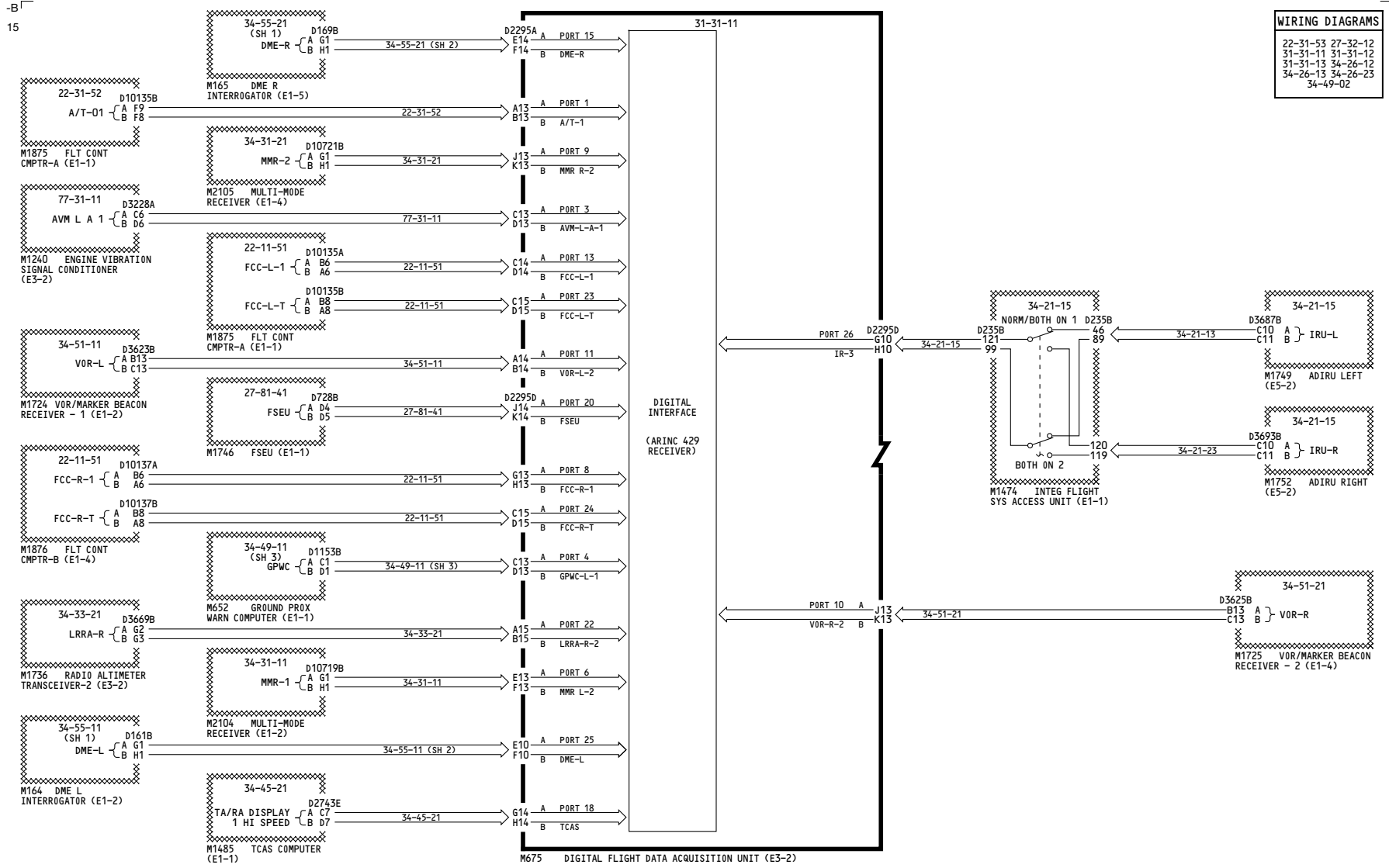
**WIRING DIAGRAMS**  
 31-31-11 31-31-13  
 34-45-01 34-61-02  
 34-61-06 34-61-32  
 77-12-31



YK901-YK906	<p align="center"><b>DIGITAL FLIGHT DATA RECORDER SYSTEM - DIGITAL INTERFACE</b></p> <p align="center">D280A203</p>
-------------	---

**31-31-13**

Page 102  
 Sheet 2  
 Oct 20/2006



YK907-YM670

**DIGITAL FLIGHT DATA RECORDER SYSTEM - DIGITAL INTERFACE**

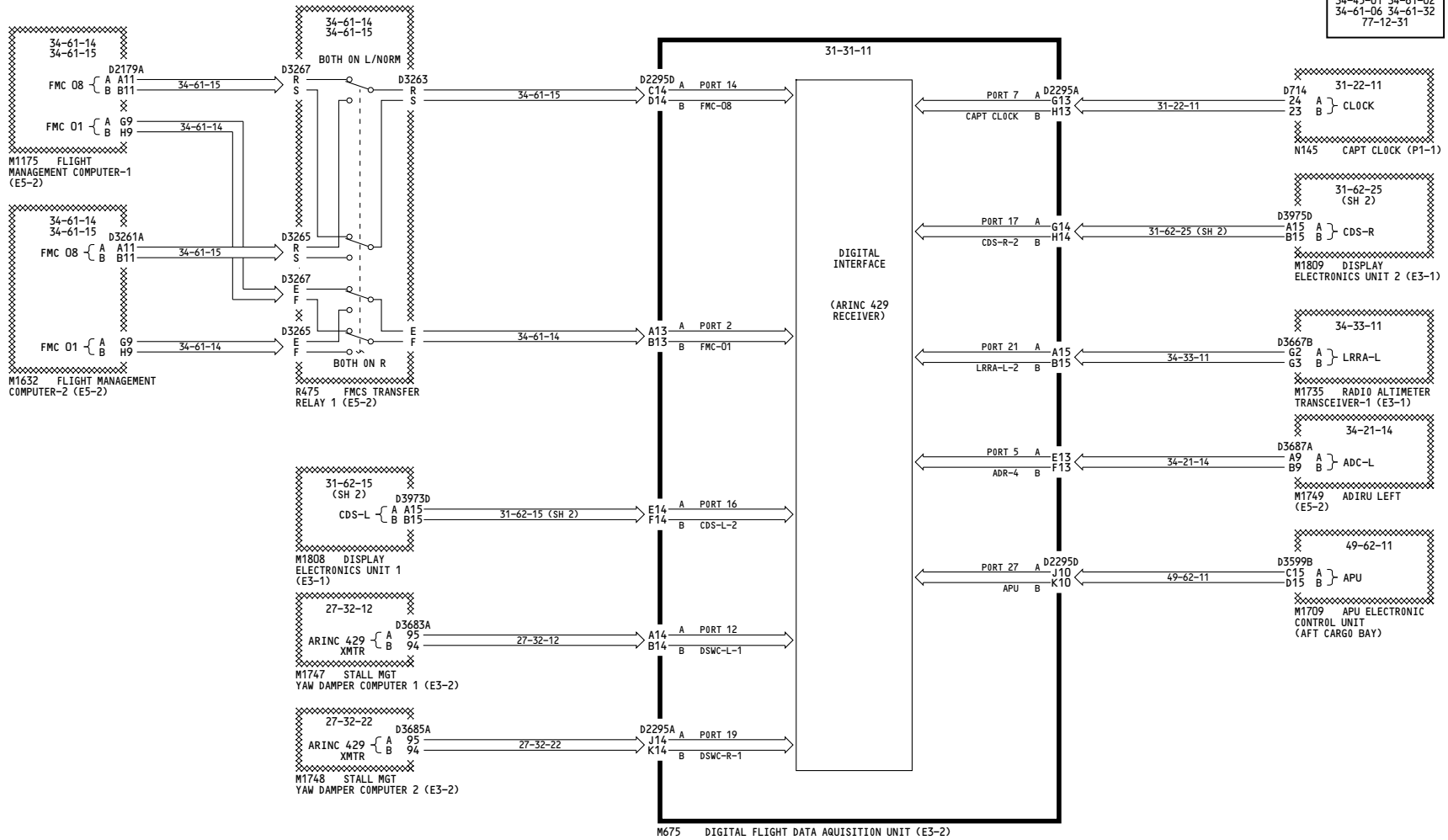
D280A203

**31-31-13**

Page 103  
Sheet 1  
Feb 09/2009



**WIRING DIAGRAMS**  
31-31-11 31-31-13  
34-45-01 34-61-02  
34-61-06 34-61-32  
77-12-31

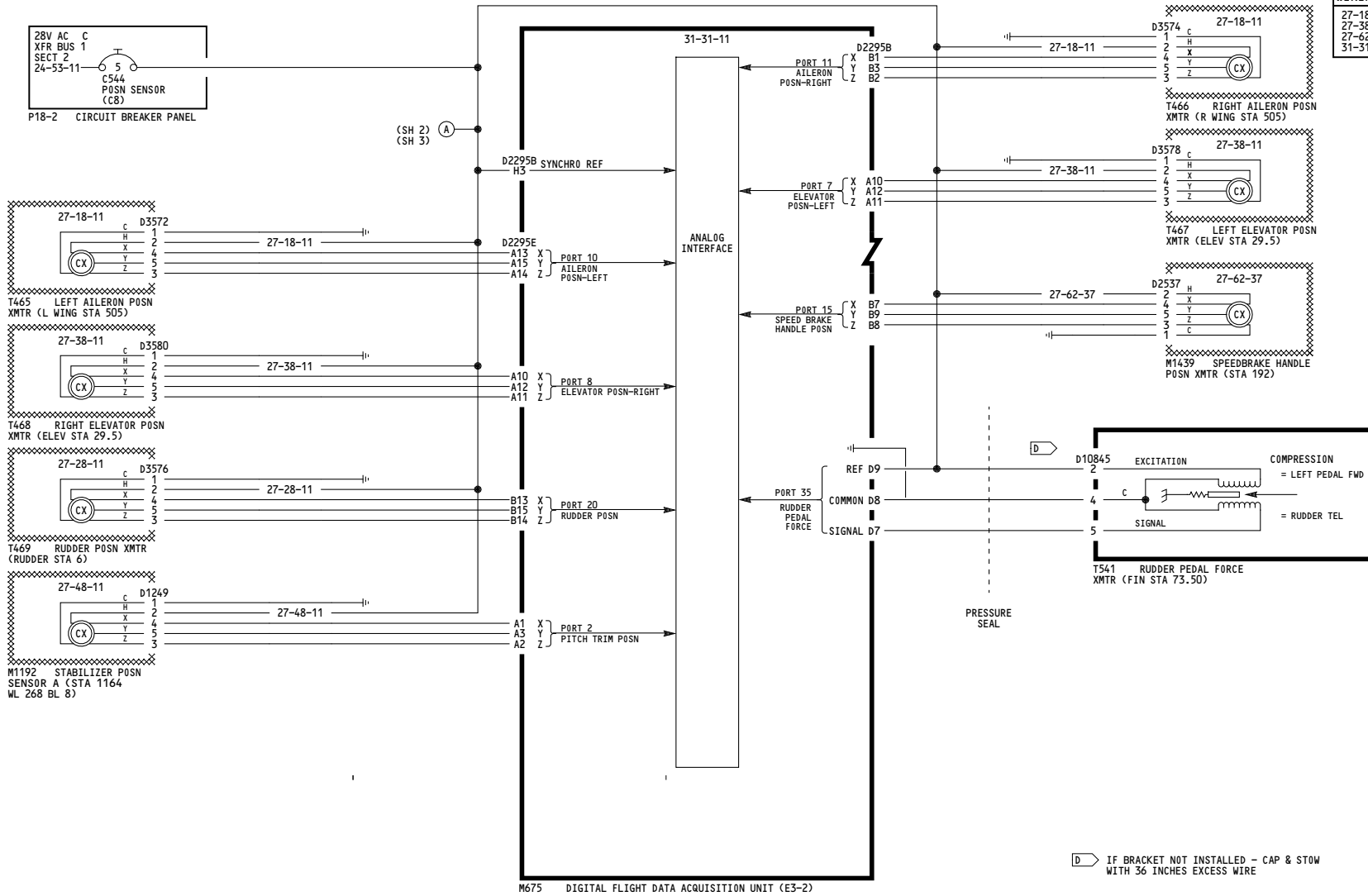


YK907-YM670	<b>DIGITAL FLIGHT DATA RECORDER SYSTEM - DIGITAL INTERFACE</b>
	D280A203

**31-31-13**

AA  
1

WIRING DIAGRAMS		
27-18-01	27-28-02	
27-38-01	27-48-11	
27-62-03	31-31-01	
31-31-31	31-31-39	



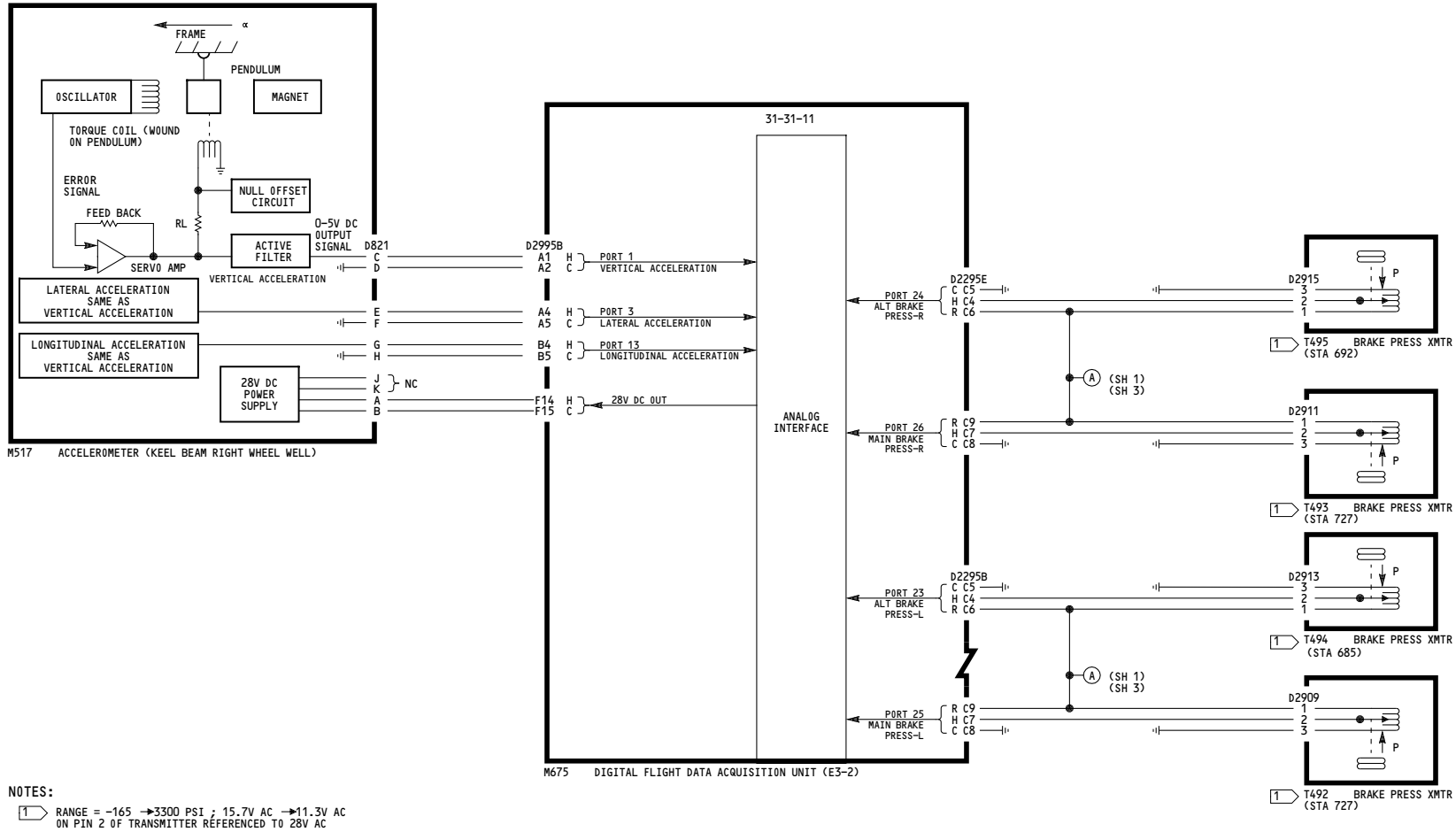
YC001-YC007

**DIGITAL FLIGHT DATA  
RECORDER SYSTEM - ANALOG  
INTERFACE**

D280A203

**31-31-14**

Page 101  
Sheet 1  
Jan 18/2007

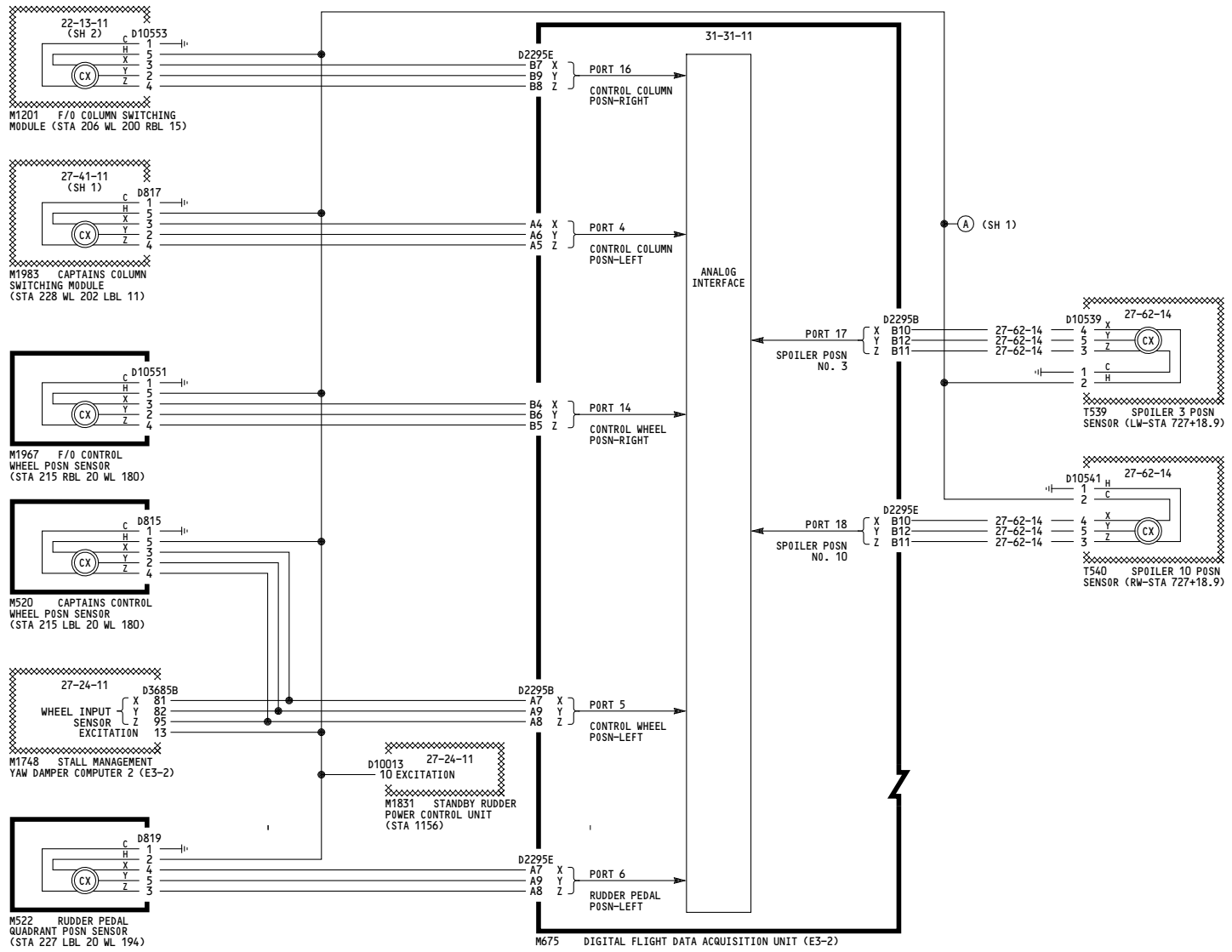


YC001-YC007	<b>DIGITAL FLIGHT DATA RECORDER SYSTEM - ANALOG INTERFACE</b>  D280A203
-------------	---

**31-31-14**

-R  
1

WIRING DIAGRAMS	
27-24-11	
27-62-14	
31-31-14	



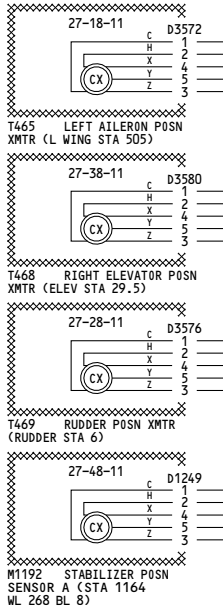
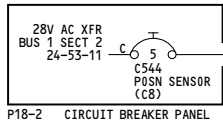
YC001-YC007	<p><b>DIGITAL FLIGHT DATA RECORDER SYSTEM - ANALOG INTERFACE</b></p> <p>D280A203</p>
-------------	--

**31-31-14**

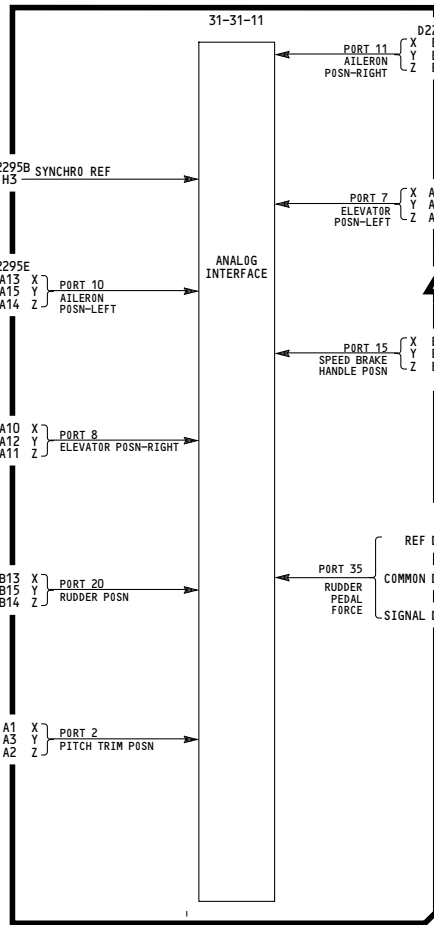
Page 101  
Sheet 3  
Oct 15/2007

THIS PAGE INTENTIONALLY LEFT BLANK

-H  
2



(SH 2)  
(SH 3)



M675 DIGITAL FLIGHT DATA ACQUISITION UNIT (E3-2)

PRESSURE SEAL

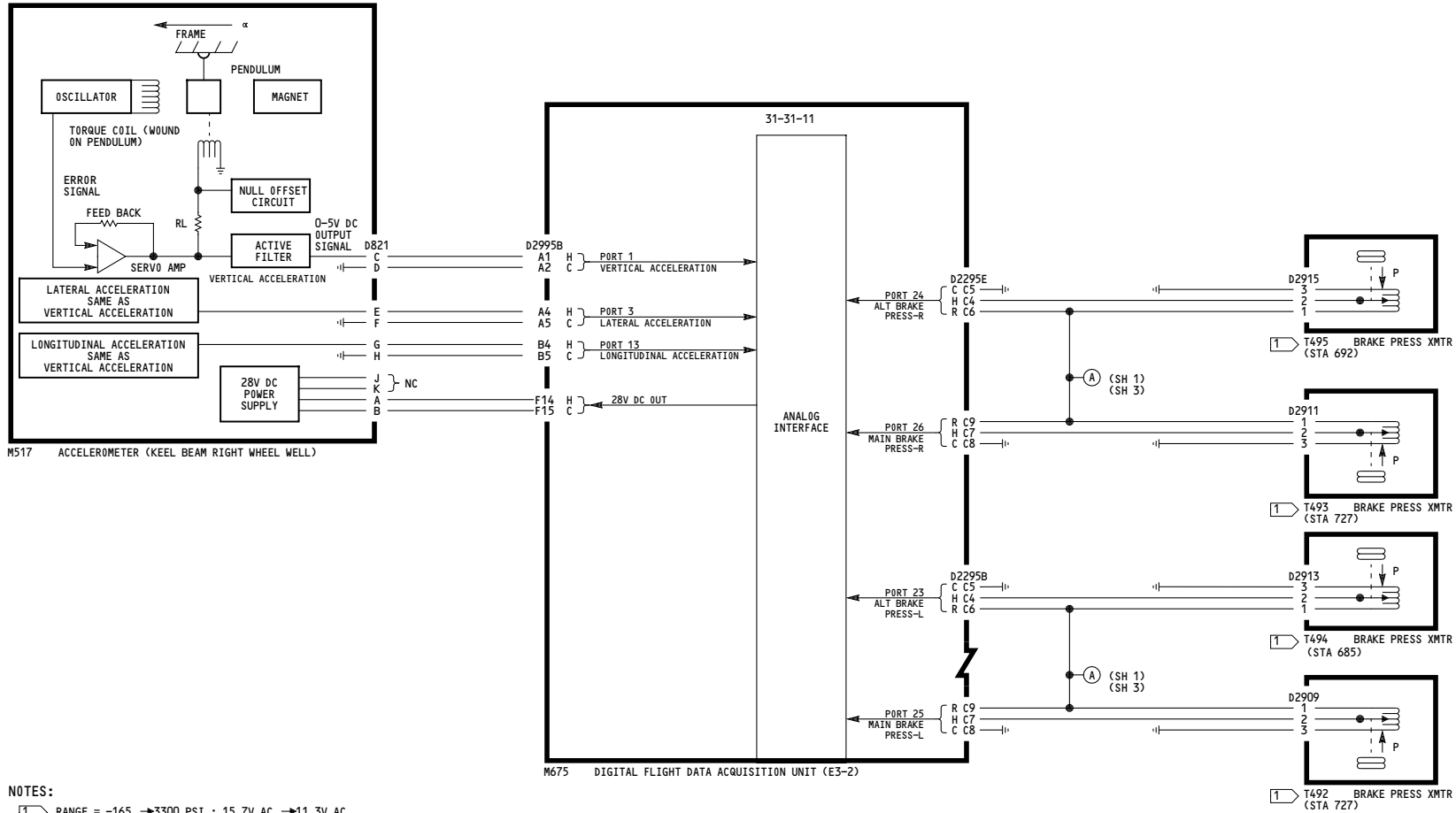
**D** IF BRACKET NOT INSTALLED - CAP & STOW WITH 36 INCHES EXCESS WIRE

WIRING DIAGRAMS			
27-18-01	27-28-02		
27-38-01	27-48-11		
27-62-03	31-31-01		
31-31-31	31-31-39		

YC008-YC030	<b>DIGITAL FLIGHT DATA RECORDER SYSTEM - ANALOG INTERFACE</b>
	D280A203

**31-31-14**

Page 102  
Sheet 1  
Jul 17/2007

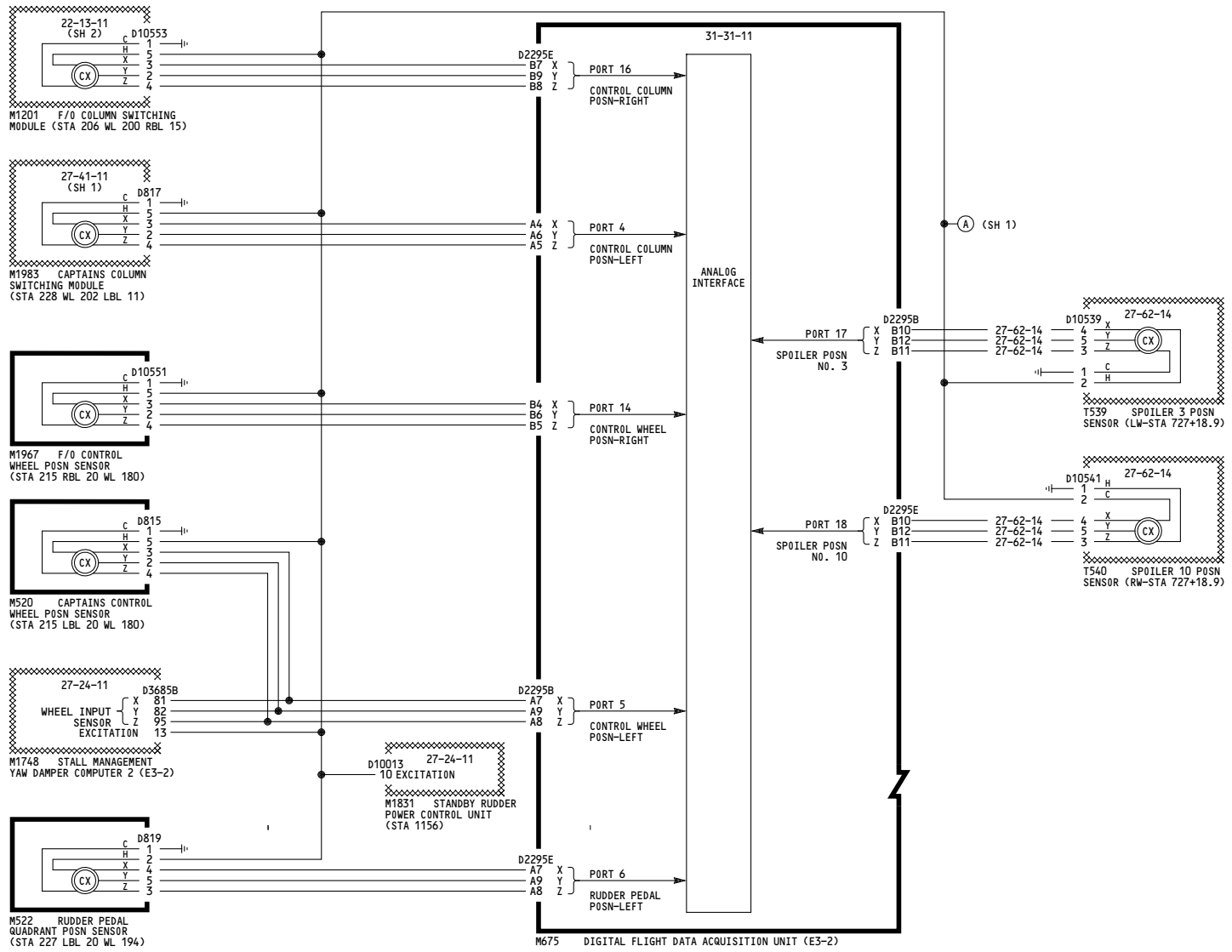


YC008-YC030	<b>DIGITAL FLIGHT DATA RECORDER SYSTEM - ANALOG INTERFACE</b>  D280A203
-------------	---

**31-31-14**

-R  
1

WIRING DIAGRAMS	
27-24-11	
27-62-14	
31-31-14	



YC008-YC030	<p><b>DIGITAL FLIGHT DATA RECORDER SYSTEM - ANALOG INTERFACE</b></p> <p>D280A203</p>
-------------	--

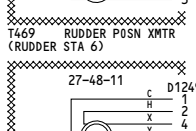
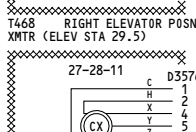
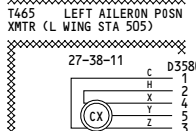
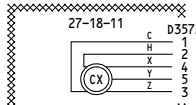
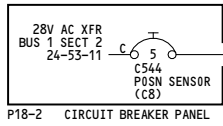
**31-31-14**

Page 102  
Sheet 3  
Oct 15/2007

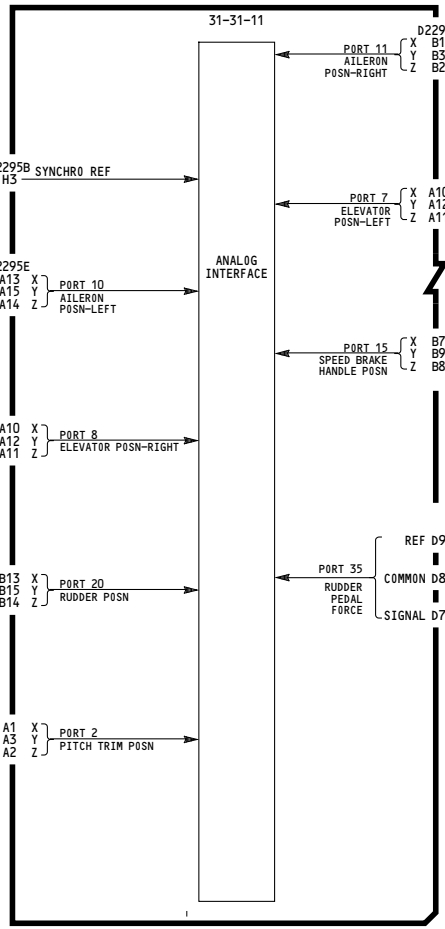


THIS PAGE INTENTIONALLY LEFT BLANK

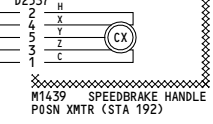
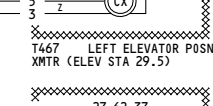
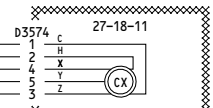
-H  
2



(SH 2)  
(SH 3)



M675 DIGITAL FLIGHT DATA ACQUISITION UNIT (E3-2)



PRESSURE SEAL

**D** IF BRACKET NOT INSTALLED - CAP & STOW WITH 36 INCHES EXCESS WIRE

WIRING DIAGRAMS	
27-18-01	27-28-02
27-38-01	27-48-11
27-62-03	31-31-01
31-31-31	31-31-39

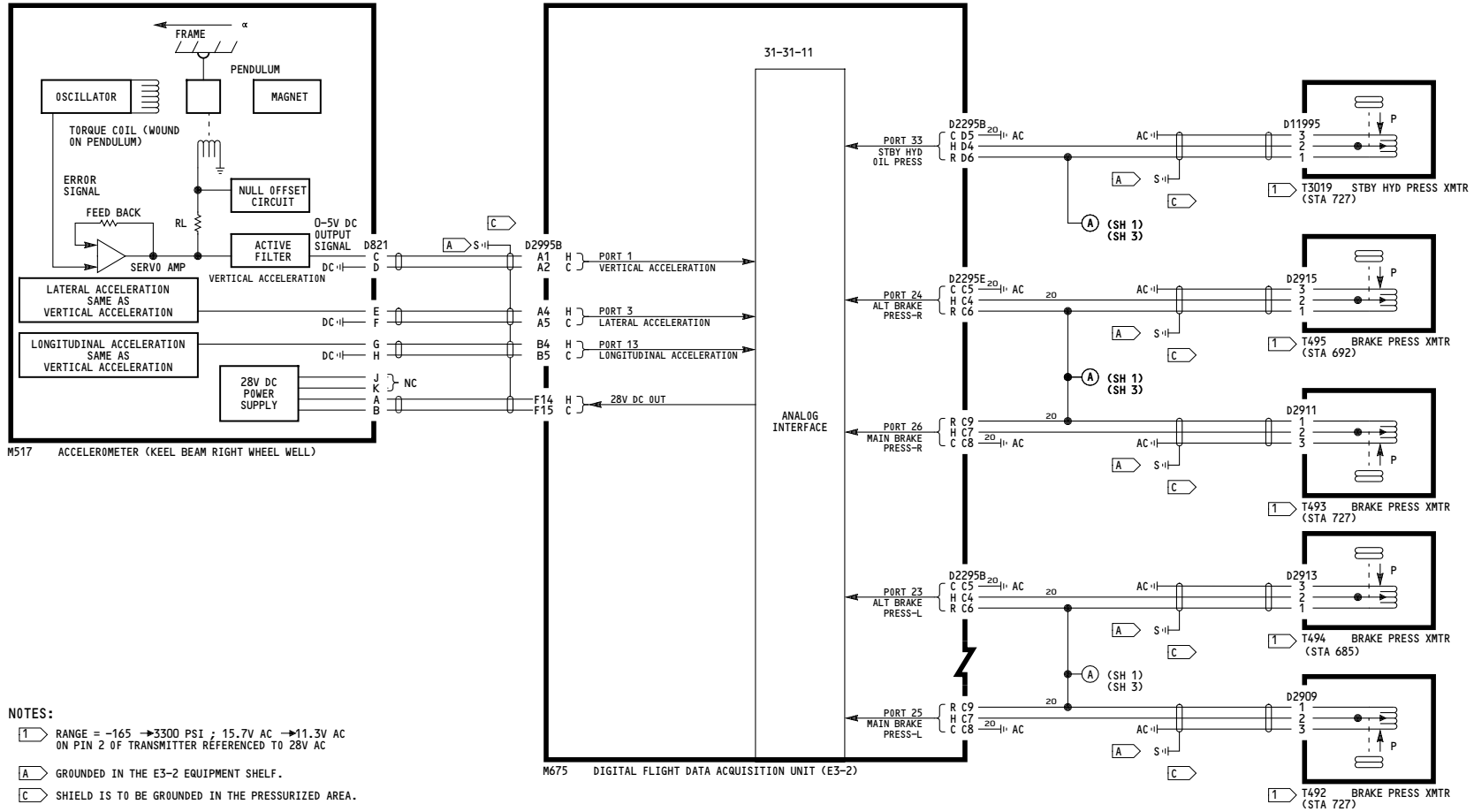
YC031-YC050, YM643-YM670	<b>DIGITAL FLIGHT DATA RECORDER SYSTEM - ANALOG INTERFACE</b>
	D280A203

**31-31-14**

Page 103  
Sheet 1  
Jan 14/2008

-B  
2

WIRING DIAGRAMS  
31-31-14



YC031-YC050, YM643-YM670

**DIGITAL FLIGHT DATA  
RECORDER SYSTEM - ANALOG  
INTERFACE**

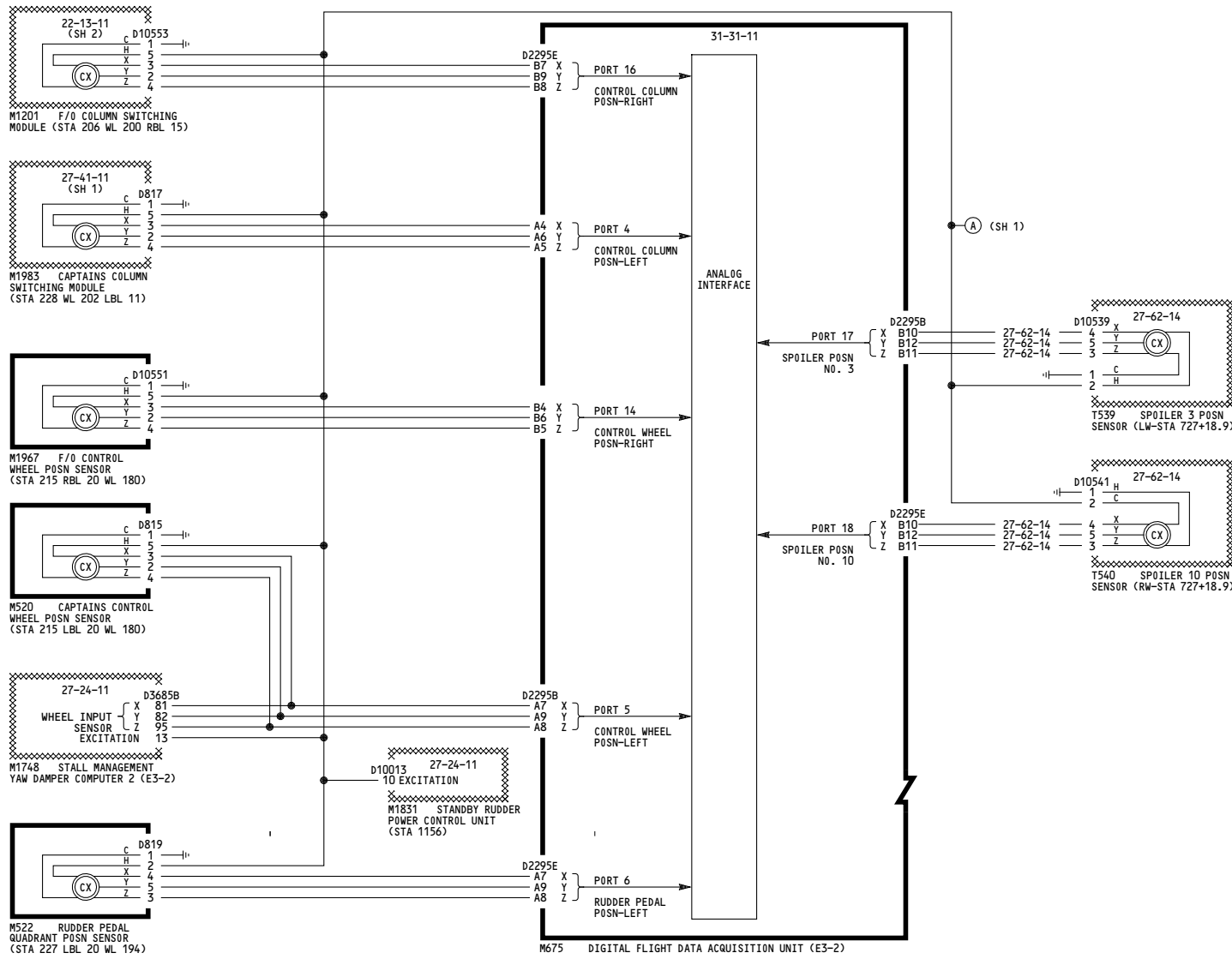
D280A203

**31-31-14**

Page 103  
Sheet 2  
Jan 14/2008

-R  
1

WIRING DIAGRAMS	
27-24-11	
27-62-14	
31-31-14	



YC031-YC050, YM643-YM670

**DIGITAL FLIGHT DATA  
RECORDER SYSTEM - ANALOG  
INTERFACE**

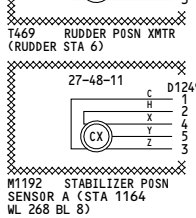
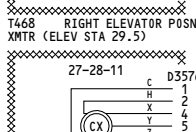
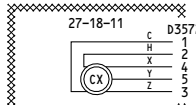
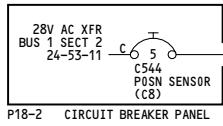
D280A203

**31-31-14**

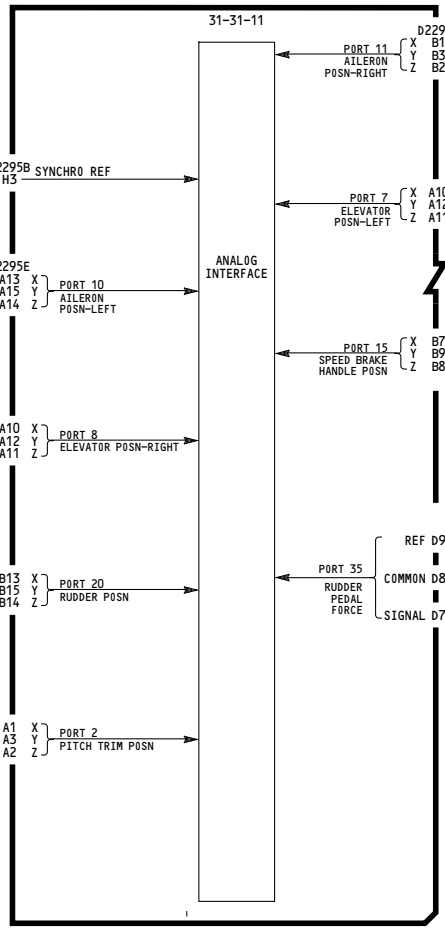
Page 103  
Sheet 3  
Jan 14/2008

THIS PAGE INTENTIONALLY LEFT BLANK

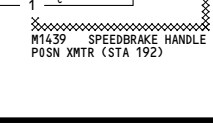
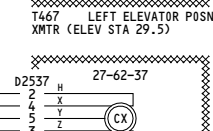
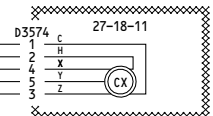
-H  
2



(SH 2)  
(SH 3)



M675 DIGITAL FLIGHT DATA ACQUISITION UNIT (E3-2)



PRESSURE SEAL

D IF BRACKET NOT INSTALLED - CAP & STOW WITH 36 INCHES EXCESS WIRE

WIRING DIAGRAMS	
27-18-01	27-28-02
27-38-01	27-48-11
27-62-03	31-31-01
31-31-31	31-31-39

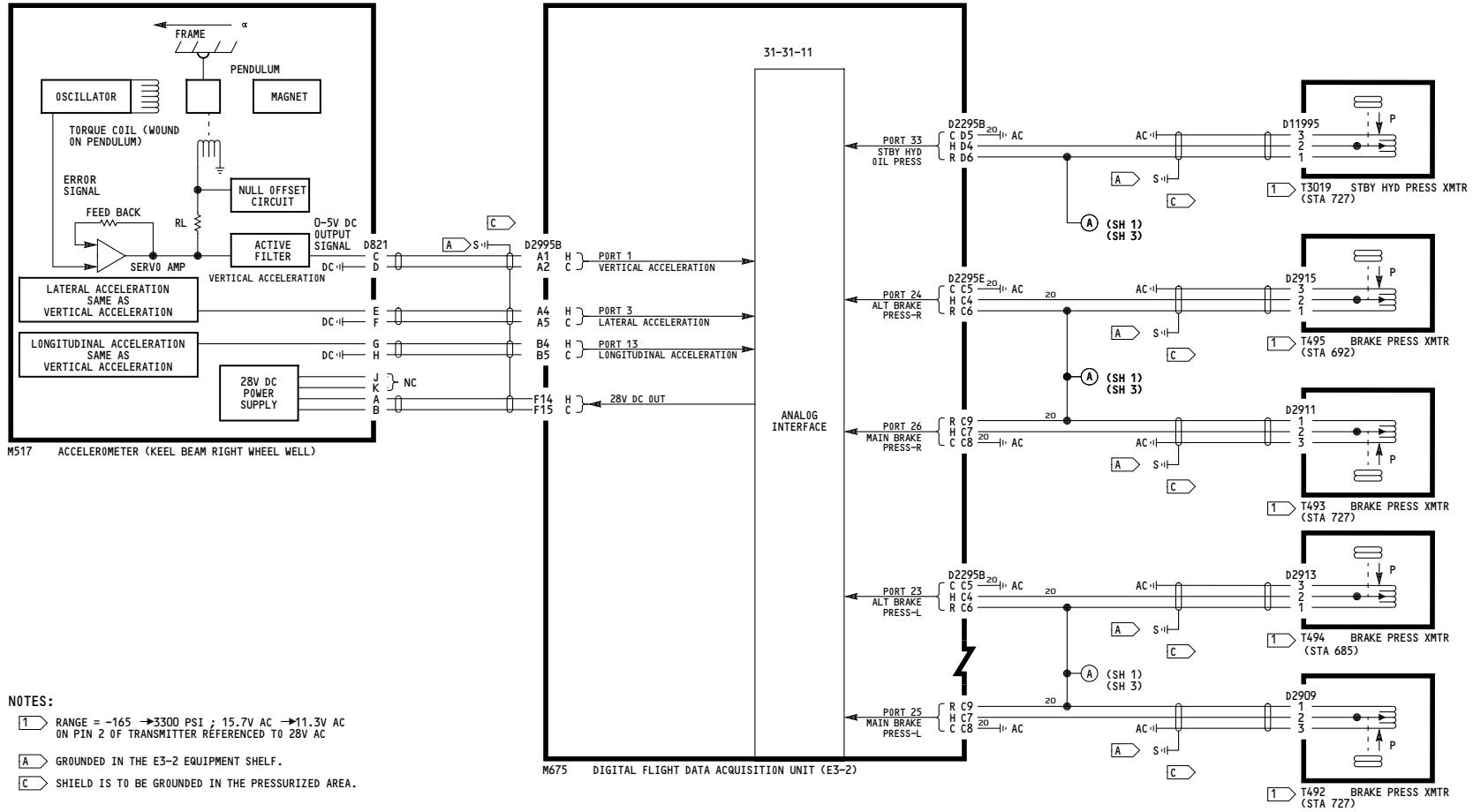
<p>YK901-YL430</p>	<p><b>DIGITAL FLIGHT DATA RECORDER SYSTEM - ANALOG INTERFACE</b></p> <p>D280A203</p>
--------------------	--

31-31-14

Page 104  
Sheet 1  
Feb 09/2009

-A  
3

WIRING DIAGRAMS  
31-31-14



YK901-YL430

**DIGITAL FLIGHT DATA  
RECORDER SYSTEM - ANALOG  
INTERFACE**

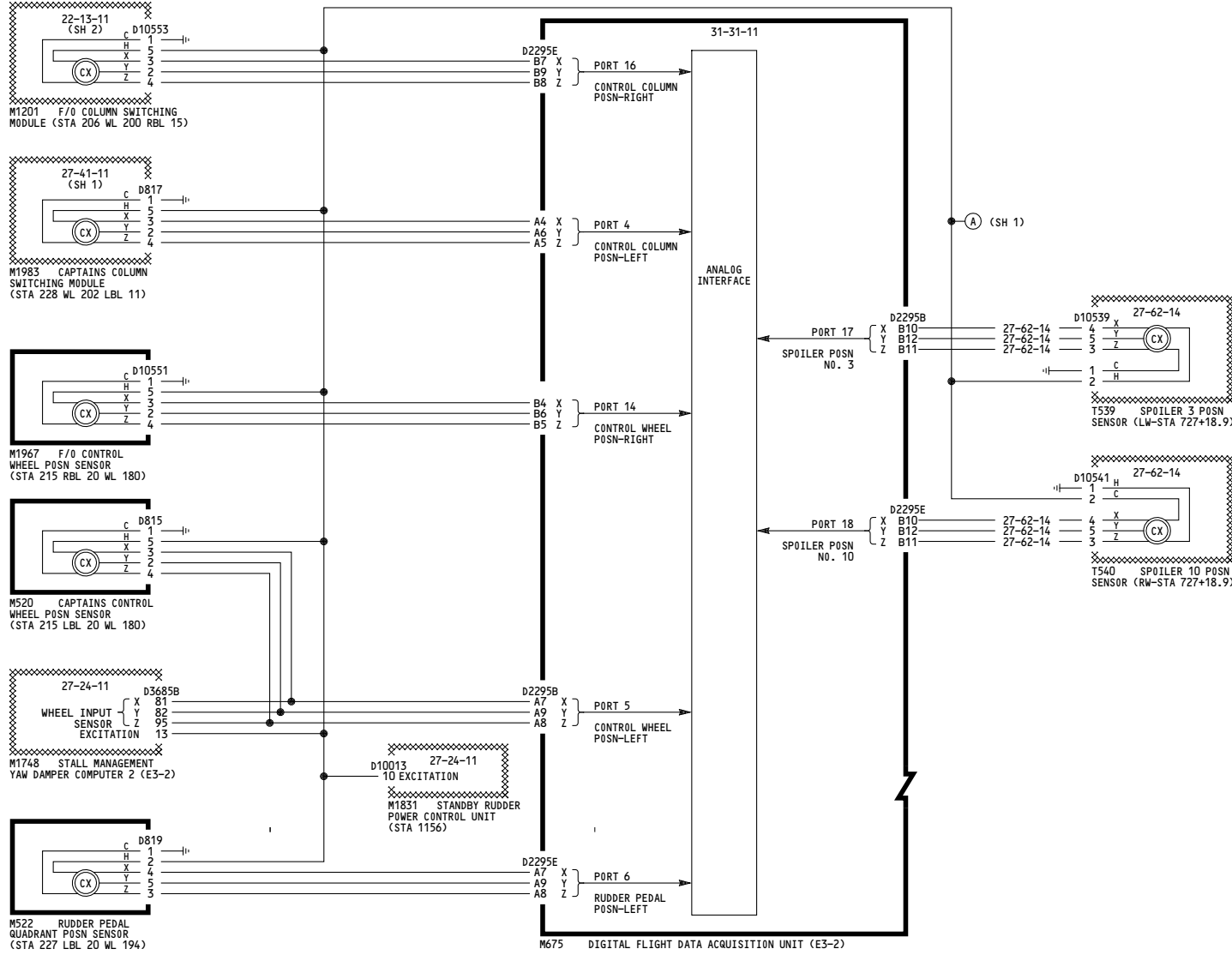
D280A203

**31-31-14**

Page 104  
Sheet 2  
Feb 09/2009

-R  
1

WIRING DIAGRAMS	
27-24-11	
27-62-14	
31-31-14	



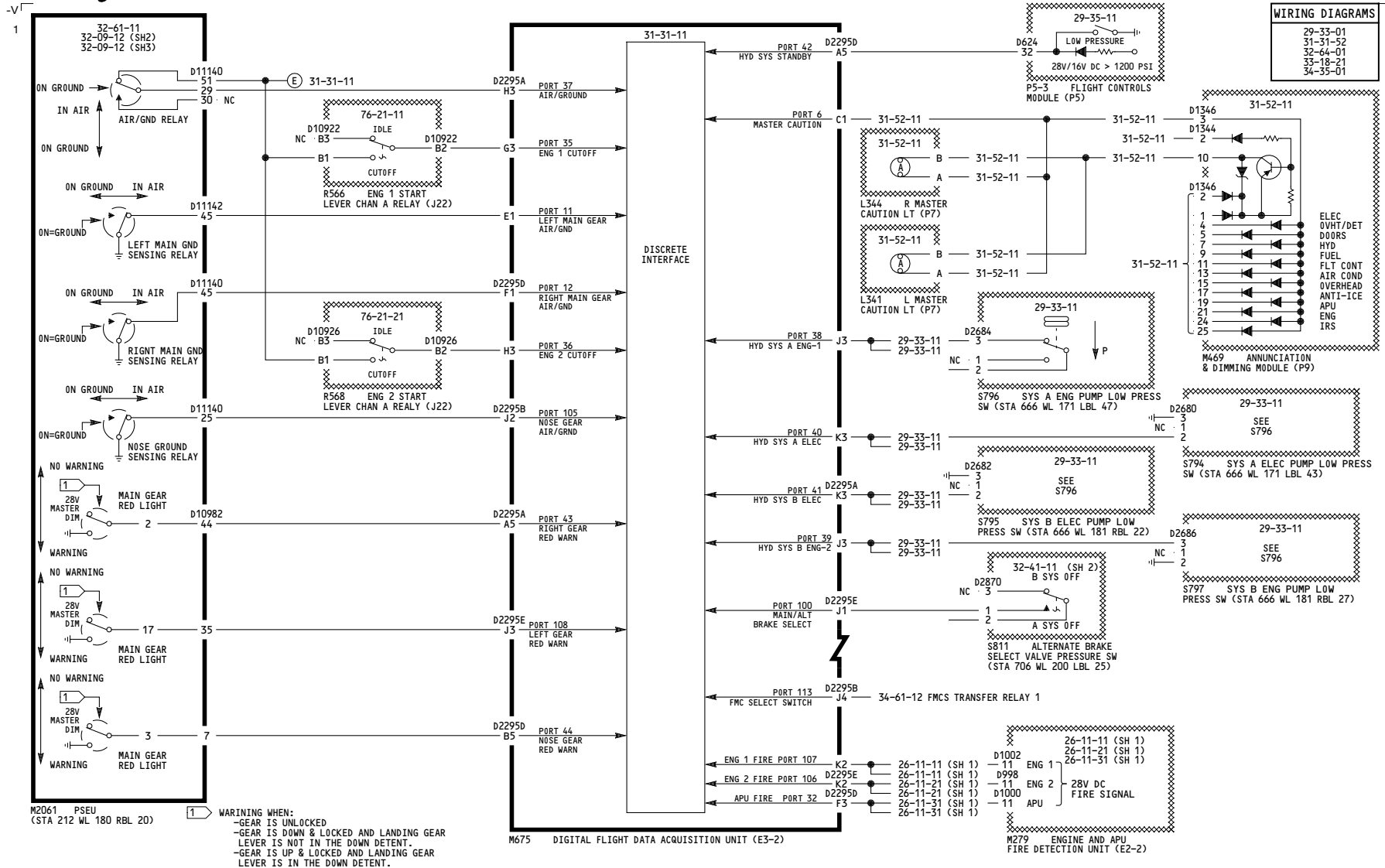
YK901-YL430	<p><b>DIGITAL FLIGHT DATA RECORDER SYSTEM - ANALOG INTERFACE</b></p> <p>D280A203</p>
-------------	--

**31-31-14**

Page 104  
Sheet 3  
Feb 09/2009



THIS PAGE INTENTIONALLY LEFT BLANK



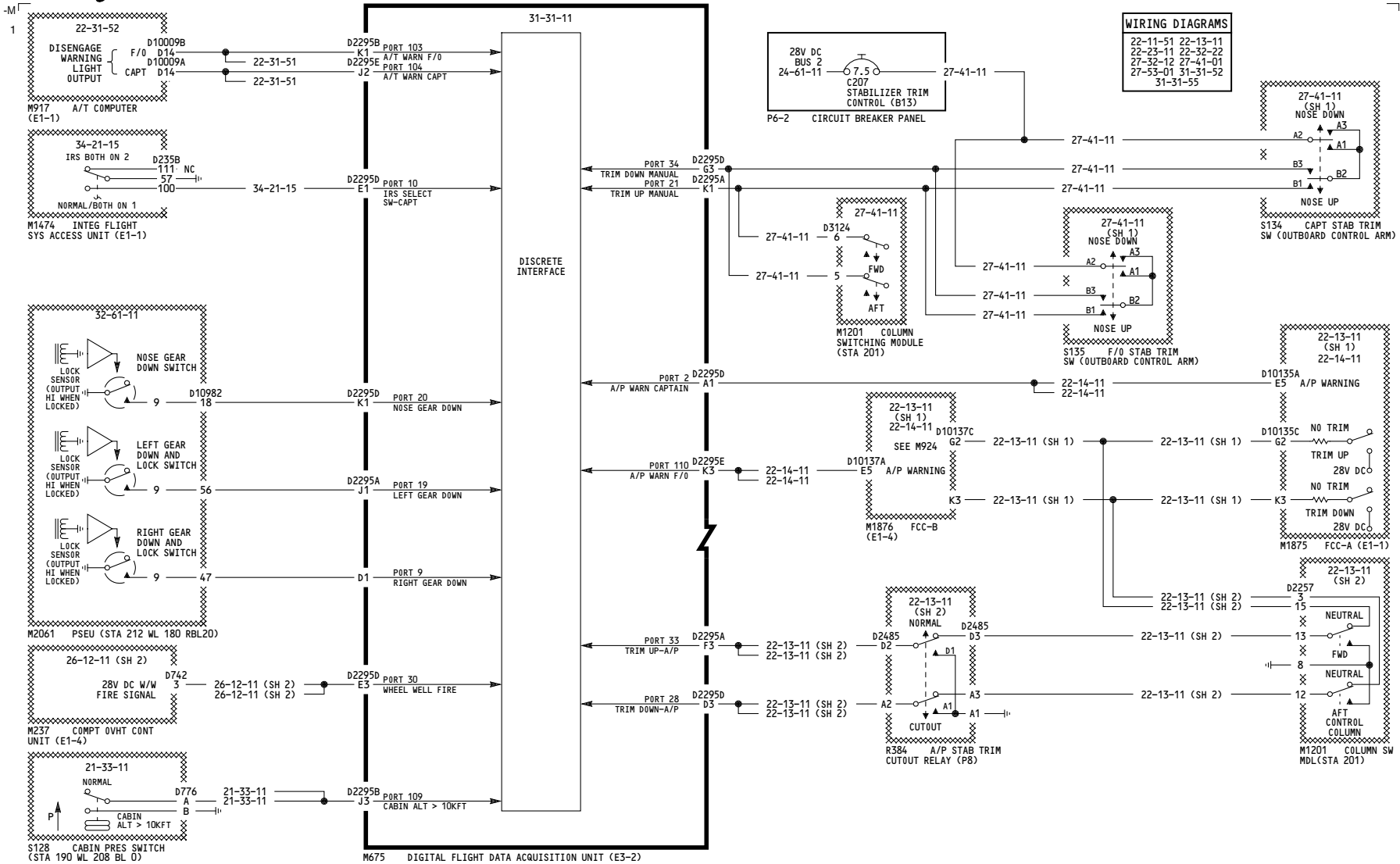
YC001-YC007

**DIGITAL FLIGHT DATA RECORDER SYSTEM DISCRETE INTERFACE**

D280A203

**31-31-15**

Page 101.1  
Sheet 1  
Aug 13/2008



YC001-YC007

**DIGITAL FLIGHT DATA  
RECORDER SYSTEM DISCRETE  
INTERFACE**

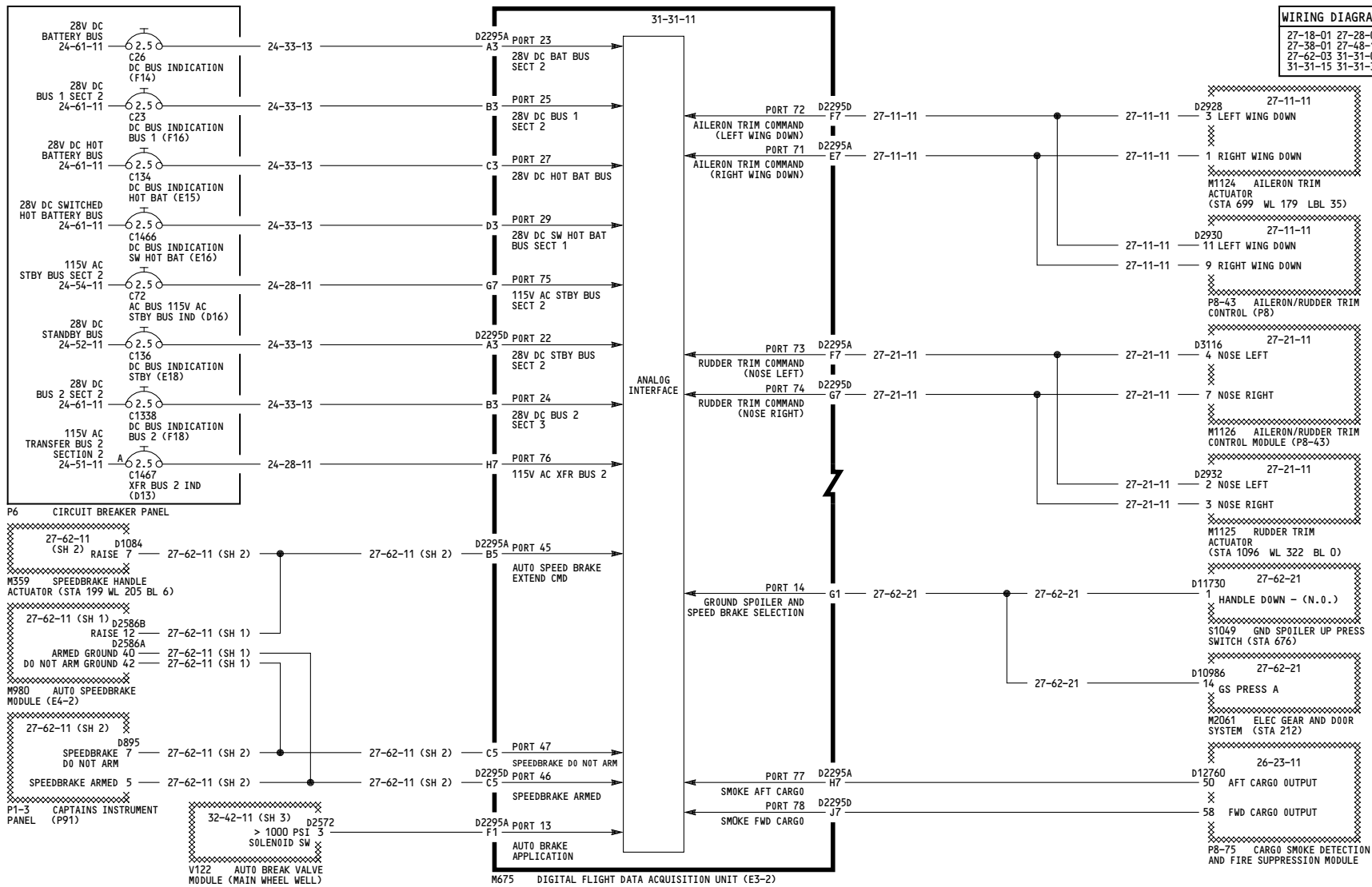
D280A203

**31-31-15**

 Page 101.1  
Sheet 2  
Aug 13/2008

11

WIRING DIAGRAMS		
27-18-01	27-28-02	
27-38-01	27-48-11	
27-62-03	31-31-01	
31-31-15	31-31-31	



YC001-YC007

**DIGITAL FLIGHT DATA RECORDER SYSTEM DISCRETE INTERFACE**

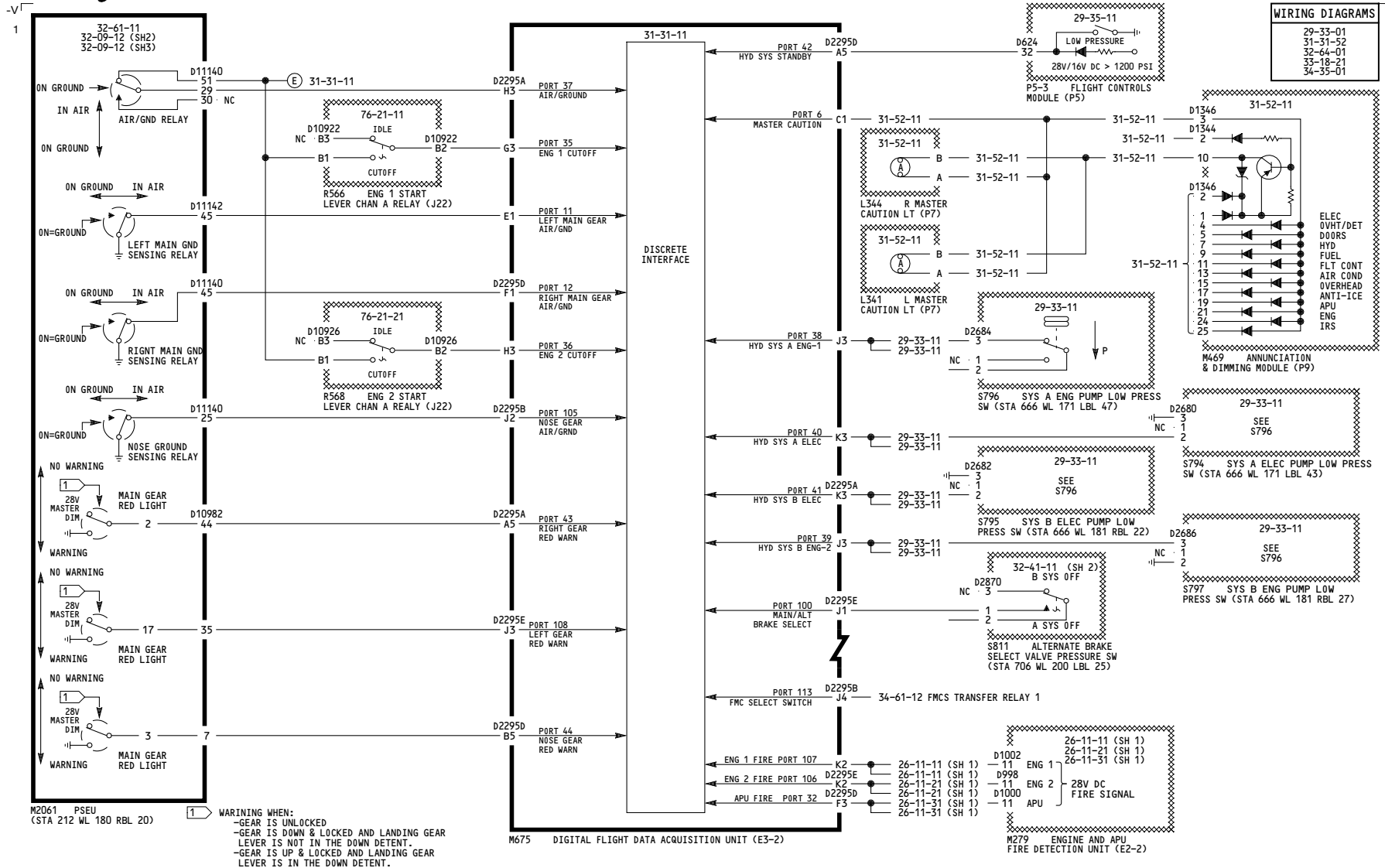
D280A203

Incorporates  
26A1083 R01

**31-31-15**

Page 101.1  
Sheet 3  
Aug 13/2008

THIS PAGE INTENTIONALLY LEFT BLANK

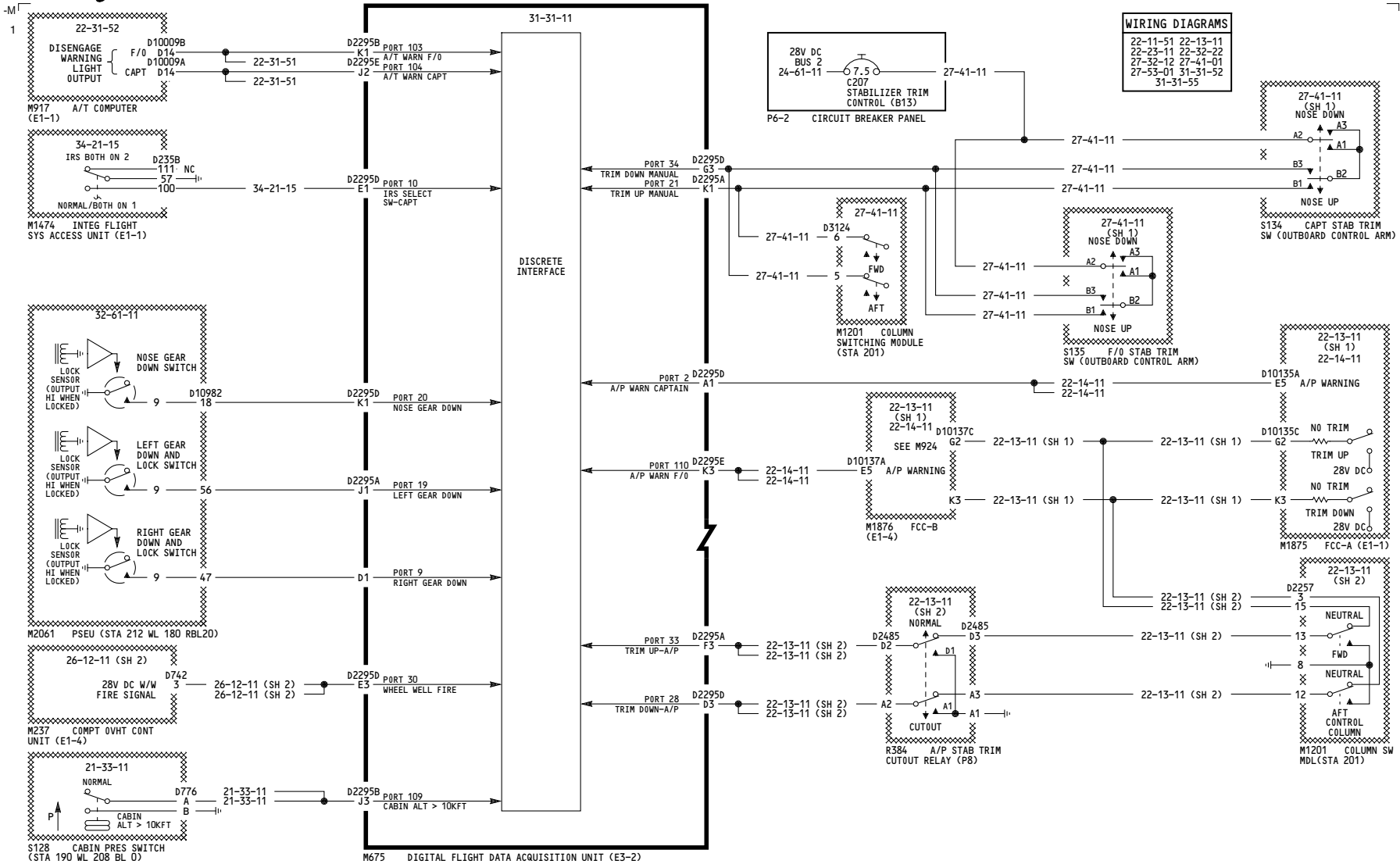


YC008-YC019

**DIGITAL FLIGHT DATA RECORDER SYSTEM DISCRETE INTERFACE**

D280A203

**31-31-15**



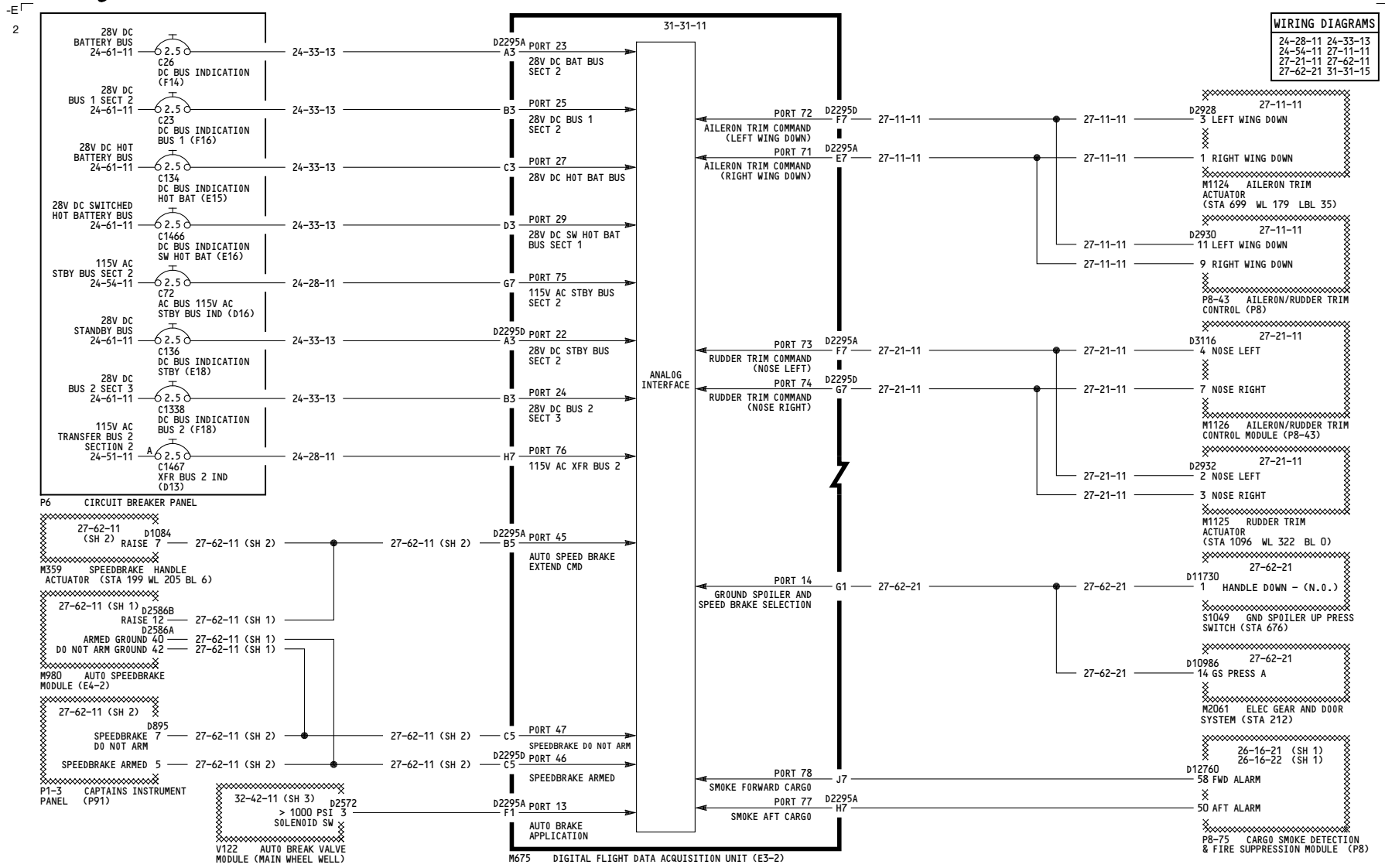
YC008-YC019

**DIGITAL FLIGHT DATA  
RECORDER SYSTEM DISCRETE  
INTERFACE**

D280A203

**31-31-15**

Page 102  
Sheet 2  
Mar 31/2005



WIRING DIAGRAMS	
24-28-11	24-33-13
24-54-11	27-11-11
27-21-11	27-62-11
27-62-21	31-31-15

YC008-YC019

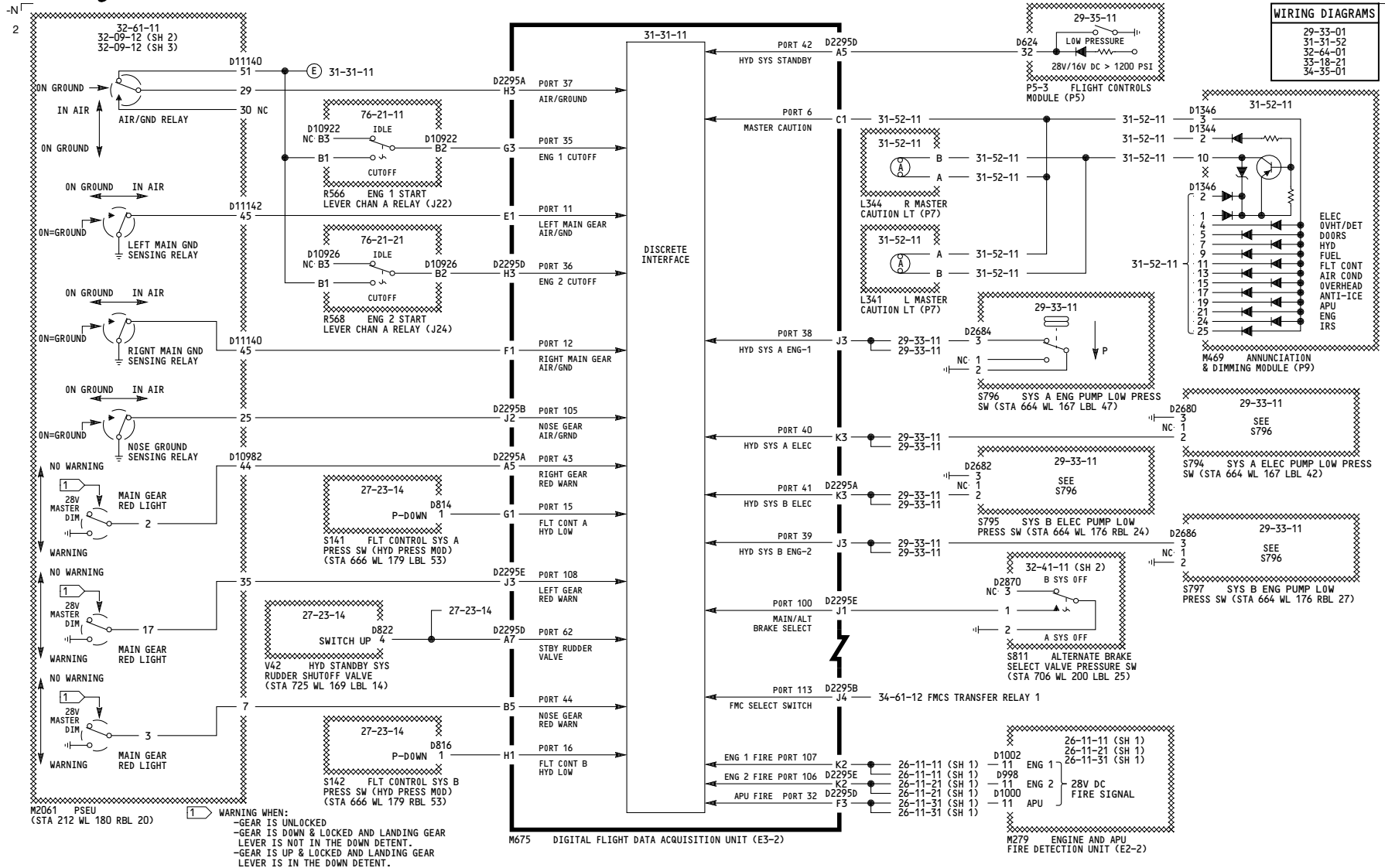
**DIGITAL FLIGHT DATA RECORDER SYSTEM DISCRETE INTERFACE**

D280A203

**31-31-15**



THIS PAGE INTENTIONALLY LEFT BLANK

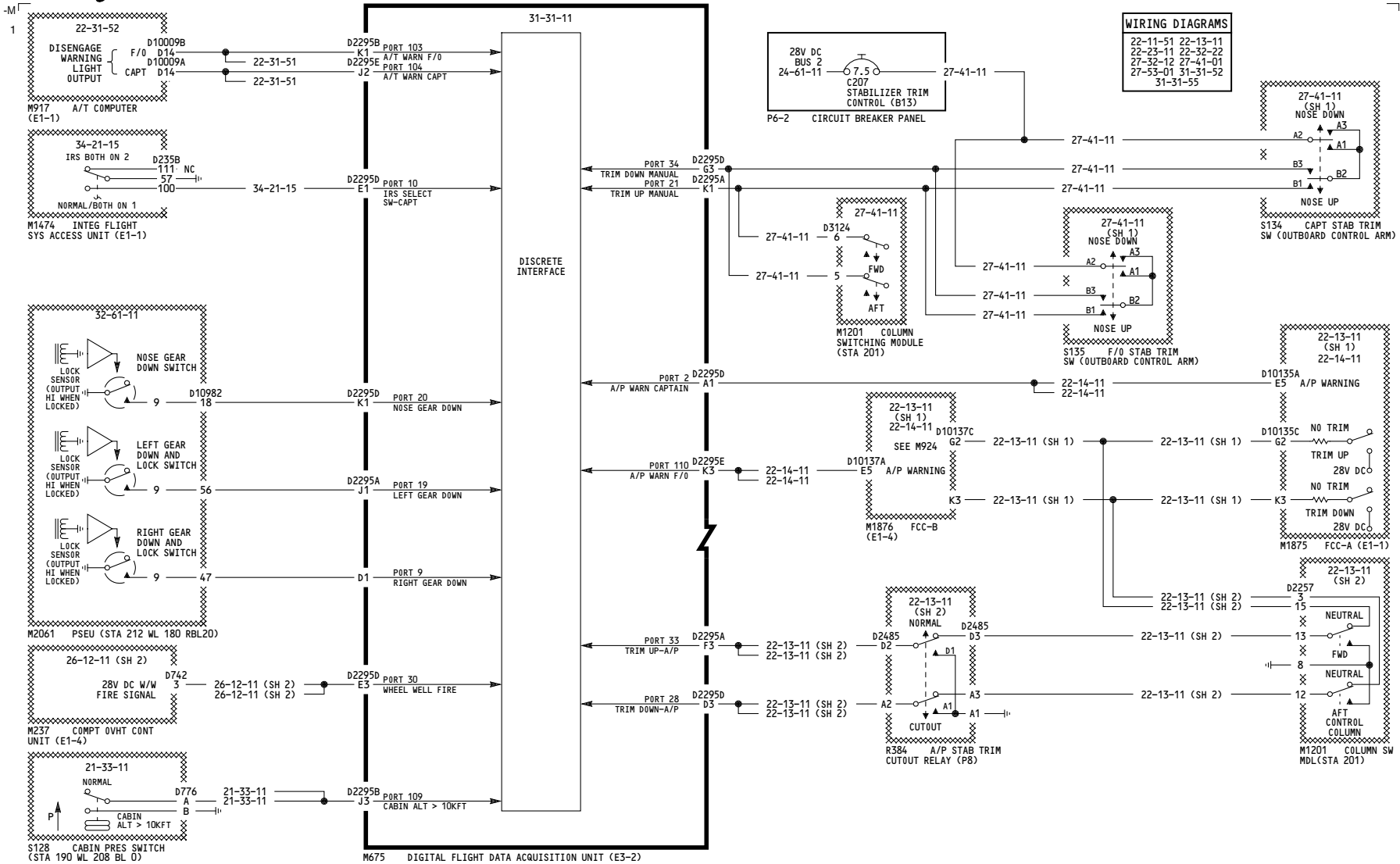


YC020-YC030

**DIGITAL FLIGHT DATA RECORDER SYSTEM DISCRETE INTERFACE**

D280A203

31-31-15



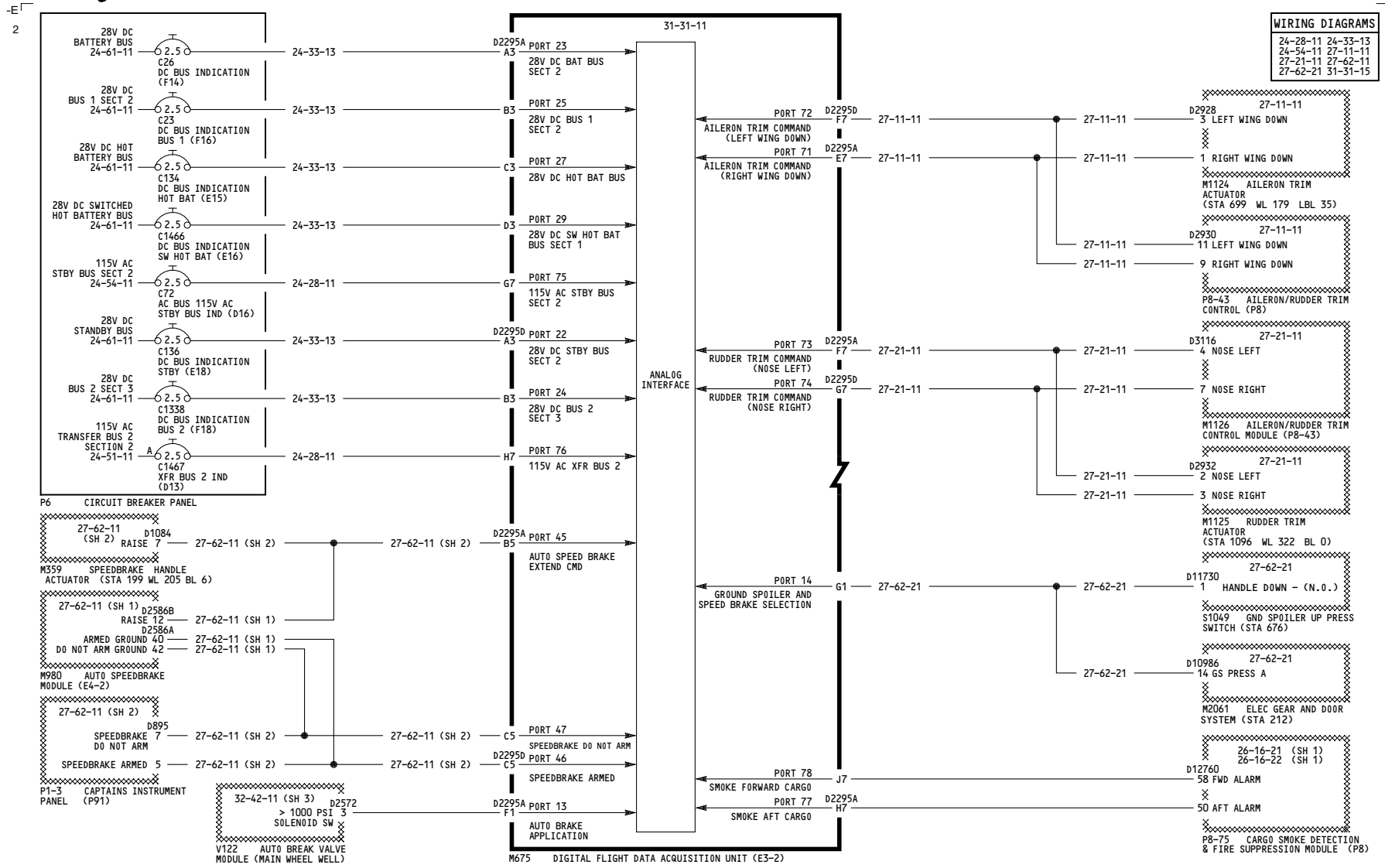
YC020-YC030

**DIGITAL FLIGHT DATA  
RECORDER SYSTEM DISCRETE  
INTERFACE**

D280A203

**31-31-15**

Page 103  
Sheet 2  
Jul 17/2007



WIRING DIAGRAMS	
24-28-11	24-33-13
24-54-11	27-11-11
27-21-11	27-62-11
27-62-21	31-31-15

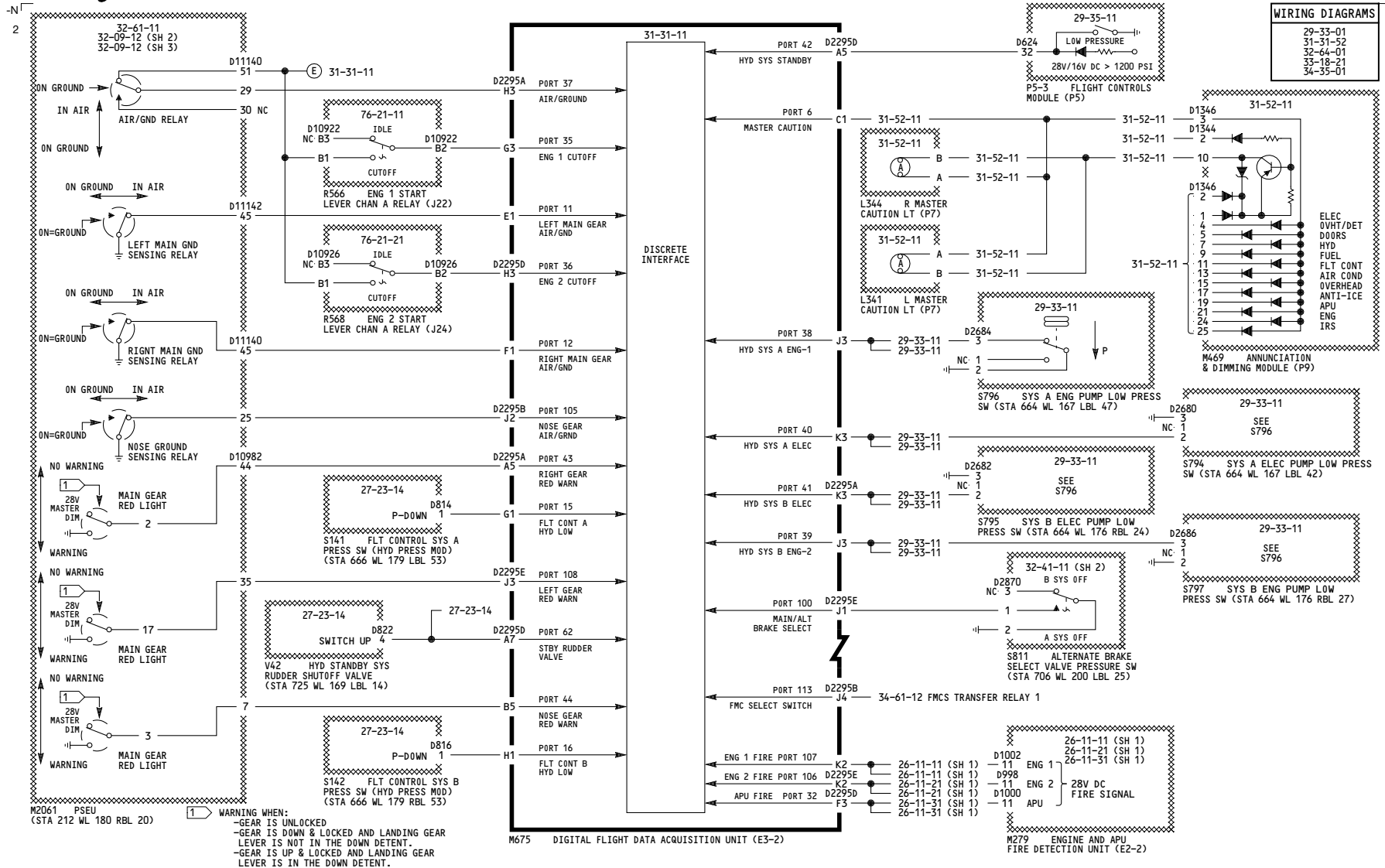
YC020-YC030

**DIGITAL FLIGHT DATA RECORDER SYSTEM DISCRETE INTERFACE**

D280A203

**31-31-15**

THIS PAGE INTENTIONALLY LEFT BLANK

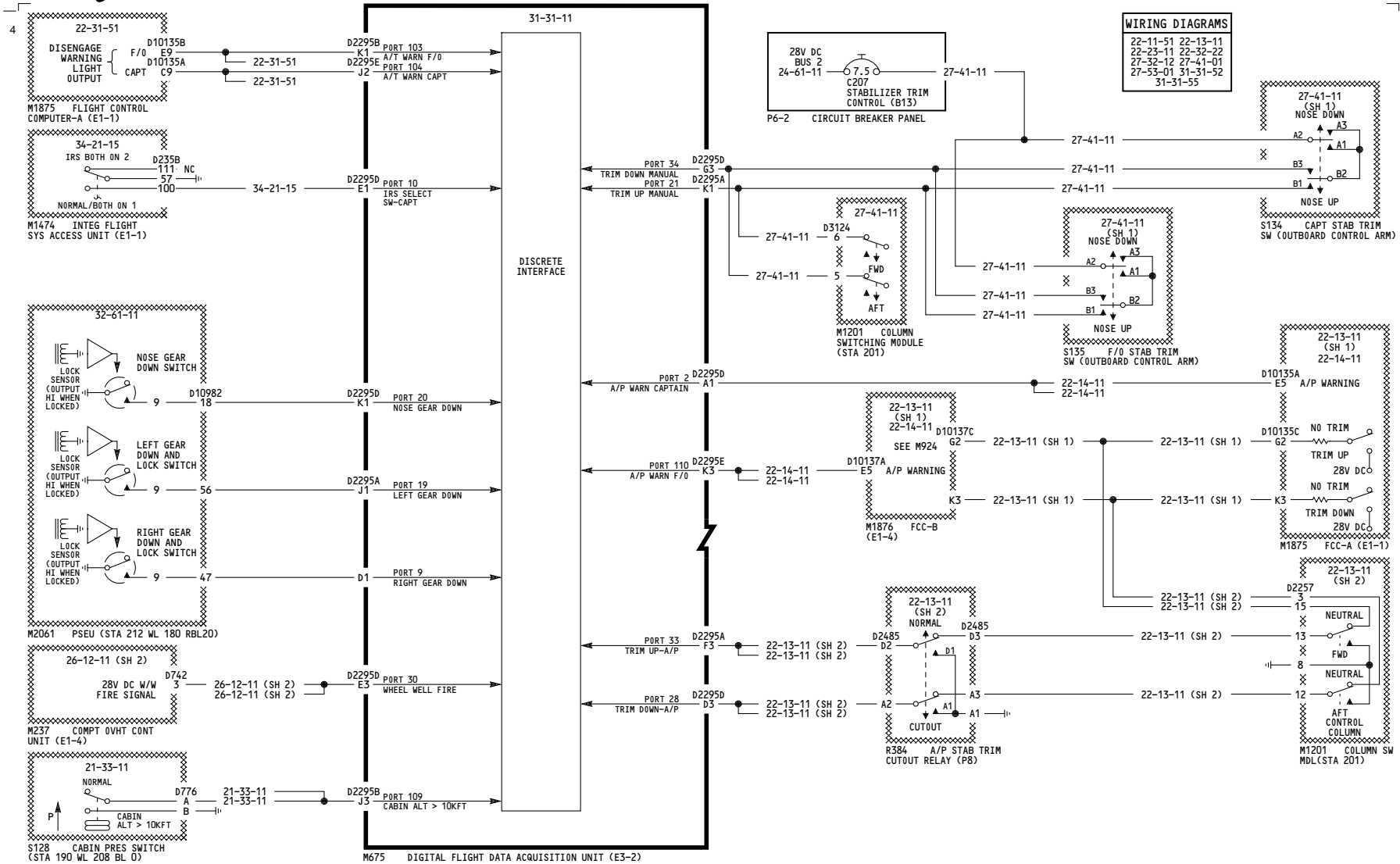


YK901-YK909, YL401

**DIGITAL FLIGHT DATA RECORDER SYSTEM DISCRETE INTERFACE**

D280A203

**31-31-15**



YK901-YK909, YL401

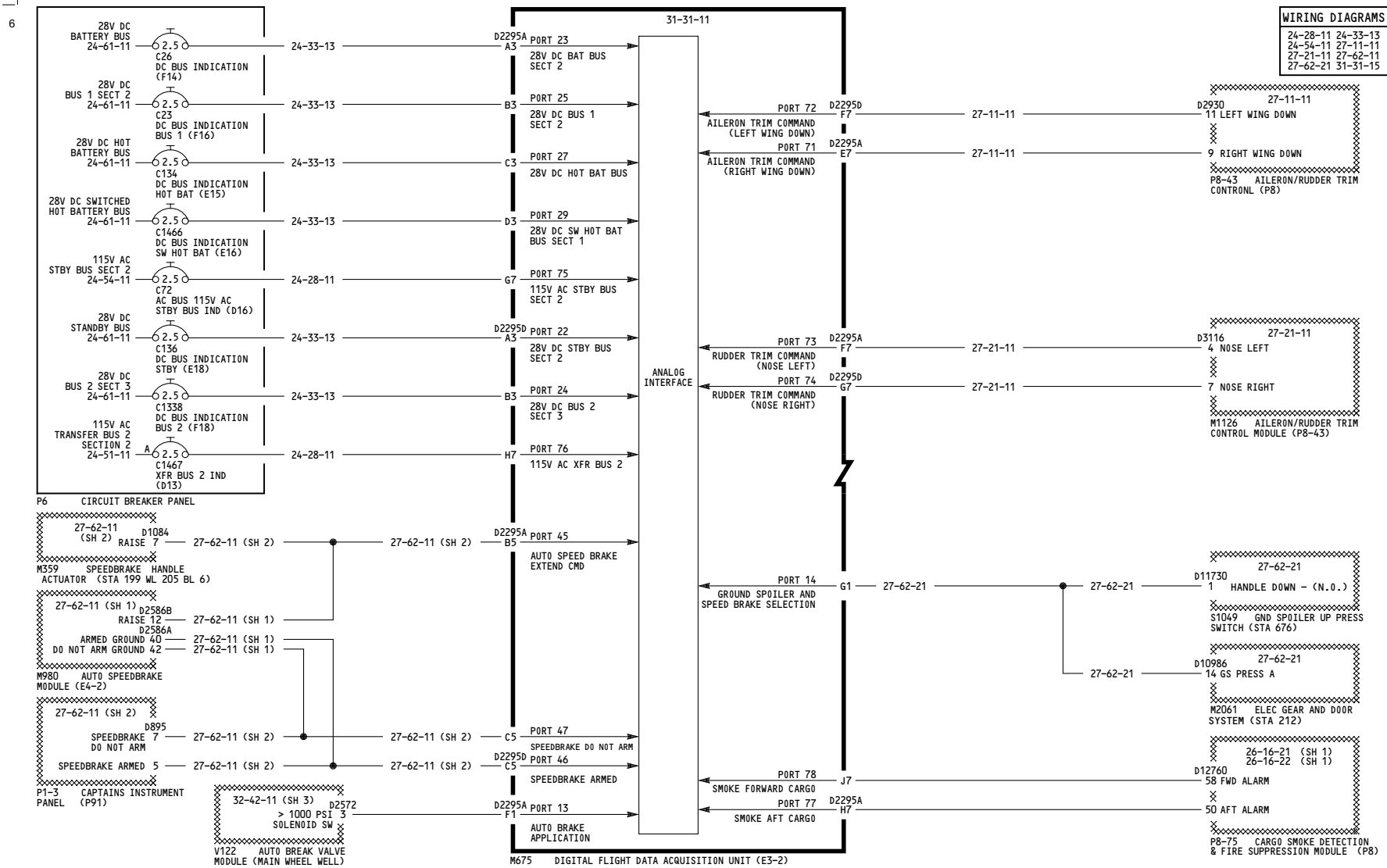
**DIGITAL FLIGHT DATA RECORDER SYSTEM DISCRETE INTERFACE**

D280A203

**31-31-15**

Page 104  
Sheet 2  
Aug 13/2008

WIRING DIAGRAMS	
24-28-11	24-33-13
24-54-11	27-11-11
27-21-11	27-62-11
27-62-21	31-31-15



YK901-YK909, YL401

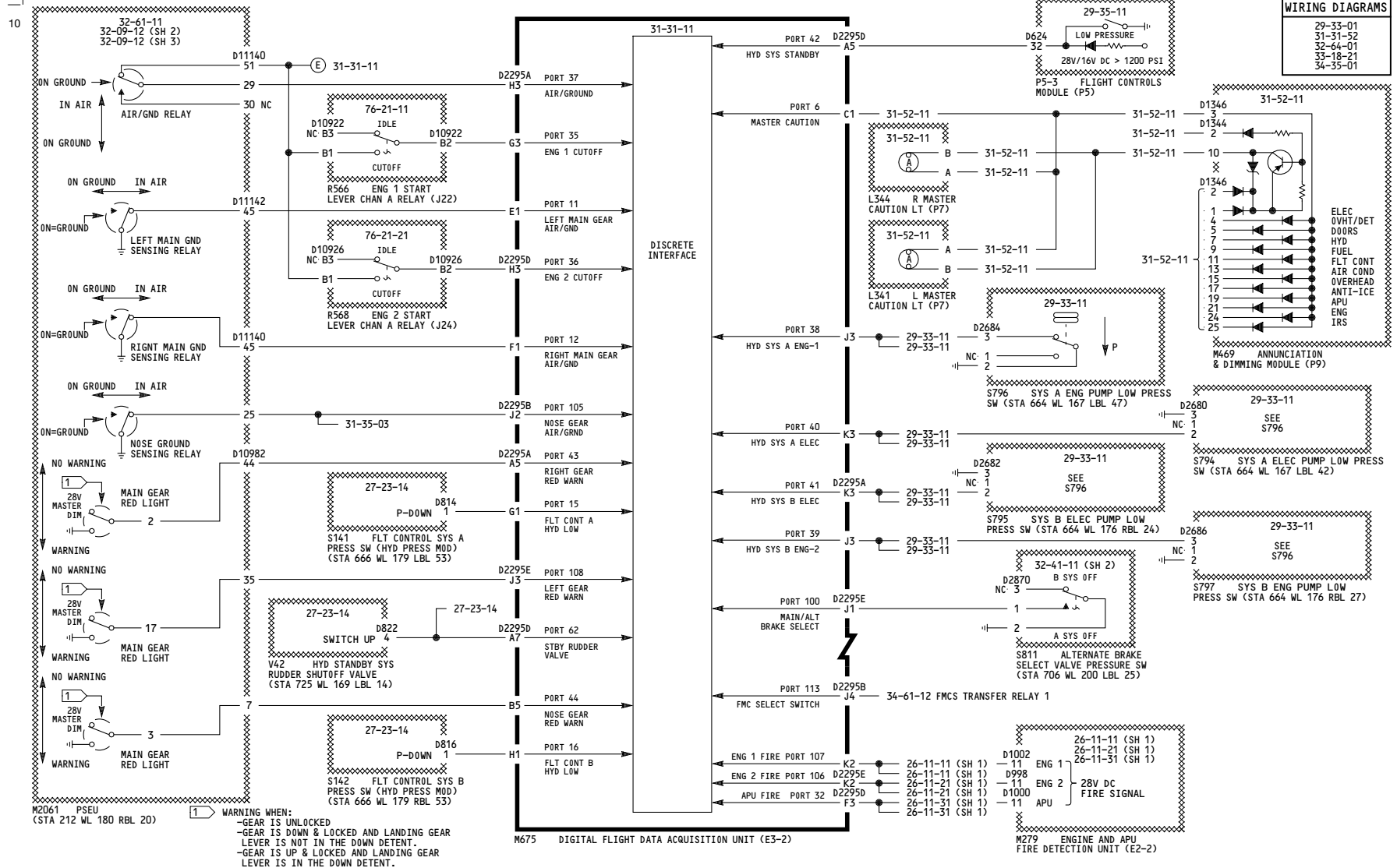
**DIGITAL FLIGHT DATA  
RECORDER SYSTEM DISCRETE  
INTERFACE**

D280A203

**31-31-15**



THIS PAGE INTENTIONALLY LEFT BLANK

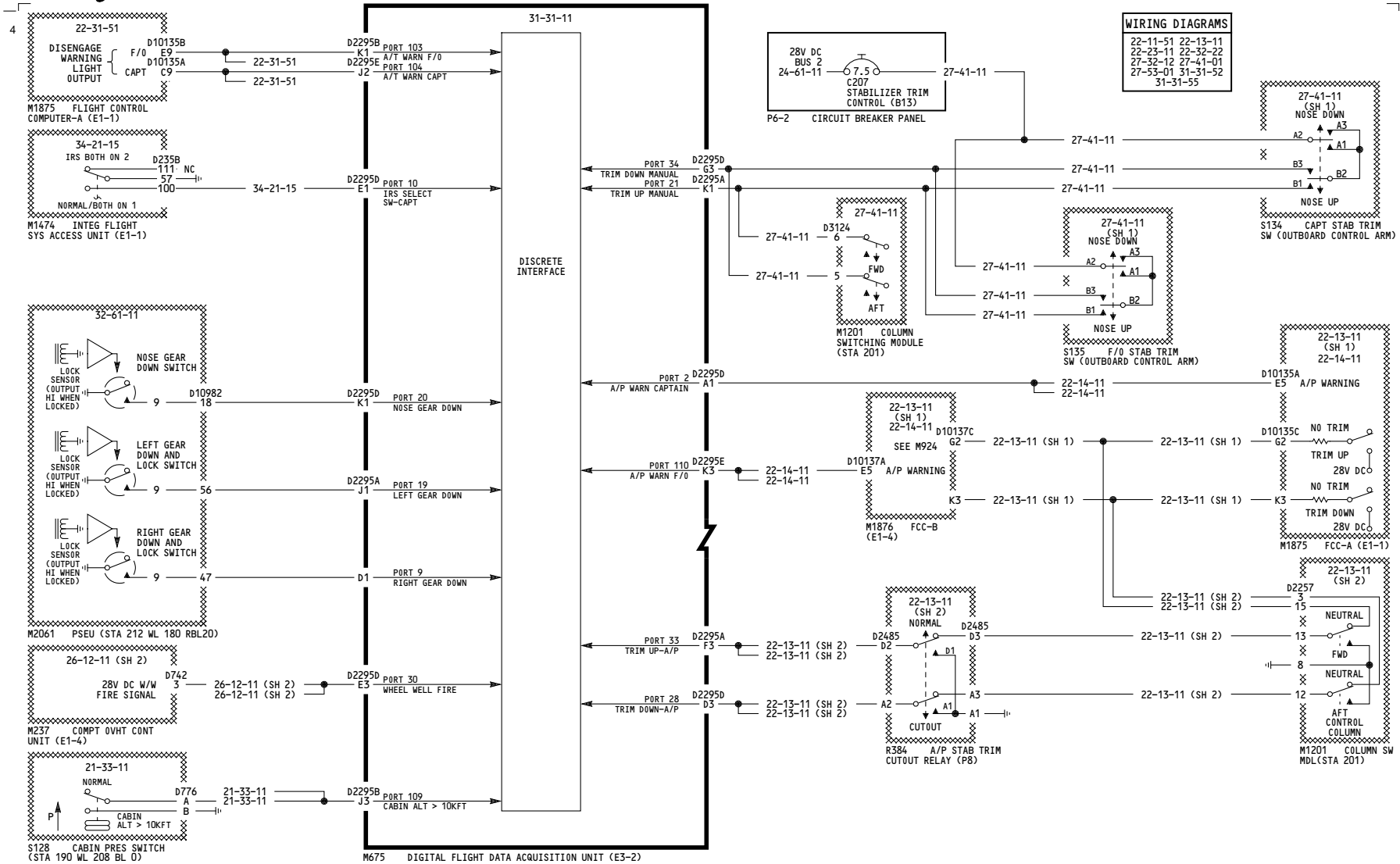


YK910-YK912, YK918-YK919, YL421-YL429

**DIGITAL FLIGHT DATA RECORDER SYSTEM DISCRETE INTERFACE**

D280A203

**31-31-15**



YK910-YK912, YK918-YK919, YL421-YL429

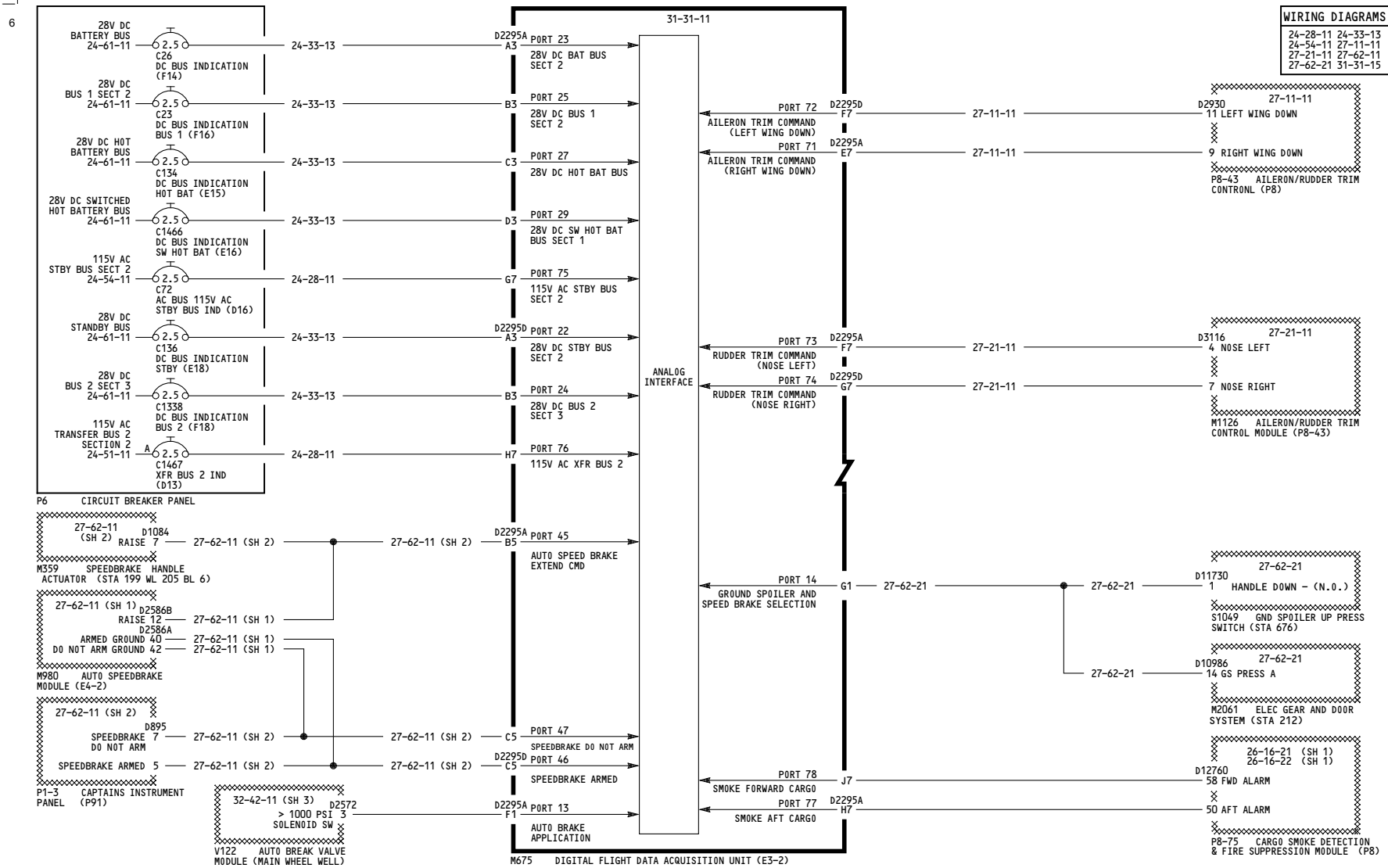
**DIGITAL FLIGHT DATA  
RECORDER SYSTEM DISCRETE  
INTERFACE**

D280A203

**31-31-15**

Page 105  
Sheet 2  
May 11/2009

WIRING DIAGRAMS	
24-28-11	24-33-13
24-54-11	27-11-11
27-21-11	27-62-11
27-62-21	31-31-15



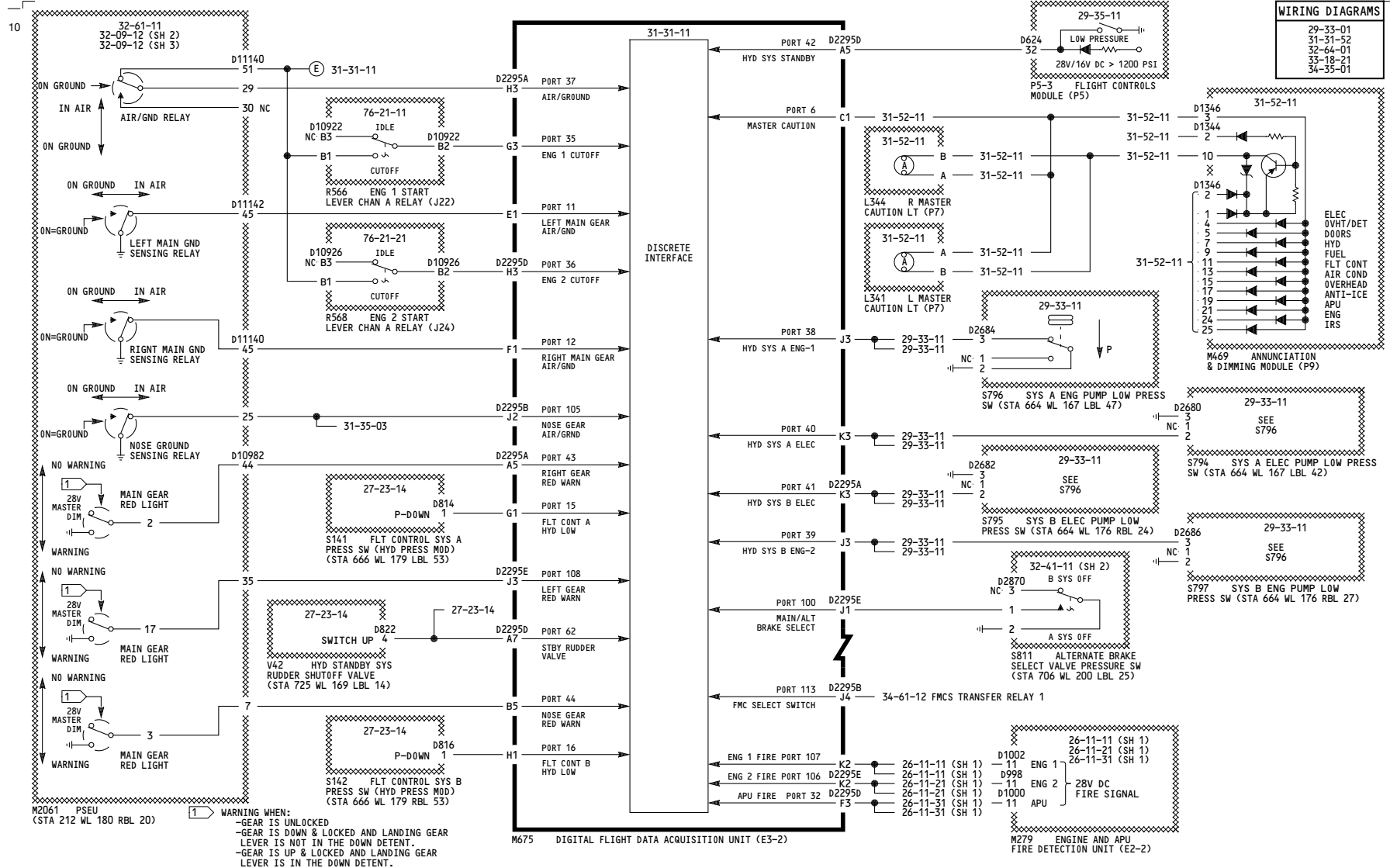
YK910-YK912, YK918-YK919, YL421-YL429

**DIGITAL FLIGHT DATA RECORDER SYSTEM DISCRETE INTERFACE**

D280A203

**31-31-15**

THIS PAGE INTENTIONALLY LEFT BLANK



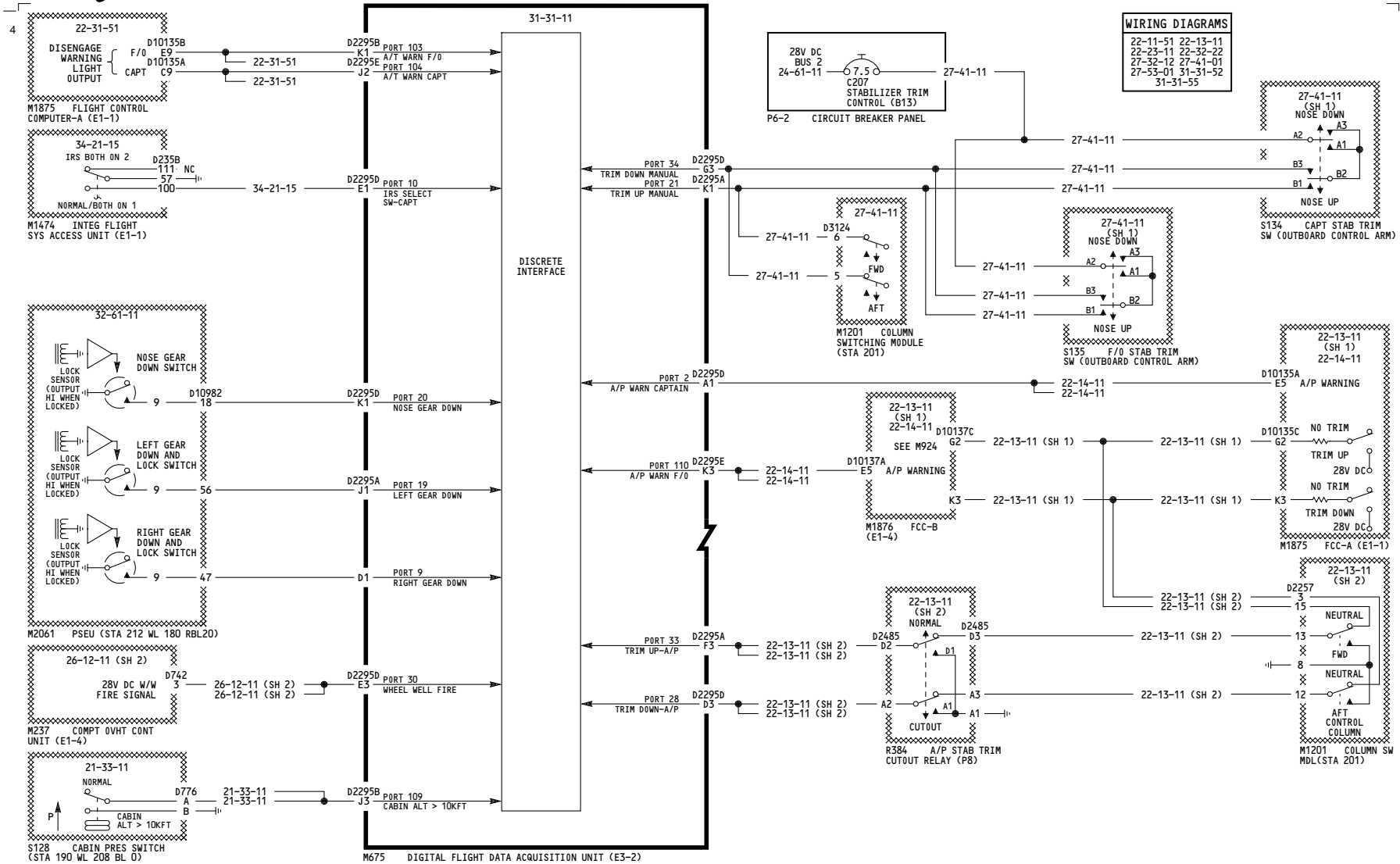
YM643-YM652

**DIGITAL FLIGHT DATA RECORDER SYSTEM DISCRETE INTERFACE**

D280A203

**31-31-15**

Page 106  
Sheet 1  
May 11/2009



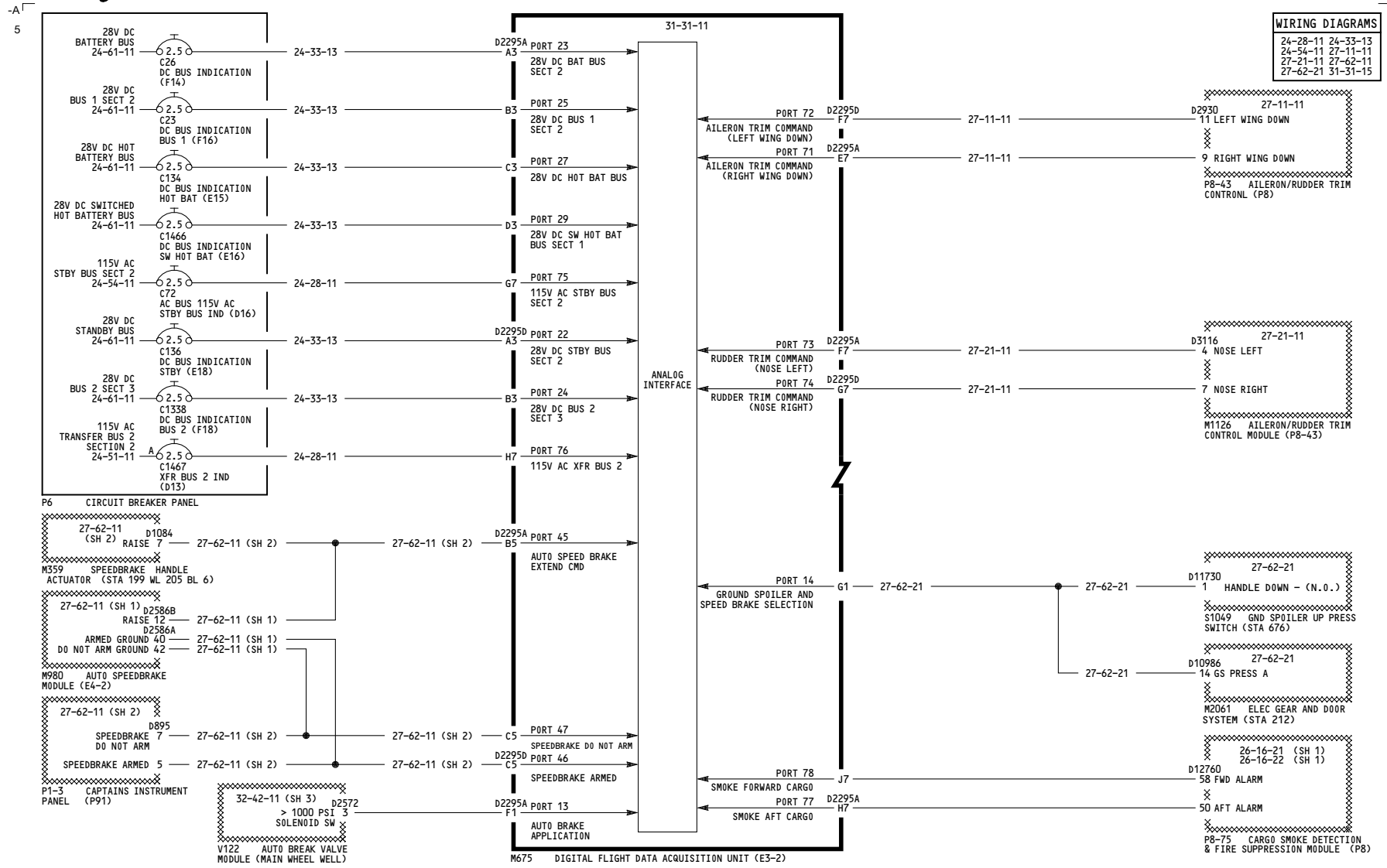
YM643-YM652

**DIGITAL FLIGHT DATA  
RECORDER SYSTEM DISCRETE  
INTERFACE**

D280A203

**31-31-15**

Page 106  
Sheet 2  
May 11/2009



YM643-YM652

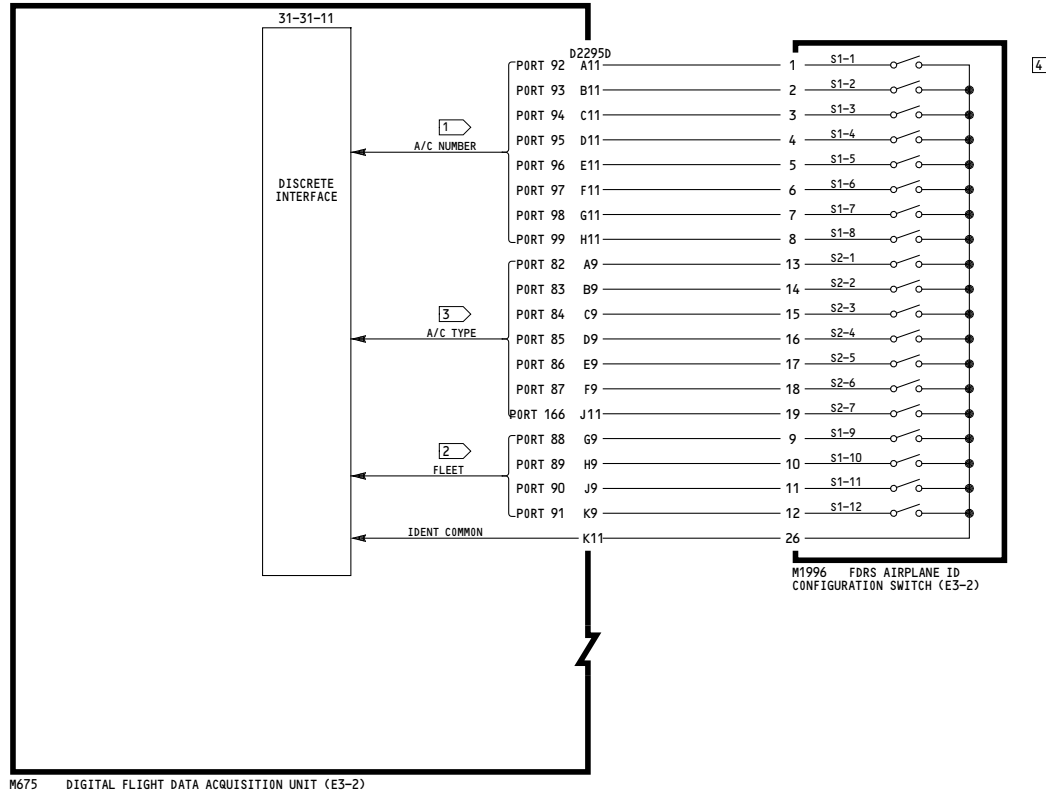
**DIGITAL FLIGHT DATA RECORDER SYSTEM DISCRETE INTERFACE**

D280A203

**31-31-15**



THIS PAGE INTENTIONALLY LEFT BLANK



**NOTES:**

- 1 AIRCRAFT NUMBERS
- 2 FLEET IDENTIFICATION
- 3 AIRCRAFT TYPE
- 4 SEE SHEET 2 FOR AIRCRAFT NUMBERS, FLEET IDENTIFICATION AND AIRCRAFT TYPE

YC001-YC050	<b>DIGITAL FLIGHT DATA RECORDER SYSTEM AIRPLANE CODING</b>
	D280A203



A/C EFF	A/C NUMBER 1												FLEET 2				A/C TYPE 3							
	99	98	97	96	95	94	93	92	91	90	89	88	166	87	86	85	84	83	82					
YC001	0	0	0	0	0	0	0	1	0	0	0	1	1	0	0	0	0	0	1					
YC002	0	0	0	0	0	0	0	1	0	0	0	0	1	1	0	0	0	0	0	1				
YC003	0	0	0	0	0	0	0	1	1	0	0	0	1	1	0	0	0	0	0	1				
YC004	0	0	0	0	0	1	0	0	0	0	0	0	1	1	0	0	0	0	0	1				
YC005	0	0	0	0	0	1	0	1	0	0	0	0	1	1	0	0	0	0	0	1				
YC006	0	0	0	0	0	1	1	0	0	0	0	0	1	1	0	0	0	0	0	1				
YC007	0	0	0	0	0	1	1	1	0	0	0	0	1	1	0	0	0	0	0	1				
YC008	0	0	0	0	1	0	0	0	0	0	0	1	1	0	0	0	0	0	0	1				
YC009	0	0	0	0	1	0	0	1	0	0	0	0	1	1	0	0	0	0	0	1				
YC010	0	0	0	0	1	0	1	0	0	0	0	0	1	1	0	0	0	0	0	1				
YC011	0	0	0	0	1	0	1	1	0	0	0	0	1	1	0	0	0	0	0	1				
YC012	0	0	0	0	1	1	0	0	0	0	0	0	1	1	0	0	0	0	0	1				
YC013	0	0	0	0	1	1	0	1	0	0	0	0	1	1	0	0	0	0	0	1				
YC014	0	0	0	0	1	1	1	0	0	0	0	0	1	1	0	0	0	0	0	1				
YC015	0	0	0	0	1	1	1	1	0	0	0	0	1	1	0	0	0	0	0	1				
YC016	0	0	0	1	0	0	0	0	0	0	0	0	1	1	0	0	0	0	0	1				
YC017	0	0	0	1	0	0	0	1	0	0	0	0	1	1	0	0	0	0	0	1				
YC018	0	0	0	1	0	0	1	0	0	0	0	0	1	1	0	0	0	0	0	1				
YC019	0	0	0	1	0	0	1	1	0	0	0	0	1	1	0	0	0	0	0	1				
YC020	0	0	0	1	0	1	0	0	0	0	0	0	1	1	0	0	0	0	0	1				
YC021	0	0	0	1	0	1	0	1	0	0	0	0	1	1	0	0	0	0	0	1				
YC022	0	0	0	1	0	1	1	0	0	0	0	0	1	1	0	0	0	0	0	1				
YC023	0	0	0	1	0	1	1	1	0	0	0	0	1	1	0	0	0	0	0	1				
YC024	0	0	0	1	1	0	0	0	0	0	0	0	1	1	0	0	0	0	0	1				
YC025	0	0	0	1	1	0	0	1	0	0	0	0	1	1	0	0	0	0	0	1				
YC026	0	0	0	1	1	0	1	0	0	0	0	0	1	1	0	0	0	0	0	1				
YC027	0	0	0	1	1	0	1	1	0	0	0	0	1	1	0	0	0	0	0	1				
YC028	0	0	0	1	1	1	0	0	0	0	0	0	1	1	0	0	0	0	0	1				
YC029	0	0	0	1	1	1	0	1	0	0	0	0	1	1	0	0	0	0	0	1				
YC030	0	0	0	1	1	1	1	0	0	0	0	0	1	1	0	0	0	0	0	1				

1 - M1996 SELECTED TO "ON"  
0 - M1996 SELECTED NOT TO "ON"

A/C EFF	A/C NUMBER 1												FLEET 2				A/C TYPE 3							
	99	98	97	96	95	94	93	92	91	90	89	88	166	87	86	85	84	83	82					
YC031	0	0	0	1	1	1	1	1	0	0	0	1	1	0	0	0	0	0	0	1				
YC032	0	0	1	0	0	0	0	0	0	0	0	1	1	0	0	0	0	0	0	1				
YC033	0	0	1	0	0	0	0	1	0	0	0	1	1	0	0	0	0	0	0	1				
YC034	0	0	1	0	0	0	1	0	0	0	0	1	1	0	0	0	0	0	0	1				
YC035	0	0	1	0	0	0	1	1	0	0	0	1	1	0	0	0	0	0	0	1				
YC036	0	0	1	0	0	1	0	0	0	0	0	1	1	0	0	0	0	0	0	1				
YC037	0	0	1	0	0	1	0	1	0	0	0	1	1	0	0	0	0	0	0	1				
YC038	0	0	1	0	0	1	1	0	0	0	0	1	1	0	0	0	0	0	0	1				
YC039	0	0	1	0	0	1	1	1	0	0	0	1	1	0	0	0	0	0	0	1				
YC040	0	0	1	0	1	0	0	0	0	0	0	1	1	0	0	0	0	0	0	1				
YC041	0	0	1	0	1	0	0	1	0	0	0	1	1	0	0	0	0	0	0	1				
YC042	0	0	1	0	1	0	1	0	0	0	0	1	1	0	0	0	0	0	0	1				
YC043	0	0	1	0	1	0	1	1	0	0	0	1	1	0	0	0	0	0	0	1				
YC044	0	0	1	0	1	1	0	0	0	0	0	1	1	0	0	0	0	0	0	1				
YC045	0	0	1	0	1	1	0	1	0	0	0	1	1	0	0	0	0	0	0	1				
YC046	0	0	1	0	1	1	1	0	0	0	0	1	1	0	0	0	0	0	0	1				
YC047	0	0	1	0	1	1	1	1	0	0	0	1	1	0	0	0	0	0	0	1				
YC048	0	0	1	1	0	0	0	0	0	0	0	1	1	0	0	0	0	0	0	1				
YC049	0	0	1	1	0	0	0	1	0	0	0	1	1	0	0	0	0	0	0	1				
YC050	0	0	1	1	0	0	1	0	0	0	0	1	1	0	0	0	0	0	0	1				

1 - M1996 SELECTED TO "ON"  
0 - M1996 SELECTED NOT TO "ON"

YC001-YC050

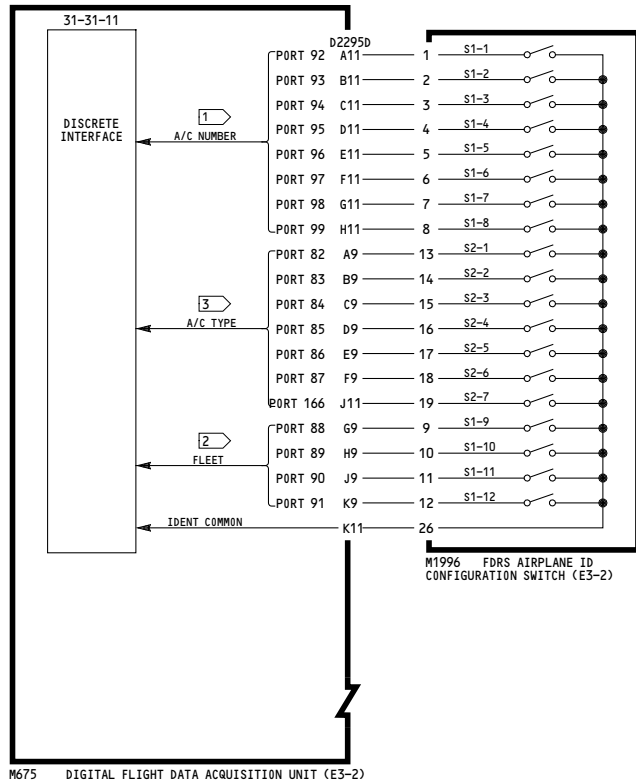
**DIGITAL FLIGHT DATA  
RECORDER SYSTEM AIRPLANE  
CODING**

D280A203

**31-31-16**

Page 101  
Sheet 2  
Jul 17/2007

-B-  
184



M1996 FDRS AIRPLANE ID CONFIGURATION SWITCH (E3-2)

- NOTES:
- 1 AIRCRAFT NUMBERS
  - 2 FLEET IDENTIFICATION
  - 3 AIRCRAFT TYPE

A/C EFF	A/C NUMBER								A/C EFF	A/C NUMBER							
	99	98	97	96	95	94	93	92		99	98	97	96	95	94	93	92
YK901	0	0	0	0	0	0	0	1	YL941	0	0	1	0	1	0	0	1
YK902	0	0	0	0	0	0	1	0	YL942	0	0	1	0	1	0	1	0
YK903	0	0	0	0	0	0	1	1	YL943	0	0	1	0	1	0	1	1
YK904	0	0	0	0	0	0	1	0	YL944	0	0	1	0	1	1	0	0
YK905	0	0	0	0	0	1	0	1	YL945	0	0	1	0	1	1	0	1
YK906	0	0	0	0	0	1	1	0	YL946	0	0	1	0	1	1	1	0
YK907	0	0	0	0	0	1	1	1	YL947	0	0	1	0	1	1	1	1
YK908	0	0	0	0	1	0	0	0	YL948	0	0	1	1	0	0	0	0
YK909	0	0	0	0	1	0	0	1	YL949	0	0	1	1	0	0	0	1
YK910	0	0	0	0	1	0	1	0	YL950	0	0	1	1	0	0	1	0
YK911	0	0	0	0	1	0	1	1									
YK912	0	0	0	0	1	1	0	0									
YK913	0	0	0	0	1	1	0	1									
YK914	0	0	0	0	1	1	1	0									
YK915	0	0	0	0	1	1	1	1									
YK916	0	0	0	1	0	0	0	0									
YK917	0	0	0	1	0	0	0	1									
YK918	0	0	0	1	0	0	1	0									
YK919	0	0	0	1	0	0	1	1									
YK920	0	0	0	1	0	1	0	0									
YL401	0	0	0	1	0	1	0	1									
YL402	0	0	0	1	0	1	1	0									
YL403	0	0	0	1	0	1	1	1									
YL404	0	0	0	1	1	0	0	0									
YL405	0	0	0	1	1	0	0	1									
YL406	0	0	0	1	1	0	1	0									
YL407	0	0	0	1	1	0	1	1									
YL408	0	0	0	1	1	1	0	0									
YL409	0	0	0	1	1	1	0	1									
YL410	0	0	0	1	1	1	1	0									
YL411	0	0	0	1	1	1	1	1									
YL412	0	0	1	0	0	0	0	0									
YL413	0	0	1	0	0	0	0	1									
YL414	0	0	1	0	0	0	1	0									
YL415	0	0	1	0	0	0	1	1									
YL416	0	0	1	0	0	1	0	0									
YL417	0	0	1	0	0	1	0	1									
YL418	0	0	1	0	0	1	1	0									
YL419	0	0	1	0	0	1	1	1									
YL420	0	0	1	0	1	0	0	0									

1 - M1996 SELECTED TO "ON"      0 - M1996 SELECTED NOT TO "ON"

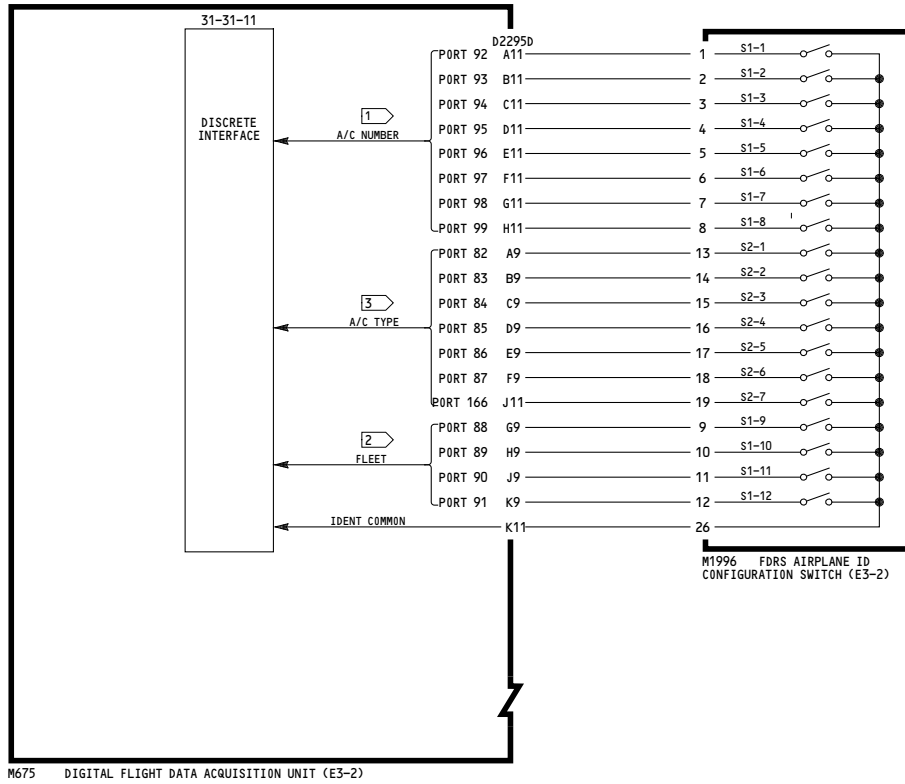
FLEET ID	91	90	89	88
YK901-YK920	0	0	0	0
YL401-YL420				
YL941-YL950				

WIRING DIAGRAMS  
31-31-01  
31-31-51  
31-31-53

A/C TYPE	166	87	86	85	84	83	82
YK901-YK920	1	0	0	0	0	0	1
YL401-YL420							
YL941-YL950							

YK901-YL401	<p><b>DIGITAL FLIGHT DATA RECORDER SYSTEM AIRPLANE CODING</b></p> <p>D280A203</p>
-------------	---

**WIRING DIAGRAMS**  
31-31-01  
31-31-51  
31-31-53



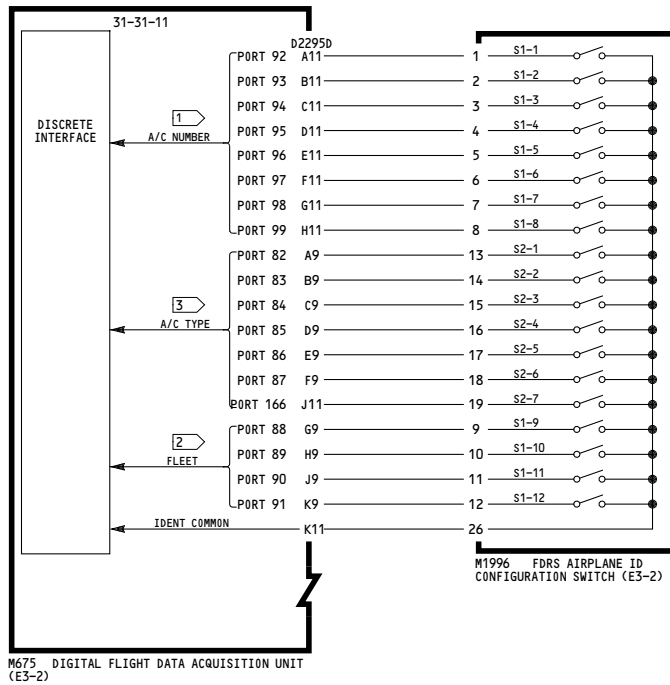
A/C EFF	A/C NUMBER								FLEET				A/C TYPE							
	99	98	97	96	95	94	93	92	91	90	89	88	166	87	86	85	84	83	82	
YL401	0	0	0	1	0	1	0	1	0	0	0	0	1	0	0	0	0	0	1	
YL402	0	0	0	1	0	1	1	0	0	0	0	0	1	0	0	0	0	0	1	
YL403	0	0	0	1	0	1	1	1	0	0	0	0	1	0	0	0	0	0	1	
YL404	0	0	0	1	1	0	0	0	0	0	0	0	1	0	0	0	0	0	1	
YL405	0	0	0	1	1	0	0	1	0	0	0	0	1	0	0	0	0	0	1	
YL406	0	0	0	1	1	0	1	0	0	0	0	0	1	0	0	0	0	0	1	
YL407	0	0	0	1	1	0	1	1	0	0	0	0	1	0	0	0	0	0	1	
YL408	0	0	0	1	1	1	0	0	0	0	0	0	1	0	0	0	0	0	1	
YL409	0	0	0	1	1	1	0	1	0	0	0	0	1	0	0	0	0	0	1	
YL410	0	0	0	1	1	1	1	0	0	0	0	0	1	0	0	0	0	0	1	
YL411	0	0	0	1	1	1	1	1	0	0	0	0	1	0	0	0	0	0	1	
YL412	0	0	1	0	0	0	0	0	0	0	0	0	1	0	0	0	0	0	1	
YL413	0	0	1	0	0	0	0	1	0	0	0	0	1	0	0	0	0	0	1	
YL414	0	0	1	0	0	0	1	0	0	0	0	0	1	0	0	0	0	0	1	
YL415	0	0	1	0	0	0	1	1	0	0	0	0	1	0	0	0	0	0	1	
YL416	0	0	1	0	0	1	0	0	0	0	0	0	1	0	0	0	0	0	1	
YL417	0	0	1	0	0	1	0	1	0	0	0	0	1	0	0	0	0	0	1	
YL418	0	0	1	0	0	1	1	0	0	0	0	0	1	0	0	0	0	0	1	
YL419	0	0	1	0	0	1	1	1	0	0	0	0	1	0	0	0	0	0	1	
YL420	0	0	1	0	1	0	0	0	0	0	0	0	1	0	0	0	0	0	1	
YL421	0	0	1	0	1	0	0	1	0	0	0	0	1	0	0	0	0	0	1	
YL422	0	0	1	0	1	0	1	0	0	0	0	0	1	0	0	0	0	0	1	
YL423	0	0	1	0	1	0	1	1	0	0	0	0	1	0	0	0	0	0	1	
YL424	0	0	1	0	1	1	0	0	0	0	0	0	1	0	0	0	0	0	1	
YL425	0	0	1	0	1	1	0	1	0	0	0	0	1	0	0	0	0	0	1	
YL426	0	0	1	0	1	1	1	0	0	0	0	0	1	0	0	0	0	0	1	
YL427	0	0	1	0	1	1	1	1	0	0	0	0	1	0	0	0	0	0	1	
YL428	0	0	1	1	0	0	0	0	0	0	0	0	1	0	0	0	0	0	1	
YL429	0	0	1	1	0	0	0	1	0	0	0	0	1	0	0	0	0	0	1	
YL430	0	0	1	1	0	0	1	0	0	0	0	0	1	0	0	0	0	0	1	
YF096	0	0	1	1	0	0	1	1	0	0	0	0	1	0	0	0	0	0	1	
YF097	0	0	1	1	0	1	0	0	0	0	0	0	1	0	0	0	0	0	1	
YF098	0	0	1	1	0	1	0	1	0	0	0	0	1	0	0	0	0	0	1	
YF099	0	0	1	1	0	1	1	0	0	0	0	0	1	0	0	0	0	0	1	

1 - M1996 SELECTED TO "ON"  
0 - M1996 SELECTED NOT TO "ON"

**NOTES:**

- 1 AIRCRAFT NUMBERS
- 2 FLEET IDENTIFICATION
- 3 AIRCRAFT TYPE

YL421-YL430	<b>DIGITAL FLIGHT DATA RECORDER SYSTEM AIRPLANE CODING</b>
D280A203	



WIRING DIAGRAMS  
31-31-01  
31-31-51  
31-31-53

A/C EFF	A/C NUMBER							1	
	99	98	97	96	95	94	93	92	
YM641	0	0	0	0	0	0	0	1	
YM642	0	0	0	0	0	0	1	0	
YM643	0	0	0	0	0	0	1	1	
YM644	0	0	0	0	0	1	0	0	
YM645	0	0	0	0	0	1	0	1	
YM646	0	0	0	0	0	1	1	0	
YM647	0	0	0	0	0	1	1	1	
YM648	0	0	0	0	1	0	0	0	
YM649	0	0	0	0	1	0	0	1	
YM650	0	0	0	0	1	0	1	0	
YM651	0	0	0	0	1	0	1	1	
YM652	0	0	0	0	1	1	0	0	
YM653	0	0	0	0	1	1	0	1	
YM654	0	0	0	0	1	1	1	0	
YM655	0	0	0	0	1	1	1	1	
YM656	0	0	0	1	0	0	0	0	
YM657	0	0	0	1	0	0	0	1	
YM658	0	0	0	1	0	0	1	0	
YM659	0	0	0	1	0	0	1	1	
YM660	0	0	0	1	0	1	0	0	
YM661	0	0	0	1	0	1	0	1	
YM662	0	0	0	1	0	1	1	0	
YM663	0	0	0	1	0	1	1	1	
YM664	0	0	0	1	1	0	0	0	
YM665	0	0	0	1	1	0	0	1	
YM666	0	0	0	1	1	0	1	0	
YM667	0	0	0	1	1	0	1	1	
YM668	0	0	0	1	1	1	0	0	
YM669	0	0	0	1	1	1	0	1	
YM670	0	0	0	1	1	1	1	0	

1 - M1996 SELECTED TO "ON"  
0 - M1996 SELECTED NOT TO "ON"

A/C EFF	FLEET				2
	91	90	89	88	
YM641-YM670	0	0	0	1	

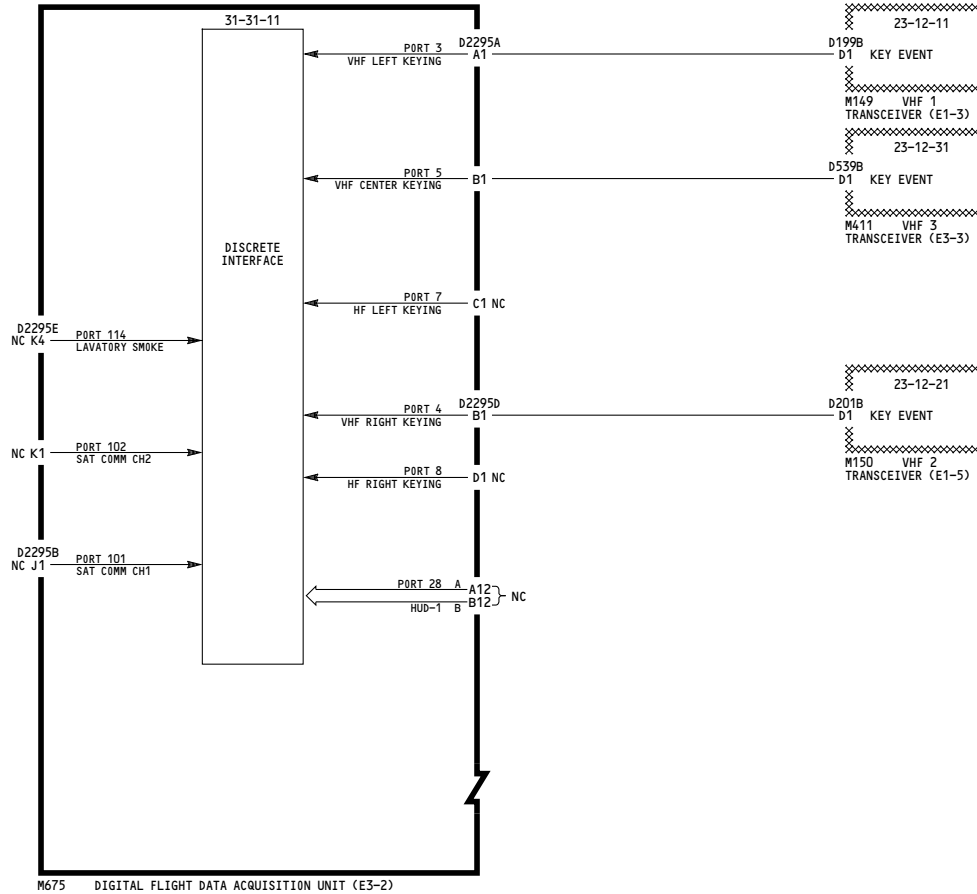
1 - M1996 SELECTED TO "ON"  
0 - M1996 SELECTED NOT TO "ON"

A/C EFF	A/C TYPE						3
	166	87	86	85	84	83	82
YM641-YM670	1	0	0	0	0	0	0

1 - M1996 SELECTED TO "ON"  
0 - M1996 SELECTED NOT TO "ON"

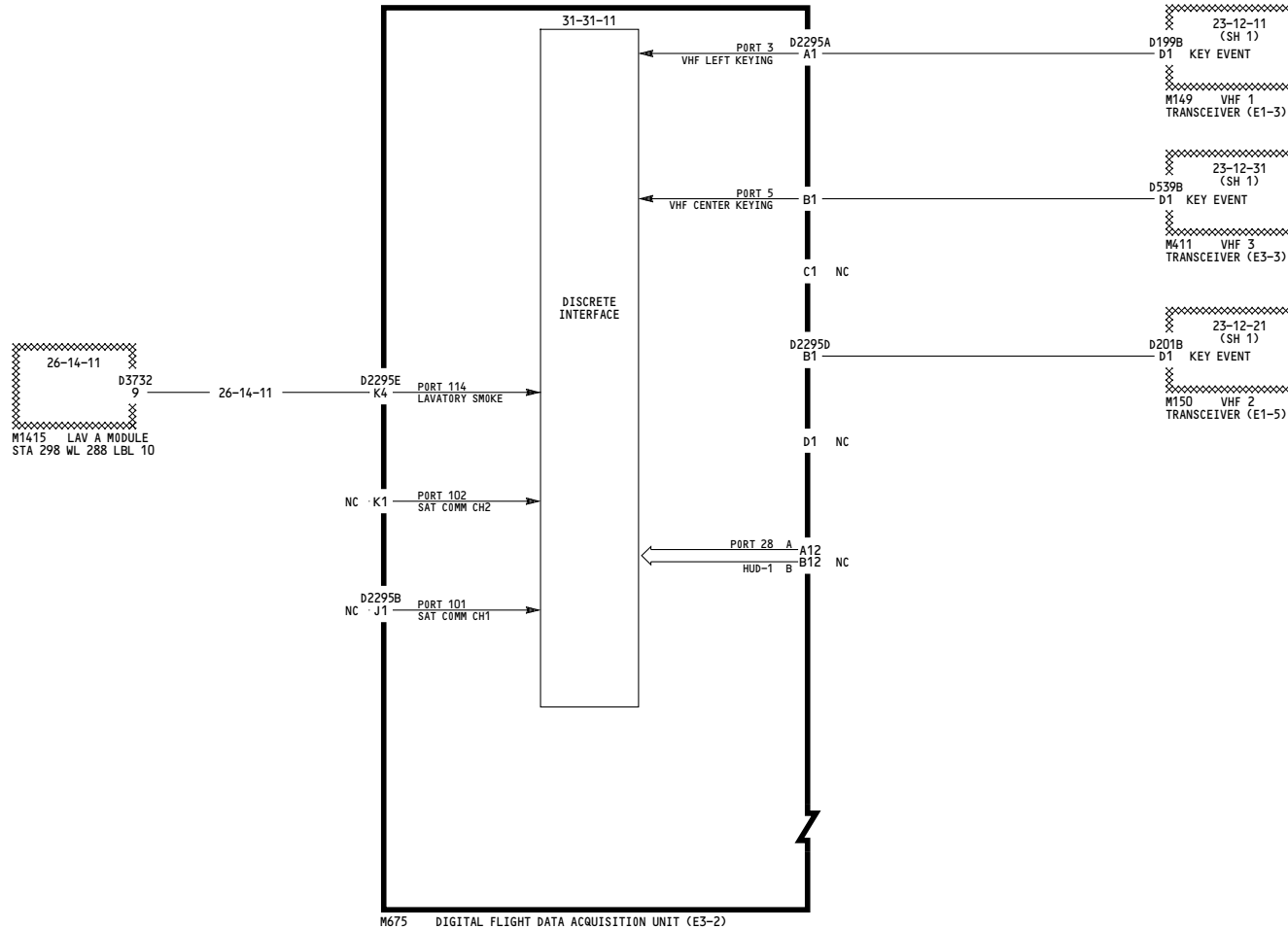
YM643-YM670	<p><b>DIGITAL FLIGHT DATA RECORDER SYSTEM AIRPLANE CODING</b></p> <p>D280A203</p>
-------------	---

WIRING DIAGRAMS	
23-12-11	
23-12-21	
31-31-01	
31-31-51	
31-31-53	



YC001-YC050	<b>DIGITAL FLIGHT DATA RECORDER SYSTEM MANDATORY OPTIONS</b>
	D280A203

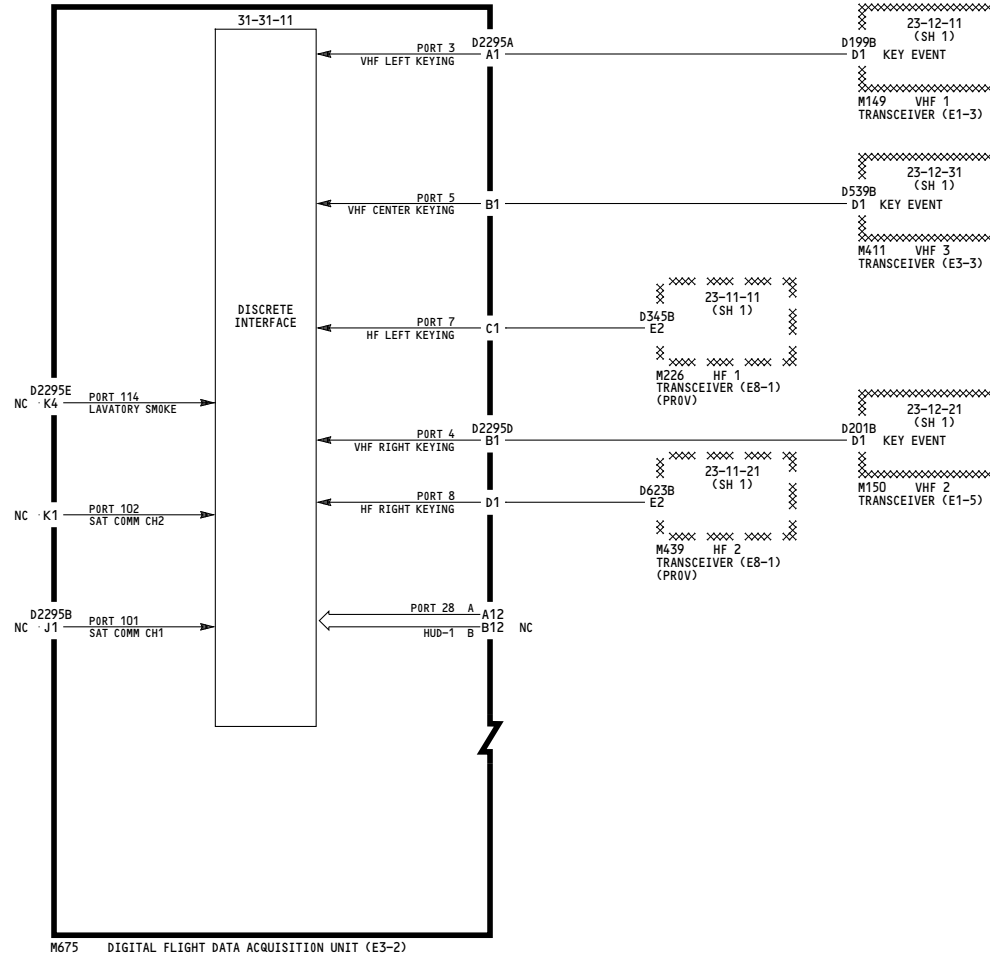
WIRING DIAGRAMS
23-12-11
23-12-21
31-31-01
31-31-51
31-31-53



YK901-YK906	<p><b>DIGITAL FLIGHT DATA RECORDER SYSTEM MANDATORY OPTIONS</b></p> <p>D280A203</p>
-------------	---

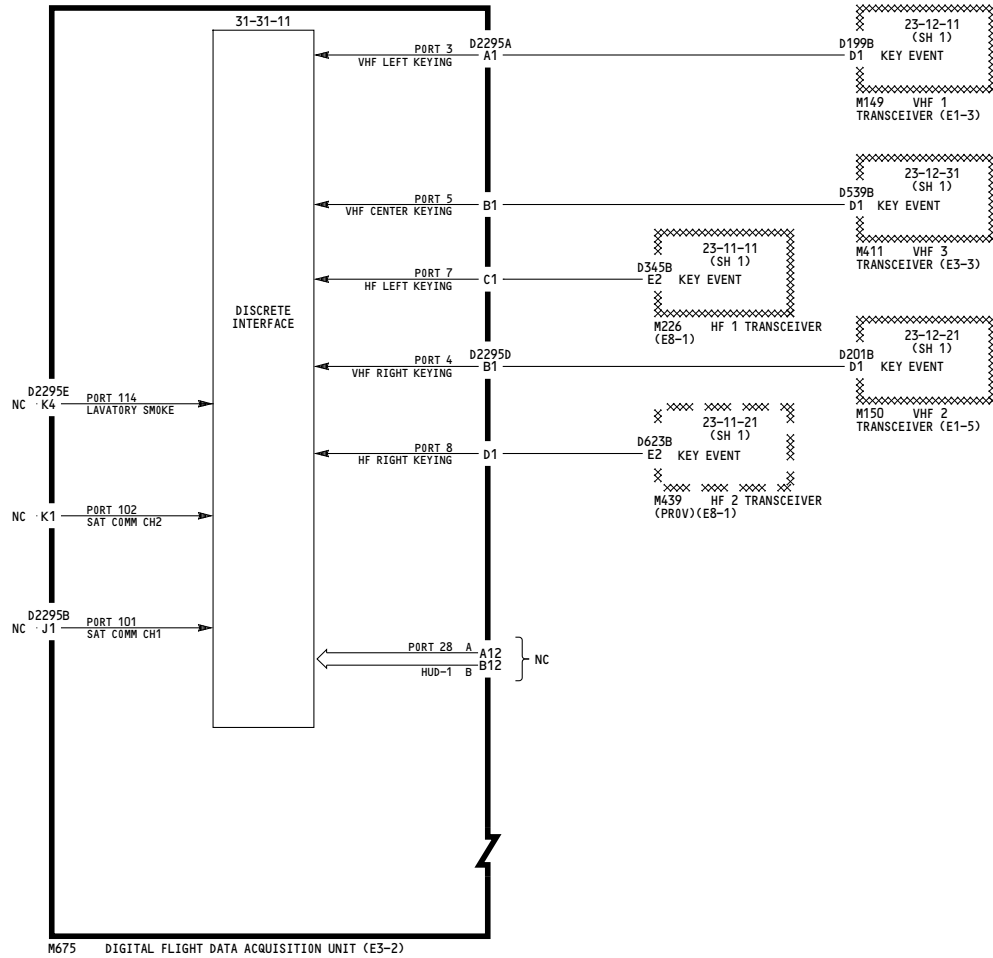


WIRING DIAGRAMS	
23-12-11	(SH 1)
23-12-21	(SH 1)
31-31-01	
31-31-51	
31-31-53	



YK907-YK909	<b>DIGITAL FLIGHT DATA RECORDER SYSTEM MANDATORY OPTIONS</b>
	D280A203

WIRING DIAGRAMS
23-12-11
23-12-21
31-31-01
31-31-51
31-31-53

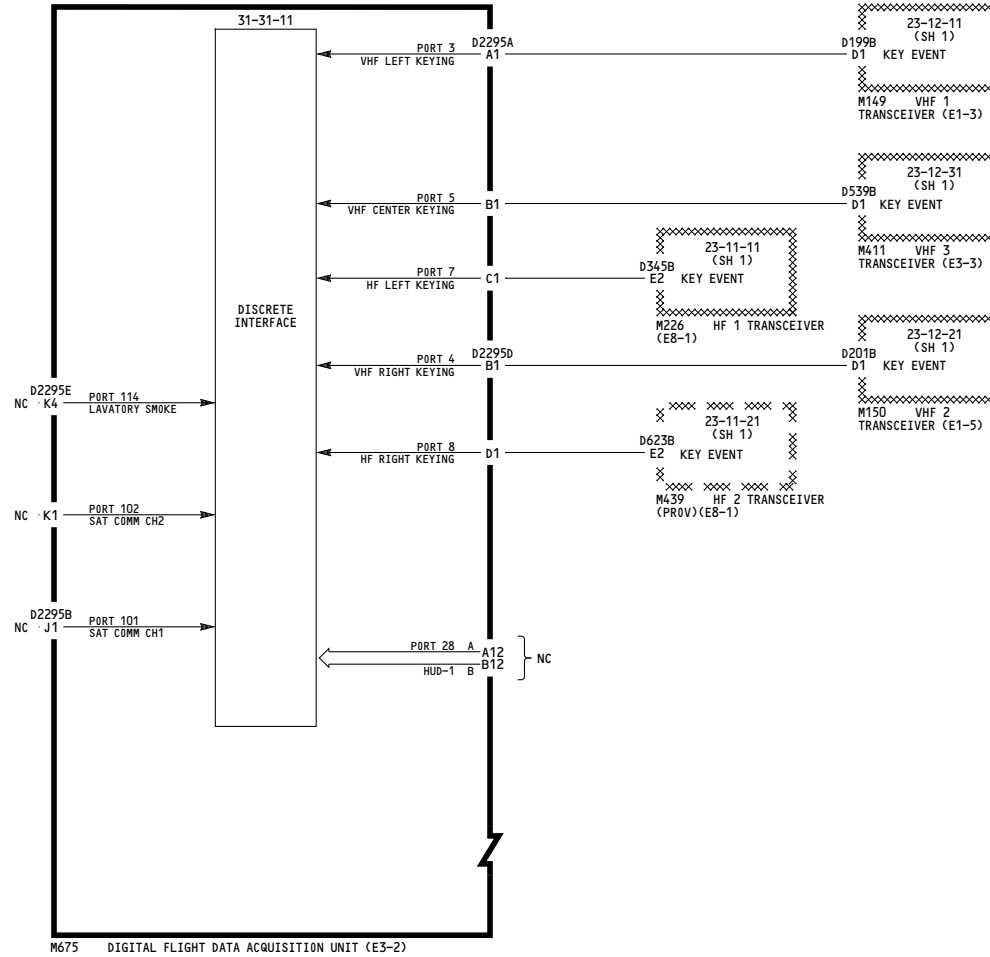


YK907-YK909	<b>DIGITAL FLIGHT DATA RECORDER SYSTEM MANDATORY OPTIONS</b>
	D280A203

Incorporates  
23-1299

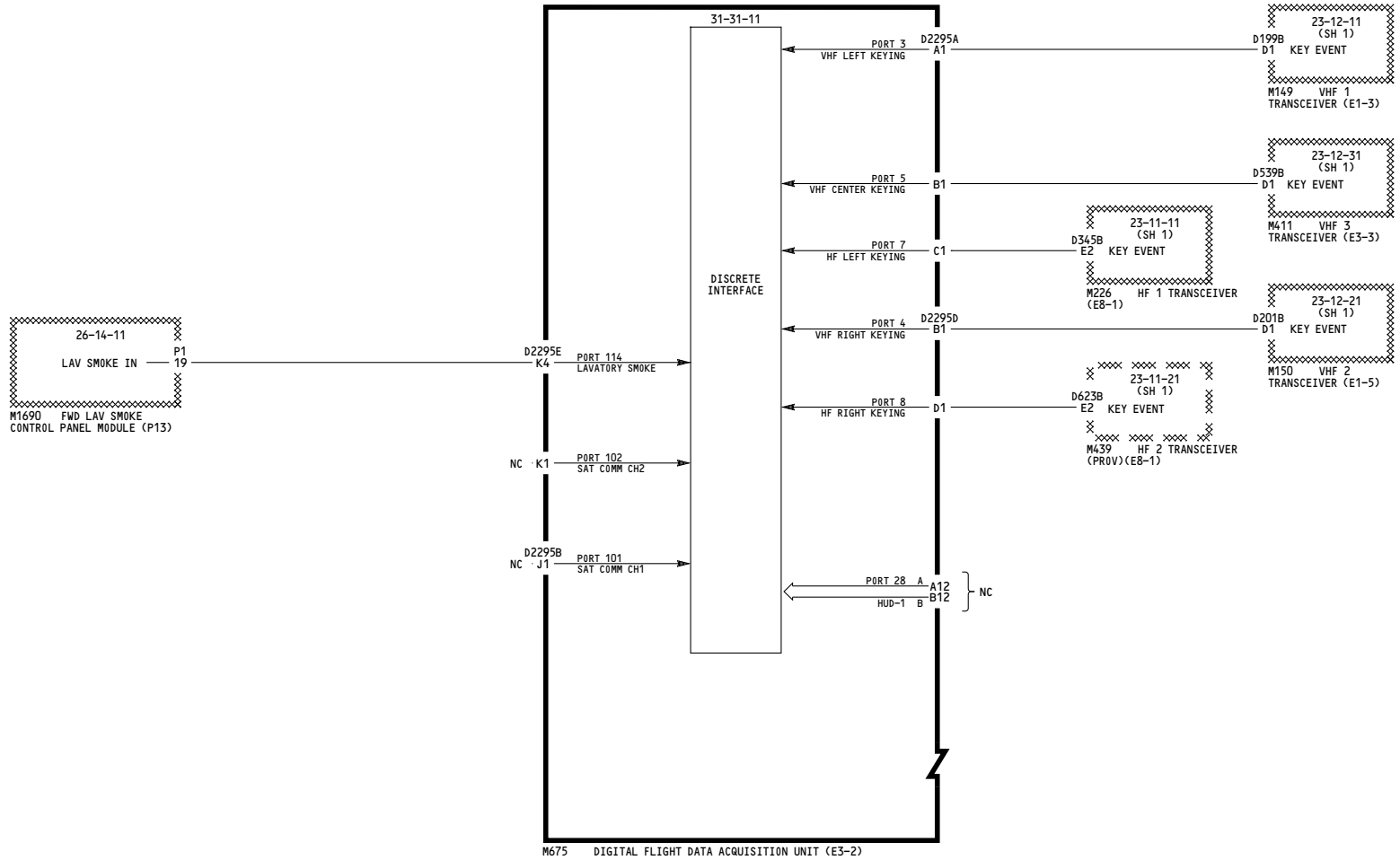
**31-31-17**

WIRING DIAGRAMS	
23-12-11	(SH 1)
23-12-21	(SH 1)
31-31-01	(SH 1)
31-31-51	(SH 1)
31-31-53	(SH 1)



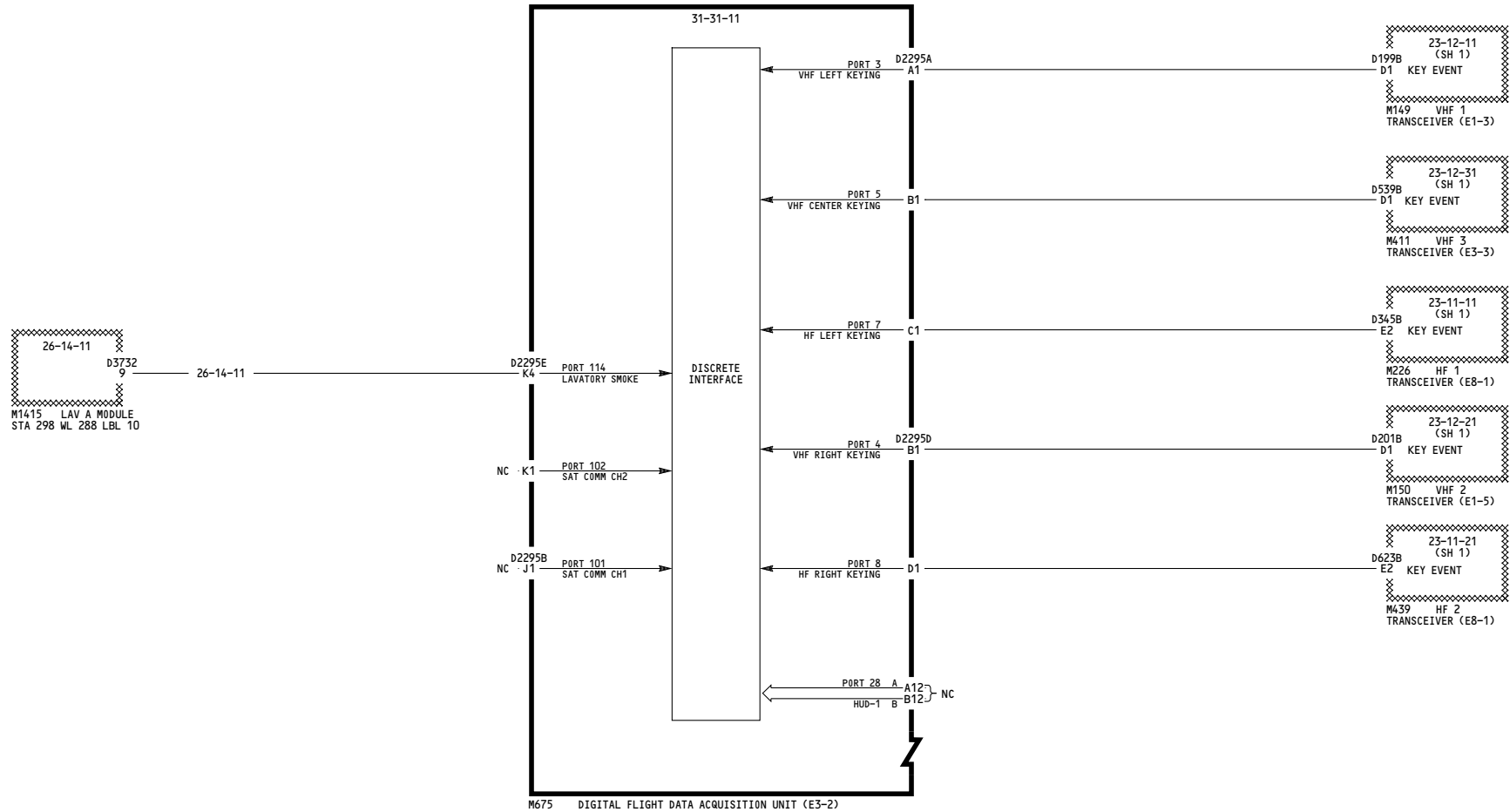
YK910, YK918, YL421-YL430	<b>DIGITAL FLIGHT DATA RECORDER SYSTEM MANDATORY OPTIONS</b>
	D280A203

WIRING DIAGRAMS
23-12-11
23-12-21
31-31-01
31-31-51
31-31-53



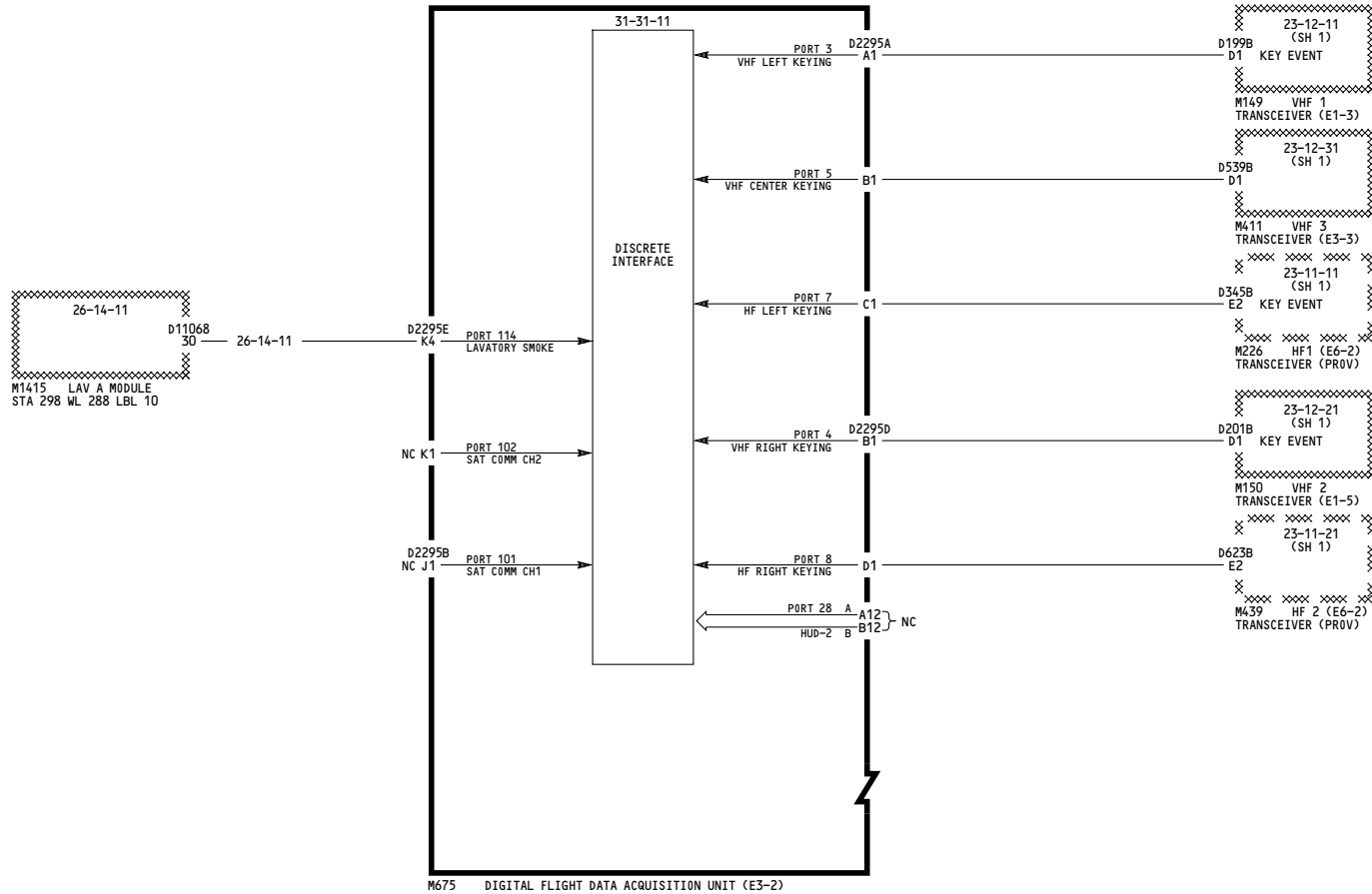
YK911-YK917, YK919-YK920	<p><b>DIGITAL FLIGHT DATA RECORDER SYSTEM MANDATORY OPTIONS</b></p> <p>D280A203</p>
--------------------------	---

WIRING DIAGRAMS	
23-12-11	(SH 1)
23-12-21	(SH 1)
31-31-01	(SH 1)
31-31-51	(SH 1)
31-31-53	(SH 1)



YL401	<b>DIGITAL FLIGHT DATA RECORDER SYSTEM MANDATORY OPTIONS</b>
	D280A203

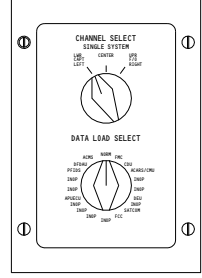
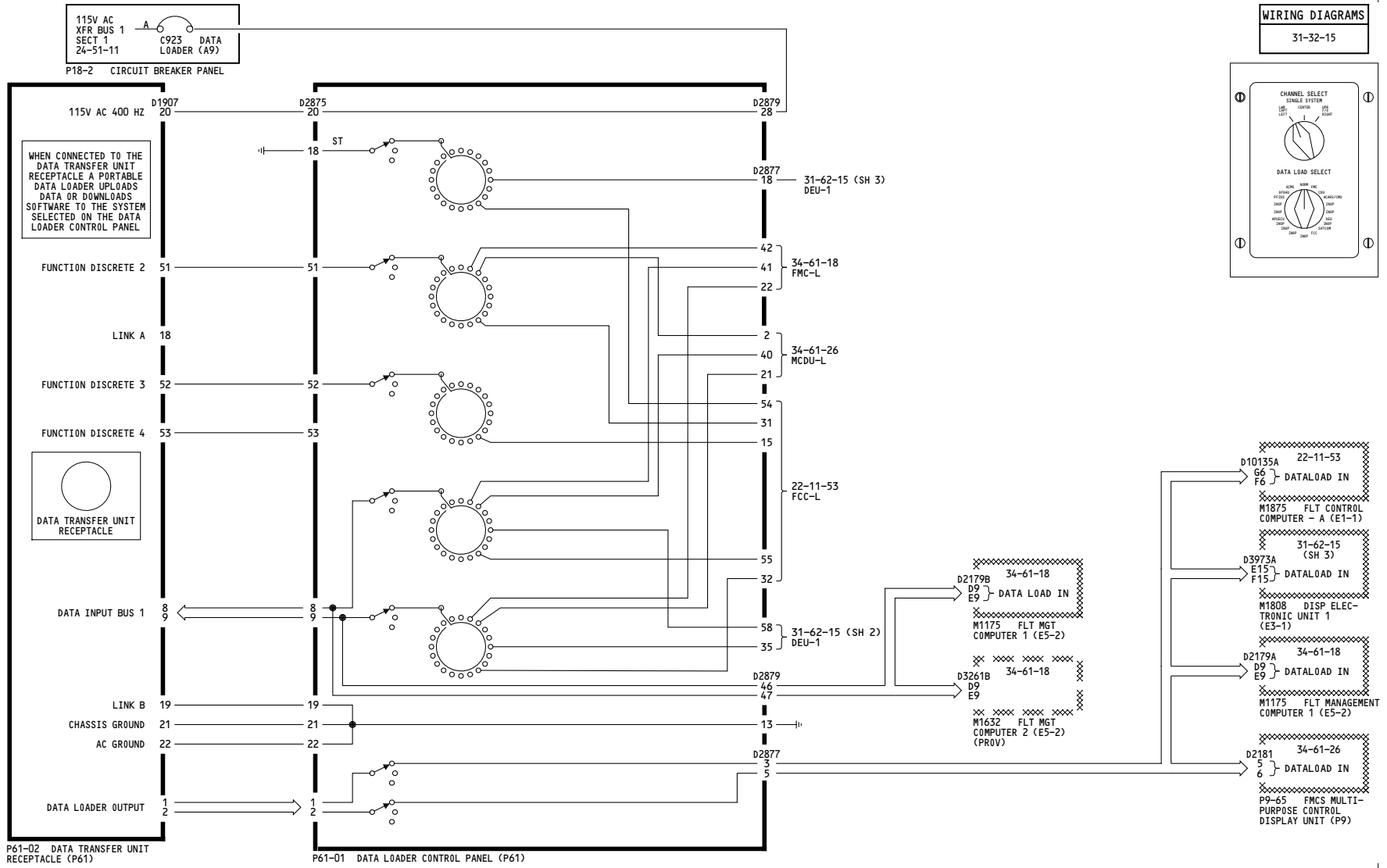
WIRING DIAGRAMS
23-12-11
23-12-21
31-31-01
31-31-51
31-31-53




<p>YM643-YM670</p>	<p align="center"><b>DIGITAL FLIGHT DATA RECORDER SYSTEM MANDATORY OPTIONS</b></p> <p align="center">D280A203</p>
--------------------	---

7

**WIRING DIAGRAMS**  
31-32-15



WHEN CONNECTED TO THE DATA TRANSFER UNIT RECEPTACLE A PORTABLE DATA LOADER UPLOADS DATA OR DOWNLOADS SOFTWARE TO THE SYSTEM SELECTED ON THE DATA LOADER CONTROL PANEL



P61-02 DATA TRANSFER UNIT RECEPTACLE (P61)

P61-01 DATA LOADER CONTROL PANEL (P61)

YC001-YC011

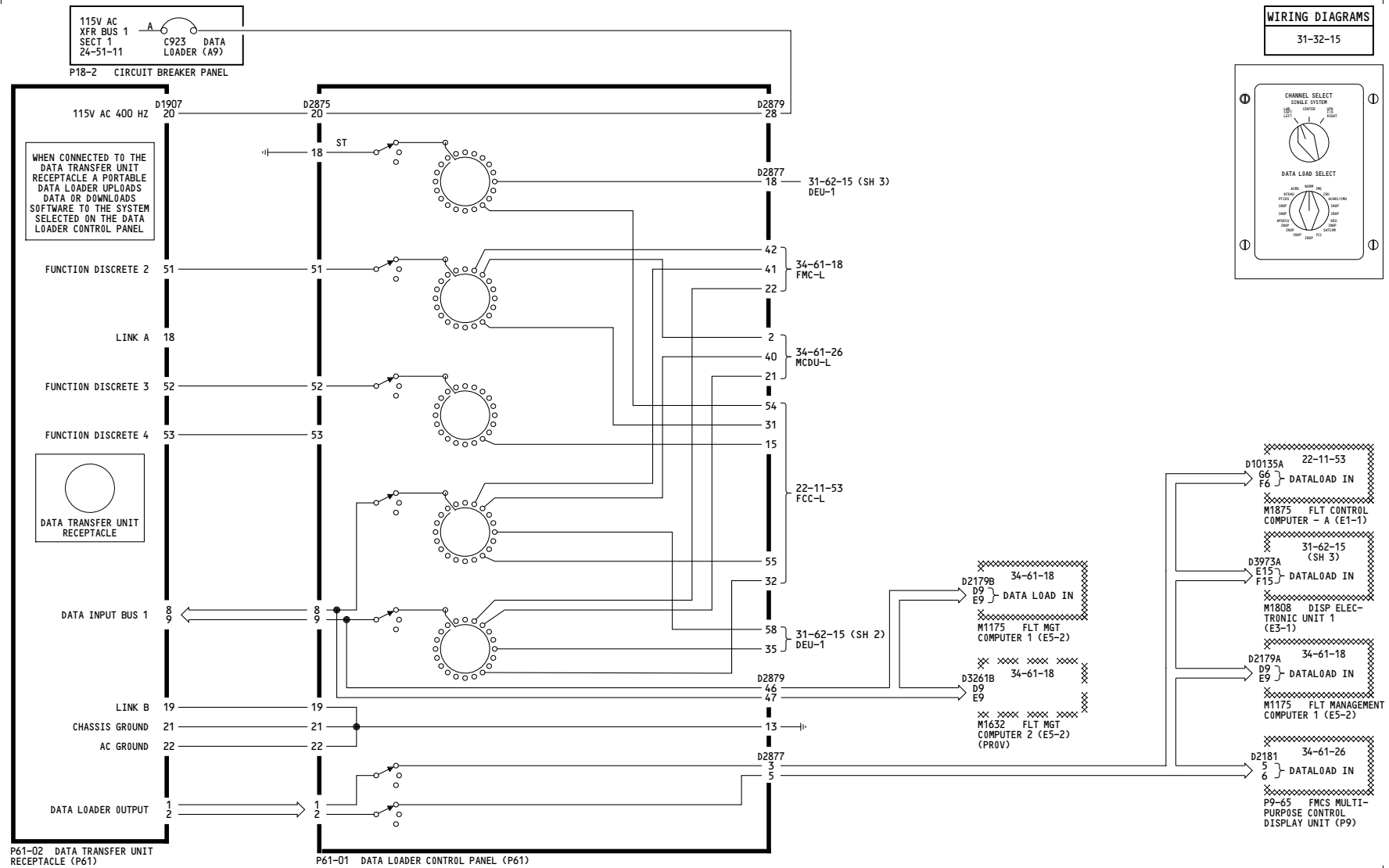
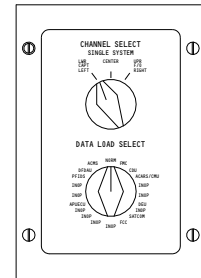
**DATA LOADER INTERFACE (LEFT)**

Incorporates 31-1136

D280A203

**31-32-15**

**WIRING DIAGRAMS**  
31-32-15

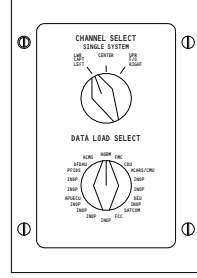
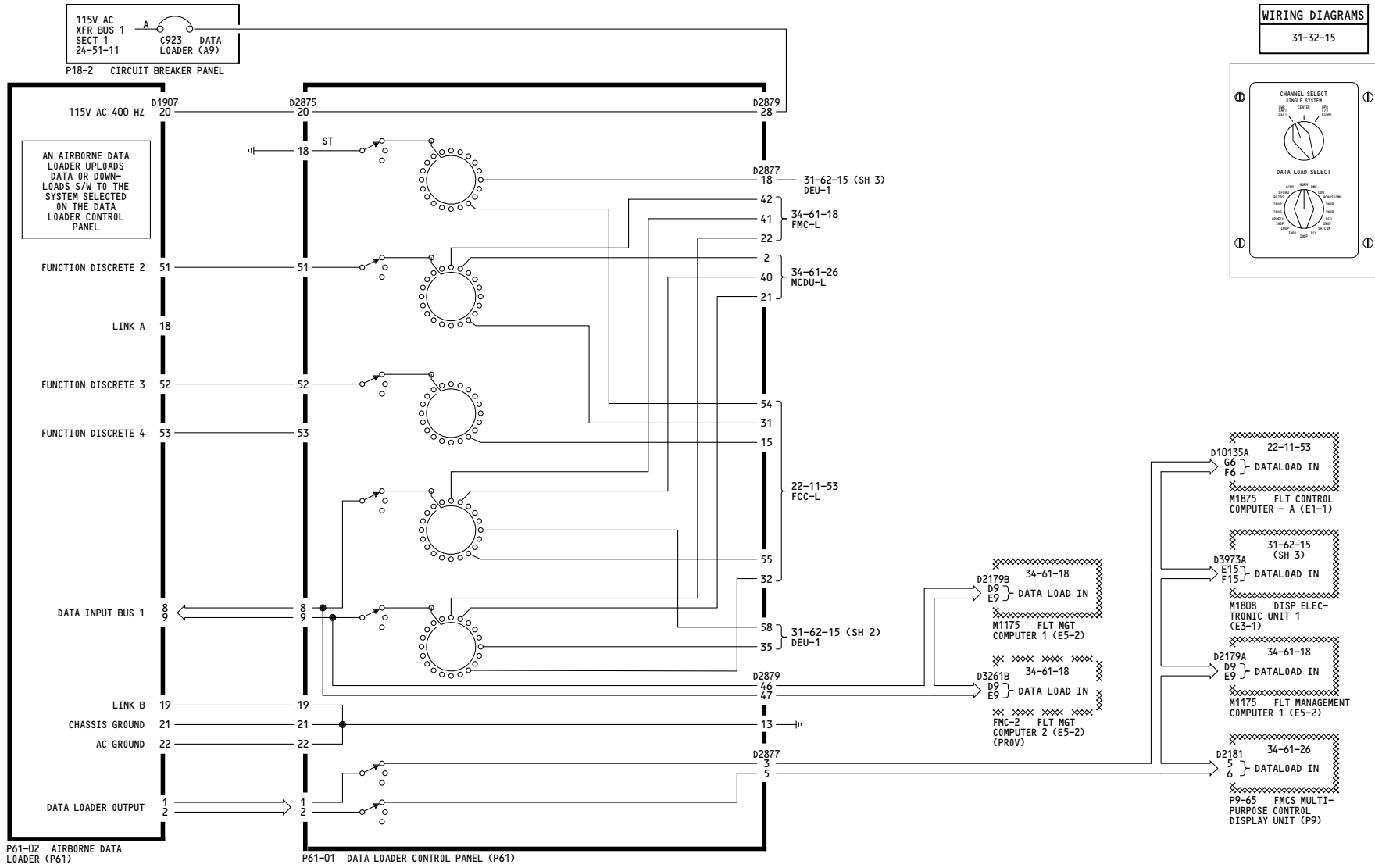


**31-32-15**



11

**WIRING DIAGRAMS**  
31-32-15



YK901-YK906

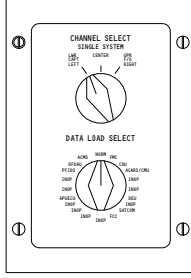
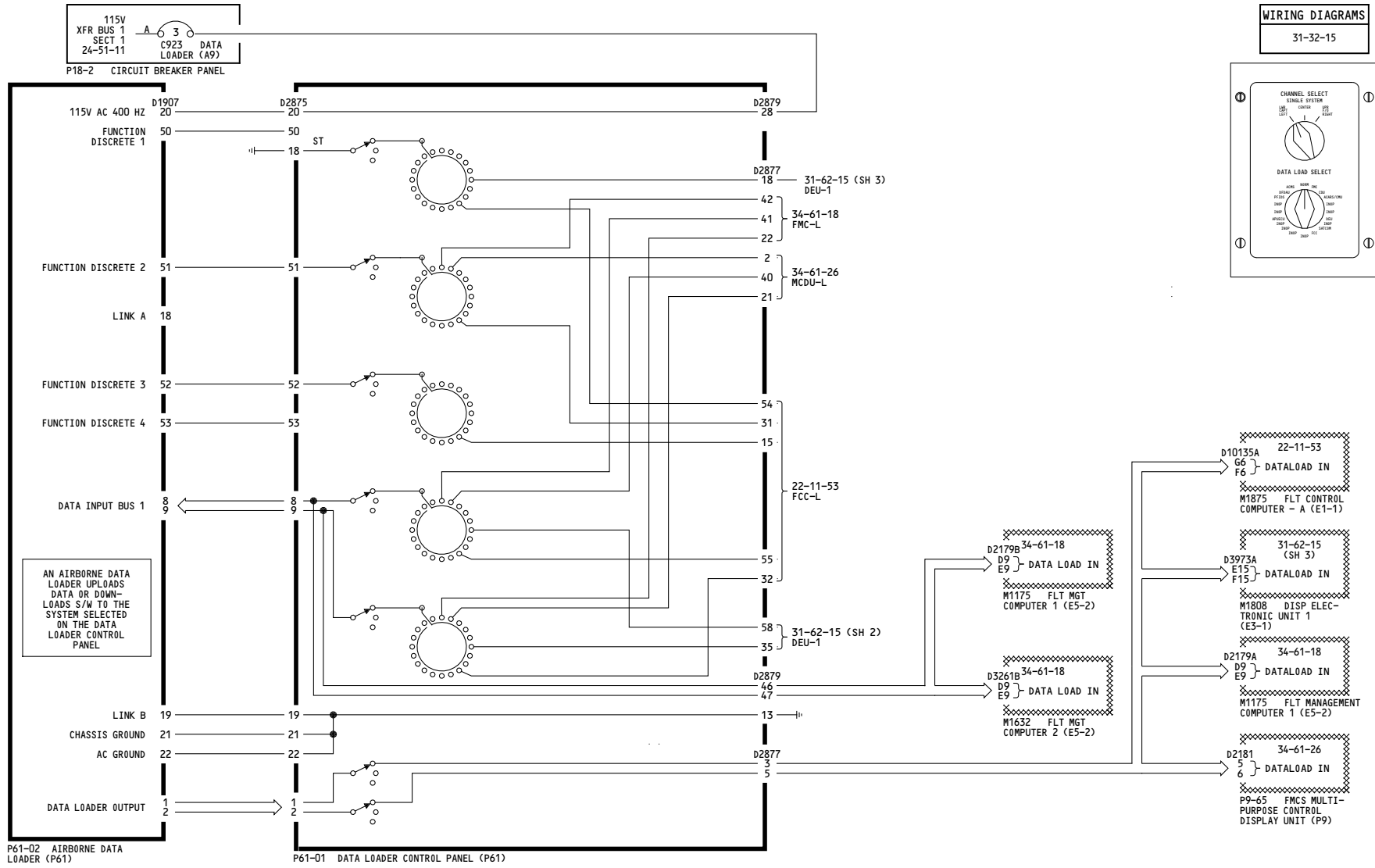
**DATA LOADER INTERFACE (LEFT)**

D280A203

**31-32-15**

22

**WIRING DIAGRAMS**  
31-32-15



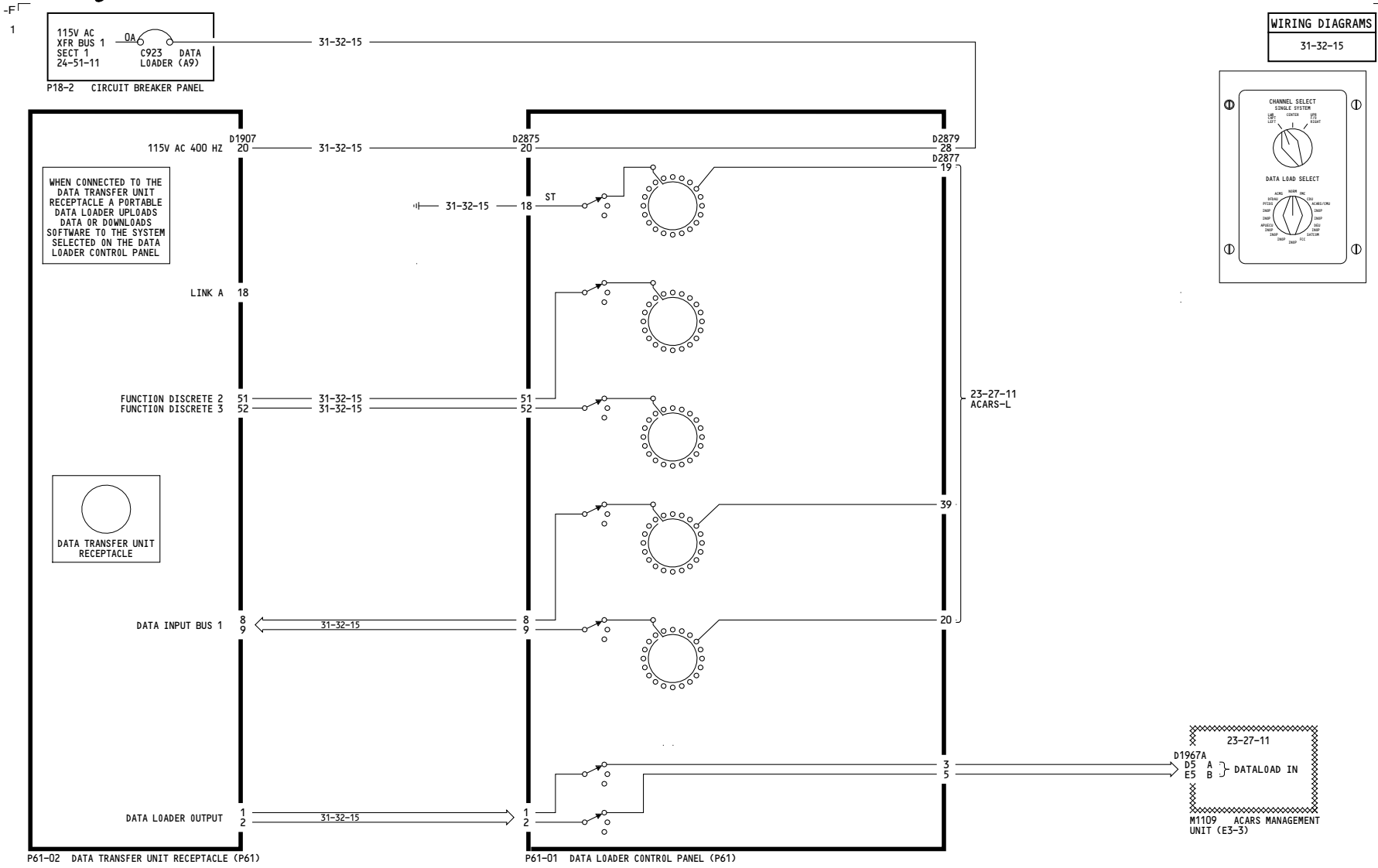
AN AIRBORNE DATA LOADER UPLOADS DATA OR DOWNLOADS S/W TO THE SYSTEM SELECTED ON THE DATA LOADER CONTROL PANEL.

YK907-YM670

**DATA LOADER INTERFACE (LEFT)**

D280A203

**31-32-15**



YC001-YC011

**OPTIONAL DATA LOADER INTERFACE - LEFT**

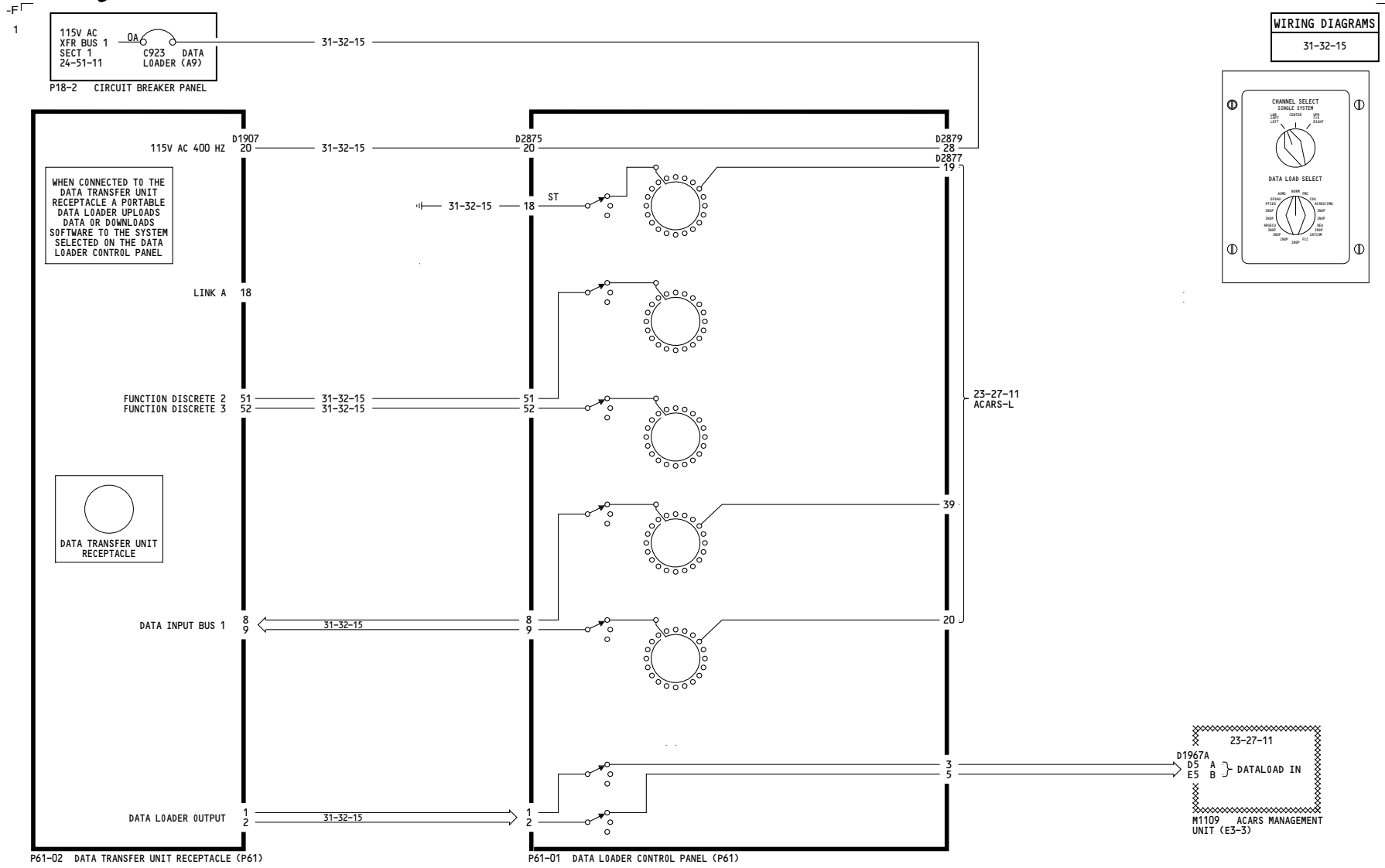
Incorporates  
31-1136

D280A203

**31-32-16**

Page 101.1

Mar 31/2005

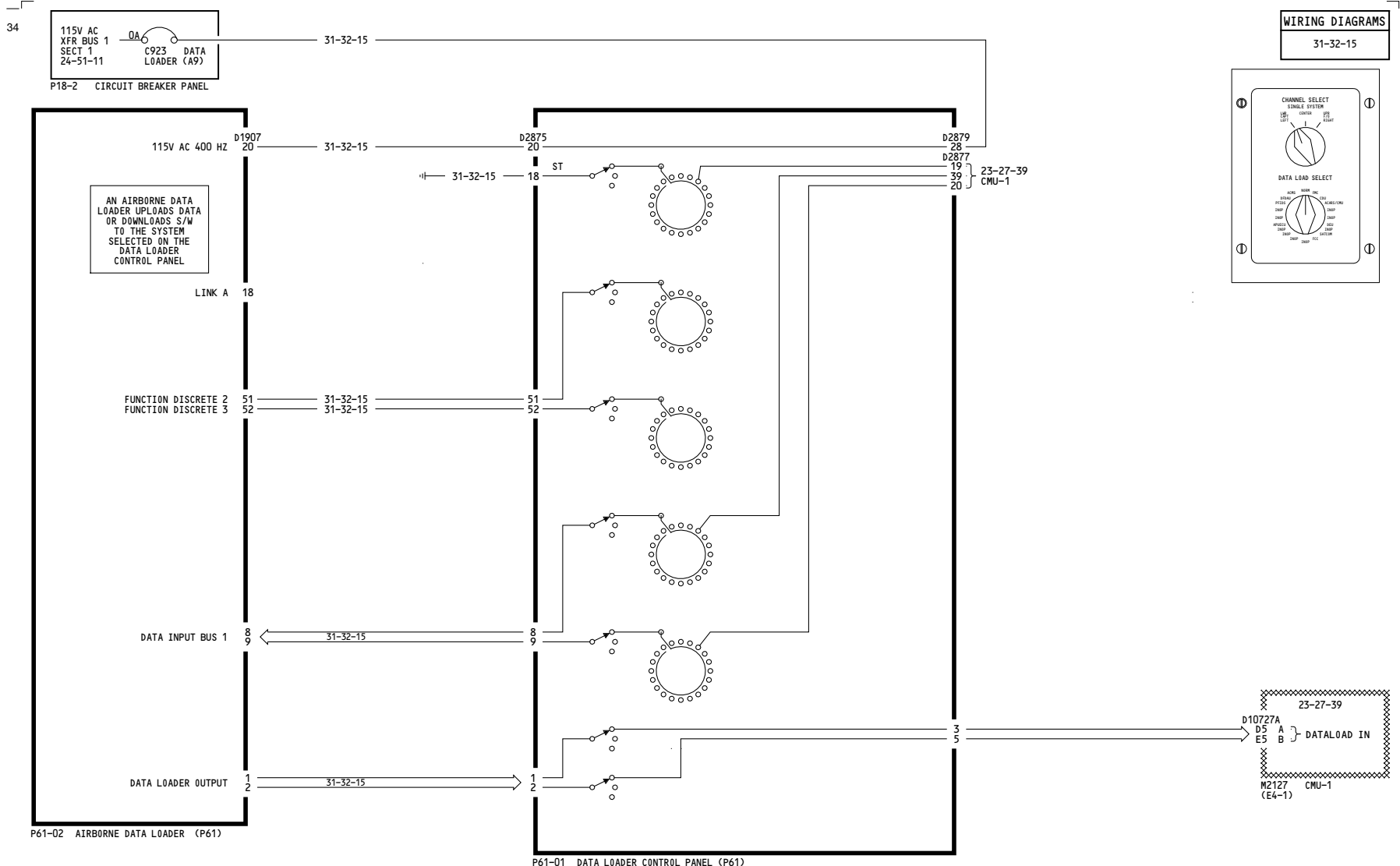


YC012-YC050

**OPTIONAL DATA LOADER INTERFACE - LEFT**

D280A203

**31-32-16**

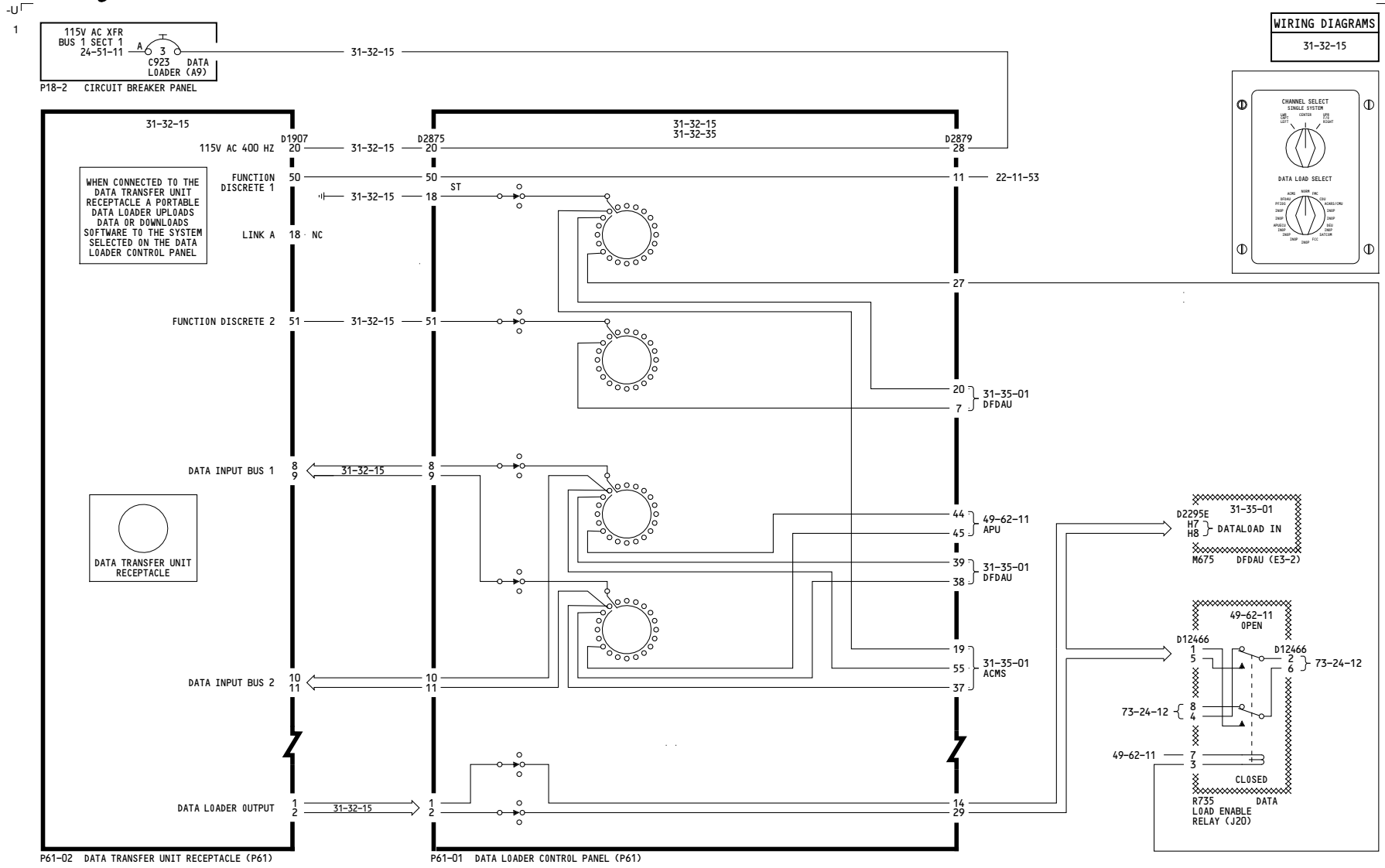


YK901-YM670

**OPTIONAL DATA LOADER INTERFACE - LEFT**

D280A203

**31-32-16**



YC001-YC011

**DATA LOADER INTERFACE (CENTER)**

Incorporates  
31-1136

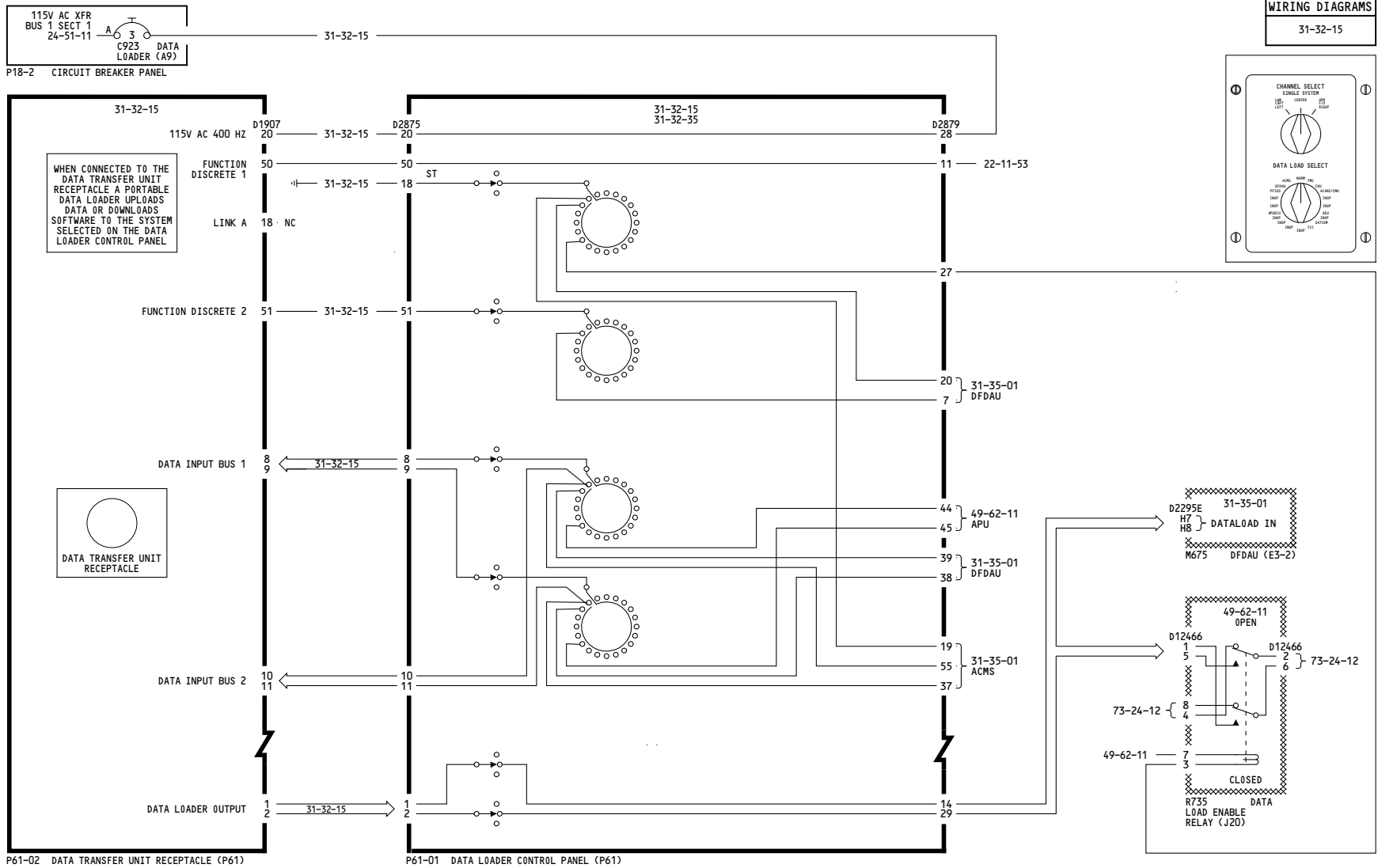
D280A203

**31-32-25**

-U-

1

**WIRING DIAGRAMS**  
31-32-15



YC012-YC050

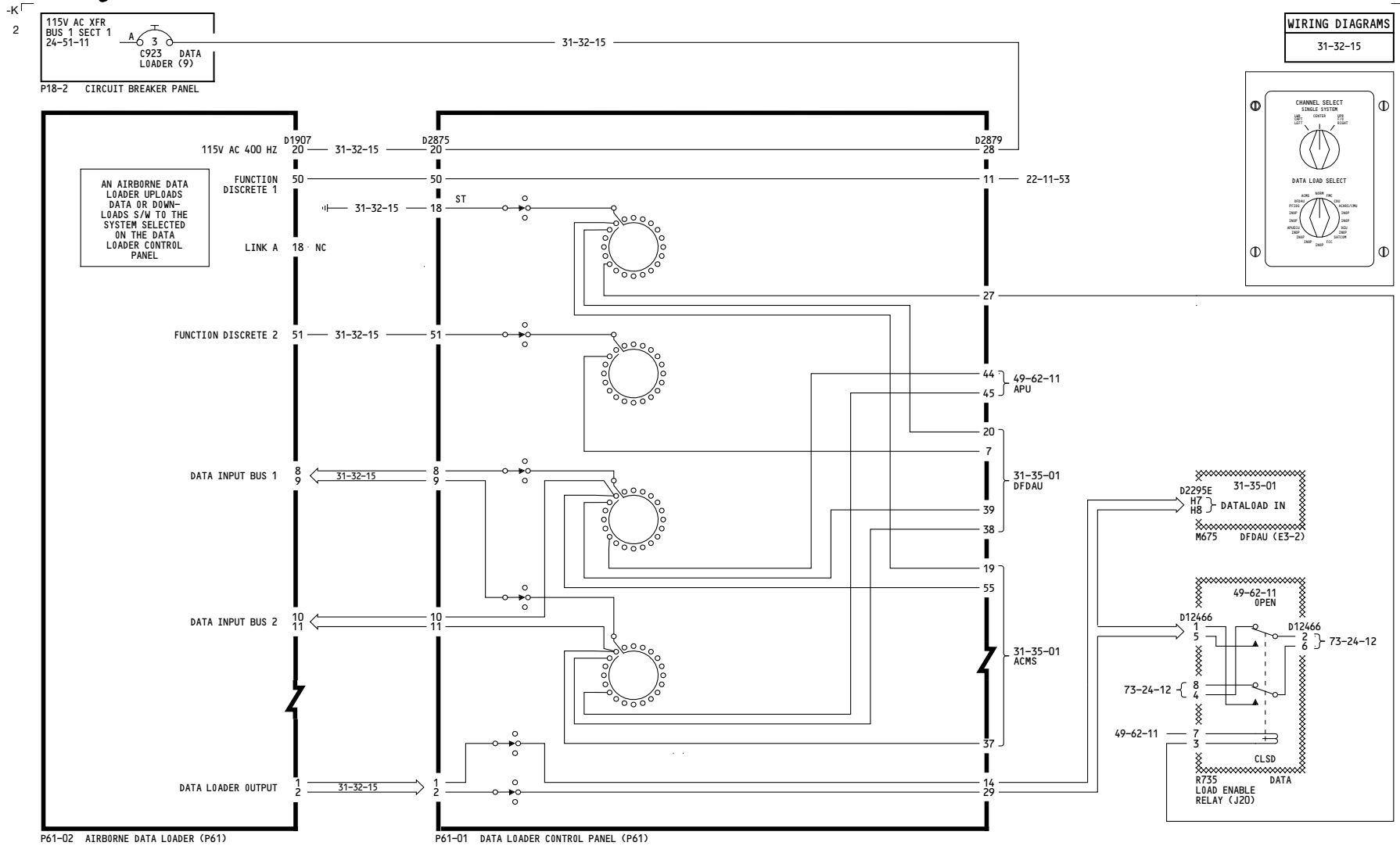
**DATA LOADER INTERFACE  
(CENTER)**

D280A203

**31-32-25**

Page 102

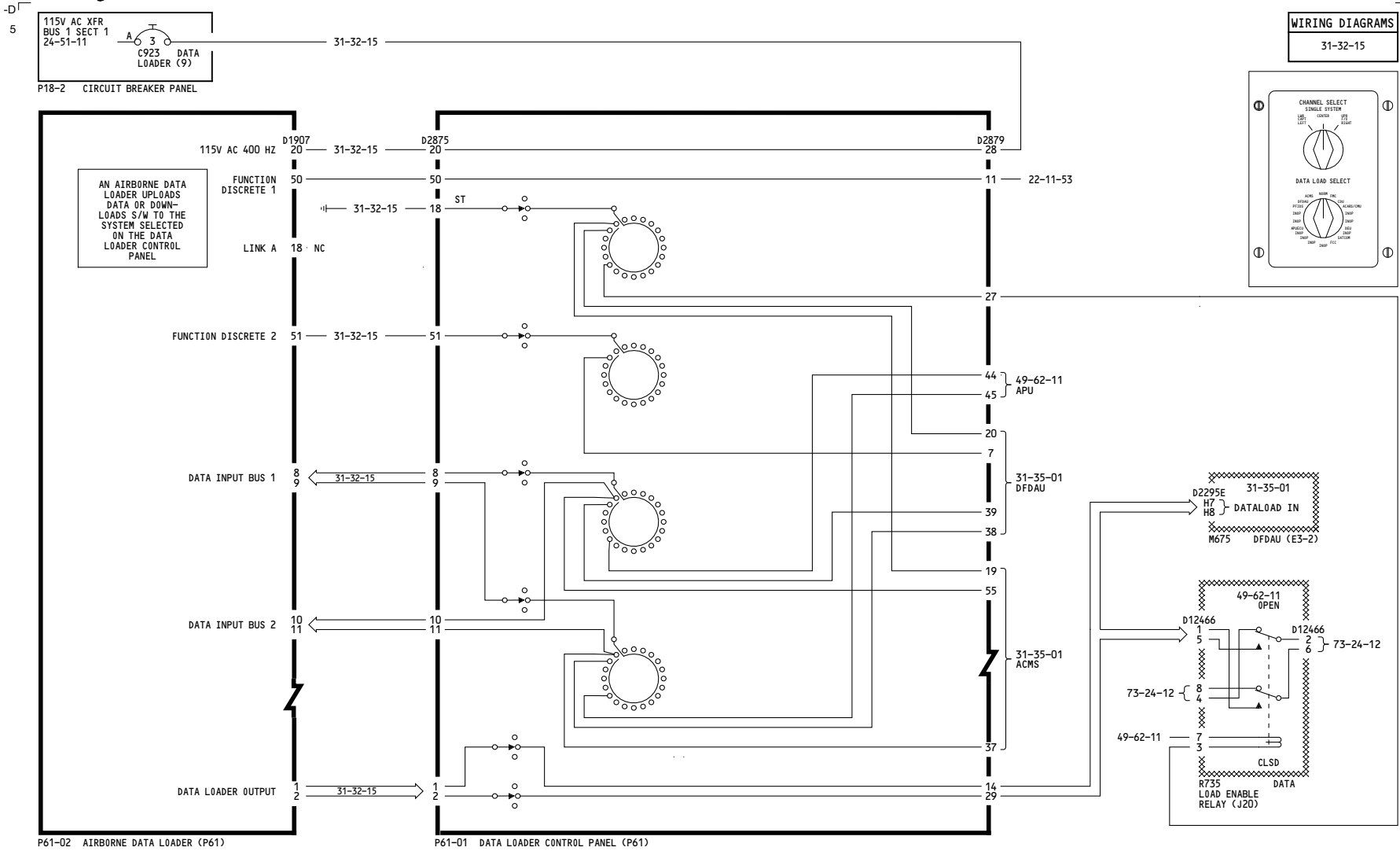
Jul 17/2007



<p>YK901-YL430</p>	<p><b>DATA LOADER INTERFACE (CENTER)</b></p>  <p>D280A203</p>
--------------------	---

**31-32-25**





YM643-YM670

**DATA LOADER INTERFACE  
(CENTER)**

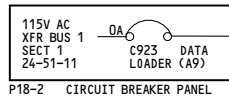
D280A203

**31-32-25**

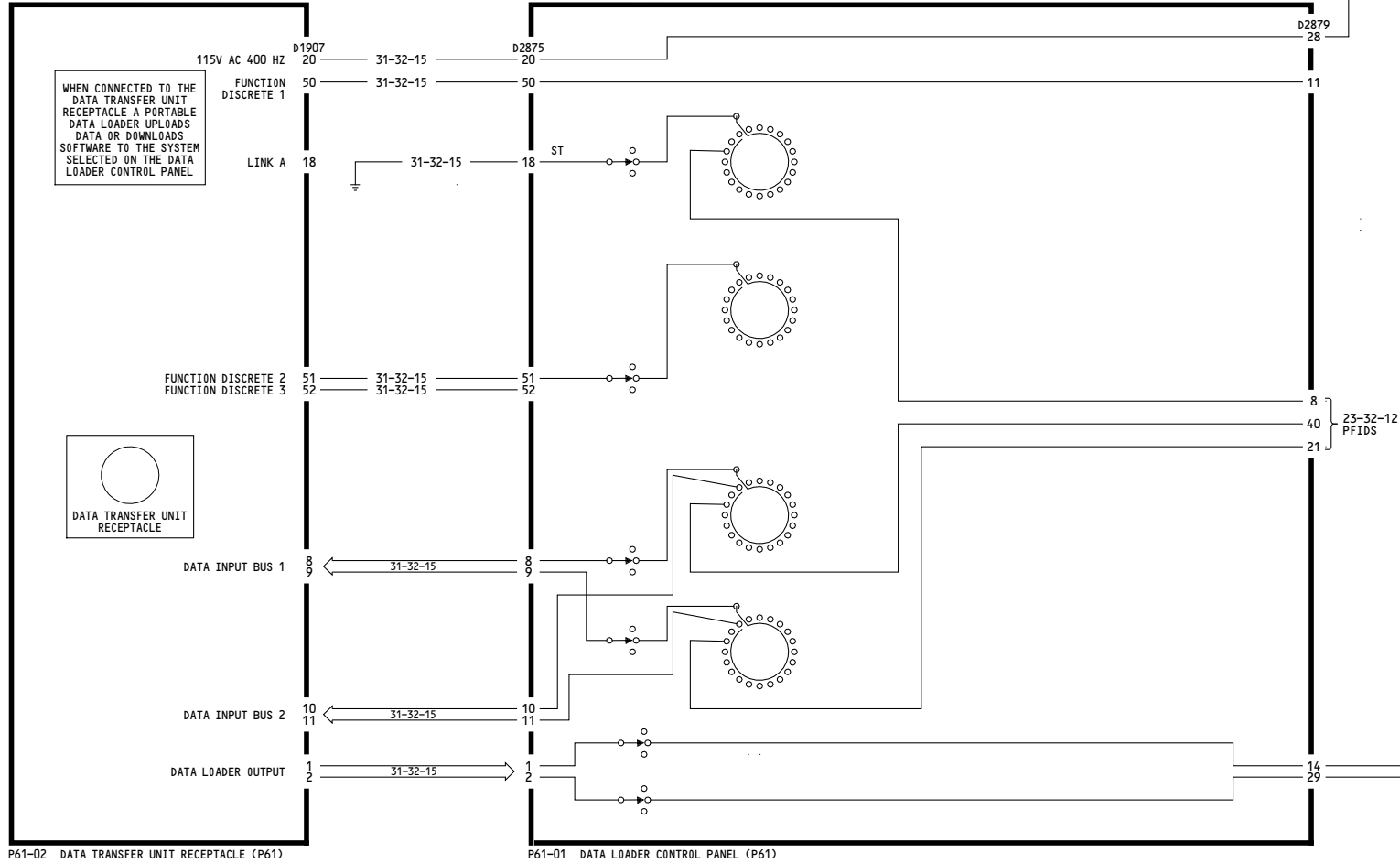
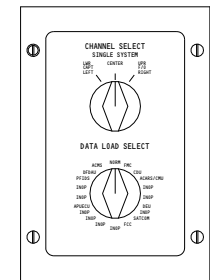
Page 104

Jan 14/2008

4



**WIRING DIAGRAMS**  
31-32-15



YC001-YC011

**OPTIONAL DATA LOADER INTERFACE (CENTER)**

Incorporates  
31-1136

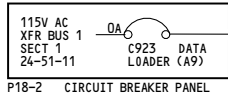
D280A203

**31-32-26**

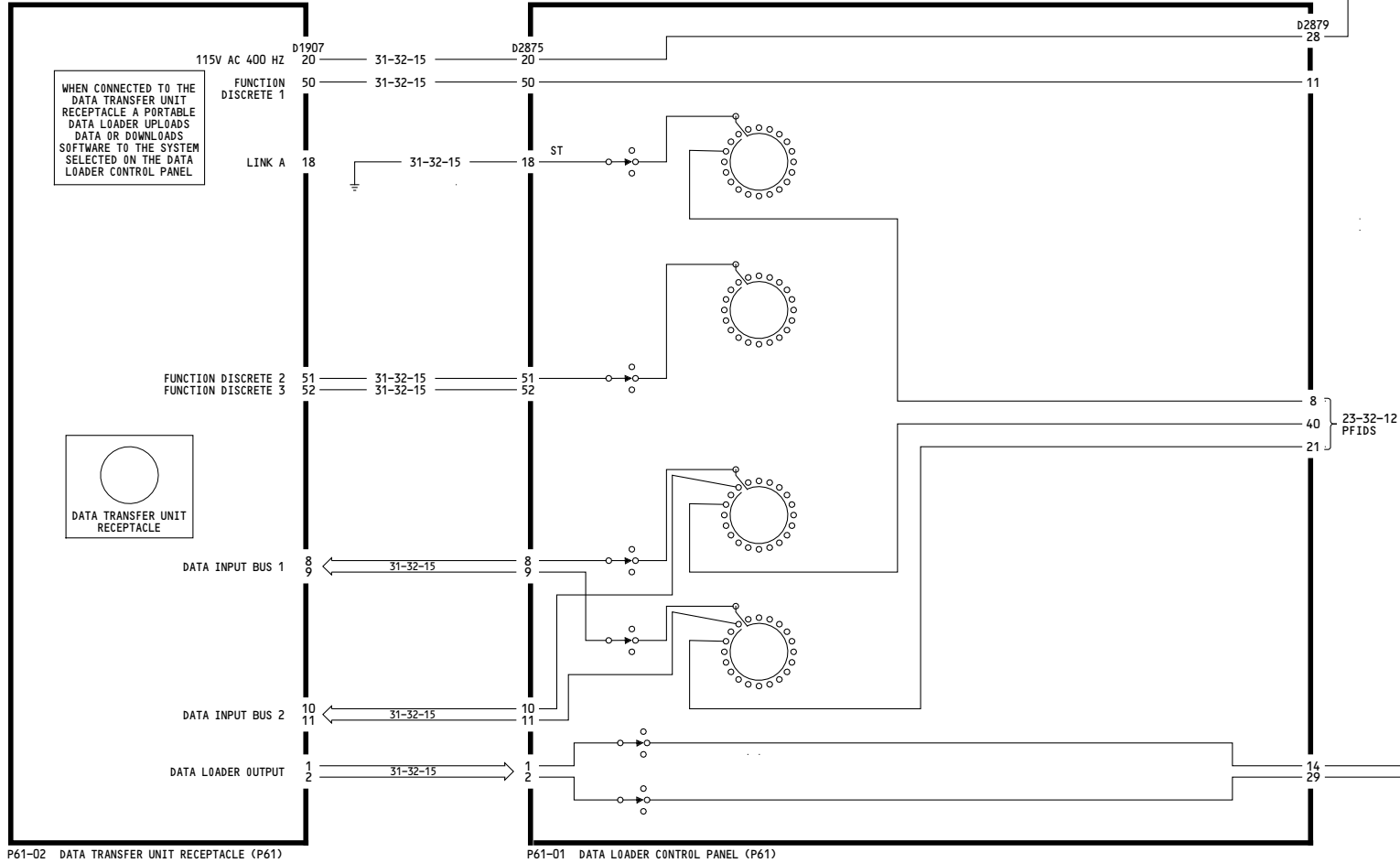
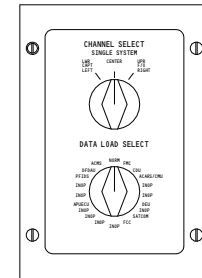
Page 101.1

Mar 31/2005

4



**WIRING DIAGRAMS**  
31-32-15



<p>YC012-YC050</p>	<p><b>OPTIONAL DATA LOADER INTERFACE (CENTER)</b></p> <p>D280A203</p>
--------------------	---

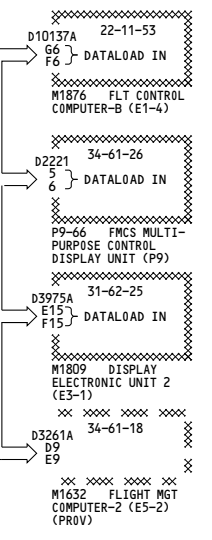
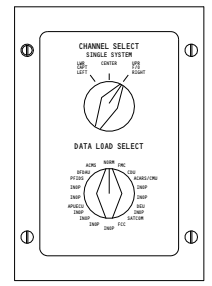
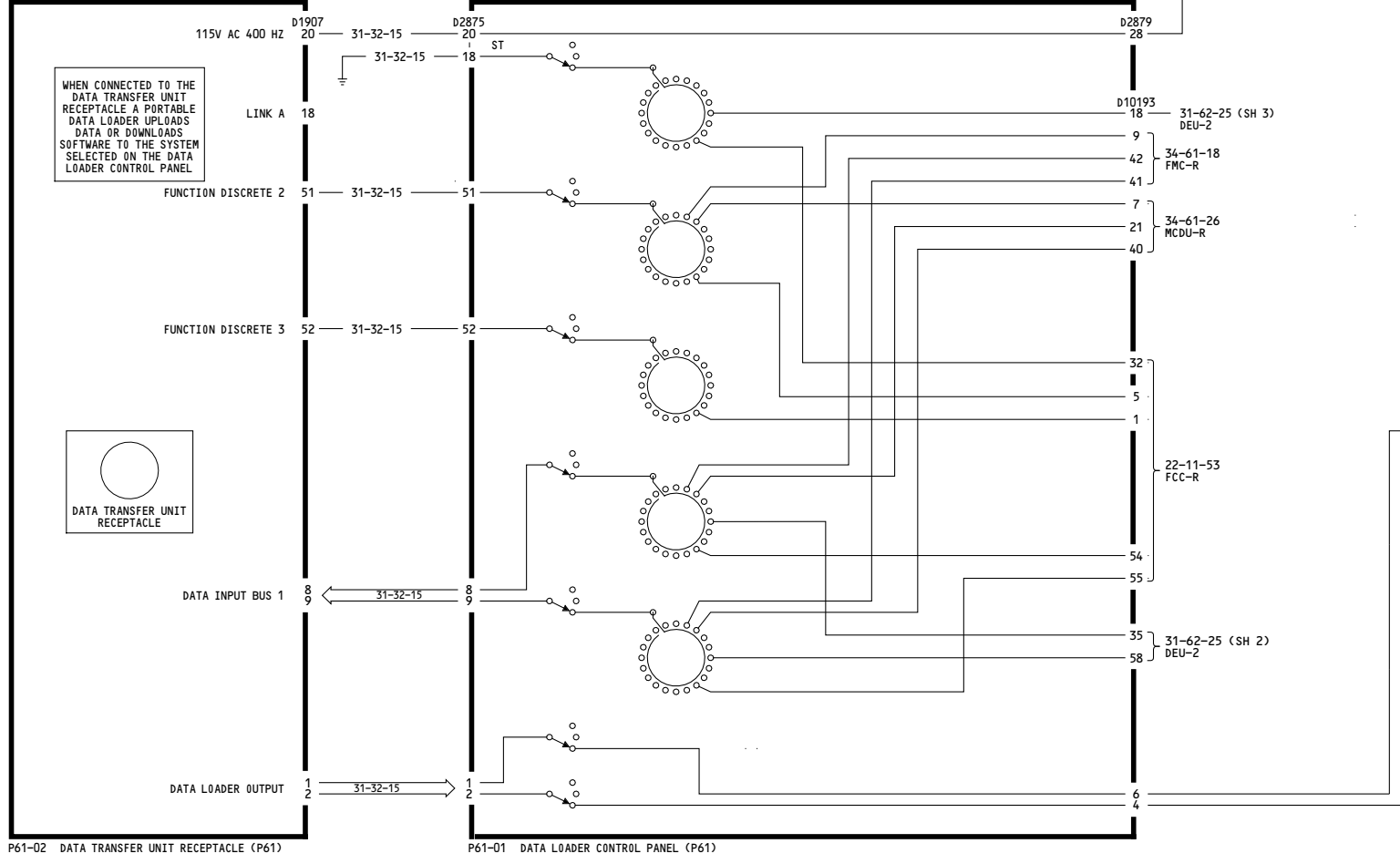
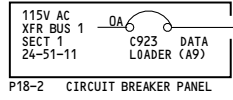
**31-32-26**

Page 102

Jul 17/2007

-H  
1

**WIRING DIAGRAMS**  
31-32-15

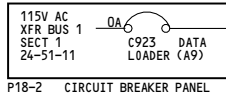


YC001-YC011	<b>DATA LOADER INTERFACE (RIGHT)</b>  D280A203
-------------	--

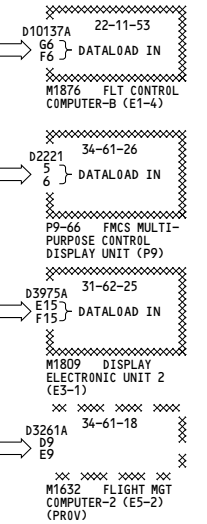
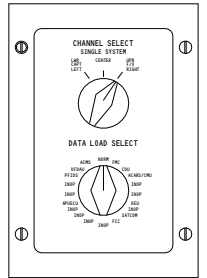
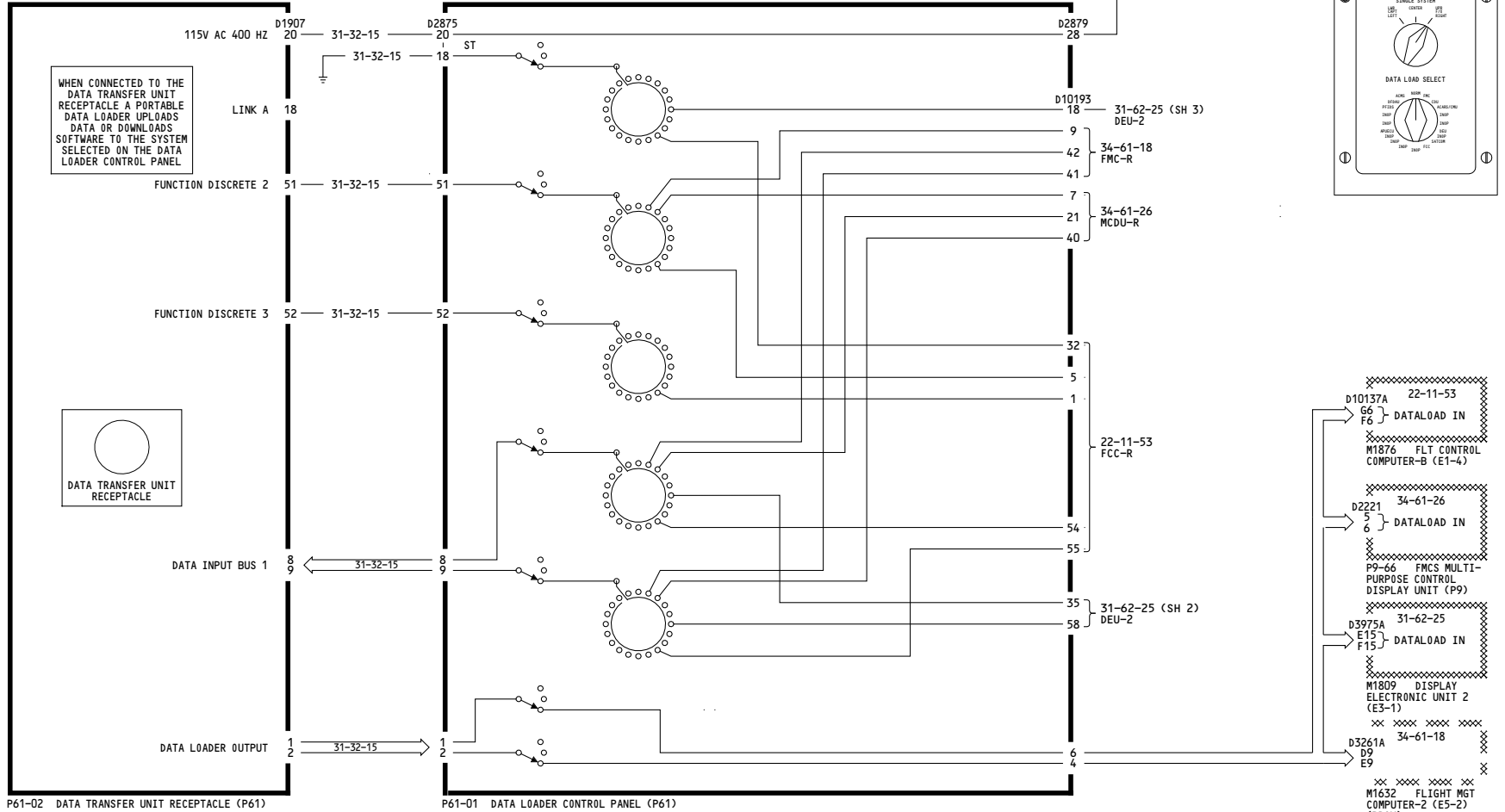
Incorporates  
31-1136

**31-32-35**

-H  
1



**WIRING DIAGRAMS**  
31-32-15

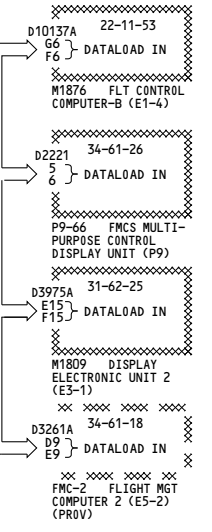
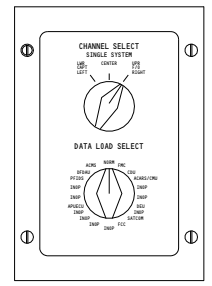
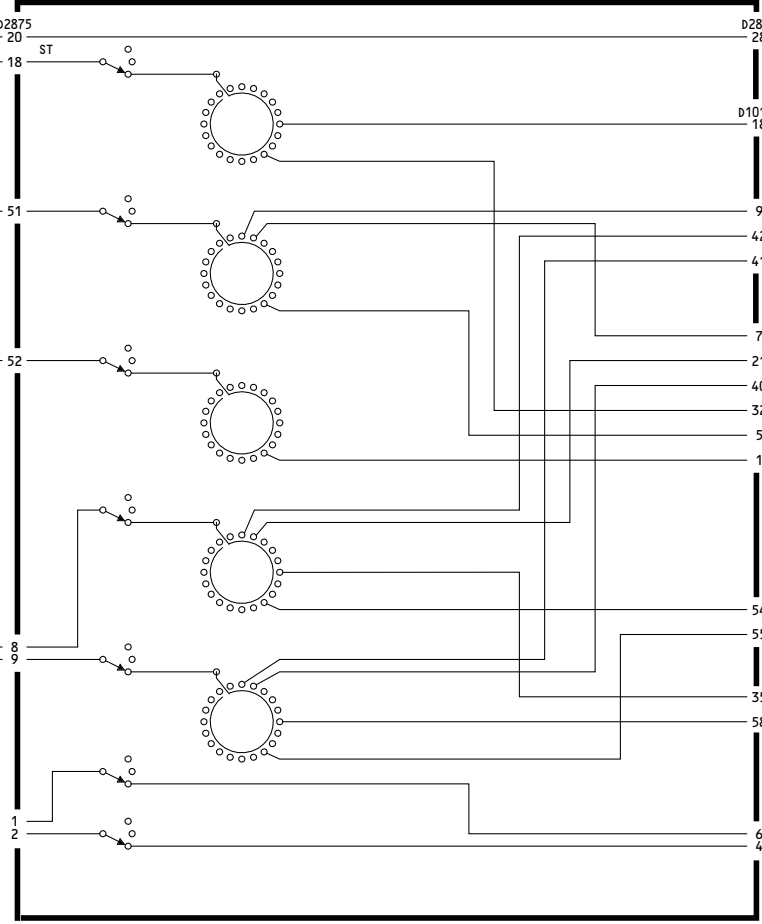

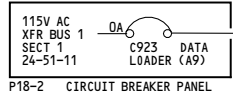


<p>YC012-YC050</p>	<p><b>DATA LOADER INTERFACE (RIGHT)</b></p> <p>D280A203</p>
--------------------	---

**31-32-35**

-D  
8

**WIRING DIAGRAMS**  
31-32-15

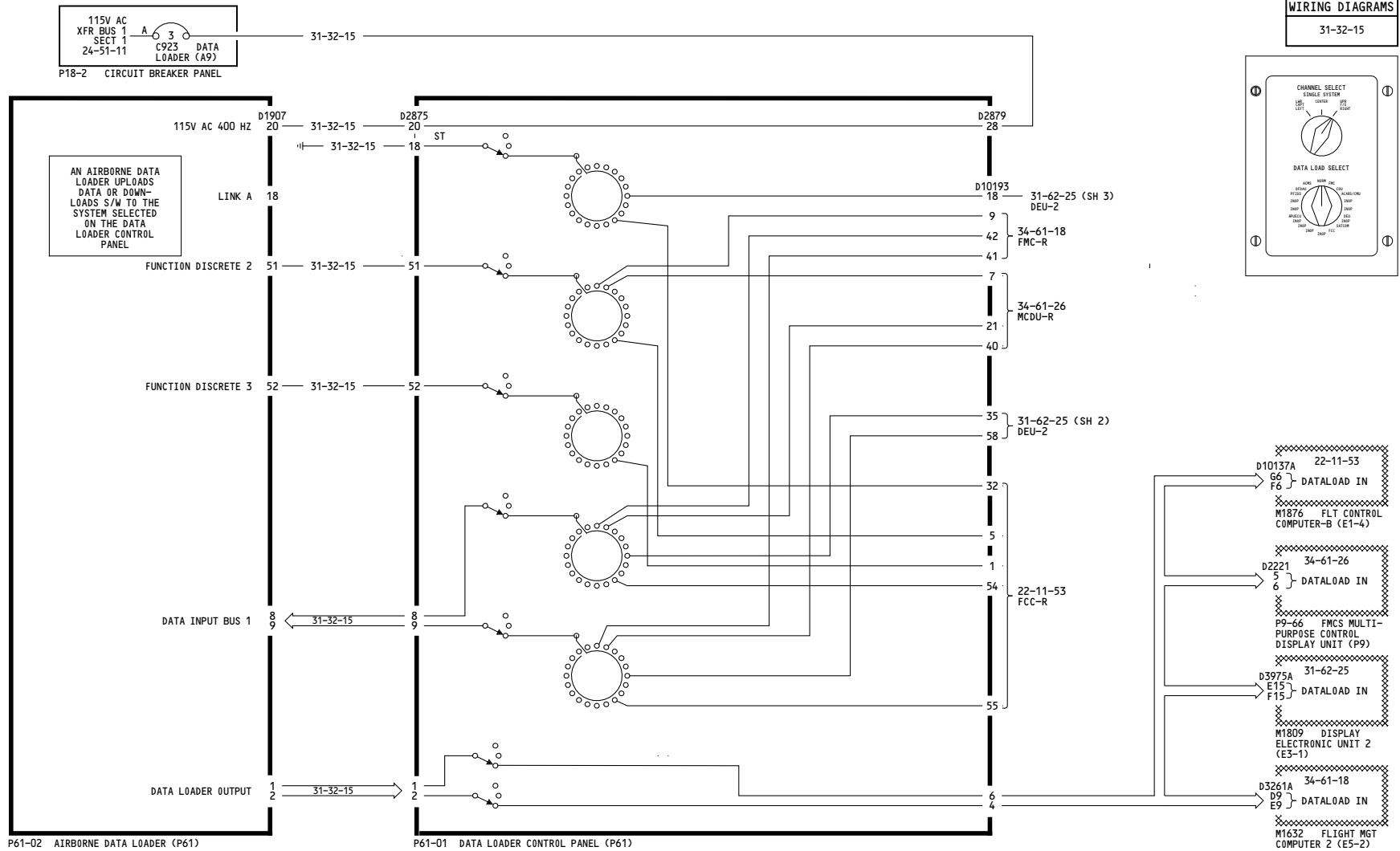


YK901-YK906	<b>DATA LOADER INTERFACE (RIGHT)</b>  D280A203
-------------	--

**31-32-35**

-A  
12

**WIRING DIAGRAMS**  
31-32-15

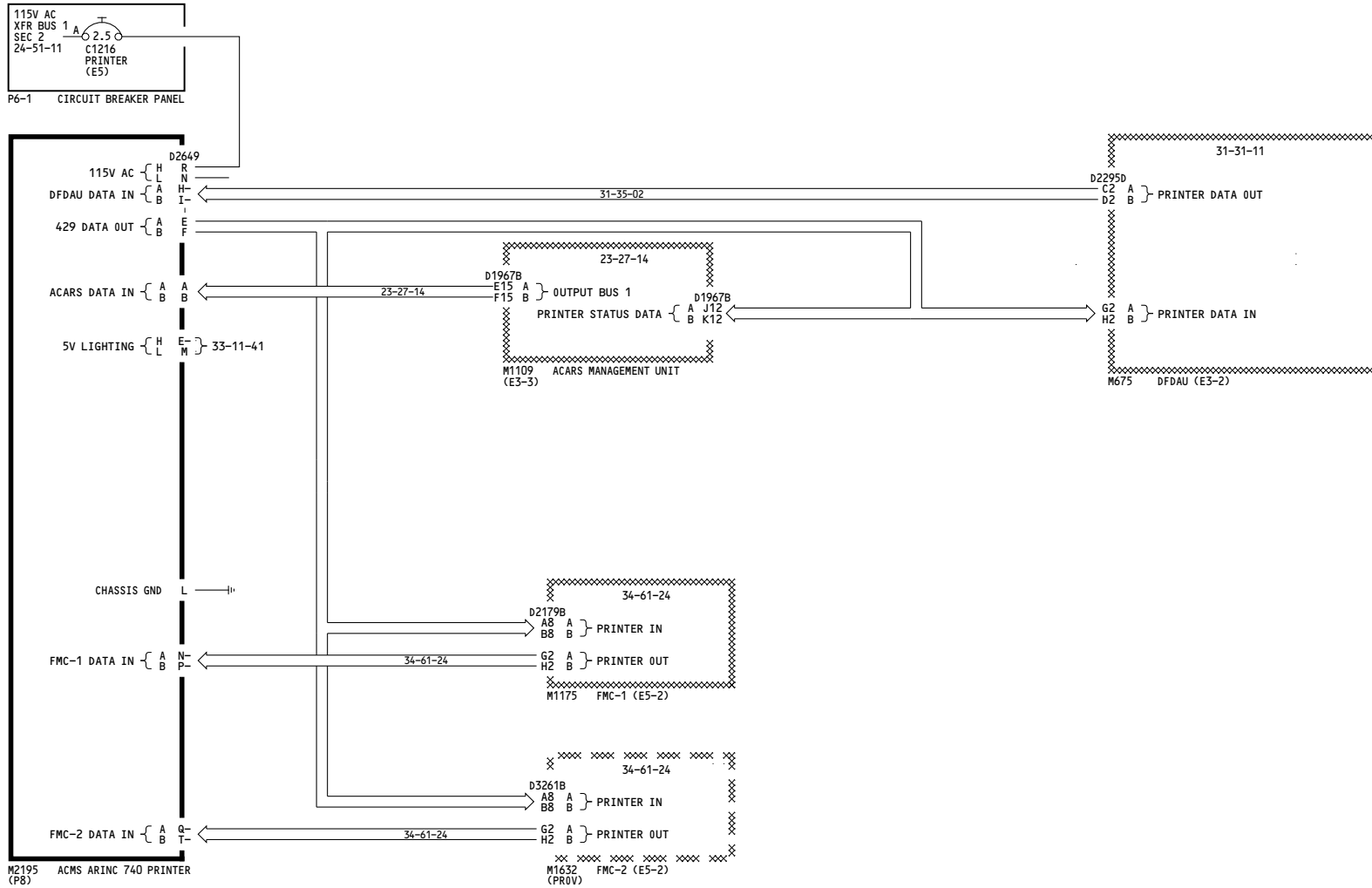


YK907-YM670	<p><b>DATA LOADER INTERFACE (RIGHT)</b></p> <p>D280A203</p>
-------------	---

**31-32-35**

-G  
8

WIRING DIAGRAMS	
23-27-11	23-27-12
31-31-01	31-31-02
33-11-21	33-11-41
34-61-12	34-61-15



YC001-YC050	<b>PRINTER INTERFACE</b>
	D280A203


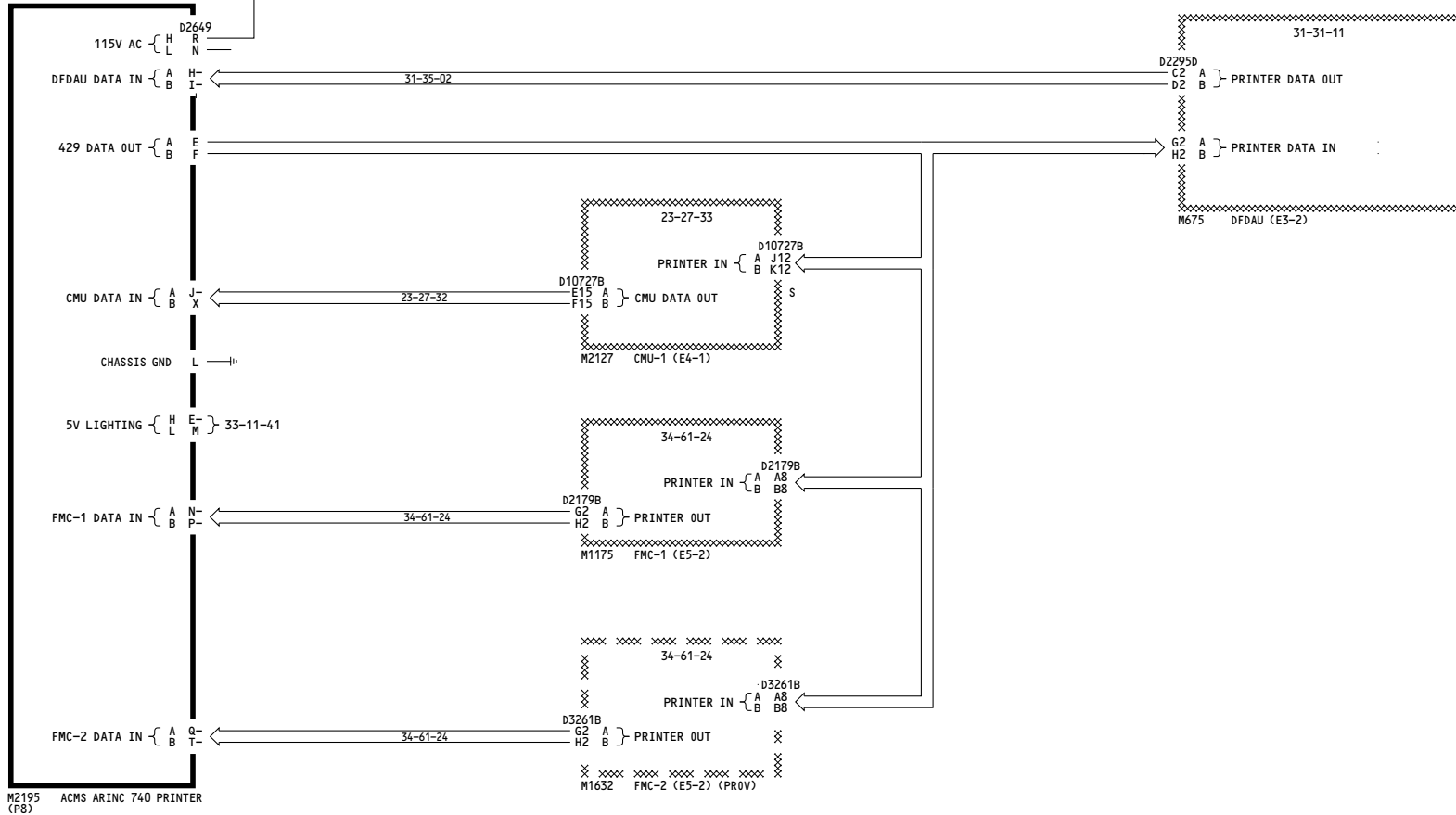
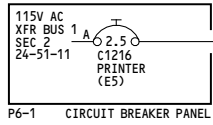
**31-33-01**

Page 101

Jul 17/2007

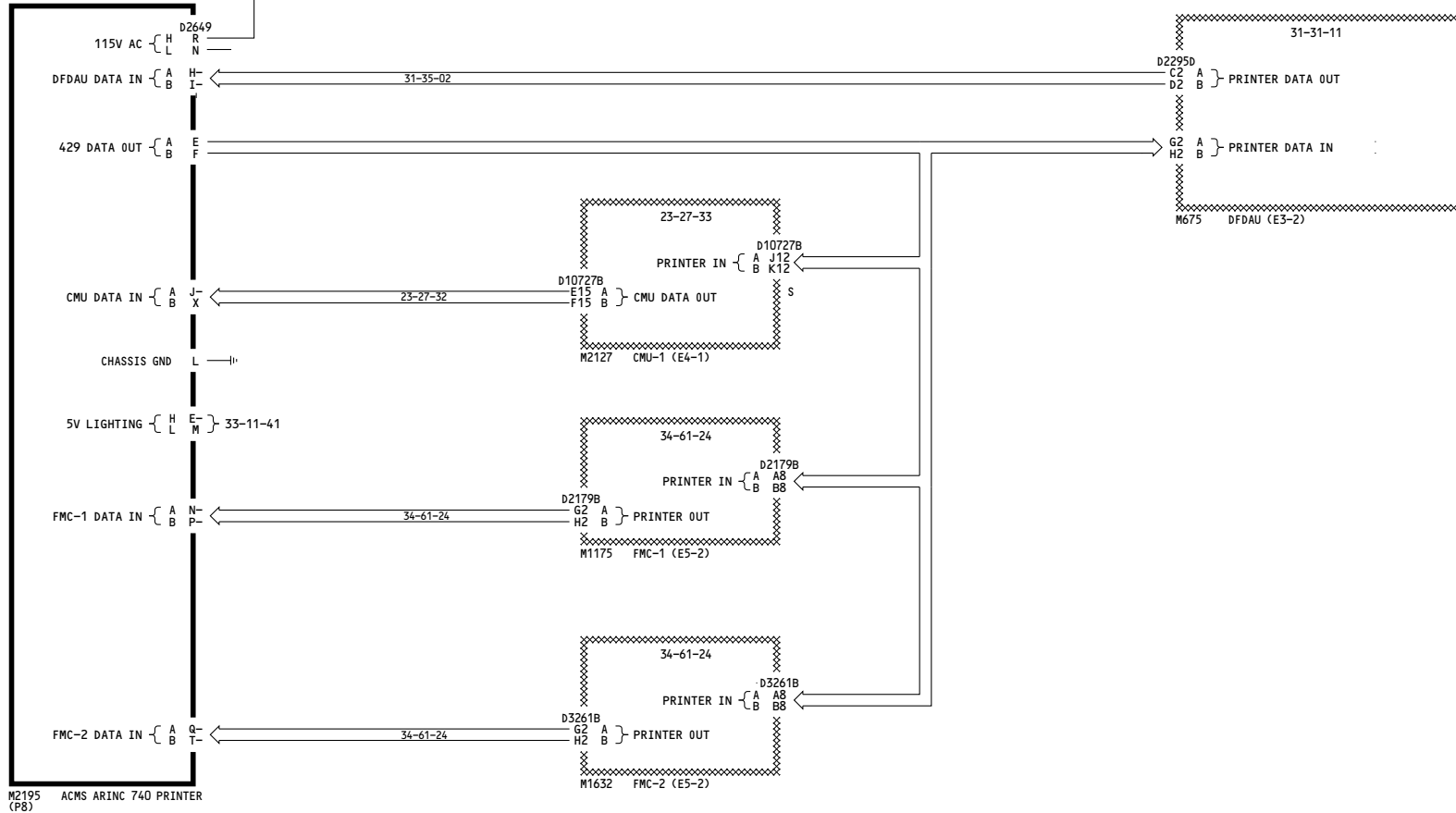
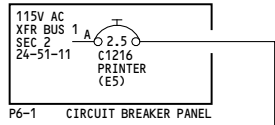


WIRING DIAGRAMS	
23-27-11	23-27-12
31-31-01	31-31-02
33-11-21	33-11-41
34-61-12	34-61-15



**31-33-01**

WIRING DIAGRAMS	
23-27-11	23-27-12
31-31-01	31-31-02
33-11-21	33-11-41
34-61-12	34-61-15

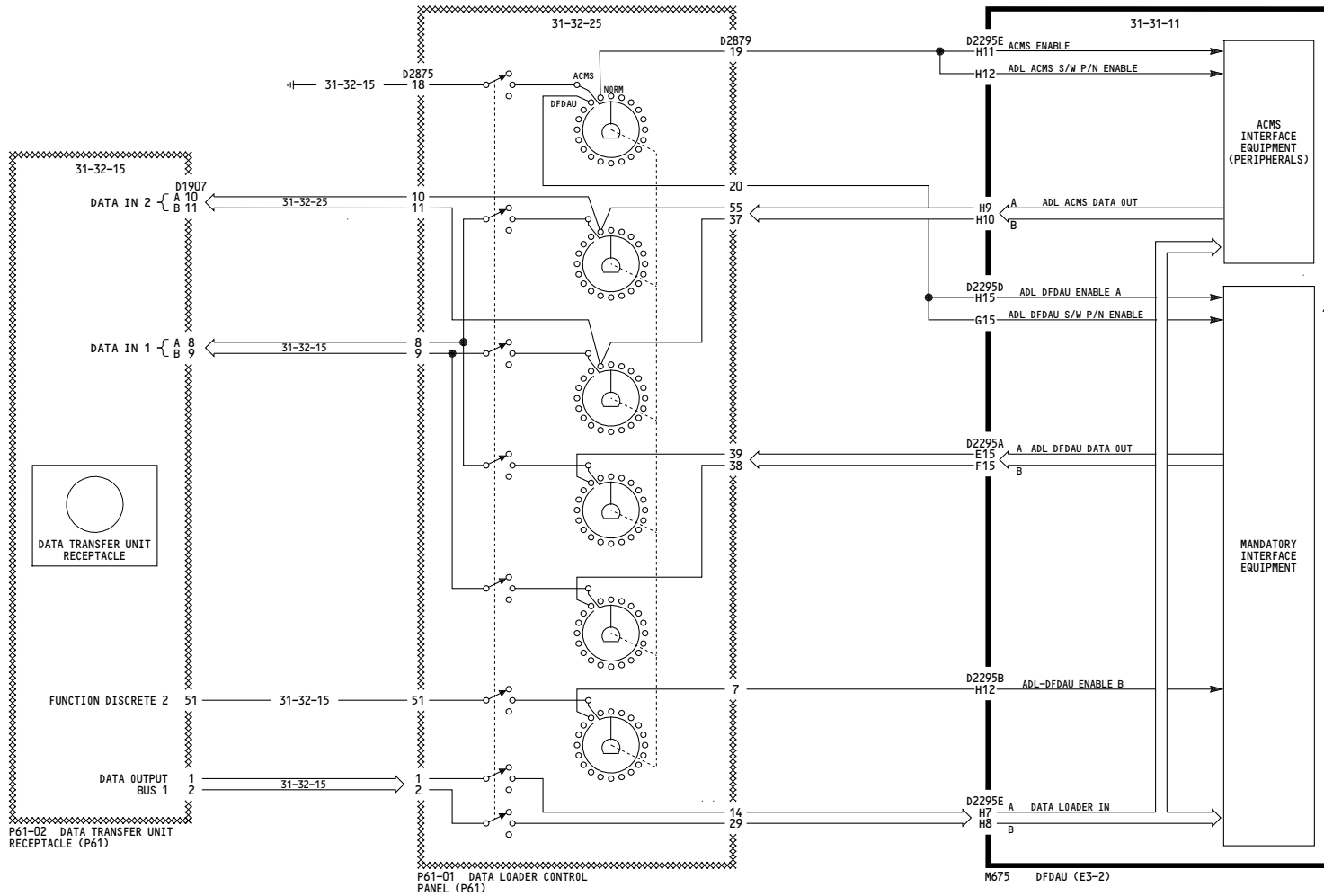


YK907-YM670	<b>PRINTER INTERFACE</b>
	D280A203

**31-33-01**

Page 103

Feb 09/2009



YC001-YC011	<p><b>DIGITAL FLIGHT DATA RECORDER SYSTEM - DATA LOADER INTERFACE</b></p> <p>D280A203</p>
-------------	---

Incorporates  
31-1136

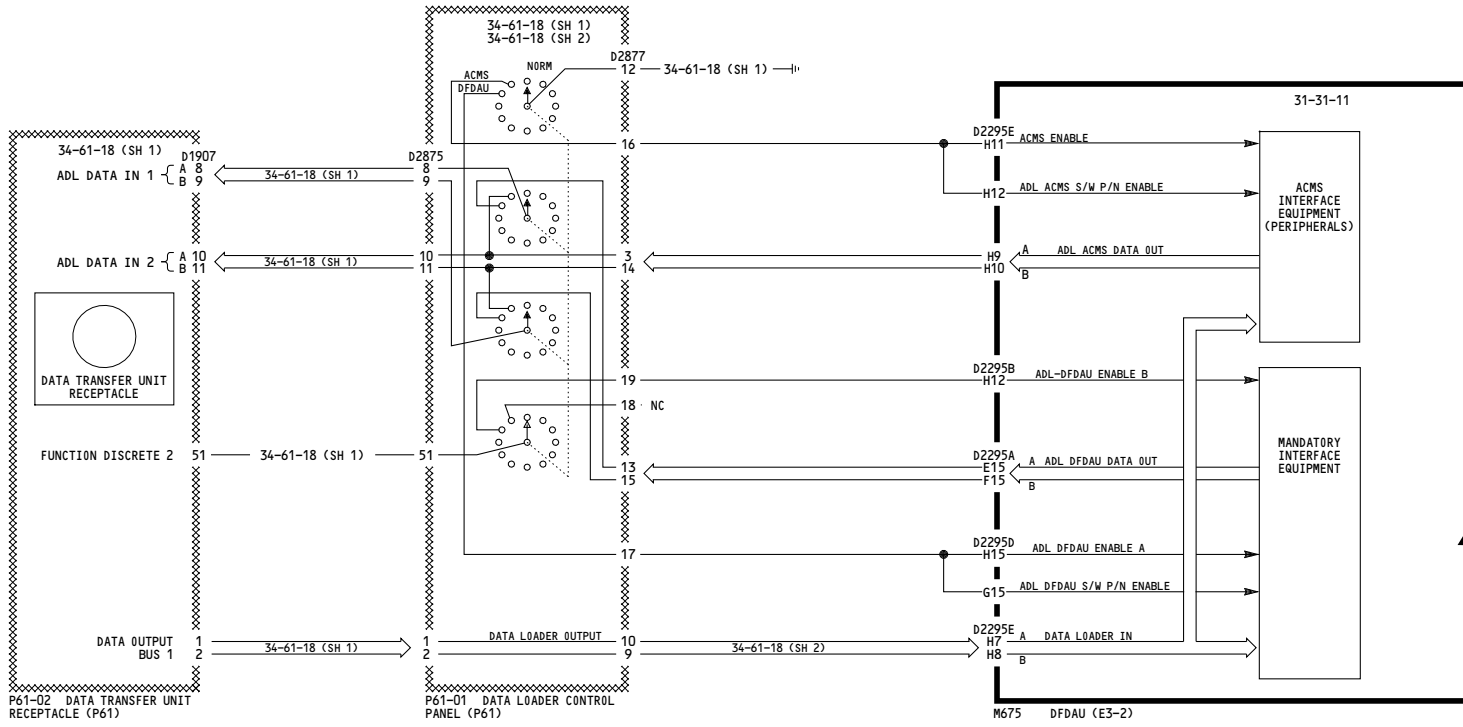
**31-35-01**

Page 101.1

Jan 18/2007

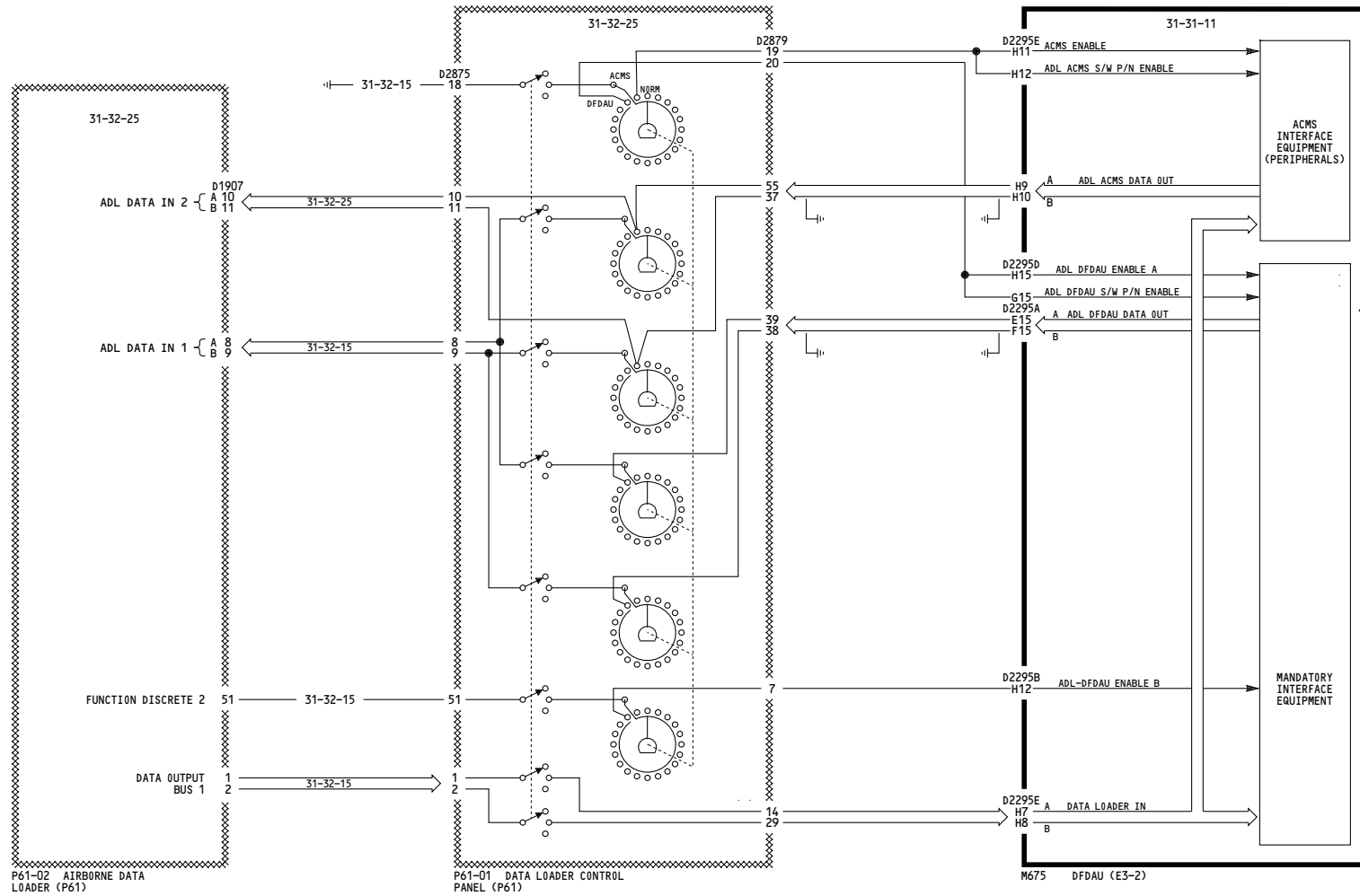
-A  
1

WIRING DIAGRAMS  
31-35-01  
34-61-18



<p>YC012-YC050</p>	<p><b>DIGITAL FLIGHT DATA RECORDER SYSTEM - DATA LOADER INTERFACE</b></p> <p>D280A203</p>
--------------------	---

7



YK901-YM670

**DIGITAL FLIGHT DATA  
RECORDER SYSTEM - DATA  
LOADER INTERFACE**

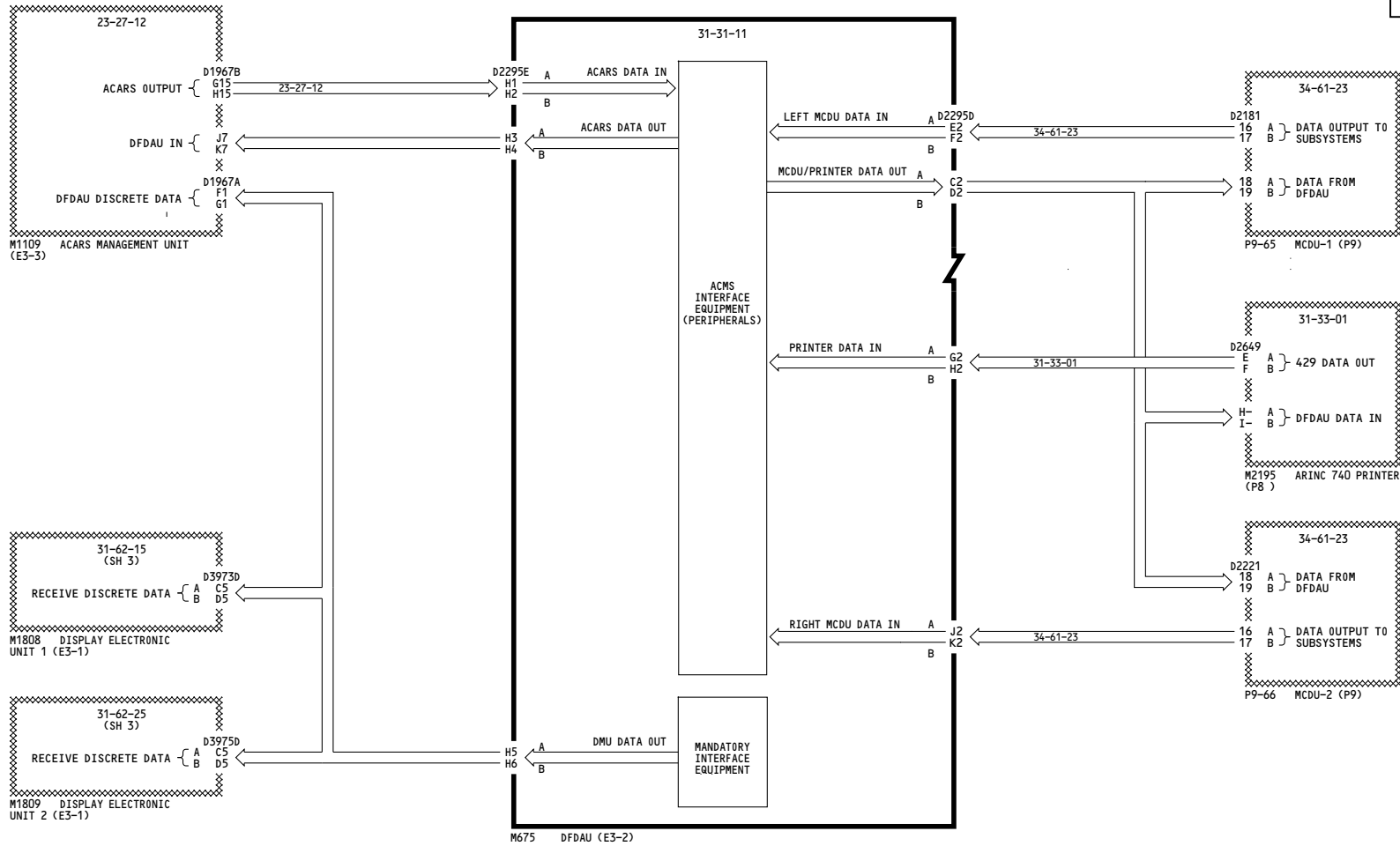
D280A203

**31-35-01**

Page 103

Feb 09/2009

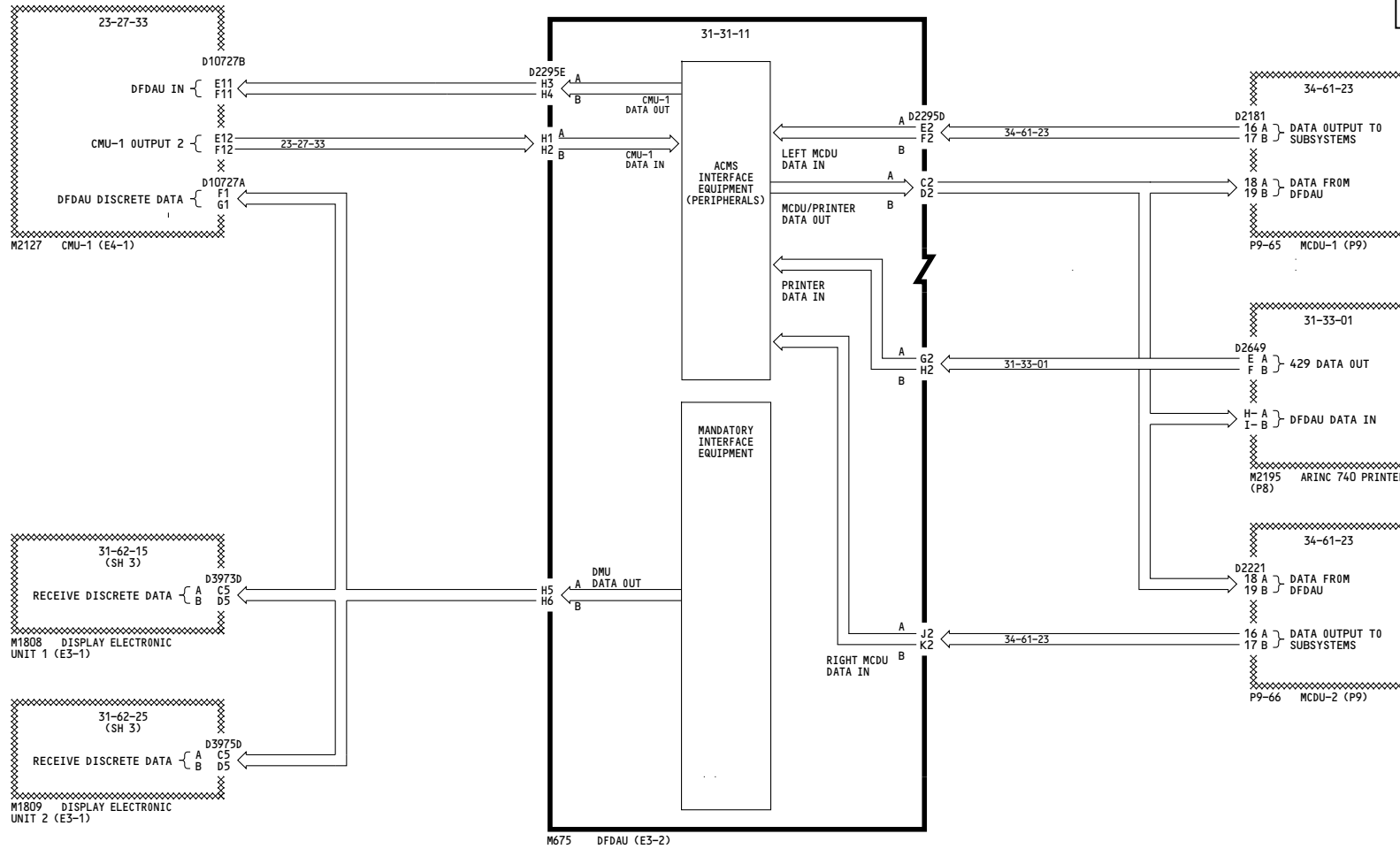
WIRING DIAGRAMS  
 23-27-33 31-31-01  
 31-33-01 31-35-02  
 34-61-23



YC001-YC050	<b>DIGITAL FLIGHT DATA                  RECORDER SYSTEM - ACMS                  INTERFACE</b>  D280A203
-------------	---

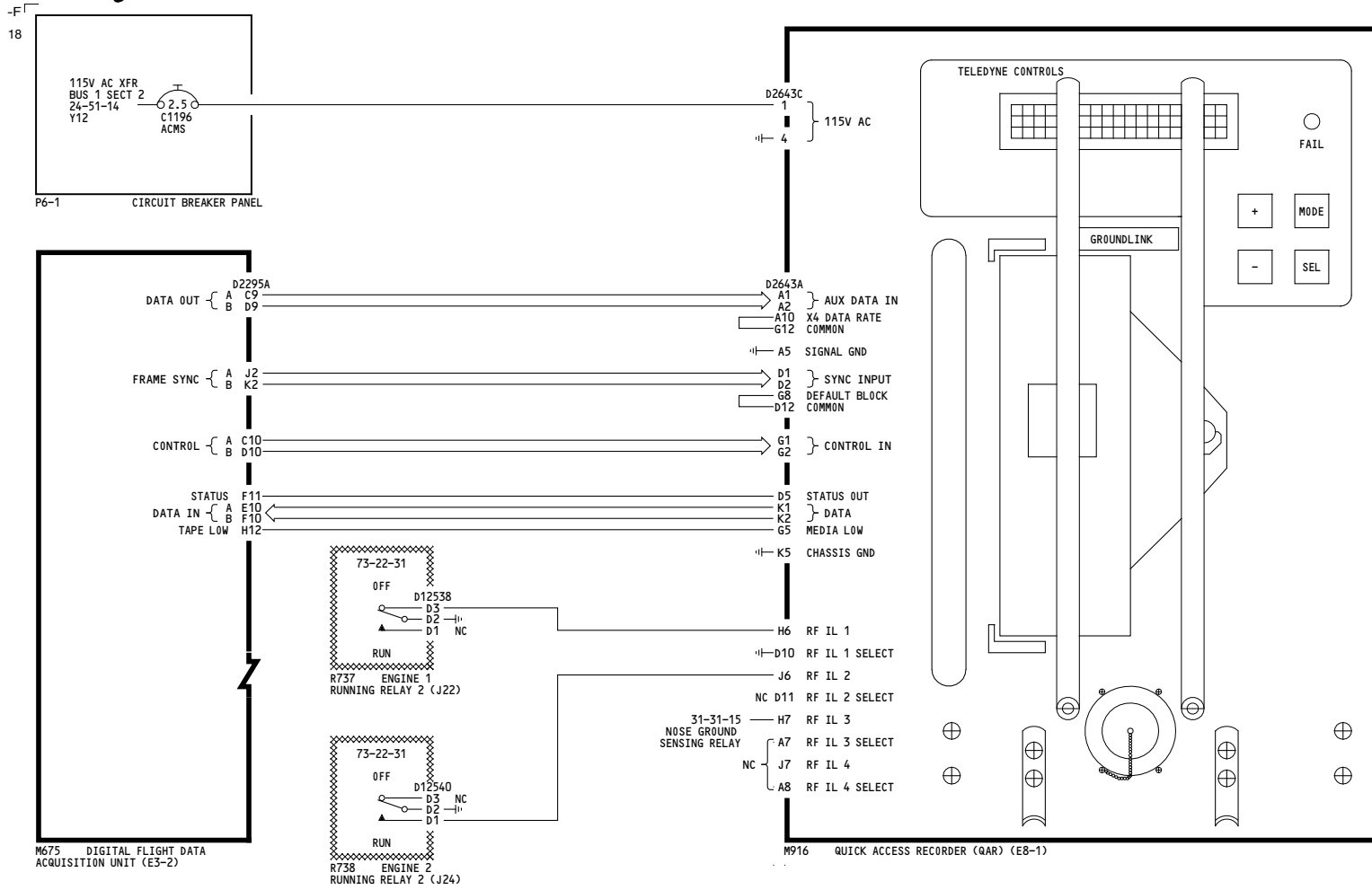
**WIRING DIAGRAMS**

23-27-11 23-27-12  
31-31-01 31-31-02  
33-11-21 33-11-41  
34-61-12 34-61-15



YK901-YM670	<p><b>DIGITAL FLIGHT DATA RECORDER SYSTEM - ACMS INTERFACE</b></p> <p>D280A203</p>
-------------	--

WIRING DIAGRAMS  
31-31-01  
31-31-02  
34-61-12  
34-61-33



YK910-YK911, YK918, YL421-YL423

**DIGITAL FLIGHT DATA  
RECORDER SYSTEM - ACMS  
INTERFACE**

D280A203

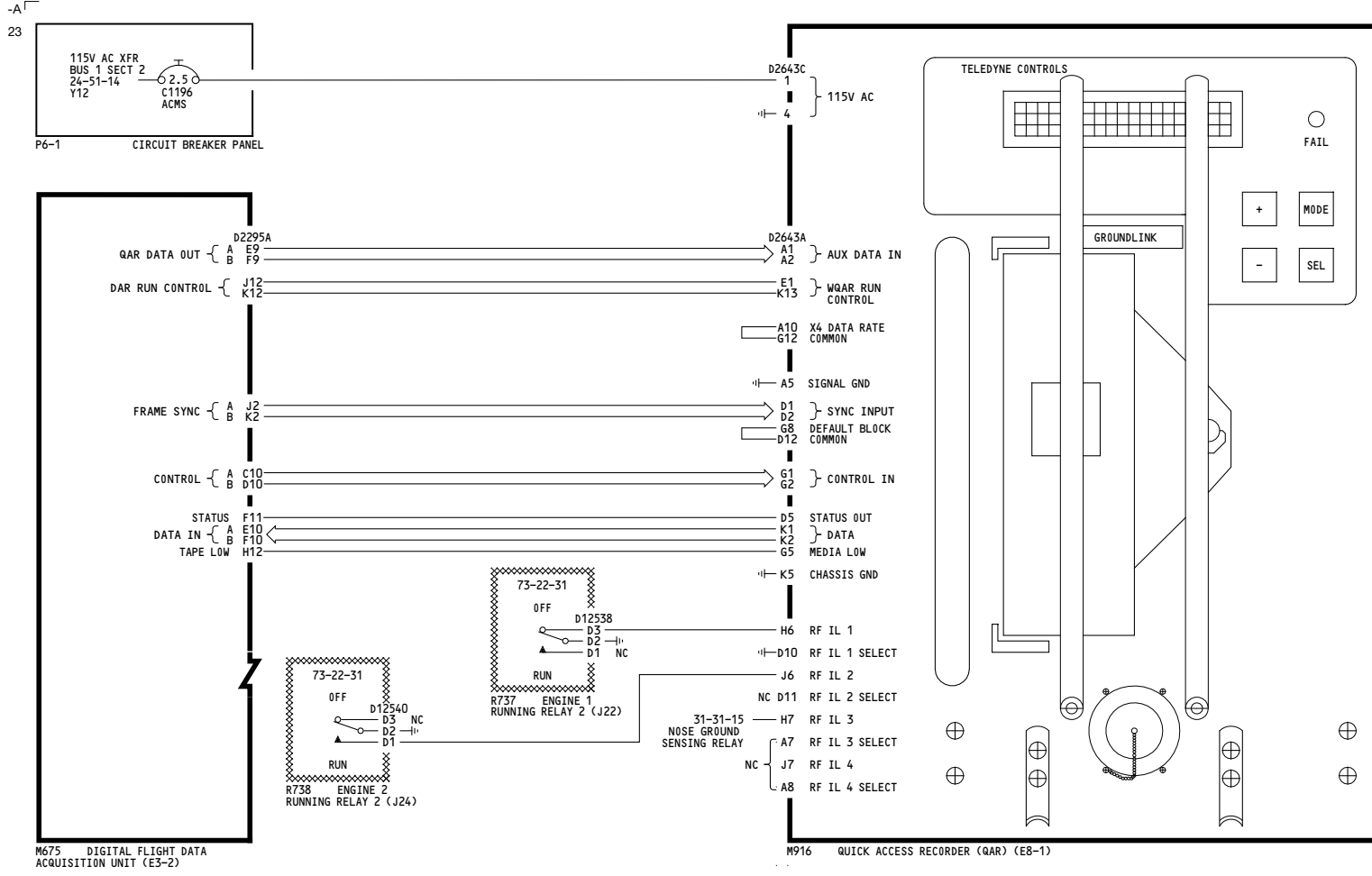
**31-35-03**

Page 101

Aug 10/2009



**WIRING DIAGRAMS**  
 31-31-01  
 31-31-02  
 34-61-12  
 34-61-33



YK918, YL421-YL423, YM645-YM646

**DIGITAL FLIGHT DATA RECORDER SYSTEM - ACMS INTERFACE**

D280A203

Incorporates  
 31-1362

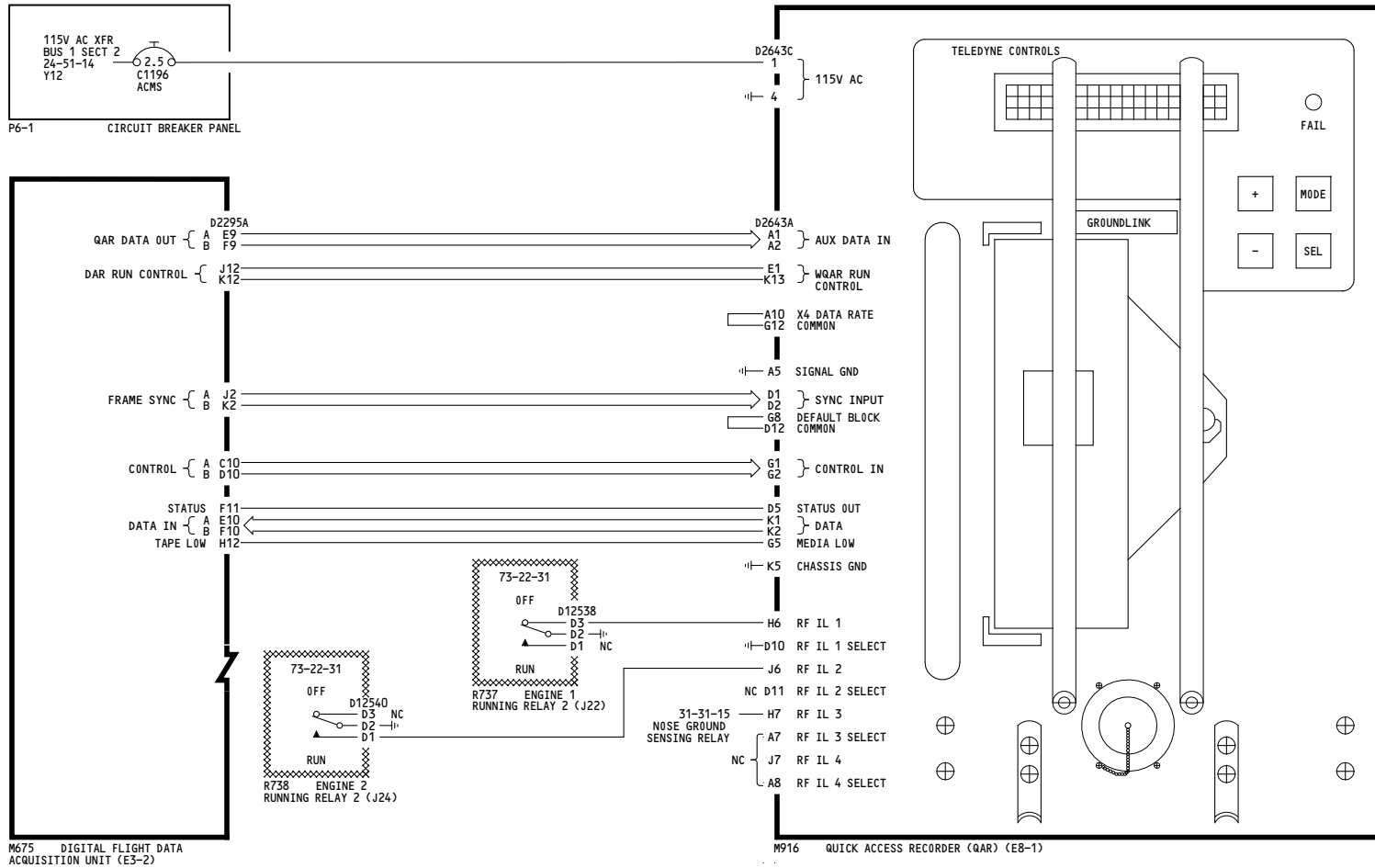
**31-35-03**

Page 101.1

Feb 09/2009

WIRING DIAGRAMS  
31-31-01  
31-31-02  
34-61-12  
34-61-33

-A  
23



YK912-YK917, YK919-YK920, YL424-YL430, YM647-YM651, YM653-YM670

**DIGITAL FLIGHT DATA RECORDER SYSTEM - ACMS INTERFACE**

D280A203

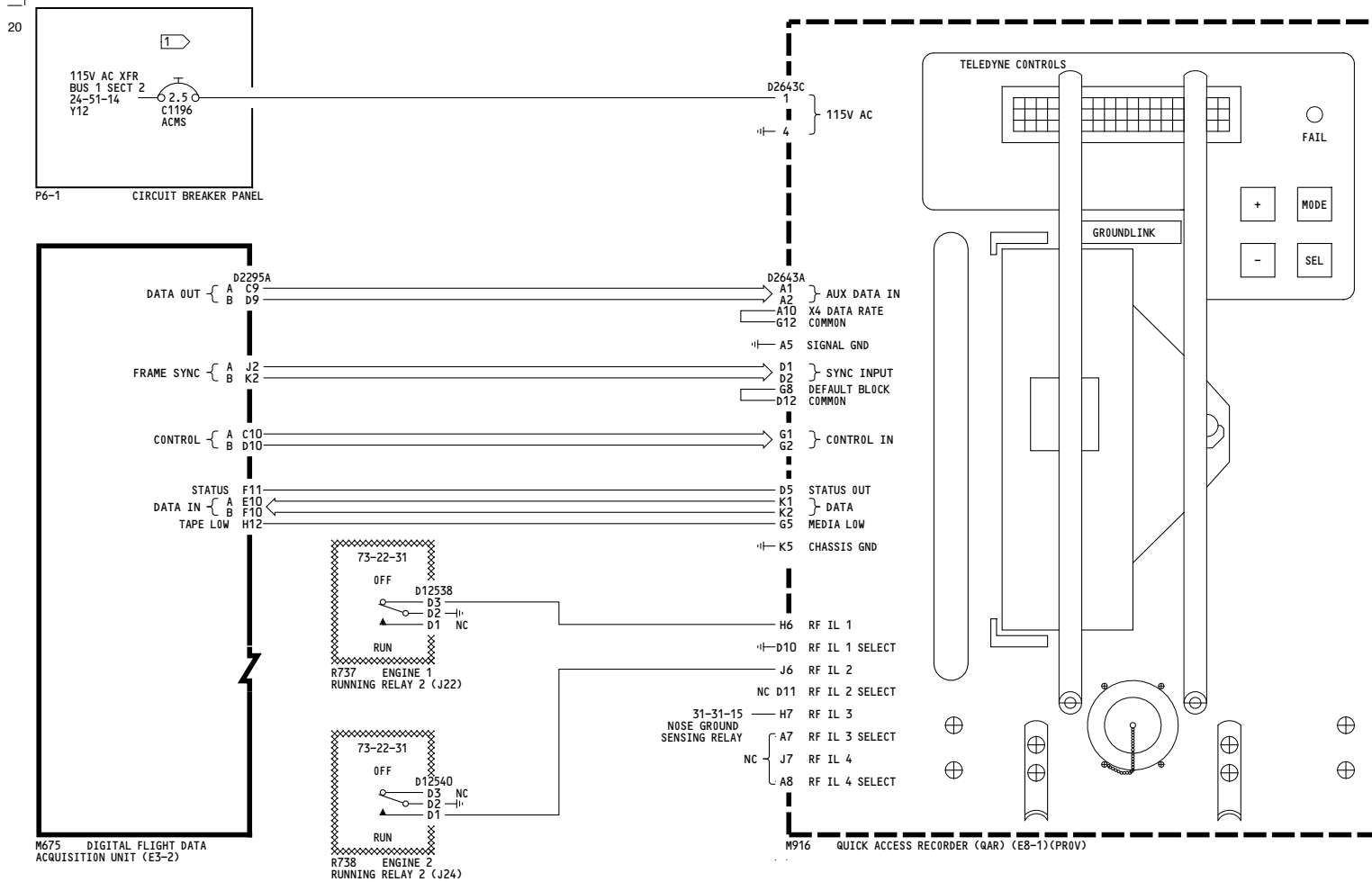
**31-35-03**

Page 102

May 11/2009

**WIRING DIAGRAMS**

31-31-01  
31-31-02  
34-61-12  
34-61-33



1 COLLAR AND LABEL "IN0P"

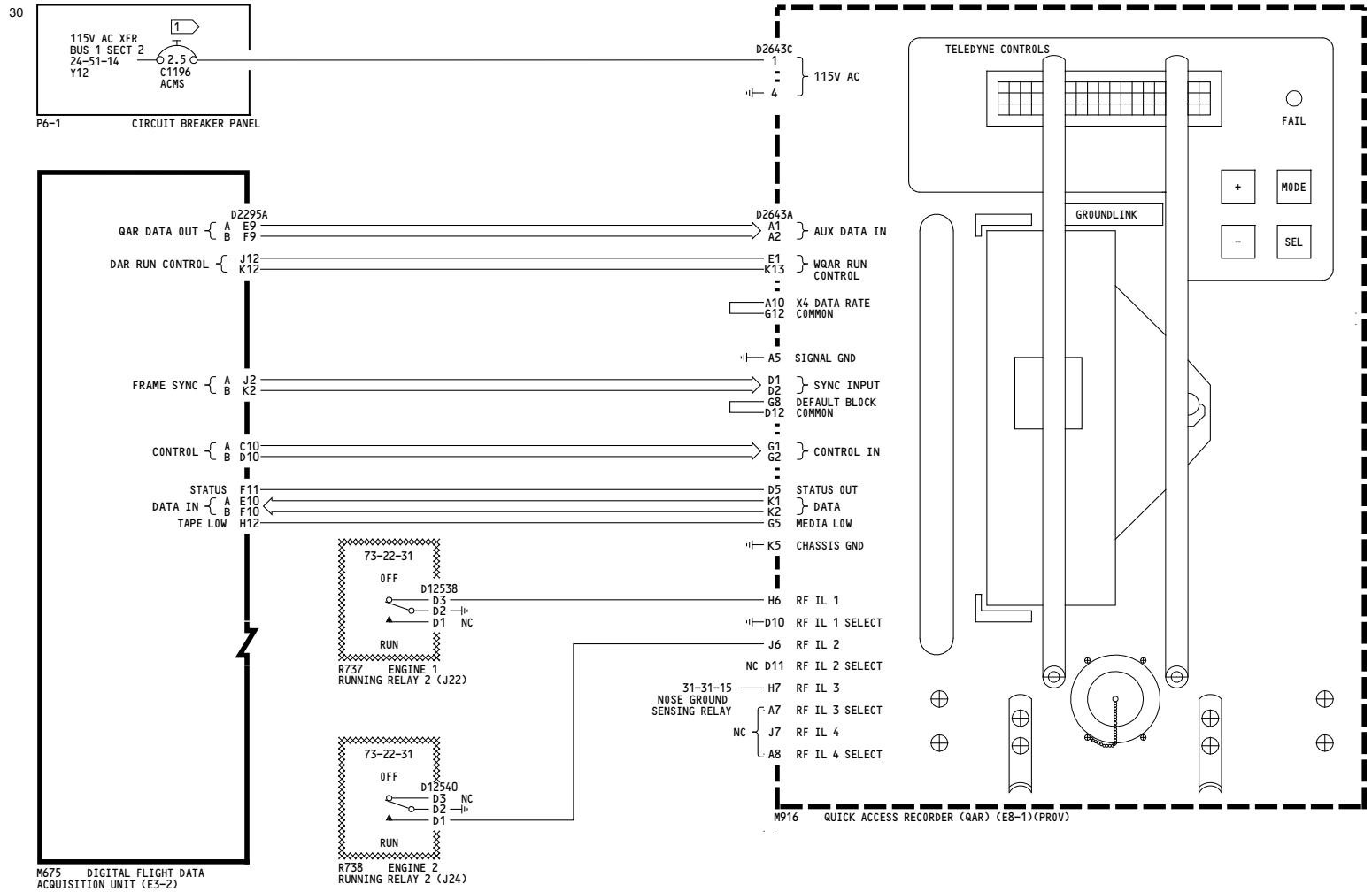
<p>YM643</p>	<p><b>DIGITAL FLIGHT DATA RECORDER SYSTEM - ACMS INTERFACE</b></p> <p>D280A203</p>
--------------	--

**31-35-03**

Page 103

Oct 15/2007

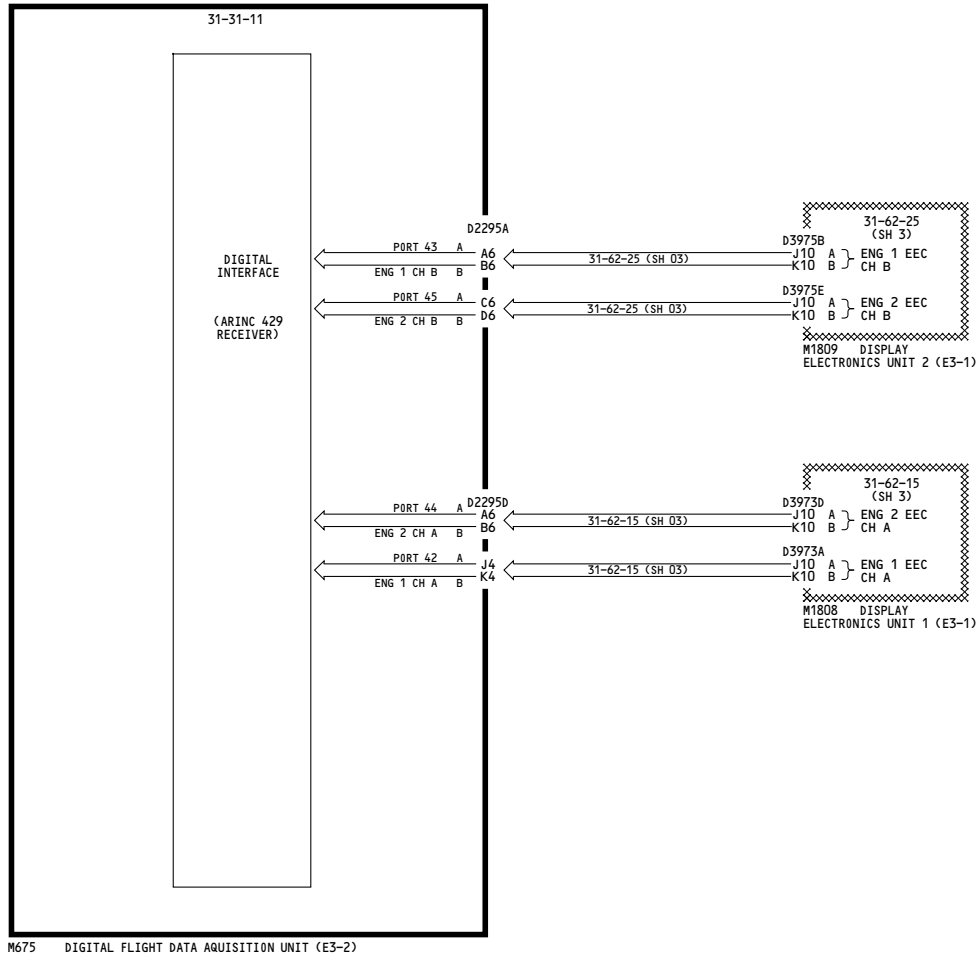
WIRING DIAGRAMS  
 31-31-01  
 31-31-02  
 34-61-12  
 34-61-33



1 COLLAR AND LABEL "IN0P"

YM652	<p align="center"><b>DIGITAL FLIGHT DATA              RECORDER SYSTEM - ACMS              INTERFACE</b></p> <p align="center">D280A203</p>
-------	--

WIRING DIAGRAMS			
31-31-11	31-31-13		
34-45-01	34-61-02		
34-61-06	34-61-32		
	77-12-31		



YK901-YK912, YK918-YK919, YL401-YL429, YM643-YM652

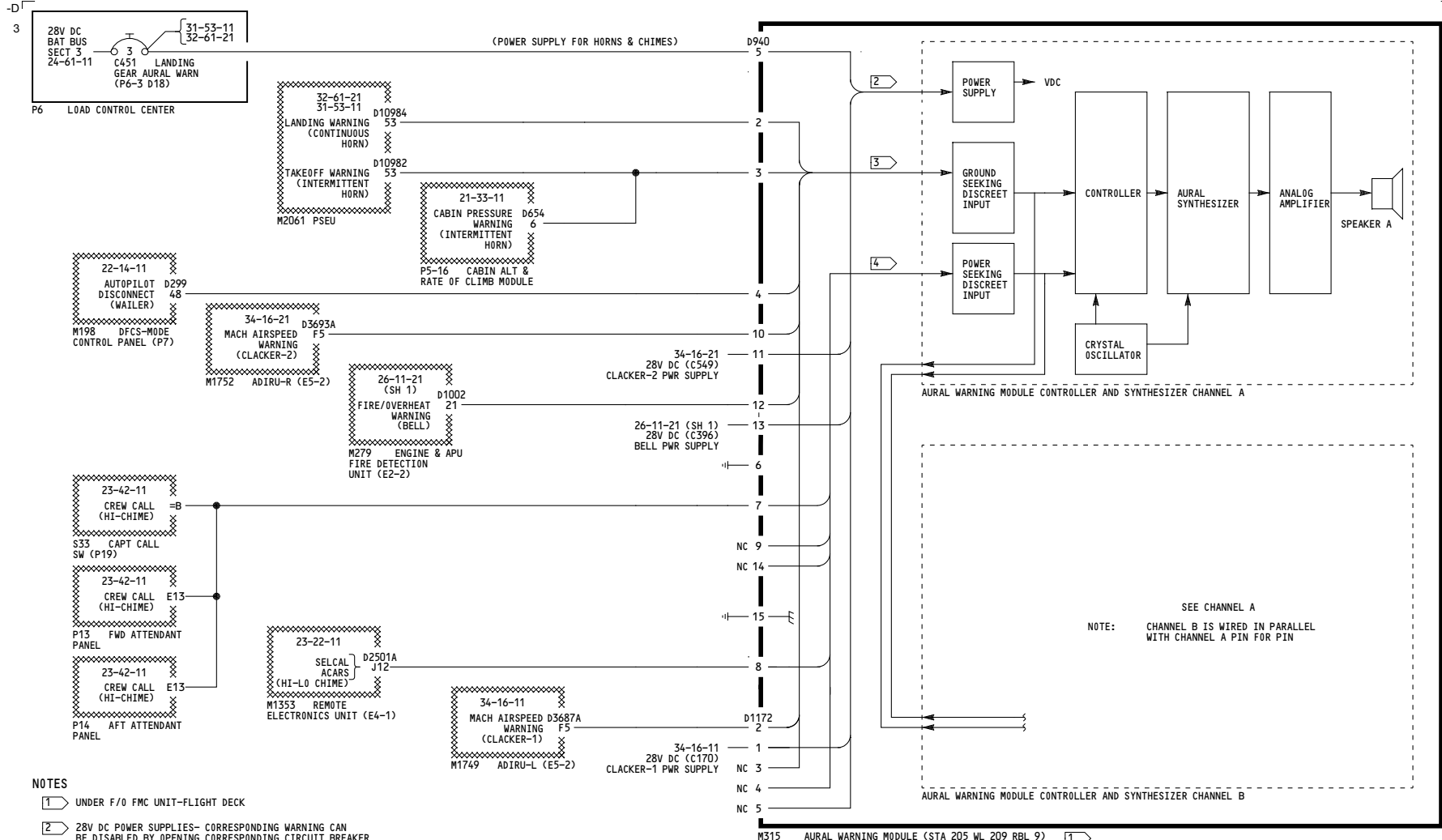
**ACMS PARAMETERS -  
DIGITAL INTERFACE**

D280A203

**31-35-04**

Page 101

May 11/2009



NOTES

- 1 UNDER F/O FMC UNIT-FLIGHT DECK
- 2 28V DC POWER SUPPLIES- CORRESPONDING WARNING CAN BE DISABLED BY OPENING CORRESPONDING CIRCUIT BREAKER
- 3 ALL SIGNAL INPUTS ARE GROUND (LOW) WHEN ACTIVATED
- 4 ALL SIGNAL INPUTS ARE 28V DC (HIGH) WHEN ACTIVATED

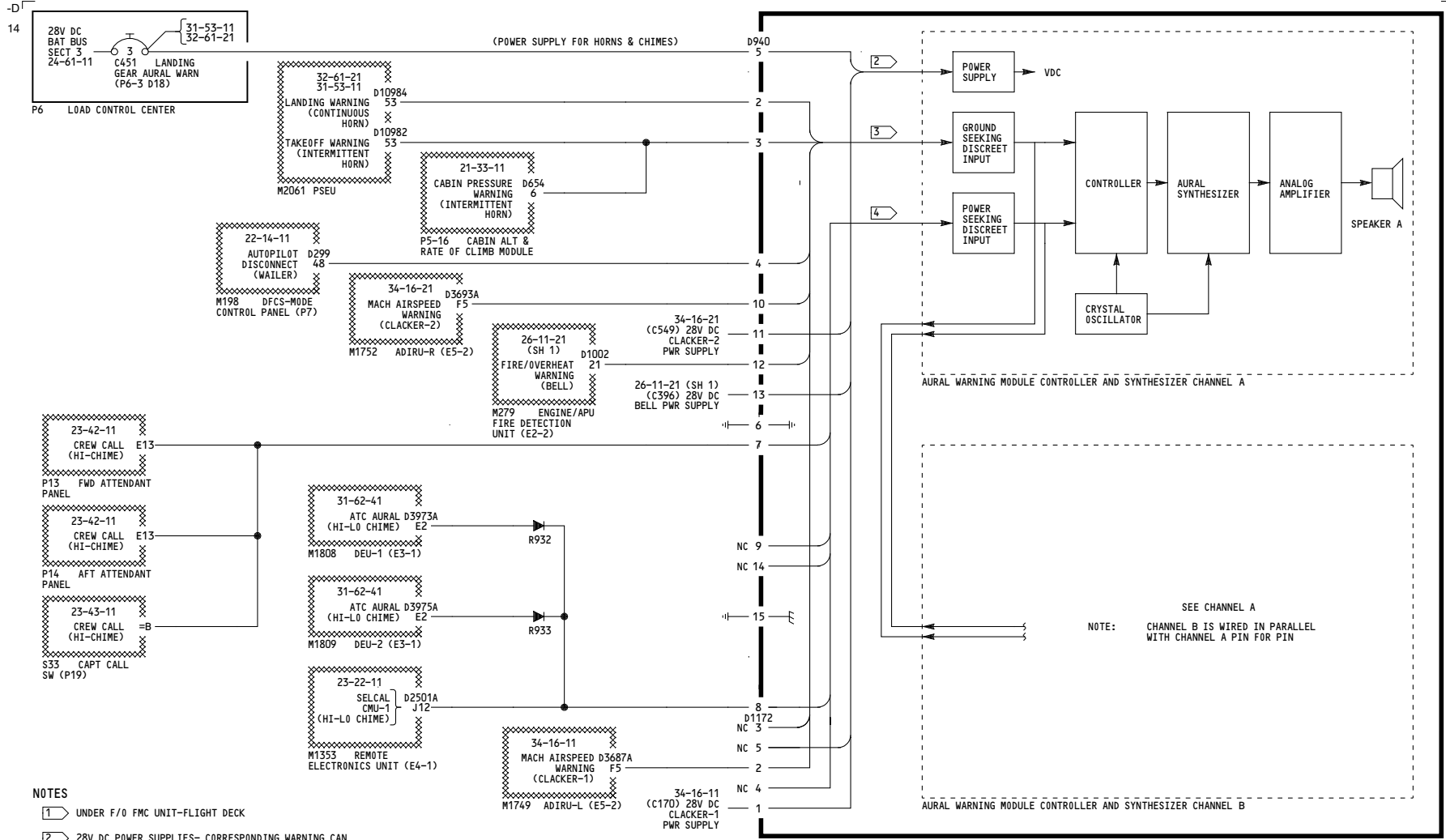
WIRING DIAGRAMS  
31-51-11

YC001-YC030	<b>AURAL WARNING SYSTEMS</b>
D280A203	

**31-51-11**

Page 101

Aug 10/2009



- NOTES**
- 1 UNDER F/O FMC UNIT-FLIGHT DECK
  - 2 28V DC POWER SUPPLIES- CORRESPONDING WARNING CAN BE DISABLED BY OPENING CORRESPONDING CIRCUIT BREAKER
  - 3 ALL SIGNAL INPUTS ARE GROUND (LOW) WHEN ACTIVATED
  - 4 ALL SIGNAL INPUTS ARE 28V DC (HIGH) WHEN ACTIVATED

YK901-YK910, YL421-YL423, YM643

**AURAL WARNING SYSTEMS**

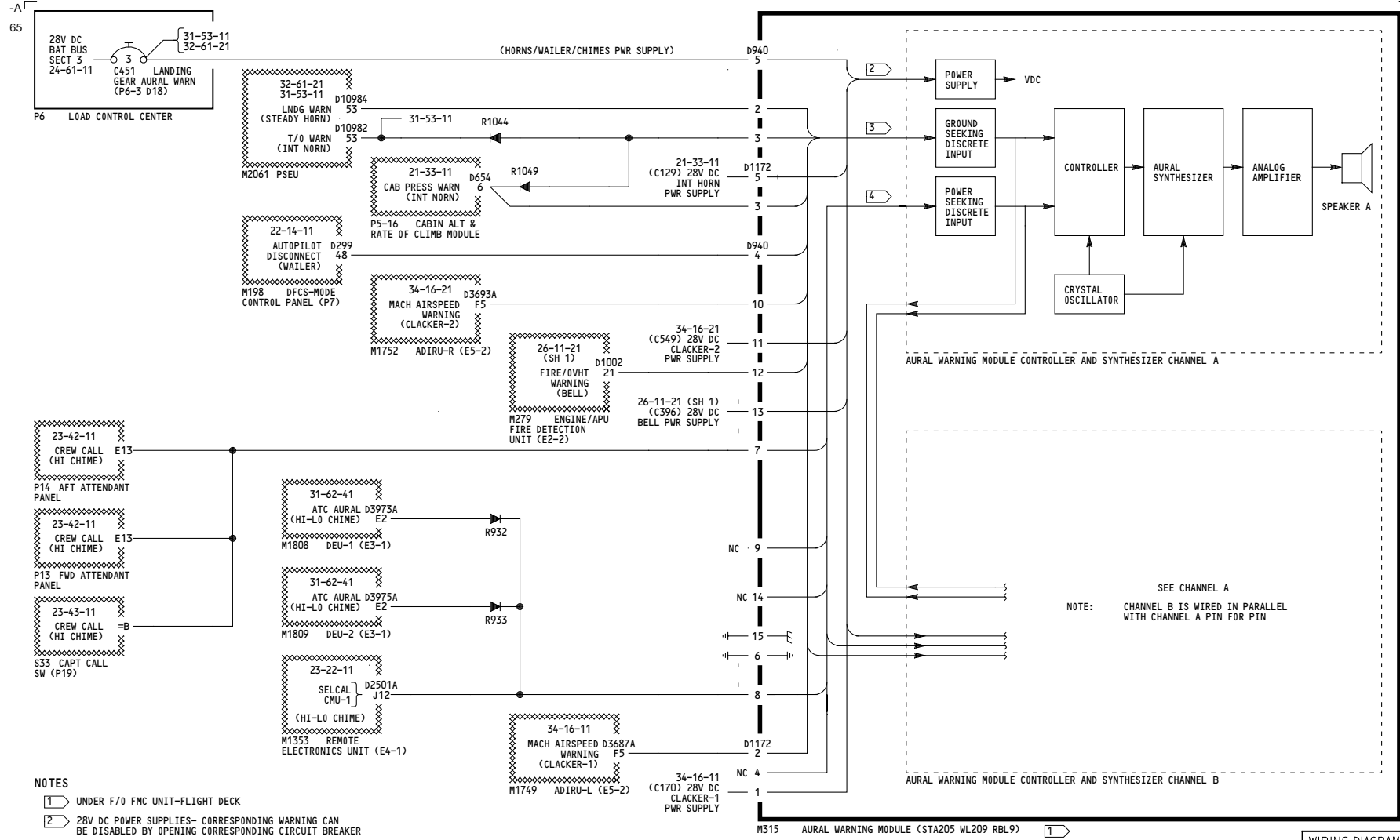
D280A203

WIRING DIAGRAMS  
31-51-11

**31-51-11**

Page 102

Aug 10/2009



- NOTES**
- 1) UNDER F/D FMC UNIT-FLIGHT DECK
  - 2) 28V DC POWER SUPPLIES- CORRESPONDING WARNING CAN BE DISABLED BY OPENING CORRESPONDING CIRCUIT BREAKER
  - 3) ALL SIGNAL INPUTS ARE GROUND (LOW) WHEN ACTIVATED
  - 4) ALL SIGNAL INPUTS ARE 28V DC (HIGH) WHEN ACTIVATED

YK911-YK917, YK919-YL401, YL427-YL430, YM651-YM670

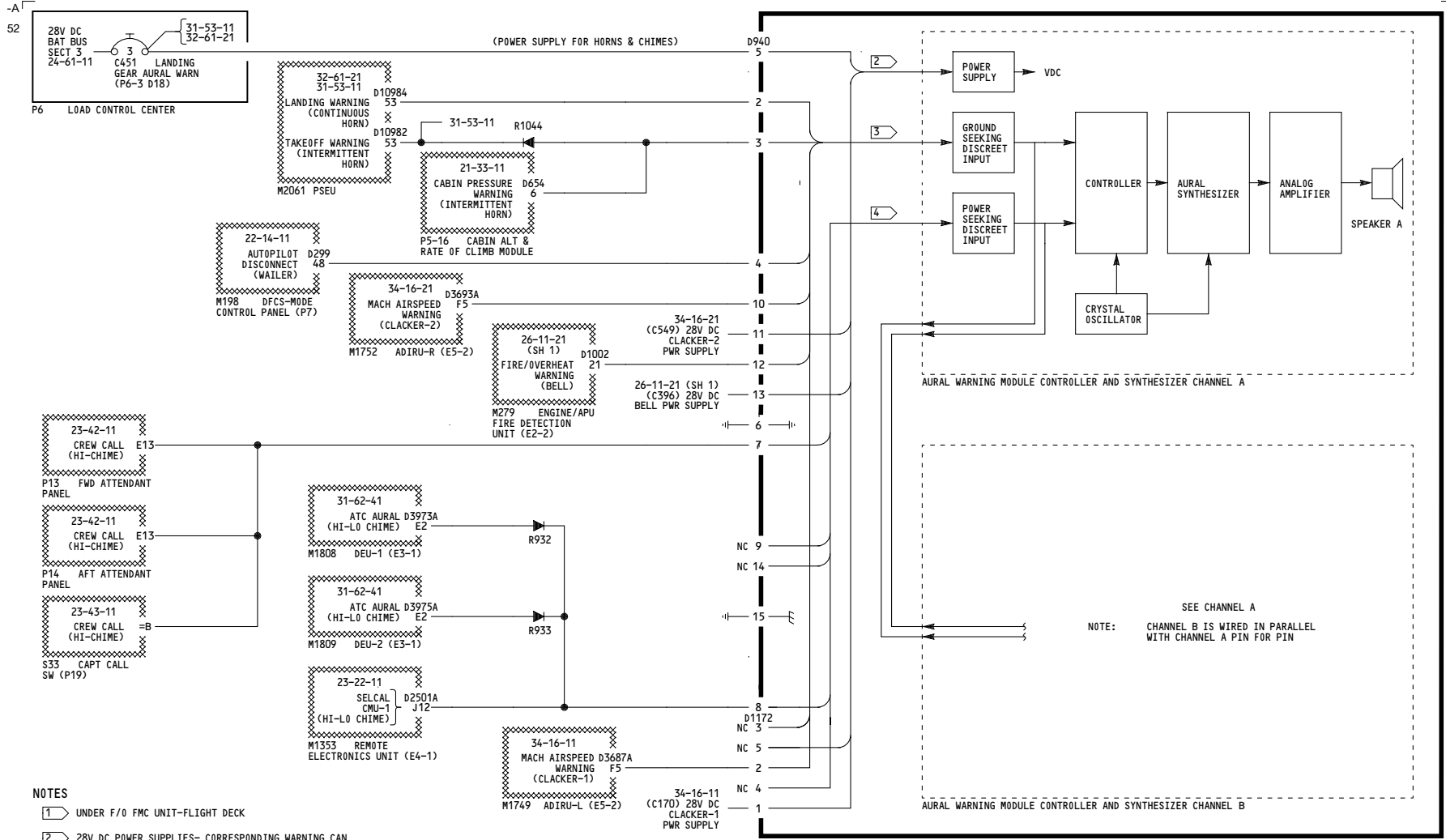
**AURAL WARNING SYSTEMS**

D280A203

WIRING DIAGRAMS  
31-51-11

**31-51-11**





- NOTES**
- 1 UNDER F/O FMC UNIT-FLIGHT DECK
  - 2 28V DC POWER SUPPLIES- CORRESPONDING WARNING CAN BE DISABLED BY OPENING CORRESPONDING CIRCUIT BREAKER
  - 3 ALL SIGNAL INPUTS ARE GROUND (LOW) WHEN ACTIVATED
  - 4 ALL SIGNAL INPUTS ARE 28V DC (HIGH) WHEN ACTIVATED

YK918, YL424-YL426, YM645-YM649

**AURAL WARNING SYSTEMS**

D280A203

WIRING DIAGRAMS  
31-51-11

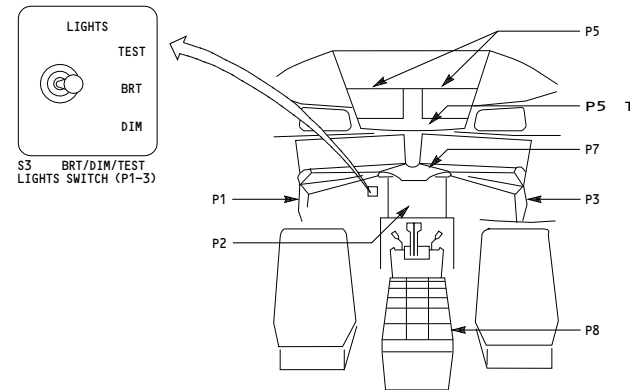
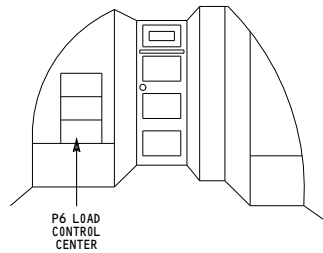
**31-51-11**

-E-  
1



MASTER CAUTION SYSTEM	PANEL NUMBERS	
31-52-11	POWER & CONTROL	P6; P7; M469
31-52-21	HYDRAULIC CONTROL	P5-8
31-52-25	FLIGHT CONTROLS	P5-3
31-52-31	ELECTRICAL CONTROL	P5-5
31-52-32	ELECTRICAL CONTROL	P5-4; -5; -13
31-52-35	APU CONTROL	P5-4
31-52-41	FUEL CONTROL	P5-2
31-52-45	OVERHEAT DETECTION	P8-1

MASTER CAUTION SYSTEM	PANEL NUMBERS	
31-52-51	AIR CONDITIONING CONTROL	P5-10; -17
31-52-52	AIR CONDITIONING CONTROL	P5-10
31-52-55	ANTI-ICE CONTROL	P5-9
31-52-56	ANTI-ICE CONTROL	P5-9; -11
31-52-61	ENGINE CONTROL	P5-68
31-52-65	DOOR WARNING	P5-20
31-52-71	IRS CONTROL	P5-69; M1206
31-52-75	OVERHEAD CONTROL	P5-14; -19; T



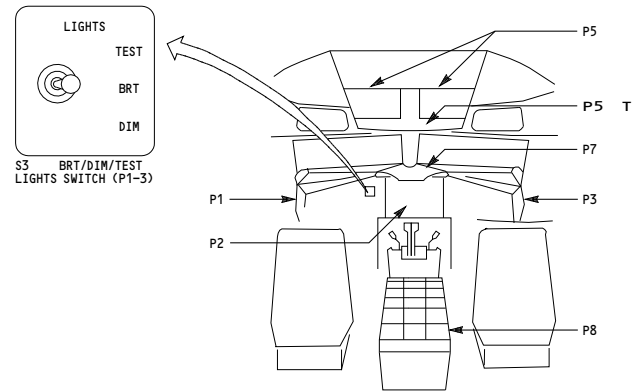
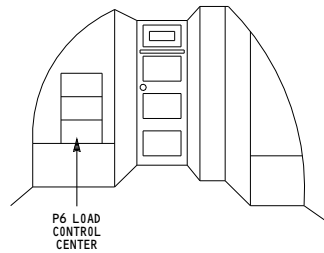
YC001-YC050	<b>MASTER CAUTION SYSTEM- INDEX</b>
	D280A203

-A  
2



MASTER CAUTION SYSTEM	PANEL NUMBERS
31-52-11	POWER & CONTROL P6; P7; M469
31-52-21	HYDRAULIC CONTROL P5-8
31-52-25	FLIGHT CONTROLS P5-3
31-52-31	ELECTRICAL CONTROL P5-5
31-52-32	ELECTRICAL CONTROL P5-4; -5; -13
31-52-35	APU CONTROL P5-4
31-52-41	FUEL CONTROL P5-2
31-52-45	OVERHEAT DETECTION P8-1

MASTER CAUTION SYSTEM	PANEL NUMBERS
31-52-51	AIR CONDITIONING CONTROL P5-10; -17
31-52-52	AIR CONDITIONING CONTROL P5-10
31-52-55	ANTI-ICE CONTROL P5-9
31-52-56	ANTI-ICE CONTROL P5-9; -11
31-52-61	ENGINE CONTROL P5-68
31-52-65	DOOR WARNING P5-20
31-52-71	IRS CONTROL P5-69; M1206
31-52-75	OVERHEAD CONTROL P5-14; -19; -80; T

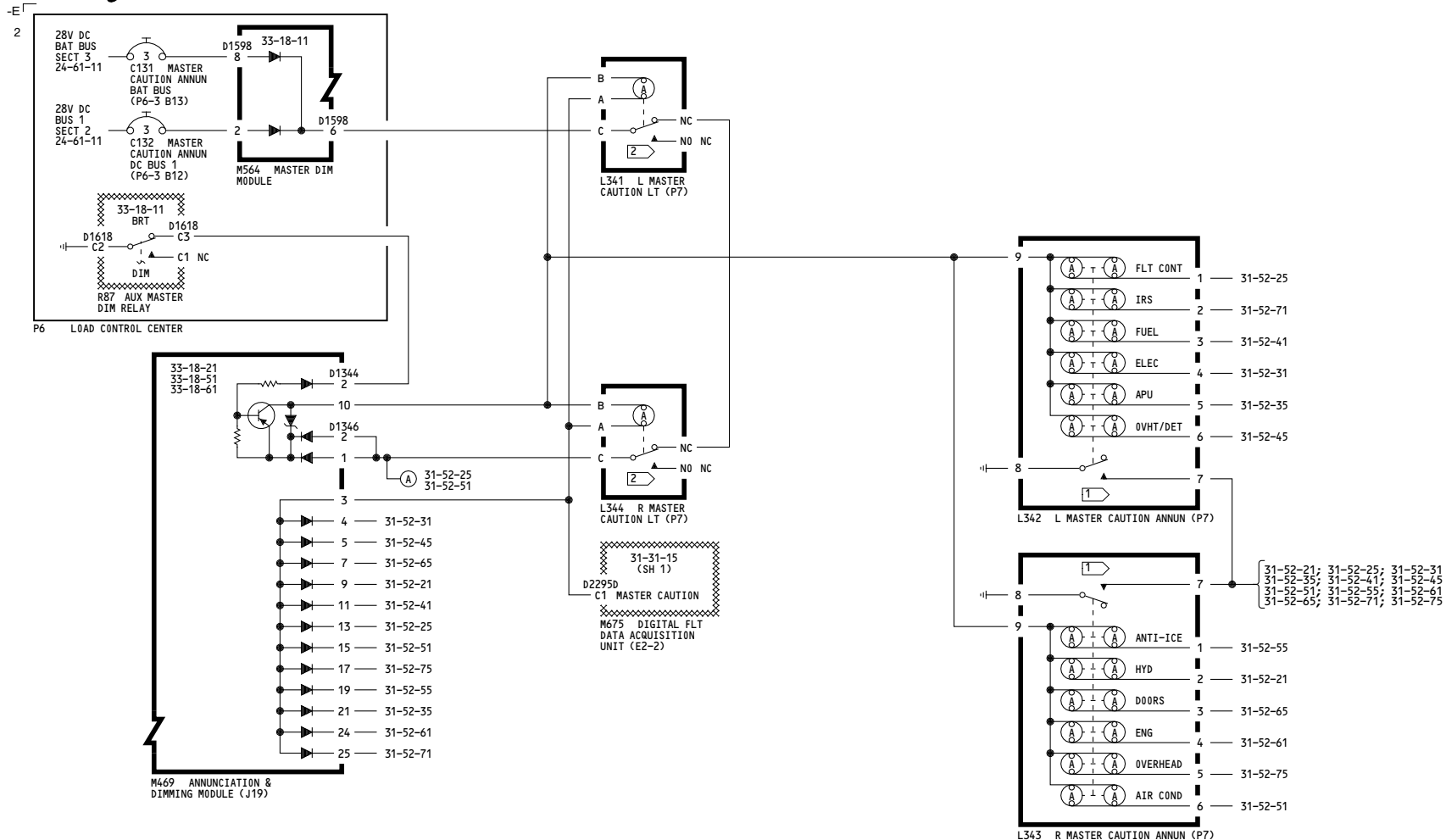


YK901-YM670	<b>MASTER CAUTION SYSTEM-INDEX</b>
	D280A203

**31-52-00**

Page 102

Feb 09/2009



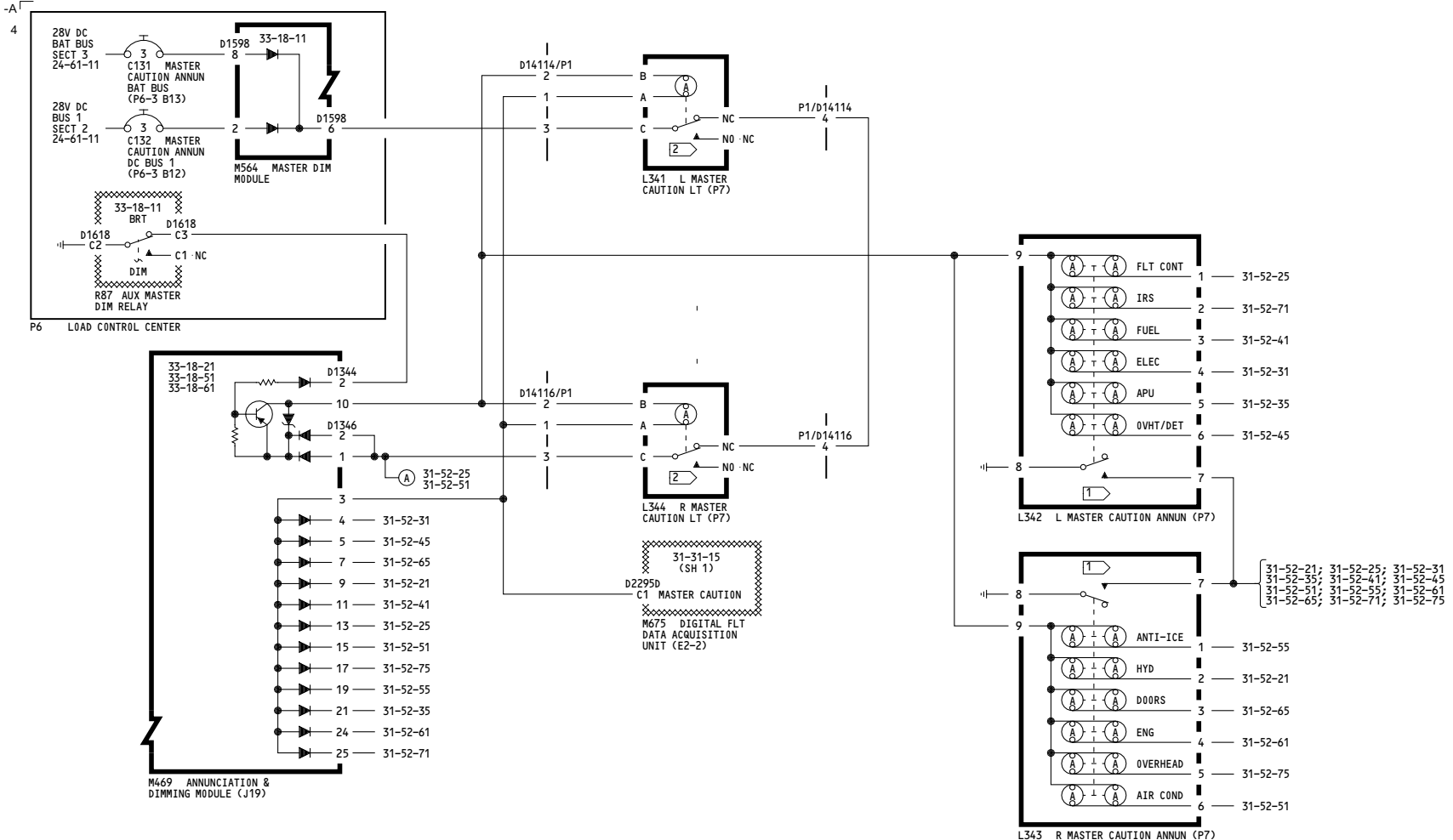
NOTES:

- 1 PRESSING THE LIGHT GROUNDS THE LOGIC ON ALL MASTER CAUTION CARDS TO ILLUMINATE THE MC LIGHT. WHEN THE LIGHT IS RELEASED ANY UNCLEARED FAULT KEEPS ITS CORRESPONDING ANNUNCIATOR ILLUMINATED.
- 2 PRESSING THE LIGHT REMOVES THE POWER TO ALL MASTER CAUTION CARDS TO ALLOW RESETTING THE LOGIC FOR ANY ADDITIONAL FAULT ANNUNCIATION.

WIRING DIAGRAMS  
31-52-11

YC001-YC050	<b>MASTER CAUTION SYSTEM- POWER &amp; CONTROL</b>
D280A203	

**31-52-11**

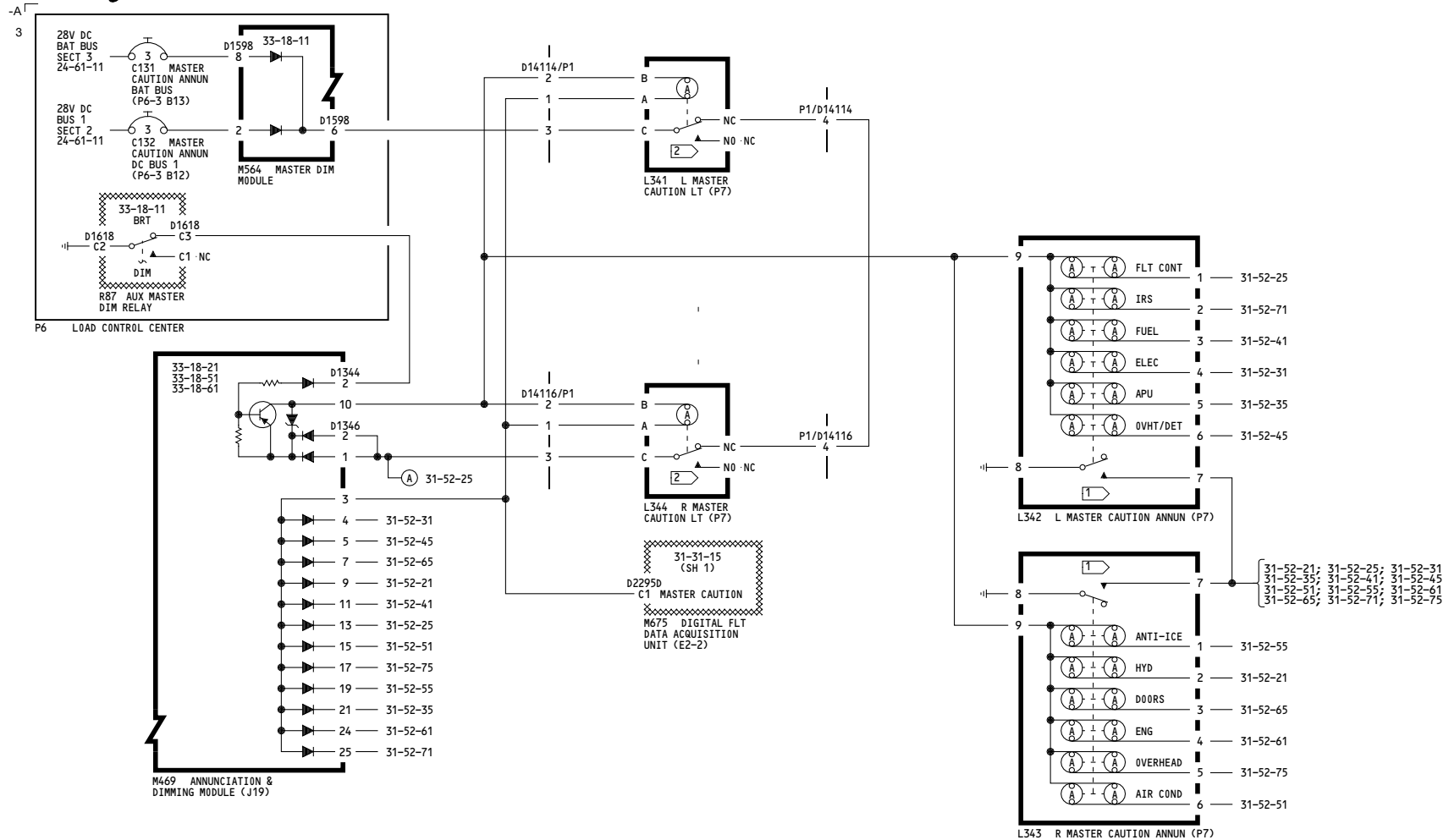


- NOTES:**
- 1 PRESSING THE LIGHT GROUNDS THE LOGIC ON ALL MASTER CAUTION CARDS TO ILLUMINATE THE MC LIGHT. WHEN THE LIGHT IS RELEASED ANY UNCLEARED FAULT KEEPS ITS CORRESPONDING ANNUNCIATOR ILLUMINATED.
  - 2 PRESSING THE LIGHT REMOVES THE POWER TO ALL MASTER CAUTION CARDS TO ALLOW RESETTING THE LOGIC FOR ANY ADDITIONAL FAULT ANNUNCIATION.

YK901-YL430	<b>MASTER CAUTION SYSTEM- POWER &amp; CONTROL</b>
D280A203	

WIRING DIAGRAMS  
31-52-11

## 31-52-11



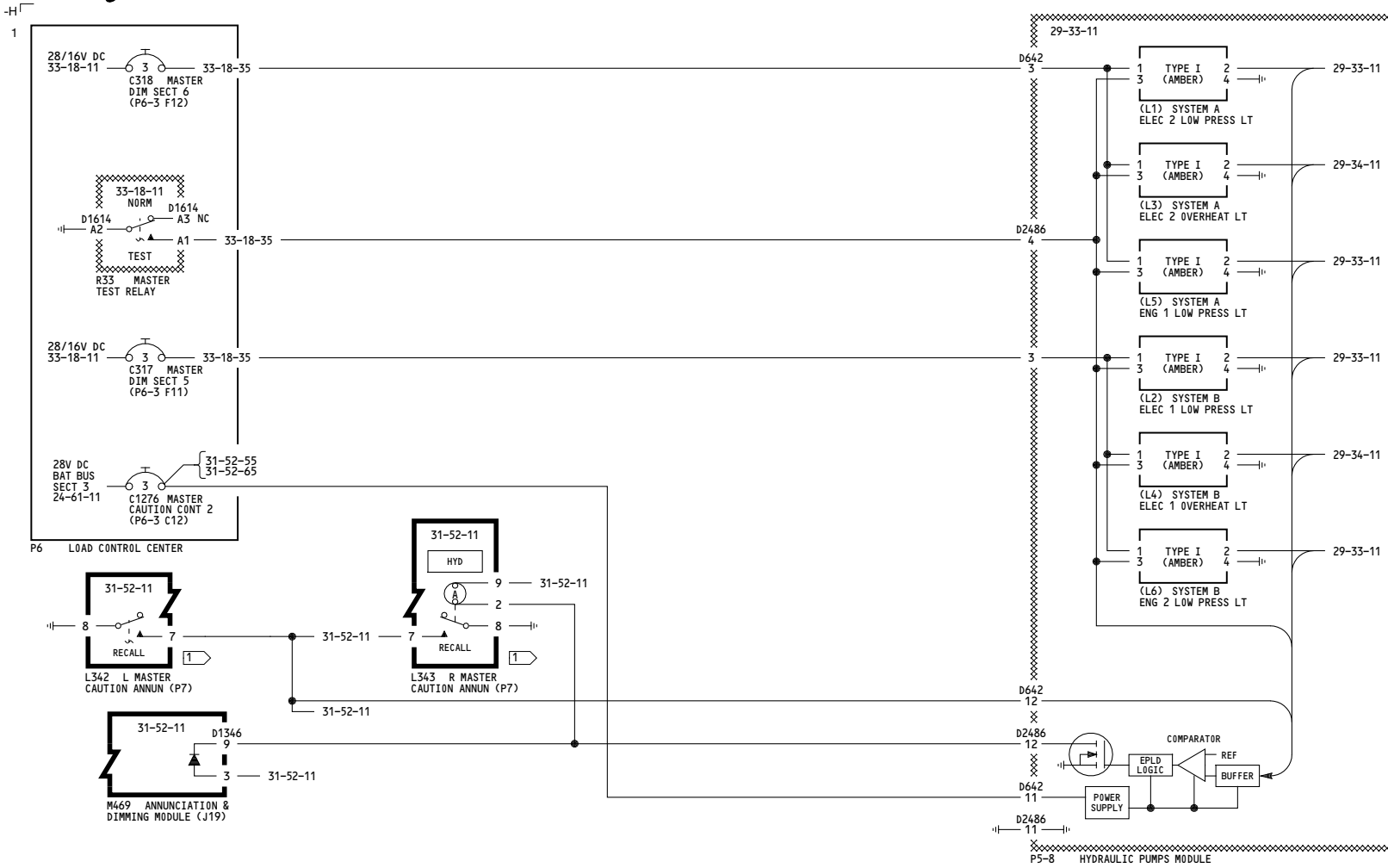
**NOTES:**

- 1 PRESSING THE LIGHT GROUNDS THE LOGIC ON ALL MASTER CAUTION CARDS TO ILLUMINATE THE MC LIGHT. WHEN THE LIGHT IS RELEASED ANY UNCLEARED FAULT KEEPS ITS CORRESPONDING ANNUNCIATOR ILLUMINATED.
- 2 PRESSING THE LIGHT REMOVES THE POWER TO ALL MASTER CAUTION CARDS TO ALLOW RESETTING THE LOGIC FOR ANY ADDITIONAL FAULT ANNUNCIATION.

**WIRING DIAGRAMS**  
31-52-11

YM643-YM670	<b>MASTER CAUTION SYSTEM- POWER &amp; CONTROL</b>
D280A203	

**31-52-11**



**NOTES:**

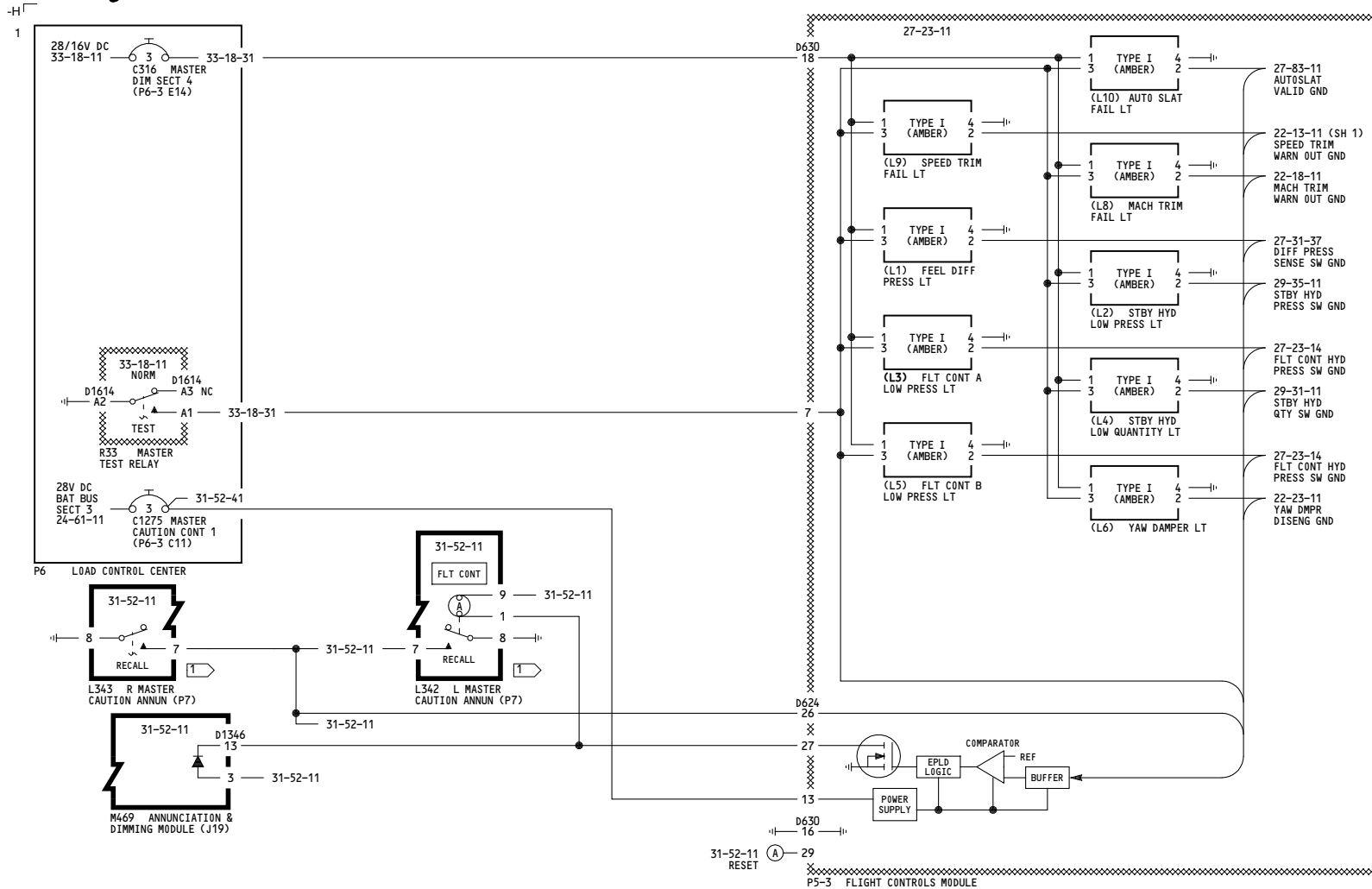
1) PRESSING THE LIGHT GROUNDS THE LOGIC THUS ILLUMINATING ALL ANNUNCIATORS. WHEN THE LIGHT IS RELEASED ANY UNCLEARED FAULT WILL KEEP ITS CORRESPONDING ANNUNCIATOR ILLUMINATED.

ALL	<b>MASTER CAUTION SYSTEM- HYDRAULIC CONTROL</b>
	D280A203

**WIRING DIAGRAMS**

31-52-21

**31-52-21**



NOTES:

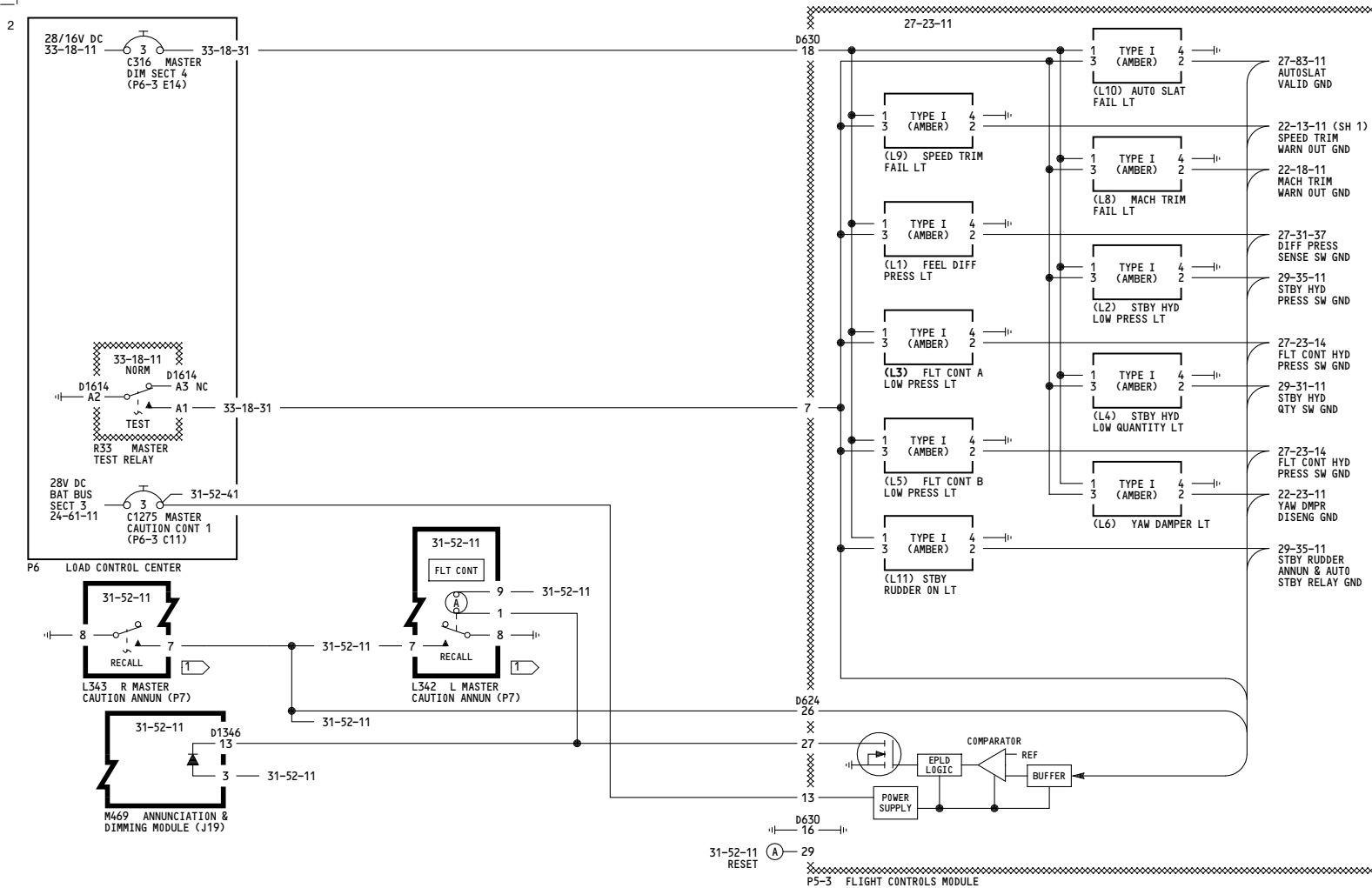
1 → PRESSING THE LIGHT GROUNDS THE LOGIC THUS ILLUMINATING ALL ANNUNCIATORS. WHEN THE LIGHT IS RELEASED ANY UNCLEARED FAULT WILL KEEP ITS CORRESPONDING ANNUNCIATOR ILLUMINATED.

YC001-YC030	<b>MASTER CAUTION SYSTEM- FLIGHT CONTROLS</b>
D280A203	

WIRING DIAGRAMS
31-52-25

**31-52-25**





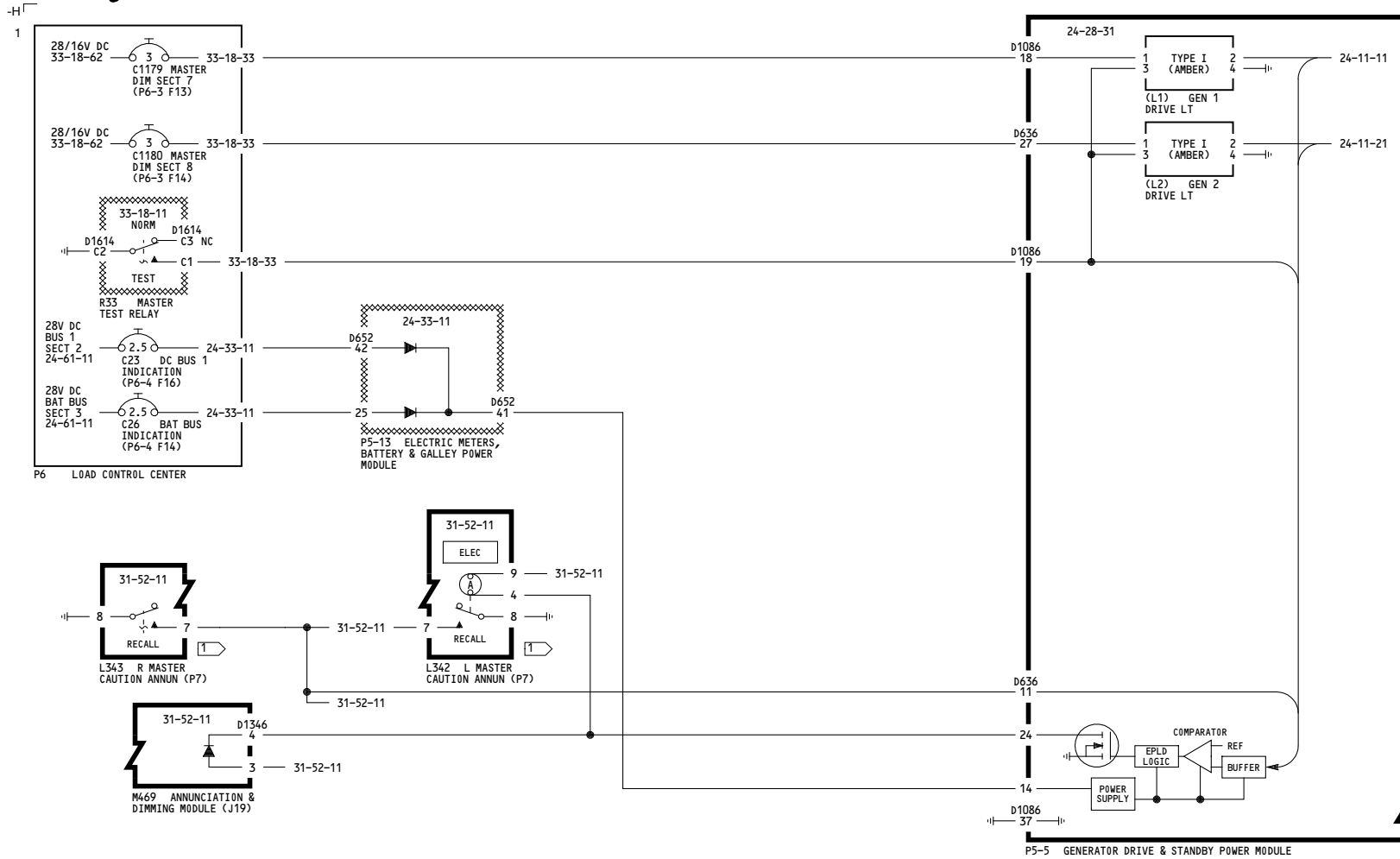
**NOTES:**

1) PRESSING THE LIGHT GROUNDS THE LOGIC THUS ILLUMINATING ALL ANNUNCIATORS. WHEN THE LIGHT IS RELEASED ANY UNCLEARED FAULT WILL KEEP ITS CORRESPONDING ANNUNCIATOR ILLUMINATED.

<p>YC031-YM670</p>	<p align="center"><b>MASTER CAUTION SYSTEM- FLIGHT CONTROLS</b></p> <p align="center">D280A203</p>
--------------------	--

WIRING DIAGRAMS  
31-52-25

**31-52-25**



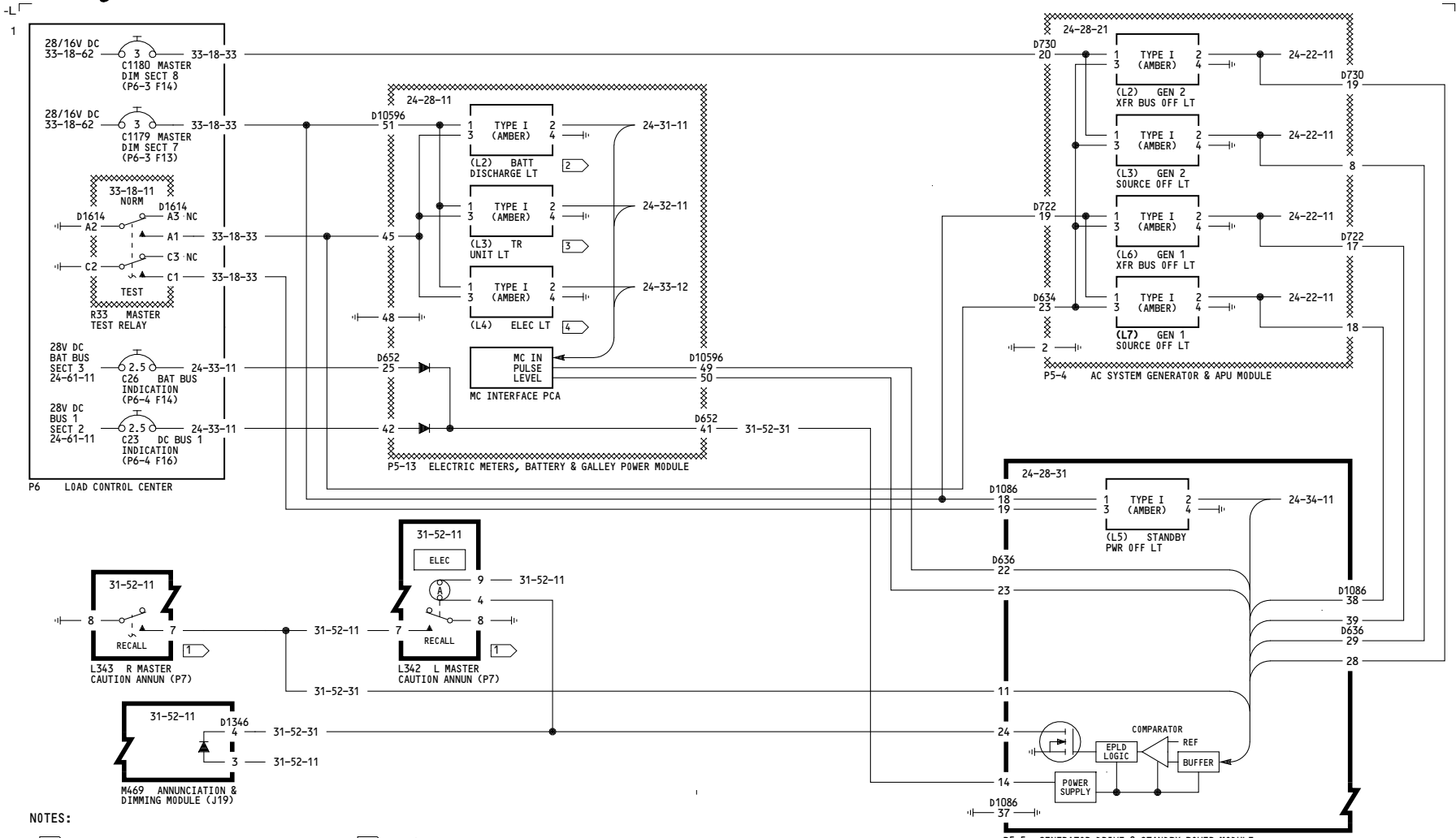
NOTES:

1 → PRESSING THE LIGHT GROUNDS THE LOGIC THUS ILLUMINATING ALL ANNUNCIATORS. WHEN THE LIGHT IS RELEASED ANY UNCLEARED FAULT WILL KEEP ITS CORRESPONDING ANNUNCIATOR ILLUMINATED.

WIRING DIAGRAMS  
31-52-31

ALL	<p><b>MASTER CAUTION SYSTEM- ELECTRICAL CONTROL, GENERATOR</b></p> <p>D280A203</p>
-----	--

**31-52-31**

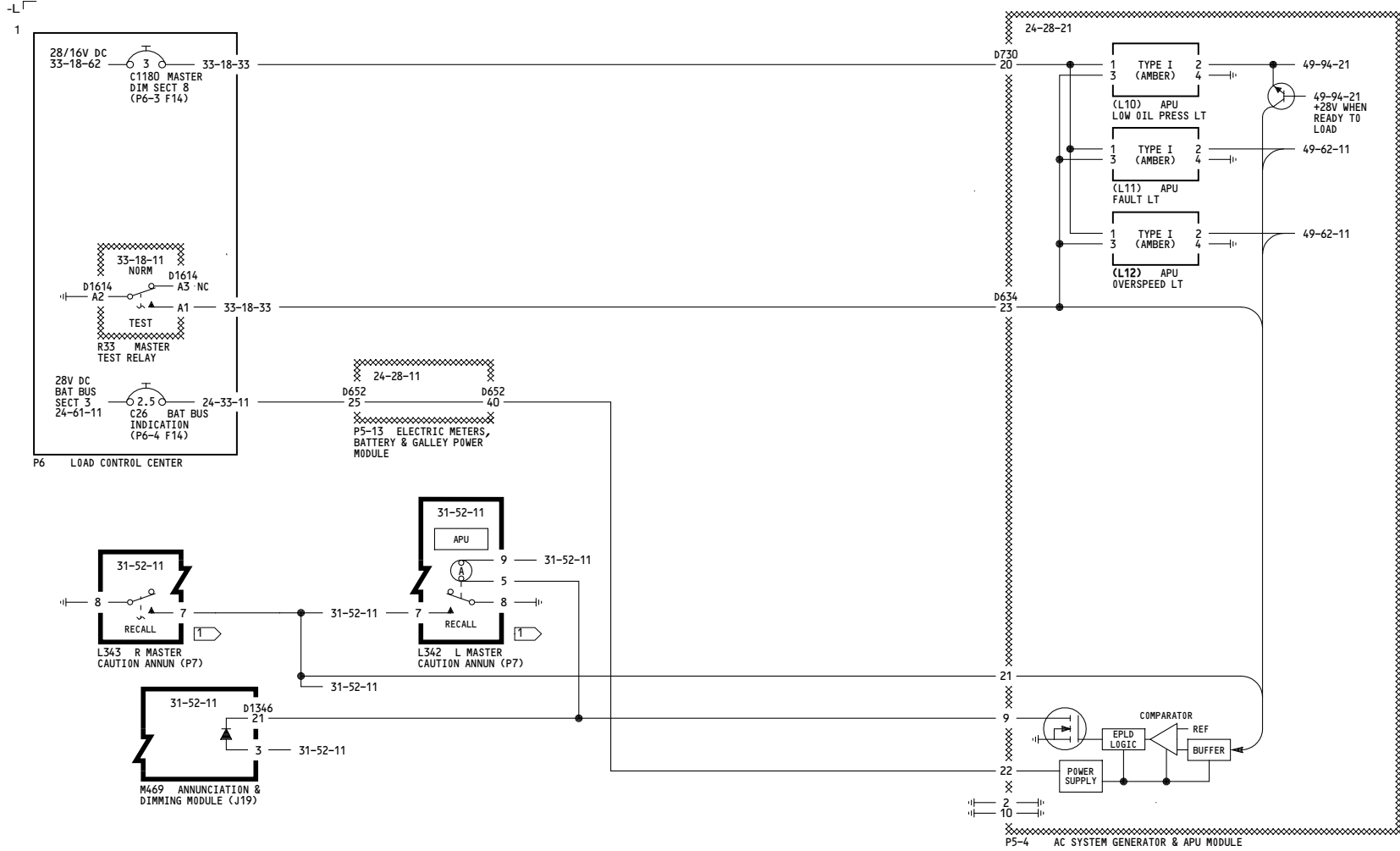


- NOTES:**
- 1 PRESSING THE LIGHT GROUNDS THE LOGIC THUS ILLUMINATING ALL ANNUNCIATORS. WHEN THE LIGHT IS RELEASED ANY UNCLEARED FAULT WILL KEEP ITS CORRESPONDING ANNUNCIATOR ILLUMINATED.
  - 2 MASTER CAUTION IS INHIBITED DURING APU START.
  - 3 TRU 2 AND TRU 3 FAULTS ARE NEEDED FOR MASTER CAUTION IN THE AIR. TRU 2 OR TRU 3 FAULT IS NEEDED FOR MASTER CAUTION ON THE GROUND.
  - 4 MASTER CAUTION & ELEC ARE INHIBITED IN THE AIR.

ALL	<b>MASTER CAUTION SYSTEM- ELECTRICAL CONTROL, POWER BUS</b>
D280A203	

WIRING DIAGRAMS  
31-52-32

**31-52-32**



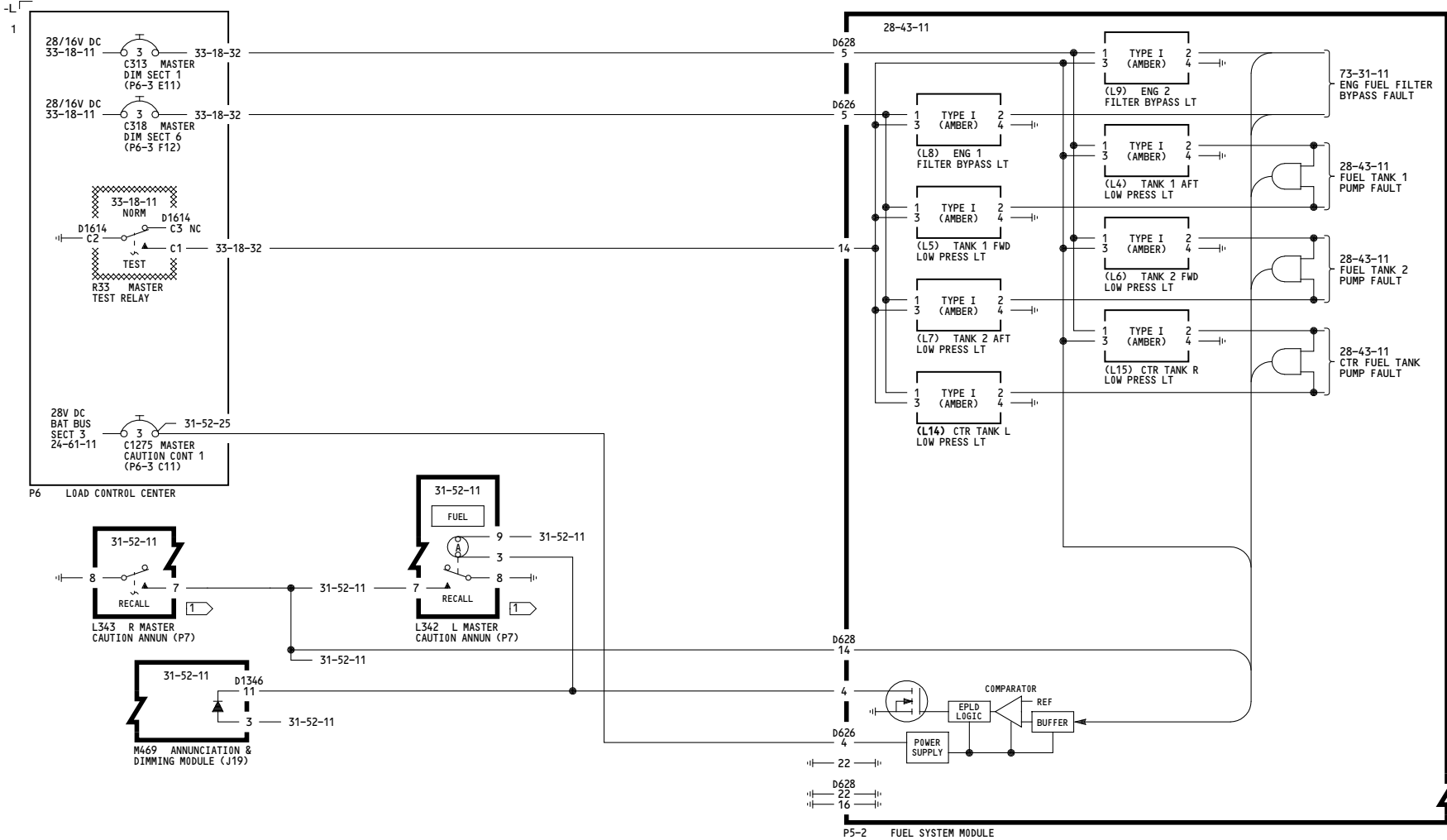
**NOTES:**

1 → PRESSING THE LIGHT GROUNDS THE LOGIC THUS ILLUMINATING ALL ANNUNCIATORS. WHEN THE LIGHT IS RELEASED ANY UNCLEARED FAULT WILL KEEP ITS CORRESPONDING ANNUNCIATOR ILLUMINATED.

ALL	<p><b>MASTER CAUTION SYSTEM- APU CONTROL</b></p> <p>D280A203</p>
-----	--

WIRING DIAGRAMS  
31-52-35

**31-52-35**



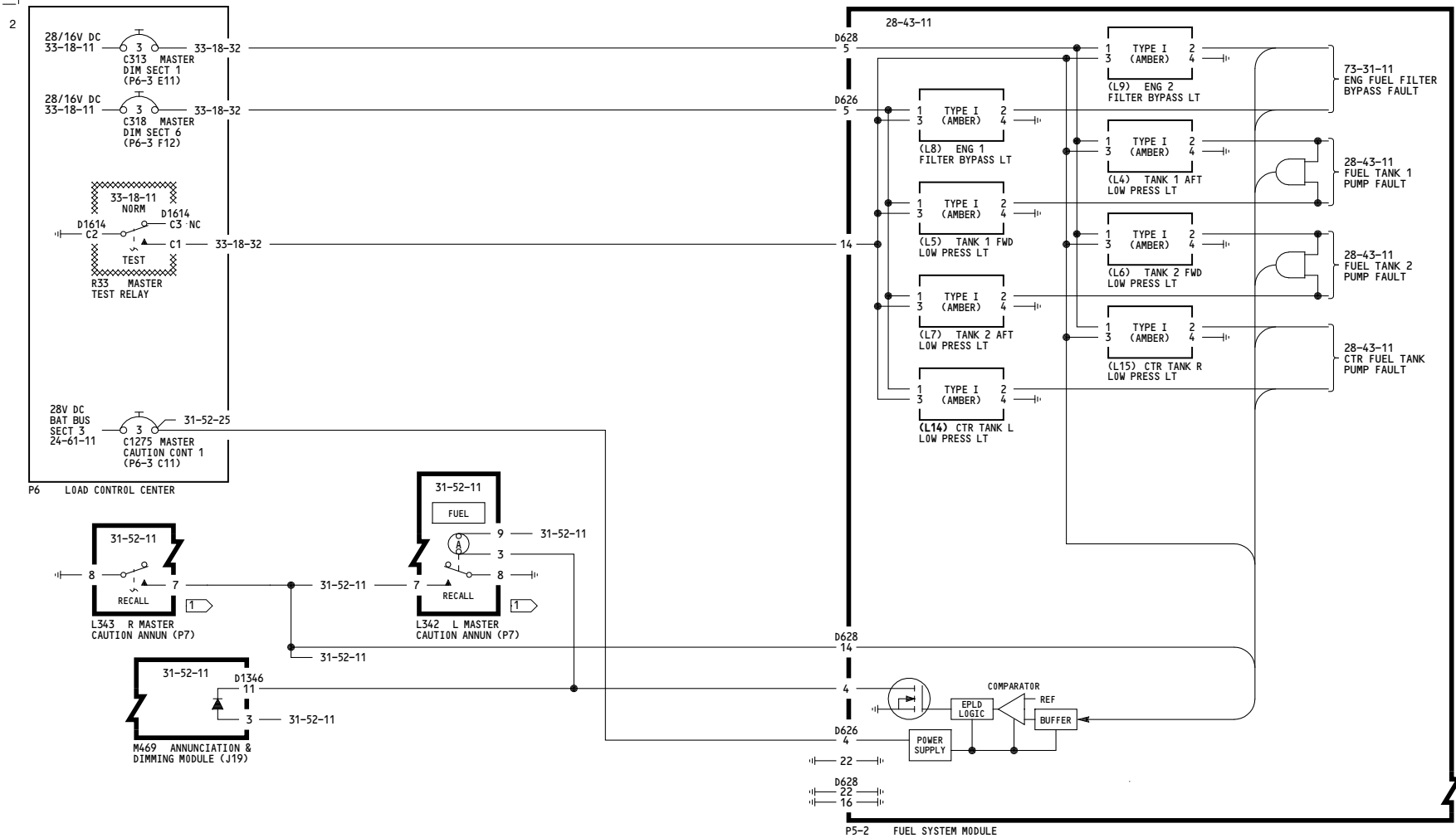
**NOTES:**

1) PRESSING THE LIGHT GROUNDS THE LOGIC THUS ILLUMINATING ALL ANNUNCIATORS. WHEN THE LIGHT IS RELEASED ANY UNCLEARED FAULT WILL KEEP ITS CORRESPONDING ANNUNCIATOR ILLUMINATED.

<p>YC001-YC030</p>	<p><b>MASTER CAUTION SYSTEM- FUEL CONTROL</b></p> <p>D280A203</p>
--------------------	---

WIRING DIAGRAMS  
31-52-41

**31-52-41**



**NOTES:**

1 → PRESSING THE LIGHT GROUNDS THE LOGIC THUS ILLUMINATING ALL ANNUNCIATORS. WHEN THE LIGHT IS RELEASED ANY UNCLEARED FAULT WILL KEEP ITS CORRESPONDING ANNUNCIATOR ILLUMINATED.

**WIRING DIAGRAMS**

31-52-41

**31-52-41**

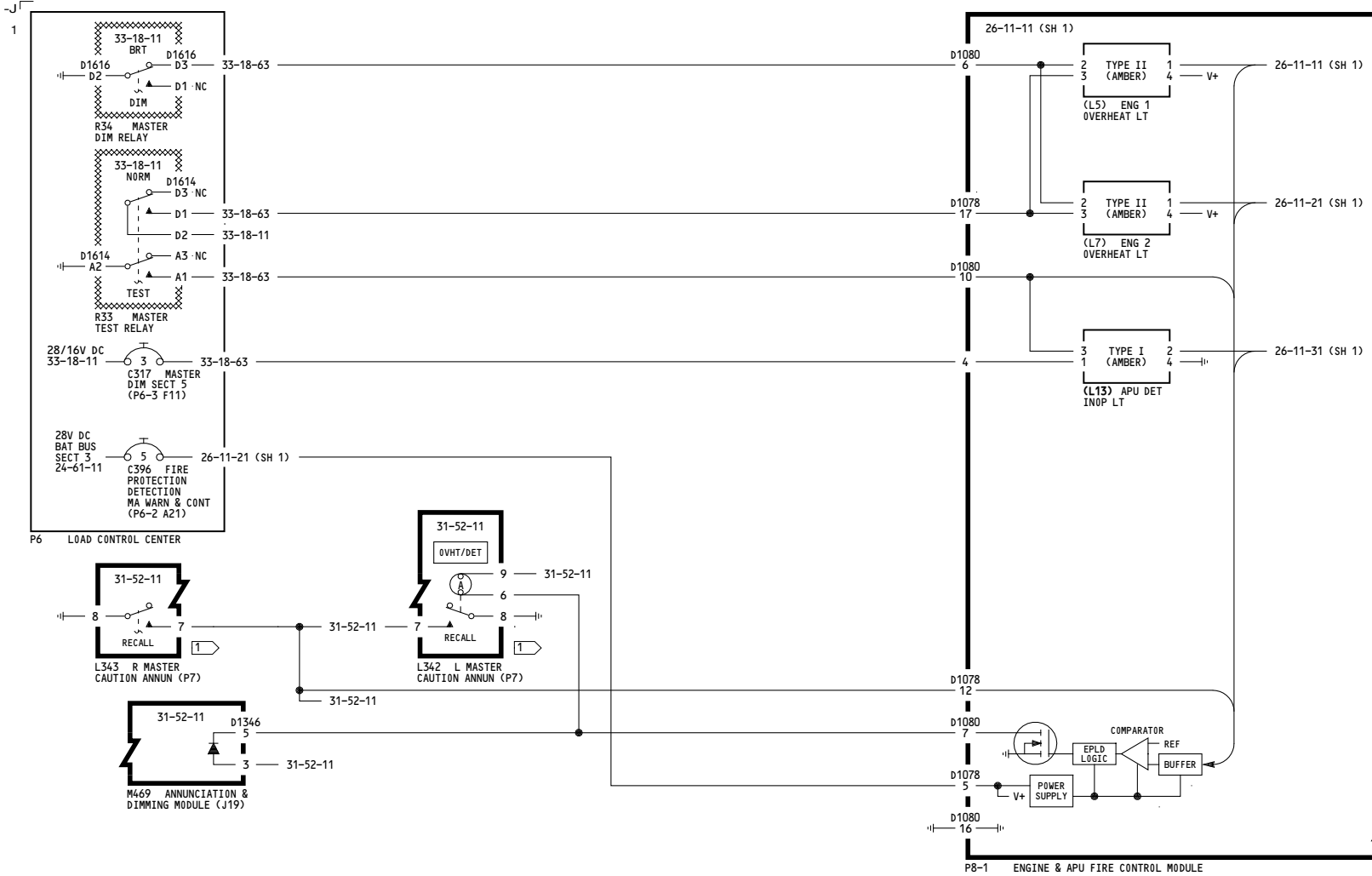
Page 102

Feb 09/2009

YC031-YM670

**MASTER CAUTION SYSTEM-  
FUEL CONTROL**

D280A203



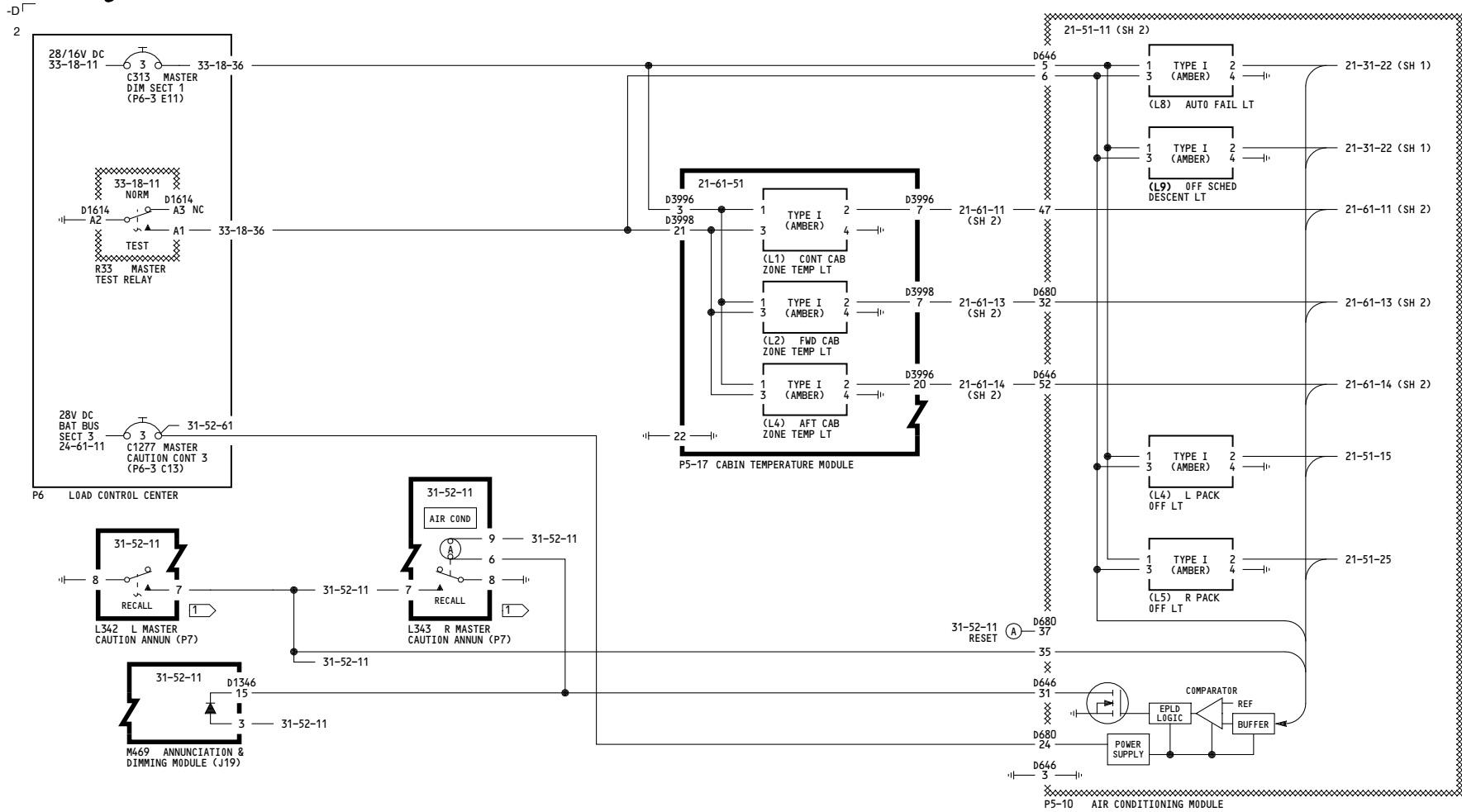
**NOTES:**

1 → PRESSING THE LIGHT GROUNDS THE LOGIC THUS ILLUMINATING ALL ANNUNCIATORS. WHEN THE LIGHT IS RELEASED ANY UNCLEARED FAULT WILL KEEP ITS CORRESPONDING ANNUNCIATOR ILLUMINATED.

ALL	<p><b>MASTER CAUTION SYSTEM- OVERHEAT DETECTION</b></p> <p>D280A203</p>
-----	---

WIRING DIAGRAMS  
31-52-45

**31-52-45**



NOTES:

1 → PRESSING THE LIGHT GROUNDS THE LOGIC THUS ILLUMINATING ALL ANNUNCIATORS. WHEN THE LIGHT IS RELEASED ANY UNCLEARED FAULT WILL KEEP ITS CORRESPONDING ANNUNCIATOR ILLUMINATED.

WIRING DIAGRAMS

31-52-51

YC001-YL430

**MASTER CAUTION SYSTEM-  
AIR CONDITIONING CONTROL,  
PACK & TEMP**

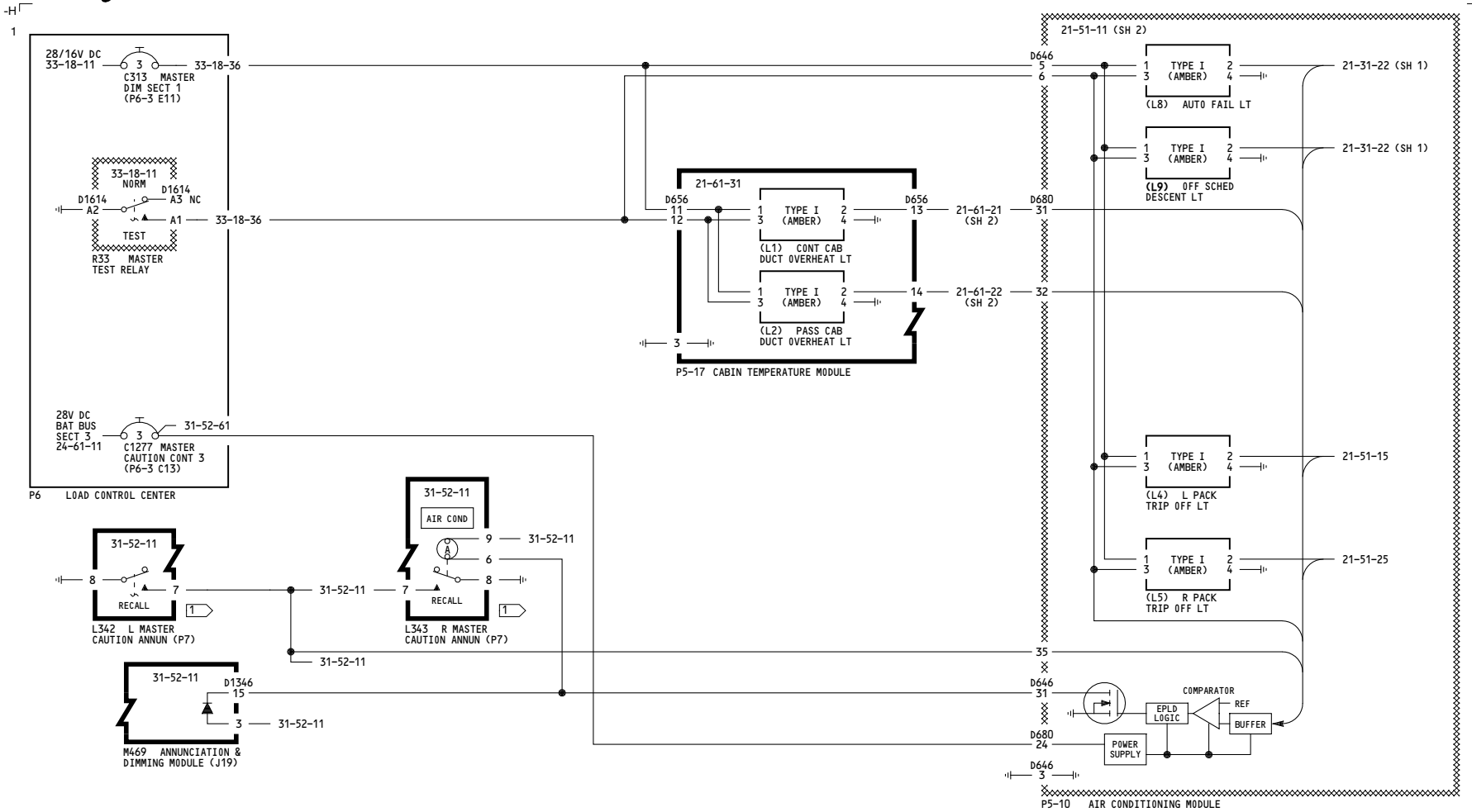
D280A203

**31-52-51**

Page 101

Feb 09/2009





**NOTES:**

1) PRESSING THE LIGHT GROUNDS THE LOGIC THUS ILLUMINATING ALL ANNUNCIATORS. WHEN THE LIGHT IS RELEASED ANY UNCLEARED FAULT WILL KEEP ITS CORRESPONDING ANNUNCIATOR ILLUMINATED.

YM643-YM670

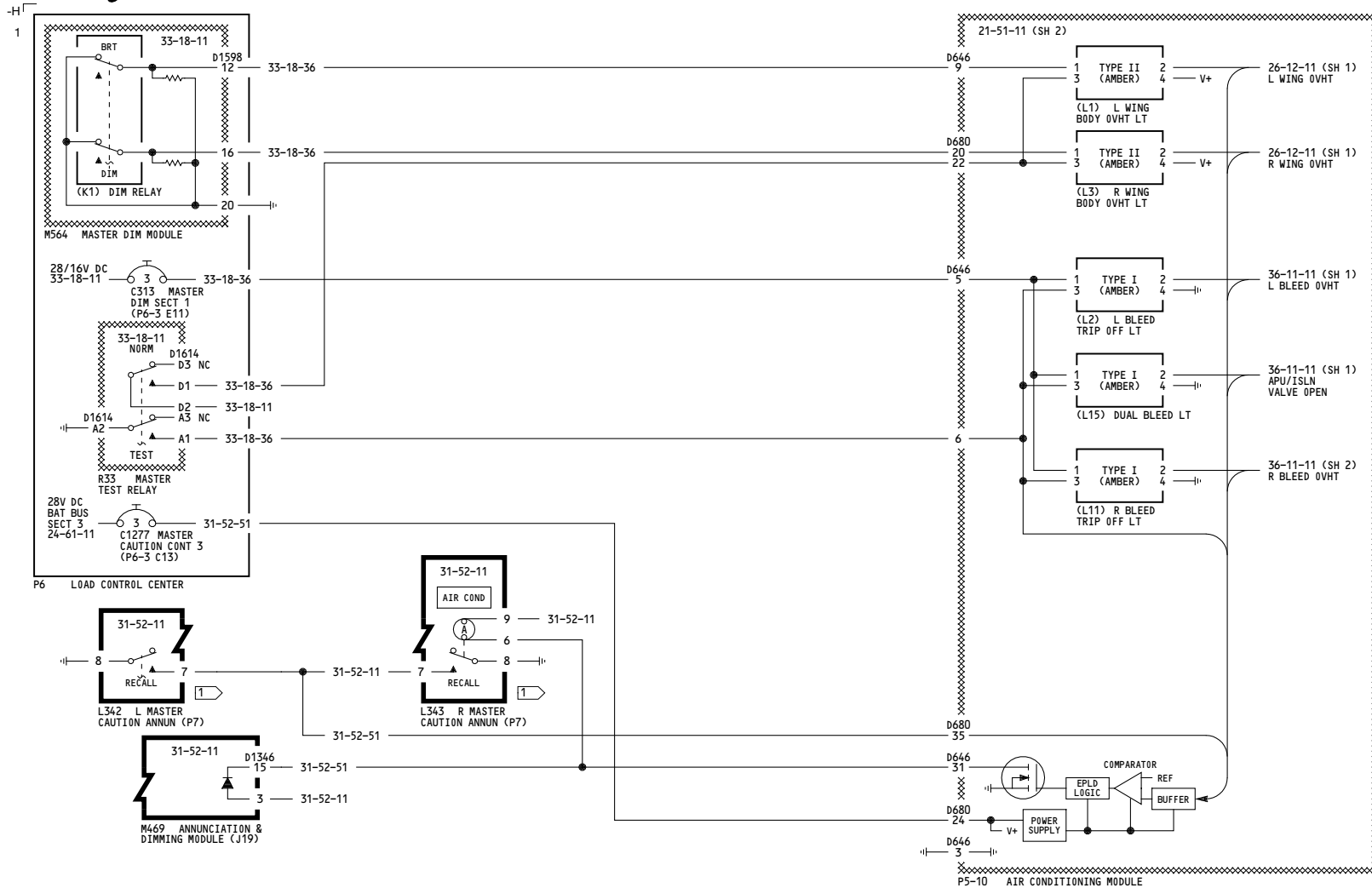
**MASTER CAUTION SYSTEM-  
AIR CONDITIONING CONTROL,  
PACK & TEMP**

D280A203

**WIRING DIAGRAMS**

31-52-51

**31-52-51**



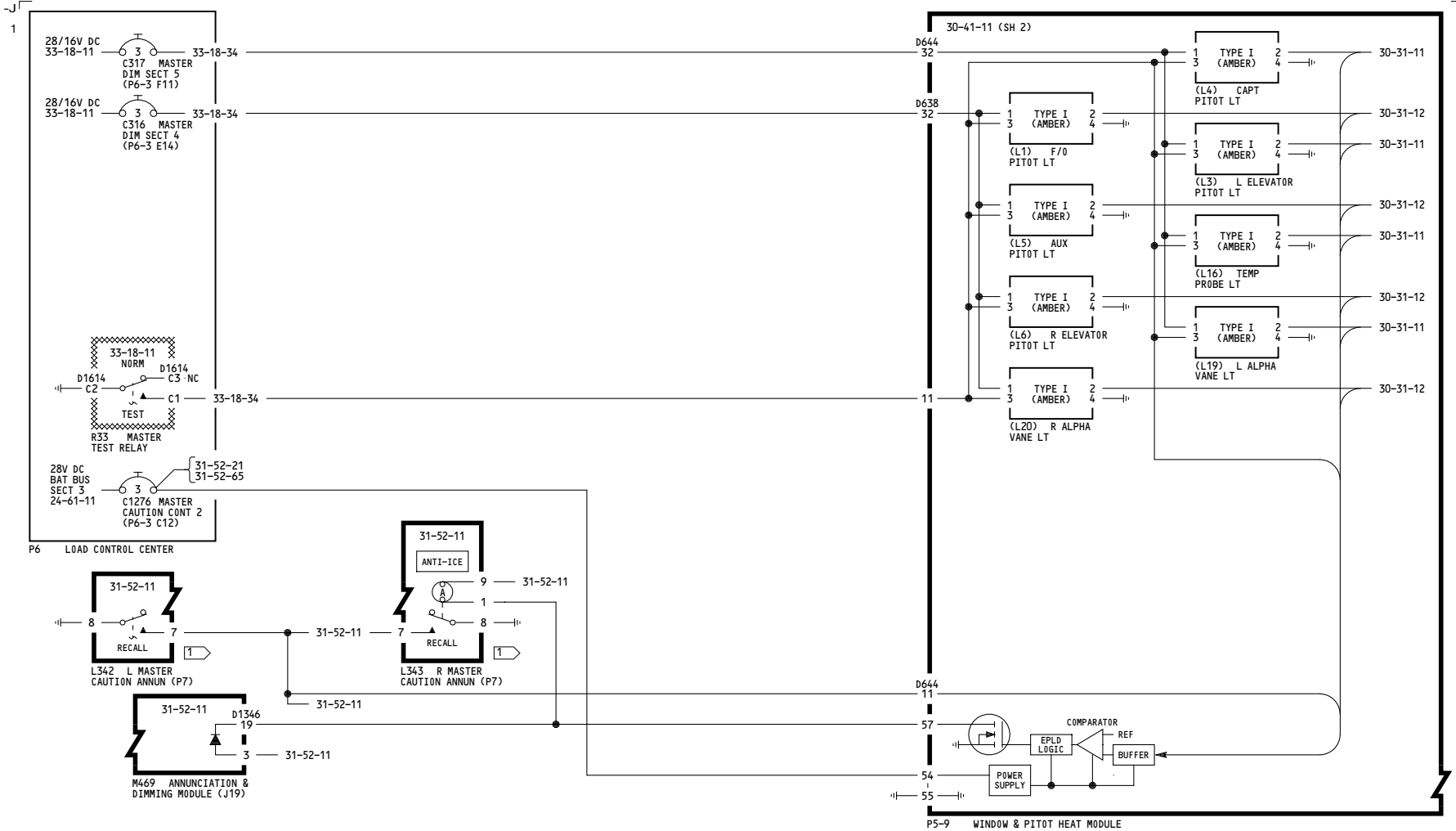
NOTES:

1) PRESSING THE LIGHT GROUNDS THE LOGIC THUS ILLUMINATING ALL ANNUNCIATORS. WHEN THE LIGHT IS RELEASED ANY UNCLEARED FAULT WILL KEEP ITS CORRESPONDING ANNUNCIATOR ILLUMINATED.

ALL	<p><b>MASTER CAUTION SYSTEM- AIR CONDITIONING CONTROL, BLEED AIR</b></p> <p>D280A203</p>
-----	--

WIRING DIAGRAMS  
31-52-52

**31-52-52**



**NOTES:**

1) PRESSING THE LIGHT GROUNDS THE LOGIC THUS ILLUMINATING ALL ANNUNCIATORS. WHEN THE LIGHT IS RELEASED ANY UNCLEARED FAULT WILL KEEP ITS CORRESPONDING ANNUNCIATOR ILLUMINATED.

ALL

**MASTER CAUTION SYSTEM-  
ANTI-ICE CONTROL,  
PITOT HEAT**

D280A203

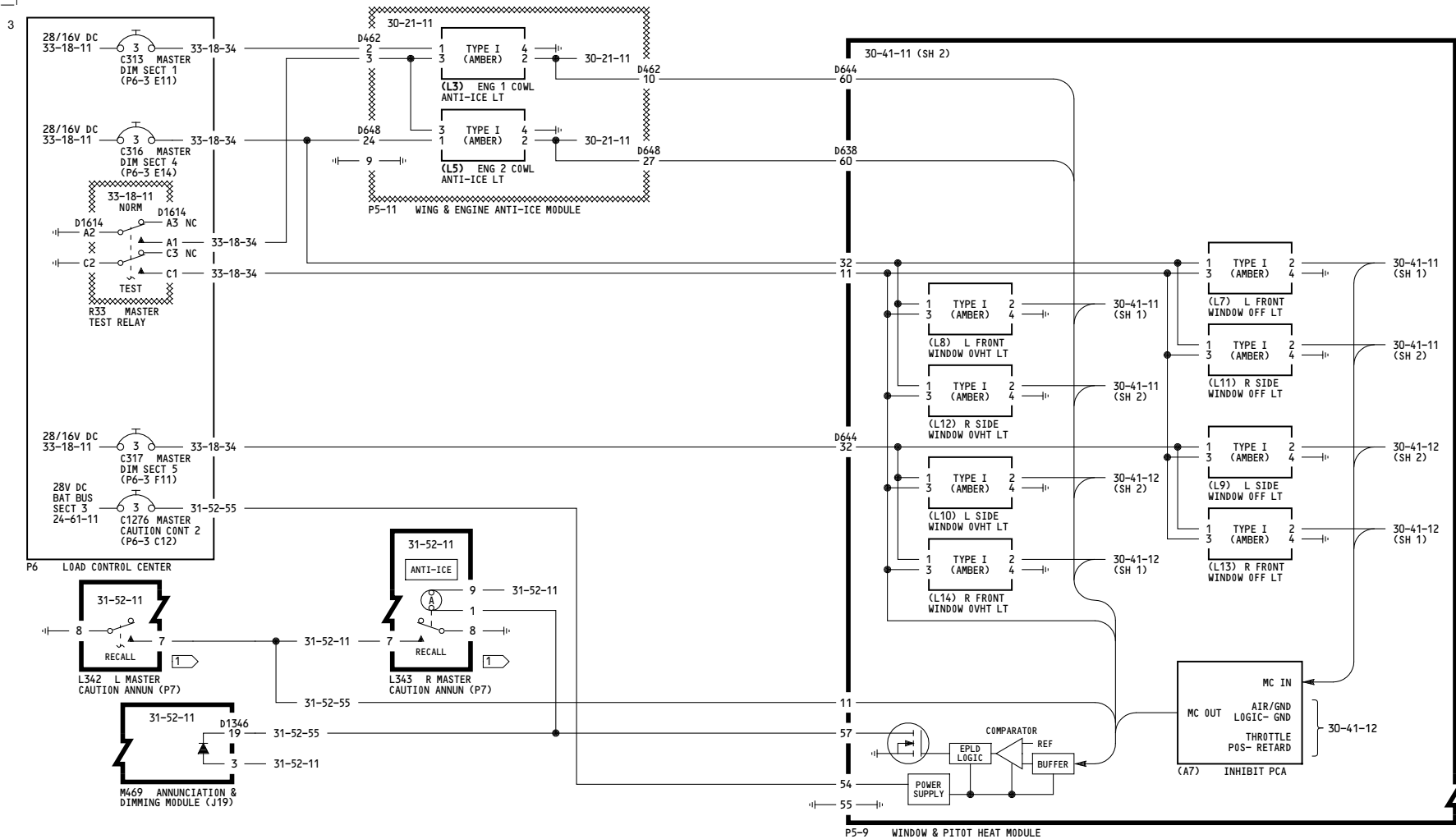
**WIRING DIAGRAMS**

31-52-55

**31-52-55**

Page 101

Feb 09/2009



NOTES:

1 → PRESSING THE LIGHT GROUNDS THE LOGIC THUS ILLUMINATING ALL ANNUNCIATORS. WHEN THE LIGHT IS RELEASED ANY UNCLEARED FAULT WILL KEEP ITS CORRESPONDING ANNUNCIATOR ILLUMINATED.

YC001-YC007

**MASTER CAUTION SYSTEM-  
ANTI-ICE CONTROL,  
WINDOW/COWL HEAT**

Incorporates  
30-1047

D280A203

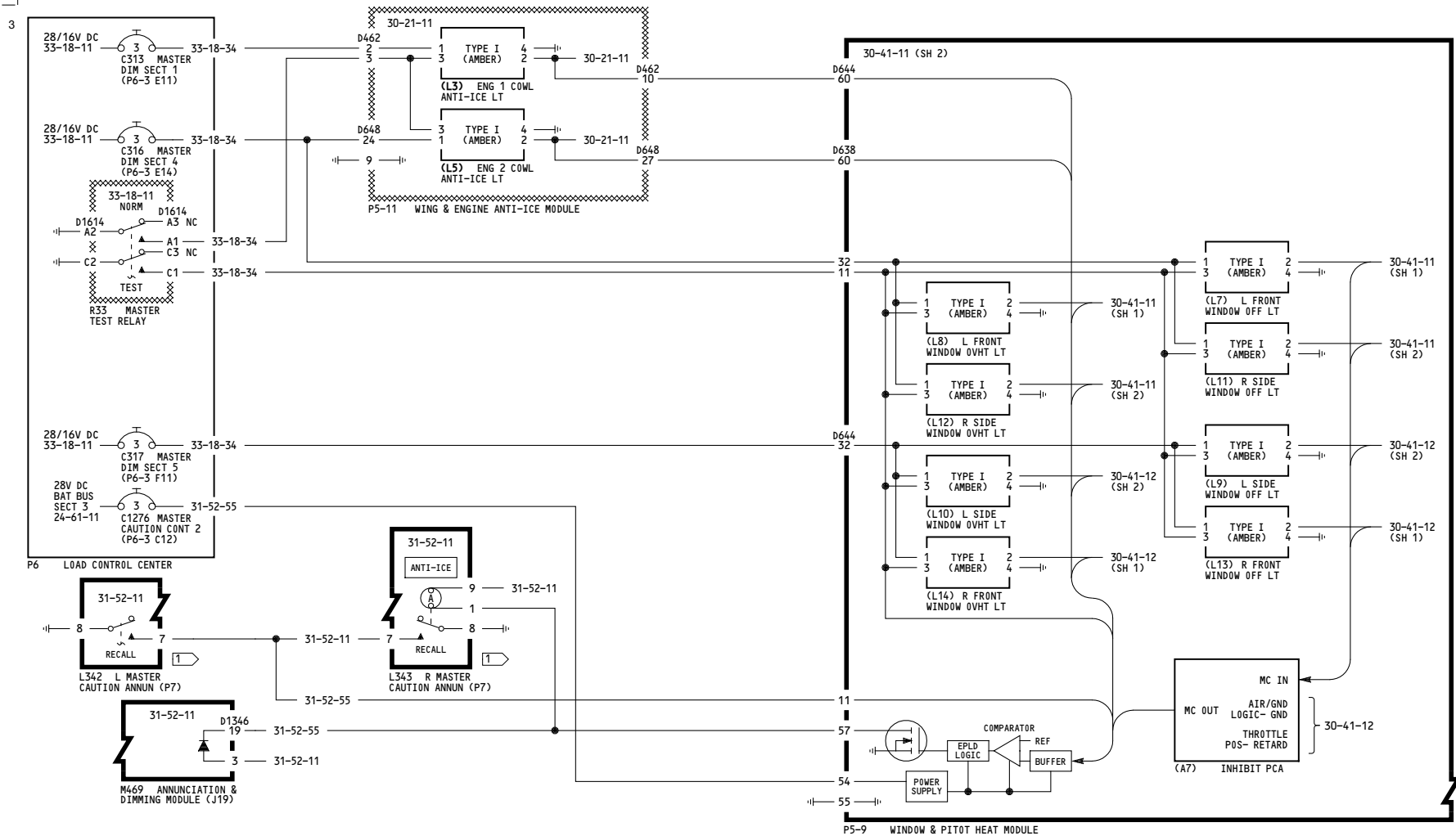
WIRING DIAGRAMS

31-52-56

**31-52-56**

Page 101.1

Mar 31/2005



**NOTES:**  
 1) PRESSING THE LIGHT GROUNDS THE LOGIC THUS ILLUMINATING ALL ANNUNCIATORS. WHEN THE LIGHT IS RELEASED ANY UNCLEARED FAULT WILL KEEP ITS CORRESPONDING ANNUNCIATOR ILLUMINATED.

YC008-YM670

**MASTER CAUTION SYSTEM-  
 ANTI-ICE CONTROL,  
 WINDOW/COWL HEAT**

D280A203

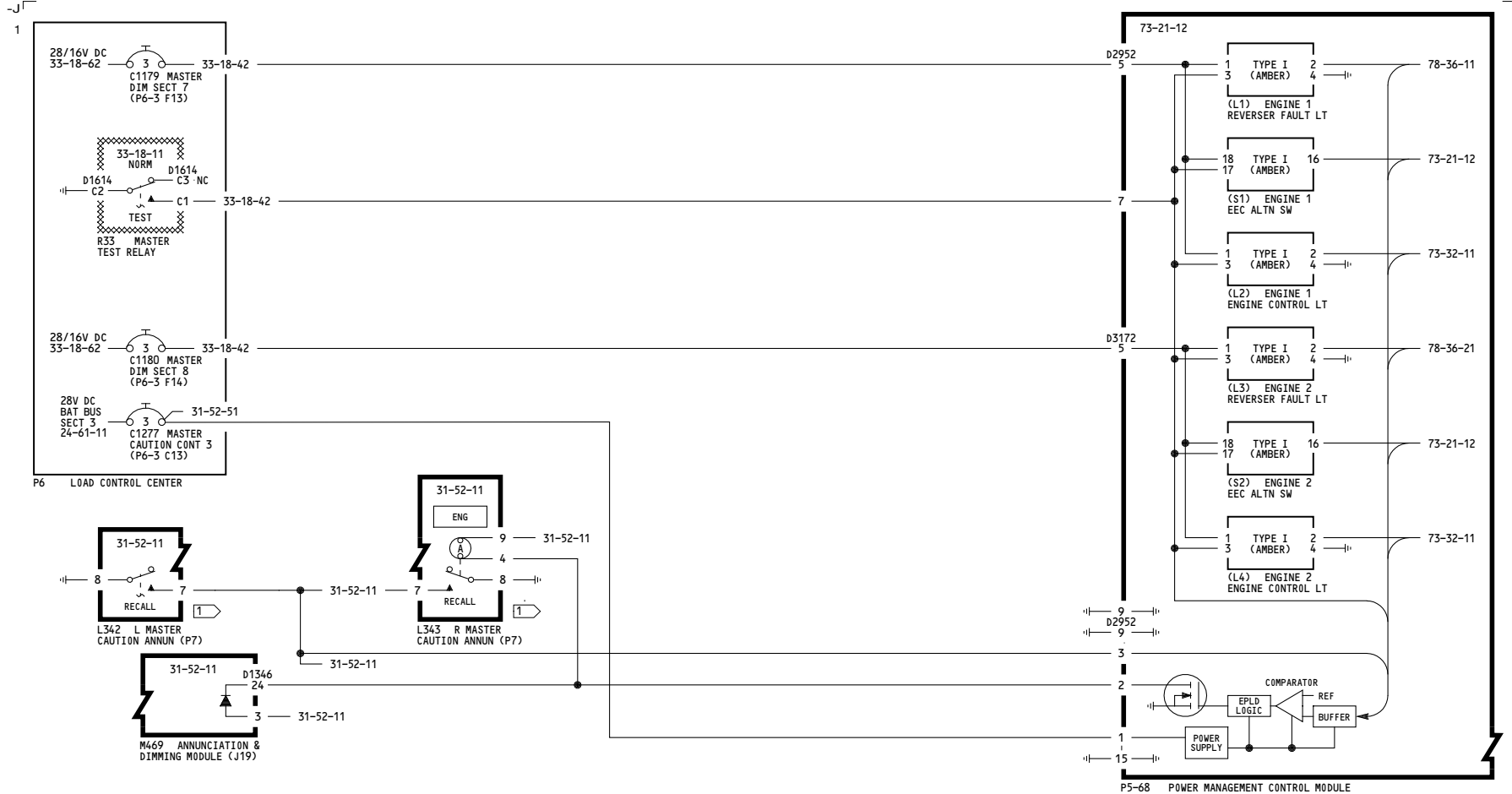
WIRING DIAGRAMS

31-52-56

**31-52-56**

Page 102

Feb 09/2009



NOTES:

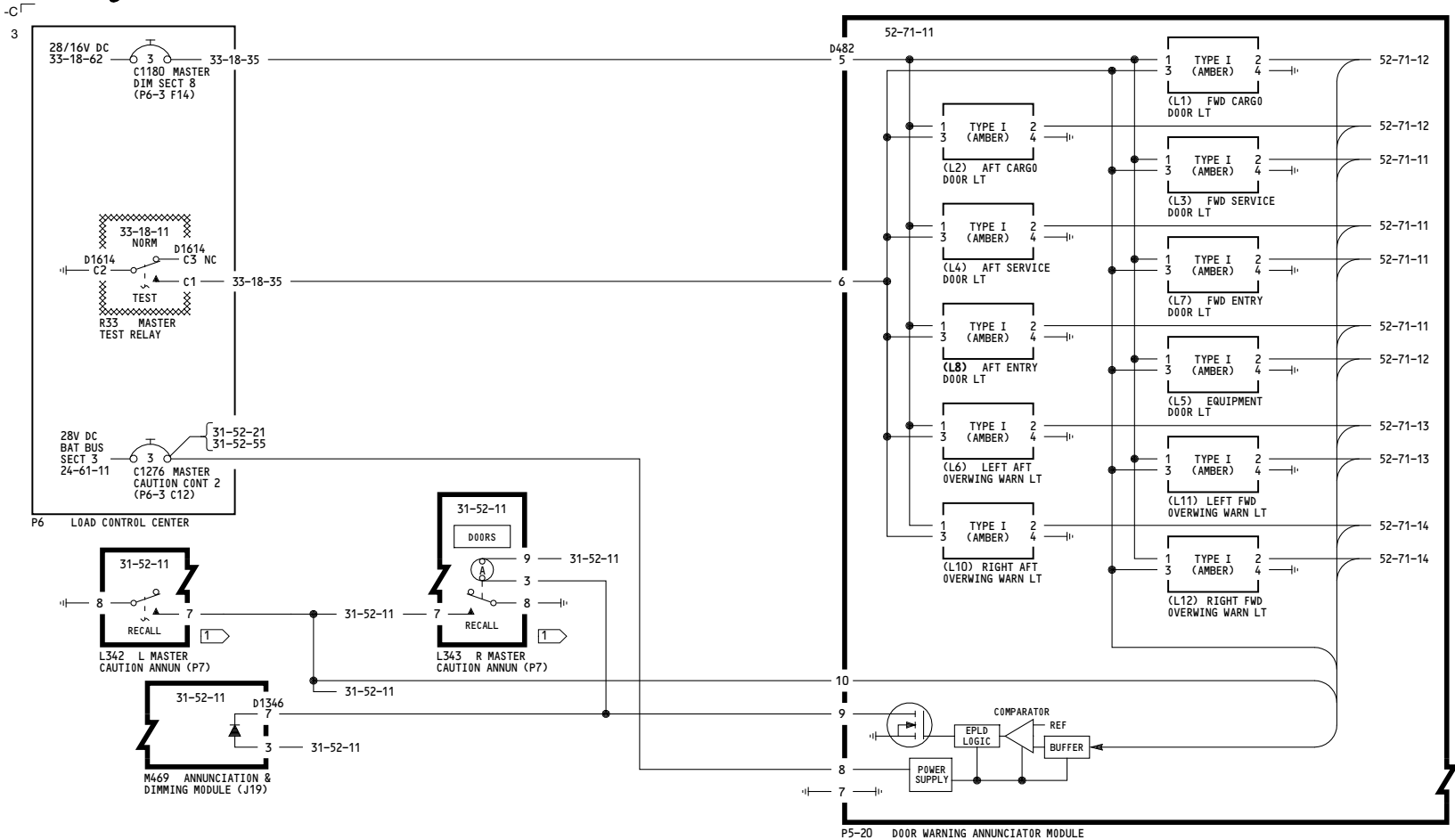
1 → PRESSING THE LIGHT GROUNDS THE LOGIC THUS ILLUMINATING ALL ANNUNCIATORS. WHEN THE LIGHT IS RELEASED ANY UNCLEARED FAULT WILL KEEP ITS CORRESPONDING ANNUNCIATOR ILLUMINATED.

ALL	<p><b>MASTER CAUTION SYSTEM- ENGINE CONTROL</b></p> <p>D280A203</p>
-----	---

WIRING DIAGRAMS

31-52-61

**31-52-61**



**NOTES:**

1) PRESSING THE LIGHT GROUNDS THE LOGIC THUS ILLUMINATING ALL ANNUNCIATORS. WHEN THE LIGHT IS RELEASED ANY UNCLEARED FAULT WILL KEEP ITS CORRESPONDING ANNUNCIATOR ILLUMINATED.

YC001-YL430

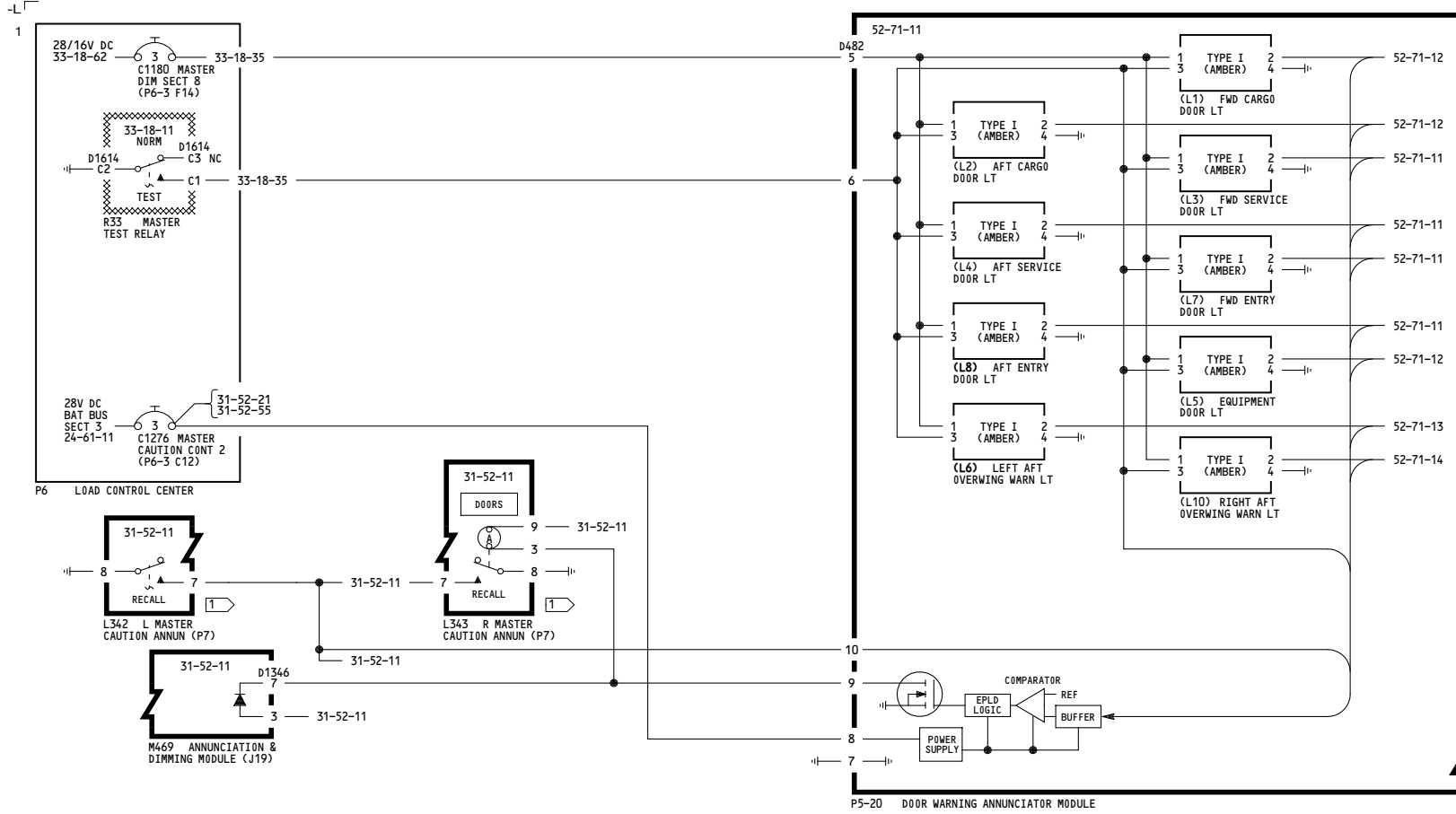
**MASTER CAUTION SYSTEM-  
DOOR WARNING**

D280A203

**WIRING DIAGRAMS**

31-52-65

**31-52-65**



**NOTES:**

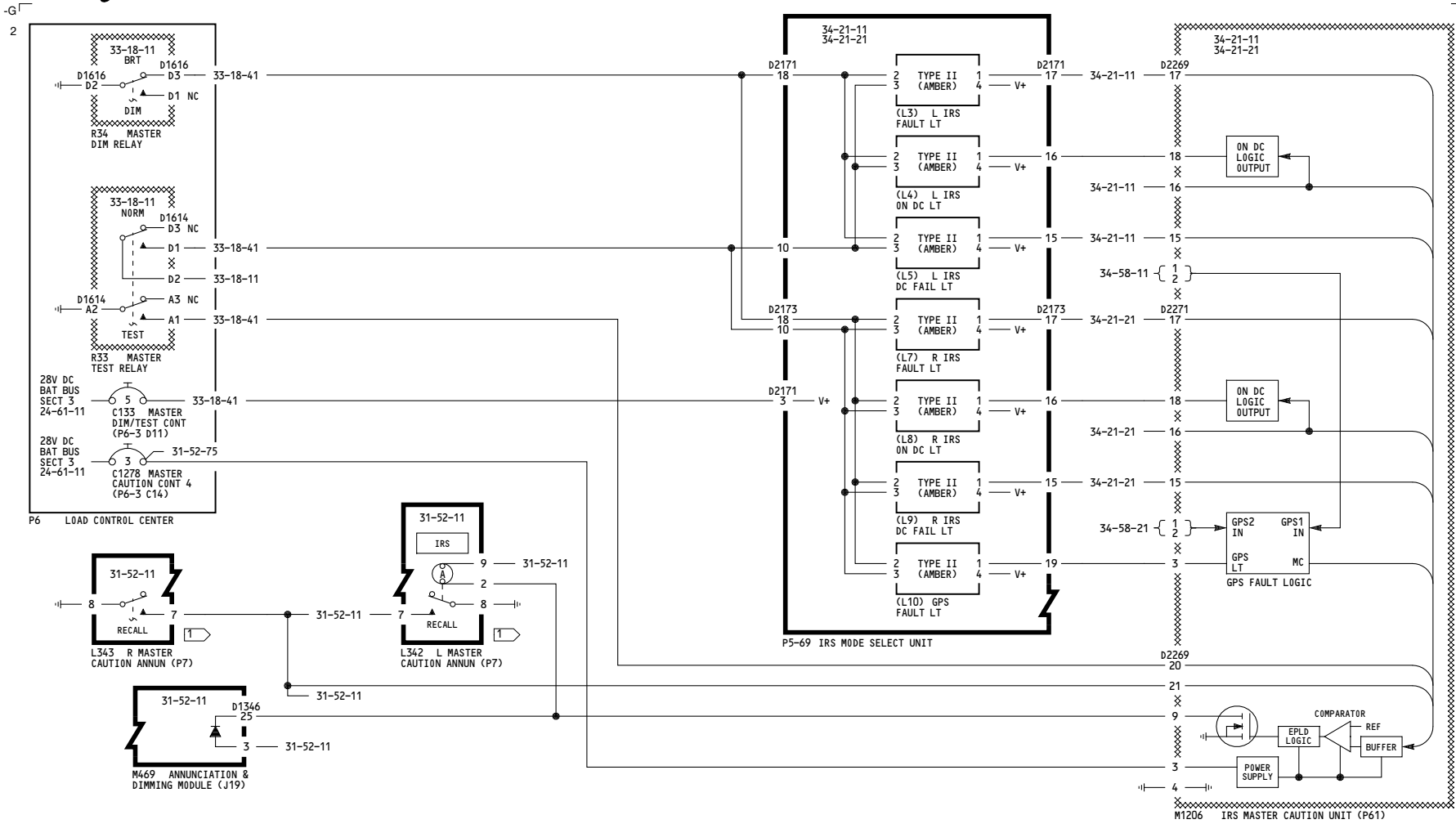
1 → PRESSING THE LIGHT GROUNDS THE LOGIC THUS ILLUMINATING ALL ANNUNCIATORS. WHEN THE LIGHT IS RELEASED ANY UNCLEARED FAULT WILL KEEP ITS CORRESPONDING ANNUNCIATOR ILLUMINATED.

<p>YM643-YM670</p>	<p><b>MASTER CAUTION SYSTEM- DOOR WARNING</b></p> <p>D280A203</p>
--------------------	---

WIRING DIAGRAMS  
31-52-65

**31-52-65**





**NOTES:**

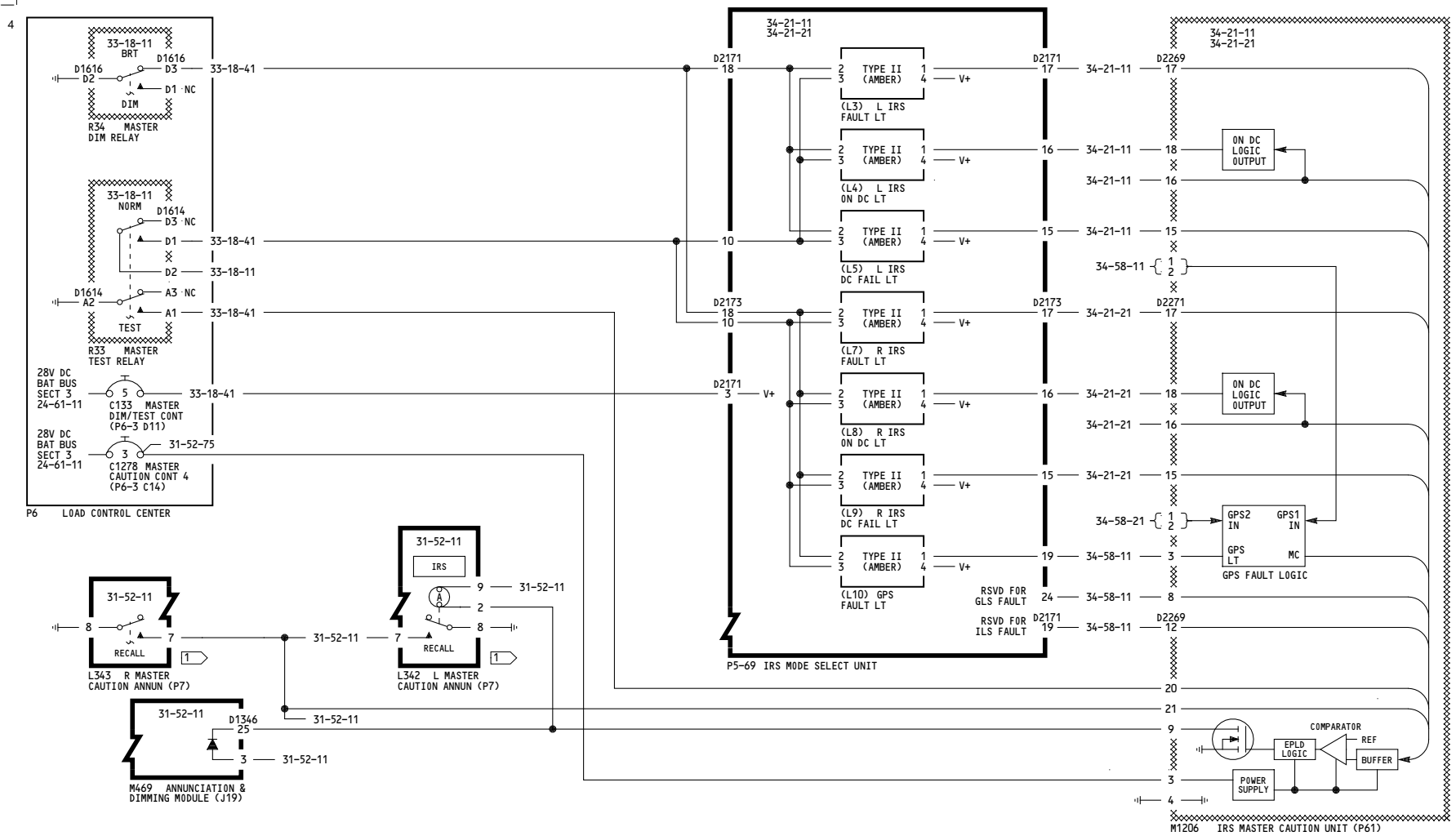
① PRESSING THE LIGHT GROUNDS THE LOGIC THUS ILLUMINATING ALL ANNUNCIATORS. WHEN THE LIGHT IS RELEASED ANY UNCLEARED FAULT WILL KEEP ITS CORRESPONDING ANNUNCIATOR ILLUMINATED.

YC001-YC030	<b>MASTER CAUTION SYSTEM- IRS CONTROL</b>
	D280A203

**WIRING DIAGRAMS**

31-52-71

**31-52-71**



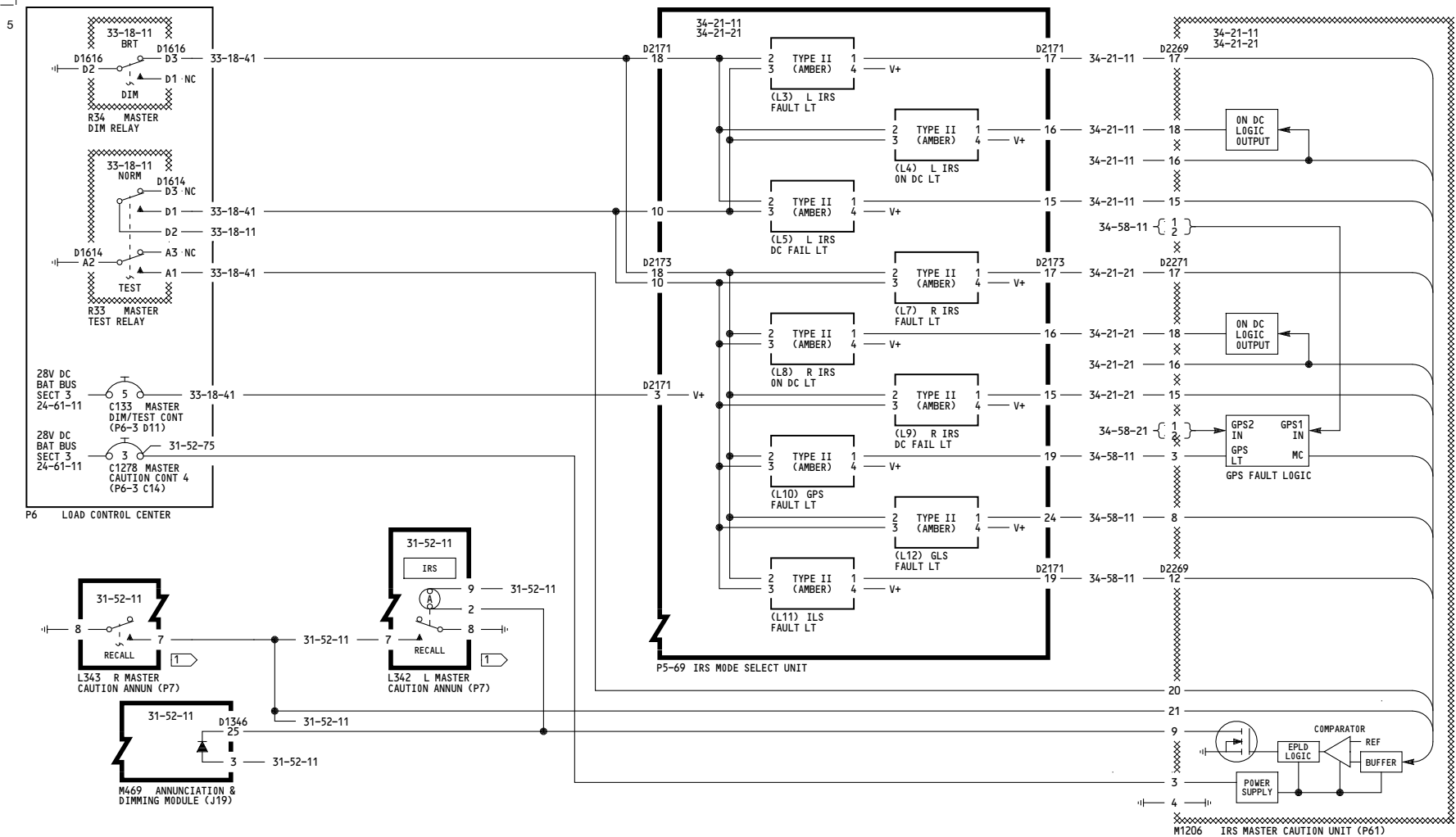
**NOTES:**

- 1 → PRESSING THE LIGHT GROUNDS THE LOGIC THUS ILLUMINATING ALL ANNUNCIATORS. WHEN THE LIGHT IS RELEASED ANY UNCLEARED FAULT WILL KEEP ITS CORRESPONDING ANNUNCIATOR ILLUMINATED.

**WIRING DIAGRAMS**  
31-52-71

YC031-YK906	<p align="center"><b>MASTER CAUTION SYSTEM- IRS CONTROL</b></p> <p align="center">D280A203</p>
-------------	--

**31-52-71**

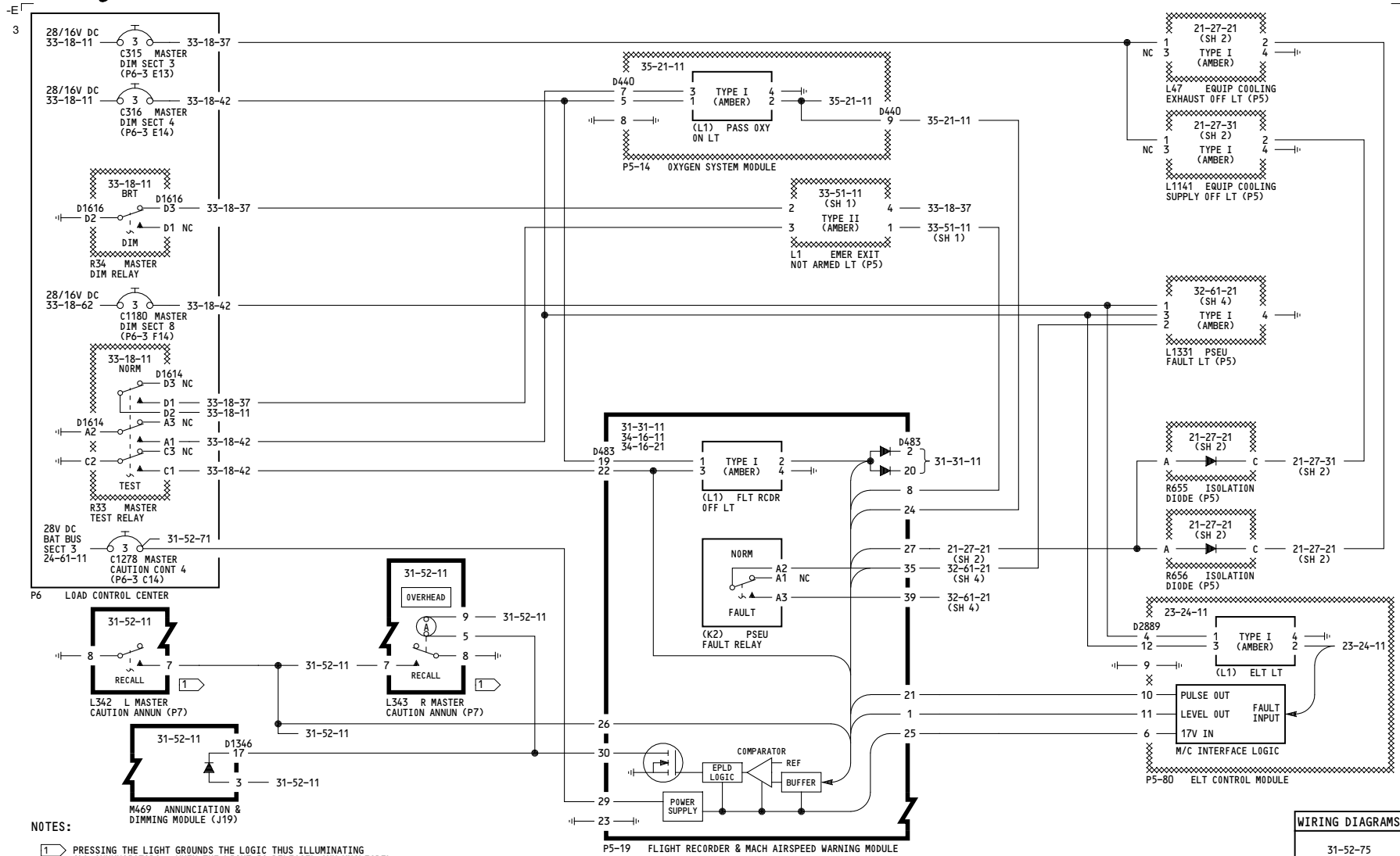


**NOTES:**  
 1) PRESSING THE LIGHT GROUNDS THE LOGIC THUS ILLUMINATING ALL ANNUNCIATORS. WHEN THE LIGHT IS RELEASED ANY UNCLEARED FAULT WILL KEEP ITS CORRESPONDING ANNUNCIATOR ILLUMINATED.

YK907-YM670	<b>MASTER CAUTION SYSTEM- IRS CONTROL</b>  D280A203
-------------	---

**WIRING DIAGRAMS**  
 31-52-71

**31-52-71**



**NOTES:**  
 1) PRESSING THE LIGHT GROUNDS THE LOGIC THUS ILLUMINATING ALL ANNUNCIATORS. WHEN THE LIGHT IS RELEASED ANY UNCLEARED FAULT WILL KEEP ITS CORRESPONDING ANNUNCIATOR ILLUMINATED.

ALL	<b>MASTER CAUTION SYSTEM- OVERHEAD CONTROL</b>
D280A203	

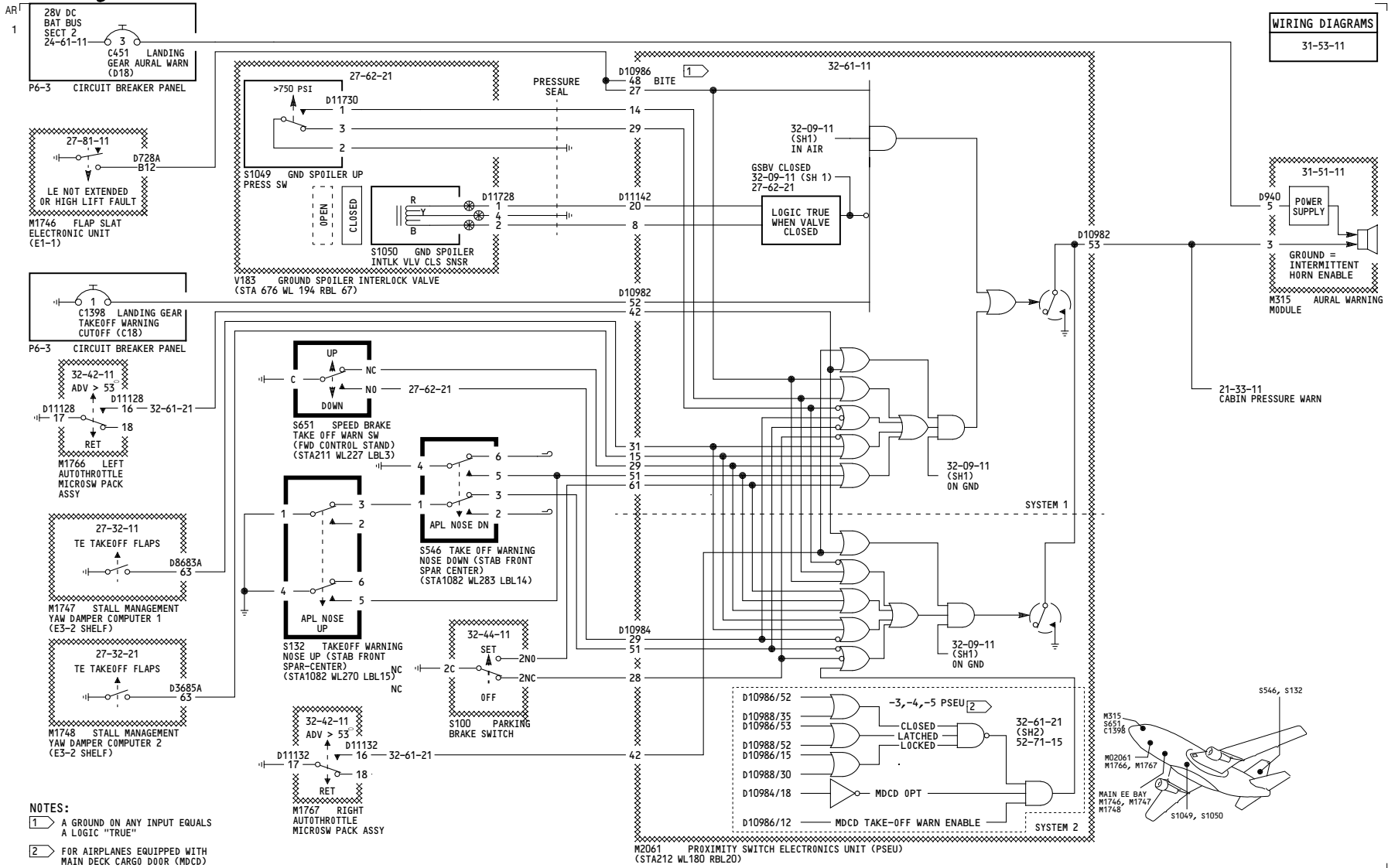
WIRING DIAGRAMS

31-52-75

**31-52-75**

**WIRING DIAGRAMS**  
31-53-11



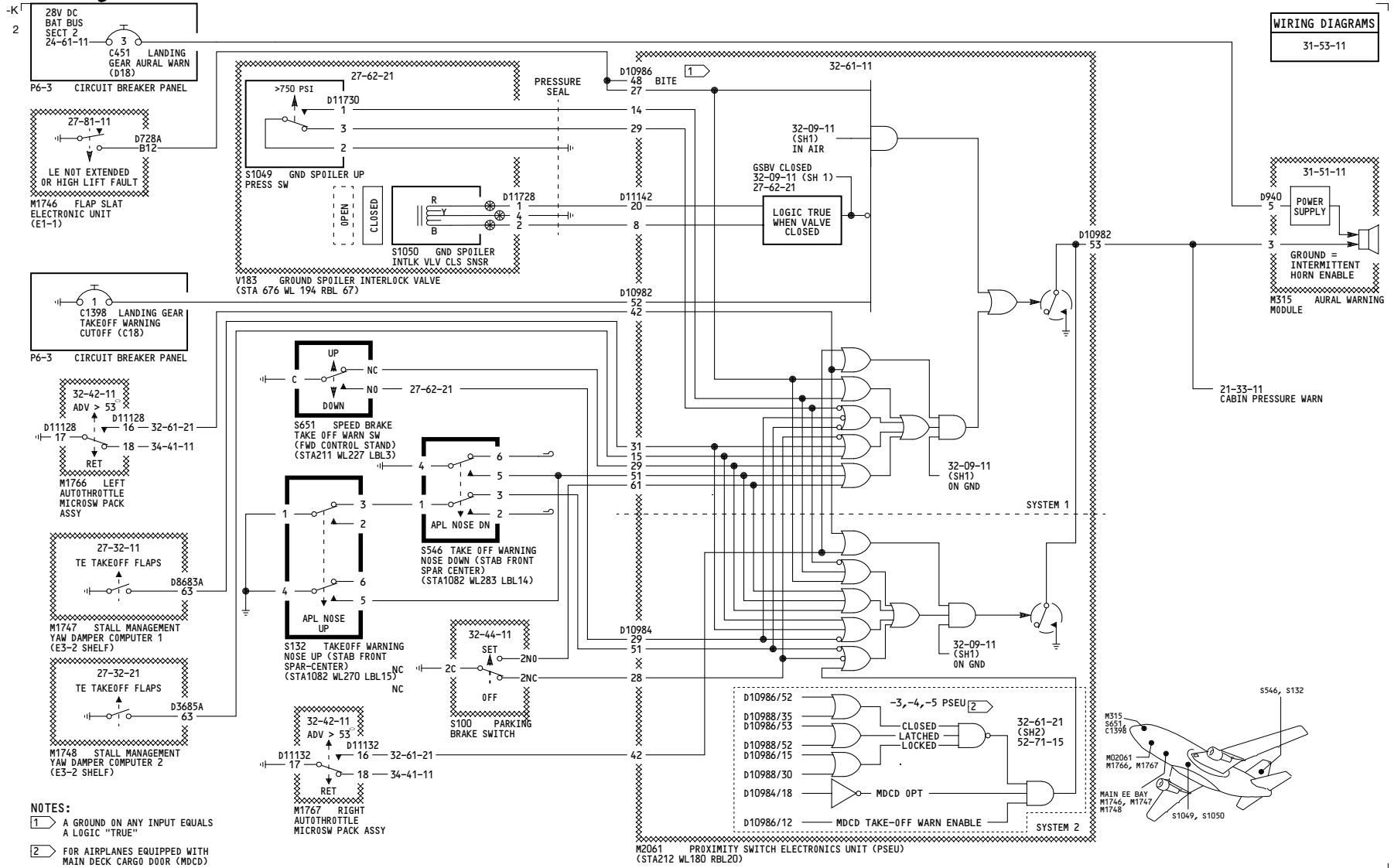
YC001-YC007

**AURAL WARNING - TAKEOFF WARNING**

D280A203

**31-53-11**

WIRING DIAGRAMS  
31-53-11



- NOTES:
- ① A GROUND ON ANY INPUT EQUALS A LOGIC "TRUE"
  - ② FOR AIRPLANES EQUIPPED WITH MAIN DECK CARGO DOOR (MDCD)

YC008-YK910, YL421-YL423

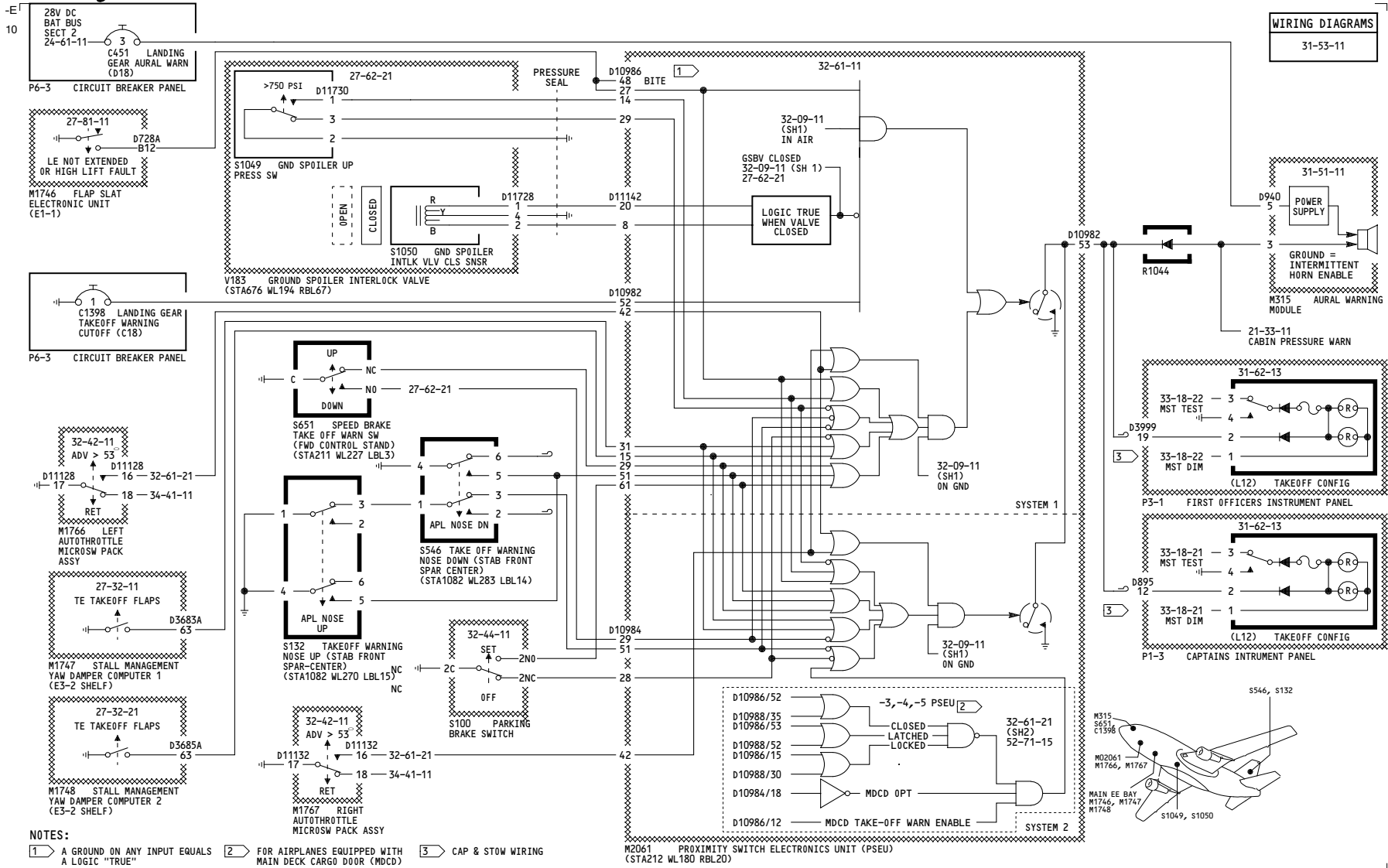
**AURAL WARNING - TAKEOFF WARNING**

D280A203

31-53-11

Page 102

May 11/2009

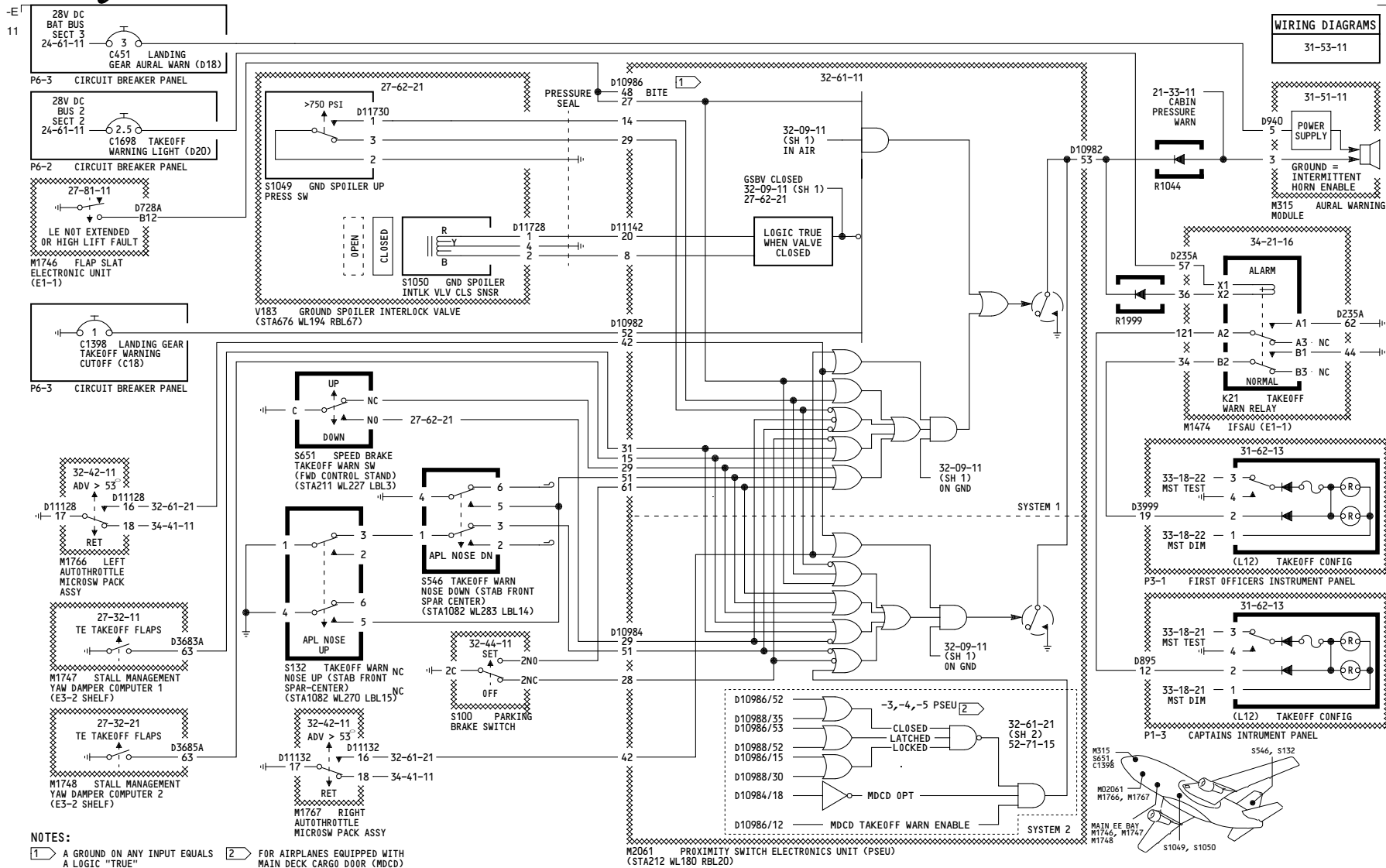


YK911, YK918, YL424-YL426

**AURAL WARNING - TAKEOFF WARNING**

D280A203

**31-53-11**



WIRING DIAGRAMS  
31-53-11

NOTES:  
 1 A GROUND ON ANY INPUT EQUALS A LOGIC "TRUE"  
 2 FOR AIRPLANES EQUIPPED WITH MAIN DECK CARGO DOOR (MDCD)

YK912, YK919, YL401, YL427-YL429

**AURAL WARNING - TAKEOFF WARNING**

D280A203

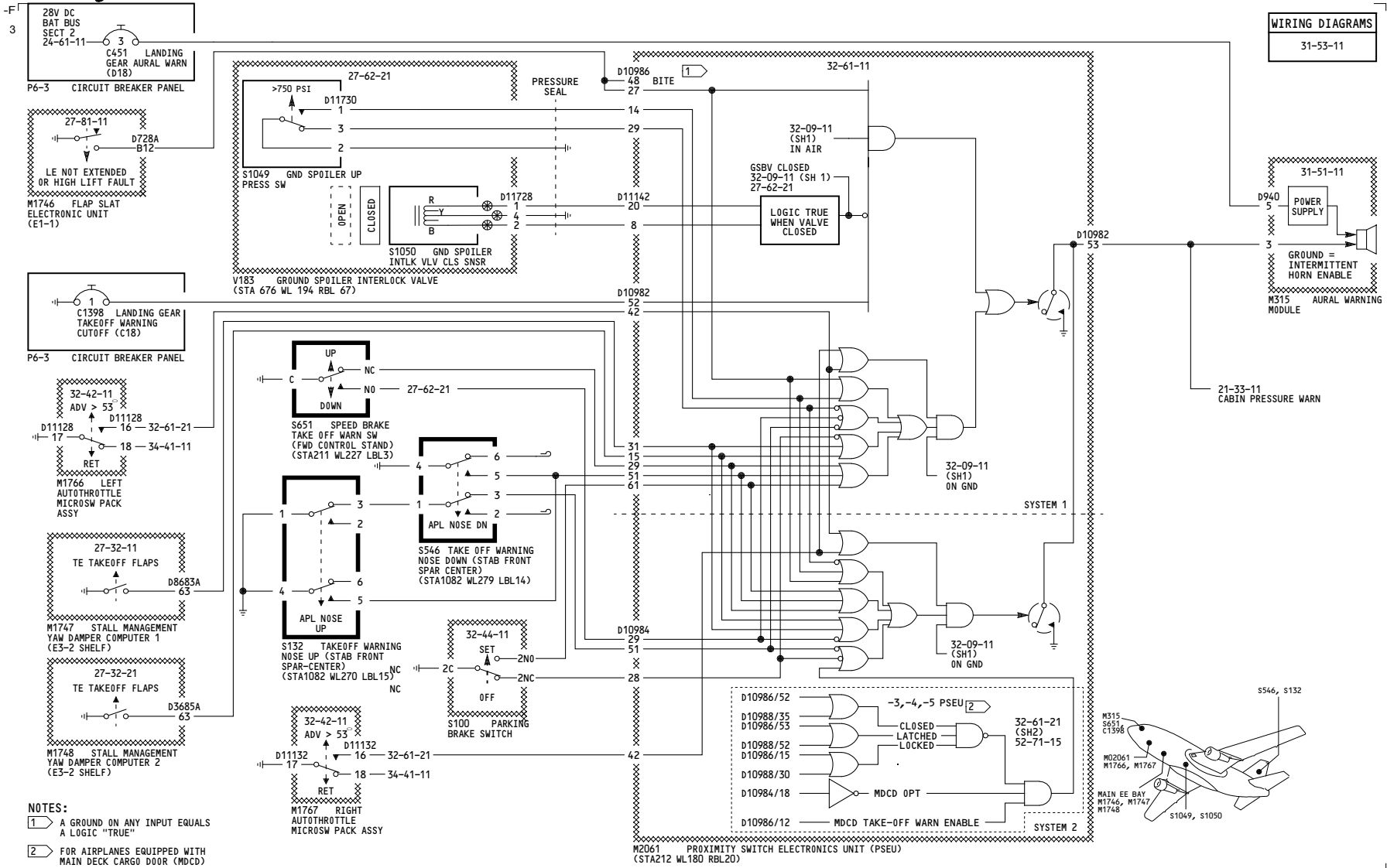
**31-53-11**

Page 104

May 11/2009



WIRING DIAGRAMS  
31-53-11



**NOTES:**  
 1 A GROUND ON ANY INPUT EQUALS A LOGIC "TRUE"  
 2 FOR AIRPLANES EQUIPPED WITH MAIN DECK CARGO DOOR (MDCD)

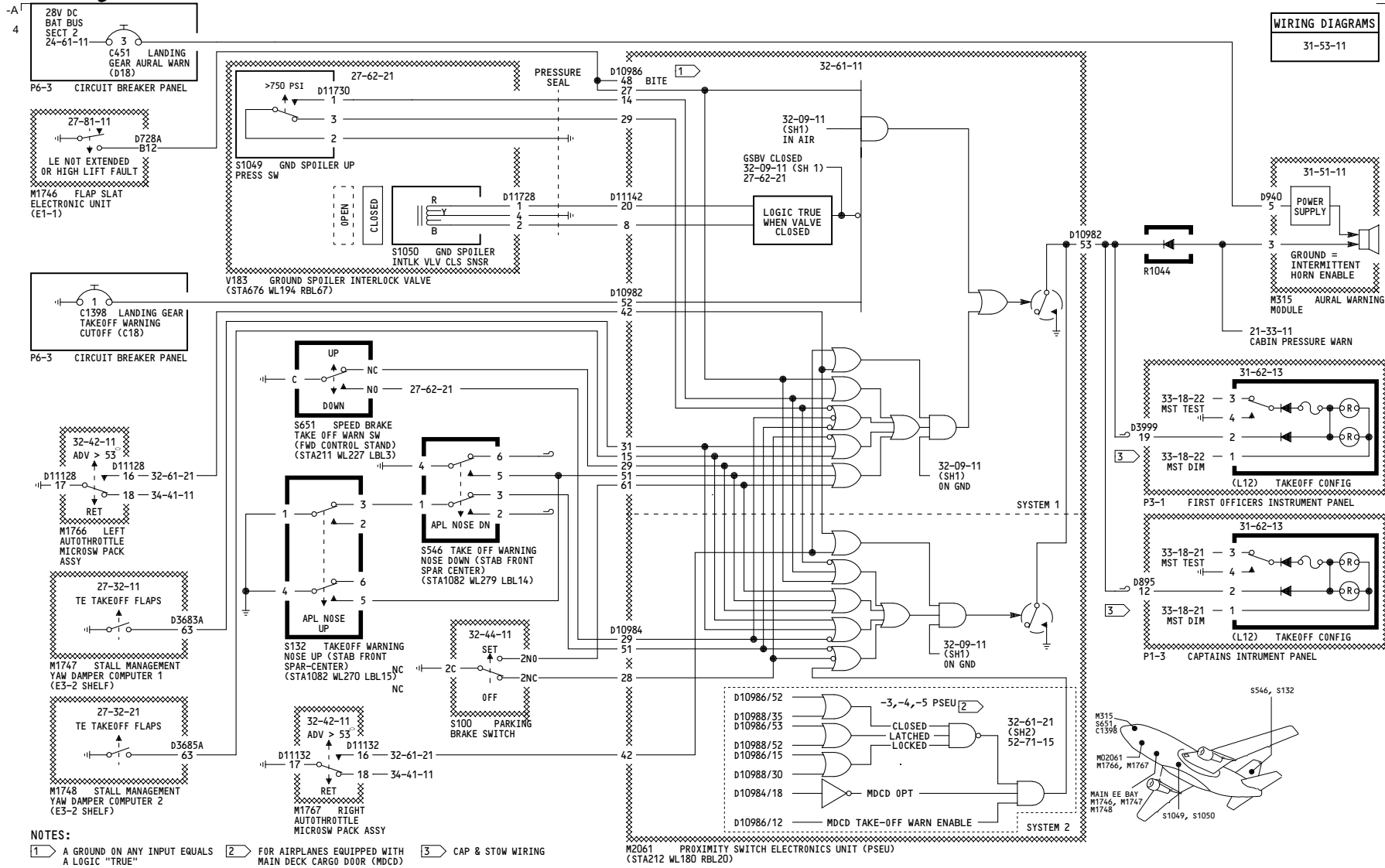
YM643

**AURAL WARNING - TAKEOFF WARNING**

D280A203

**31-53-11**

WIRING DIAGRAMS  
31-53-11



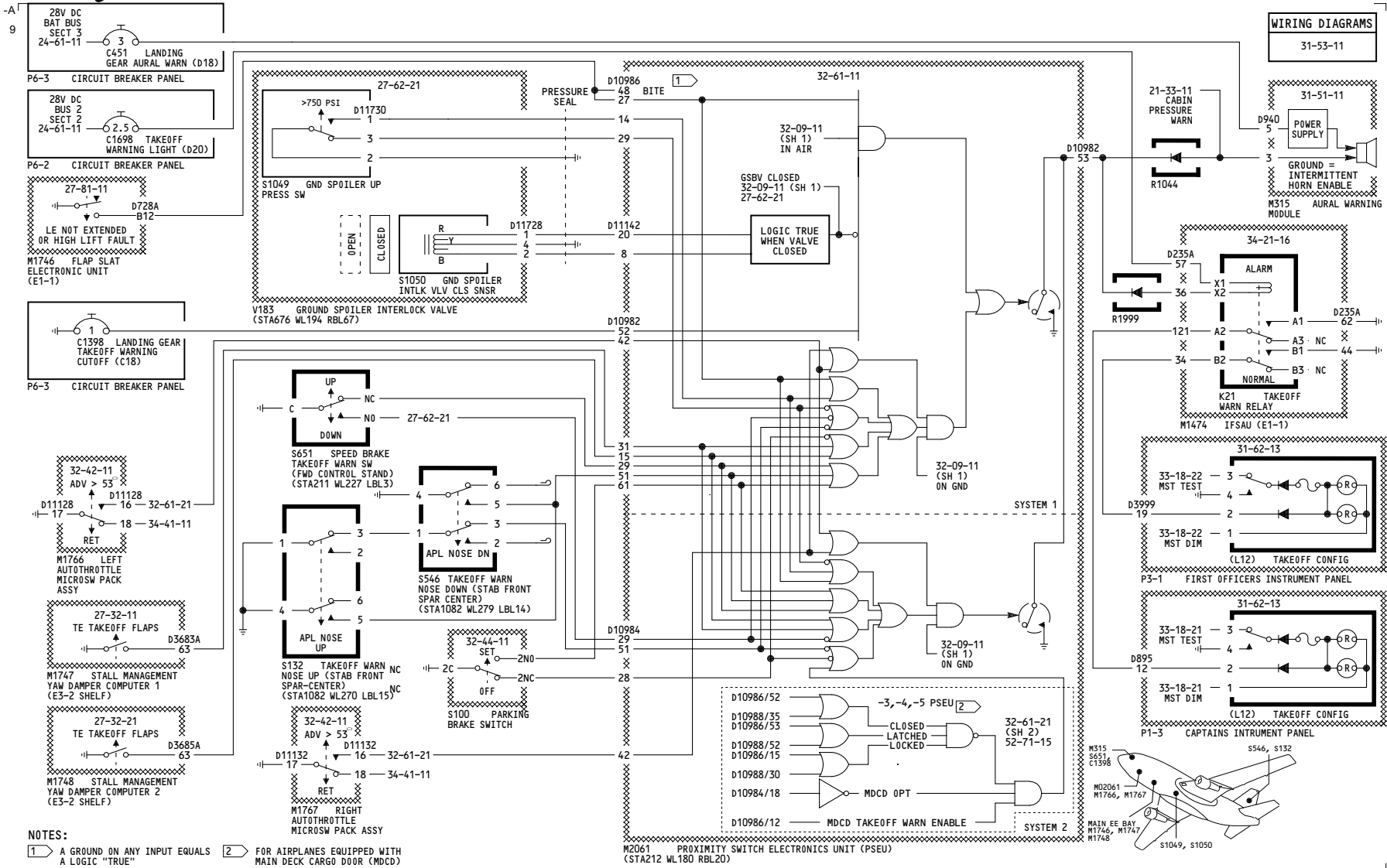
- NOTES:
- 1 A GROUND ON ANY INPUT EQUALS A LOGIC "TRUE"
  - 2 FOR AIRPLANES EQUIPPED WITH MAIN DECK CARGO DOOR (MDCD)
  - 3 CAP & STOW WIRING

YM645-YM651

**AURAL WARNING - TAKEOFF WARNING**

D280A203

**31-53-11**



WIRING DIAGRAMS  
31-53-11

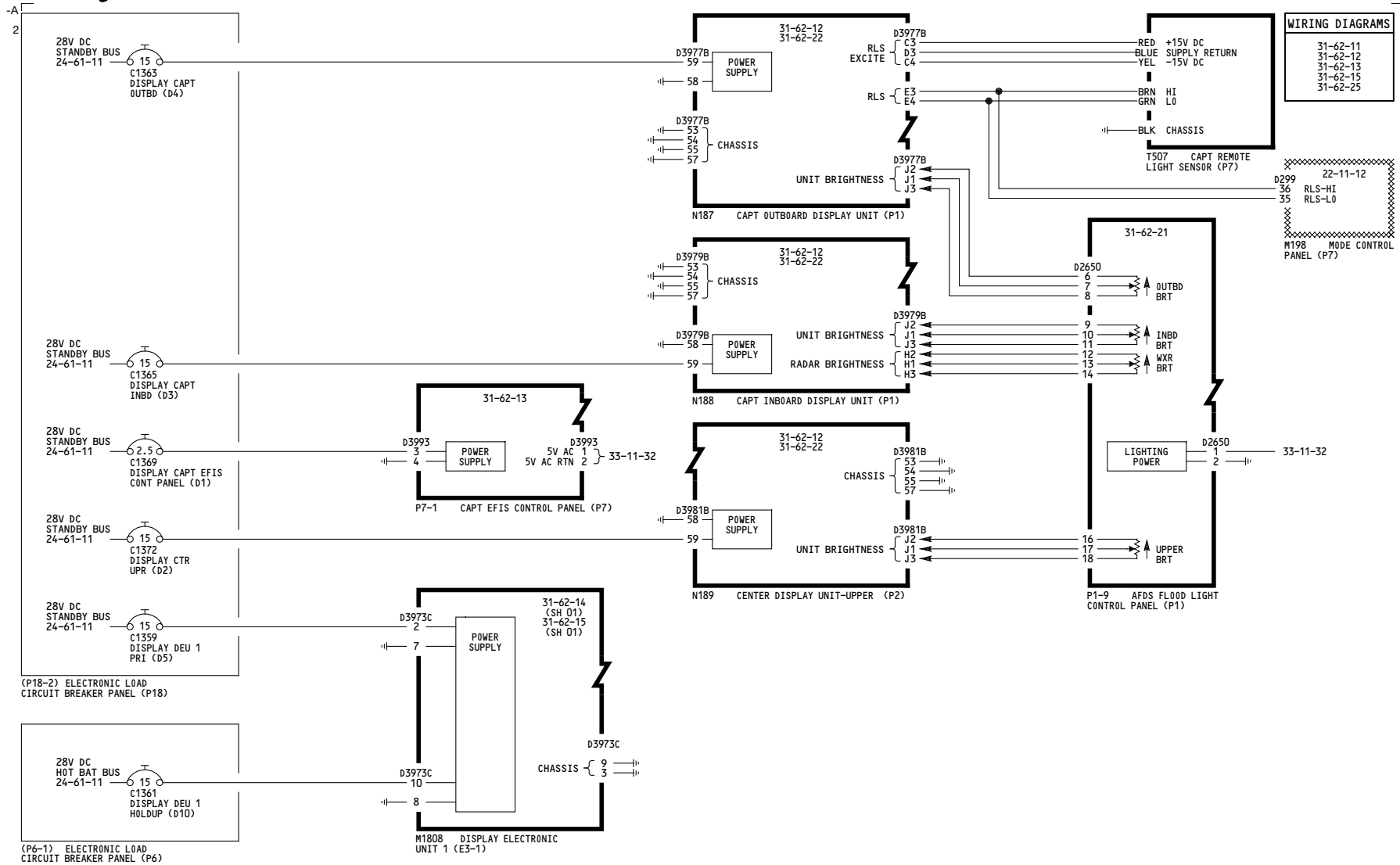
NOTES:  
 1 A GROUND ON ANY INPUT EQUALS A LOGIC "TRUE"  
 2 FOR AIRPLANES EQUIPPED WITH MAIN DECK CARGO DOOR (MDCD)

YM652

**AURAL WARNING - TAKEOFF WARNING**

D280A203

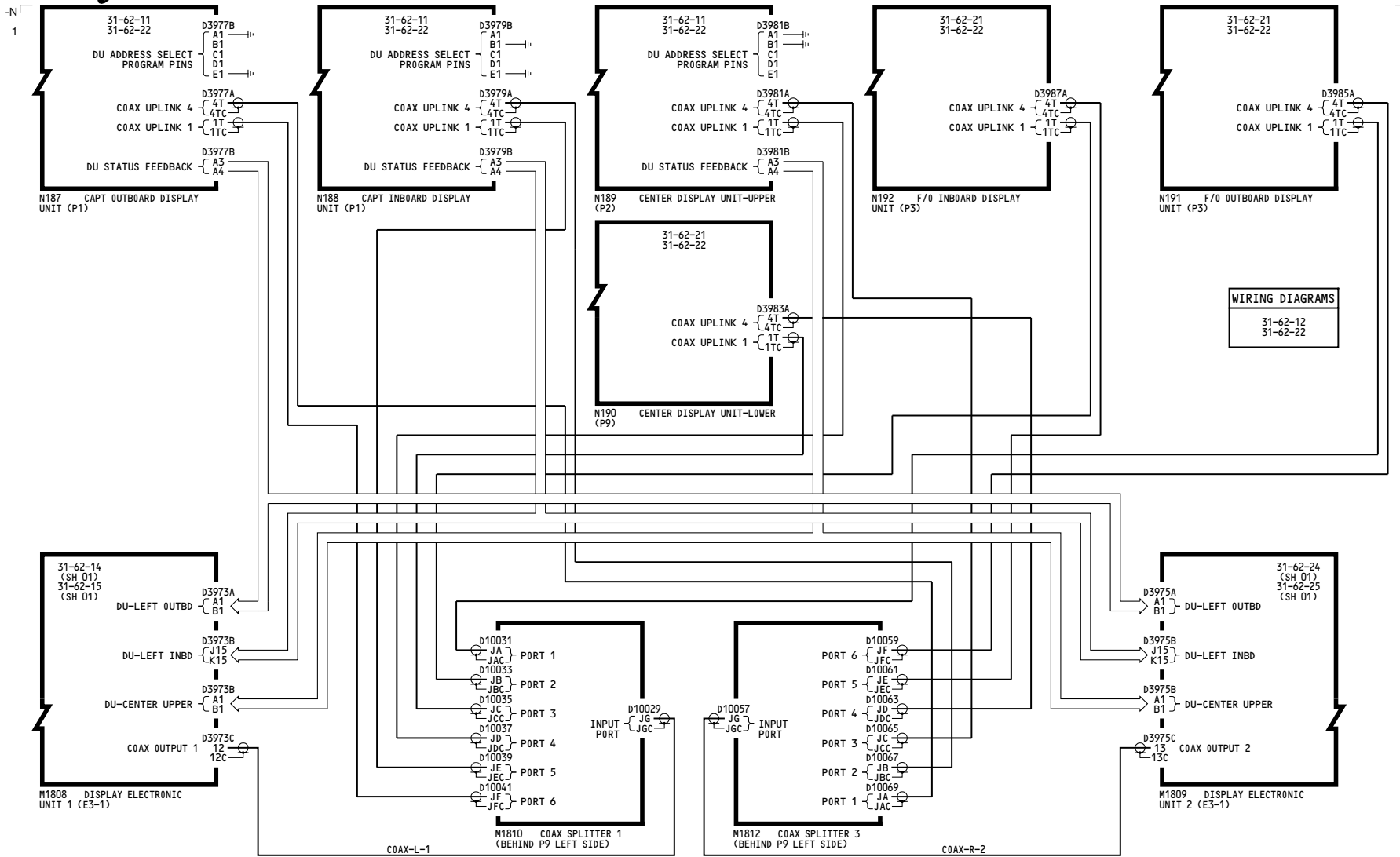
**31-53-11**



ALL

**CDS - POWER DISTRIBUTION AND INSTRUMENT LIGHTING CAPTAINS**

D280A203

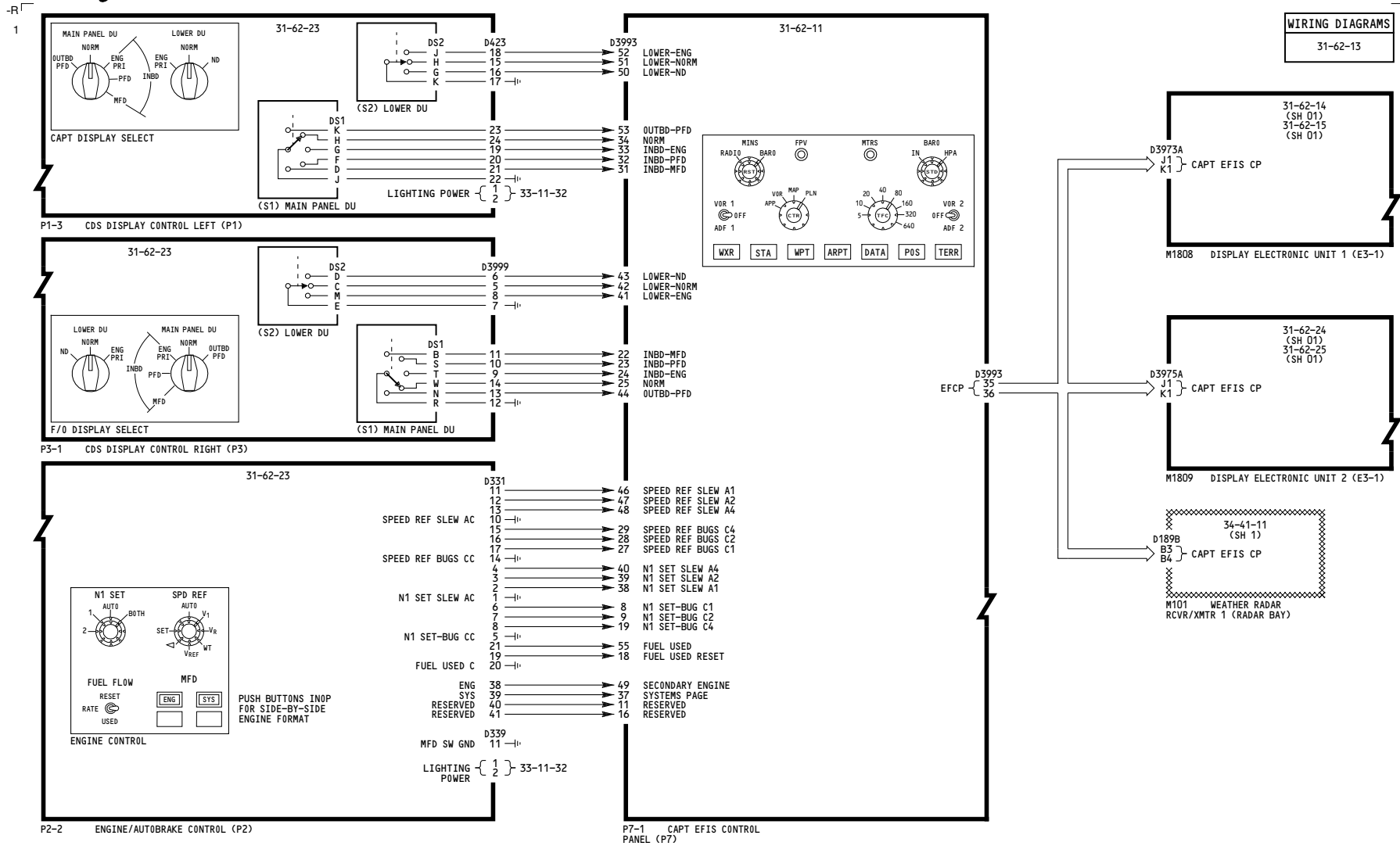


ALL

**CDS - VIDEO COAX SPLITTERS 1 AND 3 DU STATUS**

D280A203

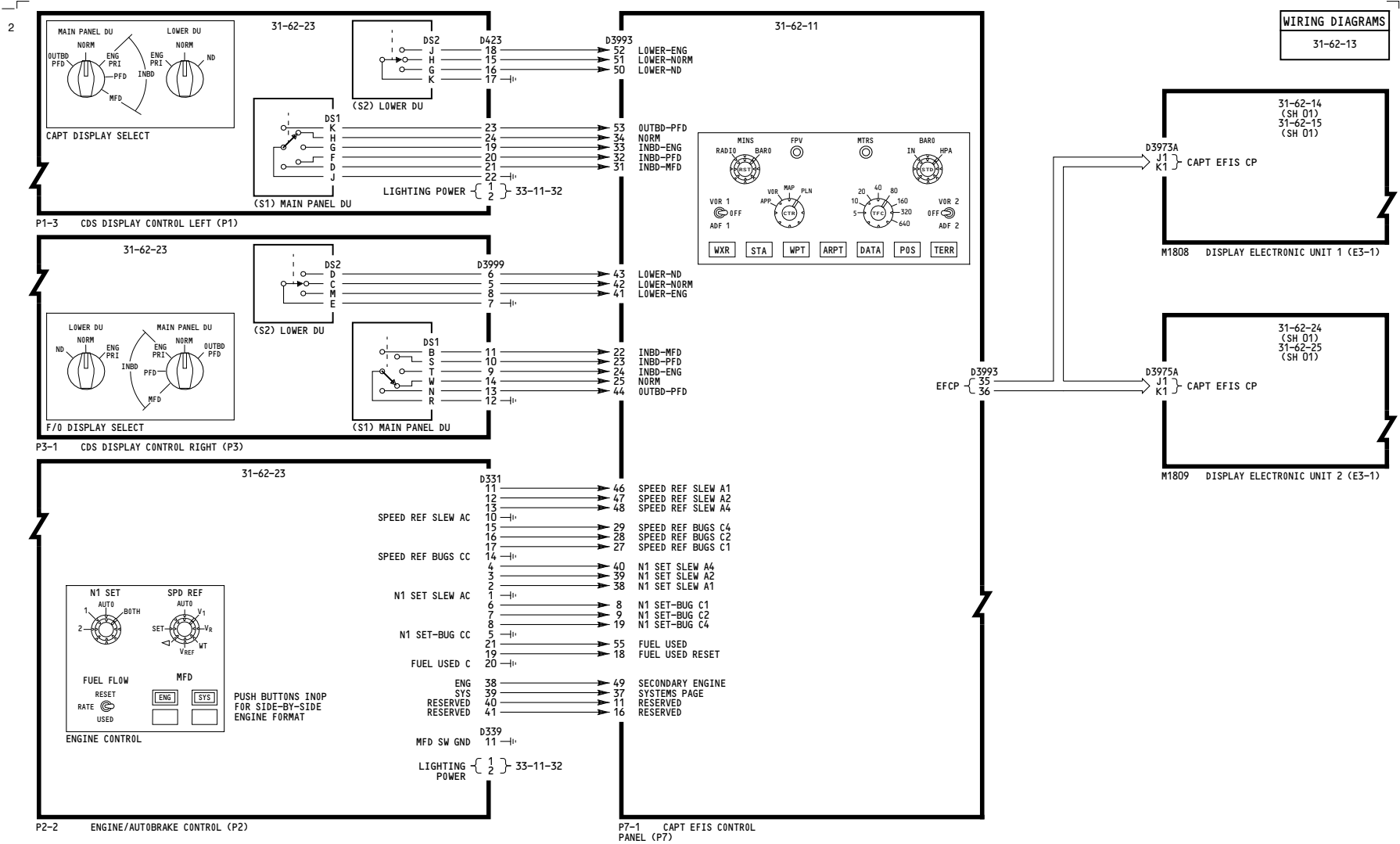
WIRING DIAGRAMS  
31-62-13



YC001-YC007

**CDS - CONTROL PANEL INTERFACES - CAPTAINS**

D280A203

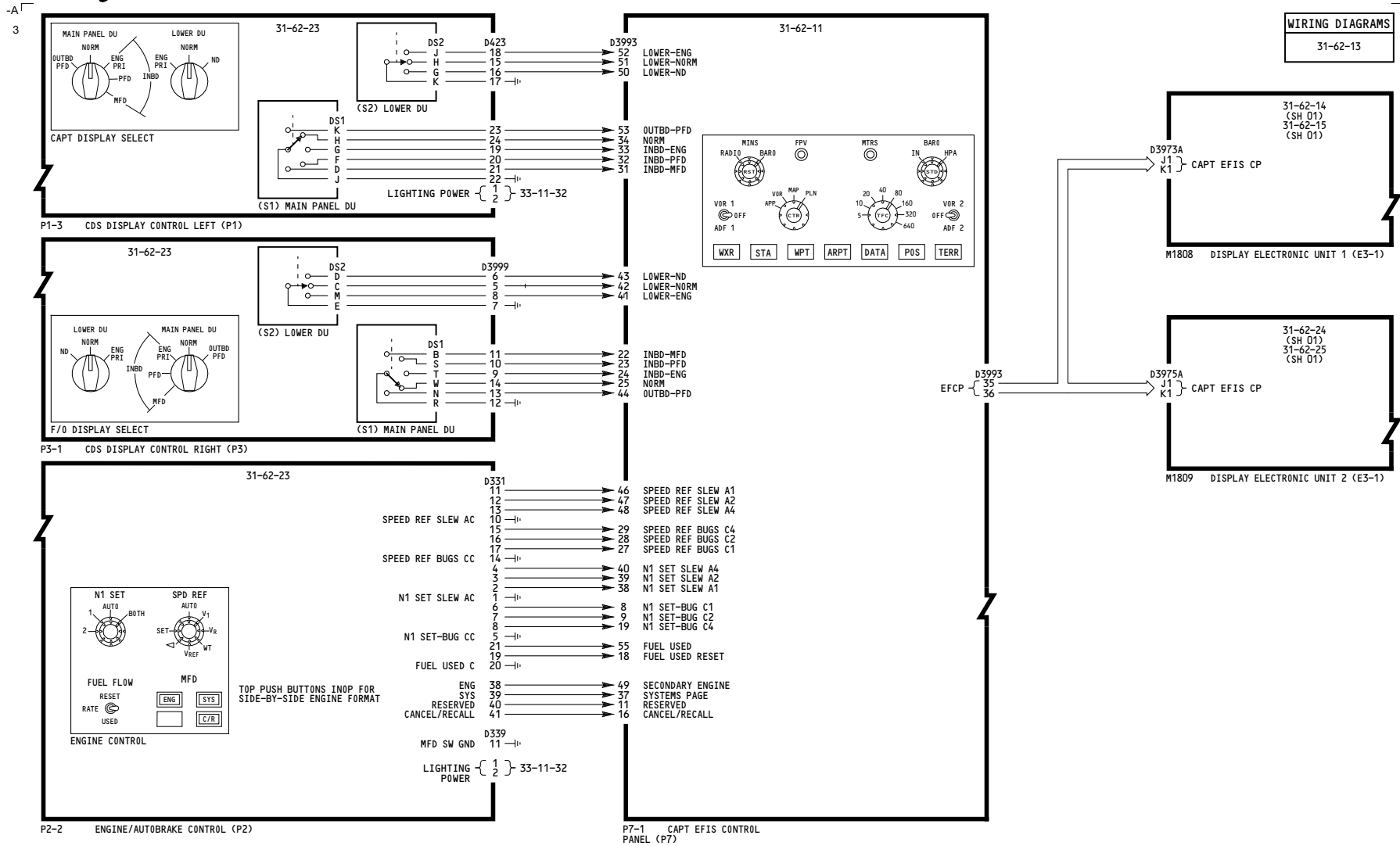


YC008-YK920, YM643-YM646

**CDS - CONTROL PANEL INTERFACES - CAPTAINS**

D280A203

**WIRING DIAGRAMS**  
31-62-13



YL401-YL430, YM647-YM670

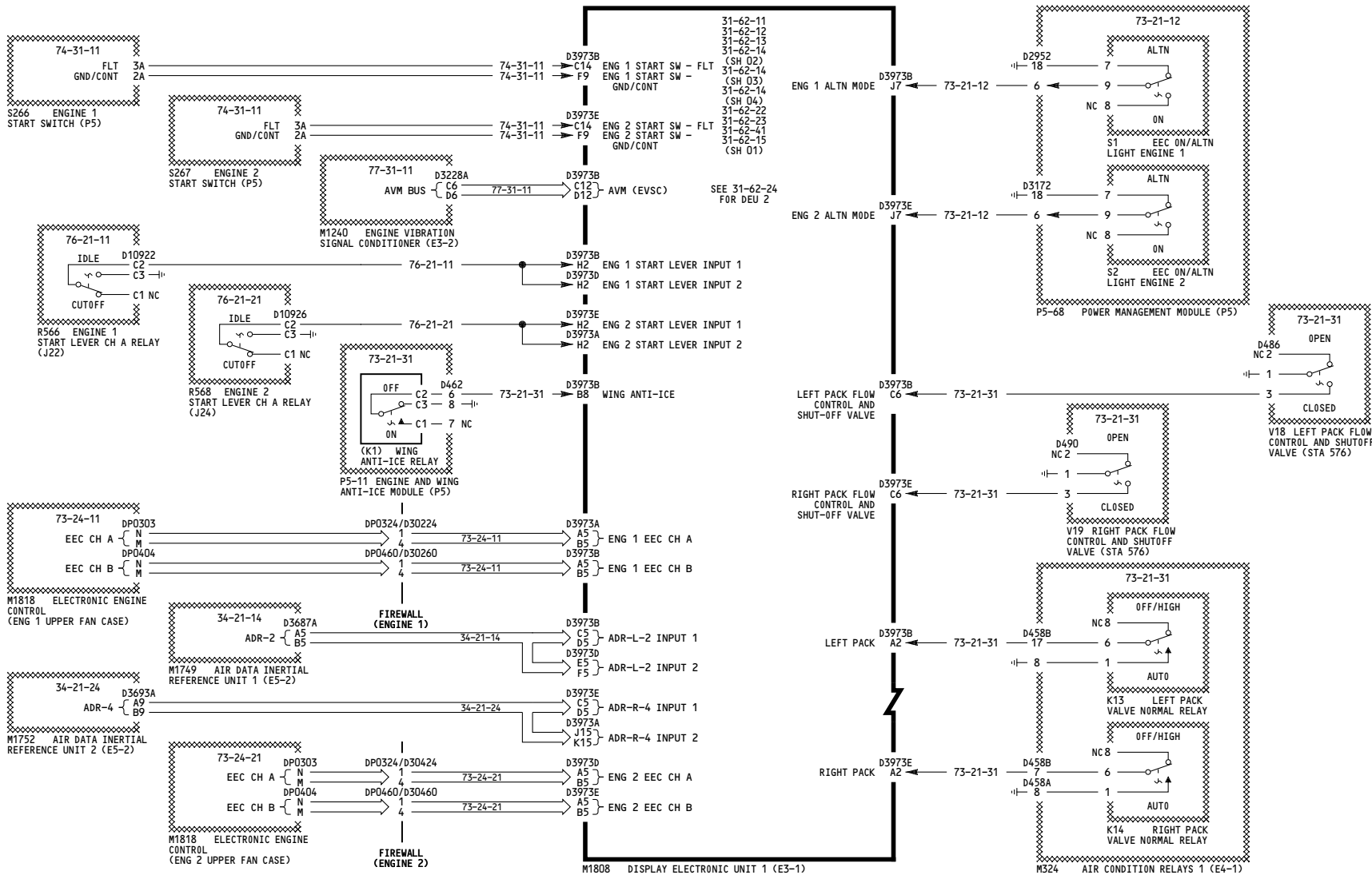
**CDS - CONTROL PANEL INTERFACES - CAPTAINS**

D280A203



THIS PAGE INTENTIONALLY LEFT BLANK

-N  
1



YC001-YC030

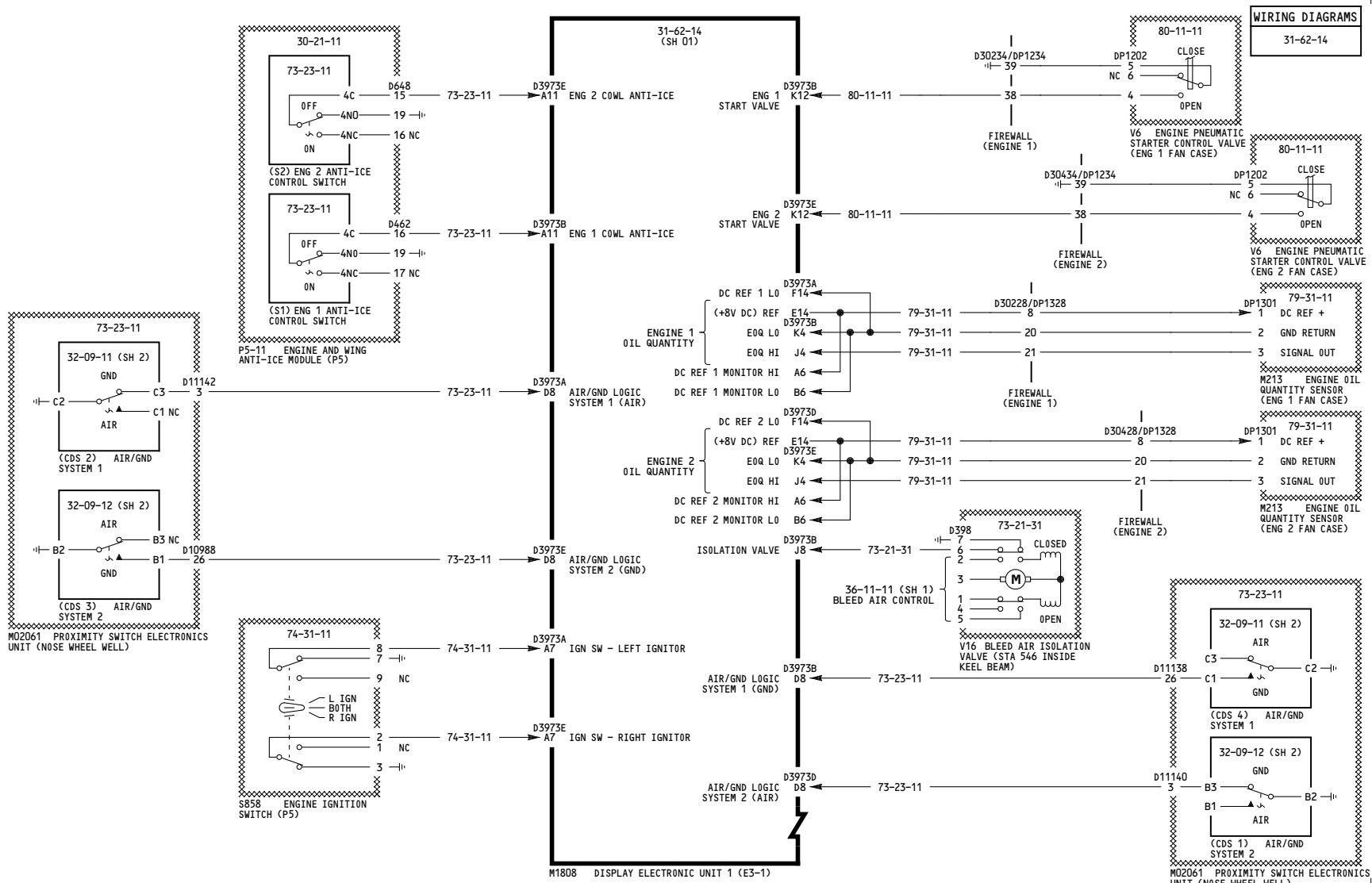
**CDS - DEU 1 ENGINE  
HYDRAULIC, APU AND FUEL  
INTERFACES**

D280A203

**31-62-14**

Page 101  
Sheet 1  
Jul 17/2007

-M  
1

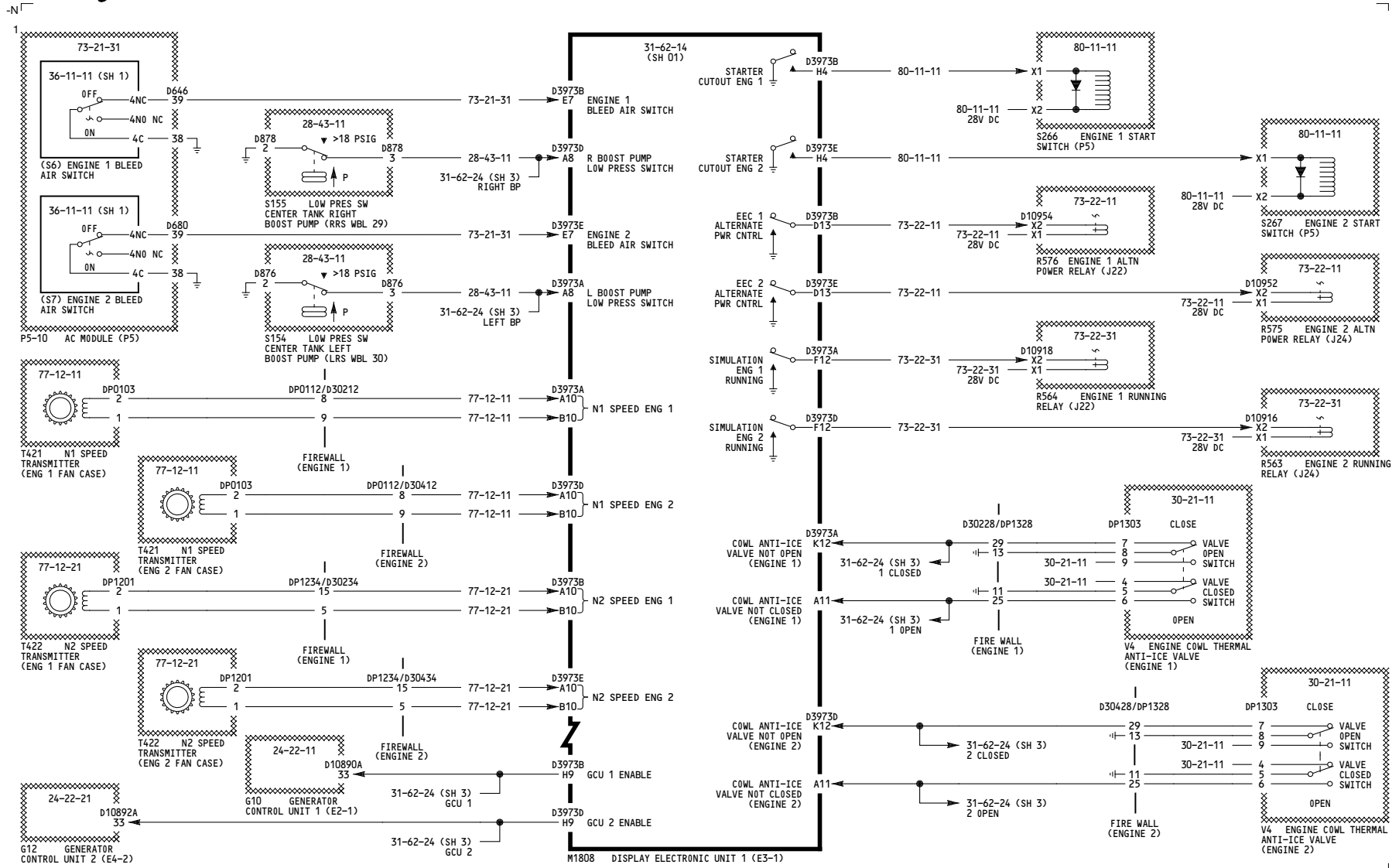


YC001-YC030

**CDS - DEU 1 ENGINE  
HYDRAULIC, APU AND FUEL  
INTERFACES**

D280A203

**31-62-14**



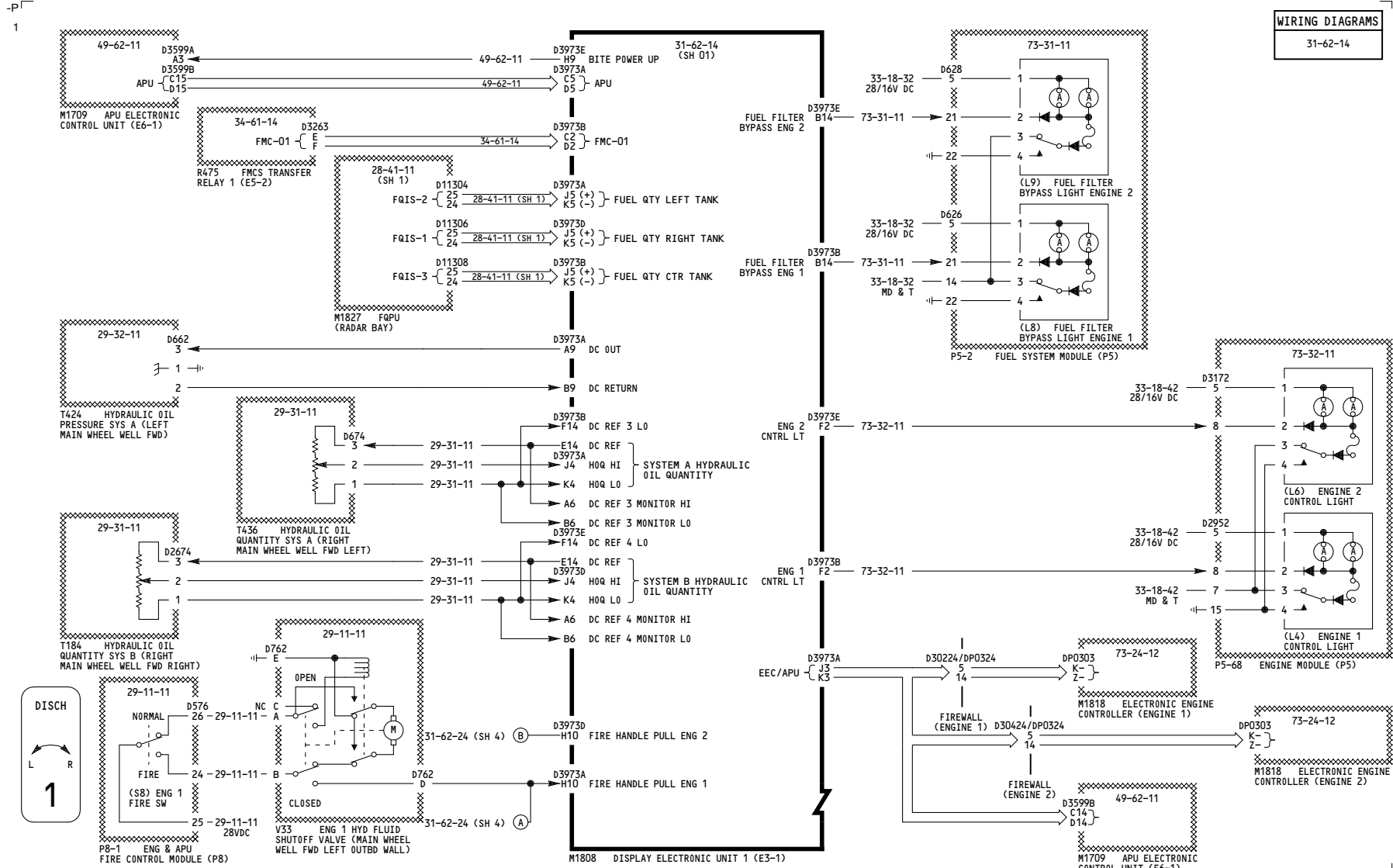
YC001-YC030

**CDS - DEU 1 ENGINE HYDRAULIC, APU AND FUEL INTERFACES**

D280A203

**31-62-14**

**WIRING DIAGRAMS**  
31-62-14



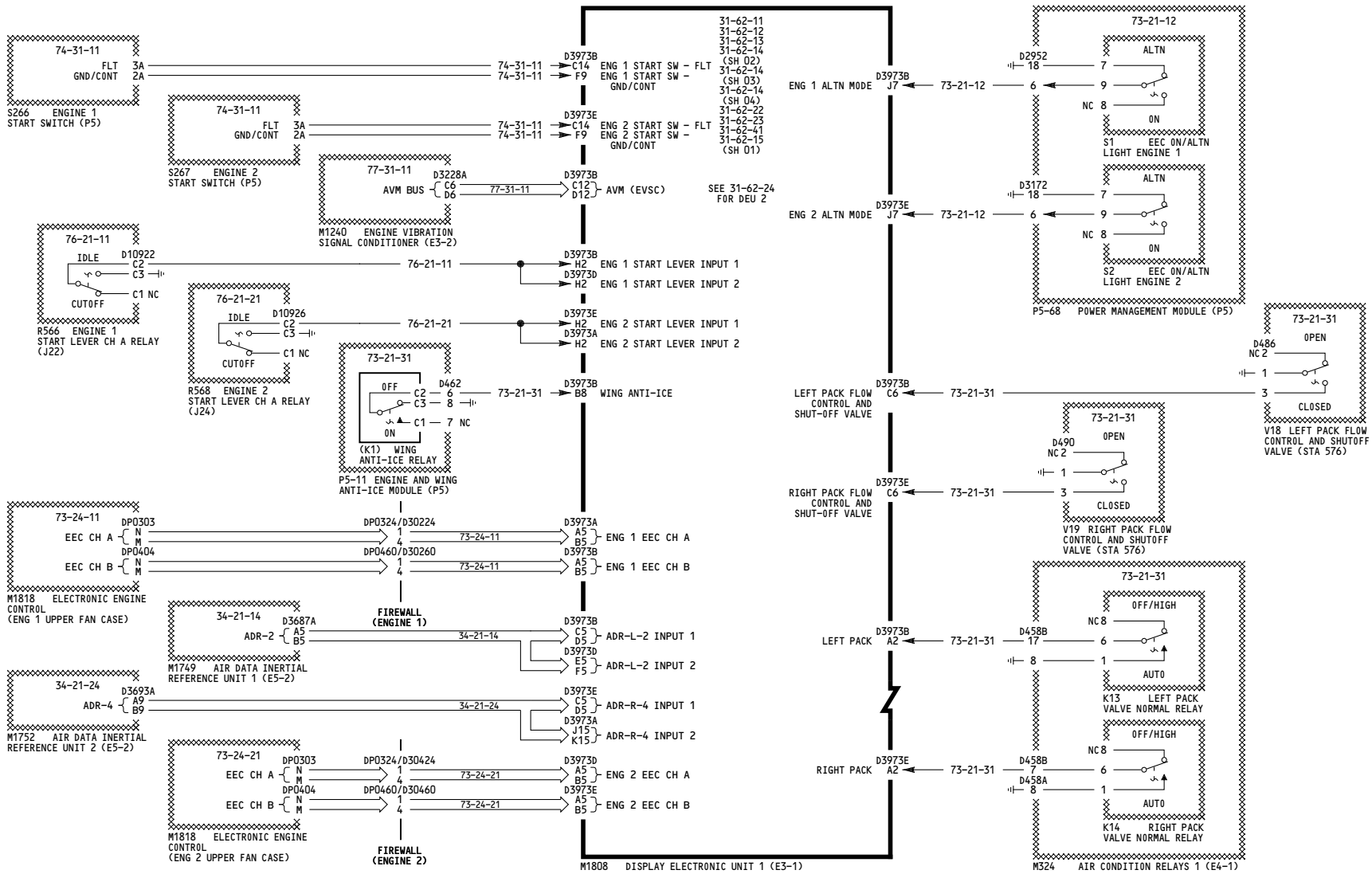
YC001-YC030

**CDS - DEU 1 ENGINE  
HYDRAULIC, APU AND FUEL  
INTERFACES**

D280A203

**31-62-14**

-N  
1



YC031-YM670

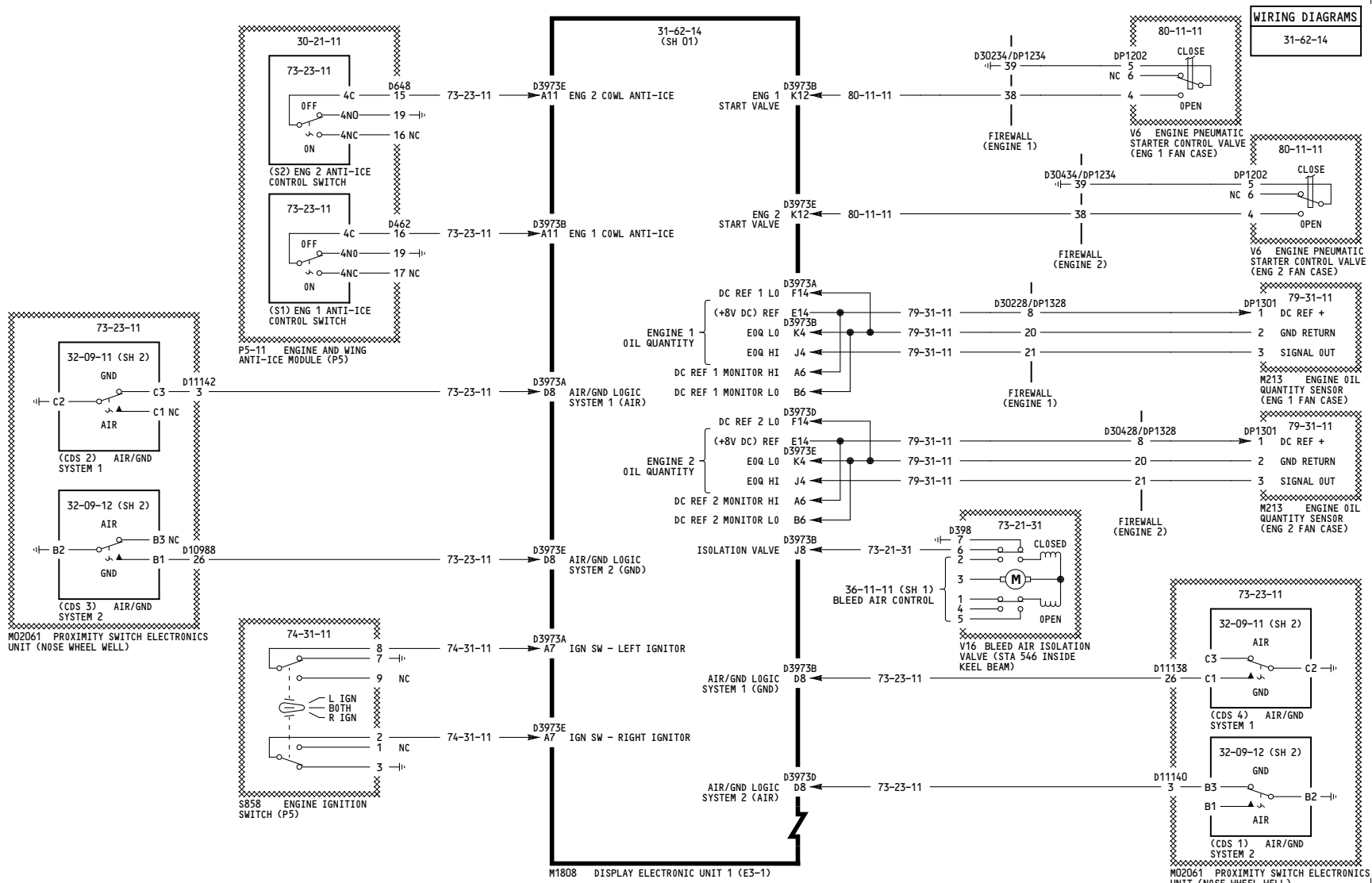
**CDS - DEU 1 ENGINE  
HYDRAULIC, APU AND FUEL  
INTERFACES**

D280A203

**31-62-14**

Page 102  
Sheet 1  
Feb 09/2009

-M  
1



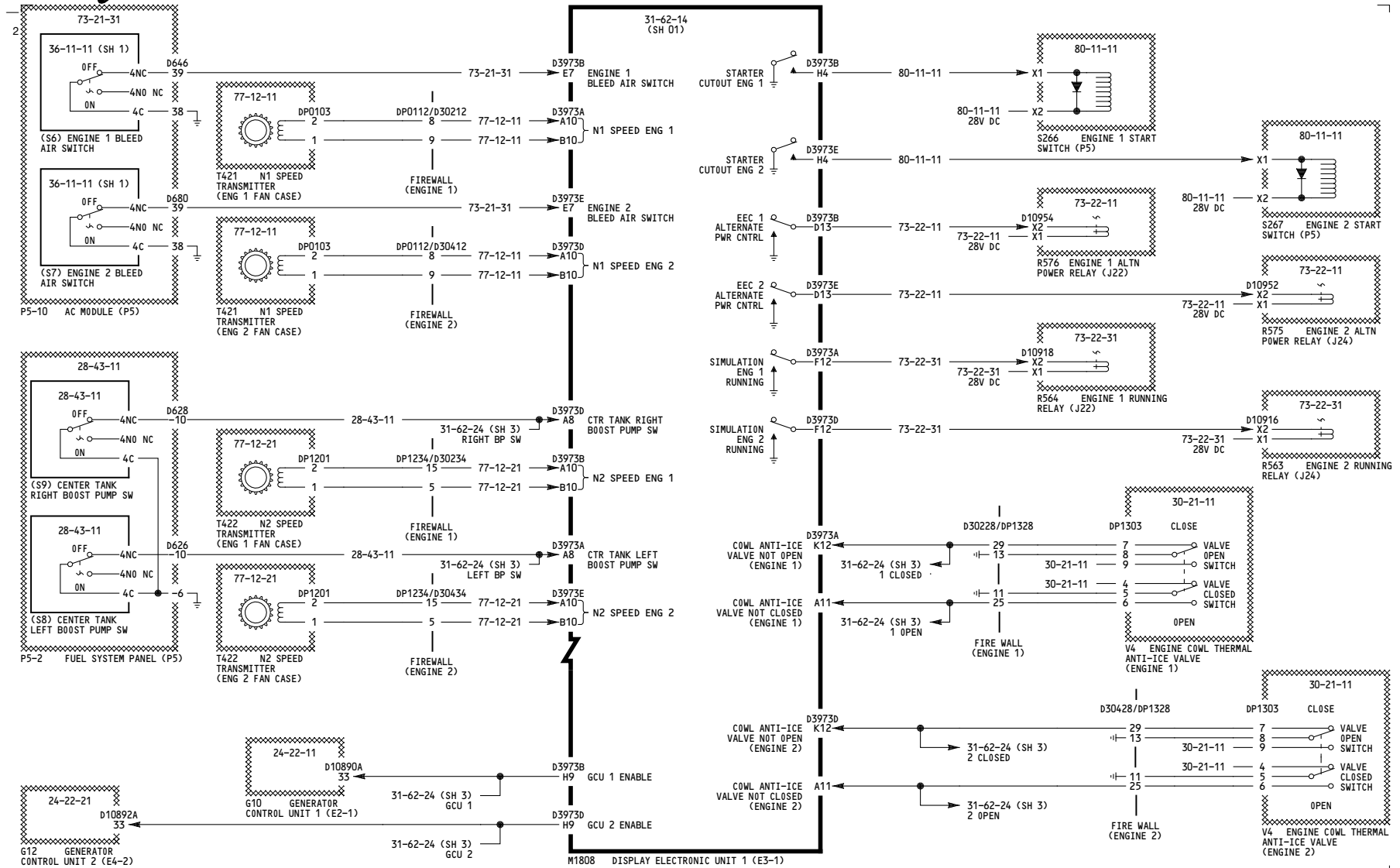
**WIRING DIAGRAMS**  
31-62-14

YC031-YM670

**CDS - DEU 1 ENGINE  
HYDRAULIC, APU AND FUEL  
INTERFACES**

D280A203

**31-62-14**



YC031-YM670

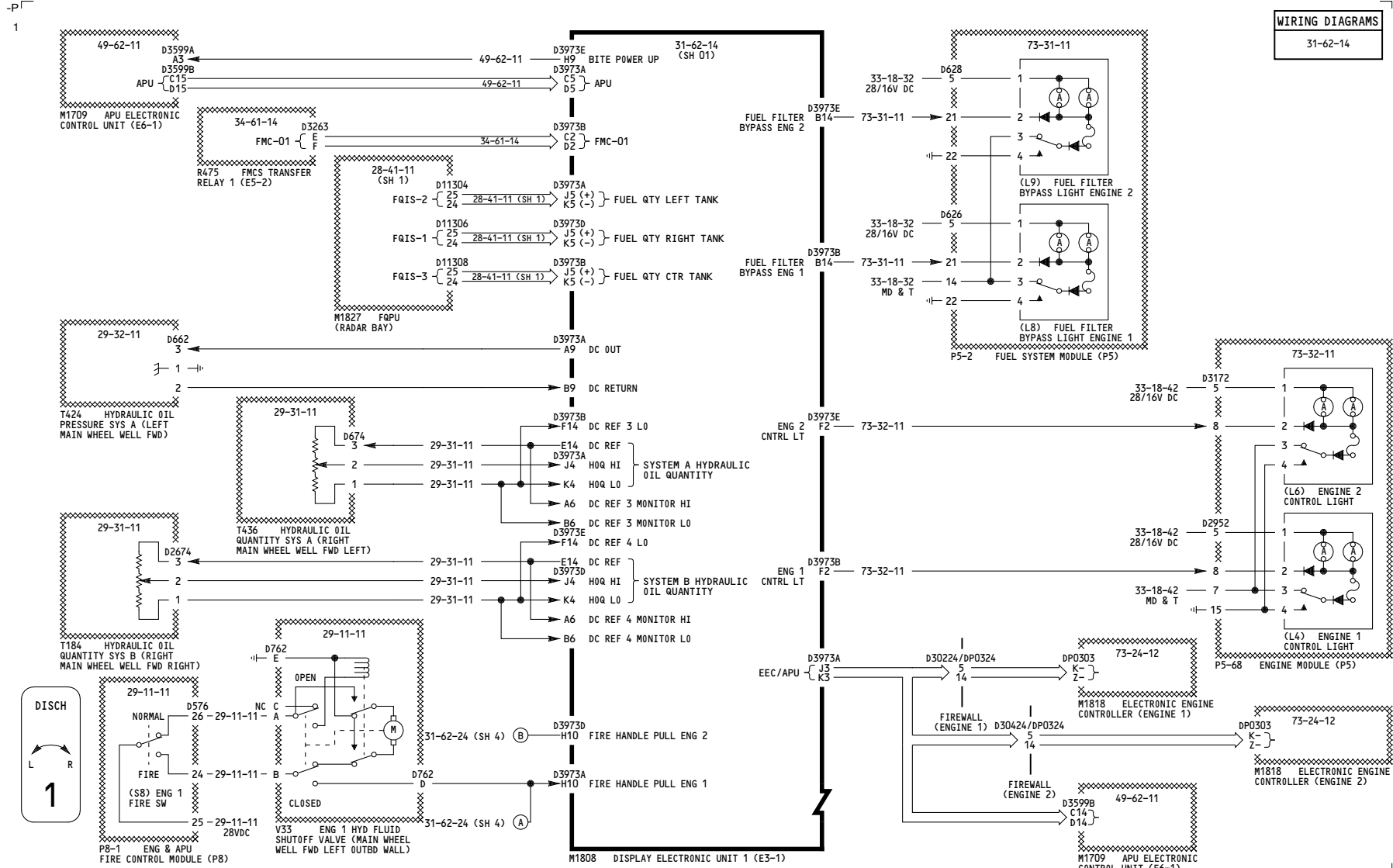
**CDS - DEU 1 ENGINE HYDRAULIC, APU AND FUEL INTERFACES**

D280A203

**31-62-14**



**WIRING DIAGRAMS**  
31-62-14



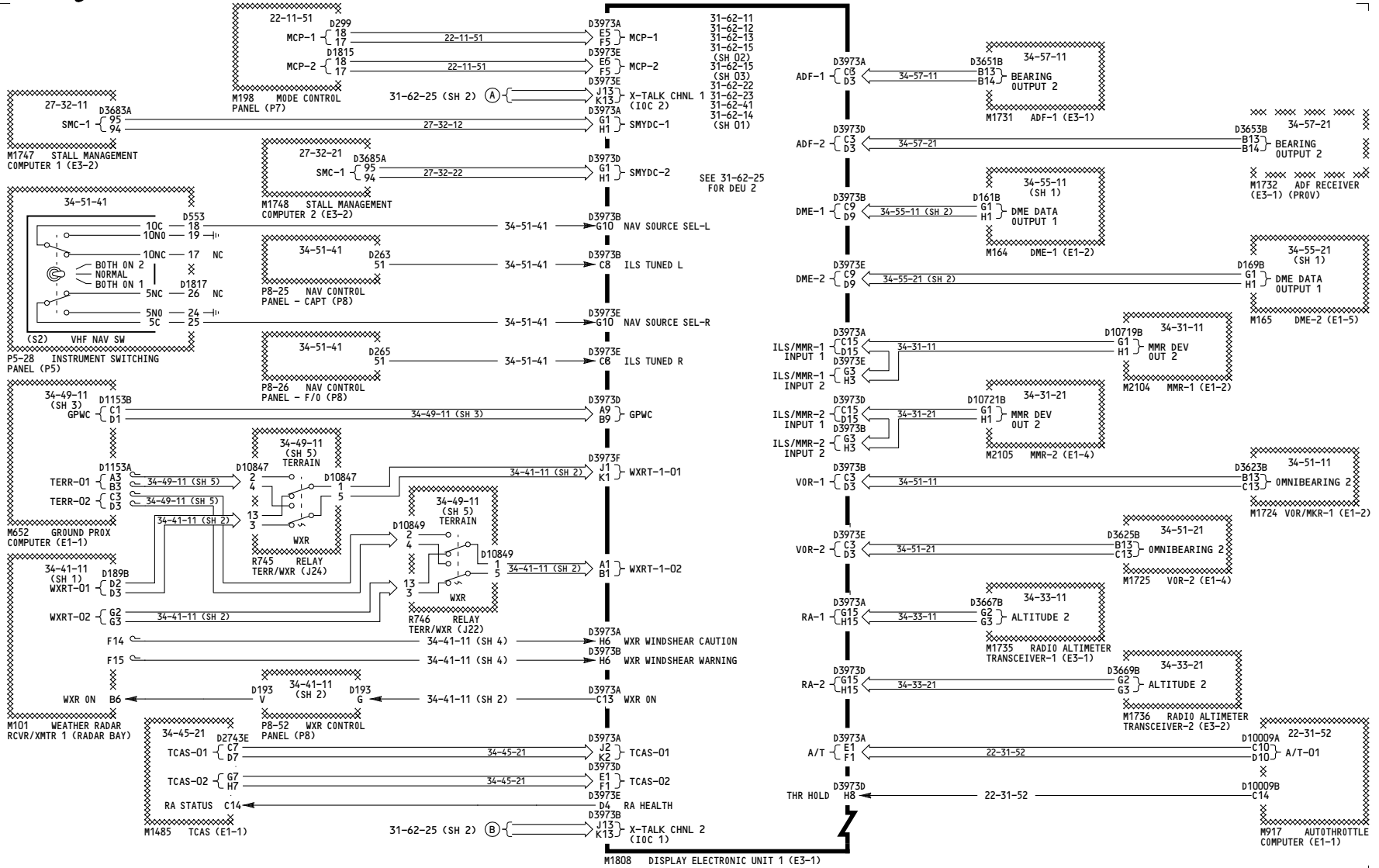
YC031-YM670

**CDS - DEU 1 ENGINE HYDRAULIC, APU AND FUEL INTERFACES**

D280A203

**31-62-14**

11



YC001-YC002, YC007

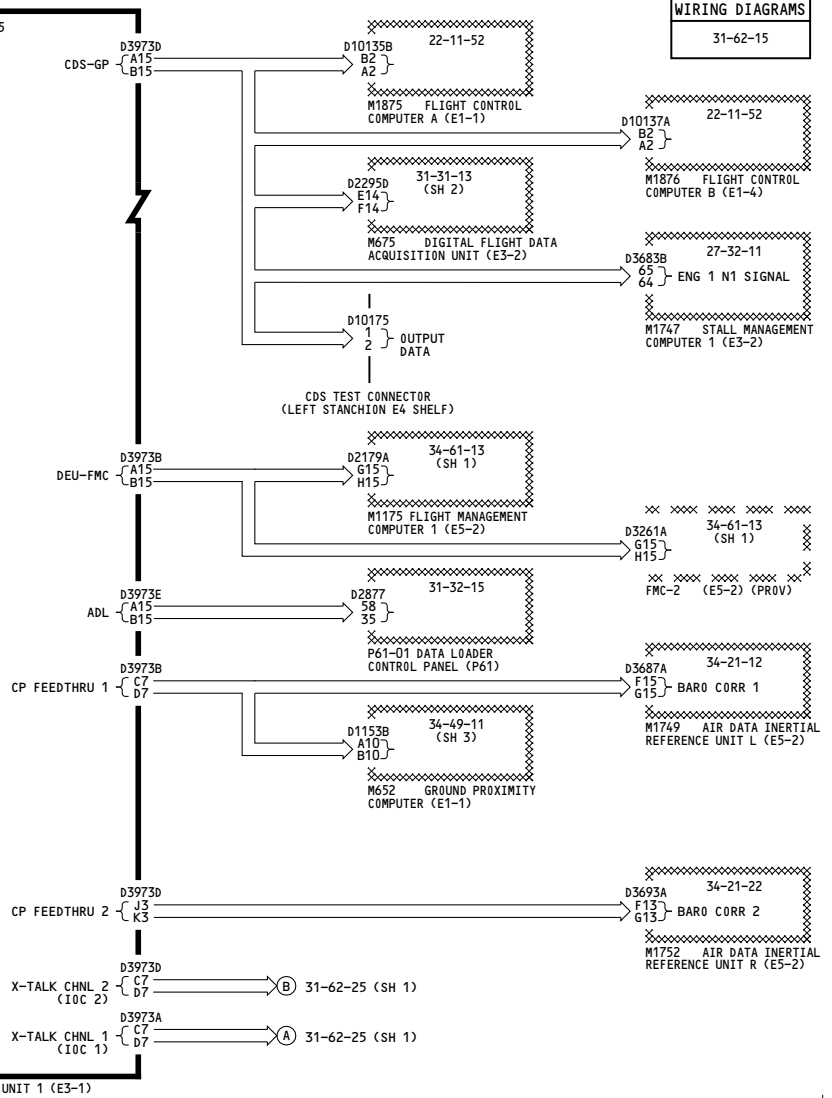
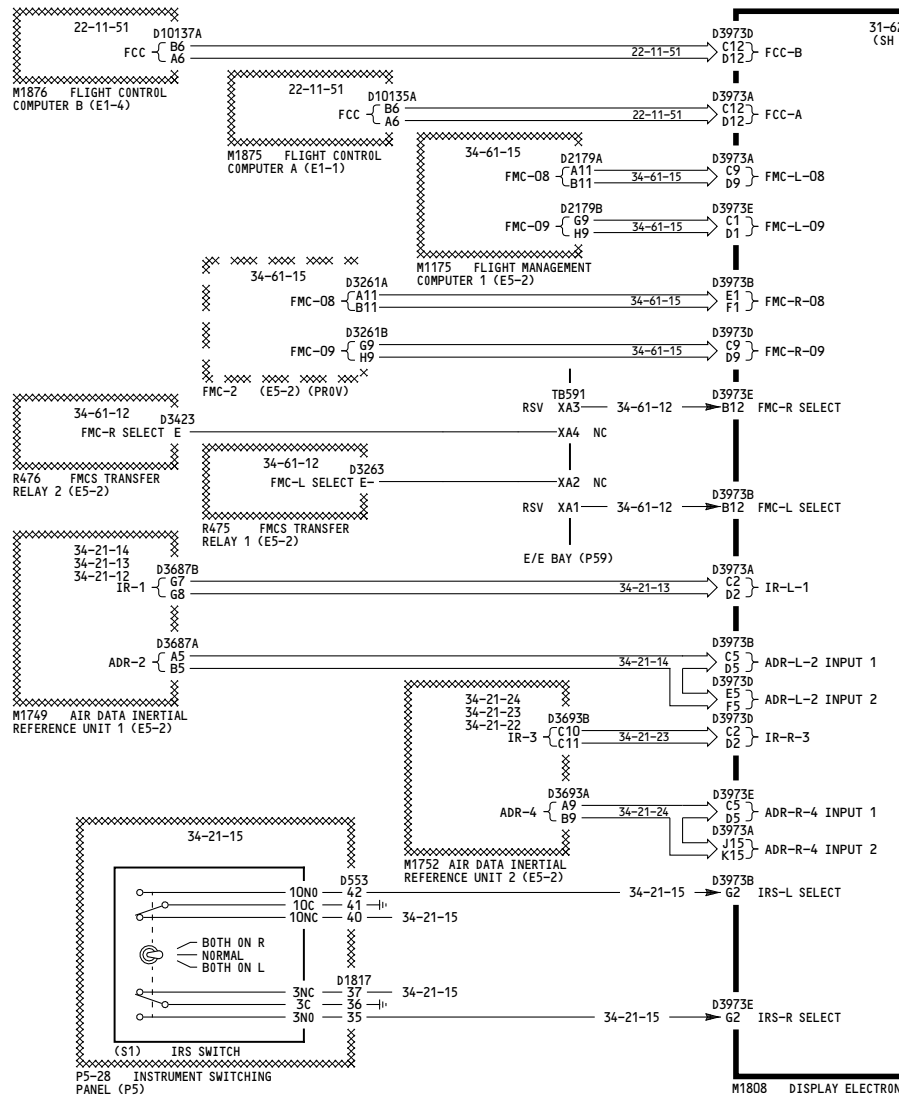
**CDS - DEU 1 AVIONICS INTERFACES**

D280A203

**31-62-15**

Page 101.1  
Sheet 1  
Jul 26/2006

23



**WIRING DIAGRAMS**  
31-62-15

YC001-YC002, YC007

**CDS - DEU 1 AVIONICS INTERFACES**

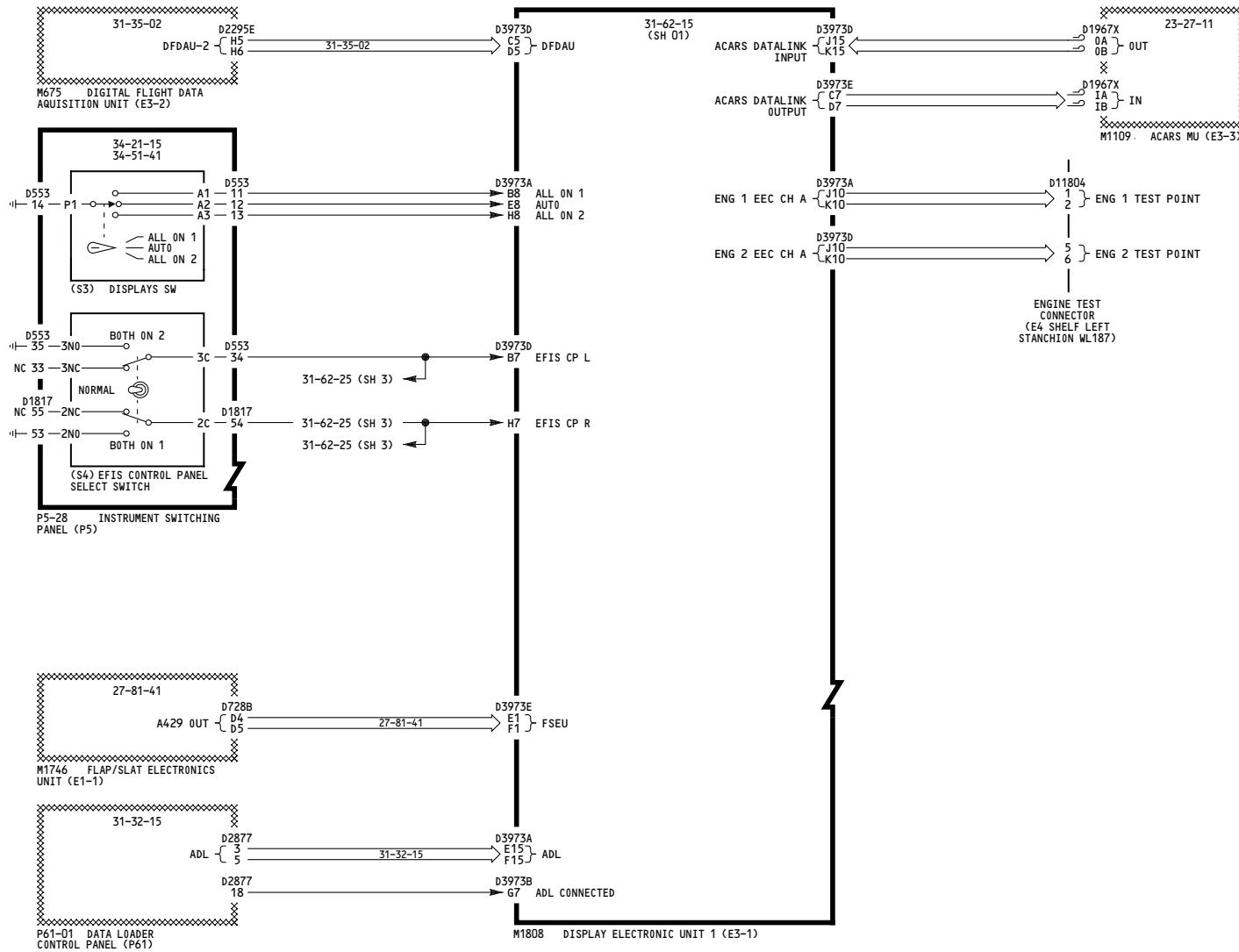
Incorporates  
31-1136

D280A203

**31-62-15**

Page 101.1  
Sheet 2  
Mar 31/2005

-B  
21



WIRING DIAGRAMS  
31-62-15

YC001-YC002, YC007

**CDS - DEU 1 AVIONICS INTERFACES**

Incorporates  
31-1136

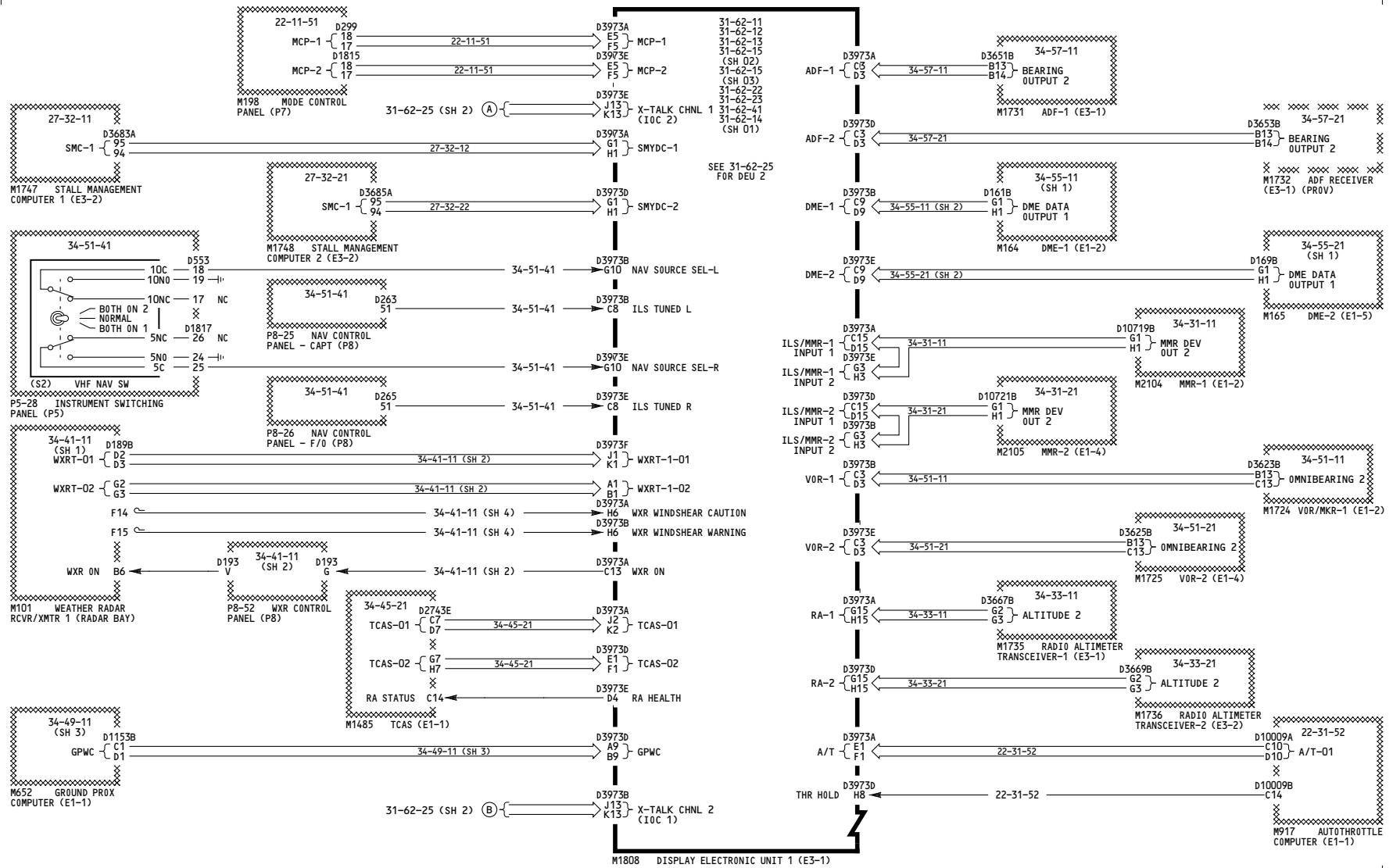
D280A203

**31-62-15**

Page 101.1  
Sheet 3  
Mar 31/2005

THIS PAGE INTENTIONALLY LEFT BLANK

-B  
6

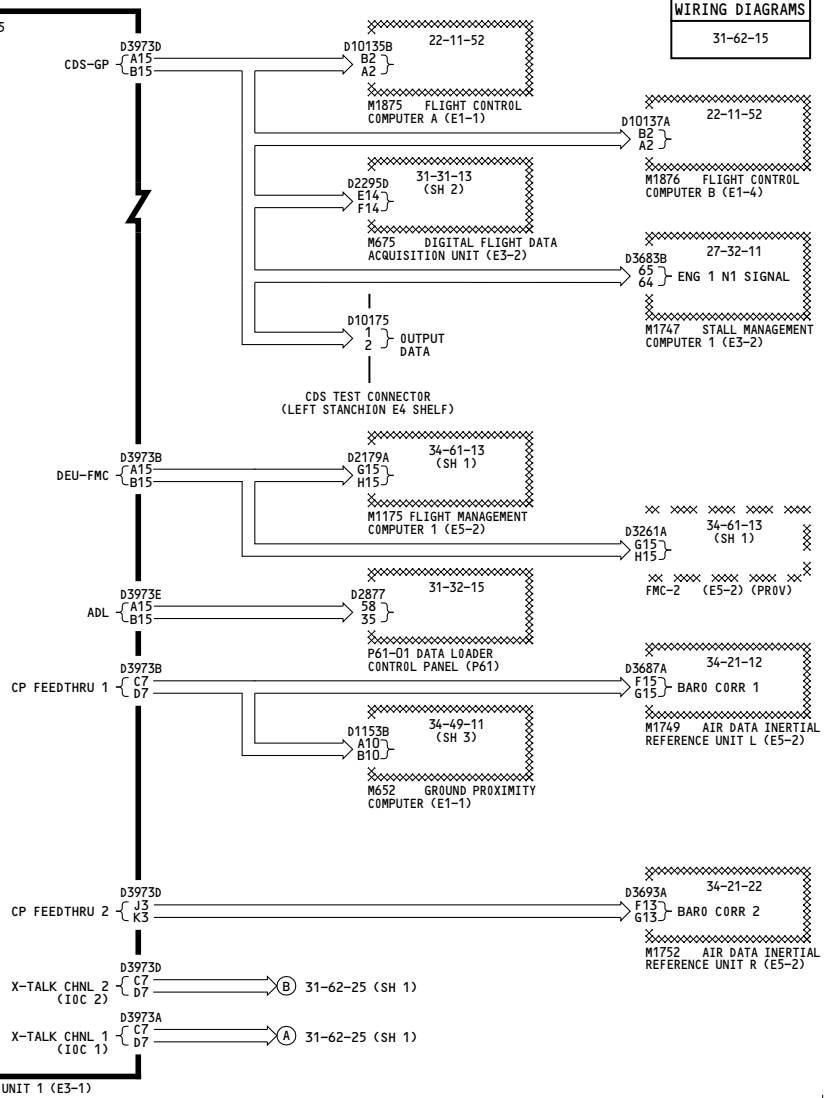
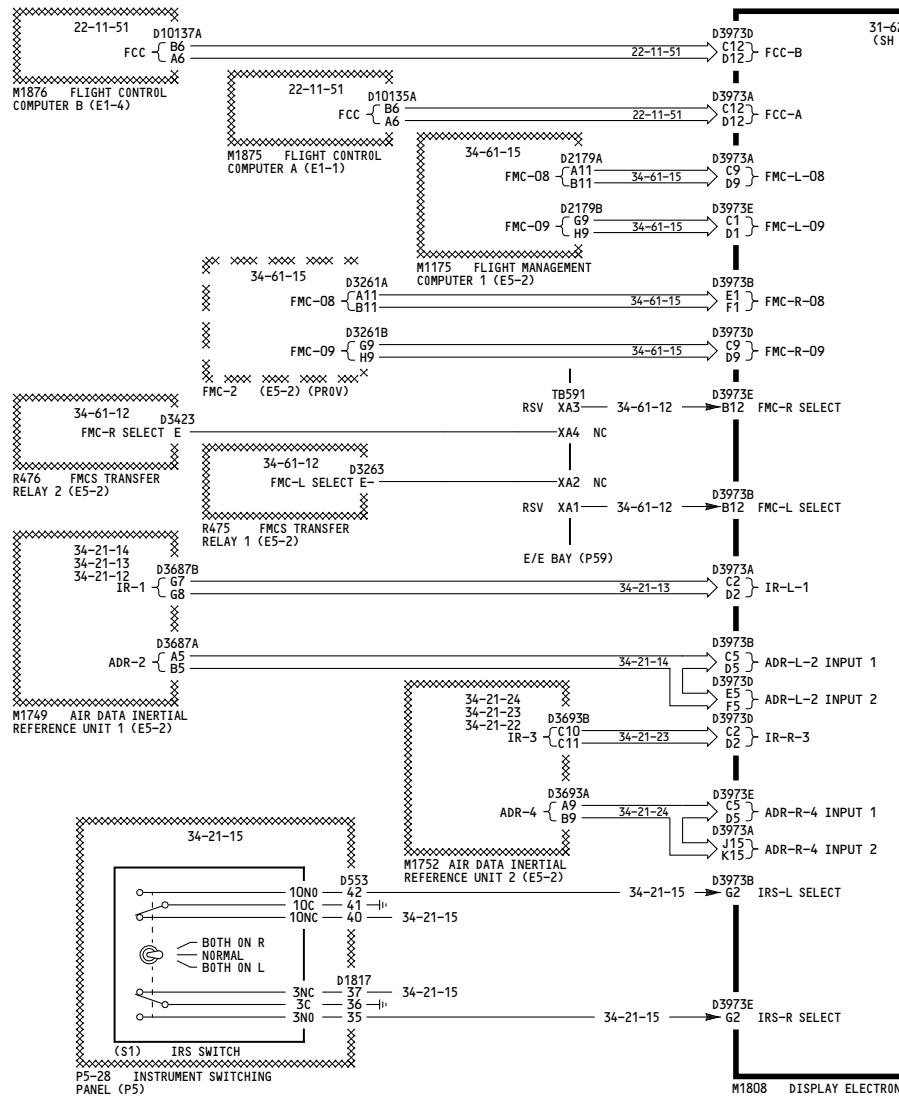


YC003-YC006	<p><b>CDS - DEU 1 AVIONICS INTERFACES</b></p> <p>D280A203</p>
-------------	---

**31-62-15**

Page 102.1  
Sheet 1  
Jul 26/2006

23



**WIRING DIAGRAMS**  
31-62-15

YC003-YC006

**CDS - DEU 1 AVIONICS INTERFACES**

Incorporates  
31-1136

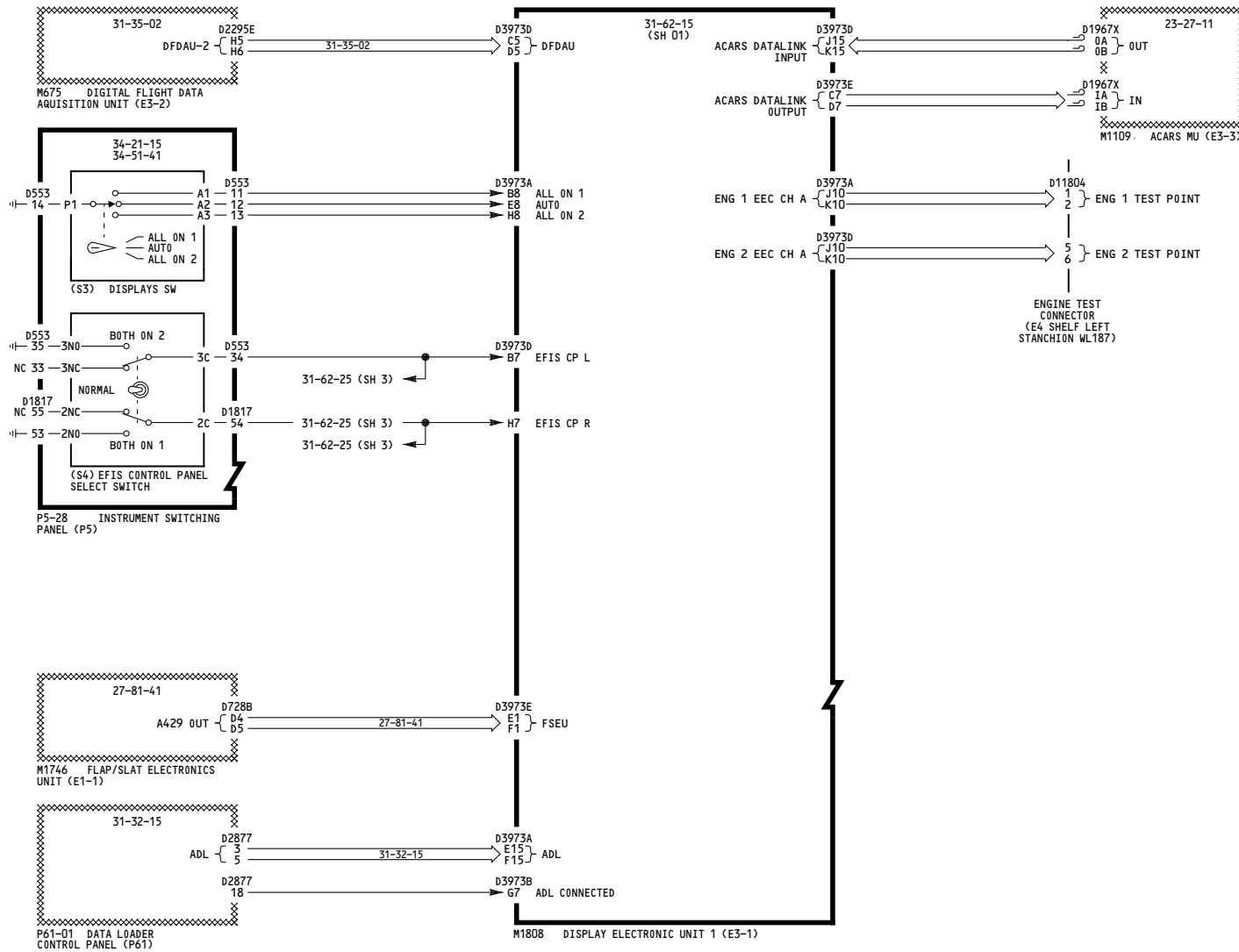
D280A203

**31-62-15**

Page 102.1  
Sheet 2  
Mar 31/2005

-B  
21

**WIRING DIAGRAMS**  
31-62-15



YC003-YC006

**CDS - DEU 1 AVIONICS INTERFACES**

D280A203

Incorporates  
31-1136

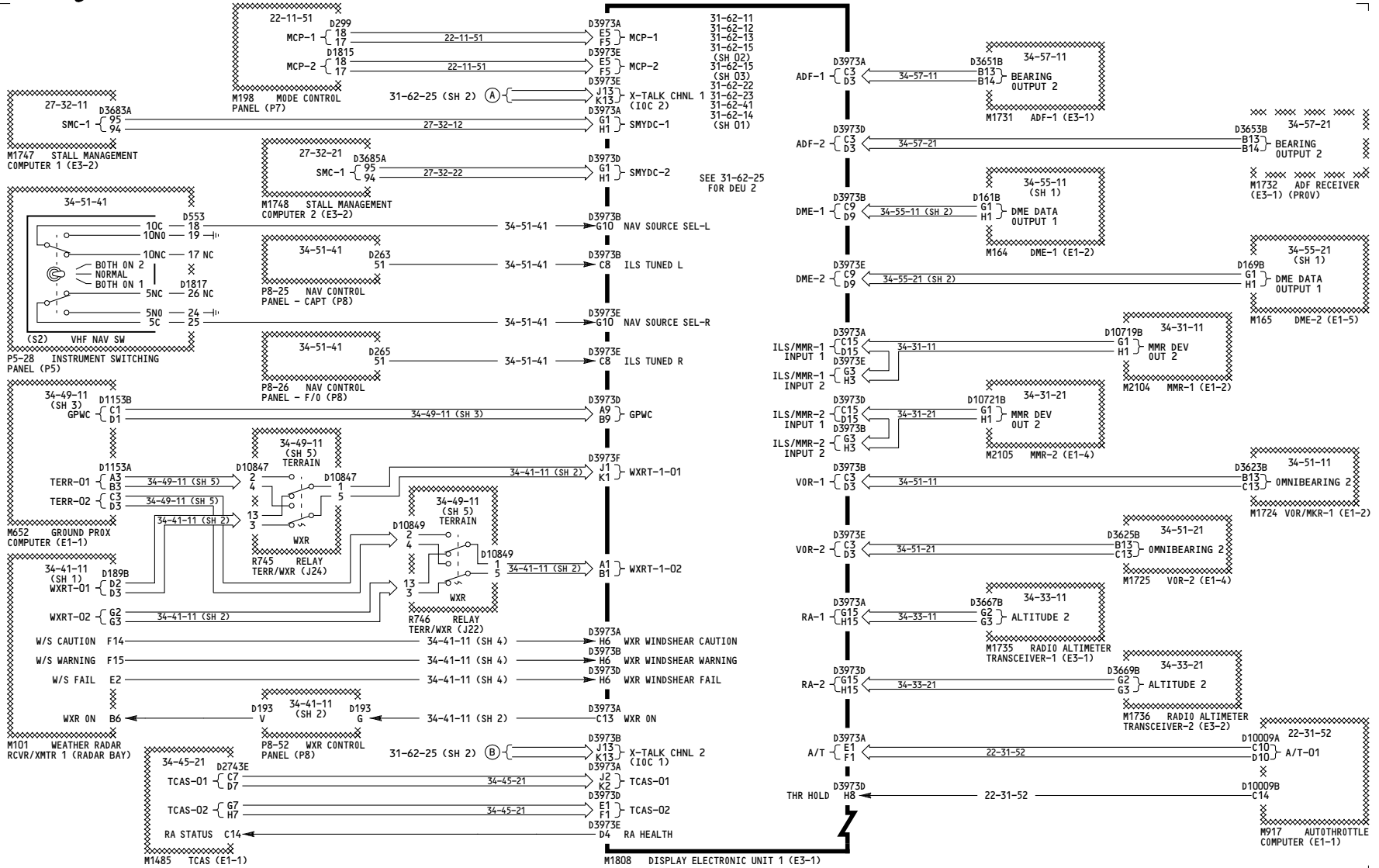
**31-62-15**

Page 102.1  
Sheet 3  
Mar 31/2005



THIS PAGE INTENTIONALLY LEFT BLANK

-B  
13



YC008-YC011

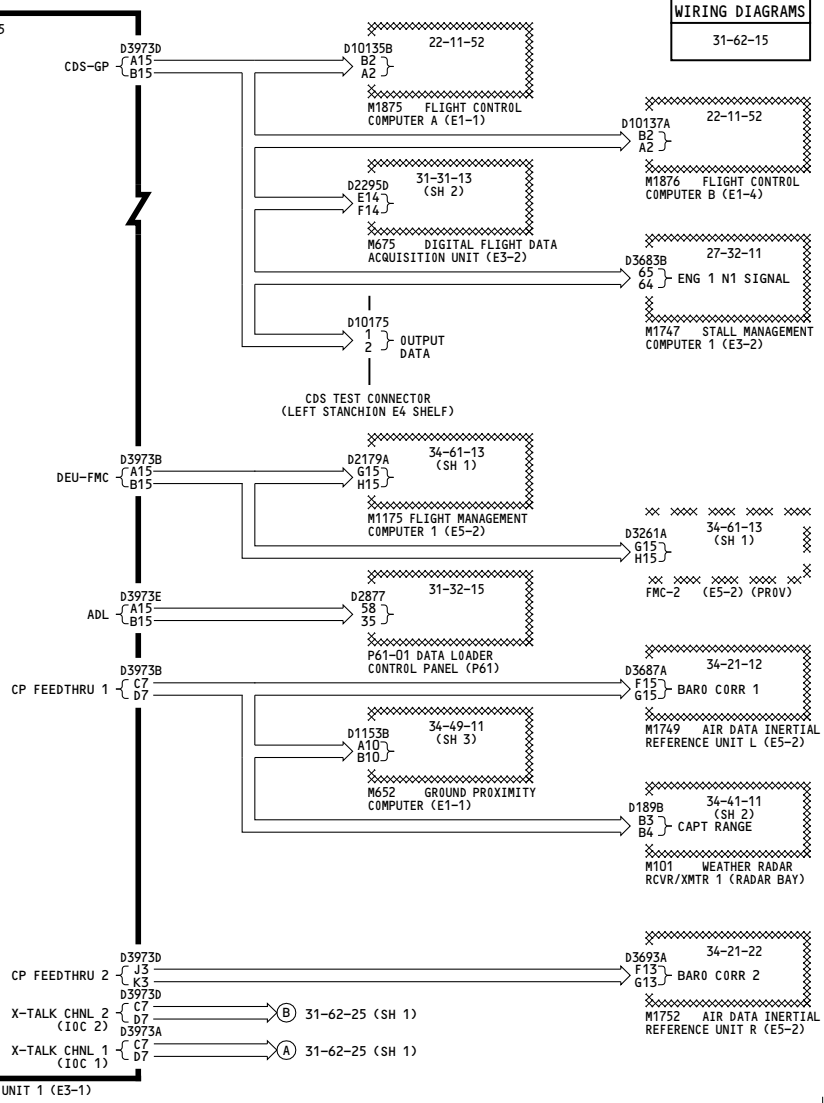
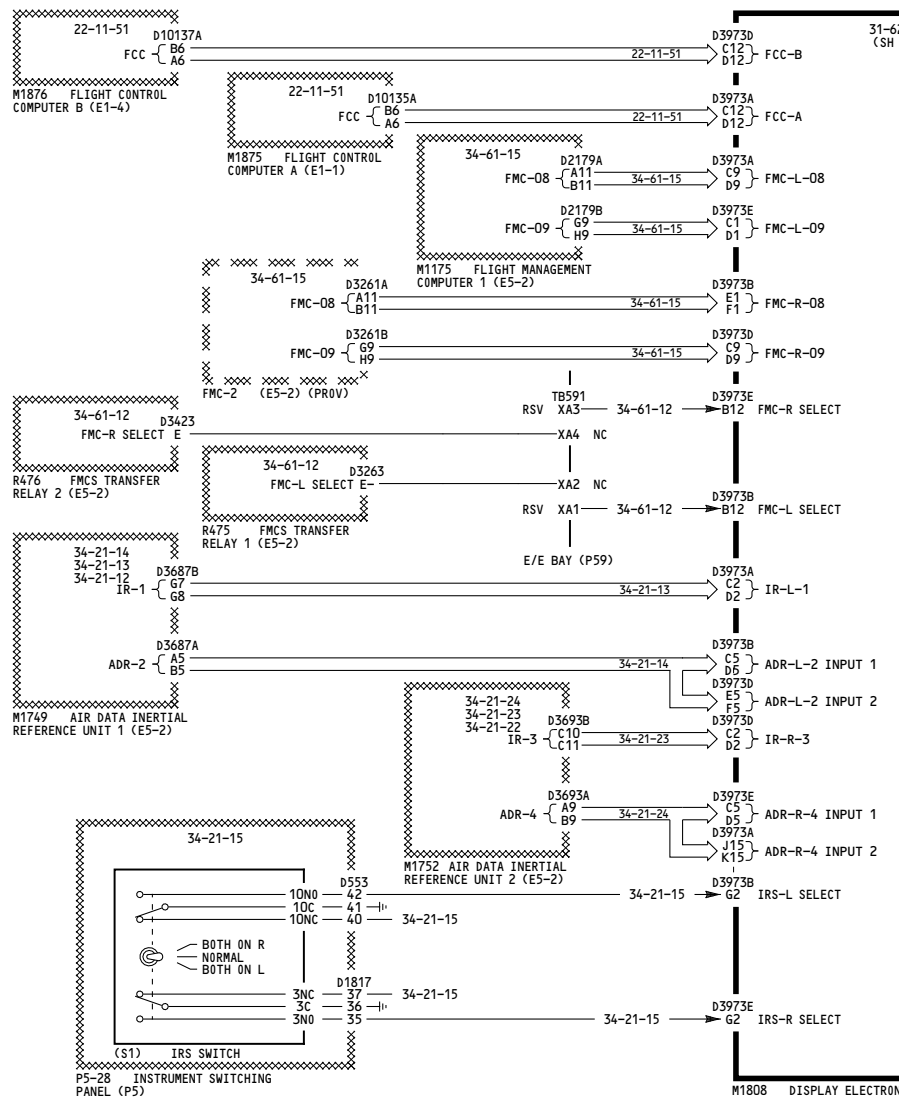
**CDS - DEU 1 AVIONICS INTERFACES**

D280A203

**31-62-15**

Page 103.1  
Sheet 1  
Jul 26/2006

-A  
12



**WIRING DIAGRAMS**  
31-62-15

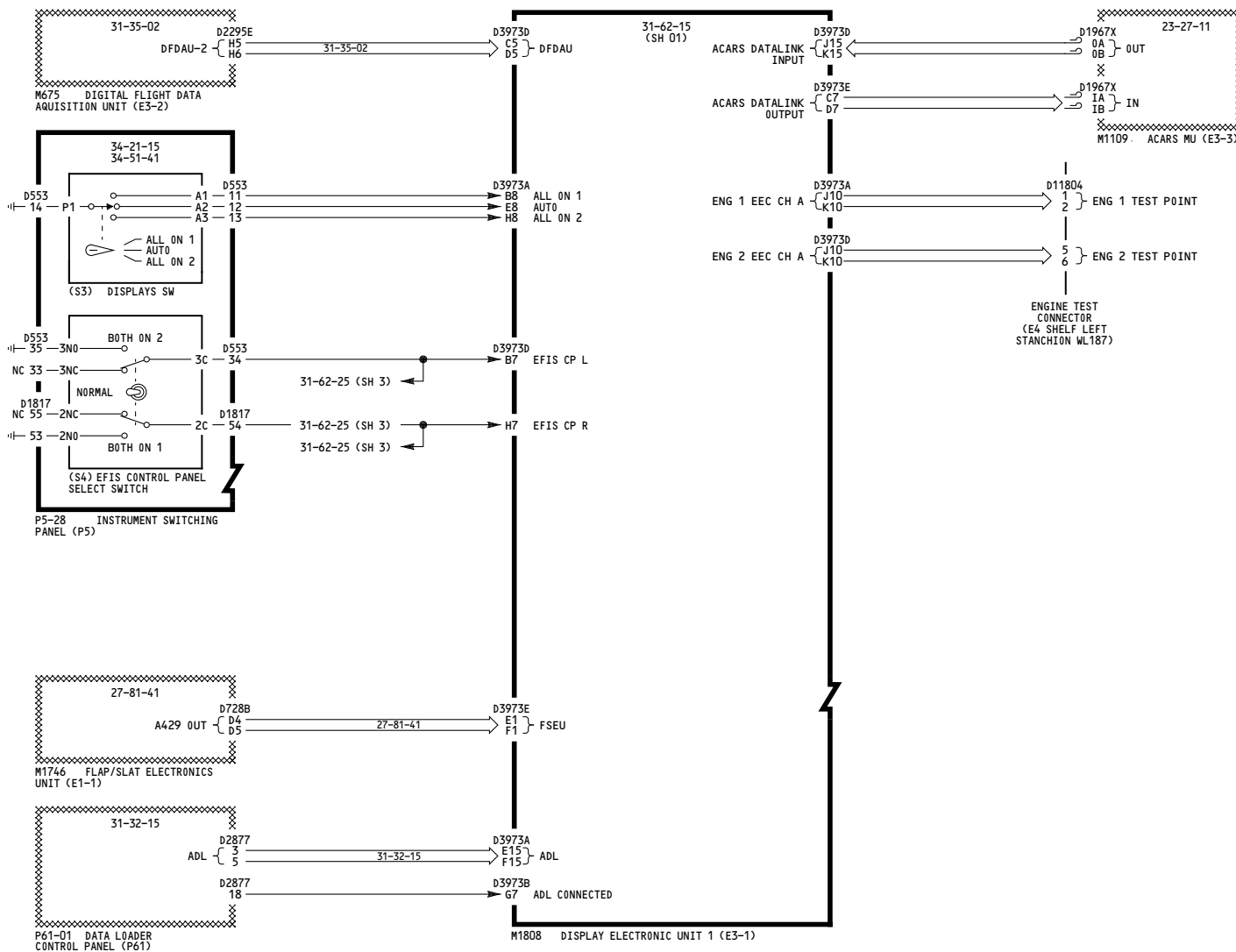
<p>YC008-YC011</p>	<p><b>CDS - DEU 1 AVIONICS INTERFACES</b></p> <p>Incorporates 31-1136</p> <p>D280A203</p>
--------------------	---

**31-62-15**

Page 103.1  
Sheet 2  
Mar 31/2005

-B  
21

WIRING DIAGRAMS  
31-62-15



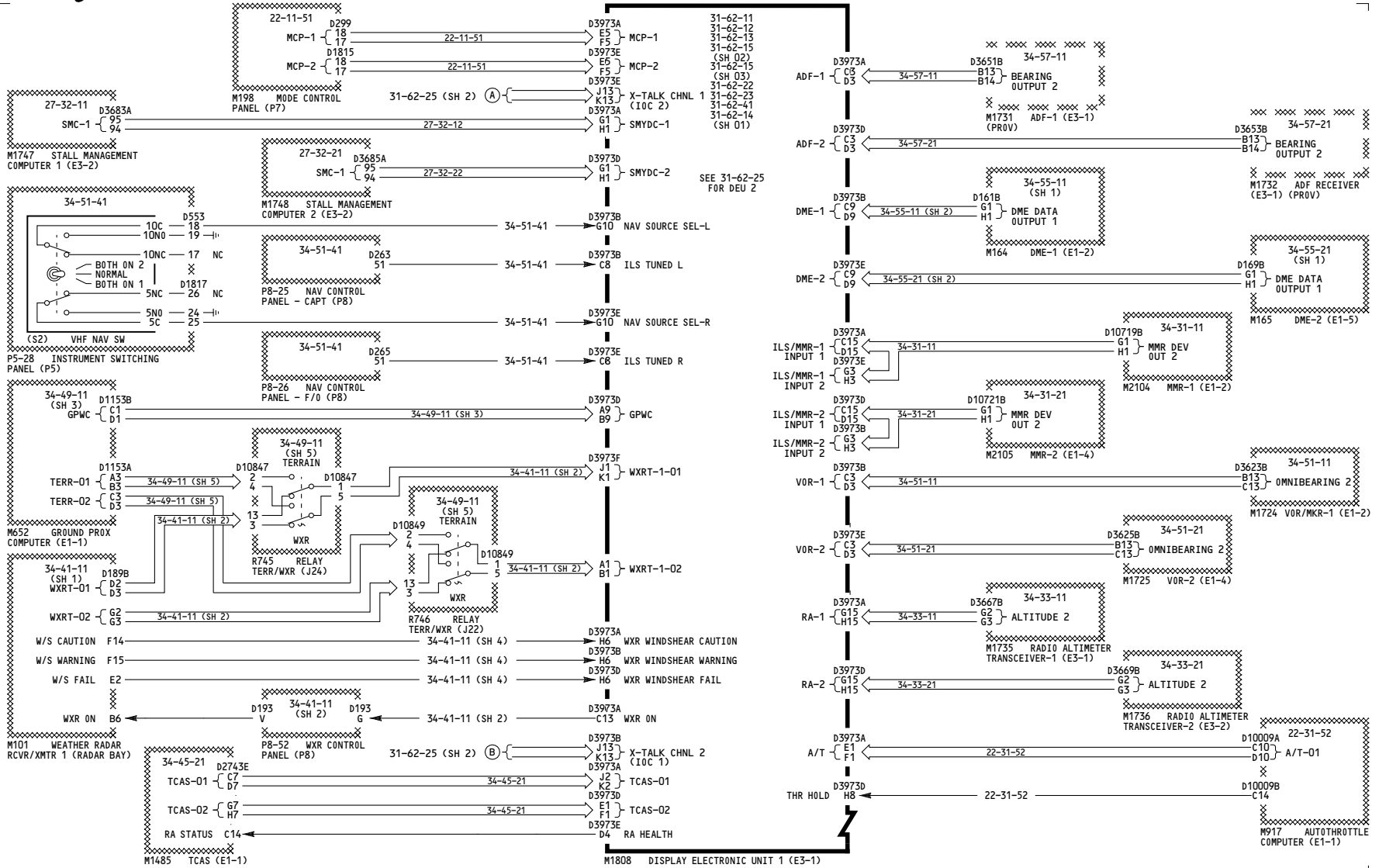
YC008-YC011	<b>CDS - DEU 1 AVIONICS INTERFACES</b>  D280A203	Incorporates 31-1136
-------------	--	-------------------------

**31-62-15**

Page 103.1  
Sheet 3  
Mar 31/2005

THIS PAGE INTENTIONALLY LEFT BLANK

-B  
14



YC012-YC016

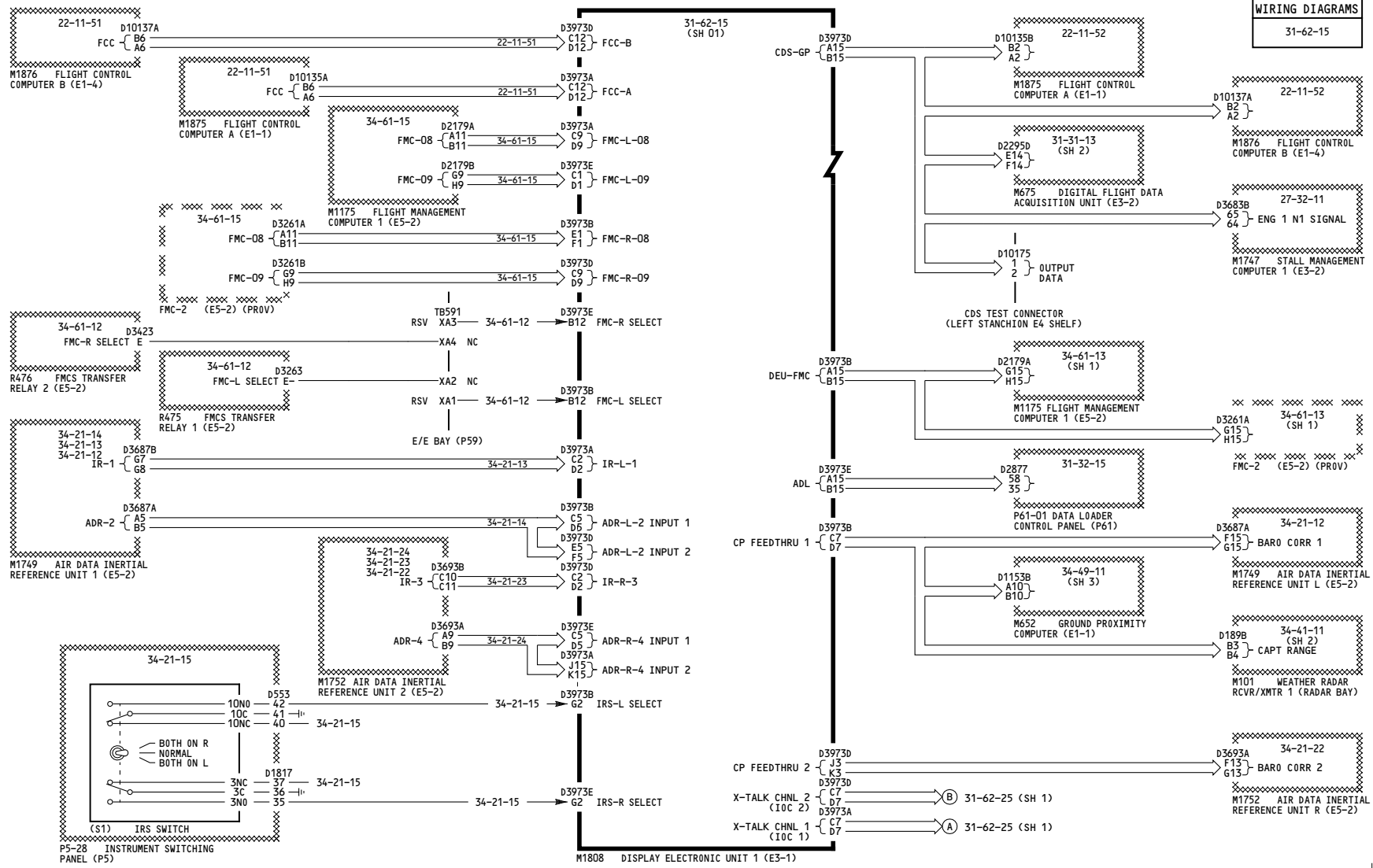
**CDS - DEU 1 AVIONICS INTERFACES**

D280A203

**31-62-15**

Page 104  
Sheet 1  
Jul 26/2006

-A  
12



YC012-YC016

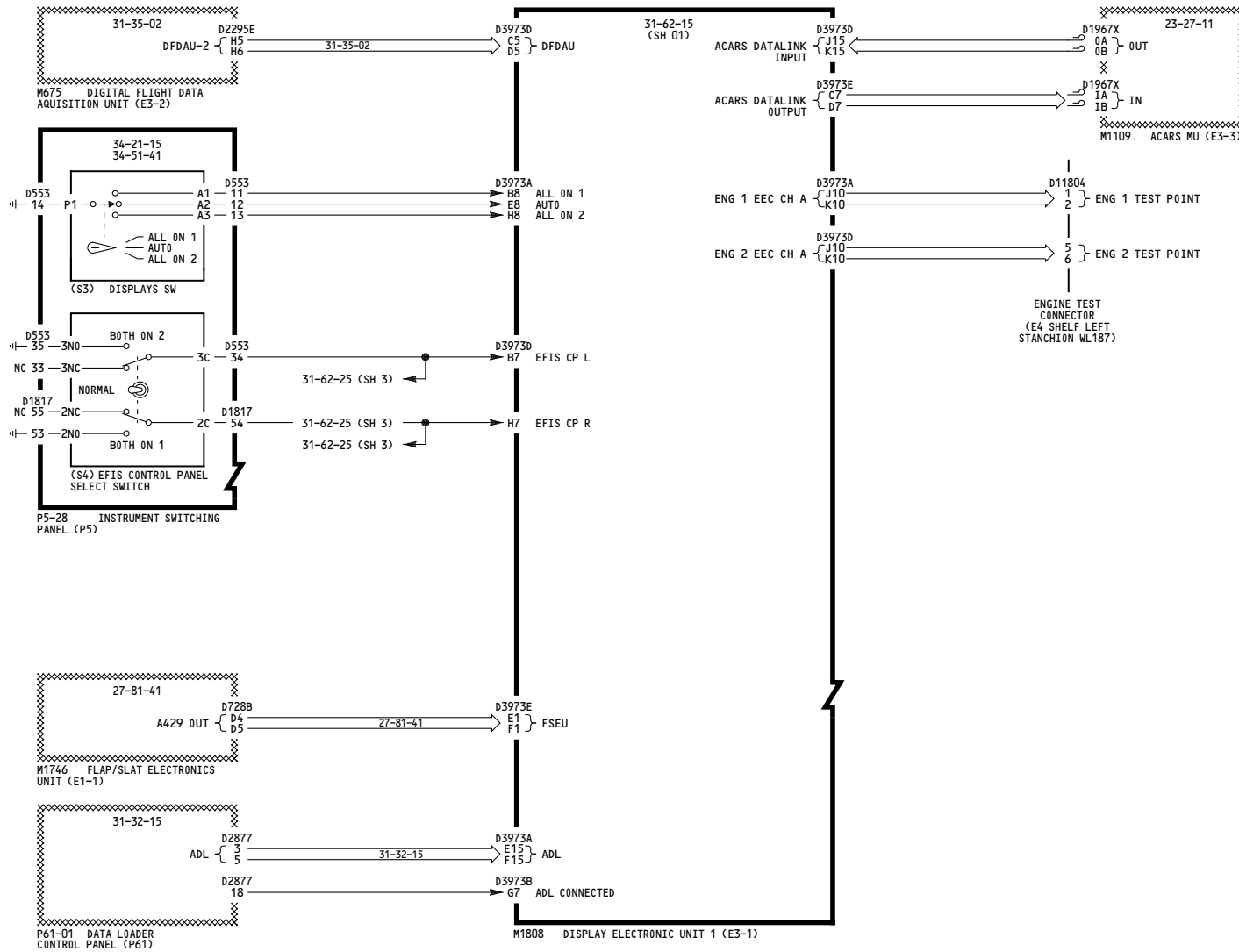
**CDS - DEU 1 AVIONICS INTERFACES**

D280A203

**31-62-15**

Page 104  
Sheet 2  
Mar 31/2005

-B  
21



WIRING DIAGRAMS  
31-62-15

<p>YC012-YC016</p>	<p><b>CDS - DEU 1 AVIONICS INTERFACES</b></p> <p>D280A203</p>
--------------------	---

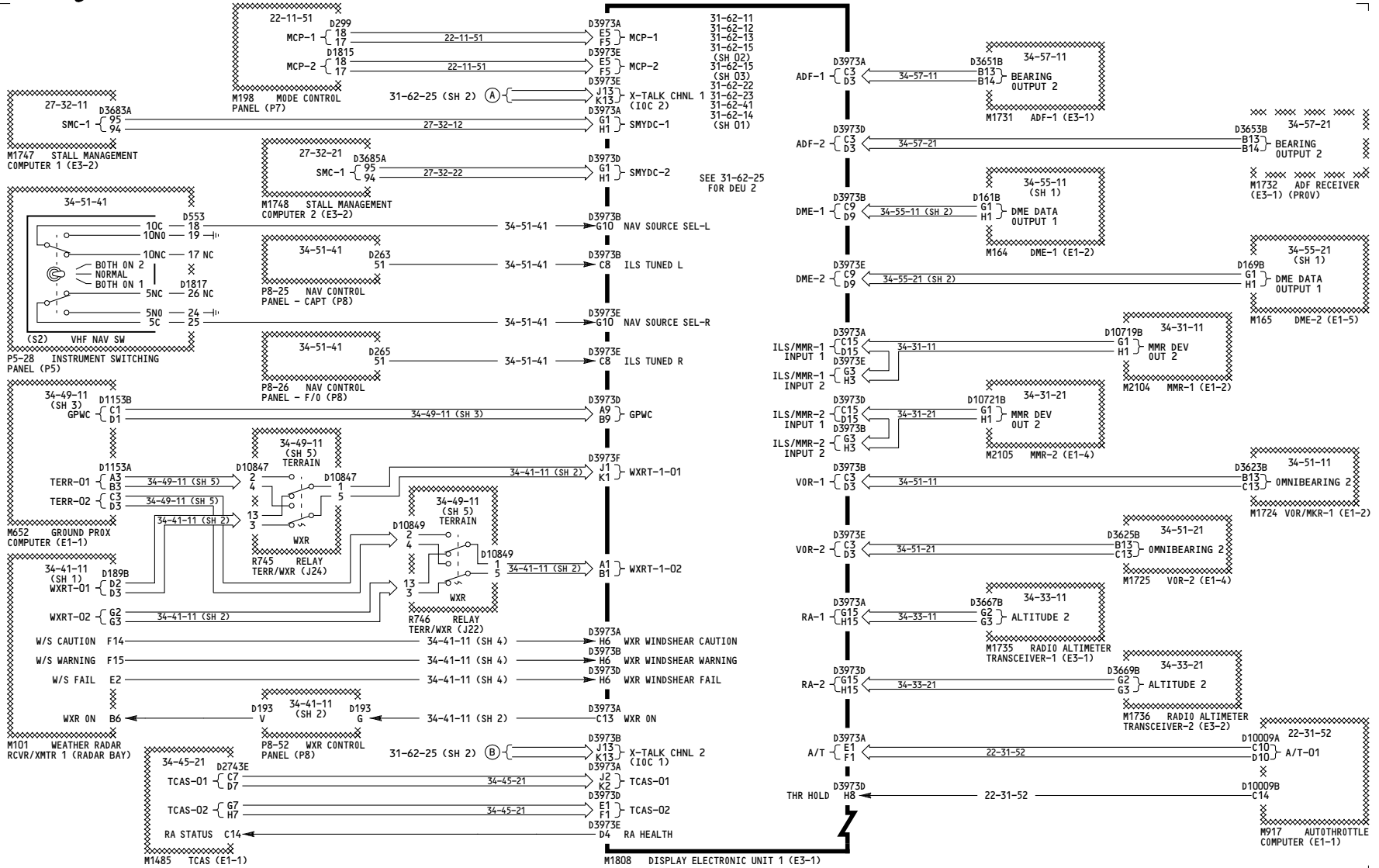
**31-62-15**

Page 104  
Sheet 3  
Mar 31/2005



THIS PAGE INTENTIONALLY LEFT BLANK

-B  
13



YC017-YC030

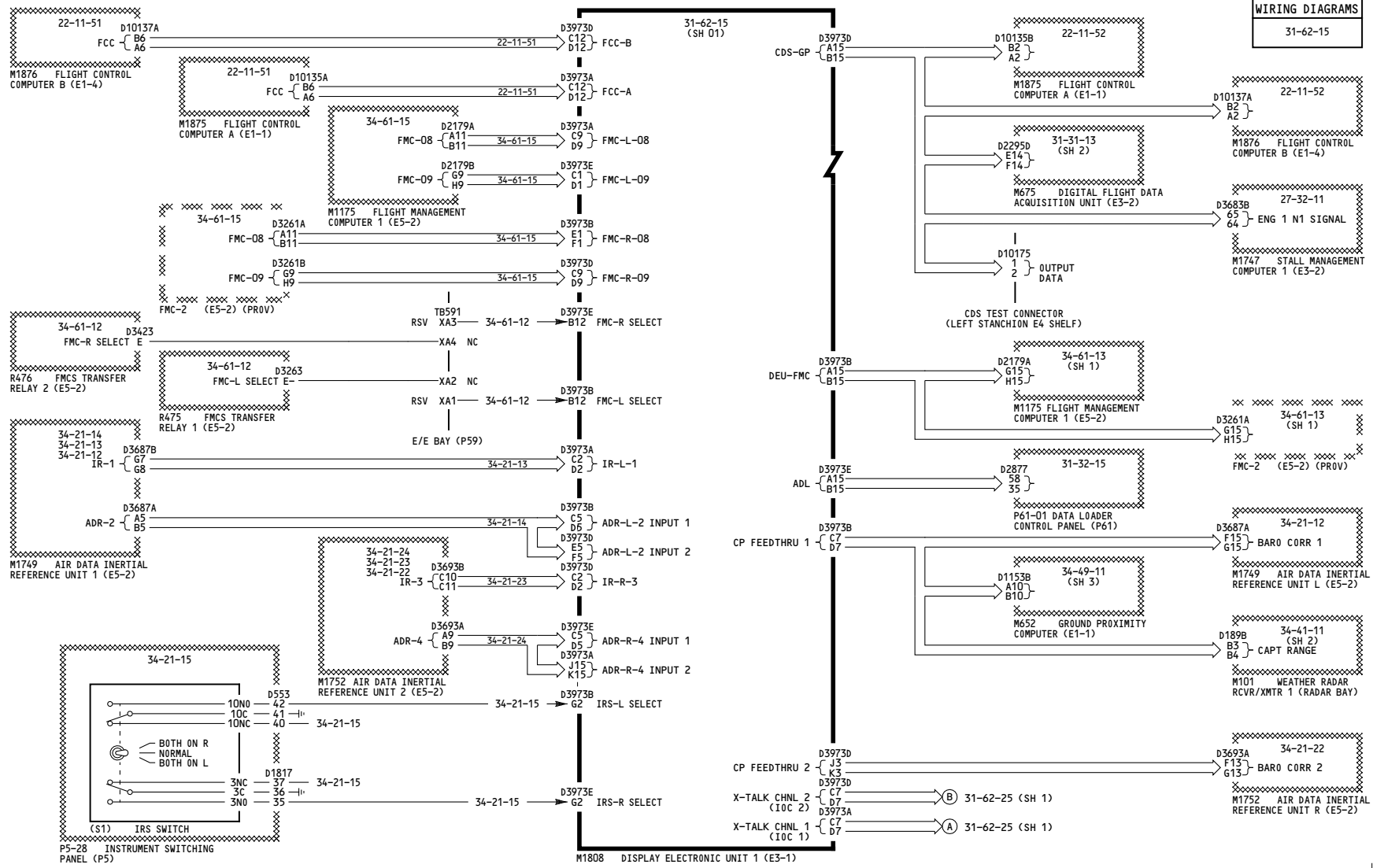
**CDS - DEU 1 AVIONICS INTERFACES**

D280A203

**31-62-15**

Page 105  
Sheet 1  
Jul 17/2007

-A  
12



YC017-YC030

**CDS - DEU 1 AVIONICS INTERFACES**

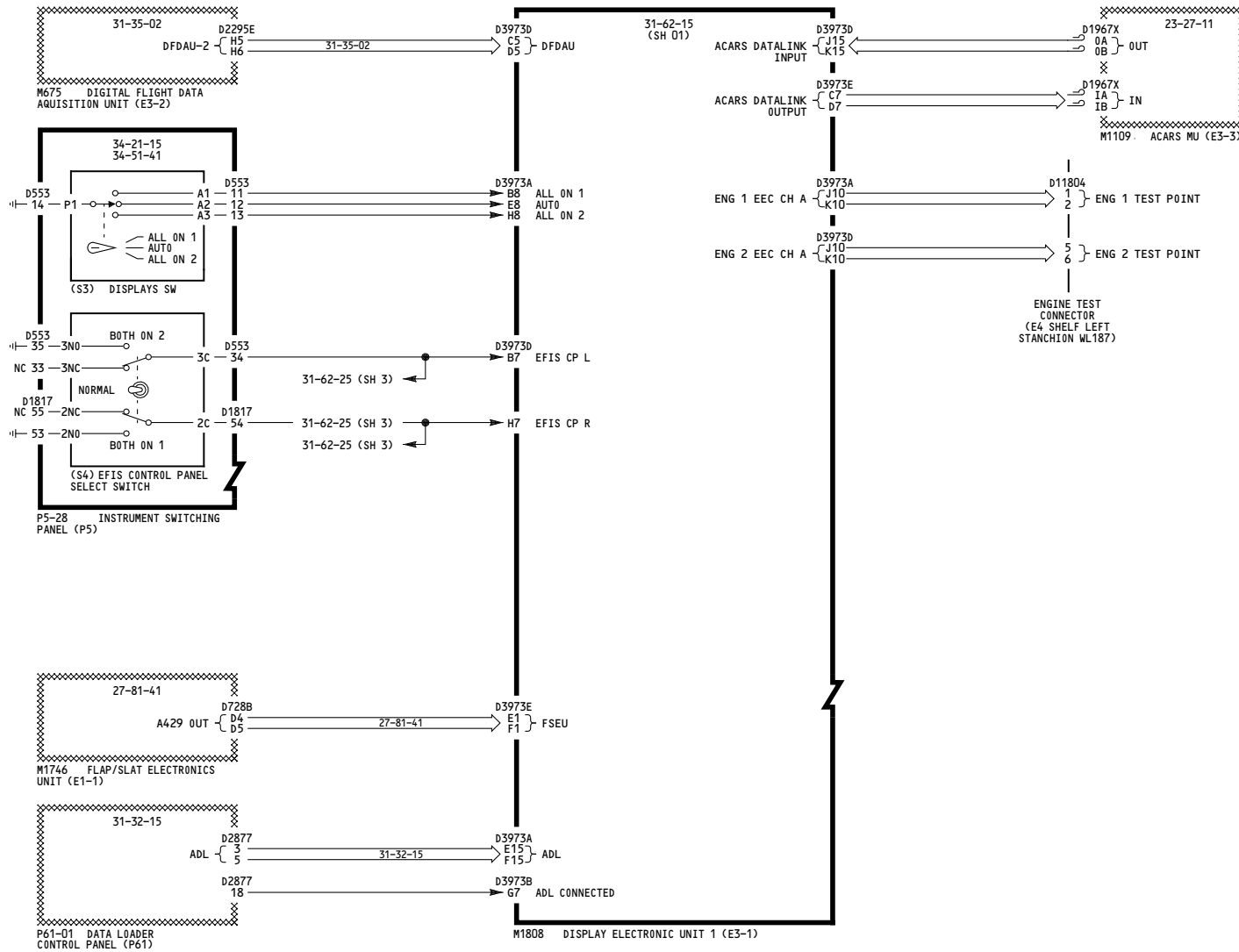
D280A203

**31-62-15**

Page 105  
Sheet 2  
Jul 17/2007

-B  
21

WIRING DIAGRAMS  
31-62-15



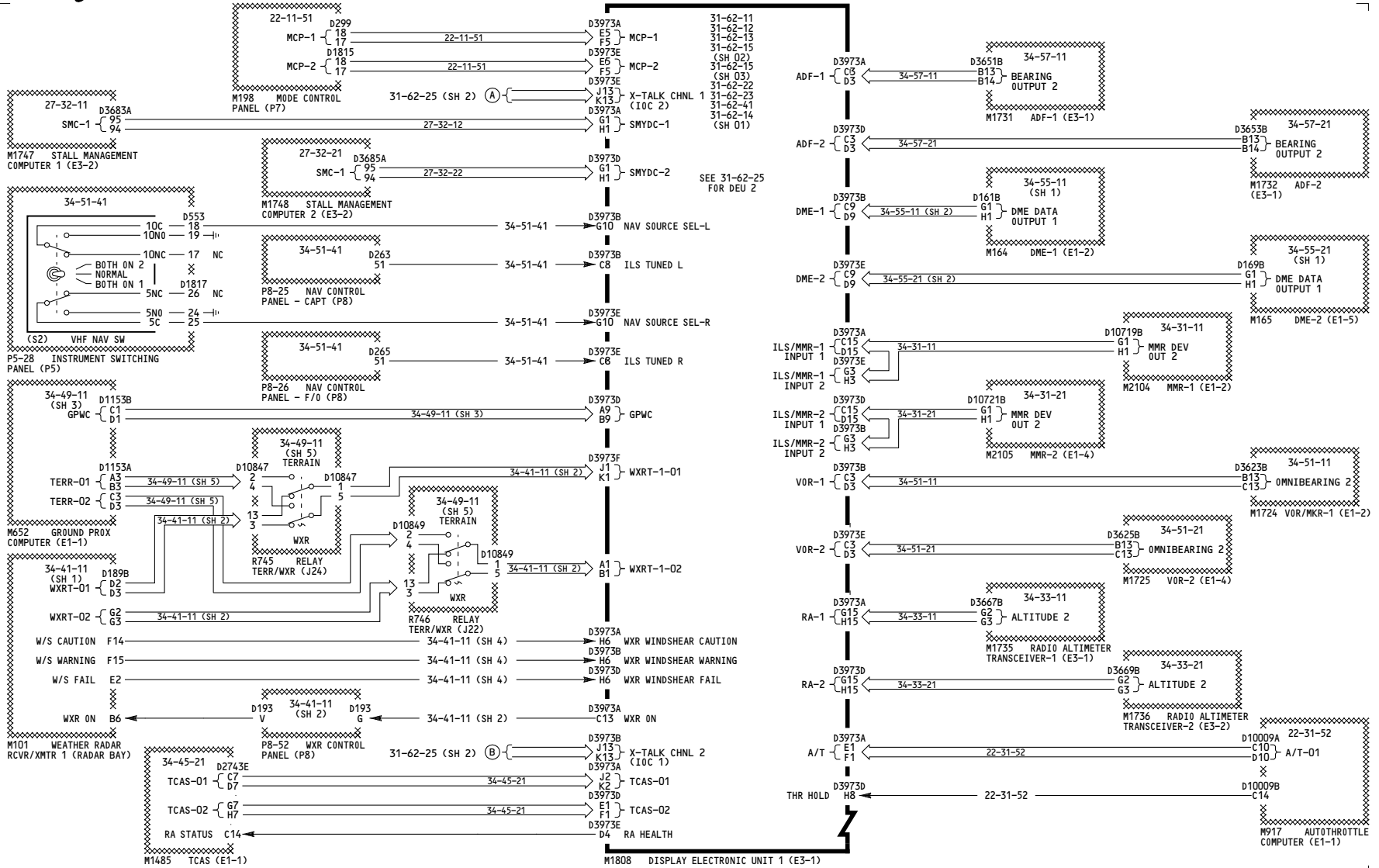
<p>YC017-YC030</p>	<p><b>CDS - DEU 1 AVIONICS INTERFACES</b></p> <p>D280A203</p>
--------------------	---

**31-62-15**

Page 105  
Sheet 3  
Jul 17/2007

THIS PAGE INTENTIONALLY LEFT BLANK

-B  
12



SEE 31-62-25 FOR DEU 2

YC028-YC029

**CDS - DEU 1 AVIONICS INTERFACES**

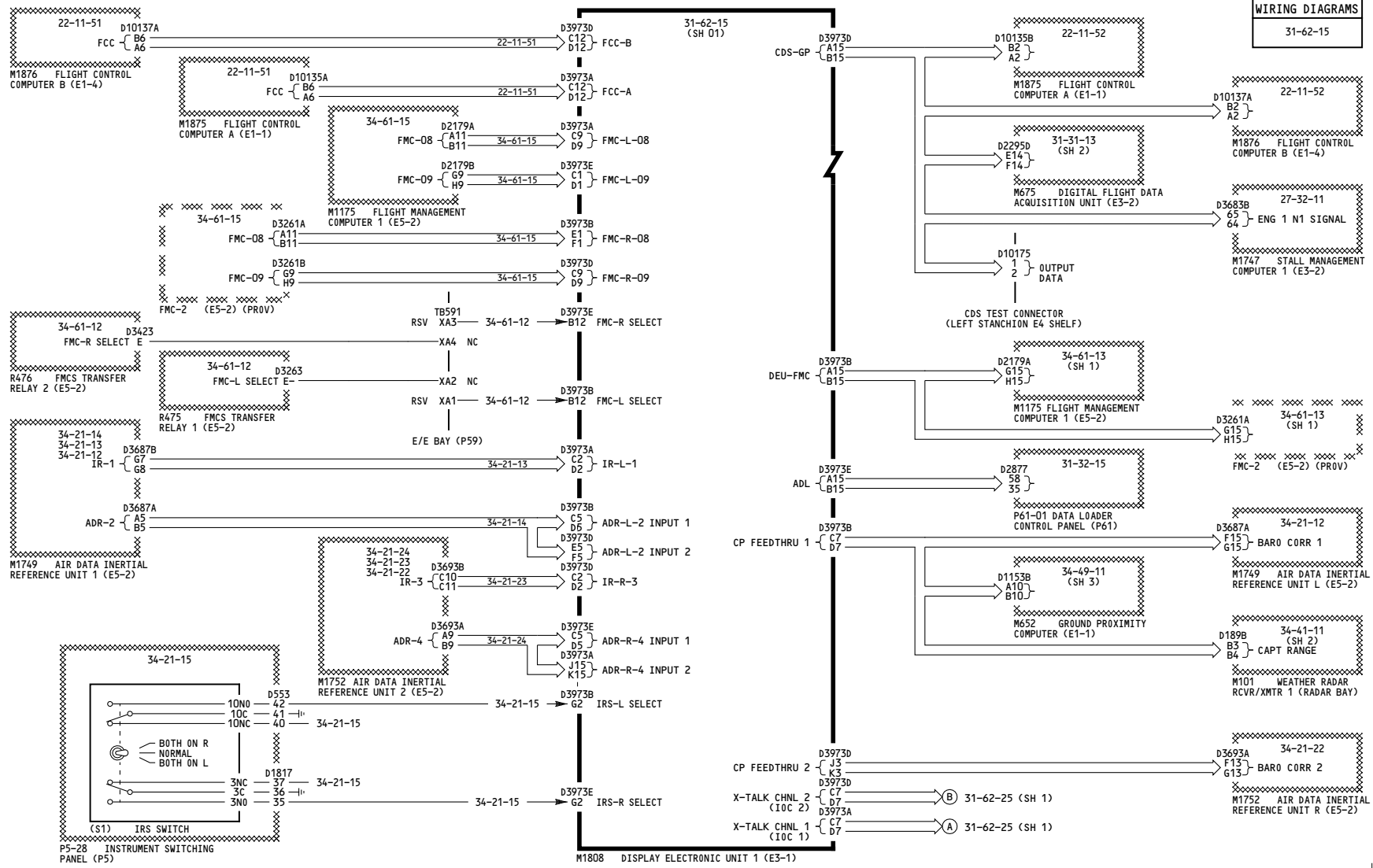
Incorporates  
34-2194

D280A203

**31-62-15**

Page 105.1  
Sheet 1  
Aug 10/2009

-A  
12



YC028-YC029

**CDS - DEU 1 AVIONICS INTERFACES**

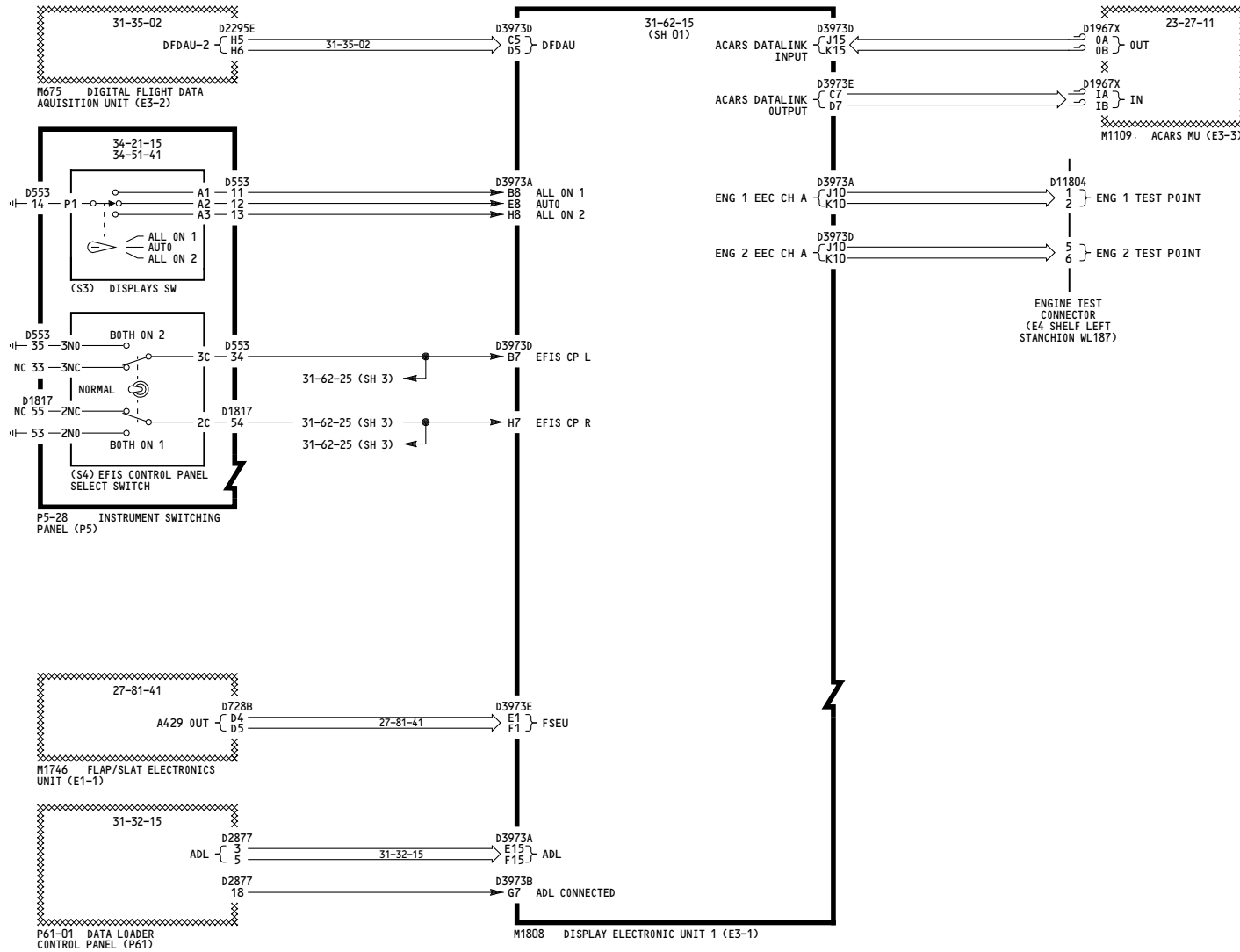
D280A203

**31-62-15**

Page 105.1  
Sheet 2  
Aug 10/2009



-B  
21



WIRING DIAGRAMS  
31-62-15

YC028-YC029	<p align="center"><b>CDS - DEU 1 AVIONICS INTERFACES</b></p> <p align="center">D280A203</p>
-------------	---

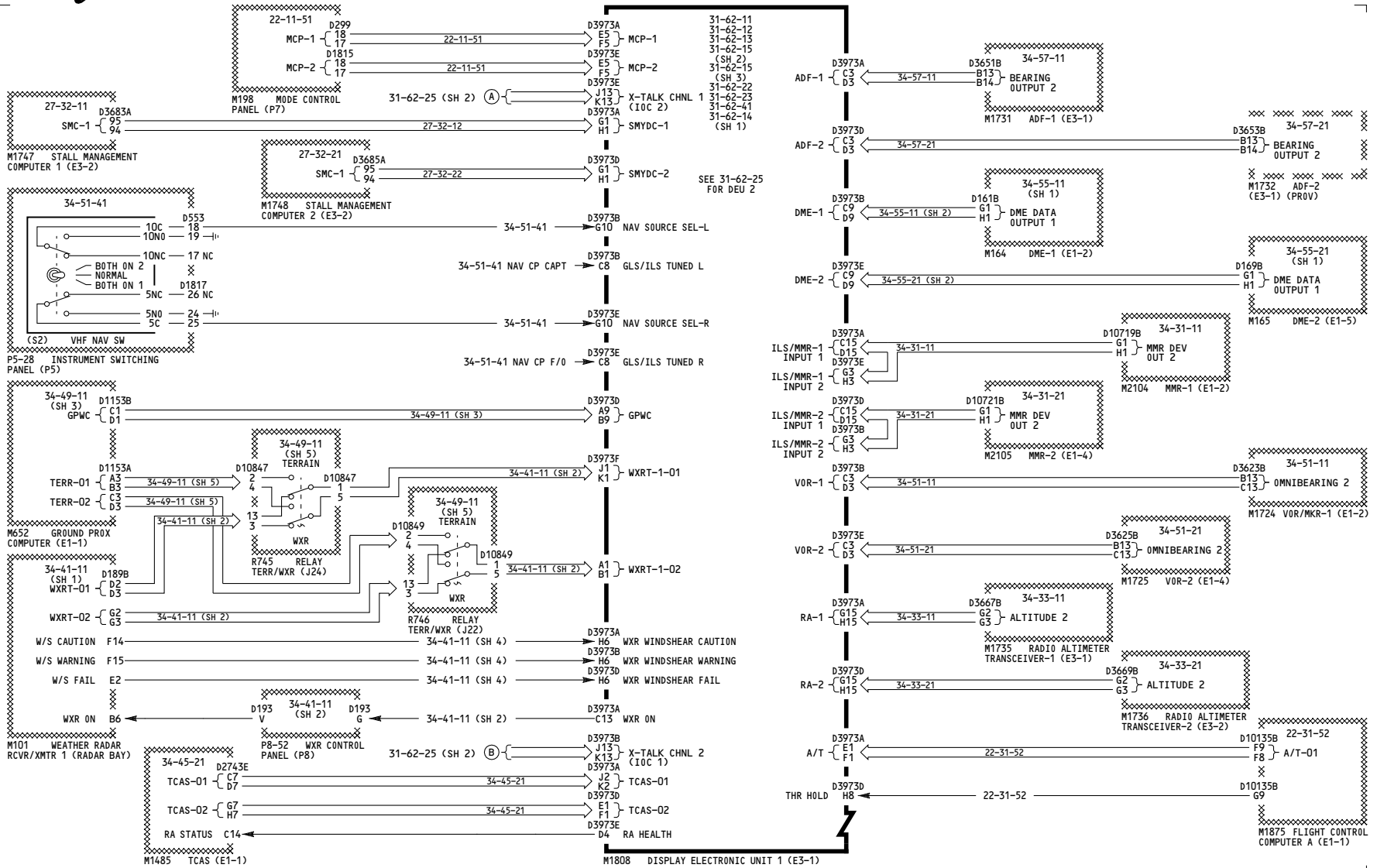
**31-62-15**

Page 105.1  
Sheet 3  
Aug 10/2009



THIS PAGE INTENTIONALLY LEFT BLANK

-B  
19



YK901-YK906

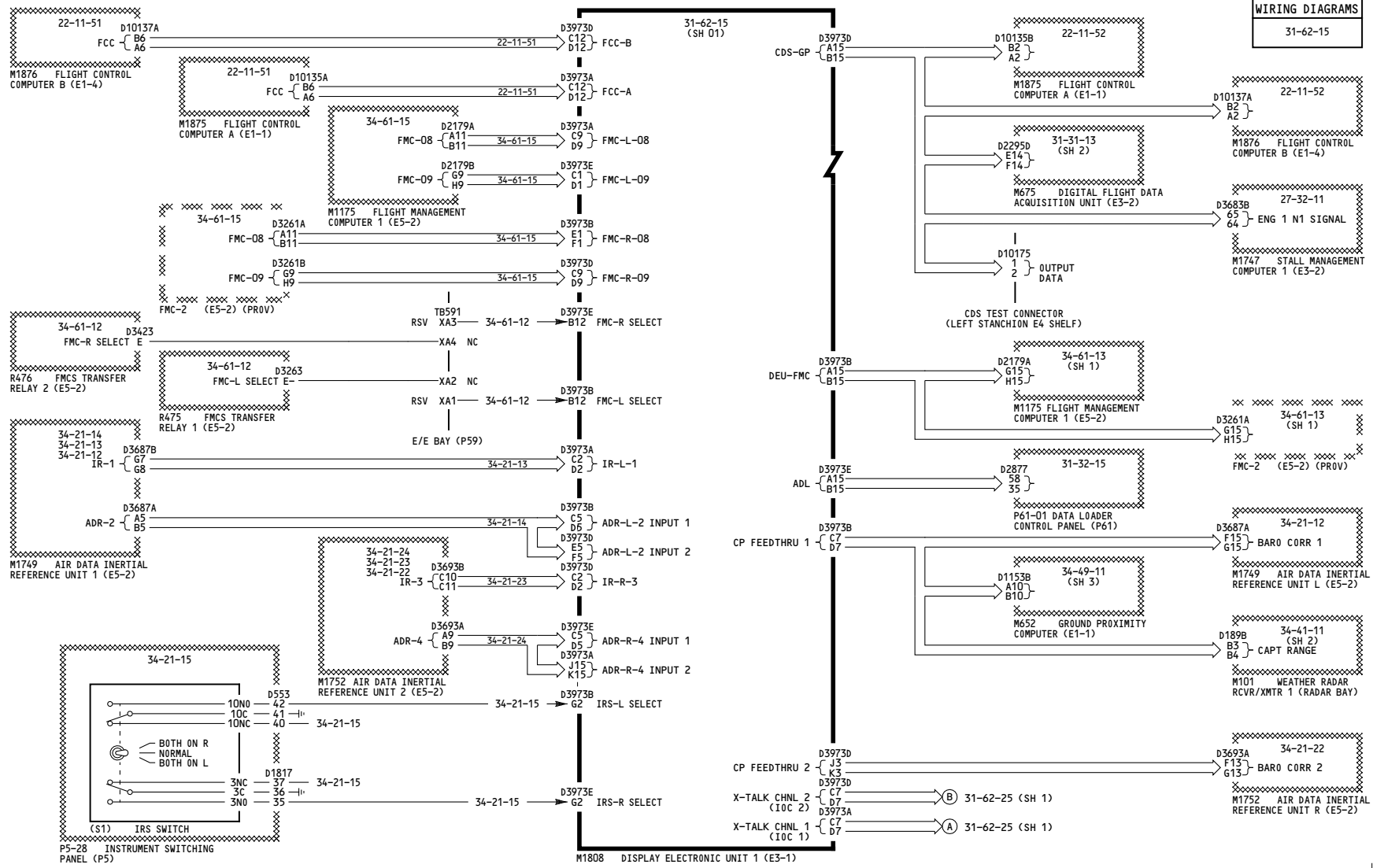
**CDS - DEU 1 AVIONICS INTERFACES**

D280A203

**31-62-15**

Page 106  
Sheet 1  
Oct 20/2006

-A  
12



**WIRING DIAGRAMS**  
31-62-15

YK901-YK906

**CDS - DEU 1 AVIONICS INTERFACES**

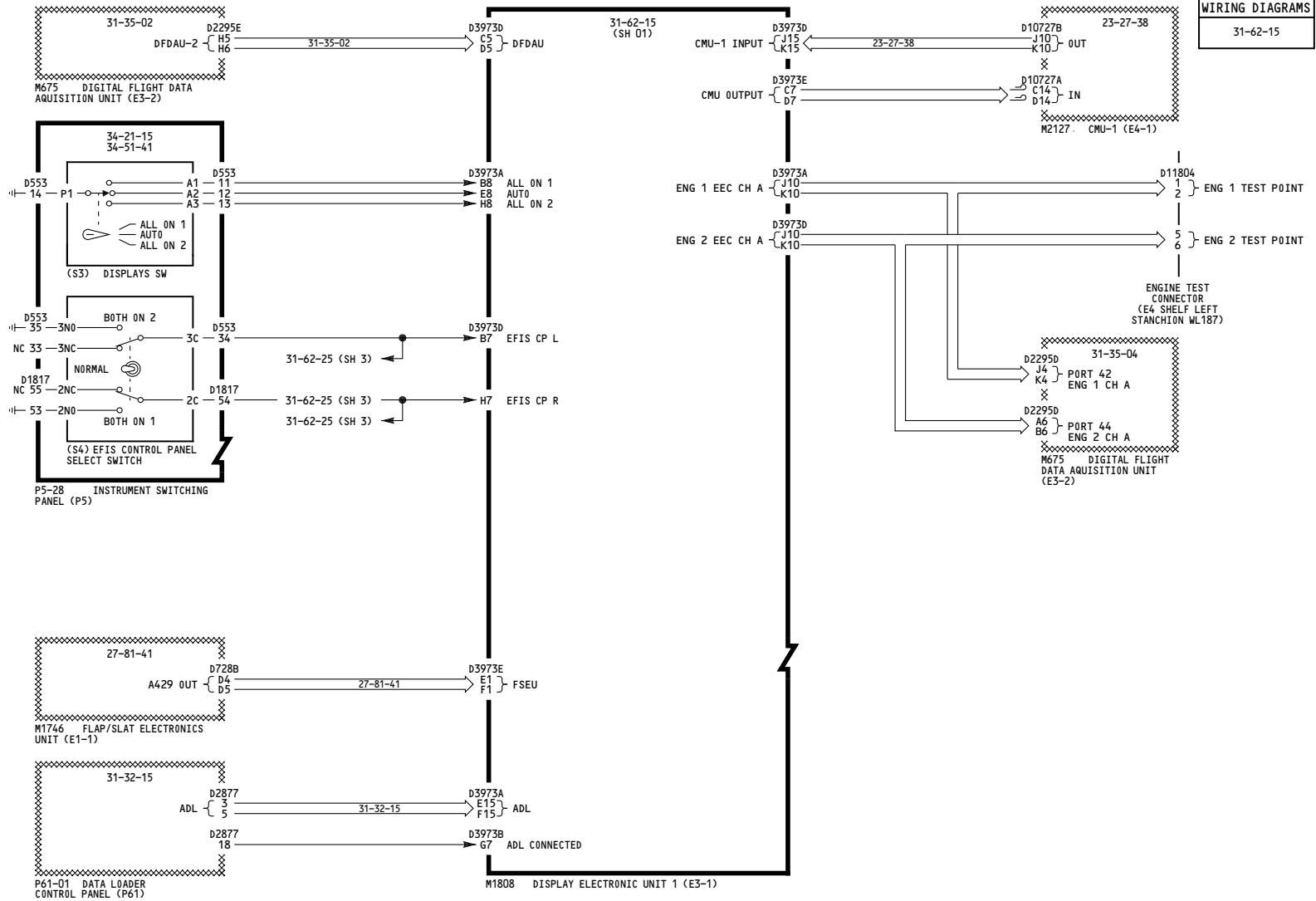
D280A203

**31-62-15**

Page 106  
Sheet 2  
Oct 20/2006

-A  
93

WIRING DIAGRAMS  
31-62-15

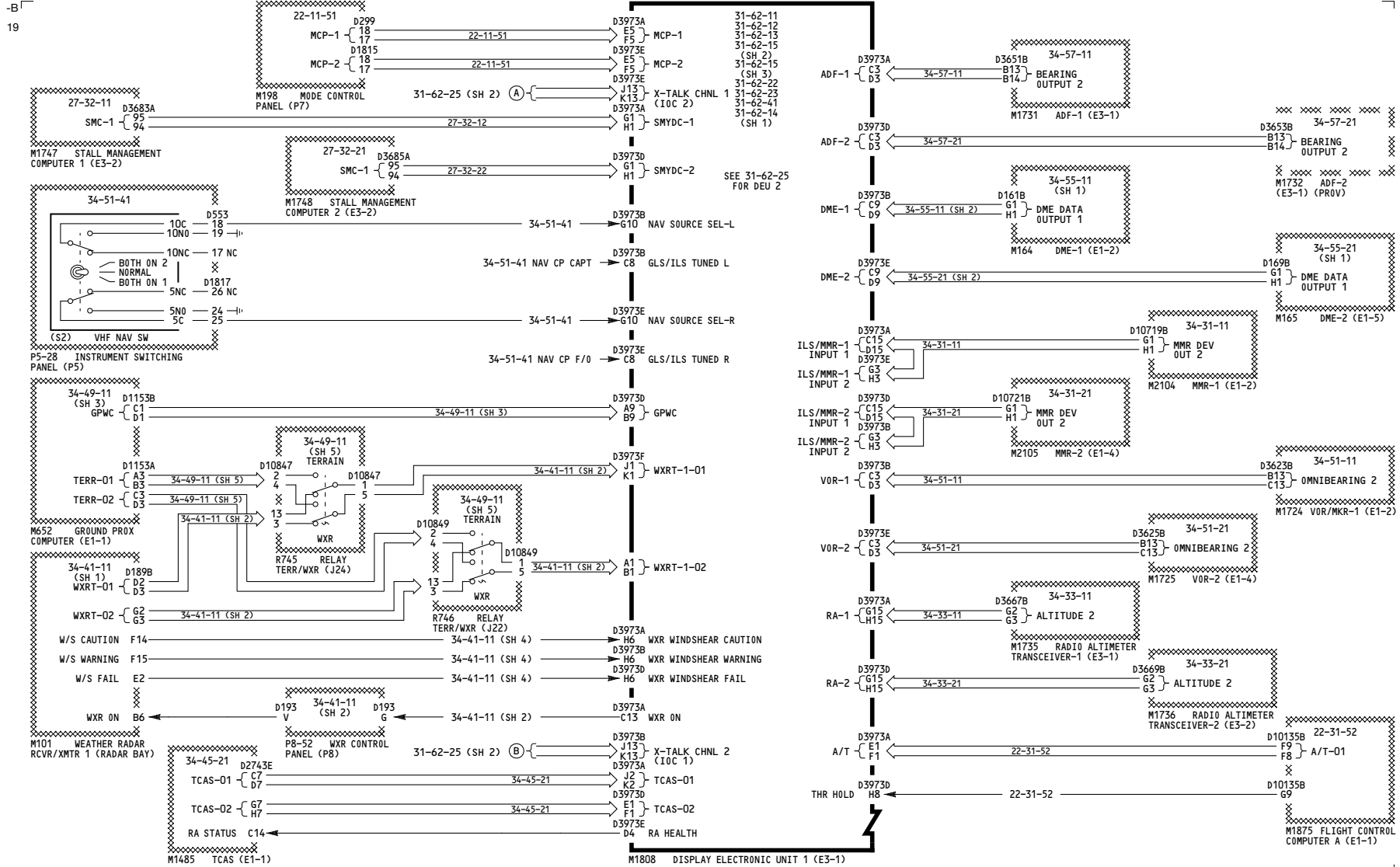


<p>YK901-YK906</p>	<p><b>CDS - DEU 1 AVIONICS INTERFACES</b></p> <p>D280A203</p>
--------------------	---

**31-62-15**

Page 106  
Sheet 3  
Oct 20/2006

THIS PAGE INTENTIONALLY LEFT BLANK



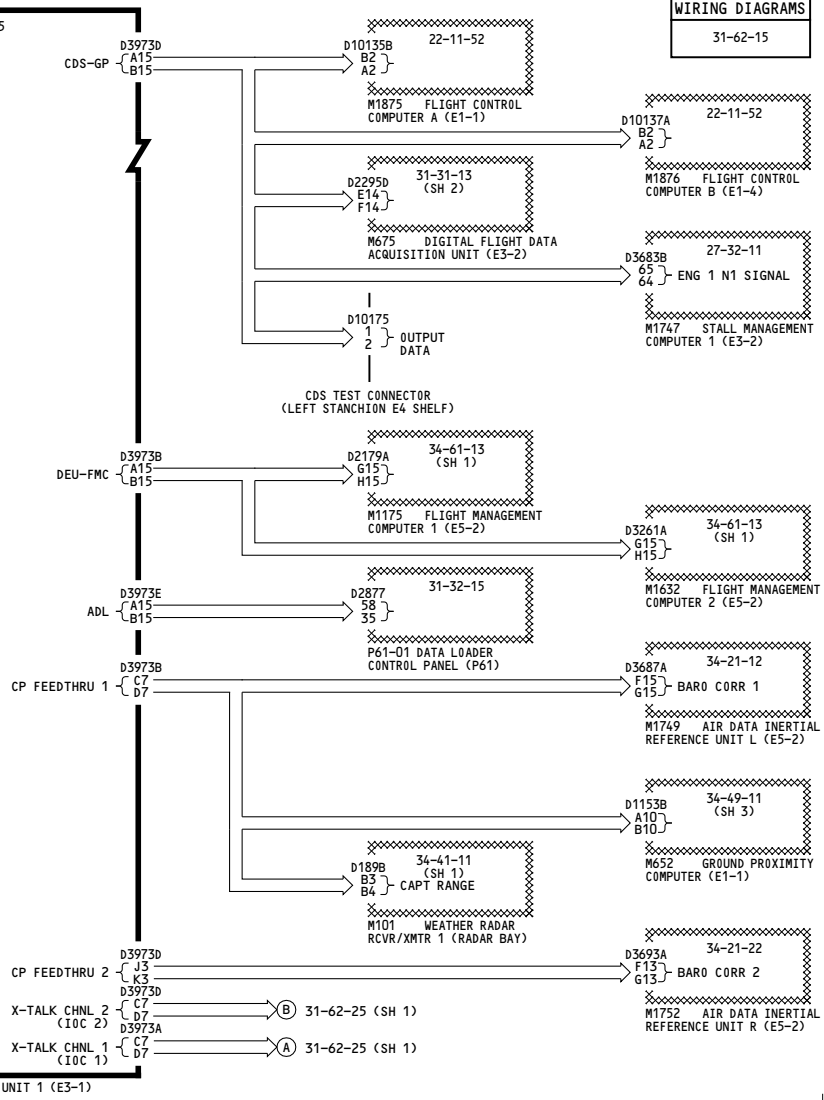
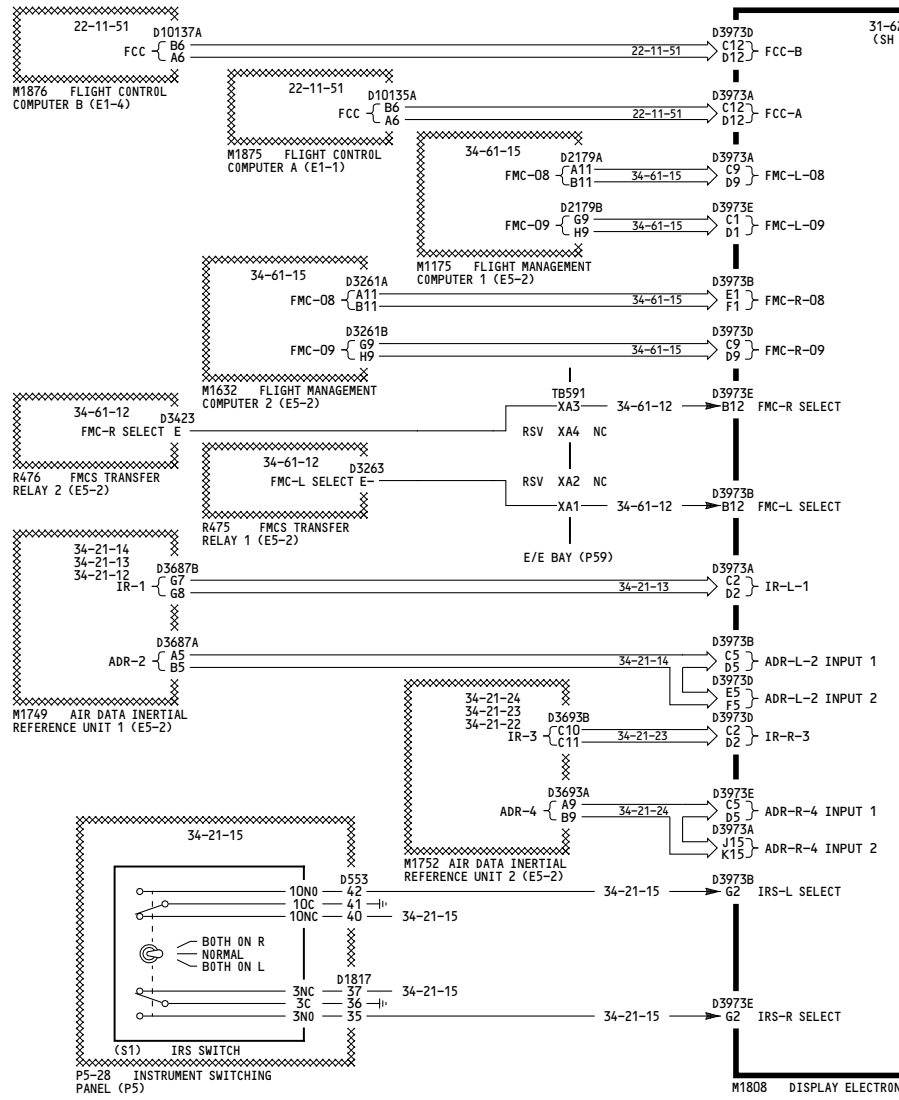
YK907-YL401

**CDS - DEU 1 AVIONICS INTERFACES**

D280A203

**31-62-15**

-B  
13



**WIRING DIAGRAMS**  
31-62-15

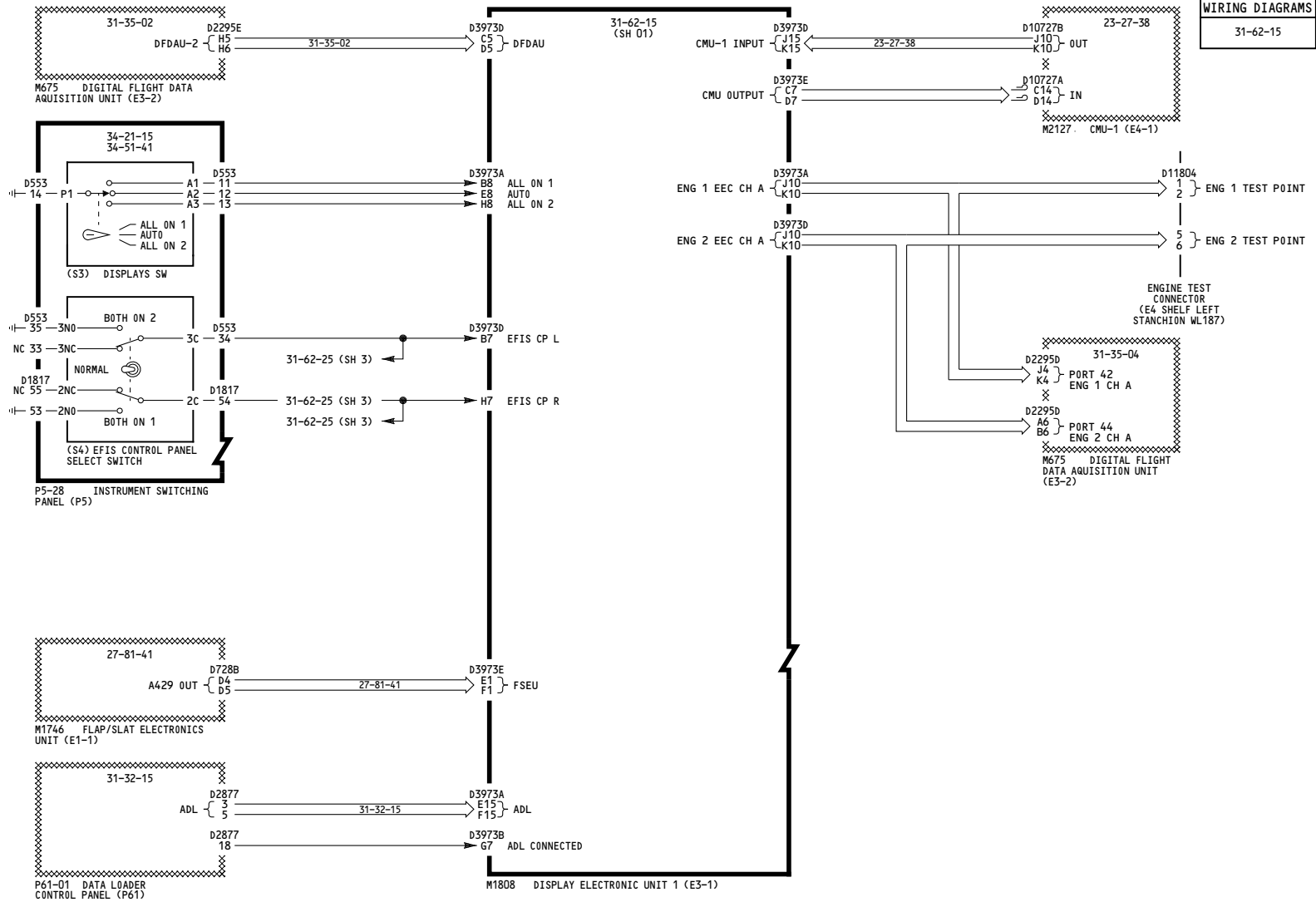
<p>YK907-YL401</p>	<p><b>CDS - DEU 1 AVIONICS INTERFACES</b></p> <p>D280A203</p>
--------------------	---

**31-62-15**

Page 107  
Sheet 2  
Feb 09/2009

-A  
93

WIRING DIAGRAMS  
31-62-15



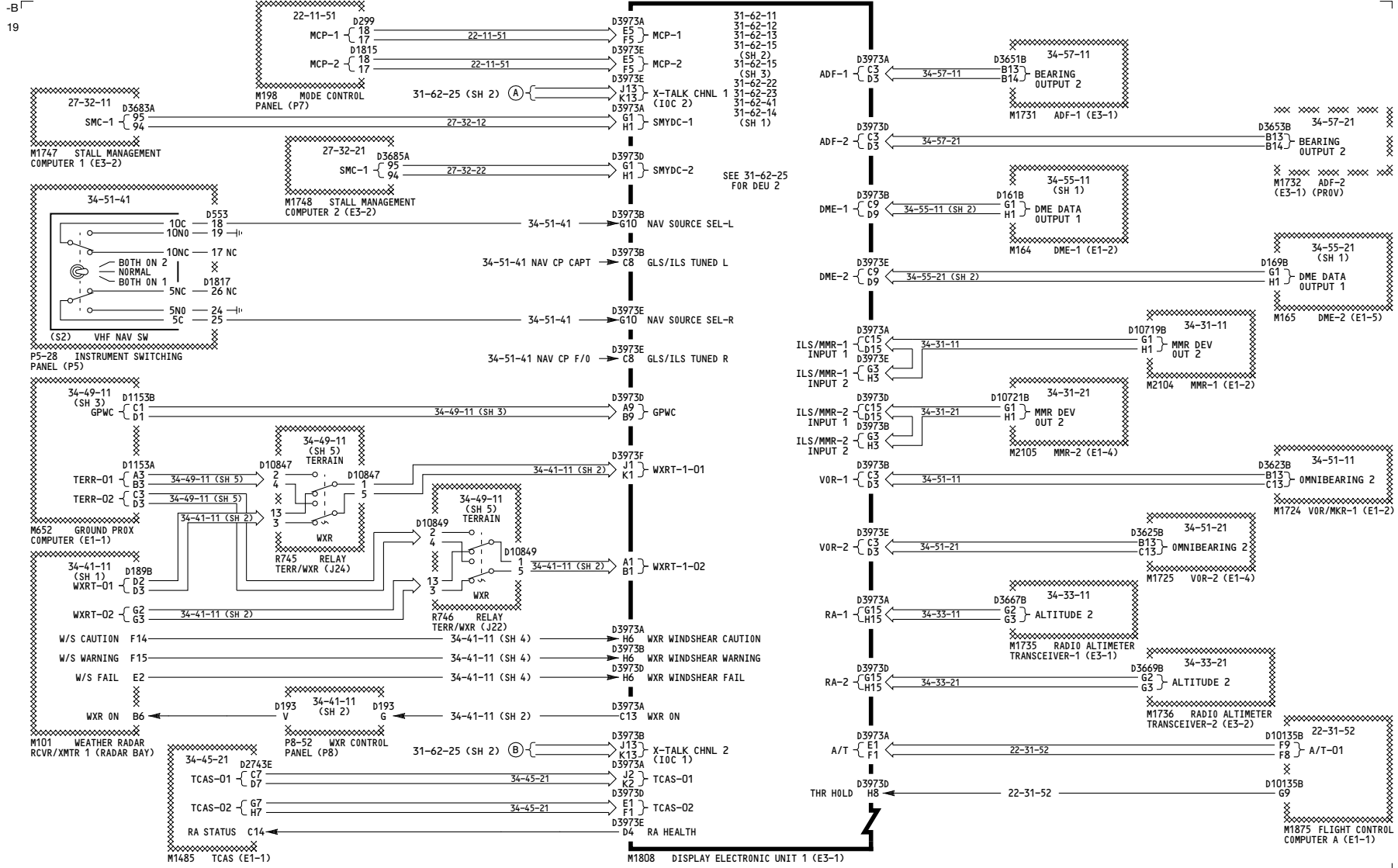
<p>YK907-YL401</p>	<p><b>CDS - DEU 1 AVIONICS INTERFACES</b></p> <p>D280A203</p>
--------------------	---

**31-62-15**

Page 107  
Sheet 3  
Feb 09/2009



THIS PAGE INTENTIONALLY LEFT BLANK

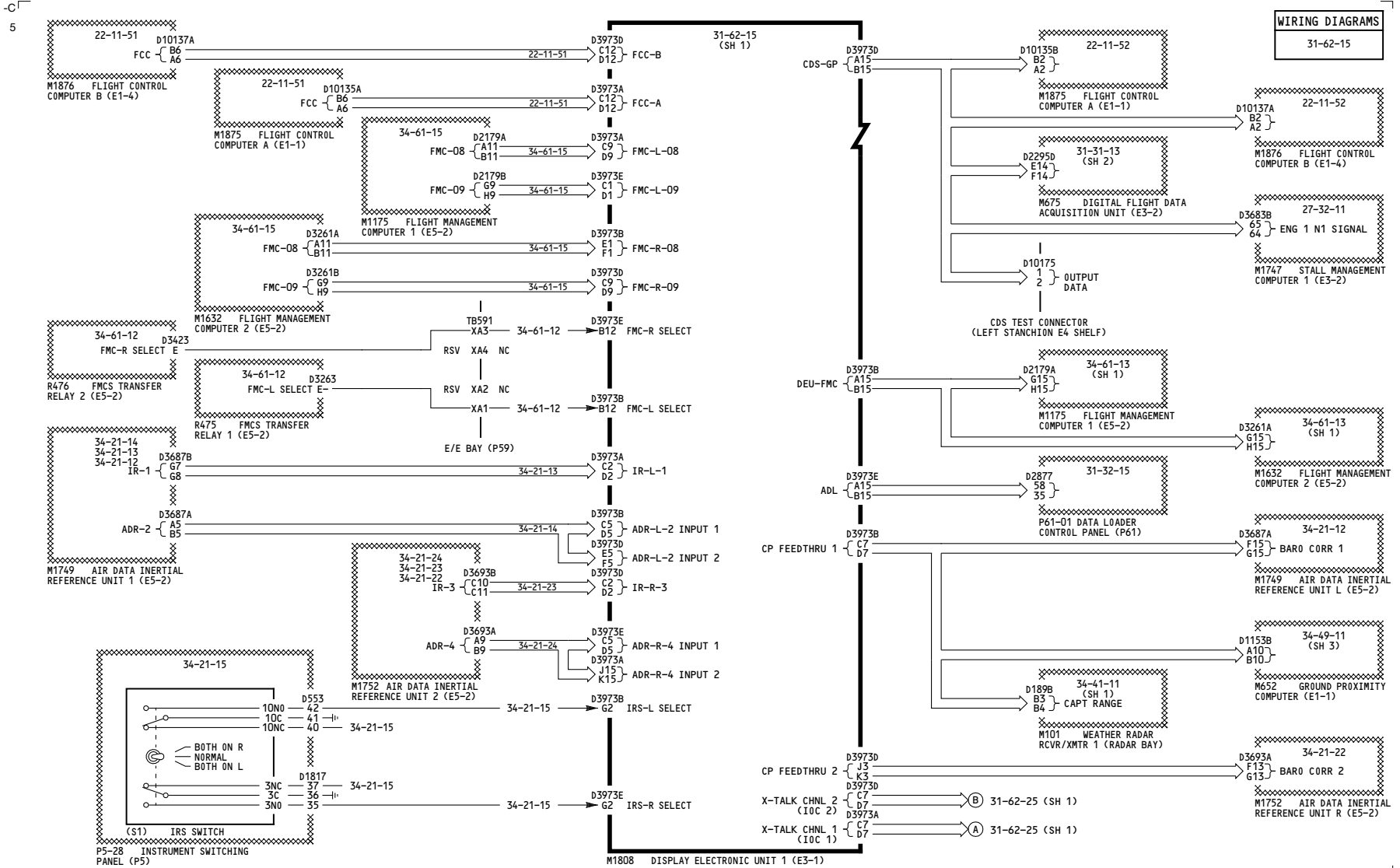


YL421-YM670

**CDS - DEU 1 AVIONICS INTERFACES**

D280A203

**31-62-15**



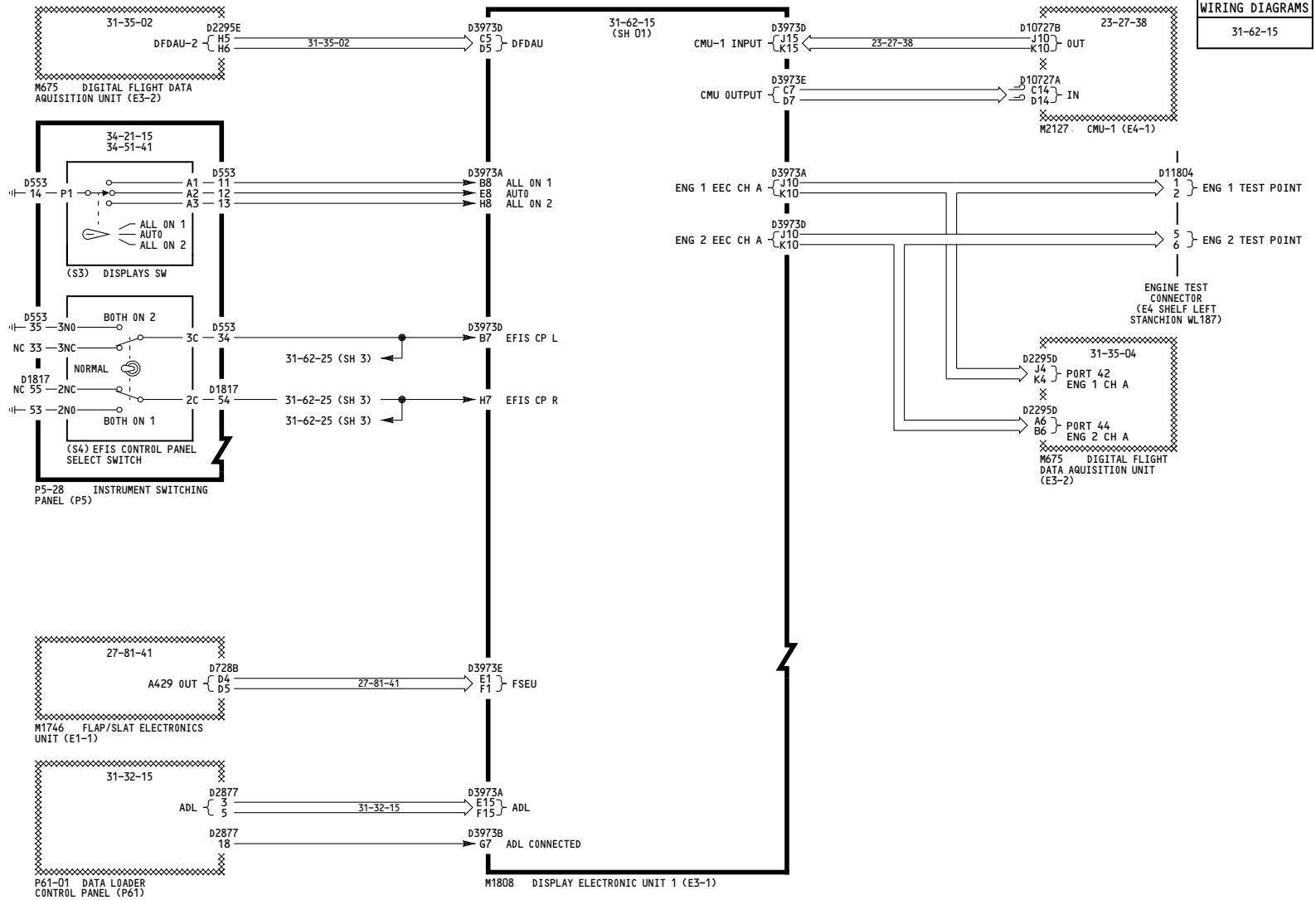
YL421-YM670

CDS - DEU 1 AVIONICS INTERFACES

D280A203

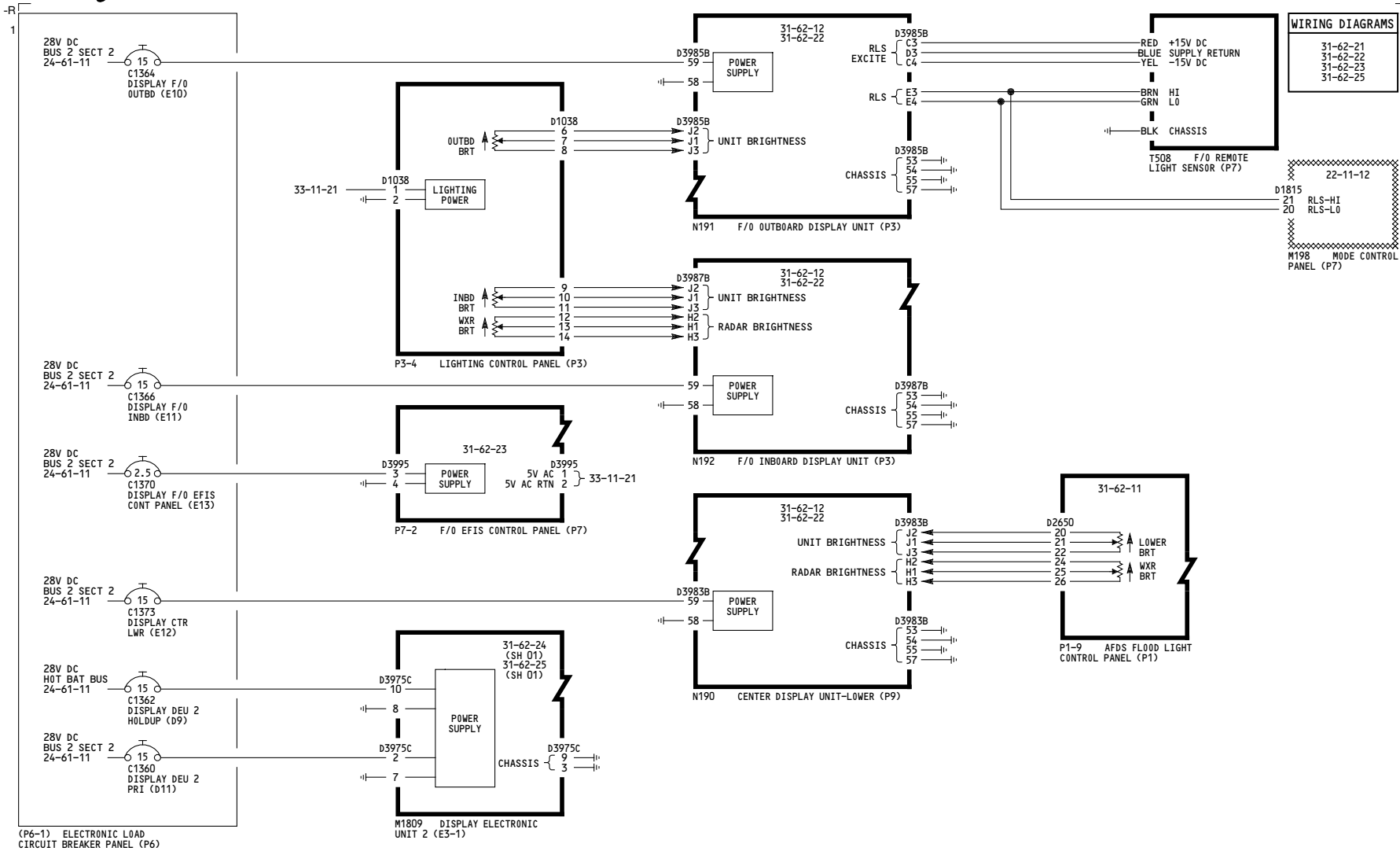
31-62-15

-A  
93



YL421-YM670	<b>CDS - DEU 1 AVIONICS INTERFACES</b>  D280A203
-------------	--

**31-62-15**

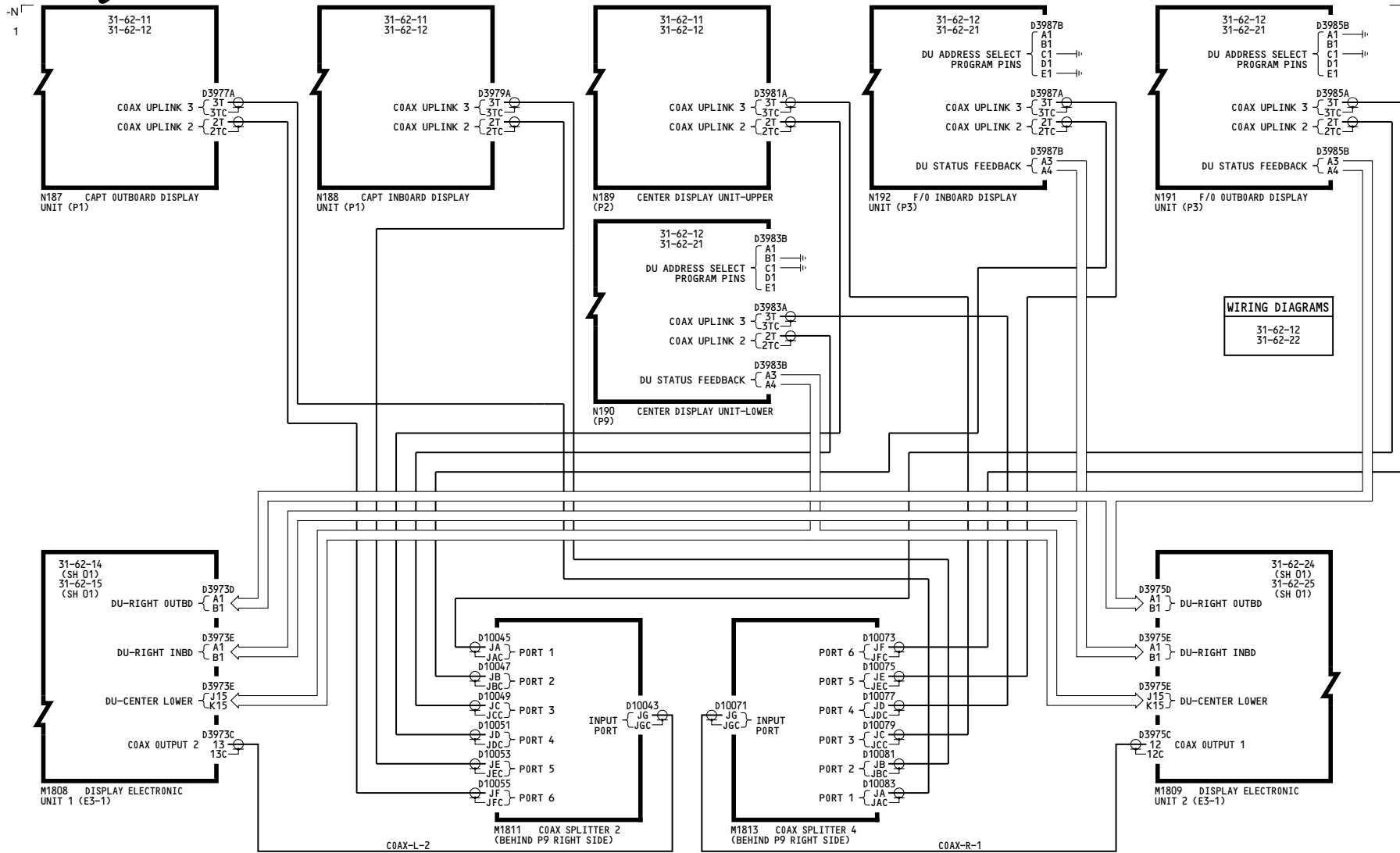


(P6-1) ELECTRONIC LOAD CIRCUIT BREAKER PANEL (P6)

ALL

**CDS - POWER DISTRIBUTION AND INSTRUMENT LIGHTING FIRST OFFICER**

D280A203

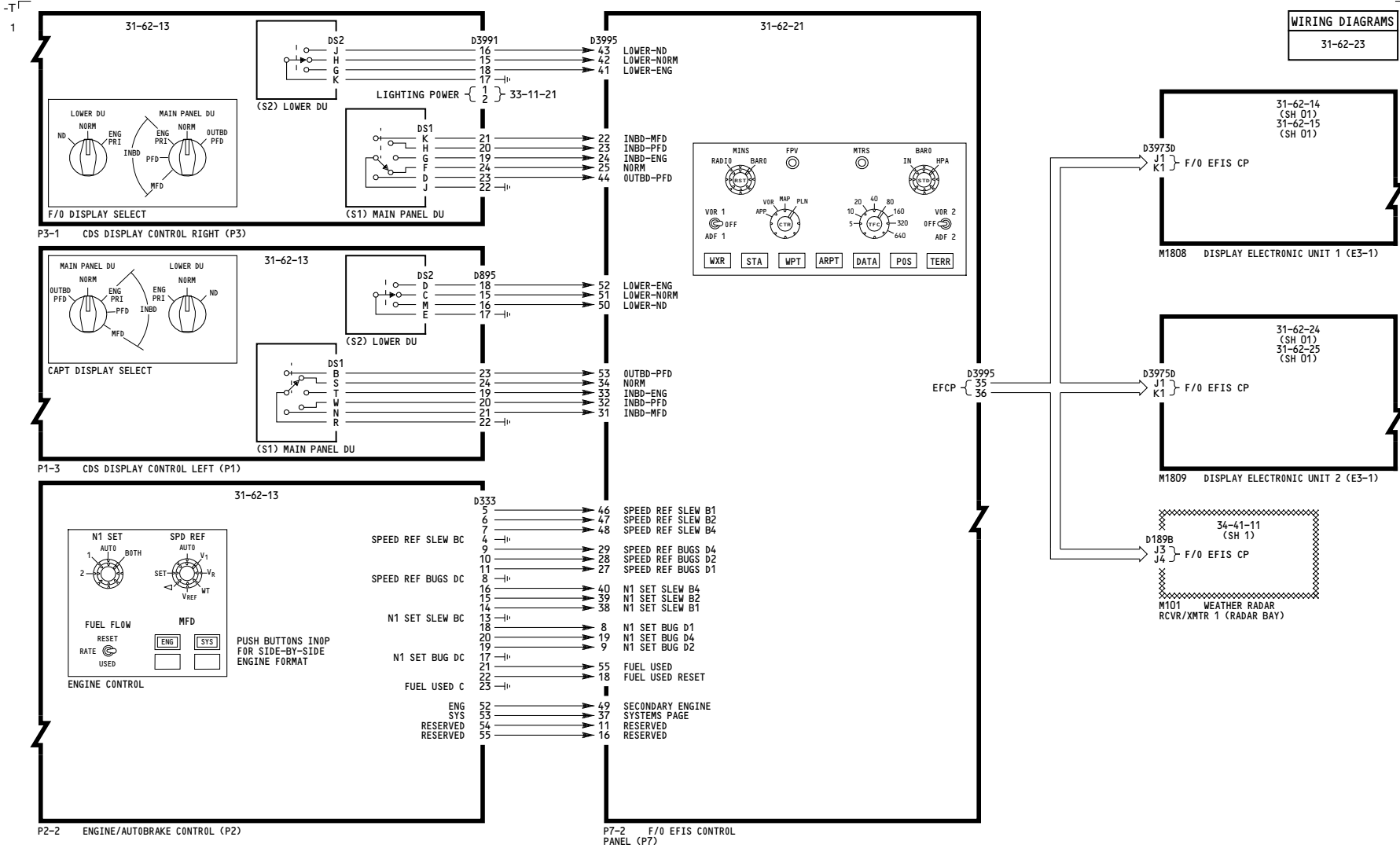


ALL

**CDS - VIDEO COAX SPLITTERS 2 AND 4 DU STATUS**

D280A203

**WIRING DIAGRAMS**  
31-62-23



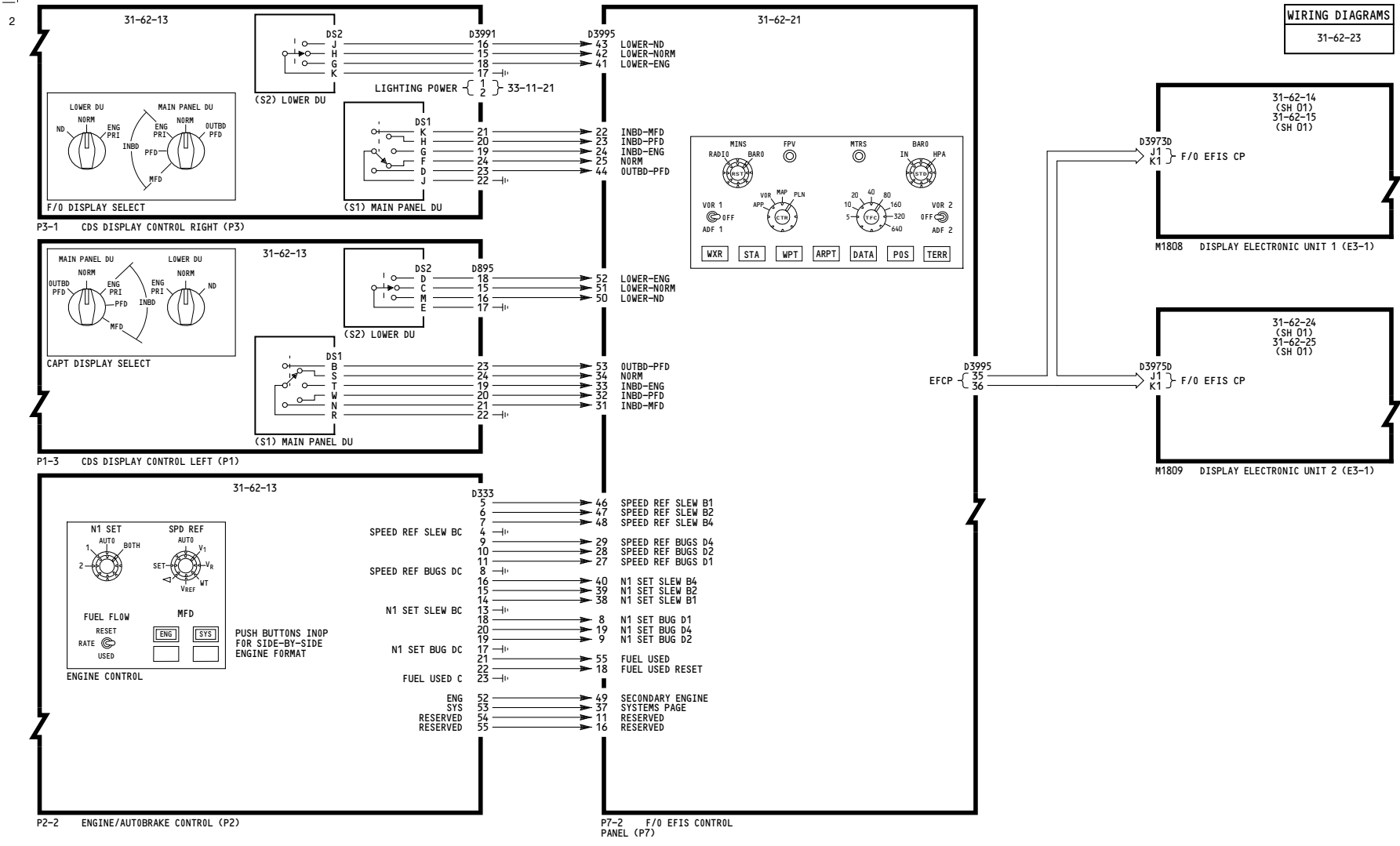
YC001-YC007

**CDS - CONTROL PANEL INTERFACES F/O**

D280A203

**31-62-23**

WIRING DIAGRAMS  
31-62-23



YC008-YK920, YM643-YM646

**CDS - CONTROL PANEL INTERFACES F/O**

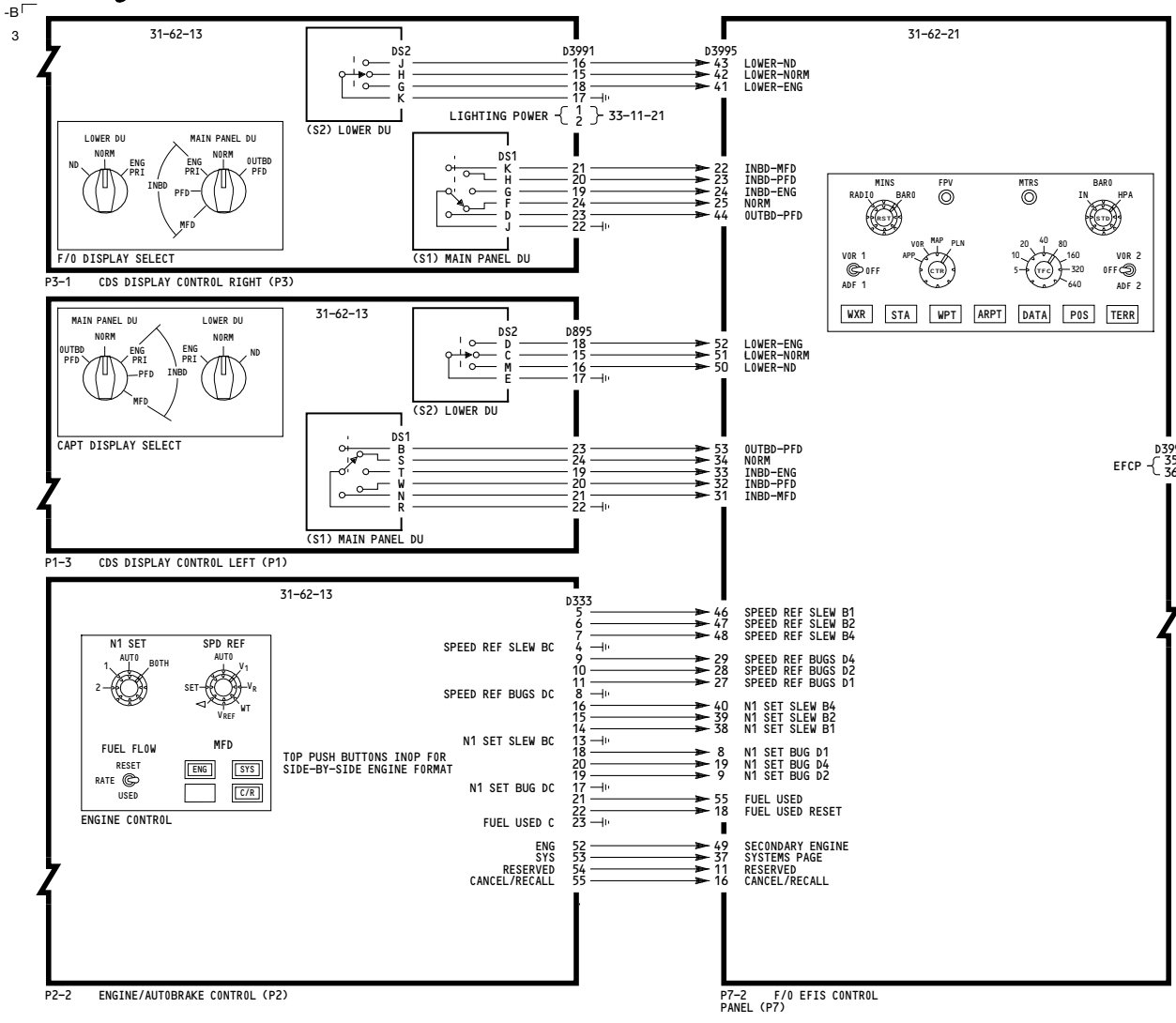
D280A203

**31-62-23**

Page 102

Feb 09/2009



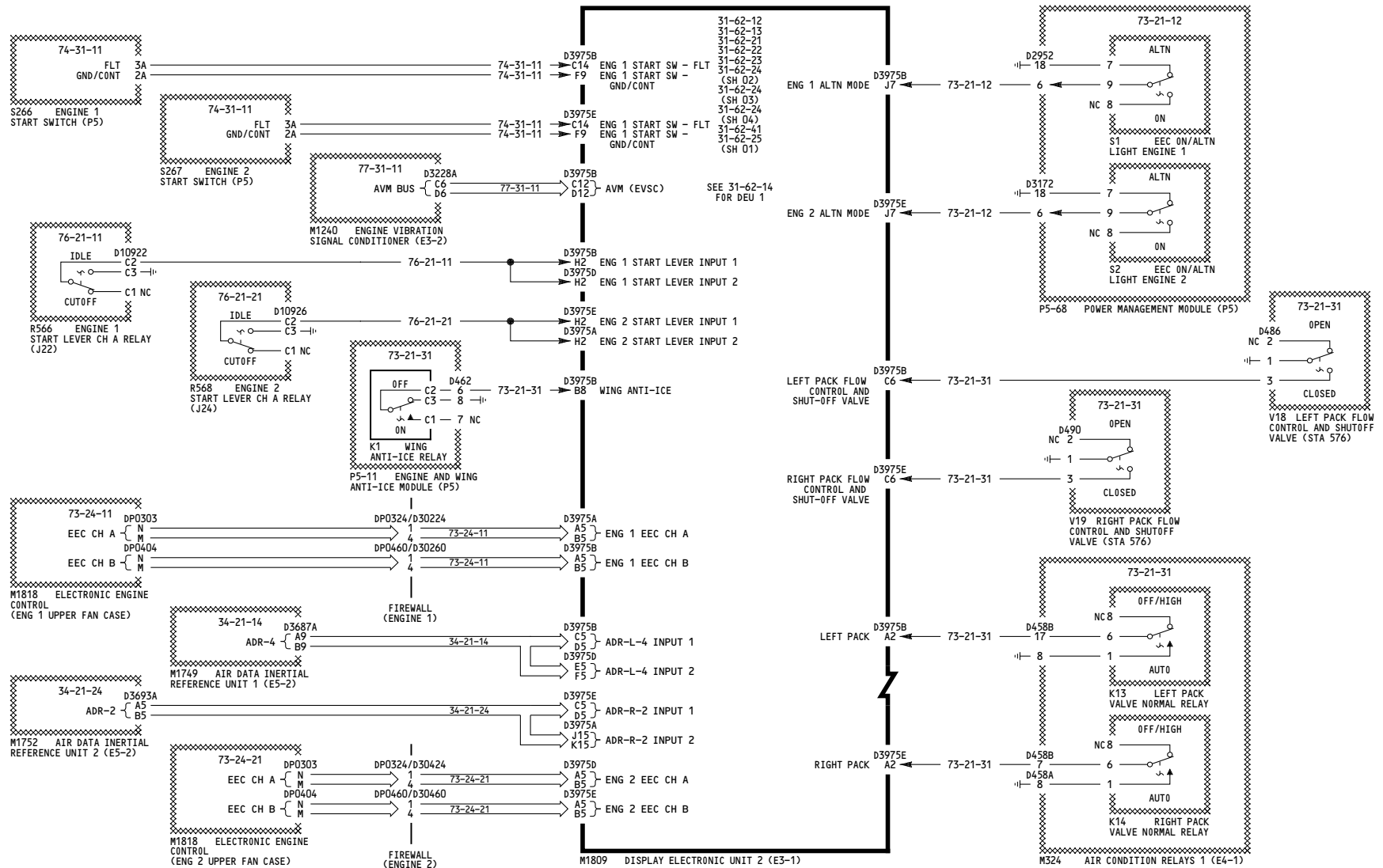


YL401-YL430, YM647-YM670

**CDS - CONTROL PANEL INTERFACES F/O**

D280A203

-P  
1



YC001-YC030

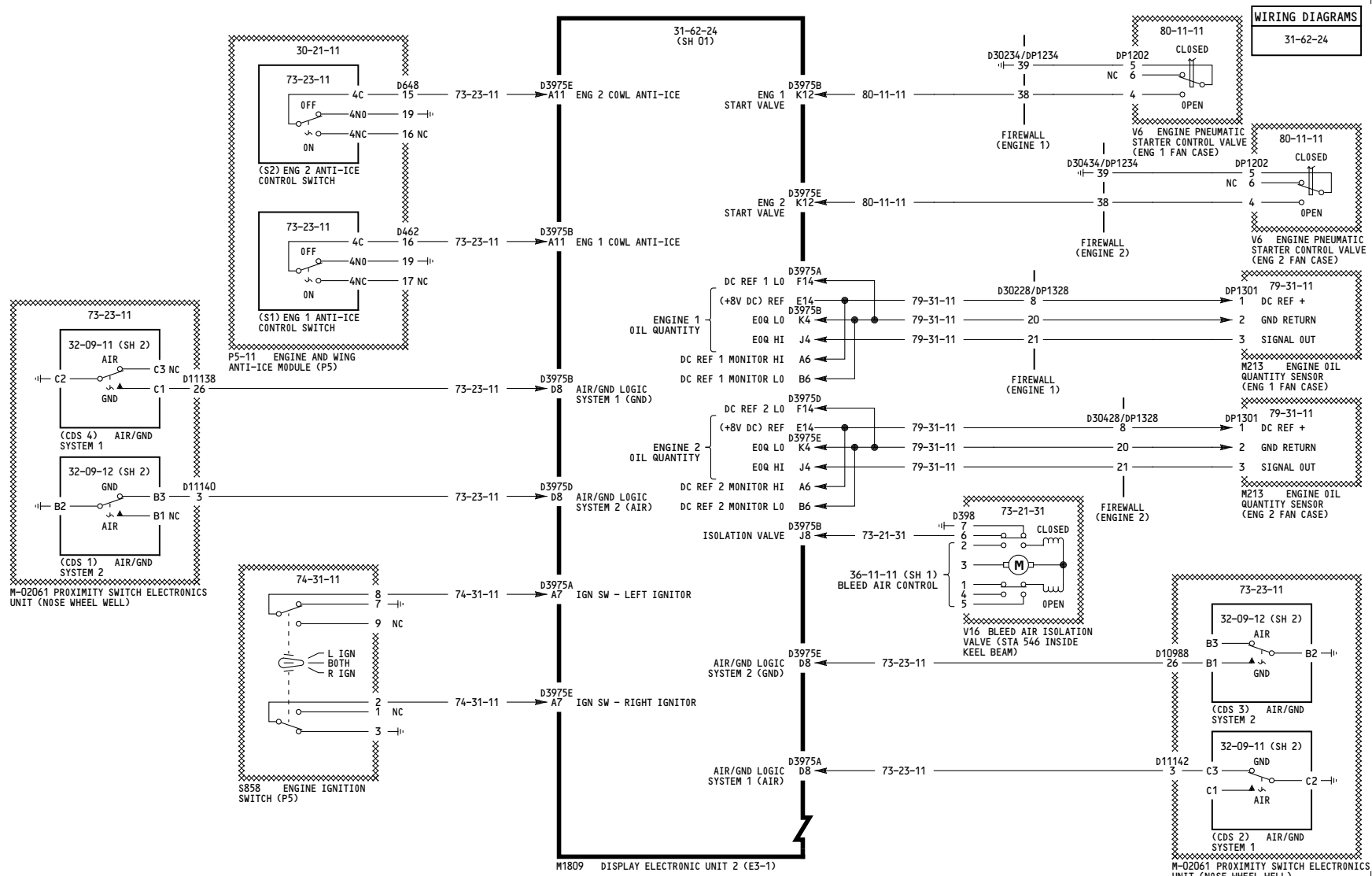
**CDS - DEU 2 ENGINE  
HYDRAULIC, APU AND FUEL  
INTERFACES**

D280A203

**31-62-24**

Page 101  
Sheet 1  
Jul 17/2007

1

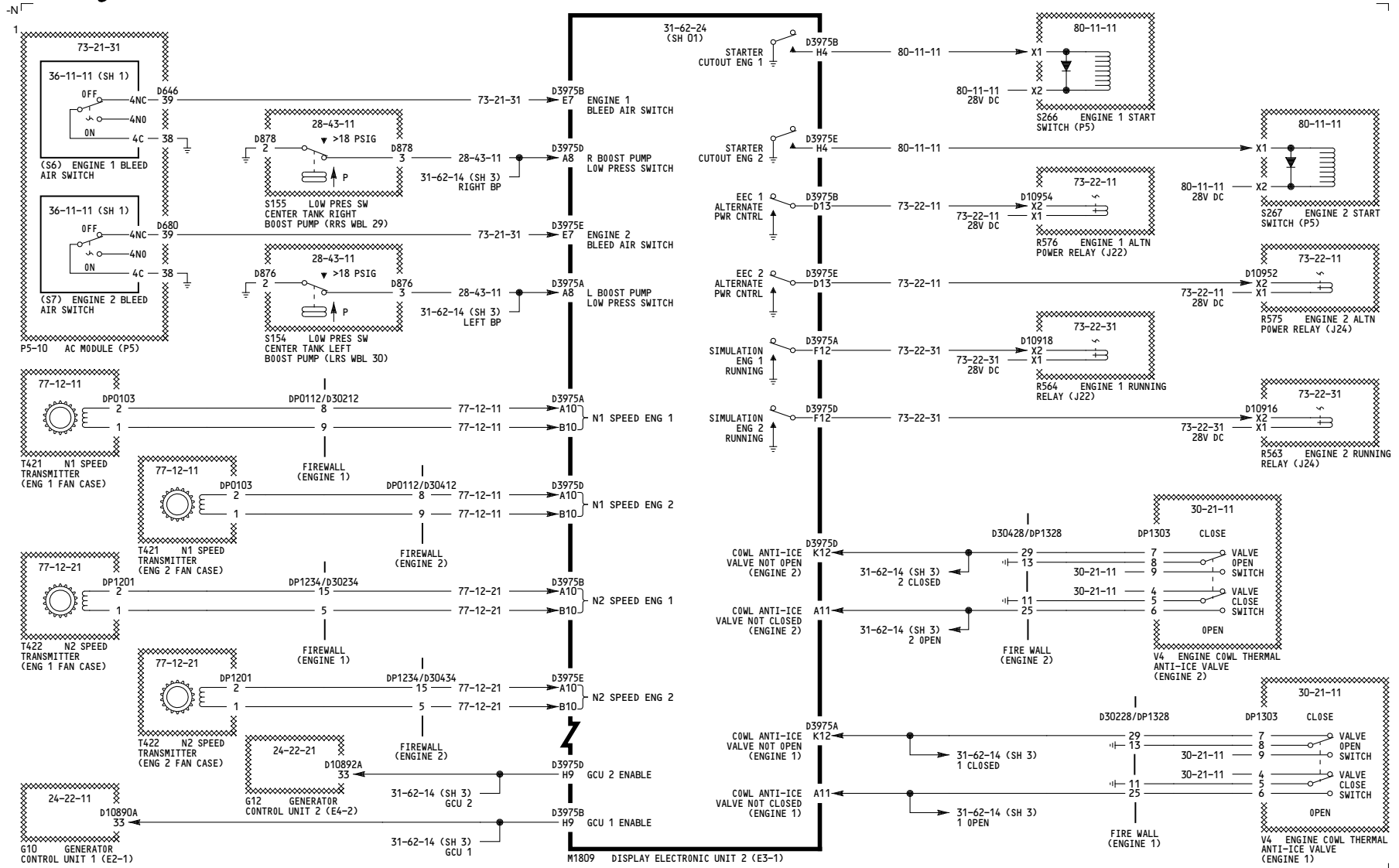


YC001-YC030

**CDS - DEU 2 ENGINE HYDRAULIC, APU AND FUEL INTERFACES**

D280A203

**31-62-24**



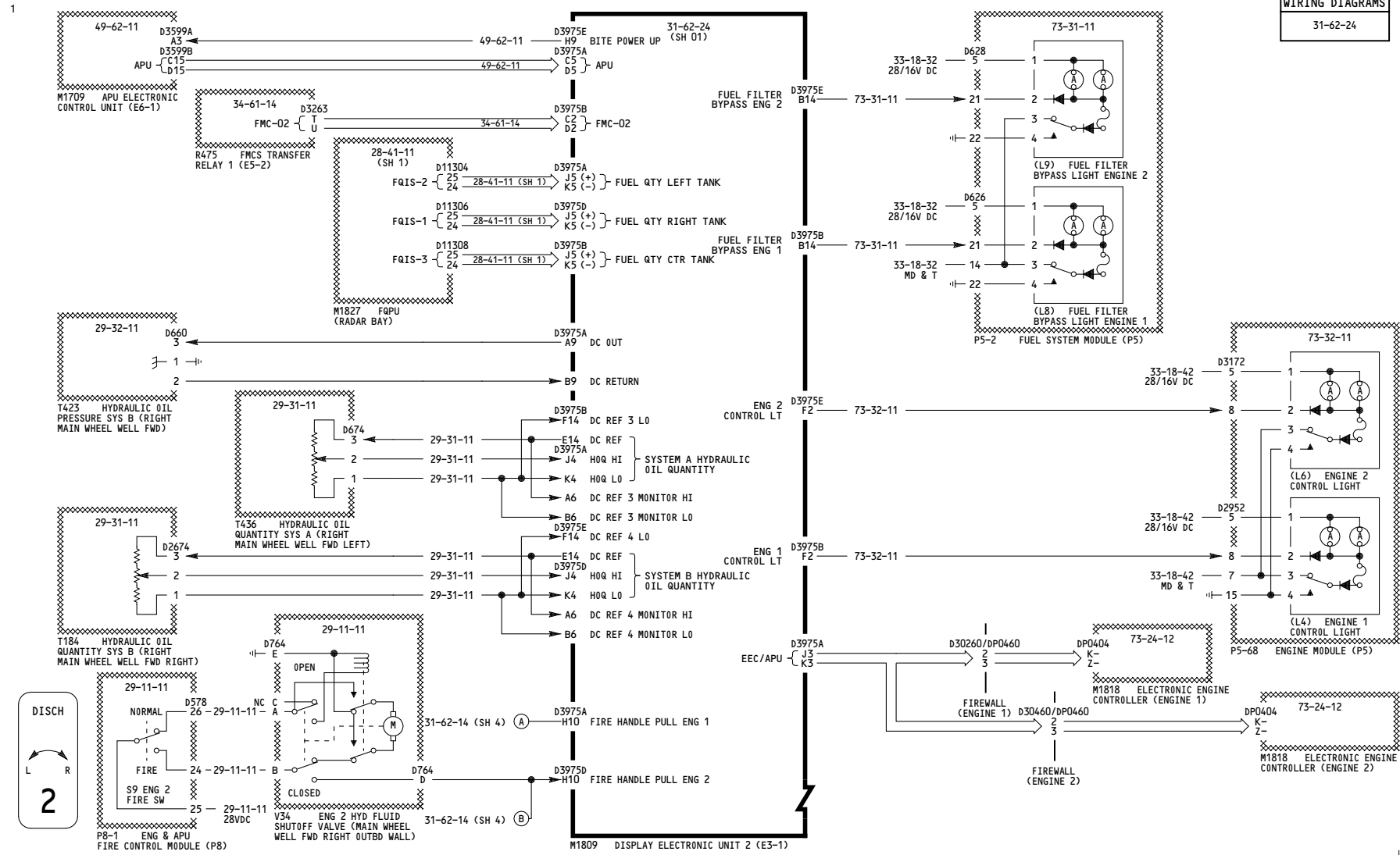
YC001-YC030

**CDS - DEU 2 ENGINE  
HYDRAULIC, APU AND FUEL  
INTERFACES**

D280A203

**31-62-24**

**WIRING DIAGRAMS**  
31-62-24



DISCH  
L R  
**2**

YC001-YC030

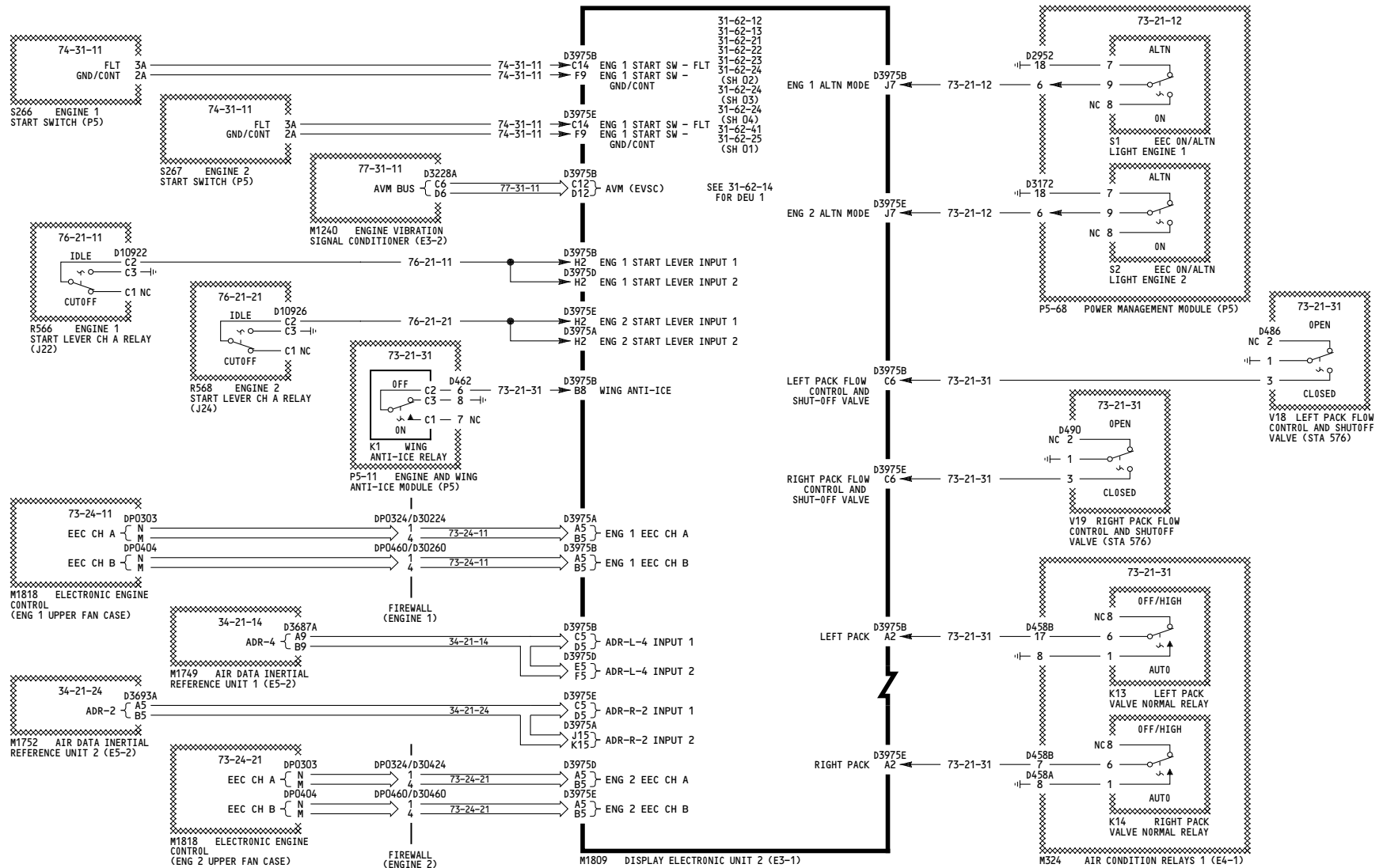
**CDS - DEU 2 ENGINE  
HYDRAULIC, APU AND FUEL  
INTERFACES**

D280A203

**31-62-24**

Page 101  
Sheet 4  
Jul 17/2007

-P  
1



YC031-YM670

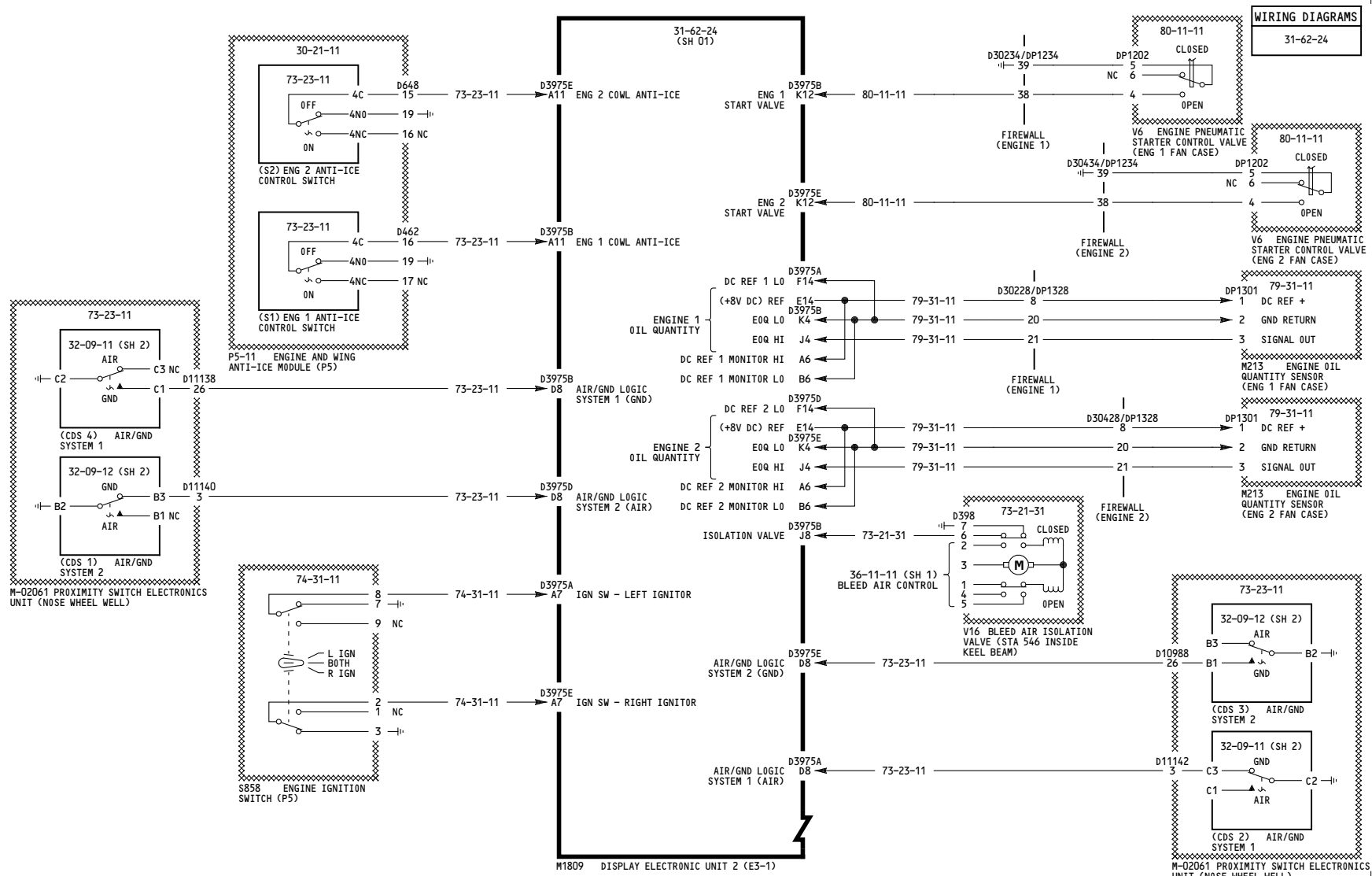
**CDS - DEU 2 ENGINE  
HYDRAULIC, APU AND FUEL  
INTERFACES**

D280A203

**31-62-24**

Page 102  
Sheet 1  
Feb 09/2009

-M  
1



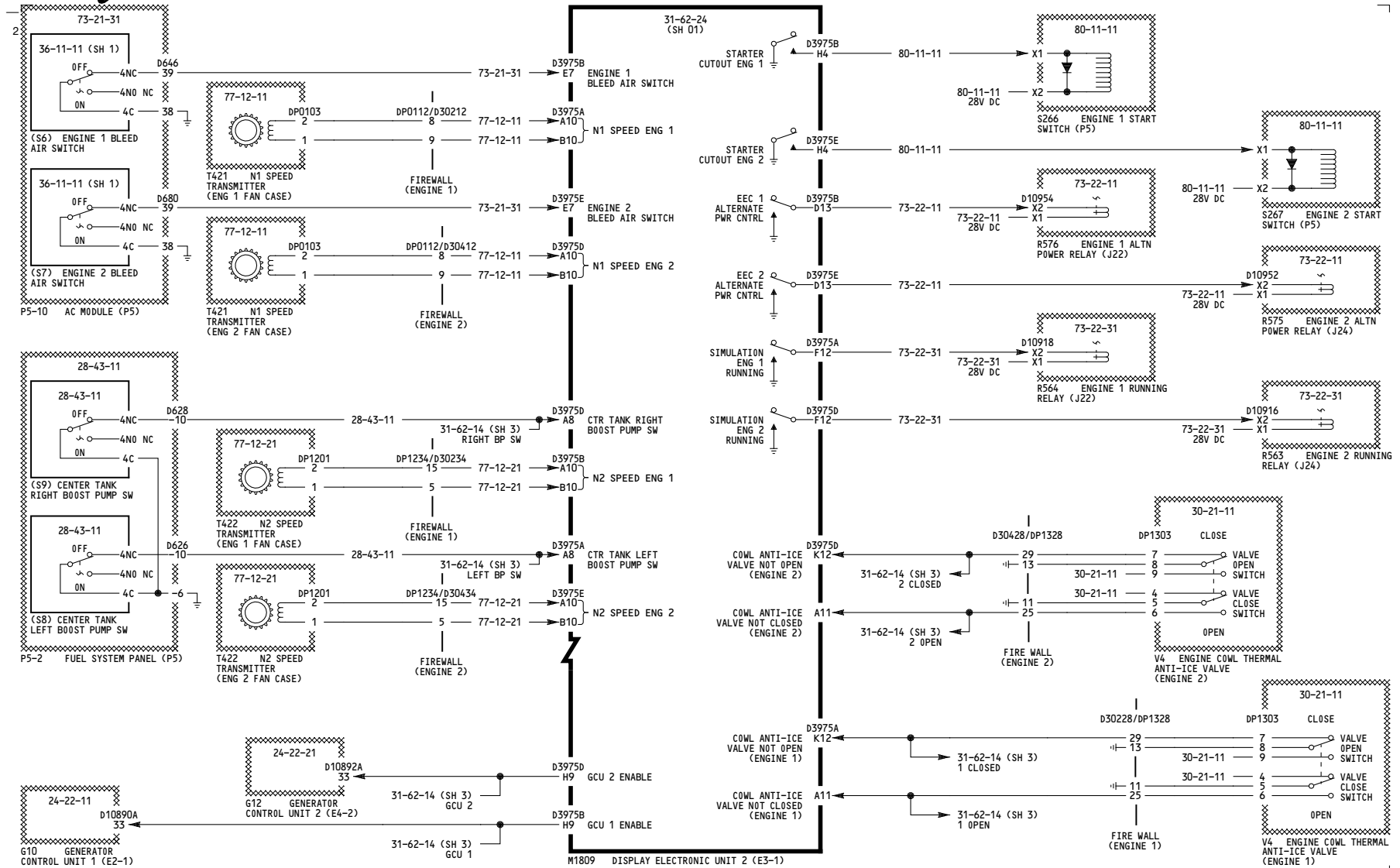
**WIRING DIAGRAMS**  
31-62-24

YC031-YM670

**CDS - DEU 2 ENGINE HYDRAULIC, APU AND FUEL INTERFACES**

D280A203

**31-62-24**



YC031-YM670

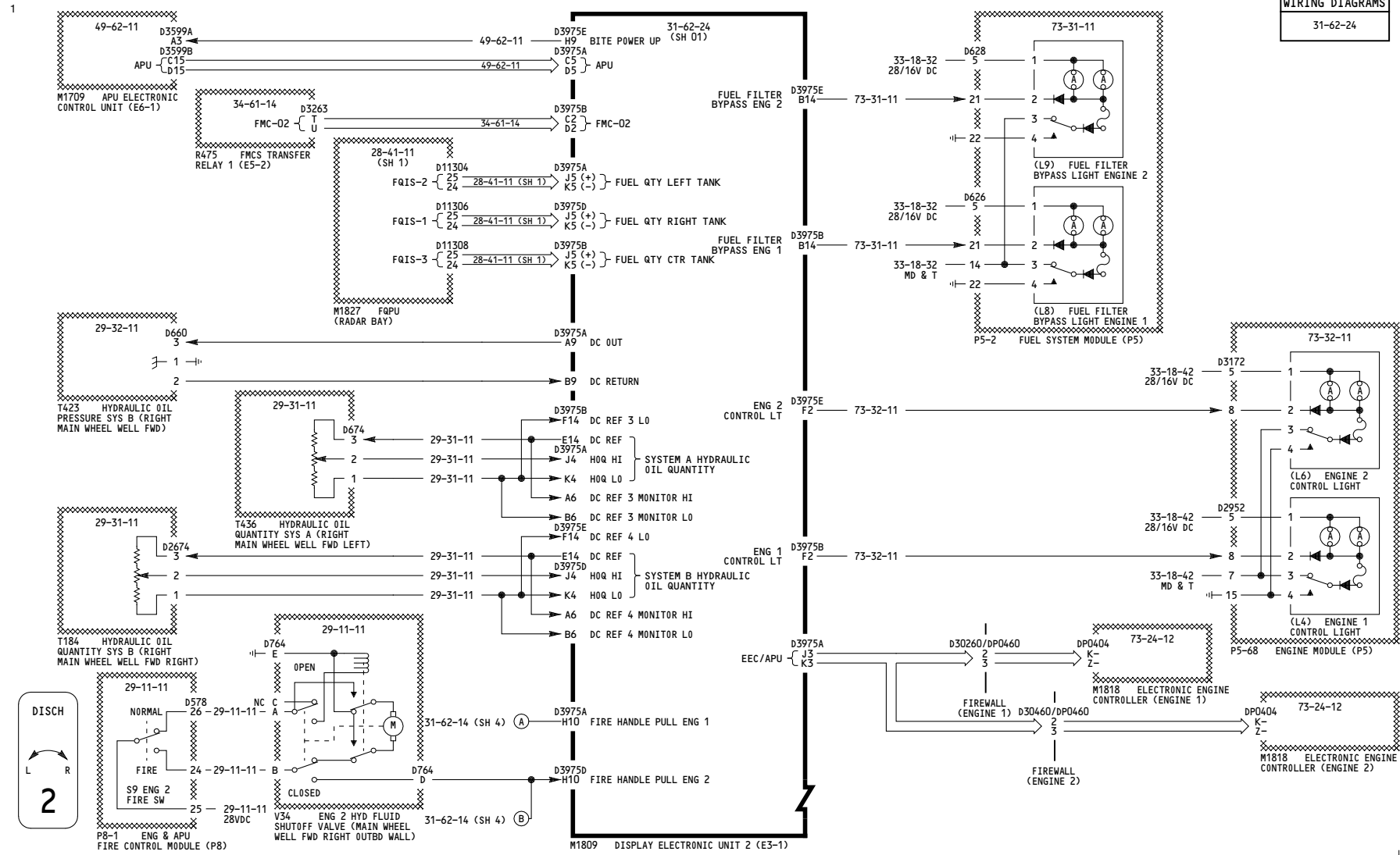
**CDS - DEU 2 ENGINE  
HYDRAULIC, APU AND FUEL  
INTERFACES**

D280A203

**31-62-24**



**WIRING DIAGRAMS**  
31-62-24



DISCH  
L R  
**2**

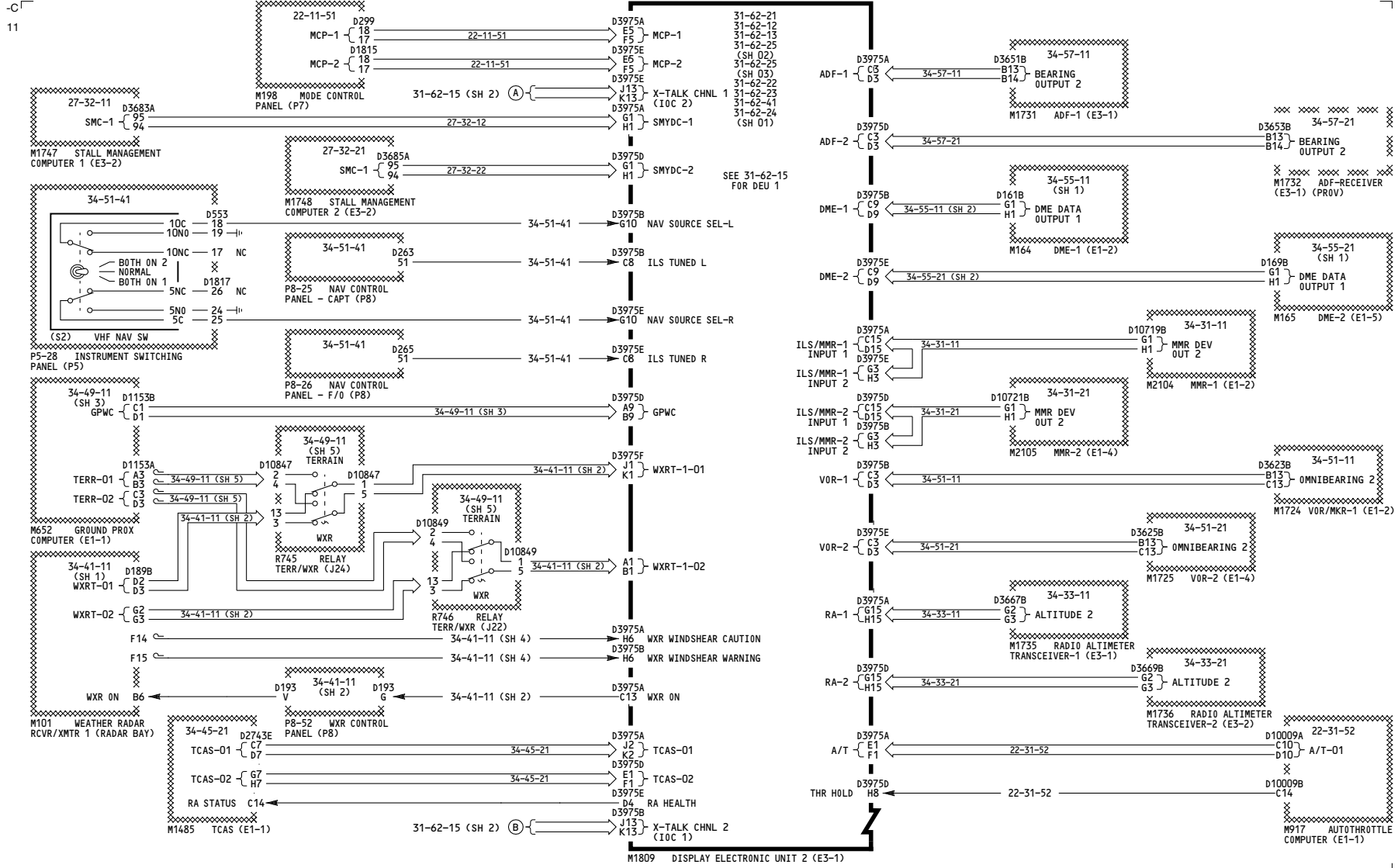
YC031-YM670

**CDS - DEU 2 ENGINE  
HYDRAULIC, APU AND FUEL  
INTERFACES**

D280A203

**31-62-24**

Page 102  
Sheet 4  
Feb 09/2009



YC001-YC002, YC007

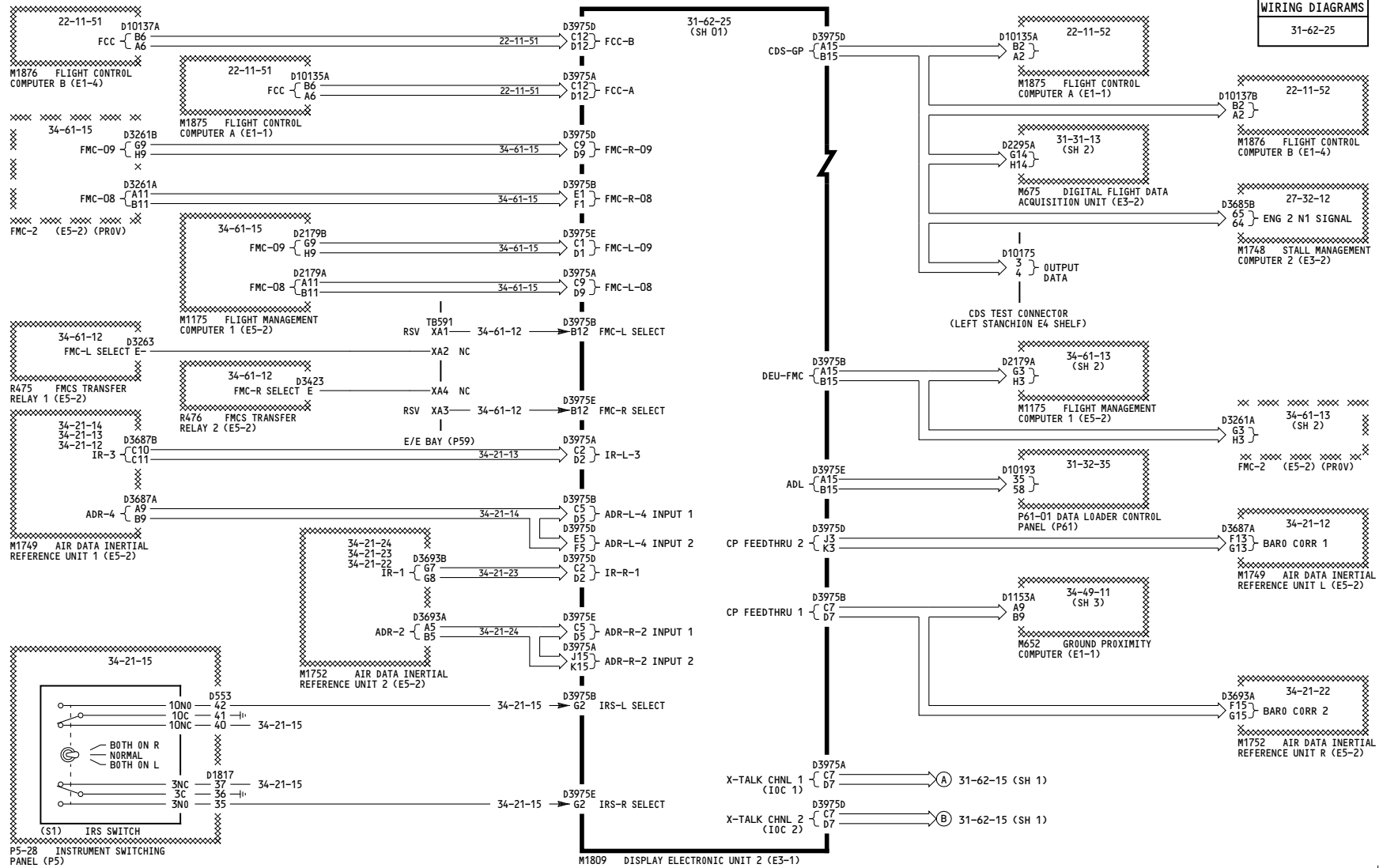
**CDS - DEU 2 AVIONICS INTERFACES**

D280A203

**31-62-25**

Page 101.1  
Sheet 1  
Jul 26/2006

14



YC001-YC002, YC007

**CDS - DEU 2 AVIONICS INTERFACES**

**INCORPORATES**  
31-1136

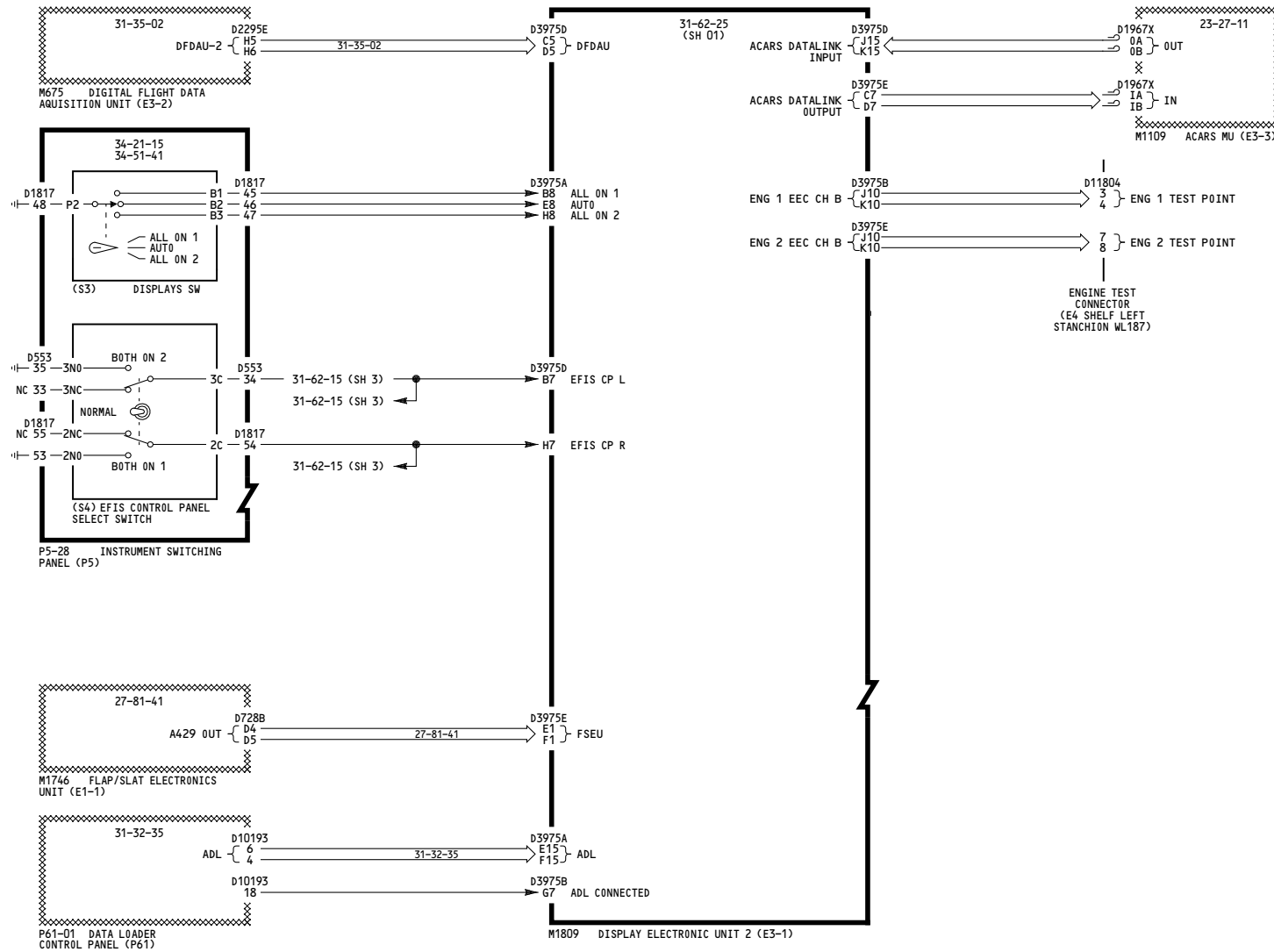
**31-62-25**

Page 101.1  
Sheet 2  
Mar 31/2005

D280A203

-B  
21

**WIRING DIAGRAMS**  
31-62-25



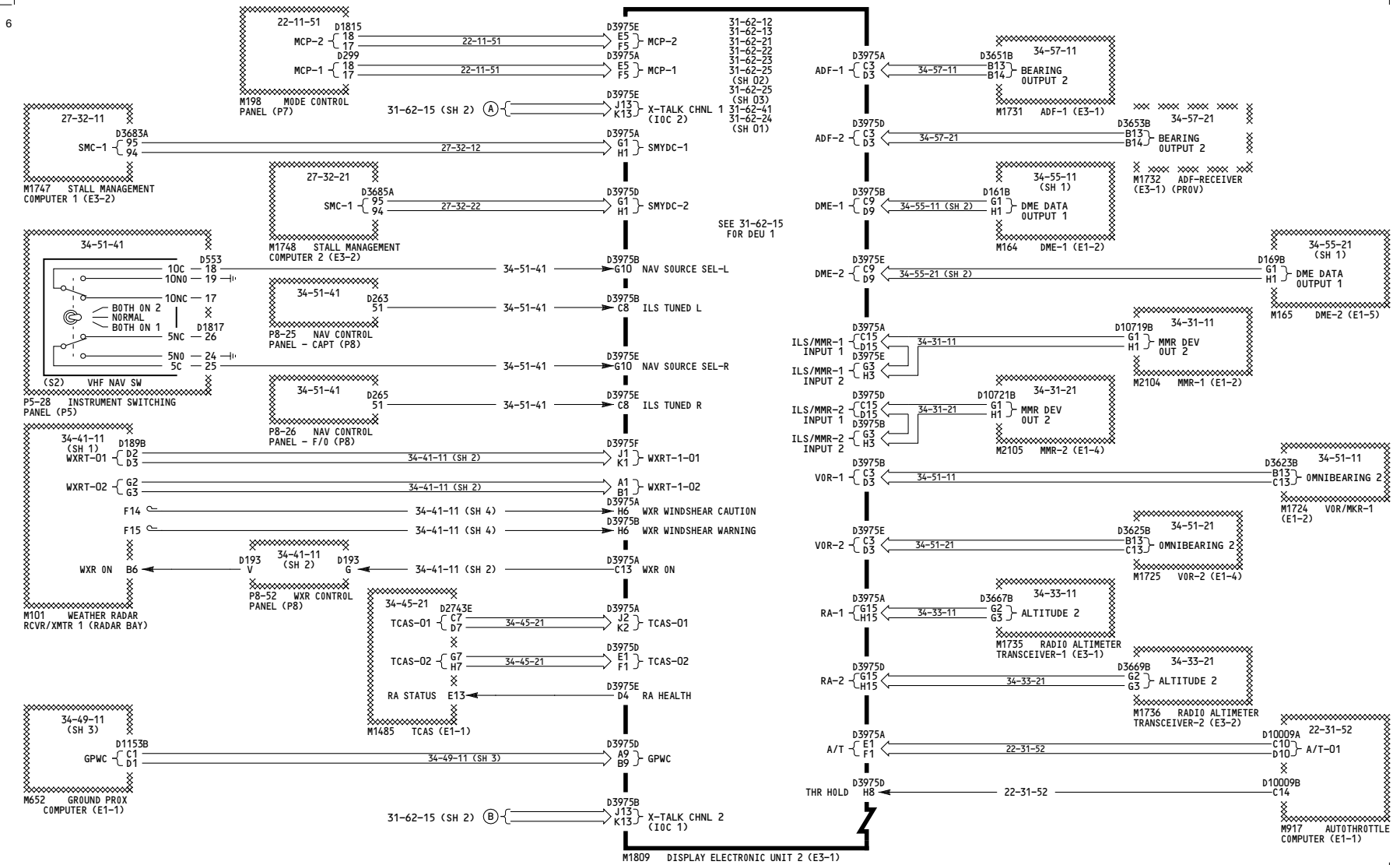
YC001-YC002, YC007	<p align="center"><b>CDS - DEU 2 AVIONICS INTERFACES</b></p> <p align="center">D280A203</p>
--------------------	---

Incorporates  
31-1136

**31-62-25**

Page 101.1  
Sheet 3  
Mar 31/2005

THIS PAGE INTENTIONALLY LEFT BLANK

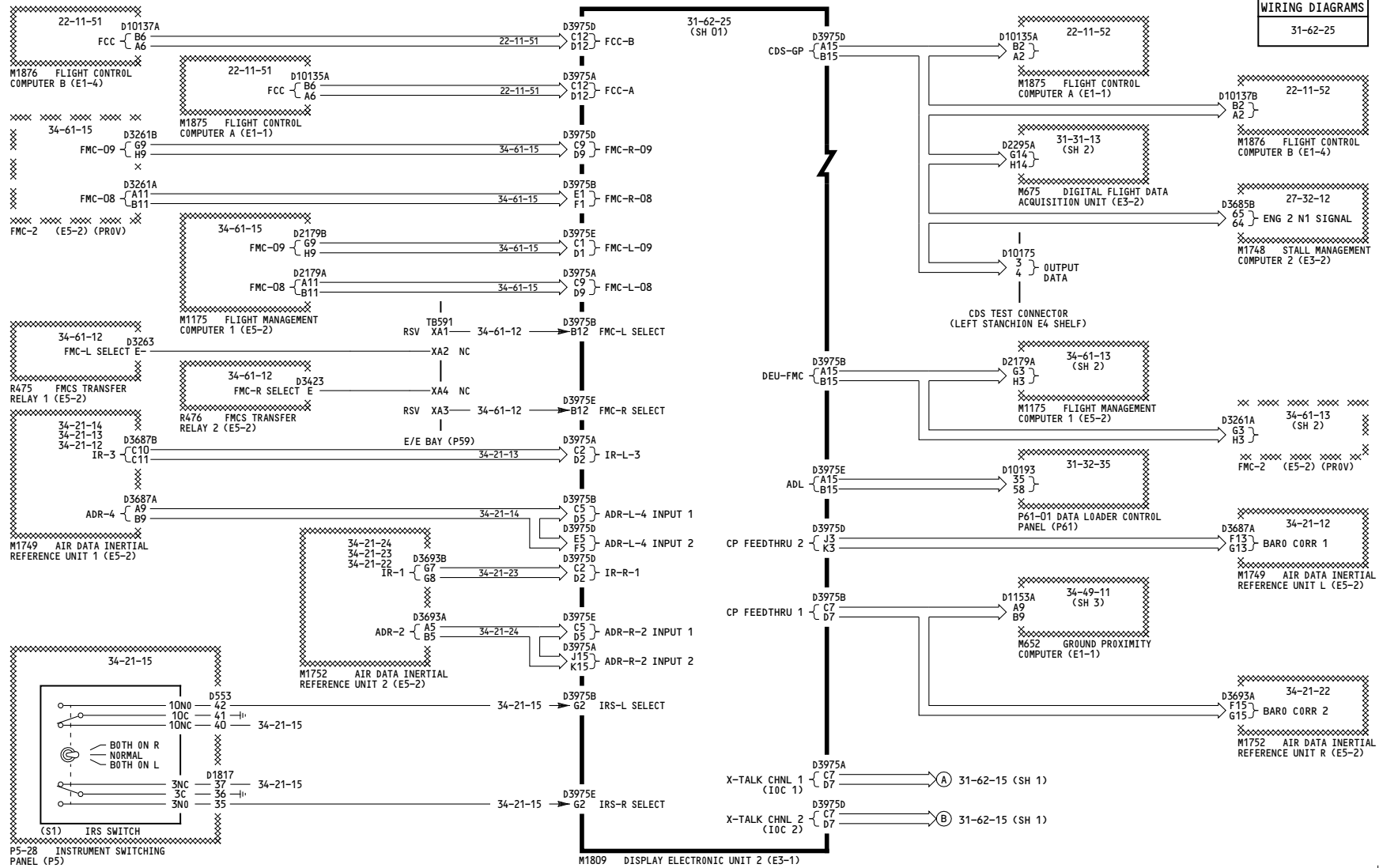


YC003-YC006	<p><b>CDS - DEU 2 AVIONICS INTERFACES</b></p>   <p>D280A203</p>
-------------	--

**31-62-25**

Page 102.1  
Sheet 1  
Mar 31/2005

14



YC003-YC006

**CDS - DEU 2 AVIONICS INTERFACES**

Incorporates  
31-1136

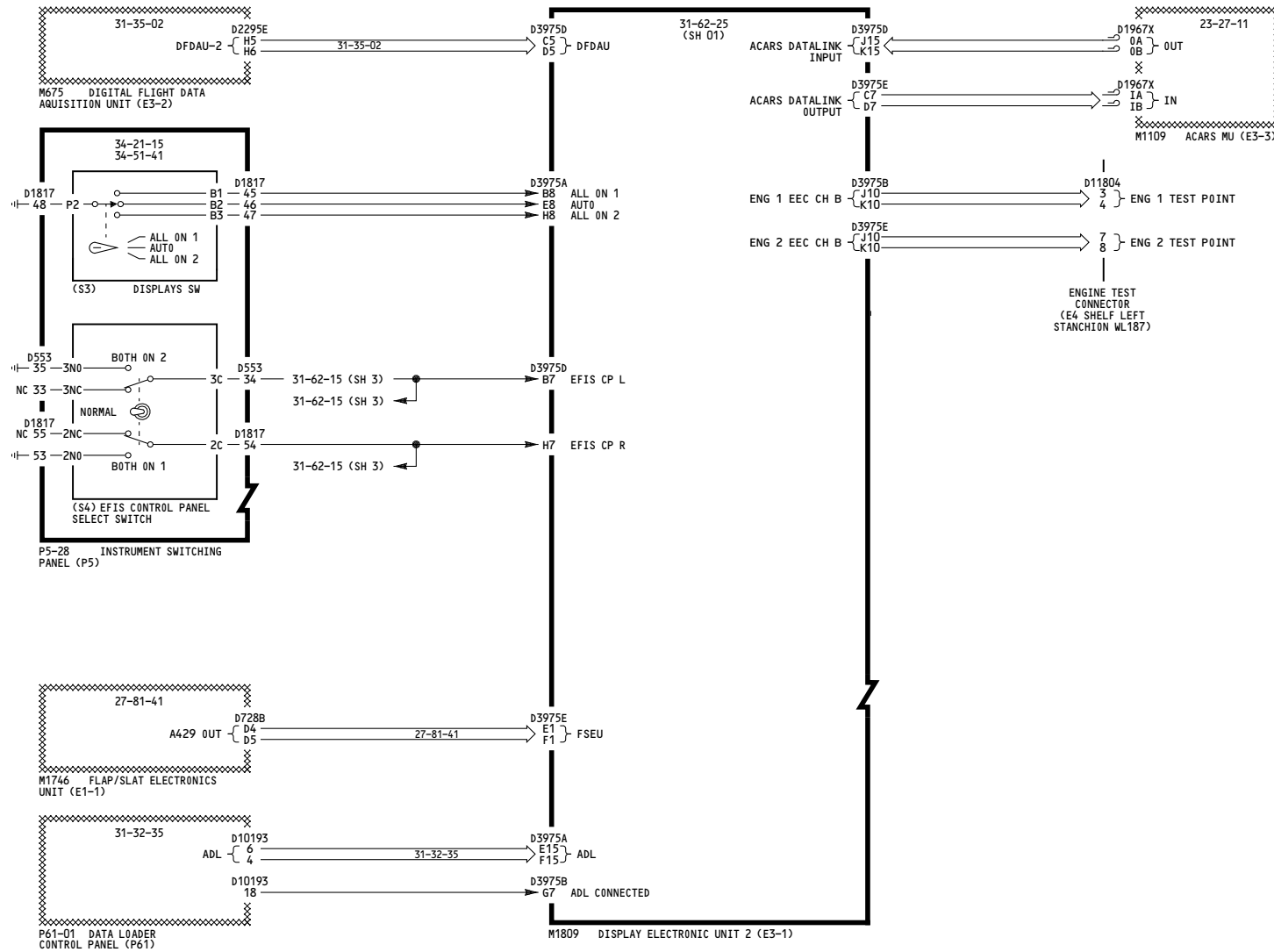
D280A203

**31-62-25**

Page 102.1  
Sheet 2  
Mar 31/2005

-B  
21

**WIRING DIAGRAMS**  
31-62-25



YC003-YC006	<b>CDS - DEU 2 AVIONICS INTERFACES</b>  D280A203
-------------	--

Incorporates  
31-1136

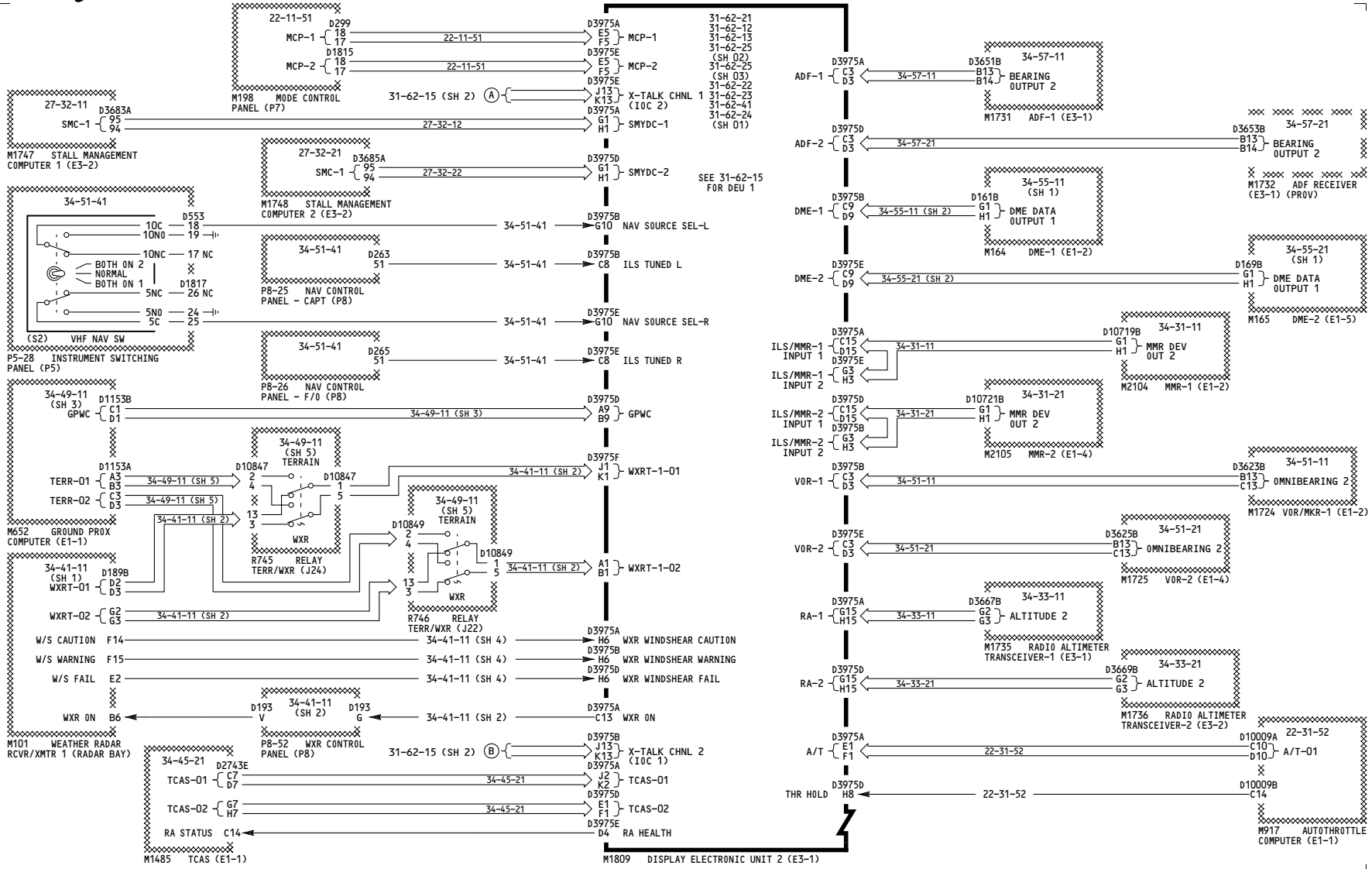
**31-62-25**

Page 102.1  
Sheet 3  
Mar 31/2005



THIS PAGE INTENTIONALLY LEFT BLANK

13



YC008-YC011

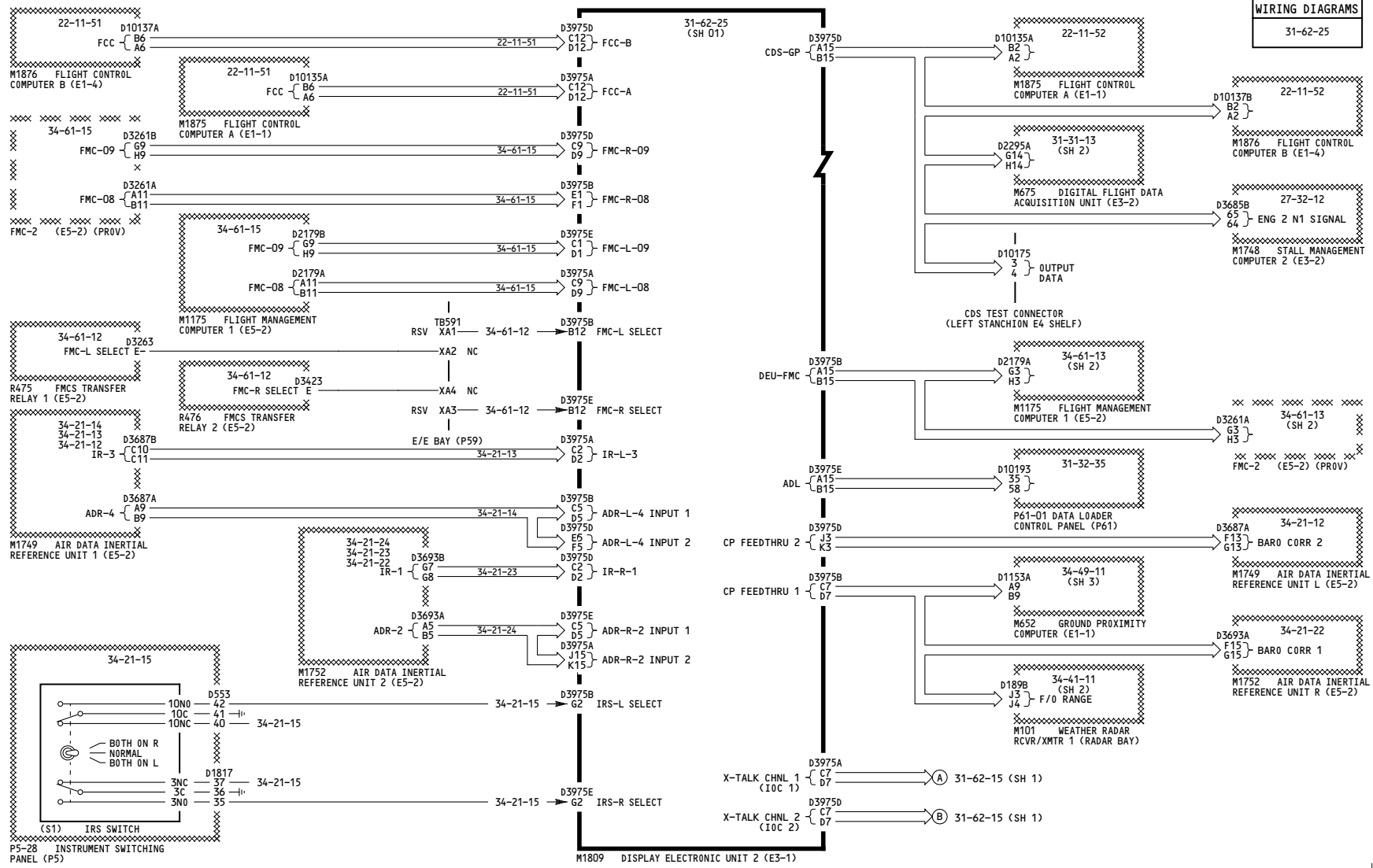
**CDS - DEU 2 AVIONICS INTERFACES**

D280A203

**31-62-25**

Page 103.1  
Sheet 1  
Jul 26/2006

-A  
7



YC008-YC011

**CDS - DEU 2 AVIONICS INTERFACES**

Incorporates  
31-1136

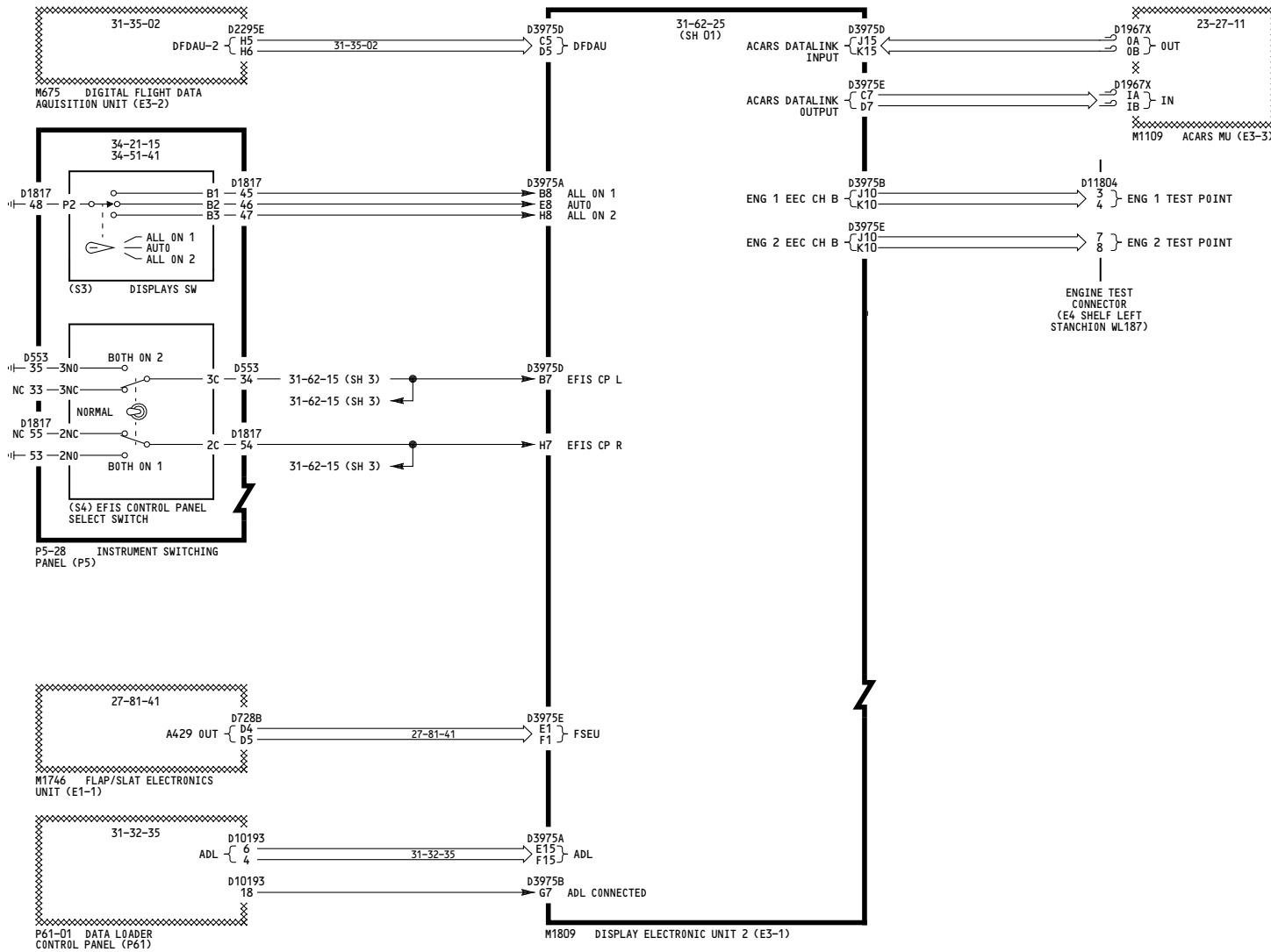
D280A203

**31-62-25**

Page 103.1  
Sheet 2  
Mar 31/2005

-B  
21

**WIRING DIAGRAMS**  
31-62-25



YC008-YC011	<p align="center"><b>CDS - DEU 2 AVIONICS INTERFACES</b></p> <p align="center">D280A203</p>
-------------	---

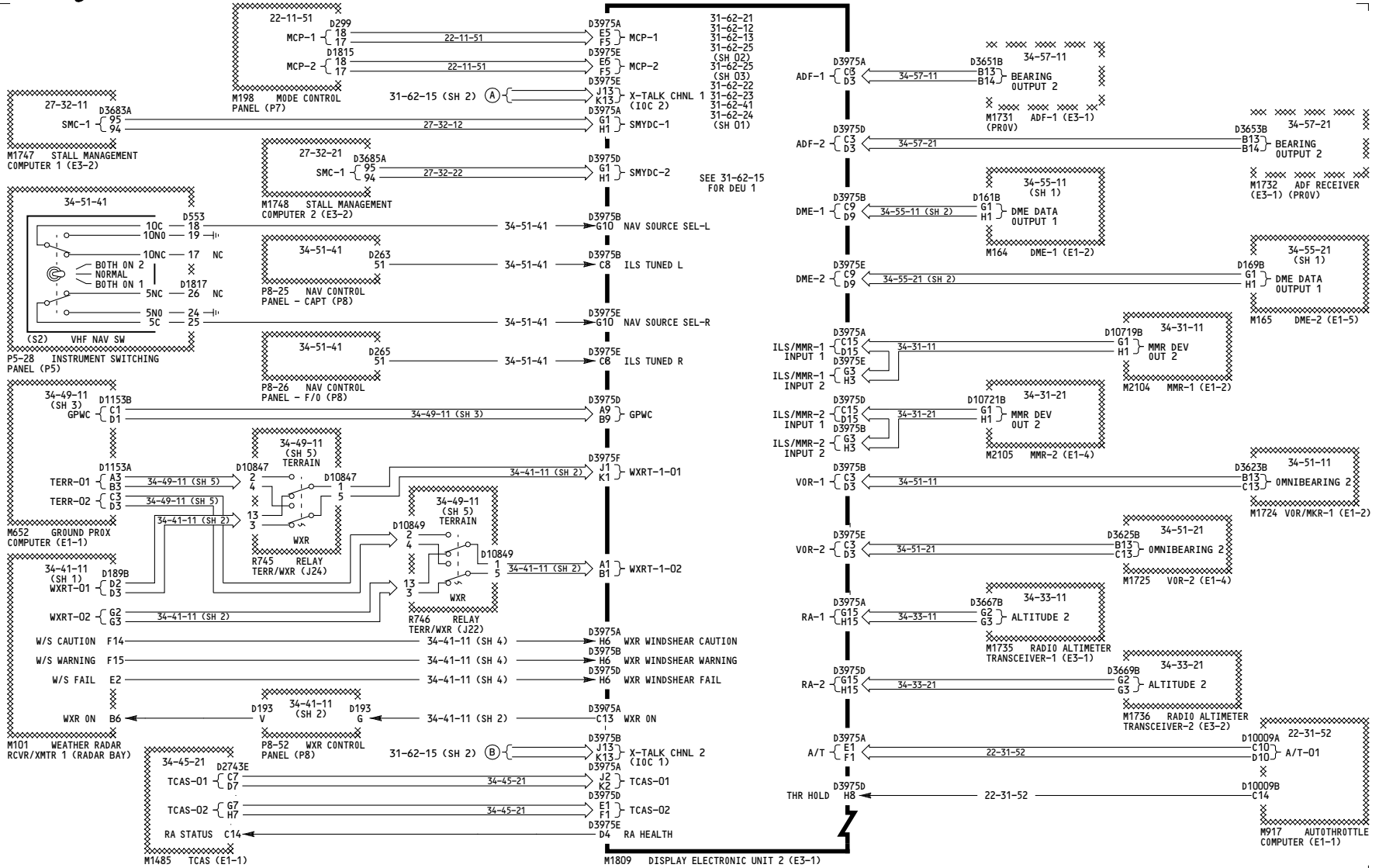
Incorporates  
31-1136

**31-62-25**

Page 103.1  
Sheet 3  
Mar 31/2005

THIS PAGE INTENTIONALLY LEFT BLANK

-B  
14



YC012-YC016

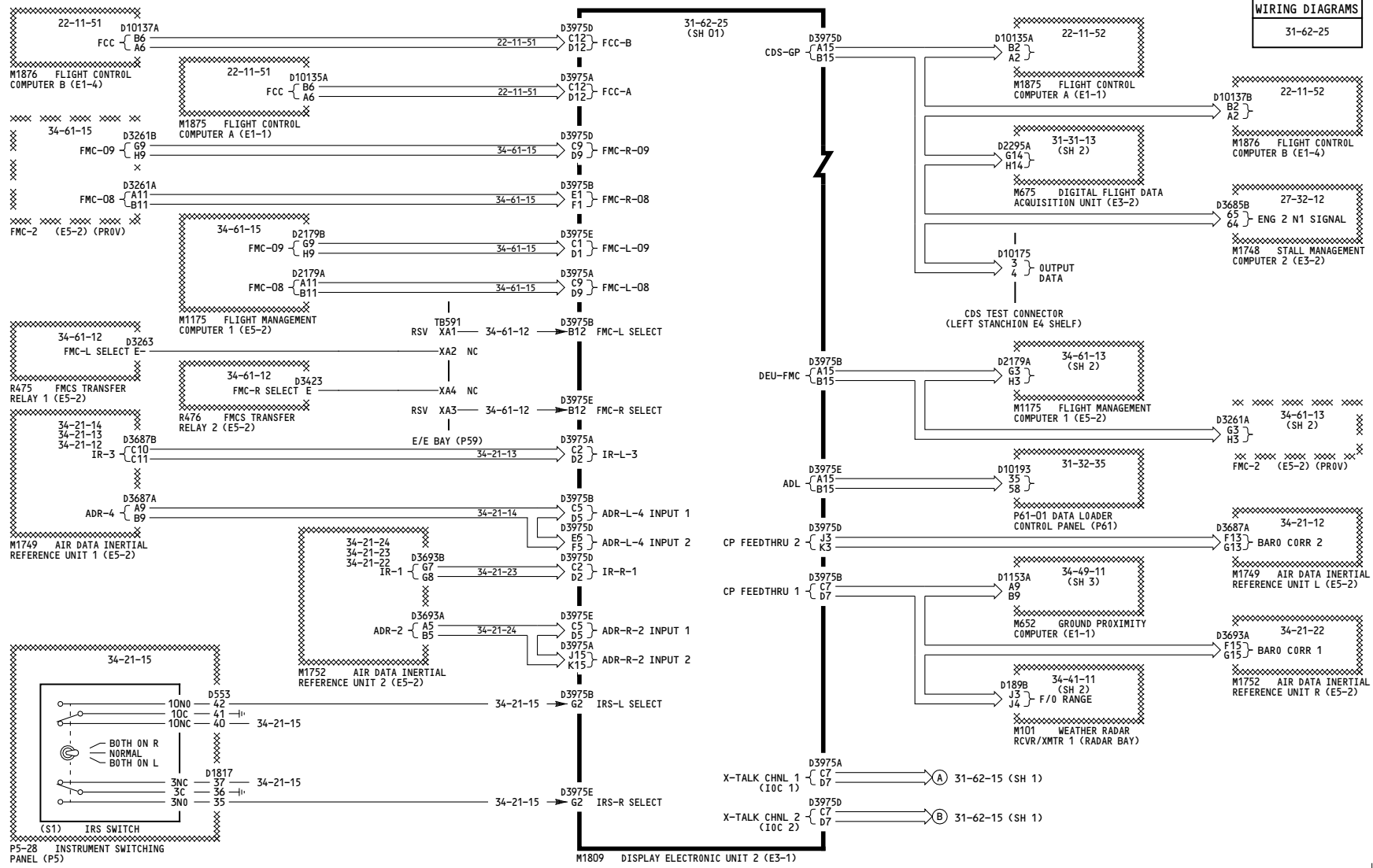
**CDS - DEU 2 AVIONICS INTERFACES**

D280A203

**31-62-25**

Page 104  
Sheet 1  
Jul 26/2006

-A  
7

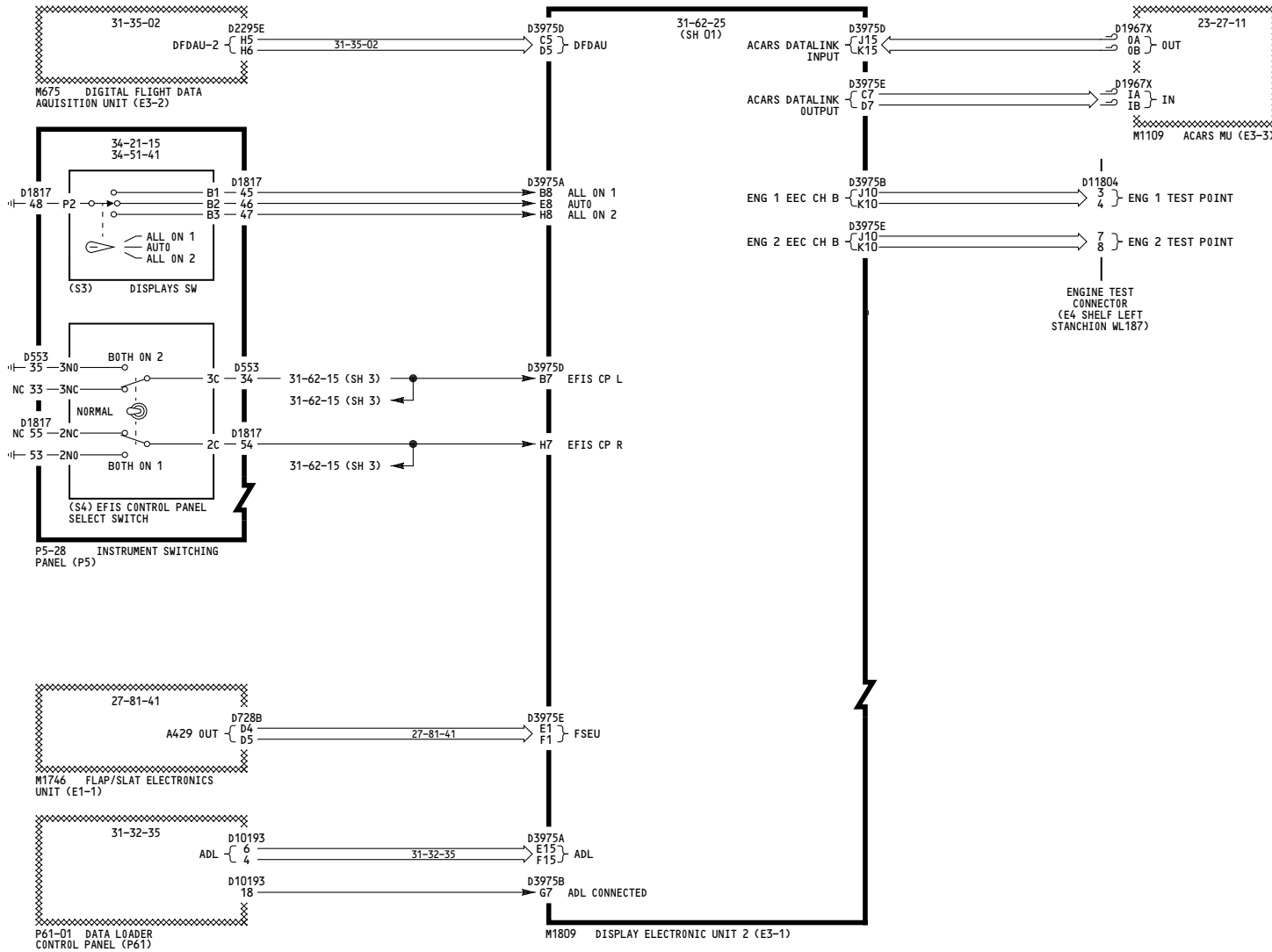


YC012-YC016	<p><b>CDS - DEU 2 AVIONICS INTERFACES</b></p> <p>D280A203</p>
-------------	---

**31-62-25**

-B  
21

**WIRING DIAGRAMS**  
31-62-25



<p>YC012-YC016</p>	<p><b>CDS - DEU 2 AVIONICS INTERFACES</b></p> <p>D280A203</p>
--------------------	---

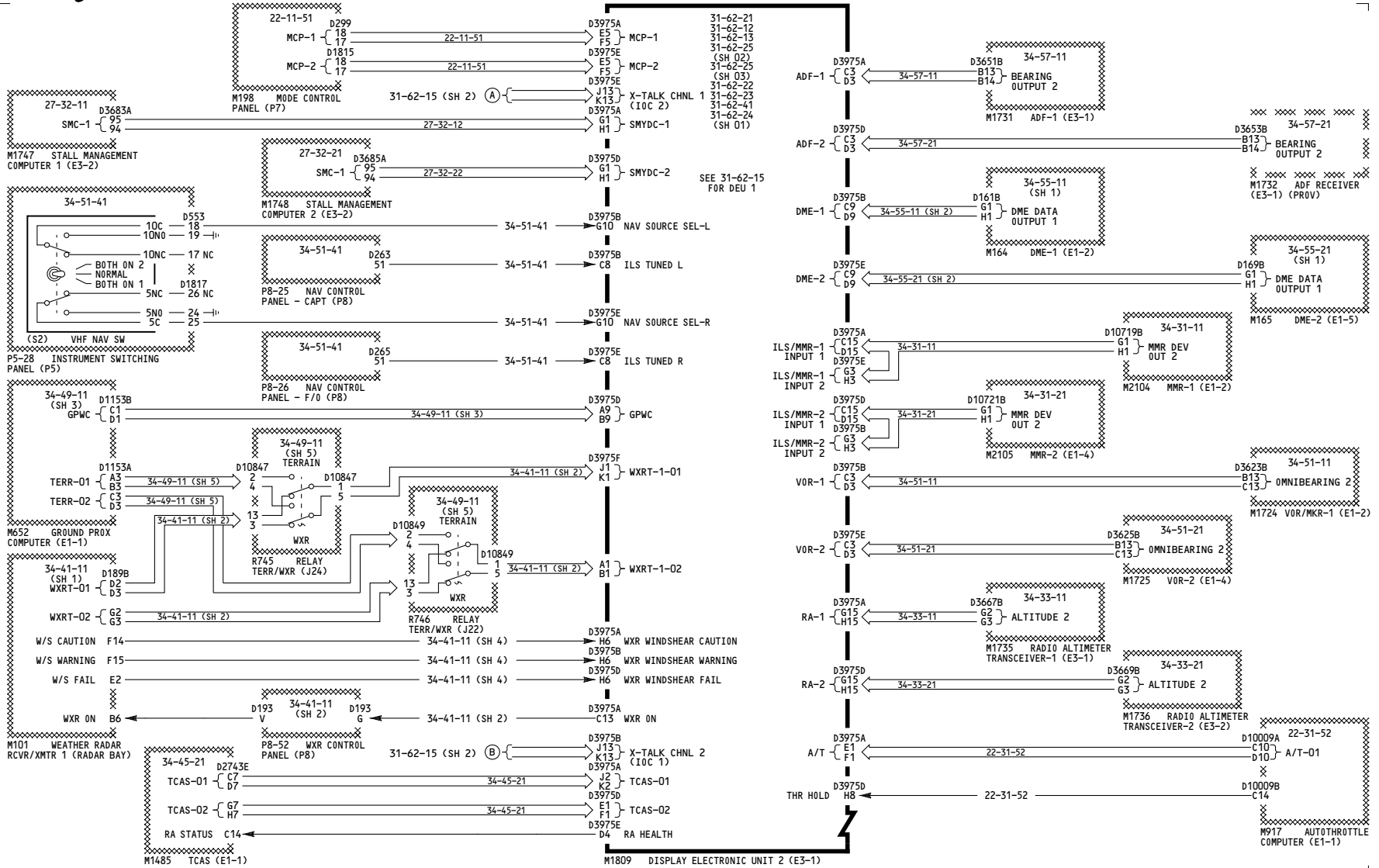
**31-62-25**

Page 104  
Sheet 3  
Mar 31/2005



THIS PAGE INTENTIONALLY LEFT BLANK

13



YC017-YC030

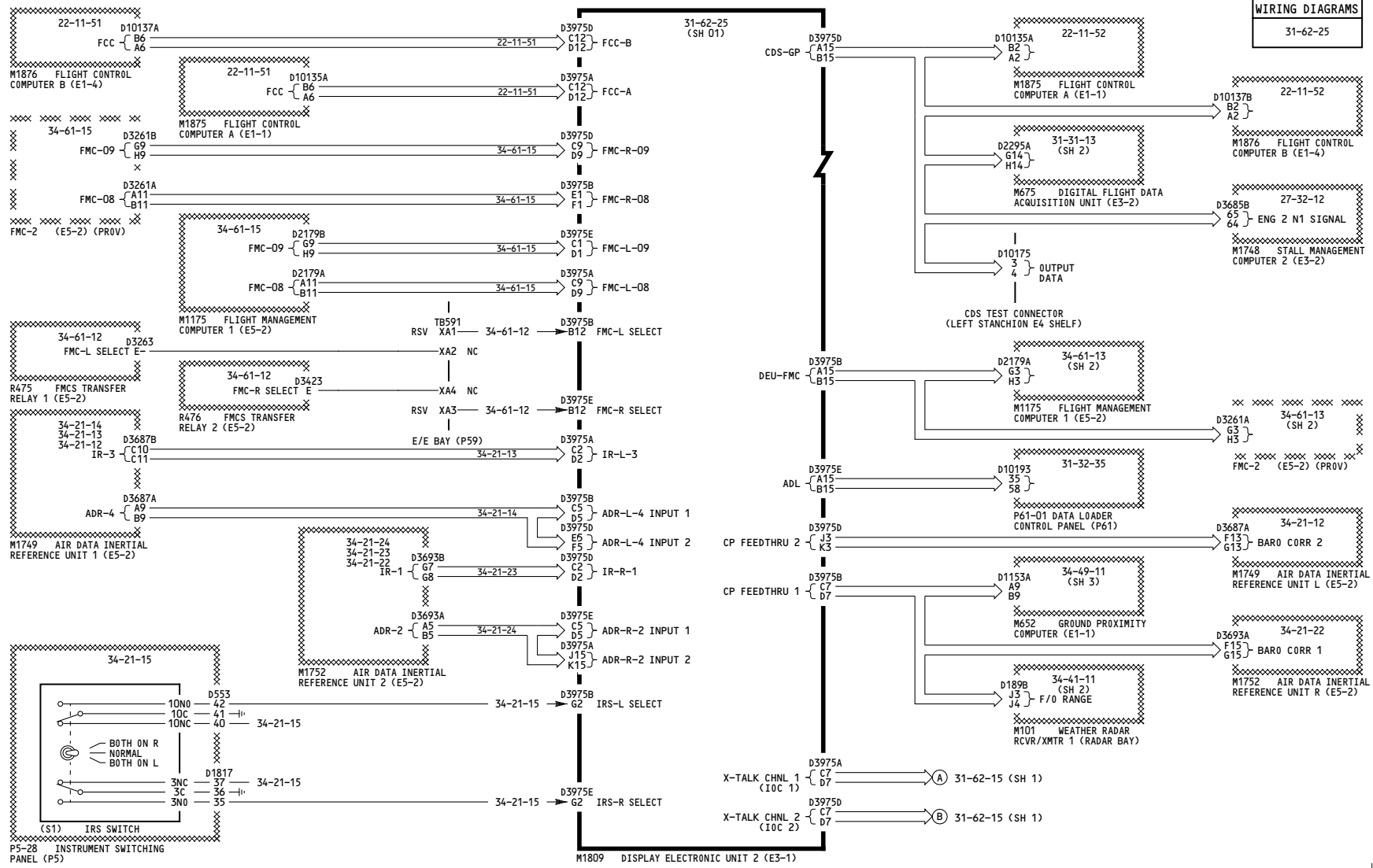
**CDS - DEU 2 AVIONICS INTERFACES**

D280A203

**31-62-25**

Page 105  
Sheet 1  
Jul 17/2007

-A  
7

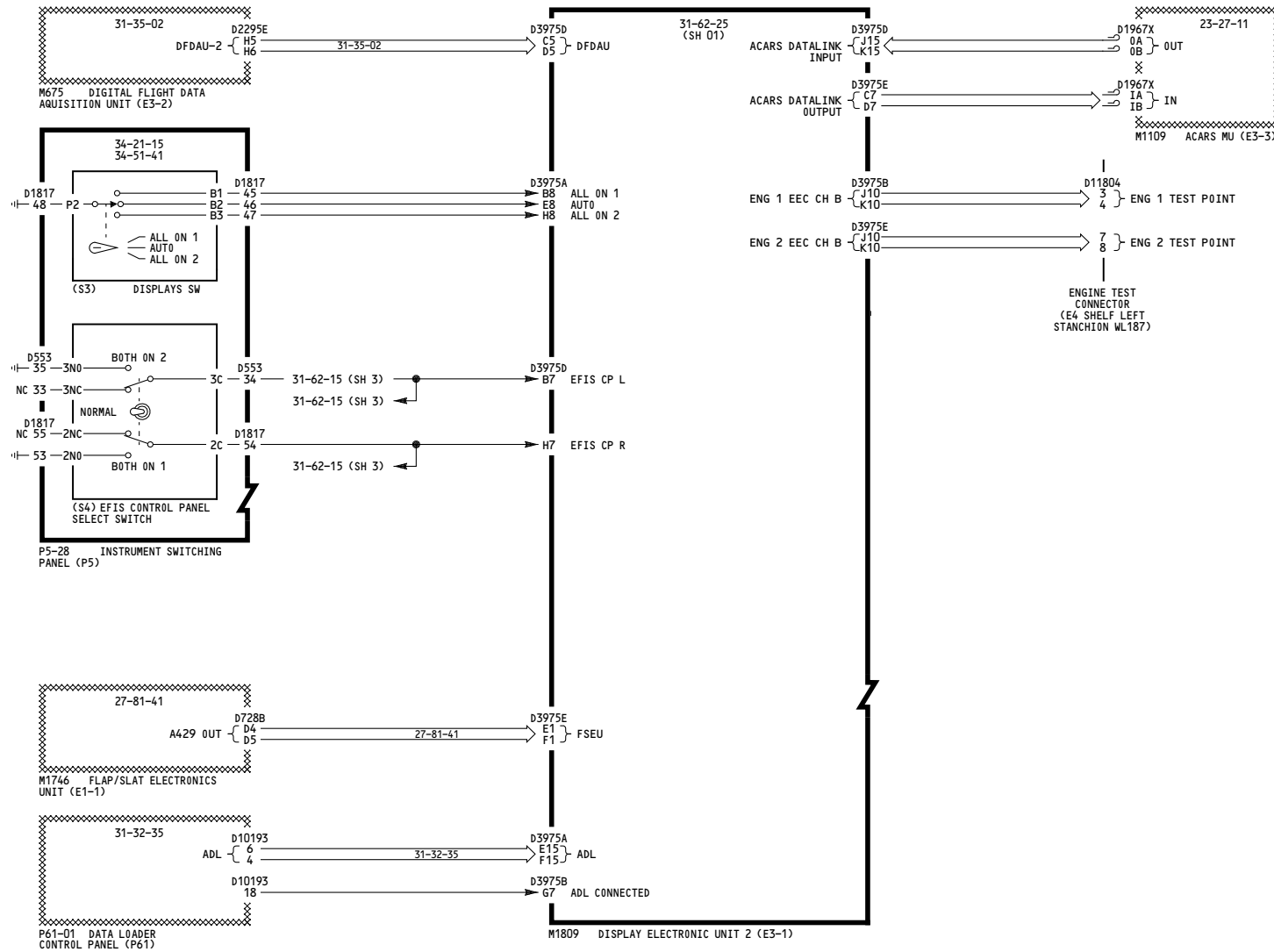


YC017-YC030	<p><b>CDS - DEU 2 AVIONICS INTERFACES</b></p> <p>D280A203</p>
-------------	---

**31-62-25**

-B  
21

**WIRING DIAGRAMS**  
31-62-25



YC017-YC030	<p><b>CDS - DEU 2 AVIONICS INTERFACES</b></p> <p>D280A203</p>
-------------	---

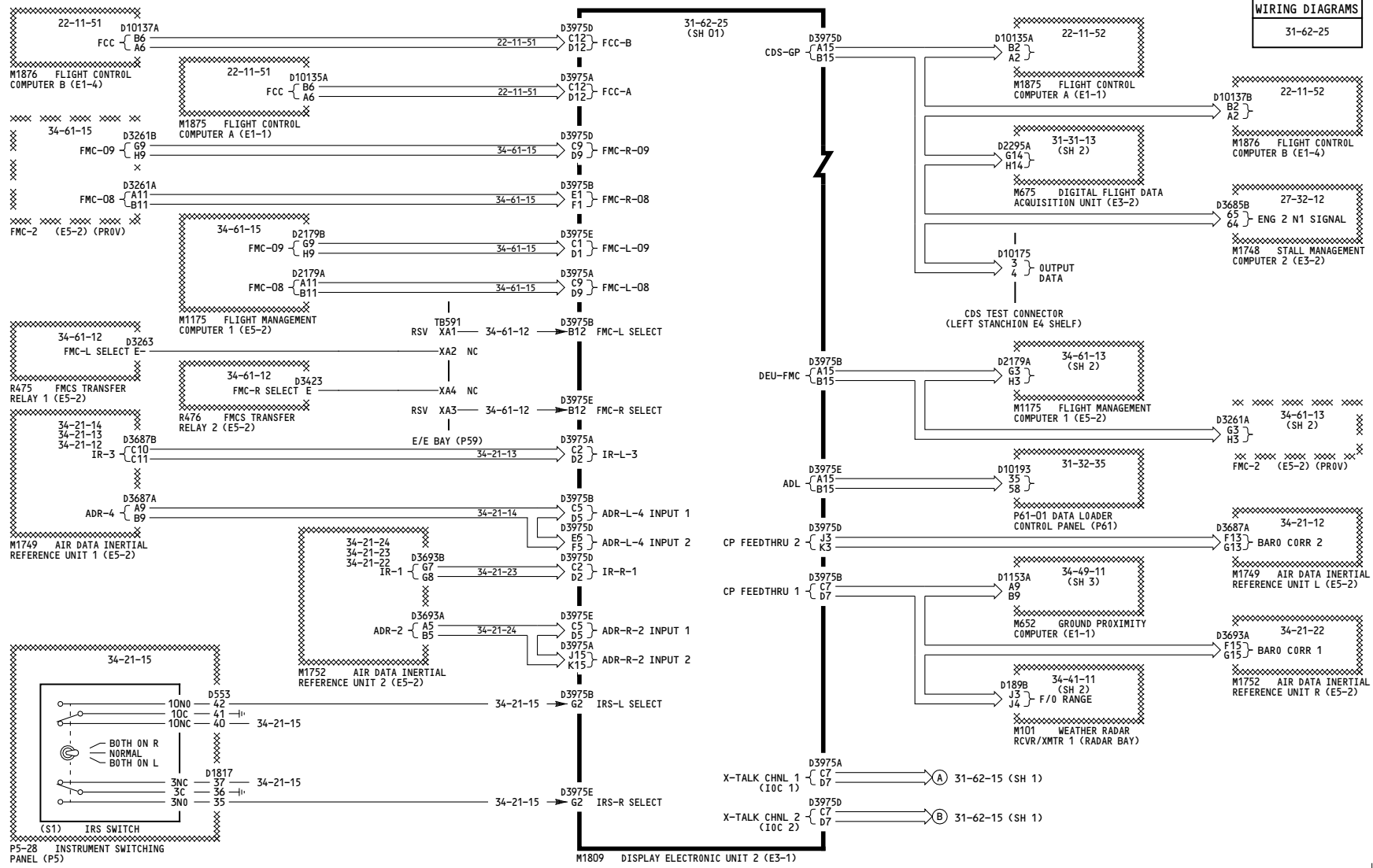
**31-62-25**

Page 105  
Sheet 3  
Jul 17/2007

THIS PAGE INTENTIONALLY LEFT BLANK



-A  
7



YC028-YC029

**CDS - DEU 2 AVIONICS INTERFACES**

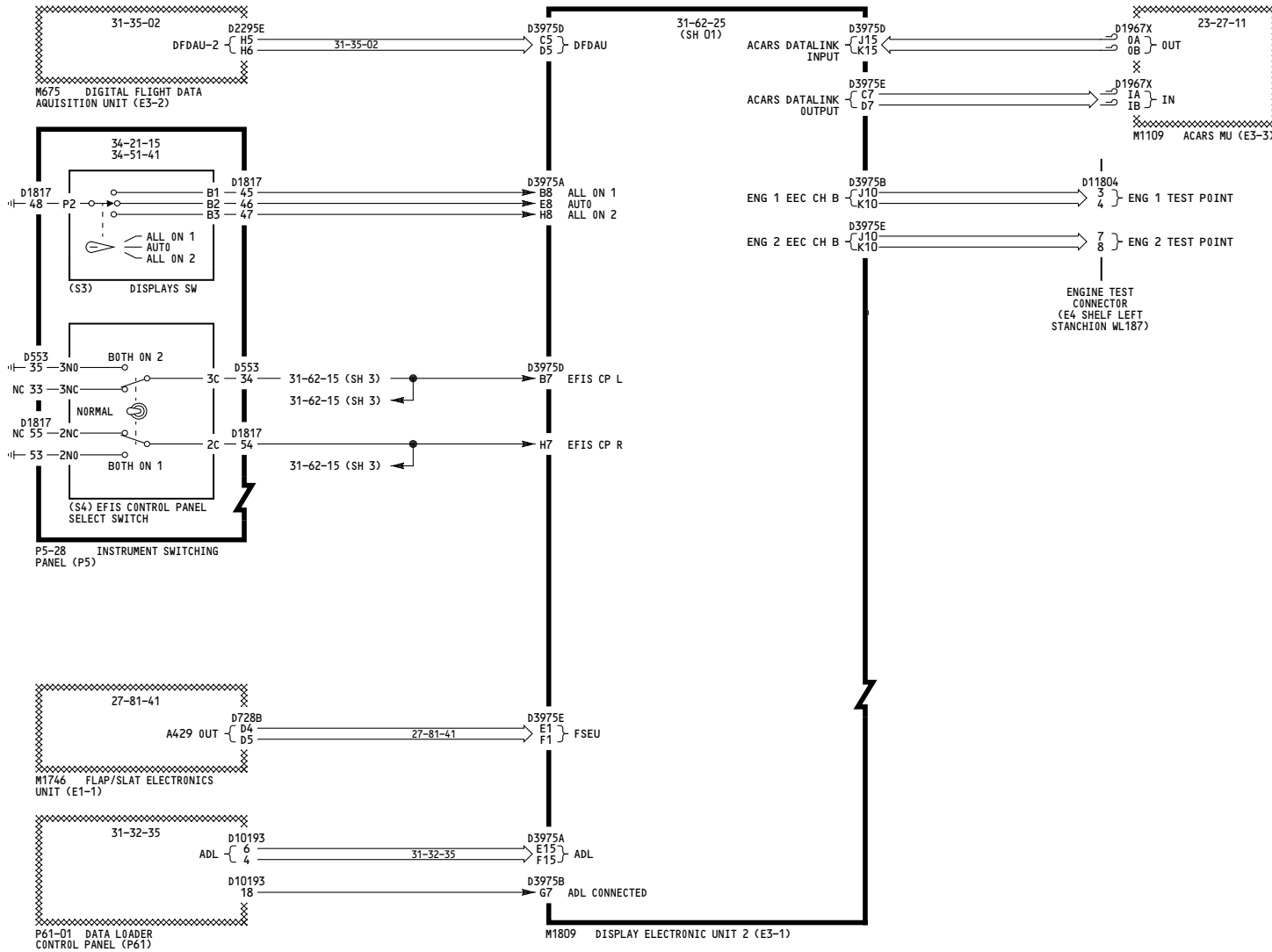
D280A203

**31-62-25**

Page 105.1  
Sheet 2  
Aug 10/2009

-B  
21

WIRING DIAGRAMS  
31-62-25



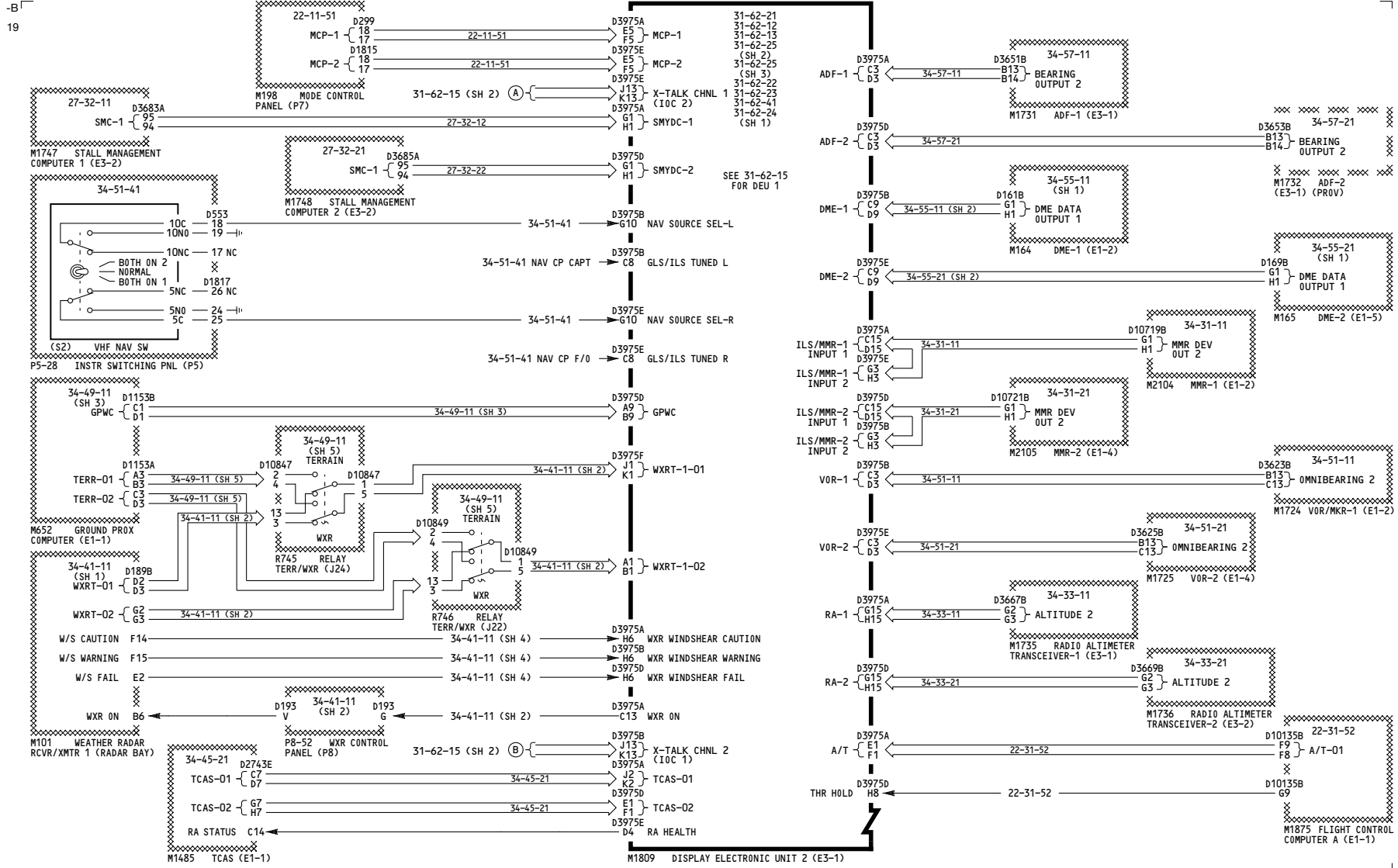
YC028-YC029	<p><b>CDS - DEU 2 AVIONICS INTERFACES</b></p> <p>D280A203</p>
-------------	---

**31-62-25**

Page 105.1  
Sheet 3  
Aug 10/2009



THIS PAGE INTENTIONALLY LEFT BLANK



YK901-YK906

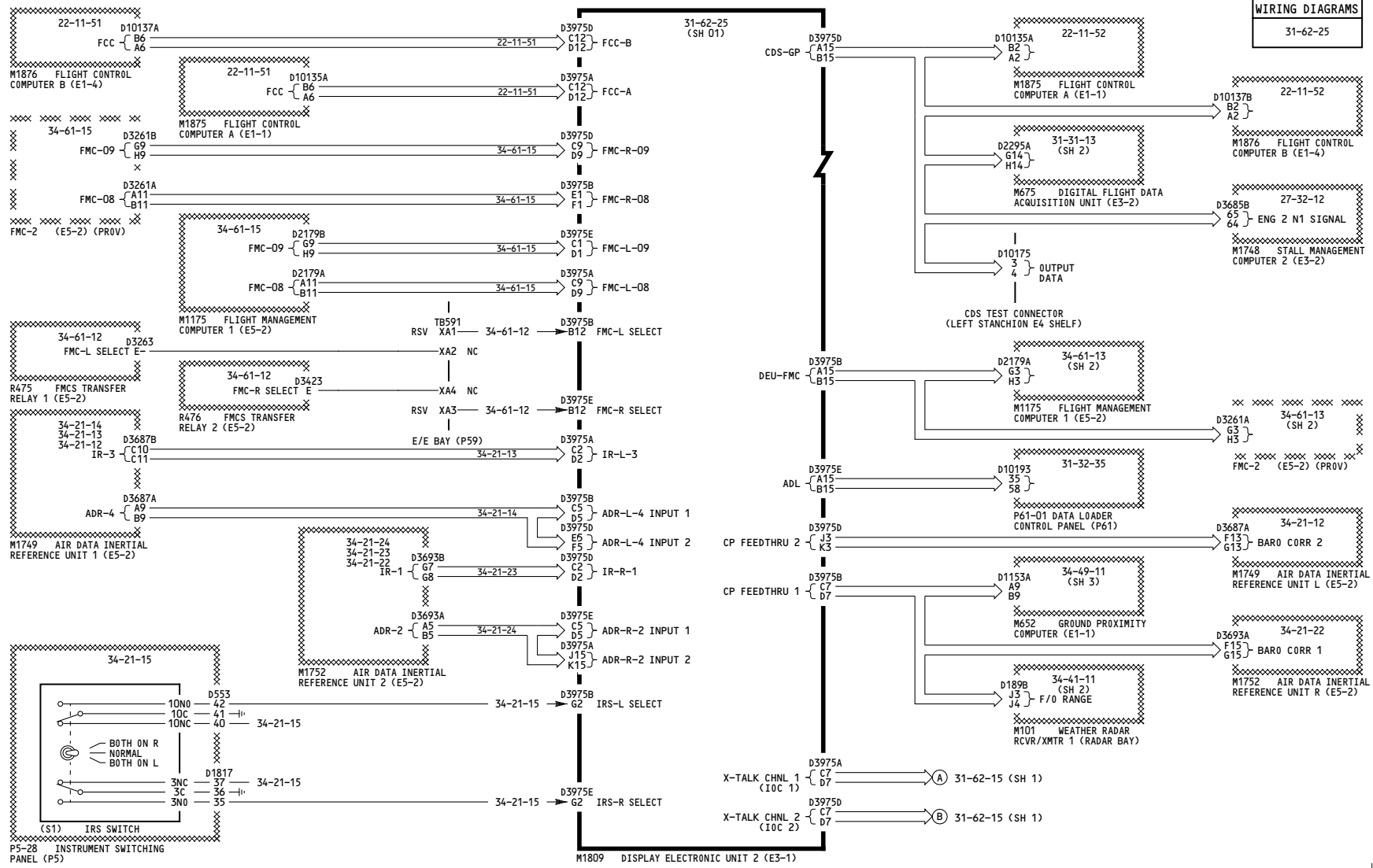
**CDS - DEU 2 AVIONICS INTERFACES**

D280A203

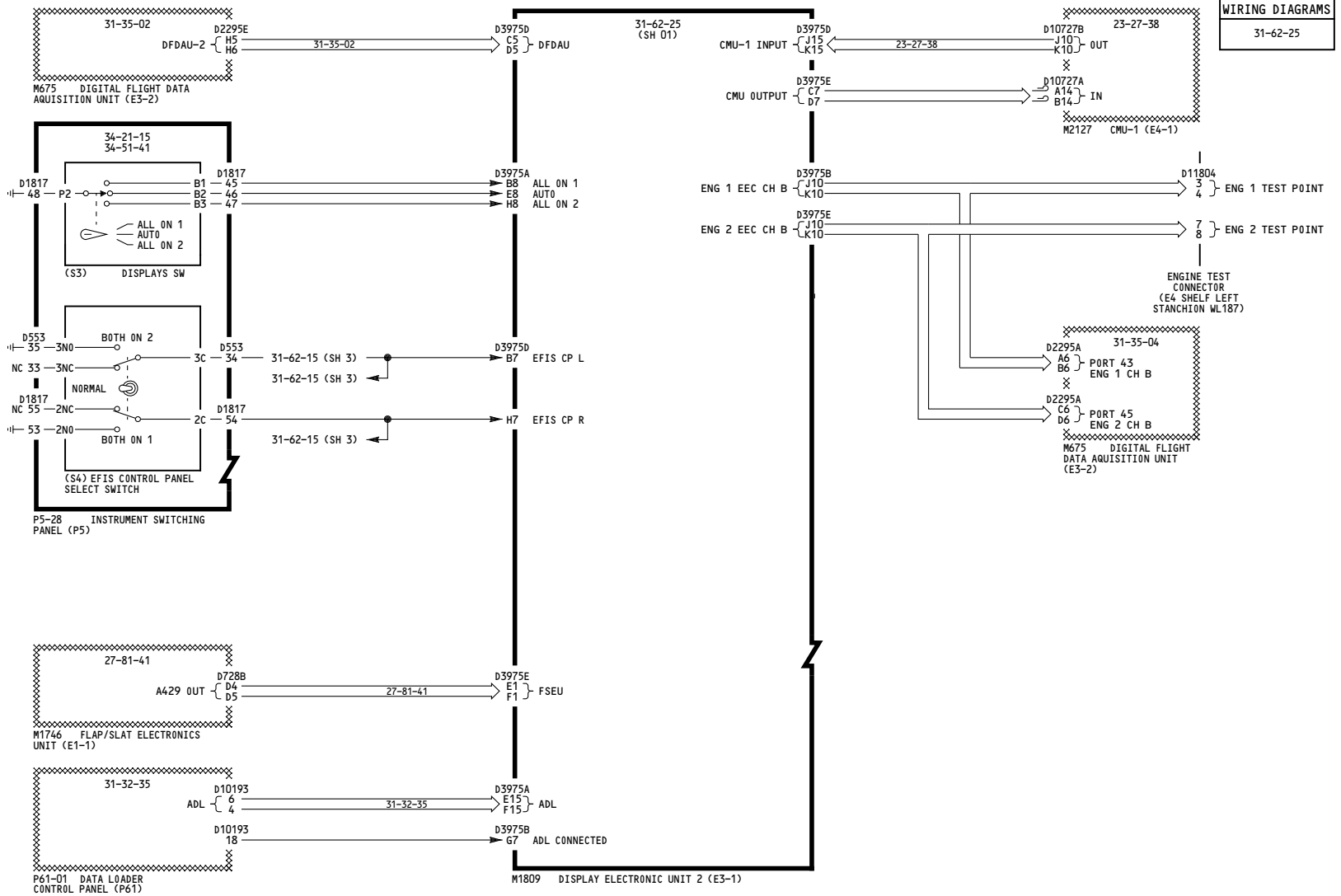
**31-62-25**

Page 106  
Sheet 1  
Oct 20/2006

-A  
7



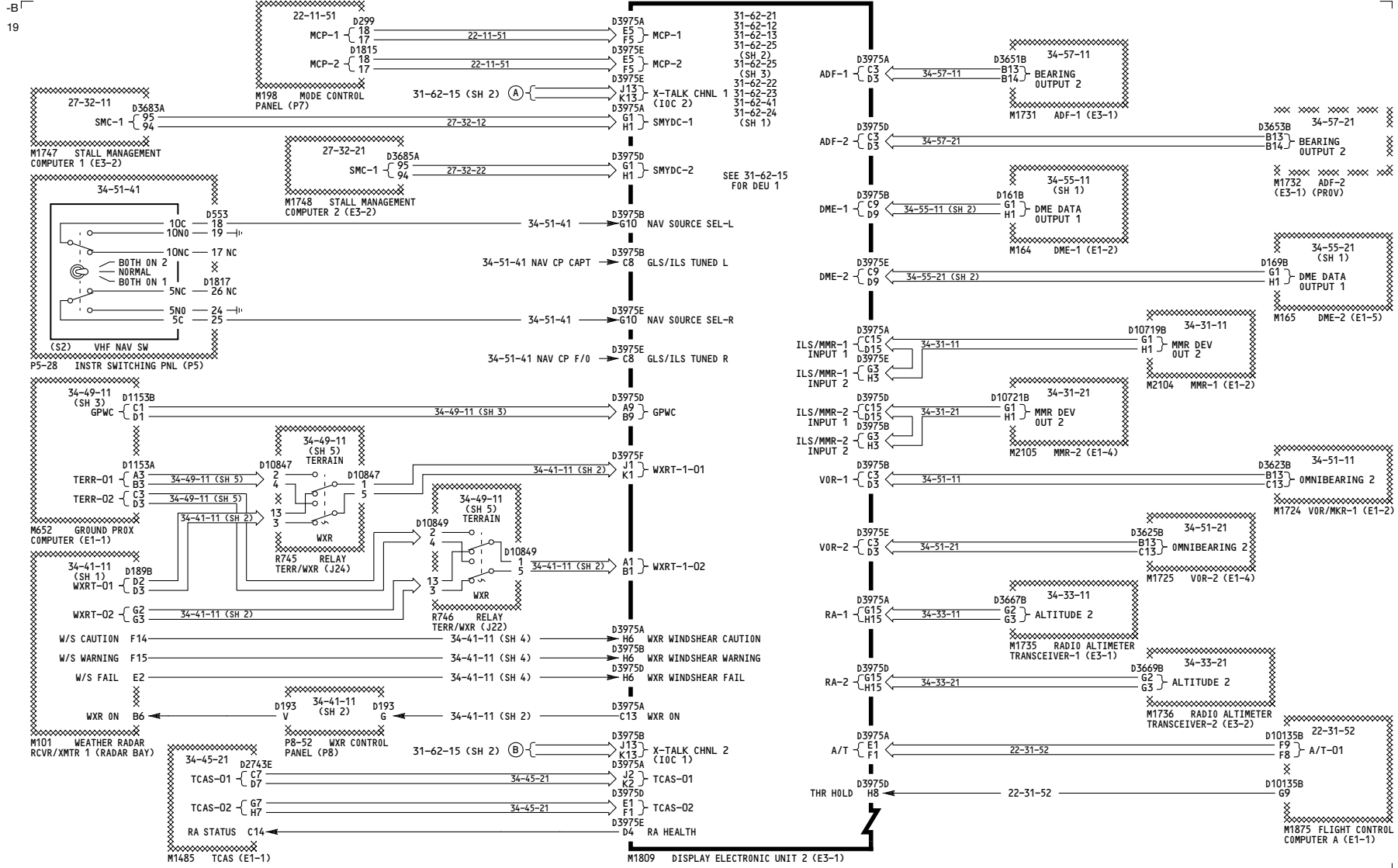
**WIRING DIAGRAMS**  
31-62-25



<p>YK901-YK906</p>	<p><b>CDS - DEU 2 AVIONICS INTERFACES</b></p> <p>D280A203</p>
--------------------	---

**31-62-25**

THIS PAGE INTENTIONALLY LEFT BLANK



YK907-YL430

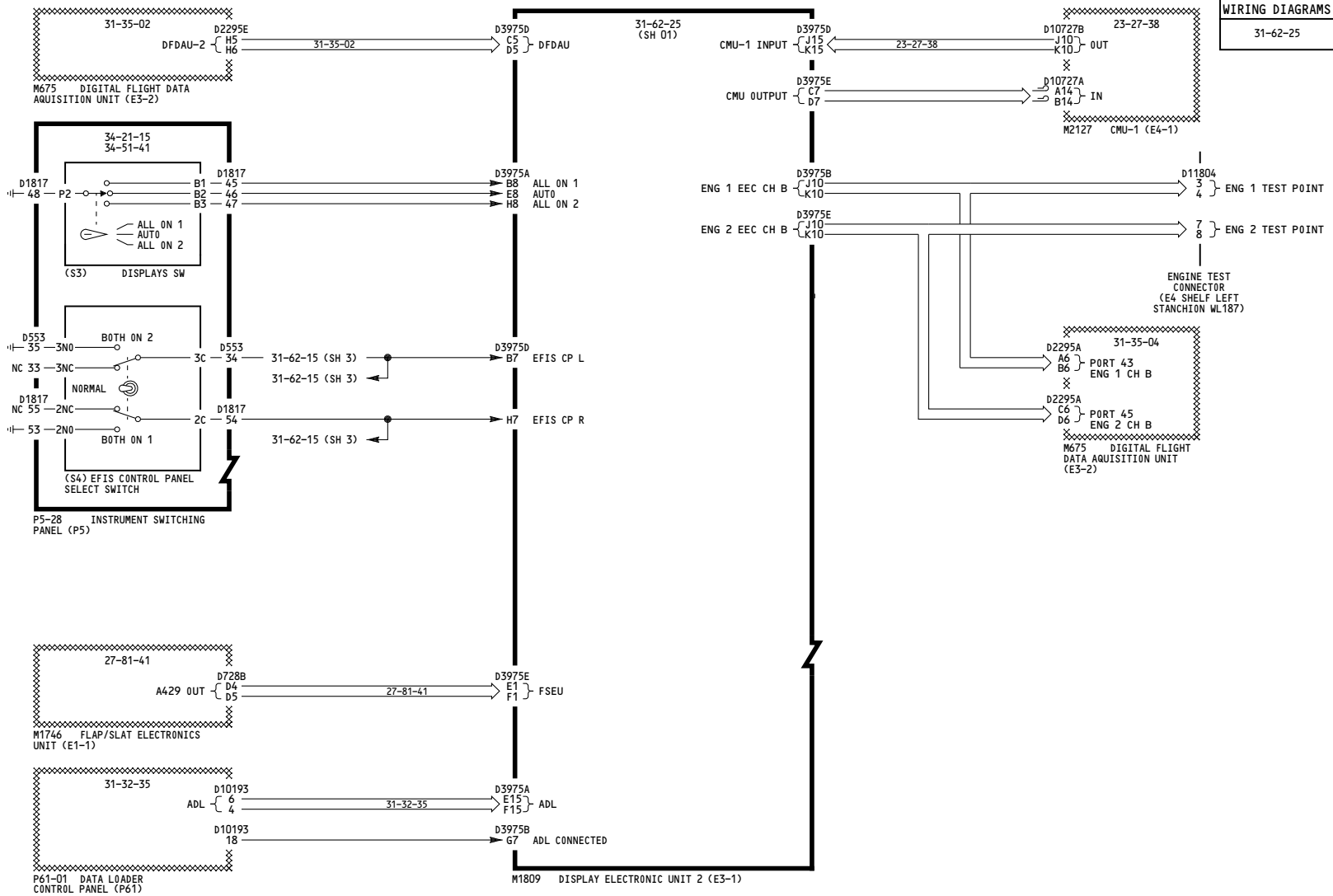
**CDS - DEU 2 AVIONICS INTERFACES**

D280A203

**31-62-25**



WIRING DIAGRAMS  
31-62-25

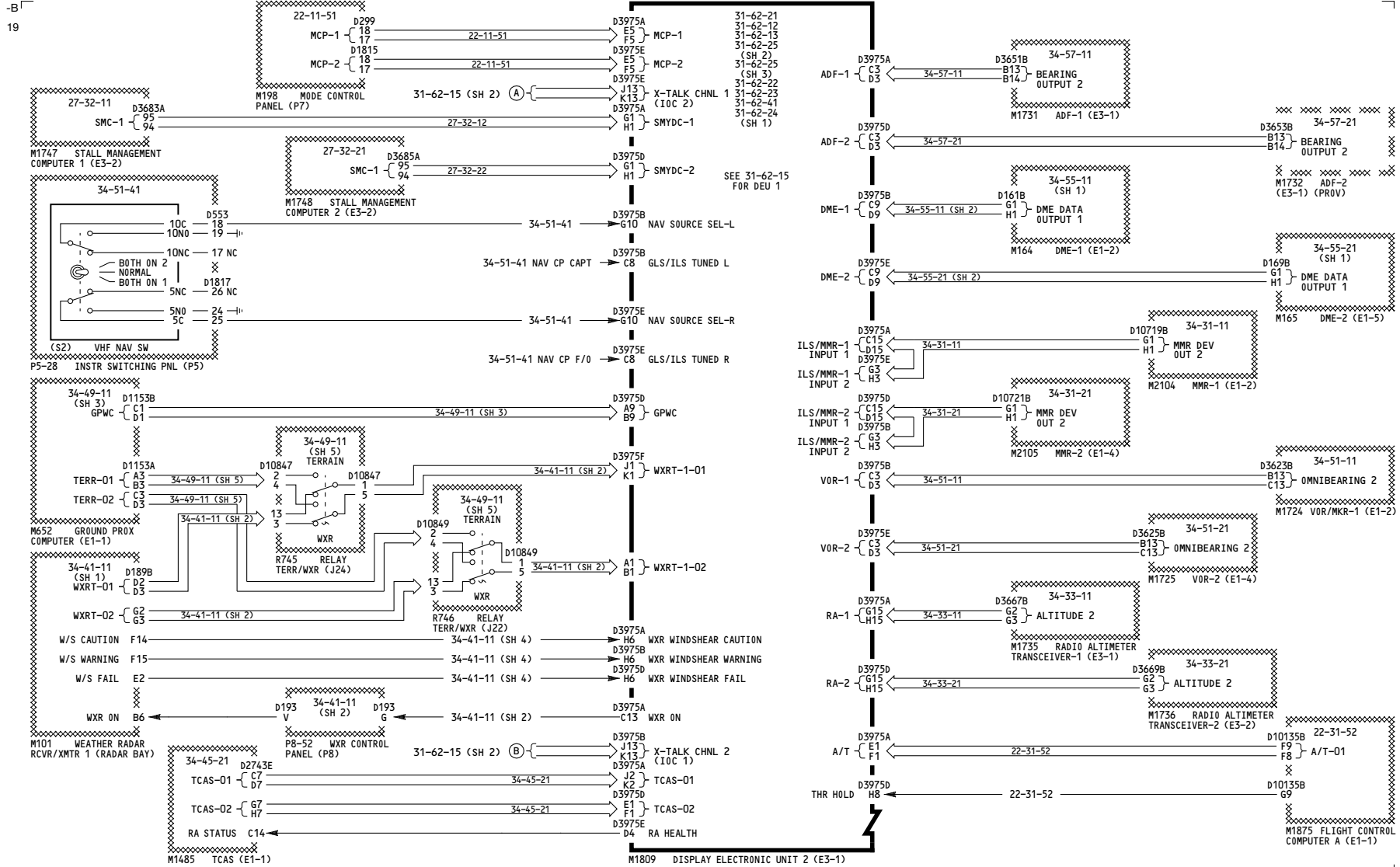


<p>YK907-YL430</p>	<p><b>CDS - DEU 2 AVIONICS INTERFACES</b></p> <p>D280A203</p>
--------------------	---

**31-62-25**



THIS PAGE INTENTIONALLY LEFT BLANK



YM643-YM670

**CDS - DEU 2 AVIONICS INTERFACES**

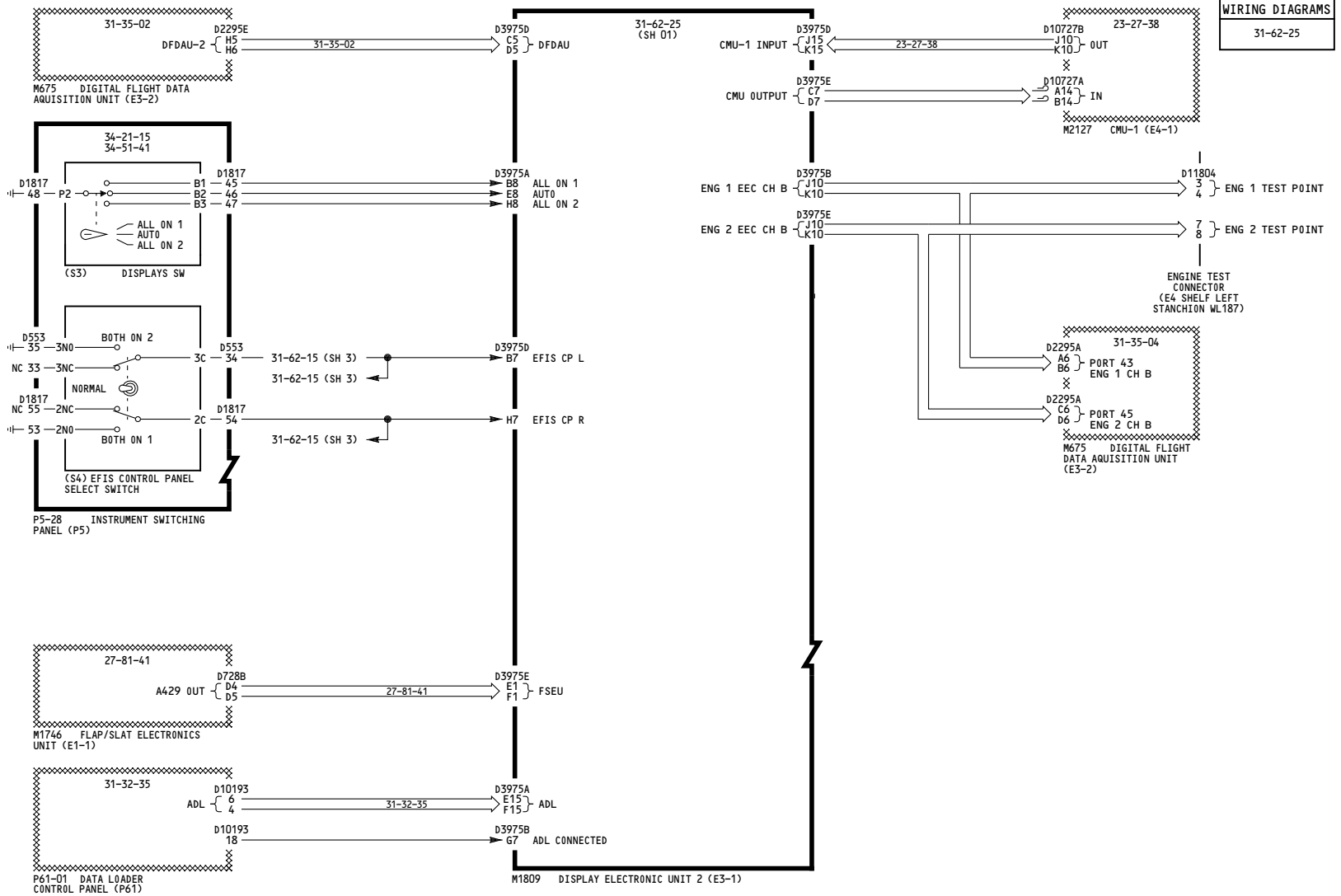
D280A203

**31-62-25**

Page 108  
Sheet 1  
May 13/2008



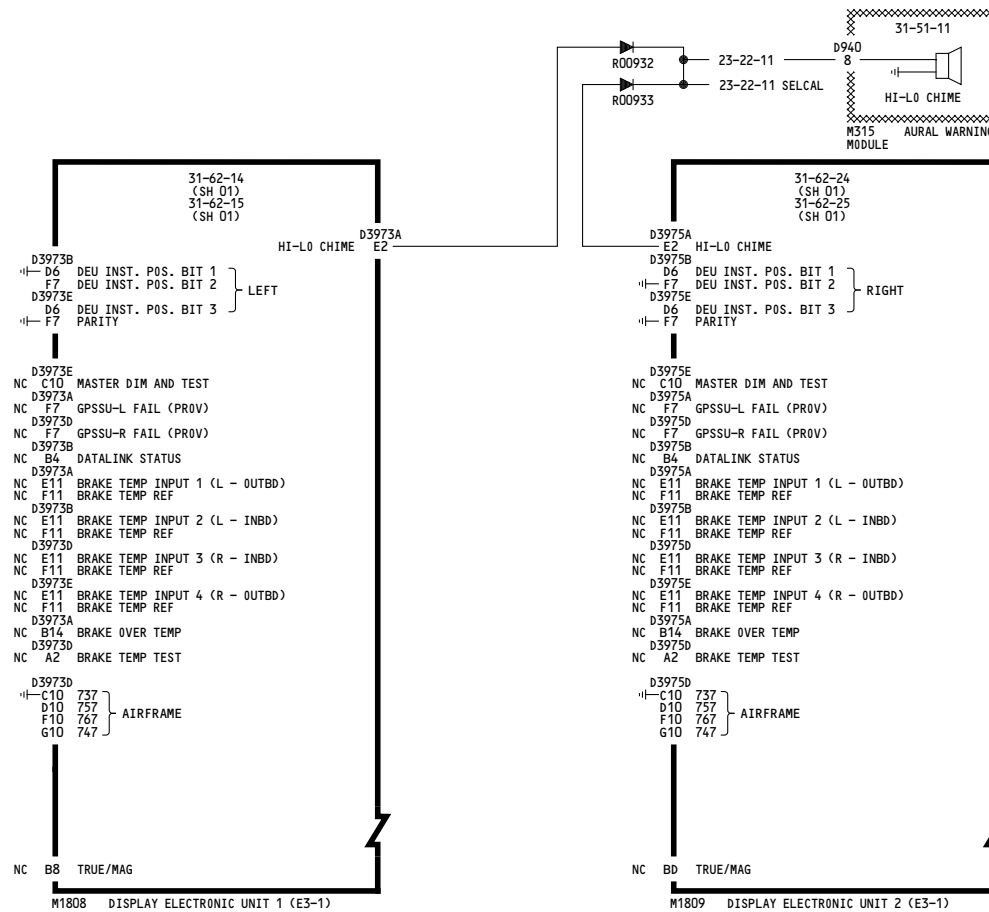
**WIRING DIAGRAMS**  
31-62-25



YM643-YM670	<p><b>CDS - DEU 2 AVIONICS INTERFACES</b></p> <p>D280A203</p>
-------------	---

**31-62-25**

**WIRING DIAGRAMS**  
31-62-15  
31-62-25



YC001-YC030	<b>CDS - LRU SELECT AND PROGRAM PINS</b>
	D280A203

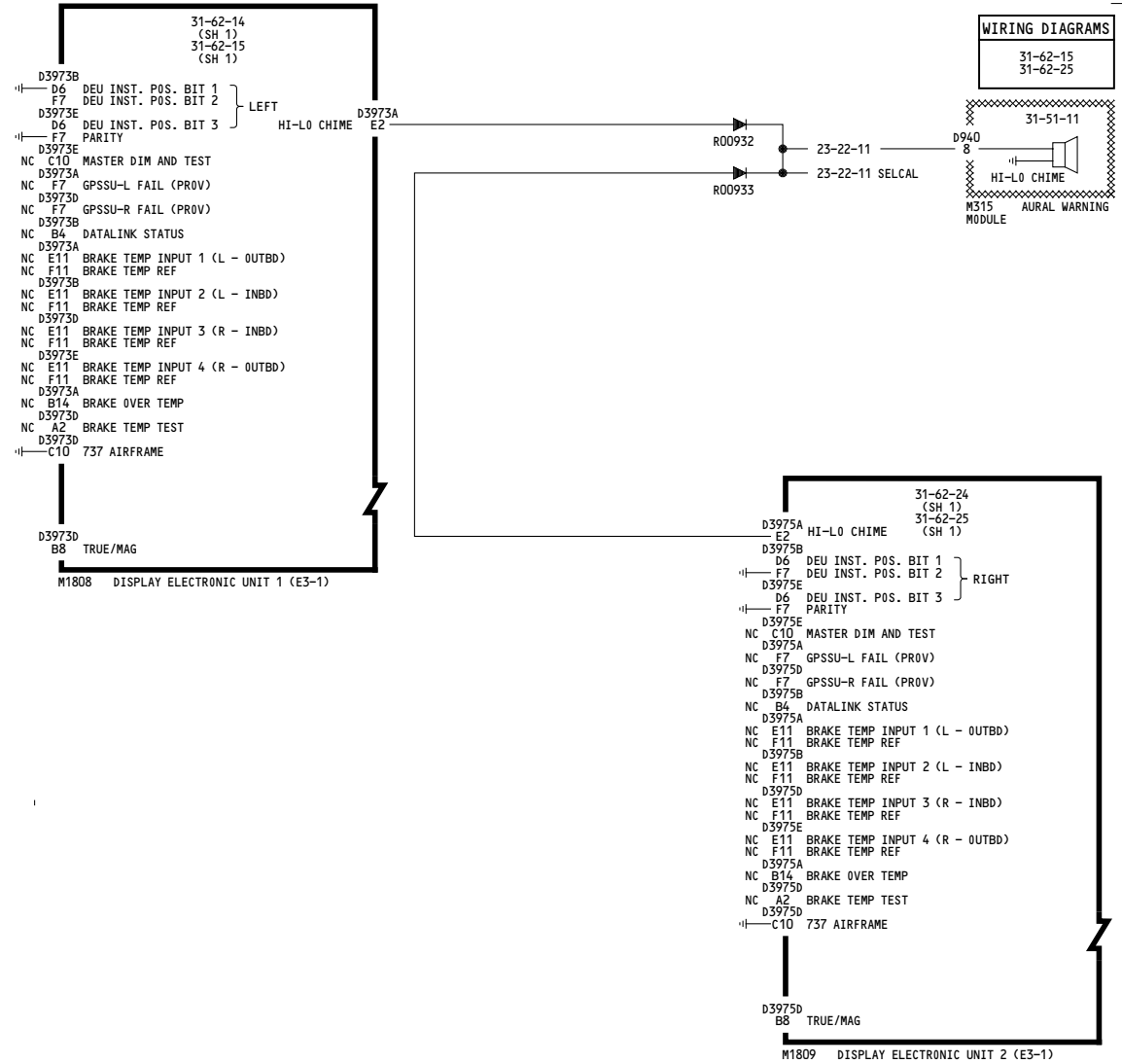
Incorporates  
31-1267

**31-62-41**

Page 101.1

Jul 17/2007

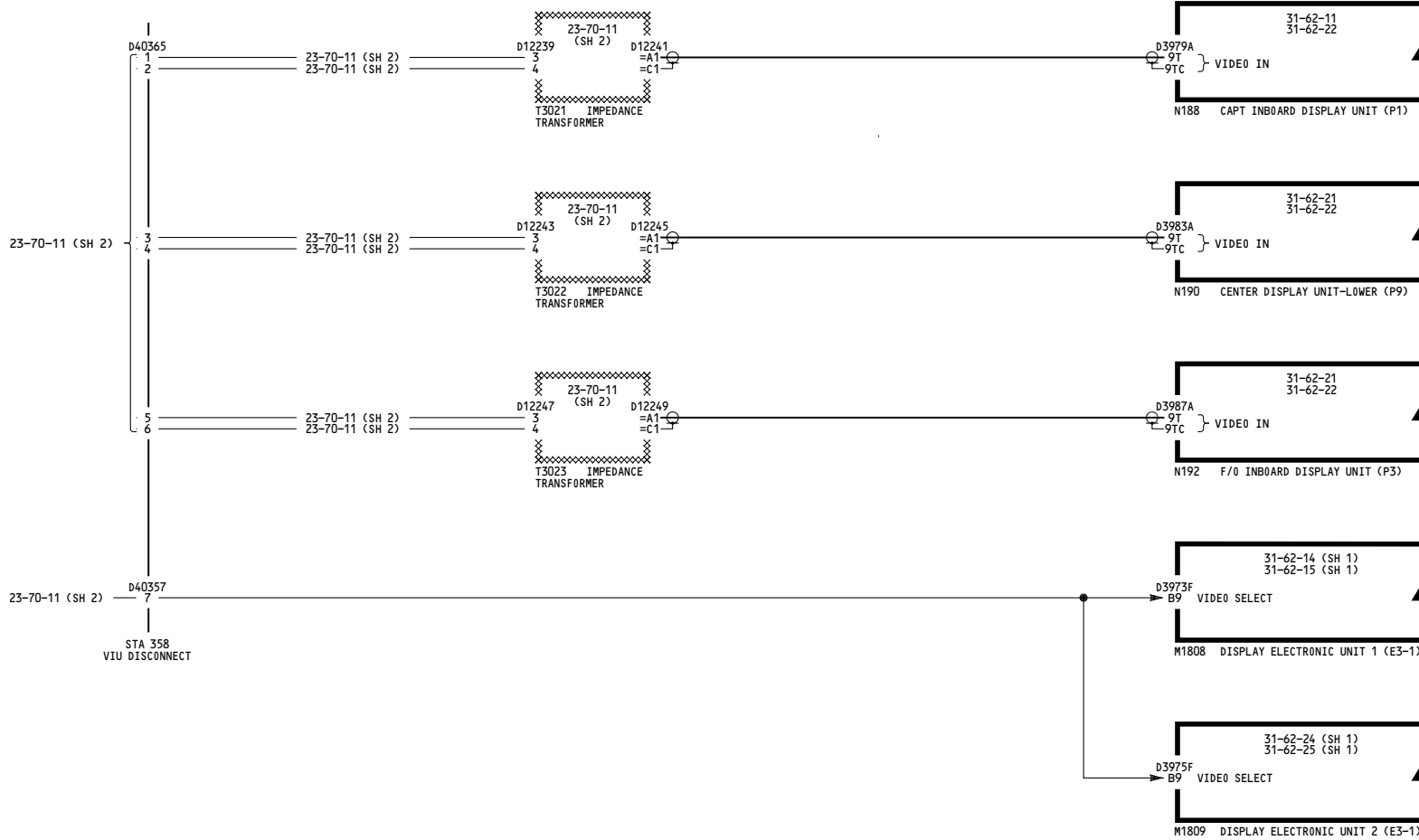
-B  
6



YC031-YM670	<p align="center"><b>CDS - LRU SELECT AND PROGRAM PINS</b></p> <p align="center">D280A203</p>
-------------	---

-B  
2

WIRING DIAGRAMS  
31-62-12  
31-62-22



YK907-YM670	<p align="center"><b>CDS - VIDEO MONITORING</b></p> <p align="center">D280A203</p>
-------------	--