



COMPONENT MAINTENANCE MANUAL WITH ILLUSTRATED PARTS LIST

PARTIAL UNDERBIN PASSENGER SERVICE UNIT ASSEMBLY

PART NUMBER

**417N3100–129SP, –130SP, –131SP, –132SP, –133SP,
–134SP, –141SP, –142SP, –143SP, –148SP, –156SP,
–166SP, –170SP, –171SP, –172SP, –195SP, –198SP,**

BOEING PROPRIETARY, CONFIDENTIAL, AND/OR TRADE SECRET

Copyright © 1995 The Boeing Company
Unpublished Work - All Rights Reserved

Boeing claims copyright in each page of this document only to the extent that the page contains copyrightable subject matter. Boeing also claims copyright in this document as a compilation and/or collective work.

This document includes proprietary information owned by The Boeing Company and/or one or more third parties. Treatment of the document and the information it contains is governed by contract with Boeing. For more information, contact The Boeing Company, P.O. Box 3707, Seattle, Washington 98124.

Boeing, the Boeing signature, the Boeing symbol, 707, 717, 727, 737, 747, 757, 767, 777, 787, Dreamliner, BBJ, DC-8, DC-9, DC-10, KC-10, KDC-10, MD-10, MD-11, MD-80, MD-88, MD-90, P-8A, Poseidon and the Boeing livery are all trademarks owned by The Boeing Company; and no trademark license is granted in connection with this document unless provided in writing by Boeing.

PUBLISHED BY BOEING COMMERCIAL AIRPLANES GROUP, SEATTLE, WASHINGTON, USA
A DIVISION OF THE BOEING COMPANY
PAGE DATE: Jul 01/2009

25-23-37

Page 1
Jul 01/2009



COMPONENT MAINTENANCE MANUAL

PART NUMBER (Cont.)

417N3100-201SP, -202SP, -209SP, -211SP, -212SP, -217SP, -218SP, -219SP, -226SP, -228SP, -245SP, -246SP,
-247SP, -248SP, -249SP, -252SP, -259SP, -271SP, -272SP, -281SP, -282SP, -287SP, -288SP, -298SP,
-299SP, -301SP, -308SP, -315SP, -321SP, -326SP, -329SP, -330SP, -331SP, -332SP, -335SP, -346SP,
-351SP, -352SP, -356SP, -358SP, -387SP, -388SP, -398SP, -501SP, -502SP, -505SP, -506SP, -507SP,
-508SP, -509SP, -510SP, -511SP, -512SP, -514SP, -516SP, -517SP, -518SP, -519SP, -520SP, -521SP,
-522SP, -523SP, -524SP, -525SP, -528SP, -529SP, -530SP, -531SP, -532SP, -545SP, -546SP, -617SP,
-618SP, -627SP, -628SP, -661SP, -665SP, -666SP, -673SP, -674SP, -685SP, -686SP, -687SP, -688SP,
-689SP, -690SP, -691SP, -692SP, -706SP, -709SP, -721SP, -722SP, -725SP, -729SP, -730SP, -739SP,
-740SP, -745SP, -750SP, -752SP, -753SP, -754SP

25-23-37



COMPONENT MAINTENANCE MANUAL

Revision No. 16
Jul 01/2009

To: All holders of PARTIAL UNDERBIN PASSENGER SERVICE UNIT ASSEMBLY 25-23-37.

Attached is the current revision to this COMPONENT MAINTENANCE MANUAL

The COMPONENT MAINTENANCE MANUAL is furnished either as a printed manual, on microfilm, or digital products, or any combination of the three. This revision replaces all previous microfilm cartridges or digital products. All microfilm and digital products are reissued with all obsolete data deleted and all updated pages added.

For printed manuals, changes are indicated on the List of Effective Pages (LEP). The pages which are revised will be identified on the LEP by an R (Revised), A (Added), O (Overflow, i.e. changes to the document structure and/or page layout), or D (Deleted). Each page in the LEP is identified by Chapter-Section-Subject number, page number and page date.

Pages replaced or made obsolete by this revision should be removed and destroyed.

ATTENTION

IF YOU RECEIVE PRINTED REVISIONS, PLEASE VERIFY THAT YOU HAVE RECEIVED AND FILED THE PREVIOUS REVISION. BOEING MUST BE NOTIFIED WITHIN 30 DAYS IF YOU HAVE NOT RECEIVED THE PREVIOUS REVISION. REQUESTS FOR REVISIONS OTHER THAN THE PREVIOUS REVISION WILL REQUIRE A COMPLETE MANUAL REPRINT SUBJECT TO REPRINT CHARGES SHOWN IN THE DATA AND SERVICES CATALOG.

25-23-37
TRANSMITTAL LETTER
Page 1
Jul 01/2009



COMPONENT MAINTENANCE MANUAL

Location of Change

Description of Change

NO HIGHLIGHTS

25-23-37

HIGHLIGHTS

Page 1

Jul 01/2009



COMPONENT MAINTENANCE MANUAL

Subject/Page	Date	Subject/Page	Date	Subject/Page	Date
TITLE PAGE		25-23-37 CLEANING		25-23-37 ILLUSTRATED PARTS LIST	
O 1	Jul 01/2009	401	Jul 01/2007	(cont)	
O 2	Jul 01/2009	402	BLANK	1004	Jul 01/2007
25-23-37 TRANSMITTAL LETTER		25-23-37 CHECK		1005	Jul 01/2007
O 1	Jul 01/2009	501	Jul 01/2007	1006	Jul 01/2007
2	BLANK	502	Jul 01/2007	1007	Jul 01/2007
25-23-37 HIGHLIGHTS		25-23-37 REPAIR - GENERAL		1008	Jul 01/2007
O 1	Jul 01/2009	601	Jul 01/2007	1009	Jul 01/2007
2	BLANK	602	Jul 01/2007	1010	Jul 01/2007
25-23-37 EFFECTIVE PAGES		25-23-37 REPAIR 1-1		1011	Jul 01/2007
1 thru 5	Jul 01/2009	601	Jul 01/2007	1012	Jul 01/2007
6	BLANK	602	Jul 01/2007	1013	Mar 01/2008
25-23-37 CONTENTS		25-23-37 REPAIR 2-1		1014	Mar 01/2008
1	Jul 01/2007	601	Jul 01/2007	1015	Mar 01/2008
2	BLANK	602	BLANK	1016	Mar 01/2008
25-23-37 TR AND SB RECORD		25-23-37 REPAIR 3-1		1017	Mar 01/2008
1	Jul 01/2007	601	Jul 01/2007	1018	Mar 01/2008
2	BLANK	602	Jul 01/2007	1019	Mar 01/2008
25-23-37 REVISION RECORD		25-23-37 ASSEMBLY		1020	Mar 01/2008
1	Jul 01/2007	701	Nov 01/2008	1021	Mar 01/2008
2	Jul 01/2007	702	Jul 01/2008	1022	Mar 01/2008
25-23-37 RECORD OF TEMPORARY REVISIONS		703	Jul 01/2007	1023	Mar 01/2008
1	Jul 01/2007	704	Jul 01/2007	1024	Mar 01/2008
2	Jul 01/2007	705	Jul 01/2007	1025	Mar 01/2008
25-23-37 INTRODUCTION		706	Jul 01/2007	1026	Mar 01/2008
1	Mar 01/2009	707	Jul 01/2007	1027	Mar 01/2008
2	BLANK	708	Jul 01/2007	1028	Mar 01/2008
25-23-37 DESCRIPTION AND OPERATION		709	Jul 01/2007	1029	Mar 01/2008
1	Jul 01/2007	710	BLANK	1030	Mar 01/2008
2	BLANK	25-23-37 FITS AND CLEARANCES		1031	Mar 01/2008
25-23-37 TESTING AND FAULT ISOLATION		801	Jul 01/2007	1032	Mar 01/2008
101	Jul 01/2007	802	BLANK	1033	Mar 01/2008
102	Jul 01/2007	25-23-37 SPECIAL TOOLS, FIXTURES, AND EQUIPMENT		1034	Mar 01/2008
103	Jul 01/2007	901	Mar 01/2009	1035	Mar 01/2008
104	Jul 01/2007	902	BLANK	1036	Mar 01/2008
25-23-37 DISASSEMBLY		25-23-37 ILLUSTRATED PARTS LIST		1037	Mar 01/2008
301	Nov 01/2008	1001	Nov 01/2008	1038	Mar 01/2008
302	Jul 01/2008	1002	Jul 01/2007	1039	Mar 01/2008
		1003	Jul 01/2007	1040	Mar 01/2008
				1041	Mar 01/2008

A = Added, R = Revised, D = Deleted, O = Overflow

25-23-37

EFFECTIVE PAGES

Page 1

Jul 01/2009



COMPONENT MAINTENANCE MANUAL

Subject/Page	Date	Subject/Page	Date	Subject/Page	Date
25-23-37 ILLUSTRATED PARTS LIST (cont)		25-23-37 ILLUSTRATED PARTS LIST (cont)		25-23-37 ILLUSTRATED PARTS LIST (cont)	
1042	Mar 01/2008	1080	Mar 01/2008	1098.20	Mar 01/2008
1043	Mar 01/2008	1081	Mar 01/2008	1098.21	Jul 01/2007
1044	Mar 01/2008	1082	Mar 01/2008	1098.22	Jul 01/2007
1045	Mar 01/2008	1083	Mar 01/2008	1098.23	Jul 01/2007
1046	Mar 01/2008	1084	Mar 01/2008	1098.24	Jul 01/2007
1047	Mar 01/2008	1085	Mar 01/2008	1098.25	Jul 01/2007
1048	Mar 01/2008	1086	Mar 01/2008	1098.26	Jul 01/2007
1049	Mar 01/2008	1087	Mar 01/2008	1098.27	Jul 01/2007
1050	Mar 01/2008	1088	Mar 01/2008	1098.28	Jul 01/2007
1051	Mar 01/2008	1089	Mar 01/2008	1098.29	Jul 01/2007
1052	Mar 01/2008	1090	Mar 01/2008	1098.30	Jul 01/2007
1053	Mar 01/2008	1091	Mar 01/2008	1098.31	Jul 01/2007
1054	Mar 01/2008	1092	Jul 01/2007	O 1098.32	Jul 01/2009
1055	Mar 01/2008	1093	Jul 01/2007	1098.33	Jul 01/2007
1056	Mar 01/2008	1094	Jul 01/2007	1098.34	Jul 01/2007
1057	Mar 01/2008	1095	Jul 01/2007	1098.35	Jul 01/2007
1058	Mar 01/2008	1096	Jul 01/2007	1098.36	Jul 01/2007
1059	Mar 01/2008	1097	Jul 01/2007	1098.37	Jul 01/2007
1060	Mar 01/2008	1098	Jul 01/2007	1098.38	Jul 01/2007
1061	Mar 01/2008	1098.1	Jul 01/2007	1098.39	Jul 01/2007
1062	Mar 01/2008	1098.2	Jul 01/2007	1098.40	Jul 01/2007
1063	Mar 01/2008	1098.3	Jul 01/2007	1098.41	Jul 01/2007
1064	Mar 01/2008	1098.4	Jul 01/2007	1098.42	Jul 01/2007
1065	Mar 01/2008	1098.5	Jul 01/2007	1098.43	Jul 01/2007
1066	Mar 01/2008	1098.6	Jul 01/2007	1098.44	Jul 01/2007
1067	Mar 01/2008	1098.7	Mar 01/2008	1098.45	Jul 01/2007
1068	Mar 01/2008	1098.8	Mar 01/2008	1098.46	Jul 01/2007
1069	Mar 01/2008	1098.9	Mar 01/2008	1098.47	Jul 01/2007
1070	Mar 01/2008	1098.10	Mar 01/2008	1098.48	Jul 01/2007
1071	Mar 01/2008	1098.11	Mar 01/2008	1098.49	Jul 01/2007
1072	Mar 01/2008	1098.12	Mar 01/2008	1098.50	Jul 01/2007
1073	Mar 01/2008	1098.13	Mar 01/2008	1098.51	Jul 01/2007
1074	Mar 01/2008	1098.14	Mar 01/2008	1098.52	Jul 01/2007
1075	Mar 01/2008	1098.15	Jul 01/2007	1098.53	Jul 01/2007
1076	Mar 01/2008	1098.16	Mar 01/2008	O 1098.54	Jul 01/2009
1077	Mar 01/2008	1098.17	Mar 01/2008	1098.55	Jul 01/2007
1078	Mar 01/2008	1098.18	Mar 01/2008	1098.56	Jul 01/2007
1079	Mar 01/2008	1098.19	Mar 01/2008	1098.57	Jul 01/2007

A = Added, R = Revised, D = Deleted, O = Overflow

25-23-37

EFFECTIVE PAGES

Page 2

Jul 01/2009



COMPONENT MAINTENANCE MANUAL

Subject/Page	Date	Subject/Page	Date	Subject/Page	Date
25-23-37 ILLUSTRATED PARTS LIST (cont)		25-23-37 ILLUSTRATED PARTS LIST (cont)		25-23-37 ILLUSTRATED PARTS LIST (cont)	
1098.58	Jul 01/2007	1098.96	Mar 01/2008	1098.134	Mar 01/2008
O 1098.59	Jul 01/2009	1098.97	Mar 01/2008	1098.135	Mar 01/2008
1098.60	Jul 01/2007	1098.98	Mar 01/2008	1098.136	Mar 01/2008
1098.61	Jul 01/2007	1098.99	Mar 01/2008	1098.137	Mar 01/2008
1098.62	Jul 01/2007	1098.100	Mar 01/2008	1098.138	Mar 01/2008
1098.63	Jul 01/2007	1098.101	Mar 01/2008	1098.139	Mar 01/2008
1098.64	Jul 01/2007	1098.102	Mar 01/2008	1098.140	Mar 01/2008
1098.65	Jul 01/2007	1098.103	Mar 01/2008	1098.141	Mar 01/2008
1098.66	Jul 01/2007	1098.104	Mar 01/2008	1098.142	Mar 01/2008
1098.67	Jul 01/2007	1098.105	Mar 01/2008	1098.143	Mar 01/2008
1098.68	Jul 01/2007	1098.106	Mar 01/2008	1098.144	Mar 01/2008
1098.69	Mar 01/2008	O 1098.107	Jul 01/2009	1098.145	Mar 01/2008
1098.70	Jul 01/2007	1098.108	Mar 01/2008	1098.146	Mar 01/2008
1098.71	Jul 01/2007	1098.109	Mar 01/2008	1098.147	Mar 01/2008
1098.72	Mar 01/2008	1098.110	Mar 01/2008	1098.148	Mar 01/2008
1098.73	Mar 01/2008	1098.111	Mar 01/2008	1098.149	Mar 01/2008
1098.74	Mar 01/2008	1098.112	Mar 01/2008	1098.150	Mar 01/2008
1098.75	Mar 01/2008	1098.113	Mar 01/2008	1098.151	Mar 01/2008
1098.76	Mar 01/2008	1098.114	Mar 01/2008	1098.152	Mar 01/2008
1098.77	Mar 01/2008	1098.115	Mar 01/2008	1098.153	Mar 01/2008
1098.78	Mar 01/2008	1098.116	Mar 01/2008	1098.154	Mar 01/2008
1098.79	Mar 01/2008	1098.117	Mar 01/2008	1098.155	Mar 01/2008
1098.80	Mar 01/2008	1098.118	Mar 01/2008	1098.156	Mar 01/2008
1098.81	Mar 01/2008	1098.119	Mar 01/2008	1098.157	Mar 01/2008
1098.82	Mar 01/2008	1098.120	Mar 01/2008	1098.158	Mar 01/2008
O 1098.83	Jul 01/2009	1098.121	Mar 01/2008	1098.159	Mar 01/2008
1098.84	Mar 01/2008	1098.122	Mar 01/2008	1098.160	Mar 01/2008
1098.85	Mar 01/2008	1098.123	Mar 01/2008	1098.161	Mar 01/2008
1098.86	Mar 01/2008	1098.124	Mar 01/2008	1098.162	Mar 01/2008
1098.87	Mar 01/2008	1098.125	Mar 01/2008	1098.163	Mar 01/2008
1098.88	Mar 01/2008	1098.126	Mar 01/2008	1098.164	Mar 01/2008
1098.89	Mar 01/2008	1098.127	Mar 01/2008	1098.165	Mar 01/2008
1098.90	Mar 01/2008	1098.128	Mar 01/2008	1098.166	Mar 01/2008
1098.91	Mar 01/2008	1098.129	Mar 01/2008	1098.167	Mar 01/2008
1098.92	Mar 01/2008	1098.130	Mar 01/2008	1098.168	Mar 01/2008
1098.93	Mar 01/2008	1098.131	Mar 01/2008	1098.169	Mar 01/2008
1098.94	Mar 01/2008	1098.132	Mar 01/2008	1098.170	Mar 01/2008
1098.95	Mar 01/2008	1098.133	Mar 01/2008	1098.171	Mar 01/2008

A = Added, R = Revised, D = Deleted, O = Overflow

25-23-37

EFFECTIVE PAGES

Page 3

Jul 01/2009



COMPONENT MAINTENANCE MANUAL

Subject/Page	Date	Subject/Page	Date	Subject/Page	Date
25-23-37 ILLUSTRATED PARTS LIST (cont)		25-23-37 ILLUSTRATED PARTS LIST (cont)		25-23-37 ILLUSTRATED PARTS LIST (cont)	
1098.172	Mar 01/2008	1098.210	Mar 01/2008	1098.248	Mar 01/2008
1098.173	Mar 01/2008	1098.211	Mar 01/2008	O 1098.249	Jul 01/2009
1098.174	Mar 01/2008	1098.212	Mar 01/2008	1098.250	Mar 01/2008
1098.175	Mar 01/2008	O 1098.213	Jul 01/2009	1098.251	Mar 01/2008
1098.176	Mar 01/2008	1098.214	Mar 01/2008	1098.252	Mar 01/2008
1098.177	Mar 01/2008	1098.215	Mar 01/2008	1098.253	Mar 01/2008
1098.178	Mar 01/2008	1098.216	Mar 01/2008	1098.254	Mar 01/2008
1098.179	Mar 01/2008	1098.217	Mar 01/2008	1098.255	Mar 01/2008
1098.180	Mar 01/2008	1098.218	Mar 01/2008	1098.256	Mar 01/2008
1098.181	Mar 01/2008	1098.219	Mar 01/2008	1098.257	Mar 01/2008
1098.182	Mar 01/2008	1098.220	Mar 01/2008	1098.258	Mar 01/2008
1098.183	Mar 01/2008	1098.221	Mar 01/2008	1098.259	Mar 01/2008
1098.184	Mar 01/2008	1098.222	Mar 01/2008	1098.260	Mar 01/2008
1098.185	Mar 01/2008	1098.223	Mar 01/2008	1098.261	Mar 01/2008
1098.186	Mar 01/2008	1098.224	Mar 01/2008	1098.262	Mar 01/2008
1098.187	Mar 01/2008	1098.225	Mar 01/2008	1098.263	Mar 01/2008
1098.188	Mar 01/2008	1098.226	Mar 01/2008	1098.264	Mar 01/2008
1098.189	Mar 01/2008	1098.227	Mar 01/2008	1098.265	Mar 01/2008
1098.190	Mar 01/2008	1098.228	Mar 01/2008	1098.266	Mar 01/2008
1098.191	Mar 01/2008	1098.229	Mar 01/2008	1098.267	Mar 01/2008
1098.192	Mar 01/2008	1098.230	Mar 01/2008	1098.268	Mar 01/2008
1098.193	Mar 01/2008	1098.231	Mar 01/2008	1098.269	Mar 01/2008
1098.194	Mar 01/2008	1098.232	Mar 01/2008	1098.270	Mar 01/2008
1098.195	Mar 01/2008	1098.233	Mar 01/2008	1098.271	Mar 01/2008
1098.196	Mar 01/2008	1098.234	Mar 01/2008	1098.272	Mar 01/2008
1098.197	Mar 01/2008	1098.235	Mar 01/2008	1098.273	Mar 01/2008
O 1098.198	Jul 01/2009	1098.236	Mar 01/2008	1098.274	Mar 01/2008
1098.199	Mar 01/2008	1098.237	Mar 01/2008	1098.275	Mar 01/2008
1098.200	Mar 01/2008	1098.238	Mar 01/2008	1098.276	Mar 01/2008
1098.201	Mar 01/2008	1098.239	Mar 01/2008	1098.277	Mar 01/2008
1098.202	Mar 01/2008	1098.240	Mar 01/2008	1098.278	Mar 01/2008
1098.203	Mar 01/2008	1098.241	Mar 01/2008	1098.279	Mar 01/2008
1098.204	Mar 01/2008	1098.242	Mar 01/2008	1098.280	Mar 01/2008
1098.205	Mar 01/2008	1098.243	Mar 01/2008	1098.281	Mar 01/2008
1098.206	Mar 01/2008	1098.244	Mar 01/2008	1098.282	Mar 01/2008
O 1098.207	Jul 01/2009	1098.245	Mar 01/2008	1098.283	Mar 01/2008
1098.208	Mar 01/2008	1098.246	Mar 01/2008	1098.284	Mar 01/2008
1098.209	Mar 01/2008	1098.247	Mar 01/2008	1098.285	Mar 01/2008

A = Added, R = Revised, D = Deleted, O = Overflow

25-23-37

EFFECTIVE PAGES

Page 4

Jul 01/2009



COMPONENT MAINTENANCE MANUAL

Subject/Page	Date	Subject/Page	Date	Subject/Page	Date
25-23-37 ILLUSTRATED PARTS LIST (cont)		25-23-37 ILLUSTRATED PARTS LIST (cont)			
1098.286	Mar 01/2008	1098.324	Mar 01/2008		
1098.287	Mar 01/2008	1098.325	Mar 01/2008		
1098.288	Mar 01/2008	1098.326	Mar 01/2008		
1098.289	Mar 01/2008	1098.327	Mar 01/2008		
1098.290	Mar 01/2008	1098.328	Mar 01/2008		
1098.291	Mar 01/2008	1098.329	Mar 01/2008		
1098.292	Mar 01/2008	1098.330	Mar 01/2008		
1098.293	Mar 01/2008	1098.331	Mar 01/2008		
1098.294	Mar 01/2008	1098.332	Mar 01/2008		
O 1098.295	Jul 01/2009	1098.333	Mar 01/2008		
1098.296	Mar 01/2008	1098.334	Mar 01/2008		
1098.297	Mar 01/2008	1098.335	Mar 01/2008		
1098.298	Mar 01/2008	1098.336	Mar 01/2008		
1098.299	Mar 01/2008				
1098.300	Mar 01/2008				
1098.301	Mar 01/2008				
1098.302	Mar 01/2008				
1098.303	Mar 01/2008				
1098.304	Mar 01/2008				
1098.305	Mar 01/2008				
1098.306	Mar 01/2008				
1098.307	Mar 01/2008				
1098.308	Mar 01/2008				
1098.309	Mar 01/2008				
1098.310	Mar 01/2008				
1098.311	Mar 01/2008				
1098.312	Mar 01/2008				
1098.313	Mar 01/2008				
1098.314	Mar 01/2008				
1098.315	Mar 01/2008				
1098.316	Mar 01/2008				
1098.317	Mar 01/2008				
1098.318	Mar 01/2008				
1098.319	Mar 01/2008				
1098.320	Mar 01/2008				
1098.321	Mar 01/2008				
1098.322	Mar 01/2008				
1098.323	Mar 01/2008				

A = Added, R = Revised, D = Deleted, O = Overflow

25-23-37

EFFECTIVE PAGES

Page 5

Jul 01/2009

**COMPONENT MAINTENANCE MANUAL****TABLE OF CONTENTS**

<u>Paragraph Title</u>	<u>Page</u>
UNDERBIN PASSENGER SERVICE UNIT ASSEMBLY - DESCRIPTION AND OPERATION	1
TESTING AND FAULT ISOLATION	101
DISASSEMBLY	301
CLEANING	401
CHECK	501
REPAIR	601
ASSEMBLY	701
FITS AND CLEARANCES	(Not Applicable)
SPECIAL TOOLS, FIXTURES, AND EQUIPMENT	901
ILLUSTRATED PARTS LIST	1001

25-23-37

CONTENTS

Page 1

Jul 01/2007



COMPONENT MAINTENANCE MANUAL

TEMPORARY REVISION AND SERVICE BULLETIN RECORD

BOEING SERVICE BULLETIN	BOEING TEMPORARY REVISION	OTHER DIRECTIVE	DATE OF INCORPORATION INTO MANUAL
35A1029, Rev. 1			JUN 05/88
		PRR 33195-2 (737)	DEC 05/90
		PRR 33195-3 (737)	DEC 05/90
		PRR 33936 (737)	DEC 05/90
		PRR 53791 (757)	DEC 05/90
		PRR 34352 (737)	DEC 05/90
		PRR 57000-20(757)	DEC 05/90
		MC 0133MP5035	DEC 05/90
		RR 97065-77	DEC 05/90
		PRR 33195-5 (737)	DEC 05/90
		PRR 34206 (737)	DEC 05/90
		RR 97132-93	DEC 05/90
		PRR 34021 (737)	DEC 05/90
		MC 0220MP5038	JAN 01/92
		PRR 35133 (737)	APR 01/93
		PRR 54533 (757)	APR 01/93
		MC 2525MP3089	JUL 01/98
	PRR 38060-9 (737)	JUL 01/98	
	PRR 54840-93	JUL 01/01	

25-23-37

TR AND SB RECORD

Page 1

Jul 01/2007



COMPONENT MAINTENANCE MANUAL

INTRODUCTION

1. General

- A. The instructions in this manual supply the data necessary to do the maintenance functions together with the test, fault isolation, repair, and replacement of the defective parts.
- B. This manual is divided into different parts:
 - (1) Title Page
 - (2) Transmittal Letter
 - (3) Highlights
 - (4) List of Effective Pages
 - (5) Table of Contents
 - (6) Temporary Revision & Service Bulletin Record
 - (7) Record of Revisions
 - (8) Record of Temporary Revisions
 - (9) Introduction
 - (10) Procedures & IPL Sections
- C. Components that can be repaired have a different repair number for each specified repair. To find the repair number location of a component, look in the Repair-General procedure at the beginning of the REPAIR section. The Repair-General procedure also has an explanation of the True Position Dimension symbols used.
- D. All dimensions, measures, quantities and weights included are in English units. When metric equivalents are given they will be in the parentheses that follow the English units.
- E. The introduction to the Illustrated Parts List (IPL) shows how the IPL data is used.
- F. Design changes, optional parts, configuration differences and Service Bulletin modifications may cause different part numbers. These part numbers are identified in the IPL with an alphabetical letter which is added to the end of the basic item number. This new item number is referred to as an alpha-variant. Throughout the manual, IPL basic item number references also apply to alpha-variants unless shown differently.
- G. The tool reference numbers found in the individual procedures and in the Special Tools, Fixtures, and Equipment section are used to identify if a tool is a standard tool (STD-XXXX), a commercial tool (COM-XXXX), or a Special Tool (SPL-XXXX). This reference number is also used to distinguish between tools with similar names in the same procedure. These reference numbers are for use in the documentation only. They are not to be used for ordering tools.

25-23-37

INTRODUCTION

Page 1

Mar 01/2009



COMPONENT MAINTENANCE MANUAL

UNDERBIN PASSENGER SERVICE UNIT ASSEMBLY - DESCRIPTION AND OPERATION

1. Description

A. The underbin PSU assembly typically consists of reading lights and switches, gasper (ventilation) air outlets, attendant call switch, a service module, loudspeaker, oxygen generator, oxygen box assembly, life preserver and support hardware. The underbin PSU assemblies included in this manual are partial PSU with single oxygen generators.

2. Operation

A. Depressurization of the cabin or operation of a switch automatically releases the oxygen masks, allowing them to fall to the extent of their lanyards. Pulling the mask into position for use releases the firing pin and causes the generator to produce oxygen which then flows to the mask.

3. Leading Particulars (approximate)

- A. Length – 19 - 23 inches
- B. Width – 23 inches
- C. Height – 4 inches
- D. Weight – 3 - 5 pounds

25-23-37

DESCRIPTION AND OPERATION

Page 1

Jul 01/2007



COMPONENT MAINTENANCE MANUAL

TESTING AND FAULT ISOLATION

1. General

- A. This procedure has the data necessary to do a test of the mechanism after an overhaul or for fault isolation.
- B. Refer to the Standard Overhaul Practice Manual (SOPM) for the SOPM subjects identified in this procedure.

2. Oxygen System Test (TESTING AND FAULT ISOLATION, Figure 101)

A. References

Reference	Title
CMM 35-21-03	OXYGEN BOX ASSEMBLY

B. Procedure

- (1) Refer to CMM 35-21-03, Testing and Trouble Shooting for oxygen system test.

3. Reading Lights and Switches Test (TESTING AND FAULT ISOLATION, Figure 101)

A. Tools/Equipment

NOTE: Equivalent substitutes may be used.

Reference	Description
COM-6097	Power Supply, AC 28V +/-1V, 400 Hz (Part #: 810P, Supplier: 16067)

B. Procedure

- (1) Apply 28 VAC power supply, COM-6097 to pin 6 and ground to pin 8.
- (2) Depress reading light switches and verify each corresponding reading light lamp lights.
- (3) Remove 28 VAC power supply, COM-6097 from pin 6 and ground from pin 8.

4. Attendant Call Test (TESTING AND FAULT ISOLATION, Figure 101)

A. Tools/Equipment

NOTE: Equivalent substitutes may be used.

Reference	Description
STD-5498	Power Supply - 18-28 v dc (110 mA minimum current output)

B. Procedure

NOTE: Perform attendant call test with call select switch in position 1, then position 2. Use two 28 volt light bulbs in this test.

- (1) Connect light bulb one between pins 16 and 10 and light bulb 2 between pins 4 and 10. Substitute pin 2 for pin 16 and pin 3 for pin 4 when call select switch is in position 2.
- (2) For alternate configuration, connect light bulb 1 between pins 2 and 10 and bulb 2 between pins 4 and 10. Substitute pin 3 for pin 4 when call select switch is in position 2.
- (3) Apply power supply, STD-5498 set to 28 v dc to pin 5 and ground to pin 10.
- (4) Depress call switch and verify switch light and both external bulbs light.
- (5) Push call switch and verify that switch light and bulb 2 go out and that bulb 1 does not light.

25-23-37

TESTING AND FAULT ISOLATION

Page 101

Jul 01/2007



COMPONENT MAINTENANCE MANUAL

- (6) Release call switch and verify that bulb 1 goes out.
- (7) Remove power supply, STD-5498 from pin 5 and ground from pin 10.

5. Speaker Test (TESTING AND FAULT ISOLATION, Figure 101)

A. Tools/Equipment

NOTE: Equivalent substitutes may be used.

Reference	Description
STD-5498	Power Supply - 18-28 v dc (110 mA minimum current output)

B. Procedure

- (1) Apply 400 Hz output of signal generator at no more than 2 watts audio power to pins 13 and 14.
- (2) Verify that there is a clear, undistorted 400 Hz tone.
- (3) On assemblies with speaker muting relay, apply power supply, STD-5498 to pin 15 and ground to pin 10.
- (4) Verify that 400 Hz tone ceases.
- (5) Remove signal from pins 13 and 14 and remove power supply, STD-5498 from pin 15 and ground from pin 10.

6. Information Sign Test (TESTING AND FAULT ISOLATION, Figure 101)

A. Tools/Equipment

NOTE: Equivalent substitutes may be used.

Reference	Description
COM-6097	Power Supply, AC 28V +/-1V, 400 Hz (Part #: 810P, Supplier: 16067)

B. Procedure

- (1) Apply 28 VAC power supply, COM-6097 to pin 1 and ground to pin 8. Verify that FASTEN SEAT BELT sign lights.
- (2) Remove 28 VAC power supply, COM-6097 from pin 1 and apply to pin 7. Verify that NO SMOKING sign lights.
- (3) Remove 28 VAC power supply, COM-6097 from pin 7 and ground from pin 8.

7. Life Vest System Test

A. Procedure

- (1) On assemblies with life vest, Place 1.5 pound weight in life vest stowage compartment.
- (2) Operate door latch manually.
- (3) Verify door opens smoothly and without binding.
- (4) Close and latch door.
- (5) Verify door latches easily and without binding.
- (6) Remove 1.5 pound weight.

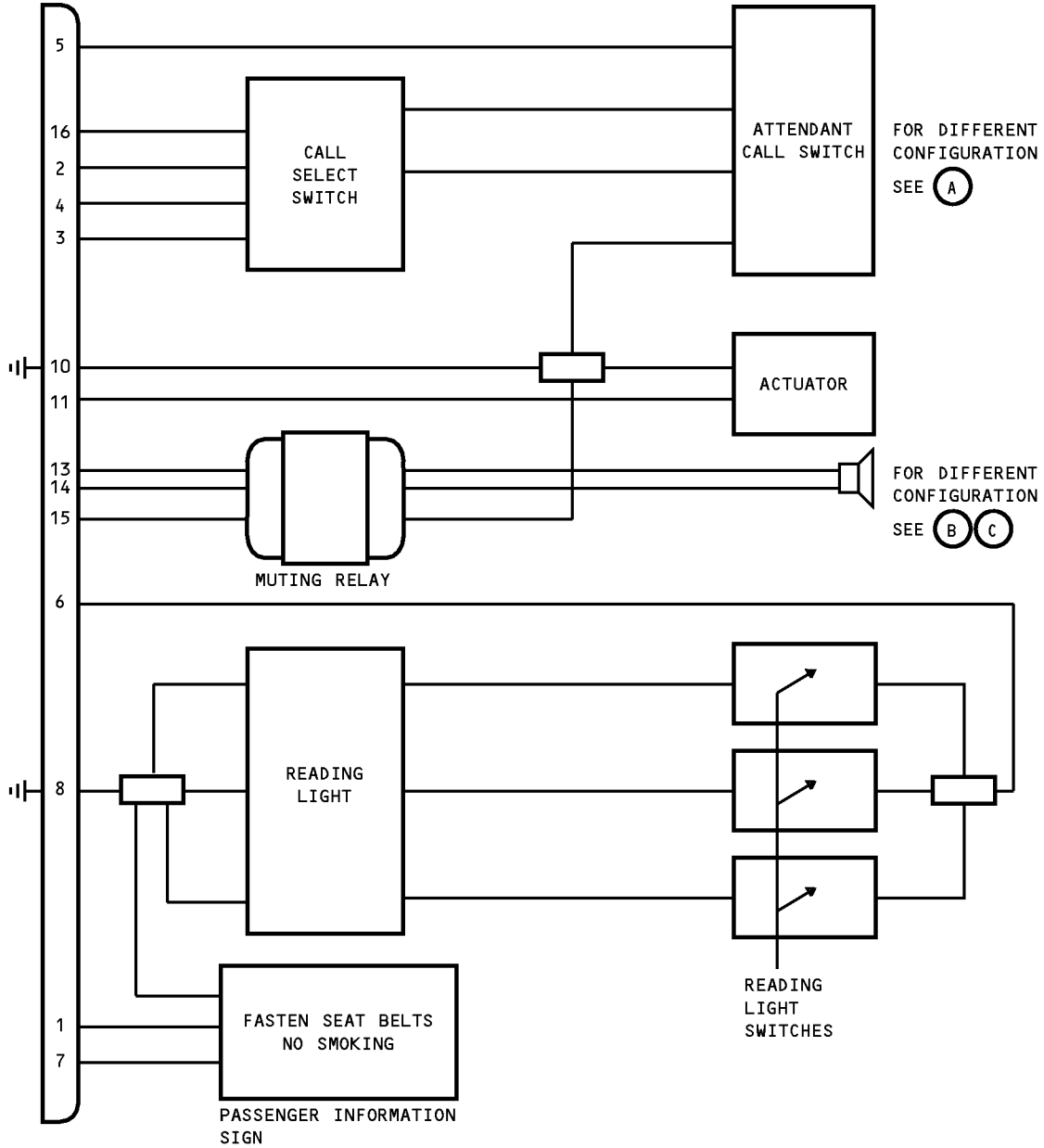
25-23-37

TESTING AND FAULT ISOLATION

Page 102

Jul 01/2007

COMPONENT MAINTENANCE MANUAL



Block Diagram
Figure 101 (Sheet 1 of 2)

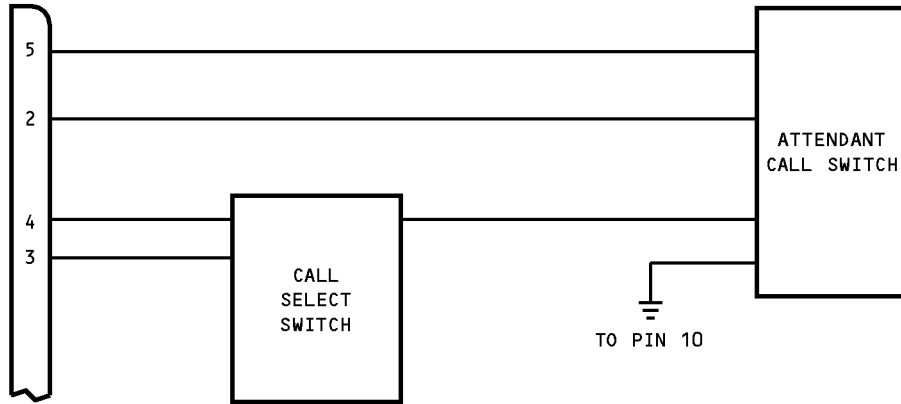
25-23-37

TESTING AND FAULT ISOLATION

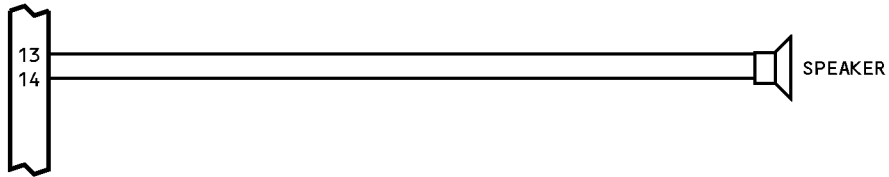
Page 103

Jul 01/2007


COMPONENT MAINTENANCE MANUAL



A



B



C

Block Diagram
Figure 101 (Sheet 2 of 2)

25-23-37

TESTING AND FAULT ISOLATION

Page 104

Jul 01/2007



COMPONENT MAINTENANCE MANUAL

DISASSEMBLY

1. General

- A. This procedure has the data to disassemble the partial underbin passenger service unit assembly.
- B. Disassemble this component only as necessary to complete fault isolation, determine the serviceability of parts, perform required repairs, and restore the unit to serviceable condition.

2. Disassembly (Refer to IPL Figures)

A. Tools/Equipment

NOTE: Equivalent substitutes may be used.

Reference	Description
SPL-1937	Equipment - Firing Pin Retraction, BE Aerospace and AVOX oxygen generators (Part #: C35003-1, Supplier: 81205) (Opt Part #: A35001-10, Supplier: 81205)

B. References

Reference	Title
CMM 35-21-02	OXYGEN BOX ASSEMBLY
CMM 35-21-03	OXYGEN BOX ASSEMBLY

C. Procedures

WARNING: DO NOT ALLOW OIL, GREASE, FLAMMABLE SOLVENTS, DUST, LINT, FINE METAL FILINGS, OR OTHER COMBUSTIBLE MATERIAL TO CONTAMINATE PARTS THAT MAY BE EXPOSED TO OXYGEN. COMBUSTIBLE MATERIAL MAY IGNITE AND RESULT IN AN EXPLOSION WHEN EXPOSED TO OXYGEN. THE OXYGEN GENERATOR IS A PYROTECHNIC-ACTIVATED, HIGH-HEAT-PRODUCING UNIT WHICH CAN INFLICT SERIOUS BURNS. TO PREVENT INJURY TO PERSONNEL ENSURE THAT SAFETY PIN WITH WARNING FLAG IS PROPERLY INSTALLED ON GENERATOR.

CAUTION: PARTS OF PSU ASSEMBLY ARE VISIBLE FROM CABIN INTERIOR. SPECIAL CARE MUST BE TAKEN TO PREVENT MARRING OF VISIBLE SURFACES.

NOTE: Use standard practices for disassembly of this component and additional procedures below.

- (1) Label and disconnect reading lamp and reading light switch wires.
- (2) Open fasteners and remove reading lamp.

- (3) Remove oxygen box.

CAUTION: VERIFY THAT FIRING PIN RETRACTION PLIERS AND SAFETY PIN, SPL-1937 SAFETY PIN WITH WARNING STREAMER IS INSTALLED ON GENERATOR IGNITION UNIT.

- (a) Remove release pin from generator ignition unit. Install firing pin retraction pliers and safety pin, SPL-1937 safety pin.

25-23-37

DISASSEMBLY

Page 301

Nov 01/2008



COMPONENT MAINTENANCE MANUAL

- (b) Pull supply line from generator outlet nozzle.
- (c) Remove fasteners and lift out oxygen box.
- (d) Refer to CMM 35-21-02 or CMM 35-21-03 for overhaul of oxygen box.

NOTE: Do not disassemble frame assembly further than necessary to trouble shoot and repair item on frame.

- (4) Remove screws and lift out oxygen generator.
- (5) Remove screws and lift out bracket assembly.
- (6) On assemblies with speaker disconnect wires from speaker, remove fasteners, then remove speaker and gaskets.
- (7) Label and disconnect wires from switch and remove mounting nut and switch.
- (8) Cut straps and remove manifold and outlets.
- (9) Remove angles and fasteners and lift out module.
- (10) Remove lanyard.

25-23-37

DISASSEMBLY

Page 302

Jul 01/2008



COMPONENT MAINTENANCE MANUAL

CLEANING

1. General

- A. This procedure has the data necessary to clean the partial underbin passenger service unit assembly.
- B. Refer to the Standard Overhaul Practices Manual (SOPM) for the SOPM subjects identified in this procedure.

2. Cleaning

A. References

Reference	Title
SOPM 20-30-03	GENERAL CLEANING PROCEDURES

B. Procedure

WARNING: DO NOT ALLOW OIL, GREASE, FLAMMABLE SOLVENTS, DUST, LINT, FINE METAL FILINGS, OR OTHER COMBUSTIBLE MATERIALS TO CONTAMINATE PARTS THAT WILL BE EXPOSED TO OXYGEN. COMBUSTIBLE MATERIAL MAY IGNITE AND RESULT IN AN EXPLOSION WHEN EXPOSED TO OXYGEN.

CAUTION: USE ONLY LISTED CLEANING MATERIALS. USE OF OTHER MATERIALS MAY CAUSE INSTANTANEOUS AND VISUALLY - UNDETECTABLE DAMAGE.

NOTE: Refer to CMM 35-21-03 for oxygen box assembly cleaning instructions.

- (1) Clean all decorative plastic parts per SOPM 20-30-03, Cleaning of Interior Painted and Plastic Parts.
- (2) Use standard industry practices for cleaning aluminum parts.

WARNING: DO NOT ALLOW OIL, GREASE, FLAMMABLE SOLVENTS, DUST, LINT, FINE METAL FILINGS, OR OTHER COMBUSTIBLE MATERIALS TO CONTAMINATE PARTS THAT WILL BE EXPOSED TO OXYGEN. COMBUSTIBLE MATERIAL MAY IGNITE AND RESULT IN AN EXPLOSION WHEN EXPOSED TO OXYGEN.

- (3) Clean all vendor supplied oxygen system components per appropriate vendor's instructions.
- (4) Clean all oxygen system tubing and fittings by vapor degreasing per SOPM 20-30-03.

25-23-37

CLEANING
Page 401
Jul 01/2007



COMPONENT MAINTENANCE MANUAL

CHECK

1. General

- A. This procedure has the data necessary to find defects in the material of the specified parts.
- B. Refer to the Standard Overhaul Practices Manual (SOPM) for the SOPM subjects identified in this procedure.

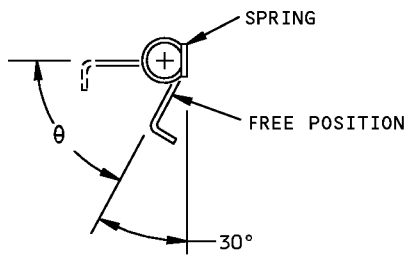
2. Check

- A. Procedure
 - (1) Check all parts for obvious defects using standard industry practices.
 - (2) Check color band around oxygen generator - if it is black, replace generator.
 - (3) Check springs per CHECK, Figure 501. Check also that spring surface is clean and free from nicks and scratches.

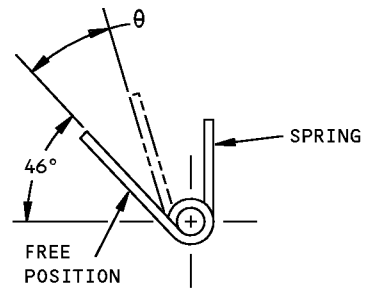
25-23-37

CHECK
Page 501
Jul 01/2007

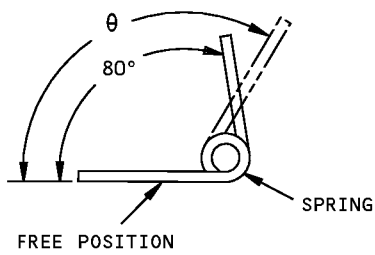
COMPONENT MAINTENANCE MANUAL



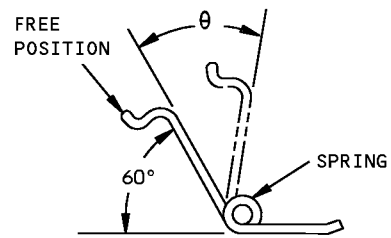
417N3173-6



417N3173-9



417N3173-13



417N3173-14

	θ	MOMENT (LB-IN.)
-6	58-62	2.0-2.4
-9	25-29	0.65-0.75
-13	118-122	0.45-0.54
-14	35.5-39.9	0.20-0.30

Spring Check
Figure 501

25-23-37



COMPONENT MAINTENANCE MANUAL

REPAIR

1. Content

A. Refinish and replacement procedures are included in separate repair sections as follows:

Table 601:

<u>P/N</u>	<u>NAME</u>	<u>REPAIR</u>
417N3190	LANYARD REPLACEMENT	1-1
- -	MISC PARTS REFINISH	2-1
417N3180	CLAMP ASSEMBLY REPLACEMENT	3-1

2. Standard Practices

A. Refer to the following standard practices, as applicable, for details of procedures in individual repairs:

- (1) SOPM 20-30-02 Stripping of Protective Finishes
- (2) SOPM 20-30-03 General Cleaning Procedures
- (3) SOPM 20-41-01 Decoding Table for Boeing Finish Codes
- (4) SOPM 20-41-02 Application of Chemical and Solvent Resistant Finishes
- (5) SOPM 20-41-04 Application and Repair of Interior Decorative Finishes
- (6) SOPM 20-43-01 Chromic Acid Anodizing
- (7) SOPM 20-50-05 Application of Aluminum Foil and Other Markers
- (8) SOPM 20-70-01 Protection, Storage, and Handling of Airplane Components

NOTE: Replace markers as necessary per SOPM 20-50-05 and IPL Figures.

3. Materials

NOTE: Equivalent substitutes may be used.

A. Primer – primer, C00259 BMS 10-11, type 1 (Ref SOPM 20-60-02)

4. Dimensioning Symbols

A. Standard True Position Dimensioning Symbols used in the applicable repair procedures are shown in REPAIR-GENERAL, Figure 601.

25-23-37

REPAIR - GENERAL

Page 601

Jul 01/2007



COMPONENT MAINTENANCE MANUAL

—	STRAIGHTNESS	⊕	THEORETICAL EXACT POSITION OF A FEATURE (TRUE POSITION)
▭	FLATNESS	∅	DIAMETER
⊥	PERPENDICULARITY (OR SQUARENESS)	S ∅	SPHERICAL DIAMETER
//	PARALLELISM	R	RADIUS
○	ROUNDNESS	SR	SPHERICAL RADIUS
⊙	CYLINDRICITY	()	REFERENCE
⌒	PROFILE OF A LINE	BASIC (BSC) OR	A THEORETICALLY EXACT DIMENSION USED TO DESCRIBE SIZE, SHAPE OR LOCATION OF A FEATURE FROM WHICH PERMISSIBLE VARIATIONS ARE ESTABLISHED BY TOLERANCES ON OTHER DIMENSIONS OR NOTES.
△	PROFILE OF A SURFACE	DIM	
◎	CONCENTRICITY	-A-	DATUM
≡	SYMMETRY	Ⓜ	MAXIMUM MATERIAL CONDITION (MMC)
∠	ANGULARITY	Ⓛ	LEAST MATERIAL CONDITION (LMC)
↗	RUNOUT	Ⓢ	REGARDLESS OF FEATURE SIZE (RFS)
↗↗	TOTAL RUNOUT	Ⓟ	PROJECTED TOLERANCE ZONE
⊓	COUNTERBORE OR SPOTFACE	FIM	FULL INDICATOR MOVEMENT
∇	COUNTERSINK	TIR	TOTAL INDICATOR READING

EXAMPLES

$\boxed{-0.002}$	STRAIGHT WITHIN 0.002	$\boxed{\text{◎} \text{∅} 0.0005 \text{ C}}$	CONCENTRIC TO C WITHIN 0.0005 DIAMETER
$\boxed{\perp 0.002 \text{ B}}$	PERPENDICULAR TO B WITHIN 0.002	$\boxed{\equiv 0.010 \text{ A}}$	SYMMETRICAL WITH A WITHIN 0.010
$\boxed{\parallel 0.002 \text{ A}}$	PARALLEL TO A WITHIN 0.002	$\boxed{\angle 0.005 \text{ A}}$	ANGULAR TOLERANCE 0.005 WITH A
$\boxed{\bigcirc 0.002}$	ROUND WITHIN 0.002	$\boxed{\oplus \text{∅} 0.002 \text{ Ⓢ B}}$	LOCATED AT TRUE POSITION WITHIN 0.002 DIA RELATIVE TO DATUM B, REGARDLESS OF FEATURE SIZE
$\boxed{\text{⊙} 0.010}$	CYLINDRICAL SURFACE MUST LIE BETWEEN TWO CONCENTRIC CYLINDERS, ONE OF WHICH HAS A RADIUS 0.010 INCH GREATER THAN THE OTHER	$\boxed{\perp \text{∅} 0.010 \text{ Ⓜ A}}$ $\boxed{0.510 \text{ Ⓟ}}$	AXIS IS TOTALLY WITHIN A CYLINDER OF 0.010-INCH DIAMETER, PERPENDICULAR TO, AND EXTENDING 0.510-INCH ABOVE, DATUM A, MAXIMUM MATERIAL CONDITION
$\boxed{\frown 0.006 \text{ A}}$	EACH LINE ELEMENT OF THE SURFACE AT ANY CROSS SECTION MUST LIE BETWEEN TWO PROFILE BOUNDARIES 0.006 INCH APART RELATIVE TO DATUM PLANE A	$\boxed{2.000}$	THEORETICALLY EXACT DIMENSION IS 2.000
$\boxed{\triangle 0.020 \text{ A}}$	SURFACES MUST LIE WITHIN PARALLEL BOUNDARIES 0.02 INCH APART AND EQUALLY DISPOSED ABOUT TRUE PROFILE	OR 2.000 BSC	
NOTE: DATUM MAY APPEAR AT EITHER SIDE OF TOLERANCE FRAME		$\boxed{0.020 \text{ A}}$ $\boxed{\text{A} 0.020}$	

True Position Dimensioning Symbols
Figure 601



COMPONENT MAINTENANCE MANUAL

LANYARD REPLACEMENT - REPAIR 1-1

417N3190-1, -8

1. General

- A. This procedure gives the data that is necessary to replace the lanyard.
- B. Refer to REPAIR-GENERAL, Paragraph 2. for the Standard Overhaul Practices Manual (SOPM) subjects identified in this procedure.
- C. Refer to REPAIR-GENERAL, Paragraph 3. for the description of the Material codes identified in this procedure.

2. Lanyard Replacement (417N3190-1)

- A. Attach spring (65C16899-6), spacer (NAS43DD4-5) and hook (10-61790-1) by crimping sleeves (GSC219) to cord per REPAIR 1-1, Figure 601.
- B. Make loop in end of cord opposite spring per REPAIR 1-1, Figure 601 and secure by crimping sleeve.
- C. Heat seal both ends of cord.

3. Lanyard Replacement (417N3190-8)

- A. Attach terminals (417N3190-7) to cord (417N3190-5) by crimping per REPAIR 1-1, Figure 601.

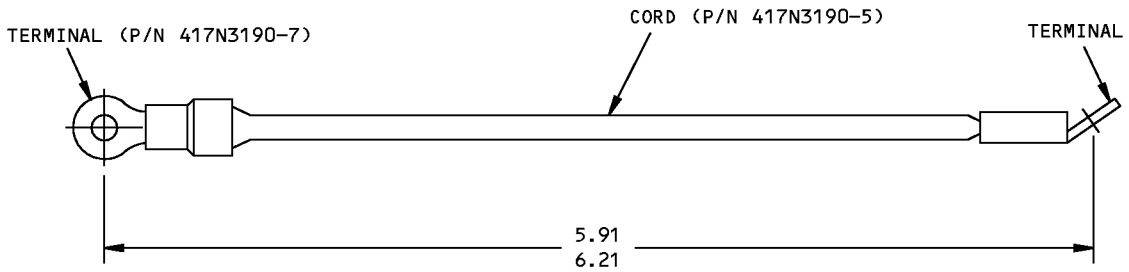
25-23-37

REPAIR 1-1

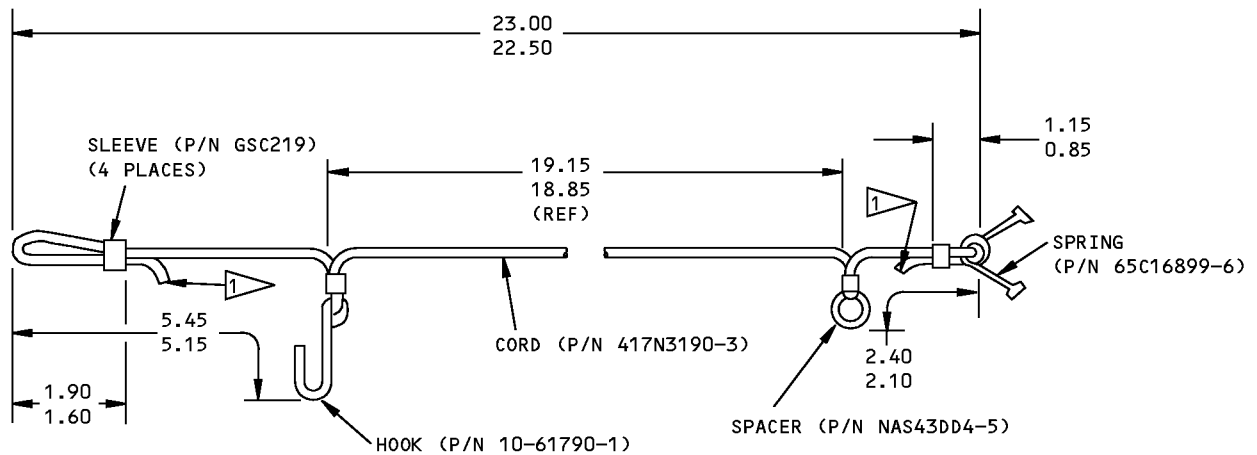
Page 601

Jul 01/2007

COMPONENT MAINTENANCE MANUAL



417N3190-8



417N3190-1

HEAT SEAL FREE ENDS OF CORD

ALL DIMENSIONS ARE IN INCHES

Lanyard Replacement
Figure 601

25-23-37

REPAIR 1-1

Page 602

Jul 01/2007



COMPONENT MAINTENANCE MANUAL

MISCELLANEOUS PARTS REFINISH - REPAIR 2-1

1. General

- A. This repair has the data that is necessary to refinish the parts which are not given in the specific repairs.
- B. Refer to REPAIR-GENERAL, Paragraph 2. for the Standard Overhaul Practices Manual (SOPM) subjects identified in this procedure.
- C. Refer to REPAIR-GENERAL, Paragraph 3. for the description of the Material codes identified in this procedure.

2. Procedure

- A. Repair of parts listed in REPAIR 2-1, Table 601 consists of restoration of the original finish.

Table 601: Refinish Details

PART NAME & NO.	MATERIAL	FINISH
Angles (417N3100-116, 417N3122-115,-116,-80,-81), Brackets (417N3121-113, 417N3136-73,-74, 417N3122 -54,-57,-60), Gussets (417N3083-2,-3,-4), Stiffeners (417N3121-3,-4, -17,-18,-27,-28,-47 thru -52,-61 thru -64,-67 thru -72,-81,-82,-94 thru -100, -105 thru -108,-111,-112, -115 thru -122,-134,-145 thru -148, -155 thru -170, -173,-174,-177,-215 thru -218,-257,-267,-268,-275, -276,-289 thru -294,-300)	Al alloy	Chemical treat all surfaces per MIL-C-5541 (colored film) (F-17.07).
Brackets (417N3136-7,-21), Retainers (417N3122-49,-50, 6100-9), Hinges (417N3811- 3,-13), Hinge Halves (417N3114-7 thru -11,-15, -16)	Al alloy	Chromic acid anodize per MIL-A-8625, type 1 and apply primer, C00259 (F-18.13).
Angles (417N3122-14,-89), Brackets (417N3122-3,-4, -112)	Al alloy	Chemical treat per MIL-C-5541 (colored film) and apply primer, C00259 (F-18.06).
Springs (417N3173-1,-6,-9, -13,-14, 65C16899-6), Bar (417N3114-17,-18)	Music wire	Cadmium Plate (0.0002 to 0.0004 inch) per QQ-P-416, type 2, class 3 (F-15.02).
Link (65-85902-1)	Al alloy	Chromic acid anodize (F-2.26).
Brackets (417N3136-12,-15, -16,-24,-87,-88,-103,-104, -111)	Al alloy	Chemical treat per MIL-C-5541 or chromic acid anodize per MIL-A-8625, type 1 and apply primer, C00259 per BAC5736 (F-18.05).
Bracket (417N3102-1)	Al alloy	Chromic acid anodize, type 1 (F-17.04) then apply primer, C00259 (F-20.02).

25-23-37

REPAIR 2-1

Page 601

Jul 01/2007



COMPONENT MAINTENANCE MANUAL

CLAMP ASSEMBLY REPLACEMENT - REPAIR 3-1

417N3180-1

1. General

- A. This procedure gives the data that is necessary to replace the clamp assembly.
- B. Refer to REPAIR-GENERAL, Paragraph 2. for the Standard Overhaul Practices Manual (SOPM) subjects identified in this procedure.
- C. Refer to REPAIR-GENERAL, Paragraph 3. for the description of the Material codes identified in this procedure.

2. Clamp Replacement (REPAIR 3-1, Figure 601)

CAUTION: FACEPLATE IS VISIBLE FROM CABIN INTERIOR. SPECIAL CARE MUST BE TAKEN TO PREVENT MARRING VISIBLE SURFACES.

- A. Remove rivet (BACR15BB4D10), retainer (6100-12), and clamp (417N3180-1).
- B. Spring Replacement
 - (1) Remove plunger (65-85905-4), spring (RCS3290), and plunger body (417N3182-1).
 - (2) Remove pins (NAS607-1-4P, NAS607-2-8P), and rocker link (417N3181-1, 65-85902-1).
 - (3) Remove spring plungers (417N3180-3) and spring (RCS3289).
 - (4) Slip rocker link into clamp body. Insert pin (NAS607-2-8P) through clamp body and slot in rocker link.
 - (5) Insert springs (RCS3289) and spring plungers (417N3180-3) into clamp body. Rotate rocker link until it contacts spring plungers.
 - (6) Align holes in rocker link and clamp body. Insert pins (NAS607-1-4P).
 - (7) Insert spring and plunger into clamp body. Push plunger body and ball-stake plunger body to plunger (location optional).
 - (8) Attach clamp to frame with rivet (BACR15BB4D10) and retainer (6100-12).

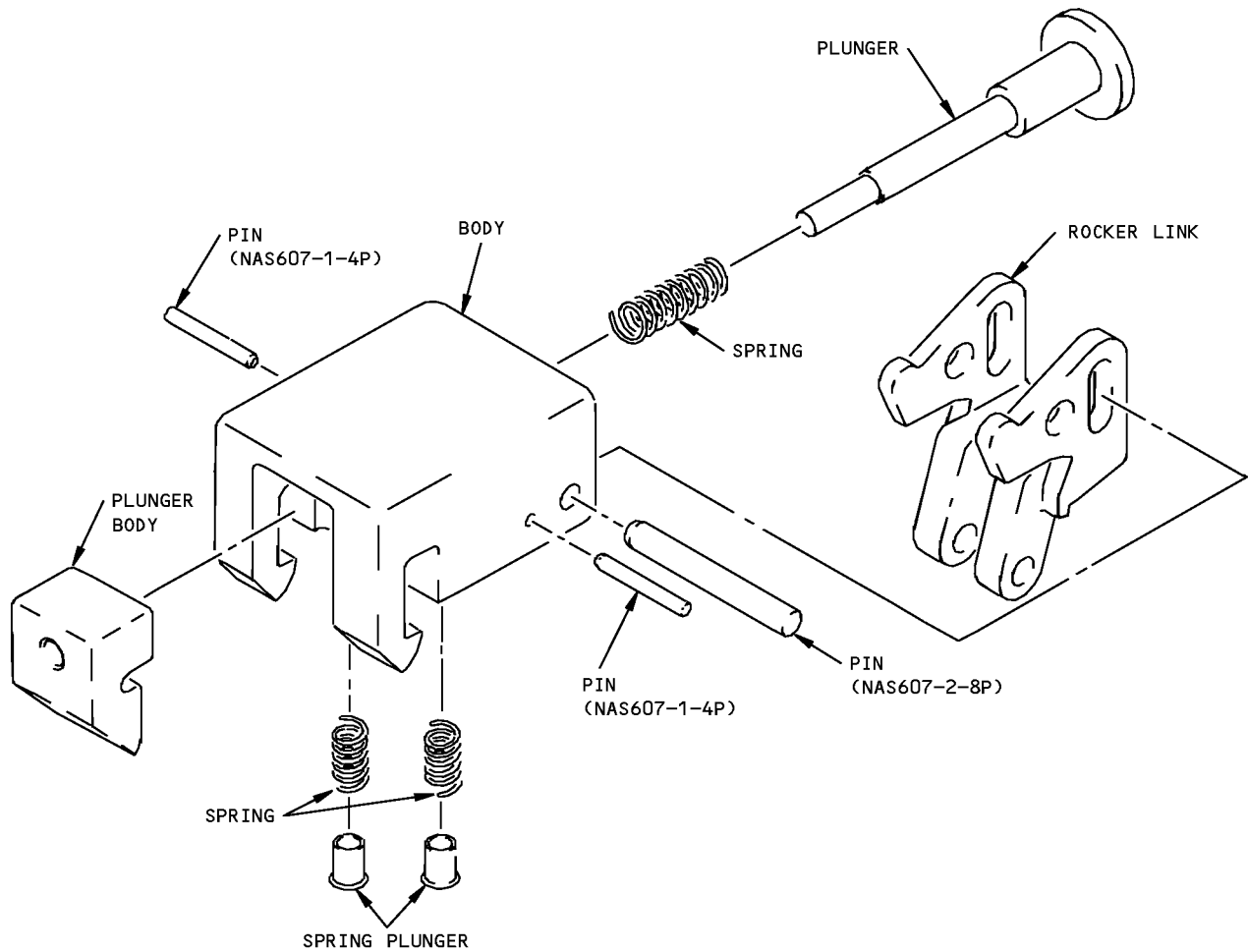
25-23-37

REPAIR 3-1

Page 601

Jul 01/2007

COMPONENT MAINTENANCE MANUAL



Clamp Assembly Replacement
Figure 601

25-23-37

REPAIR 3-1
Page 602
Jul 01/2007



COMPONENT MAINTENANCE MANUAL

ASSEMBLY

1. General

- A. This procedure contains the data necessary to assemble the partial underbin passenger service unit assembly.
- B. Refer to the Standard Overhaul Practices Manual (SOPM) for the SOPM subjects identified in this procedure.

2. Finish

- A. Consumable Materials

NOTE: Equivalent substitutes may be used.

Reference	Description	Specification
C00259	Primer - Chemical And Solvent Resistant Finish, Epoxy Resin	BMS10-11, Type I
C00260	Coating - Chemical And Solvent Resistant Finish, Epoxy Resin Enamel	BMS10-11, Type II

- B. References

Reference	Title
SOPM 20-60-02	FINISHING MATERIALS

- C. Procedure

WARNING: DO NOT ALLOW OIL, GREASE, FLAMMABLE SOLVENTS, DUST, LINT, FINE METAL FILINGS, OR OTHER COMBUSTIBLE MATERIAL TO CONTAMINATE PARTS THAT MAY BE EXPOSED TO OXYGEN. COMBUSTIBLE MATERIAL MAY IGNITE AND RESULT IN AN EXPLOSION WHEN EXPOSED TO OXYGEN. THE OXYGEN GENERATOR IS A PYROTECHNIC-ACTIVATED, HIGH-HEAT-PRODUCING UNIT WHICH CAN INFLICT SERIOUS BURNS. TO PREVENT INJURY TO PERSONNEL ENSURE THAT SAFETY PIN WITH WARNING FLAG IS PROPERLY INSTALLED ON GENERATOR.

CAUTION: PARTS OF PSU ASSEMBLY ARE VISIBLE FROM CABIN INTERIOR. SPECIAL CARE MUST BE TAKEN TO PREVENT MARRING OF VISIBLE SURFACES.

- (1) Paint exposed rivet heads and fasteners with primer, C00259 and enamel coating, C00260, (SOPM 20-60-02), color per airline color scheme.

3. Assembly (IPL Figures)

- A. Tools/Equipment

NOTE: Equivalent substitutes may be used.

Reference	Description
SPL-1937	Equipment - Firing Pin Retraction, BE Aerospace and AVOX oxygen generators (Part #: C35003-1, Supplier: 81205) (Opt Part #: A35001-10, Supplier: 81205)

25-23-37

ASSEMBLY

Page 701

Nov 01/2008



COMPONENT MAINTENANCE MANUAL

B. References

Reference	Title
CMM 35-21-03	OXYGEN BOX ASSEMBLY

C. Procedure

CAUTION: VERIFY THAT (FIRING PIN RETRACTION PLIERS AND SAFETY PIN, SPL-1937) SAFETY PIN WITH WARNING STREAMER IS INSTALLED ON GENERATOR IGNITION UNIT.

NOTE: Use standard practices for assembly of this component and additional procedures below. Not all passenger service units have all the features described. Use only the applicable assembly instructions.

- (1) Place bracket on frame per ASSEMBLY, Figure 701 and secure using screws.
- (2) Place unactivated generator in bracket and secure with screw.
- (3) Install oxygen box.
 - (a) Orient oxygen box on frame per ASSEMBLY, Figure 701 and secure using spacers, washers, nuts, screws and angles.
 - (b) Adjust panel alignment per ASSEMBLY, Figure 702.

NOTE: Refer to CMM 35-21-03 for oxygen box assembly instructions and mask packing procedures, as necessary.

CAUTION: GENERATOR OUTLET NOZZLE MUST BE SUPPORT DURING ATTACHMENT OF OXYGEN SUPPLY LINE.

- (c) Push oxygen line fully onto oxygen generator outlet nozzle.

CAUTION: DO NOT REMOVE A35001-8 SAFETY PIN WITH WARNING STREAMER AFTER INSERTING RELEASE PIN.

- (d) Insert release pin in generator ignition unit (ASSEMBLY, Figure 701).
- (4) Lay speaker on top of gasket and place under springs and secure with screws and nuts. Attach wires, as labeled, to speaker.
- (5) Orient module on frame per ASSEMBLY, Figure 701 and secure using spacers, grommets, angles, screws and nuts.
- (6) Secure reading light to frame using fasteners. Connect wires, as labeled, to reading light assembly and switches.
- (7) Attach lanyard as shown in ASSEMBLY, Figure 703.
- (8) Attach switch to stiffener with mounting nut and attach wires, as labeled, to switch.
- (9) Attach gasper air manifold to module.
 - (a) Place manifold and air outlet on module.
 - (b) Secure with strap.

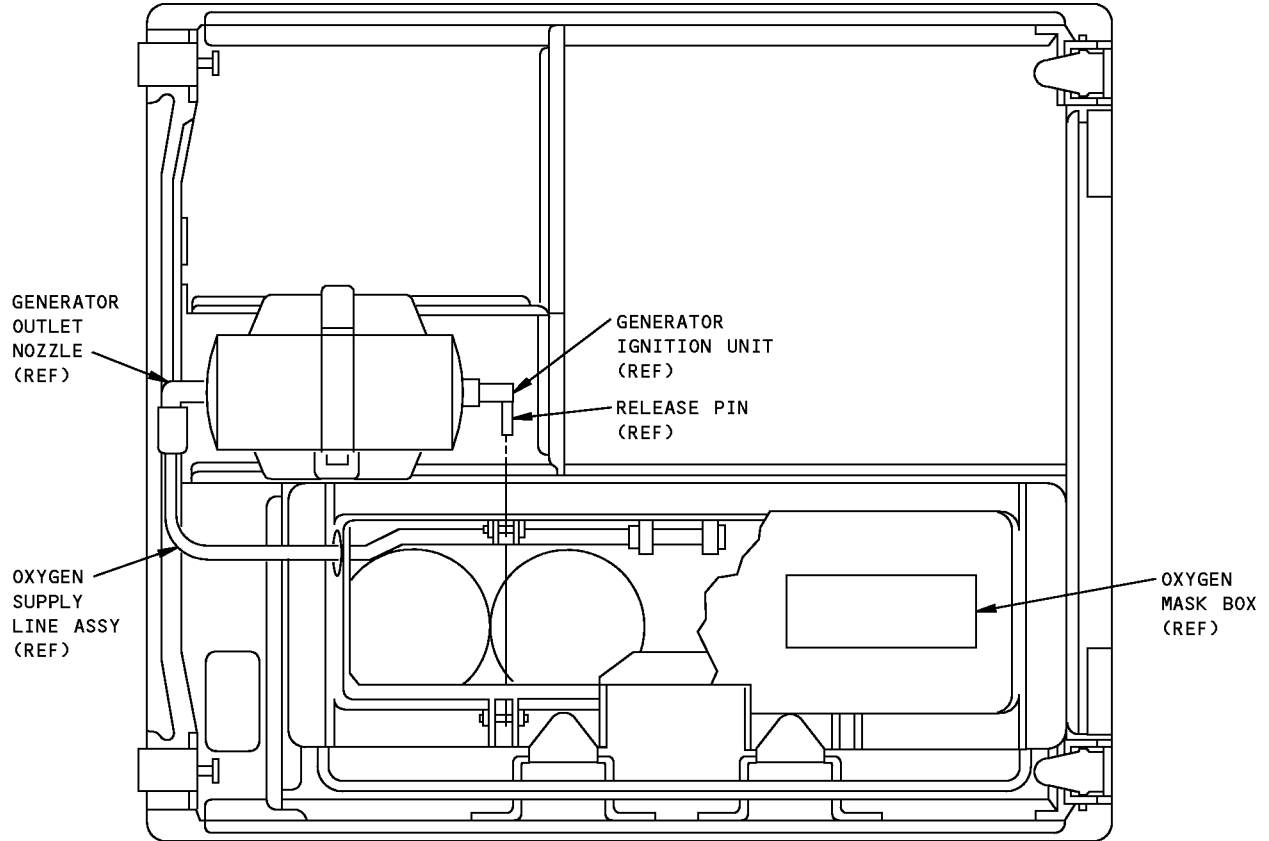
25-23-37

ASSEMBLY

Page 702

Jul 01/2008

COMPONENT MAINTENANCE MANUAL

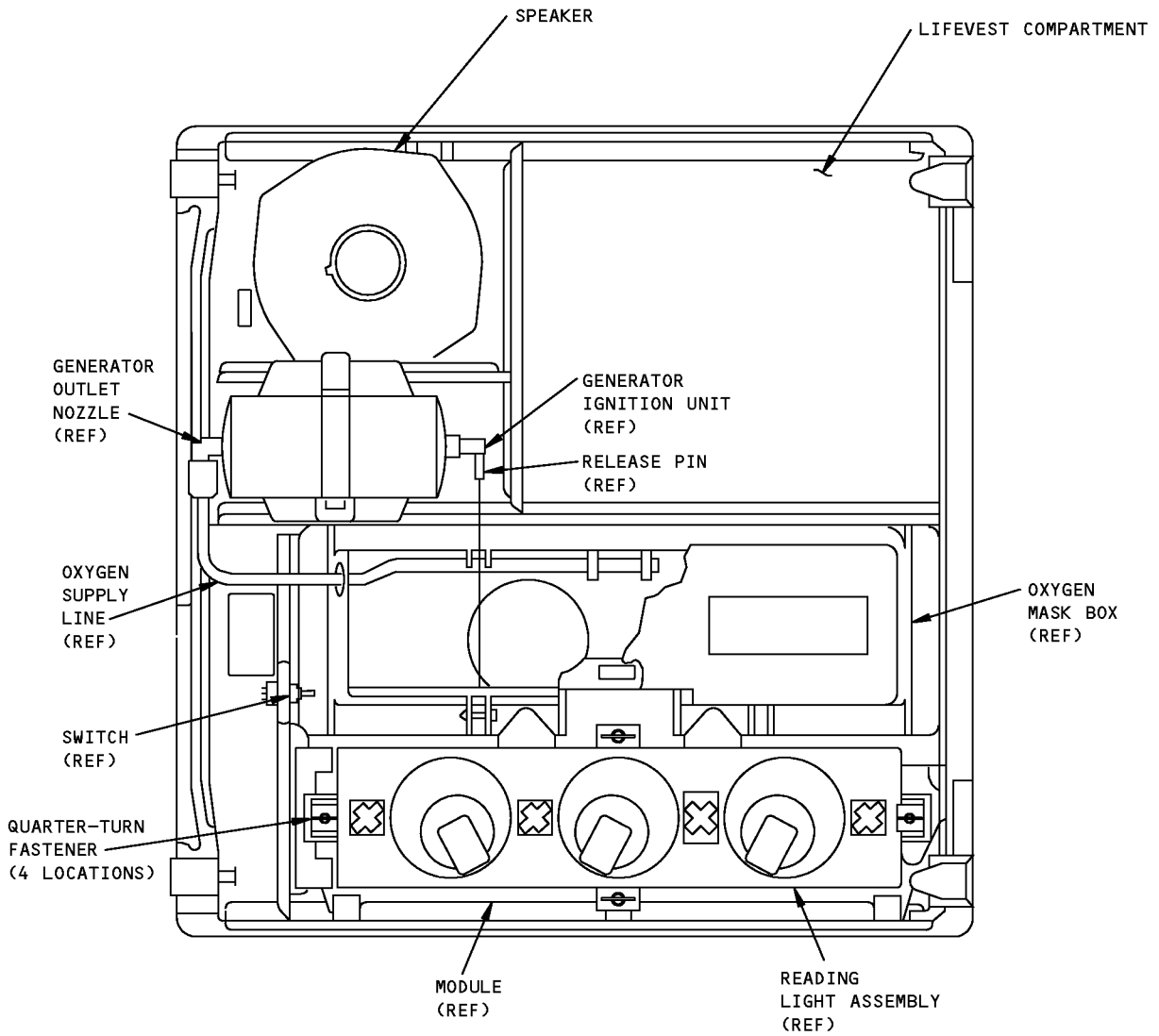


Assembly Details
Figure 701 (Sheet 1 of 3)

25-23-37

ASSEMBLY
Page 703
Jul 01/2007

COMPONENT MAINTENANCE MANUAL



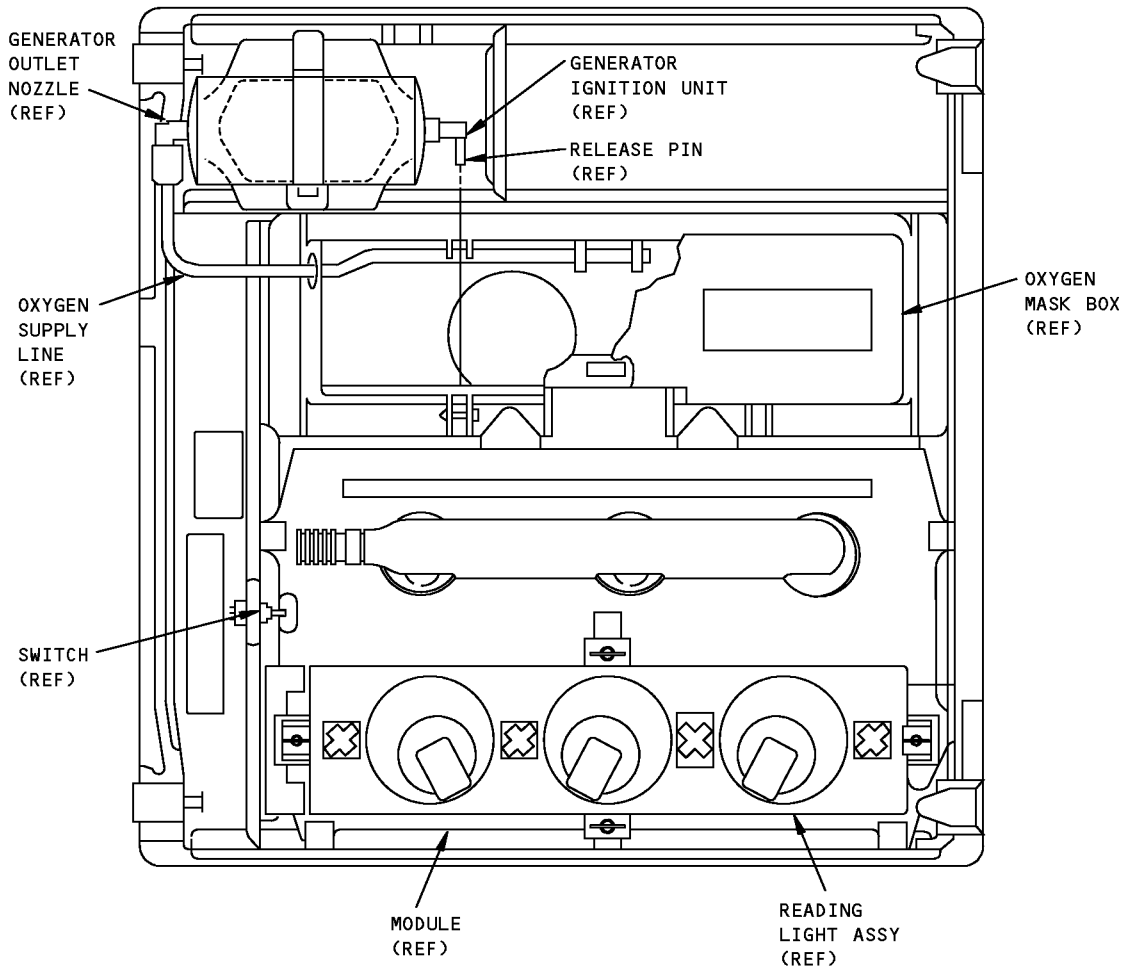
NOTE: NOT ALL PASSENGER SERVICE UNITS HAVE ALL OF THE FEATURES SHOWN.

Assembly Details
Figure 701 (Sheet 2 of 3)

25-23-37

ASSEMBLY
Page 704
Jul 01/2007

COMPONENT MAINTENANCE MANUAL

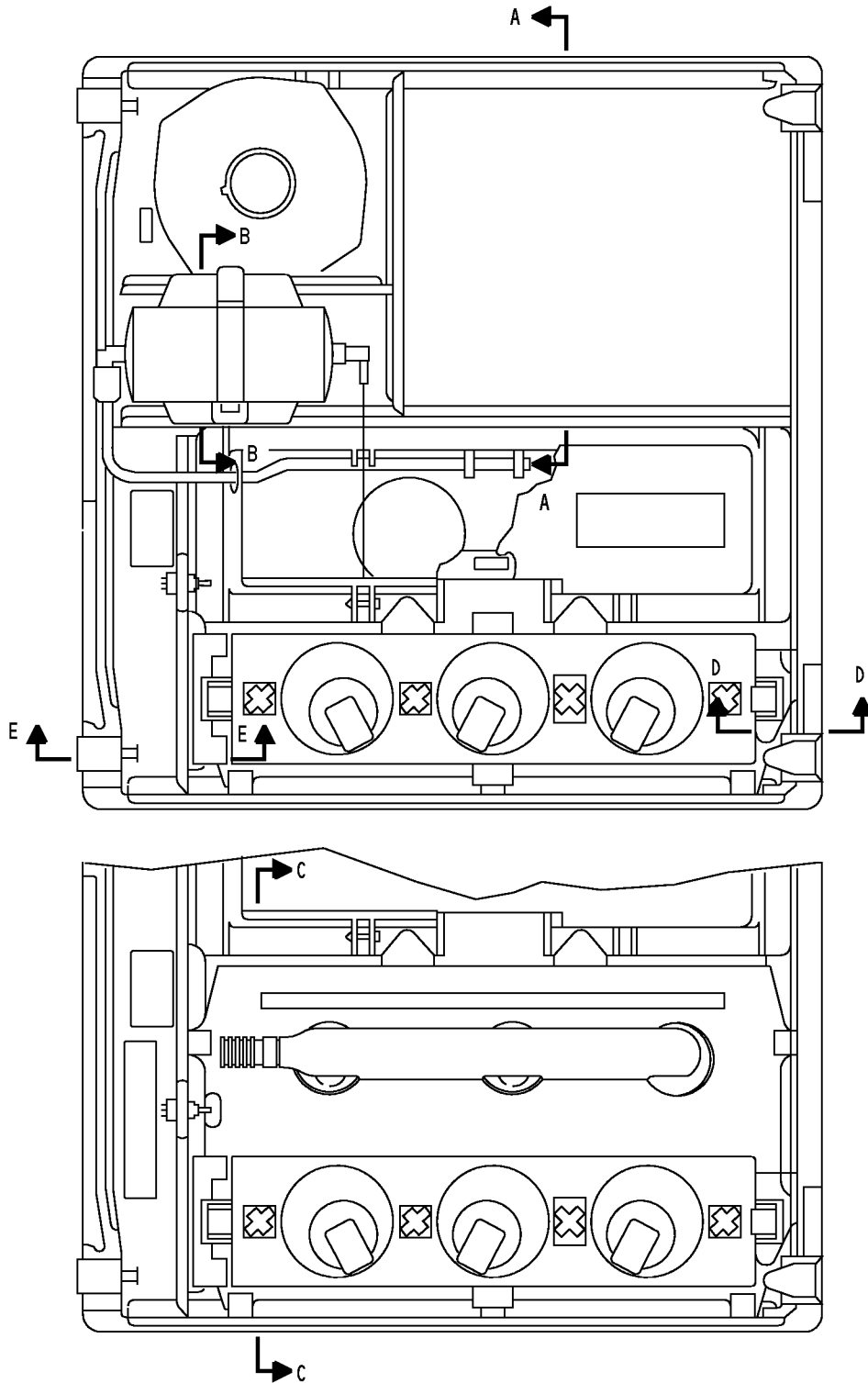


Assembly Details
Figure 701 (Sheet 3 of 3)

25-23-37

ASSEMBLY
Page 705
Jul 01/2007

COMPONENT MAINTENANCE MANUAL



Panel Alignment
Figure 702 (Sheet 1 of 3)

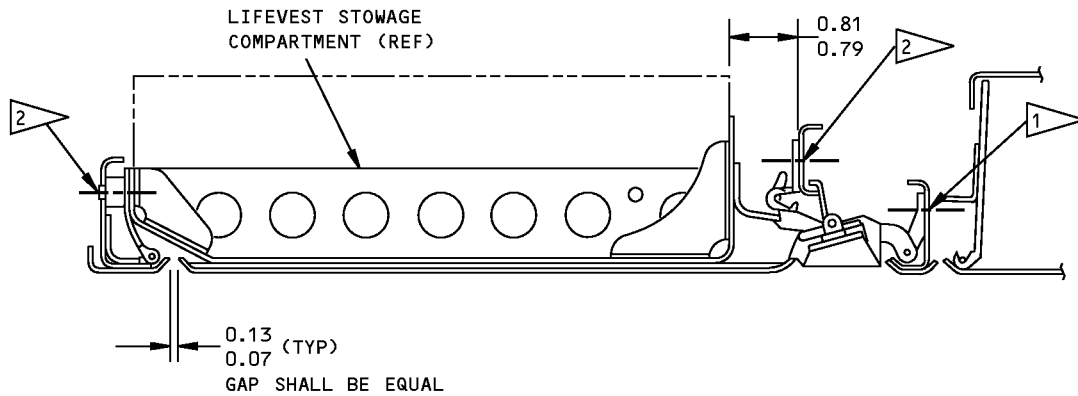
25-23-37

ASSEMBLY

Page 706

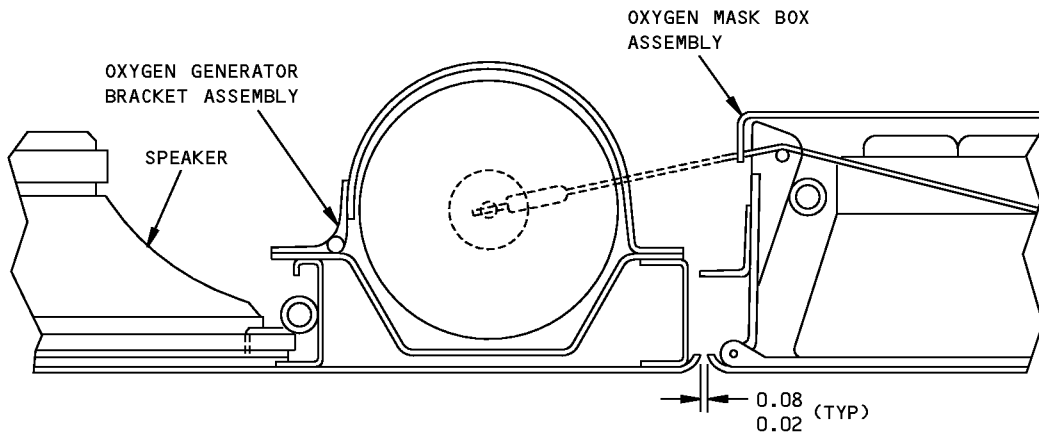
Jul 01/2007

COMPONENT MAINTENANCE MANUAL



FOR UNITS WITH LIFEVESTS

A-A



B-B

- 1 SHIM WITH AN960PD8L WASHERS, AS REQUIRED, TO MEET DIMENSIONAL REQUIREMENTS
- 2 ADJUST LOCATION OF STIFFENER WITH MOUNTING SCREWS TO OBTAIN DESIRED DISTANCE

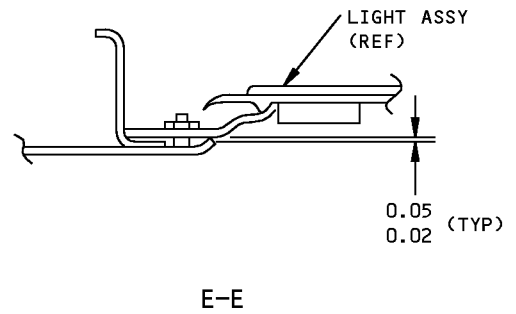
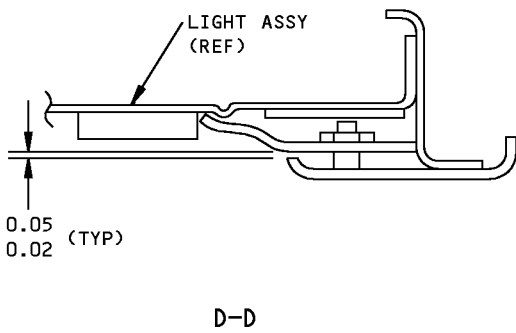
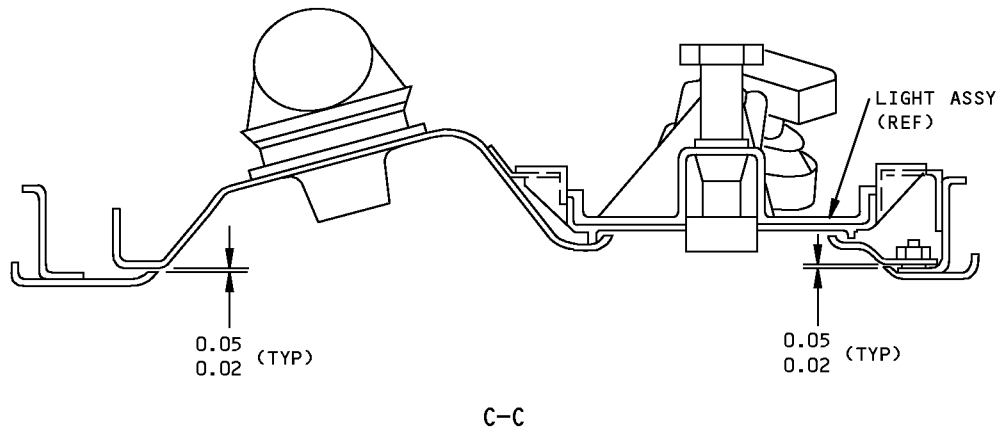
ALL DIMENSIONS ARE IN INCHES

Panel Alignment
Figure 702 (Sheet 2 of 3)

25-23-37

ASSEMBLY
Page 707
Jul 01/2007

COMPONENT MAINTENANCE MANUAL



ALL DIMENSIONS ARE IN INCHES

Panel Alignment
Figure 702 (Sheet 3 of 3)

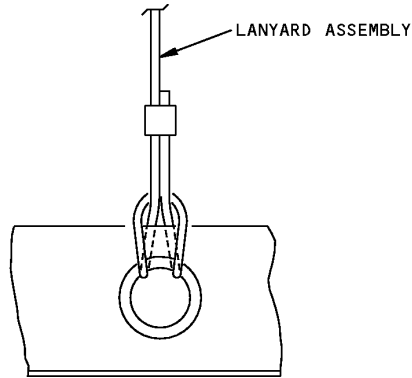
25-23-37

ASSEMBLY

Page 708

Jul 01/2007

COMPONENT MAINTENANCE MANUAL



Lanyard Attachment
Figure 703

25-23-37

ASSEMBLY

Page 709

Jul 01/2007



COMPONENT MAINTENANCE MANUAL

FITS AND CLEARANCES

(NOT APPLICABLE)

25-23-37

FITS AND CLEARANCES

Page 801

Jul 01/2007



COMPONENT MAINTENANCE MANUAL

SPECIAL TOOLS, FIXTURES, AND EQUIPMENT

1. General

A. This section lists the special tools, fixtures, and equipment necessary for maintenance.

NOTE: Equivalent substitutes may be used.

Special Tools

Reference	Description	Part Number	Supplier
SPL-1937	Equipment - Firing Pin Retraction, BE Aerospace and AVOX oxygen generators	C35003-1	81205
		Opt: A35001-10	81205

Commercial Tools

Reference	Description	Part Number	Supplier
COM-6097	Power Supply, AC 28V +/-1V, 400 Hz	810P	16067

Tool Supplier Information

CAGE Code	Supplier Name	Supplier Address
16067	CALIFORNIA INSTRUMENTS	9025 BALBOA AVENUE SAN DIEGO, CA 92123-1509 Telephone: (619) 279-8620 Facsimile: (619) 279-8139
81205	THE BOEING COMPANY	17930 INTERNATIONAL BLVD. SOUTH SEATAC, WA 98188-4321 Telephone: 206-662-6650 Facsimile: 206-662-7145

25-23-37

SPECIAL TOOLS, FIXTURES, AND EQUIPMENT

Page 901

Mar 01/2009



COMPONENT MAINTENANCE MANUAL

ILLUSTRATED PARTS LIST

1. Introduction

- A. The Illustrated Parts List (IPL) contains an illustration and a list of component parts you can repair or replace. The Illustrated Parts Catalog (IPC) shows how to use the Boeing part number system.
- B. This shows how parts are related: The relation of each item to its next higher assembly (NHA) is shown in the NOMENCLATURE column. Use the indenture system that follows:

1	2	3	4	5	6	7
.	Assembly					
.	Attaching parts for assembly					
.	.	Detail parts for assembly				
.	.	Subassembly				
.	.	Attaching parts for subassembly				
.	.	.	Detail parts for subassembly			
.	.	.	Sub-subassembly			
.	.	.	Attaching parts for subassembly			
.	.	.	.	Details parts for sub-subassembly		
						Detail Installation Parts (Included only if installation parts may be sent to the shop as part of assembly)

- C. Each top assembly is given one use code letter (A, B, C, etc.) in the USAGE CODE column. All subsequent component parts in the list can have one or more of the use code letters to show effectivity to top assemblies. A component part without a use code applies to all top assemblies.
- D. An alphabetical letter is added after the item number for optional parts, parts changed by a Service Bulletin, configuration differences (except left-handed and right-handed parts), last engineering releases, and parts added between item numbers in a sequence. The alphabetical letter will not be shown on the illustration for equivalent parts of the same part number.
- E. Color-coded parts are identified with a single digit alpha following the dash number or with "SP" suffix. If the "SP" suffix is used, it represents consolidation of all color codes applicable for a given usage which are not separately listed. Orders for color-coded parts should include the registry number of the airplane for which the parts are ordered.
- F. If a part number is 15 characters long but will not fit in the part number column, the part number will be displayed with a "~" at the end of the line and will be continued on the next line. The "~" denotes that the part number continues on the next line.
- G. Parts changed by a Service Bulletin are shown by PRE SB XXXX and POST SB XXXX added to the NOMENCLATURE column.
- (1) When a new top assembly is added by a Service Bulletin, PRE SB XXXX and POST SB XXXX will be added at the top assembly level only. The configuration differences at the detail part level are shown by use code letters.
- (2) When the top assembly part number is not changed by the Service Bulletin, PRE SB XXXX and POST SB XXXX will be added at the detail level.
- H. Interchangeable Parts

25-23-37

ILLUSTRATED PARTS LIST

Page 1001

Nov 01/2008



COMPONENT MAINTENANCE MANUAL

Optional (OPT)	The part is optional to and interchangeable with other parts that have the same item number.
Replaces, Replaced by and not interchangeable with (REPLACES, REPLACED BY AND NOT INTCHG/W)	The part replaces and is not interchangeable with the initial part.
Replaces, Replaced by (REPLACES, REPLACED BY)	The part replaces and is interchangeable with, or is an alternative to, the initial part.

VENDOR CODES

Code	Name
01556	EMHART FASTENING SYSTEMS GROUP HELI-COIL DIV SHELTER ROCK LANE DANBURY, CONNECTICUT 06810 FORMERLY HELI-COIL DIV OF BLACK AND DECKER
03296	NYLON MOLDING CORP 2755 THOMPSON CREEK RD POMONA, CALIFORNIA 91767-1861 FORMERLY UNION PLASTIC NYLON MOLDING IN NEW JERSEY; FORMERLY IN MONROVIA, CA
06383	PANDUIT CORPORATION 17301 RIDGELAND AVENUE TINLEY PARK, ILLINOIS 60477-3048
0647B	Replaced: [V0647B] SEE V2X013 by Code: Name and Address below 2X013: MCQUIRE BEARING COMPANY 947 SOUTHEAST MARKET STREET PORTLAND, OREGON 97214-3556 FORMERLY V0647B
07096	BURKE RUBBER CO PUROSIL DIV 1810 SOUTH SHAMROCK AVENUE PO BOX 5023 MONROVIA, CALIFORNIA 91016-4251 FORMERLY HADBAR DIV OF PUROSIL INC
07150	ELECTRO-MECH COMPONENTS INC 1826 NORTH FLORADALE AVENUE SOUTH EL MONTE, CALIFORNIA 91733-3689

25-23-37

ILLUSTRATED PARTS LIST

Page 1002

Jul 01/2007



COMPONENT MAINTENANCE MANUAL

Code	Name
08205	RENTON COIL SPRING COMPANY 325 BURNETT NORTH PO BOX 328 RENTON, WASHINGTON 98057 FORMERLY VB0009
11815	CHERRY AEROSPACE FASTENERS DIV OF TEXTRON 1224 EAST WARNER AVENUE PO BOX 2157 SANTA ANA, CALIFORNIA 92707-0157 FORMERLY IN LOS ANGELES, CALIF , FORMERLY CHERRY FASTENERS TOWNSEND DIV OF TEXTRON INC V71087
12357	
15653	ALCOA GLOBAL FASTENERS INC DIV KAYNAR PRODUCTS 800 S STATE COLLEGE BLVD FULLERTON, CALIFORNIA 92831-3001 FORMERLY VK6405 MICRODOT AEROSP LTD; FORMERLY KAYNAR TECH FORMERLY FAIRCHILD FASTENERS KAYNAR DIV
16632	FLEXFAB HORIZONS INTERNATIONAL INC DBA FLEXFLAB LLC 1699 W. M-43 HWY HASTINGS, MIGHIGAN 49058-8377
16827	B/E AEROSPACE PURITAN-BENNETT AERO DIV 10800 PFLUMM ROAD LENEXA, KANSAS 66215 FORMERLY PURITAN EQUIPMENT IN KANSAS CITY, MO; FORMERLY PURITAN-BENNETT AERO SYS V02217
17744	Replaced: [V17744] GULTON IND LUMINATOR DIV SEE LUMINATOR HOLDING V0VDA9 by Code: Name and Address below 0VDA9: LUMINATOR HOLDING LLC A MARK IV IND CO 1200 EAST PLANO PKY SUITE 300 PO 940030 PLANO, TEXAS 75094-0030 FORMERLY MARK IV IND LUMINATOR AIRCRAFT PROD
25281	OETEIKER INC 71-77 OKNER PARKWAY LIVINGSTON, NEW JERSEY 07039

25-23-37

ILLUSTRATED PARTS LIST

Page 1003

Jul 01/2007



COMPONENT MAINTENANCE MANUAL

Code	Name
26344	NEW HAVEN MFG CORP 446 BLAKE STREET NEW HAVEN, CONNECTICUT 06515-1238 OBSOLETE RECORD
28406	VAUPELL INDUSTRIAL PLASTICS, INCORPORATED 1144 NORTHWEST 53RD STREET SEATTLE, WASHINGTON 98107-3735 FORMERLY VB0013 AND V0013B
2X013	MCQUIRE BEARING COMPANY 947 SOUTHEAST MARKET STREET PORTLAND, OREGON 97214-3556 FORMERLY V0647B
46384	PENN ENGINEERING AND MFG CORP OLD EASTON ROAD PO BOX 1000 DANBORO, PENNSYLVANIA 18916 FORMERLY IN DOYLESTOWN, PENNSYLVANIA
52828	REPUBLIC FASTENER MFG CORP 1300 RANCHO CONEJO BLVD NEWBURY PARK, CALIFORNIA 91320-1405 FORMERLY IN SYLMAR, CALIFORNIA
53551	ALLFAST FASTENING SYSTEMS INC 15200 EAST DON JULIAN ROAD PO BOX 3166 CITY OF INDUSTRY, CALIFORNIA 91745-1001 FORMERLY V0736B FORMERLY ALLFAST INC V5K545
53655	SCOTT AVIATION DIV FIGGIE INTERNATIONAL INC 225 ERIE STREET LANCASTER, NEW YORK 14086-9502 FORMERLY A-T-O INC EMERGENCY EQUIPMENT DIV V16090 FORMERLY V92114 SIERRA MADRE, CA
54473	MATSUSHITA ELECTRIC CORP OF AMERICA 2 PANASONIC WAY M/S 74-4 SECAUCUS, NEW JERSEY 07094 FORMERLY IN BOTHELL, WASHINGTON

25-23-37

ILLUSTRATED PARTS LIST

Page 1004

Jul 01/2007



COMPONENT MAINTENANCE MANUAL

Code	Name
54753	
57268	RAINER RUBBER CO 15660 NELSON PL SO SEATTLE, WASHINGTON 98188
58417	SUNDSTRAND CORP 4751 HARRISON AVENUE PO BOX 7003 ROCKFORD, ILLINOIS 61125
58794	FASTENERS TECHNOLOGY CORP 7415 FULTON AVENUE NORTH HOLLYWOOD, CALIFORNIA 91605
58998	FASTENER INNOVATION TECHNOLOGY INC 13215 WESTERN AVENUE PO BOX 3399 GARDENA, CALIFORNIA 90249 FORMERLY V0799B IN WILMINGTON, CALIFORNIA
59730	Replaced: [V59730] THOMAS AND BETTS CORP SEE V56501 by Code: Name and Address below 56501: THOMAS AND BETTS CORP 8155 T AND B BLVD MEMPHIS, TENNESSEE 38125 FORMERLY V 06865 AND V59730 THOMAS AND BETTS CORP
60119	MONADNOCK CO THE 18301 ARENTH AVENUE ROWLAND HEIGHTS, CALIFORNIA 91748-1288 FORMERLY UNITED CARR FASTENER CORP VB0051 VB0056 VB0076 FORMERLY TRW ELECTRONIC COMPONENTS CINCH-MONADNOCK DIV FORMERLY CINCH-MONADNOCK DIV OF TRW INC V76530 FORMERLY IN CITY OF INDUSTRY, CALIFORNIA
60980	MEGGITT-OREGON INC DBA MEGGITT SILICONE PROD DIV MSP 2010 LAFAYETTE AVE P.O. BOX 887 MCMINNVILLE, OREGON 97128 FORMERLY ELASTOMERIC SILICON PRODUCTS

25-23-37

ILLUSTRATED PARTS LIST

Page 1005

Jul 01/2007



COMPONENT MAINTENANCE MANUAL

Code	Name
71087	<p>Replaced: [V71087] BOOTS ACFT NUT DIV TOWNSEND CO SEE TEXTRON INC CHERRY FASTENER TOWNSEND DIV V11815 by Code: Name and Address below 11815: CHERRY AEROSPACE FASTENERS DIV OF TEXTRON 1224 EAST WARNER AVENUE PO BOX 2157 SANTA ANA, CALIFORNIA 92707-0157 FORMERLY IN LOS ANGELES, CALIF , FORMERLY CHERRY FASTENERS TOWNSEND DIV OF TEXTRON INC V71087</p>
72914	<p>HONEYWELL/GRIMES AEROSPACE 550 STATE RT 55 URBANA, OHIO 43078 FORMERLY AERO-FLOW V70128; MIDLAND-ROSS JANITROL AERO DIV; FORMERLY FL AEROSP CORP V89513; ALLIEDSIGNAL/GRIMES AEROSP FORMERLY GRIMES AEROSPACE V00672 AND HONEYWELL V60187</p>
72962	<p>HARVARD INDUSTRIES INC 3 WERNER WAY SUITE 210 LEBANON, NEW JERSEY 08833 FORMERLY ESNA V7A079 FORMERLY ELASTIC STOP NUT IN UNION, NJ</p>
75345	<p>KIRKHILL RUBBER CO 300 EAST CYPRESS STREET BREA, CALIFORNIA 92821-4097 FORMERLY L.A. STANDARD RUBBER CO V84914</p>
80539	<p>SPS TECHNOLOGIES INC DIV AERPSOACE - SANTA ANA 2701 SOUTH HARBOR BOULEVARD SANTA ANA, CALIFORNIA 92704-5803 FORMERLY NUTT-SHEL DIV OF SPC WESTERN CO V80539 AND STANDARD PRESSED STEEL WESTERN DIV V17279</p>
83564	<p>WEMAC DIV OF PURITAN-BENNETT AERO SYS CO 18475 PACIFIC STREET PO BOX 8797 FOUNTAIN VALLEY, CALIFORNIA 92708-7004 FORMERLY IN SANTA ANA, CALIFORNIA WEMAC AIRCRAFT AND PRECISION PRODUCTS AND PURITAN BENNETT AERO SYS WEMAC DIV</p>

25-23-37

ILLUSTRATED PARTS LIST

Page 1006

Jul 01/2007



COMPONENT MAINTENANCE MANUAL

Code	Name
84483	ENRICO FASTENING SYSTEMS 301 NEW ALBANY ROAD MOORESTOWN, NEW JERSEY 08057-1120 FORMERLY OMARK IND INC AND KSM WELDING SYS DIV OF OMARK IND INC AND KSM FASTENING SYSTEMS
91929	HONEYWELL INC MICRO SWITCH DIV 11 WEST SPRING STREET FREEPORT, ILLINOIS 61032 FORMERLY MICRO SWITCH A DIV OF HONEYWELL FORMERLY V74059 AND V40228
92215	FAIRCHILD IND INC FAIRCHILD AEROSPACE FASTENER DIV 3010 W LOMITA BLVD TORRANCE, CALIFORNIA 90505-5102 FORMERLY VOI-SHAN IN CULVER CITY, CALIF
95272	STILLMAN SEL CORP 6020 AVENIDA ENCINAS CARLSBAD, CALIFORNIA 92009-1001 FORMERLY SARGENT IND
97393	SHUR-LOK CORPORATION 2541 WHITE ROAD PO BOX 19584 IRVINE, CALIFORNIA 92623-9584 FORMERLY SHUR LOK CORP VB0060 FORMERLY IN SANTA ANA, CALIFORNIA 92714
98996	OLYMPIC FASTENING SYSTEMS INC DOWNEY, CALIFORNIA 90241-4986 OBSOLETE RECORD
D1379	DRAEGERWERK AG MOISLINGER ALLEE 53-55 LUEBECK D23558, GERMANY

25-23-37

ILLUSTRATED PARTS LIST

Page 1007

Jul 01/2007



COMPONENT MAINTENANCE MANUAL

NUMERICAL INDEX

PART NUMBER	AIRLINE PART NUMBER	FIGURE	ITEM	UNITS PER ASSEMBLY		
10-1006-1		1	128	1		
		4	285	1		
		6	190	1		
		7	125	1		
		21	95	1		
10-1006-2		1	128A	1		
		4	290	1		
		6	195	1		
		7	127	1		
		21	100	1		
10-60141-23A		1	360G	3		
		6	45G	3		
		21	350G	3		
10-60141-23S		1	360F	3		
		6	45F	3		
		21	350F	3		
10-60141-23T		1	360B	3		
		21	350A	3		
10-60141-23U		1	360E	3		
		6	45E	3		
		21	350E	3		
10-60141-25		1	360	3		
		6	45	3		
10-61790-1		1	235	1		
		3	370	1		
		4	435	1		
		5	540	1		
		6	330	1		
		7	315	1		
		8	115	1		
		21	320	1		
		22	110	1		
		117003-13		1	215B	1
				3	270A	1

25-23-37

ILLUSTRATED PARTS LIST

Page 1008

Jul 01/2007



COMPONENT MAINTENANCE MANUAL

PART NUMBER	AIRLINE PART NUMBER	FIGURE	ITEM	UNITS PER ASSEMBLY		
117003-14		4	387	1		
		5	390B	1		
		7	297	1		
		1	215	1		
		3	270	1		
		4	385	1		
		5	390	1		
		7	295	1		
		22	10	1		
		117003-22		7	207	1
21	235			2		
130008		1	180	1		
		3	235	1		
		4	350	1		
		5	410	1		
		7	219	1		
		7	270	1		
		21	265	1		
		22	35	1		
		1707-23A		1	360G	3
				6	45G	3
21	350G			3		
1TW2-3		1	255	1		
		4	455	1		
		6	310	1		
		7	203	1		
26C82		5	215	1		
		8	170	1		
286N0512-001		1	335B	1		
286N0512-004		1	335D	1		
		4	535A	1		
286N0512-007		1	335C	1		
		21	220	1		
286N0512-008		1	335E	1		
		1	335H	1		

25-23-37

ILLUSTRATED PARTS LIST

Page 1009

Jul 01/2007



COMPONENT MAINTENANCE MANUAL

PART NUMBER	AIRLINE PART NUMBER	FIGURE	ITEM	UNITS PER ASSEMBLY
286N0536-001		3	350C	1
		5	520C	1
		22	190A	1
286N0536-002		3	350E	1
		5	520E	1
286N0562-001		7	201A	1
288N0174-601		1	335K	1
288N0174-701		1	335L	1
288N0210-701		1	335M	1
288N0210-702		1	335N	1
288N0210-704		3	350F	1
2TW2-3		1	255A	1
		7	203A	1
		21	225	1
3740-1		1	360G	3
		6	45G	3
		21	350G	3
3740-3		1	360E	3
		6	45E	3
		21	350E	3
3740-4		1	360F	3
		6	45F	3
		21	350F	3
417N3063-4		1	375	1
		6	60	1
		21	365	1
417N3080-1SP		5	295	1
		8	270	1
417N3080-3		5	340	1
		8	330	1
417N3081-1SP		5	345	1
		8	335	1
417N3082-1		5	330	1
		8	320	1
417N3083-1		5	325	2

25-23-37

ILLUSTRATED PARTS LIST

Page 1010

Jul 01/2007



COMPONENT MAINTENANCE MANUAL

PART NUMBER	AIRLINE PART NUMBER	FIGURE	ITEM	UNITS PER ASSEMBLY
417N3083-2		8	315	2
		5	310	2
417N3083-3		8	300	2
		5	315	1
417N3083-4		8	305	1
		5	320	1
417N3084-1SP		8	310	1
		5	250	1
417N3100-101SP		8	215	1
		8	135A	1
417N3100-102SP		8	137A	1
		3	165	1
417N3100-116		1	1A	RF
		3	1	RF
417N3100-129SP		1	5	RF
		3	5	RF
417N3100-130SP		1	1B	RF
		3	1A	RF
417N3100-131SP		1	5A	RF
		3	5A	RF
417N3100-132SP		1	1C	RF
		3	1B	RF
417N3100-133SP		1	5B	RF
		3	5B	RF
417N3100-134SP		1	1D	RF
		4	1	RF
417N3100-141SP		1	5C	RF
		3	5C	RF
417N3100-142SP		1	1E	RF
		4	1A	RF
417N3100-143SP		1	5D	RF
		4	5	RF
417N3100-148SP		1	170	1
		4	390	1
417N3100-15		3	350	1
		4		
		5		

25-23-37

ILLUSTRATED PARTS LIST

Page 1011

Jul 01/2007



COMPONENT MAINTENANCE MANUAL

PART NUMBER	AIRLINE PART NUMBER	FIGURE	ITEM	UNITS PER ASSEMBLY
		8	10	1
417N3100-156SP		1	5E	RF
		4	5A	RF
417N3100-166SP		1	5Z	RF
		3	5D	RF
417N3100-170SP		1	6U	RF
		3	5E	RF
417N3100-171SP		1	1F	RF
417N3100-172SP		1	5F	RF
417N3100-195SP		1	1G	RF
		5	1	RF
417N3100-198SP		1	5G	RF
		5	5	RF
417N3100-201SP		1	1H	RF
417N3100-202SP		1	5H	RF
417N3100-209SP		1	1J	RF
		5	1A	RF
417N3100-211SP		1	1K	RF
		5	1B	RF
417N3100-212SP		1	5J	RF
		5	5A	RF
417N3100-217SP		1	1L	RF
		6	1	RF
417N3100-218SP		1	5K	RF
		6	5	RF
417N3100-219SP		1	1M	RF
417N3100-226SP		1	5L	RF
		5	5B	RF
417N3100-228SP		1	5M	RF
		5	5C	RF
417N3100-245SP		1	1N	RF
		3	1C	RF
417N3100-246SP		1	5N	RF
		3	5F	RF
417N3100-247SP		1	1P	RF

25-23-37

ILLUSTRATED PARTS LIST

Page 1012

Jul 01/2007



COMPONENT MAINTENANCE MANUAL

PART NUMBER	AIRLINE PART NUMBER	FIGURE	ITEM	UNITS PER ASSEMBLY
		6	1A	RF
417N3100-248SP		1	5P	RF
		6	5A	RF
417N3100-249SP		1	1Q	RF
		5	1C	RF
417N3100-252SP		1	5Q	RF
		5	5D	RF
417N3100-259SP		1	3N	RF
		3	1P	RF
417N3100-25C		1	346B	1
417N3100-25D		1	346C	1
417N3100-25SP		1	346A	1
		6	30A	1
		21	340	1
417N3100-26		1	346	1
		6	30	1
417N3100-271SP		1	1R	RF
		7	1	RF
417N3100-272SP		1	5R	RF
		7	5	RF
417N3100-281SP		1	1S	RF
		5	1D	RF
417N3100-282SP		1	5S	RF
		5	5E	RF
417N3100-287SP		1	1T	RF
		3	1D	RF
417N3100-288SP		1	5T	RF
		3	5G	RF
417N3100-298SP		1	5U	RF
		3	5H	RF
417N3100-299SP		1	1U	RF
		3	1E	RF
417N3100-301SP		1	1V	RF
		5	1E	RF
417N3100-308SP		1	5V	RF

25-23-37

ILLUSTRATED PARTS LIST

Page 1013

Mar 01/2008



COMPONENT MAINTENANCE MANUAL

PART NUMBER	AIRLINE PART NUMBER	FIGURE	ITEM	UNITS PER ASSEMBLY
		5	5F	RF
417N3100-315SP		1	1W	RF
		3	1F	RF
417N3100-31SP		5	180	1
		8	135	1
417N3100-321SP		1	1	RF
417N3100-326SP		1	5W	RF
		5	5G	RF
417N3100-329SP		1	1X	RF
		3	1G	RF
417N3100-32SP		5	182	1
		8	137	1
417N3100-330SP		1	5X	RF
		3	5J	RF
417N3100-331SP		1	1Y	RF
417N3100-332SP		1	5Y	RF
417N3100-335SP		1	2	RF
		3	1H	RF
417N3100-346SP		1	6	RF
417N3100-351SP		1	2A	RF
		8	1	RF
417N3100-352SP		1	6A	RF
		8	5	RF
417N3100-356SP		1	6B	RF
		3	5K	RF
417N3100-358SP		1	6C	RF
417N3100-387SP		1	2B	RF
		8	1A	RF
417N3100-388SP		1	6D	RF
		8	5A	RF
417N3100-398SP		1	6V	RF
417N3100-44		3	210	1
417N3100-46		1	155A	1
		3	210A	1
		4	327	1

25-23-37

ILLUSTRATED PARTS LIST

Page 1014

Mar 01/2008



COMPONENT MAINTENANCE MANUAL

PART NUMBER	AIRLINE PART NUMBER	FIGURE	ITEM	UNITS PER ASSEMBLY
417N3100-48		5	380A	1
		7	237	1
		1	155	1
		3	210B	1
		4	325	1
		5	380	1
		7	235	1
417N3100-49		4	30	1
417N3100-5		6	65	1
417N3100-50		4	32	1
417N3100-501SP		1	2C	RF
417N3100-502SP		1	6E	RF
417N3100-505SP		1	2D	RF
417N3100-506SP		1	6F	RF
417N3100-507SP		1	2E	RF
417N3100-508SP		1	6G	RF
417N3100-509SP		1	2F	RF
417N3100-51		4	1B	RF
		1	30E	1
417N3100-510SP		1	6H	RF
417N3100-511SP		1	2G	RF
		4	1C	RF
417N3100-512SP		1	6J	RF
		4	5B	RF
417N3100-514SP		1	6K	RF
		4	5C	RF
417N3100-516SP		1	6L	RF
		3	5L	RF
417N3100-517SP		1	2H	RF
		3	1J	RF
417N3100-518SP		1	6M	RF
		3	5M	RF
417N3100-519SP		1	2J	RF
		3	1K	RF
417N3100-52		1	30F	1

25-23-37

ILLUSTRATED PARTS LIST

Page 1015

Mar 01/2008



COMPONENT MAINTENANCE MANUAL

PART NUMBER	AIRLINE PART NUMBER	FIGURE	ITEM	UNITS PER ASSEMBLY
417N3100-520SP		1	6N	RF
		3	5N	RF
417N3100-521SP		1	2K	RF
		3	1L	RF
417N3100-522SP		1	6P	RF
		3	5P	RF
417N3100-523SP		1	2L	RF
		3	1M	RF
417N3100-524SP		1	6W	RF
		3	5Q	RF
417N3100-525SP		1	2M	RF
		3	1N	RF
417N3100-528SP		1	6Q	RF
		5	5H	RF
417N3100-529SP		1	2N	RF
		5	1F	RF
417N3100-53		1	30D	1
417N3100-530SP		1	6R	RF
		5	5J	RF
417N3100-531SP		1	2P	RF
		5	1G	RF
417N3100-532SP		1	6S	RF
		5	5K	RF
417N3100-54		1	30G	1
417N3100-545SP		1	2Q	RF
		7	1A	RF
417N3100-546SP		1	6T	RF
		7	5A	RF
417N3100-59		3	10	1
		5	10	1
417N3100-6		6	70	1
417N3100-60		3	10A	1
		5	12	1
417N3100-617SP		1	2R	RF
		7	1B	RF

25-23-37

ILLUSTRATED PARTS LIST

Page 1016

Mar 01/2008



COMPONENT MAINTENANCE MANUAL

PART NUMBER	AIRLINE PART NUMBER	FIGURE	ITEM	UNITS PER ASSEMBLY
417N3100-618SP		1	6X	RF
		7	5B	RF
417N3100-627SP		1	2U	RF
		7	1C	RF
417N3100-628SP		1	6Z	RF
		7	5C	RF
417N3100-661SP		1	2S	RF
417N3100-665SP		1	2V	RF
		8	1B	RF
417N3100-666SP		1	7	RF
		8	5B	RF
417N3100-673SP		1	2W	RF
		7	1D	RF
417N3100-674SP		1	7A	RF
		7	5D	RF
417N3100-685SP		1	2Y	RF
		21	1	RF
417N3100-686SP		1	7C	RF
		21	5	RF
417N3100-706SP		1	7G	RF
		22	1A	RF
417N3100-709SP		1	3B	RF
417N3100-71		1	220	2
		3	355	2
		4	420	2
		5	525	2
		6	315	2
		7	300	2
		8	100	2
		21	305	2
		417N3100-721SP		1
417N3100-722SP		1	3C	RF
417N3100-725SP		1	3D	RF
417N3100-729SP		1	7J	RF
417N3100-73		5	255	1

25-23-37

ILLUSTRATED PARTS LIST

Page 1017

Mar 01/2008



COMPONENT MAINTENANCE MANUAL

PART NUMBER	AIRLINE PART NUMBER	FIGURE	ITEM	UNITS PER ASSEMBLY
417N3100-730SP		8	190	1
		1	7K	RF
		3	5R	RF
417N3100-739B		1	7R	RF
417N3100-74		5	230	2
417N3100-740B		8	205	2
		1	3J	RF
417N3100-745B		1	3K	RF
417N3100-750B		1	3L	RF
417N3100-752B		1	7S	RF
417N3100-753B		1	7U	RF
417N3100-754B		3	5T	RF
		1	7T	RF
417N3100-78		5	275	1
417N3100-79		8	240	1
		7	30	1
417N3100-81		1	30A	1
417N3100-82		1	30C	1
		21	30	1
		3	145	1
		3	145A	1
417N3100-83		5	145	1
		5	145A	1
		1	30	1
		1	30B	1
417N3100-84		4	33	1
417N3100-85		4	33A	1
		7	32	1
		6	65A	1
		6	65B	1
417N3100-89		6	70A	1
		6	70B	1
		3	145B	1
		3	145C	1
		5	147	1

25-23-37

ILLUSTRATED PARTS LIST

Page 1018

Mar 01/2008



COMPONENT MAINTENANCE MANUAL

PART NUMBER	AIRLINE PART NUMBER	FIGURE	ITEM	UNITS PER ASSEMBLY
		5	147A	1
417N3101-1SP		1	145	1
417N3101-2SP		1	145A	1
		6	210	1
		21	130	1
417N3101-4SP		4	295	1
		4	310	1
		7	140	1
417N3102-1		2	165	2
		9	165	2
		10	250	2
		11	180	2
		12	185	2
		13	85	2
		14	215	2
		15	80	2
		16	80	2
		17	110	2
		18	310	2
		19	165	2
417N3103-1		1	370	1
		6	55	1
		21	360	1
417N3104-1		3	190	1
		4	410	1
		5	370	1
		8	30	1
417N3105-3SP		1	130D	1
417N3105-4SP		1	130E	1
		6	200	1
417N3105-5D		1	130F	1
417N3105-5SP		1	130	1
		1	130B	1
417N3105-6E		1	130H	1
417N3105-6H		1	130G	1

25-23-37

ILLUSTRATED PARTS LIST

Page 1019

Mar 01/2008



COMPONENT MAINTENANCE MANUAL

PART NUMBER	AIRLINE PART NUMBER	FIGURE	ITEM	UNITS PER ASSEMBLY
417N3105-6SP		1	130A	1
		1	130C	1
		6	200A	1
		6	200B	1
		21	105	1
417N3105-7SP		4	300	1
		4	300A	1
		7	130	1
417N3110-13SP		4	540	1
		11	1	RF
417N3110-14SP		4	545	1
		11	5	RF
417N3110-183		14	10	1
417N3110-184		14	10B	1
417N3110-185		14	10A	1
417N3110-186		14	10C	1
		3	390	1
417N3110-19SP		9	1	RF
		3	395	1
417N3110-20SP		9	5	RF
		1	340A	1
417N3110-21SP		19	1	RF
		2	1A	RF
417N3110-225SP		21	370	1
		2	5A	RF
417N3110-226SP		21	375	1
		2	20A	1
417N3110-227		2	20A	1
417N3110-228		2	25A	1
417N3110-22SP		1	342A	1
		19	5	RF
417N3110-25SP		5	560	1
		17	1	RF
417N3110-26SP		5	565	1
		17	5	RF
417N3110-29		10	15	1

25-23-37

ILLUSTRATED PARTS LIST

Page 1020

Mar 01/2008



COMPONENT MAINTENANCE MANUAL

PART NUMBER	AIRLINE PART NUMBER	FIGURE	ITEM	UNITS PER ASSEMBLY
417N3110-30		10	20	1
417N3110-33SP		4	540A	1
		4	540B	1
		12	1	RF
417N3110-34SP		4	545A	1
		4	545B	1
		12	5	RF
417N3110-39SP		3	390A	1
		3	390B	1
		10	1	RF
417N3110-3SP		6	350	1
		15	1	RF
417N3110-40D		3	395C	1
		10	5A	RF
417N3110-40SP		3	395A	1
		3	395B	1
		10	5	RF
		22	215	1
417N3110-41D		1	340E	1
		2	1D	RF
417N3110-41G		1	340D	1
		2	1C	RF
417N3110-41H		1	340C	1
		2	1B	RF
417N3110-41SP		1	340	1
		1	340B	1
		2	1	RF
417N3110-42E		1	342E	1
		2	5D	RF
417N3110-42G		1	342D	1
		2	5C	RF
417N3110-42H		1	342C	1
		2	5B	RF
417N3110-42SP		1	342	1
		1	342B	1

25-23-37

ILLUSTRATED PARTS LIST

Page 1021

Mar 01/2008



COMPONENT MAINTENANCE MANUAL

PART NUMBER	AIRLINE PART NUMBER	FIGURE	ITEM	UNITS PER ASSEMBLY
417N3110-43SP		2	5	RF
		6	350A	1
		6	350B	1
417N3110-44SP		16	1	RF
		6	355A	1
		6	355B	1
417N3110-45SP		16	5	RF
		5	560A	1
		5	560B	1
417N3110-46SP		18	1	RF
		5	565A	1
		5	565B	1
417N3110-47		18	5	RF
		12	20	1
		12	25	1
417N3110-48		6	355	1
		15	5	RF
		16	10	1
417N3110-51		16	11	1
		16	11	1
		2	20	1
417N3110-52		2	20	1
		2	25	1
		2	25	1
417N3110-53		18	10	1
		18	10	1
		18	10A	1
417N3110-54		18	10A	1
		7	335	1
		13	1	RF
417N3110-55		7	337	1
		13	5	RF
		13	10	1
417N3110-56		13	10	1
		13	15	1
		13	15	1
417N3110-73SP		8	340	1
		14	1	RF
		14	1	RF
417N3110-74SP		8	342	1
		14	5	RF
		14	5	RF
417N3110-75		8	340A	1
		8	342	1
		14	5	RF
417N3110-76		8	342	1
		14	5	RF
		14	5	RF
417N3110-89SP		8	340A	1
		8	342	1
		14	5	RF
417N3110-90SP		8	342	1
		14	5	RF
		14	5	RF
417N3110-97SP		8	340A	1
		8	342	1
		14	1A	RF

25-23-37

ILLUSTRATED PARTS LIST

Page 1022

Mar 01/2008



COMPONENT MAINTENANCE MANUAL

PART NUMBER	AIRLINE PART NUMBER	FIGURE	ITEM	UNITS PER ASSEMBLY
417N3110-98SP		8	342A	1
		14	5A	RF
417N3111-10SP		11	215A	1
		12	260	1
417N3111-15		9	280	1
417N3111-15SP		10	275	1
417N3111-16		9	285	1
417N3111-16SP		10	280	1
417N3111-17SP		2	215	1
		19	235	1
417N3111-18SP		2	220	1
		19	240	1
417N3111-19SP		17	15	1
		18	350	1
417N3111-20SP		17	17	1
		18	350A	1
417N3111-25SP		13	205	1
417N3111-26SP		13	210	1
417N3111-27SP		14	290	1
		14	295	1
417N3111-29SP		14	265	1
417N3111-30SP		14	270	1
417N3111-31SP		14	280	1
417N3111-32SP		14	285	1
417N3111-33SP		14	275	1
417N3111-3SP		15	160	1
		16	160	1
417N3111-4SP		15	165	1
		16	165	1
417N3111-9SP		11	215	1
		12	255	1
417N3113-1		5	335	3
		8	325	3
417N3114-10		14	90A	1
		17	175	1

25-23-37

ILLUSTRATED PARTS LIST

Page 1023

Mar 01/2008



COMPONENT MAINTENANCE MANUAL

PART NUMBER	AIRLINE PART NUMBER	FIGURE	ITEM	UNITS PER ASSEMBLY
417N3114-11		18	105A	1
		14	85	1
		17	165	1
		18	100	1
417N3114-13		14	65	1
		17	130	1
		18	80	1
417N3114-14		14	65A	1
		17	135	1
		18	80A	1
417N3114-15		14	80	2
		17	155	2
		18	95	2
417N3114-16		14	80A	2
		17	160	2
		18	95A	2
417N3114-17		14	95	1
		17	180	1
		18	110	1
417N3114-18		14	95A	1
		17	185	1
		18	110A	1
417N3114-7		14	75	2
		17	145	2
		18	90	2
417N3114-8		14	75A	2
		17	150	2
		18	90A	2
417N3114-9		14	90	1
		17	170	1
		18	105	1
417N3121-100		11	210A	1
		12	248	1
417N3121-105		9	130	1
		17	405	1

25-23-37

ILLUSTRATED PARTS LIST

Page 1024

Mar 01/2008



COMPONENT MAINTENANCE MANUAL

PART NUMBER	AIRLINE PART NUMBER	FIGURE	ITEM	UNITS PER ASSEMBLY
417N3121-106		9	135	1
		17	410	1
417N3121-107		9	250	1
		10	90	1
417N3121-108		9	255	1
		10	95	1
417N3121-111		9	265	1
		10	255	1
		17	425	1
		18	315	1
417N3121-112		9	270	1
		10	260	1
		17	430	1
		18	315A	1
417N3121-113		3	115	2
		5	115	2
417N3121-115		2	190	1
		11	190	1
		12	207	1
		13	175	1
		19	200	1
417N3121-116		2	193	1
		11	190A	1
		12	208	1
		13	180	1
		19	205	1
417N3121-117		15	150	1
		16	150	1
417N3121-118		15	155	1
		16	155	1
417N3121-119		19	140	1
417N3121-120		19	145	1
417N3121-121		15	120	1
		16	120	1
417N3121-122		15	125	1

25-23-37

ILLUSTRATED PARTS LIST

Page 1025

Mar 01/2008



COMPONENT MAINTENANCE MANUAL

PART NUMBER	AIRLINE PART NUMBER	FIGURE	ITEM	UNITS PER ASSEMBLY
417N3121-133		16	125	1
		17	245	1
		18	135	1
417N3121-134		17	270	1
		18	155	1
417N3121-145		2	110	1
		13	125	1
		19	95	1
417N3121-146		2	113	1
		13	130	1
		19	100	1
417N3121-147		2	210	1
		19	225	1
417N3121-148		2	213	1
		19	230	1
		2	130	1
417N3121-155		13	150	1
		19	120	1
		2	133	1
417N3121-156		13	155	1
		19	125	1
		2	170	1
417N3121-157		13	90	1
		19	170	1
		2	173	1
417N3121-158		13	95	1
		19	175	1
		2	185	1
417N3121-159		13	110	1
		19	190	1
		2	188	1
417N3121-160		13	115	1
		19	195	1
		9	230	1
417N3121-161		10	225	1

25-23-37

ILLUSTRATED PARTS LIST

Page 1026

Mar 01/2008



COMPONENT MAINTENANCE MANUAL

PART NUMBER	AIRLINE PART NUMBER	FIGURE	ITEM	UNITS PER ASSEMBLY
417N3121-162		17	415	1
		18	345	1
		9	235	1
		10	230	1
		17	420	1
417N3121-163		18	345A	1
		14	131	1
417N3121-164		17	300	1
		18	205	1
		14	131A	1
417N3121-165		17	305	1
		14	140	1
417N3121-166		17	320	1
		18	220	1
		14	140A	1
417N3121-167		17	325	1
		18	220A	1
		17	120	1
417N3121-168		18	250	1
		17	125	1
417N3121-169		18	252	1
		12	155	1
417N3121-17		13	165	1
		15	90	1
417N3121-170		16	90	1
		12	156	1
417N3121-171		13	170	1
		2	145	1
417N3121-172		2	148	1
417N3121-173		10	215	1
		18	340	1
417N3121-174		10	220	1
		18	340A	1
417N3121-176		17	250	1
417N3121-177		17	275	1

25-23-37

ILLUSTRATED PARTS LIST

Page 1027

Mar 01/2008



COMPONENT MAINTENANCE MANUAL

PART NUMBER	AIRLINE PART NUMBER	FIGURE	ITEM	UNITS PER ASSEMBLY
417N3121-18		15	105	1
		16	105	1
417N3121-215		13	185	1
417N3121-216		13	190	1
417N3121-217		13	87	1
417N3121-218		13	88	1
417N3121-257		14	128	1
417N3121-267		14	170	1
417N3121-268		14	170A	1
417N3121-27		14	122	1
		17	190	1
		18	125	1
417N3121-275		2	200	1
		19	215	1
417N3121-276		2	203	1
		19	220	1
417N3121-28		14	122A	1
		17	195	1
		18	125A	1
417N3121-289		14	175	1
417N3121-290		14	175A	1
417N3121-291		14	195	1
417N3121-292		14	195A	1
417N3121-293		14	67	1
417N3121-294		14	67A	1
417N3121-3		15	140	1
		16	140	1
417N3121-300		14	173	1
417N3121-363		2	171	1
417N3121-364		2	173A	1
417N3121-365		2	186	1
417N3121-366		2	188A	1
417N3121-367		2	111	1
417N3121-368		2	113A	1
417N3121-369		2	131	1

25-23-37

ILLUSTRATED PARTS LIST

Page 1028

Mar 01/2008



COMPONENT MAINTENANCE MANUAL

PART NUMBER	AIRLINE PART NUMBER	FIGURE	ITEM	UNITS PER ASSEMBLY
417N3121-370		2	133A	1
417N3121-4		15	145	1
		16	145	1
417N3121-47		9	175	1
		10	175	1
		11	140	1
		12	209	1
417N3121-48		9	180	1
		10	180	1
		11	140A	1
		12	210	1
417N3121-49		9	240	1
		10	262	1
		11	185	1
		12	147	1
417N3121-50		9	245	1
		10	263	1
		11	185A	1
		12	148	1
417N3121-51		9	205	1
		10	205	1
		11	160	1
		12	235	1
417N3121-52		9	210	1
		11	160A	1
		12	240	1
417N3121-61		9	75	1
		10	140	1
		11	75	1
		12	100	1
417N3121-62		9	80	1
		10	145	1
		11	75A	1
		12	105	1
417N3121-63		9	100	1

25-23-37

ILLUSTRATED PARTS LIST

Page 1029

Mar 01/2008



COMPONENT MAINTENANCE MANUAL

PART NUMBER	AIRLINE PART NUMBER	FIGURE	ITEM	UNITS PER ASSEMBLY
417N3121-64		10	165	1
		11	90	1
		12	125	1
		9	105	1
		10	170	1
		11	90A	1
417N3121-65		12	130	1
		17	375	1
		18	225	1
417N3121-66		17	380	1
		18	227	1
417N3121-67		17	395	1
		18	240	1
417N3121-68		17	400	1
		18	240A	1
417N3121-69		14	225	1
		17	345	1
		18	180	1
417N3121-70		14	230	1
		17	350	1
		18	180A	1
417N3121-71		14	245	1
		17	365	1
		18	200	1
417N3121-72		14	250	1
		17	370	1
		18	200A	1
417N3121-81		9	110	1
		10	130	1
		11	105	1
		12	150	1
417N3121-82		9	115	1
		10	135	1
		11	105A	1
		12	153	1

25-23-37

ILLUSTRATED PARTS LIST

Page 1030

Mar 01/2008



COMPONENT MAINTENANCE MANUAL

PART NUMBER	AIRLINE PART NUMBER	FIGURE	ITEM	UNITS PER ASSEMBLY
417N3121-94		15	95	1
		16	95	1
417N3121-95		11	120	1
417N3121-96		11	120A	1
417N3121-97		11	205	1
		12	253	1
417N3121-98		11	205A	1
		12	254	1
417N3121-99		11	210	1
		12	247	1
417N3122-1		15	115	1
		16	115	1
417N3122-107		1	71	1
		4	165	1
		6	130	1
417N3122-108		1	71A	1
		4	167	1
		6	135	1
417N3122-109		1	73	1
		4	185	1
		6	145	1
417N3122-110		1	73A	1
		4	187	1
		6	150	1
417N3122-111		1	141	1
		6	215	1
		21	115	1
417N3122-112		1	143	1
		6	225	1
		21	125	1
417N3122-115		1	75	2
		3	165A	1
		4	85	2
		5	165A	1
		7	72	2

25-23-37

ILLUSTRATED PARTS LIST

Page 1031

Mar 01/2008



COMPONENT MAINTENANCE MANUAL

PART NUMBER	AIRLINE PART NUMBER	FIGURE	ITEM	UNITS PER ASSEMBLY
417N3122-116		21	65	2
		5	165B	1
		7	70	2
		22	95	2
417N3122-121		1	100A	1
417N3122-122		1	85A	1
417N3122-130		1	120A	1
		4	280A	1
		6	185A	1
		7	95A	1
417N3122-14		21	90A	1
		1	80	2
		1	81	4
		4	135	1
		4	150	1
		6	120	2
		6	125	2
		7	75	1
417N3122-3		21	70	2
		15	135	1
417N3122-4		16	135	1
		15	130	1
417N3122-48		16	130	1
		14	105	1
417N3122-49		17	285	1
		18	130	1
		5	195	1
417N3122-50		8	155	1
		5	200	1
417N3122-53		8	157	1
		1	140	1
417N3122-54		2	105	1
		9	225	1
		10	100	1
		11	135	1

25-23-37

ILLUSTRATED PARTS LIST

Page 1032

Mar 01/2008



COMPONENT MAINTENANCE MANUAL

PART NUMBER	AIRLINE PART NUMBER	FIGURE	ITEM	UNITS PER ASSEMBLY
417N3122-57		12	140	1
		13	117	1
		17	280	1
		18	260	1
		19	90	1
		2	140	1
		9	220	3
		10	223	3
		11	100	1
		11	115	2
		12	145	3
		13	160	1
		14	220	1
		17	340	2
		18	335	2
		19	135	1
	417N3122-6		11	10A
		15	10A	7
417N3122-60		1	105	1
		4	250	1
		6	170	1
		7	80	1
		21	75	1
417N3122-61		1	120	1
		4	280	1
		6	185	1
		7	95	1
		21	90	1
417N3122-65		1	76	2
		3	40	1
		4	35	2
		5	40	1
417N3122-66		1	78	1
		3	60	1
		4	60	1

25-23-37

ILLUSTRATED PARTS LIST

Page 1033

Mar 01/2008



COMPONENT MAINTENANCE MANUAL

PART NUMBER	AIRLINE PART NUMBER	FIGURE	ITEM	UNITS PER ASSEMBLY
417N3122-71		5	60	1
		1	82	1
		4	190	1
417N3122-72		6	155	1
		1	84	1
		4	210	1
417N3122-80		6	165	1
		4	215	1
		7	100	1
417N3122-81		4	245	1
		7	120	1
417N3122-88		3	95	2
		5	95	2
417N3122-89		3	110	1
		5	110	1
417N3130-103SP		7	148	1
417N3130-104SP		7	148A	1
417N3130-115SP		7	148B	1
417N3130-116SP		7	148C	1
417N3130-120SP		22	90	1
417N3130-123SP		21	135	1
417N3130-124SP		21	140	1
417N3130-143B		1	152K	1
417N3130-143K		1	152J	1
417N3130-143M		1	152H	1
417N3130-143SP		1	150D	1
417N3130-144B		1	152L	1
		3	205M	1
417N3130-144K		1	152M	1
417N3130-144M		1	152G	1
417N3130-144SP		1	152F	1
		3	205L	1
417N3130-1SP		1	150A	1
		3	200	1
		4	315	1

25-23-37

ILLUSTRATED PARTS LIST

Page 1034

Mar 01/2008



COMPONENT MAINTENANCE MANUAL

PART NUMBER	AIRLINE PART NUMBER	FIGURE	ITEM	UNITS PER ASSEMBLY
417N3130-23SP		5	170	1
		3	200B	1
		5	170B	1
417N3130-24SP		3	205D	1
		5	175D	1
		1	152	1
417N3130-2SP		3	205	1
		5	175	1
		1	150B	1
417N3130-33SP		3	200A	1
		3	200D	1
		4	315A	1
		5	170A	1
		5	170D	1
		1	152A	1
417N3130-34SP		3	205A	1
		3	205F	1
		5	175A	1
		5	175F	1
		3	200J	1
417N3130-35SP		3	205C	1
		4	320A	1
417N3130-36SP		5	175C	1
		3	205B	1
		4	320	1
417N3130-4SP		5	175B	1
		3	200C	1
		5	170C	1
417N3130-57SP		3	205E	1
		5	175E	1
417N3130-58SP		3	205E	1
		5	175E	1
417N3130-63SP		1	150	1
		3	200E	1
		5	170E	1
		7	145	1
417N3130-64SP		1	152B	1

25-23-37

ILLUSTRATED PARTS LIST

Page 1035

Mar 01/2008



COMPONENT MAINTENANCE MANUAL

PART NUMBER	AIRLINE PART NUMBER	FIGURE	ITEM	UNITS PER ASSEMBLY
		3	205G	1
		5	175G	1
417N3130-65SP		3	200F	1
417N3130-66SP		1	152C	1
		3	205H	1
		5	175H	1
		7	147	1
417N3130-73SP		1	150C	1
		3	200G	1
		4	315B	1
		5	170F	1
		7	145A	1
417N3130-74SP		1	152D	1
		3	205J	1
		5	175J	1
417N3130-75SP		3	200H	1
417N3130-76SP		1	152E	1
		3	205K	1
		4	320B	1
		7	147A	1
417N3133-15		5	280	1
		8	250	1
417N3133-16		5	285	1
		8	265	1
417N3133-19		5	235	2
		8	230	2
417N3136-103		14	150	1
		17	235	1
		18	175	1
417N3136-104		14	150A	1
		17	240	1
		18	175A	1
417N3136-109		17	210	1
417N3136-111		17	230	1
417N3136-12		14	124	1

25-23-37

ILLUSTRATED PARTS LIST

Page 1036

Mar 01/2008



COMPONENT MAINTENANCE MANUAL

PART NUMBER	AIRLINE PART NUMBER	FIGURE	ITEM	UNITS PER ASSEMBLY
		17	290	1
		18	120	1
417N3136-124		7	233	1
		21	295	1
417N3136-125		7	231	1
		21	300	1
417N3136-15		14	126	1
		17	330	1
		18	325	1
417N3136-16		14	126A	1
		17	335	1
		18	325A	1
417N3136-19		1	121	1
		3	120	1
		4	90	1
		5	120	1
417N3136-21		1	126	1
		3	140	1
		4	115	1
		5	140	1
417N3136-24		14	124A	1
		17	295	1
		18	120A	1
417N3136-73		3	15	1
		5	15	1
417N3136-74		3	15A	1
		5	17	1
417N3136-75		3	35	1
		5	35	1
417N3136-76		3	35A	1
		5	35A	1
417N3136-85		17	205	1
		18	275	1
417N3136-86		18	275A	1
417N3136-87		17	225	1

25-23-37

ILLUSTRATED PARTS LIST

Page 1037

Mar 01/2008



COMPONENT MAINTENANCE MANUAL

PART NUMBER	AIRLINE PART NUMBER	FIGURE	ITEM	UNITS PER ASSEMBLY
		18	290	1
417N3136-88		18	290A	1
417N3136-99		1	210	1
		3	265	1
		4	380	1
		5	440	1
		7	290	1
		22	65	1
417N3160-11		1	160	1
		3	215	1
		4	330	1
		5	395	1
		7	240	1
		22	20	1
417N3160-12		1	200	1
		3	250	1
		4	370	1
		5	425	1
		7	227	1
		7	275	1
		21	285	1
		22	50	1
417N3160-13		1	205	6
		3	260	6
		4	375	6
		5	435	6
		7	229	8
		7	285	6
		21	290	8
		22	60	6
417N3160-17		7	211	1
		21	240	2
417N3160-18		7	209	1
		21	245	2
417N3161-7		1	195	1

25-23-37

ILLUSTRATED PARTS LIST

Page 1038

Mar 01/2008



COMPONENT MAINTENANCE MANUAL

PART NUMBER	AIRLINE PART NUMBER	FIGURE	ITEM	UNITS PER ASSEMBLY
417N3170-11		3	255	1
		4	365	1
		5	430	1
		7	225A	1
		7	280	1
		21	280	1
		22	55	1
		2	35	1
		9	10	1
		10	30	1
		11	25	1
		12	40	1
		13	20	1
		14	15	1
		15	15	1
		16	15	1
		17	20	1
		18	20	1
	417N3170-12		19	20
		2	40	1
		9	15	1
		10	35	1
		11	30	1
		12	45	1
		13	25	1
		14	20	1
		15	20	1
		16	20	1
417N3171-2		17	25	1
		18	25	1
		19	25	1
		2	65	1
		9	40	1
	10	60	1	
	11	55	1	

25-23-37

ILLUSTRATED PARTS LIST

Page 1039

Mar 01/2008



COMPONENT MAINTENANCE MANUAL

PART NUMBER	AIRLINE PART NUMBER	FIGURE	ITEM	UNITS PER ASSEMBLY	
417N3171-3		12	70	1	
		13	50	1	
		14	45	1	
		15	45	1	
		16	45	1	
		17	50	1	
		18	50	1	
		19	50	1	
		2	65A	1	
		9	40A	1	
		10	60A	1	
		11	55A	1	
		12	70A	1	
		13	50A	1	
		14	45A	1	
		15	45A	1	
		16	45A	1	
		17	50A	1	
	417N3172-10		18	50A	1
		19	50A	1	
		2	75	1	
		9	50	1	
		10	70	1	
		11	60B	1	
		12	80	1	
		13	57	1	
		14	50B	1	
		15	52	1	
		16	52	1	
		17	60	1	
		18	60	1	
		19	60	1	
417N3172-11			2	85	1
			9	60	1
			10	80	1

25-23-37

ILLUSTRATED PARTS LIST

Page 1040

Mar 01/2008



COMPONENT MAINTENANCE MANUAL

PART NUMBER	AIRLINE PART NUMBER	FIGURE	ITEM	UNITS PER ASSEMBLY	
417N3172-12		11	70	1	
		12	90	1	
		13	65	1	
		14	60	1	
		15	60	1	
		16	60	1	
		17	70	1	
		18	70	1	
		19	70	1	
		2	90	1	
		9	70	1	
		10	85	1	
		11	70B	1	
		12	95	1	
		13	67	1	
		14	60B	1	
		15	62	1	
		16	62	1	
	417N3172-19		17	75	1
		18	75	1	
		19	75	1	
		2	70A	1	
		9	45A	1	
		10	65A	1	
		11	60A	1	
		12	75A	1	
		13	55A	1	
		14	50A	1	
		15	50A	1	
		16	50A	1	
		17	55A	1	
		18	55A	1	
		19	55A	1	
417N3172-20			2	75A	1
			9	50A	1

25-23-37

ILLUSTRATED PARTS LIST

Page 1041

Mar 01/2008



COMPONENT MAINTENANCE MANUAL

PART NUMBER	AIRLINE PART NUMBER	FIGURE	ITEM	UNITS PER ASSEMBLY
417N3172-21		10	70A	1
		11	60C	1
		12	80A	1
		13	55C	1
		13	57A	1
		14	50C	1
		15	52A	1
		16	52A	1
		17	60A	1
		18	60A	1
		19	60A	1
		2	85A	1
		9	60A	1
		10	80A	1
		11	70A	1
		12	90A	1
		13	65A	1
		14	60A	1
		15	60A	1
417N3172-22		16	60A	1
		17	70A	1
		18	70A	1
		19	70A	1
		2	90A	1
		9	70A	1
		10	85A	1
		11	70C	1
		13	67A	1
		14	60C	1
417N3172-9		15	62A	1
		16	62A	1
		17	75A	1
		18	75A	1
		19	75A	1
		2	70	1

25-23-37

ILLUSTRATED PARTS LIST

Page 1042

Mar 01/2008



COMPONENT MAINTENANCE MANUAL

PART NUMBER	AIRLINE PART NUMBER	FIGURE	ITEM	UNITS PER ASSEMBLY
417N3173-1		9	45	1
		10	65	1
		11	60	1
		12	75	1
		13	55	1
		14	50	1
		15	50	1
		16	50	1
		17	55	1
		18	55	1
		19	55	1
		2	60	1
		9	35	1
		10	55	1
		11	50	1
		12	65	1
		13	45	1
		14	40	1
		15	40	1
16	40	1		
17	45	1		
18	45	1		
19	45	1		
417N3173-13		5	270	1
		8	245	1
417N3173-14		5	260	1
		8	195	1
417N3173-6		3	185	2
		4	405	2
		5	365	2
		8	25	2
417N3173-9		5	245	2
		8	210	2
417N3180-1		1	270	2
		3	285	2

25-23-37

ILLUSTRATED PARTS LIST

Page 1043

Mar 01/2008



COMPONENT MAINTENANCE MANUAL

PART NUMBER	AIRLINE PART NUMBER	FIGURE	ITEM	UNITS PER ASSEMBLY
417N3180-3		4	470	2
		5	455	2
		6	240	2
		7	160	2
		8	45	2
		21	155	2
		22	140	2
		1	295	2
		3	320	2
		4	495	2
		5	490	2
		6	275	2
		7	189	2
		8	70	2
417N3181-1		21	180	2
		22	175	2
		1	285	1
		3	300	1
		4	485	1
		5	470	1
		6	255	1
		7	175	1
		8	60	1
		21	170	1
417N3182-1		22	155	1
		1	310	1
		3	315	1
		4	510	1
		5	485	1
		6	270	1
		7	187	1
		8	85	1
		21	195	1
		22	170	1
417N3183-1		1	315	1

25-23-37

ILLUSTRATED PARTS LIST

Page 1044

Mar 01/2008



COMPONENT MAINTENANCE MANUAL

PART NUMBER	AIRLINE PART NUMBER	FIGURE	ITEM	UNITS PER ASSEMBLY
417N3190-1		3	330	1
		4	515	1
		5	500	1
		6	285	1
		7	193	1
		8	90	1
		21	200	1
		22	185	1
		1	225	1
		3	360	1
		4	425	1
		5	530	1
417N3190-3		6	320	1
		7	305	1
		8	105	1
		21	310	1
		22	100	1
		1	250	1
		3	385	1
		4	450	1
		5	555	1
		6	345	1
		7	330	1
		8	130	1
417N3190-5		21	335	1
		22	125	1
417N3190-7		5	225	1
		8	180	1
417N3190-8		5	220	2
		8	175	2
417N3811-13		5	205	1
		8	160	1
417N3811-13		1	190	1
		3	245	1
		4	360	1

25-23-37

ILLUSTRATED PARTS LIST

Page 1045

Mar 01/2008



COMPONENT MAINTENANCE MANUAL

PART NUMBER	AIRLINE PART NUMBER	FIGURE	ITEM	UNITS PER ASSEMBLY	
6035-2BR185		5	420	1	
		7	223	1	
		7	255	1	
		21	275	1	
		22	45	1	
		2	80	2	
		9	55	2	
		10	75	2	
		11	65	2	
		12	85	2	
		13	60	2	
		14	55	2	
		15	55	2	
		16	55	2	
		17	65	2	
		18	65	2	
		19	65	2	
	61-31049-001		8	95	1
	61-31049-002		8	95A	1
61-33500-001		1	335	1	
		1	335G	1	
		3	350	1	
		4	535	1	
		4	535B	1	
		5	520	1	
		6	305	1	
		1	335A	1	
61-33500-002		1	335J	1	
		3	350A	1	
		5	520A	1	
		6	305A	1	
		3	350B	1	
61-33520-001		5	520B	1	
		22	190	1	
		3	350D	1	
61-33520-002		3	350D	1	

25-23-37

ILLUSTRATED PARTS LIST

Page 1046

Mar 01/2008



COMPONENT MAINTENANCE MANUAL

PART NUMBER	AIRLINE PART NUMBER	FIGURE	ITEM	UNITS PER ASSEMBLY		
61-33550-001 6100-12		5	520D	1		
		7	201	1		
		1	265	2		
		3	280	2		
		4	465	2		
		5	450	2		
		6	235	2		
		7	155	2		
		8	40	2		
		21	150	2		
		22	135	2		
		6100-9		2	50	2
				5	240	4
				5	265	2
5	290			2		
8	185			2		
8	200			4		
8	235			2		
9	25			2		
10	45			2		
11	40			2		
12	55			2		
13	35			2		
14	30			2		
15	30			2		
16	30	2				
17	35	2				
18	35	2				
19	35	2				
65-85902-1		1	285A	1		
		3	300A	1		
		4	485A	1		
		5	470A	1		
		6	255A	1		
		7	175A	1		

25-23-37

ILLUSTRATED PARTS LIST

Page 1047

Mar 01/2008



COMPONENT MAINTENANCE MANUAL

PART NUMBER	AIRLINE PART NUMBER	FIGURE	ITEM	UNITS PER ASSEMBLY
65-85905-4		8	60A	1
		21	170A	1
		22	155A	1
		1	305	1
		3	305	1
		4	505	1
		5	475	1
		6	260	1
		7	180	1
		8	80	1
65C16899-6		21	190	1
		22	160	1
		1	245	1
		3	380	1
		4	445	1
		5	550	1
		6	340	1
		7	325	1
		8	125	1
		21	330	1
65C31432-1		22	120	1
		1	356	AR
66-25727-1		6	40	AR
		1	68	AR
66-25727-2		4	255	AR
		6	110	AR
		1	69	AR
691212-13A1-1AR		4	260	AR
		6	115	AR
		1	15L	3
		6	15K	3
691212-13A1-1AT		7	15K	3
		21	15H	3
		21	15G	3
691212-13A1-1AU		21	15L	3

25-23-37

ILLUSTRATED PARTS LIST

Page 1048

Mar 01/2008



COMPONENT MAINTENANCE MANUAL

PART NUMBER	AIRLINE PART NUMBER	FIGURE	ITEM	UNITS PER ASSEMBLY
691212-13A1-1AW		1	15J	3
		6	15J	3
		7	15J	3
		21	15F	3
691212-13A1-1BA		1	16	3
		6	15R	3
		7	15Y	3
691212-13A1-1J		21	15K	3
691212-13A1-1T		1	15Q	3
		7	15R	3
		21	15M	3
70-505R		7	205A	1
		21	230	2
701-3B3		1	70	5
		4	125C	5
		4	125D	5
		6	85C	5
		6	90C	2
		7	65	5
		21	60	5
		701-3B3J		4
		6	85B	5
		6	90B	2
750801-002		1	360F	3
		6	45F	3
		21	350F	3
803000-03		1	215C	1
		3	270B	1
		4	387A	1
		5	390C	1
		7	297A	1
803000-04		1	215A	1
		3	270D	1
		4	385A	1
		5	390A	1

25-23-37

ILLUSTRATED PARTS LIST

Page 1049

Mar 01/2008



COMPONENT MAINTENANCE MANUAL

PART NUMBER	AIRLINE PART NUMBER	FIGURE	ITEM	UNITS PER ASSEMBLY
		7	295A	1
817N3121-164		18	207	1
82-47-108-15		1	90	1
		1	110	1
		1	142	1
		4	230	1
		4	270	1
		6	175	1
		6	220	1
		7	85	1
		7	105	1
		21	80	1
		21	120	1
917N3121-52		10	210	1
920055		1	20	1
		4	20	1
		6	20	1
		7	20	1
920056		1	10	3
		4	10	3
		6	10	3
		7	10	3
		21	10	3
92055		21	20	1
932501-830		1	25P	1
		6	25L	1
		7	25L	1
		21	25K	1
932501-924		1	25E	1
		6	25D	1
		7	25D	1
		21	25B	1
932501-928		1	25Q	1
		6	25M	1
		7	25Y	1

25-23-37

ILLUSTRATED PARTS LIST

Page 1050

Mar 01/2008



COMPONENT MAINTENANCE MANUAL

PART NUMBER	AIRLINE PART NUMBER	FIGURE	ITEM	UNITS PER ASSEMBLY		
932501-930		1	25W	1		
		4	25A	1		
		6	25Q	1		
		7	25S	1		
		21	25L	1		
932501-931		1	25D	1		
		6	25C	1		
		7	25C	1		
		21	25A	1		
96-82		2	160	4		
		5	192	4		
		5	215A	1		
		8	150	1		
		8	172	1		
		8	227	4		
		8	285	3		
		9	160	4		
		10	245	4		
		11	175	4		
		12	139	4		
		13	80	4		
		15	75	4		
		16	75	4		
		17	105	4		
		18	305	4		
		19	160	4		
		A11330-6-82		1	180	1
				3	235	1
4	350			1		
5	410			1		
7	219			1		
7	270			1		
21	265			1		
22	35			1		
A4972-6-82		1	180	1		

25-23-37

ILLUSTRATED PARTS LIST

Page 1051

Mar 01/2008



COMPONENT MAINTENANCE MANUAL

PART NUMBER	AIRLINE PART NUMBER	FIGURE	ITEM	UNITS PER ASSEMBLY
		3	235	1
		4	350	1
		5	410	1
		7	219	1
		7	270	1
		21	265	1
		22	35	1
AF5170-3		15	100	4
		16	100	4
AN960JD416		1	175A	1
		3	230A	1
		4	345A	1
		5	405A	1
		7	217A	1
		7	265A	1
		21	260A	1
		22	30	1
AN960JD416L		1	320	AR
		1	320A	4
		3	335	AR
		3	335A	AR
		4	520	AR
		4	522	AR
		5	505	AR
		5	507	AR
		6	290	AR
		6	290A	4
		7	195A	4
		21	205	4
		22	200	AR
AN960JD8L		2	155A	4
		13	75	4
		14	115	2
		14	160	2
		14	205	4

25-23-37

ILLUSTRATED PARTS LIST

Page 1052

Mar 01/2008



COMPONENT MAINTENANCE MANUAL

PART NUMBER	AIRLINE PART NUMBER	FIGURE	ITEM	UNITS PER ASSEMBLY
AN960KD10L		3	80	4
		5	80	4
AN960KD416		5	405	1
AN960KD8L		2	155	4
		19	155	4
AN960PD8L		5	190	8
		8	145	AR
		8	225	AR
		8	280	AR
		9	155	4
		10	240	4
		11	170	4
		12	138	4
		15	70	4
		16	70	4
		17	85	2
		17	100	4
		18	165	2
B0E20563A152		18	300	4
		1	351	1
		6	35	1
BAC27DPA2272		21	345	1
		1	380	1
BAC27NPA0303		3	400	1
		4	550	1
		5	570	1
		7	340	1
		21	380	1
		22	220	1
		8	345	1
BAC27NPA0609		1	400	1
		4	570	1
		6	365	1
		7	350	1
		21	400	1

25-23-37

ILLUSTRATED PARTS LIST

Page 1053

Mar 01/2008



COMPONENT MAINTENANCE MANUAL

PART NUMBER	AIRLINE PART NUMBER	FIGURE	ITEM	UNITS PER ASSEMBLY
BAC27NPA0610		1	395	1
		4	555	1
		6	360	1
		7	345	1
		21	395	1
BAC27NPA0644		1	390	1
		7	360	1
		21	390	1
BAC27NPA0645		1	385	1
		7	355	1
		21	385	1
BAC27NPA0648		6	375	1
BAC27NPA0649		6	370	1
BAC27NPA0662		1	405	1
BAC27NPA0663		1	410	1
BAC27NPA0670		4	575	1
BAC27NPA0671		4	560	1
BAC27NPA0672		4	580	1
BAC27NPA0673		4	565	1
BAC29PPS1424		3	415	1
		5	590	1
BAC29PPS1425		3	405	1
		5	575	1
BAC29PPS1426		3	420	1
		5	585	1
		22	225	1
BAC29PPS1427		3	410	1
		5	580	1
BACC10DK3		1	330A	2
		3	345A	2
		4	530A	2
		5	515A	2
		7	199A	2
		21	215A	2
		22	210A	2

25-23-37

ILLUSTRATED PARTS LIST

Page 1054

Mar 01/2008



COMPONENT MAINTENANCE MANUAL

PART NUMBER	AIRLINE PART NUMBER	FIGURE	ITEM	UNITS PER ASSEMBLY		
BACD40P3A120		1	351	1		
		6	35	1		
		21	345	1		
BACG20AF3B3		1	70	5		
		4	125C	5		
		4	125D	5		
		6	85C	5		
		6	90C	2		
		7	65	5		
		21	60	5		
		4	125B	5		
BACG20AF3B3J		6	85B	5		
		6	90B	2		
		2	30	3		
BACG20ZA0235		2	30	3		
BACN10FX84		1	180	1		
		3	235	1		
		4	350	1		
		5	410	1		
		7	219	1		
		7	270	1		
		21	265	1		
		22	35	1		
		BACN10JC08		2	160	4
				5	192	4
5	215A			1		
8	150			1		
8	172			1		
8	227			4		
8	285			3		
9	160			4		
10	245			4		
11	175			4		
12	139			4		
13	80			4		
15	75			4		

25-23-37

ILLUSTRATED PARTS LIST

Page 1055

Mar 01/2008



COMPONENT MAINTENANCE MANUAL

PART NUMBER	AIRLINE PART NUMBER	FIGURE	ITEM	UNITS PER ASSEMBLY
BACN10JP08A		16	75	4
		17	105	4
		18	305	4
		19	160	4
		1	123	1
		3	130	1
		4	110	1
		5	130	1
		18	215	2
	BACN10JP08AR		2	125
		2	127	2
		2	180	2
		2	182	2
		9	95	2
		10	160	2
		10	200A	3
		11	85	2
		11	155	3
		12	120	2
		12	230A	3
		13	105	2
		13	145	3
		14	135A	2
		14	190	4
		14	240	2
		17	260	4
		17	315	2
		17	360	2
		17	390	7
		18	145	4
		18	195	2
		18	235	7
	19	115	3	
	19	185	2	
BACN10JP08B		1	124	2

25-23-37

ILLUSTRATED PARTS LIST

Page 1056

Mar 01/2008



COMPONENT MAINTENANCE MANUAL

PART NUMBER	AIRLINE PART NUMBER	FIGURE	ITEM	UNITS PER ASSEMBLY
		3	105	2
		3	135	2
		4	105	2
		5	105	2
		5	135	2
BACN10JP08C		4	240	2
		7	115	2
BACN10JP08CR		14	185	1
		17	220	2
		17	265	2
		18	150	2
		18	285	2
BACN10R8		5	215	1
		8	170	1
BACN10YJ08		1	53	18
		1	55	19
		1	57	28
		1	58	29
		3	30	4
		3	55	4
		3	90	4
		3	160	6
		3	180	4
		4	50	8
		4	80	6
		4	130	6
		4	145	1
		4	155	4
		4	175	2
		4	200	2
		4	225	2
		4	265	1
		4	400	4
		5	30	4
		5	55	4

25-23-37

ILLUSTRATED PARTS LIST

Page 1057

Mar 01/2008



COMPONENT MAINTENANCE MANUAL

PART NUMBER	AIRLINE PART NUMBER	FIGURE	ITEM	UNITS PER ASSEMBLY
		5	90	4
		5	160	6
		5	360	4
		6	100	12
		6	105	8
		7	60	19
		8	20	4
		21	50	18
		22	85A	6
BACNJP08AR		9	200	3
BACR15BA3AD		1	122	6
		3	100	4
		3	125	6
		4	235	4
		5	100	4
		5	125	6
		7	110	4
		18	280	4
BACR15BA3D		1	185	4
		2	120	6
		2	122	4
		2	175	4
		2	176	4
		3	240	4
		4	100	6
		4	355	4
		5	415	4
		7	221	4
		7	250	4
		9	90	4
		9	190	4
		10	155	4
		10	190	6
		11	80	4
		11	150	6

25-23-37

ILLUSTRATED PARTS LIST

Page 1058

Mar 01/2008



COMPONENT MAINTENANCE MANUAL

PART NUMBER	AIRLINE PART NUMBER	FIGURE	ITEM	UNITS PER ASSEMBLY
		12	115	4
		13	100	4
		13	140	6
		14	180	10
		14	235	4
		17	215	4
		17	255	12
		17	310	4
		17	355	4
		18	140	12
		18	190	4
		19	110	6
		19	180	4
		21	270	4
		22	40	4
BACR15BB3AD		10	150A	8
		10	185A	6
		10	213A	2
		10	222A	4
		10	270A	5
		15	110A	7
		16	110A	7
BACR15BB3D		2	95	2
		2	115	2
		2	135	6
		2	205	5
		9	85	4
		9	120	4
		9	140	4
		9	185	2
		9	215	8
		9	275	5
		11	95	6
		11	110	12
		11	125	2

25-23-37

ILLUSTRATED PARTS LIST

Page 1059

Mar 01/2008



COMPONENT MAINTENANCE MANUAL

PART NUMBER	AIRLINE PART NUMBER	FIGURE	ITEM	UNITS PER ASSEMBLY
		11	145	2
		11	200	5
		12	110	4
		12	135	16
		12	202	2
		12	250	5
		13	135	10
		13	200	5
		14	100	2
		14	130	2
		14	145	3
		14	260	4
		17	10	5
		17	115	27
		18	115	4
		18	170	3
		18	185	4
		18	245	2
		18	320	2
		18	330	6
		19	80	2
		19	105	2
		19	130	4
		19	137	2
		19	222	5
BACR15BB4D		14	70	6
		17	140	6
		18	85	6
BACR15BB4D10		1	260	2
		3	275	2
		4	460	2
		5	445	2
		6	230	2
		7	150	2
		8	37	4

25-23-37

ILLUSTRATED PARTS LIST

Page 1060

Mar 01/2008



COMPONENT MAINTENANCE MANUAL

PART NUMBER	AIRLINE PART NUMBER	FIGURE	ITEM	UNITS PER ASSEMBLY
BACR15CE3D		21	145	2
		22	130	2
		2	195	3
		5	300	6
		8	290	6
		9	195	2
		9	260	3
		10	265	3
		11	195	3
		12	220A	6
		12	245	3
		13	195	3
		14	132	4
		14	255	2
		17	12	3
		17	385	14
		18	210	4
		18	230	14
	BACR15CE4D		19	210
		5	305	14
BACR15DR3		8	295	14
		15	85	2
BACR15DR3P		16	85	2
		15	100	4
BACS12FA08K5		16	100	4
		1	40	2
		1	43	8
		3	20	2
		3	45	2
		4	120	1
		4	140	1
		4	170	2
		4	195	2
	4	220	2	
	5	20	2	

25-23-37

ILLUSTRATED PARTS LIST

Page 1061

Mar 01/2008



COMPONENT MAINTENANCE MANUAL

PART NUMBER	AIRLINE PART NUMBER	FIGURE	ITEM	UNITS PER ASSEMBLY
BACS12FA08K6		5	45	2
		6	75	2
		6	80	6
		7	35	3
		21	40	2
		1	35	2
		1	37	7
		1	165	4
		2	45	4
		2	100	1
		3	65	11
		3	150	2
		3	175	4
		3	220	4
		4	40	4
		4	65	2
		4	95	3
		4	335	4
		4	395	4
		5	65	11
		5	150	2
		5	210	1
		5	355	4
		5	385	4
		7	40	2
		7	213	4
		7	245	4
		8	15	4
		8	165	1
		9	20	4
	9	170	1	
	10	40	4	
	10	105	1	
	11	35	4	
	11	130	1	

25-23-37

ILLUSTRATED PARTS LIST

Page 1062

Mar 01/2008



COMPONENT MAINTENANCE MANUAL

PART NUMBER	AIRLINE PART NUMBER	FIGURE	ITEM	UNITS PER ASSEMBLY
BACS12FA08K7		12	50	4
		12	136	1
		13	30	4
		13	120	1
		14	25	4
		14	110	2
		14	155	3
		15	25	4
		16	25	4
		17	30	4
		17	80	5
		18	30	4
		18	160	2
		18	255	1
		18	270	2
		19	30	4
		19	85	1
		21	35	2
		21	250	8
		22	15	4
		22	70	2
		2	150	4
		3	70	2
		5	70	2
		5	185	12
		8	140	1
		8	220	4
		8	255	4
		8	275	3
		9	150	4
		10	235	4
		11	165	4
	12	137	4	
	13	70	4	
	14	200	4	

25-23-37

ILLUSTRATED PARTS LIST

Page 1063

Mar 01/2008



COMPONENT MAINTENANCE MANUAL

PART NUMBER	AIRLINE PART NUMBER	FIGURE	ITEM	UNITS PER ASSEMBLY
BACS13S205C		15	65	4
		16	65	4
		17	95	4
		18	295	4
		19	150	4
		1	230A	4
		3	365	4
		4	430A	4
		5	535	4
		6	325A	4
		7	310A	4
		8	110A	4
BACS13S219C		21	315A	4
		22	105	4
		1	230	4
		3	365A	4
		4	430	4
		5	535A	4
		6	325	4
		7	310	4
		8	110	4
		21	315	4
		22	105A	4
	BACS21AQ2A3K		1	77
		1	95	1
		1	115	1
		4	55	2
		4	205	2
		4	275	1
		5	57	2
		6	160	2
		6	180	1
		7	90	1
		21	85	1
BACS21AQ2A3P			1	72

25-23-37

ILLUSTRATED PARTS LIST

Page 1064

Mar 01/2008



COMPONENT MAINTENANCE MANUAL

PART NUMBER	AIRLINE PART NUMBER	FIGURE	ITEM	UNITS PER ASSEMBLY
		1	83	2
		4	180	2
		6	140	2
BACS21AQ2A3Q		5	32	2
BACS21AQ6A6M		1	135	4
		4	305	4
		6	205	4
		7	135	4
		21	110	4
BACW10P1936		22	75	8
BACW10P193G		1	45	8
		1	48	4
		3	25	2
		3	50	2
		3	75	2
		3	152	8
		4	45	4
		4	70	8
		5	25	2
		5	50	2
		5	75	2
		5	157	8
		7	55	8
		21	45	8
BRH10A08		2	160	4
		5	192	4
		5	215A	1
		8	150	1
		8	172	1
		8	227	4
		8	285	3
		9	160	4
		10	245	4
		11	175	4
		12	139	4

25-23-37

ILLUSTRATED PARTS LIST

Page 1065

Mar 01/2008



COMPONENT MAINTENANCE MANUAL

PART NUMBER	AIRLINE PART NUMBER	FIGURE	ITEM	UNITS PER ASSEMBLY	
BRM100A08		13	80	4	
		15	75	4	
		16	75	4	
		17	105	4	
		18	305	4	
		19	160	4	
		1	124	2	
		3	105	2	
		3	135	2	
		4	105	2	
		5	105	2	
		5	135	2	
	BRM200A08		1	123	1
			3	130	1
		4	110	1	
		5	130	1	
		18	215	2	
BRM200A08K		2	125	3	
		2	127	2	
		2	180	2	
		2	182	2	
		9	95	2	
		10	160	2	
		10	200A	3	
		11	85	2	
		11	155	3	
		12	120	2	
		12	230A	3	
		13	105	2	
		13	145	3	
		14	135A	2	
		14	190	4	
		14	240	2	
		17	260	4	
	17	315	2		

25-23-37

ILLUSTRATED PARTS LIST

Page 1066

Mar 01/2008



COMPONENT MAINTENANCE MANUAL

PART NUMBER	AIRLINE PART NUMBER	FIGURE	ITEM	UNITS PER ASSEMBLY
		17	360	2
		17	390	7
		18	145	4
		18	195	2
		18	235	7
		19	115	3
		19	185	2
BRM300A08		4	240	2
		7	115	2
BRM300A08K		14	185	1
		17	220	2
		17	265	2
		18	150	2
		18	285	2
C58024-08-1A		5	400A	1
CCR274SS3		15	100	4
		16	100	4
CS8024-08-1A		7	215A	1
		7	260	1
		21	255	1
CS802408-1A		1	170A	1
		3	225A	1
		4	340A	1
		22	25A	1
E3B3		1	70	5
		4	125C	5
		4	125D	5
		6	85C	5
		6	90C	2
		7	65	5
		21	60	5
E3B3J		4	125B	5
		6	85B	5
		6	90B	2
E71740-00		1	215D	1

25-23-37

ILLUSTRATED PARTS LIST

Page 1067

Mar 01/2008



COMPONENT MAINTENANCE MANUAL

PART NUMBER	AIRLINE PART NUMBER	FIGURE	ITEM	UNITS PER ASSEMBLY	
FHS832-6		3	270E	1	
		4	385B	1	
		5	390D	1	
		7	295B	1	
		1	115A	1	
		4	275A	1	
		6	180A	1	
		7	90A	1	
		21	85A	1	
	FT1387P8-1-2		1	170	1
		3	225	1	
		4	340	1	
		5	400	1	
		7	260A	1	
		22	25	1	
G6940-3B3			1	70	5
		4	125C	5	
		4	125D	5	
		6	85C	5	
		6	90C	2	
		7	65	5	
		21	60	5	
	G6940-3B3J		4	125B	5
		6	85B	5	
		6	90B	2	
GSC205		1	230A	4	
		3	365	4	
		4	430A	4	
		5	535	4	
		6	325A	4	
		7	310A	4	
		8	110A	4	
		21	315A	4	
		22	105	4	
	GSC219		1	230	4

25-23-37

ILLUSTRATED PARTS LIST

Page 1068

Mar 01/2008



COMPONENT MAINTENANCE MANUAL

PART NUMBER	AIRLINE PART NUMBER	FIGURE	ITEM	UNITS PER ASSEMBLY
H10-08BAC		3	365A	4
		4	430	4
		5	535A	4
		6	325	4
		7	310	4
		8	110	4
		21	315	4
		22	105A	4
		2	160	4
		5	192	4
		5	215A	1
		8	150	1
		8	172	1
		8	227	4
		8	285	3
		9	160	4
		10	245	4
		11	175	4
		12	139	4
		13	80	4
	15	75	4	
	16	75	4	
	17	105	4	
	18	305	4	
	19	160	4	
H3B3		1	70	5
		4	125C	5
		4	125D	5
		6	85C	5
		6	90C	2
		7	65	5
		21	60	5
H3B3J		4	125B	5
		6	85B	5
		6	90B	2

25-23-37

ILLUSTRATED PARTS LIST

Page 1069

Mar 01/2008



COMPONENT MAINTENANCE MANUAL

PART NUMBER	AIRLINE PART NUMBER	FIGURE	ITEM	UNITS PER ASSEMBLY
L16999-16C		1	360G	3
		6	45G	3
		21	350G	3
MK1000-08BAC		1	123	1
		3	130	1
		4	110	1
		5	130	1
		18	215	2
MK1000-08BCBAC		2	125	3
		2	127	2
		2	180	2
		2	182	2
		9	95	2
		10	160	2
		10	200A	3
		11	85	2
		11	155	3
		12	120	2
		12	230A	3
		13	105	2
		13	145	3
		14	135A	2
		14	190	4
		14	240	2
		17	260	4
		17	315	2
		17	360	2
		17	390	7
18	145	4		
18	195	2		
18	235	7		
19	115	3		
19	185	2		
MK2000-08BAC		1	124	2
		3	105	2

25-23-37

ILLUSTRATED PARTS LIST

Page 1070

Mar 01/2008



COMPONENT MAINTENANCE MANUAL

PART NUMBER	AIRLINE PART NUMBER	FIGURE	ITEM	UNITS PER ASSEMBLY
		3	135	2
		4	105	2
		5	105	2
		5	135	2
MK3000-08BAC		4	240	2
		7	115	2
MK3000-08BCBAC		14	185	1
		17	220	2
		17	265	2
		18	150	2
		18	285	2
MS20253P2-165		2	55	1
		9	30	1
		10	50	1
		11	45	1
		12	60	1
		13	40	1
		14	35	1
		15	35	1
		16	35	1
		17	40	1
		18	40	1
		19	40	1
MS21042L08		14	165	2
		14	210	4
MS35335-31		1	50	1
MS35489-4X		4	125A	5
		6	85A	5
		6	90A	2
NAS43DD3-18		1	60	4
		3	155	4
		4	75	4
		5	155	4
		7	45	4
		17	200	2

25-23-37

ILLUSTRATED PARTS LIST

Page 1071

Mar 01/2008



COMPONENT MAINTENANCE MANUAL

PART NUMBER	AIRLINE PART NUMBER	FIGURE	ITEM	UNITS PER ASSEMBLY
		18	265	2
		21	55	4
		21	57	4
		22	80	4
NAS43DD3-20		1	65	4
		4	160	4
		6	95	4
		7	50	4
NAS43DD3-4		3	85	2
		5	85	2
NAS43DD3-7		1	63	7
		4	125	5
		6	85	5
		6	90	2
NAS43DD4-5		1	240	1
		3	375	1
		4	440	1
		5	545	1
		6	335	1
		7	320	1
		8	120	1
		21	325	1
		22	115	1
NAS557-10A		2	30A	3
		14	12	1
NAS557-12A		9	125	4
		10	25	4
		11	15	3
		12	30	2
		12	31	1
		13	18	2
		16	13	2
		17	90	4
		18	15	4
		19	15	3

25-23-37

ILLUSTRATED PARTS LIST

Page 1072

Mar 01/2008



COMPONENT MAINTENANCE MANUAL

PART NUMBER	AIRLINE PART NUMBER	FIGURE	ITEM	UNITS PER ASSEMBLY
NAS557-6A		11	20	1
		12	35	1
		13	17	1
NAS607-1-4P		1	275	2
		3	295	2
		4	475	2
		5	465	2
		6	250	2
		7	170	2
		8	50	2
		21	160	2
		22	150	2
		NAS607-2-8P		1
3	290			1
4	480			1
5	460			1
6	245			1
7	165			1
8	55			1
21	165			1
22	145			1
NMC1001-0				1
		3	345	2
		4	530	2
		5	515	2
		7	199	2
		21	215	2
		22	210	2
		NS103197-82		1
3	130			1
4	110			1
5	130			1
18	215			2
NS103197-82BC		2	125	3
		2	127	2

25-23-37

ILLUSTRATED PARTS LIST

Page 1073

Mar 01/2008



COMPONENT MAINTENANCE MANUAL

PART NUMBER	AIRLINE PART NUMBER	FIGURE	ITEM	UNITS PER ASSEMBLY
		2	180	2
		2	182	2
		9	95	2
		10	160	2
		10	200A	3
		11	85	2
		11	155	3
		12	120	2
		12	230A	3
		13	105	2
		13	145	3
		14	135A	2
		14	190	4
		14	240	2
		17	260	4
		17	315	2
		17	360	2
		17	390	7
		18	145	4
		18	195	2
		18	235	7
		19	115	3
		19	185	2
NS103198-82		1	124	2
		3	105	2
		3	135	2
		4	105	2
		5	105	2
		5	135	2
NS103199-82		4	240	2
		7	115	2
NS103199-82BC		14	185	1
		17	220	2
		17	265	2
		18	150	2

25-23-37

ILLUSTRATED PARTS LIST

Page 1074

Mar 01/2008



COMPONENT MAINTENANCE MANUAL

PART NUMBER	AIRLINE PART NUMBER	FIGURE	ITEM	UNITS PER ASSEMBLY
NS202101-82		18	285	2
		2	160	4
		5	192	4
		5	215A	1
		8	150	1
		8	172	1
		8	227	4
		8	285	3
		9	160	4
		10	245	4
		11	175	4
		12	139	4
		13	80	4
		15	75	4
		16	75	4
		17	105	4
		18	305	4
		19	160	4
	PLT2MM		1	365
		6	50	3
		21	355	3
PLT2MM2		1	365A	3
		6	50A	3
		21	355A	3
PLWP1S		1	325	AR
		1	325A	4
		3	340	AR
		3	340A	AR
		4	525	AR
		4	527	AR
		5	510	AR
		5	512	AR
		6	295	AR
		6	295A	4
		7	197	4

25-23-37

ILLUSTRATED PARTS LIST

Page 1075

Mar 01/2008



COMPONENT MAINTENANCE MANUAL

PART NUMBER	AIRLINE PART NUMBER	FIGURE	ITEM	UNITS PER ASSEMBLY
RCS3289		21	210	4
		22	205	AR
		1	290	2
		3	325	2
		4	490	2
		5	495	2
		6	280	2
		7	191	2
		8	65	2
		21	175	2
RCS3290		22	180	2
		1	300	1
		3	310	1
		4	500	1
		5	480	1
		6	265	1
		7	185	1
		8	75	1
		21	185	1
		22	165	1
RDAM8005A		3	195	1
		4	415	1
		5	375	1
		8	35	1
		1	180	1
RM52LHA4972-6-82		3	235	1
		4	350	1
		5	410	1
		7	219	1
		7	270	1
		21	265	1
		22	35	1
		1	123	1
		3	130	1
		4	110	1
RMA9201M82				

25-23-37

ILLUSTRATED PARTS LIST

Page 1076

Mar 01/2008



COMPONENT MAINTENANCE MANUAL

PART NUMBER	AIRLINE PART NUMBER	FIGURE	ITEM	UNITS PER ASSEMBLY
RMA9201M82BC		5	130	1
		18	215	2
		2	125	3
		2	127	2
		2	180	2
		2	182	2
		9	95	2
		10	160	2
		10	200A	3
		11	85	2
		11	155	3
		12	120	2
		12	230A	3
		13	105	2
		13	145	3
		14	135A	2
		14	190	4
		14	240	2
		17	260	4
		17	315	2
	17	360	2	
	17	390	7	
	18	145	4	
	18	195	2	
	18	235	7	
	19	115	3	
	19	185	2	
RMA9205M82		4	240	2
		7	115	2
RMA9205M82BC		14	185	1
		17	220	2
		17	265	2
		18	150	2
		18	285	2
RMA9207M82		1	124	2

25-23-37

ILLUSTRATED PARTS LIST

Page 1077

Mar 01/2008



COMPONENT MAINTENANCE MANUAL

PART NUMBER	AIRLINE PART NUMBER	FIGURE	ITEM	UNITS PER ASSEMBLY
RMLH9075-82W		3	105	2
		3	135	2
		4	105	2
		5	105	2
		5	135	2
		2	160	4
		5	192	4
		5	215A	1
		8	150	1
		8	172	1
		8	227	4
		8	285	3
		9	160	4
		10	245	4
		11	175	4
		12	139	4
		13	80	4
		15	75	4
		16	75	4
	RR2002-3B3		17	105
		18	305	4
		19	160	4
		1	70	5
		4	125C	5
		4	125D	5
		6	85C	5
RR2002-3B3J		6	90C	2
		7	65	5
		21	60	5
		4	125B	5
RV570A3		6	85B	5
		6	90B	2
		15	100	4
S222T101-101		16	100	4
		3	195	1

25-23-37

ILLUSTRATED PARTS LIST

Page 1078

Mar 01/2008



COMPONENT MAINTENANCE MANUAL

PART NUMBER	AIRLINE PART NUMBER	FIGURE	ITEM	UNITS PER ASSEMBLY
S417N302-1		4	415	1
		5	375	1
		8	35	1
		1	128	1
		4	285	1
		6	190	1
		7	125	1
		21	95	1
S417N302-2		1	128A	1
		4	290	1
		6	195	1
		7	127	1
		21	100	1
S417N303-2A		1	25Q	1
		6	25M	1
		7	25Y	1
S417N303-2B		1	25R	1
		6	25N	1
		7	25R	1
S417N303-2C		1	25W	1
		4	25A	1
		6	25Q	1
		21	25L	1
S417N303-2D		1	25D	1
		6	25C	1
		7	25C	1
		21	25A	1
S417N303-2E		1	25E	1
		6	25D	1
		7	25D	1
		21	25B	1
S417N303-2F		1	25F	1
		7	25M	1
		21	25C	1
S417N303-2G		1	25G	1

25-23-37

ILLUSTRATED PARTS LIST

Page 1079

Mar 01/2008



COMPONENT MAINTENANCE MANUAL

PART NUMBER	AIRLINE PART NUMBER	FIGURE	ITEM	UNITS PER ASSEMBLY
		6	25E	1
		7	25E	1
		21	25D	1
S417N303-2H		1	25H	1
		6	25F	1
		7	25F	1
S417N303-2J		1	25V	1
		6	25R	1
		7	25T	1
		21	25M	1
S417N303-2K		1	25U	1
		6	25U	1
		7	25X	1
		21	25Q	1
S417N303-2L		1	25Y	1
		6	25S	1
		7	25U	1
		21	25N	1
S417N303-3A		1	25L	1
		7	25N	1
		21	25H	1
S417N303-3B		1	25M	1
		6	25K	1
		7	25V	1
S417N303-3C		1	25T	1
		7	25W	1
		21	25P	1
S417N303-4A		1	25P	1
		6	25L	1
		7	25L	1
		21	25K	1
S417N304-1A		1	15U	3
		6	15L	3
		7	15T	3
S417N304-1B		1	15X	3

25-23-37

ILLUSTRATED PARTS LIST

Page 1080

Mar 01/2008



COMPONENT MAINTENANCE MANUAL

PART NUMBER	AIRLINE PART NUMBER	FIGURE	ITEM	UNITS PER ASSEMBLY
S417N304-1C		4	15A	3
		6	15Q	3
		7	15X	3
		21	15R	3
		1	15C	3
		6	15B	3
		7	15B	3
S417N304-1M		21	15A	3
		1	15T	3
		6	15M	3
		7	15U	3
S417N304-1N		21	15N	3
		1	15V	3
		6	15N	3
		7	15V	3
S417N304-1P		21	15P	3
		1	15E	3
		6	15E	3
		7	15E	3
S417N304-1R		1	15F	3
		6	15F	3
		7	15F	3
S417N304-1S		1	15W	3
		6	15P	3
		7	15W	3
S417N304-1T		21	15Q	3
		1	15Z	3
		7	16	3
S417N304-6D		21	15S	3
		1	16	3
		6	15R	3
S417N304-6E		7	15Y	3
		1	15J	3
		6	15J	3
		7	15J	3

25-23-37

ILLUSTRATED PARTS LIST

Page 1081

Mar 01/2008



COMPONENT MAINTENANCE MANUAL

PART NUMBER	AIRLINE PART NUMBER	FIGURE	ITEM	UNITS PER ASSEMBLY
S417N304-6F		21	15F	3
		1	16A	3
		7	16A	3
S417N304-6G		21	15G	3
		6	15K	3
		7	15K	3
S417N304-6H		21	15H	3
		1	15M	3
		7	15N	3
S417N304-6J		21	15J	3
		1	16B	3
		7	16B	3
S417N304-6K		21	15K	3
		1	16C	3
		7	16C	3
S417N304-6L		21	15L	3
		1	15Q	3
		7	15R	3
S417N304-6M		21	15M	3
		1	15Y	3
		6	15S	3
S417N401-32		7	15Z	3
		1	215C	1
		1	15L	3
S417NM304-6G		1	15L	3
S417T401-22		7	207	1
		21	235	2
		1	215B	1
S417T401-26		3	270A	1
		4	387	1
		5	390B	1
		7	297	1
		1	215	1
S417T401-27		3	270	1
		4	385	1
		5	390	1

25-23-37

ILLUSTRATED PARTS LIST

Page 1082

Mar 01/2008



COMPONENT MAINTENANCE MANUAL

PART NUMBER	AIRLINE PART NUMBER	FIGURE	ITEM	UNITS PER ASSEMBLY
S417T401-32		7	295	1
		22	10	1
		3	270B	1
		4	387A	1
		5	390C	1
S417T401-33		7	297A	1
		1	215A	1
		3	270D	1
		4	385A	1
S417T401-44		5	390A	1
		7	295A	1
		1	215D	1
		3	270E	1
		4	385B	1
SL211-08-1		5	390D	1
		7	295B	1
		1	180	1
		3	235	1
		4	350	1
		5	410	1
		7	219	1
SL6189-08-4		7	270	1
		21	265	1
		22	35	1
		2	10	5
		11	10	5
		12	10	5
		13	8	5
		15	10	7
		16	8	5
		19	10	7
SL6189-08-6		2	15	4
		10	10	4
		12	15	4
		13	7	4

25-23-37

ILLUSTRATED PARTS LIST

Page 1083

Mar 01/2008



COMPONENT MAINTENANCE MANUAL

PART NUMBER	AIRLINE PART NUMBER	FIGURE	ITEM	UNITS PER ASSEMBLY
SZ6924-3B3		18	7	4
		1	70	5
		4	125C	5
		4	125D	5
		6	85C	5
		6	90C	2
		7	65	5
		21	60	5
SZ6924-3B3J		4	125B	5
		6	85B	5
		6	90B	2
T6S832J		2	160	4
		5	192	4
		5	215A	1
		8	150	1
		8	172	1
		8	227	4
		8	285	3
		9	160	4
		10	245	4
		11	175	4
		12	139	4
		13	80	4
		15	75	4
		16	75	4
		17	105	4
		18	305	4
T8076S832		19	160	4
		1	123	1
		3	130	1
		4	110	1
		5	130	1
T8076S832BC		18	215	2
		2	125	3
		2	127	2

25-23-37

ILLUSTRATED PARTS LIST

Page 1084

Mar 01/2008



COMPONENT MAINTENANCE MANUAL

PART NUMBER	AIRLINE PART NUMBER	FIGURE	ITEM	UNITS PER ASSEMBLY
		2	180	2
		2	182	2
		9	95	2
		10	160	2
		10	200A	3
		11	85	2
		11	155	3
		12	120	2
		12	230A	3
		13	105	2
		13	145	3
		14	135A	2
		14	190	4
		14	240	2
		17	260	4
		17	315	2
		17	360	2
		17	390	7
		18	145	4
		18	195	2
		18	235	7
		19	115	3
		19	185	2
T8077S832		1	124	2
		3	105	2
		3	135	2
		4	105	2
		5	105	2
		5	135	2
T8078S832		4	240	2
		7	115	2
T8078S832BC		14	185	1
		17	220	2
		17	265	2
		18	150	2

25-23-37

ILLUSTRATED PARTS LIST

Page 1085

Mar 01/2008



COMPONENT MAINTENANCE MANUAL

PART NUMBER	AIRLINE PART NUMBER	FIGURE	ITEM	UNITS PER ASSEMBLY
		18	285	2
V19720-3B		7	25V	1
VIP270-1N		7	15V	3
VIP270-1S		7	15W	3
VIP720-1A		1	15U	3
		6	15L	3
		7	15T	3
VIP720-1B		1	15X	3
		4	15A	3
		6	15Q	3
		7	15X	3
		21	15R	3
VIP720-1C		1	15C	3
		6	15B	3
		7	15B	3
		21	15A	3
VIP720-1M		1	15T	3
		6	15M	3
		7	15U	3
		21	15N	3
VIP720-1N		1	15V	3
		6	15N	3
		21	15P	3
VIP720-1S		1	15W	3
		6	15P	3
		21	15Q	3
VIP720-1T		1	15Z	3
		7	16	3
		21	15S	3
VIP720-2A		1	25Q	1
		6	25M	1
		7	25Y	1
VIP720-2B		1	25R	1
		6	25N	1
		7	25R	1

25-23-37

ILLUSTRATED PARTS LIST

Page 1086

Mar 01/2008



COMPONENT MAINTENANCE MANUAL

PART NUMBER	AIRLINE PART NUMBER	FIGURE	ITEM	UNITS PER ASSEMBLY
VIP720-2C		1	25W	1
		4	25A	1
		6	25Q	1
		7	25S	1
		21	25L	1
VIP720-2D		1	25D	1
		6	25C	1
		7	25C	1
		21	25A	1
VIP720-2E		1	25E	1
		6	25D	1
		7	25D	1
		21	25B	1
VIP720-2F		1	25F	1
		7	25M	1
		21	25C	1
VIP720-2G		1	25G	1
		6	25E	1
		7	25E	1
		21	25D	1
VIP720-2J		1	25V	1
		6	25R	1
		7	25T	1
		21	25M	1
VIP720-2K		1	25U	1
		6	25U	1
		7	25X	1
		21	25Q	1
VIP720-2L		1	25Y	1
		6	25S	1
		7	25U	1
		21	25N	1
VIP720-3A		1	25L	1
		7	25N	1
		21	25H	1

25-23-37

ILLUSTRATED PARTS LIST

Page 1087

Mar 01/2008



COMPONENT MAINTENANCE MANUAL

PART NUMBER	AIRLINE PART NUMBER	FIGURE	ITEM	UNITS PER ASSEMBLY
VIP720-3C		1	25T	1
		7	25W	1
		21	25P	1
VIP720-4A		1	25P	1
		6	25L	1
		7	25L	1
VIP720-6D		21	25K	1
		1	16	3
		6	15R	3
VIP720-6E		7	15Y	3
		1	15J	3
		6	15J	3
VIP720-6F		7	15J	3
		21	15F	3
		21	15G	3
VIP720-6G		1	15L	3
		6	15K	3
		7	15K	3
VIP720-6J		21	15H	3
		21	15K	3
		21	15L	3
VIP720-6K		1	15Q	3
		7	15R	3
		21	15M	3
VIP720-6L		1	15Y	3
		6	15S	3
		7	15Z	3
VIP720-6M		1	124	2
		3	105	2
		3	135	2
		4	105	2
		5	105	2
		5	135	2
VN201A1-82		1	123	1
		3	130	1

25-23-37

ILLUSTRATED PARTS LIST

Page 1088

Mar 01/2008



COMPONENT MAINTENANCE MANUAL

PART NUMBER	AIRLINE PART NUMBER	FIGURE	ITEM	UNITS PER ASSEMBLY
VN202A2-82		4	110	1
		5	130	1
		18	215	2
		2	125	3
		2	127	2
		2	180	2
		2	182	2
		9	95	2
		10	160	2
		10	200A	3
		11	85	2
		11	155	3
		12	120	2
		12	230A	3
		13	105	2
		13	145	3
		14	135A	2
		14	190	4
		14	240	2
		17	260	4
		17	315	2
		17	360	2
		17	390	7
		18	145	4
		18	195	2
		18	235	7
		19	115	3
	19	185	2	
VN203A1-82		4	240	2
		7	115	2
VN203A2-82		14	185	1
		17	220	2
		17	265	2
		18	150	2
		18	285	2

25-23-37

ILLUSTRATED PARTS LIST

Page 1089

Mar 01/2008



COMPONENT MAINTENANCE MANUAL

PART NUMBER	AIRLINE PART NUMBER	FIGURE	ITEM	UNITS PER ASSEMBLY		
VN303A82		2	160	4		
		5	192	4		
		5	215A	1		
		8	150	1		
		8	172	1		
		8	227	4		
		8	285	3		
		9	160	4		
		10	245	4		
		11	175	4		
		12	139	4		
		13	80	4		
		15	75	4		
		16	75	4		
		17	105	4		
		18	305	4		
		19	160	4		
		Y0C130		1	230A	4
				3	365	4
4	430A			4		
5	535			4		
6	325A			4		
7	310A			4		
8	110A			4		
21	315A			4		
22	105			4		
Y0C140				1	230	4
		3	365A	4		
		4	430	4		
		5	535A	4		
		6	325	4		
		7	310	4		
		8	110	4		
		21	315	4		
		22	105A	4		

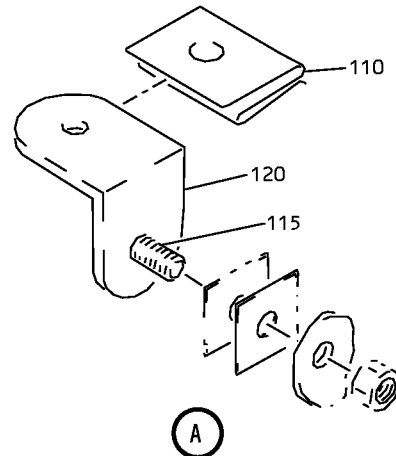
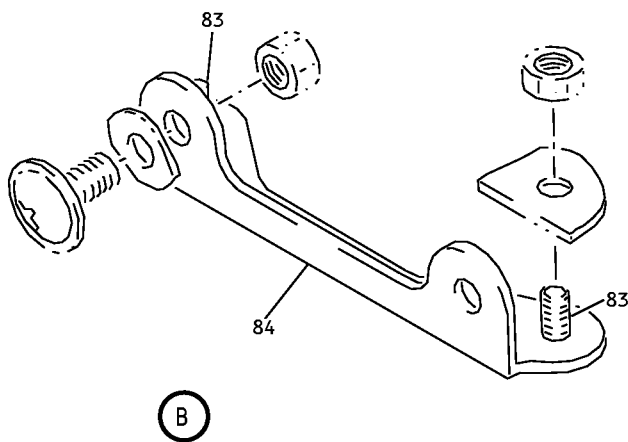
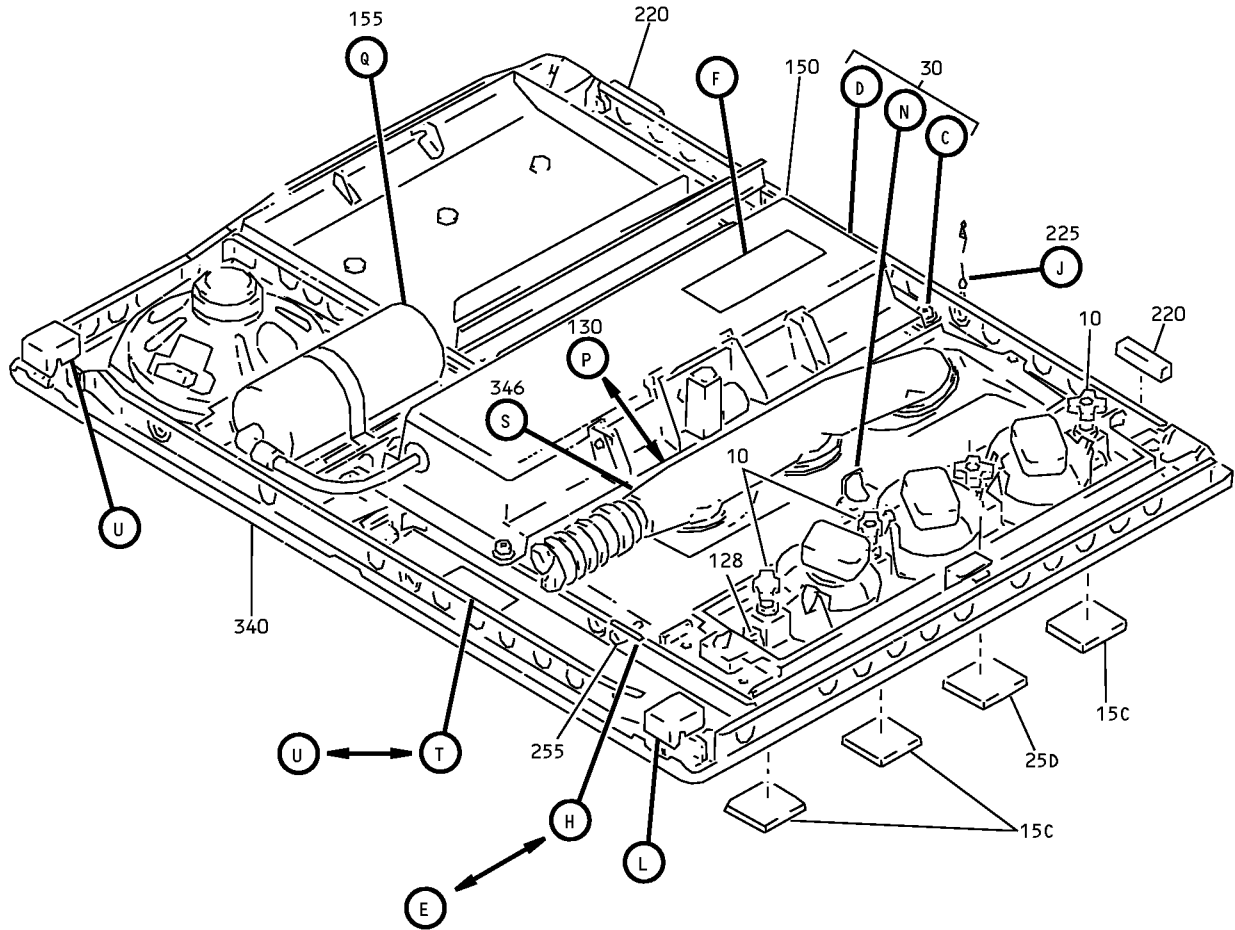
25-23-37

ILLUSTRATED PARTS LIST

Page 1090

Mar 01/2008

COMPONENT MAINTENANCE MANUAL



Partial Underbin Passenger Service Unit Assembly
IPL Figure 1 (Sheet 1 of 8)

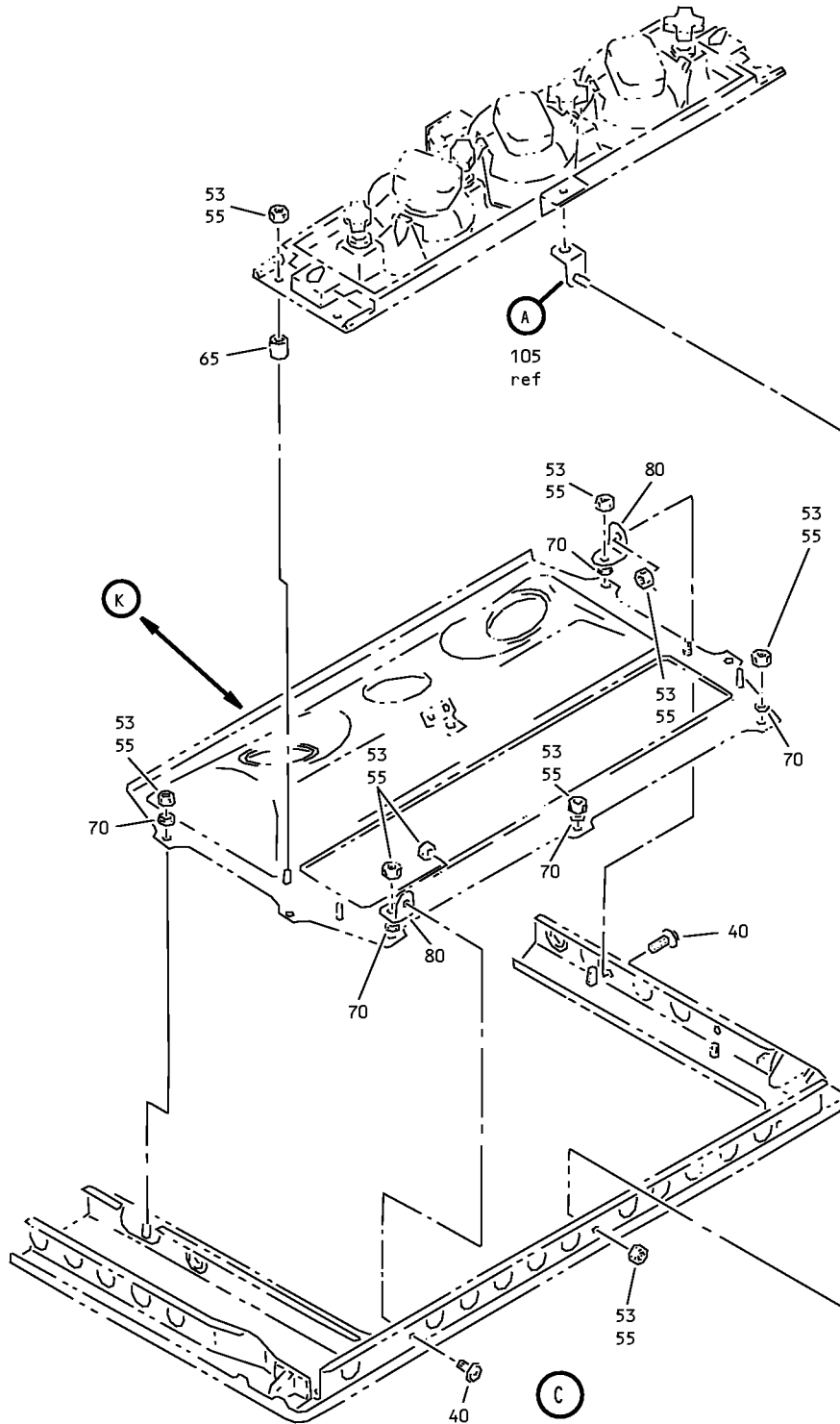
25-23-37

ILLUSTRATED PARTS LIST

Page 1091

Mar 01/2008

COMPONENT MAINTENANCE MANUAL



Partial Underbin Passenger Service Unit Assembly
IPL Figure 1 (Sheet 2 of 8)

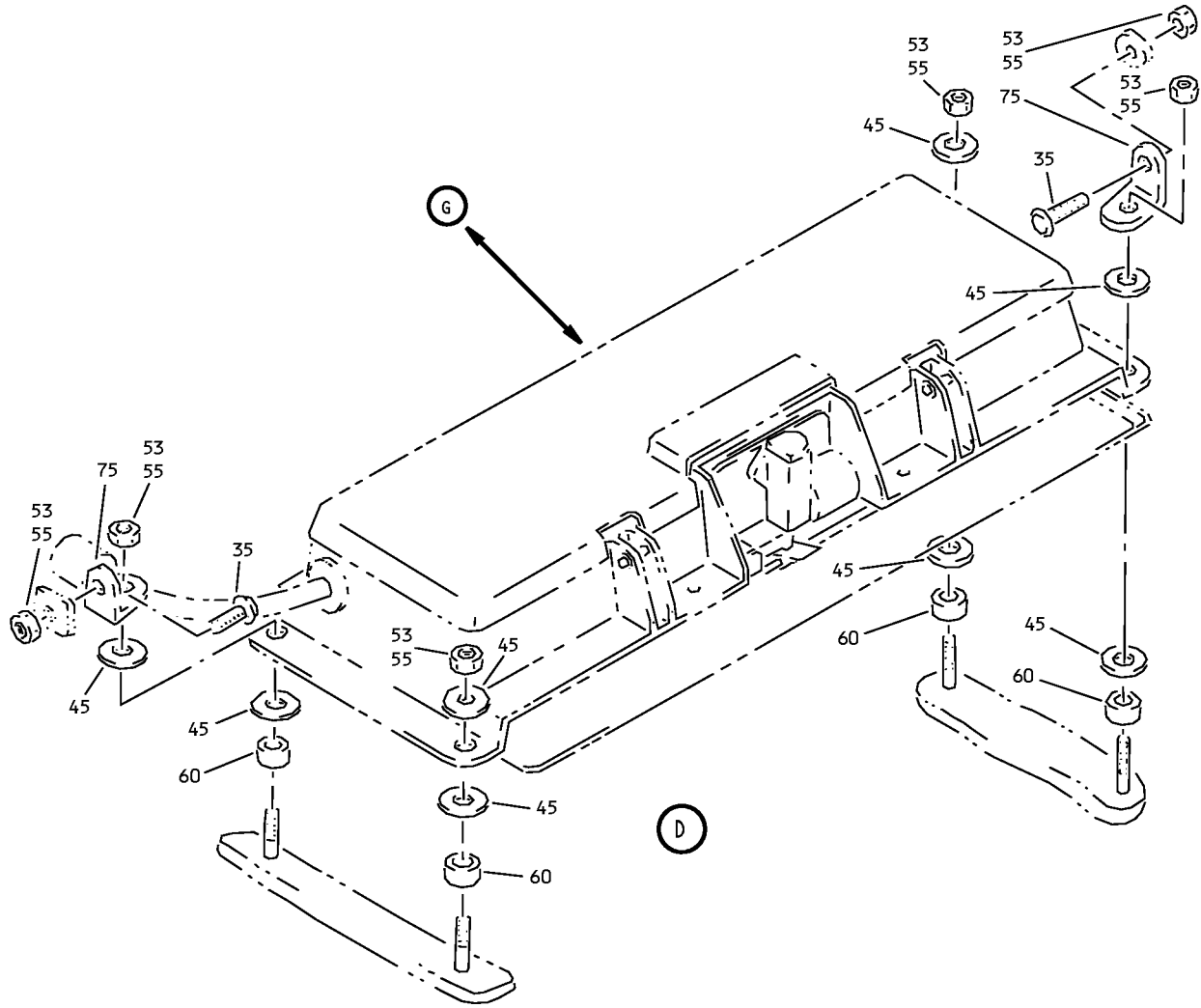
25-23-37

ILLUSTRATED PARTS LIST

Page 1092

Jul 01/2007

COMPONENT MAINTENANCE MANUAL



ATTENTION

FOR REMOVAL AND RELOCATION INFORMATION SEE
MAINTENANCE MANUAL CHAPTER 25

FOR MASK STOWAGE INSTRUCTIONS SEE MAINTENANCE
MANUAL CHAPTER 35

FOR CLEANING INSTRUCTIONS SEE DOCUMENT D6-7127

1 ← POSITION → 2

395

E

380

F

Partial Underbin Passenger Service Unit Assembly
IPL Figure 1 (Sheet 3 of 8)

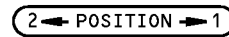
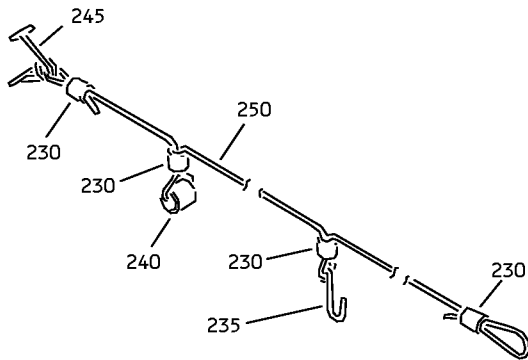
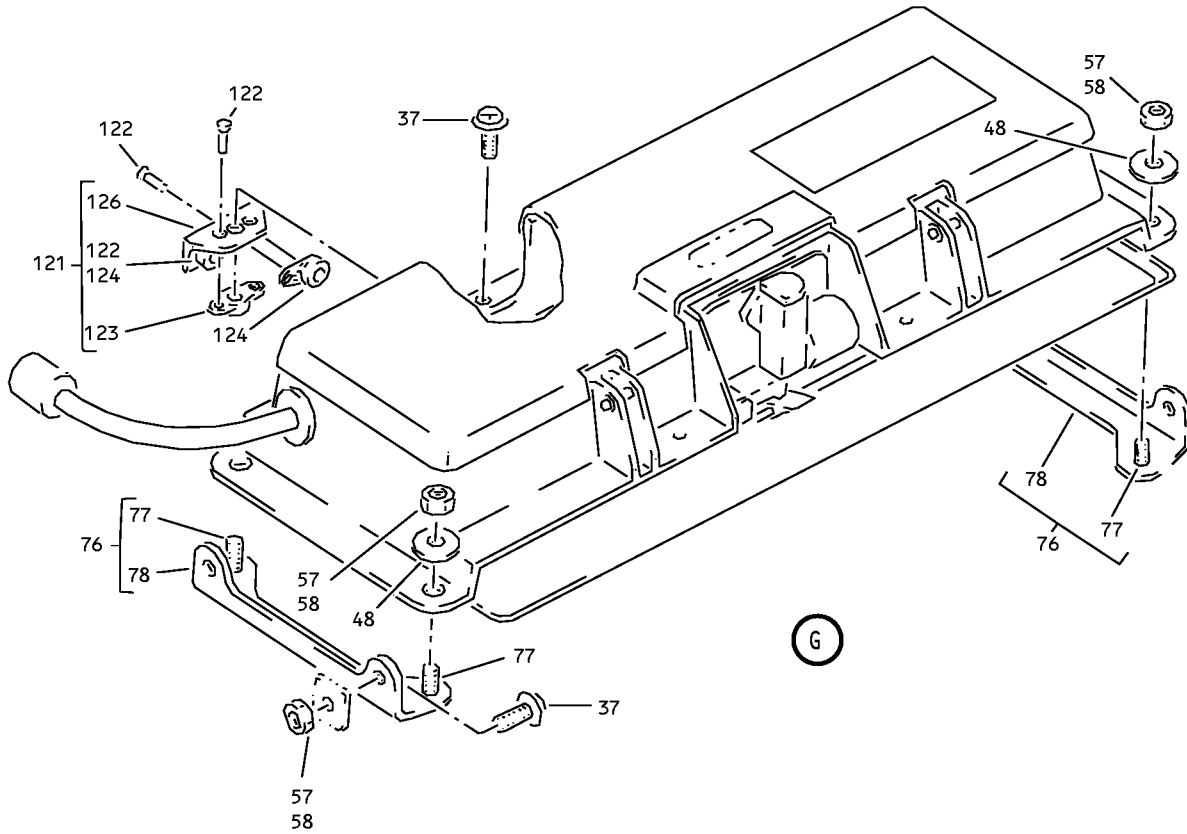
25-23-37

ILLUSTRATED PARTS LIST

Page 1093

Jul 01/2007

COMPONENT MAINTENANCE MANUAL



400



Partial Underbin Passenger Service Unit Assembly
IPL Figure 1 (Sheet 4 of 8)

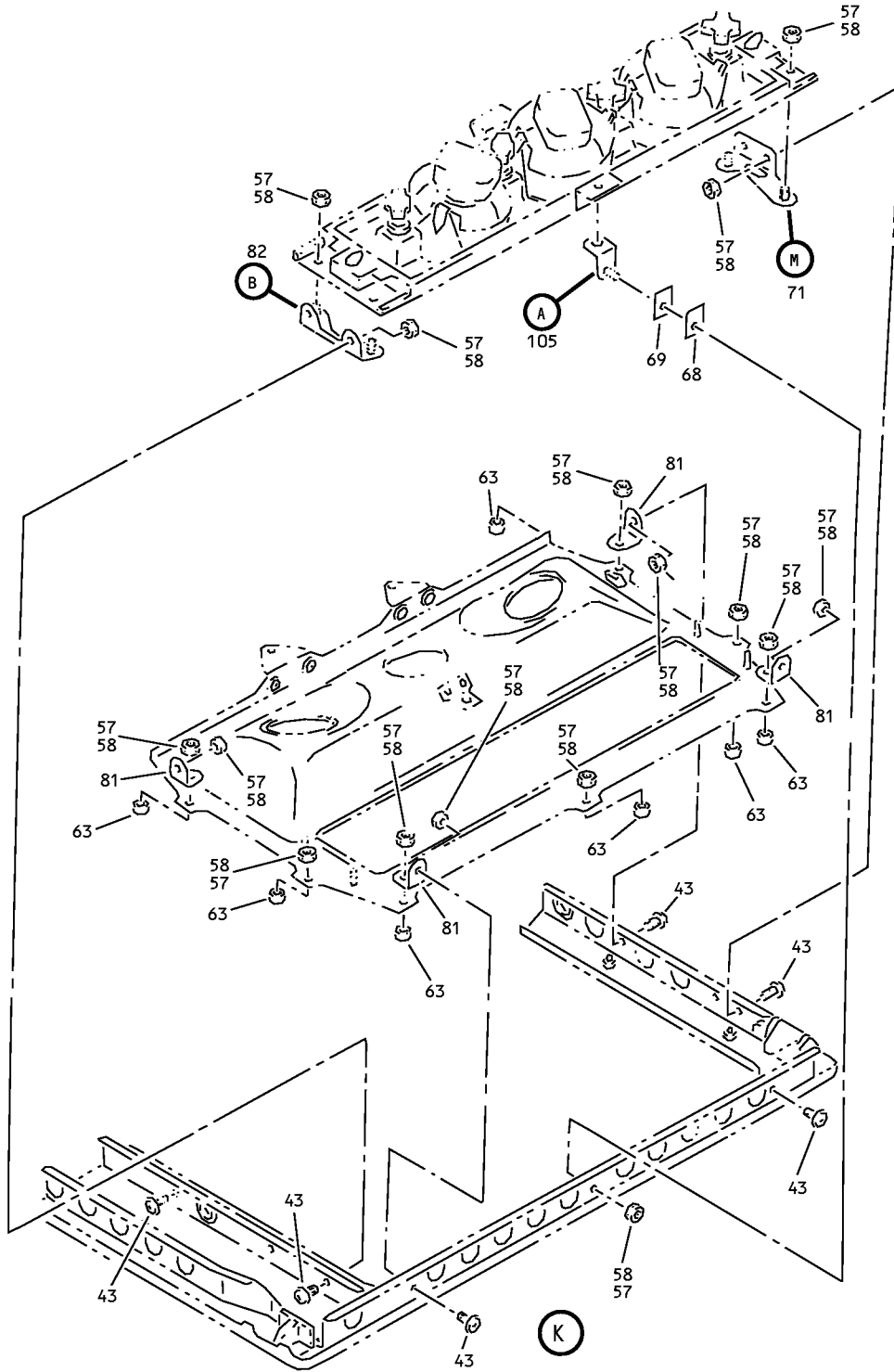
25-23-37

ILLUSTRATED PARTS LIST

Page 1094

Jul 01/2007

COMPONENT MAINTENANCE MANUAL



Partial Underbin Passenger Service Unit Assembly
IPL Figure 1 (Sheet 5 of 8)

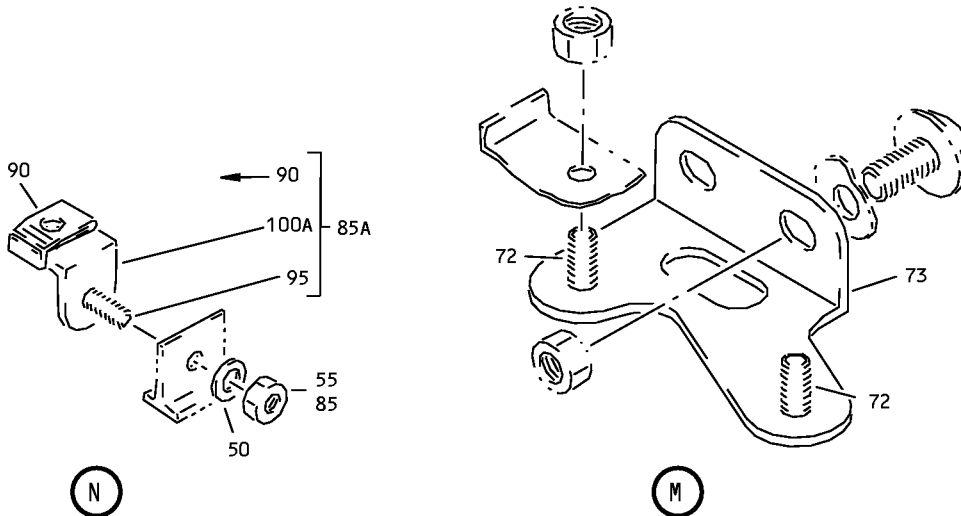
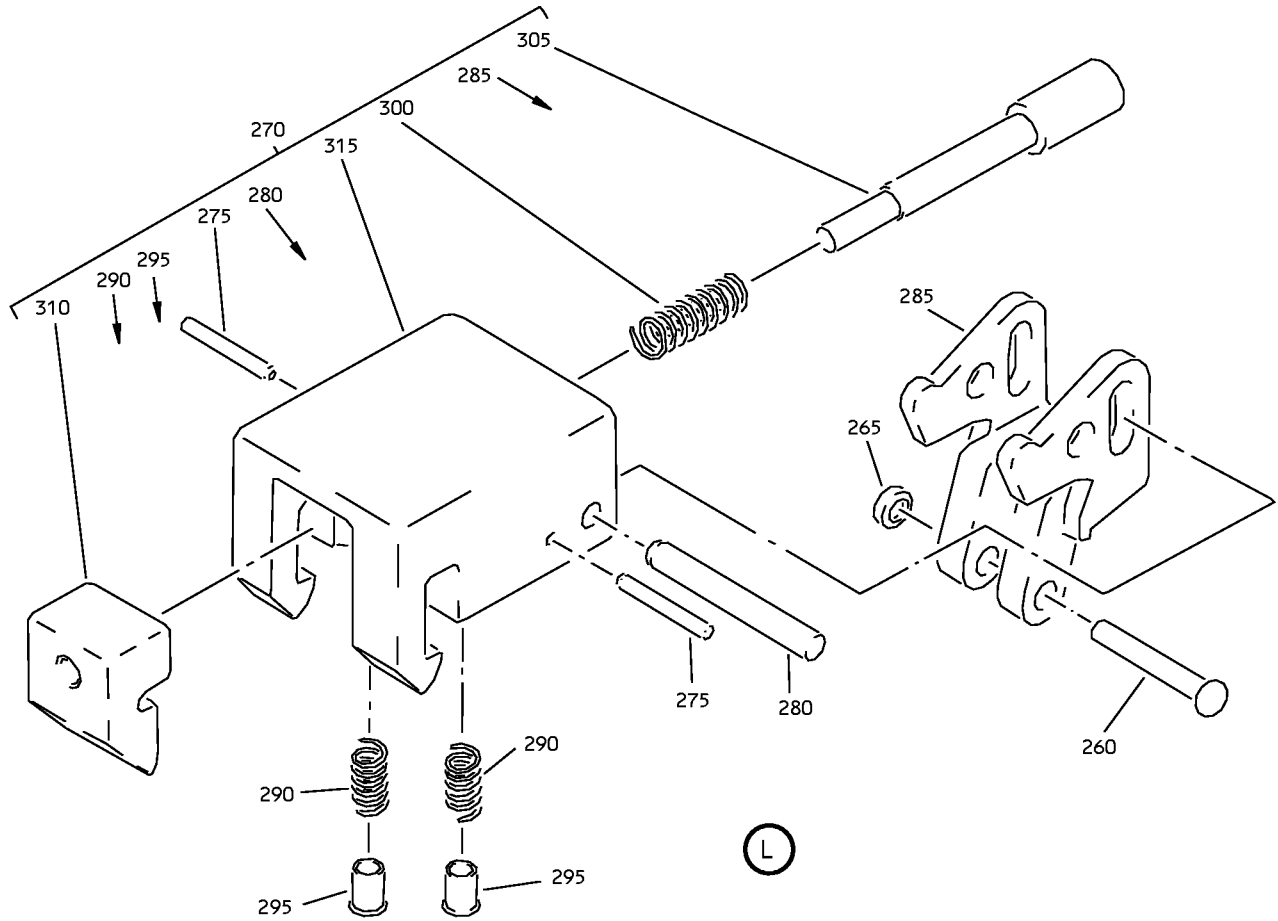
25-23-37

ILLUSTRATED PARTS LIST

Page 1095

Jul 01/2007

COMPONENT MAINTENANCE MANUAL



Partial Underbin Passenger Service Unit Assembly
IPL Figure 1 (Sheet 6 of 8)

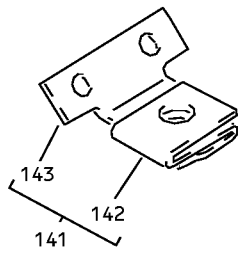
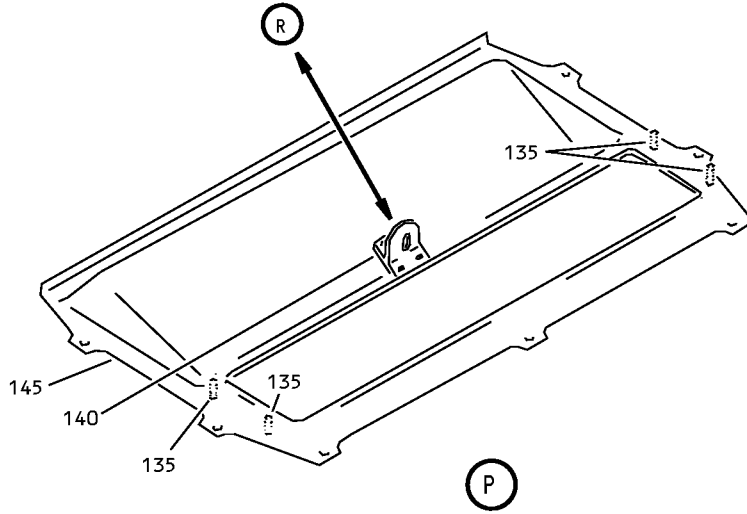
25-23-37

ILLUSTRATED PARTS LIST

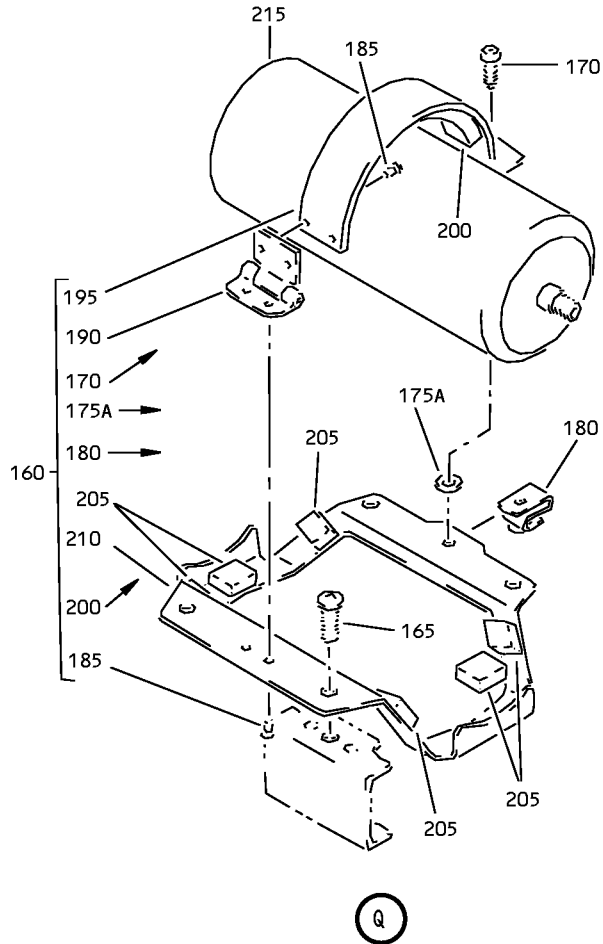
Page 1096

Jul 01/2007

COMPONENT MAINTENANCE MANUAL



(R)



(Q)

Partial Underbin Passenger Service Unit Assembly
IPL Figure 1 (Sheet 7 of 8)

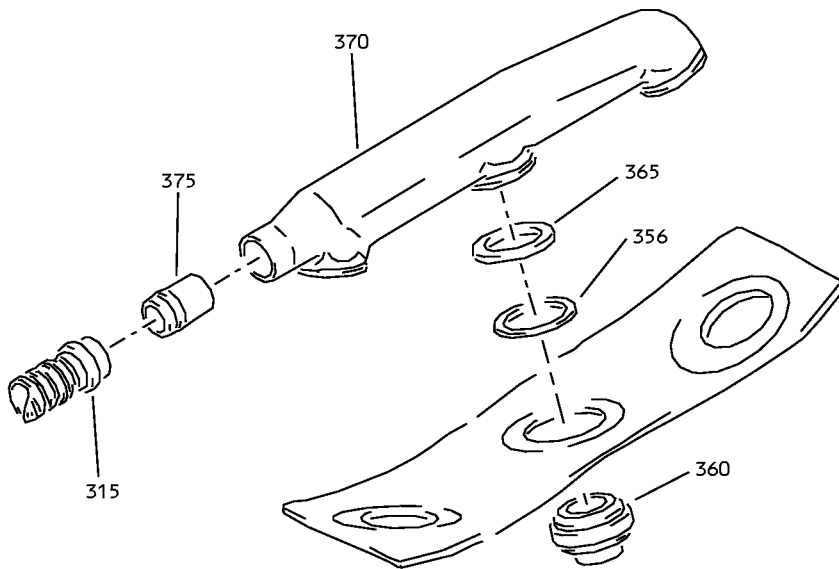
25-23-37

ILLUSTRATED PARTS LIST

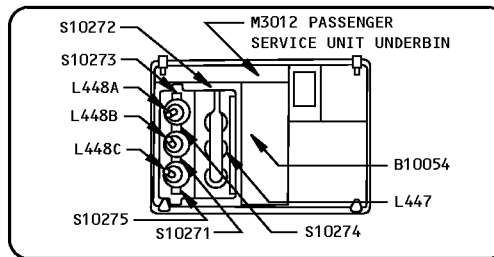
Page 1097

Jul 01/2007

COMPONENT MAINTENANCE MANUAL

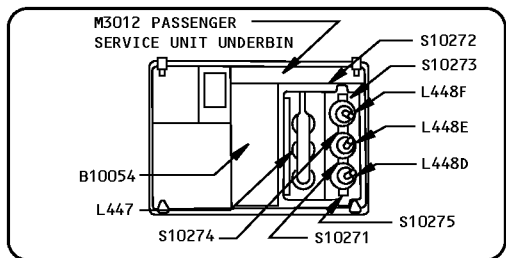


S



385

T



390

U

Partial Underbin Passenger Service Unit Assembly
IPL Figure 1 (Sheet 8 of 8)

25-23-37

ILLUSTRATED PARTS LIST

Page 1098

Jul 01/2007



COMPONENT MAINTENANCE MANUAL

FIG/ ITEM	PART NUMBER	AIRLINE PART NUMBER	NOMENCLATURE							USAGE CODE	UNITS PER ASSY
			1	2	3	4	5	6	7		
1-											
-1	417N3100-321SP										
										A	RF
-1A	417N3100-129SP										
										B	RF
-1B	417N3100-131SP										
										D	RF
-1C	417N3100-133SP										
										F	RF
-1D	417N3100-141SP										
										H	RF
-1E	417N3100-143SP										
										K	RF
-1F	417N3100-171SP										
										N	RF
-1G	417N3100-195SP										
										Q	RF

-Item not Illustrated

25-23-37

ILLUSTRATED PARTS LIST

Page 1098.1

Jul 01/2007



COMPONENT MAINTENANCE MANUAL

FIG/ ITEM	PART NUMBER	AIRLINE PART NUMBER	NOMENCLATURE							USAGE CODE	UNITS PER ASSY
			1	2	3	4	5	6	7		
1-											
-1H	417N3100-201SP									S	RF
-1J	417N3100-209SP									U	RF
-1K	417N3100-211SP									V	RF
-1L	417N3100-217SP									X	RF
-1M	417N3100-219SP									Z	RF
-1N	417N3100-245SP									AC	RF
-1P	417N3100-247SP									AE	RF
-1Q	417N3100-249SP									AG	RF

-Item not Illustrated

25-23-37

ILLUSTRATED PARTS LIST

Page 1098.2

Jul 01/2007



COMPONENT MAINTENANCE MANUAL

FIG/ ITEM	PART NUMBER	AIRLINE PART NUMBER	NOMENCLATURE							USAGE CODE	UNITS PER ASSY
			1	2	3	4	5	6	7		
1- -1R	417N3100-271SP		SERVICE UNIT ASSY-17 IN. PARTIAL UNDERBIN PASS. (WITHOUT SPKR) (LH) (FOR DETAILS SEE FIG. 7)							AJ	RF
-1S	417N3100-281SP		SERVICE UNIT ASSY-19 IN. PARTIAL UNDERBIN PASS. (WITH LIFEVEST, WITHOUT SPKR) (LH) (FWD) (FOR DETAILS SEE FIG. 5)							AL	RF
-1T	417N3100-287SP		SERVICE UNIT ASSY-19 IN. PARTIAL UNDERBIN PASS. (WITH SPKR) (LH) (FWD) (FOR DETAILS SEE FIG. 3)							AN	RF
-1U	417N3100-299SP		SERVICE UNIT ASSY-19 IN. PARTIAL UNDERBIN PASS. (WITH SPKR) (LH) (FWD) (FOR DETAILS SEE FIG. 3)							AR	RF
-1V	417N3100-301SP		SERVICE UNIT ASSY-19 IN. PARTIAL UNDERBIN PASS. (WITH SPKR) (LH) (FWD) (FOR DETAILS SEE FIG. 5)							AS	RF
-1W	417N3100-315SP		SERVICE UNIT ASSY-19 IN. PARTIAL UNDERBIN PASS. (WITH SPKR) (LH) (FWD) (FOR DETAILS SEE FIG. 3)							AV	RF
-1X	417N3100-329SP		SERVICE UNIT ASSY-19 IN. PARTIAL UNDERBIN PASS. (WITHOUT SPKR) (LH) (FWD) (FOR DETAILS SEE FIG. 3)							AX	RF

-Item not Illustrated

25-23-37

ILLUSTRATED PARTS LIST

Page 1098.3

Jul 01/2007



COMPONENT MAINTENANCE MANUAL

FIG/ ITEM	PART NUMBER	AIRLINE PART NUMBER	NOMENCLATURE							USAGE CODE	UNITS PER ASSY
			1	2	3	4	5	6	7		
1- -1Y	417N3100-331SP		SERVICE UNIT ASSY-22 IN. PARTIAL UNDERBIN PASS. (WITH GASPER AIR, WITHOUT SPKR) (LH)							AZ	RF
-2	417N3100-335SP		SERVICE UNIT ASSY-19 IN. PARTIAL UNDERBIN PASS. (WITH SPKR) (LH) (FOR DETAILS SEE FIG. 3)							BB	RF
-2A	417N3100-351SP		SERVICE UNIT ASSY-11 IN. PARTIAL UNDERBIN PASS. (WITH LIFEVEST, SPKR) (LH) (FOR DETAILS SEE FIG. 8)							BE	RF
-2B	417N3100-387SP		SERVICE UNIT ASSY-11 IN. PARTIAL UNDERBIN PASS. (WITH LIFEVEST, SPKR) (LH) (FOR DETAILS SEE FIG. 8)							BJ	RF
-2C	417N3100-501SP		SERVICE UNIT ASSY-22 IN. PARTIAL UNDERBIN PASS. (WITH GASPER AIR, WITHOUT SPKR) (LH)							BL	RF
-2D	417N3100-505SP		SERVICE UNIT ASSY-22 IN. PARTIAL UNDERBIN PASS. (WITHOUT SPKR) (LH)							BN	RF
-2E	417N3100-507SP		SERVICE UNIT ASSY-22 IN. PARTIAL UNDERBIN PASS. (WITH GASPER AIR, WITHOUT SPKR) (LH)							BQ	RF
-2F	417N3100-509SP		SERVICE UNIT ASSY-23 IN. PARTIAL UNDERBIN PASS. (WITH SPKR) (LH) (FOR DETAILS SEE FIG. 4)							BS	RF
-2G	417N3100-511SP		SERVICE UNIT ASSY-23 IN. PARTIAL UNDERBIN PASS. (WITHOUT SPKR) (LH) (FOR DETAILS SEE FIG. 4)							BU	RF

-Item not Illustrated

25-23-37

ILLUSTRATED PARTS LIST
Page 1098.4
Jul 01/2007



COMPONENT MAINTENANCE MANUAL

FIG/ ITEM	PART NUMBER	AIRLINE PART NUMBER	NOMENCLATURE							USAGE CODE	UNITS PER ASSY
			1	2	3	4	5	6	7		
1- -2H	417N3100-517SP		SERVICE UNIT ASSY-19 IN. PARTIAL UNDERBIN PASS. (WITH SPKR) (LH) (FWD) (FOR DETAILS SEE FIG. 3)							BY	RF
-2J	417N3100-519SP		SERVICE UNIT ASSY-19 IN. PARTIAL UNDERBIN PASS. (WITH SPKR) (LH) (FWD) (FOR DETAILS SEE FIG. 3)							CA	RF
-2K	417N3100-521SP		SERVICE UNIT ASSY-19 IN. PARTIAL UNDERBIN PASS. (WITH SPKR) (LH) (FWD) (FOR DETAILS SEE FIG. 3)							CC	RF
-2L	417N3100-523SP		SERVICE UNIT ASSY-19 IN. PARTIAL UNDERBIN PASS. (WITHOUT SPKR) (LH) (FWD) (FOR DETAILS SEE FIG. 3)							CE	RF
-2M	417N3100-525SP		SERVICE UNIT ASSY-19 IN. PARTIAL UNDERBIN PASS. (WITH SPKR) (LH) (FWD) (FOR DETAILS SEE FIG. 3)							CF	RF
-2N	417N3100-529SP		SERVICE UNIT ASSY-19 IN. PARTIAL UNDERBIN PASS. (WITH LIFEVEST, SPKR) (LH) (FWD) (FOR DETAILS SEE FIG. 5)							CH	RF
-2P	417N3100-531SP		SERVICE UNIT ASSY-19 IN. PARTIAL UNDERBIN PASS. (WITH LIFEVEST, WITHOUT SPKR) (LH) (FWD) (FOR DETAILS SEE FIG. 5)							CK	RF

-Item not Illustrated

25-23-37

ILLUSTRATED PARTS LIST
Page 1098.5
Jul 01/2007



COMPONENT MAINTENANCE MANUAL

FIG/ ITEM	PART NUMBER	AIRLINE PART NUMBER	NOMENCLATURE							USAGE CODE	UNITS PER ASSY
			1	2	3	4	5	6	7		
1-											
-2Q	417N3100-545SP									CM	RF
-2R	417N3100-617SP									CP	RF
-2S	417N3100-661SP									CQ	RF
-2T	417N3100-663SP										
-2U	417N3100-627SP									CS	RF
-2V	417N3100-665SP									CY	RF
-2W	417N3100-673SP									DA	RF
-2X	417N3100-679SP										
-2Y	417N3100-685SP									DF	RF
-2Z	417N3100-687SP										
-3	417N3100-689SP										
-3A	417N3100-691SP										

-Item not Illustrated

25-23-37

ILLUSTRATED PARTS LIST
Page 1098.6
Jul 01/2007



COMPONENT MAINTENANCE MANUAL

FIG/ ITEM	PART NUMBER	AIRLINE PART NUMBER	NOMENCLATURE							USAGE CODE	UNITS PER ASSY
			1	2	3	4	5	6	7		
1-											
-3B	417N3100-709SP									DD	RF
-3C	417N3100-722SP									DH	RF
-3D	417N3100-725SP									DC	RF
-3E	417N3100-740SP										
-3F	417N3100-745SP										
-3G	417N3100-747SP										
-3H	417N3100-750SP										
-3J	417N3100-740B									DX	RF
-3K	417N3100-745B									DY	RF
-3L	417N3100-750B									DZ	RF
-3M	417N3100-747B										
-3N	417N3100-259SP									EF	RF
-5	417N3100-130SP									C	RF

-Item not Illustrated

25-23-37

ILLUSTRATED PARTS LIST

Page 1098.7

Mar 01/2008



COMPONENT MAINTENANCE MANUAL

FIG/ ITEM	PART NUMBER	AIRLINE PART NUMBER	NOMENCLATURE							USAGE CODE	UNITS PER ASSY
			1	2	3	4	5	6	7		
1-											
-5A	417N3100-132SP										
-5B	417N3100-134SP										
-5C	417N3100-142SP										
-5D	417N3100-148SP										
-5E	417N3100-156SP										
-5F	417N3100-172SP										
-5G	417N3100-198SP										
-5H	417N3100-202SP										

-Item not Illustrated

25-23-37

ILLUSTRATED PARTS LIST

Page 1098.8

Mar 01/2008



COMPONENT MAINTENANCE MANUAL

FIG/ ITEM	PART NUMBER	AIRLINE PART NUMBER	NOMENCLATURE							USAGE CODE	UNITS PER ASSY
			1	2	3	4	5	6	7		
1- -5J	417N3100-212SP		SERVICE UNIT ASSY-19 IN. PARTIAL UNDERBIN PASS. (WITH LIFEVEST, WITHOUT SPKR) (RH) (FWD) (FOR DETAILS SEE FIG. 5)							W	RF
-5K	417N3100-218SP		SERVICE UNIT ASSY-12 IN. PARTIAL UNDERBIN PASS. (WITH GASPER AIR) (RH) (AFT) (FOR DETAILS SEE FIG. 6)							Y	RF
-5L	417N3100-226SP		SERVICE UNIT ASSY-19 IN. PARTIAL UNDERBIN PASS. (WITH LIFEVEST, SPKR) (RH) (FWD) (FOR DETAILS SEE FIG. 5)							AA	RF
-5M	417N3100-228SP		SERVICE UNIT ASSY-19 IN. PARTIAL UNDERBIN PASS. (WITH LIFEVEST, WITHOUT SPKR) (RH) (FWD) (FOR DETAILS SEE FIG. 5)							AB	RF
-5N	417N3100-246SP		SERVICE UNIT ASSY-19 IN. PARTIAL UNDERBIN PASS. (WITH SPKR) (RH) (FWD) (FOR DETAILS SEE FIG. 3)							AD	RF
-5P	417N3100-248SP		SERVICE UNIT ASSY-12 IN. PARTIAL UNDERBIN PASS. (WITH GASPER AIR) (RH) (AFT) (FOR DETAILS SEE FIG. 6)							AF	RF
-5Q	417N3100-252SP		SERVICE UNIT ASSY-19 IN. PARTIAL UNDERBIN PASS. (WITH LIFEVEST, SPKR) (RH) (FWD) (FOR DETAILS SEE FIG. 5)							AH	RF

-Item not Illustrated

25-23-37

ILLUSTRATED PARTS LIST

Page 1098.9

Mar 01/2008



COMPONENT MAINTENANCE MANUAL

FIG/ ITEM	PART NUMBER	AIRLINE PART NUMBER	NOMENCLATURE							USAGE CODE	UNITS PER ASSY
			1	2	3	4	5	6	7		
1- -5R	417N3100-272SP		SERVICE UNIT ASSY-17 IN. PARTIAL UNDERBIN PASS. (WITHOUT SPKR) (RH) (FOR DETAILS SEE FIG. 7)							AK	RF
-5S	417N3100-282SP		SERVICE UNIT ASSY-19 IN. PARTIAL UNDERBIN PASS. (WITH LIFEVEST, SPKR) (RH) (FWD) (FOR DETAILS SEE FIG. 5)							AM	RF
-5T	417N3100-288SP		SERVICE UNIT ASSY-19 IN. PARTIAL UNDERBIN PASS. (WITH SPKR) (RH) (FWD) (FOR DETAILS SEE FIG. 3)							AP	RF
-5U	417N3100-298SP		SERVICE UNIT ASSY-19 IN. PARTIAL UNDERBIN PASS. (WITHOUT SPKR) (RH) (FWD) (FOR DETAILS SEE FIG. 3)							AQ	RF
-5V	417N3100-308SP		SERVICE UNIT ASSY-19 IN. PARTIAL UNDERBIN PASS. (WITH LIFEVEST, WITHOUT SPKR) (RH) (FWD) (FOR DETAILS SEE FIG. 5)							AT	RF
-5W	417N3100-326SP		SERVICE UNIT ASSY-19 IN. PARTIAL UNDERBIN PASS. (WITH LIFEVEST, WITHOUT SPKR) (RH) (FWD) (FOR DETAILS SEE FIG. 5)							AW	RF
-5X	417N3100-330SP		SERVICE UNIT ASSY-19 IN. PARTIAL UNDERBIN PASS. (WITH SPKR) (RH) (FWD) (FOR DETAILS SEE FIG. 3)							AY	RF

-Item not Illustrated

25-23-37

ILLUSTRATED PARTS LIST

Page 1098.10

Mar 01/2008



COMPONENT MAINTENANCE MANUAL

FIG/ ITEM	PART NUMBER	AIRLINE PART NUMBER	NOMENCLATURE							USAGE CODE	UNITS PER ASSY
			1	2	3	4	5	6	7		
1-											
-5Y	417N3100-332SP									BA	RF
-5Z	417N3100-166SP									BC	RF
-6	417N3100-346SP									BD	RF
-6A	417N3100-352SP									BF	RF
-6B	417N3100-356SP									BG	RF
-6C	417N3100-358SP									BH	RF
-6D	417N3100-388SP									BK	RF
-6E	417N3100-502SP									BM	RF
-6F	417N3100-506SP									BP	RF

-Item not Illustrated

25-23-37

ILLUSTRATED PARTS LIST

Page 1098.11

Mar 01/2008



COMPONENT MAINTENANCE MANUAL

FIG/ ITEM	PART NUMBER	AIRLINE PART NUMBER	NOMENCLATURE							USAGE CODE	UNITS PER ASSY
			1	2	3	4	5	6	7		
1-											
-6G	417N3100-508SP									BR	RF
-6H	417N3100-510SP									BT	RF
-6J	417N3100-512SP									BV	RF
-6K	417N3100-514SP									BW	RF
-6L	417N3100-516SP									BX	RF
-6M	417N3100-518SP									BZ	RF
-6N	417N3100-520SP									CB	RF
-6P	417N3100-522SP									CD	RF

-Item not Illustrated

25-23-37

ILLUSTRATED PARTS LIST

Page 1098.12

Mar 01/2008



COMPONENT MAINTENANCE MANUAL

FIG/ ITEM	PART NUMBER	AIRLINE PART NUMBER	NOMENCLATURE							USAGE CODE	UNITS PER ASSY
			1	2	3	4	5	6	7		
1- -6Q	417N3100-528SP		SERVICE UNIT ASSY-19 IN. PARTIAL UNDERBIN PASS. (WITH LIFEVEST, SPKR) (RH) (FWD) (FOR DETAILS SEE FIG. 5)							CG	RF
-6R	417N3100-530SP		SERVICE UNIT ASSY-19 IN. PARTIAL UNDERBIN PASS. (WITH LIFEVEST, SPKR) (RH) (FWD) (FOR DETAILS SEE FIG. 5)							CJ	RF
-6S	417N3100-532SP		SERVICE UNIT ASSY-19 IN. PARTIAL UNDERBIN PASS. (WITH LIFEVEST, WITHOUT SPKR) (RH) (FWD) (FOR DETAILS SEE FIG. 5)							CL	RF
-6T	417N3100-546SP		SERVICE UNIT ASSY-17 IN. PARTIAL UNDERBIN PASS. (WITHOUT SPKR) (RH) (FOR DETAILS SEE FIG. 7)							CN	RF
-6U	417N3100-170SP		SERVICE UNIT ASSY-19 IN. PARTIAL UNDERBIN PASS. (WITH SPKR) (RH) (FWD) (FOR DETAILS SEE FIG. 3)							AU	RF
-6V	417N3100-398SP		SERVICE UNIT ASSY-22 IN. PARTIAL UNDERBIN PASS. (WITH GASPER, WITHOUT SPKR) (RH)							CT	RF
-6W	417N3100-524SP		SERVICE UNIT ASSY-19 IN. PARTIAL UNDERBIN PASS. (WITH SPKR) (RH) (FWD) (FOR DETAILS SEE FIG. 3)							CU	RF
-6X	417N3100-618SP		SERVICE UNIT ASSY-17 IN. PARTIAL UNDERBIN PASS. (WITHOUT SPKR) (RH) (FOR DETAILS SEE FIG. 7)							CV	RF

-Item not Illustrated

25-23-37

ILLUSTRATED PARTS LIST

Page 1098.13

Mar 01/2008



COMPONENT MAINTENANCE MANUAL

FIG/ ITEM	PART NUMBER	AIRLINE PART NUMBER	NOMENCLATURE							USAGE CODE	UNITS PER ASSY
			1	2	3	4	5	6	7		
1-											
-6Y	417N3100-664SP										
-6Z	417N3100-628SP									CX	RF
-7	417N3100-666SP									CZ	RF
-7A	417N3100-674SP									DB	RF
-7B	417N3100-680SP										
-7C	417N3100-686SP									DG	RF
-7D	417N3100-688SP										
-7E	417N3100-690SP										
-7F	417N3100-692SP										
-7G	417N3100-706SP									DE	RF
-7H	417N3100-721SP									DJ	RF
-7J	417N3100-729SP									DK	RF

-Item not Illustrated

25-23-37

ILLUSTRATED PARTS LIST

Page 1098.14

Mar 01/2008



COMPONENT MAINTENANCE MANUAL

FIG/ ITEM	PART NUMBER	AIRLINE PART NUMBER	NOMENCLATURE							USAGE CODE	UNITS PER ASSY
			1	2	3	4	5	6	7		
1- -7K	417N3100-730SP		SERVICE UNIT ASSY-19 IN. PARTIAL UNDERBIN PASS. (WITH SPKR) (RH) (FWD) (FOR DETAILS SEE FIG. 3)							DL	RF
-7L	417N3100-739SP		DELETED								
-7M	417N3100-746SP		DELETED								
-7N	417N3100-752SP		DELETED								
-7P	417N3100-753SP		DELETED								
-7Q	417N3100-754SP		DELETED								
-7R	417N3100-739B		SERVICE UNIT ASSY-22 INCH PARTIAL UNDERBIN PASS. (WITH GASPER, WITHOUT SPKR)							EA	RF
-7S	417N3100-752B		SERVICE UNIT ASSY-22 INCH PARTIAL UNDERBIN PASS. (WITHOUT SPKR)							EB	RF
-7T	417N3100-754B		SERVICE UNIT ASSY-22 INCH PARTIAL UNDERBIN PASS. (WITH GASPER AIR, WITHOUT SPEAKER)							EC	RF
-7U	417N3100-753B		SERVICE UNIT ASSY-19 IN. PARTIAL UNDERBIN PASS. (WITH SPKR) (FWD) (FOR DETAILS SEE FIG. 3)							EE	RF
-7V	417N3100-746B		DELETED								
10	920056		. SWITCH-READING LT (V07150)							A, N, P, S, T, Z, AZ, BA, BD, BH, BL-BR, BT, CQ, CT, DC, DD, DH, DJ, DK, DX-EC	3
15	S417N304-1M		DELETED								
-15A	S417N304-1A		DELETED								
-15B	S417N304-1B		DELETED								

-Item not Illustrated

25-23-37

ILLUSTRATED PARTS LIST

Page 1098.15

Jul 01/2007



COMPONENT MAINTENANCE MANUAL

FIG/ ITEM	PART NUMBER	AIRLINE PART NUMBER	NOMENCLATURE							USAGE CODE	UNITS PER ASSY						
			1	2	3	4	5	6	7								
1- 15C	VIP720-1C		.	L	E	N	S	-	L	T	S	W	I	T	C	A, N, P, S, T, Z, AZ, BA, BD, BH, CT	3
-15D	S417N304-1N		DELETED														
-15E	S417N304-1P		.	L	E	N	S	-	L	T	S	W	I	T	C	A, N, P, S, T, Z, AZ, BA, BD, BH, CT	3
-15F	S417N304-1R		.	L	E	N	S	-	L	T	S	W	I	T	C	A, N, P, S, T, Z, AZ, BA, BD, BH, CT	3
-15G	S417N304-1S		DELETED														
-15H	S417N304-6D		DELETED														
-15J	VIP720-6E		.	L	E	N	S	-	L	T	S	W	I	T	C	A, N, P, S, T, Z, AZ, BA, BD, BH, CT	3
-15K	VIP720-6F		DELETED														
-15L	VIP720-6G		.	L	E	N	S	-	L	T	S	W	I	T	C	A, N, P, S, T, Z, AZ, BA, BD, BH, CT	3
-15M	S417N304-6H		.	L	E	N	S	-	L	T	S	W	I	T	C	A, N, P, S, T, Z, AZ, BA, BD, BH, CT	3
-15N	VIP720-6J		DELETED														
-15P	VIP720-6K		DELETED														

-Item not Illustrated

25-23-37

ILLUSTRATED PARTS LIST

Page 1098.16

Mar 01/2008



COMPONENT MAINTENANCE MANUAL

FIG/ ITEM	PART NUMBER	AIRLINE PART NUMBER	NOMENCLATURE							USAGE CODE	UNITS PER ASSY	
			1	2	3	4	5	6	7			
1- 30	417N3100-83		.								A, BD, BH, BN, BR, BT, DC, DD, DK, DZ, EB	1
-30A	417N3100-81		.								AZ, BA, BL, BM, BP, BQ, CQ, CT, DH, DJ, DX, DY, EA, EC	1
-30B	417N3100-83		.								S, T	1
-30C	417N3100-81		.								N, P, Z	1
-30D	417N3100-53		.								S	1
-30E	417N3100-51		.								N, Z	1
-30F	417N3100-52		.								P	1
-30G	417N3100-54		.								T	1
35	BACS12FA08K6		.	.							A, N, P, S, T, Z, AZ, BA, BD, BH, BL-BR, BT, CQ, CT, DC, DD, DH, DJ, DK, DX-EC	2
37	BACS12FA08K6		.	.							N, P, S, T, Z	7

-Item not Illustrated

25-23-37

ILLUSTRATED PARTS LIST

Page 1098.21

Jul 01/2007



COMPONENT MAINTENANCE MANUAL

FIG/ ITEM	PART NUMBER	AIRLINE PART NUMBER	NOMENCLATURE							USAGE CODE	UNITS PER ASSY	
			1	2	3	4	5	6	7			
1- 40	BACS12FA08K5		.	.	SCREW (USED ON ITEMS 30-30C)						A, N, P, S, T, Z, AZ, BA, BD, BH, BL-BR, BT, CQ, CT, DC, DD, DH, DJ, DK, DX-EC	2
43	BACS12FA08K5		.	.	SCREW (USED ON ITEMS 30D-30G)						N, P, S, T, Z	8
45	BACW10P193G		.	.	WASHER (USED ON ITEMS 30-30C)						A, N, P, S, T, Z, AZ, BA, BD, BH, BL-BR, BT, DD, DH, DJ, DX-EC	8
48	BACW10P193G		.	.	WASHER (USED ON ITEMS 30D-30G)						N, P, S, T, Z	4
50	MS35335-31		.	.	WASHER (USED ON ITEMS 30, 30B)						A, S, T, BD, BH, BN, BR, BT, DC, DD, DK, DZ, EB	1
53	BACN10YJ08		.	.	NUT (USED ON ITEMS 30A, 30C)						N, P, Z, AZ, BA, BL, BM, BP, BQ, CQ, CT, DH, DJ, DX, DY, EA, EC	18
55	BACN10YJ08		.	.	NUT (USED ON ITEMS 30, 30B)						A, S, T, BD, BH, BN, BR, BT, DC, DD, DK, DZ, EB	19
57	BACN10YJ08		.	.	NUT (USED ON ITEMS 30E, 30F)						N, P, Z	28

-Item not Illustrated

25-23-37

ILLUSTRATED PARTS LIST

Page 1098.22

Jul 01/2007



COMPONENT MAINTENANCE MANUAL

FIG/ ITEM	PART NUMBER	AIRLINE PART NUMBER	NOMENCLATURE							USAGE CODE	UNITS PER ASSY
			1	2	3	4	5	6	7		
1-											
58	BACN10YJ08		. .	NUT						S, T	29
				(USED ON ITEMS 30D, 30G)							
60	NAS43DD3-18		. .	SPACER						A, N, P, S, T, Z, AZ, BA, BD, BH, BL-BR, BT, CQ, CT, DC, DD, DH, DJ, DK, DX-EC	4
				(USED ON ITEMS 30-30C)							
63	NAS43DD3-7		. .	SPACER						N, P, S, T, Z	7
				(USED ON ITEMS 30D-30G)							
65	NAS43DD3-20		. .	SPACER						A, N, P, S, T, Z, AZ, BA, BD, BH, BL-BR, BT, DD, DH, DJ, DX-EC	4
				(USED ON ITEMS 30-30C)							
68	66-25727-1		. .	SHIM						N, P, S, T, Z	AR
				(USED ON ITEMS 30D-30G)							
69	66-25727-2		. .	SHIM						N, P, S, T, Z	AR
				(USED ON ITEMS 30D-30G)							
70	G6940-3B3		. .	GROMMET						A, N, P, S, T, Z, AZ, BA, BD, BH, BL-BR, BT, CQ, CT, DC, DD, DH, DJ, DK, DX-EC	5
				(V75345)							
				(SPEC BACG20AF3B3)							
				(OPT SZ6924-3B3 (V95272))							
				(OPT 701-3B3 (V07096))							
				(OPT E3B3 (V60980))							
				(OPT H3B3 (V60980))							
				(OPT RR2002-3B3 (V57268))							
				(USED ON ITEMS 30-30C)							
71	417N3122-107		. .	ANGLE ASSY						N, S, Z	1
				(USED ON ITEMS 30D, 30E)							
-71A	417N3122-108		. .	ANGLE ASSY						P, T	1
				(USED ON ITEMS 30F, 30G)							
72	BACS21AQ2A3P		. . .	STUD						N, P, S, T, Z	2

-Item not Illustrated

25-23-37

ILLUSTRATED PARTS LIST

Page 1098.23

Jul 01/2007



COMPONENT MAINTENANCE MANUAL

FIG/ ITEM	PART NUMBER	AIRLINE PART NUMBER	NOMENCLATURE							USAGE CODE	UNITS PER ASSY
			1	2	3	4	5	6	7		
1-											
73	417N3122-109		.	.	.	ANGLE				N, S, Z	1
-73A	417N3122-110		.	.	.	ANGLE				P, T	1
75	417N3122-115		.	.	ANGLE					A, N, P, S, T, Z, AZ, BA, BD, BH, BL-BR, BT, CQ, CT, DC, DD, DH, DJ, DK, DX-EC	2
						(USED ON ITEMS 30-30C)					
76	417N3122-65		.	.	ANGLE ASSY					N, P, S, T, Z	2
						(USED ON ITEMS 30D-30G)					
77	BACS21AQ2A3K		.	.	.	STUD				N, P, S, T, Z	2
78	417N3122-66		.	.	.	ANGLE				N, P, S, T, Z	1
80	417N3122-14		.	.	ANGLE-SPRT					A, N, P, S, T, Z, AZ, BA, BD, BH, BL-BR, BT, CQ, CT, DC, DD, DH, DJ, DK, DX-EC	2
						(USED ON ITEMS 30-30C)					
81	417N3122-14		.	.	ANGLE-SPRT					N, P, S, T, Z	4
						(USED ON ITEMS 30D-30G)					
82	417N3122-71		.	.	ANGLE ASSY					N, P, S, T, Z	1
						(USED ON ITEMS 30D-30G)					
83	BACS21AQ2A3P		.	.	.	STUD				N, P, S, T, Z	2
84	417N3122-72		.	.	.	ANGLE				N, P, S, T, Z	1
85	417N3122-55					DELETED					

-Item not Illustrated

25-23-37

ILLUSTRATED PARTS LIST

Page 1098.24

Jul 01/2007



COMPONENT MAINTENANCE MANUAL

FIG/ ITEM	PART NUMBER	AIRLINE PART NUMBER	NOMENCLATURE							USAGE CODE	UNITS PER ASSY	
			1	2	3	4	5	6	7			
1- 85A	417N3122-122		.	.							A, S, T, BD, BH, BN, BR, BT, DC, DD, DK, DZ, EB	1
90	82-47-108-15		.	.	.						A, S, T, BD, BH, BN, BR, BT, DC, DD, DK, DZ, EB	1
95	BACS21AQ2A3K		.	.	.						A, S, T, BD, BH, BN, BR, BT, DC, DD, DK, DZ, EB	1
100	417N3122-56											
100A	417N3122-121		.	.	.						A, S, T, BD, BH, BN, BR, BT, DC, DD, DK, DZ, EB	1
105	417N3122-60		.	.							A, N, P, S, T, Z, AZ, BA, BD, BH, BL-BR, BT, CQ, CT, DC, DD, DH, DJ, DK, DX-EC	1

-Item not Illustrated

25-23-37

ILLUSTRATED PARTS LIST

Page 1098.25

Jul 01/2007



COMPONENT MAINTENANCE MANUAL

FIG/ ITEM	PART NUMBER	AIRLINE PART NUMBER	NOMENCLATURE							USAGE CODE	UNITS PER ASSY	
			1	2	3	4	5	6	7			
1- 110	82-47-108-15		.	.	.	CLIP (V84483)					A, N, P, S, T, Z, AZ, BA, BD, BH, BL-BR, BT, CQ, CT, DC, DD, DH, DJ, DK, DX-EC	1
115	BACS21AQ2A3K		.	.	.	STUD (OPT ITEM 115A)					A, N, P, S, T, Z, AZ, BA, BD, BH, BL-BR, BT, CQ, CT, DC, DD, DH, DJ, DK, DX-EC	1
-115A	FHS832-6		.	.	.	STUD (OPT ITEM 115)					A, N, P, S, T, Z, AZ, BA, BD, BH, BL-BR, BT, CQ, CT, DC, DD, DH, DJ, DK, DX-EC	1
120	417N3122-61		.	.	.	BRACKET (OPT ITEM 120A)					A, N, P, S, T, Z, AZ, BA, BD, BH, BL-BR, BT, CQ, CT, DC, DD, DH, DJ, DK, DX-EC	1

-Item not Illustrated

25-23-37

ILLUSTRATED PARTS LIST

Page 1098.26

Jul 01/2007



COMPONENT MAINTENANCE MANUAL

FIG/ ITEM	PART NUMBER	AIRLINE PART NUMBER	NOMENCLATURE							USAGE CODE	UNITS PER ASSY	
			1	2	3	4	5	6	7			
1- -120A	417N3122-130		.	.	.						A, N, P, S, T, Z, AZ, BA, BD, BH, BL-BR, BT, CQ, CT, DC, DD, DH, DJ, DK, DX-EC	1
121	417N3136-19		.	.							N, P, S, T, Z	1
122	BACR15BA3AD		.	.	.						N, P, S, T, Z	6
123	BRM200A08		.	.	.						N, P, S, T, Z	1
124	BRM100A08		.	.	.						N, P, S, T, Z	2
125	10-10006-1										DELETED	
126	417N3136-21		.	.	.						N, P, S, T, Z	1
128	10-1006-1		.								A, N, S, Z, AZ, BL, BN, BQ, CQ, DC, DD, DH, DX- DZ	1

-Item not Illustrated

25-23-37

ILLUSTRATED PARTS LIST

Page 1098.27

Jul 01/2007



COMPONENT MAINTENANCE MANUAL

FIG/ ITEM	PART NUMBER	AIRLINE PART NUMBER	NOMENCLATURE							USAGE CODE	UNITS PER ASSY
			1	2	3	4	5	6	7		
1- -128A	10-1006-2		.	LIGHT-READING (V72914) (SPEC S417N302-2)						P, T, BA, BD, BH, BM, BP, BR, BT, CT, DJ, DK, EA- EC	1
130	417N3105-5SP		.	MODULE ASSY-SVCE						A, BD, BH, BN, BR, BT, DC, DD, DK	1
-130A	417N3105-6SP		.	MODULE ASSY-SVCE						AZ, BA, BL, BM, BP, BQ, CQ, CT, DH, DJ	1
-130B	417N3105-5SP		.	MODULE ASSY-SVCE (LIMITED USAGE)						S, T	1
-130C	417N3105-6SP		.	MODULE ASSY-SVCE (LIMITED USAGE)						N, P, Z	1
-130D	417N3105-3SP		.	MODULE ASSY-SVCE (LIMITED USAGE)						S, T	1
-130E	417N3105-4SP		.	MODULE ASSY-SVCE (LIMITED USAGE)						N, P, Z	1
-130F	417N3105-5D		.	MODULE ASSY-SVCE						DZ, EB	1
-130G	417N3105-6H		.	MODULE ASSY-SVCE						DX, EA	1
-130H	417N3105-6E		.	MODULE ASSY-SVCE						DY, EC	1
135	BACS21AQ6A6M		.	STUD (USED ON ITEMS 130, 130A, 130B, 130C)						A, N, P, S, T, Z, AZ, BA, BD, BH, BL-BR, BT, CQ, CT, DC, DD, DH, DJ, DK, DX-EC	4

-Item not Illustrated

25-23-37

ILLUSTRATED PARTS LIST

Page 1098.28

Jul 01/2007



COMPONENT MAINTENANCE MANUAL

FIG/ ITEM	PART NUMBER	AIRLINE PART NUMBER	NOMENCLATURE							USAGE CODE	UNITS PER ASSY	
			1	2	3	4	5	6	7			
1- 140	417N3122-53		.	.							A, S, T, BD, BH, BN, BR, BT, DC, DD, DK, DZ, EB	1
141	417N3122-111		.	.							N, P, Z, AZ, BA, BL, BM, BP, BQ, CQ, CT, DH, DJ, DX, DY, EA, EC	1
142	82-47-108-15		.	.	.						N, P, Z, AZ, BA, BL, BM, BP, BQ, CQ, CT, DH, DJ, DX, DY, EA, EC	1
143	417N3122-112		.	.	.						N, P, Z, AZ, BA, BL, BM, BP, BQ, CQ, CT, DH, DJ, DX, DY, EA, EC	1
145	417N3101-1SP		.	.							A, S, T, BD, BH, BN, BR, BT, DC, DD, DK, DZ, EB	1
-145A	417N3101-2SP		.	.							N, P, Z, AZ, BA, BL, BM, BP, BQ, CQ, CT, DH, DJ, DX, DY, EA, EC	1

-Item not Illustrated

25-23-37

ILLUSTRATED PARTS LIST

Page 1098.29

Jul 01/2007



COMPONENT MAINTENANCE MANUAL

FIG/ ITEM	PART NUMBER	AIRLINE PART NUMBER	NOMENCLATURE							USAGE CODE	UNITS PER ASSY
			1	2	3	4	5	6	7		
1-											
150	417N3130-63SP		.							A, AZ	1
-150A	417N3130-1SP		.							N, S, Z	1
-150B	417N3130-33SP		.							N, S, Z	1
-150C	417N3130-73SP		.							BL, BN, BQ, CQ, DD	1
-150D	417N3130-143SP		.							DC, DH	1
-152	417N3130-2SP		.							P, T	1
-152A	417N3130-34SP		.							P, T	1
-152B	417N3130-64SP		.							BA, BD, CT	1
-152C	417N3130-66SP		.							BH	1
-152D	417N3130-74SP		.							BP, BR	1
-152E	417N3130-76SP		.							BM, BT	1
-152F	417N3130-144SP		.							DJ, DK	1
-152G	417N3130-144M		.							EA	1
-152H	417N3130-143M		.							DX	1
-152J	417N3130-143K		.							DY	1
-152K	417N3130-143B		.							DZ	1
-152L	417N3130-144B		.							EB	1

-Item not Illustrated

25-23-37

ILLUSTRATED PARTS LIST

Page 1098.30

Jul 01/2007



COMPONENT MAINTENANCE MANUAL

FIG/ ITEM	PART NUMBER	AIRLINE PART NUMBER	NOMENCLATURE							USAGE CODE	UNITS PER ASSY	
			1	2	3	4	5	6	7			
1- -152M	417N3130-144K		.							BOX ASSY-FOUR MASK OXY (REF CMM 35-21-02)	EC	1
155	417N3100-48		.							GENERATOR ASSY	A, N, P, S, T, Z, AZ, BA, BD, BL, BN-BR, CQ, CT, DC, DD, DK, DX- EC	1
-155A	417N3100-46		.							GENERATOR ASSY	BH, BM, BT	1
160	417N3160-11		.	.						BRACKET ASSY	A, N, P, S, T, Z, AZ, BA, BD, BH, BL-BR, BT, CQ, CT, DC, DD, DH, DJ, DK, DX-EC	1
165	BACS12FA08K6		.	.	.					ATTACHING PARTS SCREW	A, N, P, S, T, Z, AZ, BA, BD, BH, BL-BR, BT, CQ, CT, DC, DD, DH, DJ, DK, DX-EC	4
			-----*									

-Item not Illustrated

25-23-37

ILLUSTRATED PARTS LIST

Page 1098.31

Jul 01/2007



COMPONENT MAINTENANCE MANUAL

FIG/ ITEM	PART NUMBER	AIRLINE PART NUMBER	NOMENCLATURE							USAGE CODE	UNITS PER ASSY	
			1	2	3	4	5	6	7			
1- -170	FT1387P8-1-2		. . .	S	C	R	E	W			A, N, P, S, T, Z, AZ, BA, BD, BH, BL-BR, BT, CQ, CT, DC, DD, DH, DJ, DK, DX-EC	1
-170A	CS802408-1A		. . .	S	C	R	E	W			A, N, P, S, T, Z, AZ, BA, BD, BH, BL-BR, BT, CQ, CT, DC, DD, DH, DJ, DK, DX-EC	1
175	AN960KD416		DELETED									
175A	AN960JD416		. . .	W	A	S	H	E	R		A, N, P, S, T, Z, AZ, BA, BD, BH, BL-BR, BT, CQ, CT, DC, DD, DH, DJ, DK, DX-EC	1
180	A4972-6-82		. . .	N	U	T					A, N, P, S, T, Z, AZ, BA, BD, BH, BL-BR, BT, CQ, CT, DC, DD, DH, DJ, DK, DX-EC	1
				(V72962)	(SPEC BACN10FX84)	(OPT RM52LHA4972-6-82 (V72962))	(OPT SL211-08-1 (V97393))	(OPT 130008 (V60119))	(OPT A11330-6-82 (V72962))			

-Item not Illustrated

25-23-37

ILLUSTRATED PARTS LIST

Page 1098.32

Jul 01/2009



COMPONENT MAINTENANCE MANUAL

FIG/ ITEM	PART NUMBER	AIRLINE PART NUMBER	NOMENCLATURE							USAGE CODE	UNITS PER ASSY										
			1	2	3	4	5	6	7												
1- 185	BACR15BA3D		.	.	.	R	I	V	E	T	(SIZE DETERMINED ON INST)	A, N, P, S, T, Z, AZ, BA, BD, BH, BL-BR, BT, CQ, CT, DC, DD, DH, DJ, DK, DX-EC	4								
190	417N3811-13		.	.	.	H	I	N	G	E		A, N, P, S, T, Z, AZ, BA, BD, BH, BL-BR, BT, CQ, CT, DC, DD, DH, DJ, DK, DX-EC	1								
195	417N3161-7		.	.	.	B	R	A	C	K	E	T	A	M	T	G	A, N, P, S, T, Z, AZ, BA, BD, BH, BL-BR, BT, CQ, CT, DC, DD, DH, DJ, DK, DX-EC	1			
200	417N3160-12		.	.	.	P	A	D	-	I	N	S	U	L	A	T	I	O	N	A, N, P, S, T, Z, AZ, BA, BD, BH, BL-BR, BT, CQ, CT, DC, DD, DH, DJ, DK, DX-EC	1

-Item not Illustrated

25-23-37

ILLUSTRATED PARTS LIST

Page 1098.33

Jul 01/2007



COMPONENT MAINTENANCE MANUAL

FIG/ ITEM	PART NUMBER	AIRLINE PART NUMBER	NOMENCLATURE							USAGE CODE	UNITS PER ASSY	
			1	2	3	4	5	6	7			
1- 205	417N3160-13		.	.	.							6
										A, N, P, S, T, Z, AZ, BA, BD, BH, BL-BR, BT, CQ, CT, DC, DD, DH, DJ, DK, DX-EC		
210	417N3136-99		.	.	.							1
										A, N, P, S, T, Z, AZ, BA, BD, BH, BL-BR, BT, CQ, CT, DC, DD, DH, DJ, DK, DX-EC		
215	117003-14		.	.								1
										A, N, P, S, T, Z, AZ, BA, BD, BL, BN-BR, CQ, CT, DC, DD, DH, DJ, DK, DX- EC		
-215A	803000-04		.	.								1
										A, N, P, S, T, Z, AZ, BA, BD, BL, BN-BR, CQ, CT, DC, DD, DH, DJ, DK, DX- EC		
-215B	117003-13		.	.								1
										BH, BM, BT		

-Item not Illustrated

25-23-37

ILLUSTRATED PARTS LIST

Page 1098.34

Jul 01/2007



COMPONENT MAINTENANCE MANUAL

FIG/ ITEM	PART NUMBER	AIRLINE PART NUMBER	NOMENCLATURE							USAGE CODE	UNITS PER ASSY	
			1	2	3	4	5	6	7			
1- -215C	803000-03		.	.							BH, BM, BT	1
			.	.								
-215D	E71740-00		.	.							A, N, P, S, T, Z, AZ, BA, BD, BL, BN-BR, CQ, CT, DC, DD, DH, DJ, DK, DX- EC	1
			.	.								
220	417N3100-71		.								A, N, P, S, T, Z, AZ, BA, BD, BH, BL-BR, BT, CQ, CT, DC, DD, DH, DJ, DK, DX-EC	2
			.	.								
225	417N3190-1		.								A, N, P, S, T, Z, AZ, BA, BD, BH, BL-BR, BT, CQ, CT, DC, DD, DH, DJ, DK, DX-EC	1
			.	.								
230	GSC219		.	.							A, N, P, S, T, Z, AZ, BA, BD, BH, BL-BR, BT, CQ, CT, DC, DD, DH, DJ, DK, DX-EC	4
			.	.								

-Item not Illustrated

25-23-37

ILLUSTRATED PARTS LIST

Page 1098.35

Jul 01/2007



COMPONENT MAINTENANCE MANUAL

FIG/ ITEM	PART NUMBER	AIRLINE PART NUMBER	NOMENCLATURE							USAGE CODE	UNITS PER ASSY
			1	2	3	4	5	6	7		
1- -230A	GSC205		.	.	S	L	E	E	V	A, N, P, S, T, Z, AZ, BA, BD, BH, BL-BR, BT, CQ, CT, DC, DD, DH, DJ, DK, DX-EC	4
235	10-61790-1		.	.	H	O	O	K	(V08205)	A, N, P, S, T, Z, AZ, BA, BD, BH, BL-BR, BT, CQ, CT, DC, DD, DH, DJ, DK, DX-EC	1
240	NAS43DD4-5		.	.	S	P	A	C	E	A, N, P, S, T, Z, AZ, BA, BD, BH, BL-BR, BT, CQ, CT, DC, DD, DH, DJ, DK, DX-EC	1
245	65C16899-6		.	.	S	P	R	I	N	A, N, P, S, T, Z, AZ, BA, BD, BH, BL-BR, BT, CQ, CT, DC, DD, DH, DJ, DK, DX-EC	1

-Item not Illustrated

25-23-37

ILLUSTRATED PARTS LIST

Page 1098.36

Jul 01/2007



COMPONENT MAINTENANCE MANUAL

FIG/ ITEM	PART NUMBER	AIRLINE PART NUMBER	NOMENCLATURE							USAGE CODE	UNITS PER ASSY	
			1	2	3	4	5	6	7			
1- 250	417N3190-3		.	.							A, N, P, S, T, Z, AZ, BA, BD, BH, BL-BR, BT, CQ, CT, DC, DD, DH, DJ, DK, DX-EC	1
255	1TW2-3		.								A, N, P, S, T, Z, AZ, BA, BD, BH, BL-BR, BT, CQ, CT, DC, DD, DH, DJ, DK, DX-EC	1
-255A	2TW2-3		.								CQ	1
260	BACR15BB4D10		.								A, N, P, S, T, Z, AZ, BA, BD, BH, BL-BR, BT, CQ, CT, DD, DH, DJ, DX-EC	2
265	6100-12		.								A, N, P, S, T, Z, AZ, BA, BD, BH, BL-BR, BT, CQ, CT, DC, DD, DH, DJ, DK, DX-EC	2

-Item not Illustrated

25-23-37

ILLUSTRATED PARTS LIST

Page 1098.37

Jul 01/2007



COMPONENT MAINTENANCE MANUAL

FIG/ ITEM	PART NUMBER	AIRLINE PART NUMBER	NOMENCLATURE							USAGE CODE	UNITS PER ASSY	
			1	2	3	4	5	6	7			
1- 270	417N3180-1		.								A, N, P, S, T, Z, AZ, BA, BD, BH, BL-BR, BT, CQ, CT, DC, DD, DH, DJ, DK, DX-EC	2
275	NAS607-1-4P		.	.							A, N, P, S, T, Z, AZ, BA, BD, BH, BL-BR, BT, CQ, CT, DC, DD, DH, DJ, DK, DX-EC	2
280	NAS607-2-8P		.	.							A, N, P, S, T, Z, AZ, BA, BD, BH, BL-BR, BT, CQ, CT, DC, DD, DH, DJ, DK, DX-EC	1
285	417N3181-1		.	.							A, N, P, S, T, Z, AZ, BA, BD, BH, BL-BR, BT, CQ, CT, DC, DD, DH, DJ, DK, DX-EC	1
			.	.							A, N, P, S, T, Z, AZ, BA, BD, BH, BL-BR, BT, CQ, CT, DC, DD, DH, DJ, DK, DX-EC	1

-Item not Illustrated

25-23-37

ILLUSTRATED PARTS LIST

Page 1098.38

Jul 01/2007



COMPONENT MAINTENANCE MANUAL

FIG/ ITEM	PART NUMBER	AIRLINE PART NUMBER	NOMENCLATURE							USAGE CODE	UNITS PER ASSY	
			1	2	3	4	5	6	7			
1- -285A	65-85902-1		.	.	LINK-ROCKER (OPT ITEM 285)						A, N, P, S, T, Z, AZ, BA, BD, BH, BL-BR, BT, CQ, CT, DC, DD, DH, DJ, DK, DX-EC	1
290	RCS3289		.	.	SPRING (V08205)						A, N, P, S, T, Z, AZ, BA, BD, BH, BL-BR, BT, CQ, CT, DC, DD, DH, DJ, DK, DX-EC	2
295	417N3180-3		.	.	PLUNGER-SPR						A, N, P, S, T, Z, AZ, BA, BD, BH, BL-BR, BT, CQ, CT, DC, DD, DH, DJ, DK, DX-EC	2
300	RCS3290		.	.	SPRING (V08205)						A, N, P, S, T, Z, AZ, BA, BD, BH, BL-BR, BT, CQ, CT, DC, DD, DH, DJ, DK, DX-EC	1

-Item not Illustrated

25-23-37

ILLUSTRATED PARTS LIST

Page 1098.39

Jul 01/2007



COMPONENT MAINTENANCE MANUAL

FIG/ ITEM	PART NUMBER	AIRLINE PART NUMBER	NOMENCLATURE							USAGE CODE	UNITS PER ASSY	
			1	2	3	4	5	6	7			
1- 305	65-85905-4		.	.							A, N, P, S, T, Z, AZ, BA, BD, BH, BL-BR, BT, CQ, CT, DC, DD, DH, DJ, DK, DX-EC	1
310	417N3182-1		.	.							A, N, P, S, T, Z, AZ, BA, BD, BH, BL-BR, BT, CQ, CT, DC, DD, DH, DJ, DK, DX-EC	1
315	417N3183-1		.	.							A, N, P, S, T, Z, AZ, BA, BD, BH, BL-BR, BT, CQ, CT, DC, DD, DH, DJ, DK, DX-EC	1
-320	AN960JD416L		.								A, N, P, S, T, Z, BL-BN, DC, DD	AR
-320A	AN960JD416L		.								AZ, BA, BD, BH, BP-BR, BT, CQ, CT, DH, DJ, DK, DX-EC	4
-325	PLWP1S		.								A, N, P, S, T, Z, BL-BN, DC, DD	AR

-Item not Illustrated

25-23-37

ILLUSTRATED PARTS LIST

Page 1098.40

Jul 01/2007



COMPONENT MAINTENANCE MANUAL

FIG/ ITEM	PART NUMBER	AIRLINE PART NUMBER	NOMENCLATURE							USAGE CODE	UNITS PER ASSY	
			1	2	3	4	5	6	7			
1- -325A	PLWP1S		.	TIE-PUSH MOUNT CABLE (V58417)							AZ, BA, BD, BH, BP-BR, BT, CQ, CT, DH, DJ, DK, DX-EC	4
-330	NMC1001-0		.	CLAMP (V03296) (OPT ITEM 330A)							A, N, P, S, T, Z, AZ, BA, BD, BH, BL-BR, BT, CQ, CT, DC, DD, DH, DJ, DK, DX-EC	2
-330A	BACC10DK3		.	CLAMP (OPT ITEM 330)							A, N, P, S, T, Z, AZ, BA, BD, BH, BL-BR, BT, CQ, CT, DC, DD, DH, DJ, DK, DX-EC	2
-335	61-33500-001		.	WIRE BUNDLE							A, N, P, S, T, Z, AZ, BA, BD, BH, BR, DK	1
-335A	61-33500-002		.	WIRE BUNDLE							CT, DC, DD	1
-335B	286N0512-001		.	WIRE BUNDLE							CR, CW	1
-335C	286N0512-007		.	WIRE BUNDLE							CQ	1
-335D	286N0512-004		.	WIRE BUNDLE (OPT ITEM 335G)							BL-BQ, BT, DH, DJ	1
-335E	286N0512-008		.	WIRE BUNDLE							BR, DK	1
-335F	61-33500-002			DELETED								

-Item not Illustrated

25-23-37

ILLUSTRATED PARTS LIST

Page 1098.41

Jul 01/2007



COMPONENT MAINTENANCE MANUAL

FIG/ ITEM	PART NUMBER	AIRLINE PART NUMBER	NOMENCLATURE							USAGE CODE	UNITS PER ASSY
			1	2	3	4	5	6	7		
1-											
-335G	61-33500-001		.	WIRE BUNDLE (OPT ITEM 335D)						BL-BQ, BT, DH, DJ	1
-335H	286N0512-008		.	WIRE BUNDLE (OPT ITEM 335J)						DC, DD	1
-335J	61-33500-002		.	WIRE BUNDLE (OPT ITEM 335H)						DD	1
-335K	288N0174-601		.	WIRE BUNDLE						DX, DY	1
-335L	288N0174-701		.	WIRE BUNDLE						DZ	1
-335M	288N0210-701		.	WIRE BUNDLE						EA, EC	1
-335N	288N0210-702		.	WIRE BUNDLE						EB	1
340	417N3110-41SP		.	FRAME ASSY (FOR DETAILS SEE FIG. 2)						A, AZ, BL, BN, BQ, CQ, DC, DD, DH	1
-340A	417N3110-21SP		.	FRAME ASSY (LIMITED USAGE) (FOR DETAILS SEE FIG.19)						N, S, Z	1
-340B	417N3110-41SP		.	FRAME ASSY (LIMITED USAGE) (FOR DETAILS SEE FIG. 2)						N, S, Z	1
-340C	417N3110-41H		.	FRAME ASSY (FOR DETAILS SEE FIG. 2)						DX	1
-340D	417N3110-41G		.	FRAME ASSY (FOR DETAILS SEE FIG. 2)						DY	1
-340E	417N3110-41D		.	FRAME ASSY (FOR DETAILS SEE FIG. 2)						DZ	1
-342	417N3110-42SP		.	FRAME ASSY (FOR DETAILS SEE FIG. 2)						BA, BD, BH, BM, BP, BR, BT, CT, DJ, DK	1
-342A	417N3110-22SP		.	FRAME ASSY (LIMITED USAGE) (FOR DETAILS SEE FIG.19)						P, T	1
-342B	417N3110-42SP		.	FRAME ASSY (LIMITED USAGE) (FOR DETAILS SEE FIG. 2)						P, T	1

-Item not Illustrated

25-23-37

ILLUSTRATED PARTS LIST

Page 1098.42

Jul 01/2007



COMPONENT MAINTENANCE MANUAL

FIG/ ITEM	PART NUMBER	AIRLINE PART NUMBER	NOMENCLATURE							USAGE CODE	UNITS PER ASSY
			1	2	3	4	5	6	7		
1-											
-342C	417N3110-42H		.	FRAME ASSY (FOR DETAILS SEE FIG. 2)						EA	1
-342D	417N3110-42G		.	FRAME ASSY (FOR DETAILS SEE FIG. 2)						EB	1
-342E	417N3110-42E		.	FRAME ASSY (FOR DETAILS SEE FIG. 2)						EC	1
345	BAC27DPA2272			DELETED							
346	417N3100-26		.	AIR ASSY-GASPER						Z, BL	1
-346A	417N3100-25SP		.	AIR ASSY-GASPER						N, P, AZ, BA, BM, BP, BQ, CQ, CT, DH, DJ	1
-346B	417N3100-25C		.	AIR ASSY-GASPER						DX, EA	1
-346C	417N3100-25D		.	AIR ASSY-GASPER						DY, EC	1
350	BAC27NPA0645			DELETED							
351	B0E20563A152		.	DUCT (V16632) (SPEC BACD40P3A120)						N, P, Z, AZ, BA, BL, BM, BP, BQ, CQ, CT, DH, DJ, DX, DY, EA, EC	1
355	BAC27NPA0610			DELETED							
356	65C31432-1		.	WASHER						Z, BL	AR
360	10-60141-25		.	OUTLET						Z, BL	3
-360A	10-60141-23A			DELETED							
-360B	10-60141-23T		.	OUTLET (COLOR OPT-CUST PREFERENCE, BEIGE)						N, P, AZ, BA, BM, BP, BQ, CQ, CT, DH, DJ, DX, DY, EA, EC	3
-360C	10-60141-23U			DELETED							
-360D	750801-002			DELETED							

-Item not Illustrated

25-23-37

ILLUSTRATED PARTS LIST

Page 1098.43

Jul 01/2007



COMPONENT MAINTENANCE MANUAL

FIG/ ITEM	PART NUMBER	AIRLINE PART NUMBER	NOMENCLATURE							USAGE CODE	UNITS PER ASSY	
			1	2	3	4	5	6	7			
1- -360E	3740-3		.	.	OUTLET (COLOR OPT-CUST PREFERENCE, DARK GRAY) (V83564) (SPEC 10-60141-23U)						N, P, AZ, BA, BM, BP, BQ, CQ, CT, DH, DJ, DX, DY, EA, EC	3
-360F	3740-4		.	.	OUTLET (COLOR OPT-CUST PREFERENCE, BEIGE) (V83564) (SPEC 10-60141-23S) (OPT 750801-002 (V28406))						N, P, AZ, BA, BM, BP, BQ, CQ, CT, DH, DJ, DX, DY, EA, EC	3
-360G	3740-1		.	.	OUTLET (COLOR OPT-CUST PREFERENCE, ZYTEL WT-07) (V83564) (SPEC 10-60141-23A) (OPT 1707-23A (V83564)) (OPT L16999-16C (V17744))						N, P, AZ, BA, BM, BP, BQ, CQ, CT, DH, DJ, DX, DY, EA, EC	3
365	PLT2MM		.	.	STRAP (V06383) (OPT ITEM 365A)						N, P, Z, AZ, BA, BL, BM, BP, BQ, CQ, CT, DH, DJ, DX, DY, EA, EC	3
-365A	PLT2MM2		.	.	STRAP (V06383) (OPT ITEM 365)						N, P, Z, AZ, BA, BL, BM, BP, BQ, CQ, CT, DH, DJ, DX, DY, EA, EC	3
370	417N3103-1		.	.	MANIFOLD ASSY						N, P, Z, AZ, BA, BL, BM, BP, BQ, CQ, CT, DH, DJ, DX, DY, EA, EC	1

-Item not Illustrated

25-23-37

ILLUSTRATED PARTS LIST

Page 1098.44

Jul 01/2007



COMPONENT MAINTENANCE MANUAL

FIG/ ITEM	PART NUMBER	AIRLINE PART NUMBER	NOMENCLATURE							USAGE CODE	UNITS PER ASSY	
			1	2	3	4	5	6	7			
1- 375	417N3063-4		CONNECTOR	N, P, Z, AZ, BA, BL, BM, BP, BQ, CQ, CT, DH, DJ, DX, DY, EA, EC	1
380	BAC27DPA2272		DECAL	A, N, P, S, T, Z, AZ, BA, BD, BH, BL-BR, BT, CQ, CT, DC, DD, DH, DJ, DK, DX-EC	1
385	BAC27NPA0645		MARKER-ALUMINUM FOIL	A, N, S, Z, AZ, BL, BN, BQ, CQ, DC, DD, DH, DX- DZ	1
390	BAC27NPA0644		MARKER-ALUMINUM FOIL	P, T, BA, BD, BH, BM, BP, BR, BT, CT, DJ, DK, EA- EC	1
395	BAC27NPA0610		MARKER-ALUMINUM FOIL	A, N, S, Z, AZ, BL, BN, BQ, CQ, DC, DD, DH, DX- DZ	1

-Item not Illustrated

25-23-37

ILLUSTRATED PARTS LIST

Page 1098.45

Jul 01/2007



COMPONENT MAINTENANCE MANUAL

FIG/ ITEM	PART NUMBER	AIRLINE PART NUMBER	NOMENCLATURE							USAGE CODE	UNITS PER ASSY	
			1	2	3	4	5	6	7			
1- 400	BAC27NPA0609		.								P, T, BA, BD, BH, BM, BP, BR, BT, CT, DJ, DK, EA- EC	1
405	BAC27NPA0662		.								CR	1
410	BAC27NPA0663		.								CW	1

-Item not Illustrated

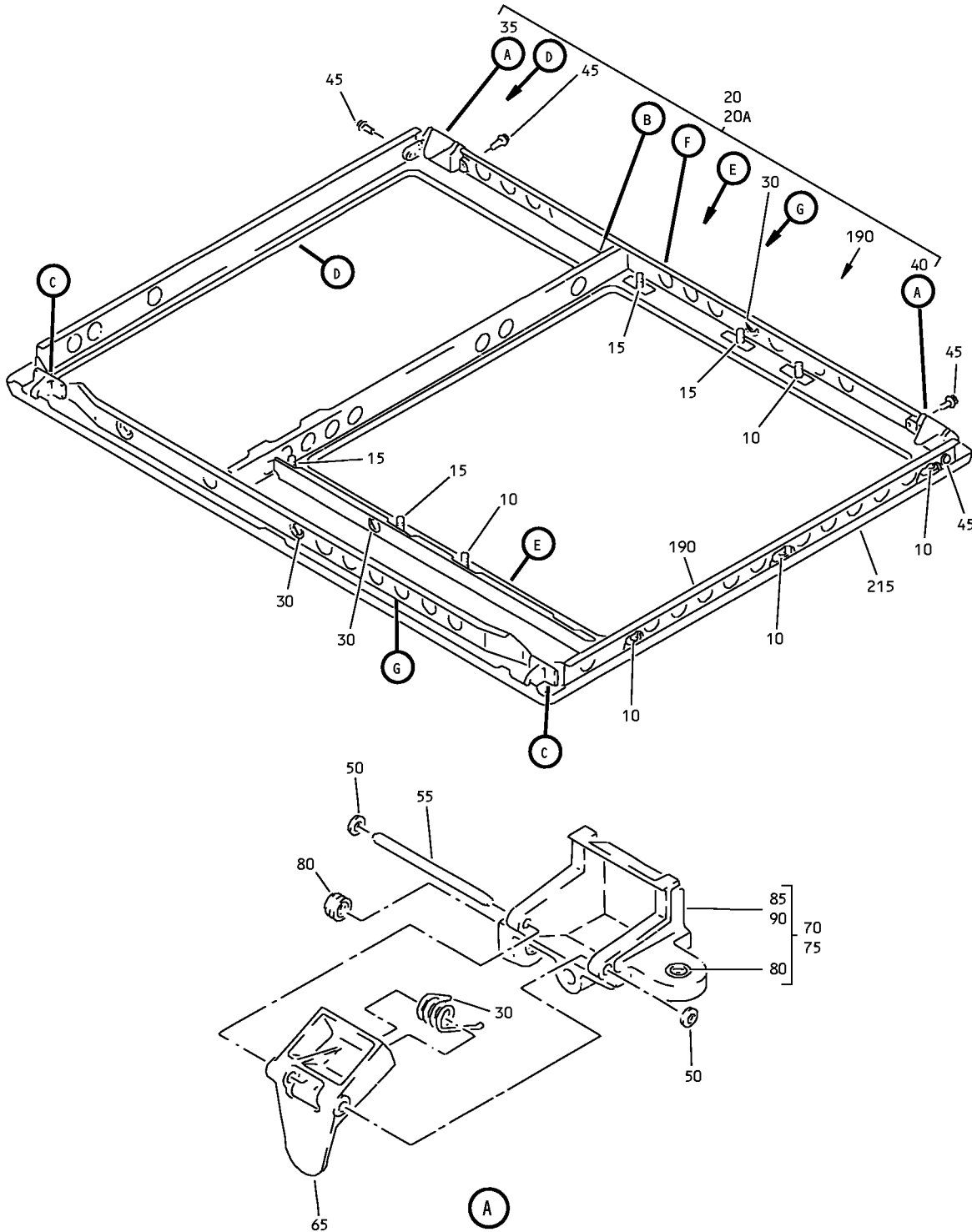
25-23-37

ILLUSTRATED PARTS LIST

Page 1098.46

Jul 01/2007

COMPONENT MAINTENANCE MANUAL



Partial Underbin Passenger Service Unit Frame Assy (LH)
IPL Figure 2 (Sheet 1 of 4)

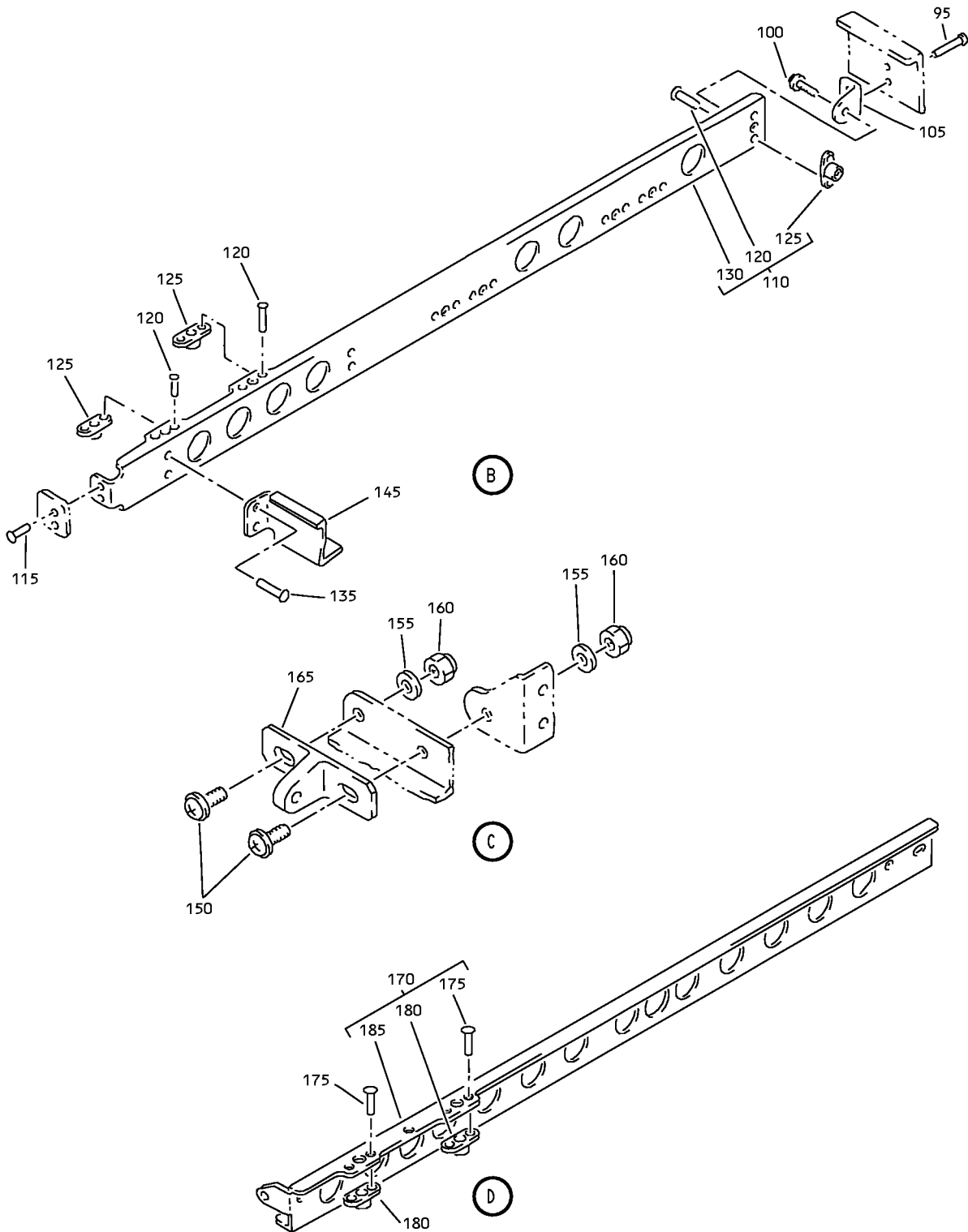
25-23-37

ILLUSTRATED PARTS LIST

Page 1098.47

Jul 01/2007

COMPONENT MAINTENANCE MANUAL



Partial Underbin Passenger Service Unit Frame Assy (LH)
IPL Figure 2 (Sheet 2 of 4)

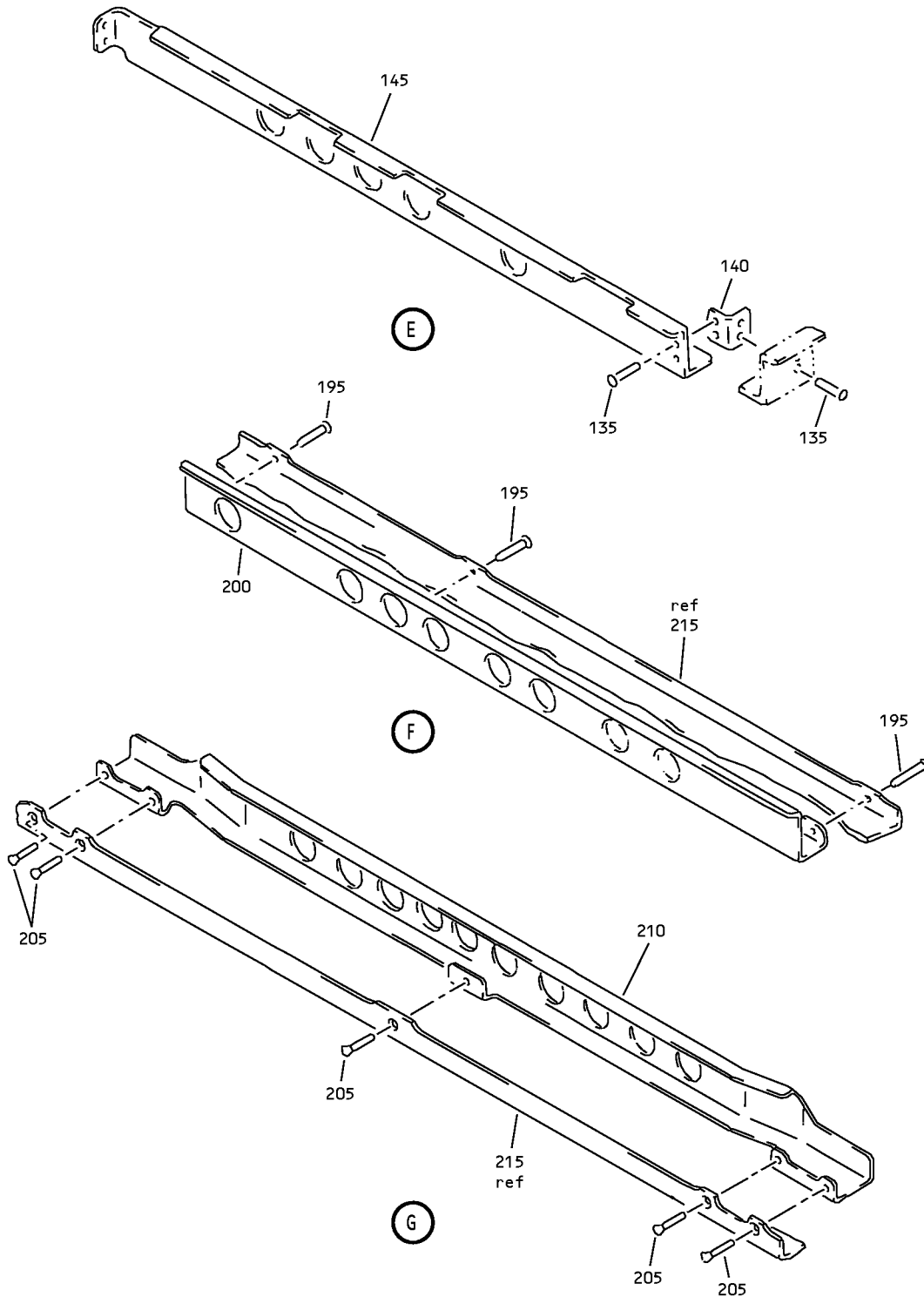
25-23-37

ILLUSTRATED PARTS LIST

Page 1098.48

Jul 01/2007

COMPONENT MAINTENANCE MANUAL



Partial Underbin Passenger Service Unit Frame Assy (LH)
IPL Figure 2 (Sheet 3 of 4)

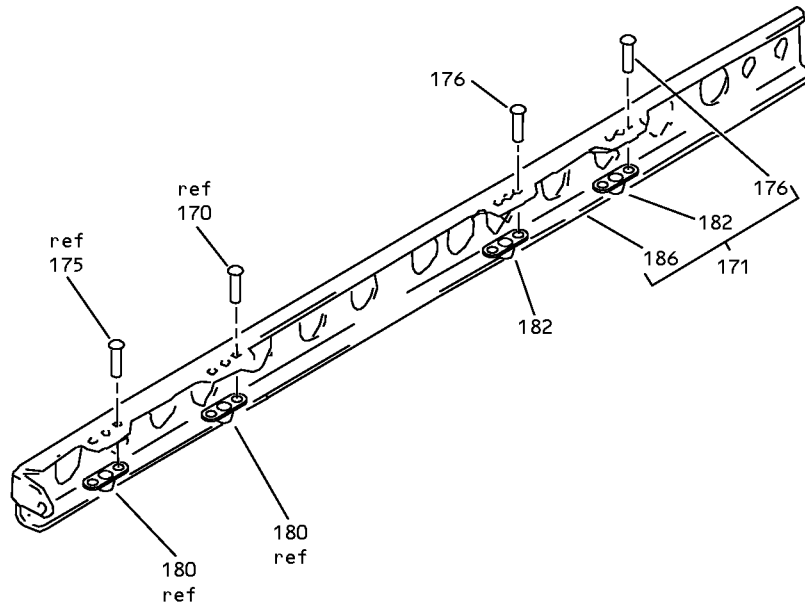
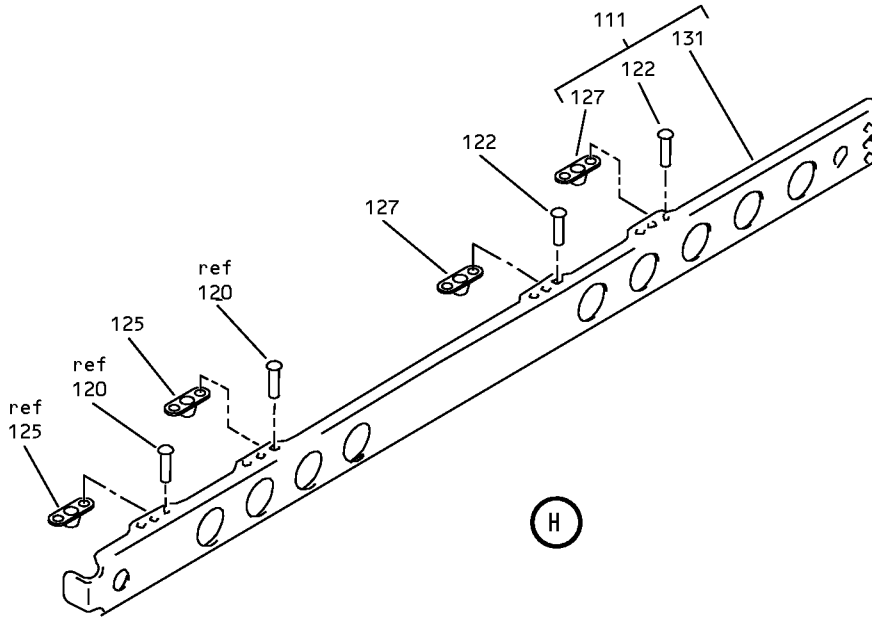
25-23-37

ILLUSTRATED PARTS LIST

Page 1098.49

Jul 01/2007

COMPONENT MAINTENANCE MANUAL



Partial Underbin Passenger Service Unit Frame Assy (LH)
IPL Figure 2 (Sheet 4 of 4)

25-23-37

ILLUSTRATED PARTS LIST

Page 1098.50

Jul 01/2007



COMPONENT MAINTENANCE MANUAL

FIG/ ITEM	PART NUMBER	AIRLINE PART NUMBER	NOMENCLATURE							USAGE CODE	UNITS PER ASSY		
			1	2	3	4	5	6	7				
2-													
-1	417N3110-41SP										FRAME ASSY-PARTIAL UNDERBIN PSU (LH)	A, N, S, Z, AZ, BC, BN, BQ, CQ, DC, DD, DH	RF
-1A	417N3110-225SP										FRAME ASSY-PARTIAL UNDERBIN PSU (LH)	DF	RF
-1B	417N3110-41H										FRAME ASSY-PARTIAL UNDERBIN PSU (LH)	DX	RF
-1C	417N3110-41G										FRAME ASSY-PARTIAL UNDERBIN PSU (LH)	DY	RF
-1D	417N3110-41D										FRAME ASSY-PARTIAL UNDERBIN PSU (LH)	DZ	RF
-5	417N3110-42SP										FRAME ASSY-PARTIAL UNDERBIN PSU (RH)	P, T, BA, BD, BH, BM, BP, BR, BT, CT, DJ, DK	RF
-5A	417N3110-226SP										FRAME ASSY-PARTIAL UNDERBIN PSU (RH)	DG	RF
-5B	417N3110-42H										FRAME ASSY-PARTIAL UNDERBIN PSU (RH)	EA	RF
-5C	417N3110-42G										FRAME ASSY-PARTIAL UNDERBIN PSU (RH)	EB	RF
-5D	417N3110-42E										FRAME ASSY-PARTIAL UNDERBIN PSU (RH)	EC	RF
10	SL6189-08-4										. STUD (V97393)	A, N, P, S, T, Z, AZ, BA, BC, BD, BH, BM- BR, BT, CQ, CT, DC, DD, DF-DK, DX-EC	5

-Item not Illustrated

25-23-37

ILLUSTRATED PARTS LIST

Page 1098.51

Jul 01/2007



COMPONENT MAINTENANCE MANUAL

FIG/ ITEM	PART NUMBER	AIRLINE PART NUMBER	NOMENCLATURE							USAGE CODE	UNITS PER ASSY
			1	2	3	4	5	6	7		
2- 15	SL6189-08-6		.	STUD (V97393)						A, N, P, S, T, Z, AZ, BA, BC, BD, BH, BM- BR, BT, CQ, CT, DC, DD, DF-DK, DX-EC	4
20	417N3110-53		.	FRAME ASSY						A, N, S, Z, AZ, BC, BN, BQ, CQ, DC, DD, DH, DX- DZ	1
20A	417N3110-227		.	FRAME ASSY						DF	1
-25	417N3110-54		.	FRAME ASSY						P, T, BA, BD, BH, BM, BP, BR, BT, CT, DJ, DK, EA- EC	1
-25A	417N3110-228		.	FRAME ASSY						DG	1
30	BACG20ZA0235		.	GROMMET (OPT ITEM 30A)						A, N, P, S, T, Z, AZ, BA, BC, BD, BH, BM- BR, BT, CQ, CT, DC, DD, DF-DK, DX-EC	3

-Item not Illustrated

25-23-37

ILLUSTRATED PARTS LIST

Page 1098.52

Jul 01/2007



COMPONENT MAINTENANCE MANUAL

FIG/ ITEM	PART NUMBER	AIRLINE PART NUMBER	NOMENCLATURE							USAGE CODE	UNITS PER ASSY	
			1	2	3	4	5	6	7			
2- -30A	NAS557-10A		.	.	GROMMET (OPT ITEM 30)						A, N, P, S, T, Z, AZ, BA, BC, BD, BH, BM- BR, BT, CQ, CT, DC, DD, DF-DK, DX-EC	3
35	417N3170-11		.	.	LATCH ASSY						A, N, P, S, T, Z, AZ, BA, BC, BD, BH, BM- BR, BT, CQ, CT, DC, DD, DF-DK, DX-EC	1
40	417N3170-12		.	.	LATCH ASSY						A, N, P, S, T, Z, AZ, BA, BC, BD, BH, BM- BR, BT, CQ, CT, DC, DD, DF-DK, DX-EC	1
45	BACS12FA08K6				ATTACHING PARTS . . SCREW						A, N, P, S, T, Z, AZ, BA, BC, BD, BH, BM- BR, BT, CQ, CT, DC, DD, DF-DK, DX-EC	4
					-----*							

-Item not Illustrated

25-23-37

ILLUSTRATED PARTS LIST

Page 1098.53

Jul 01/2007



COMPONENT MAINTENANCE MANUAL

FIG/ ITEM	PART NUMBER	AIRLINE PART NUMBER	NOMENCLATURE							USAGE CODE	UNITS PER ASSY	
			1	2	3	4	5	6	7			
2- -50	6100-9		.	.	.	RETAINER (V0647B)					A, N, P, S, T, Z, AZ, BA, BC, BD, BH, BM- BR, BT, CQ, CT, DC, DD, DF-DK, DX-EC	2
55	MS20253P2-165		.	.	.	PIN					A, N, P, S, T, Z, AZ, BA, BC, BD, BH, BM- BR, BT, CQ, CT, DC, DD, DF-DK, DX-EC	1
60	417N3173-1		.	.	.	SPRING					A, N, P, S, T, Z, AZ, BA, BC, BD, BH, BM- BR, BT, CQ, CT, DC, DD, DF-DK, DX-EC	1
65	417N3171-2		.	.	.	BOLT-CAM (OPT ITEM 65A)					A, N, P, S, T, Z, AZ, BA, BC, BD, BH, BM- BR, BT, CQ, CT, DC, DD, DF-DK, DX-EC	1

-Item not Illustrated

25-23-37

ILLUSTRATED PARTS LIST

Page 1098.54

Jul 01/2009



COMPONENT MAINTENANCE MANUAL

FIG/ ITEM	PART NUMBER	AIRLINE PART NUMBER	NOMENCLATURE							USAGE CODE	UNITS PER ASSY	
			1	2	3	4	5	6	7			
2- -65A	417N3171-3		.	.	.	BOLT-CAM (OPT ITEM 65)					A, N, P, S, T, Z, AZ, BA, BC, BD, BH, BM- BR, BT, CQ, CT, DC, DD, DF-DK, DX-EC	1
70	417N3172-9		.	.	.	HOUSING ASSY-CAM (OPT ITEM 70A) (USED ON ITEM 35)					A, N, P, S, T, Z, AZ, BA, BC, BD, BH, BM- BR, BT, CQ, CT, DC, DD, DF-DK, DX-EC	1
-70A	417N3172-19		.	.	.	HOUSING ASSY-CAM (OPT ITEM 70) (USED ON ITEM 35)					A, N, P, S, T, Z, AZ, BA, BC, BD, BH, BM- BR, BT, CQ, CT, DC, DD, DF-DK, DX-EC	1
75	417N3172-10		.	.	.	HOUSING ASSY-CAM (OPT ITEM 75A) (USED ON ITEM 40)					A, N, P, S, T, Z, AZ, BA, BC, BD, BH, BM- BR, BT, CQ, CT, DC, DD, DF-DK, DX-EC	1

-Item not Illustrated

25-23-37

ILLUSTRATED PARTS LIST

Page 1098.55

Jul 01/2007



COMPONENT MAINTENANCE MANUAL

FIG/ ITEM	PART NUMBER	AIRLINE PART NUMBER	NOMENCLATURE							USAGE CODE	UNITS PER ASSY	
			1	2	3	4	5	6	7			
2- -75A	417N3172-20		.	.	.						A, N, P, S, T, Z, AZ, BA, BC, BD, BH, BM- BR, BT, CQ, CT, DC, DD, DF-DK, DX-EC	1
80	6035-2BR185						A, N, P, S, T, Z, AZ, BA, BC, BD, BH, BM- BR, BT, CQ, CT, DC, DD, DF-DK, DX-EC	2
85	417N3172-11						A, N, P, S, T, Z, AZ, BA, BC, BD, BH, BM- BR, BT, CQ, CT, DC, DD, DF-DK, DX-EC	1
-85A	417N3172-21						A, N, P, S, T, Z, AZ, BA, BC, BD, BH, BM- BR, BT, CQ, CT, DC, DD, DF-DK, DX-EC	1

-Item not Illustrated

25-23-37

ILLUSTRATED PARTS LIST

Page 1098.56

Jul 01/2007



COMPONENT MAINTENANCE MANUAL

FIG/ ITEM	PART NUMBER	AIRLINE PART NUMBER	NOMENCLATURE							USAGE CODE	UNITS PER ASSY	
			1	2	3	4	5	6	7			
2- 90	417N3172-12		HOUSING (USED ON ITEM 75)				A, N, P, S, T, Z, AZ, BA, BC, BD, BH, BM- BR, BT, CQ, CT, DC, DD, DF-DK, DX-EC	1
-90A	417N3172-22		HOUSING (USED ON ITEM 75A)				A, N, P, S, T, Z, AZ, BA, BC, BD, BH, BM- BR, BT, CQ, CT, DC, DD, DF-DK, DX-EC	1
95	BACR15BB3D		.	.	RIVET (SIZE DETERMINED ON INST)						A, N, P, S, T, Z, AZ, BA, BC, BD, BH, BM- BR, BT, CQ, CT, DC, DD, DF-DK, DX-EC	2
100	BACS12FA08K6		.	.	SCREW						A, N, P, S, T, Z, AZ, BA, BC, BD, BH, BM- BR, BT, CQ, CT, DC, DD, DF-DK, DX-EC	1

-Item not Illustrated

25-23-37

ILLUSTRATED PARTS LIST

Page 1098.57

Jul 01/2007



COMPONENT MAINTENANCE MANUAL

FIG/ ITEM	PART NUMBER	AIRLINE PART NUMBER	NOMENCLATURE							USAGE CODE	UNITS PER ASSY	
			1	2	3	4	5	6	7			
2- 105	417N3122-54		.	.							A, N, P, S, T, Z, AZ, BA, BC, BD, BH, BM- BR, BT, CQ, CT, DC, DD, DF-DK, DX-EC	1
110	417N3121-145		.	.							A, N, S, Z, AZ, BC, BN, BQ, CQ, DC, DD, DH, DX- DZ	1
110A	417N3121-367										DELETED	
111	417N3121-367		.	.							DF	1
-113	417N3121-146		.	.							P, T, BA, BD, BH, BM, BP, BR, BT, CT, DJ, DK, EA- EC	1
-113A	417N3121-368		.	.							DG	1
											ATTACHING PARTS	
115	BACR15BB3D		.	.							A, N, P, S, T, Z, AZ, BA, BC, BD, BH, BM- BR, BT, CQ, CT, DC, DD, DF-DK, DX-EC	2
											(SIZE DETERMINED ON INST)	
											-----*	

-Item not Illustrated

25-23-37

ILLUSTRATED PARTS LIST

Page 1098.58

Jul 01/2007



COMPONENT MAINTENANCE MANUAL

FIG/ ITEM	PART NUMBER	AIRLINE PART NUMBER	NOMENCLATURE							USAGE CODE	UNITS PER ASSY	
			1	2	3	4	5	6	7			
2- -120	BACR15BA3D		. . .	RIVET							A, N, P, S, T, Z, AZ, BA, BC, BD, BH, BM- BR, BT, CQ, CT, DC, DD, DF-DK, DX-EC	6
122	BACR15BA3D		. . .	RIVET							DF, DG	4
125	BRM200A08K		. . .	NUTPLATE							A, N, P, S, T, Z, AZ, BA, BC, BD, BH, BM- BR, BT, CQ, CT, DC, DD, DF-DK, DX-EC	3
127	BRM200A08K		. . .	NUTPLATE							DF, DG	2
130	417N3121-155		. . .	STIFFENER							A, N, S, Z, AZ, BC, BN, BQ, CQ, DC, DD, DH, DX- DZ	1
-130A	417N3121-369			DELETED								
131	417N3121-369		. . .	STIFFENER							DF	1

-Item not Illustrated

25-23-37

ILLUSTRATED PARTS LIST

Page 1098.59

Jul 01/2009



COMPONENT MAINTENANCE MANUAL

FIG/ ITEM	PART NUMBER	AIRLINE PART NUMBER	NOMENCLATURE							USAGE CODE	UNITS PER ASSY	
			1	2	3	4	5	6	7			
2- -133	417N3121-156		.	.	.						P, T, BA, BC, BH, BM, BP, BR, BT, CT, DJ, DK, EA- EC	1
-133A	417N3121-370		.	.	.						DG	1
135	BACR15BB3D		.	.							A, N, P, S, T, Z, AZ, BA, BC, BD, BH, BM- BR, BT, CQ, CT, DC, DD, DF-DK, DX-EC	6
											(SIZE DETERMINED ON INST)	
140	417N3122-57		.	.							A, N, P, S, T, Z, AZ, BA, BC, BD, BH, BM- BR, BT, CQ, CT, DC, DD, DF-DK, DX-EC	1
											BRACKET	
145	417N3121-171		.	.							A, N, S, Z, AZ, BC, BN, BQ, CQ, DC, DD, DH, DX- DZ	1
-148	417N3121-172		.	.							P, T, BA, BD, BH, BM, BP, BR, BT, CT, DJ, DK, EA- EC	1

-Item not Illustrated

25-23-37

ILLUSTRATED PARTS LIST

Page 1098.60

Jul 01/2007



COMPONENT MAINTENANCE MANUAL

FIG/ ITEM	PART NUMBER	AIRLINE PART NUMBER	NOMENCLATURE							USAGE CODE	UNITS PER ASSY	
			1	2	3	4	5	6	7			
2- 150	BACS12FA08K7		.	.							A, N, P, S, T, Z, AZ, BA, BC, BD, BH, BM- BR, BT, CQ, CT, DC, DD, DF-DK, DX-EC	4
155	AN960KD8L		.	.							A, N, P, S, T, Z, AZ, BA, BC, BD, BH, BM- BR, BT, CQ, CT, DC, DD, DF-DK, DX-EC	4
-155A	AN960JD8L		.	.							DF, DG	4
160	H10-08BAC		.	.							A, N, P, S, T, Z, AZ, BA, BC, BD, BH, BM- BR, BT, CQ, CT, DC, DD, DF-DK, DX-EC	4
165	417N3102-1		.	.							A, N, P, S, T, Z, AZ, BA, BC, BD, BH, BM- BR, BT, CQ, CT, DC, DD, DF-DK, DX-DZ	2

-Item not Illustrated

25-23-37

ILLUSTRATED PARTS LIST

Page 1098.61

Jul 01/2007



COMPONENT MAINTENANCE MANUAL

FIG/ ITEM	PART NUMBER	AIRLINE PART NUMBER	NOMENCLATURE							USAGE CODE	UNITS PER ASSY	
			1	2	3	4	5	6	7			
2- 170	417N3121-157		.	.							A, N, S, Z, AZ, BC, BN, BQ, CQ, DC, DD, DH, DP, DX-DZ	1
-170A	417N3121-363		DELETED									
171	417N3121-363		.	.							DF	1
-173	417N3121-158		.	.							P, T, BA, BD, BH, BM, BP, BR, BT, CT, DJ, DK, EA- EC	1
-173A	417N3121-364		.	.							DG	1
175	BACR15BA3D		.	.	.						A, N, P, S, T, Z, AZ, BA, BC, BD, BH, BM- BR, BT, CQ, CT, DC, DD, DF-DK, DX-EC	4
176	BACR15BA3D		.	.	.						DF, DG	4
180	BRM200A08K		.	.	.						A, N, P, S, T, Z, AZ, BA, BC, BD, BH, BM- BR, BT, CQ, CT, DC, DD, DF-DK, DX-EC	2

-Item not Illustrated

25-23-37

ILLUSTRATED PARTS LIST

Page 1098.62

Jul 01/2007



COMPONENT MAINTENANCE MANUAL

FIG/ ITEM	PART NUMBER	AIRLINE PART NUMBER	NOMENCLATURE							USAGE CODE	UNITS PER ASSY
			1	2	3	4	5	6	7		
2- 182	BRM200A08K		. . .	NUTPLATE (V52828) (SPEC BACN10JP08AR) (OPT MK1000-08BCBAC (V15653)) (OPT NS103197-82BC (V80539)) (OPT RMA9201M82BC (V72962)) (OPT T8076S832BC (V11815)) (OPT VN202A2-82 (V92215))						DF	2
185	417N3121-159		. . .	STIFFENER						A, N, S, Z, AZ, BC, BN, BQ, CQ, DC, DD, DH, DX- DZ	1
-185A	417N3121-365			DELETED							
-186	417N3121-365		. . .	STIFFENER						DF	1
-188	417N3121-160		. . .	STIFFENER						P, T, BA, BD, BH, BM, BP, BR, BT, CT, DJ, DK, EA- EC	1
-188A	417N3121-366		. . .	STIFFENER						DG	1
190	417N3121-115		. .	STIFFENER						A, N, S, Z, AZ, BC, BN, BQ, CQ, DC, DD, DH, DX- DZ	1
-193	417N3121-116		. .	STIFFENER						P, T, BA, BD, BH, BM, BP, BR, BT, CT, DJ, DK, EA- EC	1

-Item not Illustrated

25-23-37

ILLUSTRATED PARTS LIST

Page 1098.63

Jul 01/2007



COMPONENT MAINTENANCE MANUAL

FIG/ ITEM	PART NUMBER	AIRLINE PART NUMBER	NOMENCLATURE							USAGE CODE	UNITS PER ASSY	
			1	2	3	4	5	6	7			
2- 195	BACR15CE3D		.	.							A, N, P, S, T, Z, AZ, BA, BC, BD, BH, BM- BR, BT, CQ, CT, DC, DD, DF-DK, DX-EC	3
200	417N3121-275		.	.							A, N, S, Z, AZ, BC, BN, BQ, CQ, DC, DD, DH, DX- DZ	1
-203	417N3121-276		.	.							P, T, BA, BD, BH, BM, BP, BR, BT, CT, DJ, DK, EA- EC	1
205	BACR15BB3D		.	.							A, N, P, S, T, Z, AZ, BA, BC, BD, BH, BM- BR, BT, CQ, CT, DC, DD, DF-DK, DX-EC	5
210	417N3121-147		.	.							A, N, S, Z, AZ, BC, BN, BQ, CQ, DC, DD, DH, DX- DZ	1

-Item not Illustrated

25-23-37

ILLUSTRATED PARTS LIST

Page 1098.64

Jul 01/2007



COMPONENT MAINTENANCE MANUAL

FIG/ ITEM	PART NUMBER	AIRLINE PART NUMBER	NOMENCLATURE							USAGE CODE	UNITS PER ASSY	
			1	2	3	4	5	6	7			
2- -213	417N3121-148		.	.							P, T, BA, BD, BH, BM, BP, BR, BT, CT, DJ, DK, EA- EC	1
215	417N3111-17SP		.								A, N, S, Z, AZ, BC, BN, BQ, CQ, DC, DD, DH, DX- DZ	1
-220	417N3111-18SP		.								P, T, BA, BD, BH, BM, BP, BR, BT, CT, DJ, DK, EA- EC	1

-Item not Illustrated

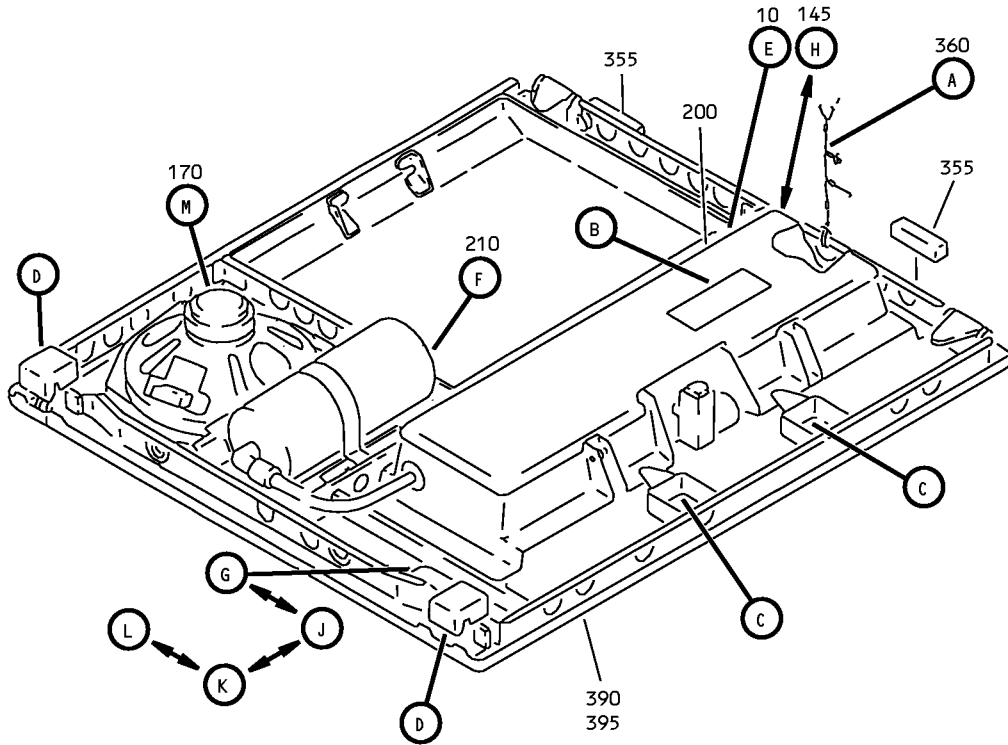
25-23-37

ILLUSTRATED PARTS LIST

Page 1098.65

Jul 01/2007

COMPONENT MAINTENANCE MANUAL



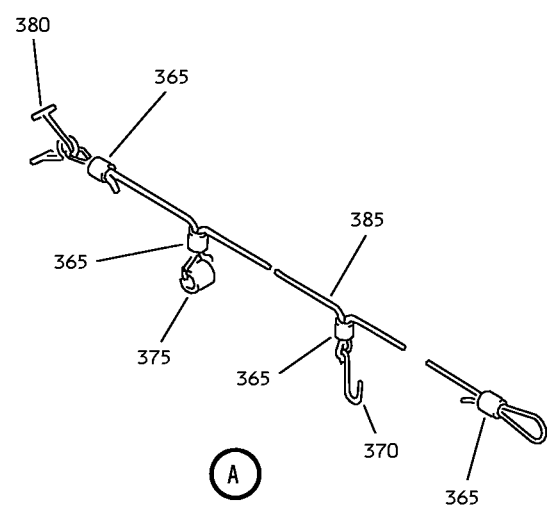
ATTENTION

FOR REMOVAL AND RELOCATION INFORMATION SEE
 MAINTENANCE MANUAL CHAPTER 25

FOR MASK STOWAGE INSTRUCTIONS SEE MAINTENANCE
 MANUAL CHAPTER 35

FOR CLEANING INSTRUCTIONS SEE DOCUMENT D6-7127

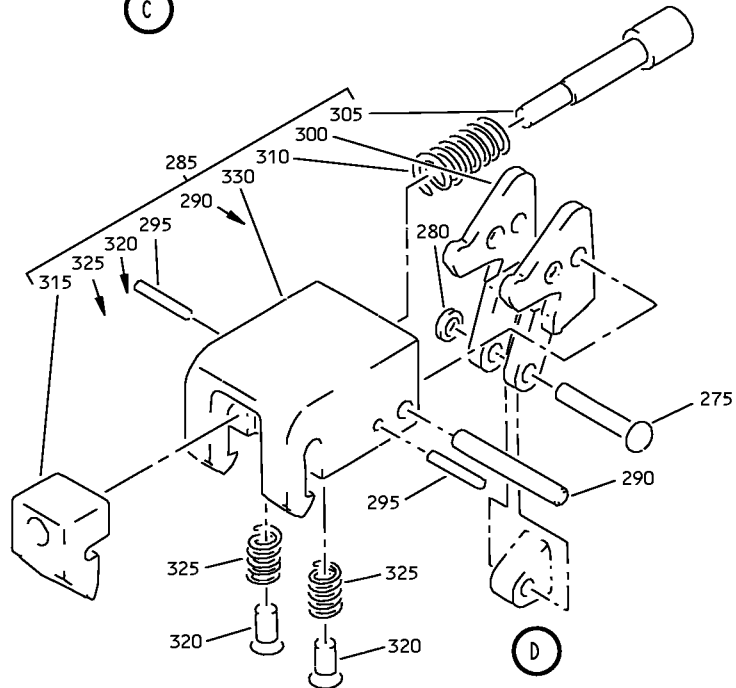
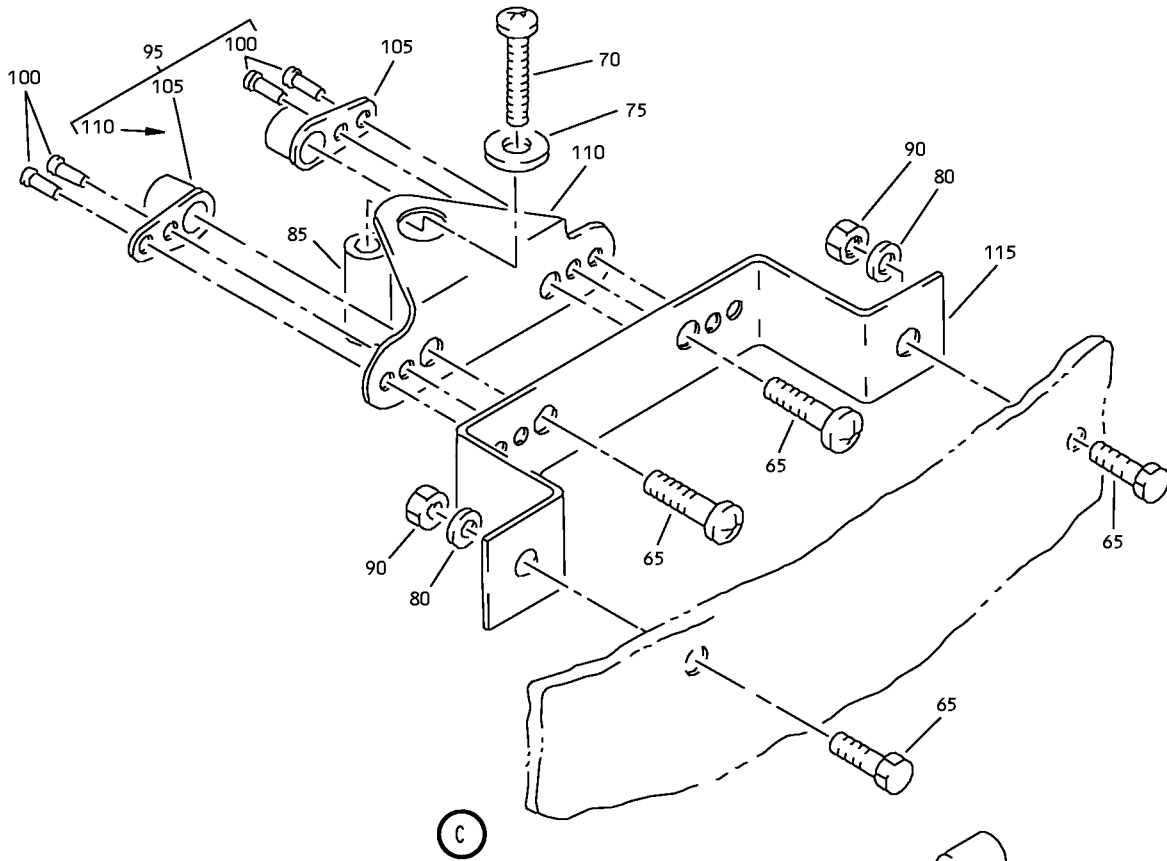
400
 B



Partial Underbin Passenger Service Unit Assembly
 IPL Figure 3 (Sheet 1 of 5)

25-23-37
 ILLUSTRATED PARTS LIST
 Page 1098.66
 Jul 01/2007

COMPONENT MAINTENANCE MANUAL



Partial Underbin Passenger Service Unit Assembly
IPL Figure 3 (Sheet 2 of 5)

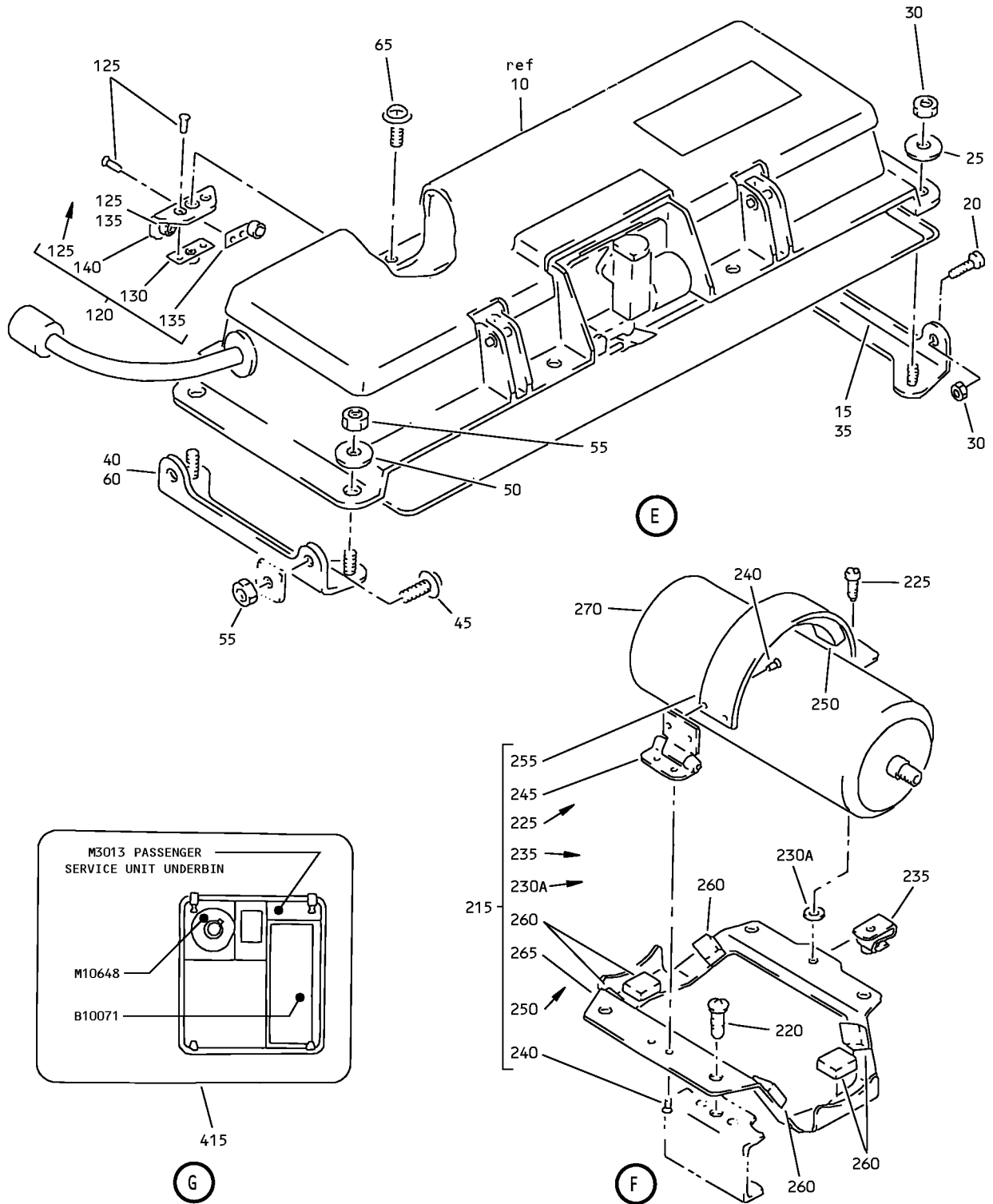
25-23-37

ILLUSTRATED PARTS LIST

Page 1098.67

Jul 01/2007

COMPONENT MAINTENANCE MANUAL



Partial Underbin Passenger Service Unit Assembly
IPL Figure 3 (Sheet 3 of 5)

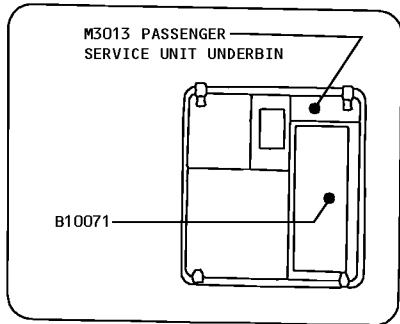
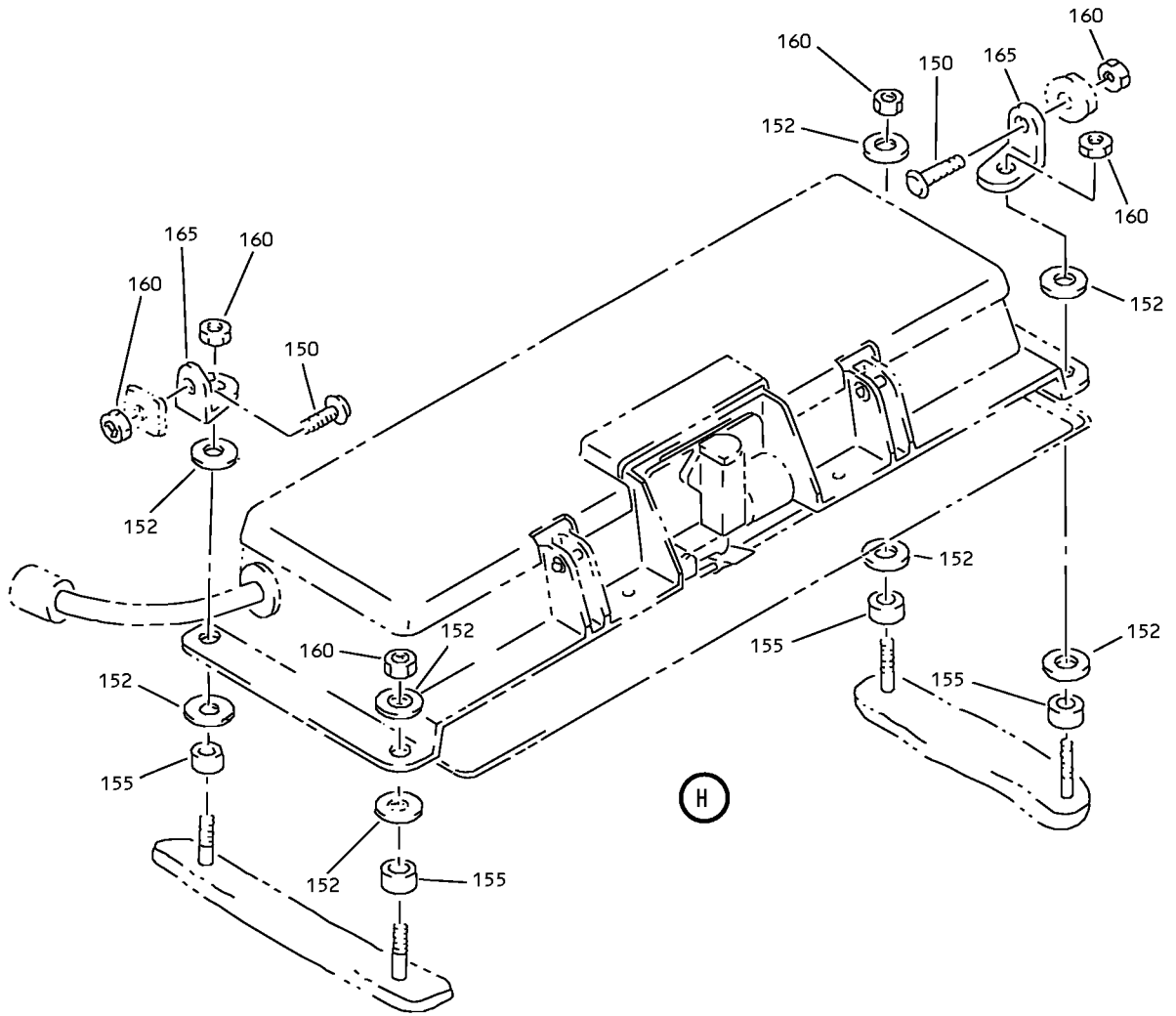
25-23-37

ILLUSTRATED PARTS LIST

Page 1098.68

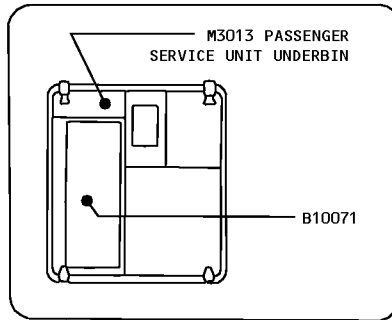
Jul 01/2007

COMPONENT MAINTENANCE MANUAL



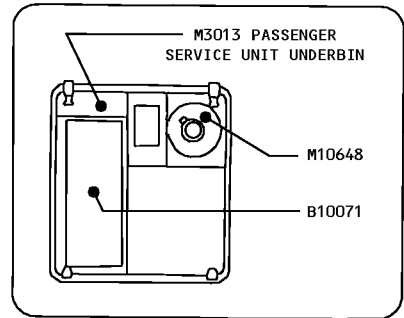
L

420



K

410



J

405

650963 S00041177317_V2

Partial Underbin Passenger Service Unit Assembly
IPL Figure 3 (Sheet 4 of 5)

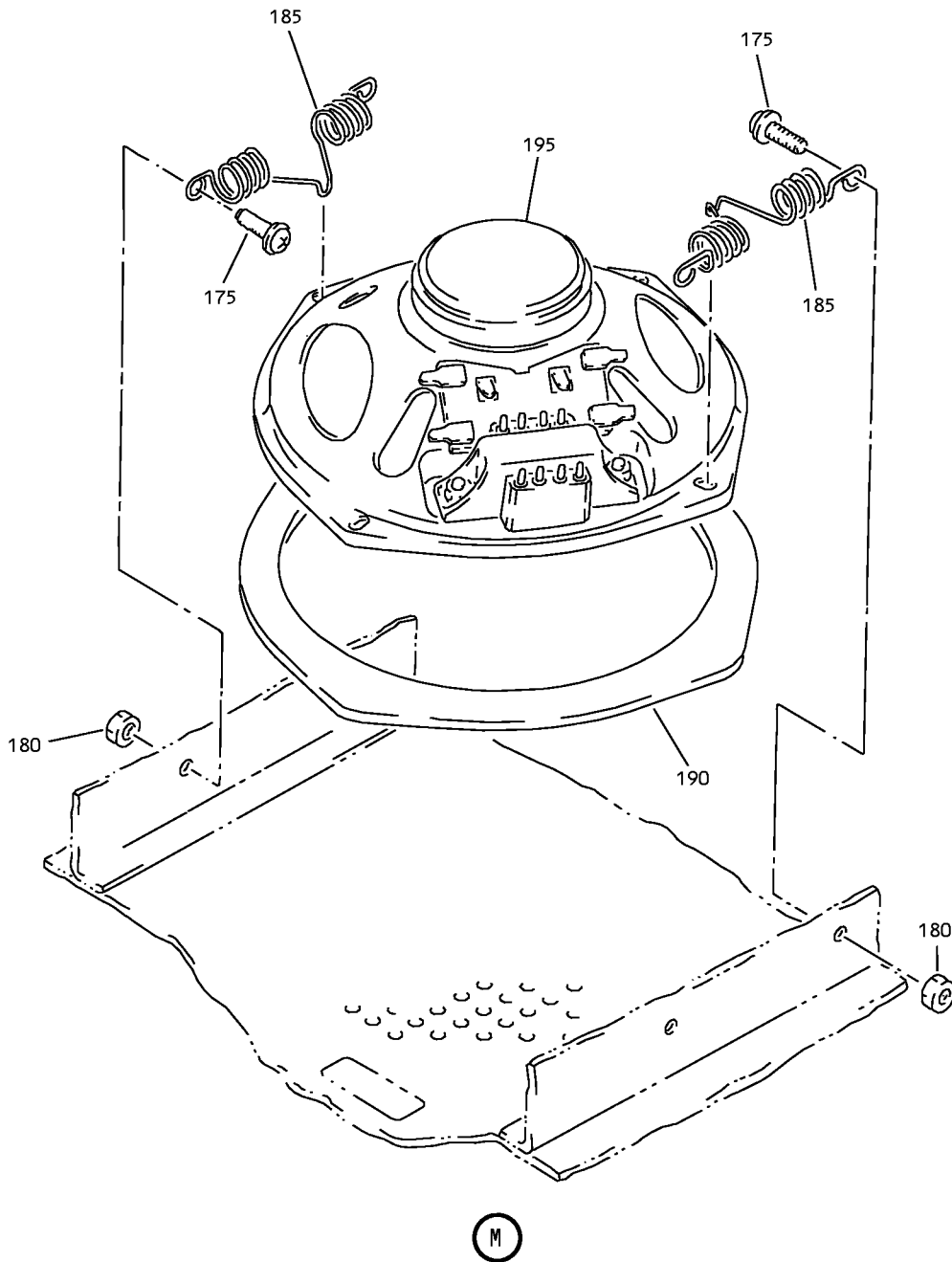
25-23-37

ILLUSTRATED PARTS LIST

Page 1098.69

Mar 01/2008

COMPONENT MAINTENANCE MANUAL



Partial Underbin Passenger Service Unit Assembly
IPL Figure 3 (Sheet 5 of 5)

25-23-37

ILLUSTRATED PARTS LIST

Page 1098.70

Jul 01/2007



COMPONENT MAINTENANCE MANUAL

FIG/ ITEM	PART NUMBER	AIRLINE PART NUMBER	NOMENCLATURE							USAGE CODE	UNITS PER ASSY
			1	2	3	4	5	6	7		
3-											
-1	417N3100-129SP									B	RF
-1A	417N3100-131SP									D	RF
-1B	417N3100-133SP									F	RF
-1C	417N3100-245SP									AC	RF
-1D	417N3100-287SP									AN	RF
-1E	417N3100-299SP									AR	RF
-1F	417N3100-315SP									AV	RF
-1G	417N3100-329SP									AX	RF

-Item not Illustrated

25-23-37

ILLUSTRATED PARTS LIST

Page 1098.71

Jul 01/2007



COMPONENT MAINTENANCE MANUAL

FIG/ ITEM	PART NUMBER	AIRLINE PART NUMBER	NOMENCLATURE							USAGE CODE	UNITS PER ASSY
			1	2	3	4	5	6	7		
3- -1H	417N3100-335SP		SERVICE UNIT ASSY-19 IN. PARTIAL UNDERBIN PASS. (WITH SPKR) (LH)							BB	RF
-1J	417N3100-517SP		SERVICE UNIT ASSY-19 IN. PARTIAL UNDERBIN PASS. (WITH SPKR) (LH) (FWD)							BY	RF
-1K	417N3100-519SP		SERVICE UNIT ASSY-19 IN. PARTIAL UNDERBIN PASS. (WITH SPKR) (LH) (FWD)							CA	RF
-1L	417N3100-521SP		SERVICE UNIT ASSY-19 IN. PARTIAL UNDERBIN PASS. (WITH SPKR) (LH) (FWD)							CC	RF
-1M	417N3100-523SP		SERVICE UNIT ASSY-19 IN. PARTIAL UNDERBIN PASS. (WITHOUT SPKR) (LH) (FWD)							CE	RF
-1N	417N3100-525SP		SERVICE UNIT ASSY-19 IN. PARTIAL UNDERBIN PASS. (WITH SPKR) (LH) (FWD)							CF	RF
1P	417N3100-259SP		SERVICE UNIT ASSY-19 IN. PARTIAL UNDERBIN PASS. (WITH SPKR) (LH) (FWD)							EF	RF
-5	417N3100-130SP		SERVICE UNIT ASSY-19 IN. PARTIAL UNDERBIN PASS. (WITH SPKR) (RH) (FWD)							C	RF

-Item not Illustrated

25-23-37

ILLUSTRATED PARTS LIST

Page 1098.72

Mar 01/2008



COMPONENT MAINTENANCE MANUAL

FIG/ ITEM	PART NUMBER	AIRLINE PART NUMBER	NOMENCLATURE							USAGE CODE	UNITS PER ASSY
			1	2	3	4	5	6	7		
3- -5A	417N3100-132SP		SERVICE UNIT ASSY-19 IN. PARTIAL UNDERBIN PASS. (WITHOUT SPKR) (RH) (FWD)							E	RF
-5B	417N3100-134SP		SERVICE UNIT ASSY-19 IN. PARTIAL UNDERBIN PASS. (WITH SPKR) (RH) (FWD)							G	RF
-5C	417N3100-142SP		SERVICE UNIT ASSY-19 IN. PARTIAL UNDERBIN PASS. (WITHOUT SPKR) (RH) (FWD)							J	RF
-5D	417N3100-166SP		SERVICE UNIT ASSY-19 IN. PARTIAL UNDERBIN PASS. (WITHOUT SPKR) (RH) (FWD)							BC	RF
-5E	417N3100-170SP		SERVICE UNIT ASSY-19 IN. PARTIAL UNDERBIN PASS. (WITH SPKR) (RH) (FWD)							AU	RF
-5F	417N3100-246SP		SERVICE UNIT ASSY-19 IN. PARTIAL UNDERBIN PASS. (WITH SPKR) (RH) (FWD)							AD	RF
-5G	417N3100-288SP		SERVICE UNIT ASSY-19 IN. PARTIAL UNDERBIN PASS. (WITH SPKR) (RH) (FWD)							AP	RF
-5H	417N3100-298SP		SERVICE UNIT ASSY-19 IN. PARTIAL UNDERBIN PASS. (WITHOUT SPKR) (RH) (FWD)							AQ	RF

-Item not Illustrated

25-23-37

ILLUSTRATED PARTS LIST

Page 1098.73

Mar 01/2008



COMPONENT MAINTENANCE MANUAL

FIG/ ITEM	PART NUMBER	AIRLINE PART NUMBER	NOMENCLATURE							USAGE CODE	UNITS PER ASSY
			1	2	3	4	5	6	7		
3- -5J	417N3100-330SP		SERVICE UNIT ASSY-19 IN. PARTIAL UNDERBIN PASS. (WITH SPKR) (RH) (FWD)							AY	RF
-5K	417N3100-356SP		SERVICE UNIT ASSY-19 IN. PARTIAL UNDERBIN PASS. (WITHOUT SPKR) (RH) (FWD)							BG	RF
-5L	417N3100-516SP		SERVICE UNIT ASSY-19 IN. PARTIAL UNDERBIN PASS. (WITH SPKR) (RH) (FWD)							BX	RF
-5M	417N3100-518SP		SERVICE UNIT ASSY-19 IN. PARTIAL UNDERBIN PASS. (WITHOUT SPKR) (RH) (FWD)							BZ	RF
-5N	417N3100-520SP		SERVICE UNIT ASSY-19 IN. PARTIAL UNDERBIN PASS. (WITH SPKR) (RH) (FWD)							CB	RF
-5P	417N3100-522SP		SERVICE UNIT ASSY-19 IN. PARTIAL UNDERBIN PASS. (WITHOUT SPKR) (RH) (FWD)							CD	RF
-5Q	417N3100-524SP		SERVICE UNIT ASSY-19 IN. PARTIAL UNDERBIN PASS. (WITH SPKR) (RH) (FWD)							CU	RF
-5R	417N3100-730SP		SERVICE UNIT ASSY-19 IN. PARTIAL UNDERBIN PASS. (WITH SPKR) (RH) (FWD)							DL	RF
-5S	417N3100-753SP		DELETED								

-Item not Illustrated

25-23-37

ILLUSTRATED PARTS LIST

Page 1098.74

Mar 01/2008



COMPONENT MAINTENANCE MANUAL

FIG/ ITEM	PART NUMBER	AIRLINE PART NUMBER	NOMENCLATURE 1 2 3 4 5 6 7	USAGE CODE	UNITS PER ASSY
3-					
-5T	417N3100-753B		SERVICE UNIT ASSY-19 IN. PARTIAL UNDERBIN PASS. (WITH SPKR) (FWD)	EE	RF
10	417N3100-59		. FASTENER ASSY (LIMITED USAGE)	B, D, F	1
-10A	417N3100-60		. FASTENER ASSY (LIMITED USAGE)	C, E, G, J, AU, BC	1
15	417N3136-73		. . BRACKET ASSY	B, D, F	1
-15A	417N3136-74		. . BRACKET ASSY	C, E, G, J, AU, BC	1
			ATTACHING PARTS		
20	BACS12FA08K5		. . SCREW	B-G, J, AU, BC	2
25	BACW10P193G		. . WASHER	B-G, J, AU, BC	2
30	BACN10YJ08		. . NUT	B-G, J, AU, BC	4
			----- * -----		
35	417N3136-75		. . . BRACKET	B, D, F	1
-35A	417N3136-76		. . . BRACKET	C, E, G, J, AU, BC	1
40	417N3122-65		. . ANGLE ASSY	B-G, J, AU, BC	1
			ATTACHING PARTS		
45	BACS12FA08K5		. . SCREW	B-G, J, AU, BC	2
50	BACW10P193G		. . WASHER	B-G, J, AU, BC	2
55	BACN10YJ08		. . NUT	B-G, J, AU, BC	4
			----- * -----		
60	417N3122-66		. . . ANGLE	B-G, J, AU, BC	1
65	BACS12FA08K6		. . SCREW	B-G, J, AU, BC	11

-Item not Illustrated

25-23-37

ILLUSTRATED PARTS LIST

Page 1098.75

Mar 01/2008



COMPONENT MAINTENANCE MANUAL

FIG/ ITEM	PART NUMBER	AIRLINE PART NUMBER	NOMENCLATURE							USAGE CODE	UNITS PER ASSY
			1	2	3	4	5	6	7		
3-											
70	BACS12FA08K7		.	.	SCREW					B-G, J, AU, BC	2
75	BACW10P193G		.	.	WASHER					B-G, J, AU, BC	2
80	AN960KD10L		.	.	WASHER					B-G, J, AU, BC	4
85	NAS43DD3-4		.	.	SPACER					B-G, J, AU, BC	2
90	BACN10YJ08		.	.	NUT					B-G, J, AU, BC	4
95	417N3122-88		.	.	ANGLE ASSY					B-G, J, AU, BC	2
100	BACR15BA3AD		.	.	RIVET					B-G, J, AU, BC	4
					(SIZE DETERMINED ON INST)						
105	BRM100A08		.	.	NUTPLATE					B-G, J, AU, BC	2
					(V52828)						
					(SPEC BACN10JP08B)						
					(OPT MK2000-08BAC (V15653))						
					(OPT NS103198-82 (V80539))						
					(OPT RMA9207M82 (V72962))						
					(OPT T8077S832 (V11815))						
					(OPT VN201A1-82 (V92215))						
110	417N3122-89		.	.	ANGLE					B-G, J, AU, BC	1
115	417N3121-113		.	.	BRACKET-MTG					B-G, J, AU, BC	2
120	417N3136-19		.	.	BRACKET ASSY-MTG					B-G, J, AU, BC	1
125	BACR15BA3AD		.	.	RIVET					B-G, J, AU, BC	6
					(SIZE DETERMINED ON INST)						
					(FOR NHA SEE 417N3136)						
130	BRM200A08		.	.	NUTPLATE					B-G, J, AU, BC	1
					(V52828)						
					(SPEC BACN10JP08A)						
					(OPT MK1000-08BAC (V15653))						
					(OPT NS103197-82 (V80539))						
					(OPT RMA9201M82 (V72962))						
					(OPT T8076S832 (V11815))						
					(OPT VN202A1-82 (V92215))						

-Item not Illustrated

25-23-37

ILLUSTRATED PARTS LIST

Page 1098.76

Mar 01/2008



COMPONENT MAINTENANCE MANUAL

FIG/ ITEM	PART NUMBER	AIRLINE PART NUMBER	NOMENCLATURE							USAGE CODE	UNITS PER ASSY
			1	2	3	4	5	6	7		
3- 135	BRM100A08		.	.	.	NUTPLATE (V52828) (SPEC BACN10JP08B) (OPT MK2000-08BAC (V15653)) (OPT NS103198-82 (V80539)) (OPT RMA9207M82 (V72962)) (OPT T8077S832 (V11815)) (OPT VN201A1-82 (V92215))				B-G, J, AU, BC	2
140	417N3136-21		.	.	.	BRACKET				B-G, J, AU, BC	1
145	417N3100-82		.			FASTENER ASSY (LIMITED USAGE)				B, D, F	1
-145A	417N3100-82		.			FASTENER ASSY				AC, AN, AR, AV, AX, BB, BY, CA, CC, CE, CF, EF	1
-145B	417N3100-89		.			FASTENER ASSY (LIMITED USAGE)				C, E, G, J, AU, BC	1
-145C	417N3100-89		.			FASTENER ASSY				AD, AP, AQ, AY, BG, BX, BZ, CB, CD, CU, DL, EE	1
150	BACS12FA08K6		.	.	.	SCREW				B-G, J, AC, AD, AN-AR, AU, AV, AX, AY, BB, BC, BG, BX- CF, CU, DL, EE, EF	2

-Item not Illustrated

25-23-37

ILLUSTRATED PARTS LIST

Page 1098.77

Mar 01/2008



COMPONENT MAINTENANCE MANUAL

FIG/ ITEM	PART NUMBER	AIRLINE PART NUMBER	NOMENCLATURE							USAGE CODE	UNITS PER ASSY	
			1	2	3	4	5	6	7			
3- 152	BACW10P193G		.	.	W	A	S	H	E	R	B-G, J, AC, AD, AN-AR, AU, AV, AX, AY, BB, BC, BG, BX- CF, CU, DL, EE, EF	8
155	NAS43DD3-18		.	.	S	P	A	C	E	R	B-G, J, AC, AD, AN-AR, AU, AV, AX, AY, BB, BC, BG, BX- CF, CU, DL, EE, EF	4
160	BACN10YJ08		.	.	N	U	T				B-G, J, AC, AD, AN-AR, AU, AV, AX, AY, BB, BC, BG, BX- CF, CU, DL, EE, EF	6
165	417N3100-116		.	.	A	N	G	L	E		B, D, F, AC, AN, AR, AV, AX, BB, BY, CA, CC, CE, CF, EF	1

-Item not Illustrated

25-23-37

ILLUSTRATED PARTS LIST

Page 1098.78

Mar 01/2008



COMPONENT MAINTENANCE MANUAL

FIG/ ITEM	PART NUMBER	AIRLINE PART NUMBER	NOMENCLATURE							USAGE CODE	UNITS PER ASSY	
			1	2	3	4	5	6	7			
3- -165A	417N3122-115		.	.							C, E, G, J, AD, AP, AQ, AU, AY, BC, BG, BX, BZ, CB, CD, CU, DL, EE	1
170	417N3100-15		.								B, C, F, G, AC, AD, AN, AP, AR, AU, AV, AY, BB, BX, BY, CA-CC, CF, CU, DL, EE, EF	1
175	BACS12FA08K6		.	.							B, C, F, G, AC, AD, AN, AP, AR, AU, AV, AY, BB, BX, BY, CA-CC, CF, CU, DL, EE, EF	4
180	BACN10YJ08		.	.							B, C, F, G, AC, AD, AN, AP, AR, AU, AV, AY, BB, BX, BY, CA-CC, CF, CU, DL, EE, EF	4

-Item not Illustrated

25-23-37

ILLUSTRATED PARTS LIST

Page 1098.79

Mar 01/2008



COMPONENT MAINTENANCE MANUAL

FIG/ ITEM	PART NUMBER	AIRLINE PART NUMBER	NOMENCLATURE							USAGE CODE	UNITS PER ASSY	
			1	2	3	4	5	6	7			
3- 185	417N3173-6		.	.							B, C, F, G, AC, AD, AN, AP, AR, AU, AV, AY, BB, BX, BY, CA-CC, CF, CU, DL, EE, EF	2
190	417N3104-1		.	.							B, C, F, G, AC, AD, AN, AP, AR, AU, AV, AY, BB, BX, BY, CA-CC, CF, DL, EE, EF	1
195	RDAM8005A		.	.							B, C, F, G, AC, AD, AN, AP, AR, AU, AV, AY, BB, BX, BY, CA-CC, CF, CU, DL, EE, EF	1
200	417N3130-1SP		.								B, D	1
-200A	417N3130-33SP		.								B, D	1
-200B	417N3130-23SP		.								F	1
-200C	417N3130-57SP		.								F	1

-Item not Illustrated

25-23-37

ILLUSTRATED PARTS LIST

Page 1098.80

Mar 01/2008



COMPONENT MAINTENANCE MANUAL

FIG/ ITEM	PART NUMBER	AIRLINE PART NUMBER	NOMENCLATURE	USAGE CODE	UNITS PER ASSY
3-					
-200D	417N3130-33SP		. BOX ASSY-FOUR MASK OXY (REF CMM 35-21-02)	AC	1
-200E	417N3130-63SP		. BOX ASSY-FOUR MASK OXY (REF CMM 35-21-02)	AN, AR, AX	1
-200F	417N3130-65SP		. BOX ASSY-THREE MASK OXY (REF CMM 35-21-02)	AV, BB	1
-200G	417N3130-73SP		. BOX ASSY-FOUR MASK OXY (REF CMM 35-21-02)	BY, CA, CE	1
-200H	417N3130-75SP		. BOX ASSY-THREE MASK OXY (REF CMM 35-21-02)	CC, CF	1
-200J	417N3130-35SP		. BOX ASSY-THREE MASK OXY (REF CMM 35-21-02)	EF	1
-205	417N3130-2SP		. BOX ASSY-FOUR MASK OXY (LIMITED USAGE) (REF CMM 35-21-03)	AU, BC	1
-205A	417N3130-34SP		. BOX ASSY-FOUR MASK OXY (LIMITED USAGE) (REF CMM 35-21-02)	AU, BC	1
-205B	417N3130-4SP		. BOX ASSY-THREE BOX OXY (LIMITED USAGE) (REF CMM 35-21-03)	C, E	1
-205C	417N3130-36SP		. BOX ASSY-THREE BOX OXY (LIMITED USAGE) (REF CMM 35-21-02)	C, E	1
-205D	417N3130-24SP		. BOX ASSY-FOUR MASK OXY (LIMITED USAGE) (REF CMM 35-21-03)	G, J	1
-205E	417N3130-58SP		. BOX ASSY-FOUR MASK OXY (LIMITED USAGE) (REF CMM 35-21-02)	G, J	1
-205F	417N3130-34SP		. BOX ASSY-FOUR MASK OXY (REF CMM 35-21-02)	AD	1
-205G	417N3130-64SP		. BOX ASSY-FOUR MASK OXY (REF CMM 35-21-02)	AP, AQ, AY	1
-205H	417N3130-66SP		. BOX ASSY-THREE MASK OXY (REF CMM 35-21-02)	BG	1
-205J	417N3130-74SP		. BOX ASSY-FOUR MASK OXY (REF CMM 35-21-02)	BX, BZ, CB	1

-Item not Illustrated

25-23-37

ILLUSTRATED PARTS LIST

Page 1098.81

Mar 01/2008



COMPONENT MAINTENANCE MANUAL

FIG/ ITEM	PART NUMBER	AIRLINE PART NUMBER	NOMENCLATURE							USAGE CODE	UNITS PER ASSY	
			1	2	3	4	5	6	7			
3-												
-205K	417N3130-76SP		.							BOX ASSY-THREE MASK OXY (REF CMM 35-21-02)	CD, CU	1
-205L	417N3130-144SP		.							BOX ASSY-FOUR MASK OXY (REF CMM 35-21-02)	DL	1
-205M	417N3130-144B		.							BOX ASSY-FOUR MASK OXY (REF CMM 35-21-02)	EE	1
210	417N3100-44		.							GENERATOR ASSY	F, G, J	1
-210A	417N3100-46		.							GENERATOR ASSY	C, E, AV, BB, BG, CC, CD, CF, CU, EF	1
-210B	417N3100-48		.							GENERATOR ASSY	B, D, AC, AD, AN- AR, AU, AX, AY, BC, BX- CB, CE, DL, EE	1
215	417N3160-11		.	.						BRACKET ASSY	B-G, J, AC, AD, AN-AR, AU, AV, AX, AY, BB, BC, BG, BX- CF, CU, DL, EE, EF	1
220	BACS12FA08K6		.	.						ATTACHING PARTS SCREW	B-G, J, AC, AD, AN-AR, AU, AV, AX, AY, BB, BC, BG, BX- CF, CU, DL, EE, EF	4
----- * -----												

-Item not Illustrated

25-23-37

ILLUSTRATED PARTS LIST

Page 1098.82

Mar 01/2008



COMPONENT MAINTENANCE MANUAL

FIG/ ITEM	PART NUMBER	AIRLINE PART NUMBER	NOMENCLATURE							USAGE CODE	UNITS PER ASSY	
			1	2	3	4	5	6	7			
3- -225	FT1387P8-1-2		. . .	S	C	R	E	W			B-G, J, AC, AD, AN-AR, AU, AV, AX, AY, BB, BC, BG, BX- CF, CU, DL, EE, EF	1
-225A	CS802408-1A		. . .	S	C	R	E	W			B-G, J, AC, AD, AN-AR, AU, AV, AX, AY, BB, BC, BG, BX- CF, CU, DL, EE, EF	1
230	AN960KD416		DELETED									
230A	AN960JD416		. . .	W	A	S	H	E	R		B-G, J, AC, AD, AN-AR, AU, AV, AX, AY, BB, BG, BX-CF, CU, DL, EE, EF	1
235	A4972-6-82		. . .	N	U	T					B-G, J, AC, AD, AN-AR, AU, AV, AX, AY, BB, BC, BG, BX- CF, CU, DL, EE, EF	1
											(V72962) (SPEC BACN10FX84) (OPT RM52LHA4972-6-82 (V72962)) (OPT SL211-08-1 (V97393)) (OPT 130008 (V60119)) (OPT A11330-6-82 (V72962))	

-Item not Illustrated

25-23-37

ILLUSTRATED PARTS LIST

Page 1098.83

Jul 01/2009



COMPONENT MAINTENANCE MANUAL

FIG/ ITEM	PART NUMBER	AIRLINE PART NUMBER	NOMENCLATURE							USAGE CODE	UNITS PER ASSY											
			1	2	3	4	5	6	7													
3- 240	BACR15BA3D		.	.	.	R	I	V	E	T	(SIZE DETERMINED ON INST)	B-G, J, AC, AD, AN-AR, AU, AV, AX, AY, BB, BC, BG, BX- CF, CU, DL, EE, EF	4									
245	417N3811-13		.	.	.	H	I	N	G	E		B-G, J, AC, AD, AN-AR, AU, AV, AX, AY, BB, BC, BG, BX- CF, CU, DL, EE, EF	1									
250	417N3160-12		.	.	.	P	A	D	-	I	N	S	U	L	A	T	I	O	N		B-G, J, AC, AD, AN-AR, AU, AV, AX, AY, BB, BC, BG, BX- CF, CU, DL, EE, EF	1
255	417N3161-7		.	.	.	B	R	A	C	K	E	T	-	M	T	G		B-G, J, AC, AD, AN-AR, AU, AV, AX, AY, BB, BC, BG, BX- CF, CU, DL, EE, EF	1			

-Item not Illustrated

25-23-37

ILLUSTRATED PARTS LIST

Page 1098.84

Mar 01/2008



COMPONENT MAINTENANCE MANUAL

FIG/ ITEM	PART NUMBER	AIRLINE PART NUMBER	NOMENCLATURE							USAGE CODE	UNITS PER ASSY	
			1	2	3	4	5	6	7			
3- 260	417N3160-13		.	.	.						B-G, J, AC, AD, AN-AR, AU, AV, AX, AY, BB, BC, BG, BX- CF, CU, DL, EE, EF	6
265	417N3136-99		.	.	.						B-G, J, AC, AD, AN-AR, AU, AV, AX, AY, BB, BC, BG, BX- CF, CU, DL, EE, EF	1
270	117003-14		.	.							B, D, F, G, J, AC, AD, AN- AR, AU, AX, AY, BC, BX- CB, DL, EE	1
-270A	117003-13		.	.							C, E, AV, BB, BG, CC, CD, CF, CU, EF	1
-270B	803000-03		.	.							C, E, AV, BB, BG, CC, CD, CF, CU, EF	1
-270C	117003-14										DELETED	

-Item not Illustrated

25-23-37

ILLUSTRATED PARTS LIST

Page 1098.85

Mar 01/2008



COMPONENT MAINTENANCE MANUAL

FIG/ ITEM	PART NUMBER	AIRLINE PART NUMBER	NOMENCLATURE							USAGE CODE	UNITS PER ASSY	
			1	2	3	4	5	6	7			
3- -270D	803000-04		.	.							B, D, AC, AD, AN- AR, AU, AX, AY, BC, BX- CB, CE, DL, EE	1
-270E	E71740-00		.	.							B, D, F, G, J, AC, AD, AN- AR, AU, AX, AY, BC, BX- CB, DL, EE	1
275	BACR15BB4D10		.								RIVET B-G, J, AC, AD, AN-AR, AU, AV, AX, AY, BB, BC, BG, BX- CF, CU, DL, EE, EF	2
280	6100-12		.								RETAINER (V2X013) B-G, J, AC, AD, AN-AR, AU, AV, AX, AY, BB, BC, BG, BX- CF, CU, DL, EE, EF	2
285	417N3180-1		.								CLAMP ASSY B-G, J, AC, AD, AN-AR, AU, AV, AX, AY, BB, BC, BG, BX- CF, CU, DL, EE, EF	2

-Item not Illustrated

25-23-37

ILLUSTRATED PARTS LIST

Page 1098.86

Mar 01/2008



COMPONENT MAINTENANCE MANUAL

FIG/ ITEM	PART NUMBER	AIRLINE PART NUMBER	NOMENCLATURE							USAGE CODE	UNITS PER ASSY	
			1	2	3	4	5	6	7			
3- 290	NAS607-2-8P		.	.							B-G, J, AC, AD, AN-AR, AU, AV, AX, AY, BB, BC, BG, BX- CF, CU, DL, EE, EF	1
295	NAS607-1-4P		.	.							B-G, J, AC, AD, AN-AR, AU, AV, AX, AY, BB, BC, BG, BX- CF, CU, DL, EE, EF	2
300	417N3181-1		.	.							B-G, J, AC, AD, AN-AR, AU, AV, AX, AY, BB, BC, BG, BX- CF, CU, DL, EE, EF	1
-300A	65-85902-1		.	.							B-G, J, AC, AD, AN-AR, AU, AV, AX, AY, BB, BC, BG, BX- CF, CU, DL, EE, EF	1

-Item not Illustrated

25-23-37

ILLUSTRATED PARTS LIST

Page 1098.87

Mar 01/2008



COMPONENT MAINTENANCE MANUAL

FIG/ ITEM	PART NUMBER	AIRLINE PART NUMBER	NOMENCLATURE							USAGE CODE	UNITS PER ASSY	
			1	2	3	4	5	6	7			
3- 305	65-85905-4		.	.							B-G, J, AC, AD, AN-AR, AU, AV, AX, AY, BB, BC, BG, BX- CF, CU, DL, EE, EF	1
310	RCS3290		.	.							B-G, J, AC, AD, AN-AR, AU, AV, AX, AY, BB, BC, BG, BX- CF, CU, DL, EE, EF	1
315	417N3182-1		.	.							B-G, J, AC, AD, AN-AR, AU, AV, AX, AY, BB, BC, BG, BX- CF, CU, DL, EE, EF	1
320	417N3180-3		.	.							B-G, J, AC, AD, AN-AR, AU, AV, AX, AY, BB, BC, BG, BX- CF, CU, DL, EE, EF	2

-Item not Illustrated

25-23-37

ILLUSTRATED PARTS LIST

Page 1098.88

Mar 01/2008



COMPONENT MAINTENANCE MANUAL

FIG/ ITEM	PART NUMBER	AIRLINE PART NUMBER	NOMENCLATURE							USAGE CODE	UNITS PER ASSY	
			1	2	3	4	5	6	7			
3- 325	RCS3289		.	.							B-G, J, AC, AD, AN-AR, AU, AV, AX, AY, BB, BC, BG, BX- CF, CU, DL, EE, EF	2
330	417N3183-1		.	.							B-G, J, AC, AD, AN-AR, AU, AV, AX, AY, BB, BC, BG, BX- CF, CU, DL, EE, EF	1
-335	AN960JD416L		.								B, C, F, G, AC, AD, AN- AR, AU, AV, AY, BB, BX, BY, CA- CC, CF, DL, EE	AR
-335A	AN960JD416L		.								D, E, J, AQ, AX, BC, BG, BZ, CD, CE, CU	AR
-340	PLWP1S		.								B, C, F, G, AC, AD, AN- AR, AU, AV, AY, BB, BX, BY, CA- CC, CF, DL, EE	AR

-Item not Illustrated

25-23-37

ILLUSTRATED PARTS LIST

Page 1098.89

Mar 01/2008



COMPONENT MAINTENANCE MANUAL

FIG/ ITEM	PART NUMBER	AIRLINE PART NUMBER	NOMENCLATURE	USAGE CODE	UNITS PER ASSY
3- -340A	PLWP1S		. TIE-PUSH MOUNT CABLE (V58417) (USED WITH ITEM 335A)	D, E, J, AQ, AX, BC, BG, BZ, CD, CE, CU	AR
-345	NMC1001-0		. CLAMP (V03296) (OPT ITEM 345A)	B-G, J, AC, AD, AN-AR, AU, AV, AX, AY, BB, BC, BG, BX- CF, CU, DL, EE	2
-345A	BACC10DK3		. CLAMP (OPT ITEM 345)	B-G, J, AC, AD, AN-AR, AU, AV, AX, AY, BB, BC, BG, BX- CF, CU, DL, EE	2
-350	61-33500-001		. WIRE BUNDLE	B-G, J, AQ, AR, AU, AX, AY, BB, BC	1
-350A	61-33500-002		. WIRE BUNDLE	AC, AD, AN, AP, AV, EF	1
-350B	61-33520-001		. WIRE BUNDLE (OPT ITEM 350C)	BZ-CB, CD-CF, CU	1
-350C	286N0536-001		. WIRE BUNDLE (OPT ITEM 350B)	BZ-CB, CD-CF, CU	1
-350D	61-33520-002		. WIRE BUNDLE (OPT ITEM 350E)	BX, BY, CC, DL	1
-350E	286N0536-002		. WIRE BUNDLE (OPT ITEM 350D)	BX, BY, CC, DL	1
-350F	288N0210-704		. WIRE BUNDLE	EE	1

-Item not Illustrated

25-23-37

ILLUSTRATED PARTS LIST

Page 1098.90

Mar 01/2008



COMPONENT MAINTENANCE MANUAL

FIG/ ITEM	PART NUMBER	AIRLINE PART NUMBER	NOMENCLATURE							USAGE CODE	UNITS PER ASSY
			1	2	3	4	5	6	7		
3- 355	417N3100-71		.	PAD						B-G, J, AC, AD, AN-AR, AU, AV, AX, AY, BB, BC, BG, BX- CF, CU, DL, EE, EF	2
360	417N3190-1		.	LANYARD ASSY						B-G, J, AC, AD, AN-AR, AU, AV, AX, AY, BB, BC, BG, BX- CF, CU, DL, EE, EF	1
365	GSC205		.	. SLEEVE (V59730) (SPEC BACS13S205C) (OPT Y0C130 (V12357)) (OPT ITEM 365A)						B-G, J, AC, AD, AN-AR, AU, AV, AX, AY, BB, BC, BG, BX- CF, CU, DL, EE, EF	4
-365A	GSC219		.	. SLEEVE (V59730) (SPEC BACS13S219C) (OPT Y0C140 (V12357)) (OPT ITEM 365)						B-G, J, AC, AD, AN-AR, AU, AV, AX, AY, BB, BC, BG, BX- CF, CU, DL, EE, EF	4

-Item not Illustrated

25-23-37

ILLUSTRATED PARTS LIST

Page 1098.91

Mar 01/2008



COMPONENT MAINTENANCE MANUAL

FIG/ ITEM	PART NUMBER	AIRLINE PART NUMBER	NOMENCLATURE							USAGE CODE	UNITS PER ASSY	
			1	2	3	4	5	6	7			
3- 370	10-61790-1		.	.							B-G, J, AC, AD, AN-AR, AU, AV, AX, AY, BB, BC, BG, BX- CF, CU, DL, EE, EF	1
375	NAS43DD4-5		.	.							B-G, J, AC, AD, AN-AR, AU, AV, AX, AY, BB, BC, BG, BX- CF, CU, DL, EE, EF	1
380	65C16899-6		.	.							B-G, J, AC, AD, AN-AR, AU, AV, AX, AY, BB, BC, BG, BX- CF, CU, DL, EE, EF	1
385	417N3190-3		.	.							B-G, J, AC, AD, AN-AR, AU, AV, AX, AY, BB, BC, BG, BX- CF, CU, DL, EE, EF	1
390	417N3110-19SP		.								B, D, F	1
			. FRAME ASSY (LIMITED USAGE) (FOR DETAILS SEE FIG. 9)									

-Item not Illustrated

25-23-37

ILLUSTRATED PARTS LIST

Page 1098.92

Mar 01/2008



COMPONENT MAINTENANCE MANUAL

FIG/ ITEM	PART NUMBER	AIRLINE PART NUMBER	NOMENCLATURE	USAGE CODE	UNITS PER ASSY
3-					
-390A	417N3110-39SP		. FRAME ASSY (LIMITED USAGE) (FOR DETAILS SEE FIG.10)	B, D, F	1
-390B	417N3110-39SP		. FRAME ASSY (FOR DETAILS SEE FIG.10)	AC, AN, AR, AV, AX, BB, BY, CA, CC, CE, CF, EF	1
395	417N3110-20SP		. FRAME ASSY (LIMITED USAGE) (FOR DETAILS SEE FIG. 9)	C, E, G, J, AU, BC	1
-395A	417N3110-40SP		. FRAME ASSY (LIMITED USAGE) (FOR DETAILS SEE FIG.10)	C, E, G, J, AU, BC	1
-395B	417N3110-40SP		. FRAME ASSY (FOR DETAILS SEE FIG.10)	AD, AP, AQ, AY, BG, BX, BZ, CB, CD, CU, DL	1
-395C	417N3110-40D		. FRAME ASSY (FOR DETAILS SEE FIG.10)	EE	1
400	BAC27DPA2272		. DECAL	B-G, J, AC, AD, AN-AR, AU, AV, AX, AY, BB, BC, BG, BX- CF, CU, DL, EE, EF	1
405	BAC29PPS1425		. MARKER-ALUMINUM FOIL	B, F, AC, AN, AR, AV, BB, BY, CA, CC, CF, EF	1
410	BAC29PPS1427		. MARKER-ALUMINUM FOIL	D, AX, CE	1

-Item not Illustrated

25-23-37

ILLUSTRATED PARTS LIST

Page 1098.93

Mar 01/2008



COMPONENT MAINTENANCE MANUAL

FIG/ ITEM	PART NUMBER	AIRLINE PART NUMBER	NOMENCLATURE							USAGE CODE	UNITS PER ASSY	
			1	2	3	4	5	6	7			
3- 415	BAC29PPS1424		.								C, G, AD, AP, AU, AY, BX, CB, CU, DL, EE	1
420	BAC29PPS1426		.								E, J, AQ, BC, BG, BZ, CD	1

-Item not Illustrated

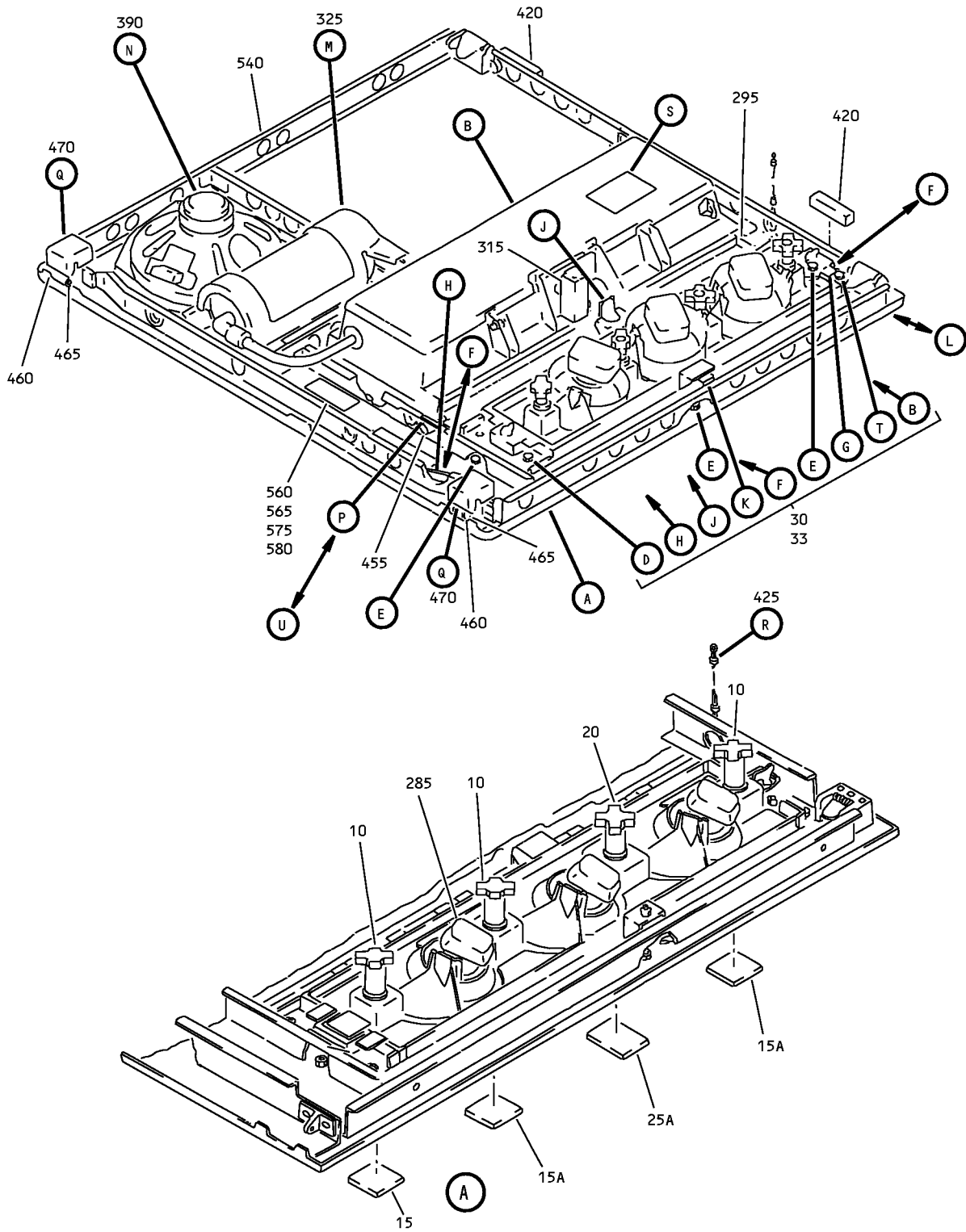
25-23-37

ILLUSTRATED PARTS LIST

Page 1098.94

Mar 01/2008

COMPONENT MAINTENANCE MANUAL



Partial Underbin Passenger Service Unit Frame (with Speaker) Assembly
IPL Figure 4 (Sheet 1 of 7)

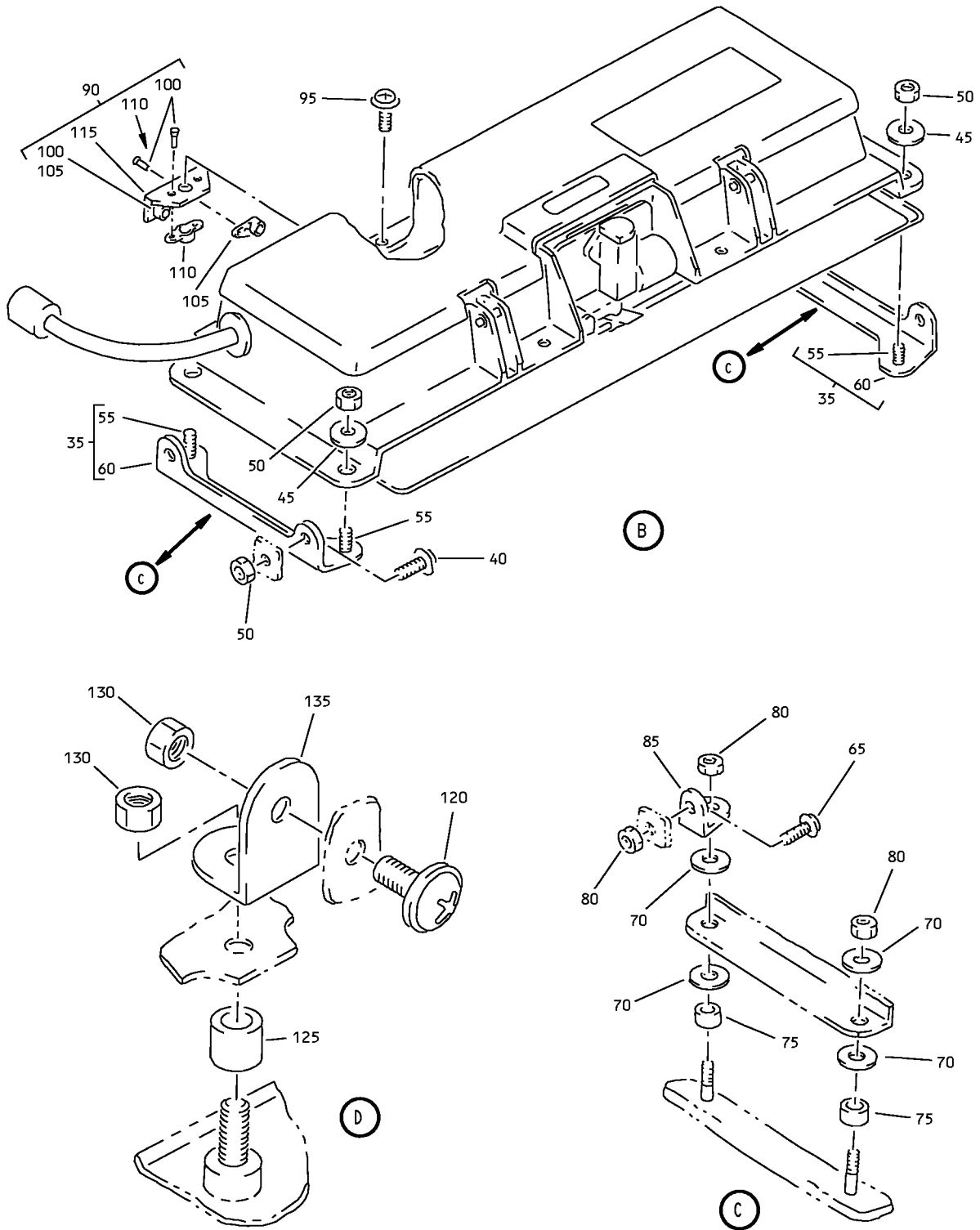
25-23-37

ILLUSTRATED PARTS LIST

Page 1098.95

Mar 01/2008

COMPONENT MAINTENANCE MANUAL



Partial Underbin Passenger Service Unit Frame (with Speaker) Assembly
IPL Figure 4 (Sheet 2 of 7)

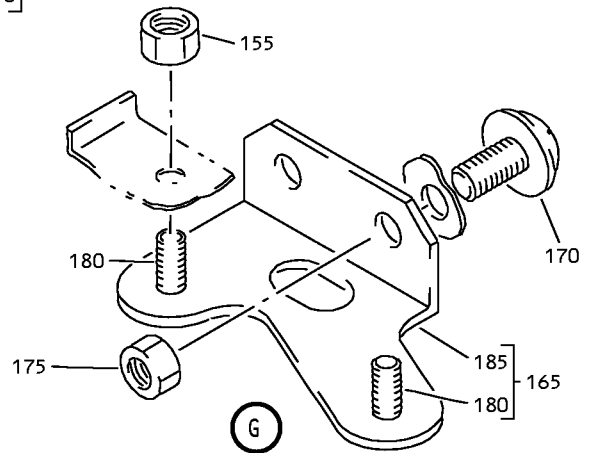
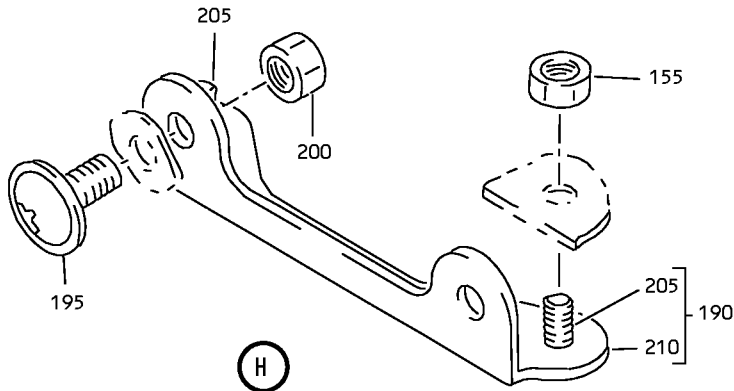
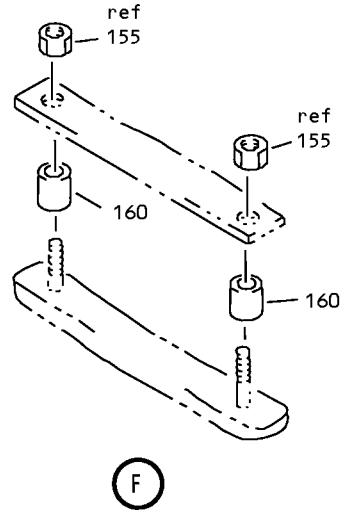
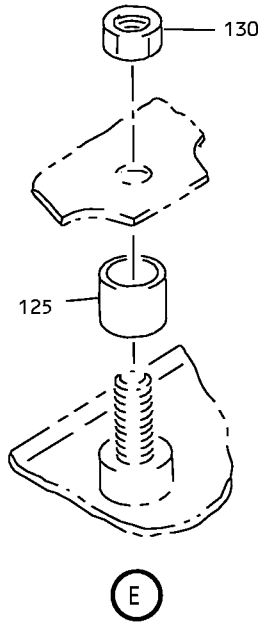
25-23-37

ILLUSTRATED PARTS LIST

Page 1098.96

Mar 01/2008

COMPONENT MAINTENANCE MANUAL



Partial Underbin Passenger Service Unit Frame (with Speaker) Assembly
IPL Figure 4 (Sheet 3 of 7)

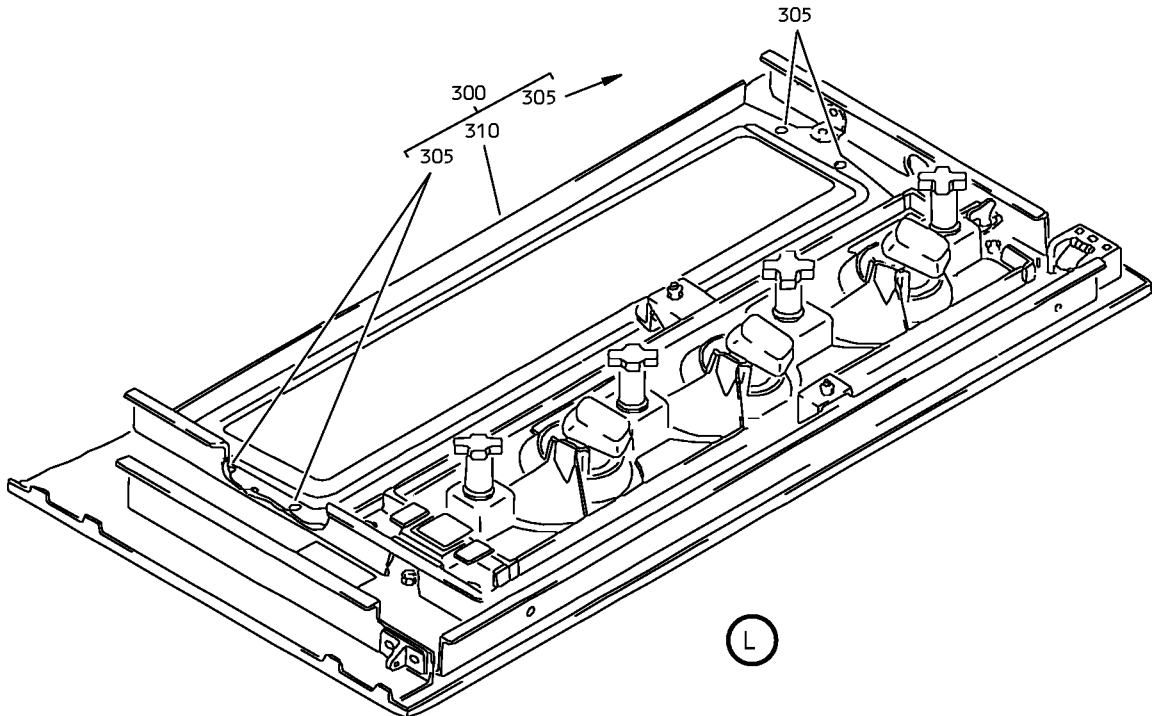
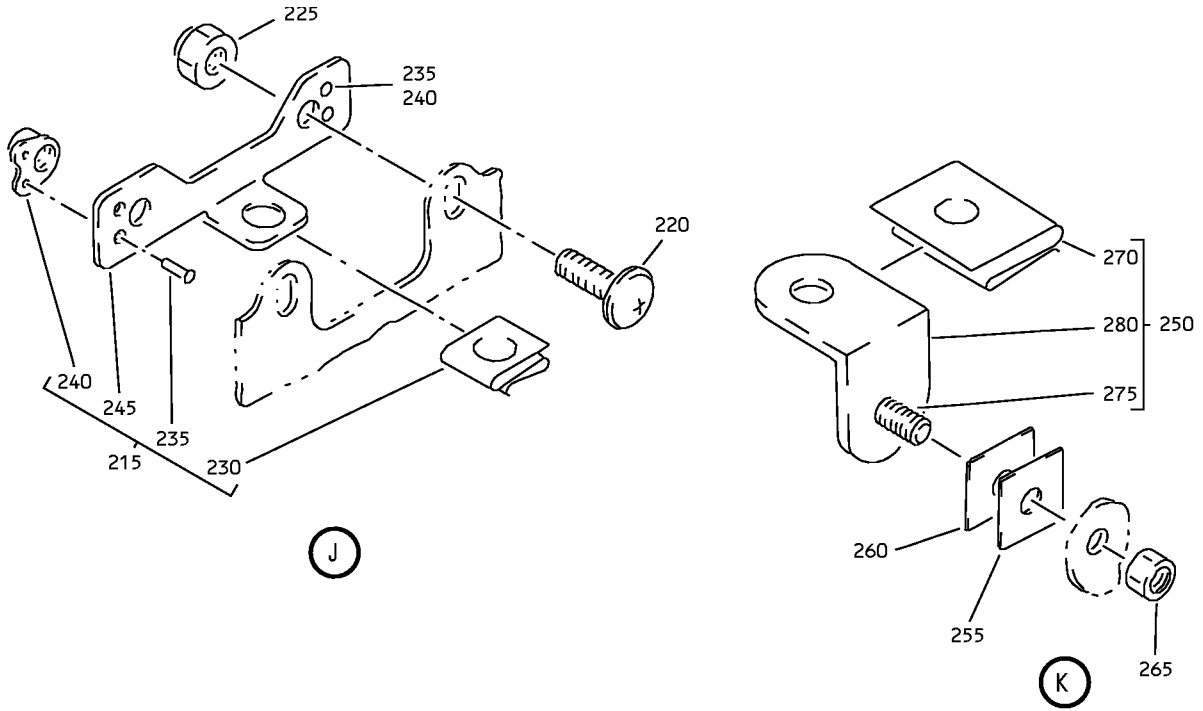
25-23-37

ILLUSTRATED PARTS LIST

Page 1098.97

Mar 01/2008

COMPONENT MAINTENANCE MANUAL



Partial Underbin Passenger Service Unit Frame (with Speaker) Assembly
IPL Figure 4 (Sheet 4 of 7)

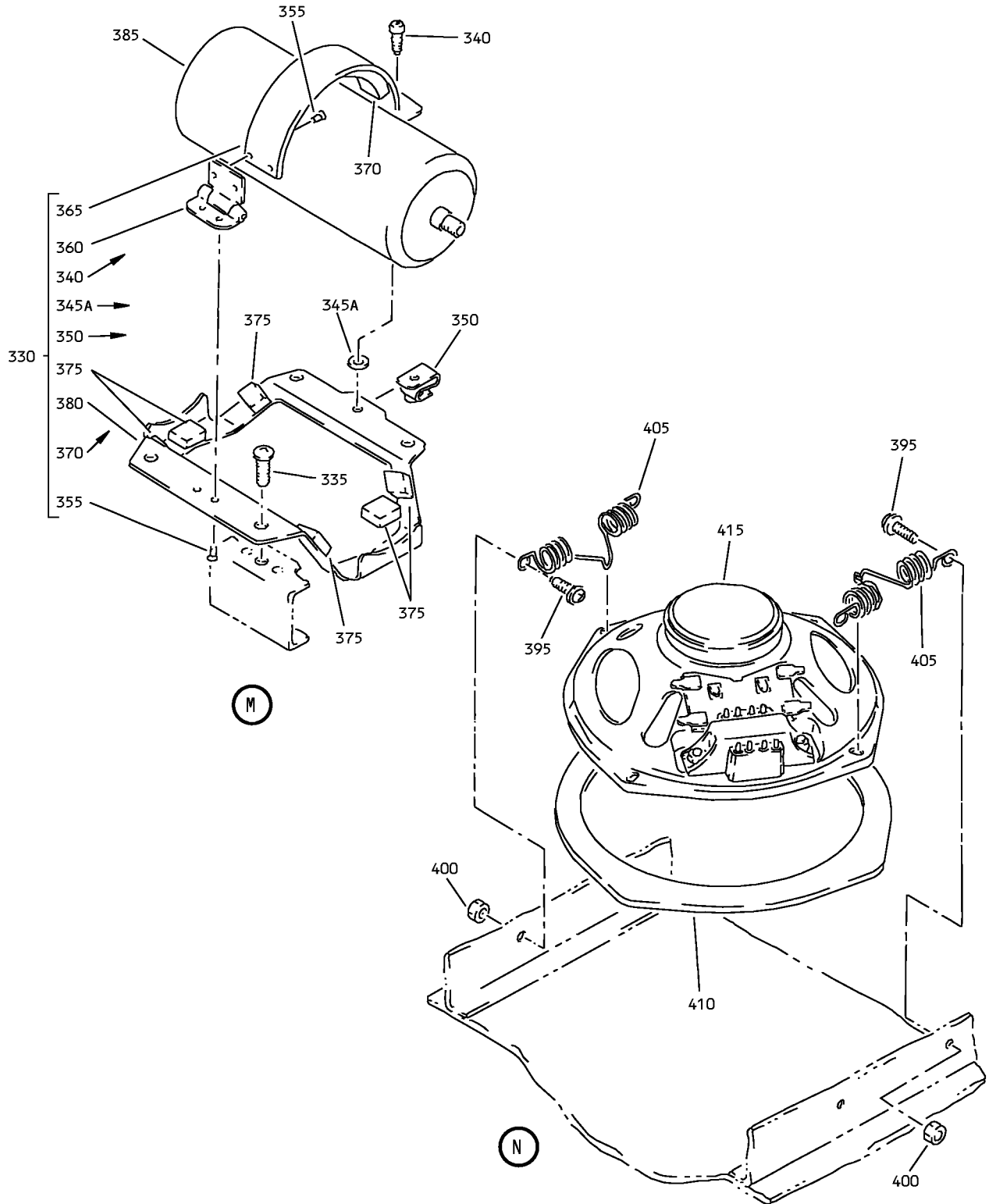
25-23-37

ILLUSTRATED PARTS LIST

Page 1098.98

Mar 01/2008

COMPONENT MAINTENANCE MANUAL



Partial Underbin Passenger Service Unit Frame (with Speaker) Assembly
 IPL Figure 4 (Sheet 5 of 7)

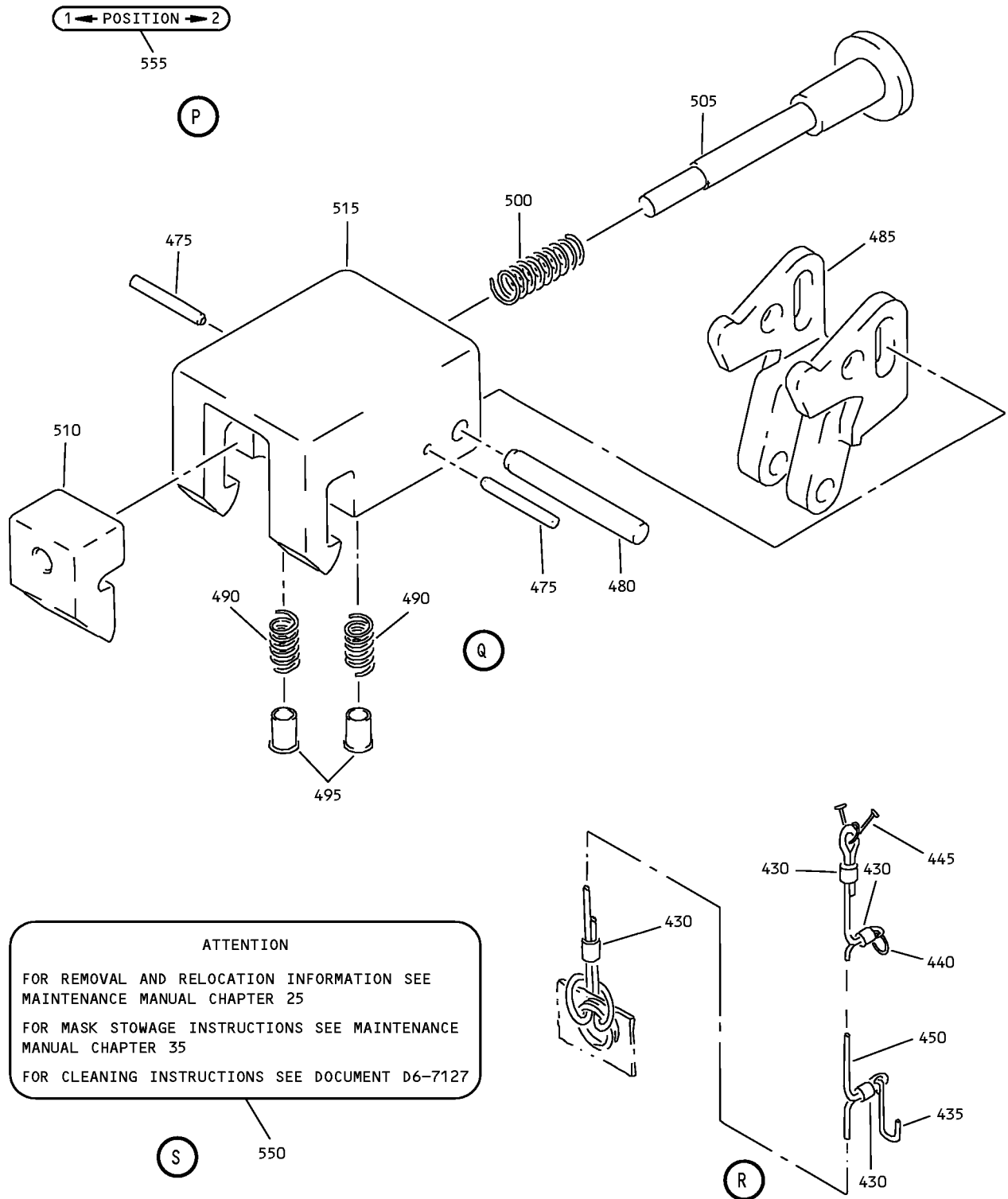
25-23-37

ILLUSTRATED PARTS LIST

Page 1098.99

Mar 01/2008

COMPONENT MAINTENANCE MANUAL



Partial Underbin Passenger Service Unit Frame (with Speaker) Assembly
IPL Figure 4 (Sheet 6 of 7)

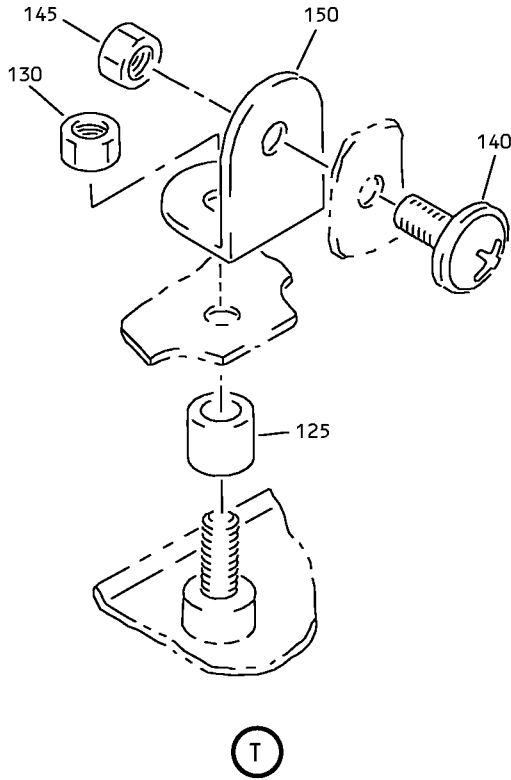
25-23-37

ILLUSTRATED PARTS LIST

Page 1098.100

Mar 01/2008

COMPONENT MAINTENANCE MANUAL



570



Partial Underbin Passenger Service Unit Frame (with Speaker) Assembly
IPL Figure 4 (Sheet 7 of 7)

25-23-37

ILLUSTRATED PARTS LIST

Page 1098.101

Mar 01/2008



COMPONENT MAINTENANCE MANUAL

FIG/ ITEM	PART NUMBER	AIRLINE PART NUMBER	NOMENCLATURE							USAGE CODE	UNITS PER ASSY	
			1	2	3	4	5	6	7			
4-												
-1	417N3100-141SP											
-1A	417N3100-143SP											
-1B	417N3100-509SP											
-1C	417N3100-511SP											
-5	417N3100-148SP											
-5A	417N3100-156SP											
-5B	417N3100-512SP											
-5C	417N3100-514SP											
10	920056											
15	S417N304-1B											
15A	VIP720-1B											

-Item not Illustrated

25-23-37

ILLUSTRATED PARTS LIST

Page 1098.102

Mar 01/2008



COMPONENT MAINTENANCE MANUAL

FIG/ ITEM	PART NUMBER	AIRLINE PART NUMBER	NOMENCLATURE							USAGE CODE	UNITS PER ASSY
			1	2	3	4	5	6	7		
4-											
20	920055								. SWITCH-ATTENDANT CALL (V07150)	H, K-M, BS, BU- BW	1
25	S417N303-2C								DELETED		
25A	VIP720-2C								. LENS-CALL SWITCH (COLOR OPT-CUST PREFERENCE, WHITE- BROWN) (V28406) (SPEC S417N303-2C) (OPT 932501-930 (V07150))	H, K-M	1
30	417N3100-49								. FASTENER ASSY (LIMITED USAGE)	H, K	1
-32	417N3100-50								. FASTENER ASSY (LIMITED USAGE)	L, M	1
33	417N3100-84								. FASTENER ASSY	BS, BU- BW	1
-33A	417N3100-84								. FASTENER ASSY (LIMITED USAGE)	H, K-M	1
35	417N3122-65								. . ANGLE ASSY (USED ON ITEMS 30, 32)	H, K-M	2
									ATTACHING PARTS		
40	BACS12FA08K6								. . SCREW	H, K-M	4
45	BACW10P193G								. . WASHER	H, K-M	4
50	BACN10YJ08								. . NUT	H, K-M	8
									-----*		
55	BACS21AQ2A3K								. . . STUD	H, K-M	2
60	417N3122-66								. . . ANGLE	H, K-M	1
65	BACS12FA08K6								. . SCREW (USED ON ITEMS 33, 33A)	H, K-M, BS, BU- BW	2
70	BACW10P193G								. . WASHER (USED ON ITEMS 33, 33A)	H, K-M, BS, BU- BW	8
75	NAS43DD3-18								. . SPACER (USED ON ITEMS 33, 33A)	H, K-M, BS, BU- BW	4

-Item not Illustrated

25-23-37

ILLUSTRATED PARTS LIST

Page 1098.103

Mar 01/2008



COMPONENT MAINTENANCE MANUAL

FIG/ ITEM	PART NUMBER	AIRLINE PART NUMBER	NOMENCLATURE							USAGE CODE	UNITS PER ASSY
			1	2	3	4	5	6	7		
4-											
80	BACN10YJ08		. .	NUT						H, K-M, BS, BU- BW	6
				(USED ON ITEMS 33, 33A)							
85	417N3122-115		. .	ANGLE						H, K-M, BS, BU- BW	2
				(USED ON ITEMS 33, 33A)							
90	417N3136-19		. .	BRACKET ASSY-MTG						H, K-M	1
				(USED ON ITEMS 30, 32)							
				ATTACHING PARTS							
95	BACS12FA08K6		. .	SCREW						H, K-M	3
				----- * -----							
100	BACR15BA3D		. . .	RIVET						H, K-M	6
				(SIZE DETERMINED ON INST)							
105	BRM100A08		. . .	NUTPLATE						H, K-M	2
				(V52828)							
				(SPEC BACN10JP08B)							
				(OPT MK2000-08BAC (V15653))							
				(OPT NS103198-82 (V80539))							
				(OPT RMA9207M82 (V72962))							
				(OPT T8077S832 (V11815))							
				(OPT VN201A1-82 (V92215))							
110	BRM200A08		. . .	NUTPLATE						H, K-M	1
				(V52828)							
				(SPEC BACN10JP08A)							
				(OPT MK1000-08BAC (V15653))							
				(OPT NS103197-82 (V80539))							
				(OPT RMA9201M82 (V72962))							
				(OPT T8076S832 (V11815))							
				(OPT VN202A1-82 (V92215))							
115	417N3136-21		. . .	BRACKET						H, K-M	1
120	BACS12FA08K5		. .	SCREW						H, K-M, BS, BU- BW	1
125	NAS43DD3-7		. .	SPACER						H, K-M	5
				(OPT ITEM 125A, 125B, 125C)							
				(USED ON ITEMS 30, 32)							
-125A	MS35489-4X		. .	GROMMET						H, K-M	5
				(OPT ITEM 125, 125B, 125C)							
				(USED ON ITEMS 30, 32)							

-Item not Illustrated

25-23-37

ILLUSTRATED PARTS LIST

Page 1098.104

Mar 01/2008



COMPONENT MAINTENANCE MANUAL

FIG/ ITEM	PART NUMBER	AIRLINE PART NUMBER	NOMENCLATURE							USAGE CODE	UNITS PER ASSY	
			1	2	3	4	5	6	7			
4-												
155	BACN10YJ08									. . NUT	H, K-M, BS, BU- BW	4
160	NAS43DD3-20									. . SPACER (USED ON ITEMS 33, 33A)	H, K-M, BS, BU- BW	4
165	417N3122-107									. . ANGLE ASSY (USED ON ITEM 30)	H, K	1
-167	417N3122-108									. . ANGLE ASSY (USED ON ITEM 32)	L, M	1
										ATTACHING PARTS		
170	BACS12FA08K5									. . SCREW	H, K-M	2
175	BACN10YJ08									. . NUT	H, K-M	2
										-----*		
180	BACS21AQ2A3P									. . . STUD	H, K-M	2
185	417N3122-109									. . . ANGLE	H, K	1
-187	417N3122-110									. . . ANGLE	L, M	1
190	417N3122-71									. . ANGLE ASSY-SPRT (USED ON ITEMS 30, 32)	H, K-M	1
										ATTACHING PARTS		
195	BACS12FA08K5									. . SCREW	H, K-M	2
200	BACN10YJ08									. . NUT	H, K-M	2
										-----*		
205	BACS21AQ2A3K									. . . STUD	H, K-M	2
210	417N3122-72									. . . ANGLE	H, K-M	1
215	417N3122-80									. . ANGLE ASSY-SPRT	H, K-M, BS, BU- BW	1
										ATTACHING PARTS		
220	BACS12FA08K5									. . SCREW	H, K-M, BS, BU- BW	2
225	BACN10YJ08									. . NUT	H, K-M, BS, BU- BW	2
										-----*		

-Item not Illustrated

25-23-37

ILLUSTRATED PARTS LIST

Page 1098.106

Mar 01/2008



COMPONENT MAINTENANCE MANUAL

FIG/ ITEM	PART NUMBER	AIRLINE PART NUMBER	NOMENCLATURE							USAGE CODE	UNITS PER ASSY	
			1	2	3	4	5	6	7			
4- -230	82-47-108-15		. . .	CLIP							H, K-M, BS, BU- BW	1
				(V84483)								
235	BACR15BA3AD		. . .	RIVET							H, K-M, BS, BU- BW	4
				(SIZE DETERMINED ON INST)								
240	BRM300A08		. . .	NUTPLATE							H, K-M, BS, BU- BW	2
				(V52828)								
				(SPEC BACN10JP08C)								
				(OPT MK3000-08BAC (V15653))								
				(OPT NS103199-82 (V80539))								
				(OPT RMA9205M82 (V72962))								
				(OPT T8078S832 (V11815))								
				(OPT VN203A1-82 (V92215))								
245	417N3122-81		. . .	ANGLE							H, K-M, BS, BU- BW	1
250	417N3122-60		. .	BRACKET ASSY							H, K-M, BS, BU- BW	1
				ATTACHING PARTS								
255	66-25727-1		. .	SHIM							H, K-M	AR
				(USED ON ITEMS 30, 32)								
260	66-25727-2		. .	SHIM							H, K-M	AR
				(USED ON ITEMS 30, 32)								
265	BACN10YJ08		. .	NUT							H, K-M, BS, BU- BW	1
				-----*								
270	82-47-108-15		. . .	CLIP							H, K-M, BS, BU- BW	1
				(V84483)								
275	BACS21AQ2A3K		. . .	STUD							H, K-M, BS, BU- BW	1
				(OPT ITEM 275A)								
-275A	FHS832-6		. . .	STUD							H, K-M, BS, BU- BW	1
				(OPT ITEM 275)								
280	417N3122-61		. . .	BRACKET							H, K-M, BS, BU- BW	1
				(OPT ITEM 280A)								

-Item not illustrated

25-23-37

ILLUSTRATED PARTS LIST

Page 1098.107

Jul 01/2009



COMPONENT MAINTENANCE MANUAL

FIG/ ITEM	PART NUMBER	AIRLINE PART NUMBER	NOMENCLATURE							USAGE CODE	UNITS PER ASSY	
			1	2	3	4	5	6	7			
4- -280A	417N3122-130		.	.	.	BRACKET (OPT ITEM 280)					H, K-M, BS, BU- BW	1
285	10-1006-1		.			LIGHT-READING (V72914) (SPEC S417N302-1)					H, K, BS, BU	1
-290	10-1006-2		.			LIGHT-READING (V72914) (SPEC S417N302-2)					L, M, BV, BW	1
295	417N3101-4SP		.			MODULE-SVCE (LIMITED USAGE)					H, K-M	1
300	417N3105-7SP		.			MODULE ASSY-SVCE (LIMITED USAGE)					H, K-M	1
-300A	417N3105-7SP		.			MODULE ASSY-SVCE					BS, BU- BW	1
305	BACS21AQ6A6M		.	.		STUD					H, K-M, BS, BU- BW	4
310	417N3101-4SP		.	.		MODULE					H, K-M, BS, BU- BW	1
315	417N3130-1SP		.			BOX ASSY-FOUR MASK OXY (LIMITED USAGE) (REF CMM 35-21-03)					H, K	1
-315A	417N3130-33SP		.			BOX ASSY-FOUR MASK OXY (LIMITED USAGE) (REF CMM 35-21-02)					H, K	1
-315B	417N3130-73SP		.			BOX ASSY-FOUR MASK OXY (REF CMM 35-21-02)					BS, BU	1
-320	417N3130-4SP		.			BOX ASSY-THREE MASK OXY (LIMITED USAGE) (REF CMM 35-21-03)					L, M	1
-320A	417N3130-36SP		.			BOX ASSY-THREE MASK OXY (LIMITED USAGE) (REF CMM 35-21-02)					L, M	1
-320B	417N3130-76SP		.			BOX ASSY-THREE MASK OXY (REF CMM 35-21-02)					BV, BW	1
325	417N3100-48		.			GENERATOR ASSY					H, K, BS, BU	1

-Item not Illustrated

25-23-37

ILLUSTRATED PARTS LIST

Page 1098.108

Mar 01/2008



COMPONENT MAINTENANCE MANUAL

FIG/ ITEM	PART NUMBER	AIRLINE PART NUMBER	NOMENCLATURE							USAGE CODE	UNITS PER ASSY	
			1	2	3	4	5	6	7			
4- -327	417N3100-46		.								L, M, BV, BW	1
330	417N3160-11		.	.							H, K-M, BS, BU- BW	1
335	BACS12FA08K6		.	.							H, K-M, BS, BU- BW	4
340	FT1387P8-1-2		.	.	.						H, K-M, BS, BU- BW	1
-340A	CS802408-1A		.	.	.						H, K-M, BS, BU- BW	1
345	AN960KD416											
345A	AN960JD416		.	.	.						H, K-M, BS, BU- BW	1
350	A4972-6-82		.	.	.						H, K-M, BS, BU- BW	1
355	BACR15BA3D		.	.	.						H, K-M, BS, BU- BW	4
360	417N3811-13		.	.	.						H, K-M, BS, BU- BW	1
365	417N3161-7		.	.	.						H, K-M, BS, BU- BW	1
370	417N3160-12		.	.	.						H, K-M, BS, BU- BW	1

-Item not Illustrated

25-23-37

ILLUSTRATED PARTS LIST

Page 1098.109

Mar 01/2008



COMPONENT MAINTENANCE MANUAL

FIG/ ITEM	PART NUMBER	AIRLINE PART NUMBER	NOMENCLATURE							USAGE CODE	UNITS PER ASSY
			1	2	3	4	5	6	7		
4-											
375	417N3160-13		.	.	.	PAD-INSULATION				H, K-M, BS, BU- BW	6
380	417N3136-99		.	.	.	BRACKET				H, K-M, BS, BU- BW	1
385	117003-14		.	.	GENERATOR-CHEMICAL OXY (V16827) (SPEC S417T401-27) (OPT ITEM 385A, 385B)					H, K, BS, BU	1
-385A	803000-04		.	.	GENERATOR-CHEMICAL OXY (V53655) (SPEC S417T401-33) (OPT ITEM 385, 385B)					H, K, BS, BU	1
-385B	E71740-00		.	.	GENERATOR-CHEMICAL OXY (VD1379) (SPEC S417T401-44) (OPT ITEM 385, 385A)					H, K, BS, BU	1
-387	117003-13		.	.	GENERATOR-CHEMICAL OXY (V16827) (SPEC S417T401-26) (OPT ITEM 387A)					L, M, BV, BW	1
-387A	803000-03		.	.	GENERATOR-CHEMICAL OXY (V53655) (SPEC S417T401-32) (OPT ITEM 387)					L, M, BV, BW	1
390	417N3100-15		.	SPEAKER ASSY						H, L, BS, BV	1
395	BACS12FA08K6		.	SCREW						H, L, BS, BV	4
400	BACN10YJ08		.	NUT						H, L, BS, BV	4
405	417N3173-6		.	SPRING						H, L, BS, BV	2
410	417N3104-1		.	GASKET (MAKE FROM SH RUBATEX R310V 0.125 X 7.0 IN DIA)						H, L, BS, BV	1
415	RDAM8005A		.	SPEAKER (V54473) (SPEC S222T101-101)						H, L, BS, BV	1

-Item not Illustrated

25-23-37

ILLUSTRATED PARTS LIST

Page 1098.110

Mar 01/2008



COMPONENT MAINTENANCE MANUAL

FIG/ ITEM	PART NUMBER	AIRLINE PART NUMBER	NOMENCLATURE							USAGE CODE	UNITS PER ASSY
			1	2	3	4	5	6	7		
4- 420	417N3100-71		.	PAD-SPONGE						H, K-M, BS, BU- BW	2
425	417N3190-1		.	LANYARD ASSY						H, K-M, BS, BU- BW	1
430	GSC219		. .	SLEEVE (V59730) (SPEC BACS13S219C) (OPT Y0C140 (V12357)) (OPT ITEM 430A)						H, K-M, BS, BU- BW	4
-430A	GSC205		. .	SLEEVE (V59730) (SPEC BACS13S205C) (OPT Y0C130 (V12357)) (OPT ITEM 430)						H, K-M, BS, BU- BW	4
435	10-61790-1		. .	HOOK (V08205)						H, K-M, BS, BU- BW	1
440	NAS43DD4-5		. .	SPACER						H, K-M, BS, BU- BW	1
445	65C16899-6		. .	SPRING						H, K-M, BS, BU- BW	1
450	417N3190-3		. .	CORD-NYLON						H, K-M, BS, BU- BW	1
455	1TW2-3		.	SWITCH (V91929)						H, K-M, BS, BU- BW	1
460	BACR15BB4D10		.	RIVET						H, K-M, BS, BU- BW	2
465	6100-12		.	RETAINER (V2X013)						H, K-M, BS, BU- BW	2
470	417N3180-1		.	CLAMP ASSY						H, K-M, BS, BU- BW	2

-Item not Illustrated

25-23-37

ILLUSTRATED PARTS LIST

Page 1098.111

Mar 01/2008



COMPONENT MAINTENANCE MANUAL

FIG/ ITEM	PART NUMBER	AIRLINE PART NUMBER	NOMENCLATURE							USAGE CODE	UNITS PER ASSY	
			1	2	3	4	5	6	7			
4-												
475	NAS607-1-4P		.	.							H, K-M, BS, BU- BW	2
480	NAS607-2-8P		.	.							H, K-M, BS, BU- BW	1
485	417N3181-1		.	.							H, K-M, BS, BU- BW	1
-485A	65-85902-1		.	.							H, K-M, BS, BU- BW	1
490	RCS3289		.	.							H, K-M, BS, BU- BW	2
495	417N3180-3		.	.							H, K-M, BS, BU- BW	2
500	RCS3290		.	.							H, K-M, BS, BU- BW	1
505	65-85905-4		.	.							H, K-M, BS, BU- BW	1
510	417N3182-1		.	.							H, K-M, BS, BU- BW	1
515	417N3183-1		.	.							H, K-M, BS, BU- BW	1
-520	AN960JD416L		.								K, M, BU, BW	AR
-522	AN960JD416L		.								H, L, BS, BV	AR
-525	PLWP1S		.								K, M, BU, BW	AR
-527	PLWP1S		.								H, L, BS, BV	AR

-Item not Illustrated

25-23-37

ILLUSTRATED PARTS LIST

Page 1098.112

Mar 01/2008



COMPONENT MAINTENANCE MANUAL

FIG/ ITEM	PART NUMBER	AIRLINE PART NUMBER	NOMENCLATURE							USAGE CODE	UNITS PER ASSY
			1	2	3	4	5	6	7		
4-											
-530	NMC1001-0		.	CLAMP						H, K-M, BS, BU- BW	2
				(V03296)							
				(OPT ITEM 530A)							
-530A	BACC10DK3		.	CLAMP						H, K-M, BS, BU- BW	2
				(OPT ITEM 530)							
-535	61-33500-001		.	WIRE BUNDLE						H, K-M	1
-535A	286N0512-004		.	WIRE BUNDLE						BS, BU- BW	1
				(OPT ITEM 535B)							
-535B	61-33500-001		.	WIRE BUNDLE						BS, BU- BW	1
				(OPT ITEM 535A)							
540	417N3110-13SP		.	FRAME ASSY						H, K	1
				(LIMITED USAGE)							
				(FOR DETAILS SEE FIG. 11)							
-540A	417N3110-33SP		.	FRAME ASSY						H, K	1
				(LIMITED USAGE)							
				(FOR DETAILS SEE FIG. 12)							
-540B	417N3110-33SP		.	FRAME ASSY						BS, BU	1
				(FOR DETAILS SEE FIG. 12)							
-545	417N3110-14SP		.	FRAME ASSY						L, M	1
				(LIMITED USAGE)							
				(FOR DETAILS SEE FIG. 11)							
-545A	417N3110-34SP		.	FRAME ASSY						L, M	1
				(LIMITED USAGE)							
				(FOR DETAILS SEE FIG. 12)							
-545B	417N3110-34SP		.	FRAME ASSY						BV, BW	1
				(FOR DETAILS SEE FIG. 12)							
550	BAC27DPA2272		.	DECAL						H, K-M, BS, BU- BW	1
555	BAC27NPA0610		.	MARKER-ALUMINUM FOIL						H, K, BS, BU	1
560	BAC27NPA0671		.	PLACARD						H, BS	1
565	BAC27NPA0673		.	PLACARD						K, BU	1
570	BAC27NPA0609		.	MARKER						L, M, BV, BW	1
575	BAC27NPA0670		.	MARKER						L, BV	1
580	BAC27NPA0672		.	MARKER						M, BW	1

-Item not Illustrated

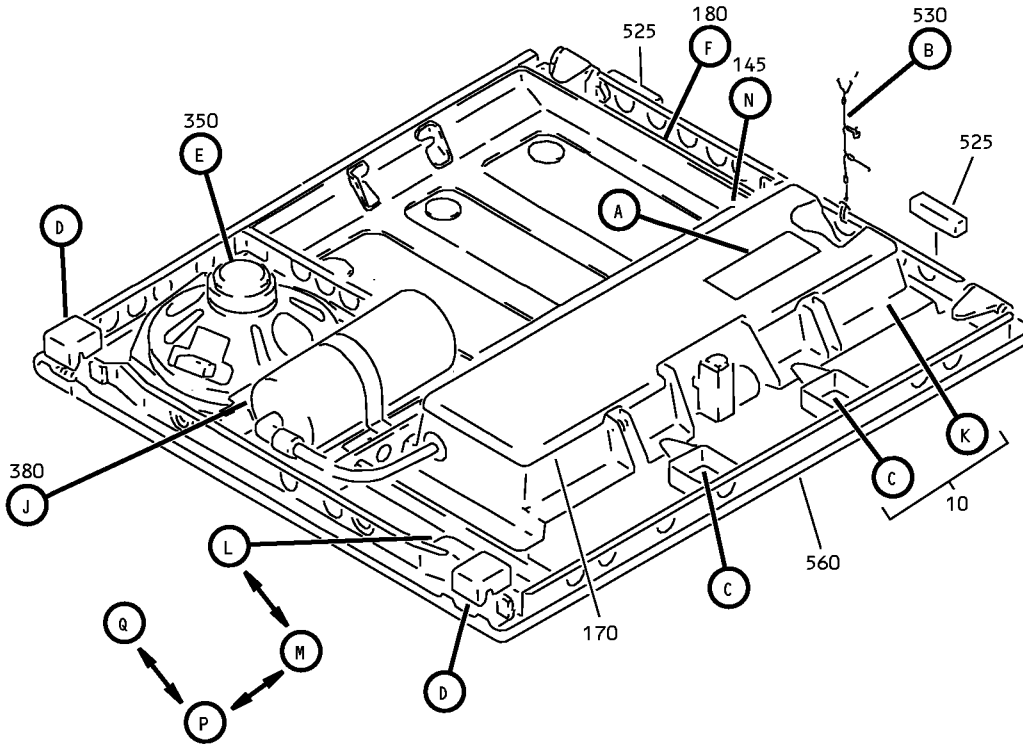
25-23-37

ILLUSTRATED PARTS LIST

Page 1098.113

Mar 01/2008

COMPONENT MAINTENANCE MANUAL



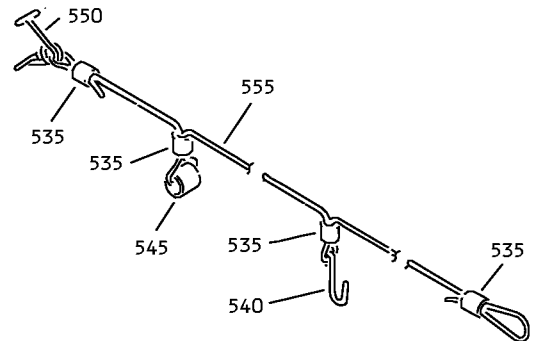
ATTENTION

FOR REMOVAL AND RELOCATION INFORMATION SEE MAINTENANCE MANUAL CHAPTER 25

FOR MASK STORAGE INSTRUCTIONS SEE MAINTENANCE MANUAL CHAPTER 35

FOR CLEANING INSTRUCTIONS SEE DOCUMENTS D6-7127

570



Partial Underbin Passenger Service Unit (with Lifevest and Speaker) Assembly
IPL Figure 5 (Sheet 1 of 7)

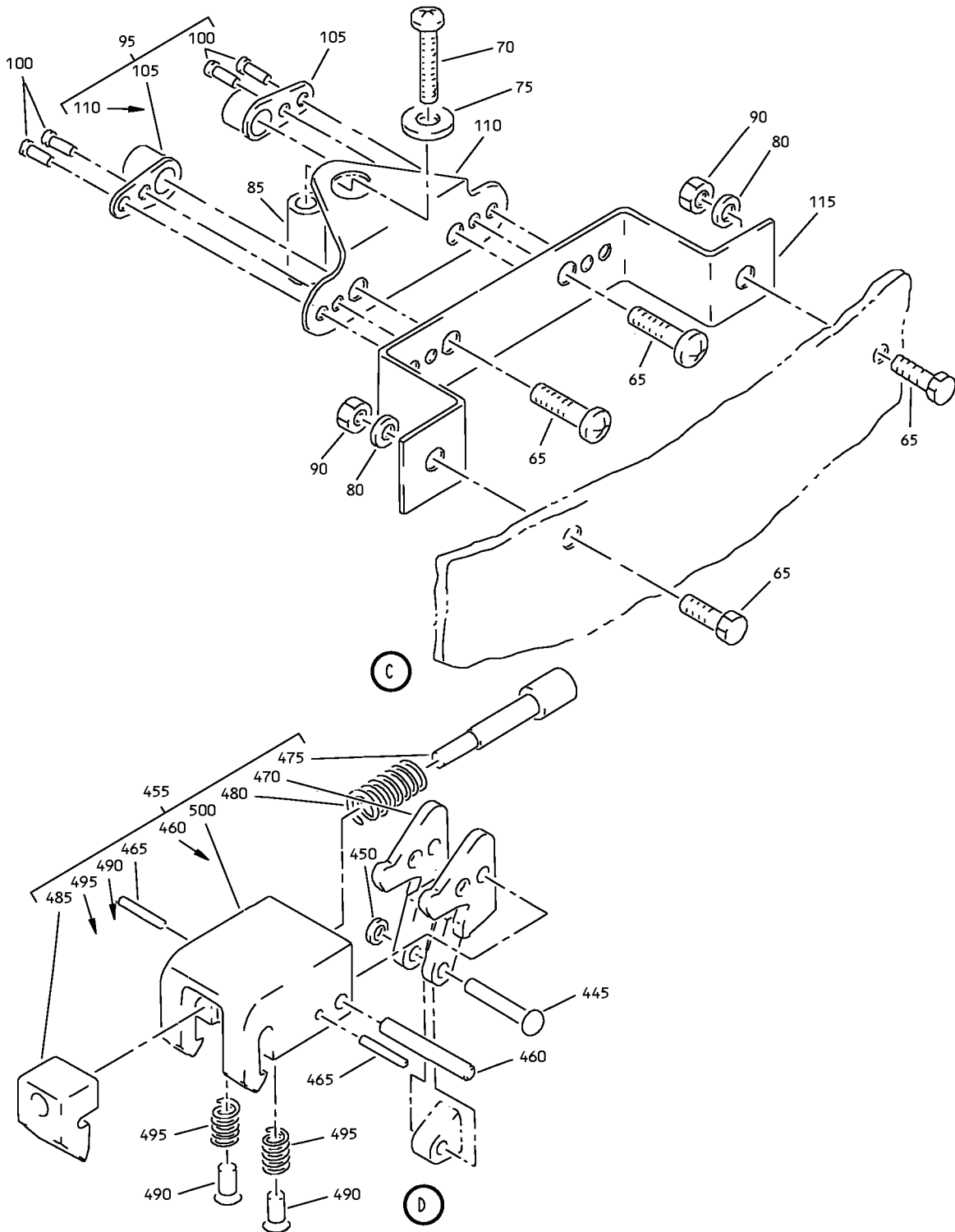
25-23-37

ILLUSTRATED PARTS LIST

Page 1098.114

Mar 01/2008

COMPONENT MAINTENANCE MANUAL



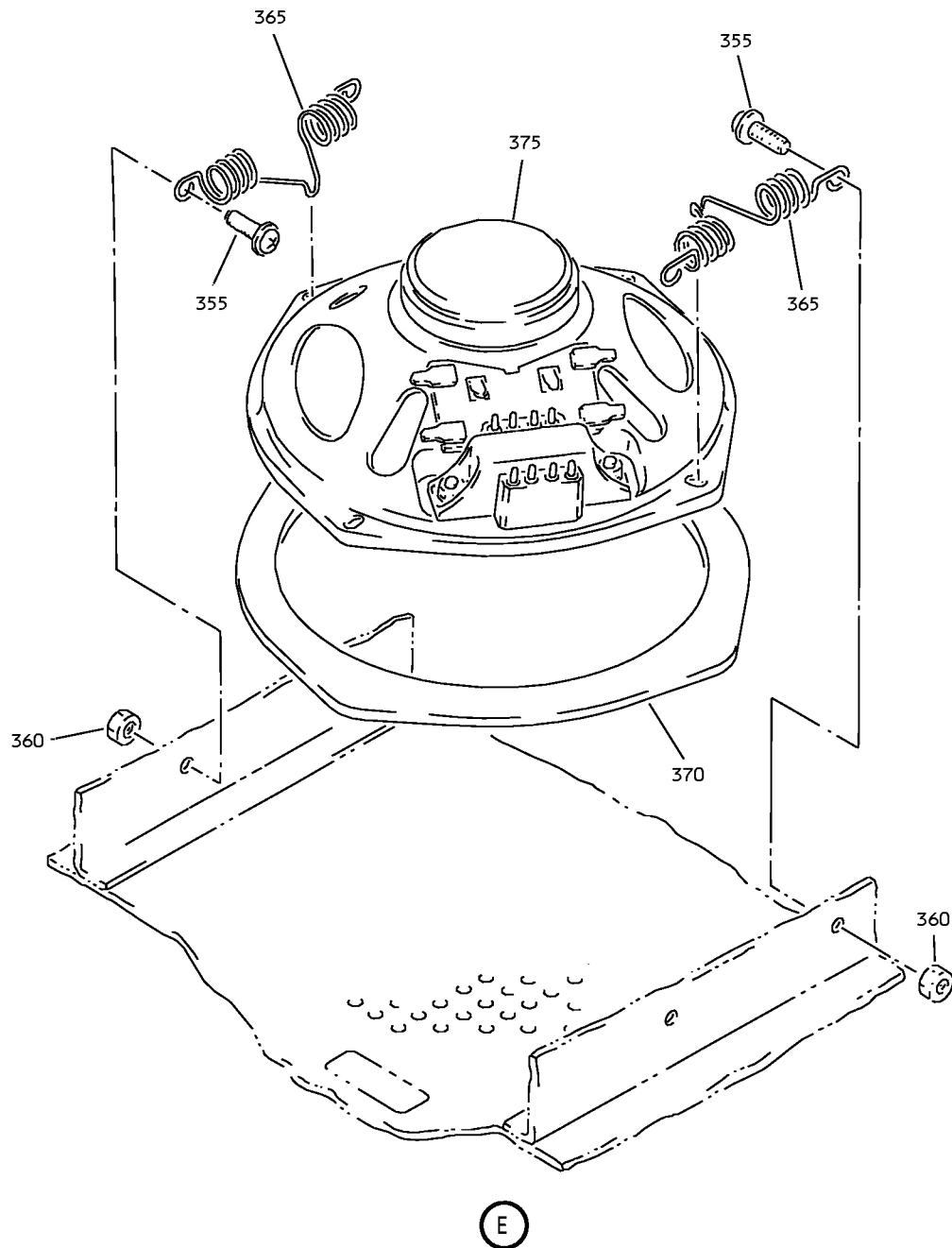
Partial Underbin Passenger Service Unit (with Lifevest and Speaker) Assembly
 IPL Figure 5 (Sheet 2 of 7)

25-23-37

ILLUSTRATED PARTS LIST

Page 1098.115

Mar 01/2008

COMPONENT MAINTENANCE MANUAL


Partial Underbin Passenger Service Unit (with Lifevest and Speaker) Assembly
IPL Figure 5 (Sheet 3 of 7)

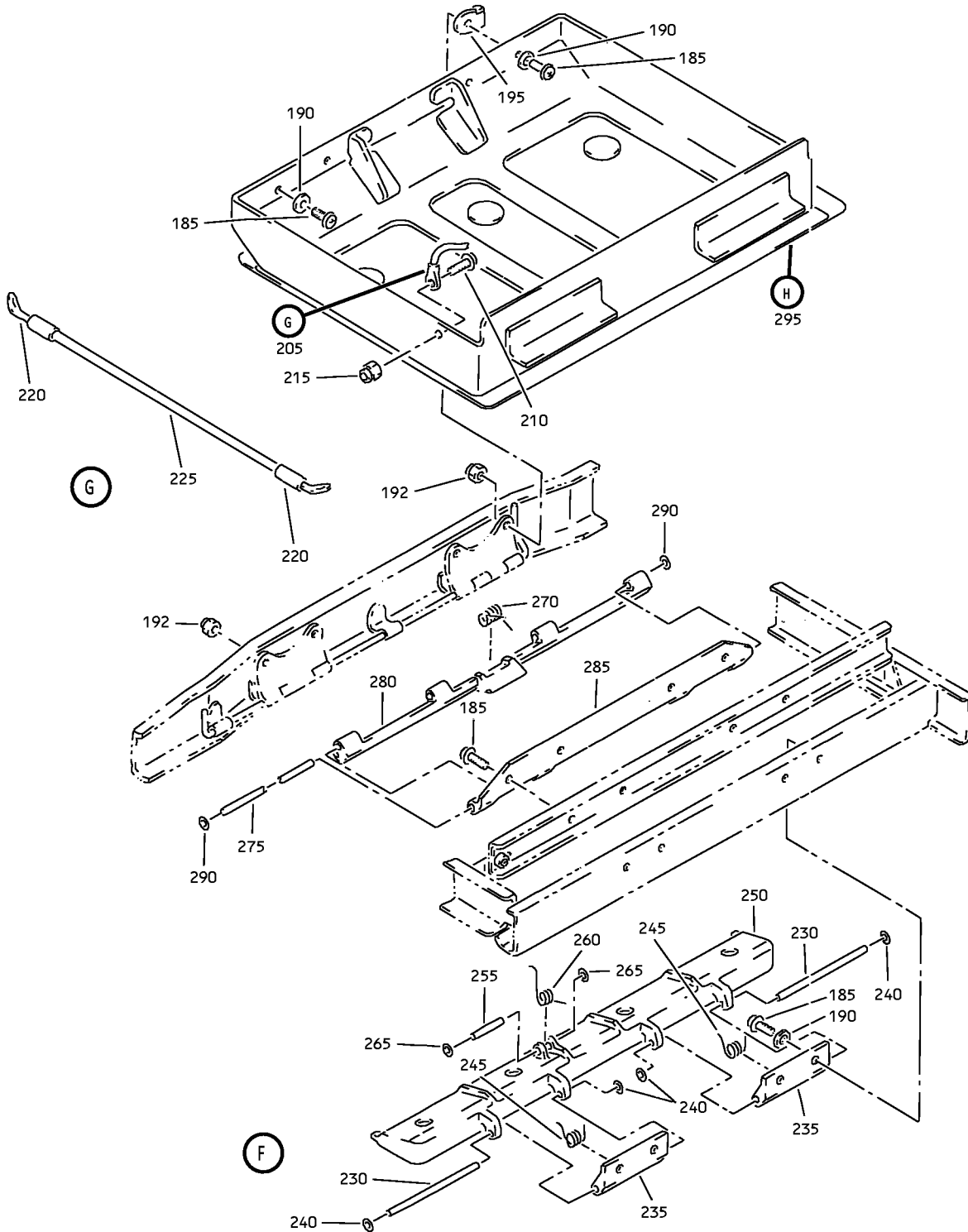
25-23-37

ILLUSTRATED PARTS LIST

Page 1098.116

Mar 01/2008

COMPONENT MAINTENANCE MANUAL



Partial Underbin Passenger Service Unit (with Lifevest and Speaker) Assembly
IPL Figure 5 (Sheet 4 of 7)

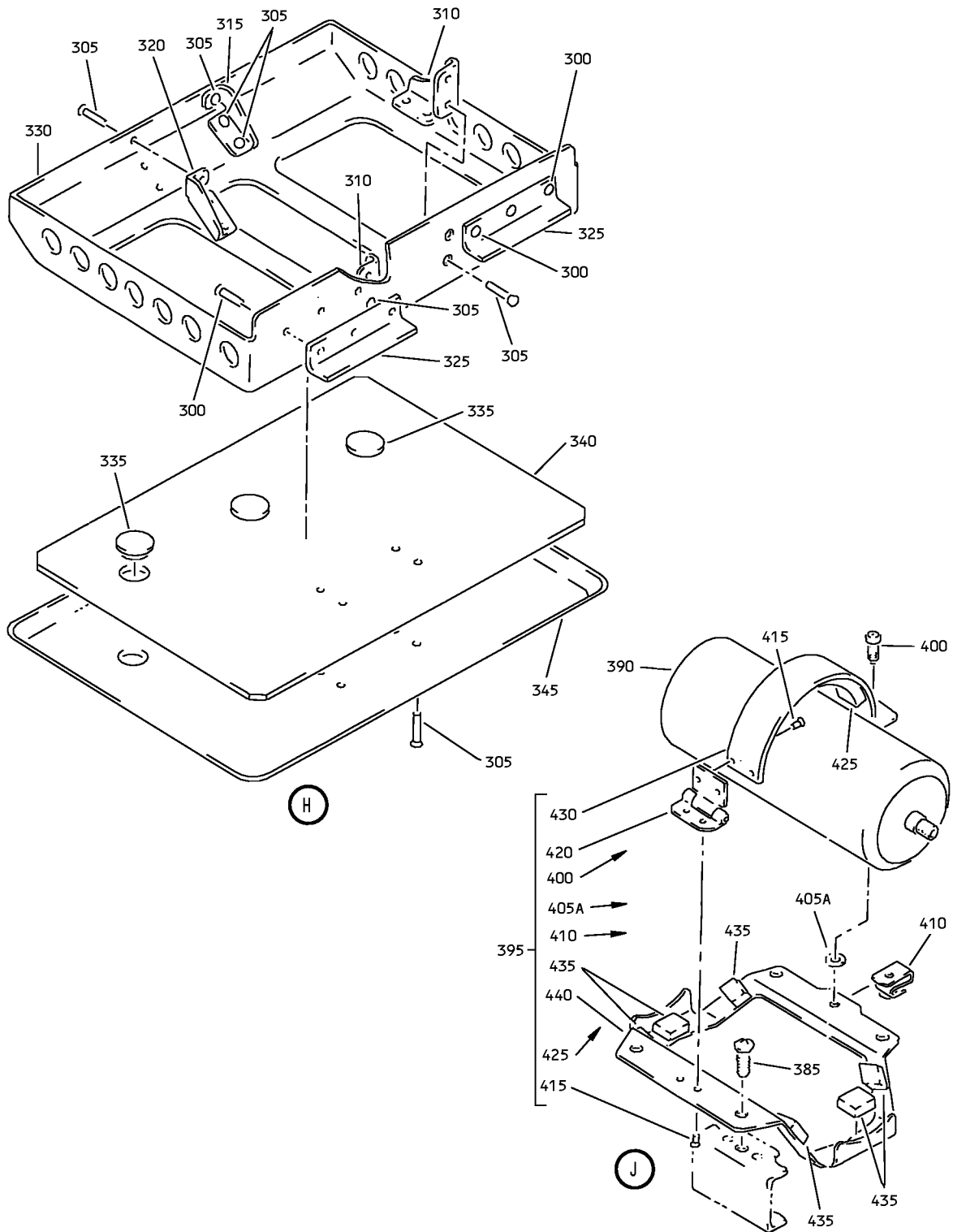
25-23-37

ILLUSTRATED PARTS LIST

Page 1098.117

Mar 01/2008

COMPONENT MAINTENANCE MANUAL



Partial Underbin Passenger Service Unit (with Lifevest and Speaker) Assembly
IPL Figure 5 (Sheet 5 of 7)

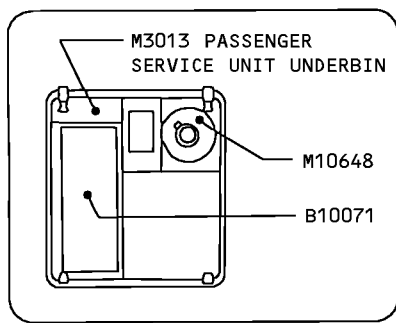
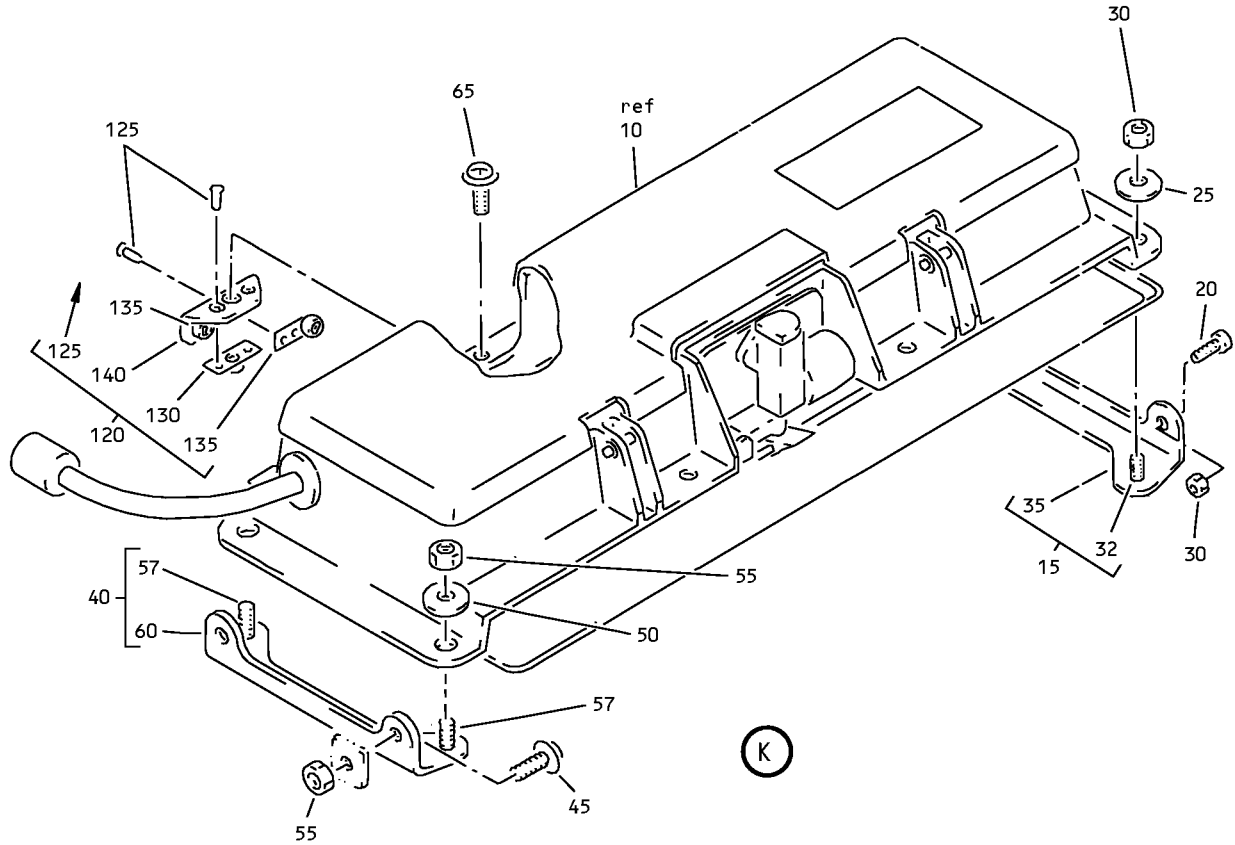
25-23-37

ILLUSTRATED PARTS LIST

Page 1098.118

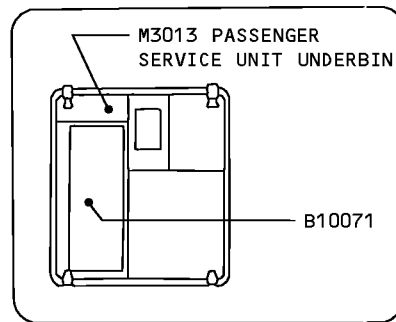
Mar 01/2008

COMPONENT MAINTENANCE MANUAL



(M)

575



(L)

580

Partial Underbin Passenger Service Unit (with Lifevest and Speaker) Assembly
IPL Figure 5 (Sheet 6 of 7)

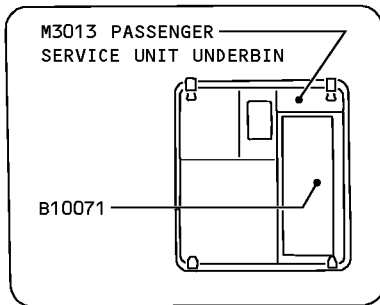
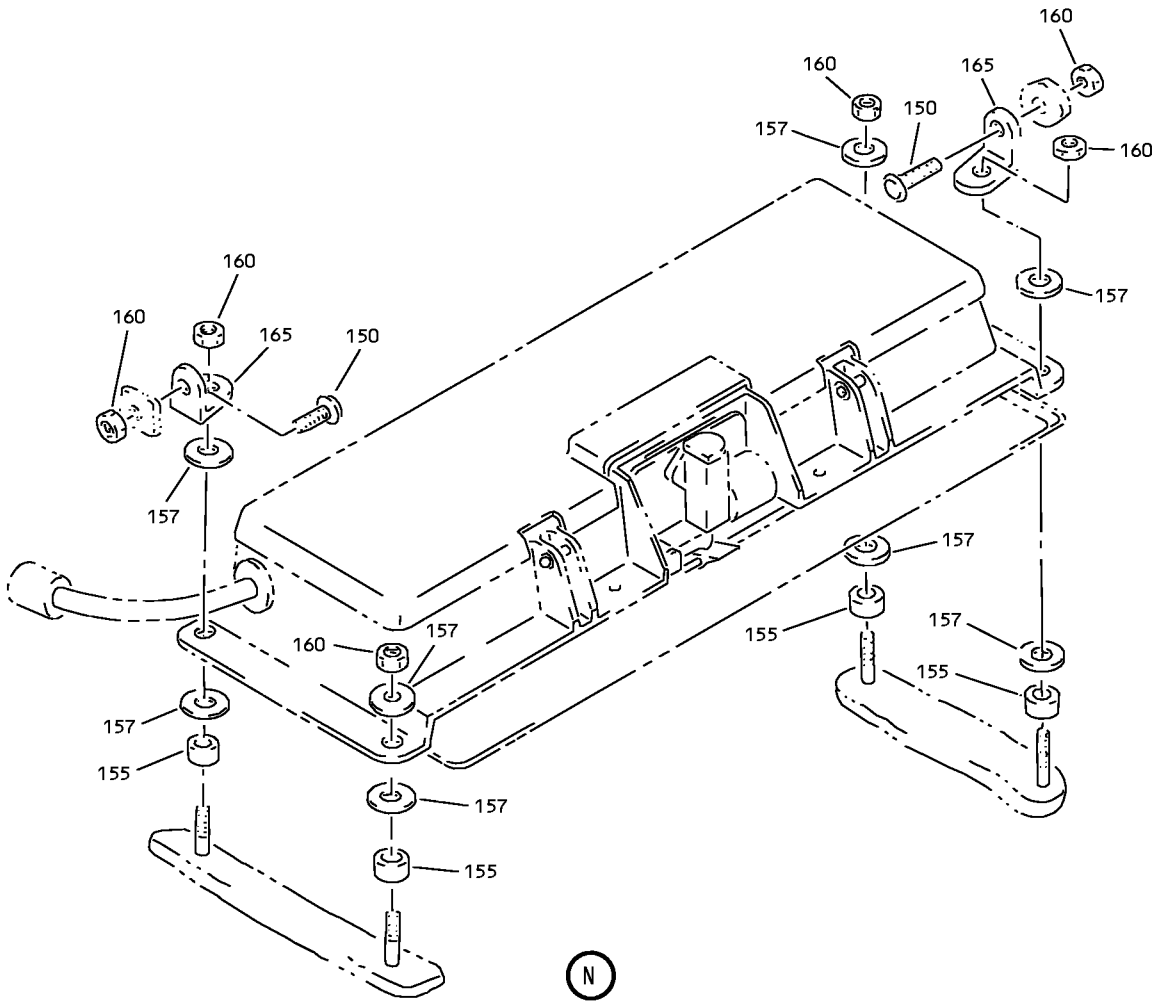
25-23-37

ILLUSTRATED PARTS LIST

Page 1098.119

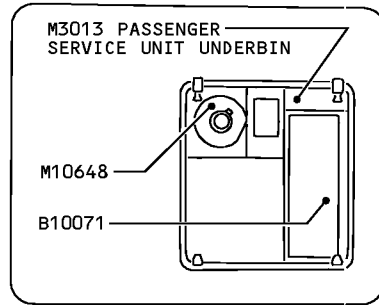
Mar 01/2008

COMPONENT MAINTENANCE MANUAL



Q

585



P

590

Partial Underbin Passenger Service Unit (with Lifevest and Speaker) Assembly
IPL Figure 5 (Sheet 7 of 7)

25-23-37

ILLUSTRATED PARTS LIST

Page 1098.120

Mar 01/2008



COMPONENT MAINTENANCE MANUAL

FIG/ ITEM	PART NUMBER	AIRLINE PART NUMBER	NOMENCLATURE							USAGE CODE	UNITS PER ASSY
			1	2	3	4	5	6	7		
5- -1	417N3100-195SP		SERVICE UNIT ASSY-19 IN. PARTIAL UNDERBIN PASS. (WITH LIFEVEST, SPKR) (LH) (FWD)							Q	RF
-1A	417N3100-209SP		SERVICE UNIT ASSY-19 IN. PARTIAL UNDERBIN PASS. (WITH LIFEVEST, SPKR) (LH) (FWD)							U	RF
-1B	417N3100-211SP		SERVICE UNIT ASSY-19 IN. PARTIAL UNDERBIN PASS. (WITH LIFEVEST, WITHOUT SPKR) (LH) (FWD)							V	RF
-1C	417N3100-249SP		SERVICE UNIT ASSY-19 IN. PARTIAL UNDERBIN PASS. (WITH GASPER AIR) (LH) (AFT)							AG	RF
-1D	417N3100-281SP		SERVICE UNIT ASSY-19 IN. PARTIAL UNDERBIN PASS. (WITH LIFEVEST, WITHOUT SPKR) (LH) (FWD)							AL	RF
-1E	417N3100-301SP		SERVICE UNIT ASSY-19 IN. PARTIAL UNDERBIN PASS. (WITH SPKR) (LH) (FWD)							AS	RF
-1F	417N3100-529SP		SERVICE UNIT ASSY-19 IN. PARTIAL UNDERBIN PASS. (WITH LIFEVEST, SPKR) (LH) (FWD)							CH	RF
-1G	417N3100-531SP		SERVICE UNIT ASSY-19 IN. PARTIAL UNDERBIN PASS. (WITH LIFEVEST, WITHOUT SPKR) (LH) (FWD)							CK	RF

-Item not Illustrated

25-23-37

ILLUSTRATED PARTS LIST

Page 1098.121

Mar 01/2008



COMPONENT MAINTENANCE MANUAL

FIG/ ITEM	PART NUMBER	AIRLINE PART NUMBER	NOMENCLATURE							USAGE CODE	UNITS PER ASSY
			1	2	3	4	5	6	7		
5- -5	417N3100-198SP		SERVICE UNIT ASSY-19 IN. PARTIAL UNDERBIN PASS. (WITH LIFEVEST, WITHOUT SPKR) (RH) (FWD)							R	RF
-5A	417N3100-212SP		SERVICE UNIT ASSY-19 IN. PARTIAL UNDERBIN PASS. (WITH LIFEVEST, WITHOUT SPKR) (RH) (FWD)							W	RF
-5B	417N3100-226SP		SERVICE UNIT ASSY-19 IN. PARTIAL UNDERBIN PASS. (WITH LIFEVEST, SPKR) (RH) (FWD)							AA	RF
-5C	417N3100-228SP		SERVICE UNIT ASSY-19 IN. PARTIAL UNDERBIN PASS. (WITH LIFEVEST, WITHOUT SPKR) (RH) (FWD)							AB	RF
-5D	417N3100-252SP		SERVICE UNIT ASSY-19 IN. PARTIAL UNDERBIN PASS. (WITH LIFEVEST, SPKR) (RH) (FWD)							AH	RF
-5E	417N3100-282SP		SERVICE UNIT ASSY-19 IN. PARTIAL UNDERBIN PASS. (WITH LIFEVEST, SPKR) (RH) (FWD)							AM	RF
-5F	417N3100-308SP		SERVICE UNIT ASSY-19 IN. PARTIAL UNDERBIN PASS. (WITH LIFEVEST, WITHOUT SPKR) (RH) (FWD)							AT	RF
-5G	417N3100-326SP		SERVICE UNIT ASSY-19 IN. PARTIAL UNDERBIN PASS. (WITH LIFEVEST, WITHOUT SPKR) (RH) (FWD)							AW	RF

-Item not Illustrated

25-23-37

ILLUSTRATED PARTS LIST

Page 1098.122

Mar 01/2008



COMPONENT MAINTENANCE MANUAL

FIG/ ITEM	PART NUMBER	AIRLINE PART NUMBER	NOMENCLATURE							USAGE CODE	UNITS PER ASSY	
			1	2	3	4	5	6	7			
5- 40	417N3122-65		.	.							Q, R, U- W, AA, AB	1
			ATTACHING PARTS									
45	BACS12FA08K5		.	.							Q, R, U- W, AA, AB	2
50	BACW10P193G		.	.							Q, R, U- W, AA, AB	2
55	BACN10YJ08		.	.							Q, R, U- W, AA, AB	4
			-----*									
57	BACS21AQ2A3K		.	.	.						Q, R, U- W, AA, AB	2
60	417N3122-66		.	.	.						Q, R, U- W, AA, AB	1
65	BACS12FA08K6		.	.							Q, R, U- W, AA, AB	11
70	BACS12FA08K7		.	.							Q, R, U- W, AA, AB	2
75	BACW10P193G		.	.							Q, R, U- W, AA, AB	2
80	AN960KD10L		.	.							Q, R, U- W, AA, AB	4
85	NAS43DD3-4		.	.							Q, R, U- W, AA, AB	2
90	BACN10YJ08		.	.							Q, R, U- W, AA, AB	4

-Item not Illustrated

25-23-37

ILLUSTRATED PARTS LIST

Page 1098.124

Mar 01/2008



COMPONENT MAINTENANCE MANUAL

FIG/ ITEM	PART NUMBER	AIRLINE PART NUMBER	NOMENCLATURE							USAGE CODE	UNITS PER ASSY	
			1	2	3	4	5	6	7			
5- 95	417N3122-88		.	.							Q, R, U- W, AA, AB	2
100	BACR15BA3AD		.	.	.						Q, R, U- W, AA, AB	4
105	BRM100A08		.	.	.						Q, R, U- W, AA, AB	2
110	417N3122-89		.	.	.						Q, R, U- W, AA, AB	1
115	417N3121-113		.	.							Q, R, U- W, AA, AB	2
120	417N3136-19		.	.							Q, R, U- W, AA, AB	1
125	BACR15BA3AD		.	.	.						Q, R, U- W, AA, AB	6
130	BRM200A08		.	.	.						Q, R, U- W, AA, AB	1
135	BRM100A08		.	.	.						Q, R, U- W, AA, AB	2

-Item not Illustrated

25-23-37

ILLUSTRATED PARTS LIST

Page 1098.125

Mar 01/2008



COMPONENT MAINTENANCE MANUAL

FIG/ ITEM	PART NUMBER	AIRLINE PART NUMBER	NOMENCLATURE							USAGE CODE	UNITS PER ASSY		
			1	2	3	4	5	6	7				
5- 140	417N3136-21		.	.	.						BRACKET	Q, R, U- W, AA, AB	1
145	417N3100-82		.								FASTENER ASSY (LIMITED USAGE)	Q, U, V	1
-145A	417N3100-82		.								FASTENER ASSY	AG, AL, AS, CH, CK	1
-147	417N3100-89		.								FASTENER ASSY (LIMITED USAGE)	R, W, AA, AB	1
-147A	417N3100-89		.								FASTENER ASSY	AH, AM, AT, AW, CG, CJ, CL	1
150	BACS12FA08K6		.	.							SCREW	Q, R, U- W, AA, AB, AG, AH, AL, AM, AS, AT, AW, CG-CL	2
155	NAS43DD3-18		.	.							SPACER	Q, R, U- W, AA, AB, AG, AH, AL, AM, AS, AT, AW, CG-CL	4
157	BACW10P193G		.	.							WASHER	Q, R, U- W, AA, AB, AG, AH, AL, AM, AS, AT, AW, CG-CL	8
160	BACN10YJ08		.	.							NUT	Q, R, U- W, AA, AB, AG, AH, AL, AM, AS, AT, AW, CG-CL	6
165	417N3100-116										DELETED		

-Item not Illustrated

25-23-37

ILLUSTRATED PARTS LIST

Page 1098.126

Mar 01/2008



COMPONENT MAINTENANCE MANUAL

FIG/ ITEM	PART NUMBER	AIRLINE PART NUMBER	NOMENCLATURE							USAGE CODE	UNITS PER ASSY
			1	2	3	4	5	6	7		
5-											
165A	417N3122-115		.	.	ANGLE					R, W, AA, AB, AH, AM, AT, AW, CG, CJ, CL	1
-165B	417N3122-116		.	.	ANGLE-FFF					Q, U, V, AG, AL, AS, CH, CK	1
170	417N3130-1SP		.		BOX ASSY-FOUR MASK OXY (LIMITED USAGE) (REF CMM 35-21-03)					U, V	1
-170A	417N3130-33SP		.		BOX ASSY-FOUR BOX OXY (LIMITED USAGE) (REF CMM 35-21-02)					U, V	1
-170B	417N3130-23SP		.		BOX ASSY-FOUR MASK OXY (LIMITED USAGE) (REF CMM 35-21-03)					Q	1
-170C	417N3130-57SP		.		BOX ASSY-FOUR MASK OXY (LIMITED USAGE) (REF CMM 35-21-02)					Q	1
-170D	417N3130-33SP		.		BOX ASSY-FOUR MASK OXY (REF CMM 35-21-02)					AG	1
-170E	417N3130-63SP		.		BOX ASSY-FOUR MASK OXY (REF CMM 35-21-02)					AL, AS	1
-170F	417N3130-73SP		.		BOX ASSY-FOUR MASK OXY (REF CMM 35-21-02)					CH, CK	1
-175	417N3130-2SP		.		BOX ASSY-FOUR MASK OXY (LIMITED USAGE) (REF CMM 35-21-03)					AA, AB	1
-175A	417N3130-34SP		.		BOX ASSY-FOUR MASK OXY (LIMITED USAGE) (REF CMM 35-21-02)					AA, AB	1
-175B	417N3130-4SP		.		BOX ASSY-THREE BOX OXY (LIMITED USAGE) (REF CMM 35-21-03)					W	1
-175C	417N3130-36SP		.		BOX ASSY-THREE BOX OXY (LIMITED USAGE) (REF CMM 35-21-02)					W	1

-Item not Illustrated

25-23-37

ILLUSTRATED PARTS LIST

Page 1098.127

Mar 01/2008



COMPONENT MAINTENANCE MANUAL

FIG/ ITEM	PART NUMBER	AIRLINE PART NUMBER	NOMENCLATURE							USAGE CODE	UNITS PER ASSY	
			1	2	3	4	5	6	7			
5- 192	H10-08BAC		.	.	NUT (V15653) (SPEC BACN10JC08) (OPT NS202101-82 (V80539)) (OPT RMLH9075-82W (V72962)) (OPT T6S832J (V71087)) (OPT VN303A82 (V92215)) (OPT 96-82 (V80539)) (OPT BRH10A08 (V52828))						R, W, AA, AB, AH, AM, AT, AW, CG, CJ, CL	4
195	417N3122-49		.	.	RETAINER						Q, R, U- W, AA, AB, AG, AH, AL, AM, AS, AT, AW, CG-CL	1
-200	417N3122-50		.	.	RETAINER						Q, R, U- W, AA, AB, AG, AH, AL, AM, AS, AT, AW, CG-CL	1
205	417N3190-8		.	.	LANYARD ASSY						Q, R, U- W, AA, AB, AG, AH, AL, AM, AS, AT, AW, CG-CL	1
210	BACS12FA08K6				ATTACHING PARTS							
			.	.	SCREW						Q, R, U- W, AA, AB, AG, AH, AL, AM, AS, AT, AW, CG-CL	1
215	26C82		.	.	NUT (V80539) (SPEC BACN10R8)						Q, U, V, AG, AL, AS, CH, CK	1

-Item not Illustrated

25-23-37

ILLUSTRATED PARTS LIST

Page 1098.129

Mar 01/2008



COMPONENT MAINTENANCE MANUAL

FIG/ ITEM	PART NUMBER	AIRLINE PART NUMBER	NOMENCLATURE							USAGE CODE	UNITS PER ASSY	
			1	2	3	4	5	6	7			
5- -215A	H10-08BAC		.	.	NUT (V15653) (SPEC BACN10JC08) (OPT NS202101-82 (V80539)) (OPT RMLH9075-82W (V72962)) (OPT T6S832J (V71087)) (OPT VN303A82 (V92215)) (OPT 96-82 (V80539)) (OPT BRH10A08 (V52828))						R, W, AA, AB, AH, AM, AT, AW, CG, CJ, CL	1
220	417N3190-7		.	.	.	TERMINAL					Q, R, U- W, AA, AB, AG, AH, AL, AM, AS, AT, AW, CG-CL	2
225	417N3190-5		.	.	.	CORD-NYLON					Q, R, U- W, AA, AB, AG, AH, AL, AM, AS, AT, AW, CG-CL	1
230	417N3100-74		.	.	PIN						Q, R, U- W, AA, AB, AG, AH, AL, AM, AS, AT, AW, CG-CL	2
235	417N3133-19		.	.	HOUSING-PUSHBUTTON						Q, R, U- W, AA, AB, AG, AH, AL, AM, AS, AT, AW, CG-CL	2

-Item not Illustrated

25-23-37

ILLUSTRATED PARTS LIST

Page 1098.130

Mar 01/2008



COMPONENT MAINTENANCE MANUAL

FIG/ ITEM	PART NUMBER	AIRLINE PART NUMBER	NOMENCLATURE							USAGE CODE	UNITS PER ASSY	
			1	2	3	4	5	6	7			
5- 240	6100-9		.	.							Q, R, U- W, AA, AB, AG, AH, AL, AM, AS, AT, AW, CG-CL	4
245	417N3173-9		.	.							Q, R, U- W, AA, AB, AG, AH, AL, AM, AS, AT, AW, CG-CL	2
250	417N3084-1SP		.	.							Q, R, U- W, AA, AB, AG, AH, AL, AM, AS, AT, AW, CG-CL	1
255	417N3100-73		.	.							Q, R, U- W, AA, AB, AG, AH, AL, AM, AS, AT, AW, CG-CL	1
260	417N3173-14		.	.							Q, R, U- W, AA, AB, AG, AH, AL, AM, AS, AT, AW, CG-CL	1
265	6100-9		.	.							Q, R, U- W, AA, AB, AG, AH, AL, AM, AS, AT, AW, CG-CL	2

-Item not Illustrated

25-23-37

ILLUSTRATED PARTS LIST

Page 1098.131

Mar 01/2008



COMPONENT MAINTENANCE MANUAL

FIG/ ITEM	PART NUMBER	AIRLINE PART NUMBER	NOMENCLATURE							USAGE CODE	UNITS PER ASSY	
			1	2	3	4	5	6	7			
5- 270	417N3173-13		.	.	SPRING						Q, R, U- W, AA, AB, AG, AH, AL, AM, AS, AT, AW, CG-CL	1
275	417N3100-78		.	.	PIN						Q, R, U- W, AA, AB, AG, AH, AL, AM, AS, AT, AW, CG-CL	1
280	417N3133-15		.	.	LATCH						Q, R, U- W, AA, AB, AG, AH, AL, AM, AS, AT, AW, CG-CL	1
285	417N3133-16		.	.	LATCH						Q, R, U- W, AA, AB, AG, AH, AL, AM, AS, AT, AW, CG-CL	1
290	6100-9		.	.	RETAINER (V2X013)						Q, R, U- W, AA, AB, AG, AH, AL, AM, AS, AT, AW, CG-CL	2
295	417N3080-1SP		.	.	DOOR ASSY						Q, R, U- W, AA, AB, AG, AH, AL, AM, AS, AT, AW, CG-CL	1

-Item not Illustrated

25-23-37

ILLUSTRATED PARTS LIST

Page 1098.132

Mar 01/2008



COMPONENT MAINTENANCE MANUAL

FIG/ ITEM	PART NUMBER	AIRLINE PART NUMBER	NOMENCLATURE							USAGE CODE	UNITS PER ASSY	
			1	2	3	4	5	6	7			
5- 300	BACR15CE3D		.	.	.	RIVET (SIZE DETERMINED ON INST)					Q, R, U- W, AA, AB, AG, AH, AL, AM, AS, AT, AW, CG-CL	6
305	BACR15CE4D		.	.	.	RIVET (SIZE DETERMINED ON INST)					Q, R, U- W, AA, AB, AG, AH, AL, AM, AS, AT, AW, CG-CL	14
310	417N3083-2		.	.	.	GUSSET					Q, R, U- W, AA, AB, AG, AH, AL, AM, AS, AT, AW, CG-CL	2
315	417N3083-3		.	.	.	GUSSET					Q, R, U- W, AA, AB, AG, AH, AL, AM, AS, AT, AW, CG-CL	1
320	417N3083-4		.	.	.	GUSSET					Q, R, U- W, AA, AB, AG, AH, AL, AM, AS, AT, AW, CG-CL	1
325	417N3083-1		.	.	.	ANGLE					Q, R, U- W, AA, AB, AG, AH, AL, AM, AS, AT, AW, CG-CL	2

-Item not Illustrated

25-23-37

ILLUSTRATED PARTS LIST

Page 1098.133

Mar 01/2008



COMPONENT MAINTENANCE MANUAL

FIG/ ITEM	PART NUMBER	AIRLINE PART NUMBER	NOMENCLATURE							USAGE CODE	UNITS PER ASSY		
			1	2	3	4	5	6	7				
5- 330	417N3082-1		.	.	.						COMPARTMENT	Q, R, U- W, AA, AB, AG, AH, AL, AM, AS, AT, AW, CG-CL	1
335	417N3113-1		.	.	.						LENS	Q, R, U- W, AA, AB, AG, AH, AL, AM, AS, AT, AW, CG-CL	3
340	417N3080-3		.	.	.						PANEL	Q, R, U- W, AA, AB, AG, AH, AL, AM, AS, AT, AW, CG-CL	1
345	417N3081-1SP		.	.	.						PANEL	Q, R, U- W, AA, AB, AG, AH, AL, AM, AS, AT, AW, CG-CL	1
350	417N3100-15		.								SPEAKER ASSY	Q, U, AA, AG, AH, AM, AS, CG-CJ	1
355	BACS12FA08K6		.	.							SCREW	Q, U, AA, AG, AH, AM, AS, CG-CJ	4
360	BACN10YJ08		.	.							NUT	Q, U, AA, AG, AH, AM, AS, CG-CJ	4
365	417N3173-6		.	.							SPRING	Q, U, AA, AG, AH, AM, AS, CG-CJ	2

-Item not Illustrated

25-23-37

ILLUSTRATED PARTS LIST

Page 1098.134

Mar 01/2008



COMPONENT MAINTENANCE MANUAL

FIG/ ITEM	PART NUMBER	AIRLINE PART NUMBER	NOMENCLATURE							USAGE CODE	UNITS PER ASSY	
			1	2	3	4	5	6	7			
5- 370	417N3104-1		.	.	GASKET (MAKE FROM SH RUBATEX R310V 0.125 X 7.0 IN. DIA)						Q, U, AA, AG, AH, AM, AS, CG-CJ	1
375	RDAM8005A		.	.	SPEAKER (V54473) (SPEC S222T101-101)						Q, U, AA, AG, AH, AM, AS, CG-CJ	1
380	417N3100-48		.		GENERATOR ASSY						Q, R, U, V, AA, AB, AG, AH, AL, AM, AS, AT, CG- CL	1
-380A	417N3100-46		.		GENERATOR ASSY						W, AW	1
385	BACS12FA08K6		.	.	SCREW						Q, R, U- W, AA, AB, AG, AH, AL, AM, AS, AT, AW, CG-CL	4
390	117003-14		.	.	GENERATOR-CHEMICAL OXY (V16827) (SPEC S417T401-27) (OPT ITEM 390A, 390D)						Q, R, U, V, AA, AB, AG, AH, AL, AM, AS, AT, CG- CL	1
-390A	803000-04		.	.	GENERATOR-CHEMICAL OXY (V53655) (SPEC S417T401-33) (OPT ITEM 390, 390D)						Q, R, U, V, AA, AB, AG, AH, AL, AM, AS, AT, CG- CL	1
-390B	117003-13		.	.	GENERATOR-CHEMICAL OXY (V16827) (SPEC S417T401-26) (OPT ITEM 390C)						W, AW	1

-Item not Illustrated

25-23-37

ILLUSTRATED PARTS LIST

Page 1098.135

Mar 01/2008



COMPONENT MAINTENANCE MANUAL

FIG/ ITEM	PART NUMBER	AIRLINE PART NUMBER	NOMENCLATURE							USAGE CODE	UNITS PER ASSY	
			1	2	3	4	5	6	7			
5- -390C	803000-03		.	.	GENERATOR-CHEMICAL OXY (V53655) (SPEC S417T401-32) (OPT ITEM 390B)						W, AW	1
-390D	E71740-00		.	.	GENERATOR-CHEMICAL OXY (VD1379) (SPEC S417T401-44) (OPT ITEM 390, 390A)						Q, R, U, V, AA, AB, AG, AH, AL, AM, AS, AT, CG- CL	1
395	417N3160-11		.	.	BRACKET ASSY						Q, R, U- W, AA, AB, AG, AH, AL, AM, AS, AT, AW, CG-CL	1
400	FT1387P8-1-2		.	.	SCREW-CAPTIVE (V58794) (OPT ITEM 400A)						Q, R, U- W, AA, AB, AG, AH, AL, AM, AS, AT, AW, CG-CL	1
-400A	C58024-08-1A		.	.	SCREW-CAPTIVE (V58998) (OPT ITEM 400)						Q, R, U- W, AA, AB, AG, AH, AL, AM, AS, AT, AW, CG-CL	1
405	AN960KD416		.	.	WASHER						Q, R, U- W, AA, AB, AG, AH, AL, AM, AS, AT, AW, CG-CL	1

-Item not Illustrated

25-23-37

ILLUSTRATED PARTS LIST

Page 1098.136

Mar 01/2008



COMPONENT MAINTENANCE MANUAL

FIG/ ITEM	PART NUMBER	AIRLINE PART NUMBER	NOMENCLATURE							USAGE CODE	UNITS PER ASSY	
			1	2	3	4	5	6	7			
5- 405A	AN960JD416		.	.	.	W	A	S	H	ER	Q, R, U- W, AA, AB, AG, AH, AL, AM, AS, AT, AW, CG-CL	1
410	A4972-6-82		.	.	.	N	U	T			Q, R, U- W, AA, AB, AG, AH, AL, AM, AS, AT, AW, CG-CL	1
415	BACR15BA3D		.	.	.	R	I	V	E	T	Q, R, U- W, AA, AB, AG, AH, AL, AM, AS, AT, AW, CG-CL	4
420	417N3811-13		.	.	.	H	I	N	G	E	Q, R, U- W, AA, AB, AG, AH, AL, AM, AS, AT, AW, CG-CL	1
425	417N3160-12		.	.	.	P	A	D	-	I	Q, R, U- W, AA, AB, AG, AH, AL, AM, AS, AT, AW, CG-CL	1
430	417N3161-7		.	.	.	B	R	A	C	K	Q, R, U- W, AA, AB, AG, AH, AL, AM, AS, AT, AW, CG-CL	1
			.	.	.	B	R	A	C	K	Q, R, U- W, AA, AB, AG, AH, AL, AM, AS, AT, AW, CG-CL	1

-Item not Illustrated

25-23-37

ILLUSTRATED PARTS LIST

Page 1098.137

Mar 01/2008



COMPONENT MAINTENANCE MANUAL

FIG/ ITEM	PART NUMBER	AIRLINE PART NUMBER	NOMENCLATURE							USAGE CODE	UNITS PER ASSY	
			1	2	3	4	5	6	7			
5- 435	417N3160-13		.	.	.						Q, R, U- W, AA, AB, AG, AH, AL, AM, AS, AT, AW, CG-CL	6
440	417N3136-99		.	.	.						Q, R, U- W, AA, AB, AG, AH, AL, AM, AS, AT, AW, CG-CL	1
445	BACR15BB4D10		.								Q, R, U- W, AA, AB, AG, AH, AL, AM, AS, AT, AW, CG-CL	2
450	6100-12		.								Q, R, U- W, AA, AB, AG, AH, AL, AM, AS, AT, AW, CG-CL	2
455	417N3180-1		.								Q, R, U- W, AA, AB, AG, AH, AL, AM, AS, AT, AW, CG-CL	2
460	NAS607-2-8P		.	.							Q, R, U- W, AA, AB, AG, AH, AL, AM, AS, AT, AW, CG-CL	1

-Item not Illustrated

25-23-37

ILLUSTRATED PARTS LIST

Page 1098.138

Mar 01/2008



COMPONENT MAINTENANCE MANUAL

FIG/ ITEM	PART NUMBER	AIRLINE PART NUMBER	NOMENCLATURE							USAGE CODE	UNITS PER ASSY	
			1	2	3	4	5	6	7			
5- 465	NAS607-1-4P		.	.							Q, R, U- W, AA, AB, AG, AH, AL, AM, AS, AT, AW, CG-CJ	2
470	417N3181-1		.	.							Q, R, U- W, AA, AB, AG, AH, AL, AM, AS, AT, AW, CG-CL	1
-470A	65-85902-1		.	.							Q, R, U- W, AA, AB, AG, AH, AL, AM, AS, AT, AW, CG-CL	1
475	65-85905-4		.	.							Q, R, U- W, AA, AB, AG, AH, AL, AM, AS, AT, AW, CG-CL	1
480	RCS3290		.	.							Q, R, U- W, AA, AB, AG, AH, AL, AM, AS, AT, AW, CG-CL	1
485	417N3182-1		.	.							Q, R, U- W, AA, AB, AG, AH, AL, AM, AS, AT, AW, CG-CL	1

-Item not Illustrated

25-23-37

ILLUSTRATED PARTS LIST

Page 1098.139

Mar 01/2008



COMPONENT MAINTENANCE MANUAL

FIG/ ITEM	PART NUMBER	AIRLINE PART NUMBER	NOMENCLATURE							USAGE CODE	UNITS PER ASSY	
			1	2	3	4	5	6	7			
5- 490	417N3180-3		.	.							Q, R, U- W, AA, AB, AG, AH, AL, AM, AS, AT, AW, CG-CL	2
495	RCS3289		.	.							Q, R, U- W, AA, AB, AG, AH, AL, AM, AS, AT, AW, CG-CL	2
500	417N3183-1		.	.							Q, R, U- W, AA, AB, AG, AH, AL, AM, AS, AT, AW, CG-CL	1
-505	AN960JD416L		.								Q, U, AA, AG, AH, AM, AS, CG-CJ	AR
-507	AN960JD416L		.								R, V, W, AB, AL, AT, AW, CK, CL	AR
-510	PLWP1S		.								Q, U, AA, AG, AH, AM, AS, CG-CJ	AR
-512	PLWP1S		.								R, V, W, AB, AL, AT, AW, CK, CL	AR
-515	NMC1001-0		.								Q, R, U- W, AA, AB, AG, AH, AL, AM, AS, AT, AW, CG-CL	2

-Item not Illustrated

25-23-37

ILLUSTRATED PARTS LIST

Page 1098.140

Mar 01/2008



COMPONENT MAINTENANCE MANUAL

FIG/ ITEM	PART NUMBER	AIRLINE PART NUMBER	NOMENCLATURE							USAGE CODE	UNITS PER ASSY	
			1	2	3	4	5	6	7			
5-												
-515A	BACC10DK3		.	CLAMP							Q, R, U- W, AA, AB, AG, AH, AL, AM, AS, AT, AW, CG-CL	2
-520	61-33500-001		.	WIRE BUNDLE							Q, R, U, W, AA, AB, AL, AM, AS, AT, AW	1
-520A	61-33500-002		.	WIRE BUNDLE							AG, AH	1
-520B	61-33520-001		.	WIRE BUNDLE							CJ-CL	1
-520C	286N0536-001		.	WIRE BUNDLE							CJ-CL	1
-520D	61-33520-002		.	WIRE BUNDLE							CG, CH	1
-520E	286N0536-002		.	WIRE BUNDLE							CG, CH	1
525	417N3100-71		.	PAD							Q, R, U- W, AA, AB, AG, AH, AL, AM, AS, AT, AW, CG-CL	2
530	417N3190-1		.	LANYARD ASSY							Q, R, U- W, AA, AB, AG, AH, AL, AM, AS, AT, AW, CG-CL	1
535	GSC205		.	SLEEVE							Q, R, U- W, AA, AB, AG, AH, AL, AM, AS, AT, AW, CG-CL	4

-Item not Illustrated

25-23-37

ILLUSTRATED PARTS LIST

Page 1098.141

Mar 01/2008



COMPONENT MAINTENANCE MANUAL

FIG/ ITEM	PART NUMBER	AIRLINE PART NUMBER	NOMENCLATURE							USAGE CODE	UNITS PER ASSY	
			1	2	3	4	5	6	7			
5- -535A	GSC219		.	.	.	SLEEVE (V59730) (SPEC BACS13S219C) (OPT Y0C140 (V12357)) (OPT ITEM 535)					Q, R, U- W, AA, AB, AG, AH, AL, AM, AS, AT, AW, CG-CL	4
540	10-61790-1		.	.	.	HOOK (V08205)					Q, R, U- W, AA, AB, AG, AH, AL, AM, AS, AT, AW, CG-CL	1
545	NAS43DD4-5		.	.	.	SPACER					Q, R, U- W, AA, AB, AG, AH, AL, AM, AS, AT, AW, CG-CL	1
550	65C16899-6		.	.	.	SPRING					Q, R, U- W, AA, AB, AG, AH, AL, AM, AS, AT, AW, CG-CL	1
555	417N3190-3		.	.	.	CORD					Q, R, U- W, AA, AB, AG, AH, AL, AM, AS, AT, AW, CG-CL	1
560	417N3110-25SP		.	.	.	FRAME ASSY (LIMITED USAGE) (FOR DETAILS SEE FIG.17)					Q, U, V	1
-560A	417N3110-45SP		.	.	.	FRAME ASSY (LIMITED USAGE) (FOR DETAILS SEE FIG.18)					Q, U, V	1
-560B	417N3110-45SP		.	.	.	FRAME ASSY (FOR DETAILS SEE FIG.18)					AG, AL, AS, CH, CK	1

-Item not Illustrated

25-23-37

ILLUSTRATED PARTS LIST

Page 1098.142

Mar 01/2008



COMPONENT MAINTENANCE MANUAL

FIG/ ITEM	PART NUMBER	AIRLINE PART NUMBER	NOMENCLATURE							USAGE CODE	UNITS PER ASSY	
			1	2	3	4	5	6	7			
5- -565	417N3110-26SP		.								R, W, AA, AB	1
-565A	417N3110-46SP		.								R, W, AA, AB	1
-565B	417N3110-46SP		.								AH, AM, AT, AW, CG, CJ, CL	1
570	BAC27DPA2272		.								Q, R, U- W, AA, AB, AG, AH, AL, AM, AS, AT, AW, CG-CL	1
575	BAC29PPS1425		.								Q, U, AG, AS, CH	1
580	BAC29PPS1427		.								V, AL, CK	1
585	BAC29PPS1426		.								R, W, AB, AT, AW, CL	1
590	BAC29PPS1424		.								AA, AH, AM, CG, CJ	1

-Item not Illustrated

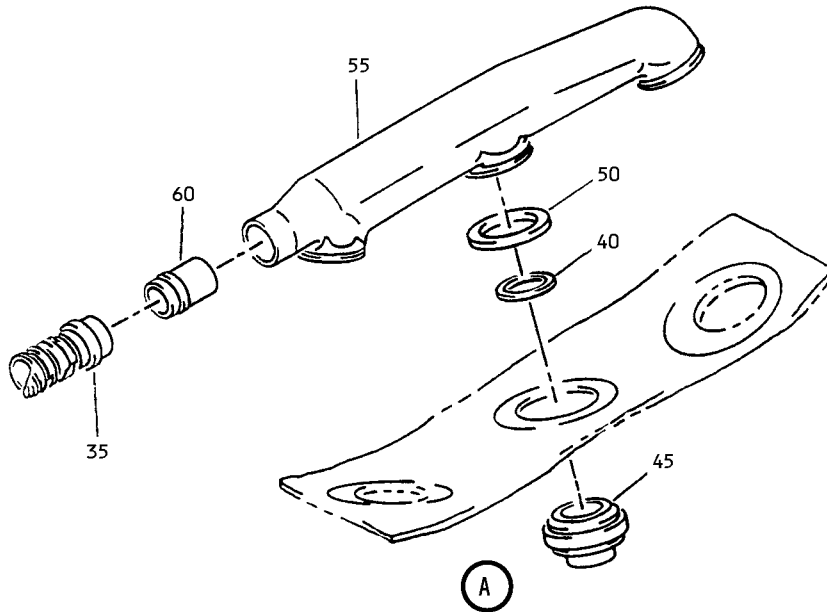
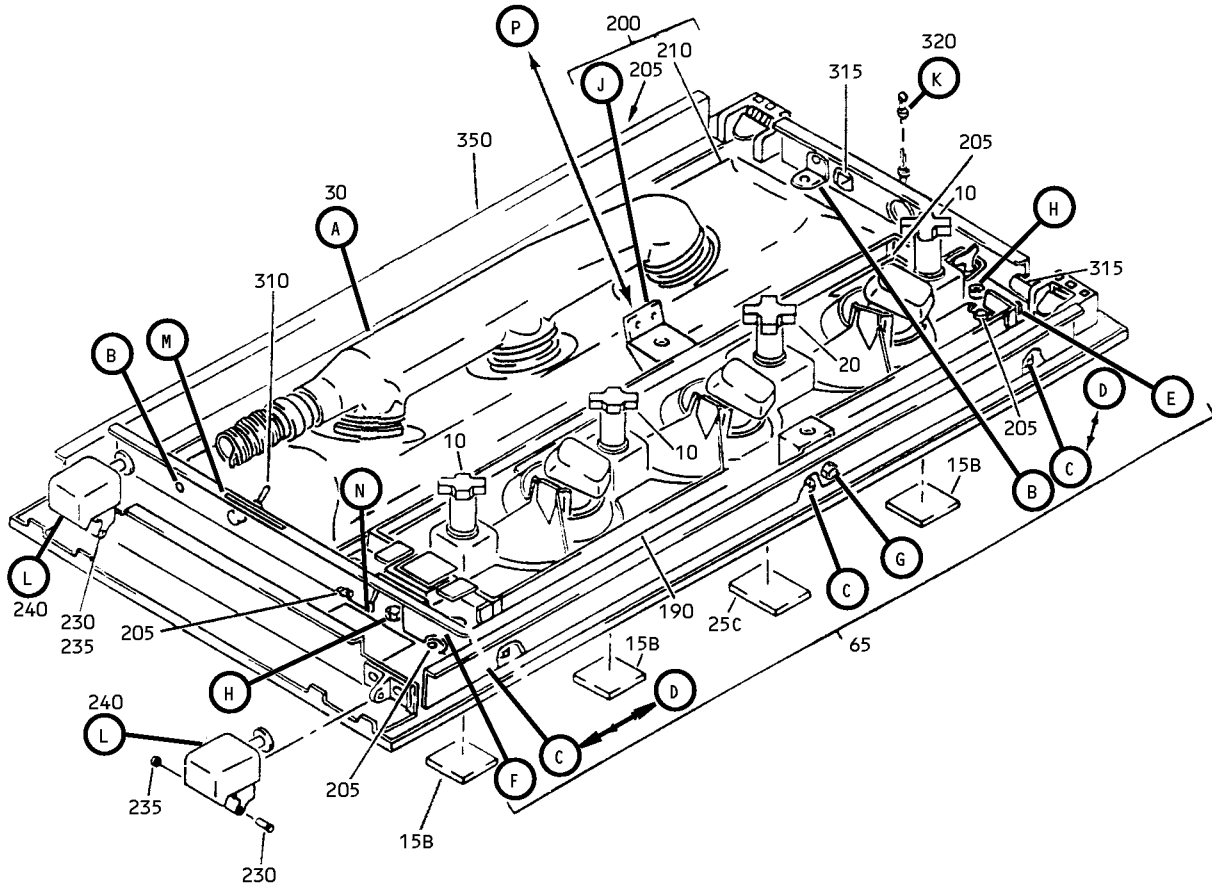
25-23-37

ILLUSTRATED PARTS LIST

Page 1098.143

Mar 01/2008

COMPONENT MAINTENANCE MANUAL



Partial Underbin Passenger Service Unit (with Gasper Air) Assembly
IPL Figure 6 (Sheet 1 of 4)

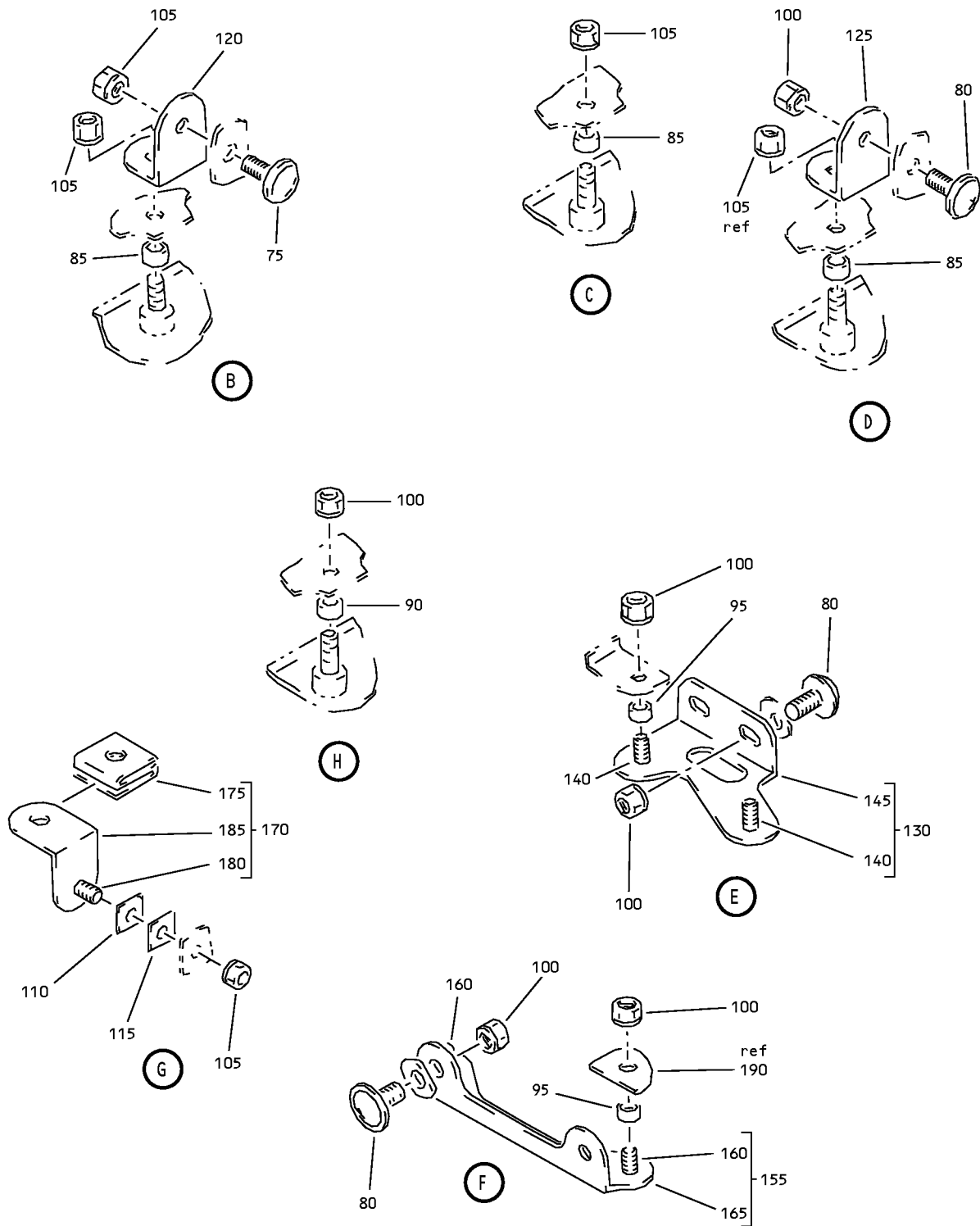
25-23-37

ILLUSTRATED PARTS LIST

Page 1098.144

Mar 01/2008

COMPONENT MAINTENANCE MANUAL



Partial Underbin Passenger Service Unit (with Gasper Air) Assembly
IPL Figure 6 (Sheet 2 of 4)

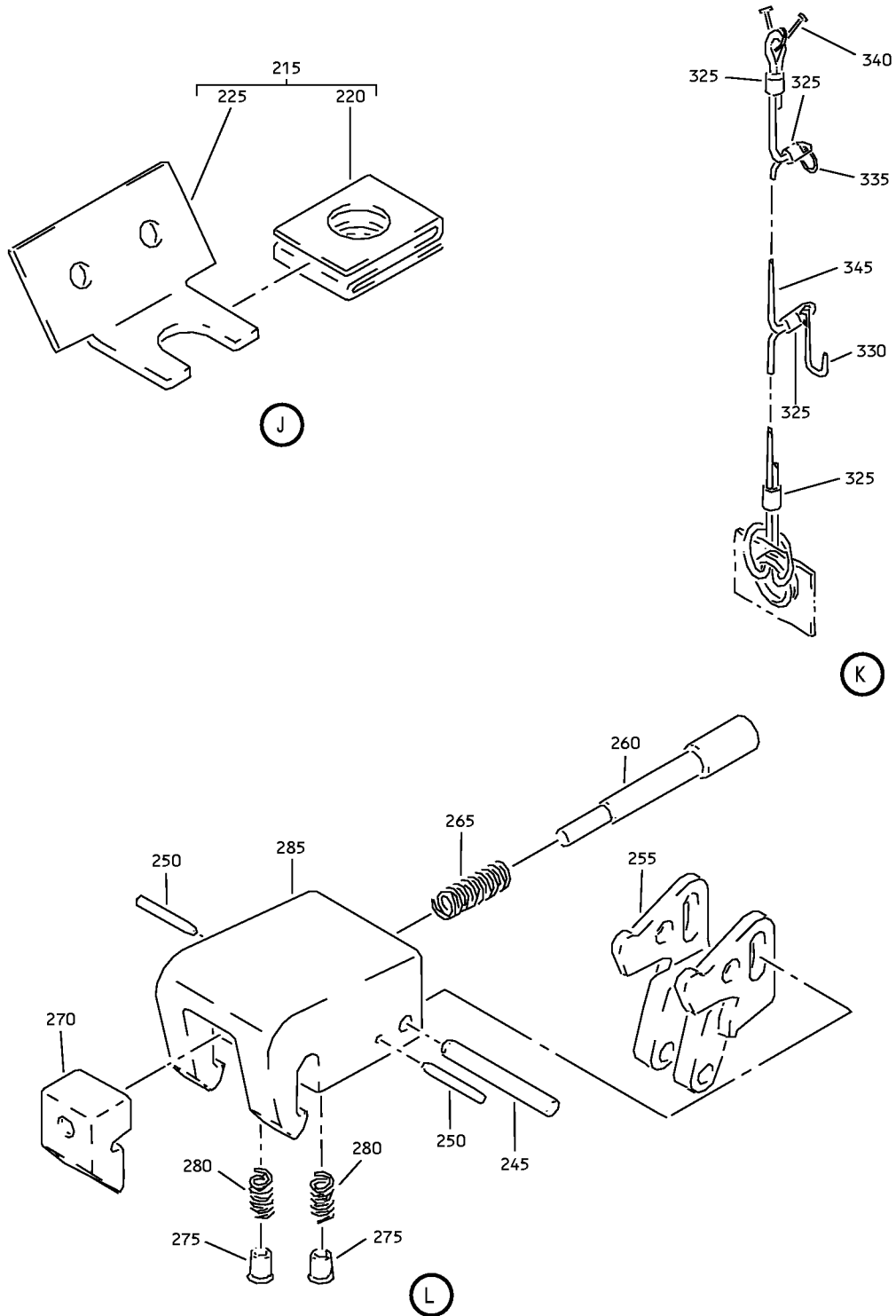
25-23-37

ILLUSTRATED PARTS LIST

Page 1098.145

Mar 01/2008

COMPONENT MAINTENANCE MANUAL



Partial Underbin Passenger Service Unit (with Gasper Air) Assembly
IPL Figure 6 (Sheet 3 of 4)

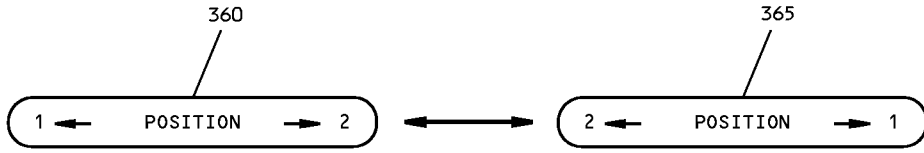
25-23-37

ILLUSTRATED PARTS LIST

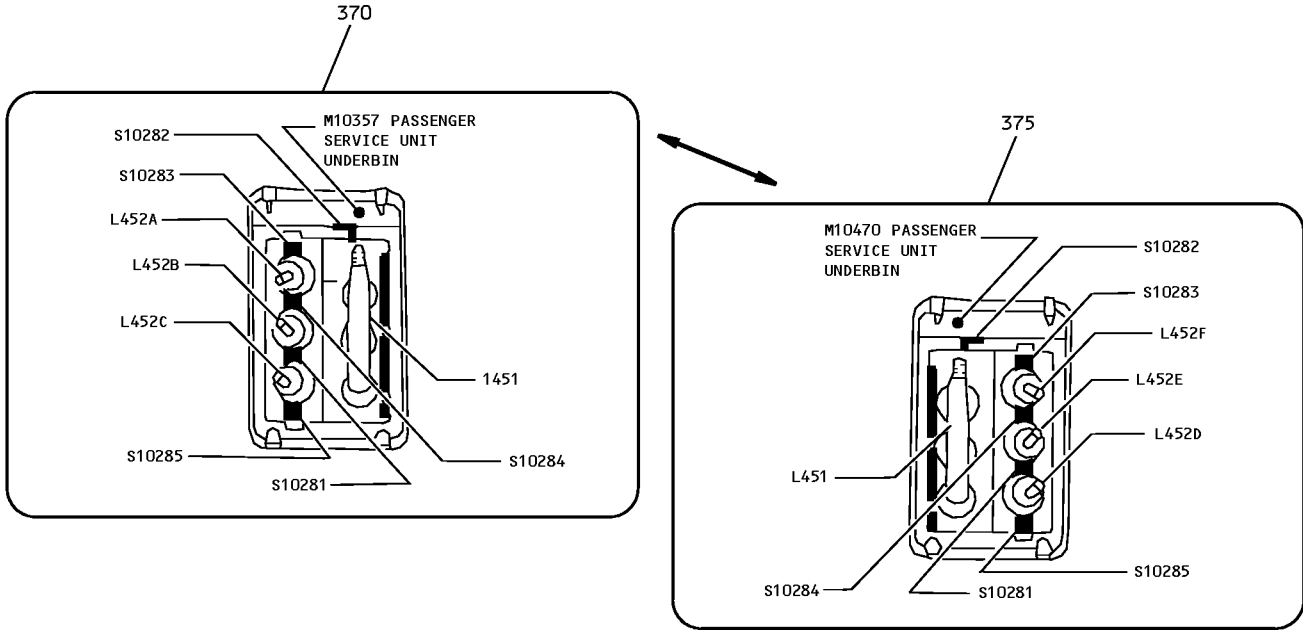
Page 1098.146

Mar 01/2008

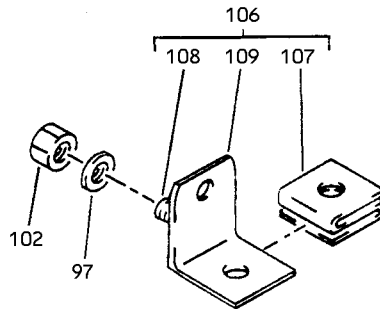
COMPONENT MAINTENANCE MANUAL



M



N



P

Partial Underbin Passenger Service Unit (with Gasper Air) Assembly
IPL Figure 6 (Sheet 4 of 4)

25-23-37

ILLUSTRATED PARTS LIST

Page 1098.147

Mar 01/2008



COMPONENT MAINTENANCE MANUAL

FIG/ ITEM	PART NUMBER	AIRLINE PART NUMBER	NOMENCLATURE							USAGE CODE	UNITS PER ASSY
			1	2	3	4	5	6	7		
6-											
-1	417N3100-217SP									X	RF
-1A	417N3100-247SP									AE	RF
-1B	417N3100-747SP										
-1C	417N3100-747B										
-5	417N3100-218SP									Y	RF
-5A	417N3100-248SP									AF	RF
-5B	417N3100-746SP										
-5C	417N3100-746B										
10	920056									X, Y, AE, AF	3
15	S417N304-1A										
15A	S417N304-1B										
15B	VIP720-1C									X, Y, AE, AF	3
-15C	S417N304-1M										
-15D	S417N304-1N										
-15E	S417N304-1P									X, Y, AE, AF	3

-Item not Illustrated

25-23-37

ILLUSTRATED PARTS LIST

Page 1098.148

Mar 01/2008



COMPONENT MAINTENANCE MANUAL

FIG/ ITEM	PART NUMBER	AIRLINE PART NUMBER	NOMENCLATURE							USAGE CODE	UNITS PER ASSY
			1	2	3	4	5	6	7		
6-											
-15F	S417N304-1R								. LENS-LT SWITCH (COLOR OPT-CUST PREFERENCE, ORANGE- WHITE)	X, Y, AE, AF	3
-15G	S417N304-1S								DELETED		
-15H	S417N304-6D								DELETED		
-15J	VIP720-6E								. LENS-LT SWITCH (COLOR OPT-CUST PREFERENCE, REDWOOD- BEIGE) (V28406) (SPEC S417N304-6E) (OPT 691212-13A1-1AW (V07150))	X, Y, AE, AF	3
-15K	VIP720-6G								. LENS-LT SWITCH (COLOR OPT-CUST PREFERENCE, BROWN- WHITE) (V28406) (SPEC S417N304-6G) (OPT 691212-13A1-1AR (V07150))	X, Y, AE, AF	3
-15L	VIP720-1A								. LENS-LT SWITCH (COLOR OPT-CUST PREFERENCE, WHITE-GOLD) (V28406) (SPEC S417N304-1A)	X, Y, AE, AF	3
-15M	VIP720-1M								. LENS-LT SWITCH (COLOR OPT-CUST PREFERENCE, WHITE-RED) (V28406) (SPEC S417N304-1M)	X, Y, AE, AF	3
-15N	VIP720-1N								. LENS-LT SWITCH (COLOR OPT-CUST PREFERENCE, BROWN- WHITE) (V28406) (SPEC S417N304-1N)	X, Y, AE, AF	3
-15P	VIP720-1S								. LENS-LT SWITCH (COLOR OPT-CUST PREFERENCE, GRAY-WHITE) (V28406) (SPEC S417N304-1S)	X, Y, AE, AF	3
-15Q	VIP720-1B								. LENS-LT SWITCH (COLOR OPT-CUST PREFERENCE, WHITE- BROWN) (V28406) (SPEC S417N304-1B)	X, Y, AE, AF	3

-Item not Illustrated

25-23-37

ILLUSTRATED PARTS LIST

Page 1098.149

Mar 01/2008



COMPONENT MAINTENANCE MANUAL

FIG/ ITEM	PART NUMBER	AIRLINE PART NUMBER	NOMENCLATURE							USAGE CODE	UNITS PER ASSY														
			1	2	3	4	5	6	7																
6- -15R	VIP720-6D		.	L	E	N	S	-	L	T	S	W	I	T	C	H		X, Y, AE, AF	3						
-15S	VIP720-6M		.	L	E	N	S	-	L	T	S	W	I	T	C	H		X, Y, AE, AF	3						
20	920055		.	S	W	I	T	C	H	-	A	T	T	E	N	D	A	N	T	C	A	L		X, Y, AE, AF	1
25	S417N303-2A																								
-25A	S417N303-2B																								
25B	S417N303-2C																								
25C	VIP720-2D		.	L	E	N	S	-	C	A	L	L	S	W	I	T	C	H		X, Y, AE, AF	1				
-25D	VIP720-2E		.	L	E	N	S	-	C	A	L	L	S	W	I	T	C	H		X, Y, AE, AF	1				
-25E	VIP720-2G		.	L	E	N	S	-	C	A	L	L	S	W	I	T	C	H		X, Y, AE, AF	1				
-25F	S417N303-2H		.	L	E	N	S	-	C	A	L	L	S	W	I	T	C	H		X, Y, AE, AF	1				
-25G	S417N303-2J																								
-25H	S417N303-2K																								
-25J	S417N303-2L																								

-Item not Illustrated

25-23-37

ILLUSTRATED PARTS LIST

Page 1098.150

Mar 01/2008



COMPONENT MAINTENANCE MANUAL

FIG/ ITEM	PART NUMBER	AIRLINE PART NUMBER	NOMENCLATURE							USAGE CODE	UNITS PER ASSY	
			1	2	3	4	5	6	7			
6- -25K	S417N303-3B		.								X, Y, AE, AF	1
-25L	VIP720-4A		.								X, Y, AE, AF	1
-25M	VIP720-2A		.								X, Y, AE, AF	1
-25N	VIP720-2B		.								X, Y, AE, AF	1
-25Q	VIP720-2C		.								X, Y, AE, AF	1
-25R	VIP720-2J		.								X, Y, AE, AF	1
-25S	VIP720-2L		.								X, Y, AE, AF	1
-25T	VIP720-3B											
-25U	VIP720-2K		.								X, Y, AE, AF	1
30	417N3100-26		.								X, Y	1

-Item not Illustrated

25-23-37

ILLUSTRATED PARTS LIST

Page 1098.151

Mar 01/2008



COMPONENT MAINTENANCE MANUAL

FIG/ ITEM	PART NUMBER	AIRLINE PART NUMBER	NOMENCLATURE							USAGE CODE	UNITS PER ASSY
			1	2	3	4	5	6	7		
6-											
-30A	417N3100-25SP		.	AIR	ASSY-GASPER					AE, AF	1
35	B0E20563A152		. .	DUCT						X, Y, AE, AF	1
				(V16632)							
				(SPEC BACD40P3A120)							
40	65C31432-1		. .	WASHER						X, Y	AR
45	10-60141-25		. .	OUTLET						X, Y	3
-45A	10-60141-23A			DELETED							
-45B	10-60141-23U			DELETED							
-45C	750801-002			DELETED							
-45D	L16999-16C			DELETED							
-45E	3740-3		. .	OUTLET						AE, AF	3
				(COLOR OPT-CUST PREFERENCE, DARK GRAY)							
				(V83564)							
				(SPEC 10-60141-23U)							
-45F	3740-4		. .	OUTLET						AE, AF	3
				(COLOR OPT-CUST PREFERENCE, BEIGE)							
				(V83564)							
				(SPEC 10-60141-23S)							
				(OPT 750801-002 (V28406))							
-45G	3740-1		. .	OUTLET						AE, AF	3
				(COLOR OPT-CUST PREFERENCE, ZYTEL WT-07)							
				(V83564)							
				(SPEC 10-60141-23A)							
				(OPT 1707-23A (V83564))							
				(OPT L16999-16C (V17744))							
50	PLT2MM		. .	STRAP						X, Y, AE, AF	3
				(V06383)							
				(OPT ITEM 50A)							
50A	PLT2MM2		. .	STRAP						X, Y, AE, AF	3
				(V06383)							
				(OPT ITEM 50)							
55	417N3103-1		. .	MANIFOLD ASSY						X, Y, AE, AF	1
60	417N3063-4		. . .	CONNECTOR						X, Y, AE, AF	1
65	417N3100-5		.	FASTENER ASSY						X	1
				(LIMITED USAGE)							

-Item not Illustrated

25-23-37

ILLUSTRATED PARTS LIST

Page 1098.152

Mar 01/2008



COMPONENT MAINTENANCE MANUAL

FIG/ ITEM	PART NUMBER	AIRLINE PART NUMBER	NOMENCLATURE	USAGE CODE	UNITS PER ASSY
6-					
-65A	417N3100-85		. FASTENER ASSY (LIMITED USAGE)	X	1
-65B	417N3100-85		. FASTENER ASSY	AE	1
-70	417N3100-6		. FASTENER ASSY (LIMITED USAGE)	Y	1
-70A	417N3100-85		. FASTENER ASSY (LIMITED USAGE)	Y	1
-70B	417N3100-85		. FASTENER ASSY	AF	1
-70C	417N3100-87		DELETED		
75	BACS12FA08K5		. . SCREW	X, Y, AE, AF	2
80	BACS12FA08K5		. . SCREW (USED ON ITEMS 65, 70)	X, Y	6
85	NAS43DD3-7		. . SPACER (OPT ITEM 85A, 85B, 85C)	X, Y, AE, AF	5
-85A	MS35489-4X		. . GROMMET (OPT ITEM 85, 85B, 85C)	X, Y, AE, AF	5
-85B	G6940-3B3J		. . GROMMET (V75345) (SPEC BACG20AF3B3J) (OPT SZ6924-3B3J (V95272)) (OPT 701-3B3J (V07096)) (OPT E3B3J (V60980)) (OPT H3B3J (V60980)) (OPT RR2002-3B3J (V57268)) (OPT ITEM 85, 85A, 85C)	X, Y, AE, AF	5
-85C	G6940-3B3		. . GROMMET (V75345) (SPEC BACG20AF3B3) (OPT SZ6924-3B3 (V95272)) (OPT 701-3B3 (V07096)) (OPT E3B3 (V60980)) (OPT H3B3 (V60980)) (OPT RR2002-3B3 (V57268)) (OPT ITEM 85, 85A, 85B)	X, Y, AE, AF	5
-85D	G6940-3B3		DELETED		
90	NAS43DD3-7		. . SPACER (OPT ITEM 90A, 90B, 90C) (USED ON ITEMS 65, 70)	X, Y	2

-Item not Illustrated

25-23-37

ILLUSTRATED PARTS LIST

Page 1098.153

Mar 01/2008



COMPONENT MAINTENANCE MANUAL

FIG/ ITEM	PART NUMBER	AIRLINE PART NUMBER	NOMENCLATURE							USAGE CODE	UNITS PER ASSY
			1	2	3	4	5	6	7		
6-											
-90A	MS35489-4X		. .	GROMMET						X, Y	2
				(OPT ITEM 90, 90B, 90C)							
				(USED ON ITEMS 65, 70)							
-90B	G6940-3B3J		. .	GROMMET						X, Y	2
				(V75345)							
				(SPEC BACG20AF3B3J)							
				(OPT SZ6924-3B3J (V95272))							
				(OPT 701-3B3J (V07096))							
				(OPT E3B3J (V60980))							
				(OPT H3B3J (V60980))							
				(OPT RR2002-3B3J (V57268))							
				(OPT ITEM 90, 90A, 90C)							
				(USED ON ITEMS 65, 70)							
-90C	G6940-3B3		. .	GROMMET						X, Y	2
				(V75345)							
				(SPEC BACG20AF3B3)							
				(OPT SZ6924-3B3 (V95272))							
				(OPT 701-3B3 (V07096))							
				(OPT E3B3 (V60980))							
				(OPT H3B3 (V60980))							
				(OPT RR2002-3B3 (V57268))							
				(OPT ITEM 90, 90A, 90B)							
				(USED ON ITEMS 65, 70)							
95	NAS43DD3-20		. .	SPACER						X, Y, AE, AF	4
				(USED ON ITEMS 65A, 65B, 70A, 70B)							
97	MS35335-31			DELETED							
100	BACN10YJ08		. .	NUT						X, Y, AE, AF	12
102	BACN10YJ08			DELETED							
105	BACN10YJ08		. .	NUT						X, Y	8
				(USED ON ITEMS 65, 70)							
106	417N3122-122			DELETED							
107	82-47-108-15			DELETED							
108	BACS21AQ2A3K			DELETED							
109	417N3122-121			DELETED							
110	66-25727-1		. .	SHIM						X, Y	AR
				(USED ON ITEMS 65, 70)							
115	66-25727-2		. .	SHIM						X, Y	AR
				(USED ON ITEMS 65, 70)							

-Item not Illustrated

25-23-37

ILLUSTRATED PARTS LIST

Page 1098.154

Mar 01/2008



COMPONENT MAINTENANCE MANUAL

FIG/ ITEM	PART NUMBER	AIRLINE PART NUMBER	NOMENCLATURE							USAGE CODE	UNITS PER ASSY		
			1	2	3	4	5	6	7				
6-													
120	417N3122-14		. .								ANGLE-SPRT	X, Y, AE, AF	2
125	417N3122-14		. .								ANGLE-SPRT (USED ON ITEMS 65, 70)	X, Y	2
130	417N3122-107		. .								ANGLE ASSY (USED ON ITEM 65)	X	1
-135	417N3122-108		. .								ANGLE ASSY (USED ON ITEM 70)	Y	1
140	BACS21AQ2A3P		. . .								STUD	X, Y	2
145	417N3122-109		. . .								ANGLE	X	1
-150	417N3122-110		. . .								ANGLE	Y	1
155	417N3122-71		. .								ANGLE ASSY (USED ON ITEMS 65, 70)	X, Y	1
160	BACS21AQ2A3K		. . .								STUD	X, Y	2
165	417N3122-72		. . .								ANGLE	X, Y	1
170	417N3122-60		. .								BRACKET ASSY	X, Y, AE, AF	1
175	82-47-108-15		. . .								CLIP (V84483)	X, Y, AE, AF	1
180	BACS21AQ2A3K		. . .								STUD (OPT ITEM 180A)	X, Y, AE, AF	1
-180A	FHS832-6		. . .								STUD (V46384) (OPT ITEM 180)	X, Y, AE, AF	1
185	417N3122-61		. . .								BRACKET (OPT ITEM 185A)	X, Y, AE, AF	1
-185A	417N3122-130		. . .								BRACKET (OPT ITEM 185)	X, Y, AE, AF	1
-185B	417N3122-122										DELETED		
190	10-1006-1		. .								LIGHT-READING (V72914) (SPEC S417N302-1)	X, AE	1
-195	10-1006-2		. .								LIGHT-READING (V72914) (SPEC S417N302-2)	Y, AF	1
200	417N3105-4SP		. .								MODULE ASSY (LIMITED USAGE)	X, Y	1

-Item not Illustrated

25-23-37

ILLUSTRATED PARTS LIST

Page 1098.155

Mar 01/2008



COMPONENT MAINTENANCE MANUAL

FIG/ ITEM	PART NUMBER	AIRLINE PART NUMBER	NOMENCLATURE							USAGE CODE	UNITS PER ASSY	
			1	2	3	4	5	6	7			
6-												
-200A	417N3105-6SP		.								X, Y	1
											(LIMITED USAGE)	
-200B	417N3105-6SP		.								AE, AF	1
-200C	417N3105-5SP											
											DELETED	
-200D	417N3105-5D											
											DELETED	
205	BACS21AQ6A6M		.	.							X, Y, AE, AF	4
											(USED ON ITEMS 200A, 200B, 200C)	
210	417N3101-2SP		.	.							X, Y, AE, AF	1
-210A	417N3101-1SP											
											DELETED	
215	417N3122-111		.	.							X, Y, AE, AF	1
-215A	417N3122-53											
											DELETED	
220	82-47-108-15		.	.	.						X, Y, AE, AF	1
											(V84483)	
225	417N3122-112		.	.	.						X, Y, AE, AF	1
											BRACKET	
230	BACR15BB4D10		.								X, Y, AE, AF	2
											RIVET	
235	6100-12		.								X, Y, AE, AF	2
											RETAINER	
											(V2X013)	
240	417N3180-1		.								X, Y, AE, AF	2
											CLAMP ASSY	
245	NAS607-2-8P		.	.							X, Y, AE, AF	1
											PIN	
250	NAS607-1-4P		.	.							X, Y, AE, AF	2
											PIN	
255	417N3181-1		.	.							X, Y, AE, AF	1
											LINK-ROCKER	
											(OPT ITEM 255A)	
-255A	65-85902-1		.	.							X, Y, AE, AF	1
											LINK-ROCKER	
											(OPT ITEM 255)	
260	65-85905-4		.	.							X, Y, AE, AF	1
											PLUNGER	
265	RCS3290		.	.							X, Y, AE, AF	1
											SPRING	
											(V08205)	
270	417N3182-1		.	.							X, Y, AE, AF	1
											PLUNGER-PLUNGER	

-Item not Illustrated

25-23-37

ILLUSTRATED PARTS LIST

Page 1098.156

Mar 01/2008



COMPONENT MAINTENANCE MANUAL

FIG/ ITEM	PART NUMBER	AIRLINE PART NUMBER	NOMENCLATURE							USAGE CODE	UNITS PER ASSY	
			1	2	3	4	5	6	7			
6-												
275	417N3180-3		.	.							X, Y, AE, AF	2
280	RCS3289		.	.							X, Y, AE, AF	2
285	417N3183-1		.	.							X, Y, AE, AF	1
-290	AN960JD416L		.								X, Y	AR
-290A	AN960JD416L		.								AE, AF	4
-295	PLWP1S		.								X, Y	AR
-295A	PLWP1S		.								AE, AF	4
-305	61-33500-001		.								X, Y	1
-305A	61-33500-002		.								AE, AF	1
-305B	288N0174-701											
-305C	288N0210-702											
-305D	288N0210-701											
310	1TW2-3		.								X, Y, AE, AF	1
315	417N3100-71		.								X, Y, AE, AF	2
320	417N3190-1		.								X, Y, AE, AF	1
325	GSC219		.	.							X, Y, AE, AF	4
-325A	GSC205		.	.							X, Y, AE, AF	4
330	10-61790-1		.	.							X, Y, AE, AF	1

-Item not Illustrated

25-23-37

ILLUSTRATED PARTS LIST

Page 1098.157

Mar 01/2008



COMPONENT MAINTENANCE MANUAL

FIG/ ITEM	PART NUMBER	AIRLINE PART NUMBER	NOMENCLATURE							USAGE CODE	UNITS PER ASSY
			1	2	3	4	5	6	7		
6-											
335	NAS43DD4-5		.	.	SPACER					X, Y, AE, AF	1
340	65C16899-6		.	.	SPRING					X, Y, AE, AF	1
345	417N3190-3		.	.	CORD-NYLON					X, Y, AE, AF	1
350	417N3110-3SP		.		FRAME ASSY (LIMITED USAGE) (FOR DETAILS SEE FIG. 15)					X	1
-350A	417N3110-43SP		.		FRAME ASSY (LIMITED USAGE) (FOR DETAILS SEE FIG. 16)					X	1
-350B	417N3110-43SP		.		FRAME ASSY (FOR DETAILS SEE FIG. 16)					AE	1
-350C	417N3110-43D				DELETED						
-355	417N3110-4SP		.		FRAME ASSY (LIMITED USAGE) (FOR DETAILS SEE FIG. 15)					Y	1
-355A	417N3110-44SP		.		FRAME ASSY (LIMITED USAGE) (FOR DETAILS SEE FIG. 16)					Y	1
-355B	417N3110-44SP		.		FRAME ASSY (FOR DETAILS SEE FIG. 16)					AF	1
-355C	417N3110-44D				DELETED						
360	BAC27NPA0610		.		MARKER-ALUMINUM FOIL					X, AE	1
365	BAC27NPA0609		.		MARKER-ALUMINUM FOIL					Y, AF	1
370	BAC27NPA0649		.		MARKER-ALUMINUM FOIL					X, AE	1
375	BAC27NPA0648		.		MARKER-ALUMINUM FOIL					Y, AF	1
380	BAC29PPS1428				DELETED						
385	BAC29PPS1429				DELETED						

-Item not Illustrated

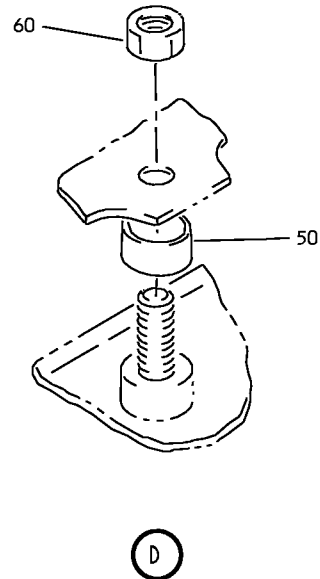
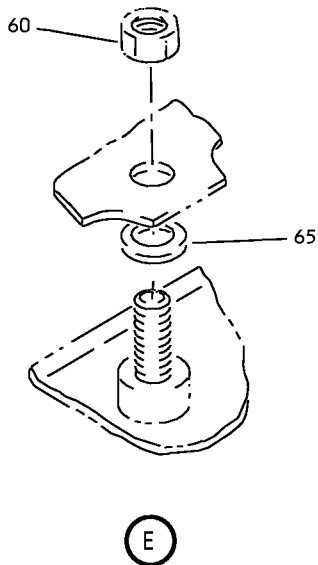
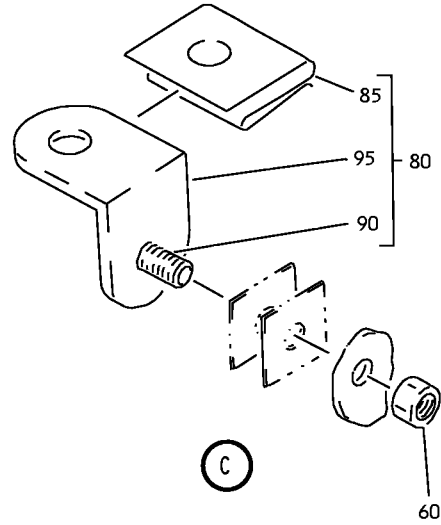
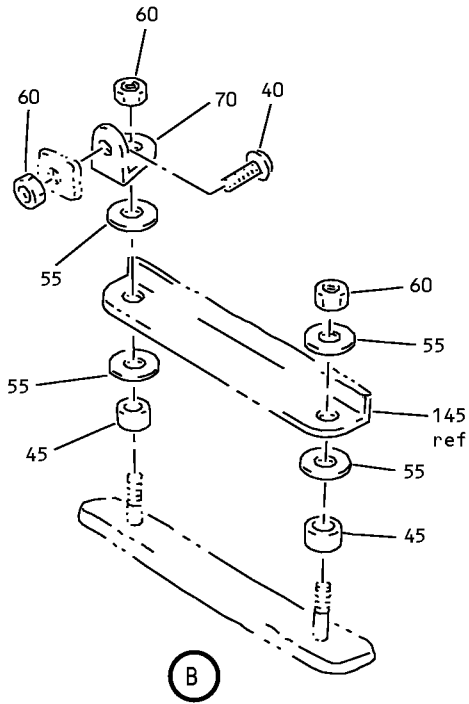
25-23-37

ILLUSTRATED PARTS LIST

Page 1098.158

Mar 01/2008

COMPONENT MAINTENANCE MANUAL



Partial Underbin Passenger Service Unit Frame Assembly
IPL Figure 7 (Sheet 2 of 5)

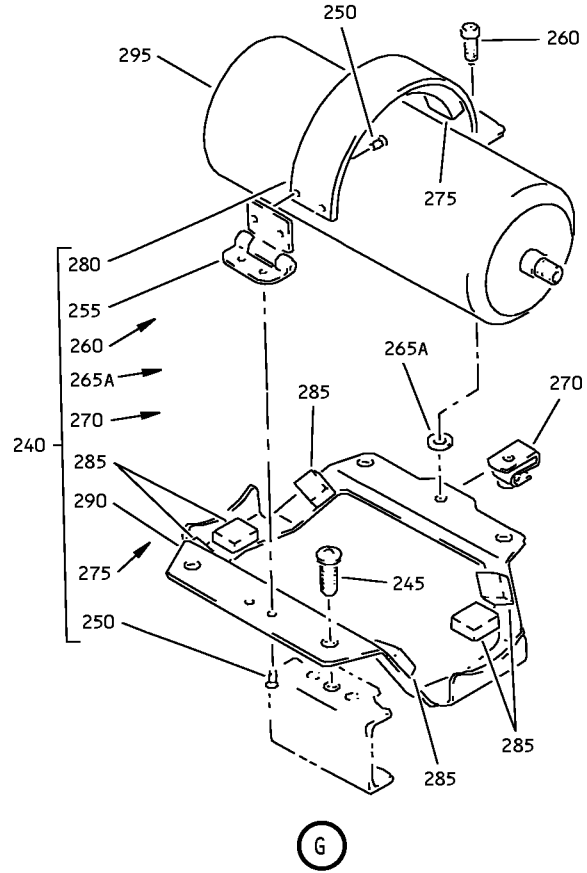
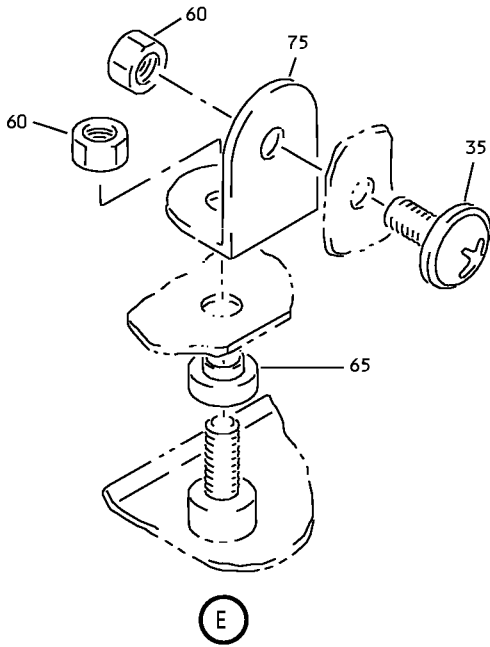
25-23-37

ILLUSTRATED PARTS LIST

Page 1098.160

Mar 01/2008

COMPONENT MAINTENANCE MANUAL

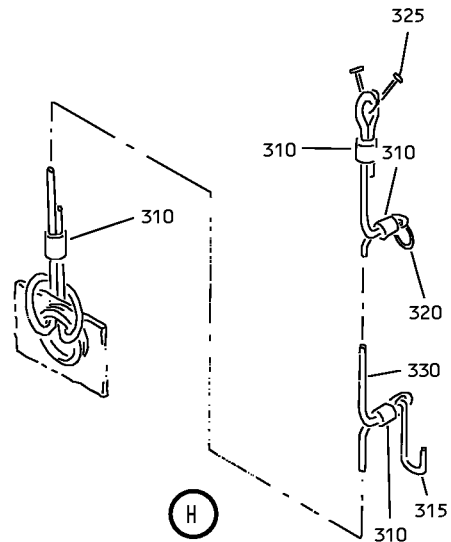
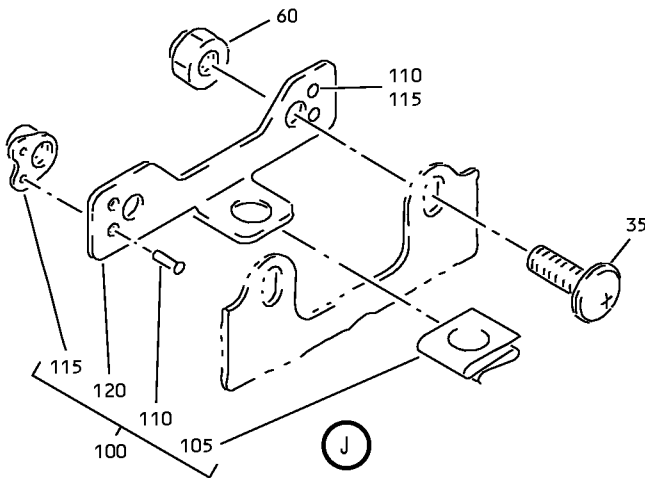


ATTENTION

FOR REMOVAL AND RELOCATION INFORMATION SEE MAINTENANCE MANUAL CHAPTER 25

FOR MASK STORAGE INSTRUCTIONS SEE MAINTENANCE MANUAL CHAPTER 35

FOR CLEANING INSTRUCTION SEE DOCUMENT D6-7127



Partial Underbin Passenger Service Unit Frame Assembly
IPL Figure 7 (Sheet 3 of 5)

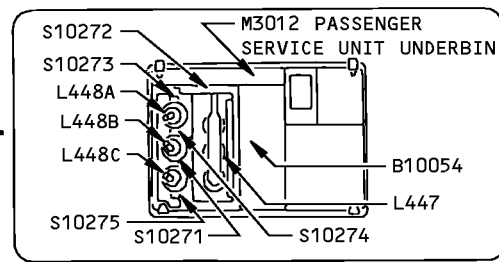
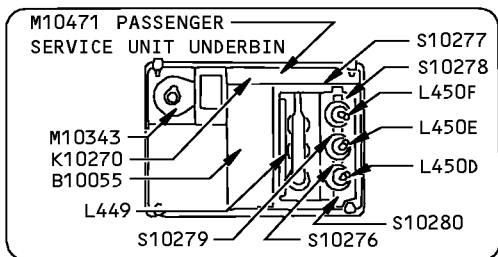
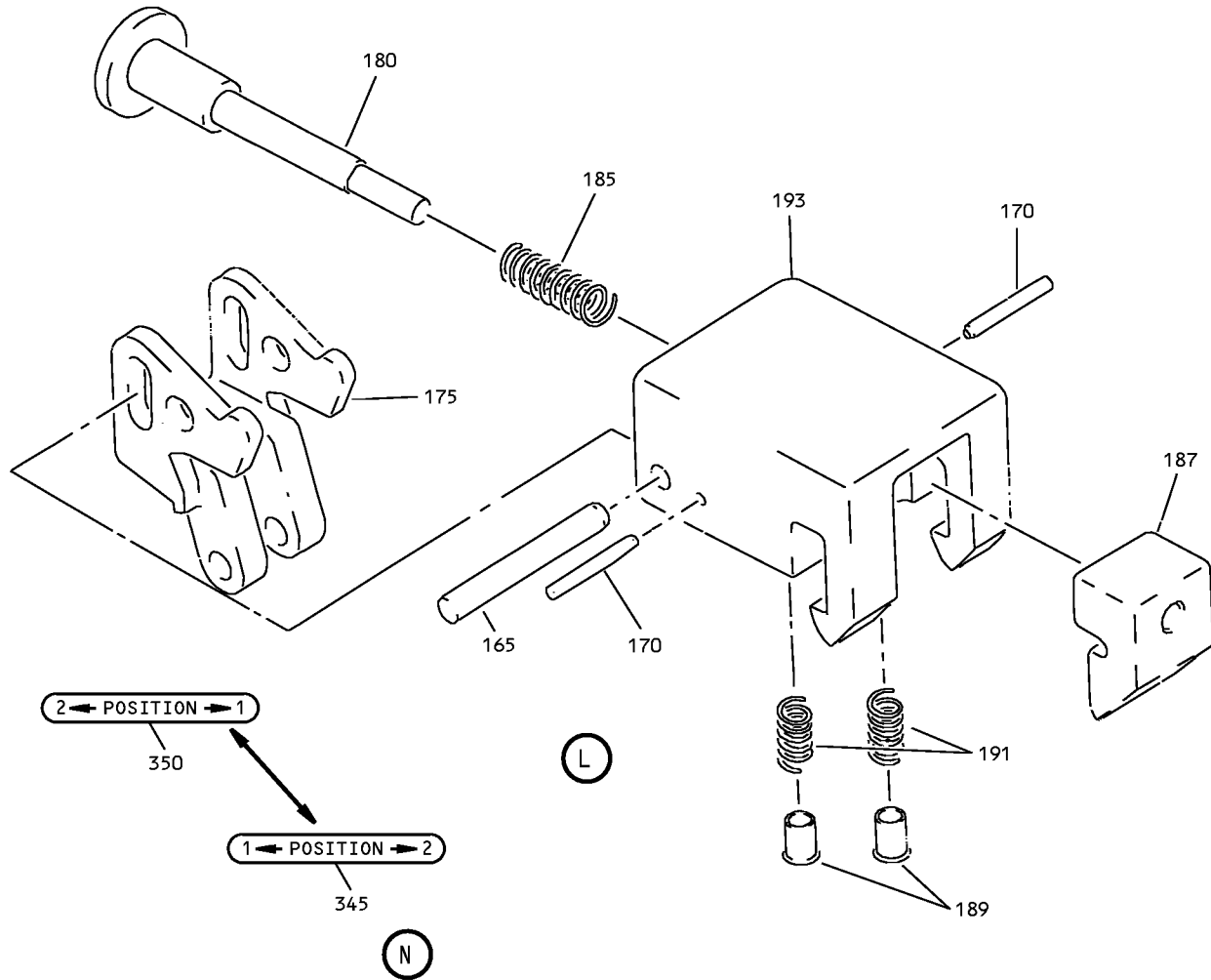
25-23-37

ILLUSTRATED PARTS LIST

Page 1098.161

Mar 01/2008

COMPONENT MAINTENANCE MANUAL



360

355

(M)

Partial Underbin Passenger Service Unit Frame Assembly
IPL Figure 7 (Sheet 4 of 5)

25-23-37

ILLUSTRATED PARTS LIST

Page 1098.162

Mar 01/2008



COMPONENT MAINTENANCE MANUAL

FIG/ ITEM	PART NUMBER	AIRLINE PART NUMBER	NOMENCLATURE							USAGE CODE	UNITS PER ASSY
			1	2	3	4	5	6	7		
7-											
-1	417N3100-271SP									AJ	RF
-1A	417N3100-545SP									CM	RF
-1B	417N3100-617SP									CP	RF
-1C	417N3100-627SP									CS	RF
-1D	417N3100-673SP									DA	RF
-5	417N3100-272SP									AK	RF
-5A	417N3100-546SP									CN	RF
-5B	417N3100-618SP									CV	RF
-5C	417N3100-628SP									CX	RF
-5D	417N3100-674SP									DB	RF

-Item not Illustrated

25-23-37

ILLUSTRATED PARTS LIST

Page 1098.164

Mar 01/2008



COMPONENT MAINTENANCE MANUAL

FIG/ ITEM	PART NUMBER	AIRLINE PART NUMBER	NOMENCLATURE							USAGE CODE	UNITS PER ASSY	
			1	2	3	4	5	6	7			
7- 10	920056		.								AJ, AK, CM, CN, CP, CS, CV, CX, DA, DB	3
15	S417N304-1A		DELETED									
15A	S417N304-1B		DELETED									
15B	VIP720-1C		.								AJ, AK, CP, CS, CV, CX, DA, DB	3
			(COLOR OPT-CUST PREFERENCE, RED-WHITE) (V28406) (SPEC S417N304-1C)									
-15C	S417N304-1M		DELETED									
-15D	S417N304-1N		DELETED									
-15E	S417N304-1P		.								AJ, AK, CP, CS, CV, CX, DA, DB	3
			(COLOR OPT-CUST PREFERENCE, PURPLE)									
-15F	S417N304-1R		.								AJ, AK, CP, CS, CV, CX, DA, DB	3
			(COLOR OPT-CUST PREFERENCE, ORANGE- WHITE)									
-15G	S417N304-1S		DELETED									
-15H	S417N304-6D		DELETED									
-15J	VIP720-6E		.								AJ, AK, CP, CS, CV, CX, DA, DB	3
			(COLOR OPT-CUST PREFERENCE, REDWOOD- BEIGE) (V28406) (SPEC S417N304-6E) (OPT 691212-13A1-1AW (V07150))									
-15K	VIP720-6G		.								AJ, AK, CP, CS, CV, CX, DA, DB	3
			(COLOR OPT-CUST PREFERENCE, BROWN- WHITE) (V28406) (SPEC S417N304-6G) (OPT 691212-13A1-1AR (V07150))									
-15L	S417N304-1T		DELETED									
-15M	VIP720-6F		DELETED									

-Item not Illustrated

25-23-37

ILLUSTRATED PARTS LIST

Page 1098.165

Mar 01/2008



COMPONENT MAINTENANCE MANUAL

FIG/ ITEM	PART NUMBER	AIRLINE PART NUMBER	NOMENCLATURE							USAGE CODE	UNITS PER ASSY
			1	2	3	4	5	6	7		
7-											
-15N	S417N304-6H		.	LENS-LT SWITCH (COLOR OPT-CUST PREFERENCE, RED)						AJ, AK, CP, CS, CV, CX, DA, DB	3
-15P	VIP720-6J			DELETED							
-15Q	VIP720-6K			DELETED							
-15R	VIP720-6L		.	LENS-LT SWITCH (COLOR OPT-CUST PREFERENCE, BLUE-WHITE) (V28406) (SPEC S417N304-6L) (OPT 691212-13A1-1T (V07150))						AJ, AK, CP, CS, CV, CX, DA, DB	3
-15S	S417N304-6M			DELETED							
-15T	VIP720-1A		.	LENS-LT SWITCH (COLOR OPT-CUST PREFERENCE, WHITE-GOLD) (V28406) (SPEC S417N304-1A)						AJ, AK, CP, CS, CV, CX, DA, DB	3
-15U	VIP720-1M		.	LENS-LT SWITCH (COLOR OPT-CUST PREFERENCE, WHITE-RED) (V28406) (SPEC S417N304-1M)						AJ, AK, CP, CS, CV, CX, DA, DB	3
-15V	VIP270-1N		.	LENS-LT SWITCH (COLOR OPT-CUST PREFERENCE, BROWN- WHITE) (V28406) (SPEC S417N304-1N)						AJ, AK, CP, CS, CV, CX, DA, DB	3
-15W	VIP270-1S		.	LENS-LT SWITCH (COLOR OPT-CUST PREFERENCE, GRAY-WHITE) (V28406) (SPEC S417N304-1S)						AJ, AK, CP, CS, CV, CX, DA, DB	3
-15X	VIP720-1B		.	LENS-LT SWITCH (COLOR OPT-CUST PREFERENCE, WHITE- BROWN) (V28406) (SPEC S417N304-1B)						AJ, AK, CP, CS, CV, CX, DA, DB	3

-Item not Illustrated

25-23-37

ILLUSTRATED PARTS LIST

Page 1098.166

Mar 01/2008



COMPONENT MAINTENANCE MANUAL

FIG/ ITEM	PART NUMBER	AIRLINE PART NUMBER	NOMENCLATURE							USAGE CODE	UNITS PER ASSY									
			1	2	3	4	5	6	7											
7- -15Y	VIP720-6D		.	L	E	N	S	-	L	T	S	W	I	T	C	H		AJ, AK, CP, CS, CV, CX, DA, DB	3	
-15Z	VIP720-6M		.	L	E	N	S	-	L	T	S	W	I	T	C	H		AJ, AK, CP, CS, CV, CX, DA, DB	3	
16	VIP720-1T		.	L	E	N	S	-	L	T	S	W	I	T	C	H		AJ, AK, CP, CS, CV, CX, DA, DB	3	
-16A	S417N304-6F		.	L	E	N	S	-	L	T	S	W	I	T	C	H		AJ, AK, CP, CS, CV, CX, DA, DB	3	
-16B	S417N304-6J		.	L	E	N	S	-	L	T	S	W	I	T	C	H		AJ, AK, CP, CS, CV, CX, DA, DB	3	
-16C	S417N304-6K		.	L	E	N	S	-	L	T	S	W	I	T	C	H		AJ, AK, CP, CS, CV, CX, DA, DB	3	
20	920055		.	S	W	I	T	C	H	-	A	T	T	E	N	D	A	N	T	
25	S417N303-2A																			
-25A	S417N303-2B																			
25B	S417N303-2C																			
25C	VIP720-2D		.	L	E	N	S	-	C	A	L	L	S	W	I	T	C	H		

-Item not Illustrated

25-23-37

ILLUSTRATED PARTS LIST

Page 1098.167

Mar 01/2008



COMPONENT MAINTENANCE MANUAL

FIG/ ITEM	PART NUMBER	AIRLINE PART NUMBER	NOMENCLATURE							USAGE CODE	UNITS PER ASSY										
			1	2	3	4	5	6	7												
7-																					
-25D	VIP720-2E		.	L	E	N	S	-	C	A	L	L	S	W	I	T	C	H		AJ, AK, CP, CS, CV, CX, DA, DB	1
-25E	VIP720-2G		.	L	E	N	S	-	C	A	L	L	S	W	I	T	C	H		AJ, AK, CP, CS, CV, CX, DA, DB	1
-25F	S417N303-2H		.	L	E	N	S	-	C	A	L	L	S	W	I	T	C	H		AJ, AK, CP, CS, CV, CX, DA, DB	1
-25G	S417N303-2J																				
-25H	S417N303-2K																				
-25J	S417N303-2L																				
-25K	S417N303-3B																				
-25L	VIP720-4A		.	L	E	N	S	-	C	A	L	L	S	W	I	T	C	H		AJ, AK, CP, CS, CV, CX, DA, DB	1
-25M	VIP720-2F		.	L	E	N	S	-	C	A	L	L	S	W	I	T	C	H		AJ, AK, CP, CS, CV, CX, DA, DB	1
-25N	VIP720-3A		.	L	E	N	S	-	C	A	L	L	S	W	I	T	C	H		AJ, AK, CP, CS, CV, CX, DA, DB	1
-25P	S417N303-3C																				
-25Q	VIP270-2A																				

-Item not Illustrated

25-23-37

ILLUSTRATED PARTS LIST

Page 1098.168

Mar 01/2008



COMPONENT MAINTENANCE MANUAL

FIG/ ITEM	PART NUMBER	AIRLINE PART NUMBER	NOMENCLATURE							USAGE CODE	UNITS PER ASSY																												
			1	2	3	4	5	6	7																														
7- -25R	VIP720-2B		.	L	E	N	S	-	C	A	L	L	S	W	A	J	,	A	K	,	C	P	,	C	S	,	C	V	,	C	X	,	D	A	,	D	B		1
-25S	VIP720-2C		.	L	E	N	S	-	C	A	L	L	S	W	A	J	,	A	K	,	C	P	,	C	S	,	C	V	,	C	X	,	D	A	,	D	B		1
-25T	VIP720-2J		.	L	E	N	S	-	C	A	L	L	S	W	A	J	,	A	K	,	C	P	,	C	S	,	C	V	,	C	X	,	D	A	,	D	B		1
-25U	VIP720-2L		.	L	E	N	S	-	C	A	L	L	S	W	A	J	,	A	K	,	C	P	,	C	S	,	C	V	,	C	X	,	D	A	,	D	B		1
-25V	V19720-3B		.	L	E	N	S	-	C	A	L	L	S	W	A	J	,	A	K	,	C	P	,	C	S	,	C	V	,	C	X	,	D	A	,	D	B		1
-25W	VIP720-3C		.	L	E	N	S	-	C	A	L	L	S	W	A	J	,	A	K	,	C	P	,	C	S	,	C	V	,	C	X	,	D	A	,	D	B		1
-25X	VIP720-2K		.	L	E	N	S	-	C	A	L	L	S	W	A	J	,	A	K	,	C	P	,	C	S	,	C	V	,	C	X	,	D	A	,	D	B		1
-25Y	VIP720-2A		.	L	E	N	S	-	C	A	L	L	S	W	A	J	,	A	K	,	C	P	,	C	S	,	C	V	,	C	X	,	D	A	,	D	B		1

-Item not Illustrated

25-23-37

ILLUSTRATED PARTS LIST

Page 1098.169

Mar 01/2008



COMPONENT MAINTENANCE MANUAL

FIG/ ITEM	PART NUMBER	AIRLINE PART NUMBER	NOMENCLATURE							USAGE CODE	UNITS PER ASSY	
			1	2	3	4	5	6	7			
7- 30	417N3100-79		.								AJ, CM, CP, CS, DA	1
-32	417N3100-84		.								AK, CN, CV, CX, DB	1
35	BACS12FA08K5		.	.							AJ, AK, CM, CN, CP, CS, CV, CX, DA, DB	3
40	BACS12FA08K6		.	.							AJ, AK, CM, CN, CP, CS, CV, CX, DA, DB	2
45	NAS43DD3-18		.	.							AJ, AK, CM, CN, CP, CS, CV, CX, DA, DB	4
50	NAS43DD3-20		.	.							AJ, AK, CM, CN, CP, CS, CV, CX, DA, DB	4
55	BACW10P193G		.	.							AJ, AK, CM, CN, CP, CS, CV, CX, DA, DB	8
60	BACN10YJ08		.	.							AJ, AK, CM, CN, CP, CS, CV, CX, DA, DB	19

-Item not Illustrated

25-23-37

ILLUSTRATED PARTS LIST

Page 1098.170

Mar 01/2008



COMPONENT MAINTENANCE MANUAL

FIG/ ITEM	PART NUMBER	AIRLINE PART NUMBER	NOMENCLATURE							USAGE CODE	UNITS PER ASSY				
			1	2	3	4	5	6	7						
7- 65	G6940-3B3		.	.	G	R	O	M	M	E	T (V75345) (SPEC BACG20AF3B3) (OPT SZ6924-3B3 (V95272)) (OPT 701-3B3 (V07096)) (OPT E3B3 (V60980)) (OPT H3B3 (V60980)) (OPT RR2002-3B3 (V57268))	AJ, AK, CM, CN, CP, CS, CV, CX, DA, DB	5		
70	417N3122-116		.	.	A	N	G	L	E			AJ, CM, CP, CS, CV, CX, DA, DB	2		
-72	417N3122-115		.	.	A	N	G	L	E			AK, CN, CP, CS, CV, CX, DA, DB	2		
75	417N3122-14		.	.	A	N	G	L	E	-	S	P	R	T AJ, AK, CM, CN, CP, CS, CV, CX, DA, DB	1
80	417N3122-60		.	.	B	R	A	C	K	E	T A	S	S	 AJ, AK, CM, CN, CP, CS, CV, CX, DA, DB	1
85	82-47-108-15		.	.	.	C	L	I	P (V84483)			AJ, AK, CM, CN, CP, CS, CV, CX, DA, DB	1		
90	BACS21AQ2A3K		.	.	.	S	T	U	D (OPT ITEM 90A)			AJ, AK, CM, CN, CP, CS, CV, CX, DA, DB	1		
-90A	FHS832-6		.	.	.	S	T	U	D (OPT ITEM 90)			AJ, AK, CM, CN, CP, CS, CV, CX, DA, DB	1		

-Item not Illustrated

25-23-37

ILLUSTRATED PARTS LIST

Page 1098.171

Mar 01/2008



COMPONENT MAINTENANCE MANUAL

FIG/ ITEM	PART NUMBER	AIRLINE PART NUMBER	NOMENCLATURE							USAGE CODE	UNITS PER ASSY	
			1	2	3	4	5	6	7			
7- 95	417N3122-61		.	.	.						AJ, AK, CM, CN, CP, CS, CV, CX, DA, DB	1
			. . . BRACKET (OPT ITEM 95A)									
-95A	417N3122-130		.	.	.						AJ, AK, CM, CN, CP, CS, CV, CX, DA, DB	1
			. . . BRACKET (OPT ITEM 95)									
100	417N3122-80		.	.							AJ, AK, CM, CN, CP, CS, CV, CX, DA, DB	1
			. . ANGLE ASSY									
105	82-47-108-15		.	.	.						AJ, AK, CM, CN, CP, CS, CV, CX, DA, DB	1
			. . . CLIP (V84483)									
110	BACR15BA3AD		.	.	.						AJ, AK, CM, CN, CP, CS, CV, CX, DA, DB	4
			. . . RIVET (SIZE DETERMINED ON INST)									
115	BRM300A08		.	.	.						AJ, AK, CM, CN, CP, CS, CV, CX, DA, DB	2
			. . . NUTPLATE (V52828) (SPEC BACN10JP08C) (OPT MK3000-08BAC (V15653)) (OPT NS103199-82 (V80539)) (OPT RMA9205M82 (V72962)) (OPT T8078S832 (V11815)) (OPT VN203A1-82 (V92215))									
120	417N3122-81		.	.	.						AJ, AK, CM, CN, CP, CS, CV, CX, DA, DB	1
			. . . ANGLE									
125	10-1006-1		.								AJ, CM, CP, CS, DA	1
			. LIGHT-READING (V72914) (SPEC S417N302-1)									

-Item not Illustrated

25-23-37

ILLUSTRATED PARTS LIST

Page 1098.172

Mar 01/2008



COMPONENT MAINTENANCE MANUAL

FIG/ ITEM	PART NUMBER	AIRLINE PART NUMBER	NOMENCLATURE							USAGE CODE	UNITS PER ASSY
			1	2	3	4	5	6	7		
7-											
-127	10-1006-2		.	LIGHT-READING (V72914) (SPEC S417N302-2)						AK, CN, CV, CX, DB	1
130	417N3105-7SP		.	MODULE ASSY-SVCE						AJ, AK, CM, CN, CP, CS, CV, CX, DA, DB	1
135	BACS21AQ6A6M		.	STUD						AJ, AK, CM, CN, CP, CS, CV, CX, DA, DB	4
140	417N3101-4SP		.	MODULE						AJ, AK, CM, CN, CP, CS, CV, CX, DA, DB	1
145	417N3130-63SP		.	BOX ASSY-FOUR MASK OXY (REF CMM 35-21-02)						AJ, CP	1
-145A	417N3130-73SP		.	BOX ASSY-FOUR MASK OXY (REF CMM 35-21-02)						CM	1
-147	417N3130-66SP		.	BOX ASSY-THREE MASK OXY (REF CMM 35-21-02)						AK, CV	1
-147A	417N3130-76SP		.	BOX ASSY-THREE MASK OXY (REF CMM 35-21-02)						CN	1
-148	417N3130-103SP		.	BOX ASSY-TWO MASK OXY (REF CMM 35-21-02)						CS	1
-148A	417N3130-104SP		.	BOX ASSY-TWO MASK OXY (REF CMM 35-21-02)						CX	1
-148B	417N3130-115SP		.	BOX ASSY-OXY (REF CMM 35-21-02)						DA	1
-148C	417N3130-116SP		.	BOX ASSY-OXY (REF CMM 35-21-02)						DB	1
150	BACR15BB4D10		.	RIVET						AJ, AK, CM, CN, CP, CS, CV, CX, DA, DB	2

-Item not Illustrated

25-23-37

ILLUSTRATED PARTS LIST

Page 1098.173

Mar 01/2008



COMPONENT MAINTENANCE MANUAL

FIG/ ITEM	PART NUMBER	AIRLINE PART NUMBER	NOMENCLATURE							USAGE CODE	UNITS PER ASSY	
			1	2	3	4	5	6	7			
7- 155	6100-12		.								AJ, AK, CM, CN, CP, CS, CV, CX, DA, DB	2
160	417N3180-1		.								AJ, AK, CM, CN, CP, CS, CV, CX, DA, DB	2
165	NAS607-2-8P		.	.							AJ, AK, CM, CN, CP, CS, CV, CX, DA, DB	1
170	NAS607-1-4P		.	.							AJ, AK, CM, CN, CP, CS, CV, CX, DA, DB	2
175	417N3181-1		.	.							AJ, AK, CM, CN, CP, CS, CV, CX, DA, DB	1
-175A	65-85902-1		.	.							AJ, AK, CM, CN, CP, CS, CV, CX, DA, DB	1
180	65-85905-4		.	.							AJ, AK, CM, CN, CP, CS, CV, CX, DA, DB	1
185	RCS3290		.	.							AJ, AK, CM, CN, CP, CS, CV, CX, DA, DB	1

-Item not Illustrated

25-23-37

ILLUSTRATED PARTS LIST

Page 1098.174

Mar 01/2008



COMPONENT MAINTENANCE MANUAL

FIG/ ITEM	PART NUMBER	AIRLINE PART NUMBER	NOMENCLATURE							USAGE CODE	UNITS PER ASSY		
			1	2	3	4	5	6	7				
7-													
187	417N3182-1		.	.							BODY-PLUNGER	AJ, AK, CM, CN, CP, CS, CV, CX, DA, DB	1
189	417N3180-3		.	.							PLUNGER-SPRING	AJ, AK, CM, CN, CP, CS, CV, CX, DA, DB	2
190	417N3182-1										DELETED		
191	RCS3289		.	.							SPRING (V08205)	AJ, AK, CM, CN, CP, CS, CV, CX, DA, DB	2
193	417N3183-1		.	.							BODY-CLAMP	AJ, AK, CM, CN, CP, CS, CV, CX, DA, DB	1
195	417N3180-3										DELETED		
-195A	AN960JD416L		.								WASHER (USED WITH ITEM 197)	AJ, AK, CM, CN, CP, CS, CV, CX, DA, DB	4
-197	PLWP1S		.								TIE-PUSH MOUNT CABLE (V58417)	AJ, AK, CM, CN, CP, CS, CV, CX, DA, DB	4
-199	NMC1001-0		.								CLAMP (V03296) (OPT ITEM 199A)	AJ, AK, CM, CN, CP, CS, CV, CX, DA, DB	2
-199A	BACC10DK3		.								CLAMP (OPT ITEM 199)	AJ, AK, CM, CN, CP, CS, CV, CX, DA, DB	2

-Item not Illustrated

25-23-37

ILLUSTRATED PARTS LIST

Page 1098.175

Mar 01/2008



COMPONENT MAINTENANCE MANUAL

FIG/ ITEM	PART NUMBER	AIRLINE PART NUMBER	NOMENCLATURE							USAGE CODE	UNITS PER ASSY
			1	2	3	4	5	6	7		
7-											
200	RCS3289										
-201	61-33550-001									AJ, AK, CM, CN	1
-201A	286N0562-001									CP, CS, CV, CX, DA, DB	1
203	1TW2-3									AJ, AK, CM, CN	1
-203A	2TW2-3									CP, CS, CV, CX, DA, DB	1
205	417N3183-1										
205A	70-505R									CS, CX, DA, DB	1
207	117003-22									CS, CX, DA, DB	1
209	417N3160-18									CS, DA	1
-210	AN960JD416L										
-211	417N3160-17									CX, DB	1
213	BACS12FA08K6									CS, CX, DA, DB	4
-215	PLWP1S										
215A	CS8024-08-1A									CS, CX, DA, DB	1
217	AN960KD416										
217A	AN960JD416									CS, CX, DA, DB	1
219	A4972-6-82									CS, CX, DA, DB	1
-220	NMC1001-0										

-Item not Illustrated

25-23-37

ILLUSTRATED PARTS LIST

Page 1098.176

Mar 01/2008



COMPONENT MAINTENANCE MANUAL

FIG/ ITEM	PART NUMBER	AIRLINE PART NUMBER	NOMENCLATURE							USAGE CODE	UNITS PER ASSY
			1	2	3	4	5	6	7		
7-											
221	BACR15BA3D		. .	RIVET						CS, CX, DA, DB	4
				(SIZE DETERMINED ON INST)							
223	417N3811-13		. .	HINGE						CS, CX, DA, DB	1
-225	61-33550-001			DELETED							
225A	417N3161-7		. .	BRACKET-MTG						CS, CX, DA, DB	1
227	417N3160-12		. .	PAD-INSULATION						CS, CX, DA, DB	1
229	417N3160-13		. .	PAD-INSULATION						CS, CX, DA, DB	8
230	1TW2-3			DELETED							
231	417N3136-125		. .	PLATE-MTG						CS, DA	1
-233	417N3136-124		. .	PLATE-MTG						CX, DB	1
235	417N3100-48		. .	GENERATOR ASSY						AJ, CM, CP	1
-237	417N3100-46		. .	GENERATOR ASSY						AK, CN, CV	1
240	417N3160-11		. .	BRACKET ASSY						AJ, AK, CM, CN, CP, CV	1
				ATTACHING PARTS							
245	BACS12FA08K6		. .	SCREW						AJ, AK, CM, CN, CP, CV	4
				-----*							
250	BACR15BA3D		. . .	RIVET						AJ, AK, CM, CN, CP, CV	4
				(SIZE DETERMINED ON INST)							
255	417N3811-13		. . .	HINGE						AJ, AK, CM, CN, CP, CV	1
260	CS8024-08-1A		. . .	SCREW-CAPTIVE						AJ, AK, CM, CN, CP, CV	1
				(V58998)							
				(OPT ITEM 260A)							
-260A	FT1387P8-1-2		. . .	SCREW-CAPTIVE						AJ, AK, CM, CN, CP, CV	1
				(V58794)							
				(OPT ITEM 260)							

-Item not Illustrated

25-23-37

ILLUSTRATED PARTS LIST

Page 1098.177

Mar 01/2008



COMPONENT MAINTENANCE MANUAL

FIG/ ITEM	PART NUMBER	AIRLINE PART NUMBER	NOMENCLATURE							USAGE CODE	UNITS PER ASSY
			1	2	3	4	5	6	7		
7-											
265	AN960KD416										
265A	AN960JD416									AJ, AK, CM, CN, CP, CV	1
270	A4972-6-82									AJ, AK, CM, CN, CP, CV	1
275	417N3160-12									AJ, AK, CM, CN, CP, CV	1
280	417N3161-7									AJ, AK, CM, CN, CP, CV	1
285	417N3160-13									AJ, AK, CM, CN, CP, CV	6
290	417N3136-99									AJ, AK, CM, CN, CP, CV	1
295	117003-14									AJ, CM, CP	1
-295A	803000-04									AJ, CM, CP	1
-295B	E71740-00									AJ, CM, CP	1
-297	117003-13									AK, CN, CV	1

-Item not Illustrated

25-23-37

ILLUSTRATED PARTS LIST

Page 1098.178

Mar 01/2008



COMPONENT MAINTENANCE MANUAL

FIG/ ITEM	PART NUMBER	AIRLINE PART NUMBER	NOMENCLATURE							USAGE CODE	UNITS PER ASSY	
			1	2	3	4	5	6	7			
7- -297A	803000-03		.	.	GENERATOR-CHEMICAL OXY (V53655) (SPEC S417T401-32) (OPT ITEM 297)						AK, CN, CV	1
300	417N3100-71		.		PAD-SPONGE						AJ, AK, CM, CN, CP, CS, CV, CX, DA, DB	2
305	417N3190-1		.		LANYARD ASSY						AJ, AK, CM, CN, CP, CS, CV, CX, DA, DB	1
310	GSC219		.	.	SLEEVE (V59730) (SPEC BACS13S219C) (OPT Y0C140 (V12357)) (OPT ITEM 310A)						AJ, AK, CM, CN, CP, CS, CV, CX, DA, DB	4
-310A	GSC205		.	.	SLEEVE (V59730) (SPEC BACS13S205C) (OPT Y0C130 (V12357)) (OPT ITEM 310)						AJ, AK, CM, CN, CP, CS, CV, CX, DA, DB	4
315	10-61790-1		.	.	HOOK (V08205)						AJ, AK, CM, CN, CP, CS, CV, CX, DA, DB	1
320	NAS43DD4-5		.	.	SPACER						AJ, AK, CM, CN, CP, CS, CV, CX, DA, DB	1
325	65C16899-6		.	.	SPRING						AJ, AK, CM, CN, CP, CS, CV, CX, DA, DB	1

-Item not Illustrated

25-23-37

ILLUSTRATED PARTS LIST

Page 1098.179

Mar 01/2008



COMPONENT MAINTENANCE MANUAL

FIG/ ITEM	PART NUMBER	AIRLINE PART NUMBER	NOMENCLATURE							USAGE CODE	UNITS PER ASSY	
			1	2	3	4	5	6	7			
7- 330	417N3190-3		.	.							AJ, AK, CM, CN, CP, CS, CV, CX, DA, DB	1
335	417N3110-73SP		.								AJ, CM, CP, CS, DA	1
-337	417N3110-74SP		.								AK, CN, CV, CX, DB	1
340	BAC27DPA2272		.								AJ, AK, CM, CN, CP, CS, CV, CX, DA, DB	1
345	BAC27NPA0610		.								AJ, CM, CP, CS, DA	1
350	BAC27NPA0609		.								AK, CN, CV, CX, DB	1
355	BAC27NPA0645		.								AJ, CM, CP, CS, DA	1
360	BAC27NPA0644		.								AK, CN, CV, CX, DB	1

-Item not Illustrated

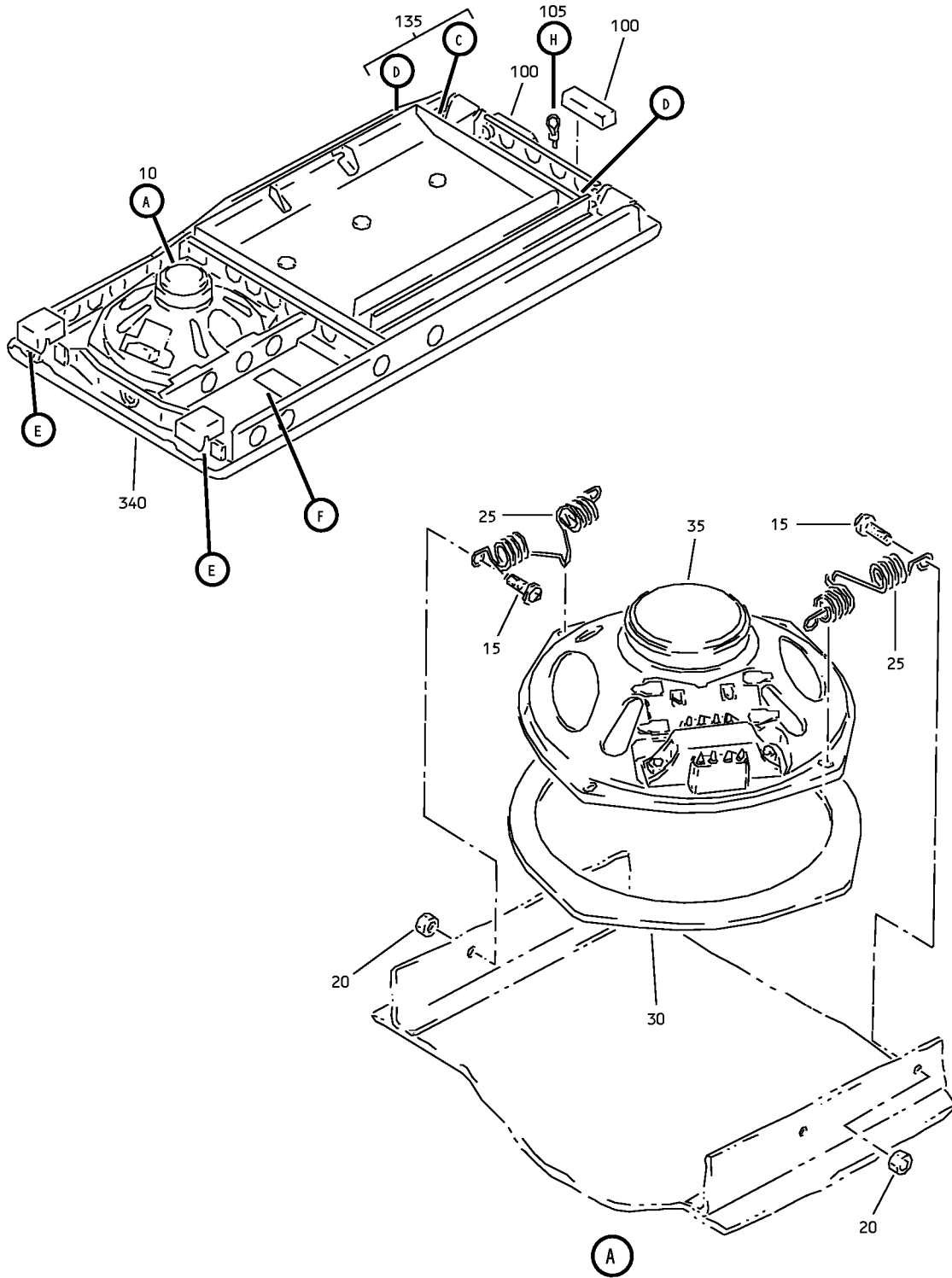
25-23-37

ILLUSTRATED PARTS LIST

Page 1098.180

Mar 01/2008

COMPONENT MAINTENANCE MANUAL



Partial Underbin Passenger Service Unit (With Lifevest and Speaker) Assembly
 IPL Figure 8 (Sheet 1 of 3)

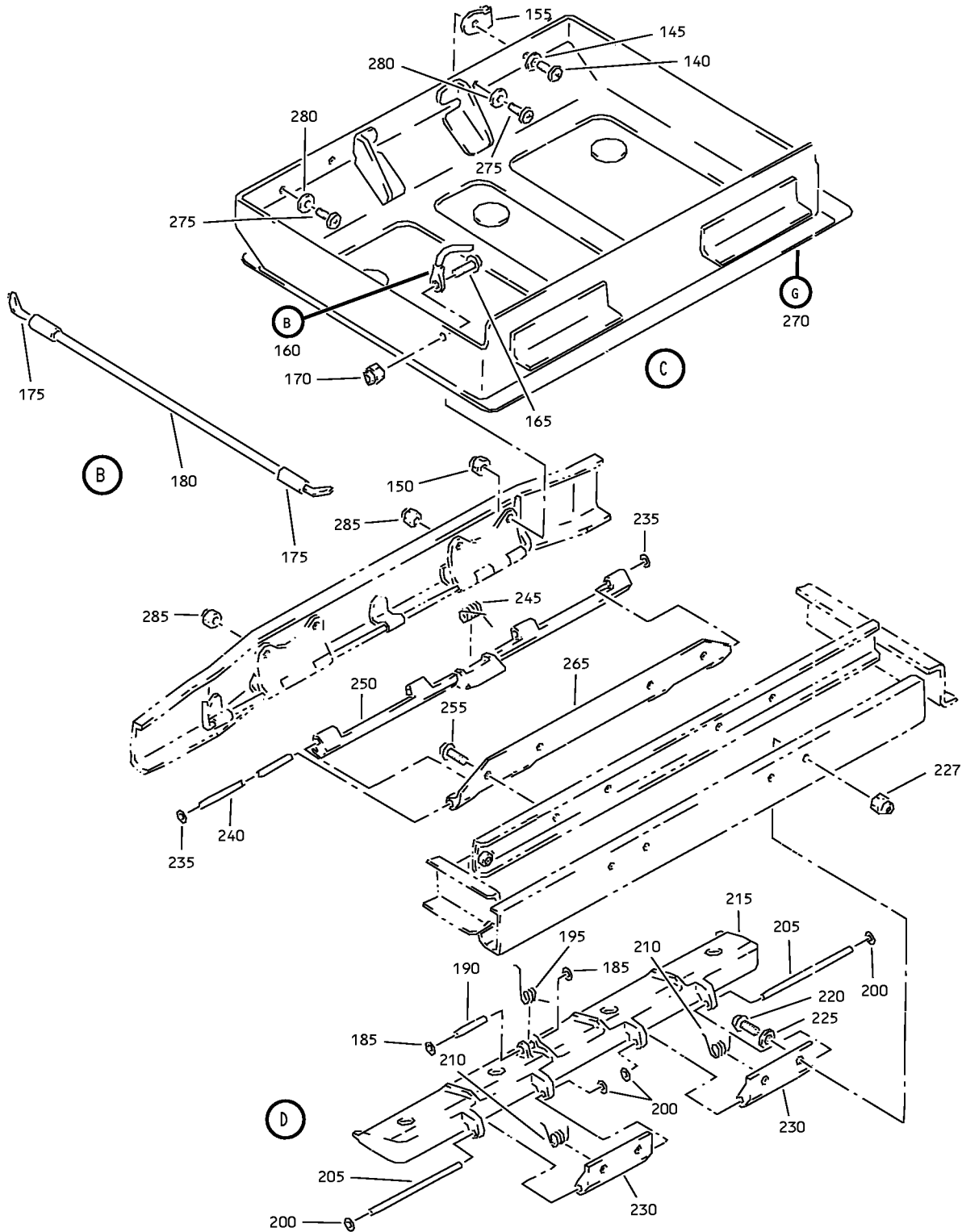
25-23-37

ILLUSTRATED PARTS LIST

Page 1098.181

Mar 01/2008

COMPONENT MAINTENANCE MANUAL



Partial Underbin Passenger Service Unit (With Lifevest and Speaker) Assembly
 IPL Figure 8 (Sheet 2 of 3)

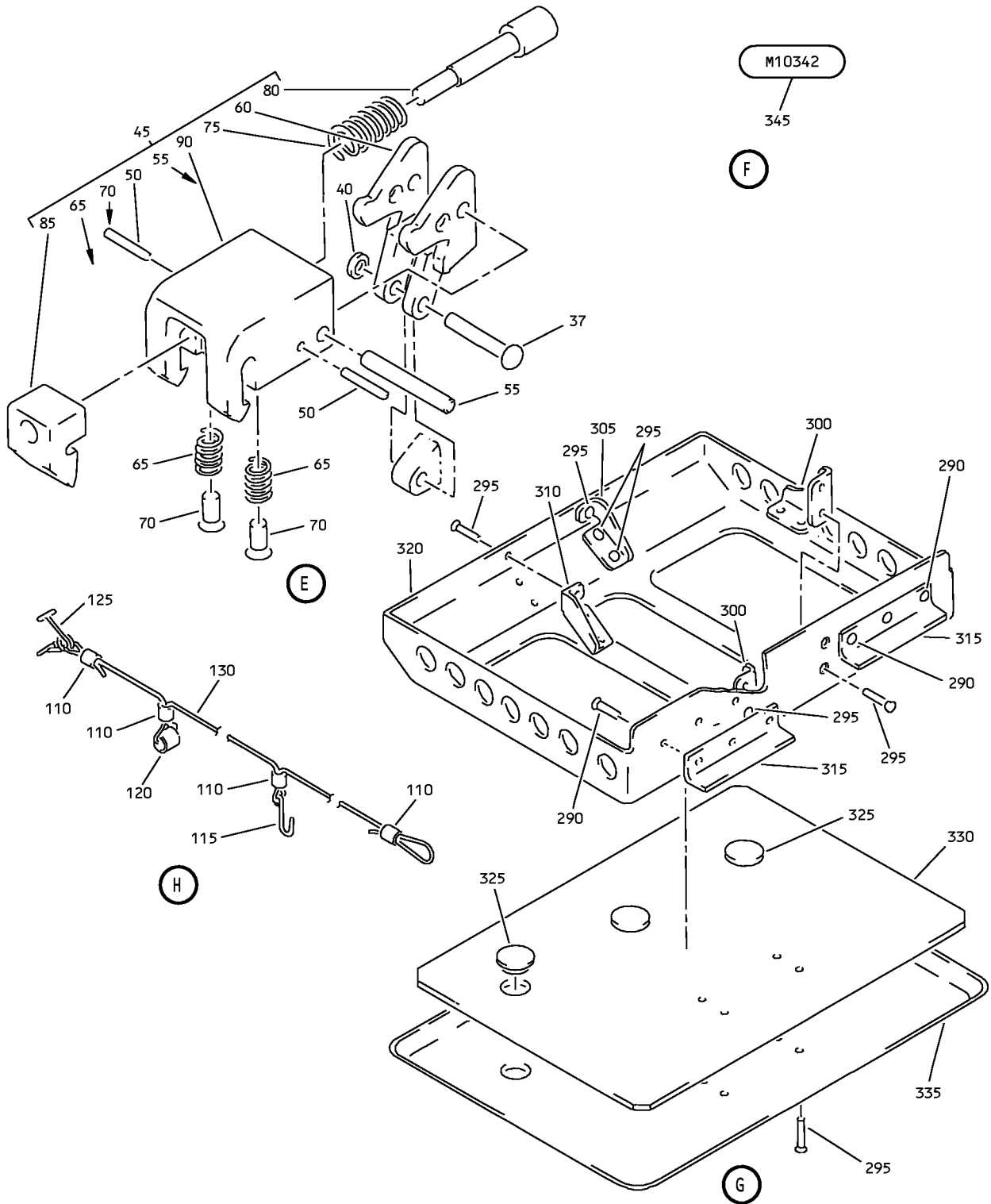
25-23-37

ILLUSTRATED PARTS LIST

Page 1098.182

Mar 01/2008

COMPONENT MAINTENANCE MANUAL



Partial Underbin Passenger Service Unit (With Lifevest and Speaker) Assembly
IPL Figure 8 (Sheet 3 of 3)

25-23-37

ILLUSTRATED PARTS LIST

Page 1098.183

Mar 01/2008



COMPONENT MAINTENANCE MANUAL

FIG/ ITEM	PART NUMBER	AIRLINE PART NUMBER	NOMENCLATURE							USAGE CODE	UNITS PER ASSY		
			1	2	3	4	5	6	7				
8- 35	RDAM8005A		.	.	S	P	E	A	K	E	R	BE, BF, BJ, BK, CY, CZ	1
					(V54473)								
					(SPEC S222T101-101)								
37	BACR15BB4D10		.	.	R	I	V	E	T			BE, BF, BJ, BK, CY, CZ	4
40	6100-12		.	.	R	E	T	A	I	N	E	BE, BF, BJ, BK, CY, CZ	2
					(V2X013)								
45	417N3180-1		.	.	C	L	A	M	P	A	S	BE, BF, BJ, BK, CY, CZ	2
50	NAS607-1-4P		.	.	P	I	N	-	D	O	W	BE, BF, BJ, BK, CY, CZ	2
55	NAS607-2-8P		.	.	P	I	N	-	D	O	W	BE, BF, BJ, BK, CY, CZ	1
60	417N3181-1		.	.	L	I	N	K	-	R	O	BE, BF, BJ, BK, CY, CZ	1
					(OPT ITEM 60A)								
-60A	65-85902-1		.	.	L	I	N	K	-	R	O	BE, BF, BJ, BK, CY, CZ	1
					(OPT ITEM 60)								
65	RCS3289		.	.	S	P	R	I	N	G		BE, BF, BJ, BK, CY, CZ	2
					(V08205)								
70	417N3180-3		.	.	P	L	U	N	G	E	R	BE, BF, BJ, BK, CY, CZ	2
75	RCS3290		.	.	S	P	R	I	N	G		BE, BF, BJ, BK, CY, CZ	1
					(V08205)								
80	65-85905-4		.	.	P	L	U	N	G	E	R	BE, BF, BJ, BK, CY, CZ	1
85	417N3182-1		.	.	B	O	D	Y	-	P	L	BE, BF, BJ, BK, CY, CZ	1
					U	N	G	E	R				

-Item not Illustrated

25-23-37

ILLUSTRATED PARTS LIST

Page 1098.185

Mar 01/2008



COMPONENT MAINTENANCE MANUAL

FIG/ ITEM	PART NUMBER	AIRLINE PART NUMBER	NOMENCLATURE							USAGE CODE	UNITS PER ASSY	
			1	2	3	4	5	6	7			
8- 90	417N3183-1		.	.							BE, BF, BJ, BK, CY, CZ	1
-95	61-31049-001		.								BE, BF, BJ, BK	1
-95A	61-31049-002		.								CY, CZ	1
100	417N3100-71		.								BE, BF, BJ, BK, CY, CZ	2
105	417N3190-1		.								BE, BF, BJ, BK, CY, CZ	1
110	GSC219		.	.							BE, BF, BJ, BK, CY, CZ	4
-110A	GSC205		.	.							BE, BF, BJ, BK, CY, CZ	4
115	10-61790-1		.	.							BE, BF, BJ, BK, CY, CZ	1
120	NAS43DD4-5		.	.							BE, BF, BJ, BK, CY, CZ	1
125	65C16899-6		.	.							BE, BF, BJ, BK, CY, CZ	1
130	417N3190-3		.	.							BE, BF, BJ, BK, CY, CZ	1
135	417N3100-31SP		.								BE	1
-135A	417N3100-101SP		.								BJ, CY	1
-137	417N3100-32SP		.								BF	1
-137A	417N3100-102SP		.								BK, CZ	1

-Item not Illustrated

25-23-37

ILLUSTRATED PARTS LIST

Page 1098.186

Mar 01/2008



COMPONENT MAINTENANCE MANUAL

FIG/ ITEM	PART NUMBER	AIRLINE PART NUMBER	NOMENCLATURE							USAGE CODE	UNITS PER ASSY	
			1	2	3	4	5	6	7			
8- 140	BACS12FA08K7		.	.	SCREW						BE, BF, BJ, BK, CY, CZ	1
145	AN960PD8L		.	.	WASHER						BE, BF, BJ, BK, CY, CZ	AR
150	H10-08BAC		.	.	NUT (V15653) (SPEC BACN10JC08) (OPT NS202101-82 (V80539)) (OPT RMLH9075-82W (V72962)) (OPT T6S832J (V71087)) (OPT VN303A82 (V92215)) (OPT 96-82 (V80539)) (OPT BRH10A08 (V52828))						BE, BF, BJ, BK, CY, CZ	1
155	417N3122-49		.	.	RETAINER						BE, BJ, CY	1
-157	417N3122-50		.	.	RETAINER						BF, BK, CZ	1
160	417N3190-8		.	.	LANYARD ASSY						BE, BF, BJ, BK, CY, CZ	1
					ATTACHING PARTS							
165	BACS12FA08K6		.	.	SCREW						BE, BF, BJ, BK, CY, CZ	1
170	26C82		.	.	NUT (V80539) (SPEC BACN10R8)						BE, BJ, CY	1
-172	H10-08BAC		.	.	NUT (V15653) (SPEC BACN10JC08) (OPT NS202101-82 (V80539)) (OPT RMLH9075-82W (V72962)) (OPT T6S832J (V71087)) (OPT VN303A82 (V92215)) (OPT 96-82 (V80539)) (OPT BRH10A08 (V52828))						BF, BK, CZ	1
					-----*							
175	417N3190-7		.	.	TERMINAL						BE, BF, BJ, BK, CY, CZ	2

-Item not Illustrated

25-23-37

ILLUSTRATED PARTS LIST

Page 1098.187

Mar 01/2008



COMPONENT MAINTENANCE MANUAL

FIG/ ITEM	PART NUMBER	AIRLINE PART NUMBER	NOMENCLATURE							USAGE CODE	UNITS PER ASSY	
			1	2	3	4	5	6	7			
8- 180	417N3190-5		.	.	.						BE, BF, BJ, BK, CY, CZ	1
185	6100-9		.	.							BE, BF, BJ, BK, CY, CZ	2
190	417N3100-73		.	.							BE, BF, BJ, BK, CY, CZ	1
195	417N3173-14		.	.							BE, BF, BJ, BK, CY, CZ	1
200	6100-9		.	.							BE, BF, BJ, BK, CY, CZ	4
205	417N3100-74		.	.							BE, BF, BJ, BK, CY, CZ	2
210	417N3173-9		.	.							BE, BF, BJ, BK, CY, CZ	2
215	417N3084-1SP		.	.							BE, BF, BJ, BK, CY, CZ	1
220	BACS12FA08K7		.	.							BE, BF, BJ, BK, CY, CZ	4
225	AN960PD8L		.	.							BE, BF, BJ, BK, CY, CZ	AR
227	H10-08BAC		.	.							BK, CY, CZ	4
230	417N3133-19		.	.							BE, BF, BJ, BK, CY, CZ	2

-Item not Illustrated

25-23-37

ILLUSTRATED PARTS LIST

Page 1098.188

Mar 01/2008



COMPONENT MAINTENANCE MANUAL

FIG/ ITEM	PART NUMBER	AIRLINE PART NUMBER	NOMENCLATURE							USAGE CODE	UNITS PER ASSY	
			1	2	3	4	5	6	7			
8- 295	BACR15CE4D		. . .	RIVET							BE, BF, BJ, BK, CY, CZ	14
				(SIZE DETERMINED ON INST)								
300	417N3083-2		. . .	GUSSET							BE, BF, BJ, BK, CY, CZ	2
305	417N3083-3		. . .	GUSSET							BE, BF, BJ, BK, CY, CZ	1
310	417N3083-4		. . .	GUSSET							BE, BF, BJ, BK, CY, CZ	1
315	417N3083-1		. . .	ANGLE							BE, BF, BJ, BK, CY, CZ	2
320	417N3082-1		. . .	COMPARTMENT							BE, BF, BJ, BK, CY, CZ	1
325	417N3113-1		. . .	LENS							BE, BF, BJ, BK, CY, CZ	3
330	417N3080-3		. . .	PANEL							BE, BF, BJ, BK, CY, CZ	1
335	417N3081-1SP		. . .	PANEL							BE, BF, BJ, BK, CY, CZ	1
340	417N3110-89SP		. FRAME ASSY								BE	1
				(FOR DETAILS SEE FIG. 14)								
-340A	417N3110-97SP		. FRAME ASSY								BJ, CY	1
				(FOR DETAILS SEE FIG. 14)								
-342	417N3110-90SP		. FRAME ASSY								BF	1
				(FOR DETAILS SEE FIG. 14)								
-342A	417N3110-98SP		. FRAME ASSY								BK, CZ	1
				(FOR DETAILS SEE FIG. 14)								
345	BAC27NPA0303		. MARKER								BE, BF, BJ, BK, CY, CZ	1

-Item not Illustrated

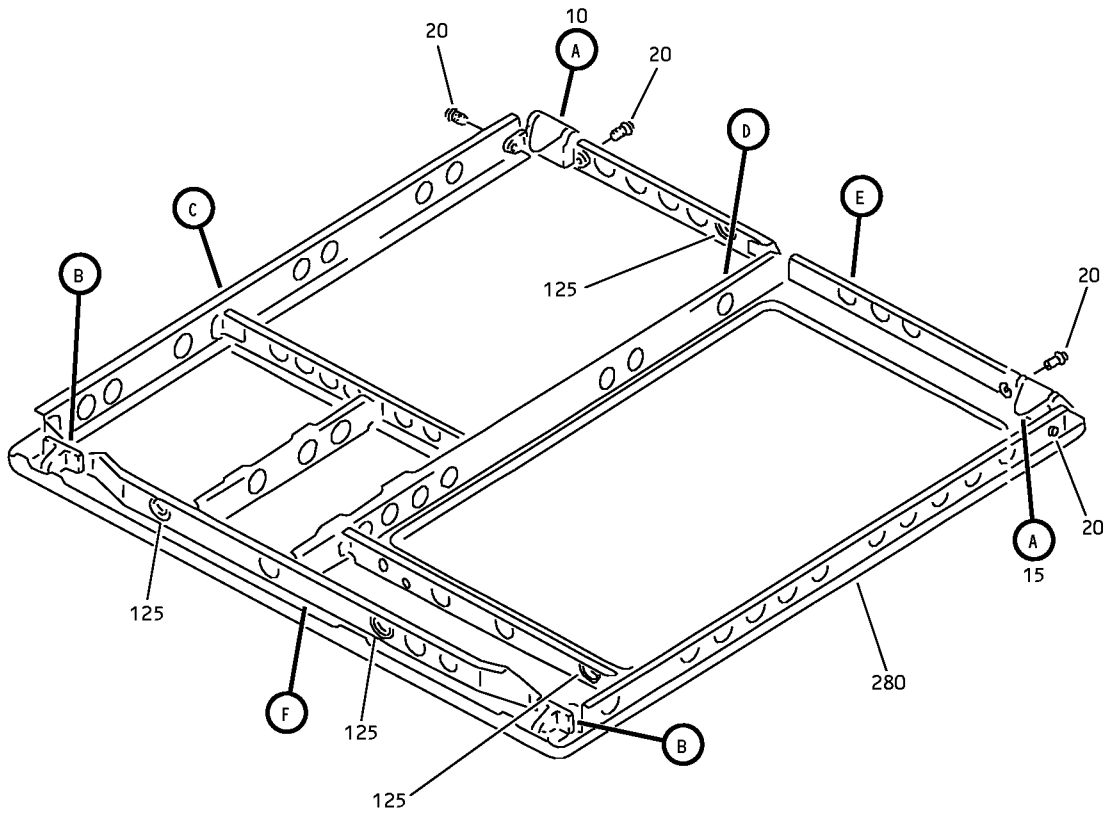
25-23-37

ILLUSTRATED PARTS LIST

Page 1098.190

Mar 01/2008

COMPONENT MAINTENANCE MANUAL



Partial Underbin Passenger Service Unit Frame Assembly
IPL Figure 9 (Sheet 1 of 5)

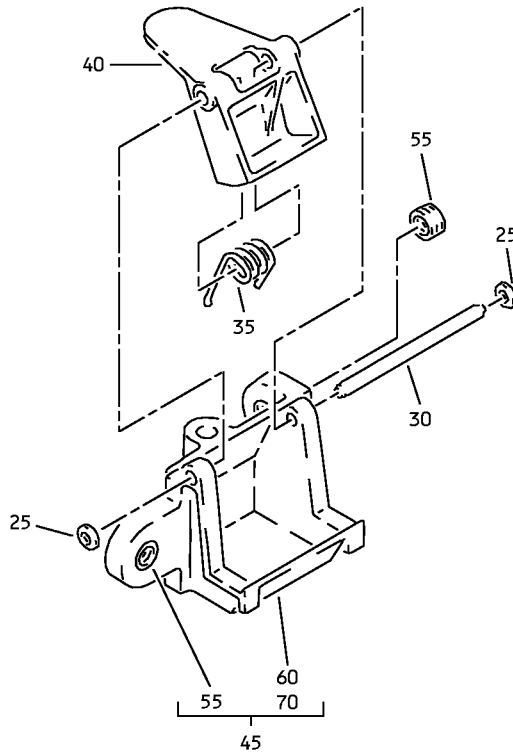
25-23-37

ILLUSTRATED PARTS LIST

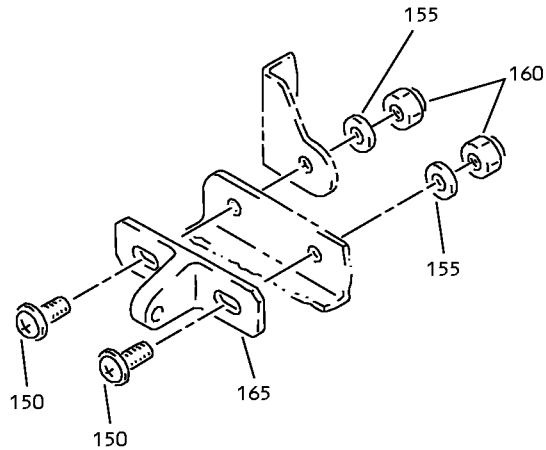
Page 1098.191

Mar 01/2008

COMPONENT MAINTENANCE MANUAL



A



B

Partial Underbin Passenger Service Unit Frame Assembly
IPL Figure 9 (Sheet 2 of 5)

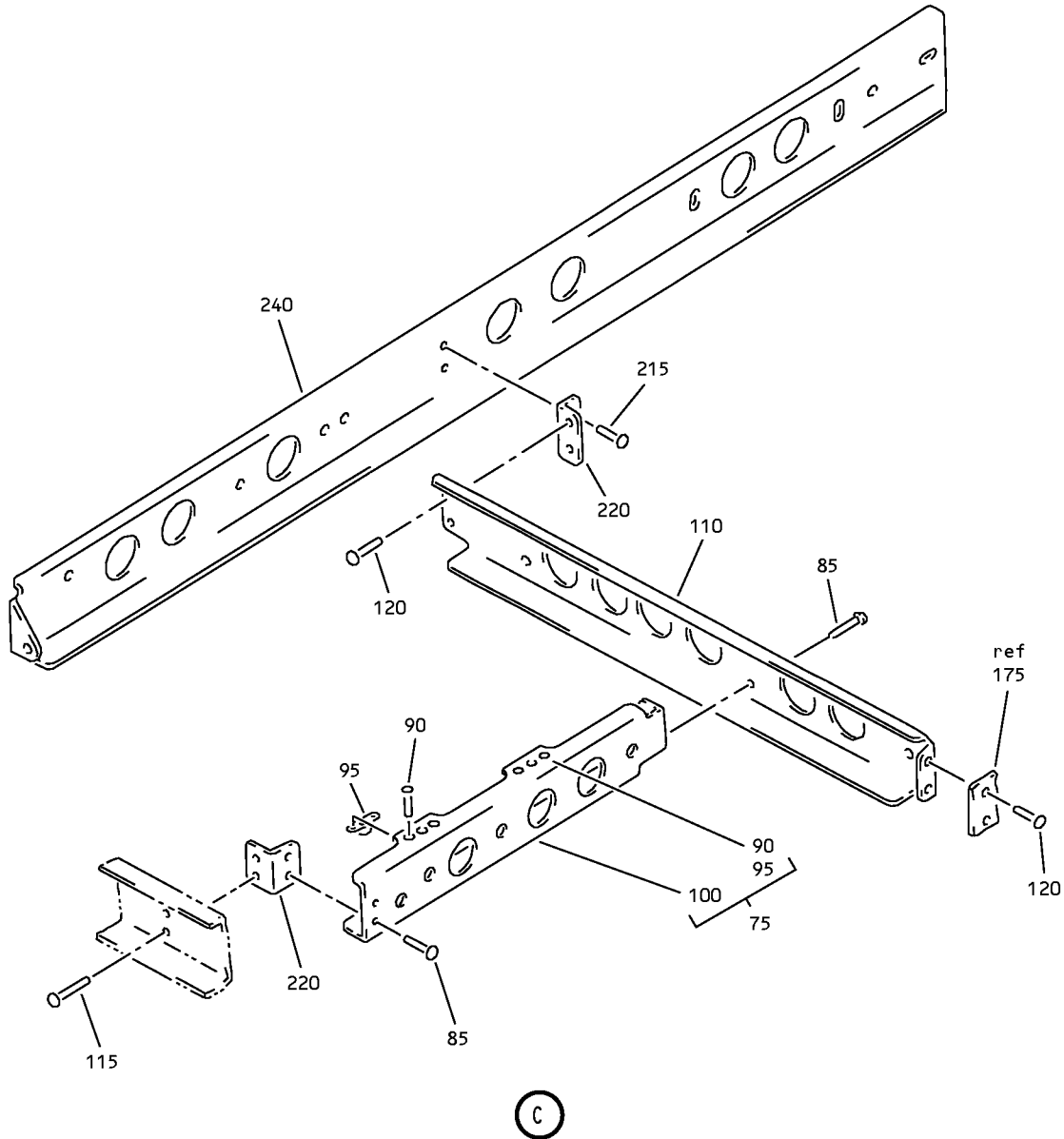
25-23-37

ILLUSTRATED PARTS LIST

Page 1098.192

Mar 01/2008

COMPONENT MAINTENANCE MANUAL



Partial Underbin Passenger Service Unit Frame Assembly
IPL Figure 9 (Sheet 3 of 5)

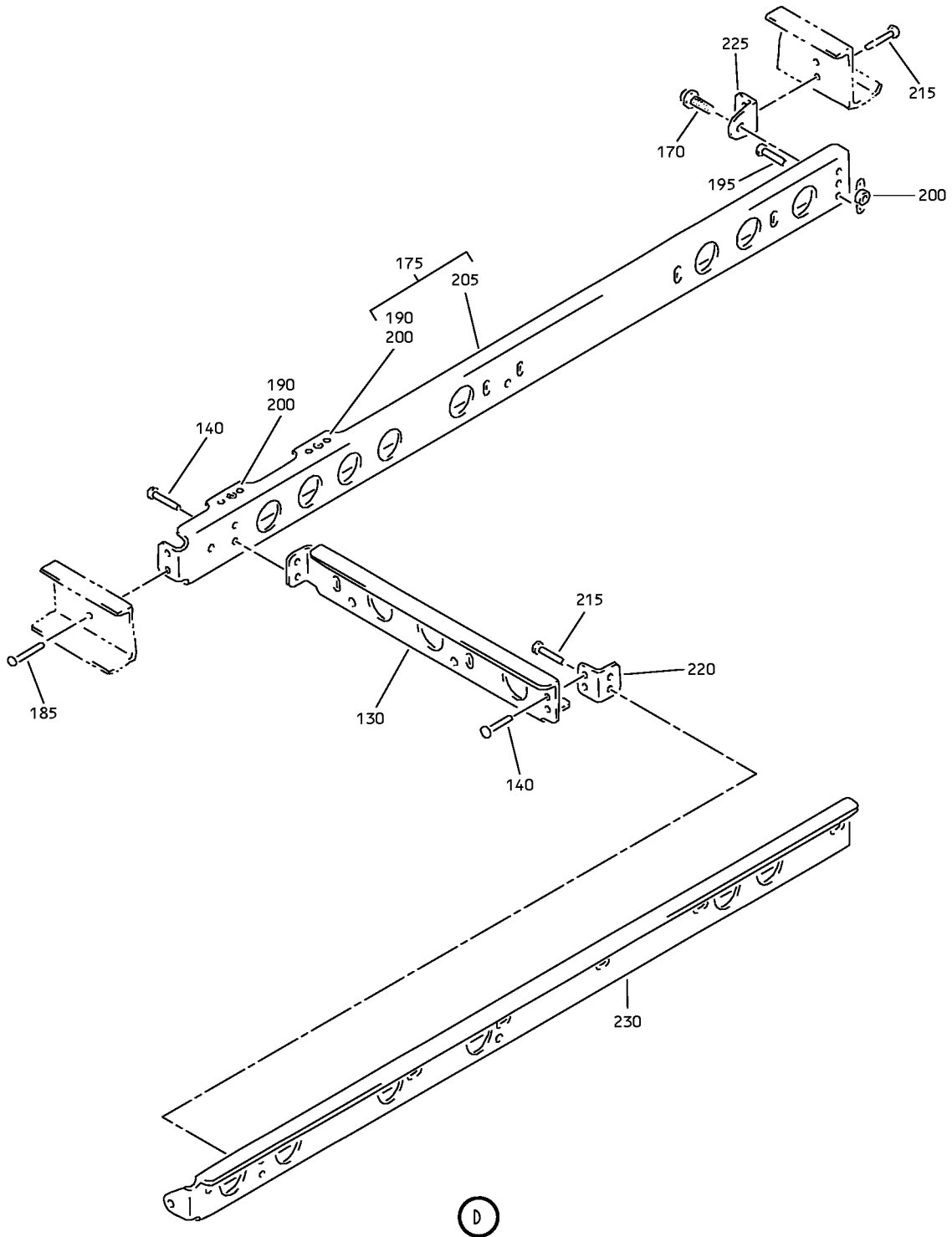
25-23-37

ILLUSTRATED PARTS LIST

Page 1098.193

Mar 01/2008

COMPONENT MAINTENANCE MANUAL



Partial Underbin Passenger Service Unit Frame Assembly
IPL Figure 9 (Sheet 4 of 5)

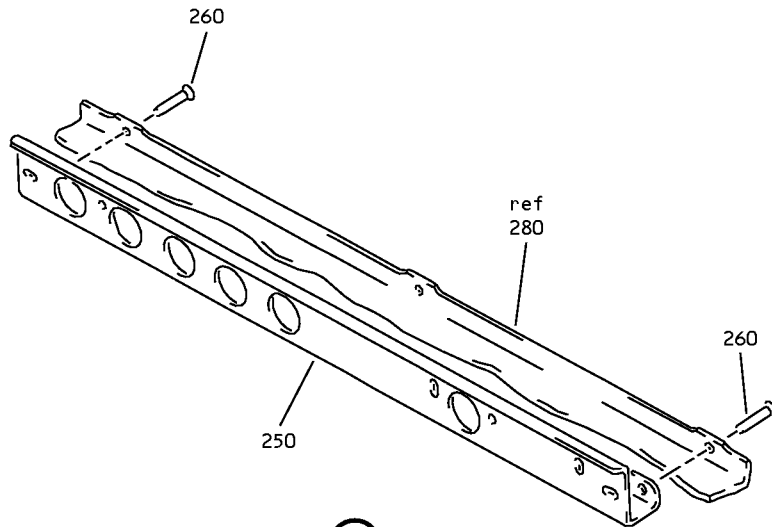
25-23-37

ILLUSTRATED PARTS LIST

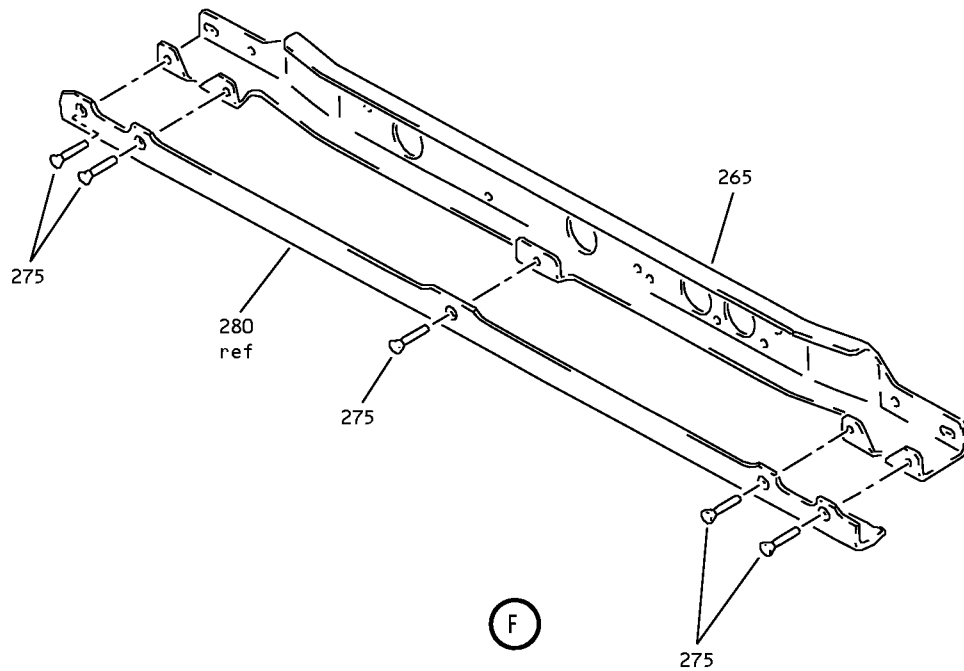
Page 1098.194

Mar 01/2008

COMPONENT MAINTENANCE MANUAL



E



F

Partial Underbin Passenger Service Unit Frame Assembly
IPL Figure 9 (Sheet 5 of 5)

25-23-37

ILLUSTRATED PARTS LIST

Page 1098.195

Mar 01/2008



COMPONENT MAINTENANCE MANUAL

FIG/ ITEM	PART NUMBER	AIRLINE PART NUMBER	NOMENCLATURE							USAGE CODE	UNITS PER ASSY	
			1	2	3	4	5	6	7			
9-												
-1	417N3110-19SP											
-5	417N3110-20SP											
10	417N3170-11											
15	417N3170-12											
20	BACS12FA08K6											
25	6100-9											
30	MS20253P2-165											
35	417N3173-1											
40	417N3171-2											
-40A	417N3171-3											
45	417N3172-9											
-45A	417N3172-19											
-50	417N3172-10											
-50A	417N3172-20											
55	6035-2BR185											

-Item not Illustrated

25-23-37

ILLUSTRATED PARTS LIST

Page 1098.196

Mar 01/2008



COMPONENT MAINTENANCE MANUAL

FIG/ ITEM	PART NUMBER	AIRLINE PART NUMBER	NOMENCLATURE							USAGE CODE	UNITS PER ASSY
			1	2	3	4	5	6	7		
9-											
60	417N3172-11		. . .	HOUSING						B-G, J, AU, BC	1
				(USED ON ITEM 45)							
-60A	417N3172-21		. . .	HOUSING						B-G, J, AU, BC	1
				(USED ON ITEM 45A)							
70	417N3172-12		. . .	HOUSING						B-G, J, AU, BC	1
				(USED ON ITEM 50)							
-70A	417N3172-22		. . .	HOUSING						B-G, J, AU, BC	1
				(USED ON ITEM 50A)							
75	417N3121-61		.	STIFFENER ASSY						B, D, F	1
-80	417N3121-62		.	STIFFENER ASSY						C, E, G, J, AU, BC	1
				ATTACHING PARTS							
85	BACR15BB3D		.	RIVET						B-G, J, AU, BC	4
				(SIZE DETERMINED ON INST)							
				-----*							
90	BACR15BA3D		. .	RIVET						B-G, J, AU, BC	4
				(SIZE DETERMINED ON INST)							
95	BRM200A08K		. .	NUTPLATE						B-G, J, AU, BC	2
				(V52828)							
				(SPEC BACN10JP08AR)							
				(OPT MK1000-08BCBAC (V15653))							
				(OPT NS103197-82BC (V80539))							
				(OPT RMA9201M82BC (V72962))							
				(OPT T8076S832BC (V11815))							
				(OPT VN202A2-82 (V92215))							
100	417N3121-63		. .	STIFFENER						B, D, F	1
-105	417N3121-64		. .	STIFFENER						C, E, G, J, AU, BC	1
110	417N3121-81		.	STIFFENER						B, D, F	1
-115	417N3121-82		.	STIFFENER						C, E, G, J, AU, BC	1
				ATTACHING PARTS							
120	BACR15BB3D		.	RIVET						B-G, J, AU, BC	4
				(SIZE DETERMINED ON INST)							
				-----*							

-Item not Illustrated

25-23-37

ILLUSTRATED PARTS LIST

Page 1098.197

Mar 01/2008



COMPONENT MAINTENANCE MANUAL

FIG/ ITEM	PART NUMBER	AIRLINE PART NUMBER	NOMENCLATURE							USAGE CODE	UNITS PER ASSY	
			1	2	3	4	5	6	7			
9-												
-125	NAS557-12A		.	G	R	O	M	M	E	T	B-G, J, AU, BC	4
130	417N3121-105		.	S	T	I	F	F	E	N	B, D, F	1
-135	417N3121-106		.	S	T	I	F	F	E	N	C, E, G, J, AU, BC	1
				ATTACHING PARTS								
140	BACR15BB3D		.	R	I	V	E	T			B-G, J, AU, BC	4
				(SIZE DETERMINED ON INST)								
				----- * -----								
150	BACS12FA08K7		.	S	C	R	E	W			B-G, J, AU, BC	4
155	AN960PD8L		.	W	A	S	H	E	R		B-G, J, AU, BC	4
160	H10-08BAC		.	N	U	T					B-G, J, AU, BC	4
				(V15653)								
				(SPEC BACN10JC08)								
				(OPT NS202101-82 (V80539))								
				(OPT RMLH9075-82W (V72962))								
				(OPT T6S832J (V71087))								
				(OPT VN303A82 (V92215))								
				(OPT 96-82 (V80539))								
				(OPT BRH10A08 (V52828))								
165	417N3102-1		.	B	R	A	C	K	E	T	B-G, J, AU, BC	2
170	BACS12FA08K6		.	S	C	R	E	W			B-G, J, AU, BC	1
175	417N3121-47		.	S	T	I	F	F	E	N	B, D, F	1
-180	417N3121-48		.	S	T	I	F	F	E	N	C, E, G, J, AU, BC	1
				ATTACHING PARTS								
185	BACR15BB3D		.	R	I	V	E	T			B-G, J, AU, BC	2
				(SIZE DETERMINED ON INST)								
				----- * -----								
190	BACR15BA3D		.	R	I	V	E	T			B-G, J, AU, BC	4
				(SIZE DETERMINED ON INST)								
195	BACR15CE3D		.	R	I	V	E	T			B-G, J, AU, BC	2
				(SIZE DETERMINED ON INST)								

-Item not Illustrated

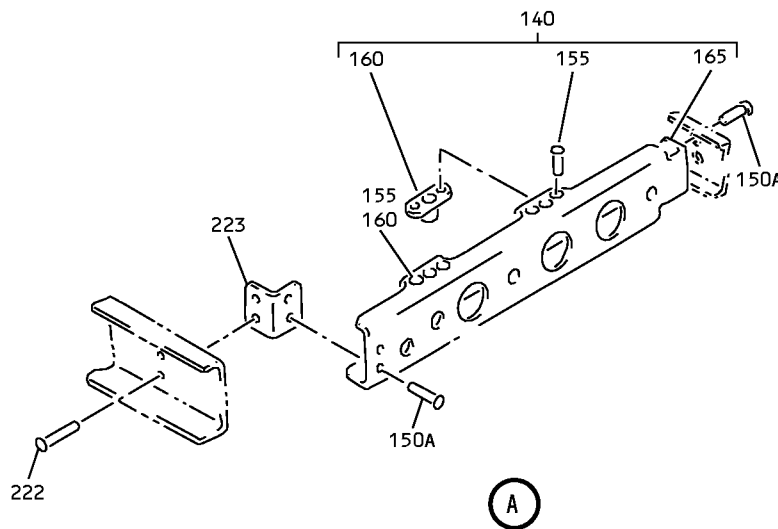
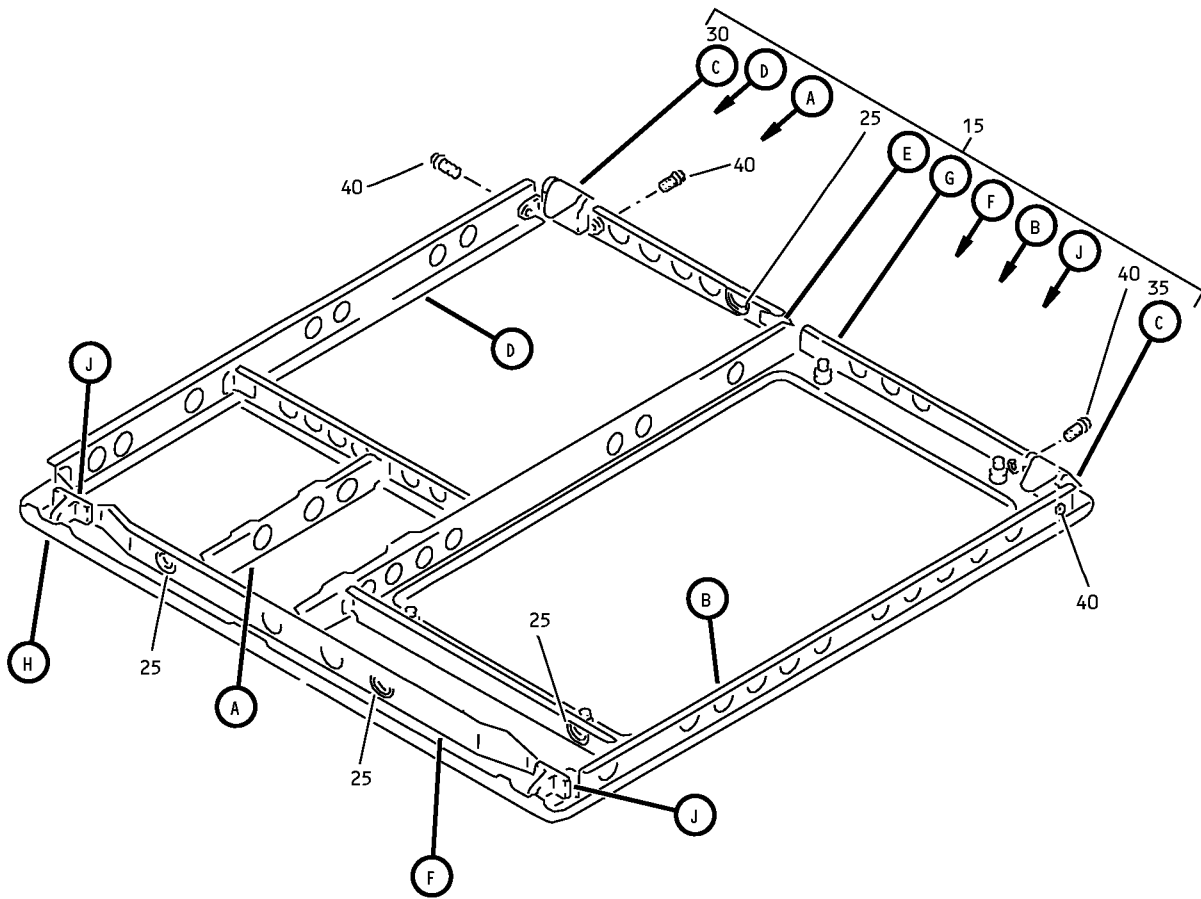
25-23-37

ILLUSTRATED PARTS LIST

Page 1098.198

Jul 01/2009

COMPONENT MAINTENANCE MANUAL



650733 S00041177364_V2

Partial Underbin Passenger Service Unit Frame Assembly
IPL Figure 10 (Sheet 1 of 5)

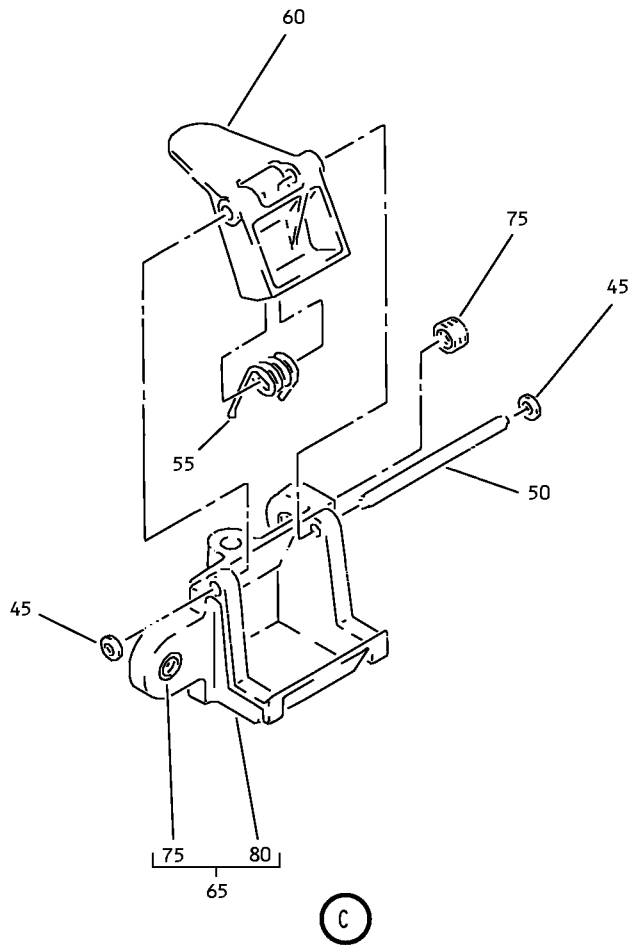
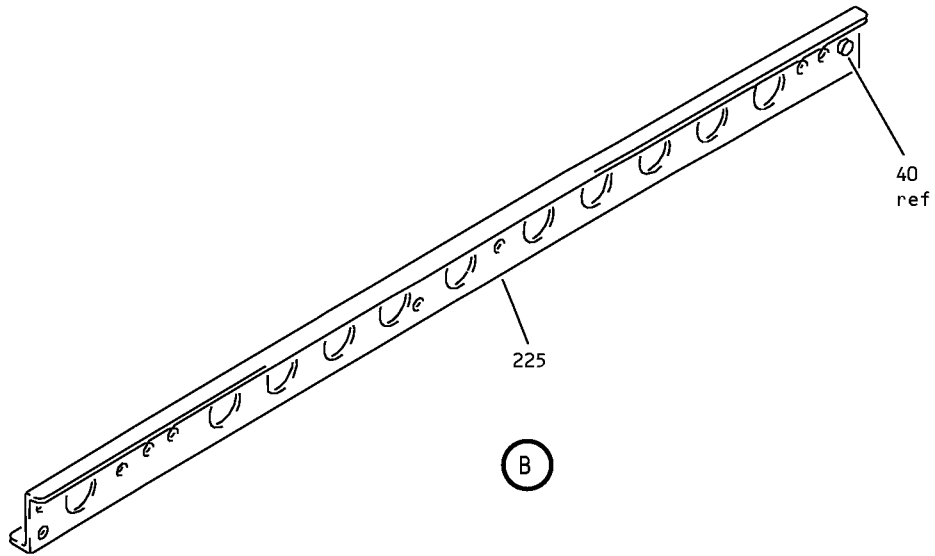
25-23-37

ILLUSTRATED PARTS LIST

Page 1098.200

Mar 01/2008

COMPONENT MAINTENANCE MANUAL



Partial Underbin Passenger Service Unit Frame Assembly
IPL Figure 10 (Sheet 2 of 5)

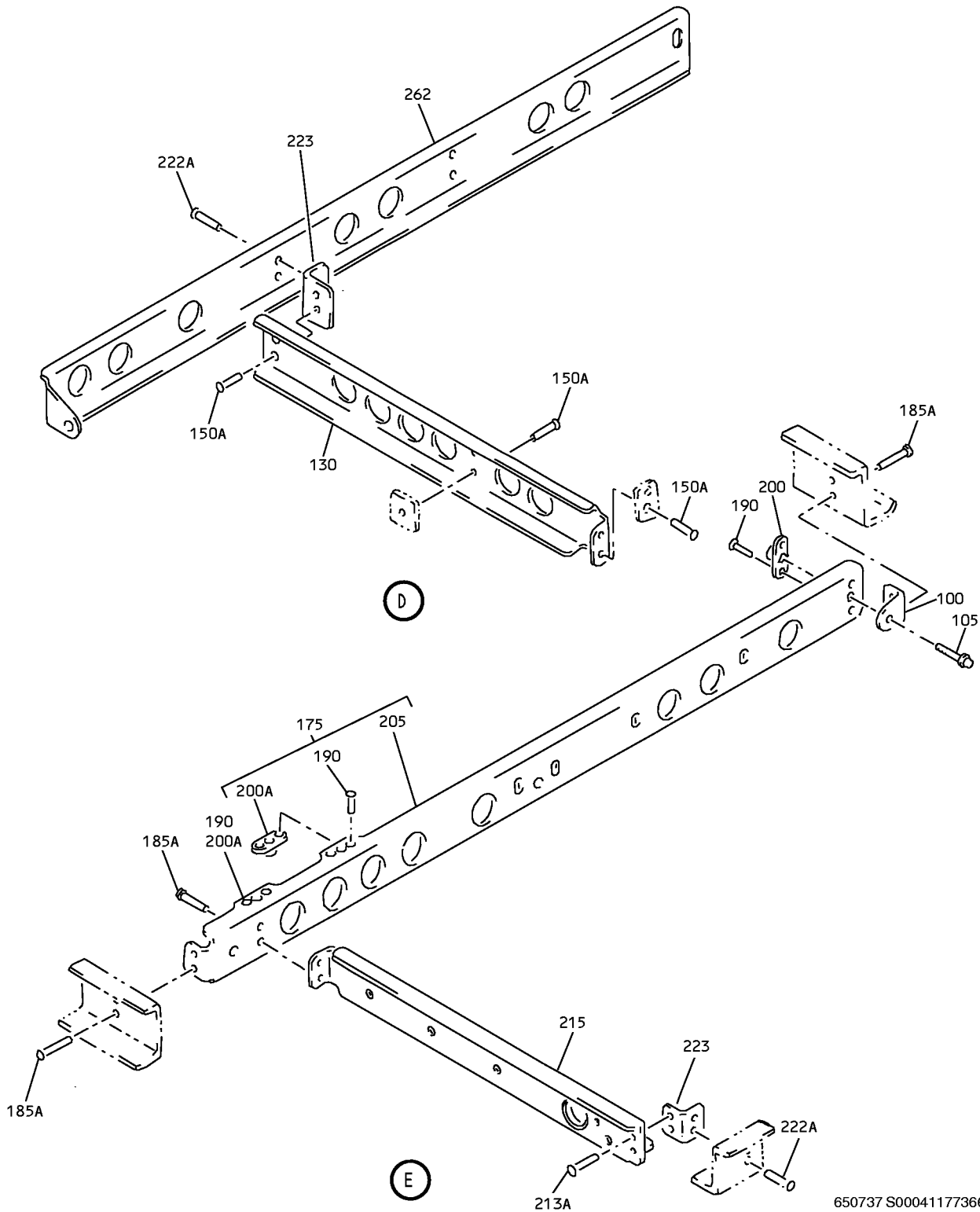
25-23-37

ILLUSTRATED PARTS LIST

Page 1098.201

Mar 01/2008

COMPONENT MAINTENANCE MANUAL



650737 S00041177366_V2

Partial Underbin Passenger Service Unit Frame Assembly
IPL Figure 10 (Sheet 3 of 5)

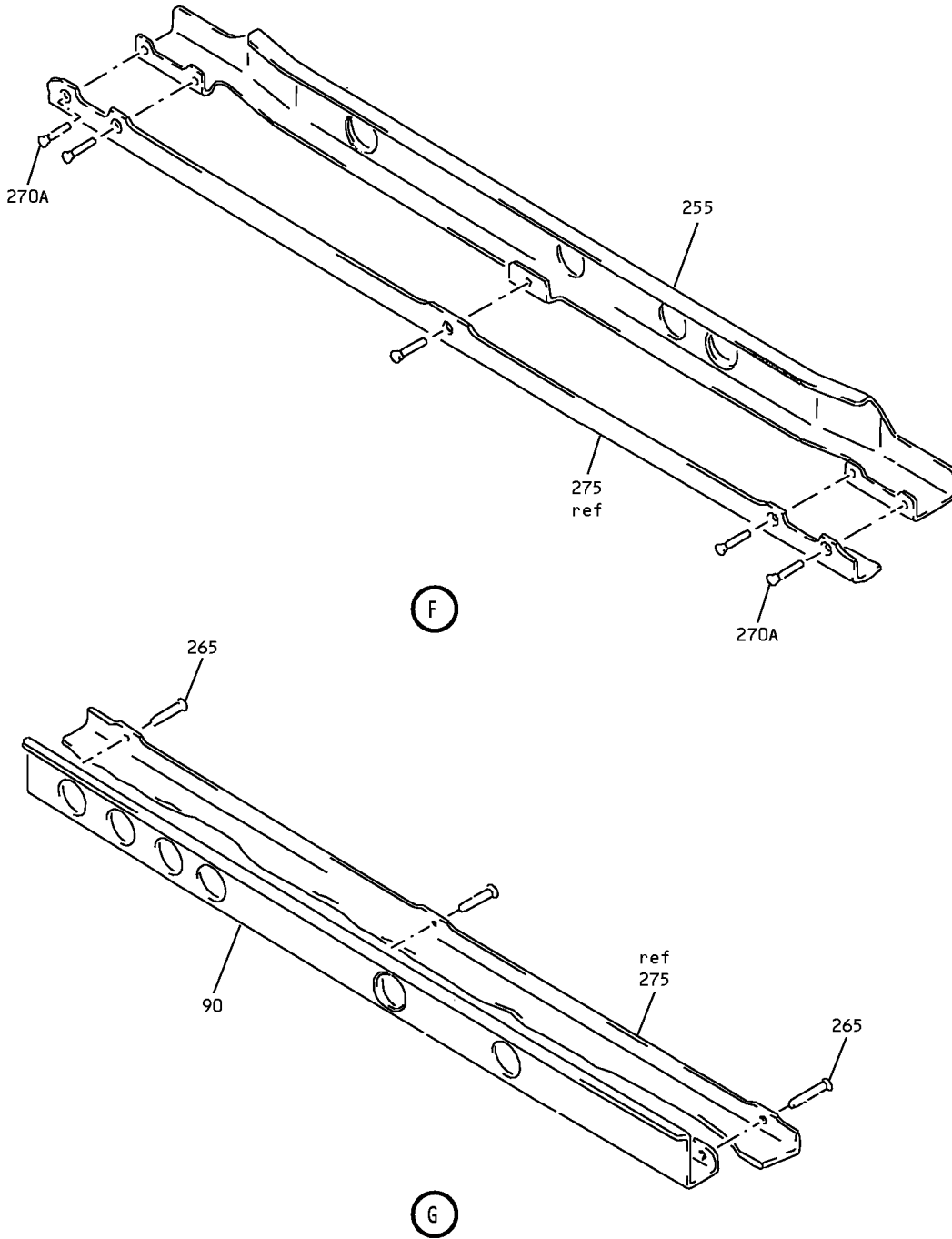
25-23-37

ILLUSTRATED PARTS LIST

Page 1098.202

Mar 01/2008

COMPONENT MAINTENANCE MANUAL

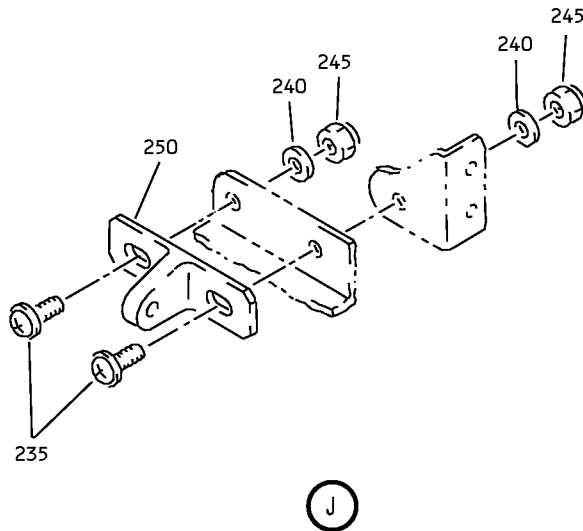
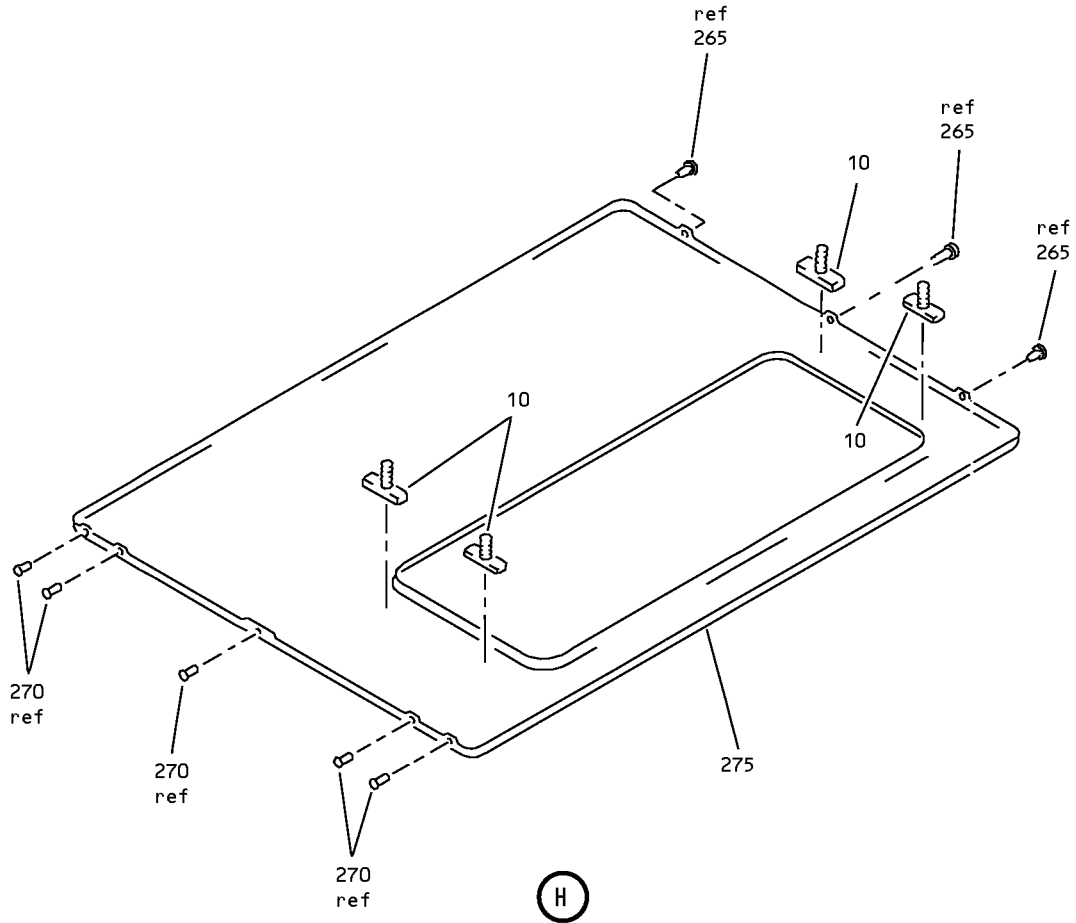


650740 S00041177367_V2

Partial Underbin Passenger Service Unit Frame Assembly
IPL Figure 10 (Sheet 4 of 5)

25-23-37
ILLUSTRATED PARTS LIST
Page 1098.203
Mar 01/2008

COMPONENT MAINTENANCE MANUAL



Partial Underbin Passenger Service Unit Frame Assembly
IPL Figure 10 (Sheet 5 of 5)

25-23-37
ILLUSTRATED PARTS LIST
Page 1098.204
Mar 01/2008



COMPONENT MAINTENANCE MANUAL

FIG/ ITEM	PART NUMBER	AIRLINE PART NUMBER	NOMENCLATURE							USAGE CODE	UNITS PER ASSY	
			1	2	3	4	5	6	7			
10-												
-1	417N3110-39SP									FRAME ASSY-PARTIAL UNDERBIN PSU (LH)	B, D, F, AC, AN, AR, AV, AX, BB, BY, CA, CC, CE, CF, EF	RF
-5	417N3110-40SP									FRAME ASSY-PARTIAL UNDERBIN PSU (RH)	C, E, G, J, AD, AP, AQ, AU, AY, BC, BG, BX, BZ, CB, CD, CU, DE, DL	RF
-5A	417N3110-40D									FRAME ASSY-PARTIAL UNDERBIN PSU (RH)	EE	RF
10	SL6189-08-6									. STUD (V97393)	B-G, J, AC, AD, AN-AR, AU, AV, AX, AY, BB, BC, BG, BX- CF, CU, DE, DL, EE, EF	4
15	417N3110-29									. FRAME ASSY	B, D, F, AC, AN, AR, AV, AX, BB, BY, CA, CC, CE, CF, EF	1
-20	417N3110-30									. FRAME ASSY	C, E, G, J, AD, AP, AQ, AU, AY, BC, BG, BX, BZ, CB, CD, CU, DE, DL, EE	1

-Item not Illustrated

25-23-37

ILLUSTRATED PARTS LIST

Page 1098.205

Mar 01/2008



COMPONENT MAINTENANCE MANUAL

FIG/ ITEM	PART NUMBER	AIRLINE PART NUMBER	NOMENCLATURE							USAGE CODE	UNITS PER ASSY	
			1	2	3	4	5	6	7			
10- 25	NAS557-12A		.	.							B-G, J, AC, AF, AN-AR, AU, AV, AX, AY, BB, BC, BG, BX- CF, CU, DE, DL, EE, EF	4
30	417N3170-11		.	.							B-G, J, AC, AD, AN-AR, AU, AV, AX, AY, BB, BC, BG, BX- CF, CU, DE, DL, EE, EF	1
35	417N3170-12		.	.							B-G, J, AC, AD, AN-AR, AU, AV, AX, AY, BB, BC, BG, BX- CF, CU, DE, DL, EE, EF	1
40	BACS12FA08K6		ATTACHING PARTS									
			.	.							B-G, J, AC, AF, AN-AR, AU, AV, AX, AY, BB, BC, BG, BX- CF, CU, DE, DL, EE, EF	4
			----- * -----									

-Item not Illustrated

25-23-37

ILLUSTRATED PARTS LIST

Page 1098.206

Mar 01/2008



COMPONENT MAINTENANCE MANUAL

FIG/ ITEM	PART NUMBER	AIRLINE PART NUMBER	NOMENCLATURE							USAGE CODE	UNITS PER ASSY	
			1	2	3	4	5	6	7			
10- -45	6100-9		.	.	.	RETAINER (V2X013)					B-G, J, AC, AD, AN-AR, AU, AV, AX, AY, BB, BC, BG, BX- CF, CU, DE, DL, EE, EF	2
50	MS20253P2-165		.	.	.	PIN-HINGE					B-G, J, AC, AD, AN-AR, AU, AV, AX, AY, BB, BC, BG, BX- CF, CU, DE, DL, EE, EF	1
55	417N3173-1		.	.	.	SPRING					B-G, J, AC, AD, AN-AR, AU, AV, AX, AY, BB, BC, BG, BX- CF, CU, DE, DL, EE, EF	1
60	417N3171-2		.	.	.	BOLT (OPT ITEM 60A)					B-G, J, AC, AD, AN-AR, AU, AV, AX, AY, BB, BC, BG, BX- CF, CU, DE, DL, EE, EF	1

-Item not Illustrated

25-23-37

ILLUSTRATED PARTS LIST

Page 1098.207

Jul 01/2009



COMPONENT MAINTENANCE MANUAL

FIG/ ITEM	PART NUMBER	AIRLINE PART NUMBER	NOMENCLATURE							USAGE CODE	UNITS PER ASSY	
			1	2	3	4	5	6	7			
10- -60A	417N3171-3		.	.	.	BOLT (OPT ITEM 60)					B-G, J, AC, AD, AN-AR, AU, AV, AX, AY, BB, BC, BG, BX- CF, CU, DE, DL, EE, EF	1
65	417N3172-9		.	.	.	HOUSING ASSY-CAM LATCH (OPT ITEM 65A) (USED ON ITEM 030)					B-G, J, AC, AD, AN-AR, AU, AV, AX, AY, BB, BC, BG, BX- CF, CU, DE, DL, EE, EF	1
-65A	417N3172-19		.	.	.	HOUSING ASSY-CAM LATCH (OPT ITEM 65) (USED ON ITEM 30)					B-G, J, AC, AD, AN-AR, AU, AV, AX, AY, BB, BC, BG, BX- CF, CU, DE, DL, EE, EF	1
-70	417N3172-10		.	.	.	HOUSING ASSY-CAM LATCH (OPT ITEM 70A) (USED ON ITEM 35)					B-G, J, AC, AD, AN-AR, AU, AV, AX, AY, BB, BC, BG, BX- CF, CU, DE, DL, EE, EF	1

-Item not Illustrated

25-23-37

ILLUSTRATED PARTS LIST

Page 1098.208

Mar 01/2008



COMPONENT MAINTENANCE MANUAL

FIG/ ITEM	PART NUMBER	AIRLINE PART NUMBER	NOMENCLATURE							USAGE CODE	UNITS PER ASSY	
			1	2	3	4	5	6	7			
10- -70A	417N3172-20		.	.	.						B-G, J, AC, AD, AN-AR, AU, AV, AX, AY, BB, BC, BG, BX- CF, CU, DE, DL, EE, EF	1
75	6035-2BR185						B-G, J, AC, AD, AN-AR, AU, AV, AX, AY, BB, BC, BG, BX- CF, CU, DE, DL, EE, EF	2
80	417N3172-11						B-G, J, AC, AD, AN-AR, AU, AV, AX, AY, BB, BC, BG, BX- CF, CU, DE, DL, EE, EF	1
-80A	417N3172-21						B-G, J, AC, AD, AN-AR, AU, AV, AX, AY, BB, BC, BG, BX- CF, CU, DE, DL, EE, EF	1

-Item not Illustrated

25-23-37

ILLUSTRATED PARTS LIST

Page 1098.209

Mar 01/2008



COMPONENT MAINTENANCE MANUAL

FIG/ ITEM	PART NUMBER	AIRLINE PART NUMBER	NOMENCLATURE							USAGE CODE	UNITS PER ASSY
			1	2	3	4	5	6	7		
10- -85	417N3172-12		HOUSING (USED ON ITEM 70)			B-G, J, AC, AD, AN-AR, AU, AV, AX, AY, BB, BC, BG, BX- CF, CU, DE, DL, EE, EF	1
-85A	417N3172-22		HOUSING (USED ON ITEM 70A)			B-G, J, AC, AD, AN-AR, AU, AV, AX, AY, BB, BC, BG, BX- CF, CU, DE, DL, EE, EF	1
90	417N3121-107		.	.	STIFFENER					B, D, F, AC, AN, AR, AV, AX, BB, BY, CA, CC, CE, CF, EF	1
-95	417N3121-108		.	.	STIFFENER					C, E, G, J, AD, AP, AQ, AU, AY, BC, BG, BX, BZ, CB, CD, CU, DE, DL, EE	1

-Item not Illustrated

25-23-37

ILLUSTRATED PARTS LIST

Page 1098.210

Mar 01/2008



COMPONENT MAINTENANCE MANUAL

FIG/ ITEM	PART NUMBER	AIRLINE PART NUMBER	NOMENCLATURE							USAGE CODE	UNITS PER ASSY	
			1	2	3	4	5	6	7			
10- 100	417N3122-54		.	.	BRACKET						B-G, J, AC, AF, AN-AR, AU, AV, AX, AY, BB, BC, BG, BX- CF, CU, DE, DL, EE, EF	1
105	BACS12FA08K6				ATTACHING PARTS	.	.	SCREW			B-G, J, AC, AF, AN-AR, AU, AV, AX, AY, BB, BC, BG, BX- CF, CU, DE, DL, EE, EF	1
110	417N3122-57				----- * ----- DELETED							
					ATTACHING PARTS							
115	BACR15BB3D				DELETED							
120	417N3121-49				DELETED							
-125	417N3121-50				DELETED							
130	417N3121-81		.	.	STIFFENER						B, D, F, AC, AN, AR, AV, AX, BB, BY, CA, CC, CE, CF, EF	1

-Item not Illustrated

25-23-37

ILLUSTRATED PARTS LIST

Page 1098.211

Mar 01/2008



COMPONENT MAINTENANCE MANUAL

FIG/ ITEM	PART NUMBER	AIRLINE PART NUMBER	NOMENCLATURE							USAGE CODE	UNITS PER ASSY	
			1	2	3	4	5	6	7			
10- -135	417N3121-82		.	.							C, E, G, J, AD, AP, AQ, AU, AY, BC, BG, BX, BZ, CB, CD, CU, DE, DL, EE	1
140	417N3121-61		.	.							B, D, F, AC, AN, AR, AV, AX, BB, BY, CA, CC, CE, CF, EF	1
-145	417N3121-62		.	.							C, E, G, J, AD, AP, AQ, AU, AY, BC, BG, BX, BZ, CB, CD, CU, DE, DL, EE	1
150 150A	BACR15BB3D BACR15BB3AD										DELETED . . RIVET (SIZE DETERMINED ON INST)	8
-----*												

-Item not Illustrated

25-23-37

ILLUSTRATED PARTS LIST

Page 1098.212

Mar 01/2008



COMPONENT MAINTENANCE MANUAL

FIG/ ITEM	PART NUMBER	AIRLINE PART NUMBER	NOMENCLATURE							USAGE CODE	UNITS PER ASSY	
			1	2	3	4	5	6	7			
10- -155	BACR15BA3D		.	.	.	RIVET (SIZE DETERMINED ON INST)					B-G, J, AC, AD, AN-AR, AU, AV, AX, AY, BB, BC, BG, BX- CF, CU, DE, DL, EE, EF	4
160	BRM200A08K		.	.	.	NUTPLATE (V52828) (SPEC BACN10JP08AR) (OPT MK1000-08BCBAC (V15653)) (OPT NS103197-82BC (V80539)) (OPT RMA9201M82BC (V72962)) (OPT T8076S832BC (V11815)) (OPT VN202A2-82 (V92215))					B-G, J, AC, AD, AN-AR, AU, AV, AX, AY, BB, BC, BG, BX- CF, CU, DE, DL, EE, EF	2
165	417N3121-63		.	.	.	STIFFENER					B, D, F, AC, AN, AR, AV, AX, BB, BY, CA, CC, CE, CF, EF	1
-170	417N3121-64		.	.	.	STIFFENER					C, E, G, J, AD, AP, AQ, AU, AY, BC, BG, BX, BZ, CB, CD, CU, DE, DL, EE	1
175	417N3121-47		.	.		STIFFENER ASSY					B, D, F, AC, AN, AR, AV, AX, BB, BY, CA, CC, CE, CF, EF	1

-Item not Illustrated

25-23-37

ILLUSTRATED PARTS LIST

Page 1098.213

Jul 01/2009



COMPONENT MAINTENANCE MANUAL

FIG/ ITEM	PART NUMBER	AIRLINE PART NUMBER	NOMENCLATURE							USAGE CODE	UNITS PER ASSY		
			1	2	3	4	5	6	7				
10- -180	417N3121-48		.	.							C, E, G, J, AD, AP, AQ, AU, AY, BC, BG, BX, BZ, CB, CD, CU, DE, DL, EE	1	
185	BACR15BB3D										ATTACHING PARTS DELETED		
185A	BACR15BB3AD		.	.							RIVET (SIZE DETERMINED ON INST)	B-G, J, AC, AD, AN-AR, AU, AV, AX, AY, BB, BC, BG, BX- CF, CU, DE, DL, EE, EF	6
190	BACR15BA3D		-----*										
			.	.	.						RIVET (SIZE DETERMINED ON INST)	B-G, J, AC, AD, AN-AR, AU, AV, AX, AY, BB, BC, BG, BX- CF, CU, DE, DL, EE, EF	6
195	BACR15CE3D										DELETED		
200	BACNJP08AR										DELETED		

-Item not Illustrated

25-23-37

ILLUSTRATED PARTS LIST

Page 1098.214

Mar 01/2008



COMPONENT MAINTENANCE MANUAL

FIG/ ITEM	PART NUMBER	AIRLINE PART NUMBER	NOMENCLATURE							USAGE CODE	UNITS PER ASSY
			1	2	3	4	5	6	7		
10- 200A	BRM200A08K		. . .	NUTPLATE (V52828) (SPEC BACN10JP08AR) (OPT MK1000-08BCBAC (V15653)) (OPT NS103197-82BC (V80539)) (OPT RMA9201M82BC (V72962)) (OPT T8076S832BC (V11815)) (OPT VN202A2-82 (V92215))						B-G, J, AC, AD, AN-AR, AU, AV, AX, AY, BB, BC, BG, BX- CF, CU, DE, DL, EE, EF	3
205	417N3121-51		. . .	STIFFENER						B, D, F, AC, AN, AR, AV, AX, BB, BY, CA, CC, CE, CF, EF	1
-210	917N3121-52		. . .	STIFFENER						C, E, G, J, AD, AP, AQ, AU, AY, BC, BG, BX, BZ, CB, CD, CU, DE, DL, EE	1
213 213A	BACR15BB3D BACR15BB3AD		DELETED . . .	RIVET (SIZE DETERMINED ON INST)						B-G, J, AC, AD, AN-AR, AU, AV, AX, AY, BB, BC, BG, BX- CF, CU, DE, DL, EE, EF	2
215	417N3121-173		. . .	STIFFENER						B, D, F, AC, AN, AR, AV, AX, BB, BY, CA, CC, CE, CF, EF	1

-Item not Illustrated

25-23-37

ILLUSTRATED PARTS LIST

Page 1098.215

Mar 01/2008



COMPONENT MAINTENANCE MANUAL

FIG/ ITEM	PART NUMBER	AIRLINE PART NUMBER	NOMENCLATURE							USAGE CODE	UNITS PER ASSY	
			1	2	3	4	5	6	7			
10- -220	417N3121-174		.	.							C, E, G, J, AD, AP, AQ, AU, AY, BC, BG, BX, BZ, CB, CD, CU, DE, DL, EE, EF	1
222	BACR15BB3D										DELETED	
222A	BACR15BB3AD		.	.							B-G, J, AC, AD, AN-AR, AU, AV, AX, AY, BB, BC, BG, BX- CF, CU, DE, DL, EE, EF	4
											(SIZE DETERMINED ON INST)	
223	417N3122-57		.	.							B-G, J, AC, AF, AN-AR, AU, AV, AX, AY, BB, BC, BG, BX- CF, CU, DE, DL, EE, EF	3
											BRACKET	
225	417N3121-161		.	.							B, D, F, AC, AN, AR, AV, AX, BB, BY, CA, CC, CE, CF, EF	1
											STIFFENER	

-Item not Illustrated

25-23-37

ILLUSTRATED PARTS LIST

Page 1098.216

Mar 01/2008



COMPONENT MAINTENANCE MANUAL

FIG/ ITEM	PART NUMBER	AIRLINE PART NUMBER	NOMENCLATURE							USAGE CODE	UNITS PER ASSY	
			1	2	3	4	5	6	7			
10- -230	417N3121-162		.	.							C, E, G, J, AD, AP, AQ, AU, AY, BC, BG, BX, BZ, CB, CD, CU, DE, DL, EE	1
235	BACS12FA08K7		.	.							B-G, J, AC, AD, AN-AR, AU, AV, AX, AY, BB, BC, BG, BX- CF, CU, DE, DL, EE, EF	4
240	AN960PD8L		.	.							B-G, J, AC, AD, AN-AR, AU, AV, AX, AY, BB, BC, BG, BX- CF, CU, DE, DL, EE, EF	4
245	H10-08BAC		.	.							B-G, J, AC, AD, AN-AR, AU, AV, AX, AY, BB, BC, BG, BX- CF, CU, DE, DL, EE, EF	4
			.	.							(V15653) (SPEC BACN10JC08) (OPT NS202101-82 (V80539)) (OPT RMLH9075-82W (V72962)) (OPT T6S832J (V71087)) (OPT VN303A82 (V92215)) (OPT 96-82 (V80539)) (OPT BRH10A08 (V52828))	

-Item not Illustrated

25-23-37

ILLUSTRATED PARTS LIST

Page 1098.217

Mar 01/2008



COMPONENT MAINTENANCE MANUAL

FIG/ ITEM	PART NUMBER	AIRLINE PART NUMBER	NOMENCLATURE							USAGE CODE	UNITS PER ASSY	
			1	2	3	4	5	6	7			
10- 250	417N3102-1		.	.							B-G, J, AC, AD, AN-AR, AU, AV, AX, AY, BB, BC, BG, BX- CF, CU, DE, DL, EE, EF	2
255	417N3121-111		.	.							B, D, F, AC, AN, AR, AV, AX, BB, BY, CA, CC, CE, CF, EF	1
-260	417N3121-112		.	.							C, E, G, J, AD, AP, AQ, AU, AY, BC, BG, BX, BZ, CB, CD, CU, DE, DL, EE	1
262	417N3121-49		.	.							B, D, F, AC, AN, AR, AV, AX, BB, BY, CA, CC, CE, CF, EF	1
-263	417N3121-50		.	.							C, E, G, J, AD, AP, AQ, AU, AY, BC, BG, BX, BZ, CB, CD, CU, DE, DL, EE	1

-Item not Illustrated

25-23-37

ILLUSTRATED PARTS LIST

Page 1098.218

Mar 01/2008



COMPONENT MAINTENANCE MANUAL

FIG/ ITEM	PART NUMBER	AIRLINE PART NUMBER	NOMENCLATURE							USAGE CODE	UNITS PER ASSY
			1	2	3	4	5	6	7		
10- 265	BACR15CE3D		.	RIVET (SIZE DETERMINED ON INST) (OPTIONAL)						B-G, J, AC, AD, AN-AR, AU, AV, AX, AY, BB, BC, BG, BX- CF, CU, DE, DL, EE, EF	3
270 270A	BACR15BB3D BACR15BB3AD			DELETED							
			.	RIVET (SIZE DETERMINED ON INST) (OPTIONAL)						B-G, J, AC, AD, AN-AR, AU, AV, AX, AY, BB, BC, BG, BX- CF, CU, DE, DL, EE, EF	5
275	417N3111-15SP		.	FACEPLATE						B, D, F, AC, AN, AR, AV, AX, BB, BY, CA, CC, CE, CF, EF	1
-280	417N3111-16SP		.	FACEPLATE						C, E, G, J, AD, AP, AQ, AU, AY, BC, BG, BX, BZ, CB, CD, CU, DE, DL, EE	1

-Item not Illustrated

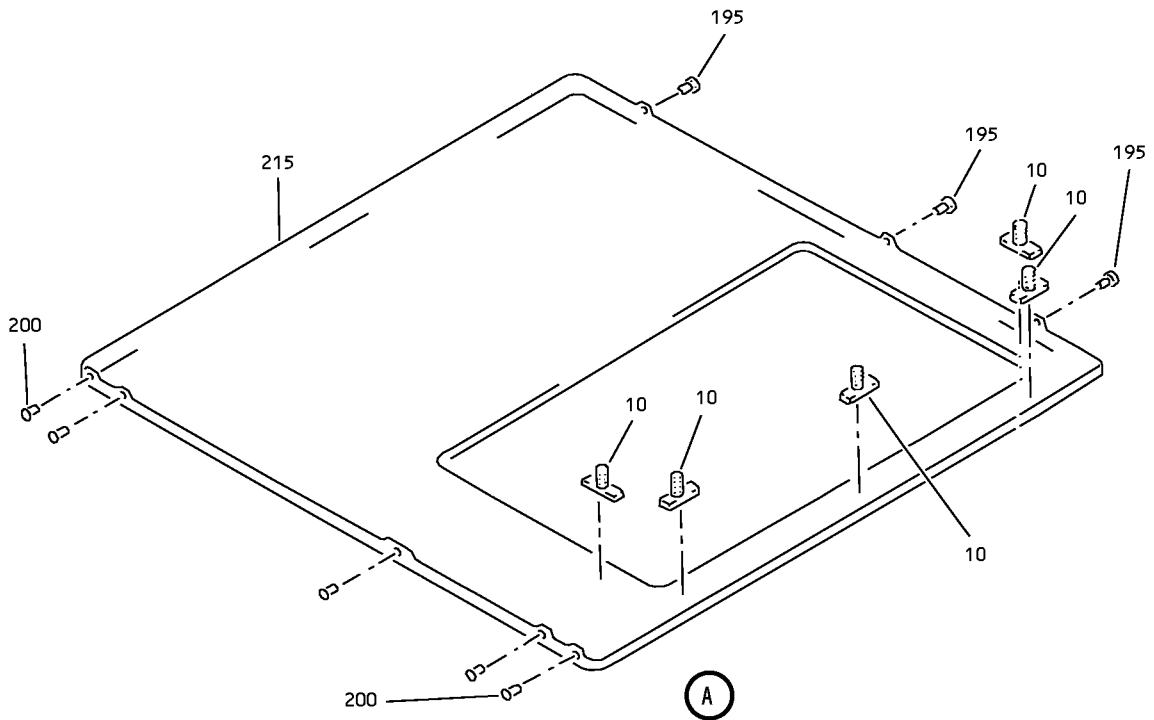
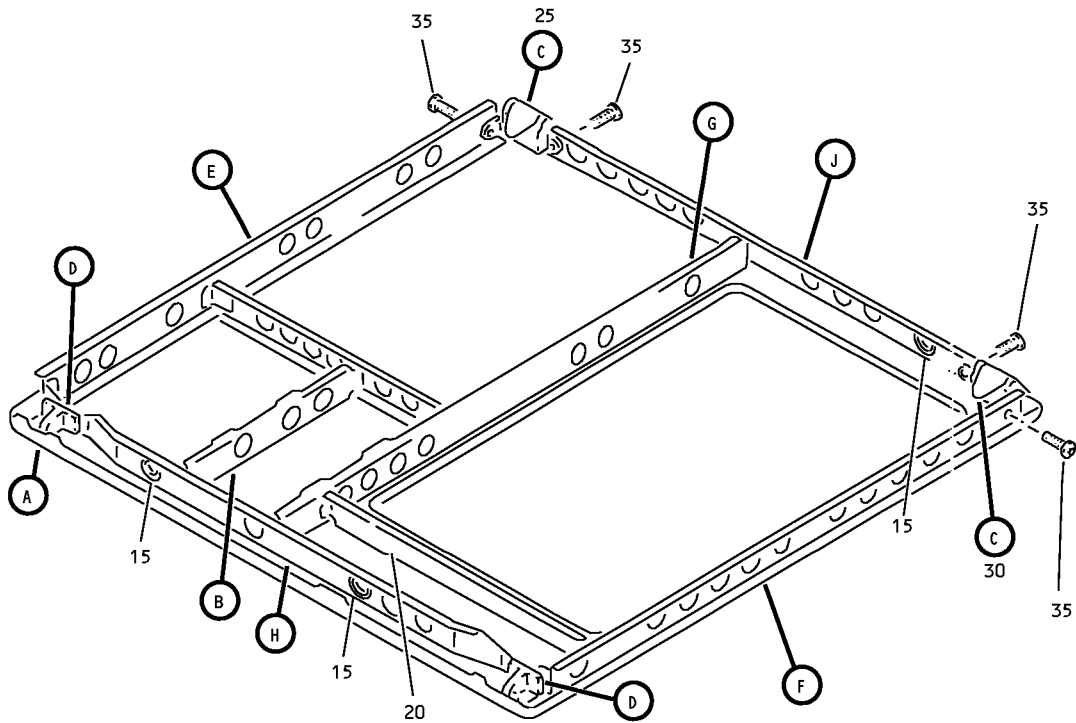
25-23-37

ILLUSTRATED PARTS LIST

Page 1098.219

Mar 01/2008

COMPONENT MAINTENANCE MANUAL



Partial Underbin Passenger Service Unit Frame Assembly
IPL Figure 11 (Sheet 1 of 5)

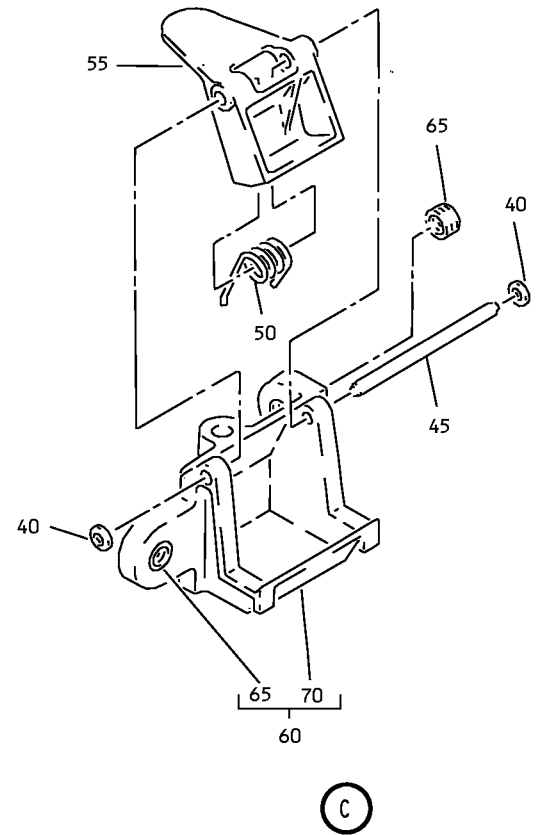
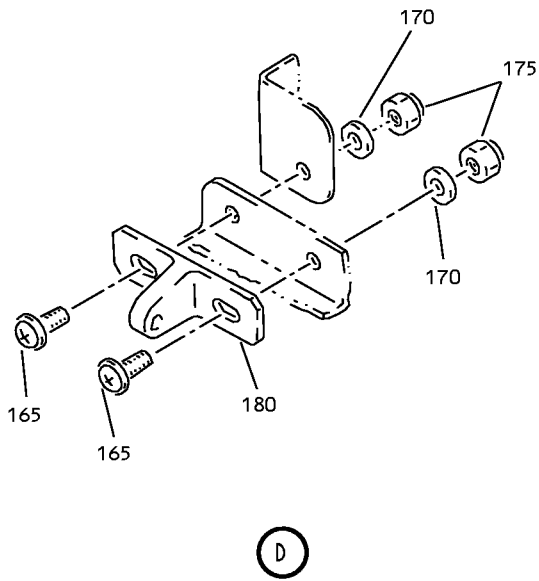
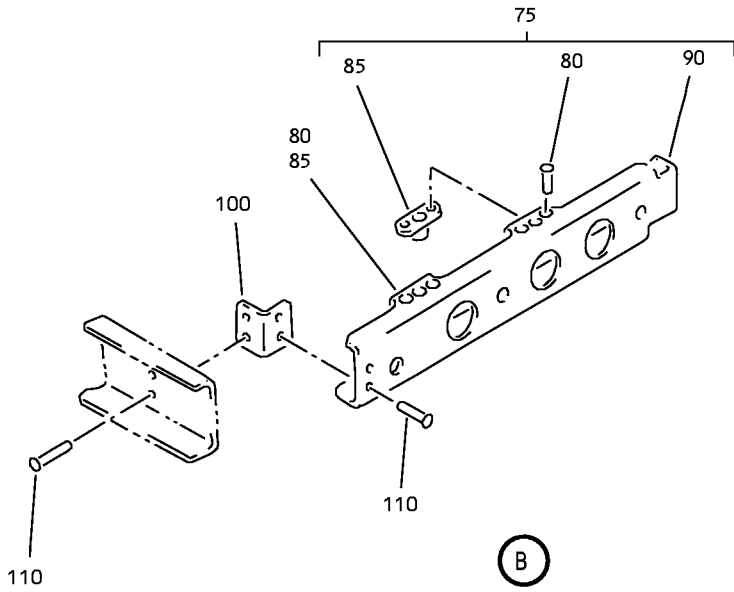
25-23-37

ILLUSTRATED PARTS LIST

Page 1098.220

Mar 01/2008

COMPONENT MAINTENANCE MANUAL

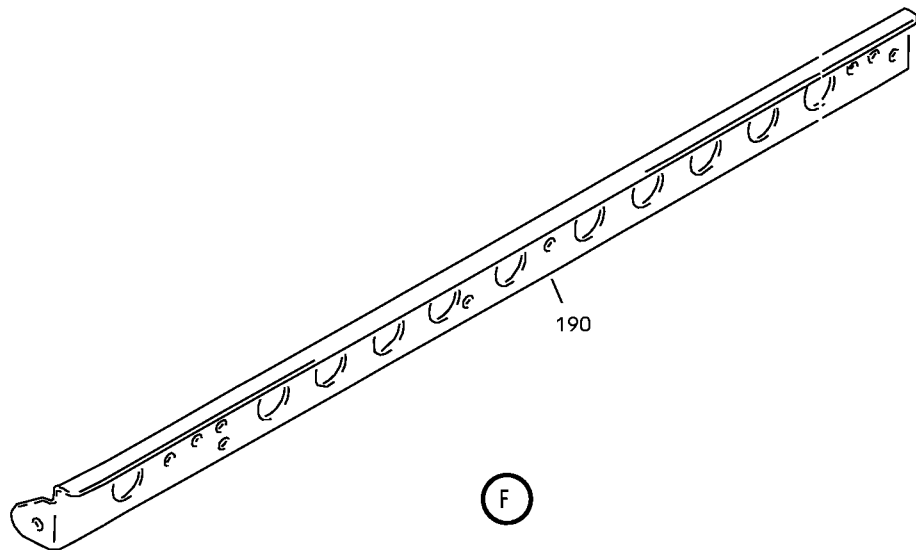
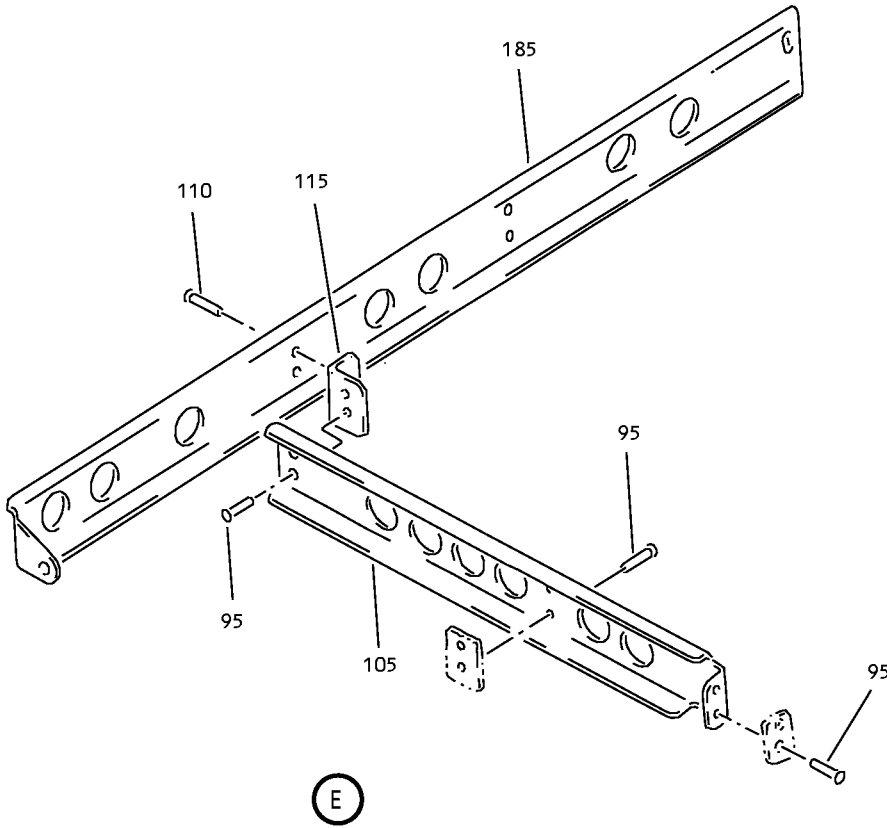


Partial Underbin Passenger Service Unit Frame Assembly
IPL Figure 11 (Sheet 2 of 5)

25-23-37

ILLUSTRATED PARTS LIST
Page 1098.221
Mar 01/2008

COMPONENT MAINTENANCE MANUAL



Partial Underbin Passenger Service Unit Frame Assembly
IPL Figure 11 (Sheet 3 of 5)

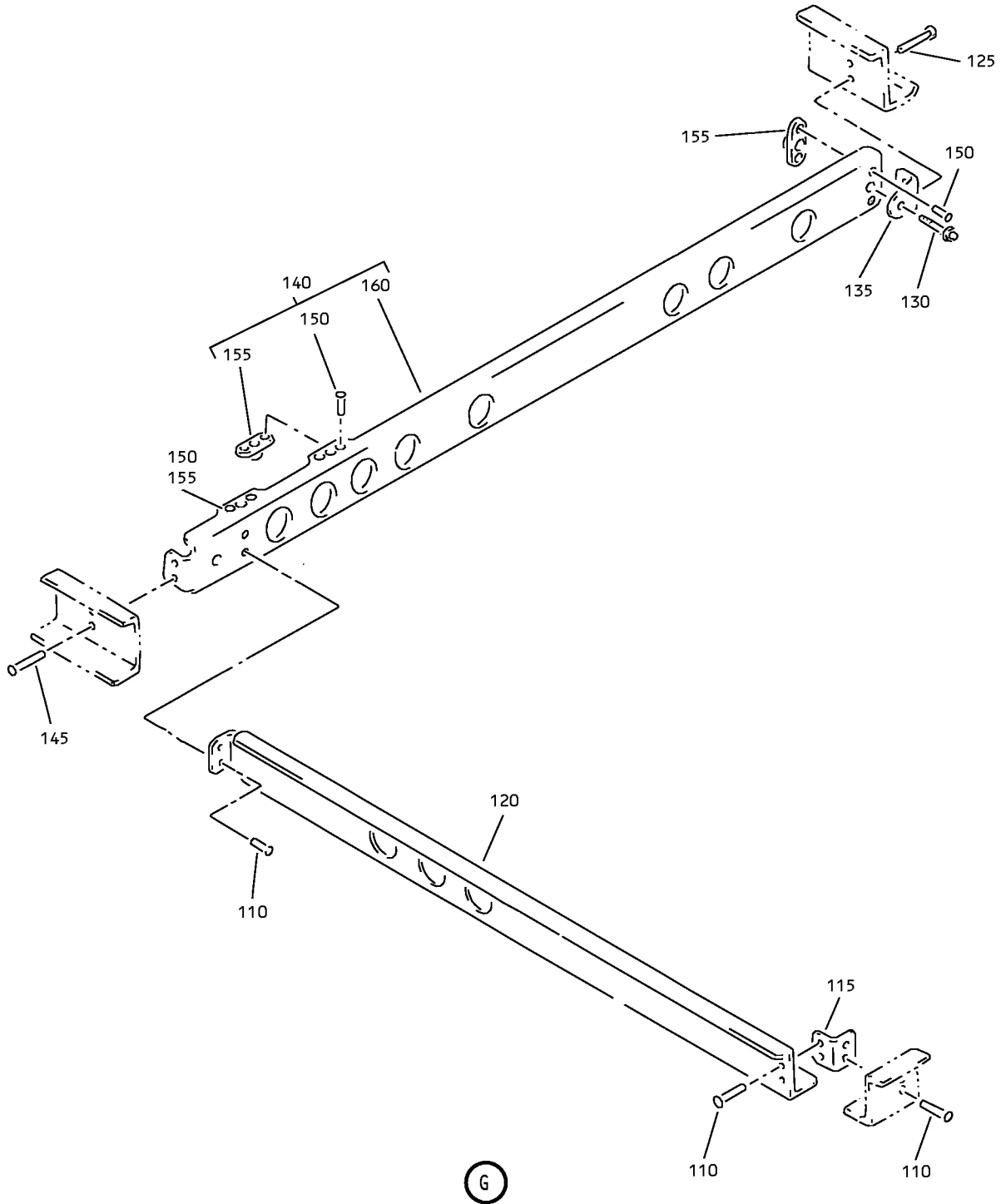
25-23-37

ILLUSTRATED PARTS LIST

Page 1098.222

Mar 01/2008

COMPONENT MAINTENANCE MANUAL



G

Partial Underbin Passenger Service Unit Frame Assembly
IPL Figure 11 (Sheet 4 of 5)

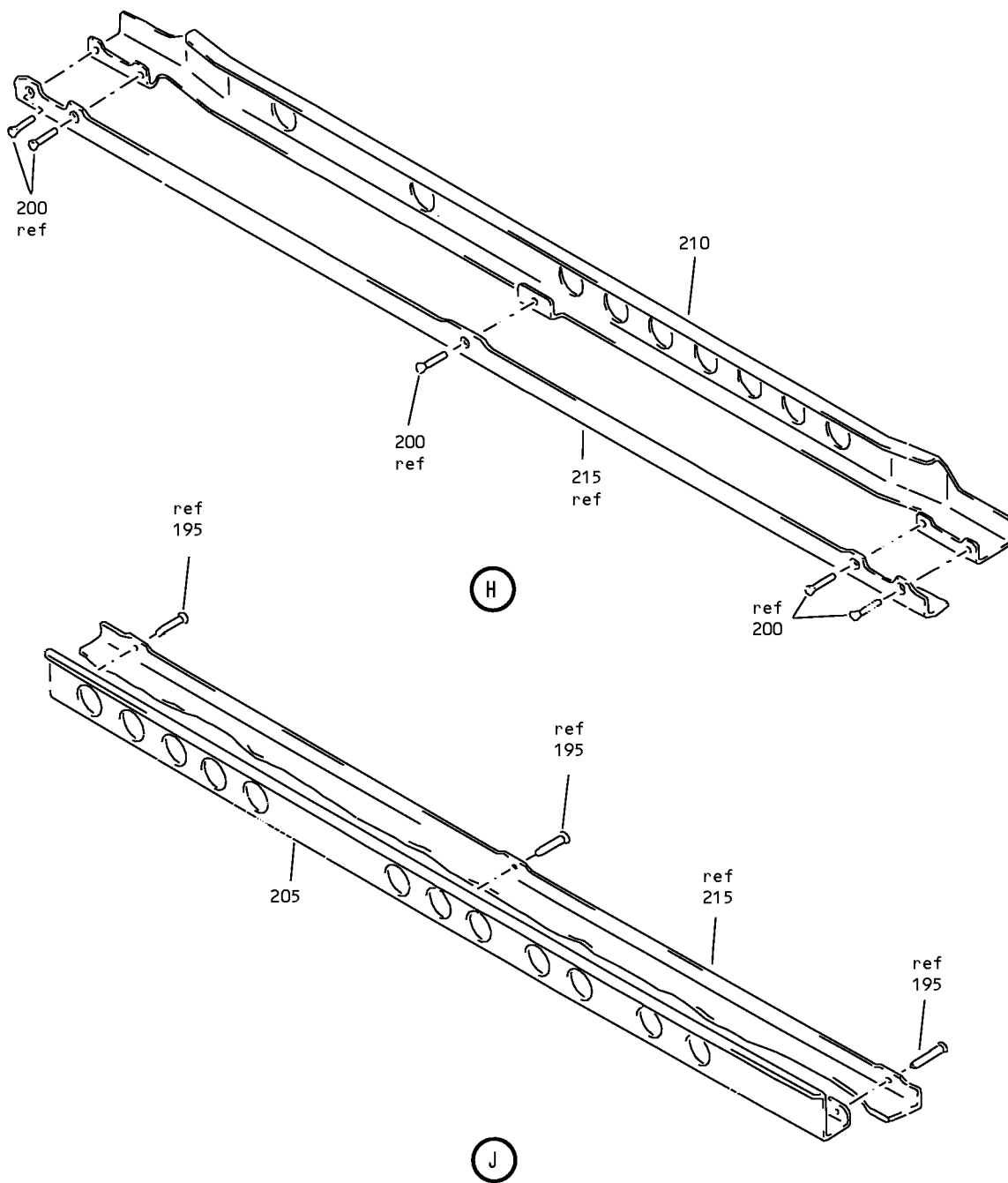
25-23-37

ILLUSTRATED PARTS LIST

Page 1098.223

Mar 01/2008

COMPONENT MAINTENANCE MANUAL



Partial Underbin Passenger Service Unit Frame Assembly
IPL Figure 11 (Sheet 5 of 5)

25-23-37

ILLUSTRATED PARTS LIST

Page 1098.224

Mar 01/2008



COMPONENT MAINTENANCE MANUAL

FIG/ ITEM	PART NUMBER	AIRLINE PART NUMBER	NOMENCLATURE							USAGE CODE	UNITS PER ASSY
			1	2	3	4	5	6	7		
11-											
-1	417N3110-13SP									H, K	RF
-5	417N3110-14SP									L, M	RF
10	SL6189-08-4									H, K-M	5
-10A	417N3122-6									H, K-M	5
15	NAS557-12A									H, K-M	3
20	NAS557-6A									H, K-M	1
25	417N3170-11									H, K-M	1
30	417N3170-12									H, K-M	1
35	BACS12FA08K6									H, K-M	4
40	6100-9									H, K-M	2
45	MS20253P2-165									H, K-M	1
50	417N3173-1									H, K-M	1
55	417N3171-2									H, K-M	1
-55A	417N3171-3									H, K-M	1
60	417N3172-9									H, K-M	1
-60A	417N3172-19									H, K-M	1
-60B	417N3172-10									H, K-M	1

-Item not Illustrated

25-23-37

ILLUSTRATED PARTS LIST

Page 1098.225

Mar 01/2008



COMPONENT MAINTENANCE MANUAL

FIG/ ITEM	PART NUMBER	AIRLINE PART NUMBER	NOMENCLATURE							USAGE CODE	UNITS PER ASSY
			1	2	3	4	5	6	7		
11- -60C	417N3172-20		H, K-M	1
65	6035-2BR185		H, K-M	2
70	417N3172-11		H, K-M	1
-70A	417N3172-21		H, K-M	1
-70B	417N3172-12		H, K-M	1
-70C	417N3172-22		H, K-M	1
75	417N3121-61		H, K	1
-75A	417N3121-62		L, M	1
80	BACR15BA3D		H, K-M	4
85	BRM200A08K		H, K-M	2
90	417N3121-63		H, K	1
-90A	417N3121-64		L, M	1
95	BACR15BB3D		H, K-M	6
100	417N3122-57		H, K-M	1
105	417N3121-81		H, K	1
-105A	417N3121-82		L, M	1
110	BACR15BB3D		H, K-M	12
115	417N3122-57		H, K-M	2
120	417N3121-95		H, K	1
-120A	417N3121-96		L, M	1

-Item not Illustrated

25-23-37

ILLUSTRATED PARTS LIST

Page 1098.226

Mar 01/2008



COMPONENT MAINTENANCE MANUAL

FIG/ ITEM	PART NUMBER	AIRLINE PART NUMBER	NOMENCLATURE							USAGE CODE	UNITS PER ASSY
			1	2	3	4	5	6	7		
11-											
125	BACR15BB3D		.	RIVET						H, K-M	2
				(SIZE DETERMINED ON INST)							
130	BACS12FA08K6		.	SCREW						H, K-M	1
135	417N3122-54		.	BRACKET						H, K-M	1
140	417N3121-47		.	STIFFENER ASSY						H, K	1
-140A	417N3121-48		.	STIFFENER ASSY						L, M	1
				ATTACHING PARTS							
145	BACR15BB3D		.	RIVET						H, K-M	2
				(SIZE DETERMINED ON INST)							
				----- * -----							
150	BACR15BA3D		. .	RIVET						H, K-M	6
				(SIZE DETERMINED ON INST)							
155	BRM200A08K		. .	NUTPLATE						H, K-M	3
				(V52828)							
				(SPEC BACN10JP08AR)							
				(OPT MK1000-08BCBAC (V15653))							
				(OPT NS103197-82BC (V80539))							
				(OPT RMA9201M82BC (V72962))							
				(OPT T8076S832BC (V11815))							
				(OPT VN202A2-82 (V92215))							
160	417N3121-51		. .	STIFFENER						H, K	1
-160A	417N3121-52		. .	STIFFENER						L, M	1
165	BACS12FA08K7		.	SCREW						H, K-M	4
170	AN960PD8L		.	WASHER						H, K-M	4
175	H10-08BAC		.	NUT						H, K-M	4
				(V15653)							
				(SPEC BACN10JC08)							
				(OPT NS202101-82 (V80539))							
				(OPT RMLH9075-82W (V72962))							
				(OPT T6S832J (V71087))							
				(OPT VN303A82 (V92215))							
				(OPT 96-82 (V80539))							
				(OPT BRH10A08 (V52828))							
180	417N3102-1		.	BRACKET-MTG						H, K-M	2
185	417N3121-49		.	STIFFENER						H, K	1
-185A	417N3121-50		.	STIFFENER						L, M	1
190	417N3121-115		.	STIFFENER						H, K	1
-190A	417N3121-116		.	STIFFENER						L, M	1

-Item not Illustrated

25-23-37

ILLUSTRATED PARTS LIST

Page 1098.227

Mar 01/2008



COMPONENT MAINTENANCE MANUAL

FIG/ ITEM	PART NUMBER	AIRLINE PART NUMBER	NOMENCLATURE							USAGE CODE	UNITS PER ASSY	
			1	2	3	4	5	6	7			
11- 195	BACR15CE3D		.	R	I	V	E	T			H, K-M	3
								(SIZE DETERMINED ON INST)				
200	BACR15BB3D		.	R	I	V	E	T			H, K-M	5
								(SIZE DETERMINED ON INST)				
205	417N3121-97		.	S	T	I	F	F	E	N	H, K	1
-205A	417N3121-98		.	S	T	I	F	F	E	N	L, M	1
210	417N3121-99		.	S	T	I	F	F	E	N	H, K	1
-210A	417N3121-100		.	S	T	I	F	F	E	N	L, M	1
215	417N3111-9SP		.	F	A	C	E	P	L	A	H, K	1
-215A	417N3111-10SP		.	F	A	C	E	P	L	A	L, M	1

-Item not Illustrated

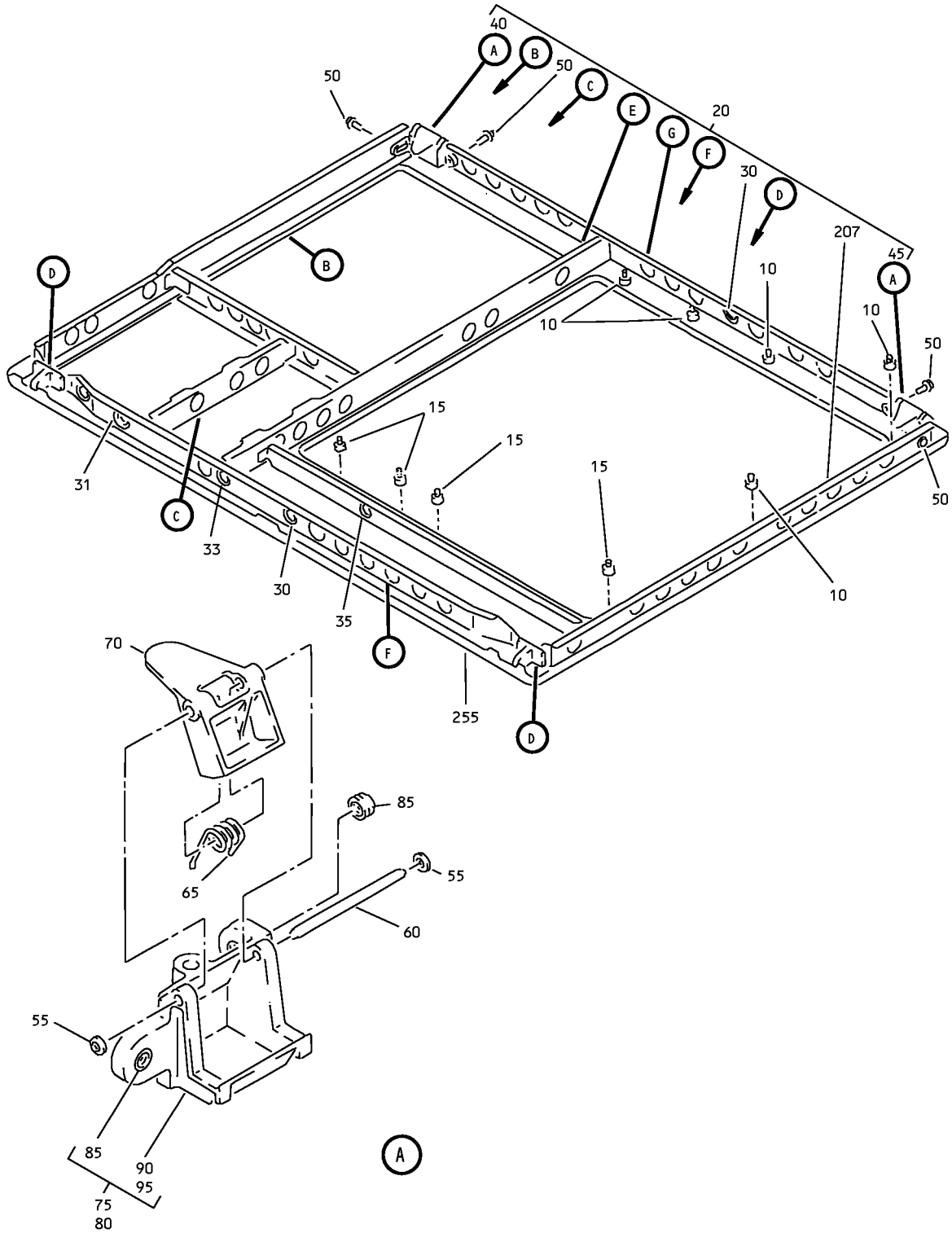
25-23-37

ILLUSTRATED PARTS LIST

Page 1098.228

Mar 01/2008

COMPONENT MAINTENANCE MANUAL



Partial Underbin Passenger Service Unit Frame Assembly
IPL Figure 12 (Sheet 1 of 4)

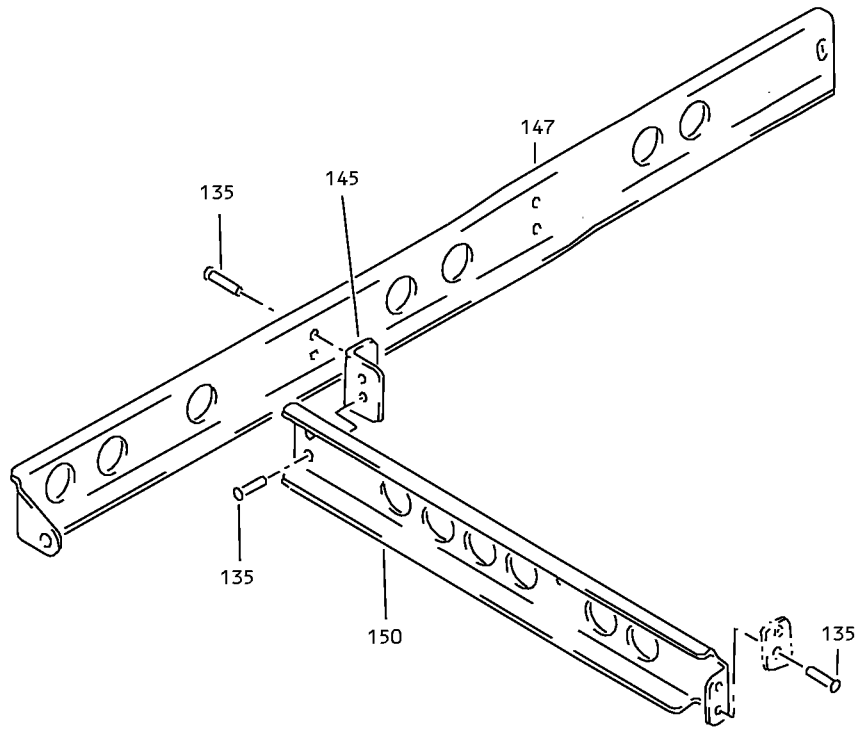
25-23-37

ILLUSTRATED PARTS LIST

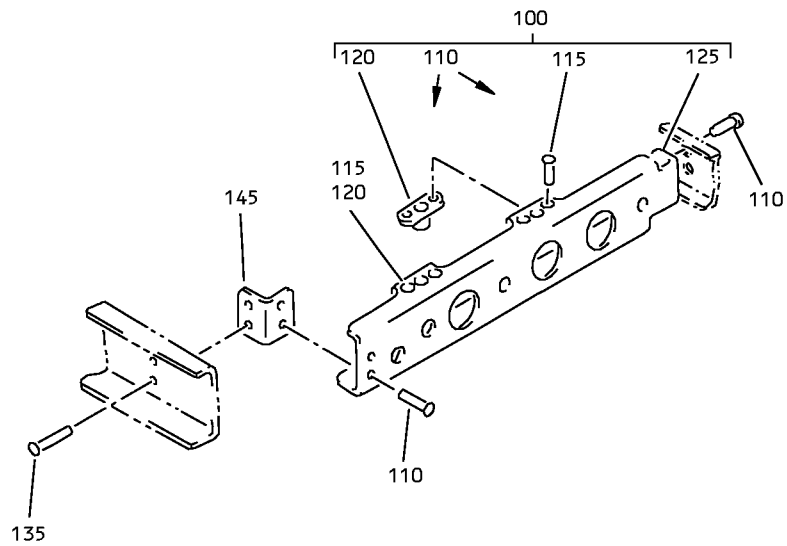
Page 1098.229

Mar 01/2008

COMPONENT MAINTENANCE MANUAL



(B)



(C)

Partial Underbin Passenger Service Unit Frame Assembly
IPL Figure 12 (Sheet 2 of 4)

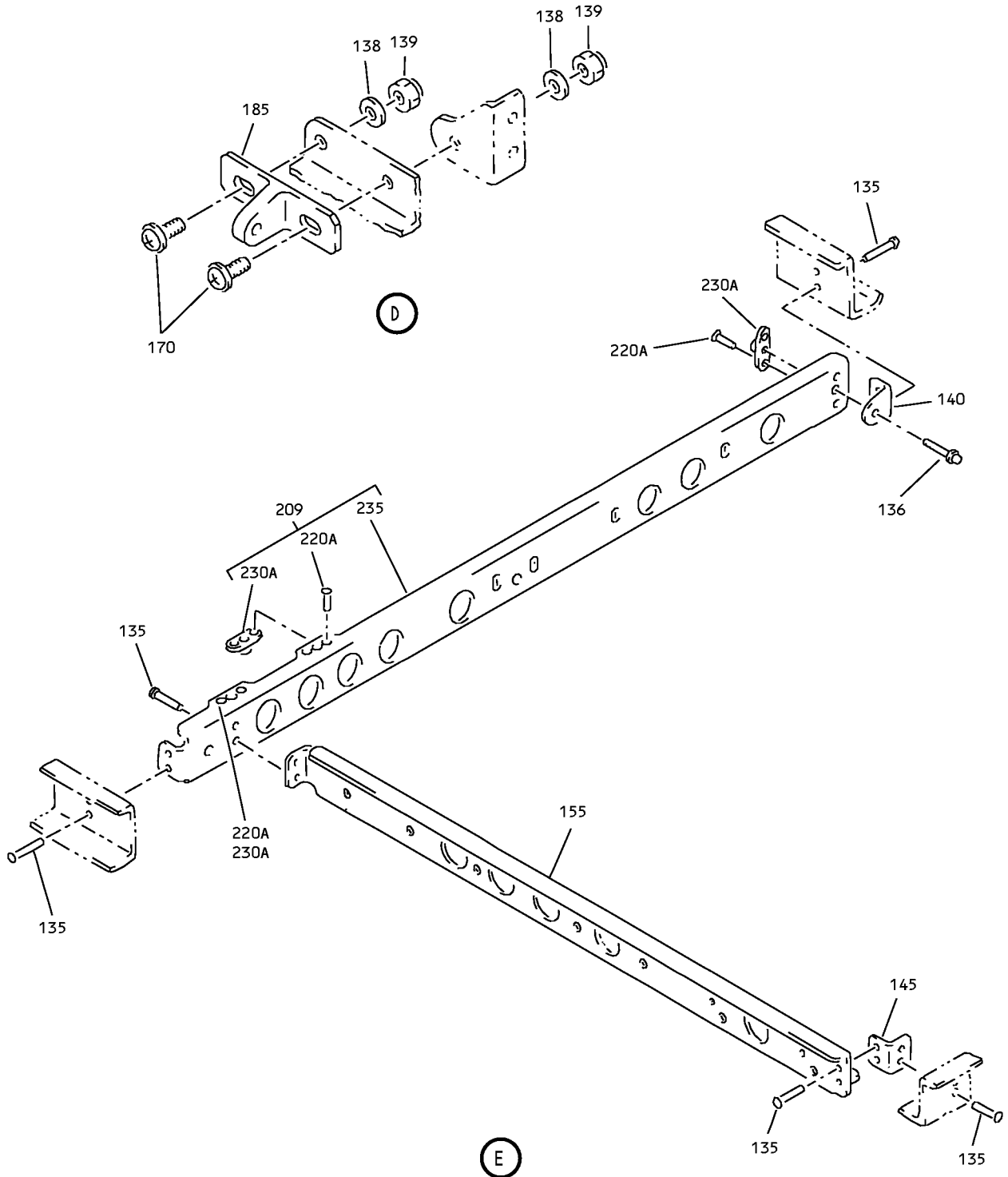
25-23-37

ILLUSTRATED PARTS LIST

Page 1098.230

Mar 01/2008

COMPONENT MAINTENANCE MANUAL



Partial Underbin Passenger Service Unit Frame Assembly
IPL Figure 12 (Sheet 3 of 4)

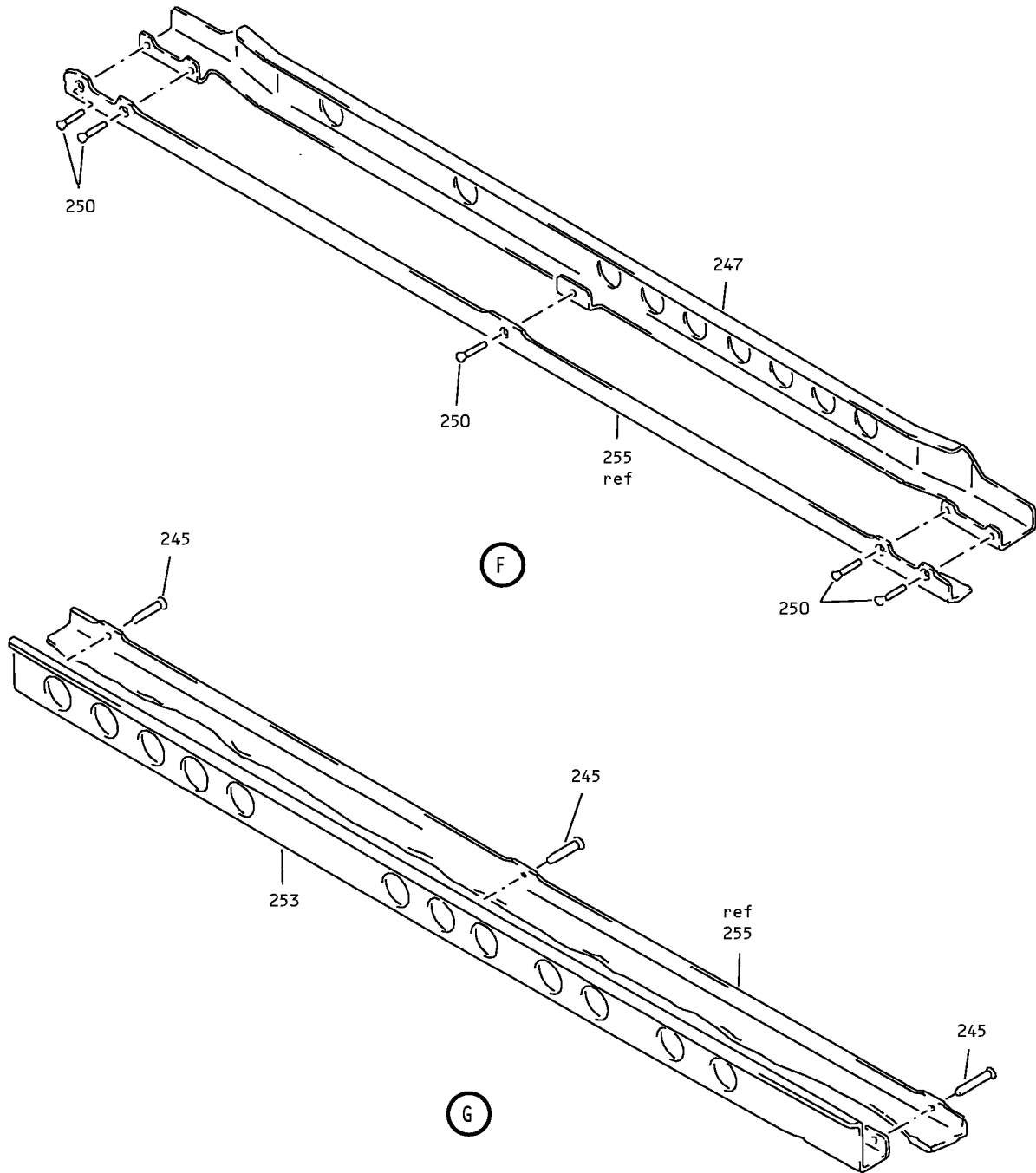
25-23-37

ILLUSTRATED PARTS LIST

Page 1098.231

Mar 01/2008

COMPONENT MAINTENANCE MANUAL



Partial Underbin Passenger Service Unit Frame Assembly
IPL Figure 12 (Sheet 4 of 4)

25-23-37

ILLUSTRATED PARTS LIST

Page 1098.232

Mar 01/2008



COMPONENT MAINTENANCE MANUAL

FIG/ ITEM	PART NUMBER	AIRLINE PART NUMBER	NOMENCLATURE							USAGE CODE	UNITS PER ASSY	
			1	2	3	4	5	6	7			
12-												
-1	417N3110-33SP									FRAME ASSY-PARTIAL UNDERBIN PSU (LH)	H, K, BS, BU	RF
-1A	417N3110-187SP									DELETED		
-5	417N3110-34SP									FRAME ASSY-PARTIAL UNDERBIN PSU (RH)	L, M, BV, BW	RF
-5A	417N3110-188SP									DELETED		
10	SL6189-08-4									. STUD (V97393)	H, K-M, BS, BU-BW	5
15	SL6189-08-6									. STUD (V97393)	H, K-M, BS, BU-BW	4
20	417N3110-47									. FRAME ASSY	H, K, BS, BU	1
-20A	417N3110-189									DELETED		
-25	417N3110-48									. FRAME ASSY	L, M, BV, BW	1
-25A	417N3110-190									DELETED		
30	NAS557-12A									. . GROMMET	H, K-M, BS, BU-BW	2
-30A	NAS557-10A									DELETED		
31	NAS557-12A									. . GROMMET	H, K-M, BS, BU-BW	1
32	NAS557-6A									DELETED		
33	NAS557-10A									DELETED		
35	NAS557-6A									. . GROMMET	H, K-M, BS, BU-BW	1
-35A	NAS557-10A									DELETED		
40	417N3170-11									. . LATCH ASSY	H, K-M, BS, BU-BW	1
45	417N3170-12									. . LATCH ASSY	H, K-M, BS, BU-BW	1

-Item not Illustrated

25-23-37

ILLUSTRATED PARTS LIST

Page 1098.233

Mar 01/2008



COMPONENT MAINTENANCE MANUAL

FIG/ ITEM	PART NUMBER	AIRLINE PART NUMBER	NOMENCLATURE							USAGE CODE	UNITS PER ASSY		
			1	2	3	4	5	6	7				
12-			ATTACHING PARTS										
50	BACS12FA08K6		.	.	SCREW					H, K-M, BS, BU- BW	4		
			-----*										
55	6100-9		.	.	.	RETAINER (V2X013)					H, K-M, BS, BU- BW	2	
60	MS20253P2-165		.	.	.	PIN-HINGE					H, K-M, BS, BU- BW	1	
65	417N3173-1		.	.	.	SPRING					H, K-M, BS, BU- BW	1	
70	417N3171-2		.	.	.	BOLT (OPT ITEM 70A)					H, K-M, BS, BU- BW	1	
-70A	417N3171-3		.	.	.	BOLT (OPT ITEM 70)					H, K-M, BS, BU- BW	1	
75	417N3172-9		.	.	.	HOUSING ASSY-CAM LATCH (OPT ITEM 75A) (USED ON ITEM 40)					H, K-M, BS, BU- BW	1	
-75A	417N3172-19		.	.	.	HOUSING ASSY-CAM LATCH (OPT ITEM 75) (USED ON ITEM 40)					H, K-M, BS, BU- BW	1	
80	417N3172-10		.	.	.	HOUSING ASSY-CAM LATCH (OPT ITEM 80A) (USED ON ITEM 45)					H, K-M, BS, BU- BW	1	
-80A	417N3172-20		.	.	.	HOUSING ASSY-CAM LATCH (OPT ITEM 80) (USED ON ITEM 45)					H, K-M, BS, BU- BW	1	
85	6035-2BR185		INSERT (V26344)					H, K-M, BS, BU- BW	2
90	417N3172-11		HOUSING (USED ON ITEM 75)					H, K-M, BS, BU- BW	1

-Item not Illustrated

25-23-37

ILLUSTRATED PARTS LIST

Page 1098.234

Mar 01/2008



COMPONENT MAINTENANCE MANUAL

FIG/ ITEM	PART NUMBER	AIRLINE PART NUMBER	NOMENCLATURE							USAGE CODE	UNITS PER ASSY
			1	2	3	4	5	6	7		
12- -90A	417N3172-21	 HOUSING (USED ON ITEM 75A)							H, K-M, BS, BU- BW	1
95	417N3172-12	 HOUSING (USED ON ITEM 80)							H, K-M, BS, BU- BW	1
-95A	417N3172-22		DELETED								
96	417N3121-337		DELETED								
97	SL6189-08-4		DELETED								
98	417N3121-338		DELETED								
99	417N3122-123		DELETED								
99J	417N3122-124		DELETED								
99L	BACR15CE3D		DELETED								
99N	SL6189-08-4		DELETED								
99P	417N3122-126		DELETED								
100	417N3121-61		. . STIFFENER ASSY							H, K, BS, BU	1
-100A	417N3121-339		DELETED								
-105	417N3121-62		. . STIFFENER ASSY							L, M, BV, BW	1
-105A	417N3121-340		DELETED								
110	BACR15BB3D		ATTACHING PARTS . . RIVET (SIZE DETERMINED ON INST)							H, K-M, BS, BU- BW	4
115	BACR15BA3D		-----*----- . . . RIVET (SIZE DETERMINED ON INST)							H, K-M, BS, BU- BW	4
120	BRM200A08K		. . . NUTPLATE (V52828) (SPEC BACN10JP08AR) (OPT MK1000-08BCBAC (V15653)) (OPT NS103197-82BC (V80539)) (OPT RMA9201M82BC (V72962)) (OPT T8076S832BC (V11815)) (OPT VN202A2-82 (V92215))							H, K-M, BS, BU- BW	2

-Item not Illustrated

25-23-37

ILLUSTRATED PARTS LIST

Page 1098.235

Mar 01/2008



COMPONENT MAINTENANCE MANUAL

FIG/ ITEM	PART NUMBER	AIRLINE PART NUMBER	NOMENCLATURE							USAGE CODE	UNITS PER ASSY
			1	2	3	4	5	6	7		
12-											
125	417N3121-63								. . . STIFFENER	H, K, BS, BU	1
-125A	417N3121-341								DELETED		
-130	417N3121-64								. . . STIFFENER	L, M, BV, BW	1
-130A	417N3121-342								DELETED		
135	BACR15BB3D								. . RIVET (SIZE DETERMINED ON INST)	H, K-M, BS, BU- BW	16
136	BACS12FA08K6								. . SCREW	H, K-M, BS, BU- BW	1
137	BACS12FA08K7								. . SCREW	H, K-M, BS, BU- BW	4
138	AN960PD8L								. . WASHER	H, K-M, BS, BU- BW	4
139	H10-08BAC								. . NUT (V15653) (SPEC BACN10JC08) (OPT NS202101-82 (V80539)) (OPT RMLH9075-82W (V72962)) (OPT T6S832J (V71087)) (OPT VN303A82 (V92215)) (OPT 96-82 (V80539)) (OPT BRH10A08 (V52828))	H, K-M, BS, BU- BW	4
140	417N3122-54								. . BRACKET	H, K-M, BS, BU- BW	1
145	417N3122-57								. . BRACKET	H, K-M, BS, BU- BW	3
147	417N3121-49								. . STIFFENER	H, K, BS, BU	1
-147A	417N3121-323								DELETED		
-148	417N3121-50								. . STIFFENER	L, M, BV, BW	1
-148A	417N3121-324								DELETED		
148J	BACR15BB3D								DELETED		

-Item not Illustrated

25-23-37

ILLUSTRATED PARTS LIST

Page 1098.236

Mar 01/2008



COMPONENT MAINTENANCE MANUAL

FIG/ ITEM	PART NUMBER	AIRLINE PART NUMBER	NOMENCLATURE							USAGE CODE	UNITS PER ASSY
			1	2	3	4	5	6	7		
12-											
148L	417N3122-125										
148M	417N3121-329										
-149	417N3121-330										
149J	BACR15BA3D										
149K	BRM200A08K										
149L	417N3121-331										
-149M	417N3121-332										
150	417N3121-81									H, K, BS, BU	1
-150A	417N3121-321										
-153	417N3121-82									L, M, BV, BW	1
-153A	417N3121-322										
155	417N3121-169									H, K, BS, BU	1
-155A	417N3121-171										
-156	417N3121-170									L, M, BV, BW	1
-156A	417N3121-172										
170	BACS12FA08K7										
175	AN960PD8L										
180	H10-08BAC										
185	417N3102-1									H, K-M, BS, BU- BW	2
200	BACS12FA08K6										
202	BACR15BB3D									H, K-M, BS, BU- BW	2
205	417N3121-47										
207	417N3121-115									H, K, BS, BU	1
-208	417N3121-116									L, M, BV, BW	1

-Item not Illustrated

25-23-37

ILLUSTRATED PARTS LIST

Page 1098.237

Mar 01/2008



COMPONENT MAINTENANCE MANUAL

FIG/ ITEM	PART NUMBER	AIRLINE PART NUMBER	NOMENCLATURE							USAGE CODE	UNITS PER ASSY	
			1	2	3	4	5	6	7			
12- 209	417N3121-47		.	.							H, K, BS, BU	1
-209A	417N3121-333		DELETED									
-210	417N3121-48		.	.							L, M, BV, BW	1
-210A	417N3121-334		DELETED									
			ATTACHING PARTS									
215	BACR15BB3D		DELETED									
220	BACR15BA3D		DELETED									
-220A	BACR15CE3D		.	.	.						H, K, M, BS, BU- BW	6
			(SIZE DETERMINED ON INST)									
225	BACR15CE3D		DELETED									
230	BACNJP08AR		DELETED									
230A	BRM200A08K		.	.	.						H, K-M, BS, BU- BW	3
			(V52828)									
			(SPEC BACN10JP08AR)									
			(OPT MK1000-08BCBAC (V15653))									
			(OPT NS103197-82BC (V80539))									
			(OPT RMA9201M82BC (V72962))									
			(OPT T8076S832BC (V11815))									
			(OPT VN202A2-82 (V92215))									
235	417N3121-51		.	.	.						H, K, BS, BU	1
-235A	417N3121-335		DELETED									
-240	417N3121-52		.	.	.						L, M, BV, BW	1
-240A	417N3121-336		DELETED									
245	BACR15CE3D		.	.							H, K-M, BS, BU- BW	3
			(SIZE DETERMINED ON INST)									
247	417N3121-99		.	.							H, K, BS, BU	1
-247A	417N3121-317		DELETED									
-248	417N3121-100		.	.							L, M, BV, BW	1
-248A	417N3121-318		DELETED									

-Item not Illustrated

25-23-37

ILLUSTRATED PARTS LIST

Page 1098.238

Mar 01/2008



COMPONENT MAINTENANCE MANUAL

FIG/ ITEM	PART NUMBER	AIRLINE PART NUMBER	NOMENCLATURE							USAGE CODE	UNITS PER ASSY	
			1	2	3	4	5	6	7			
12- 250	BACR15BB3D		.	.	RIVET (SIZE DETERMINED ON INST)						H, K-M, BS, BU- BW	5
253	417N3121-97		.	.	STIFFENER						H, K, BS, BU	1
-253A	417N3121-319				DELETED							
-254	417N3121-98		.	.	STIFFENER						L, M, BV, BW	1
-254A	417N3121-320				DELETED							
255	417N3111-9SP		.		FACEPLATE						H, K, BS, BU	1
-255A	417N3111-35SP				DELETED							
-260	417N3111-10SP		.		FACEPLATE						L, M, BV, BW	1
-260A	417N3111-36SP				DELETED							
					-----*							

-Item not Illustrated

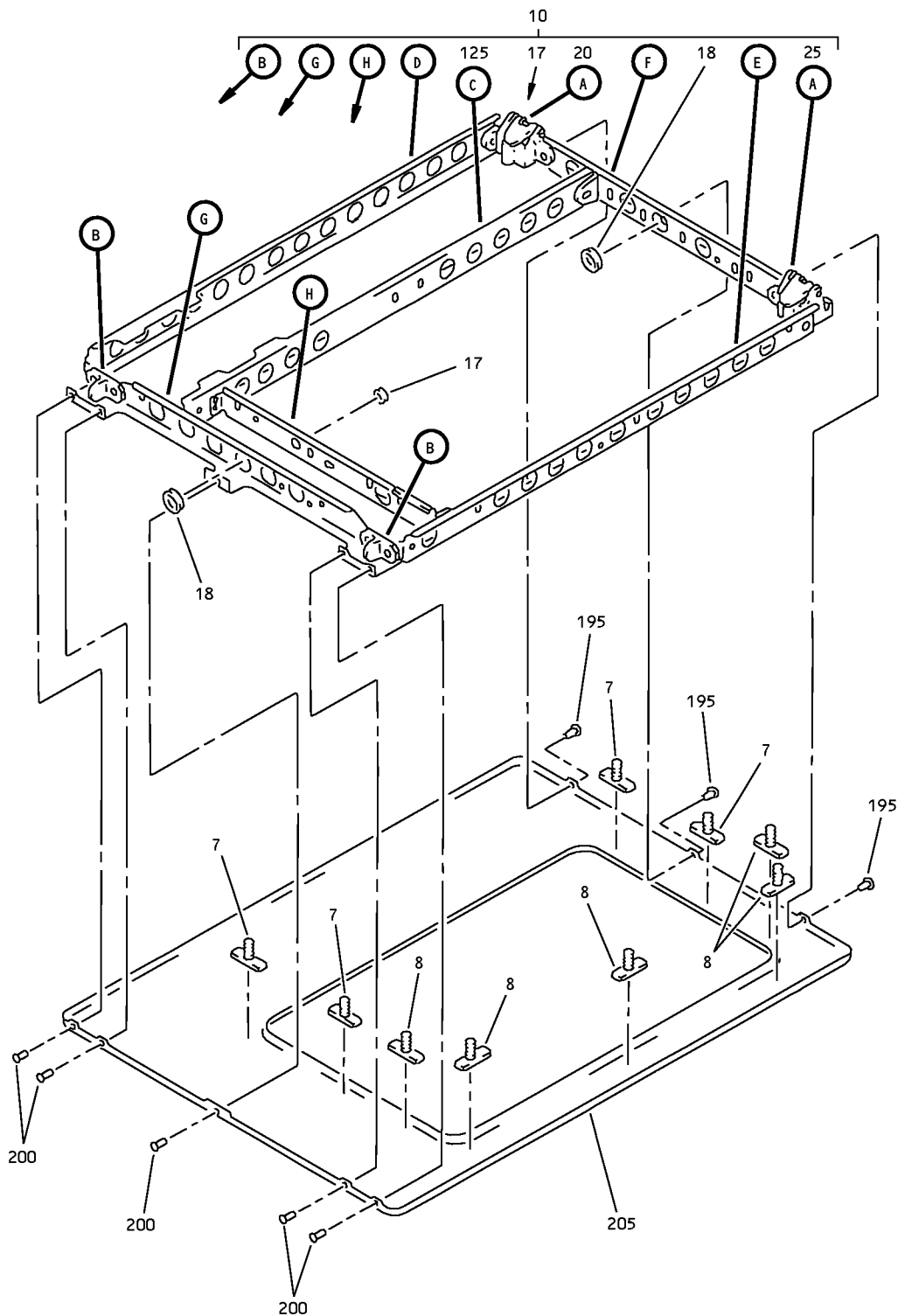
25-23-37

ILLUSTRATED PARTS LIST

Page 1098.239

Mar 01/2008

COMPONENT MAINTENANCE MANUAL



Partial Underbin Passenger Service Unit Frame Assembly
IPL Figure 13 (Sheet 1 of 4)

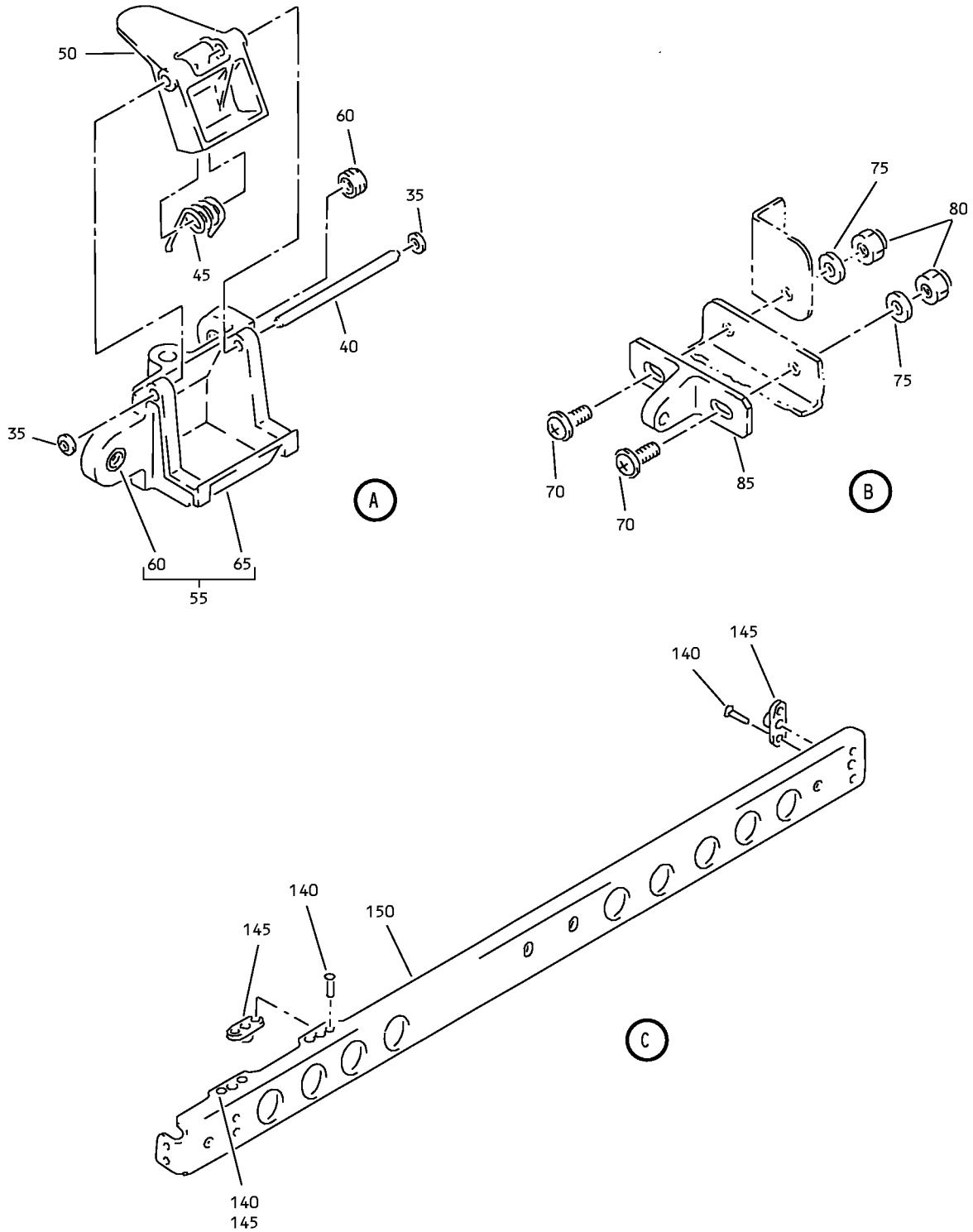
25-23-37

ILLUSTRATED PARTS LIST

Page 1098.240

Mar 01/2008

COMPONENT MAINTENANCE MANUAL



Partial Underbin Passenger Service Unit Frame Assembly
IPL Figure 13 (Sheet 2 of 4)

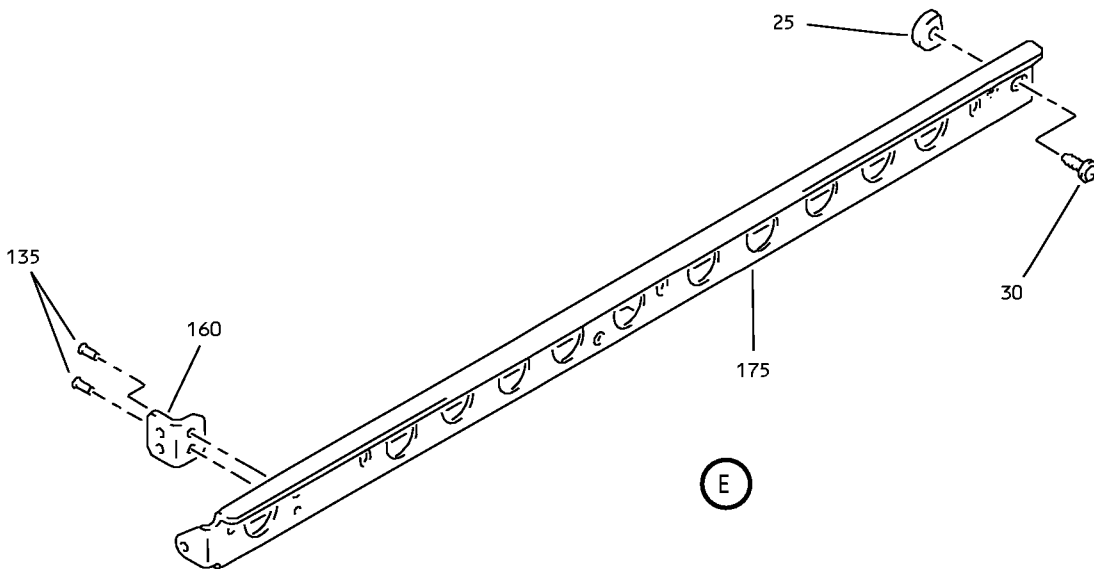
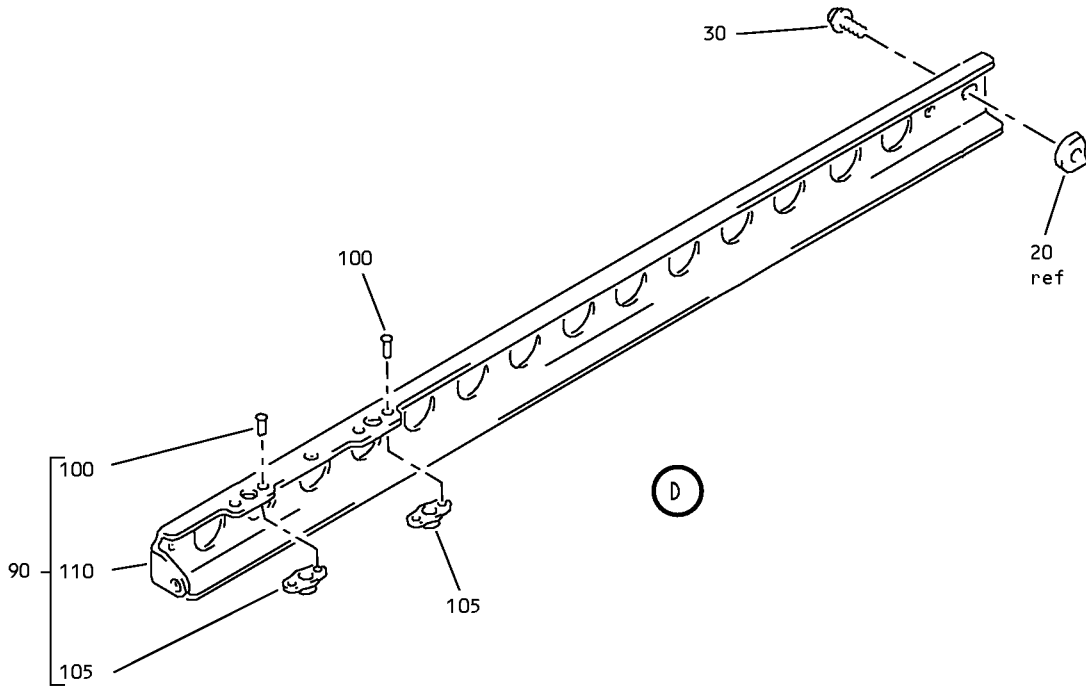
25-23-37

ILLUSTRATED PARTS LIST

Page 1098.241

Mar 01/2008

COMPONENT MAINTENANCE MANUAL



Partial Underbin Passenger Service Unit Frame Assembly
IPL Figure 13 (Sheet 3 of 4)

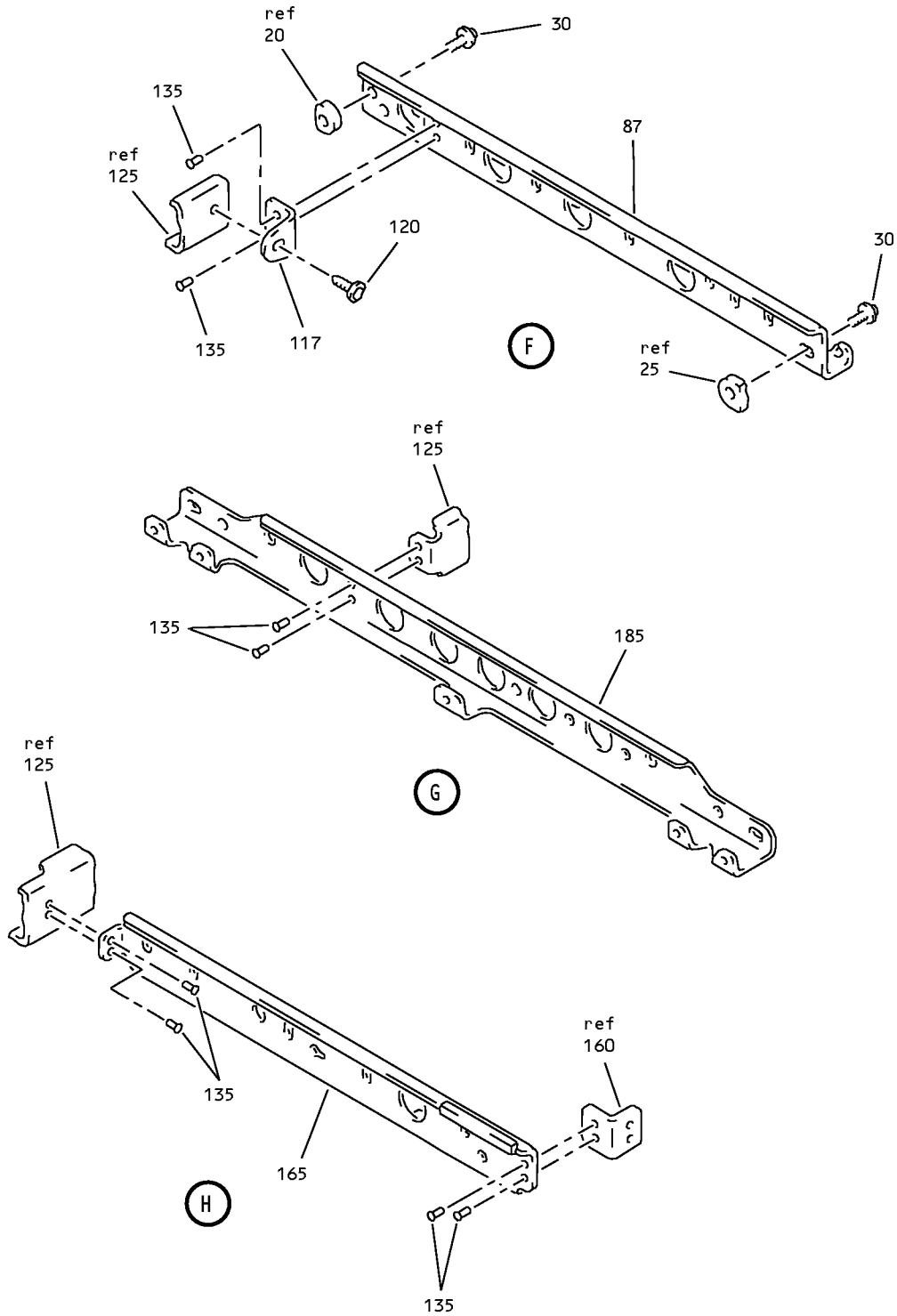
25-23-37

ILLUSTRATED PARTS LIST

Page 1098.242

Mar 01/2008

COMPONENT MAINTENANCE MANUAL



Partial Underbin Passenger Service Unit Frame Assembly
 IPL Figure 13 (Sheet 4 of 4)

25-23-37

ILLUSTRATED PARTS LIST

Page 1098.243

Mar 01/2008



COMPONENT MAINTENANCE MANUAL

FIG/ ITEM	PART NUMBER	AIRLINE PART NUMBER	NOMENCLATURE							USAGE CODE	UNITS PER ASSY	
			1	2	3	4	5	6	7			
13-												
-1	417N3110-73SP									FRAME ASSY-PARTIAL UNDERBIN PSU (LH)	AJ, CM, CP, CS, DA	RF
-5	417N3110-74SP									FRAME ASSY-PARTIAL UNDERBIN PSU (RH)	AK, CN, CV, CX, DB	RF
7	SL6189-08-6									. STUD (V97393)	AJ, AK, CM, CN, CP, CS, CV, CX, DA, DB	4
8	SL6189-08-4									. STUD (V97393)	AJ, AK, CM, CN, CP, CS, CV, CX, DA, DB	5
10	417N3110-75									. FRAME ASSY	AJ, CM, CP, CS, DA	1
-15	417N3110-76									. FRAME ASSY	AK, CN, CV, CX, DB	1
17	NAS557-6A									. . GROMMET	AJ, AK, CM, CN, CP, CS, CV, CX, DA, DB	1
18	NAS557-12A									. . GROMMET	AJ, AK, CM, CN, CP, CS, CV, CX, DA, DB	2
20	417N3170-11									. . LATCH ASSY	AJ, AK, CM, CN, CP, CS, CV, CX, DA, DB	1
25	417N3170-12									. . LATCH ASSY	AJ, AK, CM, CN, CP, CS, CV, CX, DA, DB	1

-Item not Illustrated

25-23-37

ILLUSTRATED PARTS LIST

Page 1098.244

Mar 01/2008



COMPONENT MAINTENANCE MANUAL

FIG/ ITEM	PART NUMBER	AIRLINE PART NUMBER	NOMENCLATURE							USAGE CODE	UNITS PER ASSY	
			1	2	3	4	5	6	7			
13- 30	BACS12FA08K6		.	.							AJ, AK, CM, CN, CP, CS, CV, CX, DA, DB	4
35	6100-9		.	.	.						AJ, AK, CM, CN, CP, CS, CV, CX, DA, DB	2
40	MS20253P2-165		.	.	.						AJ, AK, CM, CN, CP, CS, CV, CX, DA, DB	1
45	417N3173-1		.	.	.						AJ, AK, CM, CN, CP, CS, CV, CX, DA, DB	1
50	417N3171-2		.	.	.						AJ, AK, CM, CN, CP, CS, CV, CX, DA, DB	1
-50A	417N3171-3		.	.	.						AJ, AK, CM, CN, CP, CS, CV, CX, DA, DB	1
55	417N3172-9		.	.	.						AJ, AK, CM, CN, CP, CS, CV, CX, DA, DB	1
-55A	417N3172-19		.	.	.						AJ, AK, CM, CN, CP, CS, CV, CX, DA, DB	1

-Item not Illustrated

25-23-37

ILLUSTRATED PARTS LIST

Page 1098.245

Mar 01/2008



COMPONENT MAINTENANCE MANUAL

FIG/ ITEM	PART NUMBER	AIRLINE PART NUMBER	NOMENCLATURE							USAGE CODE	UNITS PER ASSY	
			1	2	3	4	5	6	7			
13- -55C	417N3172-20		. . .							HOUSING ASSY-CAM LATCH (OPT ITEM 55B) (USED ON ITEM 25)	AJ, AK, CM, CN, CP, CS, CV, CX, DA, DB	1
-57	417N3172-10		. . .							HOUSING ASSY-CAM LATCH (OPT ITEM 57A) (USED ON ITEM 25)	AJ, AK, CM, CN, CP, CS, CV, CX, DA, DB	1
-57A	417N3172-20		. . .							HOUSING ASSY-CAM LATCH (OPT ITEM 57) (USED ON ITEM 25)	AJ, AK, CM, CN, CP, CS, CV, CX, DA, DB	1
60	6035-2BR185								INSERT (V26344)	AJ, AK, CM, CN, CP, CS, CV, CX, DA, DB	2
65	417N3172-11								HOUSING (USED ON ITEM 55)	AJ, AK, CM, CN, CP, CS, CV, CX, DA, DB	1
-65A	417N3172-21								HOUSING (USED ON ITEM 55A)	AJ, AK, CM, CN, CP, CS, CV, CX, DA, DB	1
-67	417N3172-12								HOUSING (USED ON ITEM 57)	AJ, AK, CM, CN, CP, CS, CV, CX, DA, DB	1
-67A	417N3172-22								HOUSING (USED ON ITEM 57A)	AJ, AK, CM, CN, CP, CS, CV, CX, DA, DB	1

-Item not Illustrated

25-23-37

ILLUSTRATED PARTS LIST

Page 1098.246

Mar 01/2008



COMPONENT MAINTENANCE MANUAL

FIG/ ITEM	PART NUMBER	AIRLINE PART NUMBER	NOMENCLATURE							USAGE CODE	UNITS PER ASSY	
			1	2	3	4	5	6	7			
13- 70	BACS12FA08K7		.	.							AJ, AK, CM, CN, CP, CS, CV, CX, DA, DB	4
75	AN960JD8L		.	.							AJ, AK, CM, CN, CP, CS, CV, CX, DA, DB	4
80	H10-08BAC		.	.							AJ, AK, CM, CN, CP, CS, CV, CX, DA, DB	4
											(V15653) (SPEC BACN10JC08) (OPT NS202101-82 (V80539)) (OPT RMLH9075-82W (V72962)) (OPT T6S832J (V71087)) (OPT VN303A82 (V92215)) (OPT 96-82 (V80539)) (OPT BRH10A08 (V52828))	
85	417N3102-1		.	.							AJ, AK, CM, CN, CP, CS, CV, CX, DA, DB	2
87	417N3121-217		.	.							AJ, CM, CP, CS, DA	1
-88	417N3121-218		.	.							AK, CN, CV, CX, DB	1
90	417N3121-157		.	.							AJ, CM, CP, CS, DA	1
-95	417N3121-158		.	.							AK, CN, CV, CX, DB	1
100	BACR15BA3D		.	.	.						AJ, AK, CM, CN, CP, CS, CV, CX, DA, DB	4
											(SIZE DETERMINED ON INST)	

-Item not Illustrated

25-23-37

ILLUSTRATED PARTS LIST

Page 1098.247

Mar 01/2008



COMPONENT MAINTENANCE MANUAL

FIG/ ITEM	PART NUMBER	AIRLINE PART NUMBER	NOMENCLATURE							USAGE CODE	UNITS PER ASSY
			1	2	3	4	5	6	7		
13- 105	BRM200A08K		. . .	NUTPLATE (V52828) (SPEC BACN10JP08AR) (OPT MK1000-08BCBAC (V15653)) (OPT NS103197-82BC (V80539)) (OPT RMA9201M82BC (V72962)) (OPT T8076S832BC (V11815)) (OPT VN202A2-82 (V92215))						AJ, AK, CM, CN, CP, CS, CV, CX, DA, DB	2
110	417N3121-159		. . .	STIFFENER						AJ, CM, CP, CS, DA	1
-115	417N3121-160		. . .	STIFFENER						AK, CN, CV, CX, DB	1
117	417N3122-54		. .	BRACKET						AJ, AK, CM, CN, CP, CS, CV, CX, DA, DB	1
				ATTACHING PARTS							
120	BACS12FA08K6		. .	SCREW						AJ, AK, CM, CN, CP, CS, CV, CX, DA, DB	1
				-----*							
125	417N3121-145		. .	STIFFENER ASSY						AJ, CM, CP, CS, DA	1
-130	417N3121-146		. .	STIFFENER ASSY						AK, CN, CV, CX, DB	1
				ATTACHING PARTS							
135	BACR15BB3D		. .	RIVET (SIZE DETERMINED ON INST)						AJ, AK, CM, CN, CP, CS, CV, CX, DA, DB	10
				-----*							

-Item not Illustrated

25-23-37

ILLUSTRATED PARTS LIST

Page 1098.248

Mar 01/2008



COMPONENT MAINTENANCE MANUAL

FIG/ ITEM	PART NUMBER	AIRLINE PART NUMBER	NOMENCLATURE							USAGE CODE	UNITS PER ASSY	
			1	2	3	4	5	6	7			
13- -140	BACR15BA3D		. . .	RIVET							AJ, AK, CM, CN, CP, CS, CV, CX, DA, DB	6
				(SIZE DETERMINED ON INST)								
145	BRM200A08K		. . .	NUTPLATE							AJ, AK, CM, CN, CP, CS, CV, CX, DA, DB	3
				(V52828)								
				(SPEC BACN10JP08AR)								
				(OPT MK1000-08BCBAC (V15653))								
				(OPT NS103197-82BC (V80539))								
				(OPT RMA9201M82BC (V72962))								
				(OPT T8076S832BC (V11815))								
				(OPT VN202A2-82 (V92215))								
150	417N3121-155		. . .	STIFFENER							AJ, CM, CP, CS, DA	1
-155	417N3121-156		. . .	STIFFENER							AK, CN, CV, CX, DB	1
160	417N3122-57		. .	BRACKET							AJ, AK, CM, CN, CP, CS, CV, CX, DA, DB	1
165	417N3121-169		. .	STIFFENER							AJ, CM, CP, CS, DA	1
-170	417N3121-170		. .	STIFFENER							AK, CN, CV, CX, DB	1
175	417N3121-115		. .	STIFFENER							AJ, CM, CP, CS, DA	1
-180	417N3121-116		. .	STIFFENER							AK, CN, CV, CX, DB	1
185	417N3121-215		. .	STIFFENER							AJ, CM, CP, CS, DA	1
-190	417N3121-216		. .	STIFFENER							AK, CN, CV, CX, DB	1

-Item not Illustrated

25-23-37

ILLUSTRATED PARTS LIST

Page 1098.249

Jul 01/2009



COMPONENT MAINTENANCE MANUAL

FIG/ ITEM	PART NUMBER	AIRLINE PART NUMBER	NOMENCLATURE							USAGE CODE	UNITS PER ASSY
			1	2	3	4	5	6	7		
13- 195	BACR15CE3D		.	RIVET (SIZE DETERMINED ON INST)						AJ, AK, CM, CN, CP, CS, CV, CX, DA, DB	3
200	BACR15BB3D		.	RIVET (SIZE DETERMINED ON INST)						AJ, AK, CM, CN, CP, CS, CV, CX, DA, DB	5
205	417N3111-25SP		.	FACEPLATE						AJ, CM, CP, CS, DA	1
-210	417N3111-26SP		.	FACEPLATE						AK, CN, CV, CX, DB	1

-Item not Illustrated

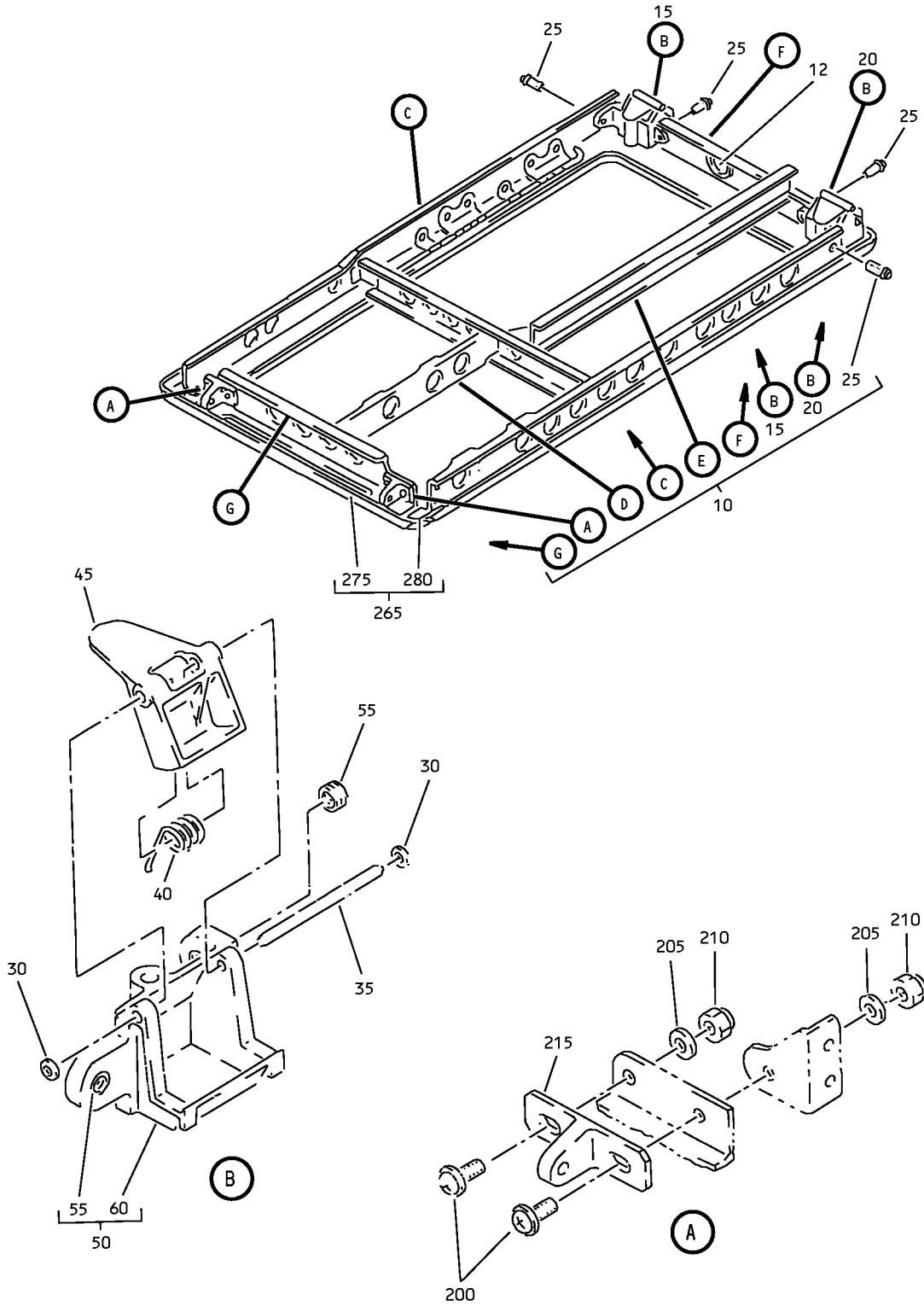
25-23-37

ILLUSTRATED PARTS LIST

Page 1098.250

Mar 01/2008

COMPONENT MAINTENANCE MANUAL



Partial Underbin Passenger Service Unit Frame Assembly
IPL Figure 14 (Sheet 1 of 4)

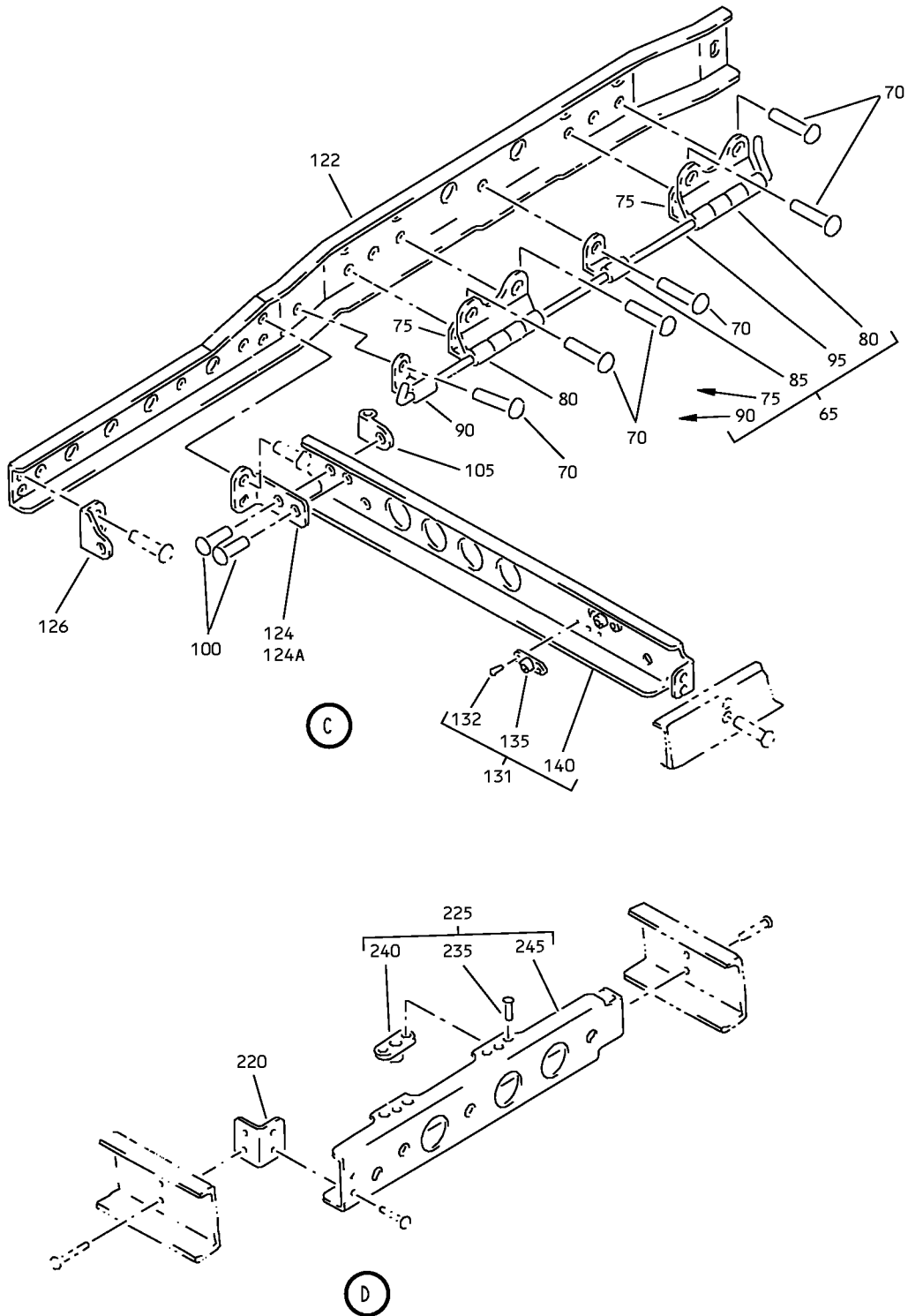
25-23-37

ILLUSTRATED PARTS LIST

Page 1098.251

Mar 01/2008

COMPONENT MAINTENANCE MANUAL



Partial Underbin Passenger Service Unit Frame Assembly
IPL Figure 14 (Sheet 2 of 4)

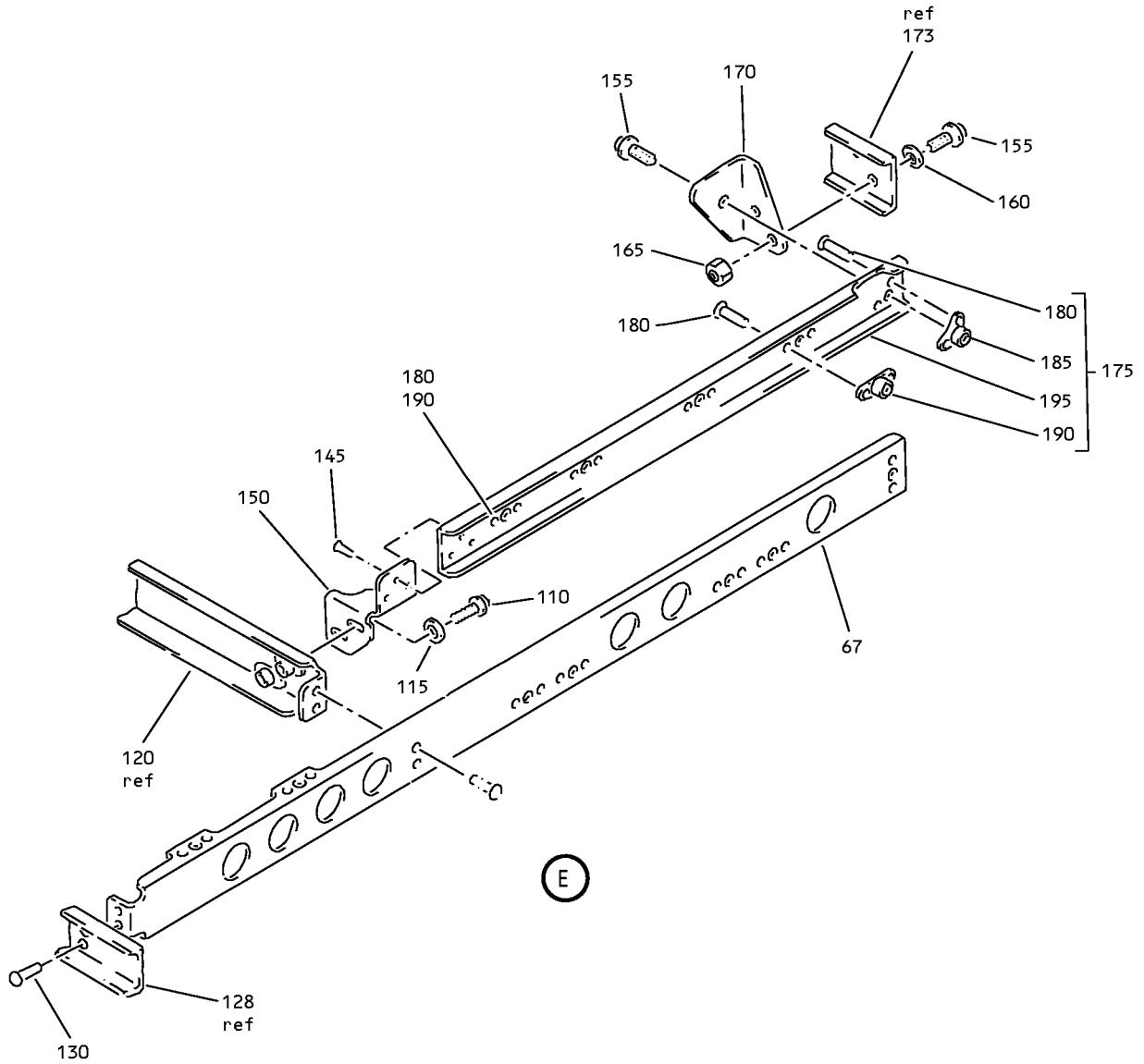
25-23-37

ILLUSTRATED PARTS LIST

Page 1098.252

Mar 01/2008

COMPONENT MAINTENANCE MANUAL



Partial Underbin Passenger Service Unit Frame Assembly
IPL Figure 14 (Sheet 3 of 4)

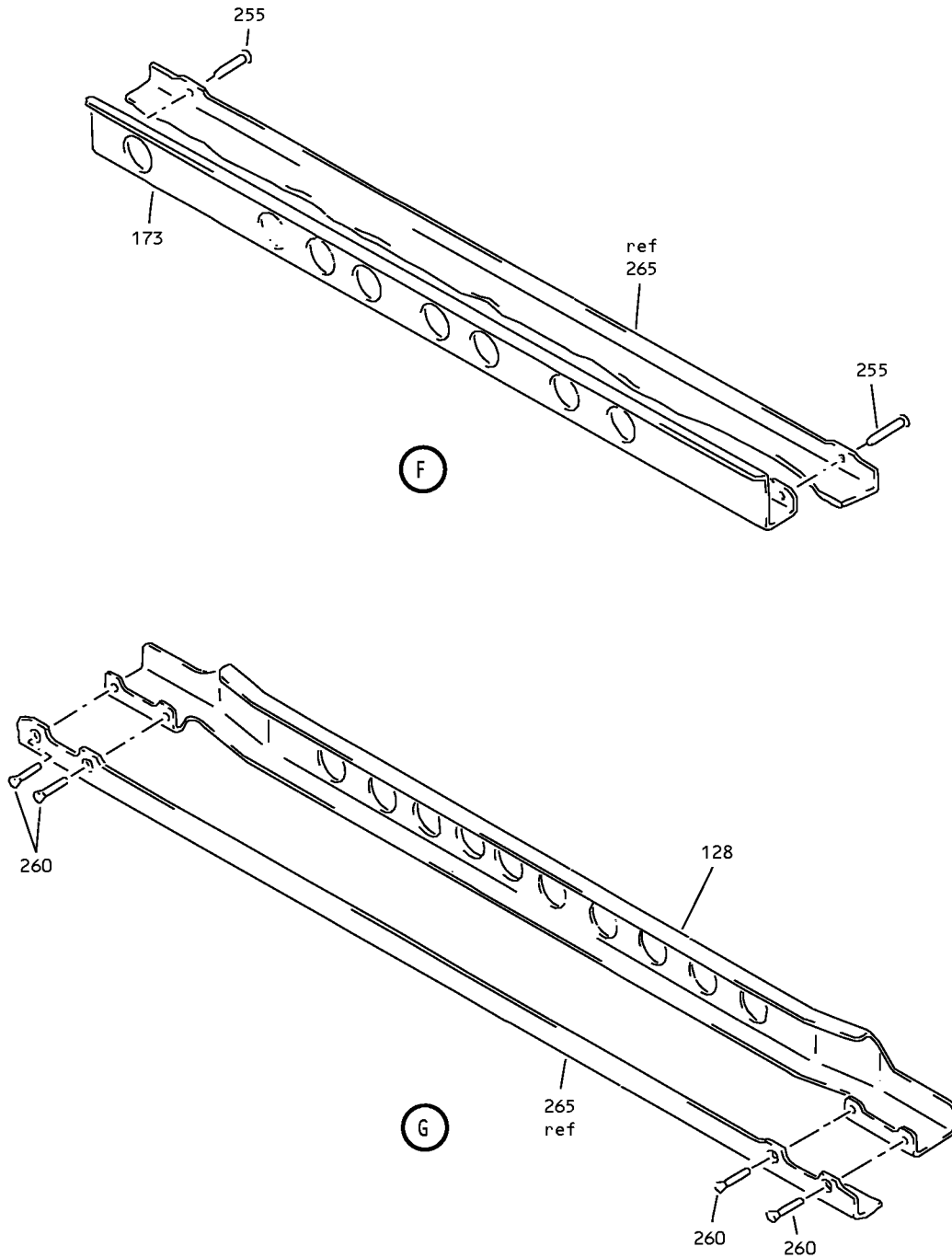
25-23-37

ILLUSTRATED PARTS LIST

Page 1098.253

Mar 01/2008

COMPONENT MAINTENANCE MANUAL



Partial Underbin Passenger Service Unit Frame Assembly
IPL Figure 14 (Sheet 4 of 4)

25-23-37
ILLUSTRATED PARTS LIST
Page 1098.254
Mar 01/2008



COMPONENT MAINTENANCE MANUAL

FIG/ ITEM	PART NUMBER	AIRLINE PART NUMBER	NOMENCLATURE							USAGE CODE	UNITS PER ASSY	
			1	2	3	4	5	6	7			
14- 45	417N3171-2		. . .	BOLT							BE, BF, BJ, BK, CY, CZ	1
				(OPT ITEM 45A)								
-45A	417N3171-3		. . .	BOLT							BE, BF, BJ, BK, CY, CZ	1
				(OPT ITEM 45)								
50	417N3172-9		. . .	HOUSING ASSY-CAM LATCH							BE, BF, BJ, BK, CY, CZ	1
				(OPT ITEM 50A)								
				(USED ON ITEM 15)								
-50A	417N3172-19		. . .	HOUSING ASSY-CAM LATCH							BE, BF, BJ, BK, CY, CZ	1
				(OPT ITEM 50)								
				(USED ON ITEM 15)								
-50B	417N3172-10		. . .	HOUSING ASSY-CAM LATCH							BE, BF, BJ, BK, CY, CZ	1
				(OPT ITEM 50C)								
				(USED ON ITEM 20)								
-50C	417N3172-20		. . .	HOUSING ASSY-CAM LATCH							BE, BF, BJ, BK, CY, CZ	1
				(OPT ITEM 50B)								
				(USED ON ITEM 20)								
55	6035-2BR185		INSERT							BE, BF, BJ, BK, CY, CZ	2
				(V26344)								
60	417N3172-11		HOUSING							BE, BF, BJ, BK, CY, CZ	1
				(USED ON ITEM 50)								
-60A	417N3172-21		HOUSING							BE, BF, BJ, BK, CY, CZ	1
				(USED ON ITEM 50A)								
-60B	417N3172-12		HOUSING							BE, BF, BJ, BK, CY, CZ	1
				(USED ON ITEM 50B)								
-60C	417N3172-22		HOUSING							BE, BF, BJ, BK, CY, CZ	1
				(USED ON ITEM 50C)								
65	417N3114-13		. .	HINGE ASSY							BE, BJ, CY	1
-65A	417N3114-14		. .	HINGE ASSY							BF, BK, CZ	1
67	417N3121-293		. .	STIFFENER							BE, BJ, CY	1

-Item not Illustrated

25-23-37

ILLUSTRATED PARTS LIST

Page 1098.256

Mar 01/2008



COMPONENT MAINTENANCE MANUAL

FIG/ ITEM	PART NUMBER	AIRLINE PART NUMBER	NOMENCLATURE							USAGE CODE	UNITS PER ASSY	
			1	2	3	4	5	6	7			
14- -67A	417N3121-294		. .								BF, BK, CZ	1
			ATTACHING PARTS									
70	BACR15BB4D		. .								BE, BF, BJ, BK, CY, CZ	6
			----- * -----									
75	417N3114-7		. . .								BE, BJ, CY	2
-75A	417N3114-8		. . .								BF, BK, CZ	2
80	417N3114-15		. . .								BE, BJ, CY	2
-80A	417N3114-16		. . .								BF, BK, CZ	2
85	417N3114-11		. . .								BE, BF, BJ, BK, CY, CZ	1
90	417N3114-9		. . .								BE, BJ, CY	1
-90A	417N3114-10		. . .								BF, BK, CZ	1
95	417N3114-17		. . .								BE, BJ, CY	1
-95A	417N3114-18		. . .								BF, BK, CZ	1
100	BACR15BB3D		. .								BE, BF, BJ, BK, CY, CZ	2
105	417N3122-48		. .								BE, BF, BJ, BK, CY, CZ	1
110	BACS12FA08K6		. .								BE, BF, BJ, BK, CY, CZ	2
115	AN960JD8L		. .								BE, BF, BJ, BK, CY, CZ	2
120	417N3121-163		DELETED									

-Item not Illustrated

25-23-37

ILLUSTRATED PARTS LIST

Page 1098.257

Mar 01/2008



COMPONENT MAINTENANCE MANUAL

FIG/ ITEM	PART NUMBER	AIRLINE PART NUMBER	NOMENCLATURE							USAGE CODE	UNITS PER ASSY
			1	2	3	4	5	6	7		
14-											
-120A	417N3121-164										
122	417N3121-27									BE, BJ, CY	1
-122A	417N3121-28									BF, BK, CZ	1
124	417N3136-12									BE, BJ, CY	1
124A	417N3136-24									BF, BK, CZ	1
126	417N3136-15									BE, BJ, CY	1
-126A	417N3136-16									BF, BK, CZ	1
128	417N3121-257									BE, BF, BJ, BK, CY, CZ	1
130	BACR15BB3D									BE, BF, BJ, BK, CY, CZ	2
131	417N3121-163									BE, BJ, CY	1
-131A	417N3121-164									BF, BK, CZ	1
132	BACR15CE3D									BE, BF, BJ, BK, CY, CZ	4
135	BACNJP08A										
135A	BRM200A08K									BE, BF, BJ, BK, CY, CZ	2
140	417N3121-165									BE, BJ, CY	1
-140A	417N3121-166									BF, BK, CZ	1

-Item not Illustrated

25-23-37

ILLUSTRATED PARTS LIST

Page 1098.258

Mar 01/2008



COMPONENT MAINTENANCE MANUAL

FIG/ ITEM	PART NUMBER	AIRLINE PART NUMBER	NOMENCLATURE							USAGE CODE	UNITS PER ASSY
			1	2	3	4	5	6	7		
14-											
145	BACR15BB3D		. .	RIVET						BE, BF, BJ, BK, CY, CZ	3
				(SIZE DETERMINED ON INST)							
150	417N3136-103		. .	BRACKET						BE, BJ, CY	1
-150A	417N3136-104		. .	BRACKET						BF, BK, CZ	1
155	BACS12FA08K6		. .	SCREW						BE, BF, BJ, BK, CY, CZ	3
160	AN960JD8L		. .	WASHER						BE, BF, BJ, BK, CY, CZ	2
165	MS21042L08		. .	NUT						BE, BF, BJ, BK, CY, CZ	2
170	417N3121-267		. .	STIFFENER						BE, BJ, CY	1
-170A	417N3121-268		. .	STIFFENER						BF, BK, CZ	1
173	417N3121-300		. .	STIFFENER						BE, BF, BJ, BK, CY, CZ	1
175	417N3121-289		. .	STIFFENER ASSY						BE, BJ, CY	1
-175A	417N3121-290		. .	STIFFENER ASSY						BF, BK, CZ	1
180	BACR15BA3D		. . .	RIVET						BE, BF, BJ, BK, CY, CZ	10
				(SIZE DETERMINED ON INST)							
185	BRM300A08K		. . .	NUTPLATE						BE, BF, BJ, BK, CY, CZ	1
				(V52828)							
				(SPEC BACN10JP08CR)							
				(OPT MK3000-08BCBAC (V15653))							
				(OPT NS103199-82BC (V80539))							
				(OPT RMA9205M82BC (V72962))							
				(OPT T8078S832BC (V11815))							
				(OPT VN203A2-82 (V92215))							

-Item not Illustrated

25-23-37

ILLUSTRATED PARTS LIST

Page 1098.259

Mar 01/2008



COMPONENT MAINTENANCE MANUAL

FIG/ ITEM	PART NUMBER	AIRLINE PART NUMBER	NOMENCLATURE							USAGE CODE	UNITS PER ASSY	
			1	2	3	4	5	6	7			
14- 190	BRM200A08K		. . .	NUTPLATE							BE, BF, BJ, BK, CY, CZ	4
				(V52828)								
				(SPEC BACN10JP08AR)								
				(OPT MK1000-08BCBAC (V15653))								
				(OPT NS103197-82BC (V80539))								
				(OPT RMA9201M82BC (V72962))								
				(OPT T8076S832BC (V11815))								
				(OPT VN202A2-82 (V92215))								
195	417N3121-291		. . .	STIFFENER							BE, BJ, CY	1
-195A	417N3121-292		. . .	STIFFENER							BF, BK, CZ	1
200	BACS12FA08K7		. .	SCREW							BE, BF, BJ, BK, CY, CZ	4
205	AN960JD8L		. .	WASHER							BE, BF, BJ, BK, CY, CZ	4
210	MS21042L08		. .	NUT							BE, BF, BJ, BK, CY, CZ	4
215	417N3102-1		. .	BRACKET-MTG							BE, BF, BJ, BK, CY, CZ	2
220	417N3122-57		. .	BRACKET							BE, BF, BJ, BK, CY, CZ	1
225	417N3121-69		. .	STIFFENER ASSY							BE, BJ, CY	1
-230	417N3121-70		. .	STIFFENER ASSY							BF, BK, CZ	1
235	BACR15BA3D		. . .	RIVET							BE, BF, BJ, BK, CY, CZ	4
				(SIZE DETERMINED ON INST)								
240	BRM200A08K		. . .	NUTPLATE							BE, BF, BJ, BK, CY, CZ	2
				(V52828)								
				(SPEC BACN10JP08AR)								
				(OPT MK1000-08BCBAC (V15653))								
				(OPT NS103197-82BC (V80539))								
				(OPT RMA9201M82BC (V72962))								
				(OPT T8076S832BC (V11815))								
				(OPT VN202A2-82 (V92215))								

-Item not Illustrated

25-23-37

ILLUSTRATED PARTS LIST

Page 1098.260

Mar 01/2008



COMPONENT MAINTENANCE MANUAL

FIG/ ITEM	PART NUMBER	AIRLINE PART NUMBER	NOMENCLATURE							USAGE CODE	UNITS PER ASSY	
			1	2	3	4	5	6	7			
14- 245	417N3121-71		.	.	.						BE, BF, BJ, BK, CY, CZ	1
-250	417N3121-72		.	.	.						BE, BF, BJ, BK, CY, CZ	1
255	BACR15CE3D		.								BE, BF, BJ, BK, CY, CZ	2
260	BACR15BB3D		.								BE, BF, BJ, BK, CY, CZ	4
265	417N3111-29SP		.								BE	1
-270	417N3111-30SP		.								BF	1
275	417N3111-33SP		.	.							BE, BF	1
280	417N3111-31SP		.	.							BE	1
-285	417N3111-32SP		.	.							BF	1
-290	417N3111-27SP		.								BJ, CY	1
-295	417N3111-27SP		.								BK, CZ	1

-Item not Illustrated

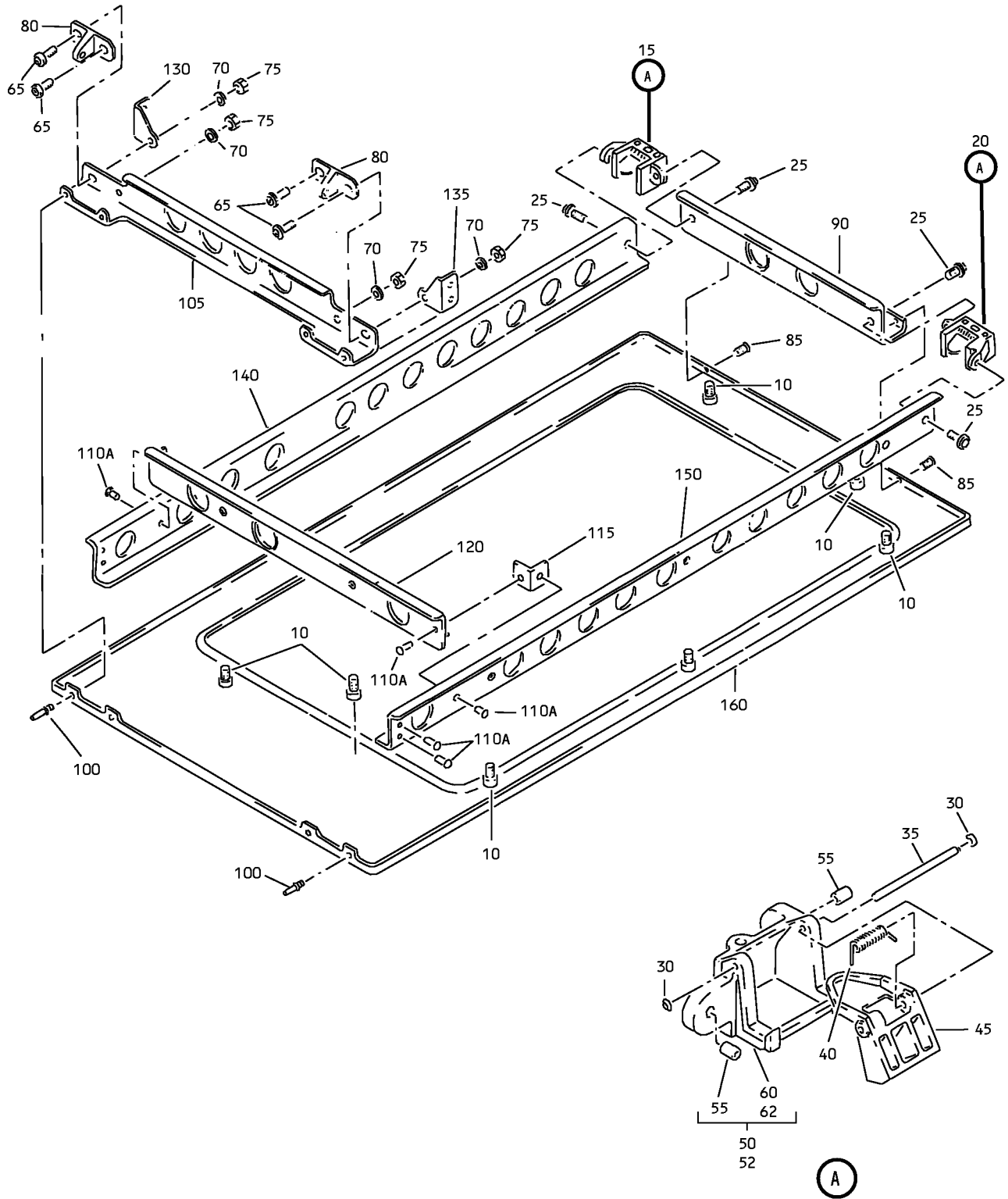
25-23-37

ILLUSTRATED PARTS LIST

Page 1098.261

Mar 01/2008

COMPONENT MAINTENANCE MANUAL



Partial Underbin Passenger Service Unit Frame Assembly
IPL Figure 15

25-23-37

ILLUSTRATED PARTS LIST

Page 1098.262

Mar 01/2008



COMPONENT MAINTENANCE MANUAL

FIG/ ITEM	PART NUMBER	AIRLINE PART NUMBER	NOMENCLATURE							USAGE CODE	UNITS PER ASSY
			1	2	3	4	5	6	7		
15-											
-1	417N3110-3SP									X	RF
-5	417N3110-4SP									Y	RF
10	SL6189-08-4									X, Y	7
-10A	417N3122-6									X, Y	7
15	417N3170-11									X, Y	1
20	417N3170-12									X, Y	1
25	BACS12FA08K6									X, Y	4
30	6100-9									X, Y	2
35	MS20253P2-165									X, Y	1
40	417N3173-1									X, Y	1
45	417N3171-2									X, Y	1
-45A	417N3171-3									X, Y	1
50	417N3172-9									X, Y	1
-50A	417N3172-19									X, Y	1
52	417N3172-10									X, Y	1
-52A	417N3172-20									X, Y	1
55	6035-2BR185									X, Y	2

-Item not Illustrated

25-23-37

ILLUSTRATED PARTS LIST

Page 1098.263

Mar 01/2008



COMPONENT MAINTENANCE MANUAL

FIG/ ITEM	PART NUMBER	AIRLINE PART NUMBER	NOMENCLATURE							USAGE CODE	UNITS PER ASSY
			1	2	3	4	5	6	7		
15-											
135	417N3122-3		.							X, Y	1
140	417N3121-3		.							X	1
-145	417N3121-4		.							Y	1
150	417N3121-117		.							X	1
-155	417N3121-118		.							Y	1
160	417N3111-3SP		.							X	1
-165	417N3111-4SP		.							Y	1

-Item not Illustrated

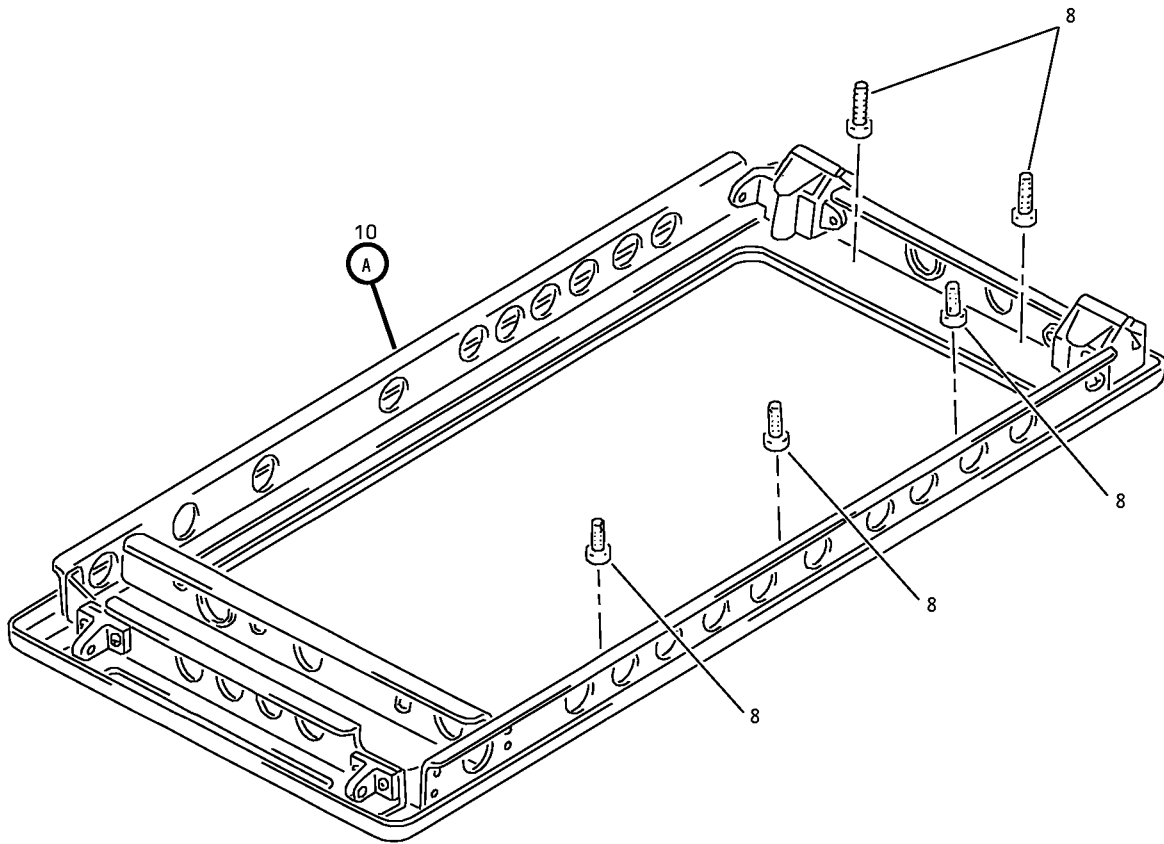
25-23-37

ILLUSTRATED PARTS LIST

Page 1098.265

Mar 01/2008

COMPONENT MAINTENANCE MANUAL



Partial Underbin Passenger Service Unit Frame Assembly
IPL Figure 16 (Sheet 1 of 2)

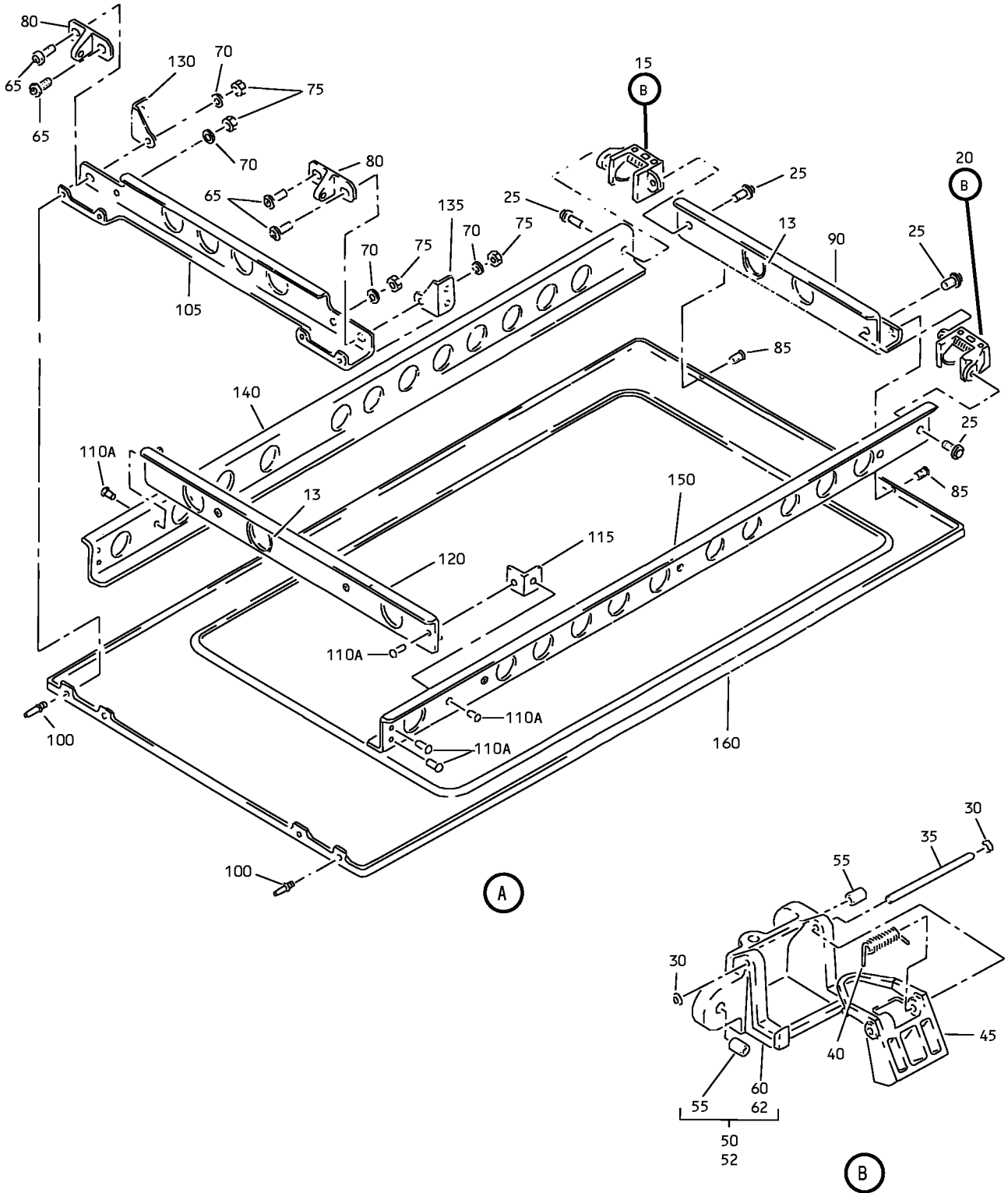
25-23-37

ILLUSTRATED PARTS LIST

Page 1098.266

Mar 01/2008

COMPONENT MAINTENANCE MANUAL



Partial Underbin Passenger Service Unit Frame Assembly
IPL Figure 16 (Sheet 2 of 2)

25-23-37

ILLUSTRATED PARTS LIST

Page 1098.267

Mar 01/2008



COMPONENT MAINTENANCE MANUAL

FIG/ ITEM	PART NUMBER	AIRLINE PART NUMBER	NOMENCLATURE							USAGE CODE	UNITS PER ASSY
			1	2	3	4	5	6	7		
16-											
-1	417N3110-43SP									X, AE	RF
-1A	417N3110-43D										
-5	417N3110-44SP									Y, AF	RF
-5A	417N3110-44D										
8	SL6189-08-4									X, Y, AE, AF	5
10	417N3110-51									X, AE	1
-11	417N3110-52									Y, AF	1
13	NAS557-12A									X, Y, AE, AF	2
15	417N3170-11									X, Y, AE, AF	1
20	417N3170-12									X, Y, AE, AF	1
25	BACS12FA08K6									X, Y, AE, AF	4
30	6100-9									X, Y, AE, AF	2
35	MS20253P2-165									X, Y, AE, AF	1
40	417N3173-1									X, Y, AE, AF	1
45	417N3171-2									X, Y, AE, AF	1
-45A	417N3171-3									X, Y, AE, AF	1
50	417N3172-9									X, Y, AE, AF	1
-50A	417N3172-19									X, Y, AE, AF	1

-Item not Illustrated

25-23-37

ILLUSTRATED PARTS LIST

Page 1098.268

Mar 01/2008



COMPONENT MAINTENANCE MANUAL

FIG/ ITEM	PART NUMBER	AIRLINE PART NUMBER	NOMENCLATURE							USAGE CODE	UNITS PER ASSY
			1	2	3	4	5	6	7		
16-											
52	417N3172-10		. . .								
-52A	417N3172-20		. . .								
55	6035-2BR185									
60	417N3172-11									
-60A	417N3172-21									
62	417N3172-12									
-62A	417N3172-22									
65	BACS12FA08K7		. .								
70	AN960PD8L		. .								
75	H10-08BAC		. .								
80	417N3102-1		. .								
85	BACR15DR3		. .								
90	417N3121-17		. .								
-95	417N3121-94		. .								

-Item not Illustrated

25-23-37

ILLUSTRATED PARTS LIST

Page 1098.269

Mar 01/2008



COMPONENT MAINTENANCE MANUAL

FIG/ ITEM	PART NUMBER	AIRLINE PART NUMBER	NOMENCLATURE							USAGE CODE	UNITS PER ASSY	
			1	2	3	4	5	6	7			
16- 100	CCR274SS3		.	.	RIVET (V11815) (SPEC BACR15DR3P) (OPT AF5170-3 (V53551)) (OPT RV570A3 (V98996)) (SIZE DETERMINED ON INST)						X, Y, AE, AF	4
105	417N3121-18		.	.	STIFFENER						X, Y, AE, AF	1
110	BACR15BB3D		DELETED									
110A	BACR15BB3AD		.	.	RIVET (SIZE DETERMINED ON INST)						X, Y, AE, AF	7
115	417N3122-1		.	.	ANGLE-BRKT						X, Y, AE, AF	1
120	417N3121-121		.	.	STIFFENER						X, AE	1
-125	417N3121-122		.	.	STIFFENER						Y, AF	1
130	417N3122-4		.	.	BRACKET						X, Y, AE, AF	1
135	417N3122-3		.	.	BRACKET						X, Y, AE, AF	1
140	417N3121-3		.	.	STIFFENER						X, AE	1
-145	417N3121-4		.	.	STIFFENER						Y, AF	1
150	417N3121-117		.	.	STIFFENER						X, AE	1
-155	417N3121-118		.	.	STIFFENER						Y, AF	1
160	417N3111-3SP		.	.	FACEPLATE						X, AE	1
-165	417N3111-4SP		.	.	FACEPLATE						Y, AF	1

-Item not Illustrated

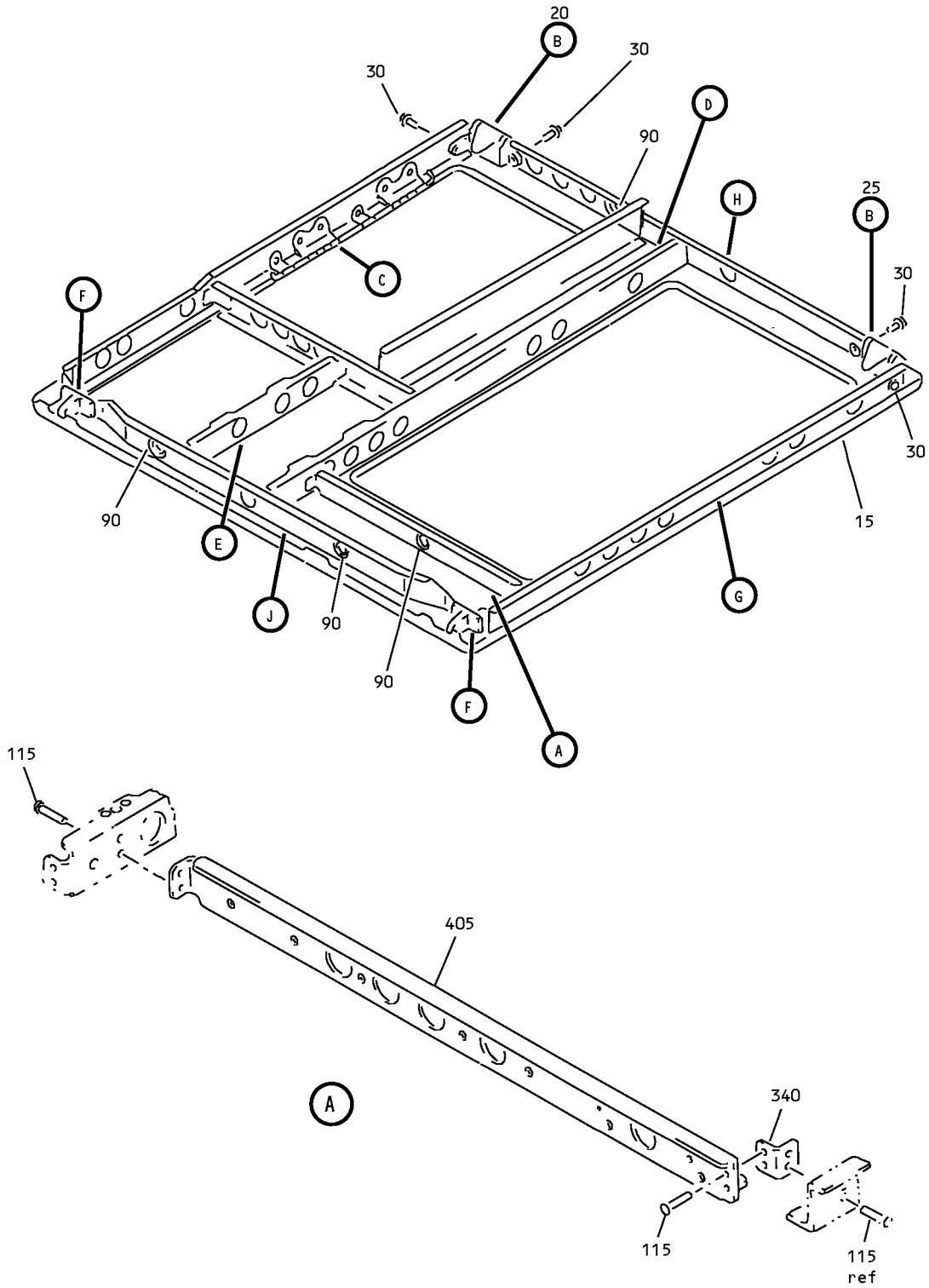
25-23-37

ILLUSTRATED PARTS LIST

Page 1098.270

Mar 01/2008

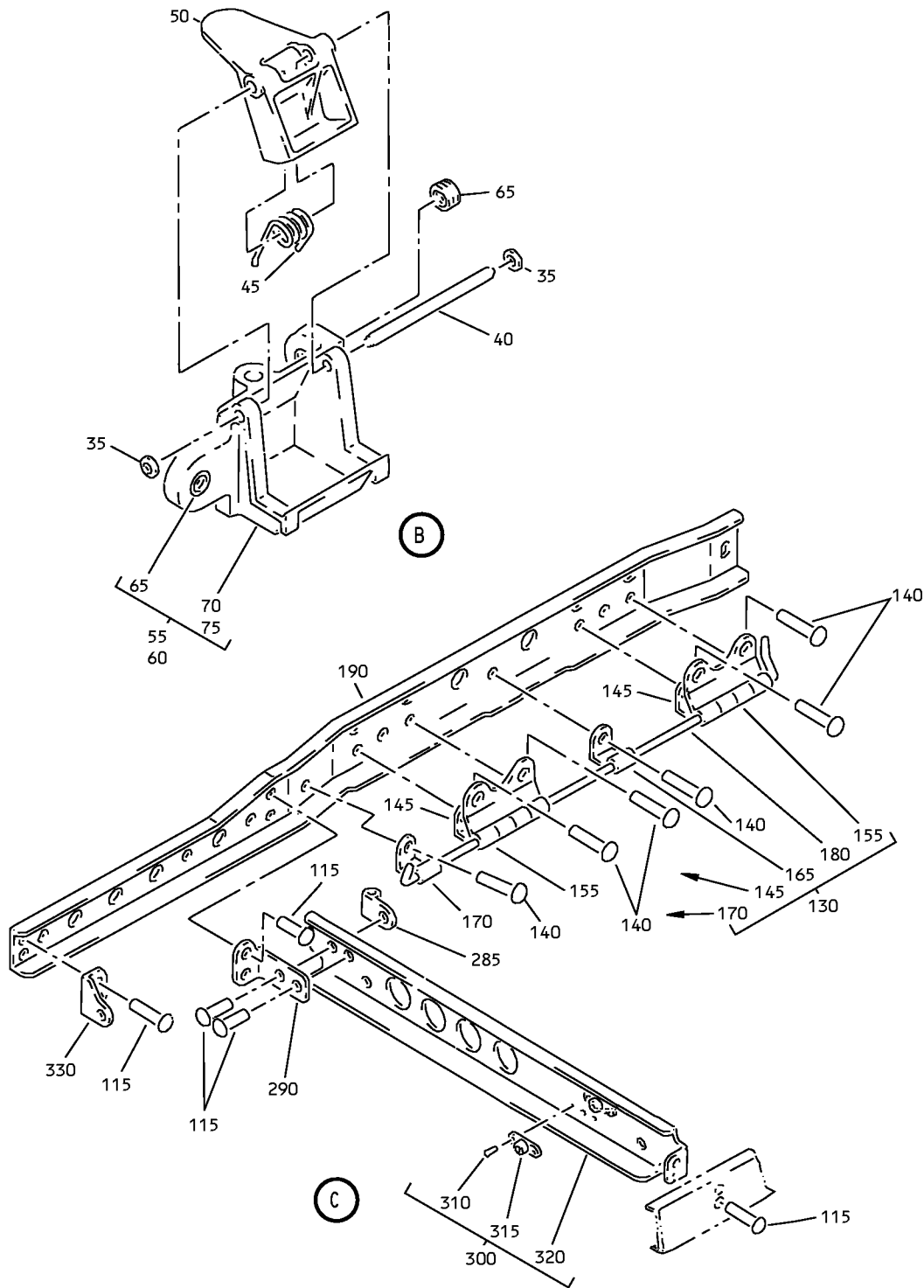
COMPONENT MAINTENANCE MANUAL



Partial Underbin Passenger Service Unit Frame Assembly
IPL Figure 17 (Sheet 1 of 4)

25-23-37
ILLUSTRATED PARTS LIST
Page 1098.271
Mar 01/2008

COMPONENT MAINTENANCE MANUAL



Partial Underbin Passenger Service Unit Frame Assembly
IPL Figure 17 (Sheet 2 of 4)

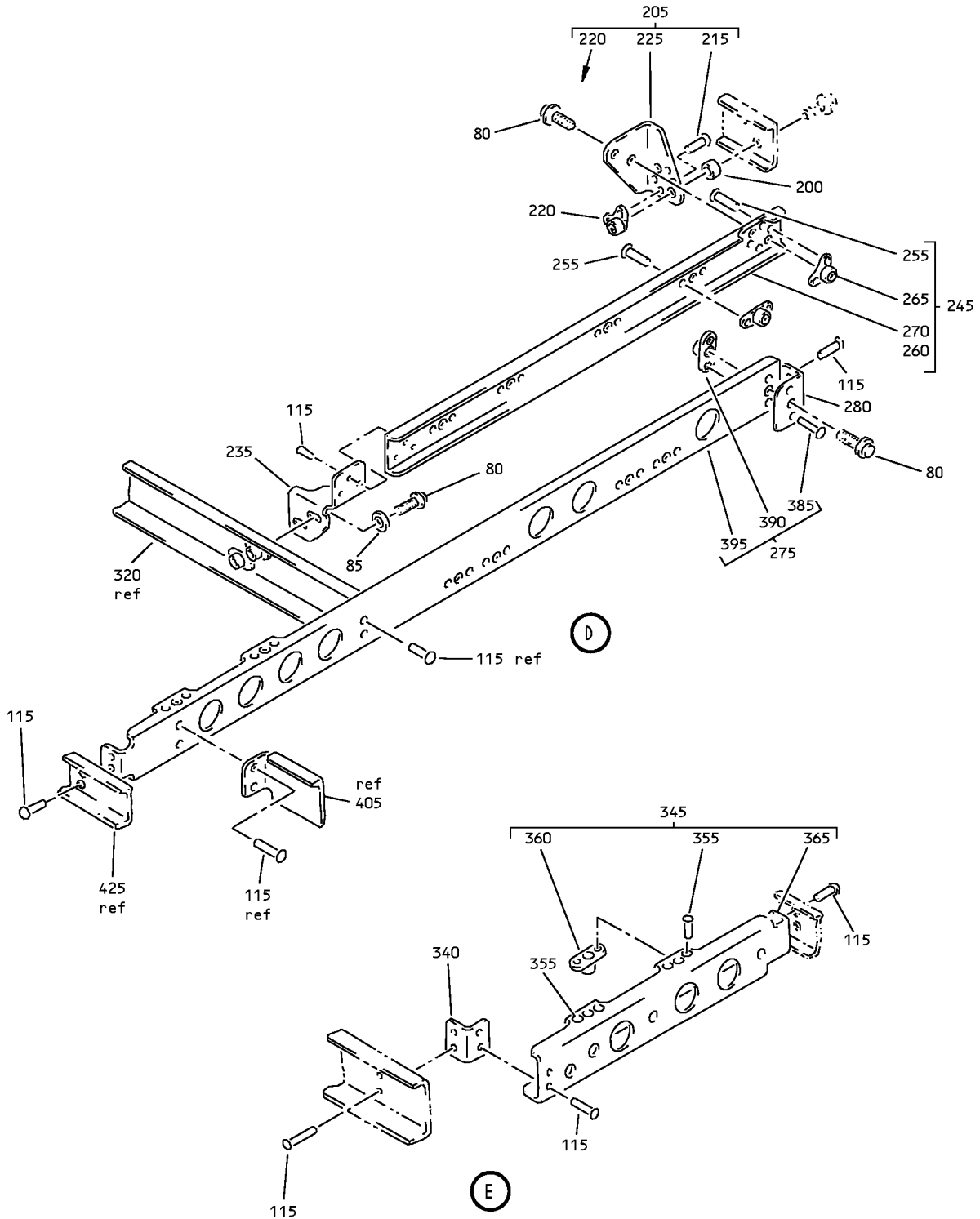
25-23-37

ILLUSTRATED PARTS LIST

Page 1098.272

Mar 01/2008

COMPONENT MAINTENANCE MANUAL



Partial Underbin Passenger Service Unit Frame Assembly
IPL Figure 17 (Sheet 3 of 4)

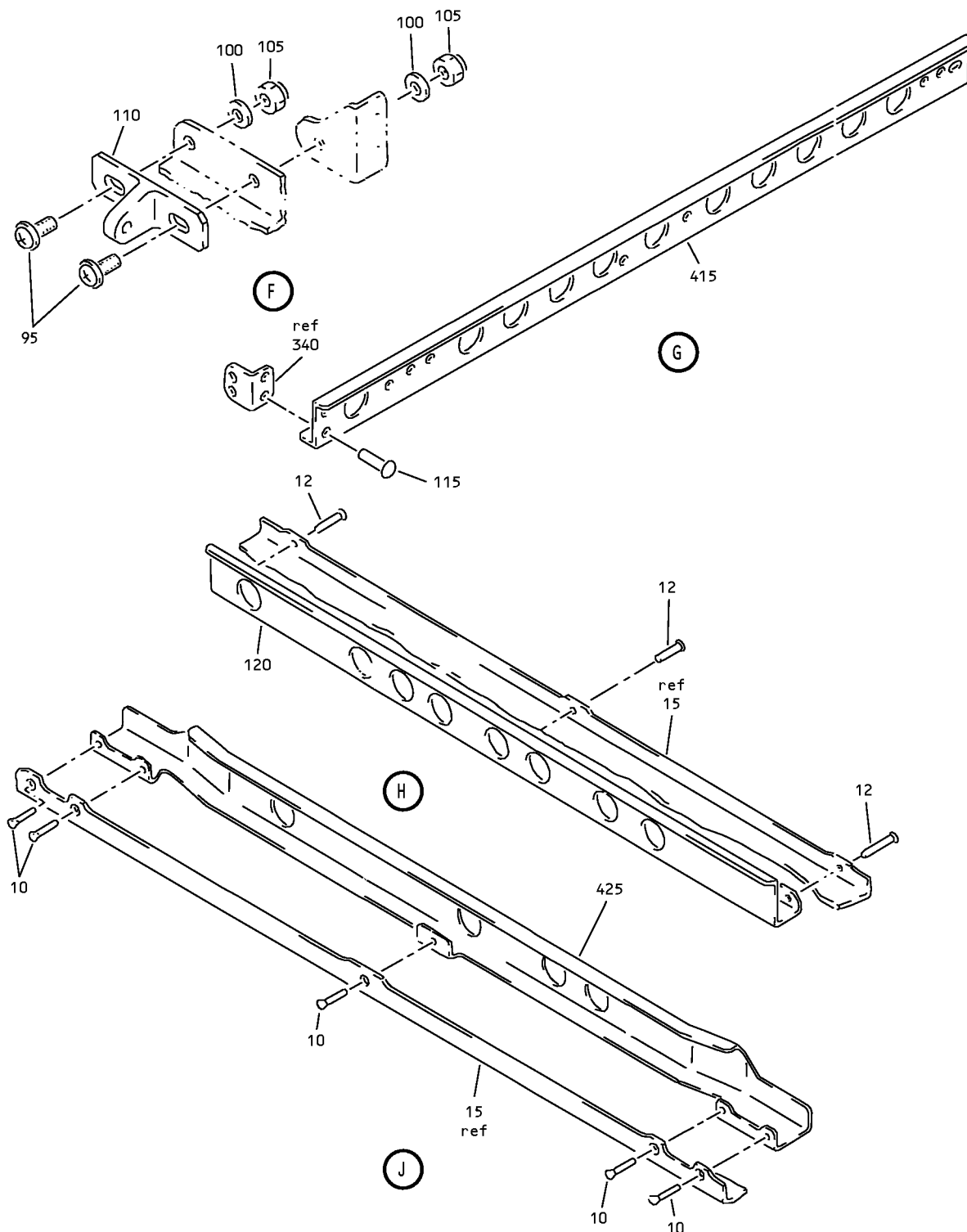
25-23-37

ILLUSTRATED PARTS LIST

Page 1098.273

Mar 01/2008

COMPONENT MAINTENANCE MANUAL



Partial Underbin Passenger Service Unit Frame Assembly
IPL Figure 17 (Sheet 4 of 4)

25-23-37

ILLUSTRATED PARTS LIST

Page 1098.274

Mar 01/2008



COMPONENT MAINTENANCE MANUAL

FIG/ ITEM	PART NUMBER	AIRLINE PART NUMBER	NOMENCLATURE							USAGE CODE	UNITS PER ASSY	
			1	2	3	4	5	6	7			
17-												
-1	417N3110-25SP									FRAME ASSY-PARTIAL UNDERBIN PSU (LH)	Q, U, V	RF
-5	417N3110-26SP									FRAME ASSY-PARTIAL UNDERBIN PSU (RH)	R, W, AA, AB	RF
10	BACR15BB3D									. RIVET (SIZE DETERMINED ON INST)	Q, R, U- W, AA, AB	5
12	BACR15CE3D									. RIVET (SIZE DETERMINED ON INST)	Q, R, U- W, AA, AB	3
15	417N3111-19SP									. FACEPLATE	Q, U, V	1
-17	417N3111-20SP									. FACEPLATE	R, W, AA, AB	1
20	417N3170-11									. LATCH ASSY	Q, R, U- W, AA, AB	1
25	417N3170-12									. LATCH ASSY	Q, R, U- W, AA, AB	1
										ATTACHING PARTS		
30	BACS12FA08K6									. SCREW	Q, R, U- W, AA, AB	4
										----- *		
35	6100-9									. . RETAINER (V2X013)	Q, R, U- W, AA, AB	2
40	MS20253P2-165									. . PIN-HINGE	Q, R, U- W, AA, AB	1
45	417N3173-1									. . SPRING	Q, R, U- W, AA, AB	1
50	417N3171-2									. . BOLT (OPT ITEM 50A)	Q, R, U- W, AA, AB	1

-Item not Illustrated

25-23-37

ILLUSTRATED PARTS LIST

Page 1098.275

Mar 01/2008



COMPONENT MAINTENANCE MANUAL

FIG/ ITEM	PART NUMBER	AIRLINE PART NUMBER	NOMENCLATURE							USAGE CODE	UNITS PER ASSY	
			1	2	3	4	5	6	7			
17- -50A	417N3171-3		.	.							Q, R, U- W, AA, AB	1
55	417N3172-9		.	.							Q, R, U- W, AA, AB	1
-55A	417N3172-19		.	.							Q, R, U- W, AA, AB	1
60	417N3172-10		.	.							Q, R, U- W, AA, AB	1
-60A	417N3172-20		.	.							Q, R, U- W, AA, AB	1
65	6035-2BR185		.	.	.						Q, R, U- W, AA, AB	2
70	417N3172-11		.	.	.						Q, R, U- W, AA, AB	1
-70A	417N3172-21		.	.	.						Q, R, U- W, AA, AB	1
75	417N3172-12		.	.	.						Q, R, U- W, AA, AB	1
-75A	417N3172-22		.	.	.						Q, R, U- W, AA, AB	1
80	BACS12FA08K6		.								Q, R, U- W, AA, AB	5
85	AN960PD8L		.								Q, R, U- W, AA, AB	2
90	NAS557-12A		.								Q, R, U- W, AA, AB	4

-Item not Illustrated

25-23-37

ILLUSTRATED PARTS LIST

Page 1098.276

Mar 01/2008



COMPONENT MAINTENANCE MANUAL

FIG/ ITEM	PART NUMBER	AIRLINE PART NUMBER	NOMENCLATURE							USAGE CODE	UNITS PER ASSY	
			1	2	3	4	5	6	7			
17- 95	BACS12FA08K7		.								Q, R, U- W, AA, AB	4
100	AN960PD8L		.								Q, R, U- W, AA, AB	4
105	H10-08BAC		.								Q, R, U- W, AA, AB	4
110	417N3102-1		.								Q, R, U- W, AA, AB	2
115	BACR15BB3D		.								Q, R, U- W, AA, AB	27
120	417N3121-167		.								Q, U, V	1
-125	417N3121-168		.								R, W, AA, AB	1
130	417N3114-13		.								Q, U, V	1
-135	417N3114-14		.								R, W, AA, AB	1
140	BACR15BB4D		.								Q, R, U- W, AA, AB	6
145	417N3114-7		.	.							Q, U, V	2
-150	417N3114-8		.	.							R, W, AA, AB	2
155	417N3114-15		.	.							Q, U, V	2
-160	417N3114-16		.	.							R, W, AA, AB	2

-Item not Illustrated

25-23-37

ILLUSTRATED PARTS LIST

Page 1098.277

Mar 01/2008



COMPONENT MAINTENANCE MANUAL

FIG/ ITEM	PART NUMBER	AIRLINE PART NUMBER	NOMENCLATURE							USAGE CODE	UNITS PER ASSY
			1	2	3	4	5	6	7		
17-											
165	417N3114-11		.	.						Q, R, U- W, AA, AB	1
170	417N3114-9		.	.						Q, U, V	1
-175	417N3114-10		.	.						R, W, AA, AB	1
180	417N3114-17		.	.						Q, U, V	1
-185	417N3114-18		.	.						R, W, AA, AB	1
190	417N3121-27		.							Q, U, V	1
-195	417N3121-28		.							Q, U, V	1
200	NAS43DD3-18		.							Q, R, U- W, AA, AB	2
205	417N3136-85		.							Q, U, V	1
-210	417N3136-109		.							R, W, AA, AB	1
215	BACR15BA3D		.	.						Q, R, U- W, AA, AB	4
220	BRM300A08K		.	.						Q, R, U- W, AA, AB	2
225	417N3136-87		.	.						Q, U, V	1
-230	417N3136-111		.	.						R, W, AA, AB	1
235	417N3136-103		.							Q, U, V	1
-240	417N3136-104		.							R, W, AA, AB	1
245	417N3121-133		.							Q, U, V	1
-250	417N3121-176		.							R, W, AA, AB	1

-Item not Illustrated

25-23-37

ILLUSTRATED PARTS LIST

Page 1098.278

Mar 01/2008



COMPONENT MAINTENANCE MANUAL

FIG/ ITEM	PART NUMBER	AIRLINE PART NUMBER	NOMENCLATURE							USAGE CODE	UNITS PER ASSY	
			1	2	3	4	5	6	7			
17- 255	BACR15BA3D		.	.	R	I	V	E	T		Q, R, U- W, AA, AB	12
260	BRM200A08K		.	.	N	U	T	P	L	A	Q, R, U- W, AA, AB	4
265	BRM300A08K		.	.	N	U	T	P	L	A	Q, R, U- W, AA, AB	2
270	417N3121-134		.	.	S	T	I	F	F	E	Q, U, V	1
-275	417N3121-177		.	.	S	T	I	F	F	E	R, W, AA, AB	1
280	417N3122-54		.	B	R	A	C	K	E	T	Q, R, U- W, AA, AB	1
285	417N3122-48		.	R	E	T	A	I	N	E	Q, R, U- W, AA, AB	1
290	417N3136-12		.	B	R	A	C	K	E	T	Q, U, V	1
-295	417N3136-24		.	B	R	A	C	K	E	T	R, W, AA, AB	1
300	417N3121-163		.	S	T	I	F	F	E	N	Q, U, V	1
-305	417N3121-164		.	S	T	I	F	F	E	N	R, W, AA, AB	1
310	BACR15BA3D		.	.	R	I	V	E	T		Q, R, U- W, AA, AB	4

-Item not Illustrated

25-23-37

ILLUSTRATED PARTS LIST

Page 1098.279

Mar 01/2008



COMPONENT MAINTENANCE MANUAL

FIG/ ITEM	PART NUMBER	AIRLINE PART NUMBER	NOMENCLATURE							USAGE CODE	UNITS PER ASSY	
			1	2	3	4	5	6	7			
17- 315	BRM200A08K		.	.	NUTPLATE (V52828) (SPEC BACN10JP08AR) (OPT MK1000-08BCBAC (V15653)) (OPT NS103197-82BC (V80539)) (OPT RMA9201M82BC (V72962)) (OPT T8076S832BC (V11815)) (OPT VN202A2-82 (V92215))						Q, R, U- W, AA, AB	2
320	417N3121-165		.	.	STIFFENER						Q, U, V	1
-325	417N3121-166		.	.	STIFFENER						R, W, AA, AB	1
330	417N3136-15		.		BRACKET						Q, U, V	1
-335	417N3136-16		.		BRACKET						R, W, AA, AB	1
340	417N3122-57		.		BRACKET						Q, R, U- W, AA, AB	2
345	417N3121-69		.		STIFFENER ASSY						Q, U, V	1
-350	417N3121-70		.		STIFFENER ASSY						R, W, AA, AB	1
355	BACR15BA3D		.	.	RIVET (SIZE DETERMINED ON INST)						Q, R, U- W, AA, AB	4
360	BRM200A08K		.	.	NUTPLATE (V52828) (SPEC BACN10JP08AR) (OPT MK1000-08BCBAC (V15653)) (OPT NS103197-82BC (V80539)) (OPT RMA9201M82BC (V72962)) (OPT T8076S832BC (V11815)) (OPT VN202A2-82 (V92215))						Q, R, U- W, AA, AB	2
365	417N3121-71		.	.	STIFFENER						Q, U, V	1
-370	417N3121-72		.	.	STIFFENER						R, W, AA, AB	1
375	417N3121-65		.		STIFFENER ASSY						Q, U, V	1
-380	417N3121-66		.		STIFFENER ASSY						R, W, AA, AB	1
385	BACR15CE3D		.	.	RIVET (SIZE DETERMINED ON INST)						Q, R, U- W, AA, AB	14

-Item not Illustrated

25-23-37

ILLUSTRATED PARTS LIST

Page 1098.280

Mar 01/2008



COMPONENT MAINTENANCE MANUAL

FIG/ ITEM	PART NUMBER	AIRLINE PART NUMBER	NOMENCLATURE							USAGE CODE	UNITS PER ASSY	
			1	2	3	4	5	6	7			
17- 390	BRM200A08K		.	.	NUTPLATE (V52828) (SPEC BACN10JP08AR) (OPT MK1000-08BCBAC (V15653)) (OPT NS103197-82BC (V80539)) (OPT RMA9201M82BC (V72962)) (OPT T8076S832BC (V11815)) (OPT VN202A2-82 (V92215))						Q, R, U- W, AA, AB	7
395	417N3121-67		.	.	STIFFENER						Q, U, V	1
-400	417N3121-68		.	.	STIFFENER						R, W, AA, AB	1
405	417N3121-105		.		STIFFENER						Q, U, V	1
-410	417N3121-106		.		STIFFENER						R, W, AA, AB	1
415	417N3121-161		.		STIFFENER						Q, U, V	1
-420	417N3121-162		.		STIFFENER						R, W, AA, AB	1
425	417N3121-111		.		STIFFENER						Q, U, V	1
-430	417N3121-112		.		STIFFENER						R, W, AA, AB	1

-Item not Illustrated

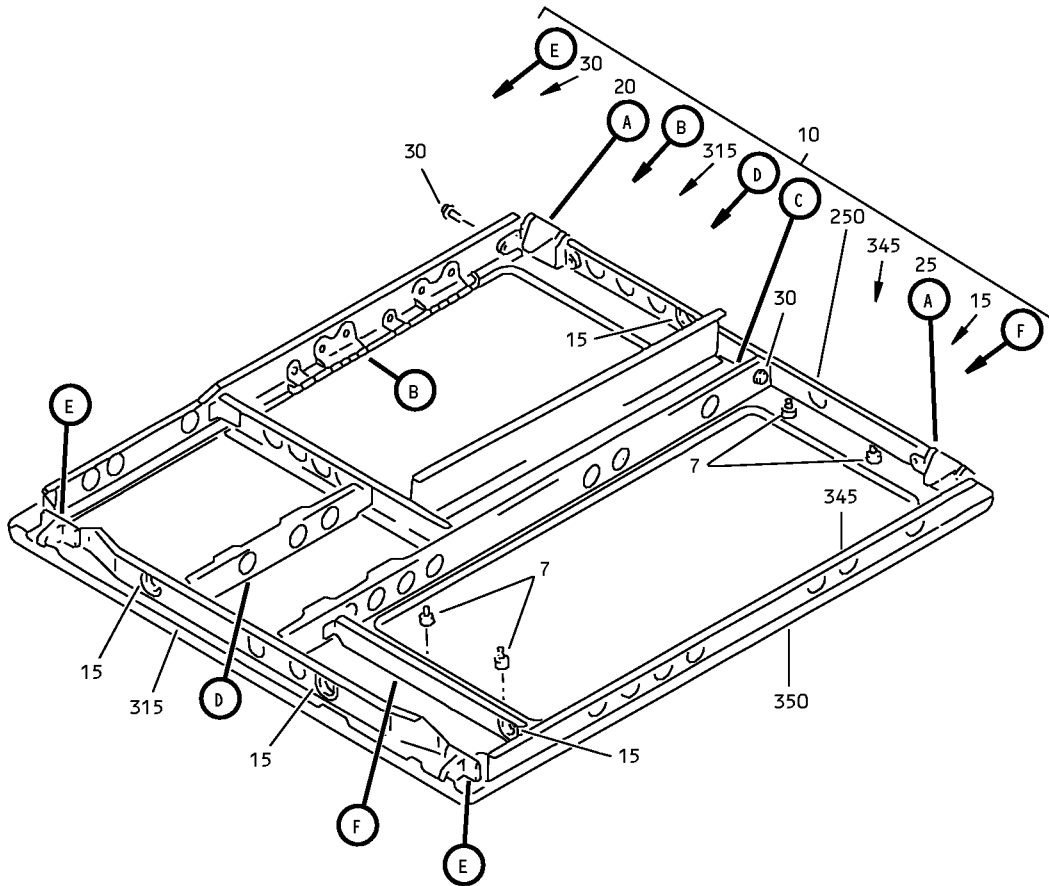
25-23-37

ILLUSTRATED PARTS LIST

Page 1098.281

Mar 01/2008

COMPONENT MAINTENANCE MANUAL



Partial Underbin Passenger Service Unit Frame Assembly
IPL Figure 18 (Sheet 1 of 4)

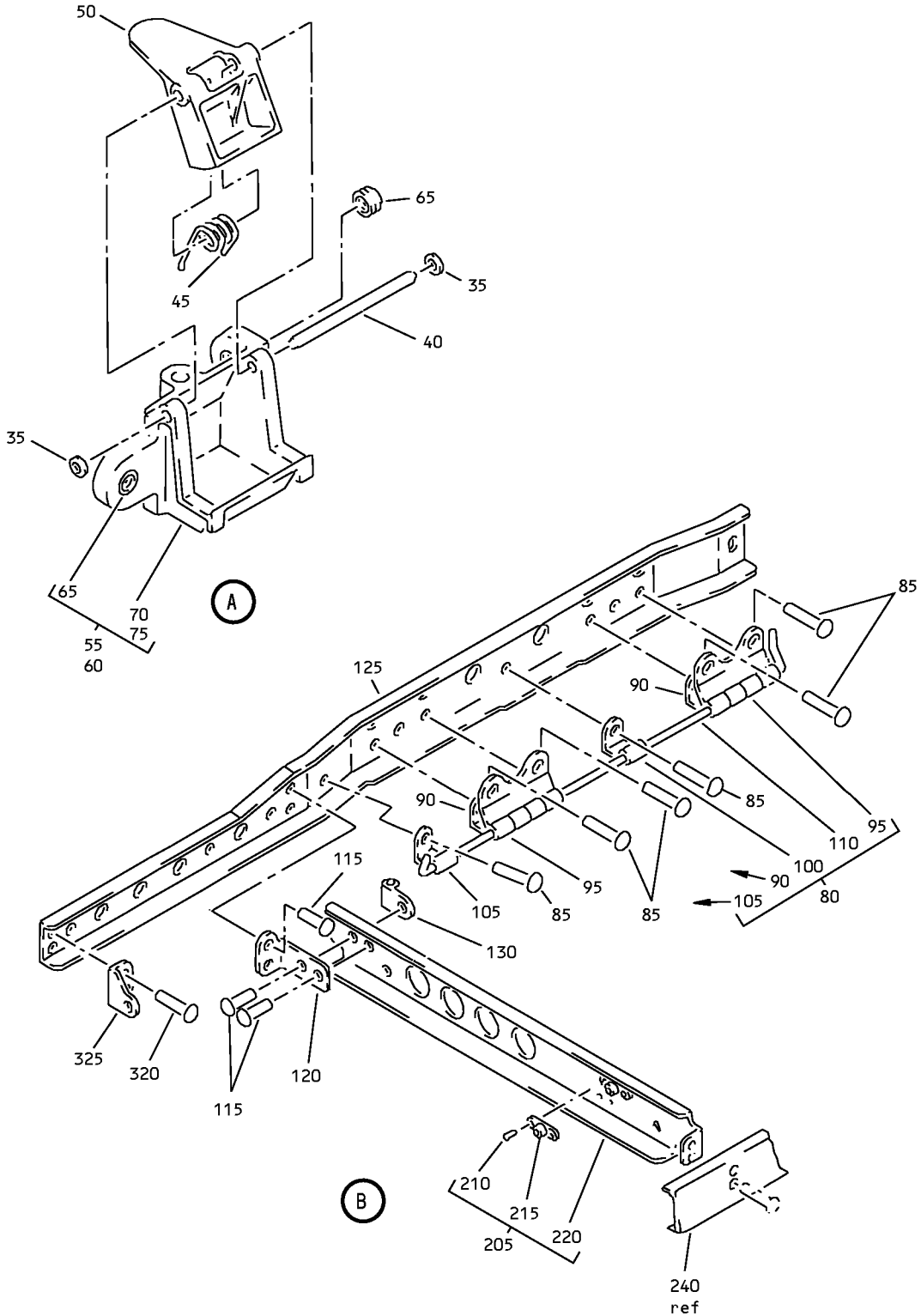
25-23-37

ILLUSTRATED PARTS LIST

Page 1098.282

Mar 01/2008

COMPONENT MAINTENANCE MANUAL



Partial Underbin Passenger Service Unit Frame Assembly
IPL Figure 18 (Sheet 2 of 4)

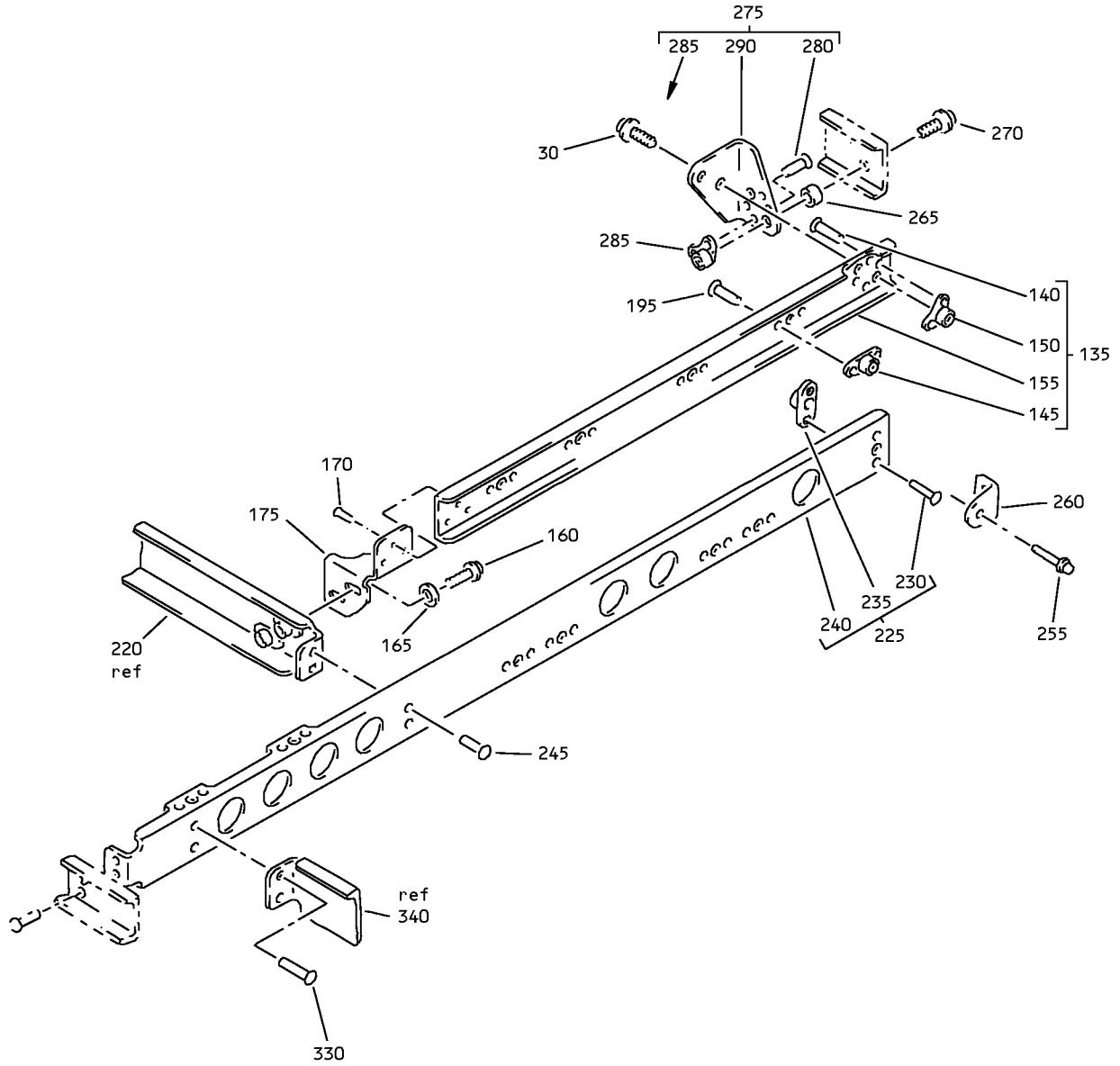
25-23-37

ILLUSTRATED PARTS LIST

Page 1098.283

Mar 01/2008

COMPONENT MAINTENANCE MANUAL



(C)

Partial Underbin Passenger Service Unit Frame Assembly
IPL Figure 18 (Sheet 3 of 4)

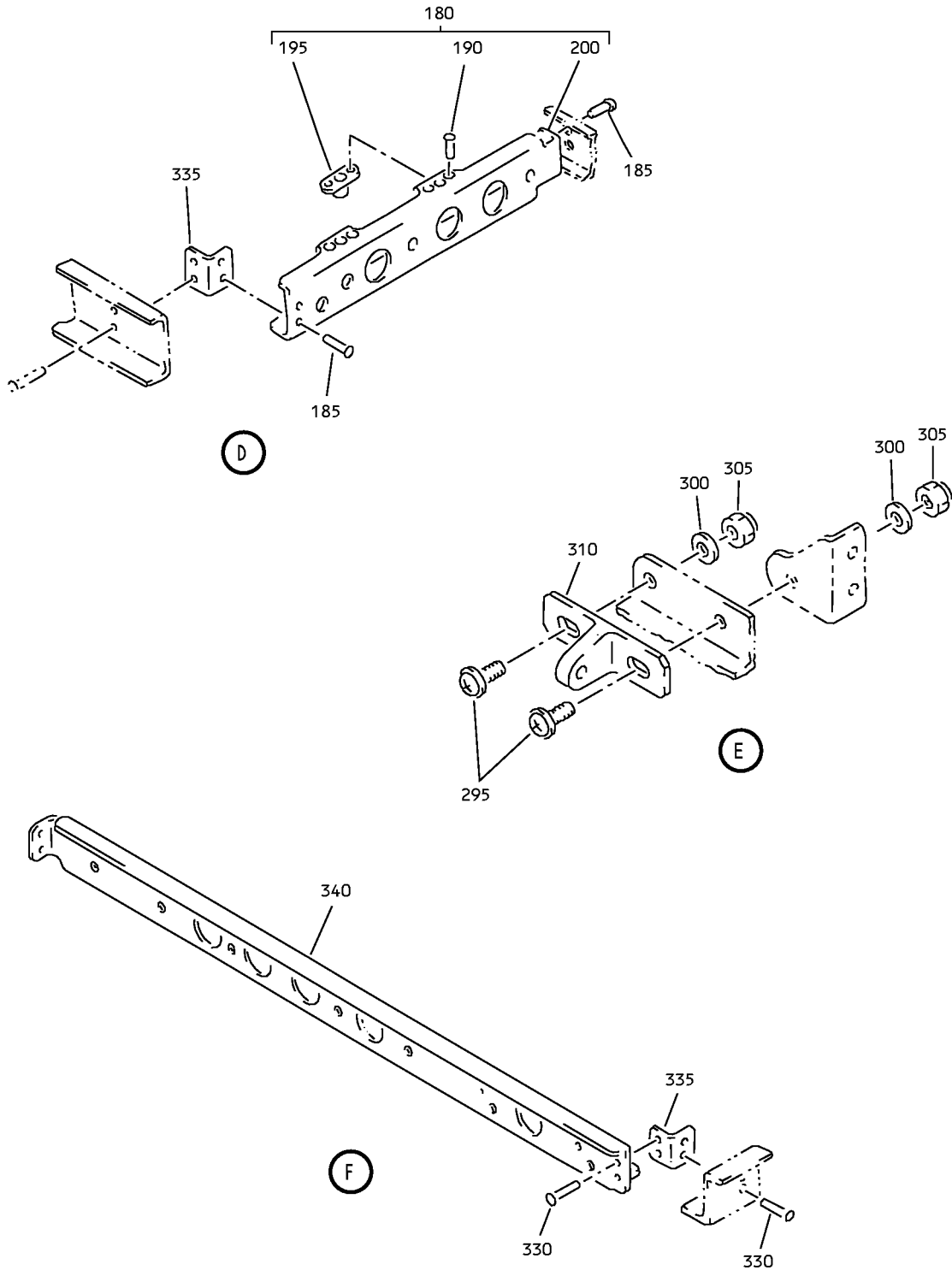
25-23-37

ILLUSTRATED PARTS LIST

Page 1098.284

Mar 01/2008

COMPONENT MAINTENANCE MANUAL



Partial Underbin Passenger Service Unit Frame Assembly
IPL Figure 18 (Sheet 4 of 4)

25-23-37

ILLUSTRATED PARTS LIST

Page 1098.285

Mar 01/2008



COMPONENT MAINTENANCE MANUAL

FIG/ ITEM	PART NUMBER	AIRLINE PART NUMBER	NOMENCLATURE							USAGE CODE	UNITS PER ASSY	
			1	2	3	4	5	6	7			
18- -1	417N3110-45SP									FRAME ASSY-PARTIAL UNDERBIN PSU (LH)	Q, U, V, AG, AL, AS, CH	RF
-5	417N3110-46SP									FRAME ASSY-PARTIAL UNDERBIN PSU (RH)	R, W, AA, AB, AH, AM, AT, AW, CG, CJ, CL	RF
7	SL6189-08-6									. STUD (V97393)	Q, R, U, V, AA, AB, AG, AH, AL, AM, AS, AT, AW, CG-CJ, CL	4
10	417N3110-55									. FRAME ASSY	Q, U, V, AG, AL, AS, CH	1
-10A	417N3110-56									. FRAME ASSY	R, W, AA, AB, AH, AM, AT, AW, CG, CJ, CL	1
15	NAS557-12A									. . GROMMET	Q, R, U, V, AA, AB, AG, AH, AL, AM, AS, AT, AW, CG-CJ, CL	4
20	417N3170-11									. . LATCH ASSY	Q, R, U, V, AA, AB, AG, AH, AL, AM, AS, AT, AW, CG-CJ, CL	1

-Item not Illustrated

25-23-37

ILLUSTRATED PARTS LIST

Page 1098.286

Mar 01/2008



COMPONENT MAINTENANCE MANUAL

FIG/ ITEM	PART NUMBER	AIRLINE PART NUMBER	NOMENCLATURE							USAGE CODE	UNITS PER ASSY	
			1	2	3	4	5	6	7			
18- 25	417N3170-12		.	.	LATCH ASSY						Q, R, U, V, AA, AB, AG, AH, AL, AM, AS, AT, AW, CG-CJ, CL	1
30	BACS12FA08K6		ATTACHING PARTS									
			.	.	SCREW						Q, R, U, V, AA, AB, AG, AH, AL, AM, AS, AT, AW, CG-CJ, CL	4
35	6100-9		-----*									
			.	.	RETAINER (V2X013)						Q, R, U, V, AA, AB, AG, AH, AL, AM, AS, AT, AW, CG-CJ, CL	2
40	MS20253P2-165		.	.	PIN-HINGE						Q, R, U, V, AA, AB, AG, AH, AL, AM, AS, AT, AW, CG-CJ, CL	1
45	417N3173-1		.	.	SPRING						Q, R, U, V, AA, AB, AG, AH, AL, AM, AS, AT, AW, CG-CJ, CL	1

-Item not Illustrated

25-23-37

ILLUSTRATED PARTS LIST

Page 1098.287

Mar 01/2008



COMPONENT MAINTENANCE MANUAL

FIG/ ITEM	PART NUMBER	AIRLINE PART NUMBER	NOMENCLATURE							USAGE CODE	UNITS PER ASSY	
			1	2	3	4	5	6	7			
18- 50	417N3171-2		.	.	.	BOLT (OPT ITEM 50A)					Q, R, U, V, AA, AB, AG, AH, AL, AM, AS, AT, AW, CG-CJ, CL	1
-50A	417N3171-3		.	.	.	BOLT (OPT ITEM 50)					Q, R, U, V, AA, AB, AG, AH, AL, AM, AS, AT, AW, CG-CJ, CL	1
55	417N3172-9		.	.	.	HOUSING ASSY-CAM LATCH (OPT ITEM 55A) (USED ON ITEM 20)					Q, R, U, V, AA, AB, AG, AH, AL, AM, AS, AT, AW, CG-CJ, CL	1
-55A	417N3172-19		.	.	.	HOUSING ASSY-CAM LATCH (OPT ITEM 55) (USED ON ITEM 20)					Q, R, U, V, AA, AB, AG, AH, AL, AM, AS, AT, AW, CG-CJ, CL	1
60	417N3172-10		.	.	.	HOUSING ASSY-CAM LATCH (OPT ITEM 60A) (USED ON ITEM 25)					Q, R, U, V, AA, AB, AG, AH, AL, AM, AS, AT, AW, CG-CJ, CL	1

-Item not Illustrated

25-23-37

ILLUSTRATED PARTS LIST

Page 1098.288

Mar 01/2008



COMPONENT MAINTENANCE MANUAL

FIG/ ITEM	PART NUMBER	AIRLINE PART NUMBER	NOMENCLATURE							USAGE CODE	UNITS PER ASSY	
			1	2	3	4	5	6	7			
18- -60A	417N3172-20		.	.	.						Q, R, U, V, AA, AB, AG, AH, AL, AM, AS, AT, AW, CG-CJ, CL	1
65	6035-2BR185				Q, R, U, V, AA, AB, AG, AH, AL, AM, AS, AT, AW, CG-CJ, CL	2
70	417N3172-11				Q, R, U, V, AA, AB, AG, AH, AL, AM, AS, AT, AW, CG-CJ, CL	1
-70A	417N3172-21				Q, R, U, V, AA, AB, AG, AH, AL, AM, AS, AT, AW, CG-CJ, CL	1
75	417N3172-12				Q, R, U, V, AA, AB, AG, AH, AL, AM, AS, AT, AW, CG-CJ, CL	1

-Item not Illustrated

25-23-37

ILLUSTRATED PARTS LIST

Page 1098.289

Mar 01/2008



COMPONENT MAINTENANCE MANUAL

FIG/ ITEM	PART NUMBER	AIRLINE PART NUMBER	NOMENCLATURE							USAGE CODE	UNITS PER ASSY	
			1	2	3	4	5	6	7			
18- -75A	417N3172-22		HOUSING (USED ON ITEM 60A)				Q, R, U, V, AA, AB, AG, AH, AL, AM, AS, AT, AW, CG-CJ, CL	1
80	417N3114-13		.	.			HINGE ASSY				Q, U, V, AG, AL, AS, CH	1
-80A	417N3114-14		.	.			HINGE ASSY				R, W, AA, AB, AH, AM, AT, AW, CG, CJ, CL	1
85	BACR15BB4D						ATTACHING PARTS					
			.	.			RIVET (SIZE DETERMINED ON INST)				Q, R, U, V, AA, AB, AG, AH, AL, AM, AS, AT, AW, CG-CJ, CL	6
90	417N3114-7		.	.	.		HINGE HALF-EXTRUSION				Q, U, V, AG, AL, AS, CH	2
-90A	417N3114-8		.	.	.		HINGE HALF-EXTRUSION				R, W, AA, AB, AH, AM, AT, AW, CG, CJ, CL	2
95	417N3114-15		.	.	.		HINGE HALF				Q, U, V, AG, AL, AS, CH	2

-Item not Illustrated

25-23-37

ILLUSTRATED PARTS LIST

Page 1098.290

Mar 01/2008



COMPONENT MAINTENANCE MANUAL

FIG/ ITEM	PART NUMBER	AIRLINE PART NUMBER	NOMENCLATURE							USAGE CODE	UNITS PER ASSY	
			1	2	3	4	5	6	7			
18- -95A	417N3114-16		.	.	.						R, W, AA, AB, AH, AM, AT, AW, CG, CJ, CL	2
100	417N3114-11		.	.	.						Q, R, U, V, AA, AB, AG, AH, AL, AM, AS, AT, AW, CG-CJ, CL	1
105	417N3114-9		.	.	.						Q, U, V, AG, AL, AS, CH	1
-105A	417N3114-10		.	.	.						R, W, AA, AB, AH, AM, AT, AW, CG, CJ, CL	1
110	417N3114-17		.	.	.						Q, U, V, AG, AL, AS, CH	1
-110A	417N3114-18		.	.	.						R, W, AA, AB, AH, AM, AT, AW, CG, CJ, CL	1
115	BACR15BB3D		.	.							Q, R, U, V, AA, AB, AG, AH, AL, AM, AS, AT, AW, CG-CJ, CL	4
120	417N3136-12		.	.							Q, U, V, AG, AL, AS, CH	1

-Item not Illustrated

25-23-37

ILLUSTRATED PARTS LIST

Page 1098.291

Mar 01/2008



COMPONENT MAINTENANCE MANUAL

FIG/ ITEM	PART NUMBER	AIRLINE PART NUMBER	NOMENCLATURE							USAGE CODE	UNITS PER ASSY		
			1	2	3	4	5	6	7				
18- -120A	417N3136-24		.	.							R, W, AA, AB, AH, AM, AT, AW, CG, CJ, CL	1	
125	417N3121-27		.	.							Q, U, V, AG, AL, AS, CH	1	
-125A	417N3121-28		.	.							R, W, AA, AB, AH, AM, AT, AW, CG, CJ, CL	1	
130	417N3122-48		.	.							Q, R, U, V, AA, AB, AG, AH, AL, AM, AS, AT, AW, CG-CJ, CL	1	
135	417N3121-133		.	.							Q, R, U, V, AA, AB, AG, AH, AL, AM, AS, AT, AW, CG-CJ, CL	1	
140	BACR15BA3D		.	.	.						Q, R, U, V, AA, AB, AG, AH, AL, AM, AS, AT, AW, CG-CJ, CL	12	
												(SIZE DETERMINED ON INST)	

-Item not Illustrated

25-23-37

ILLUSTRATED PARTS LIST

Page 1098.292

Mar 01/2008



COMPONENT MAINTENANCE MANUAL

FIG/ ITEM	PART NUMBER	AIRLINE PART NUMBER	NOMENCLATURE							USAGE CODE	UNITS PER ASSY	
			1	2	3	4	5	6	7			
18- 145	BRM200A08K		.	.	.	NUTPLATE (V52828) (SPEC BACN10JP08AR) (OPT MK1000-08BCBAC (V15653)) (OPT NS103197-82BC (V80539)) (OPT RMA9201M82BC (V72962)) (OPT T8076S832BC (V11815)) (OPT VN202A2-82 (V92215))					Q, R, U, V, AA, AB, AG, AH, AL, AM, AS, AT, AW, CG-CJ, CL	4
150	BRM300A08K		.	.	.	NUTPLATE (V52828) (SPEC BACN10JP08CR) (OPT MK3000-08BCBAC (V15653)) (OPT NS103199-82BC (V80539)) (OPT RMA9205M82BC (V72962)) (OPT T8078S832BC (V11815)) (OPT VN203A2-82 (V92215))					Q, R, U, V, AA, AB, AG, AH, AL, AM, AS, AT, AW, CG-CJ, CL	2
155	417N3121-134		.	.	.	STIFFENER					Q, R, U, V, AA, AB, AG, AH, AL, AM, AS, AT, AW, CG-CJ, CL	1
160	BACS12FA08K6		.	.		SCREW					Q, R, U, V, AA, AB, AG, AH, AL, AM, AS, AT, AW, CG-CJ, CL	2
165	AN960PD8L		.	.		WASHER					Q, R, U, V, AA, AB, AG, AH, AL, AM, AS, AT, AW, CG-CJ, CL	2

-Item not Illustrated

25-23-37

ILLUSTRATED PARTS LIST

Page 1098.293

Mar 01/2008



COMPONENT MAINTENANCE MANUAL

FIG/ ITEM	PART NUMBER	AIRLINE PART NUMBER	NOMENCLATURE							USAGE CODE	UNITS PER ASSY	
			1	2	3	4	5	6	7			
18- 170	BACR15BB3D		.	.	R	I	V	E	T	(SIZE DETERMINED ON INST)	Q, R, U, V, AA, AB, AG, AH, AL, AM, AS, AT, AW, CG-CJ, CL	3
175	417N3136-103		.	.	B	R	A	C	K	E	Q, U, V, AG, AL, AS, CH	1
-175A	417N3136-104		.	.	B	R	A	C	K	E	R, W, AA, AB, AH, AM, AT, AW, CG, CJ, CL	1
180	417N3121-69		.	.	S	T	I	F	F	E	Q, U, V, AG, AL, AS, CH	1
-180A	417N3121-70		.	.	S	T	I	F	F	E	R, W, AA, AB, AH, AM, AT, AW, CG, CJ, CL	1
185	BACR15BB3D		ATTACHING PARTS									
			.	.	R	I	V	E	T	(SIZE DETERMINED ON INST)	Q, R, U, V, AA, AB, AG, AH, AL, AM, AS, AT, AW, CG-CJ, CL	4
			-----*									

-Item not Illustrated

25-23-37

ILLUSTRATED PARTS LIST

Page 1098.294

Mar 01/2008



COMPONENT MAINTENANCE MANUAL

FIG/ ITEM	PART NUMBER	AIRLINE PART NUMBER	NOMENCLATURE							USAGE CODE	UNITS PER ASSY	
			1	2	3	4	5	6	7			
18- -190	BACR15BA3D		.	.	.	R	I	V	E	T (SIZE DETERMINED ON INST)	Q, R, U, V, AA, AB, AG, AH, AL, AM, AS, AT, AW, CG-CJ, CL	4
195	BRM200A08K		.	.	.	N	U	T	P	L	Q, R, U, V, AA, AB, AG, AH, AL, AM, AS, AT, AW, CG-CJ, CL	2
200	417N3121-71		.	.	.	S	T	I	F	F	Q, U, V, AG, AL, AS, CH	1
-200A	417N3121-72		.	.	.	S	T	I	F	F	R, W, AA, AB, AH, AM, AT, AW, CG-CJ, CL	1
205	417N3121-163		.	.	S	T	I	F	F	A	Q, U, V, AG, AL, AS, CH	1
-207	817N3121-164		.	.	S	T	I	F	F	A	R, W, AA, AB, AH, AM, AT, AW, CG, CJ, CL	1
210	BACR15CE3D		.	.	.	R	I	V	E	T (SIZE DETERMINED ON INST)	Q, R, U, V, AA, AB, AG, AH, AL, AM, AS, AT, AW, CG-CJ, CL	4

-Item not Illustrated

25-23-37

ILLUSTRATED PARTS LIST

Page 1098.295

Jul 01/2009



COMPONENT MAINTENANCE MANUAL

FIG/ ITEM	PART NUMBER	AIRLINE PART NUMBER	NOMENCLATURE							USAGE CODE	UNITS PER ASSY	
			1	2	3	4	5	6	7			
18- 215	BRM200A08		.	.	.	NUTPLATE (V52828) (SPEC BACN10JP08A) (OPT MK1000-08BAC (V15653)) (OPT NS103197-82 (V80539)) (OPT RMA9201M82 (V72962)) (OPT T8076S832 (V11815)) (OPT VN202A1-82 (V92215))					Q, R, U, V, AA, AB, AG, AH, AL, AM, AS, AT, AW, CG-CJ, CL	2
220	417N3121-165		.	.	.	STIFFENER					Q, U, V, AG, AL, AS, CH	1
-220A	417N3121-166		.	.	.	STIFFENER					R, W, AA, AB, AH, AM, AT, AW, CG, CJ, CL	1
225	417N3121-65		.	.	STIFFENER ASSY						Q, U, V, AG, AL, AS, CH	1
-227	417N3121-66		.	.	STIFFENER ASSY						R, W, AA, AB, AH, AM, AT, AW, CG, CJ, CL	1
230	BACR15CE3D		.	.	.	RIVET (SIZE DETERMINED ON INST)					Q, R, U, V, AA, AB, AG, AH, AL, AM, AS, AT, AW, CG-CJ, CL	14
235	BRM200A08K		.	.	.	NUTPLATE (V52828) (SPEC BACN10JP08AR) (OPT MK1000-08BCBAC (V15653)) (OPT NS103197-82BC (V80539)) (OPT RMA9201M82BC (V72962)) (OPT T8076S832BC (V11815)) (OPT VN202A2-82 (V92215))					Q, R, U, V, AA, AB, AG, AH, AL, AM, AS, AT, AW, CG-CJ, CL	7

-Item not Illustrated

25-23-37

ILLUSTRATED PARTS LIST

Page 1098.296

Mar 01/2008



COMPONENT MAINTENANCE MANUAL

FIG/ ITEM	PART NUMBER	AIRLINE PART NUMBER	NOMENCLATURE							USAGE CODE	UNITS PER ASSY	
			1	2	3	4	5	6	7			
18- 240	417N3121-67		.	.	.						Q, U, V, AG, AL, AS, CH	1
-240A	417N3121-68		.	.	.						R, W, AA, AB, AH, AM, AT, AW, CG, CJ, CL	1
245	BACR15BB3D		.	.							Q, R, U, V, AA, AB, AG, AH, AL, AM, AS, AT, AW, CG-CJ, CL	2
250	417N3121-167		.	.							Q, U, V, AG, AL, AS, CH	1
-252	417N3121-168		.	.							R, W, AA, AB, AH, AM, AT, AW, CG, CJ, CL	1
255	BACS12FA08K6		.	.							Q, R, U, V, AA, AB, AG, AH, AL, AM, AS, AT, AW, CG-CJ, CL	1
260	417N3122-54		.	.							Q, R, U, V, AA, AB, AG, AH, AL, AM, AS, AT, AW, CG-CJ, CL	1

-Item not Illustrated

25-23-37

ILLUSTRATED PARTS LIST

Page 1098.297

Mar 01/2008



COMPONENT MAINTENANCE MANUAL

FIG/ ITEM	PART NUMBER	AIRLINE PART NUMBER	NOMENCLATURE							USAGE CODE	UNITS PER ASSY	
			1	2	3	4	5	6	7			
18- 265	NAS43DD3-18		.	.							Q, R, U, V, AA, AB, AG, AH, AL, AM, AS, AT, AW, CG-CJ, CL	2
270	BACS12FA08K6		.	.							Q, R, U, V, AA, AB, AG, AH, AL, AM, AS, AT, AW, CG-CJ, CL	2
275	417N3136-85		.	.							Q, U, V, AG, AL, AS, CH	1
-275A	417N3136-86		.	.							R, W, AA, AB, AH, AM, AT, AW, CG, CJ, CL	1
280	BACR15BA3AD		.	.	.						Q, R, U, V, AA, AB, AG, AH, AL, AM, AS, AT, AW, CG-CJ, CL	4
285	BRM300A08K		.	.	.						Q, R, U, V, AA, AB, AG, AH, AL, AM, AS, AT, AW, CG-CJ, CL	2
290	417N3136-87		.	.	.						Q, U, V, AG, AL, AS, CH	1

-Item not Illustrated

25-23-37

ILLUSTRATED PARTS LIST

Page 1098.298

Mar 01/2008



COMPONENT MAINTENANCE MANUAL

FIG/ ITEM	PART NUMBER	AIRLINE PART NUMBER	NOMENCLATURE							USAGE CODE	UNITS PER ASSY	
			1	2	3	4	5	6	7			
18- -290A	417N3136-88		.	.	.						R, W, AA, AB, AH, AM, AT, AW, CG, CJ, CL	1
295	BACS12FA08K7		.	.							Q, R, U, V, AA, AB, AG, AH, AL, AM, AS, AT, AW, CG-CJ, CL	4
300	AN960PD8L		.	.							Q, R, U, V, AA, AB, AG, AH, AL, AM, AS, AT, AW, CG-CJ, CL	4
305	H10-08BAC		.	.							Q, R, U, V, AA, AB, AG, AH, AL, AM, AS, AT, AW, CG-CJ, CL	4
310	417N3102-1		.	.							Q, R, U, V, AA, AB, AG, AH, AL, AM, AS, AT, AW, CG-CJ, CL	2
315	417N3121-111		.	.							Q, U, V, AG, AL, AS, CH	1

-Item not Illustrated

25-23-37

ILLUSTRATED PARTS LIST

Page 1098.299

Mar 01/2008



COMPONENT MAINTENANCE MANUAL

FIG/ ITEM	PART NUMBER	AIRLINE PART NUMBER	NOMENCLATURE							USAGE CODE	UNITS PER ASSY	
			1	2	3	4	5	6	7			
18- -315A	417N3121-112		.	.							R, W, AA, AB, AH, AM, AT, AW, CG, CJ, CL	1
320	BACR15BB3D		.	.							Q, R, U, V, AA, AB, AG, AH, AL, AM, AS, AT, AW, CG-CJ, CL	2
325	417N3136-15		.	.							Q, U, V, AG, AL, AS, CH	1
-325A	417N3136-16		.	.							R, W, AA, AB, AH, AM, AT, AW, CG, CJ, CL	1
330	BACR15BB3D		.	.							Q, R, U, V, AA, AB, AG, AH, AL, AM, AS, AT, AW, CG-CJ, CL	6
335	417N3122-57		.	.							Q, R, U, V, AA, AB, AG, AH, AL, AM, AS, AT, AW, CG-CJ, CL	2
340	417N3121-173		.	.							Q, U, V, AG, AL, AS, CH	1

-Item not Illustrated

25-23-37

ILLUSTRATED PARTS LIST

Page 1098.300

Mar 01/2008



COMPONENT MAINTENANCE MANUAL

FIG/ ITEM	PART NUMBER	AIRLINE PART NUMBER	NOMENCLATURE							USAGE CODE	UNITS PER ASSY	
			1	2	3	4	5	6	7			
18- -340A	417N3121-174		.	.							R, W, AA, AB, AH, AM, AT, AW, CG, CJ, CL	1
345	417N3121-161		.	.							Q, U, V, AG, AL, AS, CH	1
-345A	417N3121-162		.	.							R, W, AA, AB, AH, AM, AT, AW, CG, CJ, CL	1
350	417N3111-19SP		.								Q, U, V, AG, AL, AS, CH	1
-350A	417N3111-20SP		.								R, W, AA, AB, AH, AM, AT, AW, CG, CJ, CL	1

-Item not Illustrated

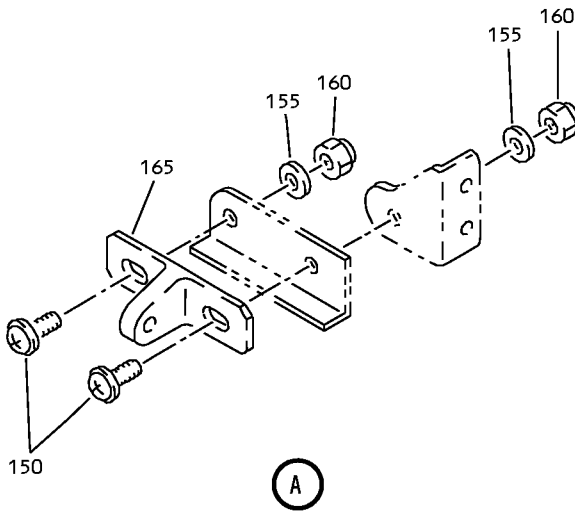
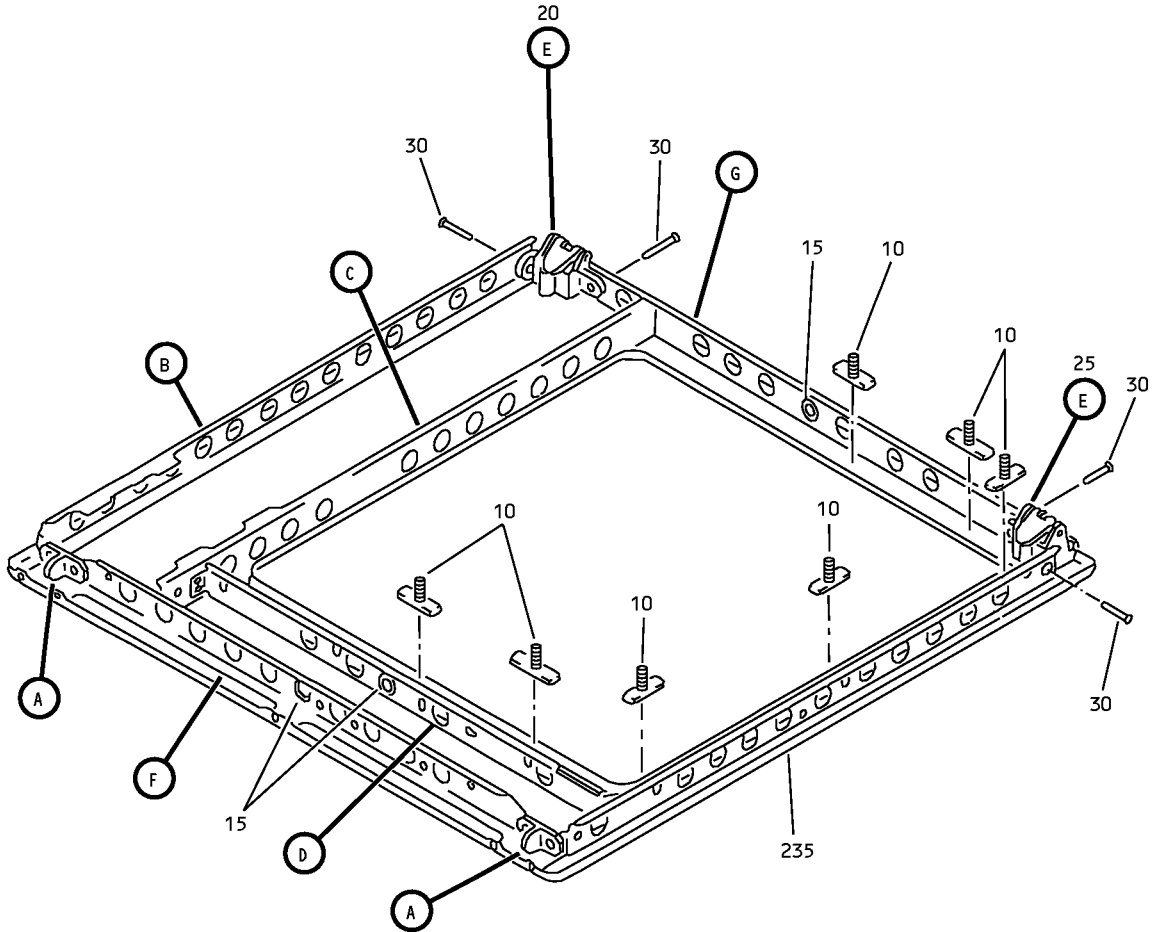
25-23-37

ILLUSTRATED PARTS LIST

Page 1098.301

Mar 01/2008

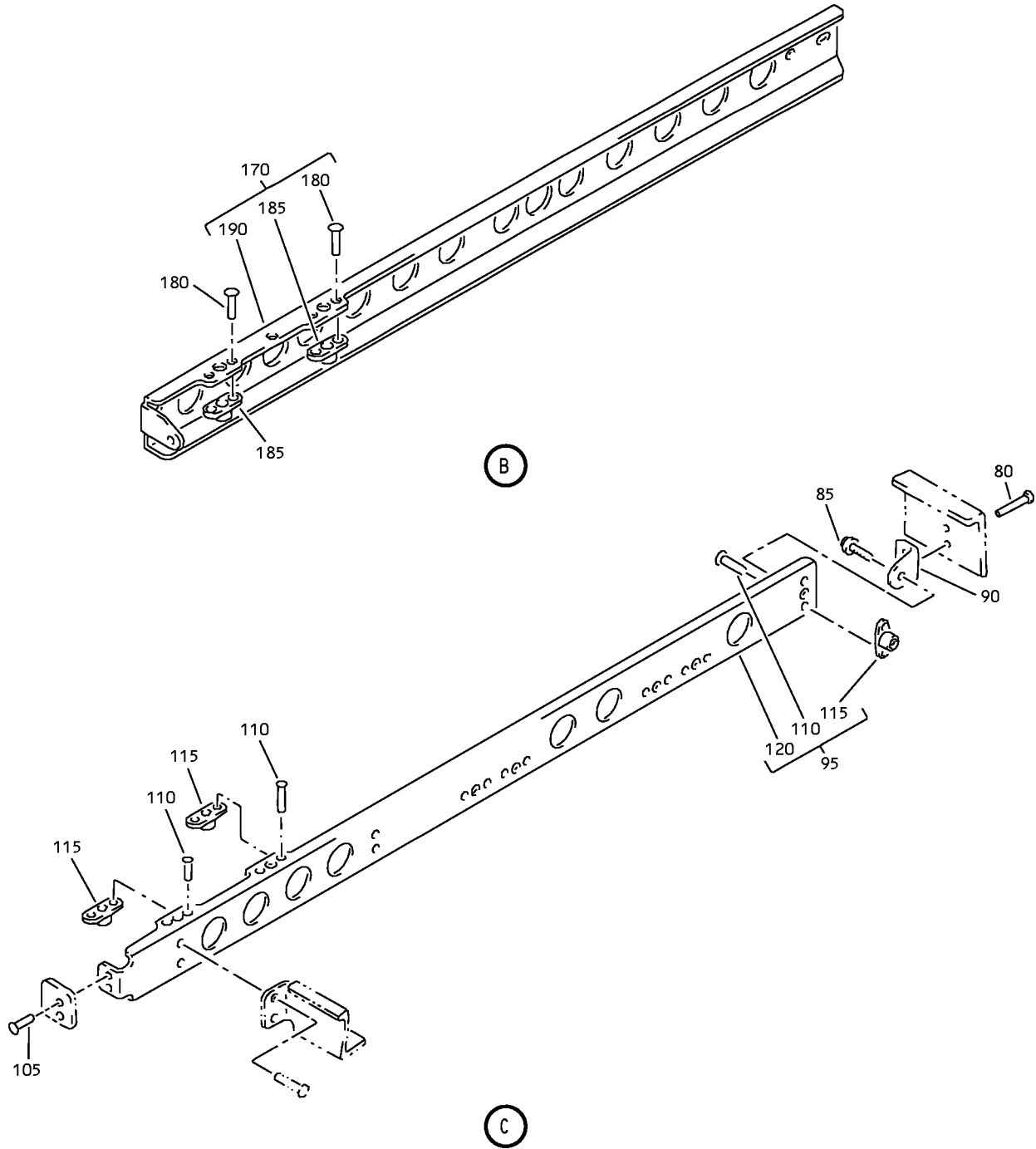
COMPONENT MAINTENANCE MANUAL



Partial Underbin Passenger Service Unit Frame Assembly
IPL Figure 19 (Sheet 1 of 4)

25-23-37
ILLUSTRATED PARTS LIST
Page 1098.302
Mar 01/2008

COMPONENT MAINTENANCE MANUAL



Partial Underbin Passenger Service Unit Frame Assembly
IPL Figure 19 (Sheet 2 of 4)

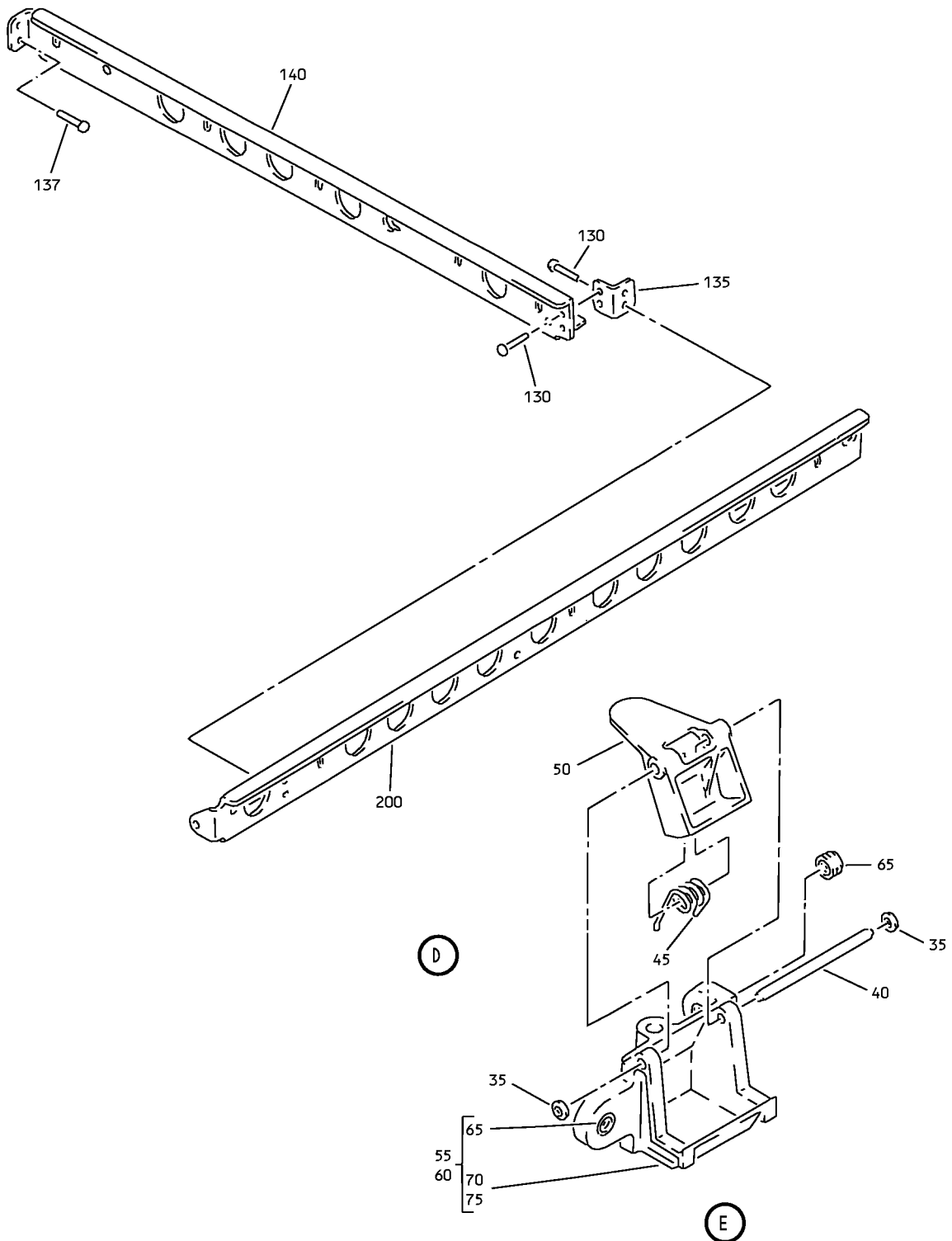
25-23-37

ILLUSTRATED PARTS LIST

Page 1098.303

Mar 01/2008

COMPONENT MAINTENANCE MANUAL



Partial Underbin Passenger Service Unit Frame Assembly
IPL Figure 19 (Sheet 3 of 4)

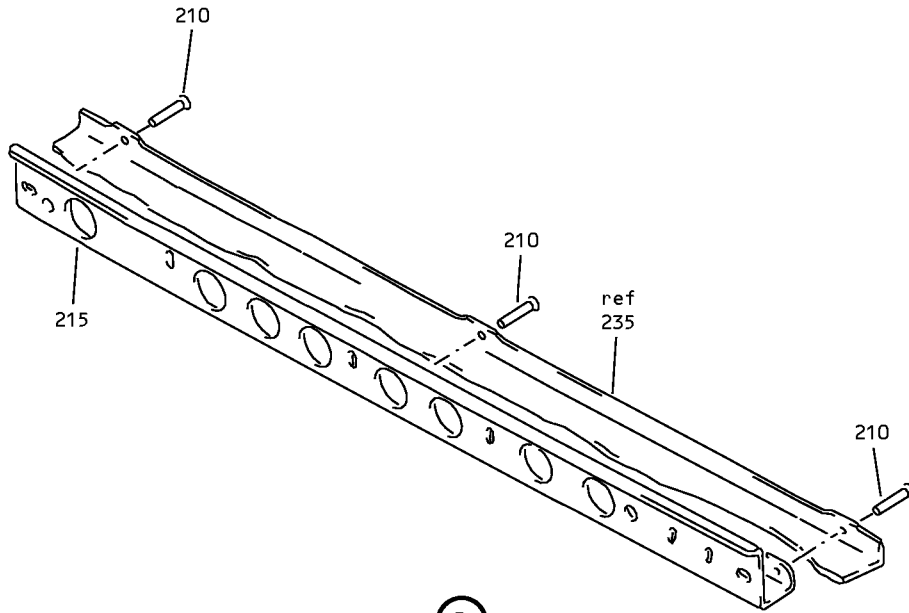
25-23-37

ILLUSTRATED PARTS LIST

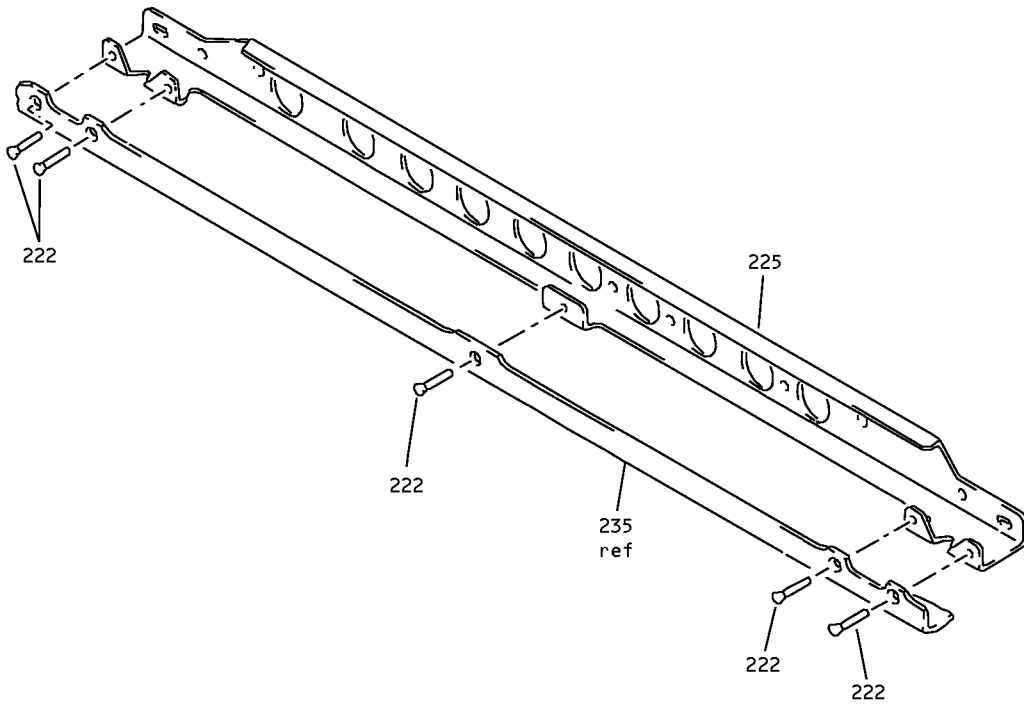
Page 1098.304

Mar 01/2008

COMPONENT MAINTENANCE MANUAL



F



G

Partial Underbin Passenger Service Unit Frame Assembly
IPL Figure 19 (Sheet 4 of 4)

25-23-37

ILLUSTRATED PARTS LIST

Page 1098.305

Mar 01/2008



COMPONENT MAINTENANCE MANUAL

FIG/ ITEM	PART NUMBER	AIRLINE PART NUMBER	NOMENCLATURE							USAGE CODE	UNITS PER ASSY
			1	2	3	4	5	6	7		
19-											
130	BACR15BB3D		.	RIVET						N, P, S, T, Z	4
				(SIZE DETERMINED ON INST)							
135	417N3122-57		.	BRACKET						N, P, S, T, Z	1
137	BACR15BB3D		.	RIVET						N, P, S, T, Z	2
				(SIZE DETERMINED ON INST)							
140	417N3121-119		.	STIFFENER						N, S, Z	1
-145	417N3121-120		.	STIFFENER						P, T	1
150	BACS12FA08K7		.	SCREW						N, P, S, T, Z	4
155	AN960KD8L		.	WASHER						N, P, S, T, Z	4
160	H10-08BAC		.	NUT						N, P, S, T, Z	4
				(V15653)							
				(SPEC BACN10JC08)							
				(OPT NS202101-82 (V80539))							
				(OPT RMLH9075-82W (V72962))							
				(OPT T6S832J (V71087))							
				(OPT VN303A82 (V92215))							
				(OPT 96-82 (V80539))							
				(OPT BRH10A08 (V52828))							
165	417N3102-1		.	BRACKET-MTG						N, P, S, T, Z	2
170	417N3121-157		.	STIFFENER ASSY						N, S, Z	1
-175	417N3121-158		.	STIFFENER ASSY						P, T	1
180	BACR15BA3D		. .	RIVET						N, P, S, T, Z	4
				(SIZE DETERMINED ON INST)							
185	BRM200A08K		. .	NUTPLATE						N, P, S, T, Z	2
				(V52828)							
				(SPEC BACN10JP08AR)							
				(OPT MK1000-08BCBAC (V15653))							
				(OPT NS103197-82BC (V80539))							
				(OPT RMA9201M82BC (V72962))							
				(OPT T8076S832BC (V11815))							
				(OPT VN202A2-82 (V92215))							
190	417N3121-159		. .	STIFFENER						N, S, Z	1
-195	417N3121-160		. .	STIFFENER						P, T	1
200	417N3121-115		.	STIFFENER						N, S, Z	1
-205	417N3121-116		.	STIFFENER						P, T	1

-Item not Illustrated

25-23-37

ILLUSTRATED PARTS LIST

Page 1098.308

Mar 01/2008



COMPONENT MAINTENANCE MANUAL

FIG/ ITEM	PART NUMBER	AIRLINE PART NUMBER	NOMENCLATURE							USAGE CODE	UNITS PER ASSY
			1	2	3	4	5	6	7		
19-											
210	BACR15CE3D		.	RIVET						N, P, S, T, Z	3
				(SIZE DETERMINED ON INST)							
215	417N3121-275		.	STIFFENER						N, S, Z	1
-220	417N3121-276		.	STIFFENER						P, T	1
222	BACR15BB3D		.	RIVET						N, P, S, T, Z	5
				(SIZE DETERMINED ON INST)							
225	417N3121-147		.	STIFFENER						N, S, Z	1
-230	417N3121-148		.	STIFFENER						P, T	1
235	417N3111-17SP		.	FACEPLATE						N, S, Z	1
-240	417N3111-18SP		.	FACEPLATE						P, T	1

-Item not Illustrated

25-23-37

ILLUSTRATED PARTS LIST

Page 1098.309

Mar 01/2008



COMPONENT MAINTENANCE MANUAL

FIGURE DELETED

Deleted
IPL Figure 20

25-23-37

ILLUSTRATED PARTS LIST

Page 1098.310

Mar 01/2008



COMPONENT MAINTENANCE MANUAL

FIG/ ITEM	PART NUMBER	AIRLINE PART NUMBER	NOMENCLATURE							USAGE CODE	UNITS PER ASSY
			1	2	3	4	5	6	7		
20-											
-1	417N3100-679SP										
-1A	417N3100-687SP										
-1B	417N3100-689SP										
-1C	417N3100-691SP										
-5	417N3100-680SP										
-5A	417N3100-688SP										
-5B	417N3100-690SP										
-5C	417N3100-692SP										
10	920056										
15	S417N304-1B										
15A	VIP720-1C										
-15B	S417N304-1M										
-15C	S417N304-1N										
-15D	S417N304-1S										
-15E	S417N304-1T										
-15F	VIP720-6E										
-15G	VIP720-6F										
-15H	VIP720-6G										
-15J	S417N304-6H										
-15K	VIP720-6J										
-15L	VIP720-6K										
-15M	VIP720-6L										
-15N	VIP720-1M										
-15P	VIP720-1N										
-15Q	VIP720-1S										
-15R	VIP720-1B										
20	92055										
25	S417N303-2C										
25A	VIP720-2D										
-25B	VIP720-2E										
-25C	VIP720-2F										

-Item not Illustrated

25-23-37

ILLUSTRATED PARTS LIST

Page 1098.311

Mar 01/2008



COMPONENT MAINTENANCE MANUAL

FIG/ ITEM	PART NUMBER	AIRLINE PART NUMBER	NOMENCLATURE							USAGE CODE	UNITS PER ASSY
			1	2	3	4	5	6	7		
20-											
-25D	VIP720-2G										
-25E	S417N303-2J										
-25F	S417N303-2K										
-25G	S417N303-2L										
-25H	VIP720-3A										
-25J	S417N303-3C										
-25K	VIP720-4A										
-25L	VIP720-2C										
-25M	VIP720-2J										
-25N	VIP720-2L										
30	417N3100-81										
35	BACS12FA08K6										
40	BACS12FA08K5										
45	BACW10P193G										
50	BACN10YJ08										
55	NAS43DD3-18										
60	G6940-3B3										
65	417N3122-115										
70	417N3122-14										
75	417N3122-60										
80	82-47-108-15										
85	BACS21AQ2A3K										
-85A	FHS832-6										
90	417N3122-61										
-90A	417N3122-131										
95	10-1006-1										
-100	10-1006-2										
105	417N3105-6SP										
110	BACS21AQ6A6M										
115	417N3122-111										
120	82-47-108-15										

-Item not Illustrated

25-23-37

ILLUSTRATED PARTS LIST

Page 1098.312

Mar 01/2008



COMPONENT MAINTENANCE MANUAL

FIG/ ITEM	PART NUMBER	AIRLINE PART NUMBER	NOMENCLATURE							USAGE CODE	UNITS PER ASSY
			1	2	3	4	5	6	7		
20-											
125	417N3122-112										
130	417N3101-2SP										
135	417N3130-113SP										
-140	417N3130-114SP										
145	BACR15BB4D10										
150	6100-12										
155	417N3180-1										
160	NAS607-1-4P										
165	NAS607-2-8P										
170	417N3181-1										
-170A	65-85902-1										
175	RCS3289										
180	417N3180-3										
185	RCS3290										
190	65-85905-4										
195	417N3182-1										
200	417N3183-1										
-205	AN960JD416L										
-210	PLWP1S										
-215	NMC1001-0										
-215A	BACC10DK3										
-220	286N0512-009										
-220A	286N0512-007										
-220B	286N0538-001										
-225	2TW2-3										
230	70-505R										
235	117003-22										
240	417N3160-20										
-245	417N3160-19										
250	BACS12FA08K6										
255	CS8024-08-1A										

-Item not Illustrated

25-23-37

ILLUSTRATED PARTS LIST

Page 1098.313

Mar 01/2008



COMPONENT MAINTENANCE MANUAL

FIG/ ITEM	PART NUMBER	AIRLINE PART NUMBER	NOMENCLATURE							USAGE CODE	UNITS PER ASSY
			1	2	3	4	5	6	7		
20-											
260	AN960KD416										
265	A4972-6-82										
270	BACR15BA3AD										
275	BRM200A08										
280	417N3811-13										
285	417N3161-10										
290	417N3160-12										
295	417N3160-13										
300	417N3136-134										
-300A	417N3136-133										
305	AN960KD8L										
-305A	AN960JD8L										
310	BACN10YJ08										
315	RDAM8005A										
320	417N3104-2										
325	417N3100-71										
330	417N3190-1										
335	GSC219										
335A	GSC205										
340	10-61790-1										
345	NAS43DD4-5										
350	65C16899-6										
355	417N3190-3										
360	417N3100-25SP										
365	B0E20563A120										
370	10-60141-23A										
-370A	750801-002										
-370B	10-60141-23T										
-370C	10-60141-23U										
375	PLT2MM										
-375A	PLT2MM2										

-Item not Illustrated

25-23-37

ILLUSTRATED PARTS LIST

Page 1098.314

Mar 01/2008



COMPONENT MAINTENANCE MANUAL

FIG/ ITEM	PART NUMBER	AIRLINE PART NUMBER	NOMENCLATURE							USAGE CODE	UNITS PER ASSY
			1	2	3	4	5	6	7		
20-											
380	417N3103-1										
385	417N3063-4										
390	417N3110-187SP										
-395	417N3110-188SP										
400	BAC27DPA2272										
405	BAC27NPA0610										
410	BAC27NPA0609										
415	BAC27NPA0660										
-415A	BAC27NPA0662										
420	BAC27NPA0661										
-420A	BAC27NPA0663										

-Item not Illustrated

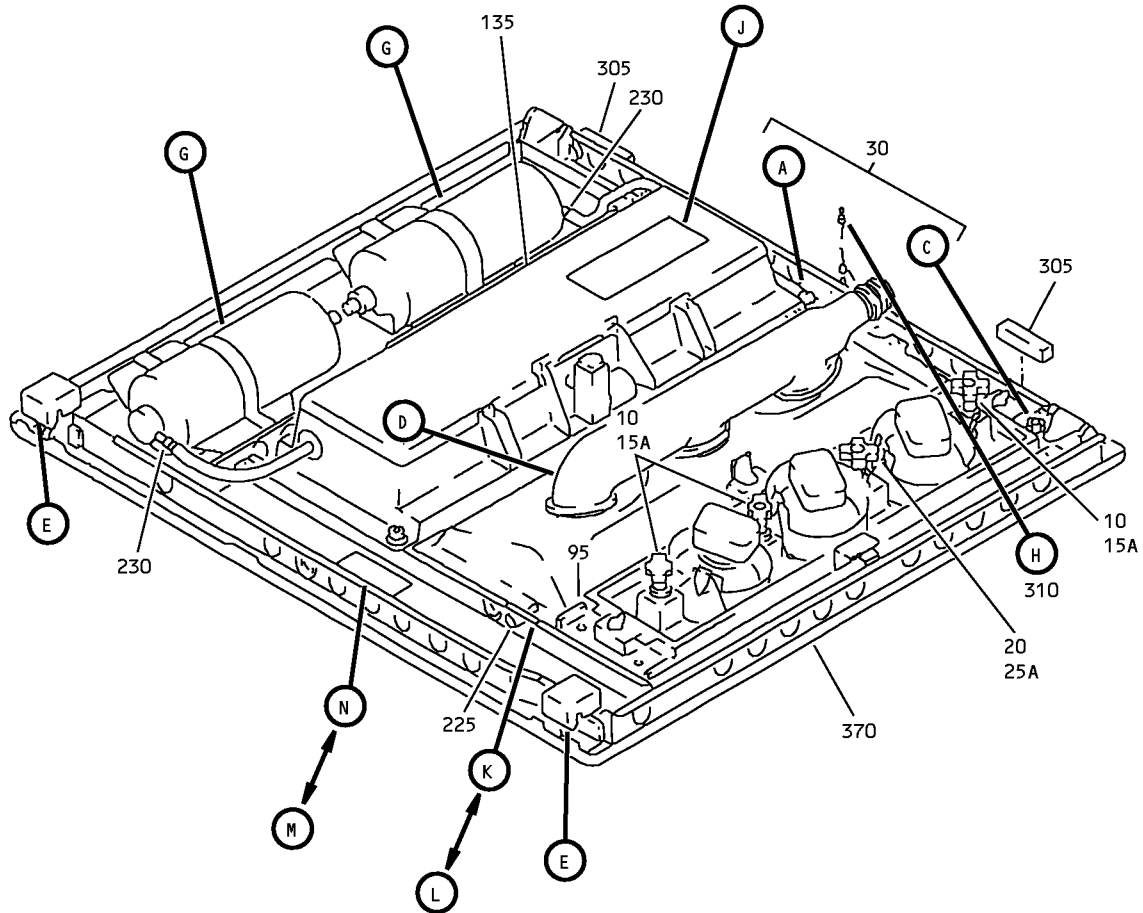
25-23-37

ILLUSTRATED PARTS LIST

Page 1098.315

Mar 01/2008

COMPONENT MAINTENANCE MANUAL



Partial Underbin Passenger Service Unit Assembly
IPL Figure 21 (Sheet 1 of 6)

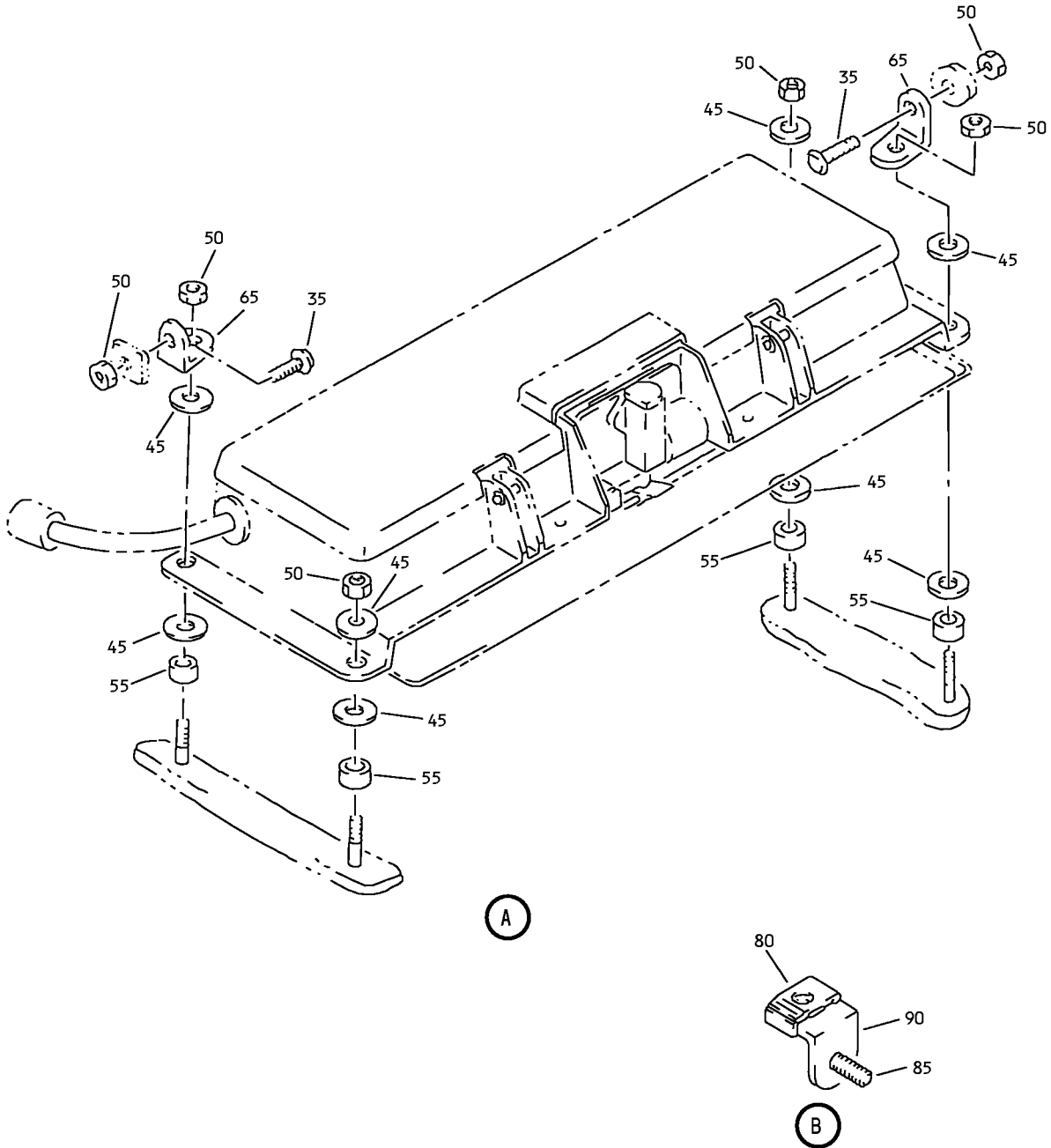
25-23-37

ILLUSTRATED PARTS LIST

Page 1098.316

Mar 01/2008

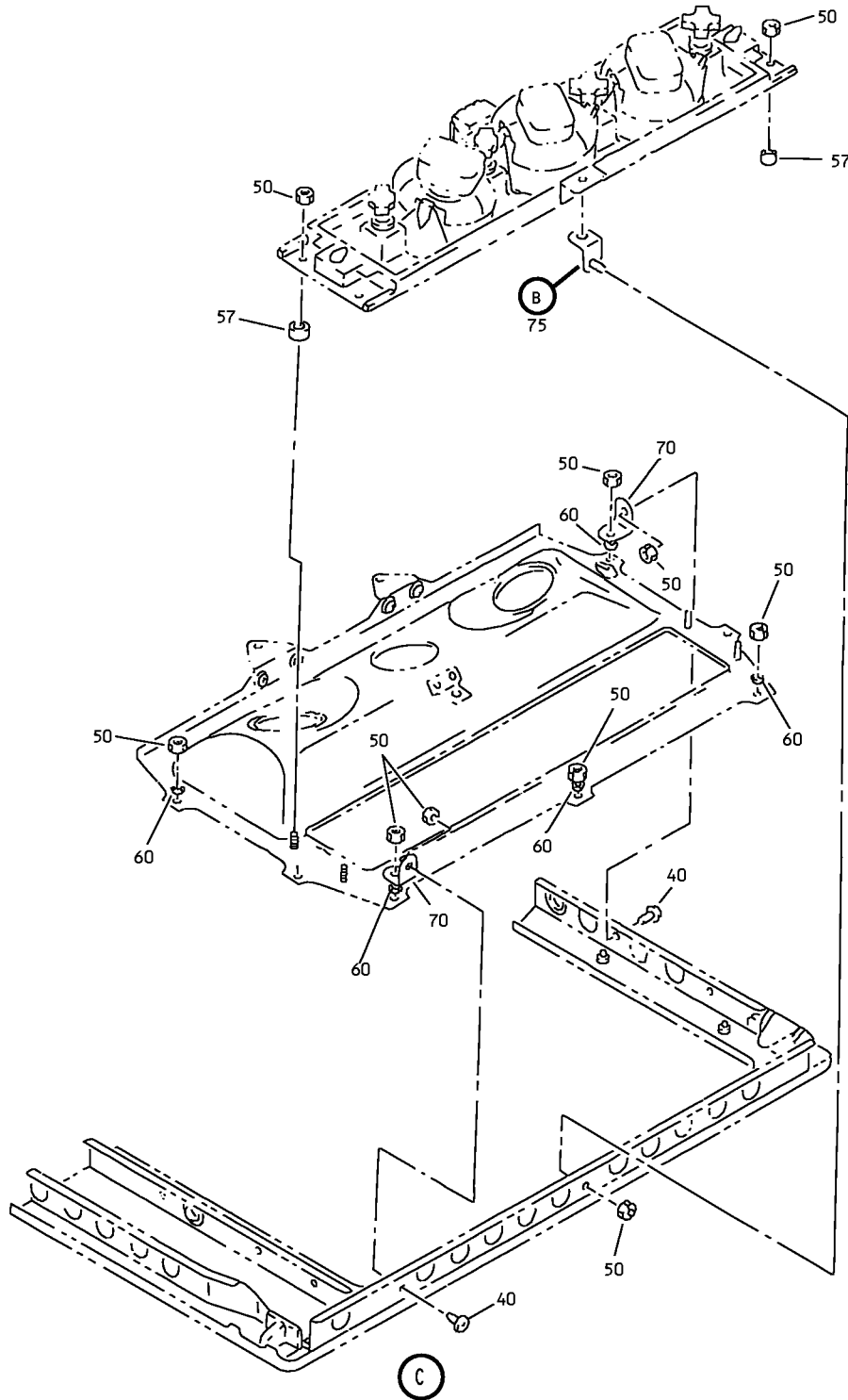
COMPONENT MAINTENANCE MANUAL



Partial Underbin Passenger Service Unit Assembly
IPL Figure 21 (Sheet 2 of 6)

25-23-37
ILLUSTRATED PARTS LIST
Page 1098.317
Mar 01/2008

COMPONENT MAINTENANCE MANUAL



Partial Underbin Passenger Service Unit Assembly
IPL Figure 21 (Sheet 3 of 6)

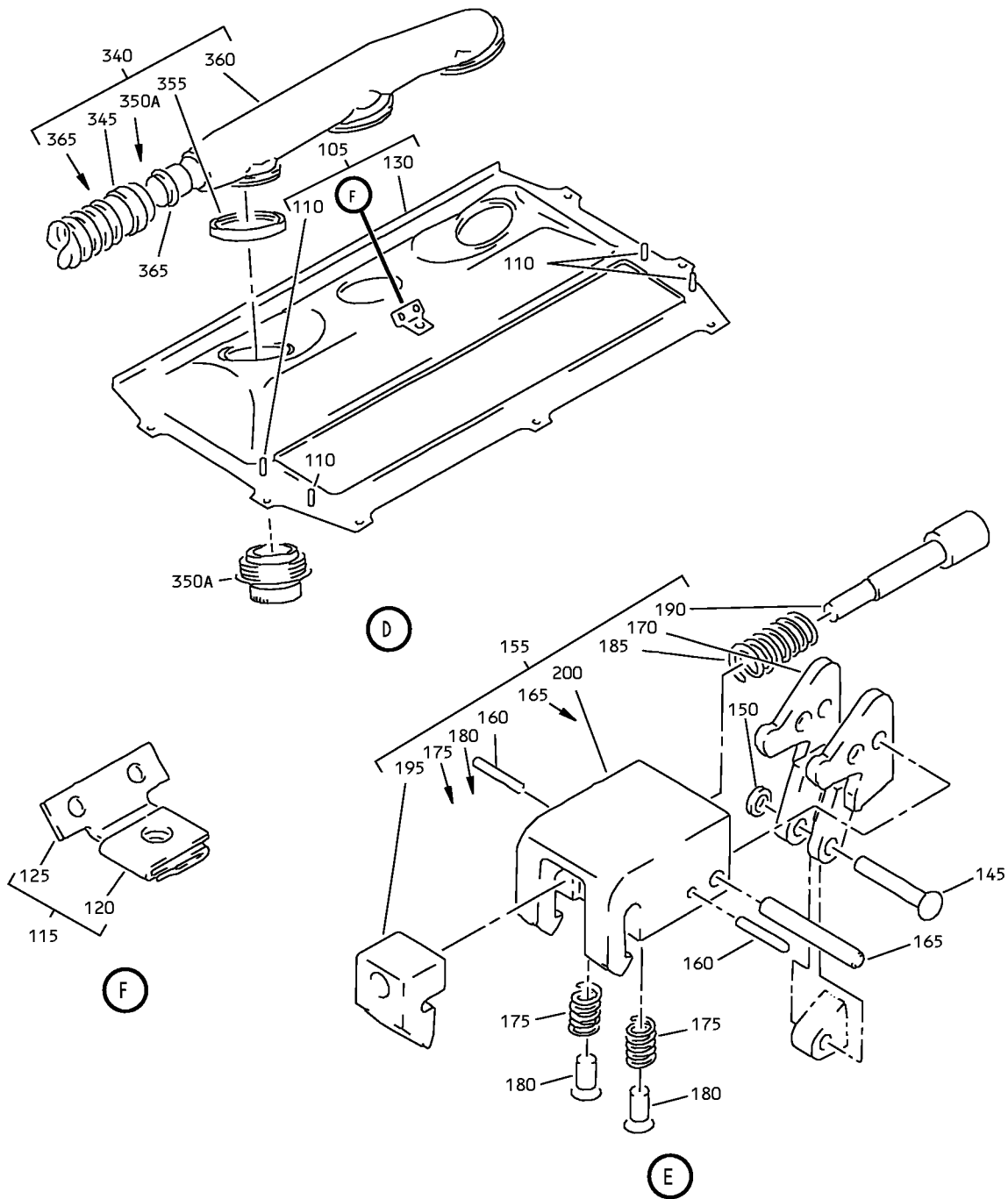
25-23-37

ILLUSTRATED PARTS LIST

Page 1098.318

Mar 01/2008

COMPONENT MAINTENANCE MANUAL



Partial Underbin Passenger Service Unit Assembly
IPL Figure 21 (Sheet 4 of 6)

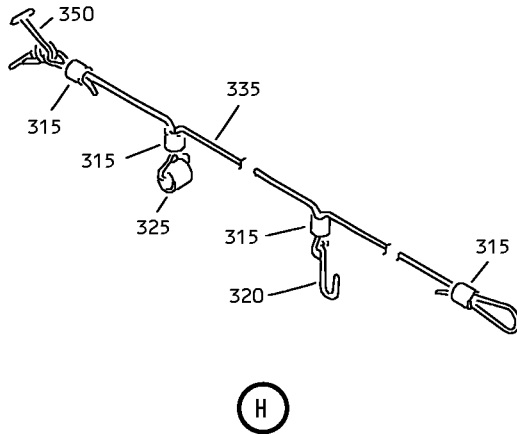
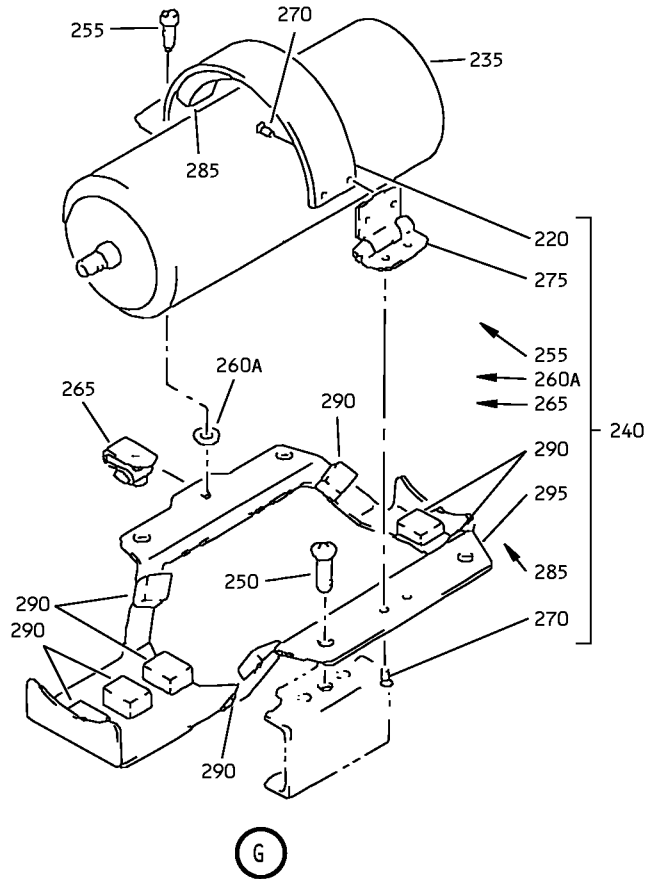
25-23-37

ILLUSTRATED PARTS LIST

Page 1098.319

Mar 01/2008

COMPONENT MAINTENANCE MANUAL



Partial Underbin Passenger Service Unit Assembly
IPL Figure 21 (Sheet 5 of 6)

25-23-37
ILLUSTRATED PARTS LIST
Page 1098.320
Mar 01/2008

COMPONENT MAINTENANCE MANUAL

ATTENTION

FOR REMOVAL AND RELOCATION INFORMATION SEE
MAINTENANCE MANUAL CHAPTER 25
FOR MASK STOWAGE INSTRUCTIONS SEE MAINTENANCE
MANUAL CHAPTER 35
FOR CLEANING INSTRUCTION SEE DOCUMENT D6-7127

J

380

1 ← POSITION → 2

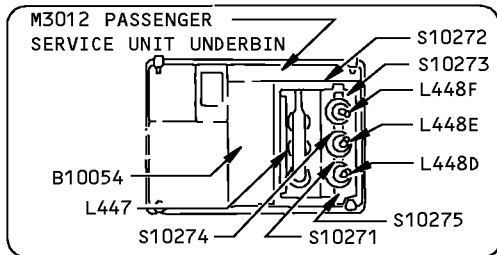
395

K

2 ← POSITION → 1

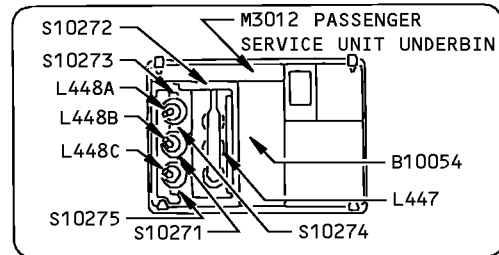
400

L



390

M



385

N

Partial Underbin Passenger Service Unit Assembly
IPL Figure 21 (Sheet 6 of 6)

25-23-37

ILLUSTRATED PARTS LIST

Page 1098.321

Mar 01/2008



COMPONENT MAINTENANCE MANUAL

FIG/ ITEM	PART NUMBER	AIRLINE PART NUMBER	NOMENCLATURE							USAGE CODE	UNITS PER ASSY
			1	2	3	4	5	6	7		
21-											
-1	417N3100-685SP									DF	RF
-5	417N3100-686SP									DG	RF
10	920056									DF, DG	3
15	S417N304-1B										
15A	VIP720-1C									DF, DG	3
-15B	S417N304-1M										
-15C	S417N304-1N										
-15D	S417N304-1S										
-15E	S417N304-1T										
-15F	VIP720-6E									DF, DG	3
-15G	VIP720-6F									DF, DG	3
-15H	VIP720-6G									DF, DG	3

-Item not Illustrated

25-23-37

ILLUSTRATED PARTS LIST

Page 1098.322

Mar 01/2008



COMPONENT MAINTENANCE MANUAL

FIG/ ITEM	PART NUMBER	AIRLINE PART NUMBER	NOMENCLATURE							USAGE CODE	UNITS PER ASSY								
			1	2	3	4	5	6	7										
21- -15J	S417N304-6H		.	L	E	N	S	-	L	T	S	W	I	T	C	H		DF, DG	3
-15K	VIP720-6J		.	L	E	N	S	-	L	T	S	W	I	T	C	H		DF, DG	3
-15L	VIP720-6K		.	L	E	N	S	-	L	T	S	W	I	T	C	H		DF, DG	3
-15M	VIP720-6L		.	L	E	N	S	-	L	T	S	W	I	T	C	H		DF, DG	3
-15N	VIP720-1M		.	L	E	N	S	-	L	T	S	W	I	T	C	H		DF, DG	3
-15P	VIP720-1N		.	L	E	N	S	-	L	T	S	W	I	T	C	H		DF, DG	3
-15Q	VIP720-1S		.	L	E	N	S	-	L	T	S	W	I	T	C	H		DF, DG	3
-15R	VIP720-1B		.	L	E	N	S	-	L	T	S	W	I	T	C	H		DF, DG	3

-Item not Illustrated

25-23-37

ILLUSTRATED PARTS LIST

Page 1098.323

Mar 01/2008



COMPONENT MAINTENANCE MANUAL

FIG/ ITEM	PART NUMBER	AIRLINE PART NUMBER	NOMENCLATURE							USAGE CODE	UNITS PER ASSY											
			1	2	3	4	5	6	7													
21- -15S	VIP720-1T		.	L	E	N	S	-	L	T	S	W	I	T	C	H		DF, DG	3			
20	92055		.	S	W	I	T	C	H	-	A	T	T	E	N	D	A	N	T		DF, DG	1
25	S417N303-2C																					
25A	VIP720-2D		.	L	E	N	S	-	C	A	L	L	S	W	I	T	C	H		DF, DG	1	
-25B	VIP720-2E		.	L	E	N	S	-	C	A	L	L	S	W	I	T	C	H		DF, DG	1	
-25C	VIP720-2F		.	L	E	N	S	-	C	A	L	L	S	W	I	T	C	H		DF, DG	1	
-25D	VIP720-2G		.	L	E	N	S	-	C	A	L	L	S	W	I	T	C	H		DF, DG	1	
-25E	S417N303-2J																					
-25F	S417N303-2K																					
-25G	S417N303-2L																					
-25H	VIP720-3A		.	L	E	N	S	-	C	A	L	L	S	W	I	T	C	H		DF, DG	1	
-25J	S417N303-3C																					

-Item not Illustrated

25-23-37

ILLUSTRATED PARTS LIST
Page 1098.324
Mar 01/2008



COMPONENT MAINTENANCE MANUAL

FIG/ ITEM	PART NUMBER	AIRLINE PART NUMBER	NOMENCLATURE							USAGE CODE	UNITS PER ASSY			
			1	2	3	4	5	6	7					
21- 60	G6940-3B3		.	.	G	R	O	M	M	E	T	DF, DG	5	
					(V75345)									
					(SPEC BACG20AF3B3)									
					(OPT SZ6924-3B3 (V95272))									
					(OPT 701-3B3 (V07096))									
					(OPT E3B3 (V60980))									
					(OPT H3B3 (V60980))									
					(OPT RR2002-3B3 (V57268))									
65	417N3122-115		.	.	A	N	G	L	E			DF, DG	2	
70	417N3122-14		.	.	A	N	G	L	E	-	S	P	R	T
75	417N3122-60		.	.	B	R	A	C	K	E	T	DF, DG	1	
80	82-47-108-15		.	.	.	C	L	I	P			DF, DG	1	
85	BACS21AQ2A3K		.	.	.	S	T	U	D			DF, DG	1	
					(OPT ITEM 85A)									
-85A	FHS832-6		.	.	.	S	T	U	D			DF, DG	1	
					(OPT ITEM 85)									
90	417N3122-61		.	.	.	B	R	A	C	K	E	DF, DG	1	
					(OPT ITEM 90A)									
-90A	417N3122-130		.	.	.	B	R	A	C	K	E	DF, DG	1	
					(OPT ITEM 90)									
95	10-1006-1		.	L	I	G	H	T	-	R	E	A	D	I
					(V72914)							DF	1	
					(SPEC S417N302-1)									
-100	10-1006-2		.	L	I	G	H	T	-	R	E	A	D	I
					(V72914)							DG	1	
					(SPEC S417N302-2)									
105	417N3105-6SP		.	M	O	D	U	L	E	A	S	S	DF, DG	1
110	BACS21AQ6A6M		.	.	S	T	U	D				DF, DG	4	
115	417N3122-111		.	.	B	R	A	C	K	E	T	DF, DG	1	
120	82-47-108-15		.	.	.	C	L	I	P			DF, DG	1	
					(V84483)									
125	417N3122-112		.	.	.	B	R	A	C	K	E	DF, DG	1	
130	417N3101-2SP		.	.	M	O	D	U	L	E		DF, DG	1	
135	417N3130-123SP		.	B	O	X	A	S	S	-	4	M	A	S
					(REF CMM 35-21-03)							DF	1	
-140	417N3130-124SP		.	B	O	X	A	S	S	-	F	O	U	R
					(REF CMM 35-21-03)							DG	1	
145	BACR15BB4D10		.	R	I	V	E	T				DF, DG	2	

-Item not Illustrated

25-23-37

ILLUSTRATED PARTS LIST

Page 1098.326

Mar 01/2008



COMPONENT MAINTENANCE MANUAL

FIG/ ITEM	PART NUMBER	AIRLINE PART NUMBER	NOMENCLATURE							USAGE CODE	UNITS PER ASSY		
			1	2	3	4	5	6	7				
21-													
150	6100-12		.								RETAINER	DF, DG	2
155	417N3180-1		.								CLAMP ASSY	DF, DG	2
160	NAS607-1-4P		.	.							PIN-DOWEL	DF, DG	2
165	NAS607-2-8P		.	.							PIN-DOWEL	DF, DG	1
170	417N3181-1		.	.							LINK-ROCKER (OPT ITEM 170A)	DF, DG	1
-170A	65-85902-1		.	.							LINK-ROCKER (OPT ITEM 170)	DF, DG	1
175	RCS3289		.	.							SPRING (V08205)	DF, DG	2
-180	417N3180-3		.	.							PLUNGER-SPR	DF, DG	2
185	RCS3290		.	.							SPRING (V08205)	DF, DG	1
190	65-85905-4		.	.							PLUNGER	DF, DG	1
195	417N3182-1		.	.							BODY-PLUNGER	DF, DG	1
200	417N3183-1		.	.							BODY	DF, DG	1
-205	AN960JD416L		.								WASHER (USED WITH ITEM 210)	DF, DG	4
-210	PLWP1S		.								TIE-PUSH MOUNT CABLE (V58417)	DF, DG	4
-215	NMC1001-0		.								CLAMP (V03296) (OPT ITEM 215A)	DF, DG	2
-215A	BACC10DK3		.								CLAMP (OPT ITEM 215)	DF, DG	2
-220	286N0512-007		.								WIRE BUNDLE	DF, DG	1
-220A	61-33500-002										DELETED		
225	2TW2-3		.								SWITCH-TOGGLE (V91929)	DF, DG	1
230	70-505R		.								CLAMP-CIRCLE (V25281)	DF, DG	2
235	117003-22		.								GENERATOR-CHEMICAL OXY (V16827) (SPEC S417T401-22)	DF, DG	2
240	417N3160-17		.								BRACKET ASSY	DG	2
-245	417N3160-18		.								BRACKET ASSY	DF	2

-Item not Illustrated

25-23-37

ILLUSTRATED PARTS LIST

Page 1098.327

Mar 01/2008



COMPONENT MAINTENANCE MANUAL

FIG/ ITEM	PART NUMBER	AIRLINE PART NUMBER	NOMENCLATURE							USAGE CODE	UNITS PER ASSY
			1	2	3	4	5	6	7		
21-											
250	BACS12FA08K6		.	SCREW						DF, DG	8
255	CS8024-08-1A		. .	SCREW-CAPTIVE (V58998)						DF, DG	1
260	AN960KD416			DELETED							
260A	AN960JD416		. .	WASHER						DF, DG	1
265	A4972-6-82		. .	NUT (V72962) (SPEC BACN10FX84) (OPT RM52LHA4972-6-82 (V72962)) (OPT SL211-08-1 (V97393)) (OPT 130008 (V60119)) (OPT A11330-6-82 (V72962))						DF, DG	1
270	BACR15BA3D		. .	RIVET (SIZE DETERMINED ON INST)						DF, DG	4
275	417N3811-13		. .	HINGE						DF, DG	1
280	417N3161-7		. .	BRACKET-MTG						DF, DG	1
285	417N3160-12		. .	PAD-INSULATION						DF, DG	1
290	417N3160-13		. .	PAD-INSULATION						DF, DG	8
295	417N3136-124		. .	PLATE-MTG						DG	1
-300	417N3136-125		. .	PLATE-MTG						DG	1
305	417N3100-71		.	PAD-SPONGE						DF, DG	2
310	417N3190-1		.	LANYARD ASSY						DF, DG	1
315	GSC219		. .	SLEEVE (V59730) (SPEC BACS13S219C) (OPT Y0C140 (V12357)) (OPT ITEM 315)						DF, DG	4
-315A	GSC205		. .	SLEEVE (V59730) (SPEC BACS13S205C) (OPT Y0C130 (V12357)) (OPT ITEM 315)						DF, DG	4
320	10-61790-1		. .	HOOK (V08205)						DF, DG	1
325	NAS43DD4-5		. .	SPACER						DF, DG	1
330	65C16899-6		. .	SPRING						DF, DG	1
335	417N3190-3		. .	CORD-NYLON						DF, DG	1

-Item not Illustrated

25-23-37

ILLUSTRATED PARTS LIST

Page 1098.328

Mar 01/2008



COMPONENT MAINTENANCE MANUAL

FIG/ ITEM	PART NUMBER	AIRLINE PART NUMBER	NOMENCLATURE							USAGE CODE	UNITS PER ASSY
			1	2	3	4	5	6	7		
21-											
340	417N3100-25SP		.	AIR	ASSY-GASPER					DF, DG	1
345	B0E20563A152		.	.	DUCT					DF, DG	1
					(V16632)						
					(SPEC BACD40P3A120)						
350	10-60141-23A			DELETED							
350A	10-60141-23T		.	.	OUTLET					DF, DG	3
					(COLOR OPT-CUST PREFERENCE, BEIGE)						
-350B	10-60141-23U			DELETED							
-350C	750801-002			DELETED							
-350D	L16999-16C			DELETED							
-350E	3740-3		.	.	OUTLET					DF, DG	3
					(COLOR OPT-CUST PREFERENCE, DARK GRAY)						
					(V83564)						
					(SPEC 10-60141-23U)						
-350F	3740-4		.	.	OUTLET					DF, DG	3
					(COLOR OPT-CUST PREFERENCE, BIEGE)						
					(V28406)						
					(SPEC 10-60141-23S)						
					(OPT 750801-002 (V28406))						
-350G	3740-1		.	.	OUTLET					DF, DG	3
					(COLOR OPT-CUST PREFERENCE, ZYTEL WT-07)						
					(V83564)						
					(SPEC 10-60141-23A)						
					(OPT 1707-23A (V83564))						
					(OPT L16999-16C (V17744))						
355	PLT2MM		.	.	STRAP					DF, DG	3
					(V06383)						
					(OPT ITEM 355A)						
-355A	PLT2MM2		.	.	STRAP					DF, DG	3
					(V06383)						
					(OPT ITEM 355)						
360	417N3103-1		.	.	MANIFOLD ASSY					DF, DG	1
365	417N3063-4		.	.	CONNECTOR					DF, DG	1
370	417N3110-225SP		.	FRAME ASSY						DF	1
					(FOR DETAILS SEE FIG. 2)						

-Item not Illustrated

25-23-37

ILLUSTRATED PARTS LIST

Page 1098.329

Mar 01/2008



COMPONENT MAINTENANCE MANUAL

FIG/ ITEM	PART NUMBER	AIRLINE PART NUMBER	NOMENCLATURE							USAGE CODE	UNITS PER ASSY	
			1	2	3	4	5	6	7			
21- -375	417N3110-226SP		.								DG	1
380	BAC27DPA2272		.								DF, DG	1
385	BAC27NPA0645		.								DF	1
390	BAC27NPA0644		.								DG	1
395	BAC27NPA0610		.								DF	1
400	BAC27NPA0609		.								DG	1

-Item not Illustrated

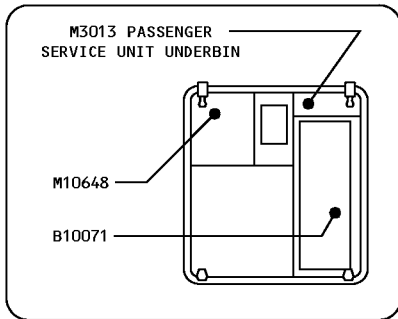
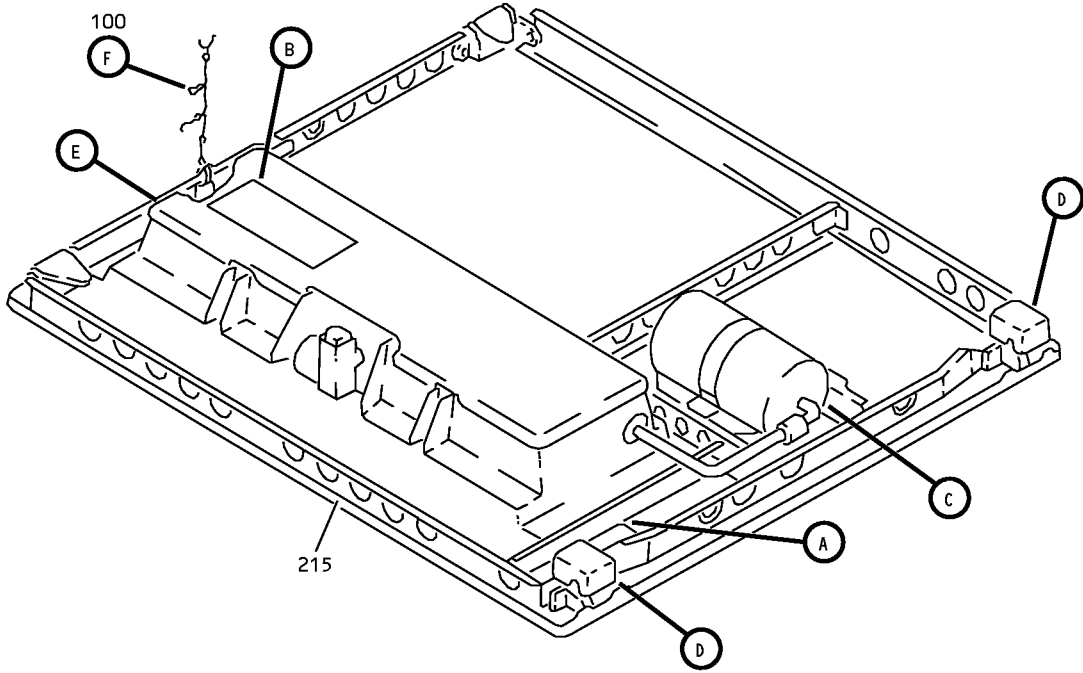
25-23-37

ILLUSTRATED PARTS LIST

Page 1098.330

Mar 01/2008

COMPONENT MAINTENANCE MANUAL



A

ATTENTION

FOR REMOVAL AND RELOCATION INFORMATION SEE MAINTENANCE MANUAL CHAPTER 25

FOR MASK STOWAGE INSTRUCTIONS SEE MAINTENANCE MANUAL CHAPTER 35

FOR CLEANING INSTRUCTION SEE DOCUMENT D6-7127

225

B

Partial Underbin Passenger Service Unit Assembly
IPL Figure 22 (Sheet 1 of 3)

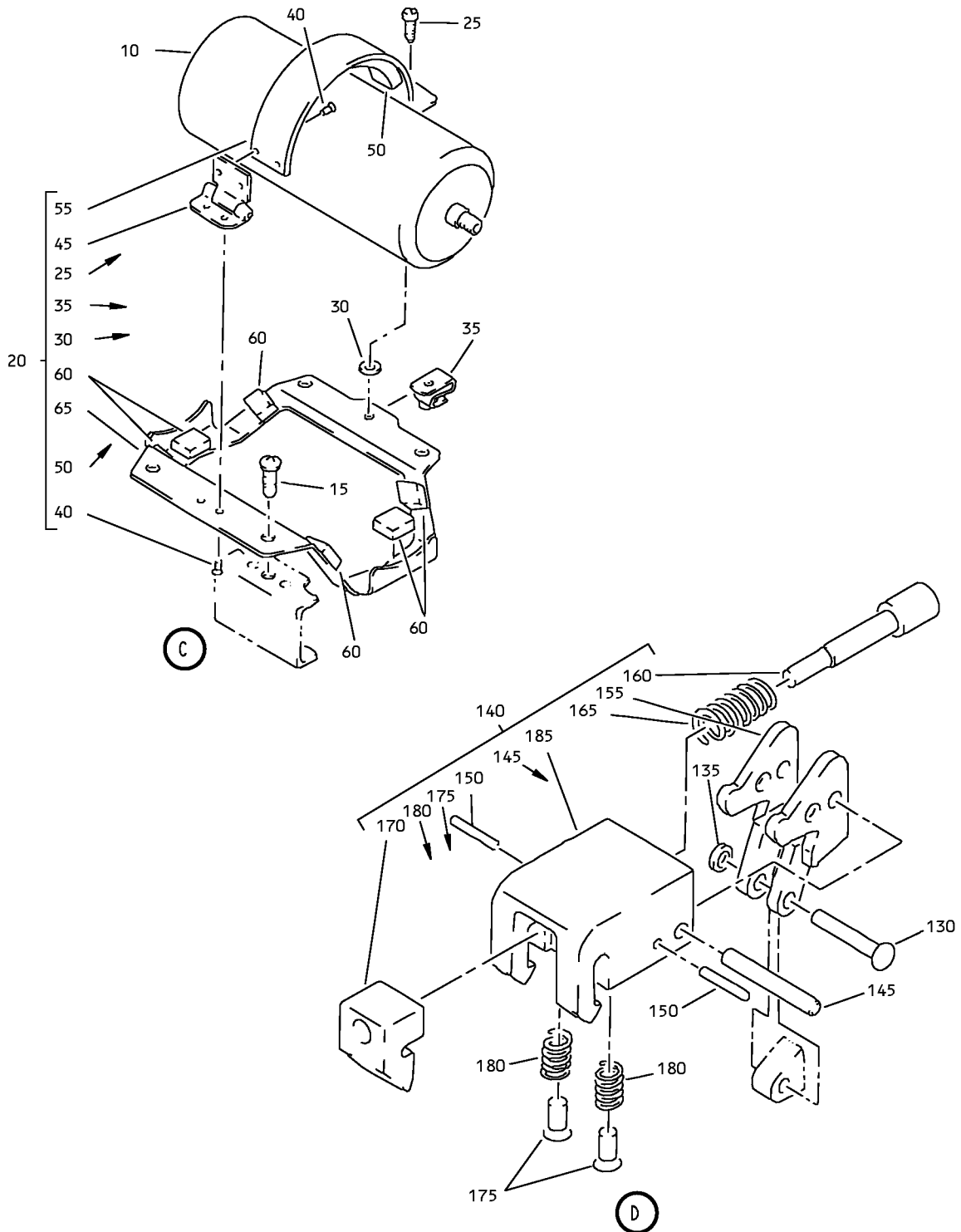
25-23-37

ILLUSTRATED PARTS LIST

Page 1098.331

Mar 01/2008

COMPONENT MAINTENANCE MANUAL



Partial Underbin Passenger Service Unit Assembly
IPL Figure 22 (Sheet 2 of 3)

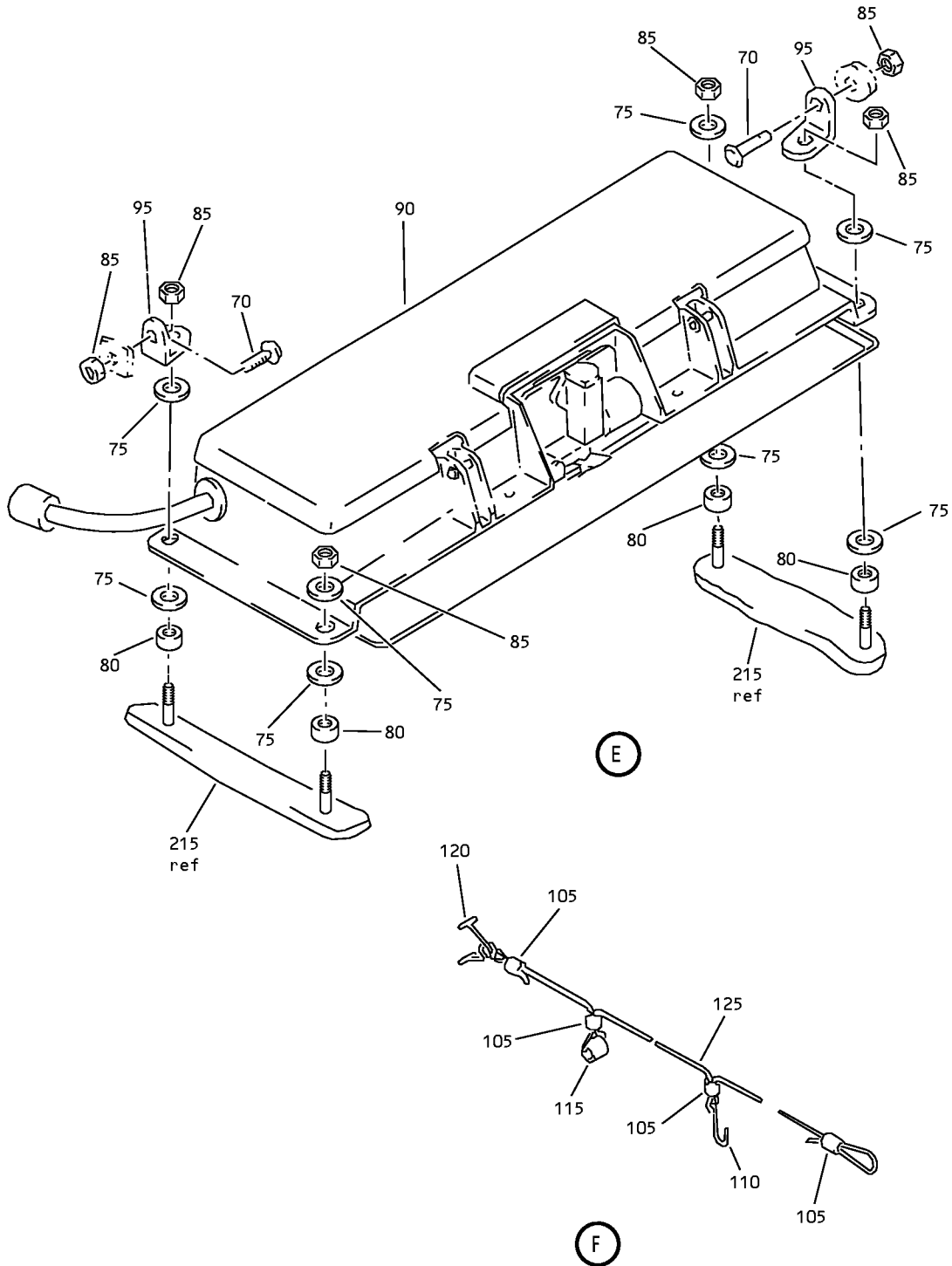
25-23-37

ILLUSTRATED PARTS LIST

Page 1098.332

Mar 01/2008

COMPONENT MAINTENANCE MANUAL



Partial Underbin Passenger Service Unit Assembly
IPL Figure 22 (Sheet 3 of 3)

25-23-37
ILLUSTRATED PARTS LIST
Page 1098.333
Mar 01/2008



COMPONENT MAINTENANCE MANUAL

FIG/ ITEM	PART NUMBER	AIRLINE PART NUMBER	NOMENCLATURE							USAGE CODE	UNITS PER ASSY
			1	2	3	4	5	6	7		
22- -1A	417N3100-706SP		SERVICE UNIT ASSY-PARTIAL 19 IN. UNDERBIN, PASS. (WITHOUT SPKR, WITH STREAMER) (RH)							DE	RF
10	117003-14		. GENERATOR-CHEMICAL OXY (V16827) (SPEC S417T401-27)							DE	1
15	BACS12FA08K6		. SCREW							DE	4
20	417N3160-11		. BRACKET ASSY							DE	1
25	FT1387P8-1-2		. . SCREW (V58794) (OPT ITEM 25A)							DE	1
-25A	CS802408-1A		. . SCREW (V58998) (OPT ITEM 25)							DE	1
30	AN960JD416		. . WASHER							DE	1
35	A4972-6-82		. . NUT (V72962) (SPEC BACN10FX84) (OPT RM52LHA4972-6-82 (V72962)) (OPT SL211-08-1 (V97393)) (OPT 130008 (V60119)) (OPT A11330-6-82 (V72962))							DE	1
40	BACR15BA3D		. . RIVET (SIZE DETERMINED ON INST)							DE	4
45	417N3811-13		. . HINGE							DE	1
50	417N3160-12		. . PAD-INSULATION							DE	1
55	417N3161-7		. . BRACKET-MTG							DE	1
60	417N3160-13		. . PAD-INSULATION							DE	6
65	417N3136-99		. . BRACKET							DE	1
70	BACS12FA08K6		. SCREW							DE	2
75	BACW10P1936		. WASHER							DE	8
80	NAS43DD3-18		. SPACER							DE	4
85	BRFM20A08		DELETED								
85A	BACN10YJ08		. NUT							DE	6

-Item not Illustrated

25-23-37

ILLUSTRATED PARTS LIST

Page 1098.334

Mar 01/2008



COMPONENT MAINTENANCE MANUAL

FIG/ ITEM	PART NUMBER	AIRLINE PART NUMBER	NOMENCLATURE							USAGE CODE	UNITS PER ASSY
			1	2	3	4	5	6	7		
22-											
90	417N3130-120SP		.							DE	1
95	417N3122-116		.							DE	2
100	417N3190-1		.							DE	1
105	GSC205		.	.						DE	4
-105A	GSC219		.	.						DE	4
110	10-61790-1		.	.						DE	1
115	NAS43DD4-5		.	.						DE	1
120	65C16899-6		.	.						DE	1
125	417N3190-3		.	.						DE	1
130	BACR15BB4D10		.							DE	2
135	6100-12		.							DE	2
140	417N3180-1		.							DE	2
145	NAS607-2-8P		.	.						DE	1
150	NAS607-1-4P		.	.						DE	2
155	417N3181-1		.	.						DE	1
-155A	65-85902-1		.	.						DE	1
160	65-85905-4		.	.						DE	1
165	RCS3290		.	.						DE	1
170	417N3182-1		.	.						DE	1
175	417N3180-3		.	.						DE	2
180	RCS3289		.	.						DE	2

-Item not Illustrated

25-23-37

ILLUSTRATED PARTS LIST

Page 1098.335

Mar 01/2008



COMPONENT MAINTENANCE MANUAL

FIG/ ITEM	PART NUMBER	AIRLINE PART NUMBER	NOMENCLATURE							USAGE CODE	UNITS PER ASSY
			1	2	3	4	5	6	7		
22-											
185	417N3183-1		.	.	CLAMP					DE	1
-190	61-33520-001		.		WIRE BUNDLE (OPT ITEM 190A)					DE	1
-190A	286N0536-001		.		WIRE BUNDLE (OPT ITEM 190)					DE	1
-200	AN960JD416L		.		WASHER (USED WITH ITEM 205)					DE	AR
-205	PLWP1S		.		TIE-PUSH MOUNT CABLE (V58417) (USED WITH ITEM 200)					DE	AR
-210	NMC1001-0		.		CLAMP (V03296) (OPT ITEM 210A)					DE	2
-210A	BACC10DK3		.		CLAMP (OPT ITEM 210)					DE	2
215	417N3110-40SP		.		FRAME ASSY (FOR DETAILS SEE FIG.10)					DE	1
220	BAC27DPA2272		.		DECAL					DE	1
225	BAC29PPS1426		.		MARKER-ALUMINUM FOIL					DE	1

-Item not Illustrated

25-23-37

ILLUSTRATED PARTS LIST

Page 1098.336

Mar 01/2008