



COMPONENT MAINTENANCE MANUAL WITH ILLUSTRATED PARTS LIST

PASSENGER SERVICE UNIT ASSEMBLY

PART NUMBER

**417N3011-101SP, -102SP, -103SP, -104SP, -105SP,
-106SP, -107SP, -108SP, -109SP, -110SP, -111SP,
-112SP, -113SP, -114SP, -115SP, -116SP, -117SP,
-118SP, -119SP, -120SP, -121SP, -122SP,**

BOEING PROPRIETARY, CONFIDENTIAL, AND/OR TRADE SECRET

Copyright © 1995 The Boeing Company
Unpublished Work - All Rights Reserved

Boeing claims copyright in each page of this document only to the extent that the page contains copyrightable subject matter. Boeing also claims copyright in this document as a compilation and/or collective work.

This document includes proprietary information owned by The Boeing Company and/or one or more third parties. Treatment of the document and the information it contains is governed by contract with Boeing. For more information, contact The Boeing Company, P.O. Box 3707, Seattle, Washington 98124.

Boeing, the Boeing signature, the Boeing symbol, 707, 717, 727, 737, 747, 757, 767, 777, 787, Dreamliner, BBJ, DC-8, DC-9, DC-10, KC-10, KDC-10, MD-10, MD-11, MD-80, MD-88, MD-90, P-8A, Poseidon and the Boeing livery are all trademarks owned by The Boeing Company; and no trademark license is granted in connection with this document unless provided in writing by Boeing.

PUBLISHED BY BOEING COMMERCIAL AIRPLANES GROUP, SEATTLE, WASHINGTON, USA
A DIVISION OF THE BOEING COMPANY
PAGE DATE: Jul 01/2009

25-23-38

Page 1
Jul 01/2009



COMPONENT MAINTENANCE MANUAL

PART NUMBER (Cont.)

417N3011-123SP, -124SP, -125SP, -126SP, -127SP, -128SP, -129SP, -12SP, -136SP, -137SP, -138SP, -139SP, -13SP, -140SP, -142SP, -143SP, -144SP, -145SP, -147SP, -148SP, -149SP, -14SP, -150SP, -151SP, -152SP, -153SP, -154SP, -155SP, -156SP, -157SP, -158SP, -159SP, -15SP, -160SP, -161SP, -162SP, -163SP, -164SP, -165SP, -166SP, -167SP, -168SP, -16SP, -170SP, -17SP, -18SP, -19SP, -1SP, -201SP, -202SP, -203SP, -204SP, -20SP, -213SP, -214SP, -21SP, -221SP, -22SP, -23SP, -24SP, -25SP, -26SP, -27SP, -28SP, -29SP, -2SP, -301SP, -302SP, -303SP, -304SP, -305SP, -306SP, -307SP, -308SP, -309SP, -30SP, -310SP, -313SP, -314SP, -315SP, -316SP, -317SP, -318SP, -31SP, -321SP, -322SP, -324SP, -325SP, -326SP, -327SP, -328SP, -329SP, -33SP, -34SP, -359SP, -35SP, -360SP, -361SP, -362SP, -363SP, -364SP, -365SP, -366SP, -367SP, -368SP, -36SP, -370SP, -371SP, -372SP, -373SP, -374SP, -37SP, -38SP, -39SP, -3SP, -401SP, -402SP, -403SP, -404SP, -405SP, -406SP, -407SP, -408SP, -40SP, -413SP, -414SP, -415SP, -416SP, -41SP, -421SP, -422SP, -425SP, -426SP, -427SP, -428SP, -42SP, -431SP, -43SP, -44SP, -459SP, -45SP, -460SP, -461SP, -462SP, -463SP, -465SP, -466SP, -467SP, -468SP, -469SP, -46SP, -47SP, -48SP, -49SP, -4SP, -501SP, -502SP, -50SP, -513SP, -514SP, -51SP, -52SP, -53SP, -54SP, -55SP, -56SP, -57SP, -58SP, -59SP, -5SP, -601SP, -602SP, -603SP, -604SP, -60SP, -613SP, -614SP, -61SP, -625SP, -626SP, -627SP, -628SP, -629SP, -62SP, -630SP, -631SP, -633SP, -635SP, -636SP, -63SP, -641SP, -642SP, -64SP, -659SP, -660SP, -661SP, -662SP, -663SP, -664SP, -666SP, -669SP, -670SP, -671SP, -672SP, -673SP, -674SP, -676SP, -681SP, -6SP, -701SP, -702SP, -703SP, -704SP, -713SP, -714SP, -7SP, -8SP

25-23-38



COMPONENT MAINTENANCE MANUAL

Revision No. 18
Jul 01/2009

To: All holders of PASSENGER SERVICE UNIT ASSEMBLY 25-23-38.

Attached is the current revision to this COMPONENT MAINTENANCE MANUAL

The COMPONENT MAINTENANCE MANUAL is furnished either as a printed manual, on microfilm, or digital products, or any combination of the three. This revision replaces all previous microfilm cartridges or digital products. All microfilm and digital products are reissued with all obsolete data deleted and all updated pages added.

For printed manuals, changes are indicated on the List of Effective Pages (LEP). The pages which are revised will be identified on the LEP by an R (Revised), A (Added), O (Overflow, i.e. changes to the document structure and/or page layout), or D (Deleted). Each page in the LEP is identified by Chapter-Section-Subject number, page number and page date.

Pages replaced or made obsolete by this revision should be removed and destroyed.

ATTENTION

IF YOU RECEIVE PRINTED REVISIONS, PLEASE VERIFY THAT YOU HAVE RECEIVED AND FILED THE PREVIOUS REVISION. BOEING MUST BE NOTIFIED WITHIN 30 DAYS IF YOU HAVE NOT RECEIVED THE PREVIOUS REVISION. REQUESTS FOR REVISIONS OTHER THAN THE PREVIOUS REVISION WILL REQUIRE A COMPLETE MANUAL REPRINT SUBJECT TO REPRINT CHARGES SHOWN IN THE DATA AND SERVICES CATALOG.

25-23-38
TRANSMITTAL LETTER
Page 1
Jul 01/2009



COMPONENT MAINTENANCE MANUAL

Location of Change

Description of Change

NO HIGHLIGHTS

25-23-38

HIGHLIGHTS

Page 1

Jul 01/2009



COMPONENT MAINTENANCE MANUAL

Subject/Page	Date	Subject/Page	Date	Subject/Page	Date
TITLE PAGE		25-23-38 TESTING AND FAULT ISOLATION (cont)		25-23-38 REPAIR 7-1	
O 1	Jul 01/2009	108	Nov 01/2007	601	Nov 01/2007
O 2	Jul 01/2009	109	Nov 01/2007	602	BLANK
25-23-38 TRANSMITTAL LETTER		110	Nov 01/2007	25-23-38 ASSEMBLY	
O 1	Jul 01/2009	111	Nov 01/2007	701	Nov 01/2008
2	BLANK	112	Nov 01/2007	702	Jul 01/2008
25-23-38 HIGHLIGHTS		113	Nov 01/2007	703	Nov 01/2007
O 1	Jul 01/2009	114	Nov 01/2007	704	Nov 01/2007
2	BLANK	25-23-38 DISASSEMBLY		705	Nov 01/2007
25-23-38 EFFECTIVE PAGES		301	Nov 01/2008	706	Nov 01/2007
1 thru 6	Jul 01/2009	302	Jul 01/2008	707	Nov 01/2007
25-23-38 CONTENTS		25-23-38 CLEANING		708	Nov 01/2007
1	Nov 01/2007	401	Nov 01/2007	709	Nov 01/2007
2	BLANK	402	BLANK	710	BLANK
25-23-38 TR AND SB RECORD		25-23-38 CHECK		25-23-38 FITS AND CLEARANCES	
1	Nov 01/2007	501	Nov 01/2007	801	Nov 01/2007
2	BLANK	502	Nov 01/2007	802	BLANK
25-23-38 REVISION RECORD		25-23-38 REPAIR - GENERAL		25-23-38 SPECIAL TOOLS, FIXTURES, AND EQUIPMENT	
1	Nov 01/2007	601	Nov 01/2007	901	Mar 01/2009
2	Nov 01/2007	602	Nov 01/2007	902	BLANK
25-23-38 RECORD OF TEMPORARY REVISIONS		25-23-38 REPAIR 1-1		25-23-38 ILLUSTRATED PARTS LIST	
1	Nov 01/2007	601	Nov 01/2007	1001	Nov 01/2008
2	Nov 01/2007	602	BLANK	1002	Nov 01/2007
25-23-38 INTRODUCTION		25-23-38 REPAIR 2-1		1003	Nov 01/2008
1	Mar 01/2009	601	Nov 01/2007	1004	Nov 01/2008
2	BLANK	602	BLANK	1005	Nov 01/2008
25-23-38 DESCRIPTION AND OPERATION		25-23-38 REPAIR 3-1		1006	Nov 01/2008
1	Nov 01/2007	601	Nov 01/2007	1007	Nov 01/2008
2	BLANK	602	Nov 01/2007	1008	Nov 01/2008
25-23-38 TESTING AND FAULT ISOLATION		25-23-38 REPAIR 4-1		1009	Nov 01/2008
101	Nov 01/2007	601	Nov 01/2007	1010	Nov 01/2008
102	Nov 01/2007	602	Nov 01/2007	1011	Nov 01/2008
103	Nov 01/2007	25-23-38 REPAIR 5-1		1012	Nov 01/2008
104	Nov 01/2007	601	Nov 01/2007	1013	Nov 01/2008
105	Nov 01/2007	602	BLANK	1014	Nov 01/2008
106	Nov 01/2007	25-23-38 REPAIR 6-1		1015	Nov 01/2008
107	Nov 01/2007	601	Nov 01/2007	1016	Nov 01/2008
		602	Nov 01/2007	1017	Nov 01/2008
				1018	Nov 01/2008

A = Added, R = Revised, D = Deleted, O = Overflow

25-23-38

EFFECTIVE PAGES

Page 1

Jul 01/2009



COMPONENT MAINTENANCE MANUAL

Subject/Page	Date	Subject/Page	Date	Subject/Page	Date
25-23-38 ILLUSTRATED PARTS LIST (cont)		25-23-38 ILLUSTRATED PARTS LIST (cont)		25-23-38 ILLUSTRATED PARTS LIST (cont)	
1019	Nov 01/2008	1057	Nov 01/2008	1095	Nov 01/2008
1020	Nov 01/2008	1058	Nov 01/2008	1096	Nov 01/2008
1021	Nov 01/2008	1059	Nov 01/2008	1097	Nov 01/2008
1022	Nov 01/2008	1060	Nov 01/2008	1098	Nov 01/2008
1023	Nov 01/2008	1061	Nov 01/2008	1098.1	Nov 01/2008
1024	Nov 01/2008	1062	Nov 01/2008	1098.2	Nov 01/2008
1025	Nov 01/2008	1063	Nov 01/2008	1098.3	Nov 01/2008
1026	Nov 01/2008	1064	Nov 01/2008	1098.4	Nov 01/2008
1027	Nov 01/2008	1065	Nov 01/2008	1098.5	Nov 01/2008
1028	Nov 01/2008	1066	Nov 01/2008	1098.6	Nov 01/2008
1029	Nov 01/2008	1067	Nov 01/2008	1098.7	Nov 01/2008
1030	Nov 01/2008	1068	Nov 01/2008	1098.8	Nov 01/2008
1031	Nov 01/2008	1069	Nov 01/2008	1098.9	Nov 01/2008
1032	Nov 01/2008	1070	Nov 01/2008	1098.10	Nov 01/2008
1033	Nov 01/2008	1071	Nov 01/2008	1098.11	Nov 01/2008
1034	Nov 01/2008	1072	Nov 01/2008	1098.12	Nov 01/2008
1035	Nov 01/2008	1073	Nov 01/2008	1098.13	Nov 01/2008
1036	Nov 01/2008	1074	Nov 01/2008	1098.14	Nov 01/2008
1037	Nov 01/2008	1075	Nov 01/2008	1098.15	Nov 01/2008
1038	Nov 01/2008	1076	Nov 01/2008	1098.16	Nov 01/2008
1039	Nov 01/2008	1077	Nov 01/2008	1098.17	Nov 01/2008
1040	Nov 01/2008	1078	Nov 01/2008	1098.18	Nov 01/2008
1041	Nov 01/2008	1079	Nov 01/2008	1098.19	Nov 01/2008
1042	Nov 01/2008	1080	Nov 01/2008	1098.20	Nov 01/2008
1043	Nov 01/2008	1081	Nov 01/2008	1098.21	Nov 01/2008
1044	Nov 01/2008	1082	Nov 01/2008	1098.22	Nov 01/2008
1045	Nov 01/2008	1083	Nov 01/2008	1098.23	Nov 01/2008
1046	Nov 01/2008	1084	Nov 01/2008	1098.24	Nov 01/2008
1047	Nov 01/2008	1085	Nov 01/2008	1098.25	Nov 01/2008
1048	Nov 01/2008	1086	Nov 01/2008	1098.26	Nov 01/2008
1049	Nov 01/2008	1087	Nov 01/2008	1098.27	Nov 01/2008
1050	Nov 01/2008	1088	Nov 01/2008	1098.28	Nov 01/2008
1051	Nov 01/2008	1089	Nov 01/2008	1098.29	Nov 01/2008
1052	Nov 01/2008	1090	Nov 01/2008	1098.30	Nov 01/2008
1053	Nov 01/2008	1091	Nov 01/2008	1098.31	Nov 01/2008
1054	Nov 01/2008	1092	Nov 01/2008	1098.32	Nov 01/2008
1055	Nov 01/2008	1093	Nov 01/2008	1098.33	Nov 01/2008
1056	Nov 01/2008	1094	Nov 01/2008	1098.34	Nov 01/2008

A = Added, R = Revised, D = Deleted, O = Overflow

25-23-38

EFFECTIVE PAGES

Page 2

Jul 01/2009



COMPONENT MAINTENANCE MANUAL

Subject/Page	Date	Subject/Page	Date	Subject/Page	Date
25-23-38 ILLUSTRATED PARTS LIST (cont)		25-23-38 ILLUSTRATED PARTS LIST (cont)		25-23-38 ILLUSTRATED PARTS LIST (cont)	
1098.35	Nov 01/2008	1098.73	Nov 01/2008	1098.111	Nov 01/2008
1098.36	Nov 01/2008	1098.74	Nov 01/2008	1098.112	Nov 01/2008
1098.37	Nov 01/2008	1098.75	Nov 01/2008	1098.113	Nov 01/2008
1098.38	Nov 01/2008	1098.76	Nov 01/2008	1098.114	Nov 01/2008
1098.39	Nov 01/2008	1098.77	Nov 01/2008	1098.115	Nov 01/2008
1098.40	Nov 01/2008	1098.78	Nov 01/2008	1098.116	Nov 01/2008
1098.41	Nov 01/2008	1098.79	Nov 01/2008	1098.117	Nov 01/2008
1098.42	Nov 01/2008	1098.80	Nov 01/2008	1098.118	Nov 01/2008
1098.43	Nov 01/2008	1098.81	Nov 01/2008	1098.119	Nov 01/2008
1098.44	Nov 01/2008	1098.82	Nov 01/2008	1098.120	Nov 01/2008
1098.45	Nov 01/2008	1098.83	Nov 01/2008	1098.121	Nov 01/2008
1098.46	Nov 01/2008	1098.84	Nov 01/2008	1098.122	Nov 01/2008
1098.47	Nov 01/2008	1098.85	Nov 01/2008	1098.123	Nov 01/2008
1098.48	Nov 01/2008	1098.86	Nov 01/2008	1098.124	Nov 01/2008
1098.49	Nov 01/2008	1098.87	Nov 01/2008	1098.125	Nov 01/2008
1098.50	Nov 01/2008	1098.88	Nov 01/2008	1098.126	Nov 01/2008
1098.51	Nov 01/2008	1098.89	Nov 01/2008	1098.127	Nov 01/2008
1098.52	Nov 01/2008	1098.90	Nov 01/2008	1098.128	Nov 01/2008
1098.53	Nov 01/2008	1098.91	Nov 01/2008	1098.129	Nov 01/2008
1098.54	Nov 01/2008	1098.92	Nov 01/2008	1098.130	Nov 01/2008
1098.55	Nov 01/2008	1098.93	Nov 01/2008	1098.131	Nov 01/2008
1098.56	Nov 01/2008	1098.94	Nov 01/2008	1098.132	Nov 01/2008
1098.57	Nov 01/2008	1098.95	Nov 01/2008	1098.133	Nov 01/2008
1098.58	Nov 01/2008	1098.96	Nov 01/2008	1098.134	Nov 01/2008
1098.59	Nov 01/2008	1098.97	Nov 01/2008	1098.135	Nov 01/2008
1098.60	Nov 01/2008	1098.98	Nov 01/2008	1098.136	Nov 01/2008
1098.61	Nov 01/2008	1098.99	Nov 01/2008	1098.137	Nov 01/2008
1098.62	Nov 01/2008	1098.100	Nov 01/2008	1098.138	Nov 01/2008
1098.63	Nov 01/2008	1098.101	Nov 01/2008	1098.139	Nov 01/2008
1098.64	Nov 01/2008	1098.102	Nov 01/2008	1098.140	Nov 01/2008
1098.65	Nov 01/2008	1098.103	Nov 01/2008	1098.141	Nov 01/2008
1098.66	Nov 01/2008	1098.104	Nov 01/2008	1098.142	Nov 01/2008
1098.67	Nov 01/2008	1098.105	Nov 01/2008	1098.143	Nov 01/2008
1098.68	Nov 01/2008	1098.106	Nov 01/2008	1098.144	Nov 01/2008
1098.69	Nov 01/2008	1098.107	Nov 01/2008	1098.145	Nov 01/2008
1098.70	Nov 01/2008	1098.108	Nov 01/2008	1098.146	Nov 01/2008
1098.71	Nov 01/2008	1098.109	Nov 01/2008	1098.147	Nov 01/2008
1098.72	Nov 01/2008	1098.110	Nov 01/2008	1098.148	Nov 01/2008

A = Added, R = Revised, D = Deleted, O = Overflow

25-23-38

EFFECTIVE PAGES

Page 3

Jul 01/2009



COMPONENT MAINTENANCE MANUAL

Subject/Page	Date	Subject/Page	Date	Subject/Page	Date
25-23-38 ILLUSTRATED PARTS LIST (cont)		25-23-38 ILLUSTRATED PARTS LIST (cont)		25-23-38 ILLUSTRATED PARTS LIST (cont)	
1098.149	Nov 01/2008	1098.187	Nov 01/2008	1098.225	Nov 01/2008
1098.150	Nov 01/2008	1098.188	Nov 01/2008	1098.226	Nov 01/2008
1098.151	Nov 01/2008	1098.189	Nov 01/2008	1098.227	Nov 01/2008
1098.152	Nov 01/2008	1098.190	Nov 01/2008	1098.228	Nov 01/2008
1098.153	Nov 01/2008	1098.191	Nov 01/2008	1098.229	Nov 01/2008
1098.154	Nov 01/2008	1098.192	Nov 01/2008	1098.230	Nov 01/2008
1098.155	Nov 01/2008	1098.193	Nov 01/2008	1098.231	Nov 01/2008
1098.156	Nov 01/2008	1098.194	Nov 01/2008	1098.232	Nov 01/2008
1098.157	Nov 01/2008	1098.195	Nov 01/2008	1098.233	Nov 01/2008
1098.158	Nov 01/2008	1098.196	Nov 01/2008	1098.234	Nov 01/2008
1098.159	Nov 01/2008	1098.197	Nov 01/2008	1098.235	Nov 01/2008
1098.160	Nov 01/2008	1098.198	Nov 01/2008	1098.236	Nov 01/2008
1098.161	Nov 01/2008	1098.199	Nov 01/2008	1098.237	Nov 01/2008
1098.162	Nov 01/2008	1098.200	Nov 01/2008	1098.238	Nov 01/2008
1098.163	Nov 01/2008	1098.201	Nov 01/2008	1098.239	Nov 01/2008
1098.164	Nov 01/2008	1098.202	Nov 01/2008	1098.240	Nov 01/2008
1098.165	Nov 01/2008	1098.203	Nov 01/2008	1098.241	Nov 01/2008
1098.166	Nov 01/2008	1098.204	Nov 01/2008	1098.242	Nov 01/2008
1098.167	Nov 01/2008	1098.205	Nov 01/2008	1098.243	Nov 01/2008
1098.168	Nov 01/2008	1098.206	Nov 01/2008	1098.244	Nov 01/2008
1098.169	Nov 01/2008	1098.207	Nov 01/2008	1098.245	Nov 01/2008
1098.170	Nov 01/2008	1098.208	Nov 01/2008	1098.246	Nov 01/2008
1098.171	Nov 01/2008	1098.209	Nov 01/2008	1098.247	Nov 01/2008
1098.172	Nov 01/2008	1098.210	Nov 01/2008	1098.248	Nov 01/2008
1098.173	Nov 01/2008	1098.211	Nov 01/2008	1098.249	Nov 01/2008
1098.174	Nov 01/2008	1098.212	Nov 01/2008	1098.250	Nov 01/2008
1098.175	Nov 01/2008	1098.213	Nov 01/2008	1098.251	Nov 01/2008
1098.176	Nov 01/2008	1098.214	Nov 01/2008	1098.252	Nov 01/2008
1098.177	Nov 01/2008	1098.215	Nov 01/2008	1098.253	Nov 01/2008
1098.178	Nov 01/2008	1098.216	Nov 01/2008	1098.254	Nov 01/2008
1098.179	Nov 01/2008	1098.217	Nov 01/2008	1098.255	Nov 01/2008
1098.180	Nov 01/2008	1098.218	Nov 01/2008	1098.256	Nov 01/2008
1098.181	Nov 01/2008	1098.219	Nov 01/2008	1098.257	Nov 01/2008
1098.182	Nov 01/2008	1098.220	Nov 01/2008	1098.258	Nov 01/2008
1098.183	Nov 01/2008	1098.221	Nov 01/2008	1098.259	Nov 01/2008
1098.184	Nov 01/2008	1098.222	Nov 01/2008	1098.260	Nov 01/2008
1098.185	Nov 01/2008	1098.223	Nov 01/2008	1098.261	Nov 01/2008
1098.186	Nov 01/2008	1098.224	Nov 01/2008	1098.262	Nov 01/2008

A = Added, R = Revised, D = Deleted, O = Overflow

25-23-38

EFFECTIVE PAGES

Page 4

Jul 01/2009



COMPONENT MAINTENANCE MANUAL

Subject/Page	Date	Subject/Page	Date	Subject/Page	Date
25-23-38 ILLUSTRATED PARTS LIST (cont)		25-23-38 ILLUSTRATED PARTS LIST (cont)		25-23-38 ILLUSTRATED PARTS LIST (cont)	
1098.263	Nov 01/2008	1098.301	Nov 01/2008	1098.339	Nov 01/2008
1098.264	Nov 01/2008	1098.302	Nov 01/2008	1098.340	Nov 01/2008
1098.265	Nov 01/2008	1098.303	Nov 01/2008	1098.341	Nov 01/2008
1098.266	Nov 01/2008	1098.304	Nov 01/2008	1098.342	Nov 01/2008
1098.267	Nov 01/2008	1098.305	Nov 01/2008	1098.343	Nov 01/2008
1098.268	Nov 01/2008	1098.306	Nov 01/2008	1098.344	Nov 01/2008
1098.269	Nov 01/2008	1098.307	Nov 01/2008	1098.345	Nov 01/2008
1098.270	Nov 01/2008	1098.308	Nov 01/2008	1098.346	Nov 01/2008
1098.271	Nov 01/2008	1098.309	Nov 01/2008	1098.347	Nov 01/2008
1098.272	Nov 01/2008	1098.310	Nov 01/2008	1098.348	Nov 01/2008
1098.273	Nov 01/2008	1098.311	Nov 01/2008	1098.349	Nov 01/2008
1098.274	Nov 01/2008	1098.312	Nov 01/2008	1098.350	Nov 01/2008
1098.275	Nov 01/2008	1098.313	Nov 01/2008	1098.351	Nov 01/2008
1098.276	Nov 01/2008	1098.314	Nov 01/2008	1098.352	Nov 01/2008
1098.277	Nov 01/2008	1098.315	Nov 01/2008	1098.353	Nov 01/2008
1098.278	Nov 01/2008	1098.316	Nov 01/2008	1098.354	Nov 01/2008
1098.279	Nov 01/2008	1098.317	Nov 01/2008	1098.355	Nov 01/2008
1098.280	Nov 01/2008	1098.318	Nov 01/2008	1098.356	Nov 01/2008
1098.281	Nov 01/2008	1098.319	Nov 01/2008	1098.357	Nov 01/2008
1098.282	Nov 01/2008	1098.320	Nov 01/2008	1098.358	Nov 01/2008
1098.283	Nov 01/2008	1098.321	Nov 01/2008	1098.359	Nov 01/2008
1098.284	Nov 01/2008	1098.322	Nov 01/2008	1098.360	Nov 01/2008
1098.285	Nov 01/2008	1098.323	Nov 01/2008	1098.361	Nov 01/2008
1098.286	Nov 01/2008	1098.324	Nov 01/2008	1098.362	Nov 01/2008
1098.287	Nov 01/2008	1098.325	Nov 01/2008	1098.363	Nov 01/2008
1098.288	Nov 01/2008	1098.326	Nov 01/2008	1098.364	Nov 01/2008
1098.289	Nov 01/2008	1098.327	Nov 01/2008	1098.365	Nov 01/2008
1098.290	Nov 01/2008	1098.328	Nov 01/2008	1098.366	Nov 01/2008
1098.291	Nov 01/2008	1098.329	Nov 01/2008	1098.367	Nov 01/2008
1098.292	Nov 01/2008	1098.330	Nov 01/2008	1098.368	Nov 01/2008
1098.293	Nov 01/2008	1098.331	Nov 01/2008	1098.369	Nov 01/2008
1098.294	Nov 01/2008	1098.332	Nov 01/2008	1098.370	Nov 01/2008
1098.295	Nov 01/2008	1098.333	Nov 01/2008	1098.371	Nov 01/2008
1098.296	Nov 01/2008	1098.334	Nov 01/2008	1098.372	Nov 01/2008
1098.297	Nov 01/2008	1098.335	Nov 01/2008	1098.373	Nov 01/2008
1098.298	Nov 01/2008	1098.336	Nov 01/2008	1098.374	Nov 01/2008
1098.299	Nov 01/2008	1098.337	Nov 01/2008	1098.375	Nov 01/2008
1098.300	Nov 01/2008	1098.338	Nov 01/2008	1098.376	Nov 01/2008

A = Added, R = Revised, D = Deleted, O = Overflow

25-23-38

EFFECTIVE PAGES

Page 5

Jul 01/2009



COMPONENT MAINTENANCE MANUAL

Subject/Page	Date	Subject/Page	Date	Subject/Page	Date
25-23-38 ILLUSTRATED PARTS LIST (cont)		25-23-38 ILLUSTRATED PARTS LIST (cont)		25-23-38 ILLUSTRATED PARTS LIST (cont)	
1098.377	Nov 01/2008	1098.415	Nov 01/2008	1098.453	Nov 01/2008
1098.378	Nov 01/2008	1098.416	Nov 01/2008	1098.454	Nov 01/2008
1098.379	Nov 01/2008	1098.417	Nov 01/2008	1098.455	Nov 01/2008
1098.380	Nov 01/2008	1098.418	Nov 01/2008	1098.456	Nov 01/2008
1098.381	Nov 01/2008	1098.419	Nov 01/2008	1098.457	Nov 01/2008
1098.382	Nov 01/2008	1098.420	Nov 01/2008	1098.458	BLANK
1098.383	Nov 01/2008	1098.421	Nov 01/2008		
1098.384	Nov 01/2008	1098.422	Nov 01/2008		
1098.385	Nov 01/2008	1098.423	Nov 01/2008		
1098.386	Nov 01/2008	1098.424	Nov 01/2008		
1098.387	Nov 01/2008	1098.425	Nov 01/2008		
1098.388	Nov 01/2008	1098.426	Nov 01/2008		
1098.389	Nov 01/2008	1098.427	Nov 01/2008		
1098.390	Nov 01/2008	1098.428	Nov 01/2008		
1098.391	Nov 01/2008	1098.429	Nov 01/2008		
1098.392	Nov 01/2008	1098.430	Nov 01/2008		
1098.393	Nov 01/2008	1098.431	Nov 01/2008		
1098.394	Nov 01/2008	1098.432	Nov 01/2008		
1098.395	Nov 01/2008	1098.433	Nov 01/2008		
1098.396	Nov 01/2008	1098.434	Nov 01/2008		
1098.397	Nov 01/2008	1098.435	Nov 01/2008		
1098.398	Nov 01/2008	1098.436	Nov 01/2008		
1098.399	Nov 01/2008	1098.437	Nov 01/2008		
1098.400	Nov 01/2008	1098.438	Nov 01/2008		
1098.401	Nov 01/2008	1098.439	Nov 01/2008		
1098.402	Nov 01/2008	1098.440	Nov 01/2008		
1098.403	Nov 01/2008	1098.441	Nov 01/2008		
1098.404	Nov 01/2008	1098.442	Nov 01/2008		
1098.405	Nov 01/2008	1098.443	Nov 01/2008		
1098.406	Nov 01/2008	1098.444	Nov 01/2008		
1098.407	Nov 01/2008	1098.445	Nov 01/2008		
1098.408	Nov 01/2008	1098.446	Nov 01/2008		
1098.409	Nov 01/2008	1098.447	Nov 01/2008		
1098.410	Nov 01/2008	1098.448	Nov 01/2008		
1098.411	Nov 01/2008	1098.449	Nov 01/2008		
1098.412	Nov 01/2008	1098.450	Nov 01/2008		
1098.413	Nov 01/2008	1098.451	Nov 01/2008		
1098.414	Nov 01/2008	1098.452	Nov 01/2008		

A = Added, R = Revised, D = Deleted, O = Overflow

25-23-38

EFFECTIVE PAGES

Page 6

Jul 01/2009

**COMPONENT MAINTENANCE MANUAL****TABLE OF CONTENTS**

<u>Paragraph Title</u>	<u>Page</u>
PASSENGER SERVICE UNIT ASSEMBLY - DESCRIPTION AND OPERATION	1
TESTING AND FAULT ISOLATION	101
DISASSEMBLY	301
CLEANING	401
CHECK	501
REPAIR	601
ASSEMBLY	701
FITS AND CLEARANCES	(Not Applicable)
SPECIAL TOOLS, FIXTURES, AND EQUIPMENT	901
ILLUSTRATED PARTS LIST	1001

25-23-38

CONTENTS

Page 1

Nov 01/2007



COMPONENT MAINTENANCE MANUAL

TEMPORARY REVISION AND SERVICE BULLETIN RECORD

BOEING SERVICE BULLETIN	BOEING TEMPORARY REVISION	OTHER DIRECTIVE	DATE OF INCORPORATION INTO MANUAL
		PRR 35116 (737)	JUL 01/93
		PRR 54512 (757)	JUL 01/93
		MC2520MK3446	JUL 01/93
		MC2523MK3074	JUL 01/93
		MC3520MP5009	JUL 01/93
737-35-1040		PRR 35273 (737)	SEP 01/95
757-35-0013		PRR 54666 (757)	SEP 01/95
		RR 97132-271	SEP 01/95
		MC 3520MP5032	DEC 01/95
		PRR 38094 (737)	JUL 01/98
		PRR 38060-9(737)	JUL 01/98
737-25-1394			JUL 01/01
757-25-0209			JUL 01/01
757-35-0014		PRR 54530-182	MAR 01/03
757-35-1049		PRR 38060-9	MAR 01/03
		PRR 38275-77	MAR 01/05
	25-4		NOV 01/07

25-23-38

TR AND SB RECORD

Page 1

Nov 01/2007



COMPONENT MAINTENANCE MANUAL

All revisions to this manual will be accompanied by transmittal sheet bearing the revision number. Enter the revision number in numerical order, together with the revision date, the date filed and the initials of the person filing.

Revision		Filed	
Number	Date	Date	Initials

Revision		Filed	
Number	Date	Date	Initials

25-23-38

REVISION RECORD

Page 1

Nov 01/2007



COMPONENT MAINTENANCE MANUAL

Revision		Filed		Revision		Filed	
Number	Date	Date	Initials	Number	Date	Date	Initials



COMPONENT MAINTENANCE MANUAL

All temporary revisions to this manual will be accompanied by a cover sheet bearing the temporary revision number. Enter the temporary revision number in numerical order, together with the temporary revision date, the date the temporary revision is inserted and the initials of the person filing.

When the temporary revision is incorporated or cancelled, and the pages are removed, enter the date the pages are removed and the initials of the person who removed the temporary revision.

Temporary Revision		Inserted		Removed		Temporary Revision		Inserted		Removed	
Number	Date	Date	Initials	Date	Initials	Date	Initials	Number	Date	Date	Initials

BOEING PROPRIETARY - Copyright © Unpublished Work - See title page for details



COMPONENT MAINTENANCE MANUAL

INTRODUCTION

1. General

- A. The instructions in this manual supply the data necessary to do the maintenance functions together with the test, fault isolation, repair, and replacement of the defective parts.
- B. This manual is divided into different parts:
 - (1) Title Page
 - (2) Transmittal Letter
 - (3) Highlights
 - (4) List of Effective Pages
 - (5) Table of Contents
 - (6) Temporary Revision & Service Bulletin Record
 - (7) Record of Revisions
 - (8) Record of Temporary Revisions
 - (9) Introduction
 - (10) Procedures & IPL Sections
- C. Components that can be repaired have a different repair number for each specified repair. To find the repair number location of a component, look in the Repair-General procedure at the beginning of the REPAIR section. The Repair-General procedure also has an explanation of the True Position Dimension symbols used.
- D. All dimensions, measures, quantities and weights included are in English units. When metric equivalents are given they will be in the parentheses that follow the English units.
- E. The introduction to the Illustrated Parts List (IPL) shows how the IPL data is used.
- F. Design changes, optional parts, configuration differences and Service Bulletin modifications may cause different part numbers. These part numbers are identified in the IPL with an alphabetical letter which is added to the end of the basic item number. This new item number is referred to as an alpha-variant. Throughout the manual, IPL basic item number references also apply to alpha-variants unless shown differently.
- G. The tool reference numbers found in the individual procedures and in the Special Tools, Fixtures, and Equipment section are used to identify if a tool is a standard tool (STD-XXXX), a commercial tool (COM-XXXX), or a Special Tool (SPL-XXXX). This reference number is also used to distinguish between tools with similar names in the same procedure. These reference numbers are for use in the documentation only. They are not to be used for ordering tools.

25-23-38

INTRODUCTION

Page 1

Mar 01/2009



COMPONENT MAINTENANCE MANUAL

PASSENGER SERVICE UNIT ASSEMBLY - DESCRIPTION AND OPERATION

1. Description

- A. The passenger service unit assembly has reading lights, an oxygen supply system with masks and an oxygen generator, attendant call switch, gasper air, and support hardware. Some of the units do not come with gaspers or speakers.

2. Operation

- A. The emergency oxygen supply system supplies oxygen to the passengers when cabin pressure decreases too much. Then an electro-mechanical actuator opens the door panel and lets the oxygen masks fall to the end of their lanyards. When the first mask is pulled to the face to breathe, the lanyard fires the oxygen generator, which makes oxygen and sends it into the system.

3. Leading Particulars (approximate)

- A. Length – 23 inches
- B. Width – 12 inches
- C. Height – 3 inches
- D. Weight – 3 pounds

25-23-38

DESCRIPTION AND OPERATION

Page 1

Nov 01/2007



COMPONENT MAINTENANCE MANUAL

TESTING AND FAULT ISOLATION

1. General

- A. This procedure has the data necessary to do a test of the passenger service unit assembly after an overhaul or for fault isolation.
- B. Refer to the Standard Overhaul Practices Manual (SOPM) for the SOPM subjects identified in this procedure.

2. Test Equipment

- A. AC Power Supply – 28 VAC power supply, COM-6097 400 Hz, variable output, controllable to 28 VAC
- B. DC Power Supply –28 VDC power supply, STD-686 variable output, controllable to 28 VDC
- C. Audio Signal Generator – 400 Hz signal
- D. 28 volt light bulbs

3. Oxygen System Test

- A. References

Reference	Title
CMM 35-21-02	OXYGEN BOX ASSEMBLY

- B. Procedure

(1) Refer to CMM 35-21-02 for the oxygen system test procedure.

4. Reading Lights and Switches Test (TESTING AND FAULT ISOLATION, Figure 101)

- A. Tools/Equipment

NOTE: Equivalent substitutes may be used.

Reference	Description
COM-6097	Power Supply, AC 28V + /-1V, 400 Hz (Part #: 810P, Supplier: 16067)

- B. Procedure

- (1) Make sure connector P3 is connected to J3 and connector P1, P2 are connected to J1, J2.
- (2) Use the 28 VAC power supply, COM-6097. Apply 28 VAC to pin 6 and ground to pin 8 of connector P4.
- (3) Push the left reading light switch. See that the left reading light comes on.
- (4) Push the left reading light switch again. See that the left reading light goes out.
- (5) Push the center reading light switch. See that the center reading light comes on.
- (6) Push the center reading light switch again. See that the center reading light goes out.
- (7) Push the right reading light switch. See that the right reading light comes on.
- (8) Push the right reading light switch again. See that the right reading light goes out.
- (9) Disconnect the 28 VAC power supply, COM-6097 from pin 6 and ground from pin 8.

5. Attendant Call Test (TESTING AND FAULT ISOLATION, Figure 101)

- A. Tools/Equipment

NOTE: Equivalent substitutes may be used.

25-23-38

TESTING AND FAULT ISOLATION

Page 101

Nov 01/2007



COMPONENT MAINTENANCE MANUAL

Reference	Description
STD-686	Power Supply - 28 VDC

B. Procedure

NOTE: Do this test with the master call light control switch in position 1 (FWD) and then in position 2 (AFT).

- (1) On assemblies with wire bundles S417N313-101, -102, -103, -201, -202, 203, connect an external light bulb, representing the chime, between pins 2 and 10 on connector P4. Connect a bulb, which will be used in this test as the master call light, between pins 4 and 10 on connector P4 (substitute pin 3 for pin 4 when call select switch is in AFT position).
- (2) On assemblies with wire bundle S417N313-205, -210, connect an external light bulb, which in this test will be used as the chime, between pins 16 and 10 on connector P4. Connect a bulb, which will be used in this test as the master call light, between pins 4 and 10 on connector P4 (substitute pin 2 for pin 16 and pin 3 for pin 4 when the call select switch is in the AFT position).
- (3) Apply 28 VDC power supply, STD-686 to pin 5 and ground to pin 10 of connector P4.
- (4) Push the left attendant call light switch. See that the two PSU mounted attendant call lights come on, the external light used as the master call light comes on, and then the external light used as the chime comes on and then immediately goes out.
- (5) Push the left attendant call light switch. See that the two PSU mounted attendant call lights and the external light, used as the master call light all go out, and that the light used as the chime does not come on with the second push.
- (6) Disconnect the two external lights and the 28 VDC power supply, STD-686.

6. Passenger Address Speaker Test (units with wire bundles S417N313-201, -203)

A. Procedure

- (1) On assemblies with wire bundle S417N313-203, -205, apply common to pin 14 and a 400 Hz signal to pin 13 of connector P4. Adjust the tone to a comfortable audio level with not more than 2 watts audio power.
- (2) On assemblies with wire bundle S417N313-201, apply common to pin 13 and a 400 Hz signal to pin 14 of connector P4. Adjust the tone to a comfortable audio level with not more than 2 watts audio power.
- (3) On assemblies with wire bundle S417N313-101, -210, apply common to pin 12 and a 400 Hz-signal to pin 9 of connector P3. Adjust the tone to a comfortable audio level with not more than 2 watts of audio power.
- (4) Make sure that the tone is clear with no distortion.
- (5) Disconnect the 400 Hz signal and ground from connector P4.

7. Passenger Address Speaker Test (Units with wire bundles S417N313-202, -206)

A. Tools/Equipment

NOTE: Equivalent substitutes may be used.

Reference	Description
STD-686	Power Supply - 28 VDC

25-23-38

TESTING AND FAULT ISOLATION

Page 102

Nov 01/2007



COMPONENT MAINTENANCE MANUAL

B. Procedure

- (1) On assemblies with wire bundle S417N313-206, apply common to pin 13 and a 400 Hz signal to pin 14 of connector P4. Adjust the tone to a comfortable audio level with not more than 2 watts audio power.
- (2) On assemblies with wire bundle S417N313-202, -208, apply common to pin 14 and a 400 Hz signal to pin 13 of connector P4. Adjust the tone to a comfortable audio level with not more than 2 watts audio power.
- (3) Make sure the tone is clear with no distortion.
- (4) On assemblies with wire bundle S417N313-206, apply 28 VDC power supply, STD-686 to pin 15 and ground to pin 10 of connector P4. Make sure the tone stops from the speaker.
- (5) On assemblies with wire bundle S417N313-202, -208, apply 28 VDC power supply, STD-686 to pin 12 and ground to pin 10 of connector P4. Make sure the tone stops from the speaker.
- (6) Disconnect the 28 VDC power supply, STD-686, 400 Hz signal, ground, and common from connector P4.

8. Information Sign Switch (TESTING AND FAULT ISOLATION, Figure 101)

A. Tools/Equipment

NOTE: Equivalent substitutes may be used.

Reference	Description
COM-6097	Power Supply, AC 28V +/-1V, 400 Hz (Part #: 810P, Supplier: 16067)

B. Procedure

- (1) Use the 28 VAC power supply, COM-6097. Apply 28 VAC to pins 1 and 7, and ground to pin 8 of connector P4.
- (2) See that the "NO SMOKING" and the "FASTEN SEAT BELT" portions come on. (If they do not, look for bad lamps.)
- (3) Disconnect the 28 VAC power supply, COM-6097 from pins 1 and 7, and ground from pin 8 of connector P4.

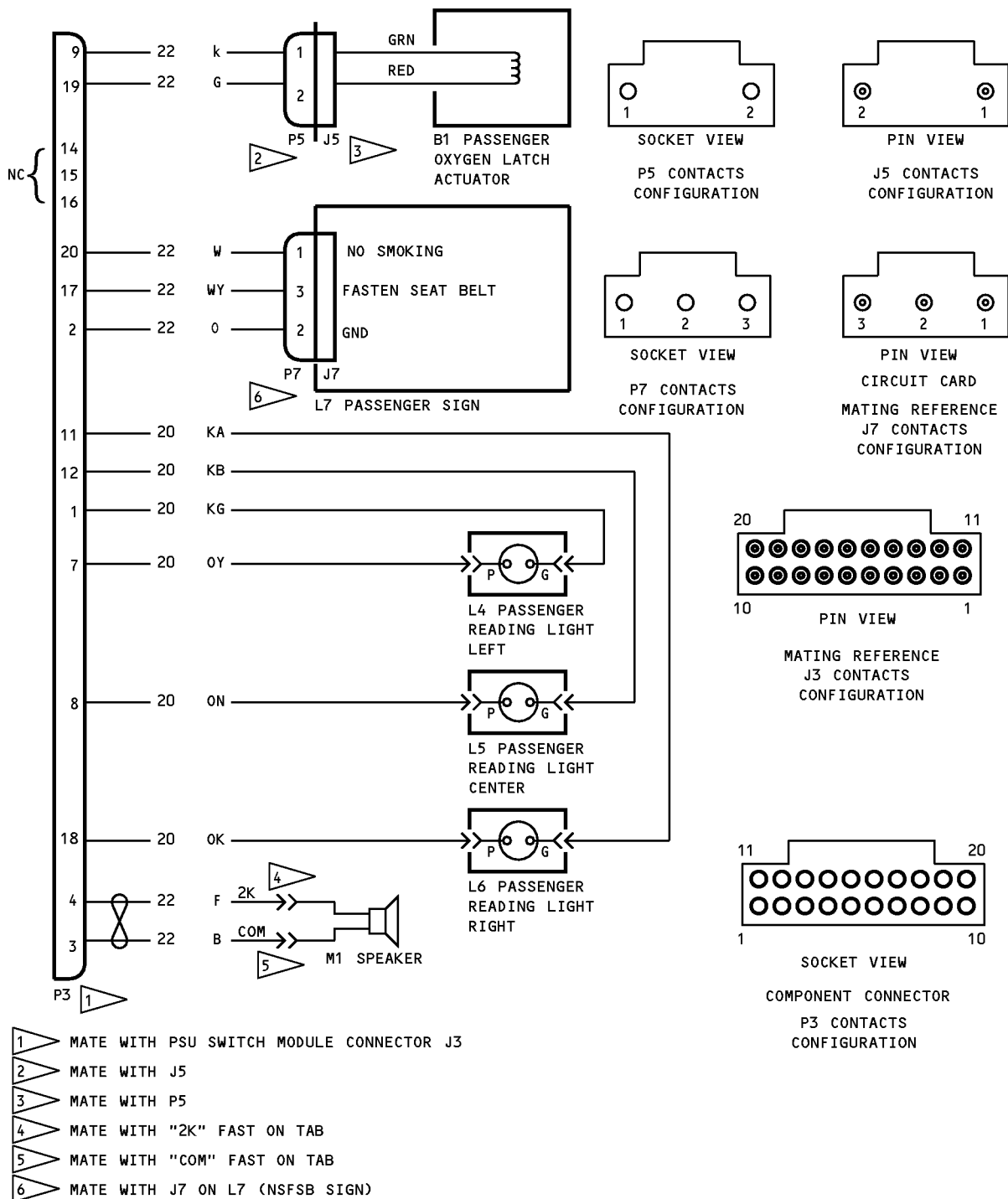
25-23-38

TESTING AND FAULT ISOLATION

Page 103

Nov 01/2007

COMPONENT MAINTENANCE MANUAL



S417N313-101,-102

PSU Schematic Diagram
Figure 101 (Sheet 1 of 11)

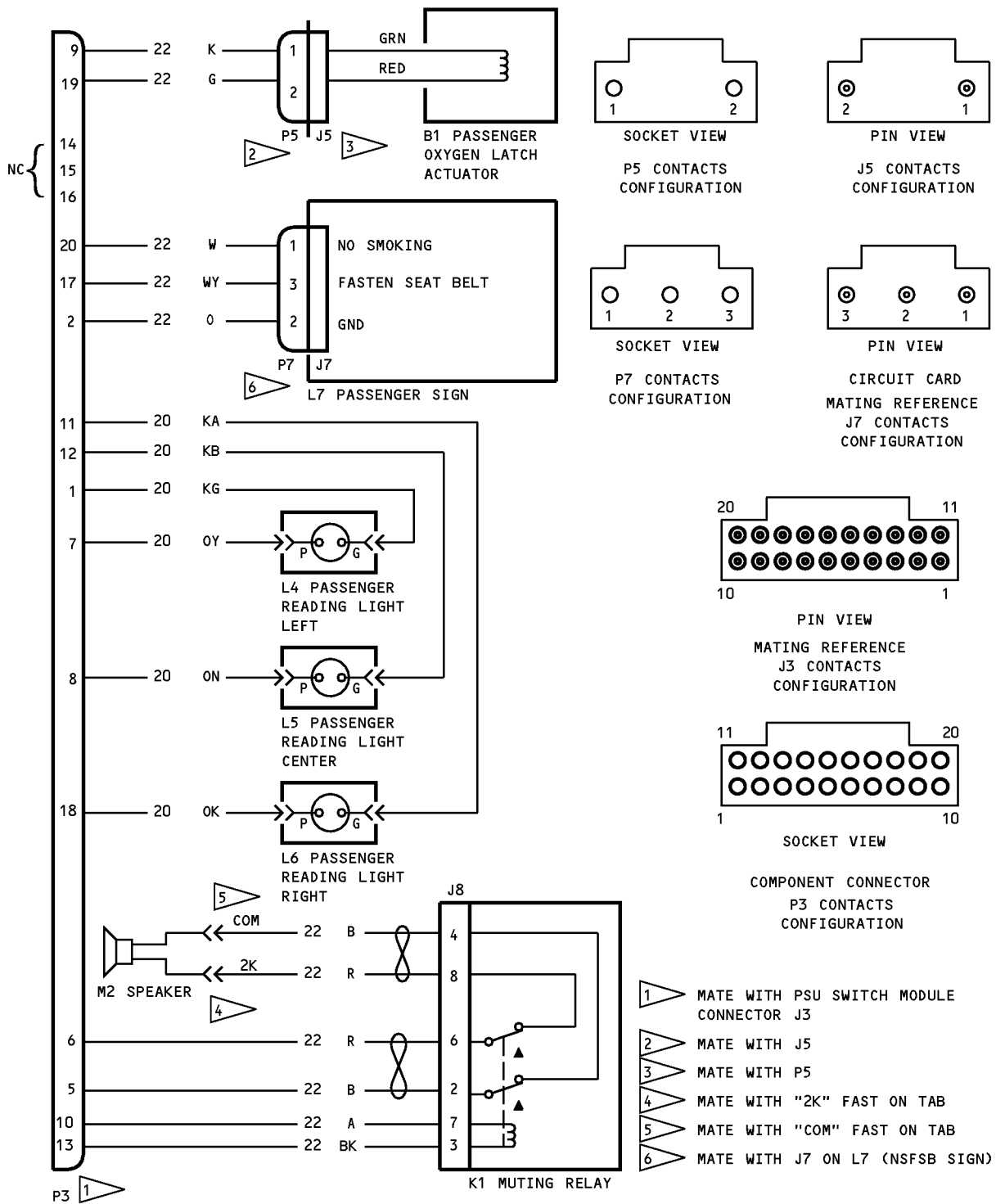
25-23-38

TESTING AND FAULT ISOLATION

Page 104

Nov 01/2007

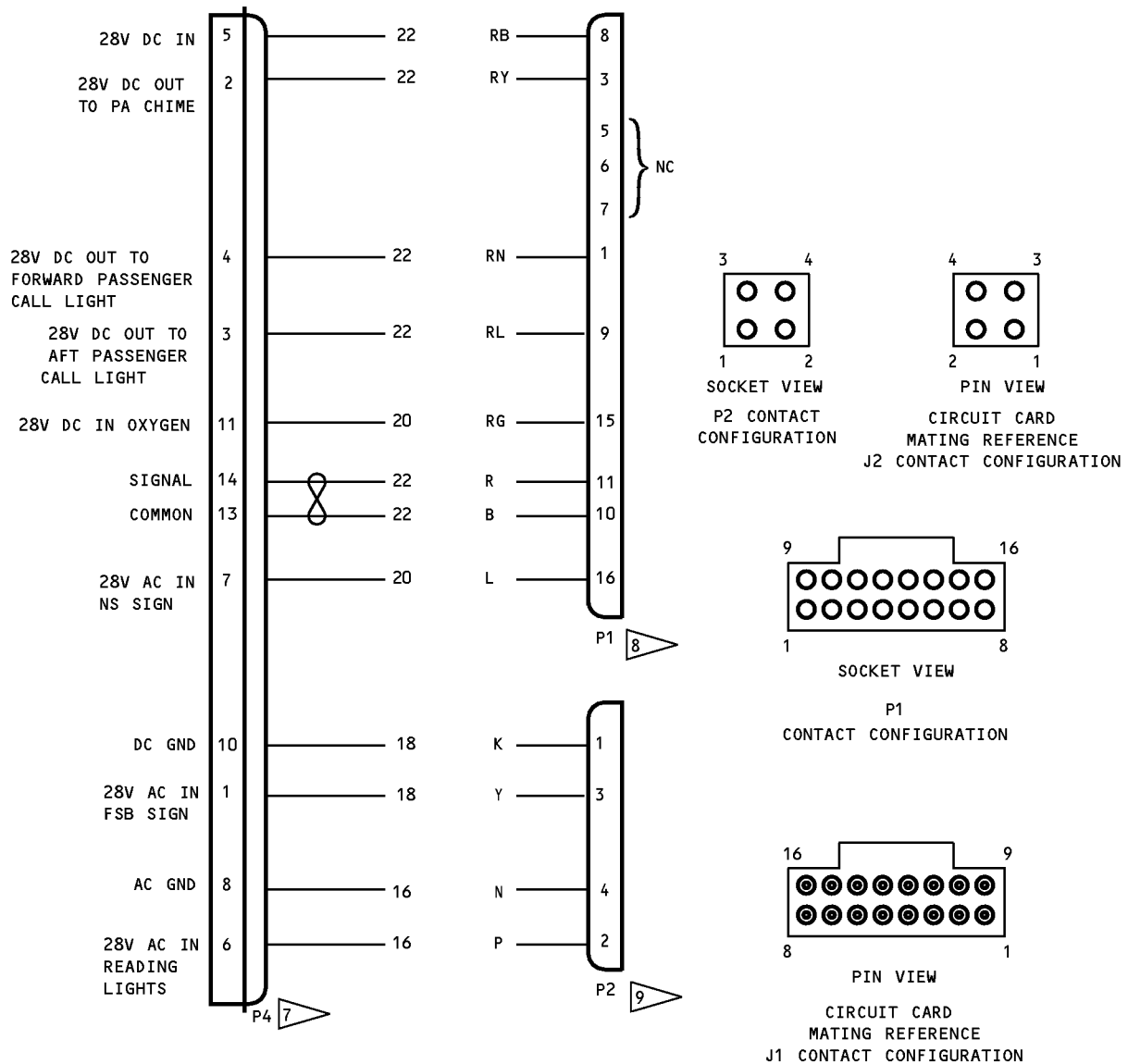
COMPONENT MAINTENANCE MANUAL



S417N313-103

PSU Schematic Diagram
Figure 101 (Sheet 2 of 11)

COMPONENT MAINTENANCE MANUAL



- MATE WITH PSU SHIP WIRING HARNESS
- MATE WITH SWITCH MODULE CONNECTOR J1
- MATE WITH SWITCH MODULE CONNECTOR J2

S417N313-201

PSU Schematic Diagram
Figure 101 (Sheet 3 of 11)

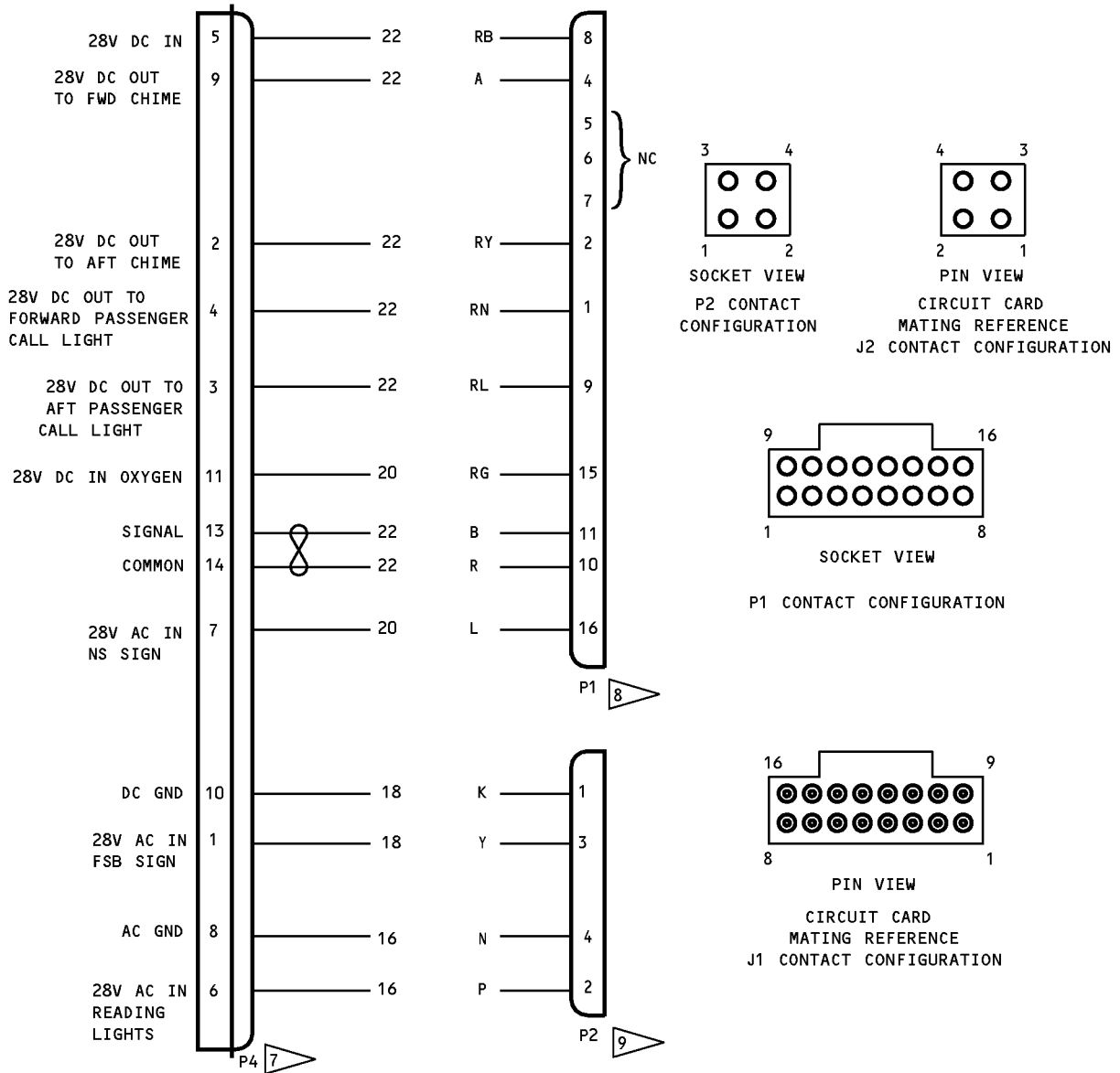
25-23-38

TESTING AND FAULT ISOLATION

Page 106

Nov 01/2007

COMPONENT MAINTENANCE MANUAL



- MATE WITH PSU SHIP WIRING HARNESS
- MATE WITH SWITCH MODULE CONNECTOR J1
- MATE WITH SWITCH MODULE CONNECTOR J2

S417N313-202

PSU Schematic Diagram
Figure 101 (Sheet 4 of 11)

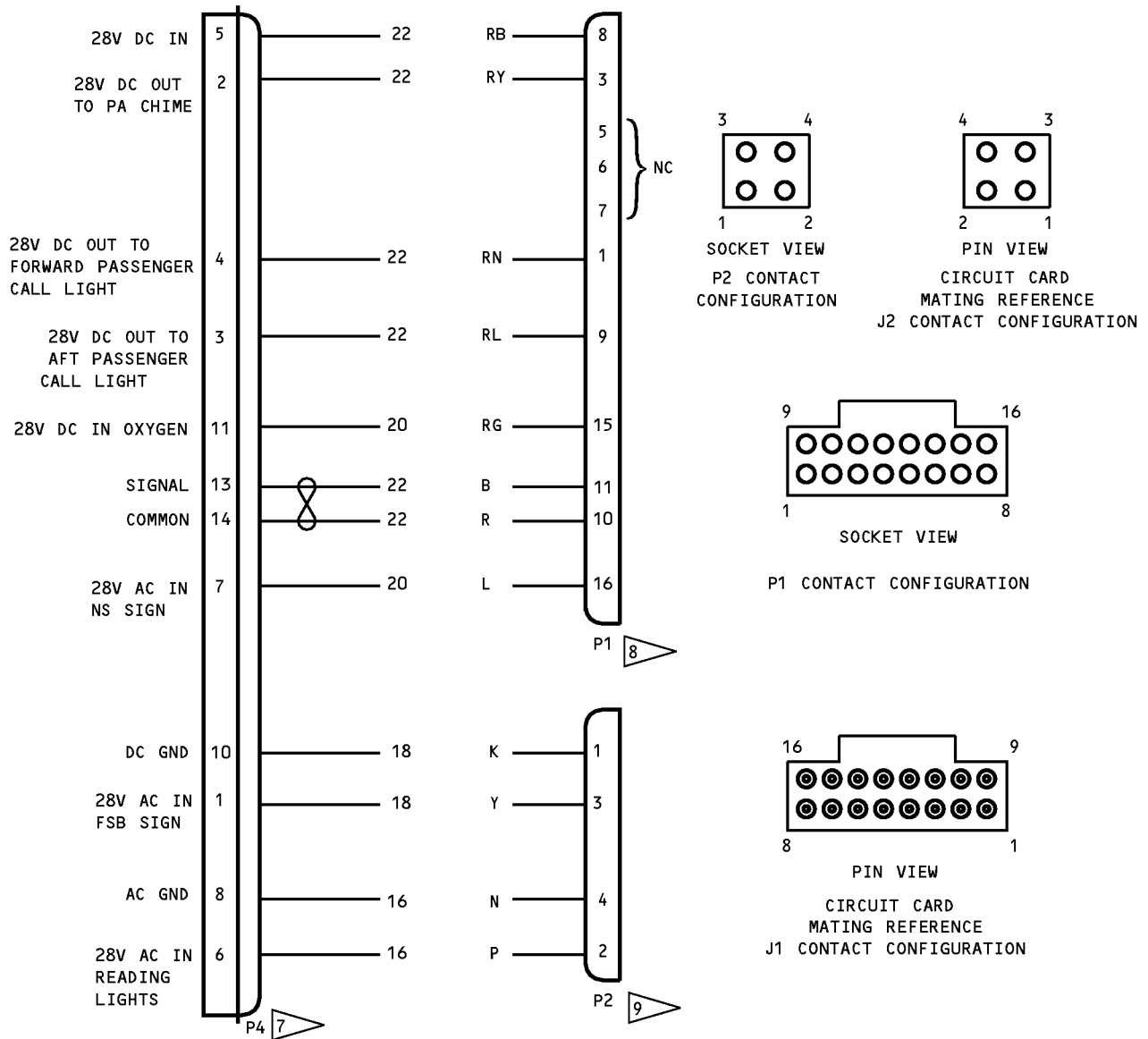
25-23-38

TESTING AND FAULT ISOLATION

Page 107

Nov 01/2007

COMPONENT MAINTENANCE MANUAL



- MATE WITH PSU SHIP WIRING HARNESS
- MATE WITH SWITCH MODULE CONNECTOR J1
- MATE WITH SWITCH MODULE CONNECTOR J2

S417N313-203

PSU Schematic Diagram
Figure 101 (Sheet 5 of 11)

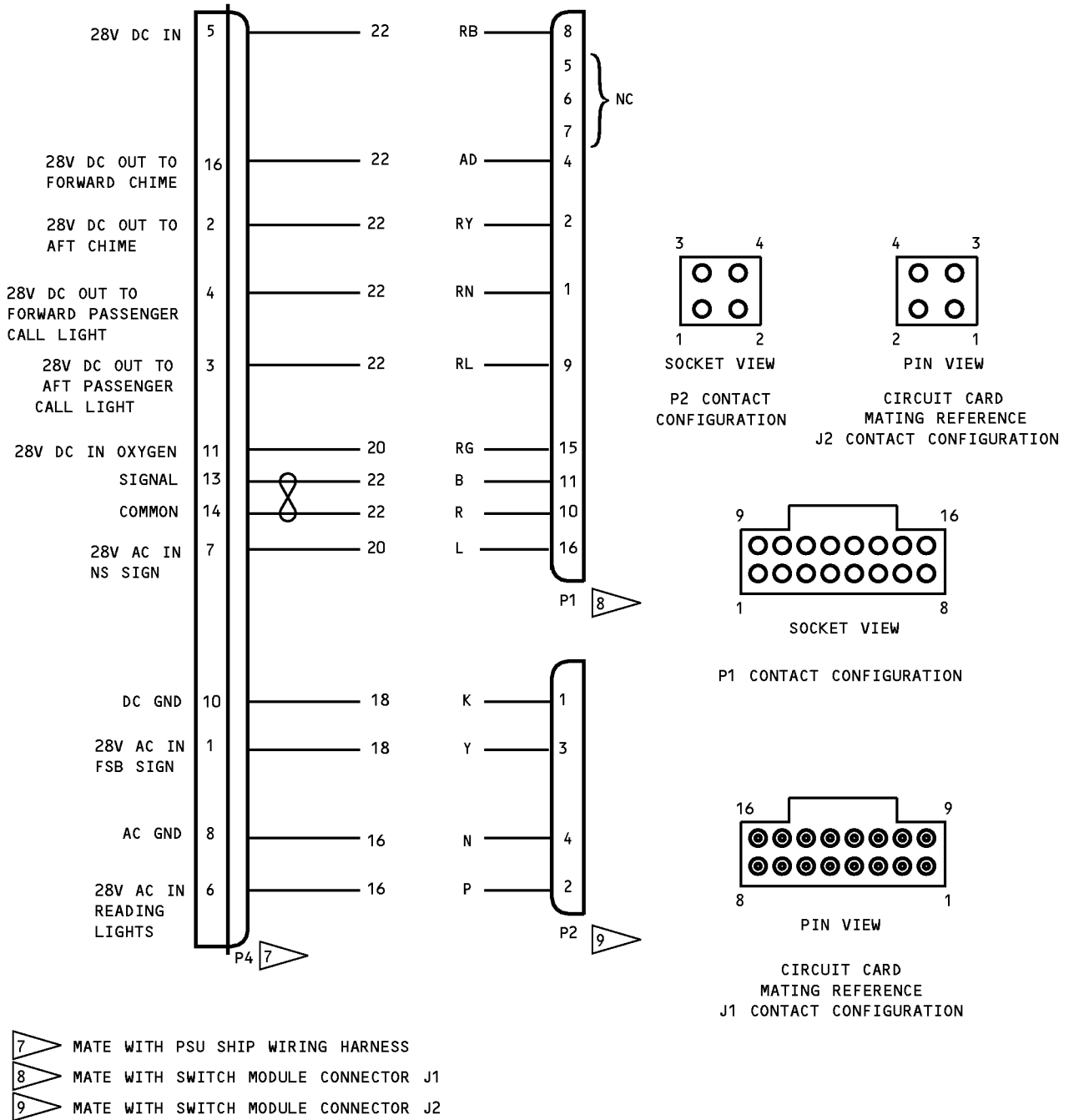
25-23-38

TESTING AND FAULT ISOLATION

Page 108

Nov 01/2007

COMPONENT MAINTENANCE MANUAL



S417N313-205

PSU Schematic Diagram
Figure 101 (Sheet 6 of 11)

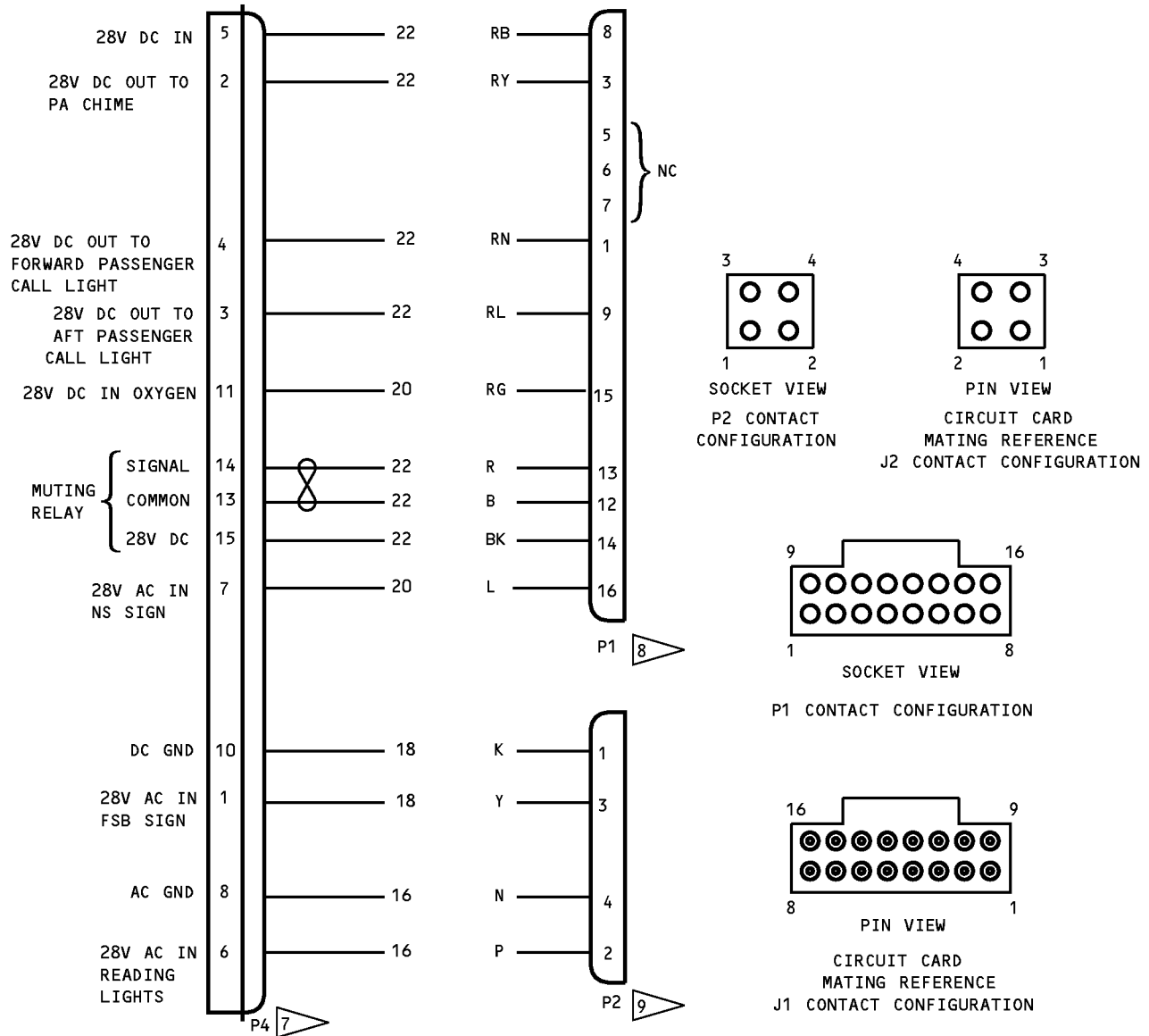
25-23-38

TESTING AND FAULT ISOLATION

Page 109

Nov 01/2007

COMPONENT MAINTENANCE MANUAL



- MATE WITH PSU SHIP WIRING HARNESS
- MATE WITH SWITCH MODULE CONNECTOR J1
- MATE WITH SWITCH MODULE CONNECTOR J2

S417N313-206

PSU Schematic Diagram
Figure 101 (Sheet 7 of 11)

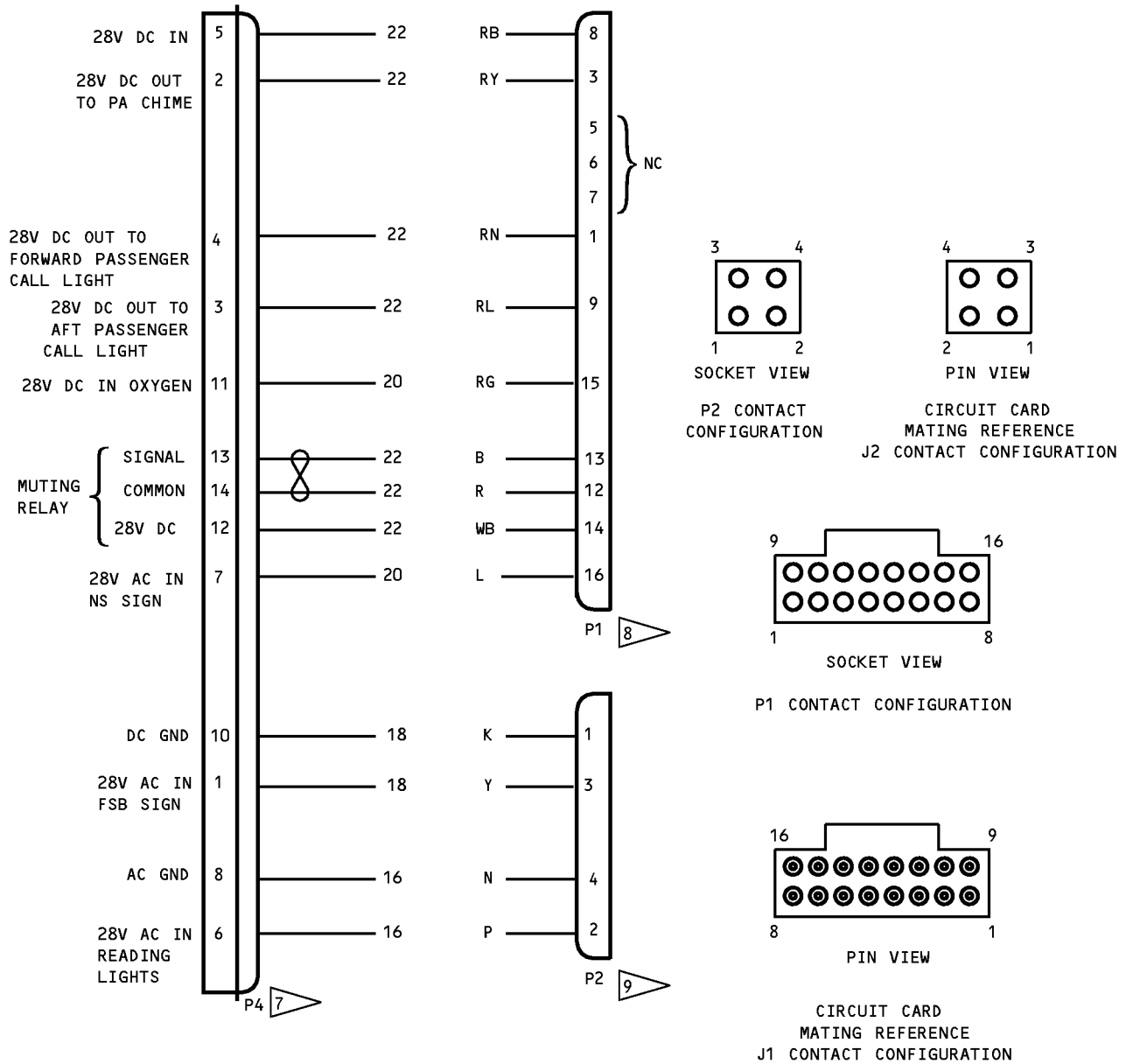
25-23-38

TESTING AND FAULT ISOLATION

Page 110

Nov 01/2007

COMPONENT MAINTENANCE MANUAL



- 7 MATE WITH PSU SHIP WIRING HARNESS
- 8 MATE WITH SWITCH MODULE CONNECTOR J1
- 9 MATE WITH SWITCH MODULE CONNECTOR J2

S417N313-208

PSU Schematic Diagram
Figure 101 (Sheet 8 of 11)

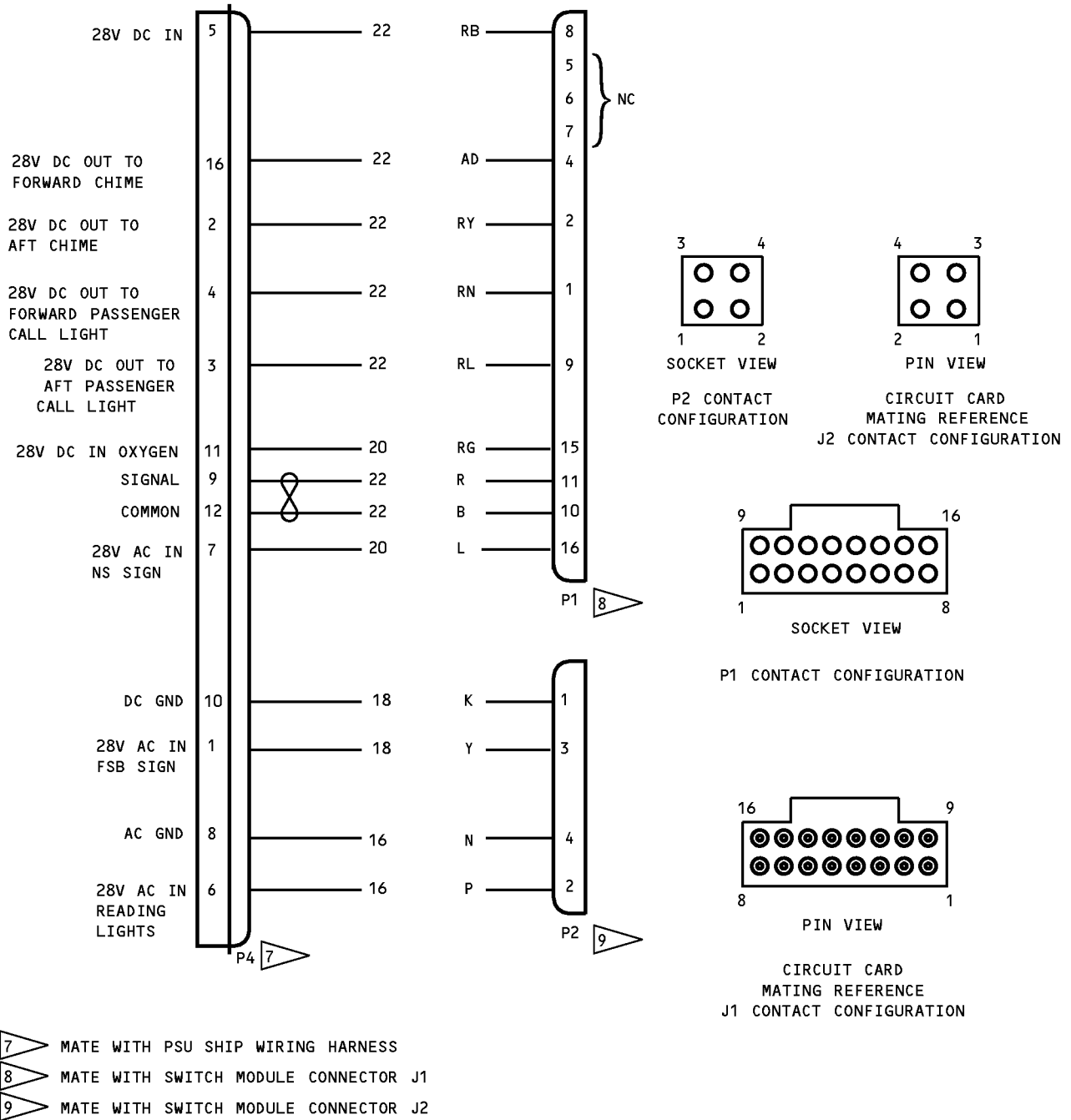
25-23-38

TESTING AND FAULT ISOLATION

Page 111

Nov 01/2007

COMPONENT MAINTENANCE MANUAL



S417N313-210

PSU Schematic Diagram
Figure 101 (Sheet 9 of 11)

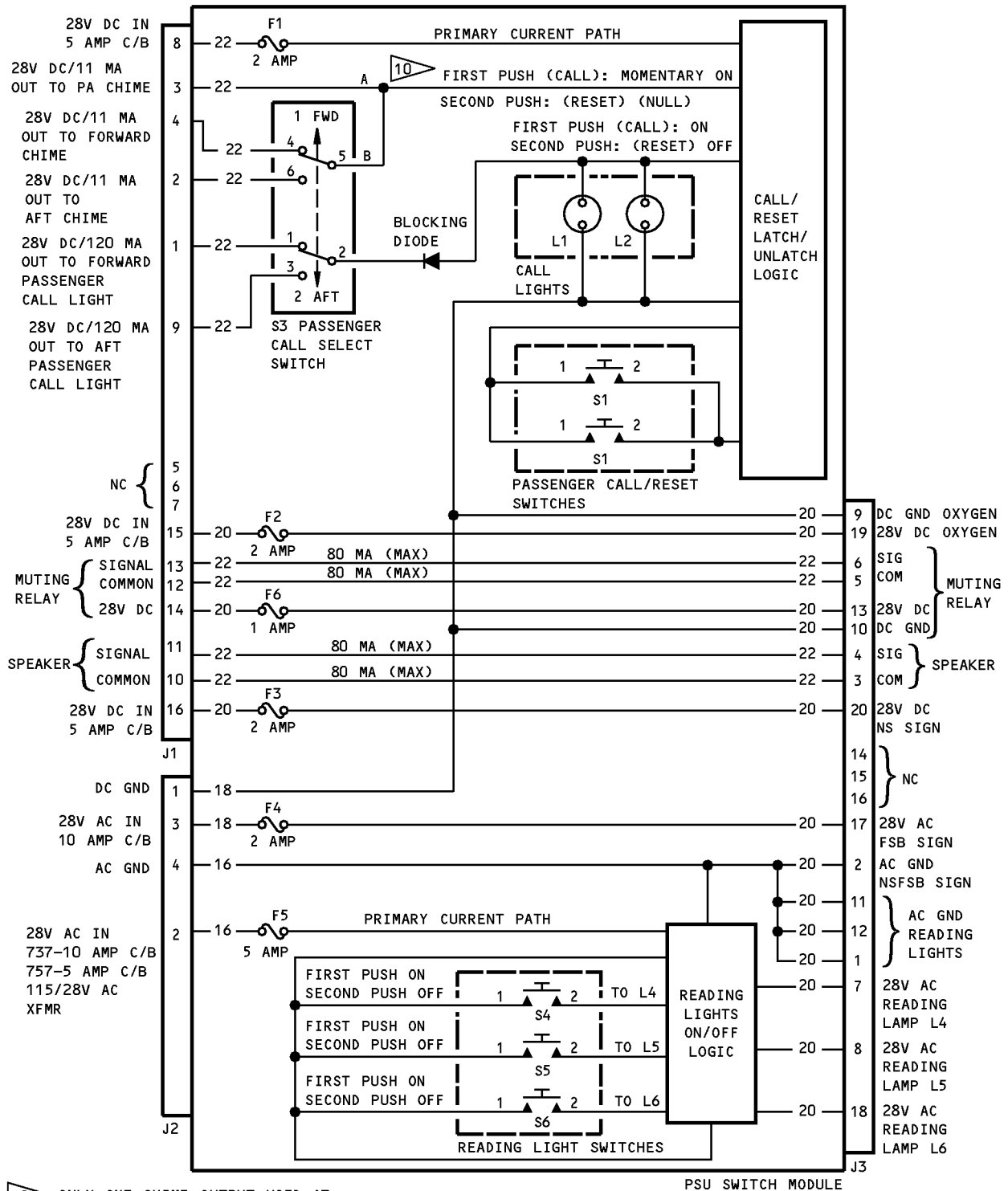
25-23-38

TESTING AND FAULT ISOLATION

Page 112

Nov 01/2007

COMPONENT MAINTENANCE MANUAL



10 ONLY ONE CHIME OUTPUT USED AT A TIME (A OR B BUT NOT BOTH)

S417N312-SERIES

PSU Schematic Diagram
Figure 101 (Sheet 10 of 11)



COMPONENT MAINTENANCE MANUAL

- 1 MATE WITH PSU SWITCH MODULE CONNECTOR J3
- 2 MATE WITH J5
- 3 MATE WITH P5
- 4 MATE WITH "2K" FAST ON TAB
- 5 MATE WITH "COM" FAST ON TAB
- 6 MATE WITH J7 ON L7 (NSFSB SIGN)
- 7 MATE WITH PSU SHIP WIRING HARNESS
- 8 MATE WITH SWITCH MODULE CONNECTOR J1
- 9 MATE WITH SWITCH MODULE CONNECTOR J2
- 10 ONLY ONE CHIME OUTPUT USED AT A TIME
(A OR B BUT NOT BOTH)

PSU Schematic Diagram
Figure 101 (Sheet 11 of 11)

25-23-38

TESTING AND FAULT ISOLATION

Page 114

Nov 01/2007



COMPONENT MAINTENANCE MANUAL

DISASSEMBLY

1. General

- A. This procedure has the data to disassemble the passenger service unit assembly.
- B. Disassemble this component only as necessary to complete fault isolation, determine the serviceability of parts, perform required repairs, and restore the unit to serviceable condition.
- C. Refer to IPL Figure 4 for item numbers.

2. Passenger Service Unit

- A. Procedure

CAUTION: SOME PARTS OF THIS ASSEMBLY CAN BE SEEN FROM THE CABIN INTERIOR. BE CAREFUL NOT TO DAMAGE SURFACES THE PASSENGERS WILL SEE.

- (1) Use standard industry practices to disassemble this component.

NOTE: Disassemble this component only as necessary to complete fault isolation, find out the serviceability of parts, do repairs, and make the unit serviceable again.

3. Oxygen System (IPL Figure 4)

- A. Tools/Equipment

NOTE: Equivalent substitutes may be used.

Reference	Description
SPL-1937	Equipment - Firing Pin Retraction, BE Aerospace and AVOX oxygen generators (Part #: C35003-1, Supplier: 81205) (Opt Part #: A35001-10, Supplier: 81205)

- B. Procedure

WARNING: DO NOT LET OIL, GREASE, DUST, LINT OR OTHER FLAMMABLE MATERIALS GET ON THE PARTS THAT TOUCH OXYGEN. FLAMMABLE MATERIALS CAN EXPLODE IF MIXED WITH OXYGEN.

WARNING: THE OXYGEN GENERATOR BECOMES VERY HOT WHEN IT IS STARTED. A PERSON CAN GET A BAD BURN FROM THE OXYGEN GENERATOR. MAKE SURE THAT THE A35001-8 SAFETY PIN AND WARNING FLAG (PART OF A35001-10 RETRACTION EQUIPMENT) ARE CORRECTLY INSTALLED IN A NEW OR REPLACEMENT OXYGEN GENERATOR.

- (1) Remove bolts (50), washers (55), pulley plate (60) and pulley wheels (65) from the passenger service unit.
- (2) Remove bolt (70), washer (75), cable cover quadrant (80, 85) and cable quadrants (90) from the passenger service unit.
- (3) Remove cable assembly (95) from pulley wheels (65) and cable quadrants (90).
- (4) Remove nut (15), washer (10), clamp (20) and screw (5) from the passenger service unit.
- (5) Pull flexible hoses (40, 45) from tee connector assembly (35) and manifolds (30).
- (6) Remove tee connector assembly (35) and manifolds (30) from the passenger service unit.
- (7) Remove oxygen mask assemblies (175).
 - (a) Remove plate cover (140) from the passenger service unit.

25-23-38

DISASSEMBLY

Page 301

Nov 01/2008



COMPONENT MAINTENANCE MANUAL

(b) Remove tubing (180) from manifold outlet.

WARNING: THE OXYGEN GENERATOR BECOMES VERY HOT WHEN IT IS STARTED. A PERSON CAN GET A BAD BURN FROM THE OXYGEN GENERATOR. MAKE SURE THAT THE A35001-8 SAFETY PIN AND WARNING FLAG (PART OF A35001-10 RETRACTION EQUIPMENT) ARE CORRECTLY INSTALLED IN A NEW OR REPLACEMENT OXYGEN GENERATOR.

(c) Remove activation pin (105) from oxygen generator (135). Install the firing pin retraction pliers and safety pin, SPL-1937 and warning flag.

(d) Lift out oxygen mask assemblies (175).

(8) Remove oxygen generator (135).

(a) Remove screw (120) and washer (125).

(b) Remove oxygen generator (135) and retaining strap (130).

(9) Remove retainers (150) and pin (145) from the passenger service unit.

25-23-38

DISASSEMBLY

Page 302

Jul 01/2008



COMPONENT MAINTENANCE MANUAL

CLEANING

1. General

- A. This procedure has the data necessary to clean the passenger service unit assembly.
- B. Refer to the Standard Overhaul Practices Manual (SOPM) for the SOPM subjects identified in this procedure.

2. Clean

A. References

Reference	Title
SOPM 20-30-03	GENERAL CLEANING PROCEDURES

B. Procedure

CAUTION: USE ONLY THE SPECIFIED MATERIALS TO CLEAN INTERIOR PLASTIC SURFACES. OTHER MATERIALS COULD DAMAGE PLASTICS. THE DAMAGE COULD BE IMMEDIATE BUT NOT DETECTABLE VISUALLY.

- (1) Clean all decorative plastic parts per Cleaning of Interior Painted and Plastic Surfaces in SOPM 20-30-03.

WARNING: DO NOT LET OIL, GREASE, DUST, LINT OR OTHER FLAMMABLE MATERIALS GET ON THE PARTS THAT TOUCH OXYGEN. FLAMMABLE MATERIALS CAN EXPLODE IF MIXED WITH OXYGEN.

- (2) Clean all vendor supplied oxygen system components by the applicable vendor instructions.
- (3) Vapor degrease all oxygen system tubing and fittings per SOPM 20-30-03.

25-23-38

CLEANING

Page 401

Nov 01/2007



COMPONENT MAINTENANCE MANUAL

CHECK

1. General

- A. This procedure has the data necessary to find defects in the material of the specified parts.
- B. Refer to the Standard Overhaul Practices Manual (SOPM) for the SOPM subjects identified in this procedure.

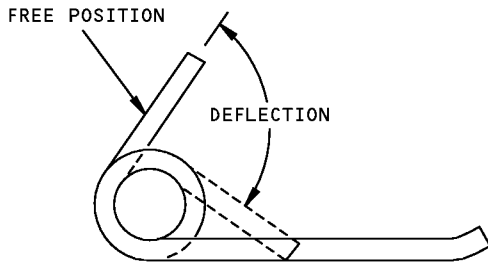
2. Check

- A. Procedure
 - (1) Examine all parts for obvious defects with standard industry practices.
 - (2) Examine the color indicator on the oxygen generator. If the color indicator is black, the generator is used (empty). Replace used generators.
 - (3) Make a check of the spring per CHECK, Figure 501.

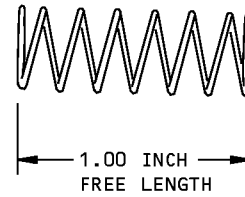
25-23-38

CHECK
Page 501
Nov 01/2007

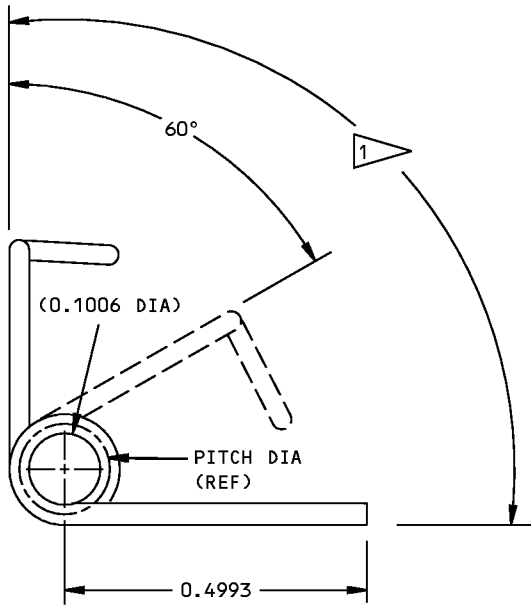
COMPONENT MAINTENANCE MANUAL



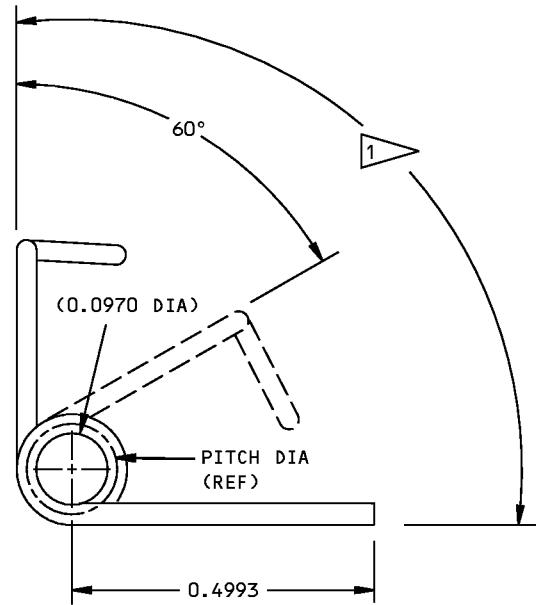
417N3173-1



417N3173-2



417N3173-21,-22



417N3173-35,-36

PART NUMBER	DEFLECTION	LOAD (POUND-INCHES)
417N3173-1	48-52 (DEG)	0.63-0.77
	88-92 (DEG)	1.35-1.65
417N3173-2	0.25 INCH	1.17-1.43
	0.75 INCH	0.36-0.44
417N3173-21	58-62 (DEG)	0.25-0.35
417N3173-22	58-62 (DEG)	0.25-0.35
417N3173-35	58-62 (DEG)	0.37-0.40
417N3173-36	58-62 (DEG)	0.37-0.40

FREE (ZERO DEFLECTION) POSITION

ALL DIMENSIONS ARE IN INCHES

Spring Check
Figure 501

25-23-38



COMPONENT MAINTENANCE MANUAL

REPAIR

1. Content

A. Repair, refinish and replacement procedures are included in separate repair sections as follows:

Table 601:

<u>P/N</u>	<u>NAME</u>	<u>REPAIR</u>
- - -	MISCELLANEOUS PARTS REFINISH	1-1
417N3190	LANYARD ASSEMBLY	2-1
417N3180	CLAMP ASSEMBLY	3-1
417T4205	OXYGEN MASK ASSEMBLY	4-1
S417T312	OVERLAY REPLACEMENT	5-1
417N3170	LATCH ASSEMBLY	6-1
S417N301-2	LAMP HOUSING	7-1

2. Standard Practices

A. Refer to the following standard practices, as applicable, for details of procedures in individual repairs.

- (1) SOPM 20-30-02 Stripping of Protective Finishes
- (2) SOPM 20-30-03 General Cleaning Procedures
- (3) SOPM 20-41-01 Decoding Table for Boeing Finish Codes
- (4) SOPM 20-42-05 Bright Cadmium Plating
- (5) SOPM 20-43-01 Chromic Acid Anodizing
- (6) SOPM 20-50-12 Application of Adhesives
- (7) SOPM 20-60-01 Cleaning Materials
- (8) SOPM 20-60-02 Finishing Materials

3. Materials

NOTE: Equivalent substitutes can be used.

- A. Primer – primer, C00259 BMS 10-11, type 1 (Ref SOPM 20-60-02)
- B. Adhesive – adhesive, A00028 Type 70 (Ref SOPM 20-50-12)
- C. Isopropyl Alcohol alcohol, B00130 (Ref SOPM 20-60-01)
- D. Solvent – n-heptane solvent, B00142 Heptane (Ref SOPM 20-60-01)

4. Dimensioning Symbols

A. Standard True Position Dimensioning Symbols used in the applicable repair procedures are shown in REPAIR-GENERAL, Figure 601.

25-23-38

REPAIR - GENERAL

Page 601

Nov 01/2007



COMPONENT MAINTENANCE MANUAL

—	STRAIGHTNESS	\oplus	THEORETICAL EXACT POSITION OF A FEATURE (TRUE POSITION)
\square	FLATNESS	\varnothing	DIAMETER
\perp	PERPENDICULARITY (OR SQUARENESS)	$s \varnothing$	SPHERICAL DIAMETER
//	PARALLELISM	R	RADIUS
\bigcirc	ROUNDNESS	SR	SPHERICAL RADIUS
\bigcirc	CYLINDRICITY	()	REFERENCE
\frown	PROFILE OF A LINE	BASIC (BSC) OR	A THEORETICALLY EXACT DIMENSION USED TO DESCRIBE SIZE, SHAPE OR LOCATION OF A FEATURE FROM WHICH PERMISSIBLE VARIATIONS ARE ESTABLISHED BY TOLERANCES ON OTHER DIMENSIONS OR NOTES.
\triangle	PROFILE OF A SURFACE	DIM	
\odot	CONCENTRICITY	-A-	DATUM
\equiv	SYMMETRY	\textcircled{M}	MAXIMUM MATERIAL CONDITION (MMC)
\sphericalangle	ANGULARITY	\textcircled{L}	LEAST MATERIAL CONDITION (LMC)
\nearrow	RUNOUT	\textcircled{S}	REGARDLESS OF FEATURE SIZE (RFS)
\nearrow	TOTAL RUNOUT	\textcircled{P}	PROJECTED TOLERANCE ZONE
\sqcup	COUNTERBORE OR SPOTFACE	FIM	FULL INDICATOR MOVEMENT
\sphericalangle	COUNTERSINK	TIR	TOTAL INDICATOR READING

EXAMPLES

$\boxed{-0.002}$	STRAIGHT WITHIN 0.002	$\boxed{\textcircled{\varnothing}0.0005 C}$	CONCENTRIC TO C WITHIN 0.0005 DIAMETER
$\boxed{\perp 0.002 B}$	PERPENDICULAR TO B WITHIN 0.002	$\boxed{\equiv 0.010 A}$	SYMMETRICAL WITH A WITHIN 0.010
$\boxed{\parallel 0.002 A}$	PARALLEL TO A WITHIN 0.002	$\boxed{\sphericalangle 0.005 A}$	ANGULAR TOLERANCE 0.005 WITH A
$\boxed{\bigcirc 0.002}$	ROUND WITHIN 0.002	$\boxed{\oplus \varnothing 0.002 \textcircled{S} B}$	LOCATED AT TRUE POSITION WITHIN 0.002 DIA RELATIVE TO DATUM B, REGARDLESS OF FEATURE SIZE
$\boxed{\bigcirc 0.010}$	CYLINDRICAL SURFACE MUST LIE BETWEEN TWO CONCENTRIC CYLINDERS, ONE OF WHICH HAS A RADIUS 0.010 INCH GREATER THAN THE OTHER	$\boxed{\perp \varnothing 0.010 \textcircled{M} A}$	AXIS IS TOTALLY WITHIN A CYLINDER OF 0.010-INCH DIAMETER, PERPENDICULAR TO, AND EXTENDING 0.510-INCH ABOVE, DATUM A, MAXIMUM MATERIAL CONDITION
$\boxed{\frown 0.006 A}$	EACH LINE ELEMENT OF THE SURFACE AT ANY CROSS SECTION MUST LIE BETWEEN TWO PROFILE BOUNDARIES 0.006 INCH APART RELATIVE TO DATUM PLANE A	$\boxed{0.510 \textcircled{P}}$	
$\boxed{\triangle 0.020 A}$	SURFACES MUST LIE WITHIN PARALLEL BOUNDARIES 0.02 INCH APART AND EQUALLY DISPOSED ABOUT TRUE PROFILE	$\boxed{2.000}$	THEORETICALLY EXACT DIMENSION IS 2.000
		OR	
		2.000	
		BSC	
		$\boxed{0.020 A}$	
		$\boxed{A 0.020}$	

NOTE: DATUM MAY APPEAR AT EITHER SIDE OF TOLERANCE FRAME

True Position Dimensioning Symbols
Figure 601



COMPONENT MAINTENANCE MANUAL

MISCELLANEOUS PARTS REFINISH - REPAIR 1-1

1. General

- A. This procedure has the data necessary to refinish the parts which are not given in the specified repairs.
- B. Refer to REPAIR-GENERAL, Paragraph 2. for the Standard Overhaul Practices Manual (SOPM) subjects identified in this procedure.
- C. Refer to REPAIR-GENERAL, Paragraph 3. for the description of the Material codes identified in this procedure.

2. Repair

- A. Repair of parts listed in REPAIR 1-1, Table 601 consists of restoration of original finish.

Table 601: Refinish Table

NAME AND PART NUMBER	MATERIAL	FINISH
Springs 417N3173-1,-2	Music Wire QQ-W-470	Cadmium plate (F-15.02).
Springs 417N3173-21,-22, -35,- 36	Stainless Steel Type 302 Wire QQ-W- 423, ASTM 313	No finish.
Plunger 65-85905-4	Al alloy	Chemical treat (colored film) (F-17.07).
Link 65-85902-1	Al alloy	Chemical treat class 1 or anodize (F-2.22)

25-23-38

REPAIR 1-1

Page 601

Nov 01/2007



COMPONENT MAINTENANCE MANUAL

LANYARD ASSEMBLY - REPAIR 2-1

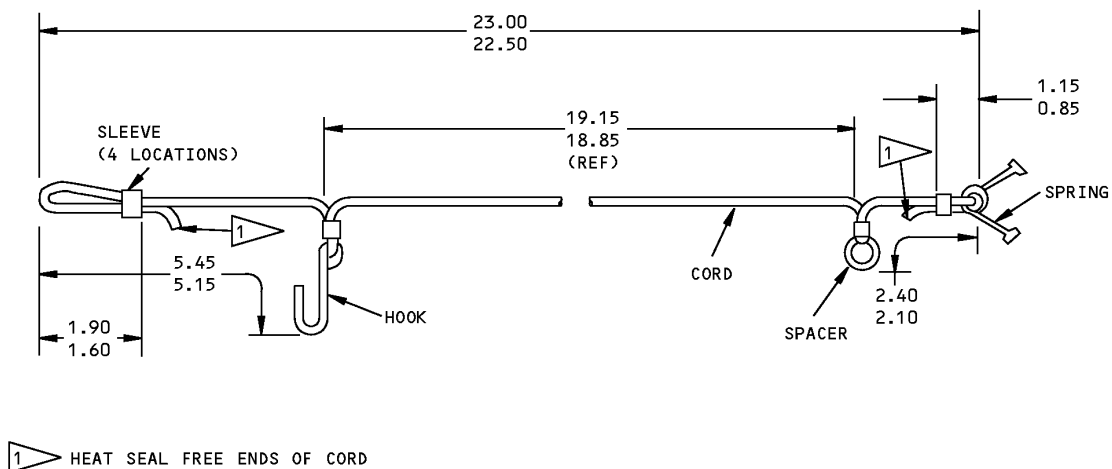
417N3190-1

1. General

- A. This repair gives the data that is necessary to replace the lanyard assembly.
- B. Refer to REPAIR-GENERAL, Paragraph 2. for the Standard Overhaul Practices Manual (SOPM) subjects identified in this procedure.
- C. Refer to REPAIR-GENERAL, Paragraph 3. for the description of the Material codes identified in this procedure.

2. Parts Replacement (REPAIR 2-1, Figure 601)

- A. Put the spring, spacer, and hook on the cord and crimp the sleeves on the cord as shown.
- B. Make a loop in the end of the cord opposite the spring as shown. Install and crimp a sleeve. Heat seal the ends of the cord.
- C. Heat seal the ends of the cord.



ALL DIMENSIONS ARE IN INCHES

417N3190-1

Lanyard Replacement
Figure 601

25-23-38

REPAIR 2-1

Page 601

Nov 01/2007



COMPONENT MAINTENANCE MANUAL

CLAMP ASSEMBLY - REPAIR 3-1

417N3180-1

1. General

- A. This repair gives the data that is necessary to replace the clamp assembly.
- B. Refer to REPAIR-GENERAL, Paragraph 2. for the Standard Overhaul Practices Manual (SOPM) subjects identified in this procedure.
- C. Refer to REPAIR-GENERAL, Paragraph 3. for the description of the Material codes identified in this procedure.

2. Parts Replacement (REPAIR 3-1, Figure 601)

CAUTION: THE FACEPLATE WILL BE SEEN FROM THE CABIN INTERIOR. BE CAREFUL NOT TO DAMAGE SURFACES THE PASSENGERS WILL SEE.

- A. Remove the 65-85905-4 plunger and the RCS3290 spring from the 417N3182-1 clamp body.
- B. Remove the NAS607-1-4P and NAS607-2-8P pins and the rocker link.
- C. Remove the 417N3180-3 spring plungers and the RCS3289 springs.
- D. Install the rocker link into the clamp body. Install the pins through the clamp body and the slot in the rocker link.
- E. Install the RCS3290 springs and the spring plungers into the clamp body. Turn the rocker link until it touches the spring plungers.
- F. Align the holes in the rocker link and the clamp body and install the NAS607-1-4P pin.
- G. Install the RCS3290 spring and the plunger into the clamp body. Push the plunger body onto the plunger and ball-stake the plunger body to the plunger (location optional).

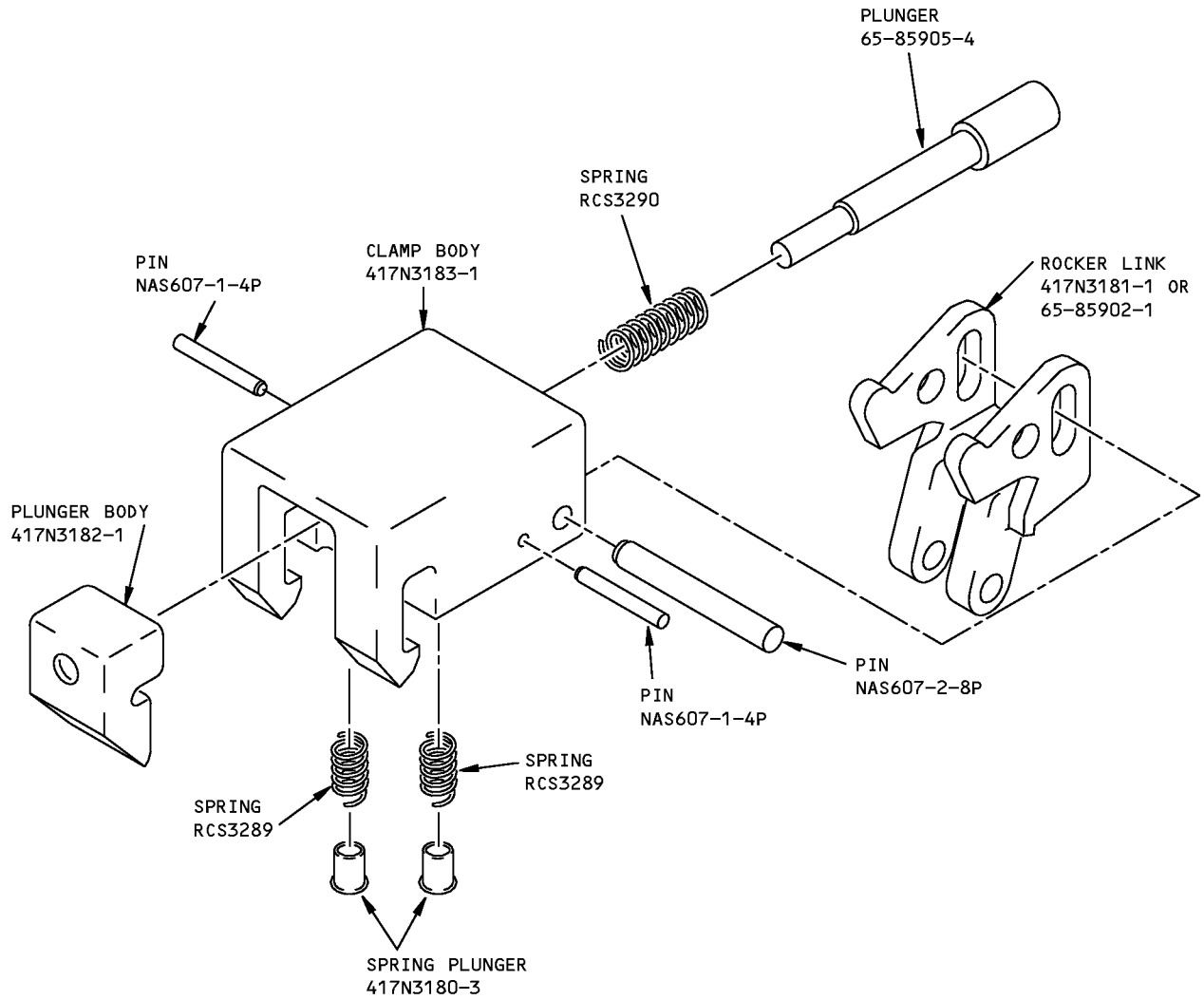
25-23-38

REPAIR 3-1

Page 601

Nov 01/2007

COMPONENT MAINTENANCE MANUAL



417N3180-1

Clamp Assembly Parts Replacement
Figure 601

25-23-38

REPAIR 3-1

Page 602

Nov 01/2007



COMPONENT MAINTENANCE MANUAL

OXYGEN MASK ASSY - REPAIR 4-1

417T4205-97, -181, -193, -200

1. General

- A. This repair gives the data that is necessary to repair the oxygen mask assembly.
- B. Refer to REPAIR-GENERAL, Paragraph 2. for the Standard Overhaul Practices Manual (SOPM) subjects identified in this procedure.
- C. Refer to REPAIR-GENERAL, Paragraph 3. for the description of the Material codes identified in this procedure.

2. Lanyard Replacement (REPAIR 4-1, Figure 601)

WARNING: DO NOT LET OIL, GREASE, DUST, LINT OR OTHER FLAMMABLE MATERIALS GET ON THE PARTS THAT TOUCH OXYGEN. FLAMMABLE MATERIALS CAN EXPLODE IF MIXED WITH OXYGEN.

- A. Remove the lanyard assembly from the oxygen mask assembly.
- B. Remove the ring and the snaphook, if there is one.
- C. Install the ring and, if applicable, the snaphook on a new lanyard and crimp on clamps to make the total length of the lanyard assembly 6.25-6.50 inches.
- D. Heat seal the ends of the lanyard.
- E. Connect the lanyard to the head strap clamp.

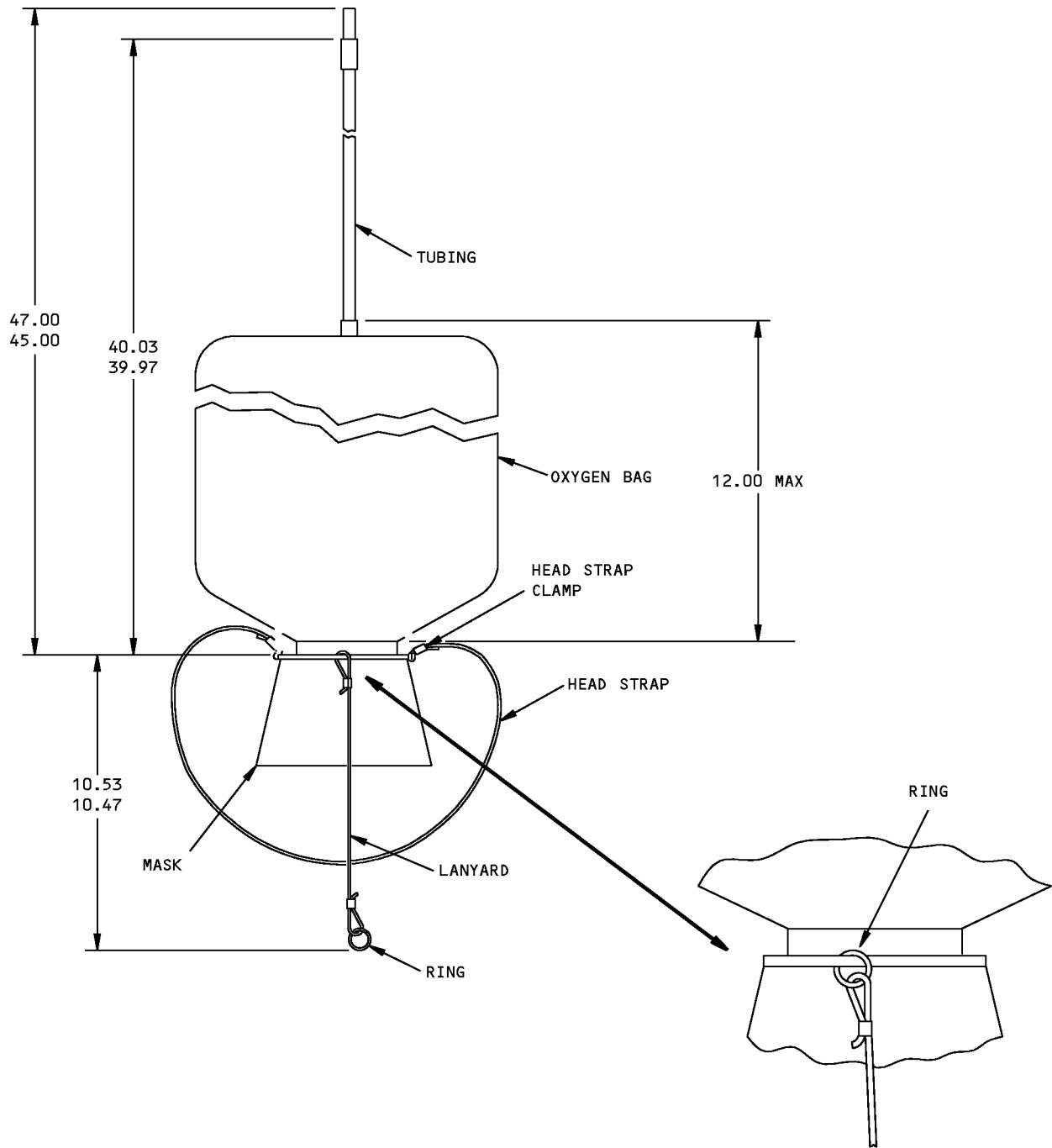
25-23-38

REPAIR 4-1

Page 601

Nov 01/2007

COMPONENT MAINTENANCE MANUAL



ALL DIMENSIONS ARE IN INCHES

417T4205-97,-181,-193,-200 Oxygen Mask Assembly
Figure 601

25-23-38

REPAIR 4-1

Page 602

Nov 01/2007



COMPONENT MAINTENANCE MANUAL

OVERLAY REPLACEMENT - REPAIR 5-1

S417N312

1. General

- A. This repair gives the data that is necessary to replace the overlay.
- B. Refer to REPAIR-GENERAL, Paragraph 2. for the Standard Overhaul Practices Manual (SOPM) subjects identified in this procedure.
- C. Refer to REPAIR-GENERAL, Paragraph 3. for the description of the Material codes identified in this procedure.

2. Overlay Replacement

- A. If there is an old overlay here, remove it.
- B. Fully clean the surface where the overlay will go with a solution of 1 part alcohol, B00130I and 1 part water or n-heptane solvent, B00142. Clean this surface a total of three times. Make sure all old adhesive is gone.
- C. Turn the replacement overlay to the correct direction. Apply the overlay to the surface. Use a squeegee or roller on the adhesive contact areas only and push the overlay down onto the surface.
- D. Let the adhesive cure at 70°F for 72 hours, or at 150°F for 1 hour.

25-23-38

REPAIR 5-1

Page 601

Nov 01/2007



COMPONENT MAINTENANCE MANUAL

LATCH ASSEMBLY - REPAIR 6-1

417N3170-13

1. General

- A. This repair gives the data that is necessary to repair the latch assembly.
- B. Refer to REPAIR-GENERAL, Paragraph 2. for the Standard Overhaul Practices Manual (SOPM) subjects identified in this procedure.
- C. Refer to REPAIR-GENERAL, Paragraph 3. for the description of the Material codes identified in this procedure.

2. Parts Replacement

- A. Remove the retainers or the adhesive from the ends of the pin.

NOTE: In some latches, the ends of the pin are bonded in position with adhesive as an option to the retainers.

- B. Pull the pin out. Remove the cam latch bolt and the spring from the housing.
- C. Replace defective parts as necessary.
- D. Install the spring in the cam latch bolt. Install this in the housing and press in the pin.
- E. Install retainers on the ends of the pin. Or, as an option, apply a fillet of adhesive, A00028 completely around the ends of the pin. Refer to SOPM 20-50-12 for adhesive details.

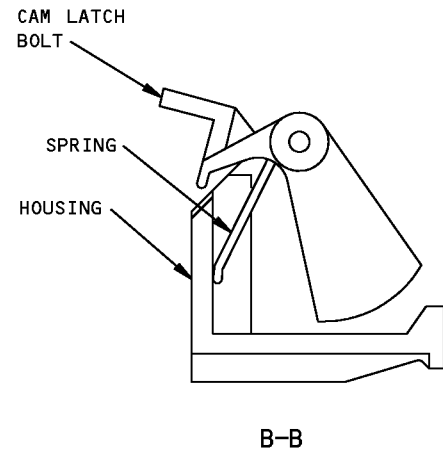
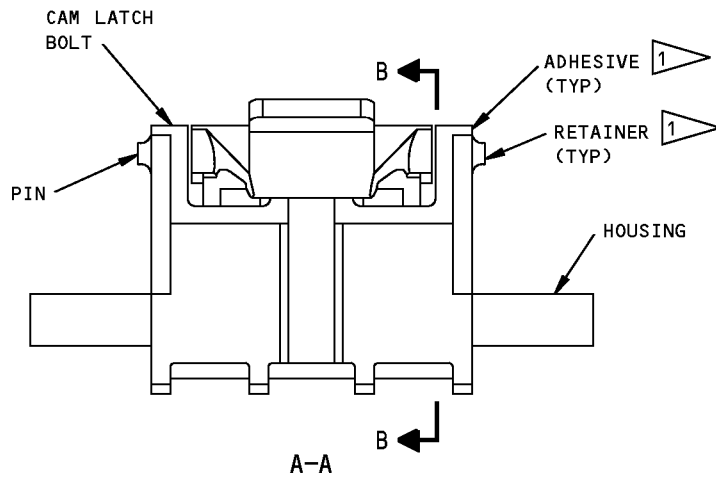
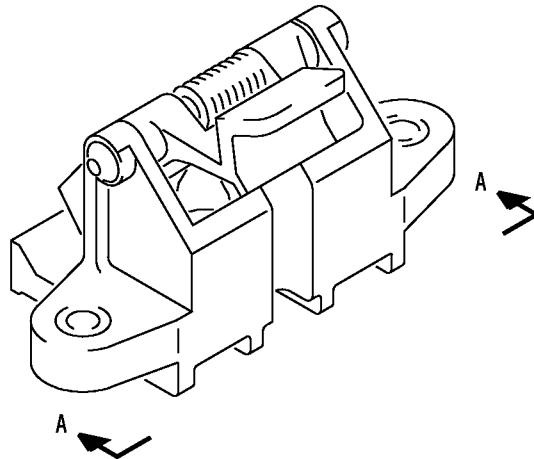
25-23-38

REPAIR 6-1

Page 601

Nov 01/2007

COMPONENT MAINTENANCE MANUAL



1 AS AN OPTION TO RETAINERS, APPLY TYPE 70 ADHESIVE ALL AROUND THE TWO ENDS OF THE PIN TO HOLD IT IN POSITION

417N3170-13

Latch Assembly Parts Replacement
Figure 601

25-23-38

REPAIR 6-1
Page 602
Nov 01/2007



COMPONENT MAINTENANCE MANUAL

LAMP HOUSING REPLACEMENT - REPAIR 7-1

S417N301-2

1. General

- A. This repair gives the data that is necessary to replace the lamp housing.
- B. Refer to REPAIR-GENERAL, Paragraph 2. for the Standard Overhaul Practices Manual (SOPM) subjects identified in this procedure.
- C. Refer to REPAIR-GENERAL, Paragraph 3. for the description of the Material codes identified in this procedure.

2. Lamp Housing Replacement

- A. Remove the S417N301-2 lamp housing.
- B. Install and bond the lamp housing to the panel assembly.
 - (1) The lamp housing snaps into the panel assembly in four locations.
 - (2) Bond the lamp housing to the panel as specified in SOPM 20-50-12, adhesive, A00028.
 - (a) Make sure there is a 1-inch bondline every 4 inches at a minimum.

25-23-38

REPAIR 7-1

Page 601

Nov 01/2007



COMPONENT MAINTENANCE MANUAL

ASSEMBLY

1. General

- A. This procedure contains the data necessary to assemble the passenger service unit assembly.
- B. Refer to the Standard Overhaul Practices Manual (SOPM) for the SOPM subjects identified in this procedure.
- C. Refer to (IPL Figure 4) for the item numbers.

2. Materials

NOTE: Equivalent substitutes can be used.

- A. Protective Tape – Permacel Type 95 (Ref SOPM 20-60-04)

3. Assembly

- A. Consumable Materials

NOTE: Equivalent substitutes may be used.

Reference	Description	Specification
C00039	Primer - Interior Decorative Urethane, White	BMS10-83, Type I
C00040	Coating - Interior Decorative Urethane Topcoat, Semigloss	BMS10-83, Type II

- B. References

Reference	Title
SOPM 20-60-02	FINISHING MATERIALS

- C. Procedure

- (1) If you find bare rivet heads or other surfaces, paint them with primer, C00039 and enamel coating, C00040 (SOPM 20-60-02) in the color of the airline color scheme.

4. Passenger Service Unit

- A. Procedure

CAUTION: SOME PARTS OF THIS ASSEMBLY CAN BE SEEN FROM THE CABIN INTERIOR. BE CAREFUL NOT TO DAMAGE SURFACES THE PASSENGERS WILL SEE.

- (1) Use standard industry practices for assembly of this component.

5. Oxygen System (IPL Figure 4)

- A. Tools/Equipment

NOTE: Equivalent substitutes may be used.

Reference	Description
SPL-1937	Equipment - Firing Pin Retraction, BE Aerospace and AVOX oxygen generators (Part #: C35003-1, Supplier: 81205) (Opt Part #: A35001-10, Supplier: 81205)

25-23-38

ASSEMBLY

Page 701

Nov 01/2008



COMPONENT MAINTENANCE MANUAL

B. Procedure

WARNING: THE OXYGEN GENERATOR BECOMES VERY HOT WHEN IT IS STARTED. A PERSON CAN GET A BAD BURN FROM THE OXYGEN GENERATOR. MAKE SURE THAT THE A35001-8 SAFETY PIN AND WARNING FLAG (PART OF A35001-10 RETRACTION EQUIPMENT) ARE CORRECTLY INSTALLED IN A NEW OR REPLACEMENT OXYGEN GENERATOR.

- (1) Attach oxygen generator (135) with retaining strap (130), washer (125) and screw (120).
- (2) Install screw (5), clamp (20), washer (10) and nut (15) on the passenger service unit.
- (3) On assemblies 417N3011-1 thru -8, 11 thru -16, -23 thru -26, -33 thru 42, -51 thru -58, install tee connector assembly (35), manifolds (30), and hoses (40, 45) on the passenger service unit.
- (4) On assemblies 417N3011-17 thru -22, install manifolds (30), and hoses (45) on the passenger service unit. Connect the hoses to the oxygen generators with straps (29).
- (5) Install wheel pulleys (65), pulley plate (60), washers (55) and bolts (50) on the passenger service unit.
- (6) Put cable (115) through wheel pulleys (65). Make sure you pull the cable tight as you install it.
- (7) Put cable (115) through cable quadrants (90) and then install cover quadrants (80, 85), washer (75) and bolt (70).
- (8) Pull the cable tight.
- (9) Pack oxygen mask assemblies (ASSEMBLY, Figure 704).
 - (a) Unfold and flatten the bag. Put the head strap down on top of the bag and fold the bag in thirds, lengthwise.
 - (b) Fold the bag in half and put it into the mask, with the bag-tubing connection in the approximate center of the bottom of the mask, and the folded edge of the bag above mask as shown.
 - (c) Coil the tubing counterclockwise from the bottom of the mask. Coil the tubing on top of bag as shown. Be sure to push the tubing firmly down and against the inside wall of the mask.
 - (d) Now uncoil the tubing from the top, as shown. Do not fold the bag on top of the remaining hose that is coiled in the mask.
- (10) Install oxygen mask assemblies (175) in the passenger service unit.

CAUTION: THE GENERATOR MANIFOLD MUST BE HELD UP WHEN YOU PUT THE OXYGEN MASK TUBING ONTO THE OUTLETS. THE MANIFOLD IS PLASTIC AND COULD BREAK.

- (a) To install the manifold (30), snap it firmly into the oxygen box penetration holes. Then slide tubing (180) from oxygen mask (210) over the manifold nozzle.
- (b) Put the cable assembly (155) through all of the oxygen mask lanyard rings.

WARNING: DO NOT REMOVE FIRING PIN RETRACTION PLIERS AND SAFETY PIN, SPL-1937 SAFETY PIN AND WARNING FLAG (PART OF A35001-10, RETRACTION EQUIPMENT) FROM GENERATOR FIRING MECHANISM AFTER ACTIVATION PIN (105) IS PUT INTO GENERATOR FIRING MECHANISM.

- (c) Install the activation pin (105) in the oxygen generator firing mechanism. Do not remove the firing pin retraction pliers and safety pin, SPL-1937 safety pin.
- (d) Install the oxygen masks (417T4205-8) in the passenger service unit.

25-23-38

ASSEMBLY

Page 702

Jul 01/2008



COMPONENT MAINTENANCE MANUAL

CAUTION: MAKE SURE THERE ARE NO SHARP BENDS OR KINKS IN THE HOSES AND THAT HOSES ARE CORRECTLY ROUTED THROUGH RELIEF IN DIVIDER WALL. ALSO, MAKE SURE THAT THERE IS NO UNWRAPPED HOSE ON THE GENERATOR SIDE OF THE DIVIDER WALL THAT COULD TOUCH OR CATCH ON THE GENERATOR.

- 1) For assemblies 417N3011-1 thru -8, -11 thru -64, and -136 thru 140, install the oxygen masks so that the circular opening of the mask rests on the door as shown in ASSEMBLY, Figure 701 thru ASSEMBLY, Figure 702. For all other assemblies, install the oxygen masks sideways such that the circular opening of the mask points outboard or inboard as shown in ASSEMBLY, Figure 705.
- (11) Make a check of the oxygen installation to be sure all components will stay in their correct positions.

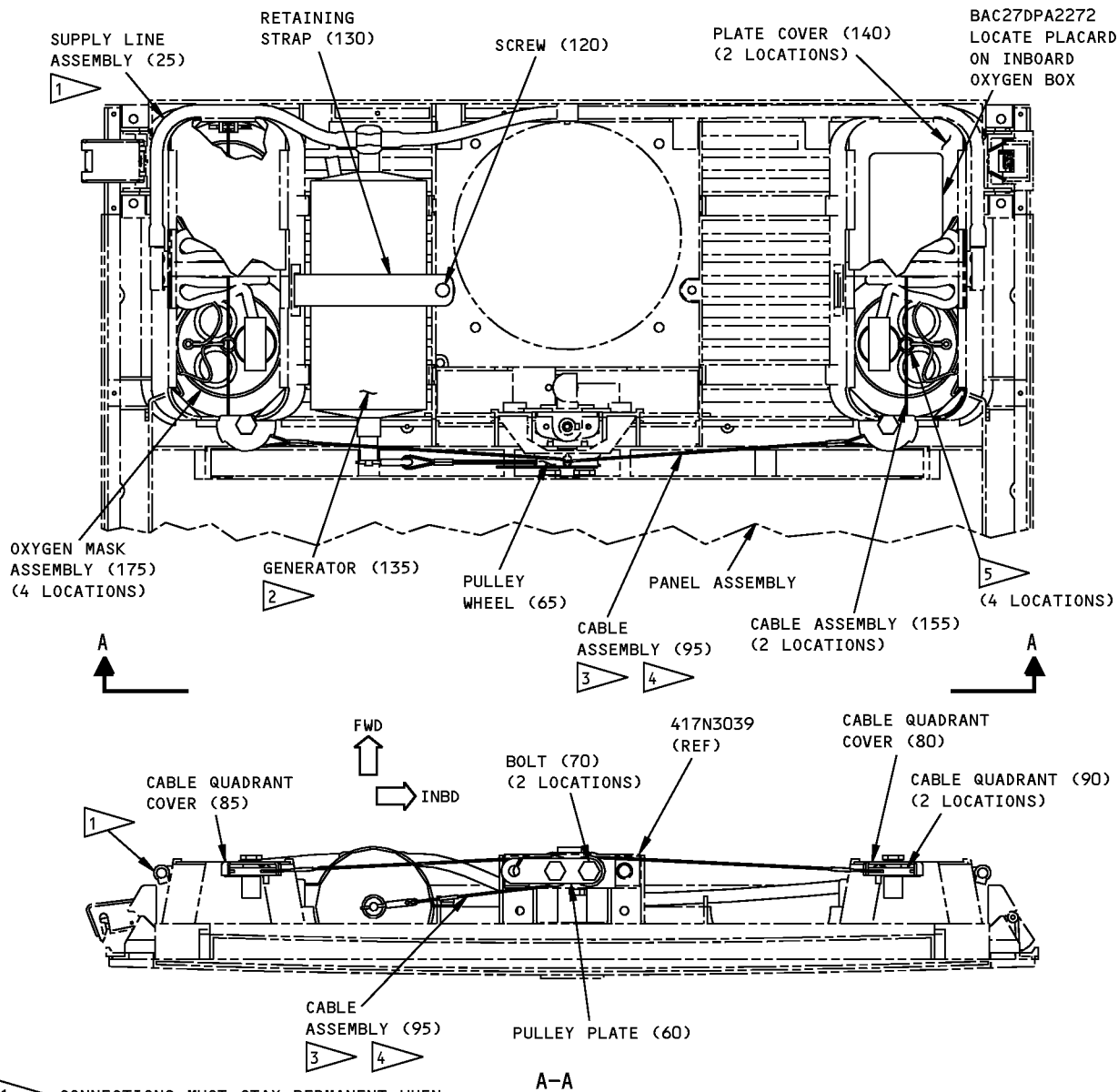
25-23-38

ASSEMBLY

Page 703

Nov 01/2007

COMPONENT MAINTENANCE MANUAL

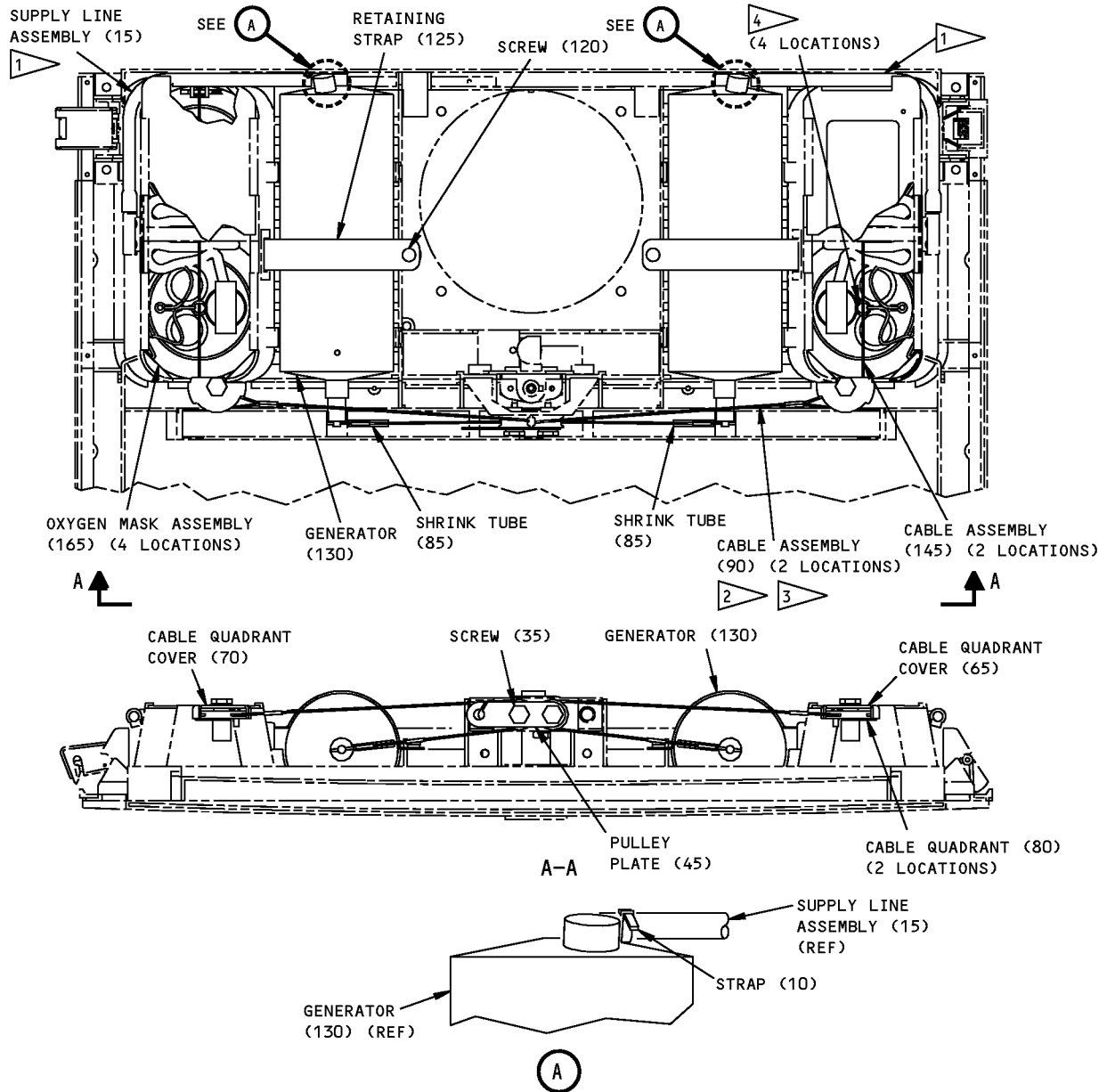


- 1 CONNECTIONS MUST STAY PERMANENT WHEN AN 18 POUND PULL IS APPLIED TO HOSE.
- 2 GENERATOR WILL ALWAYS BE LOCATED ON THE OUTBOARD LATCH SIDE.
- 3 THE GENERATOR RELEASE CABLE MUST BE FULLY ENGAGED WHEN YOU REMOVE THE A35001-8 SAFETY FLAG AND PIN.
- 4 MAKE SURE THE CABLE STAYS TIGHT AS YOU INSTALL IT.
- 5 PUT THE CABLE THROUGH ALL THE OXYGEN MASK LANYARD RINGS

ITEM NUMBERS REFER TO IPL FIG. 4

417N3028-1,-2 Oxygen Installation Details
Figure 701

COMPONENT MAINTENANCE MANUAL



- 1 CONNECTIONS MUST STAY PERMANENT WHEN AN 18 POUND PULL IS APPLIED TO THE HOSE.
- 2 THE GENERATOR RELEASE CABLE MUST BE FULLY ENGAGED WHEN YOU REMOVE THE A35001-10 SAFETY FLAG AND PIN.
- 3 VERIFY THAT THE CABLE IS TAUT UPON INSTALLATION.
- 4 PUT THE CABLE THROUGH ALL THE OXYGEN MASK LANYARD RINGS

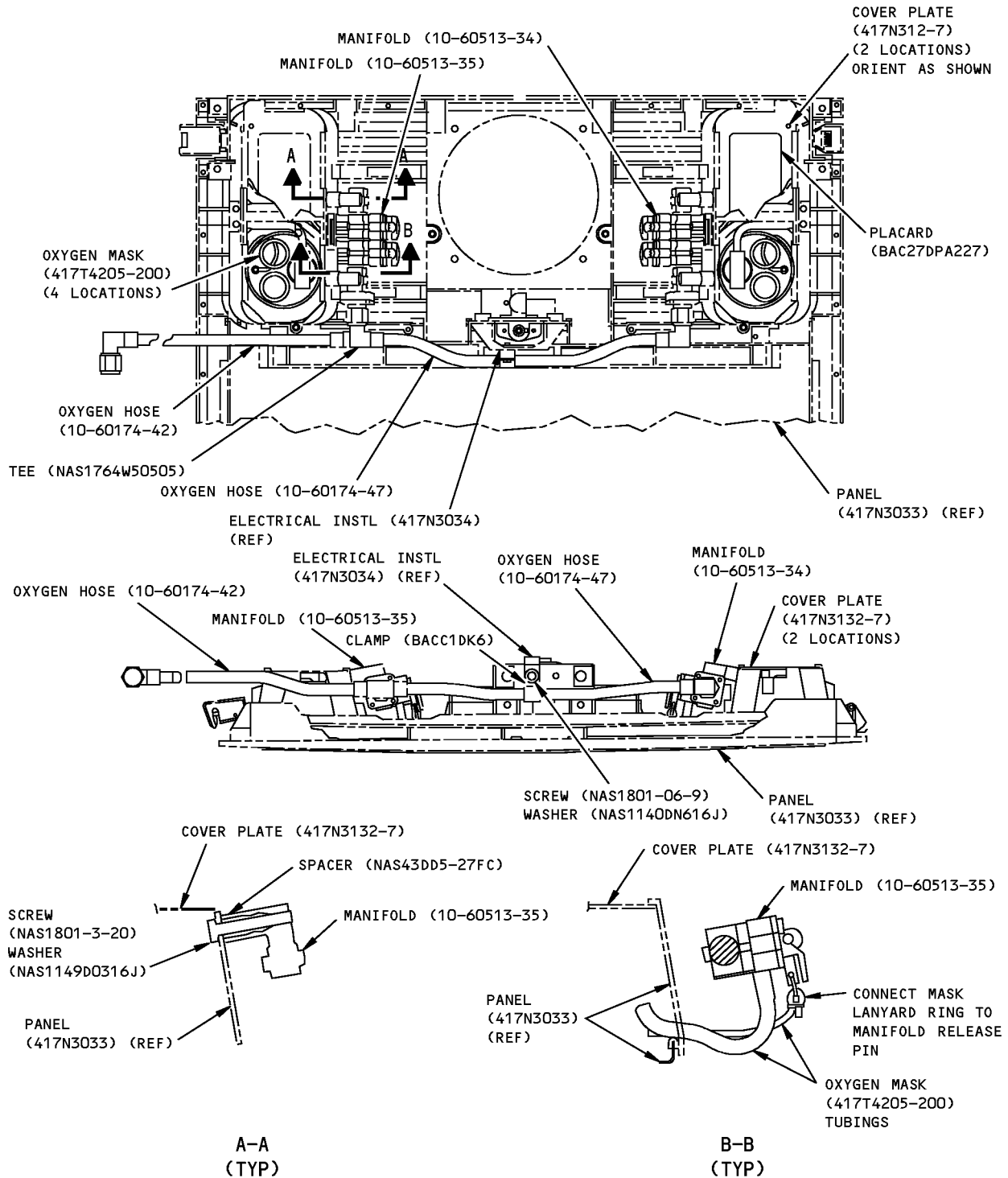
ITEM NUMBERS REFER TO IPL FIG. 5

417N3028-3,-15 Oxygen Installation Details
Figure 702

25-23-38

ASSEMBLY
Page 705
Nov 01/2007

COMPONENT MAINTENANCE MANUAL

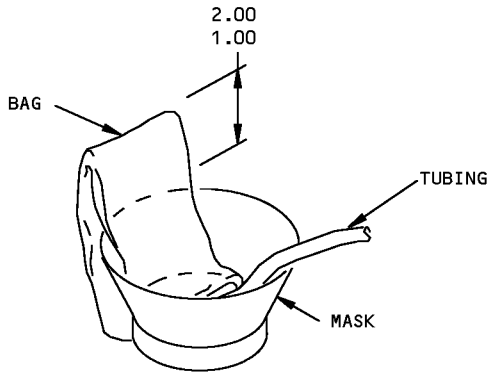


ITEM NUMBERS REFER TO IPL FIG. 1

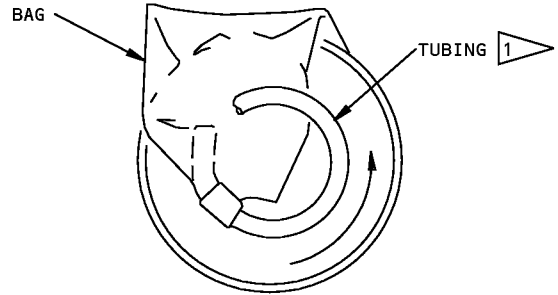
417N3028-12,-13 Oxygen Installation Details
Figure 703

25-23-38

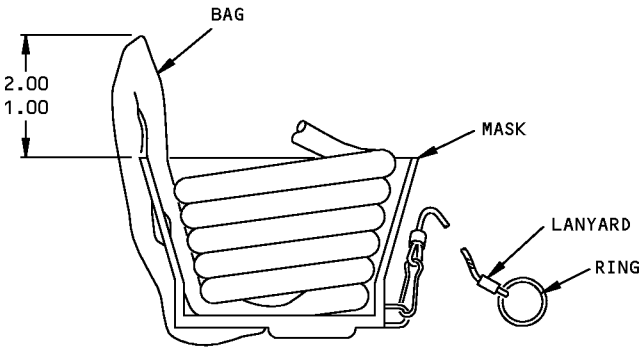
COMPONENT MAINTENANCE MANUAL



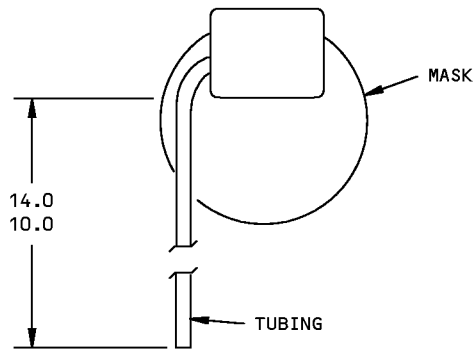
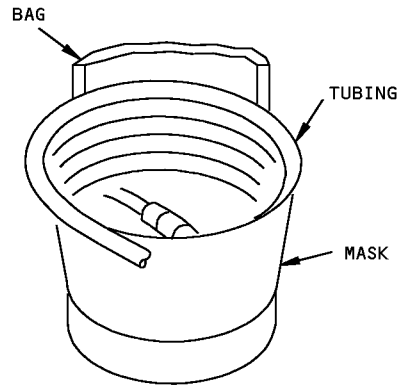
BAG PLACEMENT



TUBING COIL DIRECTION



LANYARD PLACEMENT



1 COIL TUBING COUNTERCLOCKWISE FROM
BOTTOM OF MASK

ALL DIMENSIONS ARE IN INCHES

How To Pack The Oxygen Mask
Figure 704

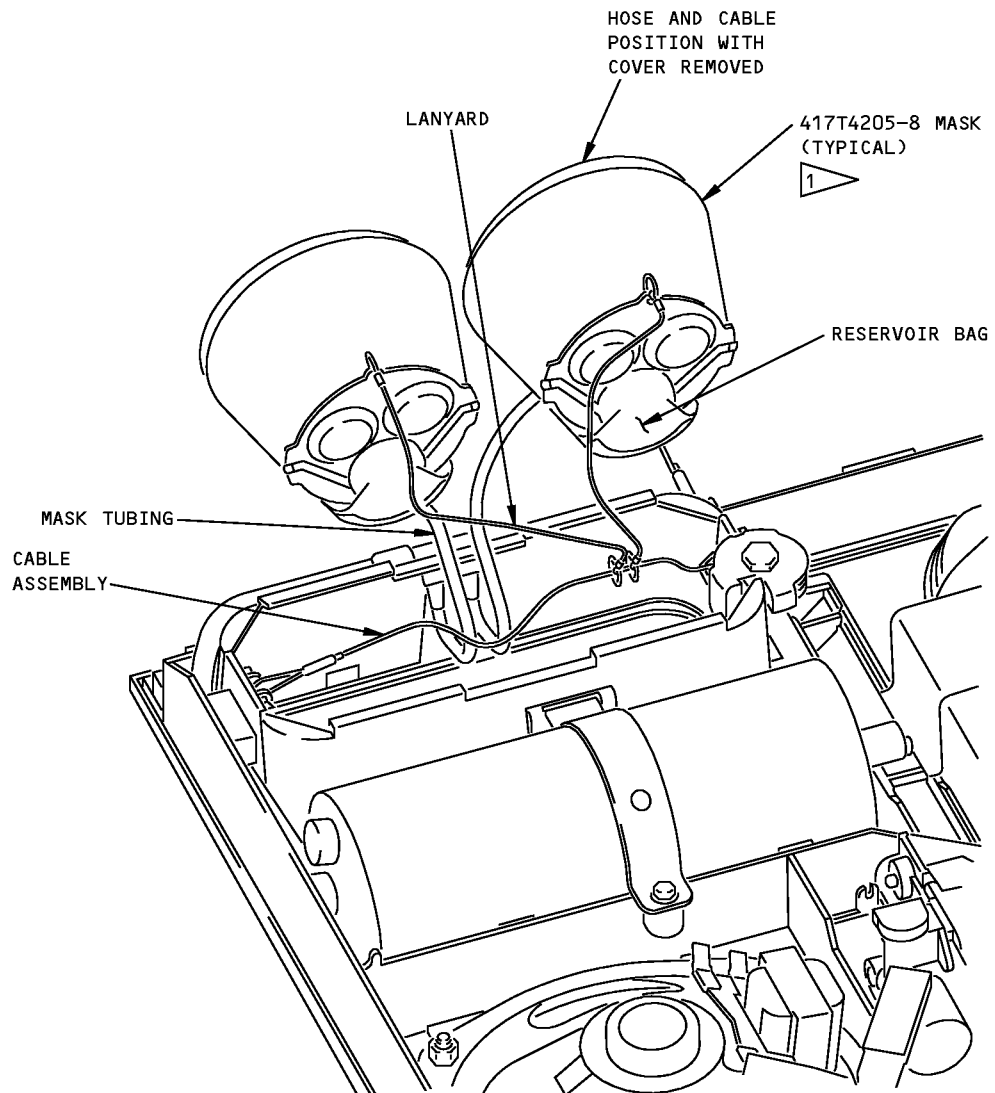
25-23-38

ASSEMBLY

Page 707

Nov 01/2007

COMPONENT MAINTENANCE MANUAL



HOSE AND CABLE POSITION WITH COVER REMOVED
(BEFORE PLACEMENT)

1 FOR ALL ASSEMBLIES BUT THE 417N3011-1
THRU -8, -11 THRU -64, AND -136 THRU -140
PSU ASSEMBLIES, INSTALL THE 417T4205-8
OXYGEN MASKS SIDEWAYS AS SHOWN

Passenger Service Unit (PSU) Oxygen Mask Placement in Mask Box
Figure 705

25-23-38

ASSEMBLY

Page 708

Nov 01/2007



COMPONENT MAINTENANCE MANUAL

6. Storage

A. References

Reference	Title
SOPM 20-44-02	TEMPORARY PROTECTIVE COATINGS
SOPM 20-70-01	PROTECTION, STORAGE AND HANDLING OF AIRPLANE COMPONENTS

B. Procedure

CAUTION: THE PLASTIC PARTS THAT WILL BE SEEN FROM THE CABIN INTERIOR WHEN INSTALLED MUST HAVE PROTECTION DURING STORAGE.

- (1) Use standard industry practices, the instructions in SOPM 20-44-02 and SOPM 20-70-01, and these procedures.
- (2) Wrap the unit in a vapor barrier paper and seal airtight in a temperature of 60-90°F and 90% relative humidity, maximum.

25-23-38

ASSEMBLY

Page 709

Nov 01/2007



COMPONENT MAINTENANCE MANUAL

FITS AND CLEARANCES

(NOT APPLICABLE)

25-23-38

FITS AND CLEARANCES

Page 801

Nov 01/2007



COMPONENT MAINTENANCE MANUAL

SPECIAL TOOLS, FIXTURES, AND EQUIPMENT

1. General

A. This section lists the special tools, fixtures, and equipment necessary for maintenance.

NOTE: Equivalent substitutes may be used.

Special Tools

Reference	Description	Part Number	Supplier
SPL-1937	Equipment - Firing Pin Retraction, BE Aerospace and AVOX oxygen generators	C35003-1	81205
		Opt: A35001-10	81205

Commercial Tools

Reference	Description	Part Number	Supplier
COM-6097	Power Supply, AC 28V +/-1V, 400 Hz	810P	16067

Tool Supplier Information

CAGE Code	Supplier Name	Supplier Address
16067	CALIFORNIA INSTRUMENTS	9025 BALBOA AVENUE SAN DIEGO, CA 92123-1509 Telephone: (619) 279-8620 Facsimile: (619) 279-8139
81205	THE BOEING COMPANY	17930 INTERNATIONAL BLVD. SOUTH SEATAC, WA 98188-4321 Telephone: 206-662-6650 Facsimile: 206-662-7145

25-23-38

SPECIAL TOOLS, FIXTURES, AND EQUIPMENT

Page 901

Mar 01/2009



COMPONENT MAINTENANCE MANUAL

ILLUSTRATED PARTS LIST

1. Introduction

- A. The Illustrated Parts List (IPL) contains an illustration and a list of component parts you can repair or replace. The Illustrated Parts Catalog (IPC) shows how to use the Boeing part number system.
- B. This shows how parts are related: The relation of each item to its next higher assembly (NHA) is shown in the NOMENCLATURE column. Use the indenture system that follows:

1	2	3	4	5	6	7
.	Assembly					
.	Attaching parts for assembly					
.	.	Detail parts for assembly				
.	.	Subassembly				
.	.	Attaching parts for subassembly				
.	.	.	Detail parts for subassembly			
.	.	.	Sub-subassembly			
.	.	.	Attaching parts for subassembly			
.	.	.	.	Details parts for sub-subassembly		
						Detail Installation Parts (Included only if installation parts may be sent to the shop as part of assembly)

- C. Each top assembly is given one use code letter (A, B, C, etc.) in the USAGE CODE column. All subsequent component parts in the list can have one or more of the use code letters to show effectivity to top assemblies. A component part without a use code applies to all top assemblies.
- D. An alphabetical letter is added after the item number for optional parts, parts changed by a Service Bulletin, configuration differences (except left-handed and right-handed parts), last engineering releases, and parts added between item numbers in a sequence. The alphabetical letter will not be shown on the illustration for equivalent parts of the same part number.
- E. Color-coded parts are identified with a single digit alpha following the dash number or with "SP" suffix. If the "SP" suffix is used, it represents consolidation of all color codes applicable for a given usage which are not separately listed. Orders for color-coded parts should include the registry number of the airplane for which the parts are ordered.
- F. If a part number is 15 characters long but will not fit in the part number column, the part number will be displayed with a "~" at the end of the line and will be continued on the next line. The "~" denotes that the part number continues on the next line.
- G. Parts changed by a Service Bulletin are shown by PRE SB XXXX and POST SB XXXX added to the NOMENCLATURE column.
- (1) When a new top assembly is added by a Service Bulletin, PRE SB XXXX and POST SB XXXX will be added at the top assembly level only. The configuration differences at the detail part level are shown by use code letters.
- (2) When the top assembly part number is not changed by the Service Bulletin, PRE SB XXXX and POST SB XXXX will be added at the detail level.
- H. Interchangeable Parts

25-23-38

ILLUSTRATED PARTS LIST

Page 1001

Nov 01/2008



COMPONENT MAINTENANCE MANUAL

Optional (OPT)	The part is optional to and interchangeable with other parts that have the same item number.
Replaces, Replaced by and not interchangeable with (REPLACES, REPLACED BY AND NOT INTCHG/W)	The part replaces and is not interchangeable with the initial part.
Replaces, Replaced by (REPLACES, REPLACED BY)	The part replaces and is interchangeable with, or is an alternative to, the initial part.

VENDOR CODES

Code	Name
01526	Replaced: [V01526] SEE 00779 TYCO ELECTRONICS by Code: Name and Address below 00779: TYCO ELECTRONICS CORP 2800 FULLING MILL ROAD PO BOX 3608 MIDDLETOWN, PENNSYLVANIA 17057 FORMERLY AMP INC V18342; FORMERLY V04618 FORMERLY GENICOM COMP V01526
01556	EMHART FASTENING SYSTEMS GROUP HELI-COIL DIV SHELTER ROCK LANE DANBURY, CONNECTICUT 06810 FORMERLY HELI-COIL DIV OF BLACK AND DECKER
02217	Replaced: [V02217] PURITAN-BENNETT SEE B/E AEROSPACE PURITAN BENNETT V16827 AERO SYSTEMS DIV by Code: Name and Address below 16827: B/E AEROSPACE PURITAN-BENNETT AERO DIV 10800 PFLUMM ROAD LENEXA, KANSAS 66215 FORMERLY PURITAN EQUIPMENT IN KANSAS CITY, MO; FORMERLY PURITAN-BENNETT AERO SYS V02217
06383	PANDUIT CORPORATION 17301 RIDGELAND AVENUE TINLEY PARK, ILLINOIS 60477-3048
08205	RENTON COIL SPRING COMPANY 325 BURNETT NORTH PO BOX 328 RENTON, WASHINGTON 98057 FORMERLY VB0009

25-23-38

ILLUSTRATED PARTS LIST

Page 1002

Nov 01/2007



COMPONENT MAINTENANCE MANUAL

Code	Name
09026	<p>Replaced: [V09026] BABCOCK ELECTRONICS CORP CONTROL PRODUCT DIV by Code: Name and Address below 82050: ESTERLINE ELECTRONICS CORP COSTA MESA, CALIFORNIA 92626-1437 FACILITIES DISCONTINUED FORMERLY BABCOCK ELECTRONIC CORP ELECTRONIC PRODUCTS V09026</p>
09790	<p>EATON CORP VALVE AND ACTUATOR DIV 2338 ALASKA AVENUE EL SEGUNDO, CALIFORNIA 90245-4896 FORMERLY CONSOLIDATED CONTROLS CORPORATION</p>
OFF57	<p>MATSUSHITA ELEC CORP OF AMERICA, MATSUSHITA AVIONICS SYS 1916 220TH STREET SOUTHEAST BOTHELL, WASHINGTON 98021 DIST. FOR OSAKA PLANT</p>
11328	<p>Replaced: [V11328] AEROQUIP SEE EATON AEROQUIP V00624 LINAIR ENG A TELEDYNE CO SEE TELEDYNE LINAIR ENGINEERING TELEDYNE INC SEE LINAIR ENGINEERING TELEDYNE LINAIR ENG SEE AEROQUIP CORP LINAIR DIV by Code: Name and Address below 00624: EATON AEROQUIP INC ENGINEERED SYSTEMS DIV 300 S EAST AVE JACKSON, MICHIGAN 49203-1972 FORMERLY AEROQUIP ELBEE PLANT V99879 OR WESTERN PLANT V70128; FORMERLY AEROQUIP AEROSP DIV JACKSON PLANT; FORMERLY V11328 AEROQUIP LINAIR DIV</p>
11815	<p>CHERRY AEROSPACE FASTENERS DIV OF TEXTRON 1224 EAST WARNER AVENUE PO BOX 2157 SANTA ANA, CALIFORNIA 92707-0157 FORMERLY IN LOS ANGELES, CALIF , FORMERLY CHERRY FASTENERS TOWNSEND DIV OF TEXTRON INC V71087</p>
12357	

25-23-38

ILLUSTRATED PARTS LIST

Page 1003

Nov 01/2008



COMPONENT MAINTENANCE MANUAL

Code	Name
14798	<p>DEUTSCH CO METAL COMPONENTS DIV 14800 SOUTH FIGUEROA STREET GARDEN, CALIFORNIA 90248-1795 FORMERLY WEATHERHEAD V79470 FOR AEROSPACE PROD V 61498 DEUSCH CO THE DEUTSCH AEROSPACE FITTINGS CO DIV</p>
15653	<p>ALCOA GLOBAL FASTENERS INC DIV KAYNAR PRODUCTS 800 S STATE COLLEGE BLVD FULLERTON, CALIFORNIA 92831-3001 FORMERLY VK6405 MICRODOT AEROSP LTD; FORMERLY KAYNAR TECH FORMERLY FAIRCHILD FASTENERS KAYNAR DIV</p>
16115	<p>PECO MANUFACTURING CO INC 4707 SOUTHEAST 17TH STREET PORTLAND, OREGON 97282-0189 FORMERLY VB0129 OR V0129B</p>
16827	<p>B/E AEROSPACE PURITAN-BENNETT AERO DIV 10800 PFLUMM ROAD LENEXA, KANSAS 66215 FORMERLY PURITAN EQUIPMENT IN KANSAS CITY, MO; FORMERLY PURITAN-BENNETT AERO SYS V02217</p>
24984	<p>HYDRAFLOW 1881 W MALVERN FULLERTON, CALIFORNIA 92833-2403 FORMERLY IN CERRITOS, CA</p>
26344	<p>NEW HAVEN MFG CORP 446 BLAKE STREET NEW HAVEN, CONNECTICUT 06515-1238 OBSOLETE RECORD</p>
28406	<p>VAUPELL INDUSTRIAL PLASTICS, INCORPORATED 1144 NORTHWEST 53RD STREET SEATTLE, WASHINGTON 98107-3735 FORMERLY VB0013 AND V0013B</p>

25-23-38

ILLUSTRATED PARTS LIST

Page 1004

Nov 01/2008



COMPONENT MAINTENANCE MANUAL

Code	Name
28445	DARLING, R. E. CO INC 3749 NORTH ROMERO ROAD TUCSON, ARIZONA 85705-3031 FORMERLY V83452 IN GAITHERSBURG, MARYLAND
2X013	MCQUIRE BEARING COMPANY 947 SOUTHEAST MARKET STREET PORTLAND, OREGON 97214-3556 FORMERLY V0647B
30780	PARKER-HANNIFIN CORP TUBE FITTING DIVISION 3885 GATEWAY BLVD COLUMBUS, OHIO 43228 FORMERLY IN CLEVELAND, OHIO
35344	Replaced: [V35344] LEACH CORP RELAY DIV SEE LEACH CORP CONTROL PROD DIV V58657 by Code: Name and Address below 58657: LEACH INTERNATIONAL OF NORTH AMERICA 6900 ORANGETHORPE AVE PO BOX 5032 BUENA PARK, CALIFORNIA 90622-5032 FORMERLY LEACH CORP V35344 AND V00614 FORMERLY LEACH CORP
52828	REPUBLIC FASTENER MFG CORP 1300 RANCHO CONEJO BLVD NEWBURY PARK, CALIFORNIA 91320-1405 FORMERLY IN SYLMAR, CALIFORNIA
53655	SCOTT AVIATION DIV FIGGIE INTERNATIONAL INC 225 ERIE STREET LANCASTER, NEW YORK 14086-9502 FORMERLY A-T-O INC EMERGENCY EQUIPMENT DIV V16090 FORMERLY V92114 SIERRA MADRE, CA
55175	SAVA INDUSTRIES INC RIVERDALE, NEW HERSEY 07457-1715
58614	COMMUNICATIONS INSTRUMENTS INC HWY 74 EAST, PO BOX 520 FAIRVIEW, NORTH CAROLINA 28730

25-23-38

ILLUSTRATED PARTS LIST

Page 1005

Nov 01/2008



COMPONENT MAINTENANCE MANUAL

Code	Name
59730	Replaced: [V59730] THOMAS AND BETTS CORP SEE V56501 by Code: Name and Address below 56501: THOMAS AND BETTS CORP 8155 T AND B BLVD MEMPHIS, TENNESSEE 38125 FORMERLY V 06865 AND V59730 THOMAS AND BETTS CORP
60119	MONADNOCK CO THE 18301 ARENTH AVENUE ROWLAND HEIGHTS, CALIFORNIA 91748-1288 FORMERLY UNITED CARR FASTENER CORP VB0051 VB0056 VB0076 FORMERLY TRW ELECTRONIC COMPONENTS CINCH-MONADNOCK DIV FORMERLY CINCH-MONADNOCK DIV OF TRW INC V76530 FORMERLY IN CITY OF INDUSTRY, CALIFORNIA
70655	
71482	CP CLARE CORP NORTH AMERICA SALES OPERATIONS 601B CAMPUS DRIVE ARLINGTON HEIGHTS, ILLINOIS 60004 FORMERLY CLARE DIV OF GENERAL INSTRUMENT CORP FORMERLY IN CHICAGO, ILLINOIS
72914	HONEYWELL/GRIMES AEROSPACE 550 STATE RT 55 URBANA, OHIO 43078 FORMERLY AERO-FLOW V70128; MIDLAND-ROSS JANITROL AERO DIV; FORMERLY FL AEROSP CORP V89513; ALLIEDSIGNAL/GRIMES AEROSP FORMERLY GRIMES AEROSPACE V00672 AND HONEYWELL V60187
72962	HARVARD INDUSTRIES INC 3 WERNER WAY SUITE 210 LEBANON, NEW JERSEY 08833 FORMERLY ESNA V7A079 FORMERLY ELASTIC STOP NUT IN UNION, NJ
77122	

25-23-38

ILLUSTRATED PARTS LIST

Page 1006

Nov 01/2008

**COMPONENT MAINTENANCE MANUAL**

Code	Name
80539	SPS TECHNOLOGIES INC DIV AERPSOACE - SANTA ANA 2701 SOUTH HARBOR BOULEVARD SANTA ANA, CALIFORNIA 92704-5803 FORMERLY NUTT-SHEL DIV OF SPC WESTERN CO V80539 AND STANDARD PRESSED STEEL WESTERN DIV V17279
83564	WEMAC DIV OF PURITAN-BENNETT AERO SYS CO 18475 PACIFIC STREET PO BOX 8797 FOUNTAIN VALLEY, CALIFORNIA 92708-7004 FORMERLY IN SANTA ANA, CALIFORNIA WEMAC AIRCRAFT AND PRECISION PRODUCTS AND PURITAN BENNETT AERO SYS WEMAC DIV
88334	DANA CORP WAREHOUSE OPERATIONS WESTERN REGION WAREHOUSE 8140 WEBB AVE PO BOX 9657 NORTH HOLLYWOOD, CALIFORNIA 91605-1507
92215	FAIRCHILD IND INC FAIRCHILD AEROSPACE FASTENER DIV 3010 W LOMITA BLVD TORRANCE, CALIFORNIA 90505-5102 FORMERLY VOI-SHAN IN CULVER CITY, CALIF
97464	INDUSTRIAL RETAINING RING COMPANY 57 CORDIER STREET IRVINGTON, NEW JERSEY 07111-4035
D1379	DRAEGERWERK AG MOISLINGER ALLEE 53-55 LUEBECK D23558, GERMANY

25-23-38

ILLUSTRATED PARTS LIST

Page 1007

Nov 01/2008

**COMPONENT MAINTENANCE MANUAL****REFERENCE DESIGNATOR INDEX**

REFERENCE DESIGNATOR	PART NUMBER	FIG-ITEM
K1	3SAV1338A2	10-760

25-23-38

ILLUSTRATED PARTS LIST

Page 1008

Nov 01/2008



COMPONENT MAINTENANCE MANUAL

NUMERICAL INDEX

PART NUMBER	AIRLINE PART NUMBER	FIGURE	ITEM	UNITS PER ASSEMBLY
10-1018-2		2	65B	1
		8	640A	1
		10	605A	1
		11	500	1
		12	105	1
10-1581-1A		2	70A	3
		12	110	3
10-1581-1B		12	110A	3
10-1581-1C		2	70C	3
		12	110B	3
10-1581-1D		12	110C	3
10-1581-3A		2	70D	3
		12	110D	3
10-1581-3B		2	70J	3
		12	110E	3
10-1581-3C		2	70K	3
		12	110F	3
10-1581-3D		2	70H	3
		12	110G	3
10-1581-5A		7	535	3
		8	535	3
		9	445	3
		10	515	3
10-1581-5B		7	535A	3
		8	535A	3
		9	445A	3
		10	515A	3
10-1581-5C		7	535B	3
		8	535B	3
		9	445B	3
		10	515B	3
10-1581-5D		7	535C	3
		8	535C	3
		9	445C	3

25-23-38

ILLUSTRATED PARTS LIST

Page 1009

Nov 01/2008



COMPONENT MAINTENANCE MANUAL

PART NUMBER	AIRLINE PART NUMBER	FIGURE	ITEM	UNITS PER ASSEMBLY
10-1581-5G		10	515C	3
		7	535D	3
		9	445D	3
		10	515D	3
		11	245	3
10-60141-23S		7	580	3
		9	490	3
		10	560	3
		12	115B	3
		12	115C	3
10-60141-23U		7	580J	3
		9	490J	3
		10	560J	3
		12	115	3
		12	115A	3
10-60141-23V		7	580L	3
		9	490L	3
		10	560L	3
		12	115F	3
		12	115G	3
10-60141-23W		7	580N	3
		7	580V	3
		9	490N	3
		10	560N	3
		12	115D	3
10-60141-23Y		12	115E	3
		7	580R	3
		9	490R	3
10-60141-26A		7	580H	3
		7	580W	3
		9	490H	3
		10	560H	3
		12	115H	3
10-60141-26B		7	580U	3
		7	580X	3

25-23-38

ILLUSTRATED PARTS LIST

Page 1010

Nov 01/2008



COMPONENT MAINTENANCE MANUAL

PART NUMBER	AIRLINE PART NUMBER	FIGURE	ITEM	UNITS PER ASSEMBLY
10-60141-26C		9	490K	3
		10	560K	3
		10	560Q	3
		12	115J	3
		7	580M	3
		7	580T	3
		9	490M	3
		10	560M	3
10-60141-26D		12	115K	3
		7	580P	3
		9	490P	3
		10	560P	3
10-60141-26E		12	115L	3
		7	580Q	3
		7	580S	3
		9	490Q	3
		10	560R	3
10-60147-26B		11	240	3
		7	580K	3
10-60174-36		11	60A	1
10-60174-42		11	60B	1
		6	80	1
		9	85	1
		9	85A	1
		11	60	1
		11	65	1
10-60174-47		6	85	1
		9	90A	1
		11	70	1
		11	75	1
		6	115A	1
10-60513-34		9	120A	1
		11	35	1
10-60513-35		6	110A	1
		9	115A	1

25-23-38

ILLUSTRATED PARTS LIST

Page 1011

Nov 01/2008



COMPONENT MAINTENANCE MANUAL

PART NUMBER	AIRLINE PART NUMBER	FIGURE	ITEM	UNITS PER ASSEMBLY	
10-61790-1		11	30	1	
		2	270	1	
		7	440	1	
		8	440	1	
		9	350	1	
		10	425	1	
		11	420	1	
		11	420	1	
		12	365	1	
	10-62232-01		2	50B	1
			7	520	1
		7	525	1	
		8	520	1	
		8	525	1	
		9	430	1	
		9	435	1	
		10	505	1	
		10	506	1	
		10	507	1	
		10	508	1	
		11	315	1	
		12	95	1	
102LH9075-62W			7	270D	1
		9	180C	1	
		10	255C	1	
		11	145C	1	
11-6537-1		2	80A	1	
		2	80B	1	
		2	80C	1	
		12	140	1	
		12	140A	1	
		12	140B	1	
11-6537-3		2	80A	1	
		2	80B	1	
		2	80C	1	

25-23-38

ILLUSTRATED PARTS LIST

Page 1012

Nov 01/2008



COMPONENT MAINTENANCE MANUAL

PART NUMBER	AIRLINE PART NUMBER	FIGURE	ITEM	UNITS PER ASSEMBLY
11-6537-5		12	140	1
		12	140A	1
		12	140B	1
		2	80A	1
		2	80B	1
		2	80C	1
		12	140	1
11-6537-7		12	140A	1
		12	140B	1
		7	655	1
		7	655C	1
		8	630	1
11-6537-9		9	560	1
		10	595	1
		7	655A	1
		7	655B	1
		9	560A	1
11-6563-12A		10	595A	1
11-6563-12B		11	300	1
11-6563-12C		12	15	1
		2	10A	1
11-6563-12D		12	15A	1
		2	10B	1
11-6563-13A		12	15B	1
		2	10C	1
11-6563-13B		12	15C	1
		2	20	1
11-6563-13C		2	15A	1
		12	20A	1
11-6563-13D		2	15B	1
		12	20B	1
11-6563-14B		2	15C	1
		12	20C	1
		2	20A	1
		12	25A	1

25-23-38

ILLUSTRATED PARTS LIST

Page 1013

Nov 01/2008



COMPONENT MAINTENANCE MANUAL

PART NUMBER	AIRLINE PART NUMBER	FIGURE	ITEM	UNITS PER ASSEMBLY
11-6563-14C		2	20B	1
		12	25B	1
11-6563-14D		12	25C	1
11-6563-22A		2	10J	1
		7	545E	1
		8	545F	1
		9	455F	1
		10	525F	1
		12	15D	1
11-6563-22B		2	10E	1
		7	545A	1
		8	545A	1
		9	455A	1
		10	525A	1
		12	15E	1
11-6563-22C		2	10K	1
		7	545F	1
		8	545E	1
		9	455E	1
		10	525E	1
		12	15F	1
11-6563-22D		2	10L	1
		7	545G	1
		8	545G	1
		9	455G	1
		10	525G	1
		12	15G	1
11-6563-22E		12	15H	1
11-6563-22G		7	545H	1
		9	455H	1
		10	525H	1
		11	260	1
11-6563-23A		2	15K	1
		7	550E	1
		8	550E	1

25-23-38

ILLUSTRATED PARTS LIST

Page 1014

Nov 01/2008



COMPONENT MAINTENANCE MANUAL

PART NUMBER	AIRLINE PART NUMBER	FIGURE	ITEM	UNITS PER ASSEMBLY
11-6563-23B		9	460E	1
		10	530E	1
		12	20D	1
		2	15E	1
		7	550A	1
		8	550A	1
		9	460A	1
		10	530A	1
11-6563-23C		12	20E	1
		2	15J	1
		7	550F	1
		8	550F	1
		9	460F	1
		10	530F	1
		12	20F	1
11-6563-23D		2	15L	1
		7	550G	1
		8	550G	1
		9	460G	1
		10	530G	1
		12	20G	1
		12	20H	1
11-6563-23E		12	20H	1
11-6563-23G		7	550J	1
		9	460H	1
		10	530H	1
		11	255	1
11-6563-24A		2	20J	1
		7	555E	1
		8	555G	1
		9	465F	1
		10	535F	1
		12	25D	1
		2	20E	1
11-6563-24B		7	555A	1
		8	555A	1

25-23-38

ILLUSTRATED PARTS LIST

Page 1015

Nov 01/2008



COMPONENT MAINTENANCE MANUAL

PART NUMBER	AIRLINE PART NUMBER	FIGURE	ITEM	UNITS PER ASSEMBLY
11-6563-24C		9	465A	1
		10	535A	1
		12	25E	1
		2	20K	1
		7	555F	1
		8	555E	1
		9	465G	1
		10	535G	1
11-6563-24D		12	25F	1
		2	20L	1
		7	555G	1
		8	555F	1
		9	465E	1
		10	535E	1
11-6563-24G		12	25G	1
		7	555J	1
		9	465H	1
		10	535H	1
		11	250	1
115013-38		6	110A	1
115013-39		9	115A	1
		11	30	1
		6	115A	1
117003-14		9	120A	1
		11	35	1
		4	135	1
		7	120B	1
117003-22		7	120K	1
		8	120	1
		8	120C	1
		5	130	2
		8	121	2
		10	125	2
117080-04		7	120J	1
130125		3	60A	2

25-23-38

ILLUSTRATED PARTS LIST

Page 1016

Nov 01/2008



COMPONENT MAINTENANCE MANUAL

PART NUMBER	AIRLINE PART NUMBER	FIGURE	ITEM	UNITS PER ASSEMBLY	
173470-42		7	625	2	
		8	600	2	
		9	530	2	
		10	750	2	
		6	80	1	
		9	85	1	
		11	60	1	
		11	65	1	
	25-1734-13		2	25D	1
			7	560C	2
		8	560C	1	
		9	470C	2	
		10	540C	1	
		12	60A	1	
		12	60A	1	
25-1734-15			2	25C	2
		7	560B	2	
		7	560F	2	
		8	560B	2	
		9	470B	2	
		10	540B	2	
		11	235	2	
		12	60	2	
	25-1734-15A		9	470D	2
			11	235	2
	25-1734-17		7	560E	2
	25-1734-5A		7	560B	2
289-801-119		9	15B	4	
		11	490	4	
289-801-128		11	490A	4	
289-801-240		7	20C	4	
		8	20A	4	
		10	20A	4	
37001-36		11	60B	1	
37001-42		6	80	1	

25-23-38

ILLUSTRATED PARTS LIST

Page 1017

Nov 01/2008



COMPONENT MAINTENANCE MANUAL

PART NUMBER	AIRLINE PART NUMBER	FIGURE	ITEM	UNITS PER ASSEMBLY
37001-47		9	85	1
		9	85A	1
		11	60	1
		11	65	1
		9	90A	1
		11	70	1
		11	75	1
3740-10		7	580P	3
		9	490P	3
		10	560P	3
		12	115L	3
3740-11		7	580Q	3
		7	580S	3
		9	490Q	3
		10	560R	3
		11	240	3
3740-3		7	580J	3
		9	490J	3
		10	560J	3
		12	115	3
		12	115A	3
3740-4		7	580	3
		9	490	3
		10	560	3
		12	115B	3
		12	115C	3
		7	580N	3
3740-5		7	580V	3
		9	490N	3
		10	560N	3
		12	115D	3
		12	115E	3
		7	580L	3
		9	490L	3
3740-6		10	560L	3

25-23-38

ILLUSTRATED PARTS LIST

Page 1018

Nov 01/2008



COMPONENT MAINTENANCE MANUAL

PART NUMBER	AIRLINE PART NUMBER	FIGURE	ITEM	UNITS PER ASSEMBLY
3740-7		12	115F	3
		12	115G	3
		7	580H	3
		7	580W	3
		9	490H	3
		10	560H	3
3740-8		12	115H	3
		7	580K	3
		7	580U	3
		7	580X	3
		9	490K	3
		10	560K	3
		10	560Q	3
		12	115J	3
3740-9		7	580M	3
		7	580T	3
		9	490M	3
		10	560M	3
		12	115K	3
	3SAV1338A2		3	25
		7	605	1
		8	580	1
		9	510	1
		10	760	1
		11	60B	1
40830-505-036		11	60B	1
417N3011-101SP		1	2F	RF
417N3011-102SP		7	1A	RF
		1	8E	RF
417N3011-103SP		7	5	RF
		1	2G	RF
417N3011-104SP		7	1B	RF
		1	8F	RF
417N3011-105SP		7	5A	RF
		1	2H	RF
		10	1A	RF

25-23-38

ILLUSTRATED PARTS LIST

Page 1019

Nov 01/2008



COMPONENT MAINTENANCE MANUAL

PART NUMBER	AIRLINE PART NUMBER	FIGURE	ITEM	UNITS PER ASSEMBLY
417N3011-106SP		1	8G	RF
		10	5	RF
417N3011-107SP		1	2J	RF
		10	1B	RF
417N3011-108SP		1	8H	RF
		10	5A	RF
417N3011-109SP		1	2K	RF
		8	1A	RF
417N3011-110SP		1	8J	RF
		8	5	RF
417N3011-111SP		1	2L	RF
		8	1B	RF
417N3011-112SP		1	8K	RF
		8	5A	RF
417N3011-113SP		1	2M	RF
		7	1C	RF
417N3011-114SP		1	8L	RF
		7	5B	RF
417N3011-115SP		1	2N	RF
		10	1C	RF
417N3011-116SP		1	8M	RF
		10	5B	RF
417N3011-117SP		1	2P	RF
		8	1C	RF
417N3011-118SP		1	8N	RF
		8	5B	RF
417N3011-119SP		1	2Q	RF
		8	1F	RF
417N3011-111SP		1	1A	RF
		2	1	RF
417N3011-120SP		1	8P	RF
		8	5C	RF
417N3011-121SP		1	2R	RF
		7	1D	RF
417N3011-122SP		1	8Q	RF

25-23-38

ILLUSTRATED PARTS LIST

Page 1020

Nov 01/2008



COMPONENT MAINTENANCE MANUAL

PART NUMBER	AIRLINE PART NUMBER	FIGURE	ITEM	UNITS PER ASSEMBLY
		7	5C	RF
417N3011-124SP		1	8R	RF
		8	5D	RF
417N3011-125SP		1	2T	RF
		9	1A	RF
417N3011-126SP		1	8S	RF
		9	5	RF
417N3011-127SP		1	2U	RF
		9	1B	RF
417N3011-128SP		1	8T	RF
		9	5A	RF
417N3011-129SP		1	2V	RF
		9	1C	RF
417N3011-12SP		1	7	RF
		2	3	RF
417N3011-136SP		1	2W	RF
		2	1G	RF
417N3011-137SP		1	8U	RF
		2	3G	RF
417N3011-138SP		1	2X	RF
		2	1H	RF
417N3011-139SP		1	8V	RF
		2	3H	RF
417N3011-13SP		1	1B	RF
		2	1A	RF
417N3011-140SP		1	8W	RF
		2	3J	RF
417N3011-142SP		1	2Y	RF
		7	1E	RF
417N3011-143SP		1	8X	RF
		7	5D	RF
417N3011-144SP		1	2Z	RF
		7	1F	RF
417N3011-145SP		1	8Y	RF
		7	5E	RF

25-23-38

ILLUSTRATED PARTS LIST

Page 1021

Nov 01/2008



COMPONENT MAINTENANCE MANUAL

PART NUMBER	AIRLINE PART NUMBER	FIGURE	ITEM	UNITS PER ASSEMBLY
417N3011-147SP		1	3M	RF
		7	1G	RF
417N3011-148SP		1	8Z	RF
		7	5F	RF
417N3011-149SP		1	3N	RF
		7	1H	RF
417N3011-14SP		1	7A	RF
		2	3A	RF
417N3011-150SP		1	9A	RF
		7	5G	RF
417N3011-151SP		1	3P	RF
		7	1J	RF
417N3011-152SP		1	9B	RF
		7	5H	RF
417N3011-153SP		1	3Q	RF
		8	1G	RF
417N3011-154SP		1	9C	RF
		8	5E	RF
417N3011-155SP		1	3R	RF
		8	1H	RF
417N3011-156SP		1	9D	RF
		8	5F	RF
417N3011-157SP		1	3S	RF
		8	1J	RF
417N3011-158SP		1	9E	RF
		8	5G	RF
417N3011-159SP		1	3T	RF
		10	1D	RF
417N3011-15SP		1	1C	RF
		2	1B	RF
417N3011-160SP		1	9F	RF
		10	5C	RF
417N3011-161SP		1	3U	RF
		10	1E	RF
417N3011-162SP		1	9G	RF

25-23-38

ILLUSTRATED PARTS LIST

Page 1022

Nov 01/2008



COMPONENT MAINTENANCE MANUAL

PART NUMBER	AIRLINE PART NUMBER	FIGURE	ITEM	UNITS PER ASSEMBLY
		10	5D	RF
417N3011-163SP		1	3V	RF
		10	1F	RF
417N3011-164SP		1	9H	RF
		10	5E	RF
417N3011-165SP		1	3W	RF
		10	1G	RF
417N3011-166SP		1	9J	RF
		10	5F	RF
417N3011-167SP		1	3X	RF
		10	1H	RF
417N3011-168SP		1	9K	RF
		10	5G	RF
417N3011-16SP		1	7B	RF
		2	3B	RF
417N3011-170SP		1	9L	RF
		10	5H	RF
417N3011-17SP		1	1G	RF
		12	1E	RF
417N3011-18SP		1	7G	RF
		12	5D	RF
417N3011-19SP		1	1H	RF
		12	1F	RF
417N3011-1SP		1	1	RF
		12	1A	RF
417N3011-201SP		1	3Y	RF
		7	1K	RF
417N3011-202SP		1	9M	RF
		7	5J	RF
417N3011-203B		1	16	RF
		7	3H	RF
417N3011-203C		1	16A	RF
		7	3J	RF
417N3011-203D		1	16B	RF
		7	3K	RF

25-23-38

ILLUSTRATED PARTS LIST

Page 1023

Nov 01/2008



COMPONENT MAINTENANCE MANUAL

PART NUMBER	AIRLINE PART NUMBER	FIGURE	ITEM	UNITS PER ASSEMBLY
417N3011-203E		1	16C	RF
		7	3L	RF
417N3011-203G		1	16D	RF
		7	3M	RF
417N3011-203N		1	16E	RF
		7	3N	RF
417N3011-203SP		1	3Z	RF
		7	1L	RF
417N3011-204A		1	26	RF
		7	7B	RF
417N3011-204B		1	26A	RF
		7	7C	RF
417N3011-204C		1	26B	RF
		7	7D	RF
417N3011-204D		1	26C	RF
		7	7E	RF
417N3011-204E		1	26D	RF
		7	7F	RF
417N3011-204G		1	26E	RF
		7	7G	RF
417N3011-204N		1	26F	RF
		7	7H	RF
417N3011-204SP		1	9N	RF
		7	5K	RF
417N3011-20SP		1	7H	RF
		12	5E	RF
417N3011-213SP		1	4	RF
		7	1M	RF
417N3011-214SP		1	9P	RF
		7	5L	RF
417N3011-21SP		1	1J	RF
		12	1G	RF
417N3011-221C		1	4W	RF
		7	1T	RF
417N3011-221SP		1	4A	RF

25-23-38

ILLUSTRATED PARTS LIST

Page 1024

Nov 01/2008



COMPONENT MAINTENANCE MANUAL

PART NUMBER	AIRLINE PART NUMBER	FIGURE	ITEM	UNITS PER ASSEMBLY
		7	1N	RF
417N3011-22SP		1	7J	RF
		12	5F	RF
417N3011-23SP		1	1K	RF
		2	1C	RF
417N3011-24SP		1	7K	RF
		2	3C	RF
417N3011-25SP		1	1L	RF
		2	1D	RF
417N3011-26SP		1	7L	RF
		2	3D	RF
417N3011-27SP		1	1M	RF
		12	1H	RF
417N3011-28SP		1	7M	RF
		12	5G	RF
417N3011-29SP		1	1N	RF
		12	1J	RF
417N3011-2SP		1	7C	RF
		12	5	RF
417N3011-301SP		1	4B	RF
		7	1P	RF
417N3011-302SP		1	9Q	RF
		7	5M	RF
417N3011-303C		1	4X	RF
		7	1U	RF
417N3011-303SP		1	4C	RF
		7	1Q	RF
417N3011-304C		1	10L	RF
		7	5R	RF
417N3011-304SP		1	9R	RF
		7	5N	RF
417N3011-305SP		1	4D	RF
		10	1J	RF
417N3011-306SP		1	9S	RF
		10	5J	RF

25-23-38

ILLUSTRATED PARTS LIST

Page 1025

Nov 01/2008



COMPONENT MAINTENANCE MANUAL

PART NUMBER	AIRLINE PART NUMBER	FIGURE	ITEM	UNITS PER ASSEMBLY
417N3011-307SP		1	4E	RF
		10	1K	RF
417N3011-308SP		1	9T	RF
		10	5K	RF
417N3011-309SP		1	4F	RF
		8	1K	RF
417N3011-30SP		1	7N	RF
		12	5H	RF
417N3011-310SP		1	9U	RF
		8	5H	RF
417N3011-313SP		1	4G	RF
		7	1R	RF
417N3011-314SP		1	9V	RF
		7	5P	RF
417N3011-315SP		1	4H	RF
		10	1L	RF
417N3011-316SP		1	9W	RF
		10	5L	RF
417N3011-317SP		1	4J	RF
		8	1L	RF
417N3011-318SP		1	9X	RF
		8	5J	RF
417N3011-31SP		1	1P	RF
		12	1K	RF
417N3011-321SP		1	4K	RF
		7	1S	RF
417N3011-322SP		1	9Y	RF
		7	5Q	RF
417N3011-324SP		1	9Z	RF
		8	5K	RF
417N3011-325D		1	4Y	RF
		9	1G	RF
417N3011-325SP		1	4L	RF
		9	1D	RF
417N3011-326D		1	10M	RF

25-23-38

ILLUSTRATED PARTS LIST

Page 1026

Nov 01/2008



COMPONENT MAINTENANCE MANUAL

PART NUMBER	AIRLINE PART NUMBER	FIGURE	ITEM	UNITS PER ASSEMBLY
		9	5D	RF
417N3011-326SP		1	10A	RF
		9	5B	RF
417N3011-327D		1	4Z	RF
		9	1H	RF
417N3011-327SP		1	4M	RF
		9	1E	RF
417N3011-328D		1	11Z	RF
		9	5E	RF
417N3011-328SP		1	10B	RF
		9	5C	RF
417N3011-329SP		1	4N	RF
		9	1F	RF
417N3011-33SP		1	1Q	RF
		12	1L	RF
417N3011-34SP		1	7P	RF
		12	5J	RF
417N3011-359SP		1	4P	RF
		10	1M	RF
417N3011-35SP		1	1R	RF
		12	1M	RF
417N3011-360SP		1	10C	RF
		10	5M	RF
417N3011-361SP		1	4Q	RF
		10	1N	RF
417N3011-362SP		1	10D	RF
		10	5N	RF
417N3011-363SP		1	4R	RF
		10	1P	RF
417N3011-364SP		1	10E	RF
		10	5P	RF
417N3011-365SP		1	4S	RF
		10	1Q	RF
417N3011-366SP		1	10F	RF
		10	5Q	RF

25-23-38

ILLUSTRATED PARTS LIST

Page 1027

Nov 01/2008



COMPONENT MAINTENANCE MANUAL

PART NUMBER	AIRLINE PART NUMBER	FIGURE	ITEM	UNITS PER ASSEMBLY
417N3011-367SP		1	4T	RF
		10	1R	RF
417N3011-368SP		1	10G	RF
		10	5R	RF
417N3011-36SP		1	7Q	RF
		12	5K	RF
417N3011-370SP		1	10H	RF
		10	5S	RF
417N3011-371SP		1	4U	RF
		8	1M	RF
417N3011-372SP		1	10J	RF
		8	5L	RF
417N3011-373SP		1	4V	RF
		8	1N	RF
417N3011-374SP		1	10K	RF
		8	5M	RF
417N3011-37SP		1	1S	RF
		12	1N	RF
417N3011-38SP		1	7R	RF
		12	5L	RF
417N3011-39SP		1	1T	RF
		12	1P	RF
417N3011-3SP		1	1D	RF
		12	1B	RF
417N3011-401B		1	5A	RF
		7	1V	RF
417N3011-401BB		1	6Q	RF
		7	3	RF
417N3011-401BC		1	6S	RF
		7	3B	RF
417N3011-401C		1	5B	RF
		7	1W	RF
417N3011-401D		1	5C	RF
		7	1X	RF
417N3011-401G		1	5D	RF

25-23-38

ILLUSTRATED PARTS LIST

Page 1028

Nov 01/2008



COMPONENT MAINTENANCE MANUAL

PART NUMBER	AIRLINE PART NUMBER	FIGURE	ITEM	UNITS PER ASSEMBLY
		7	1Y	RF
417N3011-401H		1	16F	RF
		7	3P	RF
417N3011-401J		1	6M	RF
		7	2X	RF
417N3011-401L		1	16G	RF
		7	3Q	RF
417N3011-401M		1	5E	RF
		7	1Z	RF
417N3011-401N		1	5F	RF
		7	2	RF
417N3011-401P		1	5G	RF
		7	2A	RF
417N3011-401T		1	5H	RF
		7	2B	RF
417N3011-401V		1	5J	RF
		7	2C	RF
417N3011-401W		1	5K	RF
		7	2D	RF
417N3011-402B		1	10N	RF
		7	5S	RF
417N3011-402BB		1	11X	RF
		7	6U	RF
417N3011-402BC		1	12	RF
		7	6W	RF
417N3011-402C		1	10P	RF
		7	5T	RF
417N3011-402D		1	10Q	RF
		7	5U	RF
417N3011-402G		1	10R	RF
		7	5V	RF
417N3011-402H		1	26G	RF
		7	7J	RF
417N3011-402J		1	11V	RF
		7	6S	RF

25-23-38

ILLUSTRATED PARTS LIST

Page 1029

Nov 01/2008



COMPONENT MAINTENANCE MANUAL

PART NUMBER	AIRLINE PART NUMBER	FIGURE	ITEM	UNITS PER ASSEMBLY
417N3011-402L		1	26H	RF
		7	7K	RF
417N3011-402M		1	10S	RF
		7	5W	RF
417N3011-402N		1	10T	RF
		7	5X	RF
417N3011-402P		1	10U	RF
		7	5Y	RF
417N3011-402SP		1	12L	RF
		7	7	RF
417N3011-402T		1	10V	RF
		7	5Z	RF
417N3011-402V		1	10W	RF
		7	6	RF
417N3011-402W		1	10X	RF
		7	6A	RF
417N3011-403B		1	5L	RF
		7	2E	RF
417N3011-403C		1	5M	RF
		7	2F	RF
417N3011-403D		1	6N	RF
		7	2Y	RF
417N3011-403G		1	5N	RF
		7	2G	RF
417N3011-403H		1	5P	RF
		7	2H	RF
417N3011-403J		1	5Q	RF
		7	2J	RF
417N3011-403L		1	5R	RF
		7	2K	RF
417N3011-403M		1	6R	RF
		7	3A	RF
417N3011-403P		1	6T	RF
		7	3C	RF
417N3011-404B		1	10Y	RF

25-23-38

ILLUSTRATED PARTS LIST

Page 1030

Nov 01/2008



COMPONENT MAINTENANCE MANUAL

PART NUMBER	AIRLINE PART NUMBER	FIGURE	ITEM	UNITS PER ASSEMBLY
		7	6B	RF
417N3011-404C		1	10Z	RF
		7	6C	RF
417N3011-404D		1	11W	RF
		7	6T	RF
417N3011-404G		1	11	RF
		7	6D	RF
417N3011-404H		1	11A	RF
		7	6E	RF
417N3011-404J		1	11B	RF
		7	6F	RF
417N3011-404L		1	11C	RF
		7	6G	RF
417N3011-404M		1	11Y	RF
		7	6V	RF
417N3011-404P		1	12A	RF
		7	6X	RF
417N3011-405C		1	6E	RF
		10	1U	RF
417N3011-406C		1	11Q	RF
		10	5V	RF
417N3011-407C		1	6F	RF
		10	1V	RF
417N3011-408C		1	11R	RF
		10	5W	RF
417N3011-40SP		1	7S	RF
		12	5M	RF
417N3011-413B		1	5S	RF
		7	2L	RF
417N3011-413C		1	16L	RF
		7	3U	RF
417N3011-413D		1	5T	RF
		7	2M	RF
417N3011-413G		1	5U	RF
		7	2N	RF

25-23-38

ILLUSTRATED PARTS LIST

Page 1031

Nov 01/2008



COMPONENT MAINTENANCE MANUAL

PART NUMBER	AIRLINE PART NUMBER	FIGURE	ITEM	UNITS PER ASSEMBLY
417N3011-413H		1	16H	RF
		7	3R	RF
417N3011-413L		1	5W	RF
		7	2Q	RF
417N3011-413M		1	5X	RF
		7	2R	RF
417N3011-413P		1	6P	RF
		7	2Z	RF
417N3011-413SP		1	12M	RF
		7	3G	RF
417N3011-413T		1	6U	RF
		7	3D	RF
417N3011-413V		1	16J	RF
		7	3S	RF
417N3011-414B		1	11D	RF
		7	6H	RF
417N3011-414C		1	26P	RF
		7	7R	RF
417N3011-414D		1	11E	RF
		7	6J	RF
417N3011-414G		1	11F	RF
		7	6K	RF
417N3011-414J		7	6L	RF
		1	11H	RF
417N3011-414L		7	6M	RF
		1	11J	RF
417N3011-414M		7	6N	RF
		1	26J	RF
417N3011-414N		7	7L	RF
		1	26K	RF
417N3011-414P		7	7M	RF
		1	12B	RF
417N3011-414T		7	6Y	RF
		1	26L	RF
417N3011-414V		7	7N	RF

25-23-38

ILLUSTRATED PARTS LIST

Page 1032

Nov 01/2008



COMPONENT MAINTENANCE MANUAL

PART NUMBER	AIRLINE PART NUMBER	FIGURE	ITEM	UNITS PER ASSEMBLY
417N3011-415C		1	6G	RF
		10	1W	RF
417N3011-416C		1	11S	RF
		10	5X	RF
417N3011-41SP		1	1U	RF
		12	1Q	RF
417N3011-421B		1	6V	RF
		7	3E	RF
417N3011-421C		1	5Y	RF
		7	2S	RF
417N3011-421D		1	5Z	RF
		7	2T	RF
417N3011-421G		1	6B	RF
		7	2W	RF
417N3011-421J		1	16K	RF
		7	3T	RF
417N3011-422B		1	26M	RF
		7	7P	RF
417N3011-422C		1	11K	RF
		7	6P	RF
417N3011-422D		1	26N	RF
		7	7Q	RF
417N3011-425B		1	6H	RF
		11	1A	RF
417N3011-426B		1	11T	RF
		11	5	RF
417N3011-427B		1	6J	RF
		11	1B	RF
417N3011-428B		1	11U	RF
		11	5A	RF
417N3011-42SP		1	7T	RF
		12	5N	RF
417N3011-431B		1	6K	RF
		11	1C	RF
417N3011-43SP		1	1V	RF

25-23-38

ILLUSTRATED PARTS LIST

Page 1033

Nov 01/2008



COMPONENT MAINTENANCE MANUAL

PART NUMBER	AIRLINE PART NUMBER	FIGURE	ITEM	UNITS PER ASSEMBLY
		12	1R	RF
417N3011-44SP		1	7U	RF
		12	5P	RF
417N3011-459B		1	6W	RF
		10	1Y	RF
417N3011-459C		1	6C	RF
		10	1S	RF
417N3011-45SP		1	1W	RF
		12	1S	RF
417N3011-460B		1	12C	RF
		10	5Y	RF
417N3011-460C		1	11N	RF
		10	5T	RF
417N3011-461B		1	6X	RF
		10	1Z	RF
417N3011-461C		1	6D	RF
		10	1T	RF
417N3011-462B		1	12D	RF
		10	5Z	RF
417N3011-462C		1	11P	RF
		10	5U	RF
417N3011-463B		1	6Y	RF
		10	2	RF
417N3011-463C		1	6L	RF
		10	1X	RF
417N3011-465B		1	6Z	RF
		11	1D	RF
417N3011-466B		1	12E	RF
		11	5B	RF
417N3011-467B		1	12F	RF
		11	1E	RF
417N3011-468B		1	12G	RF
		11	5C	RF
417N3011-469B		1	12H	RF
		11	1F	RF

25-23-38

ILLUSTRATED PARTS LIST

Page 1034

Nov 01/2008



COMPONENT MAINTENANCE MANUAL

PART NUMBER	AIRLINE PART NUMBER	FIGURE	ITEM	UNITS PER ASSEMBLY
417N3011-46SP		1	7V	RF
		12	5Q	RF
417N3011-47SP		1	1X	RF
		12	1T	RF
417N3011-48SP		1	7W	RF
		12	5R	RF
417N3011-49SP		1	1Y	RF
		12	1U	RF
417N3011-4SP		1	7D	RF
		12	5A	RF
417N3011-501C		1	6	RF
		7	2U	RF
417N3011-502C		1	11L	RF
		7	6Q	RF
417N3011-50SP		1	7X	RF
		12	5S	RF
417N3011-513C		1	6A	RF
		7	2V	RF
417N3011-514C		1	11M	RF
		7	6R	RF
417N3011-51SP		1	1Z	RF
		12	1V	RF
417N3011-52SP		1	7Y	RF
		12	5T	RF
417N3011-53SP		1	2	RF
		2	1E	RF
417N3011-54SP		1	7Z	RF
		2	3E	RF
417N3011-55SP		1	2A	RF
		2	1F	RF
417N3011-56SP		1	8	RF
		2	3F	RF
417N3011-57SP		1	2B	RF
		12	1W	RF
417N3011-58SP		1	8A	RF

25-23-38

ILLUSTRATED PARTS LIST

Page 1035

Nov 01/2008



COMPONENT MAINTENANCE MANUAL

PART NUMBER	AIRLINE PART NUMBER	FIGURE	ITEM	UNITS PER ASSEMBLY
		12	5U	RF
417N3011-59SP		1	2C	RF
		12	1X	RF
417N3011-5SP		1	1E	RF
		12	1C	RF
417N3011-601B		1	16M	RF
		7	3V	RF
417N3011-601BG		1	16U	RF
		7	4	RF
417N3011-601BH		1	17A	RF
		7	4F	RF
417N3011-601BJ		1	17B	RF
		7	4G	RF
417N3011-601C		1	16V	RF
		7	4A	RF
417N3011-601D		1	17C	RF
		7	4H	RF
417N3011-601G		1	17D	RF
		7	4J	RF
417N3011-601T		1	16X	RF
		7	4C	RF
417N3011-601V		1	16Y	RF
		7	4D	RF
417N3011-602B		1	26Q	RF
		7	7S	RF
417N3011-602BG		1	26Y	RF
		7	7Y	RF
417N3011-602BH		1	27F	RF
		7	8C	RF
417N3011-602BJ		1	27G	RF
		7	8D	RF
417N3011-602C		1	26X	RF
		7	7X	RF
417N3011-602D		1	27H	RF
		7	8E	RF

25-23-38

ILLUSTRATED PARTS LIST

Page 1036

Nov 01/2008



COMPONENT MAINTENANCE MANUAL

PART NUMBER	AIRLINE PART NUMBER	FIGURE	ITEM	UNITS PER ASSEMBLY
417N3011-602G		1	27J	RF
		7	8F	RF
417N3011-602M		1	28	RF
		7	8N	RF
417N3011-602T		1	27	RF
		7	8	RF
417N3011-602V		1	27A	RF
		7	8A	RF
417N3011-602W		1	18A	RF
		7	8V	RF
417N3011-603B		1	16N	RF
		7	3W	RF
417N3011-603BG		1	16W	RF
		7	4B	RF
417N3011-603C		1	16P	RF
		7	3X	RF
417N3011-603G		1	17W	RF
		7	4S	RF
417N3011-603T		1	17H	RF
		7	4N	RF
417N3011-604B		1	26R	RF
		7	7T	RF
417N3011-604BG		1	26Z	RF
		7	7Z	RF
417N3011-604C		1	26S	RF
		7	7U	RF
417N3011-604G		1	28A	RF
		7	8P	RF
417N3011-604T		1	27N	RF
		7	8K	RF
417N3011-60SP		1	8B	RF
		12	5V	RF
417N3011-613B		1	16Q	RF
		7	3Y	RF
417N3011-613BJ		1	17E	RF

25-23-38

ILLUSTRATED PARTS LIST

Page 1037

Nov 01/2008



COMPONENT MAINTENANCE MANUAL

PART NUMBER	AIRLINE PART NUMBER	FIGURE	ITEM	UNITS PER ASSEMBLY
		7	4K	RF
417N3011-613C		1	16R	RF
		7	3Z	RF
417N3011-613D		1	17F	RF
		7	4L	RF
417N3011-613G		1	17G	RF
		7	4M	RF
417N3011-613L		1	16Z	RF
		7	4E	RF
417N3011-614B		1	26T	RF
		7	7V	RF
417N3011-614BH		1	27K	RF
		7	8G	RF
417N3011-614C		1	26U	RF
		7	7W	RF
417N3011-614D		1	27L	RF
		7	8H	RF
417N3011-614G		1	27M	RF
		7	8J	RF
417N3011-614L		1	27B	RF
		7	8B	RF
417N3011-61SP		1	2D	RF
		12	1Y	RF
417N3011-625B		1	16S	RF
		9	1J	RF
417N3011-626B		1	26V	RF
		9	5F	RF
417N3011-627B		1	16T	RF
		9	1K	RF
417N3011-628B		1	26W	RF
		9	5G	RF
417N3011-629B		1	28J	RF
417N3011-62SP		1	8C	RF
		12	5W	RF
417N3011-630B		1	28K	RF

25-23-38

ILLUSTRATED PARTS LIST

Page 1038

Nov 01/2008



COMPONENT MAINTENANCE MANUAL

PART NUMBER	AIRLINE PART NUMBER	FIGURE	ITEM	UNITS PER ASSEMBLY
417N3011-631B		1	17	RF
417N3011-633B		1	28L	RF
417N3011-635B		1	17Y	RF
		11	1G	RF
417N3011-636B		1	28M	RF
		11	5D	RF
417N3011-63SP		1	2E	RF
		12	1Z	RF
417N3011-641B		1	17Z	RF
		11	1H	RF
417N3011-642B		1	28N	RF
		11	5E	RF
417N3011-64SP		1	8D	RF
		12	5X	RF
417N3011-659B		1	12N	RF
		10	2A	RF
417N3011-659BM		1	17U	RF
		10	2D	RF
417N3011-660B		1	27C	RF
		10	6	RF
417N3011-660BM		1	27R	RF
		10	6C	RF
417N3011-661B		1	12P	RF
		10	2B	RF
417N3011-661BM		1	17M	RF
		10	2E	RF
417N3011-662B		1	27D	RF
		10	6A	RF
417N3011-662BM		1	27S	RF
		10	6D	RF
417N3011-663B		1	12Q	RF
		10	2C	RF
417N3011-663BM		1	17N	RF
		10	2F	RF
417N3011-664B		1	27E	RF

25-23-38

ILLUSTRATED PARTS LIST

Page 1039

Nov 01/2008



COMPONENT MAINTENANCE MANUAL

PART NUMBER	AIRLINE PART NUMBER	FIGURE	ITEM	UNITS PER ASSEMBLY
		10	6B	RF
417N3011-664BM		1	27T	RF
		10	6E	RF
417N3011-666B		1	28H	RF
		10	6P	RF
417N3011-669B		1	17P	RF
		10	2G	RF
417N3011-669BM		1	17Q	RF
		10	2H	RF
417N3011-670B		1	27U	RF
		10	6F	RF
417N3011-670BM		1	27V	RF
		10	6G	RF
417N3011-671B		1	17R	RF
		10	2J	RF
417N3011-671BM		1	17V	RF
		10	2K	RF
417N3011-672B		1	27W	RF
		10	6H	RF
417N3011-672BM		1	27X	RF
		10	6J	RF
417N3011-673B		1	17S	RF
		10	2L	RF
417N3011-673BM		1	17T	RF
		10	2M	RF
417N3011-674B		1	27Y	RF
		10	6K	RF
417N3011-674BM		1	27Z	RF
		10	6L	RF
417N3011-676B		1	28E	RF
		10	6M	RF
417N3011-681B		1	28G	RF
		10	6N	RF
417N3011-6SP		1	7E	RF
		12	5B	RF

25-23-38

ILLUSTRATED PARTS LIST

Page 1040

Nov 01/2008



COMPONENT MAINTENANCE MANUAL

PART NUMBER	AIRLINE PART NUMBER	FIGURE	ITEM	UNITS PER ASSEMBLY
417N3011-70		7	117	AR
		10	121	2
417N3011-701E		1	28F	RF
		7	8T	RF
417N3011-702D		1	27P	RF
		7	8L	RF
417N3011-702G		1	28B	RF
		7	8Q	RF
417N3011-702J		1	28C	RF
		7	8R	RF
417N3011-703B		1	17X	RF
		7	4T	RF
417N3011-703J		1	17L	RF
		7	4R	RF
417N3011-704B		1	28D	RF
		7	8S	RF
417N3011-704J		1	27Q	RF
		7	8M	RF
417N3011-71		7	118	2
		10	122	4
417N3011-713C		1	17J	RF
		7	4P	RF
417N3011-713D		1	17K	RF
		7	4Q	RF
417N3011-714C		1	18	RF
		7	8U	RF
417N3011-72		7	508	4
		10	492	2
		11	488	4
417N3011-7SP		1	1F	RF
		12	1D	RF
417N3011-8SP		1	7F	RF
		12	5C	RF
417N3012-10C		9	565B	1
		11	495	1

25-23-38

ILLUSTRATED PARTS LIST

Page 1041

Nov 01/2008



COMPONENT MAINTENANCE MANUAL

PART NUMBER	AIRLINE PART NUMBER	FIGURE	ITEM	UNITS PER ASSEMBLY
417N3012-10SP		9	565	1
417N3012-11SP		9	565A	1
417N3012-14B		7	660G	1
		10	600F	1
417N3012-14C		7	660J	1
417N3012-14D		7	660L	1
		10	600G	1
417N3012-14E		7	660H	1
417N3012-14F		7	660M	1
417N3012-14G		7	660N	1
417N3012-14H		7	660K	1
417N3012-15B		9	565C	1
		11	495A	1
417N3012-1SP		12	510	1
417N3012-3SP		2	385	1
417N3012-5SP		12	510A	1
417N3012-6C		7	660F	1
417N3012-6D		10	600B	1
417N3012-6M		7	660D	1
417N3012-6N		7	660C	1
		10	600D	1
417N3012-6SP		7	660	1
		10	600	1
417N3012-7D		10	600C	1
417N3012-7E		7	660B	1
417N3012-7G		7	660E	1
		10	600E	1
417N3012-7SP		7	660A	1
		10	600A	1
417N3012-8SP		8	635	1
417N3012-9SP		8	635A	1
417N3013-11A		7	730A	1
		9	635A	1
		10	670A	1
		11	565	1

25-23-38

ILLUSTRATED PARTS LIST

Page 1042

Nov 01/2008



COMPONENT MAINTENANCE MANUAL

PART NUMBER	AIRLINE PART NUMBER	FIGURE	ITEM	UNITS PER ASSEMBLY
417N3013-11B		7	730C	1
417N3013-11D		7	730E	1
417N3013-11E		7	730D	1
417N3013-11H		7	730B	1
417N3013-11SP		2	395	1
		7	730	1
		8	705	1
		9	635	1
		10	670	1
		12	515	1
417N3013-12B		7	735D	1
417N3013-12C		7	735E	1
		10	675B	1
417N3013-12D		7	735C	1
417N3013-12E		7	735B	1
417N3013-12G		7	735A	1
		9	640A	1
		10	675C	1
		11	570	1
417N3013-12SP		7	735	1
		9	640	1
		10	675	1
		12	520	1
417N3013-13SP		2	400	1
		8	710A	1
417N3016-1		2	410	1
		12	525	1
417N3016-10		9	655	1
		11	585	1
417N3016-11		9	645A	1
417N3016-12		9	655A	1
417N3016-2		2	430	1
		12	545	1
417N3016-4		12	525A	1
417N3016-5		7	740	1

25-23-38

ILLUSTRATED PARTS LIST

Page 1043

Nov 01/2008



COMPONENT MAINTENANCE MANUAL

PART NUMBER	AIRLINE PART NUMBER	FIGURE	ITEM	UNITS PER ASSEMBLY		
417N3016-6		8	715	1		
		10	680	1		
		7	760	1		
		8	735	1		
		10	700	1		
417N3016-7		7	740A	1		
		8	715A	1		
		10	680A	1		
		10	700A	1		
417N3016-8		7	760A	1		
		8	735A	1		
417N3016-9		9	645	1		
		11	575	1		
417N3019-1A		7	725A	1		
417N3019-1G		7	725B	1		
417N3019-1SP		2	340	1		
		2	344	1		
		2	344A	1		
		7	725	1		
		8	700	1		
		9	630	1		
		10	665	1		
		11	560	1		
		12	445	1		
		12	465	1		
		12	465A	1		
		417N3019-2B		7	725C	1
				9	630A	1
				10	665A	1
				11	560A	1
417N3019-2C		7	725D	1		
417N3019-2D		7	725F	1		
417N3019-2E		7	725E	1		
417N3028-1		2	35	1		
		4	1	RF		

25-23-38

ILLUSTRATED PARTS LIST

Page 1044

Nov 01/2008



COMPONENT MAINTENANCE MANUAL

PART NUMBER	AIRLINE PART NUMBER	FIGURE	ITEM	UNITS PER ASSEMBLY
		12	65	1
417N3028-10		4	132	AR
417N3028-11		4	131	AR
417N3028-12		6	1A	RF
		12	65C	1
417N3028-13		6	5	RF
		12	70A	1
417N3028-15		5	1B	RF
		12	65B	1
417N3028-2		2	35A	1
		4	3	RF
		12	70	1
417N3028-3		5	1A	RF
		12	65A	1
417N3033-10SP		2	43A	1
417N3033-15SP		12	75B	1
417N3033-16SP		12	80B	1
417N3033-17SP		12	75C	1
417N3033-18SP		12	80C	1
417N3033-19SP		12	75D	1
417N3033-1SP		12	75	1
417N3033-20SP		12	80D	1
417N3033-21SP		2	40F	1
417N3033-22SP		2	43B	1
417N3033-23SP		2	40G	1
417N3033-24SP		2	43C	1
417N3033-25SP		12	75E	1
417N3033-26SP		12	80E	1
417N3033-27SP		12	75F	1
417N3033-28SP		12	80F	1
417N3033-29SP		12	75G	1
417N3033-2SP		12	80	1
417N3033-30SP		12	80G	1
417N3033-3SP		12	75A	1
417N3033-4SP		12	80A	1

25-23-38

ILLUSTRATED PARTS LIST

Page 1045

Nov 01/2008



COMPONENT MAINTENANCE MANUAL

PART NUMBER	AIRLINE PART NUMBER	FIGURE	ITEM	UNITS PER ASSEMBLY
417N3033-7SP		2	40	1
417N3033-8SP		2	43	1
417N3033-9SP		2	40B	1
417N3034-1		2	30B	1
		3	1	RF
		12	55	1
417N3034-11		2	30C	1
		3	1G	RF
		12	55E	1
417N3034-12		2	30D	1
		3	1H	RF
		12	55F	1
417N3034-2		3	1A	RF
		12	55A	1
417N3034-3		3	1B	RF
		12	55B	1
417N3034-4		2	30	1
		3	1C	RF
417N3034-5		2	30A	1
		3	1D	RF
417N3034-6		3	1E	RF
		12	55C	1
417N3034-7		3	1F	RF
		12	55D	1
417N3035-1		2	73	1
		12	125	1
417N3035-2		2	72	1
		12	130	1
417N3035-3		7	645	1
		9	550	1
		10	585	1
		11	290	1
417N3035-4		7	650	1
		8	625	1
		9	555	1

25-23-38

ILLUSTRATED PARTS LIST

Page 1046

Nov 01/2008



COMPONENT MAINTENANCE MANUAL

PART NUMBER	AIRLINE PART NUMBER	FIGURE	ITEM	UNITS PER ASSEMBLY
		10	590	1
		11	295	1
417N3035-5		8	620	1
417N3036-1		4	35	1
		7	140	1
		8	140	1
417N3036-2		7	150	1
		8	150	1
417N3036-3		7	145	1
		8	145	1
417N3036-4		4	30	2
		5	25	2
		7	135	2
		8	135	2
		8	163	1
		10	140	1
417N3038-1		4	25	1
		7	125	1
		8	125	1
417N3038-2		5	15	1
		8	161	2
		10	130	2
417N3038-3		4	40	1
		7	155	1
		8	155	1
417N3038-4		4	45	1
		5	30	1
		7	160	1
		8	160	1
		8	164	1
		10	145	1
417N3039-1		4	90	2
		5	80	2
		7	185	2
		8	185	2

25-23-38

ILLUSTRATED PARTS LIST

Page 1047

Nov 01/2008



COMPONENT MAINTENANCE MANUAL

PART NUMBER	AIRLINE PART NUMBER	FIGURE	ITEM	UNITS PER ASSEMBLY
		10	170	2
417N3039-10		7	210A	1
417N3039-11		7	185A	2
		10	170A	2
417N3039-12		7	175F	1
		10	160C	1
417N3039-13		7	180F	1
		10	165C	1
417N3039-14		7	172	2
		10	167	1
417N3039-3		4	80	1
		5	65	1
		7	180	1
		7	180B	1
		8	180	1
		10	165	1
417N3039-4		4	85	1
		5	70	1
		7	175	1
		7	175B	1
		8	175	1
		10	160	1
417N3039-5		2	85	1
		7	225	1
		8	225	1
		9	135	1
		10	210	1
		11	100	1
		12	155	1
417N3039-6		2	95	1
		7	235	1
		8	235	1
		9	145	1
		10	220	1
		11	110	1

25-23-38

ILLUSTRATED PARTS LIST

Page 1048

Nov 01/2008



COMPONENT MAINTENANCE MANUAL

PART NUMBER	AIRLINE PART NUMBER	FIGURE	ITEM	UNITS PER ASSEMBLY
417N3039-7		12	165	1
		4	65	2
		5	50	2
		7	210	1
		7	212	1
		8	210	2
		10	195	2
417N3039-8		4	85A	1
		5	70A	1
		7	175A	1
		7	175D	1
		7	175E	1
		7	180C	1
		8	175A	1
		8	183	1
		10	160A	1
		10	160B	1
		417N3039-9		4
5	65A			1
7	175C			1
7	180A			1
7	180D			1
7	180E			1
8	180A			1
8	182			1
10	165A			1
10	165B			1
417N3043-21				2
		2	342A	1
		7	720	2
		8	695	2
		9	625	2
		10	660	2
		11	555	2
		12	455	2

25-23-38

ILLUSTRATED PARTS LIST

Page 1049

Nov 01/2008



COMPONENT MAINTENANCE MANUAL

PART NUMBER	AIRLINE PART NUMBER	FIGURE	ITEM	UNITS PER ASSEMBLY	
417N3043-22		12	455A	2	
		2	343	1	
		2	343A	1	
		7	715	2	
		8	690	2	
		9	620	2	
		10	655	2	
		11	550	2	
		12	460	2	
		12	460A	2	
	417N3058-2A		7	710A	1
			9	615A	1
		10	650A	1	
		11	545	1	
417N3058-2B		7	710C	1	
417N3058-2G		7	710B	1	
417N3058-2SP		2	341	1	
		2	341A	1	
		7	710	1	
		8	685	1	
		9	615	1	
		10	650	1	
		12	450	1	
		12	450A	1	
	417N3058-3B		7	710D	1
			9	615B	1
			10	650B	1
			11	545A	1
417N3058-3C		7	710E	1	
417N3058-3D		7	710G	1	
417N3058-3E		7	710F	1	
417N3063-4		11	275	1	
		12	45	1	
417N3102-10		2	245	2	
		7	415	2	

25-23-38

ILLUSTRATED PARTS LIST

Page 1050

Nov 01/2008



COMPONENT MAINTENANCE MANUAL

PART NUMBER	AIRLINE PART NUMBER	FIGURE	ITEM	UNITS PER ASSEMBLY		
417N3102-11		8	415	2		
		9	325	2		
		10	400	2		
		11	395	2		
		12	340	2		
		2	255	1		
		7	425	1		
		8	425	1		
		9	335	1		
		10	410	1		
		11	405	1		
		12	350	1		
417N3103-3		7	575	1		
		9	485	1		
		10	555	1		
		11	270	1		
		12	40	1		
417N3103-4		11	280	1		
417N3104-2		2	55	1		
		7	530	1		
		8	530	1		
		9	440	1		
		10	510	1		
		11	320	1		
		12	100	1		
		11	220	1		
		417N313-101		11	220A	1
		417N313-102		11	225	1
		417N313-203		11	225	1
		417N3132-7		4	140	2
5	135			2		
6	10			2		
417N3132-9		7	10	2		
		8	10	2		
		9	10	2		
		10	10	2		

25-23-38

ILLUSTRATED PARTS LIST

Page 1051

Nov 01/2008



COMPONENT MAINTENANCE MANUAL

PART NUMBER	AIRLINE PART NUMBER	FIGURE	ITEM	UNITS PER ASSEMBLY		
417N3133-20		11	10	2		
		2	370	1		
		12	495	1		
417N3133-21		2	375	1		
		12	500	1		
417N3133-22		2	380	1		
		12	505	1		
		2	370A	1		
417N3133-23		2	370B	1		
		7	695	1		
		8	670	1		
		9	600	1		
		10	635	1		
		11	530	1		
		12	495A	1		
		12	495B	1		
		417N3133-24		2	375A	1
				2	375B	1
				7	700	1
8	675			1		
9	605			1		
10	640			1		
11	535			1		
12	500A			1		
12	500B			1		
417N3133-25				2	380A	1
		2	380B	1		
		7	690	1		
		8	665	1		
		9	595	1		
		10	630	1		
		11	525	1		
		12	505A	1		
		12	505B	1		
		417N3135-5		2	150	1

25-23-38

ILLUSTRATED PARTS LIST

Page 1052

Nov 01/2008



COMPONENT MAINTENANCE MANUAL

PART NUMBER	AIRLINE PART NUMBER	FIGURE	ITEM	UNITS PER ASSEMBLY
417N3135-6		7	275	1
		8	275	1
		9	185	1
		10	260	1
		11	150	1
		12	205	1
		7	275A	1
		9	185A	1
		10	260A	1
		11	150A	1
		417N3137-14		4
4	95B			1
417N3137-15		4	155	2
		5	145	2
417N3137-16		5	90	2
		8	101	2
		10	90	2
417N3137-17		4	97	3
		4	100	3
		4	165	1
		5	95	3
		5	155	1
		7	65	1
		7	90	3
		8	65	1
		8	90	3
		8	102	2
		10	65	1
417N3137-18		10	95	2
		4	160	1
		5	150	1
		7	70	1
		8	70	1
		10	70	1
417N3137-19		4	105A	1

25-23-38

ILLUSTRATED PARTS LIST

Page 1053

Nov 01/2008



COMPONENT MAINTENANCE MANUAL

PART NUMBER	AIRLINE PART NUMBER	FIGURE	ITEM	UNITS PER ASSEMBLY
		5	100	1
		8	103	1
		10	100	1
417N3137-20		4	96	1
		7	85	1
		8	85	1
417N3137-21		4	106	1
		7	95	1
		8	100J	1
417N3137-22		7	60	2
		8	60	2
		10	60	2
417N3137-24		4	96J	1
		7	87	1
		8	86	1
417N3137-25		4	97K	1
		7	92A	1
		8	100A	1
417N3137-26		4	96K	1
		7	87A	1
		8	86A	1
417N3137-27		7	67A	1
		8	67A	1
		10	67A	1
417N3137-28		7	62	1
		8	62	1
		10	62	1
417N3137-29		7	62A	1
		8	62A	1
		10	62A	1
417N3137-31		4	106A	1
		7	95A	1
		7	95B	1
		8	100K	1
417N3137-32		7	85A	1

25-23-38

ILLUSTRATED PARTS LIST

Page 1054

Nov 01/2008



COMPONENT MAINTENANCE MANUAL

PART NUMBER	AIRLINE PART NUMBER	FIGURE	ITEM	UNITS PER ASSEMBLY	
417N3137-33		10	90A	2	
417N3137-34		10	100A	1	
417N3137-5		4	97J	1	
		4	115	AR	
		4	170	AR	
		5	110	AR	
		5	160	AR	
		7	67	1	
		7	92	1	
		8	67	1	
		8	100	1	
		8	104	1	
		10	67	1	
		10	105	1	
	417N3137-7		4	110	1
			5	105	1
417N3151-18A		7	285A	1	
		9	195A	1	
		10	270A	1	
		11	160A	1	
417N3151-18B		7	285B	1	
417N3151-18C		7	285E	1	
417N3151-18E		7	285D	1	
417N3151-18H		7	285C	1	
417N3151-18SP		2	185	1	
		7	285	1	
		8	285	1	
		9	195	1	
		10	270	1	
		11	160	1	
		12	240	1	
		12	240	1	
417N3151-19		2	186	1	
		7	315	1	
		8	315	1	
		9	225	1	
		9	225	1	

25-23-38

ILLUSTRATED PARTS LIST

Page 1055

Nov 01/2008



COMPONENT MAINTENANCE MANUAL

PART NUMBER	AIRLINE PART NUMBER	FIGURE	ITEM	UNITS PER ASSEMBLY		
417N3151-20		10	300	1		
		11	190	1		
		12	245	1		
		2	190D	1		
		7	335	1		
		8	335	1		
		9	245	1		
		10	320	1		
		11	210	1		
		12	265	1		
		417N3151-21		2	165A	1
				7	300	1
8	300			1		
9	210			1		
10	285			1		
11	175			1		
12	220			1		
417N3151-5				2	180	1
				7	290	1
				8	290	1
				9	200	1
				10	275	1
		11	165	1		
		12	235	1		
		417N3151-6		2	170	2
				7	305	2
				8	305	2
				9	215	2
				10	290	2
11	180			2		
12	225			2		
417N3152-14A				7	240A	1
				10	225A	1
				11	115	1
417N3152-14B				7	240C	1

25-23-38

ILLUSTRATED PARTS LIST

Page 1056

Nov 01/2008



COMPONENT MAINTENANCE MANUAL

PART NUMBER	AIRLINE PART NUMBER	FIGURE	ITEM	UNITS PER ASSEMBLY
417N3152-14H		7	240B	1
417N3152-14SP		2	100	1
		7	240	1
		8	240	1
		9	150	1
		10	225	1
		12	170	1
	417N3152-15B		7	240D
		9	150A	1
		10	225B	1
		11	115A	1
417N3152-15C		7	240E	1
417N3152-15D		7	240G	1
417N3152-15E		7	240F	1
417N3161-12		4	130	1
		5	125	2
		7	115	1
		8	115	1
		10	190	1
417N3161-13		4	60	1
		5	45	1
		7	205	1
		8	205	1
		10	190	1
417N3161-14		7	630	1
		8	605	1
		9	535	1
		10	755	1
		3	55	1
417N3161-17		7	620	1
		8	595	1
		9	525	1
		10	745	1
		5	125A	2
417N3161-21		8	116	2
		10	120	2

25-23-38

ILLUSTRATED PARTS LIST

Page 1057

Nov 01/2008



COMPONENT MAINTENANCE MANUAL

PART NUMBER	AIRLINE PART NUMBER	FIGURE	ITEM	UNITS PER ASSEMBLY
417N3161-22		7	205A	1
		10	190A	1
417N3161-23		7	223	1
417N3170-13		2	295	2
		7	470	2
		8	470	2
		9	380	2
		10	455	2
		11	450	2
		12	395	2
417N3171-4		2	315	1
		7	490	1
		8	490	1
		9	400	1
		10	475	1
		11	470	1
		12	415	1
		2	320	1
417N3172-23		7	495	1
		8	495	1
		9	405	1
		10	480	1
		11	475	1
		12	420	1
		2	330	1
417N3172-24		7	505	1
		8	505	1
		9	415	1
		10	490	1
		11	485	1
		12	430	1
		2	310	1
417N3173-1		7	485	1
		8	485	1
		9	395	1

25-23-38

ILLUSTRATED PARTS LIST

Page 1058

Nov 01/2008



COMPONENT MAINTENANCE MANUAL

PART NUMBER	AIRLINE PART NUMBER	FIGURE	ITEM	UNITS PER ASSEMBLY		
417N3173-2		10	470	1		
		11	465	1		
		12	410	1		
		2	175	1		
		7	310	1		
		8	310	1		
		9	220	1		
		10	295	1		
		11	185	1		
		12	230	1		
		417N3173-21		2	365	1
				7	675	1
8	650			1		
9	580			1		
10	615			1		
11	510			1		
12	480			1		
12	480B			1		
417N3173-22				2	367	1
				7	680	1
				8	655	1
				9	585	1
		10	620	1		
		11	515	1		
		12	485	1		
		12	485B	1		
		417N3180-1		2	195	2
				7	350	2
				8	350	2
				9	260	2
10	335			2		
11	335			2		
12	290			2		
417N3180-3				2	215	2
				7	375	2

25-23-38

ILLUSTRATED PARTS LIST

Page 1059

Nov 01/2008



COMPONENT MAINTENANCE MANUAL

PART NUMBER	AIRLINE PART NUMBER	FIGURE	ITEM	UNITS PER ASSEMBLY		
417N3181-1		8	375	2		
		9	285	2		
		10	360	2		
		11	355	2		
		12	310	2		
		2	210	1		
		7	365	1		
		8	365	1		
		9	275	1		
		10	350	1		
		11	350	1		
		12	305	1		
417N3182-1		2	235	1		
		7	395	1		
		8	395	1		
		9	305	1		
		10	380	1		
		11	375	1		
		12	330	1		
		417N3183-1		2	240	1
				7	400	1
				8	400	1
				9	310	1
				10	385	1
11	380			1		
12	335			1		
417N3190-1				2	260	1
				7	430	1
				8	430	1
				9	340	1
				10	415	1
		11	410	1		
		12	355	1		
		417N3190-3		2	285	1
				7	455	1

25-23-38

ILLUSTRATED PARTS LIST

Page 1060

Nov 01/2008



COMPONENT MAINTENANCE MANUAL

PART NUMBER	AIRLINE PART NUMBER	FIGURE	ITEM	UNITS PER ASSEMBLY
		8	455	1
		9	365	1
		10	440	1
		11	435	1
		12	380	1
417T4205-181		7	20B	4
417T4205-193		4	175	4
		5	165	4
		7	20	4
		8	20	4
		10	20	4
417T4205-200		6	15	4
		9	15	4
417T4205-209		6	35	2
		9	35	2
417T4205-212		6	50	1
		9	50	1
417T4205-217		6	45	1
		9	45	1
417T4205-22		4	180	1
		5	170	1
		7	25	1
		8	25	1
		10	25	1
417T4205-54		7	45A	1
417T4205-6		4	190	1
		5	180	1
		6	40	1
		7	35	1
		8	35	1
		9	40	1
		10	35	1
417T4205-7		4	185	4
		5	175	4
		6	20	1

25-23-38

ILLUSTRATED PARTS LIST

Page 1061

Nov 01/2008



COMPONENT MAINTENANCE MANUAL

PART NUMBER	AIRLINE PART NUMBER	FIGURE	ITEM	UNITS PER ASSEMBLY		
417T4205-8		7	30	4		
		8	30	4		
		9	20	1		
		10	30	4		
		4	210	1		
		5	200	1		
		6	60	1		
		7	55	1		
		8	55	1		
		9	60	1		
417T4205-9		10	55	1		
		4	205	1		
		5	195	1		
		6	55	1		
		7	50	1		
		8	50	1		
		9	55	1		
		10	50	1		
		417T4205-94		4	200	1
				5	190	1
6	30			1		
7	45			1		
8	45			1		
9	30			1		
10	45			1		
417T4205-96				4	195	1
				5	185	1
				6	25	1
		7	40	1		
		7	43	1		
		8	40	1		
		9	25	1		
		10	40	1		
		417T4205-97		7	20A	4
		4671112-050505W		11	80B	1

25-23-38

ILLUSTRATED PARTS LIST

Page 1062

Nov 01/2008



COMPONENT MAINTENANCE MANUAL

PART NUMBER	AIRLINE PART NUMBER	FIGURE	ITEM	UNITS PER ASSEMBLY		
4708-1		11	85B	1		
		2	65B	1		
		7	665A	1		
		8	640A	1		
		9	570A	1		
		10	605A	1		
		11	500	1		
		12	105	1		
		4809-18		7	540U	1
				8	540U	1
				9	450U	1
10	520U			1		
12	10F			1		
4809-19		2	5N	1		
		7	540V	1		
		8	540V	1		
		9	450V	1		
		10	520V	1		
		12	10G	1		
4809-20		2	5P	1		
		7	540W	1		
		8	540W	1		
		9	450W	1		
		10	520W	1		
		12	10H	1		
4809-23		7	540X	1		
		8	540X	1		
		9	450X	1		
		10	520X	1		
		12	10J	1		
4809-38		2	5H	1		
		7	540P	1		
		8	540P	1		
		9	450P	1		
		10	520P	1		

25-23-38

ILLUSTRATED PARTS LIST

Page 1063

Nov 01/2008



COMPONENT MAINTENANCE MANUAL

PART NUMBER	AIRLINE PART NUMBER	FIGURE	ITEM	UNITS PER ASSEMBLY
4809-50		12	10K	1
		2	5J	1
		7	540Q	1
		8	540Q	1
		9	450Q	1
		10	520Q	1
4809-52		12	10L	1
		2	5K	1
		7	540R	1
		7	541X	1
		8	540R	1
		9	450R	1
		10	520R	1
4809-53		12	10M	1
		2	5L	1
		7	540S	1
		8	540S	1
		9	450S	1
		10	520S	1
4809-54		12	10N	1
		2	5M	1
		7	540T	1
		8	540T	1
		9	450T	1
		10	520T	1
4809-57		12	10P	1
		2	5T	1
		7	541A	1
		8	541A	1
		9	451A	1
4809-58		10	521A	1
		12	10	1
		2	5U	1
		7	541B	1
		8	541B	1

25-23-38

ILLUSTRATED PARTS LIST

Page 1064

Nov 01/2008



COMPONENT MAINTENANCE MANUAL

PART NUMBER	AIRLINE PART NUMBER	FIGURE	ITEM	UNITS PER ASSEMBLY		
4809-60		9	451B	1		
		10	521B	1		
		12	10A	1		
		2	5V	1		
		7	541C	1		
		8	541C	1		
		9	451C	1		
		10	521C	1		
		12	10B	1		
		4809-61		7	541R	1
		4809-62		7	541E	1
				9	451D	1
10	521D			1		
11	265			1		
4809-63		7	541S	1		
4809-64		7	541K	1		
4809-66		7	541F	1		
4809-68		7	541G	1		
4809-69		7	541H	1		
4809-71		7	541L	1		
4809-73		7	541J	1		
4809-74		7	541M	1		
4809-78		7	541N	1		
4809-80		7	541T	1		
4809-81		7	541Q	1		
4809-84		7	541U	1		
4809-85		7	541V	1		
4809-86		7	541W	1		
4809-89		10	521E	1		
53002		3	30B	1		
		7	590A	1		
		8	570A	1		
		9	500A	1		
		10	570A	1		
		11	220	1		

25-23-38

ILLUSTRATED PARTS LIST

Page 1065

Nov 01/2008



COMPONENT MAINTENANCE MANUAL

PART NUMBER	AIRLINE PART NUMBER	FIGURE	ITEM	UNITS PER ASSEMBLY
53004		3	35A	1
		7	600A	1
		8	575A	1
		9	505A	1
		10	570C	1
53005		3	40K	1
		7	635E	1
		8	610G	1
		9	540C	1
		10	575E	1
53240		3	40H	1
		7	635F	1
		10	575C	1
53251		3	40G	1
		7	635D	1
		8	610E	1
		9	540B	1
		10	575B	1
		11	225	1
53253		3	40J	1
		8	610F	1
53303		3	40F	1
		8	610D	1
53456		4	70A	2
		5	55A	2
		7	165	2
		7	190B	2
		8	165	2
		10	150	2
		10	175A	2
		10	575F	1
53507		10	575F	1
53509		7	595A	1
		10	570D	1
		10	570E	1
		11	220A	1

25-23-38

ILLUSTRATED PARTS LIST

Page 1066

Nov 01/2008



COMPONENT MAINTENANCE MANUAL

PART NUMBER	AIRLINE PART NUMBER	FIGURE	ITEM	UNITS PER ASSEMBLY	
56926		10	575G	1	
6035-04BR135		2	420	19	
		7	745	9	
		8	720	9	
		9	650	9	
		10	685	9	
		11	580	9	
		12	535	19	
	6035-04BR219		2	189	2
			7	330	2
			8	330	2
			9	240	2
			10	315	2
		11	205	2	
		12	260	2	
6035-06BR150		2	90	2	
		2	188	2	
		2	425	2	
		7	230	2	
		7	325	2	
		7	750	2	
		8	230	2	
		8	325	2	
		8	725	2	
		9	140	2	
		9	235	2	
		10	215	2	
		10	310	2	
		10	690	2	
		11	105	2	
		11	200	2	
		12	160	2	
		12	255	2	
		12	540	2	
	6035-2BR185		2	187	3

25-23-38

ILLUSTRATED PARTS LIST

Page 1067

Nov 01/2008



COMPONENT MAINTENANCE MANUAL

PART NUMBER	AIRLINE PART NUMBER	FIGURE	ITEM	UNITS PER ASSEMBLY
		2	250	2
		2	325	2
		2	415	3
		7	320	3
		7	420	2
		7	500	2
		7	755	2
		8	320	3
		8	420	2
		8	500	2
		8	730	2
		9	230	3
		9	330	2
		9	410	2
		10	305	3
		10	405	2
		10	485	2
		10	695	2
		11	195	3
		11	400	2
		11	480	1
		12	250	3
		12	345	2
		12	425	2
		12	530	3
6100-12		2	191	2
		7	345	2
		8	345	2
		9	255	2
		10	330	2
		11	330	2
		12	270	2
6100-9		2	300	2
		2	345	4
		7	475	2

25-23-38

ILLUSTRATED PARTS LIST

Page 1068

Nov 01/2008



COMPONENT MAINTENANCE MANUAL

PART NUMBER	AIRLINE PART NUMBER	FIGURE	ITEM	UNITS PER ASSEMBLY		
65-85902-1		8	475	2		
		9	385	2		
		10	460	2		
		11	455	2		
		12	400	2		
		12	470	4		
		2	210A	1		
		7	365A	1		
		8	365A	1		
		9	275A	1		
		10	350A	1		
		11	350A	1		
65-85905-4		12	305A	1		
		2	225	1		
		7	385	1		
		8	385	1		
		9	295	1		
		10	370	1		
		11	365	1		
		12	320	1		
		65C16899-6		2	280	1
				7	450	1
				8	450	1
				9	360	1
10	435			1		
11	430			1		
12	375			1		
7030S				4	97A	3
				7	65A	1
				7	90A	3
				8	65A	1
				8	90A	3
		10	65A	1		
		750801-002		7	580	3
				9	490	3

25-23-38

ILLUSTRATED PARTS LIST

Page 1069

Nov 01/2008



COMPONENT MAINTENANCE MANUAL

PART NUMBER	AIRLINE PART NUMBER	FIGURE	ITEM	UNITS PER ASSEMBLY		
78580-1		10	560	3		
		12	115B	3		
		12	115C	3		
		2	125	1		
		7	255	1		
		8	255	1		
		9	165	1		
		10	240	1		
		11	130	1		
		12	185	1		
		803000-04		4	135A	1
				7	120C	1
7	120H			1		
8	120A			1		
8	120D			1		
83877		7	80E	2		
8862		10	85D	2		
		7	738	AR		
		9	643	AR		
		10	677	AR		
96-62		11	573	AR		
		2	145A	1		
		7	270A	1		
		8	270A	1		
		9	180A	1		
		10	255A	1		
		11	145A	1		
		12	200A	1		
		4	75B	2		
		5	60A	2		
		AN960JD10L		2	140	1
AN960JD6L		3	50A	2		
		7	265	1		
		8	265	1		
		9	175	1		

25-23-38

ILLUSTRATED PARTS LIST

Page 1070

Nov 01/2008



COMPONENT MAINTENANCE MANUAL

PART NUMBER	AIRLINE PART NUMBER	FIGURE	ITEM	UNITS PER ASSEMBLY	
AN960JD8L		10	250	1	
		11	140	1	
		12	195	1	
		2	110	AR	
		2	194	4	
		4	55B	2	
		4	125B	1	
		5	40A	2	
		5	120A	2	
		12	150	AR	
		12	285	4	
		12	390	4	
BAC27DPA2272		4	215	1	
		5	205	1	
		6	120	1	
		7	765	1	
		8	740	1	
		9	660	1	
		10	705	1	
		11	590	1	
	BAC27NPA1359		2	435	1
			8	745	1
	BAC27NPA1360		7	785	1
		10	710	1	
BAC27NPA1361		12	550	1	
		2	455	1	
		7	770	1	
		8	760	1	
		9	665	1	
		10	720	1	
		11	595	1	
		12	555	1	
BAC27NPA1362		2	450	1	
		7	780	1	
		8	765	1	

25-23-38

ILLUSTRATED PARTS LIST

Page 1071

Nov 01/2008



COMPONENT MAINTENANCE MANUAL

PART NUMBER	AIRLINE PART NUMBER	FIGURE	ITEM	UNITS PER ASSEMBLY
		9	670	1
		10	730	1
		12	560	1
BAC27NPA1363		2	440	1
		8	755	1
BAC27NPA1365		7	790	1
		10	715	1
		12	565	1
BAC27NPA1366		7	775	1
		10	725	1
		11	600	1
		12	570	1
BAC27NPA1367		2	445	1
		8	750	1
BAC29PPS56568		7	800	2
BAC29PPS56569		7	795	1
BACB30PF3-6		4	70	2
		5	55	2
BACC10DK3		3	15	1
		3	17	1
		7	200	1
		8	200	1
		9	75	1
		10	185	1
		11	50	1
BACC10DK6		6	75	1
		9	80	1
		11	55	1
BACD40P3A160		7	570	1
		9	480	1
		10	550	1
		11	230	1
		12	35	1
BACN10FX6		3	60	2
		7	625A	2

25-23-38

ILLUSTRATED PARTS LIST

Page 1072

Nov 01/2008



COMPONENT MAINTENANCE MANUAL

PART NUMBER	AIRLINE PART NUMBER	FIGURE	ITEM	UNITS PER ASSEMBLY		
BACN10JC06		8	600A	2		
		9	530A	2		
		10	750A	2		
		2	145A	1		
		7	270A	1		
		8	270A	1		
		9	180A	1		
		10	255A	1		
		11	145A	1		
		12	200A	1		
		BACN10JC06CD		7	270D	1
				9	180C	1
10	255C			1		
11	145C			1		
BACN10YD6		3	60A	2		
		7	625	2		
		8	600	2		
		9	530	2		
		10	750	2		
BACN10YJ08		2	45	4		
		7	515	2		
		8	515	2		
		9	425	2		
		10	500	2		
		11	310	2		
		12	90	4		
		BACN11AG06		7	270B	1
7	270C			1		
9	180B			1		
10	255B			1		
11	145B			1		
BACP18BC02C06P		7	15A	2		
		10	15A	2		
BACP18BD1C11		7	80C	2		
		7	80D	2		

25-23-38

ILLUSTRATED PARTS LIST

Page 1073

Nov 01/2008



COMPONENT MAINTENANCE MANUAL

PART NUMBER	AIRLINE PART NUMBER	FIGURE	ITEM	UNITS PER ASSEMBLY		
BACR13CD2		8	81	2		
		10	85B	2		
		10	85C	2		
		3	25	1		
		7	605	1		
		8	580	1		
		9	510	1		
		10	760	1		
		BACR15BB3D8		2	368	2
				12	490	2
BACR15BB3D9				2	368A	2
		2	368B	2		
		7	685	2		
		8	660	2		
		9	590	2		
		10	625	2		
		12	490A	2		
		12	490B	2		
		BACR15BB3D9C		7	685A	2
				9	590A	2
10	625A			2		
11	520A			2		
BACR15BB4D14				2	192	2
		7	340	2		
		8	340	2		
		9	250	2		
		10	325	2		
BACR15BB4D14C		7	340A	2		
		9	250A	2		
		10	325A	2		
		11	325	2		
		12	275	2		
BACR15BB4D6		4	87	2		
		5	75	2		
BACS12CK04-14		7	640A	9		

25-23-38

ILLUSTRATED PARTS LIST

Page 1074

Nov 01/2008



COMPONENT MAINTENANCE MANUAL

PART NUMBER	AIRLINE PART NUMBER	FIGURE	ITEM	UNITS PER ASSEMBLY
		7	640B	9
		9	545A	9
		10	580A	9
		11	285B	9
BACS12CK06-6		7	245A	2
		7	245C	2
		7	245D	2
		10	230B	2
		11	120A	2
BACS12ER08K11		2	60	4
		12	85	4
BACS12FA08K6		2	105A	3
		2	193	4
		2	290	4
		12	145	3
		12	280	4
		12	385	4
BACS12GU06K5		3	45	2
BACS12GX08-11		2	60B	4
		2	60C	4
		12	85A	4
		12	85C	4
BACS12HN06-12		7	165A	2
		7	190A	2
		7	190D	2
		10	150A	2
BACS12HN06-6		7	610A	2
BACS12HN06-9		9	65A	1
		11	40A	1
BACS12HN08-6		7	105A	1
		10	110A	2
BACS12HN08-8		7	215A	3
		7	405A	4
		7	460A	4
		9	125B	3

25-23-38

ILLUSTRATED PARTS LIST

Page 1075

Nov 01/2008



COMPONENT MAINTENANCE MANUAL

PART NUMBER	AIRLINE PART NUMBER	FIGURE	ITEM	UNITS PER ASSEMBLY
		9	315A	4
		9	370A	4
		10	200A	3
		10	390A	4
		10	445B	4
		11	90A	3
		11	385A	4
		11	440A	4
BACS12HN3-20		9	100A	4
		11	15A	4
BACS13S205C		2	265	4
		7	435	4
		8	435	4
		9	345	4
		10	420	4
		11	415	4
		12	360	4
BACS13S219C		2	265A	4
		7	435A	4
		8	435A	4
		9	345A	4
		10	420A	4
		11	415A	4
		12	360A	4
BACT16AZ050505W		11	80B	1
		11	85B	1
BACT63C01		5	85	2
		8	77	2
		10	80	2
BR16S233		3	25	1
		7	605	1
		8	580	1
		9	510	1
		10	760	1
BRC600-12-3		3	60A	2

25-23-38

ILLUSTRATED PARTS LIST

Page 1076

Nov 01/2008



COMPONENT MAINTENANCE MANUAL

PART NUMBER	AIRLINE PART NUMBER	FIGURE	ITEM	UNITS PER ASSEMBLY
BRH10A06		7	625	2
		8	600	2
		9	530	2
		10	750	2
		2	145A	1
		7	270A	1
		8	270A	1
		9	180A	1
		10	255A	1
		11	145A	1
		12	200A	1
		BRH10C06D		7
9	180C			1
10	255C			1
DB0T16AZ050505W		11	145C	1
		11	80B	1
E71740-00		11	85B	1
		7	120E	1
		7	120F	1
E72220-10		7	120G	1
		8	120B	1
		8	121A	2
		10	125A	2
EE4AA005		3	25	1
		7	605	1
		8	580	1
		9	510	1
		10	760	1
ER10634-050505W		11	80B	1
		11	85B	1
GSC205		2	265	4
		7	435	4
		8	435	4
		9	345	4
		10	420	4

25-23-38

ILLUSTRATED PARTS LIST

Page 1077

Nov 01/2008



COMPONENT MAINTENANCE MANUAL

PART NUMBER	AIRLINE PART NUMBER	FIGURE	ITEM	UNITS PER ASSEMBLY	
GSC219		11	415	4	
		12	360	4	
		2	265A	4	
		7	435A	4	
		8	435A	4	
		9	345A	4	
		10	420A	4	
		11	415A	4	
		12	360A	4	
	H10-06BAC		2	145A	1
			7	270A	1
			8	270A	1
		9	180A	1	
		10	255A	1	
		11	145A	1	
		12	200A	1	
H51650-06BAC			7	270D	1
			9	180C	1
			10	255C	1
			11	145C	1
HFW1204K01			3	25	1
		3	25	1	
		7	605	1	
		7	605	1	
		8	580	1	
		8	580	1	
		9	510	1	
		9	510	1	
		10	760	1	
		10	760	1	
HFW1206K03		3	25	1	
		7	605	1	
		8	580	1	
		9	510	1	
		10	760	1	

25-23-38

ILLUSTRATED PARTS LIST

Page 1078

Nov 01/2008



COMPONENT MAINTENANCE MANUAL

PART NUMBER	AIRLINE PART NUMBER	FIGURE	ITEM	UNITS PER ASSEMBLY
M10976		1	3Z	RF
		1	4C	RF
		1	4X	RF
		1	9N	RF
		1	9R	RF
		1	10L	RF
		1	16	RF
		1	16A	RF
		1	16B	RF
		1	16C	RF
		1	16D	RF
		1	16E	RF
		1	26	RF
		1	26A	RF
		1	26B	RF
		1	26C	RF
		1	26D	RF
		1	26E	RF
		1	26F	RF
		7	1L	RF
		7	1Q	RF
		7	1U	RF
		7	3H	RF
		7	3J	RF
		7	3K	RF
		7	3L	RF
		7	3M	RF
		7	3N	RF
		7	5K	RF
		7	5N	RF
7	5R	RF		
7	7B	RF		
7	7C	RF		
7	7D	RF		
7	7E	RF		

25-23-38

ILLUSTRATED PARTS LIST

Page 1079

Nov 01/2008



COMPONENT MAINTENANCE MANUAL

PART NUMBER	AIRLINE PART NUMBER	FIGURE	ITEM	UNITS PER ASSEMBLY
MS20253P2-100		7	7F	RF
		7	7G	RF
		7	7H	RF
		2	335	4
		2	335A	4
		12	435	4
MS20253P2-165		12	435A	4
		2	305	1
		7	480	1
		8	480	1
		9	390	1
		10	465	1
		11	460	1
		12	405	1
MS20253P2-330		2	355A	2
		7	670	2
		8	645	2
		9	575	2
		10	610	2
		11	505	2
		12	475	2
MS20253P2-409		2	336	2
MS20253P2-80		12	440	2
		7	705	4
		8	680	4
		9	610	4
		10	645	4
		11	540	4
MS20392-1C11		4	87A	2
		5	75A	2
		7	80	2
		8	80	2
		10	85	2
MS21042L06		2	145	1
		7	270	1

25-23-38

ILLUSTRATED PARTS LIST

Page 1080

Nov 01/2008



COMPONENT MAINTENANCE MANUAL

PART NUMBER	AIRLINE PART NUMBER	FIGURE	ITEM	UNITS PER ASSEMBLY
		8	270	1
		9	180	1
		10	255	1
		11	145	1
		12	200	1
MS24665-134		4	145B	2
		5	140A	2
		7	15	2
		8	15	2
		10	15	2
MS24665-283		4	145A	2
		5	140	2
NAS1149D0316J		6	100	4
		9	105	4
		11	25	4
NAS1149D0332J		4	75A	2
		5	60	2
		7	170	2
		8	170	2
		10	155	2
NAS1149DN316J		3	50	2
NAS1149DN616J		2	140A	1
		6	70	1
		7	170A	2
		7	195	2
		7	265A	1
		7	265B	1
		7	615	2
		8	195	2
		8	265A	1
		8	590	2
		9	70	1
		9	175A	1
		9	520	2
		10	155A	2

25-23-38

ILLUSTRATED PARTS LIST

Page 1081

Nov 01/2008



COMPONENT MAINTENANCE MANUAL

PART NUMBER	AIRLINE PART NUMBER	FIGURE	ITEM	UNITS PER ASSEMBLY
NAS1149DN816J		10	180	2
		10	250A	1
		10	250B	1
		10	740	2
		11	45	1
		11	140A	1
		11	140B	1
		12	195A	1
		2	110A	AR
		2	110B	AR
		2	194A	4
		2	194B	4
		4	55A	2
		4	125A	1
		5	40	2
		5	120	2
		7	110	1
		7	220	3
		7	410	4
		7	465	4
		8	110	1
		8	111	1
		8	220	3
		8	410	4
		8	465	4
		9	130	3
		9	320	4
		9	375	4
		10	115	2
		10	205	3
		10	395	4
		10	450	4
	11	95	3	
	11	390	4	
	11	445	4	

25-23-38

ILLUSTRATED PARTS LIST

Page 1082

Nov 01/2008



COMPONENT MAINTENANCE MANUAL

PART NUMBER	AIRLINE PART NUMBER	FIGURE	ITEM	UNITS PER ASSEMBLY
NAS1764W050505		12	150A	AR
		12	150B	AR
		12	285A	4
		12	285B	4
		12	390A	4
		12	390B	4
		6	90	1
		9	95	1
		11	80	1
		11	80A	1
		11	85	1
NAS1801-06-12		11	85A	1
		4	50A	2
		5	35	2
		7	165B	2
		7	190	2
		7	190C	2
		8	190	2
NAS1801-06-6		10	150B	2
		10	175	2
		7	610	2
		8	585	2
		9	515	2
NAS1801-06-9		10	735	2
		6	65	1
		9	65	1
		9	65B	1
NAS1801-08-6		11	40	1
		11	40B	1
		4	120B	1
		5	115	2
		7	105	1
		7	105B	1
		8	105	1
8	106	1		

25-23-38

ILLUSTRATED PARTS LIST

Page 1083

Nov 01/2008



COMPONENT MAINTENANCE MANUAL

PART NUMBER	AIRLINE PART NUMBER	FIGURE	ITEM	UNITS PER ASSEMBLY
NAS1801-08-8		10	110	2
		2	105B	3
		2	105C	3
		2	193A	4
		2	193B	4
		7	215	3
		7	215B	3
		7	405	4
		7	405B	4
		7	460	4
		7	460B	4
		8	215	3
		8	405	4
		8	460	4
		9	125	3
		9	125A	3
		9	315	4
		9	315B	4
		9	370	4
		9	370B	4
		10	200	3
		10	200B	3
		10	390	4
		10	390B	4
		10	445	4
		10	445A	4
		11	90	3
		11	90B	3
		11	385	4
		11	385B	4
		11	440	4
		11	440B	4
	12	145A	3	
	12	145B	3	
	12	280A	4	

25-23-38

ILLUSTRATED PARTS LIST

Page 1084

Nov 01/2008



COMPONENT MAINTENANCE MANUAL

PART NUMBER	AIRLINE PART NUMBER	FIGURE	ITEM	UNITS PER ASSEMBLY	
NAS1801-3-20		12	280B	4	
		12	385A	4	
		12	385B	4	
		6	95	4	
		9	100	4	
		9	100B	4	
		11	15	4	
		11	15B	4	
NAS1922-0275-3		10	123	2	
NAS43DD4-5		2	275	1	
		7	445	1	
		8	445	1	
		9	355	1	
		10	430	1	
		11	425	1	
		12	370	1	
		6	105	4	
NAS43DD5-27FC		9	110	4	
		11	20	4	
		2	155	1	
NAS514P440-16P		7	280	1	
		8	280	1	
		9	190	1	
		10	265	1	
		11	155	1	
		12	210	1	
	NAS514P440-7P		2	160	2
			7	295	2
		8	295	2	
		9	205	2	
		10	280	2	
		11	170	2	
		12	215	2	
NAS514P632-14P			2	130A	1
		7	260	1	

25-23-38

ILLUSTRATED PARTS LIST

Page 1085

Nov 01/2008



COMPONENT MAINTENANCE MANUAL

PART NUMBER	AIRLINE PART NUMBER	FIGURE	ITEM	UNITS PER ASSEMBLY	
NAS514P832-11P		8	260	1	
		9	170	1	
		10	245	1	
		11	135	1	
		12	190	1	
		2	60A	4	
		2	60D	4	
		7	510	2	
		8	510	2	
		9	420	2	
		10	495	2	
		11	305	2	
		12	85B	4	
		12	85D	4	
	NAS600-14P		2	71A	11
		2	71B	11	
		7	640	9	
		7	640C	9	
		8	615	9	
		9	545	9	
		9	545B	9	
		10	580	9	
		10	580B	9	
		11	285	9	
		11	285A	9	
		12	120	11	
		12	120B	11	
NAS600-3P			2	75	7
			2	75B	7
		12	135	7	
		12	135B	7	
NAS601-6P		2	115	2	
		7	245	2	
		7	245B	2	
		8	245	2	

25-23-38

ILLUSTRATED PARTS LIST

Page 1086

Nov 01/2008



COMPONENT MAINTENANCE MANUAL

PART NUMBER	AIRLINE PART NUMBER	FIGURE	ITEM	UNITS PER ASSEMBLY		
NAS607-1-4P		9	155	2		
		10	230	2		
		10	230A	2		
		11	120	2		
		11	120B	2		
		12	175	2		
		2	200	2		
		7	355	2		
		8	355	2		
		9	265	2		
		10	340	2		
		11	340	2		
NAS607-2-8P		12	295	2		
		2	205	1		
		7	360	1		
		8	360	1		
		9	270	1		
		10	345	1		
		11	345	1		
		12	300	1		
		NAS620-6L		2	120	2
				7	250	2
				8	250	2
				9	160	2
10	235			2		
11	125			2		
12	180			2		
NAS8200A14				2	71	11
		12	120A	11		
NAS8200A3		2	75A	7		
		12	135A	7		
NS202101-62		2	145A	1		
		7	270A	1		
		8	270A	1		
		9	180A	1		

25-23-38

ILLUSTRATED PARTS LIST

Page 1087

Nov 01/2008



COMPONENT MAINTENANCE MANUAL

PART NUMBER	AIRLINE PART NUMBER	FIGURE	ITEM	UNITS PER ASSEMBLY	
NS202486-62		10	255A	1	
		11	145A	1	
		12	200A	1	
		7	270D	1	
		9	180C	1	
		10	255C	1	
		11	145C	1	
	PLT2MM		3	12A	AR
			4	27	4
			5	10	2
			5	20	4
		7	565	AR	
		7	585	AR	
		8	565	AR	
		9	475	AR	
		9	495	AR	
		10	128A	AR	
		10	135A	1	
		10	545	AR	
		10	565	AR	
		11	215A	AR	
		12	30	3	
PLT2MM2			3	12	AR
			5	10A	2
			7	130	4
			7	565A	AR
			7	585A	AR
		8	130	4	
		8	162	1	
		8	565A	AR	
		9	475A	AR	
		9	495A	AR	
		10	128	AR	
		10	545A	AR	
		10	565A	AR	

25-23-38

ILLUSTRATED PARTS LIST

Page 1088

Nov 01/2008



COMPONENT MAINTENANCE MANUAL

PART NUMBER	AIRLINE PART NUMBER	FIGURE	ITEM	UNITS PER ASSEMBLY	
PS094032		11	215	AR	
		12	30A	3	
		12	30B	3	
		12	50	AR	
		7	738B	AR	
		9	643A	AR	
		10	677A	AR	
		11	573A	AR	
RCS3289		2	220	2	
		7	380	2	
		8	380	2	
		9	290	2	
		10	365	2	
		11	360	2	
		12	315	2	
RCS3290		2	230	1	
		7	390	1	
		8	390	1	
		9	300	1	
		10	375	1	
		11	370	1	
		12	325	1	
	RDAM8018		2	50B	1
			7	520	1
			7	525	1
			8	520	1
			8	525	1
		9	430	1	
		9	435	1	
		10	505	1	
		10	506	1	
		10	507	1	
		10	508	1	
		11	315	1	
		12	95	1	

25-23-38

ILLUSTRATED PARTS LIST

Page 1089

Nov 01/2008



COMPONENT MAINTENANCE MANUAL

PART NUMBER	AIRLINE PART NUMBER	FIGURE	ITEM	UNITS PER ASSEMBLY		
RMLH9075-62W		2	145A	1		
		7	270A	1		
		8	270A	1		
		9	180A	1		
		10	255A	1		
		11	145A	1		
		12	200A	1		
		S417B312-23D		10	530G	1
		S417N301-111AE		7	540	1
				8	540	1
				9	450	1
				10	520	1
12	10C			1		
S417N301-111AG				2	5H	1
		7	540P	1		
		8	540P	1		
		9	450P	1		
		10	520P	1		
		12	10K	1		
		S417N301-111AV		2	5J	1
		7	540Q	1		
		8	540Q	1		
		9	450Q	1		
		10	520Q	1		
		12	10L	1		
		S417N301-111AY		2	5K	1
		7	540R	1		
		8	540R	1		
		9	450R	1		
		10	520R	1		
		12	10M	1		
		S417N301-111AZ		2	5L	1
		7	540S	1		
		8	540S	1		
		9	450S	1		

25-23-38

ILLUSTRATED PARTS LIST

Page 1090

Nov 01/2008



COMPONENT MAINTENANCE MANUAL

PART NUMBER	AIRLINE PART NUMBER	FIGURE	ITEM	UNITS PER ASSEMBLY
S417N301-111BA		10	520S	1
		12	10N	1
		2	5M	1
		7	540T	1
		8	540T	1
		9	450T	1
		10	520T	1
S417N301-111BB		12	10P	1
		7	540F	1
		8	540F	1
		9	450F	1
		10	520F	1
S417N301-111BD		12	10D	1
		2	5T	1
		7	541A	1
		8	541A	1
		9	451A	1
S417N301-111BE		10	521A	1
		12	10	1
		2	5U	1
		7	541B	1
		8	541B	1
S417N301-111BG		9	451B	1
		10	521B	1
		12	10A	1
		2	5V	1
		7	541C	1
S417N301-111BHL		9	451C	1
		10	521C	1
		12	10B	1
		7	541R	1
S417N301-111BJ		7	541E	1
		9	451D	1
		10	521D	1
		11	265	1

25-23-38

ILLUSTRATED PARTS LIST

Page 1091

Nov 01/2008



COMPONENT MAINTENANCE MANUAL

PART NUMBER	AIRLINE PART NUMBER	FIGURE	ITEM	UNITS PER ASSEMBLY
S417N301-111BK		7	541S	1
S417N301-111BL		7	541K	1
S417N301-111BN		7	541F	1
S417N301-111BP		7	541G	1
S417N301-111BR		7	541H	1
S417N301-111BT		7	541L	1
S417N301-111BV		7	541J	1
S417N301-111BW		7	541M	1
S417N301-111CB		7	541N	1
S417N301-111CD		7	541T	1
S417N301-111CE		7	541Q	1
S417N301-111CL		10	521E	1
S417N301-111J		7	540U	1
		8	540U	1
		9	450U	1
		10	520U	1
		12	10F	1
S417N301-111K		2	5N	1
		7	540V	1
		8	540V	1
		9	450V	1
		10	520V	1
		12	10G	1
S417N301-111L		2	5P	1
		7	540W	1
		8	540W	1
		9	450W	1
		10	520W	1
		12	10H	1
S417N301-111M		7	540L	1
		8	540L	1
		9	450L	1
		10	520L	1
		12	10E	1
S417N301-111N		7	540X	1

25-23-38

ILLUSTRATED PARTS LIST

Page 1092

Nov 01/2008



COMPONENT MAINTENANCE MANUAL

PART NUMBER	AIRLINE PART NUMBER	FIGURE	ITEM	UNITS PER ASSEMBLY
S417N301-2		8	540X	1
		9	450X	1
		10	520X	1
		12	10J	1
		2	65B	1
		7	665A	1
		8	640A	1
		9	570A	1
		10	605A	1
		11	500	1
		12	105	1
		S417N311-1A		2
		12	110	3
S417N311-1B		12	110A	3
S417N311-1C		2	70C	3
		12	110B	3
S417N311-1D		12	110C	3
S417N311-3A		2	70D	3
		12	110D	3
S417N311-3B		2	70J	3
		12	110E	3
S417N311-3C		2	70K	3
		12	110F	3
S417N311-3D		2	70H	3
		12	110G	3
S417N311-5A		7	535	3
		8	535	3
		9	445	3
		10	515	3
S417N311-5B		7	535A	3
		8	535A	3
		9	445A	3
		10	515A	3
S417N311-5C		7	535B	3
		8	535B	3

25-23-38

ILLUSTRATED PARTS LIST

Page 1093

Nov 01/2008



COMPONENT MAINTENANCE MANUAL

PART NUMBER	AIRLINE PART NUMBER	FIGURE	ITEM	UNITS PER ASSEMBLY
S417N311-5D		9	445B	3
		10	515B	3
		7	535C	3
		8	535C	3
		9	445C	3
S417N311-5G		10	515C	3
		7	535D	3
		9	445D	3
S417N312-1		10	515D	3
		11	245	3
		2	80A	1
		2	80B	1
		2	80C	1
S417N312-11		12	140	1
		12	140A	1
		12	140B	1
		7	655	1
		7	655C	1
S417N312-13		8	630	1
		9	560	1
		10	595	1
		7	655A	1
		7	655B	1
S417N312-22A		9	560A	1
		10	595A	1
		11	300	1
		2	10J	1
		7	545E	1
S417N312-22B		8	545F	1
		9	455F	1
		10	525F	1
		12	15D	1
		2	10E	1
		7	545A	1
		8	545A	1

25-23-38

ILLUSTRATED PARTS LIST

Page 1094

Nov 01/2008



COMPONENT MAINTENANCE MANUAL

PART NUMBER	AIRLINE PART NUMBER	FIGURE	ITEM	UNITS PER ASSEMBLY		
S417N312-22C		9	455A	1		
		10	525A	1		
		12	15E	1		
		2	10K	1		
		7	545F	1		
		8	545E	1		
		9	455E	1		
		10	525E	1		
		12	15F	1		
		S417N312-22D		2	10L	1
7	545G			1		
8	545G			1		
9	455G			1		
10	525C			1		
10	525G			1		
12	15G			1		
S417N312-22E				2	10H	1
				7	545D	1
				8	545D	1
		9	455D	1		
		10	525D	1		
		12	15H	1		
S417N312-22G		7	545H	1		
		9	455H	1		
		10	525H	1		
S417N312-23A		11	260	1		
		2	15K	1		
		7	550E	1		
		8	550E	1		
		9	460E	1		
		10	530E	1		
S417N312-23B		12	20D	1		
		2	15E	1		
		7	550A	1		
		8	550A	1		

25-23-38

ILLUSTRATED PARTS LIST

Page 1095

Nov 01/2008



COMPONENT MAINTENANCE MANUAL

PART NUMBER	AIRLINE PART NUMBER	FIGURE	ITEM	UNITS PER ASSEMBLY
S417N312-23C		9	460A	1
		10	530A	1
		12	20E	1
		2	15J	1
		7	550F	1
		8	550F	1
		9	460F	1
		10	530F	1
		12	20F	1
		S417N312-23D		2
7	550G			1
8	550G			1
9	460G			1
12	20G			1
S417N312-23E		2	15H	1
		7	550D	1
		8	550D	1
		9	460D	1
		10	530D	1
		12	20H	1
S417N312-23G		7	550J	1
		9	460H	1
		10	530H	1
		11	255	1
S417N312-24A		2	20J	1
		7	555E	1
		8	555G	1
		9	465F	1
		10	535F	1
S417N312-24B		12	25D	1
		2	20E	1
		7	555A	1
		8	555A	1
		9	465A	1
		10	535A	1

25-23-38

ILLUSTRATED PARTS LIST

Page 1096

Nov 01/2008



COMPONENT MAINTENANCE MANUAL

PART NUMBER	AIRLINE PART NUMBER	FIGURE	ITEM	UNITS PER ASSEMBLY
S417N312-24C		12	25E	1
		2	20K	1
		7	555F	1
		8	555E	1
		9	465G	1
		10	535G	1
S417N312-24D		12	25F	1
		2	20L	1
		7	555G	1
		8	555F	1
		9	465E	1
		10	535E	1
S417N312-24E		12	25G	1
		2	20H	1
		7	555D	1
		8	555D	1
		9	465D	1
		10	535D	1
S417N312-24G		7	555J	1
		9	465H	1
		10	535H	1
		11	250	1
S417N312-2A		12	15	1
S417N312-2B		2	10A	1
		12	15A	1
S417N312-2C		2	10B	1
		12	15B	1
S417N312-2D		2	10C	1
		12	15C	1
S417N312-3A		12	20	1
S417N312-3B		2	15A	1
		12	20A	1
S417N312-3C		2	15B	1
		12	20B	1
S417N312-3D		2	15C	1

25-23-38

ILLUSTRATED PARTS LIST

Page 1097

Nov 01/2008



COMPONENT MAINTENANCE MANUAL

PART NUMBER	AIRLINE PART NUMBER	FIGURE	ITEM	UNITS PER ASSEMBLY
		12	20C	1
S417N312-4A		12	25H	1
S417N312-4B		2	20A	1
		12	25A	1
S417N312-4C		2	20B	1
		12	25B	1
S417N312-4D		2	20C	1
S417N312-5A		2	25C	2
		7	560B	2
		7	560F	2
		8	560B	2
		9	470B	2
		10	540B	2
		11	235	2
		12	60	2
S417N312-5B		2	25D	1
		7	560C	2
		8	560C	1
		9	470C	2
		10	540C	1
		12	60A	1
S417N312-5C		7	560E	2
S417N313-101		3	30B	1
		7	590A	1
		8	570A	1
		9	500A	1
		10	570A	1
S417N313-102		3	30A	1
		7	595A	1
		10	570B	1
		10	570D	1
		10	570E	1
S417N313-103		3	35A	1
		7	600A	1
		8	575A	1

25-23-38

ILLUSTRATED PARTS LIST

Page 1098

Nov 01/2008



COMPONENT MAINTENANCE MANUAL

PART NUMBER	AIRLINE PART NUMBER	FIGURE	ITEM	UNITS PER ASSEMBLY
S417N313-201		9	505A	1
		10	570C	1
		3	40F	1
S417N313-202		8	610D	1
		10	575D	1
S417N313-203		3	40G	1
		7	635D	1
		8	610E	1
		9	540B	1
		10	575B	1
S417N313-205		3	40H	1
		7	635F	1
		10	575C	1
S417N313-206		3	40J	1
		8	610F	1
S417N313-208		3	40K	1
		7	635E	1
		8	610G	1
		9	540C	1
		10	575E	1
		3	40E	1
S417N313-210		7	635C	1
		10	575A	1
		10	575F	1
		5	130	2
S417T401-22		8	121	2
		10	125	2
		4	135	1
S417T401-27		7	120B	1
		7	120K	1
		8	120	1
		8	120C	1
		4	135A	1
S417T401-33		7	120C	1
		7	120H	1

25-23-38

ILLUSTRATED PARTS LIST

Page 1098.1

Nov 01/2008



COMPONENT MAINTENANCE MANUAL

PART NUMBER	AIRLINE PART NUMBER	FIGURE	ITEM	UNITS PER ASSEMBLY		
S417T401-44		8	120A	1		
		8	120D	1		
		7	120E	1		
		7	120F	1		
		7	120G	1		
		8	120B	1		
S417T401-51		8	121A	2		
		10	125A	2		
S417T401-60		7	120J	1		
S417T402-2		2	125	1		
		7	255	1		
		8	255	1		
		9	165	1		
		10	240	1		
		11	130	1		
		12	185	1		
		S418W001-100		7	20C	4
				8	20A	4
				10	20A	4
		S418W001-119		9	15B	4
				11	490	4
S418W001-126		11	490A	4		
T6C632JCD		7	270D	1		
		9	180C	1		
		10	255C	1		
		11	145C	1		
T6S632J		2	145A	1		
		7	270A	1		
		8	270A	1		
		9	180A	1		
		10	255A	1		
		11	145A	1		
		12	200A	1		
		VN303A62		2	145A	1
7	270A			1		

25-23-38

ILLUSTRATED PARTS LIST

Page 1098.2

Nov 01/2008



COMPONENT MAINTENANCE MANUAL

PART NUMBER	AIRLINE PART NUMBER	FIGURE	ITEM	UNITS PER ASSEMBLY		
W30834-050505W		8	270A	1		
		9	180A	1		
		10	255A	1		
		11	145A	1		
		12	200A	1		
		11	80B	1		
		11	85B	1		
		Y0C130		2	265	4
				7	435	4
				8	435	4
				9	345	4
10	420			4		
11	415			4		
12	360			4		
Y0C140				2	265A	4
		7	435A	4		
		8	435A	4		
		9	345A	4		
		10	420A	4		
		11	415A	4		
		12	360A	4		
		ZH833-36		11	60B	1
ZH833-42		6	80	1		
		9	85	1		
		11	60	1		
		11	65	1		

25-23-38

ILLUSTRATED PARTS LIST

Page 1098.3

Nov 01/2008



COMPONENT MAINTENANCE MANUAL

NON-ILLUSTRATED FIGURE

Passenger Service Unit Assembly
IPL Figure 1

25-23-38

ILLUSTRATED PARTS LIST

Page 1098.4

Nov 01/2008



COMPONENT MAINTENANCE MANUAL

FIG/ ITEM	PART NUMBER	AIRLINE PART NUMBER	NOMENCLATURE							USAGE CODE	UNITS PER ASSY
			1	2	3	4	5	6	7		
1-											
-1	417N3011-1SP		SERVICE UNIT ASSY-L SIDE, PASS., WITH SPKR AND GASPER (REWORKED BY SB 737-35-1040R1) (REWORKED BY SB 757-35-0013R1) (FOR DETAILS SEE FIG. 12)							A	RF
-1A	417N3011-11SP		SERVICE UNIT ASSY-L SIDE, PASS., WITH SPKR, NO GASPER (FOR DETAILS SEE FIG. 2)							B	RF
-1B	417N3011-13SP		SERVICE UNIT ASSY-L SIDE, PASS., NO SPKR, NO GASPER (FOR DETAILS SEE FIG. 2)							C	RF
-1C	417N3011-15SP		SERVICE UNIT ASSY-L SIDE, PASS., WITH MUTED SPKR, NO GASPER (FOR DETAILS SEE FIG. 2)							D	RF
-1D	417N3011-3SP		SERVICE UNIT ASSY-L SIDE, PASS., WITH GASPER, NO SPKR (REWORKED BY SB 737-35-1040R1) (REWORKED BY SB 757-35-0013R1) (FOR DETAILS SEE FIG. 12)							E	RF
-1E	417N3011-5SP		SERVICE UNIT ASSY-L SIDE, PASS., WITH MUTED SPKR AND GASPER (REWORKED BY SB 757-35-0013R1) (FOR DETAILS SEE FIG. 12)							F	RF
-1F	417N3011-7SP		SERVICE UNIT ASSY-L SIDE, PASS., WITH SPKR AND GASPER (REWORKED BY SB 737-35-1040R1) (FOR DETAILS SEE FIG. 12)							G	RF
-1G	417N3011-17SP		SERVICE UNIT ASSY-L SIDE, PASS., WITH SPKR AND GASPER, 22 MINUTE OXY (REWORKED BY SB 757-35-0013R1) (FOR DETAILS SEE FIG. 12)							Q	RF
-1H	417N3011-19SP		SERVICE UNIT ASSY-L SIDE, PASS., WITH SPKR AND GASPER, 22 MINUTE OXY (REWORKED BY SB 757-35-0013R1) (FOR DETAILS SEE FIG. 12)							S	RF
-1J	417N3011-21SP		SERVICE UNIT ASSY-L SIDE, PASS., WITH SPKR AND GASPER, 22 MINUTE OXY (REWORKED BY SB 757-35-0013R1) (FOR DETAILS SEE FIG. 12)							U	RF

-Item not Illustrated

25-23-38

ILLUSTRATED PARTS LIST

Page 1098.5

Nov 01/2008



COMPONENT MAINTENANCE MANUAL

FIG/ ITEM	PART NUMBER	AIRLINE PART NUMBER	NOMENCLATURE							USAGE CODE	UNITS PER ASSY
			1	2	3	4	5	6	7		
1- -1K	417N3011-23SP		SERVICE UNIT ASSY-L SIDE, PASS., WITH SPKR, NO GASPER (FOR DETAILS SEE FIG. 2) (REWORKED BY SB 757-35-0013R1)							W	RF
-1L	417N3011-25SP		SERVICE UNIT ASSY-L SIDE, PASS., NO SPKR, NO GASPER (FOR DETAILS SEE FIG. 2) (REWORKED BY SB 757-35-0013R1)							Y	RF
-1M	417N3011-27SP		SERVICE UNIT ASSY-L SIDE, PASS., GASEOUS OXY, WITH SPKR AND GASPER (FOR DETAILS SEE FIG. 12)							AE	RF
-1N	417N3011-29SP		SERVICE UNIT ASSY-L SIDE, PASS., GASEOUS OXY, WITH GASPER, NO SPKR (FOR DETAILS SEE FIG. 12)							AF	RF
-1P	417N3011-31SP		SERVICE UNIT ASSY-L SIDE, PASS., GASEOUS OXY, WITH MUTED SPKR, AND GASPER (FOR DETAILS SEE FIG. 12)							AG	RF
-1Q	417N3011-33SP		SERVICE UNIT ASSY-L SIDE, PASS., WITH GASPER, NO SPKR (FOR DETAILS SEE FIG. 12)							AK	RF
-1R	417N3011-35SP		SERVICE UNIT ASSY-L SIDE, PASS., WITH MUTED SPKR AND GASPER (FOR DETAILS SEE FIG. 12)							AL	RF
-1S	417N3011-37SP		SERVICE UNIT ASSY-L SIDE, PASS., WITH SPKR AND GASPER (FOR DETAILS SEE FIG. 12)							AM	RF
-1T	417N3011-39SP		SERVICE UNIT ASSY-L SIDE, PASS., WITH GASPER, NO SPKR (FOR DETAILS SEE FIG. 12)							AN	RF
-1U	417N3011-41SP		SERVICE UNIT ASSY-L SIDE, PASS., WITH MUTED SPKR, AND GASPER (FOR DETAILS SEE FIG. 12)							AP	RF
-1V	417N3011-43SP		SERVICE UNIT ASSY-L SIDE, PASS., WITH SPKR AND GASPER, 22 MINUTE OXY (FOR DETAILS SEE FIG. 12)							AQ	RF

-Item not Illustrated

25-23-38

ILLUSTRATED PARTS LIST

Page 1098.6

Nov 01/2008



COMPONENT MAINTENANCE MANUAL

FIG/ ITEM	PART NUMBER	AIRLINE PART NUMBER	NOMENCLATURE							USAGE CODE	UNITS PER ASSY
			1	2	3	4	5	6	7		
1-											
-1W	417N3011-45SP		SERVICE UNIT ASSY-L SIDE, PASS., WITH GASPER, NO SPKR, 22 MINUTE OXY (FOR DETAILS SEE FIG. 12)							AR	RF
-1X	417N3011-47SP		SERVICE UNIT ASSY-L SIDE, PASS., WITH SPKR AND GASPER, 22 MINUTE OXY (FOR DETAILS SEE FIG. 12)							AS	RF
-1Y	417N3011-49SP		SERVICE UNIT ASSY-L SIDE, PASS., WITH SPKR AND GASPER (FOR DETAILS SEE FIG. 12)							AT	RF
-1Z	417N3011-51SP		SERVICE UNIT ASSY-L SIDE, PASS., WITH SPKR AND GASPER (FOR DETAILS SEE FIG. 12)							AU	RF
-2	417N3011-53SP		SERVICE UNIT ASSY-L SIDE, PASS., WITH SPKR, NO GASPER (FOR DETAILS SEE FIG. 2)							AA	RF
-2A	417N3011-55SP		SERVICE UNIT ASSY-L SIDE, PASS., NO SPKR, NO GASPER (FOR DETAILS SEE FIG. 2)							AB	RF
-2B	417N3011-57SP		SERVICE UNIT ASSY-L SIDE, PASS., WITH SPKR AND GASPER (FOR DETAILS SEE FIG. 12)							AV	RF
-2C	417N3011-59SP		SERVICE UNIT ASSY-L SIDE, PASS., WITH SPKR AND GASPER, 22 MINUTE OXY (FOR DETAILS SEE FIG. 12)							AW	RF
-2D	417N3011-61SP		SERVICE UNIT ASSY-L SIDE, PASS., WITH GASPER NO SPKR, 22 MINUTE OXY (FOR DETAILS SEE FIG. 12)							AX	RF
-2E	417N3011-63SP		SERVICE UNIT ASSY-L SIDE, PASS., WITH SPKR AND GASPER, 22 MINUTE OXY (FOR DETAILS SEE FIG. 12)							AY	RF
-2F	417N3011-101SP		SERVICE UNIT ASSY-L SIDE, PASS., WITH SPKR AND GASPER (FOR DETAILS SEE FIG. 7)							BP	RF
-2G	417N3011-103SP		SERVICE UNIT ASSY-L SIDE, PASS., WITH SPKR (EVERY ROW) AND GASPER) (FOR DETAILS SEE FIG. 7)							BQ	RF

-Item not Illustrated

25-23-38

ILLUSTRATED PARTS LIST

Page 1098.7

Nov 01/2008



COMPONENT MAINTENANCE MANUAL

FIG/ ITEM	PART NUMBER	AIRLINE PART NUMBER	NOMENCLATURE							USAGE CODE	UNITS PER ASSY
			1	2	3	4	5	6	7		
1-											
-2H	417N3011-105SP									BX	RF
-2J	417N3011-107SP									BY	RF
-2K	417N3011-109SP									CD	RF
-2L	417N3011-111SP									CE	RF
-2M	417N3011-113SP									BR	RF
-2N	417N3011-115SP									BZ	RF
-2P	417N3011-117SP									CF	RF
-2Q	417N3011-119SP									CG	RF
-2R	417N3011-121SP									BS	RF
-2S	417N3011-123SP										
-2T	417N3011-125SP									CP	RF
-2U	417N3011-127SP									CQ	RF
-2V	417N3011-129SP									CR	RF

-Item not Illustrated

25-23-38

ILLUSTRATED PARTS LIST

Page 1098.8

Nov 01/2008



COMPONENT MAINTENANCE MANUAL

FIG/ ITEM	PART NUMBER	AIRLINE PART NUMBER	NOMENCLATURE							USAGE CODE	UNITS PER ASSY
			1	2	3	4	5	6	7		
1-											
-2W	417N3011-136SP									CU	RF
-2X	417N3011-138SP									CV	RF
-2Y	417N3011-142SP									CZ	RF
-2Z	417N3011-144SP									DB	RF
-3	417N3011-12SP										
-3A	417N3011-14SP										
-3B	417N3011-16SP										
-3C	417N3011-2SP										
-3D	417N3011-4SP										
-3E	417N3011-6SP										
-3F	417N3011-8SP										
-3G	417N3011-18SP										
-3H	417N3011-20SP										
-3J	417N3011-22SP										
-3K	417N3011-24SP										
-3L	417N3011-26SP										
-3M	417N3011-147SP									DD	RF
-3N	417N3011-149SP									DE	RF
-3P	417N3011-151SP									DH	RF
-3Q	417N3011-153SP									DP	RF

-Item not Illustrated

25-23-38

ILLUSTRATED PARTS LIST

Page 1098.9

Nov 01/2008



COMPONENT MAINTENANCE MANUAL

FIG/ ITEM	PART NUMBER	AIRLINE PART NUMBER	NOMENCLATURE							USAGE CODE	UNITS PER ASSY
			1	2	3	4	5	6	7		
1-											
-3R	417N3011-155SP									DQ	RF
-3S	417N3011-157SP									DK	RF
-3T	417N3011-159SP									DR	RF
-3U	417N3011-161SP									DT	RF
-3V	417N3011-163SP									DV	RF
-3W	417N3011-165SP									DX	RF
-3X	417N3011-167SP									DZ	RF
-3Y	417N3011-201SP									EC	RF
-3Z	417N3011-203SP									EE	RF
-4	417N3011-213SP									EG	RF
-4A	417N3011-221SP									EJ	RF
-4B	417N3011-301SP									EK	RF

-Item not Illustrated

25-23-38

ILLUSTRATED PARTS LIST

Page 1098.10

Nov 01/2008



COMPONENT MAINTENANCE MANUAL

FIG/ ITEM	PART NUMBER	AIRLINE PART NUMBER	NOMENCLATURE							USAGE CODE	UNITS PER ASSY
			1	2	3	4	5	6	7		
1- -4C	417N3011-303SP		SERVICE UNIT ASSY-L SIDE, PASS., WITH SPKR (EVERY ROW) AND GASPER) (M10976) (FOR DETAILS SEE FIG. 7)							EM	RF
-4D	417N3011-305SP		SERVICE UNIT ASSY-L SIDE, PASS., WITH SPKR AND GASPER, 22 MIN OXY (M10980) (FOR DETAILS SEE FIG. 10)							EP	RF
-4E	417N3011-307SP		SERVICE UNIT ASSY-L SIDE, PASS., WITH SPKR AND GASPER, 22 MIN OXY (M10984) (FOR DETAILS SEE FIG. 10)							ER	RF
-4F	417N3011-309SP		SERVICE UNIT ASSY-L SIDE, PASS., WITH SPKR WITH GASPER (M10978) (FOR DETAILS SEE FIG. 8)							ET	RF
-4G	417N3011-313SP		SERVICE UNIT ASSY-L SIDE, PASS., NO SPKR WITH GASPER (M10973) (FOR DETAILS SEE FIG. 7)							EV	RF
-4H	417N3011-315SP		SERVICE UNIT ASSY-L SIDE, PASS., NO SPKR, WITH GASPER, 22 MIN OXY (M10980) (FOR DETAILS SEE FIG. 10)							EX	RF
-4J	417N3011-317SP		SERVICE UNIT ASSY-L SIDE, PASS., NO SPKR, AND NO GASPER (M10978) (FOR DETAILS SEE FIG. 8)							EZ	RF
-4K	417N3011-321SP		SERVICE UNIT ASSY-L SIDE, PASS., WITH MUTED SPKR AND GASPER (M10983) (FOR DETAILS SEE FIG. 7)							FB	RF
-4L	417N3011-325SP		SERVICE UNIT ASSY-L SIDE, PASS., WITH SPKR AND GASPER (M10973) (FOR DETAILS SEE FIG. 9)							FE	RF
-4M	417N3011-327SP		SERVICE UNIT ASSY-L SIDE, PASS., GASEOUS OXY NO, SPKR, WITH GASPER (M10973) (FOR DETAILS SEE FIG. 9)							FG	RF
-4N	417N3011-329SP		SERVICE UNIT ASSY-L SIDE, PASS., GASEOUS OXY WITH MUTED SPKR, AND GASPER (M10983) (FOR DETAILS SEE FIG. 9)							FJ	RF

-Item not Illustrated

25-23-38

ILLUSTRATED PARTS LIST

Page 1098.11

Nov 01/2008



COMPONENT MAINTENANCE MANUAL

FIG/ ITEM	PART NUMBER	AIRLINE PART NUMBER	NOMENCLATURE							USAGE CODE	UNITS PER ASSY
			1	2	3	4	5	6	7		
1- -4P	417N3011-359SP		SERVICE UNIT ASSY-L SIDE, PASS., WITH SPKR AND GASPER, 22 MIN OXY (M10973) (FOR DETAILS SEE FIG. 10)							FK	RF
-4Q	417N3011-361SP		SERVICE UNIT ASSY-L SIDE, PASS., NO SPKR WITH GASPER, 22 MIN OXY (M10973) (FOR DETAILS SEE FIG. 10)							FM	RF
-4R	417N3011-363SP		SERVICE UNIT ASSY-L SIDE, PASS., WITH SPKR AND GASPER, 22 MIN OXY (M10979) (FOR DETAILS SEE FIG. 10)							FP	RF
-4S	417N3011-365SP		SERVICE UNIT ASSY-L SIDE, PASS., NO SPKR WITH GASPER, 22 MIN OXY (M10979) (FOR DETAILS SEE FIG. 10)							FR	RF
-4T	417N3011-367SP		SERVICE UNIT ASSY-L SIDE, PASS., WITH SPKR EVERY ROW AND GASPER, 22 MIN OXY (M10976) (FOR DETAILS SEE FIG. 10)							FT	RF
-4U	417N3011-371SP		SERVICE UNIT ASSY-L SIDE, PASS., WITH SPKR WITH GASPER (M10978) (FOR DETAILS SEE FIG. 8)							CH	RF
-4V	417N3011-373SP		SERVICE UNIT ASSY-L SIDE, PASS., NO SPKR, AND NO GASPER (M10978) (FOR DETAILS SEE FIG. 8)							FW	RF
-4W	417N3011-221C		SERVICE UNIT ASSY-L SIDE, PASS., WITH MUTED SPKR AND GASPER (M10983) (FOR DETAILS SEE FIG. 7)							FZ	RF
-4X	417N3011-303C		SERVICE UNIT ASSY-L SIDE, PASS., WITH SPKR (EVERY ROW) AND GASPER) (M10976) (FOR DETAILS SEE FIG. 7)							GA	RF
-4Y	417N3011-325D		SERVICE UNIT ASSY-L SIDE, PASS., WITH SPKR AND GASPER (M10973) (FOR DETAILS SEE FIG. 9)							GB	RF
-4Z	417N3011-327D		SERVICE UNIT ASSY-L SIDE, PASS., GASEOUS OXY NO, SPKR, WITH GASPER (M10973) (FOR DETAILS SEE FIG. 9)							GC	RF

-Item not Illustrated

25-23-38

ILLUSTRATED PARTS LIST

Page 1098.12

Nov 01/2008



COMPONENT MAINTENANCE MANUAL

FIG/ ITEM	PART NUMBER	AIRLINE PART NUMBER	NOMENCLATURE							USAGE CODE	UNITS PER ASSY
			1	2	3	4	5	6	7		
1-											
5	S417N301-111SP										
-5A	417N3011-401B									GD	RF
-5B	417N3011-401C									GE	RF
-5C	417N3011-401D									GF	RF
-5D	417N3011-401G									GG	RF
-5E	417N3011-401M									GH	RF
-5F	417N3011-401N									GJ	RF
-5G	417N3011-401P									GK	RF
-5H	417N3011-401T									GL	RF
-5J	417N3011-401V									GM	RF
-5K	417N3011-401W									GN	RF
-5L	417N3011-403B									GP	RF
-5M	417N3011-403C									GQ	RF
-5N	417N3011-403G									GR	RF

-Item not Illustrated

25-23-38

ILLUSTRATED PARTS LIST

Page 1098.13

Nov 01/2008



COMPONENT MAINTENANCE MANUAL

FIG/ ITEM	PART NUMBER	AIRLINE PART NUMBER	NOMENCLATURE							USAGE CODE	UNITS PER ASSY
			1	2	3	4	5	6	7		
1-											
-5P	417N3011-403H									GS	RF
-5Q	417N3011-403J									GT	RF
-5R	417N3011-403L									GU	RF
-5S	417N3011-413B									GV	RF
-5T	417N3011-413D									GW	RF
-5U	417N3011-413G									GX	RF
-5V	417N3011-413J									DELETED	
-5W	417N3011-413L									GZ	RF
-5X	417N3011-413M									HA	RF
-5Y	417N3011-421C									HB	RF
-5Z	417N3011-421D									HC	RF
-6	417N3011-501C									HD	RF
-6A	417N3011-513C									HE	RF

-Item not Illustrated

25-23-38

ILLUSTRATED PARTS LIST

Page 1098.14

Nov 01/2008



COMPONENT MAINTENANCE MANUAL

FIG/ ITEM	PART NUMBER	AIRLINE PART NUMBER	NOMENCLATURE							USAGE CODE	UNITS PER ASSY
			1	2	3	4	5	6	7		
1-											
-6B	417N3011-421G									JJ	RF
-6C	417N3011-459C									JK	RF
-6D	417N3011-461C									JM	RF
-6E	417N3011-405C									JP	RF
-6F	417N3011-407C									JQ	RF
-6G	417N3011-415C									JR	RF
-6H	417N3011-425B									JW	RF
-6J	417N3011-427B									JX	RF
-6K	417N3011-431B									JY	RF
-6L	417N3011-463C									JS	RF

-Item not Illustrated

25-23-38

ILLUSTRATED PARTS LIST

Page 1098.15

Nov 01/2008



COMPONENT MAINTENANCE MANUAL

FIG/ ITEM	PART NUMBER	AIRLINE PART NUMBER	NOMENCLATURE							USAGE CODE	UNITS PER ASSY
			1	2	3	4	5	6	7		
1-											
-6M	417N3011-401J									KB	RF
-6N	417N3011-403D									KC	RF
-6P	417N3011-413P									KF	RF
-6Q	417N3011-401BB									KG	RF
-6R	417N3011-403M									KH	RF
-6S	417N3011-401BC									KQ	RF
-6T	417N3011-403P									KR	RF
-6U	417N3011-413T									KS	RF
-6V	417N3011-421B									KT	RF
-6W	417N3011-459B									KU	RF
-6X	417N3011-461B									KV	RF
-6Y	417N3011-463B									KW	RF

-Item not Illustrated

25-23-38

ILLUSTRATED PARTS LIST

Page 1098.16

Nov 01/2008



COMPONENT MAINTENANCE MANUAL

FIG/ ITEM	PART NUMBER	AIRLINE PART NUMBER	NOMENCLATURE							USAGE CODE	UNITS PER ASSY
			1	2	3	4	5	6	7		
1-											
-6Z	417N3011-465B									KZ	RF
-7	417N3011-12SP									H	RF
-7A	417N3011-14SP									J	RF
-7B	417N3011-16SP									K	RF
-7C	417N3011-2SP									L	RF
-7D	417N3011-4SP									M	RF
-7E	417N3011-6SP									N	RF
-7F	417N3011-8SP									P	RF
-7G	417N3011-18SP									R	RF
-7H	417N3011-20SP									T	RF

-Item not Illustrated

25-23-38

ILLUSTRATED PARTS LIST

Page 1098.17

Nov 01/2008



COMPONENT MAINTENANCE MANUAL

FIG/ ITEM	PART NUMBER	AIRLINE PART NUMBER	NOMENCLATURE							USAGE CODE	UNITS PER ASSY
			1	2	3	4	5	6	7		
1- -7J	417N3011-22SP		SERVICE UNIT ASSY-R SIDE, PASS., WITH SPKR AND GASPER, 22 MINUTE OXY (REWORKED BY SB 757-35-0013R1) (FOR DETAILS SEE FIG. 12)							V	RF
-7K	417N3011-24SP		SERVICE UNIT ASSY-R SIDE, PASS., WITH SPKR, NO GASPER (REWORKED BY SB 757-35-0013R1) (FOR DETAILS SEE FIG. 2)							X	RF
-7L	417N3011-26SP		SERVICE UNIT ASSY-R SIDE, PASS., NO SPKR, NO GASPER (REWORKED BY SB 757-35-0013R1) (FOR DETAILS SEE FIG. 2)							Z	RF
-7M	417N3011-28SP		SERVICE UNIT ASSY-R SIDE, PASS., GASEOUS OXY, WITH SPKR AND GASPER (FOR DETAILS SEE FIG. 12)							AH	RF
-7N	417N3011-30SP		SERVICE UNIT ASSY-R SIDE, PASS., GASEOUS OXY, WITH GASPER, NO SPKR (FOR DETAILS SEE FIG. 12)							AJ	RF
-7P	417N3011-34SP		SERVICE UNIT ASSY-R SIDE, PASS., WITH GASPER, NO SPKR (FOR DETAILS SEE FIG. 12)							AZ	RF
-7Q	417N3011-36SP		SERVICE UNIT ASSY-R SIDE, PASS., WITH MUTED SPKR AND GASPER (FOR DETAILS SEE FIG. 12)							BA	RF
-7R	417N3011-38SP		SERVICE UNIT ASSY-R SIDE, PASS., WITH SPKR AND GASPER (FOR DETAILS SEE FIG. 12)							BB	RF
-7S	417N3011-40SP		SERVICE UNIT ASSY-R SIDE, PASS., WITH GASPER, NO SPKR (FOR DETAILS SEE FIG. 12)							BC	RF
-7T	417N3011-42SP		SERVICE UNIT ASSY-R SIDE, PASS., WITH MUTED SPKR AND GASPER (FOR DETAILS SEE FIG. 12)							BD	RF
-7U	417N3011-44SP		SERVICE UNIT ASSY-R SIDE, PASS., WITH SPKR AND GASPER, 22 MINUTE OXY (FOR DETAILS SEE FIG. 12)							BE	RF

-Item not Illustrated

25-23-38

ILLUSTRATED PARTS LIST

Page 1098.18

Nov 01/2008



COMPONENT MAINTENANCE MANUAL

FIG/ ITEM	PART NUMBER	AIRLINE PART NUMBER	NOMENCLATURE							USAGE CODE	UNITS PER ASSY
			1	2	3	4	5	6	7		
1-											
-7V	417N3011-46SP									BF	RF
-7W	417N3011-48SP									BG	RF
-7X	417N3011-50SP									BH	RF
-7Y	417N3011-52SP									BJ	RF
-7Z	417N3011-54SP									AC	RF
-8	417N3011-56SP									AD	RF
-8A	417N3011-58SP									BK	RF
-8B	417N3011-60SP									BL	RF
-8C	417N3011-62SP									BM	RF
-8D	417N3011-64SP									BN	RF
-8E	417N3011-102SP									BT	RF
-8F	417N3011-104SP									BU	RF

-Item not Illustrated

25-23-38

ILLUSTRATED PARTS LIST

Page 1098.19

Nov 01/2008



COMPONENT MAINTENANCE MANUAL

FIG/ ITEM	PART NUMBER	AIRLINE PART NUMBER	NOMENCLATURE							USAGE CODE	UNITS PER ASSY
			1	2	3	4	5	6	7		
1- -8G	417N3011-106SP		SERVICE UNIT ASSY-R SIDE, PASS., WITH SPKR AND GASPER, 22 MINUTE OXY (FOR DETAILS SEE FIG. 10)							CA	RF
-8H	417N3011-108SP		SERVICE UNIT ASSY-R SIDE, PASS., WITH SPKR AND GASPER, 22 MINUTE OXY (FOR DETAILS SEE FIG. 10)							CB	RF
-8J	417N3011-110SP		SERVICE UNIT ASSY-R SIDE, PASS., WITH SPKR NO GASPER (FOR DETAILS SEE FIG. 8)							CJ	RF
-8K	417N3011-112SP		SERVICE UNIT ASSY-R SIDE, PASS., WITH SPKR NO GASPER (FOR DETAILS SEE FIG. 8)							CK	RF
-8L	417N3011-114SP		SERVICE UNIT ASSY-R SIDE, PASS., NO SPKR, WITH GASPER (FOR DETAILS SEE FIG. 7)							BV	RF
-8M	417N3011-116SP		SERVICE UNIT ASSY-R SIDE, PASS., NO SPKR, WITH GASPER, 22 MINUTE OXY (FOR DETAILS SEE FIG. 10)							CC	RF
-8N	417N3011-118SP		SERVICE UNIT ASSY-R SIDE, PASS., NO SPKR, NO GASPER (FOR DETAILS SEE FIG. 8)							CL	RF
-8P	417N3011-120SP		SERVICE UNIT ASSY-R SIDE, PASS., NO SPKR, NO GASPER (FOR DETAILS SEE FIG. 8)							CM	RF
-8Q	417N3011-122SP		SERVICE UNIT ASSY-R SIDE, PASS., MUTED SPKR AND GASPER (FOR DETAILS SEE FIG. 7)							BW	RF
-8R	417N3011-124SP		SERVICE UNIT ASSY-R SIDE, PASS., MUTED SPKR, NO GASPER (FOR DETAILS SEE FIG. 8)							CN	RF
-8S	417N3011-126SP		SERVICE UNIT ASSY-R SIDE, PASS., WITH SPKR AND GASPER, GASEUOS OXY (FOR DETAILS SEE FIG. 9)							CS	RF
-8T	417N3011-128SP		SERVICE UNIT ASSY-R SIDE, PASS., NO SPKR, WITH GASPER, GASEUOS OXY (FOR DETAILS SEE FIG. 9)							CT	RF

-Item not Illustrated

25-23-38

ILLUSTRATED PARTS LIST

Page 1098.20

Nov 01/2008



COMPONENT MAINTENANCE MANUAL

FIG/ ITEM	PART NUMBER	AIRLINE PART NUMBER	NOMENCLATURE							USAGE CODE	UNITS PER ASSY			
			1	2	3	4	5	6	7					
1-														
-8U	417N3011-137SP											SERVICE UNIT ASSY-R SIDE, PASS., WITH SPKR NO GASPER (FOR DETAILS SEE FIG. 2)	CW	RF
-8V	417N3011-139SP											SERVICE UNIT ASSY-R SIDE, PASS., NO SPKR, NO GASPER (FOR DETAILS SEE FIG. 2)	CX	RF
-8W	417N3011-140SP											SERVICE UNIT ASSY-R SIDE, PASS., WITH MUTED SPKR, NO GASPER (FOR DETAILS SEE FIG. 2)	CY	RF
-8X	417N3011-143SP											SERVICE UNIT ASSY-R SIDE, PASS., WITH SPKR AND GASPER (FOR DETAILS SEE FIG. 7)	DA	RF
-8Y	417N3011-145SP											SERVICE UNIT ASSY-R SIDE, PASS., WITH GASPER NO SPKR (FOR DETAILS SEE FIG. 7)	DC	RF
-8Z	417N3011-148SP											SERVICE UNIT ASSY-R SIDE, PASS., WITH SPKR AND GASPER (FOR DETAILS SEE FIG. 7)	DF	RF
-9A	417N3011-150SP											SERVICE UNIT ASSY-R SIDE, PASS., WITH SPKR AND GASPER (FOR DETAILS SEE FIG. 7)	DG	RF
-9B	417N3011-152SP											SERVICE UNIT ASSY-R SIDE, PASS., NO SPKR, WITH GASPER (FOR DETAILS SEE FIG. 7)	DJ	RF
-9C	417N3011-154SP											SERVICE UNIT ASSY-R SIDE, PASS., WITH SPKR NO GASPER (FOR DETAILS SEE FIG. 8)	DL	RF
-9D	417N3011-156SP											SERVICE UNIT ASSY-R SIDE, PASS., NO SPKR, NO GASPER (FOR DETAILS SEE FIG. 8)	DM	RF
-9E	417N3011-158SP											SERVICE UNIT ASSY-R SIDE, PASS., MUTED SPKR, NO GASPER (FOR DETAILS SEE FIG. 8)	DN	RF
-9F	417N3011-160SP											SERVICE UNIT ASSY-R SIDE, PASS., WITH SPKR AND GASPER, 22 MINUTE OXY (FOR DETAILS SEE FIG. 10)	DS	RF
-9G	417N3011-162SP											SERVICE UNIT ASSY-R SIDE, PASS., NO SPKR, WITH GASPER, 22 MINUTE OXY (FOR DETAILS SEE FIG. 10)	DU	RF

-Item not Illustrated

25-23-38

ILLUSTRATED PARTS LIST

Page 1098.21

Nov 01/2008



COMPONENT MAINTENANCE MANUAL

FIG/ ITEM	PART NUMBER	AIRLINE PART NUMBER	NOMENCLATURE							USAGE CODE	UNITS PER ASSY
			1	2	3	4	5	6	7		
1-											
-9H	417N3011-164SP									DW	RF
-9J	417N3011-166SP									DY	RF
-9K	417N3011-168SP									EA	RF
-9L	417N3011-170SP									EB	RF
-9M	417N3011-202SP									ED	RF
-9N	417N3011-204SP									EF	RF
-9P	417N3011-214SP									EH	RF
-9Q	417N3011-302SP									EL	RF
-9R	417N3011-304SP									EN	RF
-9S	417N3011-306SP									EQ	RF
-9T	417N3011-308SP									ES	RF

-Item not Illustrated

25-23-38

ILLUSTRATED PARTS LIST

Page 1098.22

Nov 01/2008



COMPONENT MAINTENANCE MANUAL

FIG/ ITEM	PART NUMBER	AIRLINE PART NUMBER	NOMENCLATURE							USAGE CODE	UNITS PER ASSY
			1	2	3	4	5	6	7		
1-											
-9U	417N3011-310SP									EU	RF
-9V	417N3011-314SP									EW	RF
-9W	417N3011-316SP									EY	RF
-9X	417N3011-318SP									FA	RF
-9Y	417N3011-322SP									FC	RF
-9Z	417N3011-324SP									FD	RF
-10	S417N312-2SP										
-10A	417N3011-326SP									FF	RF
-10B	417N3011-328SP									FH	RF
-10C	417N3011-360SP									FL	RF
-10D	417N3011-362SP									FN	RF
-10E	417N3011-364SP									FQ	RF

-Item not Illustrated

25-23-38

ILLUSTRATED PARTS LIST

Page 1098.23

Nov 01/2008



COMPONENT MAINTENANCE MANUAL

FIG/ ITEM	PART NUMBER	AIRLINE PART NUMBER	NOMENCLATURE							USAGE CODE	UNITS PER ASSY
			1	2	3	4	5	6	7		
1-											
-10F	417N3011-366SP		SERVICE UNIT ASSY-R SIDE, PASS., WITH NO SPKR WITH GASPER, 22 MIN OXY (M10979) (FOR DETAILS SEE FIG. 10)							FS	RF
-10G	417N3011-368SP		SERVICE UNIT ASSY-R SIDE, PASS., WITH SPKR EVERY ROW AND GASPER, 22 MIN OXY (M10976) (FOR DETAILS SEE FIG. 10)							FU	RF
-10H	417N3011-370SP		SERVICE UNIT ASSY-R SIDE, PASS., WITH NOTED SPKR AND GASPER, 22 MIN OXY (M10983) (FOR DETAILS SEE FIG. 10)							FV	RF
-10J	417N3011-372SP		SERVICE UNIT ASSY-R SIDE, PASS., WITH SPKR AND NO GASPER (M10978) (FOR DETAILS SEE FIG. 8)							FX	RF
-10K	417N3011-374SP		SERVICE UNIT ASSY-R SIDE, PASS., NO SPKR, AND NO GASPER (M10978) (FOR DETAILS SEE FIG. 8)							FY	RF
-10L	417N3011-304C		SERVICE UNIT ASSY-R SIDE, PASS., WITH SPKR (EVERY ROW) AND GASPER) (M10976) (FOR DETAILS SEE FIG. 7)							HF	RF
-10M	417N3011-326D		SERVICE UNIT ASSY-R SIDE, PASS., WITH SPKR AND GASPER (M10973) (FOR DETAILS SEE FIG. 9)							HG	RF
-10N	417N3011-402B		SERVICE UNIT ASSY-R SIDE, PASS., WITH 2K SPKR AND GASPER (M10973) (FOR DETAILS SEE FIG. 7)							HH	RF
-10P	417N3011-402C		SERVICE UNIT ASSY-R SIDE, PASS., WITH 2K SPKR AND GASPER (M10973) (FOR DETAILS SEE FIG. 7)							HJ	RF
-10Q	417N3011-402D		SERVICE UNIT ASSY-R SIDE, PASS., WITH 2K SPKR AND GASPER (M10973) (FOR DETAILS SEE FIG. 7)							HK	RF
-10R	417N3011-402G		SERVICE UNIT ASSY-R SIDE, PASS., WITH 2K SPKR AND GASPER (M10973) (FOR DETAILS SEE FIG. 7)							HL	RF
-10S	417N3011-402M		SERVICE UNIT ASSY-R SIDE, PASS., WITH 2K SPKR AND GASPER (M10973) (FOR DETAILS SEE FIG. 7)							HM	RF

-Item not Illustrated

25-23-38

ILLUSTRATED PARTS LIST

Page 1098.24

Nov 01/2008



COMPONENT MAINTENANCE MANUAL

FIG/ ITEM	PART NUMBER	AIRLINE PART NUMBER	NOMENCLATURE							USAGE CODE	UNITS PER ASSY
			1	2	3	4	5	6	7		
1-											
-10T	417N3011-402N									HN	RF
-10U	417N3011-402P									HP	RF
-10V	417N3011-402T									HQ	RF
-10W	417N3011-402V									HR	RF
-10X	417N3011-402W									HS	RF
-10Y	417N3011-404B									HT	RF
-10Z	417N3011-404C									HU	RF
-11	417N3011-404G									HV	RF
-11A	417N3011-404H									HW	RF
-11B	417N3011-404J									HX	RF
-11C	417N3011-404L									HY	RF
-11D	417N3011-414B									HZ	RF
-11E	417N3011-414D									JA	RF

-Item not Illustrated

25-23-38

ILLUSTRATED PARTS LIST

Page 1098.25

Nov 01/2008



COMPONENT MAINTENANCE MANUAL

FIG/ ITEM	PART NUMBER	AIRLINE PART NUMBER	NOMENCLATURE							USAGE CODE	UNITS PER ASSY			
			1	2	3	4	5	6	7					
1-														
-11F	417N3011-414G											SERVICE UNIT ASSY-R SIDE, PASS., NO SPKR, WITH GASPER (M10973) (FOR DETAILS SEE FIG. 7)	JB	RF
-11G	417N3011-414J											DELETED		
-11H	417N3011-414L											SERVICE UNIT ASSY-R SIDE, PASS., NO SPKR, WITH GASPER (M10973) (FOR DETAILS SEE FIG. 7)	JD	RF
-11J	417N3011-414M											SERVICE UNIT ASSY-R SIDE, PASS., NO SPKR, WITH GASPER (M10973) (FOR DETAILS SEE FIG. 7)	JE	RF
-11K	417N3011-422C											SERVICE UNIT ASSY-R SIDE, PASS., WITH 2K SPKR, MUTING RELAY AND GASPER (M10983) (FOR DETAILS SEE FIG. 7)	JF	RF
-11L	417N3011-502C											SERVICE UNIT ASSY-R SIDE, PASS., WITH 2K SPKR AND GASPER (M10973) (FOR DETAILS SEE FIG. 7)	JG	RF
-11M	417N3011-514C											SERVICE UNIT ASSY-R SIDE, PASS., NO SPKR, WITH GASPER (M10973) (FOR DETAILS SEE FIG. 7)	JH	RF
-11N	417N3011-460C											SERVICE UNIT ASSY-R SIDE, PASS., WITH SPKR AND GASPER, 22 MINUTE OXY (M10973) (FOR DETAILS SEE FIG. 10)	JL	RF
-11P	417N3011-462C											SERVICE UNIT ASSY-R SIDE, PASS., NO SPKR WITH GASPER, 22 MINUTE OXY (M10973) (FOR DETAILS SEE FIG. 10)	JN	RF
-11Q	417N3011-406C											SERVICE UNIT ASSY-R SIDE, PASS., WITH SPKR AND GASPER, 22 MINUTE OXY (M10980) (FOR DETAILS SEE FIG. 10)	JT	RF
-11R	417N3011-408C											SERVICE UNIT ASSY-R SIDE, PASS., WITH SPKR AND GASPER, 22 MINUTE OXY (M10984) (FOR DETAILS SEE FIG. 10)	JU	RF
-11S	417N3011-416C											SERVICE UNIT ASSY-R SIDE, PASS., NO SPKR WITH GASPER, 22 MINUTE OXY (M10980) (FOR DETAILS SEE FIG. 10)	JV	RF

-Item not Illustrated

25-23-38

ILLUSTRATED PARTS LIST

Page 1098.26

Nov 01/2008



COMPONENT MAINTENANCE MANUAL

FIG/ ITEM	PART NUMBER	AIRLINE PART NUMBER	NOMENCLATURE							USAGE CODE	UNITS PER ASSY
			1	2	3	4	5	6	7		
1-											
-11T	417N3011-426B									JZ	RF
-11U	417N3011-428B									KA	RF
-11V	417N3011-402J									KD	RF
-11W	417N3011-404D									KE	RF
-11X	417N3011-402BB									KJ	RF
-11Y	417N3011-404M									KK	RF
-11Z	417N3011-328D									KL	RF
-12	417N3011-402BC									KM	RF
-12A	417N3011-404P									KN	RF
-12B	417N3011-414T									KP	RF
-12C	417N3011-460B									KX	RF
-12D	417N3011-462B									KY	RF

-Item not illustrated

25-23-38

ILLUSTRATED PARTS LIST

Page 1098.27

Nov 01/2008



COMPONENT MAINTENANCE MANUAL

FIG/ ITEM	PART NUMBER	AIRLINE PART NUMBER	NOMENCLATURE							USAGE CODE	UNITS PER ASSY
			1	2	3	4	5	6	7		
1-											
-12E	417N3011-466B									LA	RF
-12F	417N3011-467B									LB	RF
-12G	417N3011-468B									LC	RF
-12H	417N3011-469B									LD	RF
-12J	417N3011-403N										
-12K	417N3011-404N										
-12L	417N3011-402SP									LG	RF
-12M	417N3011-413SP									LH	RF
-12N	417N3011-659B									NL	RF
-12P	417N3011-661B									NN	RF
-12Q	417N3011-663B									NQ	RF
-12U	4809-57										
-12V	4809-58										
-12W	4809-60										
-12X	S417N301-111BD										

-Item not Illustrated

25-23-38

ILLUSTRATED PARTS LIST

Page 1098.28

Nov 01/2008



COMPONENT MAINTENANCE MANUAL

FIG/ ITEM	PART NUMBER	AIRLINE PART NUMBER	NOMENCLATURE							USAGE CODE	UNITS PER ASSY
			1	2	3	4	5	6	7		
1-											
-12Y	S417N301-111BE										
-12Z	S417N301-111BG										
-13	S417N301-111AE										
-13A	10-1018-111AG										
-13B	S417N301-111AR										
-13C	10-1018-111AV										
-13D	10-1018-111AY										
-13E	10-1018-111AZ										
-13F	10-1018-111BA										
-13G	S417N301-111BB										
-13H	10-1018-111G										
-13J	10-1018-111J										
-13K	10-1018-111K										
-13L	10-1018-111L										
-13M	S417N301-111M										
-13N	S417N301-111BC										
-13P	10-1018-111N										
-13Q	4809-38										
-13R	4809-50										
-13S	4809-52										
-13T	4809-53										
-13U	4809-54										
-13V	4809-18										
-13W	4809-19										
-13X	4809-20										
-13Y	4809-23										
-14	11-6563-12A										
-14A	11-6563-12B										
-14B	11-6563-12C										
-14C	11-6563-12D										
-14D	S417N312-22A										

-Item not Illustrated

25-23-38

ILLUSTRATED PARTS LIST

Page 1098.29

Nov 01/2008



COMPONENT MAINTENANCE MANUAL

FIG/ ITEM	PART NUMBER	AIRLINE PART NUMBER	NOMENCLATURE							USAGE CODE	UNITS PER ASSY		
			1	2	3	4	5	6	7				
1-													
-14E	11-6563-22B											DELETED	
-14F	S417N312-22C											DELETED	
-14G	S417N312-22D											DELETED	
-14H	S417N312-22E											DELETED	
-14J	11-6563-22A											DELETED	
-14K	11-6563-22D											DELETED	
-14L	11-6563-22C											DELETED	
-15	S417N312-3SP											DELETED	
-15A	11-6563-13A											DELETED	
-15B	11-6563-13B											DELETED	
-15C	11-6563-13C											DELETED	
-15D	11-6563-13D											DELETED	
-15E	S417N312-23A											DELETED	
-15F	11-6563-23B											DELETED	
-15G	S417N312-23C											DELETED	
-15H	S417N312-23D											DELETED	
-15J	S417N312-23E											DELETED	
-15K	11-6563-23A											DELETED	
-15L	11-6563-23C											DELETED	
-15M	11-6563-13D											DELETED	
-16	417N3011-203B										GY	RF	SERVICE UNIT ASSY-L SIDE, PASS., WITH SPKR (EVERY ROW) AND GASPER) (M10976) (FOR DETAILS SEE FIG. 7)
-16A	417N3011-203C										JC	RF	SERVICE UNIT ASSY-L SIDE, PASS., WITH SPKR (EVERY ROW) AND GASPER) (M10976) (FOR DETAILS SEE FIG. 7)
-16B	417N3011-203D										LE	RF	SERVICE UNIT ASSY-L SIDE, PASS., WITH SPKR (EVERY ROW) AND GASPER) (M10976) (FOR DETAILS SEE FIG. 7)

-Item not Illustrated

25-23-38

ILLUSTRATED PARTS LIST

Page 1098.30

Nov 01/2008



COMPONENT MAINTENANCE MANUAL

FIG/ ITEM	PART NUMBER	AIRLINE PART NUMBER	NOMENCLATURE							USAGE CODE	UNITS PER ASSY
			1	2	3	4	5	6	7		
1- -16C	417N3011-203E		SERVICE UNIT ASSY-L SIDE, PASS., WITH SPKR (EVERY ROW) AND GASPER) (M10976) (FOR DETAILS SEE FIG. 7)							LF	RF
-16D	417N3011-203G		SERVICE UNIT ASSY-L SIDE, PASS., WITH SPKR (EVERY ROW) AND GASPER) (M10976) (FOR DETAILS SEE FIG. 7)							LJ	RF
-16E	417N3011-203N		SERVICE UNIT ASSY-L SIDE, PASS., WITH SPKR (EVERY ROW) AND GASPER) (M10976) (FOR DETAILS SEE FIG. 7)							LK	RF
-16F	417N3011-401H		SERVICE UNIT ASSY-L SIDE, PASS., WITH 2K SPKR AND GASPER (M10973) (FOR DETAILS SEE FIG. 7)							LL	RF
-16G	417N3011-401L		SERVICE UNIT ASSY-L SIDE, PASS., WITH 2K SPKR AND GASPER (M10973) (FOR DETAILS SEE FIG. 7)							LM	RF
-16H	417N3011-413H		SERVICE UNIT ASSY-L SIDE, PASS., NO SPKR, WITH GASPER (M10973) (FOR DETAILS SEE FIG. 7)							LN	RF
-16J	417N3011-413V		SERVICE UNIT ASSY-L SIDE, PASS., NO SPKR, WITH GASPER (M10973) (FOR DETAILS SEE FIG. 7)							LP	RF
-16K	417N3011-421J		SERVICE UNIT ASSY-L SIDE, PASS., WITH 2K SPKR, MUTINIG RELAY AND GASPER (M10983) (FOR DETAILS SEE FIG. 7)							LQ	RF
-16L	417N3011-413C		SERVICE UNIT ASSY-L SIDE, PASS., NO SPKR WITH GASPER (M10983) (FOR DETAILS SEE FIG. 7)							MF	RF
-16M	417N3011-601B		SERVICE UNIT ASSY-L SIDE, PASS., WITH 2K SPKR AND GASPER (M10973) (FOR DETAILS SEE FIG. 7)							MH	RF
-16N	417N3011-603B		SERVICE UNIT ASSY-L SIDE, WITH 4K SPKR AND GASPER (M10976) (FOR DETAILS SEE FIG. 7)							MK	RF

-Item not Illustrated

25-23-38

ILLUSTRATED PARTS LIST

Page 1098.31

Nov 01/2008



COMPONENT MAINTENANCE MANUAL

FIG/ ITEM	PART NUMBER	AIRLINE PART NUMBER	NOMENCLATURE							USAGE CODE	UNITS PER ASSY
			1	2	3	4	5	6	7		
1-											
-16P	417N3011-603C									ML	RF
-16Q	417N3011-613B									MM	RF
-16R	417N3011-613C									MN	RF
-16S	417N3011-625B									MT	RF
-16T	417N3011-627B									MU	RF
-16U	417N3011-601BG									MX	RF
-16V	417N3011-601C									MY	RF
-16W	417N3011-603BG									MZ	RF
-16X	417N3011-601T									ND	RF
-16Y	417N3011-601V									NE	RF
-16Z	417N3011-613L									NH	RF
-17	417N3011-631B									NK	RF
-17A	417N3011-601BH									NS	RF

-Item not Illustrated

25-23-38

ILLUSTRATED PARTS LIST

Page 1098.32

Nov 01/2008



COMPONENT MAINTENANCE MANUAL

FIG/ ITEM	PART NUMBER	AIRLINE PART NUMBER	NOMENCLATURE							USAGE CODE	UNITS PER ASSY
			1	2	3	4	5	6	7		
1-											
-17B	417N3011-601BJ									NT	RF
-17C	417N3011-601D									NU	RF
-17D	417N3011-601G									NV	RF
-17E	417N3011-613BJ									NW	RF
-17F	417N3011-613D									NX	RF
-17G	417N3011-613G									NY	RF
-17H	417N3011-603T									NZ	RF
-17J	417N3011-713C									PA	RF
-17K	417N3011-713D									PB	RF
-17L	417N3011-703J									PM	RF
-17M	417N3011-661BM									PR	RF
-17N	417N3011-663BM									PT	RF

-Item not Illustrated

25-23-38

ILLUSTRATED PARTS LIST

Page 1098.33

Nov 01/2008



COMPONENT MAINTENANCE MANUAL

FIG/ ITEM	PART NUMBER	AIRLINE PART NUMBER	NOMENCLATURE							USAGE CODE	UNITS PER ASSY
			1	2	3	4	5	6	7		
1-											
-17P	417N3011-669B									PV	RF
-17Q	417N3011-669BM									PW	RF
-17R	417N3011-671B									PZ	RF
-17S	417N3011-673B									QD	RF
-17T	417N3011-673BM									QE	RF
-17U	417N3011-659BM									PP	RF
-17V	417N3011-671BM									QA	RF
-17W	417N3011-603G									QM	RF
-17X	417N3011-703B									QK	RF
-17Y	417N3011-635B									QX	RF
-17Z	417N3011-641B									QY	RF

-Item not Illustrated

25-23-38

ILLUSTRATED PARTS LIST

Page 1098.34

Nov 01/2008



COMPONENT MAINTENANCE MANUAL

FIG/ ITEM	PART NUMBER	AIRLINE PART NUMBER	NOMENCLATURE							USAGE CODE	UNITS PER ASSY
			1	2	3	4	5	6	7		
1-											
-18	417N3011-714C									RC	RF
-18A	417N3011-602W									RD	RF
-20	S417N312-4SP										
-20A	11-6563-14A										
-20B	11-6563-14B										
-20C	11-6563-14C										
-20D	S417N312-4D										
-20E	S417N312-24A										
-20F	11-6563-24B										
-20G	S417N312-24C										
-20H	S417N312-24D										
-20J	S417N312-24E										
-20K	11-6563-24A										
-20L	11-6563-24C										
-20M	11-6563-24D										
-25	S417N312-5SP										
-25A	25-1734-15A										
-25B	25-1734-15B										
-26	417N3011-204A									LR	RF
-26A	417N3011-204B									LS	RF
-26B	417N3011-204C									LT	RF

-Item not Illustrated

25-23-38

ILLUSTRATED PARTS LIST

Page 1098.35

Nov 01/2008



COMPONENT MAINTENANCE MANUAL

FIG/ ITEM	PART NUMBER	AIRLINE PART NUMBER	NOMENCLATURE							USAGE CODE	UNITS PER ASSY
			1	2	3	4	5	6	7		
1- -26C	417N3011-204D		SERVICE UNIT ASSY-R SIDE, PASS., WITH SPKR (EVERY ROW) AND GASPER) (M10976) (FOR DETAILS SEE FIG. 7)							LU	RF
-26D	417N3011-204E		SERVICE UNIT ASSY-R SIDE, PASS., WITH SPKR (EVERY ROW) AND GASPER) (M10976) (FOR DETAILS SEE FIG. 7)							LV	RF
-26E	417N3011-204G		SERVICE UNIT ASSY-R SIDE, PASS., WITH SPKR (EVERY ROW) AND GASPER) (M10976) (FOR DETAILS SEE FIG. 7)							LW	RF
-26F	417N3011-204N		SERVICE UNIT ASSY-R SIDE, PASS., WITH SPKR (EVERY ROW) AND GASPER) (M10976) (FOR DETAILS SEE FIG. 7)							LX	RF
-26G	417N3011-402H		SERVICE UNIT ASSY-R SIDE, PASS., WITH 2K SPKR AND GASPER (M10973) (FOR DETAILS SEE FIG. 7)							LY	RF
-26H	417N3011-402L		SERVICE UNIT ASSY-R SIDE, PASS., WITH 2K SPKR AND GASPER (M10973) (FOR DETAILS SEE FIG. 7)							LZ	RF
-26J	417N3011-414N		SERVICE UNIT ASSY-R SIDE, PASS., NO SPKR, WITH GASPER (M10973) (FOR DETAILS SEE FIG. 7)							MA	RF
-26K	417N3011-414P		SERVICE UNIT ASSY-R SIDE, PASS., NO SPKR, WITH GASPER (M10973) (FOR DETAILS SEE FIG. 7)							MB	RF
-26L	417N3011-414V		SERVICE UNIT ASSY-R SIDE, PASS., NO SPKR, WITH GASPER (M10973) (FOR DETAILS SEE FIG. 7)							MC	RF
-26M	417N3011-422B		SERVICE UNIT ASSY-R SIDE, PASS., WITH 2K SPKR, MUTING RELAY AND GASPER (M10983) (FOR DETAILS SEE FIG. 7)							MD	RF

-Item not Illustrated

25-23-38

ILLUSTRATED PARTS LIST

Page 1098.36

Nov 01/2008



COMPONENT MAINTENANCE MANUAL

FIG/ ITEM	PART NUMBER	AIRLINE PART NUMBER	NOMENCLATURE							USAGE CODE	UNITS PER ASSY
			1	2	3	4	5	6	7		
1-											
-26N	417N3011-422D		SERVICE UNIT ASSY-R SIDE, PASS., WITH 2K SPKR, MUTING RELAY AND GASPER (M10983) (FOR DETAILS SEE FIG. 7)							ME	RF
-26P	417N3011-414C		SERVICE UNIT ASSY-R SIDE, PASS., NO SPKR, WITH GASPER (M10973) (FOR DETAILS SEE FIG. 7)							MG	RF
-26Q	417N3011-602B		SERVICE UNIT ASSY-R SIDE, PASS., WITH 2K SPKR AND GASPER (M10973) (FOR DETAILS SEE FIG. 7)							MJ	RF
-26R	417N3011-604B		SERVICE UNIT ASSY-R SIDE, WITH 4K SPKR AND GASPER (M10976) (FOR DETAILS SEE FIG. 7)							MP	RF
-26S	417N3011-604C		SERVICE UNIT ASSY-R SIDE, WITH 4K SPKR AND GASPER (M10976) (FOR DETAILS SEE FIG. 7)							MQ	RF
-26T	417N3011-614B		SERVICE UNIT ASSY-R SIDE, NO SPKR, WITH GASPER (M10973) (FOR DETAILS SEE FIG. 7)							MR	RF
-26U	417N3011-614C		SERVICE UNIT ASSY-R SIDE, NO SPKR, WITH GASPER (M10973) (FOR DETAILS SEE FIG. 7)							MS	RF
-26V	417N3011-626B		SERVICE UNIT ASSY-R SIDE, WITH SPKR AND GASPER, GASEOUS OXY, (M10973) (FOR DETAILS SEE FIG. 9)							MV	RF
-26W	417N3011-628B		SERVICE UNIT ASSY-R SIDE, NO SPKR, WITH GASPER, GASEOUS OXY, (M10973) (FOR DETAILS SEE FIG. 9)							MW	RF
-26X	417N3011-602C		SERVICE UNIT ASSY-R SIDE, WITH 2K SPKR AND GASPER (M10973) (FOR DETAILS SEE FIG. 7)							NA	RF
-26Y	417N3011-602BG		SERVICE UNIT ASSY-R SIDE, WITH 2K SPKR AND GASPER (M10973) (FOR DETAILS SEE FIG. 7)							NB	RF
-26Z	417N3011-604BG		SERVICE UNIT ASSY-R SIDE, WITH 4K SPKR AND GASPER (M10976) (FOR DETAILS SEE FIG. 7)							NC	RF
-27	417N3011-602T		SERVICE UNIT ASSY-R SIDE, WITH 2K SPKR AND GASPER (M10973) (FOR DETAILS SEE FIG. 7)							NF	RF

-Item not Illustrated

25-23-38

ILLUSTRATED PARTS LIST

Page 1098.37

Nov 01/2008



COMPONENT MAINTENANCE MANUAL

FIG/ ITEM	PART NUMBER	AIRLINE PART NUMBER	NOMENCLATURE							USAGE CODE	UNITS PER ASSY
			1	2	3	4	5	6	7		
1-											
-27A	417N3011-602V									NG	RF
-27B	417N3011-614L									NJ	RF
-27C	417N3011-660B									NM	RF
-27D	417N3011-662B									NP	RF
-27E	417N3011-664B									NR	RF
-27F	417N3011-602BH									PC	RF
-27G	417N3011-602BJ									PD	RF
-27H	417N3011-602D									PE	RF
-27J	417N3011-602G									PF	RF
-27K	417N3011-614BH									PG	RF
-27L	417N3011-614D									PH	RF
-27M	417N3011-614G									PJ	RF
-27N	417N3011-604T									PK	RF

-Item not Illustrated

25-23-38

ILLUSTRATED PARTS LIST

Page 1098.38

Nov 01/2008



COMPONENT MAINTENANCE MANUAL

FIG/ ITEM	PART NUMBER	AIRLINE PART NUMBER	NOMENCLATURE							USAGE CODE	UNITS PER ASSY
			1	2	3	4	5	6	7		
1-											
-27P	417N3011-702D									PL	RF
-27Q	417N3011-704J									PN	RF
-27R	417N3011-660BM									PQ	RF
-27S	417N3011-662BM									PS	RF
-27T	417N3011-664BM									PU	RF
-27U	417N3011-670B									PX	RF
-27V	417N3011-670BM									PY	RF
-27W	417N3011-672B									QB	RF
-27X	417N3011-672BM									QC	RF
-27Y	417N3011-674B									QF	RF
-27Z	417N3011-674BM									QG	RF

-Item not Illustrated

25-23-38

ILLUSTRATED PARTS LIST

Page 1098.39

Nov 01/2008



COMPONENT MAINTENANCE MANUAL

FIG/ ITEM	PART NUMBER	AIRLINE PART NUMBER	NOMENCLATURE							USAGE CODE	UNITS PER ASSY
			1	2	3	4	5	6	7		
1-											
-28	417N3011-602M									QP	RF
-28A	417N3011-604G									QN	RF
-28B	417N3011-702G									QH	RF
-28C	417N3011-702J									QJ	RF
-28D	417N3011-704B									QL	RF
-28E	417N3011-676B									QQ	RF
-28F	417N3011-701E									QR	RF
-28G	417N3011-681B									QS	RF
-28H	417N3011-666B									QT	RF
-28J	417N3011-629B									QU	RF
-28K	417N3011-630B									QV	RF
-28L	417N3011-633B									QW	RF

-Item not Illustrated

25-23-38

ILLUSTRATED PARTS LIST

Page 1098.40

Nov 01/2008



COMPONENT MAINTENANCE MANUAL

FIG/ ITEM	PART NUMBER	AIRLINE PART NUMBER	NOMENCLATURE							USAGE CODE	UNITS PER ASSY
			1	2	3	4	5	6	7		
1-											
-28M	417N3011-636B									QZ	RF
-28N	417N3011-642B									RA	RF
-30	PLT2MM										
-30A	PLT2MM2										
-30B	PLT2MM2										
-35	AD15273A160										
-40	417N3103-3										
-45	417N3063-4										
-47	PLT2MM2										
-50	417N3034-1										
-50A	417N3034-2										
-50B	417N3034-3										
-50C	417N3034-6										
-50D	417N3034-7										
-50E	417N3034-11										
-50F	417N3034-12										
-52C	25-1734-15										
-52D	25-1734-13										
-55	417N3028-1										
-55A	417N3028-2										
-55B	417N3028-3										
-55C	417N3028-15										
-55D	417N3028-12										
-57	417N3028-2										
-57A	417N3028-13										
-60	417N3033-1SP										
-60A	417N3033-2SP										

-Item not Illustrated

25-23-38

ILLUSTRATED PARTS LIST

Page 1098.41

Nov 01/2008



COMPONENT MAINTENANCE MANUAL

FIG/ ITEM	PART NUMBER	AIRLINE PART NUMBER	NOMENCLATURE							USAGE CODE	UNITS PER ASSY
			1	2	3	4	5	6	7		
1-											
-60B	417N3033-3SP										
-60C	417N3033-4SP										
-60D	417N3033-5SP										
-60E	417N3033-6SP										
-60F	417N3033-19SP										
-60G	417N3033-25SP										
-60H	417N3033-27SP										
-60J	417N3033-29SP										
-60K	417N3033-15SP										
-60L	417N3033-17SP										
-63	417N3033-2SP										
-63A	417N3033-4SP										
-63B	417N3033-20SP										
-63C	417N3033-26SP										
-63D	417N3033-28SP										
-63E	417N3033-30SP										
-63F	417N3033-16SP										
-63G	417N3033-18SP										
-65	BACN10YJ08										
-70	10-62232-1										
-70A	10-62232-01										
-70B	RDAM8018										
-75	417N3104-2										
-80	BACS12ER08K11										
-80A	BACS12GX08-11										
-80B	NAS514P832-11P										
-80C	BACS12GX08-11										
-80D	NAS514P832-11P										
-85	S417N301-2										
-85A	10-1018-2										
-85B	4708-1										

-Item not Illustrated

25-23-38

ILLUSTRATED PARTS LIST

Page 1098.42

Nov 01/2008



COMPONENT MAINTENANCE MANUAL

FIG/ ITEM	PART NUMBER	AIRLINE PART NUMBER	NOMENCLATURE							USAGE CODE	UNITS PER ASSY
			1	2	3	4	5	6	7		
1-											
-90	S417N311-1SP										
-90A	10-1581-1A										
-90B	10-1581-1B										
-90C	10-1581-1C										
-90D	10-1581-1D										
-90E	10-1581-3A										
-90F	S417N311-3B										
-90G	S417N311-3C										
-90H	S417N311-3D										
-90J	10-1581-3D										
-90K	10-1581-3B										
-90L	10-1581-3C										
-95	10-60141-23										
-95A	3740-23S										
-95B	10-60141-23U										
-95C	10-60141-23V										
-95D	10-60141-23W										
-95E	3740-4										
-95F	3740-4										
-95G	10-60141-26A										
-95H	10-60141-23U										
-95J	10-60141-26B										
-95K	10-60141-23V										
-95L	10-60141-26C										
-95M	10-60141-23W										
-95N	10-60141-26D										
-95P	3740-3										
-95Q	3740-6										
-95R	3740-5										
-95S	3740-7										
-95T	3740-3										

-Item not Illustrated

25-23-38

ILLUSTRATED PARTS LIST

Page 1098.43

Nov 01/2008



COMPONENT MAINTENANCE MANUAL

FIG/ ITEM	PART NUMBER	AIRLINE PART NUMBER	NOMENCLATURE							USAGE CODE	UNITS PER ASSY
			1	2	3	4	5	6	7		
1-											
-95U	3740-8		DELETED								
-95V	3740-6		DELETED								
-95W	3740-9		DELETED								
-95X	3740-5		DELETED								
-95Y	3740-10		DELETED								
-97	NAS600-14P		DELETED								
-97A	NAS8200A14		DELETED								
-97B	NAS600-14P		DELETED								
-98	417N3035-1		DELETED								
-99	417N3035-2		DELETED								
-100	NAS600-3P		DELETED								
-100A	NAS8200A3		DELETED								
-100B	NAS600-3P		DELETED								
-105	S417N312-1		DELETED								
-105A	11-6537-3		DELETED								
-105B	11-6537-5		DELETED								
-105C	11-6537-1		DELETED								
-110	417N3039-5		DELETED								
-115	6035-06BR150		DELETED								
-120	417N3039-6		DELETED								
-125	417N3152-14SP		DELETED								
			ATTACHING PARTS								
-130	BACS12FA08K8		DELETED								
-130A	BACS12FA08K6		DELETED								
-130B	NAS1801-08-8		DELETED								
-130C	NAS1801-08-8		DELETED								
-135	AN960JD8L		DELETED								
-135A	NAS1149DN816J		DELETED								
-135B	NAS1149DN816J		DELETED								
-140	NAS601-6P		DELETED								
-145	NAS620-6L		DELETED								

-Item not Illustrated

25-23-38
ILLUSTRATED PARTS LIST
Page 1098.44
Nov 01/2008



COMPONENT MAINTENANCE MANUAL

FIG/ ITEM	PART NUMBER	AIRLINE PART NUMBER	NOMENCLATURE							USAGE CODE	UNITS PER ASSY
			1	2	3	4	5	6	7		
1-											
-150	78580-1										
-155	NAS514P632-16P										
-155A	NAS514P632-14P										
-160	NAS43DD1-40FC										
-165	AN960JD6L										
-165A	NAS1149DN616J										
-170	MS21042L06										
-170A	H10-06BAC										
-175	417N3135-5										
-180	NAS514P440-16P										
-185	NAS514P440-7P										
-190	417N3151-3										
-190A	417N3151-21										
-195	417N3151-6										
-200	417N3173-2										
-205	417N3151-5										
-210	417N3151-18SP										
-215	417N3151-10										
-215A	417N3151-19										
-216	6035-2BR185										
-217	6035-06BR150										
-218	6035-04BR219										
-219	417N3151-20										
-220	6100-12										
-225	BACR15BB4D14										
-225A	BACR15BB4D14C										
-230	BACS12FA08K6										
-230A	NAS1801-08-8										
-230B	NAS1801-08-8										
232	AN960JD8L										
-232A	NAS1149DN816J										

-Item not Illustrated

25-23-38

ILLUSTRATED PARTS LIST

Page 1098.45

Nov 01/2008



COMPONENT MAINTENANCE MANUAL

FIG/ ITEM	PART NUMBER	AIRLINE PART NUMBER	NOMENCLATURE							USAGE CODE	UNITS PER ASSY	
			1	2	3	4	5	6	7			
1-												
-232B	NAS1149DN816J											DELETED
-235	417N3180-1											DELETED
-240	NAS607-1-4P											DELETED
-245	NAS607-2-8P											DELETED
-250	417N3181-1											DELETED
-250A	65-85902-1											DELETED
-255	417N3180-3											DELETED
-260	RCS3289											DELETED
-265	65-85905-4											DELETED
-270	RCS3290											DELETED
-275	417N3182-1											DELETED
-280	417N3183-1											DELETED
-285	417N3102-10											DELETED
-290	6035-2BR185											DELETED
-295	417N3102-11											DELETED
-300	417N3190-1											DELETED
-305	GSC205											DELETED
-305A	GSC219											DELETED
-310	10-61790-1											DELETED
-315	NAS43DD4-5											DELETED
-320	65C16899-6											DELETED
-325	417N3190-3											DELETED
-330	BACS12FA08K6											DELETED
-330A	NAS1801-08-8											DELETED
-330B	NAS1801-08-8											DELETED
-332	AN960JD8L											DELETED
-332A	NAS1149DN816J											DELETED
-332B	NAS1149DN816J											DELETED
-335	417N3170-13											DELETED
-340	6100-9											DELETED
-345	MS20253P2-165											DELETED

-Item not Illustrated

25-23-38

ILLUSTRATED PARTS LIST

Page 1098.46

Nov 01/2008



COMPONENT MAINTENANCE MANUAL

FIG/ ITEM	PART NUMBER	AIRLINE PART NUMBER	NOMENCLATURE							USAGE CODE	UNITS PER ASSY
			1	2	3	4	5	6	7		
1-											
-350	417N3173-1										
-355	417N3171-4										
-360	417N3172-23										
-365	6035-2BR185										
-370	417N3172-24										
-375	MS20253P2-100										
-375A	MS20253P2-100										
-376	MS20253P2-409										
-380	417N3019-1SP										
-381	417N3058-2SP										
-381A	417N3058-2SP										
-382	417N3043-21										
-382A	417N3043-21										
-383	417N3043-22										
-383A	417N3043-22										
-384	417N3019-1SP										
-384A	417N3019-1SP										
-385	6100-9										
-390	MS20253P2-50L										
-395	MS20253P2-280L										
-395A	MS20253P2-330										
-400	MS20253P3-50L										
-405	417N3173-21										
-405A	417N3173-35										
-405B	417N3173-21										
-407	417N3173-22										
-407A	417N3173-36										
-407B	417N3173-22										
-408	BACR15BB3D8										
-408A	BACR15BB3D9										
-408B	BACR15BB3D9										

-Item not Illustrated

25-23-38

ILLUSTRATED PARTS LIST

Page 1098.47

Nov 01/2008



COMPONENT MAINTENANCE MANUAL

FIG/ ITEM	PART NUMBER	AIRLINE PART NUMBER	NOMENCLATURE							USAGE CODE	UNITS PER ASSY	
			1	2	3	4	5	6	7			
1-												
-410	417N3133-20											DELETED
-410A	417N3133-23											DELETED
-410B	417N3133-23											DELETED
-415	417N3133-21											DELETED
-415A	417N3133-24											DELETED
-415B	417N3133-24											DELETED
-420	417N3133-22											DELETED
-420A	417N3133-25											DELETED
-420B	417N3133-25											DELETED
-425	417N3012-1SP											DELETED
-425A	417N3012-2SP											DELETED
-425B	417N3012-5SP											DELETED
-435	417N3013-11SP											DELETED
-440	417N3013-12SP											DELETED
-445	417N3161-14											DELETED
-450	417N3016-1											DELETED
-450A	417N3016-3											DELETED
-450B	417N3016-4											DELETED
-455	6035-2BR185											DELETED
-460	6035-04BR135											DELETED
-465	6035-06BR150											DELETED
-470	417N3016-2											DELETED
-475	BAC27NPA1360											DELETED
-480	BAC27NPA1361											DELETED
-485	BAC27NPA1362											DELETED
-490	BAC27NPA1365											DELETED
-495	BAC27NPA1366											DELETED
												DELETED
												----- * -----

-Item not Illustrated

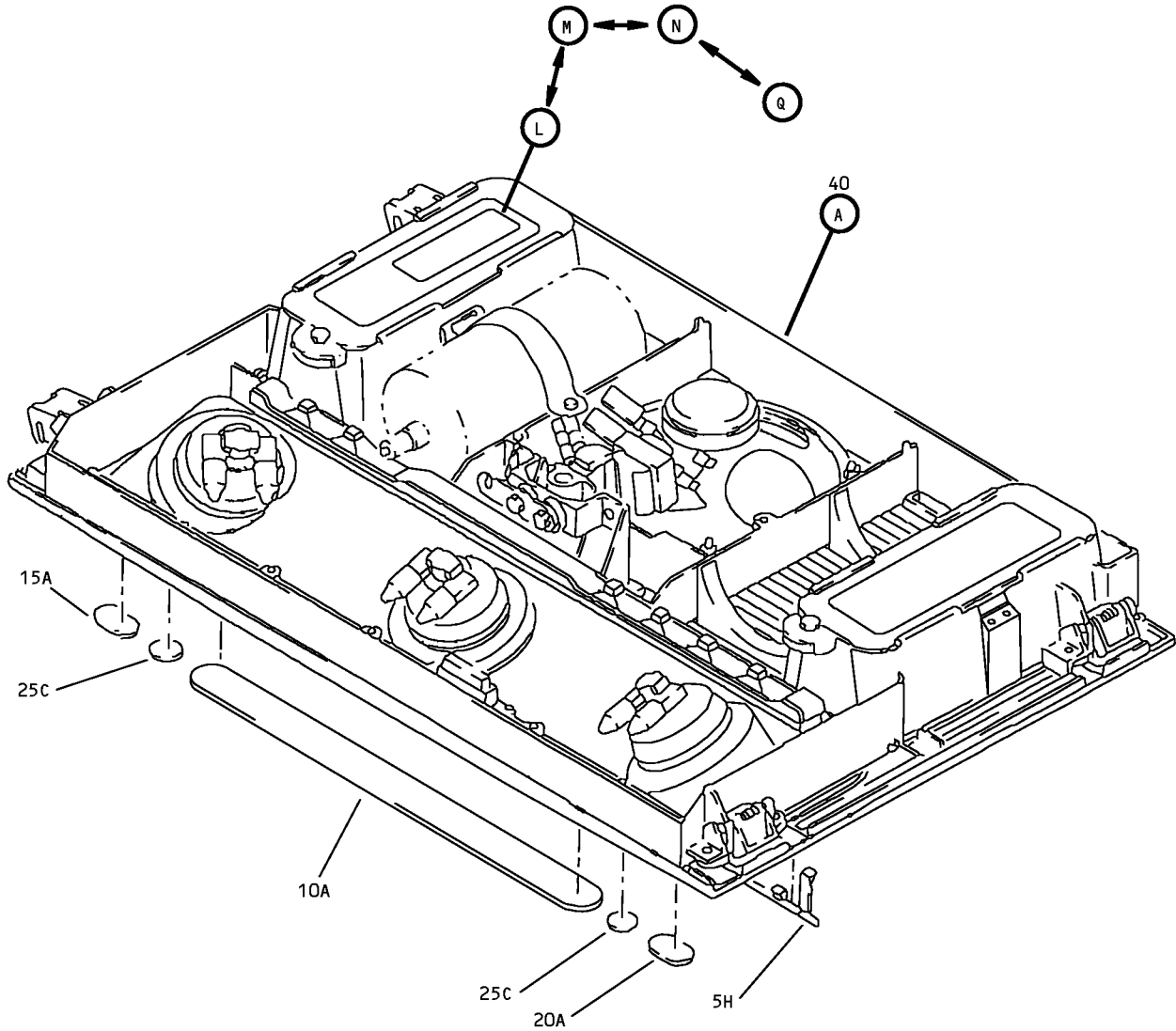
25-23-38

ILLUSTRATED PARTS LIST

Page 1098.48

Nov 01/2008

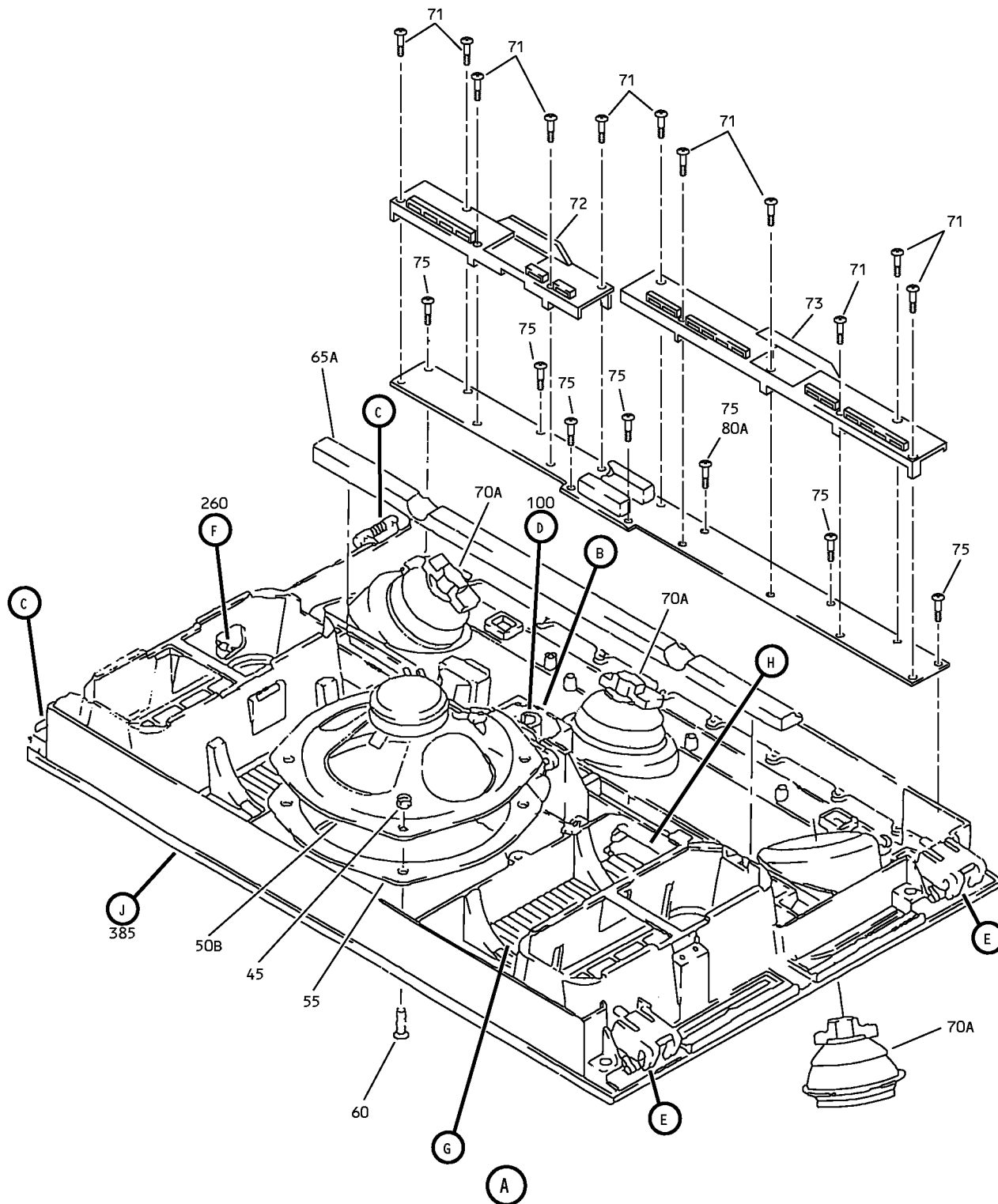
COMPONENT MAINTENANCE MANUAL



Passenger Service Unit Assembly
IPL Figure 2 (Sheet 1 of 11)

25-23-38
ILLUSTRATED PARTS LIST
Page 1098.49
Nov 01/2008

COMPONENT MAINTENANCE MANUAL



Passenger Service Unit Assembly
IPL Figure 2 (Sheet 2 of 11)

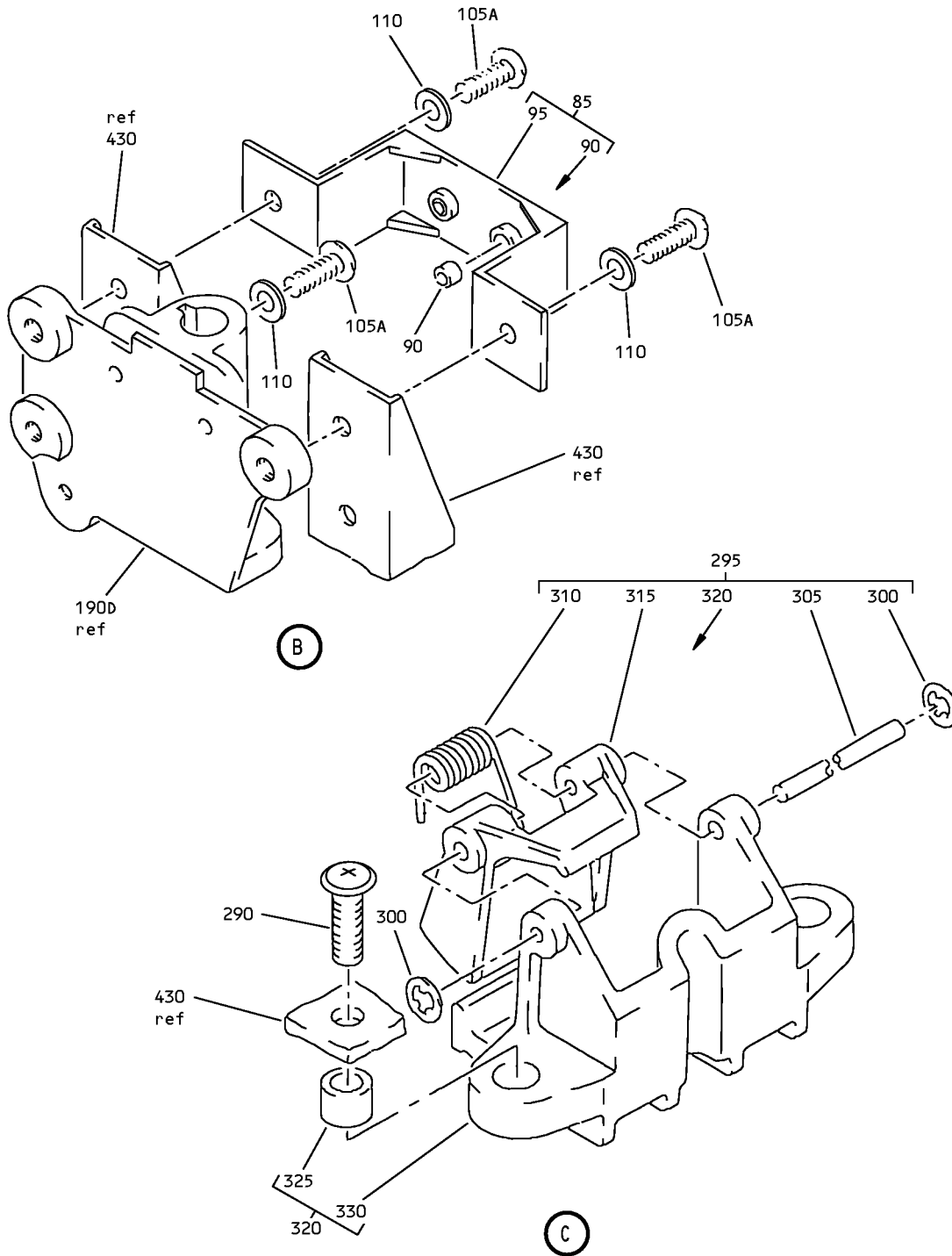
25-23-38

ILLUSTRATED PARTS LIST

Page 1098.50

Nov 01/2008

COMPONENT MAINTENANCE MANUAL



Passenger Service Unit Assembly
IPL Figure 2 (Sheet 3 of 11)

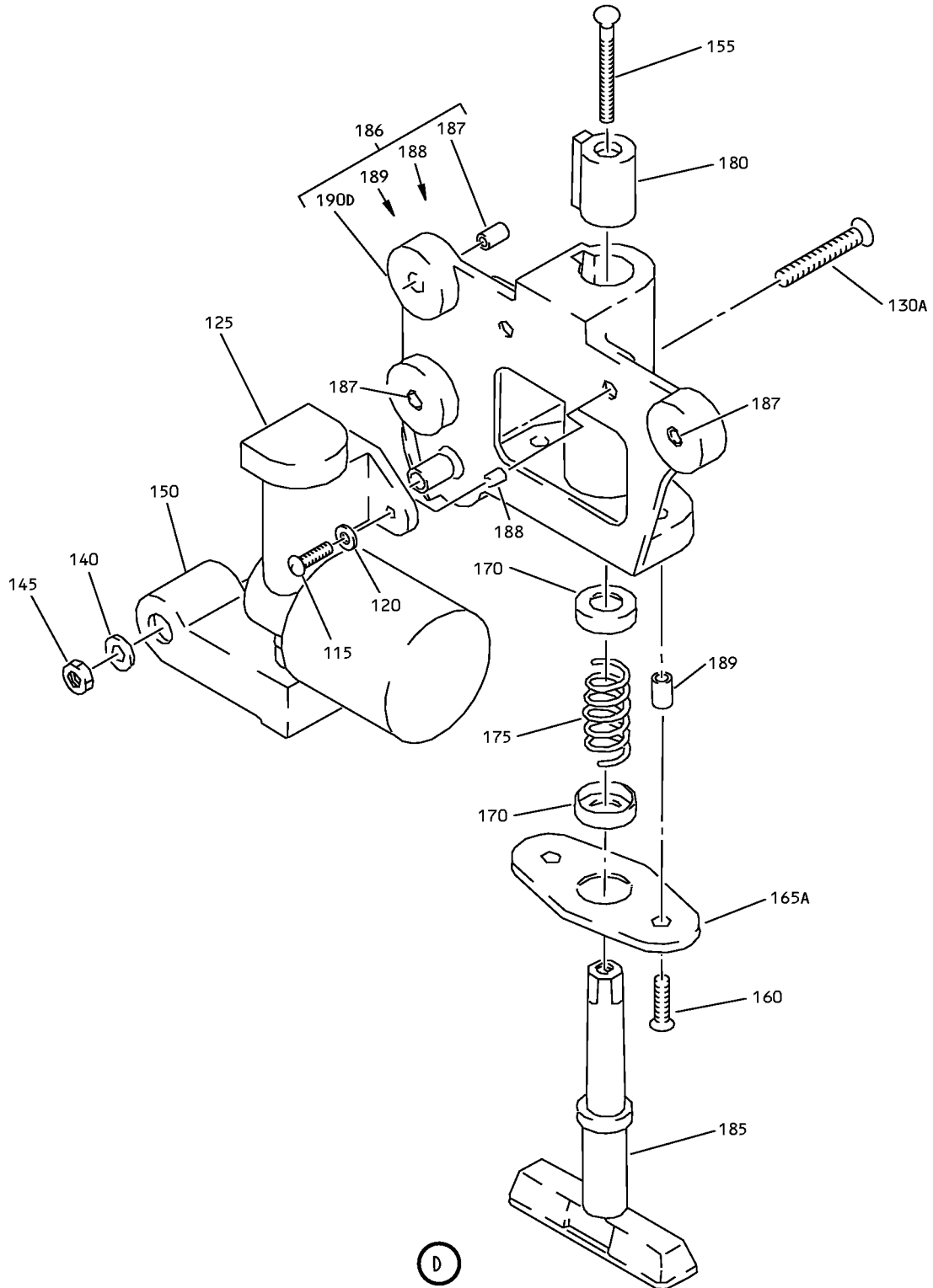
25-23-38

ILLUSTRATED PARTS LIST

Page 1098.51

Nov 01/2008

COMPONENT MAINTENANCE MANUAL



Passenger Service Unit Assembly
IPL Figure 2 (Sheet 4 of 11)

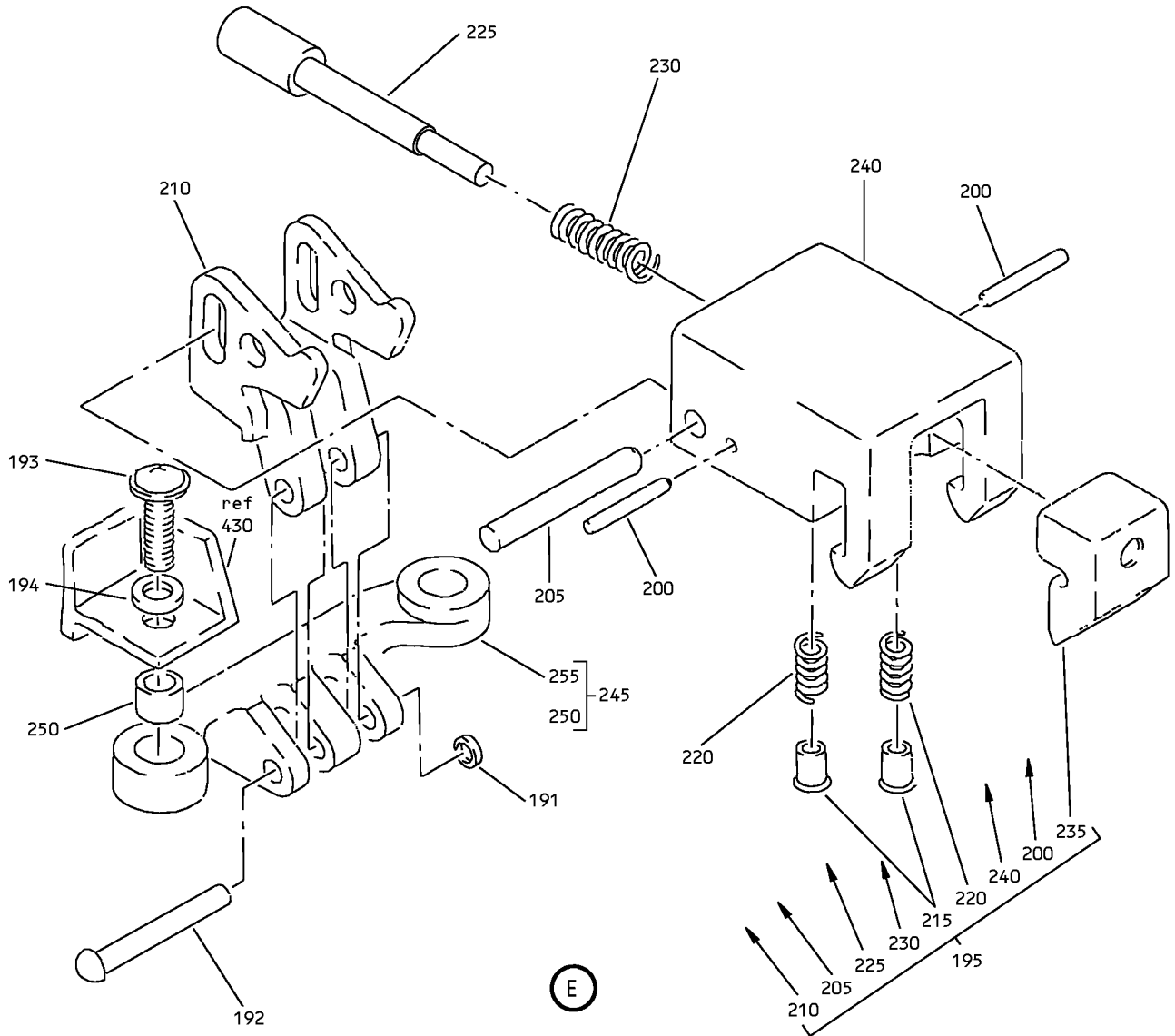
25-23-38

ILLUSTRATED PARTS LIST

Page 1098.52

Nov 01/2008

COMPONENT MAINTENANCE MANUAL



Passenger Service Unit Assembly
IPL Figure 2 (Sheet 5 of 11)

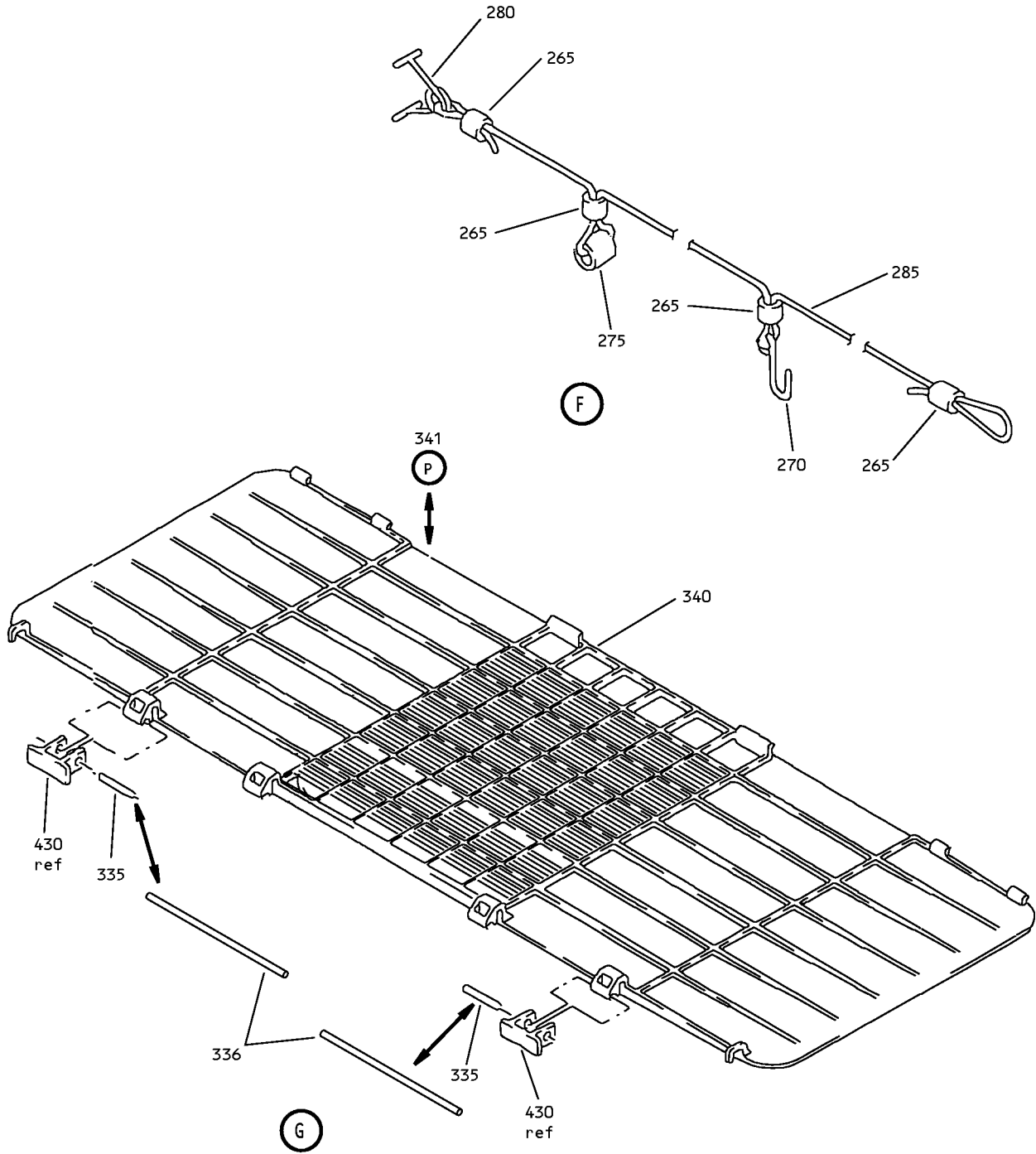
25-23-38

ILLUSTRATED PARTS LIST

Page 1098.53

Nov 01/2008

COMPONENT MAINTENANCE MANUAL



Passenger Service Unit Assembly
IPL Figure 2 (Sheet 6 of 11)

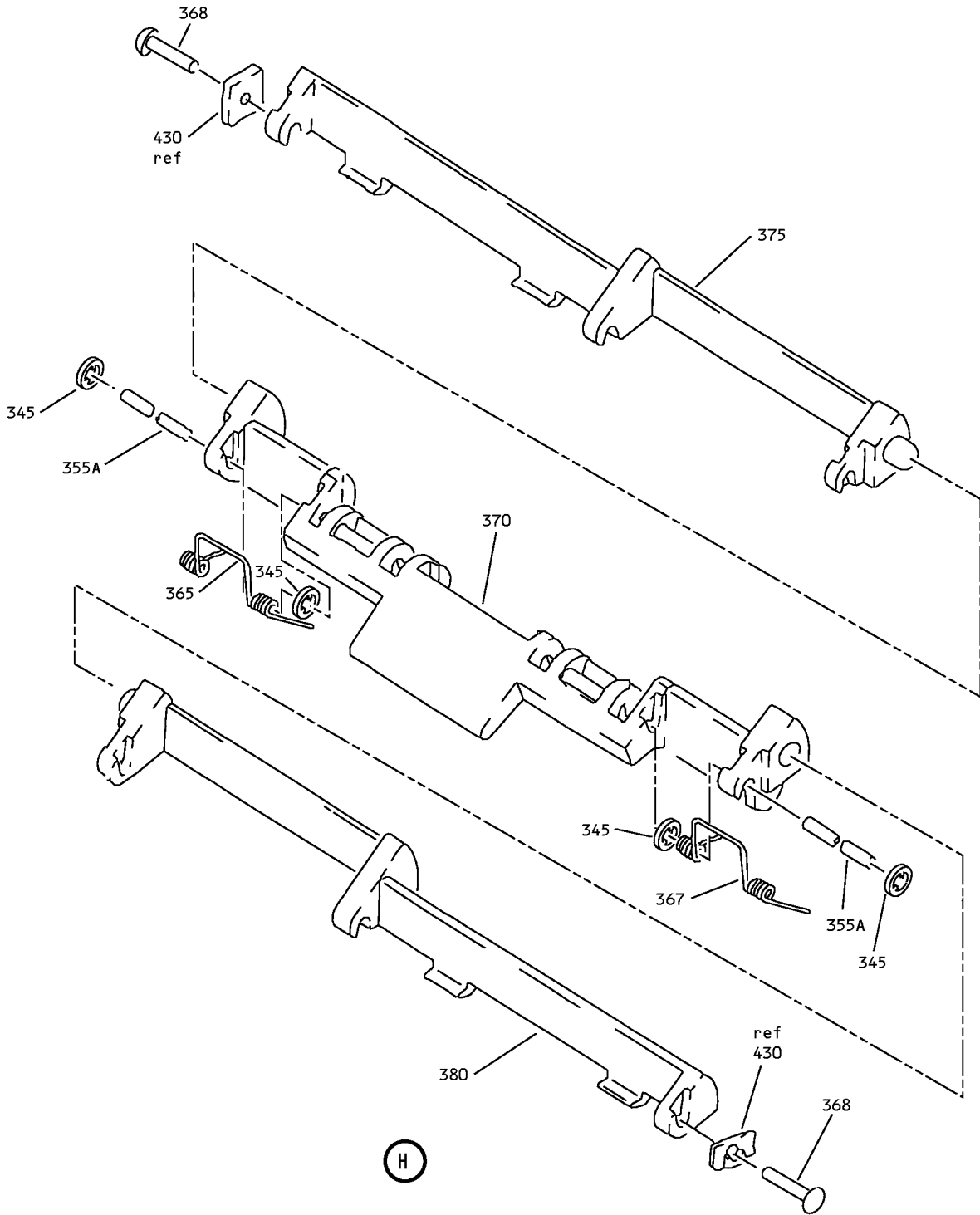
25-23-38

ILLUSTRATED PARTS LIST

Page 1098.54

Nov 01/2008

COMPONENT MAINTENANCE MANUAL



Passenger Service Unit Assembly
IPL Figure 2 (Sheet 7 of 11)

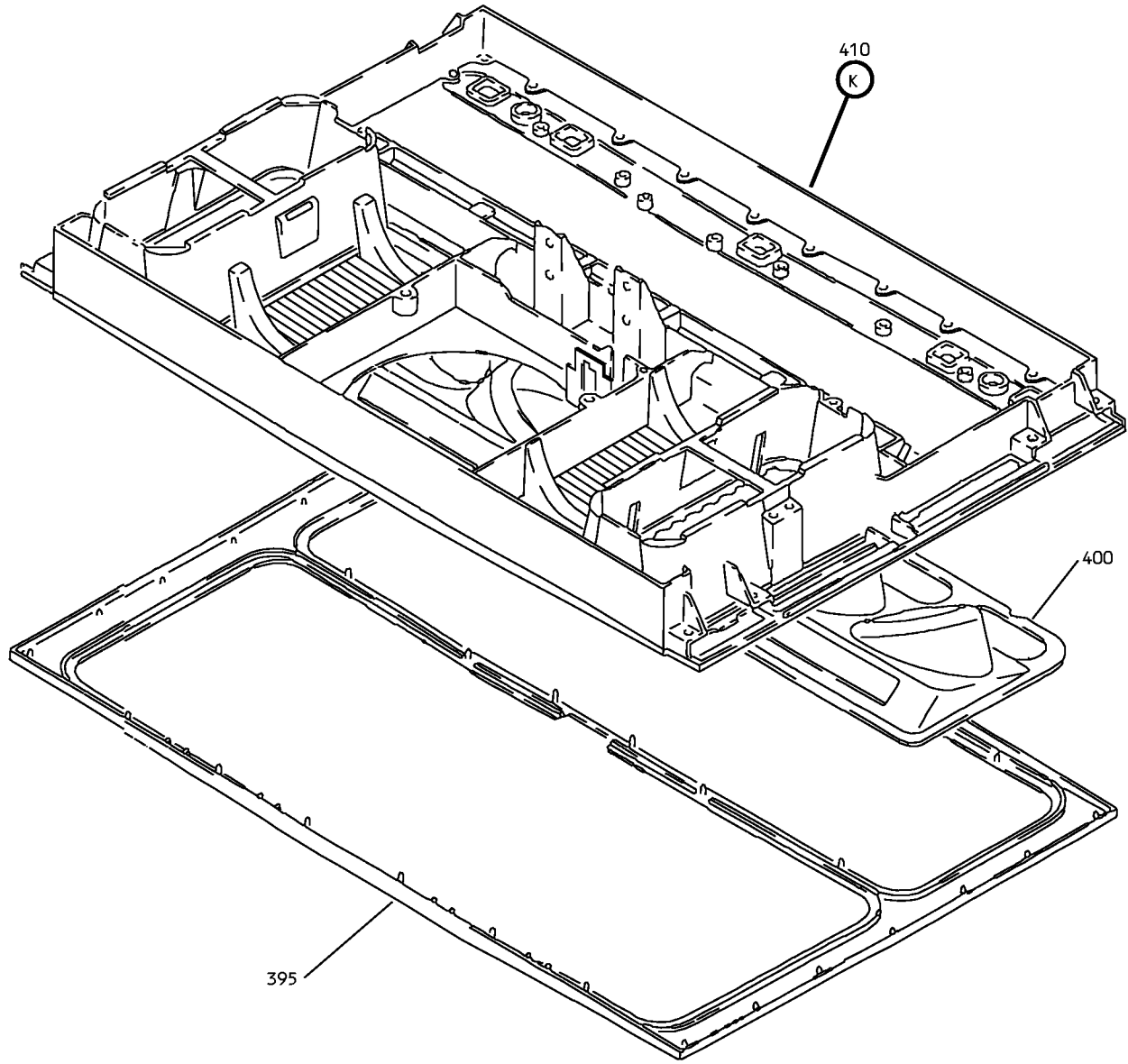
25-23-38

ILLUSTRATED PARTS LIST

Page 1098.55

Nov 01/2008

COMPONENT MAINTENANCE MANUAL



J

Passenger Service Unit Assembly
IPL Figure 2 (Sheet 8 of 11)

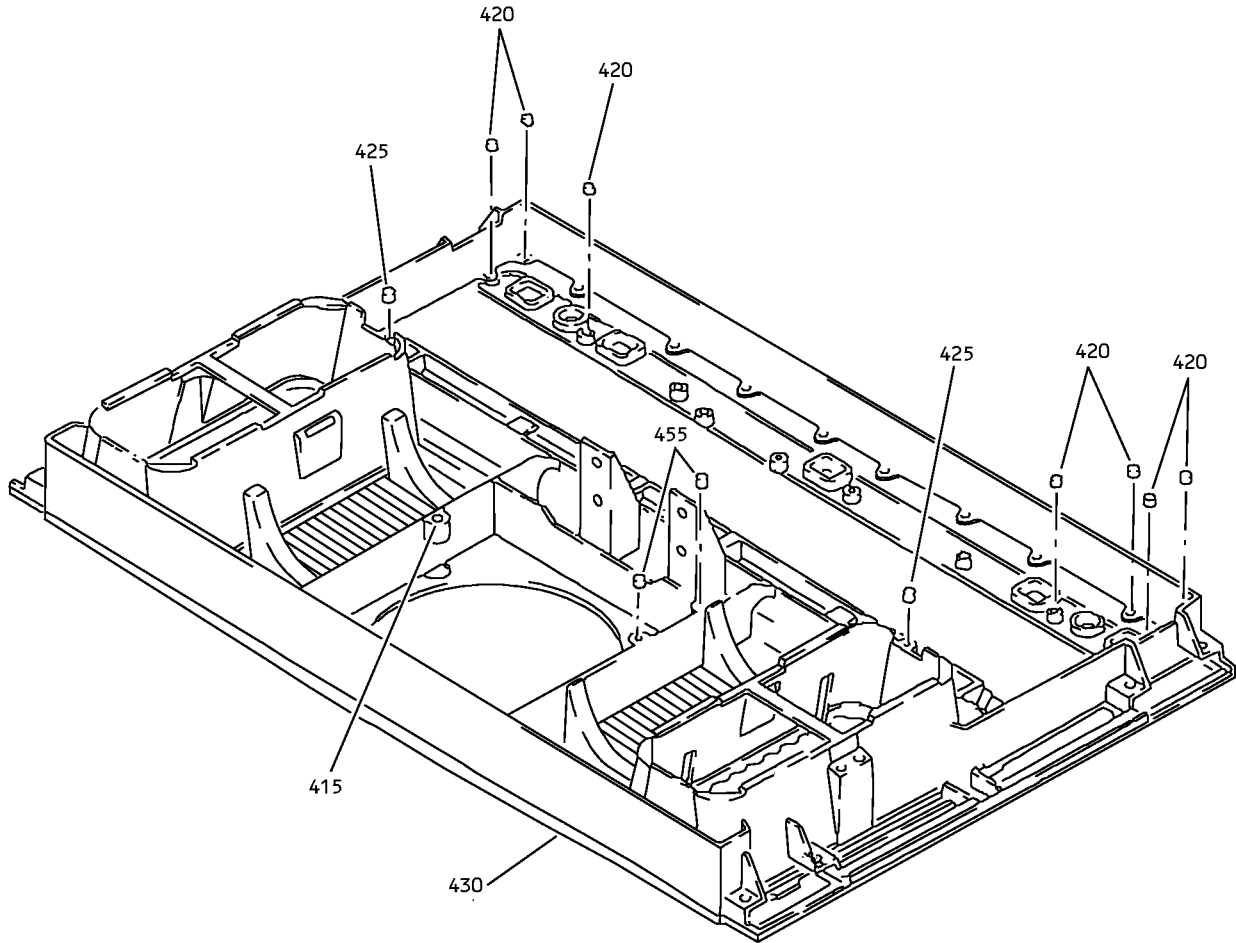
25-23-38

ILLUSTRATED PARTS LIST

Page 1098.56

Nov 01/2008

COMPONENT MAINTENANCE MANUAL



(K)

Passenger Service Unit Assembly
IPL Figure 2 (Sheet 9 of 11)

25-23-38

ILLUSTRATED PARTS LIST

Page 1098.57

Nov 01/2008

COMPONENT MAINTENANCE MANUAL

<p>M10978 Passenger Service Unit Underbin</p>	<p>ATTENTION</p> <p>For Removal and Relocation Information See Maintenance Manual Chapter 25</p> <p>For Mask Stowage Information See Maintenance Manual Chapter 35</p> <p>For Cleaning Instructions See Document D6-7127</p>
--	---

(L)

435

440

<p>M10973 Passenger Service Unit Underbin</p>	<p>ATTENTION</p> <p>For Removal and Relocation Information See Maintenance Manual Chapter 25</p> <p>For Mask Stowage Information See Maintenance Manual Chapter 35</p> <p>For Cleaning Instructions See Document D6-7127</p>
--	---

(M)

445

<p>M10973 Passenger Service Unit Underbin</p>	<p>ATTENTION</p> <p>For Removal and Relocation Information See Maintenance Manual Chapter 25</p> <p>For Mask Stowage Information See Maintenance Manual Chapter 35</p> <p>For Cleaning Instructions See Document D6-7127</p>
--	---

(N)

Passenger Service Unit Assembly
IPL Figure 2 (Sheet 10 of 11)

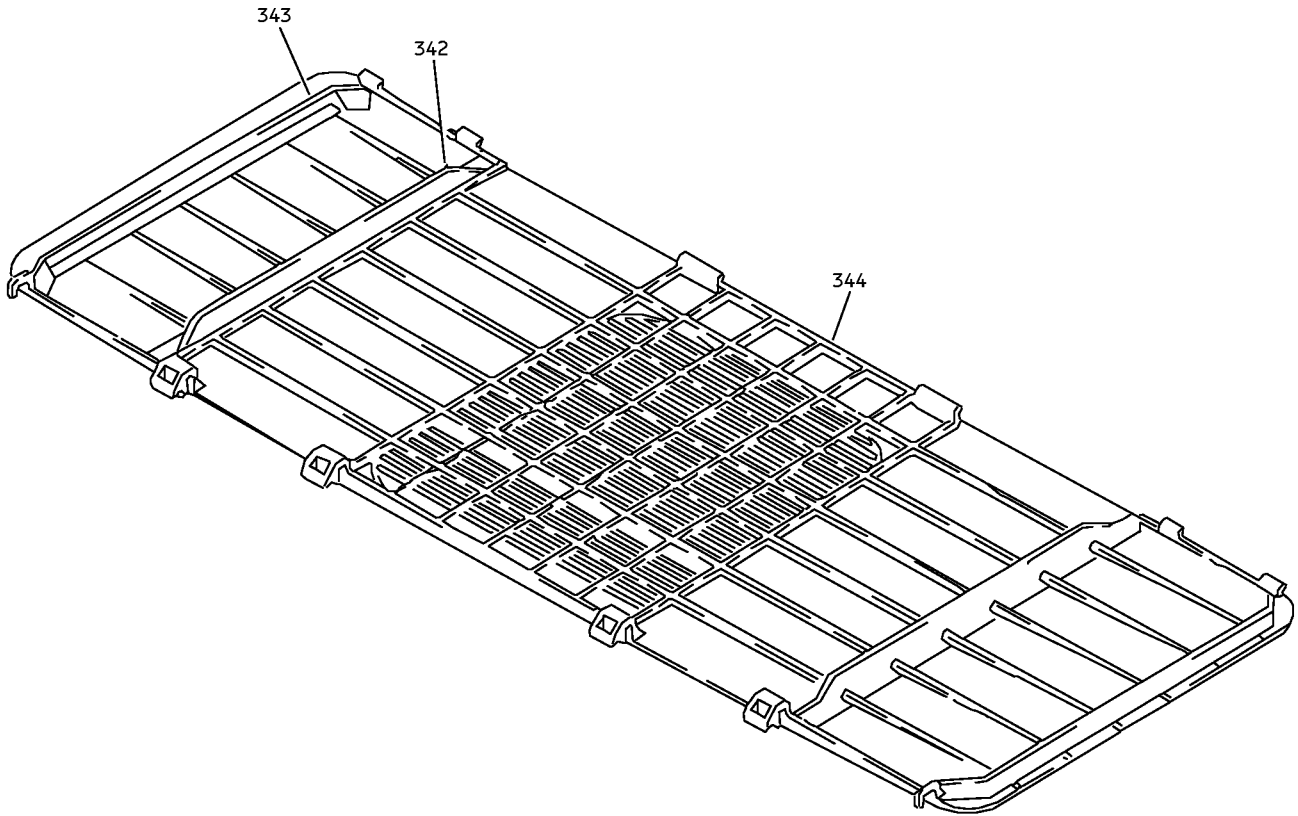
25-23-38

ILLUSTRATED PARTS LIST

Page 1098.58

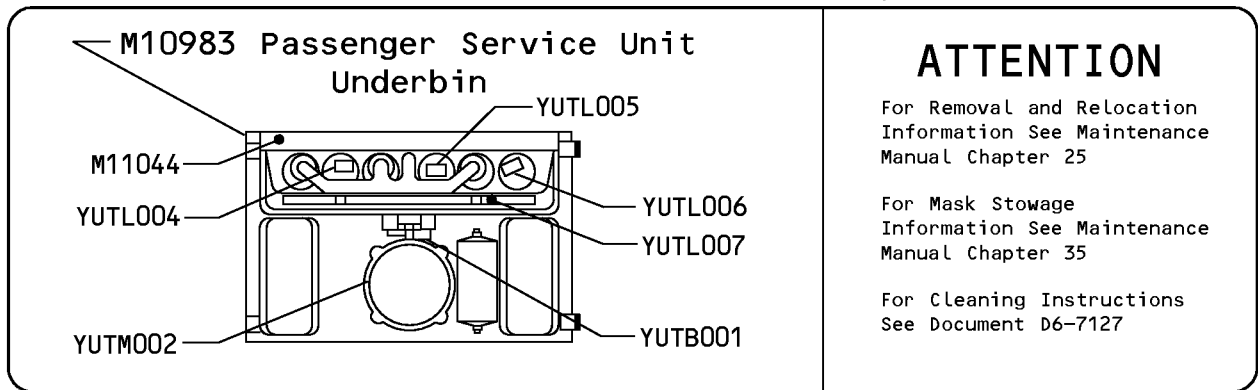
Nov 01/2008

COMPONENT MAINTENANCE MANUAL



P

450



Q

Passenger Service Unit Assembly
IPL Figure 2 (Sheet 11 of 11)

25-23-38

ILLUSTRATED PARTS LIST

Page 1098.59

Nov 01/2008



COMPONENT MAINTENANCE MANUAL

FIG/ ITEM	PART NUMBER	AIRLINE PART NUMBER	NOMENCLATURE							USAGE CODE	UNITS PER ASSY
			1	2	3	4	5	6	7		
2-											
-1	417N3011-11SP									B	RF
-1A	417N3011-13SP									C	RF
-1B	417N3011-15SP									D	RF
-1C	417N3011-23SP									W	RF
-1D	417N3011-25SP									Y	RF
-1E	417N3011-53SP									AA	RF
-1F	417N3011-55SP									AB	RF
-1G	417N3011-136SP									CU	RF
-1H	417N3011-138SP									CV	RF
-3	417N3011-12SP									H	RF
-3A	417N3011-14SP									J	RF
-3B	417N3011-16SP									K	RF
-3C	417N3011-24SP									X	RF
-3D	417N3011-26SP									Z	RF
-3E	417N3011-54SP									AC	RF
-3F	417N3011-56SP									AD	RF
-3G	417N3011-137SP									CW	RF

-Item not Illustrated

25-23-38

ILLUSTRATED PARTS LIST

Page 1098.60

Nov 01/2008



COMPONENT MAINTENANCE MANUAL

FIG/ ITEM	PART NUMBER	AIRLINE PART NUMBER	NOMENCLATURE							USAGE CODE	UNITS PER ASSY
			1	2	3	4	5	6	7		
2-											
-3H	417N3011-139SP									CX	RF
-3J	417N3011-140SP									CY	RF
5	S417N301-111SP										
5A	10-1018-111AG										
-5B	10-1018-111AV										
-5C	10-1018-111AY										
-5D	10-1018-111AZ										
-5E	10-1018-111BA										
-5F	10-1018-111K										
-5G	10-1018-111L										
5H	4809-38									B-D, H-K, W-AD, CU-CY	1
-5J	4809-50									B-D, H-K, W-AD, CU-CY	1
-5K	4809-52									B-D, H-K, W-AD, CU-CY	1
-5L	4809-53									B-D, H-K, W-AD, CU-CY	1
-5M	4809-54									B-D, H-K, W-AD, CU-CY	1

-Item not Illustrated

25-23-38

ILLUSTRATED PARTS LIST

Page 1098.61

Nov 01/2008



COMPONENT MAINTENANCE MANUAL

FIG/ ITEM	PART NUMBER	AIRLINE PART NUMBER	NOMENCLATURE							USAGE CODE	UNITS PER ASSY	
			1	2	3	4	5	6	7			
2- -5N	4809-19		.	L	E	N	S				B-D, H-K, W-AD, CU-CY	1
-5P	4809-20		.	L	E	N	S				B-D, H-K, W-AD, CU-CY	1
-5Q	S417N301-111BD											
-5R	S417N301-111BE											
-5S	S417N301-111BG											
-5T	4809-57		.	L	E	N	S				B-D, H-K, W-AD, CU-CY	1
-5U	4809-58		.	L	E	N	S				B-D, H-K, W-AD, CU-CY	1
-5V	4809-60		.	L	E	N	S				B-D, H-K, W-AD, CU-CY	1
10	S417N312-2SP											
10A	11-6563-12B		.	O	V	E	R	L	A		B-D, H-K, W-Z	1
-10B	11-6563-12C		.	O	V	E	R	L	A		B-D, H-K, W-Z	1

-Item not Illustrated

25-23-38

ILLUSTRATED PARTS LIST

Page 1098.62

Nov 01/2008



COMPONENT MAINTENANCE MANUAL

FIG/ ITEM	PART NUMBER	AIRLINE PART NUMBER	NOMENCLATURE							USAGE CODE	UNITS PER ASSY	
			1	2	3	4	5	6	7			
2- -10C	11-6563-12D		.	O	O	V	E	R	L	A	B-D, H-K, W-Z	1
-10D	S417N312-22A		D	E	L	E	T	E	D			
-10E	11-6563-22B		.	O	V	E	R	L	A	AA-AD, CU-CY	1	
-10F	S417N312-22C		D	E	L	E	T	E	D			
-10G	S417N312-22D		D	E	L	E	T	E	D			
-10H	S417N312-22E		.	O	V	E	R	L	A	AA-AD, CU-CY	1	
-10J	11-6563-22A		.	O	V	E	R	L	A	AA-AD, CU-CY	1	
-10K	11-6563-22C		.	O	V	E	R	L	A	AA-AD, CU-CY	1	
-10L	11-6563-22D		.	O	V	E	R	L	A	AA-AD, CU-CY	1	
15	S417N312-3SP		D	E	L	E	T	E	D			
15A	11-6563-13B		.	O	V	E	R	L	A	B-D, H-K, W-Z	1	

-Item not Illustrated

25-23-38

ILLUSTRATED PARTS LIST

Page 1098.63

Nov 01/2008



COMPONENT MAINTENANCE MANUAL

FIG/ ITEM	PART NUMBER	AIRLINE PART NUMBER	NOMENCLATURE							USAGE CODE	UNITS PER ASSY
			1	2	3	4	5	6	7		
2-											
-15B	11-6563-13C		.	O	VER	L	A			B-D, H-K, W-Z	1
-15C	11-6563-13D		.	O	VER	L	A			B-D, H-K, W-Z	1
-15D	S417N312-23A										
-15E	11-6563-23B		.	O	VER	L	A			AA-AD, CU-CY	1
-15F	S417N312-23C										
-15G	S417N312-23D										
-15H	S417N312-23E		.	O	VER	L	A			AA-AD, CU-CY	1
-15J	11-6563-23C		.	O	VER	L	A			AA-AD, CU-CY	1
-15K	11-6563-23A		.	O	VER	L	A			AA-AD, CU-CY	1
-15L	11-6563-23D		.	O	VER	L	A			AA-AD, CU-CY	1
20	S417N312-4SP										
20A	11-6563-14B		.	O	VER	L	A			B-D, H-K, W-Z	1

-Item not Illustrated

25-23-38

ILLUSTRATED PARTS LIST

Page 1098.64

Nov 01/2008



COMPONENT MAINTENANCE MANUAL

FIG/ ITEM	PART NUMBER	AIRLINE PART NUMBER	NOMENCLATURE							USAGE CODE	UNITS PER ASSY	
			1	2	3	4	5	6	7			
2- -20B	11-6563-14C		.	O	O	V	S				B-D, H-K, W-Z	1
-20C	S417N312-4D		.	O	O	V	S				B-D, H-K, W-Z	1
-20D	S417N312-24A											
-20E	11-6563-24B		.	O	O	V	S				AA-AD, CU-CY	1
-20F	S417N312-24C											
-20G	S417N312-24D											
-20H	S417N312-24E		.	O	O	V	S				AA-AD, CU-CY	1
-20J	11-6563-24A		.	O	O	V	S				AA-AD, CU-CY	1
-20K	11-6563-24C		.	O	O	V	S				AA-AD, CU-CY	1
-20L	11-6563-24D		.	O	O	V	S				AA-AD, CU-CY	1
25	S417N312-5SP											
25A	25-1734-15A											
-25B	25-1734-15B											

-Item not Illustrated

25-23-38

ILLUSTRATED PARTS LIST

Page 1098.65

Nov 01/2008



COMPONENT MAINTENANCE MANUAL

FIG/ ITEM	PART NUMBER	AIRLINE PART NUMBER	NOMENCLATURE							USAGE CODE	UNITS PER ASSY		
			1	2	3	4	5	6	7				
2- 25C	25-1734-15		.	L	E	N	S				B-D, H-K, W-AD, CU-CY	2	
-25D	25-1734-13		.	L	E	N	S				B-D, H-K, W-AD, CU-CY	1	
-30	417N3034-4		.	E	L	E	C	T	R	I	C	A	1
											B, C, H, J		
-30A	417N3034-5		.	E	L	E	C	T	R	I	C		1
											K		
-30B	417N3034-1		.	E	L	E	C	T	R	I	C		1
											W-AD		
-30C	417N3034-11		.	E	L	E	C	T	R	I	C		1
											CU-CX		
-30D	417N3034-12		.	E	L	E	C	T	R	I	C		1
											D, CY		
35	417N3028-1		.	O	X	Y	G	E	N				1
											B-D, W, Y, AA, AB, CU, CV		
-35A	417N3028-2		.	O	X	Y	G	E	N				1
											H-K, X, Z, AC, AD, CW- CY		
40	417N3033-7SP		.	P	A	N	E	L	A	S	S		1
											W		
-40A	417N3033-8SP												
-40B	417N3033-9SP		.	P	A	N	E	L	A	S	S		1
											Y		
-40C	417N3033-10SP												
-40D	417N3033-11SP												
-40E	417N3033-12SP												
-40F	417N3033-21SP		.	P	A	N	E	L	A	S	S		1
											B, D, AA, CU		

-Item not Illustrated

25-23-38

ILLUSTRATED PARTS LIST

Page 1098.66

Nov 01/2008



COMPONENT MAINTENANCE MANUAL

FIG/ ITEM	PART NUMBER	AIRLINE PART NUMBER	NOMENCLATURE							USAGE CODE	UNITS PER ASSY	
			1	2	3	4	5	6	7			
2-												
-40G	417N3033-23SP		.							PANEL ASSY	C, AB, CV	1
-43	417N3033-8SP		.							PANEL ASSY (REWORKED BY SB 757-35-0013R1)	X	1
-43A	417N3033-10SP		.							PANEL ASSY (REWORKED BY SB 757-35-0013R1)	Z	1
-43B	417N3033-22SP		.							PANEL ASSY	H, K, AC, CW, CY	1
-43C	417N3033-24SP		.							PANEL ASSY	J, AD, CX	1
45	BACN10YJ08		.	.						NUT	B, D, H, K, W, X, AA, AC, CU, CW, CY	4
50	10-62232-1									DELETED		
50A	10-62232-01									DELETED		
50B	RDAM8018		.	.						SPEAKER-6 IN. PASSENGER ADDRESS (V0FF57) (SPEC 10-62232-01)	B, D, H, K, W, X, AA, AC, CU, CW, CY	1
55	417N3104-2		.	.						GASKET-SPEAKER	B, D, H, K, W, X, AA, AC, CU, CW, CY	1
60	BACS12ER08K11		.	.						SCREW (OPT ITEM 60A, 60B)	W, X	4
-60A	NAS514P832-11P		.	.						SCREW (OPT ITEM 60, 60B)	W, X	4
-60B	BACS12GX08-11		.	.						SCREW (OPT ITEM 60, 60A)	W, X	4
-60C	BACS12GX08-11		.	.						SCREW (OPT ITEM 60D)	B, D, H, K, AA, AC, CU, CW, CY	4

-Item not Illustrated

25-23-38

ILLUSTRATED PARTS LIST

Page 1098.67

Nov 01/2008



COMPONENT MAINTENANCE MANUAL

FIG/ ITEM	PART NUMBER	AIRLINE PART NUMBER	NOMENCLATURE							USAGE CODE	UNITS PER ASSY
			1	2	3	4	5	6	7		
2- -60D	NAS514P832-11P		.	.	SCREW (OPT ITEM 60C)					B, D, H, K, AA, AC, CU, CW, CY	4
65	S417N301-2				DELETED						
65A	10-1018-2				DELETED						
65B	4708-1		.	.	HOUSING-LAMP (V83564) (SPEC S417N301-2) (OPT 10-1018-2 (V72914))					B-D, H-K, W-AD, CU-CY	1
68B	4708-1				DELETED						
70	S417N311-1SP				DELETED						
70A	10-1581-1A		.	.	LIGHT-READING (COLOR OPT-CUST PREFERENCE, BEIGE) (V72914) (SPEC S417N311-1A)					W-Z	3
-70B	10-1581-1B				DELETED						
-70C	10-1581-1C		.	.	LIGHT-READING (COLOR OPT- CUST PREFERENCE, DOVE GRAY) (V72914) (SPEC S417N311-1C)					W-Z	3
-70D	10-1581-3A		.	.	LIGHT-READING (COLOR OPT- CUST PREFERENCE, BEIGE) (V72914) (SPEC S417N311-3A)					B-D, H-K, AA-AD, CU-CY	3
-70E	S417N311-3B				DELETED						
-70F	S417N311-3C				DELETED						
-70G	S417N311-3D				DELETED						
-70H	10-1581-3D		.	.	LIGHT-READING (V72914) (SPEC S417N311-3D)					B-D, H-K, AA-AD, CU-CY	3
-70J	10-1581-3B		.	.	LIGHT-READING (V72914) (SPEC S417N311-3B)					B-D, H-K, AA-AD, CU-CY	3
-70K	10-1581-3C		.	.	LIGHT-READING (V72914) (SPEC S417N311-3C)					B-D, H-K, AA-AD, CU-CY	3

-Item not Illustrated

25-23-38

ILLUSTRATED PARTS LIST

Page 1098.68

Nov 01/2008



COMPONENT MAINTENANCE MANUAL

FIG/ ITEM	PART NUMBER	AIRLINE PART NUMBER	NOMENCLATURE							USAGE CODE	UNITS PER ASSY	
			1	2	3	4	5	6	7			
2- 71	NAS8200A14		.	.							W-Z	11
-71A	NAS600-14P		.	.							W-Z	11
-71B	NAS600-14P		.	.							B-D, H-K, AA-AD, CU-CY	11
72	417N3035-2		.	.							B-D, H-K, W-AD, CU-CY	1
73	417N3035-1		.	.							B-D, H-K, W-AD, CU-CY	1
75	NAS600-3P		.	.							W-Z	7
-75A	NAS8200A3		.	.							W-Z	7
-75B	NAS600-3P		.	.							B-D, H-K, AA-AD, CU-CY	7
80	S417N312-1		DELETED									
80A	11-6537-3		.	.							B-D, H-K, W-AD, CU-CY	1
-80B	11-6537-1		.	.							B-D, H-K, W-AD, CU-CY	1
-80C	11-6537-5		.	.							B-D, H-K, W-AD, CU-CY	1

-Item not Illustrated

25-23-38

ILLUSTRATED PARTS LIST

Page 1098.69

Nov 01/2008



COMPONENT MAINTENANCE MANUAL

FIG/ ITEM	PART NUMBER	AIRLINE PART NUMBER	NOMENCLATURE							USAGE CODE	UNITS PER ASSY	
			1	2	3	4	5	6	7			
2- 85	417N3039-5		.	.	BRACKET ASSY-PULLEY					B-D, H-K, W-AD, CU-CY	1	
90	6035-06BR150		.	.	.	INSERT (V26344)					B-D, H-K, W-AD, CU-CY	2
95	417N3039-6		.	.	.	BRACKET					B-D, H-K, W-AD, CU-CY	1
100	417N3152-14SP		.	.	STOP ASSY-ACTUATOR TEST					B-D, H-K, W-AD, CU-CY	1	
105	BACS12FA08K8		DELETED									
105A	BACS12FA08K6		.	.	SCREW (ITEM 105B PLUS ITEM 110 OR 110A OPT TO ITEM 105A)					W-Z	3	
-105B	NAS1801-08-8		.	.	SCREW (ITEM 105B PLUS ITEM 110 OR 110A OPT TO ITEM 105A)					W-Z	3	
-105C	NAS1801-08-8		.	.	SCREW					B-D, H-K, AA-AD, CU-CY	3	
110	AN960JD8L		.	.	WASHER (ITEM 105B PLUS ITEM 110 OR ITEM 110A OPT TO ITEM 105A)					W-Z	AR	
-110A	NAS1149DN816J		.	.	WASHER (ITEM 105B PLUS ITEM 110 OR ITEM 110A OPT TO ITEM 105A)					W-Z	AR	
-110B	NAS1149DN816J		.	.	WASHER					B-D, H-K, AA-AD, CU-CY	AR	
115	NAS601-6P		.	.	.	SCREW					B-D, H-K, W-AD, CU-CY	2
120	NAS620-6L		.	.	.	WASHER					B-D, H-K, W-AD, CU-CY	2
125	78580-1		.	.	.	ACTUATOR (V09790) (SPEC S417T402-2)					B-D, H-K, W-AD, CU-CY	1

-Item not Illustrated

25-23-38

ILLUSTRATED PARTS LIST

Page 1098.70

Nov 01/2008



COMPONENT MAINTENANCE MANUAL

FIG/ ITEM	PART NUMBER	AIRLINE PART NUMBER	NOMENCLATURE							USAGE CODE	UNITS PER ASSY
			1	2	3	4	5	6	7		
2-											
130	NAS514P632-16P										
130A	NAS514P632-14P									B-D, H-K, W-AD, CU-CY	1
135	NAS43DD1-40FC										
140	AN960JD6L									B-D, H-K, W-AD, CU-CY	1
-140A	NAS1149DN616J									B-D, H-K, W-AD, CU-CY	1
145	MS21042L06									B-D, H-K, W-AD, CU-CY	1
-145A	H10-06BAC									B-D, H-K, W-AD, CU-CY	1
150	417N3135-5									B-D, H-K, W-AD, CU-CY	1
155	NAS514P440-16P									B-D, H-K, W-AD, CU-CY	1
160	NAS514P440-7P									B-D, H-K, W-AD, CU-CY	2
165	417N3151-3										
165A	417N3151-21									B-D, H-K, W-AD, CU-CY	1
170	417N3151-6									B-D, H-K, W-AD, CU-CY	2

-Item not Illustrated

25-23-38

ILLUSTRATED PARTS LIST

Page 1098.71

Nov 01/2008



COMPONENT MAINTENANCE MANUAL

FIG/ ITEM	PART NUMBER	AIRLINE PART NUMBER	NOMENCLATURE							USAGE CODE	UNITS PER ASSY
			1	2	3	4	5	6	7		
2-											
175	417N3173-2								. . . SPRING	B-D, H-K, W-AD, CU-CY	1
180	417N3151-5								. . . GUIDE-PLUNGER	B-D, H-K, W-AD, CU-CY	1
185	417N3151-18SP								. . . PLUNGER	B-D, H-K, W-AD, CU-CY	1
186	417N3151-19								. . . HOUSING ASSY	B-D, H-K, W-AD, CU-CY	1
187	6035-2BR185							 INSERT (V01556)	B-D, H-K, W-AD, CU-CY	3
188	6035-06BR150							 INSERT (V01556)	B-D, H-K, W-AD, CU-CY	2
189	6035-04BR219							 INSERT (V01556)	B-D, H-K, W-AD, CU-CY	2
190	417N3151-10								DELETED		
190D	417N3151-20							 HOUSING	B-D, H-K, W-AD, CU-CY	1
191	6100-12								. . RETAINER (V97464)	B-D, H-K, W-AD, CU-CY	2
192	BACR15BB4D14								. . RIVET	B-D, H-K, W-AD, CU-CY	2
193	BACS12FA08K6								. . SCREW (ITEM 193A PLUS ITEM 194 OR ITEM 194A OPT TO ITEM 193)	W-Z	4
-193A	NAS1801-08-8								. . SCREW (ITEM 193A PLUS ITEM 194 OR ITEM 194A OPT TO ITEM 193)	W-Z	4
-193B	NAS1801-08-8								. . SCREW	B-D, H-K, AA-AD, CU-CY	4

-Item not Illustrated

25-23-38

ILLUSTRATED PARTS LIST

Page 1098.72

Nov 01/2008



COMPONENT MAINTENANCE MANUAL

FIG/ ITEM	PART NUMBER	AIRLINE PART NUMBER	NOMENCLATURE							USAGE CODE	UNITS PER ASSY	
			1	2	3	4	5	6	7			
2- 194	AN960JD8L		.	.							W-Z	4
			(ITEM 193A PLUS ITEM 194 OR ITEM 194A OPT TO ITEM 193)									
-194A	NAS1149DN816J		.	.							W-Z	4
			(ITEM 193A PLUS ITEM 194 OR ITEM 194A OPT TO ITEM 193)									
-194B	NAS1149DN816J		.	.							B-D, H-K, AA-AD, CU-CY	4
195	417N3180-1		.	.							B-D, H-K, W-AD, CU-CY	2
200	NAS607-1-4P		.	.	.						B-D, H-K, W-AD, CU-CY	2
205	NAS607-2-8P		.	.	.						B-D, H-K, W-AD, CU-CY	1
210	417N3181-1		.	.	.						B-D, H-K, W-AD, CU-CY	1
			(OPT ITEM 210A)									
-210A	65-85902-1		.	.	.						B-D, H-K, W-AD, CU-CY	1
			(OPT ITEM 210)									
215	417N3180-3		.	.	.						B-D, H-K, W-AD, CU-CY	2
220	RCS3289		.	.	.						B-D, H-K, W-AD, CU-CY	2
			(V08205)									
225	65-85905-4		.	.	.						B-D, H-K, W-AD, CU-CY	1
230	RCS3290		.	.	.						B-D, H-K, W-AD, CU-CY	1
			(V08205)									
235	417N3182-1		.	.	.						B-D, H-K, W-AD, CU-CY	1
			(V08205)									

-Item not Illustrated

25-23-38

ILLUSTRATED PARTS LIST

Page 1098.73

Nov 01/2008



COMPONENT MAINTENANCE MANUAL

FIG/ ITEM	PART NUMBER	AIRLINE PART NUMBER	NOMENCLATURE							USAGE CODE	UNITS PER ASSY	
			1	2	3	4	5	6	7			
2- 240	417N3183-1		.	.	.						B-D, H-K, W-AD, CU-CY	1
245	417N3102-10		.	.							B-D, H-K, W-AD, CU-CY	2
250	6035-2BR185		.	.	.						B-D, H-K, W-AD, CU-CY	2
255	417N3102-11		.	.	.						B-D, H-K, W-AD, CU-CY	1
260	417N3190-1		.	.							B-D, H-K, W-AD, CU-CY	1
265	GSC205		.	.	.						B-D, H-K, W-AD, CU-CY	4
-265A	GSC219		.	.	.						B-D, H-K, W-AD, CU-CY	4
270	10-61790-1		.	.	.						B-D, H-K, W-AD, CU-CY	1
275	NAS43DD4-5		.	.	.						B-D, H-K, W-AD, CU-CY	1
280	65C16899-6		.	.	.						B-D, H-K, W-AD, CU-CY	1
285	417N3190-3		.	.	.						B-D, H-K, W-AD, CU-CY	1
290	BACS12FA08K6		.	.							B-D, H-K, W-AD, CU-CY	4

-Item not Illustrated

25-23-38

ILLUSTRATED PARTS LIST

Page 1098.74

Nov 01/2008



COMPONENT MAINTENANCE MANUAL

FIG/ ITEM	PART NUMBER	AIRLINE PART NUMBER	NOMENCLATURE							USAGE CODE	UNITS PER ASSY	
			1	2	3	4	5	6	7			
2- 295	417N3170-13		.	.	LATCH ASSY						B-D, H-K, W-AD, CU-CY	2
300	6100-9		.	.	RETAINER (V2X013)						B-D, H-K, W-AD, CU-CY	2
305	MS20253P2-165		.	.	PIN						B-D, H-K, W-AD, CU-CY	1
310	417N3173-1		.	.	SPRING						B-D, H-K, W-AD, CU-CY	1
315	417N3171-4		.	.	BOLT-CAM LATCH						B-D, H-K, W-AD, CU-CY	1
320	417N3172-23		.	.	HOUSING ASSY						B-D, H-K, W-AD, CU-CY	1
325	6035-2BR185		.	.	INSERT (V01556)						B-D, H-K, W-AD, CU-CY	2
330	417N3172-24		.	.	HOUSING						B-D, H-K, W-AD, CU-CY	1
335	MS20253P2-100		.	.	PIN ((QTY 2) ITEM 335 CAN BE USED IN PLACE OF EACH ITEM 336)						W-Z	4
-335A	MS20253P2-100		.	.	PIN						B-D, H-K, AA-AD, CU-CY	4
336	MS20253P2-409		.	.	PIN ((QTY 2) ITEM 335 CAN BE USED IN PLACE OF EACH ITEM 336)						W-Z	2
340	417N3019-1SP		.	.	DOOR-OXYGEN (PRE SB 757-35-0013R1)						W-Z	1
341	417N3058-2SP		.	.	DOOR ASSY-OXYGEN						B-D, H-K, AA-AD, CU-CY	1
-341A	417N3058-2SP		.	.	DOOR ASSY-OXYGEN (POST SB 757-35-0013R1)						W-Z	1

-Item not Illustrated

25-23-38

ILLUSTRATED PARTS LIST

Page 1098.75

Nov 01/2008



COMPONENT MAINTENANCE MANUAL

FIG/ ITEM	PART NUMBER	AIRLINE PART NUMBER	NOMENCLATURE							USAGE CODE	UNITS PER ASSY
			1	2	3	4	5	6	7		
2-											
342	417N3043-21		. . .							B-D, H-K, AA-AD, CU-CY	1
-342A	417N3043-21		. . .							W-Z	1
343	417N3043-22		. . .							B-D, H-K, AA-AD, CU-CY	1
-343A	417N3043-22		. . .							W-Z	1
344	417N3019-1SP		. . .							B-D, H-K, AA-AD, CU-CY	1
-344A	417N3019-1SP		. . .							W-Z	1
345	6100-9		. .							B-D, H-K, W-AD, CU-CY	4
350	MS20253P2-50L		DELETED								
355	MS20253P2-280L		DELETED								
355A	MS20253P2-330		. .							B-D, H-K, W-AD, CU-CY	2
360	MS20253P3-50L		DELETED								
365	417N3173-21		. .							B-D, H-K, W-AD, CU-CY	1
-365A	417N3173-35		DELETED								
367	417N3173-22		. .							B-D, H-K, W-AD, CU-CY	1
-367A	417N3173-36		DELETED								
368	BACR15BB3D8		. .							W-Z	2
-368A	BACR15BB3D9		. .							B-D, H-K, AA-AD, CU-CY	2
-368B	BACR15BB3D9		. .							W-Z	2

-Item not Illustrated

25-23-38

ILLUSTRATED PARTS LIST

Page 1098.76

Nov 01/2008



COMPONENT MAINTENANCE MANUAL

FIG/ ITEM	PART NUMBER	AIRLINE PART NUMBER	NOMENCLATURE							USAGE CODE	UNITS PER ASSY
			1	2	3	4	5	6	7		
2-											
370	417N3133-20		. .	LATCH						W-Z	1
				(PRE SB 757-35-0013R1)							
-370A	417N3133-23		. .	LATCH						B-D, H-K, AA-AD, CU-CY	1
-370B	417N3133-23		. .	LATCH						W-Z	1
				(POST SB 757-35-0013R1)							
375	417N3133-21		. .	LATCH						W-Z	1
				(PRE SB 757-35-0013R1)							
-375A	417N3133-24		. .	LATCH						B-D, H-K, AA-AD, CU-CY	1
-375B	417N3133-24		. .	LATCH						W-Z	1
				(POST SB 757-35-0013R1)							
380	417N3133-22		. .	LATCH						W-Z	1
				(PRE SB 757-35-0013R1)							
-380A	417N3133-25		. .	LATCH						B-D, H-K, AA-AD, CU-CY	1
-380B	417N3133-25		. .	LATCH						W-Z	1
				(POST SB 757-35-0013R1)							
385	417N3012-3SP		. .	PANEL ASSY-BONDED						B-D, H-K, W-AD, CU-CY	1
-385A	417N3012-4SP			DELETED							
395	417N3013-11SP		. . .	FACEPLATE						B-D, H-K, W-AD, CU-CY	1
400	417N3013-13SP		. . .	FACEPLATE						B-D, H-K, W-AD, CU-CY	1
405	417N3161-14			DELETED							
410	417N3016-1		. . .	FRAME ASSY						B-D, H-K, W-AD, CU-CY	1
415	6035-2BR185		INSERT						B-D, H-K, W-AD, CU-CY	3
				(V01556)							

-Item not Illustrated

25-23-38

ILLUSTRATED PARTS LIST

Page 1098.77

Nov 01/2008



COMPONENT MAINTENANCE MANUAL

FIG/ ITEM	PART NUMBER	AIRLINE PART NUMBER	NOMENCLATURE							USAGE CODE	UNITS PER ASSY	
			1	2	3	4	5	6	7			
2- 420	6035-04BR135		INSERT (V01556)				B-D, H-K, W-AD, CU-CY	19
425	6035-06BR150		INSERT (V01556)				B-D, H-K, W-AD, CU-CY	2
430	417N3016-2		FRAME-PSU				B-D, H-K, W-AD, CU-CY	1
435	BAC27NPA1359		.				MARKER-VINYL				B, C, H, J	1
440	BAC27NPA1363		.				MARKER-VINYL				K	1
445	BAC27NPA1367		.				MARKER-VINYL				W-Z, AA- AD	1
450	BAC27NPA1362		.				MARKER-VINYL				D, CY	1
455	BAC27NPA1361		.				MARKER-VINYL				CU-CX	1

-Item not Illustrated

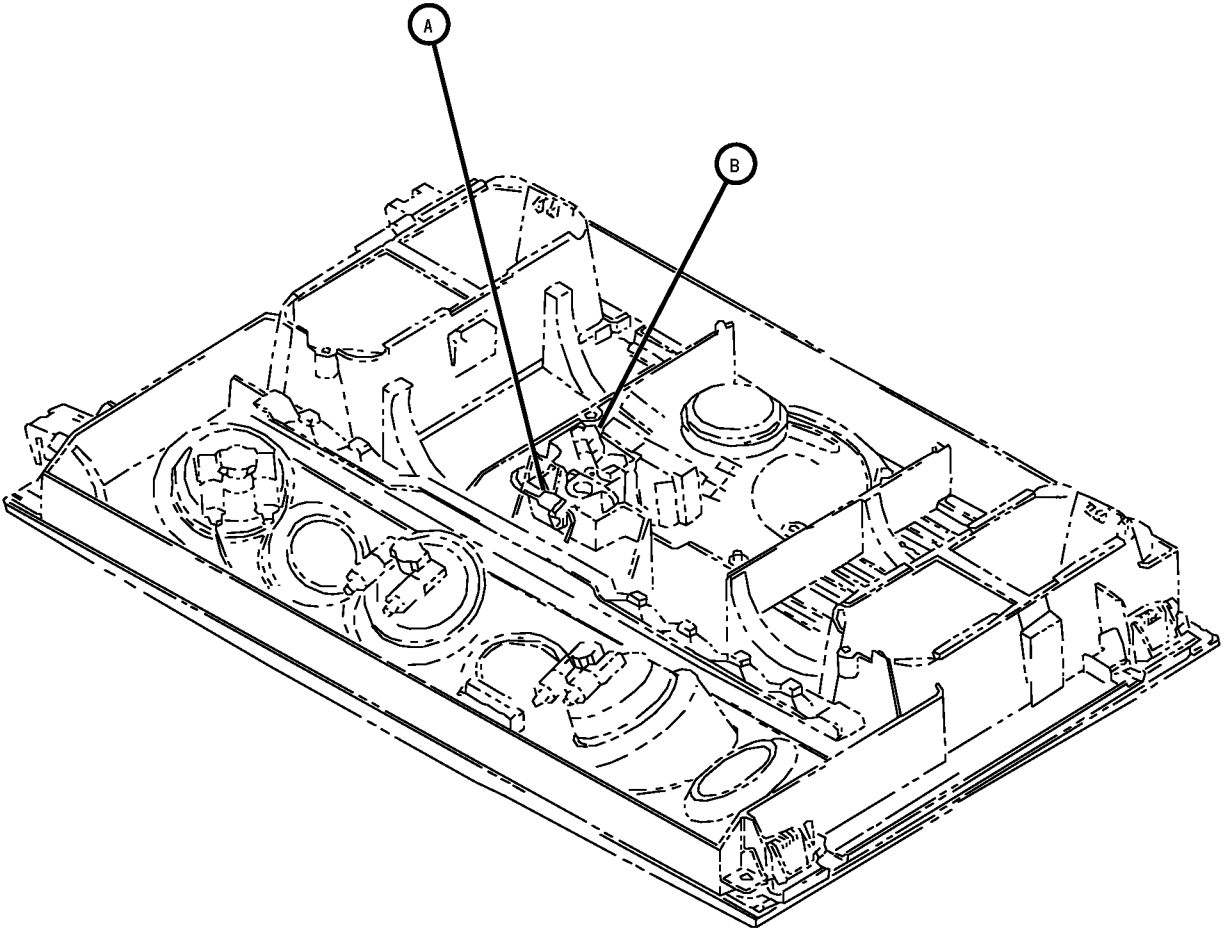
25-23-38

ILLUSTRATED PARTS LIST

Page 1098.78

Nov 01/2008

COMPONENT MAINTENANCE MANUAL



Passenger Service Unit Electrical Installation
IPL Figure 3 (Sheet 1 of 2)

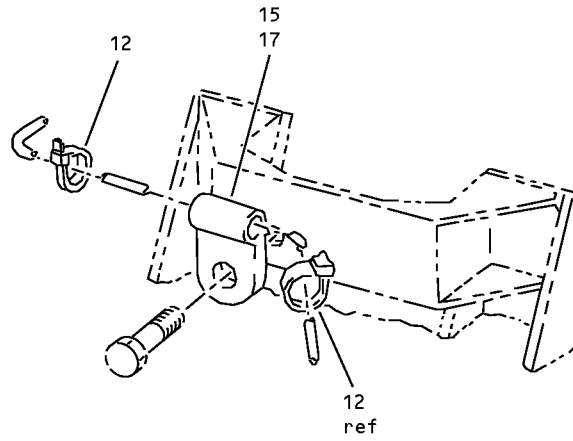
25-23-38

ILLUSTRATED PARTS LIST

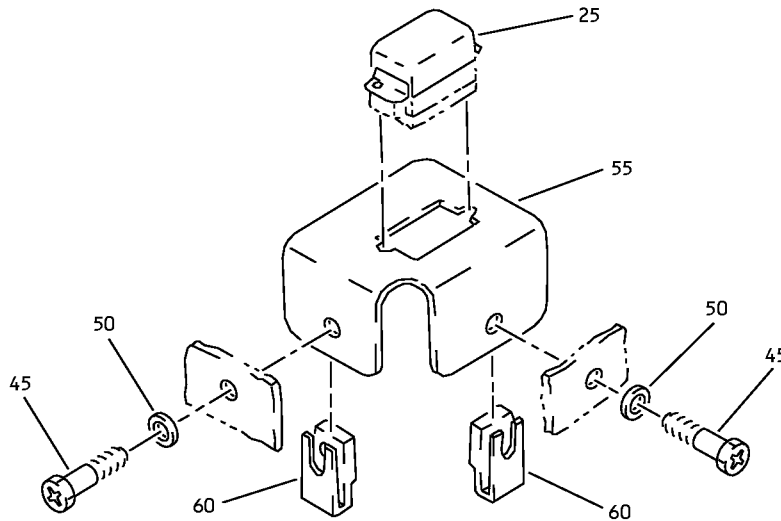
Page 1098.79

Nov 01/2008

COMPONENT MAINTENANCE MANUAL



A



B

Passenger Service Unit Electrical Installation
IPL Figure 3 (Sheet 2 of 2)

25-23-38

ILLUSTRATED PARTS LIST

Page 1098.80

Nov 01/2008



COMPONENT MAINTENANCE MANUAL

FIG/ ITEM	PART NUMBER	AIRLINE PART NUMBER	NOMENCLATURE							USAGE CODE	UNITS PER ASSY	
			1	2	3	4	5	6	7			
3-												
-1	417N3034-1									ELECTRICAL INSTL-PSU	A, E, L, M, W- AD, AK, AM, AN, AU, AZ, BB, BC, BJ	RF
-1A	417N3034-2									ELECTRICAL INSTL-PSU	F, N, AL, AP, BA, BD	RF
-1B	417N3034-3									ELECTRICAL INSTL-PSU	G, P, AT, AV, BH, BK	RF
-1C	417N3034-4									ELECTRICAL INSTL-PSU	B, C, H, J	RF
-1D	417N3034-5									ELECTRICAL INSTL-PSU	K	RF
-1E	417N3034-6									ELECTRICAL INSTL-PSU	Q-T, AQ, AR, AW, AX, BE, BF, BL, BM	RF
-1F	417N3034-7									ELECTRICAL INSTL-PSU	U, V, AS, AY, BG, BN	RF
-1G	417N3034-11									ELECTRICAL INSTL-PSU	AE, AF, AH, AJ, CU-CX	RF
-1H	417N3034-12									ELECTRICAL INSTL-PSU	D, AG, CY	RF
5	NAS600-6P									DELETED		
10	NAS602-6P									DELETED		
12	PLT2MM2									. STRAP (V06383) (OPT ITEM 12A)	A-BN, CU-CY	AR
-12A	PLT2MM									. STRAP (V06383) (OPT ITEM 12)	A-BN, CU-CY	AR
15	BACC10DK3									. CLAMP-WIRING	A-C, E- AD, AK- BN	1

-Item not Illustrated

25-23-38

ILLUSTRATED PARTS LIST

Page 1098.81

Nov 01/2008



COMPONENT MAINTENANCE MANUAL

FIG/ ITEM	PART NUMBER	AIRLINE PART NUMBER	NOMENCLATURE							USAGE CODE	UNITS PER ASSY
			1	2	3	4	5	6	7		
3- 17	BACC10DK3		.	CLAMP-WIRING						D, AE- AJ, CU- CY	1
20	451120-026			DELETED							
25	3SAV1338A2		.	RELAY (V01526) (SPEC BACR13CD2) (OPT BR16S233 (V09026)) (OPT EE4AA005 (V35344)) (OPT HFW1206K03 (V58614)) (OPT HFW1204K01 (V71482)) (OPT HFW1204K01 (V71482))						D, F, K, N, AG, AL, AP, BA, BD, CY	1
-30	S417N313-101			DELETED							
-30A	S417N313-102		.	WIRE BUNDLE-COMPONENT						G, P, AT, AV, BH, BK	1
-30B	53002		.	WIRE BUNDLE-COMPONENT (V16115) (SPEC S417N313-101)						A-C, E, H, J, L, M, Q-AF, AH-AK, AM, AN, AQ-AS, AU, AW- AZ, BB, BC, BE- BG, BJ- BN, CU- CX	1
-35	S417N313-103			DELETED							
-35A	53004		.	WIRE BUNDLE-COMPONENT (V16115) (SPEC S417N313-103)						D, F, K, N, AG, AL, AP, BA, BD, CY	1
-40	S417N313-201			DELETED							
-40A	S417N313-203			DELETED							
-40B	S417N313-205			DELETED							
-40C	S417N313-206			DELETED							
-40D	S417N313-208			DELETED							

-Item not Illustrated

25-23-38

ILLUSTRATED PARTS LIST

Page 1098.82

Nov 01/2008



COMPONENT MAINTENANCE MANUAL

FIG/ ITEM	PART NUMBER	AIRLINE PART NUMBER	NOMENCLATURE							USAGE CODE	UNITS PER ASSY	
			1	2	3	4	5	6	7			
3- -40E	S417N313-210		.								U, V, AS, AY, BG, BN	1
-40F	53303		.								B, C, H, J	1
-40G	53251		.								A, E, G, L, M, P, W-AF, AH-AK, AM, AN, AT-AV, AZ, BB, BC, BH- BK, CU- CX	1
-40H	53240		.								Q-T, AQ, AR, AW, AX, BE, BF, BL, BM	1
-40J	53253		.								K	1
-40K	53005		.								D, F, N, AG, AL, AP, BA, BD, CY	1
45	BACS12GU06K5		.								D, F, K, N, AG, AL, AP, BA, BD, CY	2
50	NAS1149DN316J		.								D, F, K, N, AG, AL, AP, BA, BD, CY	2
-50A	AN960JD6L		.								D, F, K, N, AG, AL, AP, BA, BD, CY	2

-Item not Illustrated

25-23-38

ILLUSTRATED PARTS LIST

Page 1098.83

Nov 01/2008



COMPONENT MAINTENANCE MANUAL

FIG/ ITEM	PART NUMBER	AIRLINE PART NUMBER	NOMENCLATURE							USAGE CODE	UNITS PER ASSY	
			1	2	3	4	5	6	7			
3- 55	417N3161-17		.								D, F, K, N, AG, AL, AP, BA, BD, CY	1
60	BACN10FX6		.	.							D, F, K, N, AG, AL, AP, BA, BD, CY	2
-60A	130125		.	.							D, F, K, N, AG, AL, AP, BA, BD, CY	2

-Item not Illustrated

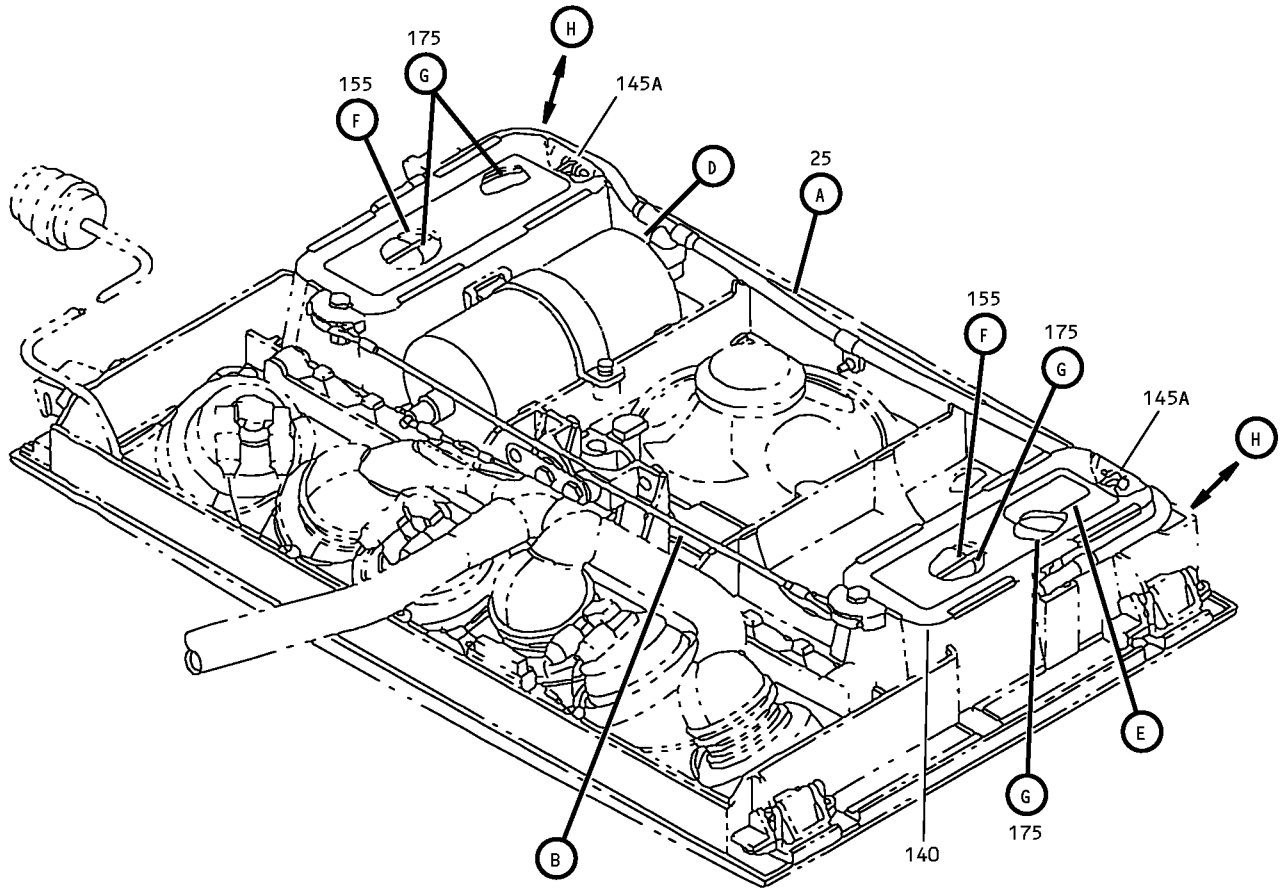
25-23-38

ILLUSTRATED PARTS LIST

Page 1098.84

Nov 01/2008

COMPONENT MAINTENANCE MANUAL



Oxygen Installation - 12 Minute Generator
 IPL Figure 4 (Sheet 1 of 5)

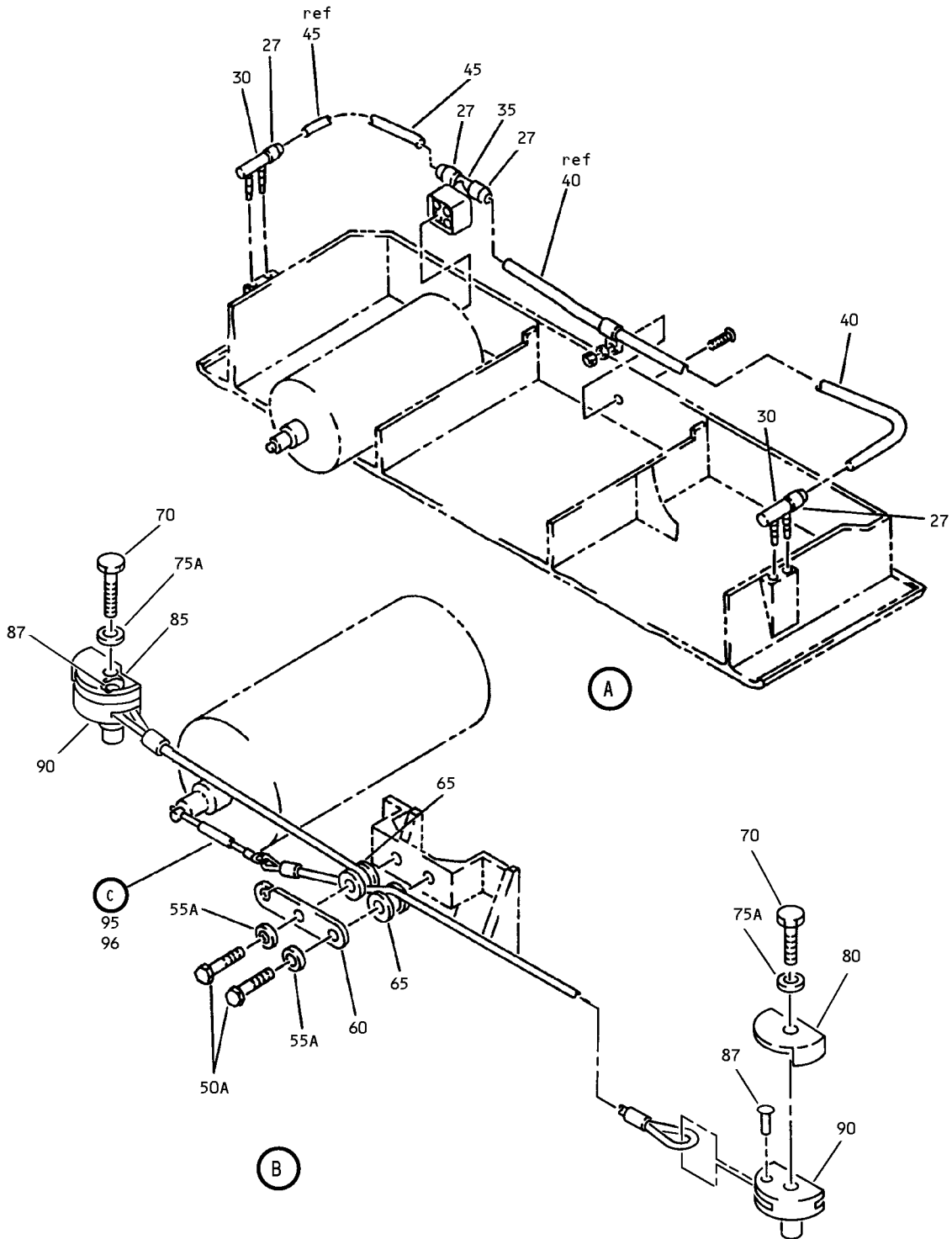
25-23-38

ILLUSTRATED PARTS LIST

Page 1098.85

Nov 01/2008

COMPONENT MAINTENANCE MANUAL



Oxygen Installation - 12 Minute Generator
IPL Figure 4 (Sheet 2 of 5)

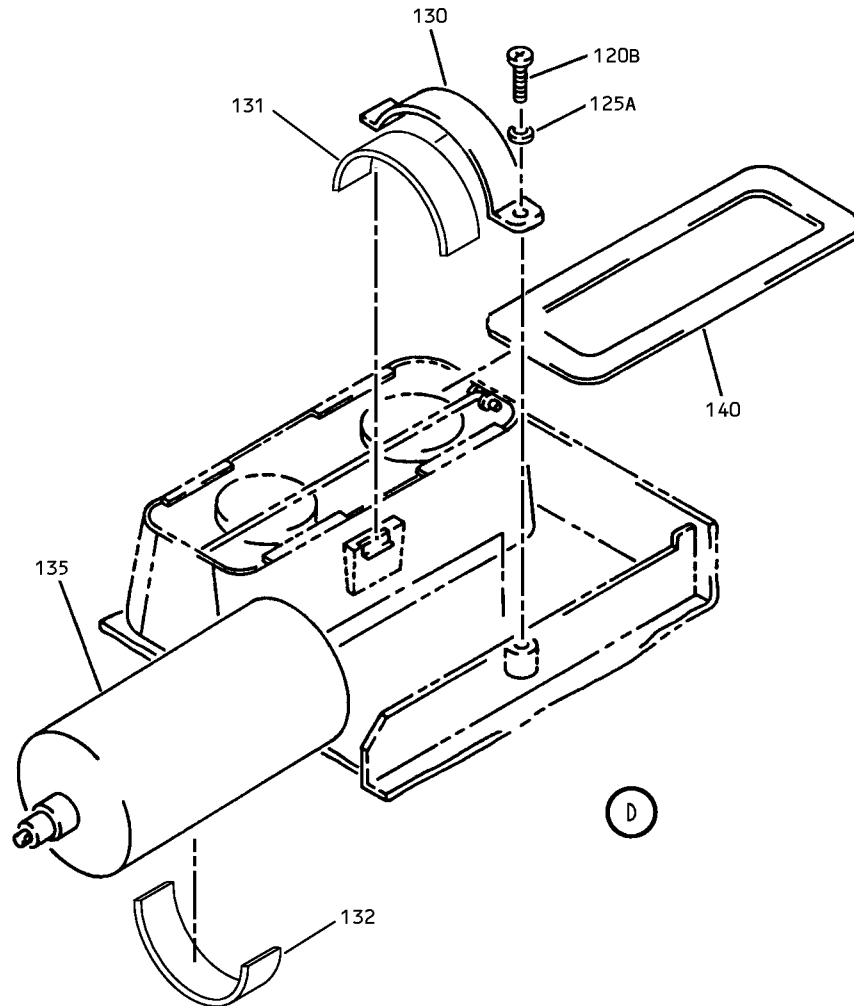
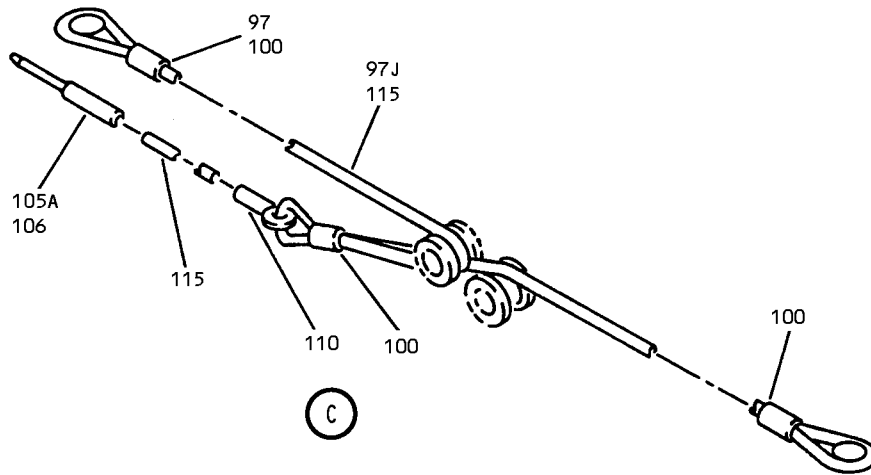
25-23-38

ILLUSTRATED PARTS LIST

Page 1098.86

Nov 01/2008

COMPONENT MAINTENANCE MANUAL



Oxygen Installation - 12 Minute Generator
IPL Figure 4 (Sheet 3 of 5)

25-23-38

ILLUSTRATED PARTS LIST

Page 1098.87

Nov 01/2008



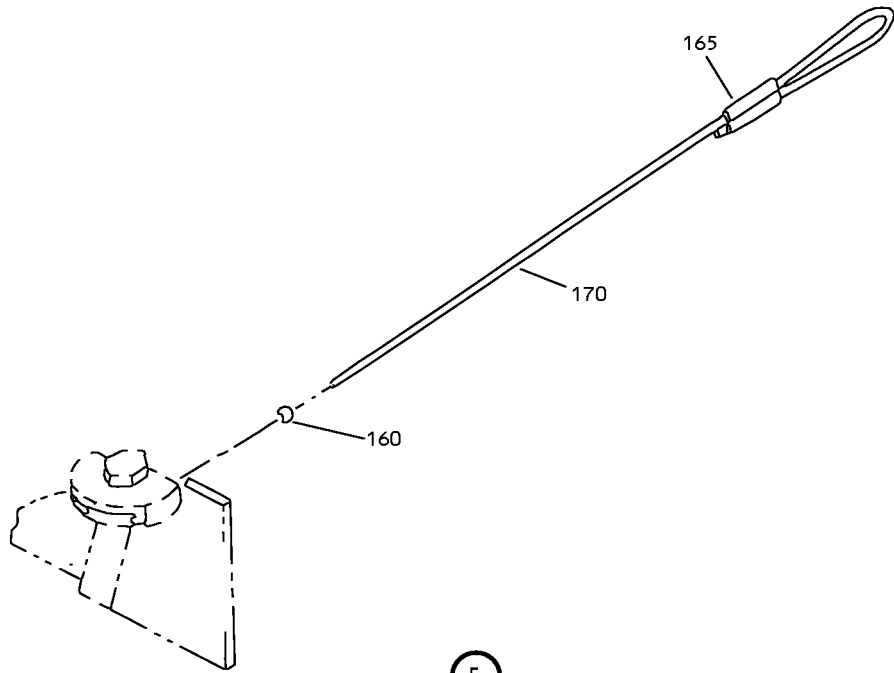
COMPONENT MAINTENANCE MANUAL

215

ATTENTION

FOR REMOVAL AND RELOCATION INFORMATION SEE
MAINTENANCE MANUAL CHAPTER 25
FOR MASK STOWAGE INSTRUCTION SEE MAINTENANCE
MANUAL CHAPTER 35
FOR CLEANING INSTRUCTIONS SEE DOCUMENT D6-7127

E



F

Oxygen Installation - 12 Minute Generator
IPL Figure 4 (Sheet 4 of 5)

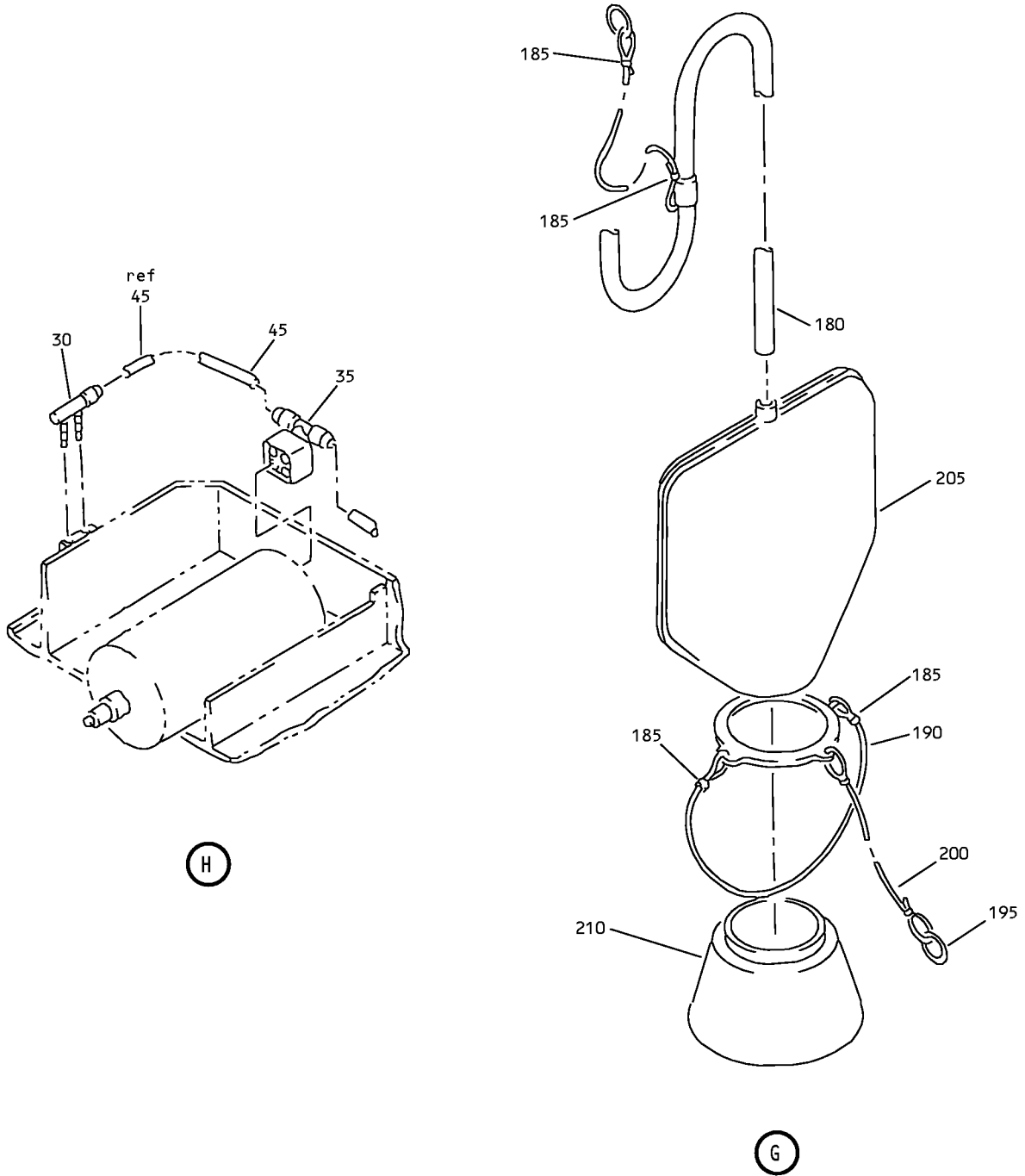
25-23-38

ILLUSTRATED PARTS LIST

Page 1098.88

Nov 01/2008

COMPONENT MAINTENANCE MANUAL



Oxygen Installation - 12 Minute Generator
IPL Figure 4 (Sheet 5 of 5)

25-23-38

ILLUSTRATED PARTS LIST

Page 1098.89

Nov 01/2008



COMPONENT MAINTENANCE MANUAL

FIG/ ITEM	PART NUMBER	AIRLINE PART NUMBER	NOMENCLATURE							USAGE CODE	UNITS PER ASSY
			1	2	3	4	5	6	7		
4- -1	417N3028-1		OXYGEN INSTL-12 MINUTE GENERATOR LH							A-G, W, Y, AA, AB, AK- AP, AT- AV, CU, CV	RF
-1A	417N3028-3		DELETED								
-3	417N3028-2		OXYGEN INSTL-12 MINUTE GENERATOR RH							H-P, X, Z, AC, AD, AZ-BD, BH-BK, CW-CY	RF
5	NAS514P440-9		DELETED								
10	AN960JD04L		DELETED								
15	BACN10DN40		DELETED								
20	BACC10DK5		DELETED								
25	417N3038-1		. SUPPLY LINE ASSY-OXYGEN GENERATOR							A-P, W- AD, AK- AP, AT- AV, AZ- BD, BH- BK, CU- CY	1
25H	417N3038-2		DELETED								
27	PLT2MM		. . STRAP (V06383)							A-P, W- AD, AK- AP, AT- AV, AZ- BD, BH- BK, CU- CY	4
29	PLT2MM		DELETED								
30	417N3036-4		. . MANIFOLD							A-P, W- AD, AK- AP, AT- AV, AZ- BD, BH- BK, CU- CY	2

-Item not Illustrated

25-23-38

ILLUSTRATED PARTS LIST

Page 1098.90

Nov 01/2008



COMPONENT MAINTENANCE MANUAL

FIG/ ITEM	PART NUMBER	AIRLINE PART NUMBER	NOMENCLATURE							USAGE CODE	UNITS PER ASSY	
			1	2	3	4	5	6	7			
4- 35	417N3036-1		.	.						CONNECTOR ASSY-TEE	A-P, W- AD, AK- AP, AT- AV, AZ- BD, BH- BK, CU- CY	1
40	417N3038-3		.	.						HOSE-FLEXIBLE	A-P, W- AD, AK- AP, AT- AV, AZ- BD, BH- BK, CU- CY	1
45	417N3038-4		.	.						HOSE-FLEXIBLE	A-P, W- AD, AK- AP, AT- AV, AZ- BD, BH- BK, CU- CY	1
50	BACB30PF3-6									DELETED		
50A	NAS1801-06-12		.							SCREW	A-P, W- AD, AK- AP, AT- AV, AZ- BD, BH- BK, CU- CY	2
55	AN960JD10L6									DELETED		
55A	NAS1149DN816J		.							WASHER (OPT ITEM 55B)	A-P, W- AD, AK- AP, AT- AV, AZ- BD, BH- BK, CU- CY	2
-55B	AN960JD8L		.							WASHER (OPT ITEM 55A)	A-P, W- AD, AK- AP, AT- AV, AZ- BD, BH- BK, CU- CY	2

-Item not Illustrated

25-23-38

ILLUSTRATED PARTS LIST

Page 1098.91

Nov 01/2008



COMPONENT MAINTENANCE MANUAL

FIG/ ITEM	PART NUMBER	AIRLINE PART NUMBER	NOMENCLATURE							USAGE CODE	UNITS PER ASSY	
			1	2	3	4	5	6	7			
4- 60	417N3161-13		.								A-P, W- AD, AK- AP, AT- AV, AZ- BD, BH- BK, CU- CY	1
65	417N3039-7		.								A-P, W- AD, AK- AP, AT- AV, AZ- BD, BH- BK, CU- CY	2
70	BACB30PF3-6		.								A-P, W- AD, AK- AP, AT- AV, AZ- BD, BH- BK, CU- CY	2
-70A	53456		.								A-P, W- AD, AK- AP, AT- AV, AZ- BD, BH- BK, CU- CY	2
75	AN960JD10L6											
75A	NAS1149D0332J		.								A-P, W- AD, AK- AP, AT- AV, AZ- BD, BH- BK, CU- CY	2
-75B	AN960JD10L		.								A-P, W- AD, AK- AP, AT- AV, AZ- BD, BH- BK, CU- CY	2

-Item not Illustrated

25-23-38

ILLUSTRATED PARTS LIST

Page 1098.92

Nov 01/2008



COMPONENT MAINTENANCE MANUAL

FIG/ ITEM	PART NUMBER	AIRLINE PART NUMBER	NOMENCLATURE							USAGE CODE	UNITS PER ASSY	
			1	2	3	4	5	6	7			
4- 80	417N3039-3		.								A-P, W- AD, AK- AP, AT- AV, AZ- BD, BH- BK, CU- CY	1
-80A	417N3039-9		.								A-P, W- AD, AK- AP, AT- AV, AZ- BD, BH- BK, CU- CY	1
85	417N3039-4		.								A-P, W- AD, AK- AP, AT- AV, AZ- BD, BH- BK, CU- CY	1
-85A	417N3039-8		.								A-P, W- AD, AK- AP, AT- AV, AZ- BD, BH- BK, CU- CY	1
87	BACR15BB4D6		.								A-P, W- AD, AK- AP, AT- AV, AZ- BD, BH- BK, CU- CY	2
-87A	MS20392-1C11		.								A-P, W- AD, AK- AP, AT- AV, AZ- BD, BH- BK, CU- CY	2

-Item not Illustrated

25-23-38

ILLUSTRATED PARTS LIST

Page 1098.93

Nov 01/2008



COMPONENT MAINTENANCE MANUAL

FIG/ ITEM	PART NUMBER	AIRLINE PART NUMBER	NOMENCLATURE							USAGE CODE	UNITS PER ASSY	
			1	2	3	4	5	6	7			
4- 90	417N3039-1		.	C	A	M					A-P, W- AD, AK- AP, AT- AV, AZ- BD, BH- BK, CU- CY	2
95	417N3137-14		.	C	A	B	A	S	S		A-G, W, Y, AA, AB, AK- AP, AT- AV, CU, CV	1
-95A	417N3137-16										DELETED	
-95B	417N3137-14		.	C	A	B	A	S	S		H-P, X, Z, AC, AD, AZ-BD, BH-BK, CW-CY	1
96	417N3137-20		.	C	A	B	A	S	S		A-G, W, Y, AA, AB, AK- AP, AT- AV, CU, CV	1
-96J	417N3137-24		.	.	K	A	S	S	-	C	A-G, W, Y, AA, AB, AK- AP, AT- AV, CU, CV	1
-96K	417N3137-26		.	.	K	A	S	S	-	C	A-G, W, Y, AA, AB, AK- AP, AT- AV, CU, CV	1
97	417N3137-17		.	.	.	S	L	E	E	V	A-G, W, Y, AA, AB, AK- AP, AT- AV, CU, CV	3

-Item not Illustrated

25-23-38

ILLUSTRATED PARTS LIST

Page 1098.94

Nov 01/2008



COMPONENT MAINTENANCE MANUAL

FIG/ ITEM	PART NUMBER	AIRLINE PART NUMBER	NOMENCLATURE							USAGE CODE	UNITS PER ASSY	
			1	2	3	4	5	6	7			
4- -97A	7030S		.	.	.	SLEEVE-LOOP (V55175) (USED ON ITEM 96J)					A-G, W, Y, AA, AB, AK- AP, AT- AV, CU, CV	3
97J	417N3137-5		.	.	.	CABLE (USED ON ITEM 96K)					A-G, W, Y, AA, AB, AK- AP, AT- AV, CU, CV	1
-97K	417N3137-25		.	.	.	CABLE (USED ON ITEM 96J)					A-G, W, Y, AA, AB, AK- AP, AT- AV, CU, CV	1
100	417N3137-17		.	.	SLEEVE (USED ON ITEM 95)						A-P, W- AD, AK- AP, AT- AV, AZ- BD, BH- BK, CU- CY	3
105	417N3137-6		DELETED									
105A	417N3137-19		.	.	PIN-ACTIVATION (USED ON ITEM 95)						A-P, W- AD, AK- AP, AT- AV, AZ- BD, BH- BK, CU- CY	1
106	417N3137-21		.	.	PIN-ACTIVATION (OPT ITEM 106A) (USED ON ITEM 96)						A-G, W, Y, AA, AB, AK- AP, AT- AV, CU, CV	1

-Item not Illustrated

25-23-38

ILLUSTRATED PARTS LIST

Page 1098.95

Nov 01/2008



COMPONENT MAINTENANCE MANUAL

FIG/ ITEM	PART NUMBER	AIRLINE PART NUMBER	NOMENCLATURE							USAGE CODE	UNITS PER ASSY	
			1	2	3	4	5	6	7			
4- -106A	417N3137-31		.	.							A-G, W, Y, AA, AB, AK- AP, AT- AV, CU, CV	1
110	417N3137-7		.	.							A-P, W- AD, AK- AP, AT- AV, AZ- BD, BH- BK, CU- CY	1
115	417N3137-5		.	.							A-P, W- AD, AK- AP, AT- AV, AZ- BD, BH- BK, CU- CY	AR
120	FT1387P8-1-2											
120A	NAS1801-08-06											
120B	NAS1801-08-6		.	.							A-P, W- AD, AK- AP, AT- AV, AZ- BD, BH- BK, CU- CY	1
125	AN960JD416											
125A	NAS1149DN816J		.	.							A-P, W- AD, AK- AP, AT- AV, AZ- BD, BH- BK, CU- CY	1

-Item not Illustrated

25-23-38

ILLUSTRATED PARTS LIST

Page 1098.96

Nov 01/2008



COMPONENT MAINTENANCE MANUAL

FIG/ ITEM	PART NUMBER	AIRLINE PART NUMBER	NOMENCLATURE							USAGE CODE	UNITS PER ASSY											
			1	2	3	4	5	6	7													
4- -125B	AN960JD8L		.	W	A	S	H	E	R	(OPT ITEM 125A)	A-P, W- AD, AK- AP, AT- AV, AZ- BD, BH- BK, CU- CY	1										
130	417N3161-12		.	S	T	R	A	P	-	R	E	T	A	I	N	I	N	G	A-P, W- AD, AK- AP, AT- AV, AZ- BD, BH- BK, CU- CY	1		
131	417N3028-11		.	S	I	L	I	C	O	N	E	-	R	U	B	B	E	R	A-P, W- AD, AK- AP, AT- AV, AZ- BD, BH- BK, CU- CY	AR		
132	417N3028-10		.	S	I	L	I	C	O	N	E	-	R	U	B	B	E	R	A-P, W- AD, AK- AP, AT- AV, AZ- BD, BH- BK, CU- CY	AR		
135	117003-14		.	G	E	N	E	R	A	T	O	R	-	O	X	I	G	E	N	(V16827) (SPEC S417T401-27) (OPT ITEM 135A)	A-P, W- AD, AK- AP, AT- AV, AZ- BD, BH- BK, CU- CY	1
-135A	803000-04		.	G	E	N	E	R	A	T	O	R	-	O	X	I	G	E	N	(V53655) (SPEC S417T401-33) (OPT ITEM 135)	A-P, W- AD, AK- AP, AT- AV, AZ- BD, BH- BK, CU- CY	1
-135B	117003-22																			DELETED		

-Item not Illustrated

25-23-38

ILLUSTRATED PARTS LIST

Page 1098.97

Nov 01/2008



COMPONENT MAINTENANCE MANUAL

FIG/ ITEM	PART NUMBER	AIRLINE PART NUMBER	NOMENCLATURE							USAGE CODE	UNITS PER ASSY	
			1	2	3	4	5	6	7			
4- 140	417N3132-7		.								A-P, W- AD, AK- AP, AT- AV, AZ- BD, BH- BK, CU- CY	2
145	MS20392-1C17										DELETED	
145A	MS24665-283		.								A-P, W- AD, AK- AP, AT- AV, AZ- BD, BH- BK, CU- CY	2
-145B	MS24665-134		.								A-P, W- AD, AK- AP, AT- AV, AZ- BD, BH- BK, CU- CY	2
150	6100-12										DELETED	
155	417N3137-15		.								A-P, W- AD, AK- AP, AT- AV, AZ- BD, BH- BK, CU- CY	2
160	417N3137-18		.	.							A-P, W- AD, AK- AP, AT- AV, AZ- BD, BH- BK, CU- CY	1
165	417N3137-17		.	.							A-P, W- AD, AK- AP, AT- AV, AZ- BD, BH- BK, CU- CY	1

-Item not Illustrated

25-23-38

ILLUSTRATED PARTS LIST

Page 1098.98

Nov 01/2008



COMPONENT MAINTENANCE MANUAL

FIG/ ITEM	PART NUMBER	AIRLINE PART NUMBER	NOMENCLATURE							USAGE CODE	UNITS PER ASSY	
			1	2	3	4	5	6	7			
4- 170	417N3137-5		.	.							A-P, W- AD, AK- AP, AT- AV, AZ- BD, BH- BK, CU- CY	AR
175	417T4205-193		.								A-P, W- AD, AK- AP, AT- AV, AZ- BD, BH- BK, CU- CY	4
180	417T4205-22		.	.							A-P, W- AD, AK- AP, AT- AV, AZ- BD, BH- BK, CU- CY	1
185	417T4205-7		.	.							A-P, W- AD, AK- AP, AT- AV, AZ- BD, BH- BK, CU- CY	4
190	417T4205-6		.	.							A-P, W- AD, AK- AP, AT- AV, AZ- BD, BH- BK, CU- CY	1
195	417T4205-96		.	.							A-P, W- AD, AK- AP, AT- AV, AZ- BD, BH- BK, CU- CY	1

-Item not Illustrated

25-23-38

ILLUSTRATED PARTS LIST

Page 1098.99

Nov 01/2008



COMPONENT MAINTENANCE MANUAL

FIG/ ITEM	PART NUMBER	AIRLINE PART NUMBER	NOMENCLATURE							USAGE CODE	UNITS PER ASSY	
			1	2	3	4	5	6	7			
4- 200	417T4205-94		.	.	L	A	N	Y	A	R	D	1
205	417T4205-9		.	.	B	A	G					1
210	417T4205-8		.	.	M	A	S	K				1
215	BAC27DPA2272		.		D	E	C	A	L			1

-Item not Illustrated

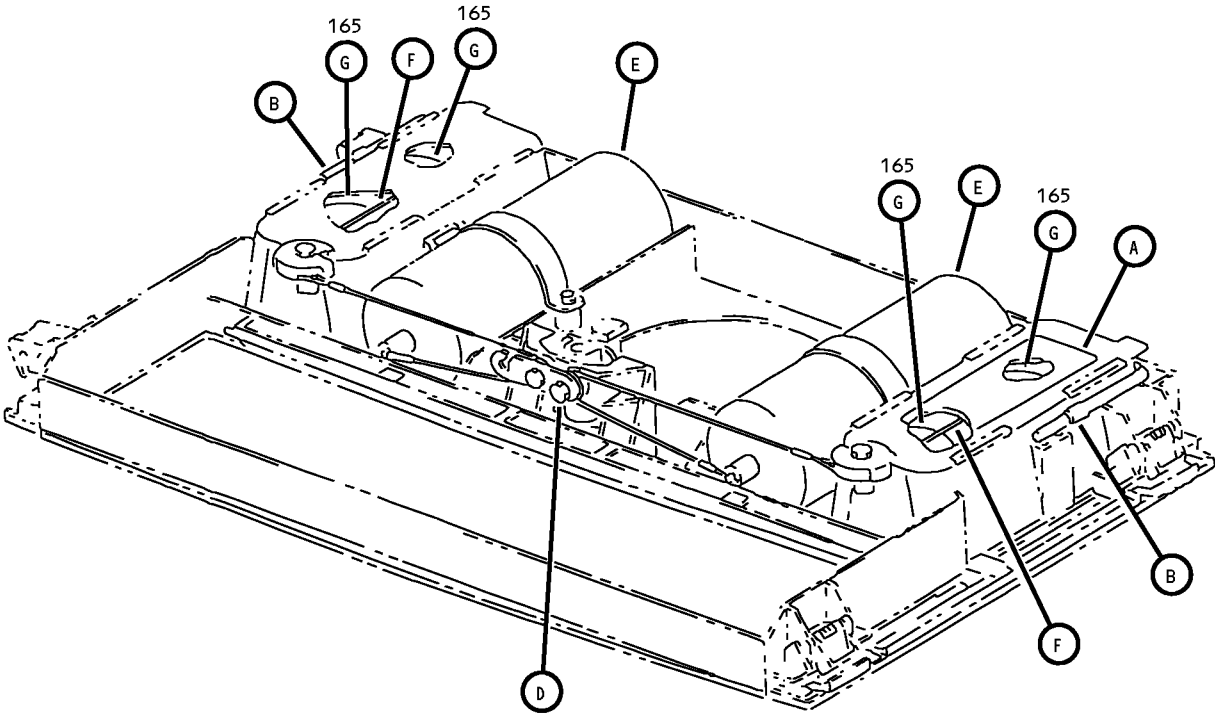
25-23-38

ILLUSTRATED PARTS LIST

Page 1098.100

Nov 01/2008

COMPONENT MAINTENANCE MANUAL



205

ATTENTION

FOR REMOVAL AND RELOCATION INFORMATION SEE
 MAINTENANCE MANUAL CHAPTER 25
 FOR MASK STOWAGE INSTRUCTION SEE MAINTENANCE
 MANUAL CHAPTER 35
 FOR CLEANING INSTRUCTIONS SEE DOCUMENT D6-7127

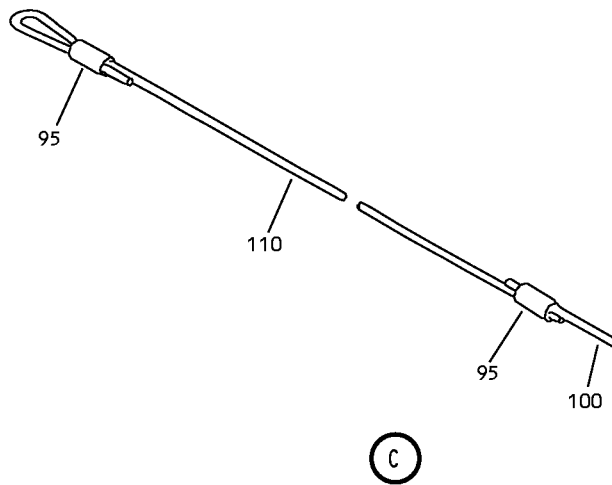
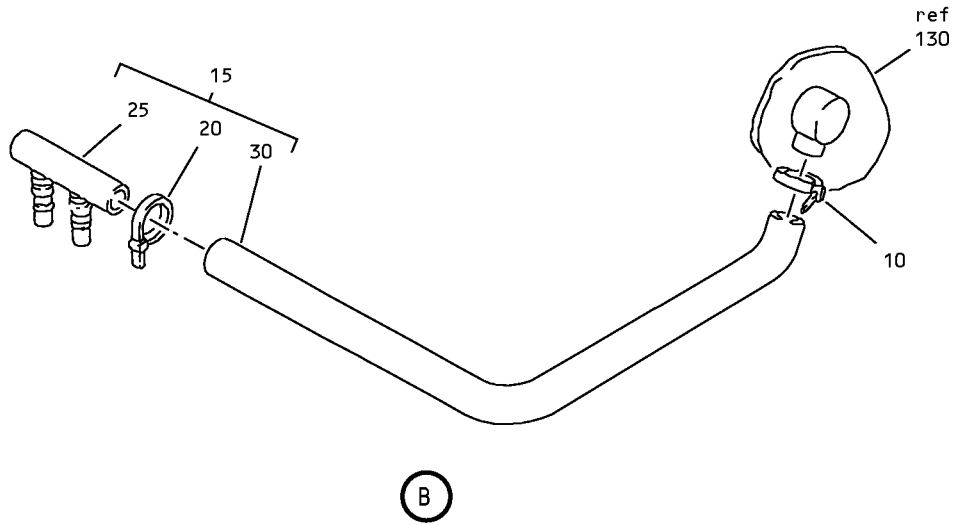
(A)

E53426 S00041177514_V2

Oxygen Installation - 22 Minute Generator
 IPL Figure 5 (Sheet 1 of 5)

25-23-38
 ILLUSTRATED PARTS LIST
 Page 1098.101
 Nov 01/2008

COMPONENT MAINTENANCE MANUAL

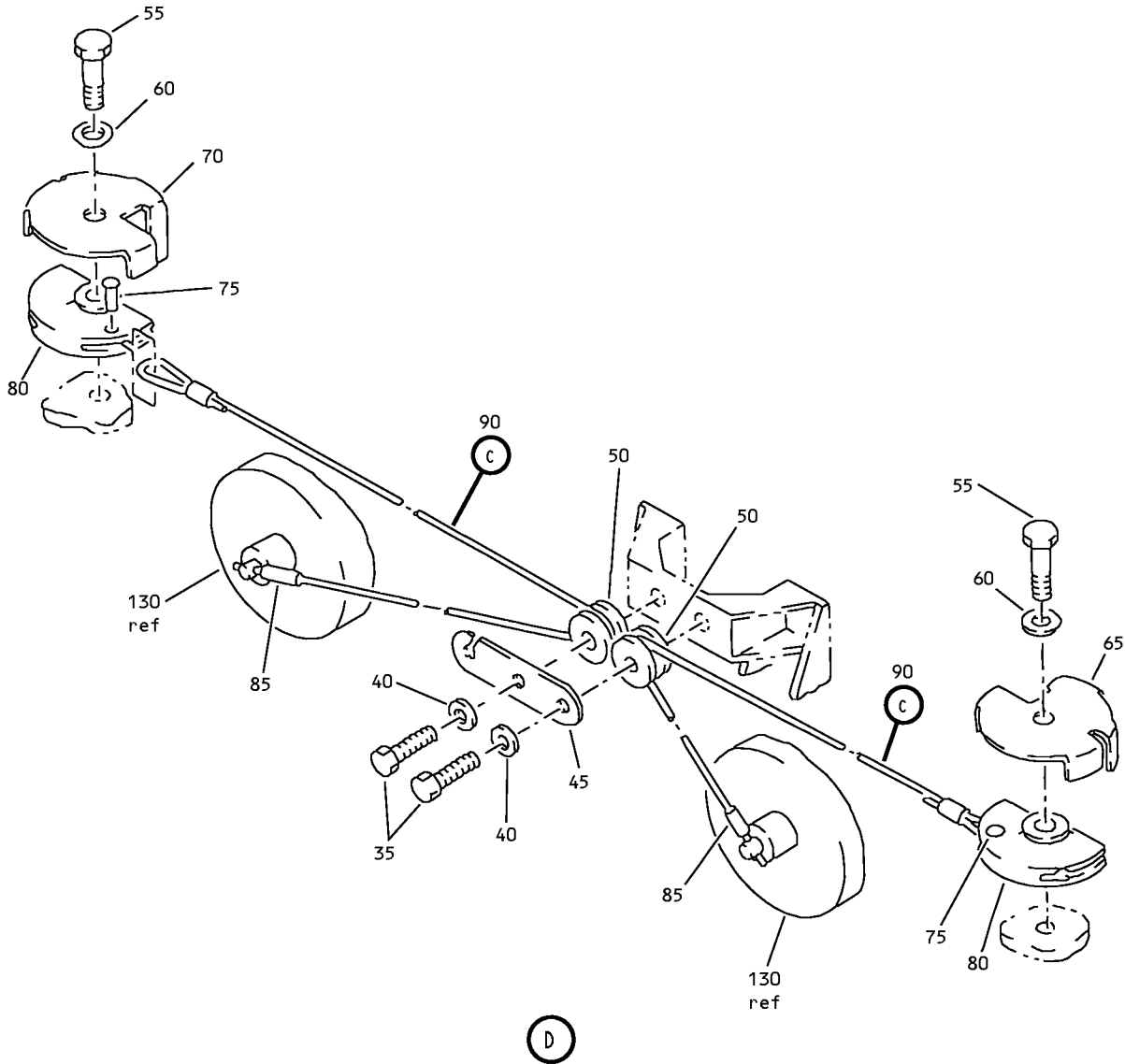


E53415 S00041177515_V2

Oxygen Installation - 22 Minute Generator
IPL Figure 5 (Sheet 2 of 5)

25-23-38
ILLUSTRATED PARTS LIST
Page 1098.102
Nov 01/2008

COMPONENT MAINTENANCE MANUAL



E53427 S00041177516_V2

Oxygen Installation - 22 Minute Generator
IPL Figure 5 (Sheet 3 of 5)

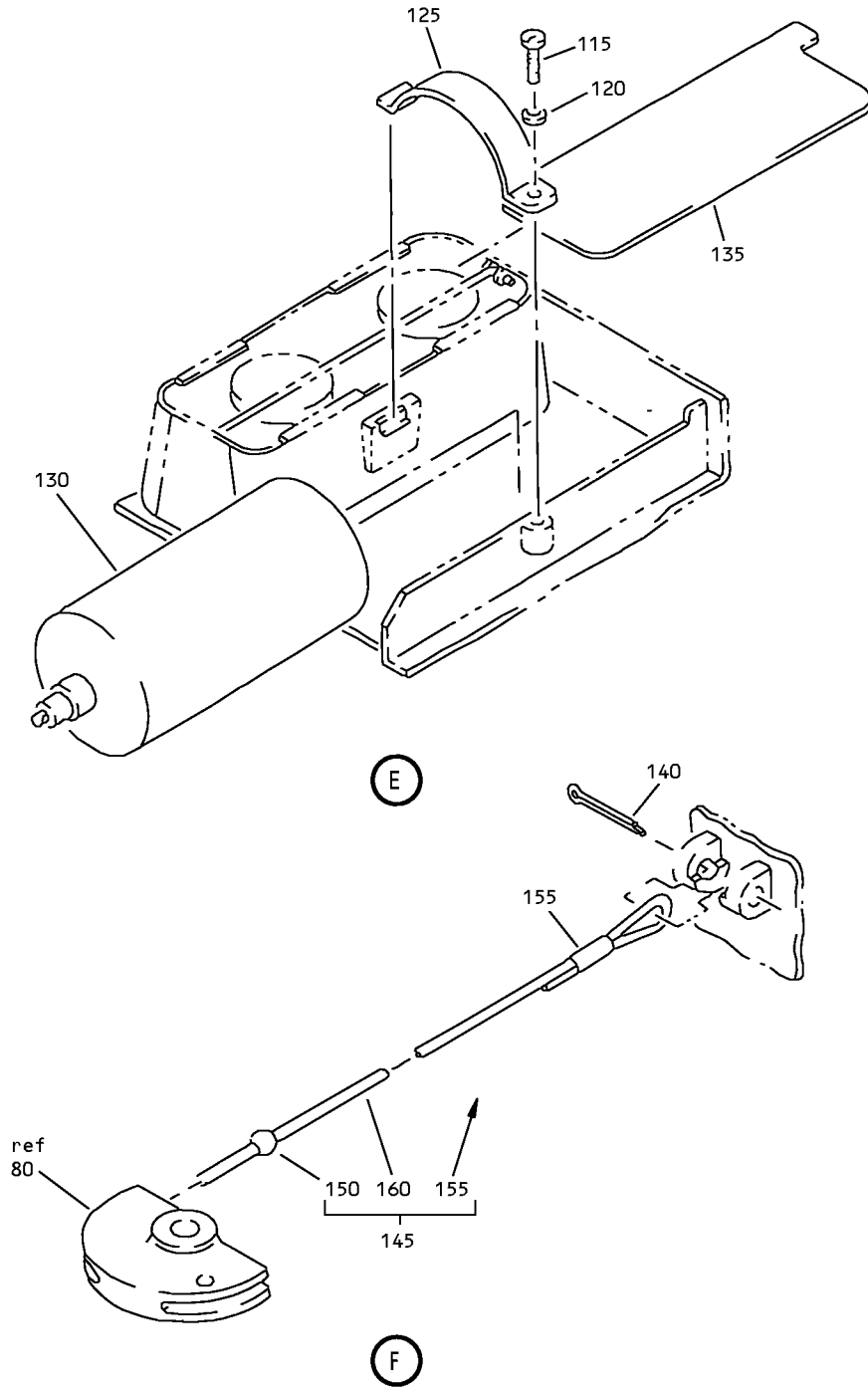
25-23-38

ILLUSTRATED PARTS LIST

Page 1098.103

Nov 01/2008

COMPONENT MAINTENANCE MANUAL



E53428 S00041177517_V2

Oxygen Installation - 22 Minute Generator
IPL Figure 5 (Sheet 4 of 5)

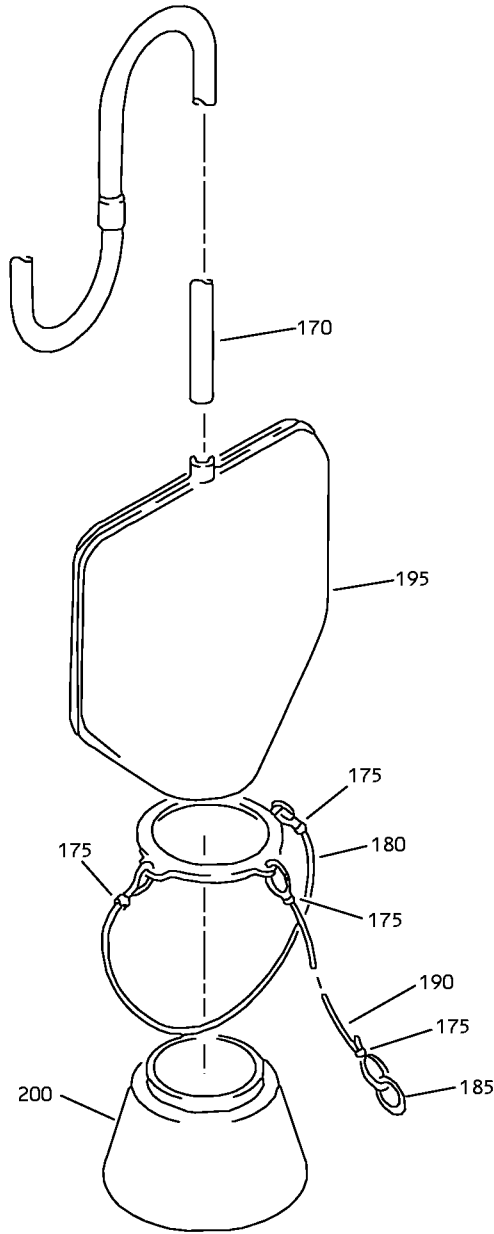
25-23-38

ILLUSTRATED PARTS LIST

Page 1098.104

Nov 01/2008

COMPONENT MAINTENANCE MANUAL



G

E53429 S00041177518_V2

Oxygen Installation - 22 Minute Generator
IPL Figure 5 (Sheet 5 of 5)

25-23-38

ILLUSTRATED PARTS LIST

Page 1098.105

Nov 01/2008



COMPONENT MAINTENANCE MANUAL

FIG/ ITEM	PART NUMBER	AIRLINE PART NUMBER	NOMENCLATURE							USAGE CODE	UNITS PER ASSY	
			1	2	3	4	5	6	7			
5-												
-1A	417N3028-3									OXYGEN INSTL-22 MINUTE GENERATOR	Q-V	RF
-1B	417N3028-15									OXYGEN INSTL-22 MINUTE GENERATOR	AQ-AS, AW-AY, BE-BG, BL-BN	RF
10	PLT2MM									. STRAP (V06383) (OPT ITEM 10A)	Q-V, AQ- AS, AW- AY, BE- BG, BL- BN	2
-10A	PLT2MM2									. STRAP (V06383) (OPT ITEM 10)	Q-V, AQ- AS, AW- AY, BE- BG, BL- BN	2
15	417N3038-2									. SUPPLY LINE ASSY	Q-V, AQ- AS, AW- AY, BE- BG, BL- BN	1
20	PLT2MM									. . STRAP (V06383)	Q-V, AQ- AS, AW- AY, BE- BG, BL- BN	4
25	417N3036-4									. . MANIFOLD	Q-V, AQ- AS, AW- AY, BE- BG, BL- BN	2
30	417N3038-4									. . HOSE-FLEXIBLE	Q-V, AQ- AS, AW- AY, BE- BG, BL- BN	1
35	NAS1801-06-12									. SCREW	Q-V, AQ- AS, AW- AY, BE- BG, BL- BN	2

-Item not Illustrated

25-23-38

ILLUSTRATED PARTS LIST

Page 1098.106

Nov 01/2008



COMPONENT MAINTENANCE MANUAL

FIG/ ITEM	PART NUMBER	AIRLINE PART NUMBER	NOMENCLATURE							USAGE CODE	UNITS PER ASSY		
			1	2	3	4	5	6	7				
5- 40	NAS1149DN816J		.	W	A	S	H	E	R			Q-V, AQ- AS, AW- AY, BE- BG, BL- BN	2
-40A	AN960JD8L		.	W	A	S	H	E	R			Q-V, AQ- AS, AW- AY, BE- BG, BL- BN	2
45	417N3161-13		.	P	L	A	T	E	-	P	U	Q-V, AQ- AS, AW- AY, BE- BG, BL- BN	1
50	417N3039-7		.	W	H	E	E	L	-	P	U	Q-V, AQ- AS, AW- AY, BE- BG, BL- BN	2
55	BACB30PF3-6		.	B	O	L	T					Q-V, AQ- AS, AW- AY, BE- BG, BL- BN	2
-55A	53456		.	S	C	R	E	W				Q-V, AQ- AS, AW- AY, BE- BG, BL- BN	2
60	NAS1149D0332J		.	W	A	S	H	E	R			Q-V, AQ- AS, AW- AY, BE- BG, BL- BN	2
-60A	AN960JD10L		.	W	A	S	H	E	R			Q-V, AQ- AS, AW- AY, BE- BG, BL- BN	2

-Item not Illustrated

25-23-38

ILLUSTRATED PARTS LIST

Page 1098.107

Nov 01/2008



COMPONENT MAINTENANCE MANUAL

FIG/ ITEM	PART NUMBER	AIRLINE PART NUMBER	NOMENCLATURE							USAGE CODE	UNITS PER ASSY		
			1	2	3	4	5	6	7				
5- 65	417N3039-3		.								COVER-CABLE QUADRANT (PRE SB 757-25-0209) (PRE SB 757-25-1394)	Q-V, AQ- AS, AW- AY, BE- BG, BL- BN	1
-65A	417N3039-9		.								COVER-CABLE QUADRANT (POST SB 757-25-0209) (POST SB 757-25-1394)	Q-V, AQ- AS, AW- AY, BE- BG, BL- BN	1
70	417N3039-4		.								COVER-CABLE QUADRANT (PRE SB 757-25-0209) (PRE SB 757-25-1394)	Q-V, AQ- AS, AW- AY, BE- BG, BL- BN	1
-70A	417N3039-8		.								COVER-CABLE QUADRANT (POST SB 757-25-0209) (POST SB 757-25-1394)	Q-V, AQ- AS, AW- AY, BE- BG, BL- BN	1
75	BACR15BB4D6		.								RIVET (OPT ITEM 75A)	Q-V, AQ- AS, AW- AY, BE- BG, BL- BN	2
-75A	MS20392-1C11		.								PIN (OPT ITEM 75)	Q-V, AQ- AS, AW- AY, BE- BG, BL- BN	2
80	417N3039-1		.								CAM	Q-V, AQ- AS, AW- AY, BE- BG, BL- BN	2
85	BACT63C01		.								TUBING	Q-V, AQ- AS, AW- AY, BE- BG, BL- BN	2

-Item not Illustrated

25-23-38

ILLUSTRATED PARTS LIST

Page 1098.108

Nov 01/2008



COMPONENT MAINTENANCE MANUAL

FIG/ ITEM	PART NUMBER	AIRLINE PART NUMBER	NOMENCLATURE							USAGE CODE	UNITS PER ASSY	
			1	2	3	4	5	6	7			
5- 90	417N3137-16		.								Q-V, AQ- AS, AW- AY, BE- BG, BL- BN	2
95	417N3137-17		.	.							Q-V, AQ- AS, AW- AY, BE- BG, BL- BN	3
100	417N3137-19		.	.							Q-V, AQ- AS, AW- AY, BE- BG, BL- BN	1
105	417N3137-7		.	.							Q-V, AQ- AS, AW- AY, BE- BG, BL- BN	1
110	417N3137-5		.	.							Q-V, AQ- AS, AW- AY, BE- BG, BL- BN	AR
115	NAS1801-08-6		.								Q-V, AQ- AS, AW- AY, BE- BG, BL- BN	2
120	NAS1149DN816J		.								Q-V, AQ- AS, AW- AY, BE- BG, BL- BN	2
-120A	AN960JD8L		.								Q-V, AQ- AS, AW- AY, BE- BG, BL- BN	2
125	417N3161-12		.								Q-V	2

-Item not Illustrated

25-23-38

ILLUSTRATED PARTS LIST

Page 1098.109

Nov 01/2008



COMPONENT MAINTENANCE MANUAL

FIG/ ITEM	PART NUMBER	AIRLINE PART NUMBER	NOMENCLATURE							USAGE CODE	UNITS PER ASSY		
			1	2	3	4	5	6	7				
5- -125A	417N3161-21		.								AQ-AS, AW-AY, BE-BG, BL-BN	2	
130	117003-22		.								GENERATOR-OXYGEN (V16827) (SPEC S417T401-22)	Q-V, AQ- AS, AW- AY, BE- BG, BL- BN	2
135	417N3132-7		.								PLATE-COVER	Q-V, AQ- AS, AW- AY, BE- BG, BL- BN	2
140	MS24665-283		.								PIN-COTTER (OPT ITEM 140A)	Q-V, AQ- AS, AW- AY, BE- BG, BL- BN	2
-140A	MS24665-134		.								PIN-COTTER (OPT ITEM 140)	Q-V, AQ- AS, AW- AY, BE- BG, BL- BN	2
145	417N3137-15		.								CABLE ASSY	Q-V, AQ- AS, AW- AY, BE- BG, BL- BN	2
150	417N3137-18		.	.							BALL	Q-V, AQ- AS, AW- AY, BE- BG, BL- BN	1
155	417N3137-17		.	.							SLEEVE	Q-V, AQ- AS, AW- AY, BE- BG, BL- BN	1

-Item not Illustrated

25-23-38

ILLUSTRATED PARTS LIST

Page 1098.110

Nov 01/2008



COMPONENT MAINTENANCE MANUAL

FIG/ ITEM	PART NUMBER	AIRLINE PART NUMBER	NOMENCLATURE							USAGE CODE	UNITS PER ASSY	
			1	2	3	4	5	6	7			
5- 160	417N3137-5		.	.							Q-V, AQ- AS, AW- AY, BE- BG, BL- BN	AR
165	417T4205-193		.								Q-V, AQ- AS, AW- AY, BE- BG, BL- BN	4
170	417T4205-22		.	.							Q-V, AQ- AS, AW- AY, BE- BG, BL- BN	1
175	417T4205-7		.	.							Q-V, AQ- AS, AW- AY, BE- BG, BL- BN	4
180	417T4205-6		.	.							Q-V, AQ- AS, AW- AY, BE- BG, BL- BN	1
185	417T4205-96		.	.							Q-V, AQ- AS, AW- AY, BE- BG, BL- BN	1
190	417T4205-94		.	.							Q-V, AQ- AS, AW- AY, BE- BG, BL- BN	1
195	417T4205-9		.	.							Q-V, AQ- AS, AW- AY, BE- BG, BL- BN	1

-Item not Illustrated

25-23-38

ILLUSTRATED PARTS LIST

Page 1098.111

Nov 01/2008



COMPONENT MAINTENANCE MANUAL

FIG/ ITEM	PART NUMBER	AIRLINE PART NUMBER	NOMENCLATURE							USAGE CODE	UNITS PER ASSY	
			1	2	3	4	5	6	7			
5- 200	417T4205-8		.	.							Q-V, AQ- AS, AW- AY, BE- BG, BL- BN	1
205	BAC27DPA2272		.								Q-V, AQ- AS, AW- AY, BE- BG, BL- BN	1

-Item not Illustrated

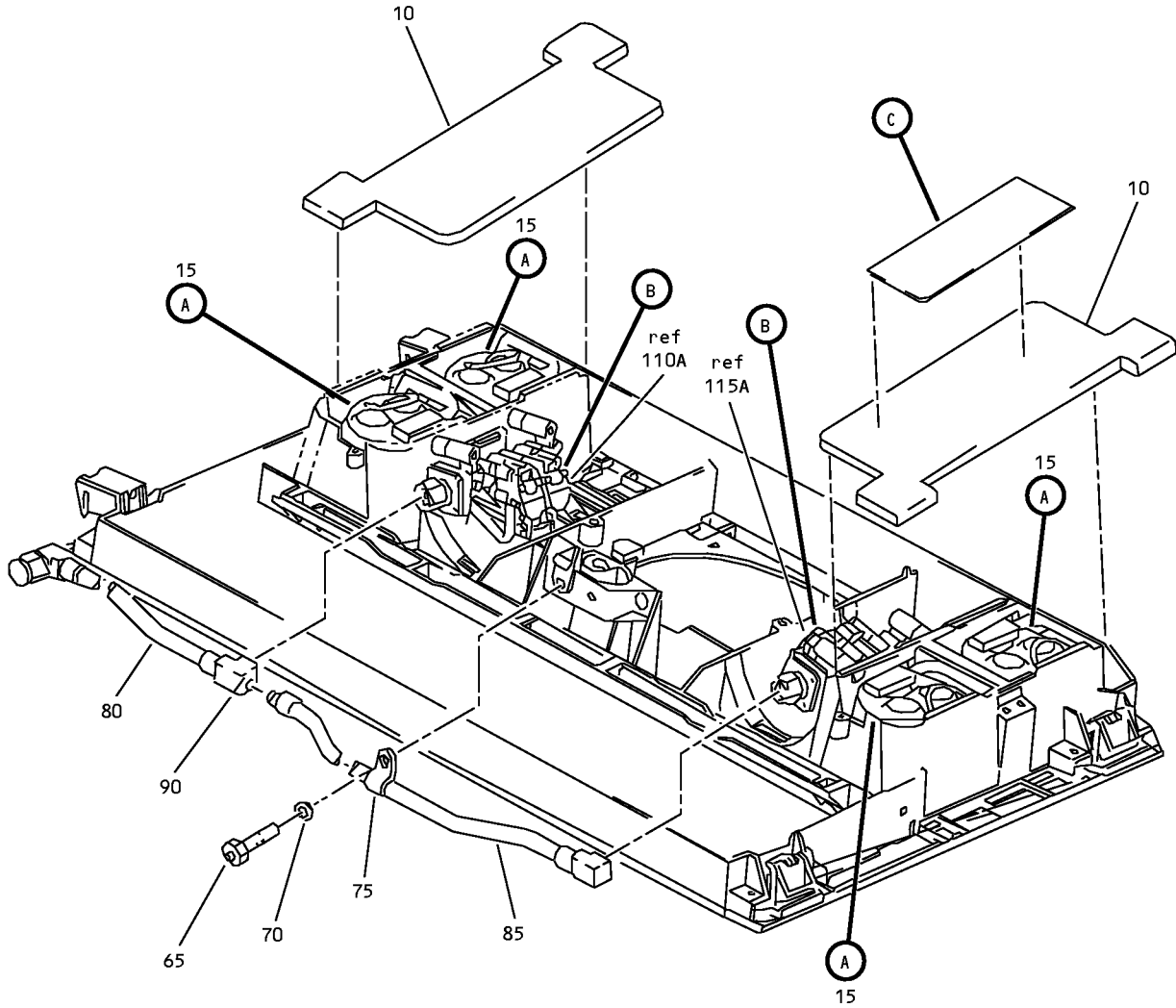
25-23-38

ILLUSTRATED PARTS LIST

Page 1098.112

Nov 01/2008

COMPONENT MAINTENANCE MANUAL



F13514 S00041177521_V2

Oxygen Installation - Gaseous
IPL Figure 6 (Sheet 1 of 3)

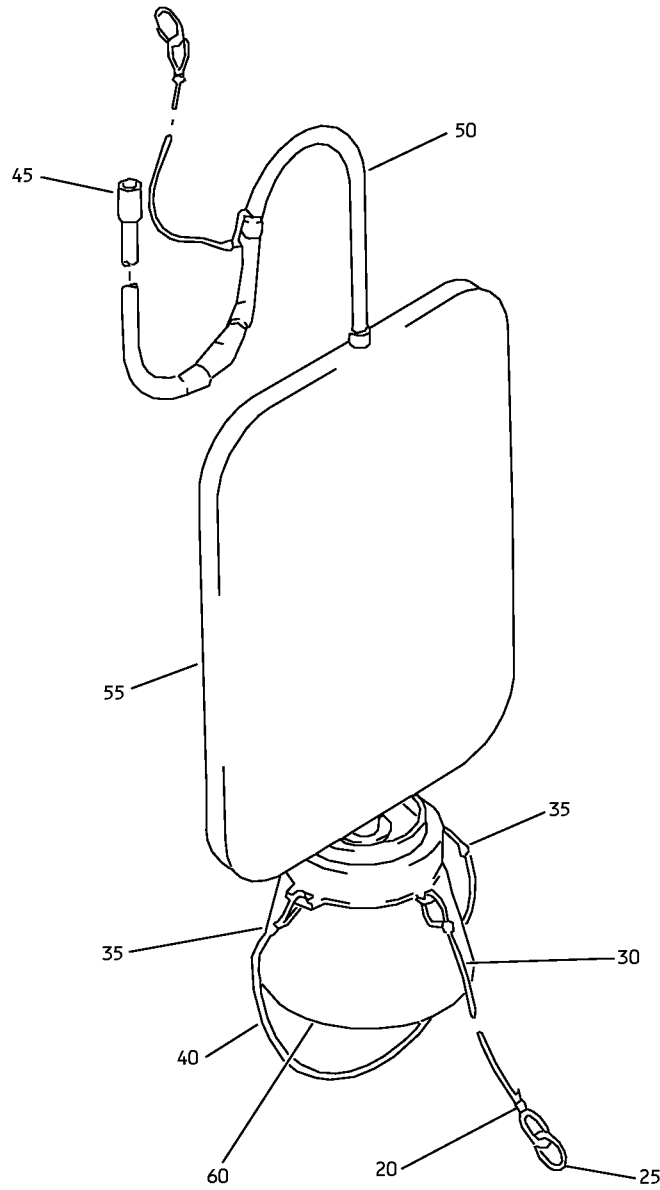
25-23-38

ILLUSTRATED PARTS LIST

Page 1098.113

Nov 01/2008

COMPONENT MAINTENANCE MANUAL



A

F13506 S00041177522_V2

Oxygen Installation - Gaseous
IPL Figure 6 (Sheet 2 of 3)

25-23-38

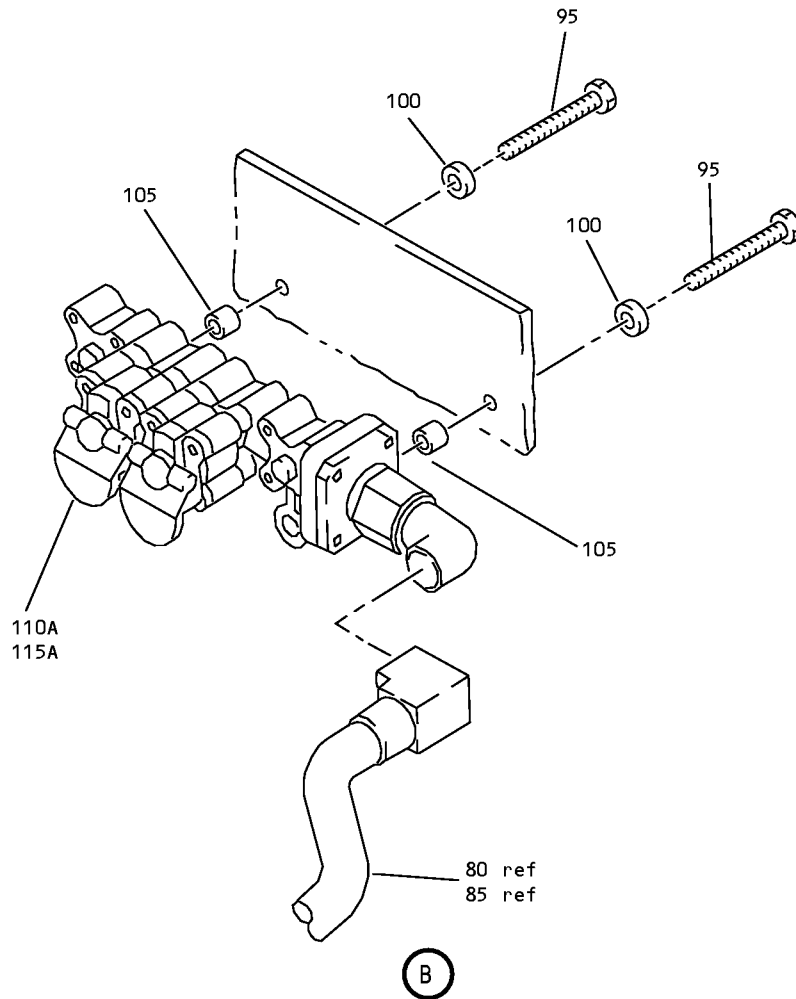
ILLUSTRATED PARTS LIST

Page 1098.114

Nov 01/2008



COMPONENT MAINTENANCE MANUAL



ATTENTION

FOR REMOVAL AND RELOCATION INFORMATION SEE
 MAINTENANCE MANUAL CHAPTER 25

FOR MASK STOWAGE INSTRUCTIONS SEE MAINTENANCE
 MANUAL CHAPTER 35

FOR CLEANING INSTRUCTIONS SEE DOCUMENT D6-7127

C

F13505 S00041177523_V2

Oxygen Installation - Gaseous
 IPL Figure 6 (Sheet 3 of 3)

25-23-38

ILLUSTRATED PARTS LIST
 Page 1098.115
 Nov 01/2008



COMPONENT MAINTENANCE MANUAL

FIG/ ITEM	PART NUMBER	AIRLINE PART NUMBER	NOMENCLATURE							USAGE CODE	UNITS PER ASSY
			1	2	3	4	5	6	7		
6-											
-1A	417N3028-12									AE-AG	RF
-5	417N3028-13									AH, AJ	RF
10	417N3132-7									AE-AJ	2
15	417T4205-200									AE-AJ	4
20	417T4205-7									AE-AJ	1
25	417T4205-96									AE-AJ	1
30	417T4205-94									AE-AJ	1
35	417T4205-209									AE-AJ	2
40	417T4205-6									AE-AJ	1
45	417T4205-217									AE-AJ	1
50	417T4205-212									AE-AJ	1
55	417T4205-9									AE-AJ	1
60	417T4205-8									AE-AJ	1
65	NAS1801-06-9									AE-AJ	1
70	NAS1149DN616J									AE-AJ	1
75	BACC10DK6									AE-AJ	1
80	173470-42									AE-AJ	1
85	10-60174-47									AE-AJ	1
90	NAS1764W050505									AE-AJ	1
95	NAS1801-3-20									AE-AJ	4
100	NAS1149D0316J									AE-AJ	4
105	NAS43DD5-27FC									AE-AJ	4
110	10-60513-35										
110A	115013-38									AE-AJ	1
115	10-60513-34										

-Item not Illustrated

25-23-38

ILLUSTRATED PARTS LIST

Page 1098.116

Nov 01/2008



COMPONENT MAINTENANCE MANUAL

FIG/ ITEM	PART NUMBER	AIRLINE PART NUMBER	NOMENCLATURE							USAGE CODE	UNITS PER ASSY	
			1	2	3	4	5	6	7			
6- 115A	115013-39									. MANIFOLD (V16827) (SPEC 10-60513-34)	AE-AJ	1
120	BAC27DPA2272									. DECAL	AE-AJ	1

-Item not Illustrated

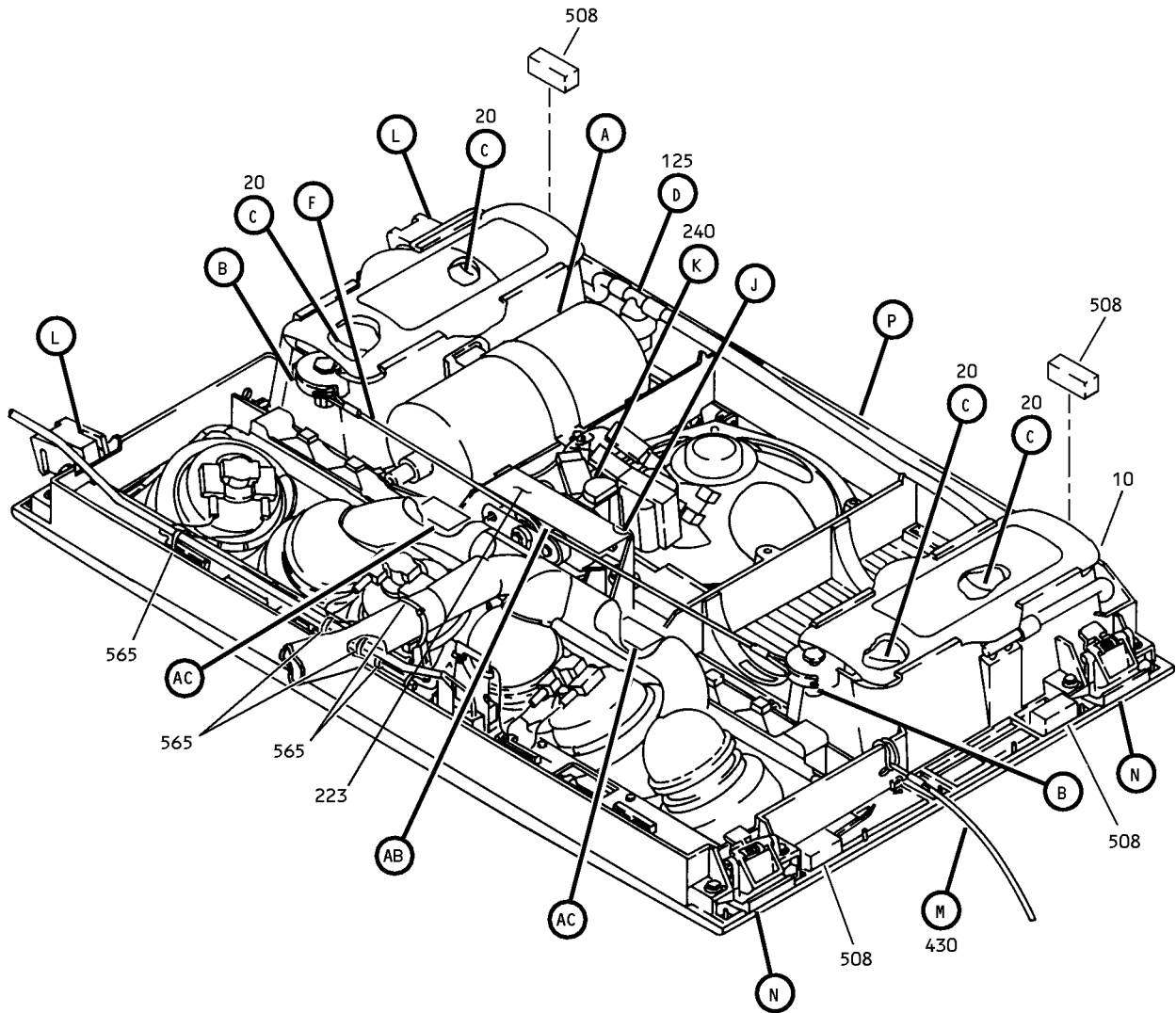
25-23-38

ILLUSTRATED PARTS LIST

Page 1098.117

Nov 01/2008

COMPONENT MAINTENANCE MANUAL



F13535 S00041177526_V2

Passenger Service Unit Assembly
IPL Figure 7 (Sheet 1 of 16)

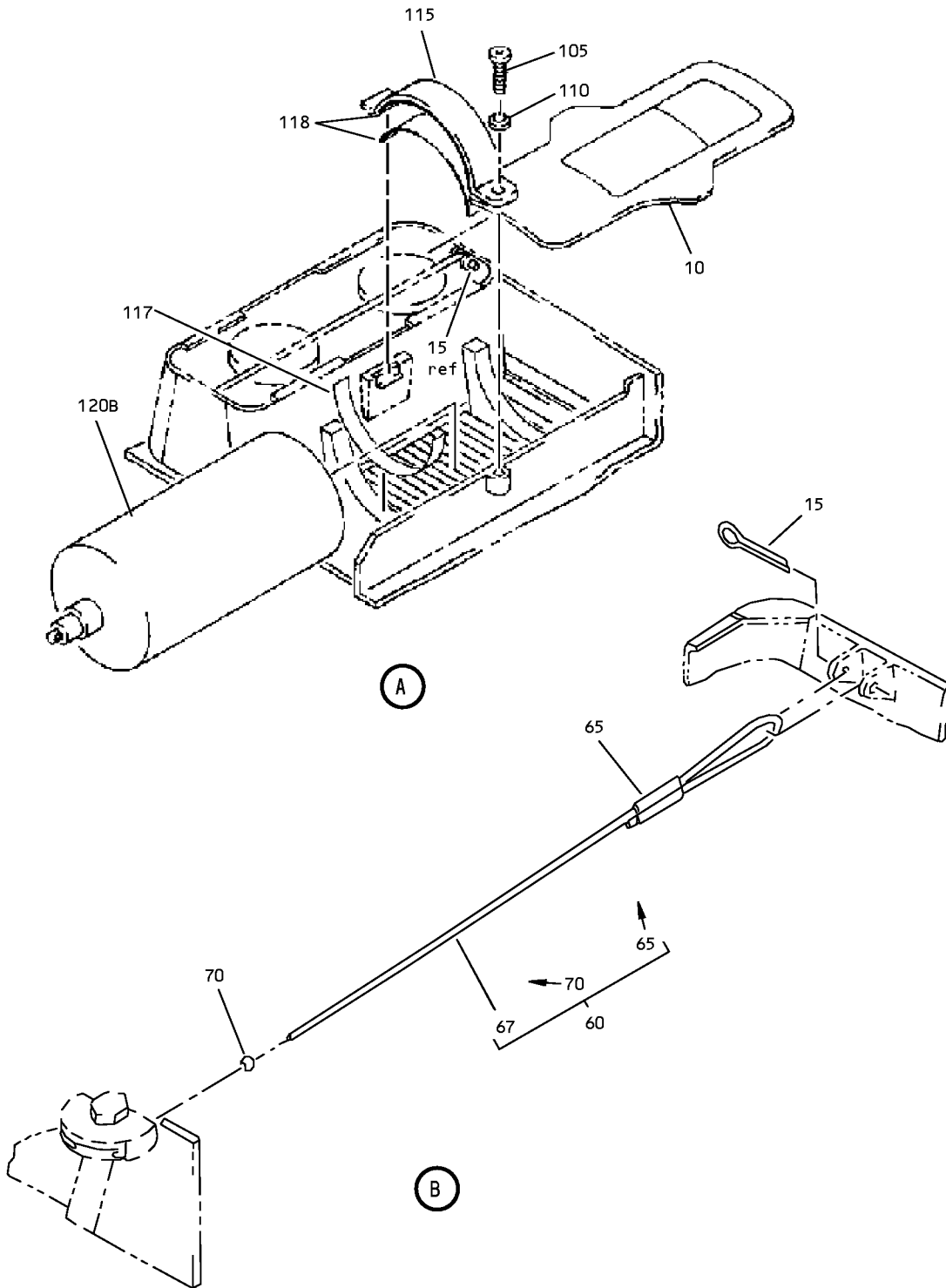
25-23-38

ILLUSTRATED PARTS LIST

Page 1098.118

Nov 01/2008

COMPONENT MAINTENANCE MANUAL

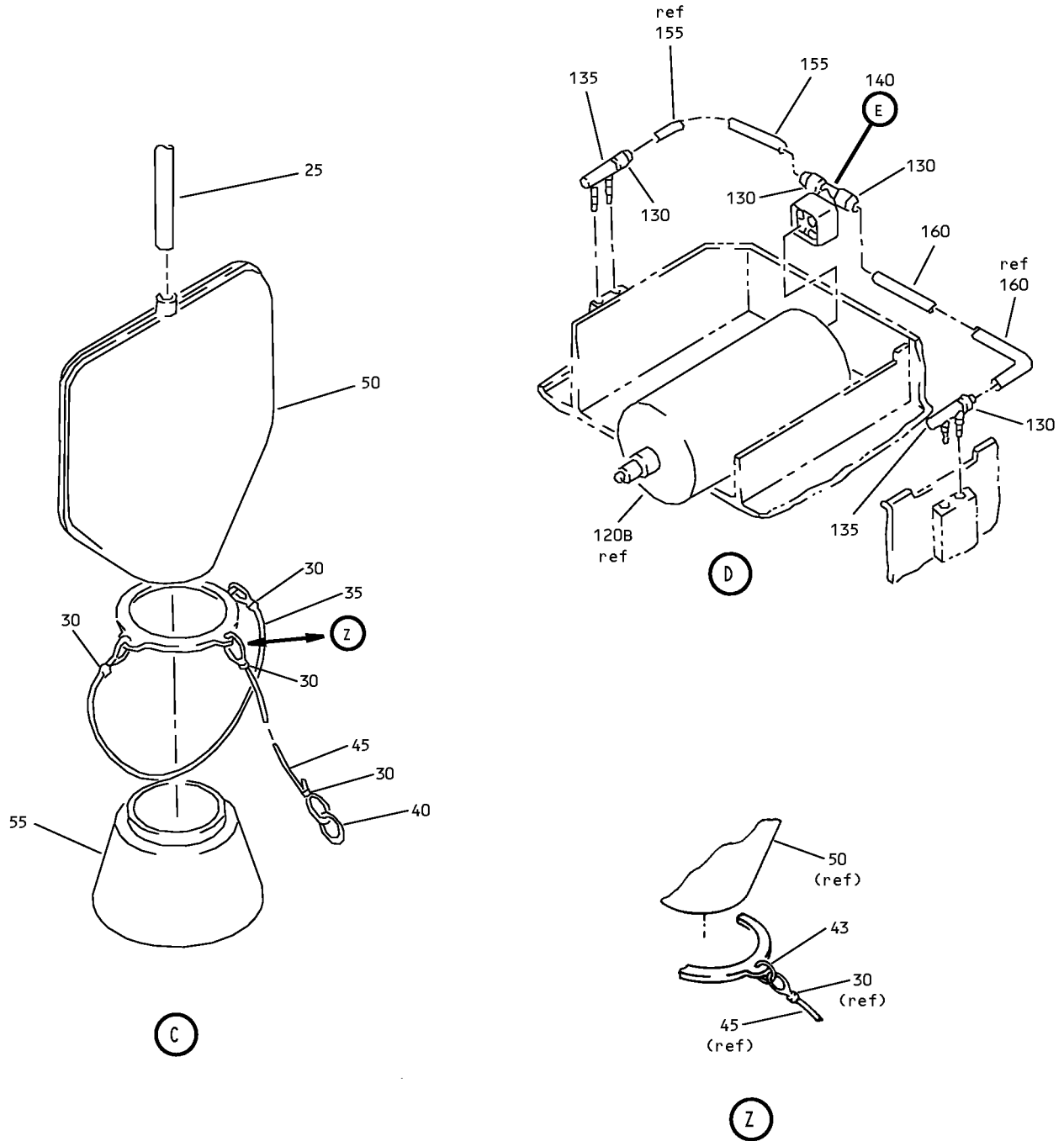


F13525 S00041177527_V2

Passenger Service Unit Assembly
IPL Figure 7 (Sheet 2 of 16)

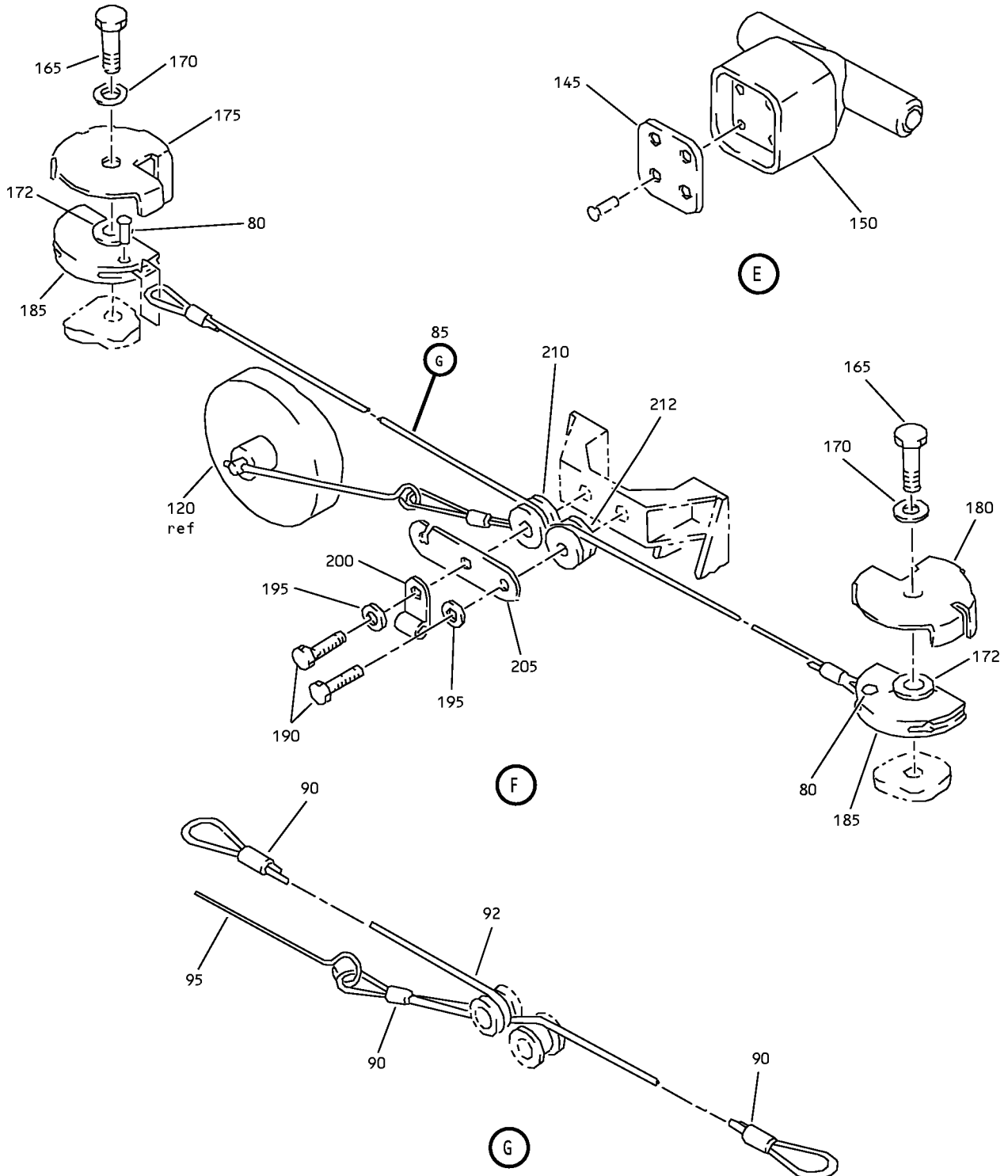
25-23-38
ILLUSTRATED PARTS LIST
Page 1098.119
Nov 01/2008

COMPONENT MAINTENANCE MANUAL



Passenger Service Unit Assembly
IPL Figure 7 (Sheet 3 of 16)

COMPONENT MAINTENANCE MANUAL



Passenger Service Unit Assembly
IPL Figure 7 (Sheet 4 of 16)

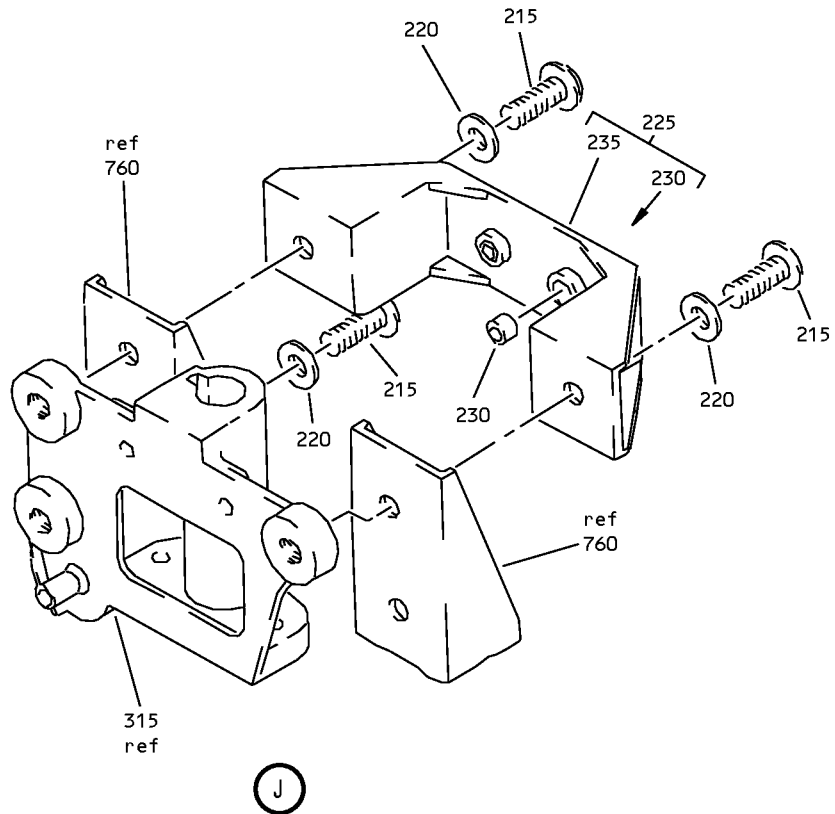
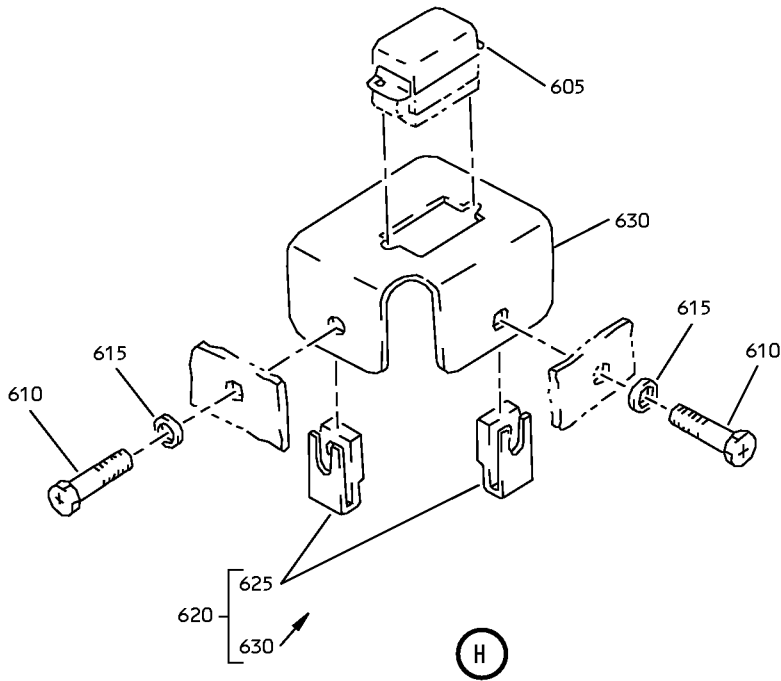
25-23-38

ILLUSTRATED PARTS LIST

Page 1098.121

Nov 01/2008

COMPONENT MAINTENANCE MANUAL



Passenger Service Unit Assembly
IPL Figure 7 (Sheet 5 of 16)

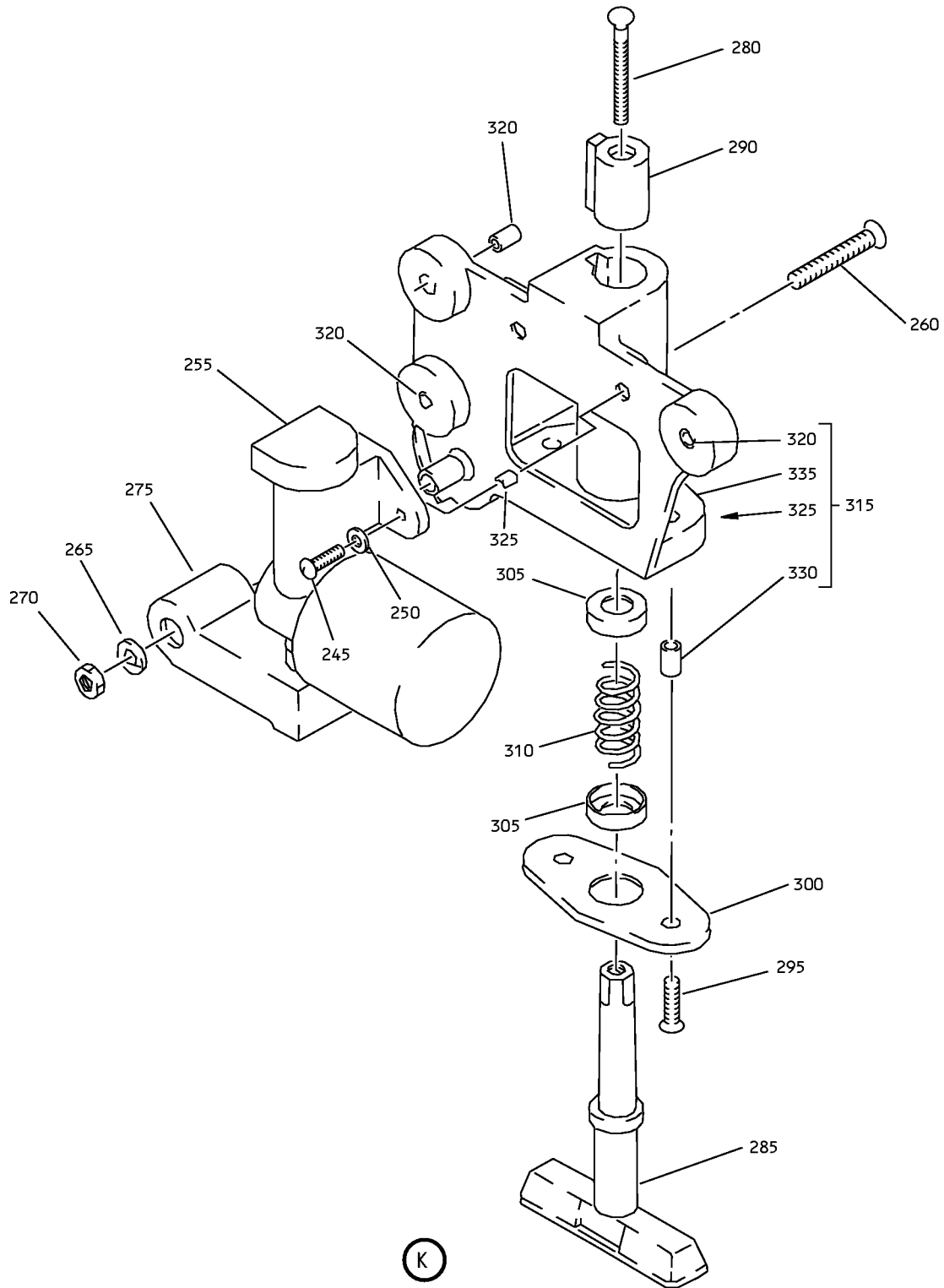
25-23-38

ILLUSTRATED PARTS LIST

Page 1098.122

Nov 01/2008

COMPONENT MAINTENANCE MANUAL



(K)

Passenger Service Unit Assembly
IPL Figure 7 (Sheet 6 of 16)

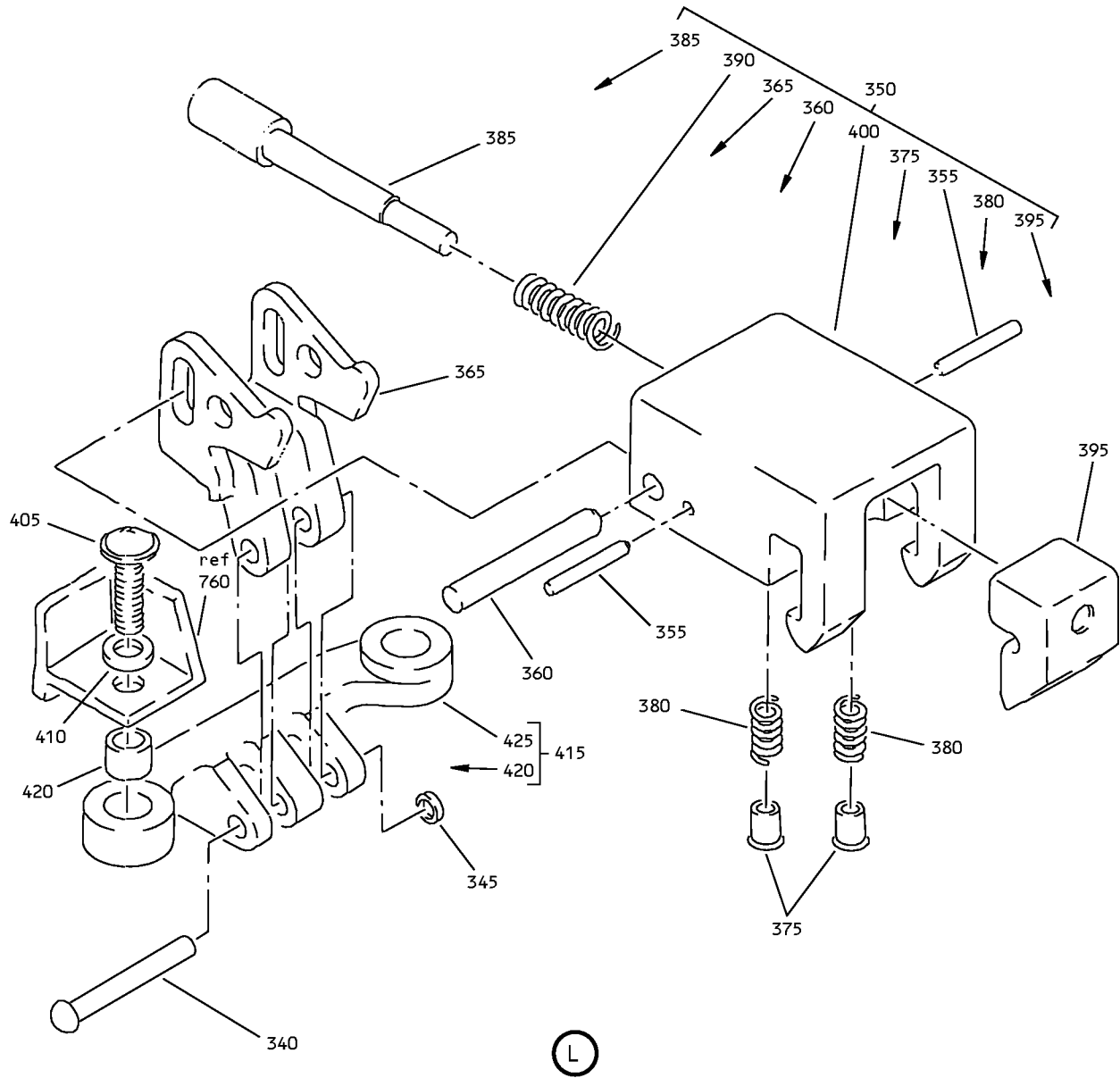
25-23-38

ILLUSTRATED PARTS LIST

Page 1098.123

Nov 01/2008

COMPONENT MAINTENANCE MANUAL



Passenger Service Unit Assembly
IPL Figure 7 (Sheet 7 of 16)

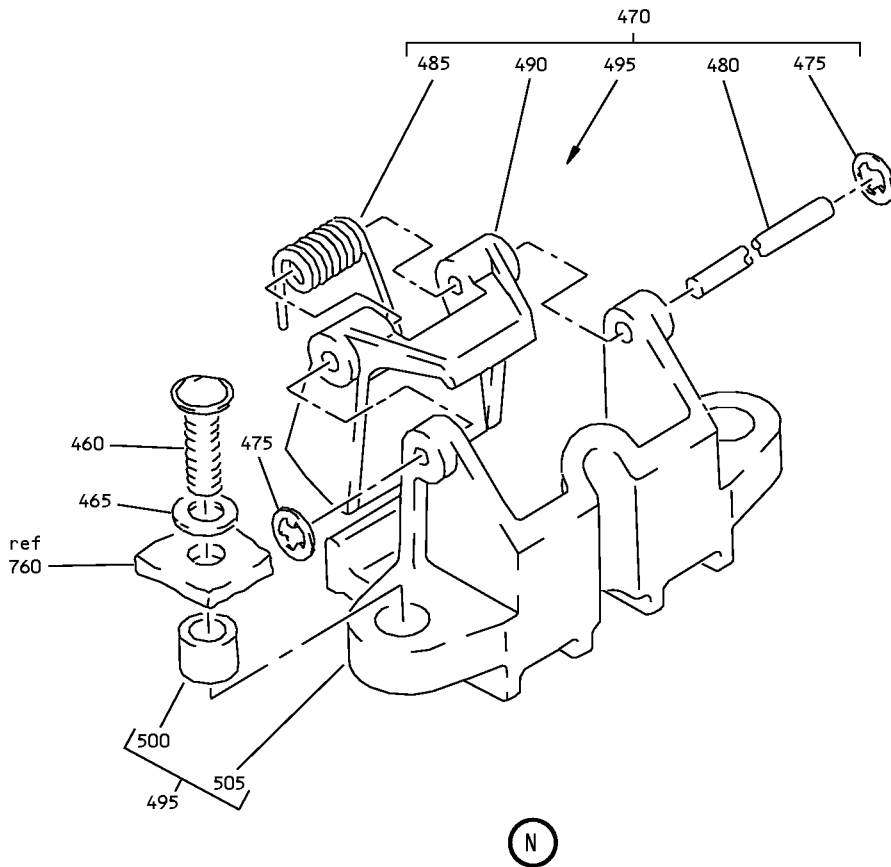
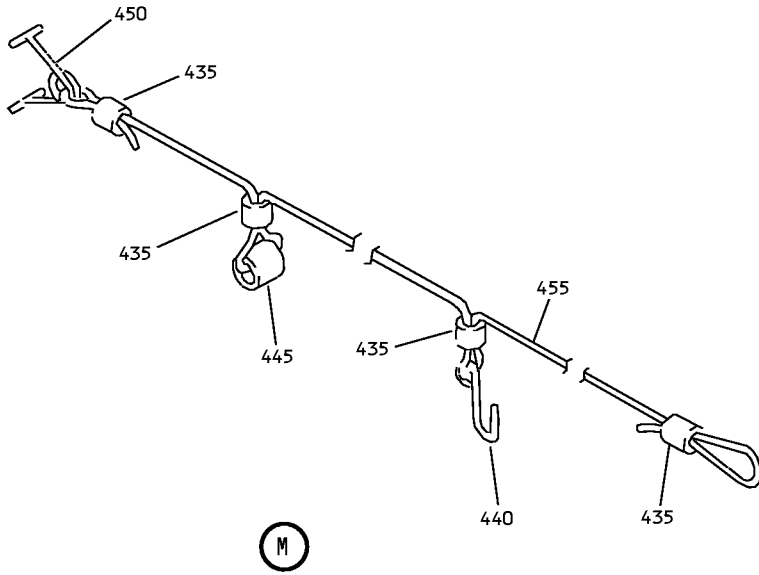
25-23-38

ILLUSTRATED PARTS LIST

Page 1098.124

Nov 01/2008

COMPONENT MAINTENANCE MANUAL



Passenger Service Unit Assembly
IPL Figure 7 (Sheet 8 of 16)

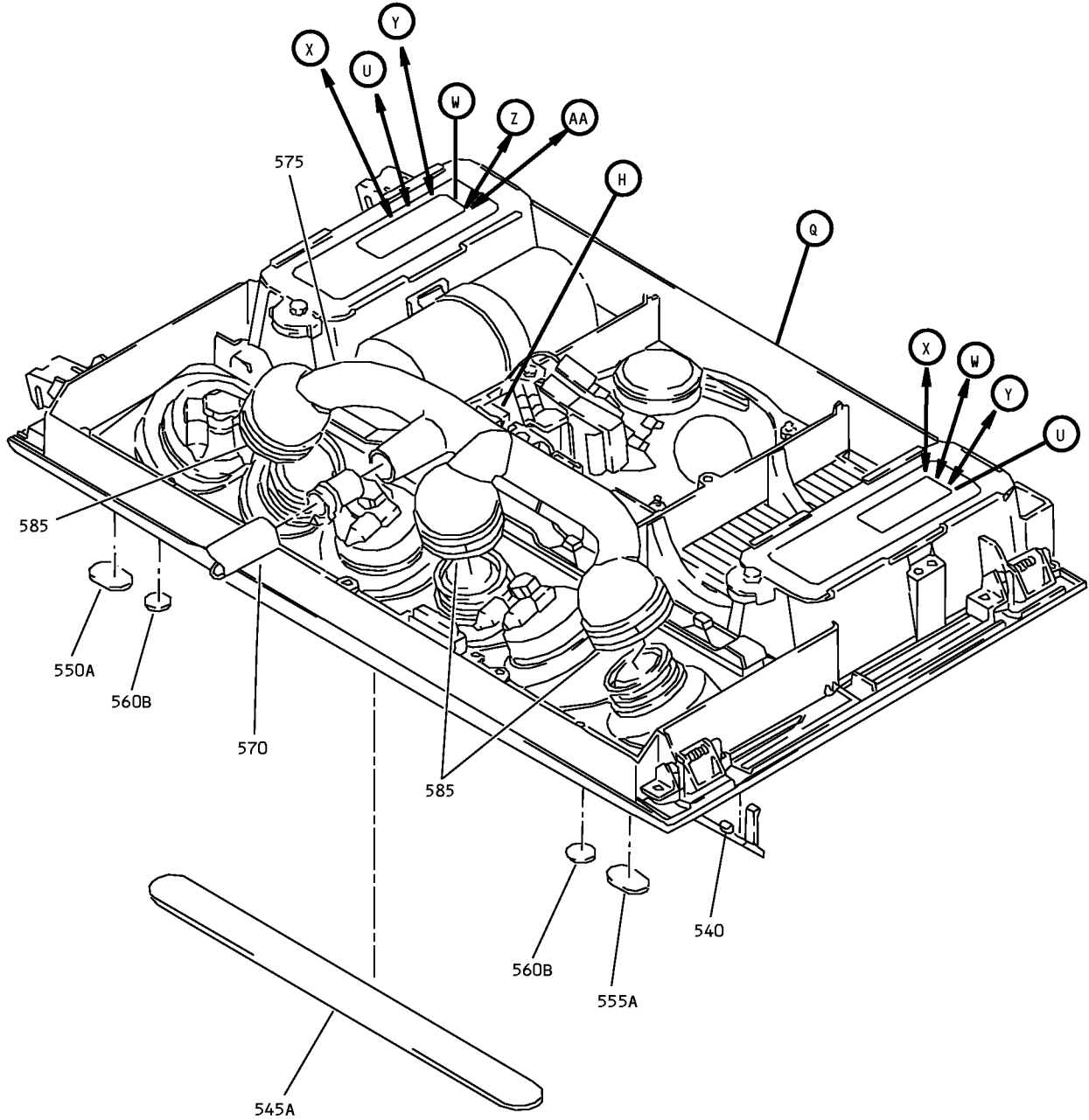
25-23-38

ILLUSTRATED PARTS LIST

Page 1098.125

Nov 01/2008

COMPONENT MAINTENANCE MANUAL



P

Passenger Service Unit Assembly
IPL Figure 7 (Sheet 9 of 16)

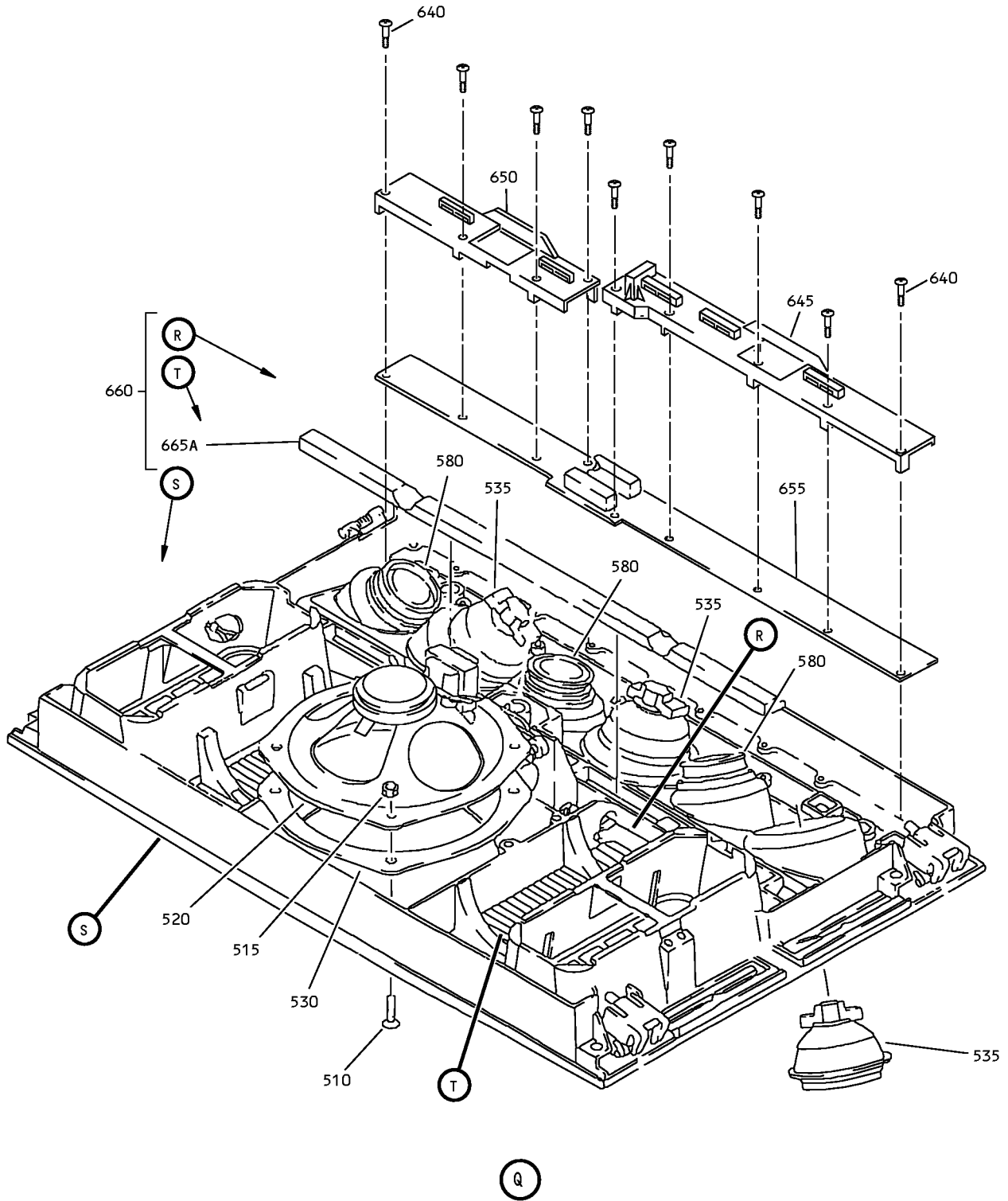
25-23-38

ILLUSTRATED PARTS LIST

Page 1098.126

Nov 01/2008

COMPONENT MAINTENANCE MANUAL



Passenger Service Unit Assembly
IPL Figure 7 (Sheet 10 of 16)

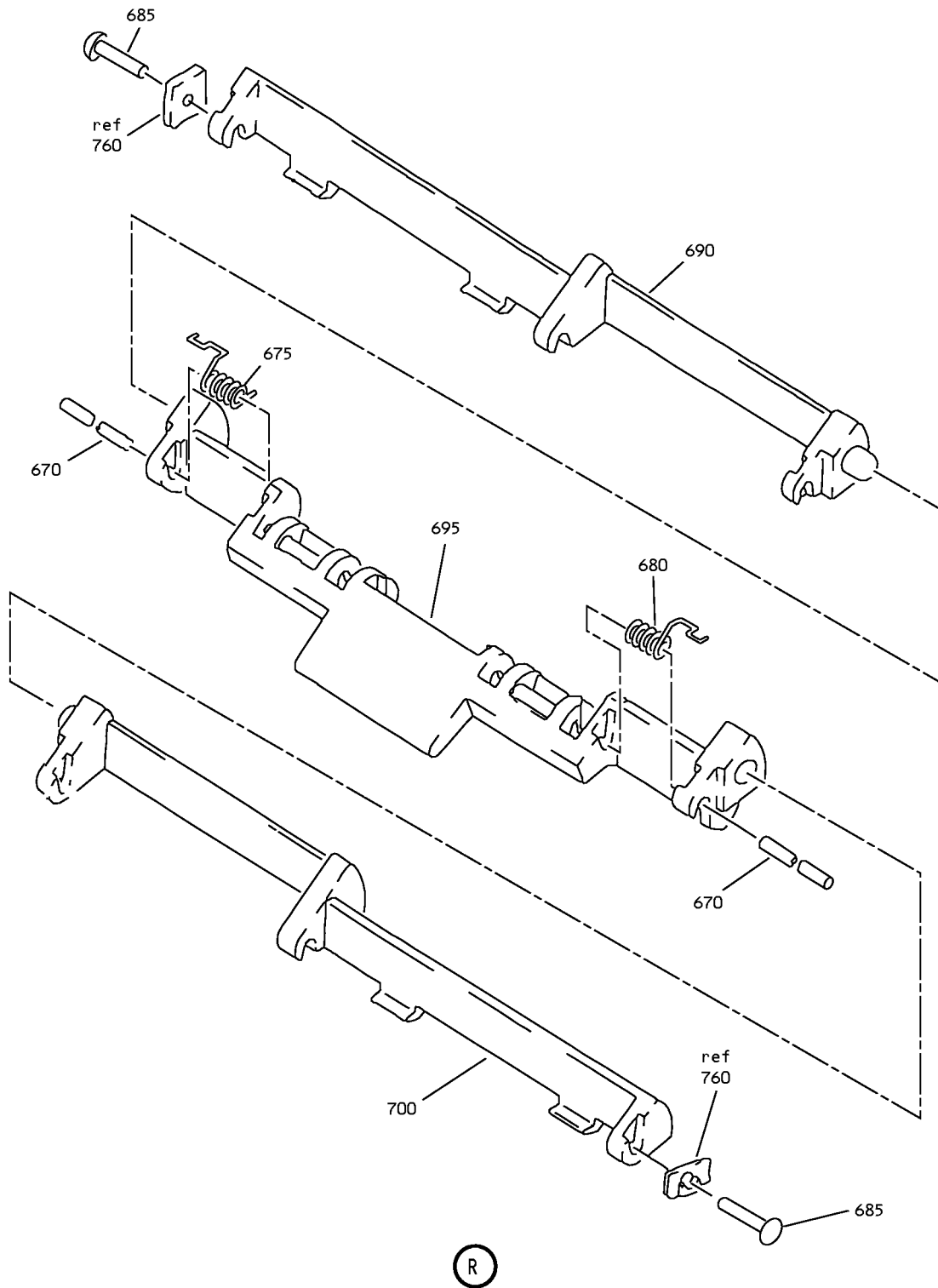
25-23-38

ILLUSTRATED PARTS LIST

Page 1098.127

Nov 01/2008

COMPONENT MAINTENANCE MANUAL



Passenger Service Unit Assembly
IPL Figure 7 (Sheet 11 of 16)

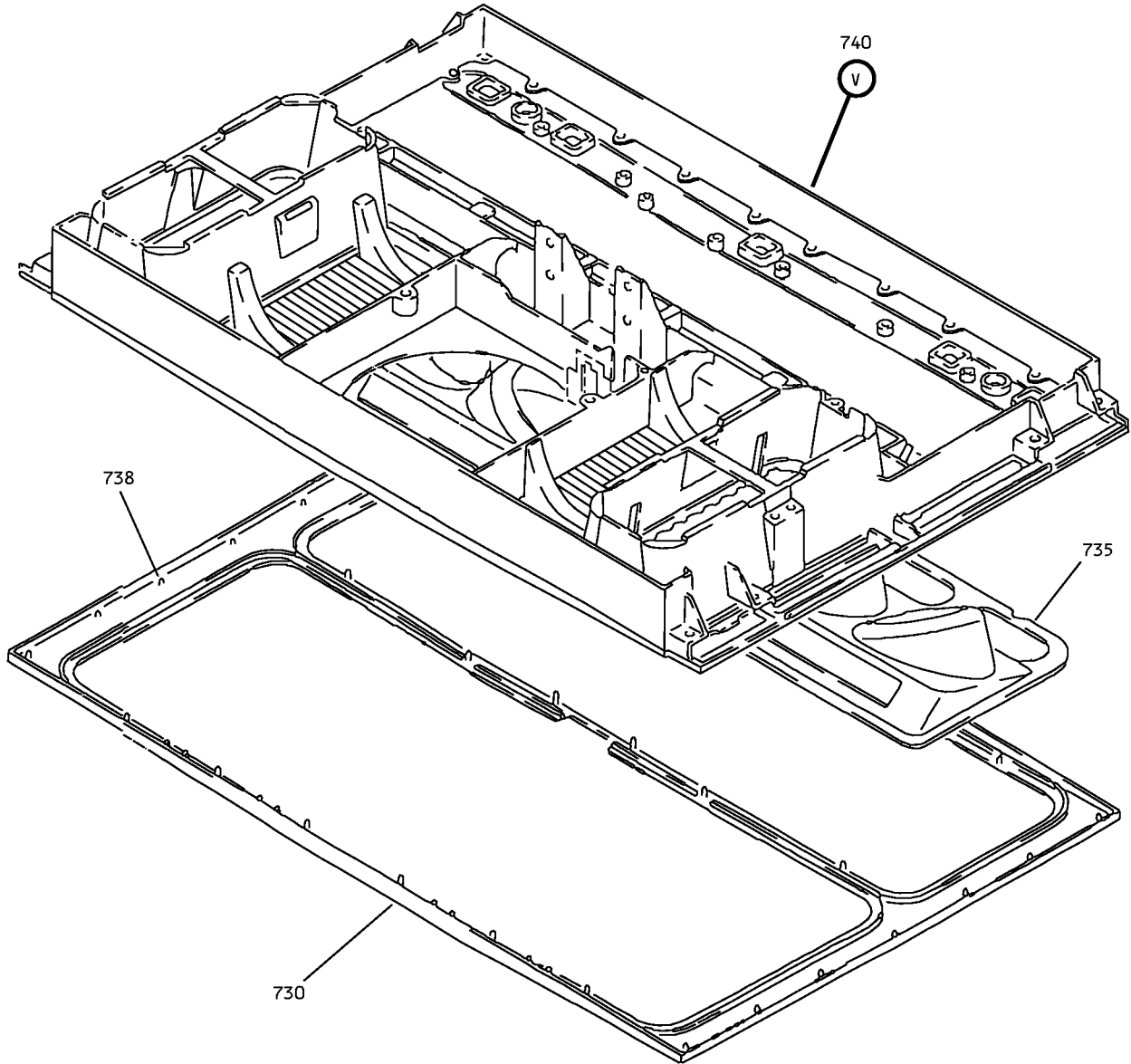
25-23-38

ILLUSTRATED PARTS LIST

Page 1098.128

Nov 01/2008

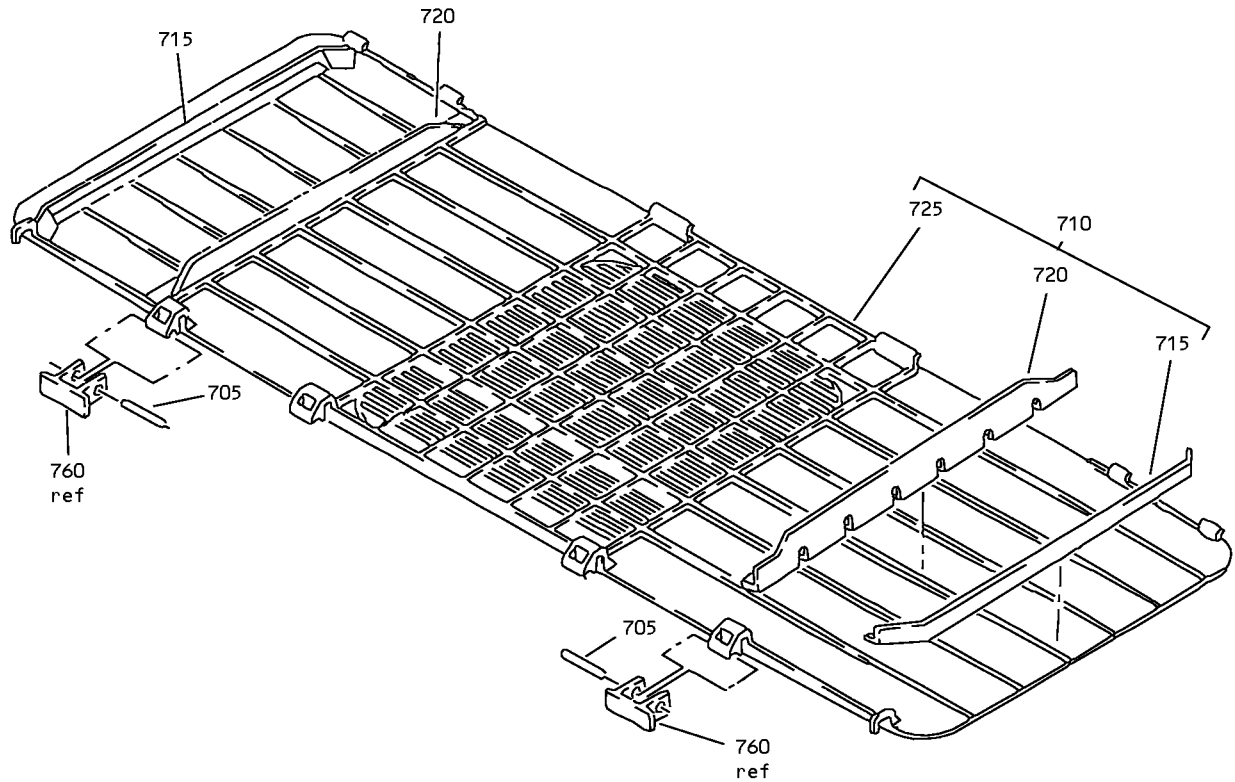
COMPONENT MAINTENANCE MANUAL



Passenger Service Unit Assembly
IPL Figure 7 (Sheet 12 of 16)

25-23-38
ILLUSTRATED PARTS LIST
Page 1098.129
Nov 01/2008

COMPONENT MAINTENANCE MANUAL



T

ATTENTION

FOR REMOVAL AND RELOCATION INFORMATION SEE
MAINTENANCE MANUAL CHAPTER 25

FOR MASK STOWAGE INSTRUCTIONS SEE MAINTENANCE
MANUAL CHAPTER 35

FOR CLEANING INSTRUCTION SEE DOCUMENT D6-7127

765

U

Passenger Service Unit Assembly
IPL Figure 7 (Sheet 13 of 16)

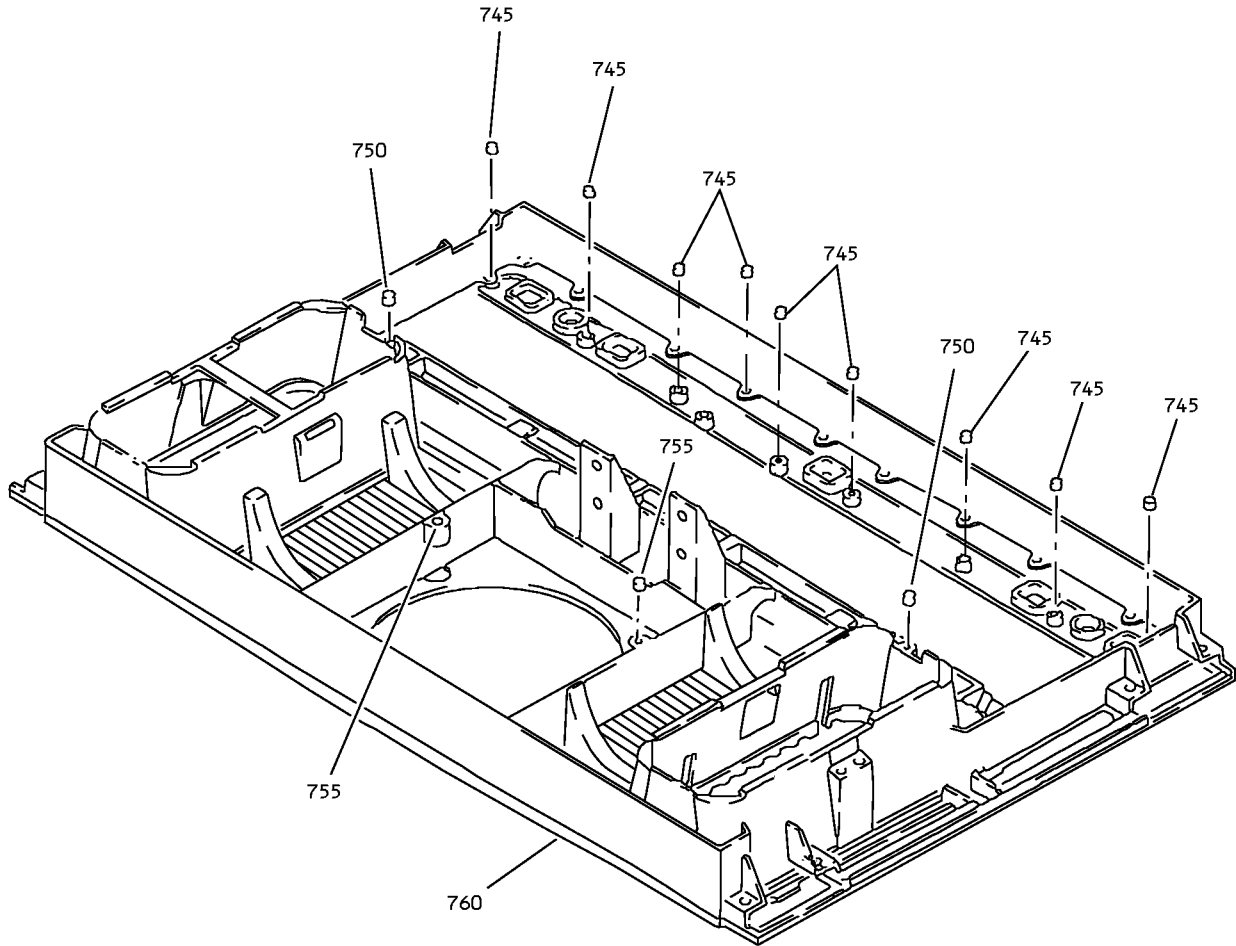
25-23-38

ILLUSTRATED PARTS LIST

Page 1098.130

Nov 01/2008

COMPONENT MAINTENANCE MANUAL



V

Passenger Service Unit Assembly
IPL Figure 7 (Sheet 14 of 16)

25-23-38

ILLUSTRATED PARTS LIST

Page 1098.131

Nov 01/2008

COMPONENT MAINTENANCE MANUAL

<p>M10973 Passenger Service Unit Underbin</p>	<p>ATTENTION</p> <p>For Removal and Relocation Information See Maintenance Manual Chapter 25</p> <p>For Mask Stowage Information See Maintenance Manual Chapter 35</p> <p>For Cleaning Instructions See Document D6-7127</p>
--	---

(W)

770

<p>M10976 Passenger Service Unit Underbin</p>	<p>ATTENTION</p> <p>For Removal and Relocation Information See Maintenance Manual Chapter 25</p> <p>For Mask Stowage Information See Maintenance Manual Chapter 35</p> <p>For Cleaning Instructions See Document D6-7127</p>
--	---

(X)

775

<p>M10983 Passenger Service Unit Underbin</p>	<p>ATTENTION</p> <p>For Removal and Relocation Information See Maintenance Manual Chapter 25</p> <p>For Mask Stowage Information See Maintenance Manual Chapter 35</p> <p>For Cleaning Instructions See Document D6-7127</p>
--	---

(Y)

780

Passenger Service Unit Assembly
IPL Figure 7 (Sheet 15 of 16)

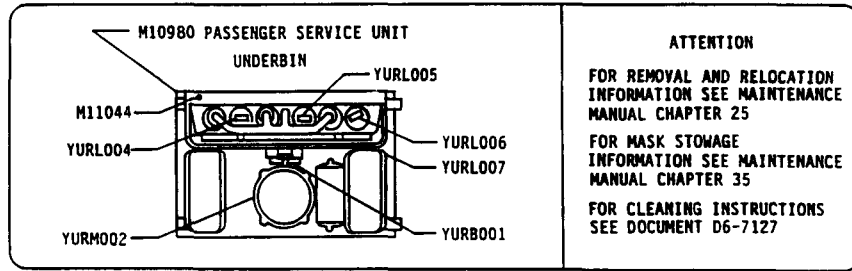
25-23-38

ILLUSTRATED PARTS LIST

Page 1098.132

Nov 01/2008

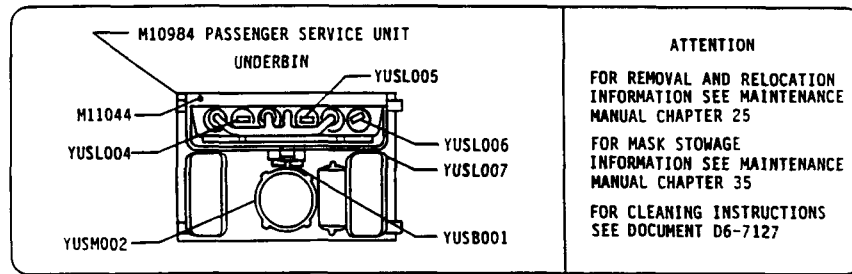
COMPONENT MAINTENANCE MANUAL



ATTENTION
 FOR REMOVAL AND RELOCATION INFORMATION SEE MAINTENANCE MANUAL CHAPTER 25
 FOR MASK STOWAGE INFORMATION SEE MAINTENANCE MANUAL CHAPTER 35
 FOR CLEANING INSTRUCTIONS SEE DOCUMENT D6-7127

(Z)


785



ATTENTION
 FOR REMOVAL AND RELOCATION INFORMATION SEE MAINTENANCE MANUAL CHAPTER 25
 FOR MASK STOWAGE INFORMATION SEE MAINTENANCE MANUAL CHAPTER 35
 FOR CLEANING INSTRUCTIONS SEE DOCUMENT D6-7127

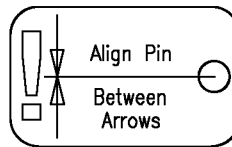
(AA)

790



(AB)

795



(AC)

800

Passenger Service Unit Assembly
 IPL Figure 7 (Sheet 16 of 16)

25-23-38

ILLUSTRATED PARTS LIST

Page 1098.133

Nov 01/2008



COMPONENT MAINTENANCE MANUAL

FIG/ ITEM	PART NUMBER	AIRLINE PART NUMBER	NOMENCLATURE							USAGE CODE	UNITS PER ASSY
			1	2	3	4	5	6	7		
7-											
-1A	417N3011-101SP									BP	RF
-1B	417N3011-103SP									BQ	RF
-1C	417N3011-113SP									BR	RF
-1D	417N3011-121SP									BS	RF
-1E	417N3011-142SP									CZ	RF
-1F	417N3011-144SP									DB	RF
-1G	417N3011-147SP									DD	RF
-1H	417N3011-149SP									DE	RF
-1J	417N3011-151SP									DH	RF
-1K	417N3011-201SP									EC	RF
-1L	417N3011-203SP									EE	RF
-1M	417N3011-213SP									EG	RF
-1N	417N3011-221SP									EJ	RF
-1P	417N3011-301SP									EK	RF
-1Q	417N3011-303SP									EM	RF
-1R	417N3011-313SP									EV	RF

-Item not Illustrated

25-23-38

ILLUSTRATED PARTS LIST

Page 1098.134

Nov 01/2008



COMPONENT MAINTENANCE MANUAL

FIG/ ITEM	PART NUMBER	AIRLINE PART NUMBER	NOMENCLATURE							USAGE CODE	UNITS PER ASSY
			1	2	3	4	5	6	7		
7-											
-1S	417N3011-321SP									FB	RF
-1T	417N3011-221C									FZ	RF
-1U	417N3011-303C									GA	RF
-1V	417N3011-401B									GD	RF
-1W	417N3011-401C									GE	RF
-1X	417N3011-401D									GF	RF
-1Y	417N3011-401G									GG	RF
-1Z	417N3011-401M									GH	RF
-2	417N3011-401N									GJ	RF
-2A	417N3011-401P									GK	RF
-2B	417N3011-401T									GL	RF
-2C	417N3011-401V									GM	RF
-2D	417N3011-401W									GN	RF
-2E	417N3011-403B									GP	RF
-2F	417N3011-403C									GQ	RF
-2G	417N3011-403G									GR	RF
-2H	417N3011-403H									GS	RF

-Item not Illustrated

25-23-38

ILLUSTRATED PARTS LIST

Page 1098.135

Nov 01/2008



COMPONENT MAINTENANCE MANUAL

FIG/ ITEM	PART NUMBER	AIRLINE PART NUMBER	NOMENCLATURE							USAGE CODE	UNITS PER ASSY
			1	2	3	4	5	6	7		
7-											
-2J	417N3011-403J									GT	RF
-2K	417N3011-403L									GU	RF
-2L	417N3011-413B									GV	RF
-2M	417N3011-413D									GW	RF
-2N	417N3011-413G									GX	RF
-2P	417N3011-413J									DELETED	
-2Q	417N3011-413L									GZ	RF
-2R	417N3011-413M									HA	RF
-2S	417N3011-421C									HB	RF
-2T	417N3011-421D									HC	RF
-2U	417N3011-501C									HD	RF
-2V	417N3011-513C									HE	RF
-2W	417N3011-421G									JJ	RF
-2X	417N3011-401J									KB	RF
-2Y	417N3011-403D									KC	RF
-2Z	417N3011-413P									KF	RF
-3	417N3011-401BB									KG	RF
-3A	417N3011-403M									KH	RF

-Item not Illustrated

25-23-38

ILLUSTRATED PARTS LIST

Page 1098.136

Nov 01/2008



COMPONENT MAINTENANCE MANUAL

FIG/ ITEM	PART NUMBER	AIRLINE PART NUMBER	NOMENCLATURE							USAGE CODE	UNITS PER ASSY
			1	2	3	4	5	6	7		
7-											
-3B	417N3011-401BC									KQ	RF
-3C	417N3011-403P									KR	RF
-3D	417N3011-413T									KS	RF
-3E	417N3011-421B									KT	RF
-3F	417N3011-403N										
-3G	417N3011-413SP									LH	RF
-3H	417N3011-203B									GY	RF
-3J	417N3011-203C									JC	RF
-3K	417N3011-203D									LE	RF
-3L	417N3011-203E									LF	RF
-3M	417N3011-203G									LJ	RF
-3N	417N3011-203N									LK	RF
-3P	417N3011-401H									LL	RF
-3Q	417N3011-401L									LM	RF

-Item not Illustrated

25-23-38

ILLUSTRATED PARTS LIST

Page 1098.137

Nov 01/2008



COMPONENT MAINTENANCE MANUAL

FIG/ ITEM	PART NUMBER	AIRLINE PART NUMBER	NOMENCLATURE							USAGE CODE	UNITS PER ASSY
			1	2	3	4	5	6	7		
7-											
-3R	417N3011-413H									LN	RF
-3S	417N3011-413V									LP	RF
-3T	417N3011-421J									LQ	RF
-3U	417N3011-413C									MF	RF
-3V	417N3011-601B									MH	RF
-3W	417N3011-603B									MK	RF
-3X	417N3011-603C									ML	RF
-3Y	417N3011-613B									MM	RF
-3Z	417N3011-613C									MN	RF
-4	417N3011-601BG									MX	RF
-4A	417N3011-601C									MY	RF
-4B	417N3011-603BG									MZ	RF
-4C	417N3011-601T									ND	RF
-4D	417N3011-601V									NE	RF
-4E	417N3011-613L									NH	RF
-4F	417N3011-601BH									NS	RF
-4G	417N3011-601BJ									NT	RF
-4H	417N3011-601D									NU	RF

-Item not Illustrated

25-23-38

ILLUSTRATED PARTS LIST

Page 1098.138

Nov 01/2008



COMPONENT MAINTENANCE MANUAL

FIG/ ITEM	PART NUMBER	AIRLINE PART NUMBER	NOMENCLATURE							USAGE CODE	UNITS PER ASSY
			1	2	3	4	5	6	7		
7-											
-4J	417N3011-601G									NV	RF
-4K	417N3011-613BJ									NW	RF
-4L	417N3011-613D									NX	RF
-4M	417N3011-613G									NY	RF
-4N	417N3011-603T									NZ	RF
-4P	417N3011-713C									PA	RF
-4Q	417N3011-713D									PB	RF
-4R	417N3011-703J									PM	RF
-4S	417N3011-603G									QM	RF
-4T	417N3011-703B									QK	RF
-5	417N3011-102SP									BT	RF
-5A	417N3011-104SP									BU	RF
-5B	417N3011-114SP									BV	RF
-5C	417N3011-122SP									BW	RF
-5D	417N3011-143SP									DA	RF
-5E	417N3011-145SP									DC	RF
-5F	417N3011-148SP									DF	RF
-5G	417N3011-150SP									DG	RF

-Item not Illustrated

25-23-38

ILLUSTRATED PARTS LIST

Page 1098.139

Nov 01/2008



COMPONENT MAINTENANCE MANUAL

FIG/ ITEM	PART NUMBER	AIRLINE PART NUMBER	NOMENCLATURE							USAGE CODE	UNITS PER ASSY
			1	2	3	4	5	6	7		
7-											
-5H	417N3011-152SP									DJ	RF
-5J	417N3011-202SP									ED	RF
-5K	417N3011-204SP									EF	RF
-5L	417N3011-214SP									EH	RF
-5M	417N3011-302SP									EL	RF
-5N	417N3011-304SP									EN	RF
-5P	417N3011-314SP									EW	RF
-5Q	417N3011-322SP									FC	RF
-5R	417N3011-304C									HF	RF
-5S	417N3011-402B									HH	RF
-5T	417N3011-402C									HJ	RF
-5U	417N3011-402D									HK	RF
-5V	417N3011-402G									HL	RF
-5W	417N3011-402M									HM	RF
-5X	417N3011-402N									HN	RF
-5Y	417N3011-402P									HP	RF

-Item not Illustrated

25-23-38

ILLUSTRATED PARTS LIST

Page 1098.140

Nov 01/2008



COMPONENT MAINTENANCE MANUAL

FIG/ ITEM	PART NUMBER	AIRLINE PART NUMBER	NOMENCLATURE							USAGE CODE	UNITS PER ASSY
			1	2	3	4	5	6	7		
7-											
-5Z	417N3011-402T									HQ	RF
-6	417N3011-402V									HR	RF
-6A	417N3011-402W									HS	RF
-6B	417N3011-404B									HT	RF
-6C	417N3011-404C									HU	RF
-6D	417N3011-404G									HV	RF
-6E	417N3011-404H									HW	RF
-6F	417N3011-404J									HX	RF
-6G	417N3011-404L									HY	RF
-6H	417N3011-414B									HZ	RF
-6J	417N3011-414D									JA	RF
-6K	417N3011-414G									JB	RF
-6L	417N3011-414J									JC	RF
-6M	417N3011-414L									JD	RF
-6N	417N3011-414M									JE	RF
-6P	417N3011-422C									JF	RF
-6Q	417N3011-502C									JG	RF
-6R	417N3011-514C									JH	RF

-Item not Illustrated

25-23-38

ILLUSTRATED PARTS LIST

Page 1098.141

Nov 01/2008



COMPONENT MAINTENANCE MANUAL

FIG/ ITEM	PART NUMBER	AIRLINE PART NUMBER	NOMENCLATURE							USAGE CODE	UNITS PER ASSY			
			1	2	3	4	5	6	7					
7-														
-6S	417N3011-402J											SERVICE UNIT ASSY-R SIDE, WITH 2K SPKR AND GASPER (M10973)	KD	RF
-6T	417N3011-404D											SERVICE UNIT ASSY-R SIDE, WITH 4K SPKR AND GASPER (M10976)	KE	RF
-6U	417N3011-402BB											SERVICE UNIT ASSY-R SIDE, WITH 2K SPKR AND GASPER (M10973)	KJ	RF
-6V	417N3011-404M											SERVICE UNIT ASSY-R SIDE, WITH 4K SPKR AND GASPER (M10976)	KK	RF
-6W	417N3011-402BC											SERVICE UNIT ASSY-R SIDE, WITH 2K SPKR AND GASPER (M10973)	KM	RF
-6X	417N3011-404P											SERVICE UNIT ASSY-R SIDE, WITH 4K SPKR AND GASPER (M10976)	KN	RF
-6Y	417N3011-414T											SERVICE UNIT ASSY-R SIDE, PASS., NO SPKR, WITH GASPER (M10973)	KP	RF
-6Z	417N3011-404N											DELETED		
-7	417N3011-402SP											SERVICE UNIT ASSY-R SIDE, PASS., WITH 2K SPKR AND GASPER (M10973)	LG	RF
-7A	417N3011-413SP											DELETED		
-7B	417N3011-204A											SERVICE UNIT ASSY-R SIDE, PASS., WITH SPKR (EVERY ROW) AND GASPER) (M10976)	LR	RF
-7C	417N3011-204B											SERVICE UNIT ASSY-R SIDE, PASS., WITH SPKR (EVERY ROW) AND GASPER) (M10976)	LS	RF
-7D	417N3011-204C											SERVICE UNIT ASSY-R SIDE, PASS., WITH SPKR (EVERY ROW) AND GASPER) (M10976)	LT	RF
-7E	417N3011-204D											SERVICE UNIT ASSY-R SIDE, PASS., WITH SPKR (EVERY ROW) AND GASPER) (M10976)	LU	RF
-7F	417N3011-204E											SERVICE UNIT ASSY-R SIDE, PASS., WITH SPKR (EVERY ROW) AND GASPER) (M10976)	LV	RF

-Item not Illustrated

25-23-38

ILLUSTRATED PARTS LIST

Page 1098.142

Nov 01/2008



COMPONENT MAINTENANCE MANUAL

FIG/ ITEM	PART NUMBER	AIRLINE PART NUMBER	NOMENCLATURE							USAGE CODE	UNITS PER ASSY
			1	2	3	4	5	6	7		
7-											
-7G	417N3011-204G									LW	RF
-7H	417N3011-204N									LX	RF
-7J	417N3011-402H									LY	RF
-7K	417N3011-402L									LZ	RF
-7L	417N3011-414N									MA	RF
-7M	417N3011-414P									MB	RF
-7N	417N3011-414V									MC	RF
-7P	417N3011-422B									MD	RF
-7Q	417N3011-422D									ME	RF
-7R	417N3011-414C									MG	RF
-7S	417N3011-602B									MJ	RF
-7T	417N3011-604B									MP	RF
-7U	417N3011-604C									MQ	RF
-7V	417N3011-614B									MR	RF
-7W	417N3011-614C									MS	RF
-7X	417N3011-602C									NA	RF

-Item not Illustrated

25-23-38

ILLUSTRATED PARTS LIST

Page 1098.143

Nov 01/2008



COMPONENT MAINTENANCE MANUAL

FIG/ ITEM	PART NUMBER	AIRLINE PART NUMBER	NOMENCLATURE							USAGE CODE	UNITS PER ASSY
			1	2	3	4	5	6	7		
7-											
-7Y	417N3011-602BG									NB	RF
-7Z	417N3011-604BG									NC	RF
-8	417N3011-602T									NF	RF
-8A	417N3011-602V									NG	RF
-8B	417N3011-614L									NJ	RF
-8C	417N3011-602BH									PC	RF
-8D	417N3011-602BJ									PD	RF
-8E	417N3011-602D									PE	RF
-8F	417N3011-602G									PF	RF
-8G	417N3011-614BH									PG	RF
-8H	417N3011-614D									PH	RF
-8J	417N3011-614G									PJ	RF
-8K	417N3011-604T									PK	RF
-8L	417N3011-702D									PL	RF
-8M	417N3011-704J									PN	RF
-8N	417N3011-602M									QP	RF
-8P	417N3011-604G									QN	RF
-8Q	417N3011-702G									QH	RF
-8R	417N3011-702J									QJ	RF

-Item not Illustrated

25-23-38

ILLUSTRATED PARTS LIST

Page 1098.144

Nov 01/2008



COMPONENT MAINTENANCE MANUAL

FIG/ ITEM	PART NUMBER	AIRLINE PART NUMBER	NOMENCLATURE							USAGE CODE	UNITS PER ASSY
			1	2	3	4	5	6	7		
7-											
-8S	417N3011-704B									QL	RF
-8T	417N3011-701E									QR	RF
-8U	417N3011-714C									RC	RF
-8V	417N3011-602W									RD	RF
10	417N3132-9									BP-BW, CZ-DJ, EC-EN, EV, EW, FB, FC, FZ, GA, GD-HF, HH-JJ, KB-KK, KM-KT, LE-MS, MX-NJ, NS-PN, QH-QP, QR, RC, RD	2
15	MS24665-134									BP-BW, CZ-DJ, EC-EN, EV, EW, FB, FC, FZ, GA, GY, HF, JC, LE, LF, LJ, LK, LR- LX	2

-Item not Illustrated

25-23-38

ILLUSTRATED PARTS LIST

Page 1098.145

Nov 01/2008



COMPONENT MAINTENANCE MANUAL

FIG/ ITEM	PART NUMBER	AIRLINE PART NUMBER	NOMENCLATURE							USAGE CODE	UNITS PER ASSY	
			1	2	3	4	5	6	7			
7- -15A	BACP18BC02C06P		.	PIN-COTTER							GD-GX, GZ-HE, HH-JB, JD-JJ, KB-KK, KM-KT, LG, LH, LL-LQ, LY-MS, MX-NJ, NS-PN, QH-QP, QR, RC, RD	2
20	417T4205-193		.	MASK ASSY-OXY							BP-BW, DD-DJ	4
-20A	417T4205-97		.	MASK ASSY-OXY (OPT ITEM 020B)							CZ-DC	4
-20B	417T4205-181		.	MASK ASSY-OXY (OPT ITEM 020A)							CZ-DC	4
-20C	289-801-240		.	MASK ASSY-OXY (V53655) (SPEC S418W001-100)							EC-EN, EV, EW, FB-FD, FZ, GA, GD-HF, HH-JJ, KB-KK, KM-KT, LE-MS, MX-NJ, NS-PN, QH-QP, QR, RC, RD	4
25	417T4205-22		.	. TUBING							BP-BW, CZ-DJ	1
30	417T4205-7		.	. CLAMP-HEAD STRAP							BP-BW, CZ-DJ	4
35	417T4205-6		.	. STRAP-HEAD							BP-BW, CZ-DJ	1
40	417T4205-96		.	. RING							BP-BW, CZ-DJ	1

-Item not Illustrated

25-23-38

ILLUSTRATED PARTS LIST

Page 1098.146

Nov 01/2008



COMPONENT MAINTENANCE MANUAL

FIG/ ITEM	PART NUMBER	AIRLINE PART NUMBER	NOMENCLATURE							USAGE CODE	UNITS PER ASSY
			1	2	3	4	5	6	7		
7-											
43	417T4205-96								. . RING (USED ON ITEM 20B)	CZ-DC	1
45	417T4205-94								. . LANYARD (USED ON ITEM 20A)	BP-BW, CZ-DJ	1
-45A	417T4205-54								. . LANYARD (USED ON ITEM 20B)	CZ-DC	1
50	417T4205-9								. . BAG	BP-BW, CZ-DJ	1
55	417T4205-8								. . MASK	BP-BW, CZ-DJ	1
60	417N3137-22								. CABLE ASSY-OXY BOX	BP-BW, CZ-DJ, EC-EN, EV, EW, FB, FC, FZ, GA, GD-HF, HH-JJ, KB-KK, KM-KT, LE-MS, MX-NJ, NS-PN, QH-QP, QR, RC, RD	2
-62	417N3137-28								. . KIT ASSY-CABLE (OPT ITEM 62A)	BP-BW, CZ-DJ, EC-EN, EV, EW, FB, FC, FZ, GA, GD-HF, HH-JJ, KB-KK, KM-KT, LE-MS, MX-NJ, NS-PN, QH-QP, QR, RC, RD	1

-Item not Illustrated

25-23-38

ILLUSTRATED PARTS LIST

Page 1098.147

Nov 01/2008



COMPONENT MAINTENANCE MANUAL

FIG/ ITEM	PART NUMBER	AIRLINE PART NUMBER	NOMENCLATURE							USAGE CODE	UNITS PER ASSY	
			1	2	3	4	5	6	7			
7- -62A	417N3137-29		.	.							BP-BW, CZ-DJ, EC-EN, EV, EW, FB, FC, FZ, GA, GD-HF, HH-JJ, KB-KK, KM-KT, LE-MS, MX-NJ, NS-PN, QH-QP, QR, RC, RD	1
65	417N3137-17		.	.	.						BP-BW, CZ-DJ, EC-EN, EV, EW, FB, FC, FZ, GA, GD-HF, HH-JJ, KB-KK, KM-KT, LE-MS, MX-NJ, NS-PN, QH-QP, QR, RC, RD	1

-Item not Illustrated

25-23-38

ILLUSTRATED PARTS LIST

Page 1098.148

Nov 01/2008



COMPONENT MAINTENANCE MANUAL

FIG/ ITEM	PART NUMBER	AIRLINE PART NUMBER	NOMENCLATURE							USAGE CODE	UNITS PER ASSY	
			1	2	3	4	5	6	7			
7- -65A	7030S		.	.	.	SLEEVE-LOOP (V55175) (USED ON ITEM 62)					BP-BW, CZ-DJ, EC-EN, EV, EW, FB, FC, FZ, GA, GD-HF, HH-JJ, KB-KK, KM-KT, LE-MS, MX-NJ, NS-PN, QH-QP, QR, RC, RD	1
67	417N3137-5		.	.	.	CABLE (USED ON ITEM 62A)					BP-BW, CZ-DJ, EC-EN, EV, EW, FB, FC, FZ, GA, GD-HF, HH-JJ, KB-KK, KM-KT, LE-MS, MX-NJ, NS-PN, QH-QP, QR, RC, RD	1

-Item not Illustrated

25-23-38

ILLUSTRATED PARTS LIST

Page 1098.149

Nov 01/2008



COMPONENT MAINTENANCE MANUAL

FIG/ ITEM	PART NUMBER	AIRLINE PART NUMBER	NOMENCLATURE							USAGE CODE	UNITS PER ASSY	
			1	2	3	4	5	6	7			
7- -67A	417N3137-27		.	.	.	C	A	B	L	E	BP-BW, CZ-DJ, EC-EN, EV, EW, FB, FC, FZ, GA, GD-HF, HH-JJ, KB-KK, KM-KT, LE-MS, MX-NJ, NS-PN, QH-QP, QR, RC, RD	1
70	417N3137-18		.	.	B	A	L	L			BP-BW, CZ-DJ, EC-EN, EV, EW, FB, FC, FZ, GA, GD-HF, HH-JJ, KB-KK, KM-KT, LE-MS, MX-NJ, NS-PN, QH-QP, QR, RC, RD	1
-75	417N3137-5		DELETED									
80	MS20392-1C11		.	P	I	N	-	D	R	I	BP-BW, CZ-DJ, EC-EN, EV, EW, FB, FC, FZ, GA, GY, HF, JC, LE, LF, LJ, LK, LR- LX	2
-80A	BACP18BC02C06P		DELETED									

-Item not Illustrated

25-23-38

ILLUSTRATED PARTS LIST

Page 1098.150

Nov 01/2008



COMPONENT MAINTENANCE MANUAL

FIG/ ITEM	PART NUMBER	AIRLINE PART NUMBER	NOMENCLATURE							USAGE CODE	UNITS PER ASSY
			1	2	3	4	5	6	7		
7-											
-80B	BACP18D1C11										
-80C	BACP18BD1C11									GD-GX, GZ-HE, HH-JB, JD-JJ, KB-KK, KM-KT, LG, LH, LL-LQ, LY-MS, MX-NJ, NS-PN	2
-80D	BACP18BD1C11									PA, PB, PL, QH- QP, QR, RC, RD	2
-80E	83877									PA, PB, PL, QH- QP, QR, RC, RD	2
85	417N3137-20									BP-BW, CZ-DJ, EC-EN, EV, EW, FB, FC, FZ, GA, GD-HF, HH-JJ, KB-KK, KM-KT, LE-MG	1
-85A	417N3137-32									MH-MS, MX-NJ, NS-PN, QH-QP, QR, RC, RD	1

-Item not Illustrated

25-23-38

ILLUSTRATED PARTS LIST

Page 1098.151

Nov 01/2008



COMPONENT MAINTENANCE MANUAL

FIG/ ITEM	PART NUMBER	AIRLINE PART NUMBER	NOMENCLATURE							USAGE CODE	UNITS PER ASSY	
			1	2	3	4	5	6	7			
7- -87	417N3137-24		.	.							BP-BW, CZ-DJ, EC-EN, EV, EW, FB, FC, FZ, GA, GD-HF, HH-JJ, KB-KK, KM-KT, LE-MS, MX-NJ, NS-PN, QH-QP, QR, RC, RD	1
-87A	417N3137-26		.	.							BP-BW, CZ-DJ, EC-EN, EV, EW, FB, FC, FZ, GA, GD-HF, HH-JJ, KB-KK, KM-KT, LE-MS, MX-NJ, NS-PN, QH-QP, QR, RC, RD	1

-Item not Illustrated

25-23-38

ILLUSTRATED PARTS LIST

Page 1098.152

Nov 01/2008



COMPONENT MAINTENANCE MANUAL

FIG/ ITEM	PART NUMBER	AIRLINE PART NUMBER	NOMENCLATURE							USAGE CODE	UNITS PER ASSY	
			1	2	3	4	5	6	7			
7- 90	417N3137-17		.	.	.	SLEEVE (USED ON ITEM 87A)					BP-BW, CZ-DJ, EC-EN, EV, EW, FB, FC, FZ, GA, GD-HF, HH-JJ, KB-KK, KM-KT, LE-MS, MX-NJ, NS-PN, QH-QP, QR, RC, RD	3
-90A	7030S		.	.	.	SLEEVE-LOOP (V55175) (USED ON ITEM 87)					BP-BW, CZ-DJ, EC-EN, EV, EW, FB, FC, FZ, GA, GD-HF, HH-JJ, KB-KK, KM-KT, LE-MS, MX-NJ, NS-PN, QH-QP, QR, RC, RD	3

-Item not Illustrated

25-23-38

ILLUSTRATED PARTS LIST

Page 1098.153

Nov 01/2008



COMPONENT MAINTENANCE MANUAL

FIG/ ITEM	PART NUMBER	AIRLINE PART NUMBER	NOMENCLATURE							USAGE CODE	UNITS PER ASSY	
			1	2	3	4	5	6	7			
7- 92	417N3137-5		.	.	.	CABLE (USED ON ITEM 87A)					BP-BW, CZ-DJ, EC-EN, EV, EW, FB, FC, FZ, GA, GD-HF, HH-JJ, KB-KK, KM-KT, LE-MS, MX-NJ, NS-PN, QH-QP, QR, RC, RD	1
-92A	417N3137-25		.	.	.	CABLE (USED ON ITEM 87)					BP-BW, CZ-DJ, EC-EN, EV, EW, FB, FC, FZ, GA, GD-HF, HH-JJ, KB-KK, KM-KT, LE-MS, MX-NJ, NS-PN, QH-QP, QR, RC, RD	1
95	417N3137-21		.	.	PIN-ACTIVATION (OPT ITEM 95A)						BP-BW, CZ-DJ, EC-EN, EV, EW, FB, FC, FZ, GA, GD-HF, HH-JJ, KB-KK, KM-KT, LE-MG	1

-Item not Illustrated

25-23-38

ILLUSTRATED PARTS LIST

Page 1098.154

Nov 01/2008



COMPONENT MAINTENANCE MANUAL

FIG/ ITEM	PART NUMBER	AIRLINE PART NUMBER	NOMENCLATURE							USAGE CODE	UNITS PER ASSY	
			1	2	3	4	5	6	7			
7- -95A	417N3137-31		.	.	PIN-ACTIVATION (OPT ITEM 95)						BP-BW, CZ-DJ, EC-EN, EV, EW, FB, FC, FZ, GA, GD-HF, HH-JJ, KB-KK, KM-KT, LE-MG	1
-95B	417N3137-31		.	.	PIN-ACTIVATION						MH-MS, MX-NJ, NS-PN, QH-QP, QR, RC, RD	1
-100	417N3137-5				DELETED							
105	NAS1801-08-6		.	.	SCREW						BP-BW, CZ-DJ, EC-EN, EV, EW, FB, FC, FZ, GA, GD-HF, HH-JJ, KB-KK, KM-KT, LE-MG	1
-105A	BACS12HN08-6		.	.	SCREW (OPT ITEM 105B)						MH-MS, MX-NJ, NS-PN, QH-QP, QR, RC, RD	1
-105B	NAS1801-08-6		.	.	SCREW (OPT ITEM 105A)						MH-MS, MX-NJ, NS-PN, QH-QP, QR, RC, RD	1

-Item not Illustrated

25-23-38

ILLUSTRATED PARTS LIST

Page 1098.155

Nov 01/2008



COMPONENT MAINTENANCE MANUAL

FIG/ ITEM	PART NUMBER	AIRLINE PART NUMBER	NOMENCLATURE							USAGE CODE	UNITS PER ASSY
			1	2	3	4	5	6	7		
7- 110	NAS1149DN816J		.	W	A	S	H	E	R	BP-BW, CZ-DJ, EC-EN, EV, EW, FB, FC, FZ, GA, GD-HF, HH-JJ, KB-KK, KM-KT, LE-MS, MX-NJ, NS-PN, QH-QP, QR, RC, RD	1
115	417N3161-12		.	S	T	R	A	P		BP-BW, CZ-DJ, EC-EN, EV, EW, FB, FC, FZ, GA, GD-HF, HH-JJ, KB-KK, KM-KT, LE-MS, MX-NJ, NS-PN, QH-QP, QR, RC, RD	1
117	417N3011-70		.	S	I	L	I	C	O	RC, RD	AR
118	417N3011-71		.	S	I	L	I	C	O	RC, RD	2
-120	117003-14										
-120A	803000-04										

-Item not Illustrated

25-23-38

ILLUSTRATED PARTS LIST

Page 1098.156

Nov 01/2008



COMPONENT MAINTENANCE MANUAL

FIG/ ITEM	PART NUMBER	AIRLINE PART NUMBER	NOMENCLATURE							USAGE CODE	UNITS PER ASSY
			1	2	3	4	5	6	7		
7- 120B	117003-14		. GENERATOR-OXY MOD CENTER, 12 MINUTES, 4 PERSON (V16827) (SPEC S417T401-27) (OPT ITEM 120C, 120E)							BP-BW, CZ-DJ, EK-EN, EV, EW, FB-FD, GA, HD- HF, JG, JH, PA, PB, PL- PN, QH, QJ, RC	1
-120C	803000-04		. GENERATOR-OXY MOD CENTER, 12 MINUTES, 4 PERSON (V53655) (SPEC S417T401-33) (OPT ITEM 120B, 120E)							BP-BW, CZ-DJ, EK-EN, EV, EW, FB-FD, GA, HD- HF, JG, JH, PA, PB, PL- PN, QH, QJ, RC	1
-120D	S417T401-43		DELETED								
-120E	E71740-00		. GENERATOR-OXY MOD CENTER, 12 MINUTES, 4 PERSON (VD1379) (SPEC S417T401-44) (OPT ITEM 120B, 120C)							BP-BW, CZ-DJ, EK-EN, EV, EW, FB-FD, GA, HD- HF, JG, JH, PA, PB, PL- PN, QH, QJ, RC	1

-Item not Illustrated

25-23-38

ILLUSTRATED PARTS LIST

Page 1098.157

Nov 01/2008



COMPONENT MAINTENANCE MANUAL

FIG/ ITEM	PART NUMBER	AIRLINE PART NUMBER	NOMENCLATURE							USAGE CODE	UNITS PER ASSY	
			1	2	3	4	5	6	7			
7- -120F	E71740-00		.								EC-EJ, FZ, GD- HC, HH- JF, JJ, KB-KK, KM-KT, LE-MS, MX-NJ, NS-NZ, PC-PK, QM-QP, RD	1
-120G	E71740-00		.								QK, QL, QR	1
-120H	803000-04		.								QK, QL, QR	1
-120J	117080-04		.								QK, QL, QR	1
-120K	117003-14		.								QK, QL, QR	1

-Item not Illustrated

25-23-38

ILLUSTRATED PARTS LIST

Page 1098.158

Nov 01/2008



COMPONENT MAINTENANCE MANUAL

FIG/ ITEM	PART NUMBER	AIRLINE PART NUMBER	NOMENCLATURE							USAGE CODE	UNITS PER ASSY	
			1	2	3	4	5	6	7			
7- 125	417N3038-1		.								BP-BW, CZ-DJ, EC-EN, EV, EW, FB, FC, FZ, GA, GD-HF, HH-JJ, KB-KK, KM-KT, LE-MS, MX-NJ, NS-PN, QH-QP, QR, RC, RD	1
130	PLT2MM2		.	.							BP-BW, CZ-DJ, EC-EN, EV, EW, FB, FC, FZ, GA, GD-HF, HH-JJ, KB-KK, KM-KT, LE-MS, MX-NJ, NS-PN, QH-QP, QR, RC, RD	4

-Item not Illustrated

25-23-38

ILLUSTRATED PARTS LIST

Page 1098.159

Nov 01/2008



COMPONENT MAINTENANCE MANUAL

FIG/ ITEM	PART NUMBER	AIRLINE PART NUMBER	NOMENCLATURE							USAGE CODE	UNITS PER ASSY	
			1	2	3	4	5	6	7			
7- 135	417N3036-4		.	.							BP-BW, CZ-DJ, EC-EN, EV, EW, FB, FC, FZ, GA, GD-HF, HH-JJ, KB-KK, KM-KT, LE-MS, MX-NJ, NS-PN, QH-QP, QR, RC, RD	2
140	417N3036-1		.	.							BP-BW, CZ-DJ, EC-EN, EV, EW, FB, FC, FZ, GA, GD-HF, HH-JJ, KB-KK, KM-KT, LE-MS, MX-NJ, NS-PN, QH-QP, QR, RC, RD	1

-Item not Illustrated

25-23-38

ILLUSTRATED PARTS LIST

Page 1098.160

Nov 01/2008



COMPONENT MAINTENANCE MANUAL

FIG/ ITEM	PART NUMBER	AIRLINE PART NUMBER	NOMENCLATURE							USAGE CODE	UNITS PER ASSY	
			1	2	3	4	5	6	7			
7- 145	417N3036-3		.	.	.	SEAL-ADPTR					BP-BW, CZ-DJ, EC-EN, EV, EW, FB, FC, FZ, GA, GD-HF, HH-JJ, KB-KK, KM-KT, LE-MS, MX-NJ, NS-PN, QH-QP, QR, RC, RD	1
150	417N3036-2		.	.	.	CONNECTOR					BP-BW, CZ-DJ, EC-EN, EV, EW, FB, FC, FZ, GA, GD-HF, HH-JJ, KB-KK, KM-KT, LE-MS, MX-NJ, NS-PN, QH-QP, QR, RC, RD	1

-Item not Illustrated

25-23-38

ILLUSTRATED PARTS LIST

Page 1098.161

Nov 01/2008



COMPONENT MAINTENANCE MANUAL

FIG/ ITEM	PART NUMBER	AIRLINE PART NUMBER	NOMENCLATURE							USAGE CODE	UNITS PER ASSY		
			1	2	3	4	5	6	7				
7- 155	417N3038-3		.	.							HOSE-FLEXIBLE	BP-BW, CZ-DJ, EC-EN, EV, EW, FB, FC, FZ, GA, GD-HF, HH-JJ, KB-KK, KM-KT, LE-MS, MX-NJ, NS-PN, QH-QP, QR, RC, RD	1
160	417N3038-4		.	.							HOSE-FLEXIBLE	BP-BW, CZ-DJ, EC-EN, EV, EW, FB, FC, FZ, GA, GD-HF, HH-JJ, KB-KK, KM-KT, LE-MS, MX-NJ, NS-PN, QH-QP, QR, RC, RD	1
165	53456		.								SCREW (V16115)	BP-BW, CZ-DJ, EC-EN, EV, EW, FB, FC, FZ, GA, GD-HF, HH-JJ, KB-KK, KM-KT, LE-MG, RC, RD	2

-Item not Illustrated

25-23-38

ILLUSTRATED PARTS LIST

Page 1098.162

Nov 01/2008



COMPONENT MAINTENANCE MANUAL

FIG/ ITEM	PART NUMBER	AIRLINE PART NUMBER	NOMENCLATURE							USAGE CODE	UNITS PER ASSY	
			1	2	3	4	5	6	7			
7- -165A	BACS12HN06-12		.	SCREW (OPT ITEM 165B)							MH-MS, MX-NJ, NS-PN, QH-QP, QR, RC	2
-165B	NAS1801-06-12		.	SCREW (OPT ITEM 165A)							MH-MS, MX-NJ, NS-PN, QH-QP, QR, RC	2
170	NAS1149D0332J		.	WASHER							BP-BW, CZ-DJ, EC-EN, EV, EW, FB, FC, FZ, GA, GD-HF, HH-JJ, KB-KK, KM-KT, LE-LK, LR-LX, MF, MG, RC	2
-170A	NAS1149DN616J		.	WASHER							MH-MS, MX-NJ, NS-PN, QH-QP, QR, RC	2
172	417N3039-14		.	BUSHING-HAT							MH-MS, MX-NJ, NS-PN, QH-QP, QR, RC, RD	2
175	417N3039-4		.	COVER (PRE SB 25-0209) (PRE SB 25-1394)							BS, BW, CZ-DJ	1

-Item not Illustrated

25-23-38

ILLUSTRATED PARTS LIST

Page 1098.163

Nov 01/2008



COMPONENT MAINTENANCE MANUAL

FIG/ ITEM	PART NUMBER	AIRLINE PART NUMBER	NOMENCLATURE							USAGE CODE	UNITS PER ASSY
			1	2	3	4	5	6	7		
7-											
-175A	417N3039-8		.	C	O	V	E	R		EC-EN, EV, EW, FB, FC, FZ, GA, GD-HF, HH-JJ, KB-KK, KM-KT, LE-MG	1
-175B	417N3039-4		.	C	O	V	E	R	(OPT ITEM 175C) (PRE SB 25-0209) (PRE SB 25-1394)	BP-BR, BT-BV	1
-175C	417N3039-9		.	C	O	V	E	R	(OPT ITEM 175B)	BP-BR, BT-BV	1
-175D	417N3039-8		.	C	O	V	E	R	(POST SB 25-0209) (POST SB 25-1394)	BS, BW, CZ-DJ	1
-175E	417N3039-8		.	C	O	V	E	R	(OPT ITEM 175C) (POST SB 25-0209) (POST SB 25-1394)	BP-BR, BT-BV	1
-175F	417N3039-12		.	C	O	V	E	R		MH-MS, MX-NJ, NS-PN, QH-QP, QR, RC, RD	1
180	417N3039-3		.	C	O	V	E	R	(PRE SB 25-0209) (PRE SB 25-1394)	BS, BW, CZ-DJ	1
-180A	417N3039-9		.	C	O	V	E	R		EC-EN, EV, EW, FB, FC, FZ, GA, GD-HF, HH-JJ, KB-KK, KM-KT, LE-MG	1

-Item not Illustrated

25-23-38

ILLUSTRATED PARTS LIST

Page 1098.164

Nov 01/2008



COMPONENT MAINTENANCE MANUAL

FIG/ ITEM	PART NUMBER	AIRLINE PART NUMBER	NOMENCLATURE							USAGE CODE	UNITS PER ASSY	
			1	2	3	4	5	6	7			
7- -180B	417N3039-3		.								BP-BR, BT-BV	1
-180C	417N3039-8		.								BP-BR, BT-BV	1
-180D	417N3039-9		.								BS, BW, CZ-DJ	1
-180E	417N3039-9		.								BP-BR, BT-BV	1
-180F	417N3039-13		.								MH-MS, MX-NJ, NS-PN, QH-QP, QR, RC, RD	1
185	417N3039-1		.								BP-BW, CZ-DJ, EC-EN, EV, EW, FB, FC, FZ, GA, GD-HF, HH-JJ, KB-KK, KM-KT, LE-MG	2
-185A	417N3039-11		.								MH-MS, MX-NJ, NS-PN, QH-QP, QR, RC, RD	2

-Item not Illustrated

25-23-38

ILLUSTRATED PARTS LIST

Page 1098.165

Nov 01/2008



COMPONENT MAINTENANCE MANUAL

FIG/ ITEM	PART NUMBER	AIRLINE PART NUMBER	NOMENCLATURE							USAGE CODE	UNITS PER ASSY	
			1	2	3	4	5	6	7			
7- 190	NAS1801-06-12		.	SCREW							BP-BW, CZ-DJ, EC-EN, EV, EW, FB, FC, FZ, GA, GD-HF, HH-JJ, KB-KK, KM-KT, LE-MC, ME-MG	2
-190A	BACS12HN06-12		.	SCREW							MD	2
-190B	53456		.	SCREW (V16115)							MH-MS, MX-NJ, NS-PN, QH-QP, QR	2
-190C	NAS1801-06-12		.	SCREW (OPT ITEM 190D)							RC, RD	2
-190D	BACS12HN06-12		.	SCREW (OPT ITEM 190C)							RC, RD	2
195	NAS1149DN616J		.	WASHER							BP-BW, CZ-DJ, EC-EN, EV, EW, FB, FC, FZ, GA, GD-HF, HH-JJ, KB-KK, KM-KT, LE-MG, RC, RD	2

-Item not Illustrated

25-23-38

ILLUSTRATED PARTS LIST

Page 1098.166

Nov 01/2008



COMPONENT MAINTENANCE MANUAL

FIG/ ITEM	PART NUMBER	AIRLINE PART NUMBER	NOMENCLATURE							USAGE CODE	UNITS PER ASSY	
			1	2	3	4	5	6	7			
7- 200	BACC10DK3		.	CLAMP							BP-BW, CZ-DJ, EC-EN, EV, EW, FB, FC, FZ, GA, GD-HF, HH-JJ, KB-KK, KM-KT, LE-MG	1
205	417N3161-13		.	PLATE-PULLEY							BP-BW, CZ-DJ, EC-EN, EV, EW, FB, FC, FZ, GA, GD-HF, HH-JJ, KB-KK, KM-KT, LE-MG	1
-205A	417N3161-22		.	PLATE-PULLEY							MH-MS, MX-NJ, NS-PN, QH-QP, QR, RC, RD	1
210	417N3039-7		.	WHEEL-PULLEY							BP-BW, CZ-DJ, EC-EN, EV, EW, FB, FC, FZ, GA, GD-HF, HH-JJ, KB-KK, KM-KT, LE-MG	1
-210A	417N3039-10		.	WHEEL-PULLEY							MH-MS, MX-NJ, NS-PN, QH-QP, QR, RC, RD	1

-Item not Illustrated

25-23-38

ILLUSTRATED PARTS LIST

Page 1098.167

Nov 01/2008



COMPONENT MAINTENANCE MANUAL

FIG/ ITEM	PART NUMBER	AIRLINE PART NUMBER	NOMENCLATURE							USAGE CODE	UNITS PER ASSY
			1	2	3	4	5	6	7		
7- 212	417N3039-7		.	WHEEL-PULLEY						BP-BW, CZ-DJ, EC-EN, EV, EW, FB, FC, FZ, GA, GD-HF, HH-JJ, KB-KK, KM-KT, LE-MS, MX-NJ, NS-PN, RC, RD	1
215	NAS1801-08-8		.	SCREW						BP-BW, CZ-DJ, EC-EN, EV, EW, FB, FC, FZ, GA, GD-HF, HH-JJ, KB-KK, KM-KT, LE-MG	3
-215A	BACS12HN08-8		.	SCREW (OPT ITEM 215B)						MH-MS, MX-NJ, NS-PN, QH-QP, QR, RC, RD	3
-215B	NAS1801-08-8		.	SCREW (OPT ITEM 215A)						MH-MS, MX-NJ, NS-PN, QH-QP, QR, RC, RD	3

-Item not Illustrated

25-23-38

ILLUSTRATED PARTS LIST

Page 1098.168

Nov 01/2008



COMPONENT MAINTENANCE MANUAL

FIG/ ITEM	PART NUMBER	AIRLINE PART NUMBER	NOMENCLATURE							USAGE CODE	UNITS PER ASSY
			1	2	3	4	5	6	7		
7- 220	NAS1149DN816J		.	W	A	S	H	E	R	BP-BW, CZ-DJ, EC-EN, EV, EW, FB, FC, FZ, GA, GD-HF, HH-JJ, KB-KK, KM-KT, LE-MS, MX-NJ, NS-PN, QH-QP, QR, RC, RD	3
223	417N3161-23		.	P	L	A	T	E	-	MH-MS, MX-NJ, NS-PN, QH-QP, QR, RC, RD	1
225	417N3039-5		.	B	R	A	C	K	E	BP-BW, CZ-DJ, EC-EN, EV, EW, FB, FC, FZ, GA, GD-HF, HH-JJ, KB-KK, KM-KT, LE-MS, MX-NJ, NS-PN, QH-QP, QR, RC, RD	1

-Item not Illustrated

25-23-38

ILLUSTRATED PARTS LIST

Page 1098.169

Nov 01/2008



COMPONENT MAINTENANCE MANUAL

FIG/ ITEM	PART NUMBER	AIRLINE PART NUMBER	NOMENCLATURE							USAGE CODE	UNITS PER ASSY	
			1	2	3	4	5	6	7			
7- 230	6035-06BR150		.	.	INSERT (V26344)						BP-BW, CZ-DJ, EC-EN, EV, EW, FB, FC, FZ, GA, GD-HF, HH-JJ, KB-KK, KM-KT, LE-MS, MX-NJ, NS-PN, QH-QP, QR, RC, RD	2
235	417N3039-6		.	.	BRACKET						BP-BW, CZ-DJ, EC-EN, EV, EW, FB, FC, FZ, GA, GD-HF, HH-JJ, KB-KK, KM-KT, LE-MS, MX-NJ, NS-PN, QH-QP, QR, RC, RD	1
240	417N3152-14SP		.	.	STOP ASSY-ACTR TEST						BP-BW, CZ-DJ, EC-EN, EV, EW, FB, FC, FZ, GA, GD-GX, GZ-HF, HH-JB, JD-JH, LG, LH	1

-Item not Illustrated

25-23-38

ILLUSTRATED PARTS LIST

Page 1098.170

Nov 01/2008



COMPONENT MAINTENANCE MANUAL

FIG/ ITEM	PART NUMBER	AIRLINE PART NUMBER	NOMENCLATURE							USAGE CODE	UNITS PER ASSY	
			1	2	3	4	5	6	7			
7-												
-240A	417N3152-14A		.								GY, JC, JJ, KB- KK, LE, LF, LJ- LQ, LS- MG	1
-240B	417N3152-14H		.								KM-KT	1
-240C	417N3152-14B		.								LR	1
-240D	417N3152-15B		.								MH-MS, MX-NJ, NS-NZ, PB-PL, QJ, RC, RD	1
-240E	417N3152-15C		.								PA, QH, QM-QP, QR	1
-240F	417N3152-15E		.								PM, PN	1
-240G	417N3152-15D		.								QK, QL	1
245	NAS601-6P		.	.							BP-BW, CZ-DJ, EC-EN, EV, EW, FB, FC, FZ, GA, GD-HF, HH-JJ, KB-KK, KM-KT, LE-MG	2
-245A	BACS12CK06-6		.	.							MH-MS, MX-NJ, QM, RD	2
-245B	NAS601-6P		.	.							NS-PL, QH-QL, QN, QP, QR, RC	2
-245C	BACS12CK06-6		.	.							NS-PL, QH-QL, QN, QP, QR, RC	2
-245D	BACS12CK06-6		.	.							PM, PN	2

-Item not Illustrated

25-23-38

ILLUSTRATED PARTS LIST

Page 1098.171

Nov 01/2008



COMPONENT MAINTENANCE MANUAL

FIG/ ITEM	PART NUMBER	AIRLINE PART NUMBER	NOMENCLATURE							USAGE CODE	UNITS PER ASSY	
			1	2	3	4	5	6	7			
7- 250	NAS620-6L		.	.							BP-BW, CZ-DJ, EC-EN, EV, EW, FB, FC, FZ, GA, GD-HF, HH-JJ, KB-KK, KM-KT, LE-MS, MX-NJ, NS-PN, QH-QP, QR, RC, RD	2
255	78580-1		.	.							BP-BW, CZ-DJ, EC-EN, EV, EW, FB, FC, FZ, GA, GD-HF, HH-JJ, KB-KK, KM-KT, LE-MS, MX-NJ, NS-PN, QH-QP, QR, RC, RD	1

-Item not Illustrated

25-23-38

ILLUSTRATED PARTS LIST

Page 1098.172

Nov 01/2008



COMPONENT MAINTENANCE MANUAL

FIG/ ITEM	PART NUMBER	AIRLINE PART NUMBER	NOMENCLATURE							USAGE CODE	UNITS PER ASSY	
			1	2	3	4	5	6	7			
7- 260	NAS514P632-14P		.	.							BP-BW, CZ-DJ, EC-EN, EV, EW, FB, FC, FZ, GA, GD-HF, HH-JJ, KB-KK, KM-KT, LE-MS, MX-NJ, NS-PN, QH-QP, QR, RC, RD	1
265	AN960JD6L		.	.							BP-BW, CZ-DJ, EC-EN, EV, EW, FB, FC, FZ, GA, GD-HF, HH-JJ, KB-KK, KM-KT, LE-MG	1
-265A	NAS1149DN616J		.	.							BP-BW, CZ-DJ, EC-EN, EV, EW, FB, FC, FZ, GA, GD-HF, HH-JJ, KB-KK, KM-KT, LE-MG	1
-265B	NAS1149DN616J		.	.							MH-MS, MX-NJ, NS-PN, QH-QP, QR, RC, RD	1

-Item not Illustrated

25-23-38

ILLUSTRATED PARTS LIST

Page 1098.173

Nov 01/2008



COMPONENT MAINTENANCE MANUAL

FIG/ ITEM	PART NUMBER	AIRLINE PART NUMBER	NOMENCLATURE							USAGE CODE	UNITS PER ASSY	
			1	2	3	4	5	6	7			
7- 270	MS21042L06		.	.	NUT (OPT ITEM 270A)						BP-BW, CZ-DJ, EC-EN, EV, EW, FB, FC, FZ, GA, GD-HF, HH-JJ, KB-KK, KM-KT, LE-MG	1
-270A	H10-06BAC		.	.	NUT (V15653) (SPEC BACN10JC06) (OPT RMLH9075-62W (V72962)) (OPT T6S632J (V11815)) (OPT VN303A62 (V92215)) (OPT 96-62 (V80539)) (OPT BRH10A06 (V52828)) (OPT NS202101-62 (V80539)) (OPT ITEM 270)						BP-BW, CZ-DJ, EC-EN, EV, EW, FB, FC, FZ, GA, GD-HF, HH-JJ, KB-KK, KM-KT, LE-MG	1
-270B	BACN11AG06		.	.	NUT						MH-MS, MX-NJ, QM, RD	1
-270C	BACN11AG06		.	.	NUT (OPT ITEM 270D)						NS-PN, QH-QL, QN, QP, QR, RC	1
-270D	BRH10C06D		.	.	NUT (V52828) (SPEC BACN10JC06CD) (OPT T6C632JCD (V11815)) (OPT NS202486-62 (V80539)) (OPT 102LH9075-62W (V72962)) (OPT H51650-06BAC (V15653)) (OPT ITEM 270C)						NS-PN, QH-QL, QN, QP, QR, RC	1

-Item not Illustrated

25-23-38

ILLUSTRATED PARTS LIST

Page 1098.174

Nov 01/2008



COMPONENT MAINTENANCE MANUAL

FIG/ ITEM	PART NUMBER	AIRLINE PART NUMBER	NOMENCLATURE							USAGE CODE	UNITS PER ASSY	
			1	2	3	4	5	6	7			
7- 275	417N3135-5		.	.							BP-BW, CZ-DJ, EC-EN, EV, EW, FB, FC, FZ, GA, GD-HF, HH-JJ, KB-KK, KM-KT, LE-MG	1
-275A	417N3135-6		.	.							MH-MS, MX-NJ, NS-PN, QH-QP, QR, RC, RD	1
280	NAS514P440-16P		.	.							BP-BW, CZ-DJ, EC-EN, EV, EW, FB, FC, FZ, GA, GD-HF, HH-JJ, KB-KK, KM-KT, LE-MS, MX-NJ, NS-PN, QH-QP, QR, RC, RD	1
285	417N3151-18SP		.	.							BP-BW, CZ-DJ, EC-EN, EV, EW, FB, FC, FZ, GA, GD-GX, GZ-HF, HH-JB, JD-JH, LG, LH	1

-Item not Illustrated

25-23-38

ILLUSTRATED PARTS LIST

Page 1098.175

Nov 01/2008



COMPONENT MAINTENANCE MANUAL

FIG/ ITEM	PART NUMBER	AIRLINE PART NUMBER	NOMENCLATURE							USAGE CODE	UNITS PER ASSY	
			1	2	3	4	5	6	7			
7- -285A	417N3151-18A		.	.							GY, JC, JJ, KB- KK, LE, LF, LJ- LQ, LS- MS, MX- NJ, NS- NZ, PB- PL, QH, QJ, QM- QP, RC, RD	1
-285B	417N3151-18B		.	.							LR, PA	1
-285C	417N3151-18H		.	.							KM-KT	1
-285D	417N3151-18E		.	.							PM, PN	1
-285E	417N3151-18C		.	.							QK, QL, QR	1
290	417N3151-5		.	.							BP-BW, CZ-DJ, EC-EN, EV, EW, FB, FC, FZ, GA, GD-HF, HH-JJ, KB-KK, KM-KT, LE-MS, MX-NJ, NS-PN, QH-QP, QR, RC, RD	1

-Item not Illustrated

25-23-38

ILLUSTRATED PARTS LIST

Page 1098.176

Nov 01/2008



COMPONENT MAINTENANCE MANUAL

FIG/ ITEM	PART NUMBER	AIRLINE PART NUMBER	NOMENCLATURE							USAGE CODE	UNITS PER ASSY	
			1	2	3	4	5	6	7			
7- 295	NAS514P440-7P		.	.							BP-BW, CZ-DJ, EC-EN, EV, EW, FB, FC, FZ, GA, GD-HF, HH-JJ, KB-KK, KM-KT, LE-MS, MX-NJ, NS-PN, QH-QP, QR, RD	2
300	417N3151-21		.	.							BP-BW, CZ-DJ, EC-EN, EV, EW, FB, FC, FZ, GA, GD-HF, HH-JJ, KB-KK, KM-KT, LE-MS, MX-NJ, NS-PN, QH-QP, QR, RC, RD	1

-Item not Illustrated

25-23-38

ILLUSTRATED PARTS LIST

Page 1098.177

Nov 01/2008



COMPONENT MAINTENANCE MANUAL

FIG/ ITEM	PART NUMBER	AIRLINE PART NUMBER	NOMENCLATURE							USAGE CODE	UNITS PER ASSY	
			1	2	3	4	5	6	7			
7- 305	417N3151-6		.	.	WASHER						BP-BW, CZ-DJ, EC-EN, EV, EW, FB, FC, FZ, GA, GD-HF, HH-JJ, KB-KK, KM-KT, LE-MS, MX-NJ, NS-PN, QH-QP, QR, RC, RD	2
310	417N3173-2		.	.	SPRING						BP-BW, CZ-DJ, EC-EN, EV, EW, FB, FC, FZ, GA, GD-HF, HH-JJ, KB-KK, KM-KT, LE-MS, MX-NJ, NS-PN, QH-QP, QR, RC, RD	1

-Item not Illustrated

25-23-38

ILLUSTRATED PARTS LIST

Page 1098.178

Nov 01/2008



COMPONENT MAINTENANCE MANUAL

FIG/ ITEM	PART NUMBER	AIRLINE PART NUMBER	NOMENCLATURE							USAGE CODE	UNITS PER ASSY	
			1	2	3	4	5	6	7			
7- 315	417N3151-19		.	.							BP-BW, CZ-DJ, EC-EN, EV, EW, FB, FC, FZ, GA, GD-HF, HH-JJ, KB-KK, KM-KT, LE-MS, MX-NJ, NS-PN, QH-QP, QR, RC, RD	1
320	6035-2BR185		.	.	.						BP-BW, CZ-DJ, EC-EN, EV, EW, FB, FC, FZ, GA, GD-HF, HH-JJ, KB-KK, KM-KT, LE-MS, MX-NJ, NS-PN, QH-QP, QR, RC, RD	3

-Item not Illustrated

25-23-38

ILLUSTRATED PARTS LIST

Page 1098.179

Nov 01/2008



COMPONENT MAINTENANCE MANUAL

FIG/ ITEM	PART NUMBER	AIRLINE PART NUMBER	NOMENCLATURE							USAGE CODE	UNITS PER ASSY	
			1	2	3	4	5	6	7			
7- 325	6035-06BR150										BP-BW, CZ-DJ, EC-EN, EV, EW, FB, FC, FZ, GA, GD-HF, HH-JJ, KB-KK, KM-KT, LE-MS, MX-NJ, NS-PN, QH-QP, QR, RC, RD	2
330	6035-04BR219										BP-BW, CZ-DJ, EC-EN, EV, EW, FB, FC, FZ, GA, GD-HF, HH-JJ, KB-KK, KM-KT, LE-MS, MX-NJ, NS-PN, QH-QP, QR, RC, RD	2

-Item not Illustrated

25-23-38

ILLUSTRATED PARTS LIST

Page 1098.180

Nov 01/2008



COMPONENT MAINTENANCE MANUAL

FIG/ ITEM	PART NUMBER	AIRLINE PART NUMBER	NOMENCLATURE							USAGE CODE	UNITS PER ASSY		
			1	2	3	4	5	6	7				
7- 335	417N3151-20		HOUSING	BP-BW, CZ-DJ, EC-EN, EV, EW, FB, FC, FZ, GA, GD-HF, HH-JJ, KB-KK, KM-KT, LE-MS, MX-NJ, NS-PN, QH-QP, QR, RC, RD	1
340	BACR15BB4D14		RIVET	BP-BW, CZ-DJ, EC-EN, EV, EW, FB, FC, FZ, GA, GY, HF, JC, LE, LF, LJ, LK, LR- LX	2
-340A	BACR15BB4D14C		RIVET	GD-HE, HH-JJ, KB-KK, KM-KT, LL-LQ, LY-MS, MX-NJ, NS-PN, QH-QP, QR, RC, RD	2

-Item not Illustrated

25-23-38

ILLUSTRATED PARTS LIST

Page 1098.181

Nov 01/2008



COMPONENT MAINTENANCE MANUAL

FIG/ ITEM	PART NUMBER	AIRLINE PART NUMBER	NOMENCLATURE							USAGE CODE	UNITS PER ASSY	
			1	2	3	4	5	6	7			
7- 345	6100-12										BP-BW, CZ-DJ, EC-EN, EV, EW, FB, FC, FZ, GA, GD-HF, HH-JJ, KB-KK, KM-KT, LE-MS, MX-NJ, NS-PN, QH-QP, QR, RC, RD	2
350	417N3180-1										BP-BW, CZ-DJ, EC-EN, EV, EW, FB, FC, FZ, GA, GD-HF, HH-JJ, KB-KK, KM-KT, LE-MS, MX-NJ, NS-PN, QH-QP, QR, RC, RD	2

-Item not Illustrated

25-23-38

ILLUSTRATED PARTS LIST

Page 1098.182

Nov 01/2008



COMPONENT MAINTENANCE MANUAL

FIG/ ITEM	PART NUMBER	AIRLINE PART NUMBER	NOMENCLATURE							USAGE CODE	UNITS PER ASSY	
			1	2	3	4	5	6	7			
7- 355	NAS607-1-4P		.	.	PIN						BP-BW, CZ-DJ, EC-EN, EV, EW, FB, FC, FZ, GA, GD-HF, HH-JJ, KB-KK, KM-KT, LE-MS, MX-NJ, NS-PN, QH-QP, QR, RC, RD	2
360	NAS607-2-8P		.	.	PIN						BP-BW, CZ-DJ, EC-EN, EV, EW, FB, FC, FZ, GA, GD-HF, HH-JJ, KB-KK, KM-KT, LE-MS, MX-NJ, NS-PN, QH-QP, QR, RC, RD	1

-Item not Illustrated

25-23-38

ILLUSTRATED PARTS LIST

Page 1098.183

Nov 01/2008



COMPONENT MAINTENANCE MANUAL

FIG/ ITEM	PART NUMBER	AIRLINE PART NUMBER	NOMENCLATURE							USAGE CODE	UNITS PER ASSY	
			1	2	3	4	5	6	7			
7- 365	417N3181-1		.	.	LINK-ROCKER (OPT ITEM 365A)						BP-BW, CZ-DJ, EC-EN, EV, EW, FB, FC, FZ, GA, GD-HF, HH-JJ, KB-KK, KM-KT, LE-MS, MX-NJ, NS-PN, QH-QP, QR, RC, RD	1
-365A	65-85902-1		.	.	LINK-ROCKER (OPT ITEM 365)						BP-BW, CZ-DJ, EC-EN, EV, EW, FB, FC, FZ, GA, GD-HF, HH-JJ, KB-KK, KM-KT, LE-MS, MX-NJ, NS-PN, QH-QP, QR, RC, RD	1

-Item not Illustrated

25-23-38

ILLUSTRATED PARTS LIST

Page 1098.184

Nov 01/2008



COMPONENT MAINTENANCE MANUAL

FIG/ ITEM	PART NUMBER	AIRLINE PART NUMBER	NOMENCLATURE							USAGE CODE	UNITS PER ASSY	
			1	2	3	4	5	6	7			
7- 375	417N3180-3		.	.							BP-BW, CZ-DJ, EC-EN, EV, EW, FB, FC, FZ, GA, GD-HF, HH-JJ, KB-KK, KM-KT, LE-MS, MX-NJ, NS-PN, QH-QP, QR, RD	2
380	RCS3289		.	.							BP-BW, CZ-DJ, EC-EN, EV, EW, FB, FC, FZ, GA, GD-HF, HH-JJ, KB-KK, KM-KT, LE-MS, MX-NJ, NS-PN, QH-QP, QR, RC, RD	2

-Item not Illustrated

25-23-38

ILLUSTRATED PARTS LIST

Page 1098.185

Nov 01/2008



COMPONENT MAINTENANCE MANUAL

FIG/ ITEM	PART NUMBER	AIRLINE PART NUMBER	NOMENCLATURE							USAGE CODE	UNITS PER ASSY	
			1	2	3	4	5	6	7			
7- 385	65-85905-4		.	.							BP-BW, CZ-DJ, EC-EN, EV, EW, FB, FC, FZ, GA, GD-HF, HH-JJ, KB-KK, KM-KT, LE-MS, MX-NJ, NS-PN, QH-QP, QR, RC, RD	1
390	RCS3290		.	.							BP-BW, CZ-DJ, EC-EN, EV, EW, FB, FC, FZ, GA, GD-HF, HH-JJ, KB-KK, KM-KT, LE-MS, MX-NJ, NS-PN, QH-QP, QR, RC, RD	1

-Item not Illustrated

25-23-38

ILLUSTRATED PARTS LIST

Page 1098.186

Nov 01/2008



COMPONENT MAINTENANCE MANUAL

FIG/ ITEM	PART NUMBER	AIRLINE PART NUMBER	NOMENCLATURE							USAGE CODE	UNITS PER ASSY	
			1	2	3	4	5	6	7			
7- 395	417N3182-1		.	.							BP-BW, CZ-DJ, EC-EN, EV, EW, FB, FC, FZ, GA, GD-HF, HH-JJ, KB-KK, KM-KT, LE-MS, MX-NJ, NS-PN, QH-QP, QR, RC, RD	1
400	417N3183-1		.	.							BP-BW, CZ-DJ, EC-EN, EV, EW, FB, FC, FZ, GA, GD-HF, HH-JJ, KB-KK, KM-KT, LE-MS, MX-NJ, NS-PN, QH-QP, QR, RC, RD	1
405	NAS1801-08-8		.								BP-BW, CZ-DJ, EC-EN, EV, EW, FB, FC, FZ, GA, GD-HF, HH-JJ, KB-KK, KM-KT, LE-MG	4

-Item not Illustrated

25-23-38

ILLUSTRATED PARTS LIST

Page 1098.187

Nov 01/2008



COMPONENT MAINTENANCE MANUAL

FIG/ ITEM	PART NUMBER	AIRLINE PART NUMBER	NOMENCLATURE							USAGE CODE	UNITS PER ASSY
			1	2	3	4	5	6	7		
7- -405A	BACS12HN08-8		.	SCREW (OPT ITEM 405B)						MH-MS, MX-NJ, NS-PN, QH-QP, QR, RC, RD	4
-405B	NAS1801-08-8		.	SCREW (OPT ITEM 405A)						MH-MS, MX-NJ, NS-PN, QH-QP, QR, RC, RD	4
410	NAS1149DN816J		.	WASHER						BP-BW, CZ-DJ, EC-EN, EV, EW, FB, FC, FZ, GA, GD-HF, HH-JJ, KB-KK, KM-KT, LE-MS, MX-NJ, QM, RC, RD	4
415	417N3102-10		.	BRACKET ASSY						BP-BW, CZ-DJ, EC-EN, EV, EW, FB, FC, FZ, GA, GD-HF, HH-JJ, KB-KK, KM-KT, LE-MS, MX-NJ, NS-PN, QH-QP, QR, RC, RD	2

-Item not Illustrated

25-23-38

ILLUSTRATED PARTS LIST

Page 1098.188

Nov 01/2008



COMPONENT MAINTENANCE MANUAL

FIG/ ITEM	PART NUMBER	AIRLINE PART NUMBER	NOMENCLATURE							USAGE CODE	UNITS PER ASSY	
			1	2	3	4	5	6	7			
7- 420	6035-2BR185		.	.	INSERT (V01556)						BP-BW, CZ-DJ, EC-EN, EV, EW, FB, FC, FZ, GA, GD-HF, HH-JJ, KB-KK, KM-KT, LE-MS, MX-NJ, NS-PN, QH-QP, QR, RC, RD	2
425	417N3102-11		.	.	BRACKET-MTG						BP-BW, CZ-DJ, EC-EN, EV, EW, FB, FC, FZ, GA, GD-HF, HH-JJ, KB-KK, KM-KT, LE-MS, MX-NJ, NS-PN, QH-QP, QR, RC, RD	1

-Item not Illustrated

25-23-38

ILLUSTRATED PARTS LIST

Page 1098.189

Nov 01/2008



COMPONENT MAINTENANCE MANUAL

FIG/ ITEM	PART NUMBER	AIRLINE PART NUMBER	NOMENCLATURE							USAGE CODE	UNITS PER ASSY				
			1	2	3	4	5	6	7						
7- 430	417N3190-1		.	L	A	N	A	R	D	Y	A	R	D	ASSY	1
435	GSC205		.	.	S	L	E	E	V	E					
					(V59730)	(SPEC BACS13S205C)	(OPT Y0C130 (V12357))	(OPT ITEM 435A)							

-Item not Illustrated

25-23-38

ILLUSTRATED PARTS LIST

Page 1098.190

Nov 01/2008



COMPONENT MAINTENANCE MANUAL

FIG/ ITEM	PART NUMBER	AIRLINE PART NUMBER	NOMENCLATURE							USAGE CODE	UNITS PER ASSY	
			1	2	3	4	5	6	7			
7- -435A	GSC219		.	.	SLEEVE (V59730) (SPEC BACS13S219C) (OPT Y0C140 (V12357)) (OPT ITEM 435)						BP-BW, CZ-DJ, EC-EN, EV, EW, FB, FC, FZ, GA, GD-HF, HH-JJ, KB-KK, KM-KT, LE-MS, MX-NJ, NS-PN, QH-QP, QR, RC, RD	4
440	10-61790-1		.	.	HOOK-LANYARD (V08205)						BP-BW, CZ-DJ, EC-EN, EV, EW, FB, FC, FZ, GA, GD-HF, HH-JJ, KB-KK, KM-KT, LE-MS, MX-NJ, NS-PN, QH-QP, QR, RC, RD	1

-Item not Illustrated

25-23-38

ILLUSTRATED PARTS LIST

Page 1098.191

Nov 01/2008



COMPONENT MAINTENANCE MANUAL

FIG/ ITEM	PART NUMBER	AIRLINE PART NUMBER	NOMENCLATURE							USAGE CODE	UNITS PER ASSY	
			1	2	3	4	5	6	7			
7- 445	NAS43DD4-5		.	.							BP-BW, CZ-DJ, EC-EN, EV, EW, FB, FC, FZ, GA, GD-HF, HH-JJ, KB-KK, KM-KT, LE-MS, MX-NJ, NS-PN, QH-QP, QR, RC, RD	1
450	65C16899-6		.	.							BP-BW, CZ-DJ, EC-EN, EV, EW, FB, FC, FZ, GA, GD-HF, HH-JJ, KB-KK, KM-KT, LE-MS, MX-NJ, NS-PN, QH-QP, QR, RC, RD	1

-Item not Illustrated

25-23-38

ILLUSTRATED PARTS LIST

Page 1098.192

Nov 01/2008



COMPONENT MAINTENANCE MANUAL

FIG/ ITEM	PART NUMBER	AIRLINE PART NUMBER	NOMENCLATURE							USAGE CODE	UNITS PER ASSY		
			1	2	3	4	5	6	7				
7- 455	417N3190-3		.	.							CORD-NYLON	BP-BW, CZ-DJ, EC-EN, EV, EW, FB, FC, FZ, GA, GD-HF, HH-JJ, KB-KK, KM-KT, LE-MS, MX-NJ, NS-PN, QH-QP, QR, RC, RD	1
460	NAS1801-08-8		.								SCREW	BP-BW, CZ-DJ, EC-EN, EV, EW, FB, FC, FZ, GA, GD-HF, HH-JJ, KB-KK, KM-KT, LE-MG	4
-460A	BACS12HN08-8		.								SCREW (OPT ITEM 460B)	MH-MS, MX-NJ, NS-PN, QH-QP, QR, RC, RD	4
-460B	NAS1801-08-8		.								SCREW (OPT ITEM 460A)	MH-MS, MX-NJ, NS-PN, QH-QP, QR, RC, RD	4

-Item not Illustrated

25-23-38

ILLUSTRATED PARTS LIST

Page 1098.193

Nov 01/2008



COMPONENT MAINTENANCE MANUAL

FIG/ ITEM	PART NUMBER	AIRLINE PART NUMBER	NOMENCLATURE							USAGE CODE	UNITS PER ASSY
			1	2	3	4	5	6	7		
7- 465	NAS1149DN816J		.	W	A	S	H	E	R	BP-BW, CZ-DJ, EC-EN, EV, EW, FB, FC, FZ, GA, GD-HF, HH-JJ, KB-KK, KM-KT, LE-MS, MX-NJ, NS-PN, QH-QP, QR, RC, RD	4
470	417N3170-13		.	L	A	T	C	H	A	BP-BW, CZ-DJ, EC-EN, EV, EW, FB, FC, FZ, GA, GD-HF, HH-JJ, KB-KK, KM-KT, LE-MS, MX-NJ, NS-PN, QH-QP, QR, RC, RD	2

-Item not Illustrated

25-23-38

ILLUSTRATED PARTS LIST

Page 1098.194

Nov 01/2008



COMPONENT MAINTENANCE MANUAL

FIG/ ITEM	PART NUMBER	AIRLINE PART NUMBER	NOMENCLATURE							USAGE CODE	UNITS PER ASSY	
			1	2	3	4	5	6	7			
7- 475	6100-9										BP-BW, CZ-DJ, EC-EN, EV, EW, FB, FC, FZ, GA, GD-HF, HH-JJ, KB-KK, KM-KT, LE-MS, MX-NJ, NS-PN, QH-QP, QR, RC, RD	2
480	MS20253P2-165										BP-BW, CZ-DJ, EC-EN, EV, EW, FB, FC, FZ, GA, GD-HF, HH-JJ, KB-KK, KM-KT, LE-MS, MX-NJ, NS-PN, QH-QP, QR, RC, RD	1

-Item not Illustrated

25-23-38

ILLUSTRATED PARTS LIST

Page 1098.195

Nov 01/2008



COMPONENT MAINTENANCE MANUAL

FIG/ ITEM	PART NUMBER	AIRLINE PART NUMBER	NOMENCLATURE							USAGE CODE	UNITS PER ASSY	
			1	2	3	4	5	6	7			
7- 485	417N3173-1		.	.							BP-BW, CZ-DJ, EC-EN, EV, EW, FB, FC, FZ, GA, GD-HF, HH-JJ, KB-KK, KM-KT, LE-MS, MX-NJ, NS-PN, QH-QP, QR, RC, RD	1
490	417N3171-4		.	.							BP-BW, CZ-DJ, EC-EN, EV, EW, FB, FC, FZ, GA, GD-HF, HH-JJ, KB-KK, KM-KT, LE-MS, MX-NJ, NS-PN, QH-QP, QR, RC, RD	1

-Item not Illustrated

25-23-38

ILLUSTRATED PARTS LIST

Page 1098.196

Nov 01/2008



COMPONENT MAINTENANCE MANUAL

FIG/ ITEM	PART NUMBER	AIRLINE PART NUMBER	NOMENCLATURE							USAGE CODE	UNITS PER ASSY	
			1	2	3	4	5	6	7			
7- 495	417N3172-23		.	.							BP-BW, CZ-DJ, EC-EN, EV, EW, FB, FC, FZ, GA, GD-HF, HH-JJ, KB-KK, KM-KT, LE-MS, MX-NJ, NS-PN, QH-QP, QR, RC, RD	1
500	6035-2BR185		.	.	.						BP-BW, CZ-DJ, EC-EN, EV, EW, FB, FC, FZ, GA, GD-HF, HH-JJ, KB-KK, KM-KT, LE-MS, MX-NJ, NS-PN, QH-QP, QR, RC, RD	2

-Item not Illustrated

25-23-38

ILLUSTRATED PARTS LIST

Page 1098.197

Nov 01/2008



COMPONENT MAINTENANCE MANUAL

FIG/ ITEM	PART NUMBER	AIRLINE PART NUMBER	NOMENCLATURE							USAGE CODE	UNITS PER ASSY		
			1	2	3	4	5	6	7				
7- 505	417N3172-24		HOUSING	BP-BW, CZ-DJ, EC-EN, EV, EW, FB, FC, FZ, GA, GD-HF, HH-JJ, KB-KK, KM-KT, LE-MS, MX-NJ, NS-PN, QH-QP, QR, RC, RD	1
508	417N3011-72		PAD	GY, JC, LE, LF, LJ-ME, MH-MS, MX-NJ, NS-PN, QH-QP, QR, RC, RD	4

-Item not Illustrated

25-23-38

ILLUSTRATED PARTS LIST

Page 1098.198

Nov 01/2008



COMPONENT MAINTENANCE MANUAL

FIG/ ITEM	PART NUMBER	AIRLINE PART NUMBER	NOMENCLATURE							USAGE CODE	UNITS PER ASSY
			1	2	3	4	5	6	7		
7- 510	NAS514P832-11P		.	S	C	R	E	W			2

BP, BQ,
BS-BU,
BW, CZ,
DA, DD-
DG, EC-
EF, EJ-
EN, FB,
FC, FZ,
GA, GD-
GU, GY,
HB-HD,
HF, HH-
HY, JC,
JF, JG,
JJ, KB-
KE, KG-
KK, KM,
KN, KQ,
KR, KT,
LE, LF,
LG, LJ-
LM, LQ-
LZ, MD,
ME, MH-
ML, MP,
MQ, MX-
NG, NS-
NV, NZ,
PC-PF,
PK-PN,
QH-QP,
QR, RD

-Item not Illustrated

25-23-38

ILLUSTRATED PARTS LIST

Page 1098.199

Nov 01/2008



COMPONENT MAINTENANCE MANUAL

FIG/ ITEM	PART NUMBER	AIRLINE PART NUMBER	NOMENCLATURE							USAGE CODE	UNITS PER ASSY	
			1	2	3	4	5	6	7			
7- 515	BACN10YJ08		.	N	U	T					BP, BQ, BS-BU, BW, CZ, DA, DD- DG, EC- EF, EJ- EN, FB, FC, FZ, GA, GD- GU, GY, HB-HD, HF, HH- HY, JC, JF, JG, JJ, KB- KE, KG- KK, KM, KN, KQ, KR, KT, LE, LF, LG, LJ- LM, LQ- LZ, MD, ME, MH- ML, MP, MQ, MX- NG, NS- NV, NZ, PC-PF, PK-PN, QH-QP, QR, RD	2

-Item not Illustrated

25-23-38

ILLUSTRATED PARTS LIST

Page 1098.200

Nov 01/2008



COMPONENT MAINTENANCE MANUAL

FIG/ ITEM	PART NUMBER	AIRLINE PART NUMBER	NOMENCLATURE							USAGE CODE	UNITS PER ASSY	
			1	2	3	4	5	6	7			
7- 520	RDAM8018										BP, BQ, BS, DD, DE, EC, EE, EG, EJ, EK, EM, FB, FZ, GA, GD-GU, GY, HB- HD, JC, JJ, KB, KC, KG, KH, KQ, KR, KT, LE, LF, LJ-LM, LQ, MH, MK, ML, MX-MZ, ND, NE, NS-NV, NZ, QM	1
-525	RDAM8018										BT, BU, BW, DA, DF, DG, ED, EF, EL, EN, FC, HF, HH-HY, JF, JG, KD, KE, KJ, KK, KM, KN, LR-LZ, MD, ME, MJ, MP, MQ, NA- NC, NF, NG, PC- PF, PK- PN, QH- QL, QN, QP, QR, RD	1

-Item not Illustrated

25-23-38

ILLUSTRATED PARTS LIST

Page 1098.201

Nov 01/2008



COMPONENT MAINTENANCE MANUAL

FIG/ ITEM	PART NUMBER	AIRLINE PART NUMBER	NOMENCLATURE							USAGE CODE	UNITS PER ASSY					
			1	2	3	4	5	6	7							
7- 530	417N3104-2		.	G	A	S	K	E	T	BP, BQ, BS-BU, BW, CZ, DA, DD- DG, EC- EF, EJ- EN, FB, FC, FZ, GA, GD- GU, GY, HB-HD, HF, HH- HY, JC, JF, JG, JJ, KB- KE, KG- KK, KM, KN, KQ, KR, KT, LE, LF, LG, LJ- LM, LQ- LZ, MD, ME, MH- ML, MP, MQ, MX- NG, NS- NV, NZ, PC-PF, PK-PN, QH-QP, QR, RD	1					
535	10-1581-5A		.	L	I	G	H	T	-	R	E	A	D	ING (COLOR OPT-CUST PREFERENCE, BEIGE) (V72914) (SPEC S417N311-5A)	BP-BW, CZ-DJ, EC-EH, EK, EL, EV, EW, FB, GH, GR, HM, HV, LR, PA, QH, QM, QN, QP	3

-Item not Illustrated

25-23-38

ILLUSTRATED PARTS LIST

Page 1098.202

Nov 01/2008



COMPONENT MAINTENANCE MANUAL

FIG/ ITEM	PART NUMBER	AIRLINE PART NUMBER	NOMENCLATURE							USAGE CODE	UNITS PER ASSY
			1	2	3	4	5	6	7		
7- -535A	10-1581-5B		.	LIGHT-READING (COLOR OPT-CUST PREFERENCE, GRAY) (V72914) (SPEC S417N311-5B)						BP-BW, CZ-DC, EK-EN, EV, EW, FB, FC, GN, HA, HC, HS, JE, JF, KM-KS, PM, PN, QJ, QK, QL, QR, RD	3
-535B	10-1581-5C		.	LIGHT-READING (COLOR OPT-CUST PREFERENCE, DOVE GRAY) (V72914) (SPEC S417N311-5C)						BP-BW, CZ-DC	3
-535C	10-1581-5D		.	LIGHT-READING (COLOR OPT-CUST PREFERENCE, DARK GRAY) (V72914) (SPEC S417N311-5D)						BP-BW, CZ-DC, EK, EL, EV, EW, FB, GF, GW, HK, JA, JJ, NU, NX, NZ, PB, PE, PH, PK, PL	3

-Item not Illustrated

25-23-38

ILLUSTRATED PARTS LIST

Page 1098.203

Nov 01/2008



COMPONENT MAINTENANCE MANUAL

FIG/ ITEM	PART NUMBER	AIRLINE PART NUMBER	NOMENCLATURE							USAGE CODE	UNITS PER ASSY
			1	2	3	4	5	6	7		
7- -535D	10-1581-5G		.	LIGHT-READING (COLOR OPT-CUST PREFERENCE, WHITE) (V72914) (SPEC S417N311-5G)						EJ, FZ, GA, GD, GE, GG, GJ-GM, GP, GQ, GS-GV, GX-GZ, HB, HD- HF, HH, HJ, HL, HN-HR, HT, HU, HW-HZ, JB-JD, JG, JH, KB-KK, KT, LE- LQ, LS- MS, MX- NJ, NS, NT, NV, NW, NY, PC, PF, PG, PJ, RC	3
540	S417N301-111AE		.	LENS (COLOR OPT-CUST PREFERENCE, BEIGE-WHITE SAND-BLACK-RED)						BP-BW, CZ-DC	1
-540A	10-1018-111AG			DELETED							
-540B	10-1018-111AV			DELETED							
-540C	10-1018-111AY			DELETED							
-540D	10-1018-111AZ			DELETED							
-540E	10-1018-111BA			DELETED							
-540F	S417N301-111BB		.	LENS (COLOR OPT-CUST PREFERENCE, GRAY-WHITE SAND-WHITE SAND- RED)						BP-BW, CZ-DC	1
-540G	10-1018-111G			DELETED							
-540H	10-1018-111J			DELETED							
-540J	10-1018-111K			DELETED							
-540K	10-1018-111L			DELETED							

-Item not Illustrated

25-23-38

ILLUSTRATED PARTS LIST

Page 1098.204

Nov 01/2008



COMPONENT MAINTENANCE MANUAL

FIG/ ITEM	PART NUMBER	AIRLINE PART NUMBER	NOMENCLATURE							USAGE CODE	UNITS PER ASSY
			1	2	3	4	5	6	7		
7-											
-540L	S417N301-111M		.	L	E	N	S			BP-BW, CZ-DC	1
-540M	S417N301-111BC										
-540N	10-1018-111N										
-540P	4809-38		.	L	E	N	S			BP-BW, CZ-DC, EK, EL, EV, EW, FB, QH	1
-540Q	4809-50		.	L	E	N	S			BP-BW, CZ-DC, EK-EN, EV, EW, FB, FC, GN, HA, HC, HS, JE, JF, PM, PN, QK, QL, QR, RD	1
-540R	4809-52		.	L	E	N	S			BP-BW, CZ-DC, EK, EL, EV, EW, FB, GF, GW, HK, JA, JJ, PB, PE, PH, PK, PL	1
-540S	4809-53		.	L	E	N	S			BP-BW, CZ-DC	1
-540T	4809-54		.	L	E	N	S			BP-BW, CZ-DC, EK, EL, EV, EW, QJ	1

-Item not Illustrated

25-23-38

ILLUSTRATED PARTS LIST

Page 1098.205

Nov 01/2008



COMPONENT MAINTENANCE MANUAL

FIG/ ITEM	PART NUMBER	AIRLINE PART NUMBER	NOMENCLATURE							USAGE CODE	UNITS PER ASSY	
			1	2	3	4	5	6	7			
7-												
-540U	4809-18		.	L	E	N	S				BP-BW, CZ-DC	1
-540V	4809-19		.	L	E	N	S				BP-BW, CZ-DJ, EC-EH, EK, EL, EV, EW, PA	1
-540W	4809-20		.	L	E	N	S				BP-BW, CZ-DC	1
-540X	4809-23		.	L	E	N	S				BP-BW, CZ-DC, GH, GJ, GR, HM, HV, LR, QM-QP	1
-540Y	S417N301-111BD			D	E	L	E	T	E	D		
-540Z	S417N301-111BE			D	E	L	E	T	E	D		
-541	S417N301-111BG			D	E	L	E	T	E	D		
-541A	4809-57		.	L	E	N	S				BP-BW, CZ-DC	1
-541B	4809-58		.	L	E	N	S				BP-BW, CZ-DC, EK, EL, EV, EW	1
-541C	4809-60		.	L	E	N	S				BP-BW, CZ-DC	1
-541D	S417N301-111BJ			D	E	L	E	T	E	D		

-Item not Illustrated

25-23-38

ILLUSTRATED PARTS LIST

Page 1098.206

Nov 01/2008



COMPONENT MAINTENANCE MANUAL

FIG/ ITEM	PART NUMBER	AIRLINE PART NUMBER	NOMENCLATURE							USAGE CODE	UNITS PER ASSY		
			1	2	3	4	5	6	7				
7- -541E	4809-62		.	L	E	N	S					EJ, FZ, GA, GD, GE, GG, GP, GQ, GV, GX, HB, HF, HH, HJ, HL, HT, HU, HZ, JB, JC, KB-KE, LK, LT, LX, MD, MF-MS, MY, NA, NV, NY, PF, PJ	1
-541F	4809-66		.	L	E	N	S					GK, GU, HP, HY, LJ, LP, LQ, LW, MC, ME	1
-541G	4809-68		.	L	E	N	S					GL, HQ, JD, ND, NF, NJ	1
-541H	4809-69		.	L	E	N	S					GM, GZ, HR, NE, NG, NH	1
-541J	4809-73		.	L	E	N	S					GS, HN, HW	1
-541K	4809-64		.	L	E	N	S					GT, LF, LV	1
-541L	4809-71		.	L	E	N	S					HD, HE, JG, JH, RC	1

-Item not Illustrated

25-23-38

ILLUSTRATED PARTS LIST

Page 1098.207

Nov 01/2008



COMPONENT MAINTENANCE MANUAL

FIG/ ITEM	PART NUMBER	AIRLINE PART NUMBER	NOMENCLATURE							USAGE CODE	UNITS PER ASSY	
			1	2	3	4	5	6	7			
7- 545A	11-6563-22B		.	O	VER	L	A				BP-BW, CZ-DJ, EK, EL, EV, EW, FB, GH, GR, HM, HV, LR, PA, QH, QM-QP	1
-545B	S417N312-22C			D	E	L	E	T	E			
-545C	S417N312-22D			D	E	L	E	T	E			
-545D	S417N312-22E		.	O	VER	L	A			BP-BW, CZ-DC	1	
-545E	11-6563-22A		.	O	VER	L	A			BP-BW, CZ-DC, EK, EL, EV, EW, FB, GF, GW, HK, JA, JJ, NU, NX, NZ, PB, PE, PH, PK, PL	1	
-545F	11-6563-22C		.	O	VER	L	A			BP-BW, CZ-DC, EK-EN, EV, EW, FB, FC, GN, HA, HC, HS, JE, JF, PM, PN, QJ-QL, QR, RD	1	
-545G	11-6563-22D		.	O	VER	L	A			BP-BW, CZ-DC, EJ	1	

-Item not Illustrated

25-23-38

ILLUSTRATED PARTS LIST

Page 1098.209

Nov 01/2008



COMPONENT MAINTENANCE MANUAL

FIG/ ITEM	PART NUMBER	AIRLINE PART NUMBER	NOMENCLATURE							USAGE CODE	UNITS PER ASSY
			1	2	3	4	5	6	7		
7- -545H	11-6563-22G		.	O	O	O	O	O	O	FZ, GA, GD, GE, GG, GJ- GM, GP, GQ, GS- GV, GX- GZ, HB, HD-HF, HH, HJ, HL, HN- HR, HT, HU, HW- HZ, JB- JD, JG, JH, KB- KK, LE- LQ, LS- MS, MX- NJ, NS, NT, NV, NW, NY, PC, PD, PF, PG, PJ, RC	1
-550 550A	S417N312-23A 11-6563-23B		DELETED	.	O	O	O	O	O	BP-BW, CZ-DJ, EC-EH, EK, EL, EV, EW, FB, GH, GR, HM, HV, LR, PA, QH, QM-QP	1
-550B	S417N312-23C		DELETED								
-550C	S417N312-23D		DELETED								
-550D	S417N312-23E		.	O	O	O	O	O	O	BP-BW, CZ-DC	1

-Item not Illustrated

25-23-38

ILLUSTRATED PARTS LIST

Page 1098.210

Nov 01/2008



COMPONENT MAINTENANCE MANUAL

FIG/ ITEM	PART NUMBER	AIRLINE PART NUMBER	NOMENCLATURE							USAGE CODE	UNITS PER ASSY		
			1	2	3	4	5	6	7				
7- -550E	11-6563-23A		.	O	O	V	E	R	L	A	Y	BP-BW, CZ-DC, EK, EL, EV, EW, FB, GF, GW, HK, JA, NU, NX, NZ, PB, PE, PH, PK, PL	1
-550F	11-6563-23C		.	O	O	V	E	R	L	A	Y	BP-BW, CZ-DC, EK-EN, EV, EW, FB, FC, GN, HA, HC, HS, JE, JF, PM, PN, QJ-QL, QR, RD	1
-550G	11-6563-23D		.	O	O	V	E	R	L	A	Y	BP-BW, CZ-DC	1
-550H	S417N312-23G												

-Item not Illustrated

25-23-38

ILLUSTRATED PARTS LIST

Page 1098.211

Nov 01/2008



COMPONENT MAINTENANCE MANUAL

FIG/ ITEM	PART NUMBER	AIRLINE PART NUMBER	NOMENCLATURE							USAGE CODE	UNITS PER ASSY	
			1	2	3	4	5	6	7			
7- -550J	11-6563-23G		.	O	O	O	O	O	O	O	BP-BW, CZ-DC, FZ, GA, GD, GE, GG, GJ- GM, GP, GQ, GS- GV, GX- GZ, HB, HD-HF, HH, HJ, HL, HN- HR, HT, HU, HW- HZ, JB- JD, JG, JH, KB- KK, LE- LQ, LS- MS, MX- NJ, NS, NT, NV, NW, NY, PC, PD, PF, PG, PJ, RC	1
-555 555A	S417N312-24A 11-6563-24B		DELETED	.	O	O	O	O	O	O	BP-BW, CZ-DJ, EC-EH, EK, EL, EV, EW, FB, GH, GR, HM, HV, LR, PA, QH, QM-QP	1
-555B	S417N312-24C		DELETED									
-555C	S417N312-24D		DELETED									
-555D	S417N312-24E		.	O	O	O	O	O	O	O	BP-BW, CZ-DC	1

-Item not Illustrated

25-23-38

ILLUSTRATED PARTS LIST

Page 1098.212

Nov 01/2008



COMPONENT MAINTENANCE MANUAL

FIG/ ITEM	PART NUMBER	AIRLINE PART NUMBER	NOMENCLATURE							USAGE CODE	UNITS PER ASSY	
			1	2	3	4	5	6	7			
7- -555E	11-6563-24A		.	O	O	V	E	R	L	A	BP-BW, CZ-DC, EK, EL, EV, EW, FB, GF, GW, HK, JA, JJ, NU, NX, NZ, PB, PE, PH, PK, PL	1
-555F	11-6563-24C		.	O	O	V	E	R	L	A	BP-BW, CZ-DC, EK-EN, EV, EW, FB, FC, GN, HA, HC, HS, JE, JF, PM, PN, QJ-QL, QR, RD	1
-555G	11-6563-24D		.	O	O	V	E	R	L	A	BP-BW, CZ-DC	1
-555H	S417N312-24G											

-Item not Illustrated

25-23-38

ILLUSTRATED PARTS LIST

Page 1098.213

Nov 01/2008



COMPONENT MAINTENANCE MANUAL

FIG/ ITEM	PART NUMBER	AIRLINE PART NUMBER	NOMENCLATURE							USAGE CODE	UNITS PER ASSY
			1	2	3	4	5	6	7		
7- -555J	11-6563-24G		.	OVERLAY (COLOR OPT-CUST PREFERENCE, WHITE-WHITE- SLATE-GRAY) (V72914) (SPEC S417N312-24G)						EJ, FZ, GA, GD, GE, GG, GJ-GM, GP, GQ, GS-GV, GX-GZ, HB, HD- HF, HH, HJ, HL, HN-HR, HT, HU, HW-HZ, JB-JD, JG, JH, KB-KK, LE-LQ, LS-MS, MX-NJ, NS, NT, NV, NW, NY, PC, PD, PF, PG, PJ, RC	1
-560	25-1734-15A			DELETED							
-560A	25-1734-15B			DELETED							

-Item not Illustrated

25-23-38

ILLUSTRATED PARTS LIST

Page 1098.214

Nov 01/2008



COMPONENT MAINTENANCE MANUAL

FIG/ ITEM	PART NUMBER	AIRLINE PART NUMBER	NOMENCLATURE							USAGE CODE	UNITS PER ASSY	
			1	2	3	4	5	6	7			
7- 560B	25-1734-15		.	LENS (COLOR OPT-CUST PREFERENCE, CLEAR POLYCARBONATE) (V72914) (SPEC S417N312-5A) (OPT 25-1734-5A (V72914))							BP-BW, CZ-DJ, EC-EH, EK-EN, EV, EW, FB, FC, FZ, GA, GD, GF, GH-GP, GR-GV, GX-HA, HC-HF, HH, HK, HM-HT, HV-JA, JC-JJ, KB-KK, KM-KT, LE-LJ, LL-LW, LY-MK, MM, MP, MR, MX, MZ, NB- NJ, NS- NU, NW, NX, NZ- PE, PG, PH, PK- PN, RC, RD	2
-560C	25-1734-13		.	LENS (COLOR OPT-CUST PREFERENCE, RED) (V72914) (SPEC S417N312-5B)							BP-BW, CZ-DC, EK, EL, EV, EW, FB, GE, GQ, HJ, HU, LX, ML, MN, MQ, MS, MY, NA, QH, QR	2
-560D	S417N312-5C			DELETED								

-Item not Illustrated

25-23-38

ILLUSTRATED PARTS LIST

Page 1098.215

Nov 01/2008



COMPONENT MAINTENANCE MANUAL

FIG/ ITEM	PART NUMBER	AIRLINE PART NUMBER	NOMENCLATURE							USAGE CODE	UNITS PER ASSY	
			1	2	3	4	5	6	7			
7- -560E	25-1734-17		.	L	E	N	S				EJ, GG, GW, HB, HL, JB, NV, NY, PF, PJ	2
-560F	25-1734-15		.	L	E	N	S				QJ-QP	2
565	PLT2MM		.	S	T	R	A	P			BP-BW, CZ-DJ, EC-EN, EV, EW, FB, FC, FZ, GA, GD-HF, HH-JJ, KB-KK, KM-KT, LE-MS, MX-NJ, NS-PN, QH-QP, QR, RC, RD	AR
-565A	PLT2MM2		.	S	T	R	A	P			BP-BW, CZ-DJ, EC-EN, EV, EW, FB, FC, FZ, GA, GD-HF, HH-JJ, KB-KK, KM-KT, LE-MS, MX-NJ, NS-PN, QH-QP, QR, RC, RD	AR

-Item not Illustrated

25-23-38

ILLUSTRATED PARTS LIST

Page 1098.216

Nov 01/2008



COMPONENT MAINTENANCE MANUAL

FIG/ ITEM	PART NUMBER	AIRLINE PART NUMBER	NOMENCLATURE							USAGE CODE	UNITS PER ASSY		
			1	2	3	4	5	6	7				
7- 570	BACD40P3A160		.								HOSE	BP-BW, CZ-DJ, EC-EN, EV, EW, FB, FC, FZ, GA, GD-HF, HH-JJ, KB-KK, KM-KT, LE-MS, MX-NJ, NS-PN, QH-QP, QR, RC, RD	1
575	417N3103-3		.								MANIFOLD ASSY	BP-BW, CZ-DJ, EC-EN, EV, EW, FB, FC, FZ, GA, GD-HF, HH-JJ, KB-KK, KM-KT, LE-MS, MX-NJ, NS-PN, QH-QP, QR, RC, RD	1
580	3740-4		.								OUTLET (COLOR OPT-CUST PREFERENCE, BEIGE) (V83564) (SPEC 10-60141-23S) (OPT 750801-002 (V28406)) (OPT ITEM 580H)	BP-BW, CZ-DJ, EC-EH, EK, EL, EV, EW, FB, GH, HM, LR	3
-580A	10-60141-26A										DELETED		
-580B	10-60141-23U										DELETED		
-580C	10-60141-26B										DELETED		
-580D	10-60141-23V										DELETED		
-580E	10-60141-26C										DELETED		

-Item not Illustrated

25-23-38

ILLUSTRATED PARTS LIST

Page 1098.217

Nov 01/2008



COMPONENT MAINTENANCE MANUAL

FIG/ ITEM	PART NUMBER	AIRLINE PART NUMBER	NOMENCLATURE							USAGE CODE	UNITS PER ASSY
			1	2	3	4	5	6	7		
7-											
-580F	10-60141-23W										
-580G	10-60141-26D										
-580H	3740-7									BP-BW, CZ-DJ, EC-EH, EK, EL, EV, EW, FC, GH, HM, LR	3
-580J	3740-3									BP-BW, CZ-DC, EK-EM, EV, EW, FB, FC, HS	3
-580K	3740-8									BP-BW, CZ-DC, EK-EM, EV, EW, FB, FC, HS, QR, RD	3
-580L	3740-6									BP-BW, CZ-DC, EK, EL, EV, EW, FB	3
-580M	3740-9									BP-BW, CZ-DC, EK, EL, EV, EW, FB	3
-580N	3740-5									BP-BW, CZ-DC	3

-Item not Illustrated

25-23-38

ILLUSTRATED PARTS LIST

Page 1098.218

Nov 01/2008



COMPONENT MAINTENANCE MANUAL

FIG/ ITEM	PART NUMBER	AIRLINE PART NUMBER	NOMENCLATURE							USAGE CODE	UNITS PER ASSY
			1	2	3	4	5	6	7		
7- -580P	3740-10		.	OUTLET (COLOR OPT-CUST PREFERENCE, DOVE GRAY) (V83564) (SPEC 10-60141-26D) (OPT ITEM 580N)						BP-BW, CZ-DC	3
-580Q	3740-11		.	OUTLET (COLOR OPT-CUST PREFERENCE, WHITE SAND) (V83564) (SPEC 10-60141-26E) (OPT ITEM 580R)						FZ, GA, GY, HF, JC, LE, LF, LJ, LK, LS- LX, RC	3
-580R	10-60141-23Y		.	OUTLET (COLOR OPT-CUST PREFERENCE, WHITE SAND) (OPT ITEM 580Q)						FZ, GA, GY, HF, JC, LE, LF, LJ, LK, LS- LX	3
-580S	3740-11		.	OUTLET (COLOR OPT-CUST PREFERENCE, WHITE SAND) (V83564) (SPEC 10-60141-26E)						GE, GG, GJ-GM, GP, GQ, GS-GV, GX-GZ, HB, HD, HE, HH, HJ, HL, HN-HR, HT, HU, HW-HZ, JB-JD, JG, JH, KB-KK, KT, LE- LH, LL- LQ, LY- MS, MX- NJ, NS, NT, NV, NW, NY, PC, PD, PF, PG, PJ	3

-Item not Illustrated

25-23-38

ILLUSTRATED PARTS LIST

Page 1098.219

Nov 01/2008



COMPONENT MAINTENANCE MANUAL

FIG/ ITEM	PART NUMBER	AIRLINE PART NUMBER	NOMENCLATURE							USAGE CODE	UNITS PER ASSY
			1	2	3	4	5	6	7		
7- -580T	3740-9		.	OUTLET (COLOR OPT-CUST PREFERENCE, DARK GRAY) (V83564) (SPEC 10-60141-26C)						GF, GW, HK, JA, JJ, NU, NX, NZ, PB, PE, PH, PK, PL	3
-580U	3740-8		.	OUTLET (COLOR OPT-CUST PREFERENCE, GRAY) (V83564) (SPEC 10-60141-26B) (OPT ITEM 580V)						GN, QJ	3
-580V	3740-5		.	OUTLET (COLOR OPT-CUST PREFERENCE, DOVE GRAY) (V83564) (SPEC 10-60141-23W) (OPT ITEM 580U)						GN	3
-580W	3740-7		.	OUTLET (COLOR OPT-CUST PREFERENCE, BEIGE) (V83564) (SPEC 10-60141-26A)						GR, HV, PA, QH, QM-QP, QR	3
-580X	3740-8		.	OUTLET (COLOR OPT-CUST PREFERENCE, GRAY) (V83564) (SPEC 10-60141-26B)						HA, HC, JE, JF, KM-KS, PM, PN	3
585	PLT2MM		.	STRAP (V06383) (OPT ITEM 585A)						BP-BW, CZ-DJ, EC-EN, EV, EW, FB, FC, FZ, GA, GD-HF, HH-JJ, KB-KK, KM-KT, LE-MS, MX-NJ, NS-PN, QH-QP, QR, RC, RD	AR

-Item not Illustrated

25-23-38

ILLUSTRATED PARTS LIST

Page 1098.220

Nov 01/2008



COMPONENT MAINTENANCE MANUAL

FIG/ ITEM	PART NUMBER	AIRLINE PART NUMBER	NOMENCLATURE							USAGE CODE	UNITS PER ASSY	
			1	2	3	4	5	6	7			
7- -585A	PLT2MM2										BP-BW, CZ-DJ, EC-EN, EV, EW, FB, FC, FZ, GA, GD-HF, HH-JJ, KB-KK, KM-KT, LE-MS, MX-NJ, NS-PN, QH-QP, QR, RC, RD	AR
-590	S417N313-101											DELETED

-Item not Illustrated

25-23-38

ILLUSTRATED PARTS LIST

Page 1098.221

Nov 01/2008



COMPONENT MAINTENANCE MANUAL

FIG/ ITEM	PART NUMBER	AIRLINE PART NUMBER	NOMENCLATURE							USAGE CODE	UNITS PER ASSY
			1	2	3	4	5	6	7		
7- -590A	53002		. WIRE BUNDLE-COMPONENT (V16115) (SPEC S417N313-101)							BP, BR, BT, BV, CZ-DJ, EC, ED, EG, EH, EK, EL, EV, EW, GD-GN, GV-GX, GZ-HA, HD, HE, HH-HS, HZ-JB, JD, JE, JG, JH, KB, KD, KF, KG, KJ, KM, KP, KQ, KS, LG, LH, LL- LP, LY- MC, MF- MJ, MM, MN, MR, MS, MX, MY, NA, NB, ND- NJ, NS- NY, PA- PJ, PL, QH, QJ, QM, QP, RC, RD	1
-595	S417N313-102		DELETED								

-Item not Illustrated

25-23-38

ILLUSTRATED PARTS LIST

Page 1098.222

Nov 01/2008



COMPONENT MAINTENANCE MANUAL

FIG/ ITEM	PART NUMBER	AIRLINE PART NUMBER	NOMENCLATURE							USAGE CODE	UNITS PER ASSY	
			1	2	3	4	5	6	7			
7- -595A	53509		.	WIRE BUNDLE-COMPONENT (V16115) (SPEC S417N313-102)							BQ, BU, EE, EF, EM, EN, GA, GP- GU, GY, HF, HT- HY, JC, KC, KE, KH, KK, KN, KR, LE, LF, LJ, LK, LR-LX, MK, ML, MP, MQ, MZ, NC, PK, PM, PN, QK- QN, QR	1
-600	S417N313-103			DELETED								
-600A	53004		.	WIRE BUNDLE-COMPONENT (V16115) (SPEC S417N313-103)							BS, BW, EJ, FB, FC, FZ, HB, HC, JF, JJ, KT, LQ, MD, ME	1
605	3SAV1338A2		.	RELAY (V01526) (SPEC BACR13CD2) (OPT BR16S233 (V09026)) (OPT EE4AA005 (V35344)) (OPT HFW1206K03 (V58614)) (OPT HFW1204K01 (V71482)) (OPT HFW1204K01 (V71482))							BS, BW, EJ, FB, FZ, HB, HC, JF, JJ, KT, LQ, MD, ME	1
610	NAS1801-06-6		.	SCREW							BS, BW, EJ, FB, FZ, HB, HC, JF, JJ, KT, LQ, ME	2
-610A	BACS12HN06-6		.	SCREW							MD	2

-Item not Illustrated

25-23-38

ILLUSTRATED PARTS LIST

Page 1098.223

Nov 01/2008



COMPONENT MAINTENANCE MANUAL

FIG/ ITEM	PART NUMBER	AIRLINE PART NUMBER	NOMENCLATURE							USAGE CODE	UNITS PER ASSY
			1	2	3	4	5	6	7		
7- 615	NAS1149DN616J		.	W	A	S	H	E	R	BS, BW, EJ, FB, FZ, HB, HC, JF, JJ, KT, LQ, MD, ME	2
620	417N3161-17		.	B	R	A	C	K	E	BS, BW, EJ, FB, FZ, HB, HC, JF, JJ, KT, LQ, MD, ME	1
625	130125		.	.	N	U	T	P	L	BS, BW, EJ, FB, FZ, HB, HC, JF, JJ, KT, LQ, MD, ME	2
-625A	BACN10FX6		.	.	N	U	T	P	L	BS, BW, EJ, FB, FZ, HB, HC, JF, JJ, KT, LQ, MD, ME	2
630	417N3161-14		.	.	P	L	A	T	E	BS, BW, EJ, FB, FZ, HB, HC, JF, JJ, KT, LQ, MD, ME	1
-635	S417N313-203									DELETED	
-635A	S417N313-208									DELETED	
-635B	S417N313-205									DELETED	
-635C	S417N313-210		.	W	B	U	N	D	L	DE, DG	1

-Item not Illustrated

25-23-38

ILLUSTRATED PARTS LIST

Page 1098.224

Nov 01/2008



COMPONENT MAINTENANCE MANUAL

FIG/ ITEM	PART NUMBER	AIRLINE PART NUMBER	NOMENCLATURE							USAGE CODE	UNITS PER ASSY	
			1	2	3	4	5	6	7			
7- -635D	53251		.	WIRE BUNDLE-JUMPER (V16115) (SPEC S417N313-203)							BP-BR, BT-BV, CZ-DC, EC-EH, EK-EN, EV, EW, GA, GD- HA, HD- HF, HH- JE, JG, JH, KB- KK, KM- KS, LE- LP, LR- MC, MF- MS, MX- NJ, NS- PN, QH- QP, QR, RC, RD	1
-635E	53005		.	WIRE BUNDLE-JUMPER (V16115) (SPEC S417N313-208)							BS, BW, EJ, FB, FC, FZ, HB, HC, JF, JJ, KT, LQ, MD, ME	1
-635F	53240		.	WIRE BUNDLE-JUMPER (V16115) (SPEC S417N313-205)							DD, DF, DH, DJ	1
640	NAS600-14P		.	SCREW							BP-BW, CZ-DJ, EC-EN, EV, EW, FB, FC, FZ, GA, GD-HF, HH-JJ, KB-KK, LE-MG	9
-640A	BACS12CK04-14		.	SCREW							MH-MS, MX-NC	9

-Item not Illustrated

25-23-38

ILLUSTRATED PARTS LIST

Page 1098.225

Nov 01/2008



COMPONENT MAINTENANCE MANUAL

FIG/ ITEM	PART NUMBER	AIRLINE PART NUMBER	NOMENCLATURE							USAGE CODE	UNITS PER ASSY	
			1	2	3	4	5	6	7			
7- -640B	BACS12CK04-14		.								ND-NJ, NS-PN, QH-QP, QR, RC, RD	9
-640C	NAS600-14P		.								ND-NJ, NS-PN, QH-QP, QR, RC, RD	9
645	417N3035-3		.								BP-BW, CZ-DJ, EC-EN, EV, EW, FB, FC, FZ, GA, GD-HF, HH-JJ, KB-KK, KM-KT, LE-ME, MH-MS, MX, ND- NJ, NS- PN, QH- QP, QR, RC, RD	1
650	417N3035-4		.								BP-BW, CZ-DJ, EC-EN, EV, EW, FB, FC, FZ, GA, GD-HF, HH-JJ, KB-KK, KM-KT, LE-MS, MX, ND- NJ, NS- PN, QH- QP, QR, RC, RD	1

-Item not Illustrated

25-23-38

ILLUSTRATED PARTS LIST

Page 1098.226

Nov 01/2008



COMPONENT MAINTENANCE MANUAL

FIG/ ITEM	PART NUMBER	AIRLINE PART NUMBER	NOMENCLATURE							USAGE CODE	UNITS PER ASSY	
			1	2	3	4	5	6	7			
7- 655	11-6537-7		.								BP-BW, CZ-DQ, EB-GA, GY, HF, JC, LE, LF, LJ, LK, LR- LX	1
-655A	11-6537-9		.								GD-GH, GK-GR, GU-GX, GZ-HE, HH-HM, HP-HV, HY-JB, JD-JJ, KB-KK, KM-KT, LL-LQ, LY-MS, MX-NJ, NS-PN, QH-QP, QR, RC, RD	1
-655B	11-6537-9		.								GJ, GS, GT, HN, HW, HX	1
-655C	11-6537-7		.								GJ, GS, GT, HN, HW, HX	1

-Item not Illustrated

25-23-38

ILLUSTRATED PARTS LIST

Page 1098.227

Nov 01/2008



COMPONENT MAINTENANCE MANUAL

FIG/ ITEM	PART NUMBER	AIRLINE PART NUMBER	NOMENCLATURE							USAGE CODE	UNITS PER ASSY	
			1	2	3	4	5	6	7			
7- 660	417N3012-6SP		.	P	A	N	A	S	S		BP-BR, BT-BV, CZ-DJ, EC-EH, EK-EN, EV, EW, GA, GD- GX, GZ- HA, HD- HF, HH- JE, JG, JH, LG, LH	1
-660A	417N3012-7SP		.	P	A	N	A	S	S		BS, BW, EJ, FB, FC, FZ, HB, HC, JF	1
-660B	417N3012-7E		.	P	A	N	A	S	S		JJ	1
-660C	417N3012-6N		.	P	A	N	A	S	S		GY, JC, KB-KK, LE, LF, LJ-LP, LS-MC, MF, MG	1
-660D	417N3012-6M		.	P	A	N	A	S	S		KM-KS	1
-660E	417N3012-7G		.	P	A	N	A	S	S		KT, LQ, MD, ME	1
-660F	417N3012-6C		.	P	A	N	A	S	S		LR	1
-660G	417N3012-14B		.	P	A	N	A	S	S		MH-MS, MX-NJ, NS, NT, NV, NW, NY, PC, PD, PF, PG, PJ, RC	1
-660H	417N3012-14E		.	P	A	N	A	S	S		NU, NX, NZ, PB, PE, PH, PK, PL	1
-660J	417N3012-14C		.	P	A	N	A	S	S		PA, QH, QM-QP	1

-Item not Illustrated

25-23-38

ILLUSTRATED PARTS LIST

Page 1098.228

Nov 01/2008



COMPONENT MAINTENANCE MANUAL

FIG/ ITEM	PART NUMBER	AIRLINE PART NUMBER	NOMENCLATURE							USAGE CODE	UNITS PER ASSY	
			1	2	3	4	5	6	7			
7-												
-660K	417N3012-14H		.							PANEL ASSY	PM, PN	1
-660L	417N3012-14D		.							PANEL ASSY	QJ, RD	1
-660M	417N3012-14F		.							PANEL ASSY	QK, QL	1
-660N	417N3012-14G		.							PANEL ASSY	QR	1
-665	10-1018-2									DELETED		
665A	4708-1		.	.						HOUSING-LAMP (V83564) (SPEC S417N301-2)	BP-BW, CZ-DJ, EC-EN, EV, EW, FB, FC, FZ, GA, GD-HF, HH-JJ, KB-KK, KM-KT, LE-MS, MX-NJ, NS-PN, QH-QP, RD	1
670	MS20253P2-330		.	.						PIN	BP-BW, CZ-DJ, EC-EN, EV, EW, FB, FC, FZ, GA, GD-HF, HH-JJ, KB-KK, KM-KT, LE-MS, MX-NJ, NS-PN, QH-QP, RD	2

-Item not Illustrated

25-23-38

ILLUSTRATED PARTS LIST

Page 1098.229

Nov 01/2008



COMPONENT MAINTENANCE MANUAL

FIG/ ITEM	PART NUMBER	AIRLINE PART NUMBER	NOMENCLATURE							USAGE CODE	UNITS PER ASSY	
			1	2	3	4	5	6	7			
7- 675	417N3173-21		.	.							BP-BW, CZ-DJ, EC-EN, EV, EW, FB, FC, FZ, GA, GD-HF, HH-JJ, KB-KK, KM-KT, LE-MS, MX-NJ, NS-PN, QH-QP, RD	1
680	417N3173-22		.	.							BP-BW, CZ-DJ, EC-EN, EV, EW, FB, FC, FZ, GA, GD-HF, HH-JJ, KB-KK, KM-KT, LE-MS, MX-NJ, NS-PN, QH-QP, QR, RD	1
685	BACR15BB3D9		.	.							BP-BW, CZ-DJ, EC-EN, EV, EW, FB, FC, FZ, GA, GD-HF, HH-JH, LG, LH, MF, MG	2

-Item not Illustrated

25-23-38

ILLUSTRATED PARTS LIST

Page 1098.230

Nov 01/2008



COMPONENT MAINTENANCE MANUAL

FIG/ ITEM	PART NUMBER	AIRLINE PART NUMBER	NOMENCLATURE							USAGE CODE	UNITS PER ASSY	
			1	2	3	4	5	6	7			
7- 685A	BACR15BB3D9C		.	.							GY, JC, JJ, KB- KK, KM- KT, LE, LF, LJ- ME, MH- MS, MX- NJ, NS- PN, QH- QP, QR, RD	2
690	417N3133-25		.	.							BP-BW, CZ-DJ, EC-EN, EV, EW, FB, FC, FZ, GA, GD-HF, HH-JJ, KB-KK, KM-KT, LE-MS, MX-NJ, NS-PN, QH-QP, QR, RD	1
695	417N3133-23		.	.							BP-BW, CZ-DJ, EC-EN, EV, EW, FB, FC, FZ, GA, GD-HF, HH-JJ, KB-KK, KM-KT, LE-MS, MX-NJ, NS-PN, QH-QP, QR, RD	1

-Item not Illustrated

25-23-38

ILLUSTRATED PARTS LIST

Page 1098.231

Nov 01/2008



COMPONENT MAINTENANCE MANUAL

FIG/ ITEM	PART NUMBER	AIRLINE PART NUMBER	NOMENCLATURE							USAGE CODE	UNITS PER ASSY					
			1	2	3	4	5	6	7							
7- 700	417N3133-24		.	.	L	A	T	C	H	BP-BW, CZ-DJ, EC-EN, EV, EW, FB, FC, FZ, GA, GD-HF, HH-JJ, KB-KK, KM-KT, LE-MS, MX-NJ, NS-PN, QH-QP, QR, RD	1					
705	MS20253P2-80		.	.	P	I	N			BP-BW, CZ-DJ, EC-EN, EV, EW, FB, FC, FZ, GA, GD-HF, HH-JJ, KB-KK, KM-KT, LE-MS, MX-NJ, NS-PN, QH-QP, QR, RD	4					
710	417N3058-2SP		.	.	D	O	O	R	A	S	S	O	X	Y	BP-BW, CZ-DJ, EC-EN, EV, EW, FB, FC, FZ, GA, GD-GX, GZ-HF, HH-JB, JD-JH, LG, LH	1

-Item not Illustrated

25-23-38

ILLUSTRATED PARTS LIST

Page 1098.232

Nov 01/2008



COMPONENT MAINTENANCE MANUAL

FIG/ ITEM	PART NUMBER	AIRLINE PART NUMBER	NOMENCLATURE							USAGE CODE	UNITS PER ASSY
			1	2	3	4	5	6	7		
7-											
-710A	417N3058-2A		.	.						GY, JC, JJ, KB- KK, KT, LE, LF, LJ-LQ, LS-MG	1
-710B	417N3058-2G		.	.						KM-KS	1
-710C	417N3058-2B		.	.						LR	1
-710D	417N3058-3B		.	.						MH-MS, MX-NJ, NS-NZ, PB-PL	1
-710E	417N3058-3C		.	.						PA, QH, QM-QP, QR	1
-710F	417N3058-3E		.	.						PM, PN, QJ, RD	1
-710G	417N3058-3D		.	.						QK, QL	1
715	417N3043-22		.	.	.					BP-BW, CZ-DJ, EC-EN, EV, EW, FB, FC, FZ, GA, GD-HF, HH-JJ, KB-KK, KM-KT, LE-MS, MX-NJ, NS-PN, QH-QP, QR, RD	2

-Item not Illustrated

25-23-38

ILLUSTRATED PARTS LIST

Page 1098.233

Nov 01/2008



COMPONENT MAINTENANCE MANUAL

FIG/ ITEM	PART NUMBER	AIRLINE PART NUMBER	NOMENCLATURE							USAGE CODE	UNITS PER ASSY	
			1	2	3	4	5	6	7			
7- 720	417N3043-21		.	.	.						BP-BW, CZ-DJ, EC-EN, EV, EW, FB, FC, FZ, GA, GD-HF, HH-JJ, KB-KK, KM-KT, LE-MS, MX-NJ, NS-PN, QH-QP, QR, RD	2
725	417N3019-1SP		.	.	.						BP-BW, CZ-DJ, EC-EN, EV, EW, FB, FC, FZ, GA, GD-GX, GZ-HF, HH-JB, JD-JJ, LG, LH	1
-725A	417N3019-1A		.	.	.						KB-KK, KT, LE, LF, MF, MG	1
-725B	417N3019-1G		.	.	.						KM-KS	1
-725C	417N3019-2B		.	.	.						MH-MS, MX-NJ, NS-NZ, PB-PL	1
-725D	417N3019-2C		.	.	.						PA, QH, QM-QP	1
-725E	417N3019-2E		.	.	.						PM, PN, QJ, RD	1
-725F	417N3019-2D		.	.	.						QK, QL, QR	1

-Item not Illustrated

25-23-38

ILLUSTRATED PARTS LIST

Page 1098.234

Nov 01/2008



COMPONENT MAINTENANCE MANUAL

FIG/ ITEM	PART NUMBER	AIRLINE PART NUMBER	NOMENCLATURE							USAGE CODE	UNITS PER ASSY		
			1	2	3	4	5	6	7				
7-													
730	417N3013-11SP		.	.							FACEPLATE	BP-BW, CZ-DJ, EC-EN, EV, EW, FB, FC, FZ, GA, GD-GX, GZ-HF, HH-JB, JD-JH, LG, LH	1
-730A	417N3013-11A		.	.							FACEPLATE	GY, JC, JJ, KB- KK, KT, LE, LF, LJ-LQ, LS-MS, MX-NJ, NS-NZ, PB-PL	1
-730B	417N3013-11H		.	.							FACEPLATE	KM-KS	1
-730C	417N3013-11B		.	.							FACEPLATE	LR, PA, QH, QM- QP, QR	1
-730D	417N3013-11E		.	.							FACEPLATE	PM, PN, QJ, RD	1
-730E	417N3013-11D		.	.							FACEPLATE	QK, QL	1
735	417N3013-12SP		.	.							FACEPLATE	BP-BW, CZ-DJ, EC-EN, EV, EW, FB, FC, FZ, GA, GD-GX, GZ-HF, HH-JB, JD-JH, LG, LH	1

-Item not Illustrated

25-23-38

ILLUSTRATED PARTS LIST

Page 1098.235

Nov 01/2008



COMPONENT MAINTENANCE MANUAL

FIG/ ITEM	PART NUMBER	AIRLINE PART NUMBER	NOMENCLATURE							USAGE CODE	UNITS PER ASSY	
			1	2	3	4	5	6	7			
7- -735A	417N3013-12G		.	.							GY, JC, KB-KK, KT, LE, LF, LJ- LQ, LS- MS, MX- NJ, NS, NT, NV, NW, NY, PC, PD, PF, PG, PJ	1
-735B	417N3013-12E		.	.							KM-KS	1
-735C	417N3013-12D		.	.							JJ, NU, NX, NZ, PB, PE, PH, PK, PL	1
-735D	417N3013-12B		.	.							LR, PA, QH, QM- QP	1
-735E	417N3013-12C		.	.							PM, PN, QJ-QL, QR, RD	1
738	8862		.	.							BP-BW, CZ-DJ, EC-EN, EV, EW, FB, FC, FZ, GA, GD-HF, HH-JJ, KB-KK, KM-KT, LE-MS, MX-NJ, NS-PN, QH-QP, QR, RD	AR
-738A	PS0940332										DELETED	

-Item not Illustrated

25-23-38

ILLUSTRATED PARTS LIST

Page 1098.236

Nov 01/2008



COMPONENT MAINTENANCE MANUAL

FIG/ ITEM	PART NUMBER	AIRLINE PART NUMBER	NOMENCLATURE							USAGE CODE	UNITS PER ASSY	
			1	2	3	4	5	6	7			
7- -738B	PS094032		.	.	RETAINER-PUSHNUT (V77122) (OPT ITEM 738)						BP-BW, CZ-DJ, EC-EN, EV, EW, FB, FC, FZ, GA, GD-HF, HH-JJ, KB-KK, KM-KT, LE-MS, PM, PN, QH-QP, QR, RD	AR
740	417N3016-5		.	.	FRAME ASSY						BP-BR, BT-BV, CZ-DJ, EC-EH, EK-EN, EV, EW, GA, GD- HA, HD- HF, HH- JE, JG, JH, KB- KK, KM- KS, LE- LP, LR- MC, MF- MS, MX- NJ, NS- PN, QH- QP, QR, RD	1
-740A	417N3016-7		.	.	FRAME ASSY						BS, BW, EJ, FB, FC, FZ, HB, HC, JF, JJ, KT, LQ, MD, ME	1

-Item not Illustrated

25-23-38

ILLUSTRATED PARTS LIST

Page 1098.237

Nov 01/2008



COMPONENT MAINTENANCE MANUAL

FIG/ ITEM	PART NUMBER	AIRLINE PART NUMBER	NOMENCLATURE							USAGE CODE	UNITS PER ASSY	
			1	2	3	4	5	6	7			
7- 745	6035-04BR135										BP-BW, CZ-DJ, EC-EN, EV, EW, FB, FC, FZ, GA, GD-HF, HH-JJ, KB-KK, KM-KT, LE-MS, MX-NJ, NS-PN, QH-QP, QR, RD	9
750	6035-06BR150										BP-BW, CZ-DJ, EC-EN, EV, EW, FB, FC, FZ, GA, GD-HF, HH-JJ, KB-KK, KM-KT, LE-MS, MX-NJ, NS-PN, QH-QP, QR, RD	2
755	6035-2BR185										BP-BW, CZ-DJ, EC-EN, EV, EW, FB, FC, FZ, GA, GD-HF, HH-JJ, KB-KK, KM-KT, LE-MS, MX-NJ, NS-PN, QH-QP, QR, RD	2

-Item not Illustrated

25-23-38

ILLUSTRATED PARTS LIST

Page 1098.238

Nov 01/2008



COMPONENT MAINTENANCE MANUAL

FIG/ ITEM	PART NUMBER	AIRLINE PART NUMBER	NOMENCLATURE							USAGE CODE	UNITS PER ASSY		
			1	2	3	4	5	6	7				
7- 760	417N3016-6		.	.	.							BP-BR, BT-BV, CZ-DJ, EC-EH, EK-EN, EV, EW, GA, GD- HA, HD- HF, HH- JE, JG, JH, KB- KK, KM- KS, LE- LP, LR- MC, MF- MS, MX- NJ, NS- PN, QH- QP, QR, RD	1
-760A	417N3016-8		.	.	.							BS, BW, EJ, FB, FC, FZ, HB, HC, JF, JJ, KT, LQ, MD, ME	1
765	BAC27DPA2272		.									BP-BW, CZ-DJ, EC-EJ, EN, EV, EW, FB, FC, FZ, GA, GD- HF, HH- JJ, KB- KK, KM- KT, LE- MS, MX- NJ, NS- PN, QH- QP, QR, RC, RD	1

-Item not Illustrated

25-23-38

ILLUSTRATED PARTS LIST

Page 1098.239

Nov 01/2008



COMPONENT MAINTENANCE MANUAL

FIG/ ITEM	PART NUMBER	AIRLINE PART NUMBER	NOMENCLATURE							USAGE CODE	UNITS PER ASSY	
			1	2	3	4	5	6	7			
7- 770	BAC27NPA1361		.								BP, BR, BT, BV, CZ-DC, EC, ED, EG, EH, EK, EL, EV, EW, GD-GN, GV-GX, GZ, HA, HD, HE, HH-HS, HZ-JB, JD, JE, JG, JH, KB, KD, KF, KG, KJ, KM, KP, KQ, KS, LL- LP, LY- MC, MF- MJ, ML- MS, MX- NJ, NS- NY, PA- PJ, PL, QH-QP, QR, RC, RD	1
775	BAC27NPA1366		.								BQ, BU, EE, EF, EM, EN, GA, GP- GU, GY, HT-HY, JC, KE, KH, KK, KN, KR, LE, LF, LJ, LK, LR-LX, MK, NZ, PK, PM, PN, QK, QL, QN, QR	1

-Item not Illustrated

25-23-38

ILLUSTRATED PARTS LIST

Page 1098.240

Nov 01/2008



COMPONENT MAINTENANCE MANUAL

FIG/ ITEM	PART NUMBER	AIRLINE PART NUMBER	NOMENCLATURE							USAGE CODE	UNITS PER ASSY	
			1	2	3	4	5	6	7			
7- 780	BAC27NPA1362		.								BS, BU, EJ, FB, FC, FZ, HB, HC, JF, JJ, KT, LQ, MD, ME	1
785	BAC27NPA1360		.								DD, DF, DH, DJ	1
790	BAC27NPA1365		.								DE, DG	1
795	BAC29PPS56569		.								MH-MS, MX-NJ, NS-PN, QH-QP, QR, RC, RD	1
800	BAC29PPS56568		.								MH-MS, MX-NJ, NS-PN, QH-QP, QR, RC, RD	2

-Item not Illustrated

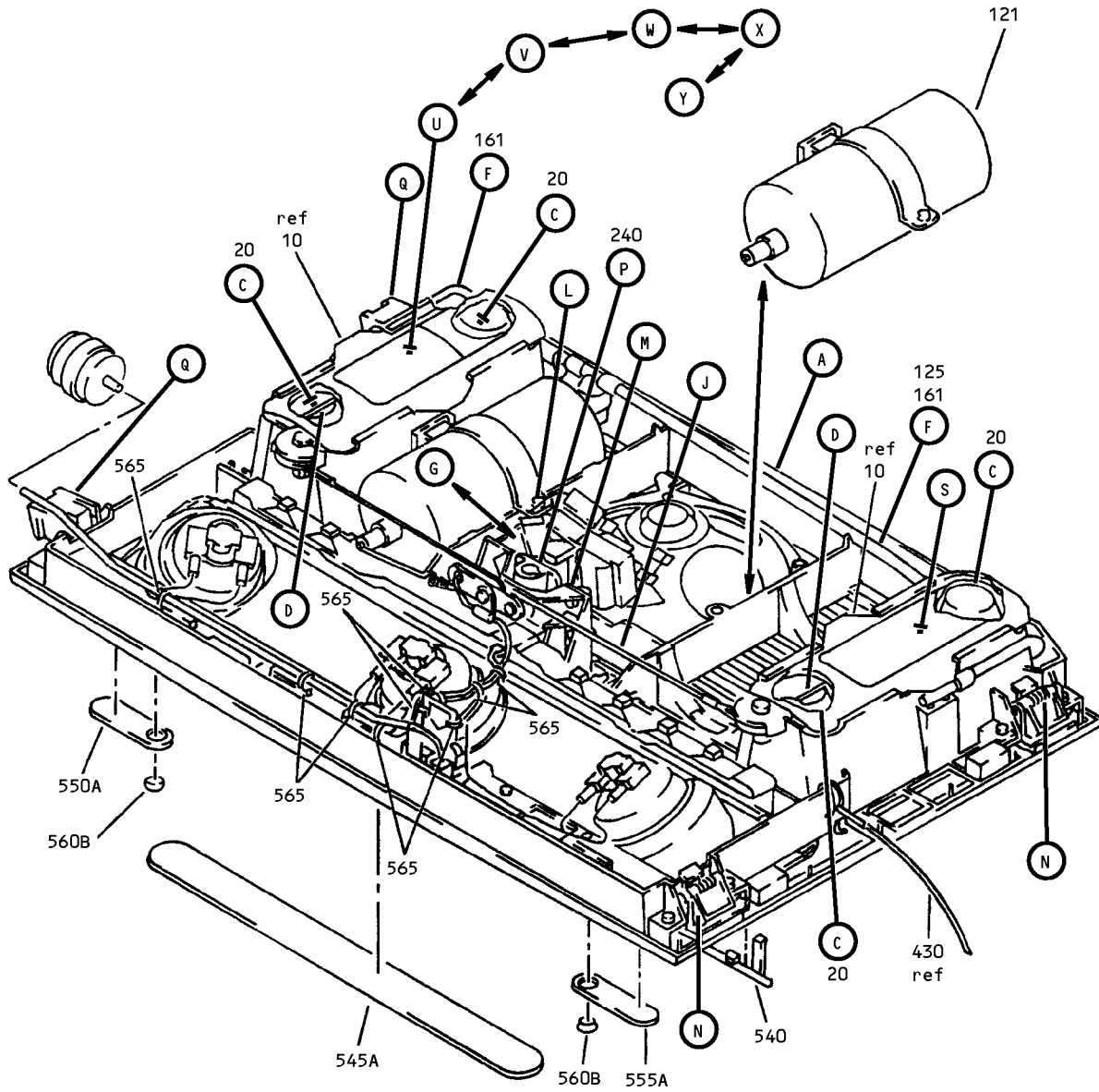
25-23-38

ILLUSTRATED PARTS LIST

Page 1098.241

Nov 01/2008

COMPONENT MAINTENANCE MANUAL



Passenger Service Unit Assembly
IPL Figure 8 (Sheet 1 of 15)

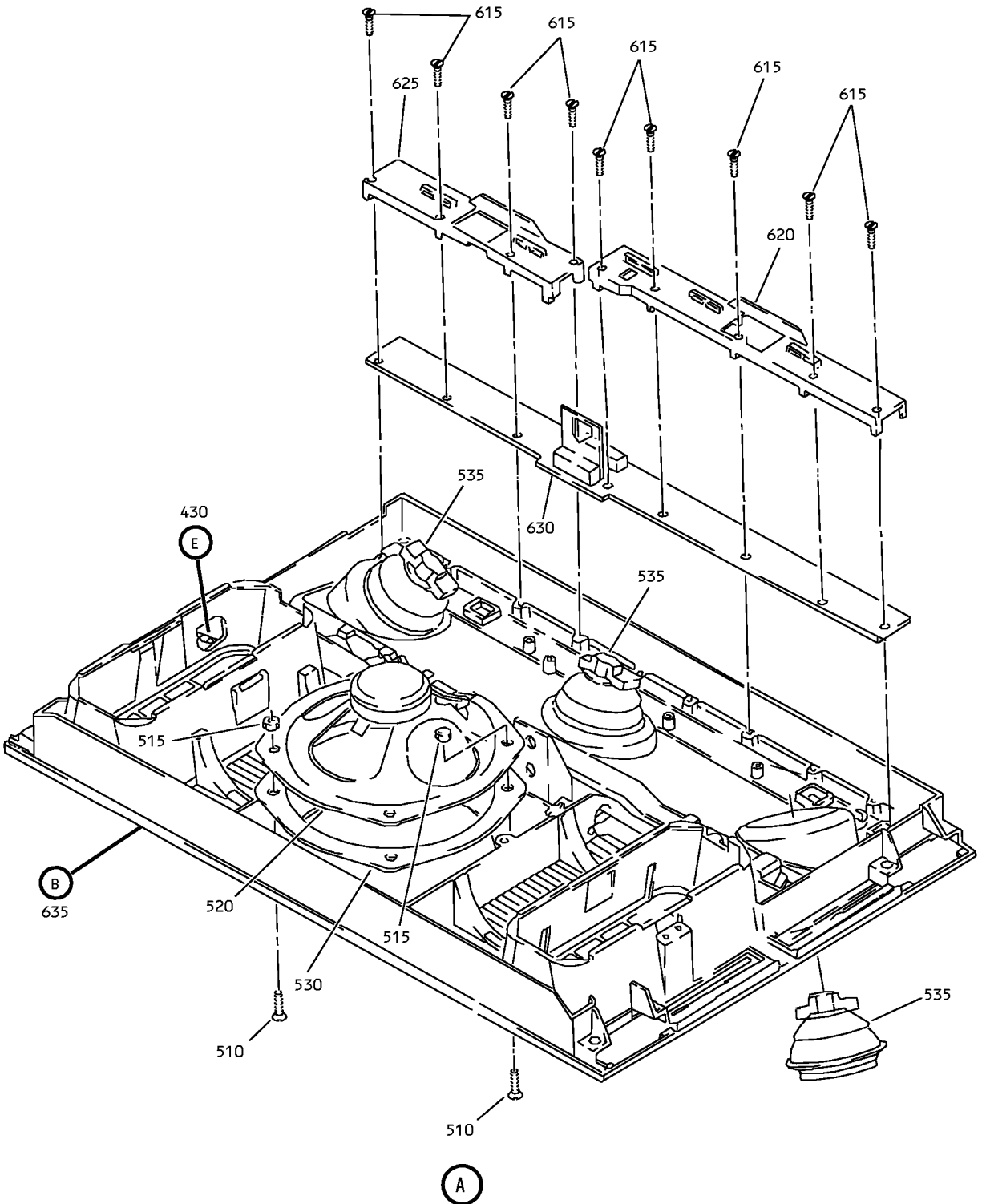
25-23-38

ILLUSTRATED PARTS LIST

Page 1098.242

Nov 01/2008

COMPONENT MAINTENANCE MANUAL



Passenger Service Unit Assembly
IPL Figure 8 (Sheet 2 of 15)

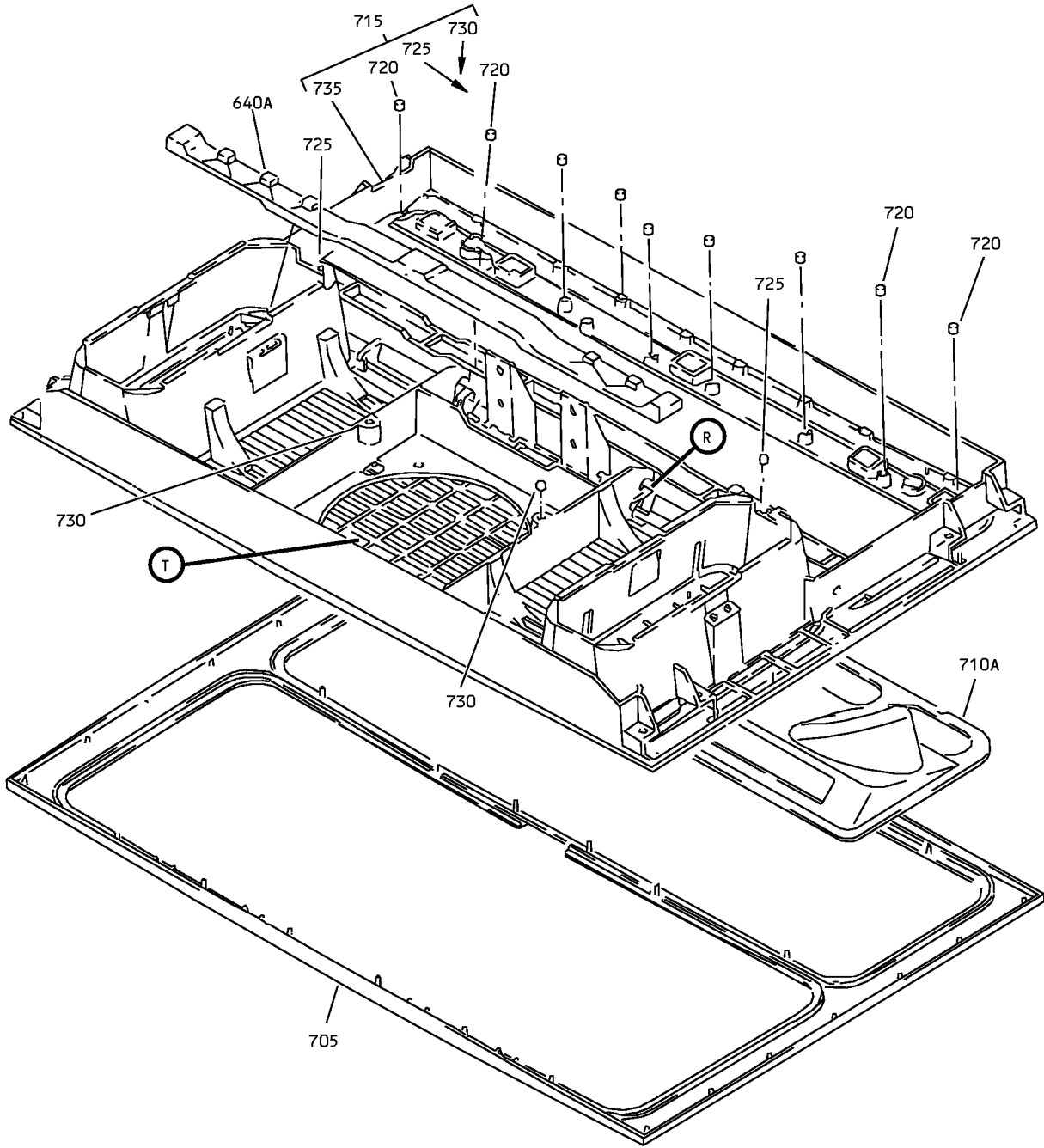
25-23-38

ILLUSTRATED PARTS LIST

Page 1098.243

Nov 01/2008

COMPONENT MAINTENANCE MANUAL



(B)

Passenger Service Unit Assembly
IPL Figure 8 (Sheet 3 of 15)

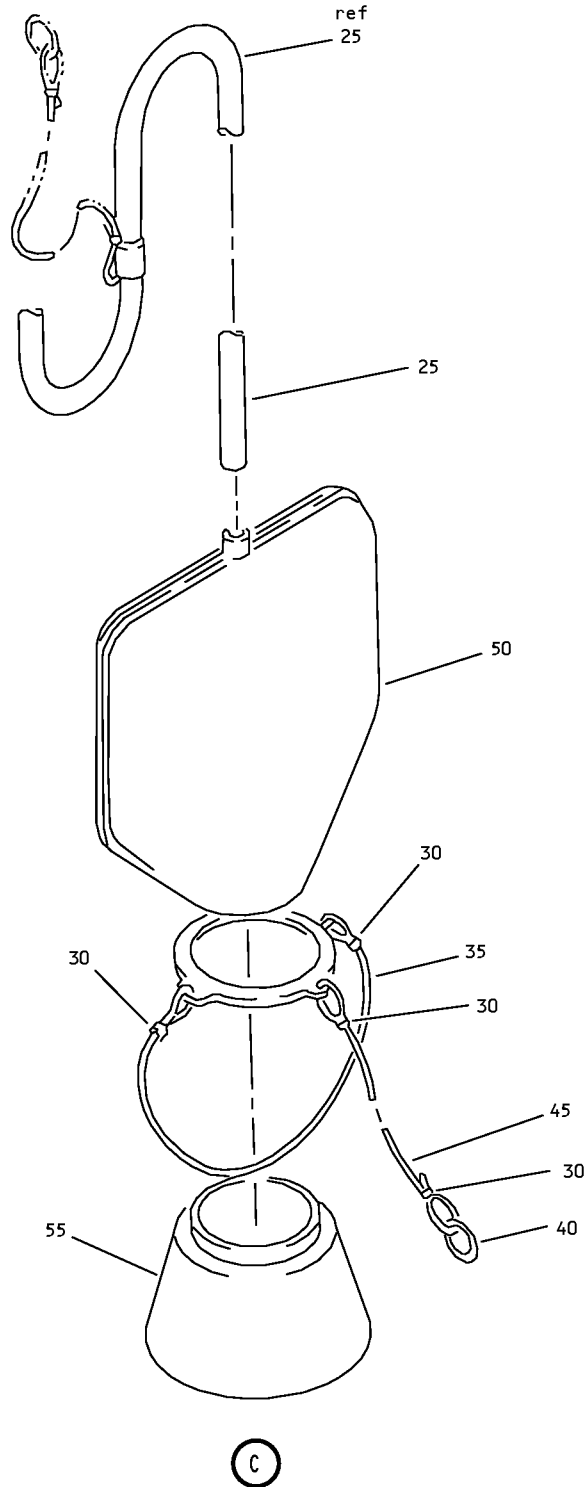
25-23-38

ILLUSTRATED PARTS LIST

Page 1098.244

Nov 01/2008

COMPONENT MAINTENANCE MANUAL



Passenger Service Unit Assembly
IPL Figure 8 (Sheet 4 of 15)

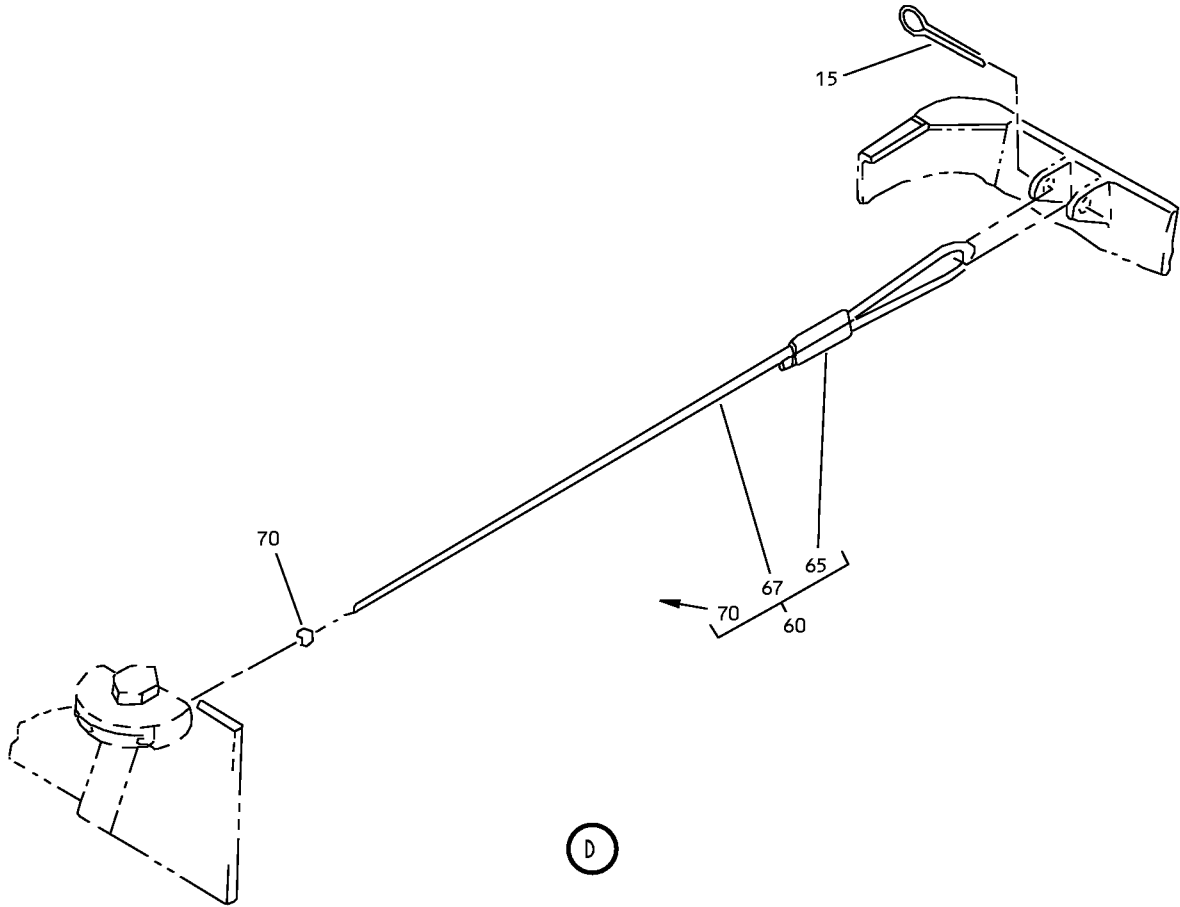
25-23-38

ILLUSTRATED PARTS LIST

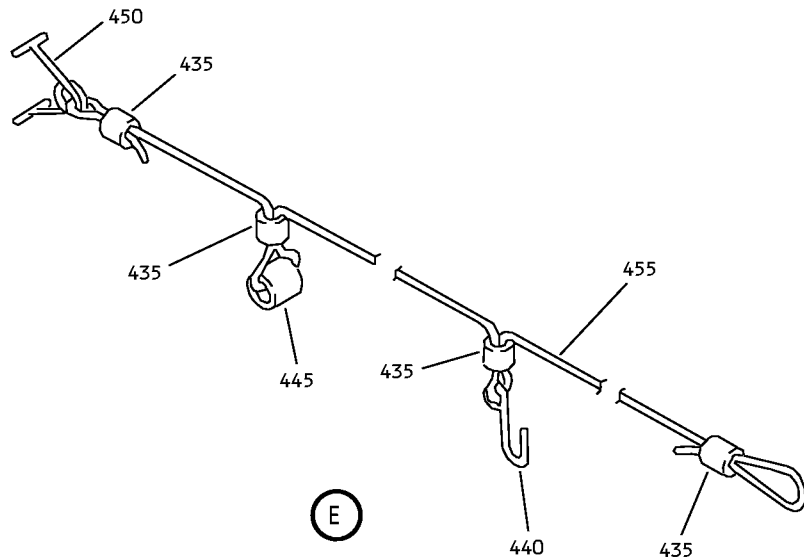
Page 1098.245

Nov 01/2008

COMPONENT MAINTENANCE MANUAL



D



E

Passenger Service Unit Assembly
IPL Figure 8 (Sheet 5 of 15)

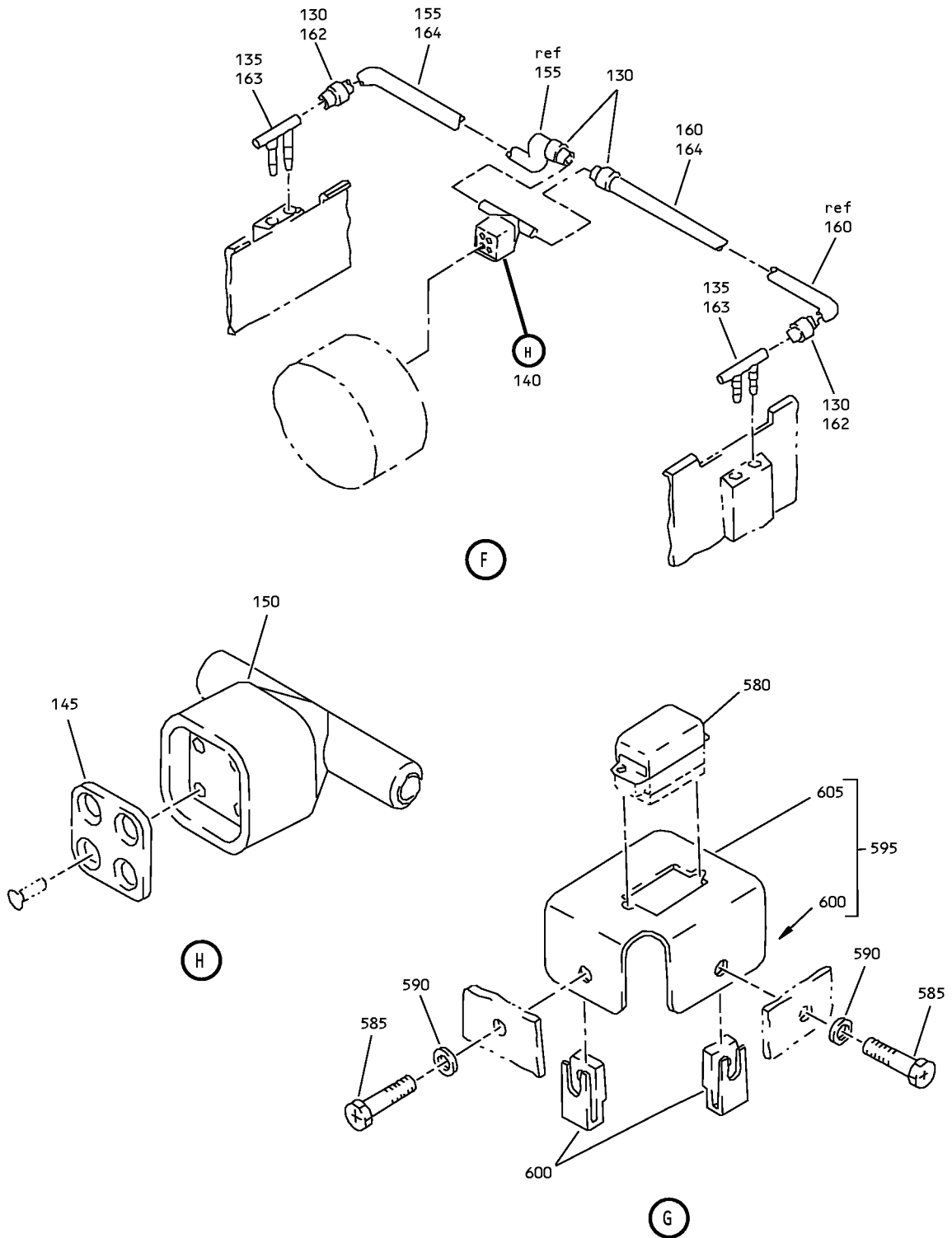
25-23-38

ILLUSTRATED PARTS LIST

Page 1098.246

Nov 01/2008

COMPONENT MAINTENANCE MANUAL



Passenger Service Unit Assembly
IPL Figure 8 (Sheet 6 of 15)

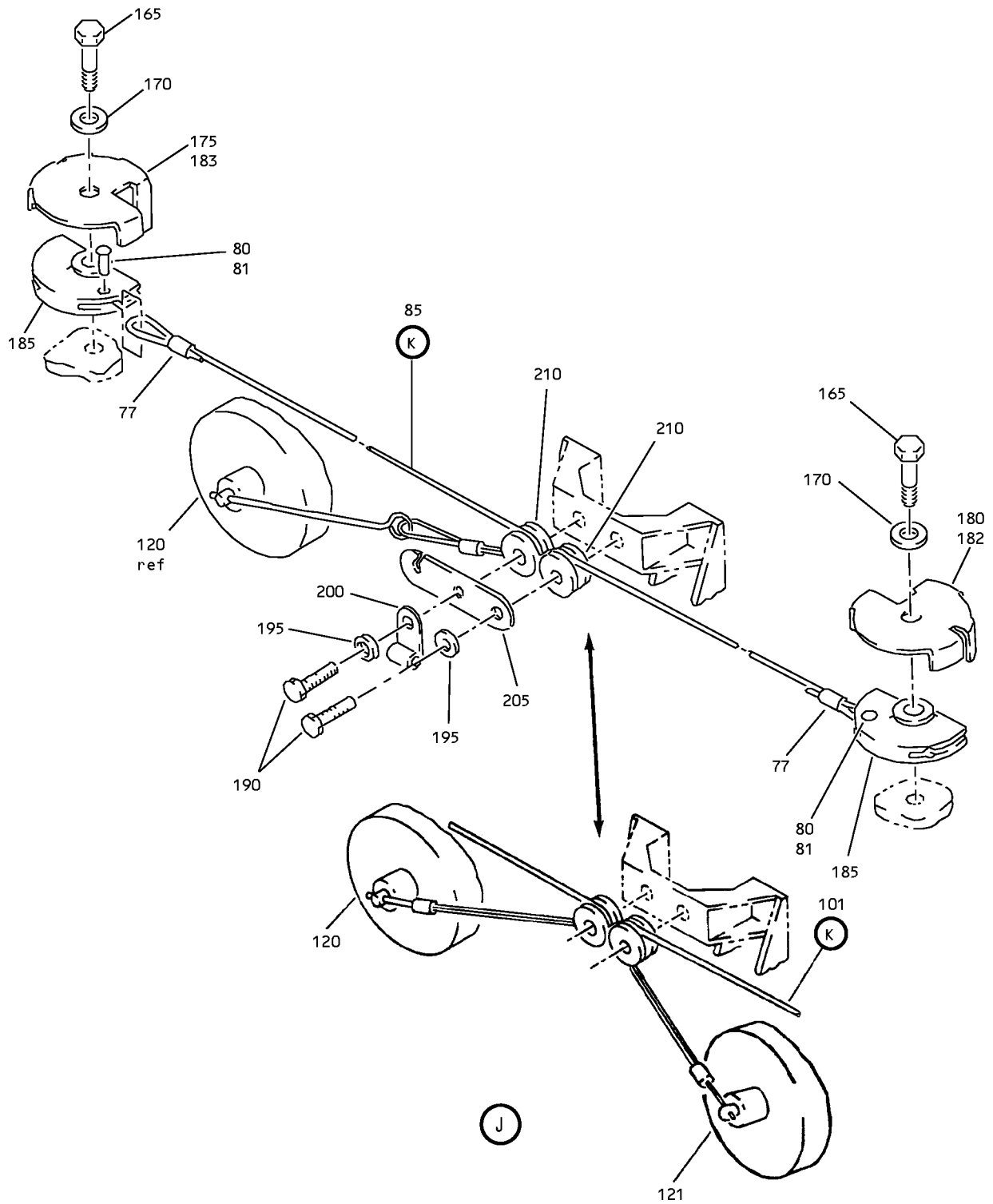
25-23-38

ILLUSTRATED PARTS LIST

Page 1098.247

Nov 01/2008

COMPONENT MAINTENANCE MANUAL



Passenger Service Unit Assembly
IPL Figure 8 (Sheet 7 of 15)

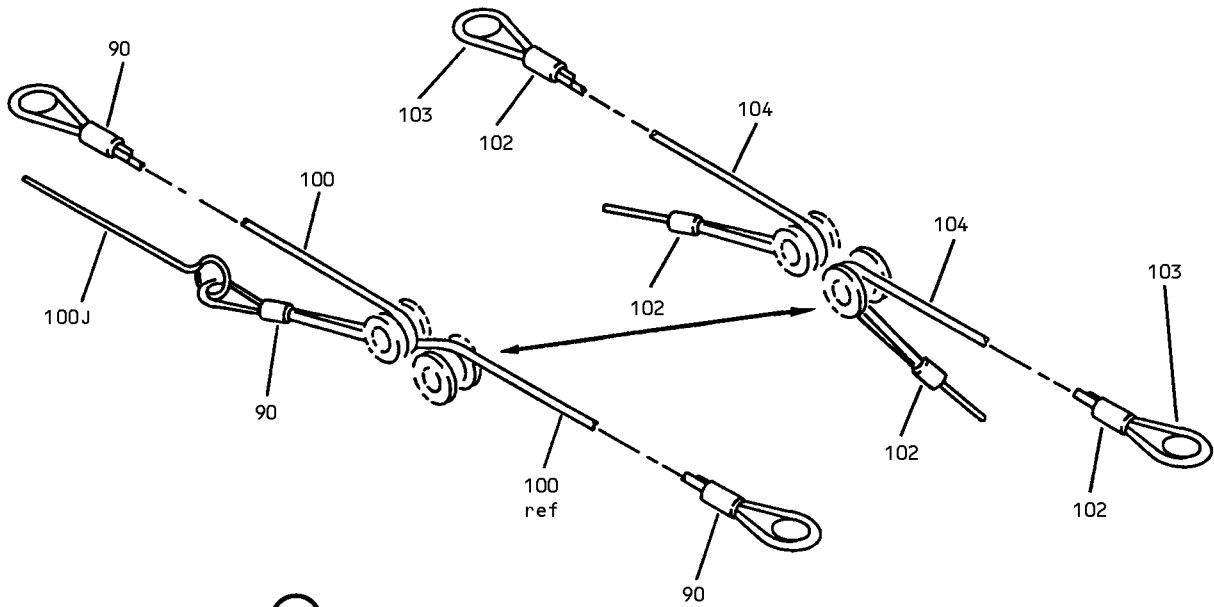
25-23-38

ILLUSTRATED PARTS LIST

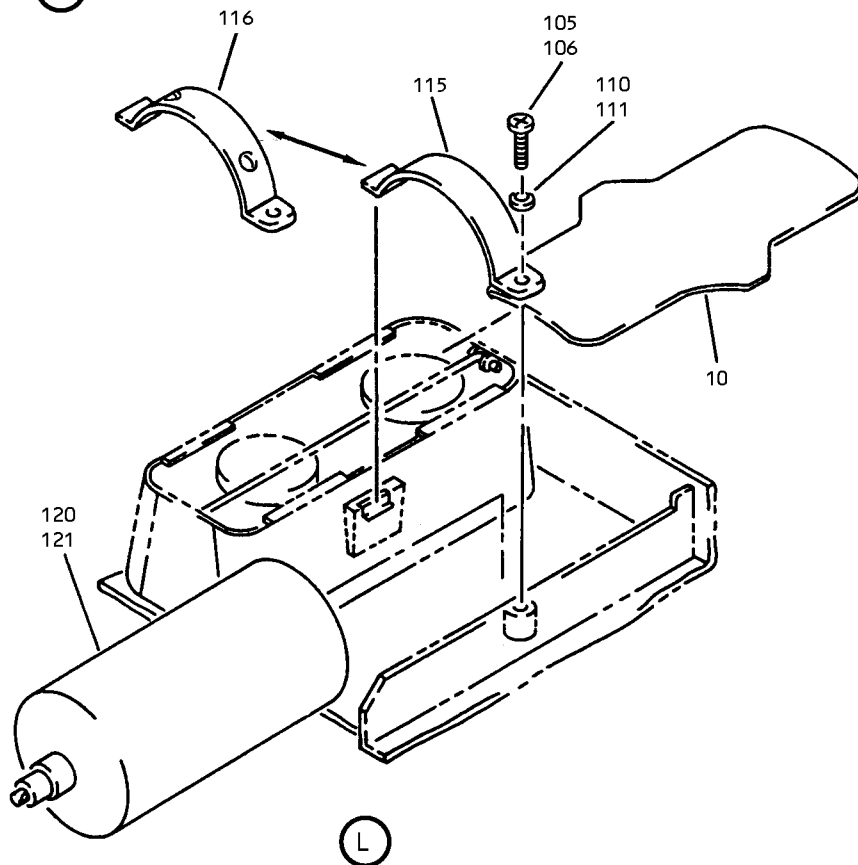
Page 1098.248

Nov 01/2008

COMPONENT MAINTENANCE MANUAL



(K)



(L)

Passenger Service Unit Assembly
IPL Figure 8 (Sheet 8 of 15)

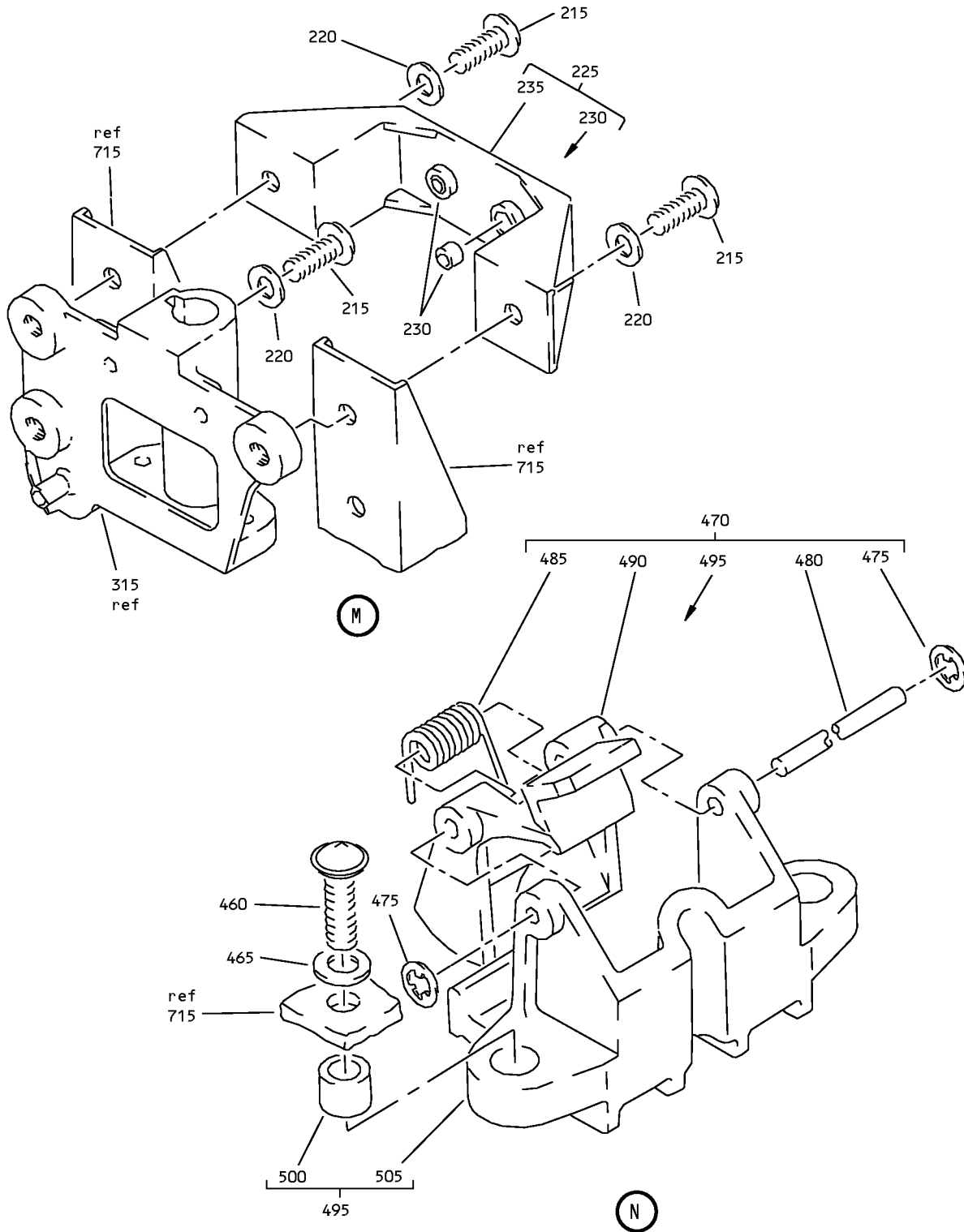
25-23-38

ILLUSTRATED PARTS LIST

Page 1098.249

Nov 01/2008

COMPONENT MAINTENANCE MANUAL



Passenger Service Unit Assembly
IPL Figure 8 (Sheet 9 of 15)

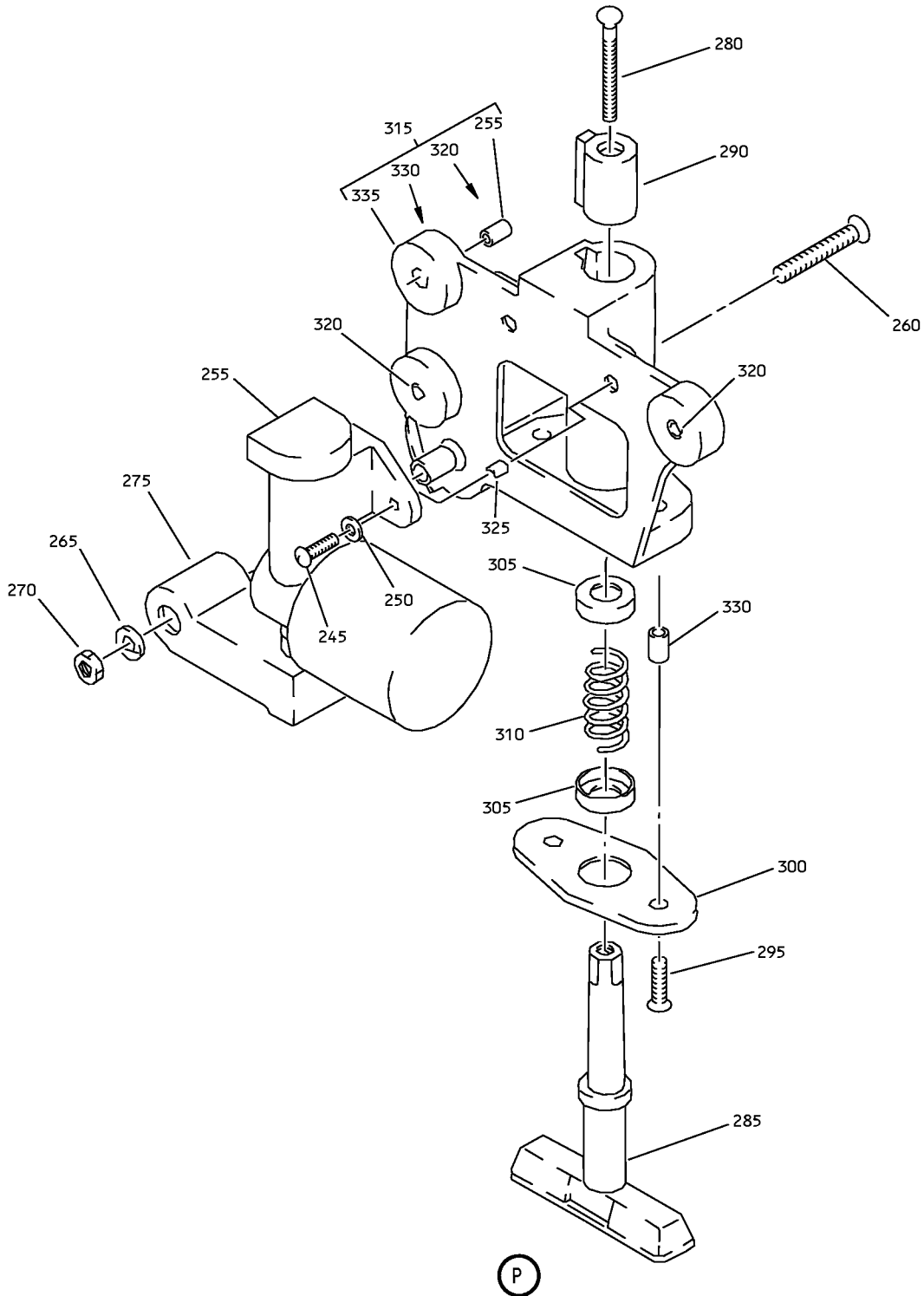
25-23-38

ILLUSTRATED PARTS LIST

Page 1098.250

Nov 01/2008

COMPONENT MAINTENANCE MANUAL



Passenger Service Unit Assembly
IPL Figure 8 (Sheet 10 of 15)

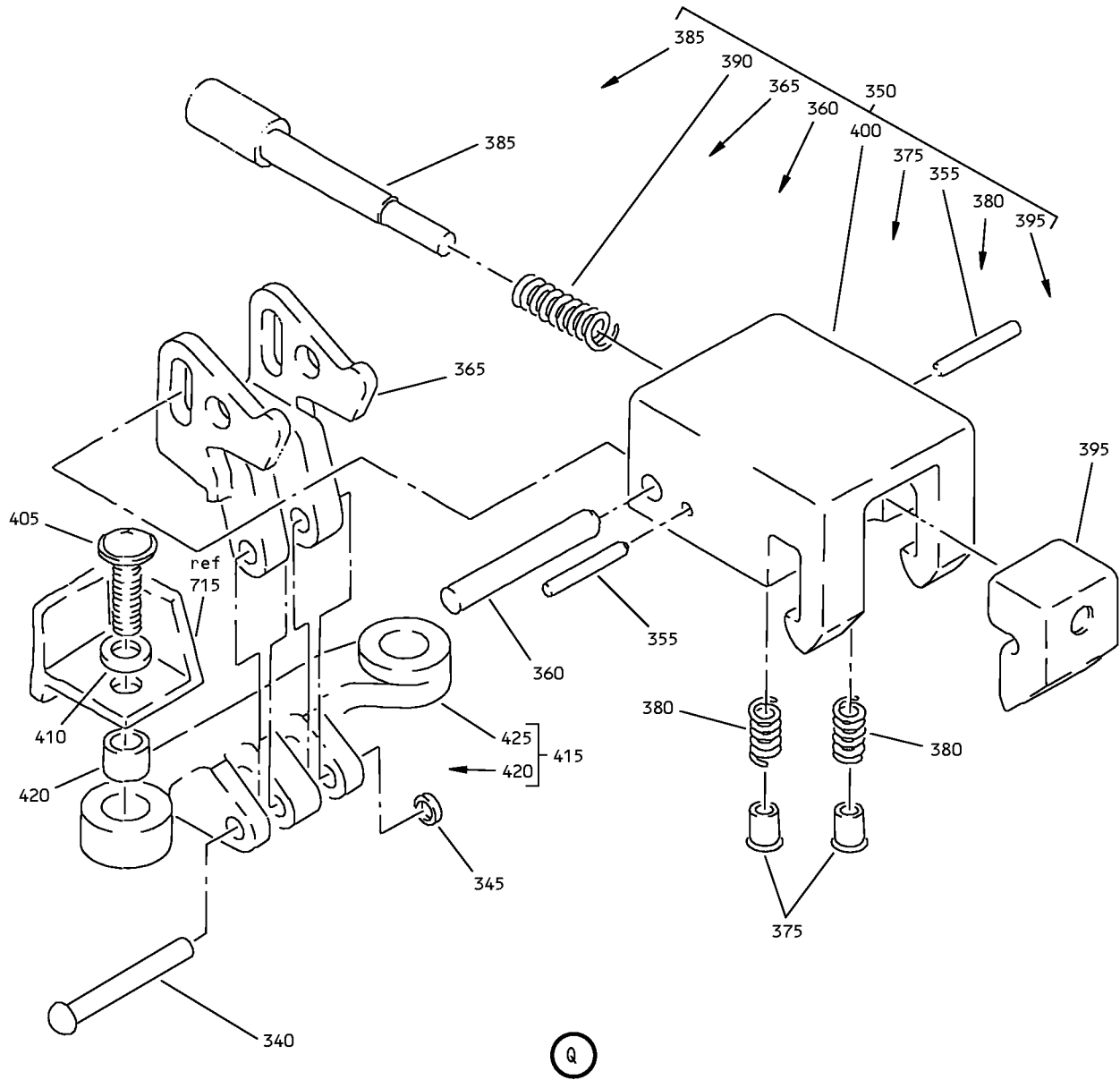
25-23-38

ILLUSTRATED PARTS LIST

Page 1098.251

Nov 01/2008

COMPONENT MAINTENANCE MANUAL



Passenger Service Unit Assembly
IPL Figure 8 (Sheet 11 of 15)

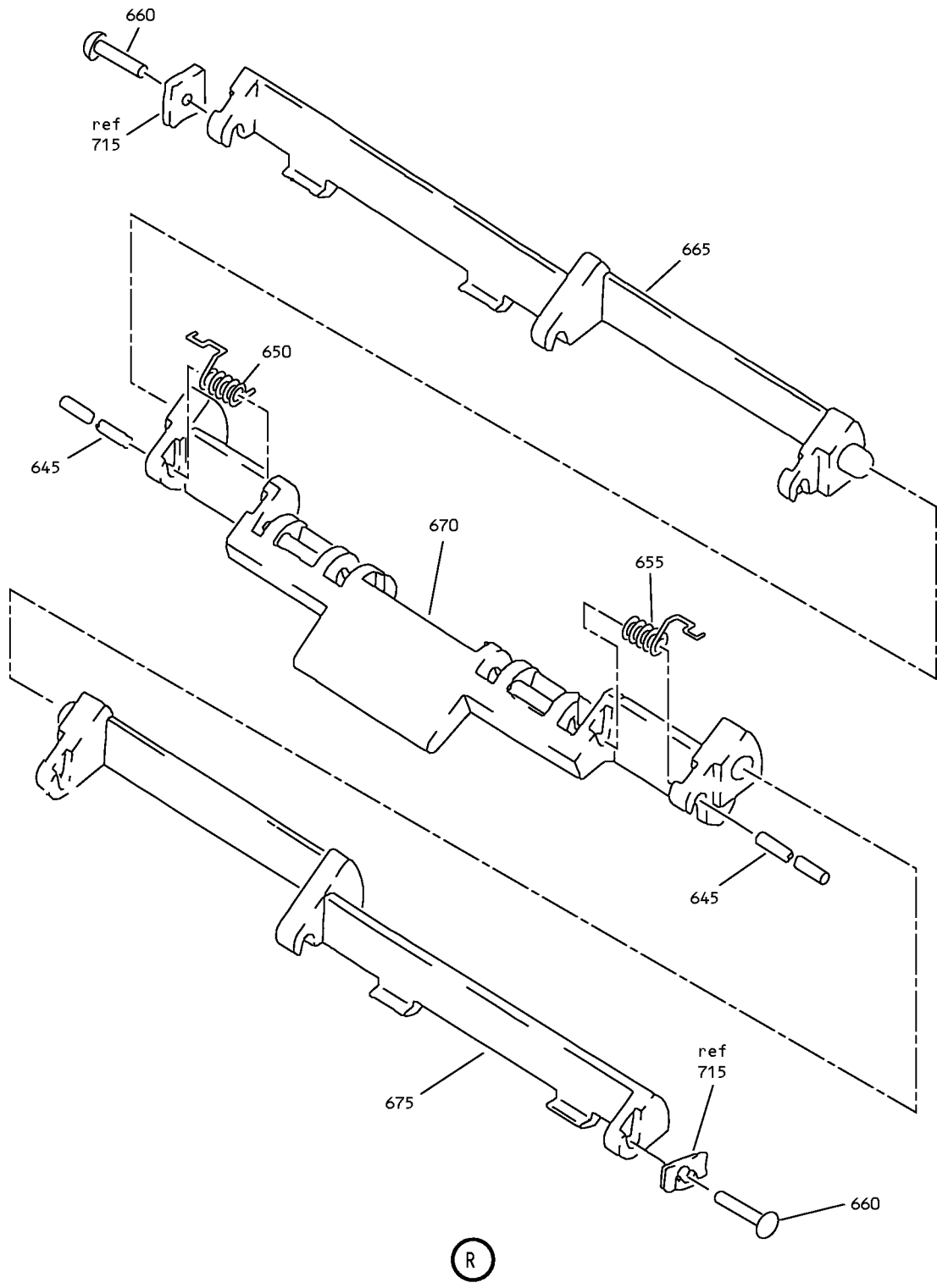
25-23-38

ILLUSTRATED PARTS LIST

Page 1098.252

Nov 01/2008

COMPONENT MAINTENANCE MANUAL



Passenger Service Unit Assembly
IPL Figure 8 (Sheet 12 of 15)

25-23-38

ILLUSTRATED PARTS LIST

Page 1098.253

Nov 01/2008

COMPONENT MAINTENANCE MANUAL

ATTENTION

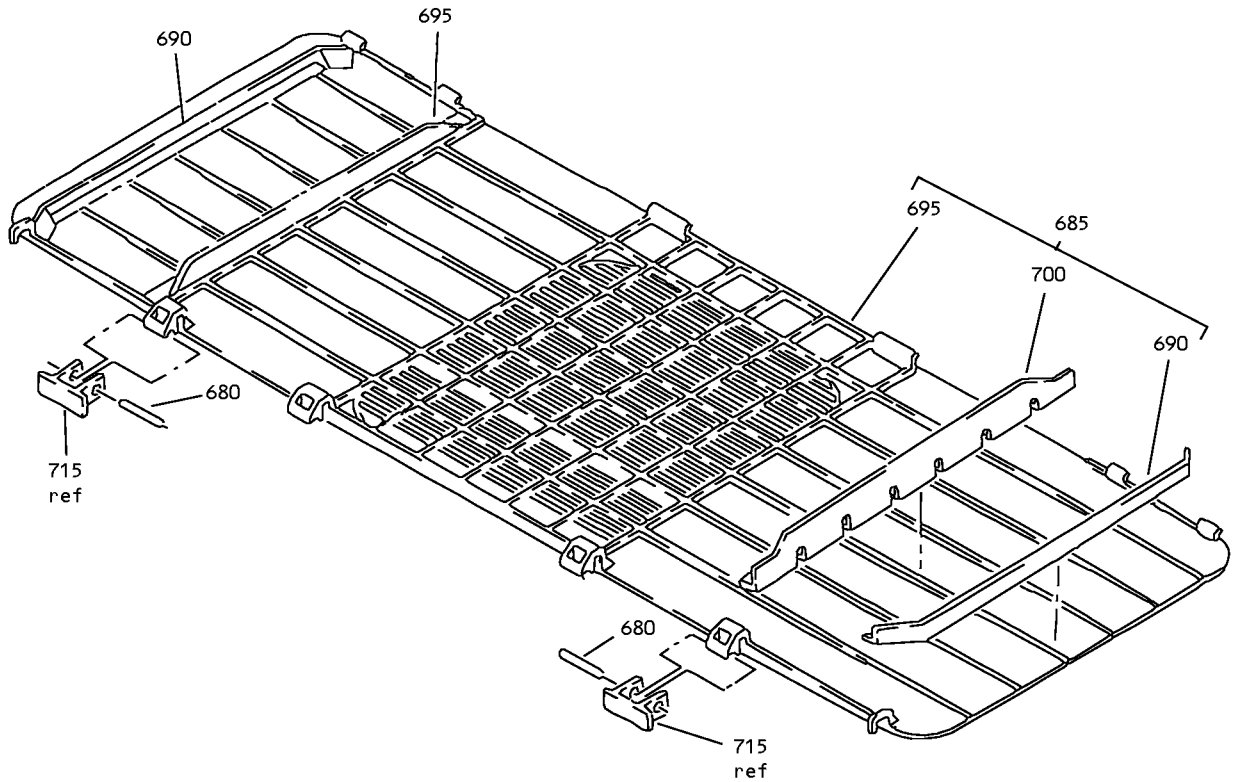
FOR REMOVAL AND RELOCATION INFORMATION SEE
MAINTENANCE MANUAL CHAPTER 25

FOR MASK STOWAGE INSTRUCTIONS SEE MAINTENANCE
MANUAL CHAPTER 35

FOR CLEANING INSTRUCTION SEE DOCUMENT D6-7127

740

S



T

Passenger Service Unit Assembly
IPL Figure 8 (Sheet 13 of 15)

25-23-38

ILLUSTRATED PARTS LIST

Page 1098.254

Nov 01/2008

COMPONENT MAINTENANCE MANUAL

<p>M10978 Passenger Service Unit Underbin</p>	<p>ATTENTION</p> <p>For Removal and Relocation Information See Maintenance Manual Chapter 25</p> <p>For Mask Stowage Information See Maintenance Manual Chapter 35</p> <p>For Cleaning Instructions See Document D6-7127</p>
--	---

U

745

<p>M10973 Passenger Service Unit Underbin</p>	<p>ATTENTION</p> <p>For Removal and Relocation Information See Maintenance Manual Chapter 25</p> <p>For Mask Stowage Information See Maintenance Manual Chapter 35</p> <p>For Cleaning Instructions See Document D6-7127</p>
--	---

V

750

<p>M10981 Passenger Service Unit Underbin</p>	<p>ATTENTION</p> <p>For Removal and Relocation Information See Maintenance Manual Chapter 25</p> <p>For Mask Stowage Information See Maintenance Manual Chapter 35</p> <p>For Cleaning Instructions See Document D6-7127</p>
--	---

W

755

Passenger Service Unit Assembly
IPL Figure 8 (Sheet 14 of 15)

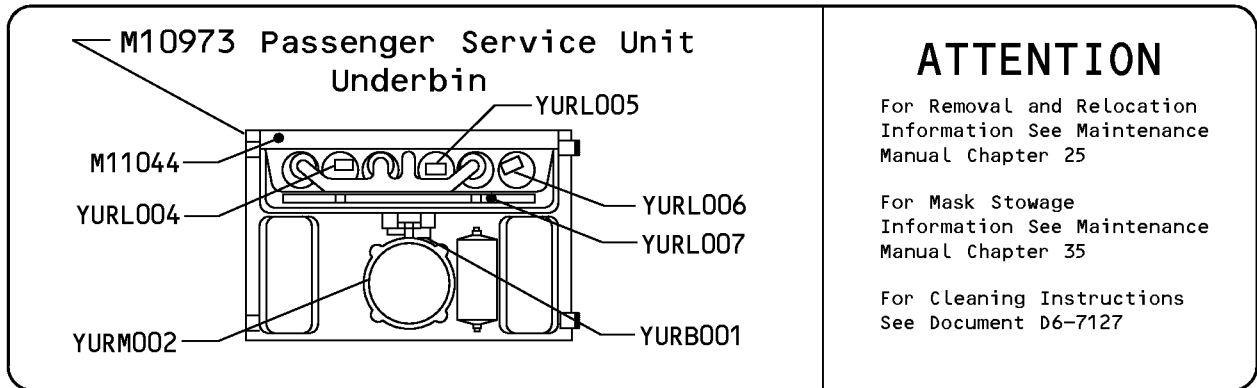
25-23-38

ILLUSTRATED PARTS LIST

Page 1098.255

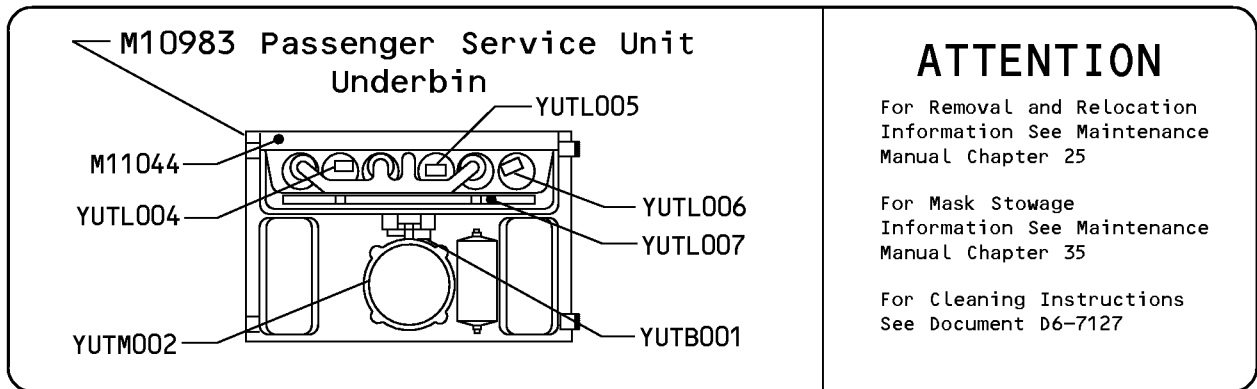
Nov 01/2008

COMPONENT MAINTENANCE MANUAL



760

(X)



765

(Y)

Passenger Service Unit Assembly
IPL Figure 8 (Sheet 15 of 15)

25-23-38

ILLUSTRATED PARTS LIST

Page 1098.256

Nov 01/2008



COMPONENT MAINTENANCE MANUAL

FIG/ ITEM	PART NUMBER	AIRLINE PART NUMBER	NOMENCLATURE							USAGE CODE	UNITS PER ASSY
			1	2	3	4	5	6	7		
8-											
-1A	417N3011-109SP									CD	RF
-1B	417N3011-111SP									CE	RF
-1C	417N3011-117SP									CF	RF
-1D	417N3011-123SP										
-1E	417N3011-123SP										
-1F	417N3011-119SP									CG	RF
-1G	417N3011-153SP									DP	RF
-1H	417N3011-155SP									DQ	RF
-1J	417N3011-157SP									DK	RF
-1K	417N3011-309SP									ET	RF
-1L	417N3011-317SP									EZ	RF
-1M	417N3011-371SP									CH	RF
-1N	417N3011-373SP									FW	RF
-5	417N3011-110SP									CJ	RF
-5A	417N3011-112SP									CK	RF
-5B	417N3011-118SP									CL	RF
-5C	417N3011-120SP									CM	RF
-5D	417N3011-124SP									CN	RF
-5E	417N3011-154SP									DL	RF

-Item not Illustrated

25-23-38

ILLUSTRATED PARTS LIST

Page 1098.257

Nov 01/2008



COMPONENT MAINTENANCE MANUAL

FIG/ ITEM	PART NUMBER	AIRLINE PART NUMBER	NOMENCLATURE							USAGE CODE	UNITS PER ASSY
			1	2	3	4	5	6	7		
8-											
-5F	417N3011-156SP									DM	RF
-5G	417N3011-158SP									DN	RF
-5H	417N3011-310SP									EU	RF
-5J	417N3011-318SP									FA	RF
-5K	417N3011-324SP									FD	RF
-5L	417N3011-372SP									FX	RF
-5M	417N3011-374SP									FY	RF
10	417N3132-9									CD-CN, DK-DQ, ET, EU, EZ, FA, FD, FW- FY	2
15	MS24665-134									CD-CN, DK-DQ, ET, EU, EZ, FA, FD, FW- FY	2
20	417T4205-193									CD-CG, CJ-CN, DK-DQ	4
-20A	289-801-240									CH, ET, EU, EZ, FA, FD, FW-FY	4
25	417T4205-22									CD-CG, CJ-CN, DK-DQ	1

-Item not Illustrated

25-23-38

ILLUSTRATED PARTS LIST

Page 1098.258

Nov 01/2008



COMPONENT MAINTENANCE MANUAL

FIG/ ITEM	PART NUMBER	AIRLINE PART NUMBER	NOMENCLATURE							USAGE CODE	UNITS PER ASSY		
			1	2	3	4	5	6	7				
8- 30	417T4205-7		.	.							CLAMP-HEAD STRAP	CD-CG, CJ-CN, DK-DQ	4
35	417T4205-6		.	.							STRAP-HEAD	CD-CG, CJ-CN, DK-DQ	1
40	417T4205-96		.	.							RING	CD-CG, CJ-CN, DK-DQ	1
45	417T4205-94		.	.							LANYARD	CD-CG, CJ-CN, DK-DQ	1
50	417T4205-9		.	.							BAG	CD-CG, CJ-CN, DK-DQ	1
55	417T4205-8		.	.							MASK	CD-CG, CJ-CN, DK-DQ	1
60	417N3137-22		.								CABLE ASSY-OXY BOX	CD-CN, DK-DQ, ET, EU, EZ, FA, FD, FW- FY	2
-62	417N3137-28		.	.							KIT ASSY-CABLE (OPT ITEM 62A)	CD-CN, DK-DQ, ET, EU, EZ, FA, FD, FW- FY	1
-62A	417N3137-29		.	.							KIT ASSY-CABLE (OPT ITEM 62)	CD-CN, DK-DQ, ET, EU, EZ, FA, FD, FW- FY	1
65	417N3137-17		.	.	.						SLEEVE (USED ON ITEM 62A)	CD-CN, DK-DQ, ET, EU, EZ, FA, FD, FW- FY	1

-Item not Illustrated

25-23-38

ILLUSTRATED PARTS LIST

Page 1098.259

Nov 01/2008



COMPONENT MAINTENANCE MANUAL

FIG/ ITEM	PART NUMBER	AIRLINE PART NUMBER	NOMENCLATURE							USAGE CODE	UNITS PER ASSY	
			1	2	3	4	5	6	7			
8- -65A	7030S		.	.	.	SLEEVE-LOOP (V55175) (USED ON ITEM 62)					CD-CN, DK-DQ, ET, EU, EZ, FA, FD, FW- FY	1
67	417N3137-5		.	.	.	CABLE (USED ON ITEM 62A)					CD-CN, DK-DQ, ET, EU, EZ, FA, FD, FW- FY	1
-67A	417N3137-27		.	.	.	CABLE (USED ON ITEM 62)					CD-CN, DK-DQ, ET, EU, EZ, FA, FD, FW- FY	1
70	417N3137-18		.	.		BALL					CD-CN, DK-DQ, ET, EU, EZ, FA, FD, FW- FY	1
75	417N3137-5					DELETED						
77	BACT63C01		.			TUBING					CH, FW- FY	2
80	MS20392-1C11		.			PIN					CD-CG, CJ-CN, DK-DQ, ET, EU, EZ, FA, FD	2
81	BACP18BD1C11		.			PIN					CH, FW- FY	2
85	417N3137-20		.			CABLE ASSY-12 MINUTE OXY SYS					CD-CG, CJ-CN, DK-DQ, ET, EU, EZ, FA, FD	1

-Item not Illustrated

25-23-38

ILLUSTRATED PARTS LIST

Page 1098.260

Nov 01/2008



COMPONENT MAINTENANCE MANUAL

FIG/ ITEM	PART NUMBER	AIRLINE PART NUMBER	NOMENCLATURE							USAGE CODE	UNITS PER ASSY	
			1	2	3	4	5	6	7			
8- -86	417N3137-24		.	.	KIT ASSY-CABLE (OPT ITEM 86A)						CD-CG, CJ-CN, DK-DQ, ET, EU, EZ, FA, FD	1
-86A	417N3137-26		.	.	KIT ASSY-CABLE (OPT ITEM 86)						CD-CG, CJ-CN, DK-DQ, ET, EU, EZ, FA, FD	1
90	417N3137-17		.	.	SLEEVE (USED ON ITEM 86A)						CD-CG, CJ-CN, DK-DQ, ET, EU, EZ, FA, FD	3
-90A	7030S		.	.	SLEEVE-LOOP (V55175) (USED ON ITEM 86)						CD-CG, CJ-CN, DK-DQ, ET, EU, EZ, FA, FD	3
95	417N3137-21		DELETED									
100	417N3137-5		.	.	CABLE (USED ON ITEM 86A)						CD-CG, CJ-CN, DK-DQ, ET, EU, EZ, FA, FD	1
-100A	417N3137-25		.	.	CABLE (USED ON ITEM 86)						CD-CG, CJ-CN, DK-DQ, ET, EU, EZ, FA, FD	1
100J	417N3137-21		.	.	PIN-ACTIVATION (OPT ITEM 100K)						CD-CG, CJ-CN, DK-DQ, ET, EU, EZ, FA, FD	1

-Item not Illustrated

25-23-38

ILLUSTRATED PARTS LIST

Page 1098.261

Nov 01/2008



COMPONENT MAINTENANCE MANUAL

FIG/ ITEM	PART NUMBER	AIRLINE PART NUMBER	NOMENCLATURE							USAGE CODE	UNITS PER ASSY	
			1	2	3	4	5	6	7			
8- -100K	417N3137-31		.	.							CD-CG, CJ-CN, DK-DQ, ET, EU, EZ, FA, FD	1
101	417N3137-16		.								CH, FW- FY	2
102	417N3137-17		.	.							CH, FW- FY	2
103	417N3137-19		.	.							CH, FW- FY	1
104	417N3137-5		.	.							CH, FW- FY	1
105	NAS1801-08-6		.								CD-CN, DK-DQ, ET, EU, EZ, FA, FD, FW- FY	1
106	NAS1801-08-6		.								CH, FW- FY	1
110	NAS1149DN816J		.								CD-CN, DK-DQ, ET, EU, EZ, FA, FD, FW- FY	1
111	NAS1149DN816J		.								CH, FW- FY	1
115	417N3161-12		.								CD-CG, CJ-CN, DK-DQ, ET, EU, EZ, FA, FD	1
116	417N3161-21		.								CH, FW- FY	2
120	117003-14		.								CD-CG, CJ-CN, DK-DQ	1

-Item not Illustrated

25-23-38

ILLUSTRATED PARTS LIST

Page 1098.262

Nov 01/2008



COMPONENT MAINTENANCE MANUAL

FIG/ ITEM	PART NUMBER	AIRLINE PART NUMBER	NOMENCLATURE							USAGE CODE	UNITS PER ASSY	
			1	2	3	4	5	6	7			
8- -120A	803000-04		.								CD-CG, CJ-CN, DK-DQ	1
-120B	E71740-00		.								CD-CG, CJ-CN, DK-DQ	1
-120C	117003-14		.								ET, EU, EZ, FA, FD	1
-120D	803000-04		.								ET, EU, EZ, FA, FD	1
121	117003-22		.								CH, FW- FY	2
-121A	E72220-10		.								CH, FW- FY	2
125	417N3038-1		.								CD-CG, CJ-CN, DK-DQ, ET, EU, EZ, FA, FD	1
130	PLT2MM2		.	.							CD-CG, CJ-CN, DK-DQ, ET, EU, EZ, FA, FD	4
135	417N3036-4		.	.							CD-CG, CJ-CN, DK-DQ, ET, EU, EZ, FA, FD	2

-Item not Illustrated

25-23-38

ILLUSTRATED PARTS LIST

Page 1098.263

Nov 01/2008



COMPONENT MAINTENANCE MANUAL

FIG/ ITEM	PART NUMBER	AIRLINE PART NUMBER	NOMENCLATURE							USAGE CODE	UNITS PER ASSY	
			1	2	3	4	5	6	7			
8- 140	417N3036-1		.	.							CD-CG, CJ-CN, DK-DQ, ET, EU, EZ, FA, FD	1
145	417N3036-3		.	.	.						CD-CG, CJ-CN, DK-DQ, ET, EU, EZ, FA, FD	1
150	417N3036-2		.	.	.						CD-CG, CJ-CN, DK-DQ, ET, EU, EZ, FA, FD	1
155	417N3038-3		.	.							CD-CG, CJ-CN, DK-DQ, ET, EU, EZ, FA, FD	1
160	417N3038-4		.	.							CD-CG, CJ-CN, DK-DQ, ET, EU, EZ, FA, FD	1
161	417N3038-2		.								CH, FW- FY	2
162	PLT2MM2		.	.							CH, FW- FY	1
163	417N3036-4		.	.							CH, FW- FY	1
164	417N3038-4		.	.							CH, FW- FY	1

-Item not Illustrated

25-23-38

ILLUSTRATED PARTS LIST

Page 1098.264

Nov 01/2008



COMPONENT MAINTENANCE MANUAL

FIG/ ITEM	PART NUMBER	AIRLINE PART NUMBER	NOMENCLATURE							USAGE CODE	UNITS PER ASSY								
			1	2	3	4	5	6	7										
8- 165	53456		.	S	C	R	W				CD-CN, DK-DQ, ET, EU, EZ, FA, FD, FW- FY	2							
170	NAS1149D0332J		.	W	A	S	H	E	R		CD-CN, DK-DQ, ET, EU, EZ, FA, FD, FW- FY	2							
175	417N3039-4		.	C	O	V	E	R			CD-CG, CJ-CN, DK-DQ	1							
-175A	417N3039-8		.	C	O	V	E	R			CD-CG, CJ-CN, DK-DQ	1							
180	417N3039-3		.	C	O	V	E	R			CD-CG, CJ-CN, DK-DQ	1							
-180A	417N3039-9		.	C	O	V	E	R			CD-CG, CJ-CN, DK-DQ	1							
182	417N3039-9		.	C	O	V	E	R			CH, ET, EU, EZ, FA, FD, FW-FY	1							
183	417N3039-8		.	C	O	V	E	R			CH, ET, EU, EZ, FA, FD, FW-FY	1							
185	417N3039-1		.	C	A	B	L	E	Q	U	A	D	R	A	N	T		CD-CN, DK-DQ, ET, EU, EZ, FA, FD, FW- FY	2

-Item not Illustrated

25-23-38

ILLUSTRATED PARTS LIST

Page 1098.265

Nov 01/2008



COMPONENT MAINTENANCE MANUAL

FIG/ ITEM	PART NUMBER	AIRLINE PART NUMBER	NOMENCLATURE							USAGE CODE	UNITS PER ASSY						
			1	2	3	4	5	6	7								
8- 190	NAS1801-06-12		.	S	C	R	E	W			CD-CN, DK-DQ, ET, EU, EZ, FA, FD, FW- FY	2					
195	NAS1149DN616J		.	W	A	S	H	E	R		CD-CN, DK-DQ, ET, EU, EZ, FA, FD, FW- FY	2					
200	BACC10DK3		.	C	L	A	M	P			CD-CN, DK-DQ, ET, EU, EZ, FA, FD, FW- FY	1					
205	417N3161-13		.	P	L	A	T	E	-	P	U	L	L	E		CD-CN, DK-DQ, ET, EU, EZ, FA, FD, FW- FY	1
210	417N3039-7		.	W	H	E	E	L	-	P	U	L	L	E		CD-CN, DK-DQ, ET, EU, EZ, FA, FD, FW- FY	2
215	NAS1801-08-8		.	S	C	R	E	W			CD-CN, DK-DQ, ET, EU, EZ, FA, FD, FW- FY	3					
220	NAS1149DN816J		.	W	A	S	H	E	R		CD-CN, DK-DQ, ET, EU, EZ, FA, FD, FW- FY	3					

-Item not Illustrated

25-23-38

ILLUSTRATED PARTS LIST

Page 1098.266

Nov 01/2008



COMPONENT MAINTENANCE MANUAL

FIG/ ITEM	PART NUMBER	AIRLINE PART NUMBER	NOMENCLATURE							USAGE CODE	UNITS PER ASSY	
			1	2	3	4	5	6	7			
8- 225	417N3039-5		.								CD-CN, DK-DQ, ET, EU, EZ, FA, FD, FW- FY	1
230	6035-06BR150		.	.							CD-CN, DK-DQ, ET, EU, EZ, FA, FD, FW- FY	2
235	417N3039-6		.	.							CD-CN, DK-DQ, ET, EU, EZ, FA, FD, FW- FY	1
240	417N3152-14SP		.								CD-CN, DK-DQ, ET, EU, EZ, FA, FD, FW- FY	1
245	NAS601-6P		.	.							CD-CN, DK-DQ, ET, EU, EZ, FA, FD, FW- FY	2
250	NAS620-6L		.	.							CD-CN, DK-DQ, ET, EU, EZ, FA, FD, FW- FY	2
255	78580-1		.	.							CD-CN, DK-DQ, ET, EU, EZ, FA, FD, FW- FY	1

-Item not Illustrated

25-23-38

ILLUSTRATED PARTS LIST

Page 1098.267

Nov 01/2008



COMPONENT MAINTENANCE MANUAL

FIG/ ITEM	PART NUMBER	AIRLINE PART NUMBER	NOMENCLATURE							USAGE CODE	UNITS PER ASSY	
			1	2	3	4	5	6	7			
8- 260	NAS514P632-14P		.	.							CD-CN, DK-DQ, ET, EU, EZ, FA, FD, FW- FY	1
265	AN960JD6L		.	.							CD-CN, DK-DQ, ET, EU, EZ, FA, FD, FW- FY	1
-265A	NAS1149DN616J		.	.							CD-CN, DK-DQ, ET, EU, EZ, FA, FD, FW- FY	1
270	MS21042L06		.	.							CD-CN, DK-DQ, ET, EU, EZ, FA, FD, FW- FY	1
-270A	H10-06BAC		.	.							CD-CN, DK-DQ, ET, EU, EZ, FA, FD, FW- FY	1
275	417N3135-5		.	.							CD-CN, DK-DQ, ET, EU, EZ, FA, FD, FW- FY	1

-Item not Illustrated

25-23-38

ILLUSTRATED PARTS LIST

Page 1098.268

Nov 01/2008



COMPONENT MAINTENANCE MANUAL

FIG/ ITEM	PART NUMBER	AIRLINE PART NUMBER	NOMENCLATURE							USAGE CODE	UNITS PER ASSY	
			1	2	3	4	5	6	7			
8- 280	NAS514P440-16P		.	.							CD-CN, DK-DQ, ET, EU, EZ, FA, FD, FW- FY	1
285	417N3151-18SP		.	.							CD-CN, DK-DQ, ET, EU, EZ, FA, FD, FW- FY	1
290	417N3151-5		.	.							CD-CN, DK-DQ, ET, EU, EZ, FA, FD, FW- FY	1
295	NAS514P440-7P		.	.							CD-CN, DK-DQ, ET, EU, EZ, FA, FD, FW- FY	2
300	417N3151-21		.	.							CD-CN, DK-DQ, ET, EU, EZ, FA, FD, FW- FY	1
305	417N3151-6		.	.							CD-CN, DK-DQ, ET, EU, EZ, FA, FD, FW- FY	2
310	417N3173-2		.	.							CD-CN, DK-DQ, ET, EU, EZ, FA, FD, FW- FY	1

-Item not Illustrated

25-23-38

ILLUSTRATED PARTS LIST

Page 1098.269

Nov 01/2008



COMPONENT MAINTENANCE MANUAL

FIG/ ITEM	PART NUMBER	AIRLINE PART NUMBER	NOMENCLATURE							USAGE CODE	UNITS PER ASSY		
			1	2	3	4	5	6	7				
8- 315	417N3151-19		.	.							HOUSING ASSY	CD-CN, DK-DQ, ET, EU, EZ, FA, FD, FW- FY	1
320	6035-2BR185		.	.	.						INSERT (V01556)	CD-CN, DK-DQ, ET, EU, EZ, FA, FD, FW- FY	3
325	6035-06BR150		.	.	.						INSERT (V01556)	CD-CN, DK-DQ, ET, EU, EZ, FA, FD, FW- FY	2
330	6035-04BR219		.	.	.						INSERT (V01556)	CD-CN, DK-DQ, ET, EU, EZ, FA, FD, FW- FY	2
335	417N3151-20		.	.	.						HOUSING	CD-CN, DK-DQ, ET, EU, EZ, FA, FD, FW- FY	1
340	BACR15BB4D14		.								RIVET	CD-CN, DK-DQ, ET, EU, EZ, FA, FD, FW- FY	2
345	6100-12		.								RETAINER (V97464)	CD-CN, DK-DQ, ET, EU, EZ, FA, FD, FW- FY	2

-Item not Illustrated

25-23-38

ILLUSTRATED PARTS LIST

Page 1098.270

Nov 01/2008



COMPONENT MAINTENANCE MANUAL

FIG/ ITEM	PART NUMBER	AIRLINE PART NUMBER	NOMENCLATURE							USAGE CODE	UNITS PER ASSY	
			1	2	3	4	5	6	7			
8- 350	417N3180-1		.								CD-CN, DK-DQ, ET, EU, EZ, FA, FD, FW- FY	2
355	NAS607-1-4P		.	.							CD-CN, DK-DQ, ET, EU, EZ, FA, FD, FW- FY	2
360	NAS607-2-8P		.	.							CD-CN, DK-DQ, ET, EU, EZ, FA, FD, FW- FY	1
365	417N3181-1		.	.							CD-CN, DK-DQ, ET, EU, EZ, FA, FD, FW- FY	1
-365A	65-85902-1		.	.							CD-CN, DK-DQ, ET, EU, EZ, FA, FD, FW- FY	1
375	417N3180-3		.	.							CD-CN, DK-DQ, ET, EU, EZ, FA, FD, FW- FY	2
380	RCS3289		.	.							CD-CN, DK-DQ, ET, EU, EZ, FA, FD, FW- FY	2

-Item not Illustrated

25-23-38

ILLUSTRATED PARTS LIST

Page 1098.271

Nov 01/2008



COMPONENT MAINTENANCE MANUAL

FIG/ ITEM	PART NUMBER	AIRLINE PART NUMBER	NOMENCLATURE							USAGE CODE	UNITS PER ASSY		
			1	2	3	4	5	6	7				
8- 385	65-85905-4		.	.							PLUNGER	CD-CN, DK-DQ, ET, EU, EZ, FA, FD, FW- FY	1
390	RCS3290		.	.							SPRING (V08205)	CD-CN, DK-DQ, ET, EU, EZ, FA, FD, FW- FY	1
395	417N3182-1		.	.							PLUNGER	CD-CN, DK-DQ, ET, EU, EZ, FA, FD, FW- FY	1
400	417N3183-1		.	.							CLAMP	CD-CN, DK-DQ, ET, EU, EZ, FA, FD, FW- FY	1
405	NAS1801-08-8		.								SCREW	CD-CN, DK-DQ, ET, EU, EZ, FA, FD, FW- FY	4
410	NAS1149DN816J		.								WASHER	CD-CN, DK-DQ, ET, EU, EZ, FA, FD, FW- FY	4
415	417N3102-10		.								BRACKET ASSY	CD-CN, DK-DQ, ET, EU, EZ, FA, FD, FW- FY	2

-Item not Illustrated

25-23-38

ILLUSTRATED PARTS LIST

Page 1098.272

Nov 01/2008



COMPONENT MAINTENANCE MANUAL

FIG/ ITEM	PART NUMBER	AIRLINE PART NUMBER	NOMENCLATURE							USAGE CODE	UNITS PER ASSY	
			1	2	3	4	5	6	7			
8- 420	6035-2BR185		.	.	INSERT (V01556)						CD-CN, DK-DQ, ET, EU, EZ, FA, FD, FW- FY	2
425	417N3102-11		.	.	BRACKET-MOUNTING						CD-CN, DK-DQ, ET, EU, EZ, FA, FD, FW- FY	1
430	417N3190-1		.		LANYARD ASSY						CD-CN, DK-DQ, ET, EU, EZ, FA, FD, FW- FY	1
435	GSC205		.	.	SLEEVE (V59730) (SPEC BACS13S205C) (OPT Y0C130 (V12357)) (OPT ITEM 435A)						CD-CN, DK-DQ, ET, EU, EZ, FA, FD, FW- FY	4
-435A	GSC219		.	.	SLEEVE (V59730) (SPEC BACS13S219C) (OPT Y0C140 (V12357)) (OPT ITEM 435)						CD-CN, DK-DQ, ET, EU, EZ, FA, FD, FW- FY	4
440	10-61790-1		.	.	HOOK-LANYARD (V08205)						CD-CN, DK-DQ, ET, EU, EZ, FA, FD, FW- FY	1
445	NAS43DD4-5		.	.	SPACER						CD-CN, DK-DQ, ET, EU, EZ, FA, FD, FW- FY	1

-Item not Illustrated

25-23-38

ILLUSTRATED PARTS LIST

Page 1098.273

Nov 01/2008



COMPONENT MAINTENANCE MANUAL

FIG/ ITEM	PART NUMBER	AIRLINE PART NUMBER	NOMENCLATURE							USAGE CODE	UNITS PER ASSY	
			1	2	3	4	5	6	7			
8- 450	65C16899-6		.	.	SPRING						CD-CN, DK-DQ, ET, EU, EZ, FA, FD, FW- FY	1
455	417N3190-3		.	.	CORD-NYLON						CD-CN, DK-DQ, ET, EU, EZ, FA, FD, FW- FY	1
460	NAS1801-08-8		.		SCREW						CD-CN, DK-DQ, ET, EU, EZ, FA, FD, FW- FY	4
465	NAS1149DN816J		.		WASHER						CD-CN, DK-DQ, ET, EU, EZ, FA, FD, FW- FY	4
470	417N3170-13		.		LATCH ASSY						CD-CN, DK-DQ, ET, EU, EZ, FA, FD, FW- FY	2
475	6100-9		.	.	RETAINER (V2X013)						CD-CN, DK-DQ, ET, EU, EZ, FA, FD, FW- FY	2
480	MS20253P2-165		.	.	PIN						CD-CN, DK-DQ, ET, EU, EZ, FA, FD, FW- FY	1

-Item not Illustrated

25-23-38

ILLUSTRATED PARTS LIST

Page 1098.274

Nov 01/2008



COMPONENT MAINTENANCE MANUAL

FIG/ ITEM	PART NUMBER	AIRLINE PART NUMBER	NOMENCLATURE							USAGE CODE	UNITS PER ASSY	
			1	2	3	4	5	6	7			
8- 485	417N3173-1		.	.							CD-CN, DK-DQ, ET, EU, EZ, FA, FD, FW- FY	1
490	417N3171-4		.	.							CD-CN, DK-DQ, ET, EU, EZ, FA, FD, FW- FY	1
495	417N3172-23		.	.							CD-CN, DK-DQ, ET, EU, EZ, FA, FD, FW- FY	1
500	6035-2BR185		.	.	.						CD-CN, DK-DQ, ET, EU, EZ, FA, FD, FW- FY	2
505	417N3172-24		.	.	.						CD-CN, DK-DQ, ET, EU, EZ, FA, FD, FW- FY	1
510	NAS514P832-11P		.								CD, CE, CH, CJ, CK, CN, DK, DL, DN-DQ, ET, EU, FD, FX	2
515	BACN10YJ08		.								CD, CE, CH, CJ, CK, CN, DK, DL, DN-DQ, ET, EU, FD, FX	2

-Item not Illustrated

25-23-38

ILLUSTRATED PARTS LIST

Page 1098.275

Nov 01/2008



COMPONENT MAINTENANCE MANUAL

FIG/ ITEM	PART NUMBER	AIRLINE PART NUMBER	NOMENCLATURE							USAGE CODE	UNITS PER ASSY	
			1	2	3	4	5	6	7			
8- 520	RDAM8018		.								CD, CE, CH, DK, DP, ET	1
-525	RDAM8018		.								CJ, CK, CN, DL, DN, FD, FX	1
530	417N3104-2		.								AX, CD, CE, CH, CJ, CK, CN, DK, DL, DN- DP, ET, EU, FD, FX	1
535	10-1581-5A		.								CD-CG, CJ-CN, DK-DQ, ET, EU, EZ, FA, FD	3
-535A	10-1581-5B		.								CD-CR, DK-DQ	3
-535B	10-1581-5C		.								CD-CG, CJ-CN, DK-DQ	3
-535C	10-1581-5D		.								CD-CG, CJ-CN, DK-DQ	3
540	S417N301-111AE		.								CD-CG, CJ-CN, DK-DQ, FW-FY	1
-540A	10-1018-111AG										DELETED	
-540B	10-1018-111AV										DELETED	

-Item not Illustrated

25-23-38

ILLUSTRATED PARTS LIST

Page 1098.276

Nov 01/2008



COMPONENT MAINTENANCE MANUAL

FIG/ ITEM	PART NUMBER	AIRLINE PART NUMBER	NOMENCLATURE							USAGE CODE	UNITS PER ASSY
			1	2	3	4	5	6	7		
8-											
-540C	10-1018-111AY										
-540D	10-1018-111AZ										
-540E	10-1018-111BA										
-540F	S417N301-111BB								. LENS (COLOR OPT-CUST PREFERENCE, GRAY-WHITE SAND-WHITE SAND- RED)	CD-CG, CJ-CN, DK-DQ	1
-540G	10-1018-111G								DELETED		
-540H	10-1018-111J								DELETED		
-540J	10-1018-111K								DELETED		
-540K	10-1018-111L								DELETED		
-540L	S417N301-111M								. LENS (COLOR OPT-CUST PREFERENCE, BEIGE-WHITE SAND-BLACK-RED)	CD-CG, CJ-CN, DK-DQ	1
-540M	S417N301-111BC								DELETED		
-540N	10-1018-111N								DELETED		
-540P	4809-38								. LENS (COLOR OPT-CUST PREFERENCE, BEIGE-WHITE SAND) (V83564) (SPEC S417N301-111AG)	CD-CG, CJ-CN, DK-DQ	1
-540Q	4809-50								. LENS (COLOR OPT-CUST PREFERENCE, GRAY-WHITE SAND-RED) (V83564) (SPEC S417N301-111AV)	CD-CR, DK-DQ, ET, EU, EZ, FA, FD	1
-540R	4809-52								. LENS (COLOR OPT-CUST PREFERENCE, DARK GRAY- WHITE SAND-RED) (V83564) (SPEC S417N301-111AY)	CD-CG, CJ-CN, DK-DQ	1
-540S	4809-53								. LENS (COLOR OPT-CUST PREFERENCE, DOVE GRAY- WHITE SAND-RED) (V83564) (SPEC S417N301-111AZ)	CD-CG, CJ-CN, DK-DQ	1

-Item not Illustrated

25-23-38

ILLUSTRATED PARTS LIST

Page 1098.277

Nov 01/2008



COMPONENT MAINTENANCE MANUAL

FIG/ ITEM	PART NUMBER	AIRLINE PART NUMBER	NOMENCLATURE							USAGE CODE	UNITS PER ASSY	
			1	2	3	4	5	6	7			
8- -540T	4809-54		.	L	E	N	S				CD-CG, CJ-CN, DK-DQ	1
-540U	4809-18		.	L	E	N	S				CD-CG, CJ-CN, DK-DQ	1
-540V	4809-19		.	L	E	N	S				CD-CG, CJ-CN, DK-DQ	1
-540W	4809-20		.	L	E	N	S				CD-CG, CJ-CN, DK-DQ	1
-540X	4809-23		.	L	E	N	S				CD-CG, CJ-CN, DK-DQ	1
-540Y	S417N301-111BD											
-540Z	S417N301-111BE											
-541	S417N301-111BG											
-541A	4809-57		.	L	E	N	S				CD-CG, CJ-CN, DK-DQ	1
-541B	4809-58		.	L	E	N	S				CD-CG, CJ-CN, DK-DQ	1
-541C	4809-60		.	L	E	N	S				CD-CG, CJ-CN, DK-DQ	1

-Item not Illustrated

25-23-38

ILLUSTRATED PARTS LIST

Page 1098.278

Nov 01/2008



COMPONENT MAINTENANCE MANUAL

FIG/ ITEM	PART NUMBER	AIRLINE PART NUMBER	NOMENCLATURE							USAGE CODE	UNITS PER ASSY
			1	2	3	4	5	6	7		
8-											
545	S417N312-22A										
545A	11-6563-22B									CD-CG, CJ-CN, DK-DQ	1
-545B	S417N312-22C										
-545C	S417N312-22D										
-545D	S417N312-22E									CD-CG, CJ-CN, DK-DQ	1
-545E	11-6563-22C									CD-CR, DK-DQ, ET, EU, EZ, FA, FD	1
-545F	11-6563-22A									CD-CG, CJ-CN, DK-DQ	1
-545G	11-6563-22D									CD-CG, CJ-CN, DK-DQ	1
550	S417N312-23A										
550A	11-6563-23B									CD-CG, CJ-CN, DK-DQ	1
-550B	S417N312-23C										
-550C	S417N312-23D										
-550D	S417N312-23E									CD-CG, CJ-CN, DK-DQ	1

-Item not Illustrated

25-23-38

ILLUSTRATED PARTS LIST

Page 1098.279

Nov 01/2008



COMPONENT MAINTENANCE MANUAL

FIG/ ITEM	PART NUMBER	AIRLINE PART NUMBER	NOMENCLATURE							USAGE CODE	UNITS PER ASSY		
			1	2	3	4	5	6	7				
8- -550E	11-6563-23A		.	O	O	V	E	R	L	A	Y	CD-CG, CJ-CN, DK-DQ	1
-550F	11-6563-23C		.	O	O	V	E	R	L	A	Y	CD-CR, DK-DQ, ET, EU, EZ, FA, FD	1
-550G	11-6563-23D		.	O	O	V	E	R	L	A	Y	CD-CG, CJ-CN, DK-DQ	1
555	S417N312-24A			D	E	L	E	T	E	D			
555A	11-6563-24B		.	O	O	V	E	R	L	A	Y	CD-CG, CJ-CN, DK-DQ	1
-555B	S417N312-24C			D	E	L	E	T	E	D			
-555C	S417N312-24D			D	E	L	E	T	E	D			
-555D	S417N312-24E		.	O	O	V	E	R	L	A	Y	CD-CG, CJ-CN, DK-DQ	1
-555E	11-6563-24C		.	O	O	V	E	R	L	A	Y	CD-CR, DK-DQ, ET, EU, EZ, FA, FD	1
-555F	11-6563-24D		.	O	O	V	E	R	L	A	Y	CD-CG, CJ-CN, DK-DQ	1
-555G	11-6563-24A		.	O	O	V	E	R	L	A	Y	CD-CG, CJ-CN, DK-DQ	1
560	25-1734-15A			D	E	L	E	T	E	D			

-Item not Illustrated

25-23-38

ILLUSTRATED PARTS LIST

Page 1098.280

Nov 01/2008



COMPONENT MAINTENANCE MANUAL

FIG/ ITEM	PART NUMBER	AIRLINE PART NUMBER	NOMENCLATURE							USAGE CODE	UNITS PER ASSY
			1	2	3	4	5	6	7		
8-											
-560A	25-1734-15B										
560B	25-1734-15									CD-CR, DK-DQ, ET, EU, EZ, FA, FD	2
-560C	25-1734-13									CD-CG, CJ-CN, DK-DQ	1
565	PLT2MM									CD-CN, DK-DQ, ET, EU, EZ, FA, FD, FW- FY	AR
-565A	PLT2MM2									CD-CN, DK-DQ, ET, EU, EZ, FA, FD, FW- FY	AR
-570	S417N313-101										
-570A	53002									CD-CM, DL, DM, DP, DQ, ET, EU, EZ, FA, FW-FY	1
-575	S417N313-103										
-575A	53004									CN, DK, DN, FD	1
580	3SAV1338A2									CN, DK, DN, FD	1

-Item not Illustrated

25-23-38

ILLUSTRATED PARTS LIST

Page 1098.281

Nov 01/2008



COMPONENT MAINTENANCE MANUAL

FIG/ ITEM	PART NUMBER	AIRLINE PART NUMBER	NOMENCLATURE							USAGE CODE	UNITS PER ASSY
			1	2	3	4	5	6	7		
8-											
585	NAS1801-06-6		.	SCREW						CN, DK, DN, FD	2
590	NAS1149DN616J		.	WASHER						CN, DK, DN, FD	2
595	417N3161-17		.	BRACKET ASSY						CN, DK, DN, FD	1
600	130125		.	NUTPLATE (V60119) (SPEC BACN10YD6) (OPT BRC600-12-3 (V52828)) (OPT ITEM 600A)						CN, DK, DN, FD	2
-600A	BACN10FX6		.	NUTPLATE (OPT ITEM 600)						CN, DK, DN, FD	2
605	417N3161-14		.	PLATE						CN, DK, DN, FD	1
-610	S417N313-201			DELETED							
-610A	S417N313-203			DELETED							
-610B	S417N313-206			DELETED							
-610C	S417N313-208			DELETED							
-610D	53303		.	WIRE BUNDLE-JUMPER (V16115) (SPEC S417N313-201)						CD, CF, CH, CJ, CL, ET, EU, EZ, FA, FW- FY	1
-610E	53251		.	WIRE BUNDLE-JUMPER (V16115) (SPEC S417N313-203)						CE, CG, CK, CM, DL, DM, DP, DQ	1
-610F	53253		.	WIRE BUNDLE-JUMPER (V16115) (SPEC S417N313-206)						CN, FD	1
-610G	53005		.	WIRE BUNDLE-JUMPER (V16115) (SPEC S417N313-208)						DK, DN	1

-Item not Illustrated

25-23-38

ILLUSTRATED PARTS LIST

Page 1098.282

Nov 01/2008



COMPONENT MAINTENANCE MANUAL

FIG/ ITEM	PART NUMBER	AIRLINE PART NUMBER	NOMENCLATURE							USAGE CODE	UNITS PER ASSY	
			1	2	3	4	5	6	7			
8- 615	NAS600-14P		.	S	C	R	E	W			CD-CN, DK-DQ, ET, EU, EZ, FA, FD, FW- FY	9
620	417N3035-5		.	S	H	R	O	U	D		CD-CN, DK-DQ, ET, EU, EZ, FA, FD, FW- FY	1
625	417N3035-4		.	S	H	R	O	U	D		CD-CR, DK-DQ	1
630	11-6537-7		.	S	W	I	T	C	H	-	CD-CN, DK-DQ, ET, EU, EZ, FA, FD, FW- FY	1
635	417N3012-8SP		.	P	A	N	E	L	A	S	CD-CM, DL, DM, DP, DQ, ET, EU, EZ, FA, FW-FY	1
-635A	417N3012-9SP		.	P	A	N	E	L	A	S	CN, DK, DN, FD	1
640	10-1018-2										DELETED	
640A	4708-1		.	.	H	O	U	S	I	N	CD-CN, DK, DN, ET, EU, EZ, FA, FD, FW- FY	1
645	MS20253P2-330		.	.	P	I	N				CD-CN, DK, DN, ET, EU, EZ, FA, FD, FW- FY	2

-Item not Illustrated

25-23-38

ILLUSTRATED PARTS LIST

Page 1098.283

Nov 01/2008



COMPONENT MAINTENANCE MANUAL

FIG/ ITEM	PART NUMBER	AIRLINE PART NUMBER	NOMENCLATURE							USAGE CODE	UNITS PER ASSY	
			1	2	3	4	5	6	7			
8- 650	417N3173-21		.	.							CH-CN, DK, DN, ET, EU, EZ, FA, FD, FW- FY	1
655	417N3173-22		.	.							CD-CN, DK, DN, ET, EU, EZ, FA, FD, FW- FY	1
660	BACR15BB3D9		.	.							CD-CN, DK, DN, ET, EU, EZ, FA, FD, FW- FY	2
665	417N3133-25		.	.							CD-CN, DK, DN, ET, EU, EZ, FA, FD, FW- FY	1
670	417N3133-23		.	.							CD-CN, DK, DN, ET, EU, EZ, FA, FD, FW- FY	1
675	417N3133-24		.	.							CD-CN, DK, DN, ET, EU, EZ, FA, FD, FW- FY	1
680	MS20253P2-80		.	.							CD-CN, DK, DN, ET, EU, EZ, FA, FD, FW- FY	4

-Item not Illustrated

25-23-38

ILLUSTRATED PARTS LIST

Page 1098.284

Nov 01/2008



COMPONENT MAINTENANCE MANUAL

FIG/ ITEM	PART NUMBER	AIRLINE PART NUMBER	NOMENCLATURE							USAGE CODE	UNITS PER ASSY	
			1	2	3	4	5	6	7			
8- 685	417N3058-2SP		.	.							CD-CN, DK, DN, ET, EU, EZ, FA, FD, FW- FY	1
690	417N3043-22		.	.	.						CD-CN, DK, DN, ET, EU, EZ, FA, FD, FW- FY	2
695	417N3043-21		.	.	.						CD-CN, DK, DN, ET, EU, EZ, FA, FD, FW- FY	2
700	417N3019-1SP		.	.	.						CD-CN, DK, DN, ET, EU, EZ, FA, FD, FW- FY	1
705	417N3013-11SP		.	.							CD-CN, DK, DN, ET, EU, EZ, FA, FD, FW- FY	1
710	417N3013-12SP											
710A	417N3013-13SP		.	.							CD-CN, DK, DN, ET, EU, EZ, FA, FD, FW- FY	1
715	417N3016-5		.	.							CD-CM, DK, DN, ET, EU, EZ, FA, FW-FY	1

-Item not Illustrated

25-23-38

ILLUSTRATED PARTS LIST

Page 1098.285

Nov 01/2008



COMPONENT MAINTENANCE MANUAL

FIG/ ITEM	PART NUMBER	AIRLINE PART NUMBER	NOMENCLATURE							USAGE CODE	UNITS PER ASSY	
			1	2	3	4	5	6	7			
8- -715A	417N3016-7		.	.							CN, DK, DN, FD	1
720	6035-04BR135		.	.	.						CD-CN, DK, DN, ET, EU, EZ, FA, FD, FW- FY	9
725	6035-06BR150		.	.	.						CD-CN, DK, DN, ET, EU, EZ, FA, FD, FW- FY	2
730	6035-2BR185		.	.	.						CD-CN, DK, DN, ET, EU, EZ, FA, FD, FW- FY	2
735	417N3016-6		.	.	.						CD-CM, DK, DN, ET, EU, EZ, FA, FW-FY	1
-735A	417N3016-8		.	.	.						CN, DK, DN, FD	1
740	BAC27DPA2272		.								CD-CN, DK-DQ, ET, EU, EZ, FA, FD, FW- FY	1
745	BAC27NPA1359		.								CD, CF, CH, CJ, CL, ET, EU, EZ, FA, FW- FY	1
750	BAC27NPA1367		.								CE, CG, CK, CM	1
755	BAC27NPA1363		.								CN, FD	1

-Item not Illustrated

25-23-38

ILLUSTRATED PARTS LIST

Page 1098.286

Nov 01/2008



COMPONENT MAINTENANCE MANUAL

FIG/ ITEM	PART NUMBER	AIRLINE PART NUMBER	NOMENCLATURE							USAGE CODE	UNITS PER ASSY	
			1	2	3	4	5	6	7			
8- 760	BAC27NPA1361									. MARKER	DL, DM, DP, DQ	1
765	BAC27NPA1362									. MARKER	DK, DN	1

-Item not Illustrated

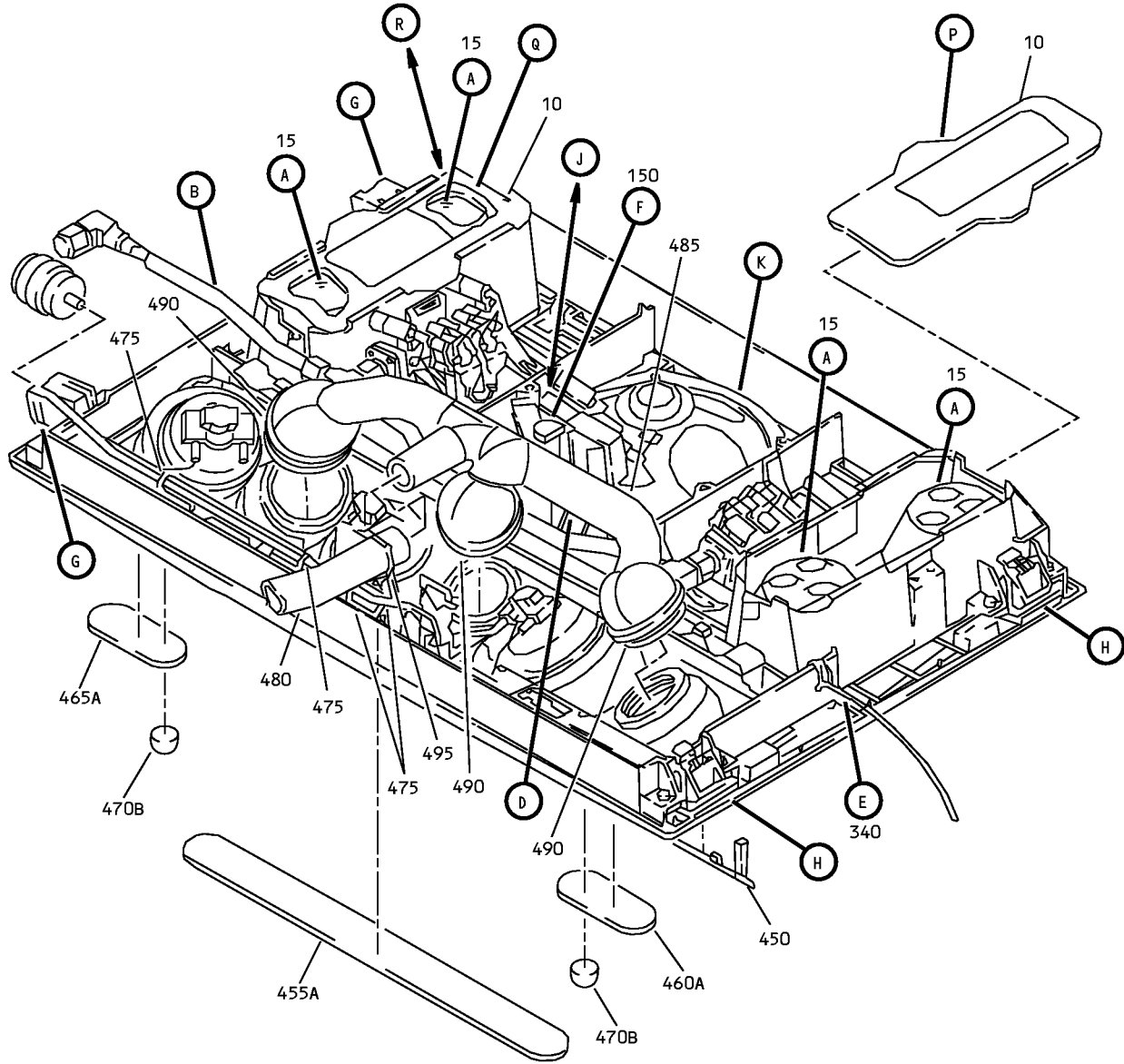
25-23-38

ILLUSTRATED PARTS LIST

Page 1098.287

Nov 01/2008

COMPONENT MAINTENANCE MANUAL



Passenger Service Unit Assembly
IPL Figure 9 (Sheet 1 of 12)

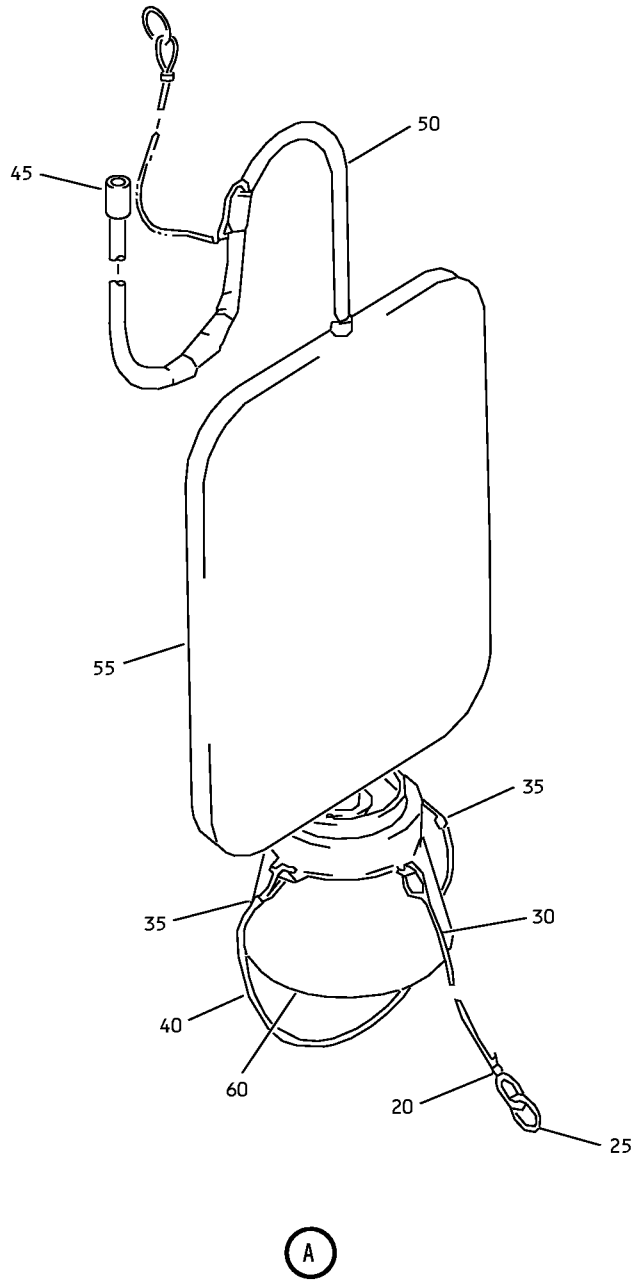
25-23-38

ILLUSTRATED PARTS LIST

Page 1098.288

Nov 01/2008

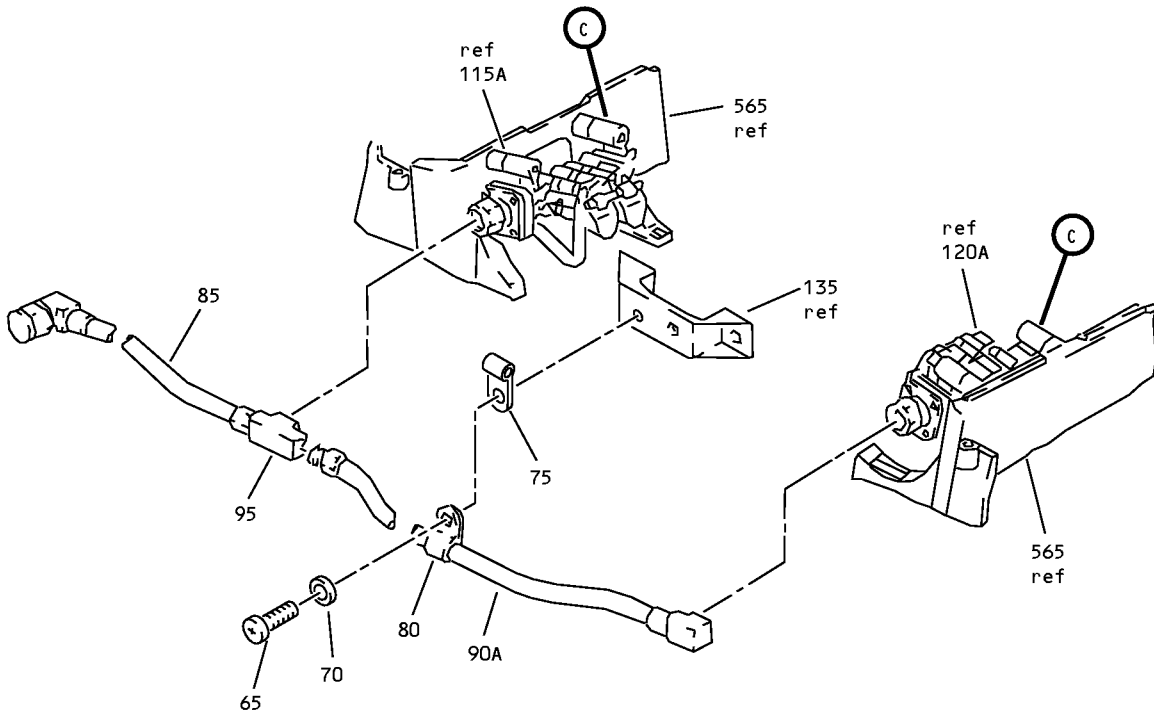
COMPONENT MAINTENANCE MANUAL



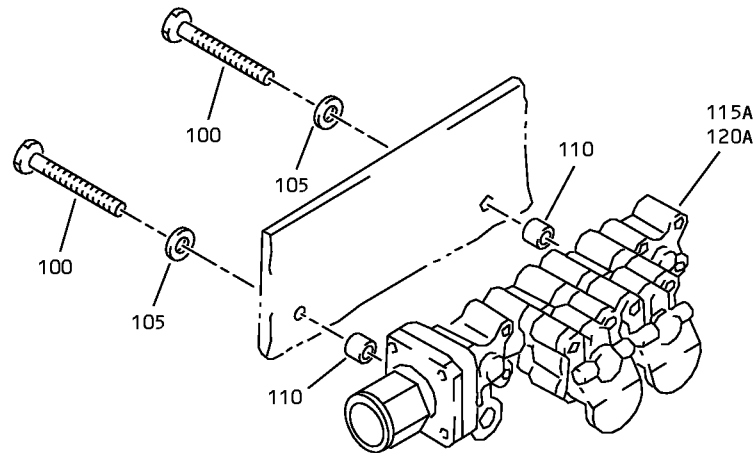
Passenger Service Unit Assembly
IPL Figure 9 (Sheet 2 of 12)

25-23-38
ILLUSTRATED PARTS LIST
Page 1098.289
Nov 01/2008

COMPONENT MAINTENANCE MANUAL



(B)



(C)

Passenger Service Unit Assembly
IPL Figure 9 (Sheet 3 of 12)

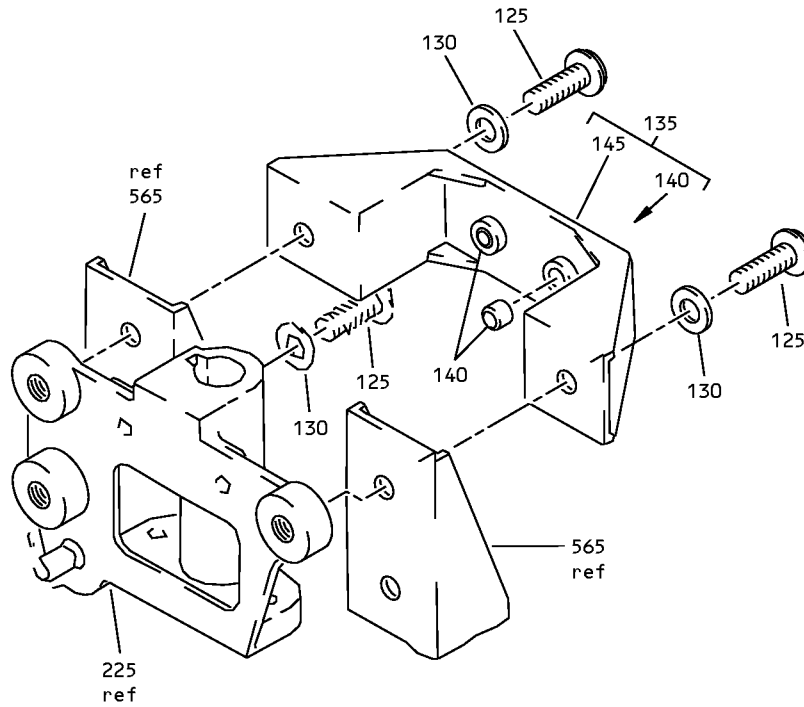
25-23-38

ILLUSTRATED PARTS LIST

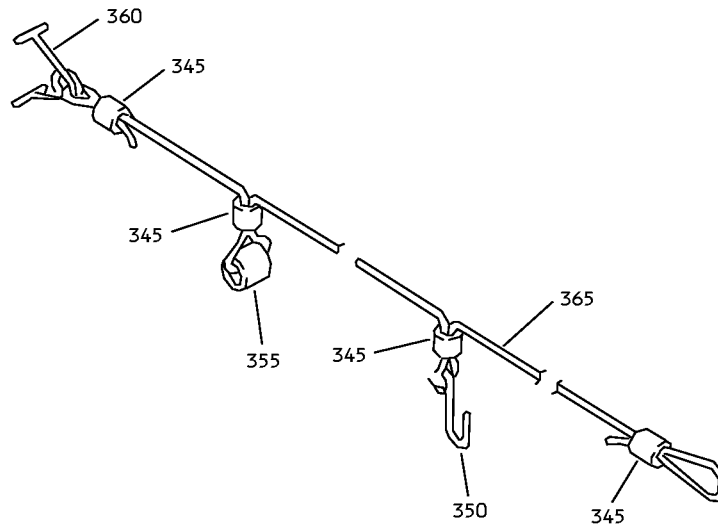
Page 1098.290

Nov 01/2008

COMPONENT MAINTENANCE MANUAL



D



E

Passenger Service Unit Assembly
IPL Figure 9 (Sheet 4 of 12)

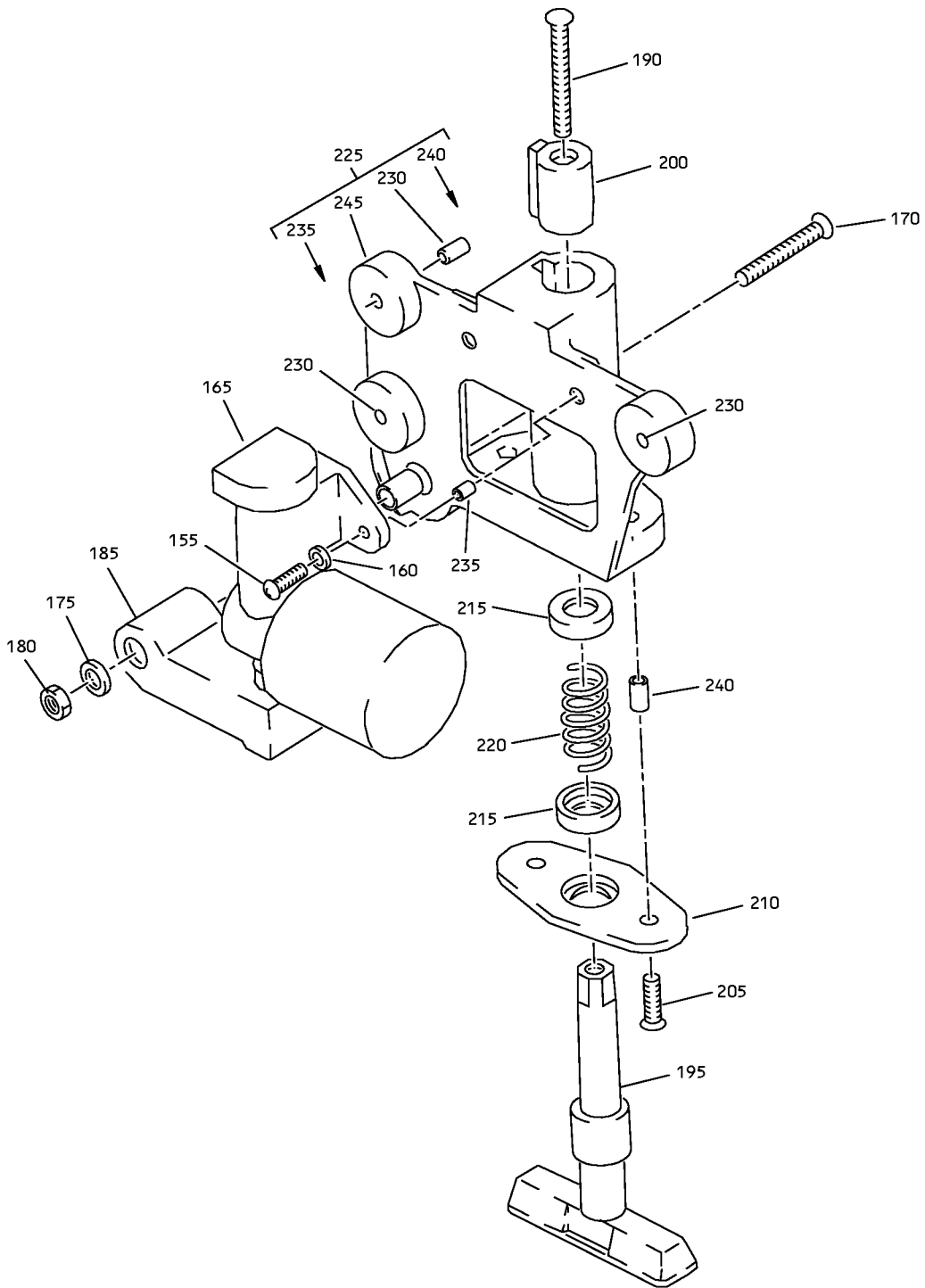
25-23-38

ILLUSTRATED PARTS LIST

Page 1098.291

Nov 01/2008

COMPONENT MAINTENANCE MANUAL



F

Passenger Service Unit Assembly
IPL Figure 9 (Sheet 5 of 12)

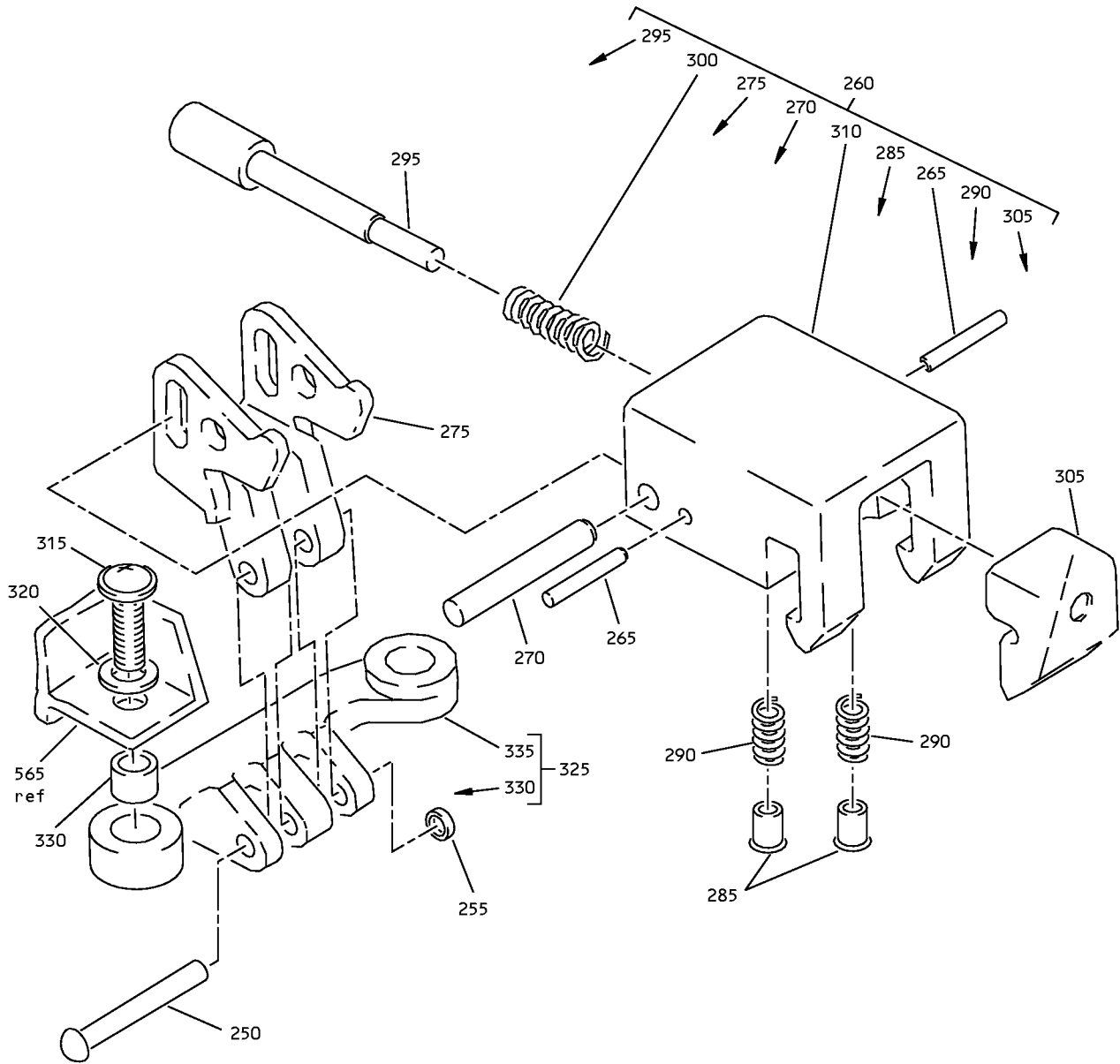
25-23-38

ILLUSTRATED PARTS LIST

Page 1098.292

Nov 01/2008

COMPONENT MAINTENANCE MANUAL



G

Passenger Service Unit Assembly
IPL Figure 9 (Sheet 6 of 12)

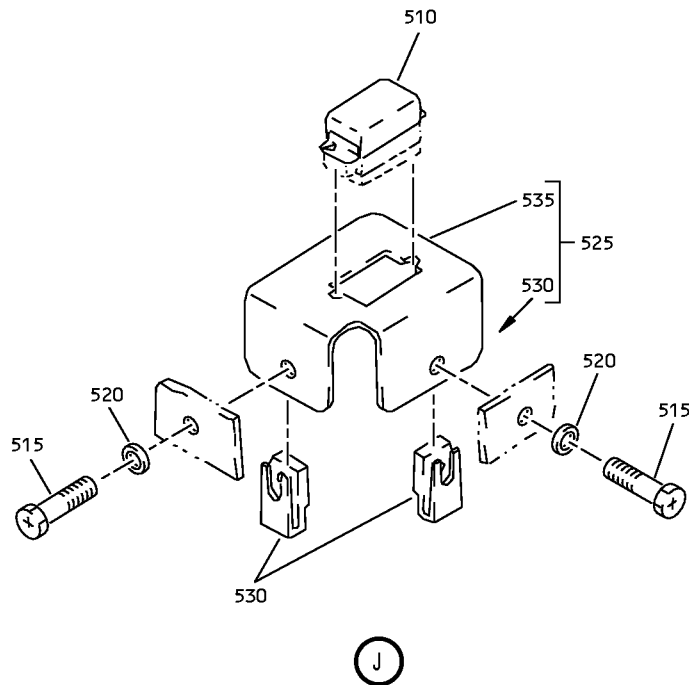
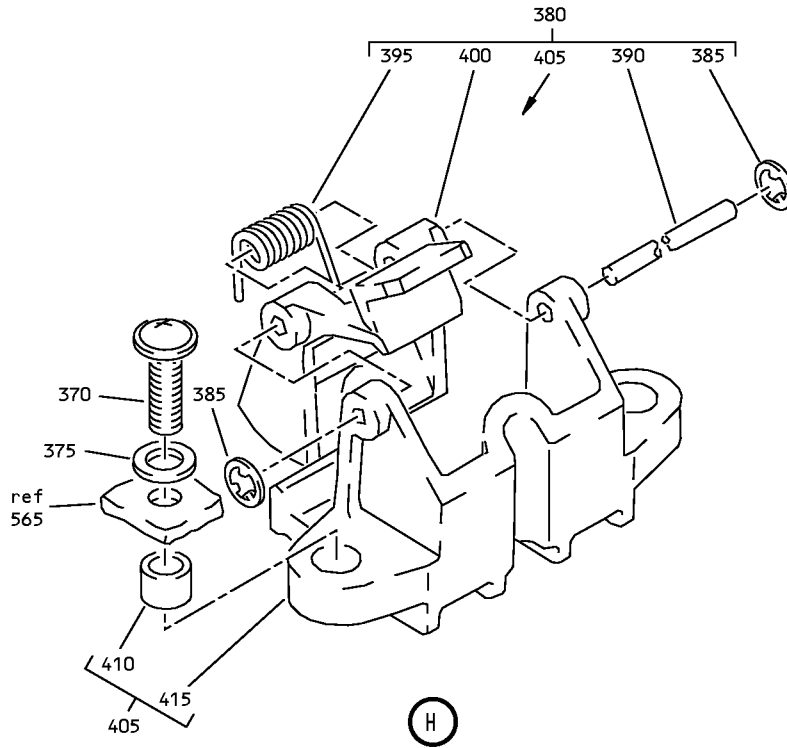
25-23-38

ILLUSTRATED PARTS LIST

Page 1098.293

Nov 01/2008

COMPONENT MAINTENANCE MANUAL



Passenger Service Unit Assembly
IPL Figure 9 (Sheet 7 of 12)

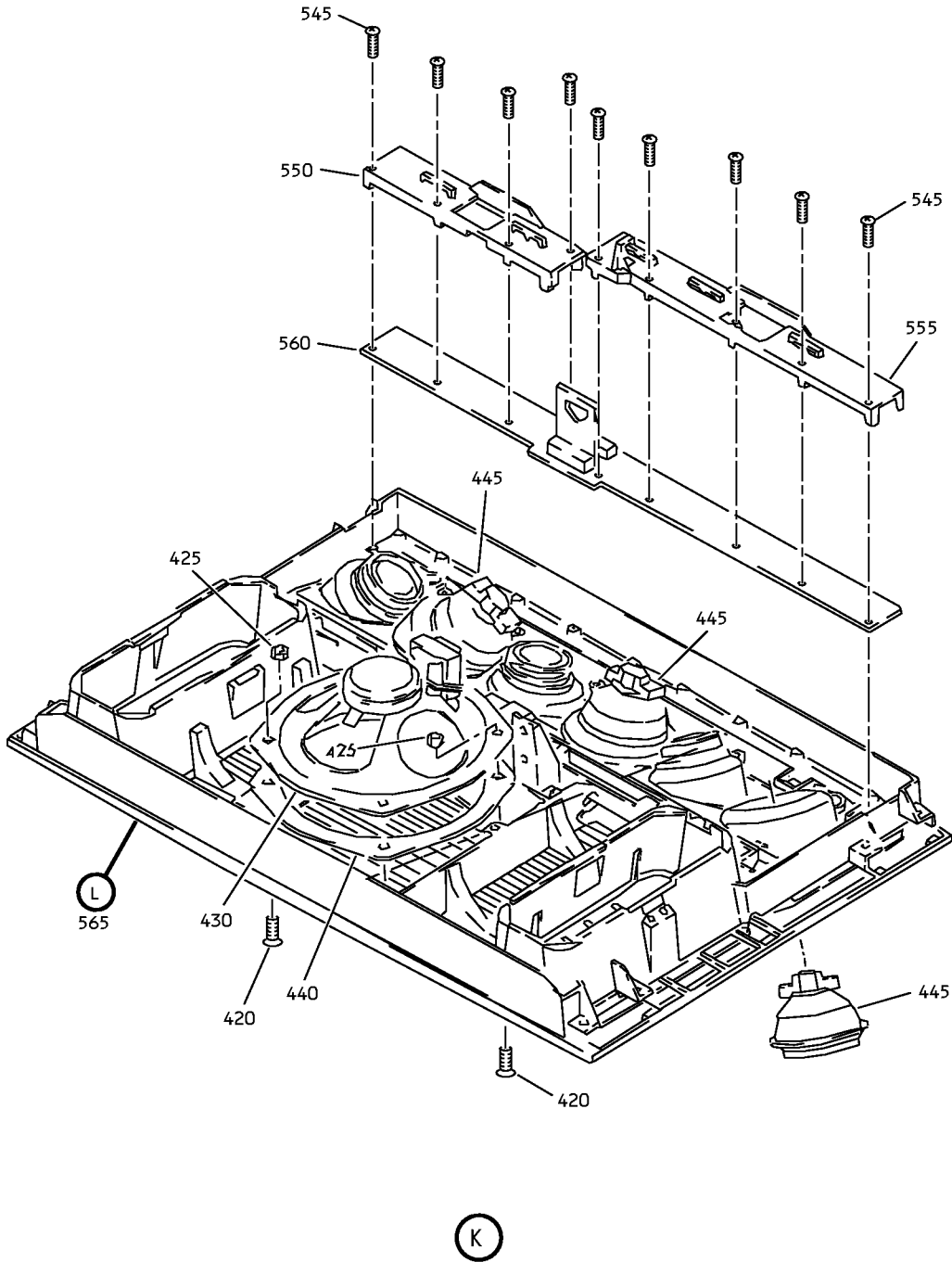
25-23-38

ILLUSTRATED PARTS LIST

Page 1098.294

Nov 01/2008

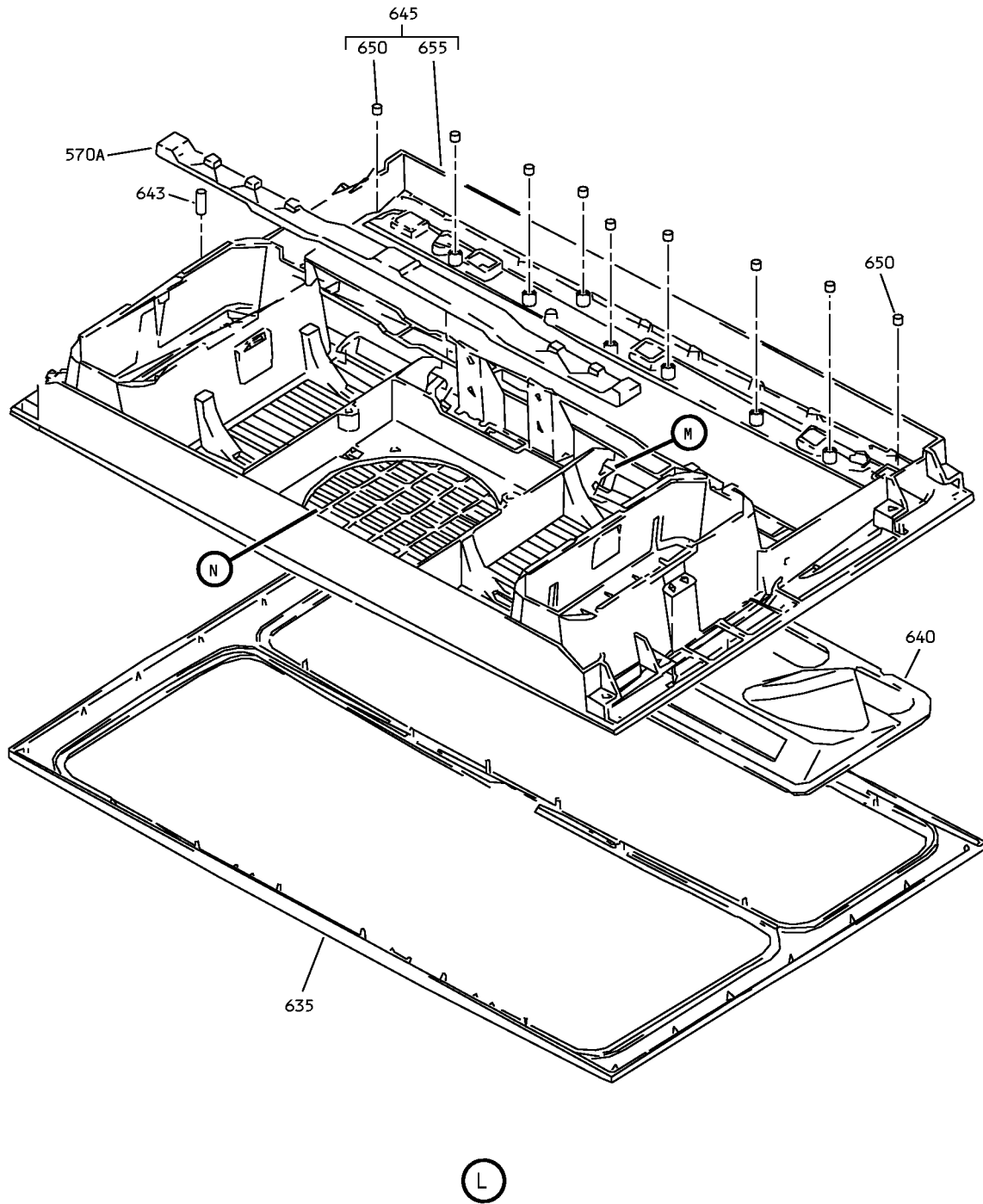
COMPONENT MAINTENANCE MANUAL



Passenger Service Unit Assembly
IPL Figure 9 (Sheet 8 of 12)

25-23-38
ILLUSTRATED PARTS LIST
Page 1098.295
Nov 01/2008

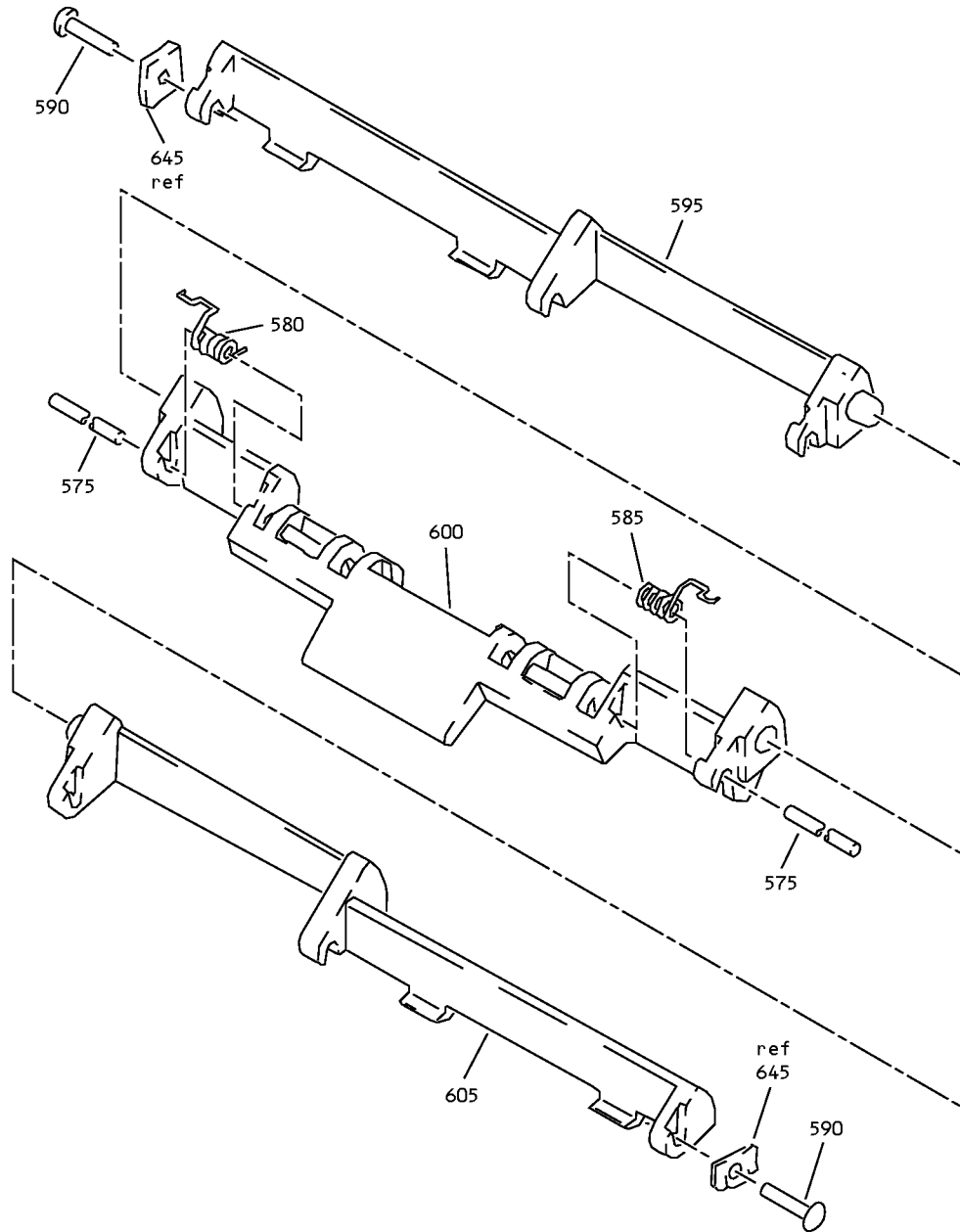
COMPONENT MAINTENANCE MANUAL



Passenger Service Unit Assembly
IPL Figure 9 (Sheet 9 of 12)

25-23-38
ILLUSTRATED PARTS LIST
Page 1098.296
Nov 01/2008

COMPONENT MAINTENANCE MANUAL



Passenger Service Unit Assembly
IPL Figure 9 (Sheet 10 of 12)

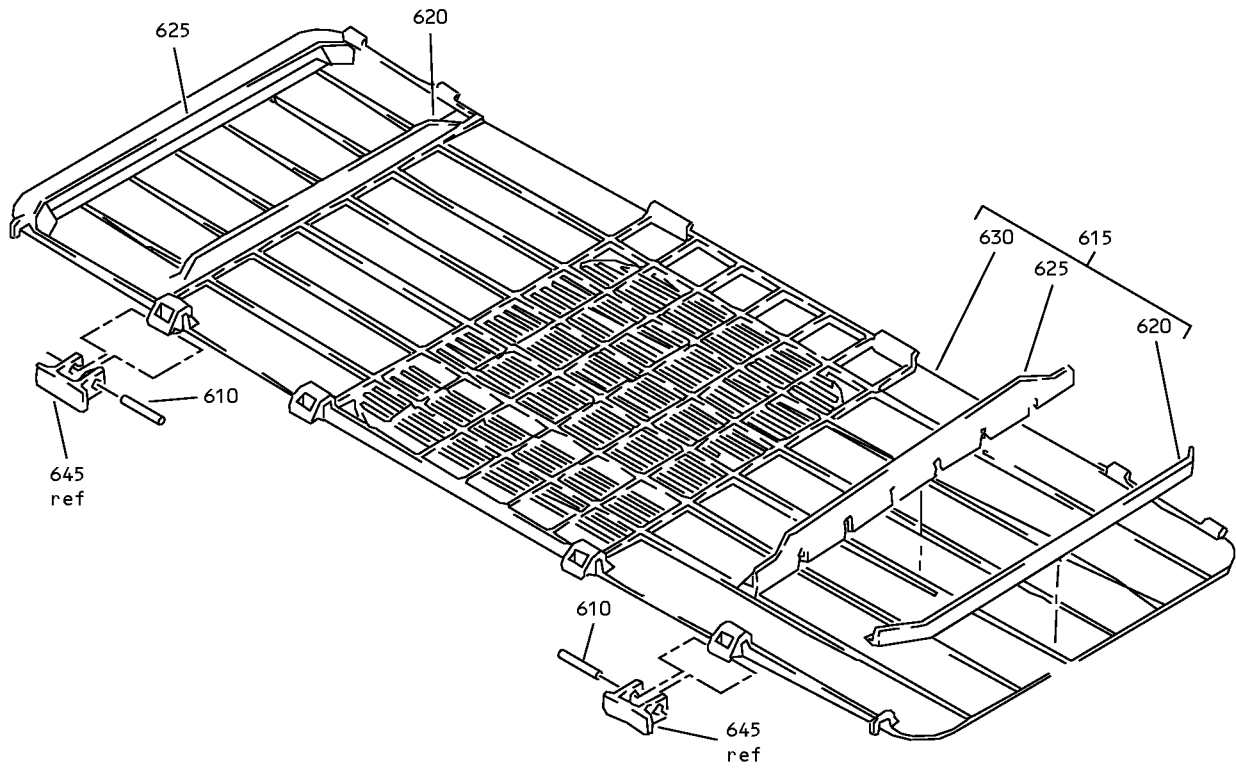
25-23-38

ILLUSTRATED PARTS LIST

Page 1098.297

Nov 01/2008

COMPONENT MAINTENANCE MANUAL



N

Passenger Service Unit Assembly
IPL Figure 9 (Sheet 11 of 12)

25-23-38

ILLUSTRATED PARTS LIST

Page 1098.298

Nov 01/2008

COMPONENT MAINTENANCE MANUAL

ATTENTION

FOR REMOVAL AND RELOCATION INFORMATION SEE
 MAINTENANCE MANUAL CHAPTER 25
 FOR MASK STOWAGE INSTRUCTIONS SEE MAINTENANCE
 MANUAL CHAPTER 35
 FOR CLEANING INSTRUCTION SEE DOCUMENT D6-7127

660

(P)

665

<p>M10973 Passenger Service Unit Underbin</p>	<p>ATTENTION</p> <p>For Removal and Relocation Information See Maintenance Manual Chapter 25</p> <p>For Mask Stowage Information See Maintenance Manual Chapter 35</p> <p>For Cleaning Instructions See Document D6-7127</p>
--	---

(Q)

670

<p>M10983 Passenger Service Unit Underbin</p>	<p>ATTENTION</p> <p>For Removal and Relocation Information See Maintenance Manual Chapter 25</p> <p>For Mask Stowage Information See Maintenance Manual Chapter 35</p> <p>For Cleaning Instructions See Document D6-7127</p>
--	---

(R)

Passenger Service Unit Assembly
 IPL Figure 9 (Sheet 12 of 12)

25-23-38

ILLUSTRATED PARTS LIST
 Page 1098.299
 Nov 01/2008



COMPONENT MAINTENANCE MANUAL

FIG/ ITEM	PART NUMBER	AIRLINE PART NUMBER	NOMENCLATURE							USAGE CODE	UNITS PER ASSY
			1	2	3	4	5	6	7		
9-											
-1A	417N3011-125SP									CP	RF
-1B	417N3011-127SP									CQ	RF
-1C	417N3011-129SP									CR	RF
-1D	417N3011-325SP									FE	RF
-1E	417N3011-327SP									FG	RF
-1F	417N3011-329SP									FJ	RF
-1G	417N3011-325D									GB	RF
-1H	417N3011-327D									GC	RF
-1J	417N3011-625B									MT	RF
-1K	417N3011-627B									MU	RF
-5	417N3011-126SP									CS	RF
-5A	417N3011-128SP									CT	RF
-5B	417N3011-326SP									FF	RF

-Item not Illustrated

25-23-38

ILLUSTRATED PARTS LIST

Page 1098.300

Nov 01/2008



COMPONENT MAINTENANCE MANUAL

FIG/ ITEM	PART NUMBER	AIRLINE PART NUMBER	NOMENCLATURE							USAGE CODE	UNITS PER ASSY
			1	2	3	4	5	6	7		
9-											
-5C	417N3011-328SP									FH	RF
-5D	417N3011-326D									HG	RF
-5E	417N3011-328D									KL	RF
-5F	417N3011-626B									MV	RF
-5G	417N3011-628B									MW	RF
10	417N3132-9									CP-CT, FE-FJ, GB, GC, HG, KL, MT-MW	2
15	417T4205-200									CP-CT	4
-15A	S418W001-119									DELETED	
-15B	289-801-119									FE-FJ, GB, GC, HG, KL, MT-MW	4
20	417T4205-7									CP-CT	1
25	417T4205-96									CP-CT	1
30	417T4205-94									CP-CT	1
35	417T4205-209									CP-CT	2
40	417T4205-6									CP-CT	1
45	417T4205-217									CP-CT	1
50	417T4205-212									CP-CT	1
55	417T4205-9									CP-CT	1
60	417T4205-8									CP-CT	1

-Item not Illustrated

25-23-38

ILLUSTRATED PARTS LIST

Page 1098.301

Nov 01/2008



COMPONENT MAINTENANCE MANUAL

FIG/ ITEM	PART NUMBER	AIRLINE PART NUMBER	NOMENCLATURE							USAGE CODE	UNITS PER ASSY	
			1	2	3	4	5	6	7			
9- 65	NAS1801-06-9		.	S	C	R	E	W			CP-CT, FE-FJ, GB, GC, HG, KL	1
-65A	BACS12HN06-9		.	S	C	R	E	W	(OPT ITEM 065B)		MT-MW	1
-65B	NAS1801-06-9		.	S	C	R	E	W	(OPT ITEM 065A)		MT-MW	1
70	NAS1149DN616J		.	W	A	S	H	E	R		CP-CT, FE-FJ, GB, GC, HG, KL, MT-MW	1
75	BACC10DK3		.	C	L	A	M	P			CP-CT, FE-FJ, GB, GC, HG, KL, MT-MW	1
80	BACC10DK6		.	C	L	A	M	P			CP-CT, FE-FJ, GB, GC, HG, KL, MT-MW	1
85	173470-42		.	H	O	S	E	A	S	S	CP-CT, FE, FG- FJ, HG	1
									(V02217) (SPEC 10-60174-42) (OPT 37001-42 (V24984)) (OPT ZH833-42 (V02217))			
-85A	37001-42		.	H	O	S	E	A	S	S	MT-MW	1
									(V24984) (SPEC 10-60174-42)			
90	10-60174-47								DELETED			
90A	37001-47		.	H	O	S	E	A	S	S	CP-CT, FE-FJ, GB, GC, HG, KL, MT-MW	1
									(V24984) (SPEC 10-60174-47)			
95	NAS1764W050505		.	T	E	E					CP-CT, FE-FJ, GB, GC, HG, KL, MT-MW	1

-Item not Illustrated

25-23-38

ILLUSTRATED PARTS LIST

Page 1098.302

Nov 01/2008



COMPONENT MAINTENANCE MANUAL

FIG/ ITEM	PART NUMBER	AIRLINE PART NUMBER	NOMENCLATURE							USAGE CODE	UNITS PER ASSY
			1	2	3	4	5	6	7		
9-											
100	NAS1801-3-20		.							CP-CT, FE-FJ, GB, GC, HG, KL	4
-100A	BACS12HN3-20		.							MT-MW	4
-100B	NAS1801-3-20		.							MT-MW	4
105	NAS1149D0316J		.							CP-CT, FE-FJ, GB, GC, HG, KL, MT-MW	4
110	NAS43DD5-27FC		.							CP-CT, FE-FJ, GB, GC, HG, KL, MT-MW	4
115	10-60513-35									DELETED	
115A	115013-38		.							CT, FE, FJ, GB, GC, HG, MT-MW	1
120	10-60513-34									DELETED	
120A	115013-39		.							CT, FE- FJ, GB, GC, HG, KL, MT- MW	1
125	NAS1801-08-8		.							CP-CT, FE-FJ, GB, GC, HG, KL	3
-125A	NAS1801-08-8		.							MT-MW	3
-125B	BACS12HN08-8		.							MT-MW	3

-Item not Illustrated

25-23-38

ILLUSTRATED PARTS LIST

Page 1098.303

Nov 01/2008



COMPONENT MAINTENANCE MANUAL

FIG/ ITEM	PART NUMBER	AIRLINE PART NUMBER	NOMENCLATURE							USAGE CODE	UNITS PER ASSY			
			1	2	3	4	5	6	7					
9- 130	NAS1149DN816J		.	W	A	S	H	E	R	CP-CT, FE-FJ, GB, GC, HG, KL, MT-MW	3			
135	417N3039-5		.	B	R	A	C	K	E	T A	S	S	CP-CT, FE-FJ, GB, GC, HG, KL, MT-MW	1
140	6035-06BR150		.	.	I	N	S	E	R	T (V26344)	CP-CT, FE-FJ, GB, GC, HG, KL, MT-MW	2		
145	417N3039-6		.	.	B	R	A	C	K	E	T	CP-CT, FE-FJ, GB, GC, HG, KL, MT-MW	1	
150	417N3152-14SP		.	S	T	O	P	A	S	S	E	M	CP-CT, FE-FJ, GB, GC, HG, KL	1
-150A	417N3152-15B		.	S	T	O	P	A	S	S	E	M	MT-MW	1
155	NAS601-6P		.	.	S	C	R	E	W	CP-CT, FE-FJ, GB, GC, HG, KL, MT-MW	2			
160	NAS620-6L		.	.	W	A	S	H	E	R	CP-CT, FE-FJ, GB, GC, HG, KL, MT-MW	2		
165	78580-1		.	.	A	C	T	U	A	T	O	R (V09790) (SPEC S417T402-2)	CP-CT, FE-FJ, GB, GC, HG, KL, MT-MW	1

-Item not Illustrated

25-23-38

ILLUSTRATED PARTS LIST

Page 1098.304

Nov 01/2008



COMPONENT MAINTENANCE MANUAL

FIG/ ITEM	PART NUMBER	AIRLINE PART NUMBER	NOMENCLATURE							USAGE CODE	UNITS PER ASSY	
			1	2	3	4	5	6	7			
9- 170	NAS514P632-14P		.	.	SCREW						CP-CT, FE-FJ, GB, GC, HG, KL, MT-MW	1
175	AN960JD6L		.	.	WASHER (OPT ITEM 175A)						CP-CT, FE-FJ, GB, GC, HG, KL, MT-MW	1
-175A	NAS1149DN616J		.	.	WASHER (OPT ITEM 175)						CP-CT, FE-FJ, GB, GC, HG, KL, MT-MW	1
180	MS21042L06		.	.	NUT (OPT ITEM 180A)						CP-CT, FE-FJ, GB, GC, HG, KL	1
-180A	H10-06BAC		.	.	NUT (V15653) (SPEC BACN10JC06) (OPT RMLH9075-62W (V72962)) (OPT T6S632J (V11815)) (OPT VN303A62 (V92215)) (OPT 96-62 (V80539)) (OPT BRH10A06 (V52828)) (OPT NS202101-62 (V80539)) (OPT ITEM 180)						CP-CT, FE-FJ, GB, GC, HG, KL	1
-180B	BACN11AG06		.	.	NUT (OPT ITEM 180C)						MT-MW	1
-180C	BRH10C06D		.	.	NUT (V52828) (SPEC BACN10JC06CD) (OPT T6C632JCD (V11815)) (OPT NS202486-62 (V80539)) (OPT 102LH9075-62W (V72962)) (OPT H51650-06BAC (V15653)) (OPT ITEM 180B)						MT-MW	1
185	417N3135-5		.	.	LEVER-ACTUATOR						CP-CT, FE-FJ, GB, GC, HG, KL	1

-Item not illustrated

25-23-38

ILLUSTRATED PARTS LIST

Page 1098.305

Nov 01/2008



COMPONENT MAINTENANCE MANUAL

FIG/ ITEM	PART NUMBER	AIRLINE PART NUMBER	NOMENCLATURE							USAGE CODE	UNITS PER ASSY
			1	2	3	4	5	6	7		
9-											
-185A	417N3135-6		.	.						MT-MW	1
190	NAS514P440-16P		.	.						CP-CT, FE-FJ, GB, GC, HG, KL, MT-MW	1
195	417N3151-18SP		.	.						CP-CT, FE-FJ, GB, GC, HG, KL	1
-195A	417N3151-18A		.	.						MT-MW	1
200	417N3151-5		.	.						CP-CT, FE-FJ, GB, GC, HG, KL, MT-MW	1
205	NAS514P440-7P		.	.						CP-CT, FE-FJ, GB, GC, HG, KL, MT-MW	2
210	417N3151-21		.	.						CP-CT, FE-FJ, GB, GC, HG, KL, MT-MW	1
215	417N3151-6		.	.						CP-CT, FE-FJ, GB, GC, HG, KL, MT-MW	2
220	417N3173-2		.	.						CP-CT, FE-FJ, GB, GC, HG, KL, MT-MW	1
225	417N3151-19		.	.						CP-CT, FE-FJ, GB, GC, HG, KL, MT-MW	1

-Item not Illustrated

25-23-38

ILLUSTRATED PARTS LIST

Page 1098.306

Nov 01/2008



COMPONENT MAINTENANCE MANUAL

FIG/ ITEM	PART NUMBER	AIRLINE PART NUMBER	NOMENCLATURE							USAGE CODE	UNITS PER ASSY	
			1	2	3	4	5	6	7			
9- 230	6035-2BR185		.	.	.	INSERT (V01556)					CP-CT, FE-FJ, GB, GC, HG, KL, MT-MW	3
235	6035-06BR150		.	.	.	INSERT (V01556)					CP-CT, FE-FJ, GB, GC, HG, KL, MT-MW	2
240	6035-04BR219		.	.	.	INSERT (V01556)					CP-CT, FE-FJ, GB, GC, HG, KL, MT-MW	2
245	417N3151-20		.	.	.	HOUSING					CP-CT, FE-FJ, GB, GC, HG, KL, MT-MW	1
250	BACR15BB4D14		.			RIVET					CP-CT, FE-FJ, GB, GC, HG, KL	2
-250A	BACR15BB4D14C		.			RIVET					MT-MW	2
255	6100-12		.			RETAINER (V97464)					CP-CT, FE-FJ, GB, GC, HG, KL, MT-MW	2
260	417N3180-1		.			CLAMP ASSY					CP-CT, FE-FJ, GB, GC, HG, KL, MT-MW	2
265	NAS607-1-4P		.	.		PIN					CP-CT, FE-FJ, GB, GC, HG, KL, MT-MW	2

-Item not Illustrated

25-23-38

ILLUSTRATED PARTS LIST

Page 1098.307

Nov 01/2008



COMPONENT MAINTENANCE MANUAL

FIG/ ITEM	PART NUMBER	AIRLINE PART NUMBER	NOMENCLATURE							USAGE CODE	UNITS PER ASSY	
			1	2	3	4	5	6	7			
9- 270	NAS607-2-8P		.	.							CP-CT, FE-FJ, GB, GC, HG, KL, MT-MW	1
275	417N3181-1		.	.							CP-CT, FE-FJ, GB, GC, HG, KL, MT-MW	1
-275A	65-85902-1		.	.							CP-CT, FE-FJ, GB, GC, HG, KL, MT-MW	1
285	417N3180-3		.	.							CP-CT, FE-FJ, GB, GC, HG, KL, MT-MW	2
290	RCS3289		.	.							CP-CT, FE-FJ, GB, GC, HG, KL, MT-MW	2
295	65-85905-4		.	.							CP-CT, FE-FJ, GB, GC, HG, KL, MT-MW	1
300	RCS3290		.	.							CP-CT, FE-FJ, GB, GC, HG, KL, MT-MW	1
305	417N3182-1		.	.							CP-CT, FE-FJ, GB, GC, HG, KL, MT-MW	1

-Item not Illustrated

25-23-38

ILLUSTRATED PARTS LIST

Page 1098.308

Nov 01/2008



COMPONENT MAINTENANCE MANUAL

FIG/ ITEM	PART NUMBER	AIRLINE PART NUMBER	NOMENCLATURE							USAGE CODE	UNITS PER ASSY		
			1	2	3	4	5	6	7				
9- 310	417N3183-1		.	.							CLAMP	CP-CT, FE-FJ, GB, GC, HG, KL, MT-MW	1
315	NAS1801-08-8		.								SCREW	CP-CT, FE-FJ, GB, GC, HG, KL	4
-315A	BACS12HN08-8		.								SCREW (OPT ITEM 315B)	MT-MW	4
-315B	NAS1801-08-8		.								SCREW (OPT ITEM 315A)	MT-MW	4
320	NAS1149DN816J		.								WASHER	CP-CT, FE-FJ, GB, GC, HG, KL, MT-MW	4
325	417N3102-10		.								BRACKET ASSY	CP-CT, FE-FJ, GB, GC, HG, KL, MT-MW	2
330	6035-2BR185		.	.							INSERT (V01556)	CP-CT, FE-FJ, GB, GC, HG, KL, MT-MW	2
335	417N3102-11		.	.							BRACKET-MOUNTING	CP-CT, FE-FJ, GB, GC, HG, KL, MT-MW	1
340	417N3190-1		.								LANYARD ASSY	CP-CT, FE-FJ, GB, GC, HG, KL, MT-MW	1
345	GSC205		.	.							SLEEVE (V59730) (SPEC BACS13S205C) (OPT YOC130 (V12357)) (OPT ITEM 345A)	CP-CT, FE-FJ, GB, GC, HG, KL, MT-MW	4

-Item not Illustrated

25-23-38

ILLUSTRATED PARTS LIST

Page 1098.309

Nov 01/2008



COMPONENT MAINTENANCE MANUAL

FIG/ ITEM	PART NUMBER	AIRLINE PART NUMBER	NOMENCLATURE							USAGE CODE	UNITS PER ASSY	
			1	2	3	4	5	6	7			
9- -345A	GSC219		.	.	SLEEVE (V59730) (SPEC BACS13S219C) (OPT Y0C140 (V12357)) (OPT ITEM 345)						CP-CT, FE-FJ, GB, GC, HG, KL, MT-MW	4
350	10-61790-1		.	.	HOOK-LANYARD (V08205)						CP-CT, FE-FJ, GB, GC, HG, KL, MT-MW	1
355	NAS43DD4-5		.	.	SPACER						CP-CT, FE-FJ, GB, GC, HG, KL, MT-MW	1
360	65C16899-6		.	.	SPRING						CP-CT, FE-FJ, GB, GC, HG, KL, MT-MW	1
365	417N3190-3		.	.	CORD-NYLON						CP-CT, FE-FJ, GB, GC, HG, KL, MT-MW	1
370	NAS1801-08-8		.		SCREW						CP-CT, FE-FJ, GB, GC, HG, KL	4
-370A	BACS12HN08-8		.		SCREW (OPT ITEM 370B)						MT-MW	4
-370B	NAS1801-08-8		.		SCREW (OPT ITEM 370A)						MT-MW	4
375	NAS1149DN816J		.		WASHER						CP-CT, FE-FJ, GB, GC, HG, KL, MT-MW	4
380	417N3170-13		.		LATCH ASSY						CP-CT, FE-FJ, GB, GC, HG, KL, MT-MW	2

-Item not Illustrated

25-23-38

ILLUSTRATED PARTS LIST

Page 1098.310

Nov 01/2008



COMPONENT MAINTENANCE MANUAL

FIG/ ITEM	PART NUMBER	AIRLINE PART NUMBER	NOMENCLATURE							USAGE CODE	UNITS PER ASSY	
			1	2	3	4	5	6	7			
9- 385	6100-9		.	.	RETAINER (V2X013)						CP-CT, FE-FJ, GB, GC, HG, KL, MT-MW	2
390	MS20253P2-165		.	.	PIN						CP-CT, FE-FJ, GB, GC, HG, KL, MT-MW	1
395	417N3173-1		.	.	SPRING						CP-CT, FE-FJ, GB, GC, HG, KL, MT-MW	1
400	417N3171-4		.	.	BOLT-CAM LATCH						CP-CT, FE-FJ, GB, GC, HG, KL, MT-MW	1
405	417N3172-23		.	.	HOUSING ASSY						CP-CT, FE-FJ, GB, GC, HG, KL, MT-MW	1
410	6035-2BR185		.	.	INSERT (V01556)						CP-CT, FE-FJ, GB, GC, HG, KL, MT-MW	2
415	417N3172-24		.	.	HOUSING						CP-CT, FE-FJ, GB, GC, HG, KL, MT-MW	1
420	NAS514P832-11P		.	.	SCREW						CP, CR, CS, FE, FF, FJ, GB, HG, MT, MV	2

-Item not Illustrated

25-23-38

ILLUSTRATED PARTS LIST

Page 1098.311

Nov 01/2008



COMPONENT MAINTENANCE MANUAL

FIG/ ITEM	PART NUMBER	AIRLINE PART NUMBER	NOMENCLATURE							USAGE CODE	UNITS PER ASSY
			1	2	3	4	5	6	7		
9- 425	BACN10YJ08		.	NUT						CP, CR, CS, FE, FF, FJ, GB, HG, MT, MV	2
430	RDAM8018		.	SPEAKER-6 IN. PASSENGER ADDRESS (V0FF57) (SPEC 10-62232-01)						CP, CR, FE, FJ, GB, MT	1
-435	RDAM8018		.	SPEAKER-6 IN. PASSENGER ADDRESS (V0FF57) (SPEC 10-62232-01)						CS, FF, HG, MV	1
440	417N3104-2		.	GASKET-SPEAKER						CP, CR, CS, FE, FF, FJ, GB, HG, MT, MV	1
445	10-1581-5A		.	LIGHT-READING (COLOR OPT-CUST PREFERENCE, BEIGE) (V72914) (SPEC S417N311-5A)						CP-CT, FE-FJ, KL	3
-445A	10-1581-5B		.	LIGHT-READING (COLOR OPT-CUST PREFERENCE, GRAY) (V72914) (SPEC S417N311-5B)						CP-CT	3
-445B	10-1581-5C		.	LIGHT-READING (COLOR OPT-CUST PREFERENCE, DOVE GRAY) (V72914) (SPEC S417N311-5C)						CP-CT	3
-445C	10-1581-5D		.	LIGHT-READING (COLOR OPT-CUST PREFERENCE, DARK GRAY) (V72914) (SPEC S417N311-5D)						CP-CT	3
-445D	10-1581-5G		.	LIGHT-READING (COLOR OPT-CUST PREFERENCE, WHITE) (V72914) (SPEC S417N311-5G)						GB, GC, HG, MT- MW	3

-Item not Illustrated

25-23-38

ILLUSTRATED PARTS LIST

Page 1098.312

Nov 01/2008



COMPONENT MAINTENANCE MANUAL

FIG/ ITEM	PART NUMBER	AIRLINE PART NUMBER	NOMENCLATURE							USAGE CODE	UNITS PER ASSY	
			1	2	3	4	5	6	7			
9- 450	S417N301-111AE		.	L	E	N	S				CP-CT	1
-450A	10-1018-111AG		D	E	L	E	T	E	D			
-450B	10-1018-111AV		D	E	L	E	T	E	D			
-450C	10-1018-111AY		D	E	L	E	T	E	D			
-450D	10-1018-111AZ		D	E	L	E	T	E	D			
-450E	10-1018-111BA		D	E	L	E	T	E	D			
-450F	S417N301-111BB		.	L	E	N	S				CP-CT	1
-450G	10-1018-111G		D	E	L	E	T	E	D			
-450H	10-1018-111J		D	E	L	E	T	E	D			
-450J	10-1018-111K		D	E	L	E	T	E	D			
-450K	10-1018-111L		D	E	L	E	T	E	D			
-450L	S417N301-111M		.	L	E	N	S				CP-CT	1
-450M	S417N301-111BC		D	E	L	E	T	E	D			
-450N	10-1018-111N		D	E	L	E	T	E	D			
-450P	4809-38		.	L	E	N	S				CP-CT, FE-FJ	1
-450Q	4809-50		.	L	E	N	S				CP-CT, FE-FJ	1
-450R	4809-52		.	L	E	N	S				CP-CT	1

-Item not Illustrated

25-23-38

ILLUSTRATED PARTS LIST

Page 1098.313

Nov 01/2008



COMPONENT MAINTENANCE MANUAL

FIG/ ITEM	PART NUMBER	AIRLINE PART NUMBER	NOMENCLATURE							USAGE CODE	UNITS PER ASSY
			1	2	3	4	5	6	7		
9- -450S	4809-53		.	LENS (COLOR OPT-CUST PREFERENCE, DOVE GRAY- WHITE SAND-RED) (V83564) (SPEC S417N301-111AZ)						CP-CT	1
-450T	4809-54		.	LENS (COLOR OPT-CUST PREFERENCE, GRAY-WHITE SAND) (V83564) (SPEC S417N301-111BA)						CP-CT	1
-450U	4809-18		.	LENS (COLOR OPT-CUST PREFERENCE, BEIGE-BLACK- WHITE SAND-RED) (V83564) (SPEC S417N301-111J)						CP-CT	1
-450V	4809-19		.	LENS (COLOR OPT-CUST PREFERENCE, BEIGE-WHITE SAND-RED) (V83564) (SPEC S417N301-111K)						CP-CT	1
-450W	4809-20		.	LENS (COLOR OPT-CUST PREFERENCE, GRAY-WHITE SAND-WHITE SAND- RED) (V83564) (SPEC S417N301-111L)						CP-CT	1
-450X	4809-23		.	LENS (COLOR OPT-CUST PREFERENCE, BEIGE-BLACK- WHITE SAND-RED) (V83564) (SPEC S417N301-111N)						CP-CT	1
-450Y	S417N301-111BD			DELETED							
-450Z	S417N301-111BE			DELETED							
-451	S417N301-111BG			DELETED							
-451A	4809-57		.	LENS (COLOR OPT-CUST PREFERENCE, LIGHT GRAY- BLACK-RED) (V83564) (SPEC S417N301-111BD)						CP-CT	1

-Item not Illustrated

25-23-38

ILLUSTRATED PARTS LIST

Page 1098.314

Nov 01/2008



COMPONENT MAINTENANCE MANUAL

FIG/ ITEM	PART NUMBER	AIRLINE PART NUMBER	NOMENCLATURE							USAGE CODE	UNITS PER ASSY	
			1	2	3	4	5	6	7			
9- -455H	11-6563-22G		.	O	V	E	R	L	A	Y	GB, GC, HG, MT- MW	1
460	S417N312-23A			D	E	L	E	T	E	D		
460A	11-6563-23B		.	O	V	E	R	L	A	Y	CP-CT, FE-FJ	1
-460B	S417N312-23C			D	E	L	E	T	E	D		
-460C	S417N312-23D			D	E	L	E	T	E	D		
-460D	S417N312-23E		.	O	V	E	R	L	A	Y	CP-CT	1
-460E	11-6563-23A		.	O	V	E	R	L	A	Y	CP-CT	1
-460F	11-6563-23C		.	O	V	E	R	L	A	Y	CP-CT, FE-FJ	1
-460G	11-6563-23D		.	O	V	E	R	L	A	Y	CP-CT	1
-460H	11-6563-23G		.	O	V	E	R	L	A	Y	GB, GC, HG, KL, MT-MW	1
465	S417N312-24A			D	E	L	E	T	E	D		
465A	11-6563-24B		.	O	V	E	R	L	A	Y	CP-CT, FE-FJ	1

-Item not Illustrated

25-23-38

ILLUSTRATED PARTS LIST

Page 1098.316

Nov 01/2008



COMPONENT MAINTENANCE MANUAL

FIG/ ITEM	PART NUMBER	AIRLINE PART NUMBER	NOMENCLATURE							USAGE CODE	UNITS PER ASSY
			1	2	3	4	5	6	7		
9-											
-465B	S417N312-24C										
-465C	S417N312-24D										
-465D	S417N312-24E								CP-CT	1	
									(COLOR OPT-CUST PREFERENCE, LIGHT GRAY- WHITE-RED)		
-465E	11-6563-24D								CP-CT	1	
									(COLOR OPT-CUST PREFERENCE, DOVE GRAY- WHITE SAND-BLUE) (V72914) (SPEC S417N312-24D)		
-465F	11-6563-24A								CP-CT	1	
									(COLOR OPT-CUST PREFERENCE, DARK GRAY- WHITE SAND-RED) (V72914) (SPEC S417N312-24A)		
-465G	11-6563-24C								CP-CT, FE-FJ	1	
									(COLOR OPT-CUST PREFERENCE, GRAY-WHITE SAND-RED) (V72914) (SPEC S417N312-24C)		
-465H	11-6563-24G								GB, GC, HG, KL, MT-MW	1	
									(COLOR OPT-CUST PREFERENCE, WHITE-WHITE- SLATE GREY) (V72914) (SPEC S417N312-24G)		
470	25-1734-15A										
-470A	25-1734-15B										
470B	25-1734-15								CP-CT, FE-FJ, MT-MW	2	
									(COLOR OPT-CUST PREFERENCE, CLEAR POLYCARBONATE) (V72914) (SPEC S417N312-5A)		
-470C	25-1734-13								CP-CT, FE-FJ	2	
									(COLOR OPT-CUST PREFERENCE, RED) (V72914) (SPEC S417N312-5B)		
-470D	25-1734-15A								GB, GC, HG, KL	2	
									(V72914)		

-Item not Illustrated

25-23-38

ILLUSTRATED PARTS LIST

Page 1098.317

Nov 01/2008



COMPONENT MAINTENANCE MANUAL

FIG/ ITEM	PART NUMBER	AIRLINE PART NUMBER	NOMENCLATURE							USAGE CODE	UNITS PER ASSY
			1	2	3	4	5	6	7		
9- 475	PLT2MM		.	STRAP (V06383) (OPT ITEM 475A)						CP-CT, FE-FJ, GB, GC, HG, KL, MT-MW	AR
-475A	PLT2MM2		.	STRAP (V06383) (OPT ITEM 475)						CP-CT, FE-FJ, GB, GC, HG, KL, MT-MW	AR
480	BACD40P3A160		.	HOSE						CP-CT, FE-FJ, GB, GC, HG, KL, MT-MW	1
485	417N3103-3		.	MANIFOLD ASSY						CP-CT, FE-FJ, GB, GC, HG, KL, MT-MW	1
490	3740-4		.	OUTLET (COLOR OPT-CUST PREFERENCE, BEIGE) (V83564) (SPEC 10-60141-23S) (OPT 750801-002 (V28406)) (OPT ITEM 490H)						CP-CT, FE-FJ	3
-490A	10-60141-26A			DELETED							
-490B	10-60141-23U			DELETED							
-490C	10-60141-26B			DELETED							
-490D	10-60141-23V			DELETED							
-490E	10-60141-26C			DELETED							
-490F	10-60141-23W			DELETED							
-490G	10-60141-26D			DELETED							
-490H	3740-7		.	OUTLET (COLOR OPT-CUST PREFERENCE, BEIGE) (V83564) (SPEC 10-60141-26A) (OPT ITEM 490)						CP-CT, FE-FJ	3

-Item not Illustrated

25-23-38

ILLUSTRATED PARTS LIST

Page 1098.318

Nov 01/2008



COMPONENT MAINTENANCE MANUAL

FIG/ ITEM	PART NUMBER	AIRLINE PART NUMBER	NOMENCLATURE							USAGE CODE	UNITS PER ASSY	
			1	2	3	4	5	6	7			
9- -490J	3740-3		.								CP-CT, FE-FJ	3
-490K	3740-8		.								CP-CT, FE-FJ	3
-490L	3740-6		.								CP-CT	3
-490M	3740-9		.								CP-CT	3
-490N	3740-5		.								CP-CT	3
-490P	3740-10		.								CP-CT	3
-490Q	3740-11		.								GB, GC, HG, KL, MT-MW	3

-Item not Illustrated

25-23-38

ILLUSTRATED PARTS LIST

Page 1098.319

Nov 01/2008



COMPONENT MAINTENANCE MANUAL

FIG/ ITEM	PART NUMBER	AIRLINE PART NUMBER	NOMENCLATURE							USAGE CODE	UNITS PER ASSY	
			1	2	3	4	5	6	7			
9-												
-490R	10-60141-23Y		.	O	U	T	L	E	T		GB, GC, HG, KL	3
495	PLT2MM		.	S	T	R	A	P			CP-CT, FE-FJ, GB, GC, HG, KL, MT-MW	AR
-495A	PLT2MM2		.	S	T	R	A	P			CP-CT, FE-FJ, GB, GC, HG, KL, MT-MW	AR
-500	S417N313-101			D	E	L	E	T	E			
-500A	53002		.	W	I	R	E	B	U	N	D	1
											CP, CQ, CS, CT, FE-FH, GB, GC, HG, KL, MT-MW	
-505	S417N313-103			D	E	L	E	T	E			
-505A	53004		.	W	I	R	E	B	U	N	D	1
											CR, FJ	
510	3SAV1338A2		.	R	E	L	A				CR, FJ	1
515	NAS1801-06-6		.	S	C	R	E	W			CR, FJ	2
520	NAS1149DN616J		.	W	A	S	H	E	R		CR, FJ	2
525	417N3161-17		.	B	R	A	C	K	E	T	CR, FJ	1
530	130125		.	N	U	T	P	L	A	T	CR, FJ	2

-Item not Illustrated

25-23-38

ILLUSTRATED PARTS LIST

Page 1098.320

Nov 01/2008



COMPONENT MAINTENANCE MANUAL

FIG/ ITEM	PART NUMBER	AIRLINE PART NUMBER	NOMENCLATURE							USAGE CODE	UNITS PER ASSY
			1	2	3	4	5	6	7		
9-											
-530A	BACN10FX6		.	.	NUTPLATE (OPT ITEM 530)					CR, FJ	2
535	417N3161-14		.	.	PLATE					CR, FJ	1
-540	S417N313-203				DELETED						
-540A	S417N313-208				DELETED						
-540B	53251		.		WIRE BUNDLE-JUMPER (V16115) (SPEC S417N313-203)					CP, CQ, CS, CT, FE-FH, GB, GC, HG, KL, MT-MW	1
-540C	53005		.		WIRE BUNDLE-JUMPER (V16115) (SPEC S417N313-208)					CR, FJ	1
545	NAS600-14P		.		SCREW					CP-CT, FE-FJ, GB, GC, HG, KL	9
-545A	BACS12CK04-14		.		SCREW (OPT ITEM 545B)					MT-MW	9
-545B	NAS600-14P		.		SCREW (OPT ITEM 545A)					MT-MW	9
550	417N3035-3		.		SHROUD					CP-CT, FE-FJ, GB, GC, HG, KL, MT-MW	1
555	417N3035-4		.		SHROUD					CP-CT, FE-FJ, GB, GC, HG, KL, MT-MW	1
560	11-6537-7		.		SWITCH-MODULE (V72914) (SPEC S417N312-11)					CP-CT, FE-FJ, GB, GC, HG, KL	1
-560A	11-6537-9		.		SWITCH-MODULE (V72914) (SPEC S417N312-13)					MT-MW	1

-Item not Illustrated

25-23-38

ILLUSTRATED PARTS LIST

Page 1098.321

Nov 01/2008



COMPONENT MAINTENANCE MANUAL

FIG/ ITEM	PART NUMBER	AIRLINE PART NUMBER	NOMENCLATURE							USAGE CODE	UNITS PER ASSY
			1	2	3	4	5	6	7		
9-											
565	417N3012-10SP		.							CP, CQ, CS, CT, FE-FH	1
-565A	417N3012-11SP		.							CR, FJ	1
-565B	417N3012-10C		.							GB, GC, HG, KL	1
-565C	417N3012-15B		.							MT-MW	1
570	10-1018-2									DELETED	
570A	4708-1		.	.						CP-CT, FE-FJ, GB, GC, HG, KL, MT-MW	1
										(V83564) (SPEC S417N301-2)	
575	MS20253P2-330		.	.						CP-CT, FE-FJ, GB, GC, HG, KL, MT-MW	2
580	417N3173-21		.	.						CP-CT, FE-FJ, GB, GC, HG, KL, MT-MW	1
585	417N3173-22		.	.						CP-CT, FE-FJ, GB, GC, HG, KL, MT-MW	1
590	BACR15BB3D9		.	.						CP-CT, FE-FJ, GB, GC, HG, KL	2
-590A	BACR15BB3D9C		.	.						MT-MW	2
595	417N3133-25		.	.						CP-CT, FE-FJ, GB, GC, HG, KL, MT-MW	1

-Item not Illustrated

25-23-38

ILLUSTRATED PARTS LIST

Page 1098.322

Nov 01/2008



COMPONENT MAINTENANCE MANUAL

FIG/ ITEM	PART NUMBER	AIRLINE PART NUMBER	NOMENCLATURE							USAGE CODE	UNITS PER ASSY					
			1	2	3	4	5	6	7							
9- 600	417N3133-23		.	.	L	A	T	C	H	CP-CT, FE-FJ, GB, GC, HG, KL, MT-MW	1					
605	417N3133-24		.	.	L	A	T	C	H	CP-CT, FE-FJ, GB, GC, HG, KL, MT-MW	1					
610	MS20253P2-80		.	.	P	I	N			CP-CT, FE-FJ, GB, GC, HG, KL, MT-MW	4					
615	417N3058-2SP		.	.	D	O	O	R	A	S	S	O	X	Y	CP-CT, FE-FJ	1
-615A	417N3058-2A		.	.	D	O	O	R	A	S	S	O	X	Y	GB, GC, HG, KL	1
-615B	417N3058-3B		.	.	D	O	O	R	A	S	S	O	X	Y	MT-MW	1
620	417N3043-22		.	.	.	S	T	I	F	F	E	N	E	R	CP-CT, FE-FJ, GB, GC, HG, KL, MT-MW	2
625	417N3043-21		.	.	.	S	T	I	F	F	E	N	E	R	CP-CT, FE-FJ, GB, GC, HG, KL, MT-MW	2
630	417N3019-1SP		.	.	.	D	O	O	R					CP-CT, FE-FJ, GB, GC, HG, KL	1	
-630A	417N3019-2B		.	.	.	D	O	O	R					MT-MW	1	
635	417N3013-11SP		.	.	F	A	C	E	P	L	A	T	E	CP-CT, FE-FJ	1	
-635A	417N3013-11A		.	.	F	A	C	E	P	L	A	T	E	GB, GC, HG, KL, MT-MW	1	

-Item not Illustrated

25-23-38

ILLUSTRATED PARTS LIST

Page 1098.323

Nov 01/2008



COMPONENT MAINTENANCE MANUAL

FIG/ ITEM	PART NUMBER	AIRLINE PART NUMBER	NOMENCLATURE							USAGE CODE	UNITS PER ASSY
			1	2	3	4	5	6	7		
9-											
640	417N3013-12SP		.	.						CP-CT, FE-FJ	1
-640A	417N3013-12G		.	.						GB, GC, HG, KL, MT-MW	1
643	8862		.	.						CP-CT, FE-FJ, GB, GC, HG, KL, MT-MW	AR
-643A	PS094032		.	.						CP-CT, FE-FJ, GB, GC, HG, KL, MT-MW	AR
645	417N3016-9		.	.						CP, CQ, CS, CT, FE-FH, GB, GC, HG, KL, MT-MW	1
-645A	417N3016-11		.	.						CR, FJ	1
650	6035-04BR135		.	.	.					CP-CT, FE-FJ, GB, GC, HG, KL, MT-MW	9
655	417N3016-10		.	.	.					CP, CQ, CS, CT, FE-FH, GB, GC, HG, KL, MT-MW	1
-655A	417N3016-12		.	.	.					CR, FJ	1
660	BAC27DPA2272		.							CP-CT, FE-FJ, GB, GC, HG, KL, MT-MW	1

-Item not Illustrated

25-23-38

ILLUSTRATED PARTS LIST

Page 1098.324

Nov 01/2008



COMPONENT MAINTENANCE MANUAL

FIG/ ITEM	PART NUMBER	AIRLINE PART NUMBER	NOMENCLATURE							USAGE CODE	UNITS PER ASSY	
			1	2	3	4	5	6	7			
9- 665	BAC27NPA1361		.								CP, CQ, CS, CT, FE-FH, GB, GC, HG, KL, MT-MW	1
670	BAC27NPA1362		.								CR, FJ	1

-Item not Illustrated

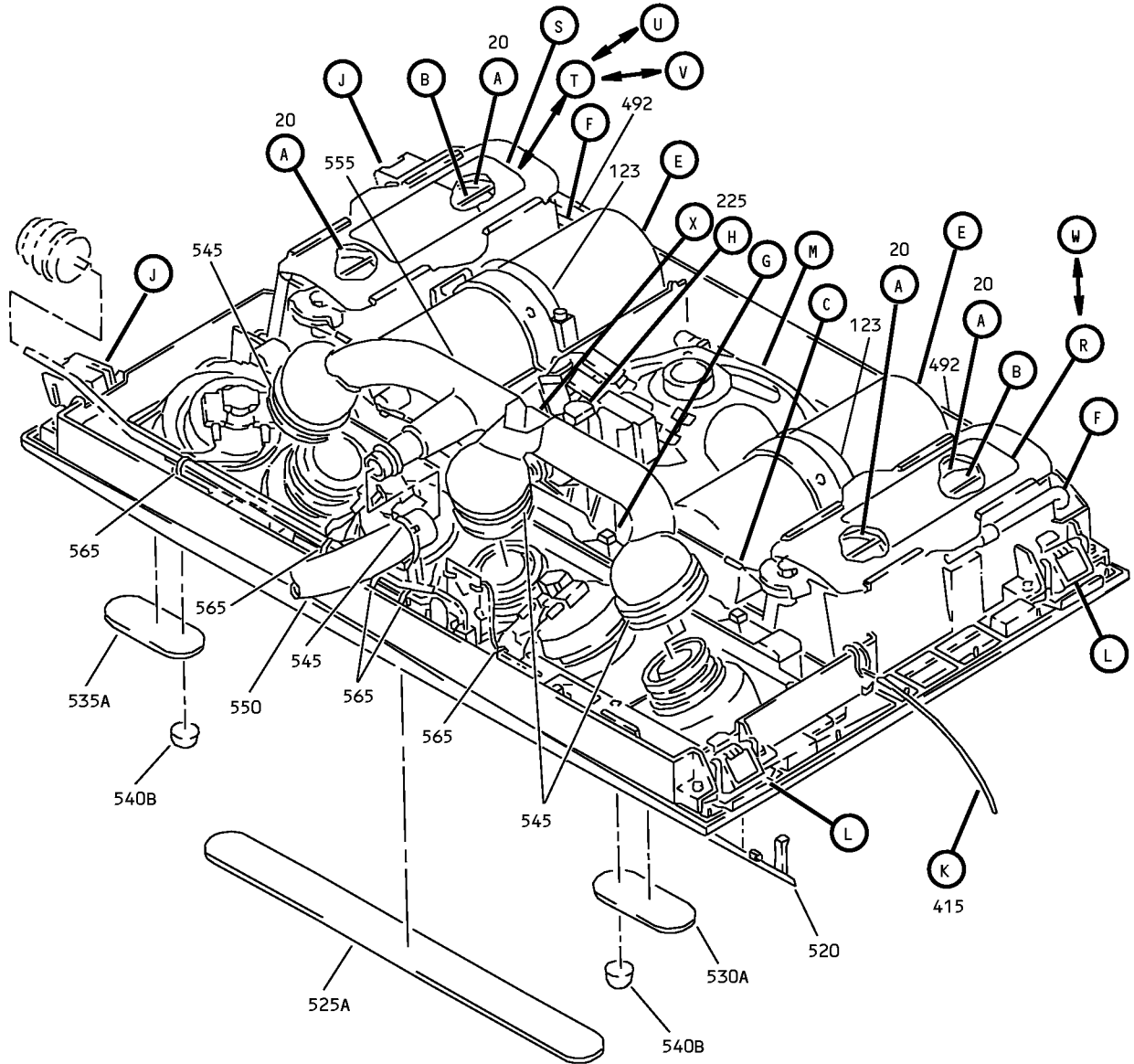
25-23-38

ILLUSTRATED PARTS LIST

Page 1098.325

Nov 01/2008

COMPONENT MAINTENANCE MANUAL



F13970 S00041177575_V2

Passenger Service Unit Assembly
IPL Figure 10 (Sheet 1 of 14)

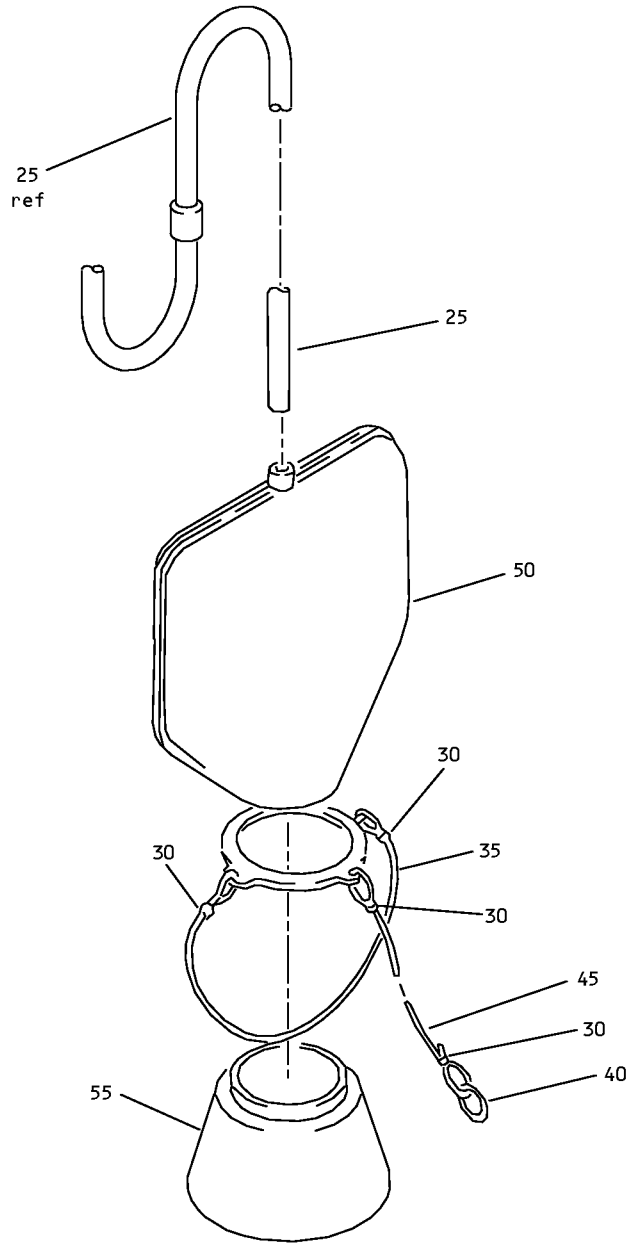
25-23-38

ILLUSTRATED PARTS LIST

Page 1098.326

Nov 01/2008

COMPONENT MAINTENANCE MANUAL



A

Passenger Service Unit Assembly
IPL Figure 10 (Sheet 2 of 14)

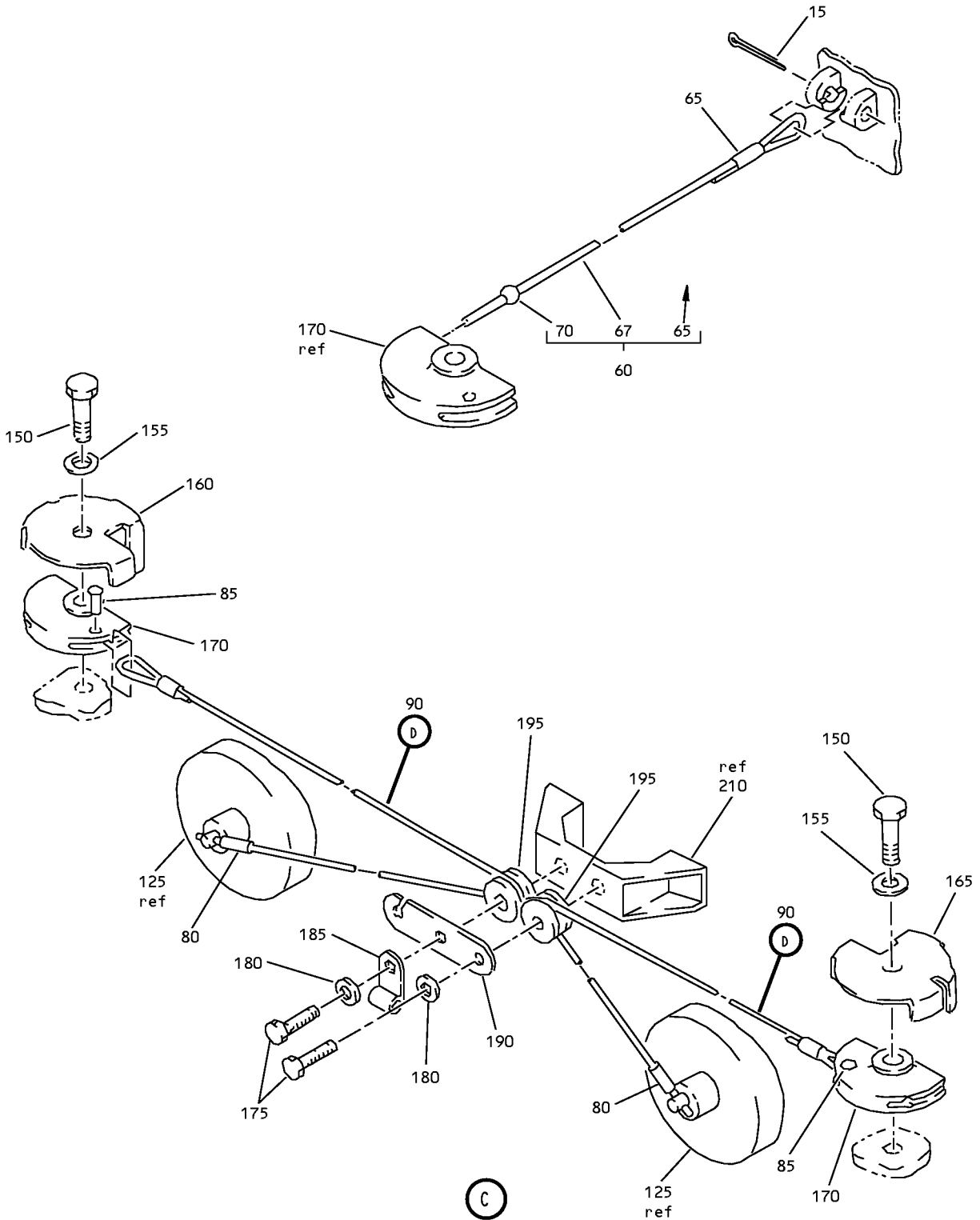
25-23-38

ILLUSTRATED PARTS LIST

Page 1098.327

Nov 01/2008

COMPONENT MAINTENANCE MANUAL



Passenger Service Unit Assembly
IPL Figure 10 (Sheet 3 of 14)

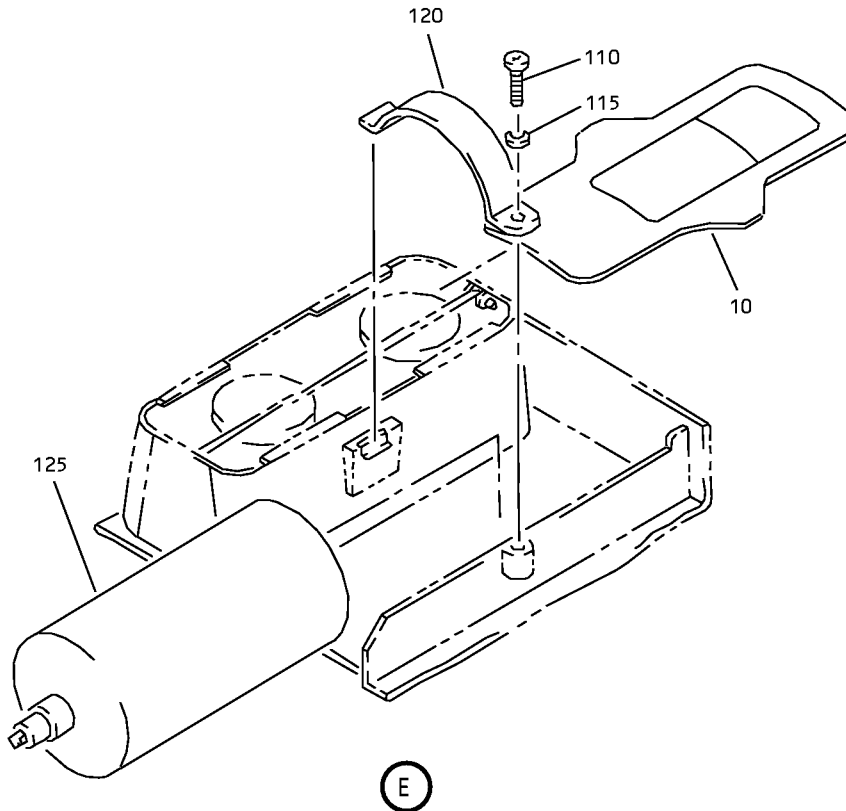
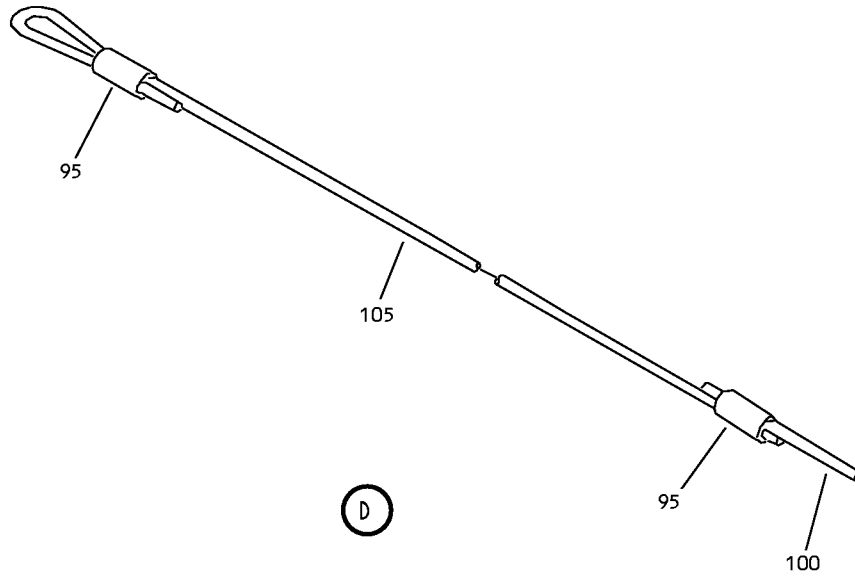
25-23-38

ILLUSTRATED PARTS LIST

Page 1098.328

Nov 01/2008

COMPONENT MAINTENANCE MANUAL



Passenger Service Unit Assembly
IPL Figure 10 (Sheet 4 of 14)

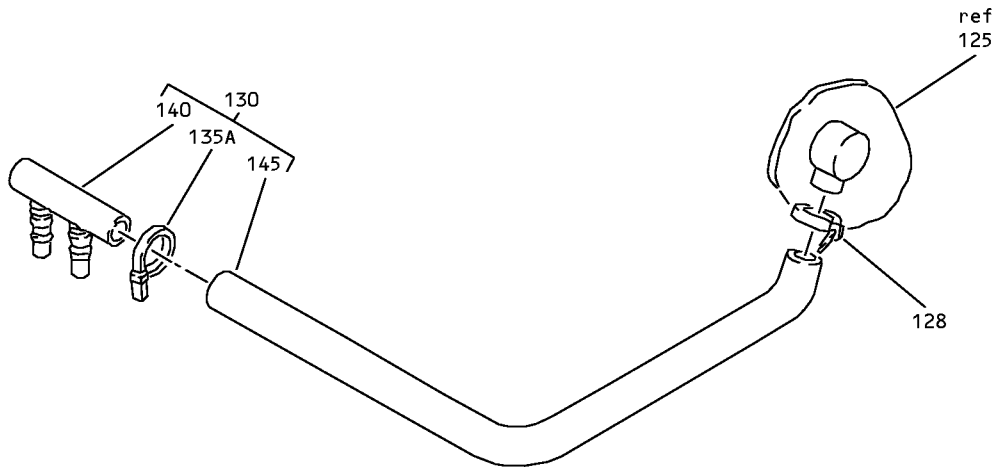
25-23-38

ILLUSTRATED PARTS LIST

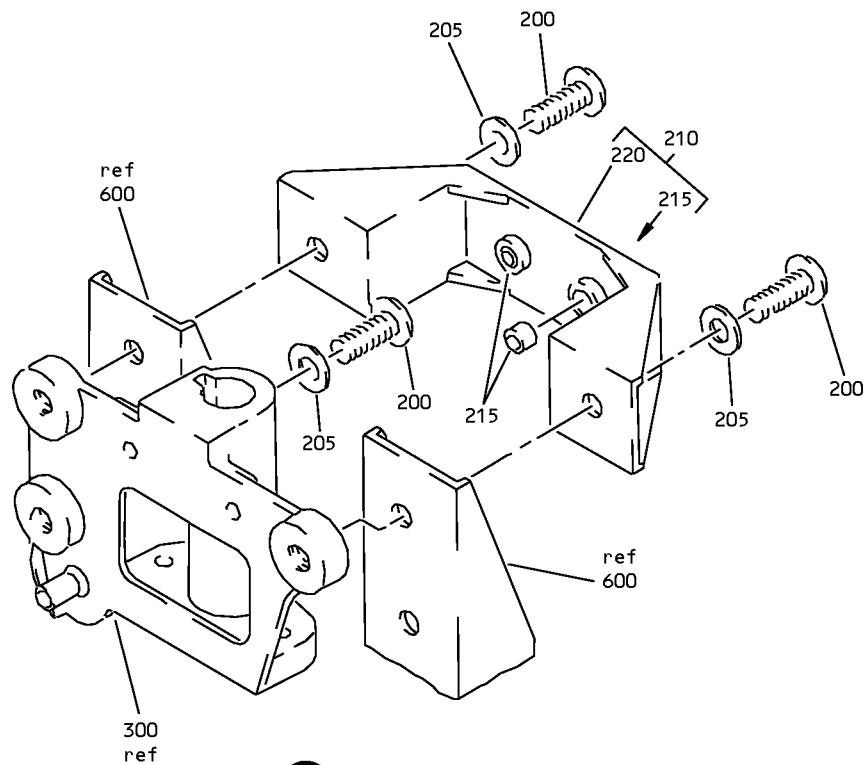
Page 1098.329

Nov 01/2008

COMPONENT MAINTENANCE MANUAL



F



G

Passenger Service Unit Assembly
IPL Figure 10 (Sheet 5 of 14)

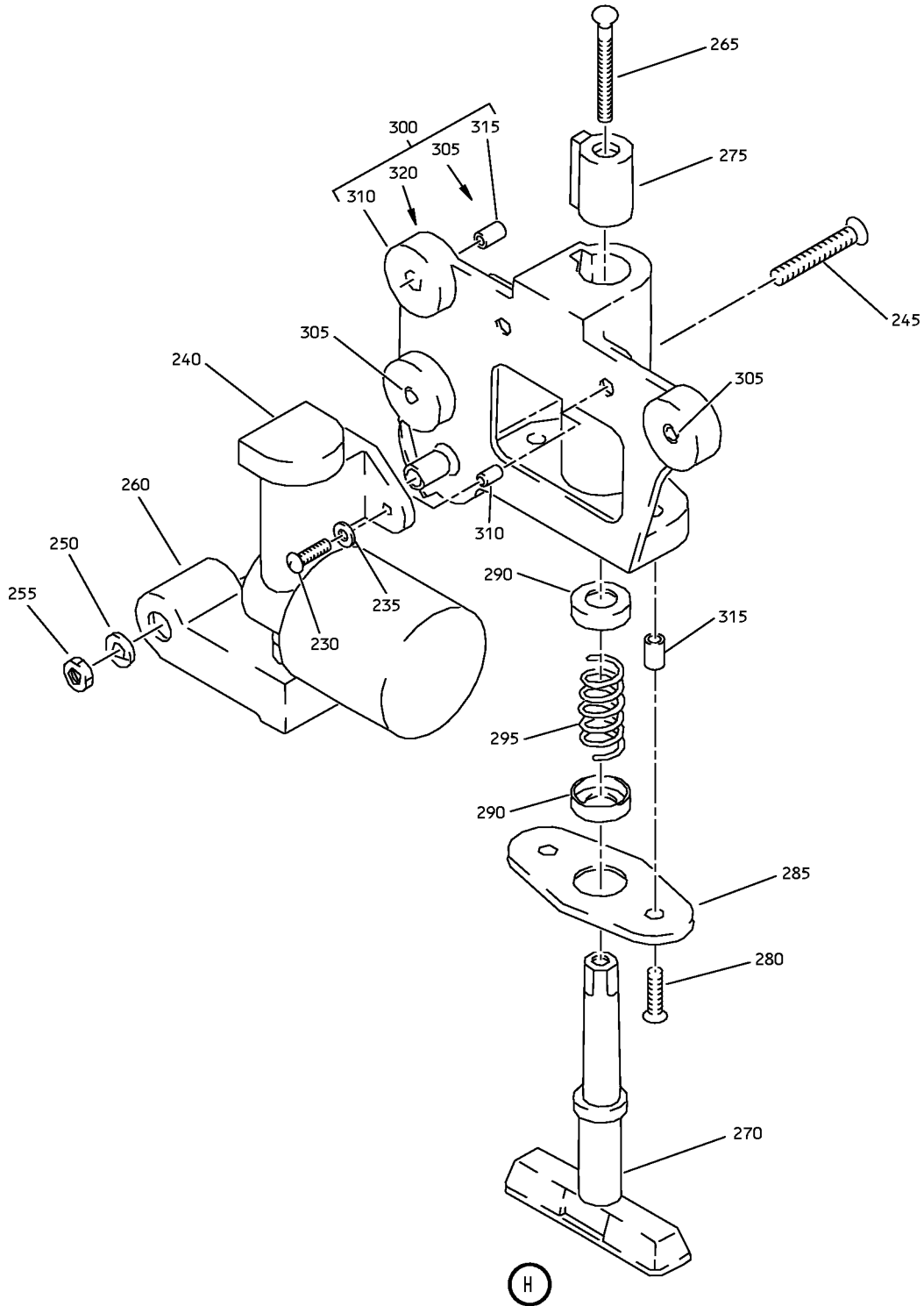
25-23-38

ILLUSTRATED PARTS LIST

Page 1098.330

Nov 01/2008

COMPONENT MAINTENANCE MANUAL



Passenger Service Unit Assembly
IPL Figure 10 (Sheet 6 of 14)

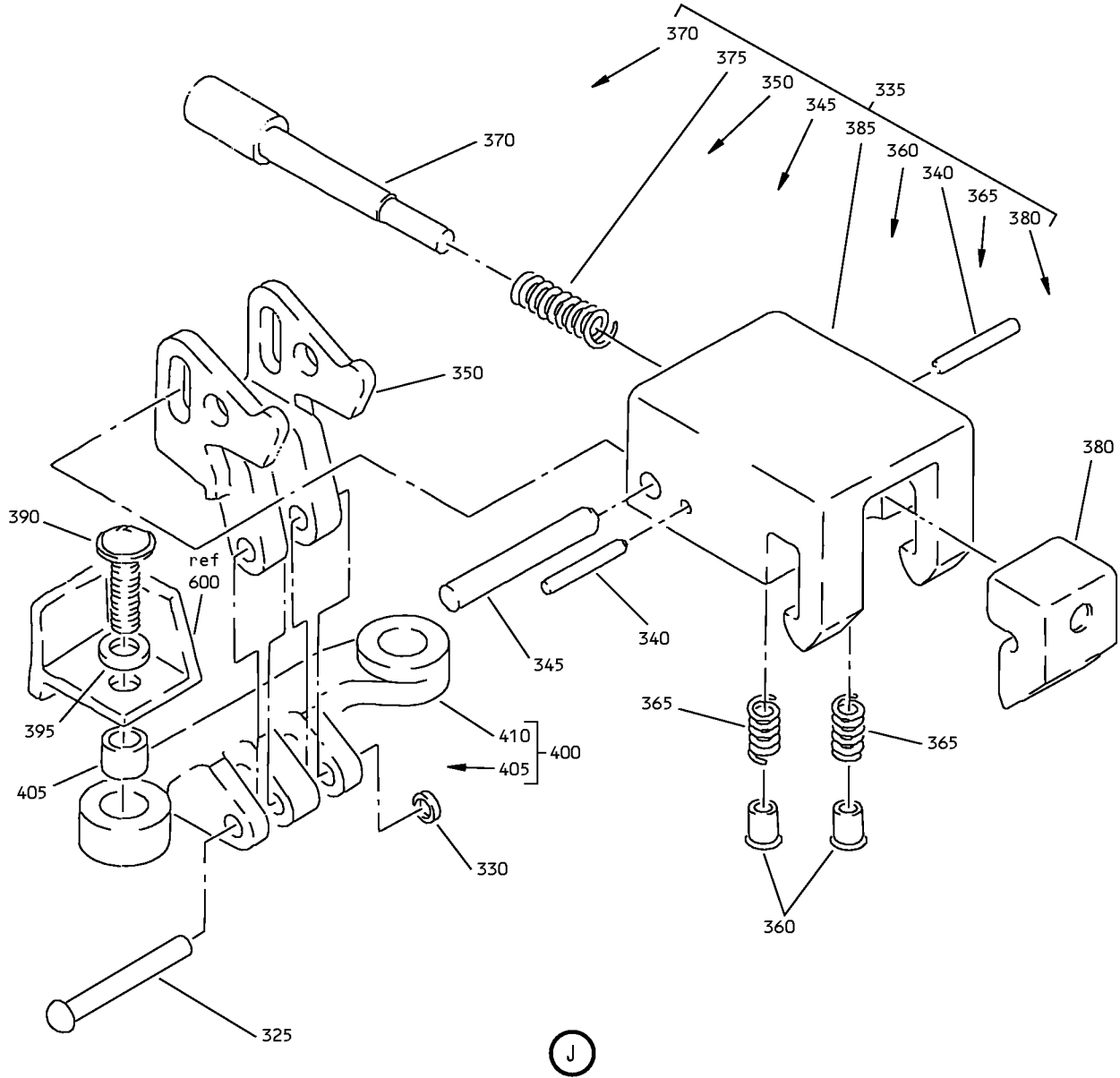
25-23-38

ILLUSTRATED PARTS LIST

Page 1098.331

Nov 01/2008

COMPONENT MAINTENANCE MANUAL



Passenger Service Unit Assembly
IPL Figure 10 (Sheet 7 of 14)

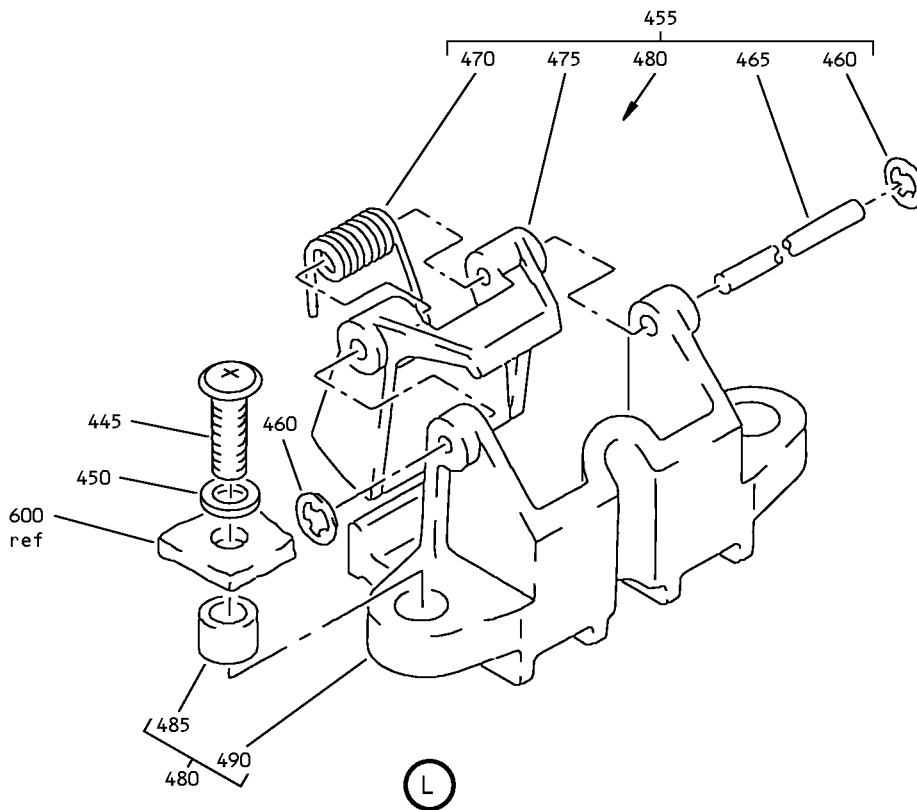
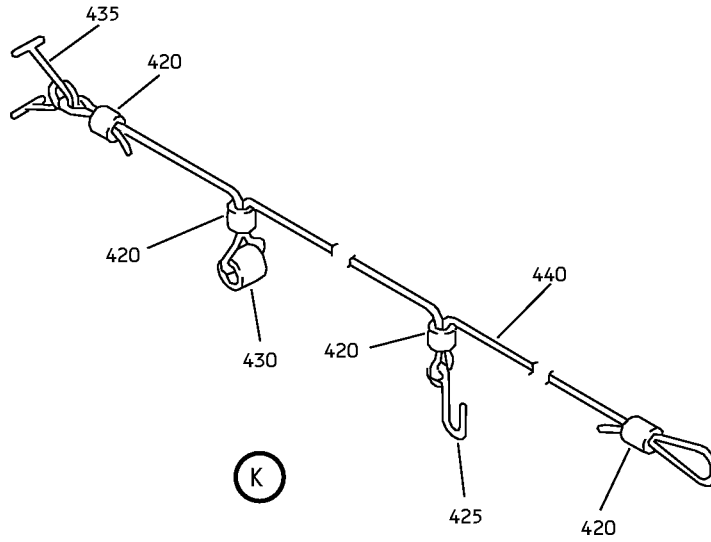
25-23-38

ILLUSTRATED PARTS LIST

Page 1098.332

Nov 01/2008

COMPONENT MAINTENANCE MANUAL



Passenger Service Unit Assembly
IPL Figure 10 (Sheet 8 of 14)

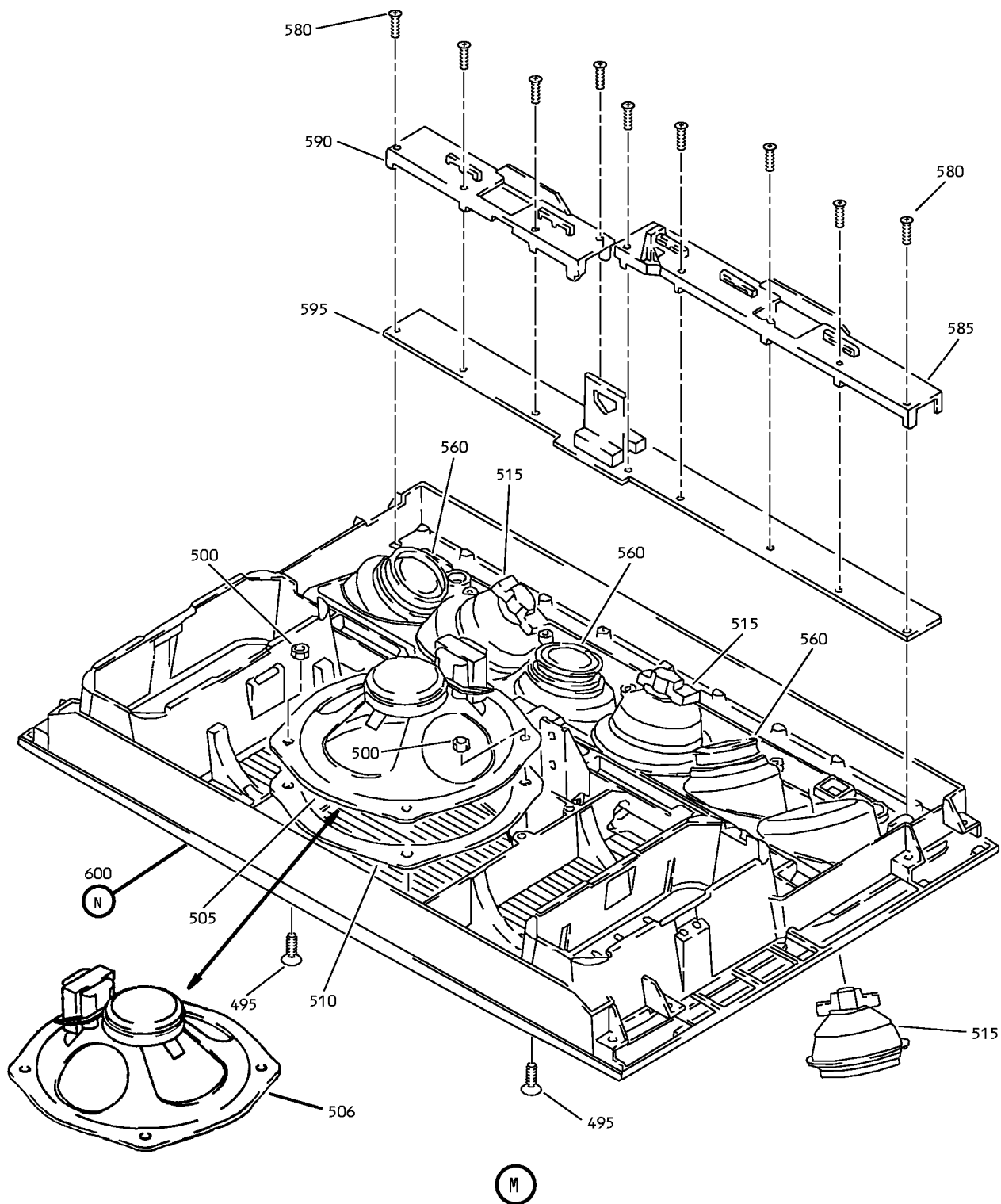
25-23-38

ILLUSTRATED PARTS LIST

Page 1098.333

Nov 01/2008

COMPONENT MAINTENANCE MANUAL



Passenger Service Unit Assembly
IPL Figure 10 (Sheet 9 of 14)

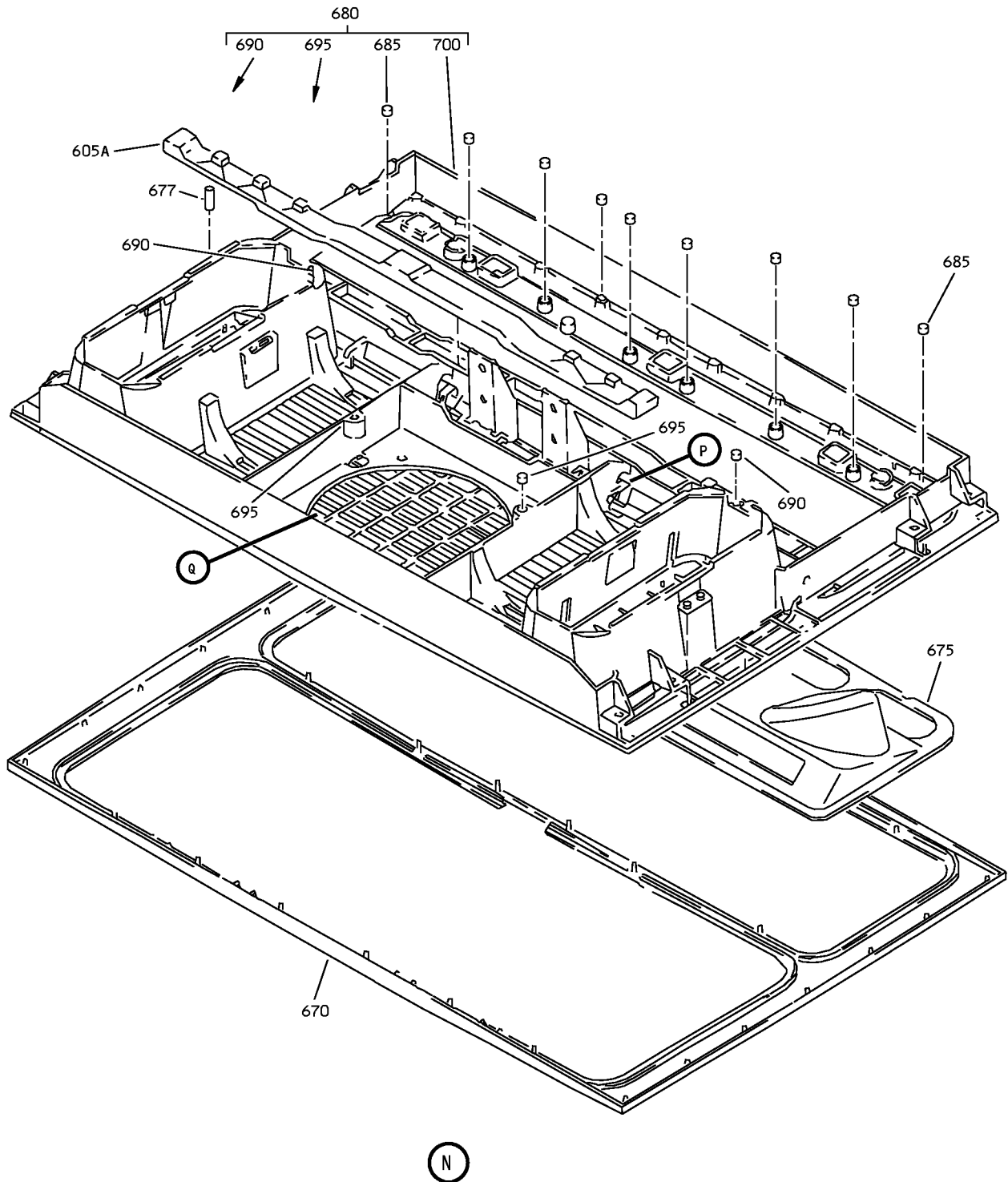
25-23-38

ILLUSTRATED PARTS LIST

Page 1098.334

Nov 01/2008

COMPONENT MAINTENANCE MANUAL



Passenger Service Unit Assembly
IPL Figure 10 (Sheet 10 of 14)

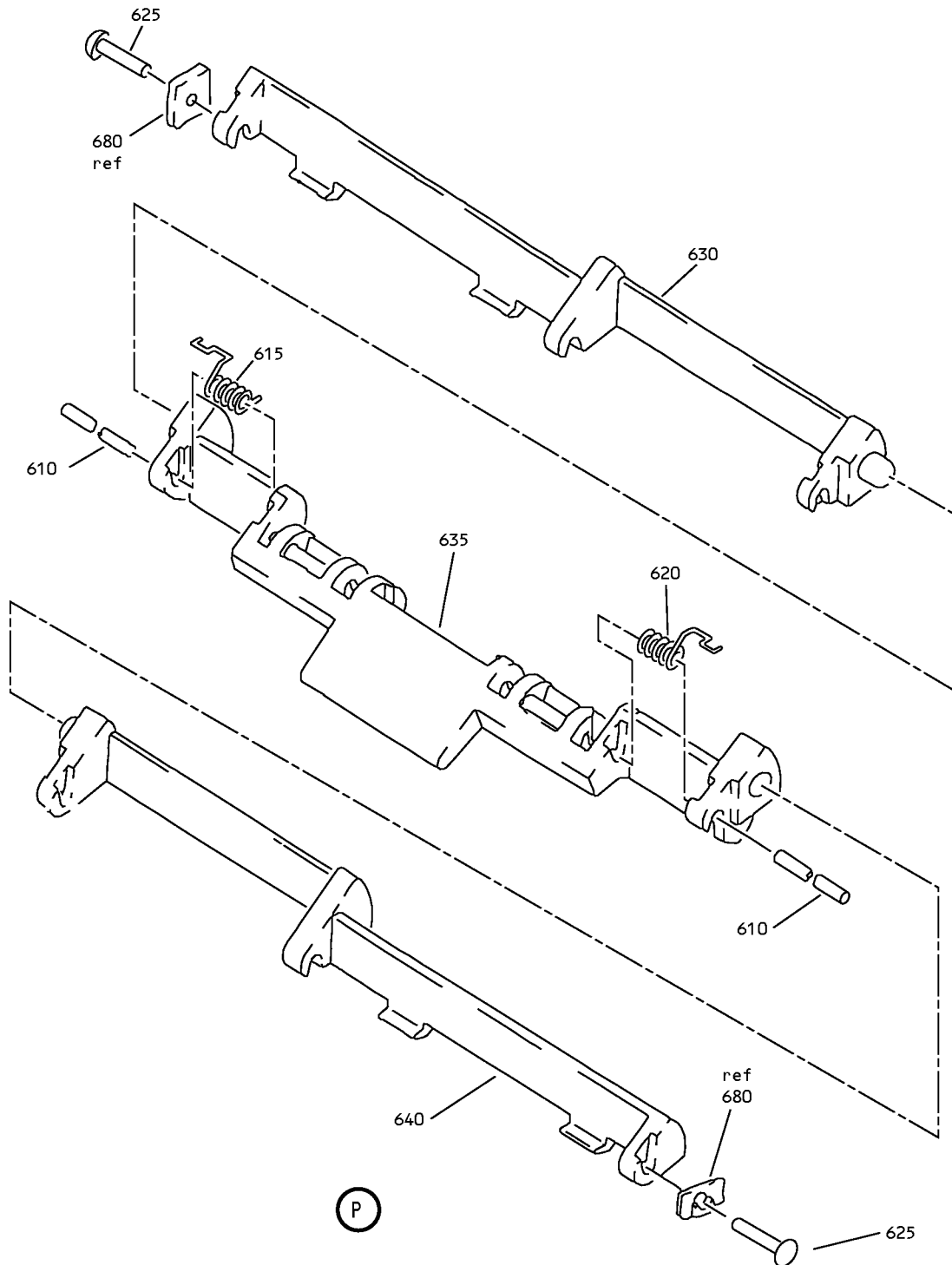
25-23-38

ILLUSTRATED PARTS LIST

Page 1098.335

Nov 01/2008

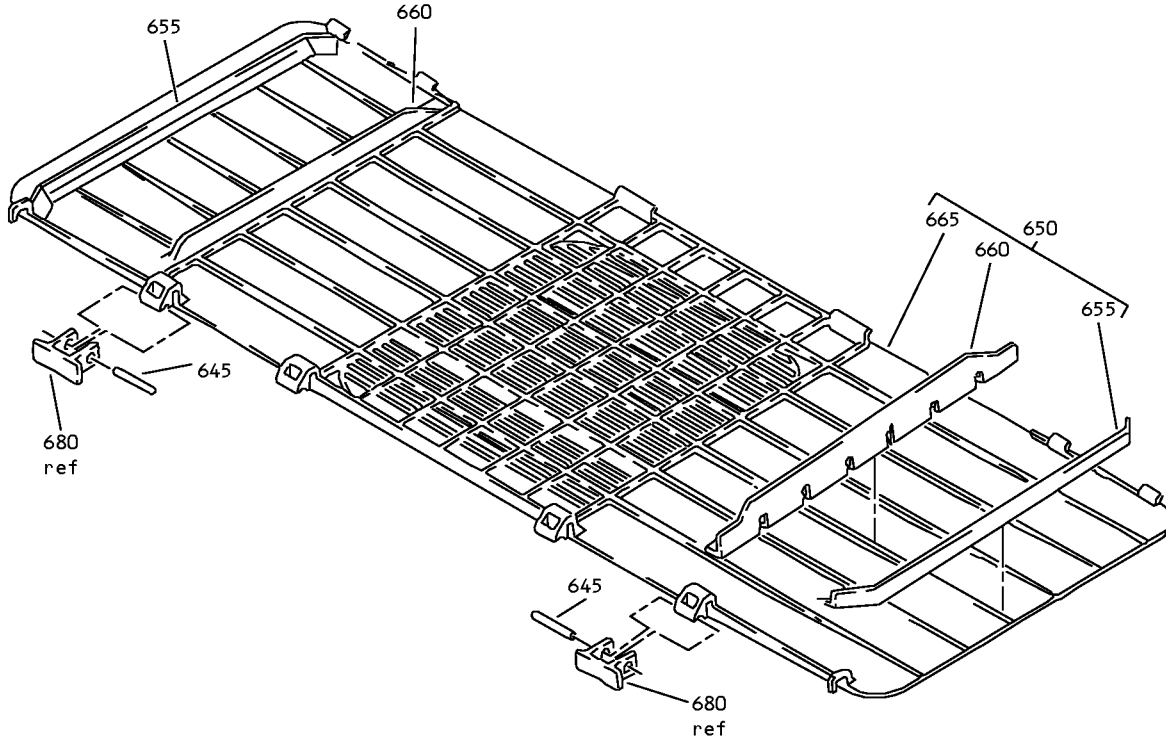
COMPONENT MAINTENANCE MANUAL



Passenger Service Unit Assembly
IPL Figure 10 (Sheet 11 of 14)

25-23-38
ILLUSTRATED PARTS LIST
Page 1098.336
Nov 01/2008

COMPONENT MAINTENANCE MANUAL



Q

Passenger Service Unit Assembly
IPL Figure 10 (Sheet 12 of 14)

25-23-38

ILLUSTRATED PARTS LIST

Page 1098.337

Nov 01/2008

COMPONENT MAINTENANCE MANUAL

ATTENTION

FOR REMOVAL AND RELOCATION INFORMATION SEE
 MAINTENANCE MANUAL CHAPTER 25
 FOR MASK STOWAGE INSTRUCTIONS SEE MAINTENANCE
 MANUAL CHAPTER 35
 FOR CLEANING INSTRUCTION SEE DOCUMENT D6-7127

705

(R)

710

<p>M10980 Passenger Service Unit Underbin</p>	<p>ATTENTION</p> <p>For Removal and Relocation Information See Maintenance Manual Chapter 25</p> <p>For Mask Stowage Information See Maintenance Manual Chapter 35</p> <p>For Cleaning Instructions See Document D6-7127</p>
--	---

(S)

715

<p>M10984 Passenger Service Unit Underbin</p>	<p>ATTENTION</p> <p>For Removal and Relocation Information See Maintenance Manual Chapter 25</p> <p>For Mask Stowage Information See Maintenance Manual Chapter 35</p> <p>For Cleaning Instructions See Document D6-7127</p>
--	---

(T)

720

<p>M10973 Passenger Service Unit Underbin</p>	<p>ATTENTION</p> <p>For Removal and Relocation Information See Maintenance Manual Chapter 25</p> <p>For Mask Stowage Information See Maintenance Manual Chapter 35</p> <p>For Cleaning Instructions See Document D6-7127</p>
--	---

(U)

Passenger Service Unit Assembly
 IPL Figure 10 (Sheet 13 of 14)

25-23-38

ILLUSTRATED PARTS LIST

Page 1098.338

Nov 01/2008

COMPONENT MAINTENANCE MANUAL

725

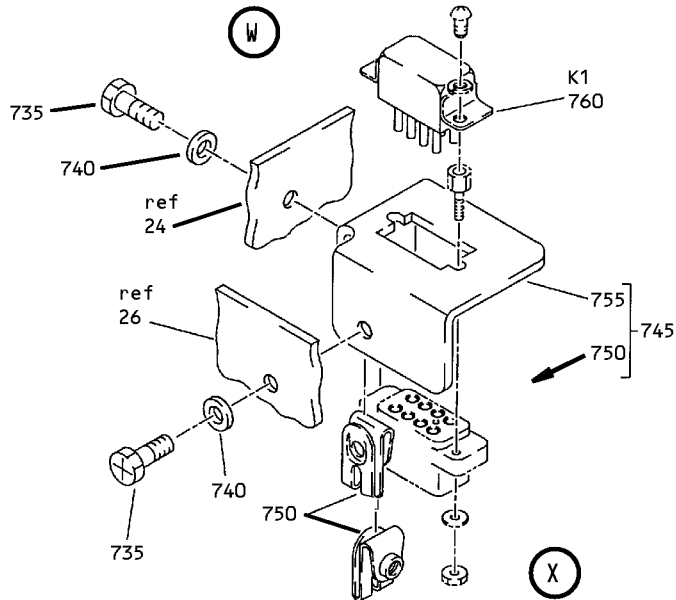
<p>M10976 Passenger Service Unit Underbin</p>	<p>ATTENTION</p> <p>For Removal and Relocation Information See Maintenance Manual Chapter 25</p> <p>For Mask Stowage Information See Maintenance Manual Chapter 35</p> <p>For Cleaning Instructions See Document D6-7127</p>
---	---

V

730

<p>M10983 Passenger Service Unit Underbin</p>	<p>ATTENTION</p> <p>For Removal and Relocation Information See Maintenance Manual Chapter 25</p> <p>For Mask Stowage Information See Maintenance Manual Chapter 35</p> <p>For Cleaning Instructions See Document D6-7127</p>
---	---

W



Passenger Service Unit Assembly
IPL Figure 10 (Sheet 14 of 14)

25-23-38

ILLUSTRATED PARTS LIST

Page 1098.339

Nov 01/2008



COMPONENT MAINTENANCE MANUAL

FIG/ ITEM	PART NUMBER	AIRLINE PART NUMBER	NOMENCLATURE							USAGE CODE	UNITS PER ASSY
			1	2	3	4	5	6	7		
10-											
-1A	417N3011-105SP									BX	RF
-1B	417N3011-107SP									BY	RF
-1C	417N3011-115SP									BZ	RF
-1D	417N3011-159SP									DR	RF
-1E	417N3011-161SP									DT	RF
-1F	417N3011-163SP									DV	RF
-1G	417N3011-165SP									DX	RF
-1H	417N3011-167SP									DZ	RF
-1J	417N3011-305SP									EP	RF
-1K	417N3011-307SP									ER	RF
-1L	417N3011-315SP									EX	RF
-1M	417N3011-359SP									FK	RF
-1N	417N3011-361SP									FM	RF
-1P	417N3011-363SP									FP	RF

-Item not Illustrated

25-23-38

ILLUSTRATED PARTS LIST

Page 1098.340

Nov 01/2008



COMPONENT MAINTENANCE MANUAL

FIG/ ITEM	PART NUMBER	AIRLINE PART NUMBER	NOMENCLATURE							USAGE CODE	UNITS PER ASSY
			1	2	3	4	5	6	7		
10- -1Q	417N3011-365SP		SERVICE UNIT ASSY-L SIDE, PASS., NO SPKR WITH GASPER, 22 MIN OXY (M10979)							FR	RF
-1R	417N3011-367SP		SERVICE UNIT ASSY-L SIDE, PASS., WITH SPKR EVERY ROW AND GASPER, 22 MIN OXY (M10976)							FT	RF
-1S	417N3011-459C		SERVICE UNIT ASSY-L SIDE, PASS., WITH SPKR AND GASPER, 22 MINUTE OXY (M10983)							JK	RF
-1T	417N3011-461C		SERVICE UNIT ASSY-L SIDE, PASS., NO SPKR WITH GASPER, 22 MINUTE OXY (M10983)							JM	RF
-1U	417N3011-405C		SERVICE UNIT ASSY-L SIDE, PASS., WITH SPKR AND GASPER, 22 MINUTE OXY (M10980)							JP	RF
-1V	417N3011-407C		SERVICE UNIT ASSY-L SIDE, PASS., WITH SPKR AND GASPER, 22 MINUTE OXY (M10984)							JQ	RF
-1W	417N3011-415C		SERVICE UNIT ASSY-L SIDE, PASS., NO SPKR WITH GASPER, 22 MINUTE OXY (M10980)							JR	RF
-1X	417N3011-463C		SERVICE UNIT ASSY-L SIDE, PASS., WITH SPKR MUTING RELAY, GASPER, 22 MINUTE OXY (M10983)							JS	RF
-1Y	417N3011-459B		SERVICE UNIT ASSY-L SIDE, PASS., WITH SPKR AND GASPER, 22 MINUTE OXY (M10983)							KU	RF
-1Z	417N3011-461B		SERVICE UNIT ASSY-L SIDE, PASS., NO SPKR WITH GASPER, 22 MINUTE OXY (M10983)							KV	RF
-2	417N3011-463B		SERVICE UNIT ASSY-L SIDE, PASS., WITH SPKR MUTING RELAY, GASPER, 22 MINUTE OXY (M10983)							KW	RF
-2A	417N3011-659B		SERVICE UNIT ASSY-L SIDE, PASS., WITH SPKR AND GASPER, 22 MINUTE OXY (M10973)							NL	RF
-2B	417N3011-661B		SERVICE UNIT ASSY-L SIDE, PASS., NO SPKR WITH GASPER, 22 MINUTE OXY (M10973)							NN	RF

-Item not Illustrated

25-23-38

ILLUSTRATED PARTS LIST

Page 1098.341

Nov 01/2008



COMPONENT MAINTENANCE MANUAL

FIG/ ITEM	PART NUMBER	AIRLINE PART NUMBER	NOMENCLATURE							USAGE CODE	UNITS PER ASSY
			1	2	3	4	5	6	7		
10- -2C	417N3011-663B		SERVICE UNIT ASSY-L SIDE, PASS., WITH 4K SPKR AND GASPER, 22 MINUTE OXY (M10976)							NQ	RF
-2D	417N3011-659BM		SERVICE UNIT ASSY-L SIDE, PASS., WITH SPKR AND GASPER, 22 MINUTE OXY (M10973)							PP	RF
-2E	417N3011-661BM		SERVICE UNIT ASSY-L SIDE, PASS., NO SPKR WITH GASPER, 22 MIN OXY (M10973)							PR	RF
-2F	417N3011-663BM		SERVICE UNIT ASSY-L SIDE, PASS., WITH 4K SPKR AND GASPER, 22 MIN OXY (M10976)							PT	RF
-2G	417N3011-669B		SERVICE UNIT ASSY-L SIDE, PASS., WITH SPKR AND GASPER, 22 MIN OXY (M10973)							PV	RF
-2H	417N3011-669BM		SERVICE UNIT ASSY-L SIDE, PASS., WITH SPKR AND GASPER, 22 MIN OXY (M10973)							PW	RF
-2J	417N3011-671B		SERVICE UNIT ASSY-L SIDE, PASS., NO SPKR WITH GASPER, 22 MINUTE OXY (M10973)							PZ	RF
-2K	417N3011-671BM		SERVICE UNIT ASSY-L SIDE, PASS., NO SPKR WITH GASPER, 22 MINUTE OXY (M10973)							QA	RF
-2L	417N3011-673B		SERVICE UNIT ASSY-L SIDE, PASS., WITH 4K SPKR AND GASPER, 22 MINUTE OXY (M10976)							QD	RF
-2M	417N3011-673BM		SERVICE UNIT ASSY-L SIDE, PASS., WITH 4K SPKR AND GASPER, 22 MINUTE OXY (M10976)							QE	RF
-5	417N3011-106SP		SERVICE UNIT ASSY-R SIDE, PASS., WITH SPKR AND GASPER, 22 MINUTE OXY							CA	RF
-5A	417N3011-108SP		SERVICE UNIT ASSY-R SIDE, PASS., WITH SPKR AND GASPER, 22 MINUTE OXY							CB	RF
-5B	417N3011-116SP		SERVICE UNIT ASSY-R SIDE, PASS., NO SPKR, WITH GASPER, 22 MINUTE OXY							CC	RF
-5C	417N3011-160SP		SERVICE UNIT ASSY-R SIDE, PASS., WITH SPKR AND GASPER, 22 MINUTE OXY							DS	RF

-Item not Illustrated

25-23-38

ILLUSTRATED PARTS LIST

Page 1098.342

Nov 01/2008



COMPONENT MAINTENANCE MANUAL

FIG/ ITEM	PART NUMBER	AIRLINE PART NUMBER	NOMENCLATURE							USAGE CODE	UNITS PER ASSY
			1	2	3	4	5	6	7		
10-											
-5D	417N3011-162SP									DU	RF
-5E	417N3011-164SP									DW	RF
-5F	417N3011-166SP									DY	RF
-5G	417N3011-168SP									EA	RF
-5H	417N3011-170SP									EB	RF
-5J	417N3011-306SP									EQ	RF
-5K	417N3011-308SP									ES	RF
-5L	417N3011-316SP									EY	RF
-5M	417N3011-360SP									FL	RF
-5N	417N3011-362SP									FN	RF
-5P	417N3011-364SP									FQ	RF
-5Q	417N3011-366SP									FS	RF
-5R	417N3011-368SP									FU	RF
-5S	417N3011-370SP									FV	RF

-Item not illustrated

25-23-38

ILLUSTRATED PARTS LIST

Page 1098.343

Nov 01/2008



COMPONENT MAINTENANCE MANUAL

FIG/ ITEM	PART NUMBER	AIRLINE PART NUMBER	NOMENCLATURE							USAGE CODE	UNITS PER ASSY
			1	2	3	4	5	6	7		
10-											
-5T	417N3011-460C									JL	RF
-5U	417N3011-462C									JN	RF
-5V	417N3011-406C									JT	RF
-5W	417N3011-408C									JU	RF
-5X	417N3011-416C									JV	RF
-5Y	417N3011-460B									KX	RF
-5Z	417N3011-462B									KY	RF
-6	417N3011-660B									NM	RF
-6A	417N3011-662B									NP	RF
-6B	417N3011-664B									NR	RF
-6C	417N3011-660BM									PQ	RF
-6D	417N3011-662BM									PS	RF
-6E	417N3011-664BM									PU	RF

-Item not Illustrated

25-23-38

ILLUSTRATED PARTS LIST

Page 1098.344

Nov 01/2008



COMPONENT MAINTENANCE MANUAL

FIG/ ITEM	PART NUMBER	AIRLINE PART NUMBER	NOMENCLATURE							USAGE CODE	UNITS PER ASSY
			1	2	3	4	5	6	7		
10-											
-6F	417N3011-670B									PX	RF
-6G	417N3011-670BM									PY	RF
-6H	417N3011-672B									QB	RF
-6J	417N3011-672BM									QC	RF
-6K	417N3011-674B									QF	RF
-6L	417N3011-674BM									QG	RF
-6M	417N3011-676B									QQ	RF
-6N	417N3011-681B									QS	RF
-6P	417N3011-666B									QT	RF
10	417N3132-9									BX-CC, DR-EB, JK-JV, KU-KY, NL-NR, PP-QG, QQ, QS, QT	2
15	MS24665-134									BX-CC, DR-EB	2

-Item not Illustrated

25-23-38

ILLUSTRATED PARTS LIST

Page 1098.345

Nov 01/2008



COMPONENT MAINTENANCE MANUAL

FIG/ ITEM	PART NUMBER	AIRLINE PART NUMBER	NOMENCLATURE							USAGE CODE	UNITS PER ASSY	
			1	2	3	4	5	6	7			
10- -15A	BACP18BC02C06P		.	PIN							JK-JV, KU-KY, NL-NR, PP-QG, QQ, QS, QT	2
20	417T4205-193		.	MASK ASSY-OXY							BX-CC, DR-EB	4
-20A	289-801-240		.	MASK ASSY-OXY (V53655) (SPEC S418W001-100)							EP-ES, EX, EY, FK-FV, JK-JV, KU-KY, NL-NR, PP-QG, QQ, QS, QT	4
25	417T4205-22		.	TUBING							BX-CC, DR-EB	1
30	417T4205-7		.	CLAMP-HEAD STRAP							BX-CC, DR-EB	4
35	417T4205-6		.	STRAP-HEAD							BX-CC, DR-EB	1
40	417T4205-96		.	RING							BX-CC, DR-EB	1
45	417T4205-94		.	LANYARD							BX-CC, DR-EB	1
50	417T4205-9		.	BAG							BX-CC, DR-EB	1
55	417T4205-8		.	MASK							BX-CC, DR-EB	1
60	417N3137-22		.	CABLE ASSY-OXY BOX							BX-CC, DR-EB, EP-ES, EX, EY, FK-FV, JK-JV, KU-KY, NL-NR, PP-QG, QQ, QS, QT	2

-Item not Illustrated

25-23-38

ILLUSTRATED PARTS LIST

Page 1098.346

Nov 01/2008



COMPONENT MAINTENANCE MANUAL

FIG/ ITEM	PART NUMBER	AIRLINE PART NUMBER	NOMENCLATURE							USAGE CODE	UNITS PER ASSY	
			1	2	3	4	5	6	7			
10- -62	417N3137-28		.	.							BX-CC, DR-EB, EP-ES, EX, EY, FK-FV, JK-JV, KU-KY, NL-NR, PP-QG, QQ, QS, QT	1
-62A	417N3137-29		.	.							BX-CC, DR-EB, EP-ES, EX, EY, FK-FV, JK-JV, KU-KY, NL-NR, PP-QG, QQ, QS, QT	1
65	417N3137-17		.	.	.						BX-CC, DR-EB, EP-ES, EX, EY, FK-FV, JK-JV, KU-KY, NL-NR, PP-QG, QQ, QS, QT	1
-65A	7030S		.	.	.						BX-CC, DR-EB, EP-ES, EX, EY, FK-FV, JK-JV, KU-KY, NL-NR, PP-QG, QQ, QS, QT	1

-Item not Illustrated

25-23-38

ILLUSTRATED PARTS LIST

Page 1098.347

Nov 01/2008



COMPONENT MAINTENANCE MANUAL

FIG/ ITEM	PART NUMBER	AIRLINE PART NUMBER	NOMENCLATURE							USAGE CODE	UNITS PER ASSY	
			1	2	3	4	5	6	7			
10- 67	417N3137-5		.	.	.	CABLE (USED ON ITEM 62A)					BX-CC, DR-EB, EP-ES, EX, EY, FK-FV, JK-JV, KU-KY, NL-NR, PP-QG, QQ, QS, QT	1
-67A	417N3137-27		.	.	.	CABLE (USED ON ITEM 62)					BX-CC, DR-EB, EP-ES, EX, EY, FK-FV, JK-JV, KU-KY, NL-NR, PP-QG, QQ, QS, QT	1
70	417N3137-18		.	.	BALL						BX-CC, DR-EB, EP-ES, EX, EY, FK-FV, JK-JV, KU-KY, NL-NR, PP-QG, QQ, QS, QT	1
75	417N3137-5		DELETED									
80	BACT63C01		.	TUBING							BX-CC, DR-EA, EP-ES, EX, EY, FK-FU, JK-JV, KU-KY, NL-NR, PP-QG, QQ, QS, QT	2

-Item not Illustrated

25-23-38

ILLUSTRATED PARTS LIST

Page 1098.348

Nov 01/2008



COMPONENT MAINTENANCE MANUAL

FIG/ ITEM	PART NUMBER	AIRLINE PART NUMBER	NOMENCLATURE							USAGE CODE	UNITS PER ASSY
			1	2	3	4	5	6	7		
10- 85	MS20392-1C11		.	PIN						BX-CC, DR-EB, EP-ES, EX, EY, FK-FV	2
-85A	MS20392-1C11			DELETED							
-85B	BACP18BD1C11		.	PIN						JK-JV, KU-KY, NL-NR, PP-PU	2
-85C	BACP18BD1C11		.	PIN (OPT ITEM 85D)						PV-QG, QQ, QS, QT	2
-85D	83877		.	PIN-16115 (OPT ITEM 85C)						PV-QG, QQ, QS, QT	2
90	417N3137-16		.	CABLE ASSY-22 MINUTE OXY SYS						BX-CC, DR-EB, EP-ES, EX, EY, FK-FV, JK-JV, KU-KY	2
-90A	417N3137-33		.	CABLE ASSY-22 MINUTE OXY SYS						NL-NR, PP-QG, QQ, QS, QT	2
95	417N3137-17		.	SLEEVE						BX-CC, DR-EB, EP-ES, EX, EY, FK-FV, JK-JV, KU-KY, NL-NR, PP-QG, QQ, QS, QT	2

-Item not Illustrated

25-23-38

ILLUSTRATED PARTS LIST

Page 1098.349

Nov 01/2008



COMPONENT MAINTENANCE MANUAL

FIG/ ITEM	PART NUMBER	AIRLINE PART NUMBER	NOMENCLATURE							USAGE CODE	UNITS PER ASSY	
			1	2	3	4	5	6	7			
10- 100	417N3137-19		.	.							BX-CC, DR-EB, EP-ES, EX, EY, FK-FV, JK-JV, KU-KY	1
-100A	417N3137-34		.	.							NL-NR, PP-QG, QQ, QS, QT	1
105	417N3137-5		.	.							BX-CC, DR-EB, EP-ES, EX, EY, FK-FV, JK-JV, KU-KY, NL-NR, PP-QG, QQ, QS, QT	1
110	NAS1801-08-6		.								BX-CC, DR-EB, JK-JV, KU-KY, QS, QT	2
-110A	BACS12HN08-6		.								NL-NR, PP-QG, QQ, QS, QT	2
115	NAS1149DN816J		.								BX-CC, DR-EB, JK-JV, KU-KY, NL-NR, PP-QG, QQ, QS, QT	2

-Item not Illustrated

25-23-38

ILLUSTRATED PARTS LIST

Page 1098.350

Nov 01/2008



COMPONENT MAINTENANCE MANUAL

FIG/ ITEM	PART NUMBER	AIRLINE PART NUMBER	NOMENCLATURE							USAGE CODE	UNITS PER ASSY	
			1	2	3	4	5	6	7			
10- 120	417N3161-21		.								BX-CC, DR-EB, JK-JV, KU-KY, NL-NR, PP-QG, QQ, QS, QT	2
-121	417N3011-70		.								QS, QT	2
-122	417N3011-71		.								QS, QT	4
123	NAS1922-0275-3		.								PV-QG	2
125	117003-22		.								BX-CC, DR-EB, EP-ES, EX, EY, FK-FV, JK-JV, KU-KY, NL-NR, PP-QG, QQ, QS, QT	2
-125A	E72220-10		.								BX-CC, DR-EB, EP-ES, EX, EY, FK-FV, JK-JV, KU-KY, NL-NR, PP-QG, QQ, QS, QT	2
-125B	117003-22										DELETED	
128	PLT2MM2		.								BX-CC, DR-EB, JK-JV, KU-KY, NL-NR, PP-QG, QQ, QS, QT	AR

-Item not Illustrated

25-23-38

ILLUSTRATED PARTS LIST

Page 1098.351

Nov 01/2008



COMPONENT MAINTENANCE MANUAL

FIG/ ITEM	PART NUMBER	AIRLINE PART NUMBER	NOMENCLATURE							USAGE CODE	UNITS PER ASSY	
			1	2	3	4	5	6	7			
10- -128A	PLT2MM		.								BX-CC, DR-EB, JK-JV, KU-KY, NL-NR, PP-QG, QQ, QS, QT	AR
130	417N3038-2		.								BX-CC, DR-EB, JK-JV, KU-KY, NL-NR, PP-QG, QQ, QS, QT	2
135	PLT2MM2										DELETED	
135A	PLT2MM		.	.							BX-CC, DR-EB, JK-JV, KU-KY, NL-NR, PP-QG, QQ, QS, QT	1
140	417N3036-4		.	.							BX-CC, DR-EB, JK-JV, KU-KY, NL-NR, PP-QG, QQ, QS, QT	1
145	417N3038-4		.	.							BX-CC, DR-EB, JK-JV, KU-KY, NL-NR, PP-QG, QQ, QS, QT	1

-Item not Illustrated

25-23-38

ILLUSTRATED PARTS LIST

Page 1098.352

Nov 01/2008



COMPONENT MAINTENANCE MANUAL

FIG/ ITEM	PART NUMBER	AIRLINE PART NUMBER	NOMENCLATURE							USAGE CODE	UNITS PER ASSY	
			1	2	3	4	5	6	7			
10- 150	53456		.	S	C	R	W				BX-CC, DR-EB, JK-JV, KU-KY	2
-150A	BACS12HN06-12		.	S	C	R	W				NL-NR, PP-QG, QQ, QS, QT	2
-150B	NAS1801-06-12		.	S	C	R	W				NL-NR, PP-QG, QQ, QS, QT	2
155	NAS1149D0332J		.	W	A	S	H	E	R		BX-CC, DR-EB, JK-JV, KU-KY	2
-155A	NAS1149DN616J		.	W	A	S	H	E	R		NL-NR, PP-QG, QQ, QS, QT	2
160	417N3039-4		.	C	O	V	E	R			BX-CC, DR-EB	1
-160A	417N3039-8		.	C	O	V	E	R			EP-ES, EX, EY, FK-FV, JK-JV, KU-KY	1
-160B	417N3039-8		.	C	O	V	E	R			BX-CC, DR-EB	1
-160C	417N3039-12		.	C	O	V	E	R			NL-NR, PP-QG, QQ, QS, QT	1
165	417N3039-3		.	C	O	V	E	R			BX-CC, DR-EB	1

-Item not Illustrated

25-23-38

ILLUSTRATED PARTS LIST

Page 1098.353

Nov 01/2008



COMPONENT MAINTENANCE MANUAL

FIG/ ITEM	PART NUMBER	AIRLINE PART NUMBER	NOMENCLATURE							USAGE CODE	UNITS PER ASSY	
			1	2	3	4	5	6	7			
10- -165A	417N3039-9		.								EP-ES, EX, EY, FK-FV, JK-JV, KU-KY	1
-165B	417N3039-9		.								BX-CC, DR-EB	1
-165C	417N3039-13		.								NL-NR, PP-QG, QQ, QS, QT	1
167	417N3039-14		.								NL-NR, PP-QG, QQ, QS, QT	1
170	417N3039-1		.								BX-CC, DR-EB, EP-ES, EX, EY, FK-FV, JK-JV, KU-KY	2
-170A	417N3039-11		.								NL-NR, PP-QG, QQ, QS, QT	2
175	NAS1801-06-12		.								BX-CC, DR-EB, EP-ES, EX, EY, FK-FV, JK-JV, KU-KY	2
-175A	53456		.								NL-NR, PP-QG, QQ, QS, QT	2

-Item not Illustrated

25-23-38

ILLUSTRATED PARTS LIST

Page 1098.354

Nov 01/2008



COMPONENT MAINTENANCE MANUAL

FIG/ ITEM	PART NUMBER	AIRLINE PART NUMBER	NOMENCLATURE							USAGE CODE	UNITS PER ASSY						
			1	2	3	4	5	6	7								
10- 180	NAS1149DN616J		.	W	A	S	H	E	R	BX-CC, DR-EB, EP-ES, EX, EY, FK-FV, JK-JV, KU-KY	2						
185	BACC10DK3		.	C	L	A	M	P		BX-CC, DR-EB, EP-ES, EX, EY, FK-FV, JK-JV, KU-KY	1						
190	417N3161-13		.	P	L	A	T	E	-	P	U	L	L	E		BX-CC, DR-EB, EP-ES, EX, EY, FK-FV, JK-JV, KU-KY	1
-190A	417N3161-22		.	P	L	A	T	E	-	P	U	L	L	E		NL-NR, PP-QG, QQ, QS, QT	1
195	417N3039-7		.	W	H	E	E	L	-	P	U	L	L	E		BX-CC, DR-EB, EP-ES, EX, EY, FK-FV, JK-JV, KU-KY, NL-NR, PP-QG, QQ, QS, QT	2
200	NAS1801-08-8		.	S	C	R	E	W			BX-CC, DR-EB, EP-ES, EX, EY, FK-FV, JK-JV, KU-KY	3					

-Item not Illustrated

25-23-38

ILLUSTRATED PARTS LIST

Page 1098.355

Nov 01/2008



COMPONENT MAINTENANCE MANUAL

FIG/ ITEM	PART NUMBER	AIRLINE PART NUMBER	NOMENCLATURE							USAGE CODE	UNITS PER ASSY	
			1	2	3	4	5	6	7			
10- -200A	BACS12HN08-8		.	S	C	R	W				NL-NR, PP-QG, QQ, QS, QT	3
-200B	NAS1801-08-8		.	S	C	R	W				NL-NR, PP-QG, QQ, QS, QT	3
205	NAS1149DN816J		.	W	A	S	H				BX-CC, DR-EB, EP-ES, EX, EY, FK-FV, JK-JV, KU-KY, NL-NR, PP-QG, QQ, QS, QT	3
210	417N3039-5		.	B	R	A	C	A	S	S	BX-CC, DR-EB, EP-ES, EX, EY, FK-FV, JK-JV, KU-KY, NL-NR, PP-QG, QQ, QS, QT	1
215	6035-06BR150		.	I	N	S	E	R	T		BX-CC, DR-EB, EP-ES, EX, EY, FK-FV, JK-JV, KU-KY, NL-NR, PP-QG, QQ, QS, QT	2

-Item not Illustrated

25-23-38

ILLUSTRATED PARTS LIST

Page 1098.356

Nov 01/2008



COMPONENT MAINTENANCE MANUAL

FIG/ ITEM	PART NUMBER	AIRLINE PART NUMBER	NOMENCLATURE							USAGE CODE	UNITS PER ASSY	
			1	2	3	4	5	6	7			
10- 220	417N3039-6		.	.							BX-CC, DR-EB, EP-ES, EX, EY, FK-FV, JK-JV, KU-KY, NL-NR, PP-QG, QQ, QS, QT	1
225	417N3152-14SP		.								BX-CC, DR-EB, EP-ES, EX, EY, FK-FV	1
-225A	417N3152-14A		.								JK-JV, KU-KY	1
-225B	417N3152-15B		.								NL-NR, PP-QG, QQ, QS, QT	1
230	NAS601-6P		.	.							BX-CC, DR-EB, EP-ES, EX, EY, FK-FV, JK-JV, KU-KY	2
-230A	NAS601-6P		.	.							NL-NR, PP-QG, QQ, QS, QT	2
-230B	BACS12CK06-6		.	.							NL-NR, PP-QG, QQ, QS, QT	2

-Item not Illustrated

25-23-38

ILLUSTRATED PARTS LIST

Page 1098.357

Nov 01/2008



COMPONENT MAINTENANCE MANUAL

FIG/ ITEM	PART NUMBER	AIRLINE PART NUMBER	NOMENCLATURE 1 2 3 4 5 6 7	USAGE CODE	UNITS PER ASSY
10- 235	NAS620-6L		. . WASHER	BX-CC, DR-EB, EP-ES, EX, EY, FK-FV, JK-JV, KU-KY, NL-NR, PP-QG, QQ, QS, QT	2
240	78580-1		. . ACTUATOR (V09790) (SPEC S417T402-2)	BX-CC, DR-EB, EP-ES, EX, EY, FK-FV, JK-JV, KU-KY, NL-NR, PP-QG, QQ, QS, QT	1
245	NAS514P632-14P		. . SCREW	BX-CC, DR-EB, EP-ES, EX, EY, FK-FV, JK-JV, KU-KY, NL-NR, PP-QG, QQ, QS, QT	1
250	AN960JD6L		. . WASHER (OPT ITEM 250A)	BX-CC, DR-EB, EP-ES, EX, EY, FK-FV, JK-JV, KU-KY	1

-Item not Illustrated

25-23-38

ILLUSTRATED PARTS LIST

Page 1098.358

Nov 01/2008



COMPONENT MAINTENANCE MANUAL

FIG/ ITEM	PART NUMBER	AIRLINE PART NUMBER	NOMENCLATURE							USAGE CODE	UNITS PER ASSY	
			1	2	3	4	5	6	7			
10- -250A	NAS1149DN616J		.	.	WASHER (OPT ITEM 250)						BX-CC, DR-EB, EP-ES, EX, EY, FK-FV, JK-JV, KU-KY	1
-250B	NAS1149DN616J		.	.	WASHER						NL-NR, PP-QG, QQ, QS, QT	1
255	MS21042L06		.	.	NUT (OPT ITEM 255A)						BX-CC, DR-EB, EP-ES, EX, EY, FK-FV, JK-JV, KU-KY	1
-255A	H10-06BAC		.	.	NUT (V15653) (SPEC BACN10JC06) (OPT RMLH9075-62W (V72962)) (OPT T6S632J (V11815)) (OPT VN303A62 (V92215)) (OPT 96-62 (V80539)) (OPT BRH10A06 (V52828)) (OPT NS202101-62 (V80539)) (OPT ITEM 255)						BX-CC, DR-EB, EP-ES, EX, EY, FK-FV, JK-JV, KU-KY	1
-255B	BACN11AG06		.	.	NUT (OPT ITEM 255C)						NL-NR, PP-QG, QQ, QS, QT	1
-255C	BRH10C06D		.	.	NUT (V52828) (SPEC BACN10JC06CD) (OPT T6C632JCD (V11815)) (OPT NS202486-62 (V80539)) (OPT 102LH9075-62W (V72962)) (OPT H51650-06BAC (V15653)) (OPT ITEM 255B)						NL-NR, PP-QG, QQ, QS, QT	1

-Item not Illustrated

25-23-38

ILLUSTRATED PARTS LIST

Page 1098.359

Nov 01/2008



COMPONENT MAINTENANCE MANUAL

FIG/ ITEM	PART NUMBER	AIRLINE PART NUMBER	NOMENCLATURE							USAGE CODE	UNITS PER ASSY	
			1	2	3	4	5	6	7			
10- 260	417N3135-5		.	.							BX-CC, DR-EB, EP-ES, EX, EY, FK-FV, JK-JV, KU-KY	1
-260A	417N3135-6		.	.							NL-NR, PP-QG, QQ, QS, QT	1
265	NAS514P440-16P		.	.							BX-CC, DR-EB, EP-ES, EX, EY, FK-FV, JK-JV, KU-KY, NL-NR, PP-QG, QQ, QS, QT	1
270	417N3151-18SP		.	.							BX-CC, DR-EB, EP-ES, EX, EY, FK-FV, JK-JV, KU-KY	1
-270A	417N3151-18A		.	.							NL-NR, PP-QG, QQ, QS, QT	1
275	417N3151-5		.	.							BX-CC, DR-EB, EP-ES, EX, EY, FK-FV, JK-JV, KU-KY, NL-NR, PP-QG, QQ, QS, QT	1

-Item not Illustrated

25-23-38

ILLUSTRATED PARTS LIST

Page 1098.360

Nov 01/2008



COMPONENT MAINTENANCE MANUAL

FIG/ ITEM	PART NUMBER	AIRLINE PART NUMBER	NOMENCLATURE							USAGE CODE	UNITS PER ASSY	
			1	2	3	4	5	6	7			
10- 280	NAS514P440-7P		.	.							BX-CC, DR-EB, EP-ES, EX, EY, FK-FV, JK-JV, KU-KY, NL-NR, PP-QG, QQ, QS, QT	2
285	417N3151-21		.	.							BX-CC, DR-EB, EP-ES, EX, EY, FK-FV, JK-JV, KU-KY, NL-NR, PP-QG, QQ, QS, QT	1
290	417N3151-6		.	.							BX-CC, DR-EB, EP-ES, EX, EY, FK-FV, JK-JV, KU-KY, NL-NR, PP-QG, QQ, QS, QT	2
295	417N3173-2		.	.							BX-CC, DR-EB, EP-ES, EX, EY, FK-FV, JK-JV, KU-KY, NL-NR, PP-QG, QQ, QS, QT	1

-Item not Illustrated

25-23-38

ILLUSTRATED PARTS LIST

Page 1098.361

Nov 01/2008



COMPONENT MAINTENANCE MANUAL

FIG/ ITEM	PART NUMBER	AIRLINE PART NUMBER	NOMENCLATURE							USAGE CODE	UNITS PER ASSY	
			1	2	3	4	5	6	7			
10- 300	417N3151-19		.	.							BX-CC, DR-EB, EP-ES, EX, EY, FK-FV, JK-JV, KU-KY, NL-NR, PP-QG, QQ, QS, QT	1
305	6035-2BR185		.	.	.						BX-CC, DR-EB, EP-ES, EX, EY, FK-FV, JK-JV, KU-KY, NL-NR, PP-QG, QQ, QS, QT	3
310	6035-06BR150		.	.	.						BX-CC, DR-EB, EP-ES, EX, EY, FK-FV, JK-JV, KU-KY, NL-NR, PP-QG, QQ, QS, QT	2
315	6035-04BR219		.	.	.						BX-CC, DR-EB, EP-ES, EX, EY, FK-FV, JK-JV, KU-KY, NL-NR, PP-QG, QQ, QS, QT	2

-Item not Illustrated

25-23-38

ILLUSTRATED PARTS LIST

Page 1098.362

Nov 01/2008



COMPONENT MAINTENANCE MANUAL

FIG/ ITEM	PART NUMBER	AIRLINE PART NUMBER	NOMENCLATURE							USAGE CODE	UNITS PER ASSY		
			1	2	3	4	5	6	7				
10- 320	417N3151-20		HOUSING	BX-CC, DR-EB, EP-ES, EX, EY, FK-FV, JK-JV, KU-KY, NL-NR, PP-QG, QQ, QS, QT	1
325	BACR15BB4D14		RIVET	BX-CC, DR-EB, EP-ES, EX, EY, FK-FV	2
-325A	BACR15BB4D14C		RIVET	JK-JV, KU-KY, NL-NR, PP-QG, QQ, QS, QT	2
330	6100-12		RETAINER (V97464)	BX-CC, DR-EB, EP-ES, EX, EY, FK-FV, JK-JV, KU-KY, NL-NR, PP-QG, QQ, QS, QT	2
335	417N3180-1		CLAMP ASSY	BX-CC, DR-EB, EP-ES, EX, EY, FK-FV, JK-JV, KU-KY, NL-NR, PP-QG, QQ, QS, QT	2

-Item not Illustrated

25-23-38

ILLUSTRATED PARTS LIST

Page 1098.363

Nov 01/2008



COMPONENT MAINTENANCE MANUAL

FIG/ ITEM	PART NUMBER	AIRLINE PART NUMBER	NOMENCLATURE							USAGE CODE	UNITS PER ASSY	
			1	2	3	4	5	6	7			
10- 340	NAS607-1-4P		.	.							BX-CC, DR-EB, EP-ES, EX, EY, FK-FV, JK-JV, KU-KY, NL-NR, PP-QG, QQ, QS, QT	2
345	NAS607-2-8P		.	.							BX-CC, DR-EB, EP-ES, EX, EY, FK-FV, JK-JV, KU-KY, NL-NR, PP-QG, QQ, QS, QT	1
350	417N3181-1		.	.							BX-CC, DR-EB, EP-ES, EX, EY, FK-FV, JK-JV, KU-KY, NL-NR, PP-QG, QQ, QS, QT	1
-350A	65-85902-1		.	.							BX-CC, DR-EB, EP-ES, EX, EY, FK-FV, JK-JV, KU-KY, NL-NR, PP-QG, QQ, QS, QT	1

-Item not Illustrated

25-23-38

ILLUSTRATED PARTS LIST

Page 1098.364

Nov 01/2008



COMPONENT MAINTENANCE MANUAL

FIG/ ITEM	PART NUMBER	AIRLINE PART NUMBER	NOMENCLATURE							USAGE CODE	UNITS PER ASSY	
			1	2	3	4	5	6	7			
10- 360	417N3180-3		.	.							BX-CC, DR-EB, EP-ES, EX, EY, FK-FV, JK-JV, KU-KY, NL-NR, PP-QG, QQ, QS, QT	2
365	RCS3289		.	.							BX-CC, DR-EB, EP-ES, EX, EY, FK-FV, JK-JV, KU-KY, NL-NR, PP-QG, QQ, QS, QT	2
370	65-85905-4		.	.							BX-CC, DR-EB, EP-ES, EX, EY, FK-FV, JK-JV, KU-KY, NL-NR, PP-QG, QQ, QS, QT	1
375	RCS3290		.	.							BX-CC, DR-EB, EP-ES, EX, EY, FK-FV, JK-JV, KU-KY, NL-NR, PP-QG, QQ, QS, QT	1

-Item not Illustrated

25-23-38

ILLUSTRATED PARTS LIST

Page 1098.365

Nov 01/2008



COMPONENT MAINTENANCE MANUAL

FIG/ ITEM	PART NUMBER	AIRLINE PART NUMBER	NOMENCLATURE							USAGE CODE	UNITS PER ASSY	
			1	2	3	4	5	6	7			
10- 380	417N3182-1		.	.							BX-CC, DR-EB, EP-ES, EX, EY, FK-FV, JK-JV, KU-KY, NL-NR, PP-QG, QQ, QS, QT	1
385	417N3183-1		.	.							BX-CC, DR-EB, EP-ES, EX, EY, FK-FV, JK-JV, KU-KY, NL-NR, PP-QG, QQ, QS, QT	1
390	NAS1801-08-8		.								BX-CC, DR-EB, EP-ES, EX, EY, FK-FV, JK-JV, KU-KY	4
-390A	BACS12HN08-8		.								NL-NR, PP-QG, QQ, QS, QT	4
-390B	NAS1801-08-8		.								NL-NR, PP-QG, QQ, QS, QT	4

-Item not Illustrated

25-23-38

ILLUSTRATED PARTS LIST

Page 1098.366

Nov 01/2008



COMPONENT MAINTENANCE MANUAL

FIG/ ITEM	PART NUMBER	AIRLINE PART NUMBER	NOMENCLATURE							USAGE CODE	UNITS PER ASSY		
			1	2	3	4	5	6	7				
10- 395	NAS1149DN816J		.	W	A	S	H	E	R	BX-CC, DR-EB, EP-ES, EX, EY, FK-FV, JK-JV, KU-KY, NL-NR, PP-QG, QQ, QS, QT	4		
400	417N3102-10		.	B	R	A	C	K	E	T	BX-CC, DR-EB, EP-ES, EX, EY, FK-FV, JK-JV, KU-KY, NL-NR, PP-QG, QQ, QS, QT	2	
405	6035-2BR185		.	.	I	N	S	E	R	T	BX-CC, DR-EB, EP-ES, EX, EY, FK-FV, JK-JV, KU-KY, NL-NR, PP-QG, QQ, QS, QT	2	
410	417N3102-11		.	.	B	R	A	C	K	E	T	BX-CC, DR-EB, EP-ES, EX, EY, FK-FV, JK-JV, KU-KY, NL-NR, PP-QG, QQ, QS, QT	1

-Item not Illustrated

25-23-38

ILLUSTRATED PARTS LIST

Page 1098.367

Nov 01/2008



COMPONENT MAINTENANCE MANUAL

FIG/ ITEM	PART NUMBER	AIRLINE PART NUMBER	NOMENCLATURE							USAGE CODE	UNITS PER ASSY	
			1	2	3	4	5	6	7			
10- 415	417N3190-1		.								BX-CC, DR-EB, EP-ES, EX, EY, FK-FV, JK-JV, KU-KY, NL-NR, PP-QG, QQ, QS, QT	1
420	GSC205		.	.							BX-CC, DR-EB, EP-ES, EX, EY, FK-FV, JK-JV, KU-KY, NL-NR, PP-QG, QQ, QS, QT	4
-420A	GSC219		.	.							BX-CC, DR-EB, EP-ES, EX, EY, FK-FV, JK-JV, KU-KY, NL-NR, PP-QG, QQ, QS, QT	4
425	10-61790-1		.	.							BX-CC, DR-EB, EP-ES, EX, EY, FK-FV, JK-JV, KU-KY, NL-NR, PP-QG, QQ, QS, QT	1

-Item not Illustrated

25-23-38

ILLUSTRATED PARTS LIST

Page 1098.368

Nov 01/2008



COMPONENT MAINTENANCE MANUAL

FIG/ ITEM	PART NUMBER	AIRLINE PART NUMBER	NOMENCLATURE							USAGE CODE	UNITS PER ASSY	
			1	2	3	4	5	6	7			
10- 430	NAS43DD4-5		.	.							BX-CC, DR-EB, EP-ES, EX, EY, FK-FV, JK-JV, KU-KY, NL-NR, PP-QG, QQ, QS, QT	1
435	65C16899-6		.	.							BX-CC, DR-EB, EP-ES, EX, EY, FK-FV, JK-JV, KU-KY, NL-NR, PP-QG, QQ, QS, QT	1
440	417N3190-3		.	.							BX-CC, DR-EB, EP-ES, EX, EY, FK-FV, JK-JV, KU-KY, NL-NR, PP-QG, QQ, QS, QT	1
445	NAS1801-08-8		.								BX-CC, DR-EB, EP-ES, EX, EY, FK-FV, JK-JV, KU-KY	4
-445A	NAS1801-08-8		.								NL-NR, PP-QG, QQ, QS, QT	4

-Item not Illustrated

25-23-38

ILLUSTRATED PARTS LIST

Page 1098.369

Nov 01/2008



COMPONENT MAINTENANCE MANUAL

FIG/ ITEM	PART NUMBER	AIRLINE PART NUMBER	NOMENCLATURE							USAGE CODE	UNITS PER ASSY	
			1	2	3	4	5	6	7			
10- -445B	BACS12HN08-8		.								NL-NR, PP-QG, QQ, QS, QT	4
450	NAS1149DN816J		.								BX-CC, DR-EB, EP-ES, EX, EY, FK-FV, JK-JV, KU-KY, NL-NR, PP-QG, QQ, QS, QT	4
455	417N3170-13		.								BX-CC, DR-EB, EP-ES, EX, EY, FK-FV, JK-JV, KU-KY, NL-NR, PP-QG, QQ, QS, QT	2
460	6100-9		.	.							BX-CC, DR-EB, EP-ES, EX, EY, FK-FV, JK-JV, KU-KY, NL-NR, PP-QG, QQ, QS, QT	2

-Item not Illustrated

25-23-38

ILLUSTRATED PARTS LIST

Page 1098.370

Nov 01/2008



COMPONENT MAINTENANCE MANUAL

FIG/ ITEM	PART NUMBER	AIRLINE PART NUMBER	NOMENCLATURE							USAGE CODE	UNITS PER ASSY	
			1	2	3	4	5	6	7			
10- 465	MS20253P2-165		.	.	PIN						BX-CC, DR-EB, EP-ES, EX, EY, FK-FV, JK-JV, KU-KY, NL-NR, PP-QG, QQ, QS, QT	1
470	417N3173-1		.	.	SPRING						BX-CC, DR-EB, EP-ES, EX, EY, FK-FV, JK-JV, KU-KY, NL-NR, PP-QG, QQ, QS, QT	1
475	417N3171-4		.	.	BOLT-CAM LATCH						BX-CC, DR-EB, EP-ES, EX, EY, FK-FV, JK-JV, KU-KY, NL-NR, PP-QG, QQ, QS, QT	1
480	417N3172-23		.	.	HOUSING ASSY						BX-CC, DR-EB, EP-ES, EX, EY, FK-FV, JK-JV, KU-KY, NL-NR, PP-QG, QQ, QS, QT	1

-Item not Illustrated

25-23-38

ILLUSTRATED PARTS LIST

Page 1098.371

Nov 01/2008



COMPONENT MAINTENANCE MANUAL

FIG/ ITEM	PART NUMBER	AIRLINE PART NUMBER	NOMENCLATURE							USAGE CODE	UNITS PER ASSY	
			1	2	3	4	5	6	7			
10- 485	6035-2BR185		.	.	.	INSERT (V01556)					BX-CC, DR-EB, EP-ES, EX, EY, FK-FV, JK-JV, KU-KY, NL-NR, PP-QG, QQ, QS, QT	2
490	417N3172-24		.	.	.	HOUSING					BX-CC, DR-EB, EP-ES, EX, EY, FK-FV, JK-JV, KU-KY, NL-NR, PP-QG, QQ, QS, QT	1
492	417N3011-72		.			PAD					QS, QT	2
495	NAS514P832-11P		.			SCREW					BX, BY, CA, CB, DR, DS, DV, DW, DZ-EB, EP-ES, FK, FL, FP, FQ, FT-FV, JK, JL, JP, JQ, JS, JT, JU, KU, KW, KX, NL, NM, NQ, NR, PP, PQ, PT-PY, QD-QG	2

-Item not Illustrated

25-23-38

ILLUSTRATED PARTS LIST

Page 1098.372

Nov 01/2008



COMPONENT MAINTENANCE MANUAL

FIG/ ITEM	PART NUMBER	AIRLINE PART NUMBER	NOMENCLATURE							USAGE CODE	UNITS PER ASSY	
			1	2	3	4	5	6	7			
10- 500	BACN10YJ08		.	NUT							BX, BY, CA, CB, DR, DS, DV, DW, DZ-EB, EP-ES, FK, FL, FP, FQ, FT-FV, JK, JL, JP, JQ, JS, JT, JU, KU, KW, KX, NL, NM, NQ, NR, PP, PQ, PT-PY, QD-QG	2
505	RDAM8018		.	SPEAKER-6 IN. PASS. ADDRESS (V0FF57) (SPEC 10-62232-01)							BX, BY, DR, DV, DZ, EP, ER, FK, FP, FT, JK, JP, JQ, KU, NL, NQ, PP, PT, PV, PW, PX, QD, QE	1
506	RDAM8018		.	SPEAKER-6 IN. PASS. ADDRESS (V0FF57) (SPEC 10-62232-01)							JS, KW	1
-507	RDAM8018		.	SPEAKER-6 IN. PASS. ADDRESS (V0FF57) (SPEC 10-62232-01)							CA, CB, DS, DW, EA, EB, EQ, ES, FL, FQ, FU, JL, JT, JU, KX, NM, NR, PQ, PU, PX, PY, QF, QG	1

-Item not Illustrated

25-23-38

ILLUSTRATED PARTS LIST

Page 1098.373

Nov 01/2008



COMPONENT MAINTENANCE MANUAL

FIG/ ITEM	PART NUMBER	AIRLINE PART NUMBER	NOMENCLATURE							USAGE CODE	UNITS PER ASSY	
			1	2	3	4	5	6	7			
10- -508	RDAM8018		.	S	P	A	A	A			EB, FV	1
510	417N3104-2		.	G	A	S	K	E	T		BX, BY, CA, CB, DR, DS, DV, DW, DZ-EB, EP-ES, FK, FL, FP, FQ, FT-FV, JK, JL, JP, JQ, JS-JU, KU, KW, KX, NL, NM, NQ, NR, PP, PQ, PT- PY, QD- QG	1
515	10-1581-5A		.	L	I	G	H	T	-	R	BX-CC, DR-EB, EP-ES, EX, EY	3
-515A	10-1581-5B		.	L	I	G	H	T	-	R	BX-CC, DR-EB, FK-FV, JK-JV, QQ, QS, QT	3
-515B	10-1581-5C		.	L	I	G	H	T	-	R	BX-CC, DR-EB	3
-515C	10-1581-5D		.	L	I	G	H	T	-	R	BX-CC, DR-EB	3

-Item not Illustrated

25-23-38

ILLUSTRATED PARTS LIST

Page 1098.374

Nov 01/2008



COMPONENT MAINTENANCE MANUAL

FIG/ ITEM	PART NUMBER	AIRLINE PART NUMBER	NOMENCLATURE							USAGE CODE	UNITS PER ASSY																											
			1	2	3	4	5	6	7																													
10- -515D	10-1581-5G		.	L	I	G	H	T	-	R	E	A	K	U	-	K	Y	,	N	L	-	N	R	,	P	P	-	Q	Q	,	Q	Q		3				
520	S417N301-111AE		.	L	E	N	S																												1			
-520A	10-1018-111AG																																					
-520B	10-1018-111AV																																					
-520C	10-1018-111AY																																					
-520D	10-1018-111AZ																																					
-520E	10-1018-111BA																																					
-520F	S417N301-111BB		.	L	E	N	S																															1
-520G	10-1018-111G																																					
-520H	10-1018-111J																																					
-520J	10-1018-111K																																					
-520K	10-1018-111L																																					
-520L	S417N301-111M		.	L	E	N	S																															1
-520M	S417N301-111BC																																					
-520N	10-1018-111N																																					
-520P	4809-38		.	L	E	N	S																															1
-520Q	4809-50		.	L	E	N	S																															1

-Item not Illustrated

25-23-38

ILLUSTRATED PARTS LIST

Page 1098.375

Nov 01/2008



COMPONENT MAINTENANCE MANUAL

FIG/ ITEM	PART NUMBER	AIRLINE PART NUMBER	NOMENCLATURE							USAGE CODE	UNITS PER ASSY	
			1	2	3	4	5	6	7			
10- -525E	11-6563-22C		.	O	O	V	S				BX-CC, DR-EB, FK-FV, JK-JV, QQ, QS, QT	1
-525F	11-6563-22A		.	O	O	V	S				BX-CC, DR-EB	1
-525G	11-6563-22D		.	O	O	V	S				BX-CC, DR-EB	1
-525H	11-6563-22G		.	O	O	V	S				KU-KY, NL-NR, PP-QG	1
530	S417N312-23A											
530A	11-6563-23B		.	O	O	V	S				BX-CC, DR-EB, EP-ES, EX, EY	1
-530B	S417N312-23C											
-530C	S417N312-23D											
-530D	S417N312-23E		.	O	O	V	S				BX-CC, DR-EB	1
-530E	11-6563-23A		.	O	O	V	S				BX-CC, DR-EB	1

-Item not Illustrated

25-23-38

ILLUSTRATED PARTS LIST

Page 1098.378

Nov 01/2008



COMPONENT MAINTENANCE MANUAL

FIG/ ITEM	PART NUMBER	AIRLINE PART NUMBER	NOMENCLATURE							USAGE CODE	UNITS PER ASSY	
			1	2	3	4	5	6	7			
10- -530F	11-6563-23C		.	O	O	V	S				BX-CC, DR-EB, FK-FV, JK-JV, QQ, QS, QT	1
-530G	11-6563-23D		.	O	O	V	S				BX-CC, DR-EB	1
-530H	11-6563-23G		.	O	O	V	S				KU-KY, NL-NR, PP-QG	1
535	S417N312-24A											
535A	11-6563-24B		.	O	O	V	S				BX-CC, DR-EB, EP-ES, EX, EY	1
-535B	S417N312-24C											
-535C	S417N312-24D											
-535D	S417N312-24E		.	O	O	V	S				BX-CC, DR-EB	1
-535E	11-6563-24D		.	O	O	V	S				BX-CC, DR-EB	1
-535F	11-6563-24A		.	O	O	V	S				BX-CC, DR-EB	1

-Item not Illustrated

25-23-38

ILLUSTRATED PARTS LIST

Page 1098.379

Nov 01/2008



COMPONENT MAINTENANCE MANUAL

FIG/ ITEM	PART NUMBER	AIRLINE PART NUMBER	NOMENCLATURE							USAGE CODE	UNITS PER ASSY	
			1	2	3	4	5	6	7			
10- -535G	11-6563-24C		.	O	O	V	S				BX-CC, DR-EB, FK-FV, JK-JV, QQ, QS, QT	1
-535H	11-6563-24G		.	O	O	V	S				KU-KY	1
540	25-1734-15A											
-540A	25-1734-15B											
540B	25-1734-15		.	L	E	N	S				BX-CC, DR-EB, EP-ES, EX, EY, FK-FV, JK-JV, KU-KY, NL-NR, PP-QG, QQ, QS, QT	2
-540C	25-1734-13		.	L	E	N	S				BX-CC, DR-EB	1
545	PLT2MM		.	S	T	R	A	P			BX-CC, DR-EB, JK-JV, KU-KY, NL-NR, PP-QG, QQ, QS, QT	AR

-Item not Illustrated

25-23-38

ILLUSTRATED PARTS LIST

Page 1098.380

Nov 01/2008



COMPONENT MAINTENANCE MANUAL

FIG/ ITEM	PART NUMBER	AIRLINE PART NUMBER	NOMENCLATURE							USAGE CODE	UNITS PER ASSY	
			1	2	3	4	5	6	7			
10- -545A	PLT2MM2		.	S	T	R	A	P			BX-CC, DR-EB, JK-JV, KU-KY, NL-NR, PP-QG, QQ, QS, QT	AR
550	BACD40P3A160		.	H	O	S	E				BX-CC, DR-EB, JK-JV, KU-KY, NL-NR, PP-QG, QQ, QS, QT	1
555	417N3103-3		.	M	A	N	I	F	O	L	BX-CC, DR-EB, JK-JV, KU-KY, NL-NR, PP-QG, QQ, QS, QT	1
560	3740-4		.	O	U	T	L	E	T		BX-CC, DR-EB, EP-ES, EX, EY	3
-560A	10-60141-26A											
-560B	10-60141-23U											
-560C	10-60141-26B											
-560D	10-60141-23V											
-560E	10-60141-26C											
-560F	10-60141-23W											
-560G	10-60141-26D											

-Item not Illustrated

25-23-38

ILLUSTRATED PARTS LIST

Page 1098.381

Nov 01/2008



COMPONENT MAINTENANCE MANUAL

FIG/ ITEM	PART NUMBER	AIRLINE PART NUMBER	NOMENCLATURE							USAGE CODE	UNITS PER ASSY	
			1	2	3	4	5	6	7			
10- -560H	3740-7		.								BX-CC, DR-EB, EP-ES, EX, EY	3
-560J	3740-3		.								BX-CC, DR-EB, FK-FV	3
-560K	3740-8		.								BX-CC, DR-EB, FK-FV, QQ, QS, QT	3
-560L	3740-6		.								BX-CC, DR-EB	3
-560M	3740-9		.								BX-CC, DR-EB	3
-560N	3740-5		.								BX-CC, DR-EB	3
-560P	3740-10		.								BX-CC, DR-EB	3

-Item not Illustrated

25-23-38

ILLUSTRATED PARTS LIST

Page 1098.382

Nov 01/2008



COMPONENT MAINTENANCE MANUAL

FIG/ ITEM	PART NUMBER	AIRLINE PART NUMBER	NOMENCLATURE							USAGE CODE	UNITS PER ASSY	
			1	2	3	4	5	6	7			
10- -560Q	3740-8		.								JK-JV	3
-560R	3740-11		.								KU-KY, NL-NR, PP-QG	3
565	PLT2MM		.								BX-CC, DR-EB, EP-ES, EX, EY, FK-FV, JK-JV, KU-KY, NL-NR, PP-QG, QQ, QS, QT	AR
-565A	PLT2MM2		.								BX-CC, DR-EB, EP-ES, EX, EY, FK-FV, JK-JV, KU-KY, NL-NR, PP-QG, QQ, QS, QT	AR
-570	S417N313-101											DELETED

-Item not Illustrated

25-23-38

ILLUSTRATED PARTS LIST

Page 1098.383

Nov 01/2008



COMPONENT MAINTENANCE MANUAL

FIG/ ITEM	PART NUMBER	AIRLINE PART NUMBER	NOMENCLATURE							USAGE CODE	UNITS PER ASSY
			1	2	3	4	5	6	7		
10- -570A	53002		.	WIRE BUNDLE-COMPONENT (V16115) (SPEC S417N313-101)						BX-CC, DR-DY, EP-ES, EX, EY, FK-FS, JK-JN, JP-JR, JT-JV, KU, KV, KX, KY, NL-NP, PP-PS, PV-QC, QQ, QS, QT	1
-570B	S417N313-102		.	WIRE BUNDLE-COMPONENT (OPT ITEM 570D)						DZ, EA	1
-570C	53004		.	WIRE BUNDLE-COMPONENT (V16115) (SPEC S417N313-103)						EB, FV, JS, KW	1
-570D	53509		.	WIRE BUNDLE-COMPONENT (V16115) (SPEC S417N313-102) (OPT ITEM 570B)						FT, FU	1
-570E	53509		.	WIRE BUNDLE-COMPONENT (V16115) (SPEC S417N313-102)						NQ, NR, PT, PU, QD-QG	1
-575	S417N313-205			DELETED							
-575A	S417N313-210		.	WIRE BUNDLE-JUMPER						BY, CB	1
-575B	53251		.	WIRE BUNDLE-JUMPER (V16115) (SPEC S417N313-203)						DR-DU, DZ, EA, FK-FN, FT, FU, JK-JN, KU, KV, KX, KY, NL-NR, PP-QG, QQ, QT	1

-Item not Illustrated

25-23-38

ILLUSTRATED PARTS LIST

Page 1098.384

Nov 01/2008



COMPONENT MAINTENANCE MANUAL

FIG/ ITEM	PART NUMBER	AIRLINE PART NUMBER	NOMENCLATURE							USAGE CODE	UNITS PER ASSY	
			1	2	3	4	5	6	7			
10- -575C	53240		.	WIRE BUNDLE-JUMPER (V16115) (SPEC S417N313-205)							BX, BZ, CA, CC, EP, EQ, EX, EY, JP, JR, JT, JV	1
-575D	S417N313-202		.	WIRE BUNDLE-JUMPER							DV-DY, FP-FS	1
-575E	53005		.	WIRE BUNDLE-JUMPER (V16115) (SPEC S417N313-208)							EB, FV, JS, KW	1
-575F	53507		.	WIRE BUNDLE-JUMPER (V16115) (SPEC S417N313-210)							ER, ES, JQ, JU	1
-575G	56926		.	WIRE BUNDLE-JUMPER (V16115)							QS	1
580	NAS600-14P		.	SCREW							BX-CC, DR-EB, EP-ES, EX, EY, FK-FV, JK-JV, KU-KY	9
-580A	BACS12CK04-14		.	SCREW (OPT ITEM 580B)							NL-NR, PP-QG, QQ, QS, QT	9
-580B	NAS600-14P		.	SCREW (OPT ITEM 580A)							NL-NR, PP-QG, QQ, QS, QT	9
585	417N3035-3		.	SHROUD							BX-CC, DR-EB, EP-ES, EX, EY, FK-FV, JK-JV, KU-KY, NL-NR, PP-QG, QQ, QS, QT	1

-Item not Illustrated

25-23-38

ILLUSTRATED PARTS LIST

Page 1098.385

Nov 01/2008



COMPONENT MAINTENANCE MANUAL

FIG/ ITEM	PART NUMBER	AIRLINE PART NUMBER	NOMENCLATURE							USAGE CODE	UNITS PER ASSY	
			1	2	3	4	5	6	7			
10- 590	417N3035-4		.	S	H	R	O	U	D	BX-CC, DR-EB, EP-ES, EX, EY, FK-FV, JK-JV, KU-KY, NL-NR, PP-QG, QQ, QS, QT	1	
595	11-6537-7		.	S	W	I	T	C	H	-(V72914) -(SPEC S417N312-11)	BX-CC, DR-EB, EP-ES, EX, EY, FK-FV	1
-595A	11-6537-9		.	S	W	I	T	C	H	-(V72914) -(SPEC S417N312-13)	BX-CC, DR-EB, EP-ES, EX, EY, FK-FV, JK-JV, KU-KY, NL-NR, PP-QG, QQ, QS, QT	1
600	417N3012-6SP		.	P	A	N	E	L	A	S	BX-CC, DR-EA, EP-ES, EX, EY, FK-FU	1
-600A	417N3012-7SP		.	P	A	N	E	L	A	S	EB, FV	1
-600B	417N3012-6D		.	P	A	N	E	L	A	S	JK-JR, JT-JV	1
-600C	417N3012-7D		.	P	A	N	E	L	A	S	JS	1
-600D	417N3012-6N		.	P	A	N	E	L	A	S	KU, KV, KX, KY	1
-600E	417N3012-7G		.	P	A	N	E	L	A	S	KW	1
-600F	417N3012-14B		.	P	A	N	E	L	A	S	NL-NR, PP-QG	1

-Item not Illustrated

25-23-38

ILLUSTRATED PARTS LIST

Page 1098.386

Nov 01/2008



COMPONENT MAINTENANCE MANUAL

FIG/ ITEM	PART NUMBER	AIRLINE PART NUMBER	NOMENCLATURE							USAGE CODE	UNITS PER ASSY	
			1	2	3	4	5	6	7			
10- -600G	417N3012-14D		.							PANEL ASSY	QQ, QS, QT	1
605	10-1018-2									DELETED		
605A	4708-1		.	.						HOUSING-LAMP (V83564) (SPEC S417N301-2) (OPT 10-1018-2 (V72914))	BX-CC, DR-EB, EP-ES, EX, EY, FK-FV, JK-JV, KU-KY, NL-NR, PP-QG, QQ, QS, QT	1
610	MS20253P2-330		.	.						PIN	BX-CC, DR-EB, EP-ES, EX, EY, FK-FV, JK-JV, KU-KY, NL-NR, PP-QG, QQ, QS, QT	2
615	417N3173-21		.	.						SPRING	BX-CC, DR-EB, EP-ES, EX, EY, FK-FV, JK-JV, KU-KY, NL-NR, PP-QG, QQ, QS, QT	1

-Item not Illustrated

25-23-38

ILLUSTRATED PARTS LIST

Page 1098.387

Nov 01/2008



COMPONENT MAINTENANCE MANUAL

FIG/ ITEM	PART NUMBER	AIRLINE PART NUMBER	NOMENCLATURE							USAGE CODE	UNITS PER ASSY	
			1	2	3	4	5	6	7			
10- 620	417N3173-22		.	.							BX-CC, DR-EB, EP-ES, EX, EY, FK-FV, JK-JV, KU-KY, NL-NR, PP-QG, QQ, QS, QT	1
625	BACR15BB3D9		.	.							BX-CC, DR-EB, EP-ES, EX, EY, FK-FV, JK-JV, KU-KY	2
-625A	BACR15BB3D9C		.	.							NL-NR, PP-QG, QQ, QS, QT	2
630	417N3133-25		.	.							BX-CC, DR-EB, EP-ES, EX, EY, FK-FV, JK-JV, KU-KY, NL-NR, PP-QG, QQ, QS, QT	1
635	417N3133-23		.	.							BX-CC, DR-EB, EP-ES, EX, EY, FK-FV, JK-JV, KU-KY, NL-NR, PP-QG, QQ, QS, QT	1

-Item not Illustrated

25-23-38

ILLUSTRATED PARTS LIST

Page 1098.388

Nov 01/2008



COMPONENT MAINTENANCE MANUAL

FIG/ ITEM	PART NUMBER	AIRLINE PART NUMBER	NOMENCLATURE							USAGE CODE	UNITS PER ASSY					
			1	2	3	4	5	6	7							
10- 640	417N3133-24		.	.	L	A	T	C	H	BX-CC, DR-EB, EP-ES, EX, EY, FK-FV, JK-JV, KU-KY, NL-NR, PP-QG, QQ, QS, QT	1					
645	MS20253P2-80		.	.	P	I	N			BX-CC, DR-EB, EP-ES, EX, EY, FK-FV, JK-JV, KU-KY, NL-NR, PP-QG, QQ, QS, QT	4					
650	417N3058-2SP		.	.	D	O	O	R	A	S	S	O	X	O	BX-CC, DR-EB, EP-ES, EX, EY, FK-FV, KU-KY	1
-650A	417N3058-2A		.	.	D	O	O	R	A	S	S	O	X	O	JK-JV	1
-650B	417N3058-3B		.	.	D	O	O	R	A	S	S	O	X	O	NL-NR, PP-QG, QQ	1
655	417N3043-22		.	.	.	S	T	I	F	F	E	N	E	R	BX-CC, DR-EB, EP-ES, EX, EY, FK-FV, JK-JV, KU-KY, NL-NR, PP-QG, QQ, QS, QT	2

-Item not Illustrated

25-23-38

ILLUSTRATED PARTS LIST

Page 1098.389

Nov 01/2008



COMPONENT MAINTENANCE MANUAL

FIG/ ITEM	PART NUMBER	AIRLINE PART NUMBER	NOMENCLATURE							USAGE CODE	UNITS PER ASSY	
			1	2	3	4	5	6	7			
10- 660	417N3043-21		.	.	.						BX-CC, DR-EB, EP-ES, EX, EY, FK-FV, JK-JV, KU-KY, NL-NR, PP-QG, QQ, QS, QT	2
665	417N3019-1SP		.	.	.						BX-CC, DR-EB, EP-ES, EX, EY, FK-FV, JK-JV, KU-KY	1
-665A	417N3019-2B		.	.	.						NL-NR, PP-QG, QQ, QS, QT	1
670	417N3013-11SP		.	.							BX-CC, DR-EB, EP-ES, EX, EY, FK-FV, KU-KY	1
-670A	417N3013-11A		.	.							JK-JV, NL-NR, PP-QG, QQ, QS, QT	1
675	417N3013-12SP		.	.							BX-CC, DR-EB, EP-ES, EX, EY, FK-FV, KU-KY	1
-675A	417N3013-13SP		DELETED									
-675B	417N3013-12C		.	.							JK-JV, QQ, QS, QT	1

-Item not Illustrated

25-23-38

ILLUSTRATED PARTS LIST

Page 1098.390

Nov 01/2008



COMPONENT MAINTENANCE MANUAL

FIG/ ITEM	PART NUMBER	AIRLINE PART NUMBER	NOMENCLATURE							USAGE CODE	UNITS PER ASSY	
			1	2	3	4	5	6	7			
10- -675C	417N3013-12G		.	.							NL-NR, PP-QG	1
677	8862		.	.							JK-JV, NL-NR, PP-QG, QQ, QS, QT	AR
-677A	PS094032		.	.							JK-JV, NL-NR, PP-QG, QQ, QS, QT	AR
680	417N3016-5		.	.							BX-CC, DR-EA, EP-ES, EX, EY, FK-FU, JK-JR, JT-JV, KU, KV, KX, KY, NL-NR, PP-QG, QQ, QS, QT	1
-680A	417N3016-7		.	.							EB, FV, JS, KW	1
685	6035-04BR135		.	.	.						BX-CC, DR-EB, EP-ES, EX, EY, FK-FV, JK-JV, KU-KY, NL-NR, PP-QG, QQ, QS, QT	9

-Item not Illustrated

25-23-38

ILLUSTRATED PARTS LIST

Page 1098.391

Nov 01/2008



COMPONENT MAINTENANCE MANUAL

FIG/ ITEM	PART NUMBER	AIRLINE PART NUMBER	NOMENCLATURE							USAGE CODE	UNITS PER ASSY	
			1	2	3	4	5	6	7			
10- 690	6035-06BR150		.	.	.	INSERT (V01556)					BX-CC, DR-EB, EP-ES, EX, EY, FK-FV, JK-JV, KU-KY, NL-NR, PP-QG, QQ, QS, QT	2
695	6035-2BR185		.	.	.	INSERT (V01556)					BX-CC, DR-EB, EP-ES, EX, EY, FK-FV, JK-JV, KU-KY, NL-NR, PP-QG, QQ, QS, QT	2
700	417N3016-6		.	.	.	FRAME					BX-CC, DR-EA, EP-ES, EX, EY, FK-FU, JK-JR, JT-JV, KU, KV, KX, KY, NL-NR, PP-QG, QQ, QS, QT	1
-700A	417N3016-7		.	.	.	FRAME ASSY					EB, FV, JS, KW	1

-Item not Illustrated

25-23-38

ILLUSTRATED PARTS LIST

Page 1098.392

Nov 01/2008



COMPONENT MAINTENANCE MANUAL

FIG/ ITEM	PART NUMBER	AIRLINE PART NUMBER	NOMENCLATURE							USAGE CODE	UNITS PER ASSY	
			1	2	3	4	5	6	7			
10- 705	BAC27DPA2272		.	DECAL							BX-CC, DR-EB, EX, EY, FK-FM, FS, FU, FV, JK- JV, KU- KY, NL- NR, PP- QG, QQ, QS, QT	1
710	BAC27NPA1360		.	MARKER							BX, BZ, CA, CC, DV-DY, EX, EY, JP, JR, JT, JV	1
715	BAC27NPA1365		.	MARKER							BY, CB, ES, JQ, JU	1
720	BAC27NPA1361		.	MARKER							DR-DU, FK-FM, JK-JN, KU, KV, KX, KY, NL-NP, PP-PS, PV-QC, QQ, QS, QT	1
725	BAC27NPA1366		.	MARKER							DZ, EA, FU, NQ, NR, PT, PU, QD- QG	1
730	BAC27NPA1362		.	MARKER							EB, FV, JS, KW	1
735	NAS1801-06-6		.	SCREW							EB, FV, JS, KW	2
740	NAS1149DN616J		.	WASHER							EB, FV, JS, KW	2
745	417N3161-17		.	BRACKET ASSY							EB, FV, JS, KW	1

-Item not Illustrated

25-23-38

ILLUSTRATED PARTS LIST

Page 1098.393

Nov 01/2008



COMPONENT MAINTENANCE MANUAL

FIG/ ITEM	PART NUMBER	AIRLINE PART NUMBER	NOMENCLATURE							USAGE CODE	UNITS PER ASSY	
			1	2	3	4	5	6	7			
10- 750	130125		.	.	NUTPLATE (V60119) (SPEC BACN10YD6) (OPT BRC600-12-3 (V52828)) (OPT ITEM 750A)						EB, FV, JS, KW	2
-750A	BACN10FX6		.	.	NUTPLATE (OPT ITEM 750)						EB, FV, JS, KW	2
755	417N3161-14		.	.	PLATE						EB, FV, JS, KW	1
760	3SAV1338A2		.	.	RELAY (V01526) (SPEC BACR13CD2) (OPT BR16S233 (V09026)) (OPT EE4AA005 (V35344)) (OPT HFW1206K03 (V58614)) (OPT HFW1204K01 (V71482)) (OPT HFW1204K01 (V71482)) (K1)						EB, FV, JS, KW	1

-Item not Illustrated

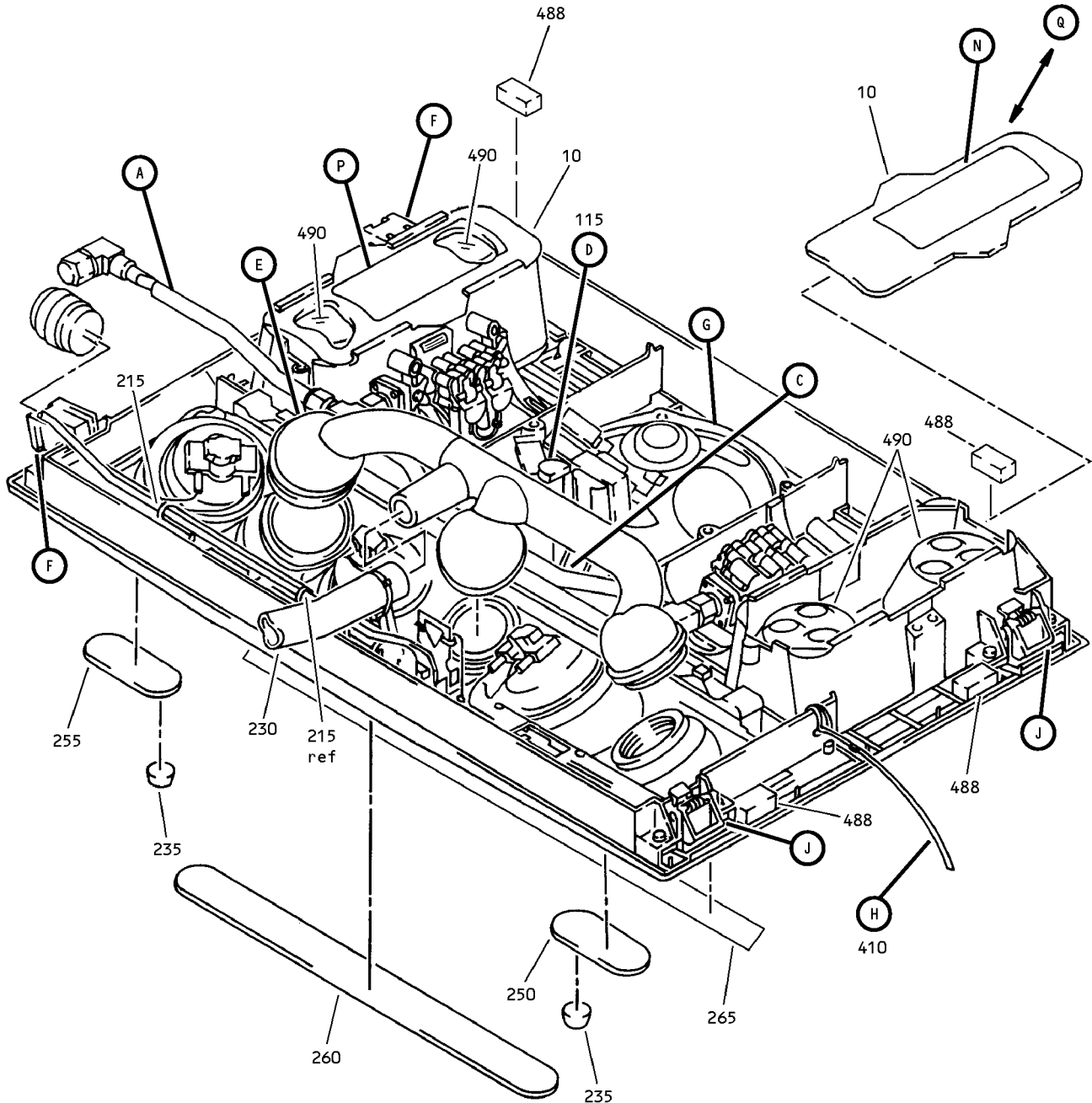
25-23-38

ILLUSTRATED PARTS LIST

Page 1098.394

Nov 01/2008

COMPONENT MAINTENANCE MANUAL



M07711 S00041177591_V2

Passenger Service Unit Assembly
IPL Figure 11 (Sheet 1 of 11)

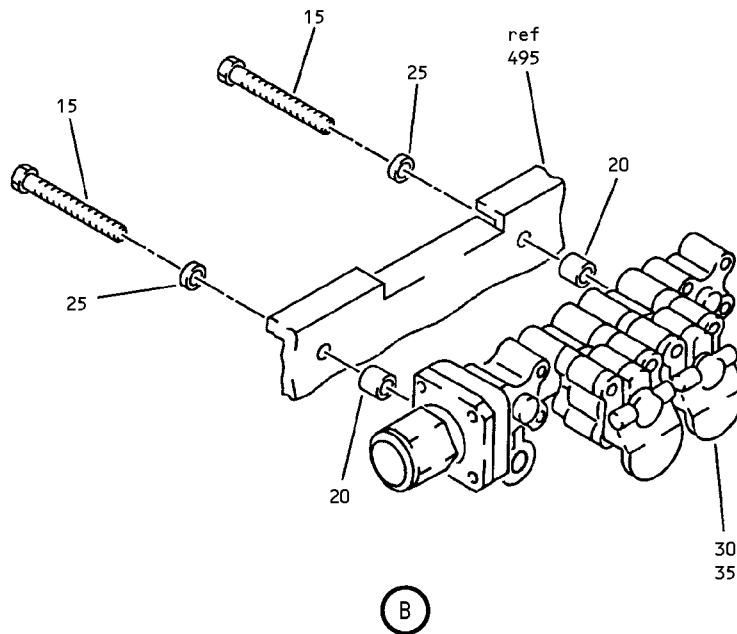
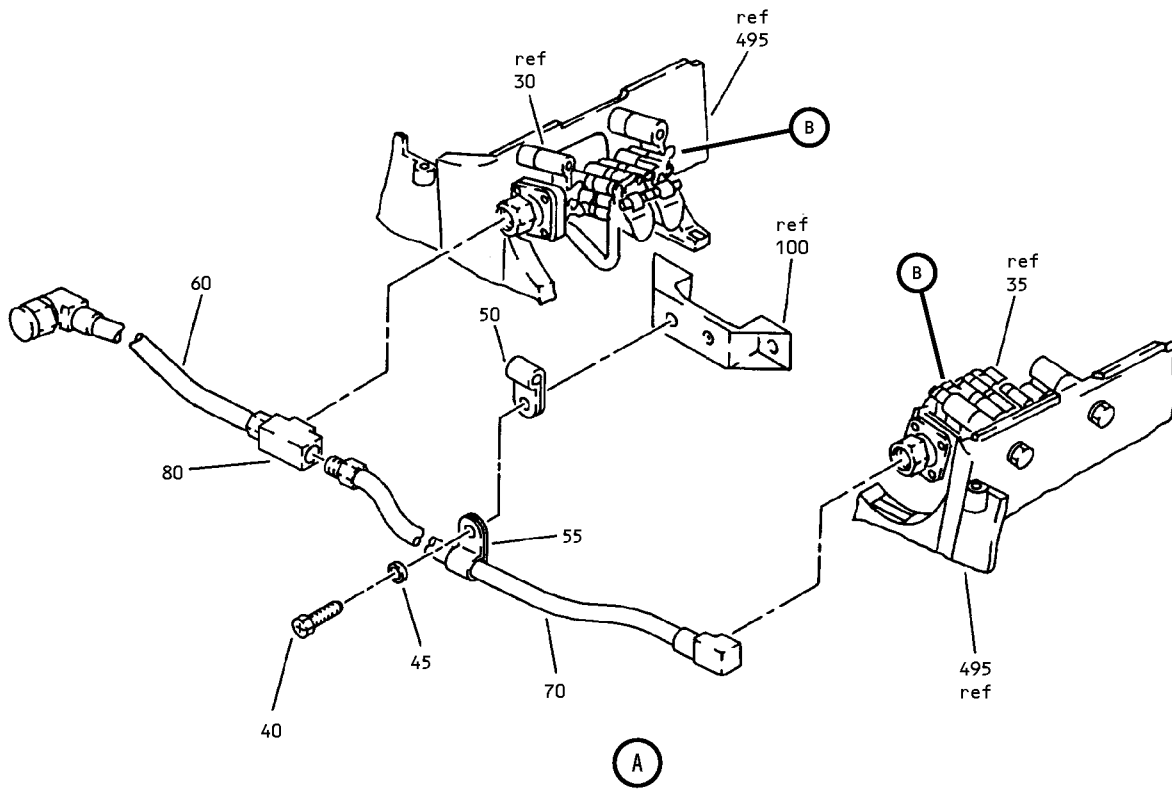
25-23-38

ILLUSTRATED PARTS LIST

Page 1098.395

Nov 01/2008

COMPONENT MAINTENANCE MANUAL



Passenger Service Unit Assembly
IPL Figure 11 (Sheet 2 of 11)

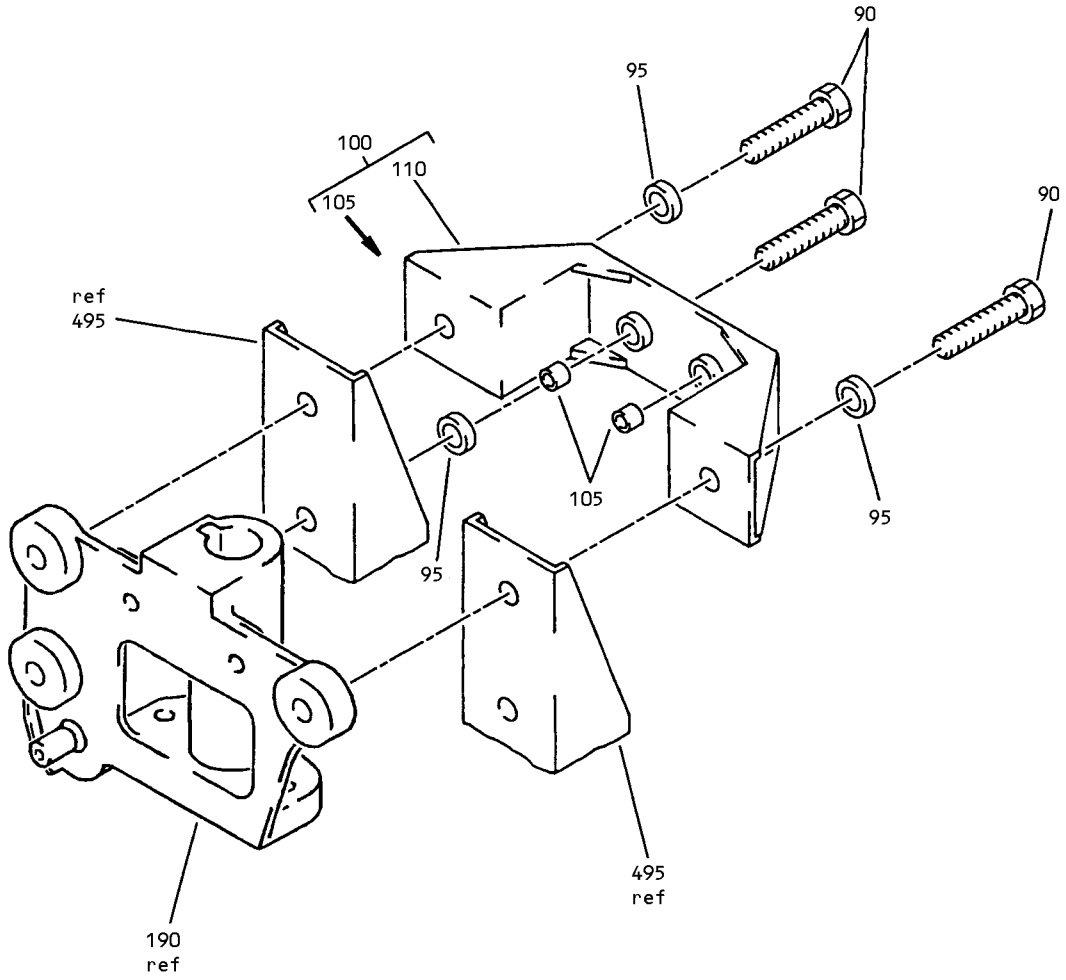
25-23-38

ILLUSTRATED PARTS LIST

Page 1098.396

Nov 01/2008

COMPONENT MAINTENANCE MANUAL



C

Passenger Service Unit Assembly
IPL Figure 11 (Sheet 3 of 11)

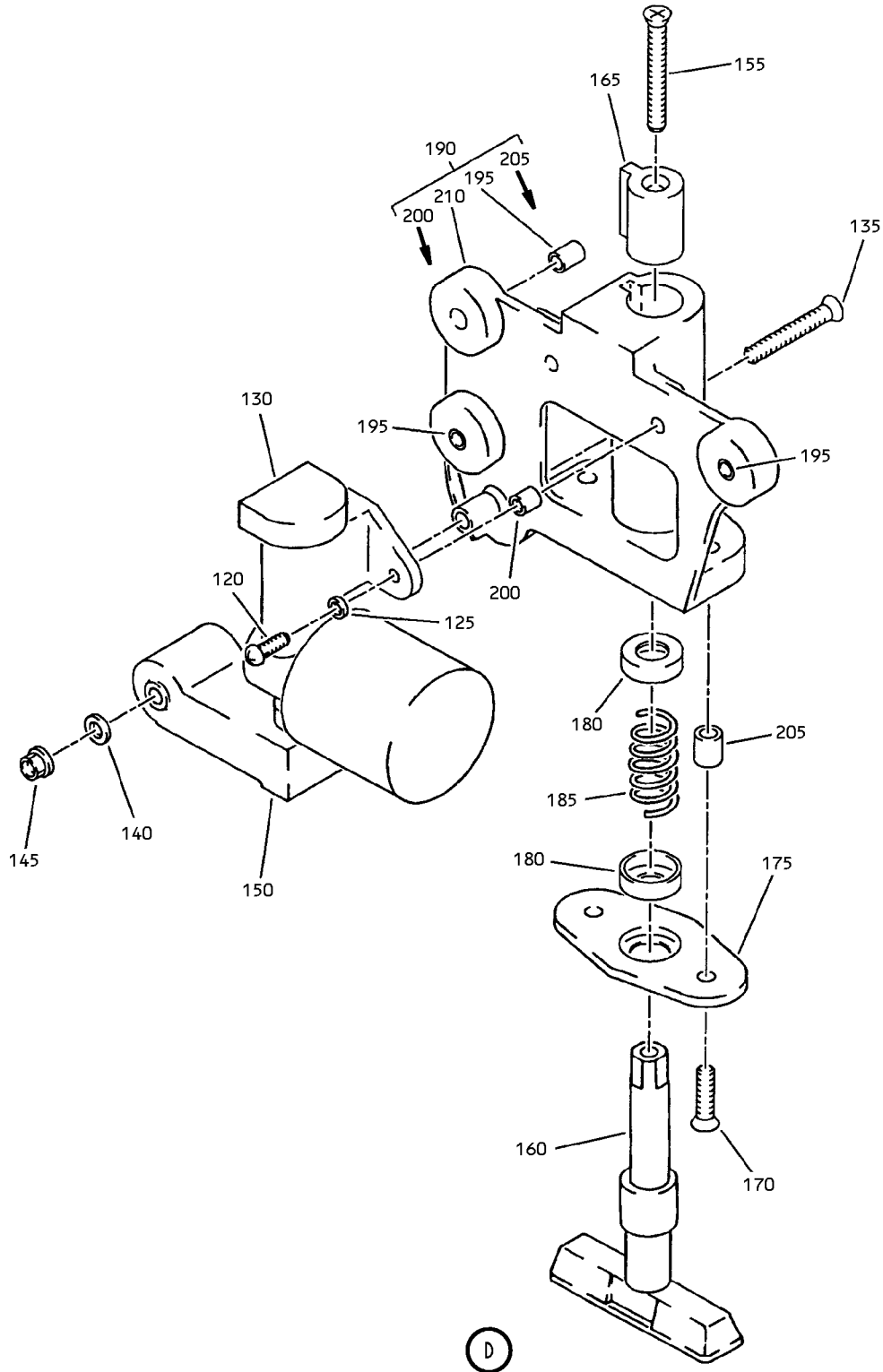
25-23-38

ILLUSTRATED PARTS LIST

Page 1098.397

Nov 01/2008

COMPONENT MAINTENANCE MANUAL



D

Passenger Service Unit Assembly
IPL Figure 11 (Sheet 4 of 11)

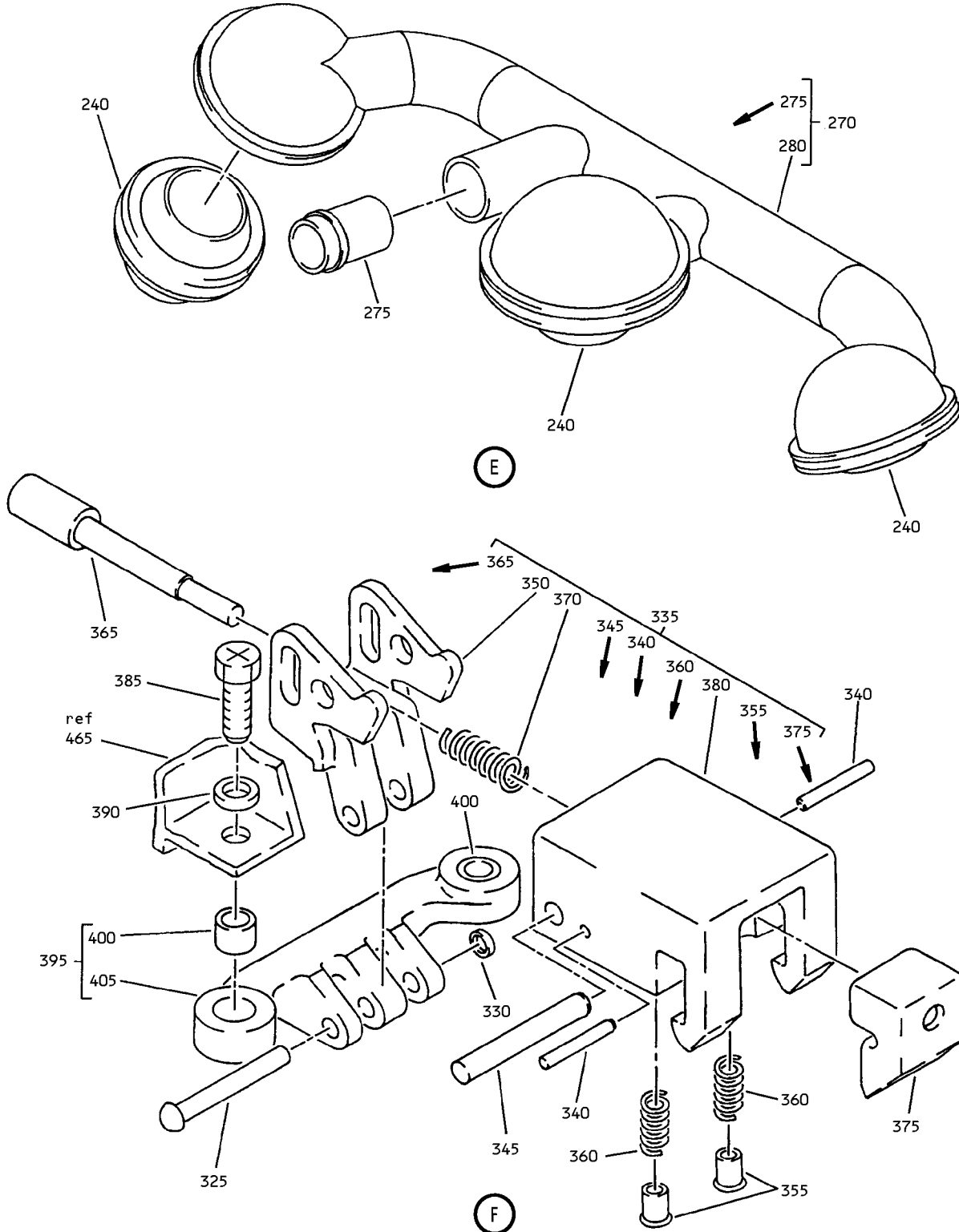
25-23-38

ILLUSTRATED PARTS LIST

Page 1098.398

Nov 01/2008

COMPONENT MAINTENANCE MANUAL



Passenger Service Unit Assembly
IPL Figure 11 (Sheet 5 of 11)

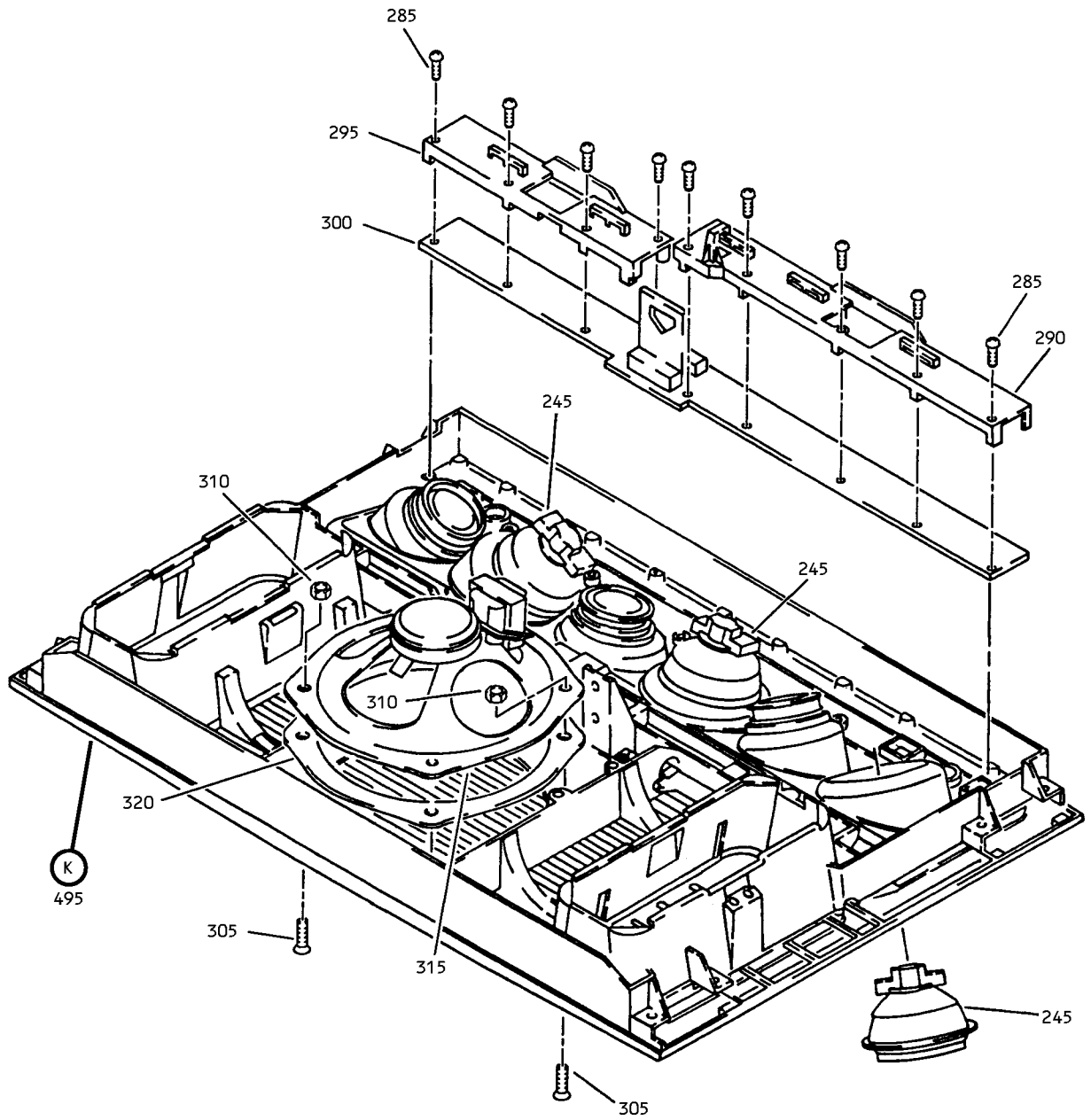
25-23-38

ILLUSTRATED PARTS LIST

Page 1098.399

Nov 01/2008

COMPONENT MAINTENANCE MANUAL



G

Passenger Service Unit Assembly
IPL Figure 11 (Sheet 6 of 11)

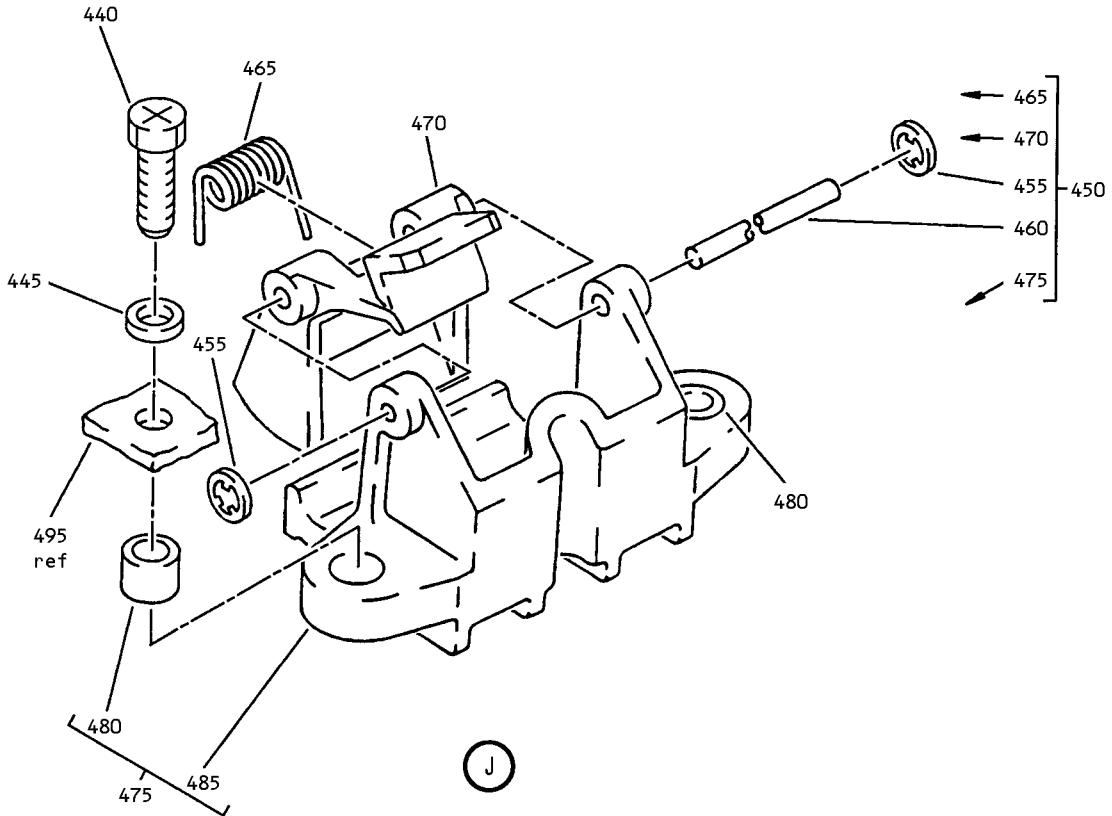
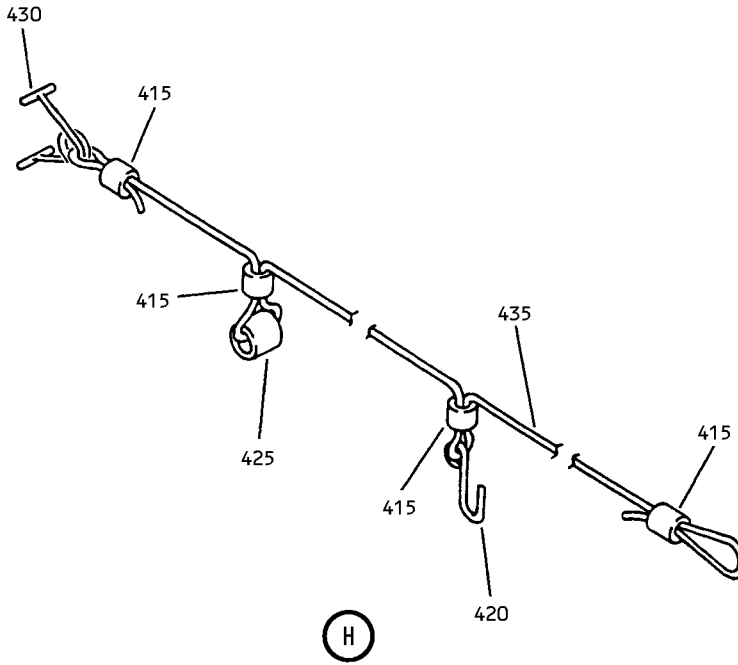
25-23-38

ILLUSTRATED PARTS LIST

Page 1098.400

Nov 01/2008

COMPONENT MAINTENANCE MANUAL



Passenger Service Unit Assembly
IPL Figure 11 (Sheet 7 of 11)

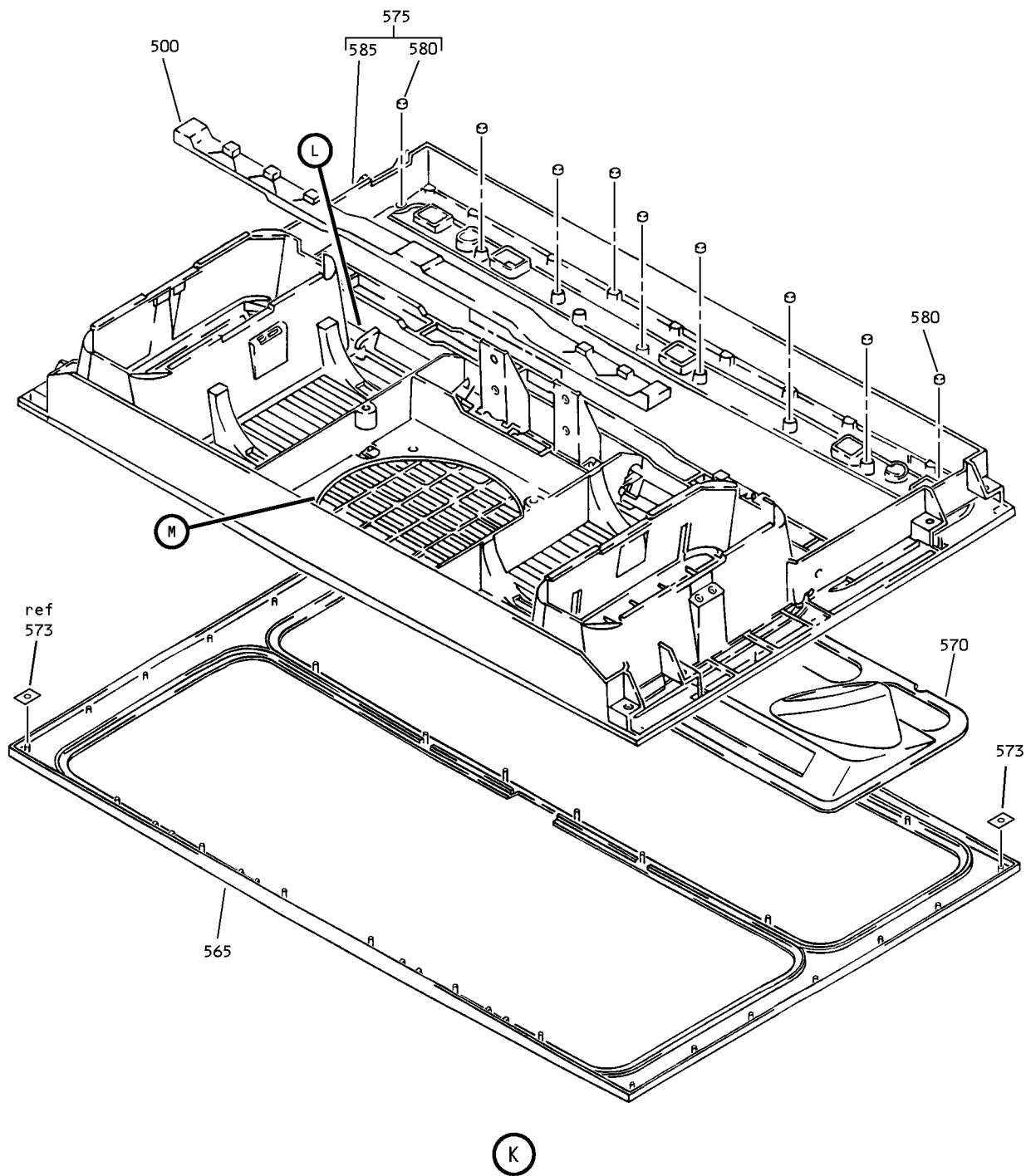
25-23-38

ILLUSTRATED PARTS LIST

Page 1098.401

Nov 01/2008

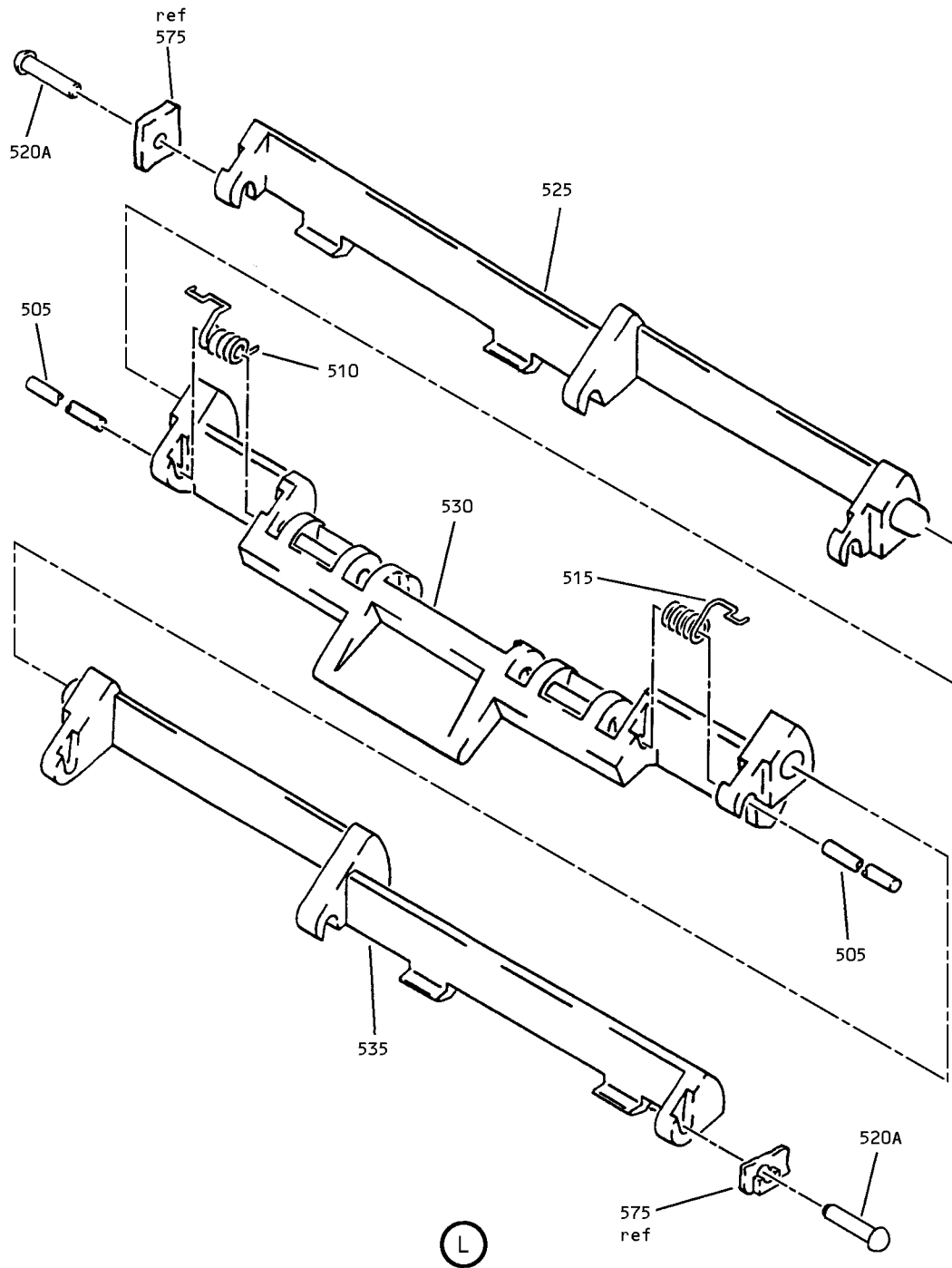
COMPONENT MAINTENANCE MANUAL



Passenger Service Unit Assembly
IPL Figure 11 (Sheet 8 of 11)

25-23-38
ILLUSTRATED PARTS LIST
Page 1098.402
Nov 01/2008

COMPONENT MAINTENANCE MANUAL



M07780 S00041177599_V2

Passenger Service Unit Assembly
IPL Figure 11 (Sheet 9 of 11)

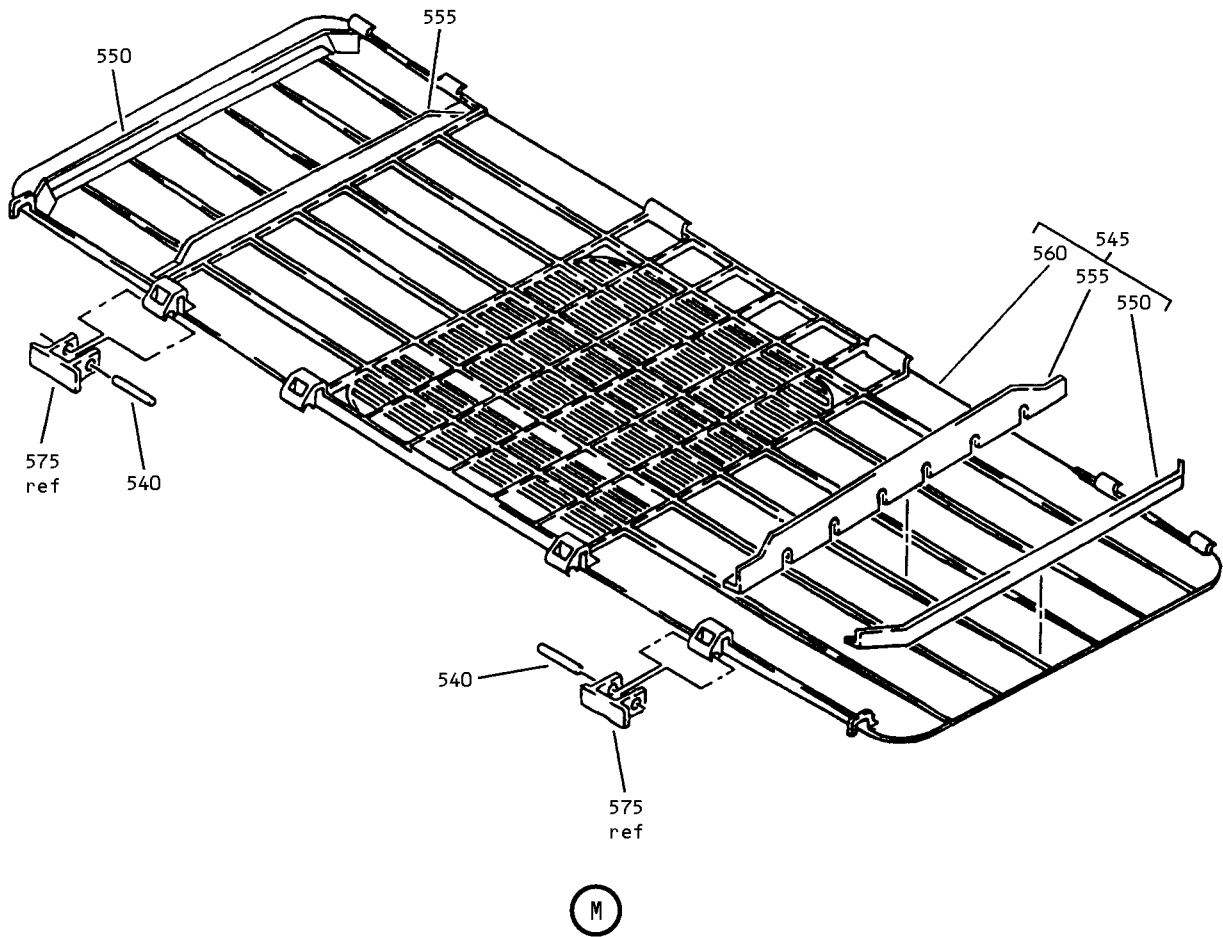
25-23-38

ILLUSTRATED PARTS LIST

Page 1098.403

Nov 01/2008

COMPONENT MAINTENANCE MANUAL



Passenger Service Unit Assembly
IPL Figure 11 (Sheet 10 of 11)

25-23-38
ILLUSTRATED PARTS LIST
Page 1098.404
Nov 01/2008

COMPONENT MAINTENANCE MANUAL

ATTENTION

FOR REMOVAL AND RELOCATION INFORMATION SEE MAINTENANCE MANUAL CHAPTER 25

FOR MASK STOWAGE INSTRUCTIONS SEE MAINTENANCE MANUAL CHAPTER 35

FOR CLEANING INSTRUCTIONS SEE DOCUMENT D6-7127

590

N

595

<p style="text-align: center;">M10973 PASSENGER SERVICE UNIT UNDERBIN</p>	<p style="text-align: center;">ATTENTION</p> <p>FOR REMOVAL AND RELOCATION INFORMATION SEE MAINTENANCE MANUAL CHAPTER 25</p> <p>FOR MASK STOWAGE INSTRUCTIONS SEE MAINTENANCE MANUAL CHAPTER 35</p> <p>FOR CLEANING INSTRUCTIONS SEE DOCUMENT D6-7127</p>
--	--

P

600

<p style="text-align: center;">M10976 PASSENGER SERVICE UNIT UNDERBIN</p>	<p style="text-align: center;">ATTENTION</p> <p>FOR REMOVAL AND RELOCATION INFORMATION SEE MAINTENANCE MANUAL CHAPTER 25</p> <p>FOR MASK STOWAGE INSTRUCTIONS SEE MAINTENANCE MANUAL CHAPTER 35</p> <p>FOR CLEANING INSTRUCTIONS SEE DOCUMENT D6-7127</p>
--	--

Q

M07771 S00041177601_V2

Passenger Service Unit Assembly
IPL Figure 11 (Sheet 11 of 11)

25-23-38

ILLUSTRATED PARTS LIST
Page 1098.405
Nov 01/2008



COMPONENT MAINTENANCE MANUAL

FIG/ ITEM	PART NUMBER	AIRLINE PART NUMBER	NOMENCLATURE							USAGE CODE	UNITS PER ASSY
			1	2	3	4	5	6	7		
11-											
-1A	417N3011-425B									JW	RF
-1B	417N3011-427B									JX	RF
-1C	417N3011-431B									JY	RF
-1D	417N3011-465B									KZ	RF
-1E	417N3011-467B									LB	RF
-1F	417N3011-469B									LD	RF
-1G	417N3011-635B									QX	RF
-1H	417N3011-641B									QY	RF
-5	417N3011-426B									JZ	RF
-5A	417N3011-428B									KA	RF
-5B	417N3011-466B									LA	RF
-5C	417N3011-468B									LC	RF
-5D	417N3011-636B									QZ	RF

-Item not Illustrated

25-23-38

ILLUSTRATED PARTS LIST

Page 1098.406

Nov 01/2008



COMPONENT MAINTENANCE MANUAL

FIG/ ITEM	PART NUMBER	AIRLINE PART NUMBER	NOMENCLATURE							USAGE CODE	UNITS PER ASSY
			1	2	3	4	5	6	7		
11- -5E	417N3011-642B		SERVICE UNIT ASSY-R SIDE, PASS., WITH 4K SPKR WITH GASPER, GASEOUS OXY (M10973)							RA	RF
10	417N3132-9		. COVER							JW-KA, KZ-LD, QX-RA	2
15	NAS1801-3-20		. SCREW							JW-KA, KZ-LD	4
-15A	BACS12HN3-20		. SCREW (OPT ITEM 15B)							QX-RA	4
-15B	NAS1801-3-20		. SCREW (OPT ITEM 15A)							QX-RA	4
20	NAS43DD5-27FC		. SPACER							JW-KA, KZ-LD, QX-RA	4
25	NAS1149D0316J		. WASHER							JW-KA, KZ-LD, QX-RA	4
30	115013-38		. MANIFOLD (V16827) (SPEC 10-60513-35)							JW-KA, KZ-LD, QX-RA	1
35	115013-39		. MANIFOLD (V16827) (SPEC 10-60513-34)							JW-KA, KZ-LD, QX-RA	1
40	NAS1801-06-9		. SCREW							JW-KA, KZ-LD	1
-40A	BACS12HN06-9		. SCREW (OPT ITEM 40B)							QX-RA	1
-40B	NAS1801-06-9		. SCREW (OPT ITEM 40A)							QX-RA	1
45	NAS1149DN616J		. WASHER							JW-KA, KZ-LD, QX-RA	1
50	BACC10DK3		. CLAMP							JW-KA, KZ-LD, QX-RA	1
55	BACC10DK6		. CLAMP							JW-KA, KZ-LD, QX-RA	1

-Item not Illustrated

25-23-38

ILLUSTRATED PARTS LIST

Page 1098.407

Nov 01/2008



COMPONENT MAINTENANCE MANUAL

FIG/ ITEM	PART NUMBER	AIRLINE PART NUMBER	NOMENCLATURE							USAGE CODE	UNITS PER ASSY	
			1	2	3	4	5	6	7			
11- 60	173470-42		.								JW, JX, KZ, LB, QX, QY	1
-60A	10-60174-36		.								JY	1
-60B	37001-36		.								LD	1
-65	173470-42		.								JZ, KA, LA, LC, QZ, RA	1
70	37001-47		.								JW-JY, KZ, LB, LD, QX, QY	1
-75	37001-47		.								JZ, KA, LA, LC, QZ, RA	1
80	NAS1764W050505		.								JW-JY, KZ, LB, LD	1
-80A	NAS1764W050505		.								QX, QY	1
-80B	DB0T16AZ050505W		.								QX, QY	1
-85	NAS1764W050505		.								JZ, KA, LA, LC	1
-85A	NAS1764W050505		.								QZ, RA	1

-Item not Illustrated

25-23-38

ILLUSTRATED PARTS LIST

Page 1098.408

Nov 01/2008



COMPONENT MAINTENANCE MANUAL

FIG/ ITEM	PART NUMBER	AIRLINE PART NUMBER	NOMENCLATURE							USAGE CODE	UNITS PER ASSY
			1	2	3	4	5	6	7		
11- -85B	DB0T16AZ050505W		.	TEE (V14798) (SPEC BACT16AZ050505W) (OPT ER10634-050505W (V88334)) (OPT W30834-050505W (V11328)) (OPT 4671112-050505W (V30780)) (OPT ITEM 85A)						QZ, RA	1
90	NAS1801-08-8		.	SCREW						JW-KA, KZ-LD	3
-90A	BACS12HN08-8		.	SCREW (OPT ITEM 90B)						QX-RA	3
-90B	NAS1801-08-8		.	SCREW (OPT ITEM 90A)						QX-RA	3
95	NAS1149DN816J		.	WASHER						JW-KA, KZ-LD, QX-RA	3
100	417N3039-5		.	BRACKET ASSY-PULLEY						JW-KA, KZ-LD, QX-RA	1
105	6035-06BR150		.	. INSERT (V26344)						JW-KA, KZ-LD, QX-RA	2
110	417N3039-6		.	. BRACKET						JW-KA, KZ-LD, QX-RA	1
115	417N3152-14A		.	STOP ASSY-TEST						JW-KA, KZ-LD	1
-115A	417N3152-15B		.	STOP ASSY-TEST						QX-RA	1
120	NAS601-6P		.	. SCREW						JW-KA, KZ-LD	2
-120A	BACS12CK06-6		.	. SCREW (OPT ITEM 120B)						QX-RA	2
-120B	NAS601-6P		.	. SCREW (OPT ITEM 120A)						QX-RA	2
125	NAS620-6L		.	. WASHER						JW-KA, KZ-LD, QX-RA	2
130	78580-1		.	. ACTUATOR (V09790) (SPEC S417T402-2)						JW-KA, KZ-LD, QX-RA	1

-Item not Illustrated

25-23-38

ILLUSTRATED PARTS LIST

Page 1098.409

Nov 01/2008



COMPONENT MAINTENANCE MANUAL

FIG/ ITEM	PART NUMBER	AIRLINE PART NUMBER	NOMENCLATURE							USAGE CODE	UNITS PER ASSY	
			1	2	3	4	5	6	7			
11- 135	NAS514P632-14P		.	.							JW-KA, KZ-LD, QX-RA	1
140	AN960JD6L		.	.							JW-KA, KZ-LD	1
-140A	NAS1149DN616J		.	.							JW-KA, KZ-LD	1
-140B	NAS1149DN616J		.	.							QX-RA	1
145	MS21042L06		.	.							JW-KA, KZ-LD	1
-145A	H10-06BAC		.	.							JW-KA, KZ-LD	1
-145B	BACN11AG06		.	.							QX-RA	1
-145C	BRH10C06D		.	.							QX-RA	1
150	417N3135-5		.	.							JW-KA, KZ-LD	1
-150A	417N3135-6		.	.							QX-RA	1
155	NAS514P440-16P		.	.							JW-KA, KZ-LD, QX-RA	1
160	417N3151-18SP		.	.							JW-KA, KZ-LD	1
-160A	417N3151-18A		.	.							QX-RA	1

-Item not Illustrated

25-23-38

ILLUSTRATED PARTS LIST

Page 1098.410

Nov 01/2008



COMPONENT MAINTENANCE MANUAL

FIG/ ITEM	PART NUMBER	AIRLINE PART NUMBER	NOMENCLATURE							USAGE CODE	UNITS PER ASSY		
			1	2	3	4	5	6	7				
11- 165	417N3151-5		.	.								JW-KA, KZ-LD, QX-RA	1
170	NAS514P440-7P		.	.								JW-KA, KZ-LD, QX-RA	2
175	417N3151-21		.	.								JW-KA, KZ-LD, QX-RA	1
180	417N3151-6		.	.								JW-KA, KZ-LD, QX-RA	2
185	417N3173-2		.	.								JW-KA, KZ-LD, QX-RA	1
190	417N3151-19		.	.								JW-KA, KZ-LD, QX-RA	1
195	6035-2BR185		.	.	.							JW-KA, KZ-LD, QX-RA	3
200	6035-06BR150		.	.	.							JW-KA, KZ-LD, QX-RA	2
205	6035-04BR219		.	.	.							JW-KA, KZ-LD, QX-RA	2
210	417N3151-20		.	.	.							JW-KA, KZ-LD, QX-RA	1
215	PLT2MM2		.									JW-KA, KZ-LD, QX-RA	AR
-215A	PLT2MM		.									JW-KA, KZ-LD, QX-RA	AR
-220	53002		.									JW-KA, KZ-LD, QX, QZ	1

-Item not Illustrated

25-23-38

ILLUSTRATED PARTS LIST

Page 1098.411

Nov 01/2008



COMPONENT MAINTENANCE MANUAL

FIG/ ITEM	PART NUMBER	AIRLINE PART NUMBER	NOMENCLATURE							USAGE CODE	UNITS PER ASSY	
			1	2	3	4	5	6	7			
11- -220A	53509		.								QY, RA	1
-225	53251		.								JW-KA, KZ-LD, QX-RA	1
230	BACD40P3A160		.								JW-KA, KZ-LD, QX-RA	1
235	25-1734-15		.								JW-KA, KZ-LD, QX-RA	2
240	3740-11		.								JW-KA, KZ-LD, QX-RA	3
245	10-1581-5G		.								JW-KA, KZ-LD, QX-RA	3
250	11-6563-24G		.								JW-KA, KZ-LD, QX-RA	1
255	11-6563-23G		.								JW-KA, KZ-LD, QX-RA	1
260	11-6563-22G		.								JW-KA, KZ-LD, QX-RA	1
265	4809-62		.								JW-KA, KZ-LD, QX-RA	1
270	417N3103-3		.								JW-KA, KZ-LD, QX-RA	1
275	417N3063-4		.	.							JW-KA, KZ-LD, QX-RA	1
280	417N3103-4		.	.							JW-KA, KZ-LD, QX-RA	1

-Item not Illustrated

25-23-38

ILLUSTRATED PARTS LIST

Page 1098.412

Nov 01/2008



COMPONENT MAINTENANCE MANUAL

FIG/ ITEM	PART NUMBER	AIRLINE PART NUMBER	NOMENCLATURE							USAGE CODE	UNITS PER ASSY	
			1	2	3	4	5	6	7			
11- 285	NAS600-14P		.	S	C	R	E	W			JW-KA, KZ-LD	9
-285A	NAS600-14P		.	S	C	R	E	W		(OPT ITEM 285B)	QX-RA	9
-285B	BACS12CK04-14		.	S	C	R	E	W		(OPT ITEM 285A)	QX-RA	9
290	417N3035-3		.	S	H	R	O	U	D		JW-KA, KZ-LD, QX-RA	1
295	417N3035-4		.	S	H	R	O	U	D		JW-KA, KZ-LD, QX-RA	1
300	11-6537-9		.	S	W	I	T	C	H		JW-KA, KZ-LD, QX-RA	1
										(V72914)		
										(SPEC S417N312-13)		
305	NAS514P832-11P		.	S	C	R	E	W			JW-KA, KZ-LD, QX-RA	2
310	BACN10YJ08		.	N	U	T					JW-KA, KZ-LD, QX-RA	2
315	RDAM8018		.	S	P	E	A	K	E	R	JW, JZ, KZ, LA, QX-RA	1
										(V0FF57)		
										(SPEC 10-62232-01)		
320	417N3104-2		.	G	A	S	K	E	T		JW-KA, KZ-LD, QX-RA	1
325	BACR15BB4D14C		.	R	I	V	E	T			JW-KA, KZ-LD, QX-RA	2
330	6100-12		.	R	E	T	A	I	N	E	JW-KA, KZ-LD, QX-RA	2
										(V97464)		
335	417N3180-1		.	C	L	A	M	P	A	S	JW-KA, KZ-LD, QX-RA	2
340	NAS607-1-4P		.	P	I	N					JW-KA, KZ-LD, QX-RA	2

-Item not Illustrated

25-23-38

ILLUSTRATED PARTS LIST

Page 1098.413

Nov 01/2008



COMPONENT MAINTENANCE MANUAL

FIG/ ITEM	PART NUMBER	AIRLINE PART NUMBER	NOMENCLATURE							USAGE CODE	UNITS PER ASSY	
			1	2	3	4	5	6	7			
11- 345	NAS607-2-8P		.	.							JW-KA, KZ-LD, QX-RA	1
350	417N3181-1		.	.							JW-KA, KZ-LD, QX-RA	1
-350A	65-85902-1		.	.							JW-KA, KZ-LD, QX-RA	1
355	417N3180-3		.	.							JW-KA, KZ-LD, QX-RA	2
360	RCS3289		.	.							JW-KA, KZ-LD, QX-RA	2
365	65-85905-4		.	.							JW-KA, KZ-LD, QX-RA	1
370	RCS3290		.	.							JW-KA, KZ-LD, QX-RA	1
375	417N3182-1		.	.							JW-KA, KZ-LD, QX-RA	1
380	417N3183-1		.	.							JW-KA, KZ-LD, QX-RA	1
385	NAS1801-08-8		.								JW-KA, KZ-LD	4
-385A	BACS12HN08-8		.								QX-RA	4
-385B	NAS1801-08-8		.								QX-RA	4
390	NAS1149DN816J		.								JW-KA, KZ-LD, QX-RA	4
395	417N3102-10		.								JW-KA, KZ-LD, QX-RA	2

-Item not Illustrated

25-23-38

ILLUSTRATED PARTS LIST

Page 1098.414

Nov 01/2008



COMPONENT MAINTENANCE MANUAL

FIG/ ITEM	PART NUMBER	AIRLINE PART NUMBER	NOMENCLATURE							USAGE CODE	UNITS PER ASSY	
			1	2	3	4	5	6	7			
11- 400	6035-2BR185		.	.							JW-KA, KZ-LD, QX-RA	2
405	417N3102-11		.	.							JW-KA, KZ-LD, QX-RA	1
410	417N3190-1		.								JW-KA, KZ-LD, QX-RA	1
415	GSC205		.	.							JW-KA, KZ-LD, QX-RA	4
-415A	GSC219		.	.							JW-KA, KZ-LD, QX-RA	4
420	10-61790-1		.	.							JW-KA, KZ-LD, QX-RA	1
425	NAS43DD4-5		.	.							JW-KA, KZ-LD, QX-RA	1
430	65C16899-6		.	.							JW-KA, KZ-LD, QX-RA	1
435	417N3190-3		.	.							JW-KA, KZ-LD, QX-RA	1
440	NAS1801-08-8		.								JW-KA, KZ-LD	4
-440A	BACS12HN08-8		.								QX-RA	4
-440B	NAS1801-08-8		.								QX-RA	4
445	NAS1149DN816J		.								JW-KA, KZ-LD, QX-RA	4

-Item not Illustrated

25-23-38

ILLUSTRATED PARTS LIST

Page 1098.415

Nov 01/2008



COMPONENT MAINTENANCE MANUAL

FIG/ ITEM	PART NUMBER	AIRLINE PART NUMBER	NOMENCLATURE							USAGE CODE	UNITS PER ASSY								
			1	2	3	4	5	6	7										
11- 450	417N3170-13		.	L	A	T	C	H	A	S	S	JW-KA, KZ-LD, QX-RA	2						
455	6100-9		.	.	R	E	T	A	I	N	E	JW-KA, KZ-LD, QX-RA	2						
460	MS20253P2-165		.	.	P	I	N					JW-KA, KZ-LD, QX-RA	1						
465	417N3173-1		.	.	S	P	R	I	N	G		JW-KA, KZ-LD, QX-RA	1						
470	417N3171-4		.	.	B	O	L	T	-	C	A	M	L	A	T	C	H	JW-KA, KZ-LD, QX-RA	1
475	417N3172-23		.	.	H	O	U	S	I	N	G	A	S	S	JW-KA, KZ-LD, QX-RA	1			
480	6035-2BR185		.	.	.	I	N	S	E	R	T		JW-KA, KZ-LD, QX-RA	1					
485	417N3172-24		.	.	.	H	O	U	S	I	N	G	JW-KA, KZ-LD, QX-RA	1					
488	417N3011-72		.	P	A	D						KZ-LD, QX-RA	4						
490	289-801-119		.	M	A	S	K	A	S	S		JW-KA	4						
-490A	289-801-128		.	M	A	S	K	A	S	S		KZ-LD, QX-RA	4						
495	417N3012-10C		.	P	A	N	E	L	A	S	S	JW-KA, KZ-LD	1						
-495A	417N3012-15B		.	P	A	N	E	L	A	S	S	QX-RA	1						
500	4708-1		.	.	H	O	U	S	I	N	G	-	L	A	M	P	JW-KA, KZ-LD, QX-RA	1	

-Item not Illustrated

25-23-38

ILLUSTRATED PARTS LIST

Page 1098.416

Nov 01/2008



COMPONENT MAINTENANCE MANUAL

FIG/ ITEM	PART NUMBER	AIRLINE PART NUMBER	NOMENCLATURE							USAGE CODE	UNITS PER ASSY	
			1	2	3	4	5	6	7			
11- 505	MS20253P2-330		.	.							JW-KA, KZ-LD, QX-RA	2
510	417N3173-21		.	.							JW-KA, KZ-LD, QX-RA	1
515	417N3173-22		.	.							JW-KA, KZ-LD, QX-RA	1
-520	BACR15BB3D9										DELETED	
520A	BACR15BB3D9C		.	.							JW-KA, KZ-LD, QX-RA	2
525	417N3133-25		.	.							JW-KA, KZ-LD, QX-RA	1
530	417N3133-23		.	.							JW-KA, KZ-LD, QX-RA	1
535	417N3133-24		.	.							JW-KA, KZ-LD, QX-RA	1
540	MS20253P2-80		.	.							JW-KA, KZ-LD, QX-RA	4
545	417N3058-2A		.	.							JW-KA, KZ-LD	1
-545A	417N3058-3B		.	.							QX-RA	1
550	417N3043-22		.	.	.						JW-KA, KZ-LD, QX-RA	2
555	417N3043-21		.	.	.						JW-KA, KZ-LD, QX-RA	2
560	417N3019-1SP		.	.	.						JW-KA, KZ-LD	1
-560A	417N3019-2B		.	.	.						QX-RA	1
565	417N3013-11A		.	.							JW-KA, KZ-LD, QX-RA	1

-Item not Illustrated

25-23-38

ILLUSTRATED PARTS LIST

Page 1098.417

Nov 01/2008



COMPONENT MAINTENANCE MANUAL

FIG/ ITEM	PART NUMBER	AIRLINE PART NUMBER	NOMENCLATURE							USAGE CODE	UNITS PER ASSY	
			1	2	3	4	5	6	7			
11- 570	417N3013-12G		.	.							JW-KA, KZ-LD, QX-RA	1
573	8862		.	.							JW-KA, KZ-LD, QX-RA	AR
-573A	PS094032		.	.							JW-KA, KZ-LD, QX-RA	AR
575	417N3016-9		.	.							JW-KA, KZ-LD, QX-RA	1
580	6035-04BR135		.	.	.						JW-KA, KZ-LD, QX-RA	9
585	417N3016-10		.	.	.						JW-KA, KZ-LD, QX-RA	1
590	BAC27DPA2272		.								JW-KA, KZ-LD, QX-RA	1
595	BAC27NPA1361		.								JW-KA, KZ-LD, QX, QZ	1
600	BAC27NPA1366		.								QY, RA	1

-Item not Illustrated

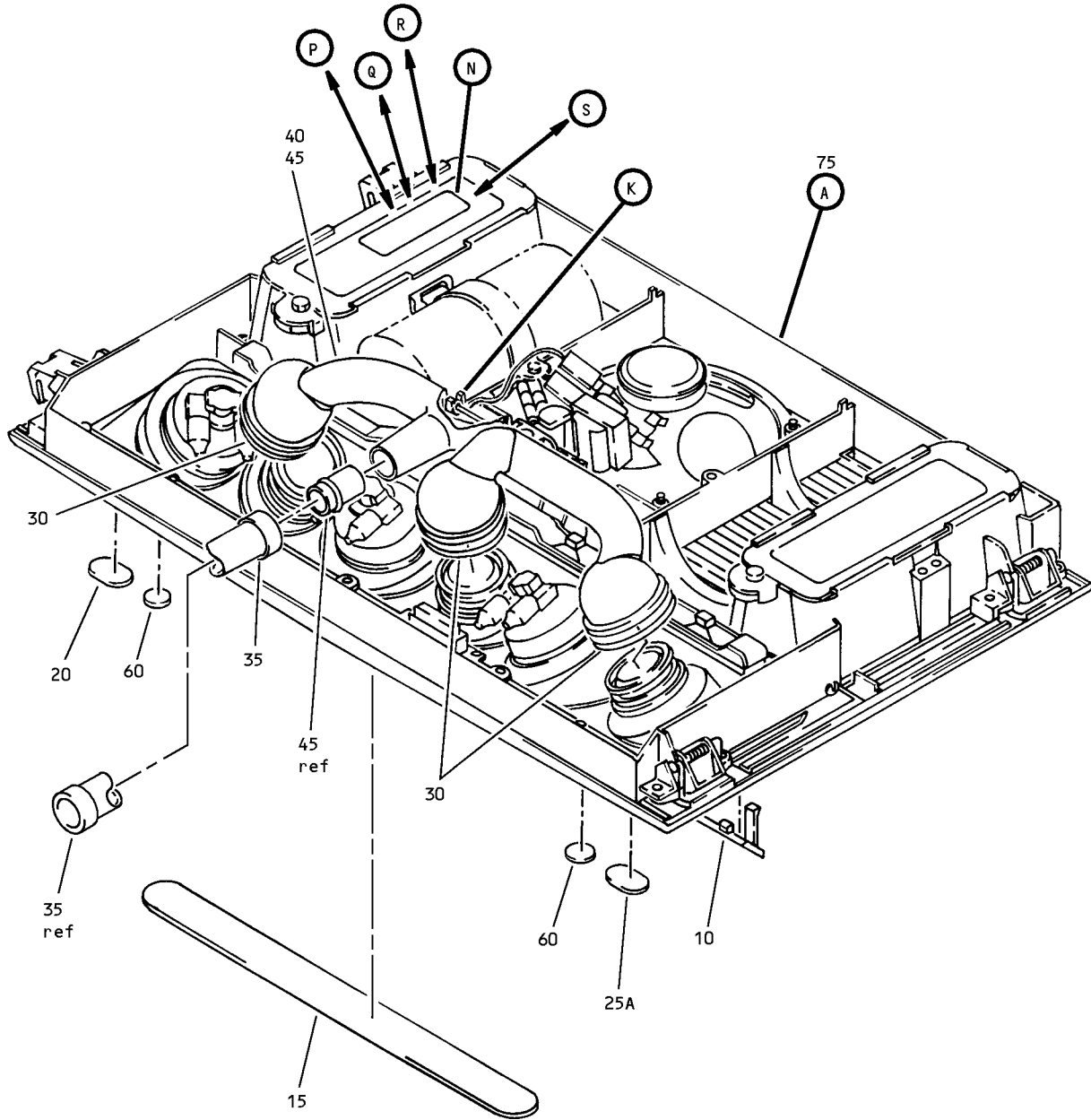
25-23-38

ILLUSTRATED PARTS LIST

Page 1098.418

Nov 01/2008

COMPONENT MAINTENANCE MANUAL



D38963 S00041177604_V2

Passenger Service Unit Assembly
IPL Figure 12 (Sheet 1 of 11)

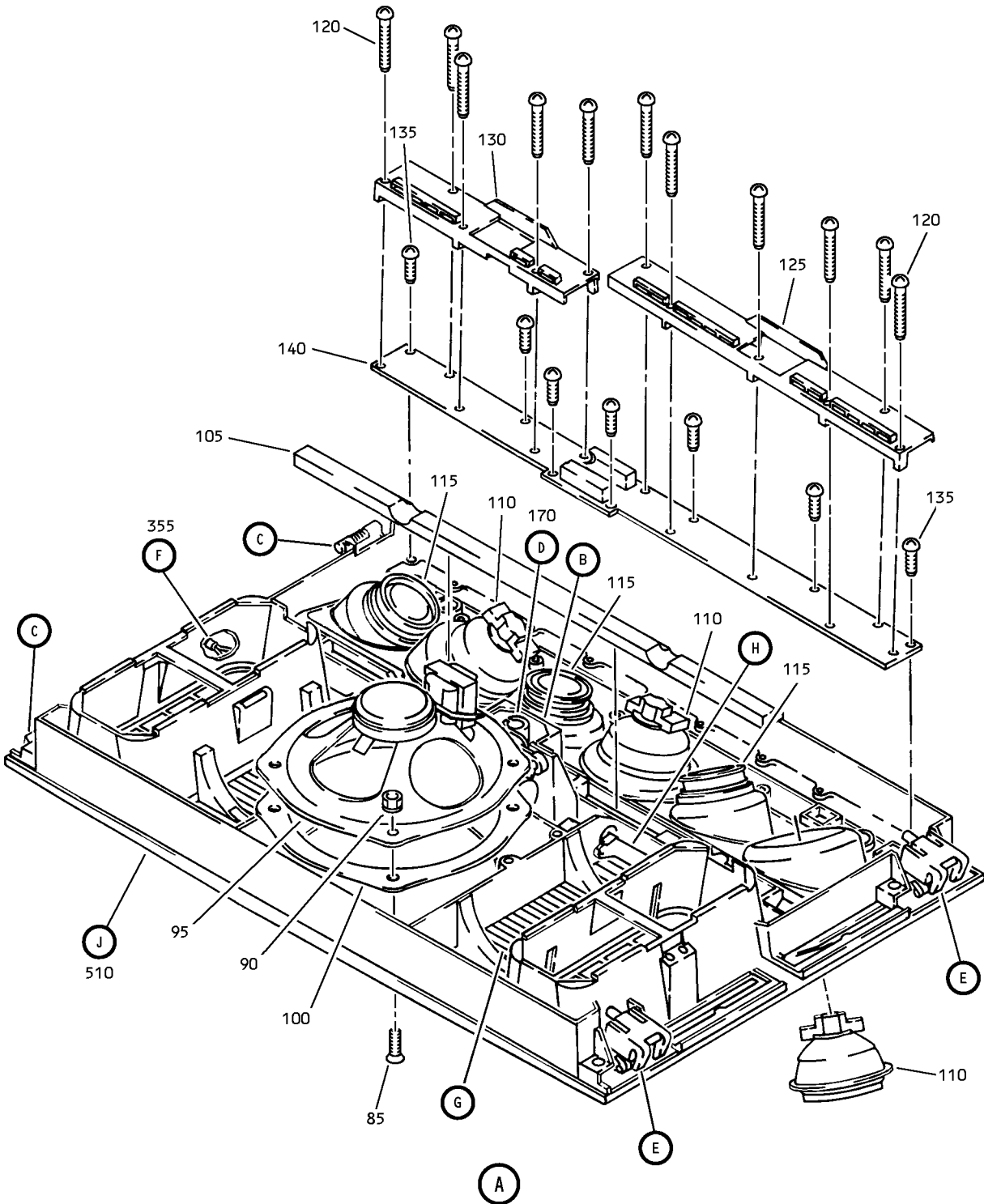
25-23-38

ILLUSTRATED PARTS LIST

Page 1098.419

Nov 01/2008

COMPONENT MAINTENANCE MANUAL



Passenger Service Unit Assembly
IPL Figure 12 (Sheet 2 of 11)

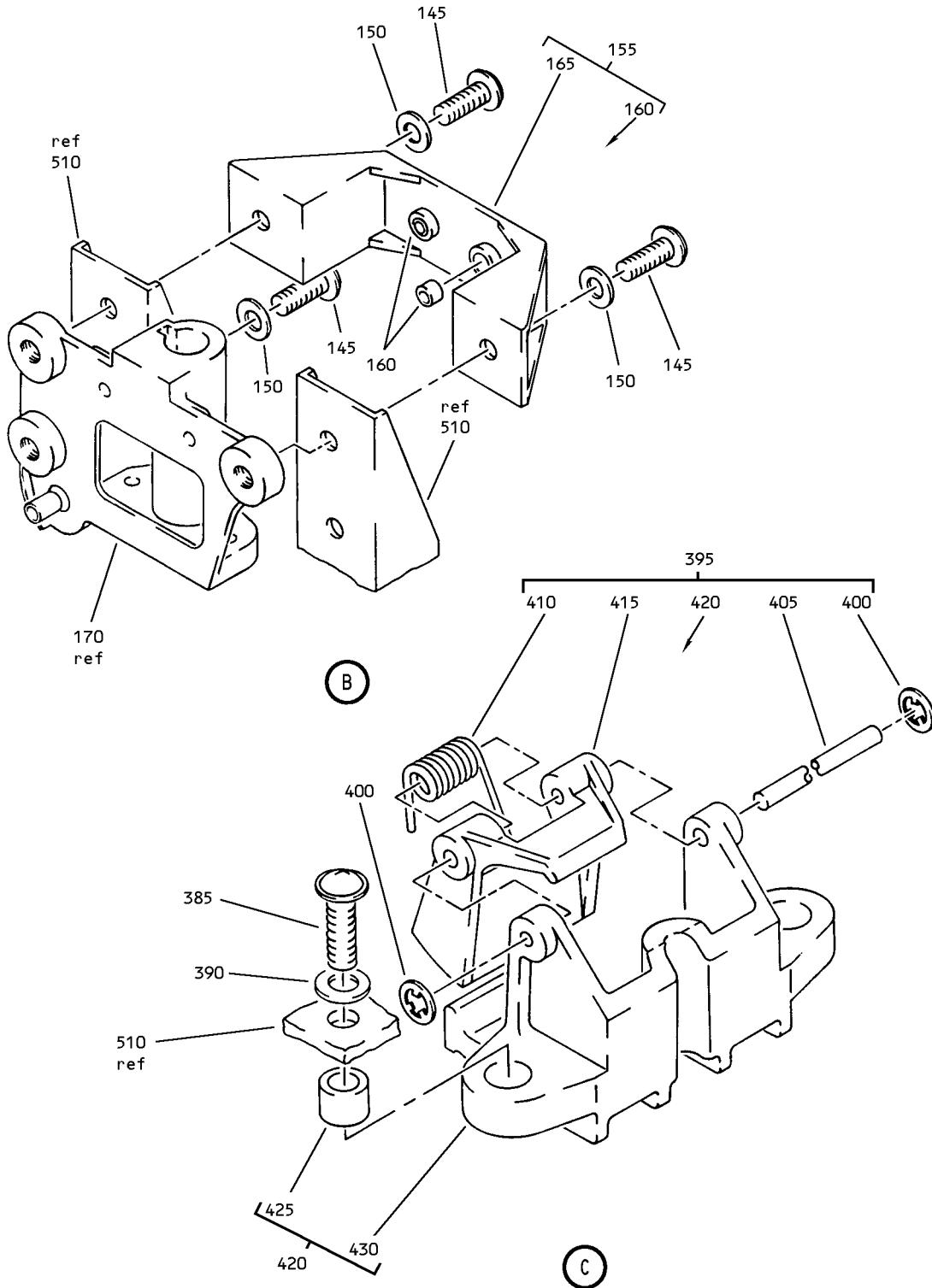
25-23-38

ILLUSTRATED PARTS LIST

Page 1098.420

Nov 01/2008

COMPONENT MAINTENANCE MANUAL



Passenger Service Unit Assembly
 IPL Figure 12 (Sheet 3 of 11)

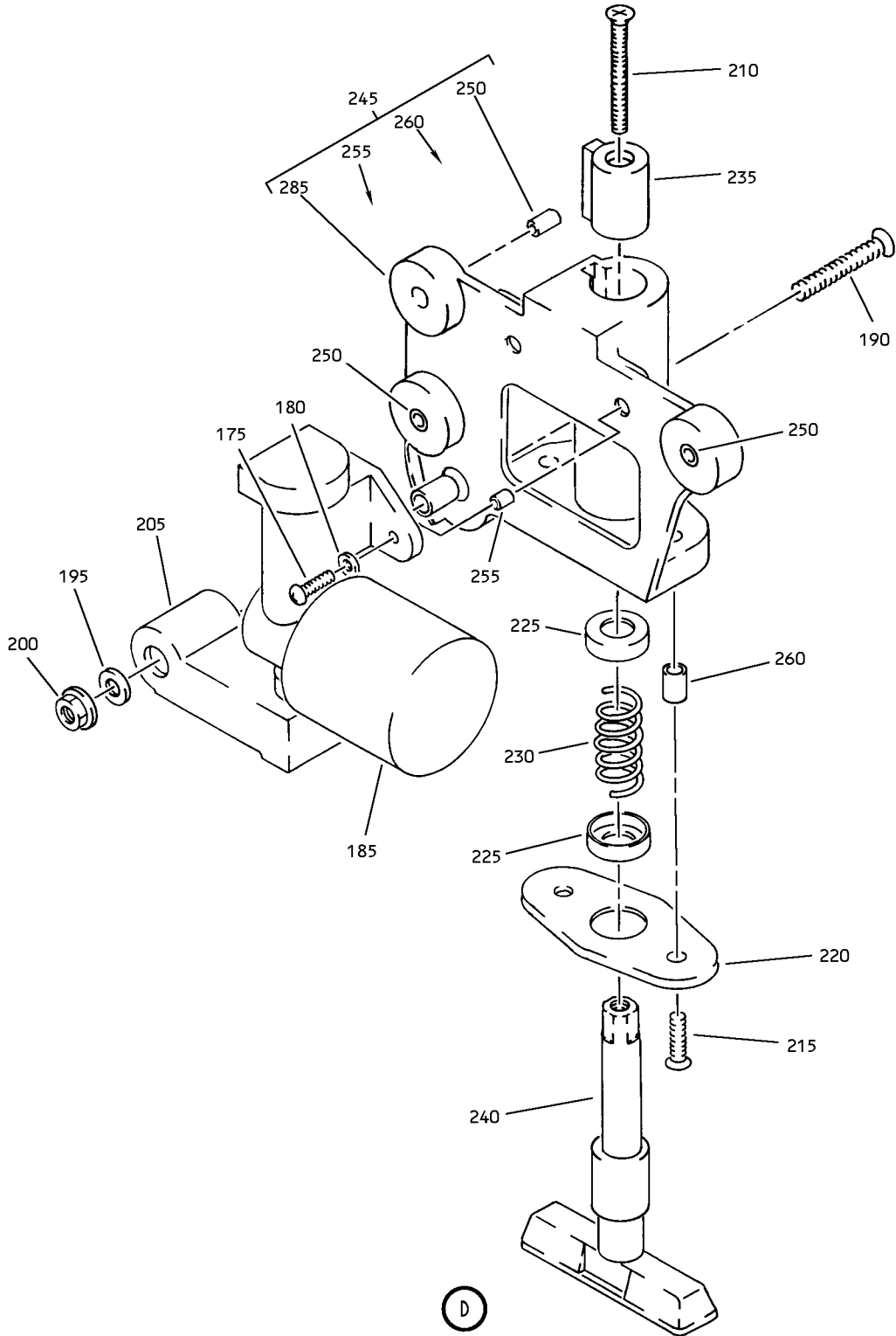
25-23-38

ILLUSTRATED PARTS LIST

Page 1098.421

Nov 01/2008

COMPONENT MAINTENANCE MANUAL



D

Passenger Service Unit Assembly
IPL Figure 12 (Sheet 4 of 11)

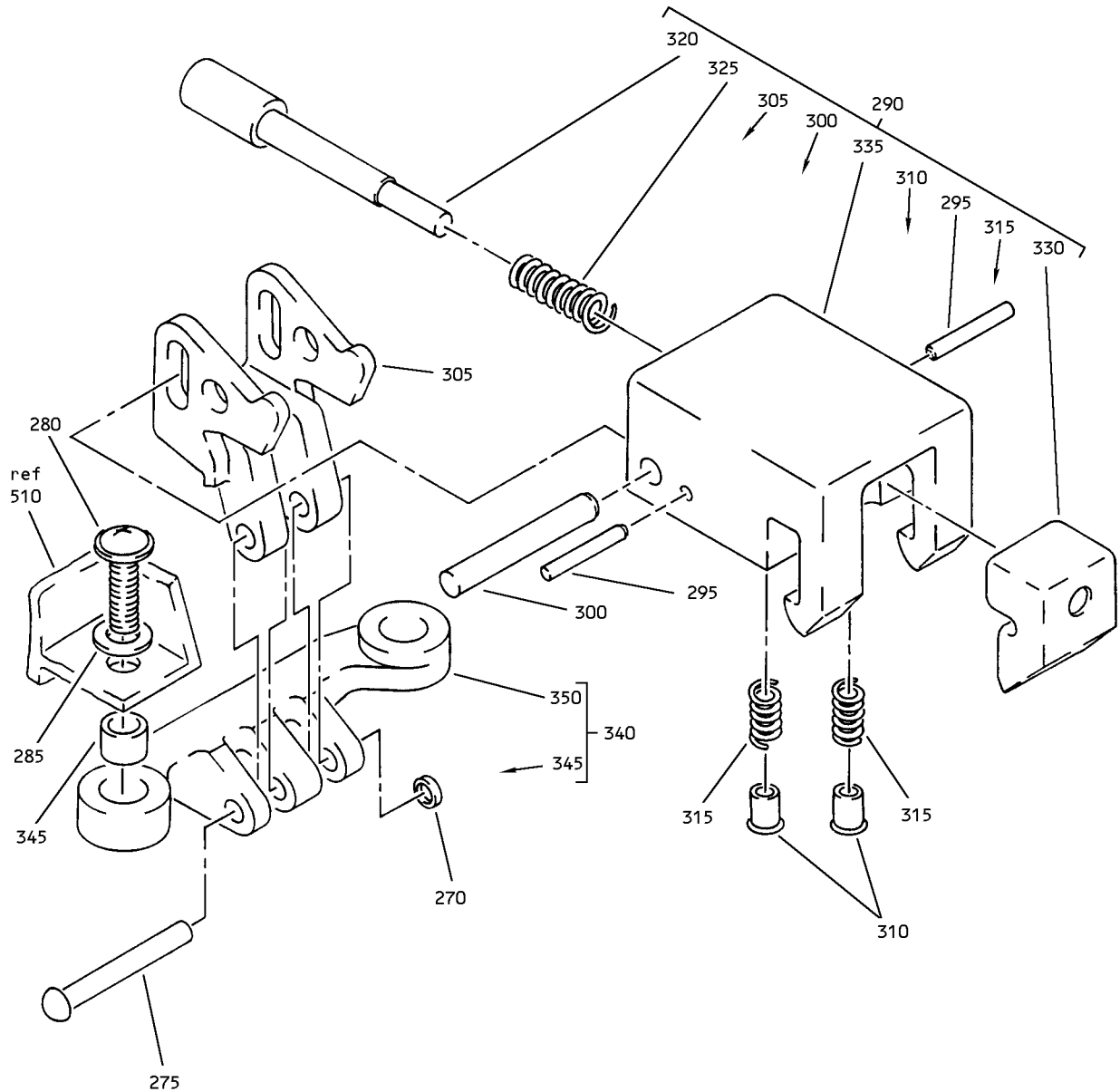
25-23-38

ILLUSTRATED PARTS LIST

Page 1098.422

Nov 01/2008

COMPONENT MAINTENANCE MANUAL



(E)

Passenger Service Unit Assembly
IPL Figure 12 (Sheet 5 of 11)

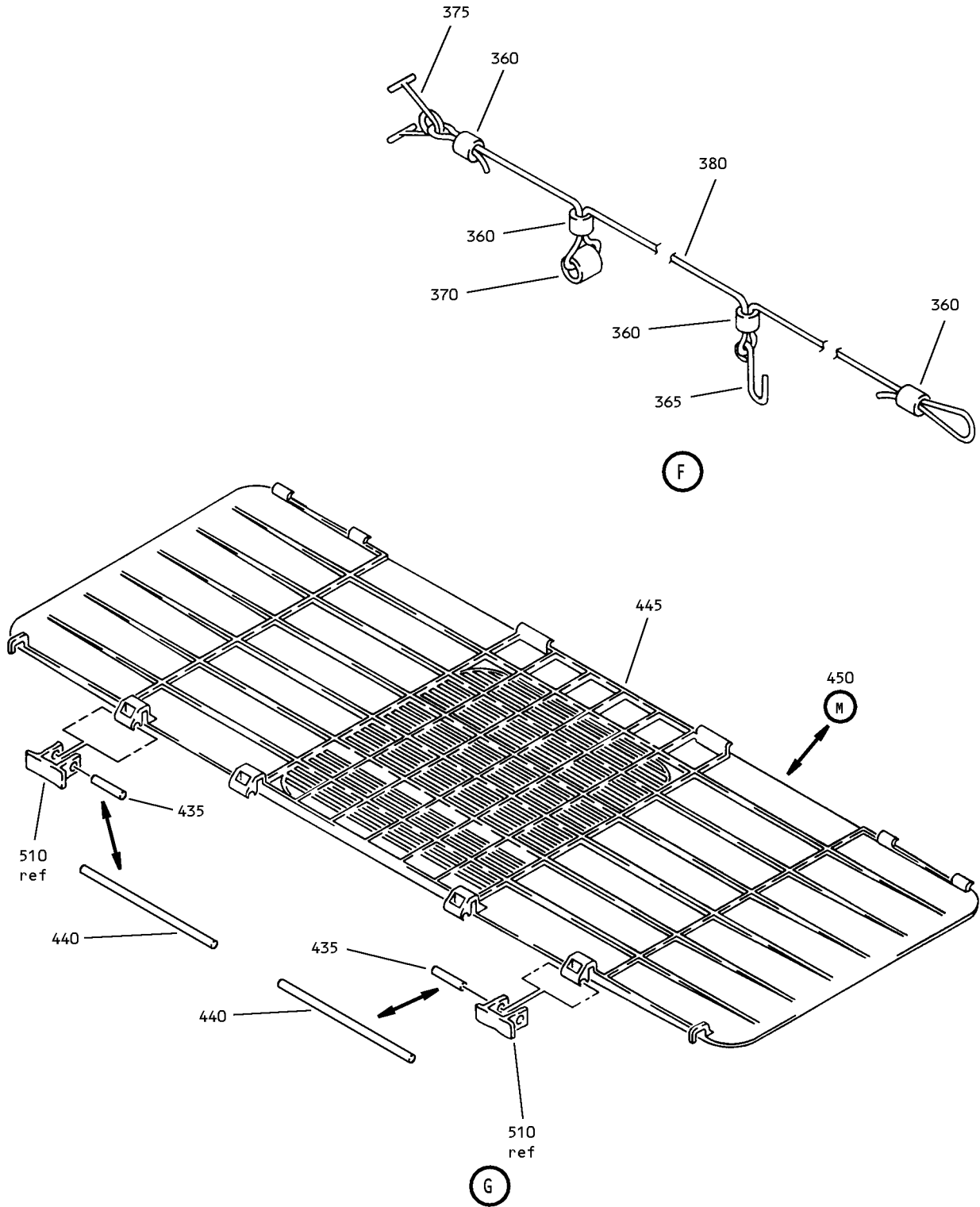
25-23-38

ILLUSTRATED PARTS LIST

Page 1098.423

Nov 01/2008

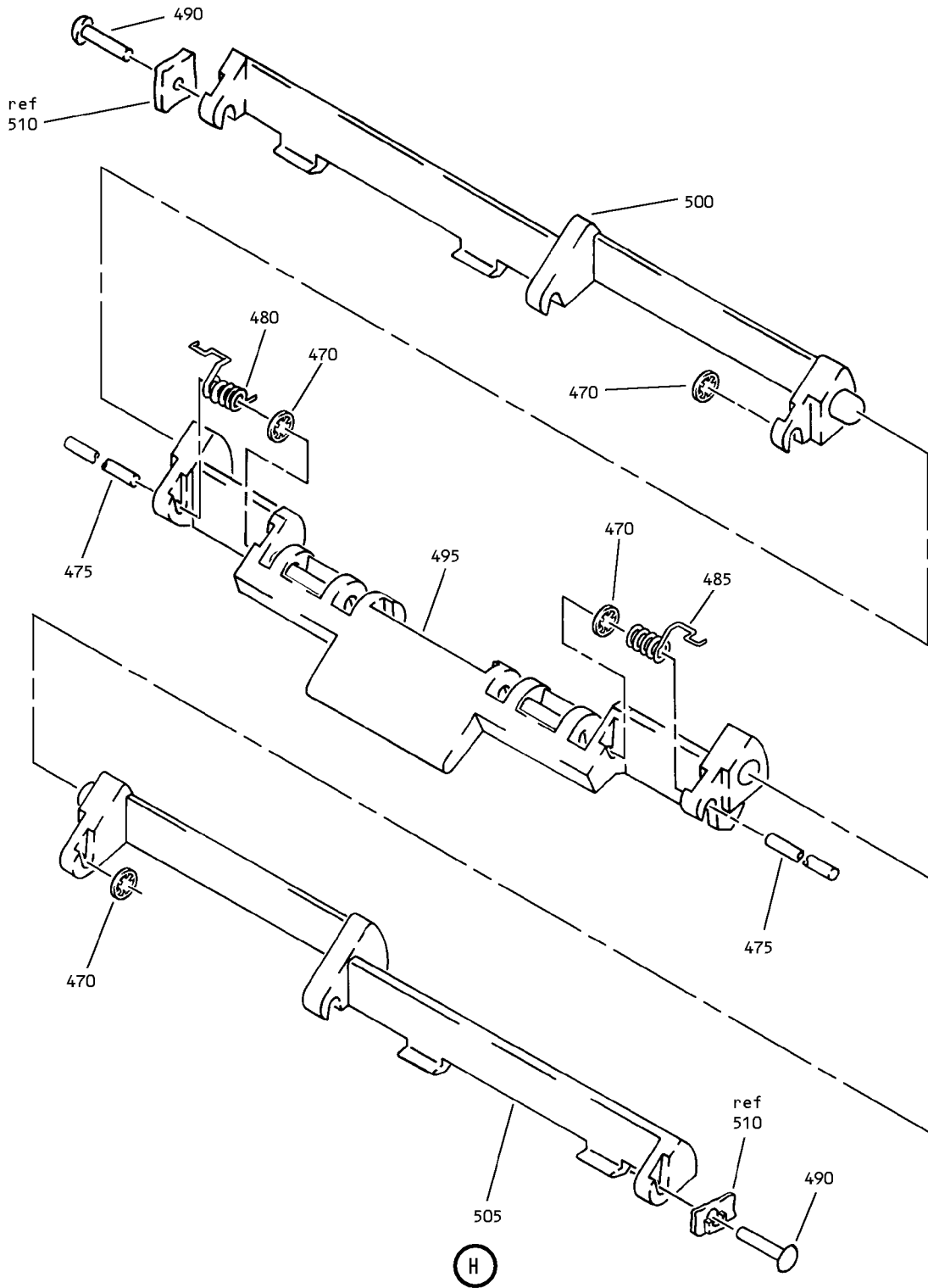
COMPONENT MAINTENANCE MANUAL



Passenger Service Unit Assembly
IPL Figure 12 (Sheet 6 of 11)

25-23-38
ILLUSTRATED PARTS LIST
Page 1098.424
Nov 01/2008

COMPONENT MAINTENANCE MANUAL



Passenger Service Unit Assembly
IPL Figure 12 (Sheet 7 of 11)

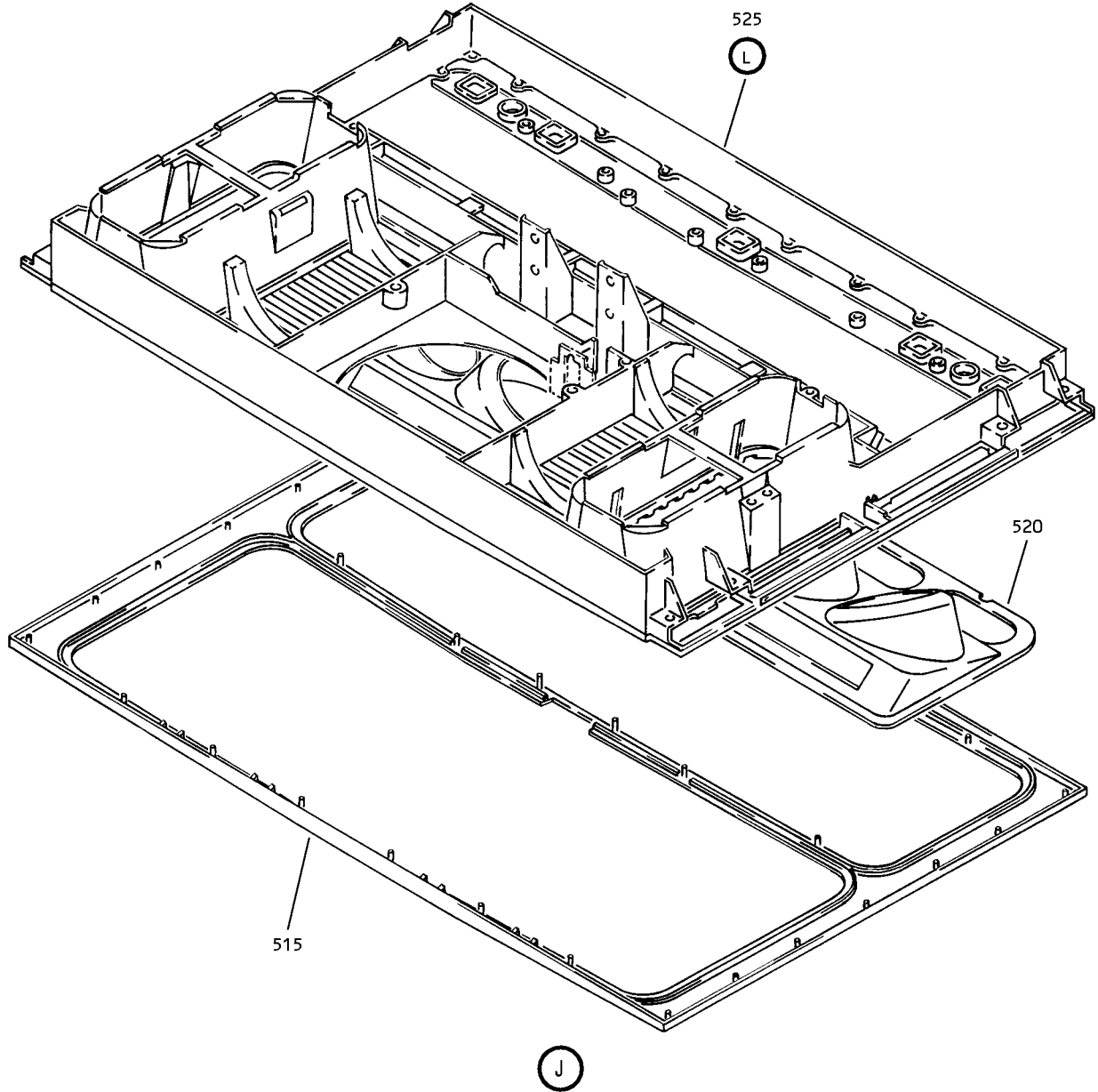
25-23-38

ILLUSTRATED PARTS LIST

Page 1098.425

Nov 01/2008

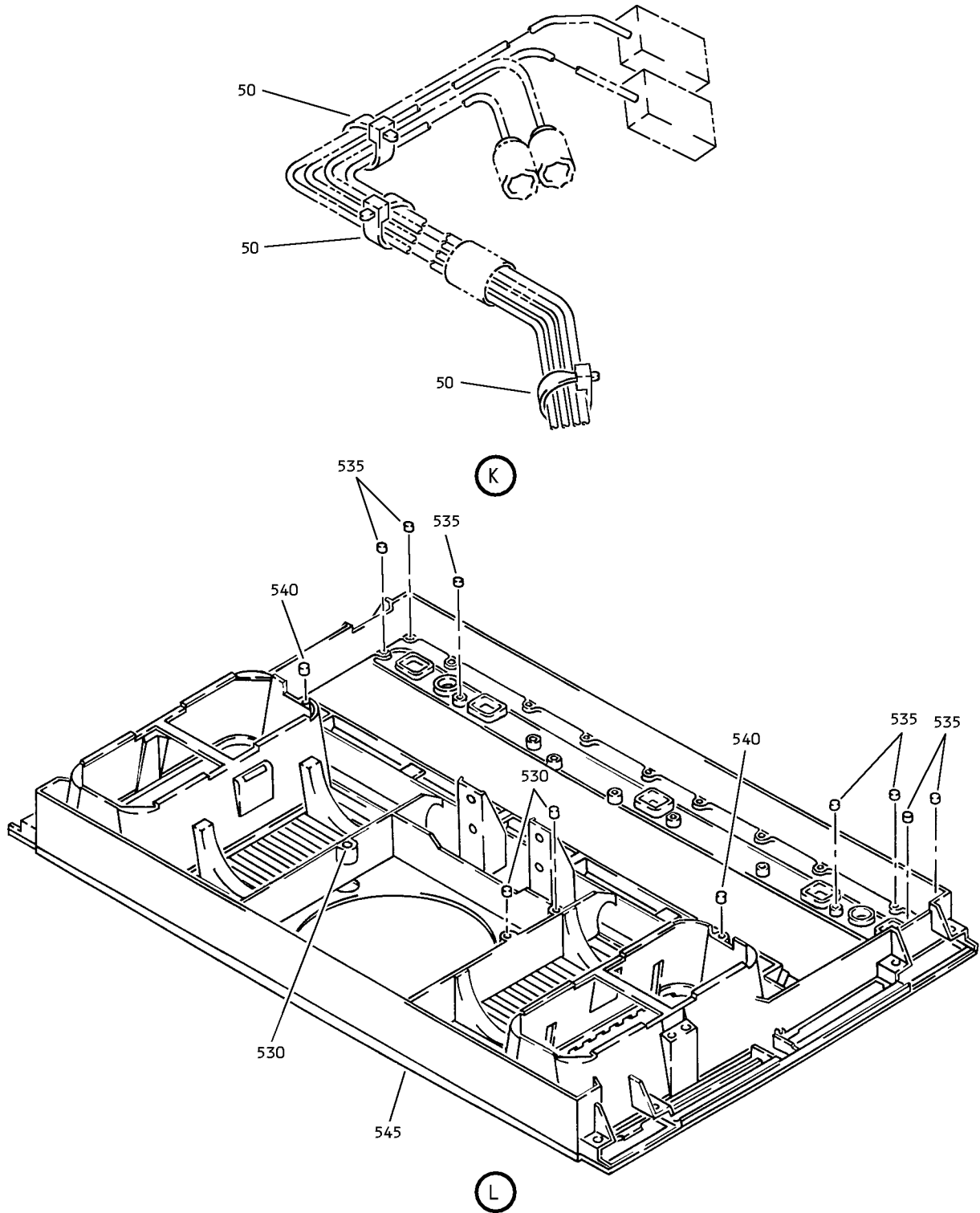
COMPONENT MAINTENANCE MANUAL



Passenger Service Unit Assembly
IPL Figure 12 (Sheet 8 of 11)

25-23-38
ILLUSTRATED PARTS LIST
Page 1098.426
Nov 01/2008

COMPONENT MAINTENANCE MANUAL



Passenger Service Unit Assembly
IPL Figure 12 (Sheet 9 of 11)

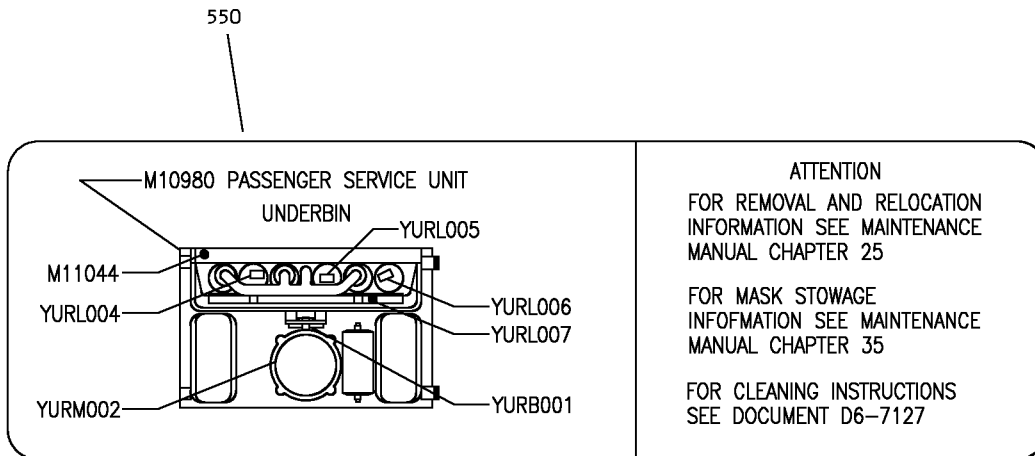
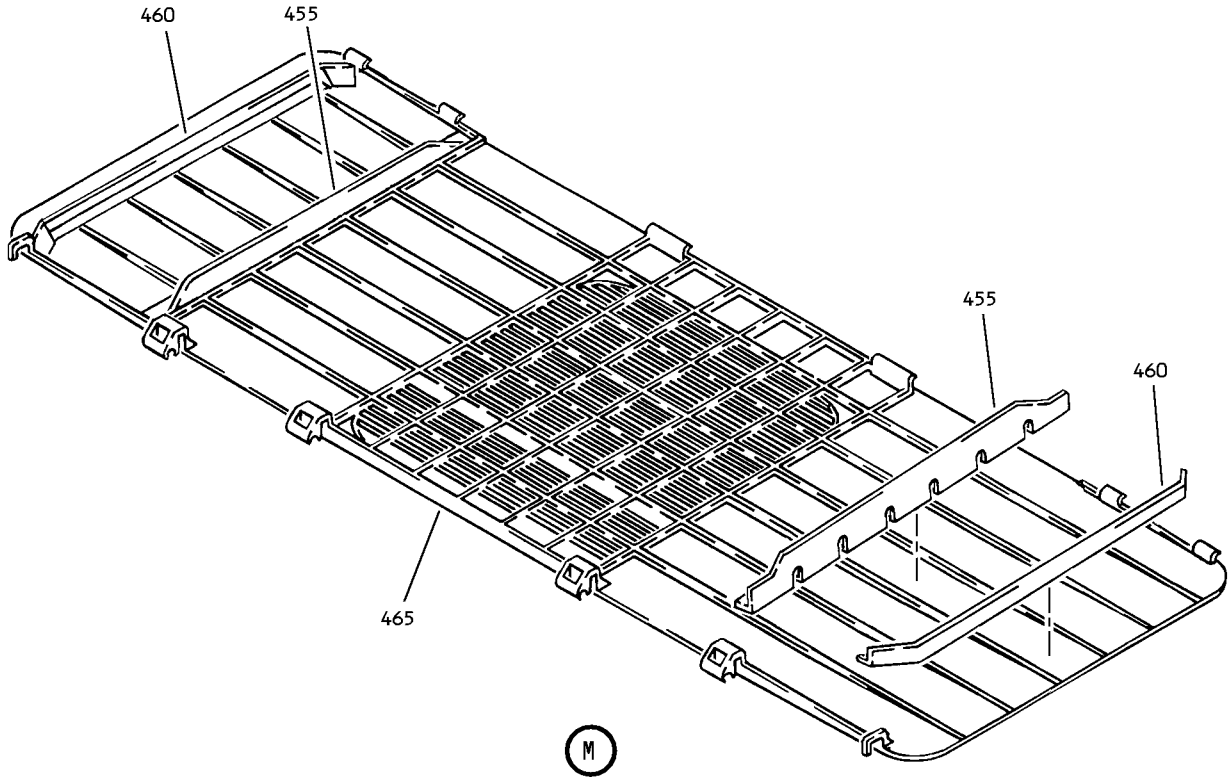
25-23-38

ILLUSTRATED PARTS LIST

Page 1098.427

Nov 01/2008

COMPONENT MAINTENANCE MANUAL



(N)

Passenger Service Unit Assembly
IPL Figure 12 (Sheet 10 of 11)

25-23-38

ILLUSTRATED PARTS LIST

Page 1098.428

Nov 01/2008

COMPONENT MAINTENANCE MANUAL

<p>555</p>	<p>ATTENTION</p> <p>FOR REMOVAL AND RELOCATION INFORMATION SEE MAINTENANCE MANUAL CHAPTER 25</p> <p>FOR MASK STOWAGE INFORMATION SEE MAINTENANCE MANUAL CHAPTER 35</p> <p>FOR CLEANING INSTRUCTIONS SEE DOCUMENT D6-7127</p>
------------	---

(P)

<p>560</p>	<p>ATTENTION</p> <p>FOR REMOVAL AND RELOCATION INFORMATION SEE MAINTENANCE MANUAL CHAPTER 25</p> <p>FOR MASK STOWAGE INFORMATION SEE MAINTENANCE MANUAL CHAPTER 35</p> <p>FOR CLEANING INSTRUCTIONS SEE DOCUMENT D6-7127</p>
------------	---

(Q)

<p>565</p>	<p>ATTENTION</p> <p>FOR REMOVAL AND RELOCATION INFORMATION SEE MAINTENANCE MANUAL CHAPTER 25</p> <p>FOR MASK STOWAGE INFORMATION SEE MAINTENANCE MANUAL CHAPTER 35</p> <p>FOR CLEANING INSTRUCTIONS SEE DOCUMENT D6-7127</p>
------------	---

(R)

<p>570</p>	<p>ATTENTION</p> <p>FOR REMOVAL AND RELOCATION INFORMATION SEE MAINTENANCE MANUAL CHAPTER 25</p> <p>FOR MASK STOWAGE INFORMATION SEE MAINTENANCE MANUAL CHAPTER 35</p> <p>FOR CLEANING INSTRUCTIONS SEE DOCUMENT D6-7127</p>
------------	---

(S)

Passenger Service Unit Assembly
IPL Figure 12 (Sheet 11 of 11)

25-23-38

ILLUSTRATED PARTS LIST

Page 1098.429

Nov 01/2008



COMPONENT MAINTENANCE MANUAL

FIG/ ITEM	PART NUMBER	AIRLINE PART NUMBER	NOMENCLATURE							USAGE CODE	UNITS PER ASSY
			1	2	3	4	5	6	7		
12- -1A	417N3011-1SP		SERVICE UNIT ASSY-LEFT SIDE, PASS., WITH SPKR AND GASPER (REWORKED BY SB 737-35-1040R1) (REWORKED BY SB 757-35-0013R1)							A	RF
-1B	417N3011-3SP		SERVICE UNIT ASSY-LEFT SIDE, PASS., WITH GASPER, NO SPKR (REWORKED BY SB 737-35-1040R1) (REWORKED BY SB 757-35-0013R1)							E	RF
-1C	417N3011-5SP		SERVICE UNIT ASSY-LEFT SIDE, PASS., WITH MUTED SPKR AND GASPER (REWORKED BY SB 757-35-0013R1)							F	RF
-1D	417N3011-7SP		SERVICE UNIT ASSY-LEFT SIDE, PASS., WITH SPKR AND GASPER (REWORKED BY SB 737-35-1040R1)							G	RF
-1E	417N3011-17SP		SERVICE UNIT ASSY-LEFT SIDE, PASS., WITH SPKR AND GASPER, 22 MINUTE OXY (REWORKED BY SB 757-35-0013R1)							Q	RF
-1F	417N3011-19SP		SERVICE UNIT ASSY-LEFT SIDE, PASS., WITH SPKR AND GASPER, 22 MINUTE OXY (REWORKED BY SB 757-35-0013R1)							S	RF
-1G	417N3011-21SP		SERVICE UNIT ASSY-LEFT SIDE, PASS., WITH SPKR AND GASPER, 22 MINUTE OXY (REWORKED BY SB 757-35-0013R1)							U	RF
-1H	417N3011-27SP		SERVICE UNIT ASSY-LEFT SIDE, PASS., GASEOUS OXY, WITH SPKR AND GASPER							AE	RF
-1J	417N3011-29SP		SERVICE UNIT ASSY-LEFT SIDE, PASS., GASEOUS OXY, WITH GASPER, NO SPKR							AF	RF
-1K	417N3011-31SP		SERVICE UNIT ASSY-LEFT SIDE, PASS., GASEOUS OXY, WITH MUTED SPKR, AND GASPER							AG	RF
-1L	417N3011-33SP		SERVICE UNIT ASSY-LEFT SIDE, PASS., WITH GASPER, NO SPKR							AK	RF
-1M	417N3011-35SP		SERVICE UNIT ASSY-LEFT SIDE, PASS., WITH MUTED SPKR AND GASPER							AL	RF

-Item not Illustrated

25-23-38

ILLUSTRATED PARTS LIST

Page 1098.430

Nov 01/2008



COMPONENT MAINTENANCE MANUAL

FIG/ ITEM	PART NUMBER	AIRLINE PART NUMBER	NOMENCLATURE							USAGE CODE	UNITS PER ASSY
			1	2	3	4	5	6	7		
12-											
-1N	417N3011-37SP									AM	RF
-1P	417N3011-39SP									AN	RF
-1Q	417N3011-41SP									AP	RF
-1R	417N3011-43SP									AQ	RF
-1S	417N3011-45SP									AR	RF
-1T	417N3011-47SP									AS	RF
-1U	417N3011-49SP									AT	RF
-1V	417N3011-51SP									AU	RF
-1W	417N3011-57SP									AV	RF
-1X	417N3011-59SP									AW	RF
-1Y	417N3011-61SP									AX	RF
-1Z	417N3011-63SP									AY	RF
-5	417N3011-2SP									L	RF
-5A	417N3011-4SP									M	RF

-Item not Illustrated

25-23-38

ILLUSTRATED PARTS LIST

Page 1098.431

Nov 01/2008



COMPONENT MAINTENANCE MANUAL

FIG/ ITEM	PART NUMBER	AIRLINE PART NUMBER	NOMENCLATURE							USAGE CODE	UNITS PER ASSY
			1	2	3	4	5	6	7		
12- -5B	417N3011-6SP		SERVICE UNIT ASSY-RIGHT SIDE, PASS., WITH MUTED SPKR AND GASPER (REWORKED BY SB 757-35-0013R1)							N	RF
-5C	417N3011-8SP		SERVICE UNIT ASSY-RIGHT SIDE, PASS., WITH SPKR AND GASPER (REWORKED BY SB 737-35-1040R1)							P	RF
-5D	417N3011-18SP		SERVICE UNIT ASSY-RIGHT SIDE, PASS., WITH SPKR AND GASPER, 22 MINUTE OXY (REWORKED BY SB 757-35-0013R1)							R	RF
-5E	417N3011-20SP		SERVICE UNIT ASSY-RIGHT SIDE, PASS., WITH GASPER, NO SPKR, 22 MINUTE OXY (REWORKED BY SB 757-35-0013R1)							T	RF
-5F	417N3011-22SP		SERVICE UNIT ASSY-RIGHT SIDE, PASS., WITH SPKR AND GASPER, 22 MINUTE OXY (REWORKED BY SB 757-35-0013R1)							V	RF
-5G	417N3011-28SP		SERVICE UNIT ASSY-RIGHT SIDE, PASS., GASEOUS OXY, WITH SPKR AND GASPER							AH	RF
-5H	417N3011-30SP		SERVICE UNIT ASSY-RIGHT SIDE, PASS., GASEOUS OXY, WITH GASPER, NO SPKR							AJ	RF
-5J	417N3011-34SP		SERVICE UNIT ASSY-RIGHT SIDE, PASS., WITH GASPER, NO SPKR							AZ	RF
-5K	417N3011-36SP		SERVICE UNIT ASSY-RIGHT SIDE, PASS., WITH MUTED SPKR AND GASPER							BA	RF
-5L	417N3011-38SP		SERVICE UNIT ASSY-RIGHT SIDE, PASS., WITH SPKR AND GASPER							BB	RF
-5M	417N3011-40SP		SERVICE UNIT ASSY-RIGHT SIDE, PASS., WITH GASPER, NO SPKR							BC	RF
-5N	417N3011-42SP		SERVICE UNIT ASSY-RIGHT SIDE, PASS., WITH MUTED SPKR AND GASPER							BD	RF
-5P	417N3011-44SP		SERVICE UNIT ASSY-RIGHT SIDE, PASS., WITH SPKR AND GASPER, 22 MINUTE OXY							BE	RF

-Item not Illustrated

25-23-38

ILLUSTRATED PARTS LIST

Page 1098.432

Nov 01/2008



COMPONENT MAINTENANCE MANUAL

FIG/ ITEM	PART NUMBER	AIRLINE PART NUMBER	NOMENCLATURE							USAGE CODE	UNITS PER ASSY
			1	2	3	4	5	6	7		
12- -5Q	417N3011-46SP		SERVICE UNIT ASSY-RIGHT SIDE, PASS., WITH GASPER, NO SPKR, 22 MINUTE OXY							BF	RF
-5R	417N3011-48SP		SERVICE UNIT ASSY-RIGHT SIDE, PASS., WITH SPKR AND GASPER, 22 MINUTE OXY							BG	RF
-5S	417N3011-50SP		SERVICE UNIT ASSY-RIGHT SIDE, PASS., WITH SPKR AND GASPER							BH	RF
-5T	417N3011-52SP		SERVICE UNIT ASSY-RIGHT SIDE, PASS., WITH SPKR AND GASPER							BJ	RF
-5U	417N3011-58SP		SERVICE UNIT ASSY-RIGHT SIDE, PASS., WITH SPKR AND GASPER							BK	RF
-5V	417N3011-60SP		SERVICE UNIT ASSY-RIGHT SIDE, PASS., WITH SPKR AND GASPER, 22 MINUTE OXY							BL	RF
-5W	417N3011-62SP		SERVICE UNIT ASSY-RIGHT SIDE, PASS., WITH GASPER NO SPKR, 22 MINUTE OXY							BM	RF
-5X	417N3011-64SP		SERVICE UNIT ASSY-RIGHT SIDE, PASS., WITH SPKR AND GASPER, 22 MINUTE OXY							BN	RF
10	4809-57		. LENS (COLOR OPT-CUST PREFERENCE (LIGHT GRAY- BLACK-RED)) (V83564) (SPEC S417N301-111BD)							A, E-G, L-V, AE- BN	1
-10A	4809-58		. LENS (COLOR OPT-CUST PREFERENCE (BEIGE-WHITE SAND-BLACK-RED)) (V83564) (SPEC S417N301-111BE)							A, E-G, L-V, AE- BN	1
-10B	4809-60		. LENS (COLOR OPT-CUST PREFERENCE (DARK GRAY- WHITE SAND)) (V83564) (SPEC S417N301-111BG)							A, E-G, L-V, AE- BN	1
-10C	S417N301-111AE		. LENS (COLOR OPT-CUST PREFERENCE (BEIGE-WHITE SAND-BLACK-RED))							A, E-G, L-V, AE- BN	1

-Item not Illustrated

25-23-38

ILLUSTRATED PARTS LIST

Page 1098.433

Nov 01/2008



COMPONENT MAINTENANCE MANUAL

FIG/ ITEM	PART NUMBER	AIRLINE PART NUMBER	NOMENCLATURE							USAGE CODE	UNITS PER ASSY	
			1	2	3	4	5	6	7			
12- -10D	S417N301-111BB		.	L	E	N	S				A, E-G, L-V, AE- BN	1
-10E	S417N301-111M		.	L	E	N	S				A, E-G, L-V, AE- BN	1
-10F	4809-18		.	L	E	N	S				A, E-G, L-V, AE- BN	1
-10G	4809-19		.	L	E	N	S				A, E-G, L-V, AE- BN	1
-10H	4809-20		.	L	E	N	S				A, E-G, L-V, AE- BN	1
-10J	4809-23		.	L	E	N	S				A, E-G, L-V, AE- BN	1
-10K	4809-38		.	L	E	N	S				A, E-G, L-V, AE- BN	1
-10L	4809-50		.	L	E	N	S				A, E-G, L-V, AE- BN	1
-10M	4809-52		.	L	E	N	S				A, E-G, L-V, AE- BN	1

-Item not Illustrated

25-23-38

ILLUSTRATED PARTS LIST

Page 1098.434

Nov 01/2008



COMPONENT MAINTENANCE MANUAL

FIG/ ITEM	PART NUMBER	AIRLINE PART NUMBER	NOMENCLATURE							USAGE CODE	UNITS PER ASSY	
			1	2	3	4	5	6	7			
12- -10N	4809-53		.	L	E	N	S				A, E-G, L-V, AE- BN	1
-10P	4809-54		.	L	E	N	S				A, E-G, L-V, AE- BN	1
15	11-6563-12A		.	O	V	E	R	L	A		A, E-G, L-V, AK, AL, AQ- AU, AZ, BA, BE- BJ	1
-15A	11-6563-12B		.	O	V	E	R	L	A		A, E-G, L-V, AK, AL, AQ- AU, AZ, BA, BE- BJ	1
-15B	11-6563-12C		.	O	V	E	R	L	A		A, E-G, L-V, AK, AL, AQ- AU, AZ, BA, BE- BJ	1
-15C	11-6563-12D		.	O	V	E	R	L	A		A, E-G, L-V, AK, AL, AQ- AU, AZ, BA, BE- BJ	1
-15D	11-6563-22A		.	O	V	E	R	L	A		AE-AJ, AM-AP, AV-AY, BB-BD, BK-BN	1

-Item not Illustrated

25-23-38

ILLUSTRATED PARTS LIST

Page 1098.435

Nov 01/2008



COMPONENT MAINTENANCE MANUAL

FIG/ ITEM	PART NUMBER	AIRLINE PART NUMBER	NOMENCLATURE							USAGE CODE	UNITS PER ASSY	
			1	2	3	4	5	6	7			
12- -15E	11-6563-22B		.	O	O						AE-AJ, AM-AP, AV-AY, BB-BD, BK-BN	1
											(COLOR OPT-CUST PREFERENCE (BEIGE-WHITE SAND-SLATE GRAY)) (V72914) (SPEC S417N312-22B)	
-15F	11-6563-22C		.	O	O						AE-AJ, AM-AP, AV-AY, BB-BD, BK-BN	1
											(COLOR OPT-CUST PREFERENCE (GRAY-WHITE SAND-SLATE GRAY)) (V72914) (SPEC S417N312-22C)	
-15G	11-6563-22D		.	O	O						AE-AJ, AM-AP, AV-AY, BB-BD, BK-BN	1
											(COLOR OPT-CUST PREFERENCE (DOVE GRAY- WHITE SAND-BLUE)) (V72914) (SPEC S417N312-22D)	
-15H	11-6563-22E		.	O	O						AE-AJ, AM-AP, AV-AY, BB-BD, BK-BN	1
											(COLOR OPT-CUST PREFERENCE (LIGHT GRAY- WHITE-SLATE GRAY)) (V72914) (SPEC S417N312-22E)	
20	11-6563-13A		.	O	O						A, E-G, L-V, AK, AL, AQ- AU, AZ, BA, BE- BJ	1
											(COLOR OPT-CUST PREFERENCE (DARK GRAY- WHITE SAND-RED)) (V72914) (SPEC S417N312-3A)	
-20A	11-6563-13B		.	O	O						A, E-G, L-V, AK, AL, AQ- AU, AZ, BA, BE- BJ	1
											(COLOR OPT-CUST PREFERENCE (BEIGE-WHITE SAND-RED)) (V72914) (SPEC S417N312-3B)	
-20B	11-6563-13C		.	O	O						A, E-G, L-V, AK, AL, AQ- AU, AZ, BA, BE- BJ	1
											(COLOR OPT-CUST PREFERENCE (GRAY-WHITE SAND-RED)) (V72914) (SPEC S417N312-3C)	
-20C	11-6563-13D		.	O	O						A, E-G, L-V, AK, AL, AQ- AU, AZ, BA, BE- BJ	1
											(COLOR OPT-CUST PREFERENCE (DOVE GRAY- WHITE SAND-BLUE)) (V72914) (SPEC S417N312-3D)	

-Item not Illustrated

25-23-38

ILLUSTRATED PARTS LIST

Page 1098.436

Nov 01/2008



COMPONENT MAINTENANCE MANUAL

FIG/ ITEM	PART NUMBER	AIRLINE PART NUMBER	NOMENCLATURE							USAGE CODE	UNITS PER ASSY	
			1	2	3	4	5	6	7			
12- -20D	11-6563-23A		.	O	O						AE-AJ, AM-AP, AV-AY, BB-BD, BK-BN	1
											(COLOR OPT-CUST PREFERENCE (DARK GRAY- WHITE SAND-RED)) (V72914) (SPEC S417N312-23A)	
-20E	11-6563-23B		.	O	O						AE-AJ, AM-AP, AV-AY, BB-BD, BK-BN	1
											(COLOR OPT-CUST PREFERENCE (BEIGE-WHITE SAND-RED)) (V72914) (SPEC S417N312-23B)	
-20F	11-6563-23C		.	O	O						AE-AJ, AM-AP, AV-AY, BB-BD, BK-BN	1
											(COLOR OPT-CUST PREFERENCE (GRAY-WHITE SAND-RED)) (V72914) (SPEC S417N312-23C)	
-20G	11-6563-23D		.	O	O						AE-AJ, AM-AP, AV-AY, BB-BD, BK-BN	1
											(COLOR OPT-CUST PREFERENCE (DOVE GRAY- WHITE SAND-BLUE)) (V72914) (SPEC S417N312-23D)	
-20H	11-6563-23E		.	O	O						AE-AJ, AM-AP, AV-AY, BB-BD, BK-BN	1
											(COLOR OPT-CUST PREFERENCE (LIGHT GRAY- WHITE-RED)) (V72914) (SPEC S417N312-23E)	
25	11-6563-14A											
25A	11-6563-14B		.	O	O						A, E-G, L-V, AK, AL, AQ- AU, AZ, BA, BE- BJ	1
											(COLOR OPT-CUST PREFERENCE (BEIGE-WHITE SAND-RED)) (V72914) (SPEC S417N312-4B)	
-25B	11-6563-14C		.	O	O						A, E-G, L-V, AK, AL, AQ- AU, AZ, BA, BE- BJ	1
											(COLOR OPT-CUST PREFERENCE (GRAY-WHITE SAND-RED)) (V72914) (SPEC S417N312-4C)	

-Item not Illustrated

25-23-38

ILLUSTRATED PARTS LIST

Page 1098.437

Nov 01/2008



COMPONENT MAINTENANCE MANUAL

FIG/ ITEM	PART NUMBER	AIRLINE PART NUMBER	NOMENCLATURE							USAGE CODE	UNITS PER ASSY	
			1	2	3	4	5	6	7			
12- -25C	11-6563-14D		.	O	VER	L	A				A, E-G, L-V, AK, AL, AQ- AU, AZ, BA, BE- BJ	1
-25D	11-6563-24A		.	O	VER	L	A				AE-AJ, AM-AP, AV-AY, BB-BD, BK-BN	1
-25E	11-6563-24B		.	O	VER	L	A				AE-AJ, AM-AP, AV-AY, BB-BD, BK-BN	1
-25F	11-6563-24C		.	O	VER	L	A				AE-AJ, AM-AP, AV-AY, BB-BD, BK-BN	1
-25G	11-6563-24D		.	O	VER	L	A				AE-AJ, AM-AP, AV-AY, BB-BD, BK-BN	1
-25H	S417N312-4A		.	O	VER	L	A				A, E-G, L-V, AK, AL, AQ- AU, AZ, BA, BE- BJ	1
30	PLT2MM		.	S	T	R	A	P			A, E-G, L-V, AK- BN	3
-30A	PLT2MM2		.	S	T	R	A	P			A, E-G, L-V, AK- BN	3
-30B	PLT2MM2		.	S	T	R	A	P			AE-AJ	3
35	BACD40P3A160		.	H	O	S	E				A, E-G, L-V, AE- BN	1

-Item not Illustrated

25-23-38

ILLUSTRATED PARTS LIST

Page 1098.438

Nov 01/2008



COMPONENT MAINTENANCE MANUAL

FIG/ ITEM	PART NUMBER	AIRLINE PART NUMBER	NOMENCLATURE							USAGE CODE	UNITS PER ASSY	
			1	2	3	4	5	6	7			
12- 40	417N3103-3		.								A, E-G, L-V, AE- AN	1
45	417N3063-4		.	.							A, E-G, L-V, AE- BN	1
50	PLT2MM2		.								AE-AJ	AR
-55	417N3034-1		.								A, E, L, M, AK, AM, AN, AU, AZ, BB, BC, BJ	1
-55A	417N3034-2		.								F, N, AL, AP, BA, BD	1
-55B	417N3034-3		.								G, P, AT, AV, BH, BK	1
-55C	417N3034-6		.								Q-T, AQ, AR, AW, AX, BE, BF, BL, BM	1
-55D	417N3034-7		.								U, V, AS, AY, BG, BN	1
-55E	417N3034-11		.								AE, AF, AH, AJ	1
-55F	417N3034-12		.								AG	1
60	25-1734-15		.								A, E-G, L-V, AE- BN	2
											(COLOR OPT-CUST PREFERENCE (CLEAR POLYCARBONATE)) (V72914) (SPEC S417N312-5A)	

-Item not Illustrated

25-23-38

ILLUSTRATED PARTS LIST

Page 1098.439

Nov 01/2008



COMPONENT MAINTENANCE MANUAL

FIG/ ITEM	PART NUMBER	AIRLINE PART NUMBER	NOMENCLATURE							USAGE CODE	UNITS PER ASSY	
			1	2	3	4	5	6	7			
12- -60A	25-1734-13		.	L	E	N	S				A, E-G, L-V, AE- BN	1
-65	417N3028-1		.	O	X	I	G	E	N	S	A, E-G, AK-AP, AT-AV	1
-65A	417N3028-3		.	O	X	I	G	E	N	S	Q-V	1
-65B	417N3028-15		.	O	X	I	G	E	N	S	AQ-AS, AW-AY, BE-BG, BL-BN	1
-65C	417N3028-12		.	O	X	I	G	E	N	S	AE-AG	1
-70	417N3028-2		.	O	X	I	G	E	N	S	L-P, AZ- BD, BH- BK	1
-70A	417N3028-13		.	O	X	I	G	E	N	S	AH, AJ	1
75	417N3033-1SP		.	P	A	N	E	L	A	S	A, F, G, Q, U	1
-75A	417N3033-3SP		.	P	A	N	E	L	A	S	E, S	1
-75B	417N3033-15SP		.	P	A	N	E	L	A	S	AE, AG	1
-75C	417N3033-17SP		.	P	A	N	E	L	A	S	AF	1
-75D	417N3033-19SP		.	P	A	N	E	L	A	S	AK, AR	1
-75E	417N3033-25SP		.	P	A	N	E	L	A	S	AL, AQ, AS-AU	1
-75F	417N3033-27SP		.	P	A	N	E	L	A	S	AN, AX	1
-75G	417N3033-29SP		.	P	A	N	E	L	A	S	AM, AP, AV, AW, AY	1
-80	417N3033-2SP		.	P	A	N	E	L	A	S	L, N, P, R, V	1

-Item not Illustrated

25-23-38

ILLUSTRATED PARTS LIST

Page 1098.440

Nov 01/2008



COMPONENT MAINTENANCE MANUAL

FIG/ ITEM	PART NUMBER	AIRLINE PART NUMBER	NOMENCLATURE							USAGE CODE	UNITS PER ASSY	
			1	2	3	4	5	6	7			
12- -80A	417N3033-4SP		.							PANEL ASSY (REWORKED BY SB 737-35-1040R1) (REWORKED BY SB 757-35-0013R1)	M, T	1
-80B	417N3033-16SP		.							PANEL ASSY	AH	1
-80C	417N3033-18SP		.							PANEL ASSY	AJ	1
-80D	417N3033-20SP		.							PANEL ASSY	AZ, BF	1
-80E	417N3033-26SP		.							PANEL ASSY	BA, BE, BG-BJ	1
-80F	417N3033-28SP		.							PANEL ASSY	BC, BM	1
-80G	417N3033-30SP		.							PANEL ASSY	BB, BD, BK, BL, BN	1
85	BACS12ER08K11		.	.						SCREW (OPT ITEM 100A, 100B)	A, F, G, L, N-R, U, V, AL, AQ, AS- AU, BA, BE, BG- BJ	4
-85A	BACS12GX08-11		.	.						SCREW (OPT ITEM 100, 100B)	A, F, G, L, N-R, U, V, AL, AQ, AS- AU, BA, BE, BG- BJ	4
-85B	NAS514P832-11P		.	.						SCREW (OPT ITEM 100, 100A)	A, F, G, L, N-R, U, V, AL, AQ, AS- AU, BA, BE, BG- BJ	4
-85C	BACS12GX08-11		.	.						SCREW (OPT ITEM 100D)	AE, AG, AH, AM, AP, AV, AW, AY, BB, BD, BK, BL, BN	4

-Item not Illustrated

25-23-38

ILLUSTRATED PARTS LIST

Page 1098.441

Nov 01/2008



COMPONENT MAINTENANCE MANUAL

FIG/ ITEM	PART NUMBER	AIRLINE PART NUMBER	NOMENCLATURE							USAGE CODE	UNITS PER ASSY	
			1	2	3	4	5	6	7			
12- -85D	NAS514P832-11P		.	.							AE, AG, AH, AM, AP, AV, AW, AY, BB, BD, BK, BL, BN	4
90	BACN10YJ08		.	.							A, F, G, L, N-R, U, V, AE, AG, AH, AL, AM, AP, AQ, AS, AU- AW, AY, BA, BB, BD, BE, BG-BL, BN	4
95	RDAM8018		.	.							A, F, G, L, N-R, U, V, AE, AG, AH, AL, AM, AP, AQ, AS, AU- AW, AY, BA, BB, BD, BE, BG-BL, BN	1
100	417N3104-2		.	.							A, F, G, L, N-R, U, V, AE, AG, AH, AL, AM, AP, AQ, AS, AU, AW, AY, BA, BB, BD, BE, BG-BL, BN	1

-Item not Illustrated

25-23-38

ILLUSTRATED PARTS LIST

Page 1098.442

Nov 01/2008



COMPONENT MAINTENANCE MANUAL

FIG/ ITEM	PART NUMBER	AIRLINE PART NUMBER	NOMENCLATURE							USAGE CODE	UNITS PER ASSY	
			1	2	3	4	5	6	7			
12- 105	4708-1		.	.	HOUSING-LAMP (V83564) (SPEC S417N301-2) (OPT 10-1018-2 (V72914))						A, E-G, L-V, AE- BN	1
110	10-1581-1A		.	.	LIGHT-READING (COLOR OPT- CUST PREFERENCE (BEIGE)) (V72914) (SPEC S417N311-1A)						A, E-G, L-V, AK, AL, AP- AU, AZ, BA, BE- BJ	3
-110A	10-1581-1B		.	.	LIGHT-READING (COLOR OPT- CUST PREFERENCE) (GRAY) (V72914) (SPEC S417N311-1B)						A, E-G, L-V, AK, AL, AP- AU, AZ, BA, BE- BJ	3
-110B	10-1581-1C		.	.	LIGHT-READING (COLOR OPT- CUST PREFERENCE (DOVE GRAY)) (V72914) (SPEC S417N311-1C)						A, E-G, L-V, AK, AL, AP- AU, AZ, BA, BE- BJ	3
-110C	10-1581-1D		.	.	LIGHT-READING (COLOR OPT- CUST PREFERENCE (DARK GRAY)) (V72914) (SPEC S417N311-1D)						A, E-G, L-V, AK, AL, AP- AU, AZ, BA, BE- BJ	3
-110D	10-1581-3A		.	.	LIGHT-READING (COLOR OPT- CUST PREFERENCE (BEIGE)) (V72914) (SPEC S417N311-3A)						AE-AJ, AM-AP, AV-AY, BB-BD, BK-BN	3
-110E	10-1581-3B		.	.	LIGHT-READING (V72914) (SPEC S417N311-3B)						AE-AJ, AM-AP, AV-AY, BB-BD, BK-BN	3
-110F	10-1581-3C		.	.	LIGHT-READING (V72914) (SPEC S417N311-3C)						AE-AJ, AM-AP, AV-AY, BB-BD, BK-BN	3

-Item not Illustrated

25-23-38

ILLUSTRATED PARTS LIST

Page 1098.443

Nov 01/2008



COMPONENT MAINTENANCE MANUAL

FIG/ ITEM	PART NUMBER	AIRLINE PART NUMBER	NOMENCLATURE							USAGE CODE	UNITS PER ASSY	
			1	2	3	4	5	6	7			
12- -110G	10-1581-3D		.	.	LIGHT-READING (V72914) (SPEC S417N311-3D)						AE-AJ, AM-AP, AV-AY, BB-BD, BK-BN	3
115	3740-3		.	.	OUTLET (COLOR OPT-CUST PREFERENCE) (GRAY) (V83564) (SPEC 10-60141-23U)						A, E-G, L-V, AK, AL, AQ- AU, AZ, BA, BE- BJ	3
-115A	3740-3		.	.	OUTLET (COLOR OPT-CUST PREFERENCE) (GRAY) (V83564) (SPEC 10-60141-23U) (OPT ITEM 115J)						AE-AJ, AM-AP, AV-AY, BB-BD, BK-BN	3
-115B	3740-4		.	.	OUTLET (COLOR OPT-CUST PREFERENCE (BEIGE)) (V83564) (SPEC 10-60141-23S) (OPT 750801-002 (V28406))						A, E-G, L-V, AK, AL, AQ- AU, AZ, BA, BE- BJ	3
-115C	3740-4		.	.	OUTLET (COLOR OPT-CUST PREFERENCE (BEIGE)) (V83564) (SPEC 10-60141-23S) (OPT 750801-002 (V28406)) (OPT ITEM 115H)						AE-AJ, AM-AP, AV-AY, BB-BD, BK-BN	3
-115D	3740-5		.	.	OUTLET (COLOR OPT-CUST PREFERENCE (DOVE GRAY)) (V83564) (SPEC 10-60141-23W)						A, E-G, L-V, AK, AL, AQ- AU, AZ, BA, BE- BJ	3
-115E	3740-5		.	.	OUTLET (COLOR OPT-CUST PREFERENCE (DOVE GRAY)) (V83564) (SPEC 10-60141-23W) (OPT ITEM 115L)						AE-AJ, AM-AP, AV-AY, BB-BD, BK-BN	3

-Item not Illustrated

25-23-38

ILLUSTRATED PARTS LIST

Page 1098.444

Nov 01/2008



COMPONENT MAINTENANCE MANUAL

FIG/ ITEM	PART NUMBER	AIRLINE PART NUMBER	NOMENCLATURE							USAGE CODE	UNITS PER ASSY
			1	2	3	4	5	6	7		
12- -115F	3740-6		. .	OUTLET (COLOR OPT-CUST PREFERENCE (DARK GRAY)) (V83564) (SPEC 10-60141-23V)						A, E-G, L-V, AK, AL, AQ- AU, AZ, BA, BE- BJ	3
-115G	3740-6		. .	OUTLET (COLOR OPT-CUST PREFERENCE (DARK GRAY)) (V83564) (SPEC 10-60141-23V) (OPT ITEM 115K)						AE-AJ, AM-AP, AV-AY, BB-BD, BK-BN	3
-115H	3740-7		. .	OUTLET (COLOR OPT-CUST PREFERENCE (BEIGE)) (V83564) (SPEC 10-60141-26A) (OPT ITEM 115C)						AE-AJ, AM-AP, AV-AY, BB-BD, BK-BN	3
-115J	3740-8		. .	OUTLET (COLOR OPT-CUST PREFERENCE) (GRAY) (V83564) (SPEC 10-60141-26B) (OPT ITEM 115A)						AE-AJ, AM-AP, AV-AY, BB-BD, BK-BN	3
-115K	3740-9		. .	OUTLET (COLOR OPT-CUST PREFERENCE (DARK GRAY)) (V83564) (SPEC 10-60141-26C) (OPT ITEM 115G)						AE-AJ, AM-AP, AV-AY, BB-BD, BK-BN	3
-115L	3740-10		. .	OUTLET (COLOR OPT-CUST PREFERENCE (DOVE GRAY)) (V83564) (SPEC 10-60141-26D) (OPT ITEM 115E)						AE-AJ, AM-AP, AV-AY, BB-BD, BK-BN	3
120	NAS600-14P		. .	SCREW (OPT ITEM 120A)						A, E-G, L-V, AK, AL, AQ- AU, AZ, BA, BE- BJ	11

-Item not Illustrated

25-23-38

ILLUSTRATED PARTS LIST

Page 1098.445

Nov 01/2008



COMPONENT MAINTENANCE MANUAL

FIG/ ITEM	PART NUMBER	AIRLINE PART NUMBER	NOMENCLATURE							USAGE CODE	UNITS PER ASSY	
			1	2	3	4	5	6	7			
12- -120A	NAS8200A14		.	.							A, E-G, L-V, AK, AL, AQ- AU, AZ, BA, BE- BJ	11
-120B	NAS600-14P		.	.							AE-AJ, AM-AP, AV-AY, BB-BD, BK-BN	11
125	417N3035-1		.	.							A, E-G, L-V, AE- BN	1
130	417N3035-2		.	.							A, E-G, L-V, AE- BN	1
135	NAS600-3P		.	.							A, E-G, L-V, AK, AL, AQ- AU, AZ, BA, BG, BJ	7
-135A	NAS8200A3		.	.							A, E-G, L-V, AK, AL, AQ- AU, AZ, BA, BG, BJ	7
-135B	NAS600-3P		.	.							AE-AJ, AM-AP, AV-AY, BB-BD, BK-BN	7
140	11-6537-3		.	.							A, E-G, L-V, AE- BN	1

-Item not Illustrated

25-23-38

ILLUSTRATED PARTS LIST

Page 1098.446

Nov 01/2008



COMPONENT MAINTENANCE MANUAL

FIG/ ITEM	PART NUMBER	AIRLINE PART NUMBER	NOMENCLATURE							USAGE CODE	UNITS PER ASSY	
			1	2	3	4	5	6	7			
12- -140A	11-6537-5		. .								A, E-G, L-V, AE- BN	1
-140B	11-6537-1		. .								A, E-G, L-V, AE- BN	1
145	BACS12FA08K6		. .								A, E-G, L-V, AK, AL, AQ- AU, AZ, BA, BE- BJ	3
-145A	NAS1801-08-8		. .								A, E-G, L-V, AK, AL, AQ- AU, AZ, BA, BE- BJ	3
-145B	NAS1801-08-8		. .								AE-AJ, AM-AP, AV-AY, BB-BD, BK-BN	3
150	AN960JD8L		. .								A, E-G, L-V, AK, AL, AQ- AU, AZ, BA, BE- BJ	AR
-150A	NAS1149DN816J		. .								A, E-G, L-V, AK, AL, AQ- AU, AZ, BA, BE- BJ	AR

-Item not Illustrated

25-23-38

ILLUSTRATED PARTS LIST

Page 1098.447

Nov 01/2008



COMPONENT MAINTENANCE MANUAL

FIG/ ITEM	PART NUMBER	AIRLINE PART NUMBER	NOMENCLATURE							USAGE CODE	UNITS PER ASSY	
			1	2	3	4	5	6	7			
12- -150B	NAS1149DN816J		.	.	W	A	S	H	E	R	AE-AJ, AM-AP, AV-AY, BB-BD, BK-BN	AR
			-----*									
155	417N3039-5		.	.	B	R	A	S	S	P	A, E-G, L-V, AE- BN	1
160	6035-06BR150		.	.	I	N	S	E	R	T (V26344)	A, E-G, L-V, AE- BN	2
165	417N3039-6		.	.	B	R	A	S	C	T	A, E-G, L-V, AE- BN	1
170	417N3152-14SP		.	.	S	T	O	P	A	S	A, E-G, L-V, AE- BN	1
175	NAS601-6P		.	.	S	C	R	E	W		A, E-G, L-V, AE- BN	2
180	NAS620-6L		.	.	W	A	S	H	E	R	A, E-G, L-V, AE- BN	2
185	78580-1		.	.	A	C	T	A	T	O	A, E-G, L-V, AE- BN	1
					(V09790)					(SPEC S417T402-2)		
190	NAS514P632-14P		.	.	S	C	R	E	W		A, E-G, L-V, AE- BN	1
195	AN960JD6L		.	.	W	A	S	H	E	R (OPT ITEM 195A)	A, E-G, L-V, AE- BN	1
-195A	NAS1149DN616J		.	.	W	A	S	H	E	R (OPT ITEM 195)	A, E-G, L-V, AE- BN	1
200	MS21042L06		.	.	N	U	T (OPT ITEM 200A)				A, E-G, L-V, AE- BN	1

-Item not Illustrated

25-23-38

ILLUSTRATED PARTS LIST

Page 1098.448

Nov 01/2008



COMPONENT MAINTENANCE MANUAL

FIG/ ITEM	PART NUMBER	AIRLINE PART NUMBER	NOMENCLATURE							USAGE CODE	UNITS PER ASSY
			1	2	3	4	5	6	7		
12- -200A	BRH10A06		. . .	NUT (V52828) (SPEC BACN10JC06) (OPT H10-06BAC (V15653)) (OPT RMLH9075-62W (V72962)) (OPT VN303A62 (V92215)) (OPT 96-62 (V80539)) (OPT NS202101-62 (V80539)) (OPT T6S632J (V11815)) (OPT ITEM 200)						A, E-G, L-V, AE- BN	1
205	417N3135-5		. . .	LEVER-ACTUATOR						A, E-G, L-V, AE- BN	1
210	NAS514P440-16P		. . .	SCREW						A, E-G, L-V, AE- BN	1
215	NAS514P440-7P		. . .	SCREW						A, E-G, L-V, AE- BN	2
220	417N3151-21		. . .	CAP						A, E-G, L-V, AE- BN	1
225	417N3151-6		. . .	WASHER						A, E-G, L-V, AE- BN	2
230	417N3173-2		. . .	SPRING						A, E-G, L-V, AE- BN	1
235	417N3151-5		. . .	GUIDE-PLUNGER						A, E-G, L-V, AE- BN	1
240	417N3151-18SP		. . .	PLUNGER						A, E-G, L-V, AE- BN	1
245	417N3151-19		. . .	HOUSING ASSY						A, E-G, L-V, AE- BN	1
250	6035-2BR185		INSERT (V01556)						A, E-G, L-V, AE- BN	3

-Item not Illustrated

25-23-38

ILLUSTRATED PARTS LIST

Page 1098.449

Nov 01/2008



COMPONENT MAINTENANCE MANUAL

FIG/ ITEM	PART NUMBER	AIRLINE PART NUMBER	NOMENCLATURE							USAGE CODE	UNITS PER ASSY	
			1	2	3	4	5	6	7			
12- 255	6035-06BR150								INSERT (V01556)	A, E-G, L-V, AE- BN	2
260	6035-04BR219								INSERT (V01556)	A, E-G, L-V, AE- BN	2
265	417N3151-20								HOUSING	A, E-G, L-V, AE- BN	1
270	6100-12		. .							RETAINER (V97464)	A, E-G, L-V, AE- BN	2
275	BACR15BB4D14C		. .							RIVET	A, E-G, L-V, AE- BN	2
280	BACS12FA08K6		. .							SCREW (ITEM 280A PLUS ITEM 285 OR ITEM 285A OPT TO ITEM 280)	A, E-G, L-V, AK, AL, AQ- AU, AZ, BA, BE- BJ	4
-280A	NAS1801-08-8		. .							SCREW (ITEM 280A PLUS ITEM 285 OR ITEM 285A OPT TO ITEM 280)	A, E-G, L-V, AK, AL, AQ- AU, AZ, BA, BE- BJ	4
-280B	NAS1801-08-8									ATTACHING PARTS SCREW	AE-AJ, AM-AP, AV-AY, BB-BD, BK-BN	4
285	AN960JD8L		. .							WASHER (ITEM 280A PLUS ITEM 285 OR ITEM 285A OPT TO ITEM 280)	A, E-G, L-V, AK, AL, AQ- AU, AZ, BA, BE- BJ	4

-Item not Illustrated

25-23-38

ILLUSTRATED PARTS LIST

Page 1098.450

Nov 01/2008



COMPONENT MAINTENANCE MANUAL

FIG/ ITEM	PART NUMBER	AIRLINE PART NUMBER	NOMENCLATURE							USAGE CODE	UNITS PER ASSY	
			1	2	3	4	5	6	7			
12- -285A	NAS1149DN816J		.	.	WASHER (ITEM 280A PLUS ITEM 285 OR ITEM 285A OPT TO ITEM 280)						A, E-G, L-V, AK, AL, AQ- AU, AZ, BA, BE- BJ	4
-285B	NAS1149DN816J		.	.	WASHER						AE-AJ, AM-AP, AV-AY, BB-BD, BK-BN	4
			-----*									
290	417N3180-1		.	.	CLAMP ASSY						A, E-G, L-V, AE- BN	2
295	NAS607-1-4P		.	.	PIN						A, E-G, L-V, AE- BN	2
300	NAS607-2-8P		.	.	PIN						A, E-G, L-V, AE- BN	1
305	417N3181-1		.	.	LINK-ROCKER (OPT ITEM 305A)						A, E-G, L-V, AE- BN	1
-305A	65-85902-1		.	.	LINK-ROCKER (OPT ITEM 305)						A, E-G, L-V, AE- BN	1
310	417N3180-3		.	.	PLUNGER-SPRING						A, E-G, L-V, AE- BN	2
315	RCS3289		.	.	SPRING (V08205)						A, E-G, L-V, AE- BN	2
320	65-85905-4		.	.	PLUNGER						A, E-G, L-V, AE- BN	1
325	RCS3290		.	.	SPRING (V08205)						A, E-G, L-V, AE- BN	1

-Item not Illustrated

25-23-38

ILLUSTRATED PARTS LIST

Page 1098.451

Nov 01/2008



COMPONENT MAINTENANCE MANUAL

FIG/ ITEM	PART NUMBER	AIRLINE PART NUMBER	NOMENCLATURE							USAGE CODE	UNITS PER ASSY	
			1	2	3	4	5	6	7			
12- 330	417N3182-1		.	.	.						A, E-G, L-V, AE- BN	1
335	417N3183-1		.	.	.						A, E-G, L-V, AE- BN	1
340	417N3102-10		.	.							A, E-G, L-V, AE- BN	2
345	6035-2BR185		.	.	.						A, E-G, L-V, AE- BN	2
350	417N3102-11		.	.	.						A, E-G, L-V, AE- BN	1
355	417N3190-1		.	.							A, E-G, L-V, AE- BN	1
360	GSC205		.	.	.						A, E-G, L-V, AE- BN	4
-360A	GSC219		.	.	.						A, E-G, L-V, AE- BN	4
365	10-61790-1		.	.	.						A, E-G, L-V, AE- BN	1
370	NAS43DD4-5		.	.	.						A, E-G, L-V, AE- BN	1
375	65C16899-6		.	.	.						A, E-G, L-V, AE- BN	1
380	417N3190-3		.	.	.						A, E-G, L-V, AE- BN	1

-Item not Illustrated

25-23-38

ILLUSTRATED PARTS LIST

Page 1098.452

Nov 01/2008



COMPONENT MAINTENANCE MANUAL

FIG/ ITEM	PART NUMBER	AIRLINE PART NUMBER	NOMENCLATURE							USAGE CODE	UNITS PER ASSY			
			1	2	3	4	5	6	7					
12- 385	BACS12FA08K6		. .									SCREW (ITEM 385A PLUS ITEM 390 OR ITEM 390A OPT TO ITEM 385)	A, E-G, L-V, AK, AL, AQ- AU, AZ, BA, BE- BJ	4
-385A	NAS1801-08-8		. .									SCREW (ITEM 385A PLUS ITEM 390 OR ITEM 390A OPT TO ITEM 385)	A, E-G, L-V, AK, AL, AQ- AU, AZ, BA, BE- BJ	4
												ATTACHING PARTS		
-385B	NAS1801-08-8		. .									SCREW	AE-AJ, AM-AP, AV-AY, BB-BD, BK-BN	4
390	AN960JD8L		. .									WASHER (ITEM 385A PLUS ITEM 390 OR ITEM 390A OPT TO ITEM 385)	A, E-G, L-V, AK, AL, AQ- AU, AZ, BA, BE- BJ	4
-390A	NAS1149DN816J		. .									WASHER (ITEM 385A PLUS ITEM 390 OR ITEM 390A OPT TO ITEM 385)	A, E-G, L-V, AK, AL, AQ- AU, AZ, BA, BE- BJ	4
-390B	NAS1149DN816J		. .									WASHER	AE-AJ, AM-AP, AV-AY, BB-BD, BK-BN	4
												-----*		
395	417N3170-13		. .									LATCH ASSY	A, E-G, L-V, AE- BN	2
400	6100-9		. . .									RETAINER (V2X013)	A, E-G, L-V, AE- BN	2

-Item not Illustrated

25-23-38

ILLUSTRATED PARTS LIST

Page 1098.453

Nov 01/2008



COMPONENT MAINTENANCE MANUAL

FIG/ ITEM	PART NUMBER	AIRLINE PART NUMBER	NOMENCLATURE							USAGE CODE	UNITS PER ASSY	
			1	2	3	4	5	6	7			
12- 405	MS20253P2-165		. . .							PIN	A, E-G, L-V, AE- BN	1
410	417N3173-1		. . .							SPRING	A, E-G, L-V, AE- BN	1
415	417N3171-4		. . .							BOLT-CAM LATCH	A, E-G, L-V, AE- BN	1
420	417N3172-23		. . .							HOUSING ASSY	A, E-G, L-V, AE- BN	1
425	6035-2BR185								INSERT (V01556)	A, E-G, L-V, AE- BN	2
430	417N3172-24								HOUSING	A, E-G, L-V	1
435	MS20253P2-100		. .							PIN ((2) ITEM 435 CAN BE USED IN PLACE OF EACH ITEM 440)	A, E-G, L-V	4
-435A	MS20253P2-100		. .							PIN	AE-BN	4
440	MS20253P2-409		. .							PIN ((2) ITEM 435 CAN BE USED IN PLACE OF EACH ITEM 440)	A, E-G, L-V	2
445	417N3019-1SP		. .							DOOR-OXYGEN (PRE SB 757-35-0013) (PRE SB 737-35-1040)	A, E-G, L-V	1
450	417N3058-2SP		. .							DOOR ASSY-OXYGEN	AE-BN	1
-450A	417N3058-2SP		. .							DOOR ASSY-OXYGEN (POST SB 757-35-0013) (POST SB 737-35-1040)	A, E-G, L-V	1
455	417N3043-21		. . .							STIFFENER	AE-BN	2
-455A	417N3043-21		. . .							STIFFENER (POST SB 757-35-0013) (POST SB 737-35-1040)	A, E-G, L-V	2
460	417N3043-22		. . .							STIFFENER	AE-BN	2
-460A	417N3043-22		. . .							STIFFENER (POST SB 757-35-0013) (POST SB 737-35-1040)	A, E-G, L-V	2

-Item not Illustrated

25-23-38

ILLUSTRATED PARTS LIST

Page 1098.454

Nov 01/2008



COMPONENT MAINTENANCE MANUAL

FIG/ ITEM	PART NUMBER	AIRLINE PART NUMBER	NOMENCLATURE							USAGE CODE	UNITS PER ASSY
			1	2	3	4	5	6	7		
12-											
465	417N3019-1SP		. . .							AE-BN	1
-465A	417N3019-1SP		. . .							A, E-G, L-V	1
470	6100-9		. .							A, E-G, L-V, AE- BN	4
475	MS20253P2-330		. .							A, E-G, L-V, AE- BN	2
480	417N3173-21		. .							A, E-G, L-V, AE- AK, AM- AZ, BB- BN	1
-480B	417N3173-21		. .							AL, BA	1
485	417N3173-22		. .							A, E-G, L-V, AE- AK, AM- AZ, BB- BN	1
-485B	417N3173-22		. .							AL, BA	1
490	BACR15BB3D8		. .							A, E-G, L-V	2
-490A	BACR15BB3D9		. .							AE-BN	2
-490B	BACR15BB3D9		. .							A, E-G, L-V	2
495	417N3133-20		. .							A, E-G, L-V	1
-495A	417N3133-23		. .							AE-BN	1
-495B	417N3133-23		. .							A, E-G, L-V	1
500	417N3133-21		. .							A, E-G, L-V	1
-500A	417N3133-24		. .							AE-BN	1

-Item not Illustrated

25-23-38

ILLUSTRATED PARTS LIST

Page 1098.455

Nov 01/2008



COMPONENT MAINTENANCE MANUAL

FIG/ ITEM	PART NUMBER	AIRLINE PART NUMBER	NOMENCLATURE							USAGE CODE	UNITS PER ASSY	
			1	2	3	4	5	6	7			
12- -500B	417N3133-24		.	.	LATCH (POST SB 737-35-1040) (POST SB 757-35-0013)						A, E-G, L-V	1
505	417N3133-22		.	.	LATCH (PRE SB 737-35-1040) (PRE SB 757-35-0013)						A, E-G, L-V	1
-505A	417N3133-25		.	.	LATCH						AE-BN	1
-505B	417N3133-25		.	.	LATCH (POST SB 737-35-1040) (POST SB 757-35-0013)						A, E-G, L-V	1
510	417N3012-1SP		.	.	PANEL ASSY-BONDED						A, E-G, L-V, AK- BN	1
-510A	417N3012-5SP		.	.	PANEL ASSY-BONDED						AE-AJ	1
515	417N3013-11SP		.	.	FACEPLATE						A, E-G, L-V, AE- BN	1
520	417N3013-12SP		.	.	FACEPLATE						A, E-G, L-V, AE- BN	1
525	417N3016-1		.	.	FRAME ASSY						A, E-G, L-V, AK- BN	1
-525A	417N3016-4		.	.	FRAME ASSY						AE-AJ	1
530	6035-2BR185		.	.	INSERT (V01556)						A, E-G, L-V, AE- BN	3
535	6035-04BR135		.	.	INSERT (V01556)						A, E-G, L-V, AE- BN	19
540	6035-06BR150		.	.	INSERT (V01556)						A, E-G, L-V, AE- BN	2
545	417N3016-2		.	.	FRAME-PSU						A, E-G, L-V, AE- BN	1

-Item not Illustrated

25-23-38

ILLUSTRATED PARTS LIST

Page 1098.456

Nov 01/2008



COMPONENT MAINTENANCE MANUAL

FIG/ ITEM	PART NUMBER	AIRLINE PART NUMBER	NOMENCLATURE							USAGE CODE	UNITS PER ASSY	
			1	2	3	4	5	6	7			
12- 550	BAC27NPA1360		.								Q-T, AQ, AR, AW, AY, BE, BF, BL, BM	1
555	BAC27NPA1361		.								A, E, L, M, AE, AF, AH- AK, AM, AN, AU, AZ, BB, BC, BJ	1
560	BAC27NPA1362		.								F, N, AG, AL, AP, BA, BD	1
565	BAC27NPA1365		.								U, V, AS, AY, BG, BN	1
570	BAC27NPA1366		.								G, P, AT, AV, BH, BK	1

-Item not Illustrated

25-23-38

ILLUSTRATED PARTS LIST

Page 1098.457

Nov 01/2008