



**COMPONENT MAINTENANCE  
MANUAL  
WITH  
ILLUSTRATED PARTS LIST**

**OVERHEAD STOWAGE COMPARTMENT  
ASSEMBLY**

**PART NUMBER  
65C27005-110, -45, -47, -5, -60, -7, 65C34485-10, -24**

**BOEING PROPRIETARY, CONFIDENTIAL, AND/OR TRADE SECRET**

Copyright © 1995 The Boeing Company  
Unpublished Work - All Rights Reserved

Boeing claims copyright in each page of this document only to the extent that the page contains copyrightable subject matter. Boeing also claims copyright in this document as a compilation and/or collective work.

This document includes proprietary information owned by The Boeing Company and/or one or more third parties. Treatment of the document and the information it contains is governed by contract with Boeing. For more information, contact The Boeing Company, P.O. Box 3707, Seattle, Washington 98124.

Boeing, the Boeing signature, the Boeing symbol, 707, 717, 727, 737, 747, 757, 767, 777, 787, Dreamliner, BBJ, DC-8, DC-9, DC-10, KC-10, KDC-10, MD-10, MD-11, MD-80, MD-88, MD-90, P-8A, Poseidon and the Boeing livery are all trademarks owned by The Boeing Company; and no trademark license is granted in connection with this document unless provided in writing by Boeing.

PUBLISHED BY BOEING COMMERCIAL AIRPLANES GROUP, SEATTLE, WASHINGTON, USA  
A DIVISION OF THE BOEING COMPANY  
PAGE DATE: Jul 01/2009

**25-28-40**

Page 1  
Jul 01/2009



## COMPONENT MAINTENANCE MANUAL

Revision No. 9  
Jul 01/2009

To: All holders of OVERHEAD STOWAGE COMPARTMENT ASSEMBLY 25-28-40.

Attached is the current revision to this COMPONENT MAINTENANCE MANUAL

The COMPONENT MAINTENANCE MANUAL is furnished either as a printed manual, on microfilm, or digital products, or any combination of the three. This revision replaces all previous microfilm cartridges or digital products. All microfilm and digital products are reissued with all obsolete data deleted and all updated pages added.

For printed manuals, changes are indicated on the List of Effective Pages (LEP). The pages which are revised will be identified on the LEP by an R (Revised), A (Added), O (Overflow, i.e. changes to the document structure and/or page layout), or D (Deleted). Each page in the LEP is identified by Chapter-Section-Subject number, page number and page date.

Pages replaced or made obsolete by this revision should be removed and destroyed.

### ATTENTION

IF YOU RECEIVE PRINTED REVISIONS, PLEASE VERIFY THAT YOU HAVE RECEIVED AND FILED THE PREVIOUS REVISION. BOEING MUST BE NOTIFIED WITHIN 30 DAYS IF YOU HAVE NOT RECEIVED THE PREVIOUS REVISION. REQUESTS FOR REVISIONS OTHER THAN THE PREVIOUS REVISION WILL REQUIRE A COMPLETE MANUAL REPRINT SUBJECT TO REPRINT CHARGES SHOWN IN THE DATA AND SERVICES CATALOG.

**25-28-40**  
TRANSMITTAL LETTER  
Page 1  
Jul 01/2009

65C27005, 65C34485



## COMPONENT MAINTENANCE MANUAL

Location of Change

Description of Change

NO HIGHLIGHTS

**25-28-40**

HIGHLIGHTS

Page 1

Jul 01/2009



## COMPONENT MAINTENANCE MANUAL

| Subject/Page                           | Date        | Subject/Page                                    | Date        | Subject/Page                           | Date        |
|--|-------------|---|-------------|--|-------------|
| TITLE PAGE                             |             | 25-28-40 CLEANING (cont)                        |             | 25-28-40 ILLUSTRATED PARTS LIST (cont) |             |
| O 1                                    | Jul 01/2009 | 402   | BLANK       | 1002                                   | Jul 01/2006 |
| 2                                      | BLANK       | 25-28-40 CHECK                                  |             | 1003                                   | Jul 01/2006 |
| 25-28-40 TRANSMITTAL LETTER            |             | 501   | Mar 01/2006 | 1004                                   | Nov 01/2006 |
| O 1                                    | Jul 01/2009 | 502   | BLANK       | 1005                                   | Jul 01/2006 |
| 2                                      | BLANK       | 25-28-40 REPAIR - GENERAL                       |             | 1006                                   | Jul 01/2006 |
| 25-28-40 HIGHLIGHTS                    |             | 601   | Mar 01/2007 | 1007                                   | Mar 01/2006 |
| O 1                                    | Jul 01/2009 | 602   | Mar 01/2006 | 1008                                   | Mar 01/2006 |
| 2                                      | BLANK       | 25-28-40 REPAIR 1-1                             |             | 1009                                   | Mar 01/2006 |
| 25-28-40 EFFECTIVE PAGES               |             | 601   | Nov 01/2006 | 1010                                   | Mar 01/2006 |
| 1 thru 2                               | Jul 01/2009 | 602   | BLANK       | 1011                                   | Mar 01/2006 |
| 25-28-40 CONTENTS                      |             | 25-28-40 REPAIR 2-1                             |             | 1012                                   | Mar 01/2006 |
| 1                                      | Mar 01/2006 | 601   | Nov 01/2006 | 1013                                   | Mar 01/2006 |
| 2                                      | BLANK       | 602   | BLANK       | 1014                                   | Mar 01/2006 |
| 25-28-40 TR AND SB RECORD              |             | 25-28-40 REPAIR 3-1                             |             | 1015                                   | Mar 01/2006 |
| 1                                      | Mar 01/2006 | 601   | Nov 01/2006 | 1016                                   | Mar 01/2006 |
| 2                                      | BLANK       | 602   | BLANK       | 1017                                   | Mar 01/2006 |
| 25-28-40 REVISION RECORD               |             | 25-28-40 REPAIR 4-1                             |             | 1018                                   | Mar 01/2006 |
| 1                                      | Mar 01/2006 | 601   | Mar 01/2006 | 1019                                   | Mar 01/2006 |
| 2                                      | Mar 01/2006 | 602   | BLANK       | 1020                                   | Mar 01/2006 |
| 25-28-40 RECORD OF TEMPORARY REVISIONS |             | 25-28-40 REPAIR 5-1                             |             | 1021                                   | Mar 01/2006 |
| 1                                      | Mar 01/2006 | 601   | Mar 01/2006 | 1022                                   | Mar 01/2006 |
| 2                                      | Mar 01/2006 | 602   | BLANK       | 1023                                   | Mar 01/2006 |
| 25-28-40 INTRODUCTION                  |             | 25-28-40 REPAIR 6-1                             |             | 1024                                   | Mar 01/2006 |
| 1                                      | Mar 01/2009 | 601   | Mar 01/2007 | 1025                                   | Mar 01/2006 |
| 2                                      | BLANK       | 602   | BLANK       | 1026                                   | Mar 01/2006 |
| 25-28-40 DESCRIPTION AND OPERATION     |             | 25-28-40 ASSEMBLY                               |             | 1027                                   | Mar 01/2006 |
| 1                                      | Mar 01/2006 | 701   | Mar 01/2006 | 1028                                   | Mar 01/2006 |
| 2                                      | BLANK       | 702   | Mar 01/2006 | 1029                                   | Mar 01/2006 |
| 25-28-40 TESTING AND FAULT ISOLATION   |             | 703   | Mar 01/2006 | 1030                                   | Mar 01/2006 |
| 101                                    | Mar 01/2006 | 704   | Mar 01/2006 | 1031                                   | Mar 01/2006 |
| 102                                    | BLANK       | 25-28-40 FITS AND CLEARANCES                    |             | 1032                                   | Mar 01/2006 |
| 25-28-40 DISASSEMBLY                   |             | 801   | Mar 01/2006 | 1033                                   | Mar 01/2006 |
| 301                                    | Mar 01/2006 | 802   | BLANK       | 1034                                   | Mar 01/2006 |
| 302                                    | BLANK       | 25-28-40 SPECIAL TOOLS, FIXTURES, AND EQUIPMENT |             | 1035                                   | Mar 01/2006 |
| 25-28-40 CLEANING                      |             | 901   | Mar 01/2006 | 1036                                   | Mar 01/2006 |
| 401                                    | Mar 01/2006 | 902   | BLANK       | 1037                                   | Mar 01/2006 |
|  |             | 25-28-40 ILLUSTRATED PARTS LIST                 |             | O 1038                                 | Jul 01/2009 |
|  |             | 1001  | Nov 01/2008 | 1039                                   | Mar 01/2006 |

A = Added, R = Revised, D = Deleted, O = Overflow

# 25-28-40

EFFECTIVE PAGES

Page 1

Jul 01/2009



## COMPONENT MAINTENANCE MANUAL

| Subject/Page                              | Date        | Subject/Page | Date | Subject/Page | Date |
|---|-------------|--------------|------|--------------|------|
| 25-28-40 ILLUSTRATED PARTS LIST<br>(cont) |             |              |      |              |      |
| 1040                                      | Mar 01/2006 |              |      |              |      |
| 1041                                      | Mar 01/2006 |              |      |              |      |
| 1042                                      | Mar 01/2006 |              |      |              |      |
| 1043                                      | Mar 01/2006 |              |      |              |      |
| 1044                                      | Mar 01/2006 |              |      |              |      |
| 1045                                      | Mar 01/2006 |              |      |              |      |
| 1046                                      | Mar 01/2006 |              |      |              |      |
| 1047                                      | Mar 01/2006 |              |      |              |      |
| 1048                                      | Mar 01/2006 |              |      |              |      |
| 1049                                      | Mar 01/2006 |              |      |              |      |
| 1050                                      | Mar 01/2006 |              |      |              |      |
| 1051                                      | Mar 01/2006 |              |      |              |      |
| 1052                                      | Mar 01/2006 |              |      |              |      |
| 1053                                      | Mar 01/2006 |              |      |              |      |
| 1054                                      | Mar 01/2006 |              |      |              |      |
| 1055                                      | Mar 01/2006 |              |      |              |      |
| 1056                                      | Mar 01/2006 |              |      |              |      |
| 1057                                      | Mar 01/2006 |              |      |              |      |
| 1058                                      | Mar 01/2006 |              |      |              |      |
| 1059                                      | Mar 01/2006 |              |      |              |      |
| 1060                                      | Mar 01/2006 |              |      |              |      |
| O 1061                                    | Jul 01/2009 |              |      |              |      |
| 1062                                      | Mar 01/2006 |              |      |              |      |
| 1063                                      | Mar 01/2006 |              |      |              |      |
| 1064                                      | Mar 01/2006 |              |      |              |      |
| 1065                                      | Mar 01/2006 |              |      |              |      |
| 1066                                      | Mar 01/2006 |              |      |              |      |
| 1067                                      | Mar 01/2006 |              |      |              |      |
| 1068                                      | Mar 01/2006 |              |      |              |      |

A = Added, R = Revised, D = Deleted, O = Overflow

# 25-28-40

EFFECTIVE PAGES

Page 2

Jul 01/2009

**COMPONENT MAINTENANCE MANUAL****TABLE OF CONTENTS**

| <b><u>Paragraph Title</u></b>  |                  | <b><u>Page</u></b> |
|--|------------------|--------------------|
| OVERHEAD STOWAGE COMPARTMENT ASSEMBLY -<br>DESCRIPTION AND OPERATION |                  | 1                  |
| TESTING AND FAULT ISOLATION  | (Not Applicable) |                    |
| DISASSEMBLY  |                  | 301                |
| CLEANING   |                  | 401                |
| CHECK  | (Not Applicable) |                    |
| REPAIR   |                  | 601                |
| ASSEMBLY   |                  | 701                |
| FITS AND CLEARANCES  |                  | 801                |
| SPECIAL TOOLS, FIXTURES, AND EQUIPMENT                               | (Not Applicable) |                    |
| ILLUSTRATED PARTS LIST   |                  | 1001               |

**25-28-40**

CONTENTS

Page 1

Mar 01/2006















## COMPONENT MAINTENANCE MANUAL

### INTRODUCTION

#### 1. General

- A. The instructions in this manual supply the data necessary to do the maintenance functions together with the test, fault isolation, repair, and replacement of the defective parts.
- B. This manual is divided into different parts:
  - (1) Title Page
  - (2) Transmittal Letter
  - (3) Highlights
  - (4) List of Effective Pages
  - (5) Table of Contents
  - (6) Temporary Revision & Service Bulletin Record
  - (7) Record of Revisions
  - (8) Record of Temporary Revisions
  - (9) Introduction
  - (10) Procedures & IPL Sections
- C. Components that can be repaired have a different repair number for each specified repair. To find the repair number location of a component, look in the Repair-General procedure at the beginning of the REPAIR section. The Repair-General procedure also has an explanation of the True Position Dimension symbols used.
- D. All dimensions, measures, quantities and weights included are in English units. When metric equivalents are given they will be in the parentheses that follow the English units.
- E. The introduction to the Illustrated Parts List (IPL) shows how the IPL data is used.
- F. Design changes, optional parts, configuration differences and Service Bulletin modifications may cause different part numbers. These part numbers are identified in the IPL with an alphabetical letter which is added to the end of the basic item number. This new item number is referred to as an alpha-variant. Throughout the manual, IPL basic item number references also apply to alpha-variants unless shown differently.
- G. The tool reference numbers found in the individual procedures and in the Special Tools, Fixtures, and Equipment section are used to identify if a tool is a standard tool (STD-XXXX), a commercial tool (COM-XXXX), or a Special Tool (SPL-XXXX). This reference number is also used to distinguish between tools with similar names in the same procedure. These reference numbers are for use in the documentation only. They are not to be used for ordering tools.

# 25-28-40

INTRODUCTION

Page 1

Mar 01/2009



## COMPONENT MAINTENANCE MANUAL

### OVERHEAD STOWAGE COMPARTMENT ASSEMBLY - DESCRIPTION AND OPERATION

#### 1. Description

- A. The overhead stowage compartment is composed of a nomex honeycomb core body which supports a light assembly, bullnose and PSU supports, fittings and brackets, a latch which mounts on the bullnose extrusion of the body, and a door which is connected to the body by two hinges with mechanical actuators.

#### 2. Operation

- A. The door is restrained in the closed position by engagement of pawls on the latch with striker rollers on each end of the door. When force is applied to the latch handle, the pawls disengage from the striker rollers and actuator force opens and rotates the door upwards.

#### 3. Leading Particulars (approximate)

- A. Width – 28 inches
- B. Length – 60 inches
- C. Height – 14 inches
- D. Weight – 20-27 pounds

# 25-28-40

DESCRIPTION AND OPERATION

Page 1

Mar 01/2006



**COMPONENT MAINTENANCE MANUAL**

**TESTING AND FAULT ISOLATION**

**(NOT APPLICABLE)**

**25-28-40**

TESTING AND FAULT ISOLATION

Page 101

Mar 01/2006



## COMPONENT MAINTENANCE MANUAL

### DISASSEMBLY

#### 1. General

- A. This procedure contains the data necessary to disassemble the overhead stowage compartment assembly.
- B. Disassemble this component only as necessary to complete fault isolation, determine part serviceability, perform required repairs, and restore unit to serviceable condition.

#### 2. Disassembly

**CAUTION:** THE STOWAGE ASSEMBLY CONSISTS OF APPEARANCE ITEMS. SPECIAL CARE MUST BE TAKEN TO PREVENT MARRING VISIBLE SURFACES.

- A. No special instructions required. Use standard industry practices.

**25-28-40**

DISASSEMBLY

Page 301

Mar 01/2006



## COMPONENT MAINTENANCE MANUAL

### CLEANING

#### 1. General

- A. This procedure has the data necessary to clean the overhead stowage compartment assembly.
- B. Refer to the Standard Overhaul Practices Manual (SOPM) for the SOPM subjects identified in this procedure.

#### 2. Cleaning

- A. Clean all plastic parts per Cleaning of Interior Painted and Plastic Parts in SOPM 20-30-03.
- B. Use standard industry practices for cleaning aluminum parts of overhead compartment assembly.

**25-28-40**

CLEANING

Page 401

Mar 01/2006





COMPONENT MAINTENANCE MANUAL

CHECK

**(NOT APPLICABLE)**

**25-28-40**

CHECK  
Page 501  
Mar 01/2006



## COMPONENT MAINTENANCE MANUAL

### REPAIR

#### 1. Contents

A. Repair, refinish, and replacement procedures are included in separate repair sections as follows:

**Table 601:**

| <b>P/N</b>       | <b>NAME</b>      | <b>REPAIR</b> |
|------------------|------------------|---------------|
| 412N1119-1       | FITTING ASSY     | 1-1           |
| 412N1119-16      | FITTING ASSY     | 2-1           |
| 412N1147         | SUPPORT          | 3-1           |
| 65C27005         | COMPARTMENT ASSY | 4-1           |
| 65C34485-10, -24 | COMPARTMENT ASSY | 4-1           |
| 65C27008         | MODULE ASSY      | 5-1           |
| 65C34485-30, -40 | MODULE ASSY      | 5-1           |
| - - -            | MISC PARTS       | 6-1           |

#### 2. Standard Practices

A. Refer to the following standard practices, as applicable, for details in individual repairs.

- SOPM 20-30-02 20-30-02 Stripping of Protective Finishes
- SOPM 20-41-01 20-41-01 Decoding Table for Boeing Finish Codes
- SOPM 20-41-02 20-41-02 Application of Chemical and Solvent Resistant Finishes
- SOPM 20-41-04 20-41-04 Application and Repair of Interior Decorative Finishes
- SOPM 20-43-01 20-43-01 Chromic Acid Anodizing
- SOPM 20-50-03 20-50-03 Bearing Installation and Retention
- SOPM 20-50-12 20-50-12 Application of Adhesives

#### 3. Materials

**NOTE:** Equivalent substitutes may be used.

- A. Adhesive – adhesive, A00028 Type 70 and urethane adhesive, A50055 Type 89
- B. Lacquer – semigloss interior urethane topcoat, C50042 Interior Semi-Gloss, color 701 black (F-14.904-701)
- C. Primer – primer, C00259 BMS 10-11, Type 1

#### 4. Dimensioning Symbols

A. Standard True Position Dimensioning Symbols used in the applicable repair procedures are shown in REPAIR-GENERAL, Figure 601.

# 25-28-40

REPAIR - GENERAL

Page 601

Mar 01/2007



### COMPONENT MAINTENANCE MANUAL

|    |                                  |                |   |
|----|----------------------------------|----------------|---|
| —  | STRAIGHTNESS                     | ⊕              | THEORETICAL EXACT POSITION OF A FEATURE (TRUE POSITION)   |
| ▭  | FLATNESS                         | ∅              | DIAMETER  |
| ⊥  | PERPENDICULARITY (OR SQUARENESS) | S ∅            | SPHERICAL DIAMETER  |
| // | PARALLELISM                      | R              | RADIUS  |
| ○  | ROUNDNESS                        | SR             | SPHERICAL RADIUS  |
| ⊘  | CYLINDRICITY                     | ( )            | REFERENCE   |
| ⌒  | PROFILE OF A LINE                | BASIC (BSC) OR | A THEORETICALLY EXACT DIMENSION USED TO DESCRIBE SIZE, SHAPE OR LOCATION OF A FEATURE FROM WHICH PERMISSIBLE VARIATIONS ARE ESTABLISHED BY TOLERANCES ON OTHER DIMENSIONS OR NOTES. |
| △  | PROFILE OF A SURFACE             | DIM            |   |
| ◎  | CONCENTRICITY                    | -A-            | DATUM   |
| ≡  | SYMMETRY                         | Ⓜ              | MAXIMUM MATERIAL CONDITION (MMC)  |
| ∠  | ANGULARITY                       | Ⓛ              | LEAST MATERIAL CONDITION (LMC)  |
| ↗  | RUNOUT                           | Ⓢ              | REGARDLESS OF FEATURE SIZE (RFS)  |
| ↗↗ | TOTAL RUNOUT                     | Ⓟ              | PROJECTED TOLERANCE ZONE  |
| ⊓  | COUNTERBORE OR SPOTFACE          | FIM            | FULL INDICATOR MOVEMENT   |
| ∇  | COUNTERSINK                      | TIR            | TOTAL INDICATOR READING   |

**EXAMPLES**

|   |  |  |   |
|---|--|--|---|
| $\boxed{\text{—}   0.002}$                                      | STRAIGHT WITHIN 0.002  | $\boxed{\text{◎}   \text{∅}   0.0005   C}$   | CONCENTRIC TO C WITHIN 0.0005 DIAMETER  |
| $\boxed{\text{⊥}   0.002   B}$                                  | PERPENDICULAR TO B WITHIN 0.002  | $\boxed{\text{≡}   0.010   A}$   | SYMMETRICAL WITH A WITHIN 0.010   |
| $\boxed{\text{//}   0.002   A}$                                 | PARALLEL TO A WITHIN 0.002   | $\boxed{\text{∠}   0.005   A}$   | ANGULAR TOLERANCE 0.005 WITH A  |
| $\boxed{\text{○}   0.002}$                                      | ROUND WITHIN 0.002   | $\boxed{\text{⊕}   \text{∅}   0.002   \text{Ⓢ}   B}$                               | LOCATED AT TRUE POSITION WITHIN 0.002 DIA RELATIVE TO DATUM B, REGARDLESS OF FEATURE SIZE   |
| $\boxed{\text{⊘}   0.010}$                                      | CYLINDRICAL SURFACE MUST LIE BETWEEN TWO CONCENTRIC CYLINDERS, ONE OF WHICH HAS A RADIUS 0.010 INCH GREATER THAN THE OTHER               | $\boxed{\text{⊥}   \text{∅}   0.010   \text{Ⓜ}   A}$<br>$\boxed{0.510   \text{Ⓟ}}$ | AXIS IS TOTALLY WITHIN A CYLINDER OF 0.010-INCH DIAMETER, PERPENDICULAR TO, AND EXTENDING 0.510-INCH ABOVE, DATUM A, MAXIMUM MATERIAL CONDITION |
| $\boxed{\text{⌒}   0.006   A}$                                  | EACH LINE ELEMENT OF THE SURFACE AT ANY CROSS SECTION MUST LIE BETWEEN TWO PROFILE BOUNDARIES 0.006 INCH APART RELATIVE TO DATUM PLANE A | $\boxed{2.000}$  | THEORETICALLY EXACT DIMENSION IS 2.000  |
| $\boxed{\text{△}   0.020   A}$                                  | SURFACES MUST LIE WITHIN PARALLEL BOUNDARIES 0.02 INCH APART AND EQUALLY DISPOSED ABOUT TRUE PROFILE                                     | OR<br>2.000<br>BSC   |   |
| <b>NOTE:</b> DATUM MAY APPEAR AT EITHER SIDE OF TOLERANCE FRAME |  | $\boxed{0.020   A}$<br>$\boxed{A   0.020}$   |   |

True Position Dimensioning Symbols  
Figure 601



## COMPONENT MAINTENANCE MANUAL

### FITTING ASSEMBLY - REPAIR 1-1

412N1119-1

#### 1. General

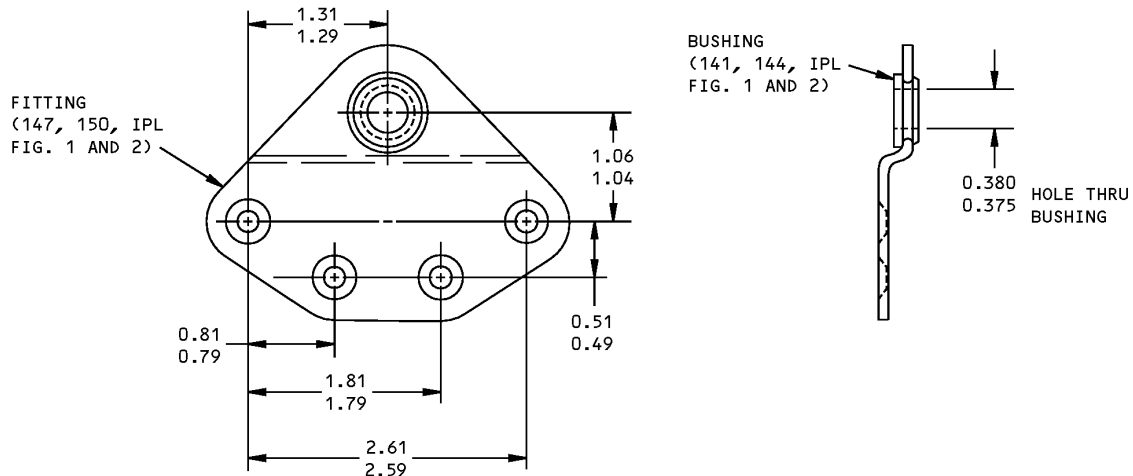
- This procedure has the data necessary to repair and refinish the fitting assembly.
- Refer to REPAIR-GENERAL for the Standard Overhaul Practice Manual (SOPM) subjects identified in this procedure.
- Refer to the REPAIR-GENERAL, Figure 601 for the Standard True Position Dimensioning Symbols shown in the repair.
- Refer to IPL Figure 1 and IPL Figure 2 for item numbers.

#### 2. Bushing Replacement (REPAIR 1-1, Figure 601)

- Remove bushing (141, 144, IPL Figure 1, IPL Figure 2).
- Install new bushing per SOPM 20-50-03.
- Machine 0.375-0.380 inch hole through bushing per REPAIR 1-1, Figure 601.

#### 3. Refinish

- Fitting (147, 150) - Chromic acid anodize and apply primer, C00259 (F-18.13). Material: Al alloy.



ALL DIMENSIONS ARE IN INCHES

Bushing Replacement  
Figure 601

# 25-28-40

REPAIR 1-1

Page 601

Nov 01/2006



## COMPONENT MAINTENANCE MANUAL

### FITTING ASSEMBLY - REPAIR 2-1

412N1119-16

#### 1. General

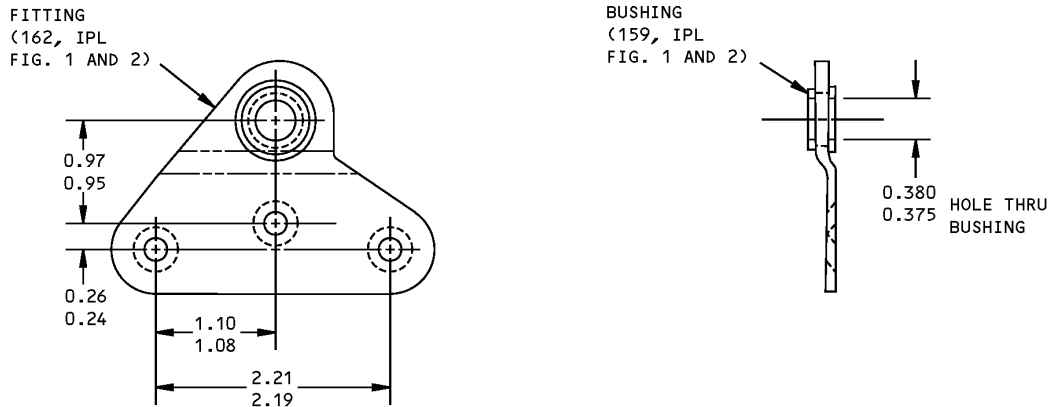
- A. This procedure has the data necessary to repair and refinish the fitting assembly.
- B. Refer to REPAIR-GENERAL for the Standard Overhaul Practice Manual (SOPM) subjects identified in this procedure.
- C. Refer to the REPAIR-GENERAL, Figure 601 for the Standard True Position Dimensioning Symbols shown in the repair.
- D. Refer to IPL Figure 1 and IPL Figure 2 for item numbers.

#### 2. Bushing Replacement (REPAIR 2-1, Figure 601)

- A. Remove bushing (159 IPL Figure 1, IPL Figure 2).
- B. Install new bushing per SOPM 20-50-03.
- C. Machine 0.375-0.380 inch hole through bushing per REPAIR 2-1, Figure 601.

#### 3. Refinish

- A. Fittings (162) – Chromic acid anodize and apply primer, C00259 (F-18.13). Material: Al alloy.



ALL DIMENSIONS ARE IN INCHES

Bushing Replacement  
Figure 601

# 25-28-40

REPAIR 2-1

Page 601

Nov 01/2006



## COMPONENT MAINTENANCE MANUAL

### SUPPORT - REPAIR 3-1

412N1147-1

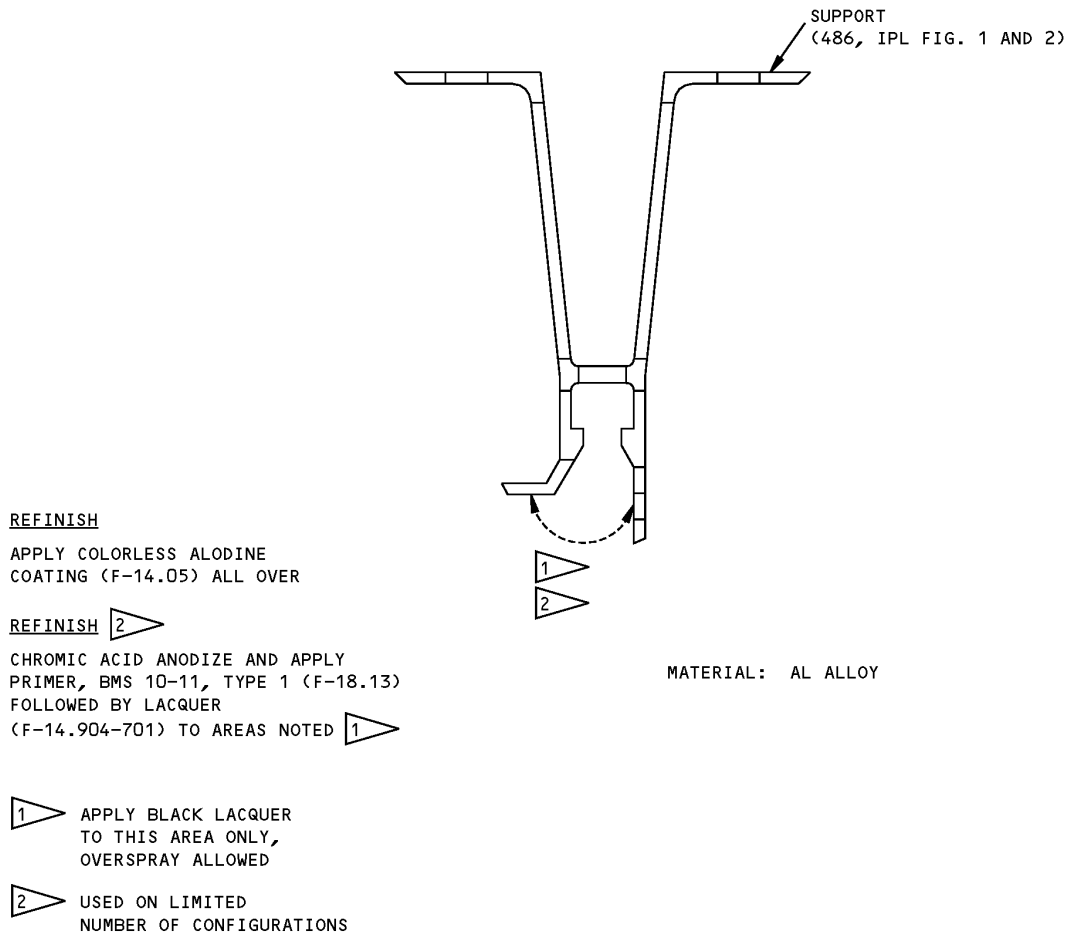
#### 1. General

- A. This procedure tells how to repair and refinish the support.
- B. Refer to REPAIR-GENERAL for the Standard Overhaul Practices Manual (SOPM) subjects identified in this procedure.
- C. Refer to IPL Figure 1 and IPL Figure 2 for item numbers.

#### 2. Plating Repair

**NOTE:** Repair is only replacement of the original finish. Refer to refinish instructions, REPAIR 3-1, Figure 601.

- A. As applicable, chemical treat or chromic acid anodize and apply primer, C00259 and finish, C00957.



Support Refinish  
Figure 601

# 25-28-40

REPAIR 3-1

Page 601

Nov 01/2006



## COMPONENT MAINTENANCE MANUAL

### COMPARTMENT ASSEMBLY - REPAIR 4-1

65C27005-5, -7, -25, -27, -60, -110, 65C34485-10, -24

#### 1. General

- A. This procedure has the data necessary to repair and refinish the compartment assembly.
- B. Refer to REPAIR-GENERAL for the Standard Overhaul Practice Manual (SOPM) subjects identified in this procedure.
- C. Refer to IPL Figure 1 and IPL Figure 2 for item numbers.

#### 2. Fitting Replacement

- A. Bond fitting (9, IPL Figure 1, IPL Figure 2) to compartment using adhesive, A00028 per SOPM 20-50-12.

#### 3. Fitting Assembly Replacement

- A. Bond fitting (130, 133, 153, IPL Figure 1; 130, 133, 153, 165, IPL Figure 2) to compartment using adhesive adhesive, A00028 per SOPM 20-50-12.

# 25-28-40

REPAIR 4-1

Page 601

Mar 01/2006



## COMPONENT MAINTENANCE MANUAL

### MODULE ASSEMBLY - REPAIR 5-1

65C27008-5, -7, -45, -47, -62, -102, 65C34485-30, -40

#### 1. General

- A. This procedure has the data necessary to repair and refinish the module assembly.
- B. Refer to REPAIR-GENERAL for the Standard Overhaul Practice Manual (SOPM) subjects identified in this procedure.
- C. Refer to IPL Figure 1 and IPL Figure 2 for item numbers.

#### 2. Bracket Replacement

- A. Bond bracket (480, 483, IPL Figure 1, IPL Figure 2) to module using adhesive, A00028 per SOPM 20-50-12.

#### 3. Support Replacement

- A. Bond support (486, IPL Figure 1, IPL Figure 2) to module using adhesive, A00028 per SOPM 20-50-12.

#### 4. Retainer Replacement

- A. Bond retainer (273, 276, IPL Figure 1, IPL Figure 2) to module using adhesive, A00028 or urethane adhesive, A50055 per SOPM 20-50-12.

# 25-28-40

REPAIR 5-1

Page 601

Mar 01/2006





## COMPONENT MAINTENANCE MANUAL

### MISCELLANEOUS PARTS REFINISH - REPAIR 6-1

#### 1. General

- A. This procedure has the data necessary to refinish the parts which are not given in the other repairs.
- B. Refer to REPAIR-GENERAL for the Standard Overhaul Practice Manual (SOPM) subjects identified in this procedure.
- C. Refer to IPL Figure 1 and IPL Figure 2 for item numbers.

#### 2. Refinish details

**NOTE:** For stripping of protective finishes, refer to SOPM 20-30-02. For general cleaning procedures, refer to SOPM 20-30-03. For the decoding table for Boeing finish codes, refer to SOPM 20-41-01. For finishing materials, refer to SOPM 20-60-02.

- A. Repair of parts listed in REPAIR 6-1, Table 601 consists of restoration of original finish.

**Table 601:** Refinish Details

| IPL FIG. & ITEM                           | MATERIAL | FINISH   |
|---|----------|--|
| Fig. 1                                    |          |  |
| Fitting (9,165, 174) Bracket<br>(480,483) | Al alloy | Chromic acid anodize and apply primer, C00259 (F-18.13). |
| Fitting (410,415)                         | Al alloy | Chromic acid or sulfuric acid anodize (F-17.05).         |
| Support (610)                             | Al alloy | Sulfuric acid anodize (F-14.2992).                       |
| Fig. 2                                    |          |  |
| Fitting (9,165) Bracket<br>(480,483)      | Al alloy | Chromic acid anodize and apply primer, C00259 (F-18.13). |
| Fitting (410,415)                         | Al alloy | Chromic acid or sulfuric acid anodize (F-17.05).         |
| Support (610)                             | Al alloy | Sulfuric acid anodize (F-14.2992).                       |

# 25-28-40

REPAIR 6-1

Page 601

Mar 01/2007



## COMPONENT MAINTENANCE MANUAL

### ASSEMBLY

#### 1. General

- A. This procedure has the data necessary to assemble the overhead stowage compartment assembly.
- B. Refer to the Standard Overhaul Practices Manual (SOPM) for the SOPM subjects identified in this procedure.
- C. Refer to IPL Figure 1 and IPL Figure 2 for item numbers.

#### 2. Assembly

**NOTE:** For bolt and nut installation, refer to SOPM 20-50-01. For finishing materials, refer to SOPM 20-60-02. For lubricants, refer to SOPM 20-60-03. For miscellaneous materials, refer to SOPM 20-60-04.

- A. Use standard industry practices and the following adjustment procedures.

#### 3. Latch and door adjustment

**NOTE:** All items refer to IPL Figure 1, IPL Figure 2.

- A. Torque bolt (339) 5-6 inch pound on hinge assemblies 412N1155-7, -8, -13, 14 and ensure that chassis are not crushed or deformed by the bolt.
- B. Verify that slotted shank bolts (325) are loose to allow movement of hinge assemblies (319, 320, 322, 323) on stowage compartment.
- C. Verify that striker plates (266) are located on door (252) to the dimension shown on ASSEMBLY, Figure 701 and that attaching screws (269) are loose.
- D. Close door and check that strikers are aligned centrally in latch covers (445, 450). Adjust door on hinge quadrants as necessary to properly align strikers.
- E. With door closed and latched, pull down on center of door to seat strikers as far downward and inward as possible in the latch covers. While holding door in that position, tighten slotted shank bolts (325) which protrude from side panels of compartment.
- F. Tighten striker plate attach screws (269).
- G. Ensure proper adjustment of latch. Close door (252) and check the following:
  - (1) Door should close with minimal force.
  - (2) Latching pawls should engage with striker rollers on door.
  - (3) Latch actuating PUSH handle should protrude out from latch housing per ASSEMBLY, Figure 702. This condition will only exist when the latching pawls are fully engaged and door assembled fully closed. Any reading beyond the tolerance given in ASSEMBLY, Figure 702 indicates that door is not latched and ASSEMBLY, Paragraph 3.A. thru ASSEMBLY, Paragraph 3.E. must be repeated.
- H. After adjustment of latch, open door and tighten slotted bolts (325) from inside of stowage compartment.

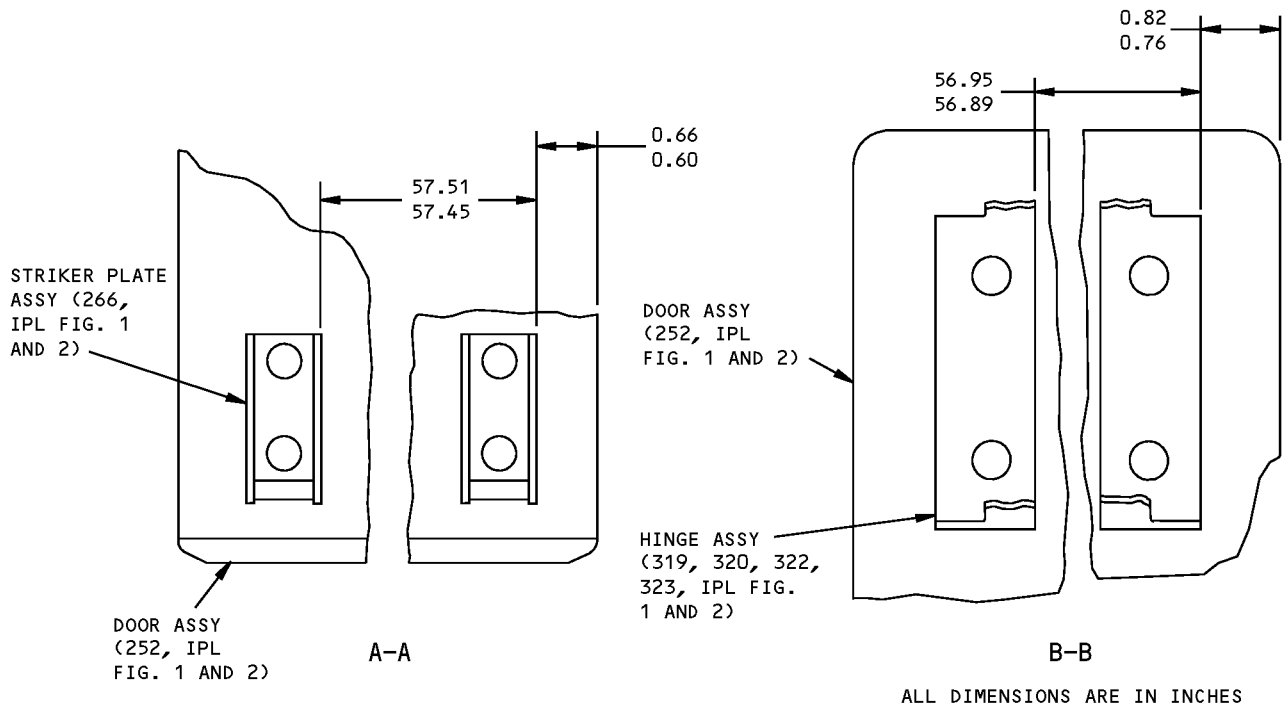
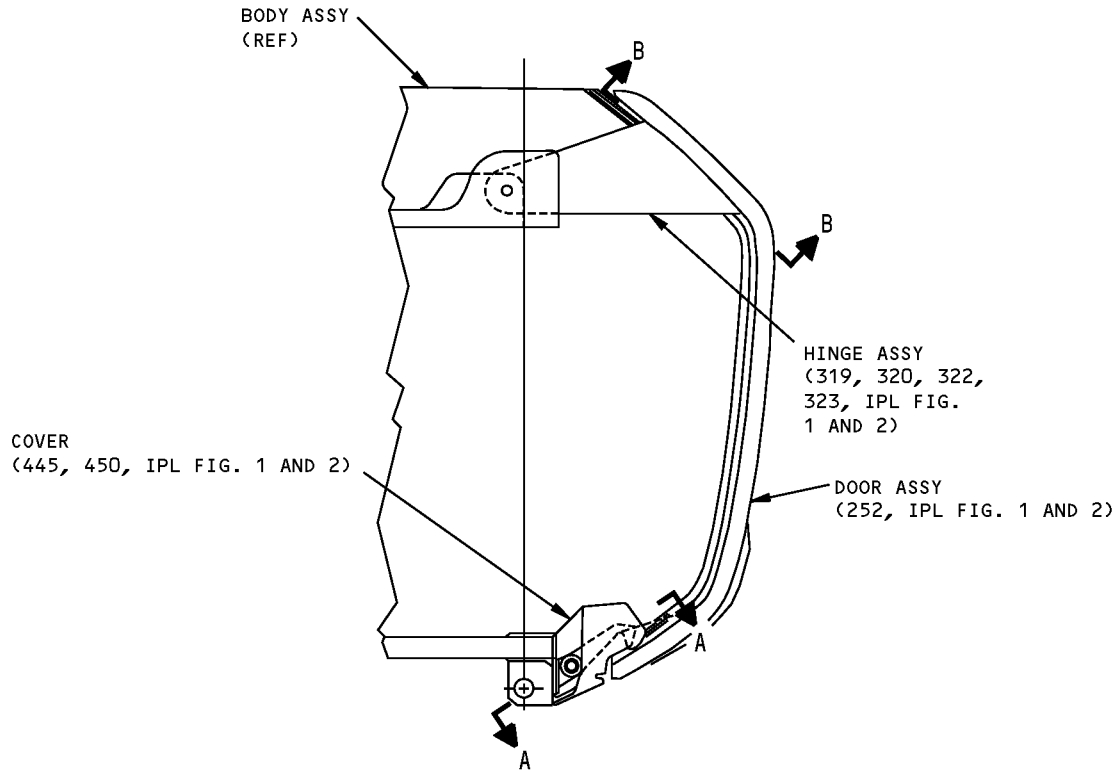
# 25-28-40

ASSEMBLY

Page 701

Mar 01/2006

COMPONENT MAINTENANCE MANUAL



Module Assembly  
Figure 701

**25-28-40**

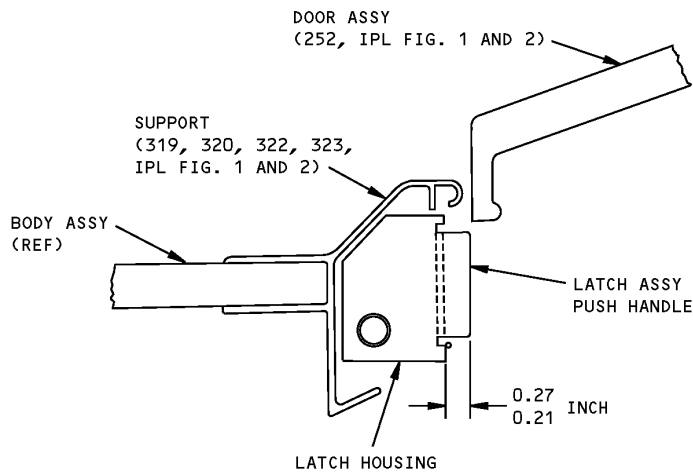
ASSEMBLY

Page 702

Mar 01/2006



## COMPONENT MAINTENANCE MANUAL



Door and Latch Assembly Adjustment  
Figure 702

#### 4. Perform latching and loading test as follows:

- A. With door closed and latched, position bin at 60 degrees (ASSEMBLY, Figure 703) using an appropriate fixture.
- B. Open door 1 inch and hold open using an appropriate spacer block.
- C. Apply seven (7) pound load at position one (1), and pull spacer out; the door should close and latch at both latch locations.
- D. Repeat test at position two (2) on door.
- E. If door does not properly close and latch, readjust door and latches per ASSEMBLY, Paragraph 3.A. thru ASSEMBLY, Paragraph 3.E..

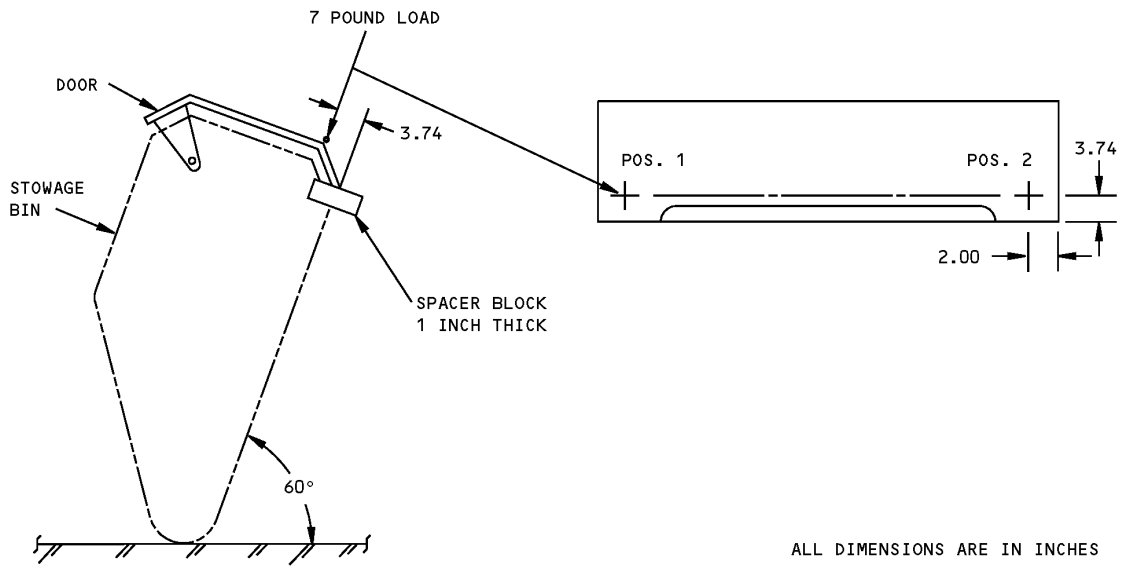
# 25-28-40

ASSEMBLY

Page 703

Mar 01/2006

# COMPONENT MAINTENANCE MANUAL



Door Latching and Loading Test  
Figure 703

## 25-28-40

ASSEMBLY

Page 704

Mar 01/2006



**COMPONENT MAINTENANCE MANUAL**

**FITS AND CLEARANCES**

| FOR TORQUE VALUES OF STANDARD FASTENERS, REFER TO 20-50-01 |      |              |            |
|--|------|--------------|------------|
| ITEM NO.   | NAME | TORQUE       |            |
|  |      | POUND-INCHES | POUND-FEET |
| 339, IPL FIG. 1,2  | BOLT | 5-6          |            |

Torque Table  
Figure 801



**COMPONENT MAINTENANCE MANUAL**

**SPECIAL TOOLS, FIXTURES, AND EQUIPMENT**

**(NOT APPLICABLE)**

**25-28-40**

SPECIAL TOOLS, FIXTURES, AND EQUIPMENT

Page 901

Mar 01/2006



## COMPONENT MAINTENANCE MANUAL

### ILLUSTRATED PARTS LIST

#### 1. Introduction

- A. The Illustrated Parts List (IPL) contains an illustration and a list of component parts you can repair or replace. The Illustrated Parts Catalog (IPC) shows how to use the Boeing part number system.
- B. This shows how parts are related: The relation of each item to its next higher assembly (NHA) is shown in the NOMENCLATURE column. Use the indenture system that follows:

| 1 | 2                            | 3                               | 4                               | 5                                 | 6 | 7   |
|---|------------------------------|---------------------------------|---------------------------------|-----------------------------------|---|---|
| . | Assembly                     |                                 |                                 |                                   |   |   |
| . | Attaching parts for assembly |                                 |                                 |                                   |   |   |
| . | .                            | Detail parts for assembly       |                                 |                                   |   |   |
| . | .                            | Subassembly                     |                                 |                                   |   |   |
| . | .                            | Attaching parts for subassembly |                                 |                                   |   |   |
| . | .                            | .                               | Detail parts for subassembly    |                                   |   |   |
| . | .                            | .                               | Sub-subassembly                 |                                   |   |   |
| . | .                            | .                               | Attaching parts for subassembly |                                   |   |   |
| . | .                            | .                               | .                               | Details parts for sub-subassembly |   |   |
|   |                              |                                 |                                 |                                   |   | Detail Installation Parts (Included only if installation parts may be sent to the shop as part of assembly) |

- C. Each top assembly is given one use code letter (A, B, C, etc.) in the USAGE CODE column. All subsequent component parts in the list can have one or more of the use code letters to show effectivity to top assemblies. A component part without a use code applies to all top assemblies.
- D. An alphabetical letter is added after the item number for optional parts, parts changed by a Service Bulletin, configuration differences (except left-handed and right-handed parts), last engineering releases, and parts added between item numbers in a sequence. The alphabetical letter will not be shown on the illustration for equivalent parts of the same part number.
- E. Color-coded parts are identified with a single digit alpha following the dash number or with "SP" suffix. If the "SP" suffix is used, it represents consolidation of all color codes applicable for a given usage which are not separately listed. Orders for color-coded parts should include the registry number of the airplane for which the parts are ordered.
- F. If a part number is 15 characters long but will not fit in the part number column, the part number will be displayed with a "~" at the end of the line and will be continued on the next line. The "~" denotes that the part number continues on the next line.
- G. Parts changed by a Service Bulletin are shown by PRE SB XXXX and POST SB XXXX added to the NOMENCLATURE column.
- (1) When a new top assembly is added by a Service Bulletin, PRE SB XXXX and POST SB XXXX will be added at the top assembly level only. The configuration differences at the detail part level are shown by use code letters.
- (2) When the top assembly part number is not changed by the Service Bulletin, PRE SB XXXX and POST SB XXXX will be added at the detail level.
- H. Interchangeable Parts

# 25-28-40

ILLUSTRATED PARTS LIST

Page 1001

Nov 01/2008





## COMPONENT MAINTENANCE MANUAL

|  |  |
|--|--|
| Optional<br>(OPT)  | The part is optional to and interchangeable with other parts that have the same item number. |
| Replaces, Replaced by and not interchangeable with<br>(REPLACES, REPLACED BY AND NOT INTCHG/W) | The part replaces and is not interchangeable with the initial part.                          |
| Replaces, Replaced by<br>(REPLACES, REPLACED BY)   | The part replaces and is interchangeable with, or is an alternative to, the initial part.    |

### VENDOR CODES

| Code  | Name  |
|-------|---|
| 01556 | EMHART FASTENING SYSTEMS GROUP HELI-COIL DIV<br>SHELTER ROCK LANE<br>DANBURY, CONNECTICUT 06810<br>FORMERLY HELI-COIL DIV OF BLACK AND DECKER   |
| 01828 |   |
| 04169 | WESTERN SKY INDUSTRIES A DIVISION OF ATLAS CORPORATION<br>1280 SAN LUIS OBISPO STREET<br>HAYWARD, CALIFORNIA 94544-7916<br>FORMERLY WESTERN SKY IND VB0008  |
| 05617 | IDD AEROSPACE CORP<br>18225 NORTHEAST 76TH STREET PO BOX 97056<br>REDMOND, WASHINGTON 98073-9756<br>FORMERLY FARWEST ELEC INC; FORMERY IN BELLEVUE, WA;<br>FORMERLY BELL IND FARWEST MFG DIV; FORMERLY BELL IND<br>ILLUMINATED DISPLAYS DIV |
| 06710 | LAMSON AND SESSIONS CO THE VALLEY-TODECO<br>12975 BRADLEY AVENUE<br>SYLMAR, CALIFORNIA 91342-3830<br>FORMERLY VALLEY BOLT CORP VB0097 IN NORTH HOLLYWOOD, CA  |
| 06725 | AIR INDUSTRIES CORPORATION<br>12570 KNOTT STREET<br>GARDEN GROVE, CALIFORNIA 92641-3932<br>FORMERLY AIR INDUSTRIES OF CALIF IN GARDENA, CALIF.  |

# 25-28-40

ILLUSTRATED PARTS LIST

Page 1002

Jul 01/2006



## COMPONENT MAINTENANCE MANUAL

| Code  | Name  |
|-------|---|
| 06950 | SCREWCORP VSI AEROSPACE PRODUCTS DIV FAIRCHILD IND DIV<br>13001 EAST TEMPLE AVENUE PO BOX 730<br>CITY OF INDUSTRY, CALIFORNIA 91746-1417<br>FORMERLY VB0096 AND VSI CORP SCREWCORP DIV<br>FORMERLY IN CULVER CITY, CALIFORNIA<br>SCREW CORP SEE V.S.I. CORP SCREWCORP DIVISION  |
| 07170 | Replaced: [V07170] SEE V80539<br>by Code: Name and Address below<br>80539: SPS TECHNOLOGIES INC DIV AERPSOACE - SANTA ANA<br>2701 SOUTH HARBOR BOULEVARD<br>SANTA ANA, CALIFORNIA 92704-5803<br>FORMERLY NUTT-SHEL DIV OF SPC WESTERN CO V80539<br>AND STANDARD PRESSED STEEL WESTERN DIV V17279; V07170  |
| 08128 |   |
| 08524 | Replaced: [V08524] DEUTSCH FASTENER CORP SEE CODE V97928<br>Replaced: [V97928] SEE V17446 HUCK INTL<br>by Code: Name and Address below<br>17446: HUCK INTL INC AEROSPACE FASTENER DIV<br>900 WATSON CENTER ROAD<br>CARSON, CALIFORNIA 90745-4201<br>FORMERLY V32134 REXNORD INC; FORMERLY V97928 HUCK INTL<br>Referenced in FORMERLY line below<br>[17419] DEUTSCH COMPANY THE<br>WELLS FARGO BANK BLDG 2444 WILSHIRE BLVD #600<br>SANTA MONICA, CALIFORNIA 90403<br>FORMERLY DEUTSCH FASTENER CORP V08524<br>FORMERLY IN LOS ANGELES |
| 08805 | GENERAL ELECTRIC<br>1975 NOBLE RD<br>CLEVELAND, OHIO 44112-1719   |
| 10630 | ANILLO INDUSTRIES, INCORPORATED<br>2090 NORTH GLASSELL<br>ORANGE, CALIFORNIA 92667<br>FORMERLY WESTERN WASHER DIV OF SENG CO V87487   |

# 25-28-40

ILLUSTRATED PARTS LIST

Page 1003

Jul 01/2006



## COMPONENT MAINTENANCE MANUAL

| Code  | Name  |
|-------|---|
| 11815 | CHERRY AEROSPACE FASTENERS DIV OF TEXTRON<br>1224 EAST WARNER AVENUE PO BOX 2157<br>SANTA ANA, CALIFORNIA 92707-0157<br>FORMERLY IN LOS ANGELES, CALIF , FORMERLY CHERRY FASTENERS<br>TOWNSEND DIV OF TEXTRON INC V71087  |
| 15653 | ALCOA GLOBAL FASTENERS INC DIV KAYNAR PRODUCTS<br>800 S STATE COLLEGE BLVD<br>FULLERTON, CALIFORNIA 92831-3001<br>FORMERLY VK6405 MICRODOT AEROSP LTD; FORMERLY KAYNAR<br>TECH<br>FORMERLY FAIRCHILD FASTENERS KAYNAR DIV |
| 17023 | BRUCE INDUSTRIES, INCORPORATED<br>101 EVANS AVENUE PO BOX 1700<br>DAYTON, NEVADA 89403<br>FORMERLY IN GARDENA, CALIFORNIA   |
| 24984 | HYDRAFLOW<br>1881 W MALVERN<br>FULLERTON, CALIFORNIA 92833-2403<br>FORMERLY IN CERRITOS, CA   |
| 27624 | PB FASTENERS DIV OF BRILES PAUL R<br>1700 WEST 132ND STREET<br>GARDENA, CALIFORNIA 90249<br>FORMERLY PAUL R BRILES INC P.B. FASTENER DIV  |
| 27626 | DIGILOG ELECTRONICS CORP<br>SEATTLE, WASHINGTON 98108<br>UNKNOWN TO LOCAL POSTAL AUTHORITIES  |
| 34252 | GULF OIL CO USA DIV OF GULF OIL CORP<br>PO BOX 1519<br>HOUSTON, TEXAS 77001   |
| 34941 | HARPER ENGINEERING COMPANY<br>200 SOUTH TOBIN STREET<br>RENTON, WASHINGTON 98055-1307   |

# 25-28-40

ILLUSTRATED PARTS LIST

Page 1004

Nov 01/2006



## COMPONENT MAINTENANCE MANUAL

| Code  | Name  |
|-------|---|
| 52828 | REPUBLIC FASTENER MFG CORP<br>1300 RANCHO CONEJO BLVD<br>NEWBURY PARK, CALIFORNIA 91320-1405<br>FORMERLY IN SYLMAR, CALIFORNIA  |
| 56878 | SPS TECHNOLOGIES INC AEROSPACE AND INDUSTRIAL PRODUCTS DIV<br>301 HIGHLAND AVE<br>JENKINTOWN, PENNSYLVANIA 19046<br>FORMERLY STANDARD PRESSED STEEL<br>FORMERLY IN SALT LAKE, UTAH  |
| 71087 | Replaced: [V71087] BOOTS ACFT NUT DIV TOWNSEND CO SEE TEXTRON<br>INC CHERRY<br>FASTENER TOWNSEND DIV V11815<br>by Code: Name and Address below<br>11815: CHERRY AEROSPACE FASTENERS DIV OF TEXTRON<br>1224 EAST WARNER AVENUE PO BOX 2157<br>SANTA ANA, CALIFORNIA 92707-0157<br>FORMERLY IN LOS ANGELES, CALIF , FORMERLY CHERRY FASTENERS<br>TOWNSEND DIV OF TEXTRON INC V71087 |
| 72962 | HARVARD INDUSTRIES INC<br>3 WERNER WAY SUITE 210<br>LEBANON, NEW JERSEY 08833<br>FORMERLY ESNA V7A079<br>FORMERLY ELASTIC STOP NUT IN UNION, NJ   |
| 73197 | HI-SHEAR TECHNOLOGY CORP<br>2600 SKYPARK DRIVE<br>TORRANCE, CALIFORNIA 90509  |
| 80539 | SPS TECHNOLOGIES INC DIV AERPSOACE - SANTA ANA<br>2701 SOUTH HARBOR BOULEVARD<br>SANTA ANA, CALIFORNIA 92704-5803<br>FORMERLY NUTT-SHEL DIV OF SPC WESTERN CO V80539<br>AND STANDARD PRESSED STEEL WESTERN DIV V17279   |
| 83014 | HARTWELL CORPORATION<br>900 SOUTH RICHFIELD ROAD<br>PLACENTIA, CALIFORNIA 92670-6732<br>FORMERLY V0532B IN LOS ANGELES, CALIFORNIA  |

# 25-28-40

ILLUSTRATED PARTS LIST

Page 1005

Jul 01/2006

**COMPONENT MAINTENANCE MANUAL**

| <b>Code</b> | <b>Name</b>  |
|-------------|--|
| 92215       | FAIRCHILD IND INC FAIRCHILD AEROSPACE FASTENER DIV<br>3010 W LOMITA BLVD<br>TORRANCE, CALIFORNIA 90505-5102<br>FORMERLY VOI-SHAN IN CULVER CITY, CALIF   |
| 93907       | TEXTRON INC CAMCAR DIV<br>600 18TH AVENUE<br>ROCKFORD, ILLINOIS 61101  |
| 97393       | SHUR-LOK CORPORATION<br>2541 WHITE ROAD PO BOX 19584<br>IRVINE, CALIFORNIA 92623-9584<br>FORMERLY SHUR LOK CORP VB0060<br>FORMERLY IN SANTA ANA, CALIFORNIA 92714  |
| 97928       | Replaced: [V97928] SEE V17446 HUCK INTL<br>by Code: Name and Address below<br>17446: HUCK INTL INC AEROSPACE FASTENER DIV<br>900 WATSON CENTER ROAD<br>CARSON, CALIFORNIA 90745-4201<br>FORMERLY V32134 REXNORD INC; FORMERLY V97928 HUCK INTL |

**25-28-40**

ILLUSTRATED PARTS LIST

Page 1006

Jul 01/2006



## COMPONENT MAINTENANCE MANUAL

### NUMERICAL INDEX

| PART NUMBER  | AIRLINE PART NUMBER | FIGURE | ITEM | UNITS PER ASSEMBLY |
|--------------|---------------------|--------|------|--------------------|
| 05939-3      |                     | 1      | 36   | 1                  |
|              |                     | 2      | 36   | 1                  |
| 2055150      |                     | 1      | 48   | 2                  |
|              |                     | 2      | 48   | 2                  |
| 22K1-02      |                     | 1      | 34   | 3                  |
|              |                     | 2      | 34   | 3                  |
| 26CL02       |                     | 1      | 34   | 3                  |
|              |                     | 2      | 34   | 3                  |
| 411N3134-1   |                     | 1      | 77   | 2                  |
|              |                     | 2      | 77   | 2                  |
| 411N3142-27  |                     | 1      | 67   | 1                  |
| 411N3142-28  |                     | 1      | 65   | 1                  |
|              |                     | 2      | 65   | 1                  |
| 412N1112-34  |                     | 1      | 750  | 1                  |
|              |                     | 2      | 700  | 1                  |
| 412N1112-45  |                     | 2      | 700A | 1                  |
| 412N1113-11  |                     | 2      | 445A | 1                  |
| 412N1113-12  |                     | 2      | 450A | 1                  |
| 412N1113-18  |                     | 1      | 162  | 1                  |
| 412N1113-7   |                     | 1      | 445  | 1                  |
|              |                     | 2      | 445  | 1                  |
| 412N1113-8   |                     | 1      | 450  | 1                  |
|              |                     | 2      | 450  | 1                  |
| 412N1117-1   |                     | 1      | 410  | 1                  |
|              |                     | 2      | 410  | 1                  |
| 412N1117-2   |                     | 1      | 415  | 1                  |
|              |                     | 2      | 415  | 1                  |
| 412N1118-1SP |                     | 1      | 273  | 1                  |
|              |                     | 2      | 273  | 1                  |
| 412N1118-2SP |                     | 1      | 276  | 1                  |
|              |                     | 2      | 276  | 1                  |
| 412N1119-1   |                     | 1      | 130  | 1                  |
|              |                     | 1      | 133  | 1                  |
|              |                     | 2      | 130  | 1                  |

# 25-28-40

ILLUSTRATED PARTS LIST

Page 1007

Mar 01/2006



## COMPONENT MAINTENANCE MANUAL

| PART NUMBER   | AIRLINE PART NUMBER | FIGURE | ITEM | UNITS PER ASSEMBLY |
|---------------|---------------------|--------|------|--------------------|
|               |                     | 2      | 133  | 1                  |
| 412N1119-12   |                     | 1      | 165  | 1                  |
|               |                     | 1      | 174  | 1                  |
| 412N1119-13   |                     | 2      | 9    | 1                  |
| 412N1119-14   |                     | 1      | 9    | 1                  |
| 412N1119-16   |                     | 1      | 153  | 1                  |
|               |                     | 2      | 153  | 1                  |
| 412N1119-18   |                     | 2      | 162  | 1                  |
| 412N1119-2    |                     | 1      | 147  | 1                  |
|               |                     | 1      | 150  | 1                  |
|               |                     | 2      | 147  | 1                  |
|               |                     | 2      | 150  | 1                  |
| 412N1119-23   |                     | 2      | 165  | 1                  |
| 412N1140-13   |                     | 1      | 259G | 1                  |
|               |                     | 2      | 259G | 1                  |
| 412N1140-18SP |                     | 1      | 258  | 1                  |
| 412N1140-1SP  |                     | 1      | 252  | 1                  |
| 412N1140-41SP |                     | 1      | 252A | 1                  |
|               |                     | 2      | 252  | 1                  |
| 412N1140-58SP |                     | 1      | 258A | 1                  |
| 412N1140-88SP |                     | 2      | 252A | 1                  |
| 412N1141-1SP  |                     | 1      | 259  | 1                  |
|               |                     | 2      | 259  | 1                  |
| 412N1141-58SP |                     | 2      | 258  | 1                  |
| 412N1141-7SP  |                     | 1      | 259L | 1                  |
|               |                     | 2      | 259L | 1                  |
| 412N1142-15   |                     | 1      | 259Q | 1                  |
|               |                     | 2      | 259Q | 1                  |
| 412N1143-13SP |                     | 1      | 264  | 1                  |
|               |                     | 2      | 264  | 1                  |
| 412N1143-14SP |                     | 1      | 265  | 1                  |
|               |                     | 2      | 265  | 1                  |
| 412N1145-27   |                     | 1      | 480  | 1                  |
|               |                     | 2      | 480  | 1                  |
| 412N1145-28   |                     | 1      | 483  | 1                  |

# 25-28-40

ILLUSTRATED PARTS LIST

Page 1008

Mar 01/2006



## COMPONENT MAINTENANCE MANUAL

| PART NUMBER  | AIRLINE PART NUMBER | FIGURE | ITEM | UNITS PER ASSEMBLY |
|--------------|---------------------|--------|------|--------------------|
|              |                     | 2      | 483  | 1                  |
| 412N1146-1   |                     | 1      | 598  | 1                  |
|              |                     | 2      | 598  | 1                  |
| 412N1146-41  |                     | 1      | 610  | 1                  |
|              |                     | 2      | 610  | 1                  |
| 412N1147-1   |                     | 1      | 486  | 1                  |
|              |                     | 2      | 486  | 1                  |
| 412N1153-101 |                     | 1      | 420  | 1                  |
|              |                     | 2      | 420  | 1                  |
| 412N1153-157 |                     | 2      | 420A | 1                  |
| 412N1154-1   |                     | 1      | 300  | 1                  |
|              |                     | 2      | 300  | 1                  |
| 412N1154-2   |                     | 1      | 290  | 1                  |
|              |                     | 2      | 290  | 1                  |
| 412N1154-5   |                     | 2      | 300A | 1                  |
| 412N1154-6   |                     | 2      | 290A | 1                  |
| 412N1155-1   |                     | 1      | 319  | 1                  |
|              |                     | 1      | 319A | 1                  |
|              |                     | 2      | 319  | 1                  |
| 412N1155-13  |                     | 2      | 320A | 1                  |
| 412N1155-14  |                     | 2      | 323A | 1                  |
| 412N1155-2   |                     | 1      | 322  | 1                  |
|              |                     | 1      | 322A | 1                  |
|              |                     | 2      | 322  | 1                  |
| 412N1155-25  |                     | 2      | 320B | 1                  |
| 412N1155-26  |                     | 2      | 323B | 1                  |
| 412N1155-7   |                     | 1      | 320  | 1                  |
|              |                     | 2      | 320  | 1                  |
| 412N1155-8   |                     | 1      | 323  | 1                  |
|              |                     | 2      | 323  | 1                  |
| 412N1156-1   |                     | 1      | 360  | 1                  |
|              |                     | 2      | 360  | 1                  |
| 412N1156-13  |                     | 1      | 365  | 1                  |
|              |                     | 2      | 365  | 1                  |
| 412N1156-14  |                     | 1      | 370  | 1                  |

# 25-28-40

ILLUSTRATED PARTS LIST

Page 1009

Mar 01/2006





## COMPONENT MAINTENANCE MANUAL

| PART NUMBER    | AIRLINE PART NUMBER | FIGURE | ITEM | UNITS PER ASSEMBLY |
|----------------|---------------------|--------|------|--------------------|
|                |                     | 2      | 370  | 1                  |
| 412N1156-15    |                     | 1      | 376S | 1                  |
|                |                     | 2      | 376S | 1                  |
| 412N1156-16    |                     | 1      | 377M | 1                  |
|                |                     | 2      | 377M | 1                  |
| 412N1156-2     |                     | 1      | 375  | 1                  |
|                |                     | 2      | 375  | 1                  |
| 412N1156-21    |                     | 2      | 375A | 1                  |
| 412N1156-22    |                     | 2      | 375B | 1                  |
| 412N1156-23    |                     | 2      | 377N | 1                  |
| 412N1156-24    |                     | 2      | 377P | 1                  |
| 412N1156-3     |                     | 1      | 377  | 1                  |
|                |                     | 2      | 377  | 1                  |
| 412N1156-4     |                     | 1      | 377G | 1                  |
|                |                     | 2      | 377G | 1                  |
| 412N1161-1     |                     | 2      | 9A   | 1                  |
| 412N1227-1     |                     | 1      | 325  | 4                  |
|                |                     | 2      | 325  | 4                  |
| 412N1245-1     |                     | 1      | 262  | 2                  |
|                |                     | 2      | 262  | 2                  |
| 417N5120-10    |                     | 1      | 45   | 1                  |
|                |                     | 2      | 45   | 1                  |
| 417N5120-15    |                     | 1      | 12   | 1                  |
|                |                     | 1      | 15   | 1                  |
|                |                     | 2      | 12   | 1                  |
|                |                     | 2      | 12B  | 1                  |
| 417N5120-17    |                     | 1      | 12B  | 1                  |
| 417N5120-2     |                     | 1      | 12A  | 1                  |
|                |                     | 2      | 12A  | 1                  |
| 417N5120-4     |                     | 1      | 12C  | 1                  |
| 6041-3BRX225   |                     | 1      | 376  | 2                  |
|                |                     | 2      | 376  | 2                  |
| 65C27005-110SP |                     | 1      | 1E   | RF                 |
|                |                     | 2      | 1B   | RF                 |
| 65C27005-45SP  |                     | 1      | 1B   | RF                 |

# 25-28-40

ILLUSTRATED PARTS LIST

Page 1010

Mar 01/2006



## COMPONENT MAINTENANCE MANUAL

| PART NUMBER    | AIRLINE PART NUMBER | FIGURE | ITEM | UNITS PER ASSEMBLY |
|----------------|---------------------|--------|------|--------------------|
| 65C27005-47SP  |                     | 1      | 1C   | RF                 |
| 65C27005-5SP   |                     | 1      | 1    | RF                 |
| 65C27005-60SP  |                     | 1      | 1D   | RF                 |
|                |                     | 2      | 1    | RF                 |
| 65C27005-7SP   |                     | 1      | 1A   | RF                 |
| 65C27008-102SP |                     | 2      | 240A | 1                  |
| 65C27008-45SP  |                     | 1      | 240B | 1                  |
| 65C27008-47SP  |                     | 1      | 240C | 1                  |
| 65C27008-5SP   |                     | 1      | 240  | 1                  |
| 65C27008-62SP  |                     | 2      | 240  | 1                  |
| 65C27008-7SP   |                     | 1      | 240A | 1                  |
| 65C27011-1004  |                     | 1      | 615  | 1                  |
|                |                     | 2      | 620  | 1                  |
| 65C27011-1201  |                     | 1      | 625  | 1                  |
|                |                     | 2      | 630  | 1                  |
| 65C27011-1202  |                     | 2      | 645  | 1                  |
| 65C27011-1203  |                     | 1      | 640  | 1                  |
| 65C27011-1204  |                     | 1      | 655  | 1                  |
| 65C27011-1253  |                     | 1      | 670  | 1                  |
| 65C27011-1255  |                     | 1      | 685  | 1                  |
| 65C27011-1305  |                     | 1      | 700  | 1                  |
| 65C27011-1307  |                     | 1      | 710  | 1                  |
| 65C27011-1316  |                     | 2      | 660  | 1                  |
| 65C27011-18    |                     | 2      | 615  | 1                  |
| 65C27011-2001  |                     | 1      | 720  | 1                  |
|                |                     | 2      | 670  | 1                  |
| 65C27011-2101  |                     | 1      | 730  | 1                  |
|                |                     | 2      | 680  | 1                  |
| 65C27011-2201  |                     | 1      | 740  | 1                  |
|                |                     | 2      | 690  | 1                  |
| 65C27011-5     |                     | 1      | 613  | 1                  |
| 65C27011-57    |                     | 2      | 615A | 1                  |
| 65C27011-7     |                     | 1      | 613A | 1                  |
| 65C28117-3     |                     | 1      | 40   | 1                  |
| 65C34485-10    |                     | 1      | 2    | RF                 |

# 25-28-40

ILLUSTRATED PARTS LIST

Page 1011

Mar 01/2006



## COMPONENT MAINTENANCE MANUAL

| PART NUMBER   | AIRLINE PART NUMBER | FIGURE | ITEM | UNITS PER ASSEMBLY |
|---------------|---------------------|--------|------|--------------------|
| 65C34485-10SP |                     | 2      | 1C   | RF                 |
| 65C34485-24   |                     | 1      | 2A   | RF                 |
| 65C34485-24SP |                     | 2      | 1D   | RF                 |
| 65C34485-30   |                     | 2      | 240B | 1                  |
| 65C34485-40   |                     | 2      | 240C | 1                  |
| 800000255-12  |                     | 1      | 57A  | 1                  |
|               |                     | 2      | 57   | 1                  |
|               |                     | 80     | 1    | RF                 |
| 800000255-14  |                     | 1      | 63A  | 1                  |
|               |                     | 80     | 1A   | RF                 |
| 800000255-2   |                     | 1      | 57   | 1                  |
|               |                     | 2      | 57A  | 1                  |
|               |                     | 80     | 1B   | RF                 |
| 800000255-4   |                     | 1      | 63   | 1                  |
|               |                     | 80     | 1C   | RF                 |
| 96-02         |                     | 1      | 405  | 4                  |
| 96-82         |                     | 1      | 395  | 4                  |
| AIC1321-3-8   |                     | 1      | 325A | 4                  |
|               |                     | 2      | 325A | 4                  |
| AN960JD10     |                     | 2      | 6A   | 8                  |
| AN960JD10L    |                     | 1      | 346A | 2                  |
|               |                     | 2      | 346A | 2                  |
| AN960JD10LL   |                     | 2      | 27A  | 3                  |
|               |                     | 2      | 86A  | 4                  |
| AN960JD8      |                     | 2      | 390A | 4                  |
| AN960PD08     |                     | 2      | 592  | 11                 |
| AN960PD10     |                     | 1      | 6    | 8                  |
|               |                     | 1      | 86   | 4                  |
|               |                     | 1      | 170  | 4                  |
|               |                     | 1      | 180  | 4                  |
| AN960PD10L    |                     | 1      | 27   | 3                  |
|               |                     | 1      | 344  | 1                  |
|               |                     | 1      | 345  | 2                  |
|               |                     | 2      | 344  | 1                  |
|               |                     | 2      | 345  | 1                  |

# 25-28-40

ILLUSTRATED PARTS LIST

Page 1012

Mar 01/2006



COMPONENT MAINTENANCE MANUAL

| PART NUMBER   | AIRLINE PART NUMBER | FIGURE | ITEM | UNITS PER ASSEMBLY |
|---------------|---------------------|--------|------|--------------------|
| AN960PD8      |                     | 1      | 390  | 4                  |
|               |                     | 1      | 592  | 11                 |
| B30MY6K2      |                     | 1      | 400  | 4                  |
|               |                     | 2      | 400  | 4                  |
| BACB28B6-220P |                     | 1      | 141  | 1                  |
|               |                     | 1      | 144  | 1                  |
|               |                     | 2      | 141  | 1                  |
|               |                     | 2      | 144  | 1                  |
| BACB28B6-250P |                     | 1      | 159  | 1                  |
|               |                     | 2      | 159  | 1                  |
| BACB30LK3-18  |                     | 1      | 326  | 2                  |
|               |                     | 2      | 326  | 2                  |
| BACB30MY6K2   |                     | 1      | 400  | 4                  |
|               |                     | 2      | 400  | 4                  |
| BACB30NM3K    |                     | 1      | 178  | 4                  |
| BACB30NM3K1   |                     | 1      | 3    | 8                  |
|               |                     | 1      | 3    | 8                  |
|               |                     | 1      | 3    | 8                  |
|               |                     | 1      | 3    | 8                  |
|               |                     | 1      | 3    | 8                  |
|               |                     | 1      | 3    | 8                  |
|               |                     | 1      | 3    | 8                  |
|               |                     | 1      | 3    | 8                  |
|               |                     | 1      | 3    | 8                  |
|               |                     | 1      | 3    | 8                  |
|               |                     | 1      | 3    | 8                  |
|               |                     | 1      | 3    | 8                  |
|               |                     | 1      | 3    | 8                  |
|               |                     | 1      | 83   | 4                  |
|               |                     | 1      | 83   | 4                  |
| 1             | 83                  | 4      |      |                    |
| 1             | 83                  | 4      |      |                    |
| 1             | 83                  | 4      |      |                    |
| 1             | 83                  | 4      |      |                    |
| 1             | 83                  | 4      |      |                    |
| 1             | 83                  | 4      |      |                    |

**25-28-40**

ILLUSTRATED PARTS LIST

Page 1013

Mar 01/2006





**COMPONENT MAINTENANCE MANUAL**

| PART NUMBER   | AIRLINE PART NUMBER | FIGURE | ITEM | UNITS PER ASSEMBLY |
|---------------|---------------------|--------|------|--------------------|
| BACN10JC08    |                     | 1      | 395  | 4                  |
| BACN10JC3     |                     | 1      | 405  | 4                  |
| BACN10KB08    |                     | 1      | 605  | 2                  |
|               |                     | 2      | 605  | 2                  |
| BACN10R10L    |                     | 1      | 34   | 3                  |
|               |                     | 2      | 34   | 3                  |
| BACR15DR3     |                     | 1      | 600  | 4                  |
|               |                     | 2      | 600  | 4                  |
| BACS12ER06K8  |                     | 1      | 425  | 4                  |
|               |                     | 1      | 425  | 4                  |
|               |                     | 1      | 425  | 4                  |
|               |                     | 1      | 425  | 4                  |
|               |                     | 1      | 425  | 4                  |
|               |                     | 1      | 425  | 4                  |
|               |                     | 1      | 425  | 4                  |
|               |                     | 1      | 425  | 4                  |
|               |                     | 1      | 425  | 4                  |
|               |                     | 1      | 425  | 4                  |
|               |                     | 1      | 425  | 4                  |
|               |                     | 1      | 425  | 4                  |
|               |                     | 1      | 425  | 4                  |
|               |                     | 1      | 425  | 4                  |
|               |                     | 2      | 425  | 4                  |
|               |                     | 2      | 425  | 4                  |
|               |                     | 2      | 425  | 4                  |
|               |                     | 2      | 425  | 4                  |
|               |                     | 2      | 425  | 4                  |
|               |                     | 2      | 425  | 4                  |
|               |                     | 2      | 425  | 4                  |
|               |                     | 2      | 425  | 4                  |
|               |                     | 2      | 425  | 4                  |
|               |                     | 2      | 425  | 4                  |
|               |                     | 2      | 425  | 4                  |
|               |                     | 2      | 425  | 4                  |
|               |                     | 2      | 425  | 4                  |
|               |                     | 2      | 425  | 4                  |
|               |                     | 2      | 425  | 4                  |
|               |                     | 2      | 425  | 4                  |
|               |                     | 2      | 425  | 4                  |
|               |                     | 2      | 425  | 4                  |
|               |                     | 2      | 425  | 4                  |
| BACS12ER08K12 |                     | 1      | 489  | 11                 |
|               |                     | 1      | 489  | 11                 |
|               |                     | 1      | 489  | 11                 |

**25-28-40**

ILLUSTRATED PARTS LIST

Page 1015

Mar 01/2006





COMPONENT MAINTENANCE MANUAL

| PART NUMBER   | AIRLINE PART NUMBER | FIGURE | ITEM | UNITS PER ASSEMBLY |
|---------------|---------------------|--------|------|--------------------|
|               |                     | 1      | 156  | 3                  |
|               |                     | 2      | 30   | 3                  |
|               |                     | 2      | 30   | 3                  |
|               |                     | 2      | 30   | 3                  |
|               |                     | 2      | 30   | 3                  |
|               |                     | 2      | 30   | 3                  |
|               |                     | 2      | 30   | 3                  |
|               |                     | 2      | 30   | 3                  |
|               |                     | 2      | 30   | 3                  |
|               |                     | 2      | 30   | 3                  |
|               |                     | 2      | 30   | 3                  |
|               |                     | 2      | 30   | 3                  |
|               |                     | 2      | 30   | 3                  |
|               |                     | 2      | 135  | 4                  |
|               |                     | 2      | 138  | 4                  |
|               |                     | 2      | 156  | 3                  |
|               |                     | 2      | 168  | 4                  |
| BACS12ER98K12 |                     | 1      | 489  | 11                 |
| BACS12FA3K4   |                     | 1      | 269  | 4                  |
|               |                     | 2      | 269  | 4                  |
| BACS12FA3K5   |                     | 1      | 468  | 8                  |
|               |                     | 1      | 468  | 8                  |
|               |                     | 1      | 468  | 8                  |
|               |                     | 1      | 468  | 8                  |
|               |                     | 1      | 468  | 8                  |
|               |                     | 1      | 468  | 8                  |
|               |                     | 1      | 468  | 8                  |
|               |                     | 1      | 468  | 8                  |
|               |                     | 1      | 468  | 8                  |
|               |                     | 1      | 468  | 8                  |
|               |                     | 1      | 468  | 8                  |
|               |                     | 1      | 468  | 8                  |
|               |                     | 1      | 468  | 8                  |
|               |                     | 1      | 468  | 8                  |
|               |                     | 1      | 468  | 8                  |
|               |                     | 1      | 468  | 8                  |
|               |                     | 1      | 468  | 8                  |
|               |                     | 1      | 468  | 8                  |
|               |                     | 1      | 474  | 14                 |
|               |                     | 1      | 474  | 14                 |
|               |                     | 1      | 474  | 14                 |

**25-28-40**

ILLUSTRATED PARTS LIST

Page 1017

Mar 01/2006







## COMPONENT MAINTENANCE MANUAL

| PART NUMBER   | AIRLINE PART NUMBER | FIGURE | ITEM | UNITS PER ASSEMBLY |
|---------------|---------------------|--------|------|--------------------|
| BACW10P136AL  |                     | 1      | 327  | 6                  |
|               |                     | 2      | 327  | 6                  |
|               |                     | 2      | 327  | 6                  |
| BACW10P138AL  |                     | 1      | 327  | 6                  |
| BACW10UD10    |                     | 1      | 33   | 3                  |
|               |                     | 2      | 33   | 3                  |
| BR1000A08     |                     | 1      | 605  | 2                  |
|               |                     | 2      | 605  | 2                  |
| BRH10A08      |                     | 1      | 395  | 4                  |
| BRH10A3       |                     | 1      | 405  | 4                  |
| BV03112-03-33 |                     | 80     | 5    | 2                  |
| BV03112-33    |                     | 80     | 5A   | 2                  |
| F22K1-02      |                     | 1      | 34   | 3                  |
|               |                     | 2      | 34   | 3                  |
| F40WW         |                     | 1      | 51   | 1                  |
|               |                     | 2      | 51   | 1                  |
| H10-08BAC     |                     | 1      | 395  | 4                  |
| H10-3BAC      |                     | 1      | 405  | 4                  |
| H2948-1       |                     | 1      | 351  | 1                  |
|               |                     | 2      | 351  | 1                  |
| H2948-2       |                     | 1      | 348  | 1                  |
|               |                     | 2      | 348  | 1                  |
| H3-1145-4760  |                     | 1      | 455  | 1                  |
|               |                     | 2      | 455  | 1                  |
| H3-1152-1     |                     | 1      | 266  | 2                  |
|               |                     | 2      | 266  | 2                  |
| HL10VAZ6-2    |                     | 1      | 400  | 4                  |
|               |                     | 1      | 400  | 4                  |
|               |                     | 1      | 400  | 4                  |
|               |                     | 1      | 400  | 4                  |
|               |                     | 2      | 400  | 4                  |
|               |                     | 2      | 400  | 4                  |
|               |                     | 2      | 400  | 4                  |
|               |                     | 2      | 400  | 4                  |
|               |                     | 2      | 400  | 4                  |
| K2000-08      |                     | 1      | 605  | 2                  |

# 25-28-40

ILLUSTRATED PARTS LIST

Page 1019

Mar 01/2006



## COMPONENT MAINTENANCE MANUAL

| PART NUMBER   | AIRLINE PART NUMBER | FIGURE | ITEM | UNITS PER ASSEMBLY |
|---------------|---------------------|--------|------|--------------------|
|               |                     | 1      | 605  | 2                  |
|               |                     | 2      | 605  | 2                  |
|               |                     | 2      | 605  | 2                  |
| L8006K2       |                     | 1      | 400  | 4                  |
|               |                     | 2      | 400  | 4                  |
| LP1625-48     |                     | 1      | 54   | 1                  |
|               |                     | 2      | 54   | 1                  |
| M535333-39    |                     | 2      | 256  | 4                  |
| MS20392-2C13  |                     | 1      | 333  | 1                  |
|               |                     | 2      | 333  | 1                  |
| MS21042L3     |                     | 2      | 405A | 4                  |
| MS21042LD8    |                     | 2      | 395A | 4                  |
| MS24585-1230  |                     | 1      | 71   | 1                  |
|               |                     | 2      | 71   | 1                  |
| MS24665-132   |                     | 1      | 330  | 1                  |
|               |                     | 2      | 330  | 1                  |
| MS25333-39    |                     | 2      | 272  | 4                  |
| MS35206-323   |                     | 80     | 10   | 4                  |
| MS35333-39    |                     | 1      | 256  | 4                  |
|               |                     | 1      | 272  | 4                  |
| MS51861-15    |                     | 1      | 261  | 2                  |
|               |                     | 2      | 261  | 2                  |
| MS51862-4     |                     | 1      | 263  | 2                  |
|               |                     | 2      | 263  | 2                  |
| NAS1801-3-10  |                     | 1      | 326A | 2                  |
|               |                     | 2      | 326A | 2                  |
| NAS1801-3-11  |                     | 1      | 74   | 1                  |
|               |                     | 2      | 74   | 1                  |
| NAS1801-3-4   |                     | 1      | 254  | 4                  |
|               |                     | 2      | 254  | 4                  |
| NAS1801-3-5   |                     | 1      | 24   | 3                  |
|               |                     | 2      | 24   | 3                  |
| NAS1833-3-400 |                     | 1      | 328  | 6                  |
|               |                     | 2      | 328  | 6                  |
| NAS1836-3-11  |                     | 1      | 620  | 14                 |

# 25-28-40

ILLUSTRATED PARTS LIST

Page 1020

Mar 01/2006



## COMPONENT MAINTENANCE MANUAL

| PART NUMBER  | AIRLINE PART NUMBER | FIGURE | ITEM | UNITS PER ASSEMBLY |
|--------------|---------------------|--------|------|--------------------|
|              |                     | 1      | 630  | 4                  |
|              |                     | 1      | 645  | 4                  |
|              |                     | 1      | 660  | 4                  |
|              |                     | 1      | 675  | 8                  |
|              |                     | 1      | 690  | 4                  |
|              |                     | 1      | 715  | 8                  |
|              |                     | 1      | 735  | 4                  |
|              |                     | 1      | 745  | 4                  |
|              |                     | 2      | 625  | 14                 |
|              |                     | 2      | 635  | 4                  |
|              |                     | 2      | 650  | 4                  |
|              |                     | 2      | 665  | 8                  |
|              |                     | 2      | 685  | 4                  |
|              |                     | 2      | 695  | 4                  |
| NAS1836-4-11 |                     | 1      | 680  | 2                  |
|              |                     | 1      | 695  | 1                  |
| NAS18363-11  |                     | 1      | 705  | 8                  |
| NAS43DD3-3   |                     | 1      | 343  | 1                  |
|              |                     | 2      | 343  | 1                  |
| NAS43DD3-5   |                     | 1      | 340  | 1                  |
|              |                     | 2      | 340  | 1                  |
| NAS43DD3-6   |                     | 1      | 341  | 1                  |
|              |                     | 2      | 341  | 1                  |
| NAS43DD3-8   |                     | 1      | 342  | 1                  |
|              |                     | 2      | 342  | 1                  |
| NAS514P832-5 |                     | 1      | 435  | 4                  |
|              |                     | 2      | 435  | 4                  |
| NAS620A8L    |                     | 1      | 261H | 2                  |
|              |                     | 2      | 261H | 2                  |
| NAS6703PU11  |                     | 1      | 337  | 1                  |
|              |                     | 2      | 337  | 1                  |
| NAS6703PU15  |                     | 1      | 338  | 1                  |
|              |                     | 2      | 338  | 1                  |
| NS202101-02  |                     | 1      | 405  | 4                  |
| NS202101-82  |                     | 1      | 395  | 4                  |

# 25-28-40

ILLUSTRATED PARTS LIST

Page 1021

Mar 01/2006



## COMPONENT MAINTENANCE MANUAL

| PART NUMBER   | AIRLINE PART NUMBER | FIGURE | ITEM | UNITS PER ASSEMBLY |
|---------------|---------------------|--------|------|--------------------|
| RMA9207-82    |                     | 1      | 605  | 2                  |
|               |                     | 2      | 605  | 2                  |
| RMLH9075-3W   |                     | 1      | 405  | 4                  |
| RMLH9075-82W  |                     | 1      | 395  | 4                  |
| S283N702-3    |                     | 2      | 36   | 1                  |
| S412N101-1    |                     | 1      | 266  | 2                  |
|               |                     | 2      | 266  | 2                  |
| S412N101-1060 |                     | 1      | 455  | 1                  |
|               |                     | 2      | 455  | 1                  |
| S412N102-1    |                     | 1      | 351  | 1                  |
|               |                     | 2      | 351  | 1                  |
| S412N102-15   |                     | 2      | 351A | 1                  |
| S412N102-16   |                     | 2      | 348A | 1                  |
| S412N102-2    |                     | 1      | 348  | 1                  |
|               |                     | 2      | 348  | 1                  |
| S412N104-1    |                     | 1      | 357  | 1                  |
|               |                     | 2      | 357  | 1                  |
| S412N104-4    |                     | 2      | 357A | 1                  |
| S417N507-12   |                     | 1      | 57A  | 1                  |
|               |                     | 2      | 57   | 1                  |
|               |                     | 80     | 1    | RF                 |
| S417N507-14   |                     | 1      | 63A  | 1                  |
|               |                     | 80     | 1A   | RF                 |
| S417N507-2    |                     | 1      | 57   | 1                  |
|               |                     | 2      | 57A  | 1                  |
|               |                     | 80     | 1B   | RF                 |
| S417N507-4    |                     | 1      | 63   | 1                  |
|               |                     | 80     | 1C   | RF                 |
| SB113         |                     | 1      | 357  | 1                  |
|               |                     | 2      | 357  | 1                  |
| SL210-06-2    |                     | 1      | 430  | 4                  |
|               |                     | 2      | 430  | 4                  |
| SL210-08-1    |                     | 1      | 440  | 4                  |
|               |                     | 2      | 440  | 4                  |
| SL2334-3A2    |                     | 1      | 635  | 7                  |

# 25-28-40

ILLUSTRATED PARTS LIST

Page 1022

Mar 01/2006



## COMPONENT MAINTENANCE MANUAL

| PART NUMBER | AIRLINE PART NUMBER | FIGURE | ITEM | UNITS PER ASSEMBLY |
|-------------|---------------------|--------|------|--------------------|
|             |                     | 1      | 650  | 4                  |
|             |                     | 1      | 665  | 4                  |
|             |                     | 1      | 725  | 4                  |
|             |                     | 2      | 640  | 7                  |
|             |                     | 2      | 655  | 7                  |
|             |                     | 2      | 675  | 4                  |
| SL618-3A    |                     | 1      | 260  | 8                  |
|             |                     | 2      | 260  | 8                  |
| T6S1032J    |                     | 1      | 405  | 4                  |
| T6S832J     |                     | 1      | 395  | 4                  |
| T8109S832   |                     | 1      | 605  | 2                  |
|             |                     | 2      | 605  | 2                  |
| VN101A1-82  |                     | 1      | 605  | 2                  |
|             |                     | 2      | 605  | 2                  |
| VN303A02    |                     | 1      | 405  | 4                  |
| VN303A82    |                     | 1      | 395  | 4                  |

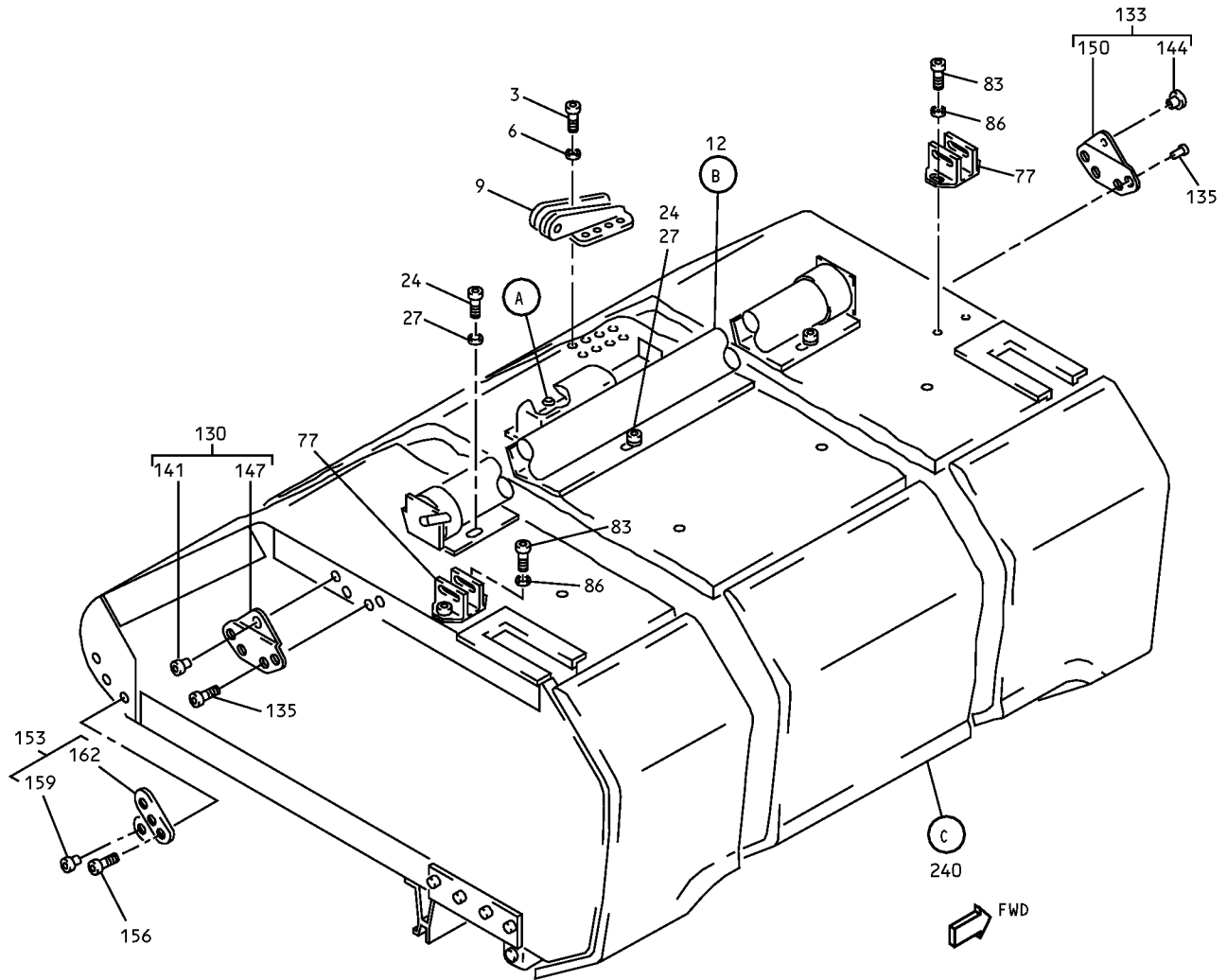
# 25-28-40

ILLUSTRATED PARTS LIST

Page 1023

Mar 01/2006

# COMPONENT MAINTENANCE MANUAL



Overhead Storage Compartment Assembly  
IPL Figure 1 (Sheet 1 of 10)

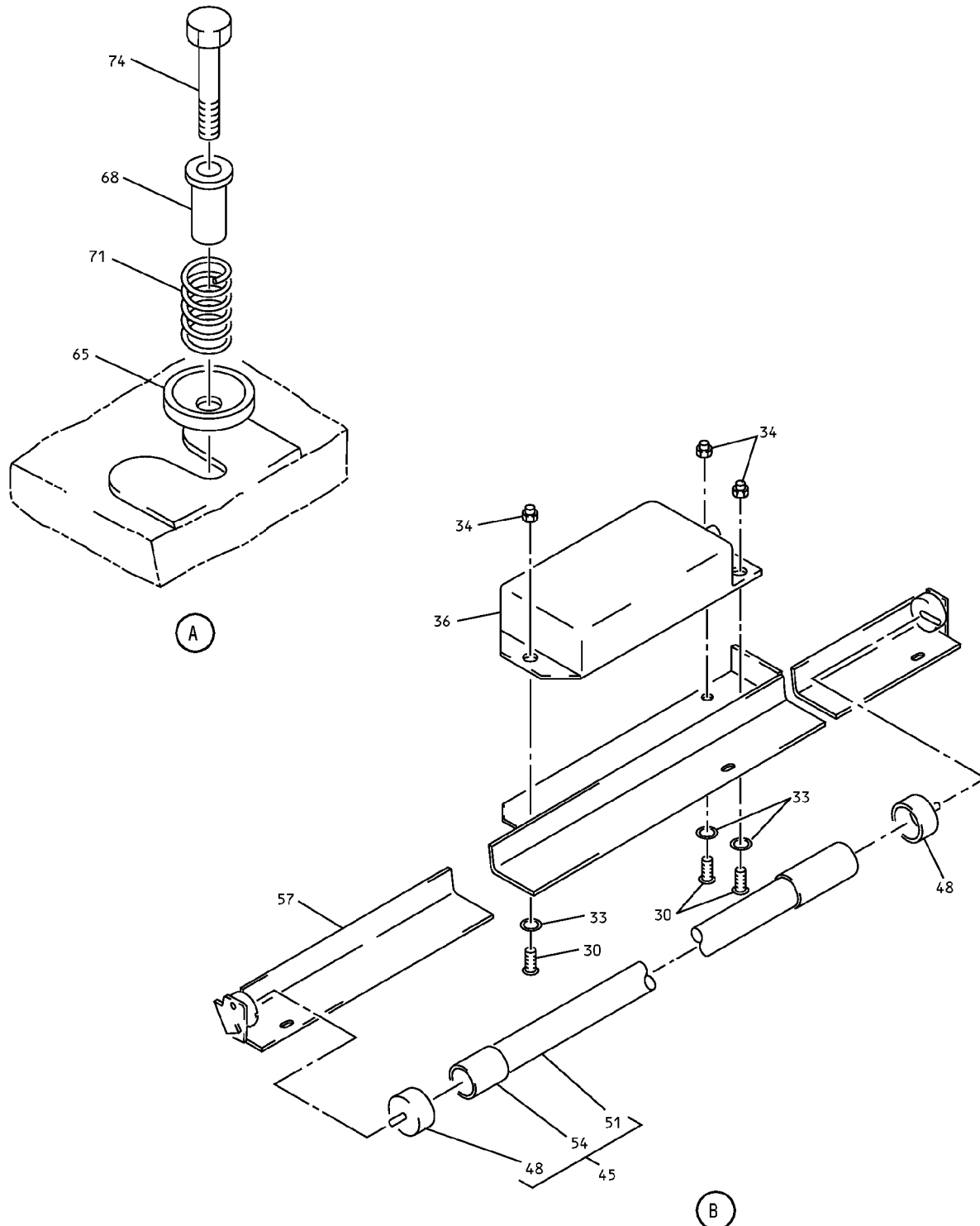
## 25-28-40

ILLUSTRATED PARTS LIST

Page 1024

Mar 01/2006

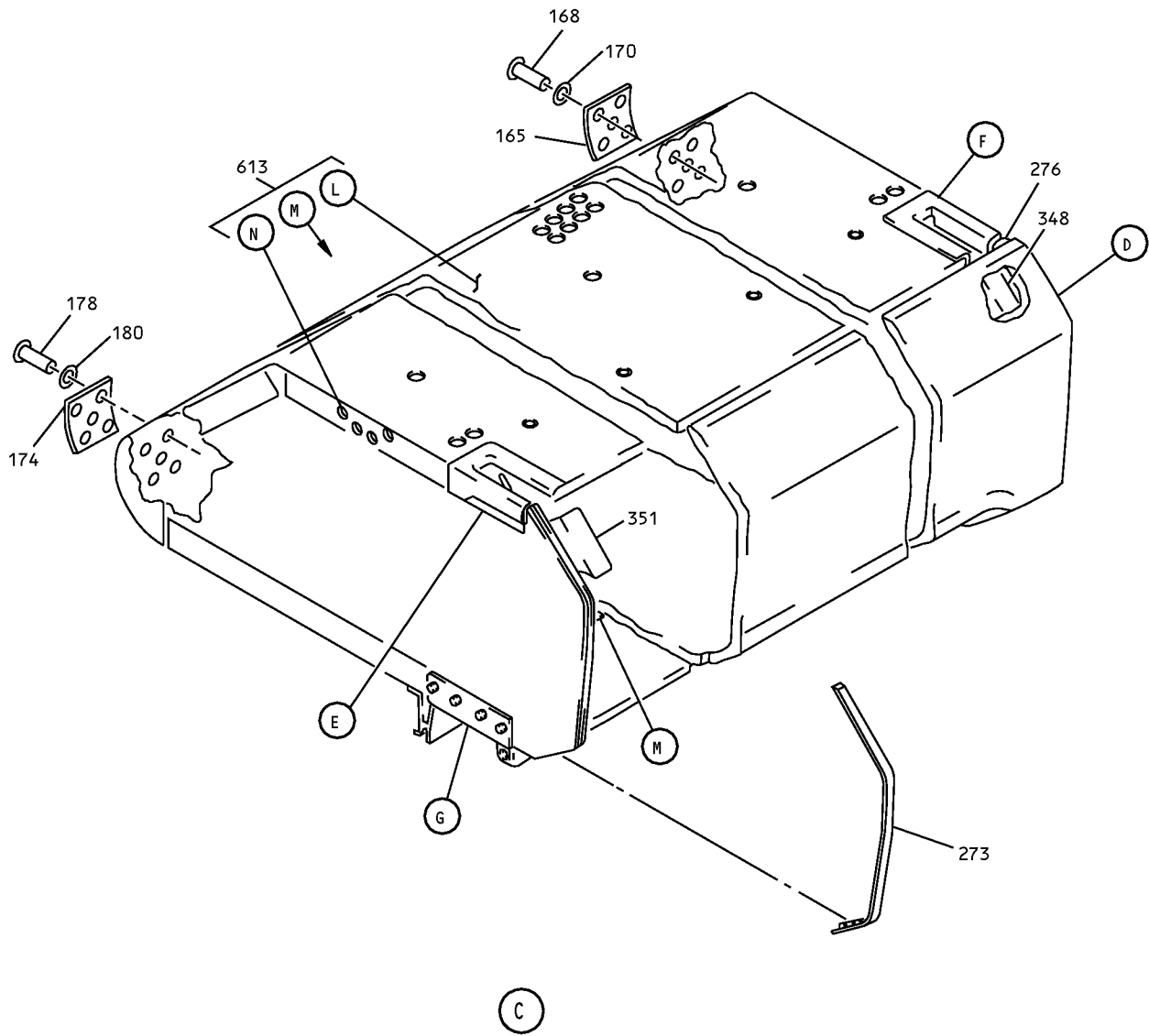
COMPONENT MAINTENANCE MANUAL



Overhead Stowage Compartment Assembly  
 IPL Figure 1 (Sheet 2 of 10)



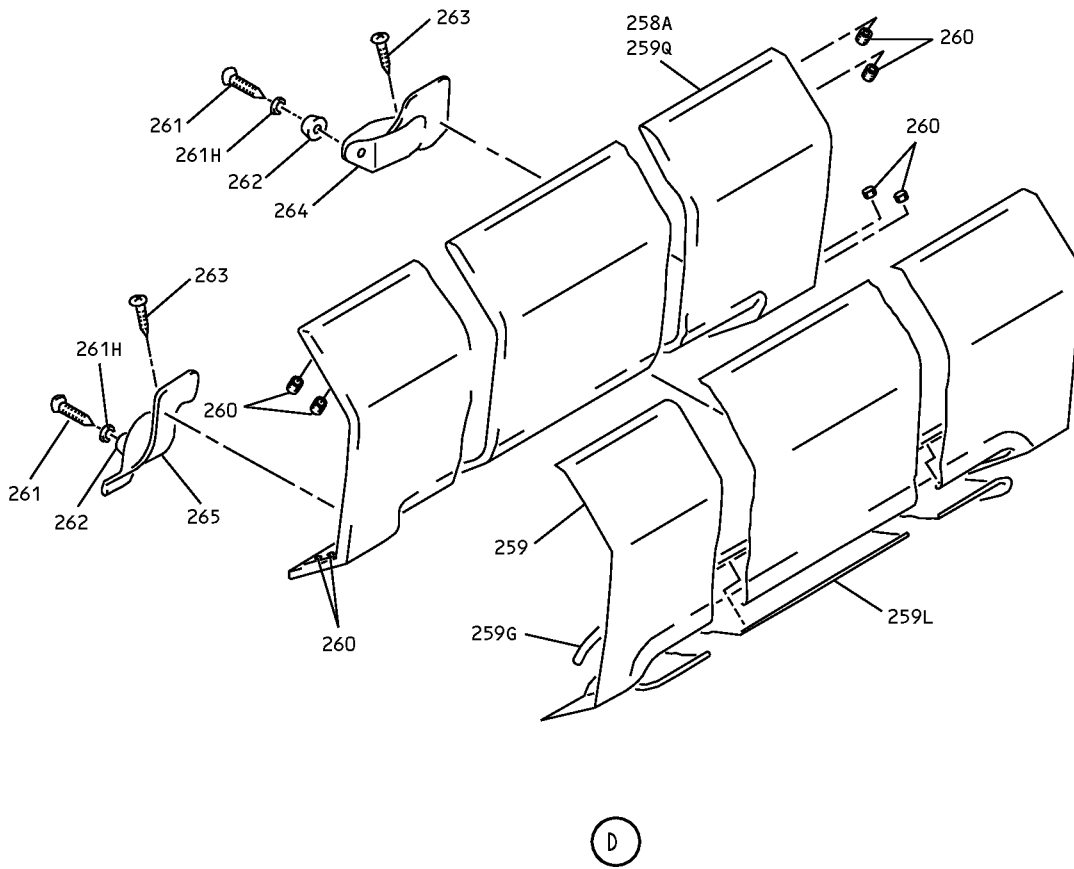
# COMPONENT MAINTENANCE MANUAL



Overhead Storage Compartment Assembly  
IPL Figure 1 (Sheet 3 of 10)

**25-28-40**  
ILLUSTRATED PARTS LIST  
Page 1026  
Mar 01/2006

# COMPONENT MAINTENANCE MANUAL



D

Overhead Stowage Compartment Assembly  
IPL Figure 1 (Sheet 4 of 10)

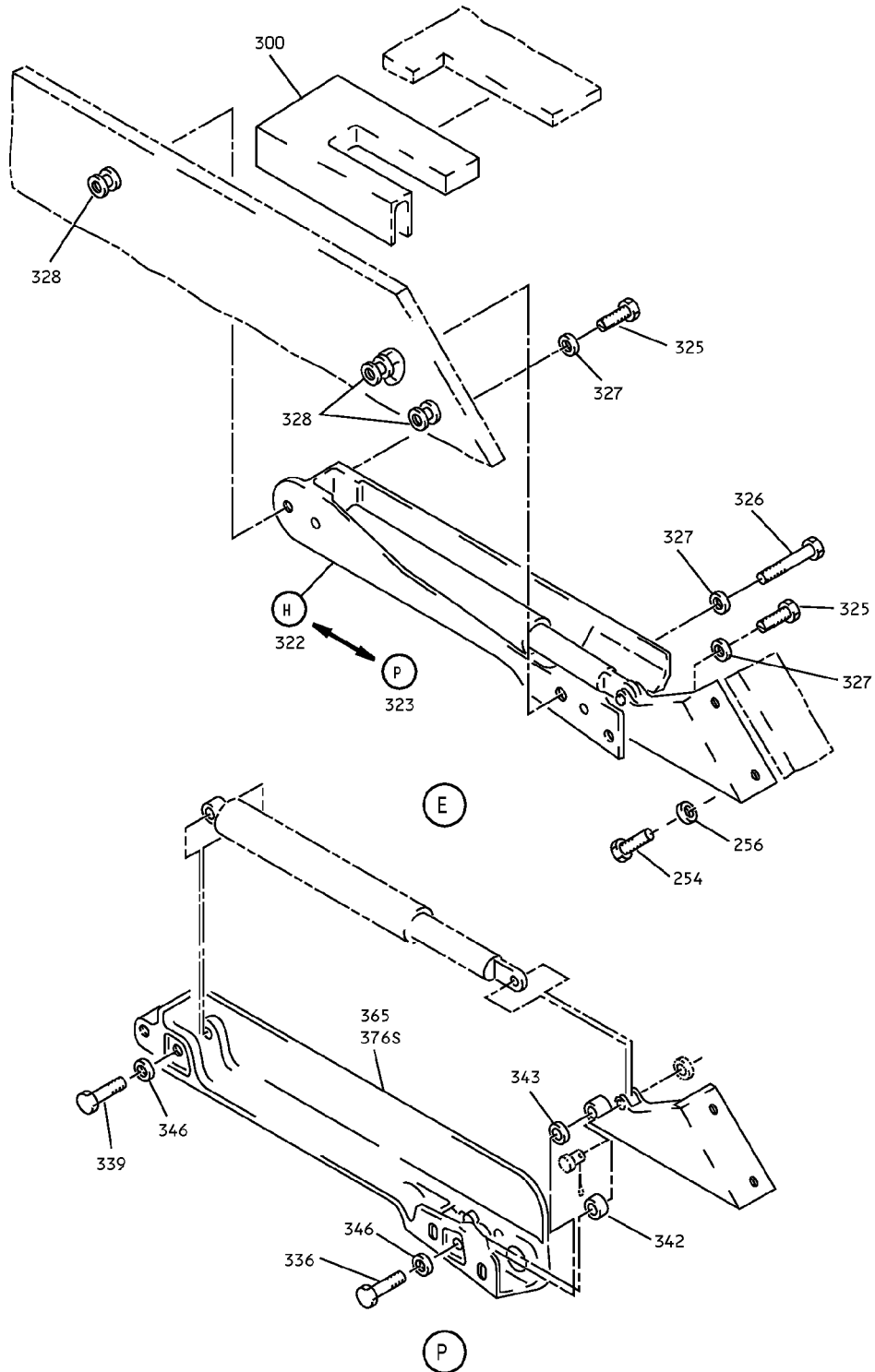
## 25-28-40

ILLUSTRATED PARTS LIST

Page 1027

Mar 01/2006

COMPONENT MAINTENANCE MANUAL



Overhead Storage Compartment Assembly  
IPL Figure 1 (Sheet 5 of 10)

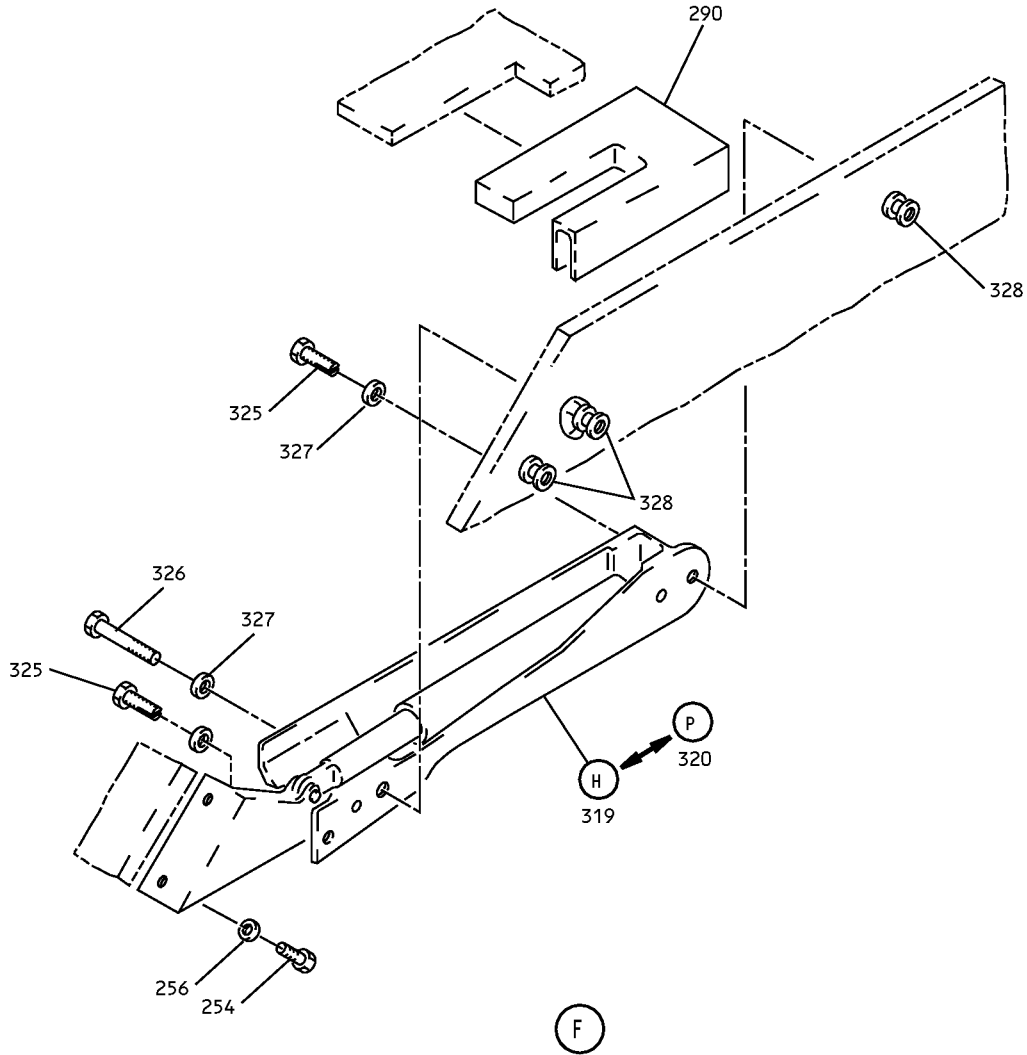
**25-28-40**

ILLUSTRATED PARTS LIST

Page 1028

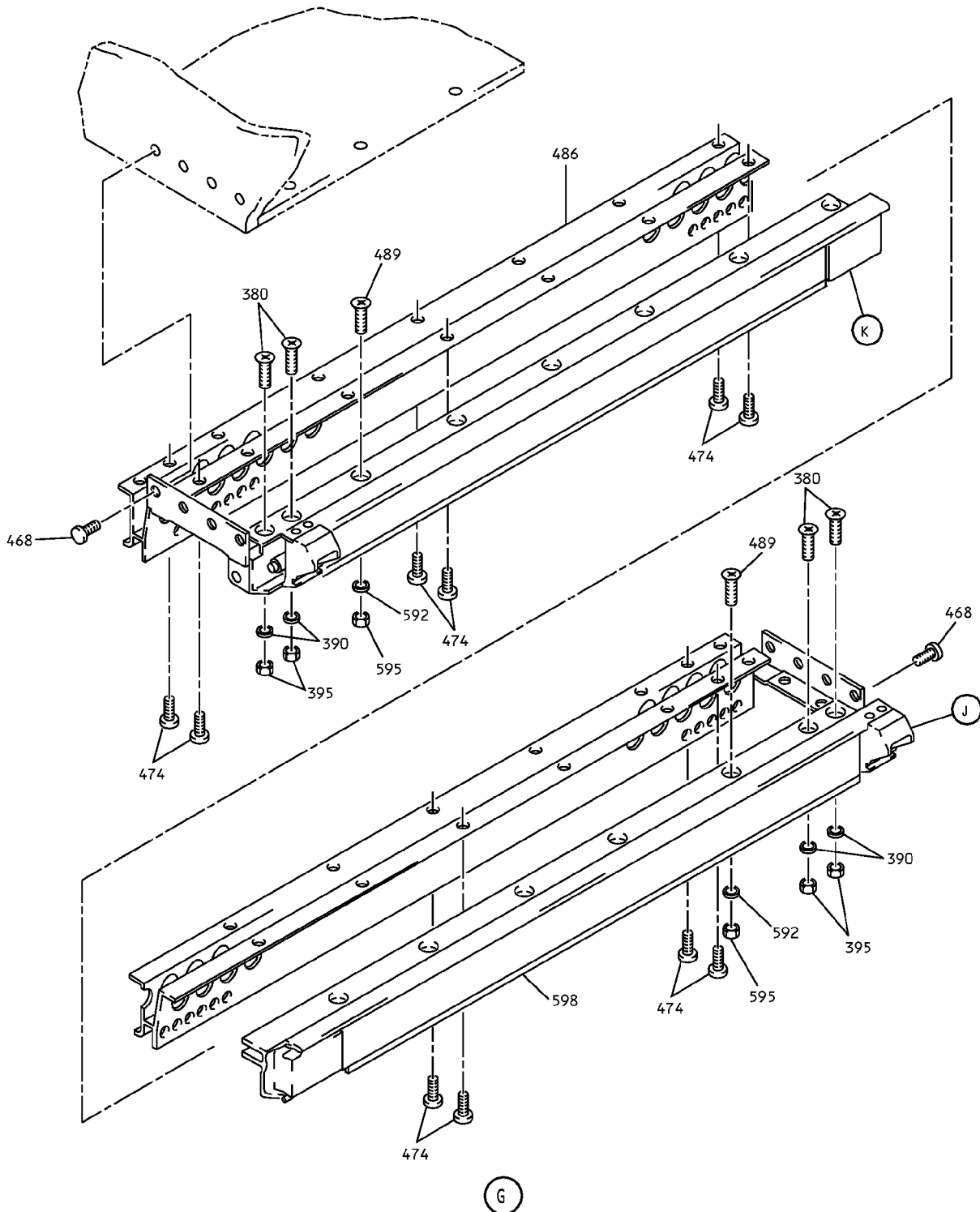
Mar 01/2006

COMPONENT MAINTENANCE MANUAL



Overhead Stowage Compartment Assembly  
IPL Figure 1 (Sheet 6 of 10)

### COMPONENT MAINTENANCE MANUAL



Overhead Storage Compartment Assembly  
IPL Figure 1 (Sheet 7 of 10)

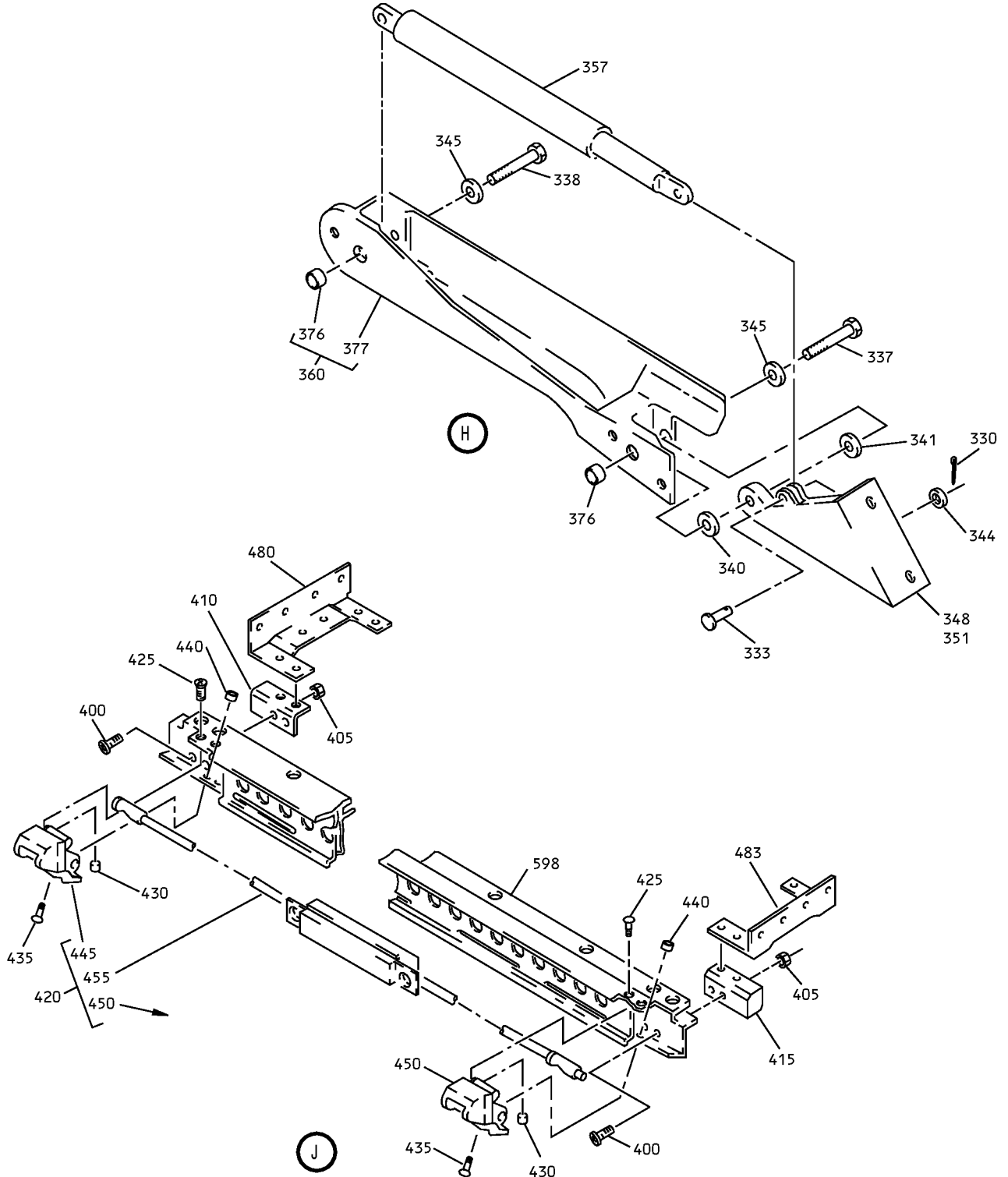
# 25-28-40

ILLUSTRATED PARTS LIST

Page 1030

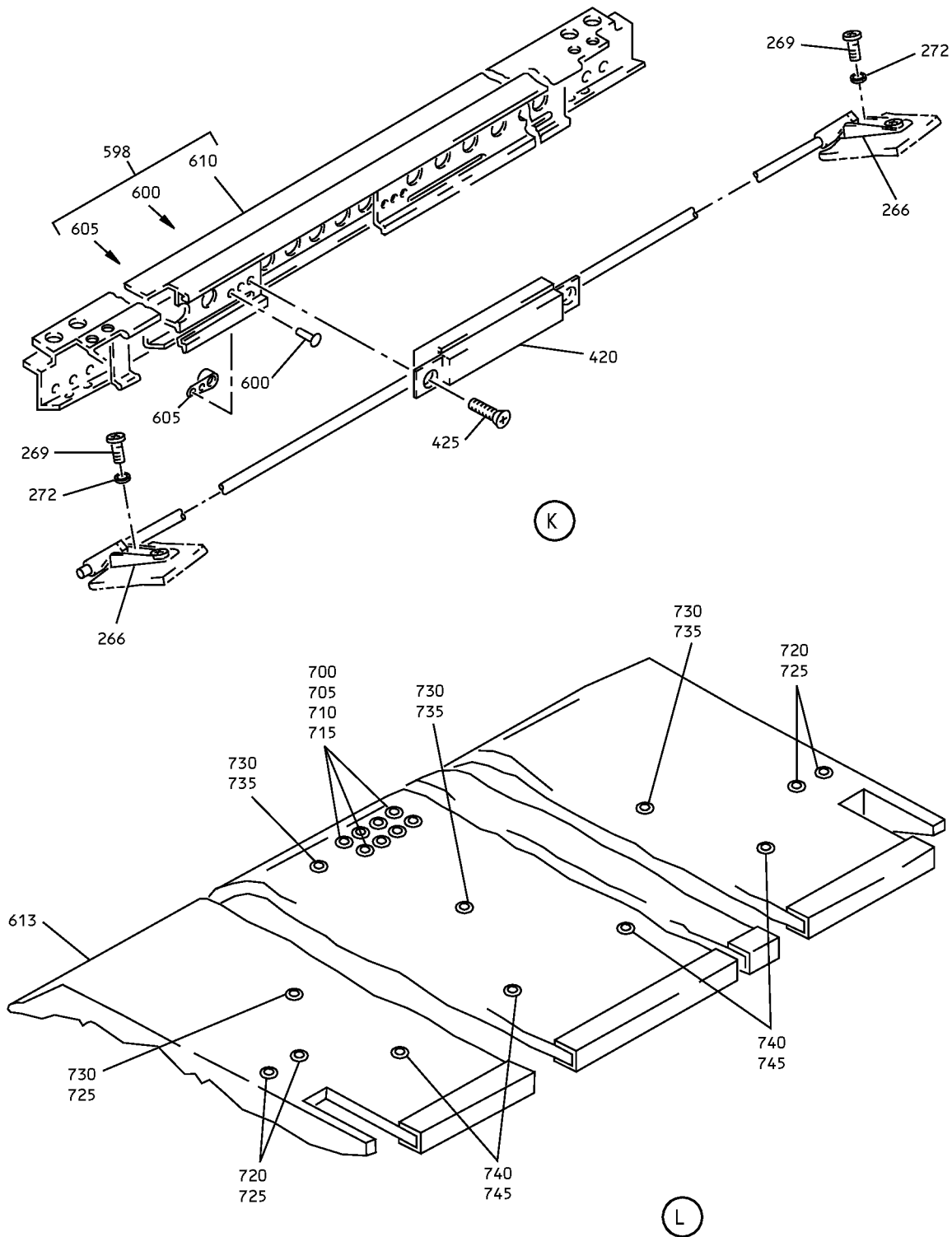
Mar 01/2006

# COMPONENT MAINTENANCE MANUAL



Overhead Storage Compartment Assembly  
IPL Figure 1 (Sheet 8 of 10)

# COMPONENT MAINTENANCE MANUAL



Overhead Storage Compartment Assembly  
IPL Figure 1 (Sheet 9 of 10)

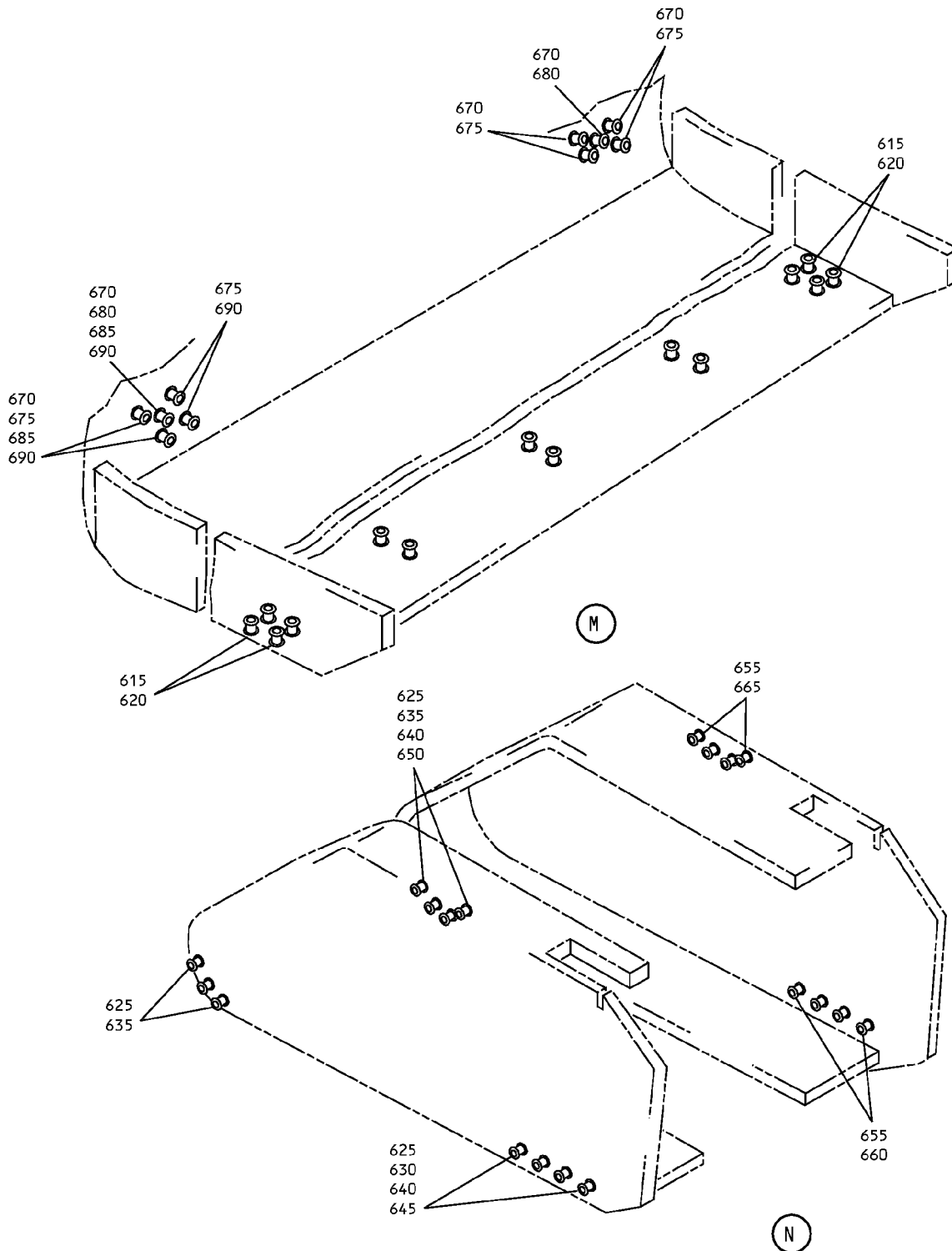
## 25-28-40

ILLUSTRATED PARTS LIST

Page 1032

Mar 01/2006

# COMPONENT MAINTENANCE MANUAL



Overhead Storage Compartment Assembly  
IPL Figure 1 (Sheet 10 of 10)

## 25-28-40

ILLUSTRATED PARTS LIST

Page 1033

Mar 01/2006





## COMPONENT MAINTENANCE MANUAL

| FIG/<br>ITEM | PART NUMBER   | AIRLINE<br>PART<br>NUMBER | NOMENCLATURE  |   |   |   |   |   |   | USAGE<br>CODE | UNITS<br>PER<br>ASSY |
|--------------|---------------|---------------------------|---|---|---|---|---|---|---|---------------|----------------------|
|              |               |                           | 1   | 2 | 3 | 4 | 5 | 6 | 7 |               |                      |
| 1-           |               |                           |   |   |   |   |   |   |   |               |                      |
| -1           | 65C27005-5SP  |                           | COMPARTMENT ASSY-OVERHEAD<br>STOWAGE<br>(REWORKED BY ALERT SB 737-<br>25A1283)<br>(REWORKED BY SB 737-25-1294)<br>(NO EQUIVALENT BOEING<br>REPLACEMENT PART NUMBER)   |   |   |   |   |   |   | A             | RF                   |
| -1A          | 65C27005-7SP  |                           | COMPARTMENT ASSY-OVERHEAD<br>STOWAGE<br>(REWORKED BY ALERT SB 737-<br>25A1283)<br>(REWORKED BY SB 737-25-1294)<br>(NO EQUIVALENT BOEING<br>REPLACEMENT PART NUMBER)   |   |   |   |   |   |   | B             | RF                   |
| -1B          | 65C27005-45SP |                           | COMPARTMENT ASSY-OVERHEAD<br>STOWAGE<br>(REWORKED BY ALERT SB 737-<br>25A1283)<br>(REWORKED BY SB 737-25-1294)<br>(NO EQUIVALENT BOEING<br>REPLACEMENT PART NUMBER)   |   |   |   |   |   |   | C             | RF                   |
| -1C          | 65C27005-47SP |                           | COMPARTMENT ASSY-OVERHEAD<br>STOWAGE<br>(REWORKED BY ALERT SB 737-<br>25A1283)<br>(REWORKED BY SB 737-25-1294)<br>(NO EQUIVALENT BOEING<br>REPLACEMENT PART NUMBER)   |   |   |   |   |   |   | D             | RF                   |
| -1D          | 65C27005-60SP |                           | COMPARTMENT ASSY-OVERHEAD<br>STOWAGE<br>(FOR DETAILS SEE FIG. 2)<br>(PRE SB 737-25-1237)<br>(REWORKED BY ALERT SB 737-<br>25A1283)<br>(REWORKED BY SB 737-25-1294)<br>(NO EQUIVALENT BOEING<br>REPLACEMENT PART NUMBER) |   |   |   |   |   |   |               | RF                   |

-Item not Illustrated

# 25-28-40

ILLUSTRATED PARTS LIST

Page 1034

Mar 01/2006



## COMPONENT MAINTENANCE MANUAL

| FIG/<br>ITEM | PART NUMBER    | AIRLINE<br>PART<br>NUMBER | NOMENCLATURE   |   |   |   |   |   |   | USAGE<br>CODE | UNITS<br>PER<br>ASSY |
|--------------|----------------|---------------------------|--|---|---|---|---|---|---|---------------|----------------------|
|              |                |                           | 1  | 2 | 3 | 4 | 5 | 6 | 7 |               |                      |
| 1-<br>-1E    | 65C27005-110SP |                           | COMPARTMENT ASSY-OVERHEAD<br>STOWAGE<br>(FOR DETAILS SEE FIG. 2)<br>(PRE SB 737-25-1237)<br>(REWORKED BY ALERT SB 737-<br>25A1283)<br>(REWORKED BY SB 737-25-1294)<br>(NO EQUIVALENT BOEING<br>REPLACEMENT PART NUMBER)  |   |   |   |   |   |   |               | RF                   |
| -2           | 65C34485-10    |                           | COMPARTMENT ASSY-OVERHEAD<br>STOWAGE<br>(FOR DETAILS SEE FIG. 2)<br>(POST SB 737-25-1237)  |   |   |   |   |   |   | C             | RF                   |
| -2A          | 65C34485-24    |                           | COMPARTMENT ASSY-OVERHEAD<br>STOWAGE<br>(FOR DETAILS SEE FIG. 2)<br>(POST SB 737-25-1237)  |   |   |   |   |   |   | D             | RF                   |
| 3            | BACB30NM3K1    |                           | BOLT<br>(V06710)<br>(SPEC BACB30NM3K1)<br>(OPT BACB30NM3K1 (V06725))<br>(OPT BACB30NM3K1 (V06950))<br>(OPT BACB30NM3K1 (V08524))<br>(OPT BACB30NM3K1 (V27624))<br>(OPT BACB30NM3K1 (V56878))<br>(OPT BACB30NM3K1 (V73197))<br>(OPT BACB30NM3K1 (V80539))<br>(OPT BACB30NM3K1 (V92215))<br>(OPT BACB30NM3K1 (V93907))<br>(OPT BACB30NM3K1 (V97928)) |   |   |   |   |   |   |               | 8                    |
| 6            | AN960PD10      |                           | . WASHER   |   |   |   |   |   |   |               | 8                    |
| 9            | 412N1119-14    |                           | . FITTING  |   |   |   |   |   |   |               | 1                    |
| 12           | 417N5120-15    |                           | . LIGHT ASSY<br>(OPT ITEM 12A)   |   |   |   |   |   |   | B, D          | 1                    |
| -12A         | 417N5120-2     |                           | . LIGHT ASSY<br>(OPT ITEM 12)  |   |   |   |   |   |   | B, D          | 1                    |
| -12B         | 417N5120-17    |                           | . LIGHT ASSY<br>(OPT ITEM 12C)   |   |   |   |   |   |   | A, C          | 1                    |
| -12C         | 417N5120-4     |                           | . LIGHT ASSY<br>(OPT ITEM 12B)   |   |   |   |   |   |   | A, C          | 1                    |
| -15          | 417N5120-15    |                           | . LIGHT ASSY   |   |   |   |   |   |   | M             | 1                    |

-Item not Illustrated

**25-28-40**

ILLUSTRATED PARTS LIST

Page 1035

Mar 01/2006



COMPONENT MAINTENANCE MANUAL

| FIG/<br>ITEM | PART NUMBER | AIRLINE<br>PART<br>NUMBER | NOMENCLATURE    |   |                            |   |   |   |   | USAGE<br>CODE | UNITS<br>PER<br>ASSY |   |
|--------------|-------------|---------------------------|-----------------|---|----------------------------|---|---|---|---|---------------|----------------------|---|
|              |             |                           | 1               | 2 | 3                          | 4 | 5 | 6 | 7 |               |                      |   |
| 1-           |             |                           | ATTACHING PARTS |   |                            |   |   |   |   |               |                      |   |
| 24           | NAS1801-3-5 |                           | .               | S | C                          | R | E | W |   |               | 3                    |   |
| 27           | AN960PD10L  |                           | .               | W | A                          | S | H | E | R |               | 3                    |   |
|              |             |                           | -----*          |   |                            |   |   |   |   |               |                      |   |
| 30           | BACS12ER3K6 |                           | .               | . | S                          | C | R | E | W | B, D          | 3                    |   |
|              |             |                           |                 |   | (V06710)                   |   |   |   |   |               |                      |   |
|              |             |                           |                 |   | (SPEC BACS12ER3K6)         |   |   |   |   |               |                      |   |
|              |             |                           |                 |   | (OPT BACS12ER3K6 (V06725)) |   |   |   |   |               |                      |   |
|              |             |                           |                 |   | (OPT BACS12ER3K6 (V06950)) |   |   |   |   |               |                      |   |
|              |             |                           |                 |   | (OPT BACS12ER3K6 (V27624)) |   |   |   |   |               |                      |   |
|              |             |                           |                 |   | (OPT BACS12ER3K6 (V34252)) |   |   |   |   |               |                      |   |
|              |             |                           |                 |   | (OPT BACS12ER3K6 (V56878)) |   |   |   |   |               |                      |   |
|              |             |                           |                 |   | (OPT BACS12ER3K6 (V73197)) |   |   |   |   |               |                      |   |
|              |             |                           |                 |   | (OPT BACS12ER3K6 (V80539)) |   |   |   |   |               |                      |   |
|              |             |                           |                 |   | (OPT BACS12ER3K6 (V92215)) |   |   |   |   |               |                      |   |
|              |             |                           |                 |   | (OPT BACS12ER3K6 (V93907)) |   |   |   |   |               |                      |   |
|              |             |                           |                 |   | (OPT BACS12ER3K6 (V97928)) |   |   |   |   |               |                      |   |
| 33           | BACW10UD10  |                           | .               | . | W                          | A | S | H | E | R             | B, D                 | 3 |
| 34           | F22K1-02    |                           | .               | . | N                          | U | T |   |   | B, D          | 3                    |   |
|              |             |                           |                 |   | (V72962)                   |   |   |   |   |               |                      |   |
|              |             |                           |                 |   | (SPEC BACN10R10L)          |   |   |   |   |               |                      |   |
|              |             |                           |                 |   | (OPT 22K1-02 (V72962))     |   |   |   |   |               |                      |   |
|              |             |                           |                 |   | (OPT 26CL02 (V07170))      |   |   |   |   |               |                      |   |
| 36           | 05939-3     |                           | .               | . | B                          | A | L | L | A | S             |                      | 1 |
|              |             |                           |                 |   | (V17023)                   |   |   |   |   |               |                      |   |
| 40           | 65C28117-3  |                           | .               | . | P                          | A | D |   |   |               | 1                    |   |
| 45           | 417N5120-10 |                           | .               | . | L                          | A | M | P | A | S             |                      | 1 |
| 48           | 2055150     |                           | .               | . | .                          | C | A | P | - | E             | N                    | 2 |
|              |             |                           |                 |   | (V04169)                   |   |   |   |   |               |                      |   |
| 51           | F40WW       |                           | .               | . | .                          | L | A | M | - | F             | L                    | 1 |
|              |             |                           |                 |   | (V08805)                   |   |   |   |   |               |                      |   |
| 54           | LP1625-48   |                           | .               | . | .                          | T | U | B | E | -             | C                    | 1 |
|              |             |                           |                 |   | (V08128)                   |   |   |   |   |               |                      |   |
| 57           | 800000255-2 |                           | .               | . | H                          | O | U | S | I | N             |                      | 1 |
|              |             |                           |                 |   | (V05617)                   |   |   |   |   |               |                      |   |
|              |             |                           |                 |   | (SPEC S417N507-2)          |   |   |   |   |               |                      |   |
|              |             |                           |                 |   | (USED ON ITEM 12A)         |   |   |   |   |               |                      |   |

-Item not Illustrated

**25-28-40**

ILLUSTRATED PARTS LIST

Page 1036

Mar 01/2006





COMPONENT MAINTENANCE MANUAL

| FIG/<br>ITEM | PART NUMBER   | AIRLINE<br>PART<br>NUMBER | NOMENCLATURE    |   |   |   |   |   |      | USAGE<br>CODE | UNITS<br>PER<br>ASSY |
|--------------|---------------|---------------------------|-----------------|---|---|---|---|---|------|---------------|----------------------|
|              |               |                           | 1               | 2 | 3 | 4 | 5 | 6 | 7    |               |                      |
| 1-           |               |                           |                 |   |   |   |   |   |      |               |                      |
| -141         | BACB28B6-220P |                           | .               | . |   |   |   |   |      |               | 1                    |
| 144          | BACB28B6-220P |                           | .               | . |   |   |   |   |      |               | 1                    |
| 147          | 412N1119-2    |                           | .               | . |   |   |   |   |      |               | 1                    |
| 150          | 412N1119-2    |                           | .               | . |   |   |   |   |      |               | 1                    |
| 153          | 412N1119-16   |                           | .               |   |   |   |   |   | B, D |               | 1                    |
|              |               |                           | ATTACHING PARTS |   |   |   |   |   |      |               |                      |
| 156          | BACS12ER3K6   |                           | .               |   |   |   |   |   |      |               | 3                    |
|              |               |                           | -----*          |   |   |   |   |   |      |               |                      |
| 159          | BACB28B6-250P |                           | .               | . |   |   |   |   |      |               | 1                    |
| 162          | 412N1113-18   |                           | .               | . |   |   |   |   |      |               | 1                    |
| 165          | 412N1119-12   |                           | .               |   |   |   |   |   |      |               | 1                    |
|              |               |                           | ATTACHING PARTS |   |   |   |   |   |      |               |                      |
| 168          | BACB30NM3K1   |                           | .               |   |   |   |   |   |      |               | 4                    |
| 170          | AN960PD10     |                           | .               |   |   |   |   |   |      |               | 4                    |
|              |               |                           | -----*          |   |   |   |   |   |      |               |                      |
| 174          | 412N1119-12   |                           | .               |   |   |   |   |   | A, C |               | 1                    |
|              |               |                           | ATTACHING PARTS |   |   |   |   |   |      |               |                      |
| 178          | BACB30NM3K    |                           | .               |   |   |   |   |   |      |               | 4                    |
| 180          | AN960PD10     |                           | .               |   |   |   |   |   |      |               | 4                    |
|              |               |                           | -----*          |   |   |   |   |   |      |               |                      |
| 240          | 65C27008-5SP  |                           | .               |   |   |   |   |   | A    |               | 1                    |
| -240A        | 65C27008-7SP  |                           | .               |   |   |   |   |   | B    |               | 1                    |
| -240B        | 65C27008-45SP |                           | .               |   |   |   |   |   | C    |               | 1                    |
| -240C        | 65C27008-47SP |                           | .               |   |   |   |   |   | D    |               | 1                    |
| 252          | 412N1140-1SP  |                           | .               | . |   |   |   |   | A, B |               | 1                    |
| -252A        | 412N1140-41SP |                           | .               | . |   |   |   |   | C, D |               | 1                    |
|              |               |                           | ATTACHING PARTS |   |   |   |   |   |      |               |                      |
| 254          | NAS1801-3-4   |                           | .               | . |   |   |   |   |      |               | 4                    |
| 256          | MS35333-39    |                           | .               | . |   |   |   |   |      |               | 4                    |
|              |               |                           | -----*          |   |   |   |   |   |      |               |                      |
| 258          | 412N1140-18SP |                           | .               | . | . |   |   |   | A, B |               | 1                    |

-Item not Illustrated

**25-28-40**

ILLUSTRATED PARTS LIST  
Page 1038  
Jul 01/2009



**COMPONENT MAINTENANCE MANUAL**

| FIG/<br>ITEM | PART NUMBER   | AIRLINE<br>PART<br>NUMBER | NOMENCLATURE    |   |   |   |   |   |   | USAGE<br>CODE                                       | UNITS<br>PER<br>ASSY |   |
|--------------|---------------|---------------------------|-----------------|---|---|---|---|---|---|---|----------------------|---|
|              |               |                           | 1               | 2 | 3 | 4 | 5 | 6 | 7 |   |                      |   |
| 1-           |               |                           |                 |   |   |   |   |   |   |   |                      |   |
| -258A        | 412N1140-58SP |                           | . . .           |   |   |   |   |   |   | PANEL ASSY-DOOR                                     | C, D                 | 1 |
| 259          | 412N1141-1SP  |                           | . . . .         |   |   |   |   |   |   | FACEPLATE   |                      | 1 |
| 259G         | 412N1140-13   |                           | . . . .         |   |   |   |   |   |   | STRIP-RTNR  |                      | 1 |
| 259L         | 412N1141-7SP  |                           | . . . .         |   |   |   |   |   |   | MARKER  |                      | 1 |
| 259Q         | 412N1142-15   |                           | . . . .         |   |   |   |   |   |   | PANEL ASSY  |                      | 1 |
| 260          | SL618-3A      |                           | . . .           |   |   |   |   |   |   | INSERT<br>(V97393)                                  |                      | 8 |
| 261          | MS51861-15    |                           | . . .           |   |   |   |   |   |   | SCREW   |                      | 2 |
| 261H         | NAS620A8L     |                           | . . .           |   |   |   |   |   |   | WASHER  |                      | 2 |
| 262          | 412N1245-1    |                           | . . .           |   |   |   |   |   |   | BUMPER  |                      | 2 |
| 263          | MS51862-4     |                           | . . .           |   |   |   |   |   |   | SCREW   |                      | 2 |
| 264          | 412N1143-13SP |                           | . . .           |   |   |   |   |   |   | COVER   |                      | 1 |
| 265          | 412N1143-14SP |                           | . . .           |   |   |   |   |   |   | COVER   |                      | 1 |
| 266          | H3-1152-1     |                           | . .             |   |   |   |   |   |   | PLATE ASSY-STRIKER<br>(V34941)<br>(SPEC S412N101-1) |                      | 2 |
|              |               |                           | ATTACHING PARTS |   |   |   |   |   |   |   |                      |   |
| 269          | BACS12FA3K4   |                           | . .             |   |   |   |   |   |   | SCREW   |                      | 4 |
| 272          | MS35333-39    |                           | . .             |   |   |   |   |   |   | WASHER  |                      | 4 |
|              |               |                           | ----- * -----   |   |   |   |   |   |   |   |                      |   |
| 273          | 412N1118-1SP  |                           | . .             |   |   |   |   |   |   | RETAINER-VERT. TRIM                                 |                      | 1 |
| 276          | 412N1118-2SP  |                           | . .             |   |   |   |   |   |   | RETAINER-VERT. TRIM                                 |                      | 1 |
| 290          | 412N1154-2    |                           | . .             |   |   |   |   |   |   | REINFORCEMENT-CORNER                                |                      | 1 |
| 300          | 412N1154-1    |                           | . .             |   |   |   |   |   |   | REINFORCEMENT-CORNER                                |                      | 1 |
| 319          | 412N1155-1    |                           | . .             |   |   |   |   |   |   | HINGE ASSY  | A, B                 | 1 |
| -319A        | 412N1155-1    |                           | . .             |   |   |   |   |   |   | HINGE ASSY<br>(OPT ITEM 320)                        | C, D                 | 1 |
| 320          | 412N1155-7    |                           | . .             |   |   |   |   |   |   | HINGE ASSY<br>(OPT ITEM 319A)                       | C, D                 | 1 |
| 322          | 412N1155-2    |                           | . .             |   |   |   |   |   |   | HINGE ASSY  | A, B                 | 1 |
| -322A        | 412N1155-2    |                           | . .             |   |   |   |   |   |   | HINGE ASSY<br>(OPT ITEM 323)                        | C, D                 | 1 |
| 323          | 412N1155-8    |                           | . .             |   |   |   |   |   |   | HINGE ASSY<br>(OPT ITEM 322A)                       | C, D                 | 1 |

-Item not Illustrated

**25-28-40**

ILLUSTRATED PARTS LIST

Page 1039

Mar 01/2006



## COMPONENT MAINTENANCE MANUAL

| FIG/<br>ITEM | PART NUMBER   | AIRLINE<br>PART<br>NUMBER | NOMENCLATURE    |   |   |   |   |   |   | USAGE<br>CODE | UNITS<br>PER<br>ASSY |
|--------------|---------------|---------------------------|-----------------|---|---|---|---|---|---|---------------|----------------------|
|              |               |                           | 1               | 2 | 3 | 4 | 5 | 6 | 7 |               |                      |
| 1-           |               |                           | ATTACHING PARTS |   |   |   |   |   |   |               |                      |
| 325          | 412N1227-1    |                           | . .             |   |   |   |   |   |   |               | 4                    |
|              |               |                           |                 |   |   |   |   |   |   |               |                      |
| -325A        | AIC1321-3-8   |                           | . .             |   |   |   |   |   |   |               | 4                    |
|              |               |                           |                 |   |   |   |   |   |   |               |                      |
| 326          | BACB30LK3-18  |                           | . .             |   |   |   |   |   |   |               | 2                    |
|              |               |                           |                 |   |   |   |   |   |   |               |                      |
| -326A        | NAS1801-3-10  |                           | . .             |   |   |   |   |   |   |               | 2                    |
|              |               |                           |                 |   |   |   |   |   |   |               |                      |
| 327          | BACW10P136AL  |                           | . .             |   |   |   |   |   |   |               | 6                    |
|              |               |                           |                 |   |   |   |   |   |   |               |                      |
| 328          | NAS1833-3-400 |                           | . .             |   |   |   |   |   |   |               | 6                    |
|              |               |                           |                 |   |   |   |   |   |   |               |                      |
| 330          | MS24665-132   |                           | . . .           |   |   |   |   |   |   |               | 1                    |
| 333          | MS20392-2C13  |                           | . . . .         |   |   |   |   |   |   |               | 1                    |
| 336          | BACB30NM3K8   |                           | . . .           |   |   |   |   |   |   |               | 1                    |
|              |               |                           |                 |   |   |   |   |   |   |               |                      |
| 337          | NAS6703PU11   |                           | . . .           |   |   |   |   |   |   |               | 1                    |
|              |               |                           |                 |   |   |   |   |   |   |               |                      |
| 338          | NAS6703PU15   |                           | . . .           |   |   |   |   |   |   |               | 1                    |
|              |               |                           |                 |   |   |   |   |   |   |               |                      |
| 339          | BACB30NM3K12  |                           | . . .           |   |   |   |   |   |   |               | 1                    |
|              |               |                           |                 |   |   |   |   |   |   |               |                      |
| 340          | NAS43DD3-5    |                           | . . .           |   |   |   |   |   |   |               | 1                    |
|              |               |                           |                 |   |   |   |   |   |   |               |                      |
| 341          | NAS43DD3-6    |                           | . . .           |   |   |   |   |   |   |               | 1                    |
|              |               |                           |                 |   |   |   |   |   |   |               |                      |
| 342          | NAS43DD3-8    |                           | . . .           |   |   |   |   |   |   |               | 1                    |
|              |               |                           |                 |   |   |   |   |   |   |               |                      |
| 343          | NAS43DD3-3    |                           | . . .           |   |   |   |   |   |   |               | 1                    |
|              |               |                           |                 |   |   |   |   |   |   |               |                      |
| 344          | AN960PD10L    |                           | . . .           |   |   |   |   |   |   |               | 1                    |
| 345          | AN960PD10L    |                           | . . .           |   |   |   |   |   |   |               | 2                    |
|              |               |                           |                 |   |   |   |   |   |   |               |                      |
| 346          | AN960PD10L    |                           | DELETED         |   |   |   |   |   |   |               |                      |

-Item not Illustrated

# 25-28-40

ILLUSTRATED PARTS LIST

Page 1040

Mar 01/2006



## COMPONENT MAINTENANCE MANUAL

| FIG/<br>ITEM | PART NUMBER   | AIRLINE<br>PART<br>NUMBER | NOMENCLATURE |   |   |   |   |   |   | USAGE<br>CODE | UNITS<br>PER<br>ASSY |
|--------------|---------------|---------------------------|--------------|---|---|---|---|---|---|---------------|----------------------|
|              |               |                           | 1            | 2 | 3 | 4 | 5 | 6 | 7   |               |                      |
| 1-           |               |                           |              |   |   |   |   |   |   |               |                      |
| 346A         | AN960JD10L    |                           |              |   |   |   |   |   | . . . WASHER<br>(USED ON ITEMS 320,323)                                 |               | 2                    |
| 348          | H2948-2       |                           |              |   |   |   |   |   | . . . HINGE<br>(V83014)<br>(SPEC S412N102-2)<br>(USED ON ITEM 319A,320) |               | 1                    |
| 351          | H2948-1       |                           |              |   |   |   |   |   | . . . HINGE<br>(V83014)<br>(SPEC S412N102-1)<br>(USED ON ITEM 322A,323) |               | 1                    |
| 357          | SB113         |                           |              |   |   |   |   |   | . . . ACTUATOR<br>(V24984)<br>(SPEC S412N104-1)                         |               | 1                    |
| 360          | 412N1156-1    |                           |              |   |   |   |   |   | . . . CHASSIS ASSY<br>(USED ON ITEM 319,319A)                           |               | 1                    |
| 365          | 412N1156-13   |                           |              |   |   |   |   |   | . . . CHASSIS ASSY<br>(USED ON ITEM 320)                                |               | 1                    |
| -370         | 412N1156-14   |                           |              |   |   |   |   |   | . . . CHASSIS ASSY<br>(USED ON ITEM 323)                                |               | 1                    |
| -375         | 412N1156-2    |                           |              |   |   |   |   |   | . . . CHASSIS ASSY<br>(USED ON ITEM 322,322A)                           |               | 1                    |
| 376          | 6041-3BRX225  |                           |              |   |   |   |   |   | . . . . INSERT-DODGE<br>(V01556)  |               | 2                    |
| 376S         | 412N1156-15   |                           |              |   |   |   |   |   | . . . . CHASSIS<br>(USED ON ITEM 365)                                   |               | 1                    |
| 377          | 412N1156-3    |                           |              |   |   |   |   |   | . . . . CHASSIS<br>(USED ON ITEM 360)                                   |               | 1                    |
| -377G        | 412N1156-4    |                           |              |   |   |   |   |   | . . . . CHASSIS<br>(USED ON ITEM 375)                                   |               | 1                    |
| -377M        | 412N1156-16   |                           |              |   |   |   |   |   | . . . . CHASSIS<br>(USED ON ITEM 370)                                   |               | 1                    |
| 380          | BACS12ER08K14 |                           |              |   |   |   |   |   | . . SCREW   |               | 4                    |
| 390          | AN960PD8      |                           |              |   |   |   |   |   | . . WASHER  |               | 4                    |

-Item not Illustrated

# 25-28-40

ILLUSTRATED PARTS LIST

Page 1041

Mar 01/2006





## COMPONENT MAINTENANCE MANUAL

| FIG/<br>ITEM | PART NUMBER  | AIRLINE<br>PART<br>NUMBER | NOMENCLATURE   |   |   |   |   |   |   | USAGE<br>CODE | UNITS<br>PER<br>ASSY |
|--------------|--------------|---------------------------|--|---|---|---|---|---|---|---------------|----------------------|
|              |              |                           | 1  | 2 | 3 | 4 | 5 | 6 | 7 |               |                      |
| 1-<br>395    | H10-08BAC    |                           | . . NUT<br>(V15653)<br>(SPEC BACN10JC08)<br>(OPT NS202101-82 (V80539))<br>(OPT RMLH9075-82W (V72962))<br>(OPT T6S832J (V71087))<br>(OPT VN303A82 (V92215))<br>(OPT 96-82 (V80539))<br>(OPT BRH10A08 (V52828))  |   |   |   |   |   |   |               | 4                    |
| 400          | HL10VAZ6-2   |                           | . . BOLT<br>(V56878)<br>(SPEC BACB30MY6K2)<br>(OPT B30MY6K2 (V97928))<br>(OPT HL10VAZ6-2 (V73197))<br>(OPT HL10VAZ6-2 (V92215))<br>(OPT HL10VAZ6-2 (V97928))<br>(OPT L8006K2 (V06725))   |   |   |   |   |   |   |               | 4                    |
| 405          | H10-3BAC     |                           | . . NUT<br>(V15653)<br>(SPEC BACN10JC3)<br>(OPT NS202101-02 (V80539))<br>(OPT RMLH9075-3W (V72962))<br>(OPT T6S1032J (V71087))<br>(OPT VN303A02 (V92215))<br>(OPT 96-02 (V80539))<br>(OPT BRH10A3 (V52828))  |   |   |   |   |   |   |               | 4                    |
| 410          | 412N1117-1   |                           | . . FITTING  |   |   |   |   |   |   |               | 1                    |
| 415          | 412N1117-2   |                           | . . FITTING  |   |   |   |   |   |   |               | 1                    |
| 420          | 412N1153-101 |                           | . . LATCH ASSY   |   |   |   |   |   |   |               | 1                    |
|              |              |                           | ATTACHING PARTS  |   |   |   |   |   |   |               |                      |
| 425          | BACS12ER06K8 |                           | . . SCREW<br>(V06710)<br>(SPEC BACS12ER06K8)<br>(OPT BACS12ER06K8 (V06725))<br>(OPT BACS12ER06K8 (V06950))<br>(OPT BACS12ER06K8 (V27624))<br>(OPT BACS12ER06K8 (V34252))<br>(OPT BACS12ER06K8 (V56878))<br>(OPT BACS12ER06K8 (V73197))<br>(OPT BACS12ER06K8 (V80539))<br>(OPT BACS12ER06K8 (V92215))<br>(OPT BACS12ER06K8 (V93907))<br>(OPT BACS12ER06K8 (V97928)) |   |   |   |   |   |   |               | 4                    |

-Item not Illustrated

# 25-28-40

ILLUSTRATED PARTS LIST

Page 1042

Mar 01/2006



## COMPONENT MAINTENANCE MANUAL

| FIG/<br>ITEM | PART NUMBER  | AIRLINE<br>PART<br>NUMBER | NOMENCLATURE |   |   |   |   |   |   | USAGE<br>CODE | UNITS<br>PER<br>ASSY |
|--------------|--------------|---------------------------|--------------|---|---|---|---|---|---|---------------|----------------------|
|              |              |                           | 1            | 2 | 3 | 4 | 5 | 6   | 7 |               |                      |
| 1-           |              |                           |              |   |   |   |   |   |   |               |                      |
| 430          | SL210-06-2   |                           |              |   |   |   |   | . . INSERT<br>(V97393)  |   |               | 4                    |
| 435          | NAS514P832-5 |                           |              |   |   |   |   | . . SCREW   |   |               | 4                    |
| 440          | SL210-08-1   |                           |              |   |   |   |   | . . INSERT<br>(V97393)  |   |               | 4                    |
|              |              |                           |              |   |   |   |   | -----*  |   |               |                      |
| 445          | 412N1113-7   |                           |              |   |   |   |   | . . . COVER   |   |               | 1                    |
| 450          | 412N1113-8   |                           |              |   |   |   |   | . . . COVER   |   |               | 1                    |
| 455          | H3-1145-4760 |                           |              |   |   |   |   | . . . LATCH ASSY<br>(V34941)<br>(SPEC S412N101-1060)  |   |               |                      |
| 468          | BACS12FA3K5  |                           |              |   |   |   |   | . . SCREW<br>(V06710)<br>(SPEC BACS12FA3K5)<br>(OPT BACS12FA3K5 (V06725))<br>(OPT BACS12FA3K5 (V06950))<br>(OPT BACS12FA3K5 (V27624))<br>(OPT BACS12FA3K5 (V34252))<br>(OPT BACS12FA3K5 (V56878))<br>(OPT BACS12FA3K5 (V73197))<br>(OPT BACS12FA3K5 (V80539))<br>(OPT BACS12FA3K5 (V92215))<br>(OPT BACS12FA3K5 (V93907))<br>(OPT BACS12FA3K5 (V97928)) |   |               | 8                    |
| 474          | BACS12FA3K5  |                           |              |   |   |   |   | . . SCREW<br>(V06710)<br>(SPEC BACS12FA3K5)<br>(OPT BACS12FA3K5 (V06725))<br>(OPT BACS12FA3K5 (V06950))<br>(OPT BACS12FA3K5 (V27624))<br>(OPT BACS12FA3K5 (V34252))<br>(OPT BACS12FA3K5 (V56878))<br>(OPT BACS12FA3K5 (V73197))<br>(OPT BACS12FA3K5 (V80539))<br>(OPT BACS12FA3K5 (V92215))<br>(OPT BACS12FA3K5 (V93907))<br>(OPT BACS12FA3K5 (V97928)) |   |               | 14                   |
| 480          | 412N1145-27  |                           |              |   |   |   |   | . . BRACKET   |   |               | 1                    |
| 483          | 412N1145-28  |                           |              |   |   |   |   | . . BRACKET   |   |               | 1                    |
| 486          | 412N1147-1   |                           |              |   |   |   |   | . . SUPPORT-PSU   |   |               | 1                    |

-Item not Illustrated

# 25-28-40

ILLUSTRATED PARTS LIST

Page 1043

Mar 01/2006



## COMPONENT MAINTENANCE MANUAL

| FIG/<br>ITEM | PART NUMBER   | AIRLINE<br>PART<br>NUMBER | NOMENCLATURE |                              |   |   |   |      |   | USAGE<br>CODE | UNITS<br>PER<br>ASSY |
|--------------|---------------|---------------------------|--------------|------------------------------|---|---|---|------|---|---------------|----------------------|
|              |               |                           | 1            | 2                            | 3 | 4 | 5 | 6    | 7 |               |                      |
| 1-           |               |                           |              |                              |   |   |   |      |   |               |                      |
| 489          | BACS12ER08K12 |                           | . .          | SCREW                        |   |   |   |      |   |               | 11                   |
|              |               |                           |              | (SPEC BACS12ER08K12)         |   |   |   |      |   |               |                      |
|              |               |                           |              | (OPT BACS12ER08K12 (V06725)) |   |   |   |      |   |               |                      |
|              |               |                           |              | (OPT BACS12ER08K12 (V06950)) |   |   |   |      |   |               |                      |
|              |               |                           |              | (OPT BACS12ER98K12 (V27624)) |   |   |   |      |   |               |                      |
|              |               |                           |              | (OPT BACS12ER08K12 (V34252)) |   |   |   |      |   |               |                      |
|              |               |                           |              | (OPT BACS12ER08K12 (V56878)) |   |   |   |      |   |               |                      |
|              |               |                           |              | (OPT BACS12ER08K12 (V73197)) |   |   |   |      |   |               |                      |
|              |               |                           |              | (OPT BACS12ER08K12 (V80539)) |   |   |   |      |   |               |                      |
|              |               |                           |              | (OPT BACS12ER08K12 (V92215)) |   |   |   |      |   |               |                      |
|              |               |                           |              | (OPT BACS12ER08K12 (V93907)) |   |   |   |      |   |               |                      |
|              |               |                           |              | (OPT BACS12ER08K12 (V97928)) |   |   |   |      |   |               |                      |
| 592          | AN960PD8      |                           | . .          | WASHER                       |   |   |   |      |   |               | 11                   |
| 595          | BACN10JC03    |                           | . .          | NUT                          |   |   |   |      |   |               | 11                   |
| 598          | 412N1146-1    |                           | . .          | SUPPORT-BULLNOSE             |   |   |   |      |   |               | 1                    |
| 600          | BACR15DR3     |                           | . . .        | RIVET                        |   |   |   | )    |   |               | 4                    |
|              |               |                           |              | (SIZE DETERMINE ON INST)     |   |   |   |      |   |               |                      |
| 605          | BR1000A08     |                           | . . .        | NUTPLATE                     |   |   |   |      |   |               | 2                    |
|              |               |                           |              | (V52828)                     |   |   |   |      |   |               |                      |
|              |               |                           |              | (SPEC BACN10KB08)            |   |   |   |      |   |               |                      |
|              |               |                           |              | (OPT K2000-08 (V15653))      |   |   |   |      |   |               |                      |
|              |               |                           |              | (OPT RMA9207-82 (V72962))    |   |   |   |      |   |               |                      |
|              |               |                           |              | (OPT T8109S832 (V11815))     |   |   |   |      |   |               |                      |
|              |               |                           |              | (OPT VN101A1-82 (V92215))    |   |   |   |      |   |               |                      |
|              |               |                           |              | (OPT K2000-08 (V15653))      |   |   |   |      |   |               |                      |
| 610          | 412N1146-41   |                           | . . .        | SUPPORT                      |   |   |   |      |   |               | 1                    |
| 613          | 65C27011-5    |                           | . .          | BODY ASSY                    |   |   |   | A, C |   |               | 1                    |
| -613A        | 65C27011-7    |                           | . .          | BODY ASSY                    |   |   |   | B, D |   |               | 1                    |
| 615          | 65C27011-1004 |                           | . . .        | PATTERN ASSY-INSERT          |   |   |   |      |   |               | 1                    |
| 620          | NAS1836-3-11  |                           | . . . .      | INSERT                       |   |   |   |      |   |               | 14                   |
| 625          | 65C27011-1201 |                           | . . .        | PATTERN ASSY-INSERT          |   |   |   | B, D |   |               | 1                    |
| 630          | NAS1836-3-11  |                           | . . . .      | INSERT                       |   |   |   |      |   |               | 4                    |
| 635          | SL2334-3A2    |                           | . . . .      | INSERT                       |   |   |   |      |   |               | 7                    |
|              |               |                           |              | (V97393)                     |   |   |   |      |   |               |                      |
| 640          | 65C27011-1203 |                           | . . .        | PATTERN ASSY-INSERT          |   |   |   | A, C |   |               | 1                    |
| 645          | NAS1836-3-11  |                           | . . . .      | INSERT                       |   |   |   |      |   |               | 4                    |
| 650          | SL2334-3A2    |                           | . . . .      | INSERT                       |   |   |   |      |   |               | 4                    |
|              |               |                           |              | (V97393)                     |   |   |   |      |   |               |                      |
| 655          | 65C27011-1204 |                           | . . .        | PATTERN ASSY-INSERT          |   |   |   |      |   |               | 1                    |

-Item not Illustrated

# 25-28-40

ILLUSTRATED PARTS LIST

Page 1044

Mar 01/2006

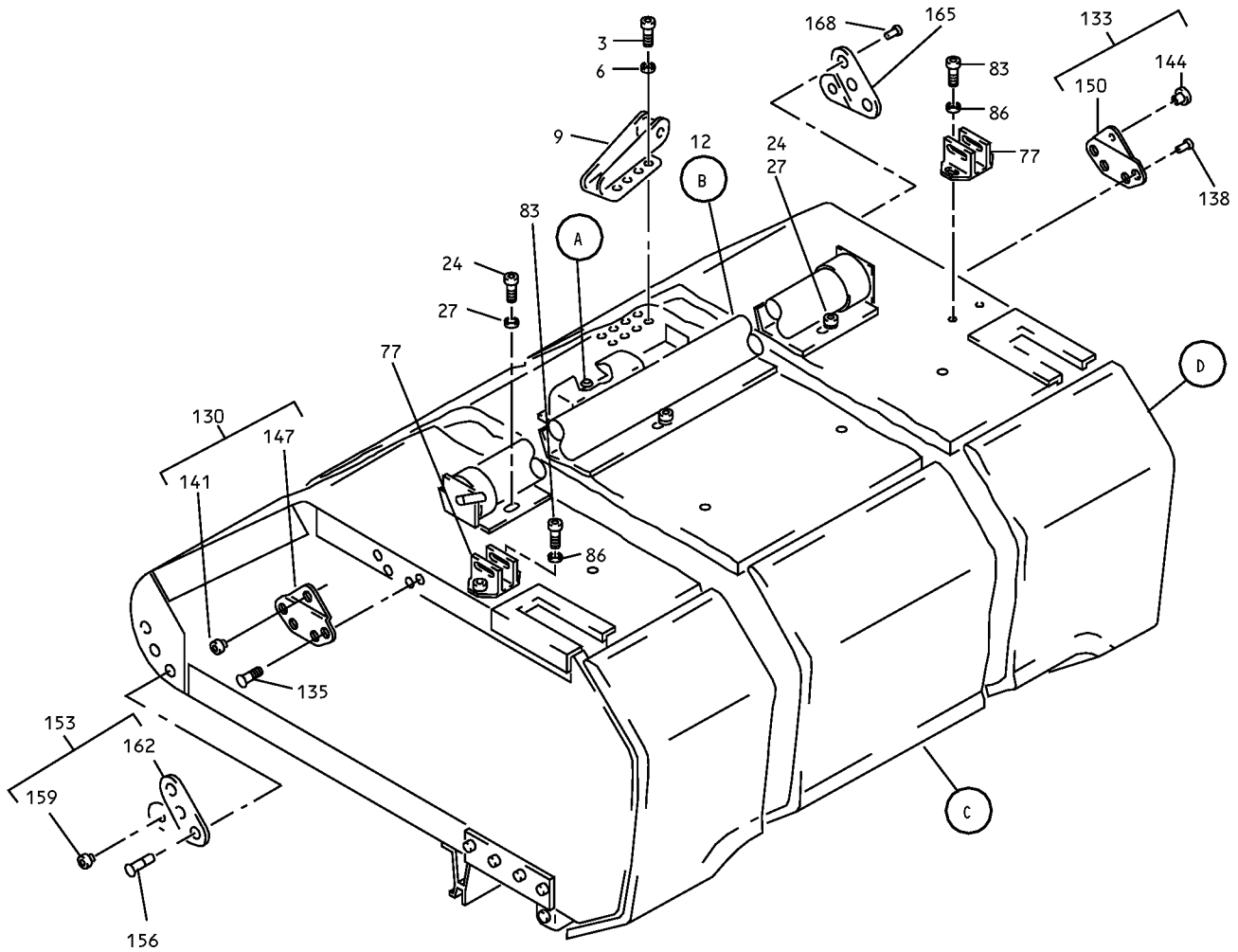


## COMPONENT MAINTENANCE MANUAL

| FIG/<br>ITEM | PART NUMBER   | AIRLINE<br>PART<br>NUMBER | NOMENCLATURE |   |   |   |   |   |   | USAGE<br>CODE | UNITS<br>PER<br>ASSY |
|--------------|---------------|---------------------------|--------------|---|---|---|---|---|---|---------------|----------------------|
|              |               |                           | 1            | 2 | 3 | 4 | 5 | 6 | 7 |               |                      |
| 1-           |               |                           |              |   |   |   |   |   |   |               |                      |
| 660          | NAS1836-3-11  |                           |              |   |   |   |   |   |   |               | 4                    |
| 665          | SL2334-3A2    |                           |              |   |   |   |   |   |   |               | 4                    |
| 670          | 65C27011-1253 |                           |              |   |   |   |   |   |   | A, C          | 1                    |
| 675          | NAS1836-3-11  |                           |              |   |   |   |   |   |   |               | 8                    |
| 680          | NAS1836-4-11  |                           |              |   |   |   |   |   |   |               | 2                    |
| 685          | 65C27011-1255 |                           |              |   |   |   |   |   |   | B, D          | 1                    |
| 690          | NAS1836-3-11  |                           |              |   |   |   |   |   |   |               | 4                    |
| 695          | NAS1836-4-11  |                           |              |   |   |   |   |   |   |               | 1                    |
| 700          | 65C27011-1305 |                           |              |   |   |   |   |   |   | A, C          | 1                    |
| 705          | NAS18363-11   |                           |              |   |   |   |   |   |   |               | 8                    |
| 710          | 65C27011-1307 |                           |              |   |   |   |   |   |   | B, D          | 1                    |
| 715          | NAS1836-3-11  |                           |              |   |   |   |   |   |   |               | 8                    |
| 720          | 65C27011-2001 |                           |              |   |   |   |   |   |   |               | 1                    |
| 725          | SL2334-3A2    |                           |              |   |   |   |   |   |   |               | 4                    |
| 730          | 65C27011-2101 |                           |              |   |   |   |   |   |   |               | 1                    |
| 735          | NAS1836-3-11  |                           |              |   |   |   |   |   |   |               | 4                    |
| 740          | 65C27011-2201 |                           |              |   |   |   |   |   |   |               | 1                    |
| 745          | NAS1836-3-11  |                           |              |   |   |   |   |   |   |               | 4                    |
| 750          | 412N1112-34   |                           |              |   |   |   |   |   |   |               | 1                    |

-Item not Illustrated

COMPONENT MAINTENANCE MANUAL



Overhead Stowage Compartment Assembly  
IPL Figure 2 (Sheet 1 of 10)

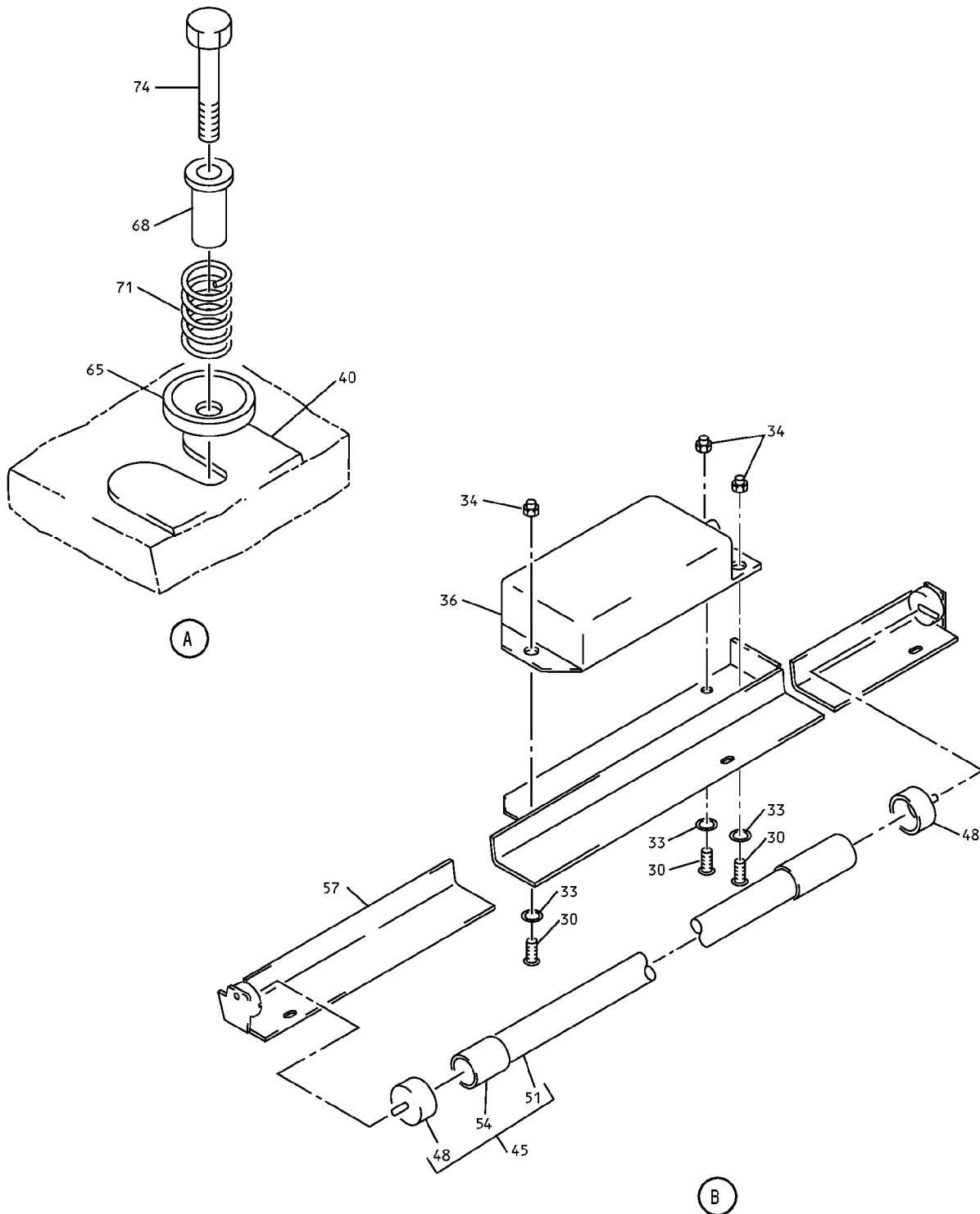
**25-28-40**

ILLUSTRATED PARTS LIST

Page 1046

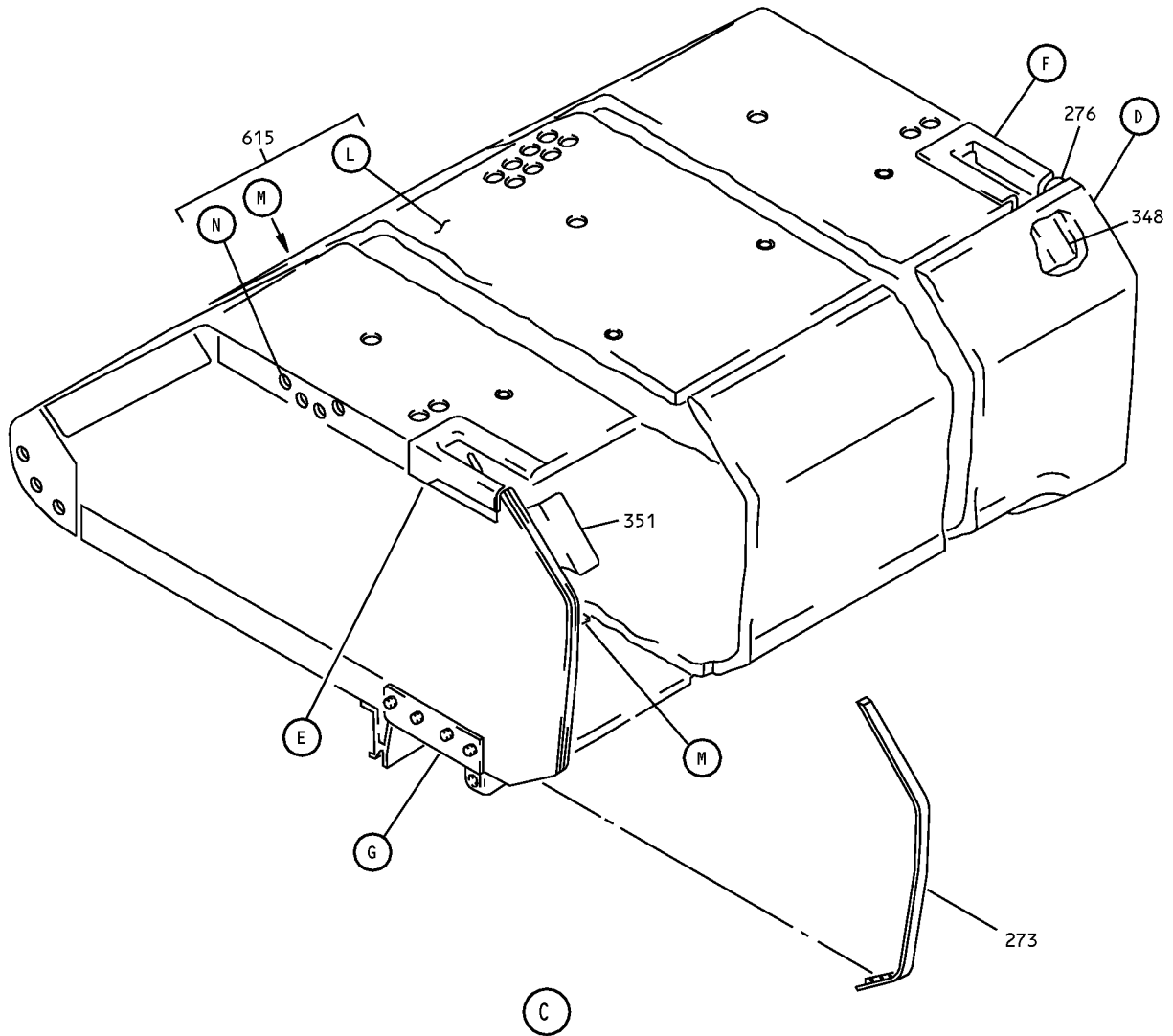
Mar 01/2006

# COMPONENT MAINTENANCE MANUAL



Overhead Stowage Compartment Assembly  
IPL Figure 2 (Sheet 2 of 10)

# COMPONENT MAINTENANCE MANUAL



Overhead Stowage Compartment Assembly  
IPL Figure 2 (Sheet 3 of 10)

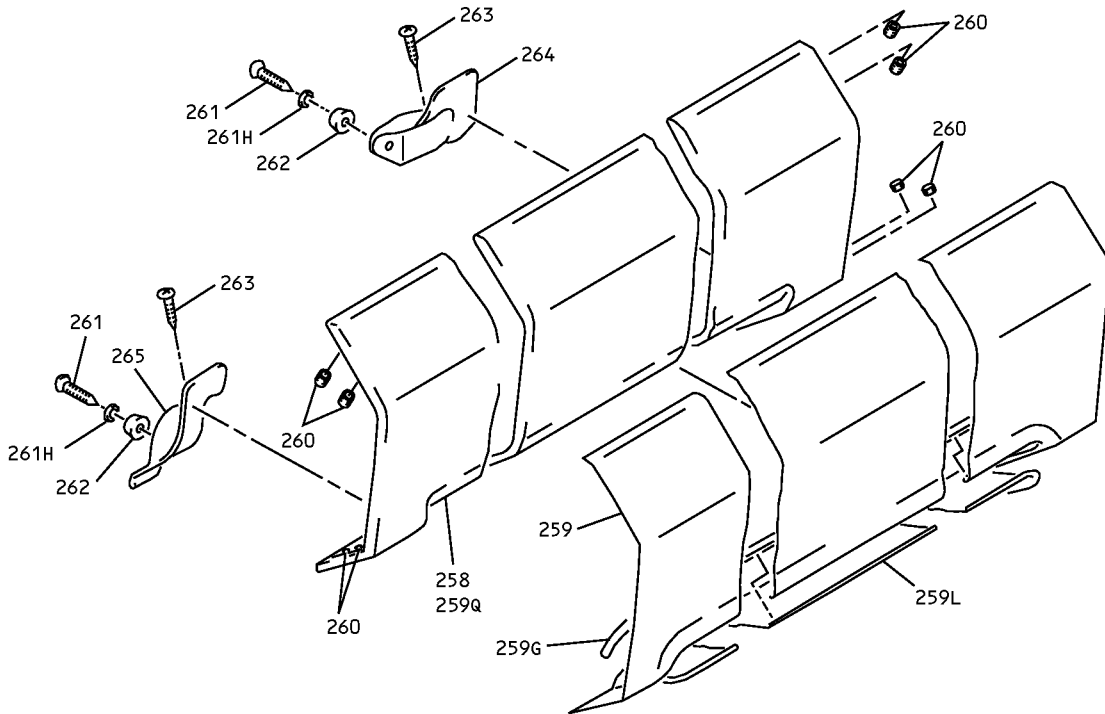
## 25-28-40

ILLUSTRATED PARTS LIST

Page 1048

Mar 01/2006

COMPONENT MAINTENANCE MANUAL



FWD

D

Overhead Stowage Compartment Assembly  
IPL Figure 2 (Sheet 4 of 10)

**25-28-40**

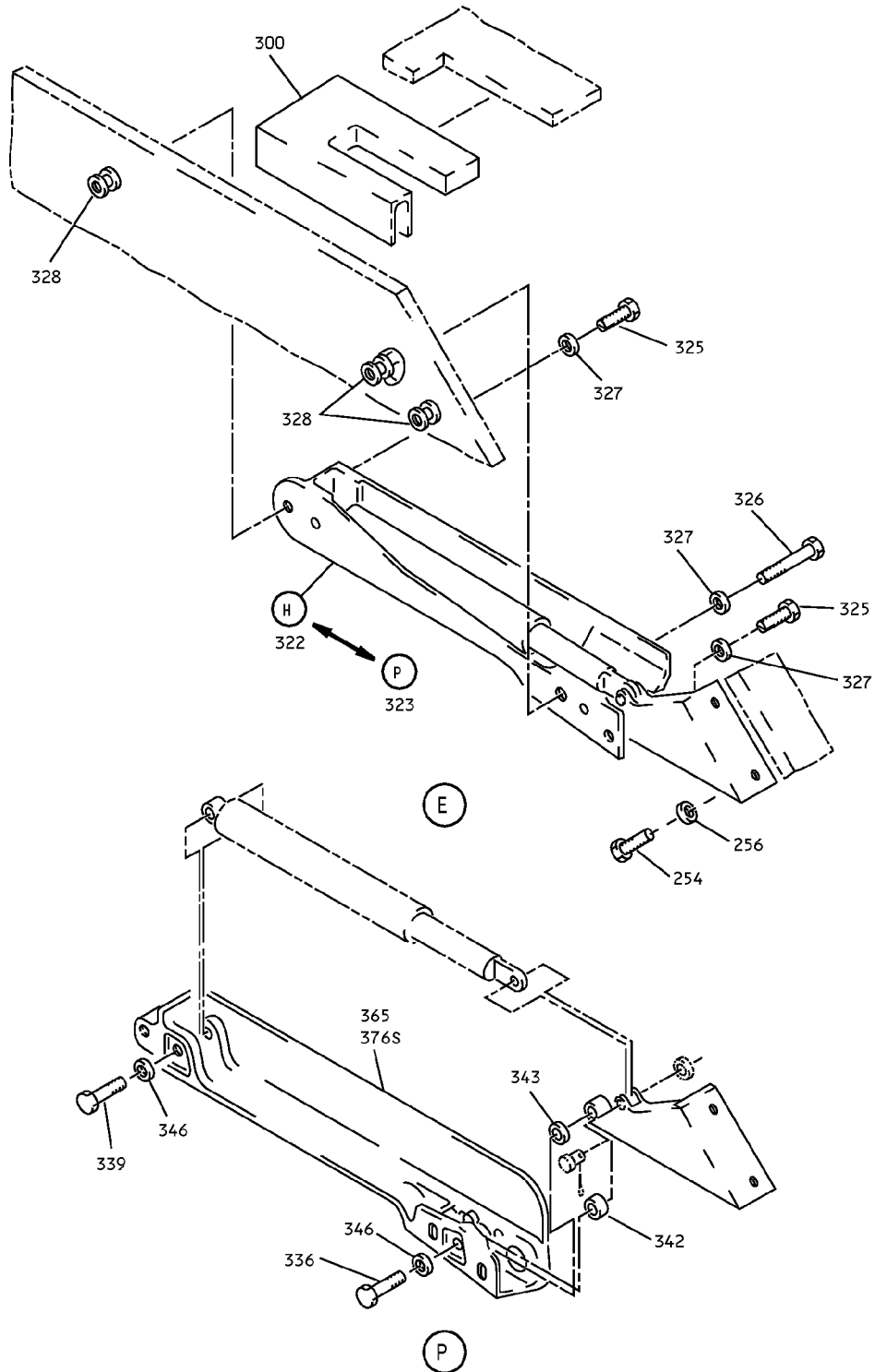
ILLUSTRATED PARTS LIST

Page 1049

Mar 01/2006



# COMPONENT MAINTENANCE MANUAL



Overhead Storage Compartment Assembly  
IPL Figure 2 (Sheet 5 of 10)

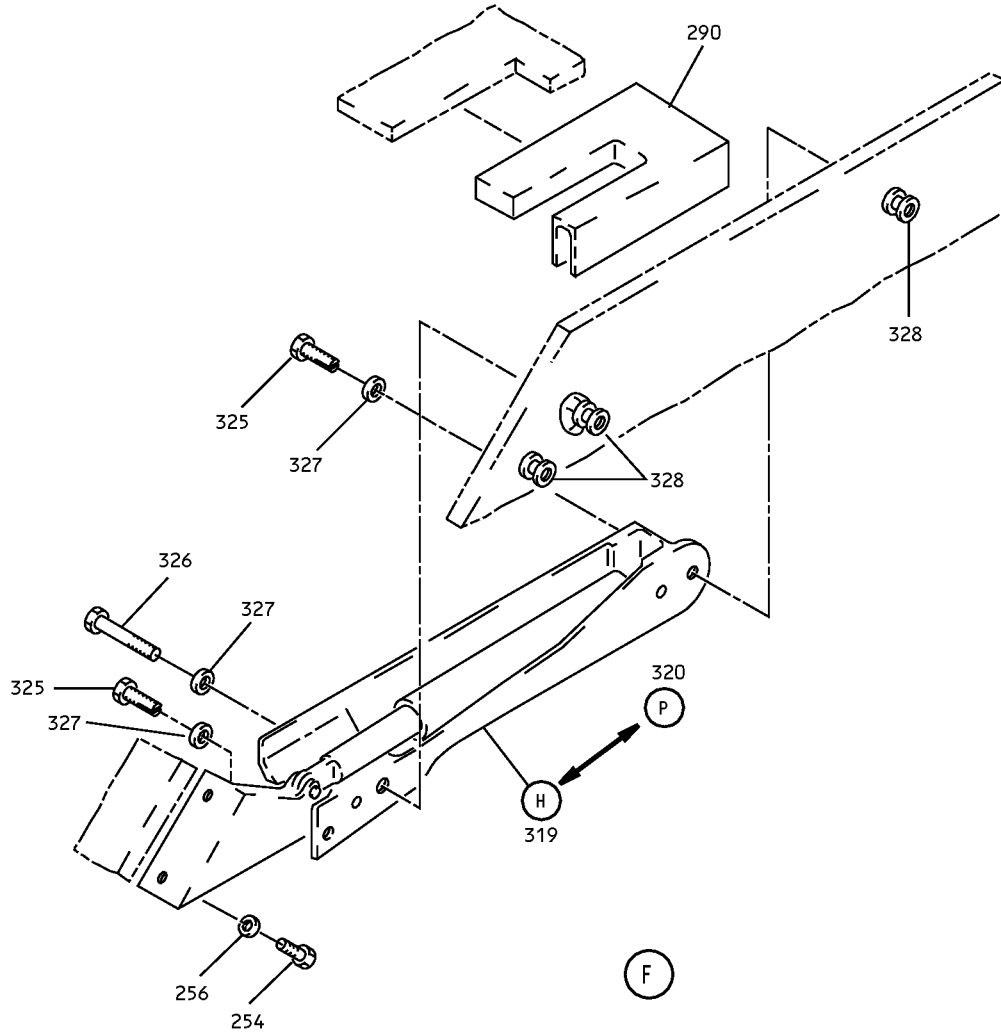
## 25-28-40

ILLUSTRATED PARTS LIST

Page 1050

Mar 01/2006

COMPONENT MAINTENANCE MANUAL



Overhead Storage Compartment Assembly  
IPL Figure 2 (Sheet 6 of 10)

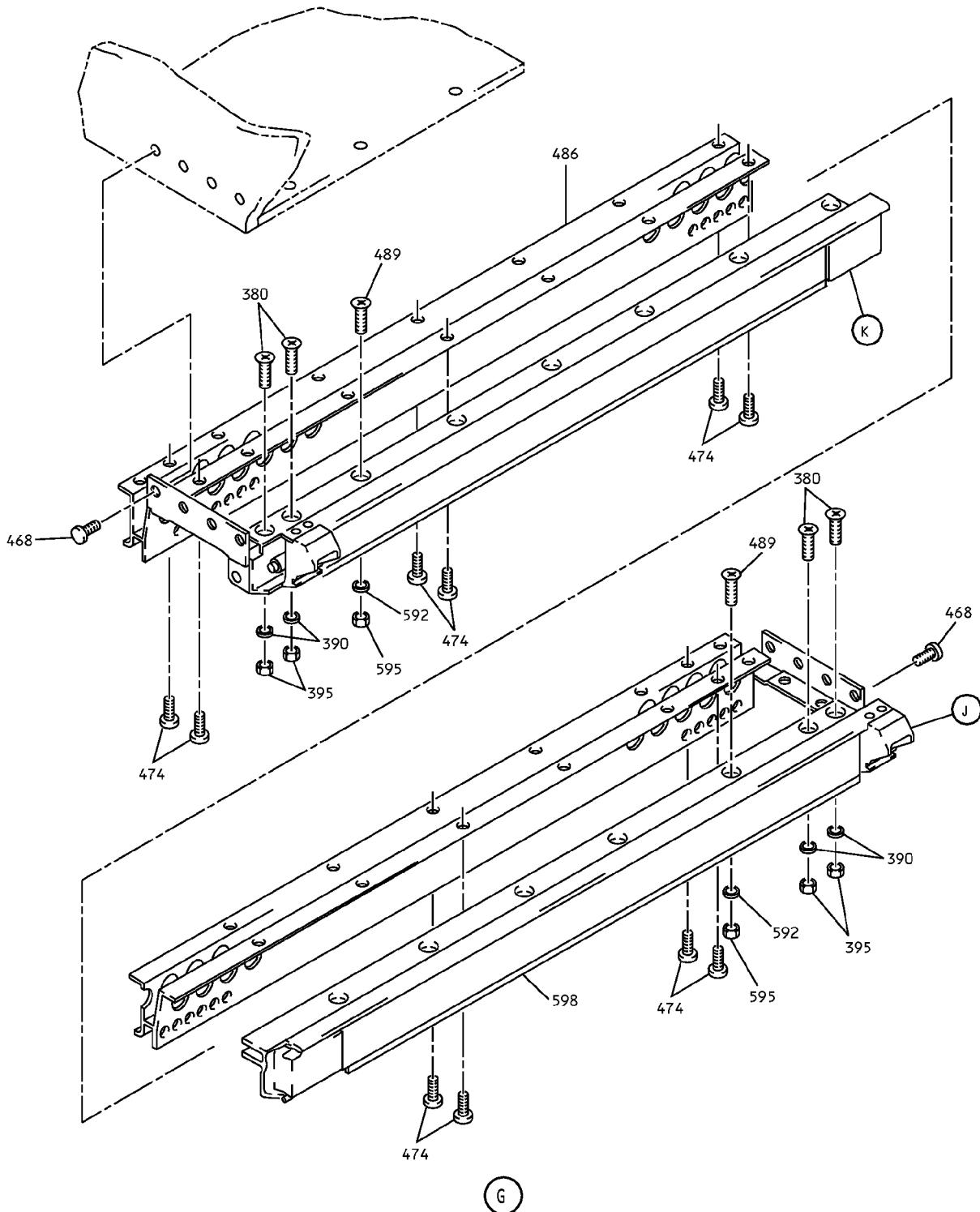
**25-28-40**

ILLUSTRATED PARTS LIST

Page 1051

Mar 01/2006

### COMPONENT MAINTENANCE MANUAL



Overhead Storage Compartment Assembly  
IPL Figure 2 (Sheet 7 of 10)

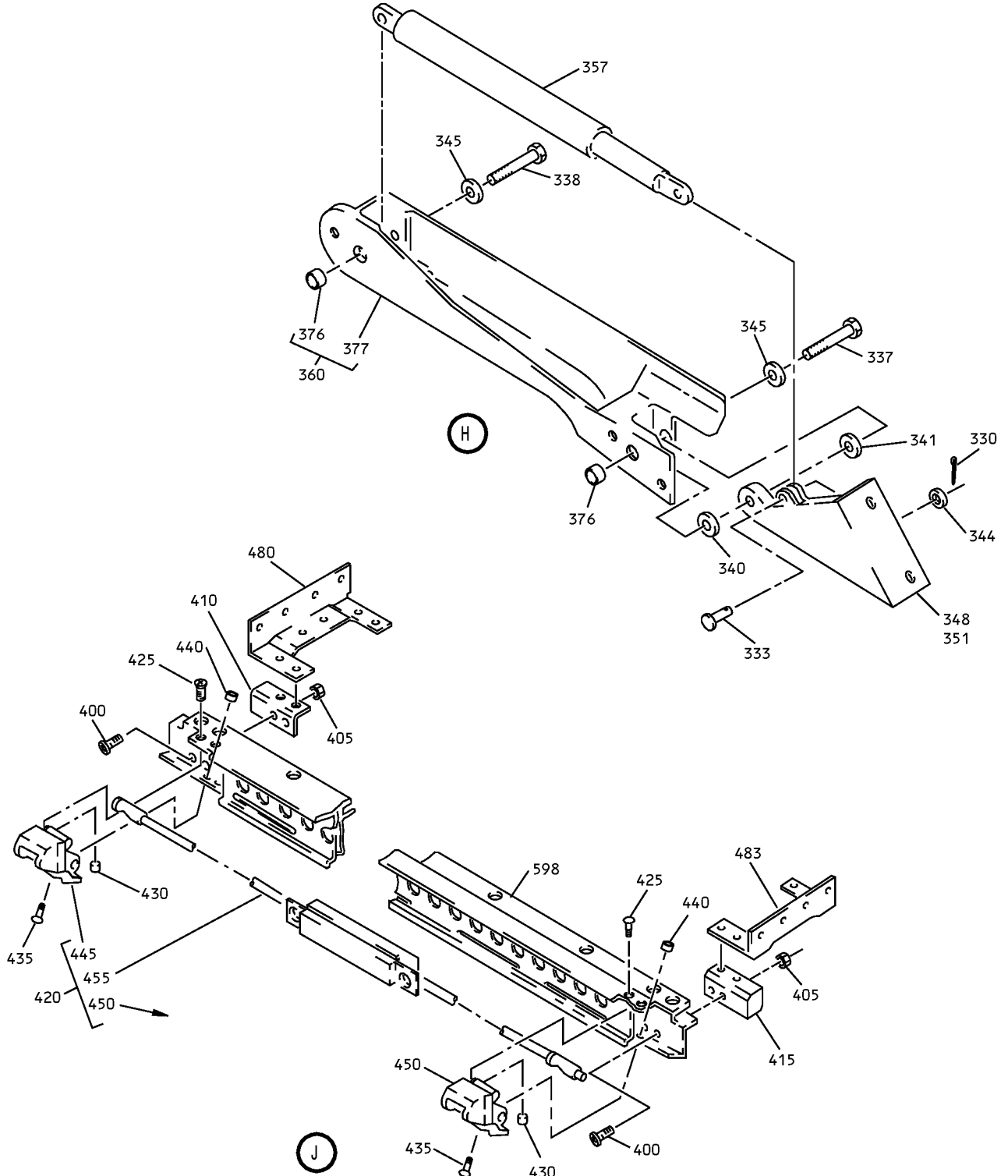
# 25-28-40

ILLUSTRATED PARTS LIST

Page 1052

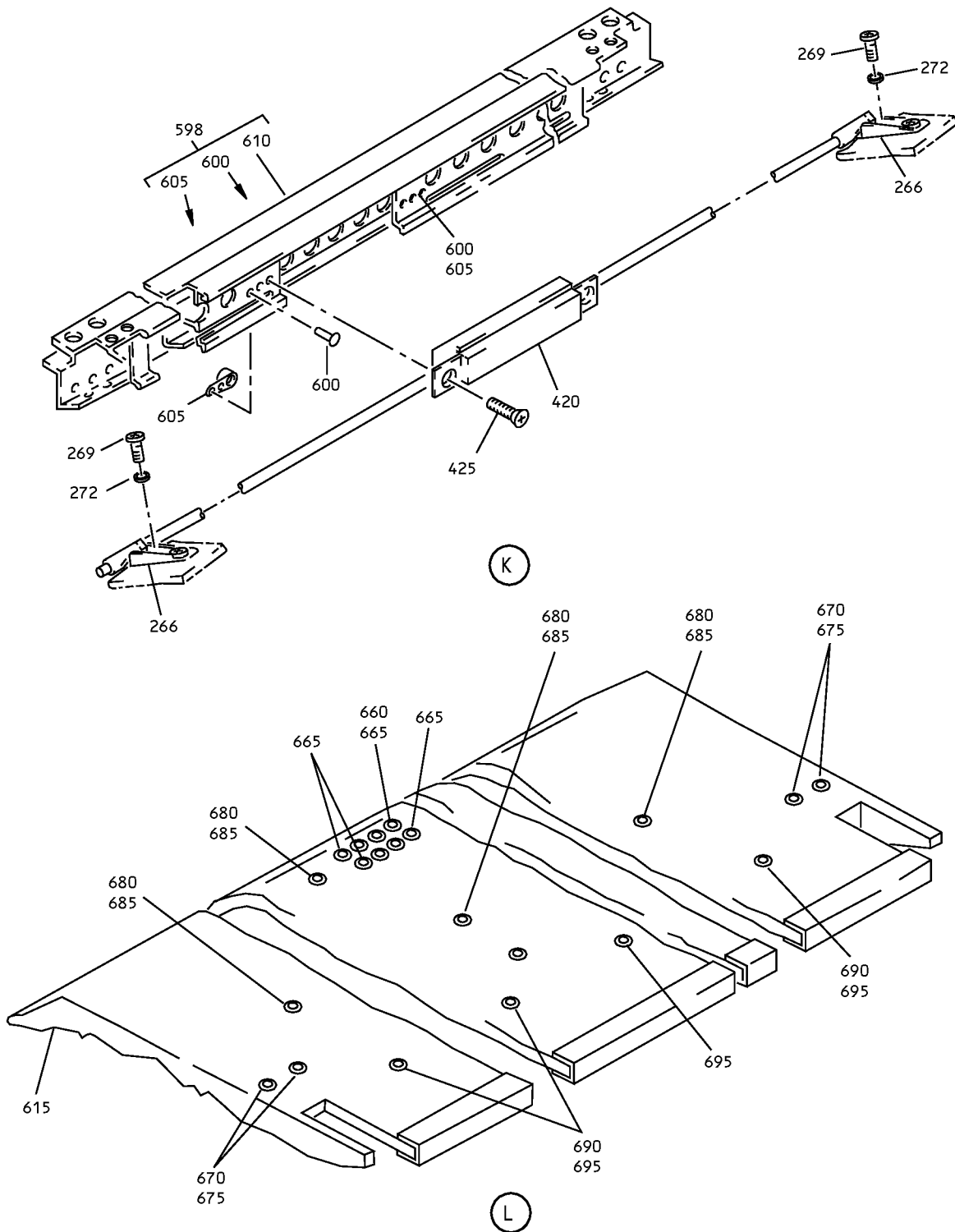
Mar 01/2006

COMPONENT MAINTENANCE MANUAL



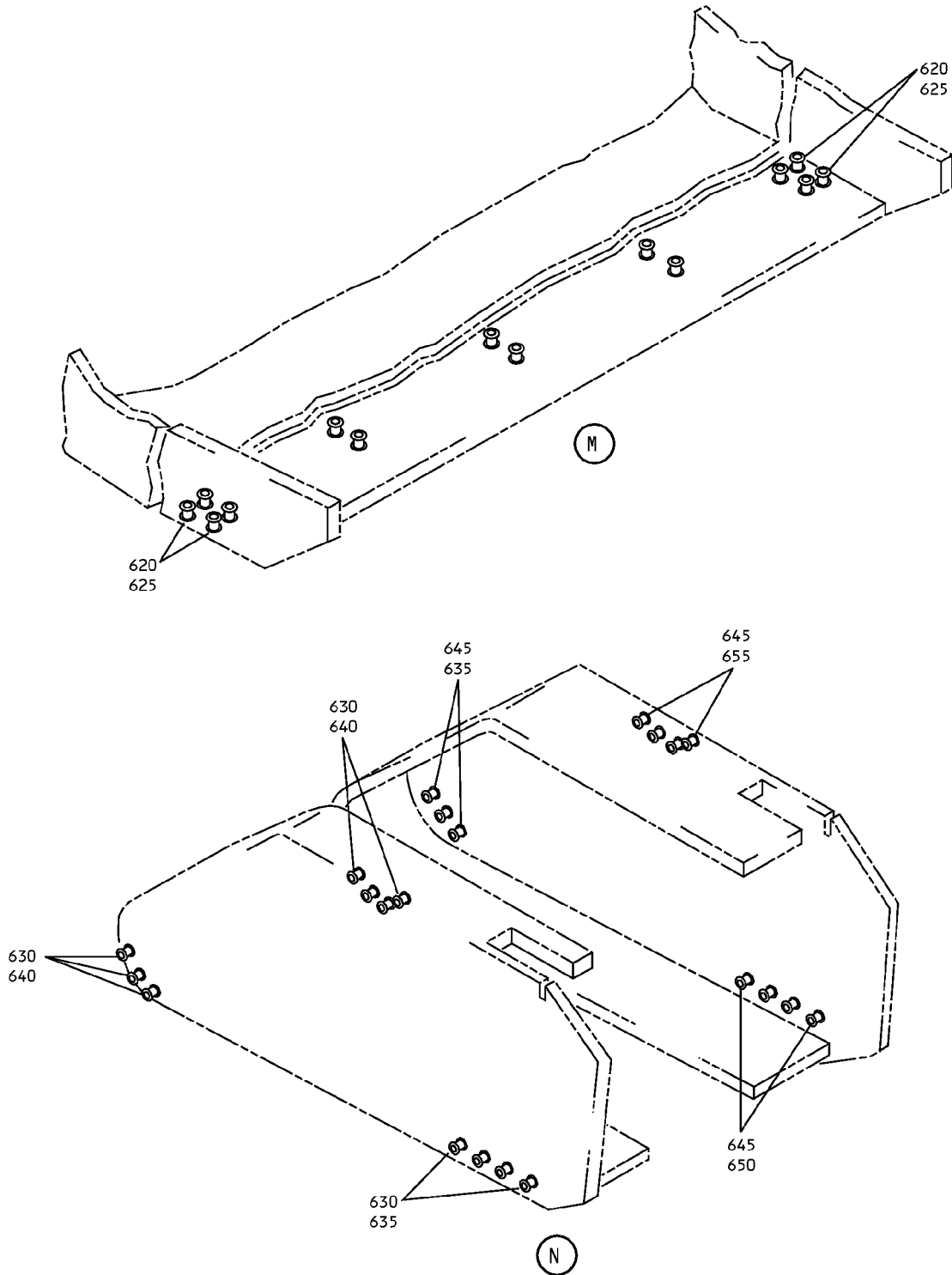
Overhead Storage Compartment Assembly  
IPL Figure 2 (Sheet 8 of 10)

### COMPONENT MAINTENANCE MANUAL



Overhead Storage Compartment Assembly  
IPL Figure 2 (Sheet 9 of 10)

# COMPONENT MAINTENANCE MANUAL



Overhead Stowage Compartment Assembly  
IPL Figure 2 (Sheet 10 of 10)

## 25-28-40

ILLUSTRATED PARTS LIST

Page 1055

Mar 01/2006



## COMPONENT MAINTENANCE MANUAL

| FIG/<br>ITEM | PART NUMBER    | AIRLINE<br>PART<br>NUMBER | NOMENCLATURE |   |   |   |   |   |   | USAGE<br>CODE | UNITS<br>PER<br>ASSY |
|--------------|----------------|---------------------------|--------------|---|---|---|---|---|---|---------------|----------------------|
|              |                |                           | 1            | 2 | 3 | 4 | 5 | 6 | 7 |               |                      |
| 2-           |                |                           |              |   |   |   |   |   |   |               |                      |
| -1           | 65C27005-60SP  |                           |              |   |   |   |   |   |   | A             | RF                   |
| -1A          | 65C27005-101SP |                           |              |   |   |   |   |   |   |               |                      |
| -1B          | 65C27005-110SP |                           |              |   |   |   |   |   |   | B             | RF                   |
| -1C          | 65C34485-10SP  |                           |              |   |   |   |   |   |   | C             | RF                   |
| -1D          | 65C34485-24SP  |                           |              |   |   |   |   |   |   | D             | RF                   |
| 3            | BACB30NM3K1    |                           |              |   |   |   |   |   |   |               | 8                    |
|              |                |                           |              |   |   |   |   |   |   |               |                      |
| 6            | AN960PD10      |                           |              |   |   |   |   |   |   |               |                      |
| -6A          | AN960JD10      |                           |              |   |   |   |   |   |   |               | 8                    |
| 9            | 412N1119-13    |                           |              |   |   |   |   |   |   |               | 1                    |
| 9A           | 412N1161-1     |                           |              |   |   |   |   |   |   |               | 1                    |
| 12           | 417N5120-15    |                           |              |   |   |   |   |   |   | A             | 1                    |
| 12A          | 417N5120-2     |                           |              |   |   |   |   |   |   | A             | 1                    |
| 12B          | 417N5120-15    |                           |              |   |   |   |   |   |   | B             | 1                    |
|              |                |                           |              |   |   |   |   |   |   |               |                      |
| 24           | NAS1801-3-5    |                           |              |   |   |   |   |   |   |               | 3                    |

-Item not Illustrated

# 25-28-40

ILLUSTRATED PARTS LIST

Page 1056

Mar 01/2006



### COMPONENT MAINTENANCE MANUAL

| FIG/<br>ITEM | PART NUMBER  | AIRLINE<br>PART<br>NUMBER | NOMENCLATURE   |   |   |   |   |   |   | USAGE<br>CODE | UNITS<br>PER<br>ASSY |
|--------------|--------------|---------------------------|--|---|---|---|---|---|---|---------------|----------------------|
|              |              |                           | 1  | 2 | 3 | 4 | 5 | 6 | 7 |               |                      |
| 2-           |              |                           | DELETED  |   |   |   |   |   |   |               |                      |
| 27           | AN960PD10L   |                           | . WASHER   |   |   |   |   |   |   |               | 3                    |
| 27A          | AN960JD10LL  |                           | . . SCREW  |   |   |   |   |   |   |               | 3                    |
| 30           | BACS12ER3K6  |                           | (V06710)<br>(SPEC BACS12ER3K6)<br>(OPT BACS12ER3K6 (V06725))<br>(OPT BACS12ER3K6 (V06950))<br>(OPT BACS12ER3K6 (V27624))<br>(OPT BACS12ER3K6 (V34252))<br>(OPT BACS12ER3K6 (V56878))<br>(OPT BACS12ER3K6 (V73197))<br>(OPT BACS12ER3K6 (V80539))<br>(OPT BACS12ER3K6 (V92215))<br>(OPT BACS12ER3K6 (V93907))<br>(OPT BACS12ER3K6 (V97928)) |   |   |   |   |   |   |               |                      |
| 33           | BACW10UD10   |                           | . . WASHER   |   |   |   |   |   |   |               | 3                    |
| 34           | F22K1-02     |                           | . . NUT<br>(V72962)<br>(SPEC BACN10R10L)<br>(OPT 22K1-02 (V72962))<br>(OPT 26CL02 (V80539))  |   |   |   |   |   |   |               | 3                    |
| 36           | 05939-3      |                           | . . BALLAST<br>(V17023)<br>(SPEC S283N702-3)   |   |   |   |   |   |   |               | 1                    |
| 45           | 417N5120-10  |                           | . . . LAMP ASSY  |   |   |   |   |   |   |               | 1                    |
| 48           | 2055150      |                           | . . . CAP-END<br>(V04169)  |   |   |   |   |   |   |               | 2                    |
| 51           | F40WW        |                           | . . . LAMP-FLUOR.<br>(V08805)  |   |   |   |   |   |   |               | 1                    |
| 54           | LP1625-48    |                           | . . . TUBE-COVER<br>(V01828)   |   |   |   |   |   |   |               | 1                    |
| 57           | 800000255-12 |                           | . . HOUSING<br>(V05617)<br>(SPEC S417N507-12)<br>(USED ON ITEM 12)   |   |   |   |   |   |   |               | 1                    |
| -57A         | 800000255-2  |                           | . . HOUSING<br>(V05617)<br>(SPEC S417N507-2)<br>(USED ON ITEM 12A)   |   |   |   |   |   |   |               | 1                    |
| 65           | 411N3142-28  |                           | . WASHER-CUPPED  |   |   |   |   |   |   |               | 1                    |
| 68           | BACS18C8-6   |                           | . SPACER   |   |   |   |   |   |   |               | 1                    |

-Item not illustrated

# 25-28-40

ILLUSTRATED PARTS LIST

Page 1057

Mar 01/2006





### COMPONENT MAINTENANCE MANUAL

| FIG/<br>ITEM | PART NUMBER   | AIRLINE<br>PART<br>NUMBER | NOMENCLATURE |   |   |   |  |   |   | USAGE<br>CODE | UNITS<br>PER<br>ASSY |
|--------------|---------------|---------------------------|--------------|---|---|---|--|---|---|---------------|----------------------|
|              |               |                           | 1            | 2 | 3 | 4 | 5  | 6 | 7 |               |                      |
| 2-           |               |                           |              |   |   |   |  |   |   |               |                      |
| 71           | MS24585-1230  |                           | .            |   |   |   | SPRING   |   |   |               | 1                    |
| 74           | NAS1801-3-11  |                           | .            |   |   |   | SCREW  |   |   |               | 1                    |
| 77           | 411N3134-1    |                           | .            |   |   |   | BRACKET ASSY-SLIDE   |   |   |               | 2                    |
| 83           | BACB30NM3K1   |                           | .            |   |   |   | BOLT<br>(V06710)<br>(SPEC BACB30NM3K1)<br>(OPT BACB30NM3K1 (V06725))<br>(OPT BACB30NM3K1 (V06950))<br>(OPT BACB30NM3K1 (V08524))<br>(OPT BACB30NM3K1 (V27624))<br>(OPT BACB30NM3K1 (V56878))<br>(OPT BACB30NM3K1 (V73197))<br>(OPT BACB30NM3K1 (V80539))<br>(OPT BACB30NM3K1 (V92215))<br>(OPT BACB30NM3K1 (V93907))<br>(OPT BACB30NM3K1 (V97928)) |   |   |               | 4                    |
| 86           | AN960PD10     |                           |              |   |   |   | DELETED  |   |   |               |                      |
| 86A          | AN960JD10LL   |                           | .            |   |   |   | WASHER   |   |   |               | 4                    |
|              |               |                           |              |   |   |   | -----*   |   |   |               |                      |
| 130          | 412N1119-1    |                           | .            |   |   |   | FITTING ASSY   |   |   |               | 1                    |
| 133          | 412N1119-1    |                           | .            |   |   |   | FITTING ASSY   |   |   |               | 1                    |
|              |               |                           |              |   |   |   | ATTACHING PARTS  |   |   |               |                      |
| 135          | BACS12ER3K6   |                           | .            |   |   |   | SCREW  |   |   |               | 4                    |
| 138          | BACS12ER3K6   |                           | .            |   |   |   | SCREW  |   |   |               | 4                    |
|              |               |                           |              |   |   |   | -----*   |   |   |               |                      |
| 141          | BACB28B6-220P |                           | .            |   |   |   | BUSHING  |   |   |               | 1                    |
| 144          | BACB28B6-220P |                           | .            |   |   |   | BUSHING  |   |   |               | 1                    |
| 147          | 412N1119-2    |                           | ..           |   |   |   | FITTING  |   |   |               | 1                    |
| 150          | 412N1119-2    |                           | ..           |   |   |   | FITTING  |   |   |               | 1                    |
| 153          | 412N1119-16   |                           | .            |   |   |   | FITTING ASSY   |   |   |               | 1                    |
|              |               |                           |              |   |   |   | ATTACHING PARTS  |   |   |               |                      |
| 156          | BACS12ER3K6   |                           | .            |   |   |   | SCREW  |   |   |               | 3                    |
|              |               |                           |              |   |   |   | -----*   |   |   |               |                      |
| 159          | BACB28B6-250P |                           | ..           |   |   |   | BUSHING  |   |   |               | 1                    |
| 162          | 412N1119-18   |                           | ..           |   |   |   | FITTING  |   |   |               | 1                    |

-Item not Illustrated

# 25-28-40

ILLUSTRATED PARTS LIST

Page 1058

Mar 01/2006



COMPONENT MAINTENANCE MANUAL

| FIG/<br>ITEM | PART NUMBER    | AIRLINE<br>PART<br>NUMBER | NOMENCLATURE |   |   |   |   |   |      | USAGE<br>CODE | UNITS<br>PER<br>ASSY |
|--------------|----------------|---------------------------|--------------|---|---|---|---|---|------|---------------|----------------------|
|              |                |                           | 1            | 2 | 3 | 4 | 5 | 6   | 7    |               |                      |
| 2-           |                |                           |              |   |   |   |   |   |      |               |                      |
| 165          | 412N1119-23    |                           |              |   |   |   |   | . FITTING   |      |               | 1                    |
|              |                |                           |              |   |   |   |   | ATTACHING PARTS   |      |               |                      |
| 168          | BACS12ER3K6    |                           |              |   |   |   |   | . SCREW   |      |               | 4                    |
|              |                |                           |              |   |   |   |   | -----*-----   |      |               |                      |
| 240          | 65C27008-62SP  |                           |              |   |   |   |   | . MODULE ASSY   | A    |               | 1                    |
| -240A        | 65C27008-102SP |                           |              |   |   |   |   | . MODULE ASSY   | B    |               | 1                    |
| -240B        | 65C34485-30    |                           |              |   |   |   |   | . MODULE ASSY   | C    |               | 1                    |
| -240C        | 65C34485-40    |                           |              |   |   |   |   | . MODULE ASSY   | D    |               | 1                    |
| 252          | 412N1140-41SP  |                           |              |   |   |   |   | . . DOOR ASSY-6D IN.                                    |      |               | 1                    |
| -252A        | 412N1140-88SP  |                           |              |   |   |   |   | . . DOOR ASSY   | C, D |               | 1                    |
|              |                |                           |              |   |   |   |   | ATTACHING PARTS   |      |               |                      |
| 254          | NAS1801-3-4    |                           |              |   |   |   |   | . . SCREW   |      |               | 4                    |
| 256          | M535333-39     |                           |              |   |   |   |   | . . WASHER  |      |               | 4                    |
|              |                |                           |              |   |   |   |   | -----*-----   |      |               |                      |
| 258          | 412N1141-58SP  |                           |              |   |   |   |   | . . . PANEL ASSY-DOOR                                   |      |               | 1                    |
| 259          | 412N1141-1SP   |                           |              |   |   |   |   | . . . . FACEPLATE                                       |      |               | 1                    |
| 259G         | 412N1140-13    |                           |              |   |   |   |   | . . . . STRIP-RTNR                                      |      |               | 1                    |
| 259L         | 412N1141-7SP   |                           |              |   |   |   |   | . . . . MARKER  |      |               | 1                    |
| 259Q         | 412N1142-15    |                           |              |   |   |   |   | . . . . PANEL ASSY                                      |      |               | 1                    |
| 260          | SL618-3A       |                           |              |   |   |   |   | . . . INSERT<br>(V97393)                                |      |               | 8                    |
| 261          | MS51861-15     |                           |              |   |   |   |   | . . . SCREW   |      |               | 2                    |
| 261H         | NAS620A8L      |                           |              |   |   |   |   | . . . WASHER  |      |               | 2                    |
| 262          | 412N1245-1     |                           |              |   |   |   |   | . . . BUMPER  |      |               | 2                    |
| 263          | MS51862-4      |                           |              |   |   |   |   | . . . SCREW   |      |               | 2                    |
| 264          | 412N1143-13SP  |                           |              |   |   |   |   | . . . COVER   |      |               | 1                    |
| 265          | 412N1143-14SP  |                           |              |   |   |   |   | . . . COVER   |      |               | 1                    |
| 266          | H3-1152-1      |                           |              |   |   |   |   | . . PLATE ASSY-STRIKER<br>(V34941)<br>(SPEC S412N101-1) |      |               | 2                    |
|              |                |                           |              |   |   |   |   | ATTACHING PARTS   |      |               |                      |
| 269          | BACS12FA3K4    |                           |              |   |   |   |   | . . SCREW   |      |               | 4                    |

-Item not Illustrated

**25-28-40**

ILLUSTRATED PARTS LIST

Page 1059

Mar 01/2006





## COMPONENT MAINTENANCE MANUAL

| FIG/<br>ITEM | PART NUMBER  | AIRLINE<br>PART<br>NUMBER | NOMENCLATURE |   |   |   |   |   |   | USAGE<br>CODE | UNITS<br>PER<br>ASSY |         |
|--------------|--------------|---------------------------|--------------|---|---|---|---|---|---|---------------|----------------------|---------|
|              |              |                           | 1            | 2 | 3 | 4 | 5 | 6 | 7 |               |                      |         |
| 2-           |              |                           |              |   |   |   |   |   |   |               |                      |         |
| -330         | MS24665-132  |                           |              |   |   |   |   |   |   |               |                      | 1       |
| 333          | MS20392-2C13 |                           |              |   |   |   |   |   |   |               |                      | 1       |
| 336          | BACB30NM3K8  |                           |              |   |   |   |   |   |   |               |                      | 1       |
|              |              |                           |              |   |   |   |   |   |   |               |                      |         |
| 337          | NAS6703PU11  |                           |              |   |   |   |   |   |   |               |                      | 1       |
| 338          | NAS6703PU15  |                           |              |   |   |   |   |   |   |               |                      | 1       |
| 339          | BACB30NM3K12 |                           |              |   |   |   |   |   |   |               |                      | 1       |
| 340          | NAS43DD3-5   |                           |              |   |   |   |   |   |   |               |                      | 1       |
| 341          | NAS43DD3-6   |                           |              |   |   |   |   |   |   |               |                      | 1       |
| 342          | NAS43DD3-8   |                           |              |   |   |   |   |   |   |               |                      | 1       |
| 343          | NAS43DD3-3   |                           |              |   |   |   |   |   |   |               |                      | 1       |
| 344          | AN960PD10L   |                           |              |   |   |   |   |   |   |               |                      | 1       |
| 345          | AN960PD10L   |                           |              |   |   |   |   |   |   |               |                      | 1       |
| 346          | AN960PD10L   |                           |              |   |   |   |   |   |   |               |                      | DELETED |
| 346A         | AN960JD10L   |                           |              |   |   |   |   |   |   |               |                      | 2       |
| 348          | H2948-2      |                           |              |   |   |   |   |   |   |               |                      | 1       |
| -348A        | S412N102-16  |                           |              |   |   |   |   |   |   |               |                      | 1       |
| 351          | H2948-1      |                           |              |   |   |   |   |   |   |               |                      | 1       |

-Item not Illustrated

# 25-28-40

ILLUSTRATED PARTS LIST

Page 1061

Jul 01/2009



## COMPONENT MAINTENANCE MANUAL

| FIG/<br>ITEM | PART NUMBER   | AIRLINE<br>PART<br>NUMBER | NOMENCLATURE |   |   |   |   |   |   | USAGE<br>CODE | UNITS<br>PER<br>ASSY |
|--------------|---------------|---------------------------|--------------|---|---|---|---|---|---|---------------|----------------------|
|              |               |                           | 1            | 2 | 3 | 4 | 5 | 6 | 7 |               |                      |
| 2-           |               |                           |              |   |   |   |   |   |   |               |                      |
| 351A         | S412N102-15   |                           |              |   |   |   |   |   |   |               |                      |
|              |               |                           |              |   |   |   |   |   |   |               |                      |
| 357          | SB113         |                           |              |   |   |   |   |   |   | A, B          | 1                    |
|              |               |                           |              |   |   |   |   |   |   |               |                      |
| -357A        | S412N104-4    |                           |              |   |   |   |   |   |   | C, D          | 1                    |
| 360          | 412N1156-1    |                           |              |   |   |   |   |   |   |               | 1                    |
| 365          | 412N1156-13   |                           |              |   |   |   |   |   |   |               | 1                    |
| -370         | 412N1156-14   |                           |              |   |   |   |   |   |   |               | 1                    |
| -375         | 412N1156-2    |                           |              |   |   |   |   |   |   |               | 1                    |
| -375A        | 412N1156-21   |                           |              |   |   |   |   |   |   |               | 1                    |
| -375B        | 412N1156-22   |                           |              |   |   |   |   |   |   |               | 1                    |
| 376          | 6041-3BRX225  |                           |              |   |   |   |   |   |   |               | 2                    |
| 376S         | 412N1156-15   |                           |              |   |   |   |   |   |   |               | 1                    |
| 377          | 412N1156-3    |                           |              |   |   |   |   |   |   |               | 1                    |
| -377G        | 412N1156-4    |                           |              |   |   |   |   |   |   |               | 1                    |
| -377M        | 412N1156-16   |                           |              |   |   |   |   |   |   |               | 1                    |
| -377N        | 412N1156-23   |                           |              |   |   |   |   |   |   |               | 1                    |
| -377P        | 412N1156-24   |                           |              |   |   |   |   |   |   |               | 1                    |
| 380          | BACS12ER08K14 |                           |              |   |   |   |   |   |   |               | 4                    |
| 390          | AN960PD8      |                           |              |   |   |   |   |   |   |               |                      |
| 390A         | AN960JD8      |                           |              |   |   |   |   |   |   |               | 4                    |
| 395          | H10-08BAC     |                           |              |   |   |   |   |   |   |               |                      |
| -395A        | MS21042LD8    |                           |              |   |   |   |   |   |   |               | 4                    |

-Item not illustrated

# 25-28-40

ILLUSTRATED PARTS LIST

Page 1062

Mar 01/2006



COMPONENT MAINTENANCE MANUAL

| FIG/<br>ITEM | PART NUMBER  | AIRLINE<br>PART<br>NUMBER | NOMENCLATURE   |   |   |   |   |   |   | USAGE<br>CODE | UNITS<br>PER<br>ASSY |
|--------------|--------------|---------------------------|--|---|---|---|---|---|---|---------------|----------------------|
|              |              |                           | 1  | 2 | 3 | 4 | 5 | 6 | 7 |               |                      |
| 2-<br>400    | HL10VAZ6-2   |                           | . . BOLT<br>(V56878)<br>(SPEC BACB30MY6K2)<br>(OPT B30MY6K2 (V97928))<br>(OPT HL10VAZ6-2 (V73197))<br>(OPT HL10VAZ6-2 (V92215))<br>(OPT HL10VAZ6-2 (V97928))<br>(OPT L8006K2 (V06725))   |   |   |   |   |   |   |               | 4                    |
| 405          | H10-3BAC     |                           | DELETED  |   |   |   |   |   |   |               |                      |
| 405A         | MS21042L3    |                           | . . NUT  |   |   |   |   |   |   |               | 4                    |
| 410          | 412N1117-1   |                           | . . FITTING  |   |   |   |   |   |   |               | 1                    |
| 415          | 412N1117-2   |                           | . . FITTING  |   |   |   |   |   |   |               | 1                    |
| 420          | 412N1153-101 |                           | . . LATCH ASSY   |   |   |   |   |   |   |               | 1                    |
| -420A        | 412N1153-157 |                           | . . LATCH ASSY   |   |   |   |   |   |   | B             | 1                    |
|              |              |                           | ATTACHING PARTS  |   |   |   |   |   |   |               |                      |
| 425          | BACS12ER06K8 |                           | . . SCREW<br>(V06710)<br>(SPEC BACS12ER06K8)<br>(OPT BACS12ER06K8 (V06725))<br>(OPT BACS12ER06K8 (V06950))<br>(OPT BACS12ER06K8 (V27626))<br>(OPT BACS12ER06K8 (V34252))<br>(OPT BACS12ER06K8 (V56878))<br>(OPT BACS12ER06K8 (V73197))<br>(OPT BACS12ER06K8 (V80539))<br>(OPT BACS12ER06K8 (V92215))<br>(OPT BACS12ER06K8 (V93907))<br>(OPT BACS12ER06K8 (V97928)) |   |   |   |   |   |   |               | 4                    |
| 430          | SL210-06-2   |                           | . . INSERT<br>(V97393)   |   |   |   |   |   |   |               | 4                    |
| 435          | NAS514P832-5 |                           | . . SCREW  |   |   |   |   |   |   |               | 4                    |
| 440          | SL210-08-1   |                           | . . INSERT<br>(V97393)   |   |   |   |   |   |   |               | 4                    |
|              |              |                           | ----- * -----  |   |   |   |   |   |   |               |                      |
| 445          | 412N1113-7   |                           | . . . COVER  |   |   |   |   |   |   | A             | 1                    |
| 445A         | 412N1113-11  |                           | . . . COVER  |   |   |   |   |   |   | B             | 1                    |
| 450          | 412N1113-8   |                           | . . . COVER  |   |   |   |   |   |   | A             | 1                    |
| 450A         | 412N1113-12  |                           | . . . COVER  |   |   |   |   |   |   | B             | 1                    |

-Item not Illustrated

**25-28-40**

ILLUSTRATED PARTS LIST

Page 1063

Mar 01/2006



## COMPONENT MAINTENANCE MANUAL

| FIG/<br>ITEM | PART NUMBER  | AIRLINE<br>PART<br>NUMBER | NOMENCLATURE |   |   |   |   |   |   | USAGE<br>CODE | UNITS<br>PER<br>ASSY |
|--------------|--------------|---------------------------|--------------|---|---|---|---|---|---|---------------|----------------------|
|              |              |                           | 1            | 2 | 3 | 4 | 5 | 6 | 7   |               |                      |
| 2-           |              |                           |              |   |   |   |   |   |   |               |                      |
| 455          | H3-1145-4760 |                           |              |   |   |   |   |   | . . . LATCH ASSY<br>(V34941)<br>(SPEC S412N101-1060)  |               |                      |
| 468          | BACS12FA3K5  |                           |              |   |   |   |   |   | . . SCREW<br>(V06710)<br>(SPEC BACS12FA3K5)<br>(OPT BACS12FA3K5 (V06725))<br>(OPT BACS12FA3K5 (V06950))<br>(OPT BACS12FA3K5 (V27624))<br>(OPT BACS12FA3K5 (V34252))<br>(OPT BACS12FA3K5 (V56878))<br>(OPT BACS12FA3K5 (V73197))<br>(OPT BACS12FA3K5 (V80539))<br>(OPT BACS12FA3K5 (V92215))<br>(OPT BACS12FA3K5 (V93907))<br>(OPT BACS12FA3K5 (V97928)) |               | 8                    |
| 474          | BACS12FA3K5  |                           |              |   |   |   |   |   | . . SCREW<br>(V06710)<br>(SPEC BACS12FA3K5)<br>(OPT BACS12FA3K5 (V06725))<br>(OPT BACS12FA3K5 (V06950))<br>(OPT BACS12FA3K5 (V27624))<br>(OPT BACS12FA3K5 (V34252))<br>(OPT BACS12FA3K5 (V56878))<br>(OPT BACS12FA3K5 (V73197))<br>(OPT BACS12FA3K5 (V80539))<br>(OPT BACS12FA3K5 (V92215))<br>(OPT BACS12FA3K5 (V93907))<br>(OPT BACS12FA3K5 (V97928)) |               | 14                   |
| 480          | 412N1145-27  |                           |              |   |   |   |   |   | . . BRACKET   |               | 1                    |
| 483          | 412N1145-28  |                           |              |   |   |   |   |   | . . BRACKET   |               | 1                    |
| 486          | 412N1147-1   |                           |              |   |   |   |   |   | . . SUPPORT-PSU   |               | 1                    |

-Item not Illustrated

# 25-28-40

ILLUSTRATED PARTS LIST

Page 1064

Mar 01/2006



## COMPONENT MAINTENANCE MANUAL

| FIG/<br>ITEM | PART NUMBER   | AIRLINE<br>PART<br>NUMBER | NOMENCLATURE |                              |   |   |   |   |   | USAGE<br>CODE | UNITS<br>PER<br>ASSY |
|--------------|---------------|---------------------------|--------------|------------------------------|---|---|---|---|---|---------------|----------------------|
|              |               |                           | 1            | 2                            | 3 | 4 | 5 | 6 | 7 |               |                      |
| 2-           |               |                           |              |                              |   |   |   |   |   |               |                      |
| 489          | BACS12ER08K12 |                           | . .          | SCREW                        |   |   |   |   |   |               | 11                   |
|              |               |                           |              | (V06710)                     |   |   |   |   |   |               |                      |
|              |               |                           |              | (SPEC BACS12ER08K12)         |   |   |   |   |   |               |                      |
|              |               |                           |              | (OPT BACS12ER08K12 (V06725)) |   |   |   |   |   |               |                      |
|              |               |                           |              | (OPT BACS12ER08K12 (V06950)) |   |   |   |   |   |               |                      |
|              |               |                           |              | (OPT BACS12ER08K12 (V27624)) |   |   |   |   |   |               |                      |
|              |               |                           |              | (OPT BACS12ER08K12 (V34252)) |   |   |   |   |   |               |                      |
|              |               |                           |              | (OPT BACS12ER08K12 (V56878)) |   |   |   |   |   |               |                      |
|              |               |                           |              | (OPT BACS12ER08K12 (V73197)) |   |   |   |   |   |               |                      |
|              |               |                           |              | (OPT BACS12ER08K12 (V80539)) |   |   |   |   |   |               |                      |
|              |               |                           |              | (OPT BACS12ER08K12 (V92215)) |   |   |   |   |   |               |                      |
|              |               |                           |              | (OPT BACS12ER08K12 (V93907)) |   |   |   |   |   |               |                      |
|              |               |                           |              | (OPT BACS12ER08K12 (V97928)) |   |   |   |   |   |               |                      |
| 592          | AN960PD08     |                           | . .          | WASHER                       |   |   |   |   |   |               | 11                   |
| 595          | BACN10JC03    |                           | . .          | NUT                          |   |   |   |   |   |               | 11                   |
| 598          | 412N1146-1    |                           | . .          | SUPPORT-BULLNOSE             |   |   |   |   |   |               | 1                    |
| 600          | BACR15DR3     |                           | . . .        | RIVET                        |   |   |   |   |   |               | 4                    |
|              |               |                           |              | (SIZE DETERMINED ON INST)    |   |   |   |   |   |               |                      |
| 605          | BR1000A08     |                           | . . .        | NUTPLATE                     |   |   |   |   |   |               | 2                    |
|              |               |                           |              | (V52828)                     |   |   |   |   |   |               |                      |
|              |               |                           |              | (SPEC BACN10KB08)            |   |   |   |   |   |               |                      |
|              |               |                           |              | (OPT K2000-08 (V15653))      |   |   |   |   |   |               |                      |
|              |               |                           |              | (OPT RMA9207-82 (V72962))    |   |   |   |   |   |               |                      |
|              |               |                           |              | (OPT T8109S832 (V11815))     |   |   |   |   |   |               |                      |
|              |               |                           |              | (OPT VN101A1-82 (V92215))    |   |   |   |   |   |               |                      |
|              |               |                           |              | (OPT K2000-08 (V15653))      |   |   |   |   |   |               |                      |
| 610          | 412N1146-41   |                           | . . .        | SUPPORT                      |   |   |   |   |   |               | 1                    |
| 615          | 65C27011-18   |                           | . .          | BODY ASSY                    |   |   |   |   | A |               | 1                    |
| 615A         | 65C27011-57   |                           | . .          | BODY ASSY                    |   |   |   |   | B |               | 1                    |
| 620          | 65C27011-1004 |                           | . . .        | PATTERN ASSY-INSERT          |   |   |   |   |   |               | 1                    |
| 625          | NAS1836-3-11  |                           | . . . .      | INSERT                       |   |   |   |   |   |               | 14                   |
| 630          | 65C27011-1201 |                           | . . .        | PATTERN ASSY-INSERT          |   |   |   |   |   |               | 1                    |
| 635          | NAS1836-3-11  |                           | . . . .      | INSERT                       |   |   |   |   |   |               | 4                    |
| 640          | SL2334-3A2    |                           | . . . .      | INSERT                       |   |   |   |   |   |               | 7                    |
|              |               |                           |              | (V97393)                     |   |   |   |   |   |               |                      |
| 645          | 65C27011-1202 |                           | . . .        | PATTERN ASSY-INSERT          |   |   |   |   |   |               | 1                    |
| 650          | NAS1836-3-11  |                           | . . . .      | INSERT                       |   |   |   |   |   |               | 4                    |
| 655          | SL2334-3A2    |                           | . . . .      | INSERT                       |   |   |   |   |   |               | 7                    |
|              |               |                           |              | (V97393)                     |   |   |   |   |   |               |                      |

-Item not Illustrated

# 25-28-40

ILLUSTRATED PARTS LIST

Page 1065

Mar 01/2006





## COMPONENT MAINTENANCE MANUAL

| FIG/<br>ITEM | PART NUMBER   | AIRLINE<br>PART<br>NUMBER | NOMENCLATURE |   |   |   |   |   |   | USAGE<br>CODE | UNITS<br>PER<br>ASSY |
|--------------|---------------|---------------------------|--------------|---|---|---|---|---|---|---------------|----------------------|
|              |               |                           | 1            | 2 | 3 | 4 | 5 | 6 | 7 |               |                      |
| 2-           |               |                           |              |   |   |   |   |   |   |               |                      |
| 660          | 65C27011-1316 |                           |              |   |   |   |   |   |   |               | 1                    |
| 665          | NAS1836-3-11  |                           |              |   |   |   |   |   |   |               | 8                    |
| 670          | 65C27011-2001 |                           |              |   |   |   |   |   |   |               | 1                    |
| 675          | SL2334-3A2    |                           |              |   |   |   |   |   |   |               | 4                    |
| 680          | 65C27011-2101 |                           |              |   |   |   |   |   |   |               | 1                    |
| 685          | NAS1836-3-11  |                           |              |   |   |   |   |   |   |               | 4                    |
| 690          | 65C27011-2201 |                           |              |   |   |   |   |   |   |               | 1                    |
| 695          | NAS1836-3-11  |                           |              |   |   |   |   |   |   |               | 4                    |
| 700          | 412N1112-34   |                           |              |   |   |   |   |   |   | A             | 1                    |
| 700A         | 412N1112-45   |                           |              |   |   |   |   |   |   | B             | 1                    |

-Item not Illustrated

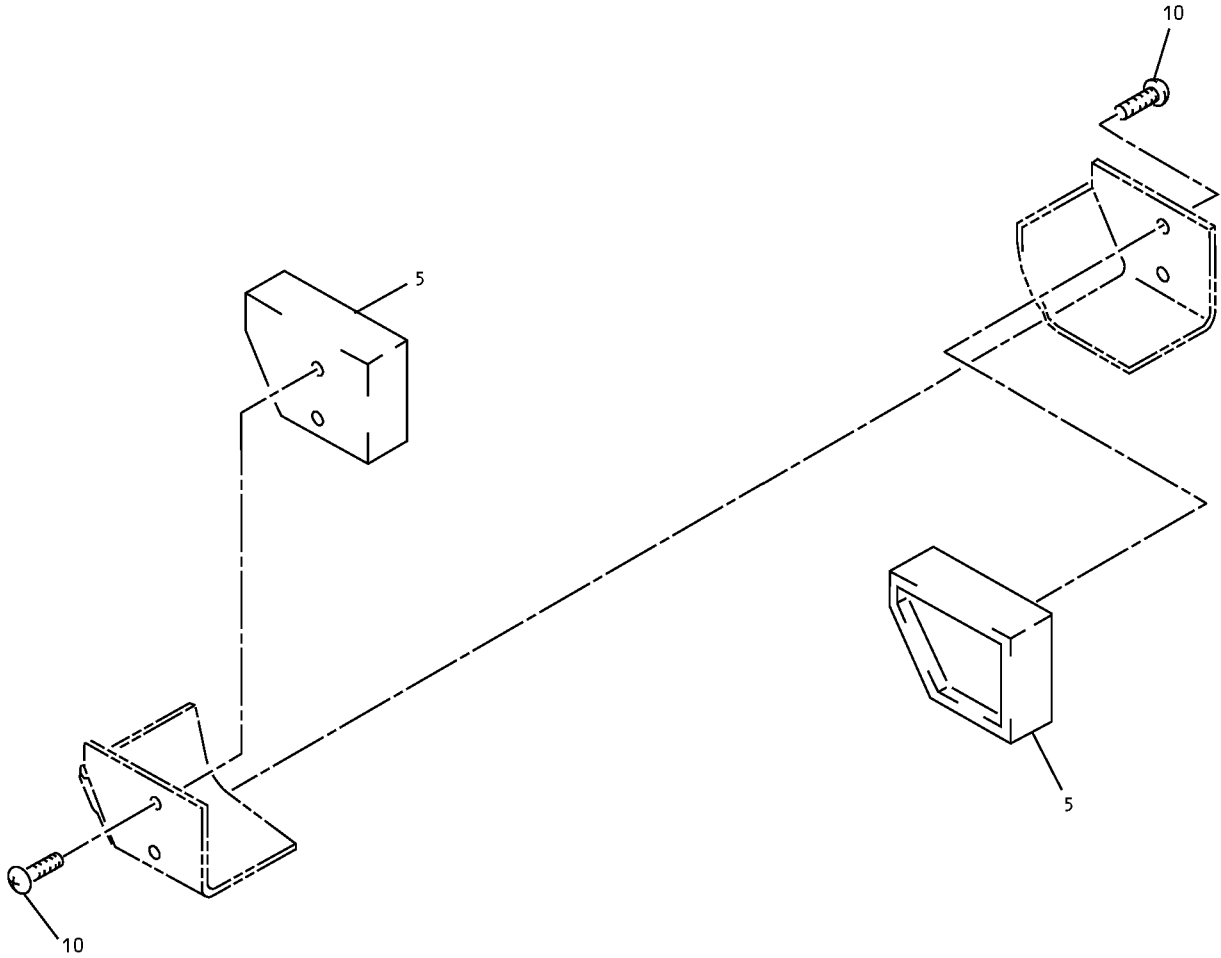
# 25-28-40

ILLUSTRATED PARTS LIST

Page 1066

Mar 01/2006

COMPONENT MAINTENANCE MANUAL



Light Assembly - Ceiling  
IPL Figure 80

**25-28-40**

ILLUSTRATED PARTS LIST

Page 1067

Mar 01/2006



## COMPONENT MAINTENANCE MANUAL

| FIG/<br>ITEM | PART NUMBER   | AIRLINE<br>PART<br>NUMBER | NOMENCLATURE                                     |   |   |   |   |   |   | USAGE<br>CODE | UNITS<br>PER<br>ASSY |
|--------------|---------------|---------------------------|--|---|---|---|---|---|---|---------------|----------------------|
|              |               |                           | 1  | 2 | 3 | 4 | 5 | 6 | 7 |               |                      |
| 80-<br>1     | 800000255-12  |                           | LIGHT ASSY-CLG<br>(V05617)<br>(SPEC S417N507-12) |   |   |   |   |   |   | A             | RF                   |
| -1A          | 800000255-14  |                           | LIGHT ASSY-CLG<br>(V05617)<br>(SPEC S417N507-14) |   |   |   |   |   |   | B             | RF                   |
| -1B          | 800000255-2   |                           | LIGHT ASSY-CLG<br>(V05617)<br>(SPEC S417N507-2)  |   |   |   |   |   |   | C             | RF                   |
| -1C          | 800000255-4   |                           | LIGHT ASSY-CLG<br>(V05617)<br>(SPEC S417N507-4)  |   |   |   |   |   |   | D             | RF                   |
| 5            | BV03112-03-33 |                           | . HOLDER-BRUCE LAMP<br>(V17023)                  |   |   |   |   |   |   | A, B          | 2                    |
| -5A          | BV03112-33    |                           | . HOLDER-LAMP<br>(V17023)                        |   |   |   |   |   |   | C, D          | 2                    |
| 10           | MS35206-323   |                           | . SCREW  |   |   |   |   |   |   |               | 4                    |

-Item not Illustrated

# 25-28-40

ILLUSTRATED PARTS LIST

Page 1068

Mar 01/2006