

757-204/236
ILLUSTRATED PARTS CATALOGUE

CHAPTER 11 – PLACARDS AND MARKINGS

THOMSONFLY CUSTOMISATIONS

757-204

PUBLICATION REVISION
ILLUSTRATED PARTS CATALOG

CHAPTER 11 - PLACARDS AND MARKINGS

EFFECTIVE PAGES

CH-SECT-UNIT-FIG	PAGE, SHEET OR FIG. NO.	DATE	CH-SECT-UNIT-FIG	PAGE SHEET OR FIG. NO.	DATE
* 11 LEP	1	JUN 30/09	* 11-32-51-03	1	JUN 30/09
* 11 LEP	2	JUN 30/09	* 11-34-03-06	0	JUN 30/09
			* 11-34-03-06	0A	JUN 30/09
* 11 CONTENTS	1	JUN 30/09	* 11-34-03-06	1	JUN 30/09
* 11 CONTENTS	2	JUN 30/09	11-34-03-41	0A	AUG 19/02
			11-34-03-41	2A	AUG 19/02
11-00-90-01	0	NOV 00	11-34-03-74	1	NOV 00
11-00-90-01	1	NOV 00	11-34-03-74	5	NOV 00
* 11-21-01-01	0	JUN 30/09	11-35-01-01	0	NOV 00
* 11-21-01-01	1	JUN 30/09	11-35-01-01	2	NOV 00
11-21-25-35	0	MAR 06	11-35-07-53	0	NOV 00
11-21-25-35	1	MAR 06	11-35-07-53	1	NOV 00
11-21-25-35	2	MAR 06	11-35-09-20	1	NOV 00
11-21-25-35	3	MAR 06	11-35-10-53	0	NOV 00
11-21-25-35	4	MAR 06	11-35-10-53	3	NOV 00
11-21-25-35	5	MAR 06	11-35-10-53	7	NOV 00
11-21-25-35	6	MAR 06	11-35-10-53	10	NOV 00
11-21-25-35	7	MAR 06	11-35-10-53	11	NOV 00
11-21-25-35	8	MAR 06	11-35-10-53	12	NOV 00
* 11-22-01-01	0	JUN 30/09	11-35-14-53	0	AUG 03
* 11-22-01-01	1	JUN 30/09	11-35-14-53	2	AUG 03
* 11-22-05-01	0	JUN 30/09	11-35-14-53	3	AUG 03
* 11-22-05-01	1	JUN 30/09	11-35-14-53	4	AUG 03
* 11-23-05-01	0	JUN 30/09	11-35-35-51	0	JAN 03
* 11-23-05-01	1	JUN 30/09	11-35-35-51	0A	JAN 03
11-24-01-01	1	NOV 00	11-35-35-51	2	JAN 03
* 11-25-01-01	0	JUN 30/09	11-35-54-01	0	NOV 00
* 11-25-01-01	1	JUN 30/09	11-35-54-01	1	JUN 03
* 11-25-01-01A	0	JUN 30/09	* 11-35-58-90	0	JUN 30/09
* 11-25-01-01A	0A	JUN 30/09	* 11-35-58-90	0A	JUN 30/09
* 11-25-01-01A	1	JUN 30/09	* 11-35-58-90	1	JUN 30/09
* 11-25-01-03	0	JUN 30/09	* 11-35-58-90A	0	JUN 30/09
* 11-25-01-03	0A	JUN 30/09	* 11-35-58-90A	0A	JUN 30/09
* 11-25-01-03	1	JUN 30/09	* 11-35-58-90A	1	JUN 30/09
* 11-25-04-01B	0	JUN 30/09	11-35-90-50G	0	DEC 03
* 11-25-04-01B	1	JUN 30/09	11-35-90-50G	0B	DEC 03
* 11-25-90-01	0	JUN 30/09	11-35-90-50G	0C	DEC 03
* 11-25-90-01	1	JUN 30/09	11-35-90-50G	1	DEC 03
* 11-25-90-01	2	JUN 30/09	11-35-90-50P	0	DEC 03
11-31-04-01	0	JAN 03	11-35-90-50P	0B	DEC 03
11-31-04-01	1	JAN 03	11-35-90-50P	0C	DEC 03
11-31-05-46	0	AUG 03	11-35-90-50P	1	DEC 03
11-31-05-46	1	AUG 03	11-35-90-51	1	NOV 00
* 11-31-06-05	0	JUN 30/09	11-35-90-51E	0	DEC 03
* 11-31-06-05	1	JUN 30/09	11-35-90-51E	0C	DEC 03
* 11-32-51-03	0	JUN 30/09	11-35-90-51E	0D	DEC 03

* INDICATES PAGES CHANGED OR ADDED BY THE CURRENT REVISION

757-204

PUBLICATION REVISION
 ILLUSTRATED PARTS CATALOG

CH-SECT- UNIT-FIG	PAGE, SHEET OR FIG. NO.	DATE
11-35-90-51E	1	DEC 03
11-35-90-51N	0	DEC 03
11-35-90-51N	0B	DEC 03
11-35-90-51N	0C	DEC 03
11-35-90-51N	1	DEC 03
11-35-90-52A	0	DEC 03
11-35-90-52A	0C	DEC 03
11-35-90-52A	0D	DEC 03
11-35-90-52A	1	DEC 03
11-35-90-52S	0	DEC 03
11-35-90-52S	0C	DEC 03
11-35-90-52S	0D	DEC 03
11-35-90-52S	1	DEC 03
11-35-90-55F	0	DEC 03
11-35-90-55F	0C	DEC 03
11-35-90-55F	0D	DEC 03
11-35-90-55F	1	DEC 03
11-35-90-65U	0	DEC 03
11-35-90-65U	0C	DEC 03
11-35-90-65U	0D	DEC 03
11-35-90-65U	1	DEC 03
11-35-90-65W	0	DEC 03
11-35-90-65W	0C	DEC 03
11-35-90-65W	0D	DEC 03
11-35-90-65W	1	DEC 03
11-35-95-01F	0	NOV 00
11-35-95-01F	1	NOV 00
11-35-95-01G	0	NOV 00
11-35-95-01G	1	NOV 00
11-35-95-01H	0	NOV 00
11-35-95-01H	1	NOV 00
11-37-01-01	0	NOV 00
11-37-01-01	1	NOV 00
* 11-37-02-01	0	JUN 30/09
* 11-37-02-01	1	JUN 30/09
* 11-37-03-01	0	JUN 30/09
* 11-37-03-01	1	JUN 30/09
11-38-05-01	0	NOV 00
11-38-05-01	1	NOV 00

CH-SECT- UNIT-FIG	PAGE SHEET OR FIG. NO.	DATE

* INDICATES PAGES CHANGED OR ADDED BY THE CURRENT REVISION

757-204

PUBLICATION REVISION ILLUSTRATED PARTS CATALOGUE

CHAPTER 11 - PLACARDS AND MARKINGS

TABLE OF CONTENTS

<u>SUBJECT</u>	<u>CHAPTER SECTION UNIT</u>	<u>FIGURE</u>
MARKINGS – 757	11-00-00	
LITERATURE POCKETS AND BASSINET DECALS	11-00-90	1
FUSELAGE	11-21-00	
MARKING INSTN-SECT. 41 MAINT	11-21-01	01
A MARKING INSTN-SECT. 41 MAINT (OWNERS PLATES)	11-21-01	01
LANDING GEAR/WHEEL WELLS	11-22-00	
R COVER ASSY-NOSE WHEEL STEERING CONT SUMMING MECH (PACARDS AND MARKINGS ONLY)	11-22-01	01
R ACTUATOR ASSY - MLG DOWNLOCK AND TRUCK POSITIONER (PACARDS AND MARKINGS ONLY)	11-22-05	01
APU COMPARTMENT	11-23-00	
R OIL AND MARKER INSTL - AUX PWR SYS	11-23-05	01
WINGS	11-24-00	
PANEL AND BUMPER ASSY - OSS 502.0 FUELING INSTRUCTIONS RH (PACARDS AND MARKINGS ONLY)	11-24-01	01
NACELLE AND POWER PLANT	11-25-00	
A OIL AND MARKER INSTL – RB211-235 ENG AND ACCESS	11-25-01	01
A OIL AND MARKER INSTL – RB211-235 ENG AND ACCESS	11-25-01	01A
A OIL AND MARKER INSTL – RB211-235 ENG AND ACCESS	11-25-01	01B
A OIL AND MARKER INSTL – RB211-235 ENG AND ACCESS	11-25-04	01B
R MARKER INSTN – POWER PLANT (PACARDS AND MARKINGS ONLY)	11-25-90	01
FLIGHT COMPARTMENT-PILOT'S STATION	11-31-00	
R PLACARD INSTL – SELCAL AND REGISTRATION NO	11-31-04	01
PANEL INSTN - P8 ELECTRONIC (PACARDS AND MARKINGS ONLY)	11-31-05	46
R MARKER INSTL - P61 STOWAGE CONSOLE	11-31-06	05
FLIGHT COMPARTMENT – RIGHT SIDE STATION	11-32-00	
R NAMEPLATE INSTL – FLIGHT DECK	11-32-51	03
FLIGHT COMPARTMENT - CIRCUIT BREAKERS	11-34-00	
A PANEL ASSY - P11 - 1 CB (PACARDS AND MARKINGS ONLY)	11-34-03	06
PANEL ASSY - P11 - 3 CB (PACARDS AND MARKINGS ONLY)	11-34-03	74
MAIN COMPARTMENT	11-35-00	
SYSTEM INSTL - RESERVOIR CENTRAL FILL (PACARDS AND MARKINGS ONLY)	11-35-01	01
PLACARD INSTL - CAB (OVERHEAD STORAGE ONLY)	11-35-07	53
PLACARD INSTL - CAB. INTR (GALLEYS ONLY)	11-35-09	20
PLACARD INSTL – CAB (SEAT MARKERS ONLY)	11-35-10	53

757-204

PUBLICATION REVISION ILLUSTRATED PARTS CATALOGUE

CHAPTER 11 - PLACARDS AND MARKINGS

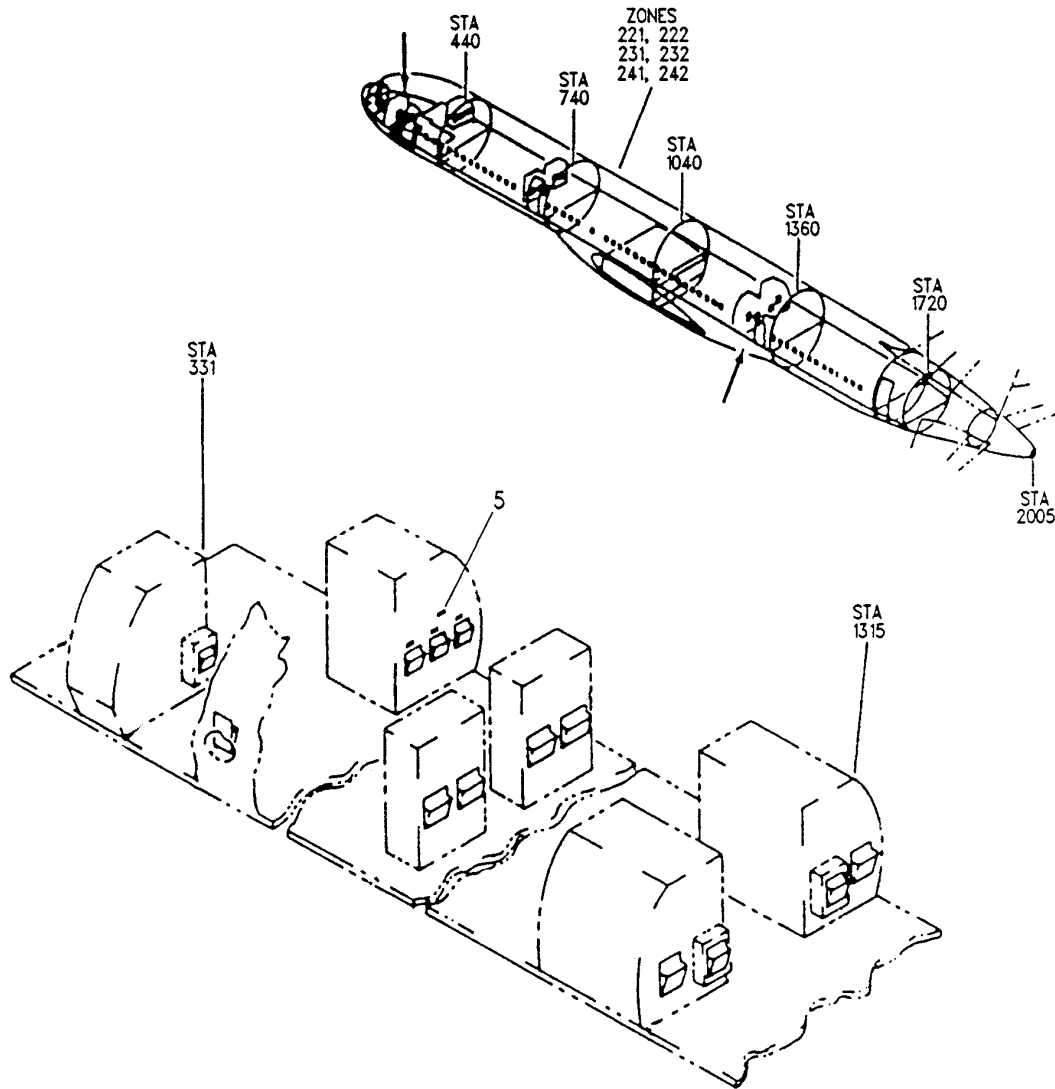
TABLE OF CONTENTS

<u>SUBJECT</u>	<u>CHAPTER SECTION UNIT</u>	<u>FIGURE</u>
MAIN COMPARTMENT (CONT.)	11-35-00	
PLACARD INSTL - CAB. INTR (EMERGENCY EQUIPMENT ONLY)	11-35-14	53
PLACARD INSTL - CAB. INTR (NO. 1, 2 AND 4 PASSENGER DOORS ONLY)	11-35-35	51
PANEL ASSY - ATTENDANT FORWARD (PLACARDS AND MARKINGS ONLY)	11-35-54	01
A INSTN OF GALLEY SINK PLACARD – G4B GALLEY (PLACARDS AND MARKINGS ONLY)	11-35-58	90
A INSTN OF GALLEY SINK PLACARD – G4B GALLEY (PLACARDS AND MARKINGS ONLY)	11-35-58	90A
MODULE ASSY - LAV A (PLACARDS AND MARKINGS ONLY)	11-35-90	50G
MODULE ASSY - LAV (PLACARDS AND MARKINGS ONLY)	11-35-90	50P
PLACARD INSTL - CAB. INTR (LAVATORIES ONLY)	11-35-90	51
MODULE ASSY - LAV B AND D (PLACARDS AND MARKINGS ONLY)	11-35-90	51E
MODULE ASSY - LAV (PLACARDS AND MARKINGS ONLY)	11-35-90	51N
MODULE ASSY - LAV C (PLACARDS AND MARKINGS ONLY)	11-35-90	52A
MODULE ASSY - LAV (PLACARDS AND MARKINGS ONLY)	11-35-90	52S
MODULE ASSY - LAV (PLACARDS AND MARKINGS ONLY)	11-35-90	55F
MODULE ASSY - LAV A (PLACARDS AND MARKINGS ONLY)	11-35-90	65U
MODULE ASSY - LAV (PLACARDS AND MARKINGS ONLY)	11-35-90	65W
MODULE ASSY - LAV A (PLACARDS AND MARKINGS ONLY)	11-35-95	01F
MODULE ASSY - LAV B AND D (PLACARDS AND MARKINGS ONLY)	11-35-95	01G
MODULE ASSY - LAV C (PLACARDS AND MARKINGS ONLY)	11-35-95	01H
FORWARD CARGO COMPARTMENT	11-37-00	
MARKING INSTL - FWD CARGO COMPT	11-37-01	01
A PLACARDS – FORWARD INBOUND CATERING STOWAGE	11-37-02	01
A PLACARDS – LEFT INBOUND CATERING STOWAGE	11-37-03	01
AFT/BULK CARGO COMPARTMENTS	11-38-00	
MARKING INBTL - AFT CARGO COMPT	11-38-05	01

757-204/236

PUBLICATION REVISION

ILLUSTRATED PARTS CATALOGUE



PLACARD INSTL-CAB. INTR (BASSINET ONLY)
FIGURE 1

11-00-90-01

REV. NO: 29

DATE: NOV 00

DISK FILE REF: 009001.DOC

11-00-90-01

FIG.1
PAGE 0

757-204/236

PUBLICATION REVISION

ILLUSTRATED PARTS CATALOGUE

FIG. ITEM	PART NUMBER	DESCRIPTION	EFFECT FROM -TO	UNITS PER ASSY
1		PLACARD INSTL-CAB. INTR (BASSINET ONLY)		RF
		<u>MOD/757/1043 ISSUE:1</u>		
1	757-1060	LITERATURE POCKET RELOCATION AND BASSINET INSTALLATION	002 - 004 006 - 899	RF
5	767-1210-209	. DECAL		1

* Not Illustrated

11-00-90-01

11-00-90

REV. NO: 29

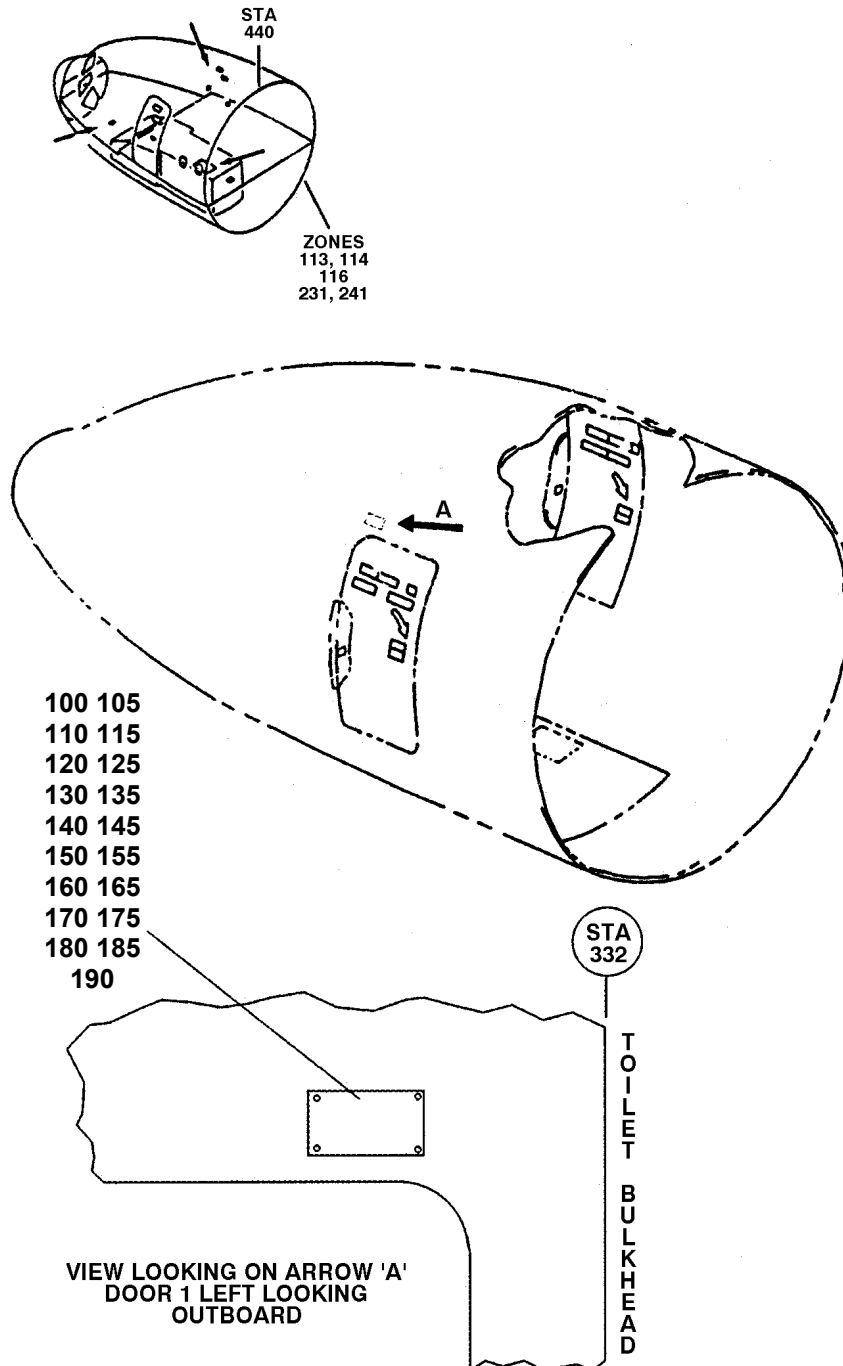
FIG. 1
PAGE 1

DATE: NOV 00

DISK FILE REF: 009001.DOC

757-204/236

PUBLICATION REVISION
ILLUSTRATED PARTS CATALOGUE



MARKER INSTN – P8 ELECTRONIC (PLACARDS AND MARKINGS ONLY)
FIGURE 46 (SHEET 1)

11-21-01-01

757-204/236

PUBLICATION REVISION
ILLUSTRATED PARTS CATALOGUE

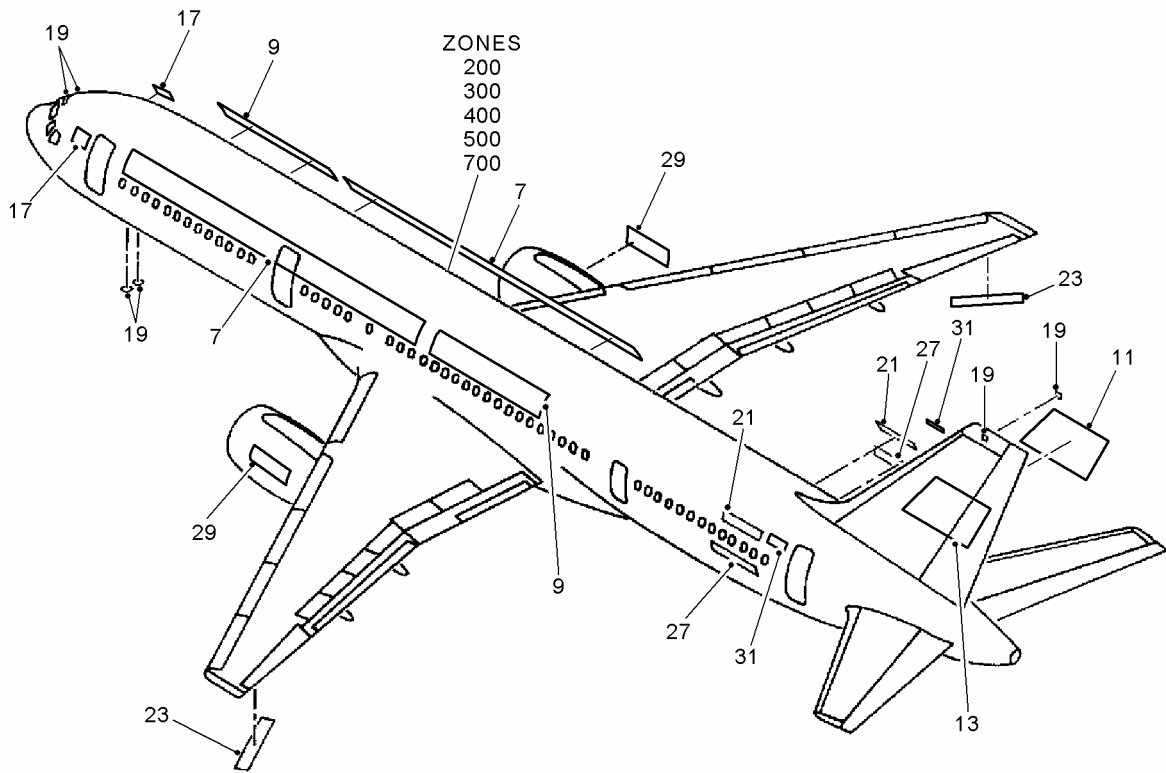
FIG. ITEM	PART NUMBER	DESCRIPTION	EFFECT FROM -TO	UNITS PER ASSY
1		MARKING INSTN - SECT. 41 MAINT		
		<u>MOD/757/1066 ISSUE: 6</u>		
1	-	757-1103	OWNER/LESSEE NAMEPLATE - #1 LH DOOR	RF
	100	757-1103-213	. AIRCRAFT OWNERS PLATE (G-BYAD)	002 1
	105	757-1103-214	. AIRCRAFT OWNERS PLATE (G-BYAE)	003 1
	110	757-1103-215	. OWNER/OPERATOR NAMEPLATE (G-BYAF)	004 1
	115	757-1103-216	. AIRCRAFT OWNERS PLATE (G-BYAH)	006 1
	120	757-1103-217	. AIRCRAFT OWNERS PLATE (G-BYAI)	007 1
	125	757-1103-209	. OWNER/OPERATOR NAMEPLATE (G-BYAJ)	008 1
	130	757-1103-202	. OWNER/OPERATOR NAMEPLATE (G-BYAK)	009 1
	135	757-1103-210	. OWNER/OPERATOR NAMEPLATE (G-BYAL)	010 1
	140	757-1103-205	. OWNER/OPERATOR NAMEPLATE (G-BYAN)	011 1
	145	757-1103-218	. AIRCRAFT OWNERS PLATE (G-BYAO)	012 1
	150	757-1103-219	. AIRCRAFT OWNERS PLATE (G-BYAP)	013 1
	155	757-1103-231	. AIRCRAFT OWNERS PLATE (G-BYAS)	015 1
	160	757-1103-206	. OWNER/OPERATOR NAMEPLATE (G-BYAT)	016 1
	165	757-1103-207	. OWNER/OPERATOR NAMEPLATE (G-BYAU)	017 1
	170	757-1103-208	. OWNER/OPERATOR NAMEPLATE (G-BYAW)	018 1
	175	757-1103-222	. AIRCRAFT OWNERS PLATE (G-BYAX)	101 1
	180	757-1103-223	. AIRCRAFT OWNERS PLATE (G-BYAY)	102 1
	185	757-1103-228	. AIRCRAFT OWNERS PLATE (G-CDUO)	904 1
	190	757-1103-229	. AIRCRAFT OWNERS PLATE (G-CDUP)	905 1
*	195	CR2539-4-2	.. RIVET	002 - 004 006 - 013 015 - 018 101, 102 904, 905 4

* Not Illustrated

11-21-01-01

757 204/236

PUBLICATION REVISION
ILLUSTRATED PARTS CATALOGUE



MARKING INDEX – EXT DECORATIVE
FIGURE 35 (SHEET 1)

757 204/236

PUBLICATION REVISION
ILLUSTRATED PARTS CATALOGUE

FIG. ITEM	PART NUMBER	DESCRIPTION	EFFECT FROM -TO	UNITS PER ASSY
35		MARKING INDEX – EXT DECORATIVE <u>TEO/757/1251 ISSUE 7</u>		
* 5	414N4044-2	. MARKING INSTL BRI DELETED BY TEO/757/1251	002-018	1
* 10	414N4044-10	.. KIT - PREMASK DELETED BY TEO/757/1251	002-018	1
* 15	414N4044-13	.. KIT-PREMASK DELETED BY TEO/757/1251	002-002	1
* 15	414N4044-14	.. KIT-PREMASK DELETED BY TEO/757/1251	003-003	1
* 15	414N4044-15	.. KIT-PREMASK DELETED BY TEO/757/1251	004-005	1
* 15	414N4044-17	.. KIT-PREMASK DELETED BY TEO/757/1251	006-006	1
* 15	414N4044-18	.. KIT-PREMASK DELETED BY TEO/757/1251	007-007	1
* 15	414N4044-19	.. KIT-PREMASK DELETED BY TEO/757/1251	008-008	1
* 15	414N4044-20	.. KIT-PREMASK DELETED BY TEO/757/1251	009-009	1
* 15	414N4044-21	.. KIT-PREMASK DELETED BY TEO/757/1251	010-010	1
* 15	414N4044-22	.. KIT-PREMASK DELETED BY TEO/757/1251	011-011	1
* 15	414N4044-23	.. KIT-PREMASK DELETED BY TEO/757/1251	012-012	1
* 15	414N4044-24	.. KIT-PREMASK DELETED BY TEO/757/1251	013-013	1

* Not Illustrated

757 204/236

PUBLICATION REVISION
ILLUSTRATED PARTS CATALOGUE

FIG. ITEM	PART NUMBER	DESCRIPTION	EFFECT FROM -TO	UNITS PER ASSY
35				
* 15	414N4044-25	.. KIT-PREMASK DELETED BY TEO/757/1251	014-014	1
* 15	414N4044-26	.. KIT-PREMASK DELETED BY TEO/757/1251	015-015	1
* 15	414N4044-27	.. KIT-PREMASK DELETED BY TEO/757/1251	016-016	1
* 16	414N4044-28	.. KIT-PREMASK DELETED BY TEO/757/1251	017-017	1
* 16	414N4044-29	.. KIT-PREMASK DELETED BY TEO/757/1251	018-018	1
* 5	MOD757-1251-KIT1	. EXTERIOR STENCIL KIT – G-BYAD ADDED BY TEO/757/1251	002-002	1
* 5	MOD757-1251-KIT2	. EXTERIOR STENCIL KIT – G-BYAE ADDED BY TEO/757/1251	003-003	1
* 5	MOD757-1251-KIT3	. EXTERIOR STENCIL KIT – G-BYAF ADDED BY TEO/757/1251	004-004	1
* 5	MOD757-1251-KIT4	. EXTERIOR STENCIL KIT – G-BYAH ADDED BY TEO/757/1251	006-006	1
* 5	MOD757-1251-KIT5	. EXTERIOR STENCIL KIT – G-BYAI ADDED BY TEO/757/1251	007-007	1
* 5	MOD757-1251-KIT6	. EXTERIOR STENCIL KIT – G-BYAJ ADDED BY TEO/757/1251	008-008	1
* 5	MOD757-1251-KIT7	. EXTERIOR STENCIL KIT – G-BYAK ADDED BY TEO/757/1251	009-009	1
* 5	MOD757-1251-KIT8	. EXTERIOR STENCIL KIT – G-BYAL ADDED BY TEO/757/1251	010-010	1
* 5	MOD757-1251-KIT9	. EXTERIOR STENCIL KIT – G-BYAN ADDED BY TEO/757/1251	011-011	1
* 5	MOD757-1251-KIT 10	. EXTERIOR STENCIL KIT – G-BYAO ADDED BY TEO/757/1251	012-012	1

* Not Illustrated

757 204/236

PUBLICATION REVISION
ILLUSTRATED PARTS CATALOGUE

FIG. ITEM	PART NUMBER	DESCRIPTION	EFFECT FROM -TO	UNITS PER ASSY
35				
* 5	MOD757-1251-KIT 11	. EXTERIOR STENCIL KIT – G-BYAP ADDED BY TEO/757/1251	013-013	1
* 5	MOD757-1251-KIT 12	. EXTERIOR STENCIL KIT – G-BYAS ADDED BY TEO/757/1251	015-015	1
* 5	MOD757-1251-KIT 13	. EXTERIOR STENCIL KIT – G-BYAT ADDED BY TEO/757/1251	016-016	1
* 5	MOD757-1251-KIT 14	. EXTERIOR STENCIL KIT – G-BYAU ADDED BY TEO/757/1251	017-017	1
* 5	MOD757-1251-KIT 15	. EXTERIOR STENCIL KIT – G-BYAW ADDED BY TEO/757/1251	018-018	1
* 5	MOD757-1251-KIT 16	. EXTERIOR STENCIL KIT – G-BYAX ADDED BY TEO/757/1251	101-101	1
* 5	MOD757-1251-KIT 17	. EXTERIOR STENCIL KIT – G-BYAY ADDED BY TEO/757/1251	102-102	1
* 5	MOD757-1251-KIT 20	. EXTERIOR STENCIL KIT – G-BYAR ADDED BY TEO/757/1251	014-014	1
7	757-1210-497	.. 'THOMPSON' LOGO ADDED BY TEO/757/1251	002-018 101-102	2
9	757-1210-496	.. FLY.COM LOGO ADDED BY TEO/757/1251	002-018 101-102	2
11	757-1210-365	.. TUI LOGO STBD FIN ADDED BY TEO/757/1251	002-018 101-102	1
13	757-1210-366	.. TUI LOGO PORT FIN ADDED BY TEO/757/1251	002-018 101-102	1

* Not Illustrated

757 204/236

PUBLICATION REVISION
ILLUSTRATED PARTS CATALOGUE

FIG. ITEM	PART NUMBER	DESCRIPTION	EFFECT FROM -TO	UNITS PER ASSY
35				
17	757-1210-457	.. WORLD OF TUI LOGO ADDED BY TEO/757/1251	002-018 101-102	2
19	757-1210-371	.. REGISTRATION AD ADDED BY TEO/757/1251	002-002	6
19	757-1210-374	.. REGISTRATION AE ADDED BY TEO/757/1251	003-003	6
19	757-1210-377	.. REGISTRATION AF ADDED BY TEO/757/1251	004-004	6
19	757-1210-380	.. REGISTRATION AH ADDED BY TEO/757/1251	006-006	6
19	757-1210-383	.. REGISTRATION AI ADDED BY TEO/757/1251	007-007	6
19	757-1210-386	.. REGISTRATION AJ ADDED BY TEO/757/1251	008-008	6
19	757-1210-389	.. REGISTRATION AK ADDED BY TEO/757/1251	009-009	6
19	757-1210-392	.. REGISTRATION AL ADDED BY TEO/757/1251	010-010	6
19	757-1210-395	.. REGISTRATION AN ADDED BY TEO/757/1251	011-011	6
19	757-1210-398	.. REGISTRATION AO ADDED BY TEO/757/1251	012-012	6
19	757-1210-401	.. REGISTRATION AP ADDED BY TEO/757/1251	013-013	6
19	757-1210-465	.. REGISTRATION AR ADDED BY TEO/757/1251	014-014	6
19	757-1210-404	.. REGISTRATION AS ADDED BY TEO/757/1251	015-015	6
19	757-1210-407	.. REGISTRATION AT ADDED BY TEO/757/1251	016-016	6

* Not Illustrated

757 204/236

PUBLICATION REVISION
ILLUSTRATED PARTS CATALOGUE

FIG. ITEM	PART NUMBER	DESCRIPTION	EFFECT FROM -TO	UNITS PER ASSY
35				
19	757-1210-410	.. REGISTRATION AU ADDED BY TEO/757/1251	017-017	6
19	757-1210-413	.. REGISTRATION AW ADDED BY TEO/757/1251	018-018	6
19	757-1210-416	.. REGISTRATION AX ADDED BY TEO/757/1251	101-101	6
19	757-1210-419	.. REGISTRATION AY ADDED BY TEO/757/1251	102-102	6
21	757-1210-372	.. REGISTRATION G-BYAD (FUSE) ADDED BY TEO/757/1251	002-002	2
21	757-1210-375	.. REGISTRATION G-BYAE (FUSE) ADDED BY TEO/757/1251	003-003	2
21	757-1210-378	.. REGISTRATION G-BYAF (FUSE) ADDED BY TEO/757/1251	004-004	2
21	757-1210-381	.. REGISTRATION G-BYAH (FUSE) ADDED BY TEO/757/1251	006-006	2
21	757-1210-384	.. REGISTRATION G-BYAI (FUSE) ADDED BY TEO/757/1251	007-007	2
21	757-1210-387	.. REGISTRATION G-BYAJ (FUSE) ADDED BY TEO/757/1251	008-008	2
21	757-1210-390	.. REGISTRATION G-BYAK (FUSE) ADDED BY TEO/757/1251	009-009	2
21	757-1210-393	.. REGISTRATION G-BYAL (FUSE) ADDED BY TEO/757/1251	010-010	2

* Not Illustrated

757 204/236

PUBLICATION REVISION
ILLUSTRATED PARTS CATALOGUE

FIG. ITEM	PART NUMBER	DESCRIPTION	EFFECT FROM -TO	UNITS PER ASSY
35				
21	757-1210-396	.. REGISTRATION G-BYAN (FUSE) ADDED BY TEO/757/1251	011-011	2
21	757-1210-399	.. REGISTRATION G-BYAO (FUSE) ADDED BY TEO/757/1251	012-012	2
21	757-1210-402	.. REGISTRATION G-BYAP (FUSE) ADDED BY TEO/757/1251	013-013	2
21	757-1210-441	.. REGISTRATION G-BYAR (FUSE) ADDED BY TEO/757/1251	014-014	2
21	757-1210-405	.. REGISTRATION G-BYAS (FUSE) ADDED BY TEO/757/1251	015-015	2
21	757-1210-408	.. REGISTRATION G-BYAT (FUSE) ADDED BY TEO/757/1251	016-016	2
21	757-1210-411	.. REGISTRATION G-BYAU (FUSE) ADDED BY TEO/757/1251	017-017	2
21	757-1210-414	.. REGISTRATION G-BYAW (FUSE) ADDED BY TEO/757/1251	018-018	2
21	757-1210-417	.. REGISTRATION G-BYAX (FUSE) ADDED BY TEO/757/1251	101-101	2
21	757-1210-420	.. REGISTRATION G-BYAY (FUSE) ADDED BY TEO/757/1251	102-102	2
23	757-1210-373	.. REGISTRATION G-BYAD (WING) ADDED BY TEO/757/1251	002-002	2

* Not Illustrated

757 204/236

PUBLICATION REVISION
ILLUSTRATED PARTS CATALOGUE

FIG. ITEM	PART NUMBER	DESCRIPTION	EFFECT FROM -TO	UNITS PER ASSY
35				
23	757-1210-376	.. REGISTRATION G-BYAE (WING) ADDED BY TEO/757/1251	003-003	2
23	757-1210-379	.. REGISTRATION G-BYAF (WING) ADDED BY TEO/757/1251	004-004	2
23	757-1210-382	.. REGISTRATION G-BYAH (WING) ADDED BY TEO/757/1251	006-006	2
23	757-1210-385	.. REGISTRATION G-BYAI (WING) ADDED BY TEO/757/1251	007-007	2
23	757-1210-388	.. REGISTRATION G-BYAJ (WING) ADDED BY TEO/757/1251	008-008	2
23	757-1210-391	.. REGISTRATION G-BYAK (WING) ADDED BY TEO/757/1251	009-009	2
23	757-1210-394	.. REGISTRATION G-BYAL (WING) ADDED BY TEO/757/1251	010-010	2
23	757-1210-397	.. REGISTRATION G-BYAN (WING) ADDED BY TEO/757/1251	011-011	2
23	757-1210-400	.. REGISTRATION G-BYAO (WING) ADDED BY TEO/757/1251	012-012	2
23	757-1210-403	.. REGISTRATION G-BYAP (WING) ADDED BY TEO/757/1251	013-013	2
23	757-1210-442	.. REGISTRATION G-BYAR (WING) ADDED BY TEO/757/1251	014-014	2

* Not Illustrated

757 204/236

PUBLICATION REVISION
ILLUSTRATED PARTS CATALOGUE

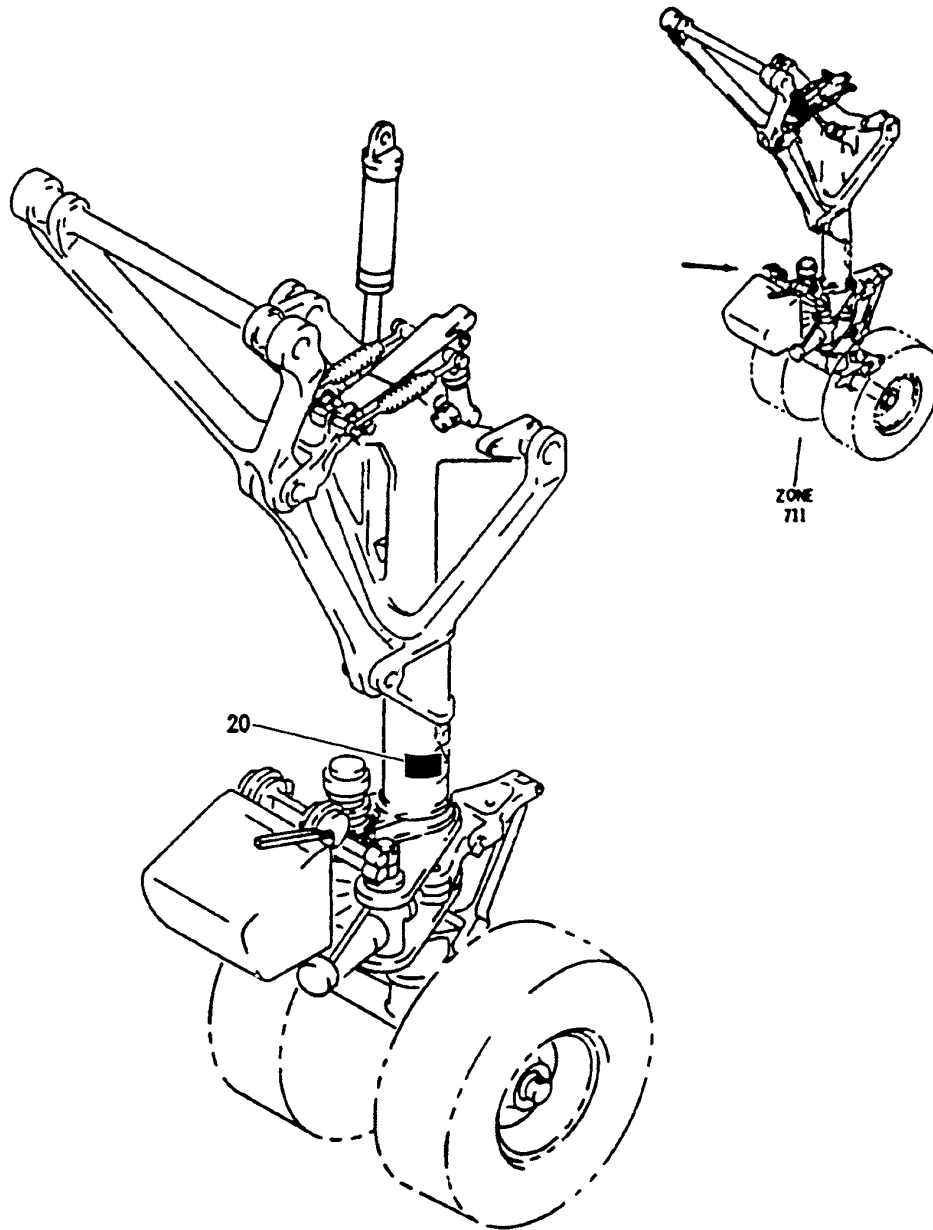
FIG. ITEM	PART NUMBER	DESCRIPTION	EFFECT FROM -TO	UNITS PER ASSY
35				
23	757-1210-406	.. REGISTRATION G-BYAS (WING) ADDED BY TEO/757/1251	015-015	2
23	757-1210-409	.. REGISTRATION G-BYAT (WING) ADDED BY TEO/757/1251	016-016	2
23	757-1210-412	.. REGISTRATION G-BYAU (WING) ADDED BY TEO/757/1251	017-017	2
23	757-1210-415	.. REGISTRATION G-BYAW (WING) ADDED BY TEO/757/1251	018-018	2
23	757-1210-418	.. REGISTRATION G-BYAX (WING) ADDED BY TEO/757/1251	101-101	2
23	757-1210-421	.. REGISTRATION G-BYAY (WING) ADDED BY TEO/757/1251	102-102	2
27	757-1210-430	.. BOEING 757 ADDED BY TEO/757/1251	002-018 101-102	2
29	757-1210-481	.. THOMSON (ENGINE COWL)	002-018 101-102	2
31	738-1210-021	.. BRITISH FLAG DECAL ADDED BY TEO/757/1251	002-018 101-102	2

* Not Illustrated

757-204/236

PUBLICATION REVISION

ILLUSTRATED PARTS CATALOGUE



COVER ASSY-NOSE WHL STEERING CONT SUMMING MECH (PLACARDS AND MARKINGS ONLY)
FIGURE 1

11-22-01-01

REV. NO: 29

DATE: NOV 00

DISK FILE REF: 220101.DOC

11-22-01-01

757-204/236

PUBLICATION REVISION

ILLUSTRATED PARTS CATALOGUE

FIG. ITEM	PART NUMBER	DESCRIPTION	EFFECT FROM -TO	UNITS PER ASSY
1		COVER ASSY-NOSE STEERING CONT SUMMING MECH (PLACARDS AND MARKINGS ONLY)		
		<u>MOD/757/1120 ISSUE:A</u>		
20	757-1210-237	. DECAL - TYRE PRESSURES	002 - 004 006 - 899	1

* Not Illustrated

11-22-01

FIG. 1

DISK FILE REF: 220101.DOC

11-22-01-01

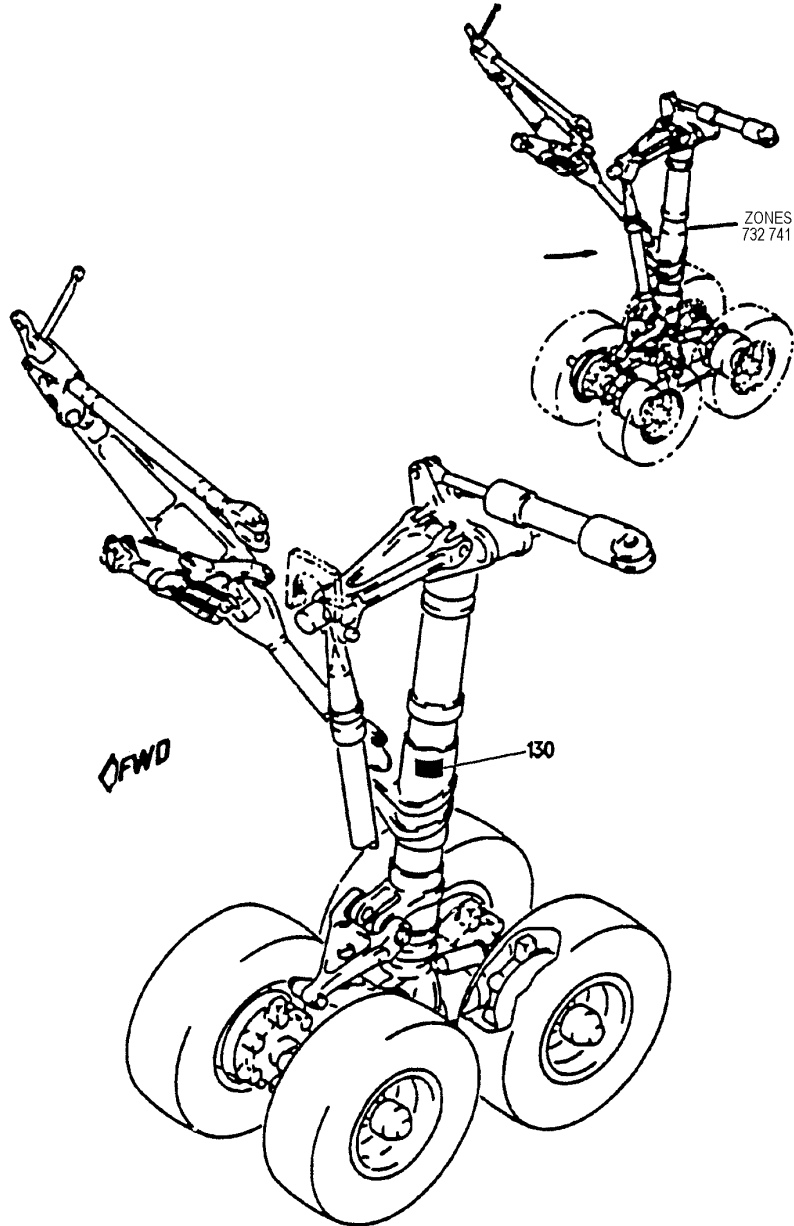
REV. NO: 29

DATE: NOV 00

757-204/236

PUBLICATION REVISION

ILLUSTRATED PARTS CATALOGUE



ACTUATOR ASSY-MLG DOWNLOCK AND TRUCK POSITIONER (PLACARDS AND MARKINGS ONLY)
FIGURE 1

11-22-05-01

REV. NO: 29

DATE: NOV 00

DISK FILE REF: 220501.DOC

11-22-05-01

757-204/236

PUBLICATION REVISION

ILLUSTRATED PARTS CATALOGUE

FIG. ITEM	PART NUMBER	DESCRIPTION	EFFECT FROM -TO	UNITS PER ASSY
1		ACTUATOR ASSY-MLG DOWNLOCK AND TRUCK POSITIONER (PLACARDS AND MARKINGS ONLY)		
		<u>MOD/757/1120 ISSUE:A</u>		
130	757-1210-236	DECAL - TYRE PRESSURES	002 - 004 006 - 899	1

* Not Illustrated

11-22-05

FIG. 1

DISK FILE REF: 220501.DOC

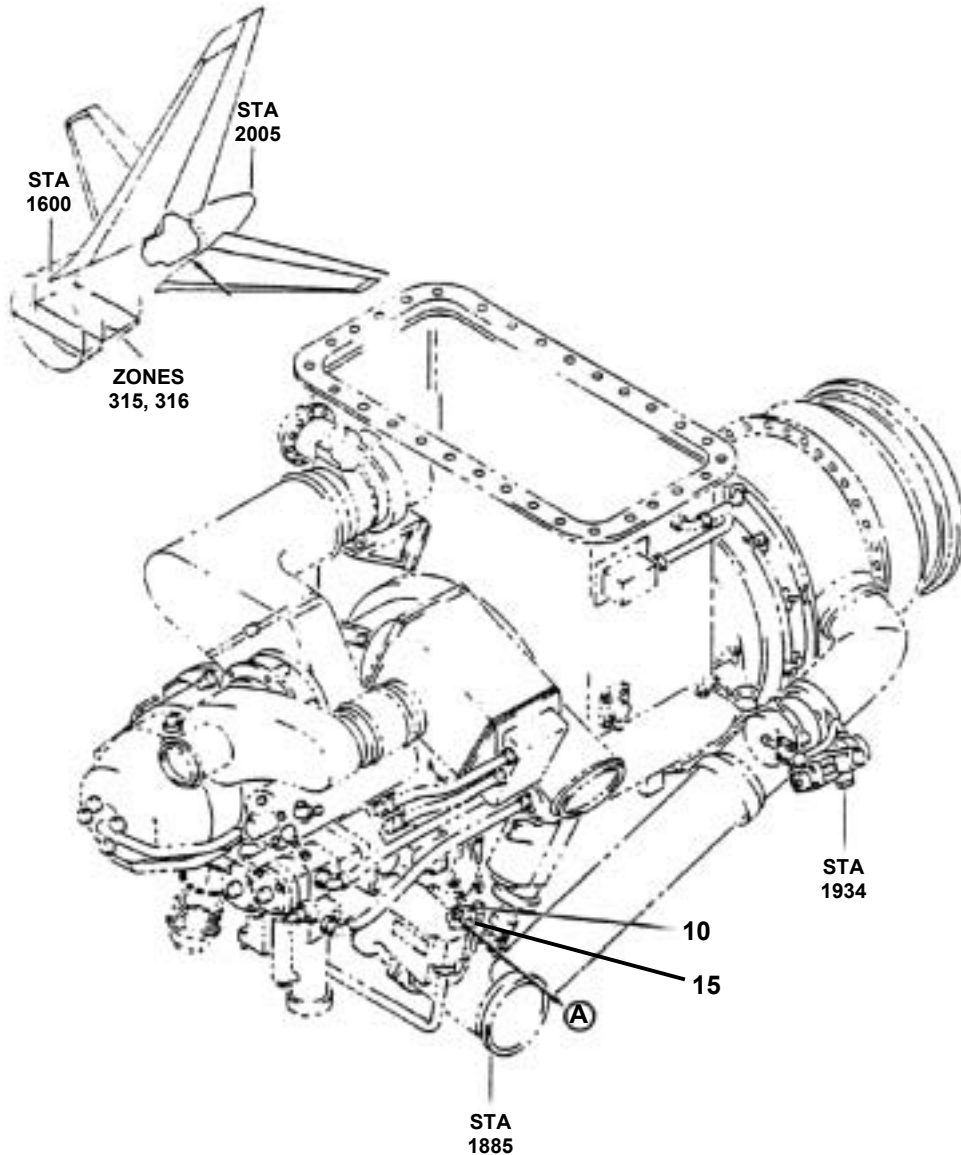
11-22-05-01

REV. NO: 29

DATE: NOV 00

757-204/236

PUBLICATION REVISION
ILLUSTRATED PARTS CATALOGUE



OIL AND MARKER INSTL – AUX PWR SYS
FIGURE 1 (SHEET 1)

11-23-05-01



757-204/236

PUBLICATION REVISION
ILLUSTRATED PARTS CATALOGUE

**APU OIL CAP. 6.4 U.S. QTS
(6.05 LITRES)**

**SHELL ASTO 560
TURBO OIL**

15

OIL AND MARKER INSTL – AUX PWR SYS
FIGURE 1 (SHEET 2)

11-23-05-01

REV. NO: 34
DATE: AUG 03

11-23-05-01
PAGE 0A



757-204/236

PUBLICATION REVISION
ILLUSTRATED PARTS CATALOGUE

FIG.	ITEM	PART NUMBER	DESCRIPTION	EFFECT FROM -TO	UNITS PER ASSY
1			OIL AND MARKER INSTL – AUX PWR SYS		RF
			<u>MOD/757/1085 ISSUE: B</u>		
1	10	BAC27NAP0008	. MARKER – ALUMINIUM FOIL (REMOVED)	002 - 004 006 - 899	1
			<u>MOD/757/1138 ISSUE: 3</u>		
1	15	757-1210-253	. DECAL	002 - 004 006 - 013 015 - 018 101, 102 904, 905	1

* Not Illustrated

11-23-05-01

REV. NO: 34
DATE: AUG 03

11-23-05
FIG. 1
PAGE 1

757-204/236

PUBLICATION REVISION

ILLUSTRATED PARTS CATALOGUE

FIG. ITEM	PART NUMBER	DESCRIPTION	EFFECT FROM -TO	UNITS PER ASSY
1		PANEL AND BUMPER ASSY – OSS 502.0 FUELING INSTRUCTIONS RH (PLACARDS AND MARKINGS ONLY)		RF
		<u>MOD/757/1116 ISSUE:A</u>		
1 -	757-1190	INSTALLATION OF DECAL ON UNDER WING FUEL PANEL	002 - 004 006 - 899	RF
* 100	757-1210-192	. DECAL (OFF)		3
* 105	757-1210-193	. DECAL (IND)		1
* 110	757-1210-194	. DECAL (TEST LINED)		2
* 115	757-1210-195	. DECAL (SYSTEM)		1
* 120	757-1210-196	. DECAL (RESET)		1
* 125	757-1210-197	. DECAL (OVERFILL)		1
* 130	757-1210-198	. DECAL (CLOSE)		2
* 135	757-1210-199	. DECAL (OPEN)		6
* 140	757-1210-200	. DECAL (DEFUEL LH)		1
* 145	757-1210-201	. DECAL (BAT PWR)		1
* 150	757-1210-202	. DECAL (OFF ON)		1
* 155	757-1210-203	. DECAL (DEFUEL RH)		1
* 160	757-1210-204	. DECAL (LEFT MAIN)		1
* 165	757-1210-205	. DECAL (CENTRE)		1
* 170	757-1210-206	. DECAL (RIGHT MAIN)		1
* 175	757-1210-207	. DECAL (SET)		3
* 180	757-1210-208	. DECAL (FUEL)		3
* 185	757-1210-209	. DECAL (TEST)		1

* Not Illustrated

11-24-01-01

11-24-01

REV. NO: 29

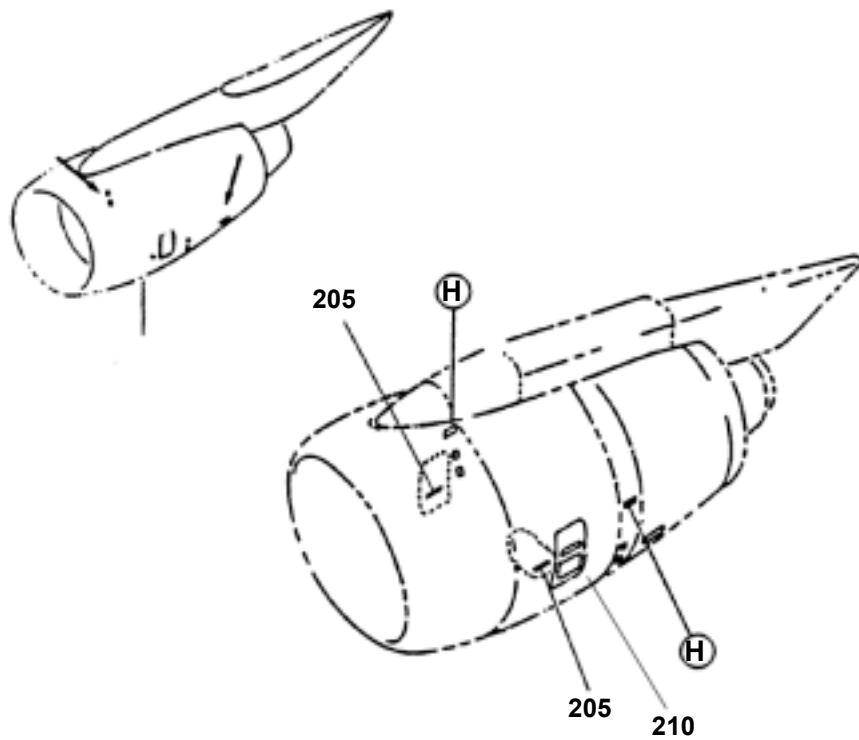
FIG. 1
PAGE 1

DATE: NOV 00

DISK FILE REF: 240101.DOC

757-204/236

PUBLICATION REVISION
ILLUSTRATED PARTS CATALOGUE



CAUTION
SYNC-LOCK INDICATOR
MUST BE OPENED
PRIOR TO MANUAL
DEPLOYMENT OF
THRUST REVERSER.
SEE MM 73-31

200



MARKING INSTL – RB211-535
FIGURE 1 (SHEET 1)

11-25-04-01

757-204/236

PUBLICATION REVISION
ILLUSTRATED PARTS CATALOGUE

SHELL ASTO 560 TURBO OIL ONLY

757-1210-566

210

MARKING INSTL – RB211-535
FIGURE 1 (SHEET 1)

11-25-04-01

757-204/236

PUBLICATION REVISION
ILLUSTRATED PARTS CATALOGUE

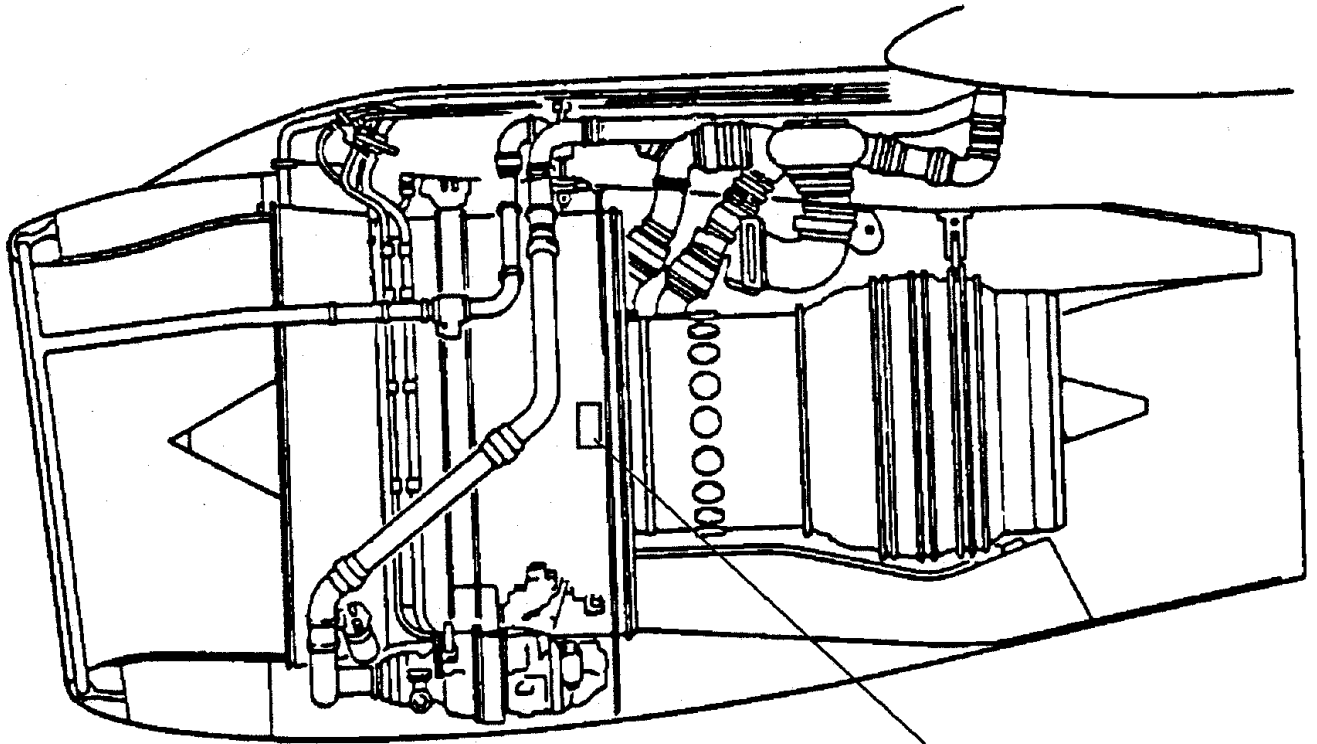
FIG.	ITEM	PART NUMBER	DESCRIPTION	EFFECT FROM -TO	UNITS PER ASSY
1			MARKING INSTL – RB211-535 <u>MOD/757/1069 ISSUE: A</u>		RF
1		757-1092	INSTN THRUST REVERSER CAUTION DECAL	004, 006 – 899	RF
	200	757-1210-068	. DECAL <u>MOD/757/1085 ISSUE: B</u>		2
1	15	757-1210-376	. DECAL <u>MOD/757/1138 ISSUE: 3</u>		2
1	15	767-1210-566	. DECAL	002 - 004 006 - 013 015 - 018 101, 102 904, 905	4

* Not Illustrated

11-25-04-01

757-204/236

PUBLICATION REVISION
ILLUSTRATED PARTS CATALOGUE



VIEW LOOKING FROM
LEFT SIDE

- 10 15
- 20 25
- 30 35
- 40 45
- 50 55
- 60 65
- 70 75
- 80 85
- 90 95
- 100 105
- 110 115
- 120 125
- 130 135
- 140 145
- 150 155
- 160 165
- 170 175
- 180 185
- 190 195

MARKER INSTN – POWER PLANT (PLACARDS AND MARKINGS ONLY)
FIGURE 1

11-25-90-01

757-204/236

PUBLICATION REVISION
ILLUSTRATED PARTS CATALOGUE

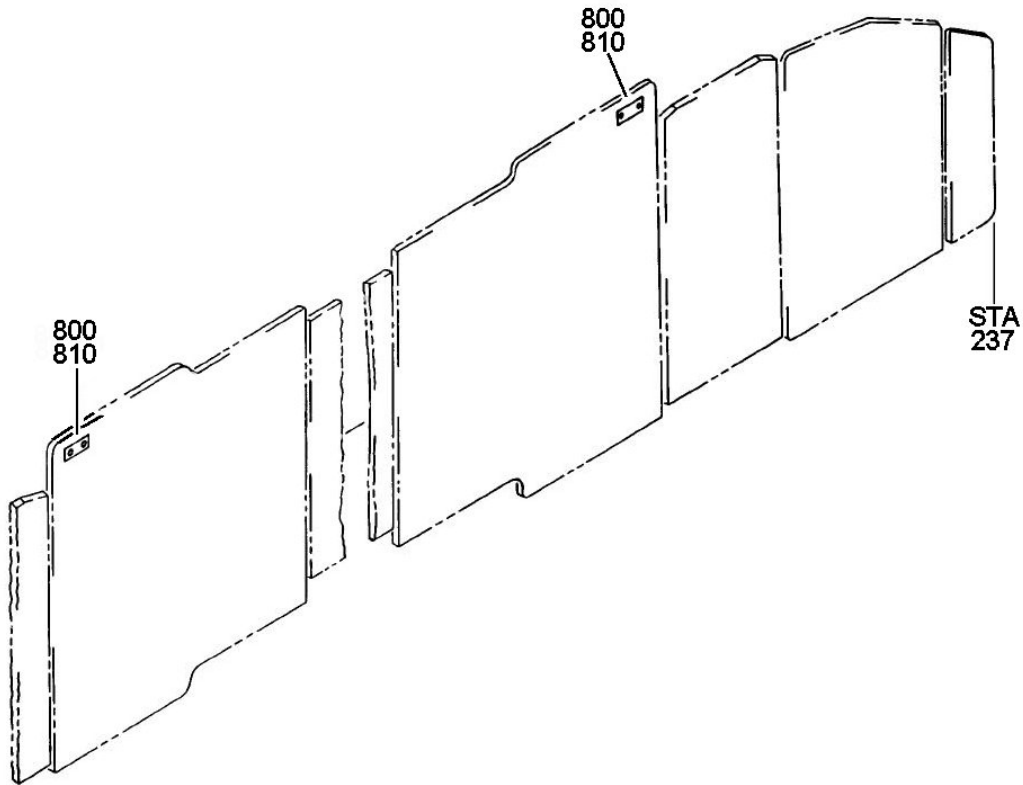
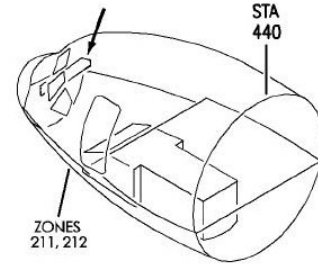
FIG. ITEM	PART NUMBER	DESCRIPTION	EFFECT FROM -TO	UNITS PER ASSY
01		POWER PLANT - NAMEPLATE (PLACARDS AND MARKINGS ONLY)		RF
		<u>MOD/757/1066 ISSUE: 6</u>		
01 -	757-1104	ENGINE OWNER/LESSEE NAMEPLATE	**	RF
10	757-1104-226	. OWNER NAMEPLATE (SERIAL 30842)	**	1
15	757-1104-227	. OWNER NAMEPLATE (SERIAL 30825)	**	1
20	757-1104-228	. OWNER NAMEPLATE (SERIAL 30833)	**	1
25	757-1104-229	. OWNER NAMEPLATE (SERIAL 30835)	**	1
30	757-1104-200	. OWNER NAMEPLATE (SERIAL 30861)	**	1
35	757-1104-201	. OWNER NAMEPLATE (SERIAL 30868)	**	1
40	757-1104-234	. OWNER NAMEPLATE (SERIAL 30871)	**	1
45	757-1104-235	. OWNER NAMEPLATE (SERIAL 30872)	**	1
50	757-1104-236	. OWNER NAMEPLATE (SERIAL 30866)	**	1
55	757-1104-237	. OWNER NAMEPLATE (SERIAL 30867)	**	1
60	757-1104-218	. OWNER NAMEPLATE (SERIAL 30881)	**	1
65	757-1104-219	. OWNER NAMEPLATE (SERIAL 30882)	**	1
70	757-1104-204	. OWNER NAMEPLATE (SERIAL 30890)	**	1
75	757-1104-205	. OWNER NAMEPLATE (SERIAL 30891)	**	1
80	757-1104-220	. OWNER NAMEPLATE (SERIAL 30903)	**	1
85	757-1104-221	. OWNER NAMEPLATE (SERIAL 30904)	**	1
90	757-1104-210	. OWNER NAMEPLATE (SERIAL 31203)	**	1
95	757-1104-211	. OWNER NAMEPLATE (SERIAL 31204)	**	1
100	757-1104-238	. OWNER NAMEPLATE (SERIAL 31206)	**	1
105	757-1104-239	. OWNER NAMEPLATE (SERIAL 31209)	**	1
110	757-1104-232	. OWNER NAMEPLATE (SERIAL 31211)	**	1
115	757-1104-233	. OWNER NAMEPLATE (SERIAL 30870)	**	1
120	757-1104-267	. OWNER NAMEPLATE (SERIAL 31215)	**	1
125	757-1104-268	. OWNER NAMEPLATE (SERIAL 31216)	**	1
130	757-1104-212	. OWNER NAMEPLATE (SERIAL 31220)	**	1
135	757-1104-213	. OWNER NAMEPLATE (SERIAL 31221)	**	1
140	757-1104-214	. OWNER NAMEPLATE (SERIAL 31244)	**	1
145	757-1104-215	. OWNER NAMEPLATE (SERIAL 31245)	**	1
150	757-1104-216	. OWNER NAMEPLATE (SERIAL 31342)	**	1
155	757-1104-217	. OWNER NAMEPLATE (SERIAL 31343)	**	1
160	757-1104-244	. OWNER NAMEPLATE (SERIAL 31616)	**	1
165	757-1104-245	. OWNER NAMEPLATE (SERIAL 31618)	**	1
170	757-1104-246	. OWNER NAMEPLATE (SERIAL 31643)	**	1
175	757-1104-247	. OWNER NAMEPLATE (SERIAL 31644)	**	1
180	757-1104-255	. OWNER NAMEPLATE (SERIAL 30667)	**	1
185	757-1104-262	. OWNER NAMEPLATE (SERIAL 30757)	**	1
190	757-1104-256	. OWNER NAMEPLATE (SERIAL 30749)	**	1
195	757-1104-260	. OWNER NAMEPLATE (SERIAL 30750)	**	1
		ATTACHING PARTS		
*	200	.. INSERTS	**	4
*	205	.. SCREW	**	4

* Not Illustrated

** For Aircraft applicability refer to individual aircraft Technical Logs.

757-204/236

PUBLICATION REVISION
ILLUSTRATED PARTS CATALOGUE



PLACARD INSTL-SELCAL AND REGISTRATION NO
FIGURE 1

11-31-04-01



757-204/236

PUBLICATION REVISION
ILLUSTRATED PARTS CATALOGUE

FIG. ITEM	PART NUMBER	DESCRIPTION	EFFECT FROM -TO	UNITS PER ASSY
01		SELCAL AND REGISTRATION (PLACARDS AND MARKINGS ONLY) <u>MOD/757/1250 ISSUE: 1</u>		
800	757-1210-356	. DECAL – SELCAL	905-905	2
810	757-1210-357	. DECAL – SELCAL	904-904	2

* Not Illustrated

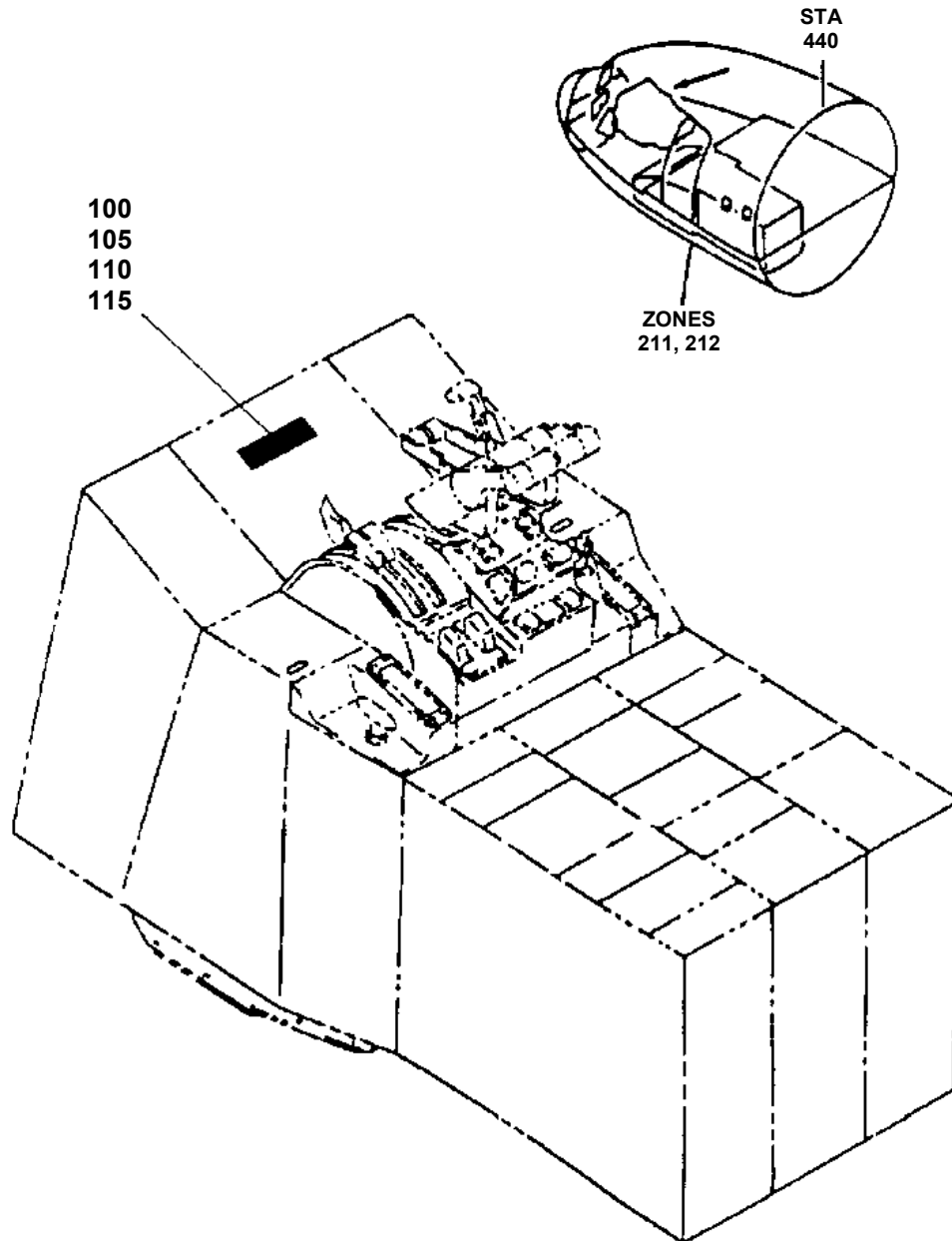
11-31-04-01

REV. NO: 32
DATE: JAN 03

11-31-04
FIG. 01
PAGE 1

757-204/236

PUBLICATION REVISION
ILLUSTRATED PARTS CATALOGUE



MARKER INSTN – P8 ELECTRONIC (PLACARDS AND MARKINGS ONLY)
FIGURE 46 (SHEET 1)

11-31-05-46

757-204/236

PUBLICATION REVISION
ILLUSTRATED PARTS CATALOGUE

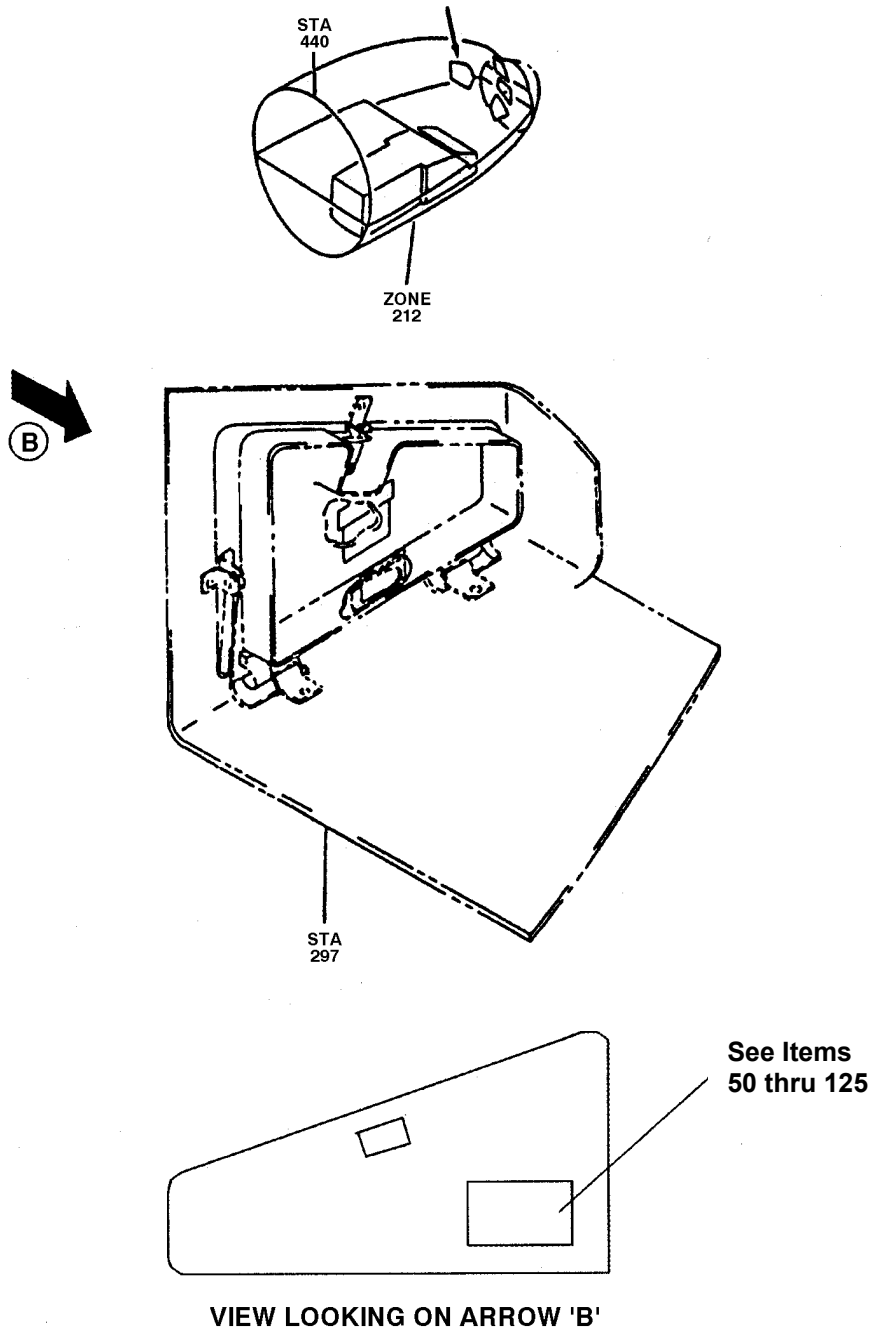
FIG. ITEM	PART NUMBER	DESCRIPTION	EFFECT FROM -TO	UNITS PER ASSY
46		MARKER INSTL – P8 ELECTRONIC (PLACARDS AND MARKINGS ONLY)		RF
		<u>MOD/757/1061 ISSUE: 11</u>		
46 -	757-1120	INSTALLATION OF TAXI & TAKE-OFF WEIGHT LABEL	002 – 004, 006 – 013, 015 – 018, 101 – 102, 904 - 905	RF
100	757-1210-279	. PLACARD	002 – 004, 008, 904 905	1
105	757-1210-280	. PLACARD		1
110	757-1210-281	. PLACARD	002 – 004, 006 – 007, 009 – 013, 015 – 018, 101 – 102, 904 – 905	1
115	757-1210-282	. PLACARD	006 – 007, 009 – 013, 015 – 018, 101 – 102	1
		ATTACHING PARTS		
* 120	NAS601-10P	.. SCREW	002 – 004, 006 – 013, 015 – 018, 101 – 102, 904 - 905	2
* 125	AN960-6L	.. WASHER		2
* 130	BACN10JR06F	.. NUT PLATE – FLOATING		2
* 135	BACR15CE3D	.. RIVET		4
		* * *		

* Not Illustrated

11-31-05-46

757-204/236

PUBLICATION REVISION
ILLUSTRATED PARTS CATALOGUE



MARKER INSTN – P61 STOWAGE CONSOLE (PLACARDS AND MARKINGS ONLY)
FIGURE 5

11-31-06-05

757-204/236

PUBLICATION REVISION
ILLUSTRATED PARTS CATALOGUE

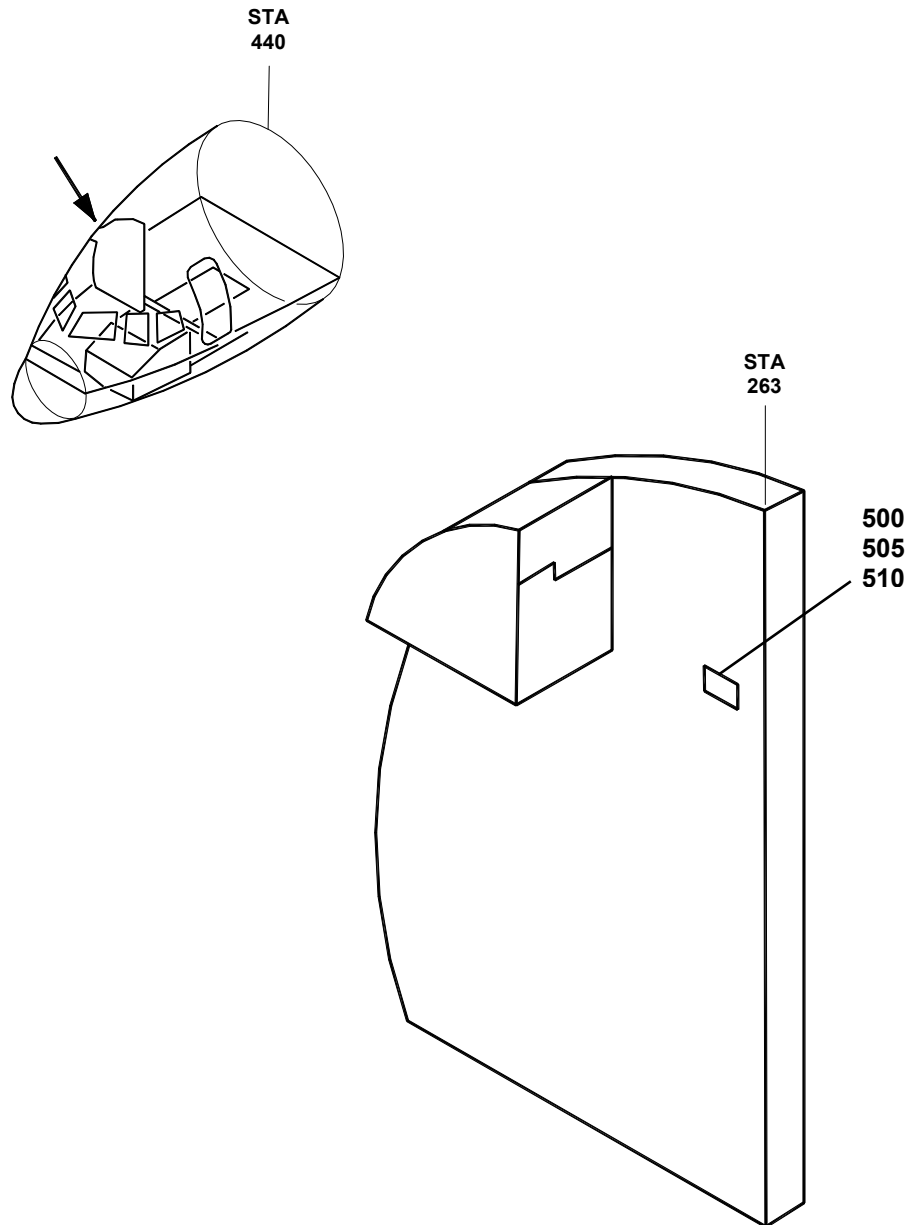
FIG. ITEM	PART NUMBER	DESCRIPTION	EFFECT FROM -TO	UNITS PER ASSY
05		MARKER INSTL - P61 STOWAGE CONSOLE		RF
		<u>MOD/757/1066 ISSUE: 6</u>		
05 -	757-1102	OWNER/LESSEE NAMEPLATE - P61 PANEL	002 – 004, 006 – 013, 015 – 018, 101 – 102, 904 - 905	RF
50	757-1102-213	. OWNER/OPERATOR NAMEPLATE (G-BYAD)	002	1
55	757-1102-214	. OWNER/OPERATOR NAMEPLATE (G-BYAE)	003	1
60	757-1102-215	. OWNER/OPERATOR NAMEPLATE (G-BYAF)	004	1
65	757-1102-216	. OWNER/OPERATOR NAMEPLATE (G-BYAH)	006	1
70	757-1102-217	. OWNER/OPERATOR NAMEPLATE (G-BYAI)	007	1
75	757-1102-209	. OWNER/OPERATOR NAMEPLATE (G-BYAJ)	008	1
80	757-1102-202	. OWNER/OPERATOR NAMEPLATE (G-BYAK)	009	1
85	757-1102-210	. OWNER/OPERATOR NAMEPLATE (G-BYAL)	010	1
90	757-1102-205	. OWNER/OPERATOR NAMEPLATE (G-BYAN)	011	1
95	757-1102-218	. OWNER/OPERATOR NAMEPLATE (G-BYAO)	012	1
100	757-1102-219	. OWNER/OPERATOR NAMEPLATE (G-BYAP)	013	1
105	757-1102-231	. OWNER/OPERATOR NAMEPLATE (G-BYAS)	015	1
110	757-1102-206	. OWNER/OPERATOR NAMEPLATE (G-BYAT)	016	1
115	757-1102-207	. OWNER/OPERATOR NAMEPLATE (G-BYAU)	017	1
120	757-1102-228	. OWNER/OPERATOR NAMEPLATE (G-CDUO)	904	1
125	757-1102-229	. OWNER/OPERATOR NAMEPLATE (G-CDUP)	905	1
		ATTACHING PARTS		
* 130	NAS1836-08-07	.. INSERTS		4
* 135	NAS602-3P	.. SCREWS		4
		* * *		

* Not Illustrated

11-31-06-05

757-204/236

PUBLICATION REVISION
ILLUSTRATED PARTS CATALOGUE



NAMEPLATE INSTL – FLIGHT DECK
FIGURE 3 (SHEET 1)

11-32-51-03



757-204/236

PUBLICATION REVISION
ILLUSTRATED PARTS CATALOGUE

FIG.	ITEM	PART NUMBER	DESCRIPTION	EFFECT FROM -TO	UNITS PER ASSY
3			NAMEPLATE INSTL – FLIGHT DECK <u>MOD/757/1066 ISSUE: 6</u>		RF
3		757-1102	OWNER/LESSEE NAMEPLATE	018 , 101, 102	RF
3	500	757-1102-208	. OWNER/OPERATOR NAMEPLATE (G-BYAW)	018	1
	505	757-1102-222	. OWNER/OPERATOR NAMEPLATE (G-BYAX)	101	1
	510	757-1102-223	. OWNER/OPERATOR NAMEPLATE (G-BYAY)	102	1
			ATTACHING PARTS		
*	515	NAS1836-08-07	.. INSERTS		4
*	520	NAS602-3P	.. SCREWS		4

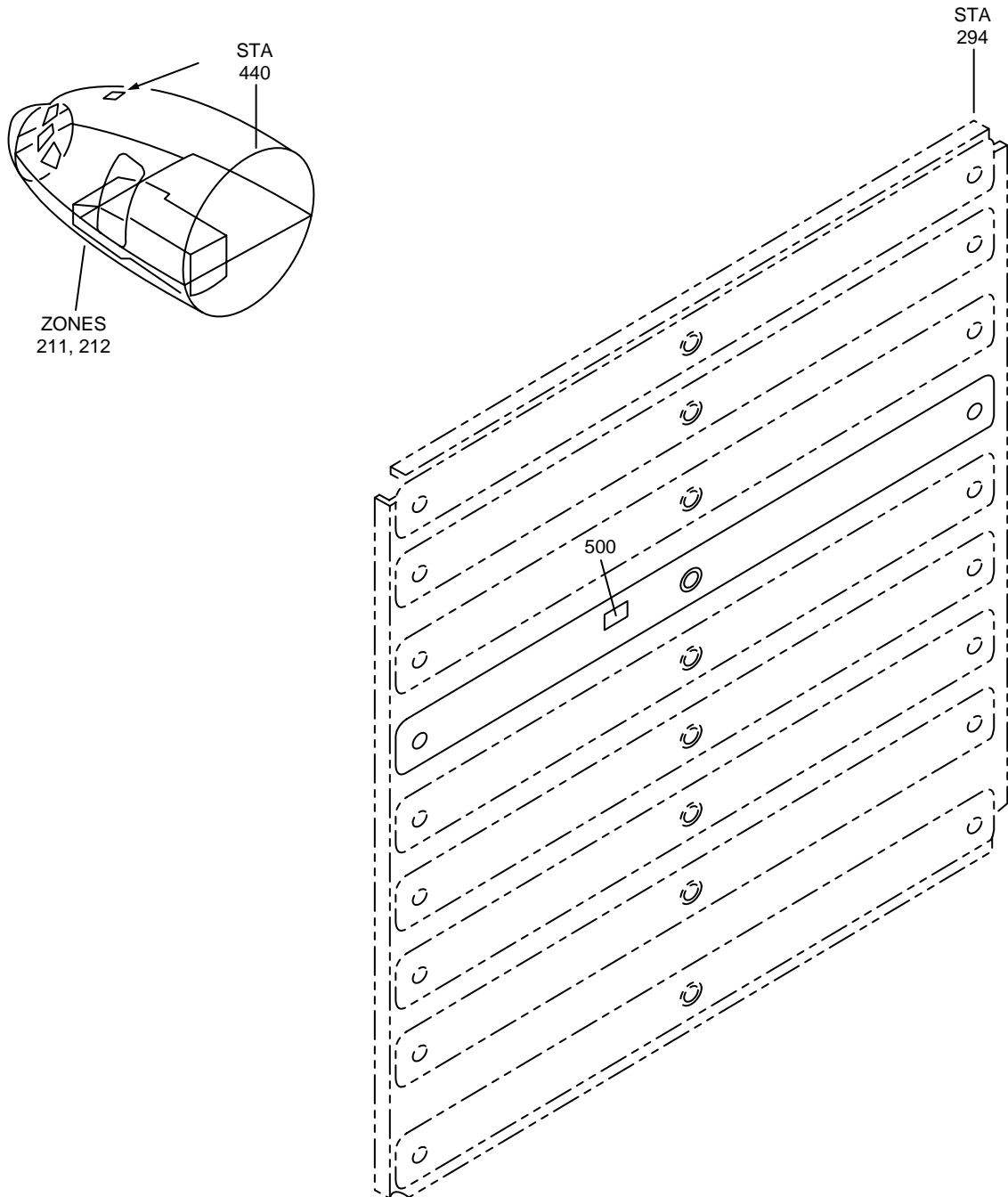
* Not Illustrated

11-32-51-03

REV. NO: 34
DATE: AUG 03

11-32-51
FIG. 3
PAGE 1

Supplement To 11-34-03-41. Insert In Front Of Page 0.



PANEL ASSY-P11-1 CB (PLACARDS AND MARKINGS ONLY)
FIGURE 41 (SHEET 1A)

PWS757-012

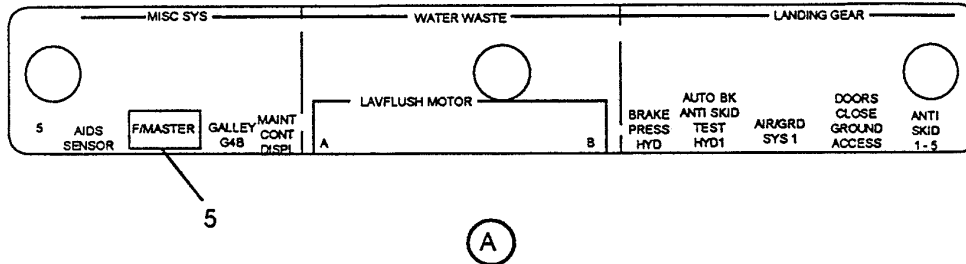
FIG. ITEM	PART NUMBER	1 2 3 4 5 6 7 NOMENCLATURE	EFFECT FROM TO	UNITS PER ASSY
41 500	34-757-184-1	Supplement To 11-34-03-41. Insert In Front Of Page 2. • DECAL- SUPPLIER CODE: V1UHX1 PLACARD CONTENT: EGPWS TERR SWG ADDED PER HONEYWELL STC ST00381SE -----*-----	002004 006013 016018	1

- ITEM NOT ILLUSTRATED

757-204/236

PUBLICATION REVISION

ILLUSTRATED PARTS CATALOGUE



PANEL ASSY - P11 - 3CB (PLACARDS AND MARKINGS ONLY)
FIGURE 74 (SHEET 2)

11-34-03-74

REV. NO: 29

DATE: NOV 00

DISK FILE REF: 340374.DOC

11-34-03-74

PAGE 1

757-204/236

PUBLICATION REVISION

ILLUSTRATED PARTS CATALOGUE

FIG. ITEM	PART NUMBER	DESCRIPTION	EFFECT FROM -TO	UNITS PER ASSY
74		PANEL ASSY - P11 - 3 CB (PLACARDS AND MARKINGS ONLY) <u>MOD/757/1033 ISSUE:1</u>		RF
74 -	57-23-0029	INSTN. - CIRCUIT BREAKER	002 - 004 006 - 899	RF
5	757-1210-096	. DECAL		1

* Not Illustrated

11-34-03-74

REV. NO: 29

DATE: NOV 00

DISK FILE REF: 340374.DOC

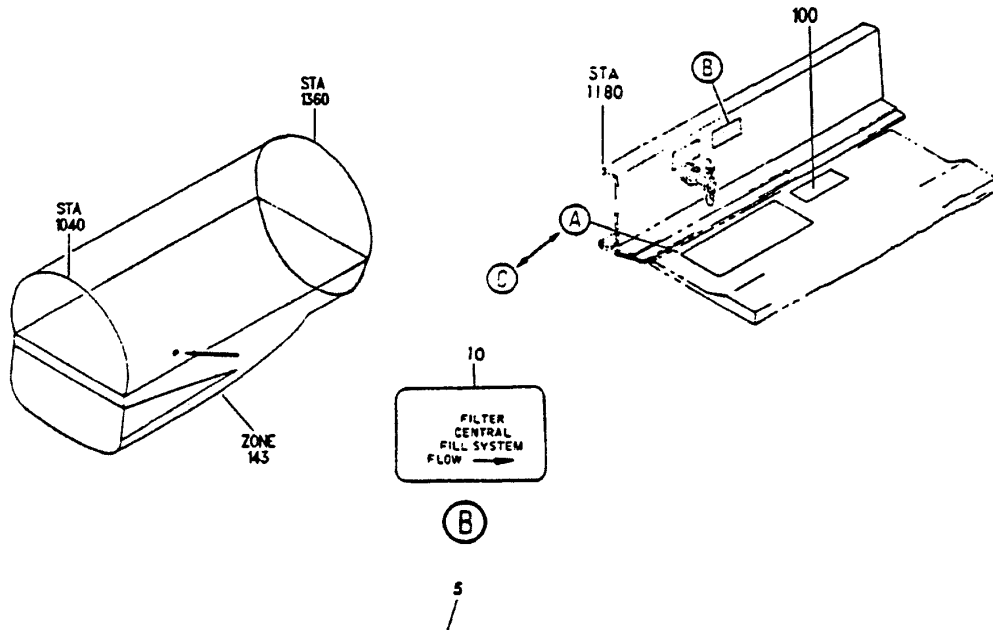
11-34-03

FIG. 74
PAGE 5

757-204/236

PUBLICATION REVISION

ILLUSTRATED PARTS CATALOGUE



HYDRAULIC RESERVOIR FILLING INSTRUCTIONS:

CAUTION: DO NOT OPERATE HAND PUMP OR RESERVOIR PRESSURE FILLING SYSTEM WITH VALVE IN "CLOSED" POSITION. MAXIMUM FILLING PRESSURE 150 P.S.I.

CAUTION: WHEN SERVICING AFTER MAINTENANCE INVOLVING FLUID LOSS FILL RESERVOIR TO FULL LEVEL AND CYCLE FLIGHT CONTROLS AS REQUIRED TO REFILL SYSTEM VOIDS. CHECK AND RESERVICE RESERVOIR TO PROPER FULL LEVEL AFTER CYCLING.

1. **FOR MANUAL PUMPING:** REMOVE SUCTION HOSE FROM STOWED POSITION. THOROUGHLY CLEAN HOSE NOZZLE BEFORE PLACING IN FLUID CONTAINER.
2. **FOR PRESSURE FILLING:** CONNECT GROUND SERVICE HOSE TO "PRESSURE FILL" PORT.
3. OPERATE SELECTOR VALVE LEVER AND SELECT SYSTEM AS REQUIRED WITH BRAKE ACCUM. CHARGED BY RIGHT SYSTEM. CHECK READING ON QUANTITY INDICATOR.

LEFT OR RIGHT SYS: FULL 6.60 U.S. GALLONS
REFILL 5.50 U.S. GALLONS

SYSTEM COLOR CODE:

LEFT = RED
RIGHT = GREEN
CENTER = BLUE

CENTER SYS: FULL 3.50 U.S. GALLONS
REFIL 2.80 U.S. GALLONS

4. FILL WITH BMS 3.11 FLUID ONLY.
4. FILL WITH BMS 3.11 FLUID ONLY.

5. **AFTER CHECKING SYSTEM:** ENSURE THAT SELECTOR LEVER IS IN FLIGHT "CLOSED" POSITION.

DISCONNECT GROUND SERVICE HOSE AND REPLACE FILLING PORT SEALING CAPS. STOW HAND PUMP HANDLE. DRAIN SUCTION HOSE AND WIPE OFF NOZZLE BEFORE STOWING.

(A)

SYSTEM INSTL – RESERVOIR CENTRAL FILL (PLACARDS AND MARKINGS ONLY)

FIGURE 1 (SHEET 1)

11-35-01-01

REV. NO: 29

DATE: NOV 00

DISK FILE REF: 350101.DOC

11-35-01-01

PAGE 0

757-204/236

PUBLICATION REVISION

ILLUSTRATED PARTS CATALOGUE

FIG. ITEM	PART NUMBER	DESCRIPTION	EFFECT FROM - TO	UNITS PER ASSY
1		SYSTEM INSTL - RESERVOIR CENTRAL FILL (PLACARDS AND MARKINGS ONLY)		RF
		<u>MOD/757/1085 ISSUE:B</u>		
1 100	757-1210-154	. DECAL	002 - 004 006 - 899	1

* Not Illustrated

11-35-01-01

REV. NO: 29

DATE: NOV 00

DISK FILE REF: 350101.DOC

11-35-01

FIG. 1
PAGE 2

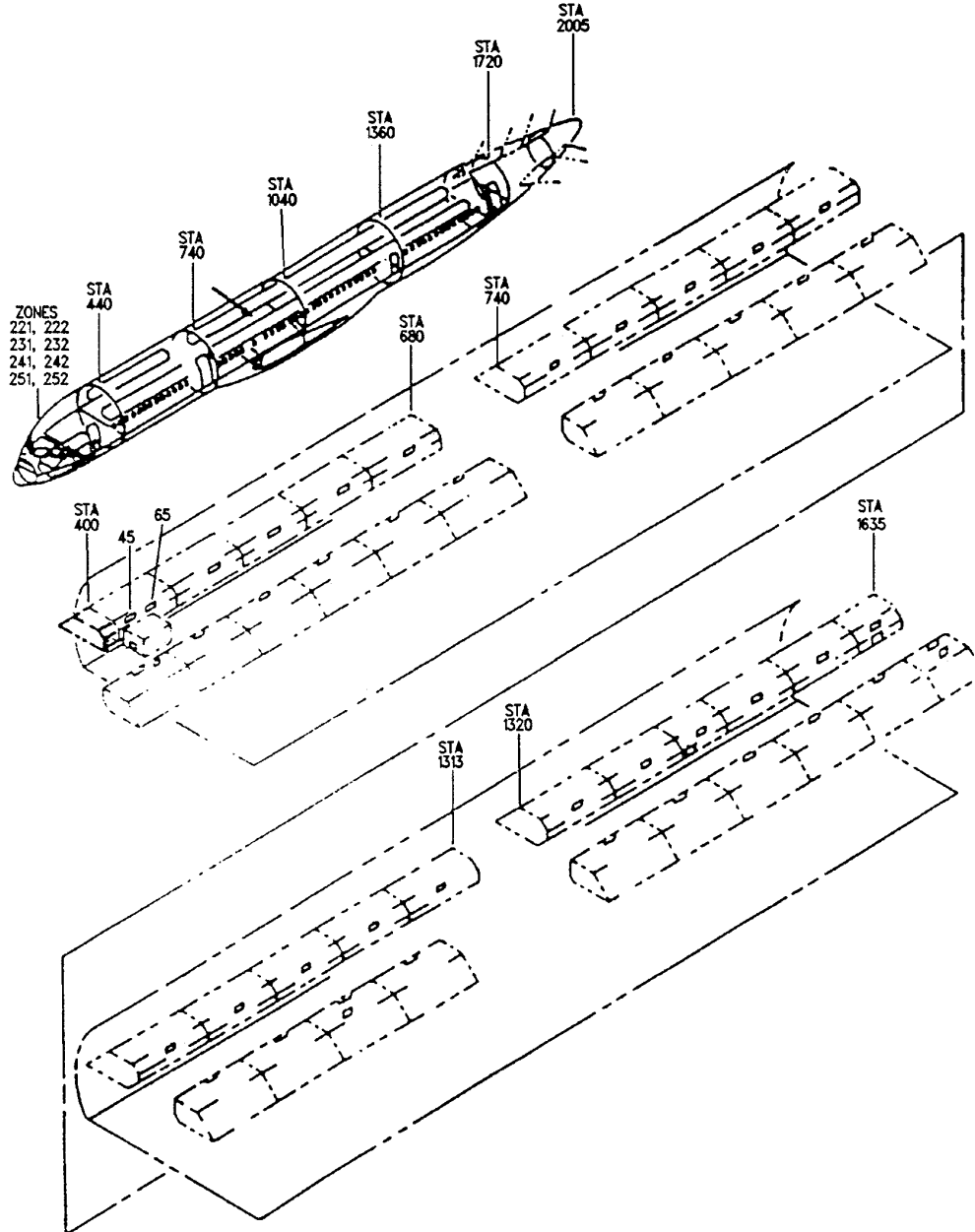


Britannia

757-204/236

PUBLICATION REVISION

ILLUSTRATED PARTS CATALOGUE



PLACARD INSTL – CAB (OVERHEAD STORAGE ONLY)

FIGURE 53

11-35-07-53

REV. NO: 29

DATE: NOV 00

DISK FILE REF: 350753.DOC

11-35-07-53

PAGE 0

757-204/236

PUBLICATION REVISION

ILLUSTRATED PARTS CATALOGUE

FIG. ITEM	PART NUMBER	DESCRIPTION	EFFECT FROM -TO	UNITS PER ASSY
53		PLACARD INSTL – CAB (OVERHEAD STORAGE ONLY)		RF
		<u>MOD/757/1046 ISSUE:B</u>		
53 -	57-25-0059	OVERHEAD BIN MOD – FWD RH	002 - 004 006 - 899	RF
45	BAC29PPS-18395	. PLACARD - LATCH CLOSED LOAD LIMIT 90LB/4KG (RPL BY 57-25-0059-127)		1
45	57-25-0059-127	. DECAL - LOAD LIMIT 75LB/34KG (RPLS BAC29PPS18395)		1
65	57-25-0059-127	. DECAL - FOR CREW USE		1

* Not Illustrated

11-35-07-53

11-35-07

REV. NO: 29

FIG. 53
PAGE 1

DATE: NOV 00

DISK FILE REF: 350753.DOC

757-204/236

PUBLICATION REVISION

ILLUSTRATED PARTS CATALOGUE

FIG. ITEM	PART NUMBER	DESCRIPTION	EFFECT FROM -TO	UNITS PER ASSY
20		PLACARD INSTL - CAB. INTR (GALLEYS ONLY)		RF
		<u>MOD/757/1088 ISSUE:C</u>		
20	210	BAC29PPS17055 . PLACARD "LIFE VEST UNDER YOUR SEAT" (RPL BY 757-1210-116)	002 - 004 006 - 899	1
	210	757-1210-116 . DECAL - "LIFEJACKET UNDER YOUR SEAT" (RPLS BAC29PPS17055)		1

* Not Illustrated

11-35-09-20

11-35-09

REV. NO: 29

FIG. 20
PAGE 1

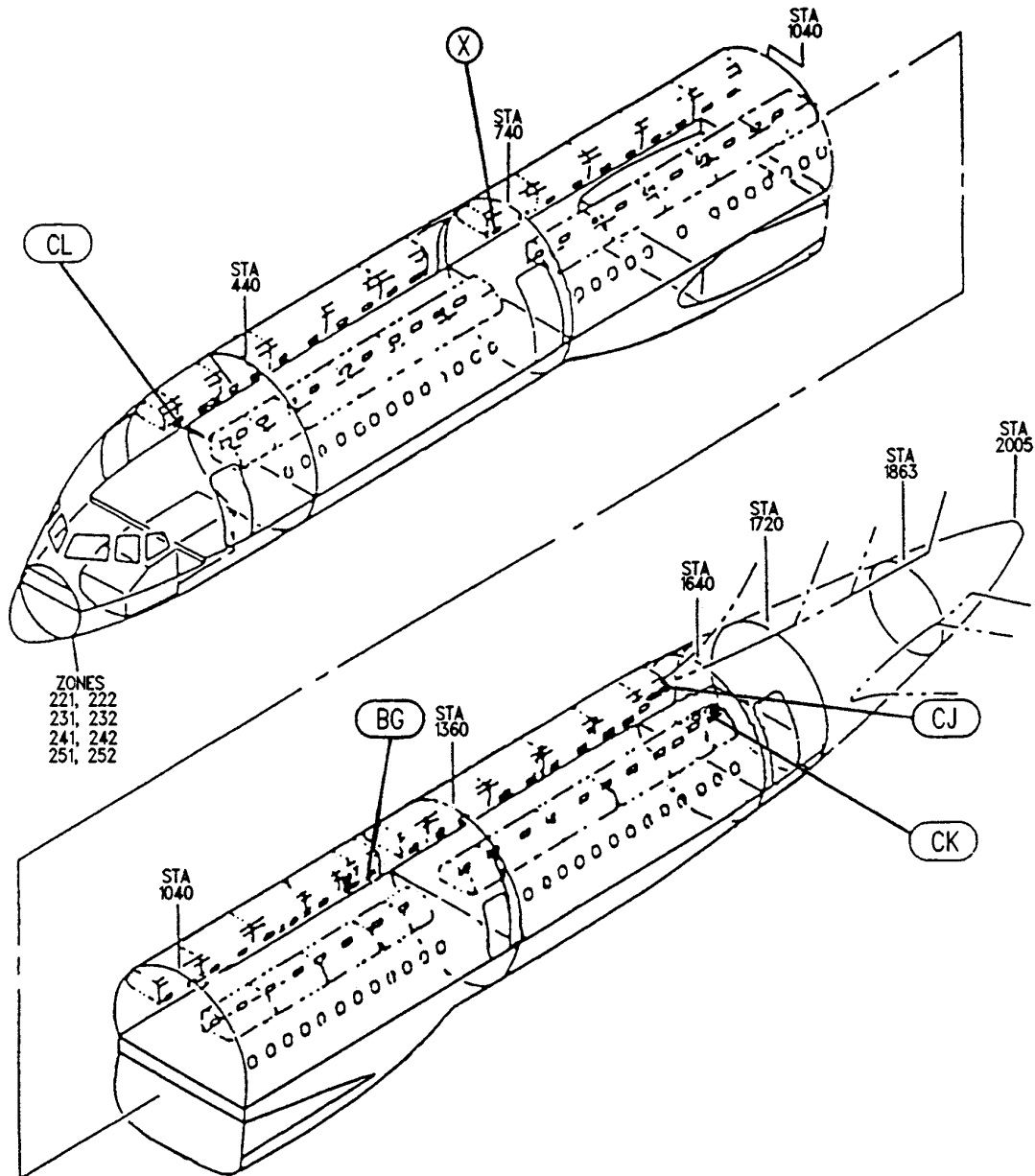
DATE: NOV 00

DISK FILE REF: 350920.DOC

757-204/236

PUBLICATION REVISION

ILLUSTRATED PARTS CATALOGUE



PLACARD INSTL – CAB (SEAT MARKERS ONLY)
FIGURE 53 (SHEET 1)

11-35-10-53

REV. NO: 29

DATE: NOV 00

DISK FILE REF: 351053.DOC

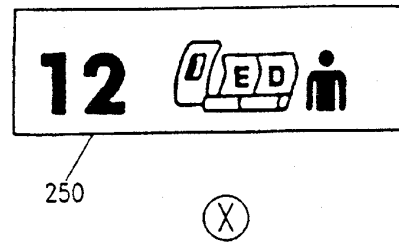
11-35-10-53

PAGE 0

757-204/236

PUBLICATION REVISION

ILLUSTRATED PARTS CATALOGUE



PLACARD INSTL – CAB (SEAT MARKERS ONLY)
FIGURE 53 (SHEET 4)

11-35-10-53

REV. NO: 29

DATE: NOV 00

DISK FILE REF: 351053.DOC

11-35-10

FIG.53
PAGE 3

757-204/236

PUBLICATION REVISION

ILLUSTRATED PARTS CATALOGUE



345



PLACARD INSTL – CAB (SEAT MARKERS ONLY)
FIGURE 53 (SHEET 8)

11-35-10-53

REV. NO: 29

DATE: NOV 00

DISK FILE REF: 351053.DOC

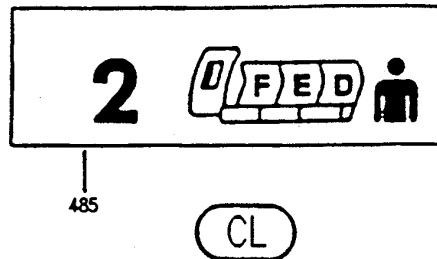
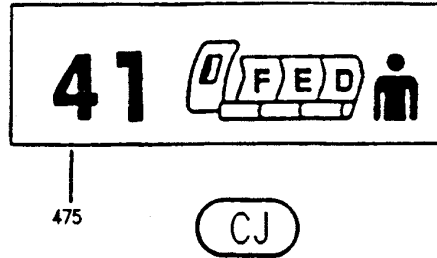
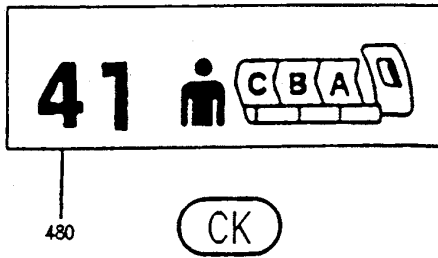
11-35-10

FIG.53
PAGE 7

757-204/236

PUBLICATION REVISION

ILLUSTRATED PARTS CATALOGUE



PLACARD INSTL – CAB (SEAT MARKERS ONLY)
FIGURE 53 (SHEET 11)

11-35-10-53

757-204/236

PUBLICATION REVISION

ILLUSTRATED PARTS CATALOGUE

FIG. ITEM	PART NUMBER	DESCRIPTION	EFFECT FROM -TO	UNITS PER ASSY
53		PLACARD INSTL - CABIN INTR (SEAT MARKERS ONLY)		RF
		<u>MOD/757/1046 ISSUE:B</u>		
53 -	57-25-0055	CABIN CONFIG. 235 PASS	002 - 004 006 - 899	RF
150	BAC29PPS-19179	PLACARD (REMOVED) (RPL BY 57-25-0059-127)		1

* Not Illustrated

11-35-10-53

11-35-10

REV. NO: 29

FIG. 53
PAGE 11

DATE: NOV 00

DISK FILE REF: 351053.DOC

757-204/236

PUBLICATION REVISION

ILLUSTRATED PARTS CATALOGUE

FIG. ITEM	PART NUMBER	DESCRIPTION	EFFECT FROM -TO	UNITS PER ASSY
53		PLACARD INSTL - CABIN INTR (SEAT MARKERS ONLY)		RF
		<u>MOD/757/1046 ISSUE:B</u>		
53 -	57-25-0055	CABIN CONFIG. 235 PASS	002 - 004 006 - 899	RF
250	757-1210-042	. DECAL (RPLS BAC29PPS19142)		1
250	BAC29PPS-19142	. DECAL (RPL BY 757-1210-042)		1
475		. PLACARD (41FED)		1
480		. PLACARD (41CBA)		1
485	BAC29PPS-19122	. PLACARD (2FED)		1

* Not Illustrated

11-35-10-53

11-35-10

REV. NO: 29

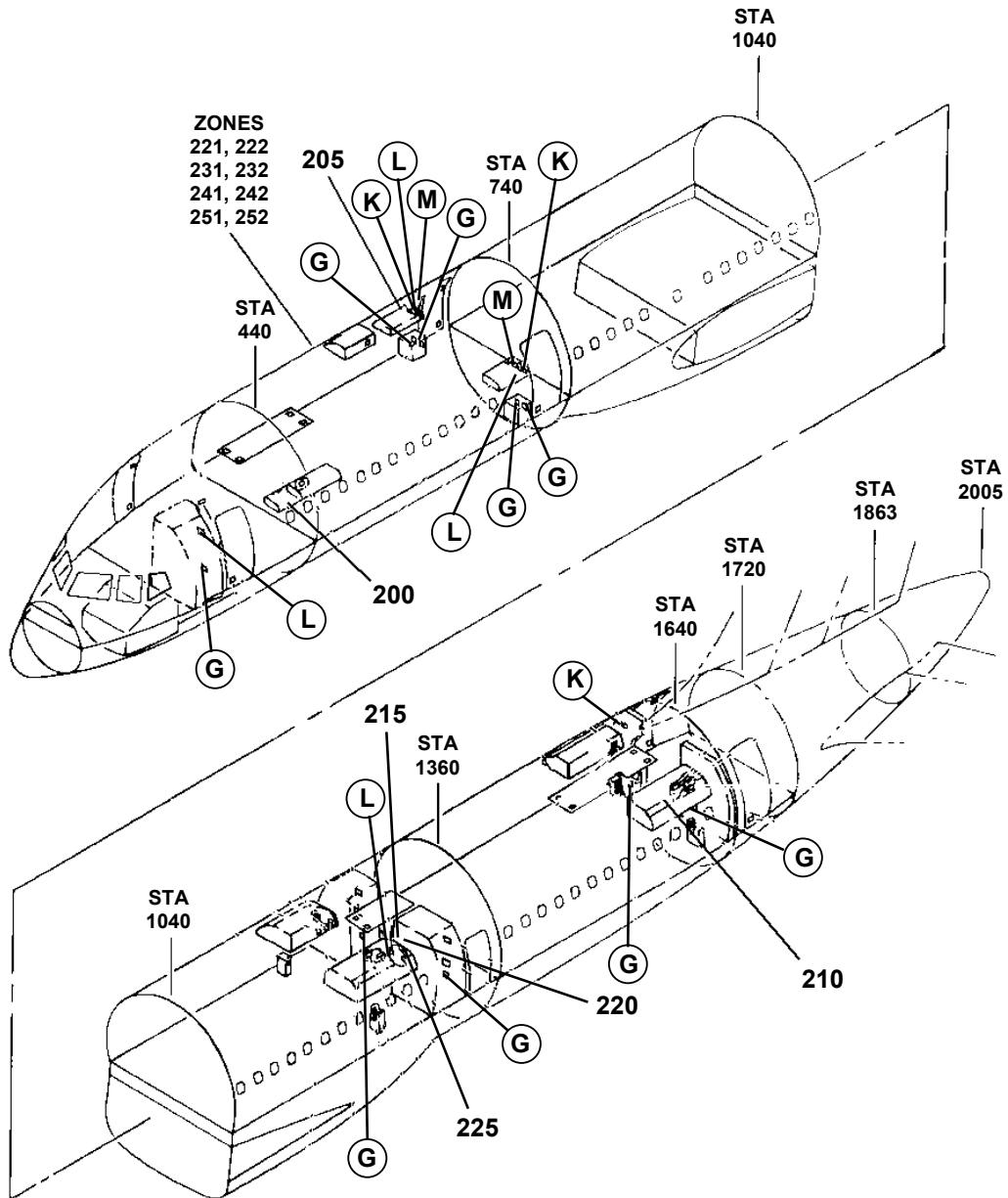
FIG. 53
PAGE 12

DATE: NOV 00

DISK FILE REF: 351053.DOC

757-204/236

PUBLICATION REVISION
ILLUSTRATED PARTS CATALOGUE




PLACARD INSTL – CAB. INTR (EMERGENCY EQUIPMENT ONLY)
FIGURE 53 (SHEET 1)


11-35-14-53

757-204/236

PUBLICATION REVISION
ILLUSTRATED PARTS CATALOGUE



220



45



215

**STOW WHEELCHAIR VERTICALLY
WITH HANDLE UP AND AGAINST
BULKHEAD.**

**TOP STRAP GOES OVER HANDLE,
BOTTOM STRAP LOOPS UP AND
LATCHES TO THE TOP.**

TENSION BY PULLING DOWN.

TO RELEASE LIFT BUCKLE.

767-1210-583

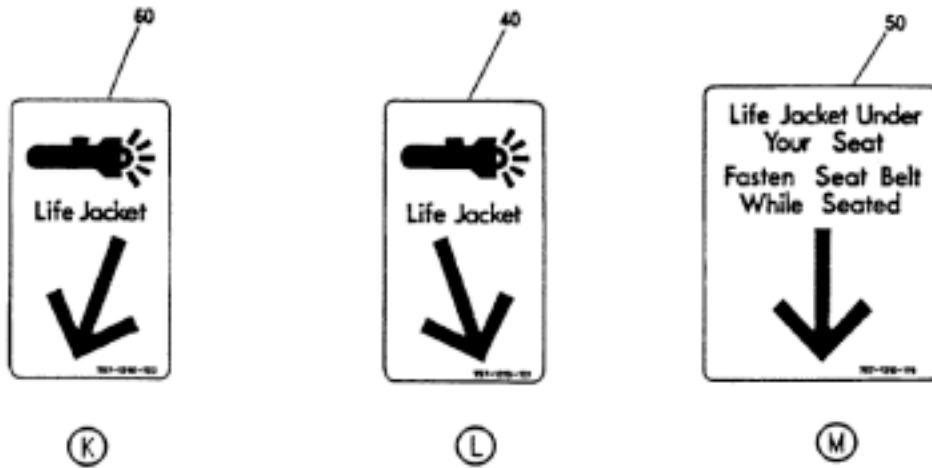
225

PLACARD INSTL – CAB. INTR (EMERGENCY EQUIPMENT ONLY)
FIGURE 53 (SHEET 1)

11-35-14-53

757-204/236

PUBLICATION REVISION
ILLUSTRATED PARTS CATALOGUE



PLACARD INSTL – CAB. INTR (EMERGENCY EQUIPMENT ONLY)
FIGURE 53 (SHEET 1)

11-35-14-53



757-204/236

PUBLICATION REVISION
ILLUSTRATED PARTS CATALOGUE

FIG.	ITEM	PART NUMBER	DESCRIPTION	EFFECT FROM -TO	UNIT S PER ASSY
53			PLACARD INSTL – CAB. INTR (EMERGENCY EQUIPMENT ONLY)		RF
			<u>MOD/757/1088 ISSUE: C</u>		
53	40	BAC29PPS18711	. PLACARD –“LIFEVEST, TORCH” (RPL BY 757-1210-121)	002 004 006 899	4
	40	757-1210-121	. DECAL –“LI FEJACKET, TORCH” (RPLS BAC29PPS18711)		4
	45	BAC29PPS17056	. PLACARD –“LIFE VEST, TORCH” (RPL BY 757-1210-120)		4
	45	757-1210-120	. DECAL –“LI FEJACKET, TORCH” (RPLS BAC29PPS17056)		9
	50	BAC29PPS18960	. PLACARD-“LIFE VEST UNDER YOUR SEAT-FASTEN SEAT BELT WHILE SEATED” (RPL BY 757-1210-119)		2
	50	757-1210-119	. DECAL-“LIFEJACKET UNDER YOUR SEAT-FASTEN SEAT BELT WHILE SEATED” (RPLS BAC29PPS18960)		2
	60	BAC29PPS18712	. PLACARD-“LIFE VEST , TORCH” (RPL BY 757-1210-122)		3
	60	757-1210-122	. DECAL-“LIFEJAC KET , TORCH” (RPLS BAC29PPS18712)		3
			<u>MOD/757/1123 ISSUE: A</u>		
53	65	BAC29PPS20349	. PLACARD (REMOVED)	001 017	1
	85	BAC29PPS17177	. PLACARD (REMOVED)	001 017	1
	90	BAC29PPS19439	. PLACARD (REMOVED)	001 017	1
53	200	BAC29PPS24846	. PLACARD	002 - 004 006 - 013 015 - 017	1
	205	BAC29PPS24773	. PLACARD		1
	210	BAC29PPS24845	. PLACARD		1
			<u>MOD/757/1137 ISSUE: 3</u>		
53	215	757-1210-251	. DECAL	002 - 004 006 – 013 015 – 018 101, 102, 904, 905	1
	220	BAC29UPPS01757	. DECAL		1
	225	767-1210-583	. DECAL (SUPERCEDES 767-1210-571)		1

* Not Illustrated

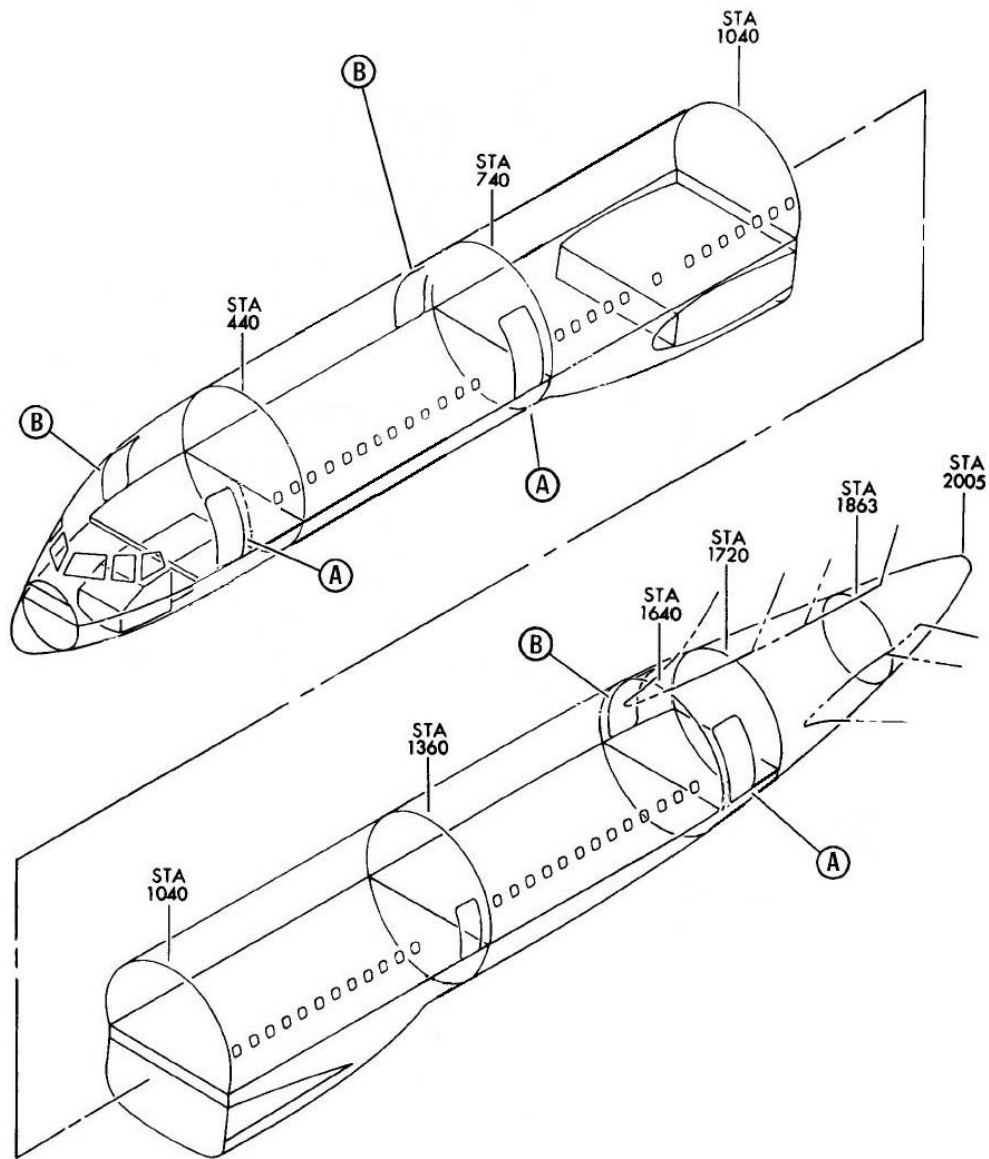
11-35-14-53

REV. NO: 34
DATE: AUG 03

11-35-14
FIG. 53
PAGE 4

757-204/236

PUBLICATION REVISION
ILLUSTRATED PARTS CATALOGUE

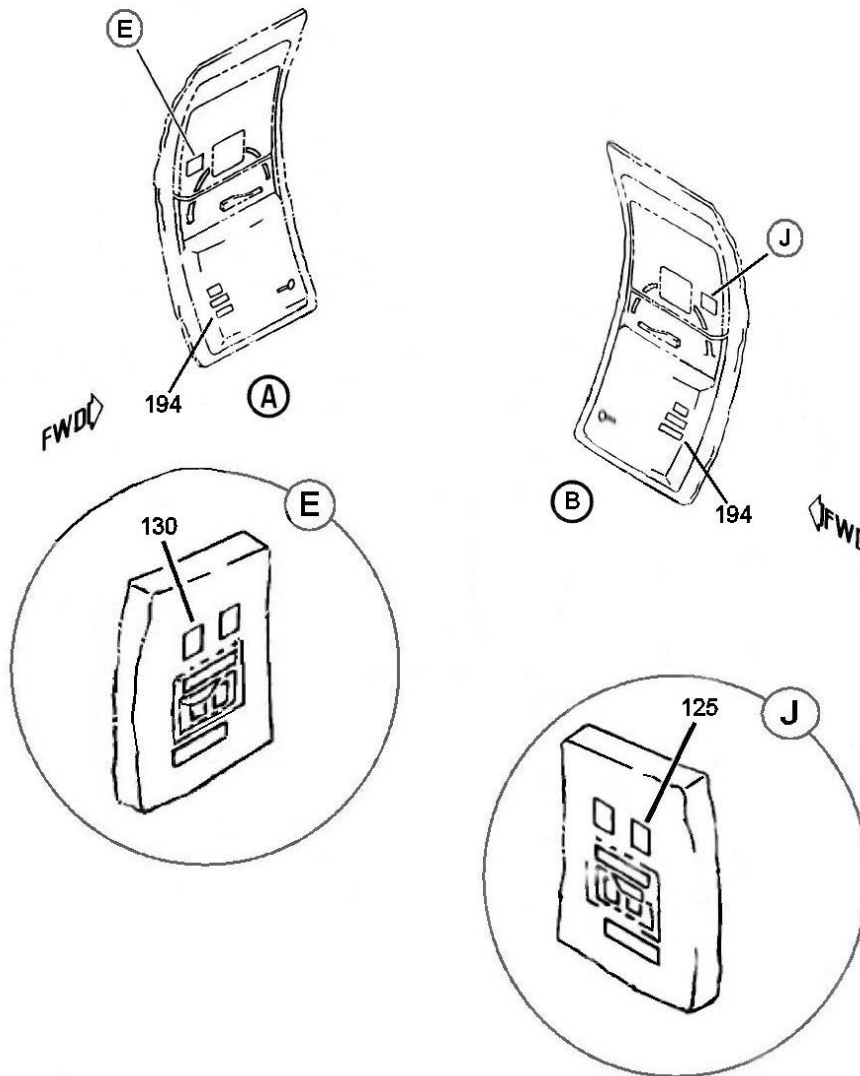


PLACARD INSTL – CAB. INTR (NO. 1,2 AND 4 PASSENGER DOORS ONLY)
FIGURE 51 (SHEET 1)

11-35-35-51

757-204/236

PUBLICATION REVISION
ILLUSTRATED PARTS CATALOGUE



PLACARD INSTL – CAB. INTR (NO. 1,2 AND 4 PASSENGER DOORS ONLY)
FIGURE 51 (SHEET 2)

11-35-35-51

757-204/236

PUBLICATION REVISION
ILLUSTRATED PARTS CATALOGUE

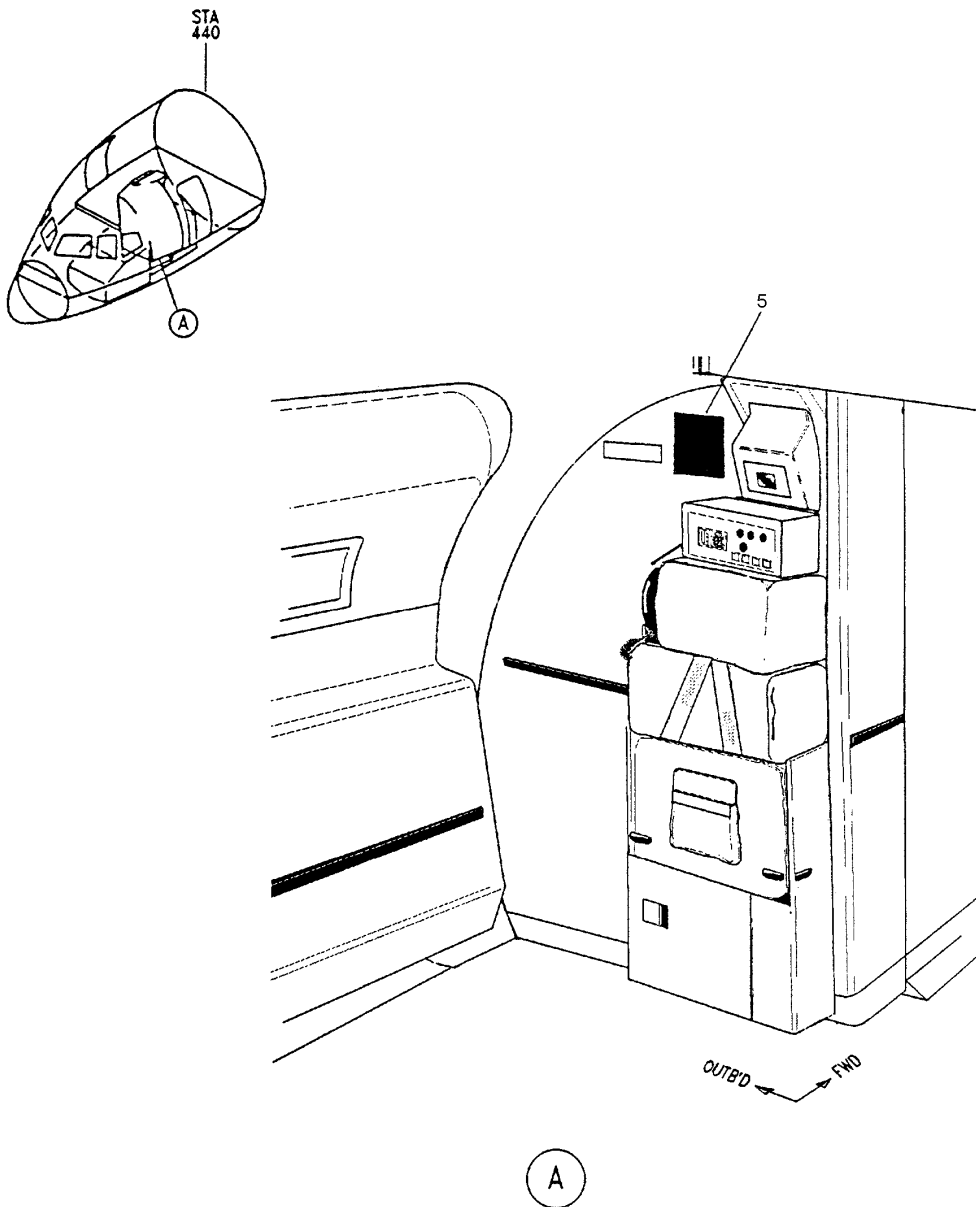
FIG. ITEM	PART NUMBER	DESCRIPTION	EFFECT FROM -TO	UNITS PER ASSY
51		PLACARD INSTL – CAB. INTR EMERGENCY DOORS (PLACARDS AND MARKINGS ONLY) <u>MOD/757/1029 ISSUE: 1B</u> <u>MOD/757/1088 ISSUE: C</u>		
51	125	757-1210-010 .DECAL - “ EMERGENCY ONLY ” (Replacing Decal BAC29PPS1660)	002 - 004 006 - 899	3
	130	757-1210-010 .DECAL - “ EMERGENCY ONLY ” (Replacing Decal BAC29PPS1661)	002 - 004 006 - 899	3
	194	757-1210-116 .DECAL - “ LIFEJACKET UNDER YOUR SEAT FASTEN SEAT BELT WHILE SEATED “ (Replacing Decal BAC29PPS17055)	002 - 004 006 - 899	6
		<u>MOD/757/1051 ISSUE: A</u>		
51	230	BAC29PPS18373 .PLACARD (REMOVED)	002 - 004 006 - 899	3

* Not Illustrated

11-35-35-51

757-204/236

PUBLICATION REVISION
ILLUSTRATED PARTS CATALOGUE



PANEL ASSY - ATTENDANT FORWARD (PLACARDS AND MARKINGS ONLY)
FIGURE 01 (SHEET 1)

11-35-54-01



757-204/236

PUBLICATION REVISION
ILLUSTRATED PARTS CATALOGUE

FIG. ITEM	PART NUMBER	DESCRIPTION	EFFECT FROM -TO	UNITS PER ASSY
1		PANEL ASSY - ATTENDANT FORWARD (PLACARDS AND MARKINGS ONLY) <u>MOD/757/1041 ISSUE:3</u>		RF
1	757-1056	. PRA MENU DECAL	002 - 004 006 - 899	RF
5	757-1210-255	. DECAL (RPL BY 757-1210-301)		1
5	757-1210-301	. DECAL (RPLS 757-1210-255)		1

* Not Illustrated

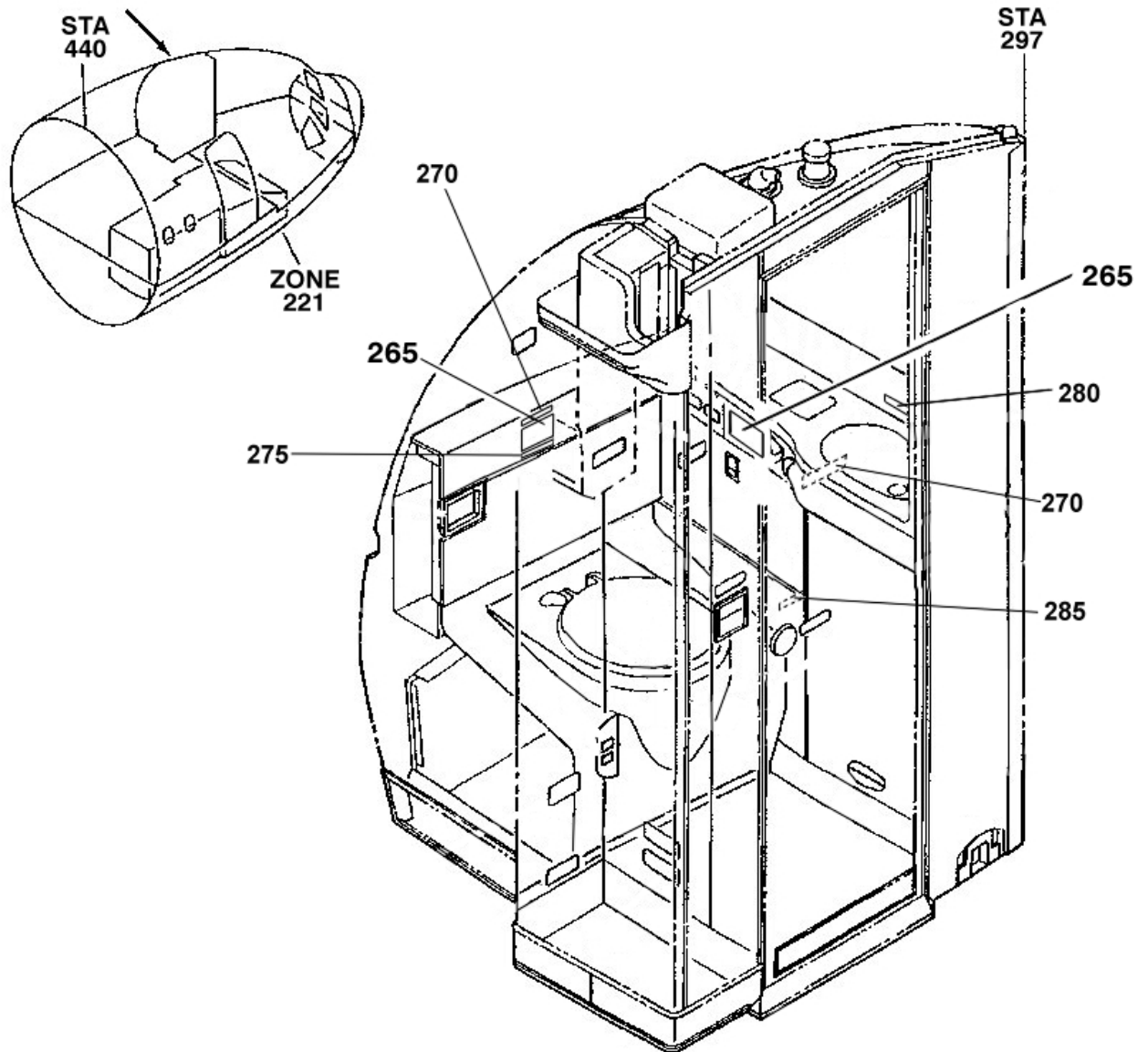
11-35-54-01

REV. NO: 33
DATE: JUN 03

11-35-54
FIG. 01
PAGE 1

757-204/236

PUBLICATION REVISION
ILLUSTRATED PARTS CATALOGUE



MODULE ASSY-LAV A (PLACARDS AND MARKINGS ONLY)
FIGURE 50G (SHEET 1)

11-35-90-50G

757-204/236

PUBLICATION REVISION
ILLUSTRATED PARTS CATALOGUE



265

We at Britannia take care about keeping our toilets clean and presentable. Our Cabin Crew check them on a regular basis. If you feel they need extra attention, please let a member of the Crew know.

**On behalf of Britannia Airways thank you for being part of the World of TUI
We wish you a pleasant journey.**

757-1210-934

270

MODULE ASSY-LAV A (PLACARDS AND MARKINGS ONLY)
FIGURE 50G (SHEET 3)

11-35-90-50G

757-204/236

PUBLICATION REVISION
ILLUSTRATED PARTS CATALOGUE

In the interest of passenger comfort and overall hygiene, please close the lid and flush the toilet before leaving the toilet compartment. Thank you.

767-1210-935

275

Please wash your hands. Thank you.

767-1210-936

285

**PLEASE WIPE HAND BASIN
WITH PAPER TOWEL AFTER USE**

767-1210-655

280

MODULE ASSY-LAV A (PLACARDS AND MARKINGS ONLY)
FIGURE 50G (SHEET 4)

11-35-90-50G

757-204/236

PUBLICATION REVISION
ILLUSTRATED PARTS CATALOGUE

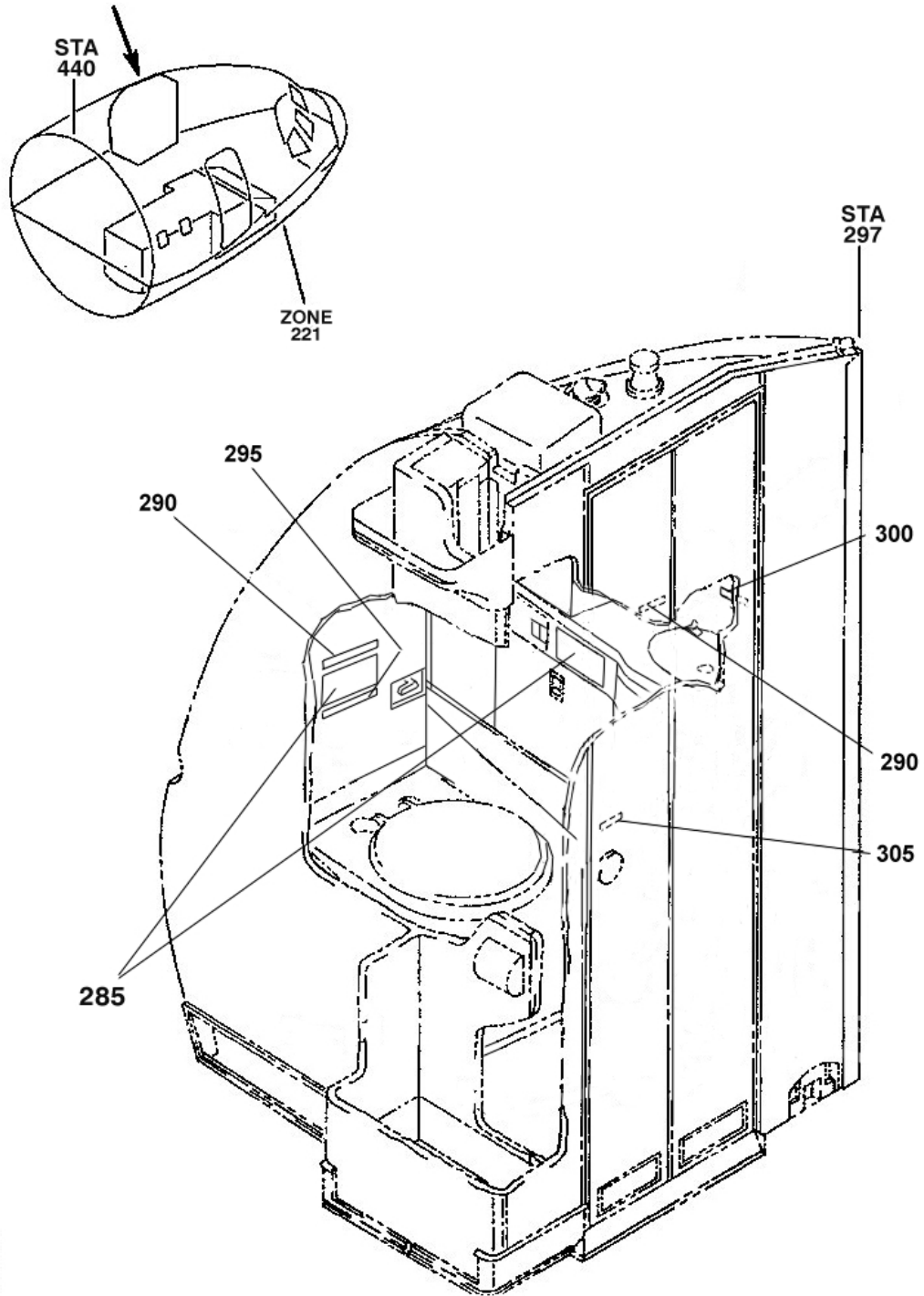
FIG. ITEM	PART NUMBER	DESCRIPTION	EFFECT FROM -TO	UNITS PER ASSY
50G		MODULE ASSY-LAV A (PLACARDS AND MARKINGS ONLY)		RF
		<u>MOD/757/1160 ISSUE: 3</u>		
265	767-1210-857	. DECAL DECAL CONTENT 'NO SMOKING - AIR NAVIGATION ORDER'	002 - 099	2
		<u>TEO/757/1283 ISSUE: 1</u>		
270	767-1210-934	. DECAL	002-004, 006-013 015-018, 101, 102 112, 113	2
275	767-1210-935	. DECAL		1
280	767-1210-655	. DECAL		1
285	767-1210-936	. DECAL		1

* Not Illustrated

11-35-90-50G

757-204/236

PUBLICATION REVISION
ILLUSTRATED PARTS CATALOGUE



MODULE ASSY-LAV
FIGURE 50P (SHEET 1)

11-35-90-50P

757-204/236

PUBLICATION REVISION
ILLUSTRATED PARTS CATALOGUE



285

We at Britannia take care about keeping our toilets clean and presentable. Our Cabin Crew check them on a regular basis. If you feel they need extra attention, please let a member of the Crew know.

On behalf of Britannia Airways thank you for being part of the World of TUI We wish you a pleasant journey.

767-1210-934

290

MODULE ASSY-LAV
FIGURE 50P (SHEET 3)

11-35-90-50P

757-204/236

PUBLICATION REVISION
ILLUSTRATED PARTS CATALOGUE

In the interest of passenger comfort and overall hygiene, please close the lid and flush the toilet before leaving the toilet compartment. Thank you.

767-1210-935

295

Please wash your hands. Thank you.

767-1210-936

305

**PLEASE WIPE HAND BASIN
WITH PAPER TOWEL AFTER USE**

767-1210-655

300

MODULE ASSY-LAV
FIGURE 50P (SHEET 4)

11-35-90-50P

757-204/236

PUBLICATION REVISION
ILLUSTRATED PARTS CATALOGUE

FIG. ITEM	PART NUMBER	DESCRIPTION	EFFECT FROM -TO	UNITS PER ASSY
50P		MODULE ASSY-LAV		RF
		<u>MOD/757/1160 ISSUE: 3</u>		
285	767-1210-857	. DECAL DECAL CONTENT 'NO SMOKING – AIR NAVIGATION ORDER'	904 - 905	2
		<u>TEO/757/1283 ISSUE: 1</u>		
290	767-1210-934	. DECAL	002–004, 006-013 015-018, 101, 102 112, 113	2
295	767-1210-935	. DECAL		1
300	767-1210-655	. DECAL		1
305	767-1210-936	. DECAL		1

* Not Illustrated

11-35-90-50P

757-204/236

PUBLICATION REVISION

ILLUSTRATED PARTS CATALOGUE

FIG. ITEM	PART NUMBER	DESCRIPTION	EFFECT FROM -TO	UNITS PER ASSY
51		PLACARD INSTL - CAB. INTR (LAVATORIES ONLY)		RF
		<u>MOD/757/1088 ISSUE:C</u>		
51 10	BAC29PPS17055	. PLACARD - "LIFE VEST UNDER YOUR SEAT - FASTEN SEAT BELT WHILE SEATED" (RPL BY 757-1210-116)	002 - 004 006 - 899	2
10	757-1210-116	. DECAL - "LIFEJACKET UNDER YOUR SEAT - FASTEN SEAT BELT WHILE SEATED" (RPLS BAC29PPS17055)		2
20	BAC29PPS17055	. PLACARD - " LIFE VEST UNDER YOUR SEAT - FASTEN SEAT BELT WHILE SEATED" (RPL BY 757-1210-116)		1
20	757-1210-116	. DECAL - "LIFEJACKET UNDER YOUR SEAT - FASTEN SEAT BELT WHILE SEATED" (RPLS BAC29PPS17055)		1

* Not Illustrated

11-35-90-51

11-35-90

REV. NO: 29

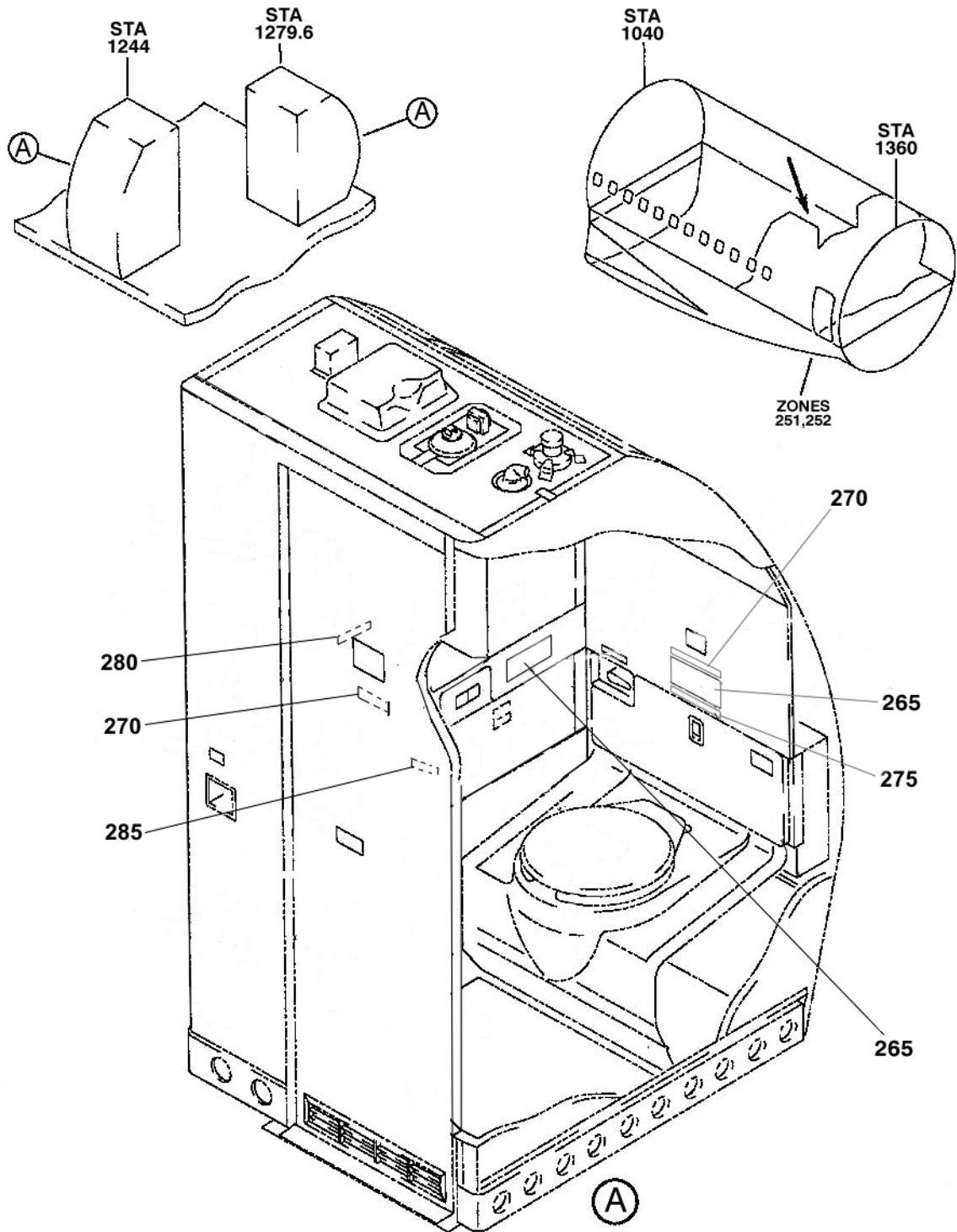
FIG. 51
PAGE 1

DATE: NOV 00

DISK FILE REF: 359051.DOC

757-204/236

PUBLICATION REVISION
ILLUSTRATED PARTS CATALOGUE



MODULE ASSY-LAV B AND D (PLACARDS AND MARKINGS ONLY)
FIGURE 51E (SHEET 1)

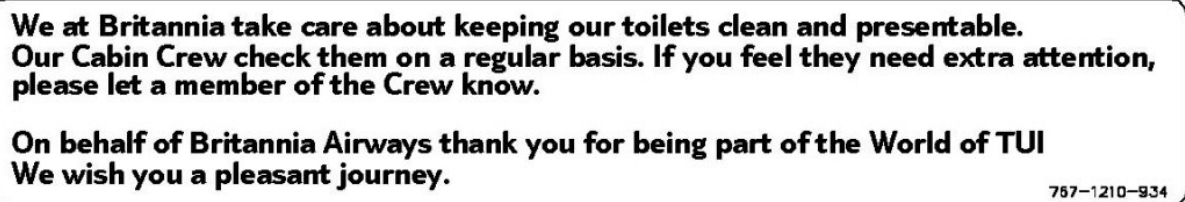
11-35-90-51E

757-204/236

PUBLICATION REVISION
ILLUSTRATED PARTS CATALOGUE



265



270

MODULE ASSY-LAV B AND D (PLACARDS AND MARKINGS ONLY)
FIGURE 51E (SHEET 4)

11-35-90-51E

757-204/236

PUBLICATION REVISION
ILLUSTRATED PARTS CATALOGUE

In the interest of passenger comfort and overall hygiene, please close the lid and flush the toilet before leaving the toilet compartment. Thank you.

767-1210-935

275

Please wash your hands. Thank you.

767-1210-936

285

**PLEASE WIPE HAND BASIN
WITH PAPER TOWEL AFTER USE**

767-1210-655

280

MODULE ASSY-LAV B AND D (PLACARDS AND MARKINGS ONLY)
FIGURE 51E (SHEET 5)

11-35-90-51E

757-204/236

PUBLICATION REVISION
ILLUSTRATED PARTS CATALOGUE

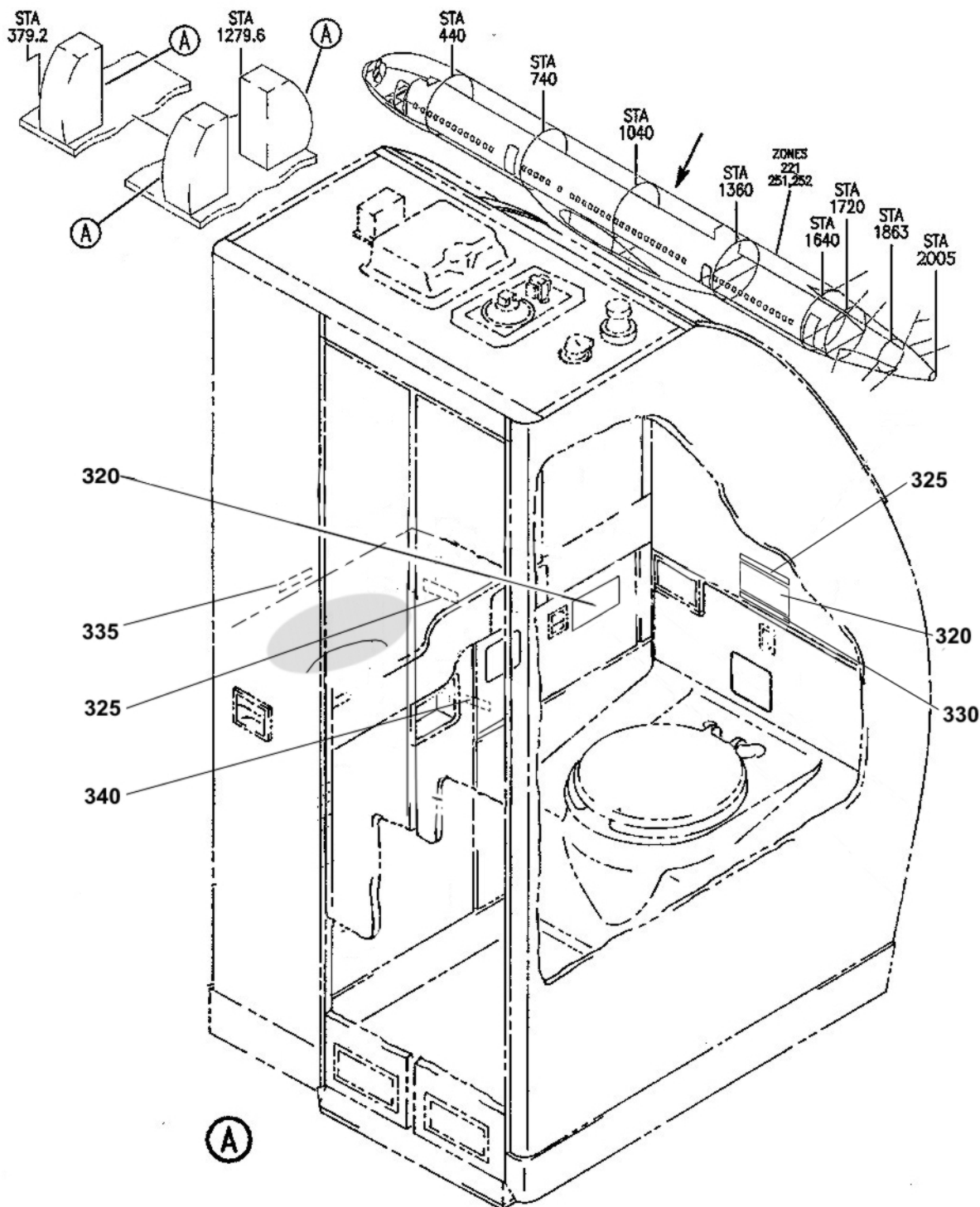
FIG. ITEM	PART NUMBER	DESCRIPTION	EFFECT FROM -TO	UNITS PER ASSY
51E		MODULE ASSY-LAV B AND D (PLACARDS AND MARKINGS ONLY)		RF
		<u>MOD/757/1160 ISSUE: 3</u>		
265	767-1210-857	. DECAL DECAL CONTENT 'NO SMOKING – AIR NAVIGATION ORDER'	002 - 099	4
		<u>TEO/757/1283 ISSUE: 1</u>		
270	767-1210-934	. DECAL	002-004, 006-013 015-018, 101, 102 112, 113	2
275	767-1210-935	. DECAL		1
280	767-1210-655	. DECAL		1
285	767-1210-936	. DECAL		1

* Not Illustrated

11-35-90-51E

757-204/236

PUBLICATION REVISION
ILLUSTRATED PARTS CATALOGUE



MODULE ASSY-LAV
FIGURE 51N (SHEET 1)

11-35-90-51N

757-204/236

PUBLICATION REVISION
ILLUSTRATED PARTS CATALOGUE



320

We at Britannia take care about keeping our toilets clean and presentable. Our Cabin Crew check them on a regular basis. If you feel they need extra attention, please let a member of the Crew know.

On behalf of Britannia Airways thank you for being part of the World of TUI We wish you a pleasant journey.

757-1210-934

325

MODULE ASSY-LAV
FIGURE 51N (SHEET 3)

11-35-90-51N

757-204/236

PUBLICATION REVISION
ILLUSTRATED PARTS CATALOGUE

In the interest of passenger comfort and overall hygiene, please close the lid and flush the toilet before leaving the toilet compartment. Thank you.

767-1210-935

330

Please wash your hands. Thank you.

767-1210-936

340

**PLEASE WIPE HAND BASIN
WITH PAPER TOWEL AFTER USE**

767-1210-655

335

MODULE ASSY-LAV
FIGURE 51N (SHEET 4)

11-35-90-51N

757-204/236

PUBLICATION REVISION
ILLUSTRATED PARTS CATALOGUE

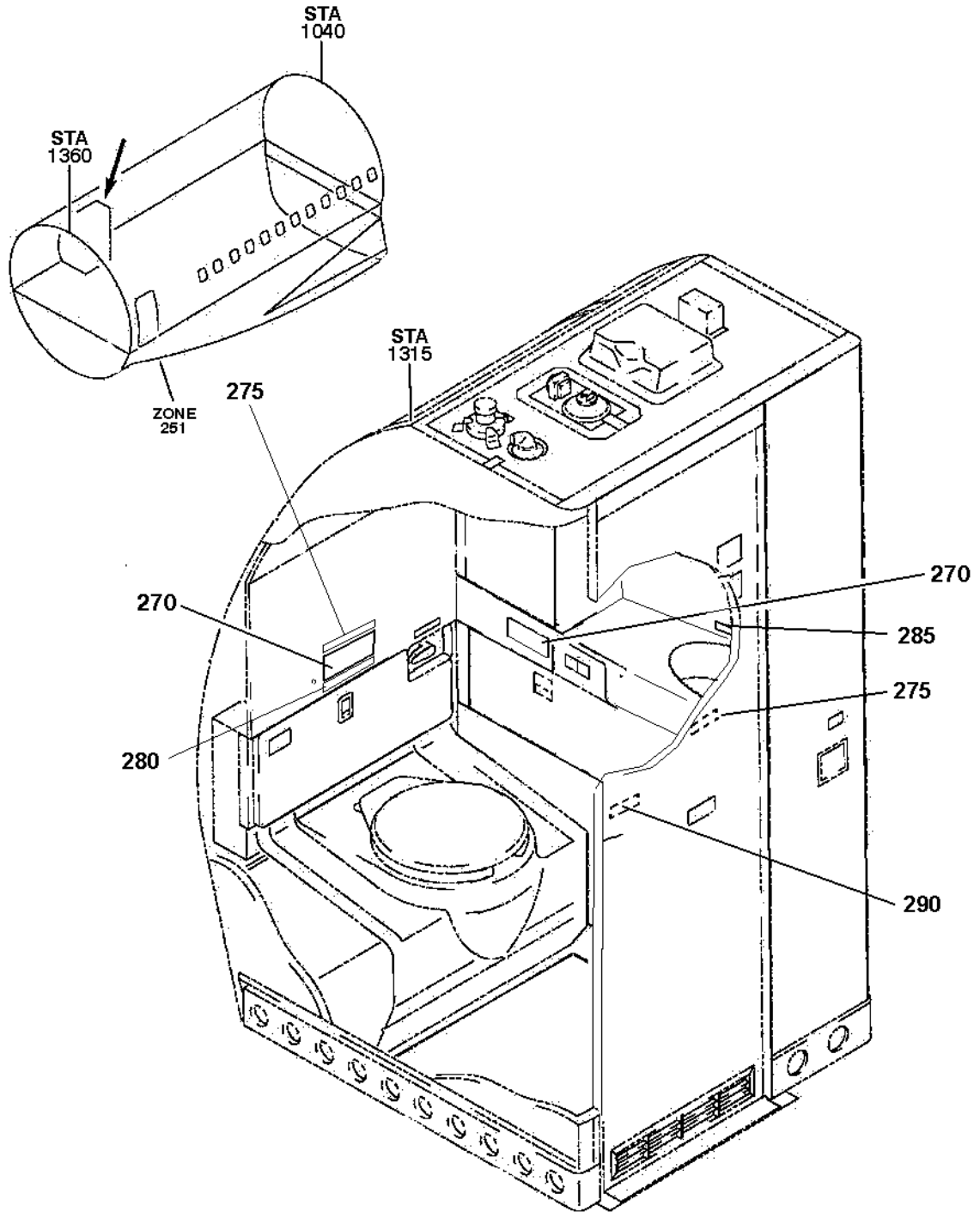
FIG. ITEM	PART NUMBER	DESCRIPTION	EFFECT FROM -TO	UNITS PER ASSY
51N		MODULE ASSY-LAV		RF
		<u>MOD/757/1160 ISSUE: 3</u>		
320	767-1210-857	. DECAL DECAL CONTENT 'NO SMOKING – AIR NAVIGATION ORDER'	904 - 905	6
		<u>TEO/757/1283 ISSUE: 1</u>		
325	767-1210-934	. DECAL	002–004, 006-013 015-018, 101, 102 112, 113	2
330	767-1210-935	. DECAL		1
335	767-1210-655	. DECAL		1
340	767-1210-936	. DECAL		1

* Not Illustrated

11-35-90-51N

757-204/236

PUBLICATION REVISION
ILLUSTRATED PARTS CATALOGUE



MODULE ASSY-LAV C (PLACARDS AND MARKINGS ONLY)
FIGURE 52A (SHEET 1)

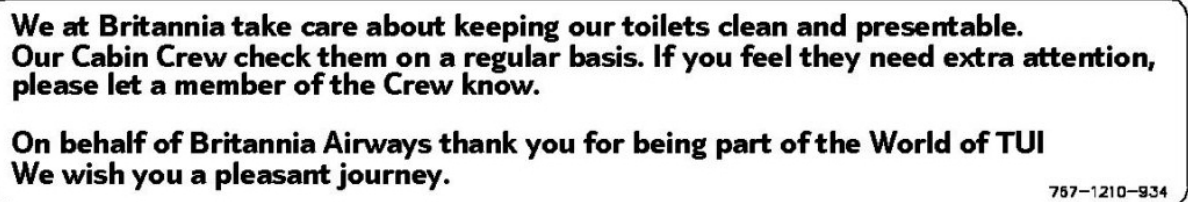
11-35-90-52A

757-204/236

PUBLICATION REVISION
ILLUSTRATED PARTS CATALOGUE



270



275

MODULE ASSY-LAV C (PLACARDS AND MARKINGS ONLY)
FIGURE 52A (SHEET 4)

11-35-90-52A

757-204/236

PUBLICATION REVISION
ILLUSTRATED PARTS CATALOGUE

In the interest of passenger comfort and overall hygiene, please close the lid and flush the toilet before leaving the toilet compartment. Thank you.

767-1210-935

280

Please wash your hands. Thank you.

767-1210-936

290

**PLEASE WIPE HAND BASIN
WITH PAPER TOWEL AFTER USE**

767-1210-655

285

MODULE ASSY-LAV C (PLACARDS AND MARKINGS ONLY)
FIGURE 52A (SHEET 5)

11-35-90-52A

757-204/236

PUBLICATION REVISION
ILLUSTRATED PARTS CATALOGUE

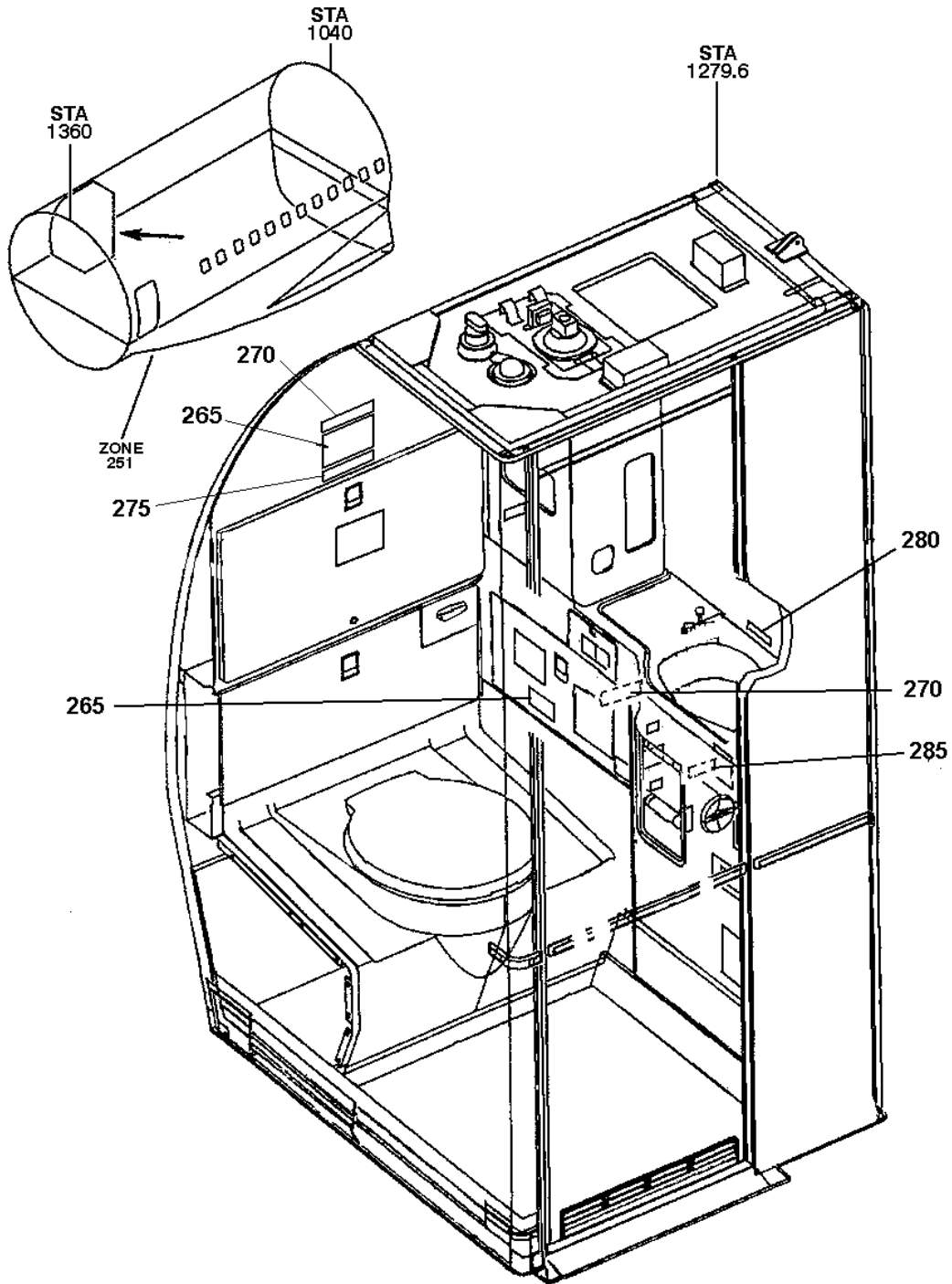
FIG. ITEM	PART NUMBER	DESCRIPTION	EFFECT FROM -TO	UNITS PER ASSY
52A		MODULE ASSY-LAV C (PLACARDS AND MARKINGS ONLY)		RF
		<u>MOD/757/1160 ISSUE: 3</u>		
270	767-1210-857	. DECAL DECAL CONTENT 'NO SMOKING – AIR NAVIGATION ORDER'	002 - 099	2
		<u>TEO/757/1283 ISSUE: 1</u>		
275	767-1210-934	. DECAL	002-004, 006-013 015-018, 101, 102 112, 113	2
280	767-1210-935	. DECAL		1
285	767-1210-655	. DECAL		1
290	767-1210-936	. DECAL		1

* Not Illustrated

11-35-90-52A

757-204/236

PUBLICATION REVISION
ILLUSTRATED PARTS CATALOGUE



MODULE ASSY-LAV (PLACARDS AND MARKINGS ONLY)
FIGURE 52S (SHEET 1)

11-35-90-52S

757-204/236

PUBLICATION REVISION
ILLUSTRATED PARTS CATALOGUE



265

We at Britannia take care about keeping our toilets clean and presentable. Our Cabin Crew check them on a regular basis. If you feel they need extra attention, please let a member of the Crew know.

On behalf of Britannia Airways thank you for being part of the World of TUI We wish you a pleasant journey.

757-1210-934

270

MODULE ASSY-LAV (PLACARDS AND MARKINGS ONLY)
FIGURE 52S (SHEET 4)

11-35-90-52S

757-204/236

PUBLICATION REVISION
ILLUSTRATED PARTS CATALOGUE

In the interest of passenger comfort and overall hygiene, please close the lid and flush the toilet before leaving the toilet compartment. Thank you.

767-1210-935

275

Please wash your hands. Thank you.

767-1210-936

285

**PLEASE WIPE HAND BASIN
WITH PAPER TOWEL AFTER USE**

767-1210-655

280

MODULE ASSY-LAV (PLACARDS AND MARKINGS ONLY)
FIGURE 52S (SHEET 5)

11-35-90-52S

757-204/236

PUBLICATION REVISION
ILLUSTRATED PARTS CATALOGUE

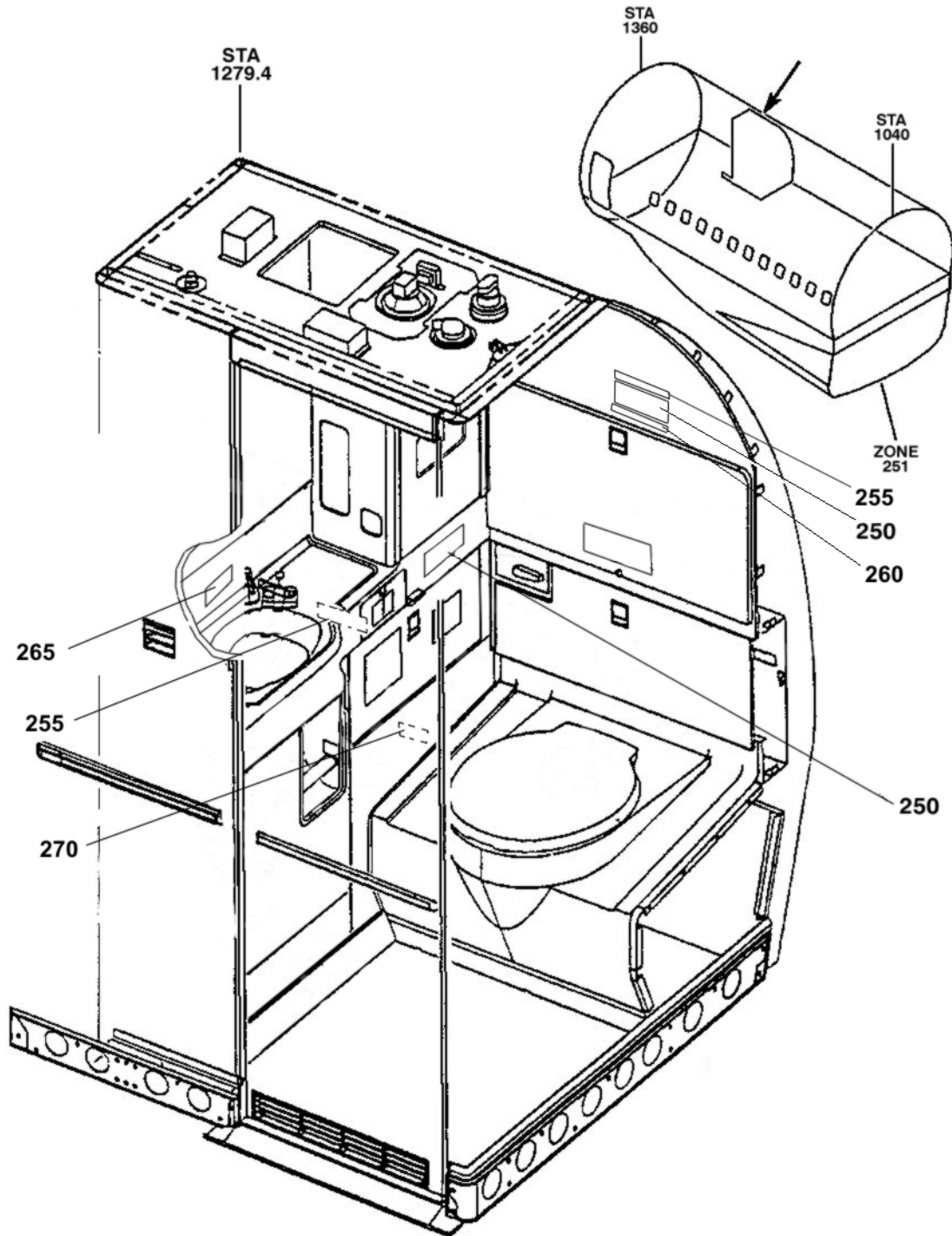
FIG. ITEM	PART NUMBER	DESCRIPTION	EFFECT FROM -TO	UNITS PER ASSY
52S		MODULE ASSY-LAV (PLACARDS AND MARKINGS ONLY)		RF
		<u>MOD/757/1160 ISSUE: 3</u>		
265	767-1210-857	. DECAL DECAL CONTENT 'NO SMOKING – AIR NAVIGATION ORDER'	101 - 899	2
		<u>TEO/757/1283 ISSUE: 1</u>		
270	767-1210-934	. DECAL	002-004, 006-013 015-018, 101, 102 112, 113	2
275	767-1210-935	. DECAL		1
280	767-1210-655	. DECAL		1
285	767-1210-936	. DECAL		1

* Not Illustrated

11-35-90-52S

757-204/236

PUBLICATION REVISION
ILLUSTRATED PARTS CATALOGUE



MODULE ASSY-LAV (PLACARDS AND MARKINGS ONLY)
FIGURE 55F (SHEET 1)

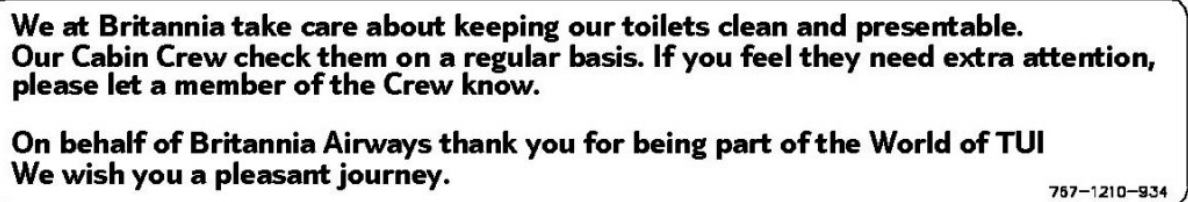
11-35-90-55F

757-204/236

PUBLICATION REVISION
ILLUSTRATED PARTS CATALOGUE



250



255

MODULE ASSY-LAV (PLACARDS AND MARKINGS ONLY)
FIGURE 55F (SHEET 3)

11-35-90-55F

757-204/236

PUBLICATION REVISION
ILLUSTRATED PARTS CATALOGUE

In the interest of passenger comfort and overall hygiene, please close the lid and flush the toilet before leaving the toilet compartment. Thank you.

767-1210-935

260

Please wash your hands. Thank you.

767-1210-936

270

**PLEASE WIPE HAND BASIN
WITH PAPER TOWEL AFTER USE**

767-1210-655

265

MODULE ASSY-LAV (PLACARDS AND MARKINGS ONLY)
FIGURE 55F (SHEET 4)

11-35-90-55F

757-204/236

PUBLICATION REVISION
ILLUSTRATED PARTS CATALOGUE

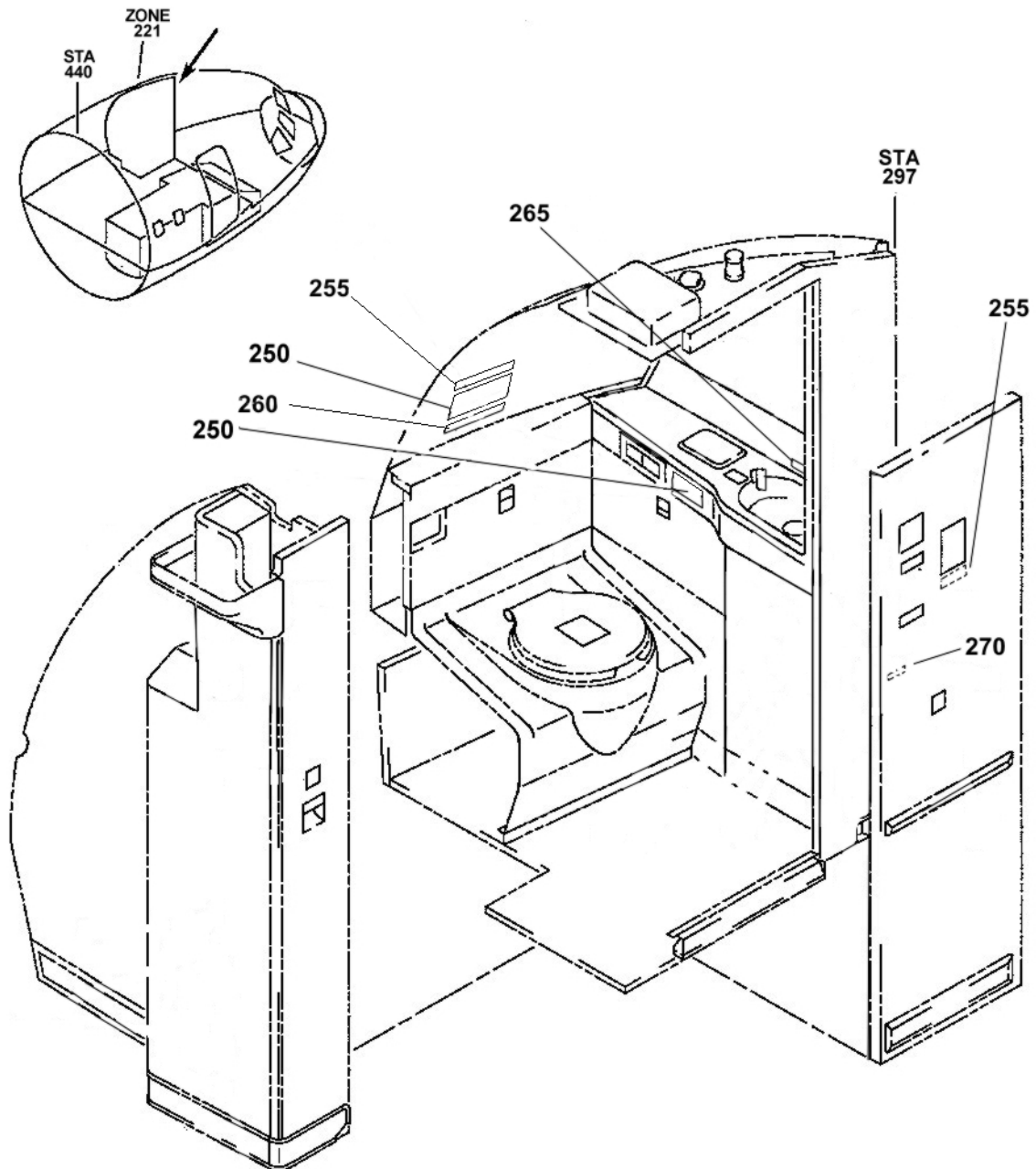
FIG. ITEM	PART NUMBER	DESCRIPTION	EFFECT FROM -TO	UNITS PER ASSY
55F		MODULE ASSY-LAV (PLACARDS AND MARKINGS ONLY)		RF
		<u>MOD/757/1160 ISSUE: 3</u>		
250	767-1210-857	. DECAL DECAL CONTENT 'NO SMOKING – AIR NAVIGATION ORDER'	101 - 899	2
		<u>TEO/757/1283 ISSUE: 1</u>		
255	767-1210-934	. DECAL	002-004, 006-013 015-018, 101, 102 112, 113	2
260	767-1210-935	. DECAL		1
265	767-1210-655	. DECAL		1
270	767-1210-936	. DECAL		1

* Not Illustrated

11-35-90-55F

757-204/236

PUBLICATION REVISION
ILLUSTRATED PARTS CATALOGUE



MODULE ASSY-LAV A (PLACARDS AND MARKINGS ONLY)
FIGURE 65U (SHEET 1)

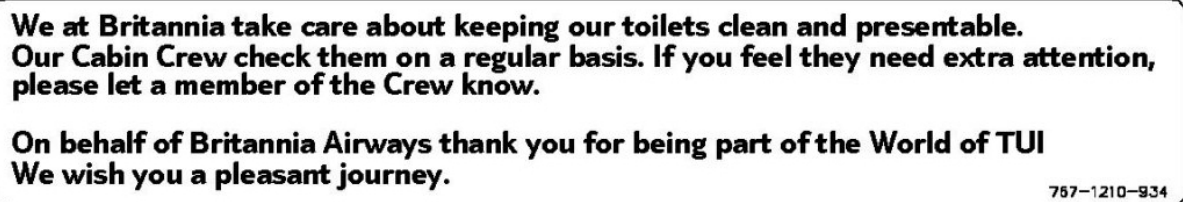
11-35-90-65U

757-204/236

PUBLICATION REVISION
ILLUSTRATED PARTS CATALOGUE



250



255

MODULE ASSY-LAV A (PLACARDS AND MARKINGS ONLY)
FIGURE 65U (SHEET 4)

11-35-90-65U

757-204/236

PUBLICATION REVISION
ILLUSTRATED PARTS CATALOGUE

In the interest of passenger comfort and overall hygiene, please close the lid and flush the toilet before leaving the toilet compartment. Thank you.

767-1210-935

260

Please wash your hands. Thank you.

767-1210-936

270

**PLEASE WIPE HAND BASIN
WITH PAPER TOWEL AFTER USE**

767-1210-655

265

MODULE ASSY-LAV A (PLACARDS AND MARKINGS ONLY)
FIGURE 65U (SHEET 5)

11-35-90-65U

757-204/236

PUBLICATION REVISION
ILLUSTRATED PARTS CATALOGUE

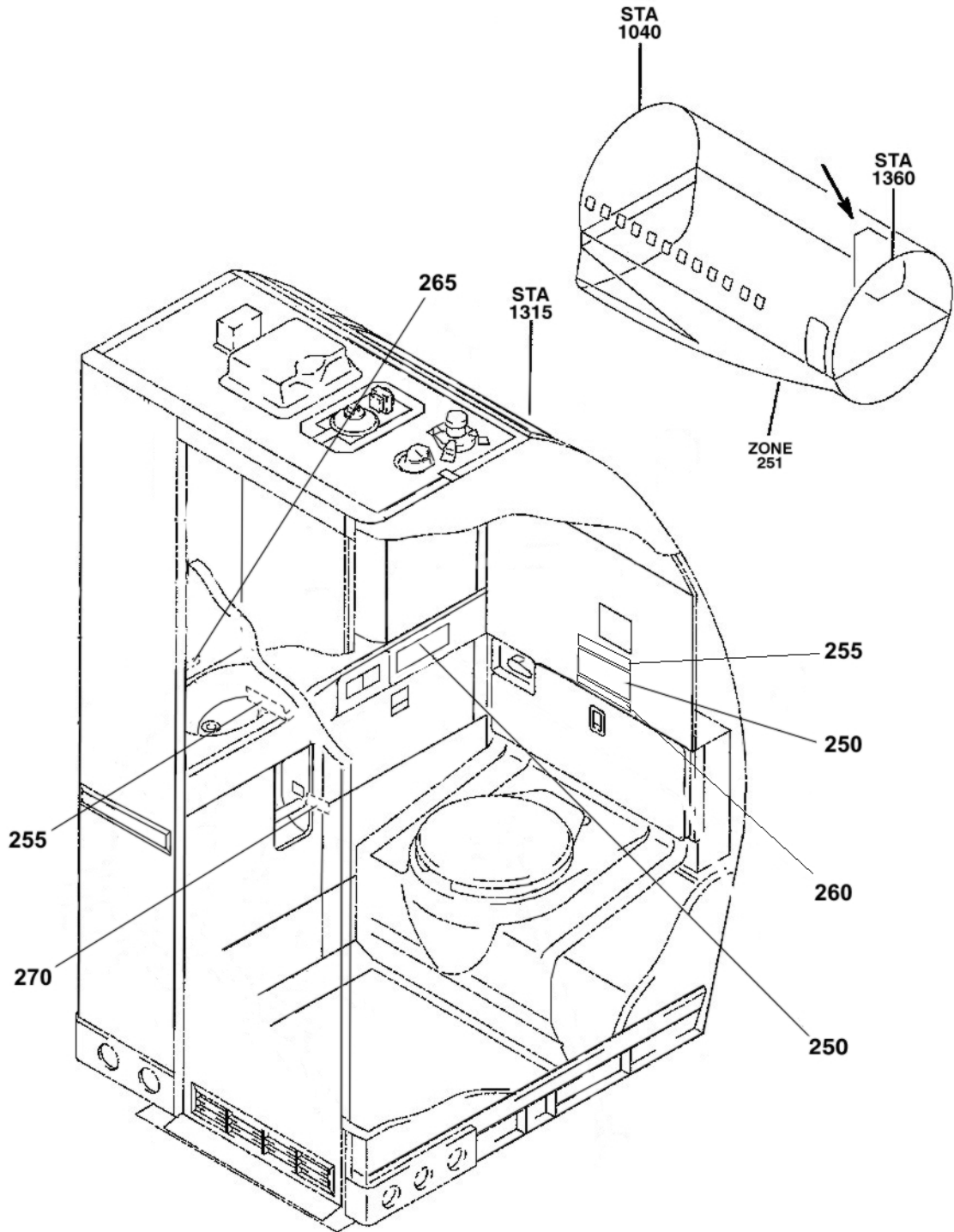
FIG. ITEM	PART NUMBER	DESCRIPTION	EFFECT FROM -TO	UNITS PER ASSY
65U		MODULE ASSY-LAV A (PLACARDS AND MARKINGS ONLY)		RF
		<u>MOD/757/1160 ISSUE: 3</u>		
250	767-1210-857	. DECAL DECAL CONTENT 'NO SMOKING – AIR NAVIGATION ORDER'	101 - 899	2
		<u>TEO/757/1283 ISSUE: 1</u>		
255	767-1210-934	. DECAL	002-004, 006-013 015-018, 101, 102 112, 113	2
260	767-1210-935	. DECAL		1
265	767-1210-655	. DECAL		1
270	767-1210-936	. DECAL		1

* Not Illustrated

11-35-90-65U

757-204/236

PUBLICATION REVISION
ILLUSTRATED PARTS CATALOGUE



MODULE ASSY-LAV (PLACARDS AND MARKINGS ONLY)
FIGURE 65W (SHEET 1)

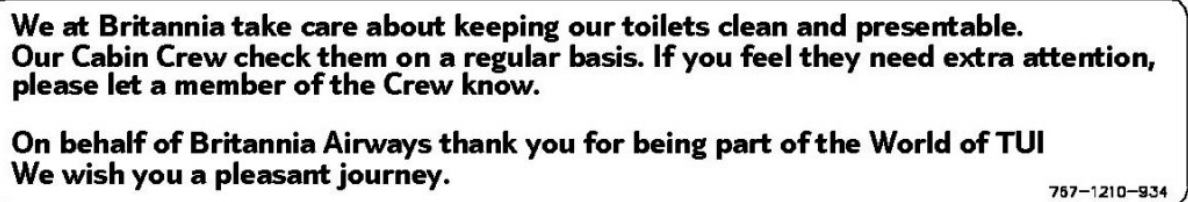
11-35-90-65W

757-204/236

PUBLICATION REVISION
ILLUSTRATED PARTS CATALOGUE



250



255

MODULE ASSY-LAV (PLACARDS AND MARKINGS ONLY)
FIGURE 65W (SHEET 3)

11-35-90-65W

757-204/236

PUBLICATION REVISION
ILLUSTRATED PARTS CATALOGUE

In the interest of passenger comfort and overall hygiene, please close the lid and flush the toilet before leaving the toilet compartment. Thank you.

767-1210-935

260

Please wash your hands. Thank you.

767-1210-936

270

**PLEASE WIPE HAND BASIN
WITH PAPER TOWEL AFTER USE**

767-1210-655

265

MODULE ASSY-LAV (PLACARDS AND MARKINGS ONLY)
FIGURE 65W (SHEET 4)

11-35-90-65W

757-204/236

PUBLICATION REVISION
ILLUSTRATED PARTS CATALOGUE

FIG. ITEM	PART NUMBER	DESCRIPTION	EFFECT FROM -TO	UNITS PER ASSY
65W		MODULE ASSY-LAV (PLACARDS AND MARKINGS ONLY)		RF
		<u>MOD/757/1160 ISSUE: 3</u>		
250	767-1210-857	. DECAL DECAL CONTENT 'NO SMOKING – AIR NAVIGATION ORDER'	101 - 899	2
		<u>TEO/757/1283 ISSUE: 1</u>		
255	767-1210-934	. DECAL	002-004, 006-013 015-018, 101, 102 112, 113	2
260	767-1210-935	. DECAL		1
265	767-1210-655	. DECAL		1
270	767-1210-936	. DECAL		1

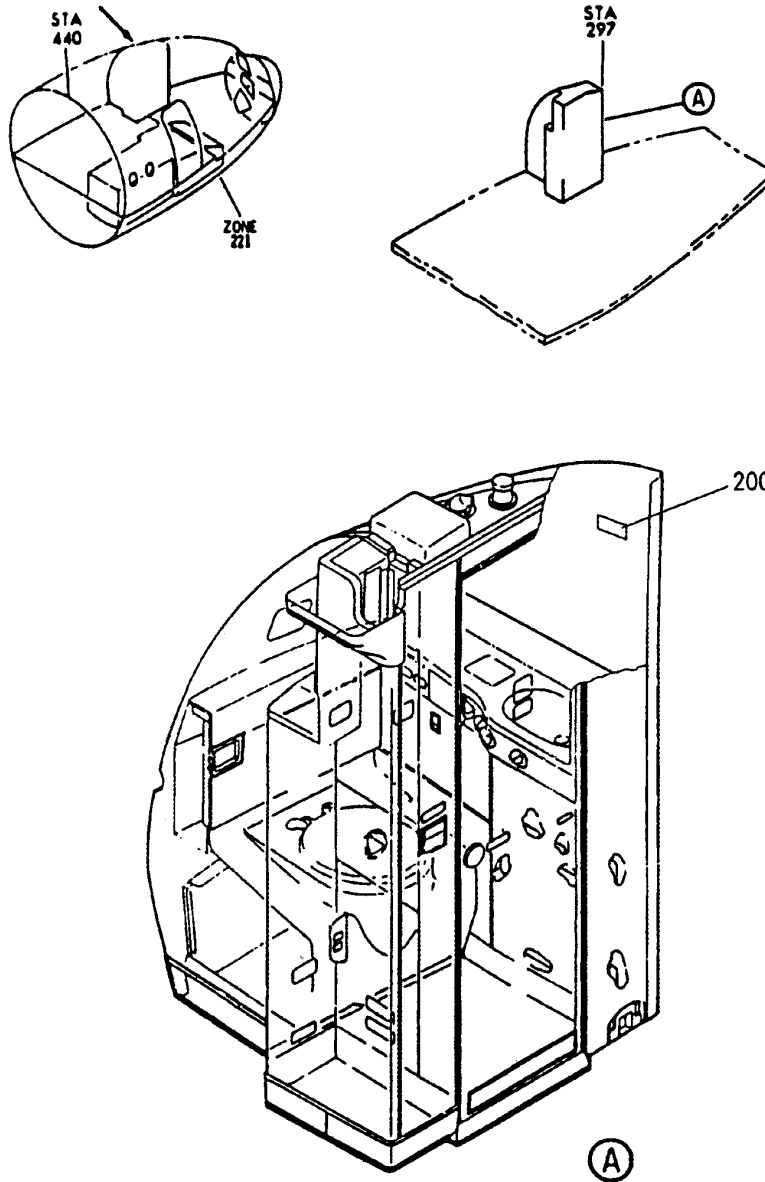
* Not Illustrated

11-35-90-65W

757-204/236

PUBLICATION REVISION

ILLUSTRATED PARTS CATALOGUE



MODULE ASSY – LAV A (PLACARDS AND MARKINGS ONLY)
FIGURE 1F

11-35-95-1F

REV. NO: 29

DATE: NOV 00

DISK FILE REF: 359501F.DOC

11-35-95-01F

PAGE 0

757-204/236

PUBLICATION REVISION

ILLUSTRATED PARTS CATALOGUE

FIG. ITEM	PART NUMBER	DESCRIPTION	EFFECT FROM -TO	UNITS PER ASSY
1F		MODULE ASSY - LAV A (PLACARDS AND MARKINGS ONLY)		RF
		<u>MOD/757/1126 ISSUE:1</u>		
1F -	757-1208	INSTALLATION OF NO SMOKING PLACARD (TOILET MODULES)	002 - 004 006 - 899	RF
200	767-1210-176	. DECAL (SMOKING PROHIBITED, SMOKE DETECTOR FITTED, OFFENDERS LIABLE TO PROSECUTION)		1

* Not Illustrated

11-35-95-01F

11-35-95

REV. NO: 29

FIG. 1F
PAGE 1

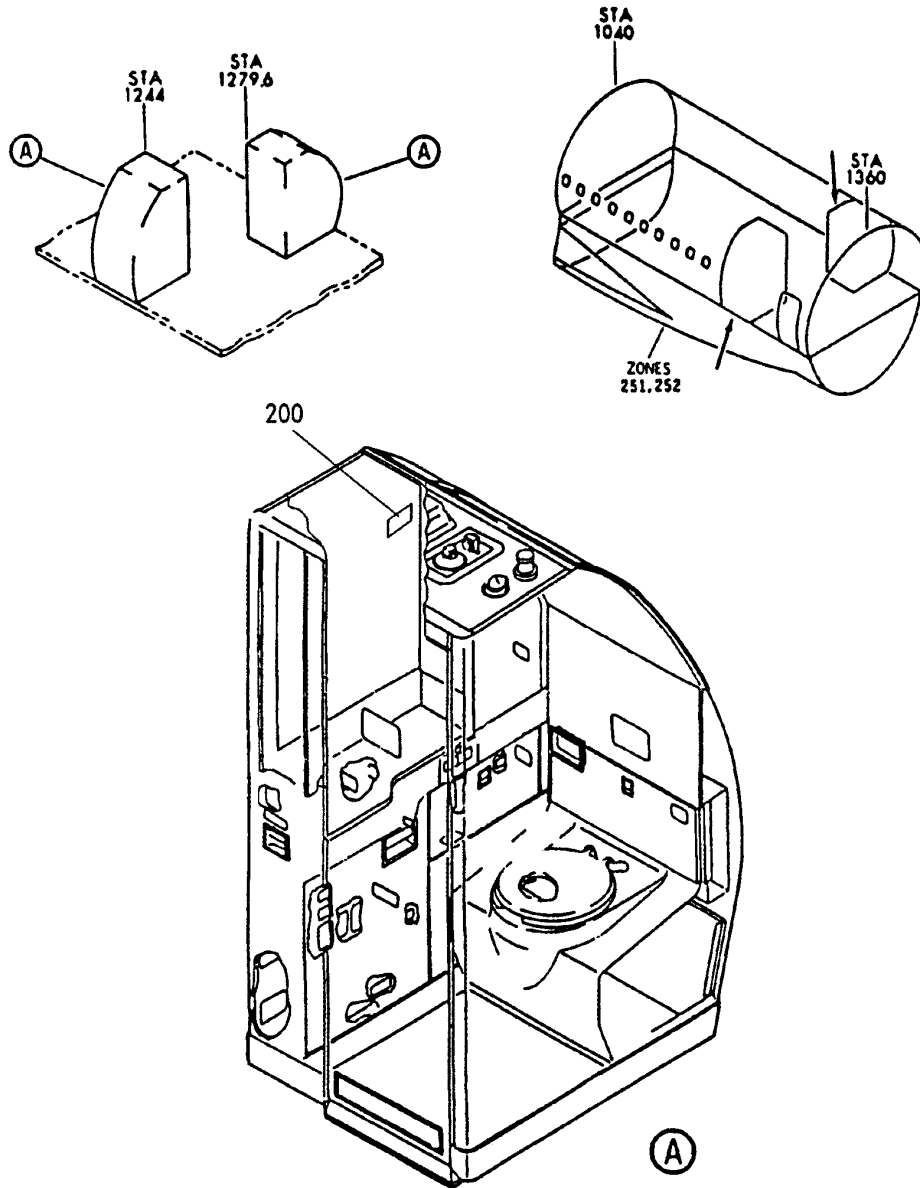
DATE: NOV 00

DISK FILE REF: 359501F.DOC

757-204/236

PUBLICATION REVISION

ILLUSTRATED PARTS CATALOGUE



MODULE ASSY – LAV B AND D (PLACARDS AND MARKINGS ONLY)
FIGURE 1G

11-35-95-1G

REV. NO: 29

DATE: NOV 00

DISK FILE REF: 359501G.DOC

11-35-95-01G

PAGE 0

757-204/236

PUBLICATION REVISION

ILLUSTRATED PARTS CATALOGUE

FIG. ITEM	PART NUMBER	DESCRIPTION	EFFECT FROM -TO	UNITS PER ASSY
1G		MODULE ASSY - LAV B AND D (PLACARDS AND MARKINGS ONLY)		RF
		<u>MOD/757/1126 ISSUE:1</u>		
1G -	757-1208	INSTALLATION OF NO SMOKING PLACARD (TOILET MODULES)	002 - 004 006 - 899	RF
200	767-1210-176	. DECAL (SMOKING PROHIBITED, SMOKE DETECTOR FITTED, OFFENDERS LIABLE TO PROSECUTION)		1

* Not Illustrated

11-35-95-01G

11-35-95

REV. NO: 29

FIG. 1G
PAGE 1

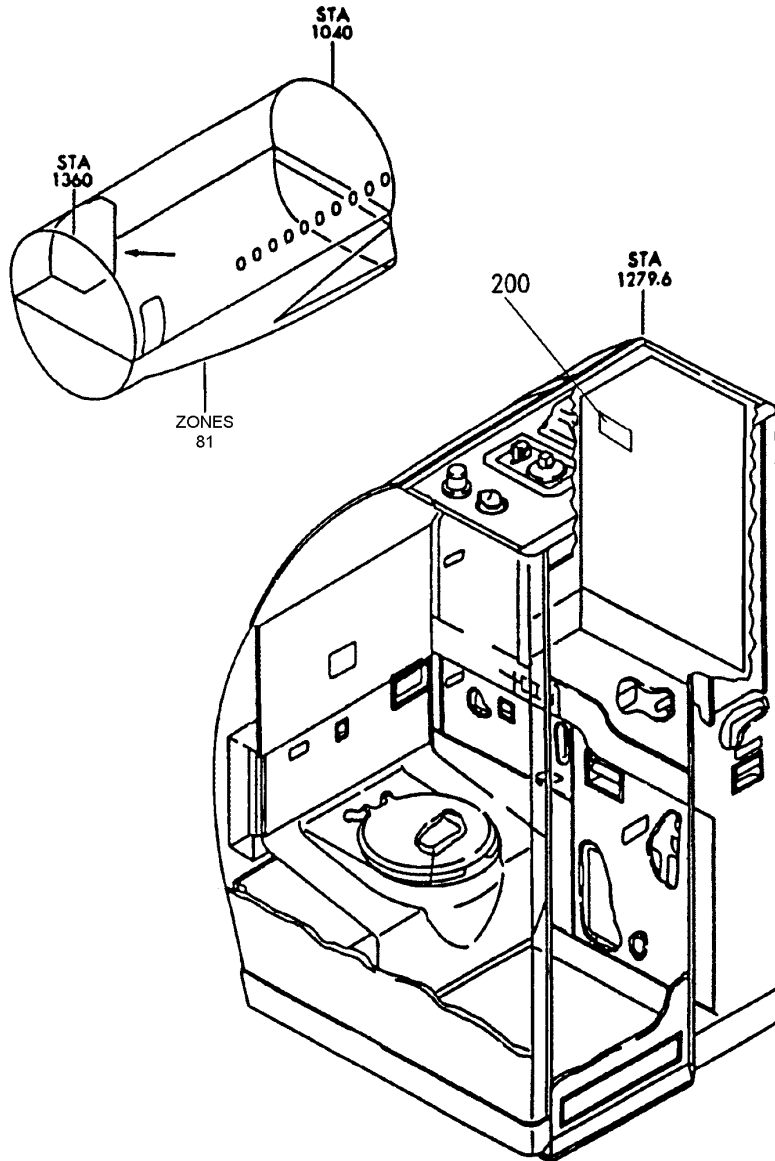
DATE: NOV 00

DISK FILE REF: 359501G.DOC

757-204/236

PUBLICATION REVISION

ILLUSTRATED PARTS CATALOGUE



MODULE ASSY – LAV C (PLACARDS AND MARKINGS ONLY)
FIGURE 1H

11-35-95-01H

REV. NO: 29

DATE: NOV 00

DISK FILE REF: 359501H.DOC

11-35-95-01H

PAGE 0

757-204/236

PUBLICATION REVISION

ILLUSTRATED PARTS CATALOGUE

FIG. ITEM	PART NUMBER	DESCRIPTION	EFFECT FROM -TO	UNITS PER ASSY
1H		MODULE ASSY - LAV C (PLACARDS AND MARKINGS ONLY)		RF
		<u>MOD/757/1126 ISSUE:1</u>		
1H -	757-1208	INSTALLATION OF NO SMOKING PLACARD (TOILET MODULES)	002 - 004 006 - 899	RF
200	767-1210-176	. DECAL (SMOKING PROHIBITED, SMOKE DETECTOR FITTED, OFFENDERS LIABLE TO PROSECUTION)		1

* Not Illustrated

11-35-95-01H

11-35-95

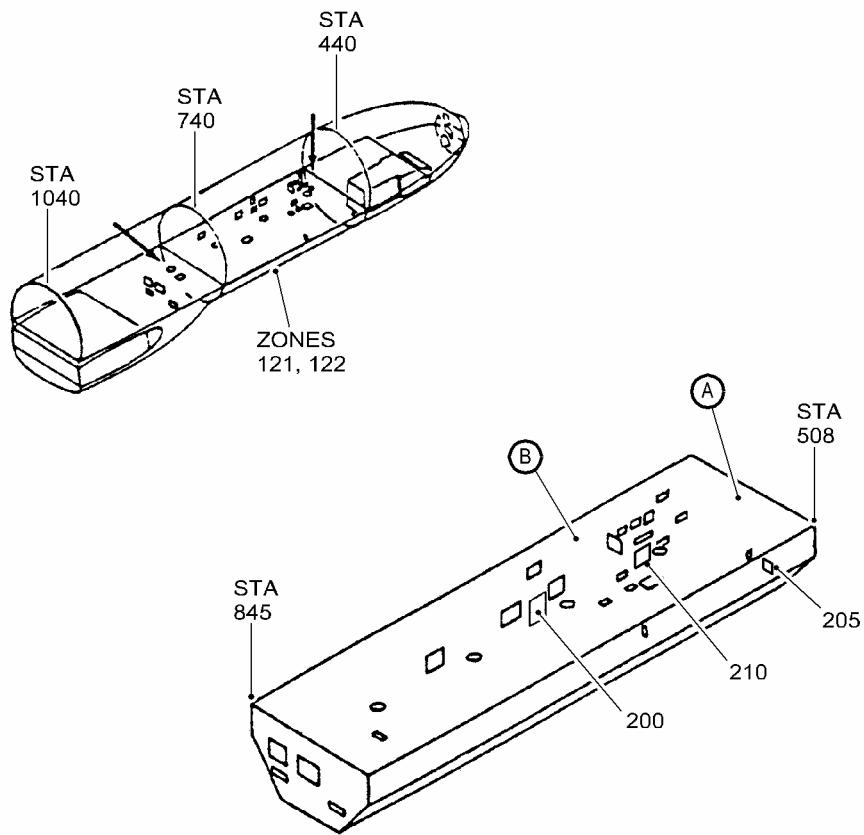
REV. NO: 29

FIG. 1H
PAGE 1

DATE: NOV 00

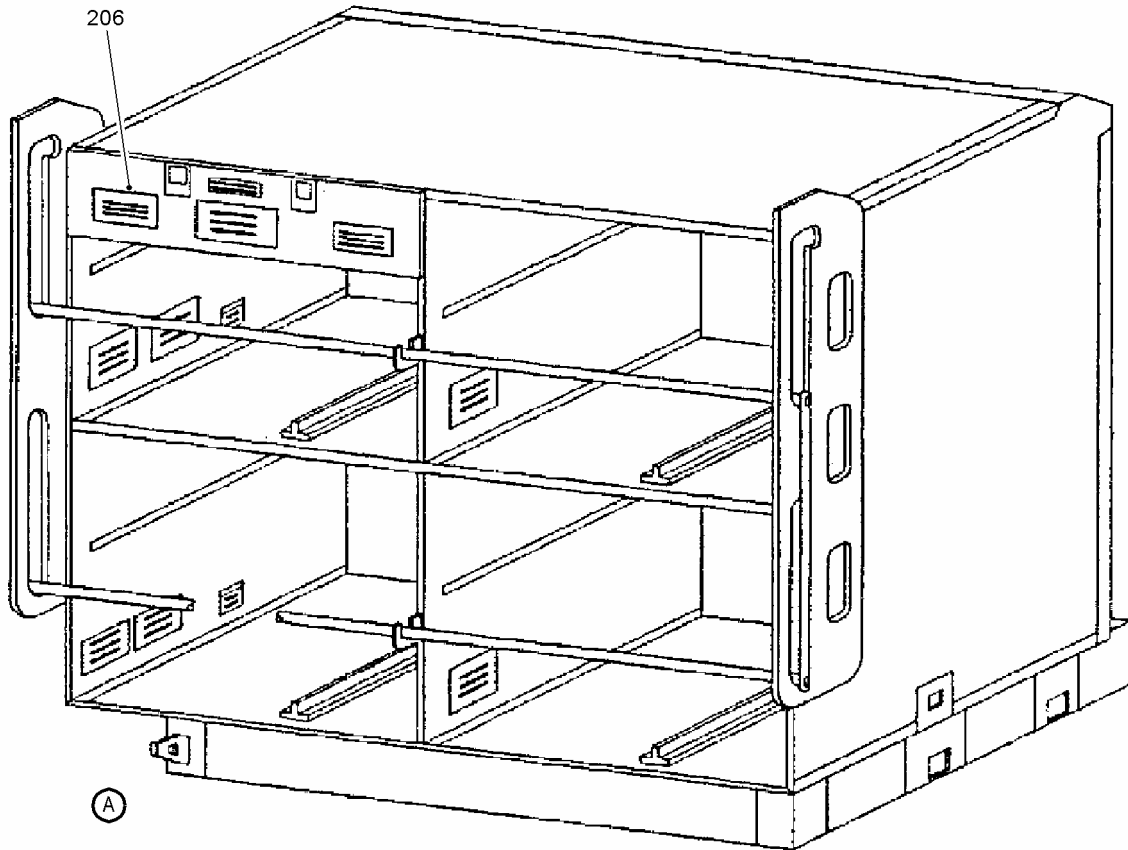
DISK FILE REF: 359501H.DOC

757 204/236
PUBLICATION REVISION
ILLUSTRATED PARTS CATALOGUE



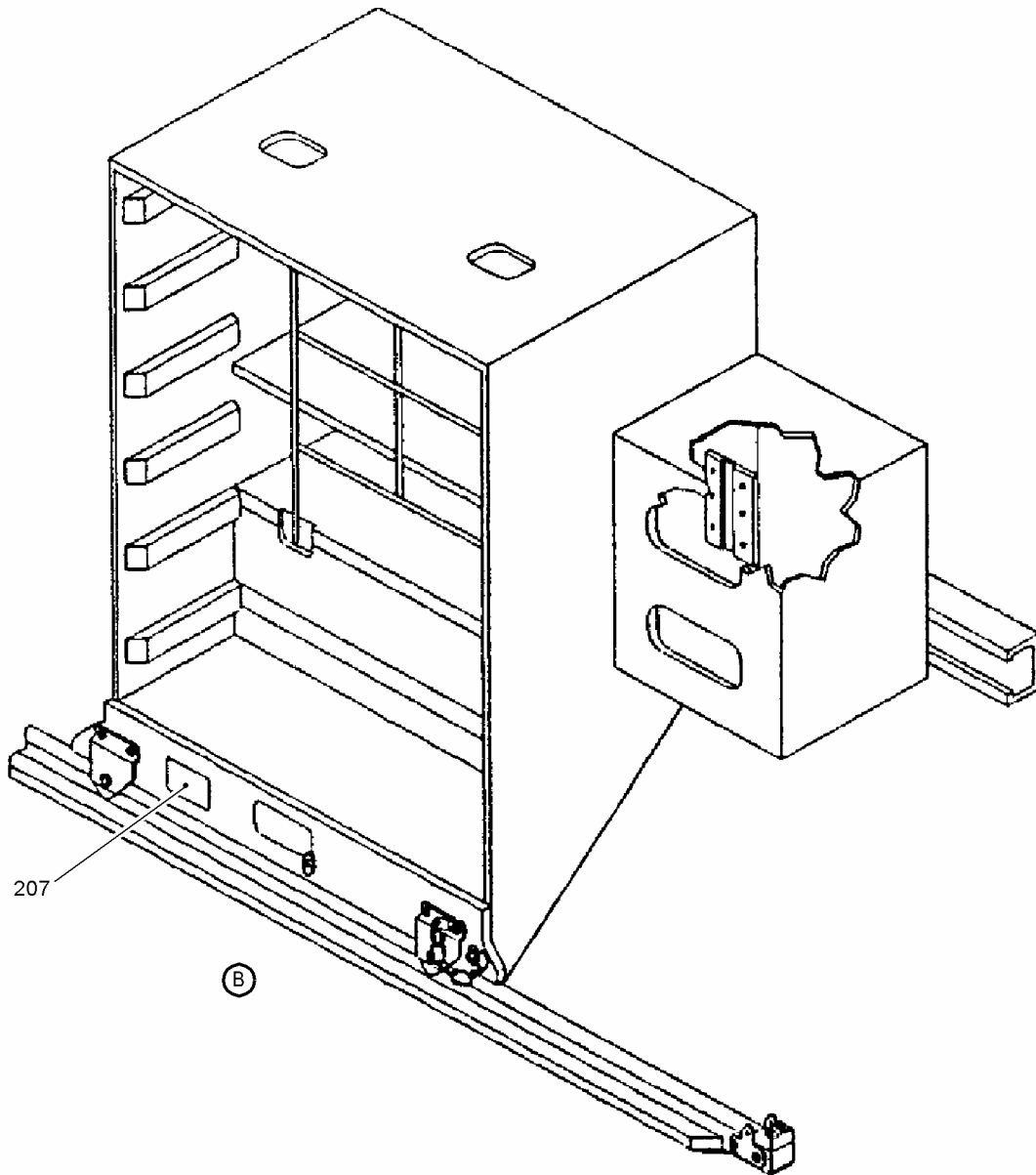
MARKING INSTL – FWD CARGO COMPT
FIGURE 1 (SHEET 1)

757 204/236
PUBLICATION REVISION
ILLUSTRATED PARTS CATALOGUE



MARKING INSTL – FWD CARGO COMPT
FIGURE 1 (SHEET 2)

757 204/236
PUBLICATION REVISION
ILLUSTRATED PARTS CATALOGUE



MARKING INSTL – FWD CARGO COMPT
FIGURE 1 (SHEET 3)

757 204/236

PUBLICATION REVISION
ILLUSTRATED PARTS CATALOGUE

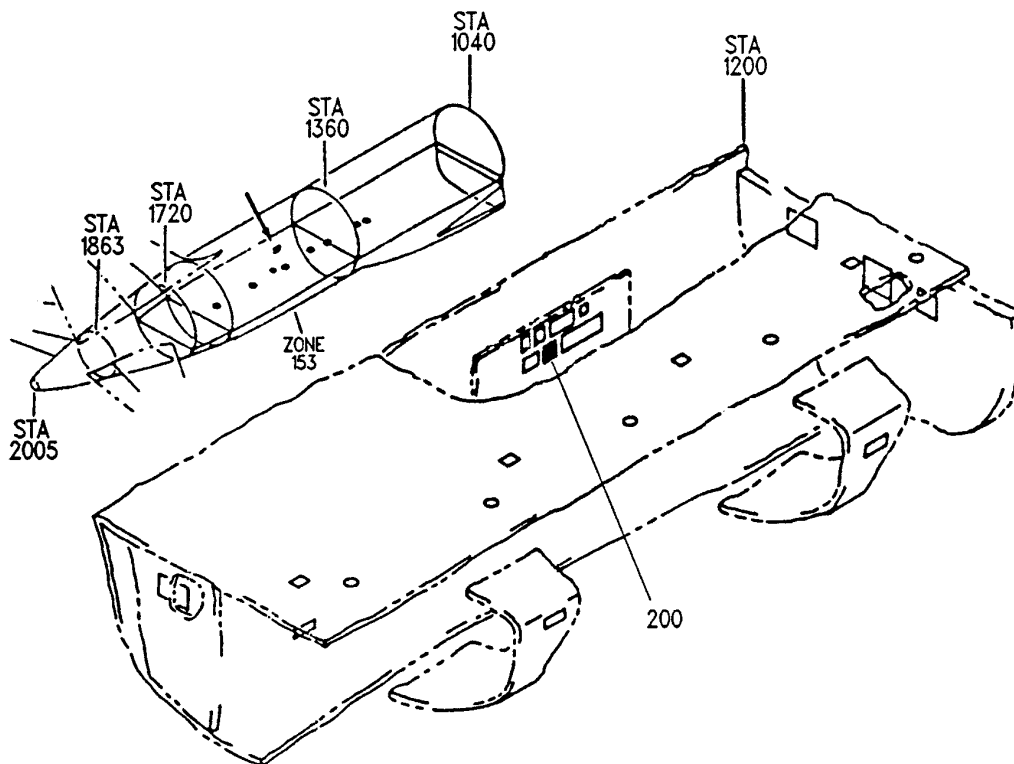
FIG. ITEM	PART NUMBER	DESCRIPTION	EFFECT FROM -TO	UNITS PER ASSY
1		MARKING INSTL – FWD CARGO COMPT	002-004 006-018 101, 102	RF
		<u>MOD/757/1039 ISSUE: B</u>		
200		. PLACARD - RABIES CONTROL	002-004 006-018 101, 102	1
* 201		. TWO WAY TAPE	002-004 006-018 101, 102	A/R
		<u>TEO/757/1308 ISSUE 1</u>		
A 205	757-1210-492	. PLACARD – LOADING INSTRUCTIONS ADDED BY TEO/757/1308	002-004 006-018 101, 102	1
A 206	757-1210-501	. PLACARD – REVISED WEIGHT – FWD STOWAGE ADDED BY TEO/757/1308	002-004 006-018 101, 102	1
A 207	757-1210-502	. PLACARD – REVISED WEIGHT – SIDE STOWAGE ADDED BY TEO/757/1308	002-004 006-018 101, 102	1
		<u>MOD/757/1315 ISSUE 2</u>		
A 210	4894	. POSTER-AIRCRAFT DAMAGE ADDED BY TEO/757/1315	002-004 006-018 101, 102	1

* Not Illustrated

757-204/236

PUBLICATION REVISION

ILLUSTRATED PARTS CATALOGUE



MARKING INSTL – AFT CARGO COMPT
FIGURE 1 (SHEET 1)

11-38-05-01

REV. NO: 29

DATE: NOV 00

DISK FILE REF: 380501.DOC

11-38-05

FIG.1
PAGE 0

757-204/236

PUBLICATION REVISION

ILLUSTRATED PARTS CATALOGUE

FIG. ITEM	PART NUMBER	DESCRIPTION	EFFECT FROM -TO	UNITS PER ASSY
1		MARKING INSTL - AFT CARGO COMPT <u>MOD/757/1039 ISSUE:B</u>		RF
1	200 -	. PLACARD - RABIES CONTROL (COMMERCIAL)	002 - 004 006 - 899	1
	201 -	. TWO WAY TAPE		A/R

* Not Illustrated

11-38-05-01

11-38-05

REV. NO: 29

FIG. 1
PAGE 1

DATE: NOV 00

DISK FILE REF: 380501.DOC

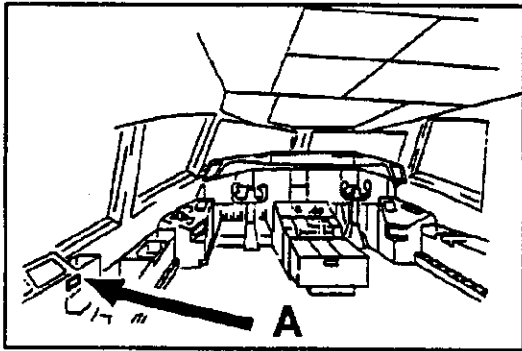
Monarch *BOEING 757*

AIR 2000

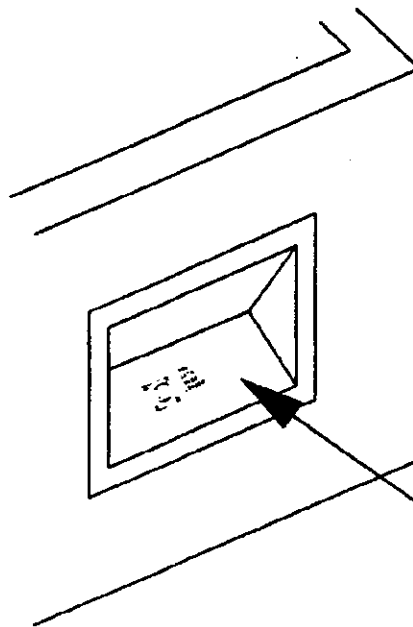
757-28A

PARTS CATALOGUE

CHAPTER 11 - REQUIRED PLACARDS



A



DECAL POSITION

12

P17 Observers Panel - Decal Position

Figure 1

EFFECTIVITY

G-000A, G-000B, G-000C & G-000D

Modification MON/757/11/1791

11-33-01

Fig 1

Page MON 0

20.9.93

Monarch *BOEING 757*

AIR 2000

757-28A

PARTS CATALOGUE

CHAPTER 11 - REQUIRED PLACARDS

FIG.	ITEM	PART NUMBER	DESCRIPTION	QTY PER AIRCRAFT
1	12	ATT-TS-P-11	DECAL	1

EFFECTIVITY

G-000A, G-000B, G-000C
& G-000D

Modification MON/757/11/1791

11-33-01
Fig 1
Page MON 2
20.9.93

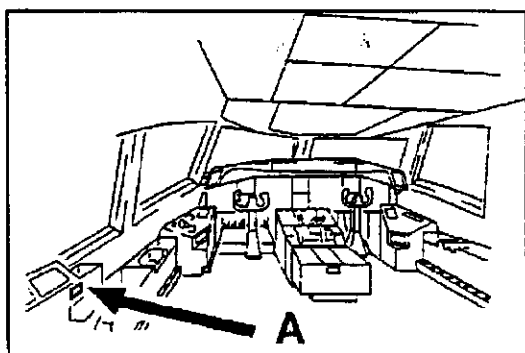
Monarch *BOEING 757*

AIR 2000

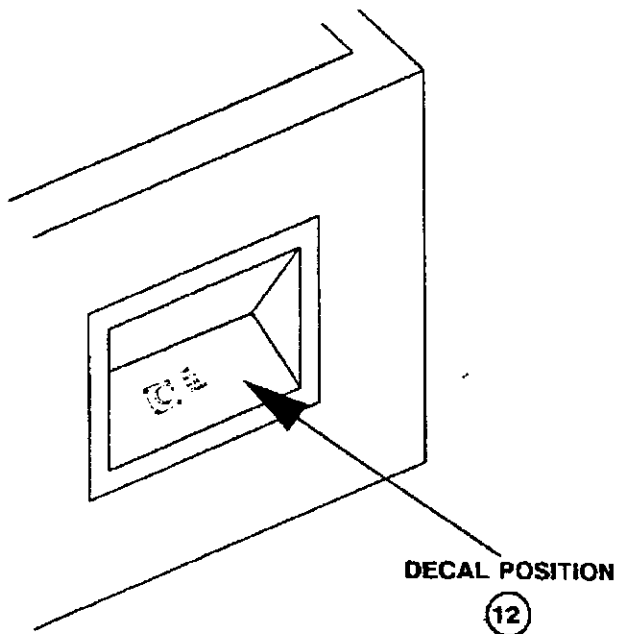
757-2Y0

PARTS CATALOGUE

CHAPTER 11 - REQUIRED PLACARDS



A



DECAL POSITION

12

P17 Observers Panel - Decal Position

Figure 1

EFFECTIVITY

G-000U & G-000X

Modification MON/757/11/1791

11-33-01

Fig 1

Page MON 0

20.9.93

Monarch *BOEING 757*

AIR 2000

757-2Y0

PARTS CATALOGUE

CHAPTER 11 - REQUIRED PLACARDS

FIG.	ITEM	PART NUMBER	DESCRIPTION	QTY PER AIRCRAFT
1	12	ATT-TS-P-11	DECAL	1

EFFECTIVITY

G-000U & G-000X

Modification MON/757/11/1791

11-33-01

Fig 1

Page MON 2

20.9.93

**B757 MANUAL SUPPLEMENT - ATP 3510
SECTION 2 CHAPTER 11
CONTROL PAGE - INITIAL ISSUE**

- A. File the attached Temporary Revision/Alerts in the Manual Supplement in ATA Chapter/Section/Subject/Page sequence
- B. File this Control Page in front of the Chapter TRs/Alerts.
- C. The following list shows active TRs/Alerts together with TRs/Alerts added by this control page.

Chapter Section Subject	Page	TR/Alert No.
11-31-04-01	1	* 11-526
11-35-14-51	1	* 11-524
11-35-50-01	1	* 11-525
11-35-70-02	1	* 11-527
11-37-00	1	* 11-528
11-38-00	1	* 11-529

- D. Remove and Destroy the following TRs/Alerts:

* Indicates TRs/Alerts issued with this control page

**ATP
TEMPORARY
REVISION**

BRITISH AIRWAYS

B757 NB322


TR Page 1 of 1

17 July, 1997

ILLUSTRATED PARTS CATALOGUE

TEMPORARY REVISION No. 11-526

THIS TEMPORARY REVISION IS ISSUED BY BRITISH AIRWAYS QUALITY AND TECHNICAL SERVICES AND COMPLIES WITH BCAR'S CHAPTER A5-3/85-3 AND/OR TSS No. 0-2 AS REQUIRED. CAA DESIGN APPROVAL No. DAI/8588/78.



For CHIEF ENGINEER QUALITY AND TECHNICAL SERVICES.

Manual Reference 11-31-04-01 Page 1

REASON FOR REVISION

To list weight limitation placard.

ACTION

The part number for the Weight Limitation Placard for aircraft 002 is 2-104979-60Q. It is fitted on the P1 panel.

Originator: H Wild
Reference: 11D068
Workbook: CC 11-52

11-31-04-01
Page 1

**ATP
TEMPORARY
REVISION**

BRITISH AIRWAYS

B757 NB322


TR Page 1 of 3

16 July, 1997

ILLUSTRATED PARTS CATALOGUE

TEMPORARY REVISION No. 11-524

THIS TEMPORARY REVISION IS ISSUED BY BRITISH AIRWAYS QUALITY AND TECHNICAL SERVICES AND COMPLIES WITH BCAR'S CHAPTER A5-3, A5-3 AND/OR TSS No. 0-2 AS REQUIRED. CAA DESIGN APPROVAL No. DAI/8566/78.



For CHIEF ENGINEER QUALITY AND TECHNICAL SERVICES.

Manual Reference 11-35-14-51 Page 1

REASON FOR REVISION

To show safety equipment placards.

ACTION

The following are the Safety Equipment Placards fitted to this aircraft:-

Fig Item	Part Number	Nomenclature	Effect	Units/ Assy
1	BAC27NPA0932	PLACARD	002	1
2	BAC27NPA0932	PLACARD	002	2
3	1-55106-56	PLACARD- FIRE GLOVES	002	7
4	1-55106-57	PLACARD- EXTINGUISHER	002	2
5	1-55106-65	PLACARD- OXYGEN	002	1
6	1-55106-86	PLACARD- OXYGEN	002	3
7	2-95087-1	PLACARD- FIRST AID KIT	002	1
8	2-95087-2	PLACARD- EYE WASH	002	1
9	2-95087-3	PLACARD- RESUSCITATOR	002	1
10	2-95087-4	PLACARD- DEMO EQUIPMENT	002	3
11	2-95087-5	PLACARD- EXTENSION BELT	002	2
12	2-95087-7	PLACARD- FLOTATION COTS	002	1
13	2-95087-8	PLACARD- CHILD LIFEJACKET	002	2
14	2-95087-15	PLACARD- LIFEJACKET	002	8
15	2-95087-18	PLACARD- TORCH	002	7

Originator: G Harden
Reference: 25G657
Workbook: CC 25-475

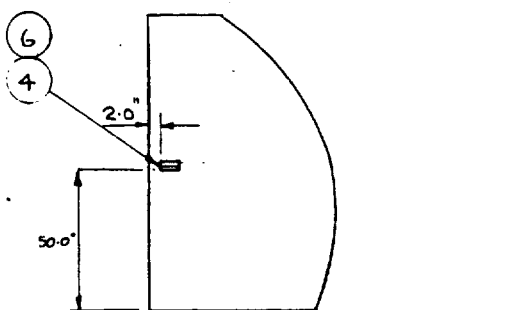
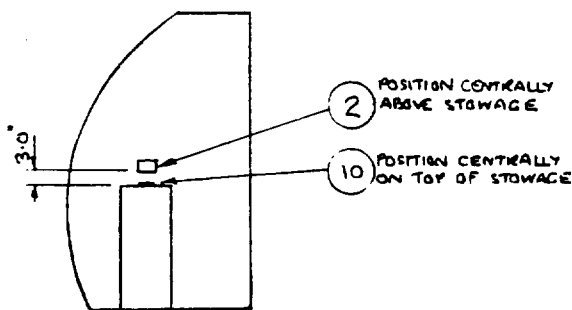
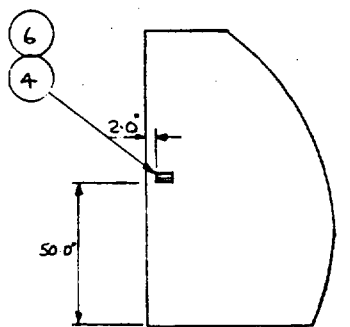
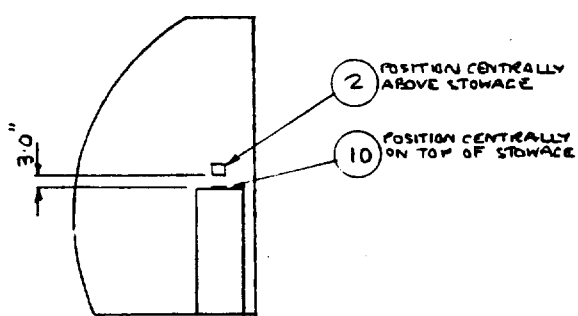
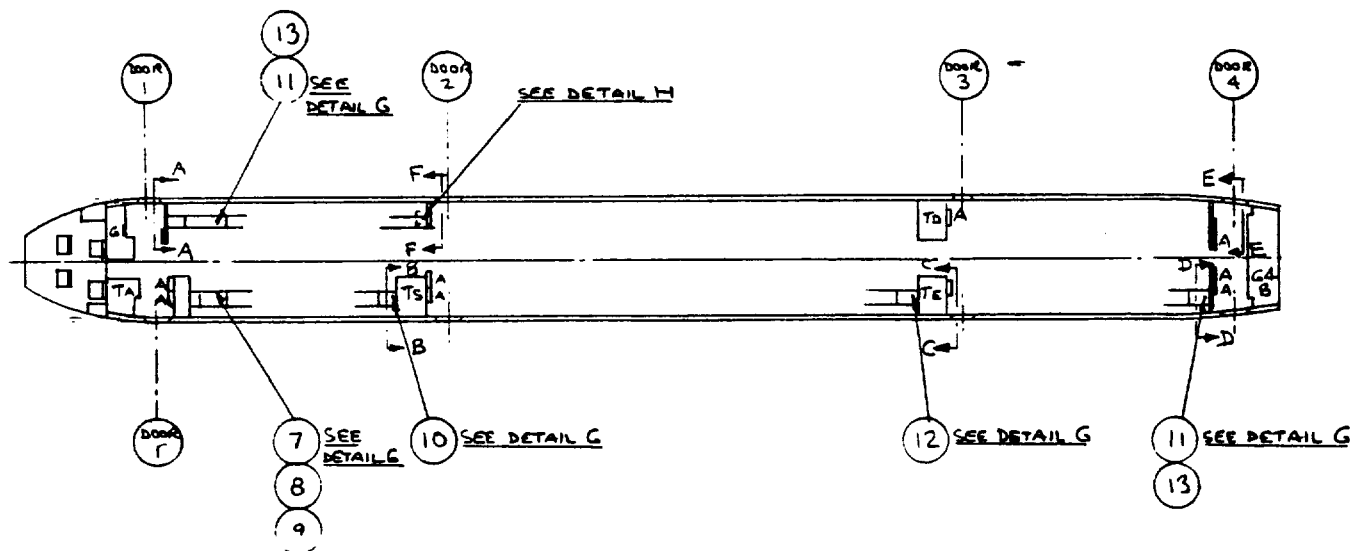
11-35-14-51
Page 1

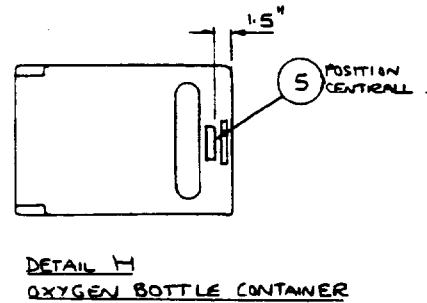
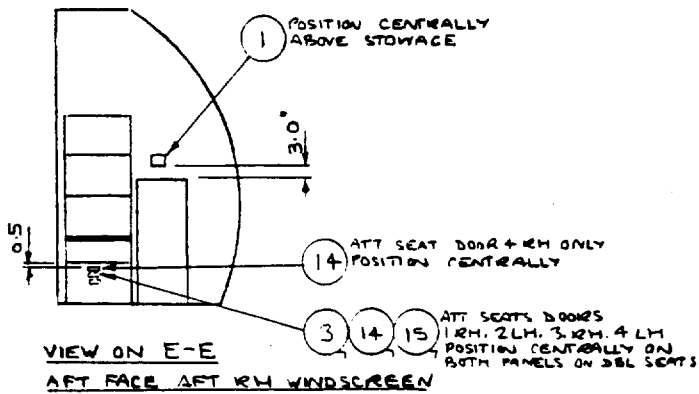
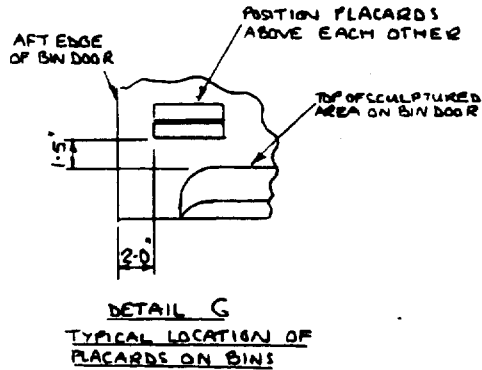
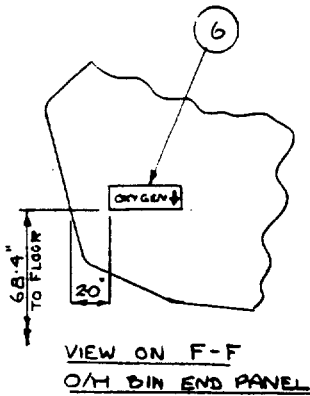
BRITISH AIRWAYS

B757 NB322

ILLUSTRATED PARTS CATALOGUE

TEMPORARY REVISION No. 11-524 (Cont'd)





**ATP
TEMPORARY
REVISION**

BRITISH AIRWAYS

B757 NB322

TR Page 1 of 1

17 July, 1997

ILLUSTRATED PARTS CATALOGUE

TEMPORARY REVISION No. 11-525

THIS TEMPORARY REVISION IS ISSUED BY BRITISH AIRWAYS QUALITY AND TECHNICAL SERVICES AND COMPLIES WITH BCAR'S CHAPTER A5-3, B5-3 AND/OR TSS No. 0-2 AS REQUIRED. CAA DESIGN APPROVAL No. DAI/8566/78.



For CHIEF ENGINEER QUALITY AND TECHNICAL SERVICES.

Manual Reference 11-35-50-01 Page 1

REASON FOR REVISION

To list Operators Nameplate.

ACTION

For the nameplate for aircraft G-CPEP (002) refer to drawing 2-54784.

Originator: H Wild
Reference: 11G050
Workbook: CC 11-51

11-35-50-01
Page 1

**ATP
TEMPORARY
REVISION**

BRITISH AIRWAYS

TR Page 1 of 1


B757 NB322

17 July, 1997

ILLUSTRATED PARTS CATALOGUE

TEMPORARY REVISION No. 11-527

THIS TEMPORARY REVISION IS ISSUED BY BRITISH AIRWAYS QUALITY AND TECHNICAL SERVICES AND COMPLIES WITH BCAR'S CHAPTER A5-3 B5-3 AND/OR TSS No. 0-2 AS REQUIRED. CAA DESIGN APPROVAL No. DAI/8566/78.



For CHIEF ENGINEER QUALITY AND TECHNICAL SERVICES.

Manual Reference 11-35-70-02 Page 1

REASON FOR REVISION

To list flight deck door label.

ACTION

A Label is attached to the flight deck door to deter passengers from inadvertently entering. The part number for this is 3-54337.

Originator: H Wild
Reference: 25C514
Workbook: CC 25-478

11-35-70-02
Page 1

**ATP
TEMPORARY
REVISION**

BRITISH AIRWAYS

B757 NB322


TR Page 1 of 1

17 July, 1997

ILLUSTRATED PARTS CATALOGUE

TEMPORARY REVISION No. 11-528

THIS TEMPORARY REVISION IS ISSUED BY BRITISH AIRWAYS QUALITY AND TECHNICAL SERVICES AND COMPLIES WITH BCAR'S CHAPTER A1.3, B5-3 AND/OR TSS No. 0-2 AS REQUIRED. CAA DESIGN APPROVAL No. DAI/8566/78.



For CHIEF ENGINEER QUALITY AND TECHNICAL SERVICES.

Manual Reference 11-37-00 Page 1

REASON FOR REVISION

To list Cargo Compartment Placard drawings.

ACTION

For the Cargo Compartment Marking Placards refer to BA drawing 3-59158.

For the Cargo Compartment Net Location Placards refer to BA drawing 3-59431.

Originator: D Owen
Reference: 25D055/25C356
Workbook: CC 25-482/483

11-37-00
Page 1

**ATP
TEMPORARY
REVISION**

BRITISH AIRWAYS

B757 NB322

TR Page 1 of 1

17 July, 1997

ILLUSTRATED PARTS CATALOGUE
TEMPORARY REVISION No. 11-529

THIS TEMPORARY REVISION IS ISSUED BY BRITISH AIRWAYS QUALITY AND TECHNICAL SERVICES AND COMPLIES WITH BCAR'S CHAPTER A5-3, B5-3 AND/OR TSS No. 0-2 AS REQUIRED. CAA DESIGN APPROVAL No. DA1/8566/78.



For CHIEF ENGINEER QUALITY AND TECHNICAL SERVICES.

Manual Reference 11-38-00 Page 1

REASON FOR REVISION

To list Cargo Compartment Placard drawings.

ACTION

For the Cargo Compartment Marking Placards refer to BA drawing 3-59158.

For the Cargo Compartment Net Location Placards refer to BA drawing 3-59431.

Originator: D Owen
Reference: 25D055/25C356
Workbook: CC 25-482/483

11-38-00
Page 1

BOEING 757

Parts Catalog (Maintenance)

CHAPTER 11 - PLACARDS AND MARKINGS

FIRST CHOICE AIRWAYS CUSTOMISATIONS NT405 & NT407

Monarch Aircraft Engineering Ltd

MODIFICATION SHEET

TITLE INSTALLATION OF CB PROTECTORS ON P6-1 PANEL.		MOD. No. MON/757/1063.	
A/C TYPE BOEING 757-200		COMPONENT/ SYSTEM FLIGHT DECK	CLASS MAJOR MINOR
A/C AFFECTED AIRTOURS FLEET G-OBOZ		G-MONB AND SUBS. & G-000A & SUBS CANADA 3000 FLEET.	
REASON FOR MODIFICATION RELIABILITY AND DEVELOPMENT REQUEST.		DISTRIBUTION PLANNING ✓ 12-7-88 CAA (LOCAL) ✓ 12-7-88 CAA (REDHILL) OPS DIRECTOR Q.C. MANAGER PRODUCTION MANAGER COMM MANAGER CUSTOMER	

DESCRIPTION

THE EXISTING CIRCUIT BREAKERS ON THE P6-1 PANEL OUTBOARD OF THE FIRST OFFICERS SEAT ARE TO BE PROTECTED FROM INADVERTANT 'TRIPPING' USING CB PROTECTORS MANUFACTURED AND ATTACHED AS SHOWN ON MONARCH DRAWING KD16-423.


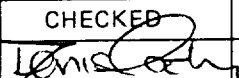
ALL CIRCUIT BREAKERS ARE TO BE RE-IDENTIFIED ON THE TOP SURFACE OF PROTECTORS.

DECAL PART N^os:
BAC27NEL0061
BAC27NEL0965
BAC27NEL0983
BAC27NEL0984
BAC27NEL0986
BAC27NEX2110
BAC27NEL0982
BAC27NEL1018*

* ON EROPS AIRCRAFT THIS DECAL IS REPLACED BY DECAL PART N^o BAC27NEX2078.

DRAWINGS REQD.

MONARCH DRAWING KD16-423 CB PROTECTORS ON P6-1 PANEL.

DRAWINGS REDUNDANT/ASSOCIATED DOCUMENTS				WEIGHT CHANGE + Kgs NEGLIGIBLE - lbs @ STN.....	
AUTHORISED BY Signature 					
COMPILED G. TAYLOR	CHECKED 	APP. STRESS	APP. DESIGN	APP. No. DAI/8021/68	A.A.N. 9/27/AV/2978
ISS.	A	B	C	D	E
	INITIAL	DECAL PART N ^o s ADDED. CB GUARD DIMENSION ALTERED.	G-000A & SUBS ADDED	RAISED IN ISSUE TO INCLUDED. G-OBOZ M.A.E.L. APPROVAL No. AI/8021/68	SEE MODIFICATION REVISION SHEET.

Monarch Aircraft Engineering Ltd.




MODIFICATION REVISION SHEET

MODIFICATION No. MON/757/1063

SHEET 2 OF 2.

INITIAL ISSUE DATE 11.7.88

NOTE: WHEN RAISING A MODIFICATION IN ISSUE RECORD C.A.A. OR M.A.E.L.
APPROVAL NUMBER AGAINST ISSUE

ISSUE	DATE	REVISION DETAILS AND COMPILED BY	CHECKED BY	APPROVED BY
E	9.4.92	CANADA 3000 FLEET ADDED TO AIRCRAFT EFFECTIVITY. M.A.E.L. APPROVAL NUMBER AI/8021/68. P LANG.		
F	4-11-94	AIRTOURS FLEET ADDED. M.A.E.L. APPROVAL N° DAI/8021/68. N KNOX.		

Civil Aviation Authority

Airworthiness Division

*To: Applicant
 Avionic/Electrical Section (Survey)
 Surveyor
 Aircraft Projects Department
 Flight Manuals Section
 Applications & Certification Section

MINOR MODIFICATION

Serial No.9/217/AV/2978.....

Aircraft Type Boeing 757-200 Regn Marks G-MONB	Name and Address of Applicant Monarch Aircraft Engineering Luton Airport Beds	Applicant's Modification No MON/757/1063 Issue No A
Original Drawings affected/Issue Nos -	New Drawings to be raised by	New Drawings introduced/Issue Nos KD-16-423

Details of Modification

Introduction of protective stand offs on circuit breaker panel P6-1 to prevent inadvertant tripping.

(Details to be continued overleaf if necessary)

Suitable for installation in this aircraft ~~*only*~~ and any other Boeing 757 aircraft

Limitations, Conditions, or Exemptions

Amendments in accordance with BCAR, Section A, Chapter A5-1, A6-1, A6-2, A6-4 or A6-7, as appropriate, are required to the following:*

Weight and C of G Schedule
~~Flight Manual or equivalent~~
~~Maintenance Manual~~
~~Overhaul Manual~~

~~Repair Manual~~
~~Maintenance Schedule~~
~~Crew Manual~~
~~Electrical Load Analysis~~

The above modification is approved and may be embodied subject to compliance with British Civil Airworthiness Requirements, Chapter A4-1.

Date5 August 1988.....



.....
 For the Civil Aviation Authority

MONARCH AIRCRAFT ENGINEERING LIMITED

Modification Report Sheet

This Modification Report Sheet is provided for the purpose of communicating to Design and Projects any errors, revisions or improvements arising from the embodiment of the Modification.

MOD. No: MON/757/1063

Title: INSTALLATION OF CB PROTECTORS ON P6-1 PANEL.

Aircraft Type: BOEING 757-200

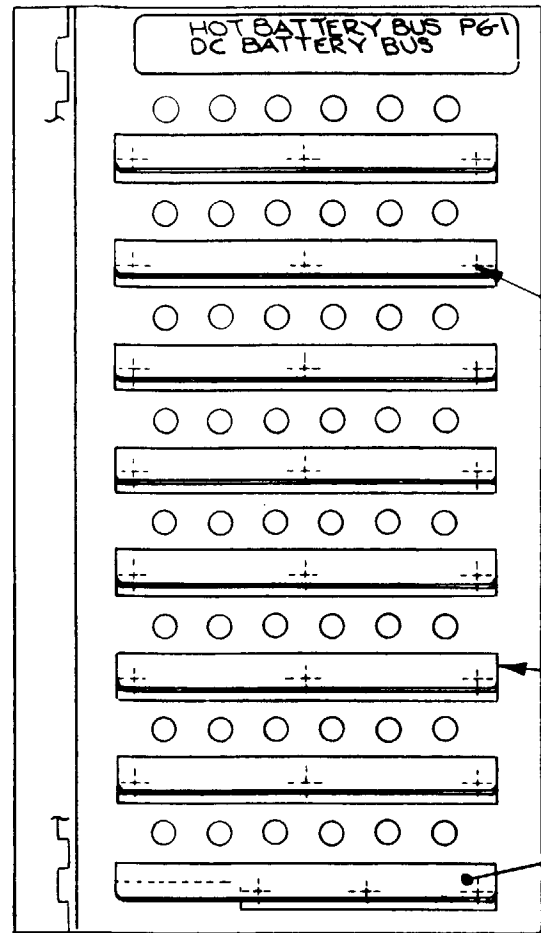
Aircraft Affected: G-MONB & SUBS. G-000A & SUBS. G-OBOZ. CANADA 3000
AIRTOURS FLEET. FLEET.

Comments:

Prepared by:
(Signature)

Date:

A	INITIAL
B	PROTECTOR WAS 0"9x1"5 19-1-89 GT

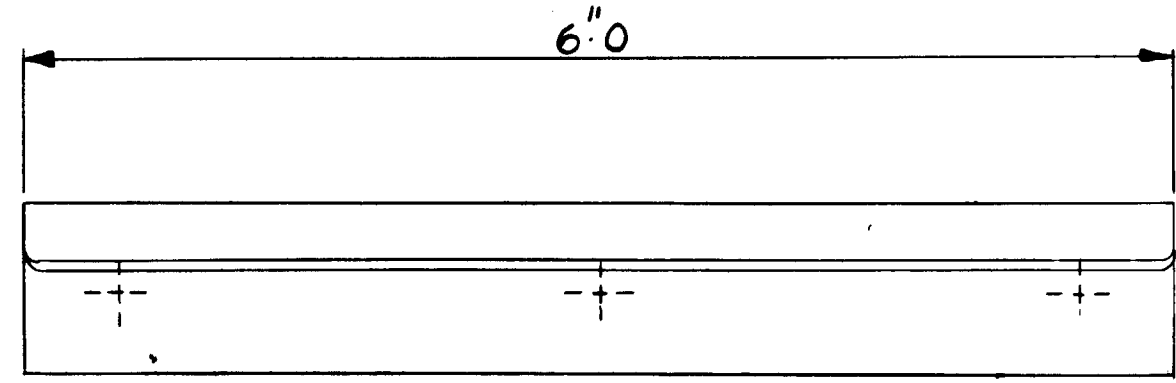
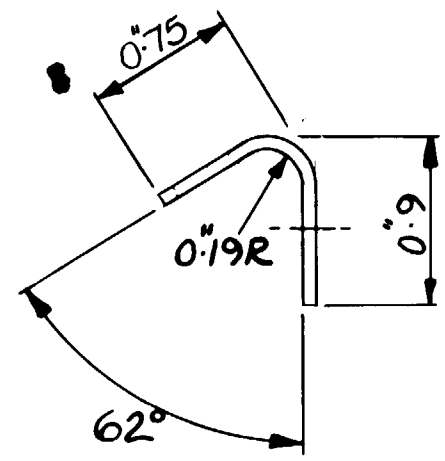


BACR15BA-4 RIVETS (3 OFF PER CB PROTECTOR)
LOCATE RIVETS AT SUITABLE PITCH.

SEE DETAIL 'A'

EXISTING C.B PROTECTOR.

MANUFACTURE CB PROTECTORS FROM 2024-T3
0.05 thick.
REMOVE AND DEBURR ALL SHARP EDGES.
PAINT CB PROTECTOR TO MATCH P6 PANEL.
LOCATE NEW CB DECALS ON TOP SURFACE OF
PROTECTORS.
LOCATE CB PROTECTORS EQUALLY BETWEEN EACH
ROW OF CIRCUIT BREAKERS.



DETAIL 'A' (TYP)

THIS DRAWING IS BASED ON BOEING DRAWING 287N4102

DRAWN. G TAYLOR	DATE. 11-7-88	CHECKED.	MOD No. MON/757/1063	PAGE.	ATA No.	TITLE. CB PROTECTORS ON P6-1 PANEL.	DRG No. KD 16 423	ISSUE B
MONARCH AIRCRAFT ENGINEERING LTD.				EFFECTIVITY. BOEING 757-200		1868-388T		

BOEING 757

Parts Catalog (Maintenance)

CHAPTER 11 - PLACARDS AND MARKINGS

FIRST CHOICE AIRWAYS CUSTOMISATIONS NT245 & NT246



www.aesglobal.com

JAR21 APPR.: CAA.JA.02304

MODIFICATION TITLE:
INTRODUCTION OF OPERATOR STANDARD
EXTERIOR (FROM SKYSERVICE LEASE)

MODIFICATION No.
AES-757-263
ISSUE 1
Page 1 of 5

A/C TYPE:.	A/C VARIANT:.	A/C REG:.	A/C SERIAL No:.
B757	-28A	G-OOBA	32446 (NT245)
B757	-28A	G-OOBB	32447 (NT246)

Retro. Action:
SEE SHT. YES/NO

Certificate of Airworthiness Category:
PUBLIC TRANSPORT - PASSENGER

CAA / JAA Class:
MAJOR/MINOR

Project No.: 0170

Performance Group: **TURBINE JET**

ATA: 11

Reason for Modification:
TO SUIT THE REQUIREMENTS OF THE OPERATOR – FIRST CHOICE AIRWAYS LTD.

Reports:
None

WEIGHT CHANGE
SEE SECTION 5.5.1

ELECTRICAL LOAD
SEE SECTION 5.5.3

NOISE
SEE SECTION 5.3.1

DOCUMENTS
SEE SECTION 11.0

CERTIFICATE OF DESIGN

I hereby certify that this modification defines all the changes associated with this certificate.

The technical information contained in this document has been approved under the authority of
JAA Design Organisation Approval No CAA.JA.02304

I further certify that, with the exceptions listed below, the design of this modification complies with the requirements specified by the CAA as the certification basis for this type of aircraft and with any additional requirements notified by the CAA in respect of the particular modification.

EXCEPTIONS
None

APPROVAL STATUS
COMPLETE/INCOMPLETE (see section 10)

CAA AAN No.: NOT APPLICABLE

JAA STC No.: NOT APPLICABLE

ISSUE	1						
DRN No.	0683						
APPROVAL DATE	MAE 19.5.04						

ISSUE	RAISE ISSUE DETAIL						SHEETS AFFECTED	

ISSUE	DATE	COMPILED	CVE / APP STRUCTURES	CVE / APP DESIGN	CVE / APP SYSTEMS	DOCUMENTS AFFECTED	SEE SHT
1	02.04.04	B MANDALIA	MAE	MAE	ALH	MMEL MAINT MANUAL WDM REPAIR MANUAL FLIGHT MANUAL CREW MANUAL MAINT. SCHEDULE PART CATALOGUE*	4
						* OPERATORS RESPONSIBILITY	

DETAILS OF MODIFICATION

1.0 Introduction

- 1.1 This modification is raised to re-introduce the operator's standard exterior decals as a result of ending its winter lease with Skyservice and returning back to First Choice Airways.
- 1.2 Changes introduced to the subject aircraft via modification AES-757-175 (Introduction of a revised emergency equipment layout for lease to Skyservice) were predominantly orientated to safety equipment changes, the reversal of these safety equipment changes (back to First Choice Airways) is covered via Modification AES-757-248.

2.0 Modification Definition

2.1.0 Aircraft interior:

- 2.1.1 The existing passenger seat configuration; passenger service unit layout and floor path lighting system are retained unaltered.

2.2.0 Emergency Equipment Changes

- 2.2.1 Changes to the compliment and location of emergency equipment are covered in First Choice Airways Standardisation modification AES-757-248.

2.3.0 Exterior Livery

- 2.3.1 The Skyservice decals applied for the duration of the winter lease are removed and First Choice Airways decals are re-applied. First Choice Airways Engineering Order EO757-11-060 refers.

3.0 Approval Procedures

- 3.1 This modification certification/approval/validation has been carried out in accordance with JAR 21.

4.0 Basis of Certification/Validation/Approval

4.1 CAA Certification/Validation/Approval Basis For The Aircraft/Modification

- 4.1.1 FOR –28A A/C: The certification basis of the aircraft type is FAR 25, UK Type Certificate Data Sheet FA28 refers.
- 4.1.2 The following JAR (change 16) design requirements are addressed within this modification, which exceed the requirements of the type certification basis.

Requirement	Description
JAR 25.609	Protection of structure
JAR 25.1541	Exterior Markings and Placards
JAR 25.811 (f)(1)	Emergency Exit Markings

4.2 Design Requirements For Certificate Of Airworthiness

4.2.1 Not applicable.

4.3 Environmental Requirements

4.3.1 The aircraft noise requirements are detailed in CAA Noise Type Certificate No. 58 & 77, UK TCDS FA28 refers.

4.4 Design Requirements Associated With operational Approvals

4.4.1 Applicable design requirements pertinent to the decal application have been incorporated in the AES drawing. It is the responsibility of the operator / installer (painting facility) to ensure that all necessary regulation pertinent to the country of registration (UK, CAP 523) are met.

4.4.2 CAA AWN 38: Painting of aircraft

5.0 Compliance with the Basis of Certification/Validation/Approval

5.1 Compliance with the Certification/Validation/Approval Basis for the Aircraft/Modification.

5.1.1 Embodiment of this modification does not affect the certification basis of the aircraft.

5.1.2 JAR 25.609: Where replacement decals are reinstated, the fuselage paint finish is inspected and repaired as required in accordance with the approved Structural Repair Manual, EO757-11-060 refers

5.1.3 JAR 25.1541: Materials, processes and markings are referenced to the appropriate aircraft manuals (AMM).

5.1.4 JAR 25.811(f): Emergency Exit markings are maintained and a 2" (50mm) contrasting band around the emergency exit is maintained.

5.2 Compliance with Design Requirements for Certificate of Airworthiness

5.2.1 Not Applicable.

5.3 Compliance with Environmental Requirements

5.3.1 Embodiment of this modification does not affect the existing noise certificate.

5.4 Compliance with Design Requirements Associated with Operational Approvals

5.4.1 The changes introduced do not adversely affect compliance with UK ANO.

5.4.2 It is the operator's responsibility to ensure compliance with CAA AWN 38 is achieved during the decal application.

5.4.3 It is the operator's responsibility to monitor in service performance and serviceability of the livery decals.

5.5 Required (Amendments to) Manuals and other Documents Including Mandatory Placards.

5.5.1 Embodiment of this modification results in a negligible weight change.

5.5.2 The aircraft electrical load is unaffected by this modification.

5.5.3 The Aircraft Flight Manual is not affected by this modification.

5.5.4 A supplement to the existing Illustrated Parts Catalogue (IPC) may be produced at the operator's discretion reflecting the revised exterior livery.

5.5.5 The existing Aircraft Wiring Diagram Manual (WDM) is not affected by this modification.

6.0 Conditions Affecting This Approval

6.1 The compatibility of this modification with other previously approved modifications installed on the particular aircraft must be verified by the installer. Where the potential for interactions between modifications exists, the advice of the Design Organisation/CAA shall be sought.

7.0 Continued Airworthiness

7.1 The influence of the modification on Airworthiness Directive, Service Bulletin eligibility and other data must be considered and the publications monitored accordingly. The maintenance schedule for the aircraft should include reference to this material additional to the original design. Co-ordination is the responsibility of the operator.

8.0 Survey

8.1 No further survey required.

9.0 Authorisation of Release to Service

9.1 In addition to the actions required by the procedures for release to service following maintenance or modification, the following actions must be completed prior to signing the Certificate of Release to Service:

All actions and ground test procedures specified by the modification instructions must be completed satisfactorily.

It must be verified that the documents or amendments to documents, above are as specified, including any changes specified under Section 8 above.

10.0 Approval

10.1 This Minor modification AES-757-263 (MCA-AES-757-263) and related instructions has been approved under the authority of JAR 21 Design Organisation Approval no. CAA.JA.02304.

11.0 Documents Required

11.1 New Drawings Required

None

11.2 Existing Drawings also required (for reference only)

<u>Drawing Number</u>	<u>Issue</u>	<u>Title</u>	<u>SOURCE</u>
0598-252-757 *	2	233 PAX CONFIGURTAION B757-28A	AES
0599-252-757 *	1	233 PAX CONFIGURTAION B757-28A	AES
0602-256-757	1	PSU LAYOUT (G-OOBA, G-OOBB)	AES

* Drawings originally introduced at issue 1 via modification AES-757-175

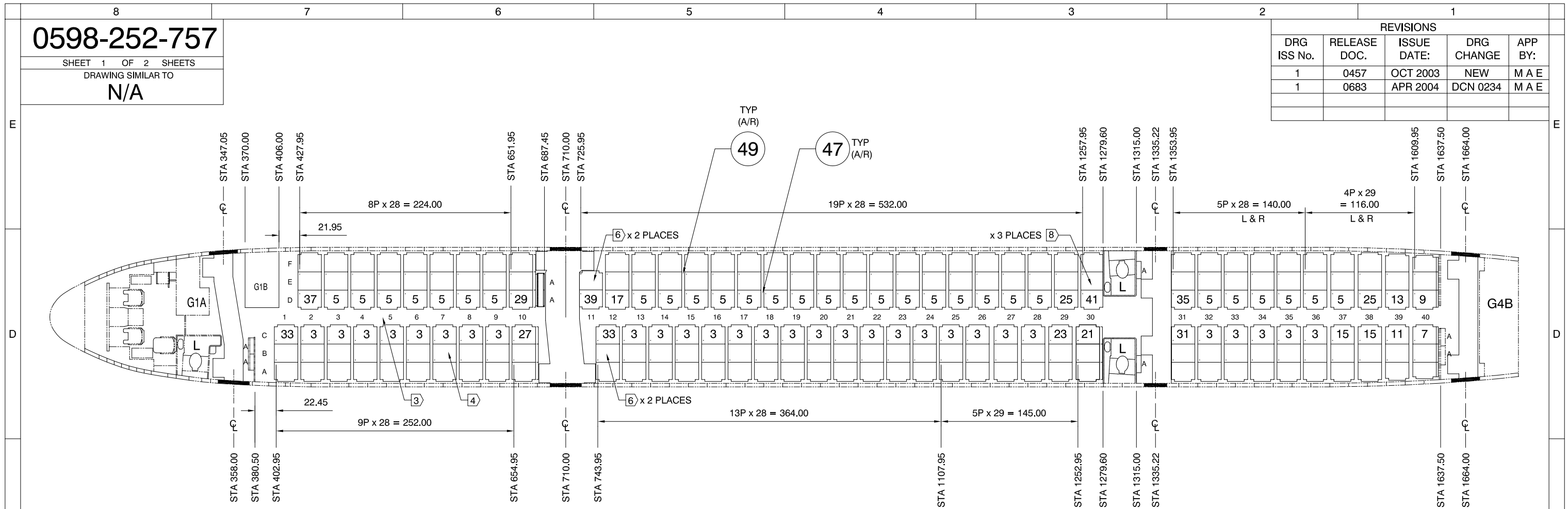
11.3 Reports/Documents also required

<u>Document Number</u>	<u>Issue</u>	<u>Title</u>	<u>SOURCE</u>
EO757-11-060	1	APPLICATION OF 'FIRST CHOICE' AND 'FIRST CHOICE WEBSITE' DECALS.	FCA

0598-252-757

SHEET 1 OF 2 SHEETS
DRAWING SIMILAR TO
N/A

REVISIONS				
DRG ISS No.	RELEASE DOC.	ISSUE DATE:	DRG CHANGE	APP BY:
1	0457	OCT 2003	NEW	M A E
1	0683	APR 2004	DCN 0234	M A E



57 PAX

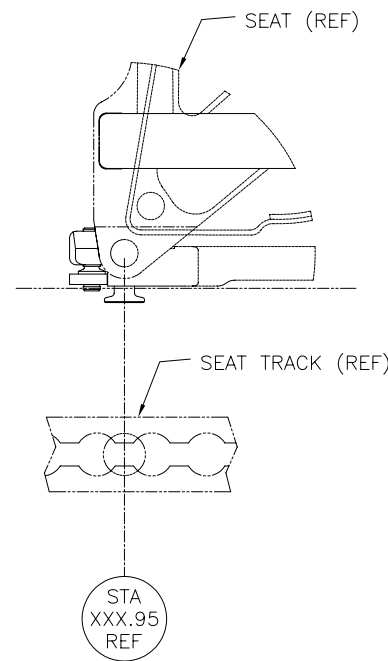
116 PAX

60 PAX

AES LTD
OFFICIAL ISSUE
DATE: 02.04.04
COPY

233 PAX CONFIGURATION (INSTL -001)

- NOTES:
- THIS DRAWING IS TO BE READ IN CONJUNCTION WITH MODIFCATION NUMBER AES-757-175 AND EMBODIMENT INSTRUCTIONS MEI-196.
 - REMOVE & INSTALL ALL PASSENGER SEATS IN ACCORDANCE WITH AMM CH. 25-25-01-201. THE STATION NUMBERS INDICATED ARE TAKEN FROM THE CENTRELINE OF THE FRONT FOOT-STUD - SEE DETAIL A.
 - REPOSITION OVERHEAD SEAT ROW NUMBERS AS INDICATED
 - REPOSITION PASSENGER SERVICE UNITS (PSU'S) PER APPLICABLE DRAWING AND ENSURE THAT THE LIMITS ARE WITHIN THOSE SHOWN IN AMM CH. 25-23-01
 - VERIFY CONTINUED COMPLIANCE WITH CAA AWN 64 IS MAINTAINED AT ALL PASSENGER PLACES.
 - NO BREAKFORWARD
 - NO RECLINE
 - ADJUST HYRDOLOCK MECHANISM AT ALL THREE POSITIONS TO PROVDE 0.0° RECLINE. REFER TO VENDOR CMM CH. 25-20-22 FOR DETAILS.
 - ADJUST HYRDOLOCK MECHANISM AT ALL THREE POSITIONS TO PROVDE 3.0° RECLINE. REFER TO VENDOR CMM CH. 25-20-22 FOR DETAILS.



DETAIL A.

TYPICAL SEAT INSTALLATION

233 PAX @ 28/29" PITCH

ABBREVIATIONS

- DBL DOUBLE
- TPL TRIPLE
- STD STANDARD
- HCAP HANDICAP
- NRW NARROW
- NRWO NARROW OUTBOARD
- PAX PLACE
- NT NO TABLES
- SPB SPECIAL BACK
- NR NO RECLINE
- NRO NO RECLINE OUTBOARD
- PAX PLACE
- 2.0R 2.0 RECLINE
- 1.5R 1.5 RECLINE
- IAT IN ARM TRAY
- IATO IN ARM TRAY OUTBOARD
- PAX PLACE
- NBF NO BREAK FORWARD

A/R	NO.	MAP REF	ITEM No.	PART NUMBER	ITEM ISS	KEYWORD / DESCRIPTION	MATERIAL	SPECIFICATION	WIDTH	EST WEIGHT	OR REMARKS
A/R	49			ACI-FL-00107-54		TRACK INFILL (OUTBOARD)					
A/R	47			ACI-FL-00105-54		TRACK INFILL (INBOARD)					
1	41			115852-064		SEAT TPL RH NT NR					TBA TBA 6
1	39			115857-006		SEAT DBL RH NRW IAT NBF					TBA TBA 6
1	37			115853-004		SEAT TPL RH IAT					▲ALT P/N 115853-016 TBA TBA 6
1	35			115853-002		SEAT TPL RH IAT NBF					▲ALT P/N 115853-016 TBA TBA 6
2	33			116002-001		SEAT TPL LH IAT NBF					TBA TBA 6
1	31			116002-003		SEAT TPL LH IAT NBF					TBA TBA 6
1	29			115852-068		SEAT TPL RH SPB NT					TBA TBA 6
1	27			115852-067		SEAT TPL LH SPB NT					TBA TBA 6
2	25			115852-066		SEAT TPL RH 1.5R					TBA TBA 6
1	23			115852-065		SEAT TPL LH STD					▲ALT P/N 115852-041 TBA TBA 6
1	21			115852-063		SEAT TPL LH SPB NT					TBA TBA 6
	19										
1	17			115852-062		SEAT TPL RH IATO NBF					TBA TBA 6
2	15			D3111F265		SEAT TPL LH TPL STD					▲ALT P/N 115852-065 / 115852-041 TBA TBA 6
1	13			115852-010		SEAT TPL LH NRWO					▲ALT P/N 115852-050 TBA TBA 6
1	11			115852-009		SEAT TPL LH NRWO					▲ALT P/N 115842-049 TBA TBA 6
1	9			115852-008		SEAT TPL RH NRW NT					▲ALT P/N 115852-048 TBA TBA 9
1	7			115852-007		SEAT TPL LH NRW NT					▲ALT P/N 115852-047 TBA TBA 9
29	5			115852-002		SEAT TPL RH STD					▲ALT P/N 115852-042 TBA TBA 6
29	3			115852-001		SEAT TPL LH STD					▲ALT P/N 115852-041 TBA TBA 6
	-1			-001	1	INTERIOR ARRANGMENT					ALL

0598-252-757-001	MAP REF	ISS	DRAWN BY: L DONALD	DATE: OCT 2003	MODIFICATION No: AES-757-175/-263
	STRESS:	APPROVED:	SCALE: 1:105 AT A3 U.O.S.	LIMITS: ±.25 U.O.S.	JAR21 APP.: CAA,JA,02304 BCAR APP.: AD/1833/01
	TITLE:	233 PAX CONFIGURATION B757-28A			
	THIRD ANGLE PROJECTION:				
	DIMENSIONS IN: INCHES				

aes ©2003 ALL RIGHTS RESERVED. THE INFORMATION CONTAINED HEREIN IS PROPRIETARY TO AEROSPACE ENGINEERING SOLUTIONS LIMITED AND SHALL NOT BE REPRODUCED OR DISCLOSED WITHOUT THE OWNERS WRITTEN PERMISSION.

PT No	NHA	No. OFF	EFFECTIVITY
-001	AES-757-175	1	B757-28A
-001	AES-757-263	1	B757-28A G-OOBB

0598-252-757

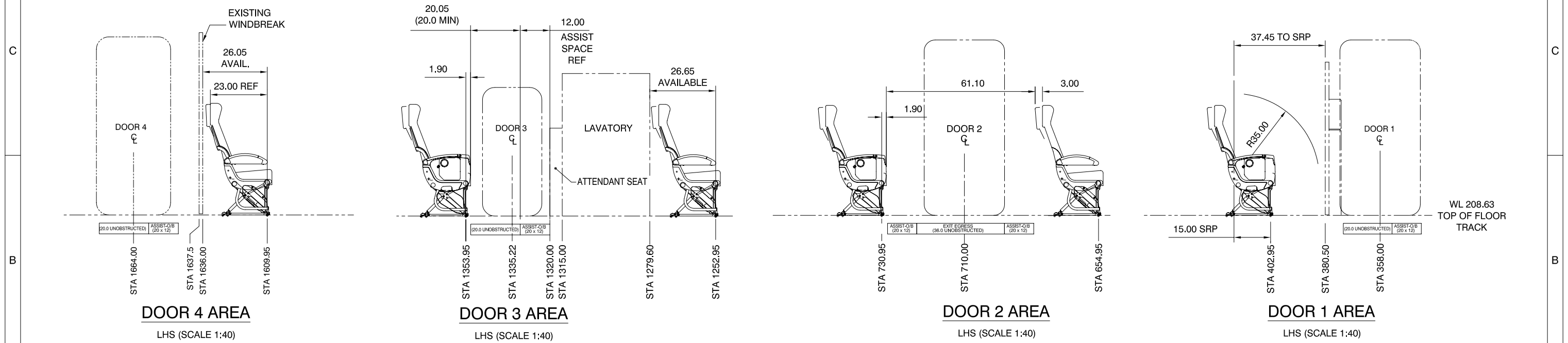
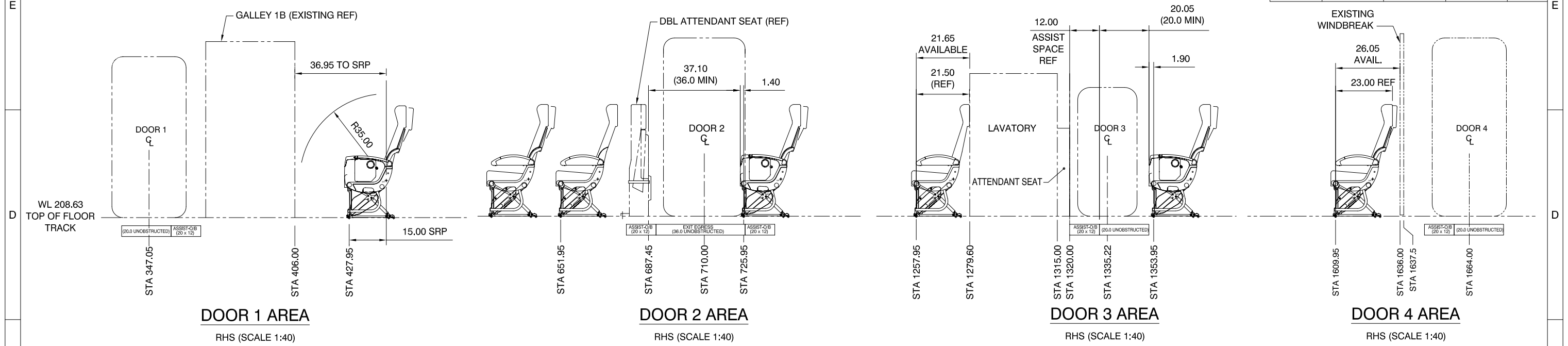
SHEET 1 OF 2 SHEETS

0598-252-757

SHEET 2 OF 2 SHEETS
DRAWING SIMILAR TO
N/A

REVISIONS

DRG ISS No.	RELEASE DOC.	ISSUE DATE:	DRG CHANGE	APP BY:
1	0457	OCT 2003	NEW	M A E
2	0683	APR 2004	DCN 0234	M A E



AES LTD
OFFICIAL ISSUE
DATE: 02.04.04
COPY

No. OFF	MAP REF	ITEM No.	PART NUMBER	ITEM ISS	KEYWORD / DESCRIPTION	MATERIAL	SPECIFICATION	WIDTH	EST WEIGHT
SEE SHEET 1 FOR DETAILS									
DRAWN BY: L DONALD						DATE: OCT 2003			
CHECKED BY: A D B						SCALE: 1:40 AT A3 U.O.S.			
STRESS: M A E						LIMITS: ±.25 U.O.S.			
APPROVED: M A E						SURFACE FINISH:			
TITLE: 233 PAX CONFIGURATION B757-28A						DIMENSIONS IN: INCHES			
PART NUMBER: 0598-252-757-001						MODIFICATION No: AES-757-175/-263			
						JAR21 APP.: CAA,JA,02304 BCAR APP.: AD/1833/01			
						THIRD ANGLE PROJECTION:			
						DIMENSIONS IN: INCHES			
						MATERIAL: NHA			
						SPECIFICATION: SEE SHEET 1			
						WIDTH: 1.5			
						EST WEIGHT: 40			
						EFFECTIVITY: No. OFF			
						0598-252-757			
						SHEET 2 OF 2 SHEETS			

aes aerospace engineering solutions

©2003 ALL RIGHTS RESERVED. THE INFORMATION CONTAINED HEREIN IS PROPRIETARY TO AEROSPACE ENGINEERING SOLUTIONS LIMITED AND SHALL NOT BE REPRODUCED OR DISCLOSED WITHOUT THE OWNERS WRITTEN PERMISSION.

PT No NHA No. OFF EFFECTIVITY

SEE SHEET 1

0598-252-757

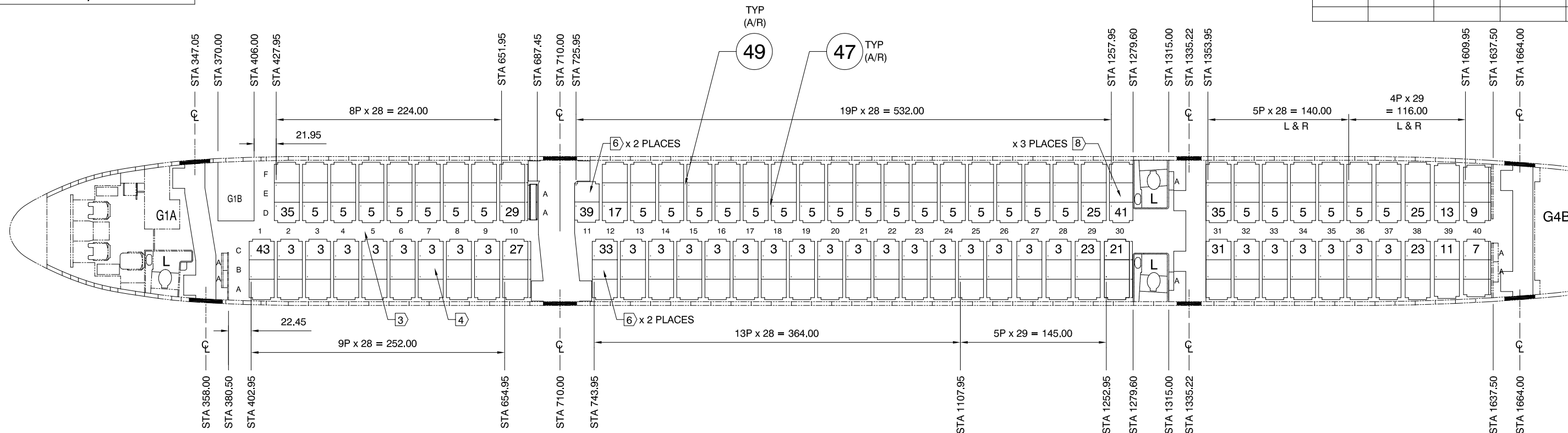
SHEET 2 OF 2 SHEETS

0599-252-757

SHEET 1 OF 2 SHEETS
DRAWING SIMILAR TO
N/A

REVISIONS

DRG ISS No.	RELEASE DOC.	ISSUE DATE:	DRG CHANGE	APP BY:
1	0457	OCT 2003	NEW	M A E
2	0683	APR 2004	0234	M A E



57 PAX

116 PAX

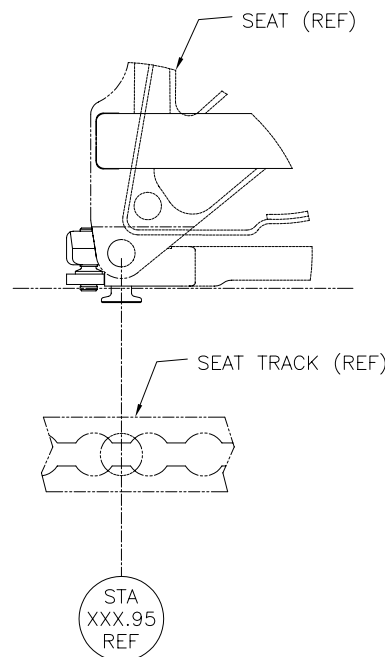
60 PAX

233 PAX @ 28/29" PITCH

AES LTD
OFFICIAL ISSUE
DATE: 02.04.04
COPY

233 PAX CONFIGURATION (INSTL -001)

- NOTES:
- THIS DRAWING IS TO BE READ IN CONJUNCTION WITH MODIFCATION NUMBER AES-757-175 AND EMBODIMENT INSTRUCTIONS MEI-196.
 - REMOVE & INSTALL ALL PASSENGER SEATS IN ACCORDANCE WITH AMM CH. 25-25-01-201. THE STATION NUMBERS INDICATED ARE TAKEN FROM THE CENTRELINE OF THE FRONT FOOT-STUD - SEE DETAIL A.
 - REPOSITION OVERHEAD SEAT ROW NUMBERS AS INDICATED
 - REPOSITION PASSENGER SERVICE UNITS (PSU'S) PER APPLICABLE DRAWING AND ENSURE THAT THE LIMITS ARE WITHIN THOSE SHOWN IN AMM CH. 25-23-01
 - VERIFY CONTINUED COMPLIANCE WITH CAA AWN 64 IS MAINTAINED AT ALL PASSENGER PLACES.
 - NO BREAKFORWARD
 - NO RECLINE
 - ADJUST HYRDOLOCK MECHANISM AT ALL THREE POSITIONS TO PROVDE 0.0° RECLINE. REFER TO VENDOR CMM CH. 25-20-22 FOR DETAILS.
 - ADJUST HYRDOLOCK MECHANISM AT ALL THREE POSITIONS TO PROVDE 3.0° RECLINE. REFER TO VENDOR CMM CH. 25-20-22 FOR DETAILS.



DETAIL A.

TYPICAL SEAT INSTALLATION

ABBREVIATIONS

- DBL DOUBLE
- TPL TRIPLE
- STD STANDARD
- HCAP HANDICAP
- NRW NARROW
- NRWO NARROW OUTBOARD
- PAX PLACE
- NT NO TABLES
- SPB SPECIAL BACK
- NR NO RECLINE
- NRO NO RECLINE OUTBOARD
- PAX PLACE
- 2.0R 2.0 RECLINE
- 1.5R 1.5 RECLINE
- IAT IN ARM TRAY
- IATO IN ARM TRAY OUTBOARD
- PAX PLACE
- NBF NO BREAK FORWARD

A/R	ITEM No.	PART NUMBER	ITEM ISS	KEYWORD / DESCRIPTION	MATERIAL	SPECIFICATION	WIDTH	EST WEIGHT	OR REMARKS
A/R	49	ACI-FL-00107-54		TRACK INFILL (OUTBOARD)					
A/R	47	ACI-FL-00105-54		TRACK INFILL (INBOARD)					
1	43	115852-017		SEAT TPL LH IAT		TBA	TBA	6	
1	41	115852-064		SEAT TPL RH NT NR		TBA	TBA	6	
1	39	115857-006		SEAT DBL RH NRW IAT NBF		TBA	TBA	6	
2	35	115853-016		SEAT TPL RH IAT NBF		▲ALT P/N 115853-002	TBA	TBA	6
1	33	116002-001		SEAT TPL LH IAT NBF		TBA	TBA	6	
1	31	116002-003		SEAT TPL LH IAT NBF		TBA	TBA	6	
1	29	115852-068		SEAT TPL RH SPB NT		TBA	TBA		
1	27	115852-067		SEAT TPL LH SPB NT		TBA	TBA		
2	25	115852-066		SEAT TPL RH 1.5R		TBA	TBA		
2	23	115852-065		SEAT TPL LH STD		▲ALT P/N 115852-041	TBA	TBA	
1	21	115852-063		SEAT TPL LH SPB NT		TBA	TBA		
1	17	115852-062		SEAT TPL RH IATO NBF		TBA	TBA	6	
1	13	115852-050		SEAT TPL LH NRWO		▲ALT P/N 115852-010	TBA	TBA	
1	11	115852-049		SEAT TPL LH NRWO		▲ALT P/N 115842-009	TBA	TBA	
1	9	115852-048		SEAT TPL RH NRW NT		▲ALT P/N 115852-008	TBA	TBA	10
1	7	115852-047		SEAT TPL LH NRW NT		▲ALT P/N 115852-007	TBA	TBA	10
29	5	115852-042		SEAT TPL RH STD		▲ALT P/N 115852-002	TBA	TBA	
30	3	115852-041		SEAT TPL LH STD		▲ALT P/N 115852-001	TBA	TBA	
●	-1	-001	1	INTERIOR ARRANGMENT					ALL

0599-252-757-001 PART NUMBER	DRAWN BY: L DONALD	DATE: OCT 2003	MODIFICATION No: AES-757-175/-263
	CHECKED BY: A D B	SCALE: 1:105 AT A3 U.O.S.	JAA APP.: CAA,JA.02304 BCAR APP.: AD/1833/01
	STRESS: M A E	LIMITS: ±.25 U.O.S.	THIRD ANGLE PROJECTION:
	APPROVED: M A E	SURFACE FINISH:	DIMENSIONS IN: INCHES
TITLE: 233 PAX CONFIGURATION B757-28A			

aes aerospace engineering solutions

©2003 ALL RIGHTS RESERVED. THE INFORMATION CONTAINED HEREIN IS PROPRIETARY TO AEROSPACE ENGINEERING SOLUTIONS LIMITED AND SHALL NOT BE REPRODUCED OR DISCLOSED WITHOUT THE OWNERS WRITTEN PERMISSION.

PT No	NHA	No. OFF	EFFECTIVITY
-001	AES-757-175	1	B757-28A
-001	AES-757-263	1	B757-28A [G-OOBA]

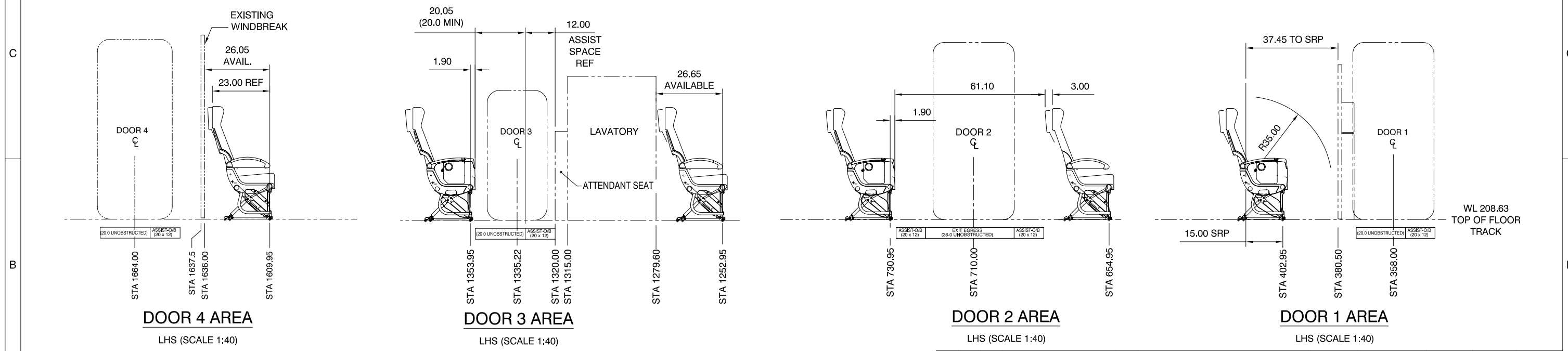
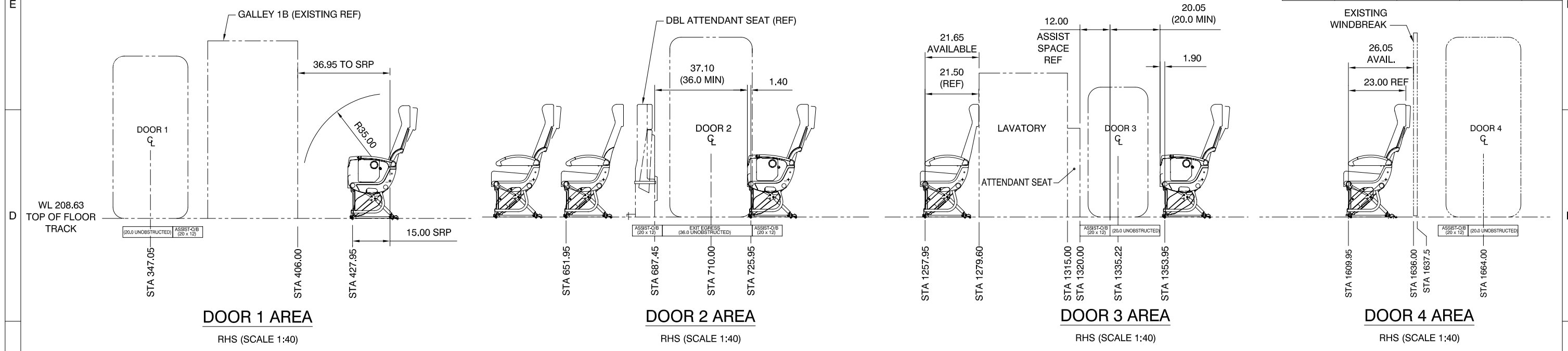
0599-252-757
SHEET 1 OF 2 SHEETS

0599-252-757

SHEET 2 OF 2 SHEETS
DRAWING SIMILAR TO
N/A

REVISIONS

DRG ISS No.	RELEASE DOC.	ISSUE DATE:	DRG CHANGE	APP BY:
1	0457	OCT 2003	NEW	M A E
2	0683	APR 2004	0234	M A E



AES LTD
OFFICIAL ISSUE
DATE: 02.04.04
COPY

No. OFF	MAP REF	ITEM No.	PART NUMBER	ITEM ISS	KEYWORD / DESCRIPTION	MATERIAL	SPECIFICATION	WIDTH	EST WEIGHT	OR REMARKS
SEE SHEET 1 FOR DETAILS										
A/D	HAND	DRAWN BY: L DONALD		DATE: OCT 2003	MODIFICATION No: AES-757-175/-263					
1	ISS	CHECKED BY: A D B		SCALE: 1:40 AT A3 U.O.S.	JAR21 APP.: CAA,JA,02304 BCAR APP.: AD/1833/01					
STRESS:		M A E		LIMITS: ±.25 U.O.S.	THIRD ANGLE PROJECTION:					
APPROVED:		M A E		SURFACE FINISH:	DIMENSIONS IN: INCHES					
TITLE:		233 PAX CONFIGURATION B757-28A								

©2003 ALL RIGHTS RESERVED. THE INFORMATION CONTAINED HEREIN IS PROPRIETARY TO AEROSPACE ENGINEERING SOLUTIONS LIMITED AND SHALL NOT BE REPRODUCED OR DISCLOSED WITHOUT THE OWNERS WRITTEN PERMISSION.


aes

aerospace engineering solutions

PT No	NHA	No. OFF	EFFECTIVITY
	SEE SHEET 1		

0599-252-757


SHEET 2 OF 2 SHEETS



**ENGINEERING DEPARTMENT
ENGINEERING ORDER**

Number: EO757-11-060	Date: 23/03/04
Title: Application of 'First Choice' and 'First Choice Website' Decals	
Paragraphs: 1. Classification 2. Authorization 3. Originator 4. Description 5. Reason for Revision 6. Effectivity 7. Timescale 8. Manuals/Docs/AFM 9. Wt & Bal 10. Manhour Estimate	
1.	Commercial Requirement
2.	AES-757-263
3.	Fleet Projects HH
4.	Removes Operator Specific Decals and Canadian Registration 'C-GUBA' and Installs New Operator Specific Decals and UK Registration 'G-OOBA'.
5.	First Issue
6.	Canadian Registered B757 C-GUBA - MSN 32446
7.	As per Agreed Input
8.	None
9.	No Change
10.	No Hours (Sub Contract - Fixed Price)

**THIS DOCUMENT HAS BEEN
 APPROVED BY
 A.E.S.LTD
 JAR21 APP: CAA.JA.02304
 UNDER COVER OF MODIFICATION
 AES-757-263**



**ENGINEERING DEPARTMENT
ENGINEERING ORDER WORK SHEET**


Number: EO757-11-060

Date: 24/03/04

Item	Description	Mech	Insp
1.	Using warm water or hot air, remove the 'Skyservice' decals installed to upper forward sections of the fuselage (LH and RH), ensuring all adhesive and edge-sealing remnants are removed.		
2.	Inspect paint surface in area of removed decals, and repair as required in accordance with SRM 51-20-01.		
3.	Using warm water or hot air, remove the 'Signature' decals installed to upper aft sections of the fuselage (LH and RH), ensuring all adhesive and edge-sealing remnants are removed.		
4.	Inspect paint surface in area of removed decals, and repair as required in accordance with SRM 51-20-01.		
5.	Mask areas in vicinity of Canadian aircraft registrations to be abraded IE aft upper fuselage, and protect all surrounding surfaces and apertures that may be damaged by abrasion or paint/dust ingress.		
6.	Using medium grade, aluminium oxide paper, abrade the areas of aircraft registration markings in accordance with AMM 51-21-01, leaving the primer coat intact wherever possible.		
7.	Inspect paint surface in area of removed registration, and repair as required in accordance with SRM 51-20-01.		
8.	Apply white Topcoat (Courtaulds HS Desothane) to abraded area of Upper Aft Fuselage as per AMM 51-21-10.		
9.	Referring to Drawing 0069-111-757, Apply 'First Choice' Decals part number 0584-111-757-001 (2 off) to upper forward fuselage LH and RH.		
10.	Seal 'First Choice' Decals using 3950 (3M) edge sealant as required.		
11.	Referring to Drawing 0069-111-757, Apply 'firstchoice.co.uk' Decals part number 0585-111-757-001 (2 off) to upper aft fuselage LH and RH.		
12.	Seal 'firstchoice.co.uk' Decals using 3950 (3M) edge sealant as required.		
13.	Referring to Drawing 0069-111-757, Apply the Applicable UK Aircraft Registrations in BAC5880 Dark Blue to the Aft Fuselage LH & RH as per AMM 51-21-10. UK Registration 'G-OOBA' - MSN 32446		

**ENGINEERING DEPARTMENT**
ENGINEERING ORDER WORK SHEET**Number:** EO757-11-060**Date:** 24/03/04

Item	Description	Mech	Insp
14.	Referring to Drawing 0069-111-757, Apply the Applicable UK Aircraft Registrations in BAC5880 Dark Blue to the NLG Door as per drawing and AMM 51-21-10. UK Registration 'G-OOBA' - MSN 32446		
15.	Referring to Drawing 0069-111-757, Apply the Applicable UK Aircraft Registrations in BAC5880 Dark Blue to LH under Wing as per SRM 51-20-01. UK Registration 'G-OOBA' - MSN 32446		
	Certificate of Release to Service in respect of EO757-11-060 : Certifies that the work specified except as otherwise specified was carried out in accordance with JAR-145 and in respect to that work the aircraft/aircraft component is considered ready for release to service. SIGN: AUTH: NAME: DATE:		



**ENGINEERING DEPARTMENT
ENGINEERING ORDER QUERY FORM**

Number: EO757-11-60


Date: 24/03/04

Use this form to highlight any queries or comments you have about this engineering order. If your query is urgent, then please bring the completed form to the attention of the Air 2000 Liaison Engineer.

Aircraft Registration:	Date:
Your Name:	Position:
Maintenance Organisation:	Location:
Telephone Number:	Fax Number:
Comments	

For Air 2000 Use Only

Originator:
Action:



**ENGINEERING DEPARTMENT
MATERIALS & TOOLING REQUIREMENT**

Number: EO757-11-060

Date: 24/03/04

Task Kit No: EO757-11-060-1		A/C:		Due Date:
Part Number	Description	Qty Per Aircraft	Batch Number	Comments
Materials will be supplied by the Subcontractor. As per the Inclusive quotation.				

Goods Complete:.....(Date) Location:..... Signed:.....(Stores)

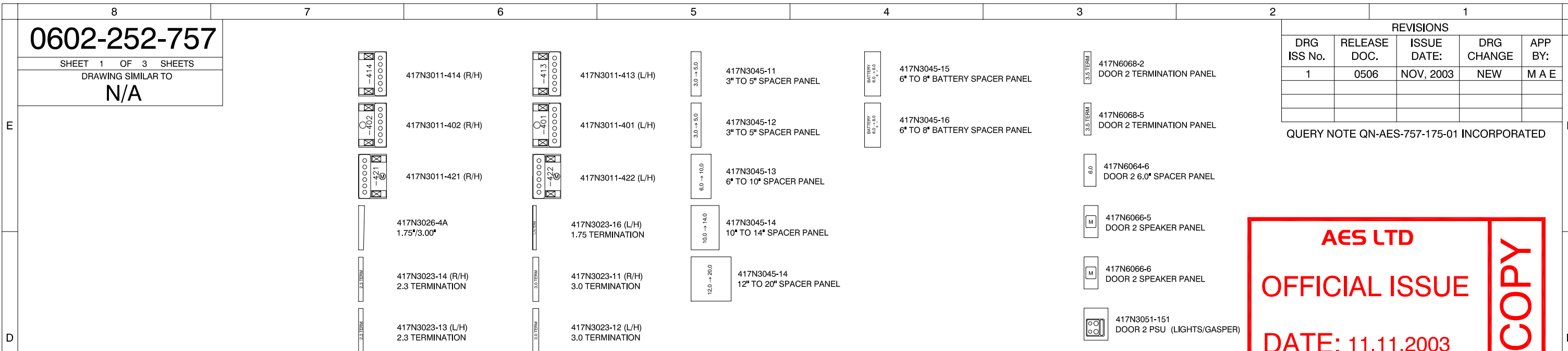
0602-252-757

SHEET 1 OF 3 SHEETS
DRAWING SIMILAR TO
N/A

REVISIONS

DRG ISS No.	RELEASE DOC.	ISSUE DATE:	DRG CHANGE	APP BY:
1	0506	NOV, 2003	NEW	M A E

QUERY NOTE QN-AES-757-175-01 INCORPORATED



LEGEND

AES LTD
OFFICIAL ISSUE
DATE: 11.11.2003
COPY

PSU CONFIG. 233Y (INSTL -001)

NOTES:

- ① THIS DRAWING SHOWS THE POSITION OF THE PSU ASSEMBLIES FOR THE OPERATORS B757-28A AIRPLANES WITH REGISTRATION G-OOBA/BB.
- ② REMOVE / INSTALL / REPOSITION ALL PSU ASSEMBLIES IN ACCORDANCE WITH AMM CH 25-23-01-401
- ③ A CIRCLE ON THE PSU DETAIL INDICATES A SPEAKER POSITION. ADDITIONAL SPEAKERS MAY BE ADDED TO THE LAYOUT IN LIEU OF PSU ASSEMBLIES WITHOUT SPEAKERS FITTED.
- ④ WHERE A SPACER PANEL OF A NOMINAL LENGTH IS UNAVAILABLE A NUMBER OF SMALLER PANELS EQUALING THE REQUIRED PANEL LENGTH MAY BE USED. PLEASE ADVISE DESIGN DEPARTMENT OR OPERATOR OF SUCH CHANGES.
- ⑤ THE MOST FORWARD / AFT PSU SPACER INFILL PANEL LENGTHS MAY VARY - PLEASE ADVISE DESIGN DEPARTMENT OR OPERATOR OF SUCH CHANGES.
- ⑥ POST COMPLETION OF PSU SHUFFLE PERFORM A FUNCTION TEST OF THE FOLLOWING:
NSFSB SIGNS PER MM CH. 33-24-00-201
ATTENDANT CALL SWITCH PER MM CH. 33-25-00-201
OXYGEN DROP MECHANISM PER MM CH. 35-21-00-401
PASSENGER READING LIGHTS PER MM CH. 33-23-00-201
- ⑦ ENSURE THAT THE OXYGEN MASK DOES NOT FALL FORWARD OF THE FRONT SEAT BACK WHEN IN THE FULLY RECLINED POSITION (TO DISTINGUISH A DEPLOYED OXYGEN MASK FOR THE OCCUPANT)
- ⑧ THE DOOR 2 RHS ATTENDANT PSUs ARE UNALTERED FROM EXISTING - VERIFY LAYOUT AS SHOWN AND ADVISE DESIGN DEPARTMENT OR OPERATOR OF ANY DISCREPANCIES

THE DOOR 2 LHS ATTENDANT PSUs ARE ALTERED AS SHOWN. THE EXISTING LIGHT/GASPER AND OXYGEN PANEL ARE REPLACED USING 4 OFF 6" SPACER PANELS.

No. OFF	MAP REF	ITEM No.	PART NUMBER	ITEM ISS	KEYWORD / DESCRIPTION	MATERIAL	SPECIFICATION	WIDTH	EST WEIGHT	OR REMARKS
1	59		417N6068-5		DOOR 2 TERMINATION PANEL		▲EXISTING			
3	57		417N6068-2		DOOR 2 TERMINATION PANEL		▲EXISTING			
1	55		417N6066-6		DOOR 2 SPACER MUTED SPEAKER LHS		▲EXISTING			
1	53		417N6066-5		DOOR 2 SPACER MUTED SPEAKER RHS		▲EXISTING			
8	51		417N6064-6		DOOR 2 6.0" SPACER PANEL		▲EXISTING (4 EXTRA ROD)			
2	49		417N3051-151		DOOR 2 PSU OXYGEN 12"		▲1 EXTRA ROD			
3	47		417N3051-55		DOOR 2 PSU LIGHTS/GASPER 12"		▲1 EXTRA ROD			
4	45		417N3026-4A		2.46*3.0" TAPERED SPACER PANEL		▲EXISTING			
1	43		417N3023-16		1.75" TERMINATION PANEL		▲EXISTING			
1	41		417N3023-14		2.3" TERMINATION PANEL		▲EXISTING			
2	39		417N3023-13		2.3" TERMINATION PANEL		▲EXISTING			
4	37		417N3023-12		3.0" TERMINATION PANEL		▲EXISTING			
4	35		417N3023-11		3.0" TERMINATION PANEL		▲EXISTING			
3	31		417N3045-16		6 TO 8 INCH VAR SPACER BATTERY RHS		▲EXISTING			
1	29		417N3045-15		6 TO 8 INCH VAR SPACER BATTERY LHS		▲EXISTING			
55	25		417N3045-20		12 TO 20 INCH VAR SPACER		▲EXISTING			
16	23		417N3045-14		10 TO 14 INCH VAR SPACER		▲EXISTING			
10	21		417N3045-13		6 TO 10 INCH VAR SPACER		▲EXISTING (3 EXTRA ROD)			
1	19		417N3045-12		3 TO 5 INCH VAR SPACER		▲EXISTING			
5	17		417N3045-11		3 TO 5 INCH VAR SPACER		▲EXISTING (2 EXTRA ROD)			
1	13		417N3011-422		14" PSU WITH MUTED SPEAKER RHS		▲EXISTING			
1	11		417N3011-421		14" PSU WITH MUTED SPEAKER LHS		▲EXISTING			
17	9		417N3011-414		14" PSU WITHOUT SPEAKER RHS		▲EXISTING			
18	7		417N3011-413		14" PSU WITHOUT SPEAKER LHS		▲EXISTING (1 EXTRA ROD)			
21	5		417N3011-402		14" PSU WITH SPEAKER RHS		▲EXISTING (2 EXTRA ROD)			
21	3		417N3011-401		14" PSU WITH SPEAKER LHS		▲EXISTING (1 EXTRA ROD)			
●	-		-001	1	PSU INSTALLATION					1,2

0602-252-757-001	PART NUMBER	DRAWN BY: L DONALD	DATE: NOV, 2003	MODIFICATION No: AES-757-175
		CHECKED BY: A M D	SCALE: 1:50 AT A3 U.O.S.	JAR21 APP.: CAA.JA.02304 BCAR APP.: AD/1833/01
		STRESS: M A E	LIMITS: ±.25 U.O.S.	THIRD ANGLE PROJECTION:
		APPROVED: M A E	SURFACE FINISH: INCHES	
TITLE: PSU LAYOUT (233 PAX) B757-28A - AIR 2000 (BA/BB)				

©2003 ALL RIGHTS RESERVED. THE INFORMATION CONTAINED HEREIN IS PROPRIETARY TO AEROSPACE ENGINEERING SOLUTIONS LIMITED AND SHALL NOT BE REPRODUCED OR DISCLOSED WITHOUT THE OWNERS WRITTEN PERMISSION.

PT No	NHA	No. OFF	EFFECTIVITY
-001	AES-757-175	1	B757-28A G-OOBA G-OOBB

0602-252-757

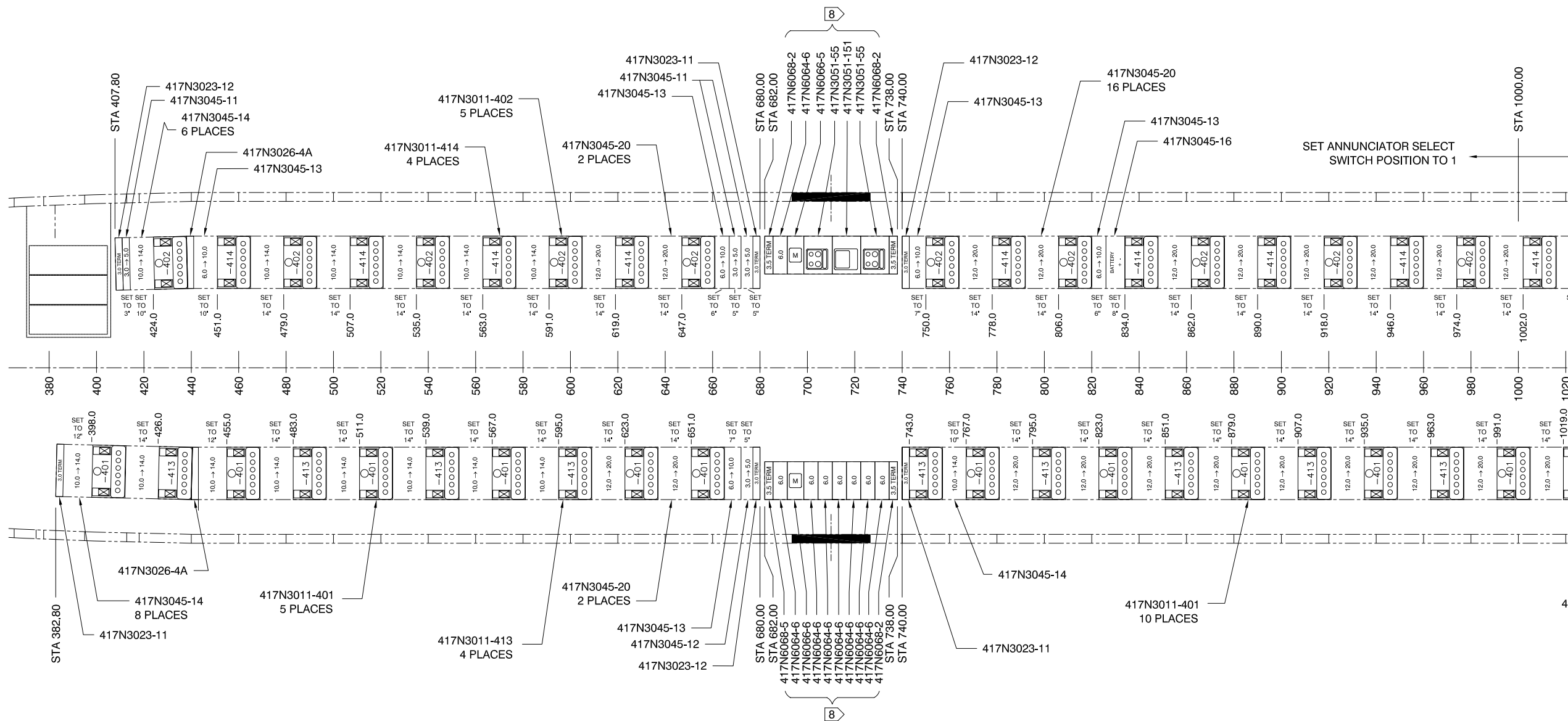
SHEET 1 OF 3 SHEETS

0602-252-757

SHEET 2 OF 3 SHEETS
DRAWING SIMILAR TO
N/A

REVISIONS

DRG ISS No.	RELEASE DOC.	ISSUE DATE:	DRG CHANGE	APP BY:
1	0506	NOV, 2003	NEW	M A E



CONTINUED ON SHEET 3

1 INSTALLATION

- 1
- 2
- 3
- 4
- 5
- 6
- 7

FORWARD CABIN

AES LTD
OFFICIAL ISSUE
DATE: 11.11.2003

COPY

No. OFF	MAP REF	ITEM No.	PART NUMBER	ITEM ISS	KEYWORD / DESCRIPTION	MATERIAL	SPECIFICATION	WIDTH	EST WEIGHT	
1	ISS				SEE SHEET 1 FOR DETAILS					
DRAWN BY:		L DONALD		DATE:	NOV, 2003	MODIFICATION No:		AES-757-175		
CHECKED BY:		A M D		SCALE:	1:50 AT A3 U.O.S.	JAR21 APP.: CAA.JA.02304 BCAR APP.: AD/1833/01		1.5		
STRESS:		M A E		LIMITS:	±.25 U.O.S.	THIRD ANGLE PROJECTION:		30		
APPROVED:		M A E		SURFACE FINISH:		INCHES		1.0		
TITLE:		PSU LAYOUT (233 PAX) B757-28A AIR 2000 (BA/BB)								
PART NUMBER		0602-252-757-001								
		PT No		NHA		No. OFF		EFFECTIVITY		
		SEE SHEET 1								
		0602-252-757								
		SHEET 2 OF 3 SHEETS								

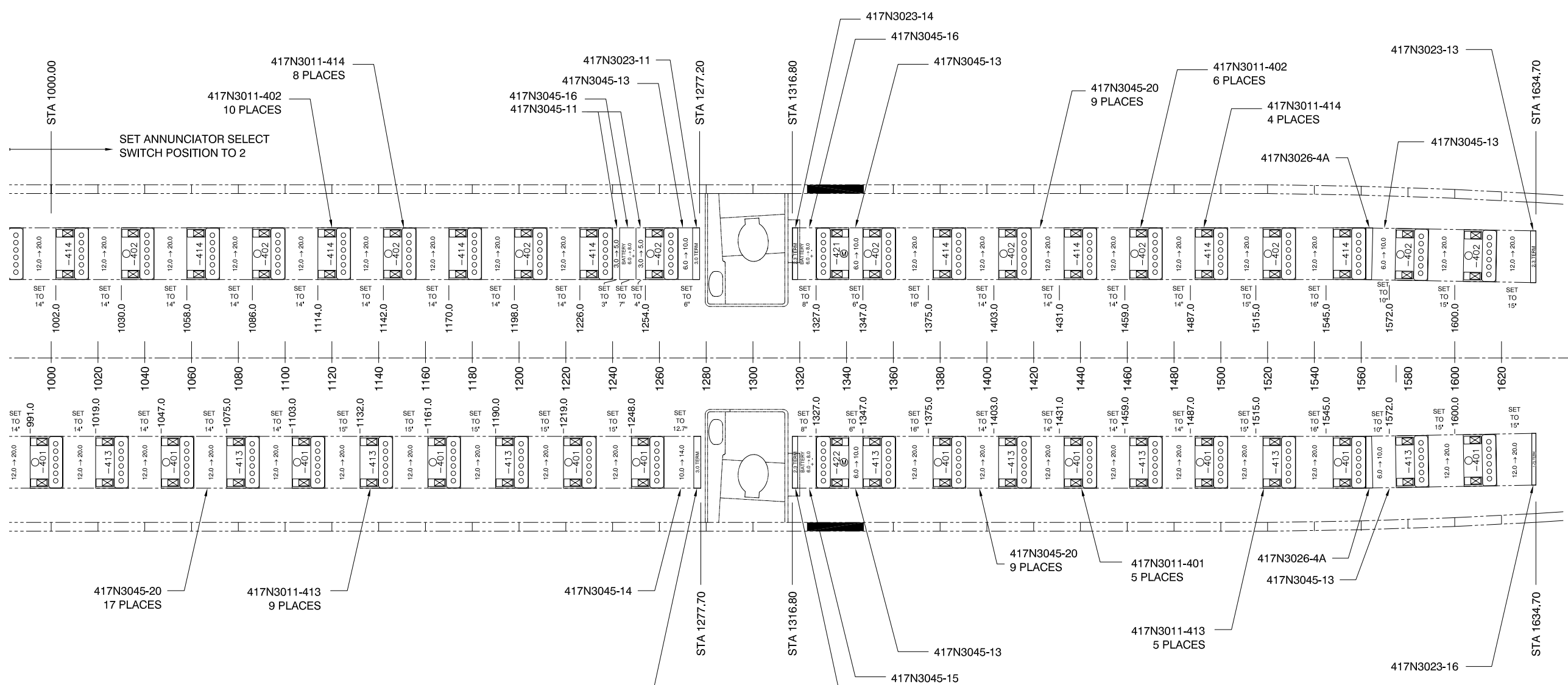
0602-252-757

SHEET 3 OF 3 SHEETS

DRAWING SIMILAR TO
N/A

REVISIONS

DRG ISS No.	RELEASE DOC.	ISSUE DATE:	DRG CHANGE	APP BY:
1	0506	NOV, 2003	NEW	M A E



CONTINUED FROM SHEET 2

ZONE C

AES LTD
OFFICIAL ISSUE
DATE: 11.11.2003
COPY

No. OFF	MAP REF	ITEM No.	PART NUMBER	ITEM ISS	KEYWORD / DESCRIPTION	MATERIAL	SPECIFICATION	WIDTH	EST WEIGHT								
					SEE SHEET 1 FOR DETAILS												
A/D	HAND	DRAWN BY:		DATE:	MODIFICATION No:	<small>©2003 ALL RIGHTS RESERVED. THE INFORMATION CONTAINED HEREIN IS PROPRIETARY TO AEROSPACE ENGINEERING SOLUTIONS LIMITED AND SHALL NOT BE REPRODUCED OR DISCLOSED WITHOUT THE OWNERS WRITTEN PERMISSION.</small> <table border="1" style="width: 100%; border-collapse: collapse;"> <tr> <td>PT No</td> <td>NHA</td> <td>No. OFF</td> <td>EFFECTIVITY</td> </tr> <tr> <td> </td> <td>SEE SHEET 1</td> <td> </td> <td> </td> </tr> </table>				PT No	NHA	No. OFF	EFFECTIVITY		SEE SHEET 1		
PT No	NHA	No. OFF	EFFECTIVITY														
	SEE SHEET 1																
1	ISS	L DONALD		NOV, 2003	AES-757-175												
		CHECKED BY:		SCALE:	JAR21 APP.: CAA.JA.02304												
		A M D		1:50 AT A3 U.O.S.	BCAR APP.: AD/1833/01												
		STRESS:		LIMITS:	THIRD ANGLE PROJECTION:												
		M A E		±.25 U.O.S.													
		APPROVED:		SURFACE FINISH:	DIMENSIONS IN:												
		M A E			INCHES												
		TITLE:		PSU LAYOUT (233 PAX)													
				B757-28A AIR 2000 (BA/BB)													

0602-252-757

SHEET 3 OF 3 SHEETS

AES Limited
PUBLICATION REVISION













Document No. AES-TP-0022
Supplement to the
Boeing 757-200
Technical Publications

TRANSMITTAL SHEET

**THE TECHNICAL INFORMATION CONTAINED IN THIS DOCUMENT
HAS BEEN APPROVED UNDER THE AUTHORITY OF
EASA DESIGN ORGANISATION APPROVAL No. EASA.21J.036**

Reason for Issue: To introduce a supplement to the Aircraft Maintenance Manual, Wiring Diagram Manual and Illustrated Parts Catalogue to cover the introduction of an Airshow System under cover of AES modifications AES-757-088, AES-757-123, AES-757-217 and AES-757-277.

Project No.: 847
DRN: 2479
Revision No.: Issue 1

Manual & Chapter	Prepared by	Responsible for design	Date	Certification Verification Engineer / Approval		
				Stress	Design	Systems
AMM – 23-32	R McColl		Aug 31/2007			
WDM – 23-32	T N Gaunt		Aug 31/2007			
IPC – 11-06, 23-32, 23-38	T N Gaunt		Aug 31/2007			

EFFECTIVITY

(AES-TP-0022) 25268 (NB322),
27146 (NB506), 27147 (NB507), 29941 (NT404),
29942 (NT405), 29943 (NT406), 29944 (NT407),

TRANSMITTAL

INTRODUCTION - GENERAL

- 1 This modification introduces a Digital Interface Unit (DIU) and Random Access Device (RAD) to provide random access video and audio information (for example, points of interest) for an Airshow 420 system. The information is displayed on the aircraft video monitors for passenger entertainment. This technical publication supplement describes the installed equipment, and gives the removal, installation and test procedures for the equipment.
- 2 Technical publications which are affected and which should be used with this supplement are the:
 - Aircraft Maintenance Manual
 - Wiring Diagram Manual
 - Illustrated Parts Catalogue.
- 3 Manuals which are not listed are not affected (for example the Structural Repair Manual).
- 4 Aircraft applicability and effectivity codes are given in the table below (in effectivity order).

Registration	Manufacturer's serial number (variant No).	Customer effectivity code	Cust eff code terminator
G-OOBJ	27147 (NB507)	002	-
G-OOBI	27146 (NB506)	006	-
G-CPEU	29941 (NT404)	504	-
G-OOBG	29942 (NT405)	505	-
G-CPEV	29943 (NT406)	506	-
G-OOBH	29944 (NT407)	507	-
G-CPEP	25268 (NB322)	952	999

EFFECTIVITY

(AES-TP-0022) 25268 (NB322),
27146 (NB506), 27147 (NB507), 29941 (NT404),
29942 (NT405), 29943 (NT406), 29944 (NT407),

TRANSMITTAL

LIST OF EFFECTIVE PAGES

CH-SECT-UNIT-FIG	PAGE No.	DATE	CH-SECT-UNIT-FIG	PAGE No.	DATE
EFFECTIVE PAGES	i	AUG 31/07			
REVISIONS	ii	AUG 31/07			
INTRODUCTION	ii	AUG 31/07			
CONTENTS	iv	AUG 31/07			
11-34-03-05	0	AUG 31/07			
11-34-03-05	1	AUG 31/07			
11-34-03-43	0	AUG 31/07			
11-34-03-43	1	AUG 31/07			
11-34-03-79	0	AUG 31/07			
11-34-03-79	1	AUG 31/07			
23-32-51-01	0	AUG 31/07			
23-32-51-01	1	AUG 31/07			
23-32-51-01	2	AUG 31/07			
23-32-51-01	3	AUG 31/07			
23-32-51-01	4	AUG 31/07			
23-32-51-02A	0	AUG 31/07			
23-32-51-02A	1	AUG 31/07			
23-32-51-02B	0	AUG 31/07			
23-38-01-02B	1	AUG 31/07			
23-38-01-01	0	AUG 31/07			
23-38-01-01	1	AUG 31/07			
23-38-01-01	2	AUG 31/07			
23-38-01-01	3	AUG 31/07			

EFFECTIVITY

(AES-TP-0022) 25268 (NB322),
 27146 (NB506), 27147 (NB507), 29941 (NT404),
 29942 (NT405), 29943 (NT406), 29944 (NT407),

IPC SUPP - LEP

RECORD OF REVISIONS

REV No.	INSERTION DATE	BY	REV No.	INSERTION DATE	BY	REV No.	INSERTION DATE	BY

EFFECTIVITY

(AES-TP-0022) 25268 (NB322),
27146 (NB506), 27147 (NB507), 29941 (NT404),
29942 (NT405), 29943 (NT406), 29944 (NT407),

IPC SUPP - INTRO

Boeing 757-200
First Choice Airways

Technical
Publications Supplement

INTRODUCTION OF THE
AIRSHOW SYSTEM

AES modifications AES-757-088,
AES-757-123, AES-757-217 and AES-757-277

ILLUSTRATED PARTS CATALOG
INTRODUCTION



This section supplements the aircraft illustrated parts catalog.

EFFECTIVITY

(AES-TP-0022) 25268 (NB322),
27146 (NB506), 27147 (NB507), 29941 (NT404),
29942 (NT405), 29943 (NT406), 29944 (NT407),

IPC SUPP - INTRO

Page iii
Aug 31 /2007

TABLE OF CONTENTS

SUBJECT	CHAPTER SECTION UNIT	FIGURE	EFFECT
PANEL ASSY-P11-2 CB – ROW H (PLACARDS AND MARKINGS ONLY)	11-34-03	05	504549
PANEL ASSY-P11-2 CB – ROW H (PLACARDS AND MARKINGS ONLY)	11-34-03	43	952999
PANEL ASSY-P11-2 CB – ROW H (PLACARDS AND MARKINGS ONLY)	11-34-03	79	002006
RANDOM ACCESS DEVICE - E6 AFT EQPT CTR	23-32-51	1	002002 006006 504507 952999
CABIN CONTROL UNIT INSTALLATION	23-32-51	2A	952999
CABIN CONTROL UNIT INSTALLATION	23-32-51	2B	002002 006006 504507 952999
DIGITAL INTERFACE UNIT - E6 AFT EQPT CTR	23-38-01	1	002002 006006 504507 952999

- Not illustrated

EFFECTIVITY

(AES-TP-0022) 25268 (NB322),
 27146 (NB506), 27147 (NB507), 29941 (NT404),
 29942 (NT405), 29943 (NT406), 29944 (NT407),

Boeing 757-200
First Choice Airways

Technical
Publications Supplement

INTRODUCTION OF THE
AIRSHOW SYSTEM

AES modifications AES-757-088,
AES-757-123, AES-757-217 and AES-757-277

ILLUSTRATED PARTS CATALOG



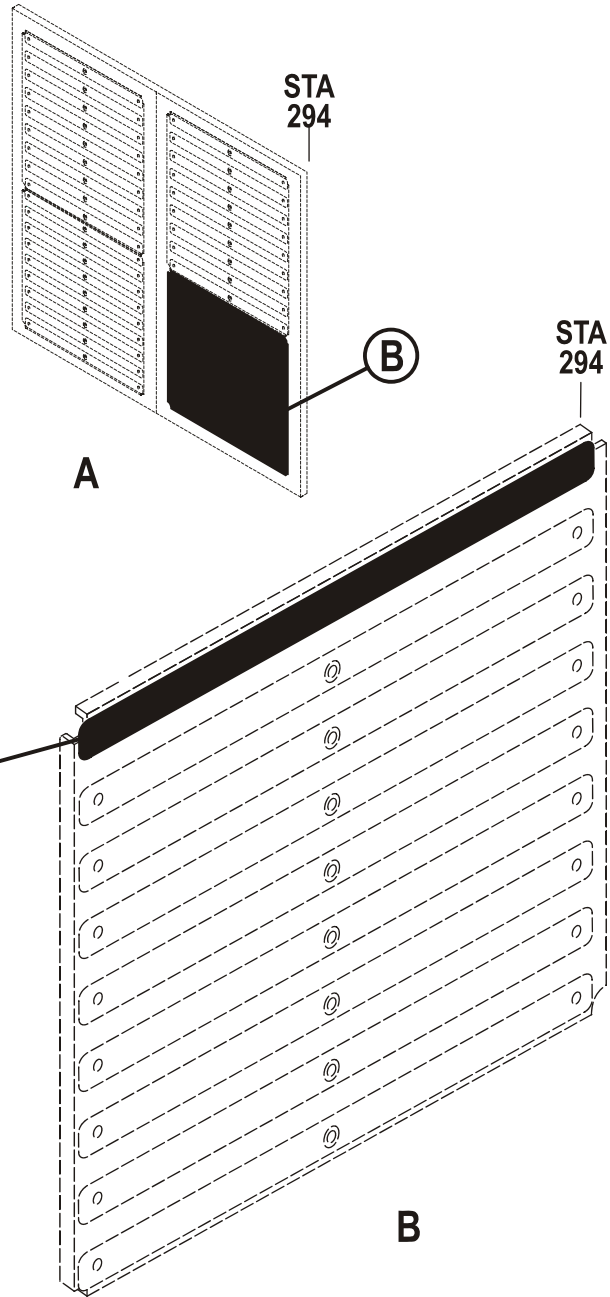
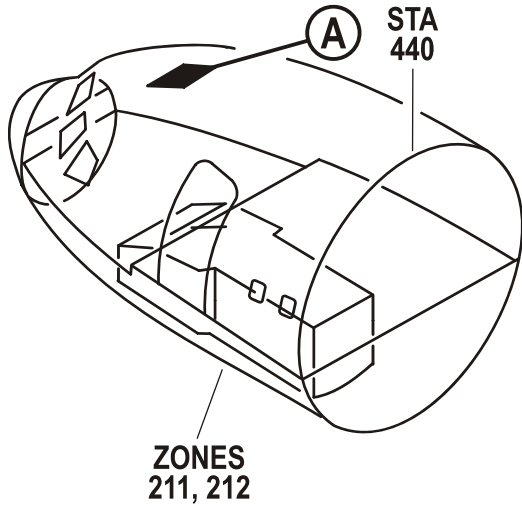
INTENTIONALLY LEFT IN BLANK

EFFECTIVITY

(AES-TP-0022)	25268 (NB322), 27146 (NB506), 27147 (NB507), 29941 (NT404), 29942 (NT405), 29943 (NT406), 29944 (NT407),
----------------------	--

IPC SUPP - TOC

Page v
Aug 31 /2007



CH

PANEL ASSY-P11-2 CB – ROW H (PLACARDS AND MARKINGS ONLY)

FIGURE 5

EFFECTIVITY

(AES-TP-0022)

29941 (NT404), 29942 (NT405),
 29943 (NT406), 29944 (NT407),

IPC SUPP - 11-34-03-05

0364-113-757

ILLUSTRATED PARTS CATALOG

FIG ITEM	PART No.	1 2 3 4 5 6 7 NOMENCLATURE	EFF. FROM TO	QTY
05		PANEL ASSY-P11-2 CB (PLACARDS AND MARKINGS ONLY)	504549	
- 1	0364-113-757-003	LIGHTPLATE INSTL – ROW H (PLACARDS AND MARKINGS ONLY)	504549	RF
805	0364-113-757-001	. LIGHTPLATE ASSY-	504549	

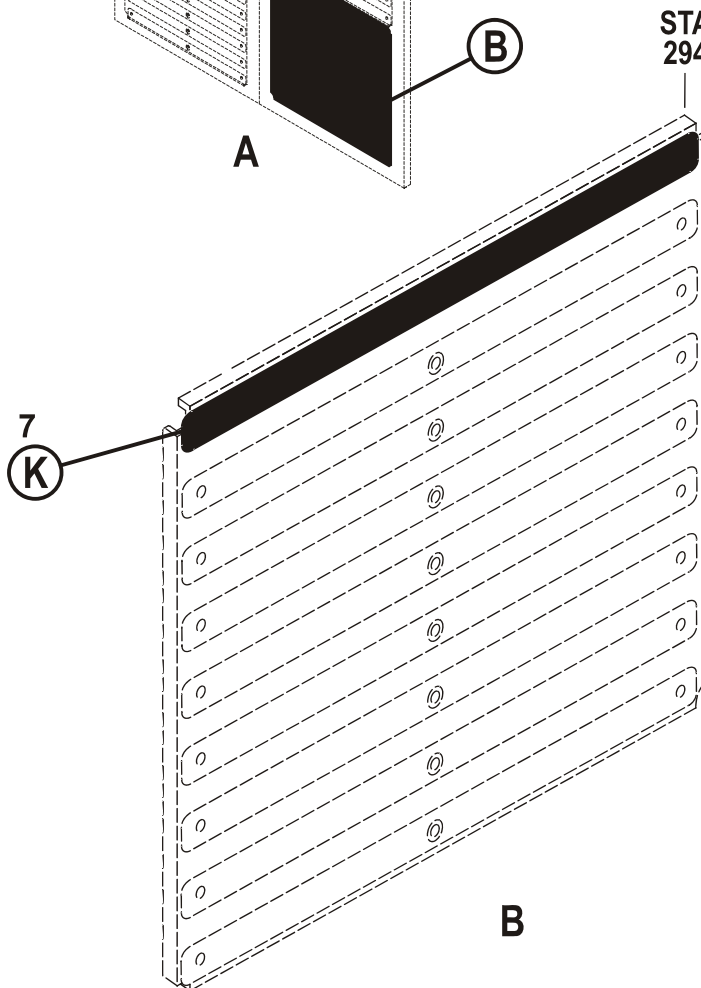
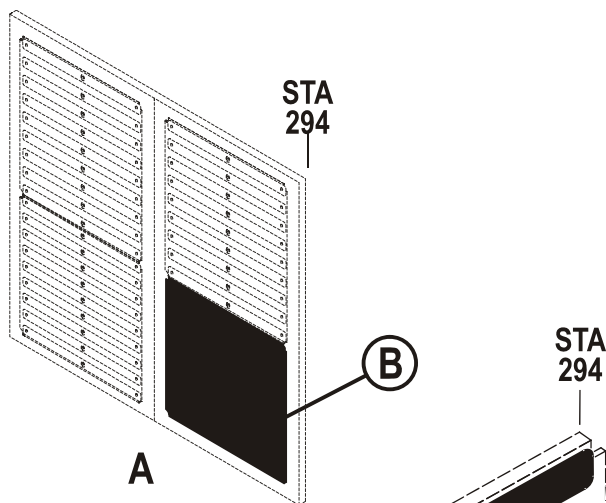
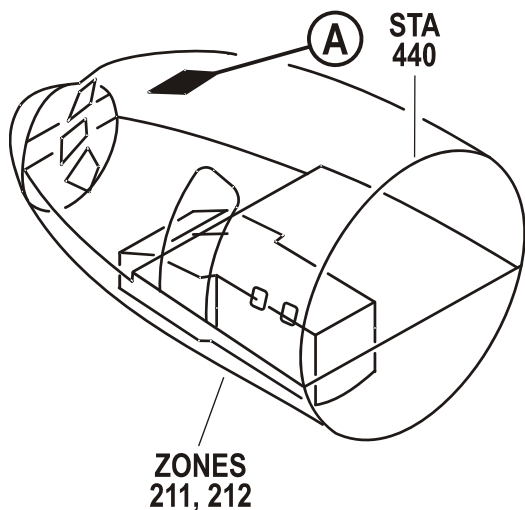
- Not illustrated

EFFECTIVITY

(AES-TP-0022)

29941 (NT404), 29942 (NT405),
 29943 (NT406), 29944 (NT407),

IPC SUPP - 11-34-03-05



K

PANEL ASSY-P11-2 CB – ROW H (PLACARDS AND MARKINGS ONLY)
 FIGURE 43

EFFECTIVITY

(AES-TP-0022)
 25268 (NB322)

IPC SUPP - 11-34-03-43

0580-113-757

ILLUSTRATED PARTS CATALOG

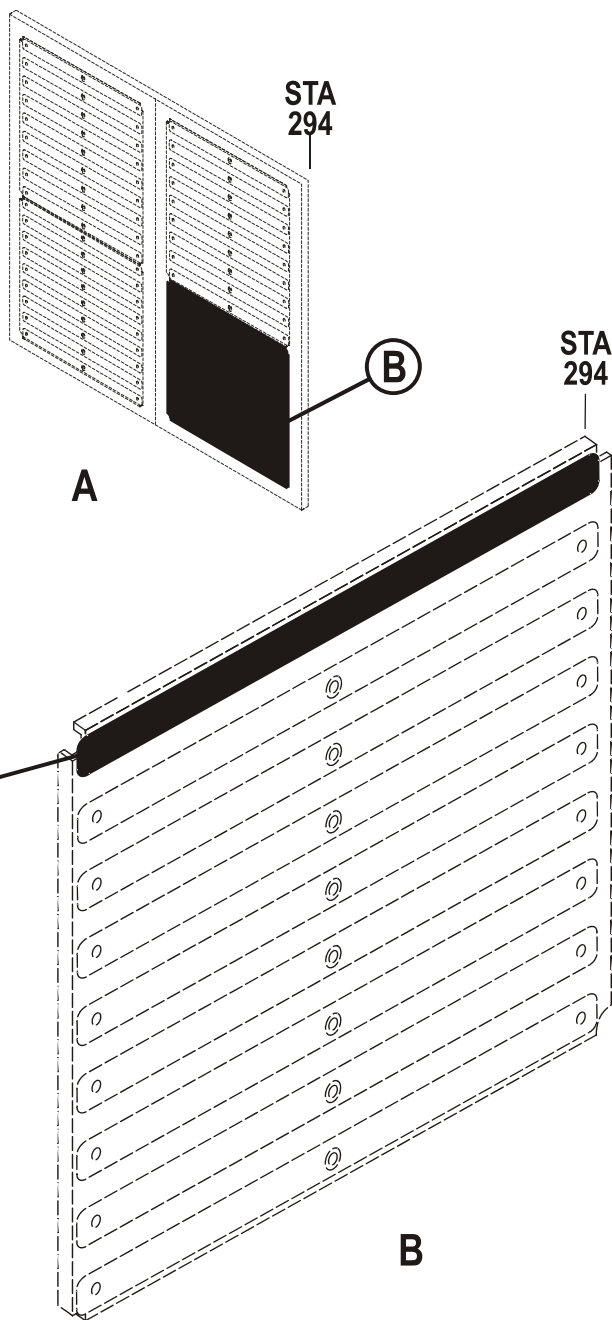
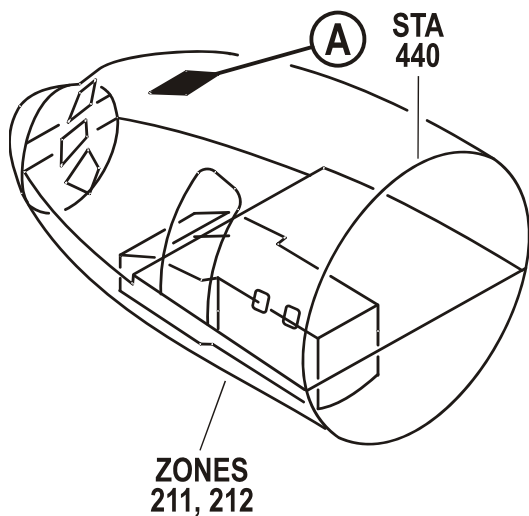
FIG ITEM	PART No.	1 2 3 4 5 6 7 NOMENCLATURE	EFF. FROM TO	QTY
43		PANEL ASSY-P11-2 CB (PLACARDS AND MARKINGS ONLY)	952999	
- 1	0580-113-757-003	LIGHTPLATE INSTL – ROW H (PLACARDS AND MARKINGS ONLY)	952999	RF
7	0580-113-757-001	. LIGHTPLATE ASSY-	952999	

- Not illustrated

EFFECTIVITY

(AES-TP-0022)
 25268 (NB322)

IPC SUPP - 11-34-03-43



C

PANEL ASSY-P11-2 CB – ROW H (PLACARDS AND MARKINGS ONLY)
 FIGURE 79

EFFECTIVITY

(AES-TP-0022)

27146 (NB506), 27147 (NB507)

IPC SUPP - 11-34-03-79

0881-113-757

FIG ITEM	PART No.	1 2 3 4 5 6 7 NOMENCLATURE	EFF. FROM TO	QTY
79		PANEL ASSY-P11-2 CB (PLACARDS AND MARKINGS ONLY)	002006	
- 1	0881-113-757-003	LIGHTPLATE INSTL – ROW H (PLACARDS AND MARKINGS ONLY)	002006	RF
50	0881-113-757-001	. LIGHTPLATE ASSY-	002006	

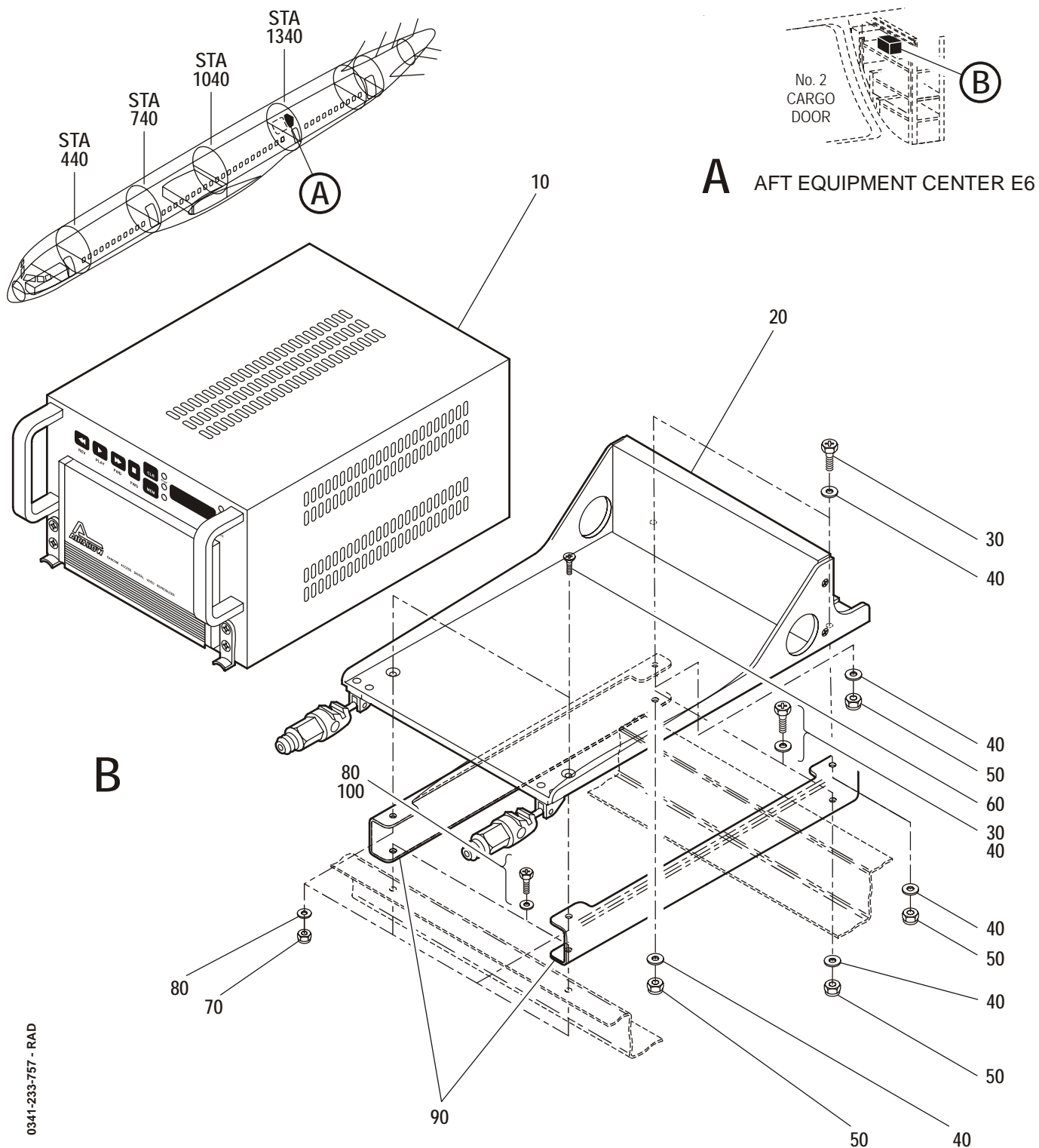
- Not illustrated

EFFECTIVITY

(AES-TP-0022)

27146 (NB506), 27147 (NB507)

IPC SUPP - 11-34-03-79



RANDOM ACCESS DEVICE - E6 AFT EQPT CTR
 FIGURE 1

EFFECTIVITY

(AES-TP-0022)
 25268 (NB322)

IPC SUPP - 23-32-51-01

0341-233-757 - RAD

ILLUSTRATED PARTS CATALOG

FIG ITEM	PART No.	1 2 3 4 5 6 7 NOMENCLATURE	EFF. FROM TO	QTY
1 5	0341-233-757-001	AIRSHOW EQUIPMENT INSTLN (DIU AND RAD ONLY) - E6 AFT EQUIPMENT CENTER	002002 006006 504507 952999	RF
10	915020	.RANDOM ACCESS DEVICE (RAD) CMM REF. 44-21-40 VENDOR V70093	002002 006006 504507 952999	1
20	914088-1	.¾ ATR TRAY (RAD)	002002 006006 504507 952999	1
30	NAS1801-3-8	..SCREW, 10-32 HEX HEAD	002002 006006 504507 952999	2
40	NAS1149DO316J	..WASHER, No 10 (ELEC COND)	002002 006006 504507 952999	4
50	BACN10YR3CD	. . STIFF NUT, 10-32	002002 006006 504507 952999	2
60	BACS12GX08A8	. . SCREW, 8-32	002002 006006 504507 952999	2
70	BACN10YR08CD	. . STIFF NUT, 8-32	002002 006006 504507 952999	4
80	NAS1149DN816J	. . WASHER, No 8 (ELEC COND)	002002 006006 504507 952999	6

- Not illustrated

EFFECTIVITY

(AES-TP-0022)
 25268 (NB322)

IPC SUPP - 23-32-51-01

ILLUSTRATED PARTS CATALOG

FIG ITEM	PART No.	1 2 3 4 5 6 7 NOMENCLATURE	EFF. FROM TO	QTY
90	0257-233-757-007	. . CHANNEL	002002 006006 504507 952999	2
100	NAS1801-08-7	. . SCREW, 8-32, HEX HEAD	002002 006006 504507 952999	2
-110	RM3P32C4S32 C4S32C4S-0005	. . CONNECTOR (RAD)	002002 006006 504507 952999	1

- Not illustrated

EFFECTIVITY

(AES-TP-0022)
 25268 (NB322)

IPC SUPP - 23-32-51-01

Boeing 757-200
First Choice Airways

Technical
Publications Supplement

INTRODUCTION OF THE
AIRSHOW SYSTEM

AES modifications AES-757-088,
AES-757-123, AES-757-217 and AES-757-277

ILLUSTRATED PARTS CATALOG



INTENTIONALLY LEFT BLANK

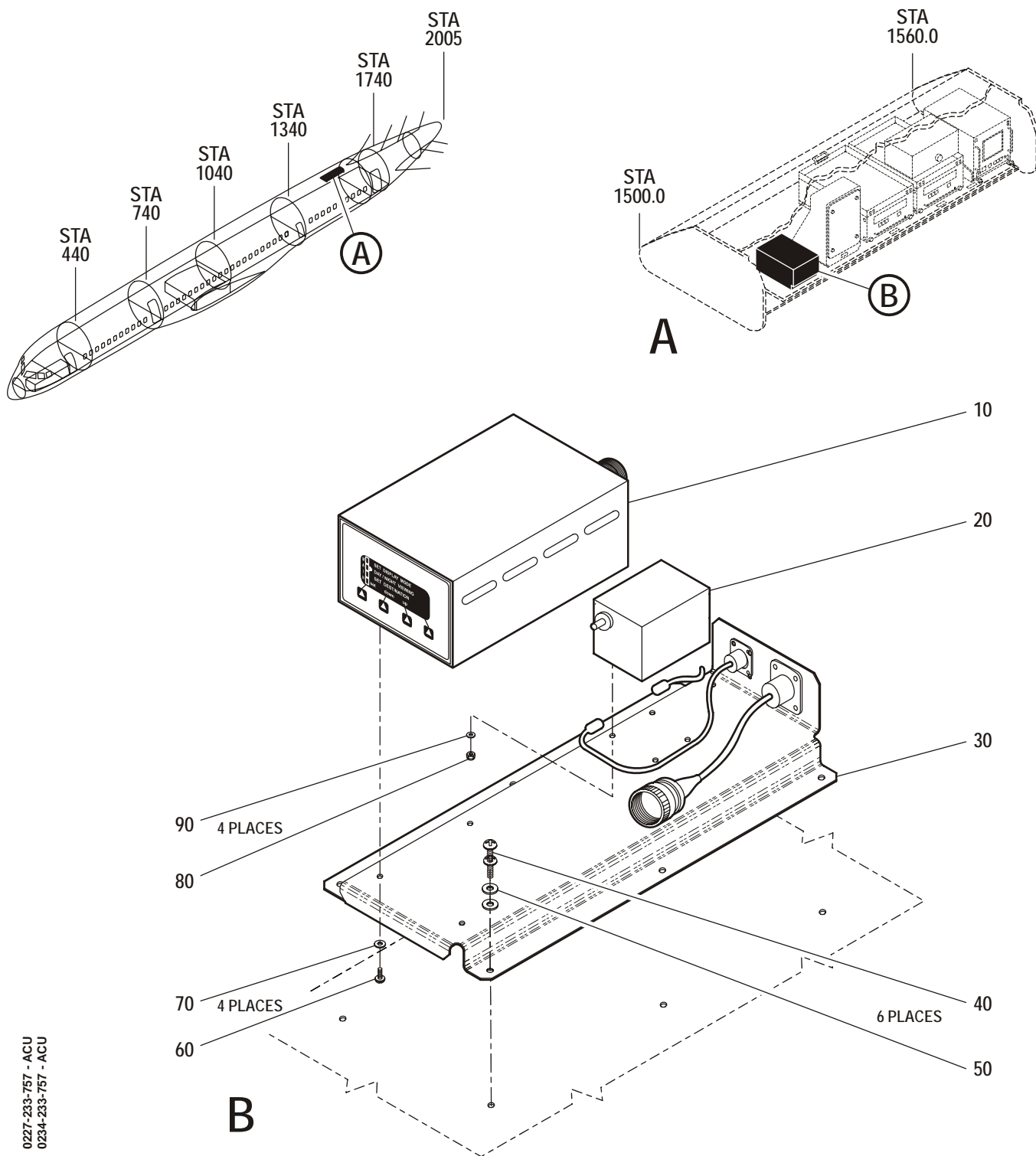
EFFECTIVITY

(AES-TP-0022)

25268 (NB322)

IPC SUPP - 23-32-51-01

Page 3
Aug 31 /2007



0227-233-757 - ACU
 0234-233-757 - ACU

CABIN CONTROL UNIT INSTALLATION
 FIGURE 2A

EFFECTIVITY

(AES-TP-0022)
 25268 (NB322)

IPC SUPP - 23-32-51-02A

ILLUSTRATED PARTS CATALOG

FIG ITEM	PART No.	1 2 3 4 5 6 7 NOMENCLATURE	EFF. FROM TO	QTY
2A 5	0234-233-757-001	MOUNTING BRACKET ASSY, CABIN CONTROL UNIT	952999	RF
10	931004	.CABIN CONTROL UNIT CMM REF. 44-21-40 VENDOR V70093	952999	1
20	0014PB	.VIDEO BALANCING TRANSFORMER	952999	1
30	0234-233-757-009	.MOUNTING BRACKET	952999	1
40	NAS602-4P	..SCREW, 10-32 PAN HD 0.312 LONG	952999	6
50	NAS1149DN0332J	..WASHER, No.10 (ELEC COND)	952999	6
60	NAS602-4P	..8-32 PAN HD 0.25 LONG	952999	4
70	NAS1149DN832J	..WASHER, No.8 (ELEC COND)	952999	4
80	MS21042LO6	..STIFFNUT, 6-32	952999	4
90	NAS1149DN632J	..WASHER, No.6 (ELEC COND)	952999	4

- Not illustrated

EFFECTIVITY

(AES-TP-0022)
 25268 (NB322)

IPC SUPP - 23-32-51-02A

Boeing 757-200 First Choice Airways

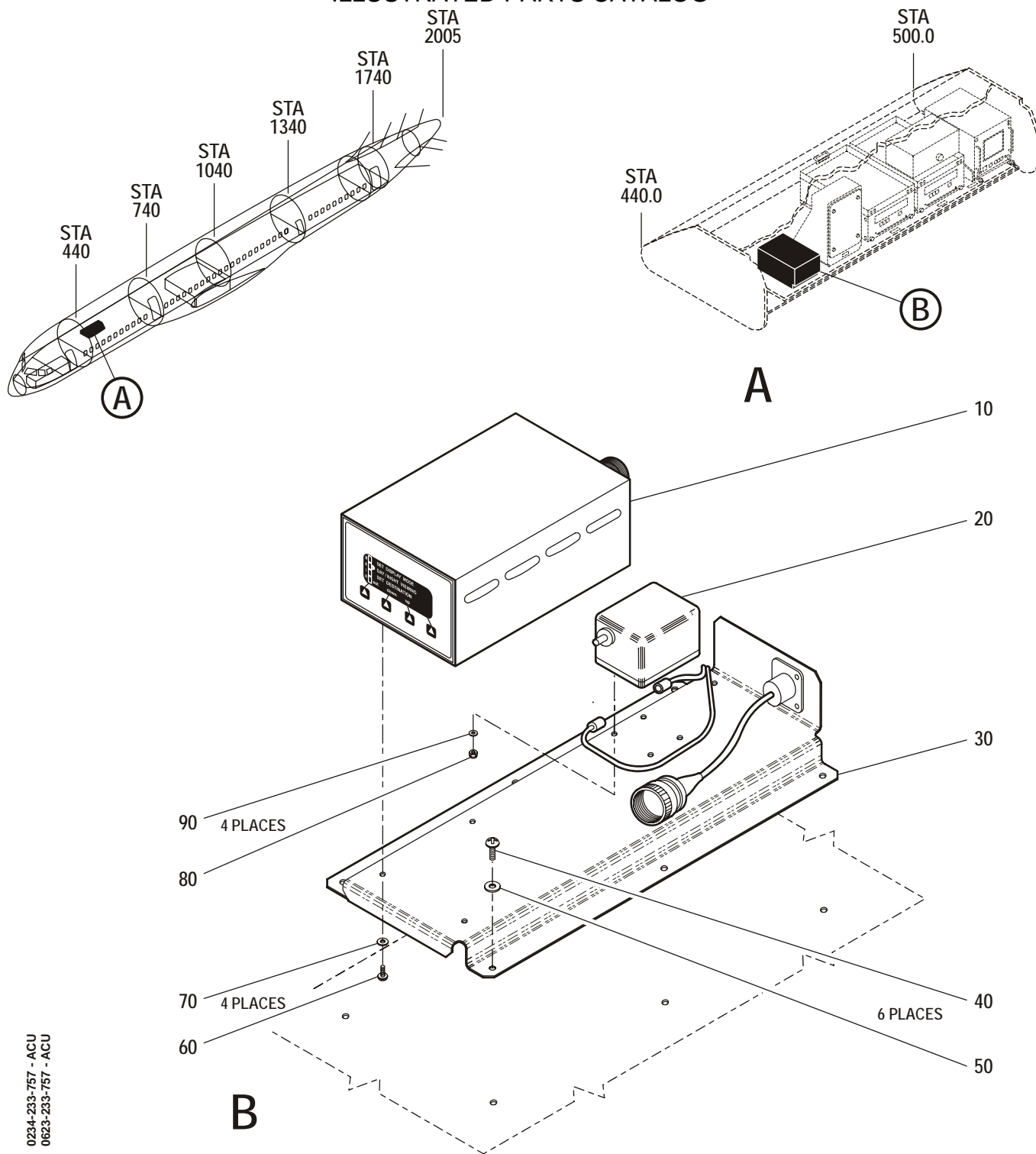
Technical
Publications Supplement

INTRODUCTION OF THE AIRSHOW SYSTEM

AES modifications AES-757-088,
AES-757-123, AES-757-217 and AES-757-277



ILLUSTRATED PARTS CATALOG



0234-233-757 - ACU
0623-233-757 - ACU

CABIN CONTROL UNIT INSTALLATION
FIGURE 2B

EFFECTIVITY

(AES-TP-0022)

27146 (NB506), 27147 (NB507), 29941 (NT404),
29942 (NT405), 29943 (NT406), 29944 (NT407),

IPC SUPP - 23-32-51-02B

ILLUSTRATED PARTS CATALOG

FIG ITEM	PART No.	1 2 3 4 5 6 7 NOMENCLATURE	EFF. FROM TO	QTY
2B 5	0234-233-757-003	MOUNTING BRACKET ASSY, CABIN CONTROL UNIT	002002 006006 504507	RF
10	931004	.CABIN CONTROL UNIT CMM REF. 41-21-40 VENDORS V70093	002002 006006 504507	1
20	264-1S	.VIDEO BALANCING TRANSFORMER	002002 006006 504507	1
30	0234-233-757-011	.MOUNTING BRACKET	002002 006006 504507	1
40	NAS602-4P	. .SCREW, 10-32 PAN HD 0.312 LONG	002002 006006 504507	6
50	NAS1149DN0332J	. .WASHER, No.10 (ELEC COND)	002002 006006 504507	6
60	NAS602-4P	. .SCREW, 8-32 PAN HD 0.25 LONG	002002 006006 504507	4
70	NAS1149DN832J	. .WASHER, No.8 (ELEC COND)	002002 006006 504507	4
80	MS21042LO6	. .STIFFNUT, 6-32	002002 006006 504507	4
90	NAS1149DN632J	. .WASHER, No.6 (ELEC COND)	002002 006006 504507	4

- Not illustrated

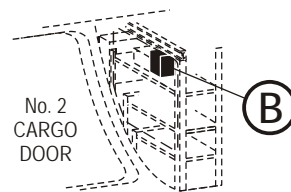
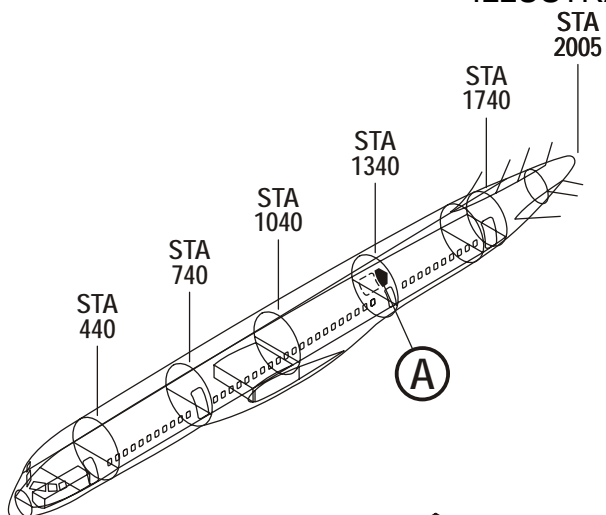
EFFECTIVITY

(AES-TP-0022)

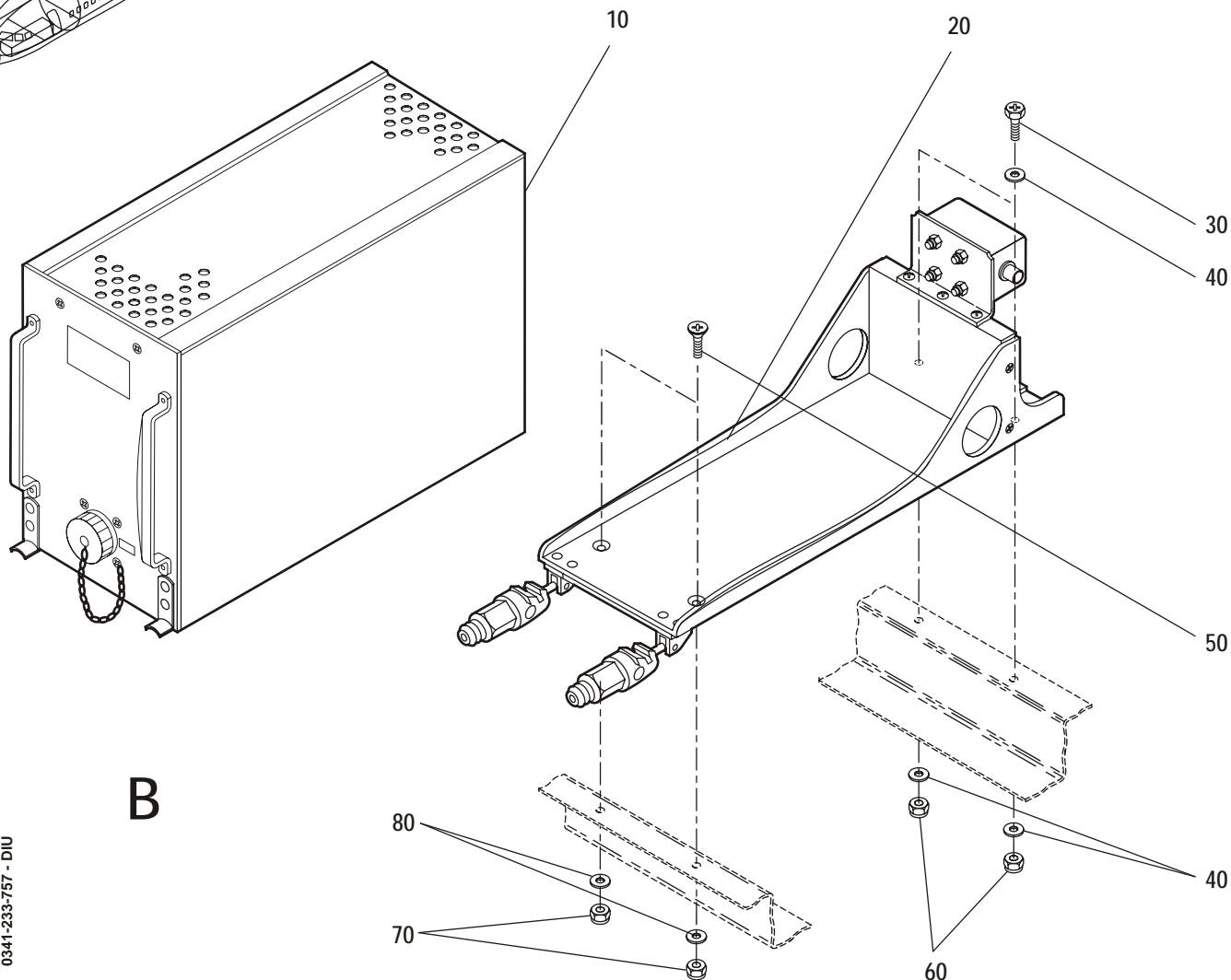
27146 (NB506), 27147 (NB507), 29941 (NT404).
 29942 (NT405), 29943 (NT406), 29944 (NT407),

IPC SUPP - 23-32-51-02B

ILLUSTRATED PARTS CATALOG



A AFT EQUIPMENT CENTER E6



B

0341-233-757 - DIU

DIGITAL INTERFACE UNIT - E6 EQUIPMENT INSTALLATION
FIGURE 1

EFFECTIVITY

(AES-TP-0022) 25268 (NB322),
 27146 (NB506), 27147 (NB507), 29941 (NT404),
 29942 (NT405), 29943 (NT406), 29944 (NT407),

IPC SUPP - 23-38-01

ILLUSTRATED PARTS CATALOG

FIG ITEM	PART No.	1 2 3 4 5 6 7 NOMENCLATURE	EFF. FROM TO	QTY
1 5	0341-233-757-001	AIRSHOW EQUIPMENT INSTALLATION (DIU AND RAD ONLY) - E6 AFT EQUIPMENT CENTER	002002 006006 504507 952999	RF
10	. 921006	. DIGITAL INTERFACE UNIT CMM REF. 41-21-40 VENDORS V70093	002002 006006 504507 952999	1
20	914023-3	. ½ ATR TRAY (DIU) FORCED COOLING	002002 006006 504507 952999	1
30	NAS1801-3-8	. . SCREW, 10-32 HEX HEAD	002002 006006 504507 952999	2
40	NAS1149DO316J	. . WASHER, No 10 (ELEC COND)	002002 006006 504507 952999	4
50	BACS12GX08A8	. . SCREW, 8-32	002002 006006 504507 952999	2
60	BACN10YR3CD	. . STIFF NUT, 10-32	002002 006006 504507 952999	2
70	BACN10YR08CD	. . STIFF NUT, 8-32	002002 006006 504507 952999	2
80	NAS1149DO816J	. . WASHER, No 8 (ELEC COND)	002002 006006 504507 952999	6

- Not illustrated

EFFECTIVITY

(AES-TP-0022) 25268 (NB322),
 27146 (NB506), 27147 (NB507), 29941 (NT404),
 29942 (NT405), 29943 (NT406), 29944 (NT407),

IPC SUPP - 23-38-01

ILLUSTRATED PARTS CATALOG

FIG ITEM	PART No.	1 2 3 4 5 6 7 NOMENCLATURE	EFF. FROM TO	QTY
80	NAS1149DO816J	. . WASHER, No 8 (ELEC COND)	002002 006006 504507 952999	6
-90	RM3P32C2S67 S32C2S-0001	. . CONNECTOR	002002 006006 504507 952999	1

- Not illustrated

EFFECTIVITY

(AES-TP-0022) 25268 (NB322),
 27146 (NB506), 27147 (NB507), 29941 (NT404),
 29942 (NT405), 29943 (NT406), 29944 (NT407),

IPC SUPP - 23-38-01

AES Limited

PUBLICATION REVISION

Document No. AES-TP-0036

TRANSMITTAL SHEET
 THE TECHNICAL INFORMATION CONTAINED IN THIS DOCUMENT
 HAS BEEN APPROVED UNDER THE AUTHORITY OF
 EASA DESIGN ORGANISATION APPROVAL No. EASA.21J.036





Project No.:914

DRN: 2522

Revision No.: Issue 1

Reason for Issue: To introduce supplements to the aircraft technical publications listed in the introduction of protection strips to P6-1 circuit breaker panel under cover of AES modification AES 757-309.

AIRCRAFT TECHNICAL PUBLICATION SUPPLEMENT - CERTIFICATION

Manual & Chapter	Prepared by	Responsible for design	Date	Customer Verification Engineer / Approval		
				Stress	Design	Systems
Aircraft Maintenance Manual	N/A					
Illustrated Parts Catalog 11-34	D.Orjuela		29/9/07			
Wiring Diagram Manual	N/A					

EFFECTIVITY

27146 (NB506) 27147 (NB507)

TRANSMITTAL

INTRODUCTION - GENERAL

- 1 This modification is the introduction of protection strips to P6-1 circuit breaker panel.
- 2 The only technical publications which are affected and which should be used with this supplement are the:
-Illustrated parts catalogue.
- 3 Aircraft effectivity details are given in the table below.

Manufacturer's Serial Number (MSN)	Registration	Variable Number	Customer Effectivity Code
27146	G-OOBI	NB506	006
27147	G-OOBJ	NB507	002

EFFECTIVITY

27146 (NB506) 27147 (NB507)

TRANSMITTAL

AIRCRAFT ILLUSTRATED PARTS CATALOG

LIST OF EFFECTIVE PAGES

CHAP-SECT-UNIT	PAGE No.	DATE	CHAP-SECT-UNIT	PAGE No.	DATE
EFFECTIVE PAGES	i	Sep 27/2007			
REVISIONS	ii	Sep 27/2007			
INTRODUCTION	iii	Sep 27/2007			
CONTENTS	iv	Sep 27/2007			
11-34-05	1	Sep 27/2007			
11-34-05	2	Sep 27/2007			
11-34-05	3	Sep 27/2007			
11-34-05	4	Sep 27/2007			

EFFECTIVITY

27146 (NB506) 27147 (NB507)

IPC SUPP--LEP

AIRCRAFT ILLUSTRATED PARTS CATALOG

INTRODUCTION

- 1 This section supplements the manufacturer's aircraft illustrated parts catalog.
- 2 Aircraft applicability and effectivity codes are given in the table below (in customer effectivity code order).

Registration	Manufacturer's serial number (variant No).	Customer effectivity code	Customer effectivity code terminator
G-OOBI	27146 (NB506)	006	-
G-OOBJ	27147 (NB507)	002	-

EFFECTIVITY

27146 (NB506) 27147 (NB507)

IPC SUPP--INTRO

AIRCRAFT ILLUSTRATED PARTS CATALOG
TABLE OF CONTENTS

SUBJECT	CHAPTER SECTION UNIT	PAGEBLOCK
PLACARDS AND P6 - 1 PANEL STRIP PROTECTORS.	11-34-05	1

EFFECTIVITY
27146 (NB506) 27147 (NB507)

IPC SUPP--TOC

PLACARDS AND PANEL PROTECTORS IN P6-1 PANEL

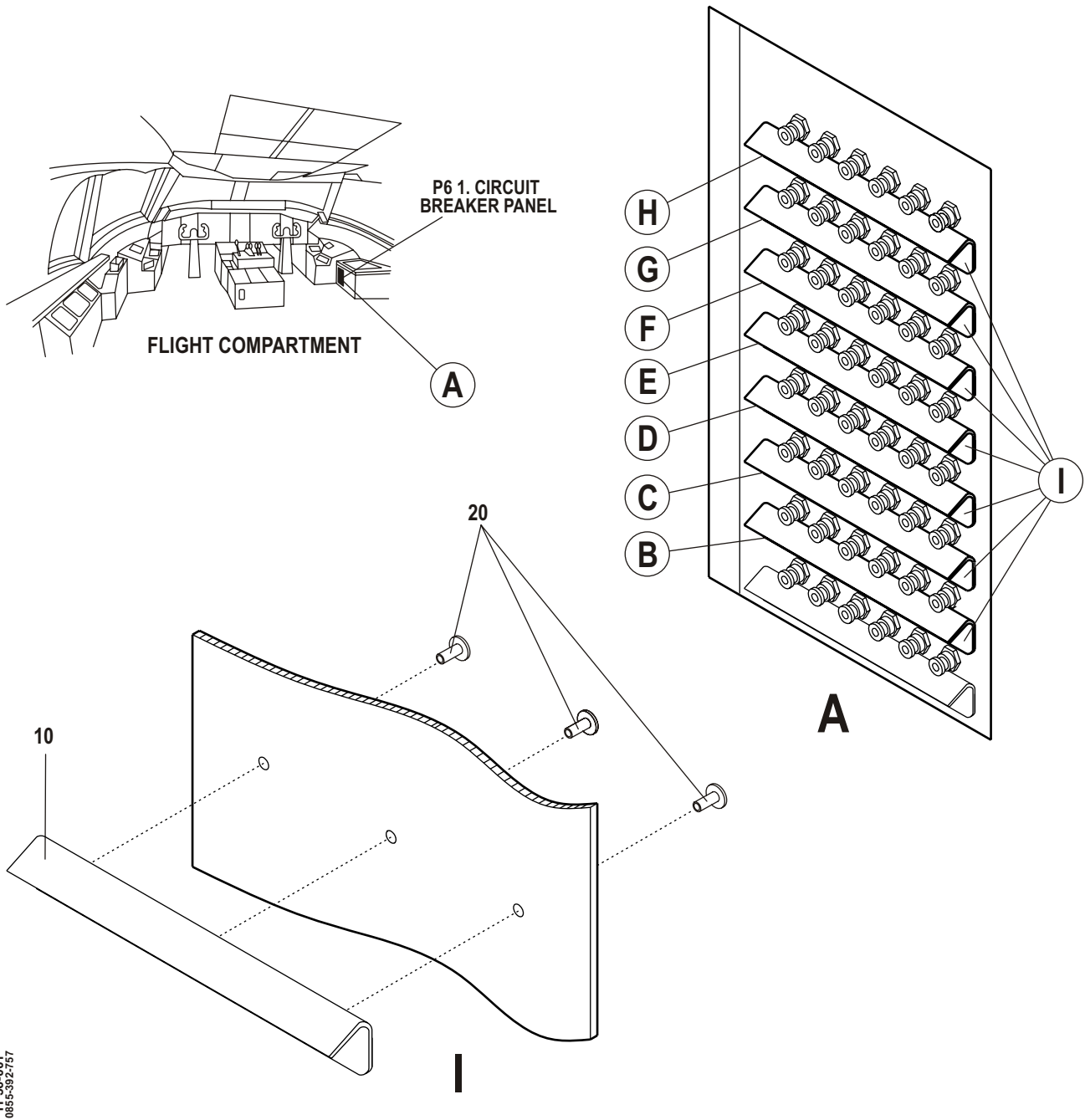
INTRODUCTION

- 1 This document supplements this pageblock of the aircraft illustrated parts catalog

EFFECTIVITY
27146 (NB506) 27147 (NB507)

IPC SUPP 11-34-05

Page 1
Sep 27/2007



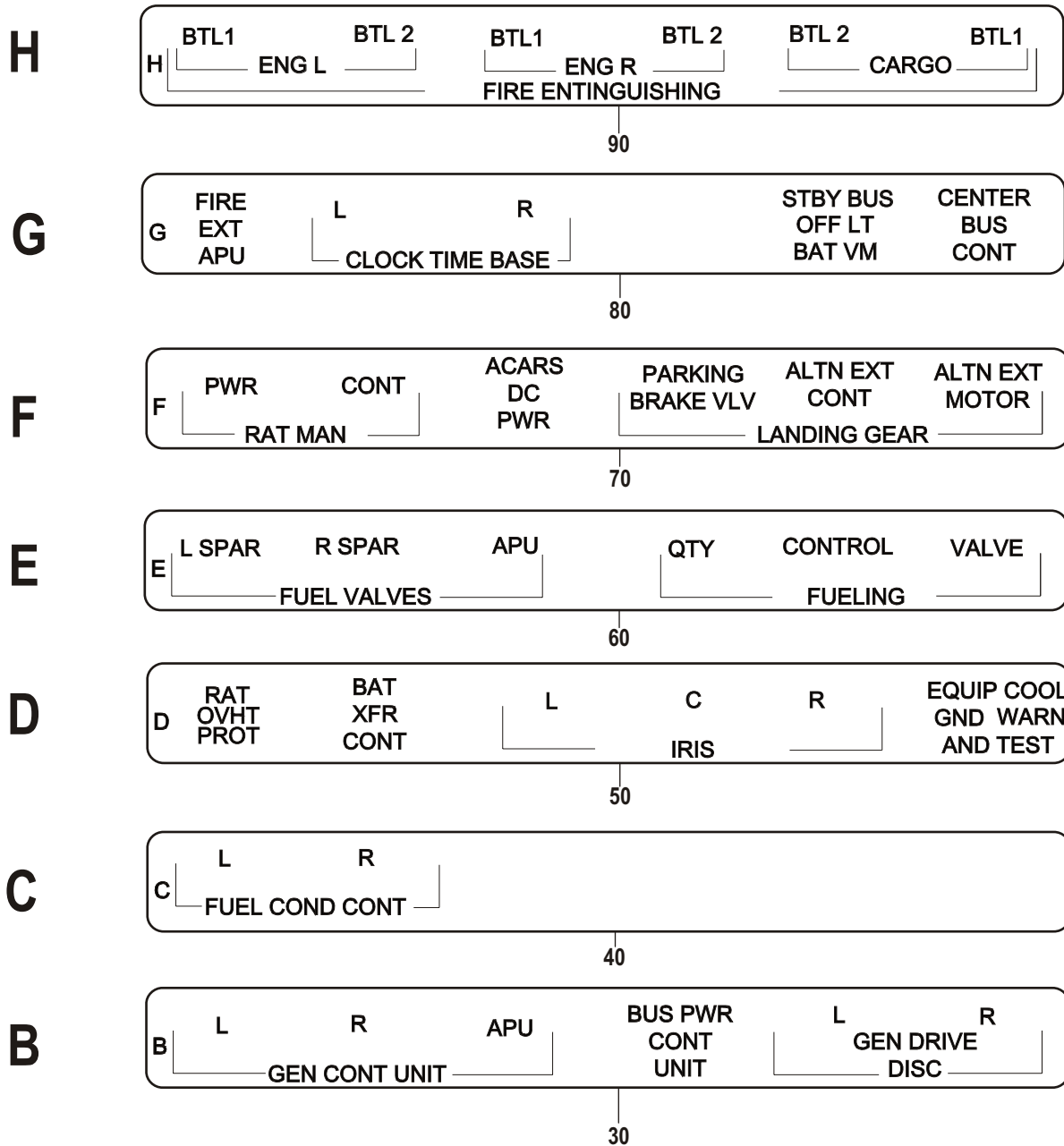
TP36-001
0855302757

Fig 1 Placards and P6-1 Panel Strip Protectors.

EFFECTIVITY

27146 (NB506) 27147 (NB507)

IPC SUPP 11-34-05



TP36-002
085532757

Fig 1 Placards and P6-1 Panel Strip Protectors.

EFFECTIVITY

27146 (NB506) 27147 (NB507)

IPC SUPP 11-34-05

FIG ITEM	PART NO.	NOMENCLATURE 1 2 3 4 5 6 7	EFF.		QTY
			FROM	TO	
-1	0855-392-757-001	INSTALLATION OF CIRCUIT BRAKER PROTEC- TORS ON P6-1 PANEL.	002002 006006		REF. ONLY
10	0855-392-757-003	.P6-1 CB PROTECTOR STRIP	002002 006006		7
20	MS20426AD4	.RIVETS	002002 006006		21
30	BAC27NEL0061	.CIRCUIT BRAKER DECAL B	002002 006006		1
40	BAC27NEL1018	.CIRCUIT BRAKER DECAL C	002002 006006		1
50	BAC27NEX2110	.CIRCUIT BRAKER DECAL D	002002 006006		1
60	BAC27NEL0984	.CIRCUIT BRAKER DECAL E	002002 006006		1
70	BAC27NEX1962	.CIRCUIT BRAKER DECAL F	002002 006006		1
80	BAC27NEL0983	.CIRCUIT BRAKER DECAL G	002002 006006		1
90	BAC27NEL0982	.CIRCUIT BRAKER DECAL H	002002 006006		1

- Not illustrated

For further details refer to
AES drawing: DRG 0855-392-757

EFFECTIVITY

27146 (NB506)	27147 (NB507)
---------------	---------------



757
PARTS CATALOG (MAINTENANCE)

CH-SECT-UNIT-FIG	PAGE NO.	DATE	CH-SECT-UNIT-FIG	PAGE NO.	DATE
*11	1	MAY 20/09	11-00-01- 1A	1	JAN 20/09
*11	2	MAY 20/09	11-00-01- 1A	2	JAN 20/09
*11	3	MAY 20/09	11-21-00	1	MAY 28/07
*11	4	MAY 20/09	11-21-00- 4	0	JAN 20/09
*11	5	MAY 20/09	11-21-00- 4	0A	JAN 20/09
*11	6	MAY 20/09	11-21-00- 4	1	JAN 20/09
*11	7	MAY 20/09	11-21-01- 1	0	MAY 28/07
*11	8	MAY 20/09	11-21-01- 1	0A	MAY 28/07
*11	9	MAY 20/09	11-21-01- 1	0B	MAY 28/07
*11	10	MAY 20/09	11-21-01- 1	0C	MAY 28/07
*11	11	MAY 20/09	11-21-01- 1	1	JAN 20/09
*11	12	MAY 20/09	11-21-01- 1	2	JAN 20/09
*11	13	MAY 20/09	11-21-02- 1	0	MAY 28/07
*11	14	MAY 20/09	11-21-02- 1	0A	MAY 28/07
*11	15	MAY 20/09	11-21-02- 1	1	JAN 20/09
*11	16	MAY 20/09	11-21-02- 1	2	JAN 20/09
*11	17	MAY 20/09	11-21-02- 3	0	JAN 20/09
*11	18	MAY 20/09	11-21-02- 3	0A	JAN 20/09
*11	19	MAY 20/09	11-21-02- 3	1	JAN 20/09
*11	20	MAY 20/09	11-21-03- 1	0	MAY 28/07
*11	21	MAY 20/09	11-21-03- 1	1	JAN 20/09
*11	22	MAY 20/09	11-21-03- 1	2	JAN 20/09
*11	23	MAY 20/09	11-21-03- 1	3	JAN 20/09
*11	24	MAY 20/09	11-21-03- 1	4	JAN 20/09
*11	25	MAY 20/09	11-21-03- 1	5	JAN 20/09
*11	26	MAY 20/09	11-21-03- 1	6	JAN 20/09
*11	27	MAY 20/09	11-21-08- 1	0	JAN 20/09
*11	28	MAY 20/09	11-21-08- 1	0A	JAN 20/09
*11	29	MAY 20/09	11-21-08- 1	1	JAN 20/09
*11	30	MAY 20/09	11-21-10- 1	0	MAY 28/07
*11	31	MAY 20/09	11-21-10- 1	1	JAN 20/09
*11	32	MAY 20/09	11-21-12- 1	0	MAY 28/07
*11	33	MAY 20/09	11-21-12- 1	0A	MAY 28/07
*11	34	MAY 20/09	11-21-12- 1	0B	MAY 28/07
*11	35	MAY 20/09	11-21-12- 1	1	JAN 20/09
*11	36	MAY 20/09	11-21-12- 1	2	JAN 20/09
*11	37	MAY 20/09	11-21-12- 1	3	JAN 20/09
*11	38	MAY 20/09	11-21-12- 1	4	JAN 20/09
*11	39	MAY 20/09	11-21-12- 1	5	JAN 20/09
*11	40	MAY 20/09	11-21-12- 1	6	JAN 20/09
*11	41	MAY 20/09	11-21-15- 1	0	MAY 28/07
11-00-00	1	MAY 28/07	11-21-15- 1	1	JAN 20/09
11-00-00- 1	0	JAN 20/09	11-21-18- 1	0	MAY 28/07
11-00-00- 1	1	JAN 20/09	11-21-18- 1	0A	MAY 28/07
11-00-00- 9	0	MAY 28/07	11-21-18- 1	1	JAN 20/09
11-00-00- 9	1	JAN 20/09	11-21-18- 2	0	MAY 28/07
11-00-01- 1	0	MAY 28/07	11-21-18- 2	1	SEP 20/08
11-00-01- 1	1	JAN 20/09	11-21-18- 2	2	SEP 20/08
11-00-01- 1	2	JAN 20/09	11-21-18- 2	3	JAN 20/09
11-00-01- 1	3	JAN 20/09	11-21-20- 1	0	MAY 28/07
11-00-01- 1A	0	MAY 28/07	11-21-20- 1	1	JAN 20/09

* THE ASTERISK INDICATES PAGES CHANGED OR ADDED BY THE CURRENT REVISION



757
PARTS CATALOG (MAINTENANCE)

CH-SECT-UNIT-FIG	PAGE NO.	DATE	CH-SECT-UNIT-FIG	PAGE NO.	DATE
11-21-22- 2	0	MAY 28/07	11-21-25-43	0	JAN 20/09
11-21-22- 2	1	JAN 20/09	11-21-25-43	0A	JAN 20/09
11-21-22- 2	2	JAN 20/09	*11-21-25-43	1	MAY 20/09
11-21-22- 2	3	JAN 20/09	*11-21-25-43	2	MAY 20/09
11-21-22- 2	4	JAN 20/09	11-21-25-51	0	MAY 28/07
11-21-22- 2	5	JAN 20/09	11-21-25-51	0A	MAY 28/07
11-21-22- 2B	0	JAN 20/09	*11-21-25-51	1	MAY 20/09
11-21-22- 2B	1	JAN 20/09	*11-21-25-51	2	MAY 20/09
11-21-22- 2B	2	JAN 20/09	11-21-25-65	0	MAY 28/07
11-21-23- 1	0	SEP 20/08	11-21-25-65	1	JAN 20/09
11-21-23- 1	1	JAN 20/09	11-21-25-67	0	JAN 20/09
11-21-23- 1	2	JAN 20/09	11-21-25-67	0A	JAN 20/09
11-21-23- 5	0	MAY 28/07	11-21-25-67	1	JAN 20/09
11-21-23- 5	1	JAN 20/09	11-21-30- 1	0	MAY 28/07
11-21-23- 8	0	MAY 28/07	11-21-30- 1	1	JAN 20/09
11-21-23- 8	1	JAN 20/09	11-21-30- 1	2	JAN 20/09
11-21-23- 9	0	MAY 28/07	11-21-50- 1	0	MAY 28/07
11-21-23- 9	1	JAN 20/09	11-21-50- 1	0A	MAY 28/07
11-21-23-10	0	JAN 20/09	11-21-50- 1	0B	MAY 28/07
11-21-23-10	0A	JAN 20/09	11-21-50- 1	0C	MAY 28/07
11-21-23-10	0B	JAN 20/09	11-21-50- 1	1	JAN 20/09
11-21-23-10	0C	JAN 20/09	11-21-50- 1	2	JAN 20/09
11-21-23-10	0D	JAN 20/09	11-21-50- 1	3	JAN 20/09
11-21-23-10	0E	JAN 20/09	11-22-00	1	MAY 28/07
11-21-23-10	0F	JAN 20/09	11-22-01- 1	0	MAY 28/07
11-21-23-10	0G	JAN 20/09	11-22-01- 1	1	SEP 20/08
11-21-23-10	1	JAN 20/09	11-22-01- 2	0	MAY 28/07
11-21-23-10	2	JAN 20/09	11-22-01- 2	1	JAN 20/09
11-21-23-10A	0	JAN 20/09	11-22-03- 1	0	MAY 28/07
11-21-23-10A	0A	JAN 20/09	11-22-03- 1	1	JAN 20/09
11-21-23-10A	0B	JAN 20/09	11-22-04- 1	0	MAY 28/07
11-21-23-10A	0C	JAN 20/09	11-22-04- 1	1	JAN 20/09
11-21-23-10A	0D	JAN 20/09	11-22-04- 1	2	JAN 20/09
11-21-23-10A	1	JAN 20/09	11-22-04- 1	3	JAN 20/09
11-21-23-10A	2	JAN 20/09	11-22-04- 1	4	JAN 20/09
11-21-23-11	0	JAN 20/09	11-22-04- 1	5	JAN 20/09
11-21-23-11	1	JAN 20/09	11-22-05- 1	0	MAY 28/07
11-21-25- 9	0	JAN 20/09	11-22-05- 1	0A	MAY 28/07
11-21-25- 9	0A	JAN 20/09	11-22-05- 1	1	JAN 20/09
11-21-25- 9	0B	JAN 20/09	11-22-05- 1	2	JAN 20/09
11-21-25- 9	0C	JAN 20/09	11-22-05- 1	3	JAN 20/09
11-21-25- 9	1	JAN 20/09	11-22-05- 1	4	JAN 20/09
11-21-25-35	0	MAY 28/07	11-22-06- 2	0	MAY 28/07
11-21-25-35	0A	MAY 28/07	11-22-06- 2	1	JAN 20/09
11-21-25-35	0B	MAY 28/07	11-22-06- 2	2	JAN 20/09
11-21-25-35	1	JAN 20/09	11-22-06- 3	0	MAY 28/07
11-21-25-37	0	JAN 20/09	11-22-06- 3	0A	MAY 28/07
11-21-25-37	0A	JAN 20/09	11-22-06- 3	0B	MAY 28/07
11-21-25-37	0B	JAN 20/09	11-22-06- 3	1	JAN 20/09
11-21-25-37	0C	JAN 20/09	11-22-06- 3	2	JAN 20/09
11-21-25-37	1	JAN 20/09	11-22-06- 4	0	MAY 28/07

* THE ASTERISK INDICATES PAGES CHANGED OR ADDED BY THE CURRENT REVISION



757

PARTS CATALOG (MAINTENANCE)

CH-SECT-UNIT-FIG	PAGE NO.	DATE	CH-SECT-UNIT-FIG	PAGE NO.	DATE
11-22-06- 4	1	JAN 20/09	11-22-56- 1	2	JAN 20/09
11-22-06- 5	0	MAY 28/07	11-22-56- 1B	0	MAY 28/07
11-22-06- 5	1	JAN 20/09	11-22-56- 1B	1	JAN 20/09
11-22-06- 5	2	JAN 20/09	11-22-57- 1	0	MAY 28/07
11-22-06- 6	0	MAY 28/07	11-22-57- 1	1	JAN 20/09
11-22-06- 6	1	JAN 20/09	11-22-57- 1	2	JAN 20/09
11-22-06-10	0	MAY 28/07	11-22-57- 1	3	JAN 20/09
11-22-06-10	1	JAN 20/09	11-22-57- 1	4	JAN 20/09
11-22-06-10	2	JAN 20/09	11-22-57- 1	5	JAN 20/09
11-22-10- 2	0	MAY 28/07	11-22-57- 1	6	JAN 20/09
11-22-10- 2	1	JAN 20/09	11-22-57- 1	7	JAN 20/09
11-22-15- 1	0	MAY 28/07	11-22-57- 1	8	JAN 20/09
11-22-15- 1	1	JAN 20/09	11-22-57- 1	9	JAN 20/09
11-22-20- 1	0	MAY 28/07	11-22-57- 1	10	JAN 20/09
11-22-20- 1	1	JAN 20/09	11-22-57- 1	11	JAN 20/09
11-22-20- 1	2	JAN 20/09	11-22-57- 1	12	JAN 20/09
11-22-25- 1	0	MAY 28/07	11-22-57- 1	13	JAN 20/09
11-22-25- 1	1	SEP 20/08	11-22-57- 1	14	JAN 20/09
11-22-25- 1	2	SEP 20/08	11-22-57- 1	15	JAN 20/09
11-22-50- 1	0	MAY 28/07	11-22-57- 1	16	JAN 20/09
11-22-50- 1	1	JAN 20/09	11-22-57- 1	17	JAN 20/09
11-22-51- 1	0	MAY 28/07	11-22-57- 1B	0	JAN 20/09
11-22-51- 1	1	SEP 20/08	11-22-57- 1B	1	JAN 20/09
11-22-51- 3	0	MAY 28/07	11-22-57- 1B	2	JAN 20/09
11-22-51- 3	0A	MAY 28/07	11-22-57- 1B	3	JAN 20/09
11-22-51- 3	1	JAN 20/09	11-22-57- 1B	4	JAN 20/09
11-22-51- 3	2	JAN 20/09	11-22-57- 1B	5	JAN 20/09
11-22-51- 3	3	JAN 20/09	11-22-57- 1B	6	JAN 20/09
11-22-52- 1	0	MAY 28/07	11-22-57- 1B	7	JAN 20/09
11-22-52- 1	1	SEP 20/08	11-22-57- 1B	8	JAN 20/09
11-22-53- 1	0	MAY 28/07	11-22-57- 1B	9	JAN 20/09
11-22-53- 1	1	SEP 20/08	11-22-57- 1B	10	JAN 20/09
11-22-53- 1	2	SEP 20/08	11-22-57- 1B	11	JAN 20/09
11-22-54- 1	0	MAY 28/07	11-22-57- 1B	12	JAN 20/09
11-22-54- 1	1	JAN 20/09	11-22-57- 1B	13	JAN 20/09
11-22-54- 1	2	JAN 20/09	11-22-57- 1B	14	JAN 20/09
11-22-55- 1	0	MAY 28/07	11-22-57- 1B	15	JAN 20/09
11-22-55- 1	0A	MAY 28/07	11-22-57- 1C	0	MAY 28/07
11-22-55- 1	0B	MAY 28/07	11-22-57- 1C	1	JAN 20/09
11-22-55- 1	0C	MAY 28/07	11-22-57- 1C	2	JAN 20/09
11-22-55- 1	1	JAN 20/09	11-22-57- 1C	3	JAN 20/09
11-22-55- 1	2	JAN 20/09	11-22-57- 1C	4	JAN 20/09
11-22-55- 3	0	MAY 28/07	11-22-57- 1C	5	JAN 20/09
11-22-55- 3	1	JAN 20/09	11-22-57- 1C	6	JAN 20/09
11-22-55- 3	2	JAN 20/09	11-22-57- 1C	7	JAN 20/09
11-22-55- 4	0	MAY 28/07	11-22-57- 1C	8	JAN 20/09
11-22-55- 4	1	JAN 20/09	11-22-57- 1C	9	JAN 20/09
11-22-55- 4	2	JAN 20/09	11-22-57- 1C	10	JAN 20/09
11-22-55- 4	3	JAN 20/09	11-22-57- 1C	11	JAN 20/09
11-22-56- 1	0	MAY 28/07	11-22-57- 3	0	JAN 20/09
11-22-56- 1	1	JAN 20/09	11-22-57- 3	0A	JAN 20/09

* THE ASTERISK INDICATES PAGES CHANGED OR ADDED BY THE CURRENT REVISION



757

PARTS CATALOG (MAINTENANCE)

CH-SECT-UNIT-FIG	PAGE NO.	DATE
11-22-57- 3	0B	JAN 20/09
11-22-57- 3	0C	JAN 20/09
11-22-57- 3	1	JAN 20/09
11-22-57- 4	0	JAN 20/09
11-22-57- 4	0A	JAN 20/09
11-22-57- 4	0B	JAN 20/09
11-22-57- 4	0C	JAN 20/09
11-22-57- 4	1	JAN 20/09
11-22-58- 1	0	MAY 28/07
11-22-58- 1	1	JAN 20/09
11-22-59- 1	0	MAY 28/07
11-22-59- 1	0A	MAY 28/07
11-22-59- 1	1	JAN 20/09
11-22-59- 2	0	MAY 28/07
11-22-59- 2	1	JAN 20/09
11-22-59- 3	0	MAY 28/07
11-22-59- 3	1	JAN 20/09
11-22-60- 1	0	MAY 28/07
11-22-60- 1	0A	MAY 28/07
11-22-60- 1	0B	MAY 28/07
11-22-60- 1	0C	MAY 28/07
11-22-60- 1	1	JAN 20/09
11-22-60- 1	2	JAN 20/09
11-22-60- 1	3	JAN 20/09
11-22-60- 1	4	JAN 20/09
11-22-61- 1	0	MAY 28/07
11-22-61- 1	1	JAN 20/09
11-22-61- 2	0	MAY 28/07
11-22-61- 2	0A	MAY 28/07
11-22-61- 2	1	JAN 20/09
11-22-64- 1	0	MAY 28/07
11-22-64- 1	0A	MAY 28/07
11-22-64- 1	1	JAN 20/09
11-22-64- 1	2	JAN 20/09
11-23-00	1	MAY 28/07
11-23-00- 2	0	MAY 28/07
11-23-00- 2	1	JAN 20/09
11-23-00- 3	0	MAY 28/07
11-23-00- 3	1	JAN 20/09
11-23-01- 1	0	MAY 28/07
11-23-01- 1	1	JAN 20/09
11-23-05- 1	0	MAY 28/07
11-23-05- 1	0A	MAY 28/07
11-23-05- 1	1	JAN 20/09
11-24-00	1	MAY 28/07
11-24-00- 1	0	MAY 28/07
11-24-00- 1	0A	MAY 28/07
11-24-00- 1	0B	MAY 28/07
11-24-00- 1	1	SEP 20/08
11-24-00- 1	2	SEP 20/08
11-24-01- 1	0	MAY 28/07

CH-SECT-UNIT-FIG	PAGE NO.	DATE
11-24-01- 1	0A	MAY 28/07
11-24-01- 1	0B	MAY 28/07
11-24-01- 1	0C	MAY 28/07
11-24-01- 1	1	JAN 20/09
11-24-01- 1	2	JAN 20/09
11-24-01- 2	0	MAY 28/07
11-24-01- 2	1	JAN 20/09
11-24-01- 2	2	JAN 20/09
11-24-03- 1	0	MAY 28/07
11-24-03- 1	1	SEP 20/08
11-24-05- 1	0	MAY 28/07
11-24-05- 1	0A	MAY 28/07
11-24-05- 1	0B	MAY 28/07
11-24-05- 1	0C	MAY 28/07
11-24-05- 1	0D	MAY 28/07
11-24-05- 1	1	JAN 20/09
11-24-05- 1	2	JAN 20/09
11-24-05- 1	3	JAN 20/09
11-24-05- 1	4	JAN 20/09
11-24-05- 1	5	JAN 20/09
*11-24-05- 1	6	MAY 20/09
*11-24-05- 1	7	MAY 20/09
*11-24-05- 1	8	MAY 20/09
*11-24-05- 1	9	MAY 20/09
11-24-05- 1A	0	MAY 28/07
11-24-05- 1A	0A	MAY 28/07
11-24-05- 1A	0B	MAY 28/07
11-24-05- 1A	0C	MAY 28/07
11-24-05- 1A	0D	MAY 28/07
11-24-05- 1A	0E	MAY 28/07
11-24-05- 1A	0F	MAY 28/07
11-24-05- 1A	1	JAN 20/09
11-24-05- 1A	2	JAN 20/09
11-24-05- 1A	3	JAN 20/09
11-24-05- 1A	4	JAN 20/09
11-24-05- 1A	5	JAN 20/09
11-24-05-10	0	MAY 28/07
11-24-05-10	1	JAN 20/09
11-24-10- 1	0	MAY 28/07
11-24-10- 1	1	JAN 20/09
11-24-10- 1	2	JAN 20/09
11-24-10- 5	0	MAY 28/07
11-24-10- 5	0A	MAY 28/07
11-24-10- 5	1	JAN 20/09
11-24-10- 5	2	SEP 20/08
11-24-10- 5	3	SEP 20/08
11-24-13- 1	0	MAY 28/07
11-24-13- 1	1	JAN 20/09
11-24-13- 1	2	JAN 20/09
11-24-13- 1	3	JAN 20/09
11-24-13- 1	4	JAN 20/09

* THE ASTERISK INDICATES PAGES CHANGED OR ADDED BY THE CURRENT REVISION



757

PARTS CATALOG (MAINTENANCE)

CH-SECT-UNIT-FIG	PAGE NO.	DATE	CH-SECT-UNIT-FIG	PAGE NO.	DATE
11-24-13- 1	5	JAN 20/09	11-24-52- 1	1	JAN 20/09
11-24-13- 1	6	JAN 20/09	11-24-52- 1	2	JAN 20/09
11-24-13- 1	7	SEP 20/08	11-24-52- 1	3	JAN 20/09
11-24-15- 1	0	MAY 28/07	11-24-52- 1	4	JAN 20/09
11-24-15- 1	1	JAN 20/09	11-24-52- 1	5	JAN 20/09
11-24-25- 1	0	MAY 28/07	11-24-52- 1	6	JAN 20/09
11-24-25- 1	0A	MAY 28/07	11-24-52- 1	7	JAN 20/09
11-24-25- 1	0B	MAY 28/07	11-24-53- 1	0	MAY 28/07
11-24-25- 1	0C	MAY 28/07	11-24-53- 1	1	JAN 20/09
11-24-25- 1	0D	MAY 28/07	11-24-55- 1	0	MAY 28/07
11-24-25- 1	0E	MAY 28/07	11-24-55- 1	0A	SEP 28/07
11-24-25- 1	0F	MAY 28/07	11-24-55- 1	1	JAN 20/09
11-24-25- 1	0G	MAY 28/07	11-24-55- 1	2	JAN 20/09
11-24-25- 1	0H	MAY 28/07	11-24-55- 1	3	JAN 20/09
11-24-25- 1	0I	MAY 28/07	11-24-55- 1	4	JAN 20/09
11-24-25- 1	0J	MAY 28/07	11-24-55- 1	5	JAN 20/09
11-24-25- 1	0K	MAY 28/07	11-24-55- 1	6	JAN 20/09
11-24-25- 1	0L	MAY 28/07	11-24-55- 1	7	JAN 20/09
11-24-25- 1	0M	MAY 28/07	11-24-55- 1	8	JAN 20/09
11-24-25- 1	1	JAN 20/09	11-24-55- 1	9	JAN 20/09
11-24-25- 1	2	JAN 20/09	11-24-55- 1	10	JAN 20/09
11-24-25- 1	3	JAN 20/09	11-24-55- 1	11	JAN 20/09
11-24-25- 1	4	JAN 20/09	11-24-55- 1	12	JAN 20/09
11-24-25- 1	5	JAN 20/09	11-24-55- 1	13	JAN 20/09
11-24-25- 1	6	JAN 20/09	11-24-55- 1	14	JAN 20/09
11-24-25- 1	7	JAN 20/09	11-24-55- 1	15	JAN 20/09
11-24-25- 1	8	JAN 20/09	11-24-55- 1	16	JAN 20/09
11-24-25- 1	9	JAN 20/09	11-24-55- 1	17	JAN 20/09
11-24-25- 1	10	JAN 20/09	11-24-55- 1	18	JAN 20/09
11-24-25- 1	11	JAN 20/09	11-24-55- 1	19	JAN 20/09
11-24-25- 1	12	JAN 20/09	11-24-55- 1	20	JAN 20/09
11-24-25- 1	13	JAN 20/09	11-24-55- 1	21	JAN 20/09
11-24-30- 1	0	MAY 28/07	11-24-55- 1	22	JAN 20/09
11-24-30- 1	0A	MAY 28/07	11-24-55- 1	23	JAN 20/09
11-24-30- 1	1	JAN 20/09	11-24-55- 1	24	JAN 20/09
11-24-30- 1	2	JAN 20/09	11-24-55- 1	25	JAN 20/09
11-24-30- 1	3	JAN 20/09	11-24-55- 1	26	JAN 20/09
11-24-45- 1	0	MAY 28/07	11-24-55- 1	27	JAN 20/09
11-24-45- 1	1	JAN 20/09	11-24-55- 1	28	JAN 20/09
11-24-45- 1	2	JAN 20/09	11-24-55- 1	29	JAN 20/09
11-24-45- 1	3	JAN 20/09	11-24-55- 1	30	JAN 20/09
11-24-45- 1	4	JAN 20/09	11-24-55- 1	31	JAN 20/09
11-24-45- 1	5	JAN 20/09	11-24-55- 1	32	JAN 20/09
11-24-45- 1	6	JAN 20/09	11-24-55- 1	33	JAN 20/09
11-24-50- 1	0	MAY 28/07	11-24-55- 1	34	JAN 20/09
11-24-50- 1	1	JAN 20/09	11-24-55- 1	35	JAN 20/09
11-24-51- 1	0	MAY 28/07	11-24-55- 1	36	JAN 20/09
11-24-51- 1	0A	MAY 28/07	11-24-55- 1	37	JAN 20/09
11-24-51- 1	1	JAN 20/09	11-24-55- 1	38	JAN 20/09
11-24-52- 1	0	MAY 28/07	11-24-55- 1	39	JAN 20/09
11-24-52- 1	0A	MAY 28/07	11-24-55- 1	40	JAN 20/09

* THE ASTERISK INDICATES PAGES CHANGED OR ADDED BY THE CURRENT REVISION



757
PARTS CATALOG (MAINTENANCE)

CH-SECT-UNIT-FIG	PAGE NO.	DATE
11-24-55- 1	41	JAN 20/09
11-24-55- 1	42	JAN 20/09
11-24-55- 1	43	JAN 20/09
11-24-55- 1	44	JAN 20/09
11-24-55- 1	45	JAN 20/09
11-24-55- 1	46	JAN 20/09
11-24-55- 2	0	MAY 28/07
11-24-55- 2	0A	MAY 28/07
11-24-55- 2	0B	MAY 28/07
11-24-55- 2	1	JAN 20/09
11-24-55- 2	2	JAN 20/09
11-24-55- 2	3	JAN 20/09
11-24-55- 2	4	JAN 20/09
11-24-55- 2	5	JAN 20/09
11-24-55- 2	6	JAN 20/09
11-24-55- 2	7	JAN 20/09
11-24-55- 2	8	JAN 20/09
11-24-55- 2	9	JAN 20/09
11-24-55- 2	10	JAN 20/09
11-24-55- 2	11	JAN 20/09
11-24-55- 2	12	JAN 20/09
11-24-55- 2	13	JAN 20/09
11-24-55- 2	14	JAN 20/09
11-24-55- 2	15	JAN 20/09
11-24-55- 2	16	JAN 20/09
11-24-55- 2	17	JAN 20/09
11-24-55- 2	18	JAN 20/09
11-24-55- 2	19	JAN 20/09
11-24-55- 2	20	JAN 20/09
11-24-55- 2	21	JAN 20/09
11-24-55- 2	22	JAN 20/09
11-24-55- 2	23	JAN 20/09
11-24-55- 2	24	JAN 20/09
11-24-55- 2	25	JAN 20/09
11-24-55- 2	26	JAN 20/09
11-24-55- 2	27	JAN 20/09
11-24-55- 2	28	JAN 20/09
11-24-55- 2	29	JAN 20/09
11-24-55- 2	30	JAN 20/09
11-24-55- 2	31	JAN 20/09
11-24-55- 2	32	JAN 20/09
11-24-55- 2	33	JAN 20/09
11-24-55- 2	34	JAN 20/09
11-24-55- 2	35	JAN 20/09
11-24-55- 2	36	JAN 20/09
11-24-55- 2	37	JAN 20/09
11-24-55- 2	38	JAN 20/09
11-24-55- 2	39	JAN 20/09
11-24-55- 2	40	JAN 20/09
11-24-55- 2	41	JAN 20/09
11-24-55- 2	42	JAN 20/09

CH-SECT-UNIT-FIG	PAGE NO.	DATE
11-24-55- 2	43	JAN 20/09
11-24-55- 2	44	JAN 20/09
11-24-55- 2	45	JAN 20/09
11-24-55- 2	46	JAN 20/09
11-24-55- 2	47	JAN 20/09
11-24-55- 2	48	JAN 20/09
11-24-55- 2	49	JAN 20/09
11-24-55- 2	50	JAN 20/09
11-24-55- 2	51	JAN 20/09
11-24-55- 2	52	JAN 20/09
11-24-55- 2	53	JAN 20/09
11-24-55- 3	0	SEP 28/07
11-24-55- 3	0A	SEP 28/07
11-24-55- 3	0B	MAY 28/07
11-24-55- 3	0C	MAY 28/07
11-24-55- 3	0D	MAY 28/07
11-24-55- 3	1	JAN 20/09
11-24-55- 3	2	JAN 20/09
11-24-55- 3	3	JAN 20/09
11-24-55- 3	4	JAN 20/09
11-24-55- 3	5	JAN 20/09
11-24-55- 3	6	JAN 20/09
11-24-55- 3	7	JAN 20/09
11-24-55- 3	8	JAN 20/09
11-24-55- 3	9	JAN 20/09
11-24-55- 3	10	JAN 20/09
11-24-55- 3	11	JAN 20/09
11-24-55- 3	12	JAN 20/09
11-24-55- 3	13	JAN 20/09
11-24-55- 3	14	JAN 20/09
11-24-55- 3	15	JAN 20/09
11-24-55- 3	16	JAN 20/09
11-24-55- 3	17	JAN 20/09
11-24-55- 3	18	JAN 20/09
11-24-55- 3	19	JAN 20/09
11-24-55- 3	20	JAN 20/09
11-24-55- 3	21	JAN 20/09
11-24-55- 3	22	JAN 20/09
11-24-55- 3	23	JAN 20/09
11-24-55- 3	24	JAN 20/09
11-24-55- 3	25	JAN 20/09
11-24-55- 3	26	JAN 20/09
11-24-55- 3	27	JAN 20/09
11-24-55- 3	28	JAN 20/09
11-24-55- 3	29	JAN 20/09
11-24-55- 3	30	JAN 20/09
11-24-55- 3	31	JAN 20/09
11-24-55- 3	32	JAN 20/09
11-24-55- 3	33	JAN 20/09
11-24-55- 3	34	JAN 20/09
11-24-55- 3	35	JAN 20/09

* THE ASTERISK INDICATES PAGES CHANGED OR ADDED BY THE CURRENT REVISION



757
PARTS CATALOG (MAINTENANCE)

CH-SECT-UNIT-FIG	PAGE NO.	DATE	CH-SECT-UNIT-FIG	PAGE NO.	DATE
11-24-55- 3	36	JAN 20/09	11-25-05- 1	0	MAY 28/07
11-24-55- 3	37	JAN 20/09	11-25-05- 1	1	JAN 20/09
11-24-55- 3	38	JAN 20/09	11-25-05- 1A	0	MAY 28/07
11-24-55- 3	39	JAN 20/09	11-25-05- 1A	1	JAN 20/09
11-24-55- 3	40	JAN 20/09	11-25-05- 1B	0	MAY 28/07
11-24-55- 3	41	JAN 20/09	11-25-05- 1B	1	JAN 20/09
11-24-55- 3	42	JAN 20/09	11-25-05- 1B	2	JAN 20/09
11-24-55- 3	43	JAN 20/09	11-25-05- 1B	3	JAN 20/09
11-24-55- 3	44	JAN 20/09	11-25-05- 1B	4	JAN 20/09
11-24-55- 3	45	JAN 20/09	11-25-05- 1B	5	JAN 20/09
11-24-55- 3	46	JAN 20/09	11-25-08- 1	0	MAY 28/07
11-24-55- 3	47	JAN 20/09	11-25-08- 1	1	JAN 20/09
11-24-55- 3	48	JAN 20/09	11-25-08- 1	2	JAN 20/09
11-24-55- 3	49	JAN 20/09	11-25-09- 1	0	JAN 20/08
11-24-55- 3	50	JAN 20/09	11-25-09- 1	0A	JAN 20/08
11-24-55- 3	51	JAN 20/09	11-25-09- 1	1	JAN 20/09
11-24-55- 3	52	JAN 20/09	11-25-09- 1	2	JAN 20/09
11-24-55- 3	53	JAN 20/09	11-25-09- 1	3	JAN 20/09
11-24-55- 3	54	JAN 20/09	11-25-09- 1	4	JAN 20/09
11-24-55- 3	55	JAN 20/09	11-25-09- 1	5	JAN 20/09
11-24-55- 3	56	JAN 20/09	11-25-09- 1	6	JAN 20/09
11-24-55- 3	57	JAN 20/09	11-25-09- 1	7	JAN 20/09
11-25-00	1	MAY 28/07	11-25-09- 1	8	JAN 20/09
11-25-01- 1	0	MAY 28/07	11-25-09- 1	9	JAN 20/09
11-25-01- 1	1	JAN 20/09	11-25-09- 1	10	JAN 20/09
11-25-01- 1A	0	MAY 28/07	11-25-09- 1	11	JAN 20/09
11-25-01- 1A	0A	MAY 28/07	11-25-09- 1	12	JAN 20/09
11-25-01- 1A	1	JAN 20/09	11-25-09- 1	13	JAN 20/09
11-25-01- 3	0	MAY 28/07	11-25-09- 1A	0	MAY 28/07
11-25-01- 3	0A	MAY 28/07	11-25-09- 1A	0A	MAY 28/07
11-25-01- 3	1	JAN 20/09	11-25-09- 1A	1	JAN 20/09
11-25-01- 3	2	JAN 20/09	11-25-09- 1A	2	JAN 20/09
11-25-01- 3	3	JAN 20/09	11-25-09- 1A	3	JAN 20/09
11-25-01- 3	4	JAN 20/09	11-25-09- 1A	4	JAN 20/09
11-25-01- 3	5	JAN 20/09	11-25-09- 1A	5	JAN 20/09
11-25-01- 3	6	JAN 20/09	11-25-09- 1A	6	JAN 20/09
11-25-01- 3A	0	MAY 28/07	11-25-09- 1A	7	JAN 20/09
11-25-01- 3A	1	JAN 20/09	11-25-09- 1A	8	JAN 20/09
11-25-01- 3A	2	JAN 20/09	11-25-09- 1A	9	JAN 20/09
11-25-01- 3A	3	JAN 20/09	11-25-09- 1A	10	JAN 20/09
11-25-01- 3A	4	JAN 20/09	11-25-09- 1A	11	JAN 20/09
11-25-01- 3A	5	JAN 20/09	11-25-09- 1A	12	JAN 20/09
11-25-04- 1	0	MAY 28/07	11-25-09- 1A	13	JAN 20/09
11-25-04- 1	0A	MAY 28/07	11-25-12- 1	0	JAN 20/09
11-25-04- 1	1	JAN 20/09	*11-25-12- 1	1	MAY 20/09
11-25-04- 1	2	JAN 20/09	11-25-12-18	0	JAN 20/09
11-25-04- 1	3	JAN 20/09	*11-25-12-18	1	MAY 20/09
11-25-04- 1	4	JAN 20/09	11-25-12-30	0	JAN 20/09
11-25-04- 1B	0	MAY 28/07	11-25-12-30	0A	MAY 28/07
11-25-04- 1B	0A	MAY 28/07	11-25-12-30	0B	JAN 20/09
11-25-04- 1B	1	JAN 20/09	11-25-12-30	0C	JAN 20/09

* THE ASTERISK INDICATES PAGES CHANGED OR ADDED BY THE CURRENT REVISION



757

PARTS CATALOG (MAINTENANCE)

CH-SECT-UNIT-FIG	PAGE NO.	DATE	CH-SECT-UNIT-FIG	PAGE NO.	DATE
11-25-12-30	0D	MAY 28/07	11-26-51- 1	1	JAN 20/09
11-25-12-30	0E	MAY 28/07	11-26-51- 1	2	JAN 20/09
11-25-12-30	0F	MAY 28/07	11-26-51- 2	0	MAY 28/07
11-25-12-30	1	JAN 20/09	11-26-51- 2	1	SEP 20/08
11-25-12-30	2	SEP 20/08	11-26-51- 2	2	JAN 20/09
11-25-12-30A	0	MAY 28/07	11-26-51- 2	3	JAN 20/09
11-25-12-30A	0A	MAY 28/07	11-31-00	1	MAY 28/07
11-25-12-30A	0B	MAY 28/07	11-31-00- 1	0	MAY 28/07
11-25-12-30A	0C	MAY 28/07	11-31-00- 1	1	JAN 20/09
11-25-12-30A	0D	MAY 28/07	11-31-01- 1	0	SEP 20/08
11-25-12-30A	0E	MAY 28/07	11-31-01- 1	0A	MAY 28/07
11-25-12-30A	0F	MAY 28/07	11-31-01- 1	1	JAN 20/09
11-25-12-30A	0G	MAY 28/07	11-31-01- 1	2	JAN 20/09
11-25-12-30A	1	JAN 20/09	11-31-01- 1	3	JAN 20/09
11-25-12-35	0	JAN 20/09	11-31-01-24	0	MAY 28/07
11-25-12-35	0A	JAN 20/09	11-31-01-24	0A	MAY 28/07
11-25-12-35	0B	JAN 20/09	11-31-01-24	0B	MAY 28/07
11-25-12-35	1	JAN 20/09	11-31-01-24	0C	MAY 28/07
11-25-51- 1	0	MAY 28/07	11-31-01-24	1	JAN 20/09
11-25-51- 1	1	JAN 20/09	11-31-01-24	2	JAN 20/09
11-25-51- 1	2	JAN 20/09	11-31-01-24	2	JAN 20/09
11-25-51- 2	0	MAY 28/07	*11-31-01-24	3	MAY 20/09
11-25-51- 2	0A	MAY 28/07	*11-31-01-24	4	MAY 20/09
11-25-51- 2	0B	MAY 28/07	*11-31-01-24	5	MAY 20/09
11-25-51- 2	1	JAN 20/09	11-31-01-37	0	SEP 20/08
*11-25-51- 2	2	MAY 20/09	11-31-01-37	0A	SEP 20/08
*11-25-51- 2	3	MAY 20/09	11-31-01-37	0B	MAY 28/07
*11-25-51- 2	4	MAY 20/09	11-31-01-37	1	JAN 20/09
11-25-51- 4	0	JAN 20/09	*11-31-01-37	2	MAY 20/09
11-25-51- 4	1	JAN 20/09	*11-31-01-37	3	MAY 20/09
11-26-00	1	MAY 28/07	*11-31-01-37	4	MAY 20/09
11-26-01- 1	0	MAY 28/07	*11-31-01-37	5	MAY 20/09
11-26-01- 1	1	SEP 20/08	*11-31-01-37	6	MAY 20/09
11-26-01- 2	0	MAY 28/07	11-31-01-38	0	JAN 20/09
11-26-01- 2	1	JAN 20/09	11-31-01-38	0A	JAN 20/09
11-26-02- 1	0	MAY 28/07	11-31-01-38	1	JAN 20/09
11-26-02- 1	1	JAN 20/09	11-31-01-38	2	JAN 20/09
11-26-03- 1	0	MAY 28/07	11-31-01-38	3	JAN 20/09
11-26-03- 1	0A	MAY 28/07	11-31-01-38	4	JAN 20/09
11-26-03- 1	1	JAN 20/09	11-31-01-38	5	JAN 20/09
11-26-04- 1	0	MAY 28/07	*11-31-01-38	6	MAY 20/09
11-26-04- 1	1	JAN 20/09	11-31-01-38	7	JAN 20/09
11-26-04- 1	1	JAN 20/09	11-31-01-38	8	JAN 20/09
11-26-04- 1	2	JAN 20/09	11-31-04- 1	0	MAY 28/07
11-26-05- 1	0	MAY 28/07	11-31-04- 1	1	JAN 20/09
11-26-05- 1	1	JAN 20/09	11-31-04- 2	0	JAN 20/09
11-26-05- 1	2	JAN 20/09	11-31-04- 2	1	JAN 20/09
11-26-15- 1	0	MAY 28/07	11-31-04- 2	2	JAN 20/09
11-26-15- 1	1	JAN 20/09	11-31-04- 3	0	JAN 20/09
11-26-15- 2	0	JAN 20/09	11-31-04- 3	0A	JAN 20/09
11-26-15- 2	1	JAN 20/09	11-31-04- 3	1	JAN 20/09
11-26-51- 1	0	MAY 28/07	11-31-04- 3	2	JAN 20/09

* THE ASTERISK INDICATES PAGES CHANGED OR ADDED BY THE CURRENT REVISION



757
PARTS CATALOG (MAINTENANCE)

CH-SECT-UNIT-FIG	PAGE NO.	DATE	CH-SECT-UNIT-FIG	PAGE NO.	DATE
11-31-05- 1	0	JAN 20/09	11-31-05-47	7	JAN 20/09
11-31-05- 1	0A	JAN 20/08	11-31-05-47	8	JAN 20/09
11-31-05- 1	0B	MAY 28/07	11-31-05-47	9	JAN 20/09
11-31-05- 1	0C	MAY 28/07	11-31-05-47	10	JAN 20/09
11-31-05- 1	0D	MAY 28/07	11-31-05-53	0	JAN 20/09
11-31-05- 1	0E	MAY 28/07	11-31-05-53	0A	JAN 20/09
11-31-05- 1	1	JAN 20/09	11-31-05-53	0B	JAN 20/09
11-31-05- 1	2	JAN 20/09	11-31-05-53	1	JAN 20/09
11-31-05- 1	3	JAN 20/09	11-31-05-53	2	JAN 20/09
11-31-05- 1	4	JAN 20/09	11-31-05-53	3	JAN 20/09
11-31-05- 1	5	JAN 20/09	11-31-05-53	4	JAN 20/09
11-31-05- 1	6	JAN 20/09	11-31-05-53	5	JAN 20/09
11-31-05- 1	7	JAN 20/09	11-31-05-53	6	JAN 20/09
11-31-05- 4	0	JAN 20/09	11-31-05-53	7	JAN 20/09
11-31-05- 4	0A	JAN 20/09	11-31-05-53	8	JAN 20/09
11-31-05- 4	0B	JAN 20/09	11-31-05-53	9	JAN 20/09
11-31-05- 4	0C	JAN 20/09	11-31-05-60	0	SEP 20/08
11-31-05- 4	1	JAN 20/09	*11-31-05-60	1	MAY 20/09
11-31-05- 4	2	JAN 20/09	11-31-05-60	2	JAN 20/09
11-31-05- 4	3	JAN 20/09	11-31-05-64A	0	JAN 20/09
11-31-05- 4	4	JAN 20/09	11-31-05-64A	0A	JAN 20/09
11-31-05- 4	5	JAN 20/09	11-31-05-64A	0B	JAN 20/09
11-31-05- 4	6	JAN 20/09	11-31-05-64A	1	JAN 20/09
11-31-05- 4	7	JAN 20/09	11-31-05-64A	2	JAN 20/09
11-31-05- 4	8	JAN 20/09	11-31-05-64A	3	JAN 20/09
11-31-05- 4	9	JAN 20/09	11-31-05-64A	4	JAN 20/09
11-31-05- 4	10	JAN 20/09	11-31-05-64A	5	JAN 20/09
11-31-05- 4	11	JAN 20/09	11-31-05-64A	6	JAN 20/09
11-31-05- 4	12	JAN 20/09	11-31-05-64A	7	JAN 20/09
11-31-05-44	0	JAN 20/09	11-31-05-64A	8	JAN 20/09
11-31-05-44	0A	JAN 20/09	11-31-05-65D	0	JAN 20/09
11-31-05-44	0B	JAN 20/09	11-31-05-65D	0A	JAN 20/09
11-31-05-44	0C	JAN 20/09	11-31-05-65D	0B	JAN 20/09
11-31-05-44	1	JAN 20/09	11-31-05-65D	0C	JAN 20/09
11-31-05-44	2	JAN 20/09	11-31-05-65D	0D	JAN 20/09
11-31-05-44	3	JAN 20/09	11-31-05-65D	1	JAN 20/09
11-31-05-44	4	JAN 20/09	11-31-05-65D	2	JAN 20/09
11-31-05-44	5	JAN 20/09	11-31-05-65D	3	JAN 20/09
11-31-05-44	6	JAN 20/09	11-31-05-65D	4	JAN 20/09
11-31-05-44	7	JAN 20/09	11-31-05-65D	5	JAN 20/09
11-31-05-44	8	JAN 20/09	11-31-05-65D	6	JAN 20/09
11-31-05-44	9	JAN 20/09	11-31-05-65D	7	JAN 20/09
11-31-05-47	0	MAY 28/07	11-31-05-65D	8	JAN 20/09
11-31-05-47	0A	MAY 28/07	11-31-05-65D	9	JAN 20/09
11-31-05-47	0B	MAY 28/07	11-31-05-65J	0	MAY 28/07
11-31-05-47	1	JAN 20/09	11-31-05-65J	0A	MAY 28/07
11-31-05-47	2	JAN 20/09	11-31-05-65J	0B	MAY 28/07
11-31-05-47	3	JAN 20/09	11-31-05-65J	0C	MAY 28/07
11-31-05-47	4	JAN 20/09	11-31-05-65J	0D	MAY 28/07
11-31-05-47	5	JAN 20/09	11-31-05-65J	1	JAN 20/09
11-31-05-47	6	JAN 20/09	11-31-05-65J	2	JAN 20/09

* THE ASTERISK INDICATES PAGES CHANGED OR ADDED BY THE CURRENT REVISION



757

PARTS CATALOG (MAINTENANCE)

CH-SECT-UNIT-FIG	PAGE NO.	DATE	CH-SECT-UNIT-FIG	PAGE NO.	DATE
11-31-05-65J	3	JAN 20/09	11-31-15- 1	0	MAY 28/07
11-31-05-65J	4	JAN 20/09	11-31-15- 1	1	JAN 20/09
11-31-05-65J	5	JAN 20/09	11-31-25- 1	0	MAY 28/07
11-31-05-65J	6	JAN 20/09	11-31-25- 1	0A	MAY 28/07
11-31-05-65J	7	JAN 20/09	11-31-25- 1	1	JAN 20/09
11-31-05-65J	8	JAN 20/09	11-31-30- 1	0	MAY 28/07
11-31-05-65J	9	JAN 20/09	11-31-30- 1	1	JAN 20/09
11-31-05-66F	0	JAN 20/09	11-31-35- 1	0	MAY 28/07
11-31-05-66F	0A	JAN 20/09	11-31-35- 1	1	JAN 20/09
11-31-05-66F	0B	JAN 20/09	11-31-35- 1	2	JAN 20/09
11-31-05-66F	0C	JAN 20/09	11-31-35- 1A	0	MAY 28/07
11-31-05-66F	0D	JAN 20/09	11-31-35- 1A	0A	MAY 28/07
11-31-05-66F	0E	JAN 20/09	11-31-35- 1A	1	JAN 20/09
11-31-05-66F	0F	JAN 20/09	11-31-35- 1A	2	JAN 20/09
11-31-05-66F	1	JAN 20/09	11-31-35- 1A	3	JAN 20/09
11-31-05-66F	2	JAN 20/09	11-31-35- 3	0	MAY 28/07
11-31-05-66F	3	JAN 20/09	11-31-35- 3	1	JAN 20/09
11-31-05-66F	4	JAN 20/09	11-31-35- 3A	0	JAN 20/09
11-31-05-66F	5	JAN 20/09	11-31-35- 3A	1	JAN 20/09
11-31-05-66F	6	JAN 20/09	11-31-40- 1	0	MAY 28/07
11-31-05-66F	7	JAN 20/09	11-31-40- 1	1	SEP 20/08
11-31-05-66F	8	JAN 20/09	11-31-45- 1	0	JAN 20/08
11-31-05-66F	9	JAN 20/09	11-31-45- 1	0A	JAN 20/08
11-31-05-66F	10	JAN 20/09	11-31-45- 1	0B	JAN 20/08
11-31-05-66F	11	JAN 20/09	11-31-45- 1	1	JAN 20/09
11-31-05-66F	12	JAN 20/09	11-31-45-10	0	MAY 28/07
11-31-06- 5	0	MAY 28/07	11-31-45-10	1	JAN 20/09
11-31-06- 5	1	JAN 20/09	11-31-45-11	0	MAY 28/07
11-31-09- 1	0	MAY 28/07	11-31-45-11	1	JAN 20/09
11-31-09- 1	1	JAN 20/09	11-31-45-11	2	JAN 20/09
11-31-09- 2	0	MAY 28/07	11-31-45-11	3	JAN 20/09
11-31-09- 2	1	JAN 20/09	11-31-45-11	4	JAN 20/09
11-31-09- 2	2	JAN 20/09	11-31-45-11	5	JAN 20/09
11-31-10- 1	0	MAY 28/07	11-31-45-11	6	JAN 20/09
11-31-10- 1	1	JAN 20/09	11-31-45-11	7	JAN 20/09
11-31-10- 1	2	JAN 20/09	11-31-45-11	8	JAN 20/09
11-31-10-12	0	MAY 28/07	11-31-45-11	9	JAN 20/09
11-31-10-12	0A	MAY 28/07	11-31-51- 1	0	MAY 28/07
11-31-10-12	0B	MAY 28/07	11-31-51- 1	0A	MAY 28/07
11-31-10-12	1	JAN 20/09	11-31-51- 1	0B	MAY 28/07
11-31-10-12	2	JAN 20/09	11-31-51- 1	0C	MAY 28/07
11-31-10-12	3	JAN 20/09	11-31-51- 1	1	JAN 20/09
11-31-10-12	4	JAN 20/09	11-31-51- 1	2	JAN 20/09
11-31-10-12	5	JAN 20/09	11-31-51- 1	3	JAN 20/09
11-31-10-12	6	JAN 20/09	11-31-51- 1	4	JAN 20/09
11-31-10-12	7	JAN 20/09	11-31-51- 1	5	JAN 20/09
11-31-10-12	8	JAN 20/09	11-31-51- 1	6	JAN 20/09
11-31-10-24	0	MAY 28/07	11-31-51- 2	0	MAY 28/07
11-31-10-24	1	JAN 20/09	11-31-51- 2	1	JAN 20/09
11-31-14- 1	0	JAN 20/09	11-31-51- 2	2	JAN 20/09
11-31-14- 1	1	JAN 20/09	11-31-51- 3	0	MAY 28/07

* THE ASTERISK INDICATES PAGES CHANGED OR ADDED BY THE CURRENT REVISION


BOEING
 757
PARTS CATALOG (MAINTENANCE)

CH-SECT-UNIT-FIG	PAGE NO.	DATE	CH-SECT-UNIT-FIG	PAGE NO.	DATE
11-31-51- 3	1	JAN 20/09	11-32-01-51	0B	JAN 20/09
11-31-52- 1	0	MAY 28/07	11-32-01-51	0C	JAN 20/09
11-31-52- 1	1	JAN 20/09	11-32-01-51	1	JAN 20/09
11-31-52- 1	2	JAN 20/09	11-32-01-51	2	JAN 20/09
11-31-58- 1	0	JAN 20/09	11-32-01-51	3	JAN 20/09
11-31-58- 1	1	JAN 20/09	11-32-01-51	4	JAN 20/09
11-31-60- 1	0	SEP 28/07	11-32-01-70	0	SEP 20/08
11-31-60- 1	1	JAN 20/09	11-32-01-70	0A	MAY 28/07
11-31-60- 1	2	JAN 20/09	11-32-01-70	0B	MAY 28/07
11-31-60- 1	3	JAN 20/09	11-32-01-70	1	JAN 20/09
11-31-65- 2A	0	JAN 20/09	11-32-01-70	2	JAN 20/09
11-31-65- 2A	1	JAN 20/09	11-32-01-70	3	JAN 20/09
11-31-65- 2A	2	JAN 20/09	11-32-01-70	4	JAN 20/09
11-32-00	1	MAY 28/07	11-32-01-73	0	JAN 20/09
11-32-01- 1A	0	JAN 20/09	11-32-01-73	0A	JAN 20/09
11-32-01- 1A	1	JAN 20/09	11-32-01-73	1	JAN 20/09
11-32-01- 1A	2	JAN 20/09	11-32-01-73	2	JAN 20/09
11-32-01-25	0	MAY 28/07	11-32-01-73	3	JAN 20/09
11-32-01-25	0A	MAY 28/07	11-32-01-88	0	JAN 20/09
11-32-01-25	0B	MAY 28/07	11-32-01-88	0A	JAN 20/09
11-32-01-25	1	MAY 28/07	11-32-01-88	1	JAN 20/09
11-32-01-25	2	MAY 28/07	11-32-01-88	2	JAN 20/09
11-32-01-25	3	MAY 28/07	11-32-01-88	3	JAN 20/09
11-32-01-33	0	JAN 20/09	11-32-01-98	0	JAN 20/09
11-32-01-33	0A	JAN 20/09	11-32-01-98	0A	JAN 20/09
11-32-01-33	1	JAN 20/09	11-32-01-98	0B	JAN 20/09
11-32-01-33	2	JAN 20/09	11-32-01-98	1	JAN 20/09
11-32-01-33	3	JAN 20/09	11-32-01-98	2	JAN 20/09
11-32-01-37	0	MAY 28/07	11-32-01-98	3	JAN 20/09
11-32-01-37	0A	MAY 28/07	11-32-04- 1	0	MAY 28/07
11-32-01-37	1	JAN 20/09	11-32-04- 1	1	JAN 20/09
11-32-01-37	2	JAN 20/09	11-32-51- 1	0	JAN 20/09
11-32-01-37	3	JAN 20/09	11-32-51- 1	0A	MAY 28/07
11-32-01-42	0	SEP 20/08	11-32-51- 1	0B	MAY 28/07
11-32-01-42	0A	MAY 28/07	11-32-51- 1	0C	JAN 20/09
11-32-01-42	0B	MAY 28/07	11-32-51- 1	0D	MAY 28/07
11-32-01-42	0C	MAY 28/07	11-32-51- 1	0E	MAY 28/07
11-32-01-42	0D	MAY 28/07	11-32-51- 1	0F	MAY 28/07
11-32-01-42	1	JAN 20/09	11-32-51- 1	0G	MAY 28/07
*11-32-01-42	2	MAY 20/09	11-32-51- 1	1	JAN 20/09
11-32-01-42	3	JAN 20/09	11-32-51- 3	0	MAY 28/07
11-32-01-43	0	JAN 20/09	11-32-51- 3	0A	MAY 28/07
11-32-01-43	0A	JAN 20/09	11-32-51- 3	0B	MAY 28/07
11-32-01-43	0B	JAN 20/09	11-32-51- 3	0C	MAY 28/07
11-32-01-43	0C	JAN 20/09	11-32-51- 3	0D	MAY 28/07
11-32-01-43	0D	JAN 20/09	11-32-51- 3	0E	MAY 28/07
11-32-01-43	1	JAN 20/09	11-32-51- 3	0F	MAY 28/07
11-32-01-43	2	JAN 20/09	11-32-51- 3	0G	MAY 28/07
11-32-01-43	3	JAN 20/09	11-32-51- 3	1	JAN 20/09
11-32-01-51	0	JAN 20/09	11-33-00	1	MAY 28/07
11-32-01-51	0A	JAN 20/09	11-33-00- 1	0	JAN 20/09

* THE ASTERISK INDICATES PAGES CHANGED OR ADDED BY THE CURRENT REVISION



757
PARTS CATALOG (MAINTENANCE)

CH-SECT-UNIT-FIG	PAGE NO.	DATE	CH-SECT-UNIT-FIG	PAGE NO.	DATE
11-33-00- 1	1	JAN 20/09	11-34-03- 5	0D	MAY 28/07
11-33-00- 1	2	JAN 20/09	11-34-03- 5	0E	MAY 28/07
11-33-01- 2	0	MAY 28/07	11-34-03- 5	0F	MAY 28/07
11-33-01- 2	0A	JAN 20/09	11-34-03- 5	0G	MAY 28/07
11-33-01- 2	0B	MAY 28/07	11-34-03- 5	0H	SEP 20/08
11-33-01- 2	0C	MAY 28/07	11-34-03- 5	0I	MAY 28/07
11-33-01- 2	1	JAN 20/09	11-34-03- 5	0J	SEP 20/08
11-33-01- 2	2	JAN 20/09	11-34-03- 5	0K	SEP 20/08
11-33-01- 2	3	JAN 20/09	11-34-03- 5	0L	SEP 20/08
11-33-01- 3	0	JAN 20/09	11-34-03- 5	0M	SEP 20/08
11-33-01- 3	0A	JAN 20/09	11-34-03- 5	0N	SEP 20/08
11-33-01- 3	0B	JAN 20/09	11-34-03- 5	0O	SEP 20/08
11-33-01- 3	1	JAN 20/09	11-34-03- 5	0P	SEP 20/08
11-33-01- 3	2	JAN 20/09	11-34-03- 5	0Q	SEP 20/08
11-33-05- 1	0	JAN 20/09	11-34-03- 5	0R	SEP 20/08
11-33-05- 1	1	JAN 20/09	11-34-03- 5	0S	SEP 20/08
11-33-05- 1	2	JAN 20/09	11-34-03- 5	0T	SEP 20/08
11-33-08- 1	0	JAN 20/09	11-34-03- 5	1	JAN 20/09
11-33-08- 1	0A	JAN 20/09	11-34-03- 5	2	JAN 20/09
11-33-08- 1	1	JAN 20/09	11-34-03- 5	3	JAN 20/09
11-33-51- 1	0	JAN 20/09	11-34-03- 5	4	JAN 20/09
11-33-51- 1	0A	JAN 20/09	11-34-03- 5A	0	SEP 20/08
11-33-51- 1	0B	JAN 20/09	11-34-03- 5A	0A	SEP 20/08
*11-33-51- 1	1	MAY 20/09	11-34-03- 5A	0B	SEP 20/08
11-33-51-18	0	MAY 28/07	11-34-03- 5A	0C	MAY 28/07
11-33-51-18	0A	MAY 28/07	11-34-03- 5A	0D	MAY 28/07
11-33-51-18	0B	MAY 28/07	11-34-03- 5A	0E	MAY 28/07
11-33-51-18	1	JAN 20/09	11-34-03- 5A	0F	SEP 20/08
11-33-51-21	0	JAN 20/09	11-34-03- 5A	0G	SEP 20/08
*11-33-51-21	1	MAY 20/09	11-34-03- 5A	0H	SEP 20/08
11-34-00	1	MAY 28/07	11-34-03- 5A	0I	SEP 20/08
11-34-01- 1	0	MAY 28/07	11-34-03- 5A	0J	SEP 20/08
11-34-01- 1	0A	MAY 28/07	11-34-03- 5A	0K	SEP 20/08
11-34-01- 1	0B	MAY 28/07	11-34-03- 5A	0L	SEP 20/08
11-34-01- 1	1	JAN 20/09	11-34-03- 5A	0M	MAY 28/07
11-34-01- 1	2	JAN 20/09	11-34-03- 5A	0N	SEP 20/08
11-34-01- 4	0	MAY 28/07	11-34-03- 5A	0O	SEP 20/08
11-34-01- 4	1	JAN 20/09	11-34-03- 5A	0P	SEP 20/08
11-34-03- 1B	0	JAN 20/09	11-34-03- 5A	0Q	MAY 28/07
11-34-03- 1B	1	JAN 20/09	11-34-03- 5A	0R	MAY 28/07
11-34-03- 1B	2	JAN 20/09	11-34-03- 5A	0S	SEP 20/08
11-34-03- 1D	0	JAN 20/09	11-34-03- 5A	0T	SEP 20/08
11-34-03- 1D	1	JAN 20/09	11-34-03- 5A	1	JAN 20/09
11-34-03- 1E	0	JAN 20/09	11-34-03- 5A	2	JAN 20/09
11-34-03- 1E	1	JAN 20/09	11-34-03- 5A	3	JAN 20/09
11-34-03- 2B	0	JAN 20/09	11-34-03- 5A	4	JAN 20/09
11-34-03- 2B	1	JAN 20/09	11-34-03- 5B	0	MAY 28/07
11-34-03- 5	0	SEP 20/08	11-34-03- 5B	0A	SEP 20/08
11-34-03- 5	0A	SEP 20/08	11-34-03- 5B	0B	MAY 28/07
11-34-03- 5	0B	MAY 28/07	11-34-03- 5B	0C	MAY 28/07
11-34-03- 5	0C	SEP 20/08	11-34-03- 5B	0D	MAY 28/07

* THE ASTERISK INDICATES PAGES CHANGED OR ADDED BY THE CURRENT REVISION



757

PARTS CATALOG (MAINTENANCE)

CH-SECT-UNIT-FIG	PAGE NO.	DATE
11-34-03- 5B	0E	MAY 28/07
11-34-03- 5B	0F	MAY 28/07
11-34-03- 5B	0G	SEP 20/08
11-34-03- 5B	0H	SEP 20/08
11-34-03- 5B	0I	SEP 20/08
11-34-03- 5B	0J	SEP 20/08
11-34-03- 5B	0K	SEP 20/08
11-34-03- 5B	0L	SEP 20/08
11-34-03- 5B	0M	SEP 20/08
11-34-03- 5B	0N	MAY 28/07
11-34-03- 5B	0O	MAY 28/07
11-34-03- 5B	0P	MAY 28/07
11-34-03- 5B	0Q	MAY 28/07
11-34-03- 5B	0R	MAY 28/07
11-34-03- 5B	1	JAN 20/09
11-34-03- 5B	2	JAN 20/09
11-34-03- 5B	3	JAN 20/09
11-34-03- 5B	4	JAN 20/09
11-34-03- 5C	0	SEP 20/08
11-34-03- 5C	0A	SEP 20/08
11-34-03- 5C	0B	MAY 28/07
11-34-03- 5C	0C	SEP 20/08
11-34-03- 5C	0D	MAY 28/07
11-34-03- 5C	0E	MAY 28/07
11-34-03- 5C	0F	MAY 28/07
11-34-03- 5C	0G	MAY 28/07
11-34-03- 5C	0H	MAY 28/07
11-34-03- 5C	0I	SEP 20/08
11-34-03- 5C	0J	MAY 28/07
11-34-03- 5C	0K	SEP 20/08
11-34-03- 5C	0L	SEP 20/08
11-34-03- 5C	0M	MAY 28/07
11-34-03- 5C	0N	MAY 28/07
11-34-03- 5C	0O	MAY 28/07
11-34-03- 5C	1	JAN 20/09
11-34-03- 5C	2	JAN 20/09
11-34-03- 5C	3	JAN 20/09
11-34-03- 5C	4	JAN 20/09
11-34-03- 5D	0	JAN 20/09
11-34-03- 5D	0A	JAN 20/09
11-34-03- 5D	0B	JAN 20/09
11-34-03- 5D	0C	JAN 20/09
11-34-03- 5D	0D	JAN 20/09
11-34-03- 5D	0E	JAN 20/09
11-34-03- 5D	0F	JAN 20/09
11-34-03- 5D	0G	JAN 20/09
11-34-03- 5D	0H	JAN 20/09
11-34-03- 5D	0I	JAN 20/09
11-34-03- 5D	1	JAN 20/09
11-34-03- 5D	2	JAN 20/09
11-34-03- 5D	3	JAN 20/09

CH-SECT-UNIT-FIG	PAGE NO.	DATE
11-34-03- 5E	0	JAN 20/09
11-34-03- 5E	0A	JAN 20/09
11-34-03- 5E	0B	JAN 20/09
11-34-03- 5E	0C	JAN 20/09
11-34-03- 5E	0D	JAN 20/09
11-34-03- 5E	0E	JAN 20/09
11-34-03- 5E	0F	JAN 20/09
11-34-03- 5E	0G	JAN 20/09
11-34-03- 5E	0H	JAN 20/09
11-34-03- 5E	1	JAN 20/09
11-34-03- 5E	2	JAN 20/09
11-34-03- 5E	3	JAN 20/09
11-34-03- 5F	0	JAN 20/09
11-34-03- 5F	0A	JAN 20/09
11-34-03- 5F	0B	JAN 20/09
11-34-03- 5F	0C	JAN 20/09
11-34-03- 5F	0D	JAN 20/09
11-34-03- 5F	0E	JAN 20/09
11-34-03- 5F	0F	JAN 20/09
11-34-03- 5F	0G	JAN 20/09
11-34-03- 5F	0H	JAN 20/09
11-34-03- 5F	1	JAN 20/09
11-34-03- 5F	2	JAN 20/09
11-34-03- 5F	3	JAN 20/09
11-34-03- 5G	0	JAN 20/09
11-34-03- 5G	0A	JAN 20/09
11-34-03- 5G	0B	JAN 20/09
11-34-03- 5G	0C	JAN 20/09
11-34-03- 5G	0D	JAN 20/09
11-34-03- 5G	0E	JAN 20/09
11-34-03- 5G	0F	JAN 20/09
11-34-03- 5G	0G	JAN 20/09
11-34-03- 5G	0H	JAN 20/09
11-34-03- 5G	1	JAN 20/09
11-34-03- 5G	2	JAN 20/09
11-34-03- 5G	3	JAN 20/09
11-34-03- 6	0	SEP 20/08
11-34-03- 6	0A	MAY 28/07
11-34-03- 6	0B	SEP 20/08
11-34-03- 6	0C	MAY 28/07
11-34-03- 6	0D	MAY 28/07
11-34-03- 6	0E	MAY 28/07
11-34-03- 6	0F	SEP 20/08
11-34-03- 6	0G	MAY 28/07
11-34-03- 6	0H	SEP 20/08
11-34-03- 6	0I	JAN 20/08
11-34-03- 6	0J	SEP 20/08
11-34-03- 6	0K	MAY 28/07
11-34-03- 6	0L	MAY 28/07
11-34-03- 6	0M	MAY 28/07
11-34-03- 6	1	JAN 20/09

* THE ASTERISK INDICATES PAGES CHANGED OR ADDED BY THE CURRENT REVISION



757

PARTS CATALOG (MAINTENANCE)

CH-SECT-UNIT-FIG	PAGE NO.	DATE	CH-SECT-UNIT-FIG	PAGE NO.	DATE
11-34-03- 6	2	JAN 20/09	11-34-03-14	0D	JAN 20/09
11-34-03- 8	0	SEP 20/08	11-34-03-14	0E	JAN 20/09
11-34-03- 8	0A	MAY 28/07	11-34-03-14	0F	JAN 20/09
11-34-03- 8	0B	MAY 28/07	11-34-03-14	0G	JAN 20/09
11-34-03- 8	0C	MAY 28/07	11-34-03-14	0H	JAN 20/09
11-34-03- 8	0D	MAY 28/07	11-34-03-14	0I	JAN 20/09
11-34-03- 8	0E	MAY 28/07	11-34-03-14	1	JAN 20/09
11-34-03- 8	0F	MAY 28/07	11-34-03-14	2	JAN 20/09
11-34-03- 8	0G	MAY 28/07	11-34-03-15	0	JAN 20/09
11-34-03- 8	1	JAN 20/09	11-34-03-15	0A	JAN 20/09
11-34-03- 8	2	JAN 20/09	11-34-03-15	0B	JAN 20/09
11-34-03- 9	0	SEP 20/08	11-34-03-15	0C	JAN 20/09
11-34-03- 9	0A	MAY 28/07	11-34-03-15	0D	JAN 20/09
11-34-03- 9	0B	MAY 28/07	11-34-03-15	0E	JAN 20/09
11-34-03- 9	0C	MAY 28/07	11-34-03-15	0F	JAN 20/09
11-34-03- 9	0D	MAY 28/07	11-34-03-15	1	JAN 20/09
11-34-03- 9	0E	MAY 28/07	11-34-03-15	2	JAN 20/09
11-34-03- 9	0F	MAY 28/07	11-34-03-34	0	JAN 20/09
11-34-03- 9	0G	MAY 28/07	11-34-03-34	0A	JAN 20/09
11-34-03- 9	1	JAN 20/09	11-34-03-34	0B	JAN 20/09
11-34-03- 9	2	JAN 20/09	11-34-03-34	0C	JAN 20/09
11-34-03-12	0	JAN 20/09	11-34-03-34	0D	JAN 20/09
11-34-03-12	0A	JAN 20/09	11-34-03-34	0E	JAN 20/09
11-34-03-12	0B	JAN 20/09	11-34-03-34	0F	JAN 20/09
11-34-03-12	0C	JAN 20/09	11-34-03-34	1	JAN 20/09
11-34-03-12	0D	JAN 20/09	11-34-03-35	0	JAN 20/09
11-34-03-12	0E	JAN 20/09	11-34-03-35	0A	JAN 20/09
11-34-03-12	0F	JAN 20/09	11-34-03-35	0B	JAN 20/09
11-34-03-12	0G	JAN 20/09	11-34-03-35	0C	JAN 20/09
11-34-03-12	0H	JAN 20/09	11-34-03-35	0D	JAN 20/09
11-34-03-12	0I	JAN 20/09	11-34-03-35	0E	JAN 20/09
11-34-03-12	1	JAN 20/09	11-34-03-35	0F	JAN 20/09
11-34-03-12	2	JAN 20/09	11-34-03-35	0G	JAN 20/09
11-34-03-12	3	JAN 20/09	11-34-03-35	0H	JAN 20/09
11-34-03-13	0	JAN 20/09	11-34-03-35	0I	JAN 20/09
11-34-03-13	0A	JAN 20/09	11-34-03-35	0J	JAN 20/09
11-34-03-13	0B	JAN 20/09	11-34-03-35	1	JAN 20/09
11-34-03-13	0C	JAN 20/09	11-34-03-37	0	SEP 20/08
11-34-03-13	0D	JAN 20/09	11-34-03-37	0A	SEP 20/08
11-34-03-13	0E	JAN 20/09	11-34-03-37	0B	SEP 20/08
11-34-03-13	0F	JAN 20/09	11-34-03-37	0C	SEP 20/08
11-34-03-13	0G	JAN 20/09	11-34-03-37	0D	MAY 28/07
11-34-03-13	0H	JAN 20/09	11-34-03-37	0E	MAY 28/07
11-34-03-13	0I	JAN 20/09	11-34-03-37	0F	SEP 20/08
11-34-03-13	0J	JAN 20/09	11-34-03-37	0G	MAY 28/07
11-34-03-13	1	JAN 20/09	11-34-03-37	0H	MAY 28/07
11-34-03-13	2	JAN 20/09	11-34-03-37	0I	MAY 28/07
11-34-03-14	0	JAN 20/09	11-34-03-37	1	JAN 20/09
11-34-03-14	0A	JAN 20/09	11-34-03-39	0	JAN 20/09
11-34-03-14	0B	JAN 20/09	11-34-03-39	0A	JAN 20/09
11-34-03-14	0C	JAN 20/09	11-34-03-39	0B	JAN 20/09

* THE ASTERISK INDICATES PAGES CHANGED OR ADDED BY THE CURRENT REVISION


BOEING
 757
PARTS CATALOG (MAINTENANCE)

CH-SECT-UNIT-FIG	PAGE NO.	DATE	CH-SECT-UNIT-FIG	PAGE NO.	DATE
11-34-03-39	0C	JAN 20/09	11-34-03-74	0A	SEP 28/07
11-34-03-39	0D	JAN 20/09	11-34-03-74	0B	MAY 28/07
11-34-03-39	0E	JAN 20/09	11-34-03-74	0C	MAY 28/07
11-34-03-39	0F	JAN 20/09	11-34-03-74	0D	SEP 20/08
11-34-03-39	0G	JAN 20/09	11-34-03-74	1	JAN 20/09
11-34-03-39	0H	JAN 20/09	11-34-03-74	2	JAN 20/09
11-34-03-39	0I	JAN 20/09	11-34-03-74	3	JAN 20/09
11-34-03-39	1	JAN 20/09	11-34-03-79	0	JAN 20/09
11-34-03-41	0	SEP 20/08	11-34-03-79	0A	MAY 20/08
11-34-03-41	0A	SEP 20/08	11-34-03-79	0B	SEP 20/08
11-34-03-41	0B	SEP 20/08	11-34-03-79	0C	JAN 20/09
11-34-03-41	0C	MAY 20/08	11-34-03-79	0D	MAY 28/07
11-34-03-41	0D	JAN 20/09	11-34-03-79	0E	MAY 28/07
11-34-03-41	0E	JAN 20/09	11-34-03-79	0F	SEP 20/08
11-34-03-41	0F	JAN 20/09	*11-34-03-79	1	MAY 20/09
11-34-03-41	0G	MAY 28/07	11-34-03-79	2	JAN 20/09
11-34-03-41	1	JAN 20/09	11-34-03-79	3	JAN 20/09
11-34-03-41	2	JAN 20/09	11-34-03-82	0	JAN 20/09
11-34-03-41	3	JAN 20/09	11-34-03-82	0A	JAN 20/09
11-34-03-41	4	JAN 20/09	11-34-03-82	0B	MAY 28/07
11-34-03-43	0	JAN 20/09	11-34-03-82	0C	JAN 20/09
11-34-03-43	0A	JAN 20/09	11-34-03-82	0D	JAN 20/09
11-34-03-43	0B	JAN 20/09	11-34-03-82	1	SEP 20/08
*11-34-03-43	0C	MAY 20/09	11-34-03-86J	0	MAY 28/07
11-34-03-43	0D	JAN 20/09	11-34-03-86J	0A	MAY 28/07
11-34-03-43	1	JAN 20/09	11-34-03-86J	0B	MAY 28/07
11-34-03-68	0	JAN 20/09	11-34-03-86J	1	MAY 28/07
11-34-03-68	0A	JAN 20/09	11-34-03-87J	0	MAY 28/07
11-34-03-68	0B	JAN 20/09	11-34-03-87J	0A	MAY 28/07
11-34-03-68	1	JAN 20/09	11-34-03-87J	0B	MAY 28/07
11-34-03-70	0	JAN 20/09	11-34-03-87J	0C	MAY 28/07
11-34-03-70	0A	MAY 28/07	11-34-03-87J	1	MAY 28/07
11-34-03-70	0B	MAY 28/07	11-34-05- 1	0	MAY 28/07
11-34-03-70	0C	JAN 20/09	11-34-05- 1	0A	MAY 28/07
11-34-03-70	1	JAN 20/09	11-34-05- 1	0B	MAY 28/07
11-34-03-70	2	JAN 20/09	11-34-05- 1	1	JAN 20/09
11-34-03-70	3	JAN 20/09	11-34-05- 1	2	JAN 20/09
11-34-03-70A	0	MAY 28/07	11-34-05- 1	3	JAN 20/09
11-34-03-70A	0A	MAY 28/07	11-34-05- 5	0	SEP 20/08
11-34-03-70A	0B	MAY 28/07	11-34-05- 5	0A	SEP 20/08
11-34-03-70A	0C	MAY 28/07	11-34-05- 5	0B	MAY 28/07
11-34-03-70A	1	MAY 28/07	11-34-05- 5	0C	MAY 28/07
11-34-03-71	0	JAN 20/09	*11-34-05- 5	1	MAY 20/09
11-34-03-71	0A	MAY 28/07	*11-34-05- 5	2	MAY 20/09
11-34-03-71	0B	JAN 20/09	*11-34-05- 5	3	MAY 20/09
11-34-03-71	0C	JAN 20/09	*11-34-05- 5	4	MAY 20/09
11-34-03-71	0D	JAN 20/09	11-34-05- 6	0	SEP 20/08
11-34-03-71	0E	JAN 20/09	11-34-05- 6	0A	MAY 28/07
11-34-03-71	1	JAN 20/09	11-34-05- 6	0B	SEP 20/08
11-34-03-71	2	JAN 20/09	*11-34-05- 6	0C	MAY 20/09
11-34-03-74	0	SEP 20/08	*11-34-05- 6	0D	MAY 20/09

* THE ASTERISK INDICATES PAGES CHANGED OR ADDED BY THE CURRENT REVISION



757

PARTS CATALOG (MAINTENANCE)

CH-SECT-UNIT-FIG	PAGE NO.	DATE	CH-SECT-UNIT-FIG	PAGE NO.	DATE
*11-34-05- 6	0E	MAY 20/09	11-35-05-39	0	JAN 20/09
11-34-05- 6	1	JAN 20/09	11-35-05-39	1	JAN 20/09
11-34-05- 6	2	JAN 20/09	11-35-05-42	0	JAN 20/09
11-34-05- 6	3	JAN 20/09	11-35-05-42	0A	JAN 20/09
11-34-05- 6	4	JAN 20/09	11-35-05-42	0B	JAN 20/09
11-34-05- 6	5	JAN 20/09	11-35-05-42	1	JAN 20/09
11-34-05- 6	6	JAN 20/09	11-35-05-42A	0	JAN 20/09
11-34-05- 7	0	JAN 20/09	11-35-05-42A	1	JAN 20/09
11-34-05- 7	0A	JAN 20/09	11-35-05-50A	0	JAN 20/09
11-34-05- 7	1	JAN 20/09	11-35-05-50A	1	JAN 20/09
11-34-10- 1	0	MAY 28/07	11-35-05-51	0	MAY 28/07
11-34-10- 1	0A	MAY 28/07	11-35-05-51	0A	MAY 28/07
11-34-10- 1	1	JAN 20/09	11-35-05-51	1	JAN 20/09
11-34-10- 1	2	JAN 20/09	11-35-05-51	2	JAN 20/09
11-34-15- 1	0	MAY 28/07	11-35-05-55	0	JAN 20/09
11-34-15- 1	1	JAN 20/09	11-35-05-55	1	JAN 20/09
11-35-00	1	MAY 28/07	11-35-05-61	0	MAY 28/07
11-35-00- 8	0	MAY 28/07	11-35-05-61	0A	MAY 28/07
11-35-00- 8	1	JAN 20/09	11-35-05-61	0B	MAY 28/07
11-35-00-15	0	JAN 20/09	11-35-05-61	1	JAN 20/09
11-35-00-15	1	JAN 20/09	11-35-05-61F	0	JAN 20/09
11-35-00-22	0	MAY 28/07	11-35-05-61F	1	JAN 20/09
11-35-00-22	1	JAN 20/09	11-35-05-75	0	MAY 28/07
11-35-00-39	0	JAN 20/09	11-35-05-75	1	JAN 20/09
11-35-00-39	1	JAN 20/09	11-35-05-77	0	MAY 28/07
11-35-00-75	0	JAN 20/09	11-35-05-77	1	JAN 20/09
11-35-00-75	1	JAN 20/09	11-35-05-83	0	JAN 20/09
11-35-00-87A	0	JAN 20/09	11-35-05-83	1	JAN 20/09
11-35-00-87A	1	JAN 20/09	11-35-07- 1	0	MAY 28/07
11-35-01- 1	0	MAY 28/07	11-35-07- 1	1	JAN 20/09
11-35-01- 1	0A	MAY 28/07	11-35-07- 1	2	JAN 20/09
11-35-01- 1	1	JAN 20/09	11-35-07- 1A	0	MAY 28/07
11-35-05- 2	0	MAY 28/07	11-35-07- 1A	1	JAN 20/09
11-35-05- 2	0A	MAY 28/07	11-35-07- 1A	2	JAN 20/09
11-35-05- 2	0B	MAY 28/07	11-35-07- 1A	3	JAN 20/09
11-35-05- 2	0C	MAY 28/07	11-35-07- 1A	4	JAN 20/09
11-35-05- 2	0D	MAY 28/07	11-35-07- 1A	5	JAN 20/09
11-35-05- 2	1	JAN 20/09	11-35-07- 1A	6	JAN 20/09
11-35-05- 2	2	JAN 20/09	11-35-07- 1A	7	JAN 20/09
11-35-05- 2	3	JAN 20/09	11-35-07- 1A	8	JAN 20/09
11-35-05- 7A	0	MAY 28/07	11-35-07- 1A	9	JAN 20/09
11-35-05- 7A	0A	MAY 28/07	11-35-07- 1A	10	JAN 20/09
11-35-05- 7A	0B	MAY 28/07	11-35-07- 1A	11	JAN 20/09
11-35-05- 7A	1	JAN 20/09	11-35-07- 1A	12	JAN 20/09
11-35-05- 7A	2	JAN 20/09	11-35-07- 1A	13	JAN 20/09
11-35-05- 8	0	JAN 20/09	11-35-07- 1A	14	JAN 20/09
11-35-05- 8	1	JAN 20/09	11-35-07- 1A	15	JAN 20/09
11-35-05-22	0	MAY 28/07	11-35-07- 1A	16	JAN 20/09
11-35-05-22	1	JAN 20/09	11-35-07- 1A	17	JAN 20/09
11-35-05-37A	0	MAY 28/07	11-35-07- 1A	18	JAN 20/09
11-35-05-37A	1	JAN 20/09	11-35-07- 1A	19	JAN 20/09

* THE ASTERISK INDICATES PAGES CHANGED OR ADDED BY THE CURRENT REVISION



757

PARTS CATALOG (MAINTENANCE)

CH-SECT-UNIT-FIG	PAGE NO.	DATE	CH-SECT-UNIT-FIG	PAGE NO.	DATE
11-35-07- 1A	20	JAN 20/09	11-35-07-90	1	JAN 20/09
11-35-07- 1A	21	JAN 20/09	11-35-07-90	2	JAN 20/09
11-35-07- 1A	22	JAN 20/09	11-35-07-90F	0	JAN 20/09
11-35-07- 1A	23	JAN 20/09	11-35-07-90F	1	JAN 20/09
11-35-07- 2	0	JAN 20/09	11-35-07-99	0	JAN 20/09
11-35-07- 2	1	JAN 20/09	11-35-07-99	0A	JAN 20/09
11-35-07-14	0	MAY 28/07	11-35-07-99	1	JAN 20/09
11-35-07-14	0A	MAY 28/07	11-35-09- 6	0	JAN 20/09
11-35-07-14	0B	MAY 28/07	11-35-09- 6	1	JAN 20/09
11-35-07-14	0C	MAY 28/07	11-35-09-20	0	MAY 28/07
11-35-07-14	1	JAN 20/09	11-35-09-20	1	JAN 20/09
11-35-07-15	0	JAN 20/09	11-35-09-87A	0	JAN 20/09
11-35-07-15	1	JAN 20/09	11-35-09-87A	1	JAN 20/09
11-35-07-15A	0	JAN 20/09	11-35-10- 1	0	MAY 28/07
11-35-07-15A	0A	JAN 20/09	11-35-10- 1	1	JAN 20/09
11-35-07-15A	1	JAN 20/09	11-35-10- 4	0	JAN 20/09
11-35-07-22	0	MAY 28/07	11-35-10- 4	0A	JAN 20/09
11-35-07-22	1	JAN 20/09	11-35-10- 4	0B	JAN 20/09
11-35-07-22	2	JAN 20/09	11-35-10- 4	0C	JAN 20/09
11-35-07-22	3	JAN 20/09	11-35-10- 4	0D	JAN 20/09
11-35-07-39	0	JAN 20/09	11-35-10- 4	0E	JAN 20/09
11-35-07-39	0A	JAN 20/09	11-35-10- 4	0F	JAN 20/09
11-35-07-39	0B	JAN 20/09	11-35-10- 4	0G	JAN 20/09
11-35-07-39	1	JAN 20/09	11-35-10- 4	0H	JAN 20/09
11-35-07-39	2	JAN 20/09	11-35-10- 4	0I	JAN 20/09
11-35-07-51	0	JAN 20/09	11-35-10- 4	0J	JAN 20/09
11-35-07-51	1	JAN 20/09	11-35-10- 4	0K	JAN 20/09
11-35-07-51	2	JAN 20/09	11-35-10- 4	1	JAN 20/09
11-35-07-53	0	MAY 28/07	11-35-10- 4	2	JAN 20/09
11-35-07-53	1	JAN 20/09	11-35-10- 4	3	JAN 20/09
11-35-07-53	2	JAN 20/09	11-35-10- 7	0	JAN 20/09
11-35-07-56	0	JAN 20/09	11-35-10- 7	0A	JAN 20/09
11-35-07-56	1	JAN 20/09	11-35-10- 7	0B	JAN 20/09
11-35-07-65	0	MAY 28/07	11-35-10- 7	0C	JAN 20/09
11-35-07-65	0A	MAY 28/07	11-35-10- 7	0D	JAN 20/09
11-35-07-65	1	JAN 20/09	11-35-10- 7	0E	JAN 20/09
11-35-07-78A	0	JAN 20/09	11-35-10- 7	0F	JAN 20/09
11-35-07-78A	0A	JAN 20/09	11-35-10- 7	0G	JAN 20/09
11-35-07-78A	1	JAN 20/09	11-35-10- 7	0H	JAN 20/09
11-35-07-86A	0	JAN 20/09	11-35-10- 7	0I	JAN 20/09
11-35-07-86A	1	JAN 20/09	11-35-10- 7	1	JAN 20/09
11-35-07-87A	0	JAN 20/09	11-35-10- 7	2	JAN 20/09
11-35-07-87A	1	JAN 20/09	11-35-10- 7	3	JAN 20/09
11-35-07-90	0	MAY 28/07	11-35-10-22	0	MAY 28/07
11-35-07-90	0A	MAY 28/07	11-35-10-22	0A	MAY 28/07
11-35-07-90	0B	MAY 28/07	11-35-10-22	0B	MAY 28/07
11-35-07-90	0C	MAY 28/07	11-35-10-22	0C	MAY 28/07
11-35-07-90	0D	MAY 28/07	11-35-10-22	0D	MAY 28/07
11-35-07-90	0E	MAY 28/07	11-35-10-22	0E	MAY 28/07
11-35-07-90	0F	MAY 28/07	11-35-10-22	0F	MAY 28/07
11-35-07-90	0G	MAY 28/07	11-35-10-22	0G	MAY 28/07

* THE ASTERISK INDICATES PAGES CHANGED OR ADDED BY THE CURRENT REVISION


BOEING
 757
PARTS CATALOG (MAINTENANCE)

CH-SECT-UNIT-FIG	PAGE NO.	DATE	CH-SECT-UNIT-FIG	PAGE NO.	DATE
11-35-10-22	OH	MAY 28/07	11-35-10-42	8	JAN 20/09
11-35-10-22	OI	MAY 28/07	11-35-10-42	9	JAN 20/09
11-35-10-22	OJ	MAY 28/07	11-35-10-51	0	JAN 20/09
11-35-10-22	OK	MAY 28/07	11-35-10-51	0A	JAN 20/09
11-35-10-22	1	JAN 20/09	11-35-10-51	0B	JAN 20/09
11-35-10-22	2	JAN 20/09	11-35-10-51	0C	JAN 20/09
11-35-10-22	3	JAN 20/09	11-35-10-51	0D	JAN 20/09
11-35-10-31A	0	MAY 28/07	11-35-10-51	0E	JAN 20/09
11-35-10-31A	1	JAN 20/09	11-35-10-51	0F	JAN 20/09
11-35-10-31A	2	JAN 20/09	11-35-10-51	0G	JAN 20/09
11-35-10-31L	0	JAN 20/09	11-35-10-51	1	JAN 20/09
11-35-10-31L	0A	JAN 20/09	11-35-10-51	2	JAN 20/09
11-35-10-31L	0B	JAN 20/09	11-35-10-53	0	MAY 28/07
11-35-10-31L	0C	JAN 20/09	11-35-10-53	0A	MAY 28/07
11-35-10-31L	0D	JAN 20/09	11-35-10-53	0B	MAY 28/07
11-35-10-31L	0E	JAN 20/09	11-35-10-53	0C	MAY 28/07
11-35-10-31L	0F	JAN 20/09	11-35-10-53	0D	MAY 28/07
11-35-10-31L	0G	JAN 20/09	11-35-10-53	0E	MAY 28/07
11-35-10-31L	1	JAN 20/09	11-35-10-53	0F	MAY 28/07
11-35-10-31L	2	JAN 20/09	11-35-10-53	0G	MAY 28/07
11-35-10-31U	0	JAN 20/09	11-35-10-53	0H	MAY 28/07
11-35-10-31U	0A	JAN 20/09	11-35-10-53	0I	MAY 28/07
11-35-10-31U	0B	JAN 20/09	11-35-10-53	0J	MAY 28/07
11-35-10-31U	0C	JAN 20/09	11-35-10-53	1	JAN 20/09
11-35-10-31U	0D	JAN 20/09	11-35-10-53	2	JAN 20/09
11-35-10-31U	0E	JAN 20/09	11-35-10-53	3	JAN 20/09
11-35-10-31U	0F	JAN 20/09	11-35-10-53	4	JAN 20/09
11-35-10-31U	0G	JAN 20/09	11-35-10-56	0	JAN 20/09
11-35-10-31U	0H	JAN 20/09	11-35-10-56	0A	JAN 20/09
11-35-10-31U	0I	JAN 20/09	11-35-10-56	0B	JAN 20/09
11-35-10-31U	1	JAN 20/09	11-35-10-56	0C	JAN 20/09
11-35-10-31U	2	JAN 20/09	11-35-10-56	0D	JAN 20/09
11-35-10-39	0	JAN 20/09	11-35-10-56	0E	JAN 20/09
11-35-10-39	0A	JAN 20/09	11-35-10-56	0F	JAN 20/09
11-35-10-39	0B	JAN 20/09	11-35-10-56	1	JAN 20/09
11-35-10-39	0C	JAN 20/09	11-35-10-56	2	JAN 20/09
11-35-10-39	0D	JAN 20/09	11-35-10-87A	0	JAN 20/09
11-35-10-39	0E	JAN 20/09	11-35-10-87A	0A	JAN 20/09
11-35-10-39	0F	JAN 20/09	11-35-10-87A	1	JAN 20/09
11-35-10-39	0G	JAN 20/09	11-35-10-90	0	MAY 28/07
11-35-10-39	0H	JAN 20/09	11-35-10-90	0A	MAY 28/07
11-35-10-39	1	JAN 20/09	11-35-10-90	0B	MAY 28/07
11-35-10-39	2	JAN 20/09	11-35-10-90	1	JAN 20/09
11-35-10-42	0	JAN 20/09	11-35-11-11	0	JAN 20/09
11-35-10-42	1	JAN 20/09	11-35-11-11	1	JAN 20/09
11-35-10-42	2	JAN 20/09	11-35-11-11	2	JAN 20/09
11-35-10-42	3	JAN 20/09	11-35-11-11	3	JAN 20/09
11-35-10-42	4	JAN 20/09	11-35-11-11	4	JAN 20/09
11-35-10-42	5	JAN 20/09	11-35-11-11	5	JAN 20/09
11-35-10-42	6	JAN 20/09	11-35-11-11	6	JAN 20/09
11-35-10-42	7	JAN 20/09	11-35-11-33	0	JAN 20/09

* THE ASTERISK INDICATES PAGES CHANGED OR ADDED BY THE CURRENT REVISION

BRI
MAY 20/09

11 - LIST OF EFFECTIVE PAGES
PAGE 18


BOEING
 757
PARTS CATALOG (MAINTENANCE)

CH-SECT-UNIT-FIG	PAGE NO.	DATE	CH-SECT-UNIT-FIG	PAGE NO.	DATE
11-35-11-33	1	JAN 20/09	11-35-13- 2	5	JAN 20/09
11-35-11-33	2	JAN 20/09	11-35-13- 2	6	JAN 20/09
11-35-11-33	3	JAN 20/09	11-35-13- 2	7	JAN 20/09
11-35-11-33	4	JAN 20/09	11-35-13- 3	0	JAN 20/09
11-35-11-33	5	JAN 20/09	11-35-13- 3	1	JAN 20/09
11-35-11-33	6	JAN 20/09	11-35-13- 7	0	JAN 20/09
11-35-11-50	0	MAY 28/07	11-35-13- 7	0A	JAN 20/09
11-35-11-50	1	JAN 20/09	11-35-13- 7	0B	JAN 20/09
11-35-11-50	2	JAN 20/09	11-35-13- 7	1	JAN 20/09
11-35-12- 7	0	JAN 20/09	11-35-13-25	0	MAY 28/07
11-35-12- 7	1	JAN 20/09	11-35-13-25	0A	MAY 28/07
11-35-12- 7A	0	JAN 20/09	11-35-13-25	0B	MAY 28/07
11-35-12- 7A	0A	JAN 20/09	11-35-13-25	1	JAN 20/09
11-35-12- 7A	1	JAN 20/09	11-35-13-25	2	JAN 20/09
11-35-12-15	0	JAN 20/09	11-35-13-25A	0	MAY 28/07
11-35-12-15	1	JAN 20/09	11-35-13-25A	0A	MAY 28/07
11-35-12-26	0	MAY 28/07	11-35-13-25A	0B	MAY 28/07
11-35-12-26	1	JAN 20/09	11-35-13-25A	1	JAN 20/09
11-35-12-39	0	JAN 20/09	11-35-13-25A	2	JAN 20/09
11-35-12-39	1	JAN 20/09	11-35-13-25E	0	JAN 20/09
11-35-12-42	0	MAY 28/07	11-35-13-25E	0A	JAN 20/09
11-35-12-42	0A	MAY 28/07	11-35-13-25E	1	JAN 20/09
11-35-12-42	0B	MAY 28/07	11-35-13-39	0	JAN 20/09
11-35-12-42	1	JAN 20/09	11-35-13-39	1	JAN 20/09
11-35-12-50	0	JAN 20/09	11-35-13-40	0	JAN 20/09
11-35-12-50	1	JAN 20/09	11-35-13-40	1	JAN 20/09
11-35-12-51	0	MAY 28/07	11-35-13-46A	0	MAY 28/07
11-35-12-51	1	JAN 20/09	11-35-13-46A	1	JAN 20/09
11-35-12-58	0	JAN 20/09	11-35-13-46B	0	JAN 20/09
11-35-12-58	1	JAN 20/09	11-35-13-46B	1	JAN 20/09
11-35-12-65	0	MAY 28/07	11-35-13-49	0	JAN 20/09
11-35-12-65	1	JAN 20/09	11-35-13-49	1	JAN 20/09
11-35-12-78	0	JAN 20/09	11-35-13-50A	0	JAN 20/09
11-35-12-78	0A	JAN 20/09	11-35-13-50A	1	JAN 20/09
11-35-12-78	0B	JAN 20/09	11-35-13-50A	2	JAN 20/09
11-35-12-78	1	JAN 20/09	11-35-13-58	0	JAN 20/09
11-35-12-80	0	JAN 20/09	11-35-13-58	1	JAN 20/09
11-35-12-80	0A	JAN 20/09	11-35-13-59	0	JAN 20/09
11-35-12-80	1	JAN 20/09	11-35-13-59	0A	JAN 20/09
11-35-12-87A	0	JAN 20/09	11-35-13-59	0B	JAN 20/09
11-35-12-87A	1	JAN 20/09	11-35-13-59	1	JAN 20/09
11-35-13- 1	0	JAN 20/09	11-35-14- 2	0	JAN 20/09
11-35-13- 1	1	JAN 20/09	11-35-14- 2	0A	JAN 20/09
11-35-13- 1A	0	JAN 20/09	11-35-14- 2	0B	JAN 20/09
11-35-13- 1A	1	JAN 20/09	11-35-14- 2	1	JAN 20/09
11-35-13- 2	0	MAY 28/07	11-35-14- 2	2	JAN 20/09
11-35-13- 2	0A	MAY 28/07	11-35-14- 7	0	JAN 20/09
11-35-13- 2	1	JAN 20/09	11-35-14- 7	0A	JAN 20/09
11-35-13- 2	2	JAN 20/09	11-35-14- 7	0B	JAN 20/09
11-35-13- 2	3	JAN 20/09	11-35-14- 7	0C	JAN 20/09
11-35-13- 2	4	JAN 20/09	11-35-14- 7	1	JAN 20/09

* THE ASTERISK INDICATES PAGES CHANGED OR ADDED BY THE CURRENT REVISION


BOEING
 757
PARTS CATALOG (MAINTENANCE)

CH-SECT-UNIT-FIG	PAGE NO.	DATE	CH-SECT-UNIT-FIG	PAGE NO.	DATE
11-35-14-22	0	MAY 28/07	11-35-14-59	0A	JAN 20/09
11-35-14-22	0A	MAY 28/07	11-35-14-59	0B	JAN 20/09
11-35-14-22	0B	MAY 28/07	11-35-14-59	0C	JAN 20/09
11-35-14-22	0C	MAY 28/07	11-35-14-59	0D	JAN 20/09
11-35-14-22	0D	MAY 28/07	11-35-14-59	1	JAN 20/09
11-35-14-22	0E	MAY 28/07	11-35-14-59	2	JAN 20/09
11-35-14-22	1	JAN 20/09	11-35-14-75	0	JAN 20/09
11-35-14-22	2	JAN 20/09	11-35-14-75	1	JAN 20/09
11-35-14-22	3	JAN 20/09	11-35-14-87A	0	JAN 20/09
11-35-14-27	0	MAY 28/07	11-35-14-87A	0A	JAN 20/09
11-35-14-27	0A	MAY 28/07	11-35-14-87A	1	JAN 20/09
11-35-14-27	0B	MAY 28/07	11-35-14-91	0	JAN 20/09
11-35-14-27	0C	MAY 28/07	11-35-14-91	0A	JAN 20/09
11-35-14-27	0D	MAY 28/07	11-35-14-91	0B	JAN 20/09
11-35-14-27	0E	MAY 28/07	11-35-14-91	1	JAN 20/09
11-35-14-27	0F	MAY 28/07	11-35-14-91	2	JAN 20/09
11-35-14-27	0G	MAY 28/07	11-35-14-92	0	JAN 20/09
11-35-14-27	1	JAN 20/09	11-35-14-92	0A	JAN 20/09
11-35-14-39	0	JAN 20/09	11-35-14-92	0B	JAN 20/09
11-35-14-39	0A	JAN 20/09	11-35-14-92	1	JAN 20/09
11-35-14-39	0B	JAN 20/09	11-35-14-93	0	MAY 28/07
11-35-14-39	0C	JAN 20/09	11-35-14-93	0A	MAY 28/07
11-35-14-39	0D	JAN 20/09	11-35-14-93	1	JAN 20/09
11-35-14-39	0E	JAN 20/09	11-35-14-93	2	JAN 20/09
11-35-14-39	0F	JAN 20/09	11-35-14-93	3	JAN 20/09
11-35-14-39	0G	JAN 20/09	11-35-14-93	4	JAN 20/09
11-35-14-39	0H	JAN 20/09	11-35-14-93	5	JAN 20/09
11-35-14-39	0I	JAN 20/09	11-35-14-93	6	JAN 20/09
11-35-14-39	1	JAN 20/09	11-35-14-93A	0	MAY 28/07
11-35-14-39	2	JAN 20/09	11-35-14-93A	0A	MAY 28/07
11-35-14-39	3	JAN 20/09	11-35-14-93A	0B	MAY 28/07
11-35-14-42	0	JAN 20/09	11-35-14-93A	1	JAN 20/09
11-35-14-42	0A	JAN 20/09	11-35-14-94	0	JAN 20/09
11-35-14-42	1	JAN 20/09	11-35-14-94	0A	JAN 20/09
11-35-14-51	0	JAN 20/09	11-35-14-94	0B	JAN 20/09
11-35-14-51	0A	JAN 20/09	11-35-14-94	1	JAN 20/09
11-35-14-51	0B	JAN 20/09	11-35-14-95	0	JAN 20/09
11-35-14-51	0C	JAN 20/09	11-35-14-95	0A	JAN 20/09
11-35-14-51	0D	JAN 20/09	11-35-14-95	0B	JAN 20/09
11-35-14-51	0E	JAN 20/09	11-35-14-95	0C	JAN 20/09
11-35-14-51	0F	JAN 20/09	11-35-14-95	1	JAN 20/09
11-35-14-51	1	JAN 20/09	11-35-14-96	0	JAN 20/09
11-35-14-53	0	MAY 28/07	11-35-14-96	1	JAN 20/09
11-35-14-53	0A	MAY 28/07	11-35-15- 1	0	JAN 20/09
11-35-14-53	0B	MAY 28/07	11-35-15- 1	0A	JAN 20/09
11-35-14-53	0C	MAY 28/07	11-35-15- 1	0B	JAN 20/09
11-35-14-53	0D	MAY 28/07	11-35-15- 1	1	JAN 20/09
11-35-14-53	0E	MAY 28/07	11-35-17- 1	0	MAY 28/07
11-35-14-53	1	JAN 20/09	11-35-17- 1	0A	MAY 28/07
11-35-14-53	2	JAN 20/09	11-35-17- 1	0B	MAY 28/07
11-35-14-59	0	JAN 20/09	11-35-17- 1	1	JAN 20/09

* THE ASTERISK INDICATES PAGES CHANGED OR ADDED BY THE CURRENT REVISION


BOEING
 757
PARTS CATALOG (MAINTENANCE)

CH-SECT-UNIT-FIG	PAGE NO.	DATE
11-35-20- 1	0	MAY 28/07
11-35-20- 1	1	JAN 20/09
11-35-25- 2	0	MAY 28/07
11-35-25- 2	1	JAN 20/09
11-35-27- 1	0	MAY 28/07
11-35-27- 1	1	JAN 20/09
11-35-32- 1	0	MAY 28/07
11-35-32- 1	1	JAN 20/09
11-35-32- 1	2	JAN 20/09
11-35-35-15	0	JAN 20/09
11-35-35-15	0A	JAN 20/09
11-35-35-15	0B	JAN 20/09
11-35-35-15	0C	JAN 20/09
11-35-35-15	0D	JAN 20/09
11-35-35-15	0E	JAN 20/09
11-35-35-15	1	JAN 20/09
11-35-35-15	2	JAN 20/09
11-35-35-19	0	MAY 28/07
11-35-35-19	0A	MAY 28/07
11-35-35-19	0B	MAY 28/07
11-35-35-19	0C	MAY 28/07
11-35-35-19	1	JAN 20/09
11-35-35-19	2	JAN 20/09
11-35-35-19	3	JAN 20/09
11-35-35-37	0	JAN 20/09
11-35-35-37	0A	JAN 20/09
11-35-35-37	0B	JAN 20/09
11-35-35-37	0C	JAN 20/09
11-35-35-37	1	JAN 20/09
11-35-35-37	2	JAN 20/09
11-35-35-37A	0	JAN 20/09
11-35-35-37A	0A	JAN 20/09
11-35-35-37A	0B	JAN 20/09
11-35-35-37A	0C	JAN 20/09
11-35-35-37A	1	JAN 20/09
11-35-35-37A	2	JAN 20/09
11-35-35-39	0	JAN 20/09
11-35-35-39	0A	JAN 20/09
11-35-35-39	0B	JAN 20/09
11-35-35-39	0C	JAN 20/09
11-35-35-39	1	JAN 20/09
11-35-35-39	2	JAN 20/09
11-35-35-43	0	MAY 28/07
11-35-35-43	1	JAN 20/09
11-35-35-51	0	MAY 28/07
11-35-35-51	0A	MAY 28/07
11-35-35-51	0B	MAY 28/07
11-35-35-51	0C	MAY 28/07
11-35-35-51	0D	MAY 28/07
11-35-35-51	0E	MAY 28/07
11-35-35-51	0F	MAY 28/07

CH-SECT-UNIT-FIG	PAGE NO.	DATE
11-35-35-51	0G	MAY 28/07
11-35-35-51	1	JAN 20/09
11-35-35-51	2	JAN 20/09
11-35-35-51	3	JAN 20/09
11-35-35-51	4	JAN 20/09
11-35-35-54	0	JAN 20/09
11-35-35-54	0A	JAN 20/09
11-35-35-54	0B	JAN 20/09
11-35-35-54	1	JAN 20/09
11-35-35-63	0	MAY 28/07
11-35-35-63	0A	MAY 28/07
11-35-35-63	0B	MAY 28/07
11-35-35-63	0C	MAY 28/07
11-35-35-63	0D	MAY 28/07
11-35-35-63	1	JAN 20/09
11-35-35-63D	0	JAN 20/09
11-35-35-63D	0A	JAN 20/09
11-35-35-63D	0B	JAN 20/09
11-35-35-63D	0C	JAN 20/09
11-35-35-63D	0D	JAN 20/09
11-35-35-63D	0E	JAN 20/09
11-35-35-63D	0F	JAN 20/09
11-35-35-63D	1	JAN 20/09
11-35-35-69	0	MAY 28/07
11-35-35-69	0A	MAY 28/07
11-35-35-69	0B	MAY 28/07
11-35-35-69	0C	MAY 28/07
11-35-35-69	1	JAN 20/09
11-35-35-75	0	JAN 20/09
11-35-35-75	0A	JAN 20/09
11-35-35-75	1	JAN 20/09
11-35-35-83	0	MAY 28/07
11-35-35-83	0A	MAY 28/07
11-35-35-83	0B	MAY 28/07
11-35-35-83	0C	MAY 28/07
11-35-35-83	0D	MAY 28/07
11-35-35-83	0E	MAY 28/07
11-35-35-83	0F	MAY 28/07
11-35-35-83	0G	MAY 28/07
11-35-35-83	0H	MAY 28/07
11-35-35-83	1	JAN 20/09
11-35-35-84	0	JAN 20/09
11-35-35-84	0A	JAN 20/09
11-35-35-84	0B	JAN 20/09
11-35-35-84	0C	JAN 20/09
11-35-35-84	0D	JAN 20/09
11-35-35-84	1	JAN 20/09
11-35-35-86	0	MAY 28/07
11-35-35-86	0A	MAY 28/07
11-35-35-86	1	JAN 20/09
11-35-35-87	0	JAN 20/09

* THE ASTERISK INDICATES PAGES CHANGED OR ADDED BY THE CURRENT REVISION



757
PARTS CATALOG (MAINTENANCE)

CH-SECT-UNIT-FIG	PAGE NO.	DATE
11-35-35-87	1	JAN 20/09
11-35-35-87A	0	JAN 20/09
11-35-35-87A	0A	JAN 20/09
11-35-35-87A	1	JAN 20/09
11-35-35-87A	2	JAN 20/09
11-35-35-90	0	JAN 20/09
11-35-35-90	0A	JAN 20/09
11-35-35-90	0B	JAN 20/09
11-35-35-90	0C	JAN 20/09
11-35-35-90	0D	JAN 20/09
11-35-35-90	0E	JAN 20/09
11-35-35-90	0F	JAN 20/09
11-35-35-90	1	JAN 20/09
11-35-35-90	2	JAN 20/09
11-35-35-90A	0	JAN 20/09
11-35-35-90A	1	JAN 20/09
11-35-43- 2	0	JAN 20/09
11-35-43- 2	0A	JAN 20/09
11-35-43- 2	1	JAN 20/09
11-35-50- 1	0	JAN 20/09
11-35-50- 1	0A	MAY 28/07
11-35-50- 1	0B	JAN 20/09
11-35-50- 1	1	JAN 20/09
11-35-51- 7	0	JAN 20/09
11-35-51- 7	1	JAN 20/09
11-35-54- 6C	0	JAN 20/09
11-35-54- 6C	0A	JAN 20/09
11-35-54- 6C	0B	JAN 20/09
11-35-54- 6C	1	JAN 20/09
11-35-54- 7	0	JAN 20/09
11-35-54- 7	0A	JAN 20/09
11-35-54- 7	1	JAN 20/09
11-35-55-26	0	MAY 28/07
11-35-55-26	1	JAN 20/09
11-35-55-39	0	JAN 20/09
11-35-55-39	1	JAN 20/09
11-35-55-42	0	JAN 20/09
11-35-55-42	0A	JAN 20/09
11-35-55-42	0B	JAN 20/09
11-35-55-42	1	JAN 20/09
11-35-55-42	2	JAN 20/09
11-35-55-42A	0	JAN 20/09
11-35-55-42A	0A	JAN 20/09
11-35-55-42A	1	JAN 20/09
11-35-55-42A	2	JAN 20/09
11-35-55-51	0	JAN 20/09
11-35-55-51	0A	JAN 20/09
11-35-55-51	1	JAN 20/09
11-35-55-58	0	JAN 20/09
11-35-55-58	1	JAN 20/09
11-35-55-61	0	MAY 28/07

CH-SECT-UNIT-FIG	PAGE NO.	DATE
11-35-55-61	1	JAN 20/09
11-35-55-74	0	JAN 20/09
11-35-55-74	1	JAN 20/09
11-35-55-87A	0	JAN 20/09
11-35-55-87A	1	JAN 20/09
11-35-55-89	0	JAN 20/09
11-35-55-89	1	JAN 20/09
11-35-55-95	0	MAY 28/07
11-35-55-95	0A	MAY 28/07
11-35-55-95	1	JAN 20/09
11-35-58- 6	0	JAN 20/09
11-35-58- 6	0A	JAN 20/09
11-35-58- 6	1	JAN 20/09
11-35-58-16	0	MAY 28/07
11-35-58-16	0A	MAY 28/07
11-35-58-16	1	JAN 20/09
11-35-58-16	2	JAN 20/09
11-35-62- 1	0	MAY 28/07
11-35-62- 1	1	JAN 20/09
11-35-65-11	0	JAN 20/09
11-35-65-11	0A	JAN 20/09
11-35-65-11	0B	JAN 20/09
11-35-65-11	0C	JAN 20/09
11-35-65-11	0D	JAN 20/09
11-35-65-11	1	JAN 20/09
11-35-65-11	2	JAN 20/09
11-35-65-11	3	JAN 20/09
11-35-65-11	4	JAN 20/09
11-35-65-11	5	JAN 20/09
11-35-65-11	6	JAN 20/09
11-35-65-15A	0	JAN 20/09
11-35-65-15A	0A	JAN 20/09
11-35-65-15A	0B	JAN 20/09
11-35-65-15A	0C	JAN 20/09
11-35-65-15A	0D	JAN 20/09
11-35-65-15A	0E	JAN 20/09
11-35-65-15A	0F	JAN 20/09
11-35-65-15A	0G	JAN 20/09
11-35-65-15A	0H	JAN 20/09
*11-35-65-15A	1	MAY 20/09
11-35-65-16	0	MAY 28/07
11-35-65-16	0A	MAY 28/07
11-35-65-16	0B	MAY 28/07
11-35-65-16	0C	MAY 28/07
11-35-65-16	1	JAN 20/09
11-35-65-16	2	JAN 20/09
11-35-65-16	3	JAN 20/09
11-35-65-23	0	JAN 20/09
11-35-65-23	0A	JAN 20/09
11-35-65-23	1	JAN 20/09
11-35-65-23	2	JAN 20/09

* THE ASTERISK INDICATES PAGES CHANGED OR ADDED BY THE CURRENT REVISION



757

PARTS CATALOG (MAINTENANCE)

CH-SECT-UNIT-FIG	PAGE NO.	DATE	CH-SECT-UNIT-FIG	PAGE NO.	DATE
11-35-65-23	3	JAN 20/09	11-35-65-71	0	JAN 20/09
11-35-65-27	0	MAY 28/07	11-35-65-71	0A	JAN 20/09
11-35-65-27	0A	SEP 28/07	11-35-65-71	1	JAN 20/09
11-35-65-27	0B	SEP 28/07	11-35-65-71	2	JAN 20/09
11-35-65-27	0C	SEP 28/07	11-35-65-74	0	JAN 20/09
11-35-65-27	0D	SEP 28/07	11-35-65-74	1	JAN 20/09
11-35-65-27	0E	SEP 28/07	11-35-70- 1	0	JAN 20/09
11-35-65-27	0F	SEP 28/07	11-35-70- 1	1	SEP 20/08
11-35-65-27	0G	MAY 28/07	11-35-70- 2	0	JAN 20/09
11-35-65-27	1	JAN 20/09	11-35-70- 2	1	JAN 20/09
11-35-65-27	2	JAN 20/09	11-35-70- 5	0	MAY 28/07
11-35-65-27	3	JAN 20/09	11-35-70- 5	1	JAN 20/09
11-35-65-27	4	JAN 20/09	11-35-70- 7	0	JAN 20/09
11-35-65-27	5	JAN 20/09	11-35-70- 7	1	JAN 20/09
11-35-65-27	6	JAN 20/09	11-35-70-11	0	JAN 20/09
11-35-65-27	7	JAN 20/09	11-35-70-11	1	JAN 20/09
11-35-65-27	8	JAN 20/09	11-35-70-87A	0	JAN 20/09
11-35-65-28	0	JAN 20/09	11-35-70-87A	1	JAN 20/09
11-35-65-28	0A	JAN 20/09	11-35-75- 1	0	JAN 20/09
11-35-65-28	0B	JAN 20/09	11-35-75- 1	1	JAN 20/09
11-35-65-28	1	JAN 20/09	11-35-75- 1	2	JAN 20/09
11-35-65-28	2	JAN 20/09	11-35-80- 1	0	MAY 28/07
11-35-65-31B	0	JAN 20/09	11-35-80- 1	1	JAN 20/09
11-35-65-31B	0A	JAN 20/09	11-35-80- 1	2	JAN 20/09
11-35-65-31B	0B	JAN 20/09	11-35-80- 1A	0	MAY 28/07
11-35-65-31B	1	JAN 20/09	11-35-80- 1A	0A	MAY 28/07
11-35-65-31B	2	JAN 20/09	11-35-80- 1A	1	JAN 20/09
11-35-65-31B	3	JAN 20/09	11-35-85- 1	0	MAY 28/07
11-35-65-31C	0	JAN 20/09	11-35-85- 1	1	JAN 20/09
11-35-65-31C	1	JAN 20/09	11-35-90- 1	0	JAN 20/09
11-35-65-31D	0	JAN 20/09	11-35-90- 1	0A	JAN 20/09
11-35-65-31D	1	JAN 20/09	11-35-90- 1	1	JAN 20/09
11-35-65-33	0	MAY 28/07	11-35-90-10	0	JAN 20/09
11-35-65-33	0A	MAY 28/07	11-35-90-10	0A	JAN 20/09
11-35-65-33	0B	MAY 28/07	11-35-90-10	0B	JAN 20/09
11-35-65-33	0C	MAY 28/07	11-35-90-10	0C	JAN 20/09
11-35-65-33	0D	MAY 28/07	11-35-90-10	0D	JAN 20/09
11-35-65-33	0E	MAY 28/07	11-35-90-10	0E	JAN 20/09
11-35-65-33	0F	MAY 28/07	11-35-90-10	1	JAN 20/09
11-35-65-33	1	JAN 20/09	11-35-90-10A	0	JAN 20/09
11-35-65-33	2	JAN 20/09	11-35-90-10A	0A	JAN 20/09
11-35-65-33	3	JAN 20/09	11-35-90-10A	0B	JAN 20/09
11-35-65-33	4	JAN 20/09	11-35-90-10A	1	JAN 20/09
11-35-65-33	5	JAN 20/09	11-35-90-12	0	MAY 28/07
11-35-65-34A	0	JAN 20/09	11-35-90-12	1	JAN 20/09
11-35-65-34A	0A	JAN 20/09	11-35-90-15	0	JAN 20/09
11-35-65-34A	1	JAN 20/09	11-35-90-15	0A	JAN 20/09
11-35-65-66D	0	JAN 20/09	11-35-90-15	1	JAN 20/09
11-35-65-66D	0A	JAN 20/09	11-35-90-18	0	JAN 20/09
11-35-65-66D	1	JAN 20/09	11-35-90-18	0A	JAN 20/09
11-35-65-66D	2	JAN 20/09	11-35-90-18	1	JAN 20/09

* THE ASTERISK INDICATES PAGES CHANGED OR ADDED BY THE CURRENT REVISION



757
PARTS CATALOG (MAINTENANCE)

CH-SECT-UNIT-FIG	PAGE NO.	DATE	CH-SECT-UNIT-FIG	PAGE NO.	DATE
11-35-90-22	0	MAY 28/07	11-35-90-51D	0	JAN 20/09
11-35-90-22	1	JAN 20/09	11-35-90-51D	0A	JAN 20/09
11-35-90-27	0	JAN 20/09	11-35-90-51D	0B	JAN 20/09
11-35-90-27	0A	JAN 20/09	11-35-90-51D	1	JAN 20/09
11-35-90-27	0B	JAN 20/09	11-35-90-51D	2	JAN 20/09
11-35-90-27	1	JAN 20/09	11-35-90-51D	3	JAN 20/09
11-35-90-31	0	MAY 28/07	11-35-90-51D	4	JAN 20/09
11-35-90-31	0A	MAY 28/07	11-35-90-51E	0	MAY 28/07
11-35-90-31	1	JAN 20/09	11-35-90-51E	0A	MAY 28/07
11-35-90-39	0	JAN 20/09	11-35-90-51E	0B	MAY 28/07
11-35-90-39	1	JAN 20/09	11-35-90-51E	1	JAN 20/09
11-35-90-50	0	MAY 28/07	11-35-90-51E	2	JAN 20/09
11-35-90-50	1	JAN 20/09	11-35-90-51E	3	JAN 20/09
11-35-90-50	2	JAN 20/09	11-35-90-51E	4	JAN 20/09
11-35-90-50D	0	JAN 20/09	11-35-90-51N	0	MAY 28/07
11-35-90-50D	0A	JAN 20/09	11-35-90-51N	0A	MAY 28/07
11-35-90-50D	1	JAN 20/09	11-35-90-51N	1	JAN 20/09
11-35-90-50D	2	JAN 20/09	11-35-90-51N	2	JAN 20/09
11-35-90-50E	0	JAN 20/09	11-35-90-51S	0	JAN 20/09
11-35-90-50E	0A	JAN 20/09	11-35-90-51S	0A	JAN 20/09
11-35-90-50E	0B	JAN 20/09	11-35-90-51S	0B	JAN 20/09
11-35-90-50E	1	JAN 20/09	11-35-90-51S	0C	JAN 20/09
11-35-90-50E	2	JAN 20/09	11-35-90-51S	1	JAN 20/09
11-35-90-50G	0	MAY 28/07	11-35-90-51S	2	JAN 20/09
11-35-90-50G	0A	MAY 28/07	11-35-90-51S	3	JAN 20/09
11-35-90-50G	1	JAN 20/09	11-35-90-52A	0	MAY 28/07
11-35-90-50G	2	JAN 20/09	11-35-90-52A	0A	MAY 28/07
11-35-90-50G	3	JAN 20/09	11-35-90-52A	0B	MAY 28/07
11-35-90-50P	0	MAY 28/07	11-35-90-52A	1	JAN 20/09
11-35-90-50P	0A	MAY 28/07	11-35-90-52A	2	JAN 20/09
11-35-90-50P	1	JAN 20/09	11-35-90-52A	3	JAN 20/09
11-35-90-50P	2	JAN 20/09	11-35-90-52B	0	JAN 20/09
11-35-90-50T	0	JAN 20/09	11-35-90-52B	0A	JAN 20/09
11-35-90-50T	0A	JAN 20/09	11-35-90-52B	0B	JAN 20/09
11-35-90-50T	1	JAN 20/09	11-35-90-52B	0C	JAN 20/09
11-35-90-50T	2	JAN 20/09	11-35-90-52B	0D	JAN 20/09
11-35-90-51	0	MAY 28/07	11-35-90-52B	1	JAN 20/09
11-35-90-51	0A	MAY 28/07	11-35-90-52B	2	JAN 20/09
11-35-90-51	0B	MAY 28/07	11-35-90-52D	0	JAN 20/09
11-35-90-51	0C	MAY 28/07	11-35-90-52D	0A	JAN 20/09
11-35-90-51	0D	MAY 28/07	11-35-90-52D	1	JAN 20/09
11-35-90-51	0E	MAY 28/07	11-35-90-52G	0	JAN 20/09
11-35-90-51	0F	MAY 28/07	11-35-90-52G	0A	JAN 20/09
11-35-90-51	0G	MAY 28/07	11-35-90-52G	1	JAN 20/09
11-35-90-51	0H	MAY 28/07	11-35-90-52G	2	JAN 20/09
11-35-90-51	0I	MAY 28/07	11-35-90-52S	0	MAY 28/07
11-35-90-51	0J	MAY 28/07	11-35-90-52S	0A	MAY 28/07
11-35-90-51	0K	MAY 28/07	11-35-90-52S	0B	MAY 28/07
11-35-90-51	0L	MAY 28/07	11-35-90-52S	1	JAN 20/09
11-35-90-51	1	JAN 20/09	11-35-90-52S	2	JAN 20/09
11-35-90-51	2	JAN 20/09	11-35-90-55	0	JAN 20/09

* THE ASTERISK INDICATES PAGES CHANGED OR ADDED BY THE CURRENT REVISION


BOEING
 757
PARTS CATALOG (MAINTENANCE)

CH-SECT-UNIT-FIG	PAGE NO.	DATE	CH-SECT-UNIT-FIG	PAGE NO.	DATE
11-35-90-55	0A	JAN 20/09	11-35-90-65Z	1	JAN 20/09
11-35-90-55	0B	JAN 20/09	11-35-90-65Z	2	JAN 20/09
11-35-90-55	0C	JAN 20/09	11-35-90-66B	0	JAN 20/09
11-35-90-55	0D	JAN 20/09	11-35-90-66B	0A	JAN 20/09
11-35-90-55	1	JAN 20/09	11-35-90-66B	1	JAN 20/09
11-35-90-55F	0	MAY 28/07	11-35-90-80	0	MAY 28/07
11-35-90-55F	0A	MAY 28/07	11-35-90-80	0A	MAY 28/07
11-35-90-55F	0B	MAY 28/07	11-35-90-80	0B	MAY 28/07
11-35-90-55F	1	JAN 20/09	11-35-90-80	0C	MAY 28/07
11-35-90-55F	2	JAN 20/09	11-35-90-80	0D	MAY 28/07
11-35-90-56A	0	JAN 20/09	11-35-90-80	0E	MAY 28/07
11-35-90-56A	0A	JAN 20/09	11-35-90-80	0F	MAY 28/07
11-35-90-56A	0B	JAN 20/09	11-35-90-80	0G	MAY 28/07
11-35-90-56A	1	JAN 20/09	11-35-90-80	1	JAN 20/09
11-35-90-56A	2	JAN 20/09	11-35-90-80	2	JAN 20/09
11-35-90-56G	0	JAN 20/09	11-35-90-80B	0	JAN 20/09
11-35-90-56G	0A	JAN 20/09	11-35-90-80B	1	JAN 20/09
11-35-90-56G	1	JAN 20/09	11-35-90-80D	0	JAN 20/09
11-35-90-56G	2	JAN 20/09	11-35-90-80D	0A	JAN 20/09
11-35-90-56K	0	JAN 20/09	11-35-90-80D	0B	JAN 20/09
11-35-90-56K	0A	JAN 20/09	11-35-90-80D	0C	JAN 20/09
11-35-90-56K	1	JAN 20/09	11-35-90-80D	0D	JAN 20/09
11-35-90-57A	0	JAN 20/09	11-35-90-80D	0E	JAN 20/09
11-35-90-57A	0A	JAN 20/09	11-35-90-80D	0F	JAN 20/09
11-35-90-57A	0B	JAN 20/09	11-35-90-80D	1	JAN 20/09
11-35-90-57A	1	JAN 20/09	11-35-90-80D	2	JAN 20/09
11-35-90-57A	2	JAN 20/09	11-35-90-80E	0	JAN 20/09
11-35-90-58D	0	JAN 20/09	11-35-90-80E	1	JAN 20/09
11-35-90-58D	0A	JAN 20/09	11-35-90-80G	0	JAN 20/09
11-35-90-58D	1	JAN 20/09	11-35-90-80G	1	JAN 20/09
11-35-90-58D	2	JAN 20/09	11-35-90-87A	0	JAN 20/09
11-35-90-58F	0	JAN 20/09	11-35-90-87A	1	JAN 20/09
11-35-90-58F	0A	JAN 20/09	11-35-90-90	0	JAN 20/09
11-35-90-58F	0B	JAN 20/09	11-35-90-90	1	JAN 20/09
11-35-90-58F	1	JAN 20/09	11-35-90-96	0	JAN 20/09
11-35-90-65M	0	JAN 20/09	11-35-90-96	0A	JAN 20/09
11-35-90-65M	0A	JAN 20/09	11-35-90-96	0B	JAN 20/09
11-35-90-65M	1	JAN 20/09	11-35-90-96	0C	JAN 20/09
11-35-90-65M	2	JAN 20/09	11-35-90-96	0D	JAN 20/09
11-35-90-65U	0	MAY 28/07	11-35-90-96	1	JAN 20/09
11-35-90-65U	0A	MAY 28/07	11-35-90-96	2	JAN 20/09
11-35-90-65U	0B	MAY 28/07	11-35-97- 1	0	JAN 20/09
11-35-90-65U	1	JAN 20/09	11-35-97- 1	1	JAN 20/09
11-35-90-65U	2	JAN 20/09	11-36-00	1	MAY 28/07
11-35-90-65W	0	MAY 28/07	11-36-00-10	0	MAY 28/07
11-35-90-65W	0A	MAY 28/07	11-36-00-10	0A	MAY 28/07
11-35-90-65W	0B	MAY 28/07	11-36-00-10	0B	MAY 28/07
11-35-90-65W	1	JAN 20/09	11-36-00-10	0C	JAN 20/09
11-35-90-65W	2	JAN 20/09	11-36-00-10	0D	JAN 20/09
11-35-90-65Z	0	JAN 20/09	11-36-00-10	1	JAN 20/09
11-35-90-65Z	0A	JAN 20/09	11-36-00-10	2	JAN 20/09

* THE ASTERISK INDICATES PAGES CHANGED OR ADDED BY THE CURRENT REVISION



757

PARTS CATALOG (MAINTENANCE)

CH-SECT-UNIT-FIG	PAGE NO.	DATE
11-36-00-10	3	JAN 20/09
*11-36-00-10	4	MAY 20/09
*11-36-00-10	5	MAY 20/09
*11-36-00-10	6	MAY 20/09
*11-36-00-10	7	MAY 20/09
11-36-02- 1	0	MAY 28/07
11-36-02- 1	1	JAN 20/09
11-36-02- 1	2	JAN 20/09
11-36-02- 2	0	JAN 20/09
11-36-02- 2	0A	JAN 20/09
11-36-02- 2	1	JAN 20/09
11-36-02- 2	2	JAN 20/09
11-36-02- 2	3	JAN 20/09
11-36-02- 4	0	SEP 20/08
11-36-02- 4	0A	SEP 20/08
11-36-02- 4	0B	SEP 20/08
11-36-02- 4	0C	MAY 28/07
11-36-02- 4	0D	MAY 28/07
11-36-02- 4	0E	SEP 20/08
11-36-02- 4	0F	MAY 28/07
11-36-02- 4	1	JAN 20/09
11-36-02- 4	2	JAN 20/09
11-36-02- 4	3	JAN 20/09
11-36-02- 4B	0	JAN 20/09
11-36-02- 4B	0A	JAN 20/09
11-36-02- 4B	0B	JAN 20/09
11-36-02- 4B	0C	JAN 20/09
11-36-02- 4B	0D	JAN 20/09
11-36-02- 4B	0E	JAN 20/09
11-36-02- 4B	0F	JAN 20/09
11-36-02- 4B	1	JAN 20/09
*11-36-02- 4B	2	MAY 20/09
11-36-02- 5	0	MAY 28/07
11-36-02- 5	1	JAN 20/09
11-36-02- 5	2	JAN 20/09
11-36-02- 6	0	MAY 28/07
11-36-02- 6	0A	JAN 20/09
11-36-02- 6	0B	JAN 20/09
11-36-02- 6	0C	MAY 28/07
11-36-02- 6	0D	JAN 20/09
11-36-02- 6	0E	MAY 28/07
11-36-02- 6	1	JAN 20/09
11-36-02- 6	2	JAN 20/09
11-36-02- 7	0	JAN 20/09
11-36-02- 7	1	JAN 20/09
11-36-02- 8	0	JAN 20/09
11-36-02- 8	0A	JAN 20/09
11-36-02- 8	1	JAN 20/09
11-36-02-10	0	MAY 28/07
11-36-02-10	1	JAN 20/09
11-36-02-11	0	MAY 28/07

CH-SECT-UNIT-FIG	PAGE NO.	DATE
11-36-02-11	1	SEP 20/08
11-36-03- 1	0	MAY 28/07
11-36-03- 1	0A	MAY 28/07
11-36-03- 1	0B	MAY 28/07
11-36-03- 1	0C	MAY 28/07
11-36-03- 1	1	JAN 20/09
11-36-03- 1	2	JAN 20/09
11-36-03- 1	3	JAN 20/09
11-36-03- 2	0	MAY 28/07
11-36-03- 2	0A	MAY 28/07
11-36-03- 2	0B	MAY 28/07
11-36-03- 2	1	JAN 20/09
11-36-03- 2	2	JAN 20/09
11-36-03- 2	3	JAN 20/09
11-36-03- 3	0	MAY 28/07
11-36-03- 3	0A	MAY 28/07
11-36-03- 3	0B	MAY 20/08
11-36-03- 3	0C	MAY 20/08
11-36-03- 3	0D	MAY 28/07
11-36-03- 3	0E	MAY 28/07
11-36-03- 3	1	JAN 20/09
11-36-03- 3A	0	MAY 28/07
11-36-03- 3A	1	JAN 20/09
11-36-03- 3B	0	MAY 28/07
11-36-03- 3B	0A	JAN 20/09
11-36-03- 3B	0B	JAN 20/09
11-36-03- 3B	0C	MAY 28/07
11-36-03- 3B	0D	MAY 28/07
11-36-03- 3B	0E	JAN 20/09
11-36-03- 3B	1	JAN 20/09
11-36-03- 3B	2	JAN 20/09
11-36-03- 3B	3	JAN 20/09
11-36-03- 3C	0	JAN 20/09
11-36-03- 3C	1	JAN 20/09
11-36-03- 4	0	MAY 28/07
11-36-03- 4	0A	MAY 28/07
11-36-03- 4	0B	MAY 28/07
11-36-03- 4	0C	MAY 28/07
11-36-03- 4	0D	MAY 28/07
11-36-03- 4	0E	MAY 28/07
11-36-03- 4	0F	MAY 28/07
11-36-03- 4	0G	MAY 28/07
11-36-03- 4	0H	MAY 28/07
11-36-03- 4	0I	MAY 28/07
11-36-03- 4	0J	MAY 28/07
11-36-03- 4	0K	MAY 28/07
11-36-03- 4	0L	MAY 28/07
11-36-03- 4	0M	MAY 28/07
11-36-03- 4	0N	MAY 28/07
11-36-03- 4	1	JAN 20/09
11-36-03- 4A	0	MAY 28/07

* THE ASTERISK INDICATES PAGES CHANGED OR ADDED BY THE CURRENT REVISION



757

PARTS CATALOG (MAINTENANCE)

CH-SECT-UNIT-FIG	PAGE NO.	DATE	CH-SECT-UNIT-FIG	PAGE NO.	DATE
11-36-03- 4A	0A	MAY 28/07	11-36-03- 7	11	JAN 20/09
11-36-03- 4A	0B	MAY 28/07	11-36-03- 7	12	JAN 20/09
11-36-03- 4A	0C	MAY 28/07	11-36-03- 7	13	JAN 20/09
11-36-03- 4A	0D	MAY 28/07	11-36-03- 7	14	JAN 20/09
11-36-03- 4A	0E	MAY 28/07	11-36-03- 7	15	JAN 20/09
11-36-03- 4A	1	JAN 20/09	11-36-03- 7	16	JAN 20/09
11-36-03- 4B	0	JAN 20/09	11-36-03- 7	17	JAN 20/09
11-36-03- 4B	0A	JAN 20/09	11-36-03- 7	18	JAN 20/09
11-36-03- 4B	0B	JAN 20/09	11-36-03- 7	19	JAN 20/09
11-36-03- 4B	0C	JAN 20/09	11-36-03- 7	20	JAN 20/09
11-36-03- 4B	1	JAN 20/09	11-36-03- 7	21	JAN 20/09
11-36-03- 4C	0	JAN 20/09	11-36-03- 7	22	JAN 20/09
11-36-03- 4C	0A	JAN 20/09	11-36-03- 7	23	JAN 20/09
11-36-03- 4C	0B	JAN 20/09	11-36-03- 7	24	JAN 20/09
11-36-03- 4C	0C	JAN 20/09	11-36-03- 7	25	JAN 20/09
11-36-03- 4C	0D	JAN 20/09	11-36-03- 7	26	JAN 20/09
11-36-03- 4C	1	JAN 20/09	11-36-03- 7	27	JAN 20/09
11-36-03- 4D	0	MAY 28/07	11-36-03- 7	28	JAN 20/09
11-36-03- 4D	0A	MAY 28/07	11-36-03- 7	29	JAN 20/09
11-36-03- 4D	1	JAN 20/09	11-36-03- 7	30	JAN 20/09
11-36-03- 4E	0	JAN 20/09	11-36-03- 7	31	JAN 20/09
11-36-03- 4E	1	JAN 20/09	11-36-03- 7B	0	MAY 28/07
11-36-03- 5	0	MAY 28/07	11-36-03- 7B	0A	MAY 28/07
11-36-03- 5	0A	MAY 28/07	11-36-03- 7B	0B	MAY 28/07
11-36-03- 5	1	JAN 20/09	11-36-03- 7B	0C	MAY 28/07
11-36-03- 5	2	JAN 20/09	11-36-03- 7B	0D	MAY 28/07
11-36-03- 5	3	JAN 20/09	11-36-03- 7B	0E	MAY 28/07
11-36-03- 6	0	MAY 28/07	11-36-03- 7B	1	JAN 20/09
11-36-03- 6	0A	MAY 28/07	11-36-03- 7B	2	JAN 20/09
11-36-03- 6	0B	MAY 28/07	11-36-03- 7B	3	JAN 20/09
11-36-03- 6	0C	JAN 20/09	11-36-03- 7B	4	JAN 20/09
11-36-03- 6	0D	JAN 20/09	11-36-03- 7B	5	JAN 20/09
11-36-03- 6	0E	JAN 20/09	11-36-03- 7B	6	JAN 20/09
11-36-03- 6	0F	MAY 28/07	11-36-03- 7B	7	JAN 20/09
11-36-03- 6	1	JAN 20/09	11-36-03- 7B	8	JAN 20/09
11-36-03- 7	0	JAN 20/09	11-36-03- 7B	9	JAN 20/09
11-36-03- 7	0A	JAN 20/09	11-36-03- 7B	10	JAN 20/09
11-36-03- 7	0B	JAN 20/09	11-36-03- 7B	11	JAN 20/09
11-36-03- 7	0C	JAN 20/09	11-36-03- 7B	12	JAN 20/09
11-36-03- 7	0D	JAN 20/09	11-36-03- 7B	13	JAN 20/09
11-36-03- 7	0E	JAN 20/09	11-36-03- 7B	14	JAN 20/09
11-36-03- 7	1	JAN 20/09	11-36-03- 7B	15	JAN 20/09
11-36-03- 7	2	JAN 20/09	11-36-03- 7B	16	JAN 20/09
11-36-03- 7	3	JAN 20/09	11-36-03- 7B	17	JAN 20/09
11-36-03- 7	4	JAN 20/09	11-36-03- 7B	18	JAN 20/09
11-36-03- 7	5	JAN 20/09	11-36-03- 7B	19	JAN 20/09
11-36-03- 7	6	JAN 20/09	11-36-03- 7B	20	JAN 20/09
11-36-03- 7	7	JAN 20/09	11-36-03- 7B	21	JAN 20/09
11-36-03- 7	8	JAN 20/09	11-36-03- 7B	22	JAN 20/09
11-36-03- 7	9	JAN 20/09	11-36-03- 7B	23	JAN 20/09
11-36-03- 7	10	JAN 20/09	11-36-03- 7B	24	JAN 20/09

* THE ASTERISK INDICATES PAGES CHANGED OR ADDED BY THE CURRENT REVISION



757

PARTS CATALOG (MAINTENANCE)

CH-SECT-UNIT-FIG	PAGE NO.	DATE
11-36-03- 7B	25	JAN 20/09
11-36-03- 7B	26	JAN 20/09
11-36-03- 7B	27	JAN 20/09
11-36-03- 7B	28	JAN 20/09
11-36-03- 7B	29	JAN 20/09
11-36-03- 7B	30	JAN 20/09
11-36-03- 8	0	JAN 20/09
11-36-03- 8	0A	JAN 20/09
11-36-03- 8	0B	JAN 20/09
11-36-03- 8	0C	JAN 20/09
11-36-03- 8	0D	JAN 20/09
11-36-03- 8	0E	JAN 20/09
11-36-03- 8	0F	JAN 20/09
11-36-03- 8	0G	JAN 20/09
11-36-03- 8	0H	JAN 20/09
11-36-03- 8	1	JAN 20/09
11-36-03- 8	2	JAN 20/09
11-36-03- 8	3	JAN 20/09
11-36-03- 8	4	JAN 20/09
11-36-03- 8	5	JAN 20/09
11-36-03- 8	6	JAN 20/09
11-36-03- 9	0	JAN 20/09
11-36-03- 9	0A	MAY 28/07
11-36-03- 9	0B	JAN 20/09
11-36-03- 9	0C	JAN 20/09
11-36-03- 9	0D	JAN 20/09
11-36-03- 9	0E	JAN 20/09
11-36-03- 9	1	JAN 20/09
11-36-03-12	0	MAY 28/07
11-36-03-12	0A	MAY 28/07
11-36-03-12	0B	JAN 20/09
11-36-03-12	0C	MAY 28/07
11-36-03-12	0D	MAY 28/07
11-36-03-12	0E	MAY 28/07
11-36-03-12	0F	MAY 28/07
11-36-03-12	0G	MAY 28/07
11-36-03-12	0H	MAY 28/07
11-36-03-12	0I	MAY 28/07
11-36-03-12	0J	MAY 28/07
11-36-03-12	0K	MAY 28/07
11-36-03-12	0L	MAY 28/07
11-36-03-12	1	JAN 20/09
11-36-03-12	2	JAN 20/09
11-36-03-12	3	JAN 20/09
*11-36-03-12	4	MAY 20/09
*11-36-03-12	5	MAY 20/09
*11-36-03-12	6	MAY 20/09
11-36-03-12	7	JAN 20/09
11-36-03-12	8	JAN 20/09
11-36-03-12	9	JAN 20/09
11-36-03-12	10	JAN 20/09

CH-SECT-UNIT-FIG	PAGE NO.	DATE
11-36-03-12	11	JAN 20/09
11-36-03-12	12	JAN 20/09
11-36-03-12	13	JAN 20/09
11-36-03-12	14	JAN 20/09
11-36-03-12	15	JAN 20/09
11-36-03-12	16	JAN 20/09
11-36-03-12	17	JAN 20/09
11-36-03-12	18	JAN 20/09
11-36-03-12	19	JAN 20/09
11-36-03-12	20	JAN 20/09
11-36-03-12	21	JAN 20/09
11-36-03-12	22	JAN 20/09
11-36-03-12	23	JAN 20/09
11-36-03-12	24	JAN 20/09
11-36-03-12	25	JAN 20/09
11-36-03-12	26	JAN 20/09
11-36-03-12	27	JAN 20/09
11-36-03-12	28	JAN 20/09
11-36-03-12	29	JAN 20/09
11-36-03-12	30	JAN 20/09
11-36-03-12	31	JAN 20/09
11-36-03-12	32	JAN 20/09
11-36-03-12	33	JAN 20/09
11-36-03-12	34	JAN 20/09
11-36-03-12	35	JAN 20/09
11-36-03-12	36	JAN 20/09
11-36-03-12	37	JAN 20/09
11-36-03-12	38	JAN 20/09
11-36-03-12	39	JAN 20/09
11-36-03-12	40	JAN 20/09
11-36-03-12	41	JAN 20/09
11-36-03-12	42	JAN 20/09
11-36-03-12	43	JAN 20/09
11-36-03-12	44	JAN 20/09
11-36-03-12	45	JAN 20/09
11-36-03-12	46	JAN 20/09
11-36-03-12	47	JAN 20/09
11-36-03-12	48	JAN 20/09
11-36-03-12	49	JAN 20/09
11-36-03-12	50	JAN 20/09
11-36-03-12	51	JAN 20/09
11-36-03-12	52	JAN 20/09
11-36-03-12	53	JAN 20/09
11-36-03-12	54	JAN 20/09
11-36-03-12	55	JAN 20/09
11-36-03-12	56	JAN 20/09
11-36-03-12	57	JAN 20/09
11-36-03-12	58	JAN 20/09
11-36-03-12	59	JAN 20/09
11-36-03-12	60	JAN 20/09
11-36-03-12	61	JAN 20/09

* THE ASTERISK INDICATES PAGES CHANGED OR ADDED BY THE CURRENT REVISION


BOEING
 757
PARTS CATALOG (MAINTENANCE)

CH-SECT-UNIT-FIG	PAGE NO.	DATE	CH-SECT-UNIT-FIG	PAGE NO.	DATE
11-36-03-12	62	JAN 20/09	11-36-04- 9	0C	MAY 28/07
11-36-03-12	63	JAN 20/09	11-36-04- 9	0D	MAY 28/07
11-36-03-12	64	JAN 20/09	11-36-04- 9	0E	MAY 28/07
11-36-03-12	65	JAN 20/09	11-36-04- 9	0F	MAY 28/07
11-36-03-12	66	JAN 20/09	11-36-04- 9	1	JAN 20/09
11-36-03-12	67	JAN 20/09	11-36-04- 9	2	JAN 20/09
11-36-03-12	68	JAN 20/09	11-36-04- 9	3	JAN 20/09
11-36-03-12	69	JAN 20/09	11-36-04- 9	4	JAN 20/09
11-36-03-12	70	JAN 20/09	11-36-04- 9	5	JAN 20/09
11-36-03-12	71	JAN 20/09	11-36-04- 9A	0	MAY 28/07
11-36-03-12	72	JAN 20/09	11-36-04- 9A	1	JAN 20/09
11-36-03-12	73	JAN 20/09	11-36-04-51	0	JAN 20/09
11-36-03-12	74	JAN 20/09	11-36-04-51	0A	JAN 20/09
11-36-03-12	75	JAN 20/09	11-36-04-51	0B	JAN 20/09
11-36-03-12	76	JAN 20/09	11-36-04-51	1	JAN 20/09
11-36-04- 1	0	MAY 28/07	11-36-04-51B	0	MAY 28/07
11-36-04- 1	0A	MAY 28/07	11-36-04-51B	0A	MAY 28/07
11-36-04- 1	0B	MAY 28/07	11-36-04-51B	0B	MAY 28/07
11-36-04- 1	0C	MAY 28/07	11-36-04-51B	0C	MAY 28/07
11-36-04- 1	1	JAN 20/09	11-36-04-51B	1	JAN 20/09
11-36-04- 1	2	JAN 20/09	11-36-05- 2	0	MAY 28/07
11-36-04- 3	0	MAY 28/07	11-36-05- 2	1	JAN 20/09
11-36-04- 3	1	JAN 20/09	11-36-05- 2A	0	JAN 20/09
11-36-04- 3	2	JAN 20/09	11-36-05- 2A	1	JAN 20/09
11-36-04- 4	0	MAY 28/07	11-36-06- 1	0	MAY 28/07
11-36-04- 4	0A	MAY 28/07	11-36-06- 1	1	JAN 20/09
11-36-04- 4	0B	MAY 28/07	11-36-06- 1B	0	JAN 20/09
11-36-04- 4	0C	MAY 28/07	11-36-06- 1B	1	JAN 20/09
11-36-04- 4	0D	MAY 28/07	11-36-07- 2	0	MAY 28/07
11-36-04- 4	1	JAN 20/09	11-36-07- 2	0A	MAY 28/07
11-36-04- 4A	0	JAN 20/09	11-36-07- 2	1	JAN 20/09
11-36-04- 4A	0A	JAN 20/09	11-36-07- 2A	0	MAY 28/07
11-36-04- 4A	0B	JAN 20/09	11-36-07- 2A	1	JAN 20/09
11-36-04- 4A	0C	JAN 20/09	11-36-08- 3	0	MAY 28/07
11-36-04- 4A	0D	JAN 20/09	11-36-08- 3	1	JAN 20/09
11-36-04- 4A	0E	JAN 20/09	11-36-08- 3	2	JAN 20/09
11-36-04- 4A	0F	JAN 20/09	11-36-08- 3A	0	MAY 28/07
11-36-04- 4A	0G	JAN 20/09	11-36-08- 3A	1	JAN 20/09
11-36-04- 4A	1	JAN 20/09	11-36-08- 3C	0	JAN 20/09
11-36-04- 5	0	JAN 20/09	11-36-08- 3C	1	JAN 20/09
11-36-04- 5	0A	MAY 28/07	11-36-08- 3C	2	JAN 20/09
11-36-04- 5	0B	JAN 20/09	11-36-08- 4	0	JAN 20/09
11-36-04- 5	1	JAN 20/09	11-36-08- 4	0A	MAY 28/07
11-36-04- 8	0	JAN 20/09	11-36-08- 4	0B	MAY 28/07
11-36-04- 8	0A	JAN 20/09	11-36-08- 4	0C	JAN 20/09
11-36-04- 8	0B	JAN 20/09	11-36-08- 4	0D	JAN 20/09
11-36-04- 8	1	JAN 20/09	11-36-08- 4	0E	MAY 28/07
11-36-04- 8	2	JAN 20/09	11-36-08- 4	0F	JAN 20/09
11-36-04- 9	0	MAY 28/07	11-36-08- 4	0G	MAY 28/07
11-36-04- 9	0A	MAY 28/07	11-36-08- 4	0H	MAY 28/07
11-36-04- 9	0B	MAY 28/07	11-36-08- 4	0I	MAY 28/07

* THE ASTERISK INDICATES PAGES CHANGED OR ADDED BY THE CURRENT REVISION


BOEING
 757
PARTS CATALOG (MAINTENANCE)

CH-SECT-UNIT-FIG	PAGE NO.	DATE	CH-SECT-UNIT-FIG	PAGE NO.	DATE
11-36-08- 4	OJ	JAN 20/09	11-36-12- 2A	3	JAN 20/09
11-36-08- 4	OK	JAN 20/09	11-36-12- 2A	4	JAN 20/09
11-36-08- 4	OL	MAY 28/07	11-36-13- 5A	0	JAN 20/09
11-36-08- 4	OM	JAN 20/09	11-36-13- 5A	0A	JAN 20/09
11-36-08- 4	1	JAN 20/09	11-36-13- 5A	1	JAN 20/09
11-36-08- 4	2	JAN 20/09	11-36-15- 1	0	SEP 20/08
11-36-08- 4	3	JAN 20/09	*11-36-15- 1	1	MAY 20/09
11-36-09- 1	0	MAY 28/07	*11-36-15- 1	2	MAY 20/09
11-36-09- 1	1	JAN 20/09	11-36-15- 3	0	SEP 20/08
11-36-09- 2	0	SEP 20/08	11-36-15- 3	1	JAN 20/09
11-36-09- 2	0A	MAY 28/07	11-36-15- 4	0	MAY 28/07
11-36-09- 2	0B	MAY 28/07	11-36-15- 4	1	JAN 20/09
11-36-09- 2	0C	SEP 20/08	11-36-15- 6	0	MAY 28/07
11-36-09- 2	0D	MAY 28/07	11-36-15- 6	1	JAN 20/09
11-36-09- 2	0E	MAY 28/07	11-36-15- 9	0	MAY 28/07
11-36-09- 2	0F	MAY 28/07	11-36-15- 9	1	JAN 20/09
11-36-09- 2	0G	MAY 28/07	11-36-15- 9	2	JAN 20/09
11-36-09- 2	1	JAN 20/09	11-36-15-10	0	JAN 20/09
11-36-09- 2	2	JAN 20/09	11-36-15-10	0A	MAY 28/07
11-36-09- 2	3	JAN 20/09	11-36-15-10	0B	JAN 20/09
11-36-09- 2A	0	MAY 28/07	11-36-15-10	0C	MAY 28/07
11-36-09- 2A	1	JAN 20/09	11-36-15-10	1	JAN 20/09
11-36-09- 8	0	JAN 20/09	11-36-15-10	2	JAN 20/09
11-36-09- 8	1	JAN 20/09	11-36-15-13	0	MAY 28/07
11-36-09- 8	2	JAN 20/09	11-36-15-13	0A	MAY 28/07
11-36-10- 1	0	JAN 20/09	*11-36-15-13	1	MAY 20/09
11-36-10- 1	0A	MAY 28/07	11-36-15-13	2	JAN 20/09
11-36-10- 1	0B	MAY 28/07	11-36-15-16	0	MAY 28/07
11-36-10- 1	0C	MAY 28/07	11-36-15-16	0A	MAY 28/07
11-36-10- 1	0D	JAN 20/09	11-36-15-16	1	JAN 20/09
11-36-10- 1	0E	JAN 20/09	11-36-15-17	0	MAY 28/07
11-36-10- 1	1	JAN 20/09	11-36-15-17	0A	MAY 28/07
11-36-10- 1	2	JAN 20/09	*11-36-15-17	1	MAY 20/09
11-36-10- 1A	0	MAY 28/07	11-36-15-20	0	MAY 28/07
11-36-10- 1A	1	JAN 20/09	11-36-15-20	0A	MAY 28/07
11-36-10- 1B	0	JAN 20/09	11-36-15-20	0B	MAY 28/07
11-36-10- 1B	1	JAN 20/09	11-36-15-20	0C	MAY 28/07
11-36-10- 1B	2	JAN 20/09	11-36-15-20	0D	MAY 28/07
11-36-11- 1	0	MAY 28/07	11-36-15-20	1	JAN 20/09
11-36-11- 1	1	JAN 20/09	11-36-15-20B	0	JAN 20/09
11-36-11- 1	2	JAN 20/09	11-36-15-20B	0A	JAN 20/09
11-36-12- 2	0	MAY 28/07	11-36-15-20B	0B	JAN 20/09
11-36-12- 2	0A	MAY 28/07	11-36-15-20B	1	JAN 20/09
11-36-12- 2	0B	MAY 28/07	11-36-16- 1	0	MAY 28/07
11-36-12- 2	0C	MAY 28/07	11-36-16- 1	1	JAN 20/09
11-36-12- 2	1	JAN 20/09	11-36-16- 1	2	JAN 20/09
11-36-12- 2	2	JAN 20/09	11-36-19- 1	0	MAY 28/07
11-36-12- 2	3	JAN 20/09	11-36-19- 1	0A	MAY 28/07
11-36-12- 2A	0	JAN 20/09	11-36-19- 1	0B	MAY 28/07
11-36-12- 2A	1	JAN 20/09	11-36-19- 1	0C	MAY 28/07
11-36-12- 2A	2	JAN 20/09	11-36-19- 1	1	JAN 20/09

* THE ASTERISK INDICATES PAGES CHANGED OR ADDED BY THE CURRENT REVISION



757

PARTS CATALOG (MAINTENANCE)

CH-SECT-UNIT-FIG	PAGE NO.	DATE	CH-SECT-UNIT-FIG	PAGE NO.	DATE
11-36-19- 1	2	JAN 20/09	11-36-25- 2	0B	MAY 28/07
11-36-19- 1A	0	MAY 28/07	11-36-25- 2	0C	MAY 28/07
11-36-19- 1A	0A	MAY 28/07	11-36-25- 2	1	JAN 20/09
11-36-19- 1A	0B	MAY 28/07	11-36-25- 2	2	JAN 20/09
11-36-19- 1A	1	JAN 20/09	11-36-25- 2	3	JAN 20/09
11-36-19- 2	0	MAY 28/07	11-36-25- 2	4	JAN 20/09
11-36-19- 2	1	JAN 20/09	11-36-25- 2	5	JAN 20/09
11-36-19- 2	2	JAN 20/09	11-36-25- 7	0	JAN 20/09
11-36-19- 2	3	JAN 20/09	11-36-25- 7	1	JAN 20/09
11-36-19- 2	4	JAN 20/09	11-36-25- 7	2	JAN 20/09
11-36-19- 2	5	JAN 20/09	11-36-25- 7	3	JAN 20/09
11-36-19- 2	6	JAN 20/09	11-36-25- 7	4	JAN 20/09
11-36-19- 2	7	JAN 20/09	11-36-25- 7	5	JAN 20/09
11-36-19- 2	8	JAN 20/09	11-36-25- 7B	0	MAY 28/07
11-36-19- 2	9	JAN 20/09	11-36-25- 7B	1	JAN 20/09
11-36-19- 2	10	JAN 20/09	11-36-25- 7B	2	JAN 20/09
11-36-19- 2	11	JAN 20/09	11-36-25- 7B	3	JAN 20/09
11-36-19- 2	12	JAN 20/09	11-36-25- 7B	4	JAN 20/09
11-36-19- 2	13	JAN 20/09	11-36-25- 8	0	JAN 20/09
11-36-19- 2	14	JAN 20/09	11-36-25- 8	1	JAN 20/09
11-36-19- 2	15	JAN 20/09	11-36-25- 8	2	JAN 20/09
11-36-19- 7	0	JAN 20/09	11-36-25- 8	3	JAN 20/09
11-36-19- 7	1	JAN 20/09	11-36-25- 8	4	JAN 20/09
11-36-19- 7	2	JAN 20/09	11-36-25- 8	5	JAN 20/09
11-36-19- 7	3	JAN 20/09	11-36-26- 1	0	MAY 28/07
11-36-19- 7B	0	MAY 28/07	11-36-26- 1	1	JAN 20/09
11-36-19- 7B	1	JAN 20/09	*11-36-26- 2	0	MAY 20/09
11-36-19- 7B	2	JAN 20/09	11-36-26- 2	0A	MAY 28/07
11-36-19- 7B	3	JAN 20/09	11-36-26- 2	0B	MAY 28/07
11-36-19- 8	0	JAN 20/09	11-36-26- 2	0C	MAY 28/07
11-36-19- 8	1	JAN 20/09	11-36-26- 2	0D	MAY 28/07
11-36-19- 8	2	JAN 20/09	11-36-26- 2	0E	MAY 28/07
11-36-19- 8	3	JAN 20/09	11-36-26- 2	0F	MAY 28/07
11-36-25- 1	0	MAY 28/07	11-36-26- 2	0G	MAY 28/07
11-36-25- 1	0A	MAY 28/07	11-36-26- 2	1	JAN 20/09
11-36-25- 1	0B	MAY 28/07	*11-36-26- 2	2	MAY 20/09
11-36-25- 1	0C	MAY 28/07	*11-36-26- 2	3	MAY 20/09
11-36-25- 1	0D	MAY 28/07	11-36-26- 3	0	MAY 28/07
11-36-25- 1	0E	MAY 28/07	11-36-26- 3	0A	MAY 28/07
11-36-25- 1	0F	MAY 28/07	11-36-26- 3	0B	MAY 28/07
11-36-25- 1	0G	MAY 28/07	11-36-26- 3	0C	MAY 28/07
11-36-25- 1	0H	MAY 28/07	11-36-26- 3	0D	MAY 28/07
11-36-25- 1	0I	MAY 28/07	11-36-26- 3	0E	MAY 28/07
11-36-25- 1	1	JAN 20/09	11-36-26- 3	1	JAN 20/09
11-36-25- 1	2	JAN 20/09	11-36-26- 4	0	MAY 28/07
11-36-25- 1A	0	MAY 28/07	11-36-26- 4	0A	MAY 28/07
11-36-25- 1A	0A	MAY 28/07	11-36-26- 4	0B	MAY 28/07
11-36-25- 1A	0B	MAY 28/07	11-36-26- 4	0C	MAY 28/07
11-36-25- 1A	1	JAN 20/09	11-36-26- 4	0D	MAY 28/07
11-36-25- 2	0	MAY 28/07	11-36-26- 4	1	JAN 20/09
11-36-25- 2	0A	MAY 28/07	11-36-26- 4	2	JAN 20/09

* THE ASTERISK INDICATES PAGES CHANGED OR ADDED BY THE CURRENT REVISION


BOEING
 757
PARTS CATALOG (MAINTENANCE)

CH-SECT-UNIT-FIG	PAGE NO.	DATE	CH-SECT-UNIT-FIG	PAGE NO.	DATE
*11-36-26- 4	3	MAY 20/09	11-36-27- 1	0	SEP 20/08
*11-36-26- 4	4	MAY 20/09	11-36-27- 1	1	JAN 20/09
*11-36-26- 4	5	MAY 20/09	11-36-27- 1	2	JAN 20/09
*11-36-26- 4	6	MAY 20/09	11-36-27- 3	0	MAY 28/07
*11-36-26- 4	7	MAY 20/09	11-36-27- 3	1	JAN 20/09
*11-36-26- 4	8	MAY 20/09	11-36-30- 1	0	MAY 28/07
*11-36-26- 4	9	MAY 20/09	11-36-30- 1	1	JAN 20/09
*11-36-26- 4	10	MAY 20/09	11-36-30- 1	2	JAN 20/09
*11-36-26- 4	11	MAY 20/09	11-36-35- 1	0	MAY 28/07
*11-36-26- 4	12	MAY 20/09	11-36-35- 1	1	JAN 20/09
*11-36-26- 4	13	MAY 20/09	11-36-40- 1	0	MAY 28/07
*11-36-26- 4	14	MAY 20/09	11-36-40- 1	1	SEP 20/08
*11-36-26- 4	15	MAY 20/09	11-36-50- 1	0	MAY 28/07
*11-36-26- 4	16	MAY 20/09	11-36-50- 1	1	JAN 20/09
*11-36-26- 4	17	MAY 20/09	11-36-51- 1	0	MAY 28/07
*11-36-26- 4	18	MAY 20/09	11-36-51- 1	1	JAN 20/09
*11-36-26- 4	19	MAY 20/09	11-36-51- 1	2	JAN 20/09
11-36-26- 7	0	JAN 20/09	*11-36-51- 1	3	MAY 20/09
11-36-26- 7	0A	JAN 20/09	11-36-51- 1	4	JAN 20/09
11-36-26- 7	0B	JAN 20/09	11-36-51- 1	5	JAN 20/09
11-36-26- 7	0C	JAN 20/09	11-36-51- 3A	0	JAN 20/09
11-36-26- 7	1	JAN 20/09	11-36-51- 3A	1	JAN 20/09
11-36-26- 7	2	JAN 20/09	11-36-51- 4	0	JAN 20/09
*11-36-26- 7	3	MAY 20/09	11-36-51- 4	0A	JAN 20/09
*11-36-26- 7	4	MAY 20/09	11-36-51- 4	0B	JAN 20/09
*11-36-26- 7	5	MAY 20/09	11-36-51- 4	0C	JAN 20/09
*11-36-26- 7	6	MAY 20/09	11-36-51- 4	0D	JAN 20/09
*11-36-26- 7	7	MAY 20/09	11-36-51- 4	1	JAN 20/09
*11-36-26- 7	8	MAY 20/09	11-36-51- 5	0	JAN 20/09
*11-36-26- 7	9	MAY 20/09	11-36-51- 5	0A	JAN 20/09
11-36-26- 7B	0	MAY 28/07	11-36-51- 5	1	JAN 20/09
11-36-26- 7B	0A	SEP 28/07	11-36-51- 6	0	JAN 20/09
11-36-26- 7B	0B	MAY 28/07	11-36-51- 6	0A	JAN 20/09
11-36-26- 7B	1	JAN 20/09	11-36-51- 6	0B	JAN 20/09
11-36-26- 7B	2	JAN 20/09	11-36-51- 6	1	JAN 20/09
*11-36-26- 7B	3	MAY 20/09	11-36-54- 1	0	MAY 28/07
*11-36-26- 7B	4	MAY 20/09	11-36-54- 1	1	JAN 20/09
*11-36-26- 7B	5	MAY 20/09	11-36-54- 2	0	MAY 28/07
*11-36-26- 7B	6	MAY 20/09	11-36-54- 2	1	JAN 20/09
*11-36-26- 7B	7	MAY 20/09	11-36-58- 1	0	MAY 28/07
*11-36-26- 7B	8	MAY 20/09	11-36-58- 1	0A	MAY 28/07
*11-36-26- 7B	9	MAY 20/09	11-36-58- 1	0B	MAY 28/07
11-36-26- 8	0	JAN 20/09	11-36-58- 1	1	JAN 20/09
11-36-26- 8	0A	JAN 20/09	11-36-58- 1	2	JAN 20/09
11-36-26- 8	1	JAN 20/09	11-36-58- 1	3	JAN 20/09
11-36-26- 8	2	JAN 20/09	11-37-00	1	MAY 28/07
11-36-26- 8	3	JAN 20/09	11-37-01- 1	0	SEP 20/08
11-36-26- 8	4	JAN 20/09	11-37-01- 1	0A	MAY 28/07
*11-36-26- 8	5	MAY 20/09	11-37-01- 1	0B	MAY 28/07
*11-36-26- 8	6	MAY 20/09	11-37-01- 1	0C	MAY 28/07
*11-36-26- 8	7	MAY 20/09	11-37-01- 1	0D	MAY 28/07

* THE ASTERISK INDICATES PAGES CHANGED OR ADDED BY THE CURRENT REVISION

BRI
MAY 20/09

11 - LIST OF EFFECTIVE PAGES
PAGE 32


BOEING
 757
PARTS CATALOG (MAINTENANCE)

CH-SECT-UNIT-FIG	PAGE NO.	DATE	CH-SECT-UNIT-FIG	PAGE NO.	DATE
11-37-01- 1	OE	MAY 28/07	11-37-52- 1	OA	JAN 20/09
11-37-01- 1	OF	MAY 28/07	11-37-52- 1	OB	JAN 20/09
11-37-01- 1	OG	MAY 28/07	11-37-52- 1	OC	JAN 20/09
11-37-01- 1	OH	MAY 28/07	11-37-52- 1	OD	JAN 20/09
11-37-01- 1	OI	SEP 20/08	11-37-52- 1	OE	JAN 20/09
11-37-01- 1	1	JAN 20/09	11-37-52- 1	OF	JAN 20/09
11-37-01- 1	2	JAN 20/09	11-37-52- 1	1	JAN 20/09
11-37-01- 1	3	JAN 20/09	11-37-53- 1	0	MAY 28/07
11-37-01- 1	4	JAN 20/09	11-37-53- 1	OA	MAY 28/07
11-37-01- 2	0	JAN 20/09	11-37-53- 1	1	SEP 20/08
11-37-01- 2	OA	JAN 20/09	11-38-00	1	MAY 28/07
11-37-01- 2	1	JAN 20/09	11-38-01- 1	0	MAY 28/07
11-37-04- 1	0	MAY 28/07	11-38-01- 1	1	JAN 20/09
11-37-04- 1	1	JAN 20/09	11-38-01- 2	0	MAY 28/07
11-37-04- 1	2	JAN 20/09	11-38-01- 2	1	JAN 20/09
11-37-05- 1	0	MAY 28/07	11-38-05- 1	0	MAY 28/07
11-37-05- 1	OA	MAY 28/07	11-38-05- 1	OA	MAY 28/07
11-37-05- 1	1	JAN 20/09	11-38-05- 1	OB	MAY 28/07
11-37-06- 1	0	MAY 28/07	11-38-05- 1	OC	MAY 28/07
11-37-06- 1	OA	MAY 28/07	11-38-05- 1	OD	MAY 28/07
11-37-06- 1	1	JAN 20/09	11-38-05- 1	OE	MAY 28/07
11-37-06- 2	0	MAY 28/07	11-38-05- 1	OF	MAY 28/07
11-37-06- 2	OA	MAY 28/07	11-38-05- 1	OG	MAY 28/07
11-37-06- 2	1	JAN 20/09	11-38-05- 1	OH	MAY 28/07
11-37-10- 1	0	MAY 28/07	11-38-05- 1	1	JAN 20/09
11-37-10- 1	1	SEP 20/08	11-38-05- 1	2	JAN 20/09
11-37-14- 1	0	MAY 28/07	11-38-05- 1	3	JAN 20/09
11-37-14- 1	1	JAN 20/09	11-38-05- 2	0	JAN 20/09
11-37-14- 1	2	JAN 20/09	11-38-05- 2	OA	JAN 20/09
11-37-14- 1	3	JAN 20/09	11-38-05- 2	OB	JAN 20/09
11-37-14- 1	4	JAN 20/09	11-38-05- 2	OC	JAN 20/09
11-37-14- 1	5	JAN 20/09	11-38-05- 2	1	JAN 20/09
11-37-14- 1	6	JAN 20/09	11-38-06- 1	0	MAY 28/07
11-37-14- 1	7	JAN 20/09	11-38-06- 1	OA	MAY 28/07
11-37-14- 1	8	JAN 20/09	11-38-06- 1	1	JAN 20/09
11-37-14- 1	9	JAN 20/09	11-38-06- 2	0	MAY 28/07
11-37-14- 1	10	JAN 20/09	11-38-06- 2	OA	MAY 28/07
11-37-14- 1	11	JAN 20/09	11-38-06- 2	1	JAN 20/09
11-37-15- 1	0	MAY 28/07	11-38-10- 1	0	MAY 28/07
11-37-15- 1	1	JAN 20/09	11-38-10- 1	1	JAN 20/09
11-37-20- 1	0	MAY 28/07	11-38-20- 1	0	MAY 28/07
11-37-20- 1	OA	MAY 28/07	11-38-20- 1	1	JAN 20/09
11-37-20- 1	1	JAN 20/09	11-38-25- 1	0	MAY 28/07
11-37-25- 1	0	MAY 28/07	11-38-25- 1	1	JAN 20/09
11-37-25- 1	1	JAN 20/09	11-38-25- 1A	0	JAN 20/09
11-37-51- 1	0	MAY 28/07	11-38-25- 1A	1	JAN 20/09
11-37-51- 1	1	JAN 20/09	11-38-30- 1	0	MAY 28/07
11-37-51- 1	2	JAN 20/09	11-38-30- 1	1	JAN 20/09
11-37-51- 1	3	JAN 20/09	11-38-35- 1	0	MAY 28/07
11-37-51- 1	4	JAN 20/09	11-38-35- 1	1	JAN 20/09
11-37-52- 1	0	JAN 20/09	11-38-40- 1	0	MAY 28/07

* THE ASTERISK INDICATES PAGES CHANGED OR ADDED BY THE CURRENT REVISION



**757
PARTS CATALOG (MAINTENANCE)**

CH-SECT-UNIT-FIG	PAGE NO.	DATE
11-38-40- 1	1	JAN 20/09
11-38-45- 1	0	MAY 28/07
11-38-45- 1	1	JAN 20/09
11-38-51- 1	0	MAY 28/07
11-38-51- 1	1	JAN 20/09
11-38-51- 2	0	MAY 28/07
11-38-51- 2	1	JAN 20/09
11-38-51- 3	0	MAY 28/07
11-38-51- 3	1	JAN 20/09
11-38-57- 1	0	MAY 28/07
11-38-57- 1	1	JAN 20/09
11-38-57- 2	0	MAY 28/07
11-38-57- 2	1	JAN 20/09
11-38-59- 1	0	JAN 20/09
11-38-59- 1	1	SEP 20/08
11-51-00	1	JAN 20/09
11-51-51- 1	0	JAN 20/09
11-51-51- 1	1	JAN 20/09
11-51-51- 1	2	JAN 20/09

CH-SECT-UNIT-FIG	PAGE NO.	DATE
------------------	----------	------

* THE ASTERISK INDICATES PAGES CHANGED OR ADDED BY THE CURRENT REVISION



BOEING
757
PARTS CATALOG (MAINTENANCE)

CHAPTER 11 — PLACARDS AND MARKINGS

TABLE OF CONTENTS

SUBJECT	CC-SS-UU	FIGURE	EFFECT
PLACARDS AND MARKINGS	11-00-00		
COLLECTOR INSTL-BASIC AND STABLE (PLACARDS AND MARKINGS ONLY)	11-00-00	01	108120
COLLECTOR INSTL-HYDR (PLACARDS AND MARKINGS ONLY)	11-00-00	09	101102 108120 504903
MARKING INSTL-MODEL 757	11-00-01	01	002004 006100 107107 121503 904999
MARKING INSTL-MODEL 757	11-00-01	01A	101102 108120 504903

 **BOEING**
757
PARTS CATALOG (MAINTENANCE)

CHAPTER 11 — PLACARDS AND MARKINGS

TABLE OF CONTENTS

SUBJECT	CC-SS-UU	FIGURE	EFFECT
FUSELAGE	11-21-00		
DOOR ASSY-MLG STRUT (PLACARDS AND MARKINGS ONLY)	11-21-12	01	002004 006999
DOOR ASSY-NO. 1, 2, AND 4 PASS. (PLACARDS AND MARKINGS ONLY)	11-21-03	01	101106 108120 504903
DRAIN INSTL-TANK POTABLE WATER SYS (PLACARDS AND MARKINGS ONLY)	11-21-08	01	103106
DUCT INSTL-MID CABIN LAV WASTE SYSTEM (PLACARDS AND MARKINGS ONLY)	11-21-23	05	002004 006100 121503 950951 953999
GRILLE ASSY-Y757-200 AIR RETURN PASS. CAB. (PLACARDS AND MARKINGS ONLY)	11-21-22	02	101102 108120 504903
GRILLE ASSY-757-200, 4 DOOR AIR RETURN, PASS. CAB. (PLACARDS AND MARKINGS ONLY)	11-21-22	02B	103105
HEATER SYSTEM INSTL	11-21-50	01	009009 101106 108120 504903
LIGHT INSTL-SECT. 41 SVCE (PLACARDS AND MARKINGS ONLY)	11-21-20	01	002004 006999
MARKER INSTL	11-21-23	10	103106
MARKER INSTL-VAC WASTE SYS	11-21-23	10A	103106
MARKING INDEX-EXT DEC	11-21-25	67	108120
MARKING INDEX-EXT DECORATIVE (ATZ)	11-21-25	09	107107 953999
MARKING INDEX-EXT DECORATIVE (BRI)	11-21-25	35	002004 006100
MARKING INDEX-EXT DECORATIVE (BRI)	11-21-25	65	101102
MARKING INDEX-EXT DECORATIVE (INT)	11-21-25	51	121503 904949
MARKING INDEX-EXT DECORATIVE (TAESA) (ILF/TWA)	11-21-25	37	952952
MARKING INDEX-EXT DECORATIVE (USA)	11-21-25	43	950951
MARKING INSTL-SECT. 41 MAINT	11-21-01	01	002004 006999


BOEING
 757
PARTS CATALOG (MAINTENANCE)

CHAPTER 11 — PLACARDS AND MARKINGS

TABLE OF CONTENTS

SUBJECT	CC-SS-UU	FIGURE	EFFECT
MARKING INSTL-SECT. 43 MAINT	11-21-02	01	002004 006999
MARKING INSTL-SECT. 46 MAINT	11-21-02	03	103106 108120 504903
PLACARD INSTL	11-21-23	08	101106 108120 504903
PLACARD INSTL-PASS. WATER SYS WATER TANK FILL AND OVERFLOW VALVE	11-21-23	01	002004 006102 107999
PLUMBING INSTL	11-21-00	04	107107
PORT INSTL-ELEV FEEL COMPUTER STATIC PRESSURE (PLACARDS AND MARKINGS ONLY)	11-21-30	01	002004 006999
PUMP ASSY-RAM AIR TURB HYDR (PLACARDS AND MARKINGS ONLY)	11-21-18	02	002004 006999
SUPPORT INSTL-WEATHER RDR (PLACARDS AND MARKINGS ONLY)	11-21-10	01	002004 006999
SWITCH AND MARKER INSTL-(PLACARDS AND MARKINGS ONLY)	11-21-18	01	002004 006999
TUBE ASSY	11-21-23	11	103106
UNIT INSTL-AUX PWR SYS APU EXTERIOR (PLACARDS AND MARKINGS ONLY)	11-21-15	01	101106 108120 504903
VALVE INSTL-MID CAB. LAV WASTE SYS	11-21-23	09	101102 108120 504903
LANDING GEAR / WHEEL WELLS	11-22-00		
ACCUMULATOR AND SERVICING INSTL-HYDR MOTOR/GEN CONT (PLACARDS AND MARKINGS ONLY)	11-22-61	01	107107 904949 952952
ACTUATOR ASSY-MAIN GR RETRACT AND UPLOCK (PLACARDS AND MARKINGS ONLY)	11-22-04	01	002004 006999
ACTUATOR ASSY-MLG DOWNLOCK AND TRUCK POSITIONER (PLACARDS AND MARKINGS ONLY)	11-22-05	01	002004 006999
CARTRIDGE ASSY-SPRING NOSE WHL STEERING CONT (PLACARDS AND MARKINGS ONLY)	11-22-50	01	002004 006999



BOEING
757
PARTS CATALOG (MAINTENANCE)

CHAPTER 11 — PLACARDS AND MARKINGS

TABLE OF CONTENTS

SUBJECT	CC-SS-UU	FIGURE	EFFECT
COVER ASSY-NOSE WHL STEERING CONT SUMMING MECH (PLACARDS AND MARKINGS ONLY)	11-22-01	01	002004 006999
DETECTOR INSTL-MAIN WHL WELL OVERHEAT (PLACARDS AND MARKINGS ONLY)	11-22-64	01	002004 006999
DOOR ASSY-AFT NOSE WHEEL WELL (PLACARDS AND MARKINGS ONLY)	11-22-51	03	002004 006102 107107 121999
DOOR ASSY-NOSE WHL WELL SIDE PNL FWD ACCESS (PLACARDS AND MARKINGS ONLY)	11-22-52	01	002004 006999
DOOR ASSY-NOSE WHL WELL TOP PNL AFT ACCESS (PLACARDS AND MARKINGS ONLY)	11-22-53	01	002004 006999
DOOR ASSY-NOSE WHL WELL TOP PNL FWD ACCESS (PLACARDS AND MARKINGS ONLY)	11-22-51	01	002004 006999
GEAR ASSY-SECT. 62 NLG (PLACARDS AND MARKINGS ONLY)	11-22-57	01C	002004 006100 107107 121503 904949
GEAR ASSY-SECT. 62 NLG (VARIABLE) (PLACARDS AND MARKINGS ONLY)	11-22-57	01B	952999
GEAR INSTL AND GEAR ASSY-SECT. 62 NOSE LDG (VARIABLE) (PLACARDS AND MARKINGS ONLY)	11-22-57	01	101106 108120 504903 950951
MARKER INSTL-EXT RELEASE SYS LG DOOR	11-22-55	01	002004 006999
MARKER INSTL-HYDR MOTOR/GEN	11-22-61	02	002004 006106 108503 953999
MODULE INSTL-RSVR PRESSURIZATION (PLACARDS AND MARKINGS ONLY)	11-22-59	01	002004 006999
PANEL ASSY-MAIN WHL WELL ELEC SVCE (PLACARDS AND MARKINGS ONLY)	11-22-25	01	002004 006999
PANEL ASSY-P62 AND P63 NLG LDG AND TURNOFF LTS (APU REMOTE CONT PNL P62 ONLY)	11-22-03	01	102106 108120 504903



BOEING
757
PARTS CATALOG (MAINTENANCE)

CHAPTER 11 — PLACARDS AND MARKINGS

TABLE OF CONTENTS

SUBJECT	CC-SS-UU	FIGURE	EFFECT
PANEL ASSY-P62 AND P63 NLG LDG AND TURNOFF LTS (RUNWAY TURNOFF LIGHTS ONLY)	11-22-01	02	102106 108120 504903
PANEL INSTL-P62 AND P63 NLG LDG AND TURNOFF LTS (PLACARDS AND MARKINGS ONLY)	11-22-60	01	002004 006101 107107 121503 904999
PLACARD INSTL-NLG (RH SIDE)	11-22-57	04	103106
PLACARD INSTL-NLG SERVICING AND OPTION RH SIDE	11-22-57	03	108120
PLUMBING INSTL AND PIPING KIT-MLG WHL WELL KEEL BEAM HYDR (PLACARDS AND MARKINGS ONLY)	11-22-06	03	002004 006503 904999
PLUMBING INSTL-HYDR BAY AND NOSE WHL WELL(PLACARDS AND MARKERS ONLY)	11-22-56	01B	101106 108120 504903
PLUMBING INSTL-HYDR BAY AND NOSE WHL WELL(PLACARDS AND MARKINGS ONLY)	11-22-56	01	002004 006999
PLUMBING INSTL-L PRESSURE DECK HYDR (PLACARDS AND MARKINGS ONLY) SECT. 44	11-22-06	02	002004 006999
PLUMBING INSTL-MAIN WHL WELL FWD BHD HYDR (PLACARDS AND MARKINGS ONLY)	11-22-06	05	002004 006999
PLUMBING INSTL-MLG WHL WELL HYDR AFT BHD (PLACARD AND MARKINGS ONLY)	11-22-06	04	002004 006100 107107 121503 904999
PLUMBING INSTL-RH MAIN WHL WELL (PLACARDS AND MARKINGS ONLY)	11-22-06	06	101102 108120 504903
RELEASE INSTL-NLG DOOR AND LOCK	11-22-55	03	002004
RELEASE INSTL-MLG DOOR ACTR-(PLACARDS AND MARKINGS ONLY)			006999
RESERVOIR ASSY-R SYS HYDR	11-22-59	02	002004 006999
SCALE INSTL-MAIN WHEEL WELL LEVELING PROVISION (PLACARDS AND MARKINGS ONLY)	11-22-20	01	002004 006999
SENSOR INSTL-NLG COMPRESSED (PLACARDS AND MARKINGS ONLY)	11-22-58	01	002004 006999

 **BOEING**
757
PARTS CATALOG (MAINTENANCE)

CHAPTER 11 — PLACARDS AND MARKINGS

TABLE OF CONTENTS

SUBJECT	CC-SS-UU	FIGURE	EFFECT
SENSOR INSTL-NLG UP AND DOWN LOCKED (PLACARDS AND MARKINGS ONLY)	11-22-10	02	002004 006999
SYSTEM INSTL-RESERVOIR CENTRAL FILL	11-22-59	03	101106 108120 504903
TANG ASSY-MLG DOOR (PLACARDS AND MARKINGS ONLY)	11-22-55	04	006106 108903 950951 953999
VALVE AND GAUGE INSTL-BRAKE ACCUMULATOR CHARGING (PLACARDS AND MARKINGS ONLY)	11-22-15	01	002004 006999
VALVE AND MODULE INSTL-ALTERNATE ANTISKID AND LG BRAKE METERING (PLACARDS AND MARKINGS ONLY)	11-22-54	01	002004 006999
VALVE INSTL-L AND R SYS RELIEF(PLACARDS AND MARKINGS ONLY)	11-22-06	10	002004 006999
APU COMPARTMENT	11-23-00		
DUCT INSTL-SECT. 48 AIR SUPPLY (PLACARDS AND MARKINGS ONLY)	11-23-00	02	002004 006999
INTERPHONE INSTL-SECT. 48 AND APU COMPT (PLACARDS AND MARKINGS ONLY)	11-23-00	03	002004 006999
OIL AND MARKER INSTL-AUX PWR SYS	11-23-05	01	002004 006999
PORT AND DOOR INSTL-AUX PWR SYS INTAKE (PLACARDS AND MARKINGS ONLY)	11-23-01	01	002004 006999
WING	11-24-00		
ACTUATOR INSTL-SPOILER NO. 1 THRU 12 (PLACARDS AND MARKINGS ONLY)	11-24-45	01	002004 006014 107107 121503 904999
BRACKET ASSY-PWR PACK (PLACARDS AND MARKINGS ONLY)	11-24-53	01	018106 108120 504903
CONTROL INSTL-AIL. AND SPOILER (PLACARDS AND MARKINGS ONLY)	11-24-15	01	002004 006999
DOOR ASSY-LH AND RH SIDE (PLACARD AND MARKINGS ONLY)	11-24-00	01	002004 006999



BOEING
757
PARTS CATALOG (MAINTENANCE)

CHAPTER 11 — PLACARDS AND MARKINGS

TABLE OF CONTENTS

SUBJECT	CC-SS-UU	FIGURE	EFFECT
DRIVE UNIT ASSY-LE SLAT DRIVE PWR (PLACARDS AND MARKINGS ONLY)	11-24-10	05	002004 006999
EQUIPMENT INSTL-WING REFUELING PNL E/E (PLACARDS AND MARKINGS ONLY)	11-24-01	02	002004 006999
LIGHT ASSY-WING ROOT LDG (PLACARDS AND MARKINGS ONLY)	11-24-03	01	002004 006999
MARKER INSTL-CABLE IDENT	11-24-25	01	002004 006999
MARKING INSTL-FUEL SYS EXT	11-24-05	01	002004 006100 107107 121503 904999
MARKING INSTL-FUEL SYS EXT	11-24-05	01A	101106 108120 504903
MARKING INSTL-MAINT WING INTR	11-24-51	01	002004 006102 107999
MARKING INSTL-SECT. 44 MAINT	11-24-05	10	002004 006106 108903 950951 953999
PANEL AND BUMPER ASSY-OSS 502.00 FUELING INSTRUCTIONS RH (PLACARDS AND MARKINGS ONLY)	11-24-01	01	002004 006999
PLUMBING INSTL-INBD WING SECT. 12 AND 31.1 HYDR (PLACARDS AND MARKINGS ONLY)	11-24-30	01	002004 006999
SUPPORT INSTL-UNDER WING AIR SUPPLY (PLACARDS AND MARKINGS ONLY)	11-24-10	01	002004 006999
TRANSMISSION AND UJOINT ASSY-TE FLAP (PLACARDS AND MARKINGS ONLY)	11-24-13	01	002004 006999
TRANSMISSION INSTL-INBD TE OUTBD FLAP DRIVE (PLACARDS AND MARKINGS ONLY)	11-24-55	01	002004 006999
TRANSMISSION INSTL-OUTBD TE FLAP DRIVE (PLACARDS AND MARKINGS ONLY)	11-24-55	03	002004 006999
TRANSMISSION INSTL-OUTBD TE FLAP DRIVE OUTBD (PLACARDS AND MARKINGS ONLY)	11-24-55	02	002004 006999



BOEING
757
PARTS CATALOG (MAINTENANCE)

CHAPTER 11 — PLACARDS AND MARKINGS

TABLE OF CONTENTS

SUBJECT	CC-SS-UU	FIGURE	EFFECT
UNIT ASSY-T.E. FLAP (PLACARDS AND MARKINGS ONLY)	11-24-52	01	002004 006999
VALVE INSTL-LE SLAT BYPASS (PLACARDS AND MARKINGS ONLY)	11-24-50	01	002004 006999
NACELLE AND POWER PLANT	11-25-00		
GENERATOR ASSY-INTEGRATED DRIVE (PLACARDS AND MARKINGS ONLY)	11-25-01	03A	101106 108120 504903
GENERATOR INSTL INTEGRATED DRIVE (PLACARDS AND MARKINGS ONLY)	11-25-01	03	002004 006100 107107 121503 904999
MARKER INSTL-	11-25-08	01	002004 006999
MARKING INSTL-EXT DECORATIVE	11-25-51	04	103106
MARKING INSTL-RB211-535	11-25-04	01	002004 006100 107107 121503 904999
MARKING INSTL-RB211-535	11-25-04	01B	101106 108120 504903
MARKING INSTL-RB211-535 SVCE PNL	11-25-05	01	002004 006100 107107 121503 904999
MARKING INSTL-RB211-535 SVCE PNL	11-25-05	01A	101106 108120 504903
MARKING INSTL-STRUT ELECTRICAL IDENT	11-25-09	01	002004 006100 107107 121503 904999
MARKING INSTL-STRUT ELECTRICAL IDENT	11-25-09	01A	101106 108120 504903



BOEING
757
PARTS CATALOG (MAINTENANCE)

CHAPTER 11 — PLACARDS AND MARKINGS

TABLE OF CONTENTS

SUBJECT	CC-SS-UU	FIGURE	EFFECT
NAMEPLATE INSTL	11-25-12	30	002004 006017 950951
NAMEPLATE INSTL	11-25-12	30A	018102
OIL AND MARKER INSTL RB211-535 ENG AND ACCESS.	11-25-01	01A	101106 108120 504903
OIL AND MARKER INSTL-RB211-535 ENG AND ACCESS.	11-25-01	01	002004 006100 107107 121503 904999
OWNERSHIP NAMEPLATE INSTL (ROLLS ROYCE ENGINES ONLY)	11-25-12	35	103106
PLACARD INSTL-ENGINE OWNERSHIP (GUI)	11-25-12	18	952952
PLACARD INSTL-OWNERSHIP (NAC AND PWR PLANT ONLY)	11-25-12	01	107107
PLACARDS AND MARKINGS POWER PLANT (RB211-535)	11-25-05	01B	002004 006999
STRUCTURE INSTL-ENGINE FIRE BOTTLE SUPPORT	11-25-51	01	002004 006999
STRUT INSTL, LINK AND BRACE ASSY-RB211-535, DIAG	11-25-51	02	002004 006100 107107 121503 904999
STABILIZERS	11-26-00		
ADJUST INSTL-RUD PEDAL (PLACARDS AND MARKINGS ONLY)	11-26-05	01	002004 006999
BRACKET INSTL-FEEL COMPUTER ELEV CONT	11-26-15	02	103106
MODULE ASSY-XMTR (PLACARDS AND MARKINGS ONLY)	11-26-02	01	002004 006102 107999
PANEL INSTL-LWR (NO. 3) (PLACARDS AND MARKINGS ONLY)	11-26-04	01	002004 006999
PANEL INSTL-RUD STA 131.108 TO 206.006 FXD TE (PLACARDS AND MARKINGS ONLY)	11-26-03	01	002004 006999
QUADRANT ASSY-AFT RUDDER CONT	11-26-01	02	002004 006999

 **BOEING**
757
PARTS CATALOG (MAINTENANCE)

CHAPTER 11 — PLACARDS AND MARKINGS

TABLE OF CONTENTS

SUBJECT	CC-SS-UU	FIGURE	EFFECT
ROD ASSY-RUD PEDAL STEERING (PLACARDS AND MARKINGS ONLY)	11-26-01	01	002004 006999
ROD ASSY-RUDDER CONT POGO-RATIO CHANGER (PLACARDS AND MARKINGS ONLY)	11-26-51	01	002004 006999
SPAR INSTL-FRONT (RH) (PLACARDS AND MARKINGS ONLY)	11-26-15	01	002004 006999
TUNE AND LINK ASSY-RUD CONT YAW DAMPER SHEAR (PLACARDS AND MARKINGS ONLY)	11-26-51	02	002004 006999


BOEING
 757
PARTS CATALOG (MAINTENANCE)

CHAPTER 11 — PLACARDS AND MARKINGS

TABLE OF CONTENTS

SUBJECT	CC-SS-UU	FIGURE	EFFECT
FLIGHT COMPARTMENT	11-31-00		
COLUMN INSTL- (PLACARDS AND MARKINGS ONLY)	11-31-45	10	002004 006999
DOOR ASSY-COCKPIT (PLACARDS AND MARKINGS ONLY)	11-31-65	02A	103106
DRIPSHIELD INSTL-SECT. 41	11-31-60	01	002004 006102 107107 121999
EQUIPMENT INSTL-RAIN REPELLENT (PLACARDS AND MARKINGS ONLY)	11-31-25	01	002004 006100 107107 121503 904999
HOLDER INSTL-MEDIA DELIVERY CONFIGURATION PASS. AIRPLANE (PLACARDS AND MARKINGS ONLY)	11-31-52	01	101106 108120 504903
HOLDER INSTL-PROTECTIVE GLOVES (PLACARDS AND MARKINGS ONLY)	11-31-58	01	103106
HOLDER INSTL-SMOKE HOOD (PLACARDS AND MARKINGS ONLY)	11-31-14	01	103106 504903
INDICATOR ASSY-POSITION NO. 2 OPENABLE WINDOW	11-31-35	03	002004 006100 107107 121503 904999
INDICATOR ASSY-POSITION NO. 2 OPENABLE WINDOW	11-31-35	03A	103106
LIGHTPLATE INSTL-CONT STAND (PLACARDS AND MARKINGS ONLY)	11-31-51	01	002004 006102 107999
LINING INSTL-OVHD FLIGHT DECK (PLACARDS AND MARKINGS ONLY)	11-31-09	02	011106 108120 504903
MARKER INSTL-ESCAPE ROPE	11-31-09	01	002004 006010 121503 950951 953999



BOEING
757
PARTS CATALOG (MAINTENANCE)

CHAPTER 11 — PLACARDS AND MARKINGS

TABLE OF CONTENTS

SUBJECT	CC-SS-UU	FIGURE	EFFECT
MARKER INSTL-NO. 2 WINDOW	11-31-35	01	002004 006100 107107 121503 904999
MARKER INSTL-NO. 2 WINDOW	11-31-35	01A	101106 108120 504903
MARKER INSTL-P61 STOWAGE CONSOLE	11-31-06	05	011106 108120 504903
MODULE INSTL-CAPT AND FIRST OFFICER CONT COLUMN TERM. (PLACARDS AND MARKINGS ONLY)	11-31-15	01	002004 006999
OWNERSHIP NAMEPLATE INSTL (FLIGHT COMPARTMENT ONLY)	11-31-04	03	103106
PANEL AND PLACARD INSTL (PLACARDS AND MARKINGS ONLY)	11-31-01	37	101102 108120 504903
PANEL ASSY-FLIGHT MANAGEMENT CONT AND DISPLAY (PLACARDS AND MARKINGS ONLY)	11-31-05	60	009009 107107
PANEL INSTL-CAPT AND FIRST OFFICER FWD (PLACARDS AND MARKINGS ONLY)	11-31-01	01	002010 107107 121503 904999
PANEL INSTL-CAPT AND FIRST OFFICER FWD (PLACARDS AND MARKINGS ONLY)	11-31-01	24	011100
PANEL INSTL-PILOTS FWD (PLACARDS AND MARKINGS ONLY)	11-31-01	38	103106
PANEL INSTL-P5 OVERHEAD (PLACARDS AND MARKINGS ONLY)	11-31-10	24	011100
PANEL INSTL-P5 OVHD (PLACARDS AND MARKINGS ONLY)	11-31-10	01	002004 006010 107107 121503 904951 953999
PANEL INSTL-P5 OVHD (PLACARDS AND MARKINGS ONLY)	11-31-10	12	101106 108120 504903



BOEING
757
PARTS CATALOG (MAINTENANCE)

CHAPTER 11 — PLACARDS AND MARKINGS

TABLE OF CONTENTS

SUBJECT	CC-SS-UU	FIGURE	EFFECT
PANEL INSTL-P8 ELECTRONIC (PLACARDS AND MARKINGS ONLY)	11-31-05	04	107107
PANEL INSTL-P8 ELECTRONIC (PLACARDS AND MARKINGS ONLY)	11-31-05	44	952999
PANEL INSTL-P8 ELECTRONIC (PLACARDS AND MARKINGS ONLY)	11-31-05	47	002004 006100
PANEL INSTL-P8 ELECTRONIC (PLACARDS AND MARKINGS ONLY)	11-31-05	53	950951
PANEL INSTL-P8,P9,P10 ELECTRONICS (PLACARDS AND MARKINGS ONLY)	11-31-05	01	121503 904949
PANEL INSTL-P8,P9,P10 ELECTRONICS (PLACARDS AND MARKINGS ONLY)	11-31-05	64A	108120
PANEL INSTL-P8,P9,P10 ELECTRONICS (PLACARDS AND MARKINGS ONLY)	11-31-05	65J	101102
PANEL INSTL-P8,P9,P10 ELECTRONICS (PLACARDS AND MARKINGS ONLY)	11-31-05	66F	103106
PANEL INSTL-P8,P9,P10 ELECTRONICS (PLACARDS AND MARKINGS ONLY)	11-31-05	65D	504903
PLACARD INSTL-APL LICENSE, REGISTRATION AND SELCAL	11-31-04	02	103106 108120 506506
PLACARD INSTL-CAUTION	11-31-40	01	002004 006999
PLACARD INSTL-SELCAL AND REGISTRATION NO.	11-31-04	01	002004 006102 107107 121503 505505 507999
PLATE ASSY-APPROACH CONT WHL (PLACARDS AND MARKINGS)	11-31-45	01	002004 006999
SEAL INSTL-LEVERS CONT STAND (PLACARDS AND MARKINGS ONLY)	11-31-51	03	002004 006999
SEAT AND TRACK INSTL-CAPT AND FIRST OFFICER (PLACARDS AND MARKINGS ONLY)	11-31-30	01	121503 904949
STAND ASSY-CONT VAR (PLACARDS AND MARKINGS ONLY)	11-31-51	02	002004 006999
TIEDOWN INSTL-CREW LUGGAGE (PLACARDS AND MARKINGS ONLY)	11-31-00	01	101106 108120 504903



BOEING
757
PARTS CATALOG (MAINTENANCE)

CHAPTER 11 — PLACARDS AND MARKINGS

TABLE OF CONTENTS

SUBJECT	CC-SS-UU	FIGURE	EFFECT
WHEEL AND COLUMN ASSY (PLACARDS AND MARKINGS ONLY)	11-31-45	11	002004 006106 108999
FLIGHT COMPARTMENT - RIGHT SIDE STATION	11-32-00		
MARKER INSTL-DATA LOADER SELECTOR	11-32-01	01A	103106
NAMEPLATE INSTL-FLIGHT DECK	11-32-51	01	003004 006017 950951
NAMEPLATE INSTL-FLIGHT DECK	11-32-51	03	101102
PANEL INSTL-P61 R SIDEWALL (PLACARDS AND MARKINGS ONLY)	11-32-01	25	101101
PANEL INSTL-P61 R SIDEWALL (PLACARDS AND MARKINGS ONLY)	11-32-01	33	504903
PANEL INSTL-P61 R SIDEWALL (PLACARDS AND MARKINGS ONLY)	11-32-01	37	102102
PANEL INSTL-P61 R SIDEWALL (PLACARDS AND MARKINGS ONLY)	11-32-01	42	121503 904949
PANEL INSTL-P61 R SIDEWALL (PLACARDS AND MARKINGS ONLY)	11-32-01	43	107107
PANEL INSTL-P61 R SIDEWALL (PLACARDS AND MARKINGS ONLY)	11-32-01	51	952999
PANEL INSTL-P61 R SIDEWALL (PLACARDS AND MARKINGS ONLY)	11-32-01	70	002004 006100
PANEL INSTL-P61 R SIDEWALL (PLACARDS AND MARKINGS ONLY)	11-32-01	73	950951
PANEL INSTL-P61 R SIDEWALL (PLACARDS AND MARKINGS ONLY)	11-32-01	88	108120
PANEL INSTL-P61 R SIDEWALL (PLACARDS AND MARKINGS ONLY)	11-32-01	98	103106
SUPPORT RING AND CYLINDER INSTL-CREW OXY SYS (PLACARDS AND MARKINGS ONLY)	11-32-04	01	002004 006999
FLIGHT COMPARTMENT - OBSERVERS STATION	11-33-00		
DOOR INSTL-CREW (PLACARDS AND MARKINGS ONLY)	11-33-08	01	107107
PANEL INSTL-AUX AUDIO SELECT (PLACARDS AND MARKINGS ONLY)	11-33-01	02	002004 006100 107107 121503 904999



BOEING
757
PARTS CATALOG (MAINTENANCE)

CHAPTER 11 — PLACARDS AND MARKINGS

TABLE OF CONTENTS

SUBJECT	CC-SS-UU	FIGURE	EFFECT
PANEL INSTL-AUX AUDIO SELECT PRE-MODULE (PLACARDS AND MARKINGS ONLY)	11-33-01	03	103106 108120 504903
PLACARD INSTL-CAB. INTR (OWNERSHIP PLATES ONLY)	11-33-51	18	904949
PLACARD INSTL-OWNERSHIP (FLIGHT COMPT-OBSV STA ONLY)	11-33-51	01	107107
PLACARD INSTL-OWNERSHIP (GUI)	11-33-51	21	952952
SEAT ASSY-FIRST AND SECOND OBSERVER (PLACARDS AND MARKINGS ONLY)	11-33-00	01	103106
STOWAGE ASSY-SPARE BULB (PLACARDS AND MARKINGS ONLY)	11-33-05	01	002004 006503 904999
FLIGHT COMPARTMENT - CIRCUIT BREAKER BRACKET ASSY-(PLACARDS AND MARKINGS ONLY)	11-34-00 11-34-15	01	002004 006999
CIRCUIT BREAKER AND INOP INSTL-P11-1 (PLACARDS AND MARKINGS ONLY)	11-34-03	01B	103106 108120
CIRCUIT BREAKER AND INOP INSTL-P11-2 (PLACARDS AND MARKINGS ONLY)	11-34-03	02B	103106 108120
DOOR AND PANEL ASSY-P6-1 PWR DISTRIBUTION (PLACARDS AND MARKINGS ONLY)	11-34-05	01	002004 006102 107107 121999
INOP INSTL-P11-3 (PLACARDS AND MARKINGS ONLY)	11-34-03	01D	103106
INOP INSTL-P11-4 (PLACARDS AND MARKINGS ONLY)	11-34-03	01E	103106
LIGHTPLATE AND PLACARD INSTL - P11-3 (PLACARDS AND MARKINGS ONLY)	11-34-03	05B	102102 108120 504903
LIGHTPLATE AND PLACARD INSTL- P11-4 (PLACARDS AND MARKINGS ONLY)	11-34-03	05C	102102 108120 504903
LIGHTPLATE AND PLACARD INSTL-P11-1 (PLACARDS AND MARKINGS ONLY)	11-34-03	05	102102 108120 504903
LIGHTPLATE AND PLACARD INSTL-P11-1 (PLACARDS AND MARKINGS ONLY)	11-34-03	05D	103106



BOEING
757
PARTS CATALOG (MAINTENANCE)

CHAPTER 11 — PLACARDS AND MARKINGS

TABLE OF CONTENTS

SUBJECT	CC-SS-UU	FIGURE	EFFECT
LIGHTPLATE AND PLACARD INSTL-P11-2 (PLACARDS AND MARKINGS ONLY)	11-34-03	05A	102102 108120 504903
LIGHTPLATE AND PLACARD INSTL-P11-2 (PLACARDS AND MARKINGS ONLY)	11-34-03	05E	103106
LIGHTPLATE, PLACARD AND EQUIPMENT INSTL-P11-3, DEACTIVATION OF AUTO SHUTOFF	11-34-03	05F	103106
LIGHTPLATE, PLACARD AND EQUIPMENT INSTL-P11-4, DEACTIVATION OF AUTO SHUTOFF	11-34-03	05G	103106
PANEL ASSY- P11-4 CB (PLACARDS AND MARKINGS ONLY)	11-34-03	70	002004 006100 952999
PANEL ASSY- P11-4 CB (PLACARDS AND MARKINGS ONLY)	11-34-03	70A	101101
PANEL ASSY-P11-1 CB (PLACARDS AND MARKINGS ONLY)	11-34-03	06	121503 904949
PANEL ASSY-P11-1 CB (PLACARDS AND MARKINGS ONLY)	11-34-03	12	107107
PANEL ASSY-P11-1 CB (PLACARDS AND MARKINGS ONLY)	11-34-03	34	103106
PANEL ASSY-P11-1 CB (PLACARDS AND MARKINGS ONLY)	11-34-03	41	002004 006100 950999
PANEL ASSY-P11-1 CB (PLACARDS AND MARKINGS ONLY)	11-34-03	87J	101101
PANEL ASSY-P11-2 CB (PLACARDS AND MARKINGS ONLY)	11-34-03	13	107107
PANEL ASSY-P11-2 CB (PLACARDS AND MARKINGS ONLY)	11-34-03	35	952999
PANEL ASSY-P11-2 CB (PLACARDS AND MARKINGS ONLY)	11-34-03	43	952999
PANEL ASSY-P11-2 CB (PLACARDS AND MARKINGS ONLY)	11-34-03	71	121503 904949
PANEL ASSY-P11-2 CB (PLACARDS AND MARKINGS ONLY)	11-34-03	79	002004 006100 950951
PANEL ASSY-P11-2 CB (PLACARDS AND MARKINGS ONLY)	11-34-03	86J	101101



BOEING
757
PARTS CATALOG (MAINTENANCE)

CHAPTER 11 — PLACARDS AND MARKINGS

TABLE OF CONTENTS

SUBJECT	CC-SS-UU	FIGURE	EFFECT
PANEL ASSY-P11-3 CB (PLACARD AND MARKINGS ONLY)	11-34-03	68	952999
PANEL ASSY-P11-3 CB (PLACARDS AND MARKINGS ONLY)	11-34-03	08	121503 904949
PANEL ASSY-P11-3 CB (PLACARDS AND MARKINGS ONLY)	11-34-03	14	107107
PANEL ASSY-P11-3 CB (PLACARDS AND MARKINGS ONLY)	11-34-03	37	002004 006008 010100
PANEL ASSY-P11-3 CB (PLACARDS AND MARKINGS ONLY)	11-34-03	74	002004 006100 950951
PANEL ASSY-P11-3 CB (PLACARDS AND MARKINGS ONLY)	11-34-03	82	101101
PANEL ASSY-P11-4 CB (PLACARDS AND MARKINGS ONLY)	11-34-03	09	121503 904949
PANEL ASSY-P11-4 CB (PLACARDS AND MARKINGS ONLY)	11-34-03	15	107107
PANEL ASSY-P11-4 CB (PLACARDS AND MARKINGS ONLY)	11-34-03	39	950951
PANEL ASSY-P26 LIGHTING EQPT (PLACARDS AND MARKINGS ONLY)	11-34-10	01	002004 006999
PANEL ASSY-P6 PWR DISTR (PLACARDS AND MARKINGS ONLY)	11-34-01	01	002004 006102 107107 121999
PANEL ASSY-P6-2 PWR DISTR (PLACARDS AND MARKINGS ONLY)	11-34-05	05	002004 006102 107107 121999
PANEL ASSY-P6-3 AND P6-4 PWR DISTR (PLACARDS AND MARKINGS ONLY)	11-34-05	06	002004 006102 107107 121999
PANEL INSTL-P6 PWR DISTR (PLACARDS AND MARKINGS ONLY)	11-34-05	07	103106 108120


BOEING
 757
PARTS CATALOG (MAINTENANCE)

CHAPTER 11 — PLACARDS AND MARKINGS

TABLE OF CONTENTS

SUBJECT	CC-SS-UU	FIGURE	EFFECT
SHIELD ASSY-P33 MISC ELEC EQPT (PLACARDS AND MARKINGS ONLY)	11-34-01	04	002004 006100 107107 121503 904999
MAIN COMPARTMENT	11-35-00		
CHILLER ASSY-AIR GALLEY G4B (PLACARDS AND MARKINGS ONLY)	11-35-58	16	002004 006100 102102
COVER AND BEVERAGE MAKER ASSY-GALLEYS	11-35-32	01	121503 904949
DECAL INSTL-CREW OXY	11-35-25	02	002004 006999
DUCT INSTL-FWD LAV (PLACARDS AND MARKINGS ONLY)	11-35-43	02	108120
EQUIPMENT ASSY-PNEU SYS	11-35-62	01	002004 006102 107999
EXTINGUISHER ASSY-FIRE LIQUID TYPE (PLACARDS AND MARKINGS ONLY)	11-35-14	75	950999
GALLEY INSTL-AIR 2000 AND ILF G1A AND G4B (PLACARDS AND MARKINGS ONLY)	11-35-58	06	107107
HANDSET AND INTERPHONE ASSY	11-35-13	03	950951
HANDSET AND INTERPHONE ASSY (PLACARDS AND MARKINGS ONLY)	11-35-13	02	002004 006106 108999
HANDSET INSTL-ATTENDANT 200 PASSENGER, 4 DOOR	11-35-13	50A	103106
LAVATORY INSTL-MODS A, C, D, AND F (PLACARDS AND MARKINGS ONLY)	11-35-90	01	504504 506506
MARKER INSTL-FWD LAV ALUMINUM FOIL	11-35-15	01	107107 904949 952952
MARKER INSTL-SECT. 48 FIREWALL STA 1885.2	11-35-11	50	002004 006106 108903 950951 953999


BOEING
 757
PARTS CATALOG (MAINTENANCE)

CHAPTER 11 — PLACARDS AND MARKINGS

TABLE OF CONTENTS

SUBJECT	CC-SS-UU	FIGURE	EFFECT
MARKING INST-SECT. 46 DECAL	11-35-05	07A	101106 108120 504903
MARKING INSTL-SECT. 46 DECAL	11-35-05	02	002004 006100 107107 121503 904999
MARKING INSTL-SECT. 49 MAINT	11-35-07	01	002004 006999
MARKING INSTL-SECT. 49 MAINT	11-35-07	01A	006106 108903 950951 953999
MODULE ASSY-LAV (PLACARDS AND MARKINGS ONLY)	11-35-90	51S	504903
MODULE ASSY-LAV (PLACARDS AND MARKINGS ONLY)	11-35-90	52S	101102
MODULE ASSY-LAV (PLACARDS AND MARKINGS ONLY)	11-35-90	55F	101102
MODULE ASSY-LAV (PLACARDS AND MARKINGS ONLY)	11-35-90	65M	108120
MODULE ASSY-LAV (PLACARDS AND MARKINGS ONLY)	11-35-90	65W	101102
MODULE ASSY-LAV A (PLACARDS AND MARKINGS ONLY)	11-35-90	50E	107107
MODULE ASSY-LAV A (PLACARDS AND MARKINGS ONLY)	11-35-90	50G	002004 006100
MODULE ASSY-LAV A (PLACARDS AND MARKINGS ONLY)	11-35-90	50T	950951
MODULE ASSY-LAV A (PLACARDS AND MARKINGS ONLY)	11-35-90	65U	101102
MODULE ASSY-LAV A (PLACARDS AND MARKINGS ONLY)	11-35-90	66B	103106
MODULE ASSY-LAV B AND D (PLACARDS AND MARKINGS ONLY)	11-35-90	51E	002004 006100
MODULE ASSY-LAV B, C, AND D (PLACARDS AND MARKINGS ONLY)	11-35-90	65Z	103106
MODULE ASSY-LAV C (PLACARDS AND MARKINGS ONLY)	11-35-90	52A	002004 006100



BOEING
757
PARTS CATALOG (MAINTENANCE)

CHAPTER 11 — PLACARDS AND MARKINGS

TABLE OF CONTENTS

SUBJECT	CC-SS-UU	FIGURE	EFFECT
MODULE ASSY-LAV C (PLACARDS AND MARKINGS ONLY)	11-35-90	52B	107107
MODULE ASSY-LAV C (PLACARDS AND MARKINGS ONLY)	11-35-90	52D	108120
MODULE ASSY-LAV C (PLACARDS AND MARKINGS ONLY)	11-35-90	52G	950951
MODULE ASSY-LAV D (PLACARDS AND MARKINGS ONLY)	11-35-90	56G	950951
MODULE ASSY-LAV D (PLACARDS AND MARKINGS ONLY)	11-35-90	56K	108120
MODULE ASSY-LAV F (PLACARDS AND MARKINGS ONLY)	11-35-90	57A	107107
MODULE ASSY-LAV S (PLACARDS AND MARKINGS ONLY)	11-35-90	58D	950951
MODULE ASSY-LAV S (PLACARDS AND MARKINGS ONLY)	11-35-90	58F	108120
MODULE ASSY-MID CAB. LAV D (PLACARDS AND MARKINGS ONLY)	11-35-90	56A	107107
MODULE ASSY-POTABLE WATER/ VAC WASTER, ATTENDANT PNL	11-35-13	01A	103106
MONITOR-9.0 IN. LCD (PLACARDS AND MARKINGS ONLY)	11-35-97	01	103106
NAMEPLATE INSTL	11-35-35	83	002004 011100 953999
NAMEPLATE INSTL	11-35-35	84	006010
NAMEPLATE INSTL	11-35-35	86	101102
NAMEPLATE INSTL	11-35-35	87	504504 506506
NAMEPLATE INSTL	11-35-50	01	002004 006999
OWNERSHIP NAMEPLATE INSTL (NO. 1 PASSENGER DOOR ONLY)	11-35-35	87A	103106
PANEL AND PLACARD INSTL ATTENDANT (PLACARDS AND MARKINGS ONLY)	11-35-17	01	121949
PANEL ASSY-(PLACARDS AND MARKINGS ONLY)	11-35-05	77	101106 108120 504903
PANEL ASSY-ATTENDANT STATIONS	11-35-13	01	103106



BOEING
757
PARTS CATALOG (MAINTENANCE)

CHAPTER 11 — PLACARDS AND MARKINGS

TABLE OF CONTENTS

SUBJECT	CC-SS-UU	FIGURE	EFFECT
PANEL ASSY-SECT. 44 FLOOR (PLACARDS AND MARKINGS ONLY)	11-35-51	07	106106
PLACARD ASSY-GALLEY G1B	11-35-11	33	950951
PLACARD ASSY-LAV	11-35-90	50D	952999
PLACARD INSTL AND FLYAWAY CAB. INTR LAVATORIES ONLY	11-35-90	12	121503 904949
PLACARD INSTL- CAB. INTR (SEAT MARKERS ONLY)	11-35-10	31A	101102
PLACARD INSTL- CAB. INTR ATTENDANT SEAT STOWAGE BOX	11-35-13	25	101102 108120
PLACARD INSTL- CAB. INTR ATTENDANT SEAT STOWAGE BOX	11-35-13	25A	101102 108120
PLACARD INSTL- CAB. INTR OVERHEAD STORAGE	11-35-07	90	101102 108120
PLACARD INSTL-(LIFE VEST STOWAGE)	11-35-05	75	011100
PLACARD INSTL-CAB INTR (CLOSETS/CABINETS ONLY)	11-35-55	58	950951
PLACARD INSTL-CAB INTR (COMPARTMENT DIVIDERS)	11-35-12	58	950951
PLACARD INSTL-CAB INTR (EMERGENCY EQUIPMENT ONLY)	11-35-14	59	950951
PLACARD INSTL-CAB INTR (EMERGENCY ESCAPE DOORS ONLY)	11-35-05	55	950951
PLACARD INSTL-CAB INTR (LAVATORIES ONLY)	11-35-90	55	950951
PLACARD INSTL-CAB INTR (OVERHEAD STOWAGE ONLY)	11-35-07	56	950951
PLACARD INSTL-CAB INTR (PASSENGER DOORS ONLY)	11-35-35	54	950951
PLACARD INSTL-CAB INTR (SEAT MARKERS AND FLYAWAY ONLY)	11-35-10	56	950951
PLACARD INSTL-CAB INTR (WUA) (PASSENGER DOORS ONLY)	11-35-35	19	904949
PLACARD INSTL-CAB. INSTL (GALLEY SERVICE DOORS ONLY)	11-35-54	06C	108120
PLACARD INSTL-CAB. INTER CL STOWAGE (EMERGENCY EQUIPMENT ONLY)	11-35-14	42	103106
PLACARD INSTL-CAB. INTER CL STOWAGE (OVERHEAD STORAGE ONLY)	11-35-07	78A	103106
PLACARD INSTL-CAB. INTR	11-35-12	42	101106



BOEING
757
PARTS CATALOG (MAINTENANCE)

CHAPTER 11 — PLACARDS AND MARKINGS

TABLE OF CONTENTS

SUBJECT	CC-SS-UU	FIGURE	EFFECT
PLACARD INSTL-CAB. INTR (ATTENDANT STATIONS ONLY)	11-35-13	07	504903
PLACARD INSTL-CAB. INTR (ATTENDANTS STATION ONLY)	11-35-13	39	121503
PLACARD INSTL-CAB. INTR (CLOSET/CABINET SURFACES ONLY)	11-35-55	95	101102
PLACARD INSTL-CAB. INTR (CLOSETS/CABINETS ONLY)	11-35-55	39	121503
PLACARD INSTL-CAB. INTR (CLOSETS/CABINETS ONLY)	11-35-55	42	504504 506506
PLACARD INSTL-CAB. INTR (CLOSETS/CABINETS ONLY)	11-35-55	51	504903 952999
PLACARD INSTL-CAB. INTR (CLOSETS/CABINETS ONLY)	11-35-55	61	011100
PLACARD INSTL-CAB. INTR (CLOSETS/CABINETS ONLY)	11-35-55	87A	108120
PLACARD INSTL-CAB. INTR (CLOSETS/CABINETS ONLY) (BAB)	11-35-55	42A	505505 507903
PLACARD INSTL-CAB. INTR (COMPARTMENT DIVIDER LOCATIONS ONLY)	11-35-12	65	101102
PLACARD INSTL-CAB. INTR (COMPARTMENT DIVIDERS ONLY)	11-35-12	07	504504 506506
PLACARD INSTL-CAB. INTR (COMPARTMENT DIVIDERS ONLY)	11-35-12	15	107107
PLACARD INSTL-CAB. INTR (COMPARTMENT DIVIDERS ONLY)	11-35-12	39	121503
PLACARD INSTL-CAB. INTR (COMPARTMENT DIVIDERS ONLY)	11-35-12	50	108120
PLACARD INSTL-CAB. INTR (COMPARTMENT DIVIDERS ONLY)	11-35-12	87A	108120
PLACARD INSTL-CAB. INTR (COMPARTMENT DIVIDERS ONLY) (BAB)	11-35-12	07A	505505 507903
PLACARD INSTL-CAB. INTR (COMPARTMENT DIVIDERS ONLY) (WUA)	11-35-12	26	904949
PLACARD INSTL-CAB. INTR (COMPARTMENT DIVIDERS ONLY) FLYAWAY	11-35-12	51	002004 006100 952999
PLACARD INSTL-CAB. INTR (CREW CABIN DOOR ONLY)	11-35-70	02	504903 952999



BOEING
757
PARTS CATALOG (MAINTENANCE)

CHAPTER 11 — PLACARDS AND MARKINGS

TABLE OF CONTENTS

SUBJECT	CC-SS-UU	FIGURE	EFFECT
PLACARD INSTL-CAB. INTR (CREW CABIN DOOR ONLY)	11-35-70	05	101102
PLACARD INSTL-CAB. INTR (CREW CABIN DOOR ONLY)	11-35-70	87A	108120
PLACARD INSTL-CAB. INTR (CREW CABIN DOOR ONLY) (BAB)	11-35-70	07	505505 507903
PLACARD INSTL-CAB. INTR (EMERGENCY EQUIPMENT ONLY)	11-35-14	02	107107
PLACARD INSTL-CAB. INTR (EMERGENCY EQUIPMENT ONLY)	11-35-14	07	504504 506506
PLACARD INSTL-CAB. INTR (EMERGENCY EQUIPMENT ONLY)	11-35-14	27	101102
PLACARD INSTL-CAB. INTR (EMERGENCY EQUIPMENT ONLY)	11-35-14	39	121503
PLACARD INSTL-CAB. INTR (EMERGENCY EQUIPMENT ONLY)	11-35-14	53	002004 006100
PLACARD INSTL-CAB. INTR (EMERGENCY EQUIPMENT ONLY)	11-35-14	87A	108120
PLACARD INSTL-CAB. INTR (EMERGENCY ESCAPE DOOR ONLY)	11-35-05	08	107107
PLACARD INSTL-CAB. INTR (EMERGENCY ESCAPE DOOR ONLY)	11-35-05	39	121503
PLACARD INSTL-CAB. INTR (EMERGENCY ESCAPE DOOR ONLY)	11-35-05	83	103106
PLACARD INSTL-CAB. INTR (EMERGENCY ESCAPE DOOR ONLY) (WUA)	11-35-05	22	904949
PLACARD INSTL-CAB. INTR (EMERGENCY ESCAPE DOORS ONLY)	11-35-05	42	504504 506506
PLACARD INSTL-CAB. INTR (EMERGENCY ESCAPE DOORS ONLY)	11-35-05	50A	108120
PLACARD INSTL-CAB. INTR (EMERGENCY ESCAPE DOORS ONLY)	11-35-05	51	002004 006100 952999
PLACARD INSTL-CAB. INTR (EMERGENCY ESCAPE DOORS ONLY)	11-35-05	61	101102
PLACARD INSTL-CAB. INTR (EMERGENCY ESCAPE DOORS ONLY)	11-35-05	61F	108120
PLACARD INSTL-CAB. INTR (EMERGENCY ESCAPE DOORS ONLY) (BAB)	11-35-05	42A	505505 507903



BOEING
757
PARTS CATALOG (MAINTENANCE)

CHAPTER 11 — PLACARDS AND MARKINGS

TABLE OF CONTENTS

SUBJECT	CC-SS-UU	FIGURE	EFFECT
PLACARD INSTL-CAB. INTR (GALLEY SERVICE DOORS ONLY)	11-35-54	07	505505 507903
PLACARD INSTL-CAB. INTR (GALLEYS ONLY)	11-35-09	20	002004 006100
PLACARD INSTL-CAB. INTR (GALLEYS ONLY)	11-35-09	87A	108120
PLACARD INSTL-CAB. INTR (GALLEYS ONLY) (FLYAWAY)	11-35-09	06	504504 506506
PLACARD INSTL-CAB. INTR (LAVATORIES ONLY)	11-35-90	10	504504 506506
PLACARD INSTL-CAB. INTR (LAVATORIES ONLY)	11-35-90	15	107107
PLACARD INSTL-CAB. INTR (LAVATORIES ONLY)	11-35-90	31	101102
PLACARD INSTL-CAB. INTR (LAVATORIES ONLY)	11-35-90	39	121503
PLACARD INSTL-CAB. INTR (LAVATORIES ONLY)	11-35-90	51	002004 006100 952999
PLACARD INSTL-CAB. INTR (LAVATORIES ONLY)	11-35-90	87A	108120
PLACARD INSTL-CAB. INTR (LAVATORIES ONLY) (BAB)	11-35-90	10A	505505 507903
PLACARD INSTL-CAB. INTR (MAIN COMPARTMENT ONLY)	11-35-00	08	101102
PLACARD INSTL-CAB. INTR (MAIN COMPARTMENT ONLY)	11-35-00	15	107107
PLACARD INSTL-CAB. INTR (MAIN COMPARTMENT ONLY)	11-35-00	39	121503
PLACARD INSTL-CAB. INTR (MAIN COMPARTMENT ONLY)	11-35-00	87A	108120
PLACARD INSTL-CAB. INTR (MAIN COMPARTMENT ONLY) (WUA)	11-35-00	22	904949
PLACARD INSTL-CAB. INTR (NO. 1, 2 AND 4 PASSENGER DOORS ONLY)	11-35-35	51	002004 006100 952999
PLACARD INSTL-CAB. INTR (NO. 1, 2 AND 4 PASSENGER DOORS ONLY)	11-35-35	75	108120
PLACARD INSTL-CAB. INTR (NO. 1, 2, AND 4 PASSENGER DOOR ONLY)	11-35-35	90	103106



BOEING
757
PARTS CATALOG (MAINTENANCE)

CHAPTER 11 — PLACARDS AND MARKINGS

TABLE OF CONTENTS

SUBJECT	CC-SS-UU	FIGURE	EFFECT
PLACARD INSTL-CAB. INTR (NO. 1, 2, AND 4 PASSENGER DOORS ONLY)	11-35-35	39	121503
PLACARD INSTL-CAB. INTR (OVERHEAD STORAGE ONLY)	11-35-07	02	107107
PLACARD INSTL-CAB. INTR (OVERHEAD STORAGE ONLY)	11-35-07	15	504504 506506
PLACARD INSTL-CAB. INTR (OVERHEAD STORAGE ONLY)	11-35-07	39	121503
PLACARD INSTL-CAB. INTR (OVERHEAD STORAGE ONLY)	11-35-07	51	504903 952999
PLACARD INSTL-CAB. INTR (OVERHEAD STORAGE ONLY)	11-35-07	53	002004 006100
PLACARD INSTL-CAB. INTR (OVERHEAD STORAGE ONLY)	11-35-07	65	101102
PLACARD INSTL-CAB. INTR (OVERHEAD STORAGE ONLY)	11-35-07	87A	108120
PLACARD INSTL-CAB. INTR (OVERHEAD STORAGE ONLY) (BAB)	11-35-07	15A	505505 507903
PLACARD INSTL-CAB. INTR (OVERHEAD STORAGE ONLY) (WUA)	11-35-07	22	904949
PLACARD INSTL-CAB. INTR (OVERHEAD STOWAGE ONLY)	11-35-07	14	101102
PLACARD INSTL-CAB. INTR (PASSENGER DOOR LOCATIONS ONLY)	11-35-35	43	101102
PLACARD INSTL-CAB. INTR (PASSENGER DOORS NO. 1, 2, AND 4 ONLY)	11-35-35	37	504504 506506
PLACARD INSTL-CAB. INTR (PASSENGER DOORS ONLY)	11-35-35	15	107107
PLACARD INSTL-CAB. INTR (PASSENGER DOORS ONLY)	11-35-35	63D	108120
PLACARD INSTL-CAB. INTR (PASSENGER DOORS ONLY)	11-35-35	69	101102
PLACARD INSTL-CAB. INTR (PASSENGER DOORS 1, 2 AND 4 ONLY)	11-35-35	37A	505505 507903
PLACARD INSTL-CAB. INTR (SEAT MARKERS ONLY)	11-35-10	04	107107
PLACARD INSTL-CAB. INTR (SEAT MARKERS ONLY)	11-35-10	07	504504 506506
PLACARD INSTL-CAB. INTR (SEAT MARKERS ONLY)	11-35-10	39	121503



BOEING
757
PARTS CATALOG (MAINTENANCE)

CHAPTER 11 — PLACARDS AND MARKINGS

TABLE OF CONTENTS

SUBJECT	CC-SS-UU	FIGURE	EFFECT
PLACARD INSTL-CAB. INTR (SEAT MARKERS ONLY)	11-35-10	42	950951
PLACARD INSTL-CAB. INTR (SEAT MARKERS ONLY)	11-35-10	51	952999
PLACARD INSTL-CAB. INTR (SEAT MARKERS ONLY)	11-35-10	53	002004 006100
PLACARD INSTL-CAB. INTR (SEAT MARKERS ONLY)	11-35-10	87A	108120
PLACARD INSTL-CAB. INTR (SEAT MARKERS ONLY)	11-35-10	90	101102
PLACARD INSTL-CAB. INTR (SEAT MARKERS ONLY) (WUA)	11-35-10	22	904949
PLACARD INSTL-CAB. INTR (WUA) (CLOSETS/CABINETS ONLY)	11-35-55	26	904949
PLACARD INSTL-CAB. INTR (WUA) (EMERGENCY EQUIPMENT ONLY)	11-35-14	22	904949
PLACARD INSTL-CAB. INTR (WUA) (LAVATORIES ONLY)	11-35-90	22	904949
PLACARD INSTL-CAB. INTR AND FLYAWAY (EMERGENCY EQUIPMENT ONLY)	11-35-14	51	504903 952999
PLACARD INSTL-CAB. INTR ATTENDANT SEAT STOWAGE BOX	11-35-13	25E	103106
PLACARD INSTL-CAB. INTR ATTENDANT SEAT STOWAGE BOX	11-35-13	59	103106
PLACARD INSTL-CAB. INTR BIN LOAD LIMITS	11-35-07	90F	103106
PLACARD INSTL-CAB. INTR CURTAINS	11-35-12	78	103106
PLACARD INSTL-CAB. INTR CURTAINS	11-35-12	80	108120
PLACARD INSTL-CAB. INTR EMER EXITS (DOOR 3)	11-35-05	37A	101102
PLACARD INSTL-CAB. INTR FSB (CLOSETS/CABINTS ONLY)	11-35-55	89	103106
PLACARD INSTL-CAB. INTR FSB (EMERGENCY EQUIPMENT ONLY)	11-35-14	96	103106
PLACARD INSTL-CAB. INTR FSB (PASSENGER DOORS ONLY)	11-35-35	90A	103106
PLACARD INSTL-CAB. INTR LAV	11-35-90	96	103106
PLACARD INSTL-CAB. INTR LAVATORIES	11-35-90	80	102106
PLACARD INSTL-CAB. INTR LAVATORIES	11-35-90	80B	108120
PLACARD INSTL-CAB. INTR LAVATORIES	11-35-90	80G	103106
PLACARD INSTL-CAB. INTR LAVATORIES ONLY	11-35-90	80D	108120


BOEING
 757
PARTS CATALOG (MAINTENANCE)

CHAPTER 11 — PLACARDS AND MARKINGS

TABLE OF CONTENTS

SUBJECT	CC-SS-UU	FIGURE	EFFECT
PLACARD INSTL-CAB. INTR MISC (CLOSETS/CABINETS GENERAL ST ONLY)	11-35-55	74	103106
PLACARD INSTL-CAB. INTR MISC (EMERGENCY EQUIPMENT ONLY)	11-35-14	95	103106
PLACARD INSTL-CAB. INTR MISC (LAVATORIES ONLY)	11-35-90	90	103106
PLACARD INSTL-CAB. INTR MISC (OVERHEAD STORAGE ONLY)	11-35-07	99	103106
PLACARD INSTL-CAB. INTR MISC ATTENDANTS STATION ONLY)	11-35-13	58	103106
PLACARD INSTL-CAB. INTR PASSENGER DOORS ONLY	11-35-35	63	101102
PLACARD INSTL-CAB. INTR SEAT MARKERS ONLY	11-35-10	31L	108120
PLACARD INSTL-CAB. INTR SEAT ROW MARKERS	11-35-10	31U	103106
PLACARD INSTL-CAB. INTR, MISC (CREW CABIN DOOR ONLY)	11-35-70	11	103106
PLACARD INSTL-CREW CAB. DOOR	11-35-70	01	002004 006999
PLACARD INSTL-DUCT AND FLUSH LINE AND CABLE FWD LAVS	11-35-90	18	108120 950999
PLACARD INSTL-FLUSHLINE AND CONT CABLE MID CAB. LAV	11-35-90	50	002004 006102 107999
PLACARD INSTL-FWD LAV (PLACARDS AND MARKINGS ONLY)	11-35-90	27	952999
PLACARD INSTL-ICE CAB. INTR LAVATORIES ONLY	11-35-90	80E	108120
PLACARD INSTL-LAV	11-35-90	50P	121503 904949
PLACARD INSTL-LAV	11-35-90	51D	952999
PLACARD INSTL-LAV	11-35-90	51N	121503 904949
PLACARD INSTL-MID CAB. LAV W SYS	11-35-20	01	107107 904949 952952
PLACARD INSTL-PASS. WATER SYS WATER TANK	11-35-10	01	002004 006102 107999



BOEING
757
PARTS CATALOG (MAINTENANCE)

CHAPTER 11 — PLACARDS AND MARKINGS

TABLE OF CONTENTS

SUBJECT	CC-SS-UU	FIGURE	EFFECT
PLACARD INSTL-PRESSURE RANGE DOOR PWR ASSIST BOTTLE	11-35-75	01	002004 006999
PLACARDS INSTL-UNIT G1A	11-35-11	11	950951
POCKET INSTL-LITERATURE (PLACARDS AND MARKINGS ONLY)	11-35-00	75	504504 506506
SEAT INSTL-ATTENDANT (PLACARDS AND MARKINGS ONLY)	11-35-13	46A	101106 504903
SEAT INSTL-ATTENDANT (PLACARDS AND MARKINGS ONLY)	11-35-13	46B	103106
SEAT INSTL-ATTENDANT (PLACARDS AND MARKINGS ONLY)	11-35-13	49	011100 121503 950999
SENSOR ASSY-FLIGHT DECK COMP TEMP (PLACARDS AND MARKINGS ONLY)	11-35-80	01	002004 006100 107107 121503 904999
SENSOR ASSY-MAIN AND FLIGHT DECK COMPT TEMP (PLACARDS AND MARKINGS ONLY)	11-35-80	01A	101106 108120 504903
SENSOR ASSY-PASS. COMPT TEMP (PLACARDS/MARKINGS ONLY)	11-35-07	86A	103106
SERVICE UNIT ASSY-PASS. (PLACARDS AND MARKINGS ONLY)	11-35-65	31D	108120
SERVICE UNIT ASSY-PASS. (PLACARDS AND MARKINGS ONLY)	11-35-65	28	103106 108120
SERVICE UNIT ASSY-PASS. (PLACARDS AND MARKINGS ONLY)	11-35-65	31B	103106 108120
SERVICE UNIT ASSY-PASS. (PLACARDS AND MARKINGS ONLY)	11-35-65	31C	109120
SERVICE UNIT ASSY-PASS. (PLACARDS AND MARKINGS ONLY)	11-35-65	34A	103106 108120
SERVICE UNIT ASSY-PASS. (PLACARDS AND MARKINGS ONLY)	11-35-65	66D	504903
SERVICE UNIT ASSY-PASS. (PLACARDS AND MARKINGS ONLY)	11-35-65	71	108120
SERVICE UNIT ASSY-UNDERBIN AND OVERDOOR PASS. (PLACARDS AND MARKINGS ONLY)	11-35-65	23	950951

 **BOEING**
757
PARTS CATALOG (MAINTENANCE)

CHAPTER 11 — PLACARDS AND MARKINGS

TABLE OF CONTENTS

SUBJECT	CC-SS-UU	FIGURE	EFFECT
SERVICE UNIT ASSY-UNDERBIN AND OVERDOOR PASS. AND ATTENDANT (PLACARDS AND MARKINGS ONLY)	11-35-65	11	107107
SERVICE UNIT INSTL-PASS. (PLACARDS AND MARKINGS ONLY)	11-35-65	15A	504504 506506
SERVICE UNIT INSTL-PASS. (PLACARDS AND MARKINGS ONLY)	11-35-65	27	002004 006010 952999
SERVICE UNIT INSTL-PASS. (PLACARDS AND MARKINGS ONLY)	11-35-65	33	011102
SERVICE UNIT INSTL-PASS. (PLACARDS AND MARKINGS ONLY)	11-35-65	74	108120
SERVICE UNIT INSTL-PASS. AND PASS. FLYAWAY KIT (PLACARDS AND MARKINGS ONLY)	11-35-65	16	121503 904949
SLIDE AND RAFT INSTL-PASS. ESCAPE SYS (PLACARDS AND MARKINGS ONLY) (DOOR 1, 2 AND 4)	11-35-14	93	002004 006102 121503 904951
SLIDE AND RAFT INSTL-PASS. ESCAPE SYS (PLACARDS AND MARKINGS ONLY) (DOOR 1, 2 AND 4)	11-35-14	93A	101102
SLIDE AND RAFT INSTL-PASS. ESCAPE SYS NO. 1 DOOR (PLACARDS AND MARKINGS ONLY)	11-35-14	91	103106 108120
SLIDE AND RAFT INSTL-PASS. ESCAPE SYS NO. 2 DOOR (PLACARDS AND MARKINGS ONLY)	11-35-14	92	103106
SLIDE AND RAFT INSTL-PASS. ESCAPE SYS NO. 4 DOOR (PLACARDS AND MARKINGS ONLY)	11-35-14	94	103106 108120
SYSTEM INSTL-RESERVOIR CENTRAL FILL (PLACARDS AND MARKINGS ONLY)	11-35-01	01	002004 006100 107107 121503 904999
TAG ASSY-(PLACARDS AND MARKINGS)	11-35-85	01	002004 006100 121503 904999
WEBBING ASSY-HARNESS ESCAPE SLIDE	11-35-27	01	002004 006999
WIRING ASSY-PRINTED	11-35-13	40	104105



BOEING
757
PARTS CATALOG (MAINTENANCE)

CHAPTER 11 — PLACARDS AND MARKINGS

TABLE OF CONTENTS

SUBJECT	CC-SS-UU	FIGURE	EFFECT
ELECTRICAL / ELECTRONICS COMPARTMENT	11-36-00		
BRACKET ASSY-SWITCH SPRT (PLACARDS AND MARKINGS ONLY)	11-36-02	11	002004 006999
COOLING ASSY-E1 AND E2 (PLACARDS AND MARKINGS ONLY)	11-36-02	06	018100
COOLING ASSY-E3 SHELF (PLACARDS AND MARKINGS ONLY)	11-36-03	09	018100
COOLING ASSY-E4 SHELF (PLACARDS AND MARKINGS ONLY)	11-36-03	06	018100
COOLING ASSY-E5 SHELF	11-36-04	05	018100
COOLING ASSY-E6 SHELF	11-36-15	17	018100
COOLING ASSY-FWD E/E BAY (PLACARDS AND MARKINGS ONLY)	11-36-09	01	018100
COOLING INST-ELEC/ELECT. CTRS BATT CHGR AND INVRTR EQUIP RACK (PLACARDS AND MARKINGS ONLY)	11-36-11	01	002004 006017 107107 121503 904999
COOLING INSTL-ELECTRICAL/ ELECTRONICS CENTER/ ELECTRONIC EQPT RACK E1 (PLACARDS AND MARKING ONLY)	11-36-02	01	002004 006017 107107 121503 904999
COOLING INSTL-ELECTRICAL/ ELECTRONICS CENTER/ ELECTRONIC EQPT RACK E2 (PLACARDS AND MARKING ONLY)	11-36-02	02	002004 006017 107107 121503 904999
COOLING INSTL-ELECTRICAL/ ELECTRONICS CENTER/ ELECTRONIC EQPT RACK E3 (PLACARDS AND MARKING ONLY)	11-36-03	01	002004 006017 107107 121503 904999
COOLING INSTL-ELECTRICAL/ ELECTRONICS CENTER/ ELECTRONIC EQPT RACK E4 (PLACARDS AND MARKING ONLY)	11-36-03	02	002004 006017 107107 121503 904999


BOEING
 757
PARTS CATALOG (MAINTENANCE)

CHAPTER 11 — PLACARDS AND MARKINGS

TABLE OF CONTENTS

SUBJECT	CC-SS-UU	FIGURE	EFFECT
COOLING INSTL-ELECTRICAL/ ELECTRONICS CENTER/ ELECTRONIC EQPT RACK E5 (PLACARDS AND MARKING ONLY)	11-36-04	01	002004 006017 107107 121503 904999
COOLING INSTL-ELECTRICAL/ ELECTRONICS CENTER/ ELECTRONIC EQPT RACK E6 (PLACARDS AND MARKING ONLY)	11-36-15	10	002004 006017 107107 121503 904999
DECAL INSTL	11-36-02	10	002004 006106 108120 505903 950950
DISCONNECT ASSY-MODULE ELEC/ELECTRONIC RACKS E1/E2 (PLACARDS AND MARKINGS ONLY)	11-36-02	05	002004 006999
DISCONNECT ASSY-MODULE ELEC/ELECTRONIC RACKS E3/E4 (PLACARDS AND MARKINGS ONLY)	11-36-03	05	002004 006102 107999
DISCONNECT ASSY-MODULE ELEC/ELECTRONIC RACKS E5 (PLACARDS AND MARKINGS ONLY)	11-36-04	03	002004 006102 107999
DISCONNECT ASSY-MODULE ELEC/ELECTRONIC RACKS E6 (PLACARDS AND MARKINGS ONLY)	11-36-15	09	002004 006102 107999
DUCT ASSY-STA 202 TO 276 FLIGHT DECK INSTR COOLING SUPPLY (PLACARDS AND MARKINGS ONLY)	11-36-40	01	002004 006999
DUCT ASSY-STA 297 TO 398 ELECTRICAL/ELECTRONIC COOLING AIR SUPPLY (PLACARDS AND MARKINGS ONLY)	11-36-35	01	002004 006999
DUCT INSTL-STA 234 TO 310 FLIGHT DECK CONDITIONED AIR BELOW FLOOR (PLACARDS AND MARKINGS ONLY)	11-36-30	01	002004 006999
ENCLOSURE INSTL AND FILE INSTL-P50, P51 AND P54 CARD FILE (PLACARDS AND MARKINGS ONLY)	11-36-54	01	002004 006102 107999
EQUIPMENT ASSY-AFT EQPT CTR CB PNL (PLACARDS AND MARKINGS ONLY)	11-36-15	03	121503 904949


BOEING
 757
PARTS CATALOG (MAINTENANCE)

CHAPTER 11 — PLACARDS AND MARKINGS

TABLE OF CONTENTS

SUBJECT	CC-SS-UU	FIGURE	EFFECT
EQUIPMENT ASSY-AFT EQPT CTR E6 RELAY (PLACARDS AND MARKINGS ONLY)	11-36-15	04	002004 006100 107107 121503 904999
EQUIPMENT ASSY-E6 AFT EQPT CTR CB PNL (PLACARDS AND MARKINGS ONLY)	11-36-15	01	002004 006100 107107 950999
EQUIPMENT ASSY-L GEN PWR PNL P31 (PLACARDS AND MARKINGS ONLY)	11-36-05	02	002004 006100 107107 121503 904999
EQUIPMENT INSTL-MAIN ELECTRONIC EQPT CTR E3/E4 (PLACARDS AND MARKINGS ONLY)	11-36-03	12	002004 006100 107107 121503 904999
EQUIPMENT INSTL-MAIN ELECTRONIC EQPT CTR E5 (PLACARDS AND MARKINGS ONLY)	11-36-04	09	002004 006100 107107 121503 904999
EQUIPMENT INSTL-MAIN ELECTRONIC EQPT CTR FIRE DETECTION P54 CARD (PLACARDS AND MARKINGS ONLY)	11-36-19	02	002004 006100 107107 121503 904999
EQUIPMENT INSTL-MAIN ELECTRONIC EQPT CTR P50 (PLACARDS AND MARKINGS ONLY)	11-36-25	02	002004 006100 107107 121503 904999
EQUIPMENT INSTL-MAIN ELECTRONIC EQPT CTR P51 (PLACARDS AND MARKINGS ONLY)	11-36-26	04	002004 006100 107107 121503 904999



BOEING
757
PARTS CATALOG (MAINTENANCE)

CHAPTER 11 — PLACARDS AND MARKINGS

TABLE OF CONTENTS

SUBJECT	CC-SS-UU	FIGURE	EFFECT
EQUIPMENT INSTL-MAIN ELECTRONICS EQPT CTR E3/E4 (PLACARDS AND MARKINGS ONLY)	11-36-03	07	504903
EQUIPMENT INSTL-MAIN ELECTRONICS EQPT CTR E3/E4 (PLACARDS AND MARKINGS ONLY)	11-36-03	07B	101102
EQUIPMENT INSTL-MAIN ELECTRONICS EQPT CTR E3/E4 (PLACARDS AND MARKINGS ONLY)	11-36-03	08	103106 108120
EQUIPMENT INSTL-MAIN ELECTRONICS EQPT CTR E5 (PLACARDS AND MARKINGS ONLY)	11-36-04	08	103106 108120
EQUIPMENT INSTL-MAIN ELECTRONICS EQPT CTR E5 (PLACARDS AND MARKINGS ONLY)	11-36-04	51	504903
EQUIPMENT INSTL-MAIN ELECTRONICS EQPT CTR E5 (PLACARDS AND MARKINGS ONLY)	11-36-04	51B	101102
EQUIPMENT INSTL-MAIN ELECTRONICS EQPT CTR P50 (PLACARDS AND MARKINGS ONLY)	11-36-25	07	504903
EQUIPMENT INSTL-MAIN ELECTRONICS EQPT CTR P50 (PLACARDS AND MARKINGS ONLY)	11-36-25	07B	101102
EQUIPMENT INSTL-MAIN ELECTRONICS EQPT CTR P51 (PLACARDS AND MARKINGS ONLY)	11-36-26	07B	101102
EQUIPMENT INSTL-MAIN ELECTRONICS EQPT CTR P51 (PLACARDS AND MARKINGS ONLY)	11-36-26	08	103106 108120
EQUIPMENT INSTL-MAIN ELECTRONICS EQPT CTR P54 (PLACARDS AND MARKINGS ONLY)	11-36-19	07	504903
EQUIPMENT INSTL-MAIN ELECTRONICS EQPT CTR P54 (PLACARDS AND MARKINGS ONLY)	11-36-19	07B	101102
EQUIPMENT INSTL-MAIN ELECTRONICS EQUIPMENT CTR P51 (PLACARDS AND MARKINGS ONLY)	11-36-26	07	504903
EQUIPMENT, PANEL ASSY-P32 GEN PWR PNL R (PLACARDS AND MARKINGS ONLY)	11-36-07	02	002004 006100 103503 904999
FILE ASSY AND PANEL ASSY-WARNING ELECTRONICS UNIT P51 CARD (PLACARDS AND MARKINGS ONLY)	11-36-26	02	002004 006100 107107 121999
FILE ASSY-CARD WARNING ELECTRONICS UNIT P51 (PLACARD AND MARKINGS ONLY)	11-36-51	04	103106
FILE ASSY-CARD WARNINGS ELECTRONICS UNIT P50 (PLACARDS AND MARKINGS ONLY)	11-36-51	06	103106



BOEING
757
PARTS CATALOG (MAINTENANCE)

CHAPTER 11 — PLACARDS AND MARKINGS

TABLE OF CONTENTS

SUBJECT	CC-SS-UU	FIGURE	EFFECT
FILE ASSY-CARD WARNINGS ELECTRONICS UNIT P54 (EQUIPMENT/FURNISHINGS ONLY)	11-36-51	05	103106
FILE ASSY-ELECTRICAL SYSTEM P50 CARD (PLACARDS AND MARKINGS ONLY)	11-36-25	01	002004 006101 107107 121503 904999
FILE ASSY-FIRE DETECTION P54 CARD (PLACARDS AND MARKINGS ONLY)	11-36-19	01	002004 006101 107107 121503 904999
FILE ASSY-FIRE DETECTION P54 CARD (PLACARDS AND MARKINGS ONLY)	11-36-19	01A	102102 108120 504903
FILE INSTL-ELECTRICAL SYS P50 CARD (PLACARDS AND MARKINGS ONLY)	11-36-25	01A	102102 108120 504903
FILE INSTL-P51 WARNING SYSTEM (PLACARDS AND MARKINGS ONLY)	11-36-26	03	102102 108120 504903
FLOOR INSTL-ELECT. EQPT CTR (PLACARDS AND MARKINGS ONLY)	11-36-50	01	011106 108120 504903
HEAT SINK AND EQUIPMENT INSTL-ELECTRICAL/ ELECTRONIC COMPT AIR EXH (PLACARDS AND MARKINGS ONLY)	11-36-26	01	002004 006999
MODULE ASSY-PWR SUPPLY (PLACARDS AND MARKINGS ONLY)	11-36-00	10	002004 006102 107999
OPTION PACKAGE ASSY-P36 MISC RELAY L (PLACARDS AND MARKINGS ONLY)	11-36-08	03A	101102 504903
PACKAGE ASSY-OPTION P32 GEN PWR PNL (PLACARDS AND MARKINGS ONLY)	11-36-07	02A	101102 504903
PACKAGE ASSY-OPTION P33 MISC ELEC EQPT (PLACARDS AND MARKINGS ONLY)	11-36-06	01	101102 108120 504903
PACKAGE ASSY-OPTION P34 APU/EXT PWR (PLACARDS AND MARKINGS ONLY)	11-36-09	02A	101102 504903

 **BOEING**
757
PARTS CATALOG (MAINTENANCE)

CHAPTER 11 — PLACARDS AND MARKINGS

TABLE OF CONTENTS

SUBJECT	CC-SS-UU	FIGURE	EFFECT
PACKAGE ASSY-OPTION P37 MISC RELAY (PLACARDS AND MARKINGS ONLY)	11-36-12	02	101102 504903
PACKAGE ASSY-OPTION P70 MISC RELAY (PLACARDS AND MARKINGS ONLY)	11-36-10	01A	101102 504903
PANEL ASSY-P31 PWR (PLACARDS AND MARKINGS ONLY)	11-36-05	02A	103106
PANEL ASSY-P34 APU/EXT PWR (PLACARDS AND MARKINGS ONLY)	11-36-09	02	002004 006102 107107 121503 904999
PANEL ASSY-P34 APU/EXT PWR (PLACARDS AND MARKINGS ONLY)	11-36-09	08	103106 108120
PANEL ASSY-P36 MISC RELAY L (PLACARDS AND MARKINGS ONLY)	11-36-08	03	002004 006100 107107 121503 904999
PANEL ASSY-P37 MISC RELAY R (PLACARDS AND MARKINGS ONLY)	11-36-08	04	002004 006100 107107 121503 904999
PANEL ASSY-P70 MISC RELAY (PLACARDS AND MARKINGS ONLY)	11-36-10	01	002004 006100 107107 121503 904999
PANEL ASSY-REAR	11-36-04	09A	002004 006106 108903 950999
PANEL INSTL-EQPT CTR SVCE (PLACARDS AND MARKINGS ONLY)	11-36-51	01	002004 006999
PANEL INSTL-P36 L MISC RELAY (PLACARDS AND MARKINGS ONLY)	11-36-08	03C	103106 108120
PANEL INSTL-P37 R MISC RELAY (PLACARDS AND MARKINGS ONLY)	11-36-12	02A	103106 108120
PANEL INSTL-P70 MISC RELAY (PLACARDS AND MARKINGS ONLY)	11-36-10	01B	103106 108120



BOEING
757
PARTS CATALOG (MAINTENANCE)

CHAPTER 11 — PLACARDS AND MARKINGS

TABLE OF CONTENTS

SUBJECT	CC-SS-UU	FIGURE	EFFECT
PRINTED CIRCUIT AND WIRING ASSY (PLACARDS AND MARKINGS ONLY)	11-36-25	08	103106 108120
PRINTED CIRCUIT ASSY-BITE DISPLAY, WEU	11-36-54	02	002004 006999
PRINTED WIRING ASSY-FIRE OVERHEAT TEST LOGIC (PLACARDS AND MARKINGS ONLY)	11-36-19	08	103106 108120
RACK INSTL-AFT EQPT CTR E6 (PLACARDS AND MARKINGS ONLY)	11-36-15	13	002004 006101 107107 950999
RACK INSTL-E6 AFT EQPT CTR (PLACARDS AND MARKINGS ONLY)	11-36-15	06	121503 904949
SHELF ASSY-ELECT. EQPT E3 (PLACARDS AND MARKINGS ONLY)	11-36-03	03	002004 006102 504903 950999
SHELF ASSY-ELECTRONICS EQPT CTR E2-4	11-36-02	07	103106
SHELF ASSY-ELECTRONICS EQPT CTR E4 (PLACARDS AND MARKINGS ONLY)	11-36-03	04	101102 504903
SHELF ASSY-ELECTRONICS EQPT CTR E5 (PLACARDS AND MARKINGS ONLY)	11-36-04	04A	103106 108120
SHELF ASSY-ELECTRONICS EQPT CTR E5-1 (PLACARDS AND MARKINGS ONLY)	11-36-04	04	101102 504903
SHELF ASSY-ELECTRONICS EQPT E1/E2 (PLACARDS AND MARKINGS ONLY)	11-36-02	04	002004 006999
SHELF INSTL-AFT ELECTRONIC EQPT CTR E6 (PLACARDS AND MARKINGS ONLY)	11-36-15	20	101102 504903
SHELF INSTL-ELECTRONICS EQPT CTR E3-2 (PLACARDS AND MARKINGS ONLY)	11-36-03	03A	101102 108120 504903
SHELF SUBASSY-ELECTRONIC EQPT CTR E3-1 (PLACARDS AND MARKINGS ONLY)	11-36-03	03C	103106
SHELF SUBASSY-ELECTRONICS EQPT CTR E2-3 (PLACARDS AND MARKINGS ONLY)	11-36-02	08	103105
SHELF SUBASSY-ELECTRONICS EQPT CTR E4-1 (PLACARDS AND MARKINGS ONLY)	11-36-03	04A	101106 108120 504903
SHELF SUBASSY-ELECTRONICS EQPT E1/E2 (PLACARDS AND MARKINGS ONLY)	11-36-02	04B	103106 108120



BOEING
757
PARTS CATALOG (MAINTENANCE)

CHAPTER 11 — PLACARDS AND MARKINGS

TABLE OF CONTENTS

SUBJECT	CC-SS-UU	FIGURE	EFFECT
SHELF SUBASSY-ELECTRONICS EQPT E3 (PLACARDS AND MARKINGS ONLY)	11-36-03	03B	101106 108120 504903
SHELF SUBASSY-ELECTRONICS EQPT E6 (PLACARDS AND MARKINGS ONLY)	11-36-15	20B	103106 108120
SHELF SUBASSY-HARD PARTS COLLECTOR (PLACARDS AND MARKINGS ONLY)	11-36-03	04C	108120
SHELF SUBASSY-HARD PARTS COLLECTOR (PLACARDS AND MARKINGS ONLY)	11-36-03	04D	101106 108120
SHELF SUBASSY-HARD PARTS COLLECTOR E4-2 (PLACARDS AND MARKINGS ONLY)	11-36-03	04B	108120 504903
SHELF SUBASSY-HARD PARTS COLLECTOR E4-2 (PLACARDS AND MARKINGS ONLY)	11-36-03	04E	103106
SHELF SUBASSY-HARD PARTS COLLECTOR E4-3 (PLACARD AND MARKINGS ONLY)	11-36-13	05A	103106
SHIELD ASSY-P71 HYDR GEN CONT (PLACARDS AND MARKINGS ONLY)	11-36-27	01	002004 006100 107107 121503 904949 952999
SHIELD INSTL-P33 MISC ELEC EQPT (PLACARDS AND MARKINGS ONLY)	11-36-06	01B	103106
SHIELD INSTL-P71 HYDR GEN CONT (PLACARDS AND MARKINGS ONLY)	11-36-27	03	101106 108120
STANCHION AND PLENUM ASSY (PLACARDS AND MARKINGS ONLY) E1 THRU E5	11-36-51	03A	103106
SUPPORT ASSY-AFT EQPT CTR E6 (PLACARDS AND MARKINGS ONLY)	11-36-15	16	102102 108120 504903
UNIT ASSY-AUX PWR SYS	11-36-58	01	002004 006100 107107 121503 904999
WATERSHIELD ASSY (PLACARDS AND MARKINGS ONLY)	11-36-16	01	002004 006999
FWD CARGO COMPARTMENT	11-37-00		


BOEING
 757
PARTS CATALOG (MAINTENANCE)

CHAPTER 11 — PLACARDS AND MARKINGS

TABLE OF CONTENTS

SUBJECT	CC-SS-UU	FIGURE	EFFECT
BAG INSTL-GROUNDING WRIST STRAP	11-37-25	01	002004
STOWAGE (PLACARDS AND MARKINGS ONLY)			006102 107999
COVER ASSY-FWD CARGO COMPT SMOKE	11-37-53	01	002004
DETECTOR (PLACARDS AND MARKINGS ONLY)			006999
DETECTOR ASSY-SMOKE (PLACARDS AND	11-37-14	01	002004
MARKINGS ONLY)			006999
DOOR ASSY-AIR CONDITION ACCESS	11-37-51	01	002004
			006999
DOOR ASSY-RAM AIR HEAT SINK HEAT	11-37-15	01	002004
EXCHANGER INLET DOOR (PLACARDS AND			006999
MARKINGS ONLY)			
DUCT ASSY-CARGO HEATING SYS R SIDE	11-37-10	01	002004
(PLACARDS AND MARKINGS ONLY)			006999
DUCT INSTL-MIX BAY TRIM AIR	11-37-20	01	002004
			006999
MARKER INSTL-CARGO COMPT FWD	11-37-52	01	103106
MARKING INSTL-FWD CARGO COMPT	11-37-01	01	002004
			006102 107999
MARKING INSTL-FWD CARGO COMPT	11-37-01	02	103106
PANEL AND DOOR ASSY (PLACARDS AND	11-37-04	01	008105
MARKINGS ONLY)			107107 121949
PANEL ASSY-P43 FWD CARGO DOOR CONT	11-37-06	02	101106
(PLACARDS AND MARKINGS ONLY)			108120 504903
PANEL INSTL-P43 FWD CARGO DOOR CONT	11-37-06	01	002004
(PLACARDS AND MARKINGS ONLY)			006100 107107 121503 904999
PROVISION INSTL-SECT. 46 AND 43 CARGO	11-37-05	01	002004
COMPT LWR WIRE (PLACARDS AND MARKINGS			006100 107107 121503 904999
ONLY)			
AFT / BULK CARGO COMPARTMENT	11-38-00		



BOEING
757
PARTS CATALOG (MAINTENANCE)

CHAPTER 11 — PLACARDS AND MARKINGS

TABLE OF CONTENTS

SUBJECT	CC-SS-UU	FIGURE	EFFECT
ACCELEROMETER INSTL-YAW DAMPER (PLACARDS AND MARKINGS ONLY)	11-38-51	01	002004 006106 108999
COVER ASSY-AFT CARGO COMPT SMOKE DETECTOR (PLACARDS AND MARKINGS ONLY)	11-38-59	01	002004 006999
DUCT ASSY-CARGO HEATING SYS INLET	11-38-25	01	002004 006999
DUCT ASSY-CARGO HEATING SYS INLET	11-38-25	01A	103106
DUCT ASSY-CARGO HEATING SYS MIX BAY	11-38-10	01	002004 006102 107107 121999
DUCT INSTL-CARGO HEATING SYS MIX BAY (PLACARDS AND MARKINGS ONLY)	11-38-51	02	002004 006999
EQUIPMENT INSTL-CARGO HEATING SYS (PLACARDS AND MARKINGS ONLY)	11-38-51	03	002004 006999
FILTER ASSY-CTR SYS RET (PLACARDS AND MARKINGS ONLY)	11-38-45	01	002004 006100 107107 121503 904999
HOUSING ASSY-NO.3 CARGO DOOR COUNTERBALANCE SYS (PLACARDS AND MARKINGS ONLY)	11-38-20	01	121503 904949
MARKING INSTL-AFT CARGO COMPT	11-38-05	01	002004 006102 107999
MARKING INSTL-AFT CARGO COMPT	11-38-05	02	103106
MODULE INSTL-PWR TRANSFER UNIT	11-38-40	01	002004 006999
PRESSURE FILTER (PLACARDS AND MARKINGS ONLY)			
MODULE INSTL-STAB. TRIM CONT (PLACARDS AND MARKINGS ONLY)	11-38-30	01	002004 006999
PANEL ASSY-P44 AFT CARGO DOOR CONT (PLACARDS AND MARKINGS ONLY)	11-38-06	02	101106 108120 504903
PANEL INSTL-P41 AND P42 CARGO DOOR CONT (PLACARDS AND MARKINGS ONLY)	11-38-35	01	002004 006999


BOEING
 757
PARTS CATALOG (MAINTENANCE)

CHAPTER 11 — PLACARDS AND MARKINGS

TABLE OF CONTENTS

SUBJECT	CC-SS-UU	FIGURE	EFFECT
PANEL INSTL-P44 AFT CARGO DOOR CONT (PLACARDS AND MARKINGS ONLY)	11-38-06	01	002004 006100 107107 121503 904999
SHROUD ASSY (PLACARDS AND MARKINGS ONLY)	11-38-01	02	006102
SUPPORT ASSY-CARGO COMPT FIRE EXT SYS AFT	11-38-57	02	002004 006106 108903 950999
SUPPORT INSTL-CARGO COMPT FIRE EXT SYS AFT	11-38-57	01	107107 904949
TOOLING GYRO INSTL-MTG PROVISIONS	11-38-01	01	002004 006999

 **BOEING**
757
PARTS CATALOG (MAINTENANCE)

CHAPTER 11 — PLACARDS AND MARKINGS

TABLE OF CONTENTS

SUBJECT	CC-SS-UU	FIGURE	EFFECT
LIGHT INSTL - EMER	11-51-00		
COUPLER INSTL-VERT. STAB. AND COMM HF	11-51-51	01	103105
ANT. (PLACARDS AND MARKINGS ONLY)			108120

PLACARDS AND MARKINGS

BRI
MAY 28/07

11-00-00
SECTION TITLE
PAGE 1

 **BOEING**
757
PARTS CATALOG (MAINTENANCE)

NON-ILLUSTRATED FIGURE

THE ITEMS REFLECTED IN THIS FIGURE ARE INTENTIONALLY
NON-ILLUSTRATED. THEY ARE REFERENCED TO EITHER A
NEXT HIGHER OR NEXT LOWER ASSEMBLY/INSTALLATION FIGURE.

Y 11000001 REV 236

COLLECTOR INSTL-BASIC AND STABLE (PLACARDS AND MARKINGS ONLY)
FIGURE 1

11-00-00-01

BRI
JAN 20/09

11-00-00-01
PAGE 0



757

PARTS CATALOG (MAINTENANCE)

FIG ITEM	PART NUMBER	1 2 3 4 5 6 7	NOMENCLATURE	EFFECT FROM TO	UNITS PER ASSY
1			COLLECTOR INSTL-BASIC AND STABLE (PLACARDS AND MARKINGS ONLY)	108120	
- 1	270N0100-100		COLLECTOR INSTL-BASIC AND STABLE (PLACARDS AND MARKINGS ONLY) FOR OTHER SYS DETAILS SEE: 27-00-00-03 29-00-51-02C 32-00-00-02	108120	RF
- 5	271N1051-9		.MARKER INSTL-RAM AIR TURB FOR DETAILS SEE: 11-21-18-01	108120	1

MISSING ITEM NUMBERS NOT APPLICABLE

- ITEM NOT ILLUSTRATED

BRI

11-00-00-01

BOEING PROPRIETARY - Copyright © - Unpublished Work - See title page for details.

11-00-00
FIG. 01
PAGE 1
JAN 20/09

 **BOEING**
757
PARTS CATALOG (MAINTENANCE)

NON-ILLUSTRATED FIGURE

THE ITEMS REFLECTED IN THIS FIGURE ARE INTENTIONALLY
NON-ILLUSTRATED. THEY ARE REFERENCED TO EITHER A
NEXT HIGHER OR NEXT LOWER ASSEMBLY/INSTALLATION FIGURE.

Y 11000009 REV 236

COLLECTOR INSTL-HYDR (PLACARDS AND MARKINGS ONLY)
FIGURE 9

11-00-00-09

BRI
MAY 28/07

11-00-00-09
PAGE 0



757

PARTS CATALOG (MAINTENANCE)

FIG ITEM	PART NUMBER	1 2 3 4 5 6 7	NOMENCLATURE	EFFECT FROM TO	UNITS PER ASSY
9			COLLECTOR INSTL-HYDR (PLACARDS AND MARKINGS ONLY)	101102 108120 504903	
- 1	270N0100-1440		COLLECTOR INSTL-BRITANIA (BRI) (PLACARDS AND MARKINGS ONLY) FOR OTHER SYS DETAILS SEE: 24-00-00-06 29-00-51-05B 78-00-00-04	101102	1
- 1	270N0100-1620		COLLECTOR INSTL-BRITISH AIRLINES (BAB) (PLACARDS AND MARKINGS ONLY) FOR OTHER SYS DETAILS SEE: 24-00-00-06 29-00-51-05B 78-00-00-04	504903	1
- 2	270N0100-1950		COLLECTOR INSTL-(ILF/NAB) NATIONAL AIRLINES (PLACARDS AND MARKINGS ONLY) FOR OTHER SYS DETAILS SEE: 24-00-00-06 29-00-51-05B 78-00-00-04	108120	1
- 20	271N1051-9		.MARKER INSTL-RAM AIR TURB FOR DETAILS SEE: 11-21-18-01	101102 504903	1
- 25	271N1082-9		.MARKER INSTL-HYDR MOTOR/GEN FOR DETAILS SEE: 11-22-61-02	101102 108120	1

MISSING ITEM NUMBERS NOT APPLICABLE

- ITEM NOT ILLUSTRATED

BRI

11-00-00-09

BOEING PROPRIETARY - Copyright © - Unpublished Work - See title page for details.

11-00-00
FIG. 09
PAGE 1
JAN 20/09

 **BOEING**
757
PARTS CATALOG (MAINTENANCE)

NON-ILLUSTRATED FIGURE

THE ITEMS REFLECTED IN THIS FIGURE ARE INTENTIONALLY
NON-ILLUSTRATED. THEY ARE REFERENCED TO EITHER A
NEXT HIGHER OR NEXT LOWER ASSEMBLY/INSTALLATION FIGURE.

MARKING INSTL-MODEL 757
FIGURE 1

11-00-01-01

BRI
MAY 28/07

11-00-01-01
PAGE 0



757

PARTS CATALOG (MAINTENANCE)

FIG ITEM	PART NUMBER	1 2 3 4 5 6 7	NOMENCLATURE	EFFECT FROM TO	UNITS PER ASSY
1			MARKING INSTL-MODEL 757	002004 006100 107107 121503 904999	
- 1	012N3501-1		MARKING INSTL-MODEL 757 VARIABLE DRAWING REF: 012N3501-103 012N3501-104 012N3501-130	002004 006100 107107 121503 904999	1
- 5	100N1140-1		.COLLECTOR INSTL- VARIABLE DRAWING REF: 100N1140-103	002004 006100 107107 121503 904999	1
- 10	100N1151-2		..MARKING INSTL-MAINT POSITION DATA: SECT. 41 FOR DETAILS SEE: 11-21-01-01	002004 006100 107107 121503 904999	1
- 15	100N1153-2		..MARKING INSTL-MAINT POSITION DATA: SECT. 43 FOR DETAILS SEE: 11-21-02-01	002004 006100 107107 121503 904999	1
- 20	100N1154-2		..MARKING INSTL-MAINT POSITION DATA: SECT. 44 FOR DETAILS SEE: 11-24-05-10	002004 006100 121503 950951 953999	1
- 25	100N1156-2		..MARKING INSTL-MAINT POSITION DATA: SECT. 46 VARIABLE DRAWING REF: 100N1156-4 FOR DETAILS SEE: 11-35-05-02	002004 006100 107107 121503 904999	1
- 35	100N1159-2		..MARKING INSTL-MAINT POSITION DATA: SECT. 49 FOR DETAILS SEE: 11-35-07-01	002004 006100 107107 121503 904999	1
- 36	100N1111-1		.MARKING INSTL-MAINT WING INTERIOR FOR DETAILS SEE: 11-24-51-01	002004 006100 107107 121503 904999	1

MISSING ITEM NUMBERS NOT APPLICABLE

- ITEM NOT ILLUSTRATED

11-00-01-01

11-00-01
FIG. 01
PAGE 1
JAN 20/09

BRI



757

PARTS CATALOG (MAINTENANCE)

FIG ITEM	PART NUMBER	1 2 3 4 5 6 7	NOMENCLATURE	EFFECT FROM TO	UNITS PER ASSY
1					
- 40	251N6056-1		.MARKER INSTL-CABLE IDENT VARIABLE DRAWING REF: 251N6056-2 FOR DETAILS SEE: 11-24-25-01	002004 006100 107107 121503 904999	1
- 45	340N3001-5		.MARKING INSTL-FUEL SYS EXT VARIABLE DRAWING REF: 340N3001-6 FOR DETAILS SEE: 11-24-05-01	107107 904949	1
- 45	340N3001-9		.MARKING INSTL-FUEL SYS EXT VARIABLE DRAWING REF: 340N3001-10 FOR DETAILS SEE: 11-24-05-01	002004 006100 121503 950999	1
- 50	417N2521-2		.PLACARD INSTL-WATER TANK DRAIN FOR DETAILS SEE: 11-35-10-01	002004 006100 107107 121503 904999	1
- 55	417N8201-4		.MARKER INSTL-LAV POSITION DATA: FWD FOR DETAILS SEE: 11-35-15-01	107107 904949 952952	1
- 55	417N8201-5		.MARKER INSTL-LAV POSITION DATA: FWD FOR DETAILS SEE: 11-35-15-01	107107 904949	1
- 60	417N8301-4		.PLACARD INSTL-LAV POSITION DATA: MID CAB. FOR DETAILS SEE: 11-35-20-01	107107 904949 952952	1
- 65	417N8351-5		.PLACARD INSTL-FLUSH LINE AND CONT CABLE VARIABLE DRAWING REF: 417N8351-6 FOR DETAILS SEE: 11-35-90-50	002004 006100 107107 121503 904949 952999	1
- 65	417N8351-13		.PLACARD INSTL-FLUSH LINE AND CONT CABLE (VARIABLE) FOR DETAILS SEE: 11-35-90-50	107107	1

MISSING ITEM NUMBERS NOT APPLICABLE

- ITEM NOT ILLUSTRATED

11-00-01-01

11-00-01
FIG. 01
PAGE 2
JAN 20/09

BRI



757

PARTS CATALOG (MAINTENANCE)

FIG ITEM	PART NUMBER	1 2 3 4 5 6 7	NOMENCLATURE	EFFECT FROM TO	UNITS PER ASSY
1					
- 70	273N4007-1		.MARKER INSTL-EXT RELEASE SYS LG DOOR FOR DETAILS SEE: 11-22-55-01	002004 006100 107107 121503 904999	1
- 78	300N0506-4		.MARKING INSTL-RB211-535 SCVE PNL FOR DETAILS SEE: 11-25-05-01	002004 006100 107107 121503 904999	2
- 82	300N0506-3		.MARKING INSTL-RB211-535 SCVE PNL VARIABLE DRAWING REF: 300N0506-5 FOR DETAILS SEE: 11-25-04-01	002004 006100 107107 121503 904999	2
- 95	417N2515-4		.PLACARD INSTL-PASS. WATER SYS WATER TANK FILL AND OVERFLOW VALVE FOR DETAILS SEE: 11-21-23-01	002004 006100 107107 121503 904999	1

MISSING ITEM NUMBERS NOT APPLICABLE

- ITEM NOT ILLUSTRATED

11-00-01-01

11-00-01
FIG. 01
PAGE 3
JAN 20/09

BRI

 **BOEING**
757
PARTS CATALOG (MAINTENANCE)

NON-ILLUSTRATED FIGURE

THE ITEMS REFLECTED IN THIS FIGURE ARE INTENTIONALLY
NON-ILLUSTRATED. THEY ARE REFERENCED TO EITHER A
NEXT HIGHER OR NEXT LOWER ASSEMBLY/INSTALLATION FIGURE.

MARKING INSTL-MODEL 757
FIGURE 1A

11-00-01-01A

BRI
MAY 28/07

11-00-01-01A
PAGE 0

 **BOEING**
757
PARTS CATALOG (MAINTENANCE)

FIG ITEM	PART NUMBER	1 2 3 4 5 6 7	NOMENCLATURE	EFFECT FROM TO	UNITS PER ASSY
1A			MARKING INSTL-MODEL 757	101102 108120 504903	
- 1	012N3501-2001		MARKING INSTL-APL MAINT	101102 108120 504903	1
- 10	100N1154-2001		.MARKING INSTL-MAINT POSITION DATA: SECT. 44 FOR DETAILS SEE: 11-24-05-10	101102 108120 504903	1
- 25	100N1156-2001		.MARKING INSTL-MAINT POSITION DATA: SECT. 46 FOR DETAILS SEE: 11-35-05-07A	101102 108120 504903	1
- 30	100N1156-3001		.MARKINGS-EXT FOR DETAILS SEE: 11-21-02-03	108120 504903	1
- 200	012N3501-401		MARKING INSTL-APL MAINT	101102 108120 504903	1
- 205	100N1111-401		.MARKING INSTL-MAINT WING INTR FOR DETAILS SEE: 11-24-51-01	101102 108120 504903	1
- 220	251N6056-7		.MARKER INSTL-CABLE IDENT FOR DETAILS SEE: 11-24-25-01	101102 108120 504903	1
- 250	012N3501-601		MARKING INSTL-APL MAINT	101102 108120 504903	1
- 255	100N1151-601		.MARKING INSTL-MAINT POSITION DATA: SECT. 41 FOR DETAILS SEE: 11-21-01-01	101102 108120 504903	1
- 265	100N1153-601		.MARKING INSTL-MAINT POSITION DATA: SECT. 43 FOR DETAILS SEE: 11-21-02-01	101102 108120 504903	1
- 280	100N1156-601		.MARKING INSTL-DECAL POSITION DATA: SECT. 46 FOR DETAILS SEE: 11-35-05-07A	101102 108120 504903	1

MISSING ITEM NUMBERS NOT APPLICABLE

- ITEM NOT ILLUSTRATED

BRI

11-00-01-01A

11-00-01
FIG. 01A
PAGE 1
JAN 20/09



757

PARTS CATALOG (MAINTENANCE)

FIG ITEM	PART NUMBER	1 2 3 4 5 6 7	NOMENCLATURE	EFFECT FROM TO	UNITS PER ASSY
1 A					
- 290	251N6056-6		.MARKER INSTL-CABLE IDENT FOR DETAILS SEE: 11-24-25-01	101102 108120 504903	1
- 295	100N1156-401		.MARKING INSTL-MAINT POSITION DATA: SECT. 46 FOR DETAILS SEE: 11-35-05-07A	101102 108120 504903	1
- 300	100N1159-401		.MARKING INSTL-MAINT POSITION DATA: SECT. 49 FOR DETAILS SEE: 11-35-07-01	101102 504903	1
- 300	100N1159-601		.MARKING INSTL-MAINT POSITION DATA: SECT. 49 FOR DETAILS SEE: 11-35-07-01	108120	1
- 302	100N1153-3009		.MARKING INSTL-MAINT POSITION DATA: SECT. 43 FOR DETAILS SEE: 11-21-02-01	102102 108120 504903	1
- 310	100N1151-3003		.DECAL INSTL-MAINT POSITION DATA: SECT. 41 FOR DETAILS SEE: 11-21-01-01	101102 108120 504903	1

MISSING ITEM NUMBERS NOT APPLICABLE

- ITEM NOT ILLUSTRATED

BRI

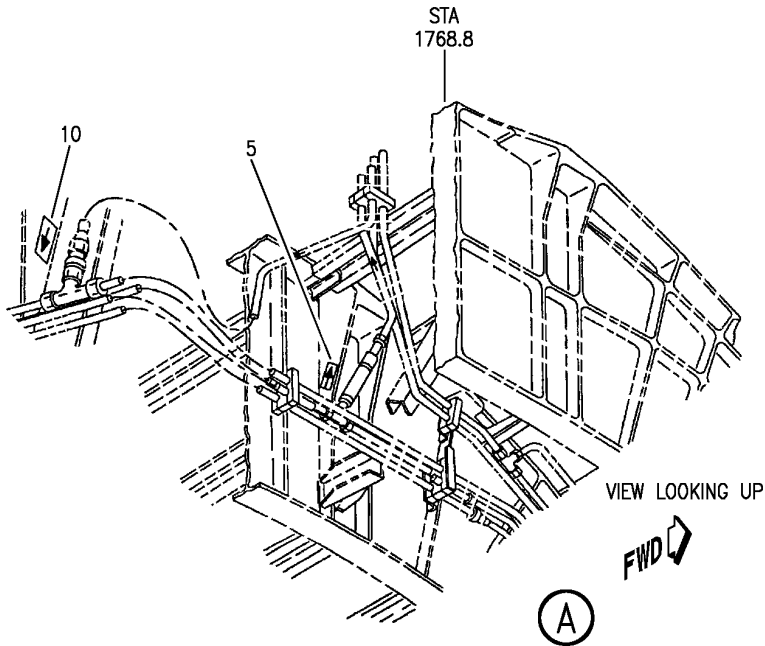
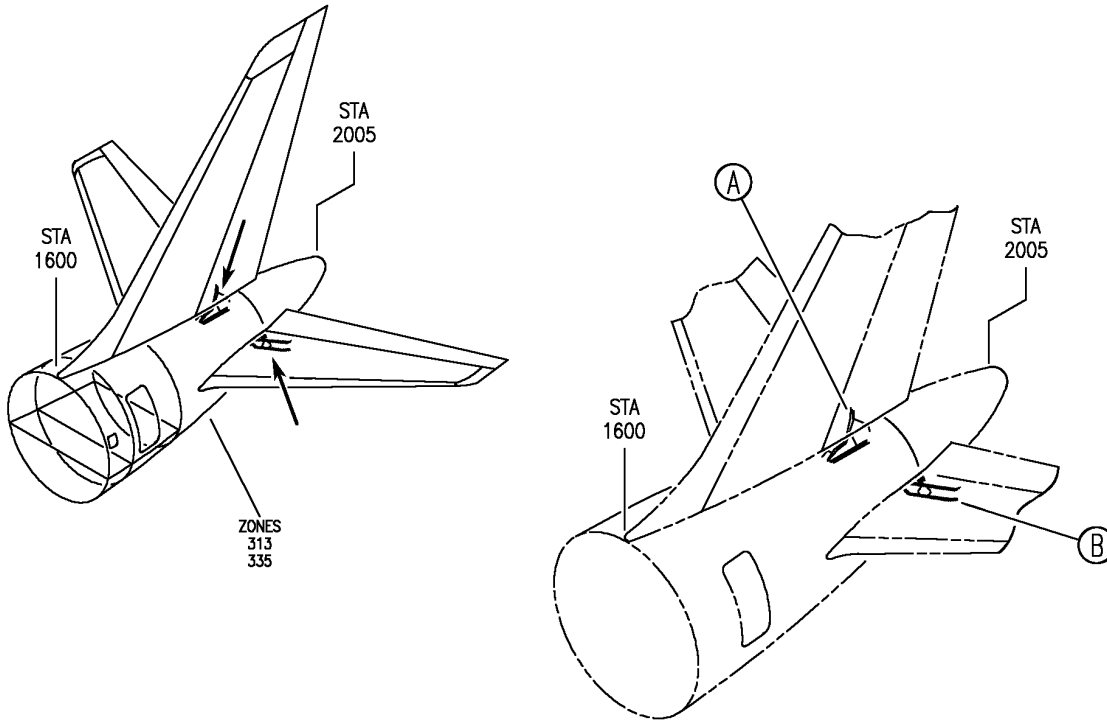
11-00-01-01A

BOEING PROPRIETARY - Copyright © - Unpublished Work - See title page for details.

11-00-01
FIG. 01A
PAGE 2
JAN 20/09

FUSELAGE

BOEING
757
PARTS CATALOG (MAINTENANCE)



Y 11210004 SH1 1 REV 278

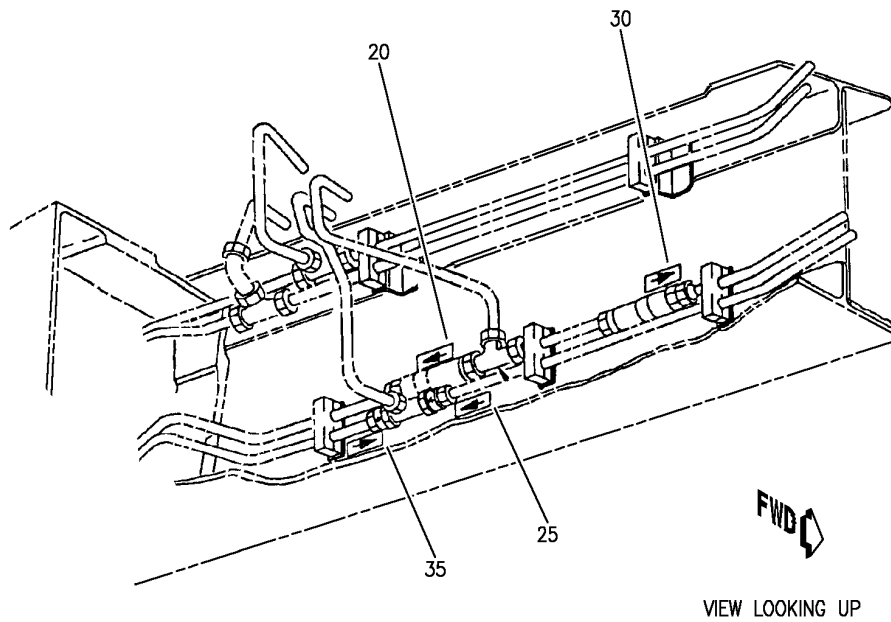
PLUMBING INSTL
FIGURE 4 (SHEET 1)

11-21-00-04

BRI
JAN 20/09

11-21-00-04
PAGE 0

BOEING
757
PARTS CATALOG (MAINTENANCE)



(B)

Y 11210004 SH1 2 REV 278

PLUMBING INSTL
FIGURE 4 (SHEET 2)

11-21-00-04

BRI
JAN 20/09

11-21-00-04
PAGE 0A



757

PARTS CATALOG (MAINTENANCE)

FIG ITEM	PART NUMBER	1 2 3 4 5 6 7	NOMENCLATURE	EFFECT FROM TO	UNITS PER ASSY
4			PLUMBING INSTL	107107	
- 1	271N6701-1		PLUMBING INSTL-VERTICAL FIN POSITION DATA: SECT. 70 REWORK DRAWING REF: 012N8467-1 012N8467-3 REWORKED BY ALERT SB: 29A0030R3 FOR NHA/OTHER SYS DET SEE: 29-00-51-04	107107	RF
5	BACM10F8DB		.MARKER-ALUMINUM FOIL POST ALERT SB: 29A0030R3	107107	1
10	BACM10V21-2JG		.MARKER-ALUMINUM FOIL POST ALERT SB: 29A0030R3	107107	1
- 15	271N6821-1		PLUMBING INSTL-HORIZ STAB. POSITION DATA: L REWORK DRAWING REF: 012N8467-1 012N8467-3 REWORKED BY ALERT SB: 29A0030R3 FOR NHA/OTHER SYS DET SEE: 29-00-51-04	107107	RF
20	BACM10F31-8H		.MARKER-ALUMINUM FOIL POST ALERT SB: 29A0030R3	107107	1
25	BACM10V21-2JH		.MARKER-ALUMINUM FOIL POST ALERT SB: 29A0030R3	107107	1
30	BACM10F8DB		.MARKER-ALUMINUM FOIL POST ALERT SB: 29A0030R3	107107	1
35	BACM10V21-2JG		.MARKER-ALUMINUM FOIL POST ALERT SB: 29A0030R3	107107	1

MISSING ITEM NUMBERS NOT APPLICABLE

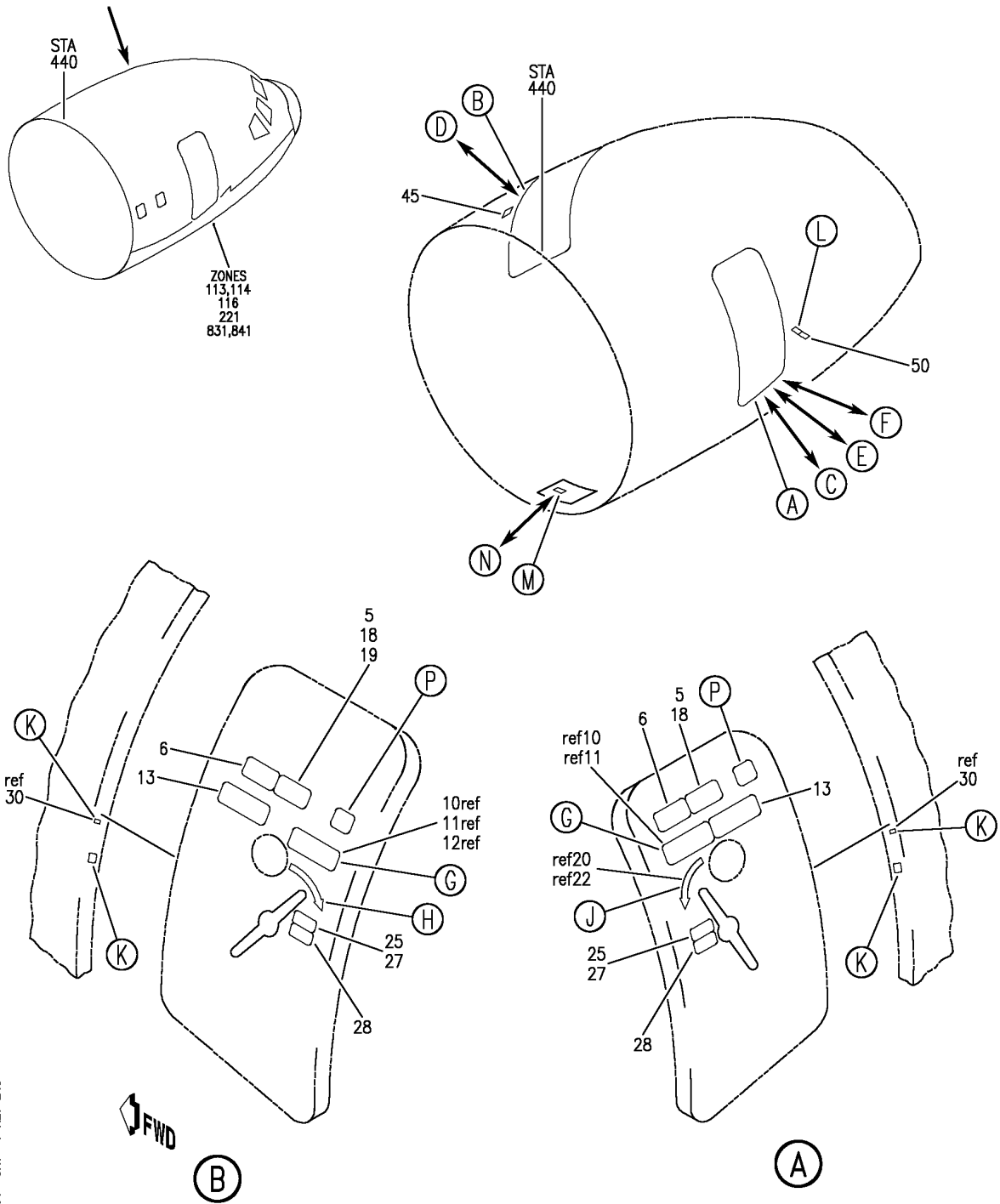
- ITEM NOT ILLUSTRATED

11-21-00-04

11-21-00
FIG. 04
PAGE 1
JAN 20/09

BRI

BOEING
757
PARTS CATALOG (MAINTENANCE)



Y 11210101 SHT 1 REV 245

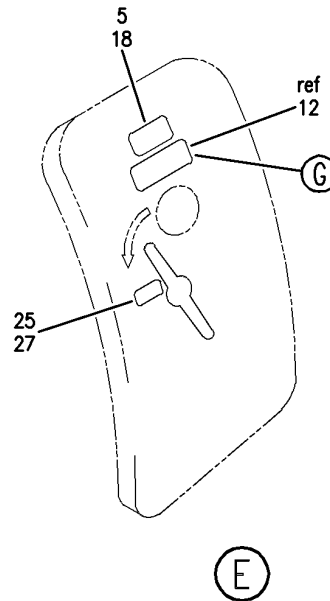
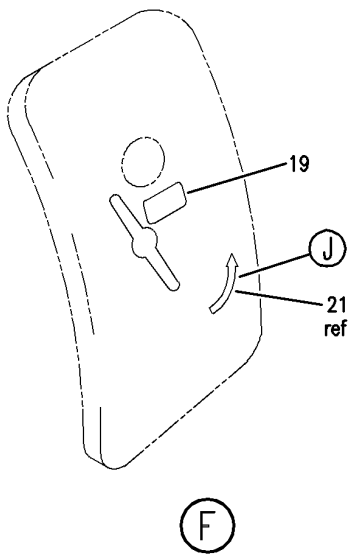
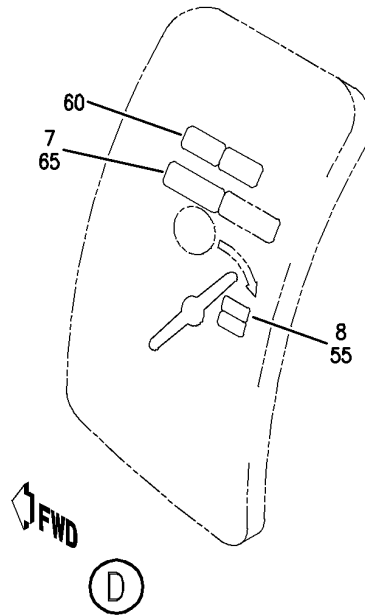
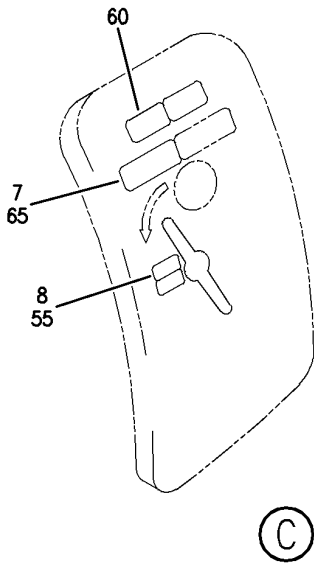
MARKING INSTL-SECT. 41 MAINT
FIGURE 1 (SHEET 1)

11-21-01-01

BRI
MAY 28/07

11-21-01-01
PAGE 0

BOEING
757
PARTS CATALOG (MAINTENANCE)



Y 11210101 SHT 2 REV 227

MARKING INSTL-SECT. 41 MAINT
FIGURE 1 (SHEET 2)

11-21-01-01

BRI
MAY 28/07

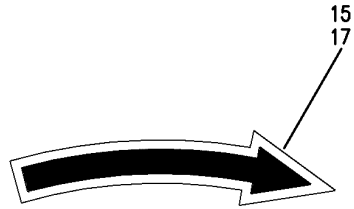
11-21-01-01
PAGE 0A

BOEING
757
PARTS CATALOG (MAINTENANCE)

10
11
12

PUSH RED BUTTON ON HANDLE
PULL OUT HANDLE
ROTATE AS SHOWN BELOW
RETURN HANDLE FLUSH WITH DOOR
PULL DOOR OUTWARD

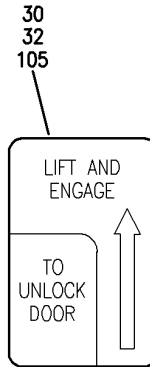
(G)



(H)



(J)



(K)

35
110

OPEN
RETURN HANDLE
TO OPEN POSITION
BEFORE CLOSING DOOR

(L)

40

CAUTION
O.A.T. GREATER THAN 80°F (27°C)
AND AIR COND. SYS. NOT OPR.
OPEN (1) FWD AND (1) AFT SERVICE
OR ENTRY DOOR ON OPPOSITE
SIDES BEFORE APPLYING
ELECTRICAL POWER

(M)

Y 11210101 SH1 3 REV 245

MARKING INSTL-SECT. 41 MAINT
FIGURE 1 (SHEET 3)

11-21-01-01

BRI
MAY 28/07

11-21-01-01
PAGE 08

 **BOEING**
757
PARTS CATALOG (MAINTENANCE)

42
115

CAUTION
FOR RAMP TEMP. 94°F (34°C) OR
HIGHER AND AIR COND PACKS OFF
USE VENTILATION PROCEDURE IN
MM 21-58-00PG201
BEFORE APPLYING ELECTRICAL POWER

(N)

70

CAUTION
WHEN RED FLAG SHOWS
IN WINDOW

AUTOMATIC
ESCAPE SLIDE
IS ARMED

STAND CLEAR WHEN
OPENING DOOR

(P)

Y 11210101 SHT 4 REV 227

MARKING INSTL-SECT. 41 MAINT
FIGURE 1 (SHEET 4)

11-21-01-01

BRI
MAY 28/07

11-21-01-01
PAGE 0C



757

PARTS CATALOG (MAINTENANCE)

FIG ITEM	PART NUMBER	1 2 3 4 5 6 7	NOMENCLATURE	EFFECT FROM TO	UNITS PER ASSY
1			MARKING INSTL-SECT. 41 MAINT	002004 006999	
- 1	100N1151-2		MARKING INSTL-MAINT POSITION DATA: SECT. 41 FOR NHA SEE: 11-00-01-01	002004 006100 107107 121503 904999	RF
- 3	100N1151-3003		DECAL INSTL-MAINT POSITION DATA: SECT. 41 FOR NHA SEE: 11-00-01-01A	101102 108120 504903	RF
- 3	MODREF350		DECAL INSTL-MAINT MODULE NUMBER: 100N1151-3003 REV A POSITION DATA: SECT. 41	103106	1
5	BAC27NBY0008		.DECAL- PLACARD CONTENT: EXIT	002004 006100 107107 121503 904999	2
10	BAC27EPPS2124		.DECAL	002004 006999	2
11	BAC27EPPS2124		.DECAL-	002004 006100 107107 121503 904999	2
15	BAC27NBY0009		.DECAL- POSITION DATA: DOOR 1 L	002004 006100 107107 121503 904999	1
17	BAC27NBY0009		.DECAL	101106 108120 504903	1
18	BAC27NBY0008		.DECAL- PLACARD CONTENT: EXIT	002004 006999	2
20	BAC27NBY0010		.DECAL-	002004 006100 107107 121503 904999	1
22	BAC27NBY0010		.DECAL	101106 108120 504903	1

MISSING ITEM NUMBERS NOT APPLICABLE

- ITEM NOT ILLUSTRATED

11-21-01-01

11-21-01
FIG. 01
PAGE 1
JAN 20/09

BRI



757

PARTS CATALOG (MAINTENANCE)

FIG ITEM	PART NUMBER	1 2 3 4 5 6 7	NOMENCLATURE	EFFECT FROM TO	UNITS PER ASSY
1					
25	BAC27NBY0011	.DECAL-	PLACARD CONTENT: OPEN	002004 006100 107107 121503 904999	2
27	BAC27NBY0011	.DECAL-	PLACARD CONTENT: OPEN	101106 108120 504903	2
30	BAC27DBY181	.DECAL-		002004 006100 121503 904999	2
32	BAC27DBY181	.DECAL-	POST SERVICE BULLETIN: 52-0032R1	107107	2
35	BAC27DPA451	.DECAL-		002004 006100 107107 121503 904999	1
40	BAC27NEC0123	.DECAL-		002004 006100 107107 121503 904999	1
42	BAC27NEC0124	.DECAL-		002004 006100 107107 121503 904999	1
- 100	100N1151-601		MARKING INSTL-MAINT POSITION DATA: SECT. 41 FOR NHA SEE: 11-00-01-01A	101102 108120 504903	RF
- 100	MODREF355		MARKING INSTL-MAINT MODULE NUMBER: 100N1151-601 REV A POSITION DATA: SECT. 41	103106	1
105	BAC27DBY181	.DECAL		101106 108120 504903	2
110	BAC27DPA451	.DECAL		101106 108120 504903	1
115	BAC27NEC0124	.DECAL		101106 108120 504903	1

MISSING ITEM NUMBERS NOT APPLICABLE

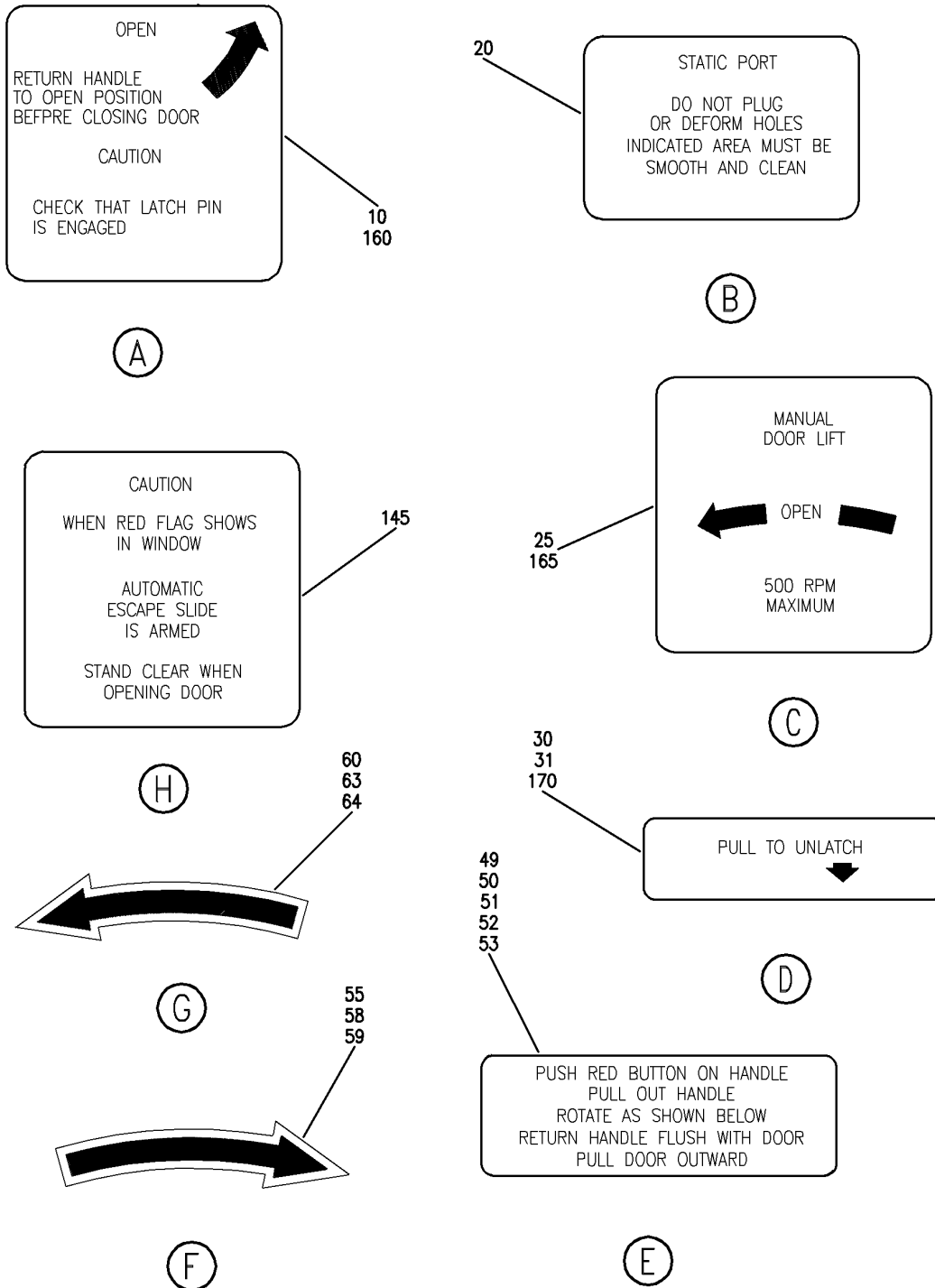
- ITEM NOT ILLUSTRATED

BRI

11-21-01-01

11-21-01
FIG. 01
PAGE 2
JAN 20/09

BOEING
757
PARTS CATALOG (MAINTENANCE)



Y 11210201 SH1 2 REV 226

MARKING INSTL-SECT. 43 MAINT
FIGURE 1 (SHEET 2)

11-21-02-01

BRI
MAY 28/07

11-21-02-01
PAGE 0A



757

PARTS CATALOG (MAINTENANCE)

FIG ITEM	PART NUMBER	1 2 3 4 5 6 7	NOMENCLATURE	EFFECT FROM TO	UNITS PER ASSY
1			MARKING INSTL-SECT. 43 MAINT	002004 006999	
- 1	100N1153-2		MARKING INSTL-MAINT POSITION DATA: SECT. 43 FOR NHA SEE: 11-00-01-01	002004 006100 107107 121503 904999	RF
- 1	100N1153-601		MARKING INSTL-MAINT POSITION DATA: SECT. 43 FOR NHA SEE: 11-00-01-01A	101102 108120 504903	RF
- 2	MODREF367		MARKING INSTL-MAINT MODULE NUMBER: 100N1153-601 REV A POSITION DATA: SECT. 43	103106	1
- 4	100N1153-3009		MARKING INSTL-MAINT POSITION DATA: SECT. 43 FOR NHA SEE: 11-00-01-01A	102102 108120 504903	RF
5	BAC27NBY0013		.DECAL- PLACARD CONTENT: NO STEP USED ON: 100N1153-601	002004 006101 103503 506999	8
10	BAC27NBY0016		.DECAL- USED ON: 100N1153-601	002004 006999	1
25	BAC27NBY0036		.DECAL- USED ON: 100N1153-601	002004 006999	1
30	BAC27NBY0014		.DECAL- PLACARD CONTENT: PULL TO UNLATCH USED ON: 100N1153-601	002004 006101 103503 506999	1
35	BAC27DPA149		.DECAL- PLACARD CONTENT: PUSH USED ON: 100N1153-601	002004 006101 103503 506999	1
40	BAC27DPA150		.DECAL- PLACARD CONTENT: PULL TO OPEN USED ON: 100N1153-601	002004 006101 103503 506999	1

MISSING ITEM NUMBERS NOT APPLICABLE

- ITEM NOT ILLUSTRATED

11-21-02-01

11-21-02
FIG. 01
PAGE 1
JAN 20/09

BRI

 **BOEING**
757
PARTS CATALOG (MAINTENANCE)

FIG ITEM	PART NUMBER	1 2 3 4 5 6 7	NOMENCLATURE	EFFECT FROM TO	UNITS PER ASSY
1					
45	BAC27NBY0008	.DECAL-	PLACARD CONTENT: EXIT USED ON: 100N1153-3009	006016 018101 103106 108120 506903 950951 953999	2
48	BAC27NPA1378	.DECAL-CHINESE	PLACARD CONTENT: EXIT POST RAPID REVISION: RR92037-2	107107	2
50	BAC27EPPS2124	.DECAL-	USED ON: 100N1153-3009	002004 006100 102102 107999	2
54	BAC27NPA1379	.DECAL-CHINESE	POST RAPID REVISION: RR92037-2	107107	2
55	BAC27NBY0009	.DECAL-	USED ON: 100N1153-3009	002004 006100 102102 107999	1
60	BAC27NBY0010	.DECAL-	USED ON: 100N1153-3009	002004 006100 102102 107999	1
65	BAC27NBY0011	.DECAL-	PLACARD CONTENT: OPEN USED ON: 100N1153-3009	002004 006100 102102 107999	2
69	BAC27NPA1380	.DECAL-CHINESE	PLACARD CONTENT: OPEN POST RAPID REVISION: RR92037-2	107107	2
70	BAC27DBY181	.DECAL-	PLACARD CONTENT: LIFT AND ENGAGE USED ON: 100N1153-601	101102 108120 504903	2
72	BAC27DBY181	.DECAL-	PLACARD CONTENT: LIFT AND ENGAGE POST SERVICE BULLETIN: 52-0032R1	002004 006101 103503 506999	2

MISSING ITEM NUMBERS NOT APPLICABLE

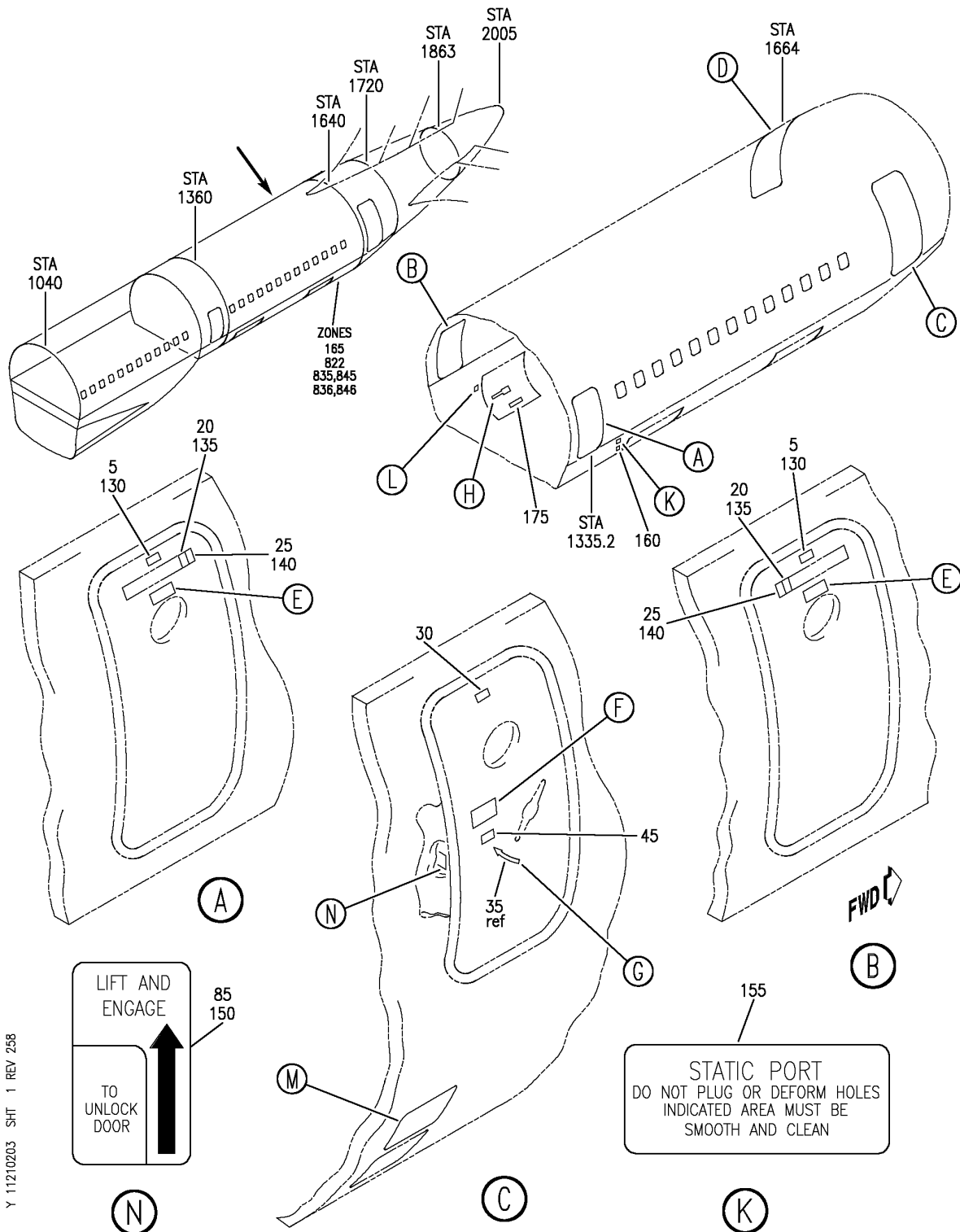
— ITEM NOT ILLUSTRATED

BRI

11-21-02-01

11-21-02
FIG. 01
PAGE 2
JAN 20/09

BOEING
757
PARTS CATALOG (MAINTENANCE)



Y 11210203 SH1 1 REV 258

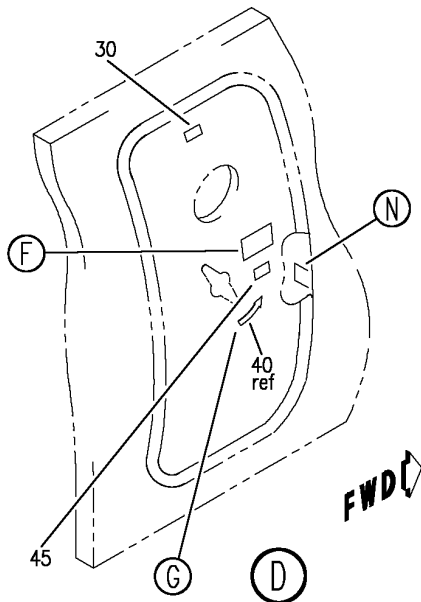
MARKING INSTL-SECT. 46 MAINT
FIGURE 3 (SHEET 1)

11-21-02-03

BRI
JAN 20/09

11-21-02-03
PAGE 0

BOEING
757
PARTS CATALOG (MAINTENANCE)

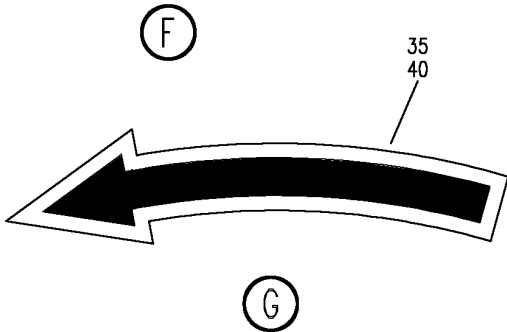


WARNING: FOR EMERGENCY USE ONLY
STAND TO SIDE OF DOOR AND PULL HANDLE. DOOR FALLS OUTWARD
AND DOWN. ESCAPE SLIDE INFLATES IMMEDIATELY.

PUSH RED BUTTON ON HANDLE
PULL OUT HANDLE
ROTATE AS SHOWN BELOW
RETURN HANDLE FLUSH WITH DOOR
PULL DOOR OUTWARD

50
80
165

WARNING
HIGH POWERED
OUTFLOW VALVE
KEEP OUT WHEN
POWER IS ON

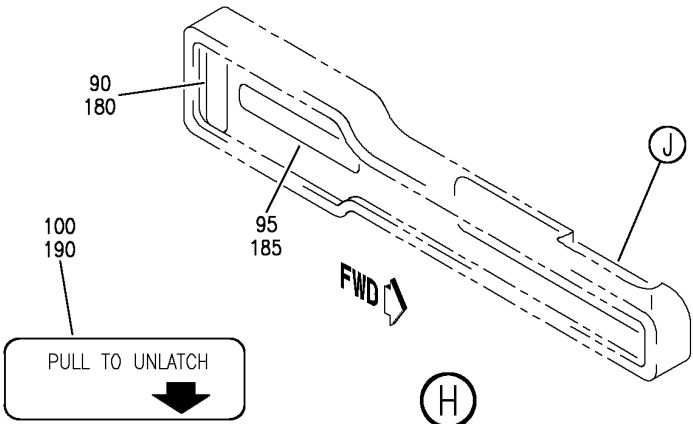


170

MANUAL
DOOR LIFT

← OPEN →

500 RPM
MAXIMUM



PULL TO UNLATCH

↓

Y 11210203 SH1 2 REV 258

MARKING INSTL-SECT. 46 MAINT
FIGURE 3 (SHEET 2)

11-21-02-03

BRI
JAN 20/09

11-21-02-03
PAGE 0A



757

PARTS CATALOG (MAINTENANCE)

FIG ITEM	PART NUMBER	1 2 3 4 5 6 7	NOMENCLATURE	EFFECT FROM TO	UNITS PER ASSY
3			MARKING INSTL-SECT. 46 MAINT	103106 108120 504903	
- 1	100N1156-3001		MARKINGS-MAINT POSITION DATA: SECT. 46 FOR NHA SEE: 11-00-01-01A	108120 504903	RF
- 1	MODREF453		MARKINGS-MAINT MODULE NUMBER: 100N1156-3001 REV A POSITION DATA: SECT. 46	103106	1
5	BACM9L2BN		.MARKER- PLACARD CONTENT: EXIT	103106 108120 504903	2
10	BAC27DPA112		.DECAL	103106 108120 504903	2
15	BAC27EPPS2124		.DECAL	103106 108120 504903	2
20	BAC27NBY0006		.DECAL- PLACARD CONTENT: PULL	103106 108120 504903	2
25	BAC27NBY0007		.DECAL- PLACARD CONTENT: PUSH	103106 108120 504903	2
30	BAC27NBY0008		.DECAL- PLACARD CONTENT: EXIT	103106 108120 504903	2
35	BAC27NBY0009		.DECAL	103106 108120 504903	1
40	BAC27NBY0010		.DECAL	103106 108120 504903	1
45	BAC27NBY0011		.DECAL- PLACARD CONTENT: OPEN	103106 108120 504903	2

MISSING ITEM NUMBERS NOT APPLICABLE

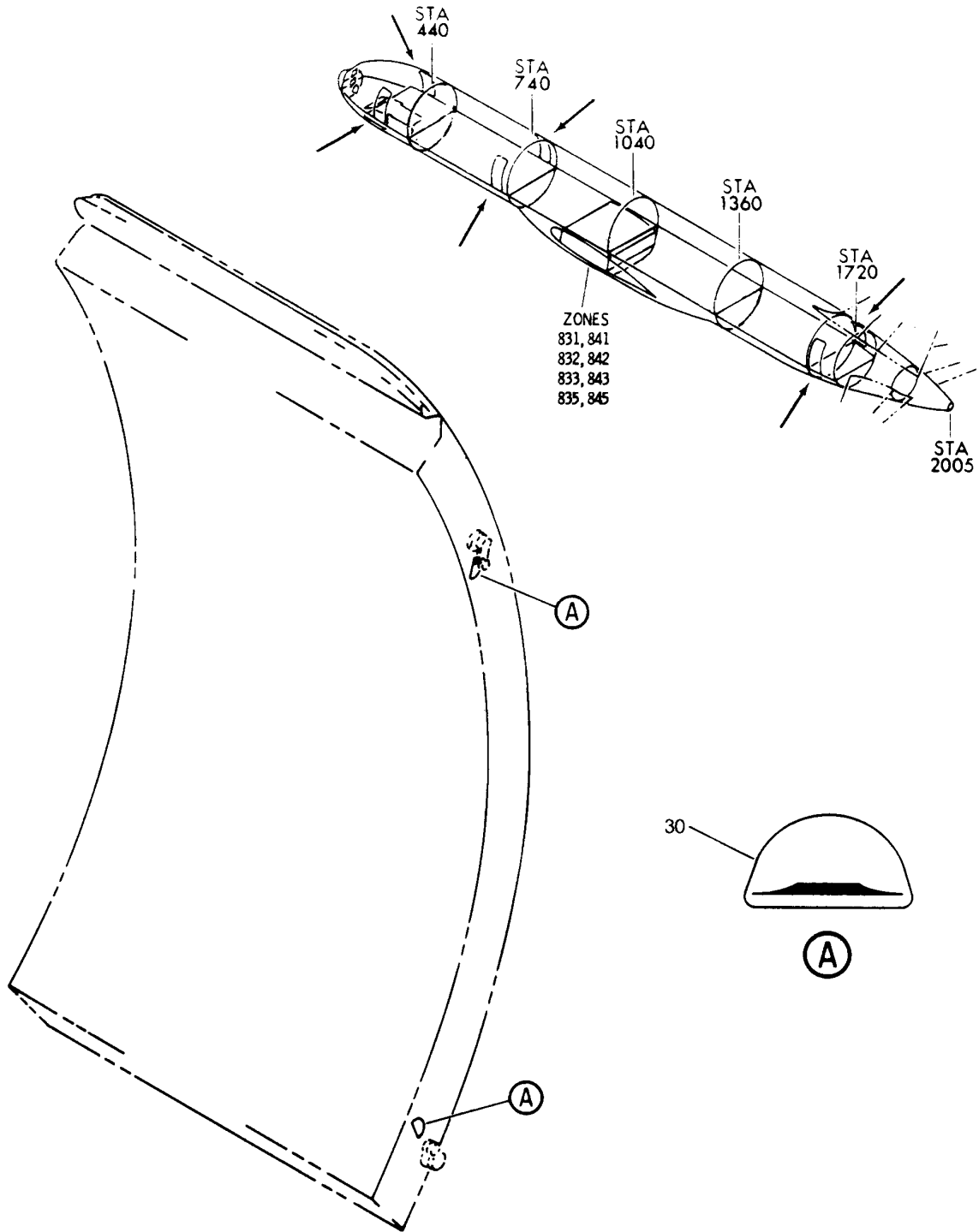
- ITEM NOT ILLUSTRATED

BRI

11-21-02-03

11-21-02
FIG. 03
PAGE 1
JAN 20/09

BOEING
757
PARTS CATALOG (MAINTENANCE)



Y 11210301 REV 200

DOOR ASSY-NO. 1, 2, AND 4 PASS. (PLACARDS AND MARKINGS ONLY)
FIGURE 1

11-21-03-01

BRI
MAY 28/07

11-21-03-01
PAGE 0



757

PARTS CATALOG (MAINTENANCE)

FIG ITEM	PART NUMBER	1 2 3 4 5 6 7	NOMENCLATURE	EFFECT FROM TO	UNITS PER ASSY
1			DOOR ASSY-NO. 1, 2, AND 4 PASS. (PLACARDS AND MARKINGS ONLY)	101106 108120 504903	
- 1	141N6100-2		DOOR ASSY-NO. 1 PASS. (PLACARDS AND MARKINGS ONLY) POSITION DATA: L COMPONENT MAINT MANUAL REF: 52-11-07 QUALIFIED I/W DATA: 141N6100-2004 IS FULLY INTERCHANGEABLE WITH 141N6100-2 DEPENDENT UPON CUSTOMER PREFERENCE FOR ALUMINUM HANDLE BOX 141N6100-2002 IS FULLY INTERCHANGEABLE WITH 141N6100-2 DEPENDENT UPON CUSTOMER PREFERENCE FOR ALUMINUM HANDLE BOX FOR NHA/OTHER SYS DET SEE: 52-11-01-03A	101102 108120	RF
- 1	141N6100-4		DOOR ASSY-NO. 1 PASS. VARIABLE (PLACARDS AND MARKINGS ONLY) POSITION DATA: L COMPONENT MAINT MANUAL REF: 52-11-07 FOR NHA/OTHER SYS DET SEE: 52-11-01-03A	504903	RF

MISSING ITEM NUMBERS NOT APPLICABLE

- ITEM NOT ILLUSTRATED

BRI

11-21-03-01

11-21-03
FIG. 01
PAGE 1
JAN 20/09



757

PARTS CATALOG (MAINTENANCE)

FIG ITEM	PART NUMBER	1 2 3 4 5 6 7	NOMENCLATURE	EFFECT FROM TO	UNITS PER ASSY
1 - 5	141N6200-2		DOOR ASSY-NO. 1 PASS. (PLACARDS AND MARKINGS ONLY) POSITION DATA: R COMPONENT MAINT MANUAL REF: 52-11-05 QUALIFIED I/W DATA: 141N6200-2 IS INTERCHANGEABLE ONE WAY FORWARD WITH 141N6200-2006 DEPENDENT UPON CUSTOMER PREFERENCE FOR ALUMINUM HANDLE BOX. 141N6200-2004 IS FULLY INTERCHANGEABLE WITH 141N6200-2 DEPENDENT UPON CUSTOMER PREFERENCE FOR ALUMINUM HANDLE BOX. 141N6200-2002 IS FULLY INTERCHANGEABLE WITH 141N6200-2 DEPENDENT UPON CUSTOMER PREFERENCE FOR ALUMINUM HANDLE BOX FOR NHA/OTHER SYS DET SEE: 52-11-01-04A	101102	RF
- 10	143N6100-3		DOOR ASSY-NO. 2 PASS. (PLACARDS AND MARKINGS ONLY) POSITION DATA: LH COMPONENT MAINT MANUAL REF: 52-11-15 QUALIFIED I/W DATA: 143N6100-2007 IS FULLY I/W 143N6100-3 DEPENDENT UPON CUSTOMER PREFERENCE FOR ALUMINUM HANDLE BOX 143N6100-2003 IS FULLY I/W 143N6100-3 DEPENDENT UPON CUSTOMER PREFERENCE FOR ALUMINUM HANDLE BOX FOR NHA/OTHER SYS DET SEE: 52-11-01-02A	101106 108120	RF

MISSING ITEM NUMBERS NOT APPLICABLE

- ITEM NOT ILLUSTRATED

BRI

11-21-03-01

11-21-03
FIG. 01
PAGE 2
JAN 20/09



757

PARTS CATALOG (MAINTENANCE)

FIG ITEM	PART NUMBER	1 2 3 4 5 6 7	NOMENCLATURE	EFFECT FROM TO	UNITS PER ASSY
1 - 10	143N6100-7		DOOR ASSY-NO. 2 PASS. VARIABLE (PLACARDS AND MARKINGS ONLY) POSITION DATA: L COMPONENT MAINT MANUAL REF: 52-11-07 FOR NHA/OTHER SYS DET SEE: 52-11-01-02A	504903	RF
- 15	143N6100-4		DOOR ASSY-NO. 2 PASS. (PLACARDS AND MARKINGS ONLY) POSITION DATA: RH COMPONENT MAINT MANUAL REF: 52-11-15 QUALIFIED I/W DATA: 143N6100-2008 IS FULLY I/W 143N6100-4 DEPENDENT UPON CUSTOMER PREFERENCE FOR ALUMINUM HANDLE BOX 143N6100-2004 IS FULLY I/W 143N6100-4 DEPENDENT UPON CUSTOMER PREFERENCE FOR ALUMINUM HANDLE BOX FOR NHA/OTHER SYS DET SEE: 52-11-01-02A	101106 108120	RF
- 15	143N6100-8		DOOR ASSY-NO. 2 PASS. VARIABLE (PLACARDS AND MARKINGS ONLY) POSITION DATA: R COMPONENT MAINT MANUAL REF: 52-11-07 FOR NHA/OTHER SYS DET SEE: 52-11-01-02A	504903	RF

MISSING ITEM NUMBERS NOT APPLICABLE

- ITEM NOT ILLUSTRATED

BRI

11-21-03-01

BOEING PROPRIETARY - Copyright © - Unpublished Work - See title page for details.

11-21-03
FIG. 01
PAGE 3
JAN 20/09



757

PARTS CATALOG (MAINTENANCE)

FIG ITEM	PART NUMBER	1 2 3 4 5 6 7	NOMENCLATURE	EFFECT FROM TO	UNITS PER ASSY
1 - 20	146N6100-3		DOOR ASSY-NO. 4 PASS. (PLACARDS AND MARKINGS ONLY) POSITION DATA: LH COMPONENT MAINT MANUAL REF: 52-11-25 QUALIFIED I/W DATA: 146N6100-2009 IS FULLY INTERCHANGEABLE WITH 146N6100-3 DEPENDENT UPON CUSTOMER PREFERENCE FOR MAGNESIUM HANDLE BOX 146N6100-2001 IS FULLY INTERCHANGEABLE WITH 146N6100-3 DEPENDENT UPON CUSTOMER PREFERENCE FOR MAGNESIUM HANDLE BOX 146N6100-2005 IS FULLY INTERCHANGEABLE WITH 146N61003 DEPENDENT UPON CUSTOMER PREFERENCE FOR MAGNESIUM HANDLE BOX. FOR NHA/OTHER SYS DET SEE: 52-11-01-01A	504903	RF
- 20	146N6100-11		DOOR ASSY-NO. 4 PASS. VARIABLE (PLACARDS AND MARKINGS ONLY) POSITION DATA: LH COMPONENT MAINT MANUAL REF: 52-11-25 FOR NHA/OTHER SYS DET SEE: 52-11-01-01A	504903	RF

MISSING ITEM NUMBERS NOT APPLICABLE

- ITEM NOT ILLUSTRATED

BRI

11-21-03-01

11-21-03
FIG. 01
PAGE 4
JAN 20/09



757

PARTS CATALOG (MAINTENANCE)

FIG ITEM	PART NUMBER	1 2 3 4 5 6 7	NOMENCLATURE	EFFECT FROM TO	UNITS PER ASSY
1 - 25	146N6100-4		DOOR ASSY-NO. 4 PASS. (PLACARDS AND MARKINGS ONLY) POSITION DATA: RH COMPONENT MAINT MANUAL REF: 52-11-25 QUALIFIED I/W DATA: 146N6100-2006 IS FULLY INTERCHANGEABLE WITH 146N6100-4 DEPENDENT UPON CUSTOMER PREFERENCE FOR MAGNESIUM HANDLE BOX 146N6100-2010 IS FULLY INTERCHANGEABLE WITH 146N6100-4 DEPENDENT UPON CUSTOMER PREFERENCE FOR MAGNESIUM HANDLE BOX 146N6100-2002 IS FULLY INTERCHANGEABLE WITH 146N6100-4 DEPENDENT UPON CUSTOMER PREFERENCE FOR MAGNESIUM HANDLE BOX FOR NHA/OTHER SYS DET SEE: 52-11-01-01A	504903	RF
- 25	146N6100-12		DOOR ASSY-NO. 4 PASS. VARIABLE (PLACARDS AND MARKINGS ONLY) POSITION DATA: RH COMPONENT MAINT MANUAL REF: 52-11-25 FOR NHA/OTHER SYS DET SEE: 52-11-01-01A	504903	RF
30	BAC27EBY48		.MARKER-ALUMINUM FOIL POSITION DATA: L USED ON: 141N6100-2 141N6100-4	101102 108120 504903	2

MISSING ITEM NUMBERS NOT APPLICABLE

- ITEM NOT ILLUSTRATED

BRI

11-21-03-01

11-21-03
FIG. 01
PAGE 5
JAN 20/09



757

PARTS CATALOG (MAINTENANCE)

FIG ITEM	PART NUMBER	1 2 3 4 5 6 7	NOMENCLATURE	EFFECT FROM TO	UNITS PER ASSY
1	35 BAC27EBY48		.MARKER-ALUMINUM FOIL POSITION DATA: R USED ON: 141N6200-2 141N6200-4	101102	2
	40 BAC27EBY48		.MARKER-ALUMINUM FOIL USED ON: 143N6100-3 143N6100-4 143N6100-7 143N6100-8	101106 108120 504903	2
	45 BAC27EBY48		.MARKER-ALUMINUM FOIL USED ON: 146N6100-3 146N6100-4 146N6100-11 146N6100-12	504903	2

MISSING ITEM NUMBERS NOT APPLICABLE

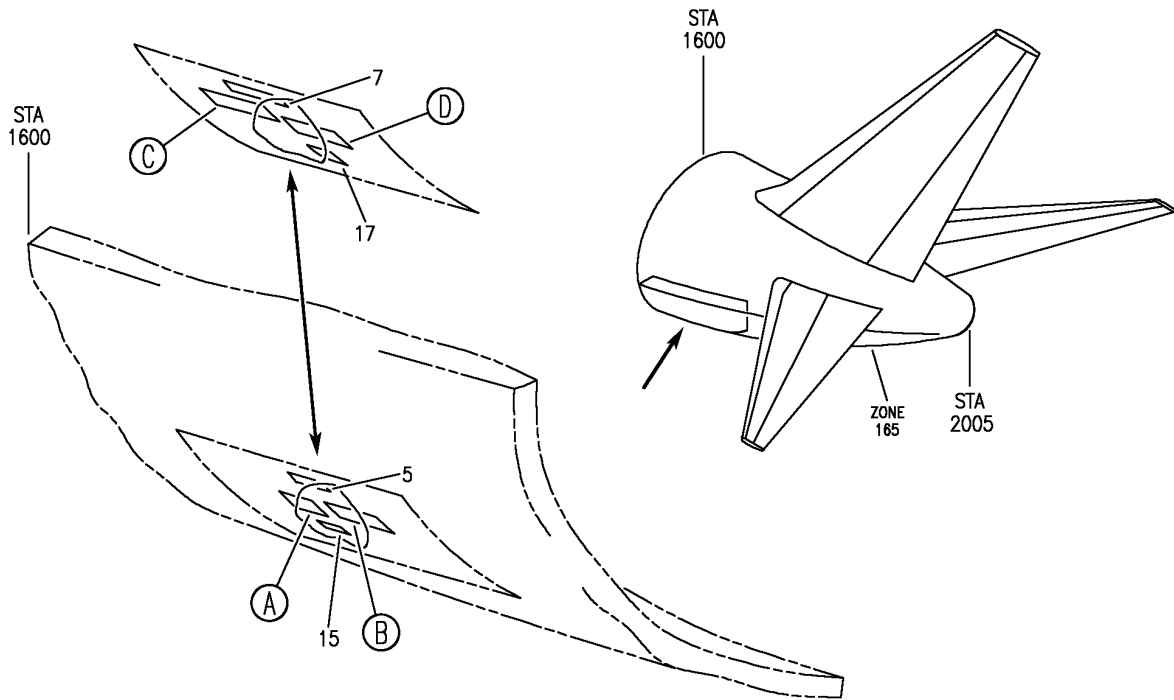
- ITEM NOT ILLUSTRATED

11-21-03-01

11-21-03
FIG. 01
PAGE 6
JAN 20/09

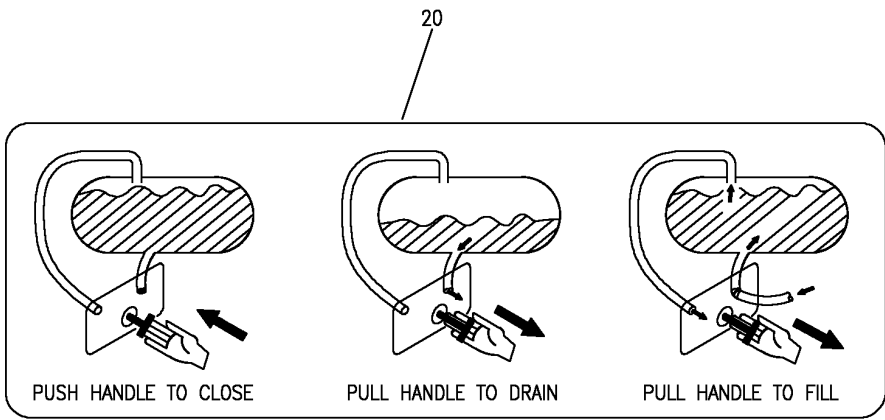
BRI

BOEING
757
PARTS CATALOG (MAINTENANCE)



10 WATER TANK FILL/DRAIN VALVE
PULL HANDLE TO OPEN VALVE FOR FILLING OR DRAINING
PUSH HANDLE TO CLOSE VALVE
VALVE MUST BE CLOSED IN FLIGHT

(A)

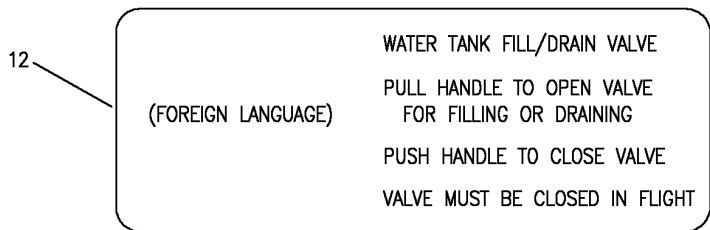


(B)

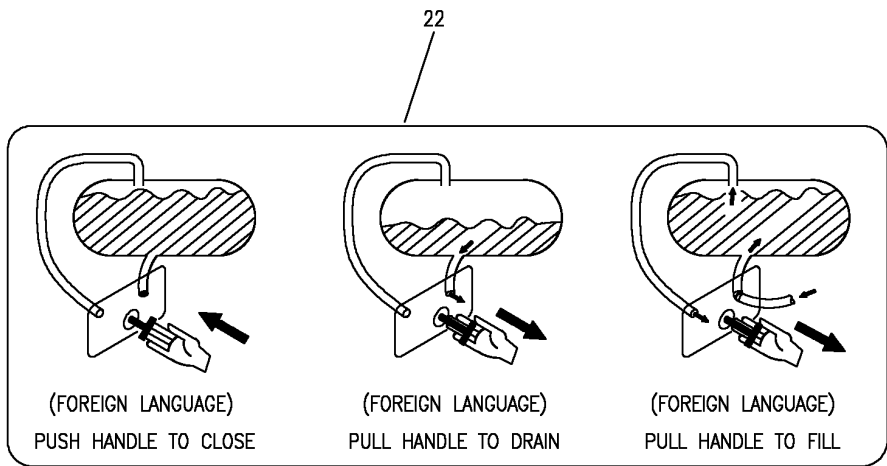
Y 11210801 SHT 1 REV 275

DRAIN INSTL-TANK POTABLE WATER SYS (PLACARDS AND MARKINGS ONLY)
FIGURE 1 (SHEET 1)

BOEING
757
PARTS CATALOG (MAINTENANCE)



Ⓒ



Ⓓ

Y 11210801 SH1 2 REV 275

DRAIN INSTL-TANK POTABLE WATER SYS (PLACARDS AND MARKINGS ONLY)
FIGURE 1 (SHEET 2)

11-21-08-01

BRI
JAN 20/09

11-21-08-01
PAGE 0A



757

PARTS CATALOG (MAINTENANCE)

FIG ITEM	PART NUMBER	1 2 3 4 5 6 7	NOMENCLATURE	EFFECT FROM TO	UNITS PER ASSY
1			DRAIN INSTL-TANK POTABLE WATER SYS (PLACARDS AND MARKINGS ONLY)	103106	
- 1	MODREF17798		DRAIN INSTL-TANK POTABLE WATER SYS (PLACARDS AND MARKINGS ONLY) MODULE NUMBER: 417N2554-5 REV A FOR OTHER SYS DETAILS SEE: 38-11-05-01	103106	1
5	BAC27NPA1518		.MARKER- PLACARD CONTENT: AIR COMPRESSOR SHUTOFF SWITCH AIR COMPRESSOR MUST BE OFF WHEN DOOR IS OPEN	103106	1
10	BAC27NPA1520		.MARKER	103106	1
15	BAC27WPPS123		.MARKER- PLACARD CONTENT: MAXIMUM FILLING PRESSURE SHALL BE 55 PSI	103106	1
20	BAC27NPA1516		.MARKER	103106	1

MISSING ITEM NUMBERS NOT APPLICABLE

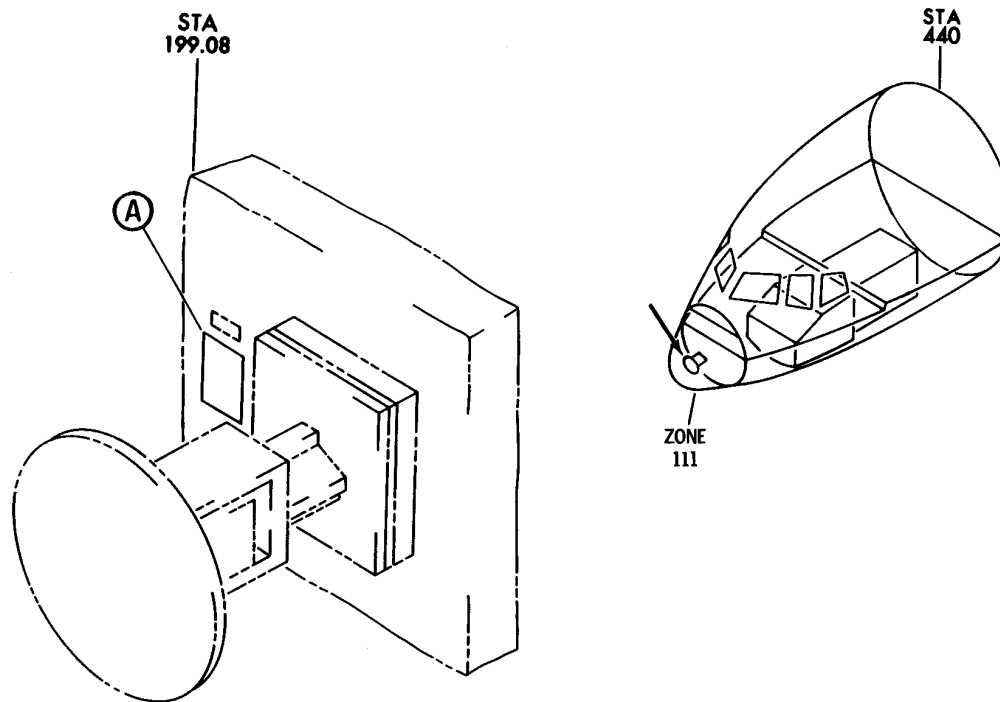
- ITEM NOT ILLUSTRATED

11-21-08-01

11-21-08
FIG. 01
PAGE 1
JAN 20/09

BRI

BOEING
757
PARTS CATALOG (MAINTENANCE)



5
10

ANTENNA BASE
ALIGNED AT FACTORY.
NEVER RELEASE
FIVE (5) BOLTS
HOLDING BASE
CASTING OR SIX (6)
BOLTS HOLDING BASE
ASSEMBLY TO
STRUCTURE. SHOULD
BASE BE LOOSE,
REFERENCE
MAINTENANCE
MANUAL SECTION
34-43-05 FOR
RE-ALIGNMENT

(A)

Y 11211001 REV 141

SUPPORT INSTL-WEATHER RDR (PLACARDS AND MARKINGS ONLY)
FIGURE 1

11-21-10-01

BRI
MAY 28/07

11-21-10-01
PAGE 0



757

PARTS CATALOG (MAINTENANCE)

FIG ITEM	PART NUMBER	1 2 3 4 5 6 7	NOMENCLATURE	EFFECT FROM TO	UNITS PER ASSY
1			SUPPORT INSTL-WEATHER RDR (PLACARDS AND MARKINGS ONLY)	002004 006999	
- 1	284N1415-1		SUPPORT INSTL-WEATHER RDR (PLACARDS AND MARKINGS ONLY) FOR NHA/OTHER SYS DET SEE: 24-00-58-01B	002004 006008 107107 121503 904949 952999	RF
- 1	284N1415-17		SUPPORT INSTL-WEATHER RDR (PLACARDS AND MARKINGS ONLY) FOR NHA/OTHER SYS DET SEE: 24-00-58-01B 24-00-58-05	009102 108120 504903 950951	RF
- 1	MODREF30872		SUPPORT INSTL-WEATHER RDR (PLACARDS AND MARKINGS ONLY) MODULE NUMBER: 284N1415-17 REV B FOR OTHER SYS DETAILS SEE: 34-43-03-02	103106	1
5	BAC27TEX1661		.MARKER-ALUMINUM FOIL	002004 006008 107107 121503 904949 952999	1
10	BAC27TEX2323		.MARKER-ALUMINUM FOIL	009106 108120 504903 950951	1

MISSING ITEM NUMBERS NOT APPLICABLE

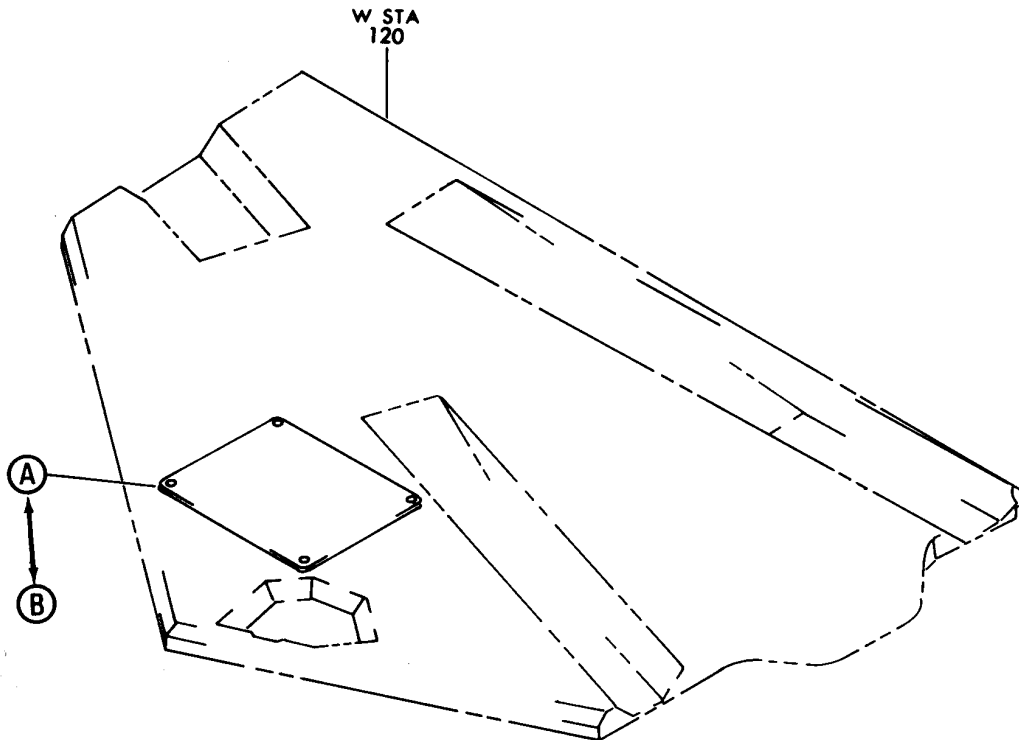
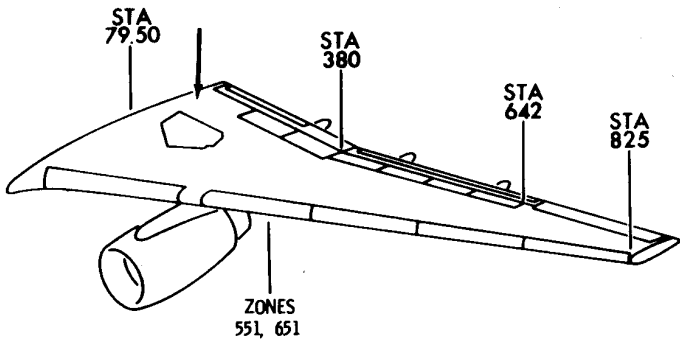
- ITEM NOT ILLUSTRATED

BRI

11-21-10-01

11-21-10
FIG. 01
PAGE 1
JAN 20/09

BOEING
757
PARTS CATALOG (MAINTENANCE)



Y 11211201 SMT 1 REV 100

DOOR ASSY-MLG STRUT (PLACARDS AND MARKINGS ONLY)
FIGURE 1 (SHEET 1)

11-21-12-01

BRI
MAY 28/07

11-21-12-01
PAGE 0

BOEING

757

PARTS CATALOG (MAINTENANCE)

SERVICING INSTRUCTIONS - 757 M.L.G. SHOCK STRUT

EXAMPLE	
STRUT PRESSURE	900 P.S.I.G.
DIMENSION "X"	16.15 TO 16.85

REFERENCE DATA
DIM "X" (TOP OF PINS)

COMPRESSED	12.46 IN.
EXTENDED	32.40 IN.

PRESSURE EXTENDED
300 P.S.I.G. NOM.

SERVICING INSTRUCTIONS

NITROGEN SERVICING ONLY

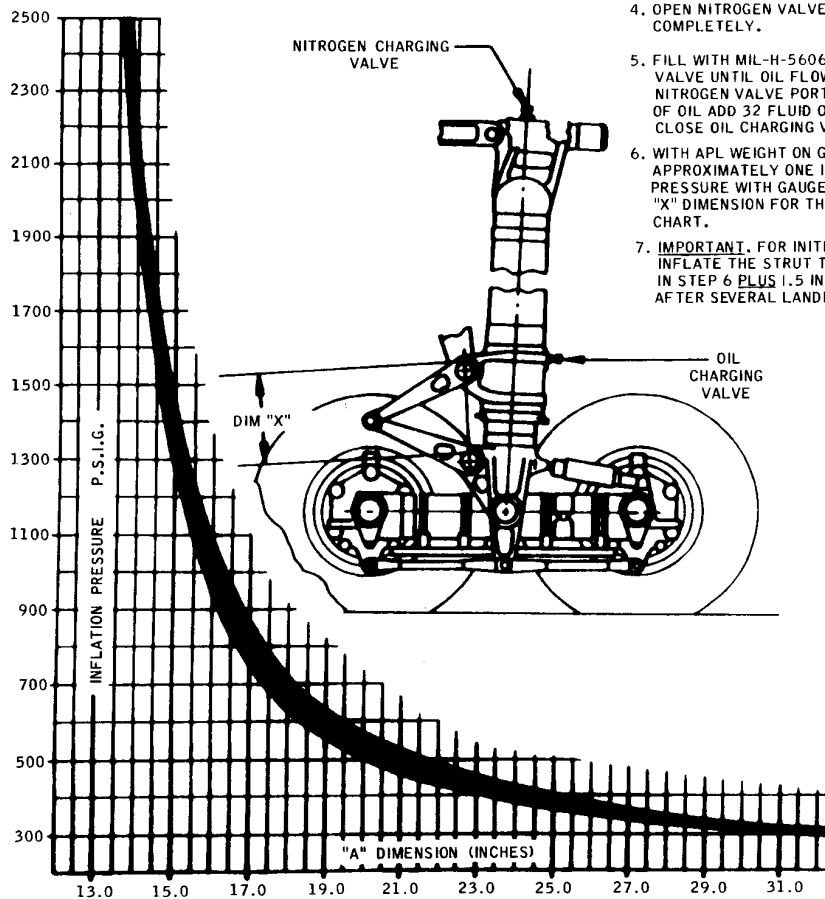
1. WITH APL WEIGHT ON GEAR DETERMINE STRUT PRESSURE WITH GAUGE.
2. DETERMINE CORRESPONDING "X" DIMENSION FOR THIS PRESSURE FROM SERVICING CHART.
3. ADD OR RELEASE DRY NITROGEN TO OBTAIN THE CORRECT "X" DIMENSION WITHIN THE SERVICING BAND.

OIL AND NITROGEN SERVICING

4. OPEN NITROGEN VALVE & DEFLATE STRUT COMPLETELY.
5. FILL WITH MIL-H-5606 FLUID THRU OIL CHARGING VALVE UNTIL OIL FLOWS BUBBLE FREE OUT OF NITROGEN VALVE PORT. FOR EACH COMPLETE REFILL OF OIL ADD 32 FLUID OUNCES OF LUBRIZOL 1395. CLOSE OIL CHARGING VALVE.
6. WITH APL WEIGHT ON GEAR INFLATE STRUT APPROXIMATELY ONE INCH AND DETERMINE STRUT PRESSURE WITH GAUGE AND THE CORRESPONDING "X" DIMENSION FOR THIS PRESSURE FROM SERVICING CHART.
7. **IMPORTANT!** FOR INITIAL NITROGEN SERVICING INFLATE THE STRUT TO THE "X" DIMENSION OBTAINED IN STEP 6 PLUS 1.5 INCHES, CLOSE NITROGEN VALVE. AFTER SEVERAL LANDINGS PROCEED TO STEP 8.

8. AFTER SEVERAL LANDINGS RESERVICE WITH DRY NITROGEN PER STEPS 1, 2 & 3 ABOVE.

NOTE:
IF THE STRUT HAS BEEN COMPLETELY DEFLATED FOR ANY REASON, SERVICE WITH OIL AND NITROGEN PER STEPS 4 THRU 8. PERIODIC OIL SERVICING SHOULD BE PERFORMED PER SECTION 12 OF THE BOEING MAINTENANCE MANUAL.



Y 11211201 SHT 2 REV 100

(A)

10

DOOR ASSY-MLG STRUT (PLACARDS AND MARKINGS ONLY)
FIGURE 1 (SHEET 2)

11-21-12-01

BRI
MAY 28/07

11-21-12-01
PAGE 0A

BOEING

757

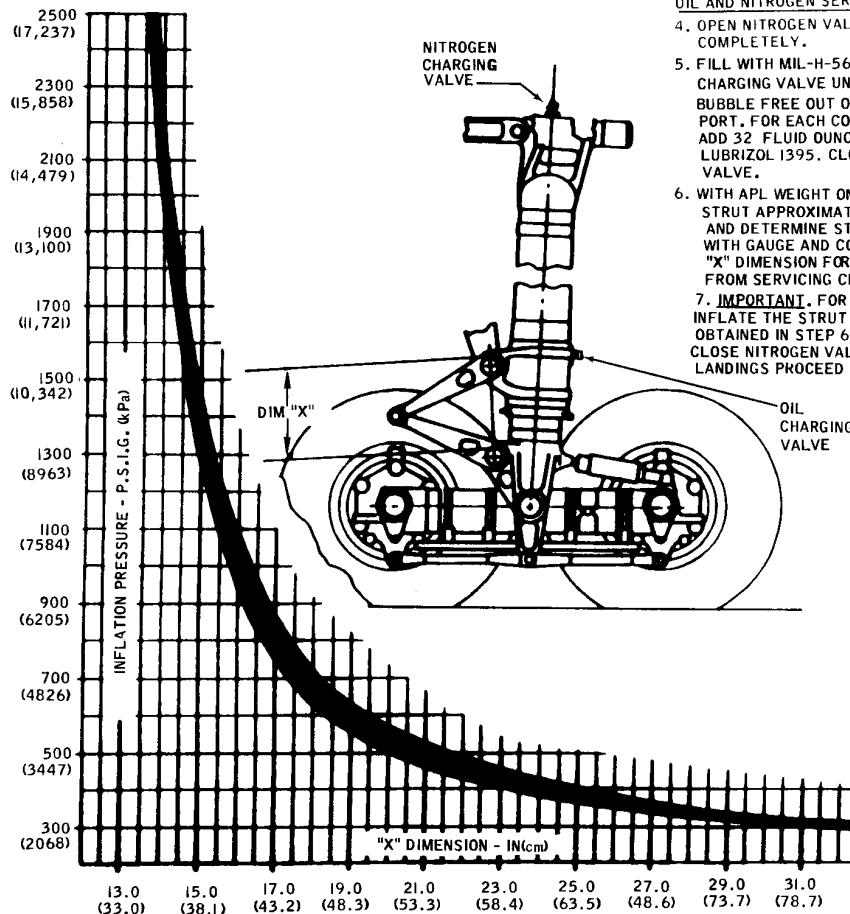
PARTS CATALOG (MAINTENANCE)

SERVICING INSTRUCTIONS -757 M.L.G. SHOCK STRUT

EXAMPLE	
STRUT PRESSURE	900 P.S.I.G. (6205 kPa)
DIMENSION "X" =	16.15 TO 16.85 IN (41.0-42.8cm)

REFERENCE DATA
DIM "X" (TOP OF PINS)

COMPRESSED	12.46 IN. (31.6 cm)
EXTENDED	32.40 IN (82.3 cm)
PRESSURE EXTENDED	300 P.S.I.G. NOM. (2068 kPa)



SERVICING INSTRUCTIONS

NITROGEN SERVICING ONLY

1. WITH APL WEIGHT ON GEAR DETERMINE STRUT PRESSURE WITH GAGE.
 2. DETERMINE CORRESPONDING "X" DIMENSION FOR THIS PRESSURE FROM SERVICING CHART.
 3. ADD OR RELEASE DRY NITROGEN TO OBTAIN THE CORRECT "X" DIMENSION WITHIN THE SERVICING BAND.
- OIL AND NITROGEN SERVICING
4. OPEN NITROGEN VALVE & DEFLATE STRUT COMPLETELY.
 5. FILL WITH MIL-H-5606 FLUID THRU OIL CHARGING VALVE UNTIL OIL FLOWS BUBBLE FREE OUT OF NITROGEN VALVE PORT. FOR EACH COMPLETE REFILL OF OIL ADD 32 FLUID OUNCES (946 ml) OF LUBRIZOL 1395. CLOSE OIL CHARGING VALVE.
 6. WITH APL WEIGHT ON GEAR INFLATE STRUT APPROXIMATELY ONE INCH (2.5 cm) AND DETERMINE STRUT PRESSURE WITH GAUGE AND CORRESPONDING "X" DIMENSION FOR THIS PRESSURE FROM SERVICING CHART.
 7. **IMPORTANT.** FOR INITIAL NITROGEN SERVICING INFLATE THE STRUT TO THE "X" DIMENSION OBTAINED IN STEP 6 PLUS 1.5 INCHES (3.8 cm). CLOSE NITROGEN VALVE. AFTER SEVERAL LANDINGS PROCEED TO STEP 8.
 8. AFTER SEVERAL LANDINGS RESERVICE WITH DRY NITROGEN PER STEPS 1, 2 & 3 ABOVE.

NOTE:
IF THE STRUT HAS BEEN COMPLETELY DEFLATED FOR ANY REASON, SERVICE WITH OIL AND NITROGEN PER STEPS 4 THRU 8. PERIODIC OIL SERVICING SHOULD BE PERFORMED PER SECTION 12 OF THE BOEING MAINTENANCE MANUAL.

Y 11211201 SHT 3 REV 100

(B)

13

DOOR ASSY-MLG STRUT (PLACARDS AND MARKINGS ONLY)
FIGURE 1 (SHEET 3)

11-21-12-01

BRI
MAY 28/07

11-21-12-01
PAGE 0B



757

PARTS CATALOG (MAINTENANCE)

FIG ITEM	PART NUMBER	1 2 3 4 5 6 7	NOMENCLATURE	EFFECT FROM TO	UNITS PER ASSY
1			DOOR ASSY-MLG STRUT (PLACARDS AND MARKINGS ONLY)	002004 006999	
- 1	113N8107-17		DOOR ASSY-MLG STRUT (PLACARDS AND MARKINGS ONLY) POSITION DATA: LH COMPONENT MAINT MANUAL REF: 32-12-54 QUALIFIED I/W DATA: 113N8107-3 MAY REPLACE -17 FOR EAL AND DLH ONLY FOR NHA/OTHER SYS DET SEE: 32-12-04-02	107107	RF
- 1	113N8107-19		DOOR ASSY-MLG STRUT (PLACARDS AND MARKINGS ONLY) POSITION DATA: LH COMPONENT MAINT MANUAL REF: 32-12-54 FOR NHA/OTHER SYS DET SEE: 32-12-04-02	107107	RF
- 1	113N8107-21		DOOR ASSY-MLG STRUT (PLACARDS AND MARKINGS ONLY) POSITION DATA: LH COMPONENT MAINT MANUAL REF: 32-12-54 QUALIFIED I/W DATA: -29 MAY REPLACE -21 FOR NWA ONLY. FOR NHA/OTHER SYS DET SEE: 32-12-04-02	107107	RF
- 1	113N8107-25		DOOR ASSY-MLG STRUT (PLACARDS AND MARKINGS ONLY) POSITION DATA: LH COMPONENT MAINT MANUAL REF: 32-12-54 FOR NHA/OTHER SYS DET SEE: 32-12-04-02	107107	RF

MISSING ITEM NUMBERS NOT APPLICABLE

- ITEM NOT ILLUSTRATED

11-21-12-01

11-21-12
FIG. 01
PAGE 1
JAN 20/09

BRI



757

PARTS CATALOG (MAINTENANCE)

FIG ITEM	PART NUMBER	1 2 3 4 5 6 7	NOMENCLATURE	EFFECT FROM TO	UNITS PER ASSY
1					
- 1	113N8107-33		DOOR ASSY-MLG STRUT (PLACARDS AND MARKINGS ONLY) POSITION DATA: LH COMPONENT MAINT MANUAL REF: 32-12-54 QUALIFIED I/W DATA: -43SP I/W -33 SUBJECT TO CUSTOMER PREFERENCE FOR NHA/OTHER SYS DET SEE: 32-12-04-02	107107	RF
- 1	113N8107-51SP		DOOR ASSY- (PLACARDS AND MARKINGS ONLY) POSITION DATA: LH SIDE COMPONENT MAINT MANUAL REF: 32-12-54 QUALIFIED I/W DATA: INTERCHANGEABLE SUBJECT TO CUSTOMER COLOR PREFERENCE FOR NHA/OTHER SYS DET SEE: 32-12-04-02	002004 006102 121999	RF
- 2	113N8107-53		DOOR ASSY-MLG STRUT (PLACARDS AND MARKINGS ONLY) POSITION DATA: LH SIDE COMPONENT MAINT MANUAL REF: 32-12-54 QUALIFIED I/W DATA: INTERCHANGEABLE SUBJECT TO CUSTOMER COLOR PREFERENCE FOR NHA/OTHER SYS DET SEE: 32-12-04-02 32-12-04-02A	103106 108120	RF

MISSING ITEM NUMBERS NOT APPLICABLE

- ITEM NOT ILLUSTRATED

BRI

11-21-12-01

11-21-12
FIG. 01
PAGE 2
JAN 20/09



757

PARTS CATALOG (MAINTENANCE)

FIG ITEM	PART NUMBER	1 2 3 4 5 6 7	NOMENCLATURE	EFFECT FROM TO	UNITS PER ASSY
1					
- 2	113N8107-43SP		DOOR ASSY- (PLACARDS AND MARKINGS ONLY) POSITION DATA: LH SIDE COMPONENT MAINT MANUAL REF: 32-12-54 QUALIFIED I/W DATA: (-35); 113N8107-43SP I/W -35 SUBJECT TO CUSTOMER PREFERENCE. (-31); SUBJECT TO CUSTOMER COLOR PREFERENCE. -43SP I/W -33 SUBJECT TO CUSTOMER PREFERENCE -43SP I/W -47 SUBJECT TO CUSTOMER PREFERENCE (-43SP) SUBJECT TO CUSTOMER COLOR PREFERENCE. FOR NHA/OTHER SYS DET SEE: 32-12-04-02	002004 006102 121999	RF
- 2	113N8107-63		DOOR ASSY-MLG STRUT (PLACARDS AND MARKINGS ONLY) POSITION DATA: LH SIDE COMPONENT MAINT MANUAL REF: 32-12-54 FOR NHA/OTHER SYS DET SEE: 32-12-04-02	103106 108120	RF
- 5	113N8107-18		DOOR ASSY-MLG STRUT (PLACARDS AND MARKINGS ONLY) POSITION DATA: RH COMPONENT MAINT MANUAL REF: 32-12-54 FOR NHA/OTHER SYS DET SEE: 32-12-04-02	107107	RF

MISSING ITEM NUMBERS NOT APPLICABLE

- ITEM NOT ILLUSTRATED

BRI

11-21-12-01

11-21-12
FIG. 01
PAGE 3
JAN 20/09



757

PARTS CATALOG (MAINTENANCE)

FIG ITEM	PART NUMBER	1 2 3 4 5 6 7	NOMENCLATURE	EFFECT FROM TO	UNITS PER ASSY
1					
- 5	113N8107-20		DOOR ASSY-MLG STRUT (PLACARDS AND MARKINGS ONLY) POSITION DATA: RH COMPONENT MAINT MANUAL REF: 32-12-54 FOR NHA/OTHER SYS DET SEE: 32-12-04-02	107107	RF
- 5	113N8107-22		DOOR ASSY-MLG STRUT (PLACARDS AND MARKINGS ONLY) POSITION DATA: RH COMPONENT MAINT MANUAL REF: 32-12-54 FOR NHA/OTHER SYS DET SEE: 32-12-04-02	107107	RF
- 5	113N8107-26		DOOR ASSY-MLG STRUT (PLACARDS AND MARKINGS ONLY) POSITION DATA: RH COMPONENT MAINT MANUAL REF: 32-12-54 FOR NHA/OTHER SYS DET SEE: 32-12-04-02	107107	RF
- 5	113N8107-34		DOOR ASSY-MLG STRU (PLACARDS AND MARKINGS ONLY) POSITION DATA: RH COMPONENT MAINT MANUAL REF: 32-12-54 FOR NHA/OTHER SYS DET SEE: 32-12-04-02	107107	RF

MISSING ITEM NUMBERS NOT APPLICABLE

- ITEM NOT ILLUSTRATED

BRI

11-21-12-01

BOEING PROPRIETARY - Copyright © - Unpublished Work - See title page for details.

11-21-12
FIG. 01
PAGE 4
JAN 20/09



757

PARTS CATALOG (MAINTENANCE)

FIG ITEM	PART NUMBER	1 2 3 4 5 6 7	NOMENCLATURE	EFFECT FROM TO	UNITS PER ASSY
1					
- 5	113N8107-44SP		DOOR ASSY- (PLACARDS AND MARKINGS ONLY) POSITION DATA: RH SIDE COMPONENT MAINT MANUAL REF: 32-12-54 QUALIFIED I/W DATA: (-36); 113N8107-44SP I/W -36 SUBJECT TO CUSTOMER PREFERENCE. (-32); SUBJECT TO CUSTOMER COLOR PREFERENCE. -44SP I/W -48 SUBJECT TO CUSTOMER PREFERENCE. FOR NHA/OTHER SYS DET SEE: 32-12-04-02	002004 006102 121999	RF
- 5	113N8107-52SP		DOOR ASSY- (PLACARDS AND MARKINGS ONLY) POSITION DATA: RH SIDE COMPONENT MAINT MANUAL REF: 32-12-54 FOR NHA/OTHER SYS DET SEE: 32-12-04-02	002004 006102 121999	RF
- 6	113N8107-54		DOOR ASSY-MLG STRUT (PLACARDS AND MARKINGS ONLY) POSITION DATA: RH SIDE FOR NHA/OTHER SYS DET SEE: 32-12-04-02 32-12-04-02A	103106 108120	RF
- 6	113N8107-64		DOOR ASSY-MLG STRUT (PLACARDS AND MARKINGS ONLY) POSITION DATA: RH SIDE COMPONENT MAINT MANUAL REF: 32-12-54 FOR NHA/OTHER SYS DET SEE: 32-12-04-02 32-12-04-02A	103106 108120	RF
10	BAC27NLG0011		.NAMEPLATE-	107107	1

MISSING ITEM NUMBERS NOT APPLICABLE

- ITEM NOT ILLUSTRATED

11-21-12-01

11-21-12
FIG. 01
PAGE 5
JAN 20/09

BRI



757

PARTS CATALOG (MAINTENANCE)

FIG ITEM	PART NUMBER	1 2 3 4 5 6 7	NOMENCLATURE	EFFECT FROM TO	UNITS PER ASSY
1 13	BAC27NLG0013		.NAMEPLATE- USED ON: 113N8107-39 113N8107-40 113N8107-41 113N8107-42 113N8107-43SP 113N8107-44SP 113N8107-47 113N8107-48 113N8107-51SP 113N8107-52SP 113N8107-53 113N8107-54 113N8107-63 113N8107-64	002004 006106 108999	1
- 15	BACS12CK3-3		ATTACHING PARTS .SCREW -----*-----	002004 006999	4

MISSING ITEM NUMBERS NOT APPLICABLE

- ITEM NOT ILLUSTRATED

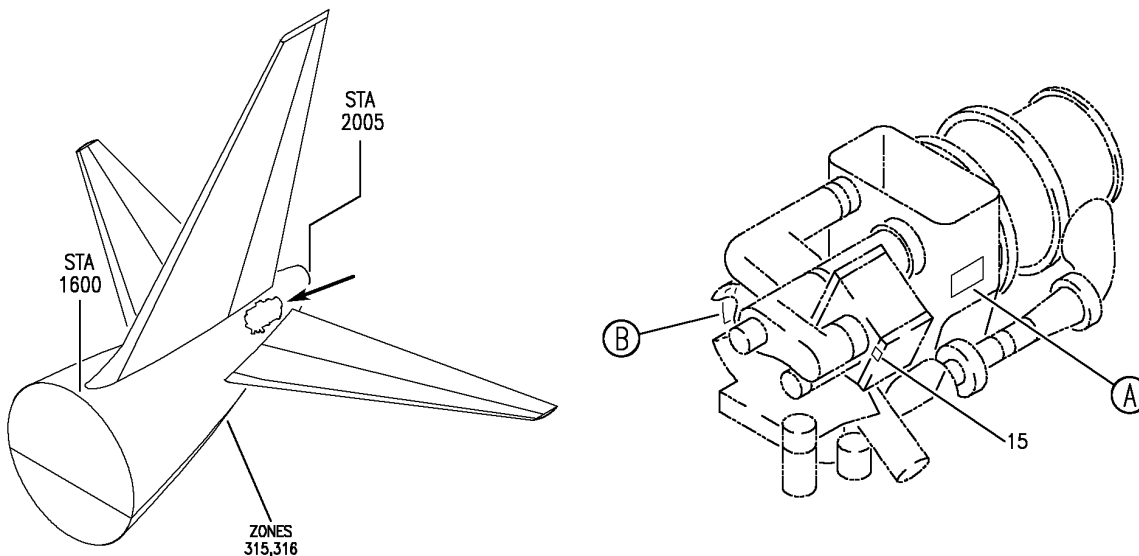
BRI

11-21-12-01

BOEING PROPRIETARY - Copyright © - Unpublished Work - See title page for details.

11-21-12
FIG. 01
PAGE 6
JAN 20/09

BOEING
757
PARTS CATALOG (MAINTENANCE)



5

CAUTION
IF APU HAS SHUT DOWN ON LOW OIL PRESSURE,
DO NOT ADD OIL BEFORE PERFORMING THE FOLLOWING:
SEE BOEING FAULT ISOLATION/MAINTENANCE MANUAL SECTION
49-11-00 ON "AUTO SHUTDOWN-LOP ON BITE."

(A)

10

DO NOT INSTALL WASHERS
BETWEEN THE POWER LEAD
TERMINAL & THE GENERATOR

(B)

Y 11211501 REV 257

UNIT INSTL-AUX PWR SYS APU EXTERIOR (PLACARDS AND MARKINGS ONLY)
FIGURE 1

11-21-15-01

BRI
MAY 28/07

11-21-15-01
PAGE 0



757

PARTS CATALOG (MAINTENANCE)

FIG ITEM	PART NUMBER	1 2 3 4 5 6 7	NOMENCLATURE	EFFECT FROM TO	UNITS PER ASSY
1			UNIT INSTL-AUX PWR SYS APU EXTERIOR (PLACARDS AND MARKINGS ONLY)	101106 108120 504903	
- 1	351N1101-58		UNIT INSTL-AUX PWR SYS (PLACARDS AND MARKINGS ONLY) COMPONENT MAINT MANUAL REF: 49-11-13 FOR NHA/OTHER SYS DET SEE: 49-00-00-01	101102 108120 504903	RF
- 1	MODREF33416		UNIT INSTL-AUX PWR SYS (PLACARDS AND MARKINGS ONLY) MODULE NUMBER: 351N1101-64 REV C FOR OTHER SYS DETAILS SEE: 24-21-01-01 49-11-01-02 49-21-00-02	103106	1
5	BAC27TAP0044		.DECAL-WARNING	101106 108120 504903	1
10	BAC27NAP0018		.DECAL-INSTRUCTION	101106 108120 504903	1
15	BAC27TAP0043		.MARKER-ALUM FOIL PLACARD CONTENT: VI	101106 108120 504903	1

MISSING ITEM NUMBERS NOT APPLICABLE

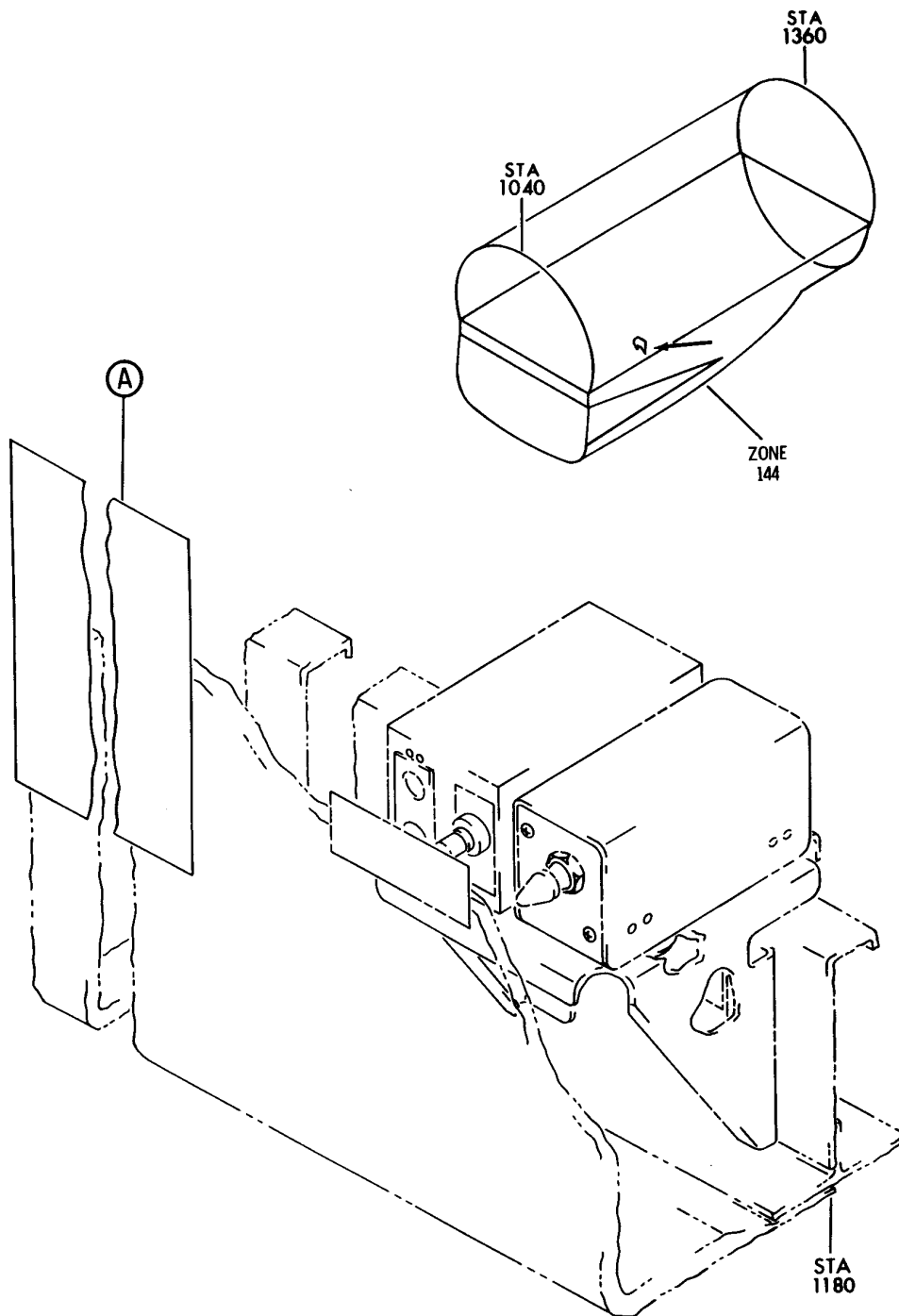
- ITEM NOT ILLUSTRATED

BRI

11-21-15-01

11-21-15
FIG. 01
PAGE 1
JAN 20/09

BOEING
757
PARTS CATALOG (MAINTENANCE)



Y 11211801 SHT 1 REV 083

SWITCH AND MARKER INSTL-(PLACARDS AND MARKINGS ONLY)
FIGURE 1 (SHEET 1)

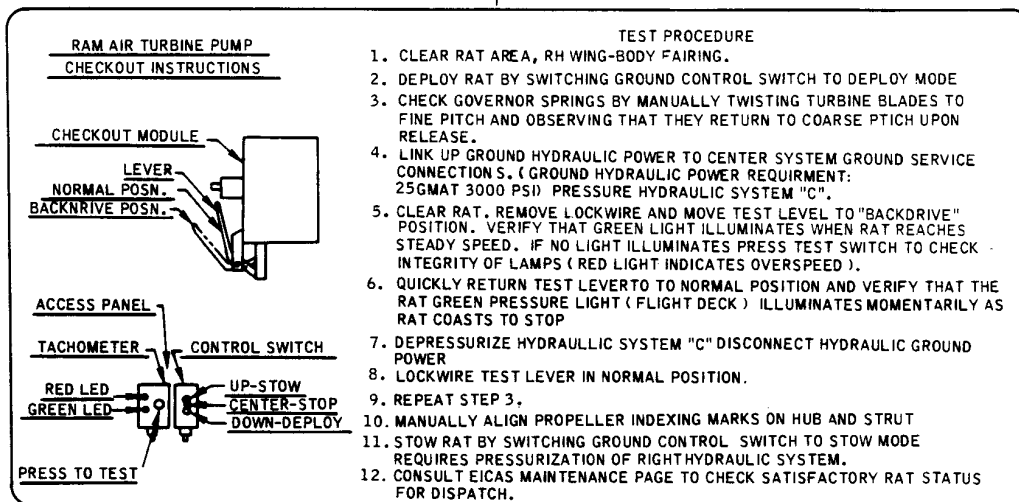
11-21-18-01

BRI
MAY 28/07

11-21-18-01
PAGE 0

BOEING
757
PARTS CATALOG (MAINTENANCE)

5



(A)

Y 11211801 SHT 2 REV 083

SWITCH AND MARKER INSTL-(PLACARDS AND MARKINGS ONLY)
FIGURE 1 (SHEET 2)

11-21-18-01

BRI
MAY 28/07

11-21-18-01
PAGE 0A



757

PARTS CATALOG (MAINTENANCE)

FIG ITEM	PART NUMBER	1 2 3 4 5 6 7	NOMENCLATURE	EFFECT FROM TO	UNITS PER ASSY
1			SWITCH AND MARKER INSTL- (PLACARDS AND MARKINGS ONLY)	002004 006999	
- 1	271N1051-1		SWITCH INSTL-TACH (PLACARDS AND MARKINGS ONLY) FOR NHA/OTHER SYS DET SEE: 29-00-51-07	002004 006100 107107 121503 904999	RF
- 3	271N1051-9		MARKER INSTL-ENGLISH/METRIC UNITS FOR NHA SEE: 11-00-00-01 11-00-00-09	101102 108120 504903	RF
- 3	MODREF6804		MARKER INSTL-ENGLISH/METRIC UNITS MODULE NUMBER: 271N1051-9 REV A	103106	1
5	BAC27NHY0066		.MARKER-ALUMINUM	002004 006100 107107 121503 904999	1
5	BAC27NHY0260		.MARKER-ALUMINUM	101106 108120 504903	1

MISSING ITEM NUMBERS NOT APPLICABLE

- ITEM NOT ILLUSTRATED

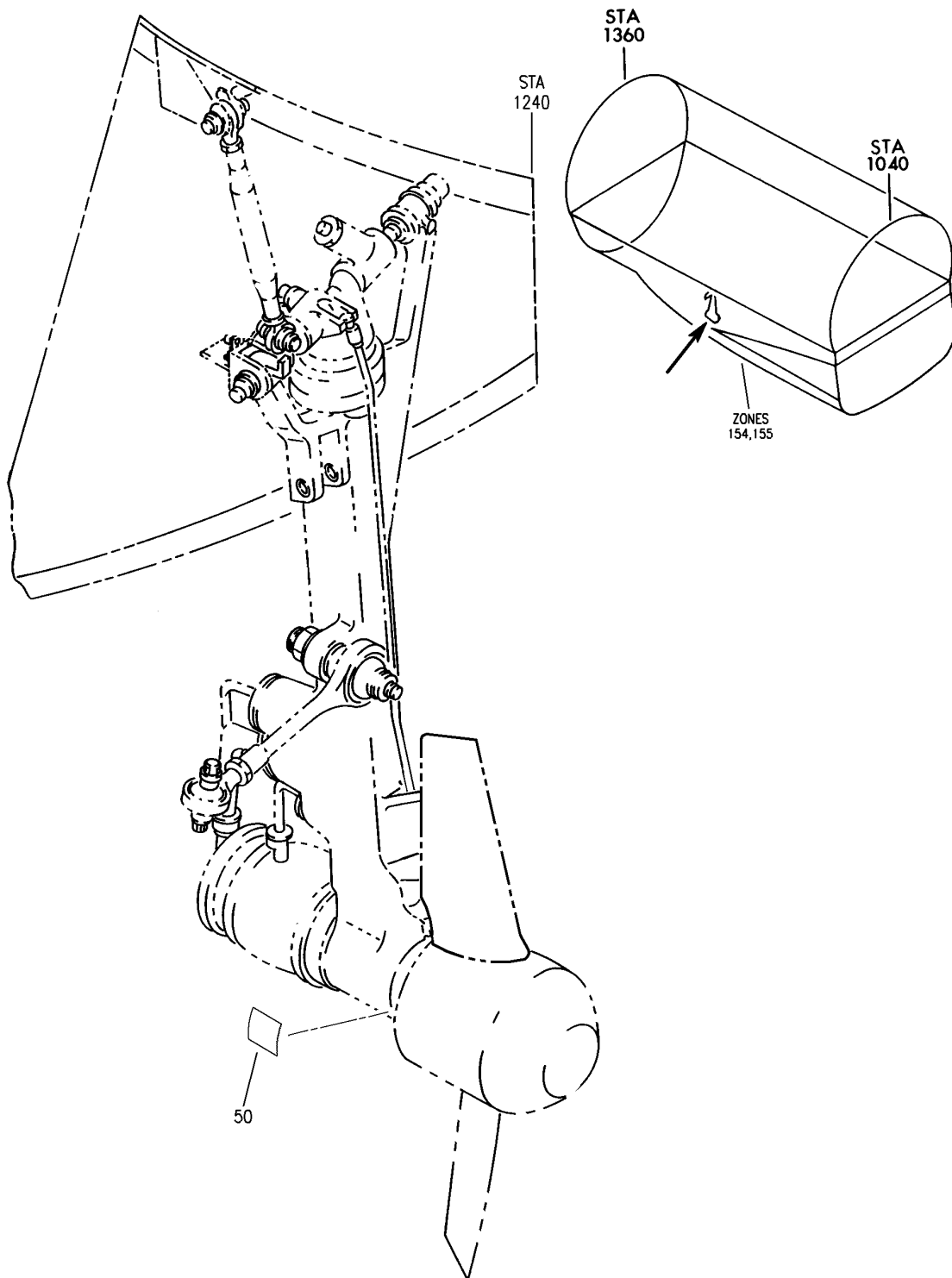
BRI

11-21-18-01

BOEING PROPRIETARY - Copyright © - Unpublished Work - See title page for details.

11-21-18
FIG. 01
PAGE 1
JAN 20/09

BOEING
757
PARTS CATALOG (MAINTENANCE)



Y 11211802 REV 235

PUMP ASSY-RAM AIR TURB HYDR (PLACARDS AND MARKINGS ONLY)
FIGURE 2

11-21-18-02

BRI
MAY 28/07

11-21-18-02
PAGE 0



757

PARTS CATALOG (MAINTENANCE)

FIG ITEM	PART NUMBER	1 2 3 4 5 6 7	NOMENCLATURE	EFFECT FROM TO	UNITS PER ASSY
2			PUMP ASSY-RAM AIR TURB HYDR (PLACARDS AND MARKINGS ONLY)	002004 006999	
1	730814B		PUMP ASSY-RAM AIR TURB HYDR (PLACARDS AND MARKINGS ONLY) SUPPLIER CODE: V99167 SPECIFICATION NUMBER: S258T710-9 NOT APPROVED FOR ETOPS. ELECTRICAL EQUIP NUMBER: M10148 COMPONENT MAINT MANUAL REF: 29-21-11 REFERENCE SERVICE BULLETIN: 29A0046 REWORKED BY SB: 730814-29-11 V55820 FOR NHA/OTHER SYS DET SEE: 29-21-01-01	002004 006999	RF
1	730814C		PUMP ASSY-RAM AIR TURB HYDR (PLACARDS AND MARKINGS ONLY) SUPPLIER CODE: V99167 SPECIFICATION NUMBER: S258T710-11 ELECTRICAL EQUIP NUMBER: M10148 COMPONENT MAINT MANUAL REF: 29-21-11 OPTIONAL PART: 730814D V99167 730814E V99167 REFERENCE SERVICE BULLETIN: 29A0046 REWORKED BY SB: 730814-29-11 V55820 FOR NHA/OTHER SYS DET SEE: 29-21-01-01	002004 006999	RF

MISSING ITEM NUMBERS NOT APPLICABLE

- ITEM NOT ILLUSTRATED

BRI

11-21-18-02

BOEING PROPRIETARY - Copyright © - Unpublished Work - See title page for details.

11-21-18
FIG. 02
PAGE 1
SEP 20/08



757

PARTS CATALOG (MAINTENANCE)

FIG ITEM	PART NUMBER	1 2 3 4 5 6 7	NOMENCLATURE	EFFECT FROM TO	UNITS PER ASSY
2	1 730814D		PUMP ASSY-RAM AIR TURB HYDR (PLACARDS AND MARKINGS ONLY) SUPPLIER CODE: V99167 SPECIFICATION NUMBER: S258T710-11 ELECTRICAL EQUIP NUMBER: M10148 COMPONENT MAINT MANUAL REF: 29-21-11 OPTIONAL PART: 730814C V99167 730814E V99167 REFERENCE SERVICE BULLETIN: 29A0046 REWORKED BY SB: 730814-29-11 V55820 FOR NHA/OTHER SYS DET SEE: 29-21-01-01	002004 006999	RF
	1 730814E		PUMP ASSY-RAM AIR TURB HYDR (PLACARDS AND MARKINGS ONLY) SUPPLIER CODE: V99167 SPECIFICATION NUMBER: S258T710-11 ELECTRICAL EQUIP NUMBER: M10148 COMPONENT MAINT MANUAL REF: 29-21-11 OPTIONAL PART: 730814C V99167 730814D V99167 REFERENCE SERVICE BULLETIN: 29A0046 REWORKED BY SB: 730814-29-11 V55820	002004 006999	RF

MISSING ITEM NUMBERS NOT APPLICABLE

- ITEM NOT ILLUSTRATED

BRI

11-21-18-02

BOEING PROPRIETARY - Copyright © - Unpublished Work - See title page for details.

11-21-18
FIG. 02
PAGE 2
SEP 20/08



757

PARTS CATALOG (MAINTENANCE)

FIG ITEM	PART NUMBER	1 2 3 4 5 6 7	NOMENCLATURE	EFFECT FROM TO	UNITS PER ASSY
2					
1	730814F		PUMP ASSY-RAM AIR TURB HYDR (PLACARDS AND MARKINGS ONLY) SUPPLIER CODE: V99167 SPECIFICATION NUMBER: S258T710-21 ELECTRICAL EQUIP NUMBER: M10148 COMPONENT MAINT MANUAL REF: 29-21-11 REFERENCE SERVICE BULLETIN: 29A0046 PRE SERVICE BULLETIN: 730814-29-11 V55820 FOR NHA/OTHER SYS DET SEE: 29-21-01-01	002004 006106 108120 504949	RF
1	730814G		PUMP ASSY-RAM AIR TURB HYDR (PLACARDS AND MARKINGS ONLY) SUPPLIER CODE: V99167 SPECIFICATION NUMBER: S258T710-23 ELECTRICAL EQUIP NUMBER: M10148 COMPONENT MAINT MANUAL REF: 29-21-11 REFERENCE SERVICE BULLETIN: 29A0046 POST SERVICE BULLETIN: 730814-29-11 V55820 FOR NHA/OTHER SYS DET SEE: 29-21-01-01	002004 006999	RF
50	735276		.PLATE-WARNING SUPPLIER CODE: V99167	002004 006999	2

MISSING ITEM NUMBERS NOT APPLICABLE

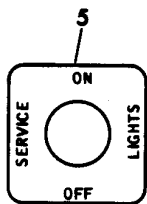
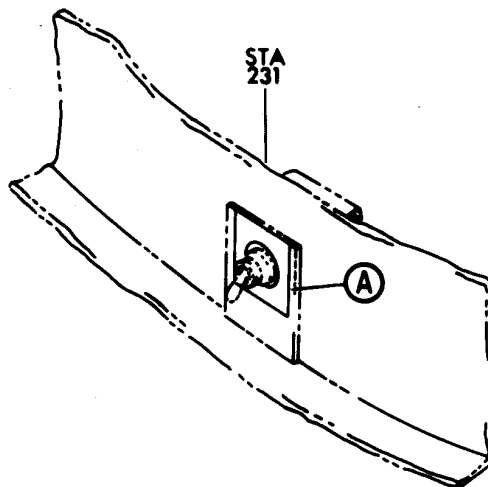
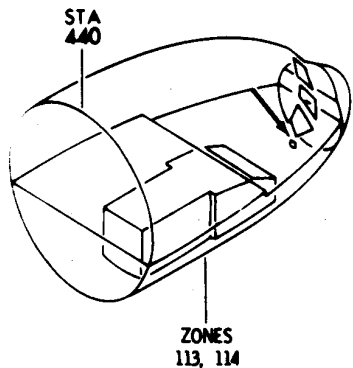
- ITEM NOT ILLUSTRATED

BRI

11-21-18-02

11-21-18
FIG. 02
PAGE 3
JAN 20/09

BOEING
757
PARTS CATALOG (MAINTENANCE)



Y 11212001 SMT 1 REV 003

LIGHT INSTL-SECT. 41 SVCE (PLACARDS AND MARKINGS ONLY)
FIGURE 1

11-21-20-01

BRI
MAY 28/07

11-21-20-01
PAGE 0



757

PARTS CATALOG (MAINTENANCE)

FIG ITEM	PART NUMBER	1 2 3 4 5 6 7	NOMENCLATURE	EFFECT FROM TO	UNITS PER ASSY
1			LIGHT INSTL-SECT. 41 SVCE (PLACARDS AND MARKINGS ONLY)	002004 006999	
- 1	284N1401-1		LIGHT INSTL-SVCE (PLACARDS AND MARKINGS ONLY) POSITION DATA: SECT. 41 FOR NHA/OTHER SYS DET SEE: 24-00-58-01A	107107 904949 952952	RF
- 1	284N1401-2		LIGHT INSTL-SVCE (PLACARDS AND MARKINGS ONLY) POSITION DATA: SECT. 41 FOR NHA/OTHER SYS DET SEE: 24-00-58-01A	002004 006017 121503 950951 953999	RF
- 1	284N1401-3		LIGHT INSTL-SVCE (PLACARDS AND MARKINGS ONLY) POSITION DATA: SECT. 41 FOR NHA/OTHER SYS DET SEE: 24-00-58-01A	018102 108120 504903	RF
- 1	MODREF10115		LIGHT INSTL-SVCE (PLACARDS AND MARKINGS ONLY) MODULE NUMBER: 284N1401-3 REV A POSITION DATA: SECT. 41	103106	1
5	BAC27NEX0403		.MARKER-ALUMINUM FOIL	002004 006999	1

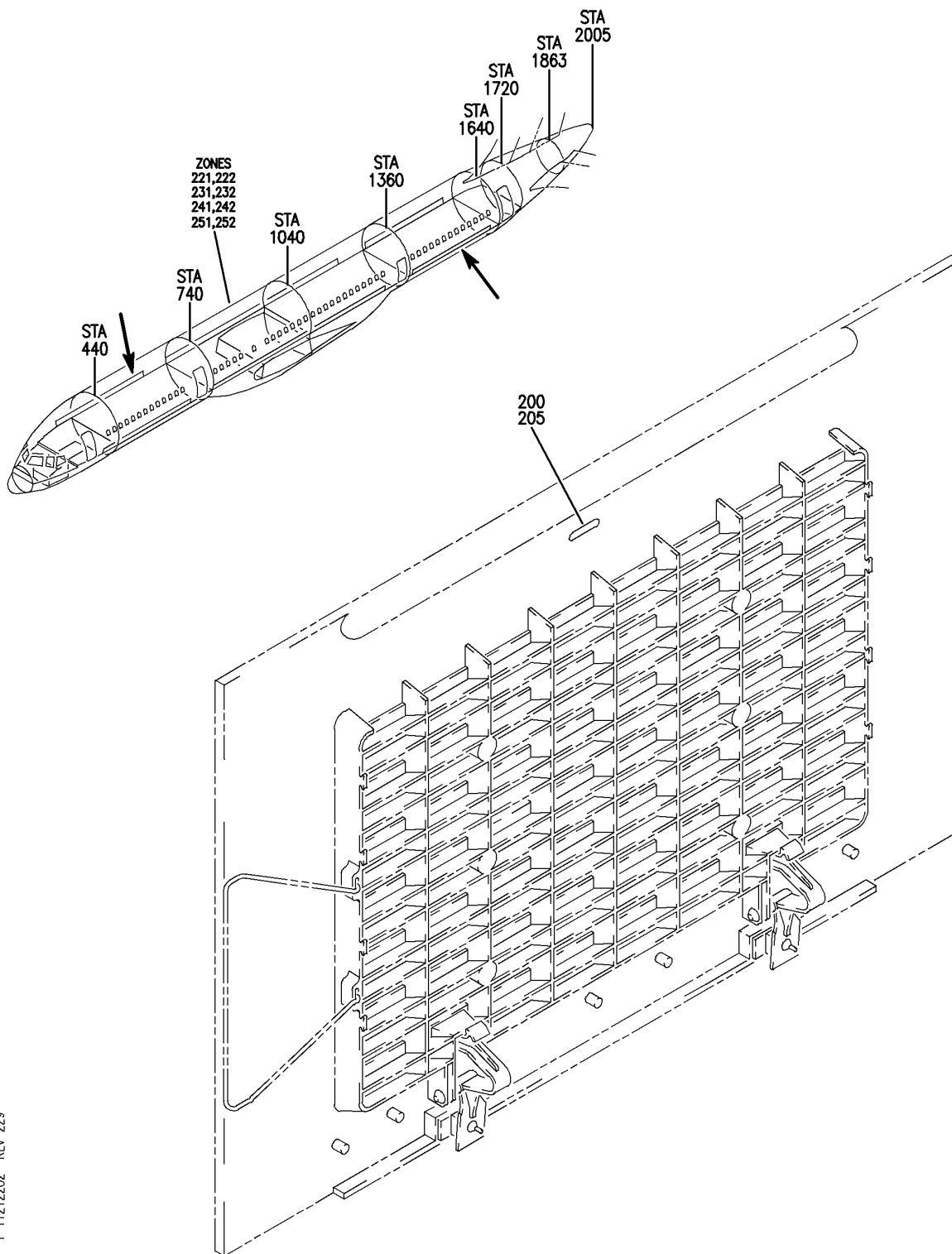
MISSING ITEM NUMBERS NOT APPLICABLE

- ITEM NOT ILLUSTRATED

11-21-20-01

11-21-20
FIG. 01
PAGE 1
JAN 20/09

BRI



Y 11212202 REV 229

GRILLE ASSY-Y757-200 AIR RETURN PASS. CAB. (PLACARDS AND MARKINGS ONLY)

FIGURE 2

11-21-22-02

BRI
MAY 28/07

11-21-22-02
PAGE 0



757

PARTS CATALOG (MAINTENANCE)

FIG ITEM	PART NUMBER	1 2 3 4 5 6 7	NOMENCLATURE	EFFECT FROM TO	UNITS PER ASSY
2			GRILLE ASSY-Y757-200 AIR RETURN PASS. CAB. (PLACARDS AND MARKINGS ONLY)	101102 108120 504903	
- 1	411N1510-1SP		GRILLE ASSY-20.5 IN. PNL WITH SHORT LATCH (PLACARDS AND MARKINGS ONLY) FOR NHA/OTHER SYS DET SEE: 21-23-05-18C 21-23-05-18D 21-23-05-18E 21-23-05-01 21-23-05-01A 21-23-05-01C 21-23-05-05 21-23-05-05A 21-23-05-05B	101102 108120 504903	RF
- 5	411N1510-3SP		GRILLE ASSY-22.5 IN. PNL WITH SHORT LATCH (PLACARDS AND MARKINGS ONLY) FOR NHA/OTHER SYS DET SEE: 21-23-05-05	504903	RF
- 10	411N1510-5SP		GRILLE ASSY-20.5 IN. PNL WITH SHORT LATCH AND BAFFLE (PLACARDS AND MARKINGS ONLY) FOR NHA/OTHER SYS DET SEE: 21-23-05-18C 21-23-05-18D 21-23-05-18E 21-23-05-01 21-23-05-01A 21-23-05-01C 21-23-05-05 21-23-05-05A 21-23-05-05B	101102 108120 504903	RF
- 15	411N1510-44SP		GRILLE ASSY-22.5 IN. PNL WITH SHORT LATCH (PLACARDS AND MARKINGS ONLY) FOR NHA/OTHER SYS DET SEE: 21-23-05-18D 21-23-05-18E 21-23-05-01C 21-23-05-05B	101102 108120 504903	RF

MISSING ITEM NUMBERS NOT APPLICABLE

- ITEM NOT ILLUSTRATED

BRI

11-21-22-02

11-21-22
FIG. 02
PAGE 1
JAN 20/09



757

PARTS CATALOG (MAINTENANCE)

FIG ITEM	PART NUMBER	1 2 3 4 5 6 7	NOMENCLATURE	EFFECT FROM TO	UNITS PER ASSY
2					
- 20	411N1510-45SP		GRILLE ASSY-22.5 IN. PNL WITH SHORT LATCH (PLACARDS AND MARKINGS ONLY) FOR NHA/OTHER SYS DET SEE: 21-23-05-01 21-23-05-01A	101102	RF
- 25	411N1510-47SP		GRILLE ASSY-22.5 IN. PNL WITH SHORT LATCH (PLACARDS AND MARKINGS ONLY) FOR NHA/OTHER SYS DET SEE: 21-23-05-18C 21-23-05-01 21-23-05-05	101102 108120 504903	RF
- 30	411N1510-49SP		GRILLE ASSY-12.5 IN. BLANK WITH ONE LONG LATCHES (PLACARDS AND MARKINGS ONLY) FOR NHA/OTHER SYS DET SEE: 21-23-05-18C	108120	RF
- 35	411N1510-11SP		GRILLE ASSY-20.5 IN. PNL WITH LONG LATCH (PLACARDS AND MARKINGS ONLY) FOR NHA/OTHER SYS DET SEE: 21-23-05-18C	108120	RF
- 40	411N1510-13SP		GRILLE ASSY-20.5 IN. PANEL WITH LONG LATCH (PLACARDS AND MARKINGS ONLY) FOR NHA/OTHER SYS DET SEE: 21-23-05-18C 21-23-05-18D 21-23-05-01A 21-23-05-05 21-23-05-05A	101102 108120 504903	RF
- 42	411N1510-14SP		GRILLE ASSY-14.5 IN. BLANK PNL, LONG LATCH (PLACARDS AND MARKINGS ONLY) FOR NHA/OTHER SYS DET SEE: 21-23-05-01	101102	RF

MISSING ITEM NUMBERS NOT APPLICABLE

- ITEM NOT ILLUSTRATED

BRI

11-21-22-02

11-21-22
FIG. 02
PAGE 2
JAN 20/09



757

PARTS CATALOG (MAINTENANCE)

FIG ITEM	PART NUMBER	1 2 3 4 5 6 7	NOMENCLATURE	EFFECT FROM TO	UNITS PER ASSY
2 - 50	411N1510-39SP		GRILLE ASSY-22.5 IN. BLANK PNL, PLUG AND CLIPS (PLACARDS AND MARKINGS ONLY) FOR NHA/OTHER SYS DET SEE: 21-23-05-18D 21-23-05-01A 21-23-05-05A	101102 108120 504903	RF
- 60	411N1510-46SP		GRILLE ASSY-22.5 IN. PNL WITH SHORT LATCH (PLACARDS AND MARKINGS ONLY) FOR NHA/OTHER SYS DET SEE: 21-23-05-18C 21-23-05-01 21-23-05-01A	108120	RF
- 65	411N1510-12SP		GRILLE ASSY-20.5 IN. PNL WITH LONG LATCH 4 IN. EXTENSION (PLACARDS AND MARKINGS ONLY) FOR NHA/OTHER SYS DET SEE: 21-23-05-01A	101102	RF
- 70	411N1510-43SP		GRILLE ASSY-22.5 IN. PNL WITH SHORT LATCH (PLACARDS AND MARKINGS ONLY) FOR NHA/OTHER SYS DET SEE: 21-23-05-18D 21-23-05-18E 21-23-05-01C 21-23-05-05 21-23-05-05B	101102 108120 504903	RF
- 75	411N1510-29SP		GRILLE ASSY-18.5 IN. BLANK PNL, LONG LATCH (PLACARDS AND MARKINGS ONLY) FOR NHA/OTHER SYS DET SEE: 21-23-05-18E 21-23-05-05	108120 504903	RF
- 90	411N1510-18SP		GRILLE ASSY-20.5 IN. PNL WITH BAFFLE AND LONG LATCH (PLACARDS AND MARKINGS ONLY) FOR NHA/OTHER SYS DET SEE: 21-23-05-18D 21-23-05-05 21-23-05-05A 21-23-05-05B	108120 504903	RF

MISSING ITEM NUMBERS NOT APPLICABLE

- ITEM NOT ILLUSTRATED

BRI

11-21-22-02

11-21-22
FIG. 02
PAGE 3
JAN 20/09



757

PARTS CATALOG (MAINTENANCE)

FIG ITEM	PART NUMBER	1 2 3 4 5 6 7	NOMENCLATURE	EFFECT FROM TO	UNITS PER ASSY
2					
- 95	411N1510-4SP		GRILLE ASSY-22.5 IN. PNL WITH LONG LATCH (PLACARDS AND MARKINGS ONLY) FOR NHA/OTHER SYS DET SEE: 21-23-05-18C 21-23-05-01 21-23-05-05	101102 108120 504903	RF
- 100	411N1510-31SP		GRILLE ASSY-14.5 IN. BLANK PNL, LONG LATCH (PLACARDS AND MARKINGS ONLY) FOR NHA/OTHER SYS DET SEE: 21-23-05-05A	504504 506506	RF
- 105	411N1510-10SP		GRILLE ASSY-20.5 IN PNL WITH 8 IN. EXTENSION IFE CUTOUT (PLACARDS AND MARKINGS ONLY) FOR NHA/OTHER SYS DET SEE: 21-23-05-18C	108120	RF
- 110	411N1510-28SP		GRILLE ASSY-20.5 IN BLANK PNL, LONG LATCH (PLACARDS AND MARKINGS ONLY) FOR NHA/OTHER SYS DET SEE: 21-23-05-01C	101102	RF
- 170	411N1510-58SP		GRILLE ASSY-20.5 IN. (PLACARDS AND MARKINGS ONLY) POSITION DATA: RH FOR NHA/OTHER SYS DET SEE: 21-23-05-05	504903	RF
- 197	411N1510-32SP		GRILLE ASSY-12.5 IN. BLAN PNL, LONG LATCH (PLACARDS AND MARKINGS ONLY) FOR NHA/OTHER SYS DET SEE: 21-23-05-18C	108120	RF
200	BAC29PPS21671		.DECAL- PLACARD CONTENT: PROTECT FROM SUNLIGHT	506506	1
200	BAC29PPS21671		.DECAL- PLACARD CONTENT: PROTECT FROM SUNLIGHT	108120	1
200	BAC29PPS21671		.DECAL- PLACARD CONTENT: PROTECT FROM SUNLIGHT	101102	1

MISSING ITEM NUMBERS NOT APPLICABLE

- ITEM NOT ILLUSTRATED

BRI

11-21-22-02

11-21-22
FIG. 02
PAGE 4
JAN 20/09



757

PARTS CATALOG (MAINTENANCE)

FIG ITEM	PART NUMBER	1 2 3 4 5 6 7	NOMENCLATURE	EFFECT FROM TO	UNITS PER ASSY
2					
200	BAC29PPS21671	.	DECAL- PLACARD CONTENT: PROTECT FROM SUNLIGHT	505505 507903	1
200	BAC29PPS21671	.	DECAL- PLACARD CONTENT: PROTECT FROM SUNLIGHT	504504	1

MISSING ITEM NUMBERS NOT APPLICABLE

- ITEM NOT ILLUSTRATED

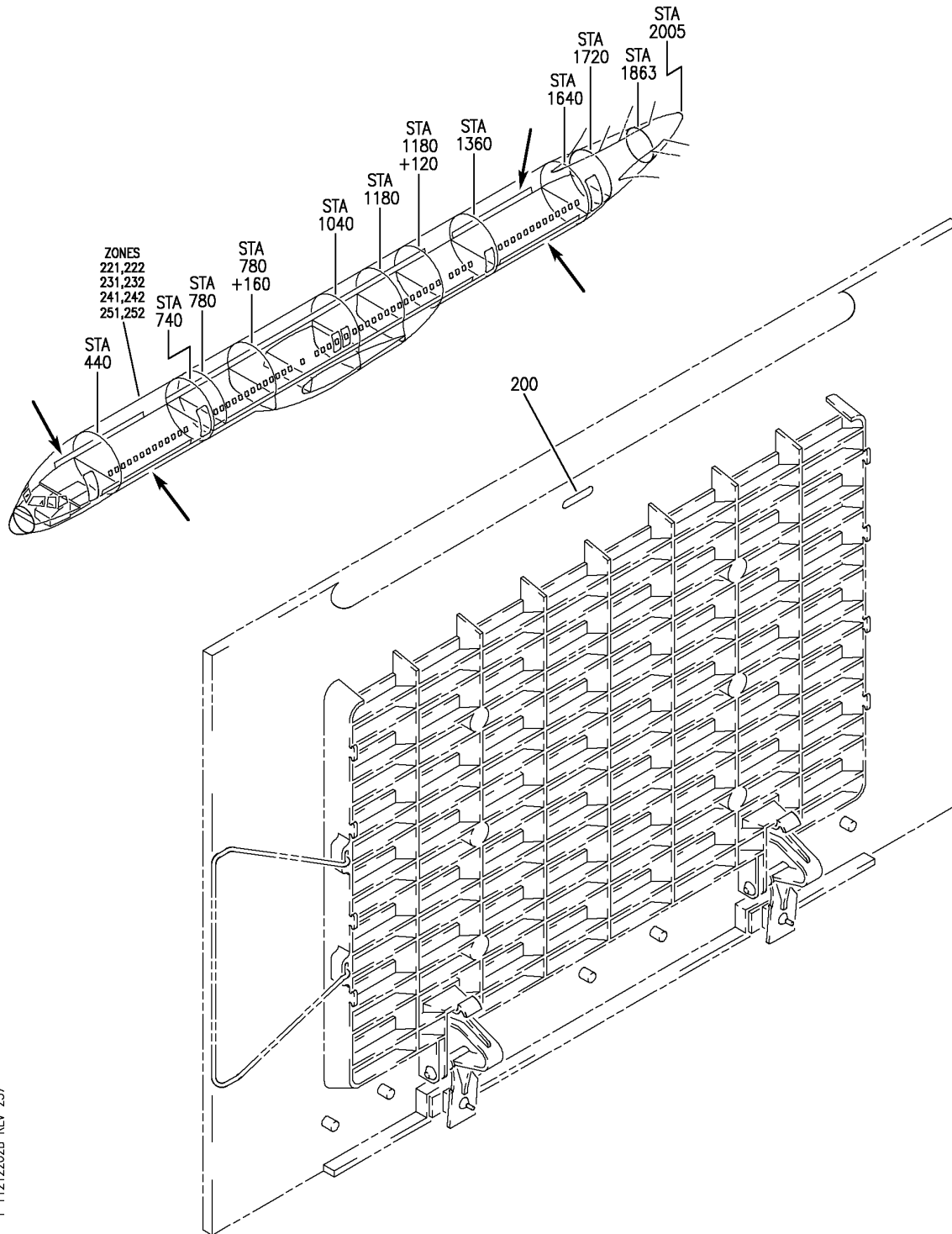
BRI

11-21-22-02

BOEING PROPRIETARY - Copyright © - Unpublished Work - See title page for details.

11-21-22
FIG. 02
PAGE 5
JAN 20/09

BOEING
757
PARTS CATALOG (MAINTENANCE)



Y 11212202B REV 257

GRILLE ASSY-757-200, 4 DOOR AIR RETURN, PASS. CAB. (PLACARDS AND MARKINGS ONLY)
FIGURE 2B

BRI
JAN 20/09

11-21-22-02B

11-21-22-02B
PAGE 0



757

PARTS CATALOG (MAINTENANCE)

FIG ITEM	PART NUMBER	1 2 3 4 5 6 7	NOMENCLATURE	EFFECT FROM TO	UNITS PER ASSY
2B			GRILLE ASSY-757-200, 4 DOOR AIR RETURN, PASS. CAB. (PLACARDS AND MARKINGS ONLY)	103105	
- 1	411N1510-1B		GRILLE ASSY-20.5 IN. PNL WITH SHORT LATCH (PLACARDS AND MARKINGS ONLY) FOR NHA SEE: 21-23-05-25A	103105	RF
- 5	411N1510-11B		GRILLE ASSY-20.5 IN. PNL WITH LONG LATCH, 4 IN. EXTENSION (PLACARDS AND MARKINGS ONLY) FOR NHA SEE: 21-23-05-25A	103105	RF
- 10	411N1510-13B		GRILLE ASSY-20.5 IN. PNL WITH LONG LATCH IFE (CENTER) (PLACARDS AND MARKINGS ONLY) FOR NHA SEE: 21-23-05-25A	103105	RF
- 15	411N1510-29B		GRILLE ASSY-18.5 IN. BLANK PNL, LONG LATCH (PLACARDS AND MARKINGS ONLY) FOR NHA SEE: 21-23-05-25A	103105	RF
- 20	411N1510-39B		GRILLE ASSY-22.5 IN. BLANK PNL., PLUG AND SNAP-ON LATCH (PLACARDS AND MARKINGS ONLY) FOR NHA SEE: 21-23-05-25A	103105	RF
- 25	411N1510-4B		GRILLE ASSY-22.5 IN. PNL WITH LONG LATCH (PLACARDS AND MARKINGS ONLY) FOR NHA SEE: 21-23-05-25A	103105	RF
- 30	411N1510-43B		GRILLE ASSY-22.5 IN. PNL WITH SHORT LATCH, IFE CTR, (OPP CLIP) NOTCH (PLACARDS AND MARKINGS ONLY) FOR NHA SEE: 21-23-05-25A	103105	RF

MISSING ITEM NUMBERS NOT APPLICABLE

- ITEM NOT ILLUSTRATED

11-21-22-02B

11-21-22
FIG. 02B
PAGE 1
JAN 20/09

BRI



757

PARTS CATALOG (MAINTENANCE)

FIG ITEM	PART NUMBER	1 2 3 4 5 6 7	NOMENCLATURE	EFFECT FROM TO	UNITS PER ASSY
2B					
- 35	411N1510-44B		GRILLE ASSY-22.5 IN. PNL WITH SHORT LATCH, IFE CTR, (CLIP SIDE) NOTCH (PLACARDS AND MARKINGS ONLY) FOR NHA SEE: 21-23-05-25A	103105	RF
- 40	411N1510-45B		GRILLE ASSY-22.5 IN. PNL WITH SHORT LATCH, (OPP CLIP) NOTCH, IFE CTR (PLACARDS AND MARKINGS ONLY) FOR NHA SEE: 21-23-05-25A	103105	RF
- 45	411N1510-46B		GRILLE ASSY-22.5 IN. PNL WITH SHORT LATCH, (CLIP SIDE) NOTCH (PLACARDS AND MARKINGS ONLY) FOR NHA SEE: 21-23-05-25A	103105	RF
- 50	411N1510-47B		GRILLE ASSY-22.5 IN. PNL, LONG LATCH, IFE (CENTER) (PLACARDS AND MARKINGS ONLY) FOR NHA SEE: 21-23-05-25A	103105	RF
- 55	411N1510-49B		GRILLE ASSY-12.5 IN. BLANK PNL WITH LONG LATCHES (PLACARDS AND MARKINGS ONLY) FOR NHA SEE: 21-23-05-25A	103105	RF
- 60	411N1510-5B		GRILLE ASSY-20.5 IN. PNL WITH SHORT LATCH AND BAFFLE (PLACARDS AND MARKINGS ONLY) FOR NHA SEE: 21-23-05-25A	103105	RF
- 65	411N1510-68B		GRILLE ASSY-20.5 IN. PNL WITH LONG LATCH, 4 IN. EXTENSION (OPP CLIP), IFE (CENTER) (PLACARDS AND MARKINGS ONLY) FOR NHA SEE: 21-23-05-25A	103105	RF
200	BAC29PPS21671		.DECAL- PLACARD CONTENT: PROTECT FROM SUNLIGHT	103105	1

MISSING ITEM NUMBERS NOT APPLICABLE

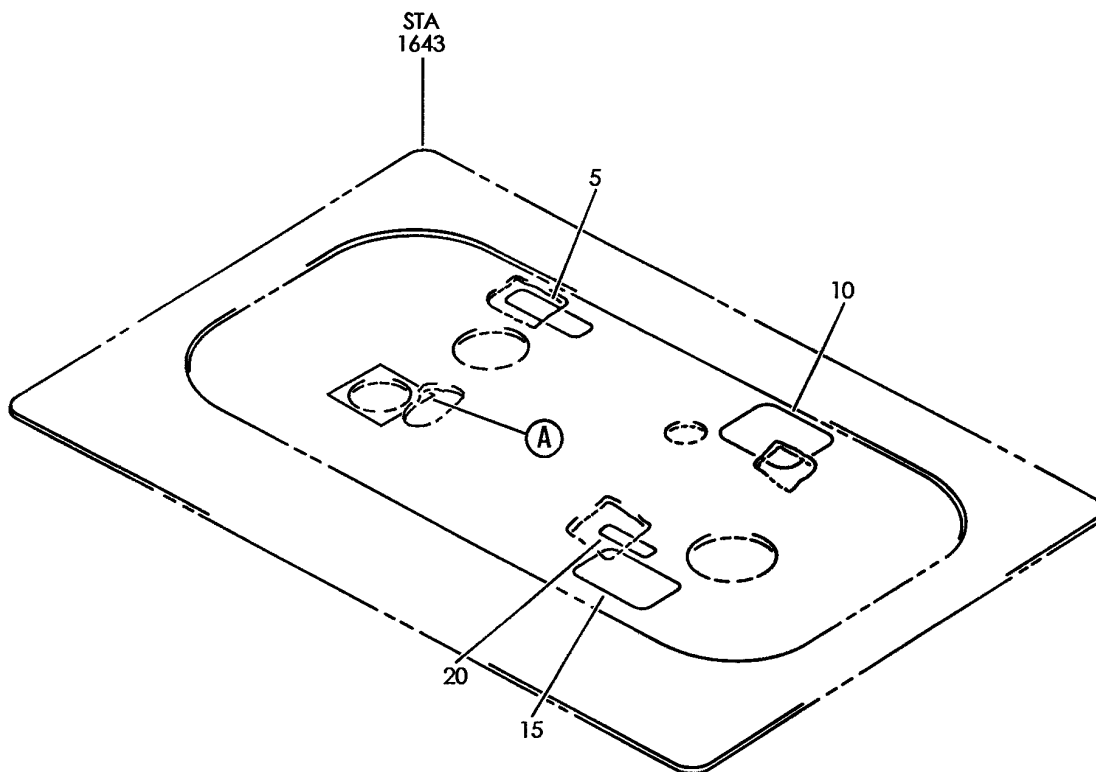
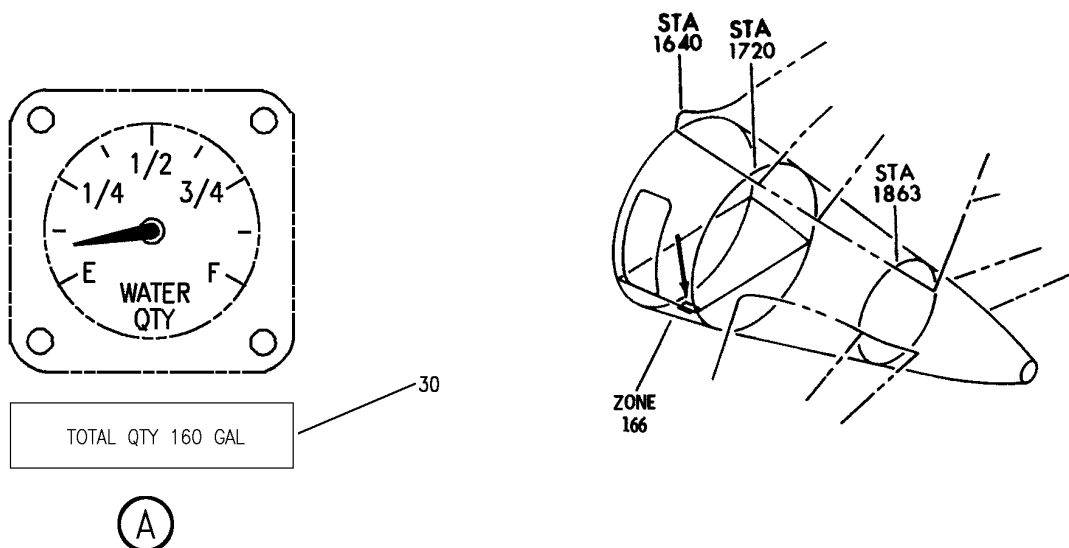
- ITEM NOT ILLUSTRATED

11-21-22-02B

11-21-22
FIG. 02B
PAGE 2
JAN 20/09

BRI

BOEING
757
PARTS CATALOG (MAINTENANCE)



Y 11212301 REV 326

PLACARD INSTL-PASS. WATER SYS WATER TANK FILL AND OVERFLOW VALVE
FIGURE 1

BRI
SEP 20/08

11-21-23-01

11-21-23-01
PAGE 0



757

PARTS CATALOG (MAINTENANCE)

FIG ITEM	PART NUMBER	1 2 3 4 5 6 7	NOMENCLATURE	EFFECT FROM TO	UNITS PER ASSY
1			PLACARD INSTL-PASS. WATER SYS WATER TANK FILL AND OVERFLOW VALVE	002004 006102 107999	
- 1	417N2515-4		PLACARD INSTL-PASS. WATER SYS WATER TANK FILL AND OVERFLOW VALVE FOR NHA SEE: 11-00-01-01 25-20-00-07D	002004 006102 107999	RF
5	BACM10L10-13A		.MARKER-ALUMINUM FOIL PLACARD CONTENT: OVERFLOW OPTIONAL PART: BAC27NPA1390	002004 006102 107999	1
5	BAC27NPA1390		.MARKER-POLYESTER FLUID RESISTANT PLACARD CONTENT: OVERFLOW OPTIONAL PART: BACM10L10-13A	002004 006102 107999	1
10	BACM10W1BD		.MARKER-ALUMINUM FOIL PLACARD CONTENT: WATER TANK FILL VALVE MUST BE CLOSED IN FLIGHT OPTIONAL PART: BAC27NPA1389	002004 006102 107999	1
10	BAC27NPA1389		.MARKER-POLYESTER FLUID RESISTANT PLACARD CONTENT: WATER TANK FILL VALVE VALVE MUSTBE CLOSED IN FLIGHT OPTIONAL PART: BACM10W1BD	002004 006102 107999	1
15	BACM10W1BC		.MARKER-ALUMINUM FOIL PLACARD CONTENT: WATER FILL CONNECTION OPTIONAL PART: BAC27NPA1391	002004 006102 107999	1
15	BAC27NPA1391		.MARKER-POLYESTER FLUID RESISTANT PLACARD CONTENT: WATER FILL CONNECTION OPTIONAL PART: BACM10W1BC	002004 006102 107999	1

MISSING ITEM NUMBERS NOT APPLICABLE

- ITEM NOT ILLUSTRATED

BRI

11-21-23-01

11-21-23
FIG. 01
PAGE 1
JAN 20/09



757

PARTS CATALOG (MAINTENANCE)

FIG ITEM	PART NUMBER	1 2 3 4 5 6 7	NOMENCLATURE	EFFECT FROM TO	UNITS PER ASSY
1 20	BAC27NPA0351		.MARKER-ALUMINUM FOIL PLACARD CONTENT: 50 PSI MAX	002004 006102 107999	1

MISSING ITEM NUMBERS NOT APPLICABLE

- ITEM NOT ILLUSTRATED

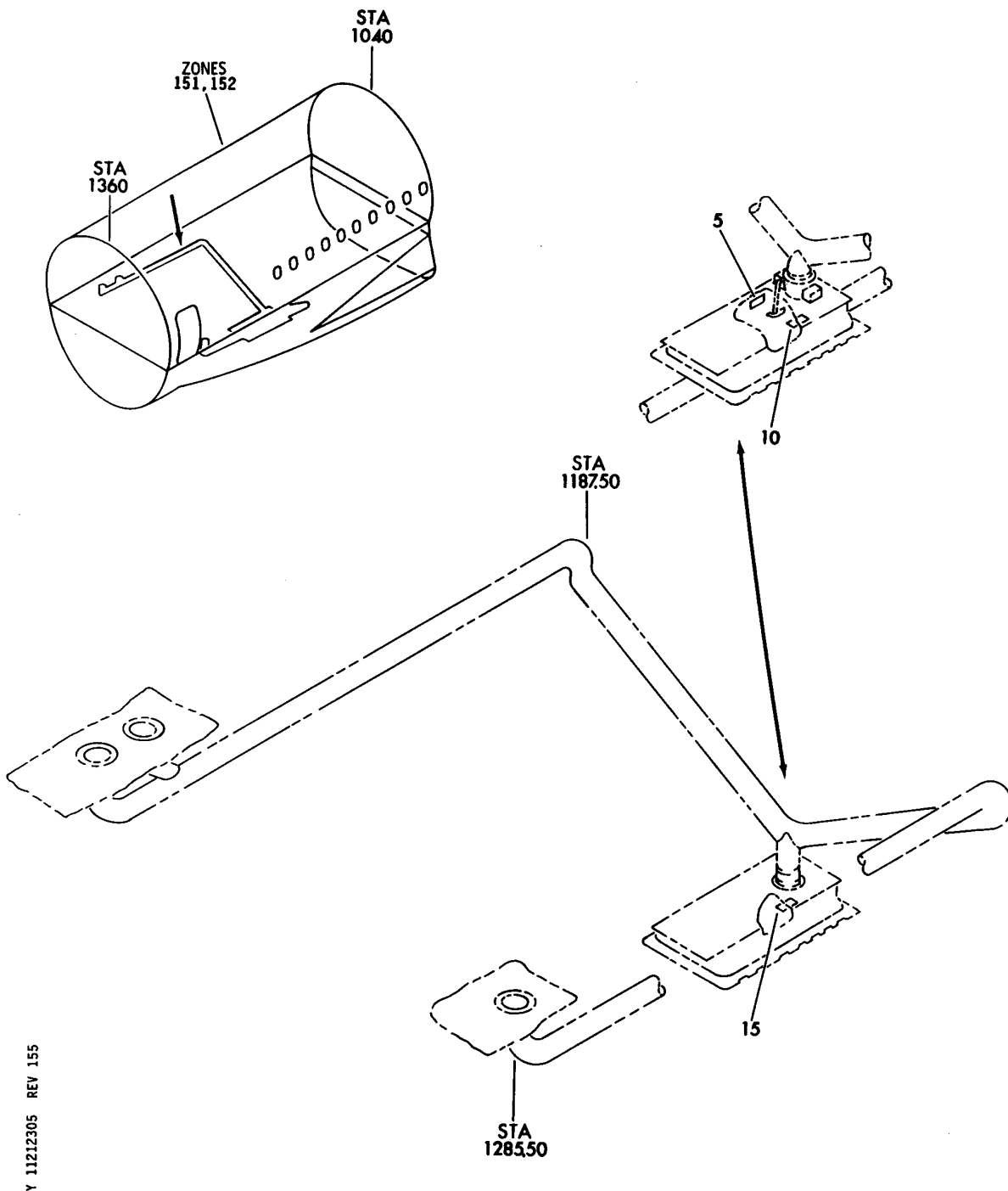
BRI

11-21-23-01

BOEING PROPRIETARY - Copyright © - Unpublished Work - See title page for details.

11-21-23
FIG. 01
PAGE 2
JAN 20/09

BOEING
757
PARTS CATALOG (MAINTENANCE)



Y 11212305 REV 155

DUCT INSTL-MID CABIN LAV WASTE SYSTEM (PLACARDS AND MARKINGS ONLY)
FIGURE 5

11-21-23-05

BRI
MAY 28/07

11-21-23-05
PAGE 0



757

PARTS CATALOG (MAINTENANCE)

FIG ITEM	PART NUMBER	1 2 3 4 5 6 7	NOMENCLATURE	EFFECT FROM TO	UNITS PER ASSY
5			DUCT INSTL-MID CABIN LAV WASTE SYSTEM (PLACARDS AND MARKINGS ONLY)	002004 006100 121503 950951 953999	
- 1	417N8301-16		DUCT INSTL-LAV B, C AND D 4 DOOR (PLACARDS AND MARKINGS ONLY) POSITION DATA: MID CAB. FOR NHA/OTHER SYS DET SEE: 25-20-00-01A 25-20-00-01E 25-20-00-03A	002004 121503	RF
- 1	417N8301-23		DUCT INSTL-WASTE SYS LAV B, C AND D 4 DOOR (PLACARDS AND MARKINGS ONLY) POSITION DATA: MID CAB. FOR NHA/OTHER SYS DET SEE: 25-20-00-01A 25-20-00-03A	006100 950951 953999	RF
15	BAC29PPS14920		.DECAL-VINYL PLACARD CONTENT: LAVATORY SERVICING PROCEDURE WITHOUT DRAIN PLUG	002004 006100 121503 950951 953999	1

MISSING ITEM NUMBERS NOT APPLICABLE

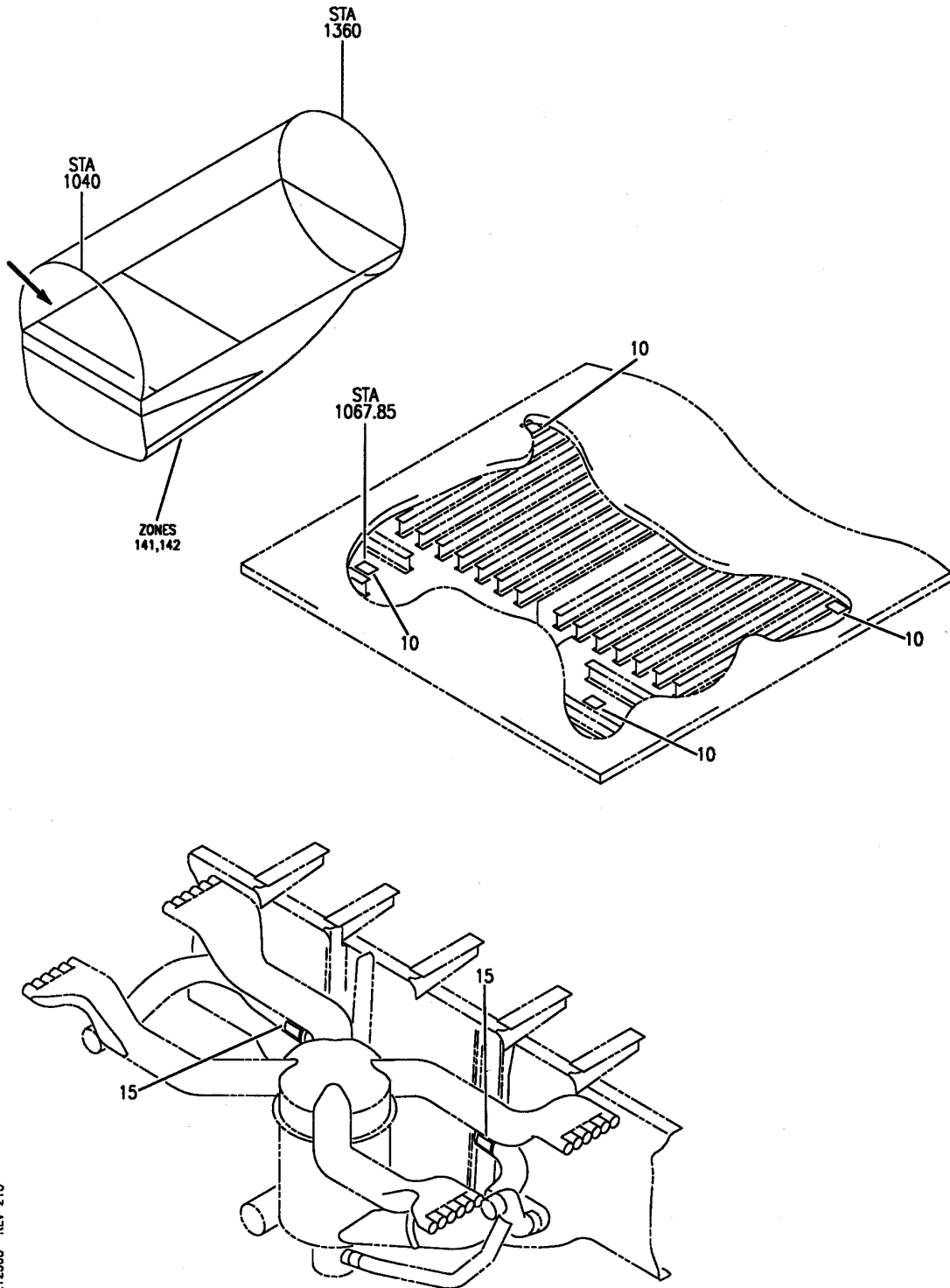
- ITEM NOT ILLUSTRATED

11-21-23-05

11-21-23
FIG. 05
PAGE 1
JAN 20/09

BRI

BOEING
757
PARTS CATALOG (MAINTENANCE)



Y 11212308 REV 218

PLACARD INSTL
FIGURE 8

11-21-23-08

BRI
MAY 28/07

11-21-23-08
PAGE 0



757

PARTS CATALOG (MAINTENANCE)

FIG ITEM	PART NUMBER	1 2 3 4 5 6 7	NOMENCLATURE	EFFECT FROM TO	UNITS PER ASSY
8			PLACARD INSTL	101106 108120 504903	
- 1	251N4006-1		PLACARD INSTL- FOR NHA SEE: 27-50-00-01	101102 108120 504903	RF
- 1	MODREF7564		PLACARD INSTL- MODULE NUMBER: 251N4006-1 REV A	103106	1
- 5	251N4006-2		PLACARD INSTL- FOR NHA SEE: 27-80-00-01	101102 108120 504903	RF
- 5	MODREF7565		PLACARD INSTL- MODULE NUMBER: 251N4006-2 REV A	103106	1
10	BAC27DCT629		.PLACARD-TORQUE TUBE WARNING USED ON: 251N4006-1 251N4020-11 MODREF7564	101106 108120 504903	4
15	BAC27DCT629		.PLACARD-TORQUE TUBE WARNING USED ON: 251N4006-2 251N4020-14 MODREF7565	101106 108120 504903	2

MISSING ITEM NUMBERS NOT APPLICABLE

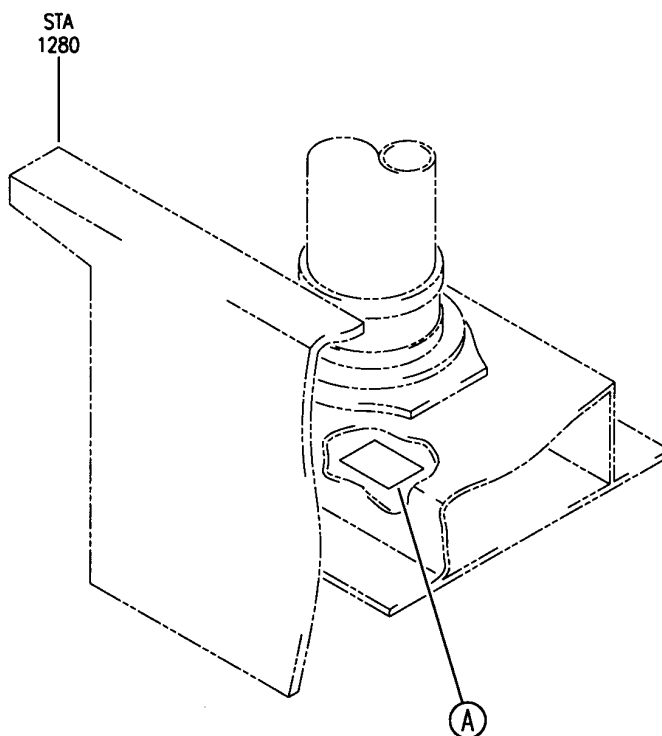
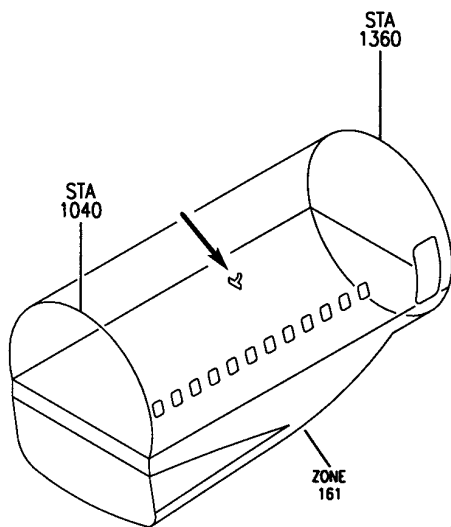
- ITEM NOT ILLUSTRATED

BRI

11-21-23-08

11-21-23
FIG. 08
PAGE 1
JAN 20/09

BOEING
757
PARTS CATALOG (MAINTENANCE)



LAVATORY SERVICING PROCEDURE
WITHOUT DRAIN PLUG

1. OPEN OUTER TOILET DRAIN CAP AND CONNECT WASTE DRAIN LINE FROM TOILET SERVICE CART.
2. OPEN INNER CAP DRAIN EACH TOILET TANK BY PULLING-OUT WASTE DRAIN VALVE HANDLE. TURN HANDLE TO LOCK IN EXTENDED (OPEN) POSITION.
3. PUMP WATER THRU EACH FLUSH LINE RINSING INSIDE OF TOILET TANK AND VALVE SEAT.
4. RELEASE TOILET DRAIN HANDLE ALLOWING WASTE DRAIN VALVE TO CLOSE.
5. REPLENISH EACH TOILET TANK WITH 2 GALLONS OR 7.57 LITERS OF PRECHARGE FLUID.
6. CLOSE AND LATCH OUTER TOILET DRAIN CAP.

A

Y 11212309 REV 205

VALVE INSTL-MID CAB. LAV WASTE SYS
FIGURE 9

11-21-23-09

BRI
MAY 28/07

11-21-23-09
PAGE 0



**757
PARTS CATALOG (MAINTENANCE)**

FIG ITEM	PART NUMBER	1 2 3 4 5 6 7	NOMENCLATURE	EFFECT FROM TO	UNITS PER ASSY
9			VALVE INSTL-MID CAB. LAV WASTE SYS	101102 108120 504903	
- 1	417N8301-34		VALVE INST-MID CAB. LAV (PLACARD AND MARKINGS ONLY) POSITION DATA: DOOR 3 FOR NHA/OTHER SYS DET SEE: 25-20-00-09	101102 108120	RF
- 1	417N8301-35		VALVE INST-MID CAB. LAV WASTE SYS (PLACARD AND MARKINGS ONLY) POSITION DATA: AFT DOOR 3 FOR NHA/OTHER SYS DET SEE: 25-20-00-11B	504903	RF
5	BAC29PPS14920		.DECAL	101102 108120 504903	1

MISSING ITEM NUMBERS NOT APPLICABLE

- ITEM NOT ILLUSTRATED

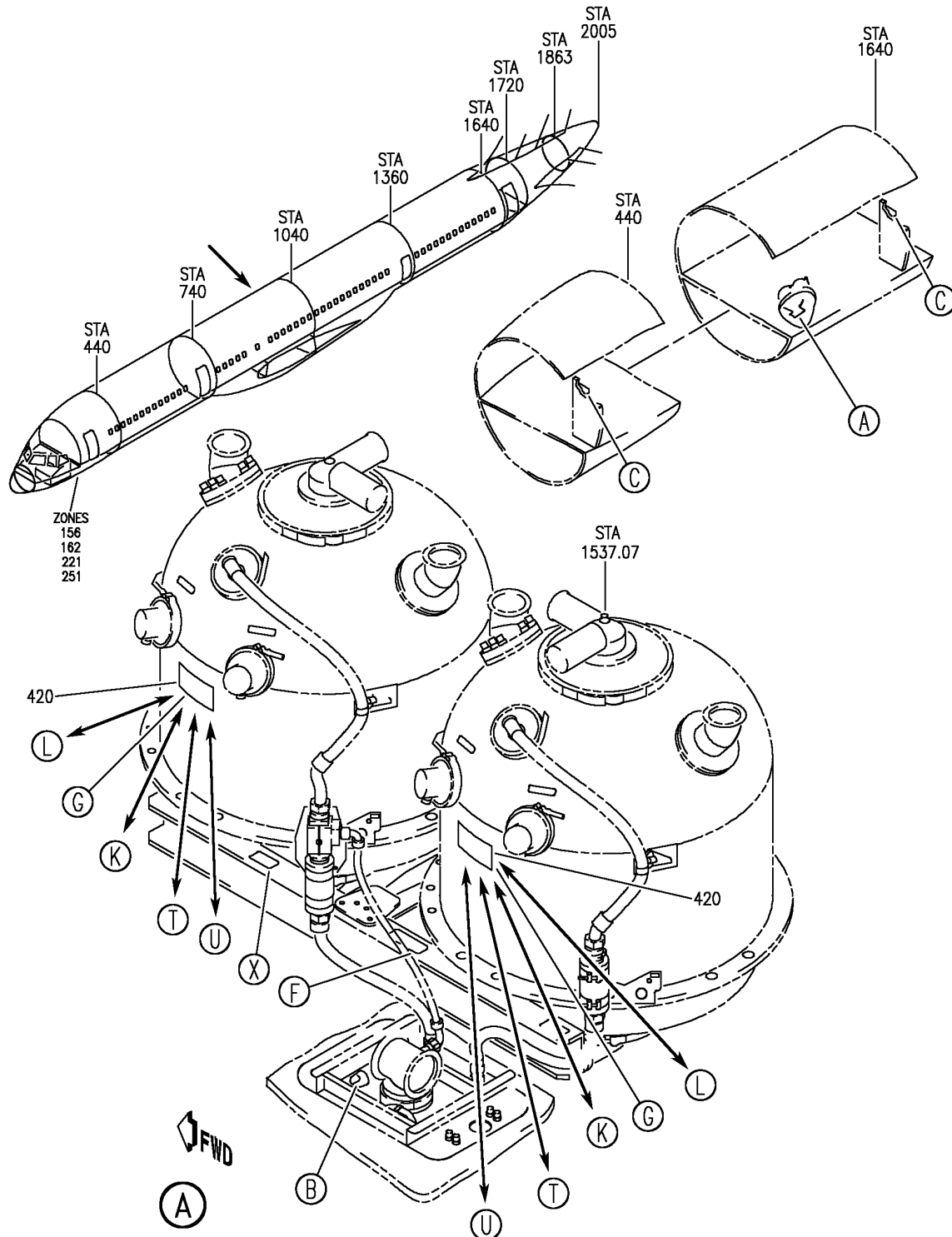
BRI

11-21-23-09

BOEING PROPRIETARY - Copyright © - Unpublished Work - See title page for details.

11-21-23
FIG. 09
PAGE 1
JAN 20/09

BOEING
757
PARTS CATALOG (MAINTENANCE)



Y 11212310 SH1 1 REV 274

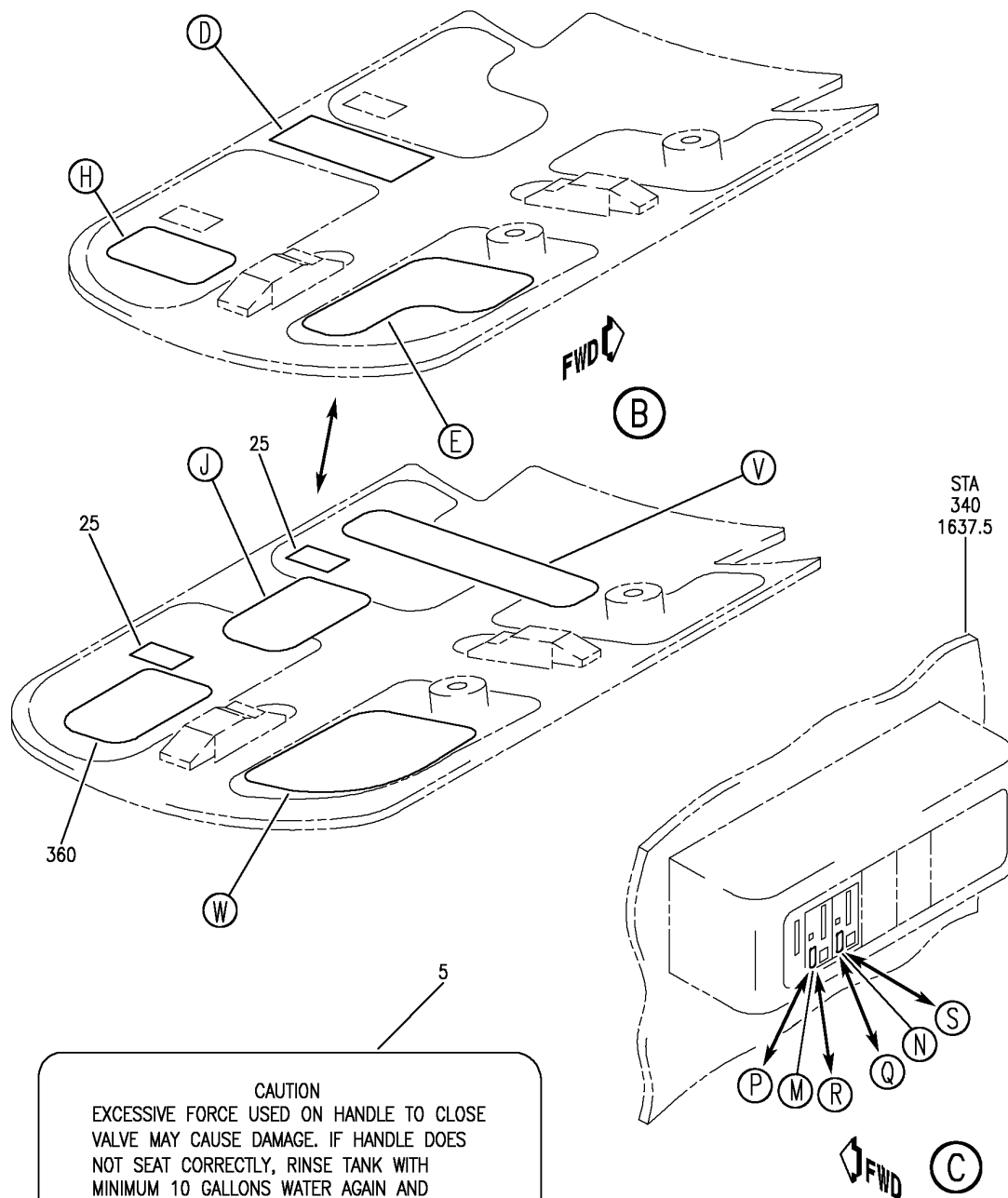
MARKER INSTL
FIGURE 10 (SHEET 1)

11-21-23-10

BRI
JAN 20/09

11-21-23-10
PAGE 0

BOEING
757
PARTS CATALOG (MAINTENANCE)



Y 11212310 SH1 2 REV 273

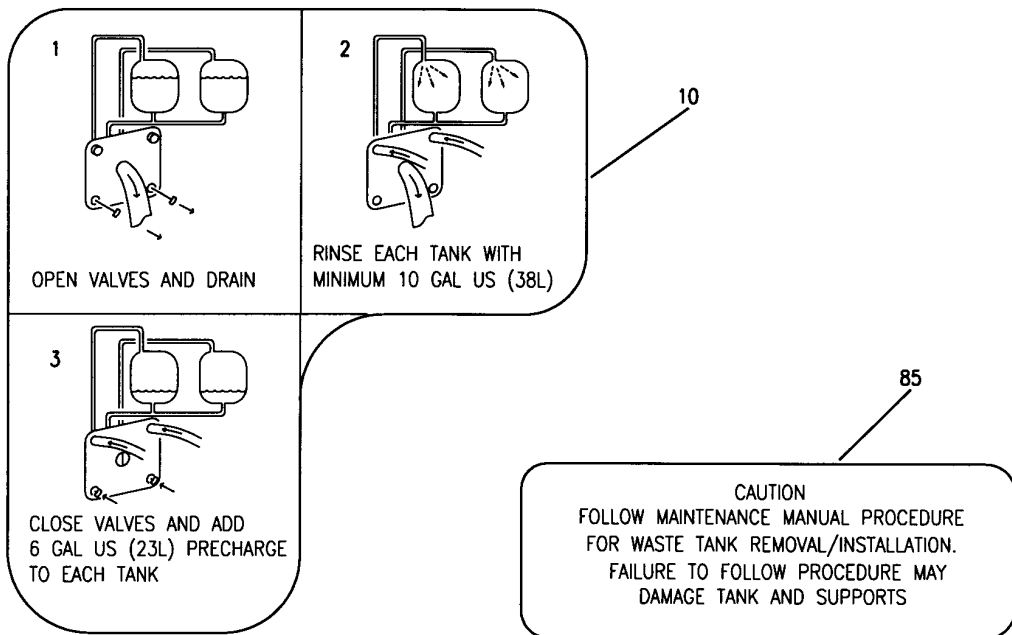
CAUTION
EXCESSIVE FORCE USED ON HANDLE TO CLOSE VALVE MAY CAUSE DAMAGE. IF HANDLE DOES NOT SEAT CORRECTLY, RINSE TANK WITH MINIMUM 10 GALLONS WATER AGAIN AND CLOSE DRAIN VALVE. CONTACT MAINTENANCE IF JAMMING CONDITION STILL OCCURS.

(D)

MARKER INSTL
FIGURE 10 (SHEET 2)

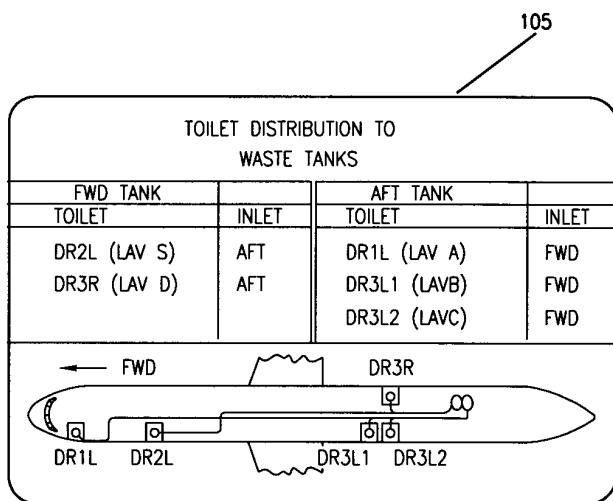
11-21-23-10

BOEING
757
PARTS CATALOG (MAINTENANCE)



(E)

(F)



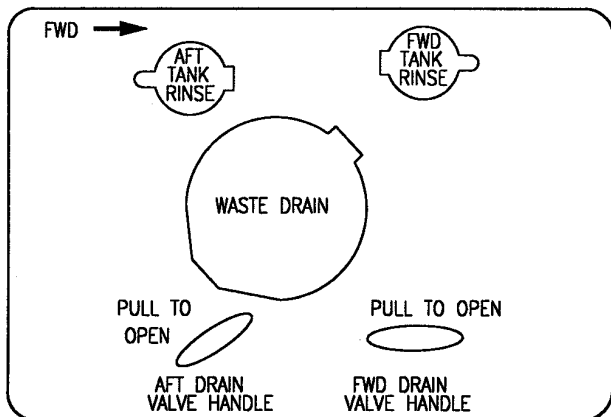
(G)

Y 11212310 SHT 3 REV 206

MARKER INSTL
FIGURE 10 (SHEET 3)

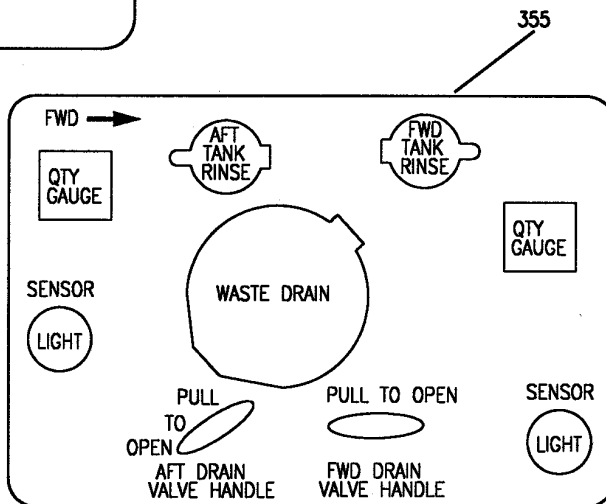
11-21-23-10

BOEING
757
PARTS CATALOG (MAINTENANCE)



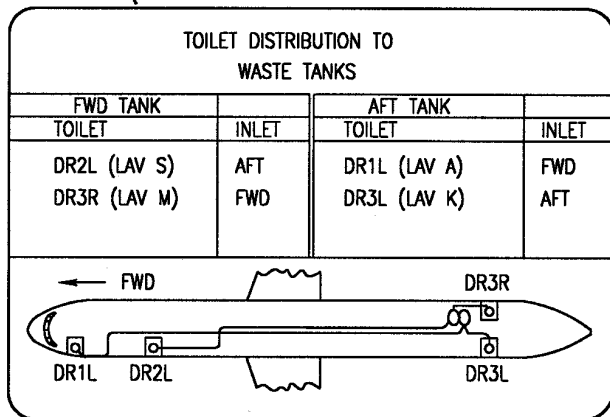
205

(H)



355

(J)



305

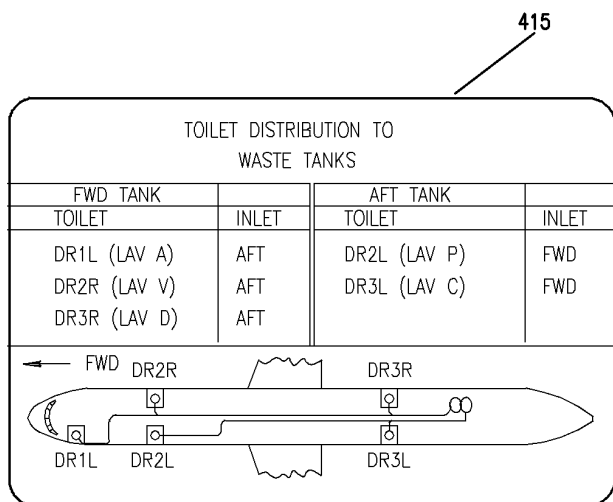
(K)

Y 11212310 SH1 4 REV 218

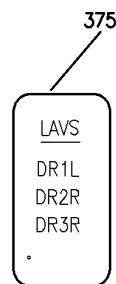
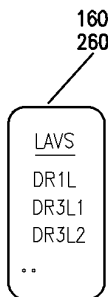
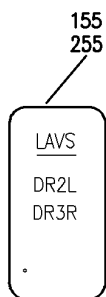
MARKER INSTL
FIGURE 10 (SHEET 4)

11-21-23-10

BOEING
757
PARTS CATALOG (MAINTENANCE)



L



M

N

P



Q

R

S

Y 11212310 SHT 5 REV 235

MARKER INSTL
FIGURE 10 (SHEET 5)

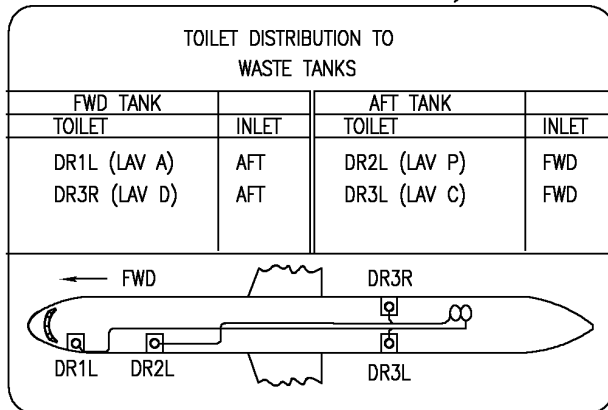
11-21-23-10

BRI
JAN 20/09

11-21-23-10
PAGE 0D

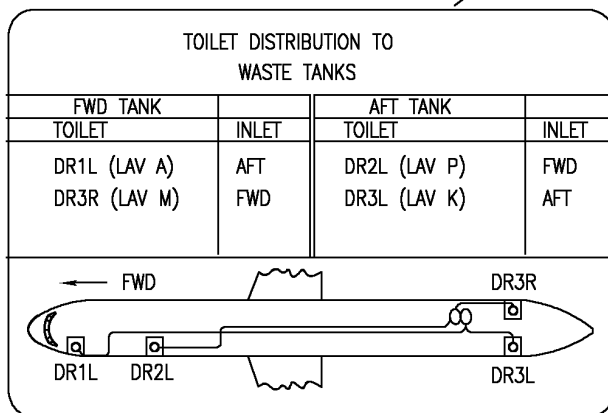
BOEING
757
PARTS CATALOG (MAINTENANCE)

425



(T)

430



(U)

Y 11212310 SH-T 6 REV 261

MARKER INSTL
FIGURE 10 (SHEET 6)

11-21-23-10

BRI
JAN 20/09

11-21-23-10
PAGE 0E

BOEING
757
PARTS CATALOG (MAINTENANCE)

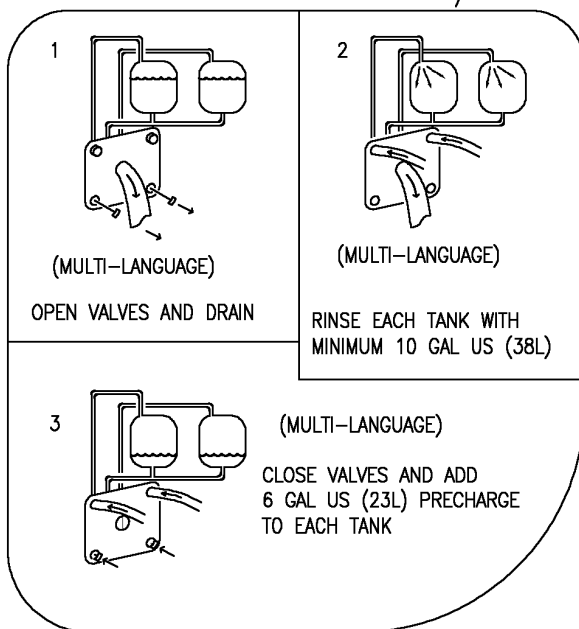
15

(MULTI-LANGUAGE)

CAUTION
EXCESSIVE FORCE USED ON HANDLE TO CLOSE VALVE MAY CAUSE DAMAGE. IF HANDLE DOES NOT SEAT CORRECTLY, RINSE TANK WITH MINIMUM 10 GALLONS WATER AGAIN AND CLOSE DRAIN VALVE. CONTACT MAINTENANCE IF JAMMING CONDITION STILL OCCURS.

(V)

20



(W)

Y 11212310 SH1 7 REV 273

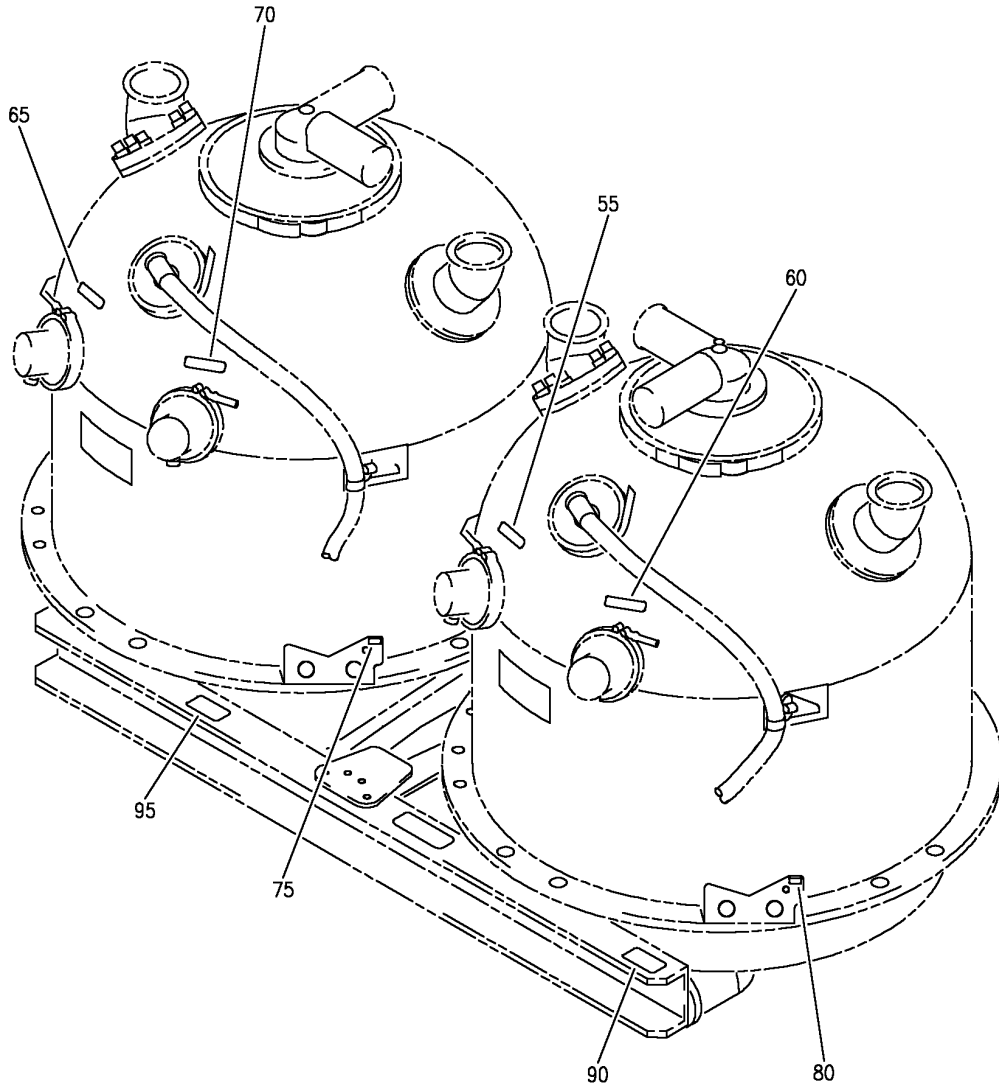
MARKER INSTL
FIGURE 10 (SHEET 7)

11-21-23-10

BRI
JAN 20/09

11-21-23-10
PAGE OF

BOEING
757
PARTS CATALOG (MAINTENANCE)



Y 11212310 SH1 8 REV 274



MARKER INSTL
FIGURE 10 (SHEET 8)

11-21-23-10

BRI
JAN 20/09

11-21-23-10
PAGE 06



757

PARTS CATALOG (MAINTENANCE)

FIG ITEM	PART NUMBER	1 2 3 4 5 6 7	NOMENCLATURE	EFFECT FROM TO	UNITS PER ASSY
10			MARKER INSTL	103106	
- 1	MODREF17777		MARKER INSTL-SVCE PNL DOOR MODULE NUMBER: 417N8790-4 REV A	103106	1
5	BAC27DPA5115		.PLACARD	103106	1
10	BAC27NPA1524		.PLACARD	103106	1
- 50	MODREF17832		MARKER INSTL-LOGIC CONT MODULE MODULE NUMBER: 417N8790-5 REV A	103106	1
55	BAC27EPPS11878		.PLACARD- PLACARD CONTENT: SENSOR J1-AFT	103106	1
60	BAC27EPPS11879		.PLACARD- PLACARD CONTENT: SENSOR-J2-AFT	103106	1
65	BAC27EPPS11880		.PLACARD- PLACARD CONTENT: SENSOR-J1-FWD	103106	1
70	BAC27EPPS11881		.PLACARD- PLACARD CONTENT: SENSOR-J2-FWD	103106	1
75	BAC27NEL1221		.PLACARD- PLACARD CONTENT: M11341	103106	1
80	BAC27NEL1222		.PLACARD- PLACARD CONTENT: M11342	103106	1
85	BAC27NPA1526		.PLACARD	103106	1
90	BAC27NPA1522		.PLACARD- PLACARD CONTENT: AFT WASTE TANK LOGIC CONTROL MODULE	103106	1
95	BAC27NPA1523		.PLACARD- PLACARD CONTENT: FWD WASTE TANK LOGIC CONTROL MODULE	103106	1
- 350	MODREF19033		MARKER INSTL-SVCE PNL MODULE NUMBER: 417N8790-13 REV A	103106	1
355	BAC27NPA1559		.PLACARD	103106	1
- 373	417N8790-20		MARKER INSTL- ATTENDANT PANEL	103106	RF
380	BAC27DPA5255		.PLACARD	103106	1
385	BAC27DPA5256		.PLACARD	103106	1
- 413	417N8790-19		MARKER INSTL- WASTE TANK, LAVS A, D, P AND C DISTRIBUTION	106106	RF

MISSING ITEM NUMBERS NOT APPLICABLE

- ITEM NOT ILLUSTRATED

11-21-23-10

11-21-23
FIG. 10
PAGE 1
JAN 20/09

BRI



757

PARTS CATALOG (MAINTENANCE)

FIG ITEM	PART NUMBER	1 2 3 4 5 6 7	NOMENCLATURE	EFFECT FROM TO	UNITS PER ASSY
10 425	BAC27DPA5273		.PLACARD- USED ON: MODREF17772	106106	2

MISSING ITEM NUMBERS NOT APPLICABLE

- ITEM NOT ILLUSTRATED

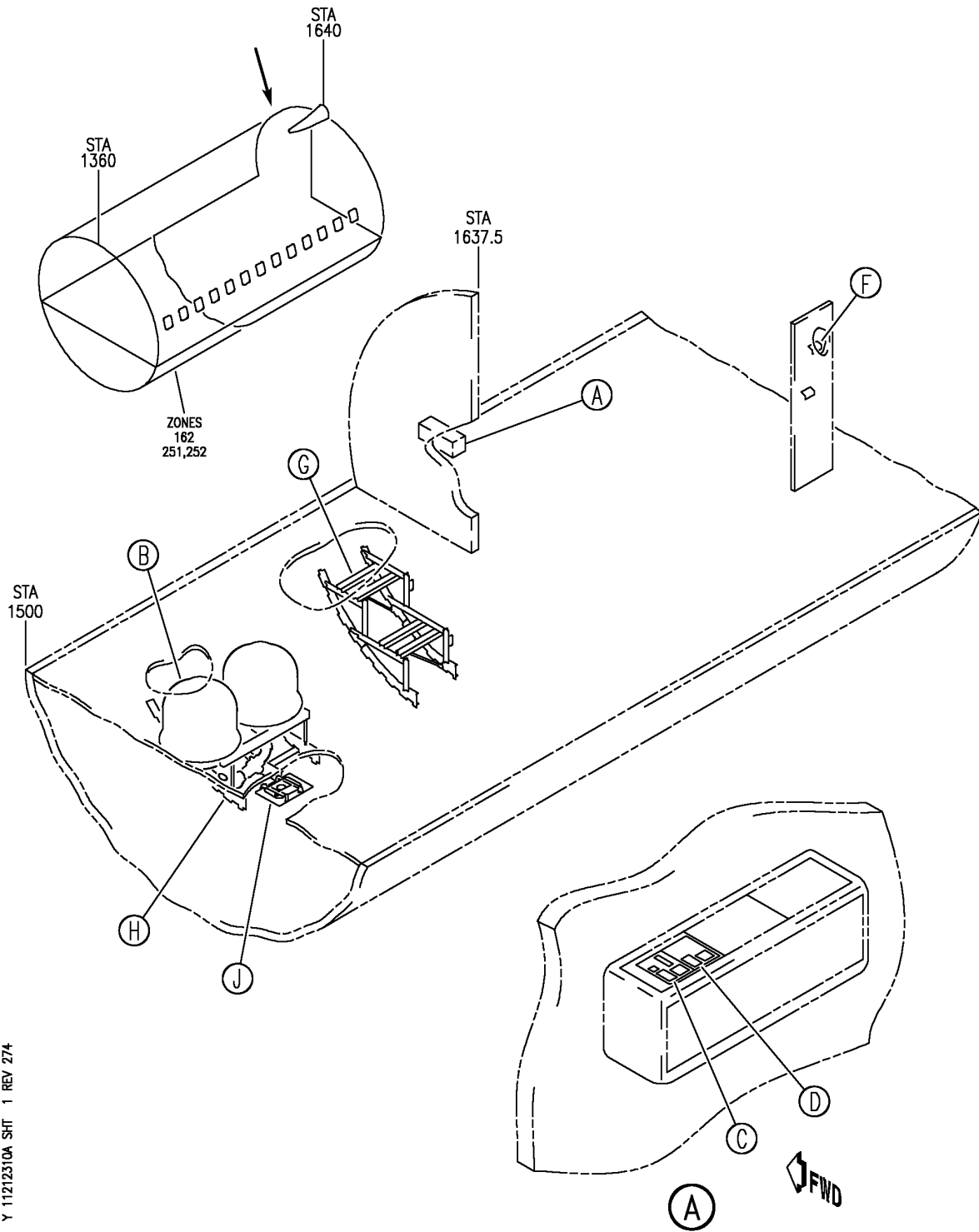
BRI

11-21-23-10

BOEING PROPRIETARY - Copyright © - Unpublished Work - See title page for details.

11-21-23
FIG. 10
PAGE 2
JAN 20/09

BOEING
757
PARTS CATALOG (MAINTENANCE)



Y 11212310A SHT 1 REV 274

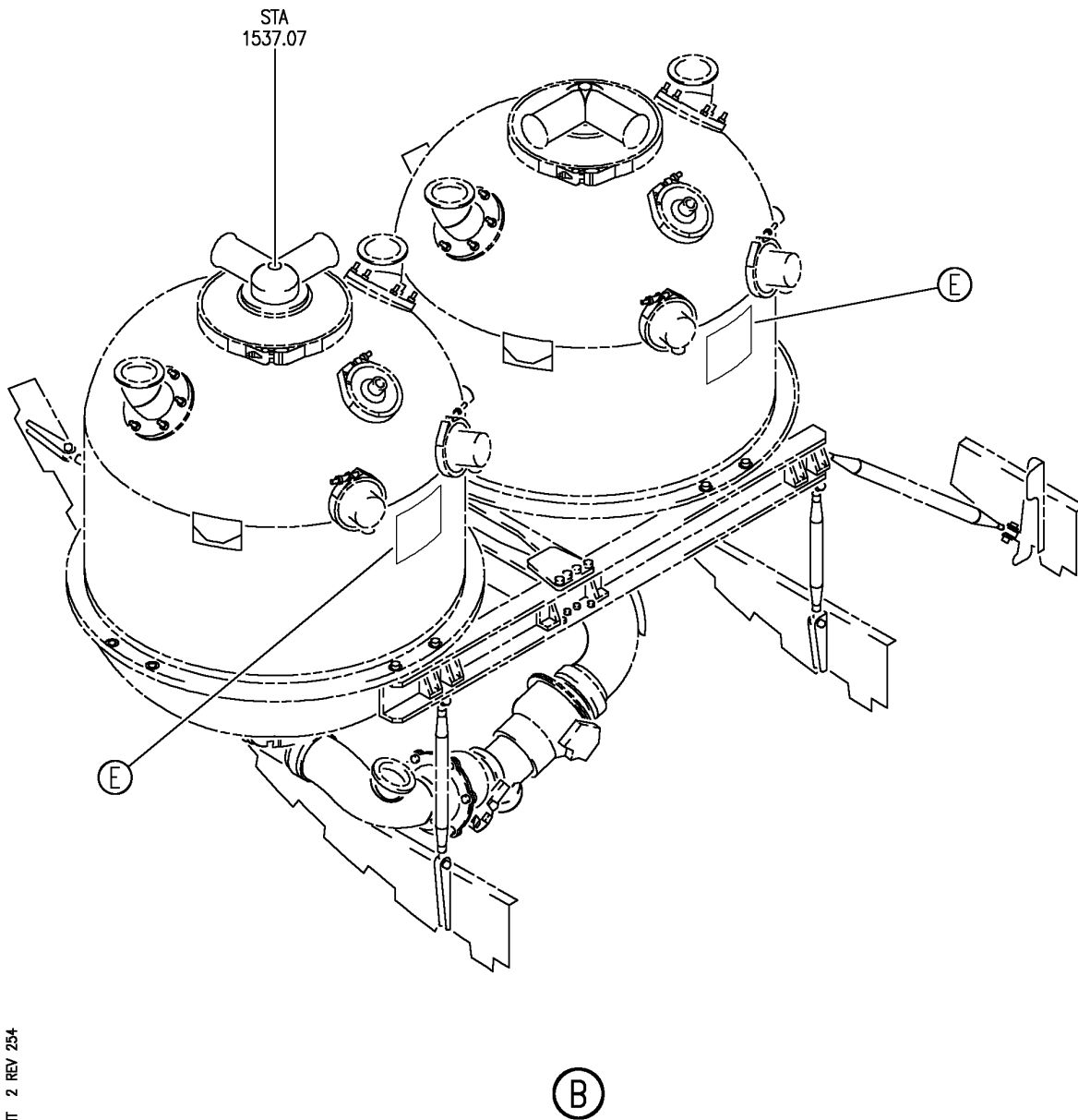
MARKER INSTL-VAC WASTE SYS
FIGURE 10A (SHEET 1)

BRI
JAN 20/09

11-21-23-10A

11-21-23-10A
PAGE 0

BOEING
757
PARTS CATALOG (MAINTENANCE)



Y 11212310A SHT 2 REV 254

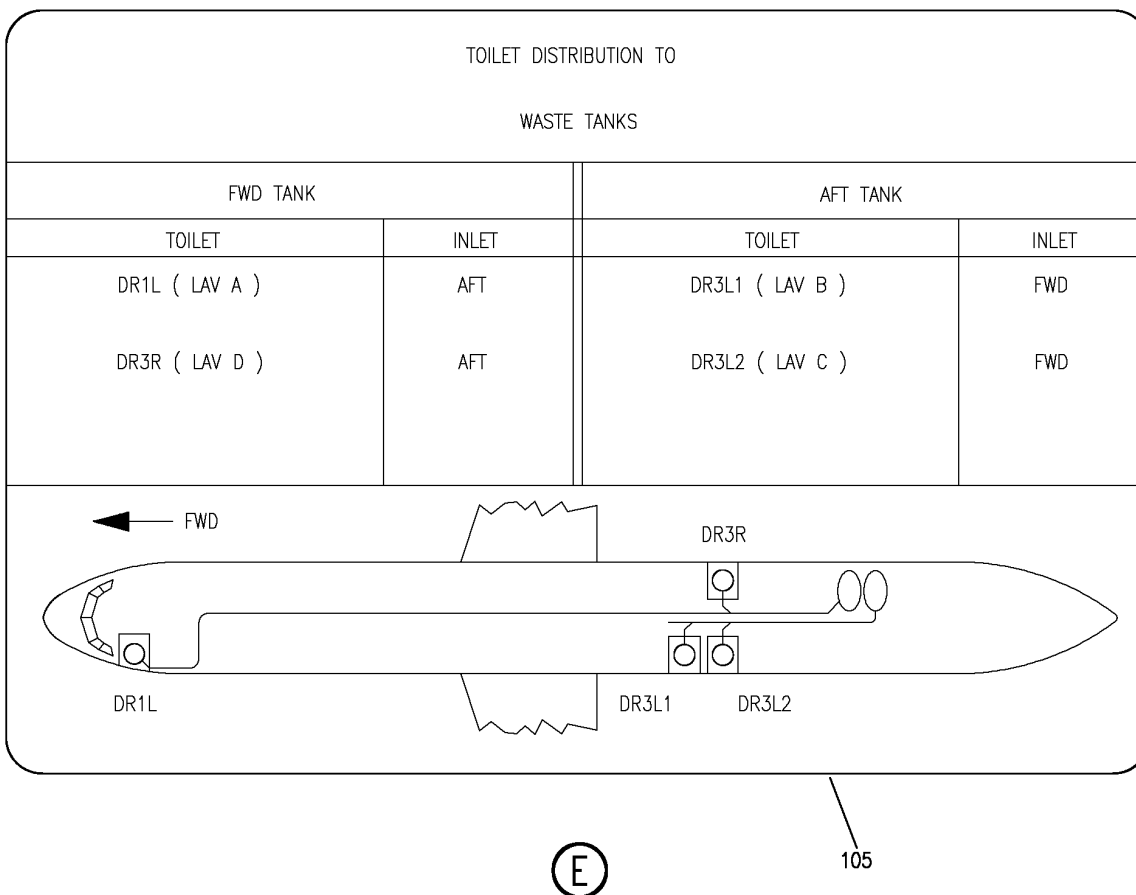
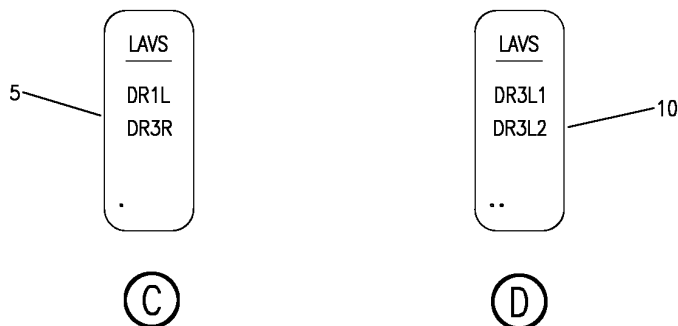
MARKER INSTL-VAC WASTE SYS
FIGURE 10A (SHEET 2)

BRI
JAN 20/09

11-21-23-10A

11-21-23-10A
PAGE 0A

BOEING
757
PARTS CATALOG (MAINTENANCE)



Y 11212310A SHT 3 REV 254

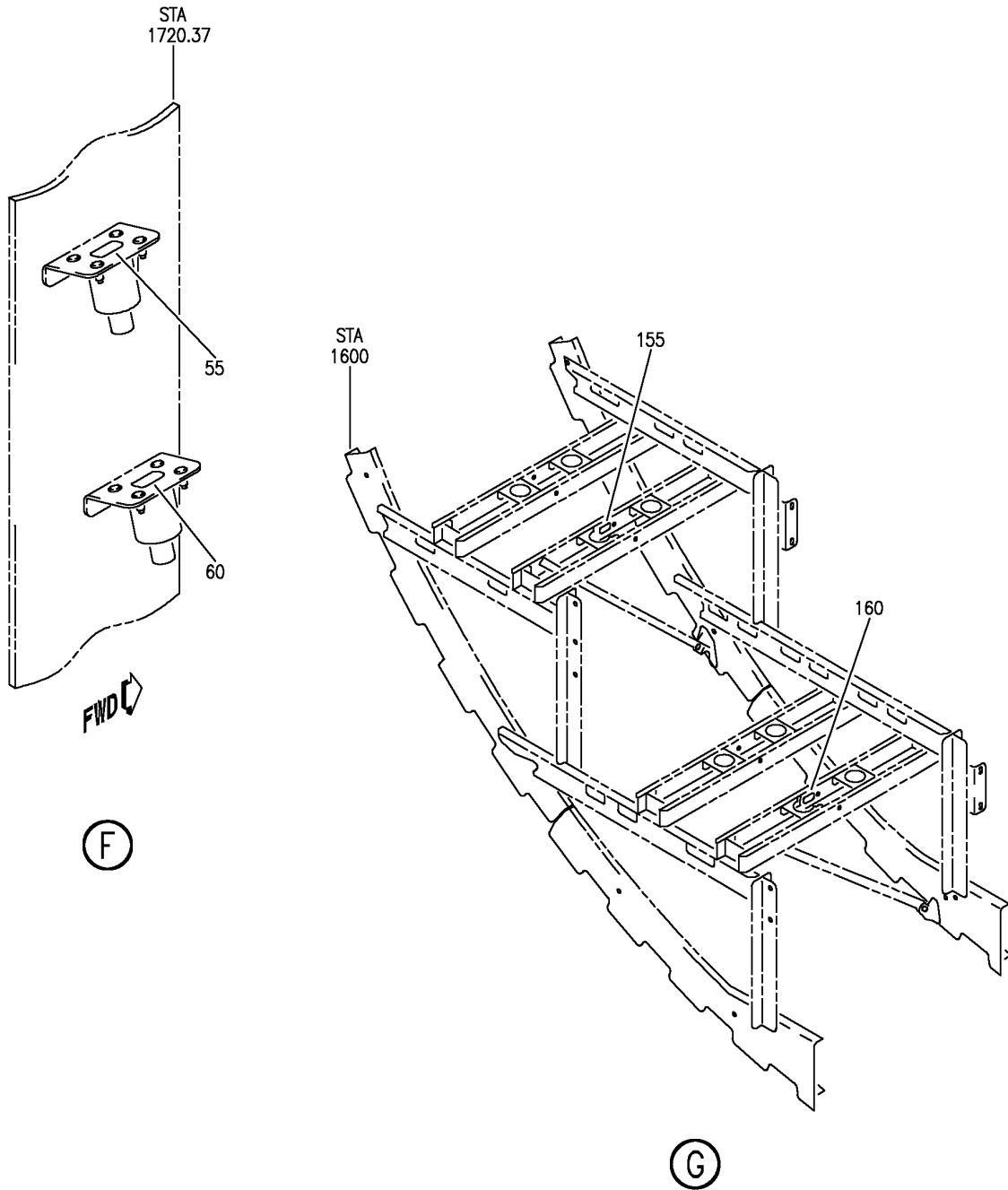
MARKER INSTL-VAC WASTE SYS
FIGURE 10A (SHEET 3)

11-21-23-10A

BRI
JAN 20/09

11-21-23-10A
PAGE 0B

BOEING
757
PARTS CATALOG (MAINTENANCE)



Y 11212310A SHT 4 REV 274

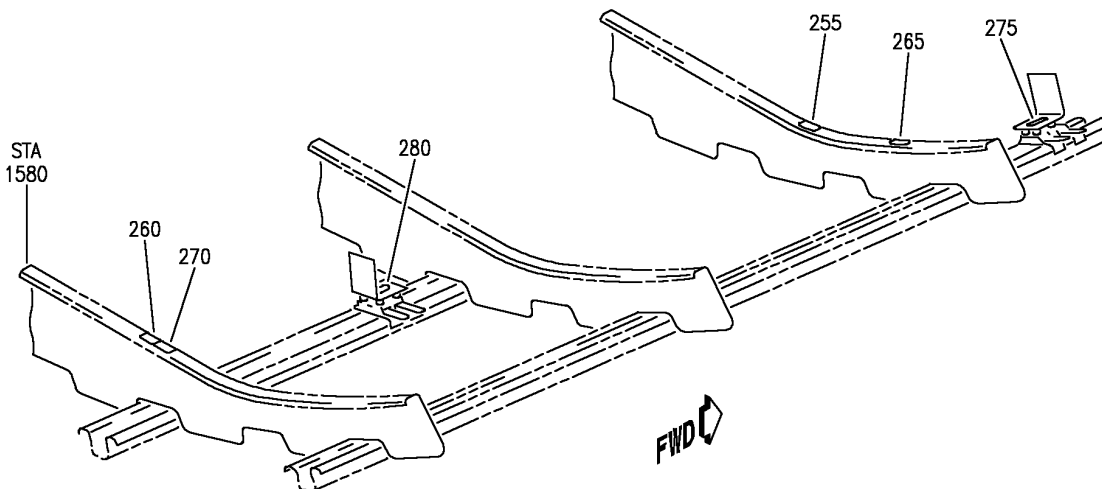
MARKER INSTL-VAC WASTE SYS
FIGURE 10A (SHEET 4)

BRI
JAN 20/09

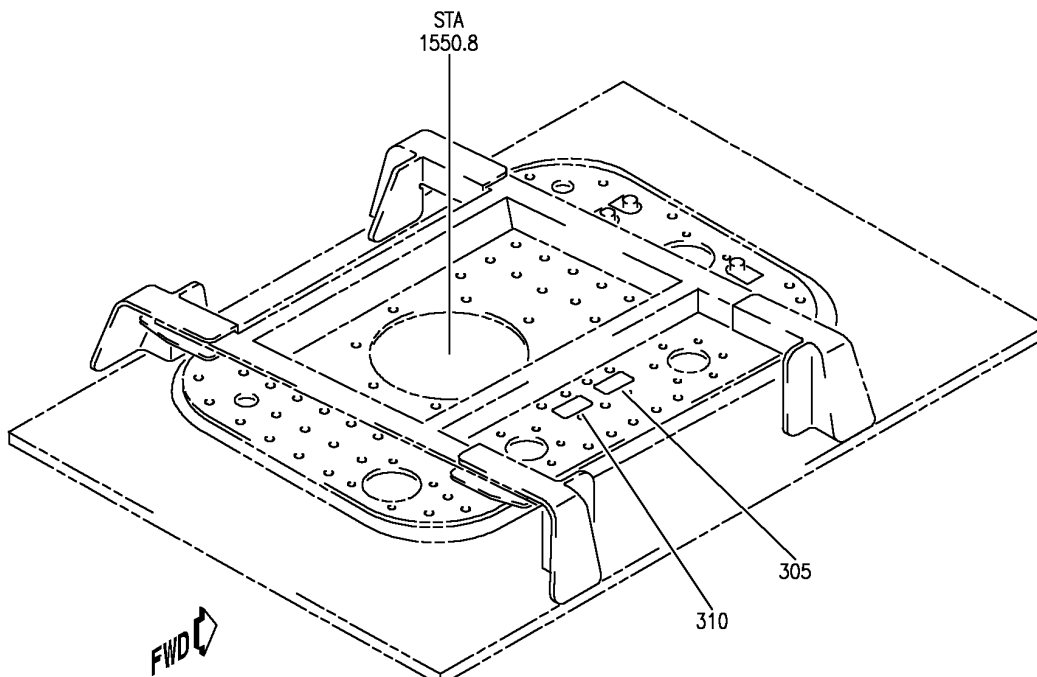
11-21-23-10A

11-21-23-10A
PAGE 0C

BOEING
757
PARTS CATALOG (MAINTENANCE)



(H)



(J)

Y 11212310A SHT 5 REV 274

MARKER INSTL-VAC WASTE SYS
FIGURE 10A (SHEET 5)

11-21-23-10A

BRI
JAN 20/09

11-21-23-10A
PAGE 0D



757

PARTS CATALOG (MAINTENANCE)

FIG ITEM	PART NUMBER	1 2 3 4 5 6 7	NOMENCLATURE	EFFECT FROM TO	UNITS PER ASSY
10A					
- 1	MODREF31605		MARKER INSTL-VAC WASTE SYS MARKER INSTL-VAC WASTE SYS MODULE NUMBER: 417N8790-22 REV A	103106 103106	1
5	BAC27DPA5256		.PLACARD	103106	1
10	BAC27DPA5300		.PLACARD	103106	1
- 50	MODREF19029		MARKER INSTL-BAROMETRIC PRESSURE SWITCH MODULE NUMBER: 417N8790-1 REV A	103106	1
55	BAC27NEL1225		.PLACARD- PLACARD CONTENT: S10631	103106	1
60	BAC27NEL1226		.PLACARD- PLACARD CONTENT: S10632	103106	1
- 100	MODREF31606		MARKER INSTL-VAC WASTE SYS MODULE NUMBER: 417N8790-23 REV A	103106	1
105	BAC27DPA5301		.PLACARD	103106	2
- 150	MODREF17773		MARKER INSTL-BLOWER CRADLE MODULE NUMBER: 417N8790-2 REV A	103106	1
155	BAC27NEL1227		.PLACARD- PLACARD CONTENT: M11343	103106	1
160	BAC27NEL1228		.PLACARD- PLACARD CONTENT: M11344	103106	1
- 250	MODREF17776		MARKER INSTL-BALL VALVE AND INPUT SWITCH MODULE NUMBER: 417N8790-3 REV A	103106	1
255	BAC27NEL1229		.PLACARD- B10245	103106	1
260	BAC27NEL1230		.PLACARD- B10246	103106	1
265	BAC27NEL1231		.PLACARD- B10247	103106	1
270	BAC27NEL1232		.PLACARD- B10248	103106	1
275	BAC27NEL1223		.PLACARD- S10629	103106	1
280	BAC27NEL1224		.PLACARD- S10630	103106	1
- 300	MODREF17835		MARKER INSTL-RINSE LINE HEATER MODULE NUMBER: 417N8790-8 REV A	103106	1

MISSING ITEM NUMBERS NOT APPLICABLE

- ITEM NOT ILLUSTRATED

11-21-23-10A

11-21-23
FIG. 10A
PAGE 1
JAN 20/09

BRI



757

PARTS CATALOG (MAINTENANCE)

FIG ITEM	PART NUMBER	1 2 3 4 5 6 7	NOMENCLATURE	EFFECT FROM TO	UNITS PER ASSY
10A 305	BAC27NEL1233	.	PLACARD- PLACARD CONTENT : B10249	103106	1
310	BAC27NEL1234	.	PLACARD- PLACARD CONTENT : B10250	103106	1

MISSING ITEM NUMBERS NOT APPLICABLE

- ITEM NOT ILLUSTRATED

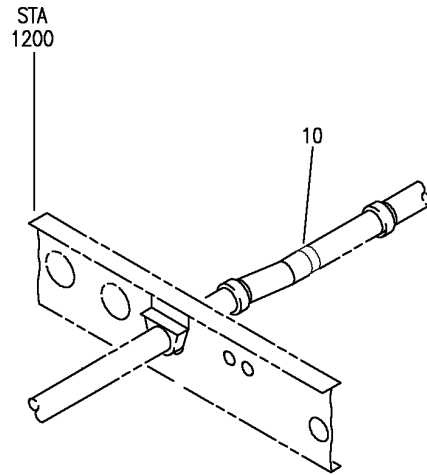
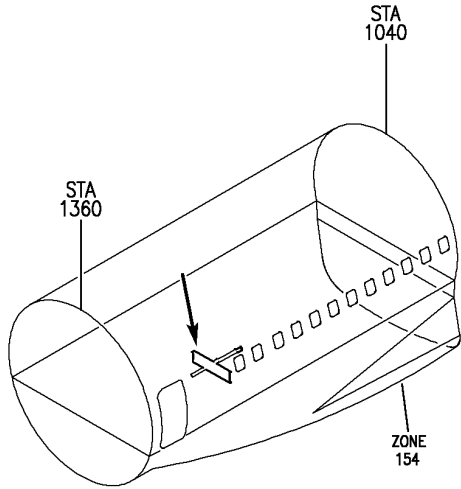
BRI

11-21-23-10A

BOEING PROPRIETARY - Copyright © - Unpublished Work - See title page for details.

11-21-23
FIG. 10A
PAGE 2
JAN 20/09

BOEING
757
PARTS CATALOG (MAINTENANCE)



Y 11212311 REV 254

TUBE ASSY
FIGURE 11

BRI
JAN 20/09

11-21-23-11

11-21-23-11
PAGE 0



757

PARTS CATALOG (MAINTENANCE)

FIG ITEM	PART NUMBER	1 2 3 4 5 6 7	NOMENCLATURE	EFFECT FROM TO	UNITS PER ASSY
11			TUBE ASSY	103106	
- 1	417N8712-57		TUBE ASSY- (PLACARDS AND MARKINGS ONLY) TUBING MATERIAL: 2.00 O.D. X 0.020 WT X 29-46 TI-COM-PURE 40 TUBING PER BMS 7-21, GRADE II FOR NHA/OTHER SYS DET SEE: 38-32-30-08	103106	RF
10	BACT11SA9S		.TAPE-ARROW	103106	1

MISSING ITEM NUMBERS NOT APPLICABLE

- ITEM NOT ILLUSTRATED

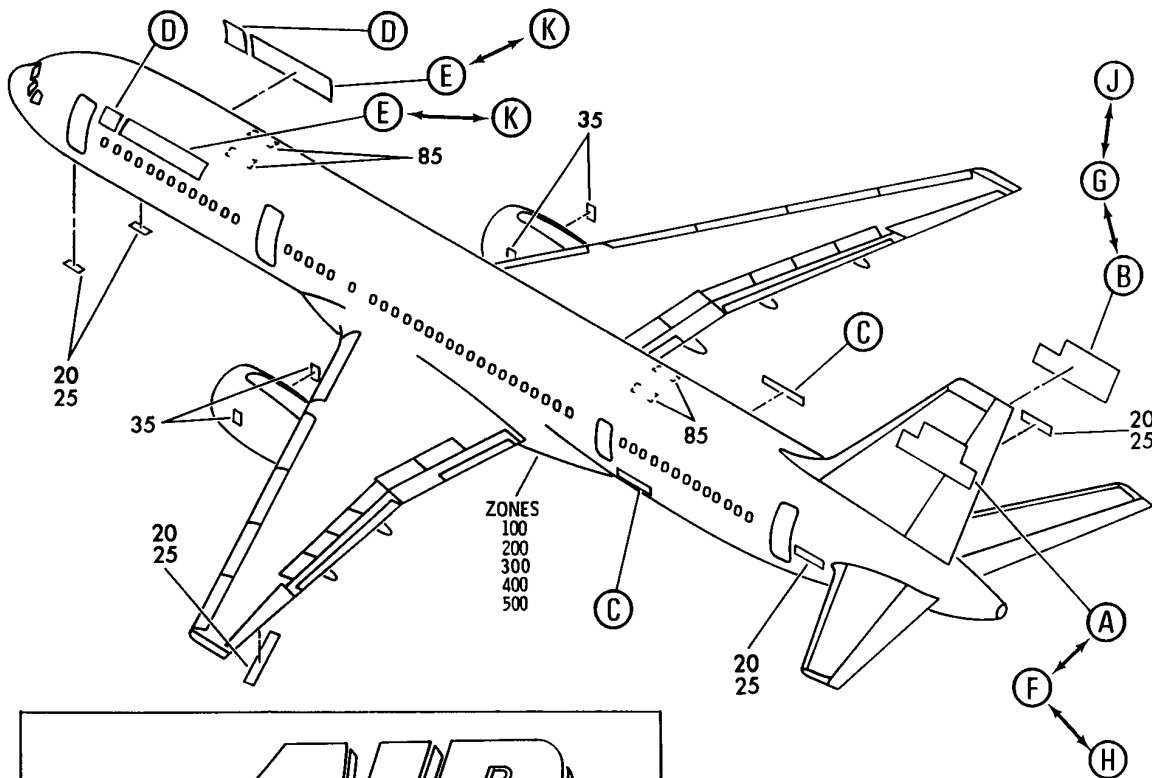
BRI

11-21-23-11

BOEING PROPRIETARY - Copyright © - Unpublished Work - See title page for details.

11-21-23
FIG. 11
PAGE 1
JAN 20/09

BOEING
757
PARTS CATALOG (MAINTENANCE)



10
15

(A)



10
15

(B)

Y 11212509 SHT 1 REV 144

MARKING INDEX-EXT DECORATIVE (ATZ)
FIGURE 9 (SHEET 1)

11-21-25-09


BRI
JAN 20/09

11-21-25-09
PAGE 0

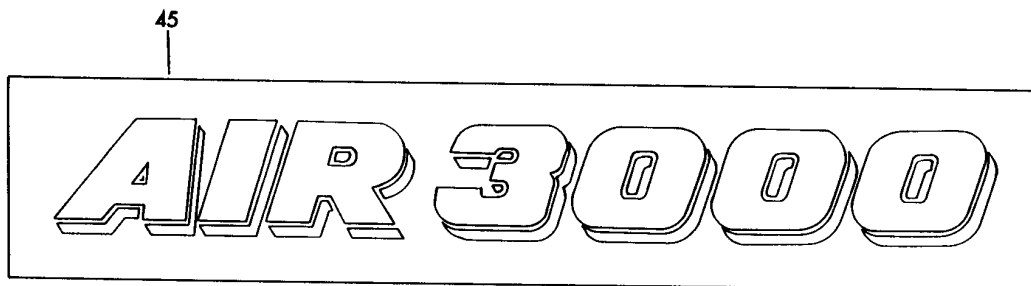
BOEING
757
PARTS CATALOG (MAINTENANCE)



Ⓒ



Ⓓ



Ⓔ

Y 11212509 SHT 2 REV 144

MARKING INDEX-EXT DECORATIVE (ATZ)
FIGURE 9 (SHEET 2)


11-21-25-09

BRI
JAN 20/09

11-21-25-09
PAGE 0A

BOEING
757
PARTS CATALOG (MAINTENANCE)

50
55



Ⓕ

50
55



Ⓖ

Y 11212509 SH1 3 REV 144

MARKING INDEX-EXT DECORATIVE (ATZ)
FIGURE 9 (SHEET 3)


11-21-25-09

BRI
JAN 20/09

11-21-25-09
PAGE 0B

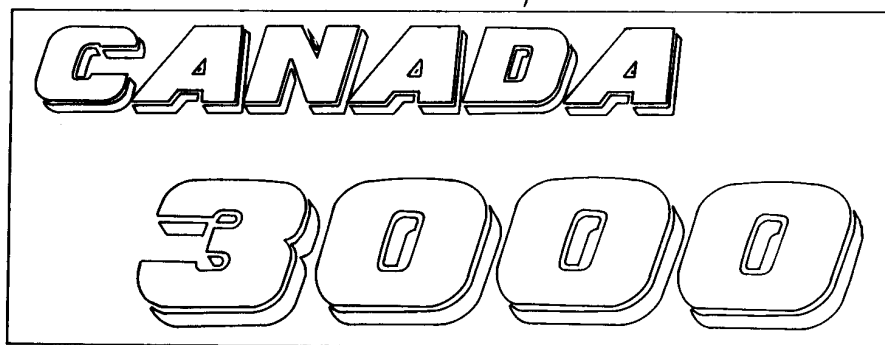
BOEING
757
PARTS CATALOG (MAINTENANCE)

60
65
80



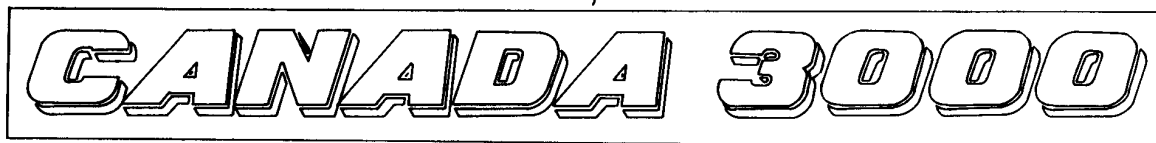
Ⓜ

60
65
80



Ⓜ

70



Ⓜ

Y 11212509 SHT 4 REV 144

MARKING INDEX-EXT DECORATIVE (ATZ)
FIGURE 9 (SHEET 4)

11-21-25-09

BRI
JAN 20/09

11-21-25-09
PAGE 0C



757

PARTS CATALOG (MAINTENANCE)

FIG ITEM	PART NUMBER	1 2 3 4 5 6 7	NOMENCLATURE	EFFECT FROM TO	UNITS PER ASSY
9			MARKING INDEX-EXT DECORATIVE (ATZ)	107107 953999	
- 1	414N4001-14		MARKING INDEX-EXT DECORATIVE ATZ	107107 953999	1
- 5	414N4017-1		.MARKING INSTL-ATZ AIR 2000	107107 953999	1
10	414N4017-10		..KIT-PREMASK	107107	1
15	414N4017-11		..KIT-PREMASK	107107	1
20	414N4017-14		..KIT-PREMASK	107107	1
25	414N4017-28		..KIT-PREMASK	953999	1
30	65C20900-25		..BOEING IDENT	107107 953999	2
35	UL25539		..DECAL- SUPPLIER CODE: VK0680 PLACARD CONTENT: ROLLS ROYCE	953999	4
85	414N4998-1		..MARKING- PLACARD CONTENT: CHOP IN MARKING	107107 953999	4

MISSING ITEM NUMBERS NOT APPLICABLE

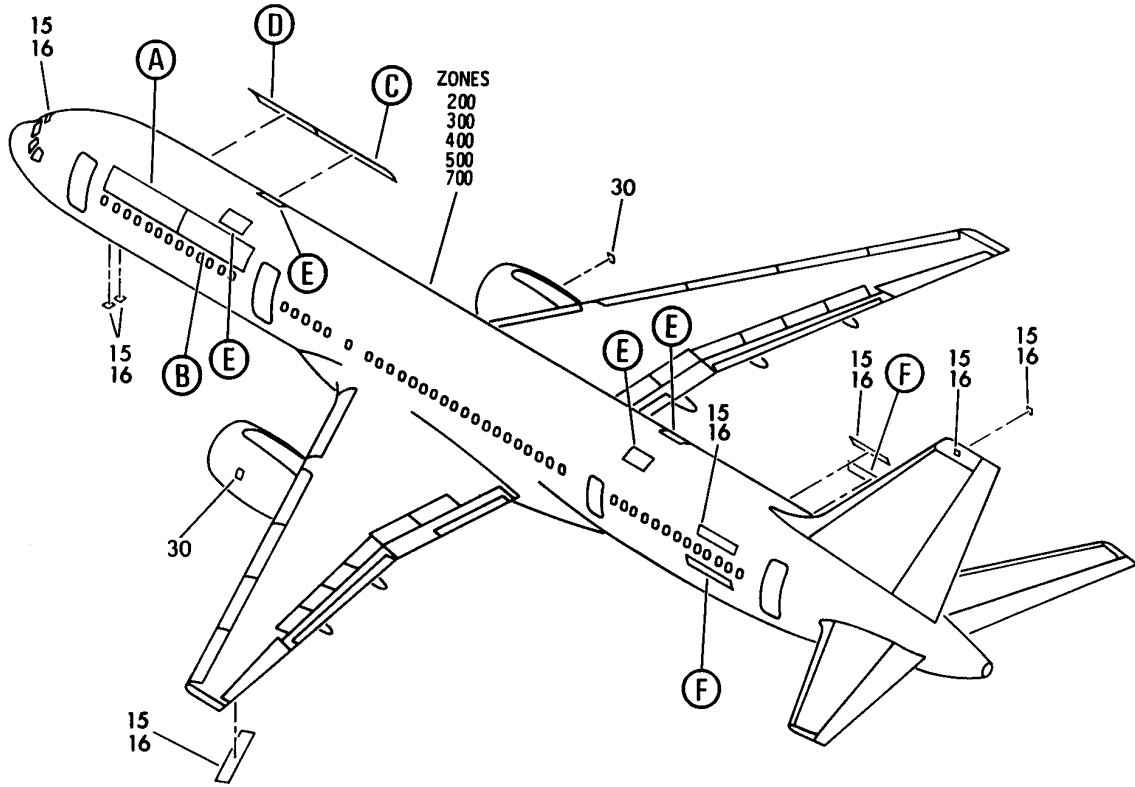
- ITEM NOT ILLUSTRATED

BRI

11-21-25-09

11-21-25
FIG. 09
PAGE 1
JAN 20/09

BOEING
757
PARTS CATALOG (MAINTENANCE)




Y 11212535 SHT 1 REV 152

MARKING INDEX-EXT DECORATIVE (BRI)
FIGURE 35 (SHEET 1)

11-21-25-35

BRI
MAY 28/07

11-21-25-35
PAGE 0




(A)

10



(B)

10



(C)

10

Y 11212535 SHT 2 REV 144

MARKING INDEX-EXT DECORATIVE (BRI)
FIGURE 35 (SHEET 2)

11-21-25-35

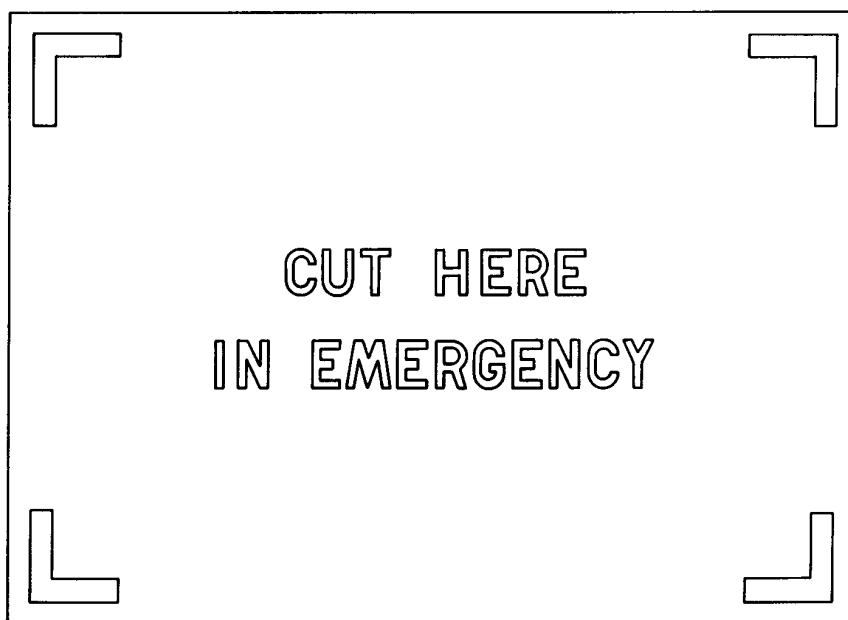
BRI
MAY 28/07

11-21-25-35
PAGE 0A



Ⓓ

10



Ⓔ

20
22



Ⓕ

25

Y 11212535 SHT 3 REV 152

MARKING INDEX-EXT DECORATIVE (BRI)
FIGURE 35 (SHEET 3)

11-21-25-35

BRI
MAY 28/07

11-21-25-35
PAGE 0B



757

PARTS CATALOG (MAINTENANCE)

FIG ITEM	PART NUMBER	1 2 3 4 5 6 7	NOMENCLATURE	EFFECT FROM TO	UNITS PER ASSY
35			MARKING INDEX-EXT DECORATIVE (BRI)	002004 006100	
- 1	414N4001-40		MARKING INDEX-EXT DECORATIVE BRI	002004 006100	1
- 5	414N4044-2		.MARKING INSTL-BRI	002004 006100	1
10	414N4044-10		..KIT-PREMASK	002004 006100	1
15	414N4044-13		..KIT-PREMASK	002002	1
15	414N4044-14		..KIT-PREMASK	003004	1
15	414N4044-17		..KIT-PREMASK	006006	1
15	414N4044-18		..KIT-PREMASK	007007	1
15	414N4044-19		..KIT-PREMASK	008008	1
15	414N4044-20		..KIT-PREMASK	009009	1
15	414N4044-21		..KIT-PREMASK	010010	1
15	414N4044-22		..KIT-PREMASK	011011	1
15	414N4044-23		..KIT-PREMASK	012012	1
15	414N4044-24		..KIT-PREMASK	013014	1
15	414N4044-26		..KIT-PREMASK	015015	1
15	414N4044-27		..KIT-PREMASK	016016	1
16	414N4044-28		..KIT-PREMASK	017017	1
16	414N4044-29		..KIT-PREMASK	018100	1
20	414N4998-1		..MARKING-CHOP-IN	002004 006010	4
22	65-82123-1		..KIT-PREMASK	011100	4
25	65C20900-47		..BOEING IDENT	002004 006100	2
30	EU55139		.DECAL- SUPPLIER CODE: VK0680 PLACARD CONTENT: ROLLS ROYCE	002004 006100	2

MISSING ITEM NUMBERS NOT APPLICABLE

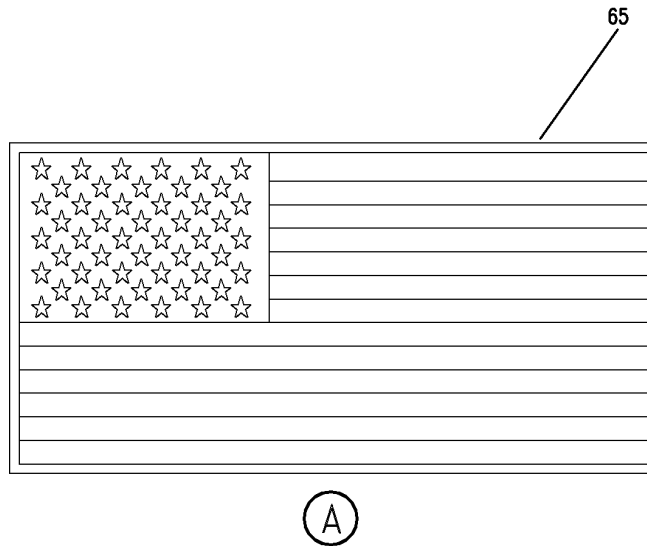
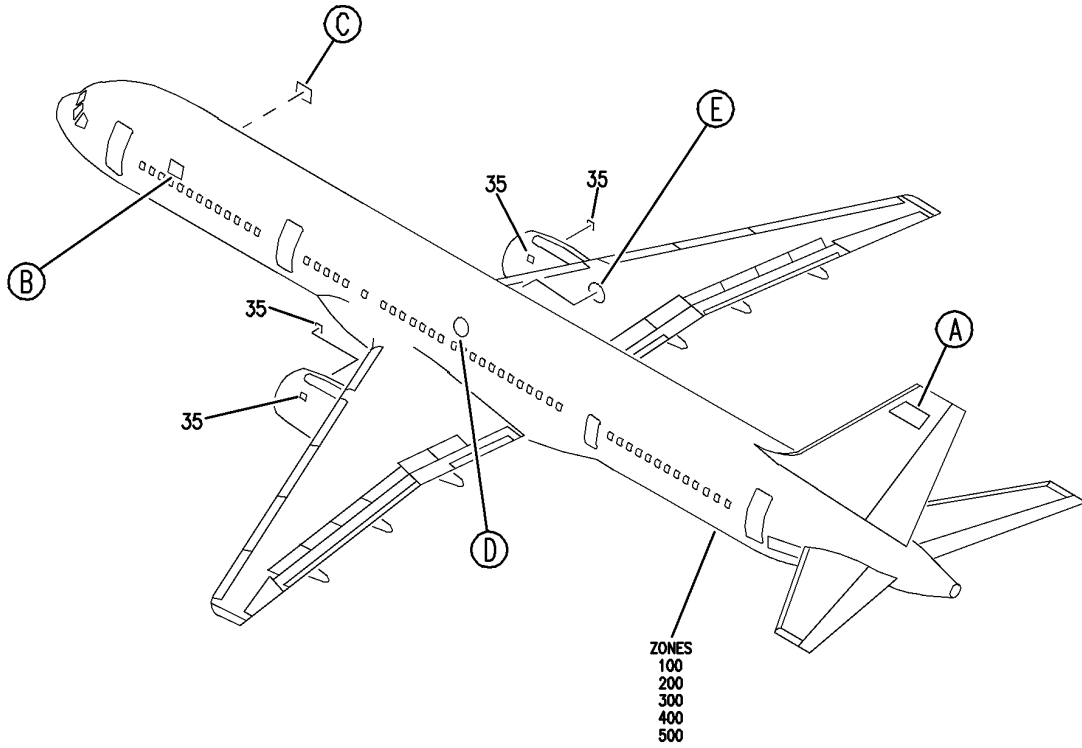
- ITEM NOT ILLUSTRATED

BRI

11-21-25-35

11-21-25
FIG. 35
PAGE 1
JAN 20/09

BOEING
757
PARTS CATALOG (MAINTENANCE)



Y 11212537 SHT 1 REV 226

MARKING INDEX-EXT DECORATIVE (TAESA) (ILF/TWA)
FIGURE 37 (SHEET 1)


11-21-25-37

BRI
JAN 20/09

11-21-25-37
PAGE 0


BOEING
757
PARTS CATALOG (MAINTENANCE)

20



(B)

25



(C)

Y 11212537 SHT 2 REV 207

MARKING INDEX-EXT DECORATIVE (TAESA) (ILF/TWA)
FIGURE 37 (SHEET 2)

11-21-25-37

BRI
JAN 20/09

11-21-25-37
PAGE 0A

BOEING
757
PARTS CATALOG (MAINTENANCE)



ⓓ

Y 11212537 SHT 3 REV 226

MARKING INDEX-EXT DECORATIVE (TAESA) (ILF/TWA)
FIGURE 37 (SHEET 3)

11-21-25-37

BRI
JAN 20/09

11-21-25-37
PAGE 0B

BOEING
757
PARTS CATALOG (MAINTENANCE)



Y 11212537 SHT 4 REV 226

MARKING INDEX-EXT DECORATIVE (TAESA) (ILF/TWA)
FIGURE 37 (SHEET 4)

11-21-25-37

BRI
JAN 20/09

11-21-25-37
PAGE 0C



757

PARTS CATALOG (MAINTENANCE)

FIG ITEM	PART NUMBER	1 2 3 4 5 6 7	NOMENCLATURE	EFFECT FROM TO	UNITS PER ASSY
37			MARKING INDEX-EXT DECORATIVE (TAESA) (ILF/TWA)	952952	
- 1	414N4001-44		MARKING INDEX-EXT DECORATIVE TAESA	952952	1
- 5	414N4048-1		.MARKING INSTL-TAESA	952952	1
20	414N4048-11		..DECAL-FLAG	952952	1
25	414N4048-12		..DECAL-FLAG	952952	1
35	EU55139		.DECAL- SUPPLIER CODE: VK0680 PLACARD CONTENT: ROLLS ROYCE	952952	4

MISSING ITEM NUMBERS NOT APPLICABLE

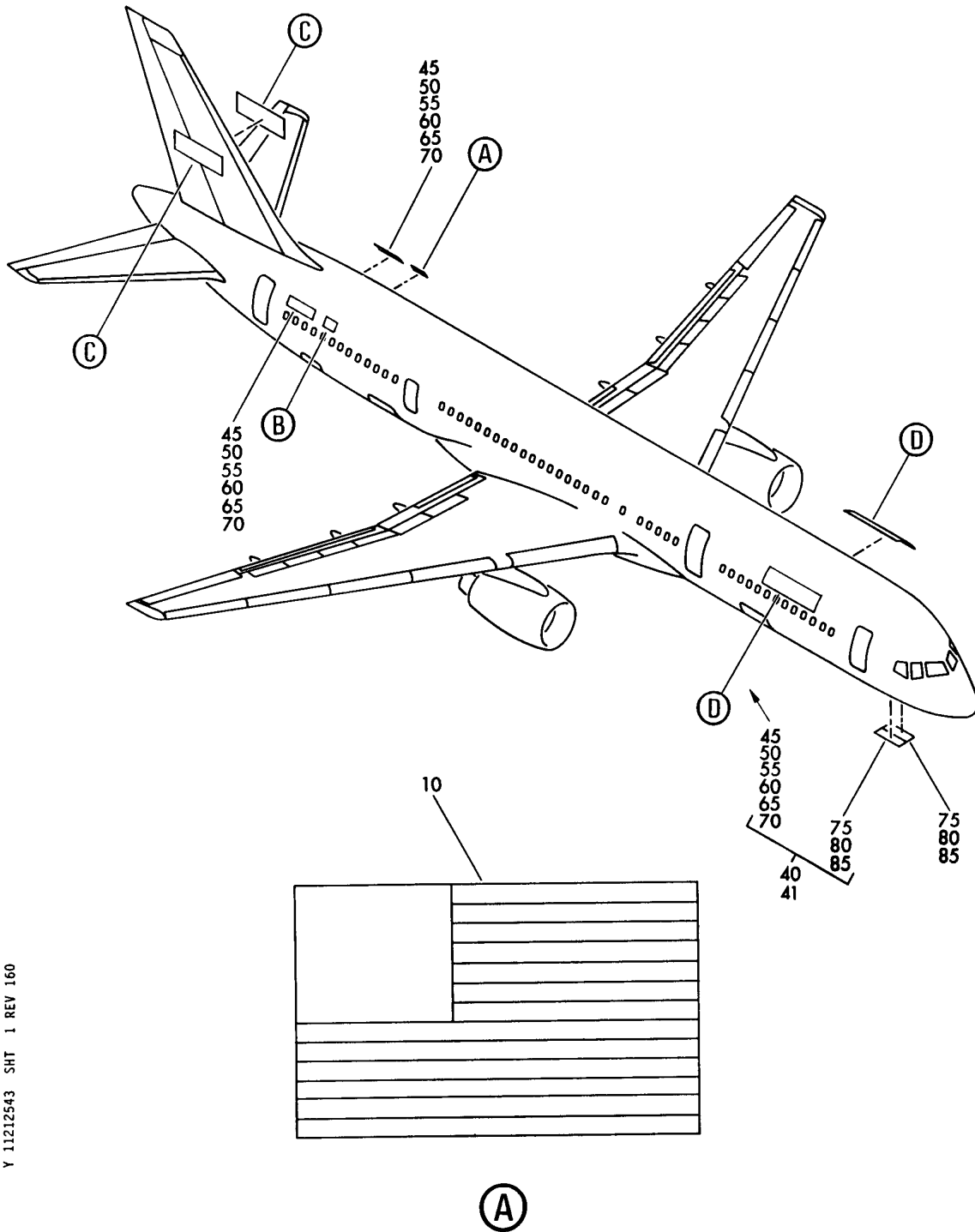
- ITEM NOT ILLUSTRATED

11-21-25-37

11-21-25
FIG. 37
PAGE 1
JAN 20/09

BRI

BOEING
757
PARTS CATALOG (MAINTENANCE)



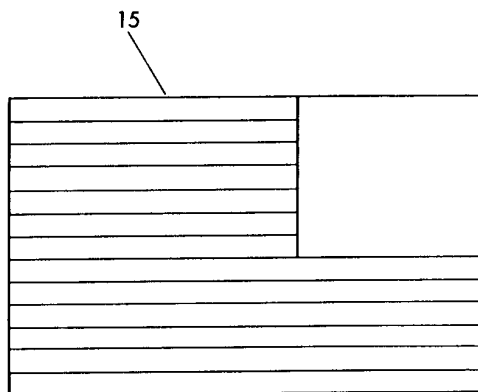
Y 11212543 SHT 1 REV 160

MARKING INDEX-EXT DECORATIVE (USA)
FIGURE 43 (SHEET 1)


11-21-25-43

BRI
JAN 20/09

11-21-25-43
PAGE 0



(B)



(C)



(D)

Y 11212543 SHT 2 REV 167

MARKING INDEX-EXT DECORATIVE (USA)
FIGURE 43 (SHEET 2)

11-21-25-43

BRI
JAN 20/09

11-21-25-43
PAGE 0A

BOEING
757
PARTS CATALOG (MAINTENANCE)

FIG ITEM	PART NUMBER	1 2 3 4 5 6 7	NOMENCLATURE	EFFECT FROM TO	UNITS PER ASSY
43			MARKING INDEX-EXT DECORATIVE (USA)	950951	
- 1	414N4001-51		MARKING INDEX-EXT DECORATIVE USA	950951	1
- 5	414N4055-1		.MARKING INSTL-USA	950951	1
10	G00345L		..DECAL-AMERICAN FLAG SUPPLIER CODE: V8B250 POSITION DATA: LEFT SIDE	950951	1
15	G00345R		..DECAL-AMERICAN FLAG SUPPLIER CODE: V8B250 PLACARD CONTENT: RIGHT SIDE	950951	1
20	414N4055-10		..DECAL- POSITION DATA: TAIL PLACARD CONTENT: U	950951	2
25	414N4055-11		..DECAL- POSITION DATA: TAIL PLACARD CONTENT: S	950951	2
30	414N4055-12		..DECAL- POSITION DATA: TAIL PLACARD CONTENT: AI	950951	2
35	414N4055-13		..DECAL- POSITION DATA: TAIL PLACARD CONTENT: R	950951	2
40	414N4055-19		..KIT-REGISTRY	950950	1
40	414N4055-20		..KIT-REGISTRY	951951	1
45	65C35315-36		...DECAL- PLACARD CONTENT: N	950951	2
50	65C35315-45		...DECAL- PLACARD CONTENT: 6	950951	2
55	65C35315-40		...DECAL- PLACARD CONTENT: 1	950951	2
60	65C35315-44		...DECAL- PLACARD CONTENT: 5	950950	2

MISSING ITEM NUMBERS NOT APPLICABLE

- ITEM NOT ILLUSTRATED

11-21-25-43

11-21-25
FIG. 43
PAGE 1
MAY 20/09

BRI



757

PARTS CATALOG (MAINTENANCE)

FIG ITEM	PART NUMBER	1 2 3 4 5 6 7	NOMENCLATURE	EFFECT FROM TO	UNITS PER ASSY
43					
60	65C35315-45	...	DECAL- PLACARD CONTENT: 6	951951	2
65	65C35315-38	...	DECAL- PLACARD CONTENT: A	950951	2
70	65C35315-37	...	DECAL- PLACARD CONTENT: U	950951	2
75	65C35315-55	...	DECAL-FLEET PLACARD CONTENT: 6	950951	2
80	65C35315-50	...	DECAL-FLEET PLACARD CONTENT: 1	950951	2
85	65C35315-54	...	DECAL-FLEET PLACARD CONTENT: 5	950950	2
85	65C35315-55	...	DECAL-FLEET PLACARD CONTENT: 6	951951	2
90	65C35315-15	..	DECAL- POSITION DATA: BODY PLACARD CONTENT: U	950951	2
95	65C35315-16	..	DECAL- POSITION DATA: BODY PLACARD CONTENT: SAIR	950951	2

MISSING ITEM NUMBERS NOT APPLICABLE


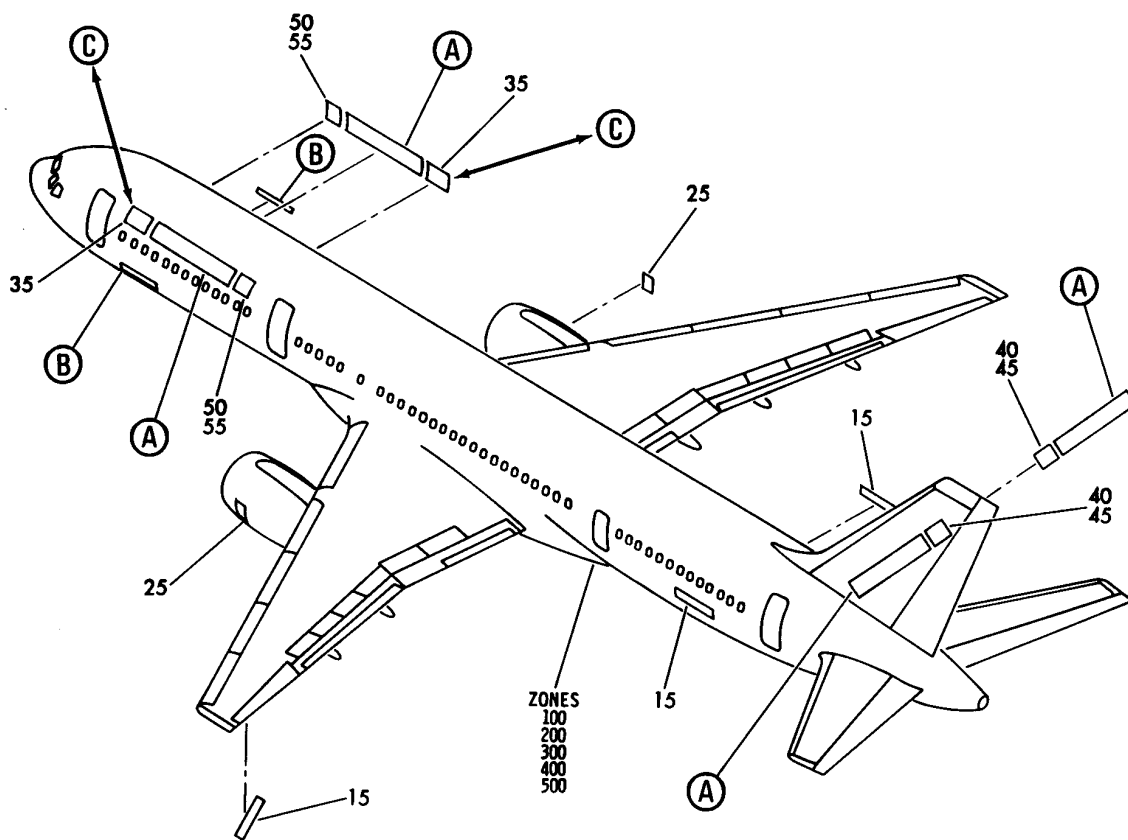
- ITEM NOT ILLUSTRATED

11-21-25-43

11-21-25
FIG. 43
PAGE 2
MAY 20/09

BRI

BOEING
757
PARTS CATALOG (MAINTENANCE)



(A)

Y 11212551 SHT 1 REV 144

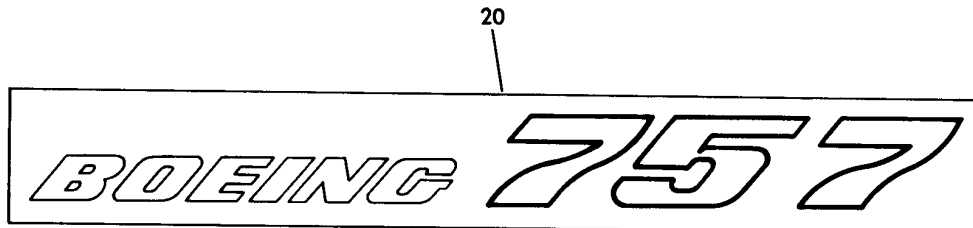
MARKING INDEX-EXT DECORATIVE (INT)
FIGURE 51 (SHEET 1)

11-21-25-51

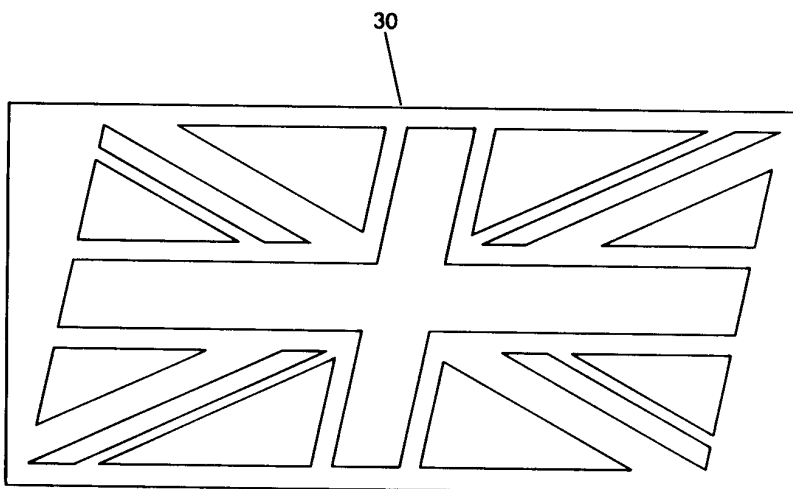
BRI
MAY 28/07

11-21-25-51
PAGE 0

 **BOEING**
757
PARTS CATALOG (MAINTENANCE)



(B)



(C)

Y 11212551 SHT 2 REV 144

MARKING INDEX-EXT DECORATIVE (INT)
FIGURE 51 (SHEET 2)

11-21-25-51

BRI
MAY 28/07

11-21-25-51
PAGE 0A

BOEING
757
PARTS CATALOG (MAINTENANCE)

FIG ITEM	PART NUMBER	1 2 3 4 5 6 7	NOMENCLATURE	EFFECT FROM TO	UNITS PER ASSY
51			MARKING INDEX-EXT DECORATIVE (INT)	121503 904949	
- 1	414N4001-6		MARKING INDEX-EXT DECORATIVE INT	121503 904949	1
- 5	414N4006-2		.MARKING INSTL-INT	121503	1
- 5	414N4006-3		.MARKING INSTL-INT	904949	1
10	414N4006-10		..KIT-PREMASK	121503 904949	1
15	414N4006-21		..KIT-PREMASK	904949	1
20	65C20900-25		..BOEING IDENT	121503 904949	2
25	EU61850		.. EMBLEM- SUPPLIER CODE: VK0680 PLACARD CONTENT: ROLLS ROYCE	121503 904949	2
R	30	65C1978-19	..DECAL-FLAG SUPPLIER CODE: V0937B	904949	2
R	35	B018738-19	..DECAL-FLAG SUPPLIER CODE: V0937B	904949	2
R	40	4985A30	..DECAL-LOWER CASE LETTER SUPPLIER CODE: V0937B POSITION DATA: TAIL PLACARD CONTENT: A	904949	2
R	45	4985E30	..DECAL-LOWER CASE LETTER SUPPLIER CODE: V0937B POSITION DATA: TAIL PLACARD CONTENT: E	904949	2
R	50	5085A21	..DECAL-LOWER CASE LETTER SUPPLIER CODE: V0937B POSITION DATA: BODY PLACARD CONTENT: A	904949	2

MISSING ITEM NUMBERS NOT APPLICABLE

- ITEM NOT ILLUSTRATED

BRI

11-21-25-51

11-21-25
FIG. 51
PAGE 1
MAY 20/09



757

PARTS CATALOG (MAINTENANCE)

FIG ITEM	PART NUMBER	1 2 3 4 5 6 7	NOMENCLATURE	EFFECT FROM TO	UNITS PER ASSY
51 55	5085E21		..DECAL-LOWER CASE LETTER SUPPLIER CODE: V0937B POSITION DATA: BODY PLACARD CONTENT: E	904949	2

R
R
R
R
R
R
R
R

MISSING ITEM NUMBERS NOT APPLICABLE

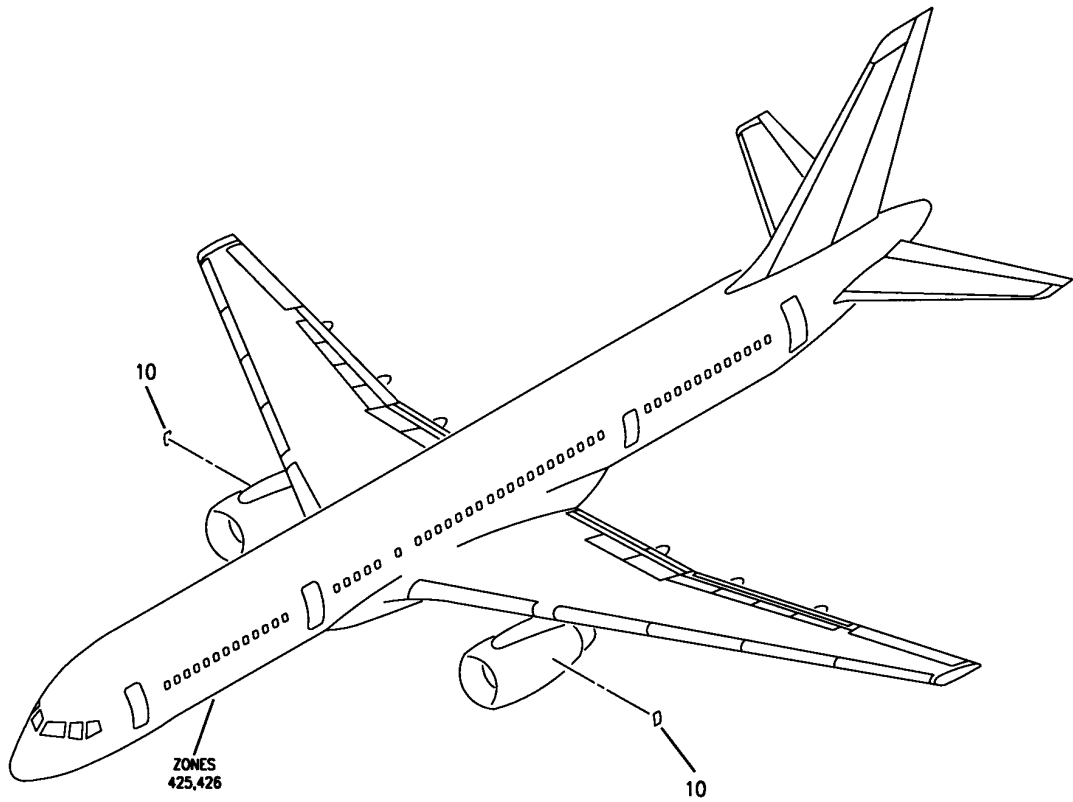
- ITEM NOT ILLUSTRATED

11-21-25-51

11-21-25
FIG. 51
PAGE 2
MAY 20/09

BRI

BOEING
757
PARTS CATALOG (MAINTENANCE)



Y 11212565 REV 208

MARKING INDEX-EXT DECORATIVE (BRI)
FIGURE 65

11-21-25-65

BRI
MAY 28/07

11-21-25-65
PAGE 0



757

PARTS CATALOG (MAINTENANCE)

FIG ITEM	PART NUMBER	1 2 3 4 5 6 7	NOMENCLATURE	EFFECT FROM TO	UNITS PER ASSY
65			MARKING INDEX-EXT DECORATIVE (BRI)	101102	
- 1	414N4001-1440		MARKING INDEX-EXT DECORATIVE (BRI)	101102	1
- 5	414N4044-3		. MARKING INSTL-EXT DECORATIVE (BRI)	101102	1
10	EU55139		.. DECAL- SUPPLIER CODE: VK0680 PLACARD CONTENT: ROLLS ROYCE	101102	2

MISSING ITEM NUMBERS NOT APPLICABLE

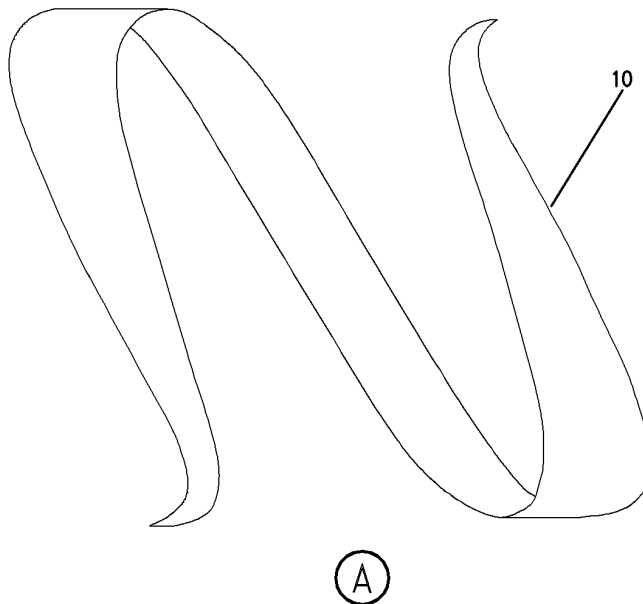
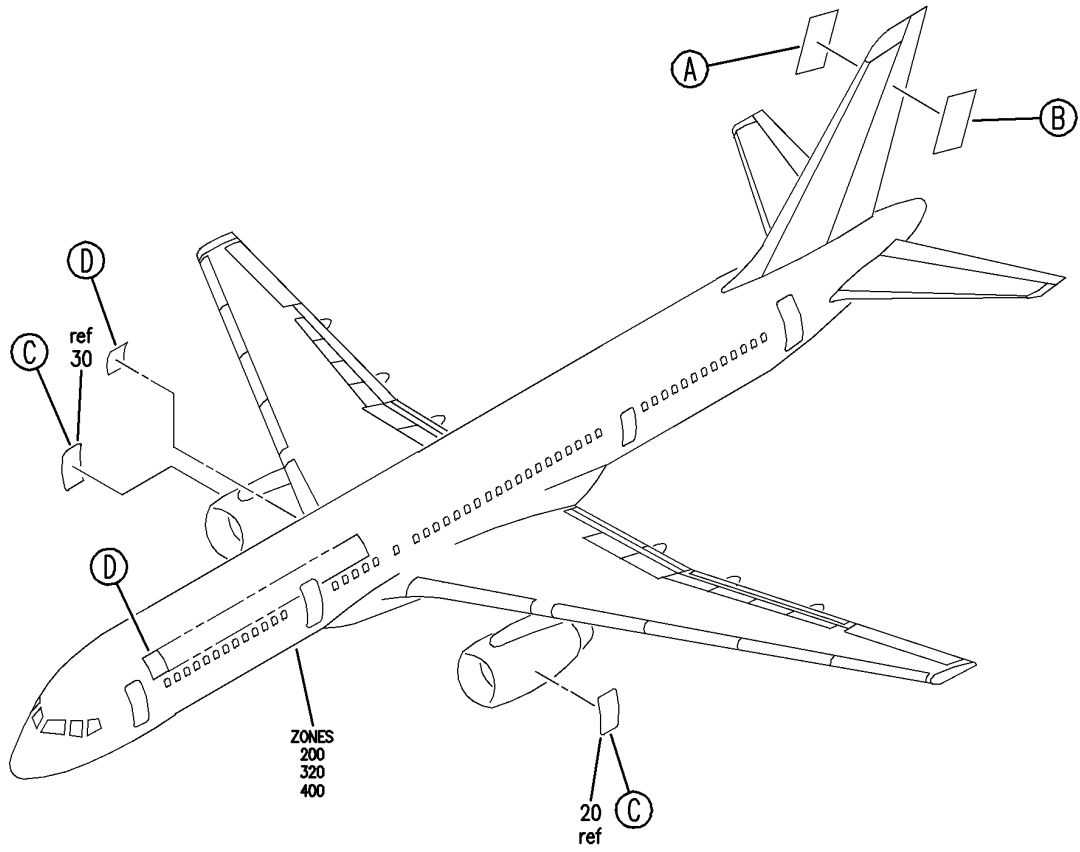
- ITEM NOT ILLUSTRATED

BRI

11-21-25-65

11-21-25
FIG. 65
PAGE 1
JAN 20/09

BOEING
757
PARTS CATALOG (MAINTENANCE)



Y 11212567 SHT 1 REV 228

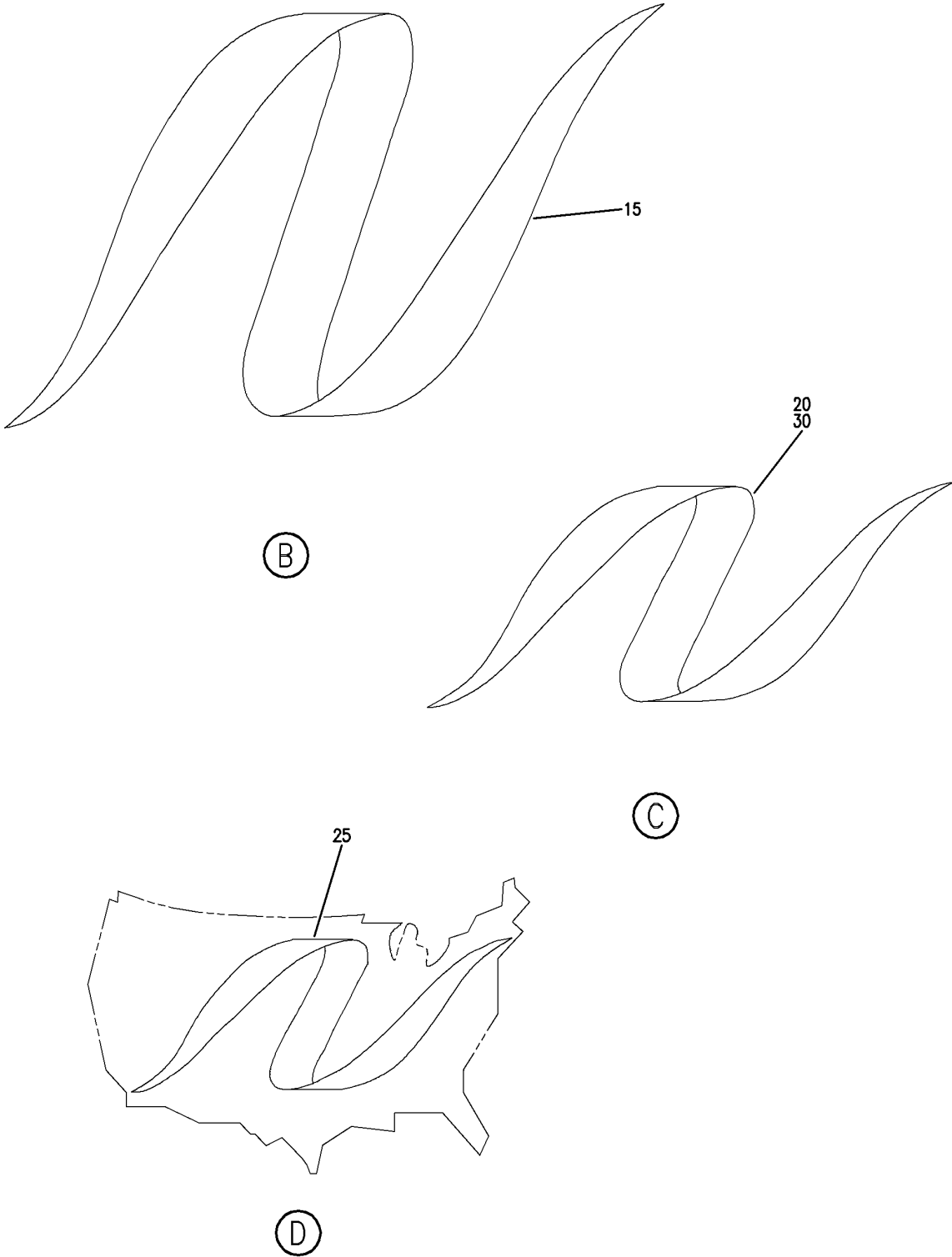
MARKING INDEX-EXT DEC
FIGURE 67 (SHEET 1)

11-21-25-67

BRI
JAN 20/09

11-21-25-67
PAGE 0

BOEING
757
PARTS CATALOG (MAINTENANCE)



Y 11212567 SHT 2 REV 228

MARKING INDEX-EXT DEC
FIGURE 67 (SHEET 2)

11-21-25-67

BRI
JAN 20/09

11-21-25-67
PAGE 0A



757

PARTS CATALOG (MAINTENANCE)

FIG ITEM	PART NUMBER	1 2 3 4 5 6 7	NOMENCLATURE	EFFECT FROM TO	UNITS PER ASSY
67			MARKING INDEX-EXT DEC	108120	
1	414N4001-1950		MARKING INDEX-NAB EXT DEC	108120	1
5	414N4083-1		.MARKING INSTL-NAB EXT DEC	108120	1
10	414N4083-14		..DECAL	108120	1
15	414N4083-15		..DECAL	108120	1
20	414N4083-16		..DECAL	108120	1
25	414N4083-17		..DECAL	108120	2
30	414N4083-18		..DECAL	108120	1

MISSING ITEM NUMBERS NOT APPLICABLE

- ITEM NOT ILLUSTRATED

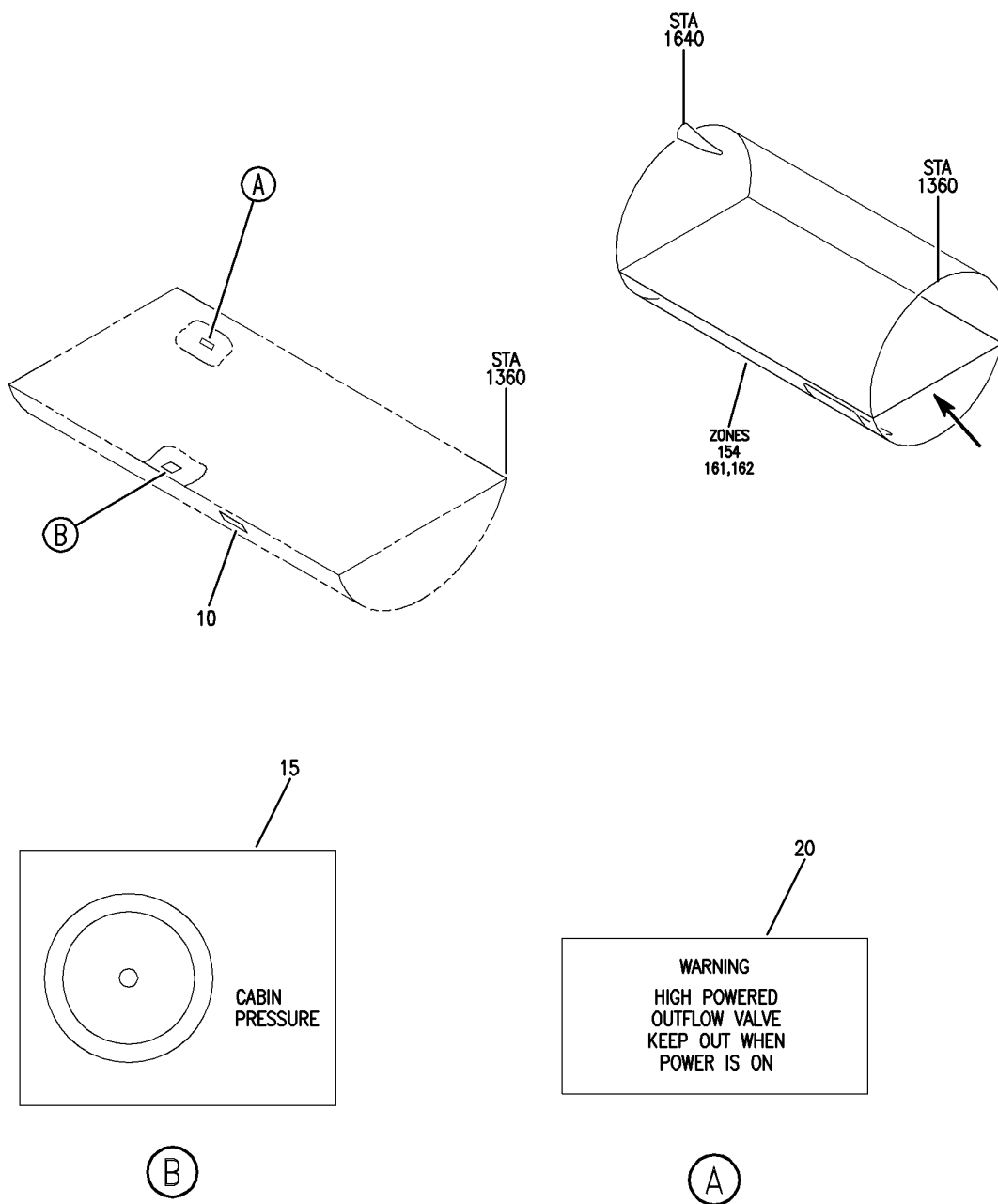
BRI

11-21-25-67

BOEING PROPRIETARY - Copyright © - Unpublished Work - See title page for details.

11-21-25
FIG. 67
PAGE 1
JAN 20/09

BOEING
757
PARTS CATALOG (MAINTENANCE)



Y 11213001 REV 228

PORT INSTL-ELEV FEEL COMPUTER STATIC PRESSURE (PLACARDS AND MARKINGS ONLY)

FIGURE 1

11-21-30-01

BRI
MAY 28/07

11-21-30-01
PAGE 0



757

PARTS CATALOG (MAINTENANCE)

FIG ITEM	PART NUMBER	1 2 3 4 5 6 7	NOMENCLATURE	EFFECT FROM TO	UNITS PER ASSY
1			PORT INSTL-ELEV FEEL COMPUTER STATIC PRESSURE (PLACARDS AND MARKINGS ONLY)	002004 006999	
- 1	271N6246-1		PORT INSTL-ELEV FEEL COMPUTER STATIC PRESSURE (PLACARDS AND MARKINGS ONLY) FOR NHA/OTHER SYS DET SEE: 29-00-51-04	002004 006100 107107 121503 904999	RF
- 1	271N6246-5		PORT INSTL-ELEV FEEL COMPUTER STATIC PRESSURE FOR NHA/OTHER SYS DET SEE: 27-00-00-03	101102 108120 504903	RF
- 1	MODREF7637		PORT INSTL-ELEV FEEL COMPUTER STATIC PRESSURE MODULE NUMBER: 271N6246-5 REV A FOR ADDITIONAL DETAILS SEE: 27-31-60-01	103103	1
- 1	MODREF27624		PORT INSTL-ELEV FEEL COMPUTER STATIC PRESSURE MODULE NUMBER: 271N6246-5 REV B FOR ADDITIONAL DETAILS SEE: 27-31-60-01	104106	1
- 5	271N6246-2		PORT INSTL-ELEV FEEL COMPUTER STATIC PRESSURE (PLACARDS AND MARKINGS ONLY) FOR NHA/OTHER SYS DET SEE: 29-00-51-04	002004 006100 107107 121503 904999	RF
- 5	271N6246-6		PORT INSTL-ELEV FEEL COMPUTER STATIC PRESSURE FOR NHA/OTHER SYS DET SEE: 27-00-00-03	101102 108120 504903	RF
- 5	MODREF7638		PORT INSTL-ELEV FEEL COMPUTER STATIC PRESSURE MODULE NUMBER: 271N6246-6 REV A FOR ADDITIONAL DETAILS SEE: 27-31-60-01	103103	1
- 5	MODREF27625		PORT INSTL-ELEV FEEL COMPUTER STATIC PRESSURE MODULE NUMBER: 271N6246-6 REV B FOR ADDITIONAL DETAILS SEE: 27-31-60-01	104106	1

MISSING ITEM NUMBERS NOT APPLICABLE

- ITEM NOT ILLUSTRATED

11-21-30-01

11-21-30
FIG. 01
PAGE 1
JAN 20/09

BRI



757

PARTS CATALOG (MAINTENANCE)

FIG ITEM	PART NUMBER	1 2 3 4 5 6 7	NOMENCLATURE	EFFECT FROM TO	UNITS PER ASSY
1 10	BAC27NBY0046		.DECAL- PLACARD CONTENT: STATIC PORT DO NOT PLUG OR DEFORM HOLES INDICATED AREA MUST BE SMOOTH AND CLEAN	002004 006999	1

MISSING ITEM NUMBERS NOT APPLICABLE

- ITEM NOT ILLUSTRATED

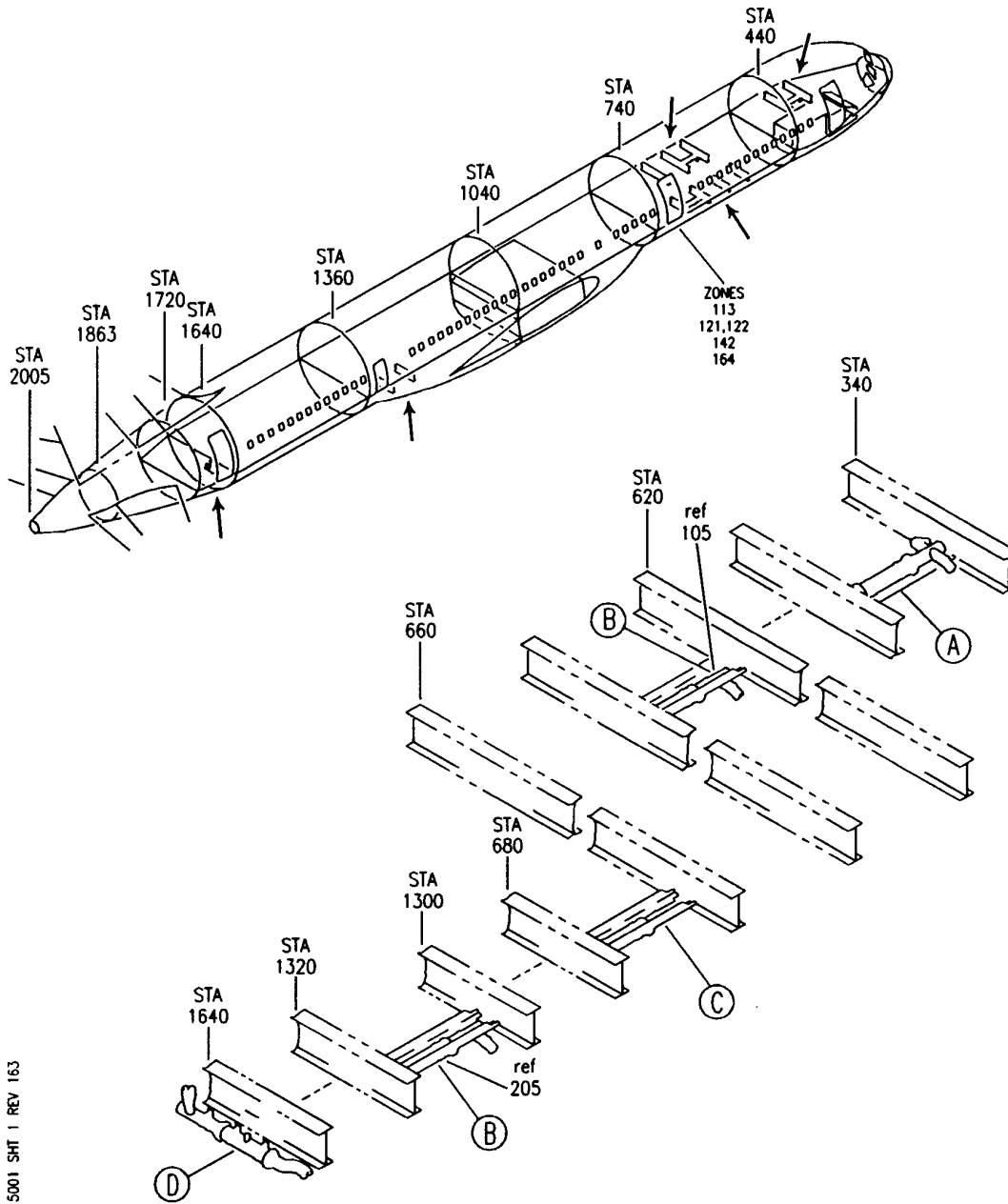
BRI

11-21-30-01

BOEING PROPRIETARY - Copyright © - Unpublished Work - See title page for details.

11-21-30
FIG. 01
PAGE 2
JAN 20/09

BOEING
757
PARTS CATALOG (MAINTENANCE)



Y 11215001 SHT 1 REV 163

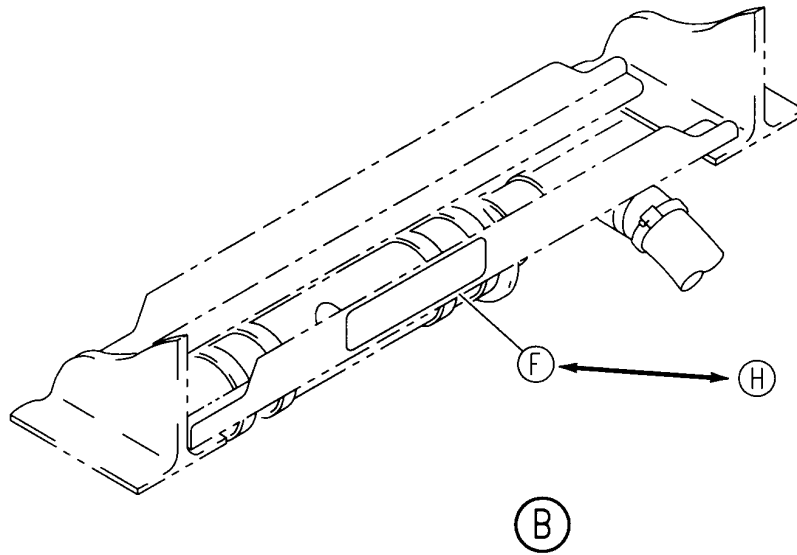
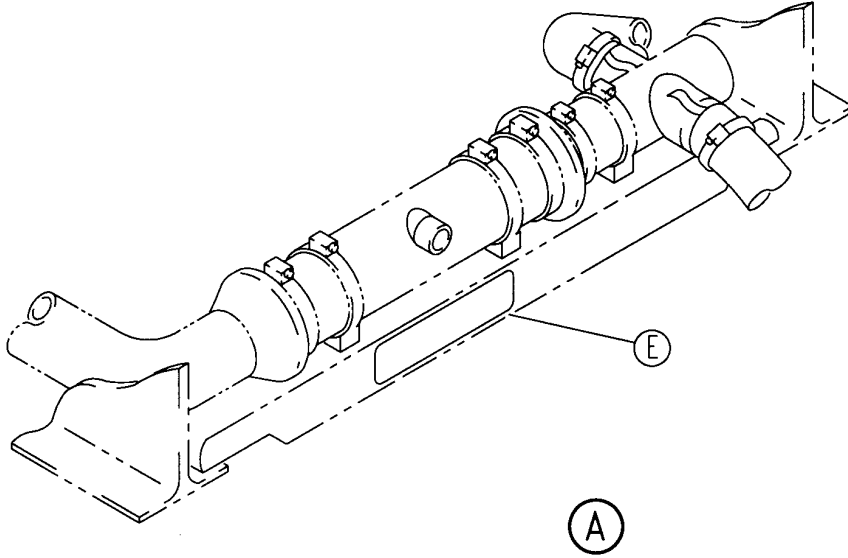
HEATER SYSTEM INSTL
FIGURE 1 (SHEET 1)

11-21-50-01

BRI
MAY 28/07

11-21-50-01
PAGE 0

BOEING
757
PARTS CATALOG (MAINTENANCE)



Y 11215001 SH1 2 REV 180

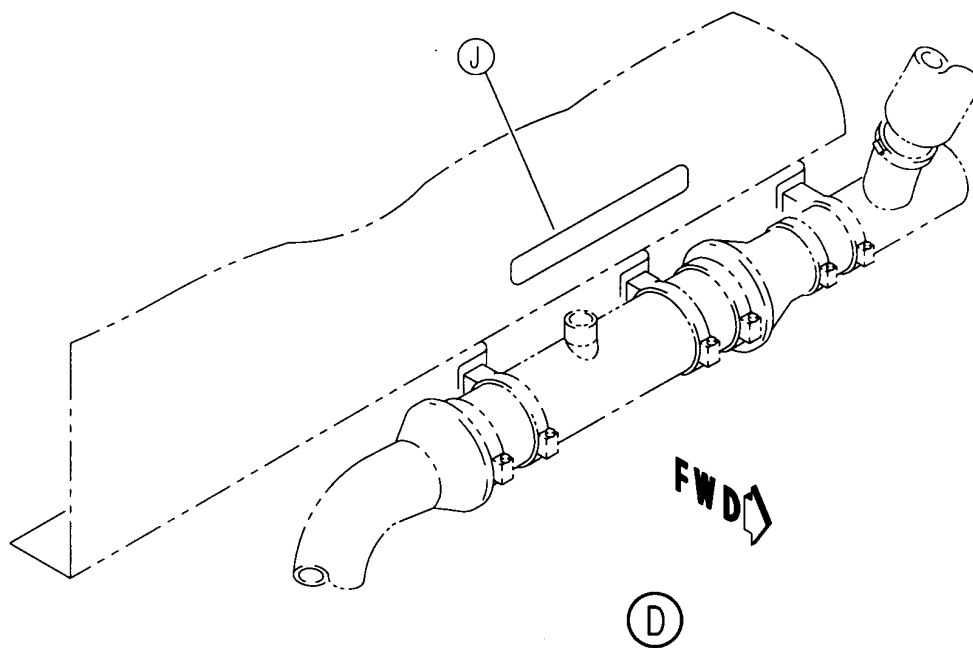
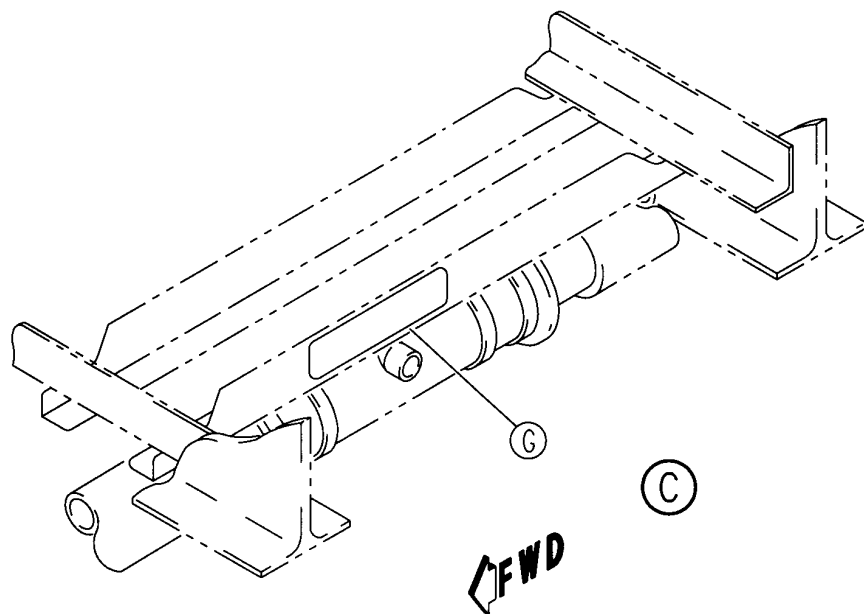
HEATER SYSTEM INSTL
FIGURE 1 (SHEET 2)

11-21-50-01

BRI
MAY 28/07

11-21-50-01
PAGE 0A

BOEING
757
PARTS CATALOG (MAINTENANCE)



Y 11215001 SHT 3 REV 180

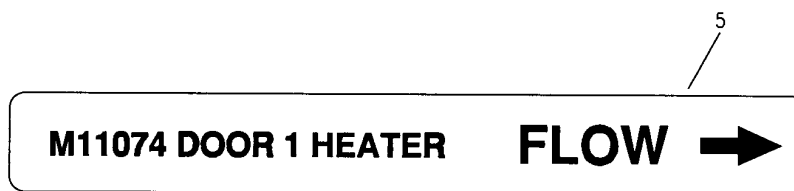
HEATER SYSTEM INSTL
FIGURE 1 (SHEET 3)

11-21-50-01

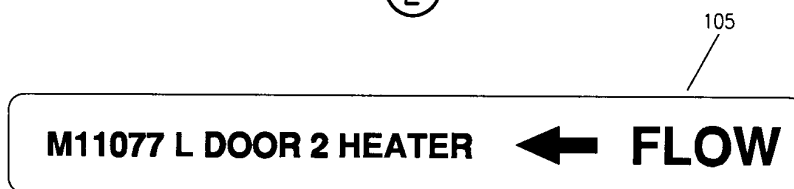
BRI
MAY 28/07

11-21-50-01
PAGE 0B

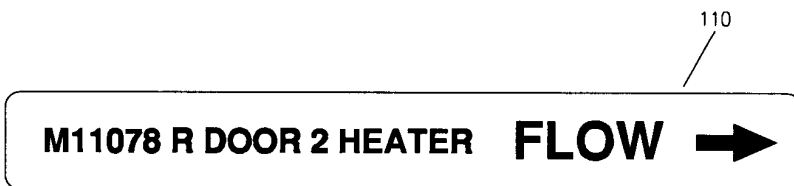
BOEING
757
PARTS CATALOG (MAINTENANCE)



(E)



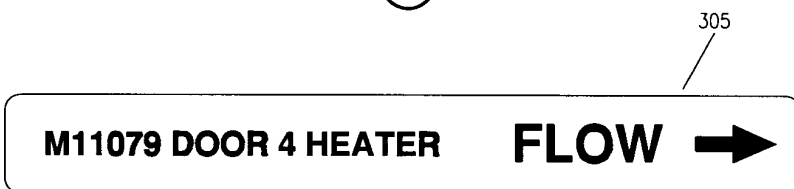
(F)



(G)



(H)



(J)

Y 11215001 SHT 4 REV 180

HEATER SYSTEM INSTL
FIGURE 1 (SHEET 4)

11-21-50-01

BRI
MAY 28/07

11-21-50-01
PAGE 0C



757

PARTS CATALOG (MAINTENANCE)

FIG ITEM	PART NUMBER	1 2 3 4 5 6 7	NOMENCLATURE	EFFECT FROM TO	UNITS PER ASSY
1			HEATER SYSTEM INSTL	009009 101106 108120 504903	
- 1	214N2044-1		HEATER SYSTEM INSTL-DOOR 1 AREA (PLACARDS AND MARKINGS ONLY) POST SERVICE BULLETIN: 21-0060 FOR NHA/OTHER SYS DET SEE: 21-00-00-01	009009	RF
- 1	214N2044-31		HEATER SYSTEM INSTL-DOOR 1 AREA (PLACARDS AND MARKINGS ONLY) FOR NHA/OTHER SYS DET SEE: 21-00-00-15	101102 108120 504903	RF
- 1	MODREF6583		HEATER SYSTEM INSTL-DOOR 1 AREA (PLACARDS AND MARKINGS ONLY) MODULE NUMBER: 214N2044-58 REV A FOR OTHER SYS DETAILS SEE: 21-45-52-01A	103106	1
5	BAC27NEC205		.MARKER	009009 101106 108120 504903	1
- 100	214N2044-2		HEATER SYSTEM INSTL-DOOR 2 AREA (PLACARDS AND MARKINGS ONLY) POST SERVICE BULLETIN: 21-0060 FOR NHA/OTHER SYS DET SEE: 21-00-00-01	009009	RF
- 100	214N2044-63		HEATER SYSTEM INSTL-DOOR 2 AREA (PLACARDS AND MARKINGS ONLY) FOR NHA/OTHER SYS DET SEE: 21-00-00-15	108120	RF
- 100	214N2044-32		HEATER SYSTEM INSTL-DOOR 2 AREA (PLACARDS AND MARKINGS ONLY) FOR NHA/OTHER SYS DET SEE: 21-00-00-15	101102 504903	RF

MISSING ITEM NUMBERS NOT APPLICABLE

- ITEM NOT ILLUSTRATED

BRI

11-21-50-01

11-21-50
FIG. 01
PAGE 1
JAN 20/09



757

PARTS CATALOG (MAINTENANCE)

FIG ITEM	PART NUMBER	1 2 3 4 5 6 7	NOMENCLATURE	EFFECT FROM TO	UNITS PER ASSY
1					
- 100	MODREF6495		HEATER SYSTEM INSTL-DOOR 2 AREA (PLACARDS AND MARKINGS ONLY) MODULE NUMBER: 214N2044-413 REV A POSITION DATA: LH FOR OTHER SYS DETAILS SEE: 21-45-52-02C	103106	1
- 101	MODREF6496		HEATER SYSTEM INSTL-DOOR 2 AREA (PLACARDS AND MARKINGS ONLY) MODULE NUMBER: 214N2044-414 REV A POSITION DATA: RH FOR OTHER SYS DETAILS SEE: 21-45-52-02C	103106	1
105	BAC27NEC207		.MARKER- POSITION DATA: LH SIDE	009009 101106 108120 504903	1
110	BAC27NEC208		.MARKER- POSITION DATA: RH SIDE	009009 101106 108120 504903	1
- 200	214N2044-3		HEATER SYSTEM INSTL-DOOR 3 AREA (PLACARDS AND MARKINGS ONLY) POST SERVICE BULLETIN: 21-0060 FOR NHA/OTHER SYS DET SEE: 21-00-00-01	009009	RF
- 200	214N2044-15		HEATER SYSTEM INSTL-DOOR 3 AREA (PLACARDS AND MARKINGS ONLY) FOR NHA/OTHER SYS DET SEE: 21-00-00-12	101102 504903	RF
- 200	MODREF6580		HEATER SYSTEM INSTL-DOOR 3 AREA (PLACARDS AND MARKINGS ONLY) MODULE NUMBER: 214N2044-47 REV A FOR OTHER SYS DETAILS SEE: 21-45-52-01D	103106	1

MISSING ITEM NUMBERS NOT APPLICABLE

- ITEM NOT ILLUSTRATED

11-21-50-01

11-21-50
FIG. 01
PAGE 2
JAN 20/09

BRI



757

PARTS CATALOG (MAINTENANCE)

FIG ITEM	PART NUMBER	1 2 3 4 5 6 7	NOMENCLATURE	EFFECT FROM TO	UNITS PER ASSY
1					
- 200	214N2044-62		HEATER SYSTEM INSTL-DOOR 3 AREA (PLACARDS AND MARKINGS ONLY) FOR NHA/OTHER SYS DET SEE: 21-00-00-12	108120	RF
205	BAC27NEC206		.MARKER	009009 101106 108120 504903	1
- 300	214N2044-4		HEATER SYSTEM INSTL-DOOR 4 AREA (PLACARDS AND MARKINGS ONLY) POST SERVICE BULLETIN: 21-0060 FOR NHA/OTHER SYS DET SEE: 21-00-00-01	009009	RF
- 300	MODREF6581		HEATER SYSTEM INSTL-DOOR 4 AREA (PLACARDS AND MARKINGS ONLY) MODULE NUMBER: 214N2044-48 REV A FOR OTHER SYS DETAILS SEE: 21-45-52-04A	103106	1
- 300	214N2044-54		HEATER SYSTEM INSTL-DOOR 4 AREA (PLACARDS AND MARKINGS ONLY) FOR NHA/OTHER SYS DET SEE: 21-00-00-15	101102 108120 504903	RF
305	BAC27NEC209		.MARKER	009009 101106 108120 504903	1

MISSING ITEM NUMBERS NOT APPLICABLE

- ITEM NOT ILLUSTRATED

BRI

11-21-50-01

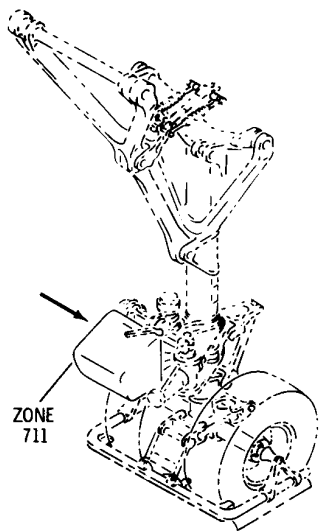
11-21-50
FIG. 01
PAGE 3
JAN 20/09

LANDING GEAR / WHEEL WELLS

BRI
MAY 28/07

11-22-00
SECTION TITLE
PAGE 1

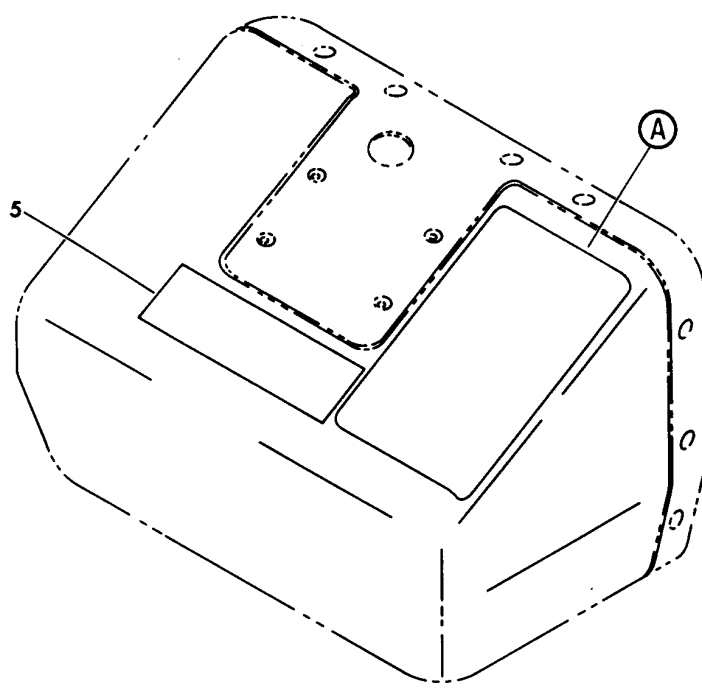
BOEING
757
PARTS CATALOG (MAINTENANCE)



10

NORMAL POSITION	TOW POSITION
←	→
TOWING INSTRUCTIONS	
A. PRIOR TO TOWING	
1. CENTER RUDDER PEDALS	
2. KEEP HANDS OFF STEERING TILLER	
3. MOVE TOWING LEVER TO "TOW" POSITION	
4. INSERT LOCK PIN WITH STREAMER	
5. ATTACH TOW BAR	
B. AFTER TOWING	
1. CENTER NOSE GEAR WITH TOW BAR AND TUG	
2. REMOVE TOW BAR	
3. STAND CLEAR OF NOSE WHEELS	
4. REMOVE TOWING LEVER LOCK PIN AND STREAMER	

(A)



Y 11220101 SHT 1 REV 015

COVER ASSY-NOSE WHL STEERING CONT SUMMING MECH (PLACARDS AND MARKINGS ONLY)
FIGURE 1

11-22-01-01

BRI
MAY 28/07

11-22-01-01
PAGE 0



757

PARTS CATALOG (MAINTENANCE)

FIG ITEM	PART NUMBER	1 2 3 4 5 6 7	NOMENCLATURE	EFFECT FROM TO	UNITS PER ASSY
1			COVER ASSY-NOSE WHL STEERING CONT SUMMING MECH (PLACARDS AND MARKINGS ONLY)	002004 006999	
- 1	275N2096-1		COVER ASSY-NOSE WHL STEERING CONT SUMMING MECH (PLACARDS AND MARKINGS ONLY) FOR NHA/OTHER SYS DET SEE: 32-51-09-10	002004 006999	RF
5	BAC27TCT0010		.MARKER-ALUMINUM FOIL PLACARD CONTENT: NO STEP	002004 006999	1
10	BAC27TCT0151		.DECAL	002004 006999	1

MISSING ITEM NUMBERS NOT APPLICABLE

- ITEM NOT ILLUSTRATED

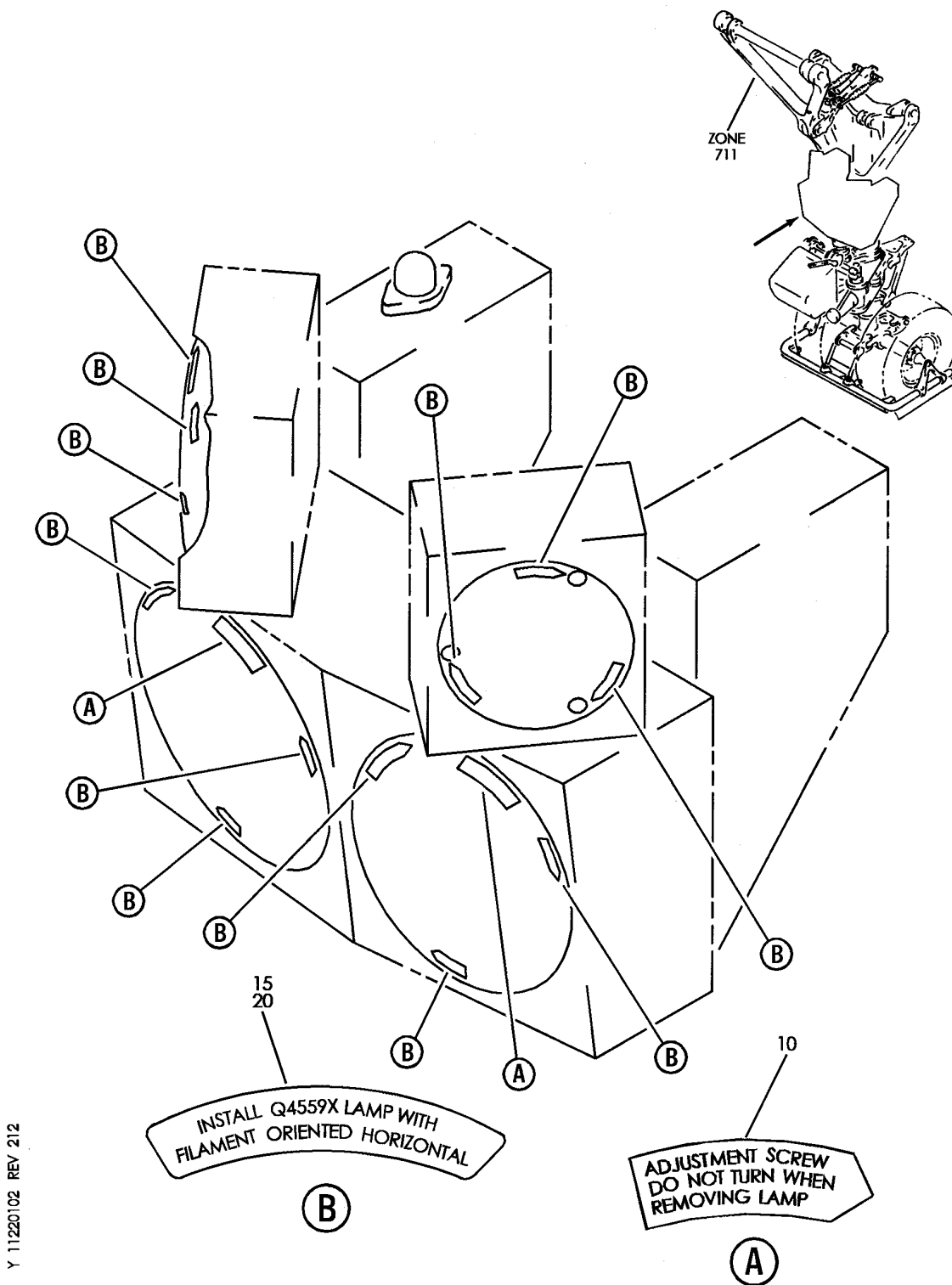
BRI

11-22-01-01

BOEING PROPRIETARY - Copyright © - Unpublished Work - See title page for details.

11-22-01
FIG. 01
PAGE 1
SEP 20/08

BOEING
757
PARTS CATALOG (MAINTENANCE)



Y 11220102 REV 212

PANEL ASSY-P62 AND P63 NLG LDG AND TURNOFF LTS (RUNWAY TURNOFF LIGHTS ONLY)
FIGURE 2

11-22-01-02

BRI
MAY 28/07

11-22-01-02
PAGE 0



757

PARTS CATALOG (MAINTENANCE)

FIG ITEM	PART NUMBER	1 2 3 4 5 6 7	NOMENCLATURE	EFFECT FROM TO	UNITS PER ASSY
2			PANEL ASSY-P62 AND P63 NLG LDG AND TURNOFF LTS (RUNWAY TURNOFF LIGHTS ONLY)	102106 108120 504903	
- 1	284N1209-103		PANEL ASSY-P62 AND P63, NLG LDG AND TURNOFF LTS (RUNWAY TURNOFF LIGHTS ONLY) FOR NHA/OTHER SYS DET SEE: 33-42-04-01	102102	RF
- 1	284N1209-108		PANEL ASSY-P62 AND P63, NLG LDG AND TURNOFF LTS (RUNWAY TURNOFF LIGHTS ONLY) FOR NHA/OTHER SYS DET SEE: 33-42-04-01	504903	RF
- 2	284N1209-134		PANEL ASSY-P62 AND P63 NLG LDG AND TURNOFF LTS (RUNWAY TURNOFF LIGHTS ONLY) FOR NHA/OTHER SYS DET SEE: 33-42-04-01	108120	RF
- 3	284N1209-140		PANEL ASSY-P62 AND P63, NLG LDG AND TURNOFF LTS (RUNWAY TURNOFF LIGHTS ONLY) FOR NHA/OTHER SYS DET SEE: 33-42-04-01	103106	RF
10	BAC27NEL0306		.MARKER-ALUMINUM FOIL PLACARD CONTENT: INSTALL Q4559X LAMP WITH FILAMENT ORIENTED HORIZONTAL	102106 108120 504903	2
15	BAC27NEL0288		.MARKER-ALUMINUM FOIL PLACARD CONTENT: ADJUSTMENT SCREW DO NOT TURN WHEN REMOVING LAMP OPTIONAL PART: BACM10S10-15AG	102106 108120 504903	12
15	BACM10S10-15AG		.MARKER-ALUMINUM FOIL OPTIONAL PART: BAC27NEL0288	102106 108120 504903	12

MISSING ITEM NUMBERS NOT APPLICABLE

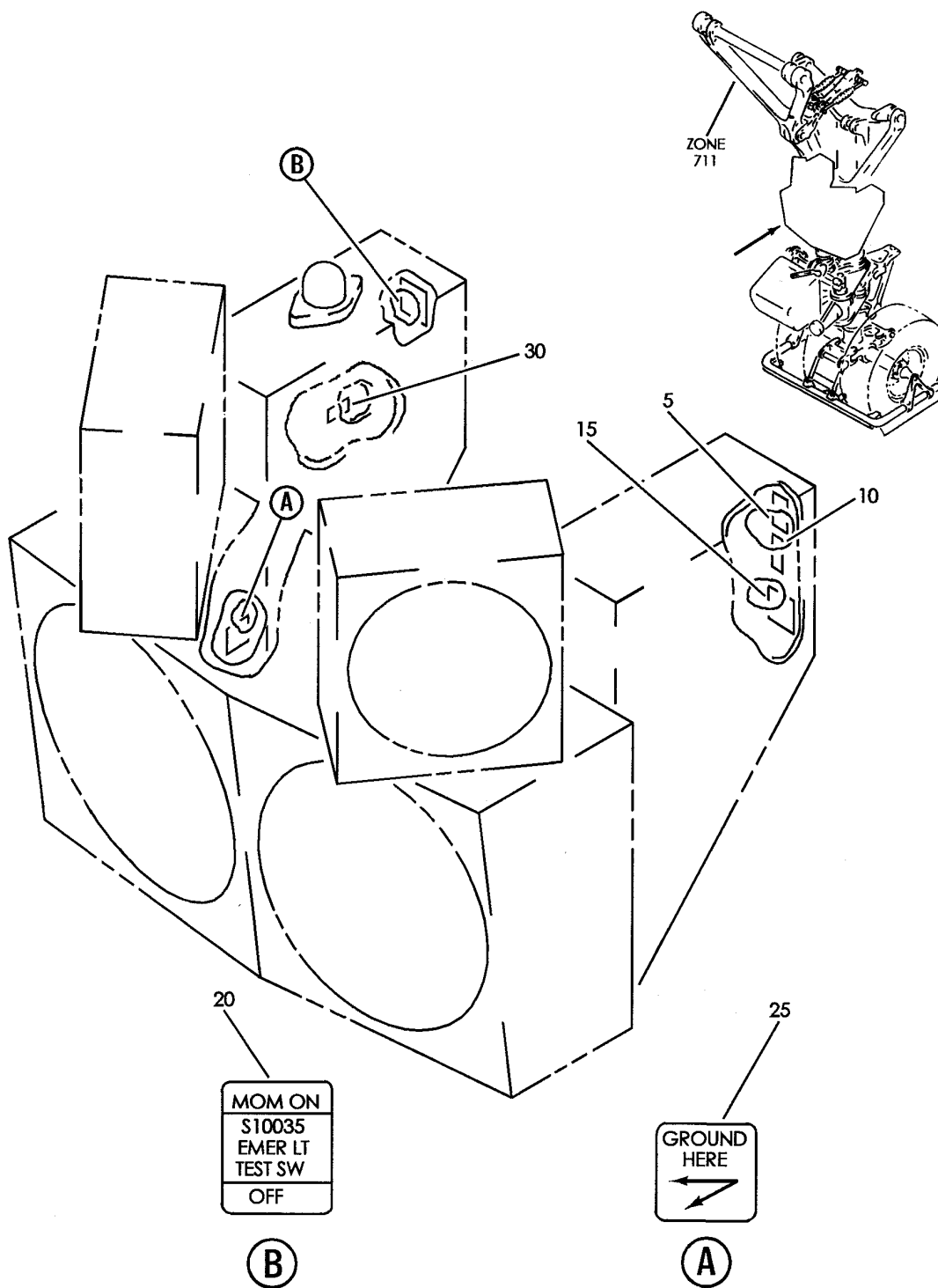
- ITEM NOT ILLUSTRATED

11-22-01-02

11-22-01
FIG. 02
PAGE 1
JAN 20/09

BRI

BOEING
757
PARTS CATALOG (MAINTENANCE)



Y 11220301 REV 212

PANEL ASSY-P62 AND P63 NLG LDG AND TURNOFF LTS (APU REMOTE CONT PNL P62 ONLY)
FIGURE 1

11-22-03-01

BRI
MAY 28/07

11-22-03-01
PAGE 0



757

PARTS CATALOG (MAINTENANCE)

FIG ITEM	PART NUMBER	1 2 3 4 5 6 7	NOMENCLATURE	EFFECT FROM TO	UNITS PER ASSY
1			PANEL ASSY-P62 AND P63 NLG LDG AND TURNOFF LTS (APU REMOTE CONT PNL P62 ONLY)	102106 108120 504903	
- 1	284N1209-103		PANEL ASSY-P62 AND P63, NLG LDG AND TURNOFF LTS (APU REMOTE CONTROL PANEL P62 ONLY) FOR NHA/OTHER SYS DET SEE: 33-42-04-01	102102	RF
- 1	284N1209-108		PANEL ASSY-P62 AND P63, NLG LDG AND TURNOFF LTS (APU REMOTE CONTROL PANEL P62 ONLY) FOR NHA/OTHER SYS DET SEE: 33-42-04-01	504903	RF
- 2	284N1209-134		PANEL ASSY-P62 AND P63 NLG LDG AND TURNOFF LTS (APU REMOTE CONTROL PANEL P62 ONLY) FOR NHA/OTHER SYS DET SEE: 33-42-04-01	108120	RF
- 3	284N1209-140		PANEL ASSY-P62 AND P63, NLG LDG AND TURNOFF LTS (APU REMOTE CONTROL PANEL P62 ONLY) FOR NHA/OTHER SYS DET SEE: 33-42-04-01	103106	RF
5	BAC27NEL0950		.MARKER-ALUMINUM FOIL PLACARD CONTENT: DOOR CLOSE OFF	102106 108120 504903	1
10	BAC27NEL0400		.MARKER-ALUMINUM FOIL PLACARD CONTENT: ON OFF	102106 108120 504903	1
15	BAC27NEL0949		.MARKER-ALUMINUM FOIL PLACARD CONTENT: S10361 NOSE GEAR DOOR UNSAFE LIGHT PRESS TO TEST SW	102106 108120 504903	1
20	BAC27NEL0925		.MARKER-ALUMINUM FOIL PLACARD CONTENT: MOM ON S10035 EMER LT TEST SW OFF	102106 108120 504903	1
25	BAC27NEL1073		.MARKER-ALUMINUM FOIL	102106 108120 504903	1
30	BAC27NEL0976		.MARKER-ALUMINUM FOIL PLACARD CONTENT: D00479 INOP	504903	1

MISSING ITEM NUMBERS NOT APPLICABLE

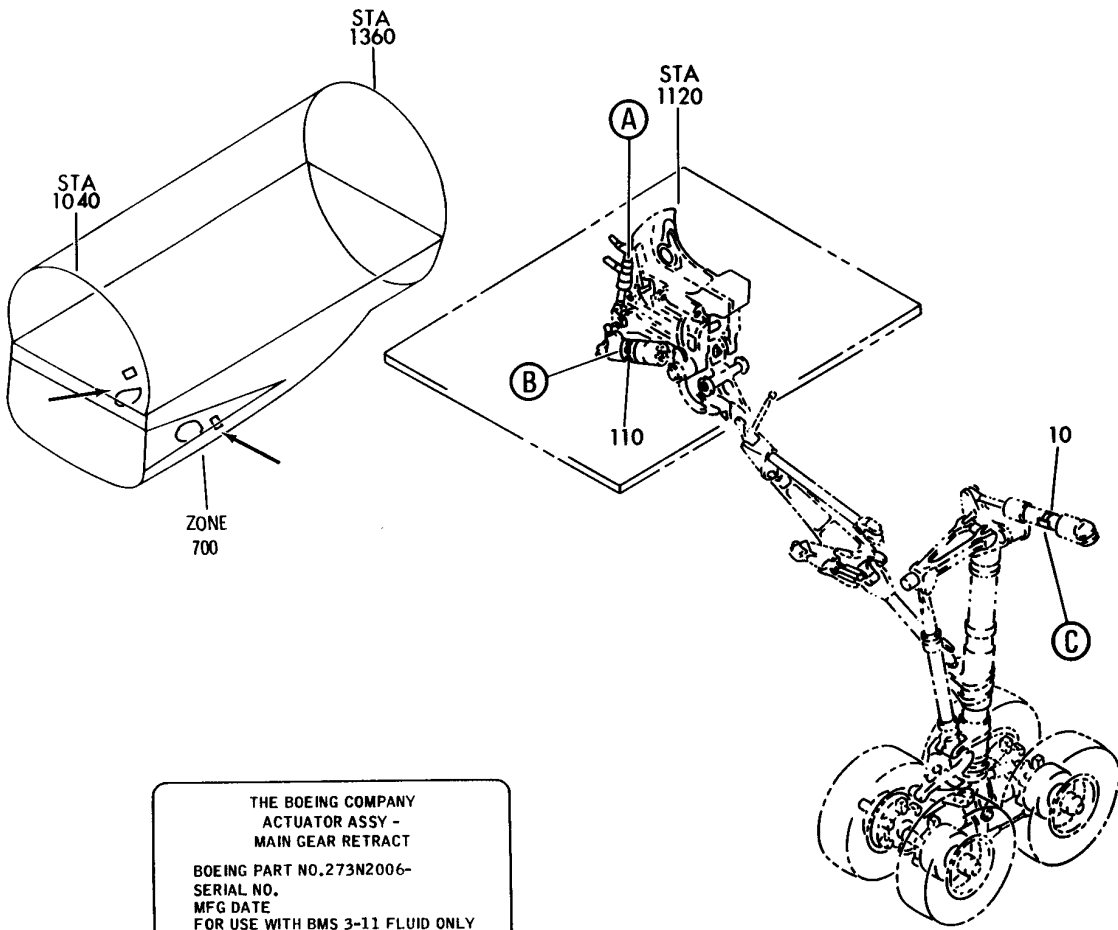
- ITEM NOT ILLUSTRATED

11-22-03-01

11-22-03
FIG. 01
PAGE 1
JAN 20/09

BRI

BOEING
757
PARTS CATALOG (MAINTENANCE)



THE BOEING COMPANY
ACTUATOR ASSY -
MAIN GEAR RETRACT
BOEING PART NO. 273N2006-
SERIAL NO.
MFG DATE
FOR USE WITH BMS 3-11 FLUID ONLY
MFG BY

15

(C)

BOEING ASSEMBLY
ACTR ASSY-UPLOCK MAIN GEAR
BOENNG PART NO. 273N2007-
SERIAL NO. MFG DATE
MFG BY
FOR USE WITH BMS3-11 FLUID ONLY

210

(A)

BOEING ASSEMBLY MFG DATE
PART NO. 273N4004 SERIAL NO.
MFG BY
ALTN. UP- LOCK RELEASE ACTR, MAIN LDG GEAR
FOR USE WITH BMS 3 - 11 FLUID ONLY
WARNING
UNIT CONTAINS PRELOADED SPRING. USE CAUTION
DURING DISASSEMBLY

115

(B)

Y 11220401 REV 082

ACTUATOR ASSY-MAIN GR RETRACT AND UPLOCK (PLACARDS AND MARKINGS ONLY)

FIGURE 1

11-22-04-01

BRI
MAY 28/07

11-22-04-01
PAGE 0

 **BOEING**
757
PARTS CATALOG (MAINTENANCE)

FIG ITEM	PART NUMBER	1 2 3 4 5 6 7	NOMENCLATURE	EFFECT FROM TO	UNITS PER ASSY
1			ACTUATOR ASSY-MAIN GR RETRACT AND UPLOCK (PLACARDS AND MARKINGS ONLY)	002004 006999	
- 1	273N2006-1		ACTUATOR ASSY-MAIN GR RETRACT (PLACARDS AND MARKINGS ONLY) POSITION DATA: RH SIDE MISCELLANEOUS DATA: FOR LEFT GEAR, 273N2108-1 COMPONENT OF 273N2006-1 IS ROTATED 90 DEG CCW FROM THE RIGHT GEAR QUALIFIED I/W DATA: 273N2006-1 AND 273N2006-2 MAIN GEAR RETRACT ACTUATOR ASSYS ARE INTERCHANGEABLE ONLY IF FITTING 273N2108-1 HAS IDENTICAL ORIENTATION ON BOTH ASSY 273N2006-3 CAN REPLACE OR BE REPLACED BY 273N2006-1 IF THE 273N2108-1 FITTING OF THE REPLACING PART IS CLOCKED TO MATCH THE ORIENTATION OF THE PART BEING REPLACED FOR NHA/OTHER SYS DET SEE: 32-32-01-01	002004 006010 107107 121503 904999	RF

MISSING ITEM NUMBERS NOT APPLICABLE

- ITEM NOT ILLUSTRATED

BRI

11-22-04-01

BOEING PROPRIETARY - Copyright © - Unpublished Work - See title page for details.

11-22-04
FIG. 01
PAGE 1
JAN 20/09



757

PARTS CATALOG (MAINTENANCE)

FIG ITEM	PART NUMBER	1 2 3 4 5 6 7	NOMENCLATURE	EFFECT FROM TO	UNITS PER ASSY
1	273N2006-2		ACTUATOR ASSY-MAIN GR RETRACT (PLACARDS AND MARKINGS ONLY) POSITION DATA: RH SIDE MISCELLANEOUS DATA: FOR LEFT GEAR 273N2108-1 COMPONENTS OF 273N2006-2 IS ROTATED 90 DEG CCW FROM THE RIGHT GEAR QUALIFIED I/W DATA: 273N2006-1 AND 273N2006-2 MAIN GEAR RETRACT ACTUATOR ASSYS ARE INTERCHANGEABLE ONLY IF FITTING 273N2108-1 HAS IDENTICAL ORIENTATION ON BOTH ASSYS 273N2006-3 CAN REPLACE OR BE REPLACED BY 273B2006-2 IF THE 273N2108-1 FITTING OF THE REPLACING PART IS CLOCKED TO MATCH THE ORIENTATION FO THE PART BEING REPLACED. PRE SERVICE BULLETIN: 32-0145 FOR NHA/OTHER SYS DET SEE: 32-32-01-01	002004 006100 107107 121503 904999	RF
- 1	273N2006-2		ACTUATOR ASSY-MAIN GR RETRACT (PLACARDS AND MARKINGS ONLY) POSITION DATA: RH SIDE MISCELLANEOUS DATA: FOR LEFT GEAR 273N2108-1 COMPONENTS OF 273N2006-2 IS ROTATED 90 DEG CCW FROM THE RIGHT GEAR FOR NHA/OTHER SYS DET SEE: 32-32-01-02 32-32-01-03A	101106 108120 504903	RF

MISSING ITEM NUMBERS NOT APPLICABLE

- ITEM NOT ILLUSTRATED

BRI

11-22-04-01

11-22-04
FIG. 01
PAGE 2
JAN 20/09



757

PARTS CATALOG (MAINTENANCE)

FIG ITEM	PART NUMBER	1 2 3 4 5 6 7	NOMENCLATURE	EFFECT FROM TO	UNITS PER ASSY
1					
- 1	273N2006-4		ACTUATOR ASSY-MAIN GR RETRACT (PLACARDS AND MARKINGS ONLY) POSITION DATA: RH SIDE POST SERVICE BULLETIN: 32-0145 FOR NHA/OTHER SYS DET SEE: 32-32-01-01 32-32-01-02 32-32-01-03A	002004 006106 108120 504949	RF
- 2	273N2006-1		ACTUATOR ASSY-MAIN GR RETRACT (PLACARDS AND MARKINGS ONLY) POSITION DATA: LH SIDE MISCELLANEOUS DATA: FOR LEFT GEAR, 273N2108-1 COMPONENT OF 273N2006-1 IS ROTATED 90 DEG CCW FROM THE RIGHT GEAR QUALIFIED I/W DATA: 273N2006-1 AND 273N2006-2 MAIN GEAR RETRACT ACTUATOR ASSYS ARE INTERCHANGEABLE ONLY IF FITTING 273N2108-1 HAS IDENTICAL ORIENTATION ON BOTH ASSYS 273N2006-3 CAN REPLACE OR BE REPLACED BY 273N2006-1 IF THE 273N2108-1 FITTING OF THE REPLACING PART IS CLOCKED TO MATCH THE ORIENTATION OF THE PART BEING REPLACED FOR NHA/OTHER SYS DET SEE: 32-32-01-01	002004 006010 107107 121503 904999	RF

MISSING ITEM NUMBERS NOT APPLICABLE

- ITEM NOT ILLUSTRATED

BRI

11-22-04-01

11-22-04
FIG. 01
PAGE 3
JAN 20/09



757

PARTS CATALOG (MAINTENANCE)

FIG ITEM	PART NUMBER	1 2 3 4 5 6 7	NOMENCLATURE	EFFECT FROM TO	UNITS PER ASSY
1					
- 2	273N2006-3		ACTUATOR ASSY-MAIN GR RETRACT (PLACARDS AND MARKINGS ONLY) POSITION DATA: LH SIDE QUALIFIED I/W DATA: 273N2006-3 IS I/W 273N2006-1 WITH LH GEAR ONLY. ORIENTATION OF 273N2108-1 COMPONENT OF 273N2006-1 AND -3 MUST BE IDENTICAL. 273N2006-3 CAN REPLACE OR BE REPLACED BY 273N2006-2 IF THE 273N2108-1 FITTING OF THE REPLACING PART IS CLOCKED TO MATCH THE ORIENTATION OF THE PART BEING REPLACED. PRE SERVICE BULLETIN: 32-0145 FOR NHA/OTHER SYS DET SEE: 32-32-01-01	002004 006100 107107 121503 904999	RF
- 2	273N2006-5		ACTUATOR ASSY-MAIN GR RETRACT (PLACARDS AND MARKINGS ONLY) POSITION DATA: LH SIDE POST SERVICE BULLETIN: 32-0145 FOR NHA/OTHER SYS DET SEE: 32-32-01-01 32-32-01-02 32-32-01-03A	002004 006106 108120 504949	RF
- 2	273N2006-3		ACTUATOR ASSY-MAIN GR RETRACT (PLACARDS AND MARKINGS ONLY) POSITION DATA: LH SIDE FOR NHA/OTHER SYS DET SEE: 32-32-01-02 32-32-01-03A	101106 108120 504903	RF
10	69B80300-5		.STRAP	002004 006999	1
15	BAC27NHY0025		.NAMEPLATE	002004 006999	1

MISSING ITEM NUMBERS NOT APPLICABLE

- ITEM NOT ILLUSTRATED

11-22-04-01

11-22-04
FIG. 01
PAGE 4
JAN 20/09

BRI



757

PARTS CATALOG (MAINTENANCE)

FIG ITEM	PART NUMBER	1 2 3 4 5 6 7	NOMENCLATURE	EFFECT FROM TO	UNITS PER ASSY
1					
- 100	273N4004-2		ACTUATOR ASSY-MLG UPLOCK ALTERNATE RELEASE (PLACARDS AND MARKINGS ONLY) MISCELLANEOUS DATA: FOR SPARES PROCURE LOWER COMPONENTS FOR NHA/OTHER SYS DET SEE: 32-32-16-01 32-32-04-01	002004 006999	RF
110	69B80300-10		.STRAP	002004 006999	1
115	BAC27NHY0125		.NAMEPLATE	002004 006999	1
- 200	273N2007-1		ACTUATOR ASSY-AIN GR UPLOCK (PLACARDS AND MARKINGS ONLY) MISCELLANEOUS DATA: FOR SPARES PROCURE LOWER COMPONENTS FOR NHA/OTHER SYS DET SEE: 32-32-16-01 32-32-04-01	002004 006999	RF
210	BAC27NHY0128		.NAMEPLATE	002004 006999	1

MISSING ITEM NUMBERS NOT APPLICABLE

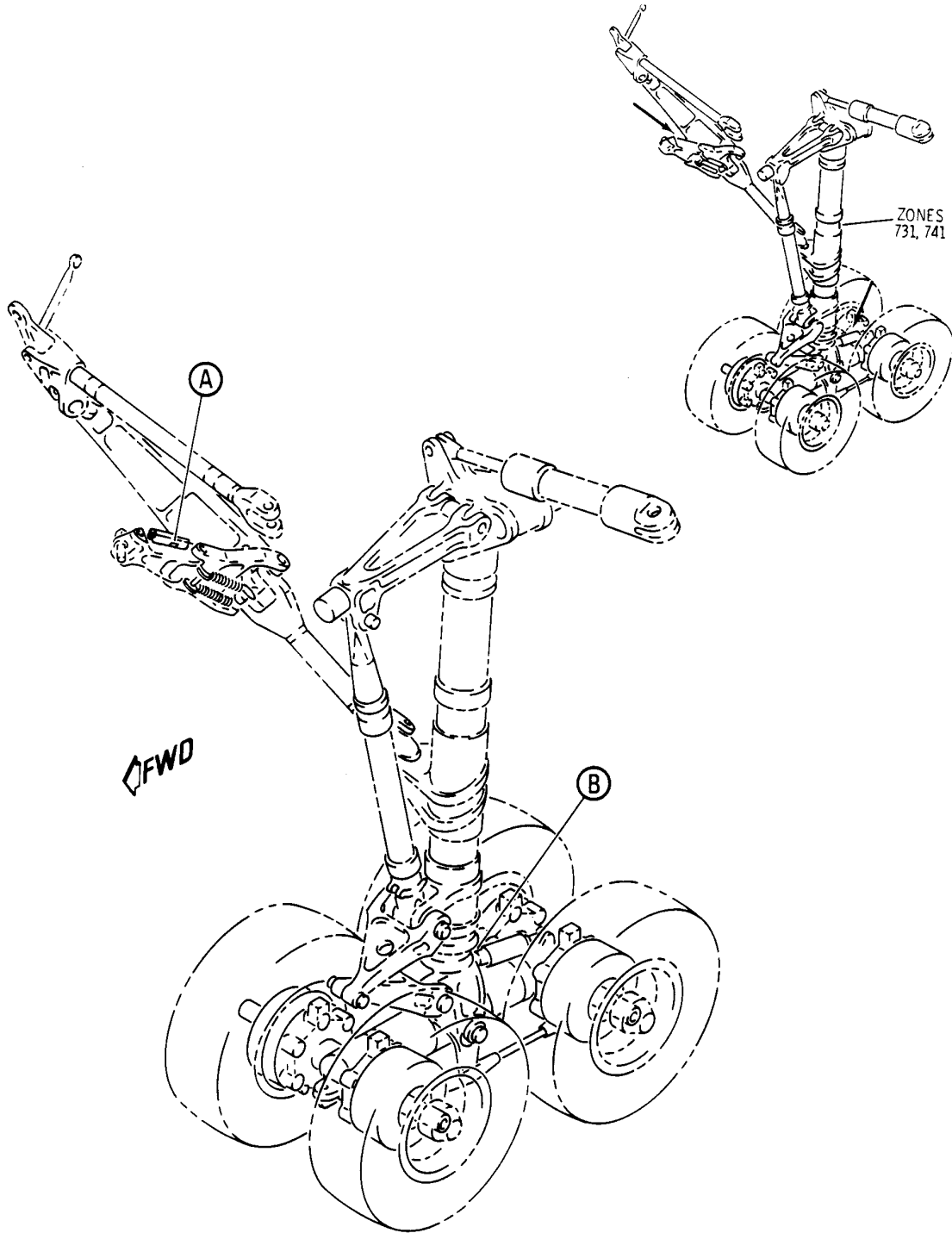
- ITEM NOT ILLUSTRATED

BRI

11-22-04-01

11-22-04
FIG. 01
PAGE 5
JAN 20/09

BOEING
757
PARTS CATALOG (MAINTENANCE)



Y 11220501 SHF 1 REV 082

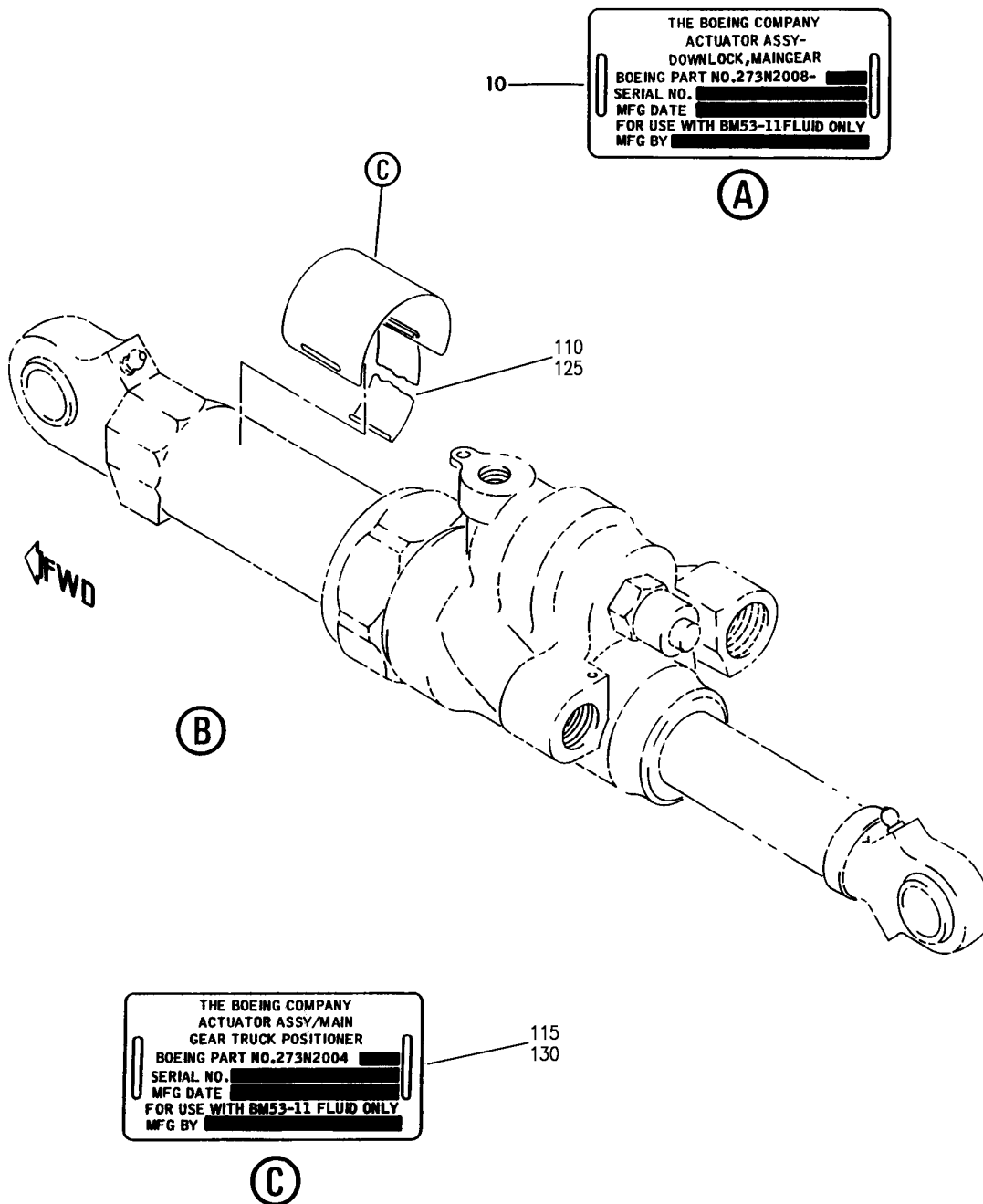
ACTUATOR ASSY-MLG DOWNLOCK AND TRUCK POSITIONER (PLACARDS AND MARKINGS ONLY)
FIGURE 1 (SHEET 1)

BRI
MAY 28/07

11-22-05-01

11-22-05-01
PAGE 0

BOEING
757
PARTS CATALOG (MAINTENANCE)



Y 11220501 SH1 2 REV 264

ACTUATOR ASSY-MLG DOWNLOCK AND TRUCK POSITIONER (PLACARDS AND MARKINGS ONLY)
FIGURE 1 (SHEET 2)

BRI
MAY 28/07

11-22-05-01

11-22-05-01
PAGE 0A



757

PARTS CATALOG (MAINTENANCE)

FIG ITEM	PART NUMBER	1 2 3 4 5 6 7	NOMENCLATURE	EFFECT FROM TO	UNITS PER ASSY
1			ACTUATOR ASSY-MLG DOWNLOCK AND TRUCK POSITIONER (PLACARDS AND MARKINGS ONLY)	002004 006999	
- 1	273N2008-2		ACTUATOR ASSY-MLG DOWNLOCK (PLACARDS AND MARKINGS ONLY) POSITION DATA: LH MISCELLANEOUS DATA: FOR SPARES PROCURE LOWER COMPONENTS FOR NHA/OTHER SYS DET SEE: 32-32-02-01	002004 006100 107107 121503 904999	RF
- 1	273N2008-3		ACTUATOR ASSY-MLG DOWNLOCK (PLACARDS AND MARKINGS ONLY) POSITION DATA: LH MISCELLANEOUS DATA: FOR SPARES PROCURE LOWER COMPONENTS FOR NHA/OTHER SYS DET SEE: 32-32-02-01 32-32-02-02 32-32-02-02A	002004 006999	RF
- 5	273N2008-2		ACTUATOR ASSY-MLG DOWNLOCK (PLACARDS AND MARKINGS ONLY) POSITION DATA: RH MISCELLANEOUS DATA: FOR SPARES PROCURE LOWER COMPONENTS FOR NHA/OTHER SYS DET SEE: 32-32-02-01 32-32-02-02 32-32-02-02A	002004 006100 107107 121503 904999	RF
- 5	273N2008-3		ACTUATOR ASSY-MLG DOWNLOCK (PLACARDS AND MARKINGS ONLY) POSITION DATA: RH MISCELLANEOUS DATA: FOR SPARES PROCURE LOWER COMPONENTS FOR NHA/OTHER SYS DET SEE: 32-32-02-01 32-32-02-02 32-32-02-02A	002004 006999	RF

MISSING ITEM NUMBERS NOT APPLICABLE

- ITEM NOT ILLUSTRATED

11-22-05-01

11-22-05
FIG. 01
PAGE 1
JAN 20/09

BRI



757

PARTS CATALOG (MAINTENANCE)

FIG ITEM	PART NUMBER	1 2 3 4 5 6 7	NOMENCLATURE	EFFECT FROM TO	UNITS PER ASSY
1	BAC27NHY0027		.NAMEPLATE	002004 006999	1
- 100	273N2004-3		ACTUATOR ASSY-MLG TRUCK POSITIONER (PLACARDS AND MARKINGS ONLY) MISCELLANEOUS DATA: FOR SPARES PROCURE LOWER COMPONENTS COMPONENT MAINT MANUAL REF: 32-32-56 PRE SERVICE BULLETIN: 32-0136 FOR NHA/OTHER SYS DET SEE: 32-32-15-02	101106 108120 504903	RF
- 100	273N2004-3		ACTUATOR ASSY-MLG TRUCK POSITIONER (PLACARDS AND MARKINGS ONLY) MISCELLANEOUS DATA: FOR SPARES PROCURE LOWER COMPONENTS COMPONENT MAINT MANUAL REF: 32-32-56 QUALIFIED I/W DATA: 273N2004-2 ACTUATOR ASSEMBLY TOGETHER WITH 1 EACH BACU24K10 UNION, 1 EACH BACU24K6 UNION, 1 EACH NAS1612-10 PACKING AND 1 EACH NAS1612-6 PACKING CAN REPLACE OR BE REPLACED BY 273N2004-3 OR 273N2004-6 ACTUATOR ASEMBLY.USING 273N2004-2 TO REPLACE 273N2004-3 OR -6 NEGATES EFFECT OF S/B 757-32-0136. PRE SERVICE BULLETIN: 32-0136 FOR NHA/OTHER SYS DET SEE: 32-32-15-01	002004 006100 107107 121503 904999	RF

MISSING ITEM NUMBERS NOT APPLICABLE

- ITEM NOT ILLUSTRATED

BRI

11-22-05-01

11-22-05
FIG. 01
PAGE 2
JAN 20/09



757

PARTS CATALOG (MAINTENANCE)

FIG ITEM	PART NUMBER	1 2 3 4 5 6 7	NOMENCLATURE	EFFECT FROM TO	UNITS PER ASSY
1 - 100	273N2004-6		ACTUATOR ASSY-MLG TRUCK POSITIONER (PLACARDS AND MARKINGS ONLY) MISCELLANEOUS DATA: FOR SPARES PROCURE LOWER COMPONENTS COMPONENT MAINT MANUAL REF: 32-32-56 QUALIFIED I/W DATA: 273N2004-2 ACTUATOR ASSEMBLY TOGETHER WITH 1 EACH BACU24K10 UNION, 1 EACH BACU24K6 UNION, 1 EACH NAS1612-10 PACKING AND 1 EACH NAS1612-6 PACKING CAN REPLACE OR BE REPLACED BY 273N2004-3 OR 273N2004-6 ACTUATOR ASEMBLY.USING 273N2004-2 TO REPLACE 273N2004-3 OR -6 NEGATES EFFECT OF S/B 757-32-0136. POST SERVICE BULLETIN: 32-0136 FOR NHA/OTHER SYS DET SEE: 32-32-15-01 32-32-15-02	002004 006106 108120 504903	RF
- 100	161N0001-113		ACTUATOR ASSY-MLG TRUCK POSITIONER (PLACARDS AND MARKINGS ONLY) COMPONENT MAINT MANUAL REF: 32-32-56 FOR NHA/OTHER SYS DET SEE: 32-32-15-01	002004 006100 107107 121503 904999	RF
- 100	161N0001-22		ACTUATOR ASSY-MLG TRUCK POSITIONER (PLACARDS AND MARKINGS ONLY) COMPONENT MAINT MANUAL REF: 32-32-56 FOR NHA/OTHER SYS DET SEE: 32-32-15-01	002004 006100 107107 121503 904999	RF
110	69B80300-10		.STRAP- USED ON: 273N2004-3 273N2004-6	002004 006999	1

MISSING ITEM NUMBERS NOT APPLICABLE

- ITEM NOT ILLUSTRATED

11-22-05-01

11-22-05
FIG. 01
PAGE 3
JAN 20/09

BRI



757

PARTS CATALOG (MAINTENANCE)

FIG ITEM	PART NUMBER	1 2 3 4 5 6 7	NOMENCLATURE	EFFECT FROM TO	UNITS PER ASSY
1 115	BAC27NHY0028		.NAMEPLATE- USED ON: 273N2004-3 273N2004-6	002004 006999	1
- 120	273N2004-1		.ACTUATOR ASSY-MLG TRUCK POSITIONER MISCELLANEOUS DATA: FOR SPARES PROCURE LOWER COMPONENTS USED ON: 161N0001-22 161N0001-113	002004 006100 107107 121503 904999	RF
- 120	273N2004-2		.ACTUATOR ASSY-MLG TRUCK POSITIONER MISCELLANEOUS DATA: FOR SPARES PROCURE LOWER COMPONENTS QUALIFIED I/W DATA: 273N2004-2 ACTUATOR ASSEMBLY TOGETHER WITH 1 EACH BACU24K10 UNION, 1 EACH BACU24K6 UNION, 1 EACH NAS1612-10 PACKING AND 1 EACH NAS1612-6 PACKING CAN REPLACE OR BE REPLACED BY 273N2004-3 OR 273N2004-6 ACTUATOR ASEMBLY.USING 273N2004-2 TO REPLACE 273N2004-3 OR -6 NEGATES EFFECT OF S/B 757-32-0136. USED ON: 161N0001-22 161N0001-113 PRE SERVICE BULLETIN: 32-0136	002004 006100 107107 121503 904999	RF
125	69B80300-10		..STRAP-	002004 006100 107107 121503 904999	1
130	BAC27NHY0028		..NAMEPLATE-	002004 006100 107107 121503 904999	1

MISSING ITEM NUMBERS NOT APPLICABLE

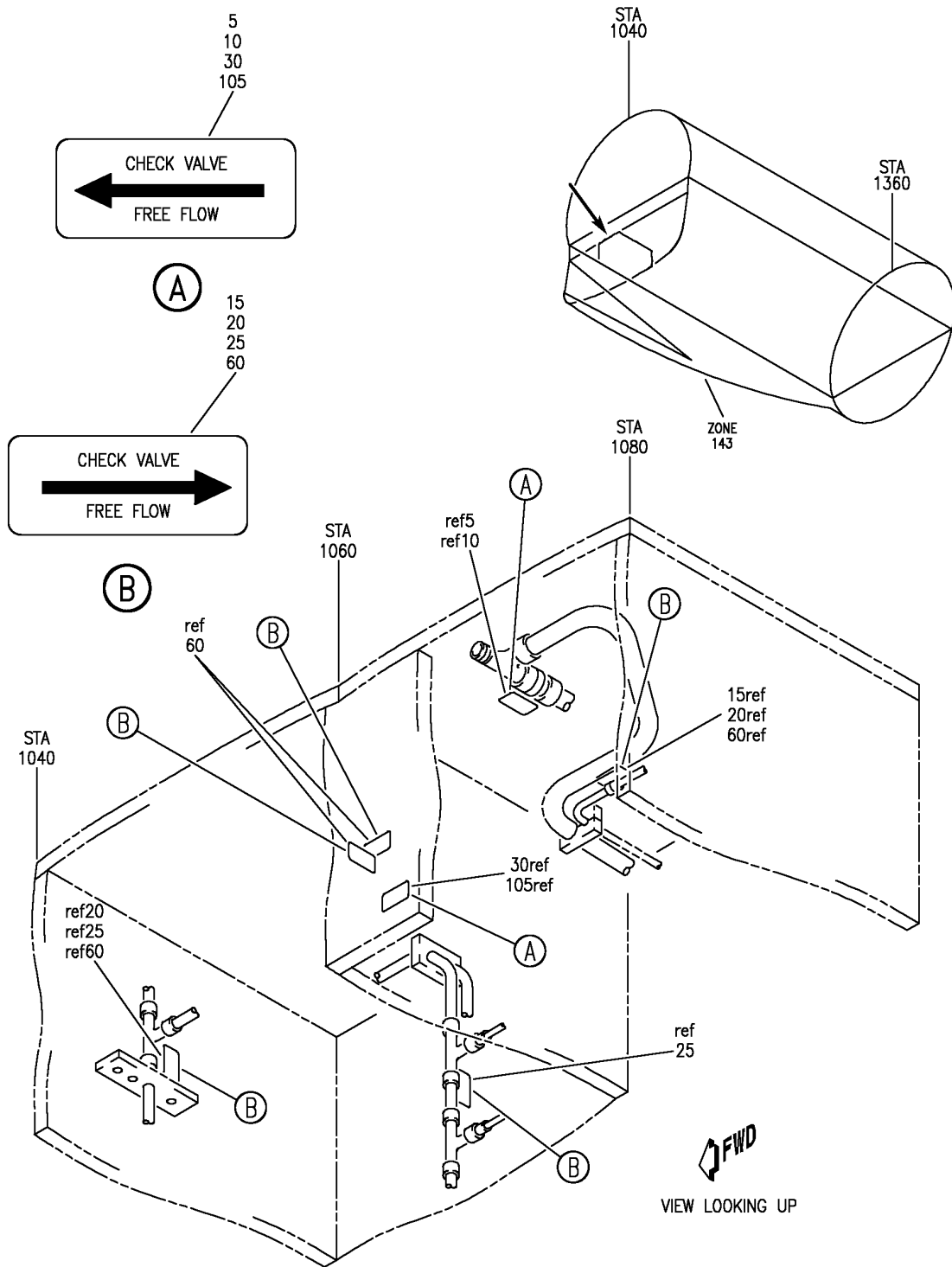
- ITEM NOT ILLUSTRATED

11-22-05-01

11-22-05
FIG. 01
PAGE 4
JAN 20/09

BRI

BOEING
757
PARTS CATALOG (MAINTENANCE)



PLUMBING INSTL-L PRESSURE DECK HYDR (PLACARDS AND MARKINGS ONLY) SECT. 44
FIGURE 2

11-22-06-02

BRI
MAY 28/07

11-22-06-02
PAGE 0



757

PARTS CATALOG (MAINTENANCE)

FIG ITEM	PART NUMBER	1 2 3 4 5 6 7	NOMENCLATURE	EFFECT FROM TO	UNITS PER ASSY
2			PLUMBING INSTL-L PRESSURE DECK HYDR (PLACARDS AND MARKINGS ONLY) SECT. 44	002004 006999	
- 1	271N6443-1		PLUMBING INSTL-PRESSURE DECK HYDR (PLACARDS AND MARKINGS ONLY) POSITION DATA: SECT. 44 L VARIABLE DRAWING REF: 271N6443-4 271N6443-7 271N6443-8 271N6443-11 271N6443-18 FOR NHA/OTHER SYS DET SEE: 29-00-51-05	002004 006100 107107 121503 904999	RF
	5 BACM10V21-2JH		.MARKER-ALUMINUM FOIL	002004 006100 107107 121503 904999	1
	10 BACM10V21-2JH		.MARKER	002004 006100 121503 904999	1
	15 BACM10V21-2JG		.MARKER-	002004 006100 121503 904999	1
	20 BACM10V21-2JG		.MARKER	002004 006100 107107 121503 904999	2
- 55	271N6443-40		PLUMBING INSTL-PRESSURE DECK HYDR (PLACARDS AND MARKINGS ONLY) POSITION DATA: SECT. 44 L FOR NHA/OTHER SYS DET SEE: 29-00-51-02C	101101	RF
- 55	271N6443-43		PLUMBING INSTL-PRESSURE DECK HYDR (PLACARDS AND MARKINGS ONLY) POSITION DATA: SECT. 44 L FOR NHA/OTHER SYS DET SEE: 29-00-51-02C	102102 504903	RF

MISSING ITEM NUMBERS NOT APPLICABLE

- ITEM NOT ILLUSTRATED

11-22-06-02

11-22-06
FIG. 02
PAGE 1
JAN 20/09

BRI



757

PARTS CATALOG (MAINTENANCE)

FIG ITEM	PART NUMBER	1 2 3 4 5 6 7	NOMENCLATURE	EFFECT FROM TO	UNITS PER ASSY
2					
- 55	271N6443-45		PLUMBING INSTL-PRESSURE DECK HYDR (PLACARDS AND MARKINGS ONLY) POSITION DATA: SECT. 44 L FOR NHA/OTHER SYS DET SEE: 29-00-51-02C	108120	RF
- 55	MODREF31807		PLUMBING INSTL-PRESSURE DECK HYDR (PLACARDS AND MARKINGS ONLY) MODULE NUMBER: 271N6443-47 REV B POSITION DATA: SECT. 44L FOR OTHER SYS DETAILS SEE: 27-51-26-02 29-11-18-05 29-11-29-03 29-11-51-07 32-32-05-04 32-41-02-13 32-41-04-03 32-42-02-05 32-42-07-02	103106	1
60	BACM10V21-2JG		.MARKER-ALUMINUM FOIL	101106 108120 504903	4
- 100	271N6443-23		PLUMBING INSTL-PRESSURE DECK HYDR (PLACARDS AND MARKINGS ONLY) ETOPS ALL FOR NHA/OTHER SYS DET SEE: 29-00-51-05B	101102 108120	RF
- 100	MODREF31487		PLUMBING INSTL-PRESSURE DECK HYDR (PLACARDS AND MARKINGS ONLY) ETOPS ALL MODULE NUMBER: 271N6443-23 REV B FOR OTHER SYS DETAILS SEE: 29-11-84-03	103106	1
105	BACM10V21-2JH		.MARKER-	101106 108120	1

MISSING ITEM NUMBERS NOT APPLICABLE

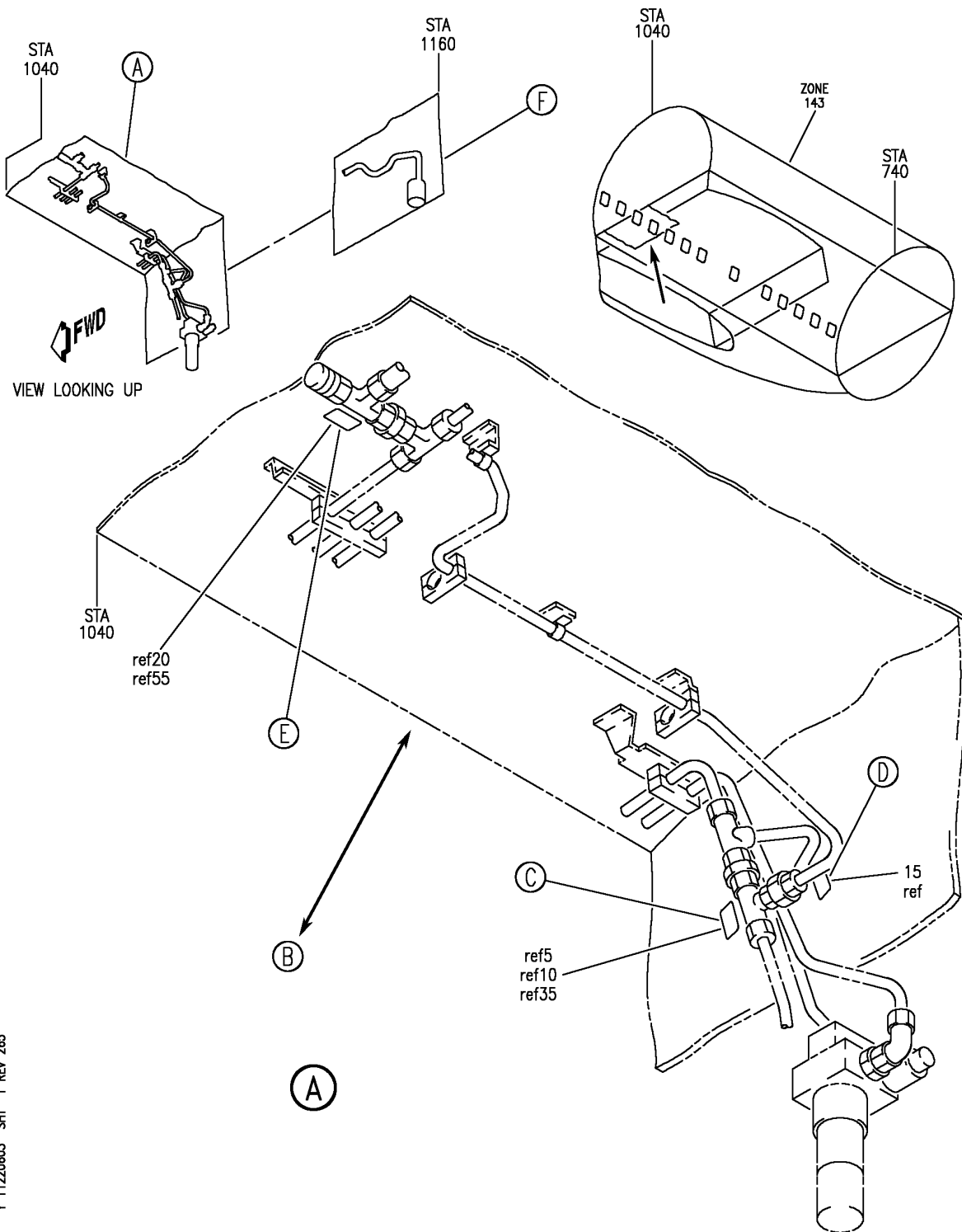
- ITEM NOT ILLUSTRATED

BRI

11-22-06-02

11-22-06
FIG. 02
PAGE 2
JAN 20/09

BOEING
757
PARTS CATALOG (MAINTENANCE)



Y 11220603 SHT 1 REV 265

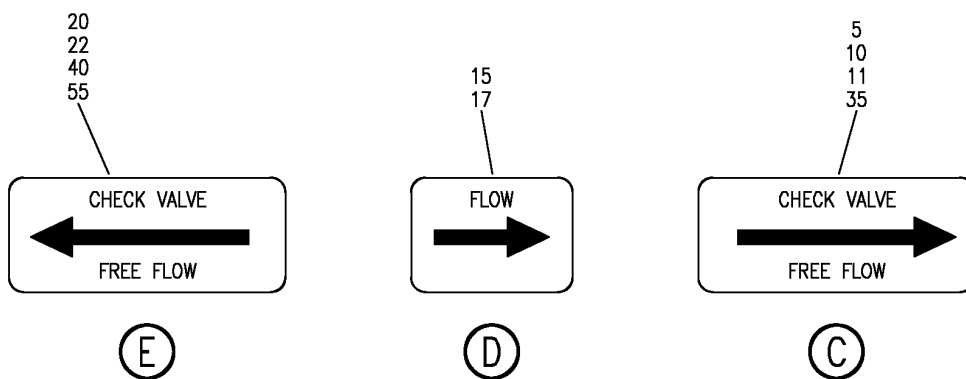
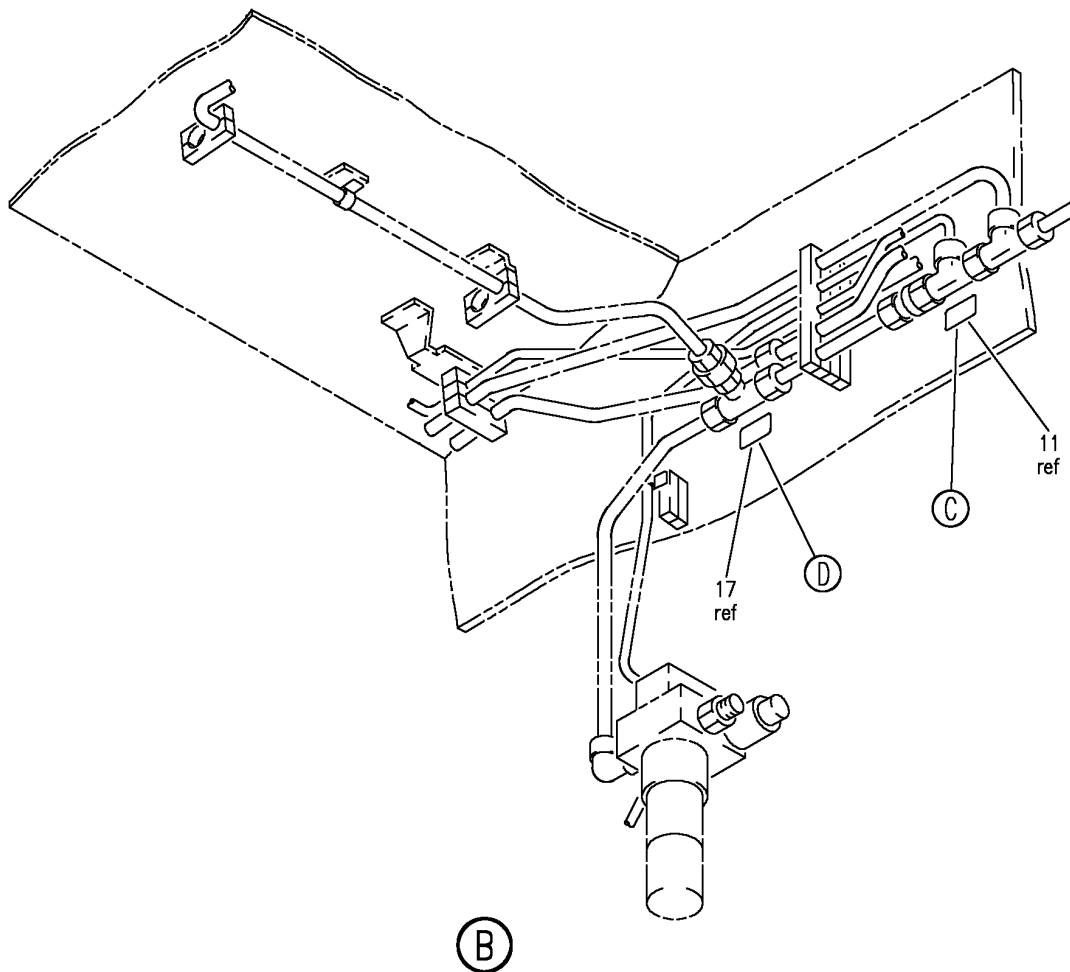
PLUMBING INSTL AND PIPING KIT-MLG WHL WELL KEEL BEAM HYDR (PLACARDS AND MARKINGS ONLY)
FIGURE 3 (SHEET 1)

BRI
MAY 28/07

11-22-06-03

11-22-06-03
PAGE 0

BOEING
757
PARTS CATALOG (MAINTENANCE)



Y 11220603 SH1 2 REV 279

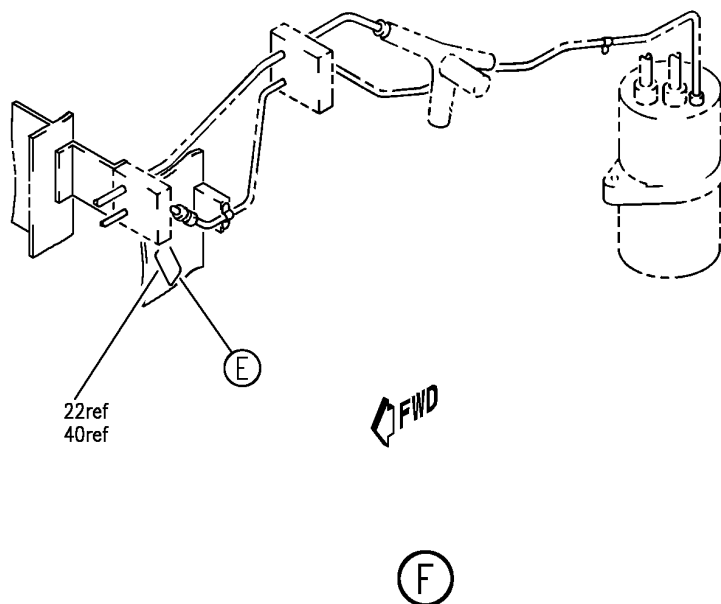
PLUMBING INSTL AND PIPING KIT-MLG WHL WELL KEEL BEAM HYDR (PLACARDS AND MARKINGS ONLY)
FIGURE 3 (SHEET 2)

BRI
MAY 28/07

11-22-06-03

11-22-06-03
PAGE 0A

BOEING
757
PARTS CATALOG (MAINTENANCE)



Y 11220603 SH1 3 REV 279

PLUMBING INSTL AND PIPING KIT-MLG WHL WELL KEEL BEAM HYDR (PLACARDS AND MARKINGS ONLY)
FIGURE 3 (SHEET 3)

BRI
MAY 28/07

11-22-06-03

11-22-06-03
PAGE 0B



757

PARTS CATALOG (MAINTENANCE)

FIG ITEM	PART NUMBER	1 2 3 4 5 6 7	NOMENCLATURE	EFFECT FROM TO	UNITS PER ASSY
3			PLUMBING INSTL AND PIPING KIT-MLG WHL WELL KEEL BEAM HYDR (PLACARDS AND MARKINGS ONLY)	002004 006503 904999	
- 1	271N6445-1		PLUMBING INSTL-MLG WHL WELL KEEL BEAM HYDR (PLACARDS AND MARKINGS ONLY) VARIABLE DRAWING REF: 271N6445-3 271N6445-6 FOR NHA/OTHER SYS DET SEE: 29-00-51-05	002004 006100 107107 121503 904999	RF
10	BACM10V21-2JG		.MARKER-ALUMINUM FOIL	002004 006100 107107 121503 904999	1
15	BAC27NEC0078		.MARKER-ALUMINUM FOIL	002004 006100 107107 121503 904999	1
15	BACM10V21-2JG		.MARKER-ALUMINUM FOIL	002004 006100 121503 904949 952999	1
20	BACM10V21-2JH		.MARKER- POST SERVICE BULLETIN: 24-0048	002004 006100 107107 121503 904949 952999	1
- 30	271N6445-10		PLUMBING INSTL-MLG WHL WELL KEEL BEAM HYDR PROVISIONS FOR 10KVA HMG INSTL (ETOPS) (PLACARDS AND MARKINGS ONLY) FOR NHA/OTHER SYS DET SEE: 29-00-51-05B	101102	RF
- 30	271N6445-19		PLUMBING INSTL-MLG WHL WELL KEEL BEAM HYDR PROVISIONS FOR 10KVA HMG INSTL (ETOPS) (PLACARDS AND MARKINGS ONLY) FOR NHA/OTHER SYS DET SEE: 29-00-51-05B	108120	RF

MISSING ITEM NUMBERS NOT APPLICABLE

- ITEM NOT ILLUSTRATED

BRI

11-22-06-03

11-22-06
FIG. 03
PAGE 1
JAN 20/09



757

PARTS CATALOG (MAINTENANCE)

FIG ITEM	PART NUMBER	1 2 3 4 5 6 7	NOMENCLATURE	EFFECT FROM TO	UNITS PER ASSY
3					
- 34	MODREF31667		PLUMBING INSTL-MLG WHL WELL KEEL BEAM HYDR PROVISIONS FOR 10KVA HMG INSTL (ETOPS) (PLACARDS AND MARKINGS ONLY) MODULE NUMBER: 271N6445-27 REV B FOR OTHER SYS DETAILS SEE: 29-11-51-92	103106	1
	35 BACM10V21-2JG		.MARKER-ALUMINUM FOIL	101106 108120	1
- 50	271N6445-12		PLUMBING INSTL-MLG WHL WELL KEEL BEAM HYDR PROVISIONS FOR 10KVA HMG INSTL (ETOPS) (PLACARDS AND MARKINGS ONLY) FOR NHA/OTHER SYS DET SEE: 29-00-51-05B	101102	RF
- 50	271N6445-20		PLUMBING INSTL-MLG WHL WELL KEEL BEAM HYDR PROVISIONS FOR 10KVA HMG INSTL (ETOPS) (PLACARDS AND MARKINGS ONLY) FOR NHA/OTHER SYS DET SEE: 29-00-51-05B	108120	RF
- 51	MODREF30159		PLUMBING INSTL-PROVISIONS FOR 10KVA HMG INSTALLATION (FULL ETOPS SELECTIONS) MODULE NUMBER: 271N6445-29 REV B	103106	1
	55 BACM10V21-2JH		.MARKER	101106 108120	1

MISSING ITEM NUMBERS NOT APPLICABLE

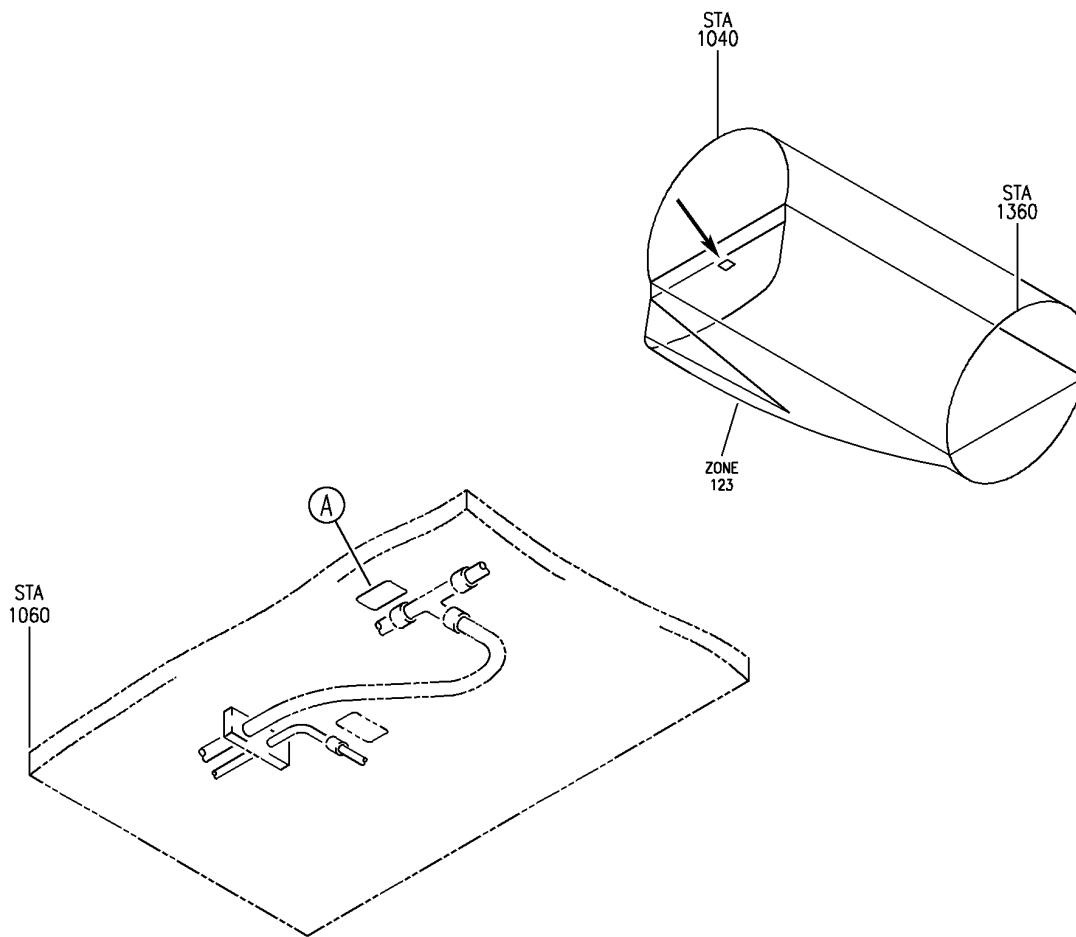
- ITEM NOT ILLUSTRATED

11-22-06-03

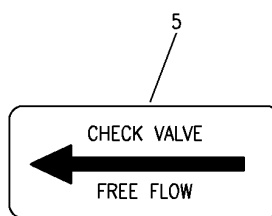
11-22-06
FIG. 03
PAGE 2
JAN 20/09

BRI

BOEING
757
PARTS CATALOG (MAINTENANCE)



VIEW LOOKING UP



Y 11220604 REV 289

PLUMBING INSTL-MLG WHL WELL HYDR AFT BHD (PLACARD AND MARKINGS ONLY)
FIGURE 4

11-22-06-04

BRI
MAY 28/07

11-22-06-04
PAGE 0



757

PARTS CATALOG (MAINTENANCE)

FIG ITEM	PART NUMBER	1 2 3 4 5 6 7	NOMENCLATURE	EFFECT FROM TO	UNITS PER ASSY
4			PLUMBING INSTL-MLG WHL WELL HYDR AFT BHD (PLACARD AND MARKINGS ONLY)	002004 006100 107107 121503 904999	
- 1	271N6446-1		PLUMBING INSTL-MLG WHL WELL BHD HYDR (PLACARDS AND MARKINGS ONLY) POSITION DATA: AFT VARIABLE DRAWING REF: 271N6446-8 FOR NHA/OTHER SYS DET SEE: 29-00-51-05	002004 006100 107107 121503 904999	RF
5	BACM10V21-2JH		.MARKER-ALUMINUM FOIL	002004 006100 107107 121503 904999	1

MISSING ITEM NUMBERS NOT APPLICABLE

- ITEM NOT ILLUSTRATED

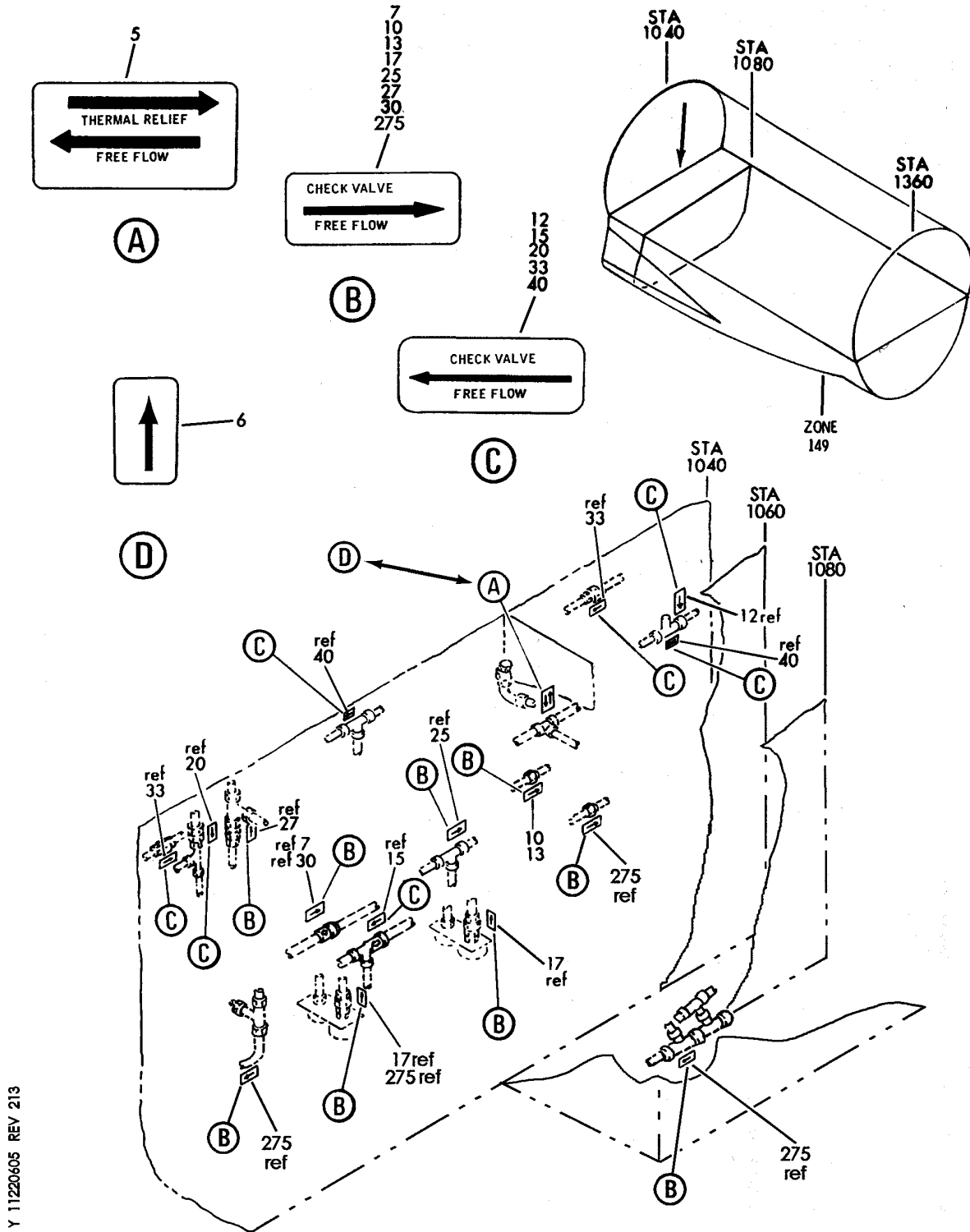
BRI

11-22-06-04

BOEING PROPRIETARY - Copyright © - Unpublished Work - See title page for details.

11-22-06
FIG. 04
PAGE 1
JAN 20/09

BOEING
757
PARTS CATALOG (MAINTENANCE)



Y 11220605 REV 213

PLUMBING INSTL-MAIN WHL WELL FWD BHD HYDR (PLACARDS AND MARKINGS ONLY)
FIGURE 5

11-22-06-05

BRI
MAY 28/07

11-22-06-05
PAGE 0



757

PARTS CATALOG (MAINTENANCE)

FIG ITEM	PART NUMBER	1 2 3 4 5 6 7	NOMENCLATURE	EFFECT FROM TO	UNITS PER ASSY
5			PLUMBING INSTL-MAIN WHL WELL FWD BHD HYDR (PLACARDS AND MARKINGS ONLY)	002004 006999	
- 1	271N6441-9		PLUMBING INSTL-MAIN WHL WELL BHD HYDR (PLACARDS AND MARKINGS ONLY) POSITION DATA: FWD VARIABLE DRAWING REF: 271N6441-11 271N6441-12 271N6441-14 FOR NHA/OTHER SYS DET SEE: 29-00-51-05	002004 006100 107107 121503 904999	RF
5	BAC27NHY0185		.MARKER-ALUMINUM FOIL	002004 006100 107107 121503 904999	1
12	BACM10V21-2JH		.MARKER-ALUMINUM FOIL	107107 121503 904949	1
13	BACM10V21-2JG		.MARKER-ALUMINUM FOIL	002004 006100 107107 121503 904999	1
15	BACM10V21-2JH		.MARKER-ALUMINUM FOIL	002004 006100 107107 121503 904999	1
25	BACM10V21-2JG		.MARKER-ALUMINUM FOIL	002004 006100 950999	1
27	BACM10V21-2JG		.MARKER-ALUMINUM FOIL	002004 006100 107107 121503 904999	1
30	BACM10V21-2JG		.MARKER-ALUMINUM FOIL	002004 006100 107107 121503 904999	1
33	BACM10R10-22H		.MARKER-ALUMINUM FOIL	002004 006100 950999	2

MISSING ITEM NUMBERS NOT APPLICABLE

- ITEM NOT ILLUSTRATED

11-22-06-05

11-22-06
FIG. 05
PAGE 1
JAN 20/09

BRI



757

PARTS CATALOG (MAINTENANCE)

FIG ITEM	PART NUMBER	1 2 3 4 5 6 7	NOMENCLATURE	EFFECT FROM TO	UNITS PER ASSY
5 40	BACM10V21-2JH	.	MARKER-ALUMINUM FOIL	002004 006100 107107 121503 904999	2
- 265	271N6441-30		PLUMBING INSTL-MAIN WHL WELL BHD HYDR(PLACARDS AND MARKINGS ONLY) POSITION DATA: FWD FOR NHA/OTHER SYS DET SEE: 29-00-51-02C	101102 504903	RF
- 265	271N6441-35		PLUMBING INSTL-MAIN WHL WELL BHD HYDR(PLACARDS AND MARKINGS ONLY) POSITION DATA: FWD FOR NHA/OTHER SYS DET SEE: 29-00-51-02C	108120	RF
- 265	MODREF31486		PLUMBING INSTL-MAIN WHL WELL BHD HYDR(PLACARDS AND MARKINGS ONLY) MODULE NUMBER: 271N6441-41 REV B POSITION DATA: FWD FOR OTHER SYS DETAILS SEE: 11-22-06-05 27-11-14-12 29-11-27-02 29-11-51-39D 29-11-51-39E 29-22-01-02 32-35-10-02 32-41-02-11 32-41-02-12 32-41-04-02 32-42-02-03 32-42-02-04 32-42-09-02 32-42-10-02 32-44-03-03 32-44-06-02	103106	1
270	BACM10V21-2JH	.	MARKER-ALUMINUM FOIL	101106 108120 504903	4
275	BACM10V21-2JG	.	MARKER	101106 108120 504903	4

MISSING ITEM NUMBERS NOT APPLICABLE

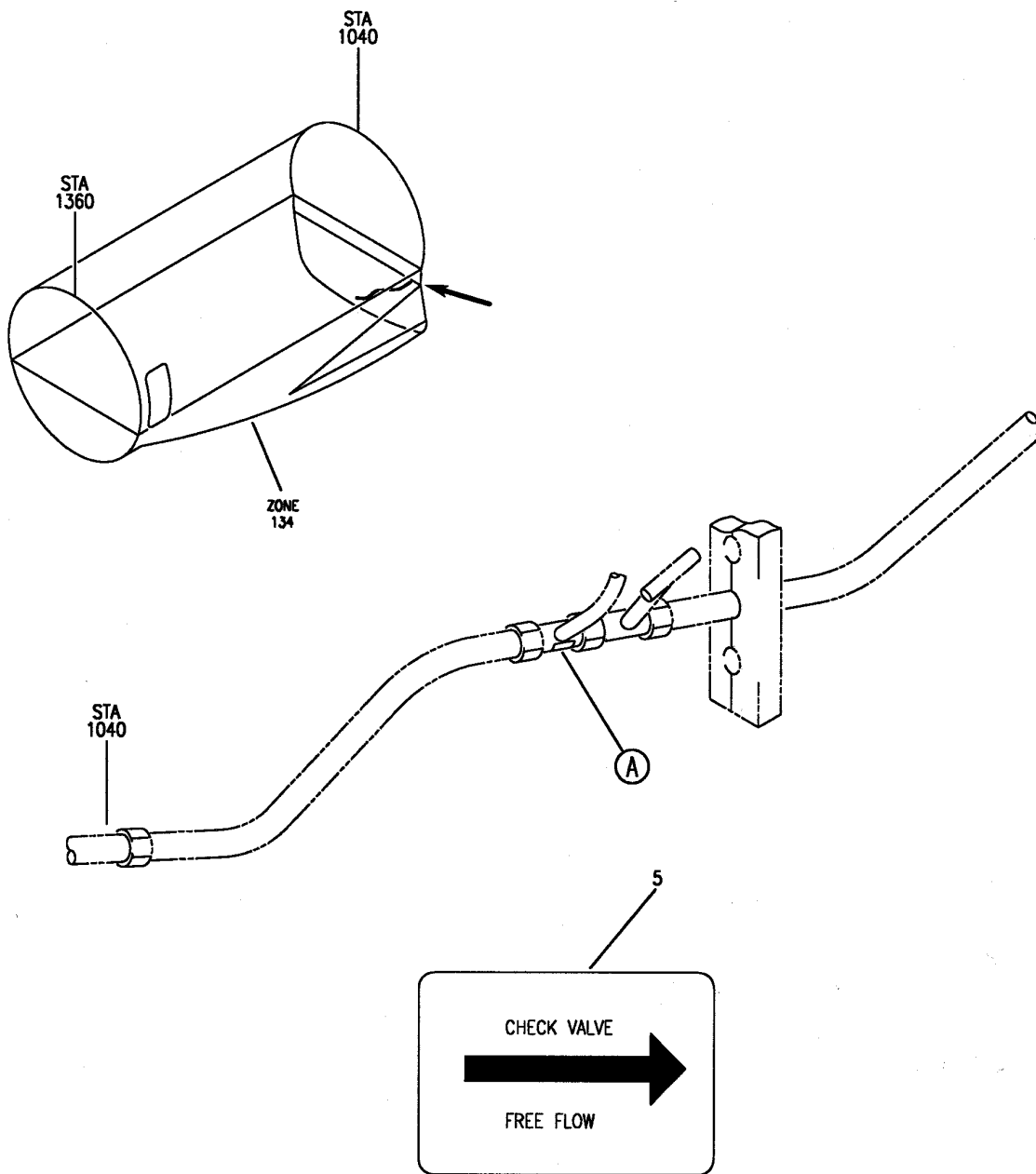
- ITEM NOT ILLUSTRATED

BRI

11-22-06-05

11-22-06
FIG. 05
PAGE 2
JAN 20/09

BOEING
757
PARTS CATALOG (MAINTENANCE)



Y 11220606 REV 218

A

PLUMBING INSTL-RH MAIN WHL WELL (PLACARDS AND MARKINGS ONLY)
FIGURE 6

BRI
MAY 28/07

11-22-06-06

11-22-06-06
PAGE 0



757

PARTS CATALOG (MAINTENANCE)

FIG ITEM	PART NUMBER	1 2 3 4 5 6 7	NOMENCLATURE	EFFECT FROM TO	UNITS PER ASSY
6			PLUMBING INSTL-RH MAIN WHL WELL (PLACARDS AND MARKINGS ONLY)	101102 108120 504903	
- 1	271N6444-10		PLUMBING INSTL-RH MAIN WHEEL WELL 4 DOOR AND PACKAGE REIGHTER PROV. POSITION DATA: SEC 44 STA 1040-1180 FOR NHA/OTHER SYS DET SEE: 29-00-51-02B	101102 108120 504903	RF
5	BACM10V21-2JG		.MARKER	101102 108120 504903	1

MISSING ITEM NUMBERS NOT APPLICABLE

- ITEM NOT ILLUSTRATED

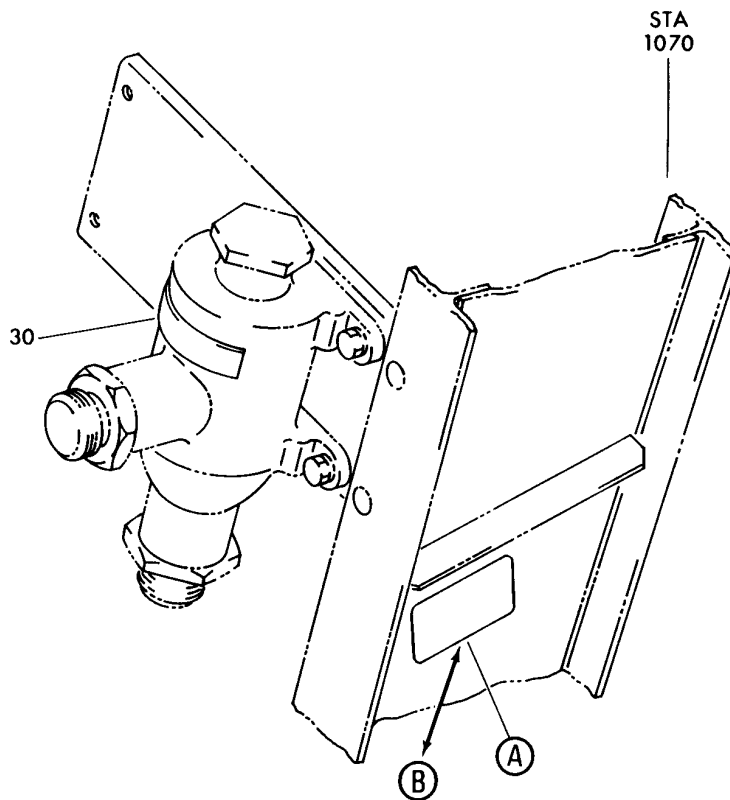
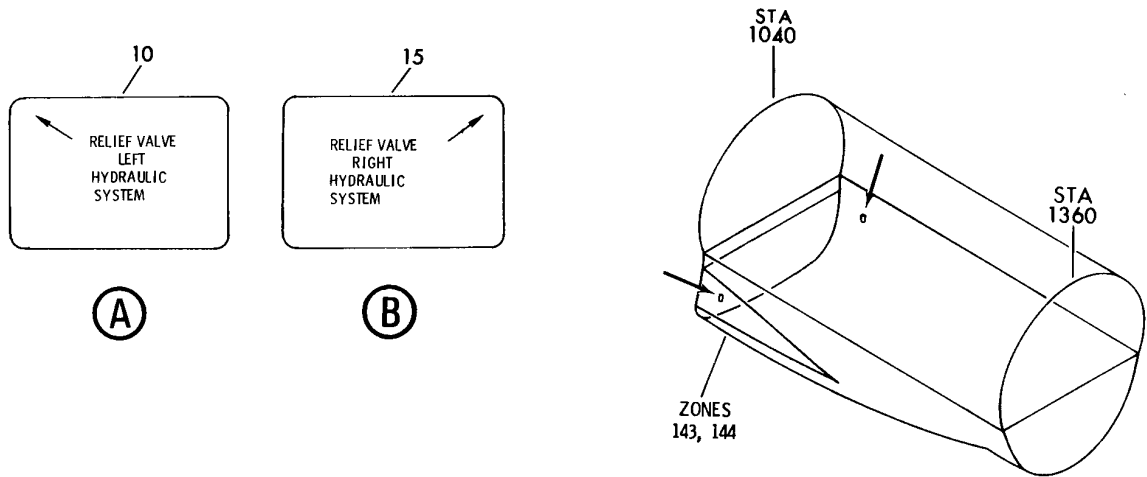
BRI

11-22-06-06

BOEING PROPRIETARY - Copyright © - Unpublished Work - See title page for details.

11-22-06
FIG. 06
PAGE 1
JAN 20/09

BOEING
757
PARTS CATALOG (MAINTENANCE)



Y 11220610 REV 191

VALVE INSTL-L AND R SYS RELIEF (PLACARDS AND MARKINGS ONLY)
FIGURE 10

11-22-06-10

BRI
MAY 28/07

11-22-06-10
PAGE 0



757

PARTS CATALOG (MAINTENANCE)

FIG ITEM	PART NUMBER	1 2 3 4 5 6 7	NOMENCLATURE	EFFECT FROM TO	UNITS PER ASSY
10			VALVE INSTL-L AND R SYS RELIEF(PLACARDS AND MARKINGS ONLY)	002004 006999	
- 1	271N5063-1		VALVE INSTL-SYS RELIEF(PLACARDS AND MARKINGS ONLY)	002004 006102 107999	RF
- 1	MODREF7312		POSITION DATA: LEFT FOR NHA/OTHER SYS DET SEE: 29-00-51-07 29-00-51-02C	103106	1
- 5	271N5063-2		VALVE INSTL-SYS RELIEF(PLACARDS AND MARKINGS ONLY)	002004 006102 107999	RF
- 5	MODREF7313		MODULE NUMBER: 271N5063-1 REV A POSITION DATA: LEFT FOR OTHER SYS DETAILS SEE: 29-11-29-01	103106	1
10	BAC27NHY0155		VALVE INSTL-SYS RELIEF (PLACARDS AND MARKINGS ONLY)	002004 006102 107999	RF
15	BAC27NHY0154		POSITION DATA: RIGHT FOR NHA/OTHER SYS DET SEE: 29-00-51-07 29-00-51-02C	103106	1
- 20	271N5063-3		VALVE INSTL-SYS RELIEF (PLACARDS AND MARKINGS ONLY)	002004 006999	RF
- 25	271N5065-1		MODULE NUMBER: 271N5063-2 REV A POSITION DATA: RIGHT FOR OTHER SYS DETAILS SEE: 29-11-29-01	002004 006999	RF
			.MARKER-ALUMINUM FOIL USED ON: 271N5063-1 MODREF7312	002004 006999	1
			.MARKER-ALUMINUM FOIL USED ON: 271N5063-2 MODREF7313	002004 006999	1
			.VALVE ASSY	002004 006999	RF
			..VALVE MODULE ASSY	002004 006999	RF

MISSING ITEM NUMBERS NOT APPLICABLE

- ITEM NOT ILLUSTRATED

11-22-06-10

11-22-06
FIG. 10
PAGE 1
JAN 20/09

BRI

 **BOEING**
757
PARTS CATALOG (MAINTENANCE)

FIG ITEM	PART NUMBER	1 2 3 4 5 6 7 NOMENCLATURE	EFFECT FROM TO	UNITS PER ASSY
10 30	BAC27NHY0195	. . . NAMEPLATE	002004 006999	1

MISSING ITEM NUMBERS NOT APPLICABLE

— ITEM NOT ILLUSTRATED

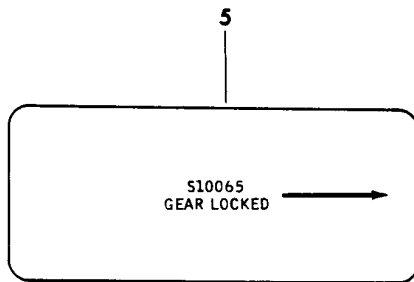
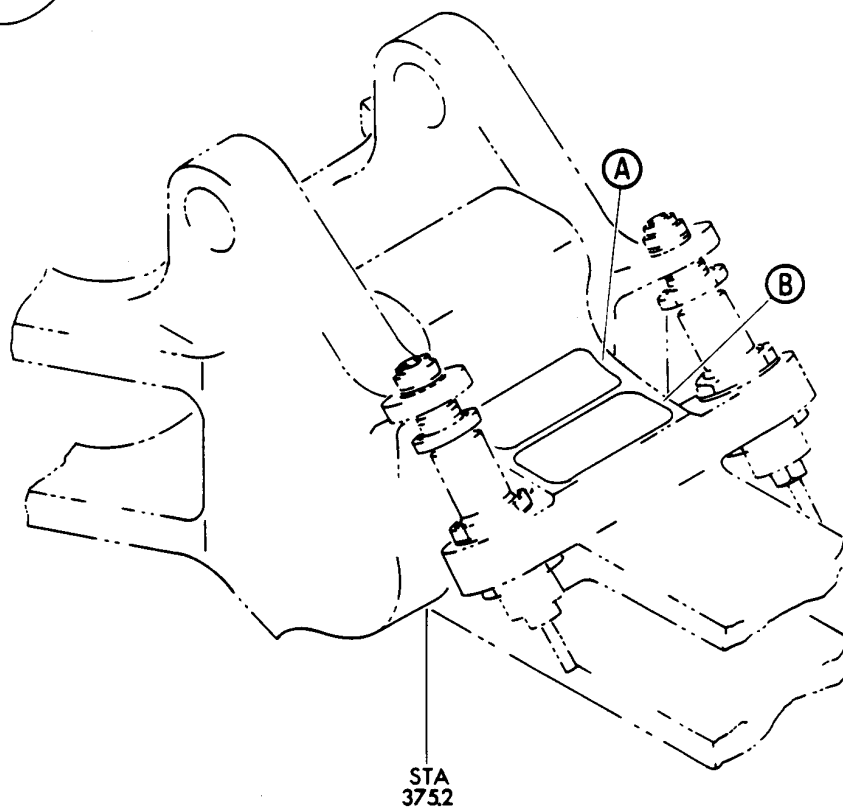
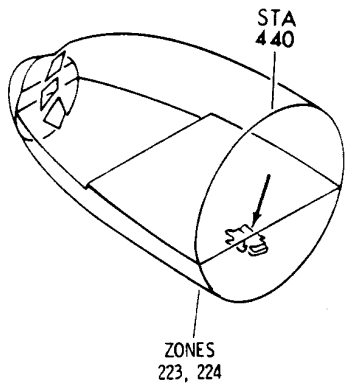
BRI

11-22-06-10

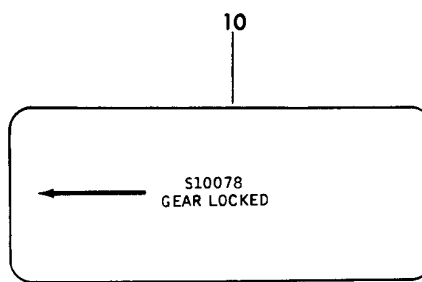
BOEING PROPRIETARY - Copyright © - Unpublished Work - See title page for details.

11-22-06
FIG. 10
PAGE 2
JAN 20/09

BOEING
757
PARTS CATALOG (MAINTENANCE)



A



B

Y 11221002 SH1 1 REV 018

SENSOR INSTL-NLG UP AND DOWN LOCKED (PLACARDS AND MARKINGS ONLY)

FIGURE 2

11-22-10-02

BRI
MAY 28/07

11-22-10-02
PAGE 0



757

PARTS CATALOG (MAINTENANCE)

FIG ITEM	PART NUMBER	1 2 3 4 5 6 7	NOMENCLATURE	EFFECT FROM TO	UNITS PER ASSY
2			SENSOR INSTL-NLG UP AND DOWN LOCKED (PLACARDS AND MARKINGS ONLY)	002004 006999	
- 1	284N1623-2		SENSOR INSTL-NLG UP AND DOWN LOCKED (PLACARDS AND MARKINGS ONLY) FOR NHA/OTHER SYS DET SEE: 24-00-58-01A	002004 006100 107107 121503 904999	RF
- 1	284N1623-3		SENSOR INSTL-NLG UP AND DOWN LOCKED (PLACARDS AND MARKINGS ONLY) FOR NHA/OTHER SYS DET SEE: 24-00-58-05	101102 108120 504903	RF
- 1	MODREF9032		SENSOR INSTL-NLG UP AND DOWN LOCKED (PLACARDS AND MARKINGS ONLY) MODULE NUMBER: 284N1623-3 REV A	103106	1
5	BAC27NEX0504		.DECAL	002004 006999	1
10	BAC27NEX0505		.DECAL	002004 006999	1

MISSING ITEM NUMBERS NOT APPLICABLE

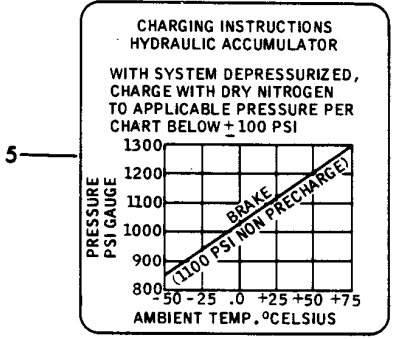
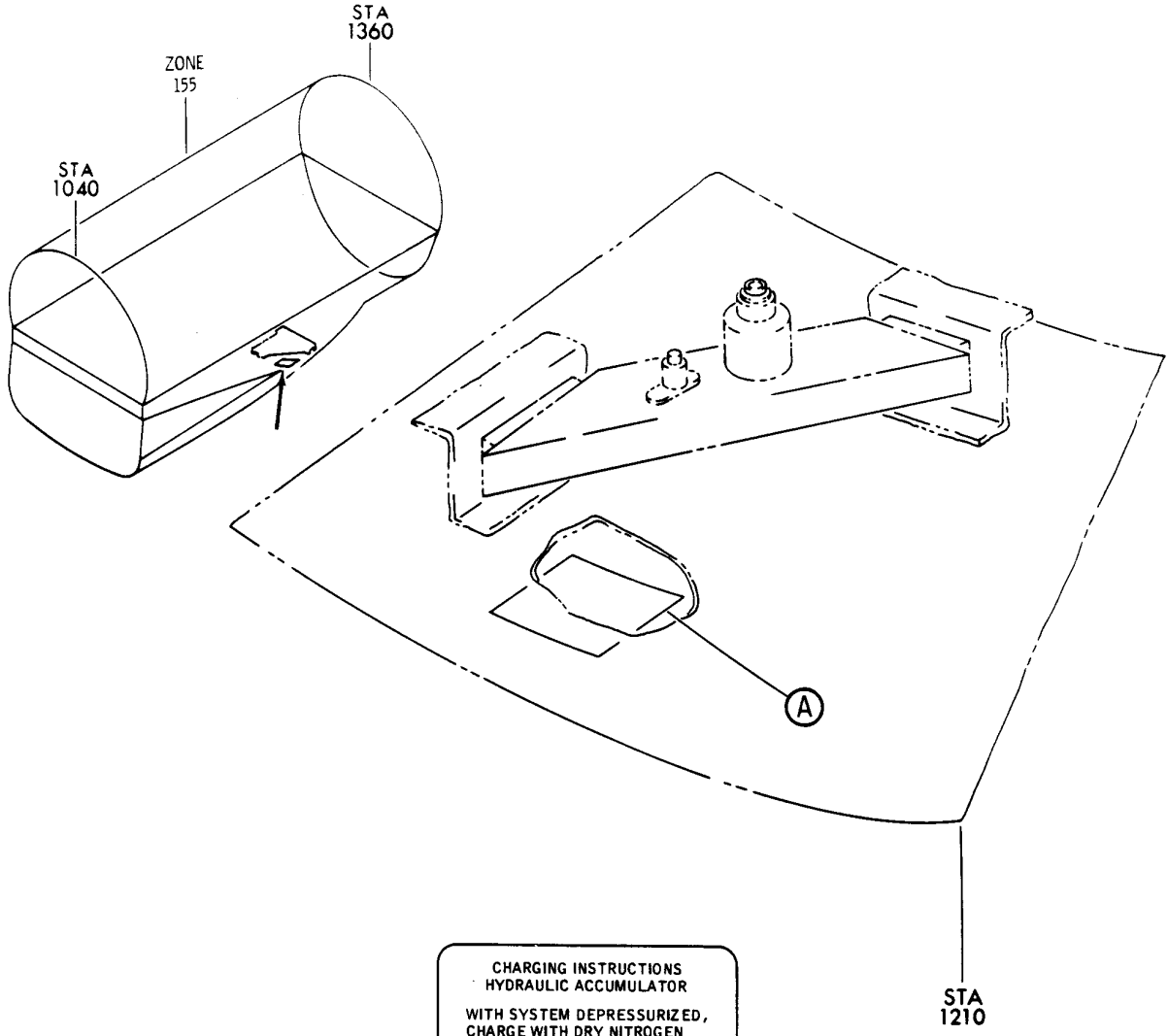
- ITEM NOT ILLUSTRATED

11-22-10-02

11-22-10
FIG. 02
PAGE 1
JAN 20/09

BRI

BOEING
757
PARTS CATALOG (MAINTENANCE)



(A)

Y 11221501 SHT 1 REV 018

VALVE AND GAUGE INSTL-BRAKE ACCUMULATOR CHARGING (PLACARDS AND MARKINGS ONLY)
FIGURE 1

11-22-15-01

BRI
MAY 28/07

11-22-15-01
PAGE 0



757

PARTS CATALOG (MAINTENANCE)

FIG ITEM	PART NUMBER	1 2 3 4 5 6 7	NOMENCLATURE	EFFECT FROM TO	UNITS PER ASSY
1			VALVE AND GAUGE INSTL-BRAKE ACCUMULATOR CHARGING (PLACARDS AND MARKINGS ONLY)	002004 006999	RF
- 1	274N1030-1		VALVE AND GAUGE INSTL-BRAKE ACCUMULATOR CHARGING (PLACARDS AND MARKINGS ONLY) FOR NHA/OTHER SYS DET SEE: 29-00-51-07	002004 006100 107107 121503 904999	RF
- 1	274N1030-4		VALVE AND GAUGE INSTL-BRAKE ACCUMULATOR CHARGING (PLACARDS AND MARKINGS ONLY) FOR NHA/OTHER SYS DET SEE: 32-00-00-13	101102 108120 504903	RF
- 1	MODREF8550		VALVE AND GAUGE INSTL-BRAKE ACCUMULATOR CHARGING (PLACARDS AND MARKINGS ONLY) MODULE NUMBER: 274N1030-4 REV A FOR OTHER SYS DETAILS SEE: 32-44-09-01	103106	1
5	BAC27NHY0142		.MARKER-ALUMINUM FOIL	107107 904949	1
5	BAC27NHY0265		.MARKER-ALUMINUM FOIL	002004 006106 108903 950999	1

MISSING ITEM NUMBERS NOT APPLICABLE

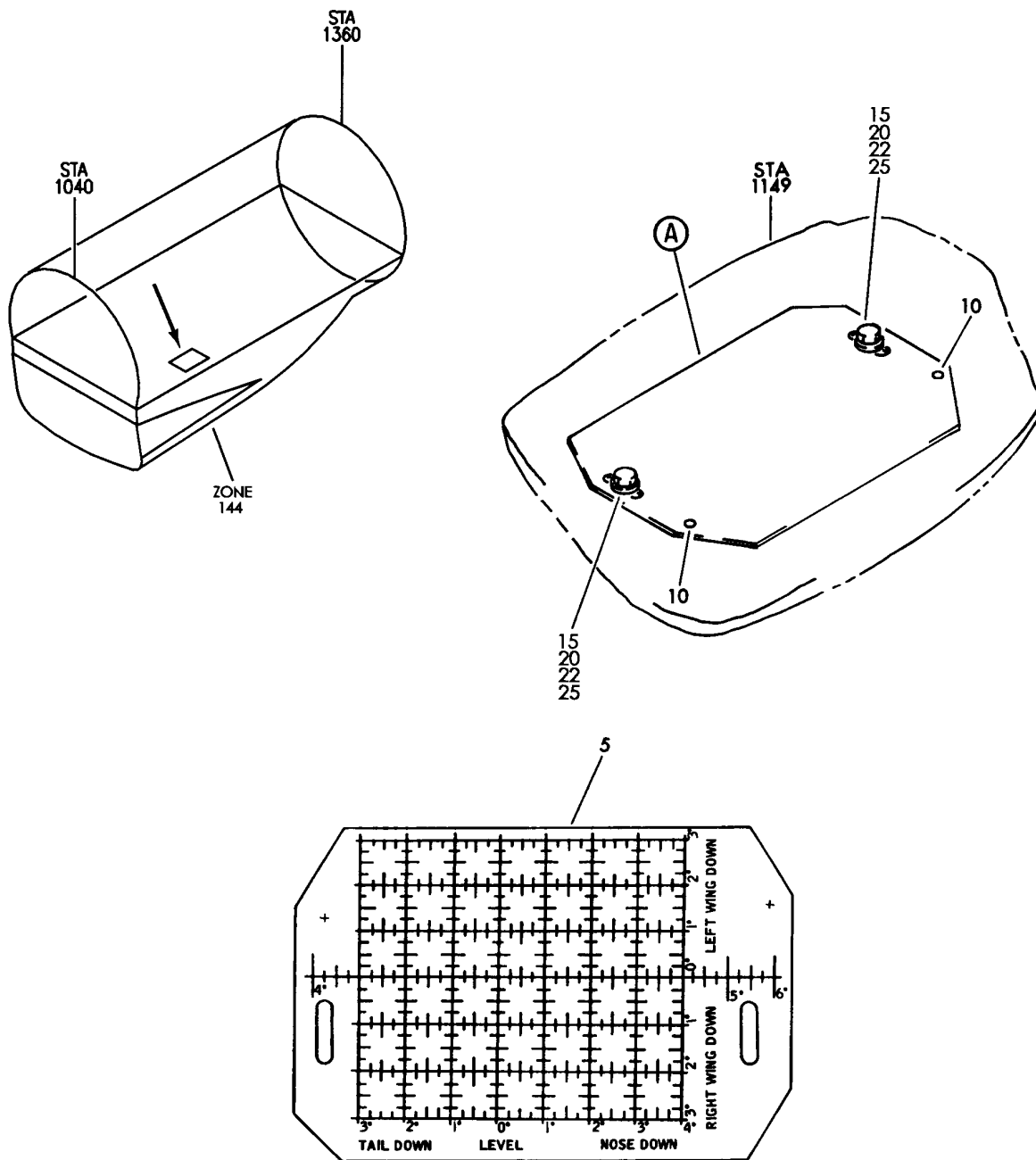
- ITEM NOT ILLUSTRATED

11-22-15-01

11-22-15
FIG. 01
PAGE 1
JAN 20/09

BRI

BOEING
757
PARTS CATALOG (MAINTENANCE)



Y 11222001 REV 202

(A)

SCALE INSTL-MAIN WHEEL WELL LEVELING PROVISION (PLACARDS AND MARKINGS ONLY)

FIGURE 1

11-22-20-01

BRI
MAY 28/07

11-22-20-01
PAGE 0



757

PARTS CATALOG (MAINTENANCE)

FIG ITEM	PART NUMBER	1 2 3 4 5 6 7	NOMENCLATURE	EFFECT FROM TO	UNITS PER ASSY
1			SCALE INSTL-MAIN WHEEL WELL LEVELING PROVISION (PLACARDS AND MARKINGS ONLY)	002004 006999	
- 1	144N8174-1		SCALE INSTL-MAIN WHEEL WELL LEVELING PROVISION (PLACARDS AND MARKINGS ONLY) FOR NHA SEE: 53-41-61-01	107107 904949	RF
- 1	144N8174-2		SCALE INSTL-MAIN WHEEL WELL LEVELING PROVISION (PLACARDS AND MARKINGS ONLY) FOR NHA/ADDITIONAL DET SEE: 53-41-61-01	002004 006100 121503 950999	RF
- 1	144N8174-3		SCALE INSTL-MAIN WHEEL WELL LEVELING PROVISION (PLACARDS AND MARKINGS ONLY) FOR NHA/OTHER SYS DET SEE: 53-00-00-03A	101102 504903	RF
- 1	144N8174-4		SCALE INSTL-MAIN WHEEL WELL LEVELING PROVISION (PLACARDS AND MARKINGS ONLY) FOR NHA/OTHER SYS DET SEE: 53-00-00-03A	108120	RF
- 1	MODREF2802		SCALE INSTL-MAIN WHEEL WELL LEVELING PROVISION (PLACARDS AND MARKINGS ONLY) MODULE NUMBER: 144N8174-4 REV A	103106	1
5	BAC27DBY0153		.NAMEPLATE-	002004 006100 107107 121503 904999	1
5	BAC27NBY91		.NAMEPLATE-	101106 108120 504903	1
10	BACR15FT5AD		ATTACHING PARTS .RIVET-	002004 006999	2
15	BACB30NT3K7		.BOLT	002004 006999	2
20	AN960PD10L		.WASHER-	107107 904949	4

MISSING ITEM NUMBERS NOT APPLICABLE

- ITEM NOT ILLUSTRATED

11-22-20-01

11-22-20
FIG. 01
PAGE 1
JAN 20/09

BRI



757

PARTS CATALOG (MAINTENANCE)

FIG ITEM	PART NUMBER	1 2 3 4 5 6 7	NOMENCLATURE	EFFECT FROM TO	UNITS PER ASSY
1	20	NAS1149D0332J	.WASHER-	002004 006100 103106 108503 950999	4
	22	NAS1149D0363J	.WASHER	101106 108120 504903	2
	25	BRH10C3D	.NUT SUPPLIER CODE: V52828 SPECIFICATION NUMBER: BACN10JC3CD OPTIONAL PART: T6C1032JCD V11815 NS202486-02 V80539 102LH9075-3W V72962 H51650-3BAC V15653 -----*-----	002004 006999	2

MISSING ITEM NUMBERS NOT APPLICABLE

- ITEM NOT ILLUSTRATED

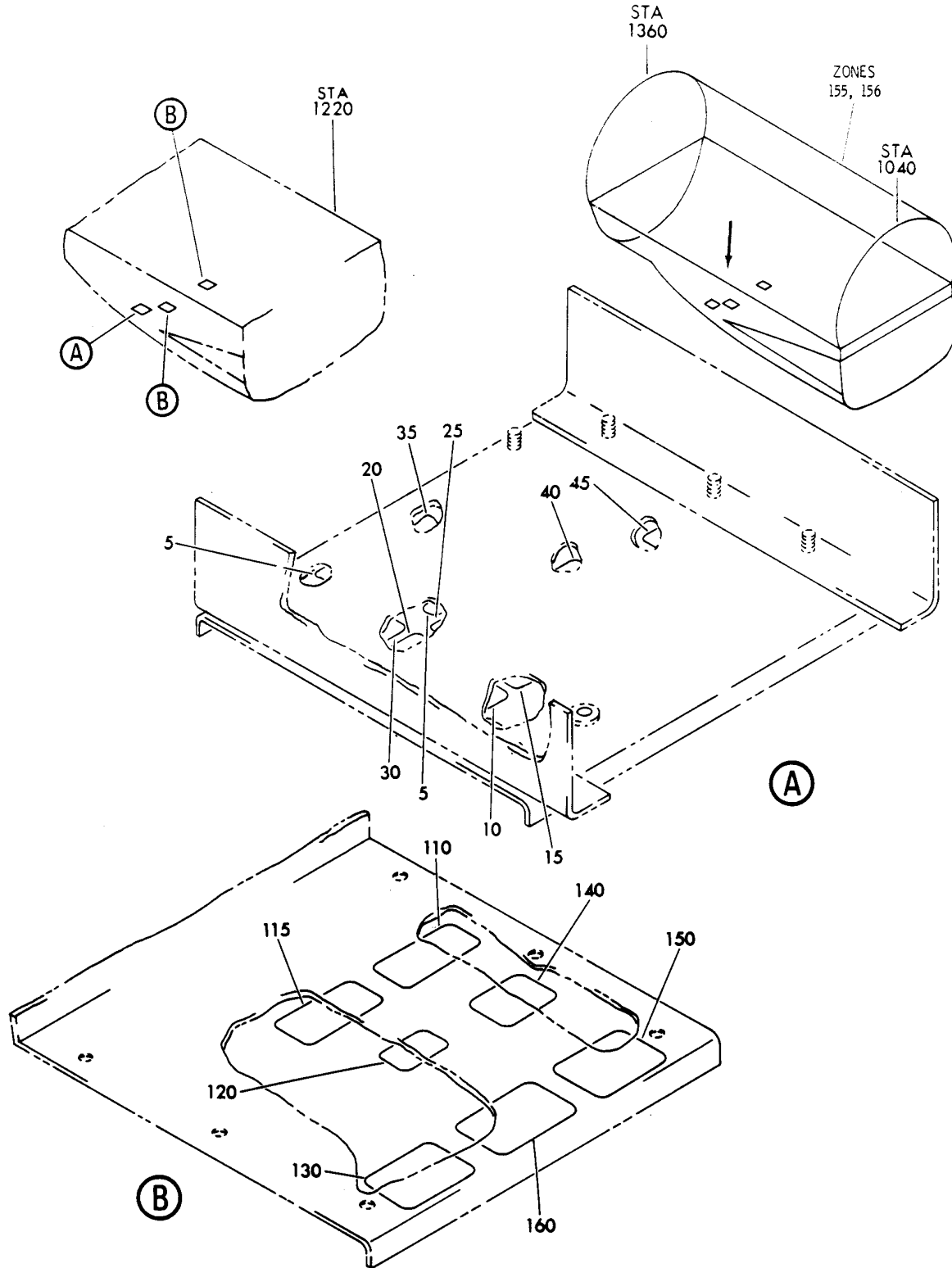
BRI

11-22-20-01

BOEING PROPRIETARY - Copyright © - Unpublished Work - See title page for details.

11-22-20
FIG. 01
PAGE 2
JAN 20/09

BOEING
757
PARTS CATALOG (MAINTENANCE)



Y 1122501 SH1 1 REV 082

PANEL ASSY-MAIN WHL WELL ELEC SVCE (PLACARDS AND MARKINGS ONLY)
FIGURE 1

11-22-25-01

BRI
MAY 28/07

11-22-25-01
PAGE 0



757

PARTS CATALOG (MAINTENANCE)

FIG ITEM	PART NUMBER	1 2 3 4 5 6 7	NOMENCLATURE	EFFECT FROM TO	UNITS PER ASSY
1			PANEL ASSY-MAIN WHL WELL ELEC SVCE (PLACARDS AND MARKINGS ONLY)	002004 006999	
- 1	284N1745-2		PANEL ASSY-MAIN WHL WELL ELEC SVCE (PLACARDS AND MARKINGS ONLY)	002004 006999	RF
- 1	284N1745-5		FOR NHA/OTHER SYS DET SEE: 23-41-53-01 PANEL ASSY-MAIN WHL WELL ELEC SVCE (PLACARDS AND MARKINGS ONLY)	002004 006999	RF
	5 BAC27NEL0959		.MARKER-ALUMINUM FOIL- PLACARD CONTENT: DOOR CLOSE	002004 006999	1
	10 BAC27NEX1080		.MARKER-ALUMINUM FOIL PLACARD CONTENT: ALL DOORS OPEN SW ON	002004 006999	1
	10 BAC27NEL0944		.MARKER-ALUMINUM FOIL- PLACARD CONTENT: ALL DOORS OPEN SW OPEN	002004 006999	1
	15 BAC27NEL0945		.MARKER-ALUMINUM FOIL- PLACARD CONTENT: ALL DOORS OPEN ARM SW ARM	002004 006999	1
	20 BAC27NEL0942		.MARKER-ALUMINUM FOIL- PLACARD CONTENT: OFF S10190	002004 006999	1
	25 BAC27NEL0943		.MARKER-ALUMINUM FOIL- PLACARD CONTENT: OFF S10191	002004 006999	1
	30 BAC27NEL0946		.MARKER-ALUMINUM FOIL PLACARD CONTENT: MLG DR UNSAFE LT PRESS TO TEST SW USED ON: 284N1745-2	002004 006999	1
	30 BAC27NEL1095		.MARKER-ALUMINUM FOIL- PLACARD CONTENT: MLG DR UNSAFE LIGHT SW USED ON: 284N1745-5	002004 006999	1
	35 BAC27NEL0947		.MARKER-ALUMINUM FOIL- PLACARD CONTENT: OFF S10192 MLG DR CLOSE SW	002004 006999	1

MISSING ITEM NUMBERS NOT APPLICABLE

- ITEM NOT ILLUSTRATED

11-22-25-01

11-22-25
FIG. 01
PAGE 1
SEP 20/08

BRI



757

PARTS CATALOG (MAINTENANCE)

FIG ITEM	PART NUMBER	1 2 3 4 5 6 7	NOMENCLATURE	EFFECT FROM TO	UNITS PER ASSY
1	40 BAC27NEX1085		.MARKER-ALUMINIM FOIL PLACARD CONTENT: MAIN WHEEL WELL INSP LIGHT SW ON	002004 006999	1
	45 BAC27NEX1088		.MARKER-ALUMINUM FOIL PLACARD CONTENT: OFF S00318	002004 006999	1

MISSING ITEM NUMBERS NOT APPLICABLE

- ITEM NOT ILLUSTRATED

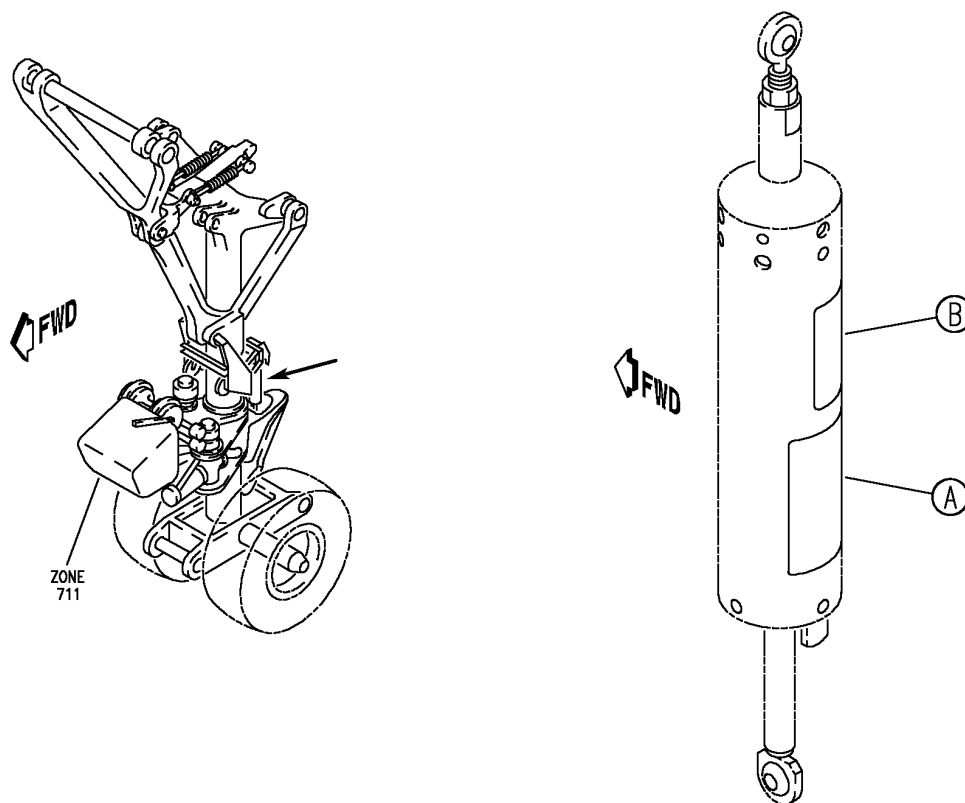
BRI

11-22-25-01

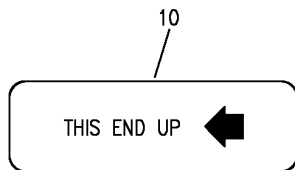
BOEING PROPRIETARY - Copyright © - Unpublished Work - See title page for details.

11-22-25
FIG. 01
PAGE 2
SEP 20/08

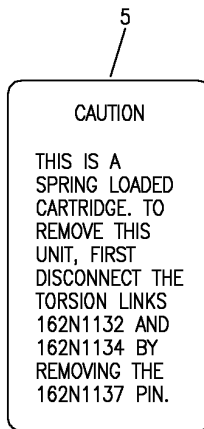
BOEING
757
PARTS CATALOG (MAINTENANCE)



Y 11225001 REV 262



(B)



(A)

CARTRIDGE ASSY-SPRING NOSE WHL STEERING CONT (PLACARDS AND MARKINGS ONLY)

FIGURE 1

11-22-50-01

BRI
MAY 28/07

11-22-50-01
PAGE 0



757

PARTS CATALOG (MAINTENANCE)

FIG ITEM	PART NUMBER	1 2 3 4 5 6 7	NOMENCLATURE	EFFECT FROM TO	UNITS PER ASSY
1			CARTRIDGE ASSY-SPRING NOSE WHL STEERING CONT (PLACARDS AND MARKINGS ONLY)	002004 006999	
- 1	275N2059-3		CARTRIDGE ASSY-SPRING QUALIFIED I/W DATA: 275N2059-3 CAN REPLACE 275N2059-2 WITH INCORPORATION OF SB-757-32-0099. 275N2059-2 CAN REPLACE 275N2059-3 WITH CUSTOMER ACCEPTANCE OF NEGATING THE EFFECT OF SB-757-32-0099 FOR NHA SEE: 32-51-06-01 32-51-06-01A	002004 006999	RF
- 1	275N2059-2		CARTRIDGE ASSY-SPRING COMPONENT MAINT MANUAL REF: 32-51-07 FOR NHA SEE: 32-51-06-01	002004 006999	RF
5	BAC27NCT0218		.MARKER-ALUMINUM FOIL	002004 006999	1
10	BAC27DCC826		.MARKER	002004 006999	1

MISSING ITEM NUMBERS NOT APPLICABLE

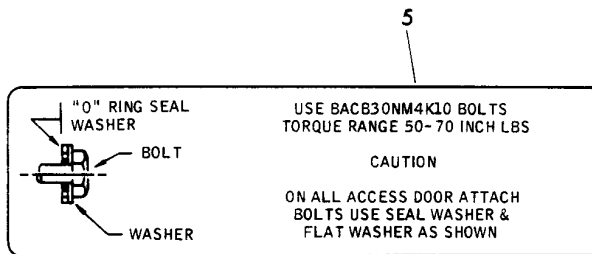
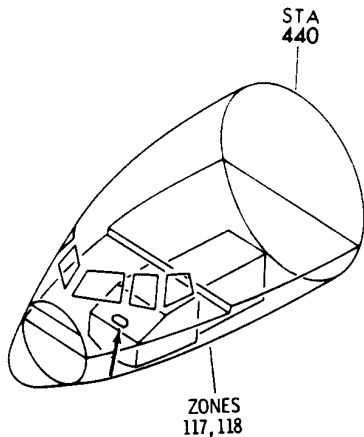
- ITEM NOT ILLUSTRATED

BRI

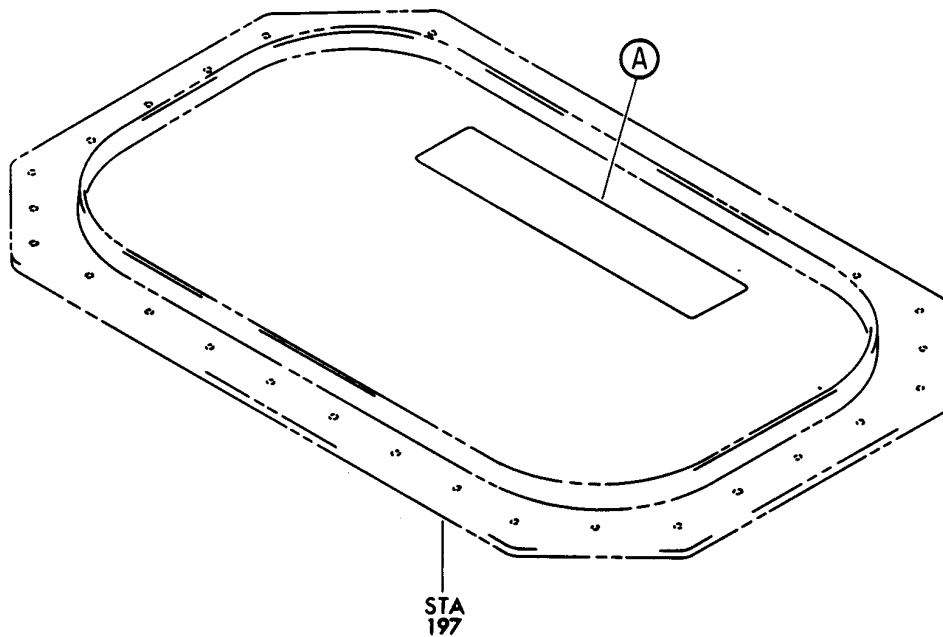
11-22-50-01

11-22-50
FIG. 01
PAGE 1
JAN 20/09

BOEING
757
PARTS CATALOG (MAINTENANCE)



(A)



V 11225101 SHT 1 REV 018

DOOR ASSY-NOSE WHL WELL TOP PNL FWD ACCESS (PLACARDS AND MARKINGS ONLY)

FIGURE 1

11-22-51-01

BRI
MAY 28/07

11-22-51-01
PAGE 0



757

PARTS CATALOG (MAINTENANCE)

FIG ITEM	PART NUMBER	1 2 3 4 5 6 7	NOMENCLATURE	EFFECT FROM TO	UNITS PER ASSY
1			DOOR ASSY-NOSE WHL WELL TOP PNL FWD ACCESS (PLACARDS AND MARKINGS ONLY)	002004 006999	
- 1	141N9914-1		DOOR ASSY-NOSE WHL WELL TOP PNL ACCESS (PLACARDS AND ARKINGS ONLY) POSITION DATA: FWD ACCESS PANEL NUMBER: 117AL OPTIONAL PART: 141N9914-6 FOR NHA/OTHER SYS DET SEE: 53-13-54-05	002004 006999	RF
- 1	141N9914-6		DOOR ASSY-NOSE WHL WELL TOP PNL ACCESS (PLACARDS AND MARKINGS ONLY) POSITION DATA: FWD ACCESS PANEL NUMBER: 117AL OPTIONAL PART: 141N9914-1 FOR NHA/OTHER SYS DET SEE: 53-13-54-05	002004 006999	RF
5	BAC27NBY0002		.MARKER-ALUMINUM FOIL	002004 006999	1

MISSING ITEM NUMBERS NOT APPLICABLE

- ITEM NOT ILLUSTRATED

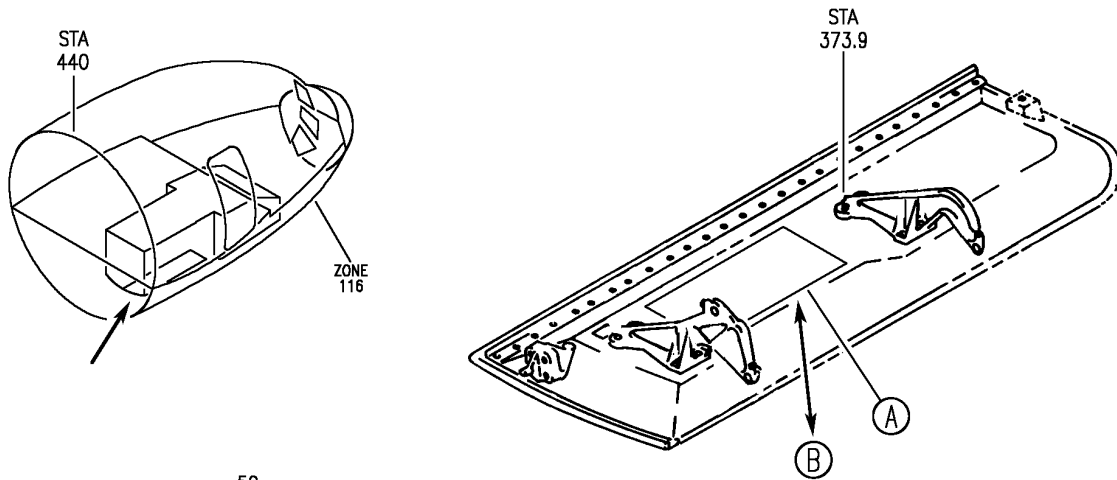
BRI

11-22-51-01

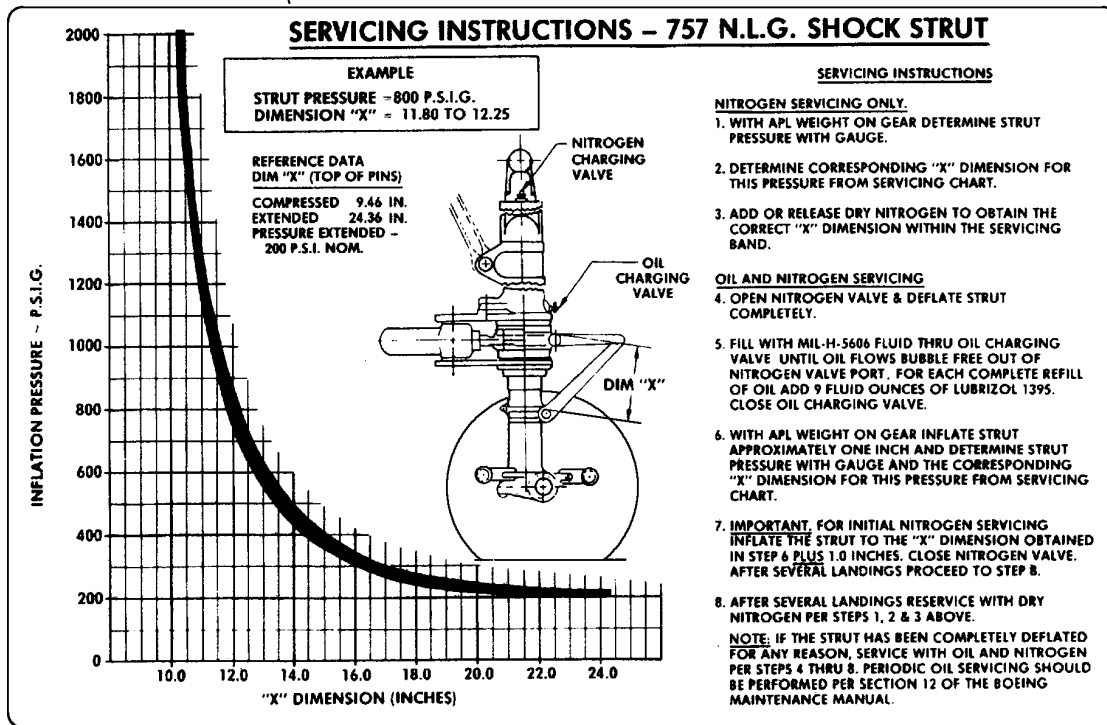
BOEING PROPRIETARY - Copyright © - Unpublished Work - See title page for details.

11-22-51
FIG. 01
PAGE 1
SEP 20/08

BOEING
757
PARTS CATALOG (MAINTENANCE)



50



Y 11225103 SHT 1 REV 262

A

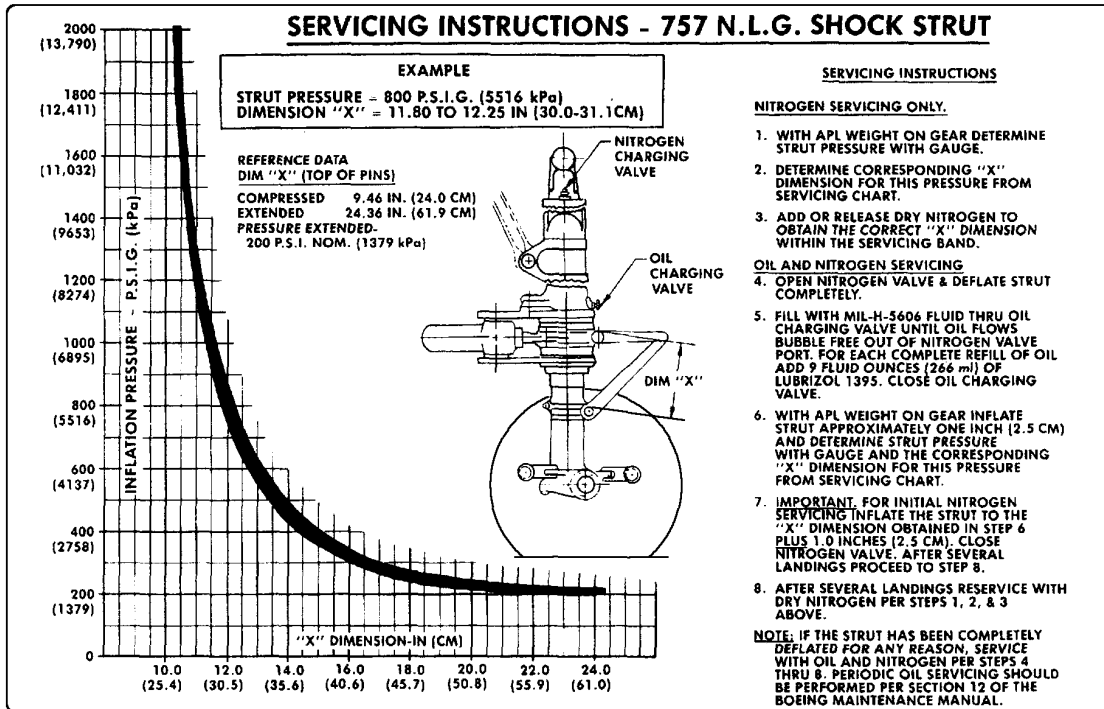
DOOR ASSY-AFT NOSE WHEEL WELL (PLACARDS AND MARKINGS ONLY)
FIGURE 3 (SHEET 1)

11-22-51-03

BRI
MAY 28/07

11-22-51-03
PAGE 0

BOEING
757
PARTS CATALOG (MAINTENANCE)



55

B

Y 11225103 SH1 2 REV 262

DOOR ASSY-AFT NOSE WHEEL WELL (PLACARDS AND MARKINGS ONLY)
FIGURE 3 (SHEET 2)

11-22-51-03

BRI
MAY 28/07

11-22-51-03
PAGE 0A



757

PARTS CATALOG (MAINTENANCE)

FIG ITEM	PART NUMBER	1 2 3 4 5 6 7	NOMENCLATURE	EFFECT FROM TO	UNITS PER ASSY
3			DOOR ASSY-AFT NOSE WHEEL WELL (PLACARDS AND MARKINGS ONLY)	002004 006102 107107 121999	
- 1	141N6920-18		DOOR ASSY-NOSE WHEEL WELL (PLACARDS AND MARKINGS ONLY) POSITION DATA: AFT RH SIDE COMPONENT MAINT MANUAL REF: 32-22-44 FOR NHA/OTHER SYS DET SEE: 32-22-01-01	107107	RF
- 1	141N6920-20		DOOR ASSY-NOSE WHEEL WELL (PLACARDS AND MARKINGS ONLY) POSITION DATA: AFT RH SIDE COMPONENT MAINT MANUAL REF: 32-22-44 QUALIFIED I/W DATA: (-20); -24 MAY REPLACE -20 FOR N0037, N3001-N3002 ONLY. FOR NHA/OTHER SYS DET SEE: 32-22-01-01	107107	RF
- 1	141N6920-22		DOOR ASSY-NOSE WHEEL WELL (PLACARDS AND MARKINGS ONLY) POSITION DATA: AFT RH SIDE COMPONENT MAINT MANUAL REF: 32-22-44 FOR NHA/OTHER SYS DET SEE: 32-22-01-01	107107	RF
- 1	141N6920-26		DOOR ASSY-NOSE WHEEL WELL (PLACARDS AND MARKINGS ONLY) POSITION DATA: AFT RH SIDE COMPONENT MAINT MANUAL REF: 32-22-44 FOR NHA/OTHER SYS DET SEE: 32-22-01-01	107107	RF

MISSING ITEM NUMBERS NOT APPLICABLE

- ITEM NOT ILLUSTRATED

11-22-51-03

11-22-51
FIG. 03
PAGE 1
JAN 20/09

BRI



757

PARTS CATALOG (MAINTENANCE)

FIG ITEM	PART NUMBER	1 2 3 4 5 6 7	NOMENCLATURE	EFFECT FROM TO	UNITS PER ASSY
3					
- 1	141N6920-34		DOOR ASSY-NOSE WHEEL WELL (PLACARDS AND MARKINGS ONLY) POSITION DATA: AFT RH SIDE COMPONENT MAINT MANUAL REF: 32-22-44 FOR NHA/OTHER SYS DET SEE: 32-22-01-01	107107	RF
- 1	141N6920-36		DOOR ASSY-NOSE WHEEL WELL (PLACARDS AND MARKINGS ONLY) POSITION DATA: AFT RH SIDE COMPONENT MAINT MANUAL REF: 32-22-44 FOR NHA/OTHER SYS DET SEE: 32-22-01-01	107107	RF
- 1	141N6920-40		DOOR ASSY-NOSE WHEEL WELL (PLACARDS AND MARKINGS ONLY) POSITION DATA: AFT RH SIDE COMPONENT MAINT MANUAL REF: 32-22-44 FOR NHA/OTHER SYS DET SEE: 32-22-01-01	002004 006100 107107 121503 904999	RF
- 1	141N6920-50		DOOR ASSY-NOSE WHEEL WELL (PLACARDS AND MARKINGS ONLY) POSITION DATA: AFT RH SIDE COMPONENT MAINT MANUAL REF: 32-22-44 FOR NHA/OTHER SYS DET SEE: 32-22-01-01	002004 006100 107107 121503 904999	RF
- 1	141N6920-52		DOOR ASSY-NOSE WHEEL WELL (PLACARDS AND MARKINGS ONLY) POSITION DATA: AFT RH SIDE COMPONENT MAINT MANUAL REF: 32-22-44 FOR NHA/OTHER SYS DET SEE: 32-22-01-01	002004 006102 107107 121999	RF

MISSING ITEM NUMBERS NOT APPLICABLE

- ITEM NOT ILLUSTRATED

11-22-51-03

11-22-51
FIG. 03
PAGE 2
JAN 20/09

BRI



757

PARTS CATALOG (MAINTENANCE)

FIG ITEM	PART NUMBER	1 2 3 4 5 6 7	NOMENCLATURE	EFFECT FROM TO	UNITS PER ASSY
3 50	BAC27NLG0010		.MARKER-ALUMINUM FOIL USED ON: 141N6920-18 141N6920-20 141N6920-22 141N6920-24 141N6920-26 141N6920-34 141N6920-36 141N6920-40	107107	1
55	BAC27NLG0012		.MARKER-ALUMINUM FOIL USED ON: 141N6920-40 141N6920-50 141N6920-52	002004 006102 107107 121999	1

MISSING ITEM NUMBERS NOT APPLICABLE

- ITEM NOT ILLUSTRATED

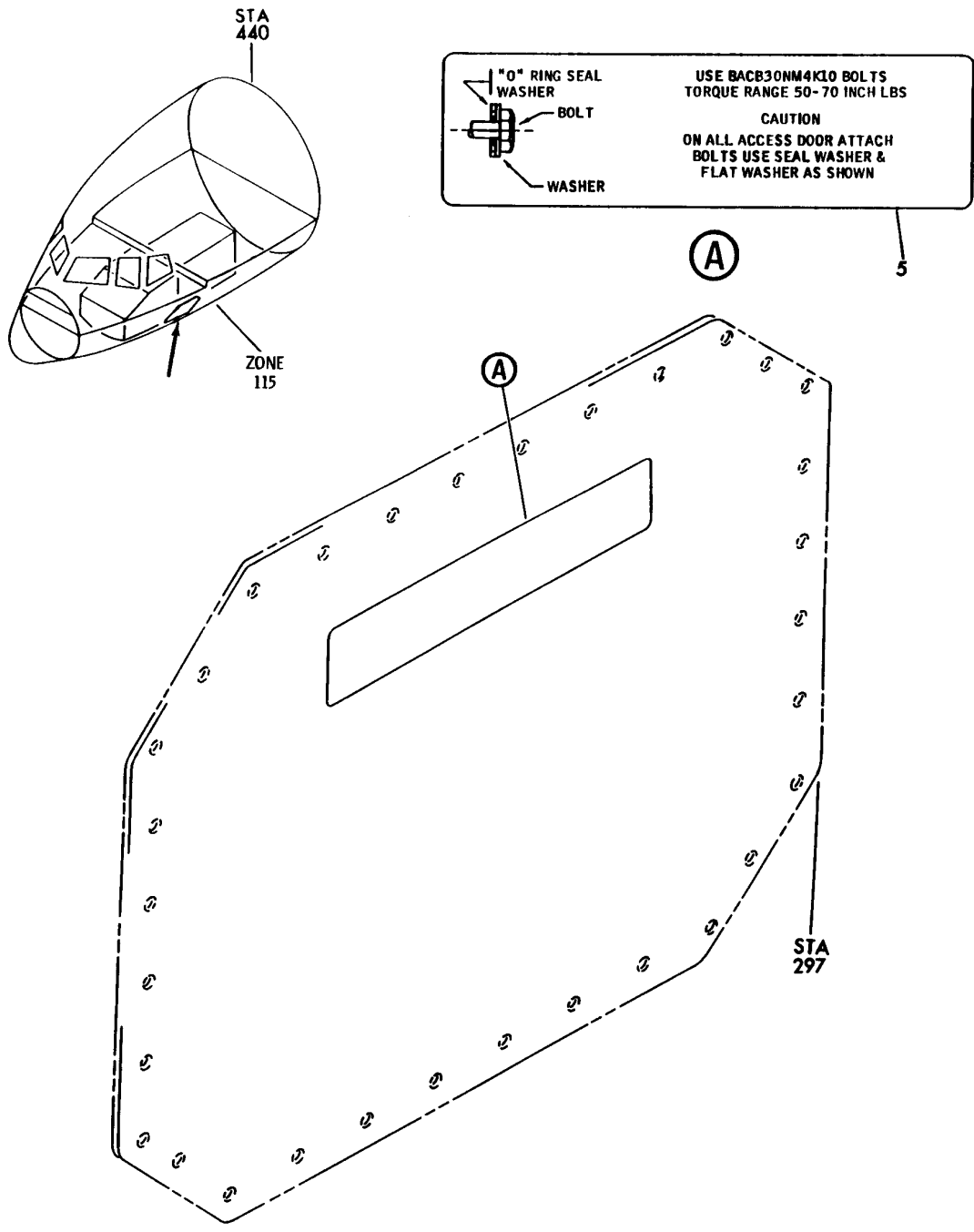
BRI

11-22-51-03

BOEING PROPRIETARY - Copyright © - Unpublished Work - See title page for details.

11-22-51
FIG. 03
PAGE 3
JAN 20/09

BOEING
757
PARTS CATALOG (MAINTENANCE)



Y 11225201 REV 083

DOOR ASSY-NOSE WHL WELL SIDE PNL FWD ACCESS (PLACARDS AND MARKINGS ONLY)
FIGURE 1

11-22-52-01

BRI
MAY 28/07

11-22-52-01
PAGE 0



757

PARTS CATALOG (MAINTENANCE)

FIG ITEM	PART NUMBER	1 2 3 4 5 6 7	NOMENCLATURE	EFFECT FROM TO	UNITS PER ASSY
1			DOOR ASSY-NOSE WHL WELL SIDE PNL FWD ACCESS (PLACARDS AND MARKINGS ONLY)	002004 006999	
- 1	141N9925-1		DOOR ASSY-ACCESS SIDE PNL (PLACARDS AND MARKINGS ONLY) POSITION DATA: NOSE WHL WELL FWD ACCESS PANEL NUMBER: 115AL 116AR OPTIONAL PART: 141N9925-6 FOR NHA/OTHER SYS DET SEE: 53-13-54-02	002004 006999	RF
- 1	141N9925-6		DOOR ASSY-ACCESS SIDE PNL (PLACARDS AND MARKINGS ONLY) POSITION DATA: NOSE WHL WELL FWD ACCESS PANEL NUMBER: 115AL 116AR OPTIONAL PART: 141N9925-1 FOR NHA/OTHER SYS DET SEE: 53-13-54-02	002004 006999	RF
5	BAC27NBY0002		.MARKER-ALUMINUM FOIL USED ON: 141N9925-1	002004 006999	1
5	BAC27NBY0002		.MARKER-ALUMINUM FOIL USED ON: 141N9925-6	002004 006999	1

MISSING ITEM NUMBERS NOT APPLICABLE

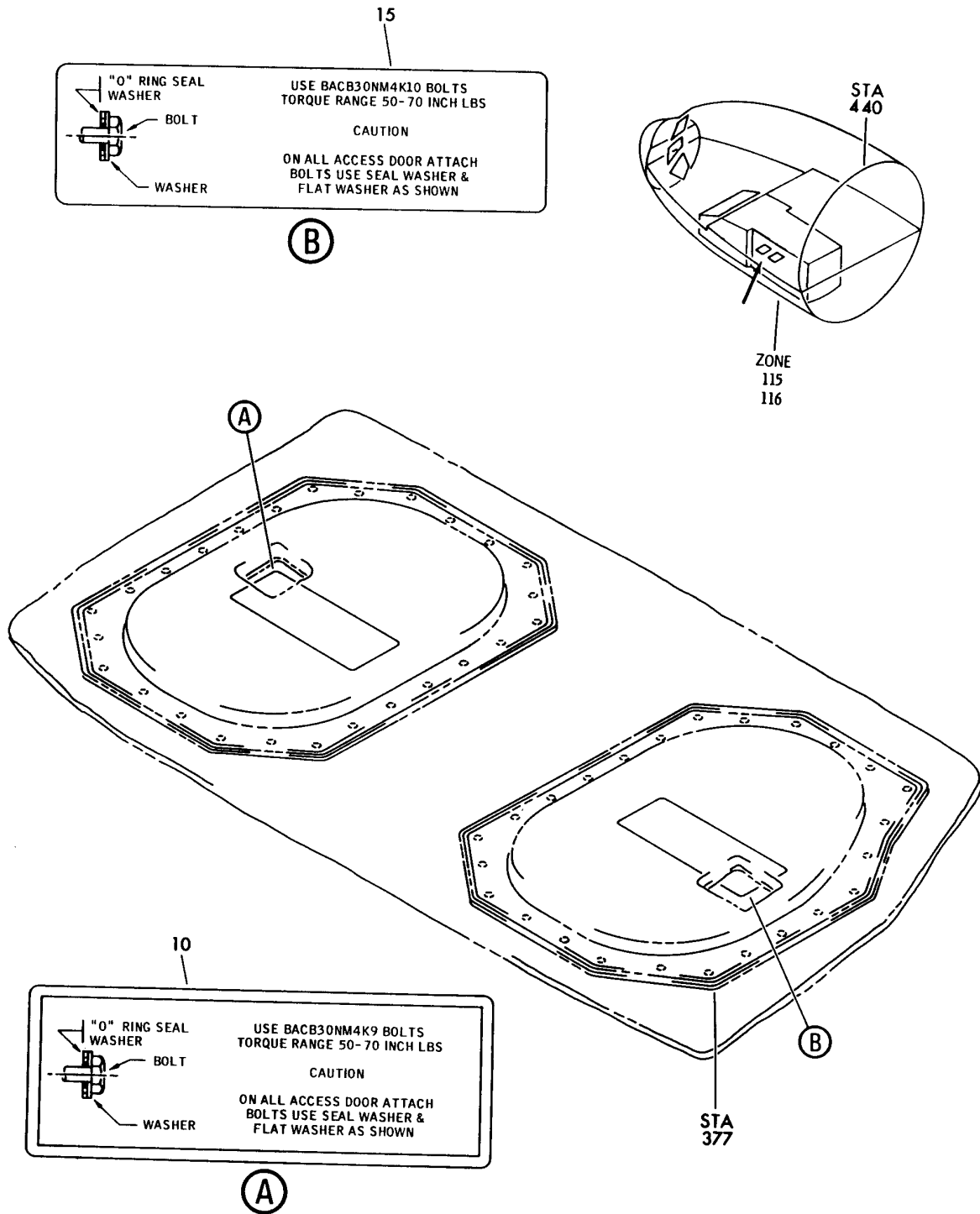
- ITEM NOT ILLUSTRATED

11-22-52-01

11-22-52
FIG. 01
PAGE 1
SEP 20/08

BRI

BOEING
757
PARTS CATALOG (MAINTENANCE)



Y 11225301 REV 032

DOOR ASSY-NOSE WHL WELL TOP PNL AFT ACCESS (PLACARDS AND MARKINGS ONLY)

FIGURE 1

11-22-53-01

BRI
MAY 28/07

11-22-53-01
PAGE 0



757

PARTS CATALOG (MAINTENANCE)

FIG ITEM	PART NUMBER	1 2 3 4 5 6 7	NOMENCLATURE	EFFECT FROM TO	UNITS PER ASSY
1			DOOR ASSY-NOSE WHL WELL TOP PNL AFT ACCESS (PLACARDS AND MARKINGS ONLY)	002004 006999	
- 1	141N9934-1		DOOR ASSY-ACCESS PNL (PLACARDS AND MARKINGS ONLY) POSITION DATA: NOSE WHL WELL AFT ACCESS PANEL NUMBER: 117BL OPTIONAL PART: 141N9934-5 FOR NHA/OTHER SYS DET SEE: 53-13-54-03	002004 006999	RF
- 1	141N9934-5		DOOR ASSY-ACCESS PNL (PLACARDS AND MARKINGS ONLY) POSITION DATA: NOSE WHL WELL AFT ACCESS PANEL NUMBER: 117BL OPTIONAL PART: 141N9934-1 FOR NHA/OTHER SYS DET SEE: 53-13-54-03	002004 006999	RF
- 5	141N9935-1		DOOR ASSY-ACCESS TOP PNL (PLACARDS AND MARKINGS ONLY) POSITION DATA: NOSE WHL WELL AFT ACCESS PANEL NUMBER: 117CL OPTIONAL PART: 141N9935-5 FOR NHA/OTHER SYS DET SEE: 53-13-54-03	002004 006999	RF
- 5	141N9935-5		DOOR ASSY-ACCESS TOP PNL (PLACARDS AND MARKINGS ONLY) POSITION DATA: NOSE WHL WELL AFT ACCESS PANEL NUMBER: 117CL OPTIONAL PART: 141N9935-1 FOR NHA/OTHER SYS DET SEE: 53-13-54-03	002004 006999	RF

MISSING ITEM NUMBERS NOT APPLICABLE

- ITEM NOT ILLUSTRATED

11-22-53-01

11-22-53
FIG. 01
PAGE 1
SEP 20/08

BRI



757

PARTS CATALOG (MAINTENANCE)

FIG ITEM	PART NUMBER	1 2 3 4 5 6 7	NOMENCLATURE	EFFECT FROM TO	UNITS PER ASSY
1	10 BAC27NBY0001		.MARKER-ALUMINUM FOIL USED ON: 141N9934-1 141N9934-5	002004 006999	1
	15 BAC27NBY0002		.MARKER-ALUMINUM FOIL USED ON: 141N9935-1 141N9935-5	002004 006999	1

MISSING ITEM NUMBERS NOT APPLICABLE

- ITEM NOT ILLUSTRATED

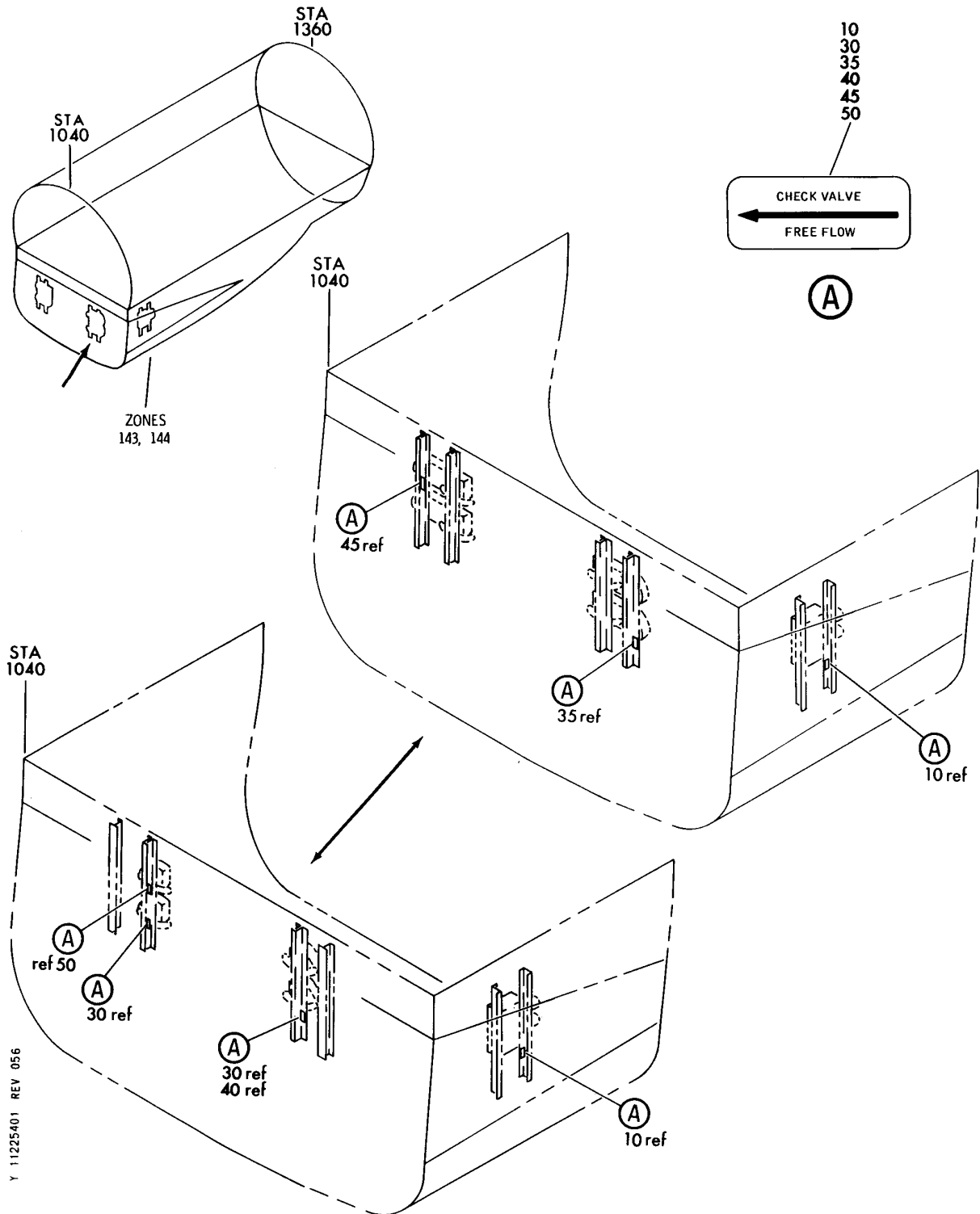
BRI

11-22-53-01

BOEING PROPRIETARY - Copyright © - Unpublished Work - See title page for details.

11-22-53
FIG. 01
PAGE 2
SEP 20/08


BOEING
 757
PARTS CATALOG (MAINTENANCE)



Y 11225401 REV 056

VALVE AND MODULE INSTL-ALTERNATE ANTISKID AND LG BRAKE METERING (PLACARDS AND MARKINGS ONLY)
 FIGURE 1

BRI
 MAY 28/07

11-22-54-01

11-22-54-01
 PAGE 0



757

PARTS CATALOG (MAINTENANCE)

FIG ITEM	PART NUMBER	1 2 3 4 5 6 7	NOMENCLATURE	EFFECT FROM TO	UNITS PER ASSY
1			VALVE AND MODULE INSTL- ALTERNATE ANTISKID AND LG BRAKE METERING (PLACARDS AND MARKINGS ONLY)	002004 006999	
- 1	274N1008-14		VALVE INSTL-ALTERNATE ANTISKID (PLACARDS AND MARKINGS ONLY) POSITION DATA: LH FOR NHA/OTHER SYS DET SEE: 32-00-00-10	101102 108120 504903	RF
- 1	274N1008-4		VALVE INSTL-ALTERNATE ANTISKID (PLACARDS AND MARKINGS ONLY) POSITION DATA: LH VARIABLE DRAWING REF: 274N1008-8 FOR NHA/OTHER SYS DET SEE: 29-00-51-05	002004 006100 107107 121503 904999	RF
- 1	MODREF8546		VALVE INSTL-ALTERNATE ANTISKID (PLACARDS AND MARKINGS ONLY) MODULE NUMBER: 274N1008-14 REV A POSITION DATA: LH	103106	1
- 5	274N1008-15		VALVE INSTL-ALTERNATE ANTISKID (PLACARDS AND MARKINGS ONLY) POSITION DATA: RH FOR NHA/OTHER SYS DET SEE: 32-00-00-10	101102 108120 504903	RF
- 5	274N1008-7		VALVE INSTL-ALTERNATE ANTISKID (PLACARDS AND MARKINGS ONLY) POSITION DATA: RH VARIABLE DRAWING REF: 274N1008-9 FOR NHA/OTHER SYS DET SEE: 29-00-51-05	002004 006100 107107 121503 904999	RF

MISSING ITEM NUMBERS NOT APPLICABLE

- ITEM NOT ILLUSTRATED

BRI

11-22-54-01

11-22-54
FIG. 01
PAGE 1
JAN 20/09



757

PARTS CATALOG (MAINTENANCE)

FIG ITEM	PART NUMBER	1 2 3 4 5 6 7	NOMENCLATURE	EFFECT FROM TO	UNITS PER ASSY
1					
- 5	MODREF8547		VALVE INSTL-ALTERNATE ANTISKID (PLACARDS AND MARKINGS ONLY) MODULE NUMBER: 274N1008-15 REV A POSITION DATA: RH	103106	1
10	BACM10V21-2JH		.MARKER- POSITION DATA: LH SIDE	002004 006999	1
- 15	BACM10V21-2JG		.MARKER- POSITION DATA: RH SIDE	002004 006999	1

MISSING ITEM NUMBERS NOT APPLICABLE

- ITEM NOT ILLUSTRATED

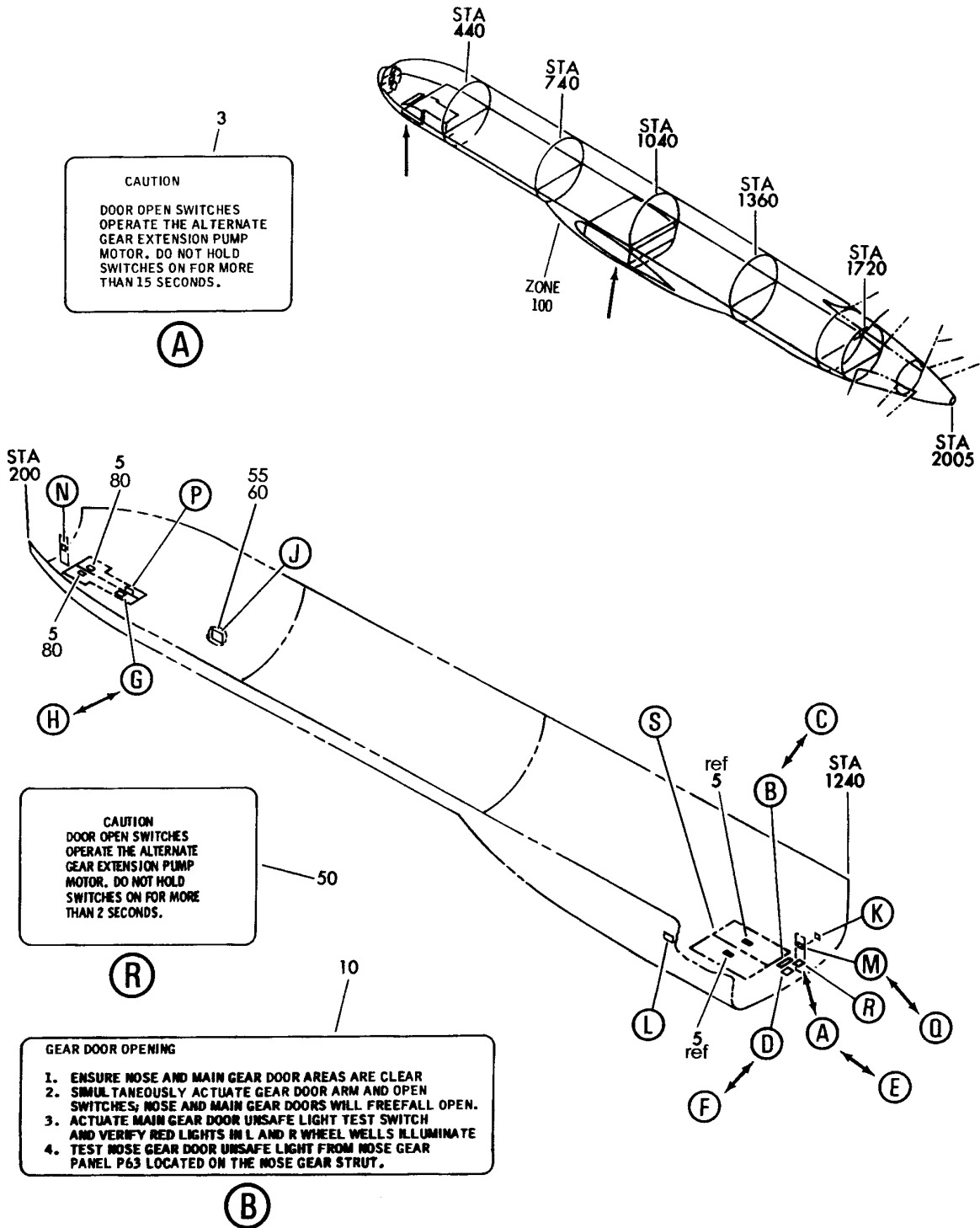
BRI

11-22-54-01

BOEING PROPRIETARY - Copyright © - Unpublished Work - See title page for details.

11-22-54
FIG. 01
PAGE 2
JAN 20/09

BOEING
757
PARTS CATALOG (MAINTENANCE)



Y 11225501 SHT 1 REV 201

MARKER INSTL-EXT RELEASE SYS LG DOOR
FIGURE 1 (SHEET 1)

11-22-55-01

BOEING
757
PARTS CATALOG (MAINTENANCE)

13

NOSE AND MAIN GEAR DOOR OPENING

1. ENSURE NOSE AND MAIN GEAR DOOR AREAS ARE CLEAR.
2. ACTUATE ARM AND OPEN SWITCHES SIMULTANEOUSLY.
3. VERIFY RED LIGHT IN EACH WHEEL WELL FUNCTIONS WITH PRESS-TO-TEST SWITCHES.
4. STAY CLEAR OF DOORS WHEN RED LIGHT IS ON.
5. INSTALL DOOR LOCKS.

(C)

25

NOSE GEAR DOOR OPENING

1. OPEN ALL GEAR DOORS FROM MAIN WHEEL WELL SERVICE PANEL.
2. VERIFY RED LIGHT FUNCTIONS WITH PRESS-TO-TEST SWITCH.
3. STAY CLEAR OF DOORS WHEN RED LIGHT IS ON.
4. INSTALL NOSE GEAR DOOR LOCK.

NOSE GEAR DOOR CLOSING

1. DEPRESSURIZE LEFT HYDRAULIC SYSTEM.
2. REMOVE DOOR LOCK.
3. ENSURE DOOR AREA IS CLEAR.
4. ENSURE GEAR LEVER IS DOWN.
5. PRESSURIZE LEFT HYDRAULIC SYSTEM.
6. ACTUATE DOOR CLOSE SWITCH.

(H)

20

GEAR DOOR OPENING

1. OPEN NOSE AND MAIN GEAR DOORS FROM MAIN WHEEL WELL SERVICE PANEL P72. STEPS 1 THRU 4.
2. ACTUATE NLG DOOR UNSAFE LIGHT TEST SWITCH AND VERIFY RED LIGHT IN WHEEL WELL ILLUMINATES.

NOSE GEAR DOOR CLOSING

1. ENSURE NOSE GEAR DOOR AREAS ARE CLEAR.
2. ENSURE LEFT HYDRAULIC SYSTEM IS ON.
3. ACTUATE NOSE GEAR DOOR CLOSE SWITCH.

(G)

15

GEAR DOOR CLOSING

1. CLOSE NOSE DOORS FROM NOSE GEAR PANEL P63.
2. ENSURE MAIN GEAR DOOR AREAS ARE CLEAR.
3. ENSURE LEFT HYDRAULIC SYSTEM POWER IS ON.
4. ACTUATE MAIN GEAR DOORS CLOSE SWITCH.

(D)

17

GEAR DOOR CLOSING

CLOSE NOSE GEAR DOORS FROM NOSE GEAR PANEL.

1. DEPRESSURIZE LEFT HYDRAULIC SYSTEM.
2. REMOVE DOOR LOCKS.
3. ENSURE DOOR AREAS ARE CLEAR.
4. ENSURE GEAR LEVER IS DOWN.
5. PRESSURIZE LEFT HYDRAULIC SYSTEM.
6. ACTUATE DOOR CLOSE SWITCH.

(E)

18

MAIN GEAR DOOR CLOSING

CLOSE NOSE GEAR DOOR FROM NOSE GEAR PANEL

1. DEPRESSURIZE LEFT AND RIGHT HYD SYSTEMS.
2. REMOVE DOOR LOCKS.
3. ENSURE DOOR AREAS ARE CLEAR.
4. ENSURE GEAR LEVER IS DOWN.
5. PRESSURIZE LEFT HYDRAULIC SYSTEM.
6. ACTUATE DOOR CLOSE SWITCH.

(F)

Y 11225501 SHT 2 REV 025

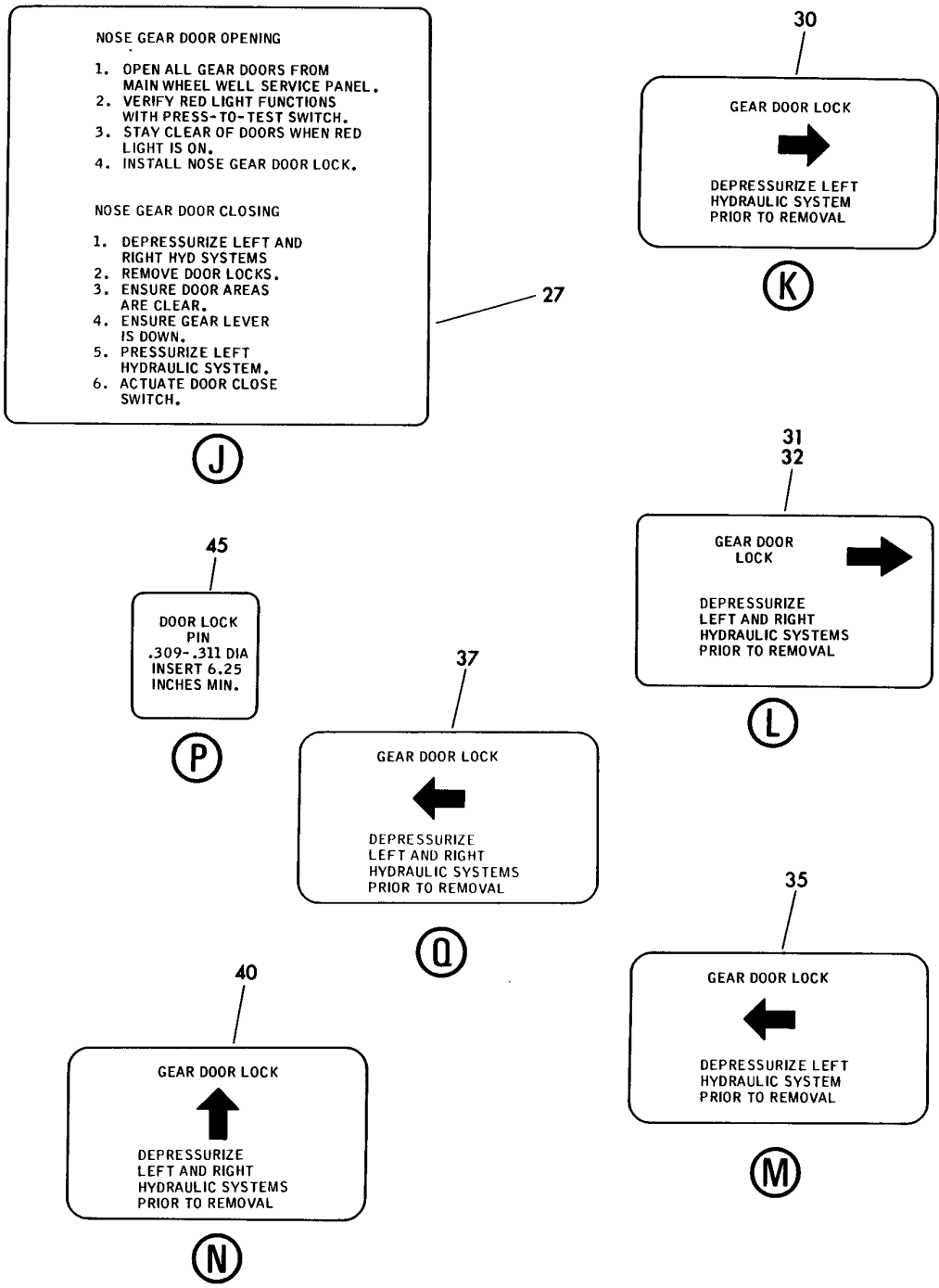
MARKER INSTL-EXT RELEASE SYS LG DOOR
FIGURE 1 (SHEET 2)

11-22-55-01

BRI
MAY 28/07

11-22-55-01
PAGE 0A

BOEING
757
PARTS CATALOG (MAINTENANCE)



Y 11225501 SHT 3 REV 121

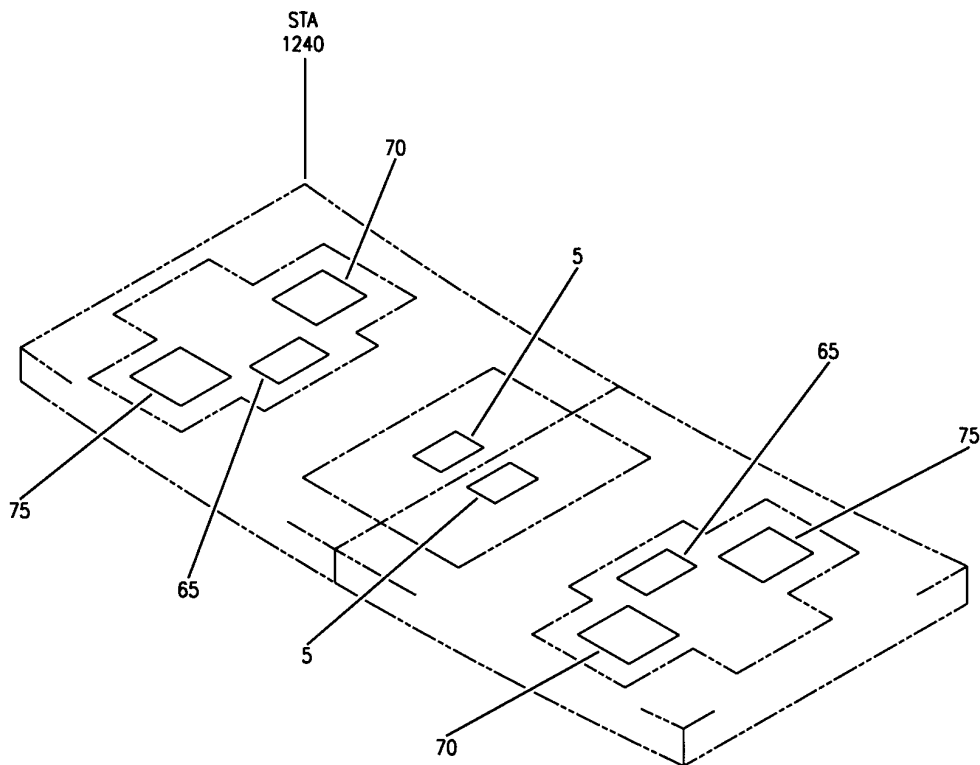
MARKER INSTL-EXT RELEASE SYS LG DOOR
FIGURE 1 (SHEET 3)

11-22-55-01

BRI
MAY 28/07

11-22-55-01
PAGE 0B

BOEING
757
PARTS CATALOG (MAINTENANCE)



(S)

Y 11225501 SHT 4 REV 196

MARKER INSTL-EXT RELEASE SYS LG DOOR
FIGURE 1 (SHEET 4)

BRI
MAY 28/07

11-22-55-01

11-22-55-01
PAGE 0C



757

PARTS CATALOG (MAINTENANCE)

FIG ITEM	PART NUMBER	1 2 3 4 5 6 7	NOMENCLATURE	EFFECT FROM TO	UNITS PER ASSY
1			MARKER INSTL-EXT RELEASE SYS LG DOOR	002004 006999	RF
- 1	273N4007-1		MARKER INSTL-EXT RELEASE SYS LG DOOR FOR NHA SEE: 11-00-01-01	002004 006100 107107 121503 904999	RF
- 1	273N4007-9		MARKER INSTL-EXT RELEASE SYS LG DOOR FOR NHA SEE: 32-00-00-15	101102 108120 504903	RF
- 1	273N4007-7		MARKER INSTL-EXT RELEASE SYS LG DOOR FOR NHA SEE: 32-00-00-15	101102 108120 504903	RF
- 1	MODREF8335		MARKER INSTL-EXT RELEASE SYS LG DOOR MODULE NUMBER: 273N4007-7 REV A	103106	1
- 1	MODREF8337		MARKER INSTL-EXT RELEASE SYS LG DOOR MODULE NUMBER: 273N4007-9 REV A	103106	1
5	BAC27NCT0176		.DECAL- PLACARD CONTENT: WARNING STAY CLEAR OF DOOR WHEN RED LIGHT IS ON	002004 107107 904949 952952	4
10	BAC27NCT0178		.DECAL-	002004 006999	1
15	BAC27NCT0172		.DECAL-	002004 006999	1
20	BAC27NCT0169		.DECAL-	002004 006999	1
30	BAC27NCT0173		.DECAL- VARIABLE DRAWING REF: 273N4007-3	002004 006999	1
31	BAC27NCT0188		.DECAL-	002004 006999	1
37	BAC27NCT0187		.DECAL-	002004 006999	1
40	BAC27NCT0189		.DECAL-	002004 006999	1
45	BAC27NCT0184		.DECAL-	107107 904949	1
45	BAC27NCT0282		.DECAL-	002004 006106 108903 950999	1

MISSING ITEM NUMBERS NOT APPLICABLE

- ITEM NOT ILLUSTRATED

11-22-55-01

11-22-55
FIG. 01
PAGE 1
JAN 20/09

BRI



757

PARTS CATALOG (MAINTENANCE)

FIG ITEM	PART NUMBER	1 2 3 4 5 6 7	NOMENCLATURE	EFFECT FROM TO	UNITS PER ASSY
1					
50	BAC27NHY0203	.	MARKER-	002004 006999	1
80	BAC27NCT0176	.	DECAL- PLACARD CONTENT: WARNING STAY CLEAR OF DOOR WHEN RED LIGHT IS ON	002004 006106 108903 950999	2

MISSING ITEM NUMBERS NOT APPLICABLE

- ITEM NOT ILLUSTRATED

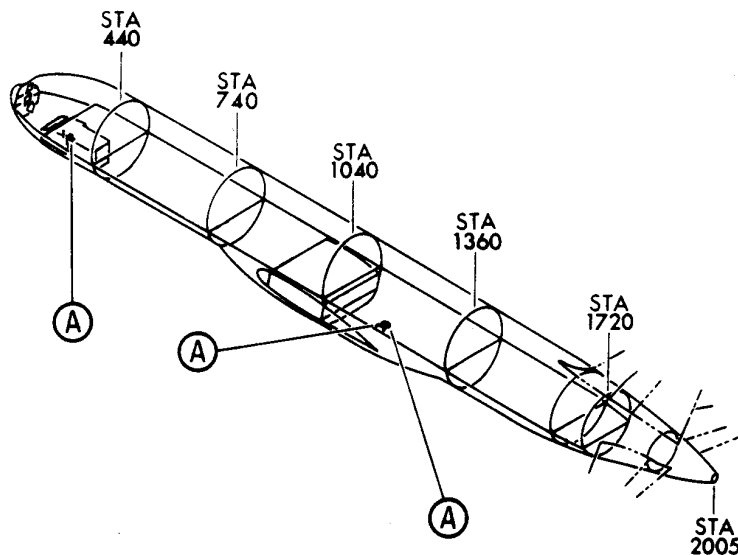
BRI

11-22-55-01

BOEING PROPRIETARY - Copyright © - Unpublished Work - See title page for details.

11-22-55
FIG. 01
PAGE 2
JAN 20/09

BOEING
757
PARTS CATALOG (MAINTENANCE)



25

CAUTION
WHEN DISCONNECTING CONTROL
ROD, RELIEVE SPRING PRELOAD
BEFORE REMOVING BOLT

(A)

Y 1122503 SH1 1 REV 002

RELEASE INSTL-NLG DOOR AND LOCK RELEASE INSTL-MLG DOOR ACTR-(PLACARDS AND MARKINGS ONLY)

FIGURE 3

11-22-55-03

BRI
MAY 28/07

11-22-55-03
PAGE 0



757

PARTS CATALOG (MAINTENANCE)

FIG ITEM	PART NUMBER	1 2 3 4 5 6 7	NOMENCLATURE	EFFECT FROM TO	UNITS PER ASSY
3			RELEASE INSTL-NLG DOOR AND LOCK RELEASE INSTL-MLG DOOR ACTR-(PLACARDS AND MARKINGS ONLY)	002004 006999	
- 1	273N4031-1		RELEASE INSTL-NLG DOOR (PLACARDS AND MARKINGS ONLY) FOR NHA/OTHER SYS DET SEE: 32-35-00-01	002004 006100 107107 121503 904999	RF
- 1	273N4031-3		RELEASE INSTL-NLG DOOR (PLACARDS AND MARKINGS ONLY) FOR NHA/OTHER SYS DET SEE: 32-00-00-15	101102 108120 504903	RF
- 1	MODREF8345		RELEASE INSTL-NLG DOOR (PLACARDS AND MARKINGS ONLY) MODULE NUMBER: 273N4031-3 REV A FOR OTHER SYS DETAILS SEE: 32-35-22-01	103106	1
- 5	273N4041-13		LOCK RELEASE INSTL-MLG DOOR ACTR (PLACARDS AND MARKINGS ONLY) POSITION DATA: LH FOR NHA/OTHER SYS DET SEE: 32-35-00-01	002004 006100 107107 121503 904999	RF
- 5	273N4041-23		LOCK RELEASE INSTL-MLG DOOR ACTR (PLACARDS AND MARKINGS ONLY) POSITION DATA: LH FOR NHA/OTHER SYS DET SEE: 32-00-00-15	101102 108120 504903	RF
- 5	MODREF32013		LOCK RELEASE INSTL-MLG DOOR ACTR (PLACARDS AND MARKINGS ONLY) MODULE NUMBER: 273N4041-23 REV B POSITION DATA: LH	103106	1
- 10	273N4041-14		LOCK RELEASE INSTL-MLG DOOR ACTR (PLACARDS AND MARKINGS ONLY) POSITION DATA: RH FOR NHA/OTHER SYS DET SEE: 32-35-00-01	002004 006100 107107 121503 904999	RF

MISSING ITEM NUMBERS NOT APPLICABLE

- ITEM NOT ILLUSTRATED

11-22-55-03

11-22-55
FIG. 03
PAGE 1
JAN 20/09

BRI



757

PARTS CATALOG (MAINTENANCE)

FIG ITEM	PART NUMBER	1 2 3 4 5 6 7	NOMENCLATURE	EFFECT FROM TO	UNITS PER ASSY
3					
- 10	273N4041-24		LOCK RELEASE INSTL-MLG DOOR ACTR (PLACARDS AND MARKINGS ONLY) POSITION DATA: RH FOR NHA/OTHER SYS DET SEE: 32-00-00-15	101102 108120 504903	RF
- 10	MODREF32117		LOCK RELEASE INSTL-MLG DOOR ACTR (PLACARDS AND MARKINGS ONLY) MODULE NUMBER: 273N4041-24 REV B POSITION DATA: RH	103106	1
25	BAC27NHY0234		.DECAL	002004 006999	1

MISSING ITEM NUMBERS NOT APPLICABLE

- ITEM NOT ILLUSTRATED

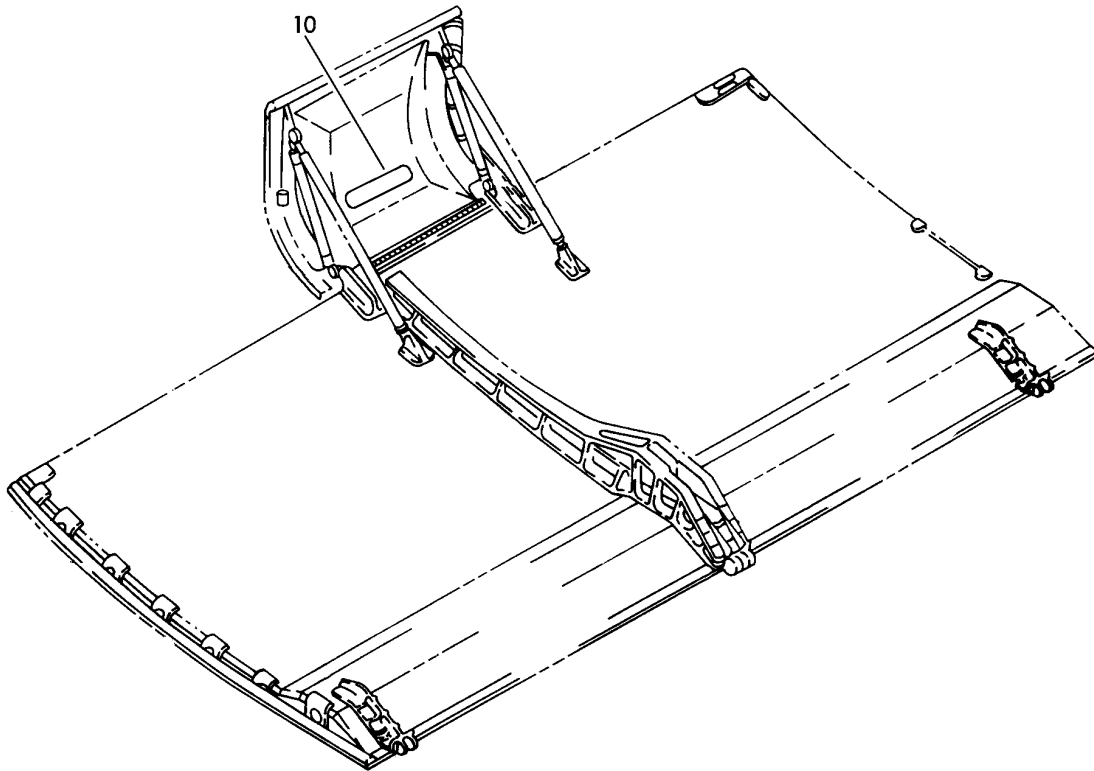
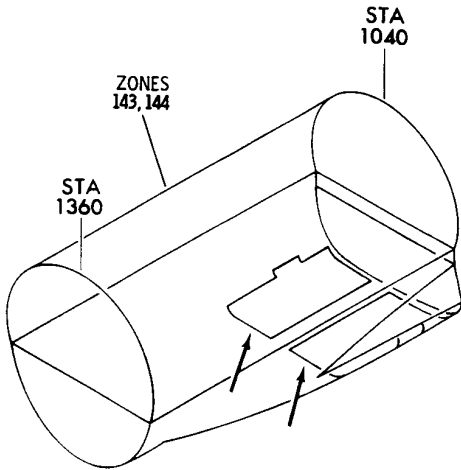
BRI

11-22-55-03

BOEING PROPRIETARY - Copyright © - Unpublished Work - See title page for details.

11-22-55
FIG. 03
PAGE 2
JAN 20/09

BOEING
757
PARTS CATALOG (MAINTENANCE)



Y 11225504 REV 239

TANG ASSY-MLG DOOR (PLACARDS AND MARKINGS ONLY)
FIGURE 4

11-22-55-04

BRI
MAY 28/07

11-22-55-04
PAGE 0



757

PARTS CATALOG (MAINTENANCE)

FIG ITEM	PART NUMBER	1 2 3 4 5 6 7	NOMENCLATURE	EFFECT FROM TO	UNITS PER ASSY
4			TANG ASSY-MLG DOOR (PLACARDS AND MARKINGS ONLY)	006106 108903 950951 953999	
- 1	149N6009-1		TANG ASSY-MLG DOOR (PLACARDS AND MARKINGS ONLY) POSITION DATA: LH FOR NHA/OTHER SYS DET SEE: 32-12-02-01	121503	RF
- 1	149N6009-13		TANG ASSY-MLG DOOR (PLACARDS AND MARKINGS ONLY) POSITION DATA: LH QUALIFIED I/W DATA: THE 149N6009-17 TANG ASSEMBLY LESS (1) 149N6030-3 CLEVIS ASSEMBLY AND (1) 149N6030-4 CLEVIS ASSY AND (1) BACB30VG8K10 BOLT AND (6) BACB30VG8K9 BOLTS T/W (2) 149N6030-1 CLEVIS ASSEMBLY AND (7) BACB30VG8K8 BOLTS IS I/W THE 149N6009-13 TANG ASSEMBLY FOR NHA/OTHER SYS DET SEE: 32-12-02-01	006017 950951 953999	RF

MISSING ITEM NUMBERS NOT APPLICABLE

- ITEM NOT ILLUSTRATED

11-22-55-04

11-22-55
FIG. 04
PAGE 1
JAN 20/09

BRI



757

PARTS CATALOG (MAINTENANCE)

FIG ITEM	PART NUMBER	1 2 3 4 5 6 7	NOMENCLATURE	EFFECT FROM TO	UNITS PER ASSY
4 -	1 149N6009-17		TANG ASSY-MLG DOOR (PLACARDS AND MARKINGS ONLY) POSITION DATA: LH QUALIFIED I/W DATA: THE 149N6009-17 TANG ASSEMBLY LESS (1) 149N6030-3 CLEVIS ASSEMBLY AND (1) 149N6030-4 CLEVIS ASSY AND (1) BACB30VG8K10 BOLT AND (6) BACB30VG8K9 BOLTS T/W (2) 149N6030-1 CLEVIS ASSEMBLY AND (7) BACB30VG8K8 BOLTS IS I/W THE 149N6009-13 TANG ASSEMBLY FOR NHA/OTHER SYS DET SEE: 32-12-02-01	018106 108120 504903	RF
-	5 149N6009-2		TANG ASSY-MLG DOOR (PLACARDS AND MARKINGS ONLY) POSITION DATA: RH FOR NHA/OTHER SYS DET SEE: 32-12-02-01	121503	RF
-	5 149N6009-14		TANG ASSY-MLG DOOR (PLACARDS AND MARKINGS ONLY) POSITION DATA: RH QUALIFIED I/W DATA: THE 149N6009-18 TANG ASSEMBLY LESS (1) 149N6030-3 CLEVIS ASSEMBLY AND (1) 149N6030-4 CLEVIS ASSY AND (1) BACB30VG8K10 BOLT AND (6) BACB30VG8K9 BOLTS T/W (2) 149N6030-1 CLEVIS ASSEMBLY AND (7) BACB30VG8K8 BOLTS IS I/W THE 149N6009-14 TANG ASSEMBLY FOR NHA/OTHER SYS DET SEE: 32-12-02-01	006017 950951 953999	RF

MISSING ITEM NUMBERS NOT APPLICABLE

- ITEM NOT ILLUSTRATED

11-22-55-04

11-22-55
FIG. 04
PAGE 2
JAN 20/09

BRI



757

PARTS CATALOG (MAINTENANCE)

FIG ITEM	PART NUMBER	1 2 3 4 5 6 7	NOMENCLATURE	EFFECT FROM TO	UNITS PER ASSY
4 - 5	149N6009-18		TANG ASSY-MLG DOOR (PALCARDS AND MARKINGS ONLY) POSITION DATA: RH QUALIFIED I/W DATA: THE 149N6009-18 TANG ASSEMBLY LESS (1) 149N6030-3 CLEVIS ASSEMBLY AND (1) 149N6030-4 CLEVIS ASSY AND (1) BACB30VG8K10 BOLT AND (6) BACB30VG8K9 BOLTS T/W (2) 149N6030-1 CLEVIS ASSEMBLY AND (7) BACB30VG8K8 BOLTS IS I/W THE 149N6009-14 TANG ASSEMBLY FOR NHA/OTHER SYS DET SEE: 32-12-02-01	018106 108120 504903	RF
10	BAC27NBY0069		.MARKER- PLACARD CONTENT: NO STEP	006106 108903 950951 953999	1

MISSING ITEM NUMBERS NOT APPLICABLE

- ITEM NOT ILLUSTRATED

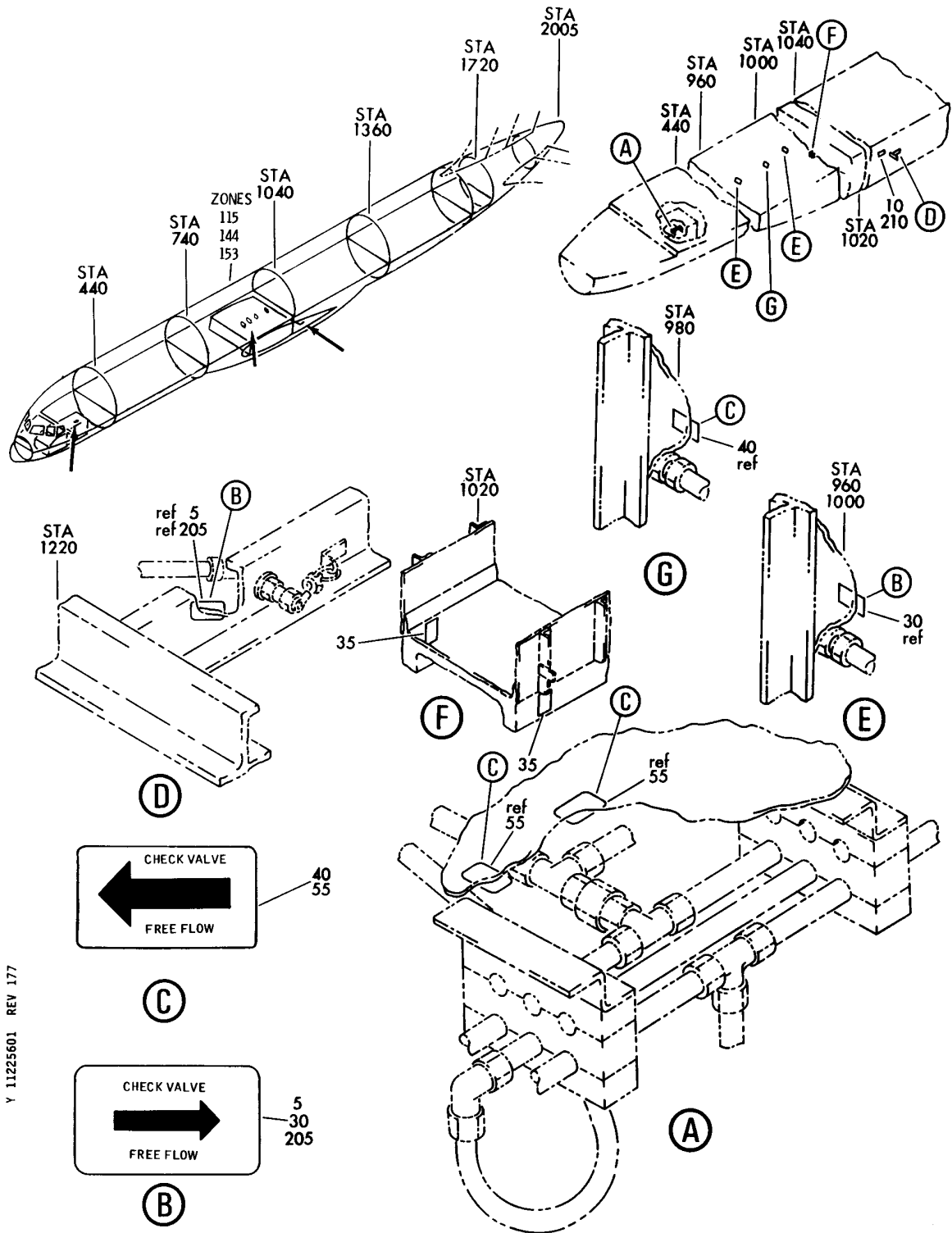
BRI

11-22-55-04

BOEING PROPRIETARY - Copyright © - Unpublished Work - See title page for details.

11-22-55
FIG. 04
PAGE 3
JAN 20/09

BOEING
757
PARTS CATALOG (MAINTENANCE)



Y 11225601 REV 177

PLUMBING INSTL-HYDR BAY AND NOSE WHL WELL (PLACARDS AND MARKINGS ONLY)
FIGURE 1

11-22-56-01

BRI
MAY 28/07

11-22-56-01
PAGE 0



757

PARTS CATALOG (MAINTENANCE)

FIG ITEM	PART NUMBER	1 2 3 4 5 6 7	NOMENCLATURE	EFFECT FROM TO	UNITS PER ASSY
1			PLUMBING INSTL-HYDR BAY AND NOSE WHL WELL(PLACARDS AND MARKINGS ONLY)	002004 006999	
- 1	271N6492-1		PLUMBING INSTL-HYDR BAY (PLACARDS AND MARKINGS ONLY) POSITION DATA: SECT. 49 L FOR NHA/OTHER SYS DET SEE: 29-00-51-07	107107 904949	RF
- 1	271N6492-5		PLUMBING INSTL-HYDR BAY (PLACARDS AND MARKINGS ONLY) POSITION DATA: SECT. 49 L VARIABLE DRAWING REF: 271N6492-7 FOR NHA/OTHER SYS DET SEE: 29-00-51-07	002004 006100 121503 950999	RF
5	BACM10V21-2JG		.MARKER-ALUMINUM FOIL	002004 006100 107107 121503 904999	1
- 25	271N6491-1		PLUMBING INSTL-AC BAY HYDR (PLACARDS AND MARKINGS ONLY) POSITION DATA: SECT. 49 VARIABLE DRAWING REF: 271N6491-2 FOR NHA/OTHER SYS DET SEE: 29-00-51-07	002004 006100 107107 121503 904999	RF
30	BACM10V21-2JG		.MARKER-ALUMINUM FOIL	002004 006100 107107 121503 904999	2
35	BACM10V21-2AGT		.MARKER-ALUMINUM FOIL	002004 006100 107107 121503 904999	2
40	BACM10V21-2JH		.MARKER-ALUMINUM FOIL	002004 006100 107107 121503 904999	1

MISSING ITEM NUMBERS NOT APPLICABLE

- ITEM NOT ILLUSTRATED

11-22-56-01

11-22-56
FIG. 01
PAGE 1
JAN 20/09

BRI



757

PARTS CATALOG (MAINTENANCE)

FIG ITEM	PART NUMBER	1 2 3 4 5 6 7	NOMENCLATURE	EFFECT FROM TO	UNITS PER ASSY
1					
- 50	271N6411-1		PLUMBING INSTL-NOSE WHL WELL HYDR (PLACARDS AND MARKINGS ONLY) POSITION DATA: SECT. 41 FOR NHA/OTHER SYS DET SEE: 29-00-51-03	002004 006100 107107 121503 904999	RF
55	BACM10V21-2JH		.MARKER-ALUMINUM FOIL	002004 006100 107107 121503 904999	2
- 200	271N6492-15		PLUMBING INSTL-HYDR BAY (PLACARDS AND MARKINGS ONLY) POSITION DATA: SECT. 49 L FOR NHA/OTHER SYS DET SEE: 29-00-51-02C	101102 504903	RF
- 200	271N6492-19		PLUMBING INSTL-HYDR BAY (PLACARDS AND MARKINGS ONLY) POSITION DATA: SECT. 49 L FOR NHA/OTHER SYS DET SEE: 29-00-51-02C	108120	RF
- 200	MODREF32347		PLUMBING INSTL-HYDR BAY (PLACARDS AND MARKINGS ONLY) MODULE NUMBER: 271N6492-23 REV B POSITION DATA: SECT. 49 L FOR OTHER SYS DETAILS SEE: 29-11-51-20A 29-18-51-15A 32-44-51-15A	103106	1
205	BACM10V21-2JG		.MARKER-ALUMINUM FOIL USED ON: 271N6492-8	101106 108120 504903	1

MISSING ITEM NUMBERS NOT APPLICABLE

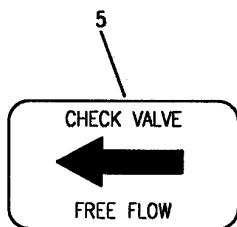
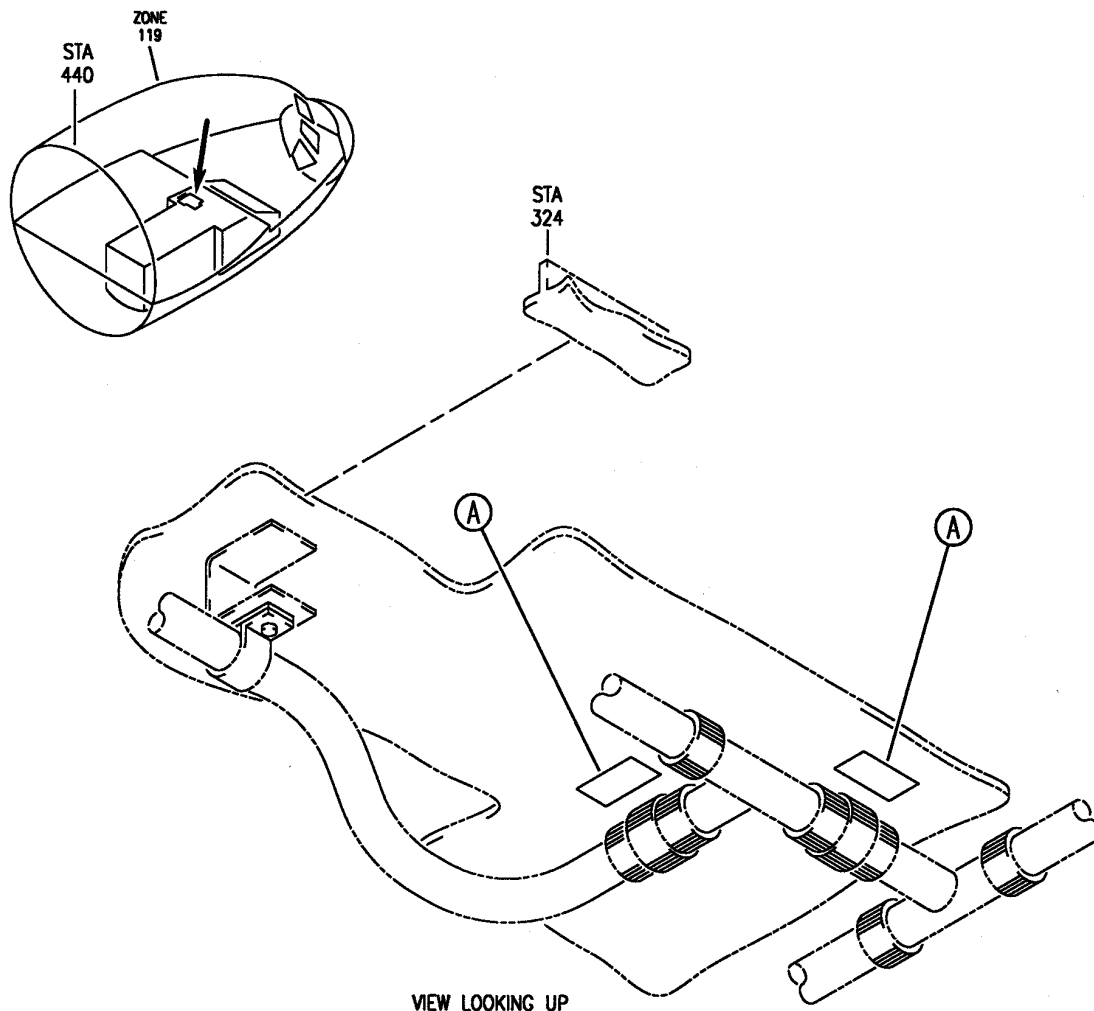
- ITEM NOT ILLUSTRATED

11-22-56-01

11-22-56
FIG. 01
PAGE 2
JAN 20/09

BRI

BOEING
757
PARTS CATALOG (MAINTENANCE)



A

Y 11225601B REV 21B

PLUMBING INSTL-HYDR BAY AND NOSE WHL WELL(PLACARDS AND MARKERS ONLY)
FIGURE 1B

BRI
MAY 28/07

11-22-56-01B

11-22-56-01B
PAGE 0



757

PARTS CATALOG (MAINTENANCE)

FIG ITEM	PART NUMBER	1 2 3 4 5 6 7	NOMENCLATURE	EFFECT FROM TO	UNITS PER ASSY
1B			PLUMBING INSTL-HYDR BAY AND NOSE WHL WELL(PLACARDS AND MARKERS ONLY)	101106 108120 504903	
- 1	271N6411-20		PLUMBING INSTL-HYDR BAY AND NOSE WHL WELL(PLACARDS AND MARKERS ONLY)	101102 108120 504903	RF
- 1	MODREF31401		POSITION DATA: SECT. 41 FOR NHA/OTHER SYS DET SEE: 32-00-00-02		
			PLUMBING INSTL-HYDR BAY AND NOSE WHL WELL(PLACARDS AND MARKERS ONLY)	103106	1
			MODULE NUMBER: 271N6411-20 REV B		
			POSITION DATA: SECT. 41 FOR OTHER SYS DETAILS SEE: 32-34-51-15A 32-35-51-15A		
5	BACM10V21-2JH		.MARKER-	101106 108120 504903	2

MISSING ITEM NUMBERS NOT APPLICABLE

- ITEM NOT ILLUSTRATED

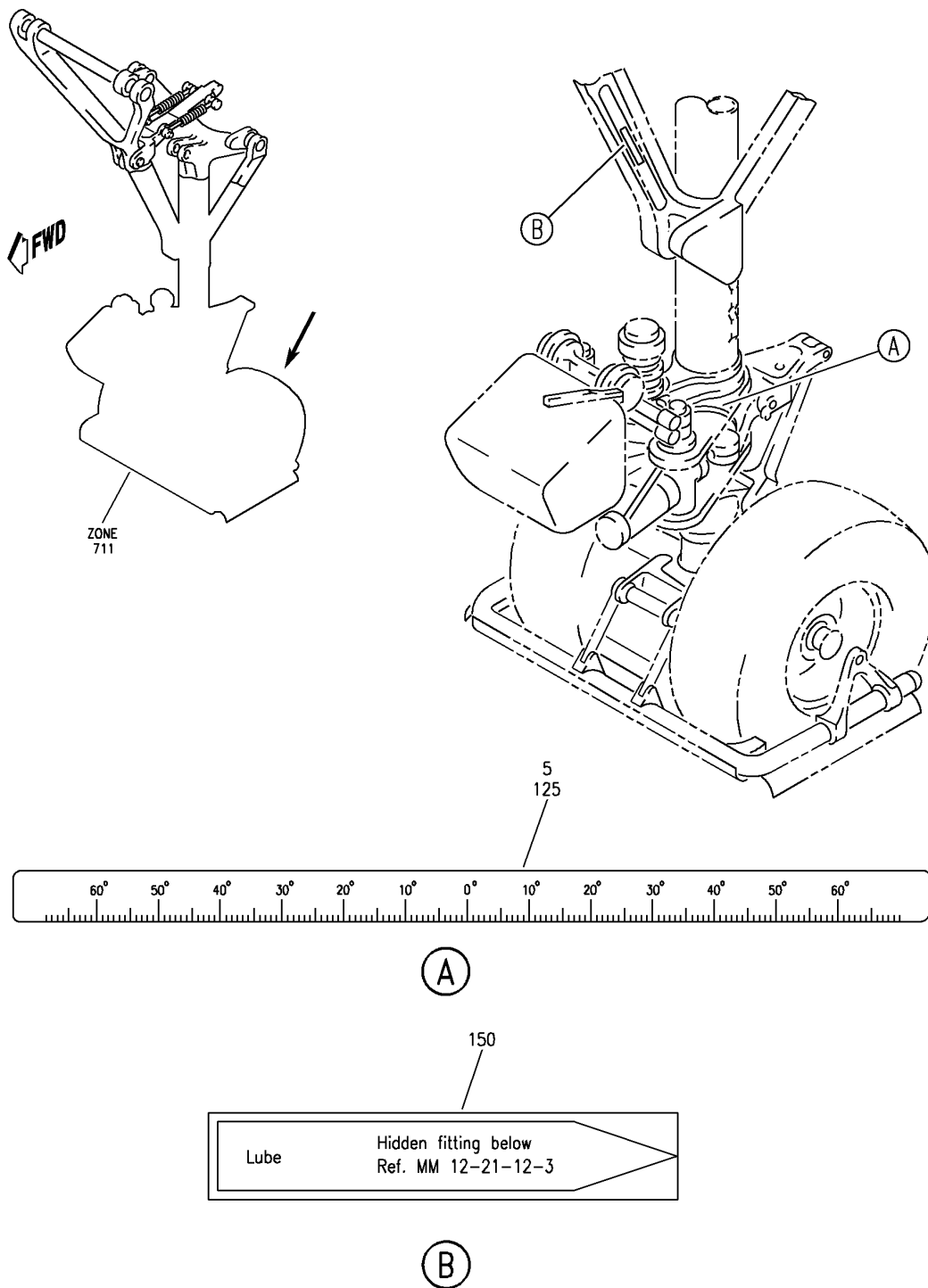
BRI

11-22-56-01B

BOEING PROPRIETARY - Copyright © - Unpublished Work - See title page for details.

11-22-56
FIG. 01B
PAGE 1
JAN 20/09

BOEING
757
PARTS CATALOG (MAINTENANCE)



Y 11225701 REV 303

GEAR INSTL AND GEAR ASSY-SECT. 62 NOSE LDG (VARIABLE) (PLACARDS AND MARKINGS ONLY)
FIGURE 1

BRI
MAY 28/07

11-22-57-01

11-22-57-01
PAGE 0



757

PARTS CATALOG (MAINTENANCE)

FIG ITEM	PART NUMBER	1 2 3 4 5 6 7	NOMENCLATURE	EFFECT FROM TO	UNITS PER ASSY
1			GEAR INSTL AND GEAR ASSY- SECT. 62 NOSE LDG (VARIABLE) (PLACARDS AND MARKINGS ONLY)	101106 108120 504903 950951	
- 50	162N0001-97		GEAR ASSY-NLG (PLACARDS AND MARKINGS ONLY) COMPONENT MAINT MANUAL REF: 32-21-25 QUALIFIED I/W DATA: 162N0001-121, -114, -108, -102, -97 WITH QUICK RELEASE TORSION LINKS AND ONLY FORWARD TOW FITTING I/W 162N0001-120, -113, -107, -100, -47 WITH FORWARD AND AFT TOW FITTING AND WITHOUT QUICK RELEASE TORSION LINKS SUBJECT TO CUSTOMER APPROVAL 162N0001-121, -114, -108, -102, -97 WITH ONLY FORWARD TOW FITTING MAY REPLACE BUT NOT BE REPLACED BY 162N0001-46, -42, -33 WITH FORWARD AND AFT TOW FITTING SUBJECT TO CUSTOMER CUSTOMER APPROVAL FOR NHA/OTHER SYS DET SEE: 32-21-00-01B	950951	RF

MISSING ITEM NUMBERS NOT APPLICABLE

- ITEM NOT ILLUSTRATED

BRI

11-22-57-01

11-22-57
FIG. 01
PAGE 1
JAN 20/09



757

PARTS CATALOG (MAINTENANCE)

FIG ITEM	PART NUMBER	1 2 3 4 5 6 7	NOMENCLATURE	EFFECT FROM TO	UNITS PER ASSY
1 - 50	162N0001-97		GEAR ASSY-NLG (PLACARDS AND MARKINGS ONLY) COMPONENT MAINT MANUAL REF: 32-21-25 QUALIFIED I/W DATA: 162N0001-121, -114, -108, -102, -97 WITH QUICK RELEASE TORSION LINKS AND ONLY FORWARD TOW FITTING MAY REPLACE BUT NOT BE REPLACED BY 162N0001-41, -38, -32, -31, -26, -24, -23, -21, -19, -18, -14, -6 WITH FORWARD AND AFT TOW FITTING AND WITHOUT QUICK RELEASE TORSION LINKS SUBJECT TO CUSTOMER APPROVAL	950951	RF
- 50	162N0001-97		GEAR ASSY-NLG (PLACARDS AND MARKINGS ONLY) COMPONENT MAINT MANUAL REF: 32-21-25	950951	RF

MISSING ITEM NUMBERS NOT APPLICABLE

- ITEM NOT ILLUSTRATED

BRI

11-22-57-01

BOEING PROPRIETARY - Copyright © - Unpublished Work - See title page for details.

11-22-57
FIG. 01
PAGE 2
JAN 20/09



757

PARTS CATALOG (MAINTENANCE)

FIG ITEM	PART NUMBER	1 2 3 4 5 6 7 NOMENCLATURE	EFFECT FROM TO	UNITS PER ASSY
1 - 50	162N0001-97	GEAR ASSY-NLG (PLACARDS AND MARKINGS ONLY) COMPONENT MAINT MANUAL REF: 32-21-25 QUALIFIED I/W DATA: 162N0001-118, -111, -105, -101, -49 WITHOUT QUICK RELEASE TORSION LINKS I/W 162N0001-121, -114, -108, -102, -97 WITH QUICK RELEASE TORSION LINKS SUBJECT TO CUSTOMER APPROVAL 162N0001-121, -114, -108, -102, -97 WITH QUICK RELEASE TORSION LINKS AND REQUIRES 757 TOW BAR I/W 162N0001-122, -115, -109, -103, -98 WITHOUT QUICK RELEASE TORSION LINKS AND REQUIRES 727 TOW BAR SUBJECT TO CUSTOMER APPROVAL	950951	RF

MISSING ITEM NUMBERS NOT APPLICABLE

- ITEM NOT ILLUSTRATED

BRI

11-22-57-01

BOEING PROPRIETARY - Copyright © - Unpublished Work - See title page for details.

11-22-57
 FIG. 01
 PAGE 3
 JAN 20/09



757
PARTS CATALOG (MAINTENANCE)

FIG ITEM	PART NUMBER	1 2 3 4 5 6 7	NOMENCLATURE	EFFECT FROM TO	UNITS PER ASSY
1 - 50	162N0001-97		GEAR ASSY-NLG (PLACARDS AND MARKINGS ONLY) COMPONENT MAINT MANUAL REF: 32-21-25 QUALIFIED I/W DATA: 162N0001-121, -114, -108, -102, -97 T/W (1)BACB28AK06-045, (1)BACB30NR6DK21 WITH QUICK RELEASE TORSION LINK AND FORWARD TOW FITTING ONLY MAY REPLACE BUT NOT BE REPLACED BY 162N0001-22, -20 T/W (1)BACB28AK06-058, (1)BACB30N6DK25 WITHOUT QUICK RELEASE TORSION LINK AND WITH FORWARD AND AFT TOW FITTINGS SUBJECT TO CUSTOMER APPROVAL 162N0001-119, -112, -106, -99, -45 WITH FORWARD AND AFT TOW FITTING I/W 162N0001-121, -114, -108, -102, -97 WITH ONLY FORWARD TOW FITTING SUBJECT TO CUSTOMER APPROVAL	950951	RF

MISSING ITEM NUMBERS NOT APPLICABLE

- ITEM NOT ILLUSTRATED

BRI

11-22-57-01

BOEING PROPRIETARY - Copyright © - Unpublished Work - See title page for details.

11-22-57
FIG. 01
PAGE 4
JAN 20/09



757

PARTS CATALOG (MAINTENANCE)

FIG ITEM	PART NUMBER	1 2 3 4 5 6 7	NOMENCLATURE	EFFECT FROM TO	UNITS PER ASSY
1 - 50	162N0001-102		GEAR ASSY-NLG (PLACARDS AND MARKINGS ONLY) COMPONENT MAINT MANUAL REF: 32-21-25 QUALIFIED I/W DATA: 162N0001-121, -114, -108, -102, -97 WITH QUICK RELEASE TORSION LINKS AND ONLY FORWARD TOW FITTING I/W 162N0001-120, -113, -107, -100, -47 WITH FORWARD AND AFT TOW FITTING AND WITHOUT QUICK RELEASE TORSION LINKS SUBJECT TO CUSTOMER APPROVAL 162N0001-121, -114, -108, -102, -97 WITH ONLY FORWARD TOW FITTING MAY REPLACE BUT NOT BE REPLACED BY 162N0001-46, -42, -33 WITH FORWARD AND AFT TOW FITTING SUBJECT TO CUSTOMER APPROVAL	950951	RF
- 50	162N0001-102		GEAR ASSY-NLG (PLACARDS AND MARKINGS ONLY) COMPONENT MAINT MANUAL REF: 32-21-25 QUALIFIED I/W DATA: 162N0001-121, -114, -108, -102, -97 WITH QUICK RELEASE TORSION LINKS AND ONLY FORWARD TOW FITTING MAY REPLACE BUT NOT BE REPLACED BY 162N0001-41, -38, -32, -31, -26, -24, -23, -21, -19, -18, -14, -6 WITH FORWARD AND AFT TOW FITTING AND WITHOUT QUICK RELEASE TORSION LINKS SUBJECT TO CUSTOMER APPROVAL	950951	RF

MISSING ITEM NUMBERS NOT APPLICABLE

- ITEM NOT ILLUSTRATED

11-22-57-01

11-22-57
FIG. 01
PAGE 5
JAN 20/09

BRI



757

PARTS CATALOG (MAINTENANCE)

FIG ITEM	PART NUMBER	1 2 3 4 5 6 7	NOMENCLATURE	EFFECT FROM TO	UNITS PER ASSY
1					
- 50	162N0001-102		GEAR ASSY-NLG (PLACARDS AND MARKINGS ONLY) COMPONENT MAINT MANUAL REF: 32-21-25	950951	RF
- 50	162N0001-102		GEAR ASSY-NLG (PLACARDS AND MARKINGS ONLY) COMPONENT MAINT MANUAL REF: 32-21-25 QUALIFIED I/W DATA: 162N0001-118, -111, -105, -101, -49 WITHOUT QUICK RELEASE TORSION LINKS I/W 162N0001-121, -114, -108, -102, -97 WITH QUICK RELEASE TORSION LINKS SUBJECT TO CUSTOMER APPROVAL 162N0001-121, -114, -108, -102, -97 WITH QUICK RELEASE TORSION LINKS AND REQUIRES 757 TOW BAR I/W 162N0001-122, -115, -109, -103, -98 WITHOUT QUICK RELEASE TORSION LINKS AND REQUIRES 727 TOW BAR SUBJECT TO CUSTOMER APPROVAL	950951	RF

MISSING ITEM NUMBERS NOT APPLICABLE

- ITEM NOT ILLUSTRATED

11-22-57-01

11-22-57
FIG. 01
PAGE 6
JAN 20/09

BRI



757

PARTS CATALOG (MAINTENANCE)

FIG ITEM	PART NUMBER	1 2 3 4 5 6 7 NOMENCLATURE	EFFECT FROM TO	UNITS PER ASSY
1 - 50	162N0001-102	GEAR ASSY-NLG (PLACARDS AND MARKINGS ONLY) COMPONENT MAINT MANUAL REF: 32-21-25 QUALIFIED I/W DATA: 162N0001-121, -114, -108, -102, -97 T/W (1)BACB28AK06-045, (1)BACB30NR6DK21 WITH QUICK RELEASE TORSION LINK AND FORWARD TOW FITTING ONLY MAY REPLACE BUT NOT BE REPLACED BY 162N0001-22, -20 T/W (1)BACB28AK06-058, (1)BACB30N6DK25 WITHOUT QUICK RELEASE TORSION LINK AND WITH FORWARD AND AFT TOW FITTINGS SUBJECT TO CUSTOMER APPROVAL 162N0001-119, -112, -106, -99, -45 WITH FORWARD AND AFT TOW FITTING I/W 162N0001-121, -114, -108, -102, -97 WITH ONLY FORWARD TOW FITTING SUBJECT TO CUSTOMER APPROVAL	950951	RF

MISSING ITEM NUMBERS NOT APPLICABLE

- ITEM NOT ILLUSTRATED

BRI

11-22-57-01

BOEING PROPRIETARY - Copyright © - Unpublished Work - See title page for details.

11-22-57
 FIG. 01
 PAGE 7
 JAN 20/09



757

PARTS CATALOG (MAINTENANCE)

FIG ITEM	PART NUMBER	1 2 3 4 5 6 7	NOMENCLATURE	EFFECT FROM TO	UNITS PER ASSY
1					
- 55	162N0001-108		GEAR ASSY-NLG (PLACARDS AND MARKINGS ONLY) COMPONENT MAINT MANUAL REF: 32-21-25 QUALIFIED I/W DATA: 162N0001-121, -114, -108, -102, -97 WITH QUICK RELEASE TORSION LINKS AND ONLY FORWARD TOW FITTING I/W 162N0001-120, -113, -107, -100, -47 WITH FORWARD AND AFT TOW FITTING AND WITHOUT QUICK RELEASE TORSION LINKS SUBJECT TO CUSTOMER APPROVAL 162N0001-121, -114, -108, -102, -97 WITH ONLY FORWARD TOW FITTING MAY REPLACE BUT NOT BE REPLACED BY 162N0001-46, -42, -33 WITH FORWARD AND AFT TOW FITTING SUBJECT TO CUSTOMER APPROVAL FOR NHA/OTHER SYS DET SEE: 32-21-00-01B	950951	RF
- 55	162N0001-108		GEAR ASSY-NLG (PLACARDS AND MARKINGS ONLY) COMPONENT MAINT MANUAL REF: 32-21-25 QUALIFIED I/W DATA: 162N0001-121, -114, -108, -102, -97 WITH QUICK RELEASE TORSION LINKS AND ONLY FORWARD TOW FITTING MAY REPLACE BUT NOT BE REPLACED BY 162N0001-41, -38, -32, -31, -26, -24, -23, -21, -19, -18, -14, -6 WITH FORWARD AND AFT TOW FITTING AND WITHOUT QUICK RELEASE TORSION LINKS SUBJECT TO CUSTOMER APPROVAL	950951	RF

MISSING ITEM NUMBERS NOT APPLICABLE

- ITEM NOT ILLUSTRATED

11-22-57-01

11-22-57
FIG. 01
PAGE 8
JAN 20/09

BRI



757

PARTS CATALOG (MAINTENANCE)

FIG ITEM	PART NUMBER	1 2 3 4 5 6 7	NOMENCLATURE	EFFECT FROM TO	UNITS PER ASSY
1					
- 55	162N0001-108		GEAR ASSY-NLG (PLACARDS AND MARKINGS ONLY) COMPONENT MAINT MANUAL REF: 32-21-25	950951	RF
- 55	162N0001-108		GEAR ASSY-NLG COMPONENT MAINT MANUAL REF: 32-21-25 QUALIFIED I/W DATA: 162N0001-118, -111, -105, -101, -49 WITHOUT QUICK RELEASE TORSION LINKS I/W 162N0001-121, -114, -108, -102, -97 WITH QUICK RELEASE TORSION LINKS SUBJECT TO CUSTOMER APPROVAL 162N0001-121, -114, -108, -102, -97 WITH QUICK RELEASE TORSION LINKS AND REQUIRES 757 TOW BAR I/W 162N0001-122, -115, -109, -103, -98 WITHOUT QUICK RELEASE TORSION LINKS AND REQUIRES 727 TOW BAR SUBJECT TO CUSTOMER APPROVAL	950951	RF

MISSING ITEM NUMBERS NOT APPLICABLE

- ITEM NOT ILLUSTRATED

BRI

11-22-57-01

BOEING PROPRIETARY - Copyright © - Unpublished Work - See title page for details.

11-22-57
FIG. 01
PAGE 9
JAN 20/09



757

PARTS CATALOG (MAINTENANCE)

FIG ITEM	PART NUMBER	1 2 3 4 5 6 7 NOMENCLATURE	EFFECT FROM TO	UNITS PER ASSY
1 - 55	162N0001-108	GEAR ASSY-NLG COMPONENT MAINT MANUAL REF: 32-21-25 QUALIFIED I/W DATA: 162N0001-121, -114, -108, -102, -97 T/W (1)BACB28AK06-045, (1)BACB30NR6DK21 WITH QUICK RELEASE TORSION LINK AND FORWARD TOW FITTING ONLY MAY REPLACE BUT NOT BE REPLACED BY 162N0001-22, -20 T/W (1)BACB28AK06-058, (1)BACB30N6DK25 WITHOUT QUICK RELEASE TORSION LINK AND WITH FORWARD AND AFT TOW FITTINGS SUBJECT TO CUSTOMER APPROVAL 162N0001-119, -112, -106, -99, -45 WITH FORWARD AND AFT TOW FITTING I/W 162N0001-121, -114, -108, -102, -97 WITH ONLY FORWARD TOW FITTING SUBJECT TO CUSTOMER APPROVAL	950951	RF

MISSING ITEM NUMBERS NOT APPLICABLE

- ITEM NOT ILLUSTRATED

BRI

11-22-57-01

BOEING PROPRIETARY - Copyright © - Unpublished Work - See title page for details.

11-22-57
 FIG. 01
 PAGE 10
 JAN 20/09



757

PARTS CATALOG (MAINTENANCE)

FIG ITEM	PART NUMBER	1 2 3 4 5 6 7	NOMENCLATURE	EFFECT FROM TO	UNITS PER ASSY
1 - 55	162N0001-114		GEAR ASSY-NLG (PLACARDS AND MARKINGS ONLY) MISCELLANEOUS DATA: 162N0001-114 INCLUDES ONE TOW FITTING AND QUICK DISCONNECT OPTION COMPONENT MAINT MANUAL REF: 32-21-25 QUALIFIED I/W DATA: 162N0001-121, -114, -108, -102, -97 WITH QUICK RELEASE TORSION LINKS AND ONLY FORWARD TOW FITTING I/W 162N0001-120, -113, -107, -100, -47 WITH FORWARD AND AFT TOW FITTING AND WITHOUT QUICK RELEASE TORSION LINKS SUBJECT TO CUSTOMER APPROVAL 162N0001-121, -114, -108, -102, -97 WITH ONLY FORWARD TOW FITTING MAY REPLACE BUT NOT BE REPLACED BY 162N0001-46, -42, -33 WITH FORWARD AND AFT TOW FITTING SUBJECT TO CUSTOMER APPROVAL FOR NHA/OTHER SYS DET SEE: 32-21-00-01B	950951	RF

MISSING ITEM NUMBERS NOT APPLICABLE

- ITEM NOT ILLUSTRATED

BRI

11-22-57-01

BOEING PROPRIETARY - Copyright © - Unpublished Work - See title page for details.

11-22-57
FIG. 01
PAGE 11
JAN 20/09



757

PARTS CATALOG (MAINTENANCE)

FIG ITEM	PART NUMBER	1 2 3 4 5 6 7	NOMENCLATURE	EFFECT FROM TO	UNITS PER ASSY
1					
- 55	162N0001-114		GEAR ASSY-NLG (PLACARDS AND MARKINGS ONLY) COMPONENT MAINT MANUAL REF: 32-21-25 QUALIFIED I/W DATA: 162N0001-121, -114, -108, -102, -97 WITH QUICK RELEASE TORSION LINKS AND ONLY FORWARD TOW FITTING MAY REPLACE BUT NOT BE REPLACED BY 162N0001-41, -38, -32, -31, -26, -24, -23, -21, -19, -18, -14, -6 WITH FORWARD AND AFT TOW FITTING AND WITHOUT QUICK RELEASE TORSION LINKS SUBJECT TO CUSTOMER APPROVAL	950951	RF
- 55	162N0001-114		GEAR ASSY-NLG (PLACARDS AND MARKINGS ONLY) COMPONENT MAINT MANUAL REF: 32-21-25	950951	RF
- 55	162N0001-114		GEAR ASSY-NLG COMPONENT MAINT MANUAL REF: 32-21-25 QUALIFIED I/W DATA: 162N0001-118, -111, -105, -101, -49 WITHOUT QUICK RELEASE TORSION LINKS I/W 162N0001-121, -114, -108, -102, -97 WITH QUICK RELEASE TORSION LINKS SUBJECT TO CUSTOMER APPROVAL 162N0001-121, -114, -108, -102, -97 WITH QUICK RELEASE TORSION LINKS AND REQUIRES 757 TOW BAR I/W 162N0001-122, -115, -109, -103, -98 WITHOUT QUICK RELEASE TORSION LINKS AND REQUIRES 727 TOW BAR SUBJECT TO CUSTOMER APPROVAL	950951	RF

MISSING ITEM NUMBERS NOT APPLICABLE

- ITEM NOT ILLUSTRATED

11-22-57-01

11-22-57
FIG. 01
PAGE 12
JAN 20/09

BRI



757

PARTS CATALOG (MAINTENANCE)

FIG ITEM	PART NUMBER	1 2 3 4 5 6 7	NOMENCLATURE	EFFECT FROM TO	UNITS PER ASSY
1 - 55	162N0001-114		GEAR ASSY-NLG COMPONENT MAINT MANUAL REF: 32-21-25 QUALIFIED I/W DATA: 162N0001-121, -114, -108, -102, -97 T/W (1)BACB28AK06-045, (1)BACB30NR6DK21 WITH QUICK RELEASE TORSION LINK AND FORWARD TOW FITTING ONLY MAY REPLACE BUT NOT BE REPLACED BY 162N0001-22, -20 T/W (1)BACB28AK06-058, (1)BACB30N6DK25 WITHOUT QUICK RELEASE TORSION LINK AND WITH FORWARD AND AFT TOW FITTINGS SUBJECT TO CUSTOMER APPROVAL 162N0001-119, -112, -106, -99, -45 WITH FORWARD AND AFT TOW FITTING I/W 162N0001-121, -114, -108, -102, -97 WITH ONLY FORWARD TOW FITTING SUBJECT TO CUSTOMER APPROVAL 162N0001-402, NOSE GEAR ASSEMBLY T/W 162N0001-4004, TOW OPTION INSTALLATION I/W P/N 162N0001-114, NOSE GEAR ASSEMBLY	950951	RF

MISSING ITEM NUMBERS NOT APPLICABLE

- ITEM NOT ILLUSTRATED

BRI

11-22-57-01

BOEING PROPRIETARY - Copyright © - Unpublished Work - See title page for details.

11-22-57
FIG. 01
PAGE 13
JAN 20/09



757

PARTS CATALOG (MAINTENANCE)

FIG ITEM	PART NUMBER	1 2 3 4 5 6 7	NOMENCLATURE	EFFECT FROM TO	UNITS PER ASSY
1 - 60	162N0001-121		GEAR ASSY-NLG (PLACARDS AND MARKINGS ONLY) COMPONENT MAINT MANUAL REF: 32-21-25 QUALIFIED I/W DATA: 162N0001-121, -114, -108, -102, -97 WITH QUICK RELEASE TORSION LINKS AND ONLY FORWARD TOW FITTING I/W 162N0001-120, -113, -107, -100, -47 WITH FORWARD AND AFT TOW FITTING AND WITHOUT QUICK RELEASE TORSION LINKS SUBJECT TO CUSTOMER APPROVAL 162N0001-121, -114, -108, -102, -97 WITH ONLY FORWARD TOW FITTING MAY REPLACE BUT NOT BE REPLACED BY 162N0001-46, -42, -33 WITH FORWARD AND AFT TOW FITTING SUBJECT TO CUSTOMER APPROVAL	950951	RF
- 60	162N0001-121		GEAR ASSY-NLG COMPONENT MAINT MANUAL REF: 32-21-25 QUALIFIED I/W DATA: 162N0001-121, -114, -108, -102, -97 WITH QUICK RELEASE TORSION LINKS AND ONLY FORWARD TOW FITTING MAY REPLACE BUT NOT BE REPLACED BY 162N0001-41, -38, -32, -31, -26, -24, -23, -21, -19, -18, -14, -6 WITH FORWARD AND AFT TOW FITTING AND WITHOUT QUICK RELEASE TORSION LINKS SUBJECT TO CUSTOMER APPROVAL	950951	RF

MISSING ITEM NUMBERS NOT APPLICABLE

- ITEM NOT ILLUSTRATED

BRI

11-22-57-01

11-22-57
FIG. 01
PAGE 14
JAN 20/09



757

PARTS CATALOG (MAINTENANCE)

FIG ITEM	PART NUMBER	1 2 3 4 5 6 7	NOMENCLATURE	EFFECT FROM TO	UNITS PER ASSY
1					
- 60	162N0001-121		GEAR ASSY-NLG COMPONENT MAINT MANUAL REF: 32-21-25	950951	RF
- 60	162N0001-121		GEAR ASSY-NLG COMPONENT MAINT MANUAL REF: 32-21-25 QUALIFIED I/W DATA: 162N0001-118, -111, -105, -101, -49 WITHOUT QUICK RELEASE TORSION LINKS I/W 162N0001-121, -114, -108, -102, -97 WITH QUICK RELEASE TORSION LINKS SUBJECT TO CUSTOMER APPROVAL 162N0001-121, -114, -108, -102, -97 WITH QUICK RELEASE TORSION LINKS AND REQUIRES 757 TOW BAR I/W 162N0001-122, -115, -109, -103, -98 WITHOUT QUICK RELEASE TORSION LINKS AND REQUIRES 727 TOW BAR SUBJECT TO CUSTOMER APPROVAL	950951	RF

MISSING ITEM NUMBERS NOT APPLICABLE

- ITEM NOT ILLUSTRATED

BRI

11-22-57-01

BOEING PROPRIETARY - Copyright © - Unpublished Work - See title page for details.

11-22-57
FIG. 01
PAGE 15
JAN 20/09



757

PARTS CATALOG (MAINTENANCE)

FIG ITEM	PART NUMBER	1 2 3 4 5 6 7	NOMENCLATURE	EFFECT FROM TO	UNITS PER ASSY
1 - 60	162N0001-121		GEAR ASSY-NLG COMPONENT MAINT MANUAL REF: 32-21-25 QUALIFIED I/W DATA: 162N0001-121, -114, -108, -102, -97 T/W (1)BACB28AK06-045, (1)BACB30NR6DK21 WITH QUICK RELEASE TORSION LINK AND FORWARD TOW FITTING ONLY MAY REPLACE BUT NOT BE REPLACED BY 162N0001-22, -20 T/W (1)BACB28AK06-058, (1)BACB30N6DK25 WITHOUT QUICK RELEASE TORSION LINK AND WITH FORWARD AND AFT TOW FITTINGS SUBJECT TO CUSTOMER APPROVAL 162N0001-119, -112, -106, -99, -45 WITH FORWARD AND AFT TOW FITTING I/W 162N0001-121, -114, -108, -102, -97 WITH ONLY FORWARD TOW FITTING SUBJECT TO CUSTOMER APPROVAL	950951	RF
- 101	162N0001-402		GEAR ASSY-NLG (PLACARDS AND MARKINGS ONLY) MISCELLANEOUS DATA: 162N0001-111 INCLUDES ONE TOW FITTING AND NO QUICK DISCONNECT OPTION 162N0001-112 INCLUDES TWO TOW FITTINGS AND DISCONNECT OPTION 162N0001-113 INCLUDES TWO TOW FITTINGS AND NO QUICK DISCONNECT OPTION 162N0001-114 INCLUDES ONE TOW FITTING AND QUICK DISCONNECT OPTION 162N0001-115 INCLUDE 727 TYPE TOW FITTING FOR SPARES PROCURE LOWER COMPONENTS	101102 108120 504903	RF

MISSING ITEM NUMBERS NOT APPLICABLE

- ITEM NOT ILLUSTRATED

11-22-57-01

11-22-57
FIG. 01
PAGE 16
JAN 20/09

BRI



757

PARTS CATALOG (MAINTENANCE)

FIG ITEM	PART NUMBER	1 2 3 4 5 6 7	NOMENCLATURE	EFFECT FROM TO	UNITS PER ASSY
1			COMPONENT MAINT MANUAL REF: 32-21-25 QUALIFIED I/W DATA: 162N0001-402, NOSE GEAR ASSEMBLY T/W 162N0001 -4001, TOW OPTION INSTALLATION I/W P/N 162N0001-111, NOSE GEAR ASSEMBLY 162N0001-402, NOSE GEAR ASSEMBLY T/W 162N0001 -4002, TOW OPTION INSTALLATION, I/W P/N 162N0001-112, NOSE GEAR ASSEMBLY 162N0001-402, NOSE GEAR ASSEMBLY T/W 162N0001 -4003, TOW OPTION INSTALLATION I/W P/N 162N0001-113, NOSE GEAR ASSEMBLY 162N0001-402, NOSE GEAR ASSEMBLY T/W 162N0001 -4004, TOW OPTION INSTALLATION I/W P/N 162N0001-114, NOSE GEAR ASSEMBLY 162N0001-402, NOSE GEAR ASSEMBLY T/W 162N0001 -4005, TOW OPTION INSTALLATION I/W P/N 162N0001-115, NOSE GEAR ASSEMBLY FOR NHA/OTHER SYS DET SEE: 32-21-00-02 GEAR ASSY- (PLACARDS AND MARKINGS ONLY) FOR NHA/OTHER SYS DET SEE: 32-21-00-02A .MARKER-ALUMINUM FOIL		
- 106	162N0001-406		FOR NHA/OTHER SYS DET SEE: 32-21-00-02 GEAR ASSY- (PLACARDS AND MARKINGS ONLY) FOR NHA/OTHER SYS DET SEE: 32-21-00-02A .MARKER-ALUMINUM FOIL	103106	RF
125	BAC27NLG0005			101106 108120 504903 950951	1

MISSING ITEM NUMBERS NOT APPLICABLE

- ITEM NOT ILLUSTRATED

BRI

11-22-57-01

BOEING PROPRIETARY - Copyright © - Unpublished Work - See title page for details.

11-22-57
FIG. 01
PAGE 17
JAN 20/09

 **BOEING**
757
PARTS CATALOG (MAINTENANCE)

NON-ILLUSTRATED FIGURE

THE ITEMS REFLECTED IN THIS FIGURE ARE INTENTIONALLY
NON-ILLUSTRATED. THEY ARE REFERENCED TO EITHER A
NEXT HIGHER OR NEXT LOWER ASSEMBLY/INSTALLATION FIGURE.

Y 11225701B REV 238

GEAR ASSY-SECT. 62 NLG (VARIABLE) (PLACARDS AND MARKINGS ONLY)
FIGURE 1B

BRI
JAN 20/09

11-22-57-01B

11-22-57-01B
PAGE 0



757

PARTS CATALOG (MAINTENANCE)

FIG ITEM	PART NUMBER	1 2 3 4 5 6 7	NOMENCLATURE	EFFECT FROM TO	UNITS PER ASSY
1B			GEAR ASSY-SECT. 62 NLG (VARIABLE) (PLACARDS AND MARKINGS ONLY)	952999	
- 1	162N0001-101		GEAR ASSY-NLG (PLACARDS AND MARKINGS ONLY) POSITION DATA: SECT. 62 COMPONENT MAINT MANUAL REF: 32-21-25 QUALIFIED I/W DATA: 162N0001-118, -111, -105, -101, -49 WITH ONLY FORWARD TOW FITTING I/W 162N0001-120, -113, -107, -100, -47 WITH FORWARD AND AFT TOW FITTINGS WITH CUSTOMER APPROVAL. FOR NHA/OTHER SYS DET SEE: 32-21-00-01B	952999	RF
- 1	162N0001-101		GEAR ASSY-NLG (PLACARDS AND MARKINGS ONLY) POSITION DATA: SECT. 62 COMPONENT MAINT MANUAL REF: 32-21-25 QUALIFIED I/W DATA: 162N0001-118, -111, -105, -101, -49 WITH ONLY FORWARD TOW FITTING MAY REPLACE BUT NOT BE REPLACED BY 162N0001-41, -38, -32, -31, -26, -24, -23, -21, -19, -18, -14, -6 WITH FORWARD AND AFT TOW FITTING SUBJECT TO CUSTOMER APPROVAL	952999	RF

MISSING ITEM NUMBERS NOT APPLICABLE

- ITEM NOT ILLUSTRATED

BRI

11-22-57-01B

BOEING PROPRIETARY - Copyright © - Unpublished Work - See title page for details.

11-22-57
FIG. 01B
PAGE 1
JAN 20/09



757

PARTS CATALOG (MAINTENANCE)

FIG ITEM	PART NUMBER	1 2 3 4 5 6 7	NOMENCLATURE	EFFECT FROM TO	UNITS PER ASSY
1B - 1	162N0001-101		GEAR ASSY-NLG (PLACARDS AND MARKINGS ONLY) POSITION DATA: SECT. 62 COMPONENT MAINT MANUAL REF: 32-21-25 QUALIFIED I/W DATA: 162N0001-119, -112, -106, -99, -45 WITH FORWARD AND AFT TOW FITTING AND QUICK RELEASE TORSION LINK I/W 162N0001-118, -111, -105, -101, -49 WITH FORWARD TOW FITTING AND WITHOUT QUICK RELEASE TORSION LINK SUBJECT TO CUSTOMER APPROVAL 162N0001-118, -111, -105, -101 WITH FORWARD TOW FITTING AND WITHOUT QUICK RELEASE TORSION LINK MAY REPLACE BUT NOT BE REPLACED BY 162N0001-46, -42, -33 WITH FORWARD AND AFT TOW FITTING AND QUICK RELEASE TORSION LINK SUBJECT TO CUSTOMER APPROVAL 162N0001-118, -111, -105, -101, -49 T/W (1)BACB28AK06-045 AND (1)BACB30NR6DK21 WITH ONLY FORWARD TOW FITTING MAY REPLACE BUT NOT BE REPLACED BY 162N0001-22, -20 T/W (1)BACB28AK06-058 AND (1)BACB30NR6DK25	952999	RF

MISSING ITEM NUMBERS NOT APPLICABLE

- ITEM NOT ILLUSTRATED

11-22-57-01B

11-22-57
 FIG. 01B
 PAGE 2
 JAN 20/09

BRI



757

PARTS CATALOG (MAINTENANCE)

FIG ITEM	PART NUMBER	1 2 3 4 5 6 7	NOMENCLATURE	EFFECT FROM TO	UNITS PER ASSY
1B - 1	162N0001-101		GEAR ASSY-NLG (PLACARDS AND MARKINGS ONLY) POSITION DATA: SECT. 62 COMPONENT MAINT MANUAL REF: 32-21-25 QUALIFIED I/W DATA: 162N0001-122, -115, -109, -103, -98 REQUIRES THE 727 TOW BAR I/W 162N0001-118, -111, -105, -101, -49 REQUIRES THE 757 TOW BAR SUBJECT TO CUSTOMER APPROVAL 162N0001-118, -111, -105, -101, -49 WITHOUT QUICK RELEASE TORSION LINKS I/W 162N0001-121, -114, -108, -102, -97 WITH QUICK RELEASE TORSION LINKS SUBJECT TO CUSTOMER APPROVAL	952999	RF
- 1	162N0001-105		GEAR ASSY-NLG (PLACARDS AND MARKINGS ONLY) POSITION DATA: SECT. 62 COMPONENT MAINT MANUAL REF: 32-21-25 QUALIFIED I/W DATA: 162N0001-118, -111, -105, -101, -49 WITH ONLY FORWARD TOW FITTING I/W 162N0001-120, -113, -107, -100, -47 WITH FORWARD AND AFT TOW FITTINGS WITH CUSTOMER APPROVAL FOR NHA/OTHER SYS DET SEE: 32-21-00-01B	952999	RF

MISSING ITEM NUMBERS NOT APPLICABLE

- ITEM NOT ILLUSTRATED

BRI

11-22-57-01B

BOEING PROPRIETARY - Copyright © - Unpublished Work - See title page for details.

11-22-57
FIG. 01B
PAGE 3
JAN 20/09



757

PARTS CATALOG (MAINTENANCE)

FIG ITEM	PART NUMBER	1 2 3 4 5 6 7	NOMENCLATURE	EFFECT FROM TO	UNITS PER ASSY
1B - 1	162N0001-105		GEAR ASSY-NLG (PLACARDS AND MARKINGS ONLY) POSITION DATA: SECT. 62 COMPONENT MAINT MANUAL REF: 32-21-25 QUALIFIED I/W DATA: 162N0001-118, -111, -105, -101, -49 WITH ONLY FORWARD TOW FITTING MAY REPLACE BUT NOT BE REPLACED BY 162N0001-41, -38, -32, -31, -26, -24, -23, -21, -19, -18, -14, -6 WITH FORWARD AND AFT TOW FITTING SUBJECT TO CUSTOMER APPROVAL	952999	RF

MISSING ITEM NUMBERS NOT APPLICABLE

- ITEM NOT ILLUSTRATED

BRI

11-22-57-01B

BOEING PROPRIETARY - Copyright © - Unpublished Work - See title page for details.

11-22-57
FIG. 01B
PAGE 4
JAN 20/09



757

PARTS CATALOG (MAINTENANCE)

FIG ITEM	PART NUMBER	1 2 3 4 5 6 7	NOMENCLATURE	EFFECT FROM TO	UNITS PER ASSY
1B - 1	162N0001-105		GEAR ASSY-NLG (PLACARDS AND MARKINGS ONLY) POSITION DATA: SECT. 62 COMPONENT MAINT MANUAL REF: 32-21-25 QUALIFIED I/W DATA: 162N0001-119, -112, -106, -99, -45 WITH FORWARD AND AFT TOW FITTING AND QUICK RELEASE TORSION LINK I/W 162N0001-118, -111, -105, -101, -49 WITH FORWARD TOW FITTING AND WITHOUT QUICK RELEASE TORSION LINK SUBJECT TO CUSTOMER APPROVAL 162N0001-118, -111, -105, -101 WITH FORWARD TOW FITTING AND WITHOUT QUICK RELEASE TORSION LINK MAY REPLACE BUT NOT BE REPLACED BY 162N0001-46, -42, -33 WITH FORWARD AND AFT TOW FITTING AND QUICK RELEASE TORSION LINK SUBJECT TO CUSTOMER APPROVAL 162N0001-118, -111, -105, -101, -49 T/W (1)BACB28AK06-045 AND (1)BACB30NR6DK21 WITH ONLY FORWARD TOW FITTING MAY REPLACE BUT NOT BE REPLACED BY 162N0001-22, -20 T/W (1)BACB28AK06-058 AND (1)BACB30NR6DK25	952999	RF

MISSING ITEM NUMBERS NOT APPLICABLE

- ITEM NOT ILLUSTRATED

11-22-57-01B

11-22-57
FIG. 01B
PAGE 5
JAN 20/09

BRI



757

PARTS CATALOG (MAINTENANCE)

FIG ITEM	PART NUMBER	1 2 3 4 5 6 7 NOMENCLATURE	EFFECT FROM TO	UNITS PER ASSY
1B - 1	162N0001-105	GEAR ASSY-NLG (PLACARDS AND MARKINGS ONLY) POSITION DATA: SECT. 62 COMPONENT MAINT MANUAL REF: 32-21-25 QUALIFIED I/W DATA: 162N0001-122, -115, -109, -103, -98 REQUIRES THE 727 TOW BAR I/W 162N0001-118, -111, -105, -101, -49 REQUIRES THE 757 TOW BAR SUBJECT TO CUSTOMER APPROVAL 162N0001-118, -11, -105, -101, -49 WITHOUT QUICK RELEASE TORSION LINKS I/W 162N0001-121, -114, -108, -102, -97 WITH QUICK RELEASE TORSION LINKS SUBJECT TO CUSTOMER APPROVAL	952999	RF

MISSING ITEM NUMBERS NOT APPLICABLE

- ITEM NOT ILLUSTRATED

BRI

11-22-57-01B

BOEING PROPRIETARY - Copyright © - Unpublished Work - See title page for details.

11-22-57
 FIG. 01B
 PAGE 6
 JAN 20/09



757

PARTS CATALOG (MAINTENANCE)

FIG ITEM	PART NUMBER	1 2 3 4 5 6 7	NOMENCLATURE	EFFECT FROM TO	UNITS PER ASSY
1B - 1	162N0001-111		GEAR ASSY-NLG (PLACARD AND MARKINGS ONLY) POSITION DATA: SECT. 62 MISCELLANEOUS DATA: 162N0001-111 INCLUDES ONE TOW FITTING AND NO QUICK DISCONNECT OPTION COMPONENT MAINT MANUAL REF: 32-21-25 QUALIFIED I/W DATA: 162N0001-402, NOSE GEAR ASSEMBLY T/W 162N0001-4001, TOW OPTION INSTALLATION I/W P/N 162N0001-111, NOSE GEAR ASSEMBLY 162N0001-118, -111, -105, -101, -49 WITH ONLY FORWARD TOW FITTING I/W 162N0001-120, -113, -107, -100, -47 WITH FORWARD AND AFT TOW FITTINGS WITH CUSTOMER APPROVAL FOR NHA/OTHER SYS DET SEE: 32-21-00-01B	952999	RF
- 1	162N0001-111		GEAR ASSY-NLG (PLACARDS AND MARKINGS ONLY) POSITION DATA: SECT. 62 COMPONENT MAINT MANUAL REF: 32-21-25 QUALIFIED I/W DATA: 162N0001-118, -111, -105, -101, -49 WITH ONLY FORWARD TOW FITTING MAY REPLACE BUT NOT BE REPLACED BY 162N0001-41, -38, -32, -31, -26, -24, -23, -21, -19, -18, -14, -6 WITH FORWARD AND AFT TOW FITTING SUBJECT TO CUSTOMER APPROVAL	952999	RF

MISSING ITEM NUMBERS NOT APPLICABLE

- ITEM NOT ILLUSTRATED

11-22-57-01B

11-22-57
 FIG. 01B
 PAGE 7
 JAN 20/09

BRI



757

PARTS CATALOG (MAINTENANCE)

FIG ITEM	PART NUMBER	1 2 3 4 5 6 7	NOMENCLATURE	EFFECT FROM TO	UNITS PER ASSY
1B - 2	162N0001-111		GEAR ASSY-NLG (PLACARDS AND MARKINGS ONLY) POSITION DATA: SECT. 62 COMPONENT MAINT MANUAL REF: 32-21-25 QUALIFIED I/W DATA: 162N0001-119, -112, -106, -99, -45 WITH FORWARD AND AFT TOW FITTING AND QUICK RELEASE TORSION LINK I/W 162N0001-118, -111, -105, -101, -49 WITH FORWARD TOW FITTING AND WITHOUT QUICK RELEASE TORSION LINK SUBJECT TO CUSTOMER APPROVAL 162N0001-118, -111, -105, -101, -49 T/W (1)BACB28AK06-045 AND (1)BACB30NR6DK21 WITH ONLY FORWARD TOW FITTING MAY REPLACE BUT NOT BE REPLACED BY 162N0001-22, -20 T/W (1)BACB28AK06-058 AND (1)BACB30NR6DK25	952999	RF

MISSING ITEM NUMBERS NOT APPLICABLE

- ITEM NOT ILLUSTRATED

BRI

11-22-57-01B

BOEING PROPRIETARY - Copyright © - Unpublished Work - See title page for details.

11-22-57
FIG. 01B
PAGE 8
JAN 20/09



757

PARTS CATALOG (MAINTENANCE)

FIG ITEM	PART NUMBER	1 2 3 4 5 6 7	NOMENCLATURE	EFFECT FROM TO	UNITS PER ASSY
1B - 2	162N0001-111		GEAR ASSY-NLG (PLACARDS AND MARKINGS ONLY) POSITION DATA: SECT. 62 COMPONENT MAINT MANUAL REF: 32-21-25 QUALIFIED I/W DATA: 162N0001-122, -115, -109, -103, -98 REQUIRES THE 727 TOW BAR I/W 162N0001-118, -111, -105, -101, -49 REQUIRES THE 757 TOW BAR SUBJECT TO CUSTOMER APPROVAL 162N0001-118, -111, -105, -101, -49 WITHOUT QUICK RELEASE TORSION LINKS I/W 162N0001-121, -114, -108, -102, -97 WITH QUICK RELEASE TORSION LINKS SUBJECT TO CUSTOMER APPROVAL	952999	RF
- 2	162N0001-118		GEAR ASSY-NLG (PLACARD AND MARKINGS ONLY) POSITION DATA: SECT. 62 COMPONENT MAINT MANUAL REF: 32-21-25 QUALIFIED I/W DATA: 162N0001-118, -111, -105, -101, -49 WITH ONLY FORWARD TOW FITTING I/W 162N0001-120, -113, -107, -100, -47 WITH FORWARD AND AFT TOW FITTINGS WITH CUSTOMER APPROVAL FOR NHA/OTHER SYS DET SEE: 32-21-00-01B	952999	RF

MISSING ITEM NUMBERS NOT APPLICABLE

- ITEM NOT ILLUSTRATED

BRI

11-22-57-01B

BOEING PROPRIETARY - Copyright © - Unpublished Work - See title page for details.

11-22-57
FIG. 01B
PAGE 9
JAN 20/09



757

PARTS CATALOG (MAINTENANCE)

FIG ITEM	PART NUMBER	1 2 3 4 5 6 7	NOMENCLATURE	EFFECT FROM TO	UNITS PER ASSY
1B - 2	162N0001-118		GEAR ASSY-NLG (PLACARDS AND MARKINGS ONLY) POSITION DATA: SECT. 62 COMPONENT MAINT MANUAL REF: 32-21-25 QUALIFIED I/W DATA: 162N0001-118, -111, -105, -101, -49 WITH ONLY FORWARD TOW FITTING MAY REPLACE BUT NOT BE REPLACED BY 162N0001-41, -38, -32, -31, -26, -24, -23, -21, -19, -18, -14, -6 WITH FORWARD AND AFT TOW FITTING SUBJECT TO CUSTOMER APPROVAL	952999	RF

MISSING ITEM NUMBERS NOT APPLICABLE

- ITEM NOT ILLUSTRATED

BRI

11-22-57-01B

BOEING PROPRIETARY - Copyright © - Unpublished Work - See title page for details.

11-22-57
FIG. 01B
PAGE 10
JAN 20/09



757

PARTS CATALOG (MAINTENANCE)

FIG ITEM	PART NUMBER	1 2 3 4 5 6 7 NOMENCLATURE	EFFECT FROM TO	UNITS PER ASSY
1B - 2	162N0001-118	GEAR ASSY-NLG (PLACARDS AND MARKINGS ONLY) POSITION DATA: SECT. 62 COMPONENT MAINT MANUAL REF: 32-21-25 QUALIFIED I/W DATA: 162N0001-119, -112, -106, -99, -45 WITH FORWARD AND AFT TOW FITTING AND QUICK RELEASE TORSION LINK I/W 162N0001-118, -111, -105, -101, -49 WITH FORWARD TOW FITTING AND WITHOUT QUICK RELEASE TORSION LINK SUBJECT TO CUSTOMER APPROVAL 162N0001-118, -111, -105, -101 WITH FORWARD TOW FITTING AND WITHOUT QUICK RELEASE TORSION LINK MAY REPLACE BUT NOT BE REPLACED BY 162N0001-46, -42, -33 WITH FORWARD AND AFT TOW FITTING AND QUICK RELEASE TORSION LINK SUBJECT TO CUSTOMER APPROVAL 162N0001-118, -111, -105, -101, -49 T/W (1)BACB28AK06-045 AND (1)BACB30NR6DK21 WITH ONLY FORWARD TOW FITTING MAY REPLACE BUT NOT BE REPLACED BY 162N0001-22, -20 T/W (1)BACB28AK06-058 AND (1)BACB30NR6DK25	952999	RF

MISSING ITEM NUMBERS NOT APPLICABLE

- ITEM NOT ILLUSTRATED

11-22-57-01B

11-22-57
 FIG. 01B
 PAGE 11
 JAN 20/09

BRI



757

PARTS CATALOG (MAINTENANCE)

FIG ITEM	PART NUMBER	1 2 3 4 5 6 7	NOMENCLATURE	EFFECT FROM TO	UNITS PER ASSY
1B - 2	162N0001-118		GEAR ASSY-NLG (PLACARDS AND MARKINGS ONLY) POSITION DATA: SECT. 62 COMPONENT MAINT MANUAL REF: 32-21-25 QUALIFIED I/W DATA: 162N0001-122, -115, -109, -103, -98 REQUIRES THE 727 TOW BAR I/W 162N0001-118, -111, -105, -101, -49 REQUIRES THE 757 TOW BAR SUBJECT TO CUSTOMER APPROVAL 162N0001-118, -11, -105, -101, -49 WITHOUT QUICK RELEASE TORSION LINKS I/W 162N0001-121, -114, -108, -102, -97 WITH QUICK RELEASE TORSION LINKS SUBJECT TO CUSTOMER APPROVAL	952999	RF
- 2	162N0001-49		GEAR ASSY-NLG (PLACARD AND MARKINGS ONLY) POSITION DATA: SECT. 62 COMPONENT MAINT MANUAL REF: 32-21-25 QUALIFIED I/W DATA: (-98); 162N0001-98 MAY REPLACE -49 FOR AMERICAN AIRLINES ONLY. 162N0001-119, -112, -106, -99, -45 WITH FORWARD AND AFT TOW FITTING AND QUICK RELEASE TORSION LINK I/W 162N0001-118, -111, -105, -101, -49 WITH FORWARD TOW FITTING AND WITHOUT QUICK RELEASE TORSION LINK SUBJECT TO CUSTOMER APPROVAL FOR NHA/OTHER SYS DET SEE: 32-21-00-01B	952999	RF

MISSING ITEM NUMBERS NOT APPLICABLE

- ITEM NOT ILLUSTRATED

BRI

11-22-57-01B

BOEING PROPRIETARY - Copyright © - Unpublished Work - See title page for details.

11-22-57
FIG. 01B
PAGE 12
JAN 20/09



757

PARTS CATALOG (MAINTENANCE)

FIG ITEM	PART NUMBER	1 2 3 4 5 6 7	NOMENCLATURE	EFFECT FROM TO	UNITS PER ASSY
1B - 2	162N0001-49		GEAR ASSY-NLG (PLACARDS AND MARKINGS ONLY) POSITION DATA: SECT. 62 COMPONENT MAINT MANUAL REF: 32-21-25 QUALIFIED I/W DATA: 162N0001-118, -111, -105, -101, -49 WITH ONLY FORWARD TOW FITTING MAY REPLACE BUT NOT BE REPLACED BY 162N0001-41, -38, -32, -31, -26, -24, -23, -21, -19, -18, -14, -6 WITH FORWARD AND AFT TOW FITTING SUBJECT TO CUSTOMER APPROVAL	952999	RF

MISSING ITEM NUMBERS NOT APPLICABLE

- ITEM NOT ILLUSTRATED

BRI

11-22-57-01B

BOEING PROPRIETARY - Copyright © - Unpublished Work - See title page for details.

11-22-57
FIG. 01B
PAGE 13
JAN 20/09



757

PARTS CATALOG (MAINTENANCE)

FIG ITEM	PART NUMBER	1 2 3 4 5 6 7 NOMENCLATURE	EFFECT FROM TO	UNITS PER ASSY
1B - 2	162N0001-49	GEAR ASSY-NLG (PLACARDS AND MARKINGS ONLY) POSITION DATA: SECT. 62 COMPONENT MAINT MANUAL REF: 32-21-25 QUALIFIED I/W DATA: 162N0001-118, -111, -105, -101 WITH FORWARD TOW FITTING AND WITHOUT QUICK RELEASE TORSION LINK MAY REPLACE BUT NOT BE REPLACED BY 162N0001-46, -42, -33 WITH FORWARD AND AFT TOW FITTING AND QUICK RELEASE TORSION LINK SUBJECT TO CUSTOMER APPROVAL 162N0001-122, -115, -109, -103, -98 REQUIRES THE 727 TOW BAR I/W 162N0001-118, -111, -105, -101, -49 REQUIRES THE 757 TOW BAR SUBJECT TO CUSTOMER APPROVAL 162N0001-118, -11, -105, -101, -49 WITHOUT QUICK RELEASE TORSION LINKS I/W 162N0001-121, -114, -108, -102, -97 WITH QUICK RELEASE TORSION LINKS SUBJECT TO CUSTOMER APPROVAL 162N0001-118, -111, -105, -101, -49 T/W (1)BACB28AK06-045 AND (1)BACB30NR6DK21 WITH ONLY FORWARD TOW FITTING MAY REPLACE BUT NOT BE REPLACED BY 162N0001-22, -20 T/W (1)BACB28AK06-058 AND (1)BACB30NR6DK25	952999	RF

MISSING ITEM NUMBERS NOT APPLICABLE

- ITEM NOT ILLUSTRATED

BRI

11-22-57-01B

11-22-57
 FIG. 01B
 PAGE 14
 JAN 20/09



757

PARTS CATALOG (MAINTENANCE)

FIG ITEM	PART NUMBER	1 2 3 4 5 6 7	NOMENCLATURE	EFFECT FROM TO	UNITS PER ASSY
1B - 2	162N0001-49		GEAR ASSY-NLG (PLACARD AND MARKINGS ONLY) POSITION DATA: SECT. 62 COMPONENT MAINT MANUAL REF: 32-21-25 QUALIFIED I/W DATA: 162N0001-118, -111, -105, -101, -49 WITH ONLY FORWARD TOW FITTING I/W 162N0001-120, -113, -107, -100, -47 WITH FORWARD AND AFT TOW FITTINGS WITH CUSTOMER APPROVAL	952999	RF
- 20	BAC27NLG0005		.MARKER-ALUMINUM FOIL	952999	1

MISSING ITEM NUMBERS NOT APPLICABLE

- ITEM NOT ILLUSTRATED


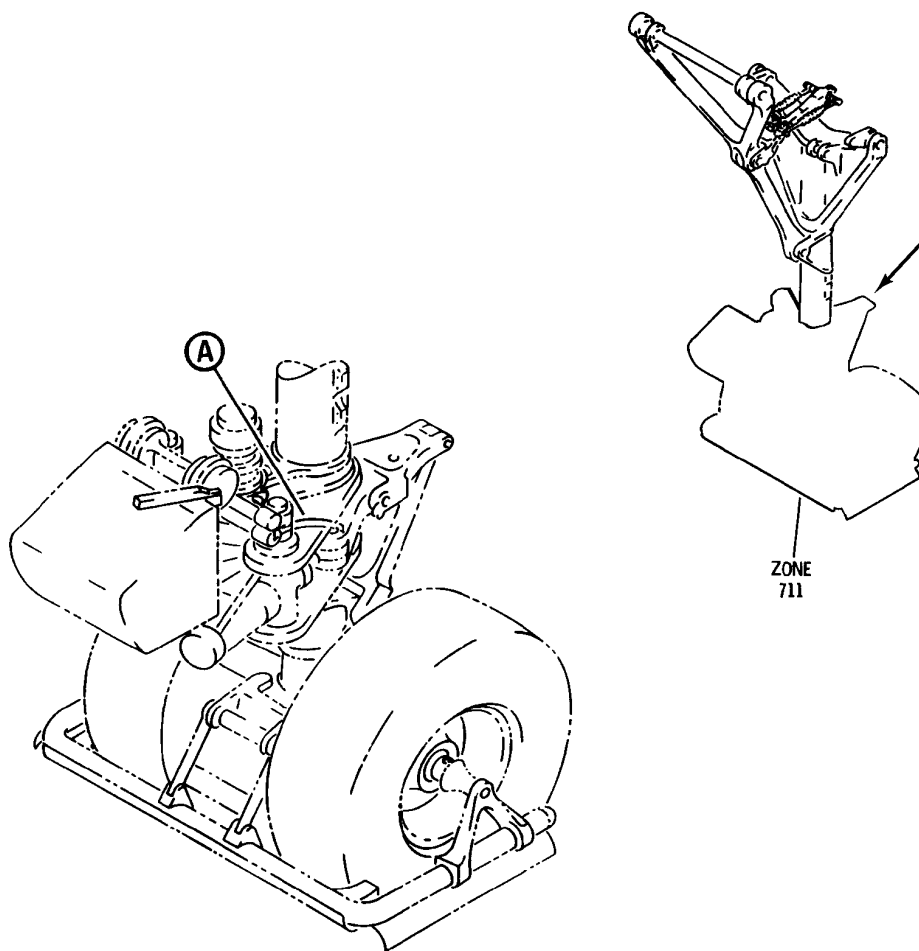
BRI

11-22-57-01B

BOEING PROPRIETARY - Copyright © - Unpublished Work - See title page for details.

11-22-57
FIG. 01B
PAGE 15
JAN 20/09

BOEING
757
PARTS CATALOG (MAINTENANCE)



(A)

Y 11225701C REV 243

GEAR ASSY-SECT. 62 NLG (PLACARDS AND MARKINGS ONLY)
FIGURE 1C

11-22-57-01C

BRI
MAY 28/07

11-22-57-01C
PAGE 0

BOEING PROPRIETARY - Copyright © - Unpublished Work - See title page for details.



757

PARTS CATALOG (MAINTENANCE)

FIG ITEM	PART NUMBER	1 2 3 4 5 6 7	NOMENCLATURE	EFFECT FROM TO	UNITS PER ASSY
1 C			GEAR ASSY-SECT. 62 NLG (PLACARDS AND MARKINGS ONLY)	002004 006100 107107 121503 904949	
- 1	162N0001-47		GEAR ASSY-NLG (PLACARDS AND MARKINGS ONLY) POSITION DATA: SECT. 62 COMPONENT MAINT MANUAL REF: 32-21-25 QUALIFIED I/W DATA: 162N0001-120, -113, -107, -100, -47 T/W (1)BACB30NR6DK21 MAY REPLACE BUT NOT BE REPLACED BY 162N0001-20, -22 T/W (1)BACB28AK06-058 AND (1)BACB30NR6DK25 FOR NHA/OTHER SYS DET SEE: 32-21-00-01B	002004 006100 107107 121503 904949	RF

MISSING ITEM NUMBERS NOT APPLICABLE

- ITEM NOT ILLUSTRATED

BRI

11-22-57-01C

BOEING PROPRIETARY - Copyright © - Unpublished Work - See title page for details.

11-22-57
FIG. 01C
PAGE 1
JAN 20/09



757

PARTS CATALOG (MAINTENANCE)

FIG ITEM	PART NUMBER	1 2 3 4 5 6 7 NOMENCLATURE	EFFECT FROM TO	UNITS PER ASSY
1C - 1	162N0001-47	GEAR ASSY-NLG (PLACARDS AND MARKINGS ONLY) COMPONENT MAINT MANUAL REF: 32-21-25 QUALIFIED I/W DATA: 162N0001-118, -111, -105, -101, -49 WITH ONLY FORWARD TOW FITTING I/W 162N0001-120, -113, -107, -100, -47 WITH FORWARD AND AFT TOW FITTINGS WITH CUSTOMER APPROVAL 162N0001-120, -113, -107, -100, -47 WITHOUT QUICK RELEASE TORSION LINKS MAY REPLACE BUT NOT BE REPLACED BY 162N0001-46, -42, -33 WITH QUICK RELEASE COND RPL SUBJECT TO CUSTOMER APPROVAL 162N0001-119, -112, -106, -99, -45 WITH QUICK RELEASE TORSION LINKS I/W 162N0001-120, -113, -107, -100, -47 WITHOUT QUICK RELEASE TORSION LINKS SUBJECT TO CUSTOMER APPROVAL	002004 006100 107107 121503 904949	RF

MISSING ITEM NUMBERS NOT APPLICABLE

- ITEM NOT ILLUSTRATED

BRI

11-22-57-01C

BOEING PROPRIETARY - Copyright © - Unpublished Work - See title page for details.

11-22-57
FIG. 01C
PAGE 2
JAN 20/09



757

PARTS CATALOG (MAINTENANCE)

FIG ITEM	PART NUMBER	1 2 3 4 5 6 7	NOMENCLATURE	EFFECT FROM TO	UNITS PER ASSY
1C - 1	162N0001-47		GEAR ASSY-NLG (PLACARDS AND MARKINGS ONLY) COMPONENT MAINT MANUAL REF: 32-21-25 QUALIFIED I/W DATA: 162N0001-122, -115, -109, -103, -98 REQUIRES THE 727 TOW BAR I/W 162N0001-120, -113, -107, -100, -47 REQUIRES THE 757 TOW BAR SUBJECT TO CUSTOMER APPROVAL 162N0001-121, -114, -108, -102, -97 WITH QUICK RELEASE TORSION LINKS AND ONLY FORWARD TOW FITTING I/W 162N0001-120, -113, -107, -100, -47 WITH FORWARD AND AFT TOW FITTING AND WITHOUT QUICK RELEASE TORSION LINKS SUBJECT TO CUSTOMER APPROVAL	002004 006100 107107 121503 904949	RF
- 1	162N0001-47		GEAR ASSY-NLG (PLACARDS AND MARKINGS ONLY) COMPONENT MAINT MANUAL REF: 32-21-25 QUALIFIED I/W DATA: 162N0001-119 WITH QUICK RELEASE TORSION LINKS I/W 162N0001-113, -107, -100, -47 WITHOUT QUICK RELEASE TORSION LINKS WITH CUSTOMER APPROVAL	002004 006100 107107 121503 904949	RF

MISSING ITEM NUMBERS NOT APPLICABLE

- ITEM NOT ILLUSTRATED

BRI

11-22-57-01C

BOEING PROPRIETARY - Copyright © - Unpublished Work - See title page for details.

11-22-57
FIG. 01C
PAGE 3
JAN 20/09



757

PARTS CATALOG (MAINTENANCE)

FIG ITEM	PART NUMBER	1 2 3 4 5 6 7	NOMENCLATURE	EFFECT FROM TO	UNITS PER ASSY
1C - 2	162N0001-100		GEAR ASSY-NLG (PLACARDS AND MARKINGS ONLY) POSITION DATA: SECT. 62 COMPONENT MAINT MANUAL REF: 32-21-25 QUALIFIED I/W DATA: 162N0001-120, -113, -107, -100, -47 T/W (1)BACB30NR6DK21 MAY REPLACE BUT NOT BE REPLACED BY 162N0001-20, -22 T/W (1)BACB28AK06-058 AND (1)BACB30NR6DK25 FOR NHA/OTHER SYS DET SEE: 32-21-00-01B	002004 006100 107107 121503 904949	RF
- 2	162N0001-100		GEAR ASSY-NLG (PLACARDS AND MARKINGS ONLY) COMPONENT MAINT MANUAL REF: 32-21-25 QUALIFIED I/W DATA: 162N0001-118, -111, -105, -101, -49 WITH ONLY FORWARD TOW FITTING I/W 162N0001-120, -113, -107, -100, -47 WITH FORWARD AND AFT TOW FITTINGS WITH CUSTOMER APPROVAL 162N0001-120, -113, -107, -100, -47 WITHOUT QUICK RELEASE TORSION LINKS MAY REPLACE BUT NOT BE REPLACED BY 162N0001-46, -42, -33 WITH QUICK RELEASE COND RPL SUBJECT TO CUSTOMER APPROVAL 162N0001-119, -112, -106, -99, -45 WITH QUICK RELEASE TORSION LINKS I/W 162N0001-120, -113, -107, -100, -47 WITHOUT QUICK RELEASE TORSION LINKS SUBJECT TO CUSTOMER APPROVAL	002004 006100 107107 121503 904949	RF

MISSING ITEM NUMBERS NOT APPLICABLE

- ITEM NOT ILLUSTRATED

11-22-57-01C

11-22-57
FIG. 01C
PAGE 4
JAN 20/09

BRI



757

PARTS CATALOG (MAINTENANCE)

FIG ITEM	PART NUMBER	1 2 3 4 5 6 7	NOMENCLATURE	EFFECT FROM TO	UNITS PER ASSY
1C - 2	162N0001-100		GEAR ASSY-NLG (PLACARDS AND MARKINGS ONLY) COMPONENT MAINT MANUAL REF: 32-21-25 QUALIFIED I/W DATA: 162N0001-122, -115, -109, -103, -98 REQUIRES THE 727 TOW BAR I/W 162N0001-120, -113, -107, -100, -47 REQUIRES THE 757 TOW BAR SUBJECT TO CUSTOMER APPROVAL 162N0001-121, -114, -108, -102, -97 WITH QUICK RELEASE TORSION LINKS AND ONLY FORWARD TOW FITTING I/W 162N0001-120, -113, -107, -100, -47 WITH FORWARD AND AFT TOW FITTING AND WITHOUT QUICK RELEASE TORSION LINKS SUBJECT TO CUSTOMER APPROVAL	002004 006100 107107 121503 904949	RF
- 2	162N0001-100		GEAR ASSY-NLG (PLACARDS AND MARKINGS ONLY) COMPONENT MAINT MANUAL REF: 32-21-25 QUALIFIED I/W DATA: 162N0001-119 WITH QUICK RELEASE TORSION LINKS I/W 162N0001-113, -107, -100, -47 WITHOUT QUICK RELEASE TORSION LINKS WITH CUSTOMER APPROVAL 162N0001-118, -111, -105, -101, -49 WITHOUT QUICK RELEASE TORSION LINKS I/W 162N0001-121, -114, -108, -102, -97 WITH QUICK RELEASE TORSION LINKS SUBJECT TO CUSTOMER APPROVAL	002004 006100 107107 121503 904949	RF

MISSING ITEM NUMBERS NOT APPLICABLE

- ITEM NOT ILLUSTRATED

BRI

11-22-57-01C

BOEING PROPRIETARY - Copyright © - Unpublished Work - See title page for details.

11-22-57
FIG. 01C
PAGE 5
JAN 20/09



757

PARTS CATALOG (MAINTENANCE)

FIG ITEM	PART NUMBER	1 2 3 4 5 6 7	NOMENCLATURE	EFFECT FROM TO	UNITS PER ASSY
1C - 2	162N0001-107		GEAR ASSY-NLG (PLACARDS AND MARKINGS ONLY) POSITION DATA: SECT. 62 COMPONENT MAINT MANUAL REF: 32-21-25 QUALIFIED I/W DATA: 162N0001-120, -113, -107, -100, -47 T/W (1)BACB30NR6DK21 MAY REPLACE BUT NOT BE REPLACED BY 162N0001-20, -22 T/W (1)BACB28AK06-058 AND (1)BACB30NR6DK25 FOR NHA/OTHER SYS DET SEE: 32-21-00-01B	002004 006100 107107 121503 904949	RF
- 2	162N0001-107		GEAR ASSY-NLG (PLACARDS AND MARKINGS ONLY) COMPONENT MAINT MANUAL REF: 32-21-25 QUALIFIED I/W DATA: 162N0001-118, -111, -105, -101, -49 WITH ONLY FORWARD TOW FITTING I/W 162N0001-120, -113, -107, -100, -47 WITH FORWARD AND AFT TOW FITTINGS WITH CUSTOMER APPROVAL 162N0001-120, -113, -107, -100, -47 WITHOUT QUICK RELEASE TORSION LINKS MAY REPLACE BUT NOT BE REPLACED BY 162N0001-46, -42, -33 WITH QUICK RELEASE COND RPL SUBJECT TO CUSTOMER APPROVAL 162N0001-119, -112, -106, -99, -45 WITH QUICK RELEASE TORSION LINKS I/W 162N0001-120, -113, -107, -100, -47 WITHOUT QUICK RELEASE TORSION LINKS SUBJECT TO CUSTOMER APPROVAL	002004 006100 107107 121503 904949	RF

MISSING ITEM NUMBERS NOT APPLICABLE

- ITEM NOT ILLUSTRATED

BRI

11-22-57-01C

BOEING PROPRIETARY - Copyright © - Unpublished Work - See title page for details.

11-22-57
FIG. 01C
PAGE 6
JAN 20/09



757

PARTS CATALOG (MAINTENANCE)

FIG ITEM	PART NUMBER	1 2 3 4 5 6 7	NOMENCLATURE	EFFECT FROM TO	UNITS PER ASSY
1C - 2	162N0001-107		GEAR ASSY-NLG (PLACARDS AND MARKINGS ONLY) COMPONENT MAINT MANUAL REF: 32-21-25 QUALIFIED I/W DATA: 162N0001-122, -115, -109, -103, -98 REQUIRES THE 727 TOW BAR I/W 162N0001-120, -113, -107, -100, -47 REQUIRES THE 757 TOW BAR SUBJECT TO CUSTOMER APPROVAL 162N0001-121, -114, -108, -102, -97 WITH QUICK RELEASE TORSION LINKS AND ONLY FORWARD TOW FITTING I/W 162N0001-120, -113, -107, -100, -47 WITH FORWARD AND AFT TOW FITTING AND WITHOUT QUICK RELEASE TORSION LINKS SUBJECT TO CUSTOMER APPROVAL	002004 006100 107107 121503 904949	RF
- 3	162N0001-107		GEAR ASSY-NLG (PLACARDS AND MARKINGS ONLY) COMPONENT MAINT MANUAL REF: 32-21-25 QUALIFIED I/W DATA: 162N0001-119 WITH QUICK RELEASE TORSION LINKS I/W 162N0001-113, -107, -100, -47 WITHOUT QUICK RELEASE TORSION LINKS WITH CUSTOMER APPROVAL	002004 006100 107107 121503 904949	RF

MISSING ITEM NUMBERS NOT APPLICABLE

- ITEM NOT ILLUSTRATED

BRI

11-22-57-01C

BOEING PROPRIETARY - Copyright © - Unpublished Work - See title page for details.

11-22-57
FIG. 01C
PAGE 7
JAN 20/09



757

PARTS CATALOG (MAINTENANCE)

FIG ITEM	PART NUMBER	1 2 3 4 5 6 7	NOMENCLATURE	EFFECT FROM TO	UNITS PER ASSY
1C - 3	162N0001-113		GEAR ASSY-NLG (PLACARDS AND MARKINGS ONLY) POSITION DATA: SECT. 62 COMPONENT MAINT MANUAL REF: 32-21-25 QUALIFIED I/W DATA: 162N0001-120, -113, -107, -100, -47 T/W (1)BACB30NR6DK21 MAY REPLACE BUT NOT BE REPLACED BY 162N0001-20, -22 T/W (1)BACB28AK06-058 AND (1)BACB30NR6DK25 FOR NHA/OTHER SYS DET SEE: 32-21-00-01B	002004 006100 107107 121503 904949	RF
- 3	162N0001-113		GEAR ASSY-NLG (PLACARDS AND MARKINGS ONLY) COMPONENT MAINT MANUAL REF: 32-21-25 QUALIFIED I/W DATA: 162N0001-122, -115, -109, -103, -98 REQUIRES THE 727 TOW BAR I/W 162N0001-120, -113, -107, -100, -47 REQUIRES THE 757 TOW BAR SUBJECT TO CUSTOMER APPROVAL 162N0001-121, -114, -108, -102, -97 WITH QUICK RELEASE TORSION LINKS AND ONLY FORWARD TOW FITTING I/W 162N0001-120, -113, -107, -100, -47 WITH FORWARD AND AFT TOW FITTING AND WITHOUT QUICK RELEASE TORSION LINKS SUBJECT TO CUSTOMER APPROVAL	002004 006100 107107 121503 904949	RF

MISSING ITEM NUMBERS NOT APPLICABLE

- ITEM NOT ILLUSTRATED

BRI

11-22-57-01C

BOEING PROPRIETARY - Copyright © - Unpublished Work - See title page for details.

11-22-57
FIG. 01C
PAGE 8
JAN 20/09



757

PARTS CATALOG (MAINTENANCE)

FIG ITEM	PART NUMBER	1 2 3 4 5 6 7	NOMENCLATURE	EFFECT FROM TO	UNITS PER ASSY
1C - 3	162N0001-113		GEAR ASSY-NLG (PLACARDS AND MARKINGS ONLY) COMPONENT MAINT MANUAL REF: 32-21-25 QUALIFIED I/W DATA: 162N0001-119 WITH QUICK RELEASE TORSION LINKS I/W 162N0001-113, -107, -100, -47 WITHOUT QUICK RELEASE TORSION LINKS WITH CUSTOMER APPROVAL 162N0001-122, -115, -109, -103, -98 REQUIRES THE 727 TOW BAR I/W 162N0001-120, -113, -107, -100, -47 REQUIRES THE 757 TOW BAR SUBJECT TO CUSTOMER APPROVAL	002004 006100 107107 121503 904949	RF
- 3	162N0001-113		GEAR ASSY-NLG (PLACARDS AND MARKINGS ONLY) COMPONENT MAINT MANUAL REF: 32-21-25 QUALIFIED I/W DATA: 162N0001-118, -111, -105, -101, -49 WITH ONLY FORWARD TOW FITTING I/W 162N0001-120, -113, -107, -100, -47 WITH FORWARD AND AFT TOW FITTINGS WITH CUSTOMER APPROVAL 162N0001-120, -113, -107, -100, -47 WITHOUT QUICK RELEASE TORSION LINKS MAY REPLACE BUT NOT BE REPLACED BY 162N0001-46, -42, -33 WITH QUICK RELEASE COND RPL SUBJECT TO CUSTOMER APPROVAL 162N0001-119, -112, -106, -99, -45 WITH QUICK RELEASE TORSION LINKS I/W 162N0001-120, -113, -107, -100, -47 WITHOUT QUICK RELEASE TORSION LINKS SUBJECT TO CUSTOMER APPROVAL	002004 006100 107107 121503 904949	RF

MISSING ITEM NUMBERS NOT APPLICABLE

- ITEM NOT ILLUSTRATED

BRI

11-22-57-01C

BOEING PROPRIETARY - Copyright © - Unpublished Work - See title page for details.

11-22-57
FIG. 01C
PAGE 9
JAN 20/09



757

PARTS CATALOG (MAINTENANCE)

FIG ITEM	PART NUMBER	1 2 3 4 5 6 7	NOMENCLATURE	EFFECT FROM TO	UNITS PER ASSY
1C - 3	162N0001-120		GEAR ASSY-NLG (PLACARDS AND MARKINGS ONLY) POSITION DATA: SECT. 62 MISCELLANEOUS DATA: INCLUDES TWO TOW FITTINGS AND NO QUICK DISCONNECT OPTION COMPONENT MAINT MANUAL REF: 32-21-25 QUALIFIED I/W DATA: 162N0001-120, -113, -107, -100, -47 T/W (1)BACB30NR6DK21 MAY REPLACE BUT NOT BE REPLACED BY 162N0001-20, -22 T/W (1)BACB28AK06-058 AND (1)BACB30NR6DK25 FOR NHA/OTHER SYS DET SEE: 32-21-00-01B	002004 006100 107107 121503 904949	RF
- 3	162N0001-120		GEAR ASSY-NLG (PLACARDS AND MARKINGS ONLY) COMPONENT MAINT MANUAL REF: 32-21-25 QUALIFIED I/W DATA: 162N0001-119, -112, -106, -99, -45 WITH QUICK RELEASE TORSION LINKS I/W 162N0001-120, -113, -107, -100, -47 WITHOUT QUICK RELEASE TORSION LINKS SUBJECT TO CUSTOMER APPROVAL 162N0001-118, -111, -105, -101, -49 WITH ONLY FORWARD TOW FITTING I/W 162N0001-120, -113, -107, -100, -47 WITH FORWARD AND AFT TOW FITTINGS WITH CUSTOMER APPROVAL	002004 006100 107107 121503 904949	RF

MISSING ITEM NUMBERS NOT APPLICABLE

- ITEM NOT ILLUSTRATED

BRI

11-22-57-01C

BOEING PROPRIETARY - Copyright © - Unpublished Work - See title page for details.

11-22-57
FIG. 01C
PAGE 10
JAN 20/09



757

PARTS CATALOG (MAINTENANCE)

FIG ITEM	PART NUMBER	1 2 3 4 5 6 7	NOMENCLATURE	EFFECT FROM TO	UNITS PER ASSY
1C - 3	162N0001-120		GEAR ASSY-NLG (PLACARDS AND MARKINGS ONLY) COMPONENT MAINT MANUAL REF: 32-21-25 QUALIFIED I/W DATA: 162N0001-120, -113, -107, -100, -47 WITHOUT QUICK RELEASE TORSION LINKS MAY REPLACE BUT NOT BE REPLACED BY 162N0001-46, -42, -33 WITH QUICK RELEASE SUBJECT TO CUSTOMER APPROVAL 162N0001-122, -115, -109, -103, -98 REQUIRES THE 727 TOW BAR I/W 162N0001-120, -113, -107, -100, -47 REQUIRES THE 757 TOW BAR SUBJECT TO CUSTOMER APPROVAL	002004 006100 107107 121503 904949	RF
- 3	162N0001-120		GEAR ASSY-NLG (PLACARDS AND MARKINGS ONLY) COMPONENT MAINT MANUAL REF: 32-21-25 QUALIFIED I/W DATA: 162N0001-121, -114, -108, -102, -97 WITH QUICK RELEASE TORSION LINKS AND ONLY FORWARD TOW FITTING I/W 162N0001-120, -113, -107, -100, -47 WITH FORWARD AND AFT TOW FITTING AND WITHOUT QUICK RELEASE TORSION LINKS SUBJECT TO CUSTOMER APPROVAL	002004 006100 107107 121503 904949	RF
20	BAC27NLG0005		.MARKER-ALUMINUM FOIL	002004 006100 107107 121503 904949	1

MISSING ITEM NUMBERS NOT APPLICABLE

- ITEM NOT ILLUSTRATED

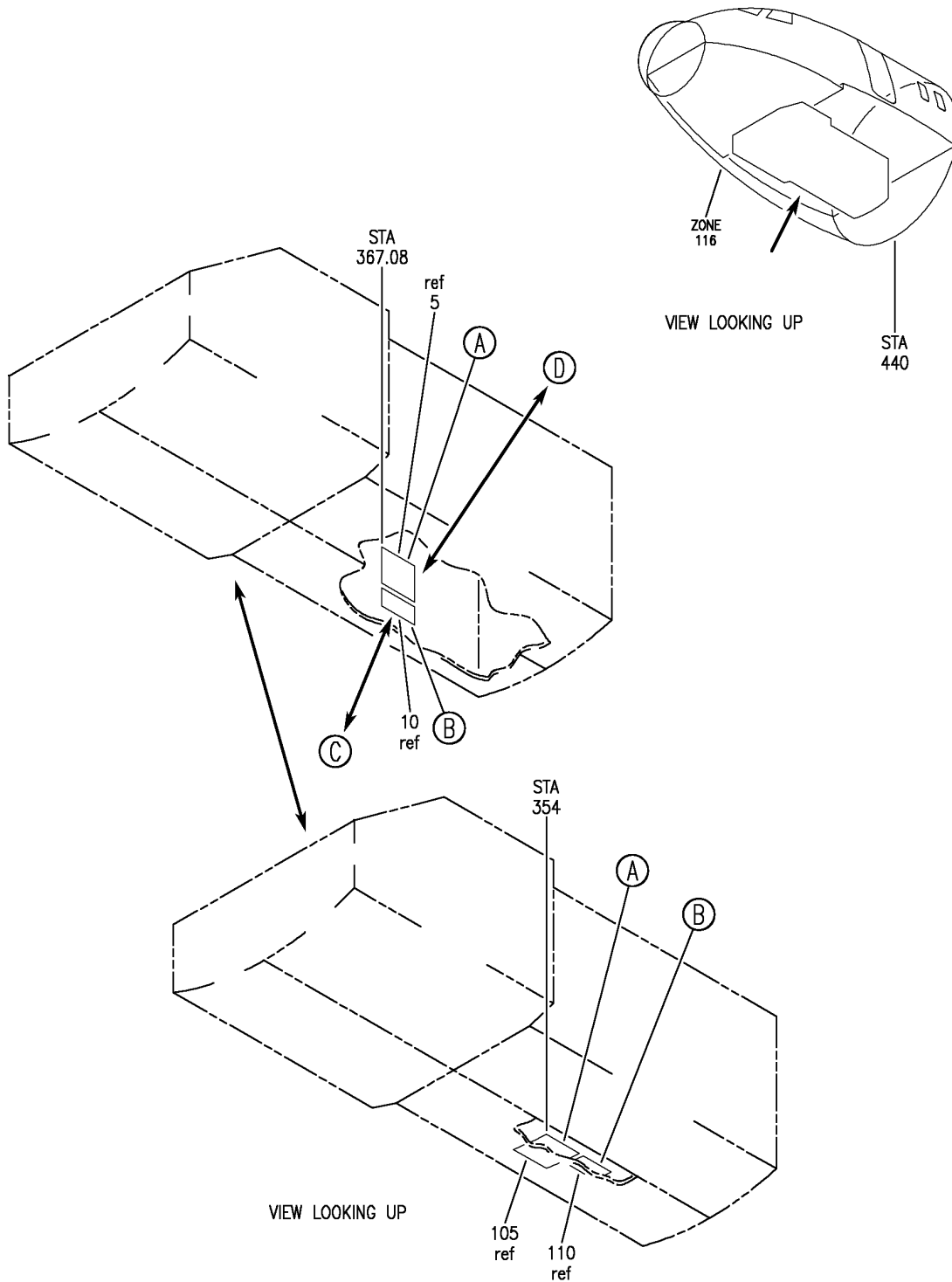
BRI

11-22-57-01C

BOEING PROPRIETARY - Copyright © - Unpublished Work - See title page for details.

11-22-57
FIG. 01C
PAGE 11
JAN 20/09

BOEING
757
PARTS CATALOG (MAINTENANCE)



Y 11225703 SH1 1 REV 260

PLACARD INSTL-NLG SERVICING AND OPTION RH SIDE
FIGURE 3 (SHEET 1)

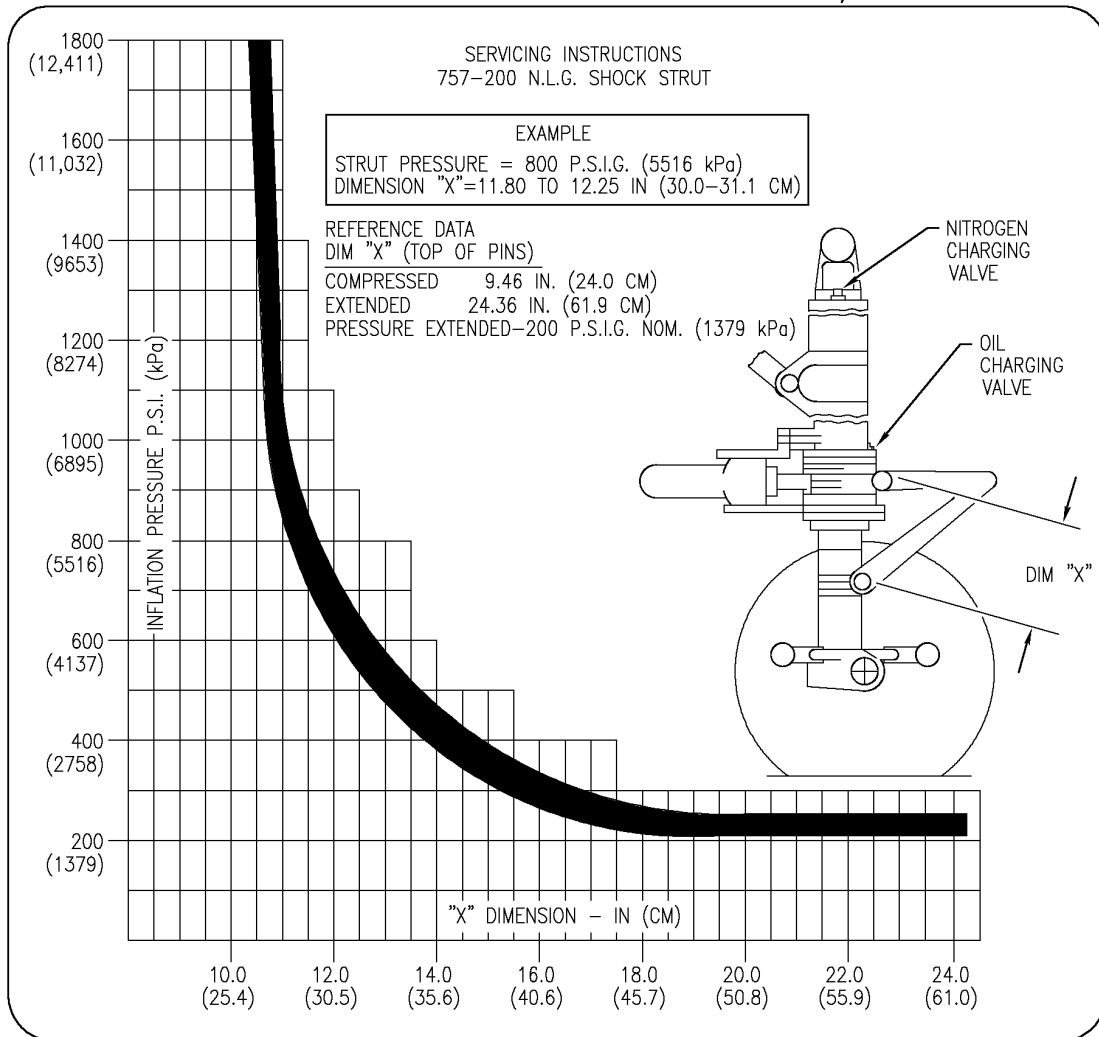
11-22-57-03

BRI
JAN 20/09

11-22-57-03
PAGE 0

BOEING
757
PARTS CATALOG (MAINTENANCE)

5
105



Y 11225703 SH-T 2 REV 260

A

PLACARD INSTL-NLG SERVICING AND OPTION RH SIDE
FIGURE 3 (SHEET 2)

11-22-57-03

BRI
JAN 20/09

11-22-57-03
PAGE 0A

BOEING
757
PARTS CATALOG (MAINTENANCE)

SERVICING INSTRUCTIONS – 757-200 N.L.G. SHOCK STRUT

NITROGEN SERVICING ONLY

1. WITH APL WEIGHT ON GEAR DETERMINE STRUT PRESSURE WITH GAUGE.
2. DETERMINE CORRESPONDING "X" DIMENSION FOR THE PRESSURE FROM SERVICING CHART.
3. ADD OR RELEASE DRY NITROGEN TO OBTAIN THE CORRECT "X" DIMENSION WITHIN THE SERVICING BAND.

OIL AND NITROGEN SERVICING

4. OPEN NITROGEN VALVE AND DEFLATE STRUT COMPLETELY.
5. FILL WITH BMS 3-32 (TYPE I OR II) FLUID THRU OIL CHARGING VALVE UNTIL OIL FLOWS BUBBLE FREE OUT OF NITROGEN VALVE PORT.
6. WITH APL WEIGHT ON GEAR INFLATE STRUT APPROXIMATELY ONE INCH (2.54 CM) AND DETERMINE STRUT PRESSURE WITH GAUGE

AND THE CORRESPONDING "X" DIMENSION FOR THIS PRESSURE FROM SERVICING CHART.

7. IMPORTANT FOR INITIAL NITROGEN SERVICING INFLATE THE STRUT TO THE "X" DIMENSION OBTAINED IN STEP 6 PLUS 1.0 INCHES (2.54 CM). CLOSE NITROGEN VALVE. AFTER SEVERAL LANDINGS PROCEED TO STEP 8.
8. AFTER SEVERAL LANDING RESERVICE WITH DRY NITROGEN PER STEPS 1, 2, & 3 ABOVE.

NOTE: IF THE STRUT HAS BEEN COMPLETELY DEFLATED FOR ANY REASON, SERVICE WITH OIL AND NITROGEN PER STEPS 4 THRU 8. PERIODIC OIL SERVICING SHOULD BE PERFORMED PER SECTION 12 OF THE BOEING MAINTENANCE MANUAL.

(B)

10
110

SERVICING INSTRUCTIONS – 757-300 N.L.G. SHOCK STRUT

NITROGEN SERVICING ONLY

1. WITH APL WEIGHT ON GEAR DETERMINE STRUT PRESSURE WITH GAUGE.
2. DETERMINE CORRESPONDING "X" DIMENSION FOR THE PRESSURE FROM SERVICING CHART.
3. ADD OR RELEASE DRY NITROGEN TO OBTAIN THE CORRECT "X" DIMENSION WITHIN THE SERVICING BAND.

OIL AND NITROGEN SERVICING

4. OPEN NITROGEN VALVE AND DEFLATE STRUT COMPLETELY.
5. FILL WITH BMS 3-32 (TYPE I OR II) FLUID THRU OIL CHARGING VALVE UNTIL OIL FLOWS BUBBLE FREE OUT OF NITROGEN VALVE PORT. CLOSE NITROGEN VALVE. PUMP MORE BMS 3-32 THRU OIL VALVE UNTIL THE "X" DIMENSION HAS INCREASED 0.5 TO 0.6 INCHES (1.27 TO 1.52 CM) CLOSE OIL VALVE.
6. WITH APL WEIGHT ON GEAR INFLATE STRUT

APPROXIMATELY ONE INCH (2.54 CM) AND DETERMINE STRUT PRESSURE WITH GAUGE AND THE CORRESPONDING "X" DIMENSION FOR THIS PRESSURE FROM SERVICING CHART.

7. IMPORTANT FOR INITIAL NITROGEN SERVICING INFLATE THE STRUT TO THE "X" DIMENSION OBTAINED IN STEP 6 PLUS 1.0 INCHES (2.54 CM). CLOSE NITROGEN VALVE. AFTER SEVERAL LANDINGS PROCEED TO STEP 8.
8. AFTER SEVERAL LANDING RESERVICE WITH DRY NITROGEN PER STEPS 1, 2, & 3 ABOVE.

NOTE: IF THE STRUT HAS BEEN COMPLETELY DEFLATED FOR ANY REASON, SERVICE WITH OIL AND NITROGEN PER STEPS 4 THRU 8. PERIODIC OIL SERVICING SHOULD BE PERFORMED PER SECTION 12 OF THE BOEING MAINTENANCE MANUAL.

(C)

60

Y 11225703 SH 3 REV 260

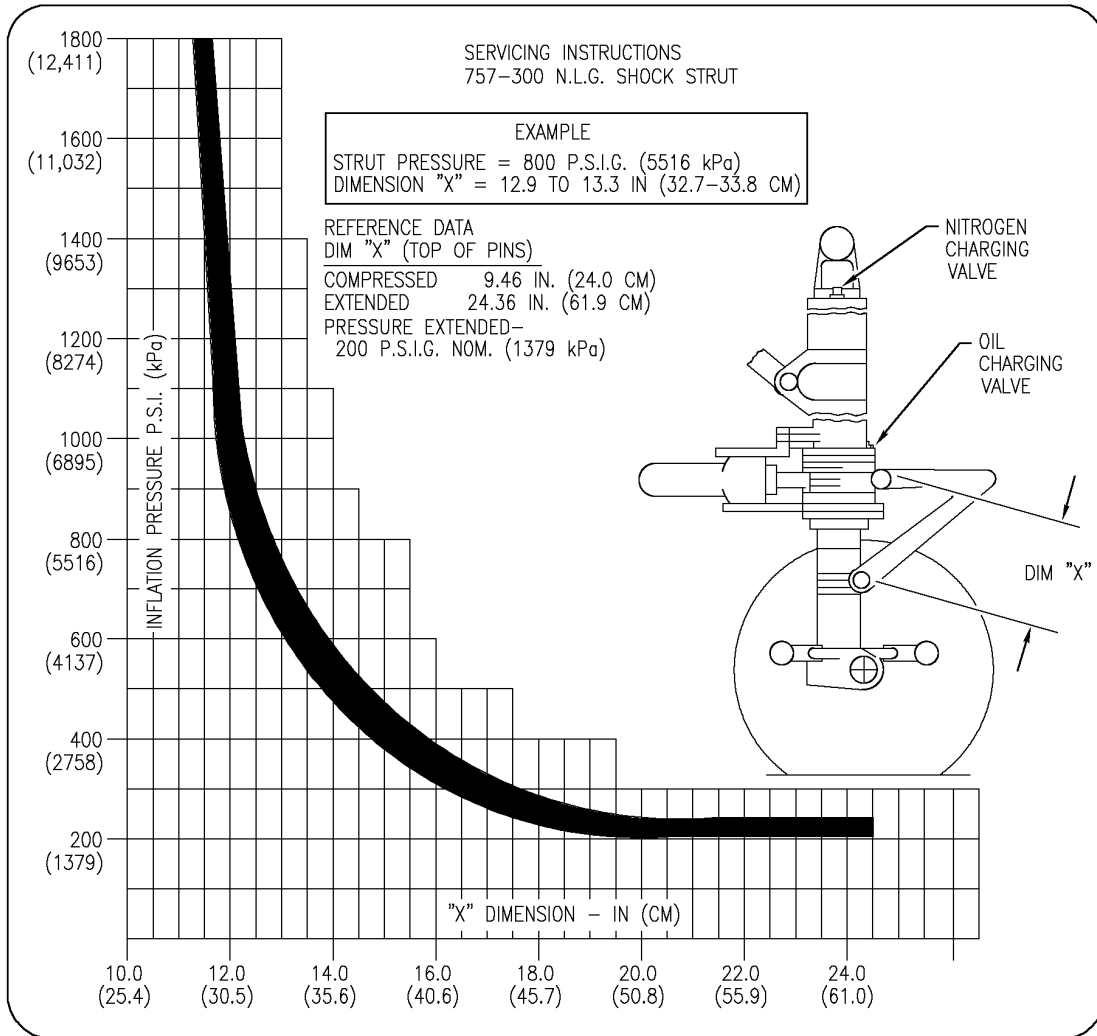
PLACARD INSTL-NLG SERVICING AND OPTION RH SIDE
FIGURE 3 (SHEET 3)

11-22-57-03

BRI
JAN 20/09

11-22-57-03
PAGE 0B

BOEING
757
PARTS CATALOG (MAINTENANCE)



Y 11225703 SHIT 4 REV 260

D

55

PLACARD INSTL-NLG SERVICING AND OPTION RH SIDE
FIGURE 3 (SHEET 4)

11-22-57-03

BRI
JAN 20/09

11-22-57-03
PAGE 0C



757

PARTS CATALOG (MAINTENANCE)

FIG ITEM	PART NUMBER	1 2 3 4 5 6 7	NOMENCLATURE	EFFECT FROM TO	UNITS PER ASSY
3			PLACARD INSTL-NLG SERVICING AND OPTION RH SIDE	108120	
- 1	162N0007-1		PLACARD INSTL-NLG SERVICING POSITION DATA: RH SIDE FOR NHA SEE: 32-00-00-01	108120	RF
5	BAC27NLG14		.PLACARD-ALUMINUM SHEET	108120	1
10	BAC27NLG15		.PLACARD-ALUMINUM SHEET	108120	1

MISSING ITEM NUMBERS NOT APPLICABLE

- ITEM NOT ILLUSTRATED

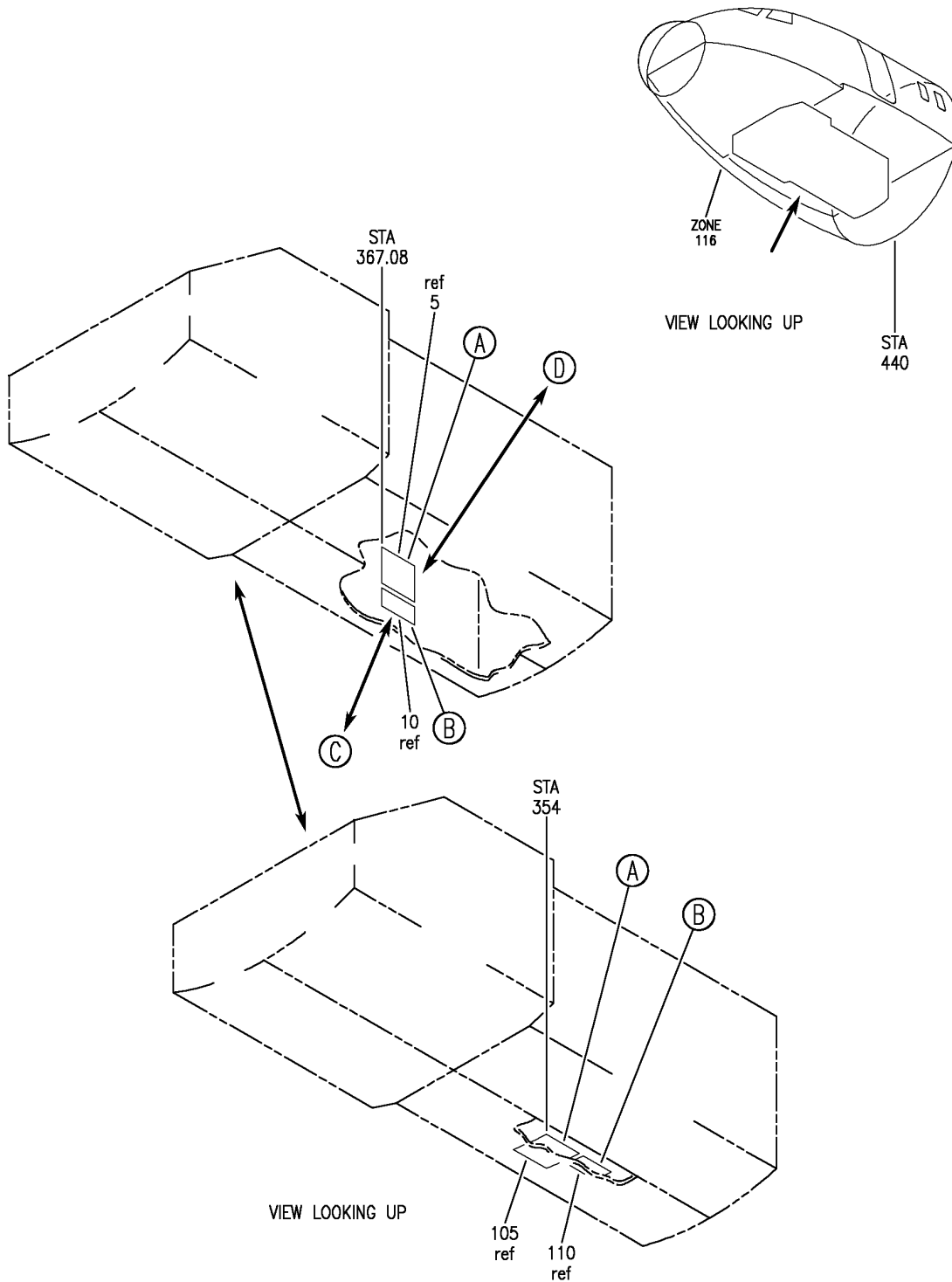
BRI

11-22-57-03

BOEING PROPRIETARY - Copyright © - Unpublished Work - See title page for details.

11-22-57
FIG. 03
PAGE 1
JAN 20/09

BOEING
757
PARTS CATALOG (MAINTENANCE)



Y 11225704 SH1 1 REV 260

PLACARD INSTL-NLG (RH SIDE)
FIGURE 4 (SHEET 1)

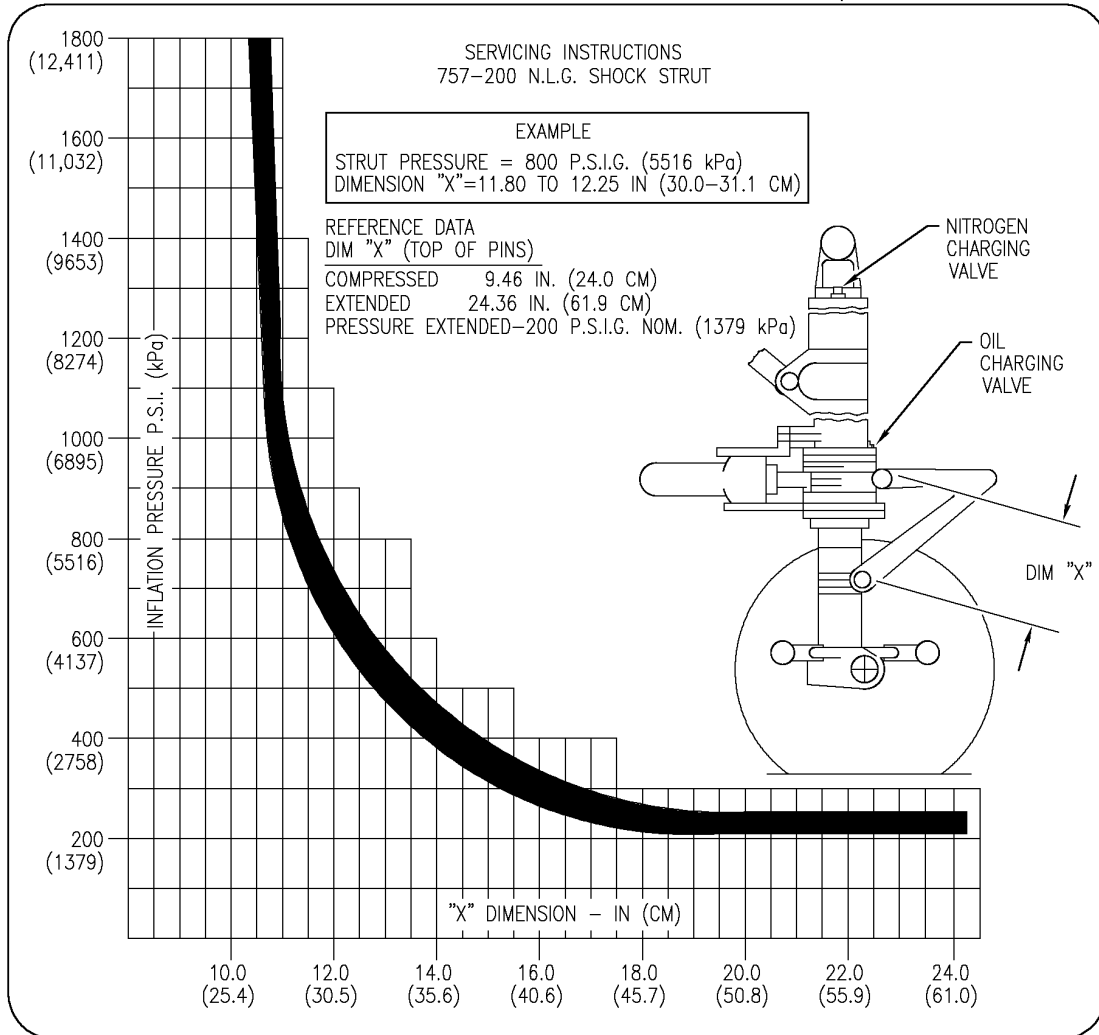
11-22-57-04

BRI
JAN 20/09

11-22-57-04
PAGE 0

BOEING
757
PARTS CATALOG (MAINTENANCE)

5
105



Y 11225704 SH1 2 REV 260

A

PLACARD INSTL-NLG (RH SIDE)
FIGURE 4 (SHEET 2)

11-22-57-04

BRI
JAN 20/09

11-22-57-04
PAGE 0A

BOEING
757
PARTS CATALOG (MAINTENANCE)

SERVICING INSTRUCTIONS – 757-200 N.L.G. SHOCK STRUT

NITROGEN SERVICING ONLY

1. WITH APL WEIGHT ON GEAR DETERMINE STRUT PRESSURE WITH GAUGE.
2. DETERMINE CORRESPONDING "X" DIMENSION FOR THE PRESSURE FROM SERVICING CHART.
3. ADD OR RELEASE DRY NITROGEN TO OBTAIN THE CORRECT "X" DIMENSION WITHIN THE SERVICING BAND.

OIL AND NITROGEN SERVICING

4. OPEN NITROGEN VALVE AND DEFLATE STRUT COMPLETELY.
5. FILL WITH BMS 3-32 (TYPE I OR II) FLUID THRU OIL CHARGING VALVE UNTIL OIL FLOWS BUBBLE FREE OUT OF NITROGEN VALVE PORT.
6. WITH APL WEIGHT ON GEAR INFLATE STRUT APPROXIMATELY ONE INCH (2.54 CM) AND DETERMINE STRUT PRESSURE WITH GAUGE

AND THE CORRESPONDING "X" DIMENSION FOR THIS PRESSURE FROM SERVICING CHART.

7. IMPORTANT FOR INITIAL NITROGEN SERVICING INFLATE THE STRUT TO THE "X" DIMENSION OBTAINED IN STEP 6 PLUS 1.0 INCHES (2.54 CM). CLOSE NITROGEN VALVE. AFTER SEVERAL LANDINGS PROCEED TO STEP 8.
8. AFTER SEVERAL LANDING RESERVICE WITH DRY NITROGEN PER STEPS 1, 2, & 3 ABOVE.

NOTE: IF THE STRUT HAS BEEN COMPLETELY DEFLATED FOR ANY REASON, SERVICE WITH OIL AND NITROGEN PER STEPS 4 THRU 8. PERIODIC OIL SERVICING SHOULD BE PERFORMED PER SECTION 12 OF THE BOEING MAINTENANCE MANUAL.

(B)

10
110

SERVICING INSTRUCTIONS – 757-300 N.L.G. SHOCK STRUT

NITROGEN SERVICING ONLY

1. WITH APL WEIGHT ON GEAR DETERMINE STRUT PRESSURE WITH GAUGE.
2. DETERMINE CORRESPONDING "X" DIMENSION FOR THE PRESSURE FROM SERVICING CHART.
3. ADD OR RELEASE DRY NITROGEN TO OBTAIN THE CORRECT "X" DIMENSION WITHIN THE SERVICING BAND.

OIL AND NITROGEN SERVICING

4. OPEN NITROGEN VALVE AND DEFLATE STRUT COMPLETELY.
5. FILL WITH BMS 3-32 (TYPE I OR II) FLUID THRU OIL CHARGING VALVE UNTIL OIL FLOWS BUBBLE FREE OUT OF NITROGEN VALVE PORT. CLOSE NITROGEN VALVE. PUMP MORE BMS 3-32 THRU OIL VALVE UNTIL THE "X" DIMENSION HAS INCREASED 0.5 TO 0.6 INCHES (1.27 TO 1.52 CM) CLOSE OIL VALVE.
6. WITH APL WEIGHT ON GEAR INFLATE STRUT

APPROXIMATELY ONE INCH (2.54 CM) AND DETERMINE STRUT PRESSURE WITH GAUGE AND THE CORRESPONDING "X" DIMENSION FOR THIS PRESSURE FROM SERVICING CHART.

7. IMPORTANT FOR INITIAL NITROGEN SERVICING INFLATE THE STRUT TO THE "X" DIMENSION OBTAINED IN STEP 6 PLUS 1.0 INCHES (2.54 CM). CLOSE NITROGEN VALVE. AFTER SEVERAL LANDINGS PROCEED TO STEP 8.
8. AFTER SEVERAL LANDING RESERVICE WITH DRY NITROGEN PER STEPS 1, 2, & 3 ABOVE.

NOTE: IF THE STRUT HAS BEEN COMPLETELY DEFLATED FOR ANY REASON, SERVICE WITH OIL AND NITROGEN PER STEPS 4 THRU 8. PERIODIC OIL SERVICING SHOULD BE PERFORMED PER SECTION 12 OF THE BOEING MAINTENANCE MANUAL.

(C)

60

Y 11225704 SHT 3 REV 260

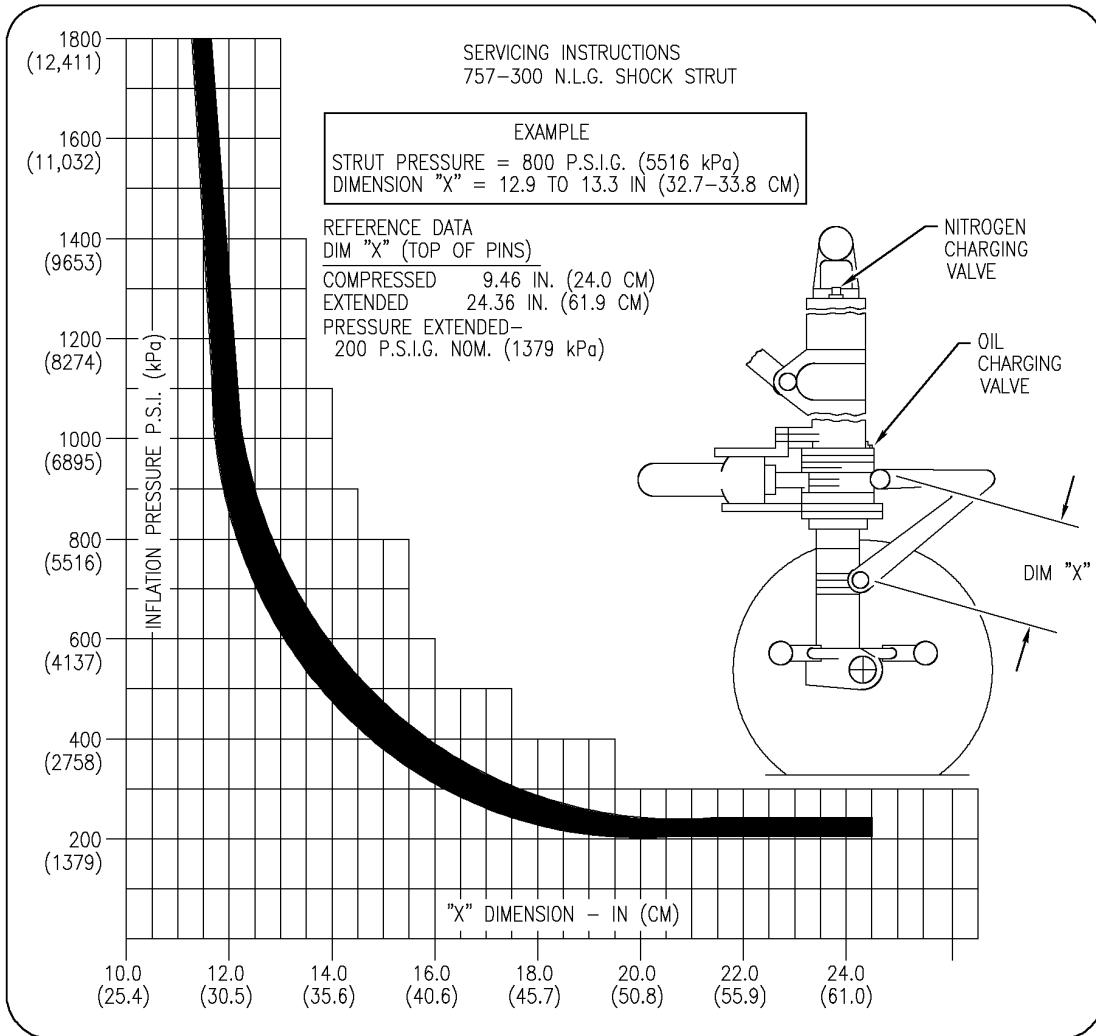
PLACARD INSTL-NLG (RH SIDE)
FIGURE 4 (SHEET 3)

11-22-57-04

BRI
JAN 20/09

11-22-57-04
PAGE 0B

BOEING
757
PARTS CATALOG (MAINTENANCE)



D

55

Y 11225704 SHIT 4 REV 260

PLACARD INSTL-NLG (RH SIDE)
FIGURE 4 (SHEET 4)

11-22-57-04

BRI
JAN 20/09

11-22-57-04
PAGE 0C



757

PARTS CATALOG (MAINTENANCE)

FIG ITEM	PART NUMBER	1 2 3 4 5 6 7	NOMENCLATURE	EFFECT FROM TO	UNITS PER ASSY
4			PLACARD INSTL-NLG (RH SIDE)	103106	
- 1	MODREF4616		PLACARD INSTL-NLG SERVICING MODULE NUMBER: 162N0007-1 REV A POSITION DATA: RH SIDE	103106	1
5	BAC27NLG14		.PLACARD-ALUMINUM SHEET	103106	1
10	BAC27NLG15		.PLACARD-ALUMINUM SHEET	103106	1

MISSING ITEM NUMBERS NOT APPLICABLE

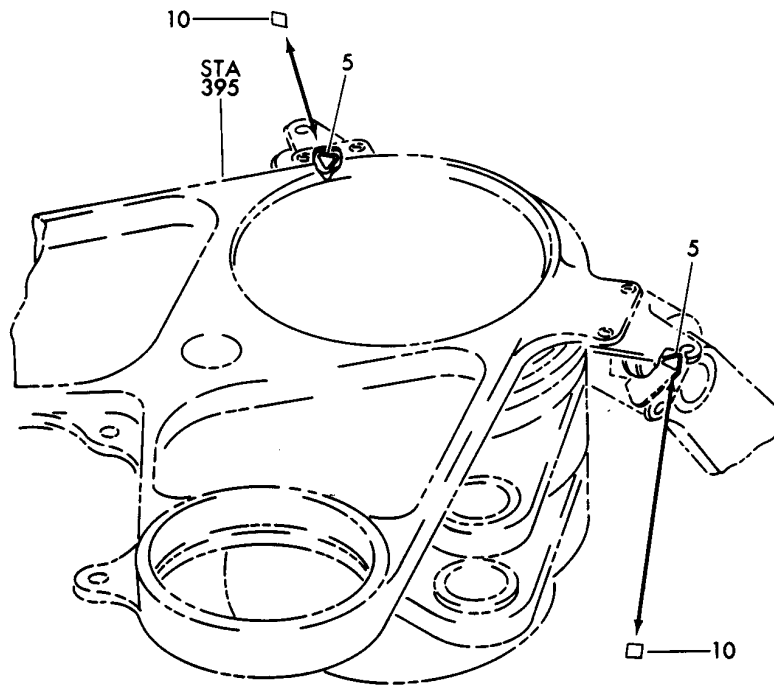
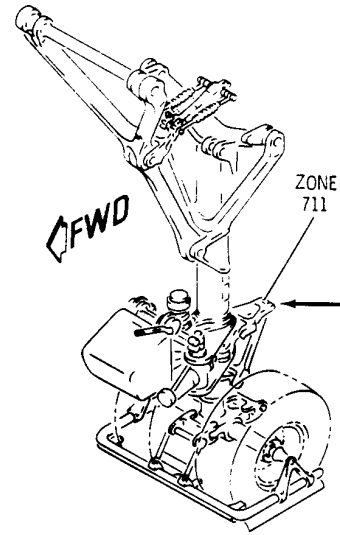
- ITEM NOT ILLUSTRATED

BRI

11-22-57-04

11-22-57
FIG. 04
PAGE 1
JAN 20/09

BOEING
757
PARTS CATALOG (MAINTENANCE)



Y 11225801 SHT 1 REV 038

SENSOR INSTL-NLG COMPRESSED (PLACARDS AND MARKINGS ONLY)
FIGURE 1

11-22-58-01

BRI
MAY 28/07

11-22-58-01
PAGE 0



757

PARTS CATALOG (MAINTENANCE)

FIG ITEM	PART NUMBER	1 2 3 4 5 6 7	NOMENCLATURE	EFFECT FROM TO	UNITS PER ASSY
1			SENSOR INSTL-NLG COMPRESSED (PLACARDS AND MARKINGS ONLY)	002004 006999	
- 1	284N1624-3		SENSOR INSTL-NLG COMPRESSED (PLACARDS AND MARKINGS ONLY) FOR NHA/OTHER SYS DET SEE: 24-00-58-01A	107107 904949 952952	RF
- 1	284N1624-4		SENSOR INSTL-NLG COMPRESSED (PLACARDS AND MARKINGS ONLY) FOR NHA/OTHER SYS DET SEE: 24-00-58-01A 24-00-58-05A	002004 006102 121903 950951 953999	RF
- 1	284N1624-8		SENSOR INSTL-NLG COMPRESSED (PLACARDS AND MARKINGS ONLY) FOR NHA/OTHER SYS DET SEE: 24-00-58-05A	108120	RF
- 1	MODREF9034		SENSOR INSTL-NLG COMPRESSED (PLACARDS AND MARKINGS ONLY) MODULE NUMBER: 284N1624-8 REV A	103106	1
10	BAC27NEX1960		.DECAL-ALUMINIUM FOIL PLACARD CONTENT: NO STEP	002004 006999	2

MISSING ITEM NUMBERS NOT APPLICABLE

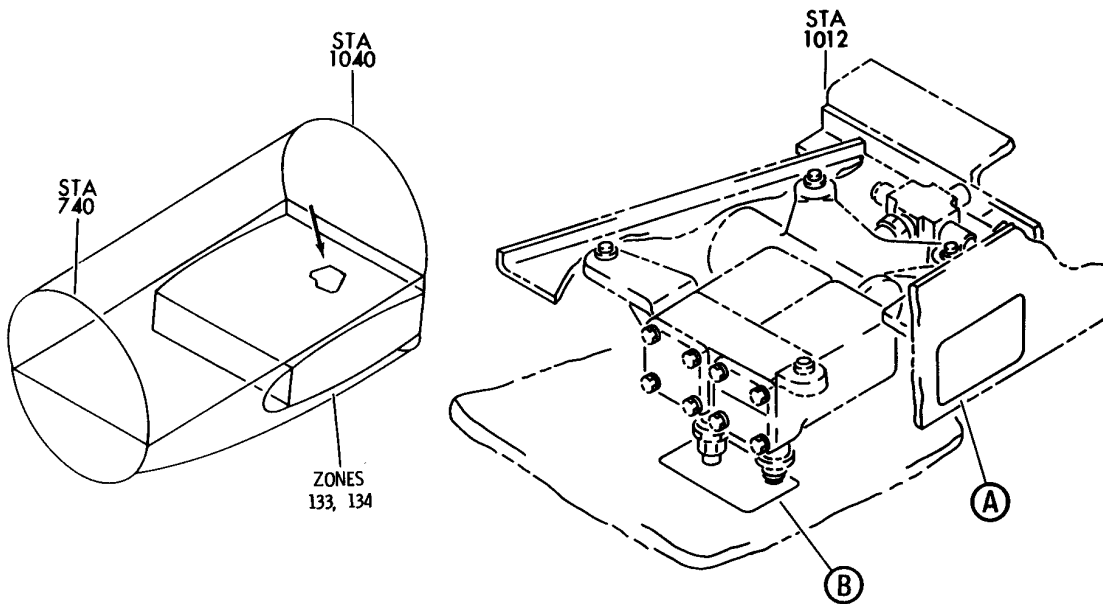
- ITEM NOT ILLUSTRATED

11-22-58-01

11-22-58
FIG. 01
PAGE 1
JAN 20/09

BRI

BOEING
757
PARTS CATALOG (MAINTENANCE)



5

RESERVOIR CHARGING INSTRUCTIONS

NOTE - HIGH PRESSURE NITROGEN WITH DRYNESS EQUIVALENT TO BB-411B AND A SUITABLE PRESSURE REGULATOR CAPABLE OF REGULATING THE NITROGEN SUPPLY PRESSURE ACCURATELY BETWEEN 0 AND 100 PSIG SHALL BE USED FOR RESERVOIR PRESSURIZATION.

CAUTION - DO NOT APPLY MORE THAN 100 PSIG TO MODULE AT ANY TIME.

1. CONNECT NITROGEN SUPPLY HOSE TO STEM OF CHARGING VALVE ON MODULE.
NOTE - IF DESIRED, PRESSURE GAGE MAY BE INSTALLED AT GAGE PORT TO MONITOR CHARGING PRESSURE.

2. APPLY PRESSURE TO MODULE TO ALLOW PRESSURIZATION OF RESERVOIRS TO 46±1 PSIG. PRESSURIZE RESERVOIRS BY PRESSING CHARGING VALVE STEM INTO MODULE.

NOTE - PRESSURE LINES FROM RESERVOIRS HAVE VENT ORIFICES IN THEM, AND WILL NOT MAINTAIN CHARGING PRESSURE WHEN CHARGING VALVE IS NOT DEPRESSED (CHECK VALVES AT RESERVOIRS KEEP RESERVOIRS PRESSURIZED). THEREFORE, PRESSURE READING AT GAGE IS ONLY VALID WHEN CHARGING VALVE IS DEPRESSED AND APPLIED PRESSURE IS GREATER THAN CURRENT PRESSURE IN RESERVOIRS.

3. WHEN RESERVOIRS ARE PRESSURIZED TO 46±1 PSIG, RELEASE PRESSURE CHARGING VALVE.
4. DISCONNECT NITROGEN SUPPLY HOSE FROM CHARGING VALVE, IF GAGE WAS MOUNTED TO GAGE PORT, REMOVE GAGE AND REPLACE PLUG AND SEAL AT PORT.

FORWARD
RESERVOIR PRESSURIZATION MODULE P/N271N3004
OPTIONAL GAGE PORT
CHARGING VALVE
VIEW LOOKING UP

A

Y 11225901 SHT 1 REV 086

MODULE INSTL-RSVR PRESSURIZATION (PLACARDS AND MARKINGS ONLY)
FIGURE 1 (SHEET 1)

11-22-59-01

BRI
MAY 28/07

11-22-59-01
PAGE 0

BOEING

757

PARTS CATALOG (MAINTENANCE)

10

RESERVOIR CHARGE / DISCHARGE INSTRUCTIONS

NOTE: HIGH PRESSURE NITROGEN WITH DRYNESS EQUIVALENT TO BB-N-411B AND A SUITABLE PRESSURE REGULATOR CAPABLE OF ACCURATE REGULATION BETWEEN 0 AND 100 PSIG SHALL BE USED FOR RESERVOIR PRESSURIZATION.

CAUTION: DO NOT APPLY MORE THAN 50 PSIG TO MODULE AT ANY TIME.

CHARGING:

1. REMOVE CAP AND ATTACH NITROGEN SUPPLY HOSE TO CHARGING VALVE ON MODULE
2. OPEN SELECTED SYSTEM VALVE BY PULLING LEVER DOWN TO A VERTICAL POSITION
3. PRESSURIZE THE MODULE UNTIL PRESSURE GAGE READS 45±5PSI

CAUTION: DEPRESSURIZE SUPPLY HOSE BEFORE DISCONNECTING FROM MODULE

4. RECHECK PRESSURE WITH SUPPLY HOSE REMOVED. CLOSE SELECTED SYSTEM VALVE BY RETURNING LEVER TO HORIZONTAL POSITION, AND REPLACE CHARGING VALVE CAP.

DISCHARGING:

1. OPEN SELECTED SYSTEM VALVE BY PULLING LEVER DOWN TO A VERTICAL POSITION.
2. OPEN BLEED VALVE BY PULLING LEVER DOWN TO A VERTICAL POSITION.

NOTE: IF OVERCHARGED USE BLEED VALVE TO REDUCE TO CORRECT PRESSURE SETTING.

3. RETURN VALVE LEVERS TO HORIZONTAL POSITION.



15

RESERVOIR CHARGE / DISCHARGE INSTRUCTIONS

NOTE: HIGH PRESSURE NITROGEN WITH DRYNESS EQUIVALENT TO BB-N-411B AND A SUITABLE PRESSURE REGULATOR CAPABLE OF ACCURATE REGULATION BETWEEN 0 AND 100 PSIG SHALL BE USED FOR RESERVOIR PRESSURIZATION.

CAUTION: DO NOT APPLY MORE THAN 100 PSIG TO MODULE AT ANY TIME

CHARGING:

1. REMOVE CAP AND ATTACH NITROGEN SUPPLY HOSE TO STEM OF CHARGING VALVE ON MODULE.
2. ENSURE SELECTED SYSTEM(S) VENT IS IN THE CLOSED POSITION.
3. ADJUST GROUND SERVICE PRESSURE REGULATOR TO APPLY 45 +/-5 PSIG TO MODULE.
4. PRESSURIZE RESERVOIR(S) BY PRESSING CHARGING VALVE STEM INTO MODULE UNTIL RSVR PRESS READING ON THE EICAS ELEC/HYD PAGE READS "NORM" FOR THE SELECTED SYSTEM(S) RESERVOIR.
5. RELEASE PRESSURE CHARGING VALVE.
6. DEPRESSURIZE SUPPLY HOSE BEFORE DISCONNECTING FROM MODULE.
7. REPLACE CHARGING VALVE CAP.

DISCHARGING:

1. VENT THE LEFT, CENTER AND RIGHT RESERVOIRS BY MOVING THE SLIDER IN THE VENT VALVES TO THE VENT POSITION AND PIN IN THIS POSITION.
CAUTION: TO PREVENT HYDRAULIC FLUID SPRAY, PLACE RAGS AROUND THE VENT VALVES PRIOR TO MOVING SLIDERS TO VENT POSITION.
NOTE: ALL THREE VALVES MUST BE OPENED AND PINNED IN THE VENT POSITION TOGETHER. IF AN INDIVIDUAL VALVE IS OPENED TO VENT, THEN CLOSED, AIR PRESSURE FROM THE REMAINING TWO RESERVOIRS WILL BLEED BACK TO PRESSURIZE THE FIRST RESERVOIR.
2. WHEN COMPLETED REMOVE PINS.

(B)

Y 11225901 SH1 2 REV 224

MODULE INSTL-RSVR PRESSURIZATION (PLACARDS AND MARKINGS ONLY)
FIGURE 1 (SHEET 2)

11-22-59-01

BRI
MAY 28/07

11-22-59-01
PAGE 0A



757

PARTS CATALOG (MAINTENANCE)

FIG ITEM	PART NUMBER	1 2 3 4 5 6 7	NOMENCLATURE	EFFECT FROM TO	UNITS PER ASSY
1			MODULE INSTL-RSVR PRESSURIZATION (PLACARDS AND MARKINGS ONLY)	002004 006999	
- 1	271N3004-1		MODULE INSTL-RSVR PRESSURIZATION (PLACARDS AND MARKINGS ONLY) ACCESS PANEL NUMBER: 139DL FOR NHA/OTHER SYS DET SEE: 29-00-51-05	002004 006100 107107 121503 904999	RF
- 1	271N3004-10		MODULE INSTL-RSVR PRESSURIZATION (PLACARDS AND MARKINGS ONLY) FOR NHA SEE: 29-00-51-02B	101102 108120 504903	RF
- 1	MODREF7101		MODULE INSTL-RSVR PRESSURIZATION (PLACARDS AND MARKINGS ONLY) MODULE NUMBER: 271N3004-10 REV A FOR OTHER SYS DETAILS SEE: 29-11-16-05	103106	1
5	BAC27NHY0164		.MARKER-ALUMINUM FOIL	107107 904949	1
5	BAC27NHY0261		.MARKER-ALUMINUM FOIL	002004 006106 108903 950999	1

MISSING ITEM NUMBERS NOT APPLICABLE

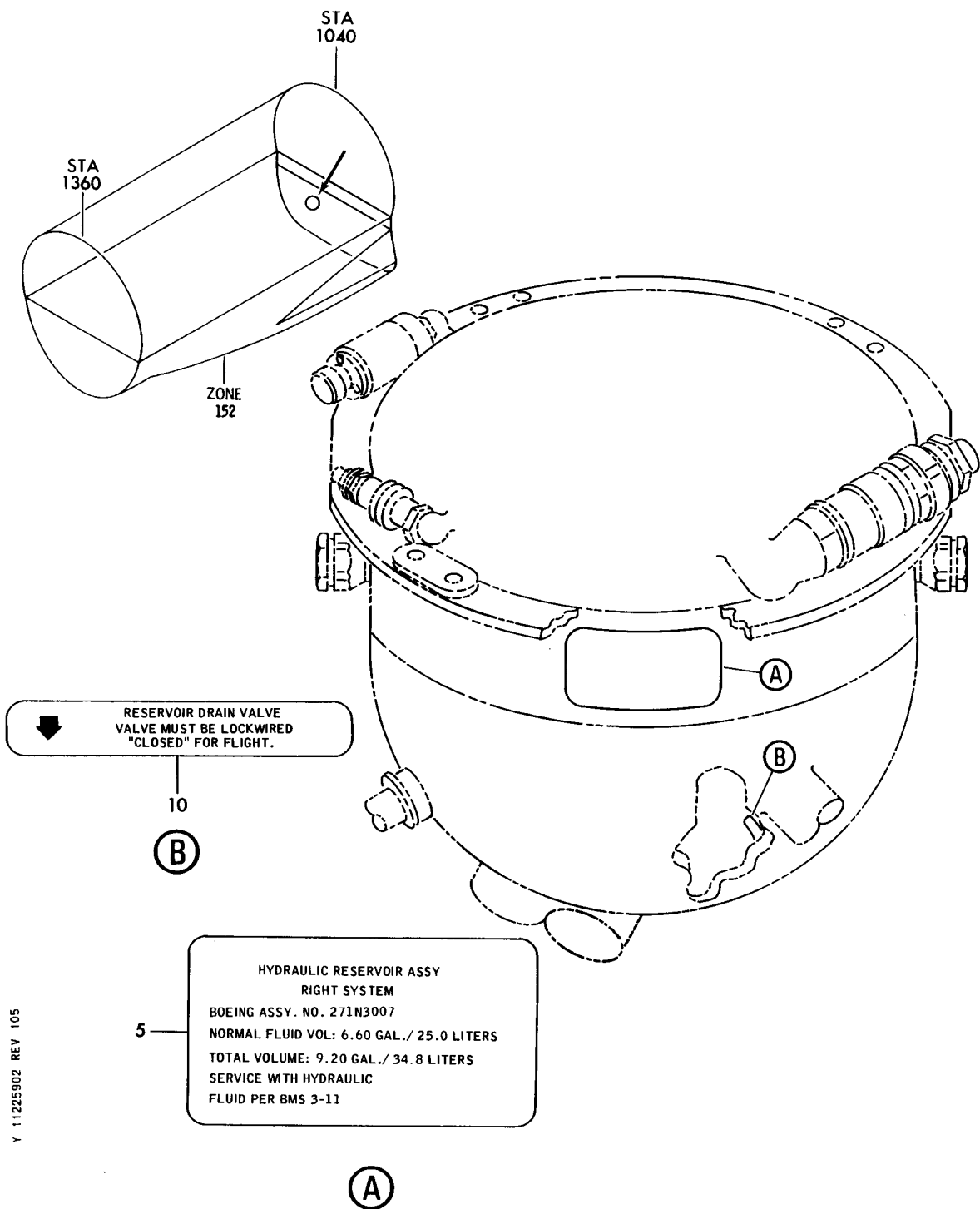
- ITEM NOT ILLUSTRATED

BRI

11-22-59-01

11-22-59
FIG. 01
PAGE 1
JAN 20/09

BOEING
757
PARTS CATALOG (MAINTENANCE)



Y 11225902 REV 105

RESERVOIR ASSY-R SYS HYDR
FIGURE 2

11-22-59-02

BRI
MAY 28/07

11-22-59-02
PAGE 0



757

PARTS CATALOG (MAINTENANCE)

FIG ITEM	PART NUMBER	1 2 3 4 5 6 7	NOMENCLATURE	EFFECT FROM TO	UNITS PER ASSY
2			RESERVOIR ASSY-R SYS HYDR	002004	
1	271N3007-6		RESERVOIR ASSY-SYS HYDR (PLACARDS AND MARKERS ONLY) POSITION DATA: R COMPONENT MAINT MANUAL REF: 29-11-24 FOR NHA SEE: 29-11-20-05	006999 107107 904949	RF
1	271N3007-11		RESERVOIR ASSY-SYS HYDR (PLACARDS AND MARKERS ONLY) POSITION DATA: R COMPONENT MAINT MANUAL REF: 29-11-24 FOR NHA SEE: 29-11-20-05	002004 006106 108903 950999	RF
5	BAC27NHY0267		.MARKER- USED ON: 271N3007-12	002004 006106 108903 950999	1
5	BAC27NHY0011		.MARKER- USED ON: 271N3007-8	107107 904949	1
10	BAC27THY35		.MARKER- PLACARD CONTENT: RESERVOIR DRAIN VALVE MUST BE LOCKWIRED "CLOSED" FOR FLIGHT.	002004 006999	1

MISSING ITEM NUMBERS NOT APPLICABLE

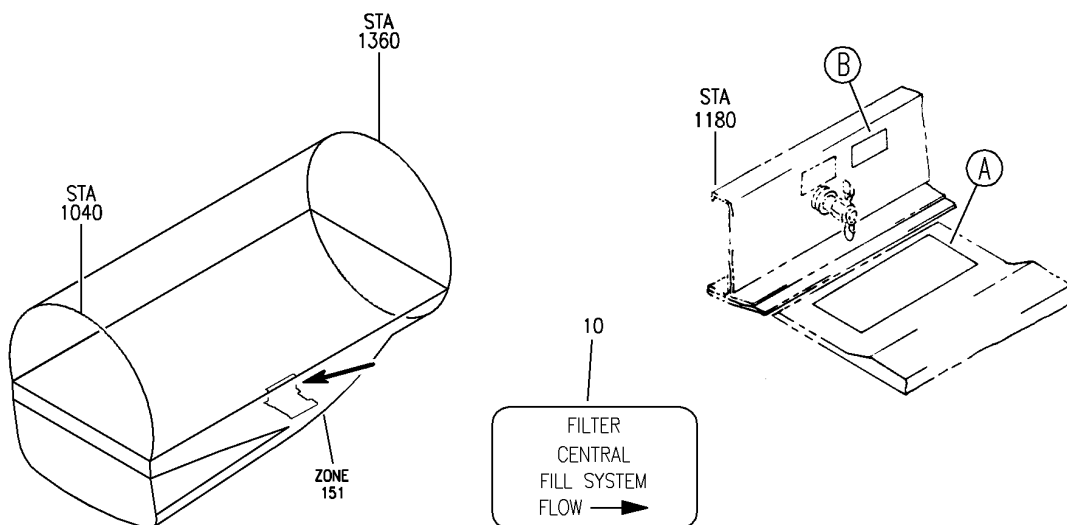
- ITEM NOT ILLUSTRATED

11-22-59-02

11-22-59
FIG. 02
PAGE 1
JAN 20/09

BRI

BOEING
757
PARTS CATALOG (MAINTENANCE)



B

5

HYDRAULIC RESERVOIR FILLING INSTRUCTIONS:

CAUTION: DO NOT OPERATE HAND PUMP OR RESERVOIR PRESSURE FILLING SYSTEM WITH VALVE IN "CLOSED" POSITION. MAXIMUM FILLING PRESSURE 150 P.S.I. / 1034 KPA

CAUTION: WHEN SERVICING AFTER MAINTENANCE INVOLVING FLUID LOSS FILL RESERVOIR TO FULL LEVEL AND CYCLE FLIGHT CONTROLS AS REQUIRED TO REFILL SYSTEM VOIDS. CHECK AND RESERVICE RESERVOIR TO PROPER FULL LEVEL AFTER CYCLING.

- FOR MANUAL PUMPING:** REMOVE SUCTION HOSE FROM STOWED POSITION. THOROUGHLY CLEAN HOSE NOZZLE BEFORE PLACING IN FLUID CONTAINER.
- FOR PRESSURE FILLING:** CONNECT GROUND SERVICE HOSE TO "PRESSURE FILL" PORT.
- OPERATE SELECTOR VALVE LEVER AND SELECT SYSTEM AS REQUIRED. WITH BRAKE ACCUM. CHARGED BY RIGHT SYSTEM CHECK READING ON QUANTITY INDICATOR.

LEFT OR RIGHT SYS:	FULL 6.60 U.S.GALLONS / 25.0 LITERS REFILL 5.50 U.S.GALLONS / 20.8	SYSTEM COLOR CODE: LEFT - RED RIGHT - GREEN CENTER - BLUE
CENTER SYS:	FULL 3.50 U.S.GALLONS / 13.3 LITERS REFILL 2.80 U.S.GALLONS / 10.6 LITERS	

- FILL WITH BMS 3-11 FLUID ONLY
- FILL WITH BMS 3-11 FLUID ONLY
- AFTER CHECKING SYSTEM:** ENSURE THAT SELECTOR LEVER IS IN FLIGHT "CLOSED" POSITION.

DISCONNECT GROUND SERVICE HOSE AND REPLACE FILLING PORT SEALING CAPS. STOW HAND PUMP HANDLE. DRAIN SUCTION HOSE AND WIPE OFF NOZZLE BEFORE STOWING.

A

Y 11225903 REV 236

SYSTEM INSTL-RESERVOIR CENTRAL FILL
FIGURE 3

11-22-59-03

BRI
MAY 28/07

11-22-59-03
PAGE 0



757

PARTS CATALOG (MAINTENANCE)

FIG ITEM	PART NUMBER	1 2 3 4 5 6 7	NOMENCLATURE	EFFECT FROM TO	UNITS PER ASSY
3			SYSTEM INSTL-RESERVOIR CENTRAL FILL	101106 108120 504903	
- 1	271N5024-9		SYSTEM INSTL-RESERVOIR CENTRAL FILL FOR NHA/OTHER SYS DET SEE: 29-00-51-02C	101102 108120 504903	RF
- 1	MODREF19388		SYSTEM INSTL-RESERVOIR CENTRAL FILL (PLACARDS AND MARKERS ONLY) MODULE NUMBER: 271N5024-12 REV A FOR OTHER SYS DETAILS SEE: 29-18-01-02A	103106	1
5	BAC27NHY0269		.MARKER-ALUMINUM FOIL	101106 108120 504903	1
10	BAC27NHY0187		.MARKER-ALUMINUM FOIL	101106 108120 504903	1

MISSING ITEM NUMBERS NOT APPLICABLE

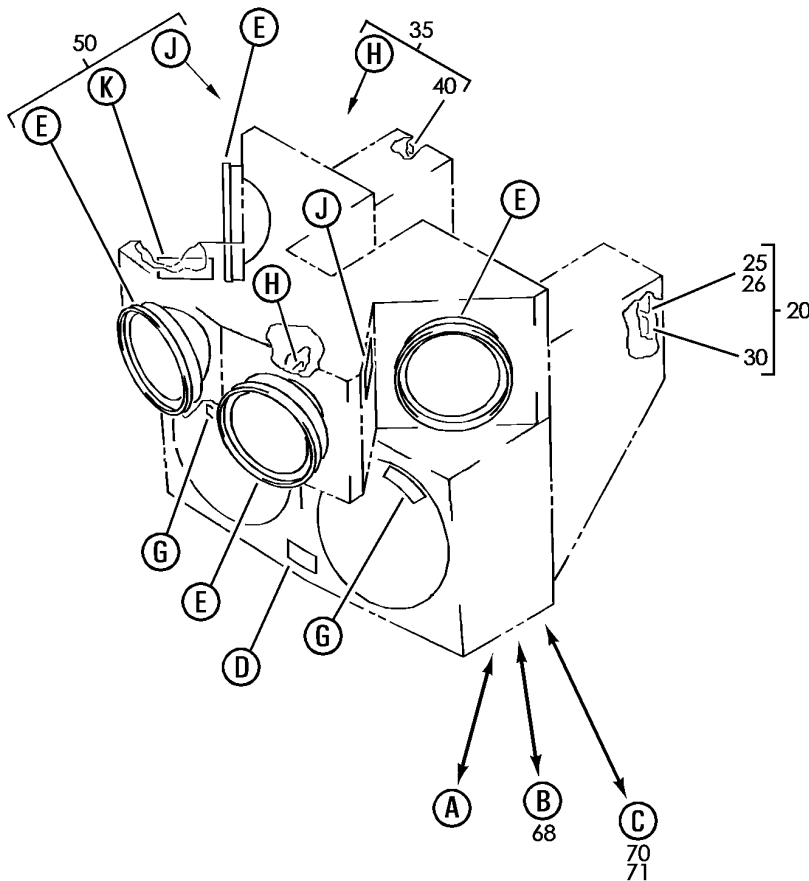
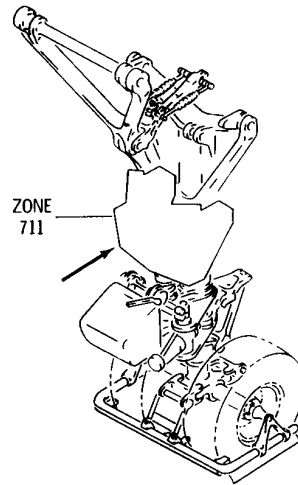
- ITEM NOT ILLUSTRATED

BRI

11-22-59-03

11-22-59
FIG. 03
PAGE 1
JAN 20/09

BOEING
757
PARTS CATALOG (MAINTENANCE)



Y 11226001 SHT 1 REV 229

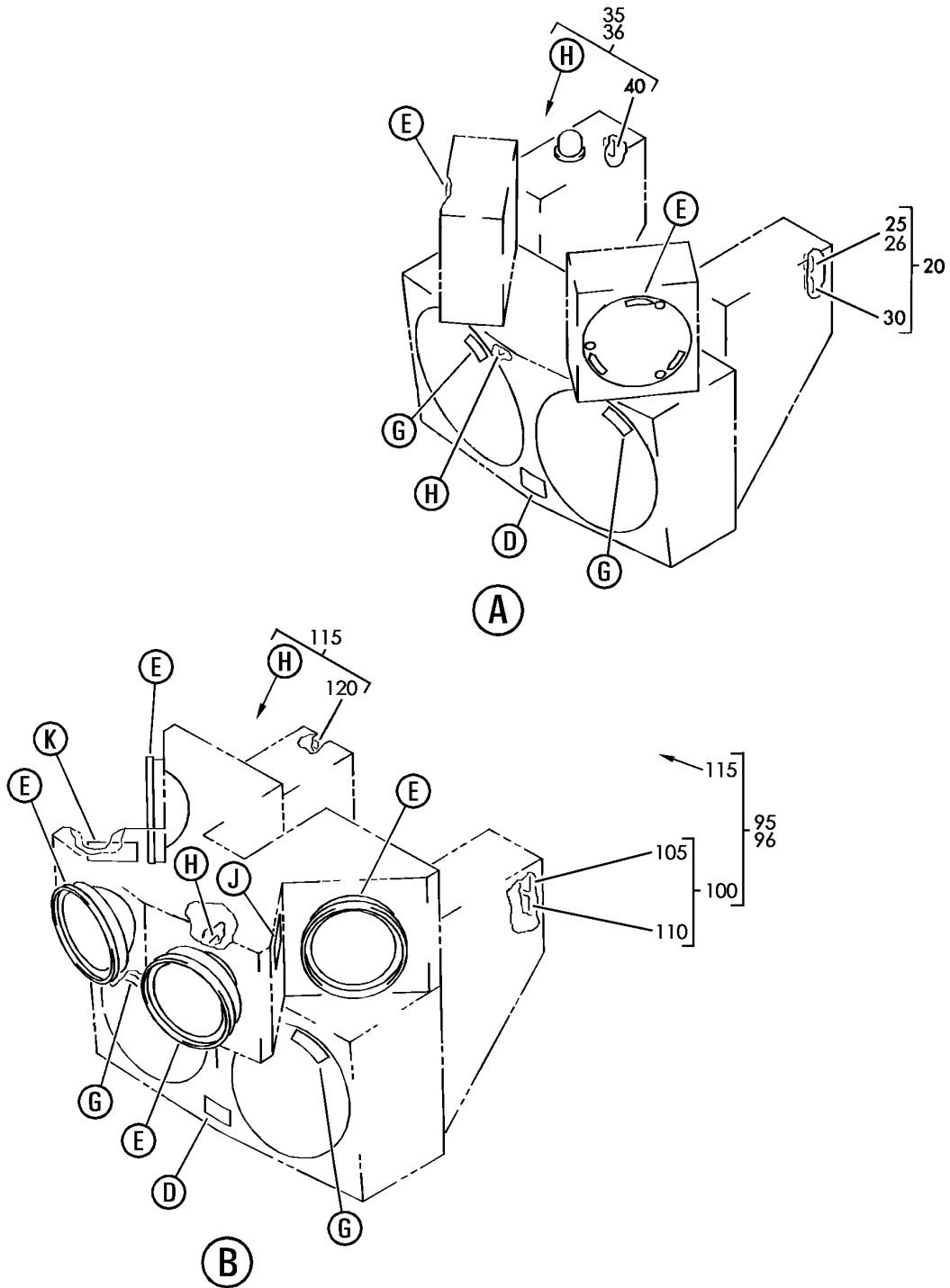
PANEL INSTL-P62 AND P63 NLG LDG AND TURNOFF LTS (PLACARDS AND MARKINGS ONLY)
FIGURE 1 (SHEET 1)

BRI
MAY 28/07

11-22-60-01

11-22-60-01
PAGE 0

BOEING
757
PARTS CATALOG (MAINTENANCE)



Y 11226001 SHT 2 REV 229

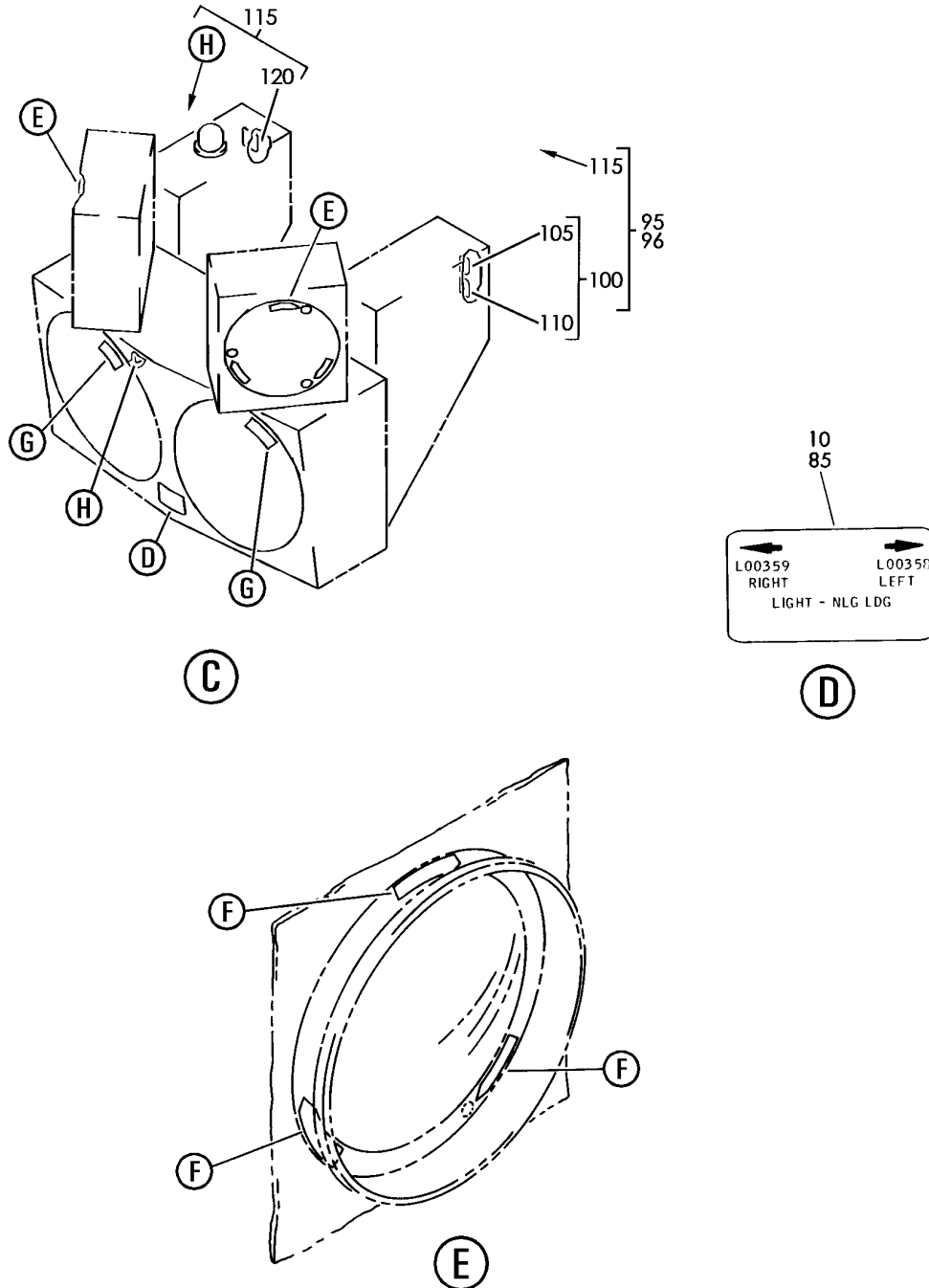
PANEL INSTL-P62 AND P63 NLG LDG AND TURNOFF LTS (PLACARDS AND MARKINGS ONLY)
FIGURE 1 (SHEET 2)

BRI
MAY 28/07

11-22-60-01

11-22-60-01
PAGE 0A

BOEING
757
PARTS CATALOG (MAINTENANCE)



Y 11226001 SHT 3 REV 229

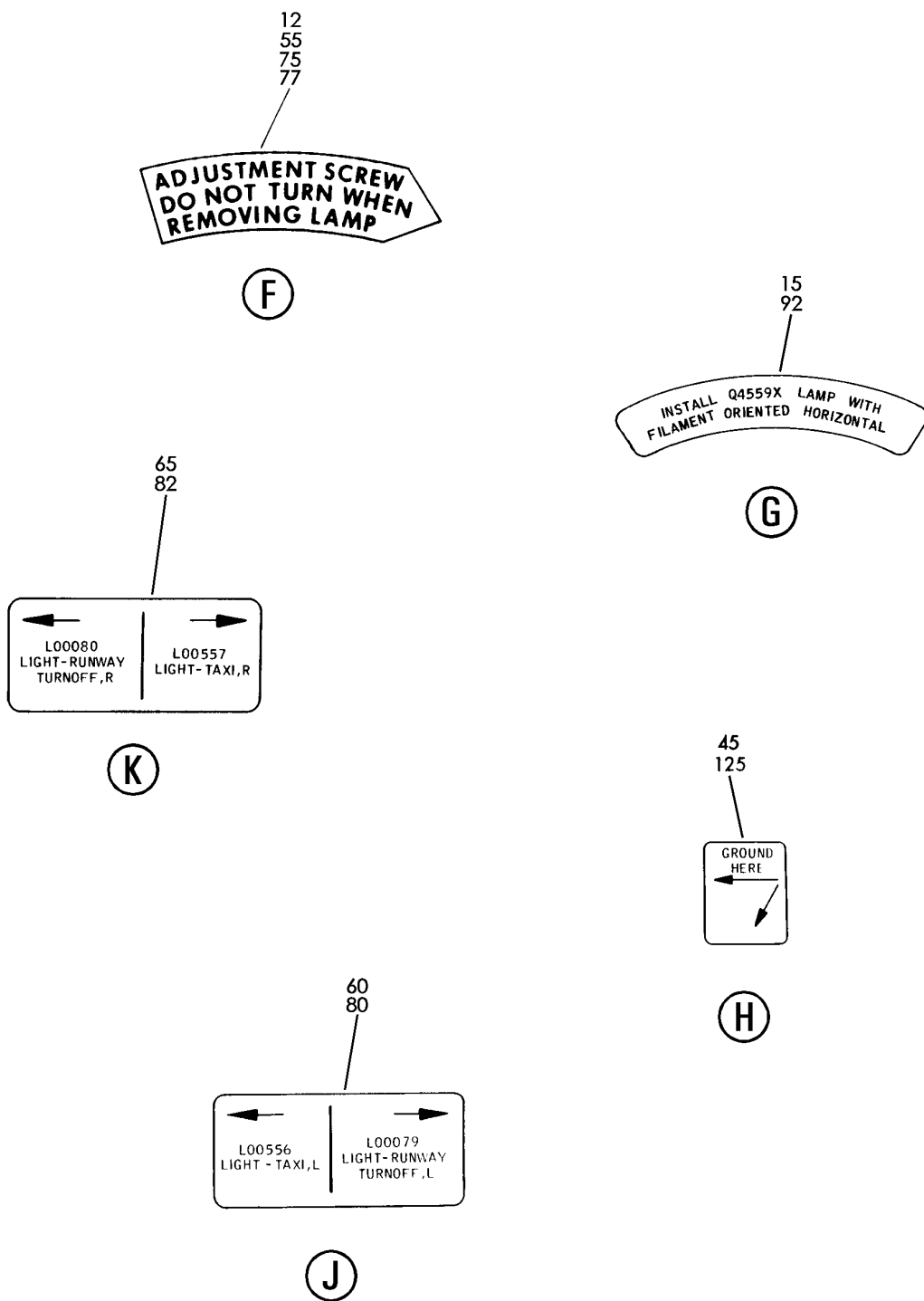
PANEL INSTL-P62 AND P63 NLG LDG AND TURNOFF LTS (PLACARDS AND MARKINGS ONLY)
FIGURE 1 (SHEET 3)

11-22-60-01

BRI
MAY 28/07

11-22-60-01
PAGE 08

BOEING
757
PARTS CATALOG (MAINTENANCE)



Y 11226001 SH4 4 REV 229

PANEL INSTL-P62 AND P63 NLG LDG AND TURNOFF LTS (PLACARDS AND MARKINGS ONLY)
FIGURE 1 (SHEET 4)

11-22-60-01

BRI
MAY 28/07

11-22-60-01
PAGE 0C



757

PARTS CATALOG (MAINTENANCE)

FIG ITEM	PART NUMBER	1 2 3 4 5 6 7	NOMENCLATURE	EFFECT FROM TO	UNITS PER ASSY
1			PANEL INSTL-P62 AND P63 NLG LDG AND TURNOFF LTS (PLACARDS AND MARKINGS ONLY)	002004 006101 107107 121503 904999	
- 2	284N1761-30		PANEL INSTL-P62 AND P63 NLG LDG AND TURNOFF LTS (PLACARDS AND MARKINGS ONLY) FOR NHA/OTHER SYS DET SEE: 24-00-58-01C	107107	RF
- 2	284N1761-31		PANEL INSTL-P62 AND P63 NLG LDG AND TURNOFF LTS (PLACARDS AND MARKINGS ONLY) FOR NHA/OTHER SYS DET SEE: 24-00-58-01C	904949	RF
- 2	284N1761-34		PANEL INSTL-P62 AND P63 NLG LDG AND TURNOFF LTS (PLACARDS AND MARKINGS ONLY) FOR NHA/OTHER SYS DET SEE: 24-00-58-01C	952952	RF
- 2	284N1761-38		PANEL INSTL-P62 AND P63 NLG LDG AND TURNOFF LTS (PLACARDS AND MARKINGS ONLY) FOR NHA/OTHER SYS DET SEE: 24-00-58-01C	002004	RF
- 3	284N1761-42		PANEL INSTL-P62 AND P63 NLG LDG AND TURNOFF LTS (PLACARDS AND MARKINGS ONLY) FOR NHA/OTHER SYS DET SEE: 24-00-58-01C	121503	RF
- 3	284N1761-48		PANEL INSTL-P62 AND P63 NLG LDG AND TURNOFF LTS (PLACARDS AND MARKINGS ONLY) FOR NHA/OTHER SYS DET SEE: 24-00-58-01C	006017	RF
- 3	284N1761-54		PANEL INSTL-P62 AND P63 NLG LDG AND TURNOFF LTS (PLACARDS AND MARKINGS ONLY) FOR NHA/OTHER SYS DET SEE: 24-00-58-01C	953999	RF

MISSING ITEM NUMBERS NOT APPLICABLE

- ITEM NOT ILLUSTRATED

11-22-60-01

11-22-60
FIG. 01
PAGE 1
JAN 20/09

BRI



757

PARTS CATALOG (MAINTENANCE)

FIG ITEM	PART NUMBER	1 2 3 4 5 6 7	NOMENCLATURE	EFFECT FROM TO	UNITS PER ASSY
1					
- 3	284N1761-57		PANEL INSTL-P62 AND P63 NLG LDG AND TURNOFF LTS (PLACARDS AND MARKINGS ONLY) FOR NHA/OTHER SYS DET SEE: 24-00-58-01C	950951	RF
- 4	284N1761-60		PANEL INSTL-P62 AND P63 NLG LDG AND TURNOFF LTS (PLACARDS AND MARKINGS ONLY) FOR NHA/OTHER SYS DET SEE: 24-00-58-01C	018100	RF
- 5	284N1761-90		PANEL INSTL-P62 AND P63 NLG LDG AND TURNOFF LTS (PLACARDS AND MARKINGS ONLY) FOR NHA/OTHER SYS DET SEE: 24-00-58-05E	101101	RF
10	BAC27NEL0927		.MARKER-ALUMINUM FOIL	002004 006017 107107 121503 904999	1
12	BAC27NEL0288		.MARKER-ALUMINUM FOIL	002004 006017 107107 121503 904999	12
15	BAC27NEL0306		.MARKER-ALUMINUM FOIL	002004 006017 107107 121503 904999	2
20	284N1758-11		.HOUSING ASSY-P63 CONT PNL POSITION DATA: LH	002004 107107 121503 904949	RF
20	284N1758-21		.HOUSING ASSY-P63 CONT PNL POSITION DATA: LH	952952	RF
20	284N1758-33		.HOUSING ASSY-P63 CONT PNL POSITION DATA: LH	006017	RF
20	284N1758-36		.HOUSING ASSY-P63 CONT PNL POSITION DATA: LH	953999	RF

MISSING ITEM NUMBERS NOT APPLICABLE

- ITEM NOT ILLUSTRATED

11-22-60-01

11-22-60
FIG. 01
PAGE 2
JAN 20/09

BRI



757

PARTS CATALOG (MAINTENANCE)

FIG ITEM	PART NUMBER	1 2 3 4 5 6 7	NOMENCLATURE	EFFECT FROM TO	UNITS PER ASSY
1					
26	BAC27NEL0950	..	MARKER-ALUMINUM FOIL- PLACARD CONTENT: DOOR CLOSE OFF	002004 006017 107107 121503 904999	1
30	BAC27NEL0400	..	MARKER-ALUMINUM FOIL- PLACARD CONTENT: ON OFF	002004 006017 107107 121503 904999	1
35	284N1758-20	.	HOUSING ASSY-P62 CONT PNL POSITION DATA: RH	002004 952952	RF
35	284N1758-22	.	HOUSING ASSY-P62 CONT PNL POSITION DATA: RH	107107	RF
35	284N1758-23	.	HOUSING ASSY-P62 CONT PNL POSITION DATA: RH	121503 904949	RF
36	284N1758-35	.	HOUSING ASSY-P62 CONT PNL POSITION DATA: RH	006017 950951 953999	RF
40	BAC27NEL0925	..	MARKER-ALUMINUM FOIL PLACARD CONTENT: MOM ON OFF S10035 EMER LT TEST SW	002004 006017 107107 121503 904949 952999	1
45	BAC27NEL1073	..	MARKER-ALUMINUM FOIL	002004 006017 107107 121503 904999	1
70	284N1209-2	.	PANEL ASSY-P62 AND P63, NLG, LANDING AND TURNOFF LIGHTS	018100	RF
71	284N1209-42	.	PANEL ASSY-P62 AND P63, NLG, LANDING AND TURNOFF LIGHTS	101101	RF
75	BAC27NEL0288	..	MARKER-ALUMINUM FOIL PLACARD CONTENT: ADJUSTMENT SCREW DO NOT TURN WHEN REMOVING LAMP	018100	12
77	BAC27NEL0288	..	MARKER-ALUMINUM FOIL PLACARD CONTENT: ADJUSTMENT SCREW DO NOT TURN WHEN REMOVING LAMP OPTIONAL PART: BACM10S10-15AG	018101	6

MISSING ITEM NUMBERS NOT APPLICABLE

- ITEM NOT ILLUSTRATED

11-22-60-01

11-22-60
FIG. 01
PAGE 3
JAN 20/09

BRI



757

PARTS CATALOG (MAINTENANCE)

FIG ITEM	PART NUMBER	1 2 3 4 5 6 7	NOMENCLATURE	EFFECT FROM TO	UNITS PER ASSY
1					
77	BACM10S10-15AG	..	MARKER-ALUMINUM FOIL PLACARD CONTENT: ADJUSTMENT SCREW DO NOT TURN WHEN REMOVING LAMP OPTIONAL PART: BAC27NEL0288	101101	6
85	BAC27NEL0927	..	MARKER-ALUMINUM FOIL	018101	1
92	BAC27NEL0306	..	MARKER-ALUMINUM FOIL	018101	2
95	284N1209-13	..	HOUSING ASSY-	018100	RF
96	284N1209-49	..	HOUSING ASSY-	101101	RF
100	284N1758-48	...	CONTROL PANEL ASSY-P63	018100	RF
100	284N1758-68	...	CONTROL PANEL ASSY-P63	101101	RF
105	BAC27NEL0950	MARKER-ALUMINUM FOIL PLACARD CONTENT: DOOR CLOSE OFF	018101	1
110	BAC27NEL0400	MARKER-ALUMINUM FOIL PLACARD CONTENT: ON OFF	018101	1
115	284N1758-46	...	CONTROL PANEL ASSY-P62 POSITION DATA: RH	018100	RF
115	284N1758-66	...	CONTROL PANEL ASSY-P62 POSITION DATA: RH	101101	RF
120	BAC27NEL0925	MARKER-ALUMINUM FOIL- PLACARD CONTENT: MOM ON OFF S10035 EMER LT TEST SW	018100	1
125	BAC27NEL1073	MARKER-ALUMINUM FOIL	018101	1

MISSING ITEM NUMBERS NOT APPLICABLE

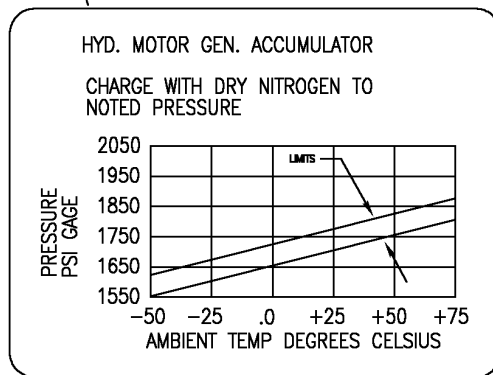
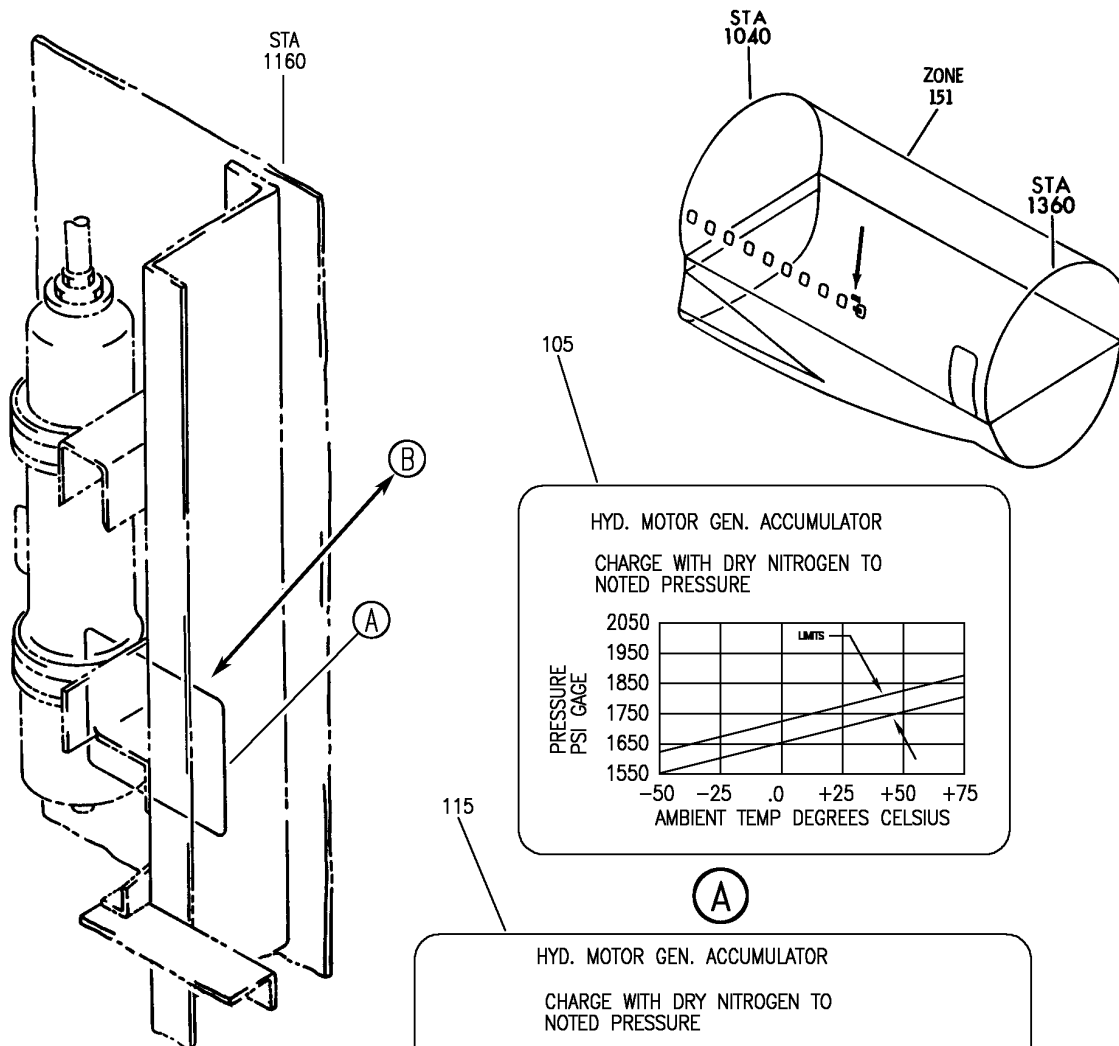
- ITEM NOT ILLUSTRATED

BRI

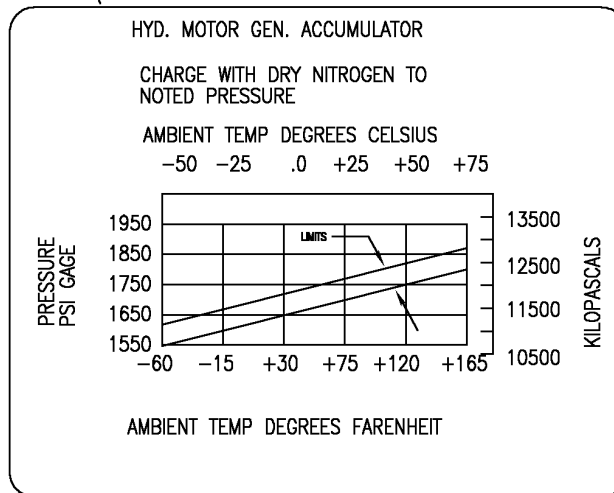
11-22-60-01

11-22-60
FIG. 01
PAGE 4
JAN 20/09

BOEING
757
PARTS CATALOG (MAINTENANCE)



(A)



(B)

Y 11226101 REV 298

ACCUMULATOR AND SERVICING INSTL-HYDR MOTOR/GEN CONT (PLACARDS AND MARKINGS ONLY)
FIGURE 1

11-22-61-01

BRI
MAY 28/07

11-22-61-01
PAGE 0



757

PARTS CATALOG (MAINTENANCE)

FIG ITEM	PART NUMBER	1 2 3 4 5 6 7	NOMENCLATURE	EFFECT FROM TO	UNITS PER ASSY
1			ACCUMULATOR AND SERVICING INSTL-HYDR	107107 904949	
- 100	271N1082-1		MOTOR/GEN CONT (PLACARDS AND MARKINGS ONLY)	952952	
			ACCUMULATOR AND SERVICING- INSTL-HYDR MOTOR/GEN (PLACARDS AND MARKINGS ONLY)	107107 904949	RF
			POST SERVICE BULLETIN: 24-0048		
			FOR NHA/OTHER SYS DET SEE: 29-00-51-05		
- 100	271N1082-3		ACCUMULATOR AND SERVICING- INSTL-HYDR MOTOR/GEN (PLACARDS AND MARKINGS ONLY)	952952	RF
			FOR NHA/OTHER SYS DET SEE: 29-00-51-05		
105	BAC27NHY0231		.MARKER-ALUMINUM FOIL	107107 904949	1
115	BAC27NHY0264		.MARKER-FOIL	952952	1

MISSING ITEM NUMBERS NOT APPLICABLE

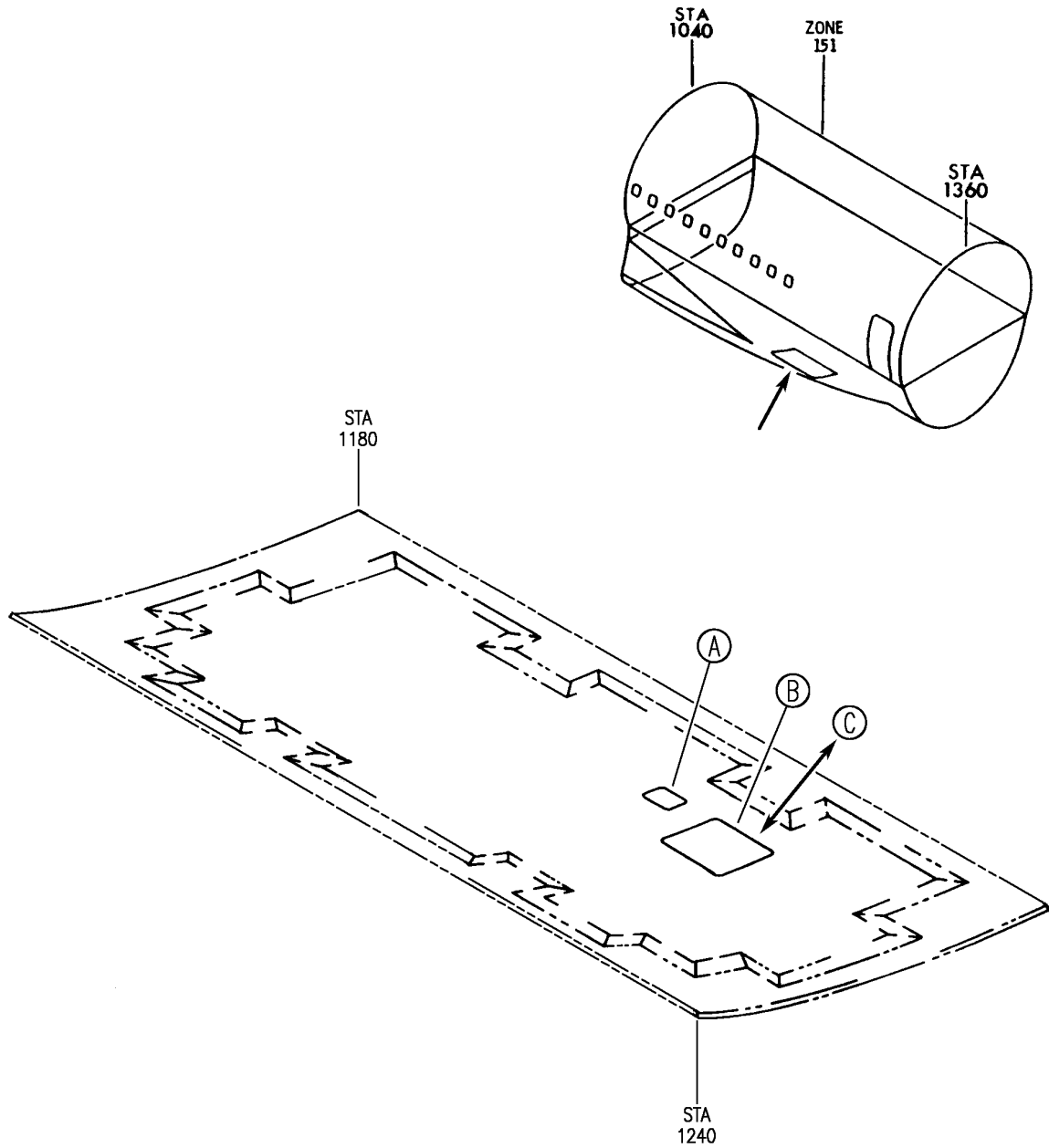
- ITEM NOT ILLUSTRATED

BRI

11-22-61-01

11-22-61
FIG. 01
PAGE 1
JAN 20/09

BOEING
757
PARTS CATALOG (MAINTENANCE)



Y 11226102 SH1 1 REV 279

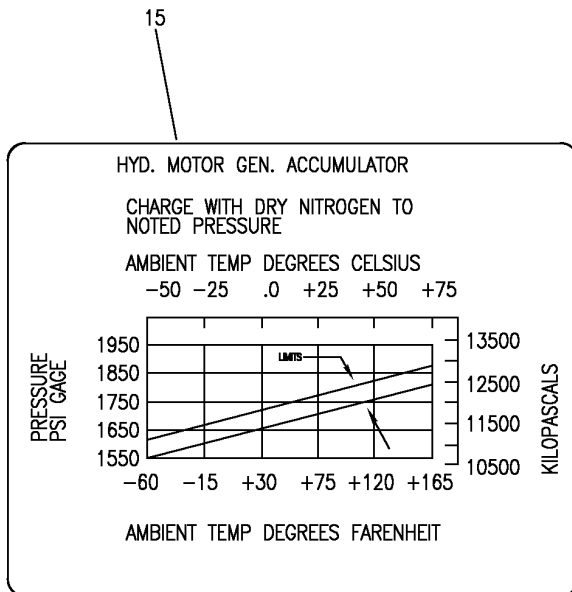
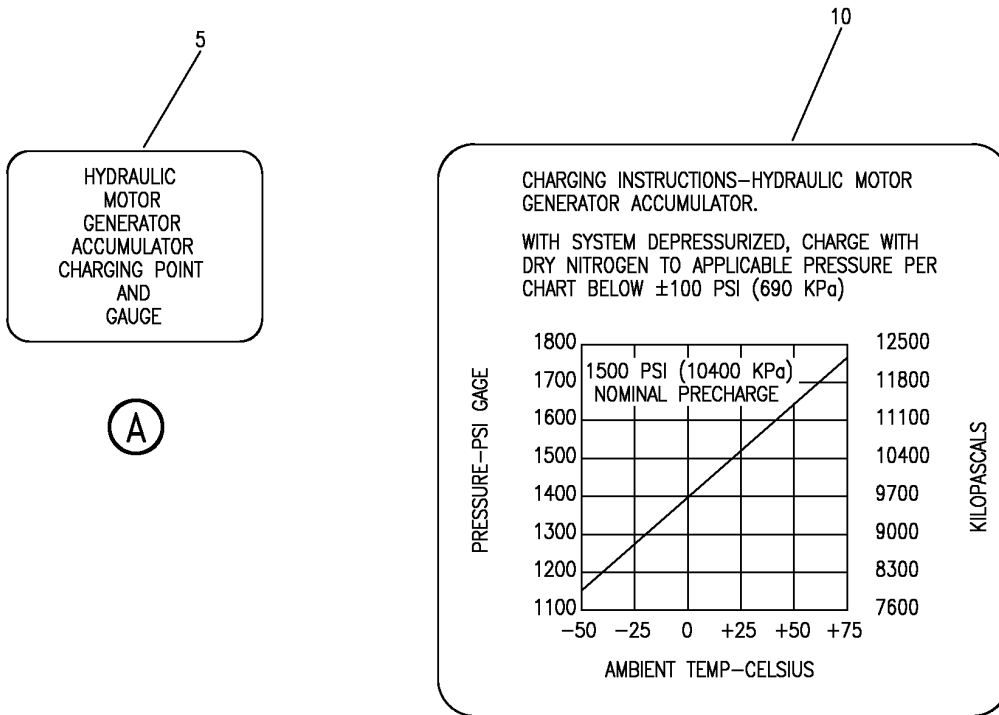
MARKER INSTL-HYDR MOTOR/GEN
FIGURE 2 (SHEET 1)

11-22-61-02

BRI
MAY 28/07

11-22-61-02
PAGE 0

BOEING
757
PARTS CATALOG (MAINTENANCE)



C

Y 11226102 SH1 2 REV 279

MARKER INSTL-HYDR MOTOR/GEN
FIGURE 2 (SHEET 2)

11-22-61-02

BRI
MAY 28/07

11-22-61-02
PAGE 0A



757

PARTS CATALOG (MAINTENANCE)

FIG ITEM	PART NUMBER	1 2 3 4 5 6 7	NOMENCLATURE	EFFECT FROM TO	UNITS PER ASSY
2			MARKER INSTL-HYDR MOTOR/GEN	002004 006106 108503 953999	
- 1	271N1082-9		MARKER INSTL-HYDR MOTOR/GEN PRE SERVICE BULLETIN: 24-0126 FOR NHA SEE: 29-00-51-05 11-00-00-09	002004 006102 108503 953999	RF
- 1	MODREF6904		MARKER INSTL-HYDR MOTOR/GEN MODULE NUMBER: 271N1082-9 REV A	103106	1
5	BAC27NHY0273		.MARKER-ALUMINUM FOIL PRE SERVICE BULLETIN: 24-0126	002004 006106 108503 953999	1
10	BAC27NHY0274		.MARKER-ALUMINUM FOIL PRE SERVICE BULLETIN: 24-0126	002004 006106 108503 953999	1

MISSING ITEM NUMBERS NOT APPLICABLE

- ITEM NOT ILLUSTRATED

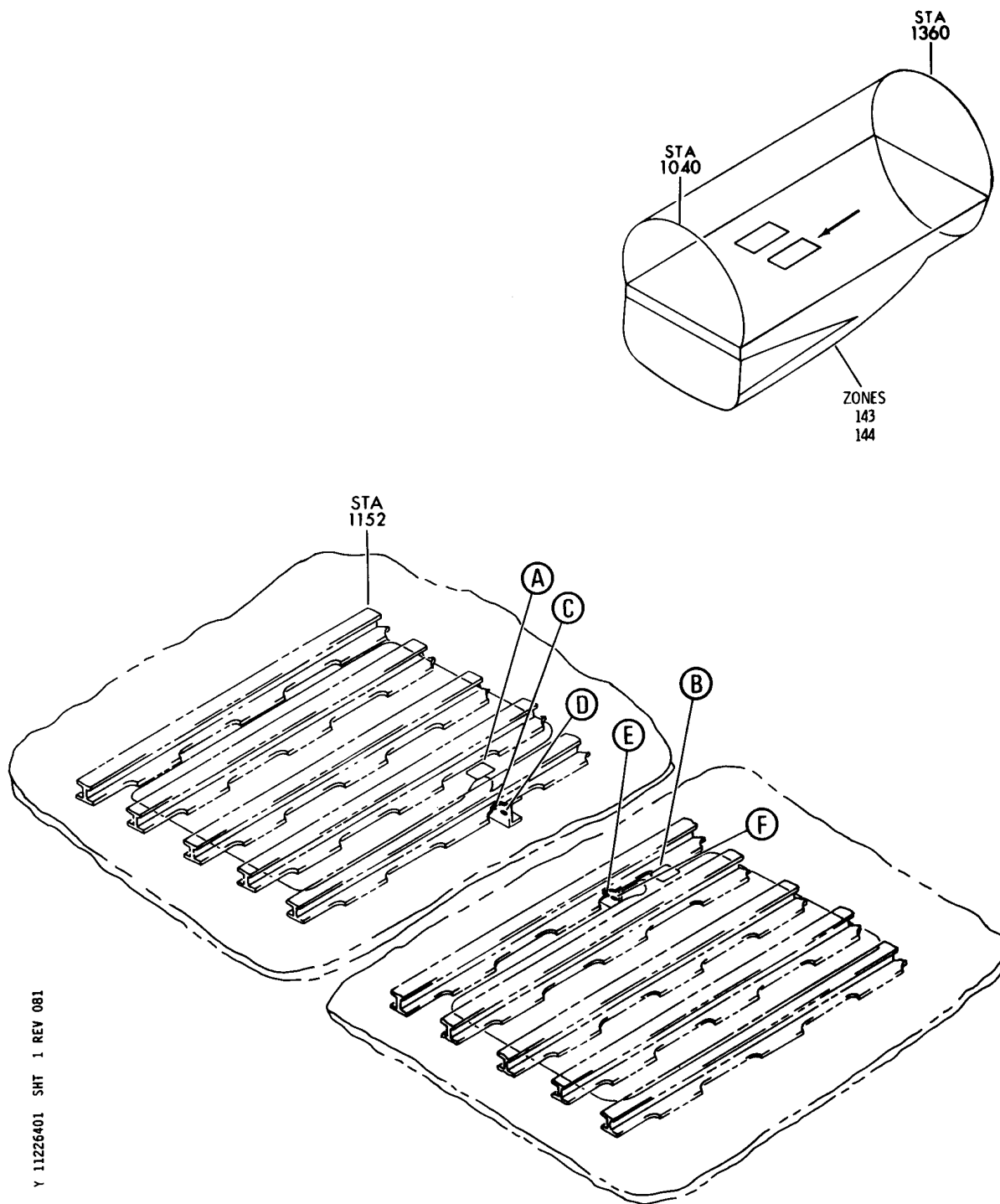
BRI

11-22-61-02

BOEING PROPRIETARY - Copyright © - Unpublished Work - See title page for details.

11-22-61
FIG. 02
PAGE 1
JAN 20/09

BOEING
757
PARTS CATALOG (MAINTENANCE)



Y 11226401 SHT 1 REV 081

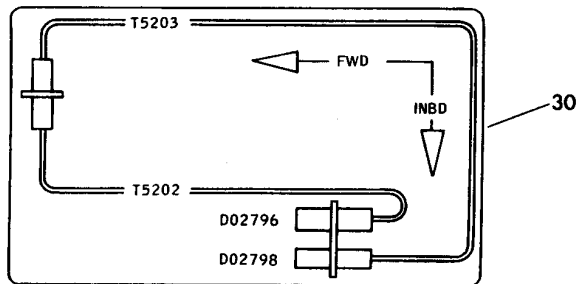
DETECTOR INSTL-MAIN WHL WELL OVERHEAT (PLACARDS AND MARKINGS ONLY)
FIGURE 1 (SHEET 1)

11-22-64-01

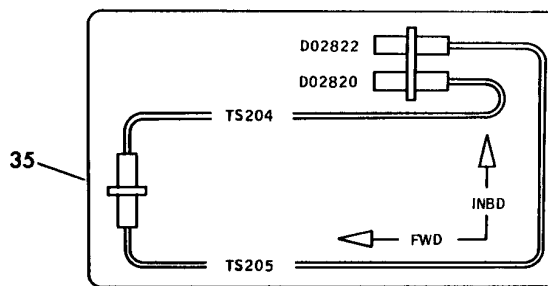
BRI
MAY 28/07

11-22-64-01
PAGE 0

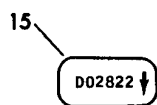
BOEING
757
PARTS CATALOG (MAINTENANCE)



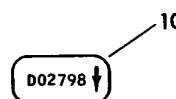
(A)



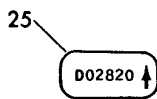
(B)



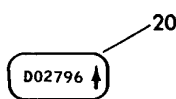
(F)



(C)



(E)



(D)

Y 11226401 SHT 2 REV 101

DETECTOR INSTL-MAIN WHL WELL OVERHEAT (PLACARDS AND MARKINGS ONLY)
FIGURE 1 (SHEET 2)

11-22-64-01



757

PARTS CATALOG (MAINTENANCE)

FIG ITEM	PART NUMBER	1 2 3 4 5 6 7	NOMENCLATURE	EFFECT FROM TO	UNITS PER ASSY
1			DETECTOR INSTL-MAIN WHL WELL OVERHEAT (PLACARDS AND MARKINGS ONLY)	002004 006999	
- 1	284N1443-1		DETECTOR INSTL-MAIN WHL WELL OVERHEAT (PLACARDS AND MARKINGS ONLY) POSITION DATA: LH FOR NHA/OTHER SYS DET SEE: 24-00-58-01A	107107	RF
- 1	284N1443-3		DETECTOR INSTL-MAIN WHL WELL OVERHEAT (PLACARDS AND MARKINGS ONLY) POSITION DATA: LH FOR NHA/OTHER SYS DET SEE: 24-00-58-01A	002004 006105 108999	RF
- 1	MODREF10424		24-00-58-05 DETECTOR INSTL-MAIN WHL WELL OVERHEAT (PLACARDS AND MARKINGS ONLY) MODULE NUMBER: 284N1443-3 REV A POSITION DATA: LH	103106	1
- 5	284N1443-2		DETECTOR INSTL-MAIN WHL WELL OVERHEAT (PLACARDS AND MARKINGS ONLY) POSITION DATA: RH FOR NHA/OTHER SYS DET SEE: 24-00-58-01A	107107	RF
- 5	284N1443-4		DETECTOR INSTL-MAIN WHL WELL OVERHEAT (PLACARDS AND MARKINGS ONLY) POSITION DATA: RH FOR NHA/OTHER SYS DET SEE: 24-00-58-01A 24-00-58-05	002004 006102 108999	RF

MISSING ITEM NUMBERS NOT APPLICABLE

- ITEM NOT ILLUSTRATED

11-22-64-01

11-22-64
FIG. 01
PAGE 1
JAN 20/09

BRI



757

PARTS CATALOG (MAINTENANCE)

FIG ITEM	PART NUMBER	1 2 3 4 5 6 7	NOMENCLATURE	EFFECT FROM TO	UNITS PER ASSY
1					
- 5	MODREF10425		DETECTOR INSTL-MAIN WHL WELL OVERHEAT (PLACARDS AND MARKINGS ONLY) MODULE NUMBER: 284N1443-4 REV A POSITION DATA: RH	103106	1
10	BAC27NEX0753		.MARKER-ALUMINUM FOIL POSITION DATA: LH SIDE	002004 006999	1
15	BAC27NEX0756		.MARKER-ALUMINUM FOIL POSITION DATA: RH SIDE	002004 006999	1
20	BAC27NEX0754		.MARKER-ALUMINUM FOIL POSITION DATA: LH SIDE	002004 006999	1
25	BAC27NEX0755		.MARKER-ALUMINUM FOIL POSITION DATA: RH SIDE	002004 006999	1
30	BAC27NEX0871		.MARKER-ALUMINUM FOIL POSITION DATA: LH SIDE	002004 006999	1
35	BAC27NEX2237		.MARKER-ALUMINUM FOIL POSITION DATA: RH SIDE	002004 006999	1

MISSING ITEM NUMBERS NOT APPLICABLE

- ITEM NOT ILLUSTRATED

11-22-64-01

11-22-64
FIG. 01
PAGE 2
JAN 20/09

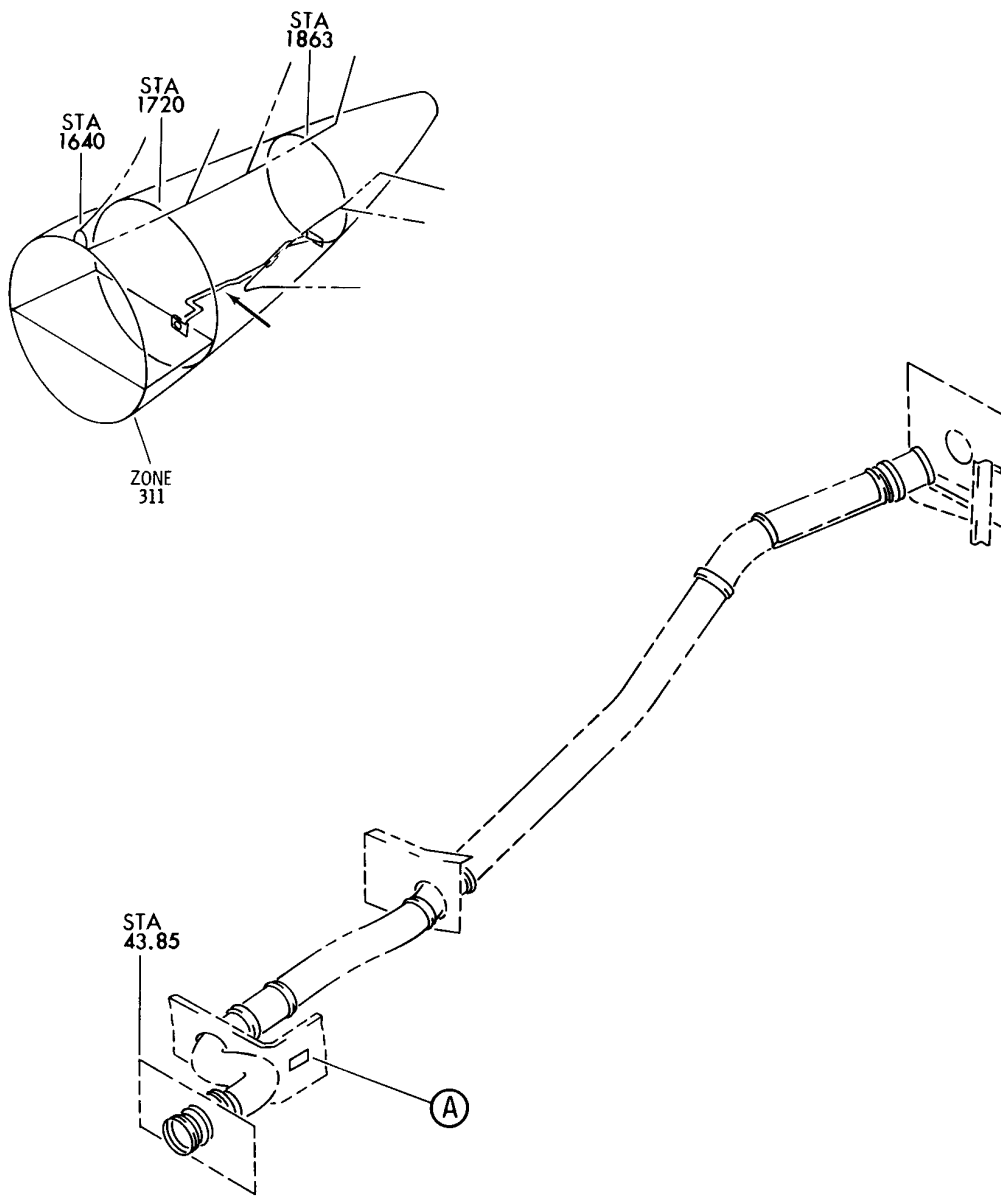
BRI

APU COMPARTMENT

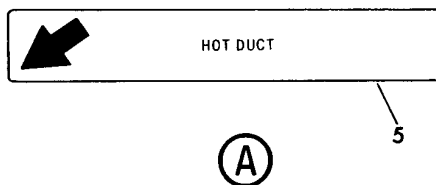
BRI
MAY 28/07

11-23-00
SECTION TITLE
PAGE 1

BOEING
757
PARTS CATALOG (MAINTENANCE)



Y 11230002 REV 160



DUCT INSTL-SECT. 48 AIR SUPPLY (PLACARDS AND MARKINGS ONLY)
FIGURE 2

11-23-00-02

BRI
MAY 28/07

11-23-00-02
PAGE 0



757

PARTS CATALOG (MAINTENANCE)

FIG ITEM	PART NUMBER	1 2 3 4 5 6 7	NOMENCLATURE	EFFECT FROM TO	UNITS PER ASSY
2			DUCT INSTL-SECT. 48 AIR SUPPLY (PLACARDS AND MARKINGS ONLY)	002004 006999	
- 1	212N3007-2		DUCT INSTL-AIR SUPPLY (PLACARDS AND MARKINGS ONLY) POSITION DATA: SECT. 48 FOR NHA/OTHER SYS DET SEE: 21-00-00-01	107107	RF
- 1	212N3007-4		DUCT INSTL-AIR SUPPLY (PLACARDS AND MARKINGS ONLY) POSITION DATA: SECT. 48 FOR NHA/OTHER SYS DET SEE: 21-00-00-01	002004 006102 108999	RF
- 1	MODREF5892		21-00-00-15 DUCT INSTL-AIR SUPPLY (PLACARDS AND MARKINGS ONLY) MODULE NUMBER: 212N3007-4 REV A POSITION DATA: SECT. 48 FOR OTHER SYS DETAILS SEE: 36-11-10-01	103106	1
5	BAC27NEC0109		.MARKER-ALUMINUM FOIL	002004 006999	1

MISSING ITEM NUMBERS NOT APPLICABLE

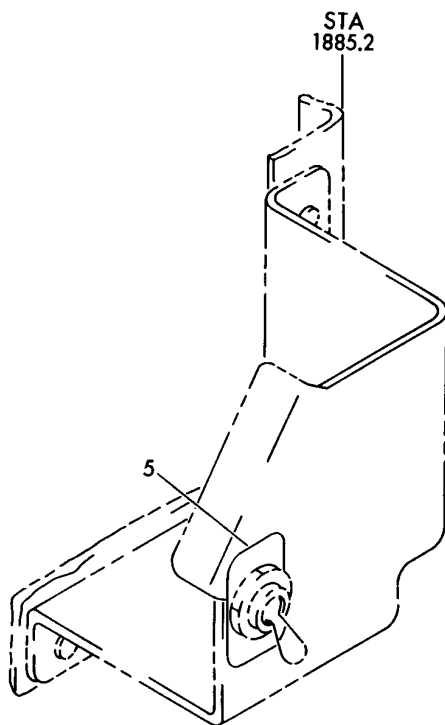
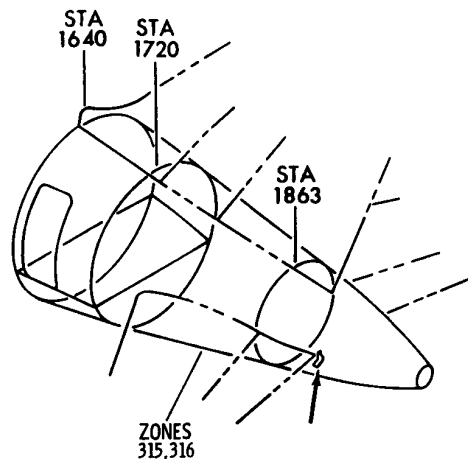
- ITEM NOT ILLUSTRATED

BRI

11-23-00-02

11-23-00
FIG. 02
PAGE 1
JAN 20/09

BOEING
757
PARTS CATALOG (MAINTENANCE)



Y 11230003 REV 177

INTERPHONE INSTL-SECT. 48 AND APU COMPT (PLACARDS AND MARKINGS ONLY)
FIGURE 3

BRI
MAY 28/07

11-23-00-03

11-23-00-03
PAGE 0



757

PARTS CATALOG (MAINTENANCE)

FIG ITEM	PART NUMBER	1 2 3 4 5 6 7	NOMENCLATURE	EFFECT FROM TO	UNITS PER ASSY
3			INTERPHONE INSTL-SECT. 48 AND APU COMPT (PLACARDS AND MARKINGS ONLY)	002004 006999	
- 1	284N1482-8		INTERPHONE INSTL-APU COMPT (PLACARDS AND MARKINGS ONLY) FOR NHA/OTHER SYS DET SEE: 24-00-58-01B	002004 107107 121503 904949 952952	RF
- 1	284N1482-10		INTERPHONE INSTL-APU COMPT (PLACARDS AND MARKINGS ONLY) FOR NHA/OTHER SYS DET SEE: 24-00-58-01B	006100 950951 953999	RF
- 1	284N1482-12		INTERPHONE INSTL-APU COMPT (PLACARDS AND MARKINGS ONLY) FOR NHA/OTHER SYS DET SEE: 24-00-58-05	101102 108120 504903	RF
- 1	MODREF10684		INTERPHONE INSTL-APU COMPT (PLACARDS AND MARKINGS ONLY) MODULE NUMBER: 284N1482-12 REV A FOR OTHER SYS DETAILS SEE: 23-41-51-01 33-31-53-01	103106	1
5	BAC27NEX1916		.DECAL- PLACARD CONTENT: ON-OFF	002004 006999	1

MISSING ITEM NUMBERS NOT APPLICABLE

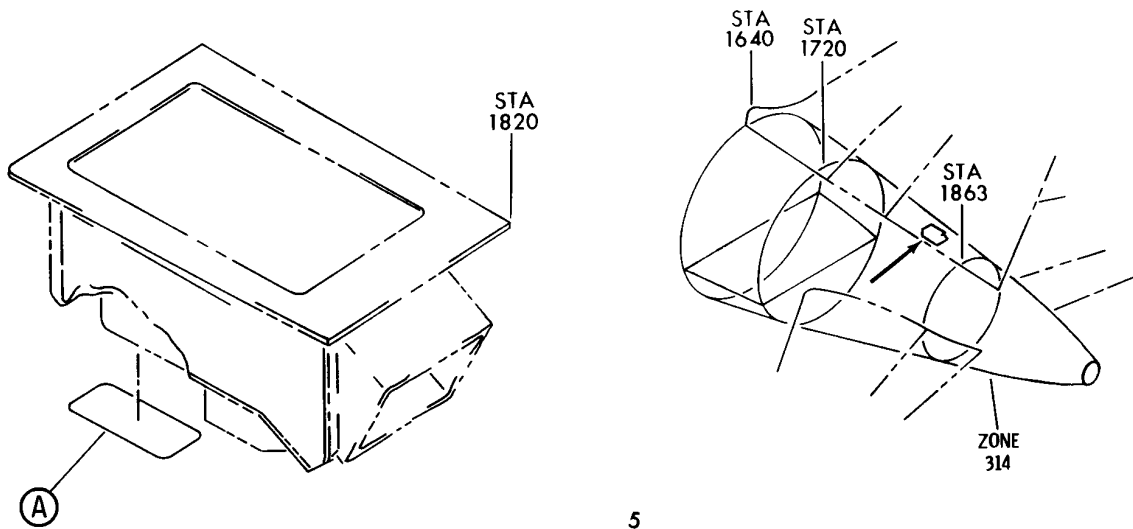
- ITEM NOT ILLUSTRATED

11-23-00-03

11-23-00
FIG. 03
PAGE 1
JAN 20/09

BRI

BOEING
757
PARTS CATALOG (MAINTENANCE)



5

APU INLET DOOR ACTUATOR MANUAL OPERATION

TO OPEN INLET DOOR

1. PUSH IN AND ROTATE TRANSFER FLAG SOCKET COUNTERCLOCKWISE WITH FINGERS (NO TOOLS). THIS UNCOVERS MANUAL DRIVE SOCKET AND PUTS ACTUATOR IN MANUAL MODE. DO NOT EXCEED 10 IN-LBS OF TORQUE.
2. WITH HAND TOOLS (NO POWER TOOLS), ROTATE MANUAL DRIVE SOCKET CLOCKWISE UNTIL A SHARP TORQUE RISE IS FELT. DO NOT EXCEED 65 IN-LBS OF TORQUE. DOOR IS NOW OPEN.

TO CLOSE INLET DOOR

PERFORM ITEMS ABOVE IN REVERSE ORDER, ROTATING DRIVE SOCKET COUNTERCLOCKWISE AND FLAG SOCKET CLOCKWISE.

CAUTION: IF NOTED TORQUE LIMITS ARE EXCEEDED, DAMAGE TO TRANSFER FLAG OR INTERNAL DAMAGE TO ACTUATOR MAY RESULT.

7

APU INLET DOOR ACTUATOR MANUAL OPERATION

TO OPEN INLET DOOR

1. PUSH IN AND ROTATE TRANSFER FLAG SOCKET COUNTERCLOCKWISE WITH FINGERS (NO TOOLS). THIS UNCOVERS MANUAL DRIVE SOCKET AND PUTS ACTUATOR IN MANUAL MODE. DO NOT EXCEED 10 IN-LBS (1.1 N-M) OF TORQUE.
2. WITH HAND TOOLS (NO POWER TOOLS), ROTATE MANUAL DRIVE SOCKET CLOCKWISE UNTIL A SHARP TORQUE RISE IS FELT. DO NOT EXCEED 65 IN-LBS (7.3 N-M) OF TORQUE. DOOR IS NOW OPEN.

TO CLOSE INLET DOOR

PERFORM ITEMS ABOVE IN REVERSE ORDER, ROTATING DRIVE SOCKET COUNTERCLOCKWISE AND FLAG SOCKET CLOCKWISE.

CAUTION IF NOTED TORQUE LIMITS ARE EXCEEDED, DAMAGE TO TRANSFER FLAG OR INTERNAL DAMAGE TO ACTUATOR MAY RESULT.

Y 11230101 REV 156

PORT AND DOOR INSTL-AUX PWR SYS INTAKE (PLACARDS AND MARKINGS ONLY)
FIGURE 1

11-23-01-01

BRI
MAY 28/07

11-23-01-01
PAGE 0



757

PARTS CATALOG (MAINTENANCE)

FIG ITEM	PART NUMBER	1 2 3 4 5 6 7	NOMENCLATURE	EFFECT FROM TO	UNITS PER ASSY
1			PORT AND DOOR INSTL-AUX PWR SYS INTAKE (PLACARDS AND MARKINGS ONLY)	002004 006999	
- 1	353N1001-1		PORT AND DOOR INSTL-AUX PWR SYS INTAKE (PLACARDS AND MARKINGS ONLY) FOR NHA/OTHER SYS DET SEE: 49-00-51-01	002004 006100 107107 121503 904999	RF
- 1	353N1001-15		PORT AND DOOR INSTL-AUX PWR SYS INTAKE (PLACARDS AND MARKINGS ONLY) FOR NHA/OTHER SYS DET SEE: 49-00-00-01	101102 504903	RF
- 1	353N1001-17		PORT AND DOOR INSTL-AUX PWR SYS INTAKE (PLACARDS AND MARKINGS ONLY) FOR NHA/OTHER SYS DET SEE: 49-00-00-01	108120	RF
- 1	MODREF13829		PORT AND DOOR INSTL-AUX PWR SYS INTAKE (PLACARDS AND MARKINGS ONLY) MODULE NUMBER: 353N1001-17 REV A FOR OTHER SYS DETAILS SEE: 49-15-01-02 49-15-05-01 49-15-06-01 49-15-08-01	103105	1
- 1	MODREF20542		PORT AND DOOR INSTL-AUX PWR SYS INTAKE (PLACARDS AND MARKINGS ONLY) MODULE NUMBER: 353N1001-18 REV A FOR OTHER SYS DETAILS SEE: 49-15-01-02 49-15-05-01 49-15-06-01 49-15-08-01	106106	1
5	BAC27NAP0013		.DECAL-	107107 904949	1
7	BAC27NAP0028		.DECAL-	002004 006106 108903 950999	1

MISSING ITEM NUMBERS NOT APPLICABLE

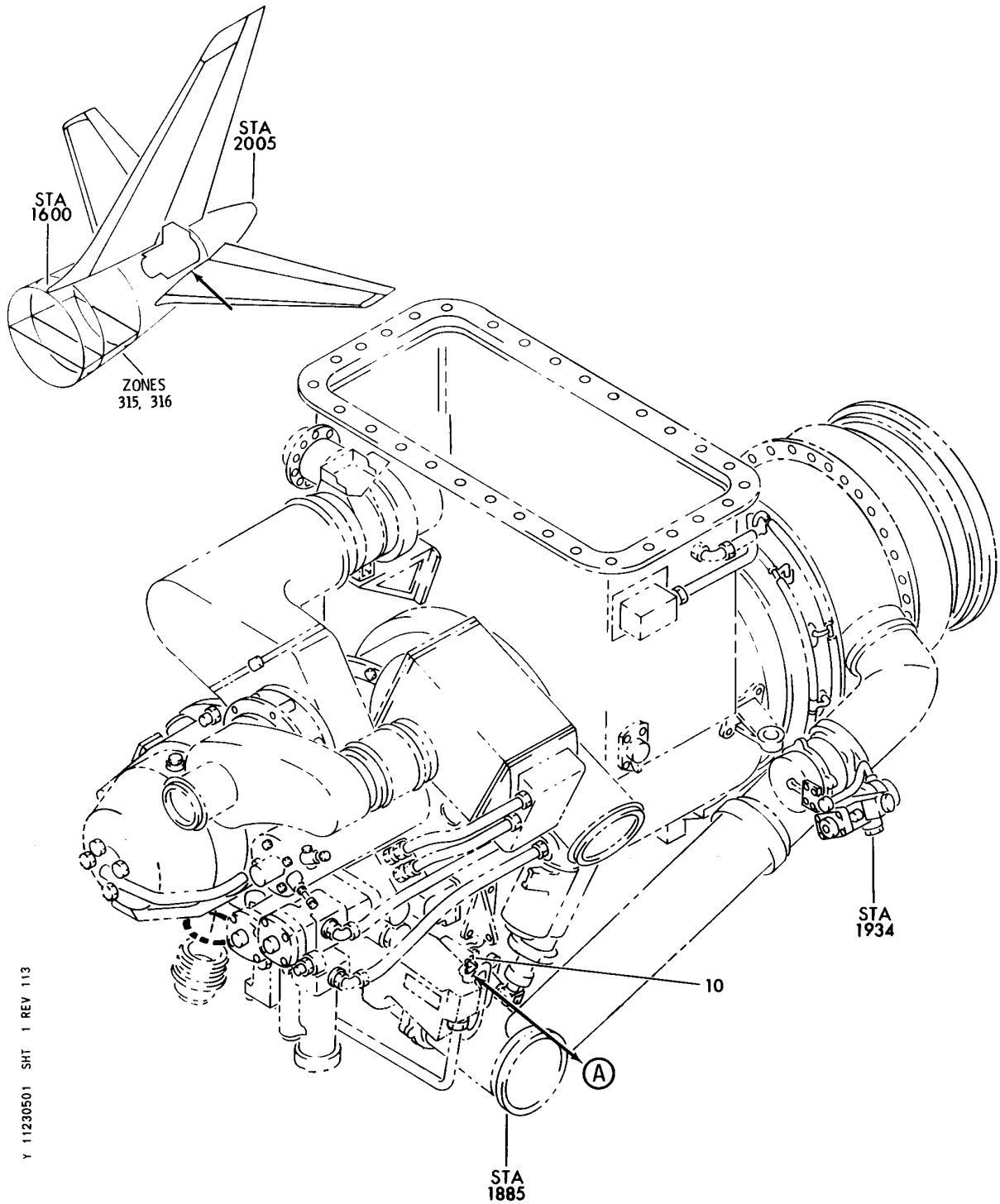
- ITEM NOT ILLUSTRATED

BRI

11-23-01-01

11-23-01
FIG. 01
PAGE 1
JAN 20/09

BOEING
757
PARTS CATALOG (MAINTENANCE)



Y 11230501 SH1 1 REV 113

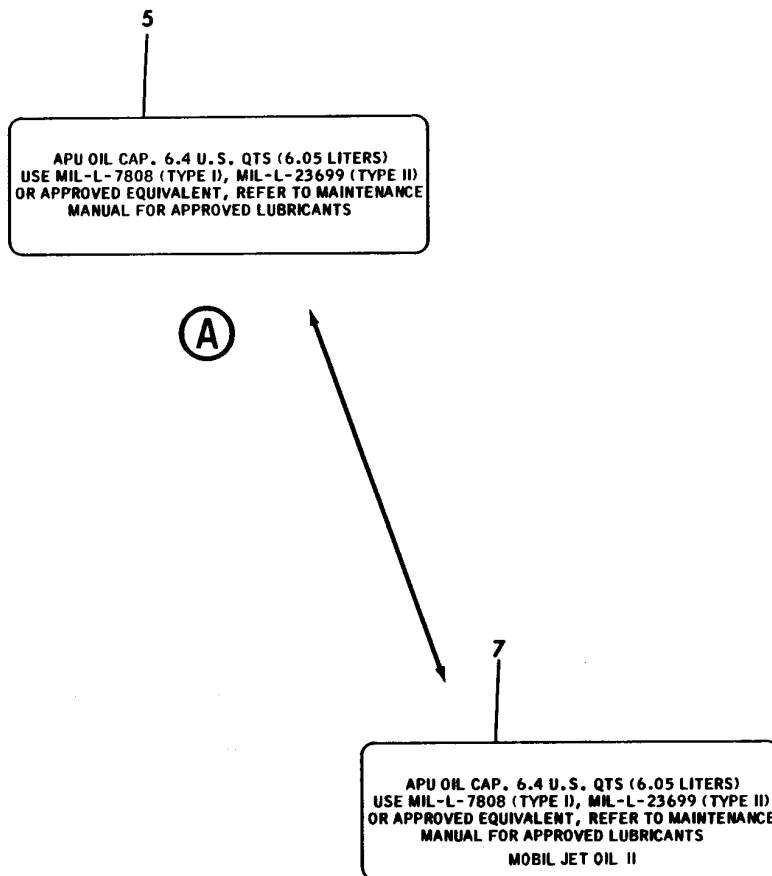
OIL AND MARKER INSTL-AUX PWR SYS
FIGURE 1 (SHEET 1)

BRI
MAY 28/07

11-23-05-01

11-23-05-01
PAGE 0

BOEING
757
PARTS CATALOG (MAINTENANCE)



Y 11230501 SHT 2 REV 113

OIL AND MARKER INSTL-AUX PWR SYS
FIGURE 1 (SHEET 2)

11-23-05-01

BRI
MAY 28/07

11-23-05-01
PAGE 0A



757

PARTS CATALOG (MAINTENANCE)

FIG ITEM	PART NUMBER	1 2 3 4 5 6 7	NOMENCLATURE	EFFECT FROM TO	UNITS PER ASSY
1			OIL AND MARKER INSTL-AUX PWR SYS	002004 006999	
- 1	351N1005-2		OIL AND MARKER INSTL-AUX PWR SYS REWORKED BY MOD REVISION: MRBW757DHL-2 FOR NHA SEE: 49-00-51-01 49-00-00-01	002004 006102 504903 950951	RF
- 1	351N1005-1		OIL AND MARKER INSTL-AUX PWR SYS FOR NHA SEE: 49-00-51-01	121503 904949 952999	RF
- 1	351N1005-3		OIL AND MARKER INSTL-AUX PWR SYS FOR NHA SEE: 49-00-51-01 49-00-00-01	107120	RF
- 2	MODREF31601		OIL AND MARKER INSTL-AUX PWR SYS MODULE NUMBER: 351N1005-16 REV A	103106	1
5	BAC27NAP0006		.MARKER-ALUMINUM FOIL	904949	1
7	BAC27NAP0027		.MARKER-ALUMINUM FOIL	121503 952999	1
10	BAC27NAP0008		.MARKER-ALUMINUM FOIL PLACARD CONTENT: APU OIL CAP. 6.4 U.S. QTS (6.05 LITERS) ESSO TURBO OIL 2380	002004 006102 504903	1
10	BAC27NAP0015		.MARKER-ALUMINUM FOIL PLACARD CONTENT: APU OIL CAP. 6.4 U.S. QTS (6.05 LITERS) AERO SHELL TURBINE OIL 500	107120	1
10	BAC27NAP0008		.MARKER-ALUMINUM FOIL PLACARD CONTENT: APU OIL CAP. 6.4 U.S. QTS (6.05 LITERS) ESSO TURBO OIL 2380	950951	1
10	BAC27NAPP45		.MARKER-ALUMINUM FOIL PLACARD CONTENT: AEROSHELL TURBINE OIL 560	103106	1

MISSING ITEM NUMBERS NOT APPLICABLE

- ITEM NOT ILLUSTRATED

11-23-05-01

11-23-05
FIG. 01
PAGE 1
JAN 20/09

BRI

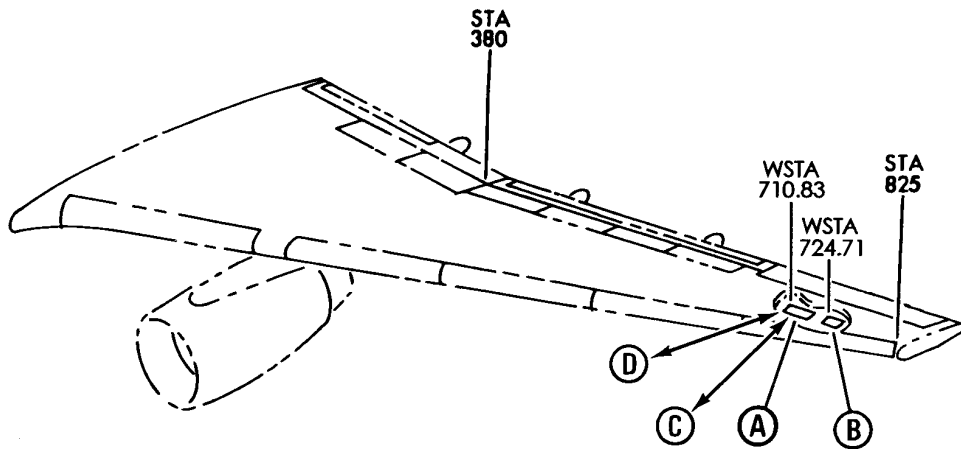
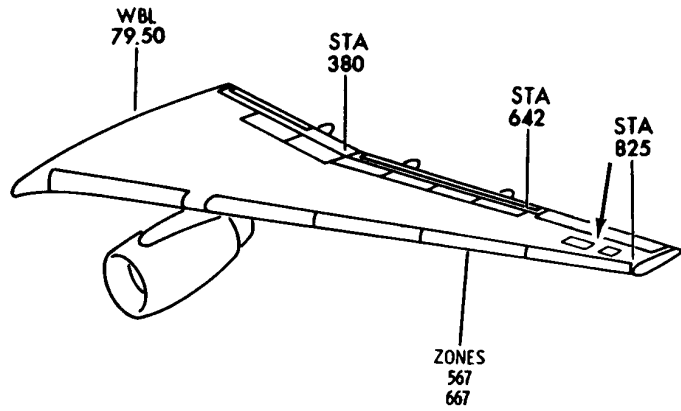
 **BOEING**
757
PARTS CATALOG (MAINTENANCE)

WING

BRI
MAY 28/07

11-24-00
SECTION TITLE
PAGE 1

BOEING
757
PARTS CATALOG (MAINTENANCE)



Y 11240001 SHT 1 REV 207

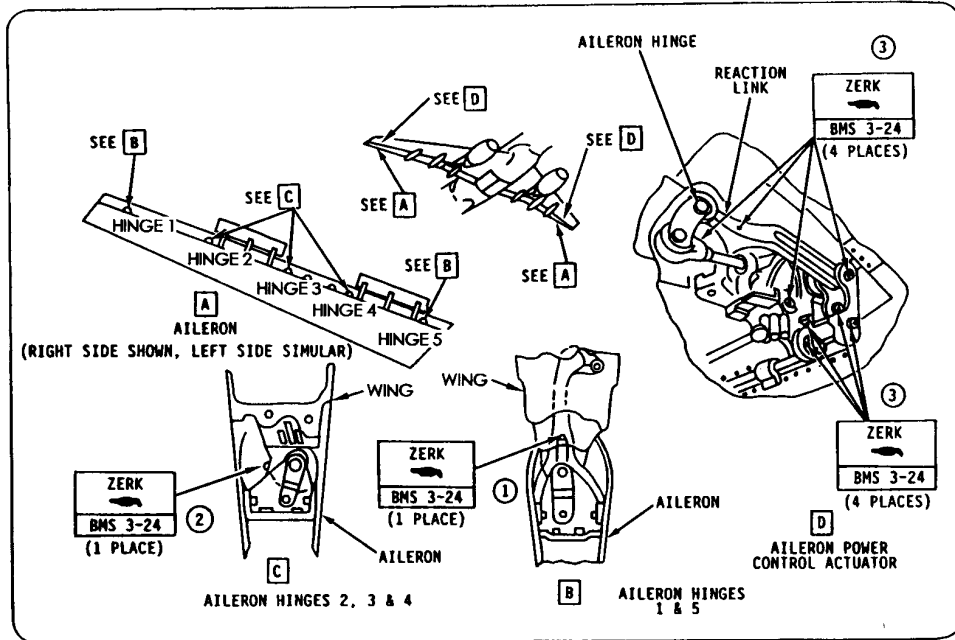
DOOR ASSY-LH AND RH SIDE (PLACARD AND MARKINGS ONLY)
FIGURE 1 (SHEET 1)

11-24-00-01

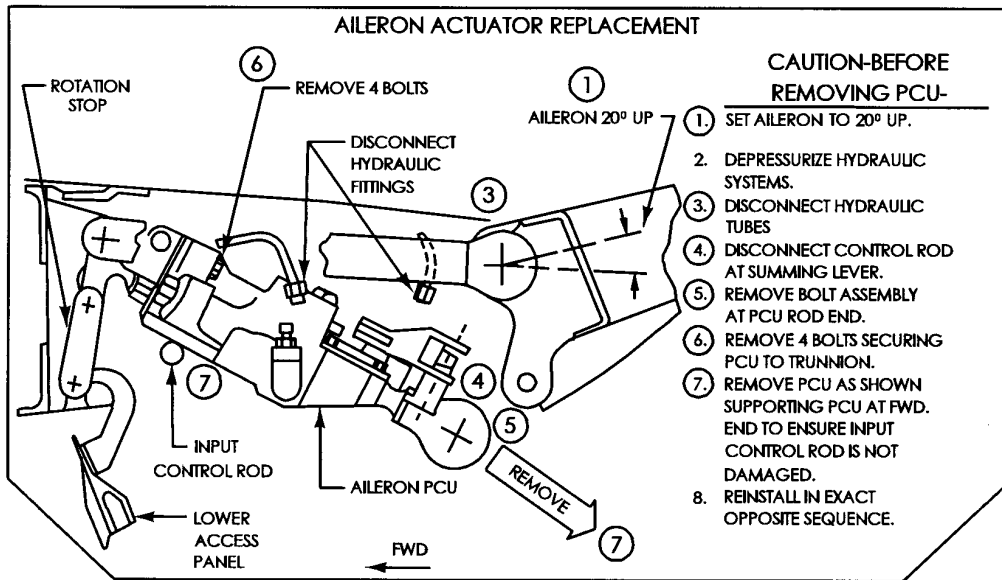
BRI
MAY 28/07

11-24-00-01
PAGE 0

BOEING
757
PARTS CATALOG (MAINTENANCE)



10
(A)



15
(B)

Y 11240001 SHT 2 REV 207

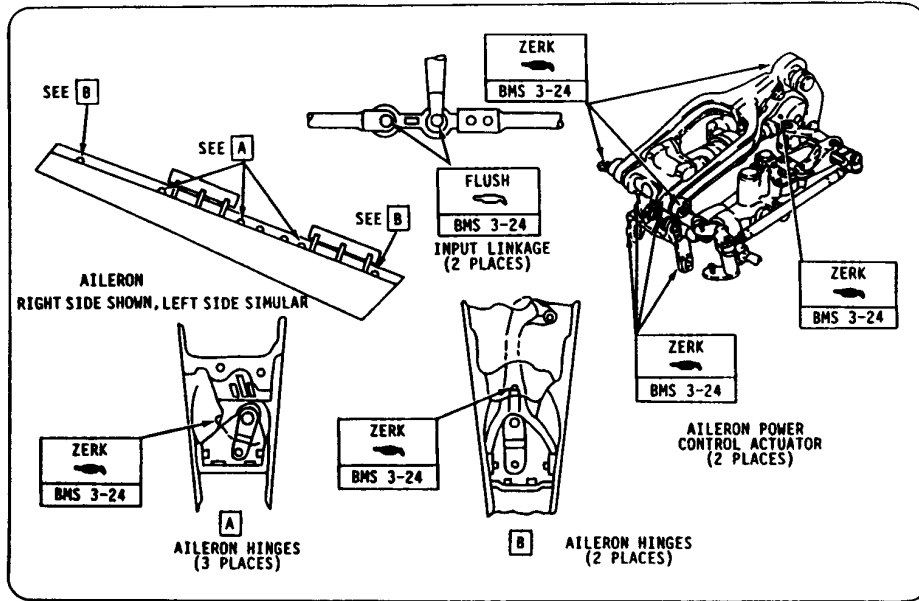
DOOR ASSY-LH AND RH SIDE (PLACARD AND MARKINGS ONLY)
FIGURE 1 (SHEET 2)

11-24-00-01

BRI
MAY 28/07

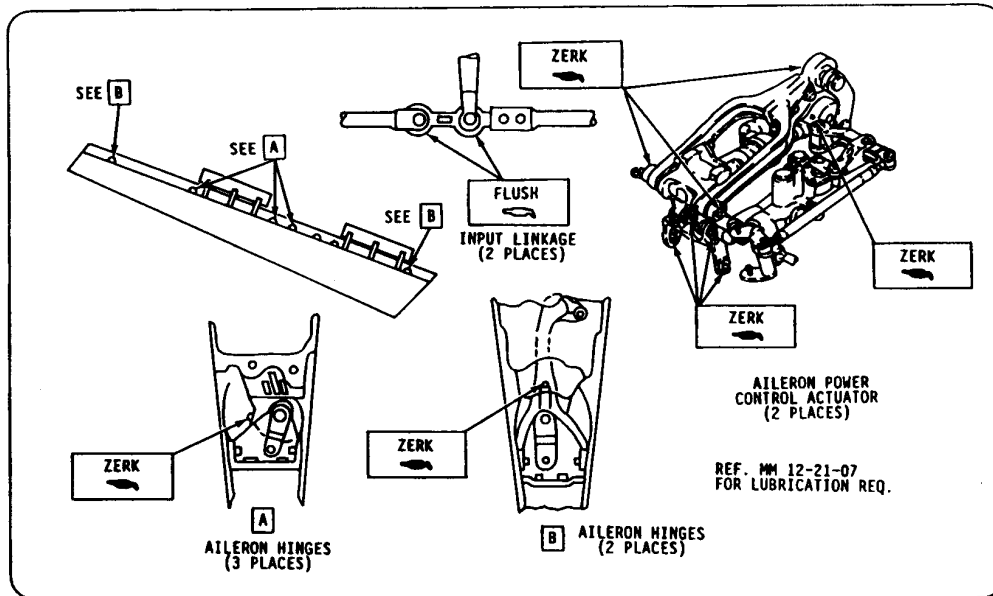
11-24-00-01
PAGE 0A

BOEING
757
PARTS CATALOG (MAINTENANCE)



(C)

20



(D)

25

Y 11240001 SH1 3 REV 207

DOOR ASSY-LH AND RH SIDE (PLACARD AND MARKINGS ONLY)
FIGURE 1 (SHEET 3)

11-24-00-01

BRI
MAY 28/07

11-24-00-01
PAGE 0B



757

PARTS CATALOG (MAINTENANCE)

FIG ITEM	PART NUMBER	1 2 3 4 5 6 7	NOMENCLATURE	EFFECT FROM TO	UNITS PER ASSY
1			DOOR ASSY-LH AND RH SIDE (PLACARD AND MARKINGS ONLY)	002004 006999	
- 1	113N1982-21		DOOR ASSY- (PLACARD AND MARKINGS ONLY) POSITION DATA: LH SIDE FOR NHA/OTHER SYS DET SEE: 57-51-01-06	002004 006999	RF
- 1	113N1982-23		DOOR ASSY- (PLACARD AND MARKINGS ONLY) POSITION DATA: LH SIDE FOR NHA/OTHER SYS DET SEE: 57-51-01-06	002004 006999	RF
- 1	113N1982-25		DOOR ASSY- (PLACARD AND MARKINGS ONLY) POSITION DATA: LH SIDE FOR NHA/OTHER SYS DET SEE: 57-51-01-06	002004 006999	RF
- 5	113N1982-22		DOOR ASSY- (PLACARD AND MARKINGS ONLY) POSITION DATA: RH SIDE FOR NHA/OTHER SYS DET SEE: 57-51-01-06	002004 006999	RF
- 5	113N1982-24		DOOR ASSY- (PLACARD AND MARKINGS ONLY) POSITION DATA: RH SIDE FOR NHA/OTHER SYS DET SEE: 57-51-01-06	002004 006999	RF
- 5	113N1982-26		DOOR ASSY- (PLACARD AND MARKINGS ONLY) POSITION DATA: RH SIDE FOR NHA/OTHER SYS DET SEE: 57-51-01-06	002004 006999	RF
10	BAC27NCT0223		.MARKER-ALUMINUM FOIL USED ON: 113N1982-21 113N1982-22	002004 006999	1

MISSING ITEM NUMBERS NOT APPLICABLE

- ITEM NOT ILLUSTRATED

11-24-00-01

11-24-00
FIG. 01
PAGE 1
SEP 20/08

BRI



757

PARTS CATALOG (MAINTENANCE)

FIG ITEM	PART NUMBER	1 2 3 4 5 6 7	NOMENCLATURE	EFFECT FROM TO	UNITS PER ASSY
1					
15	BAC27NCT0166		.MARKER-ALUMINUM FOIL USED ON: 113N1982-25 113N1982-26	002004 006999	1
20	BAC27NCT0254		.MARKER-ALUMINUM FOIL USED ON: 113N1982-23 113N1982-24	002004 006999	1
25	BAC27NCT0292		.MARKER-ALUMINUM FOIL USED ON: 113N1982-25 113N1982-26	002004 006999	1

MISSING ITEM NUMBERS NOT APPLICABLE

- ITEM NOT ILLUSTRATED

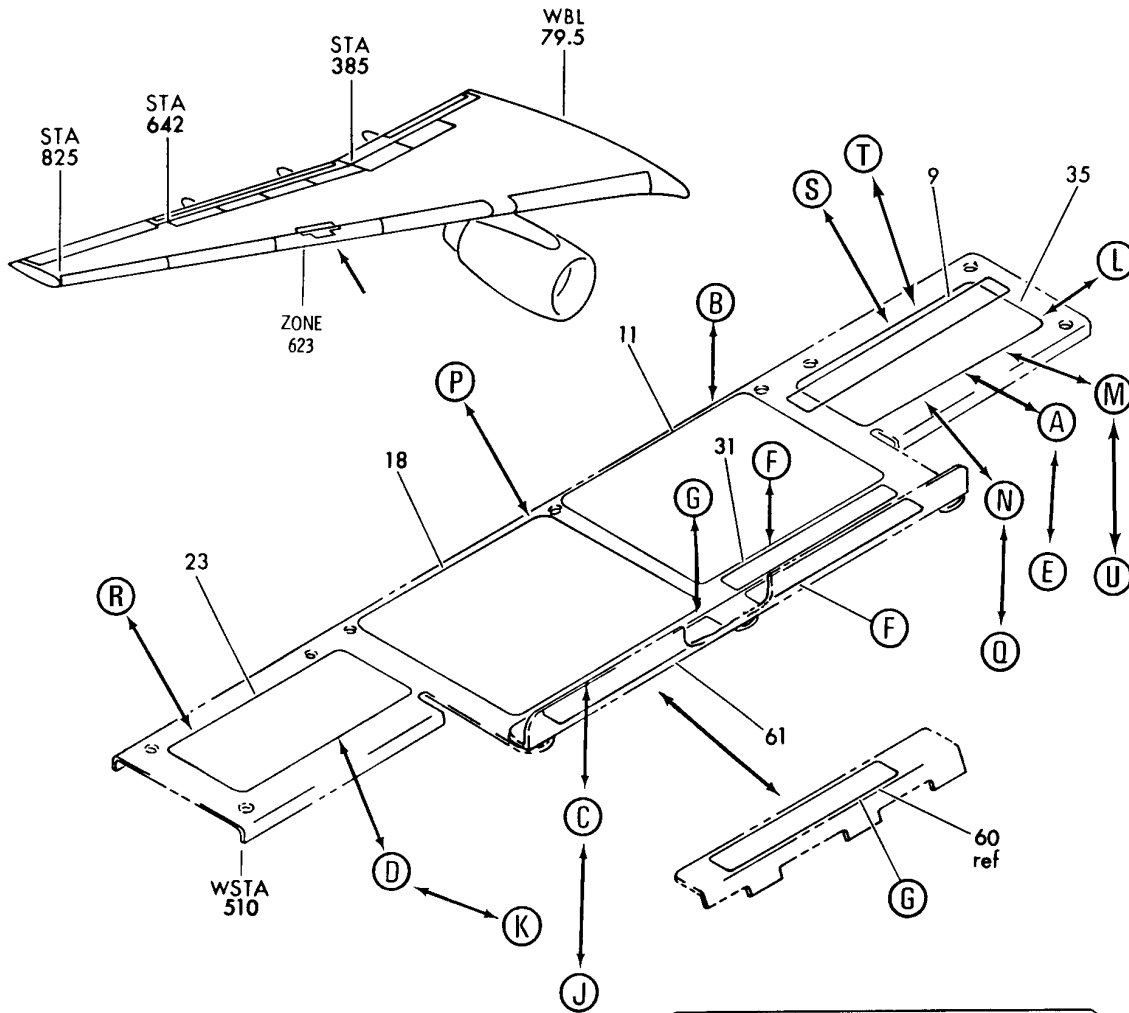
BRI

11-24-00-01

BOEING PROPRIETARY - Copyright © - Unpublished Work - See title page for details.

11-24-00
FIG. 01
PAGE 2
SEP 20/08

BOEING
757
PARTS CATALOG (MAINTENANCE)



1. TEST VALVE - OPEN LIGHTS
2. TURN DEFUEL CAM TO "DEFUEL POSITION IN ADAPTER(S).
3. ATTACH NOZZLE(S)
4. PUMP DEFUELING: OPEN LEFT AND/OR RIGHT DEFUEL VALVE(S) AND DEFUEL USING MAIN AND/OR OVERRIDE PUMPS (FLIGHT DECK).
5. SUCTION DEFUELING: OPEN DEFUEL VALVE FOR TANK(S) TO BE DEFUELED AND APPLY SUCTION.
6. CLOSE DEFUEL VALVE(S) AT DESIRED LEVEL. ALL DEFUEL VALVES AND SWITCHES MUST BE IN THE CLOSED POSITION. VERIFY VALVE POSITION-BLUE LIGHT BULB OPERATION.
7. REMOVE NOZZLE AND RETURN DEFUEL CAM TO "FUEL" POSITION.

CAUTION
DO NOT EXCEED 55 PSIG MAX. FUEL PRESSURE WHICH CORRESPONDS TO 545 GPM.
MINIMUM DEFUEL PRESSURE IS -5 PSIG.
SERVICE WITH JET FUEL SPEC ASTM D1655.
TANK USABLE FUEL QUANTITIES:

LEFT OR RIGHT	2176 U. S. GALS
CENTER	6924 U. S. GALS

Y 11240101_SHT 1 REV 307

ⓑ

Ⓐ

PANEL AND BUMPER ASSY-OSS 502.00 FUELING INSTRUCTIONS RH (PLACARDS AND MARKINGS ONLY)
FIGURE 1 (SHEET 1)

BRI
MAY 28/07

11-24-01-01

11-24-01-01
PAGE 0

BOEING
757
PARTS CATALOG (MAINTENANCE)

2. PRESS INDICATOR TEST BUTTON - VERIFY FUEL QTY. AND LOAD SELECT - DISPLAY READS "88.8"
3. PRESS EACH VALVE OPEN POSITION LIGHT - VERIFY ILLUMINATION
4. SET FUEL QTY. REQUIRED - BLANK SELECT WINDOW PERMITS MANUAL SHUTOFF OR AUTOMATIC SHUTOFF AT FULL VOLUME
5. MOVE FUELING VALVE SWITCH TO "FUEL" POSITION FOR TANKS TO BE SERVICED - BLUE "OPEN" LIGHTS SHALL ILLUMINATE
6. PRESSURIZE FUEL MANIFOLD - FUEL FLOW SHALL BEGIN
7. TO CHECK SYSTEM, PUSH AND HOLD SYSTEM TEST SWITCH - BLUE LIGHTS SHALL GO OUT WITHIN 10 SECONDS FOR ALL FUELING SWITCHES IN THE "FUEL" POSITION AND FLOW TO THOSE TANKS SHALL CEASE
8. TO CHECK OVERFILL SYSTEM, PRESS OVERFILL TEST SWITCH - BLUE LIGHTS SHALL GO OUT FOR ALL FUELING SWITCHES IN THE "FUEL" POSITION AND FLOW TO THOSE TANKS SHALL CEASE - PRESS THE OVERFILL RESET TO RESUME FUELING

20

15

9. MOVE FUELING SWITCH TO "OFF" AT THE REQUIRED FUEL QUANTITY, OR AFTER AUTOMATIC SHUTOFF, OR AT THE SELECTED QTY.
10. UNCOUPLE NOZZLES AND REMOVE GROUNDING JACKS
11. ALL FUELING SWITCHES AND VALVES MUST BE IN THE "OFF" POSITION - VERIFY VALVE POSITION - BLUE LIGHT BULB ILLUMINATES BY PRESS TO TEST CHECK

D

CAUTION
USE JET A/-1 TYPE FUEL ONLY
DO NOT EXCEED 55 PSIG MAX. FUEL PRESSURE WHICH CORRESPONDS TO 545 GPM.
MINIMUM DEFUEL PRESSURE IS - 5 PSIG.
SERVICE WITH JET FUEL SPEC ASTM D1655.
TANK USABLE FUEL QUANTITIES:

LEFT OR RIGHT	2176 U. S. GALS
CENTER	6901 U. S. GALS

C

INDICATOR MESSAGES

"PUSH SET" SYSTEM FAILURE PREVENTS AUTOMATIC FUELING. PRESS THE AFFECTED TANK "SET" BUTTON ONCE TO ALLOW MANUAL FUELING. INDICATOR FUEL QUANTITY DISPLAY WILL NOW BLANK OR FLASH. MEASURING STICKS AND TRUCK METER MUST BE USED TO DETERMINE FUEL QUANTITY IN THIS TANK.

CAUTION: THERE IS NO AUTO FULL SHUTOFF FOR THIS TANK.

"FAIL" LOAD SELECT/PROCESSOR UNIT FAILURE PREVENTS AUTOMATIC FUELING. PRESS THE AFFECTED TANK "SET" BUTTON TO ALLOW MANUAL FUELING.

25

E

30
32
55

DEFUELING INSTRUCTIONS

NOTE: BLUE LIGHT INDICATES DEFUEL VALVE IS OPEN

K

22
24

2. PRESS "INDICATOR TEST" BUTTON - VERIFY ALL UPPER AND LOWER DISPLAYS READ "88.8"
3. PRESS BLUE VALVE POSITION LIGHTS - VERIFY LIGHTS ILLUMINATE
4. SELECT DESIRED FUEL QTY WITH LOAD SELECT CONTROL UNIT AND PRESS "SET" BUTTON FOR TANK(S) TO BE FUELED. BLANK SELECT DISPLAY PERMITS MANUAL SHUTOFF CONTROL OR AUTO FULL SHUTOFF.
5. OPEN FUEL SWITCH FOR TANK(S) TO BE FUELED - BLUE VALVE POSITION LIGHT(S) SHOULD ILLUMINATE TO INDICATE FUEL FLOW INTO EACH TANK.
6. CHECK FUELING SYSTEM, PUSH "SYSTEM TEST" BUTTON - VERIFY ALL ILLUMINATED BLUE VALVE POSITION LIGHT(S) EXTINGUISH WITHIN 10 SECONDS AND FUEL FLOW STOPS. FUELING WILL RESUME AUTOMATICALLY.
7. TO CHECK OVERFILL SYSTEM, PRESS "OVERFILL TEST" BUTTON - VERIFY ALL ILLUMINATED BLUE VALVE POSITION LIGHT(S) EXTINGUISH AND FUEL FLOW STOPS. PRESS THE "OVERFILL RESET" BUTTON TO RESUME FUELING TANK(S).
8. MOVE VALVE TOGGLE SWITCH(S) TO "OFF" AT THE REQUIRED FUEL QUANTITY OR AFTER AUTO SHUTOFF.
9. REMOVE FUELING HOSE(S) AND GROUNDING JACKS.
10. VERIFY ALL SWITCHES ARE IN OFF OR CLOSED POSITION.

F

60
62

FUELING PROCEDURE

1. ATTACH GROUNDING JACKS AND THEN COUPLE FUELING NOZZLES.

G

J

17
19

Y 11240101 SHT 2 REV 245

PANEL AND BUMPER ASSY-OSS 502.00 FUELING INSTRUCTIONS RH (PLACARDS AND MARKINGS ONLY)
FIGURE 1 (SHEET 2)

BRI
MAY 28/07

11-24-01-01

11-24-01-01
PAGE 0A

BOEING
757
PARTS CATALOG (MAINTENANCE)

6

CAUTION
DO NOT EXCEED 55 PSIG MAX. FUEL PRESSURE WHICH CORRESPONDS TO 545 GPM.
MINIMUM DEFUEL PRESSURE IS -5 PSIG.
SERVICE WITH JET FUEL SPEC ASTM D1655.
TANK USABLE FUEL QUANTITIES:

LEFT OR RIGHT	2176 U.S. GALS
CENTER	6901 U.S. GALS

Ⓛ

7

CAUTION
DO NOT EXCEED 55 PSIG MAX. FUEL PRESSURE WHICH CORRESPONDS TO 645 GPM.
MINIMUM DEFUEL PRESSURE IS -5 PSIG.
SERVICE WITH JET FUEL SPEC ASTM D1655.
TANK USABLE FUEL QUANTITIES:

LEFT OR RIGHT	2176 U.S. GALS
CENTER	6901 U.S. GALS

Ⓜ

29

CAUTION

DO NOT EXCEED 55 PSIG/379 KPA MAX FUEL PRESSURE, WHICH CORRESPONDS TO 645 GPM/2442 LITERS PER MINUTE. MINIMUM DEFUEL PRESSURE IS -5 PSIG/-35 KPA. SERVICE WITH JET FUEL SPEC ASTM D1655.

TANK USABLE FUEL QUANTITIES:
LEFT OR RIGHT 2227 U.S. GAL/8430 LITERS
CENTER 7012 U.S. GAL/26543 LITERS.

DO NOT USE WIDE CUT FUELS IN CENTER TANK (JET B OR JP-4)

Ⓣ

8

CAUTION
DO NOT EXCEED 55 PSIG/481 KPA MAX FUEL PRESSURE WHICH CORRESPONDS TO 545 GPM/2063 LITERS PER MINUTE.
MINIMUM DEFUEL PRESSURE IS -5 PSIG/66.9 KPA. SERVICE WITH JET FUEL SPEC ASTM D1655.

TANK USABLE FUEL QUANTITIES:
LEFT OR RIGHT 2176 U.S. GAL/8236 LITERS
CENTER 6924 U.S. GAL/26207 LITERS

Ⓝ

Y 11240101 SHT 3 REV 217

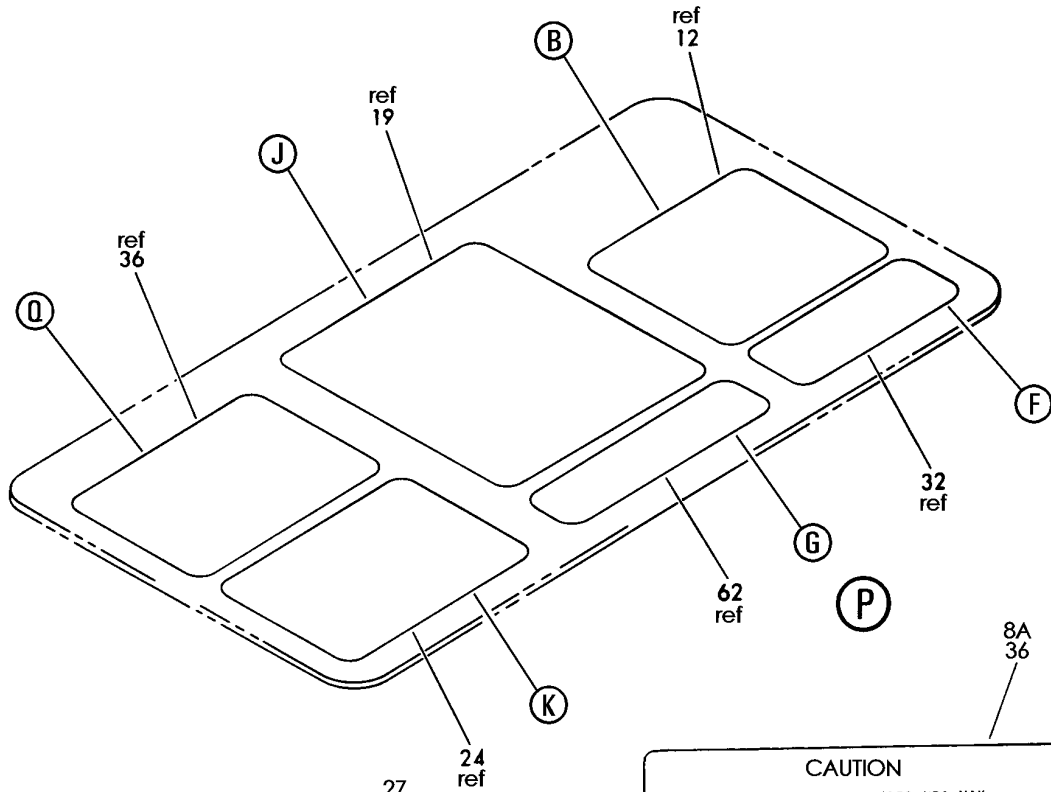
PANEL AND BUMPER ASSY-OSS 502.00 FUELING INSTRUCTIONS RH (PLACARDS AND MARKINGS ONLY)
FIGURE 1 (SHEET 3)

11-24-01-01

BRI
MAY 28/07

11-24-01-01
PAGE 0B

BOEING
757
PARTS CATALOG (MAINTENANCE)



CAUTION

DO NOT EXCEED 55 PSIG/379 KPA MAX FUEL PRESSURE WHICH CORRESPONDS TO 545 GPM/2063 LITERS PER MINUTE. MINIMUM DEFUEL PRESSURE IS -5 PSIG/-35 KPA. SERVICE WITH JET FUEL SPEC ASTM D1655.

TANK USABLE FUEL QUANTITIES:
LEFT OR RIGHT 2227 U.S. GAL/8430 LITERS
CENTER 7012 U.S. GAL/26543 LITERS

DO NOT USE WIDE CUT FUELS IN CENTER TANK (JET B OR JP-4)

CAUTION

DO NOT EXCEED 55 PSIG/379 KPA MAX FUEL PRESSURE WHICH CORRESPONDS TO 545 GPM/2063 LITERS PER MINUTE. MINIMUM DEFUEL PRESSURE IS -5 PSIG/-35 KPA. SERVICE WITH JET FUEL SPEC ASTM D1655.

TANK USABLE FUEL QUANTITIES:
LEFT OR RIGHT 2176 U.S. GAL/8236 LITERS
CENTER 6924 U.S. GAL/26207 LITERS

CAUTION

DO NOT EXCEED 55 PSIG/379 KPA MAX FUEL PRESSURE WHICH CORRESPONDS TO 645 GPM/2442 LITERS PER MINUTE. MINIMUM DEFUEL PRESSURE IS -5 PSIG/-35 KPA. SERVICE WITH JET FUEL SPEC D1655.

TANK USABLE FUEL QUANTITIES:
LEFT OR RIGHT 2236 U.S. GAL/8464 LITERS
CENTER 7017 U.S. GAL/26562 LITERS.

INDICATOR MESSAGES

"PUSH SET" SYSTEM FAILURE PREVENTS AUTOMATIC FUELING. PRESS THE AFFECTED TANK "SET" BUTTON ONCE TO ALLOW MANUAL FUELING. INDICATOR FUEL QUANTITY DISPLAY WILL NOW BLANK OR FLASH. MEASURING STICKS AND TRUCK METER MUST BE USED TO DETERMINE FUEL QUANTITY IN THIS TANK.

CAUTION: THERE IS NO AUTO FULL SHUTOFF FOR THIS TANK.

"FAIL" LOAD SELECT/PROCESSOR UNIT FAILURE PREVENTS AUTOMATIC FUELING. PRESS THE AFFECTED TANK "SET" BUTTON TO ALLOW MANUAL FUELING.

CAUTION: FLASHING UPPER GAGE INDICATES MAXIMUM TANK CAPACITY HAS BEEN EXCEEDED. STOP FUELING AT TRUCK.

Y 11240101 SHT 4 REV 245

PANEL AND BUMPER ASSY-OSS 502.00 FUELING INSTRUCTIONS RH (PLACARDS AND MARKINGS ONLY)
FIGURE 1 (SHEET 4)

BRI
MAY 28/07

11-24-01-01

11-24-01-01
PAGE 0C



757

PARTS CATALOG (MAINTENANCE)

FIG ITEM	PART NUMBER	1 2 3 4 5 6 7	NOMENCLATURE	EFFECT FROM TO	UNITS PER ASSY
1			PANEL AND BUMPER ASSY- OSS 502.00 FUELING INSTRUCTIONS RH (PLACARDS AND MARKINGS ONLY)	002004 006999	
- 1	344N5118-13		PANEL ASSY-FUELING INSTRUCTIONS (PLACARDS AND MARKINGS ONLY) POSITION DATA: OSS 502.00 RH FOR NHA/OTHER SYS DET SEE: 28-14-01-03	107107 904949	RF
- 1	344N5118-17		PANEL ASSY-FUELING INSTRUCTIONS (PLACARDS AND MARKINGS ONLY) POSITION DATA: OSS 502.00 RH FOR NHA/OTHER SYS DET SEE: 28-14-01-03	002004 006010 121503 950999	RF
- 1	344N5118-18		PANEL ASSY-FUELING INSTRUCTIONS (PLACARDS AND MARKINGS ONLY) POSITION DATA: OSS 502.00 RH FOR NHA/OTHER SYS DET SEE: 28-14-01-05	101105 108120 504903	RF
- 1	344N5118-19		PANEL ASSY-FUELING INSTRUCTIONS (PLACARDS AND MARKINGS ONLY) POSITION DATA: OSS 502.00 RH FOR NHA/OTHER SYS DET SEE: 28-14-01-03	011017	RF
- 1	344N5118-21		PANEL ASSY-FUELING INSTRUCTIONS (PLACARDS AND MARKINGS ONLY) POSITION DATA: OSS 502.00 RH FOR NHA/OTHER SYS DET SEE: 28-14-01-03	018100	RF
- 1	344N5118-26		PANEL ASSY-FUELING INSTRUCTIONS (PLACARDS AND MARKINGS ONLY) POSITION DATA: OSS 502.00 RH FOR NHA/OTHER SYS DET SEE: 28-14-01-05	106106	RF
5	BAC27NFS0103		.MARKER-ALUMINUM FOIL-	107107 904949	1

MISSING ITEM NUMBERS NOT APPLICABLE

- ITEM NOT ILLUSTRATED

11-24-01-01

11-24-01
FIG. 01
PAGE 1
JAN 20/09

BRI



757

PARTS CATALOG (MAINTENANCE)

FIG ITEM	PART NUMBER	1 2 3 4 5 6 7	NOMENCLATURE	EFFECT FROM TO	UNITS PER ASSY
1					
7	BAC27NFS0104	.	MARKER-ALUMINUM FOIL	101105 108120 504903	1
8	BAC27NFS0127	.	MARKER-ALUMINUM FOIL-	002004 006017 121503 950999	1
8A	BAC27NFS190	.	MARKER-ALUMINUM FOIL	018100	1
8B	BAC27NFS239	.	MARKER-ALUMINUM FOIL	106106	1
10	BAC27NFS0094	.	MARKER-ALUMINUM FOIL	002004 006999	1
15	BAC27NFS0096	.	MARKER-ALUMINUM FOIL	107107 904949	1
17	BAC27NFS0183	.	MARKER-ALUMINUM FOIL-	002004 006106 108903 950999	1
20	BAC27NFS0090	.	MARKER-ALUMINUM FOIL	107107 904949	1
22	BAC27NFS0185	.	MARKER-ALUMINUM FOIL	002004 006105 108903 950999	1
26	BAC27NFS225	.	MARKER-ALUMINUM FOIL	106106	1
30	BAC27NFS0093	.	MARKER-ALUMINUM FOIL	002004 006999	1
- 50	344N5119-7		BUMPER ASSY-FUELING VALVE SWITCH FOR NHA SEE: 28-14-01-03	107107 904949	RF
- 50	344N5119-9		BUMPER ASSY-FUELING VALVE SWITCH FOR NHA SEE: 28-14-01-03 28-14-01-05	002004 006106 108903 950999	RF
60	BAC27NFS0095	.	MARKER-ALUMINUM FOIL-	107107 904949	1
60	BAC27NFS0181	.	MARKER-ALUMINUM FOIL PLACARD CONTENT: FUELING PROCEDURE 1. ATTACH GROUNDING JACKS AND THEN COUPLE FUELING NOZZLES	002004 006106 108903 950999	1

MISSING ITEM NUMBERS NOT APPLICABLE

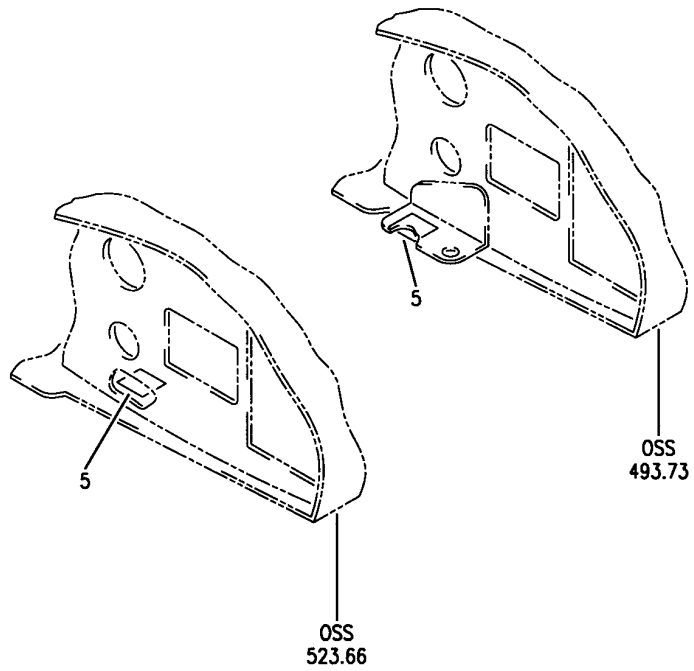
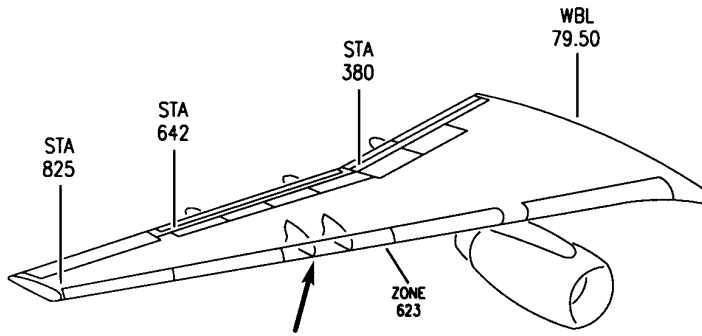
- ITEM NOT ILLUSTRATED

BRI

11-24-01-01

11-24-01
FIG. 01
PAGE 2
JAN 20/09

BOEING
757
PARTS CATALOG (MAINTENANCE)



Y 11240102 REV 205

EQUIPMENT INSTL-WING REFUELING PNL E/E (PLACARDS AND MARKINGS ONLY)
FIGURE 2

11-24-01-02

BRI
MAY 28/07

11-24-01-02
PAGE 0



757

PARTS CATALOG (MAINTENANCE)

FIG ITEM	PART NUMBER	1 2 3 4 5 6 7	NOMENCLATURE	EFFECT FROM TO	UNITS PER ASSY
2			EQUIPMENT INSTL-WING REFUELING PNL E/E (PLACARDS AND MARKINGS ONLY)	002004 006999	
- 1	284N1114-2		EQUIPMENT INSTL-WING REFUELING PNL E/E (PLACARDS AND MARKINGS ONLY) FOR NHA/OTHER SYS DET SEE: 24-00-58-01	107107	RF
- 1	284N1114-5		EQUIPMENT INSTL-WING REFUELING PNL E/E (PLACARDS AND MARKINGS ONLY) FOR NHA/OTHER SYS DET SEE: 24-00-58-01	904949	RF
- 1	284N1114-7		EQUIPMENT INSTL-WING REFUELING PNL E/E (PLACARDS AND MARKINGS ONLY) FOR NHA/OTHER SYS DET SEE: 24-00-58-01	002004 121503 952952	RF
- 1	284N1114-11		EQUIPMENT INSTL-WING REFUELING PNL E/E (PLACARDS AND MARKINGS ONLY) FOR NHA/OTHER SYS DET SEE: 24-00-58-01	006014 950951 953999	RF
- 1	284N1114-12		EQUIPMENT INSTL-WING REFUELING PNL E/E (PLACARDS AND MARKINGS ONLY) FOR NHA/OTHER SYS DET SEE: 24-00-58-01	015017	RF
- 1	284N1114-13		EQUIPMENT INSTL-WING REFUELING PNL E/E (PLACARDS AND MARKINGS ONLY) FOR NHA/OTHER SYS DET SEE: 24-00-58-01	018100	RF
- 1	284N1114-16		EQUIPMENT INSTL-WING REFUELING PNL E/E (PLACARDS AND MARKINGS ONLY) FOR NHA/OTHER SYS DET SEE: 24-00-58-05A	101102 108120 504903	RF

MISSING ITEM NUMBERS NOT APPLICABLE

- ITEM NOT ILLUSTRATED

BRI

11-24-01-02

11-24-01
FIG. 02
PAGE 1
JAN 20/09



757

PARTS CATALOG (MAINTENANCE)

FIG ITEM	PART NUMBER	1 2 3 4 5 6 7	NOMENCLATURE	EFFECT FROM TO	UNITS PER ASSY
2 -	2 MODREF29852		EQUIPMENT INSTL-WING REFUELING PNL E/E (PLACARDS AND MARKINGS ONLY) MODULE NUMBER: 284N1114-16 REV B FOR OTHER SYS DETAILS SEE: 23-41-00-01 28-21-55-01 33-31-51-04 52-49-02-01	103106	1
	5 BAC27NEL0276		.MARKER-ALUMINUM FOIL PLACARD CONTENT: GND HERE	002004 006999	2

MISSING ITEM NUMBERS NOT APPLICABLE

- ITEM NOT ILLUSTRATED

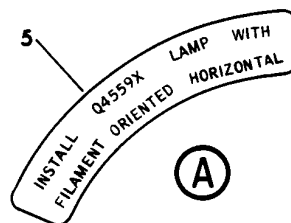
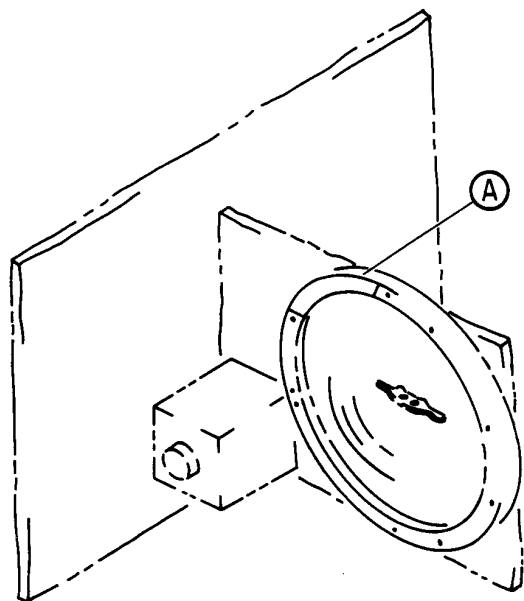
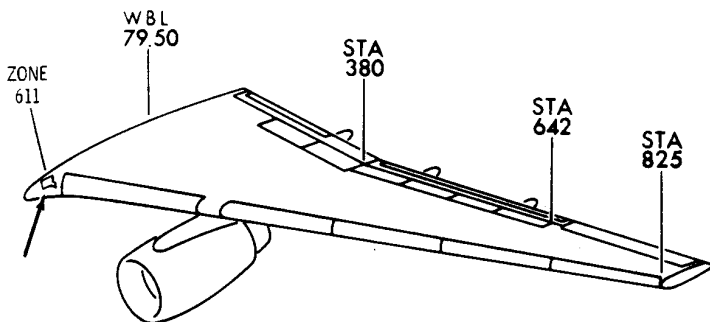
BRI

11-24-01-02

BOEING PROPRIETARY - Copyright © - Unpublished Work - See title page for details.

11-24-01
FIG. 02
PAGE 2
JAN 20/09

BOEING
757
PARTS CATALOG (MAINTENANCE)



Y 11240301 SHT 1 REV 041

LIGHT ASSY-WING ROOT LDG (PLACARDS AND MARKINGS ONLY)
FIGURE 1

11-24-03-01

BRI
MAY 28/07

11-24-03-01
PAGE 0



757

PARTS CATALOG (MAINTENANCE)

FIG ITEM	PART NUMBER	1 2 3 4 5 6 7	NOMENCLATURE	EFFECT FROM TO	UNITS PER ASSY
1			LIGHT ASSY-WING ROOT LDG (PLACARDS AND MARKINGS ONLY)	002004 006999	
- 1	284N1111-3		LIGHT ASSY-WING ROOT LDG (PLACARDS AND MARKINGS ONLY) POSITION DATA: LH OPTIONAL PART: 284N1111-7 FOR NHA SEE: 33-42-51-01	002004 006999	RF
- 1	284N1111-7		LIGHT ASSY-WING ROOT LDG (PLACARDS AND MARKINGS ONLY) POSITION DATA: LH OPTIONAL PART: 284N1111-3 FOR NHA SEE: 33-42-51-01	002004 006999	RF
- 3	284N1111-7		LIGHT ASSY-WING ROOT LDG (PLACARDS AND MARKINGS ONLY) POSITION DATA: RH FOR NHA SEE: 33-42-51-01	002004 006999	RF
5	BAC27NEL0306		.MARKER-ALUMINUM FOIL PLACARD CONTENT: INSTALL Q4559X LAMP WITH FILAMENT ORIENTED HORIZONTAL	002004 006999	1

MISSING ITEM NUMBERS NOT APPLICABLE

- ITEM NOT ILLUSTRATED

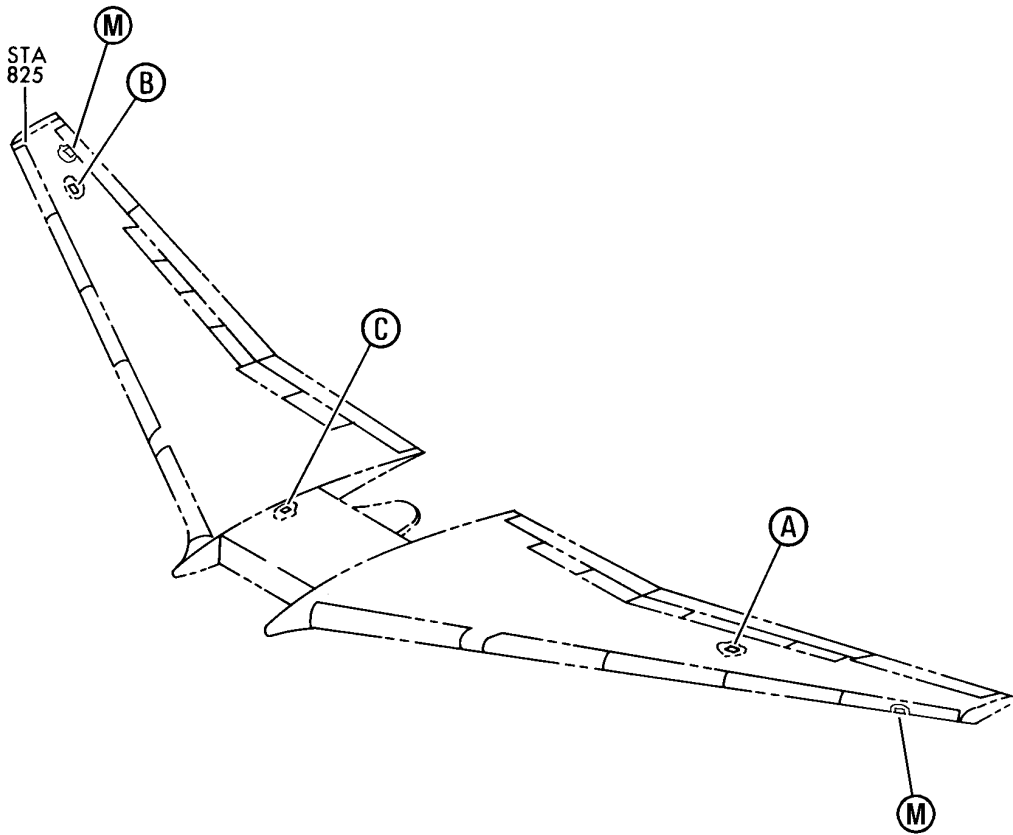
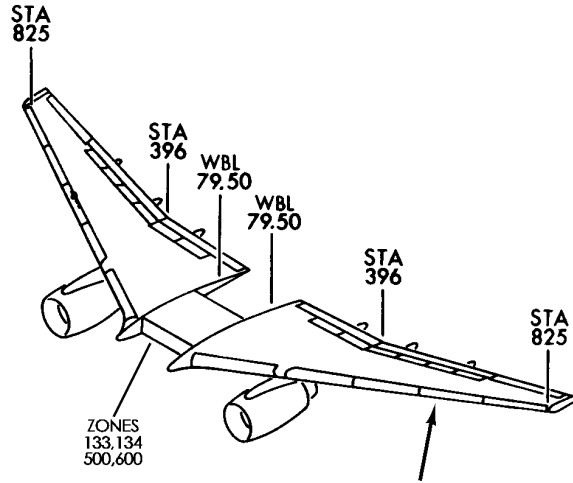
BRI

11-24-03-01

BOEING PROPRIETARY - Copyright © - Unpublished Work - See title page for details.

11-24-03
FIG. 01
PAGE 1
SEP 20/08

BOEING
757
PARTS CATALOG (MAINTENANCE)



Y 11240501 SHT 1 REV 228

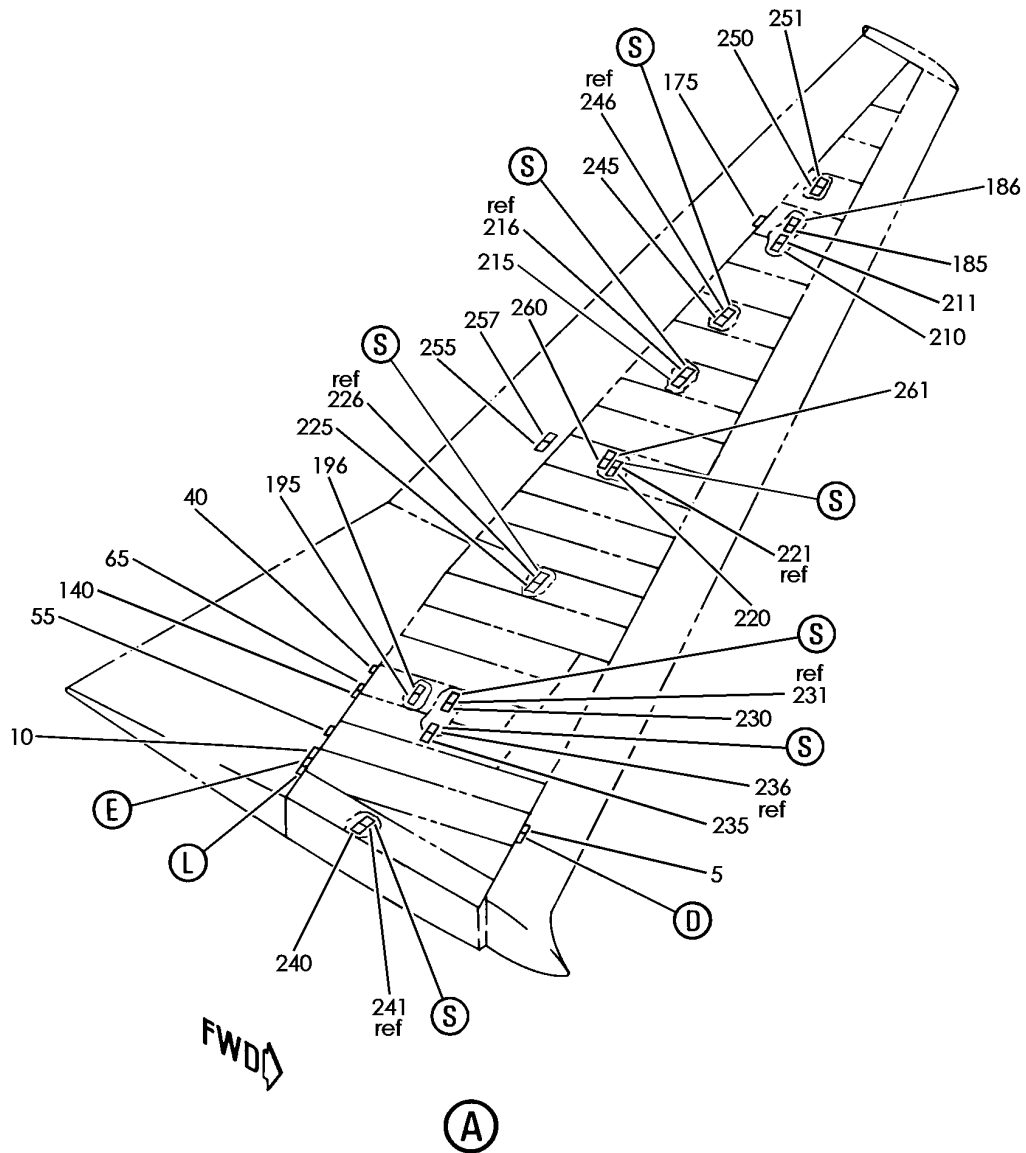
MARKING INSTL-FUEL SYS EXT
FIGURE 1 (SHEET 1)

11-24-05-01

BRI
MAY 28/07

11-24-05-01
PAGE 0

BOEING
757
PARTS CATALOG (MAINTENANCE)



Y 11240501 SHT 2 REV 245

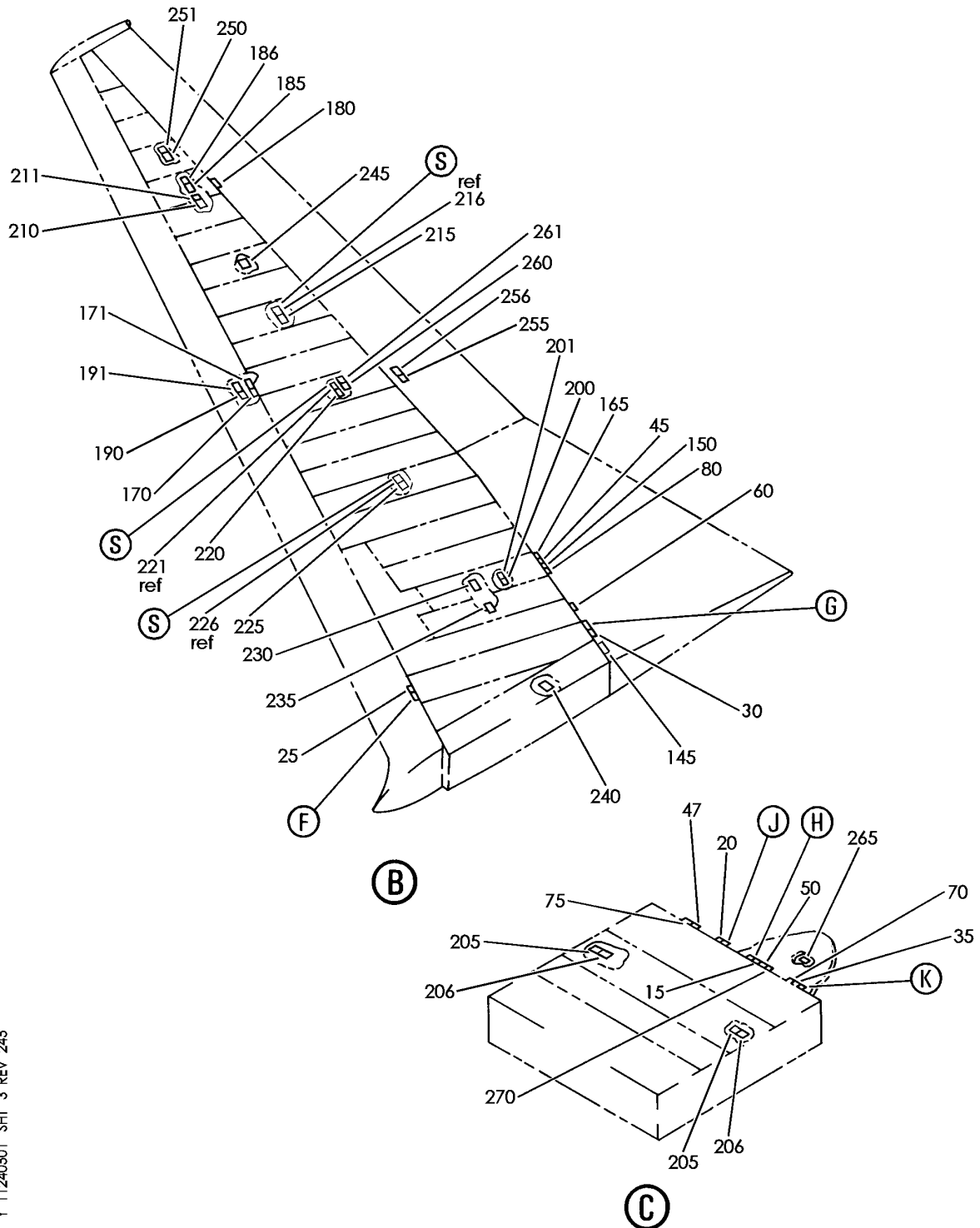
MARKING INSTL-FUEL SYS EXT
FIGURE 1 (SHEET 2)

11-24-05-01

BRI
MAY 28/07

11-24-05-01
PAGE 0A

BOEING
757
PARTS CATALOG (MAINTENANCE)



Y 11240501 SHT 3 REV 245

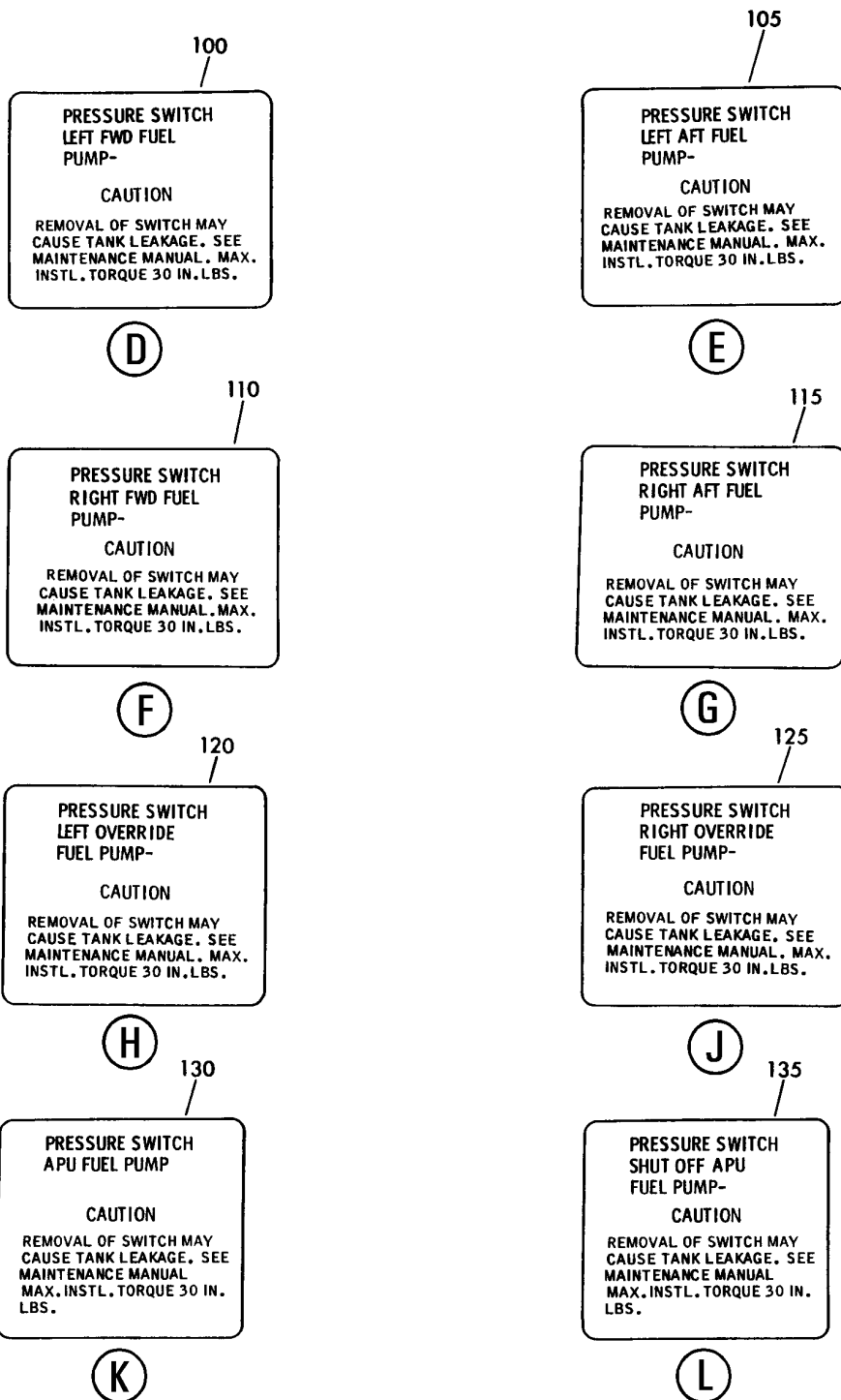
MARKING INSTL-FUEL SYS EXT
FIGURE 1 (SHEET 3)

11-24-05-01

BRI
MAY 28/07

11-24-05-01
PAGE 0B

BOEING
757
PARTS CATALOG (MAINTENANCE)



Y 11240501 SH1 4 REV 228

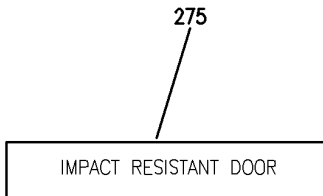
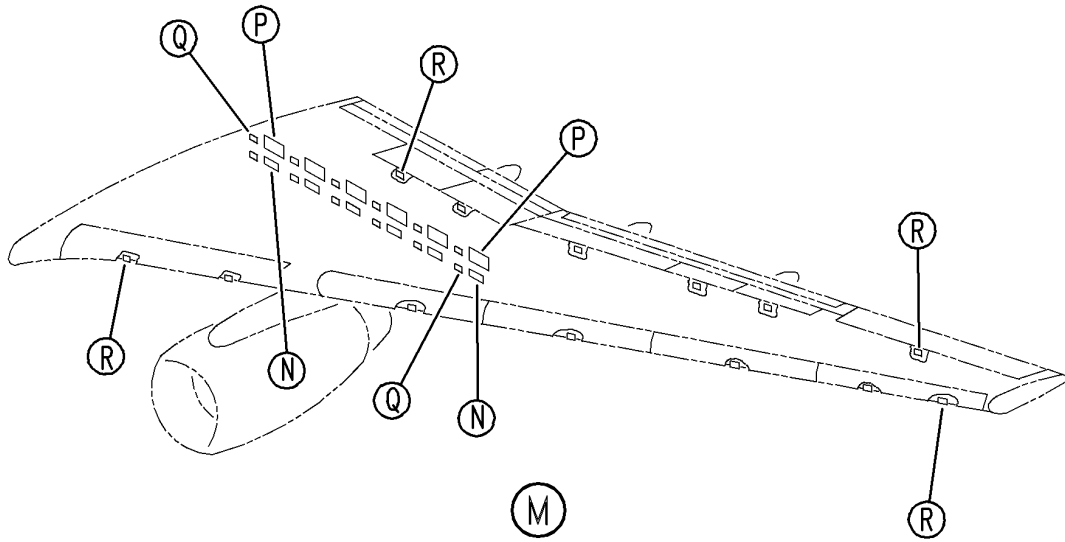
MARKING INSTL-FUEL SYS EXT
FIGURE 1 (SHEET 4)

11-24-05-01

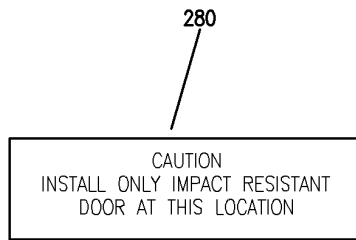
BRI
MAY 28/07

11-24-05-01
PAGE 0C

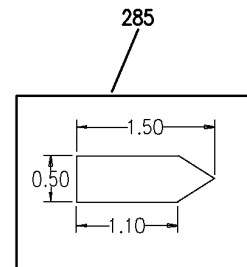
BOEING
757
PARTS CATALOG (MAINTENANCE)



(N)

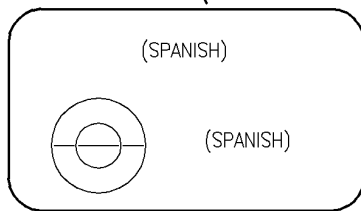


(P)

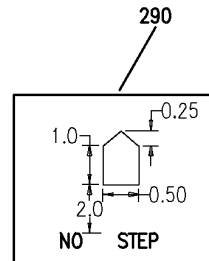


(Q)

- 216
- 221
- 226
- 231
- 236
- 241
- 246



(S)



(R)

Y 11240501 SH1 5 REV 245

MARKING INSTL-FUEL SYS EXT
FIGURE 1 (SHEET 5)

11-24-05-01

BRI
MAY 28/07

11-24-05-01
PAGE 00



757

PARTS CATALOG (MAINTENANCE)

FIG ITEM	PART NUMBER	1 2 3 4 5 6 7	NOMENCLATURE	EFFECT FROM TO	UNITS PER ASSY
1			MARKING INSTL-FUEL SYS EXT	002004 006100 107107 121503 904999	
- 1	340N3001-5		MARKING INSTL-FUEL SYS EXT VARIABLE DRAWING REF: 340N3001-6 FOR NHA/OTHER SYS DET SEE: 11-00-01-01	107107 904949	RF
- 1	340N3001-9		MARKING INSTL-FUEL SYS EXT VARIABLE DRAWING REF: 340N3001-10 POST MOD REVISION: MR69013-17 FOR NHA SEE: 11-00-01-01	002004 006100 121503 950999	RF
5	BAC27NFS0001		.MARKER-ALUMINUM FOIL- PLACARD CONTENT: LEFT FWD BOOST PUMP M322	002004 006100 107107 121503 904999	1
10	BAC27NFS0002		.MARKER-ALUMINUM FOIL- PLACARD CONTENT: LEFT AFT BOOST PUMP M333	002004 006100 107107 121503 904999	1
15	BAC27NFS0003		.MARKER-ALUMINUM FOIL- PLACARD CONTENT: LEFT OVERRIDE BOOST PUMP M10016	002004 006100 107107 121503 904999	1
20	BAC27NFS0004		.MARKER-ALUMINUM FOIL- PLACARD CONTENT: RIGHT OVERRIDE BOOST RIGHT M10017	002004 006100 107107 121503 904999	1
25	BAC27NFS0005		.MARKER-ALUMINUM FOIL- PLACARD CONTENT: RIGHT FWD BOOST PUMP M334	002004 006100 107107 121503 904999	1
30	BAC27NFS0006		.MARKER-ALUMINUM FOIL- PLACARD CONTENT: RIGHT AFT BOOST PUMP M335	002004 006100 107107 121503 904999	1

MISSING ITEM NUMBERS NOT APPLICABLE

- ITEM NOT ILLUSTRATED

11-24-05-01

11-24-05
FIG. 01
PAGE 1
JAN 20/09

BRI



757

PARTS CATALOG (MAINTENANCE)

FIG ITEM	PART NUMBER	1 2 3 4 5 6 7	NOMENCLATURE	EFFECT FROM TO	UNITS PER ASSY
1	35	BAC27NFS0007	.MARKER-ALUMINUM FOIL- PLACARD CONTENT: APU FUEL SUPPLY PUMP M336	002004 006100 107107 121503 904999	1
	40	BAC27NFS0008	.MARKER-ALUMINUM FOIL- PLACARD CONTENT: FUEL SHUT-OFF VALVE LEFT ENGINE V25	002004 006100 107107 121503 904999	1
	45	BAC27NFS0009	.MARKER-ALUMINUM FOIL- PLACARD CONTENT: FUEL SHUT-OFF VALVE RIGHT ENGINE V26	002004 006100 107107 121503 904999	1
	47	BAC27NFS0186	.MARKER-ALUMINUM FOIL- PLACARD CONTENT: FUEL CROSSFEED VALVE FWD	006100 950951 953999	1
	50	BAC27NFS0010	.MARKER-ALUMINUM FOIL- PLACARD CONTENT: FUEL CROSSFEED VALVE V24	002004 107107 121503 904949 952952	1
	50	BAC27NFS0187	.MARKER-ALUMINUM FOIL- PLACARD CONTENT: FUEL CROSSFEED VALVE AFT	006100 950951 953999	1
	55	BAC27NFS0011	.MARKER-ALUMINUM FOIL- PLACARD CONTENT: DEFUEL VALVE LEFT V108	002004 006100 107107 121503 904999	1
	60	BAC27NFS0012	.MARKER-ALUMINUM FOIL- PLACARD CONTENT: DEFUEL VALVE RIGHT V109	002004 006100 107107 121503 904999	1
	65	BAC27NFS0013	.MARKER-ALUMINUM FOIL- PLACARD CONTENT: FUELING VALVE LEFT TANK V100039	107107 904949	1
	65	BAC27NFS0184	.MARKER-ALUMINUM FOIL- PLACARD CONTENT: FUELING VALVE LEFT TANK V100039	002004 006100 121503 950999	1
	70	BAC27NFS0014	.MARKER-ALUMINUM FOIL- PLACARD CONTENT: FUELING VALVE LEFT CENTER TANK V10001	002004 006100 107107 121503 904999	1

MISSING ITEM NUMBERS NOT APPLICABLE

- ITEM NOT ILLUSTRATED

11-24-05-01

11-24-05
FIG. 01
PAGE 2
JAN 20/09

BRI



757

PARTS CATALOG (MAINTENANCE)

FIG ITEM	PART NUMBER	1 2 3 4 5 6 7	NOMENCLATURE	EFFECT FROM TO	UNITS PER ASSY
1					
75	BAC27NFS0015	.	MARKER-ALUMINUM FOIL- PLACARD CONTENT: FUELING VALVE RIGHT CENTER TANK V10064	002004 006100 107107 121503 904999	1
80	BAC27NFS0016	.	MARKER-ALUMINUM FOIL- PLACARD CONTENT: FUELING VALVE RIGHT TANK V10002	002004 006100 107107 121503 904999	1
100	BAC27NFS0022	.	MARKER-ALUMINUM FOIL-	107107 904949	1
100	BAC27NFS0119	.	MARKER-ALUMINUM FOIL-	002004 006100 121503 950999	1
105	BAC27NFS0023	.	MARKER-ALUMINUM FOIL-	107107 904949	1
105	BAC27NFS0120	.	MARKER-ALUMINUM FOIL-	002004 006100 121503 950999	1
110	BAC27NFS0024	.	MARKER-ALUMINUM FOIL-	107107 904949	1
110	BAC27NFS0121	.	MARKER-ALUMINUM FOIL-	002004 006100 121503 950999	1
115	BAC27NFS0025	.	MARKER-ALUMINUM FOIL-	107107 904949	1
115	BAC27NFS0122	.	MARKER-ALUMINUM FOIL-	002004 006100 121503 950999	1
120	BAC27NFS0026	.	MARKER-ALUMINUM FOIL-	107107 904949	1
120	BAC27NFS0123	.	MARKER-ALUMINUM FOIL-	002004 006100 121503 950999	1
125	BAC27NFS0027	.	MARKER-ALUMINUM FOIL-	107107 904949	1
125	BAC27NFS0124	.	MARKER-ALUMINUM FOIL-	002004 006100 121503 950999	1
130	BAC27NFS0028	.	MARKER-ALUMINUM FOIL-	107107 904949	1

MISSING ITEM NUMBERS NOT APPLICABLE

- ITEM NOT ILLUSTRATED

11-24-05-01

11-24-05
FIG. 01
PAGE 3
JAN 20/09

BRI

BOEING PROPRIETARY - Copyright © - Unpublished Work - See title page for details.

BOEING
757
PARTS CATALOG (MAINTENANCE)

FIG ITEM	PART NUMBER	1 2 3 4 5 6 7	NOMENCLATURE	EFFECT FROM TO	UNITS PER ASSY
1					
130	BAC27NFS0125	.	MARKER-ALUMINUM FOIL-	002004 006100 121503 950999	1
135	BAC27NFS0029	.	MARKER-ALUMINUM FOIL-	107107 904949	1
135	BAC27NFS0126	.	MARKER-ALUMINUM FOIL-	002004 006100 121503 950999	1
140	BAC27NFS0046	.	MARKER-ALUMINUM FOIL- PLACARD CONTENT: DENSITOMETER LEFT TANK	107107 904949	1
145	BAC27NFS0047	.	MARKER-ALUMINUM FOIL- PLACARD CONTENT: DENSITOMETER CENTER TANK	107107 904949	1
150	BAC27NFS0048	.	MARKER-ALUMINUM FOIL- PLACARD CONTENT: DENSITOMETER RIGHT TANK	107107 904949	1
165	BAC27NFS0054	.	MARKER-ALUMINUM FOIL- PLACARD CONTENT: TEMP BULB TS5140	002004 006100 107107 121503 904999	1
170	BAC27NFS0055	.	MARKER-ALUMINUM FOIL- PLACARD CONTENT: CLOSE DOOR UPON COMPLETION OF FUELING/DEFUELING OPERATION	002004 006100 107107 121503 904999	1
175	BAC27NFS0057	.	MARKER-ALUMINUM FOIL- PLACARD CONTENT: OVERFILL SENSOR LEFT SURGE TANK TS195	002004 006100 107107 121503 904999	1
180	BAC27NFS0058	.	MARKER-ALUMINUM FOIL- PLACARD CONTENT: OVERFILL SENSOR RIGHT SURGE TANK TS196	002004 006100 107107 121503 904999	1
185	BAC27NFS0106	.	DECAL- PLACARD CONTENT: PRESSURE RELIEF FUEL TANK IF OPEN, CHECK VENT FOR BLOCKAGE BEFORE RESETTING	002004 006100 121503 904999	2

MISSING ITEM NUMBERS NOT APPLICABLE

— ITEM NOT ILLUSTRATED

BRI

11-24-05-01

11-24-05
FIG. 01
PAGE 4
JAN 20/09



757

PARTS CATALOG (MAINTENANCE)

FIG ITEM	PART NUMBER	1 2 3 4 5 6 7	NOMENCLATURE	EFFECT FROM TO	UNITS PER ASSY
1					
185	BAC27NFS0076	.DECAL-	PLACARD CONTENT: PRESSURE RELIEF FUEL TANK IF OPEN, CHECK VENT FOR BLOCKAGE BEFORE RESETTING	107107	2
185	BAC27XSTN3806	.DECAL-	PLACARD CONTENT: PRESSURE RELIEF FUEL TANK IF OPEN, CHECK VENT FOR BLOCKAGE BEFORE RESETTING	002004 006100 121503 904999	2
190	BAC27NFS0021	.DECAL-	PLACARD CONTENT: FUELING STATION	002004 006100 107107 121503 904999	1
195	BAC27NFS0107	.DECAL-	PLACARD CONTENT: SUMP DRAIN LEFT TANK	002004 006100 121503 904999	1
195	BAC27NFS0077	.DECAL-	PLACARD CONTENT: SUMP DRAIN LEFT TANK	107107	1
200	BAC27NFS0108	.DECAL-	PLACARD CONTENT: SUMP DRAIN RIGHT TANK	002004 006100 121503 904999	1
200	BAC27NFS0078	.DECAL-	PLACARD CONTENT: SUMP DRAIN RIGHT TANK	107107	1
205	BAC27NFS0032	.DECAL-	PLACARD CONTENT: SUMP DRAIN CENTER TANK	002004 006100 107107 121503 904999	2
205	BAC27NFS0100	.DECAL-	PLACARD CONTENT: SUMP DRAIN CENTER TANK	002004 006100 107107 121503 904999	2
210	BAC27NFS0109	.DECAL-	PLACARD CONTENT: SUMP DRAIN SURGE TANK	002004 006100 121503 904999	2
210	BAC27NFS0079	.DECAL-	PLACARD CONTENT: SUMP DRAIN SURGE TANK	107107	2

MISSING ITEM NUMBERS NOT APPLICABLE

- ITEM NOT ILLUSTRATED

BRI

11-24-05-01

11-24-05
FIG. 01
PAGE 5
JAN 20/09

BOEING
757
PARTS CATALOG (MAINTENANCE)

FIG ITEM	PART NUMBER	1 2 3 4 5 6 7	NOMENCLATURE	EFFECT FROM TO	UNITS PER ASSY
R R R R R R	1 215	BAC27NFS0110	.DECAL- PLACARD CONTENT: FUEL STICK 1 LOCKED PRE SERVICE BULLETIN: 31-0173R1 31-0173R2	002004 006100 121503 904949 952999	2
	215	BAC27NFS0080	.DECAL- PLACARD CONTENT: FUEL STICK 1 LOCKED PRE SERVICE BULLETIN: 31-0173	107107	2
R R R R R R R R R R R R	215	BAC27NFS0115	.DECAL- PLACARD CONTENT: FUEL STICK 6 LOCKED POST SERVICE BULLETIN: 31-0173 31-0173R1 31-0173R2 POST AIRLINE MOD: E.O. 11R01596 VALP	009009 015015 107107 950951	2
	220	BAC27NFS0111	.DECAL- PLACARD CONTENT: FUEL STICK 2 LOCKED PRE SERVICE BULLETIN: 31-0173R1 31-0173R2	002004 006100 121503 904949 952999	2
R R R R R R R R R R R	220	BAC27NFS0081	.DECAL- PLACARD CONTENT: FUEL STICK 2 LOCKED PRE SERVICE BULLETIN: 31-0173	107107	2
	220	BAC27NFS0114	.DECAL- PLACARD CONTENT: FUEL STICK 5 LOCKED POST SERVICE BULLETIN: 31-0173 31-0173R1 31-0173R2 POST AIRLINE MOD: E.O. 11R01596 VALP	009009 015015 107107 950951	2
R R R R R R R R	225	BAC27NFS0112	.DECAL- PLACARD CONTENT: FUEL STICK 3 LOCKED PRE SERVICE BULLETIN: 31-0173R1 31-0173R2	002004 006100 121503 904949 952999	2

MISSING ITEM NUMBERS NOT APPLICABLE

— ITEM NOT ILLUSTRATED

BRI

11-24-05-01

11-24-05
FIG. 01
PAGE 6
MAY 20/09

BOEING
757
PARTS CATALOG (MAINTENANCE)

FIG ITEM	PART NUMBER	1 2 3 4 5 6 7	NOMENCLATURE	EFFECT FROM TO	UNITS PER ASSY
1					
225	BAC27NFS0082	.DECAL-	PLACARD CONTENT: FUEL STICK 3 LOCKED PRE SERVICE BULLETIN: 31-0173	107107	2
225	BAC27NFS0113	.DECAL-	PLACARD CONTENT: FUEL STICK 4 LOCKED POST SERVICE BULLETIN: 31-0173 31-0173R1 31-0173R2 POST AIRLINE MOD: E.O. 11R01596 VALP	009009 015015 107107 950951	2
230	BAC27NFS0113	.DECAL-	PLACARD CONTENT: FUEL STICK 4 LOCKED PRE SERVICE BULLETIN: 31-0173R1 31-0173R2	002004 006100 121503 904949 952999	2
230	BAC27NFS0083	.DECAL-	PLACARD CONTENT: FUEL STICK 4 LOCKED PRE SERVICE BULLETIN: 31-0173	107107	2
230	BAC27NFS0112	.DECAL-	PLACARD CONTENT: FUEL STICK 3 LOCKED POST SERVICE BULLETIN: 31-0173 31-0173R1 31-0173R2 POST AIRLINE MOD: E.O. 11R01596 VALP	009009 015015 107107 950951	2
235	BAC27NFS0114	.DECAL-	PLACARD CONTENT: FUEL STICK 5 LOCKED PRE SERVICE BULLETIN: 31-0173R1 31-0173R2	002004 006100 121503 904949 952999	2
235	BAC27NFS0084	.DECAL-	PLACARD CONTENT: FUEL STICK 5 LOCKED PRE SERVICE BULLETIN: 31-0173	107107	2

MISSING ITEM NUMBERS NOT APPLICABLE

— ITEM NOT ILLUSTRATED

BRI

11-24-05-01

11-24-05
FIG. 01
PAGE 7
MAY 20/09



757

PARTS CATALOG (MAINTENANCE)

FIG ITEM	PART NUMBER	1 2 3 4 5 6 7	NOMENCLATURE	EFFECT FROM TO	UNITS PER ASSY
1					
R R R R R R R R R R R R	235	BAC27NFS0111	.DECAL- PLACARD CONTENT: FUEL STICK 2 LOCKED POST SERVICE BULLETIN: 31-0173 31-0173R1 31-0173R2 POST AIRLINE MOD: E.O. 11R01596 VALP	009009 015015 107107 950951	2
R R R R R R R R R R R R	240	BAC27NFS0115	.DECAL- PLACARD CONTENT: FUEL STICK 6 LOCKED PRE SERVICE BULLETIN: 31-0173R1 31-0173R2	002004 006100 121503 904949 952999	2
R R R R R R R R R R R R	240	BAC27NFS0085	.DECAL- PLACARD CONTENT: FUEL STICK 6 LOCKED PRE SERVICE BULLETIN: 31-0173	107107	2
R R R R R R R R R R R R	240	BAC27NFS0110	.DECAL- PLACARD CONTENT: FUEL STICK 1 LOCKED POST SERVICE BULLETIN: 31-0173 31-0173R1 31-0173R2 POST AIRLINE MOD: E.O. 11R01596 VALP	009009 015015 107107 950951	2
R R R R R R R R R R R R	245	BAC27NFS0116	.DECAL- PLACARD CONTENT: FUEL STICK 7 LOCKED POST SERVICE BULLETIN: 31-0173 31-0173R1	002004 006100 107107 121503 904999	2
R R R R R R R R R R R R	245	BAC27NFS0086	.DECAL- PLACARD CONTENT: FUEL STICK 7 LOCKED PRE SERVICE BULLETIN: 31-0173	107107	2
R R R R R R R R R R R R	250	BAC27NFS0117	.DECAL- PLACARD CONTENT: FUEL TANK VENT	002004 006100 121503 904999	2
R R R R R R R R R R R R	250	BAC27NFS0087	.DECAL- PLACARD CONTENT: FUEL TANK VENT	107107	2

MISSING ITEM NUMBERS NOT APPLICABLE

- ITEM NOT ILLUSTRATED

11-24-05-01

11-24-05
FIG. 01
PAGE 8
MAY 20/09

BRI



757

PARTS CATALOG (MAINTENANCE)

FIG ITEM	PART NUMBER	1 2 3 4 5 6 7	NOMENCLATURE	EFFECT FROM TO	UNITS PER ASSY
1 255	BAC27NFS0050	.DECAL-	PLACARD CONTENT: GROUND HERE	002004 006008 107107 121503 904949 952999	2
255	BAC27NFS189	.DECAL-	PLACARD CONTENT: GROUND HERE	009100 950951	2
260	BAC27NFS0118	.DECAL-	PLACARD CONTENT: MAXIMUM OVERWING RATE 100 G.P.M.	002004 006100 121503 904999	2
260	BAC27NFS0092	.DECAL-	PLACARD CONTENT: MAXIMUM OVERWING RATE 100 G.P.M.	107107	2
265	BAC27NFS0056	.DECAL-	PLACARD CONTENT: APU FUEL LINE SHROUD DRAIN	002004 006100 107107 121503 904999	1
265	BAC27NFS0101	.DECAL-	PLACARD CONTENT: APU FUEL LINE SHROUD DRAIN	002004 006100 107107 121503 904999	1
270	BAC27NFS0097	.MARKER-ALUMINUM FOIL-	PLACARD CONTENT: FUELING SHUT-OFF VALVE- APU	002004 107107 121503 904949 952952	1
270	BAC27NFS0188	.MARKER-ALUMINUM FOIL-	PLACARD CONTENT: FUELING SHUT-OFF VALVE- APU	006100 950951 953999	1

MISSING ITEM NUMBERS NOT APPLICABLE

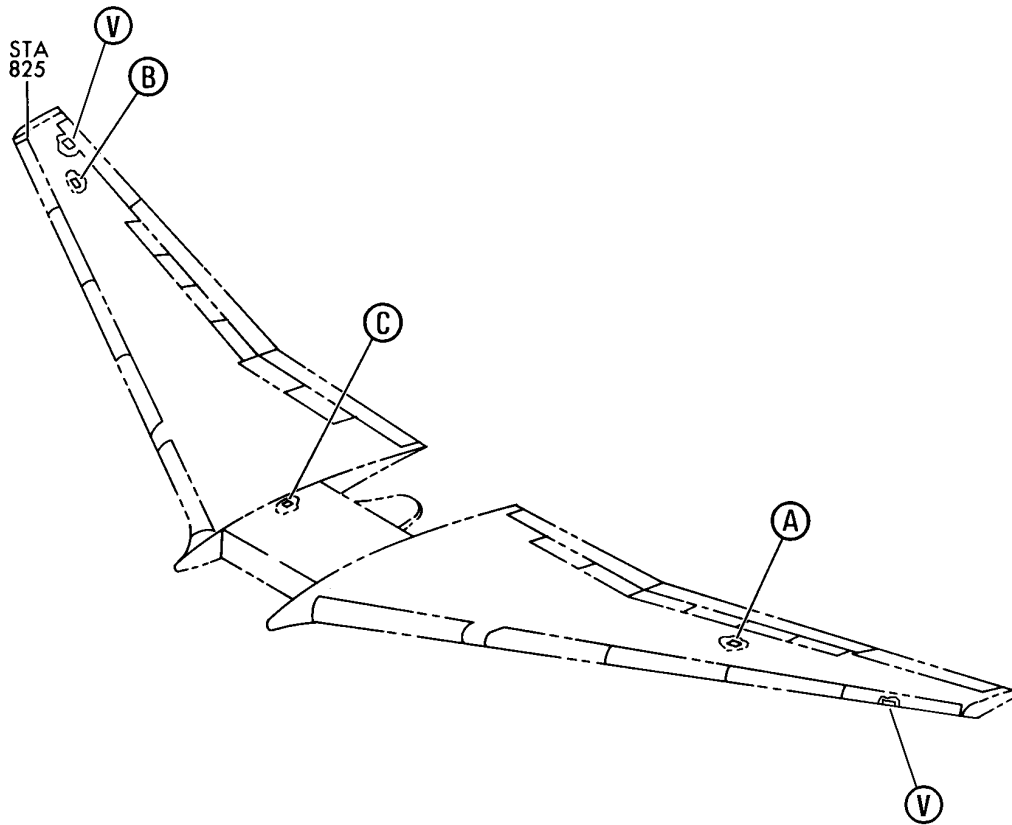
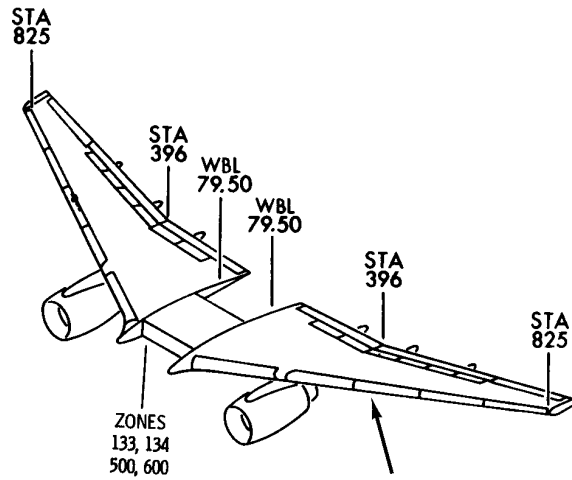
- ITEM NOT ILLUSTRATED

BRI

11-24-05-01

11-24-05
FIG. 01
PAGE 9
MAY 20/09

BOEING
757
PARTS CATALOG (MAINTENANCE)



Y 11240501A SHT 1 REV 228

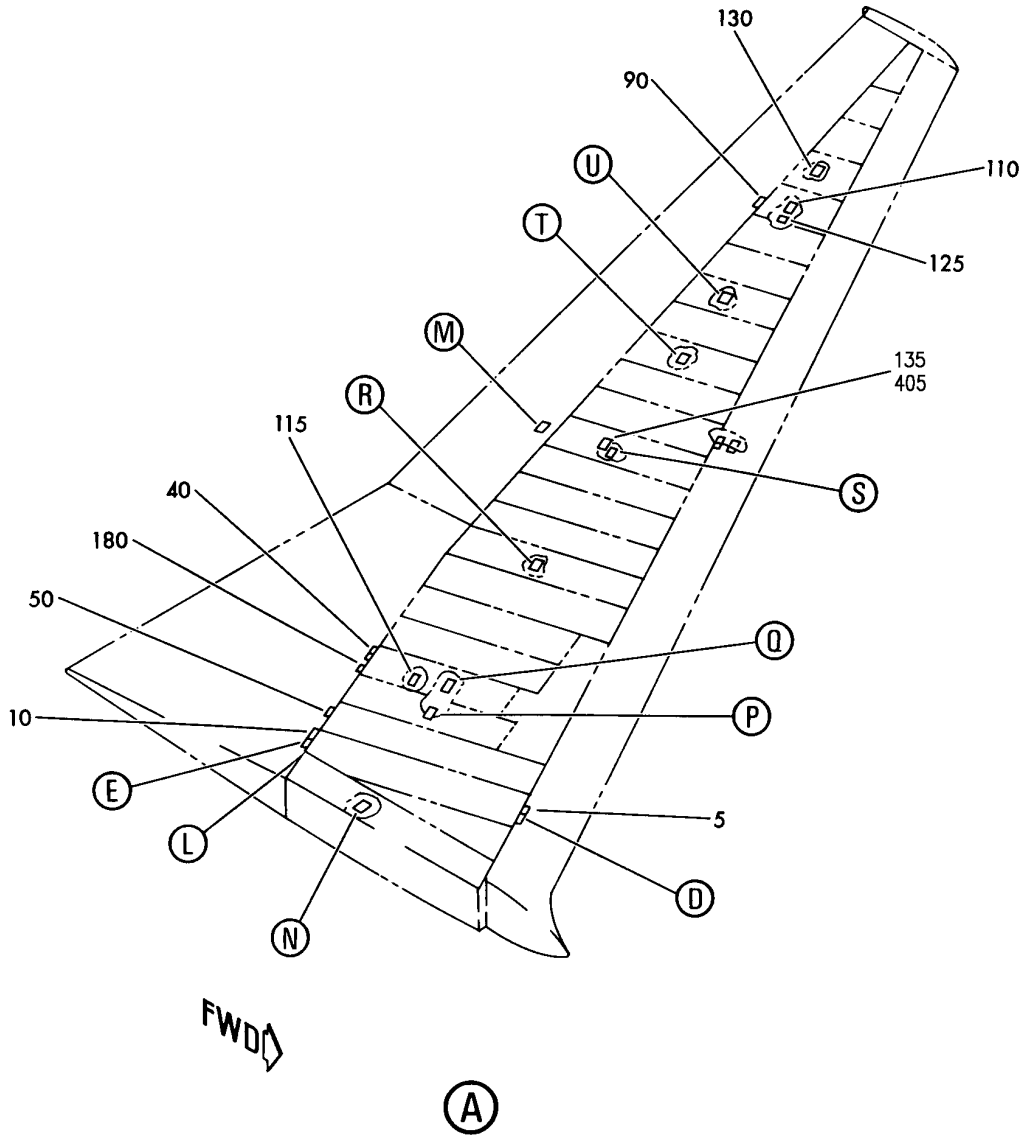
MARKING INSTL-FUEL SYS EXT
FIGURE 1A (SHEET 1)

BRI
MAY 28/07

11-24-05-01A

11-24-05-01A
PAGE 0

BOEING
757
PARTS CATALOG (MAINTENANCE)



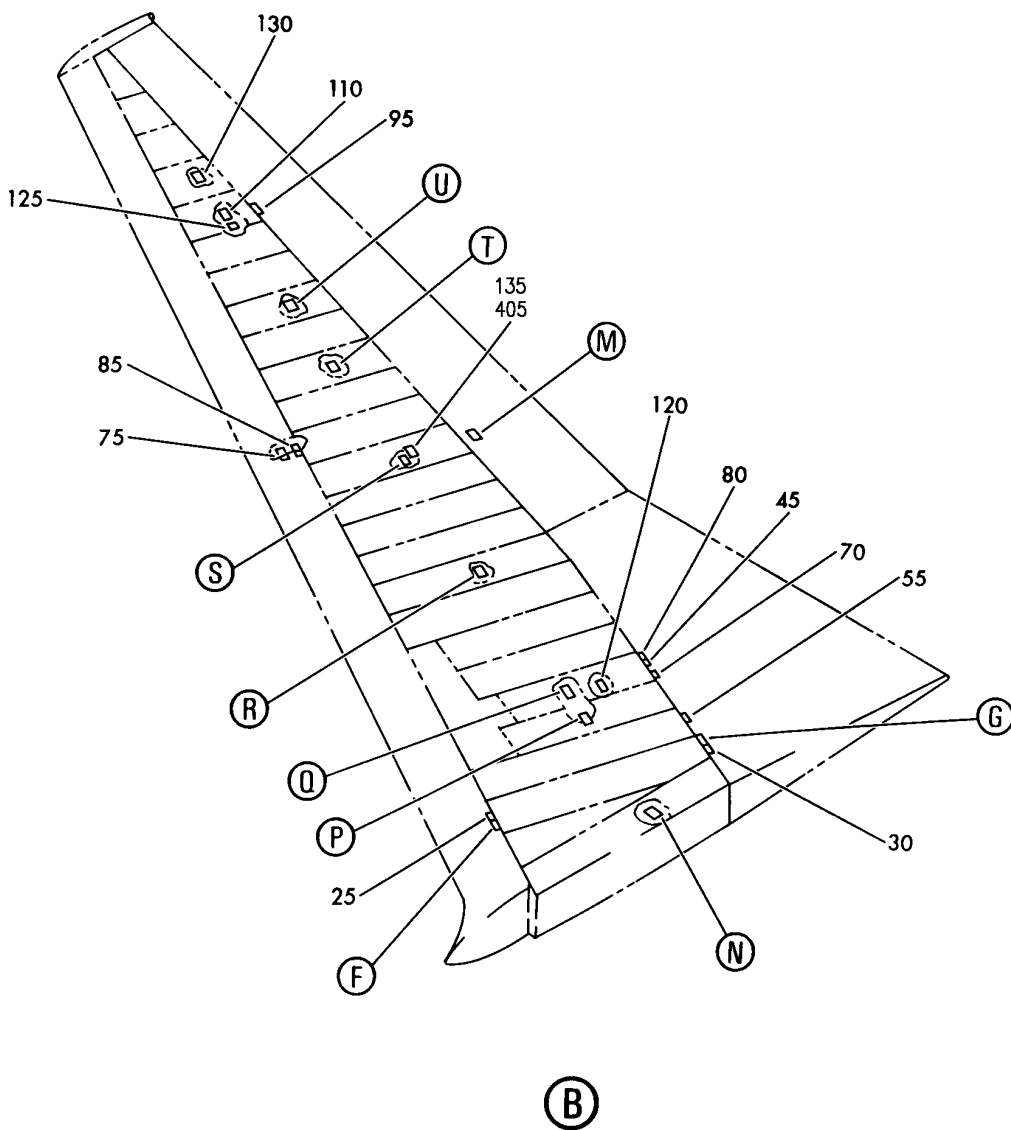
Y 11240501A SHT. 2 REV 277

MARKING INSTL-FUEL SYS EXT
FIGURE 1A (SHEET 2)

11-24-05-01A

BRI
MAY 28/07

11-24-05-01A
PAGE 0A



Y 11240501A SHT. 3 REV 277

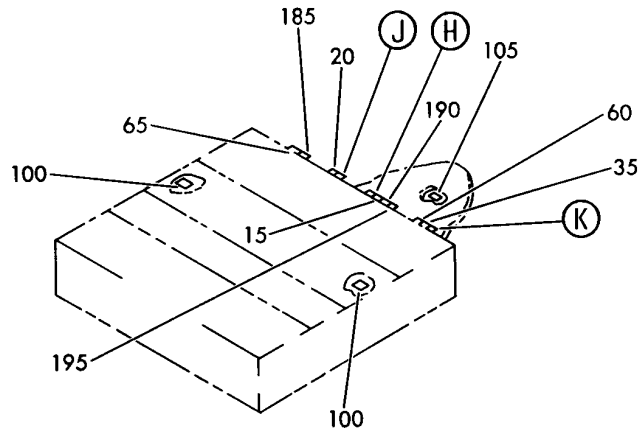
MARKING INSTL-FUEL SYS EXT
FIGURE 1A (SHEET 3)

11-24-05-01A

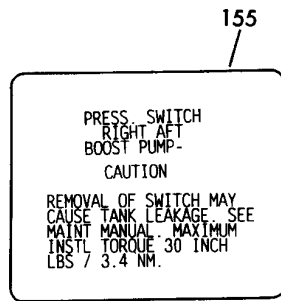
BRI
MAY 28/07

11-24-05-01A
PAGE 0B

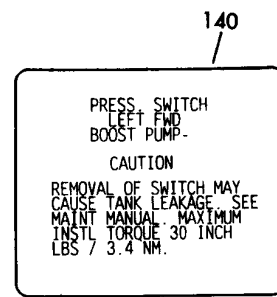
BOEING
757
PARTS CATALOG (MAINTENANCE)



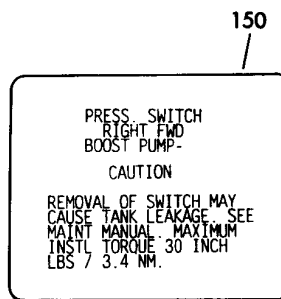
(C)



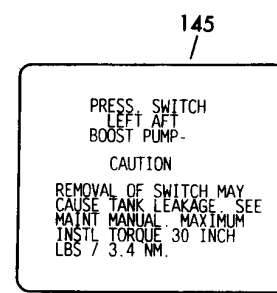
(G)



(D)



(F)



(E)

Y 11240501A SHT 4 REV 191

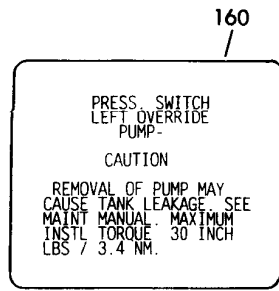
MARKING INSTL-FUEL SYS EXT
FIGURE 1A (SHEET 4)

11-24-05-01A

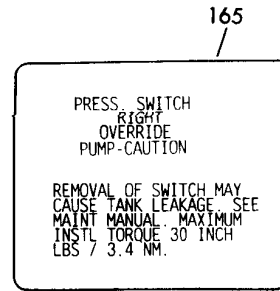
BRI
MAY 28/07

11-24-05-01A
PAGE 0C

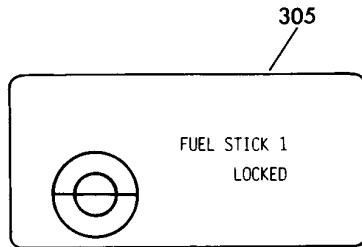
BOEING
757
PARTS CATALOG (MAINTENANCE)



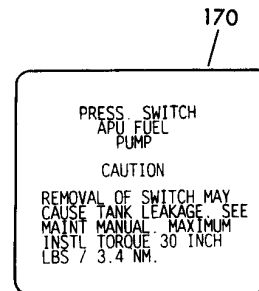
(H)



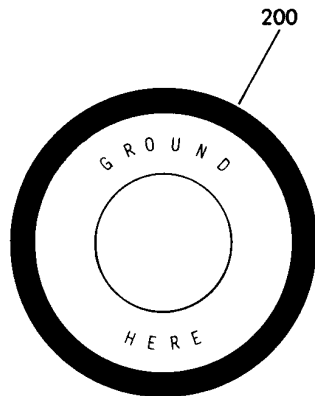
(J)



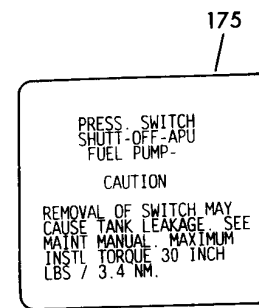
(N)



(K)



(M)



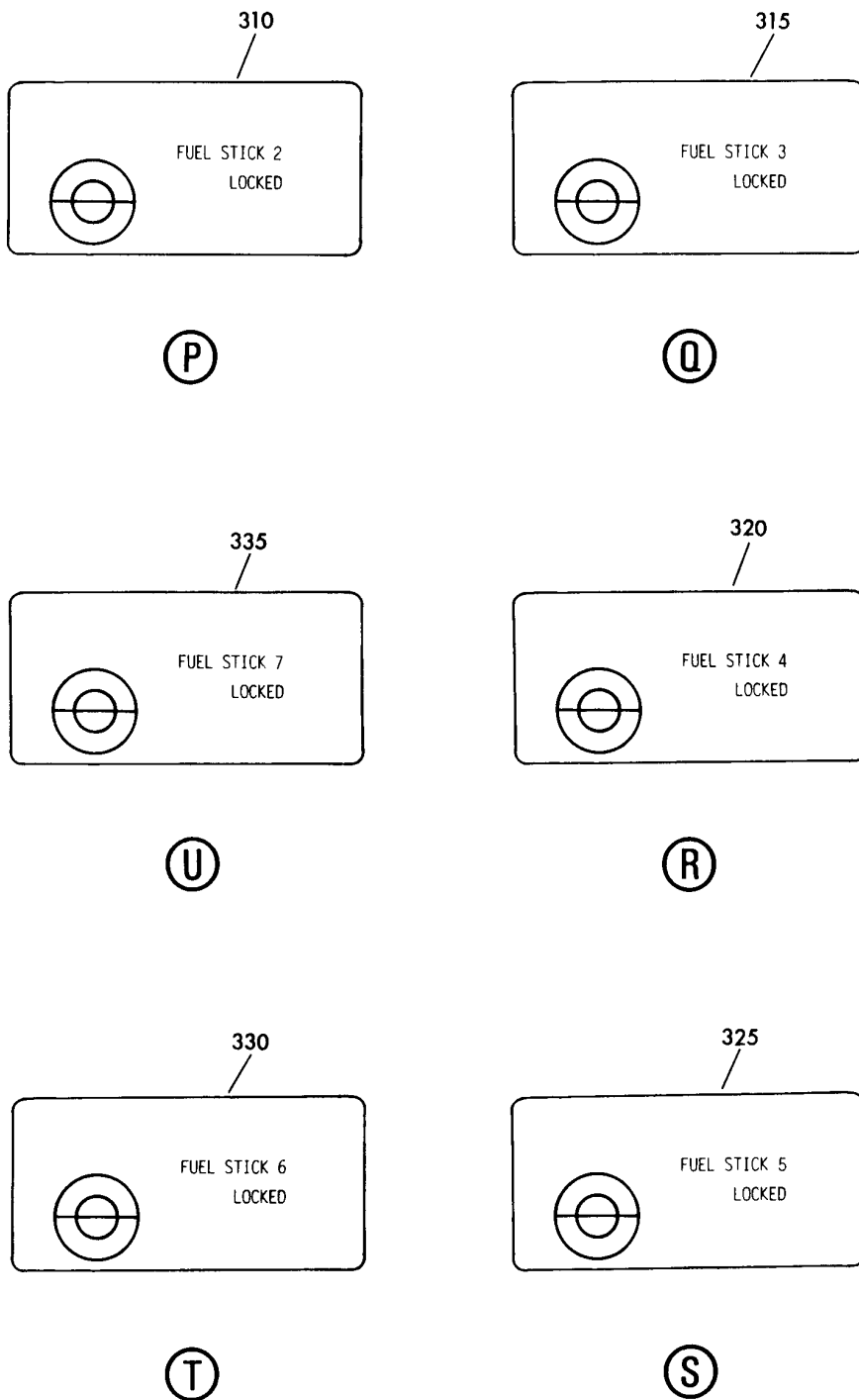
(L)

Y 11240501A SHT 5 REV 191

MARKING INSTL-FUEL SYS EXT
FIGURE 1A (SHEET 5)

11-24-05-01A

BOEING
757
PARTS CATALOG (MAINTENANCE)



Y 11240501A SHT 6 REV 191

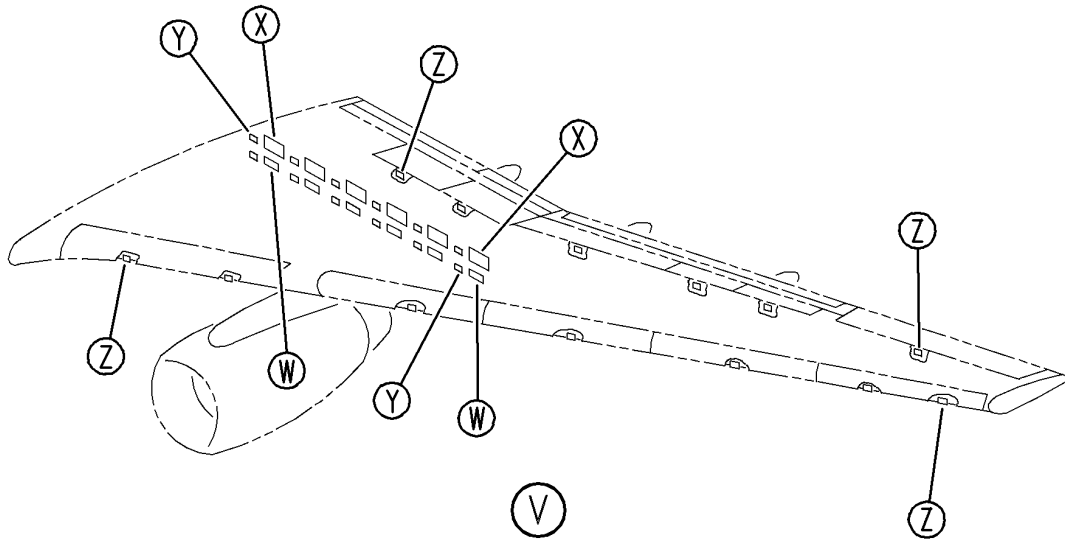
MARKING INSTL-FUEL SYS EXT
FIGURE 1A (SHEET 6)

11-24-05-01A

BRI
MAY 28/07

11-24-05-01A
PAGE 0E

BOEING
757
PARTS CATALOG (MAINTENANCE)

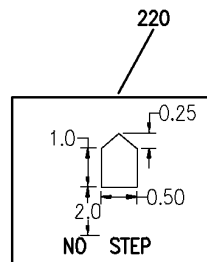
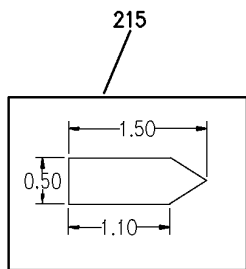


205
IMPACT RESISTANT DOOR

210
CAUTION
INSTALL ONLY IMPACT RESISTANT
DOOR AT THIS LOCATION

W

X



Y

Z

Y 11240501A SH7 7 REV 228

MARKING INSTL-FUEL SYS EXT
FIGURE 1A (SHEET 7)

BRI
MAY 28/07

11-24-05-01A

11-24-05-01A
PAGE OF



757

PARTS CATALOG (MAINTENANCE)

FIG ITEM	PART NUMBER	1 2 3 4 5 6 7	NOMENCLATURE	EFFECT FROM TO	UNITS PER ASSY
1 A			MARKING INSTL-FUEL SYS EXT	101106 108120 504903	
- 1	340N3001-14		MARKING INSTL-FUEL SYS EXT. FOR NHA SEE: 28-00-00-05	101102 108120 504903	RF
- 1	MODREF13527		MARKING INSTL-FUEL SYS EXT. MODULE NUMBER: 340N3001-14 REV A	103106	1
5	BAC27NFS0001		.MARKER-ALUMINUM FOIL POSITION DATA: LEFT FWD BOOST PUMP M322	101106 108120 504903	1
10	BAC27NFS0002		.MARKER-ALUMINUM FOIL POSITION DATA: LEFT FWD BOOST PUMP M322	101106 108120 504903	1
15	BAC27NFS0003		.MARKER-ALUMINUM FOIL POSITION DATA: LEFT OVERRIDE BOOST PUMP	101106 108120 504903	1
20	BAC27NFS0004		.MARKER-ALUMINUM FOIL POSITION DATA: RIGHT OVERRIDE BOOST PUMP	101106 108120 504903	1
25	BAC27NFS0005		.MARKER-ALUMINUM FOIL POSITION DATA: RIGHT FWD BOOST PUMP	101106 108120 504903	1
30	BAC27NFS0006		.MARKER-ALUMINUM FOIL POSITION DATA: RIGHT AFT BOOST PUMP	101106 108120 504903	1
35	BAC27NFS0007		.MARKER-ALUMINUM FOIL	101106 108120 504903	1
40	BAC27NFS0008		.MARKER-ALUMINUM FOIL POSITION DATA: FUEL SHUT-OFF VALVE LEFT ENGINE V25	101106 108120 504903	1
45	BAC27NFS0009		.MARKER-ALUMINUM FOIL POSITION DATA: FUEL SHUT-OFF VALVE RIGHT ENGINE V26	101106 108120 504903	1
50	BAC27NFS0011		.MARKER-ALUMINUM FOIL POSITION DATA: DEFUEL VALVE LEFT V108	101106 108120 504903	1
55	BAC27NFS0012		.MARKER-ALUMINUM FOIL POSITION DATA: DEFUEL VALVE RIGHT V109	101106 108120 504903	1

MISSING ITEM NUMBERS NOT APPLICABLE

- ITEM NOT ILLUSTRATED

11-24-05-01A

11-24-05
FIG. 01A
PAGE 1
JAN 20/09

BRI

 **BOEING**
757
PARTS CATALOG (MAINTENANCE)

FIG ITEM	PART NUMBER	1 2 3 4 5 6 7	NOMENCLATURE	EFFECT FROM TO	UNITS PER ASSY
1A					
60	BAC27NFS0014	.	MARKER-ALUMINUM FOIL POSITION DATA: FUELING VALVE LEFT CENTER TANK V10001	101106 108120 504903	1
65	BAC27NFS0015	.	MARKER-ALUMINUM FOIL POSITION DATA: FUELING VALVE RIGHT CENTER TANK V10064	101106 108120 504903	1
70	BAC27NFS0016	.	MARKER-ALUMINUM FOIL POSITION DATA: FUELING VALVE RIGHT TANK V10002	101106 108120 504903	1
75	BAC27NFS0021	.	DECAL-ALUMINUM FOIL OPTIONAL PART: 340N3001-16	101106 108120 504903	1
75	340N3001-16	.	TEMPLATE-FUELING STATION OPTIONAL PART: BAC27NFS0021	101106 108120 504903	1
80	BAC27NFS0054	.	MARKER-ALUMINUM FOIL	101106 108120 504903	1
85	BAC27NFS0055	.	MARKER-ALUMINUM FOIL PLACARD CONTENT: CLOSE DOOR UPON COMPLETION OF FEULING/ DEFUELING OPERATION	101106 108120 504903	1
90	BAC27NFS0057	.	MARKER-ALUMINUM FOIL POSITION DATA: OVERFILL SENSOR LEFT SURGE TANK	101106 108120 504903	1
95	BAC27NFS0058	.	MARKER-ALUMINUM FOIL POSITION DATA: OVERFILL SENSOR RIGHT SURGE TANK	101106 108120 504903	1
100	BAC27NFS0100	.	DECAL-ALUMINUM FOIL	101106 108120 504903	2
105	BAC27NFS0101	.	DECAL-ALUMINUM FOIL	101106 108120 504903	1
110	BAC27NFS0106	.	DECAL-ALUMINUM FOIL PLACARD CONTENT: PRESSURE RELIEF FUEL TANK IF OPEN, CHECK VENT FOR BLOCKAGE BEFORE RESETTING	101106 108120 504903	2

MISSING ITEM NUMBERS NOT APPLICABLE

— ITEM NOT ILLUSTRATED

BRI

11-24-05-01A

11-24-05
FIG. 01A
PAGE 2
JAN 20/09

BOEING PROPRIETARY - Copyright © - Unpublished Work - See title page for details.



757

PARTS CATALOG (MAINTENANCE)

FIG ITEM	PART NUMBER	1 2 3 4 5 6 7	NOMENCLATURE	EFFECT FROM TO	UNITS PER ASSY
1A 110	BAC27XSTN3806	.	DECAL-ALUMINUM FOIL PLACARD CONTENT: PRESSURE RELIEF FUEL TANK IF OPEN, CHECK VENT FOR BLOCKAGE BEFORE RESETTING	101106 108120 504903	2
115	BAC27NFS0107	.	DECAL-ALUMINUM FOIL POSITION DATA: SUMP DRAIN LEFT TANK	101106 108120 504903	1
120	BAC27NFS0108	.	DECAL-ALUMINUM FOIL POSITION DATA: SUMP DRAIN RIGHT TANK	101106 108120 504903	1
125	BAC27NFS0109	.	DECAL-ALUMINUM FOIL	101106 108120 504903	1
130	BAC27NFS0117	.	DECAL-ALUMINUM FOIL	101106 108120 504903	2
135	BAC27NFS0118	.	DECAL-ALUMINUM FOIL PLACARD CONTENT: MAXIMUM OVERWING FUELING RATE 100 G.P.M./ 378.5 LITERS PER. MIN.	101106 108120 504903	2
140	BAC27NFS0119	.	MARKER-ALUMINUM FOIL	101106 108120 504903	1
145	BAC27NFS0120	.	MARKER-ALUMINUM FOIL	101106 108120 504903	1
150	BAC27NFS0121	.	MARKER-ALUMINUM FOIL	101106 108120 504903	1
155	BAC27NFS0122	.	MARKER-ALUMINUM FOIL	101106 108120 504903	1
160	BAC27NFS0123	.	MARKER-ALUMINUM FOIL	101106 108120 504903	1
165	BAC27NFS0124	.	MARKER-ALUMINUM FOIL	101106 108120 504903	1
170	BAC27NFS0125	.	MARKER-ALUMINUM FOIL	101106 108120 504903	1
175	BAC27NFS0126	.	MARKER-ALUMINUM FOIL	101106 108120 504903	1

MISSING ITEM NUMBERS NOT APPLICABLE

- ITEM NOT ILLUSTRATED

11-24-05-01A

11-24-05
FIG. 01A
PAGE 3
JAN 20/09

BRI



757

PARTS CATALOG (MAINTENANCE)

FIG ITEM	PART NUMBER	1 2 3 4 5 6 7	NOMENCLATURE	EFFECT FROM TO	UNITS PER ASSY
1A					
180	BAC27NFS0184		.MARKER-ALUMINUM FOIL POSITION DATA: FUELING VALVE LEFT TANK	101106 108120 504903	1
185	BAC27NFS186		.MARKER-ALUMINUM FOIL PLACARD CONTENT: FUEL CROSSFEED VALVE FWD	101106 108120 504903	1
190	BAC27NFS187		.MARKER-ALUMINUM FOIL PLACARD CONTENT: FUEL CROSSFEED VALVE AFT	101106 108120 504903	1
195	BAC27NFS188		.MARKER-ALUMINUM FOIL PLACARD CONTENT: FUELING SHUT-OFF VALVE APU	101106 108120 504903	1
200	BAC27NFS0189		.MARKER-ALUMINUM FOIL	101106 108120 504903	2
200	BAC27NFS189		.DECAL-ALUMINUM FOIL PLACARD CONTENT: GROUND HERE	101106 108120 504903	2
- 300	340N3001-12		MARKER INSTL-FUEL STICK 1 LOCKED FOR NHA SEE: 28-00-00-05	101102 108120	RF
- 300	340N3001-13		MARKER INSTL-FUEL STICK 1 LOCKED FOR NHA SEE: 28-00-00-05	504903	RF
- 300	MODREF13526		MARKER INSTL-FUEL STICK 1 LOCKED MODULE NUMBER: 340N3001-12 REV A	103106	1
305	BAC27NFS0110		.DECAL-ALUMINUM FOIL	101106 108120 504903	2
310	BAC27NFS0111		.DECAL-ALUMINUM FOIL	101106 108120 504903	2
315	BAC27NFS0112		.DECAL-ALUMINUM FOIL	101106 108120 504903	2
320	BAC27NFS0113		.DECAL-ALUMINUM FOIL	101106 108120 504903	2
325	BAC27NFS0114		.DECAL-ALUMINUM FOIL	101106 108120 504903	2
330	BAC27NFS0115		.DECAL-ALUMINUM FOIL	101106 108120 504903	2

MISSING ITEM NUMBERS NOT APPLICABLE

- ITEM NOT ILLUSTRATED

11-24-05-01A

11-24-05
FIG. 01A
PAGE 4
JAN 20/09

BRI



757

PARTS CATALOG (MAINTENANCE)

FIG ITEM	PART NUMBER	1 2 3 4 5 6 7	NOMENCLATURE	EFFECT FROM TO	UNITS PER ASSY
1 A 335	BAC27NFS0116	.	DECAL-ALUMINUM FOIL	101106 108120 504903	2

MISSING ITEM NUMBERS NOT APPLICABLE

- ITEM NOT ILLUSTRATED

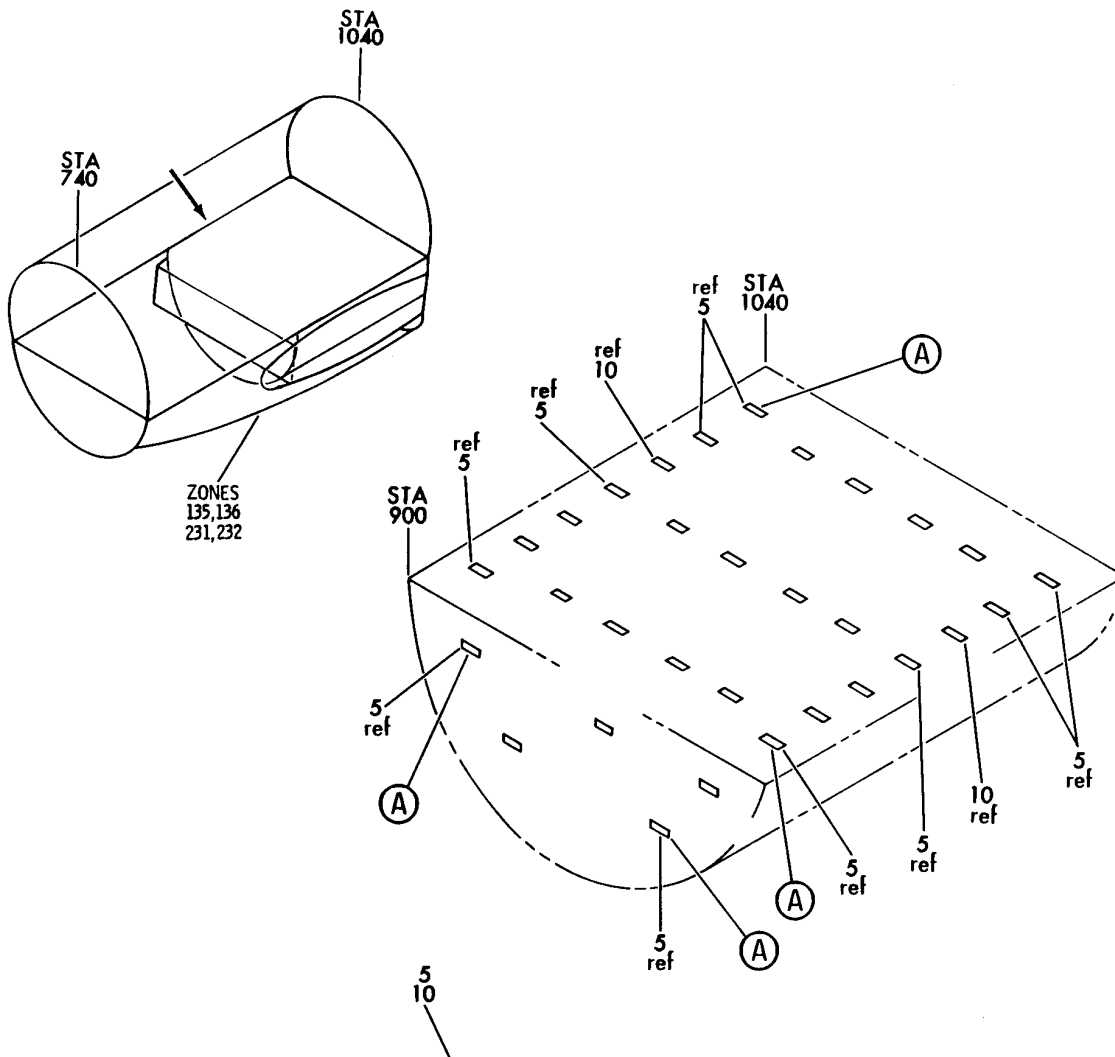
BRI

11-24-05-01A

BOEING PROPRIETARY - Copyright © - Unpublished Work - See title page for details.

11-24-05
FIG. 01A
PAGE 5
JAN 20/09


BOEING
 757
PARTS CATALOG (MAINTENANCE)



CAUTION
 THIS SURFACE IS COATED WITH
 A SPECIAL FUEL BARRIER
 COATING. AVOID DAMAGE TO IT.
 IF DAMAGED REPAIR PER BAC 5527.

A

Y 11240510 REV 155

MARKING INSTL-SECT. 44 MAINT
 FIGURE 10

11-24-05-10

BRI
 MAY 28/07

11-24-05-10
 PAGE 0



757

PARTS CATALOG (MAINTENANCE)

FIG ITEM	PART NUMBER	1 2 3 4 5 6 7	NOMENCLATURE	EFFECT FROM TO	UNITS PER ASSY
10			MARKING INSTL-SECT. 44 MAINT	002004 006106 108903 950951 953999	
- 1	100N1154-2		MARKING INSTL- MAINT POSITION DATA: SECT. 44 FOR NHA SEE: 11-00-01-01	002004 006100 121503 950951 953999	RF
- 1	100N1154-2001		MARKING INSTL- MAINT POSITION DATA: SECT. 44 FOR NHA SEE: 11-00-01-01A	101102 108120 504903	RF
- 1	MODREF370		MARKING INSTL- MAINT MODULE NUMBER: 100N1154-2001 REV A POSITION DATA: SECT. 44	103106	1
5	BAC27DWG14		.DECAL	002004 006106 108903 950951 953999	29
10	BAC27DWG14		.DECAL	002004 006106 108903 950951 953999	2

MISSING ITEM NUMBERS NOT APPLICABLE

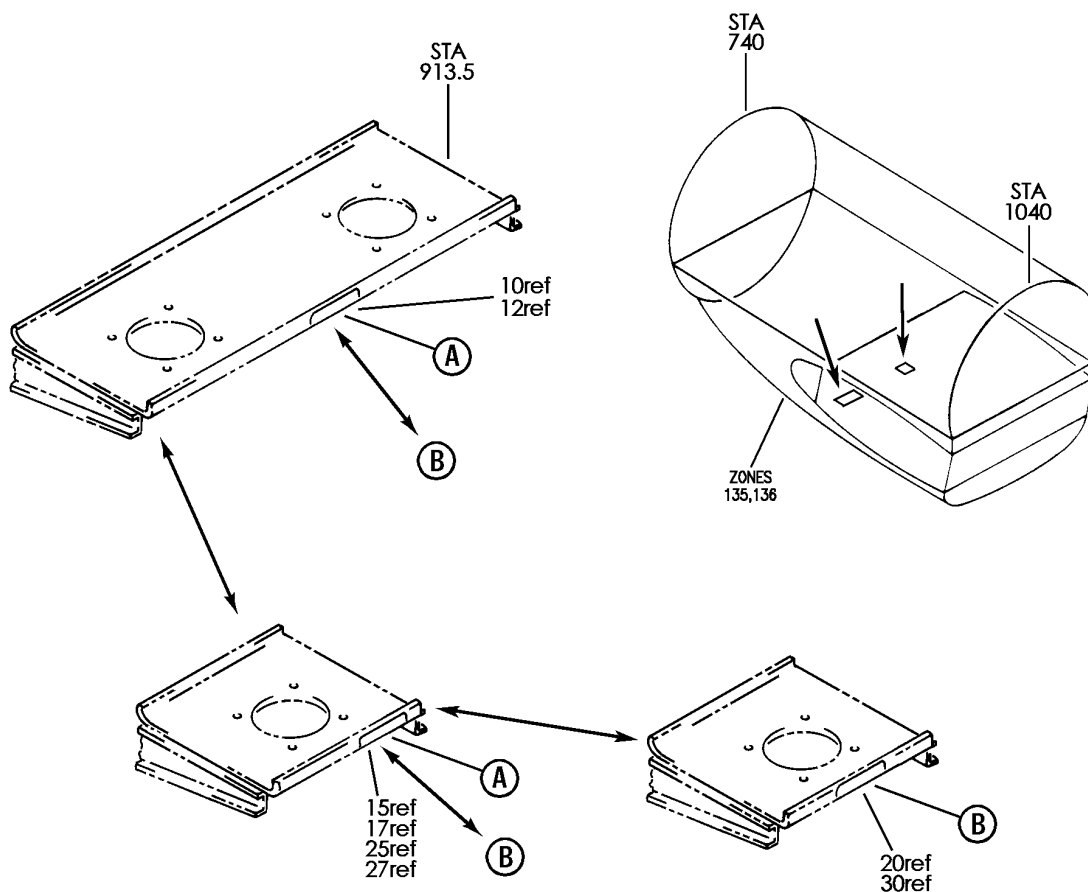
- ITEM NOT ILLUSTRATED

BRI

11-24-05-10

11-24-05
FIG. 10
PAGE 1
JAN 20/09

BOEING
757
PARTS CATALOG (MAINTENANCE)



12
15
20
25
30
/

CAUTION
MAX AIR PRESS 60 PSIG (414 KPa)
MAX AIR TEMP 450° F (232° C)

(B)

10
17
27
/

CAUTION
MAX AIR PRESS 60 PSIG
MAX AIR TEMP 450° F

(A)

Y 11241001 REV 268

SUPPORT INSTL-UNDER WING AIR SUPPLY (PLACARDS AND MARKINGS ONLY)

FIGURE 1

11-24-10-01

BRI
MAY 28/07

11-24-10-01
PAGE 0



757

PARTS CATALOG (MAINTENANCE)

FIG ITEM	PART NUMBER	1 2 3 4 5 6 7	NOMENCLATURE	EFFECT FROM TO	UNITS PER ASSY
1			SUPPORT INSTL-UNDER WING AIR SUPPLY (PLACARDS AND MARKINGS ONLY)	002004 006999	
- 1	212N3010-1		SUPPORT INSTL-UNDER WING AIR SUPPLY, RR ENGS (2 CONNECTORS) (PLACARDS AND MARKINGS ONLY) POSITION DATA: LH FOR NHA/OTHER SYS DET SEE: 21-00-00-01	002004 006010 107107 121503 904999	RF
- 1	212N3010-13		SUPPORT INSTL-UNDER WING AIR SUPPLY, RR ENGS (2 CONNECTOR) (PLACARDS AND MARKINGS ONLY) POSITION DATA: LH FOR NHA/OTHER SYS DET SEE: 21-00-00-01 21-00-00-12 21-00-00-15	011102 108120 504903	RF
- 1	MODREF5976		SUPPORT INSTL-UNDER WING AIR SUPPLY, RR ENGS (2 CONNECTOR) (PLACARDS AND MARKINGS ONLY) MODULE NUMBER: 212N3010-13 REV A POSITION DATA: LH FOR OTHER SYS DETAILS SEE: 36-11-01-11	103106	1
- 5	212N3010-2		SUPPORT INSTL-UNDER WING AIR SUPPLY, ALL ENGS (1 CONNECTOR) (PLACARDS AND MARKINGS ONLY) POSITION DATA: RH FOR NHA/OTHER SYS DET SEE: 21-00-00-01	002004 006010 107107 121503 904999	RF
- 5	212N3010-14		SUPPORT INSTL-UNDER WING AIR SUPPLY, ALL ENGS (1 CONNECTOR) (PLACARDS AND MARKINGS ONLY) POSITION DATA: RH FOR NHA/OTHER SYS DET SEE: 21-00-00-01 21-00-00-14	011102 108120 504903	RF

MISSING ITEM NUMBERS NOT APPLICABLE

- ITEM NOT ILLUSTRATED

11-24-10-01

11-24-10
FIG. 01
PAGE 1
JAN 20/09

BRI



757

PARTS CATALOG (MAINTENANCE)

FIG ITEM	PART NUMBER	1 2 3 4 5 6 7	NOMENCLATURE	EFFECT FROM TO	UNITS PER ASSY
1					
- 5	MODREF5977		SUPPORT INSTL-UNDER WING AIR SUPPLY, ALL ENGS (1 CONNECTOR) (PLACARDS AND MARKINGS ONLY) MODULE NUMBER: 212N3010-14 REV A POSITION DATA: RH FOR OTHER SYS DETAILS SEE: 36-11-51-01	103106	1
10	BAC27NEC0093		.MARKER-ALUMINUM FOIL POSITION DATA: LH SIDE	107107	1
12	BAC27DAC0057		.MARKER-ALUMINUM FOIL POSITION DATA: LH SIDE	002004 006106 108999	1
25	BAC27DAC0057		.MARKER-ALUMINUM FOIL POSITION DATA: RH SIDE	002004 006010 121503 904999	1
27	BAC27NEC0093		.MARKER-ALUMINUM FOIL POSITION DATA: RH SIDE	107107	1
30	BAC27DAC0057		.MARKER-ALUMINUM FOIL POSITION DATA: RH SIDE	011106 108120 504903	1

MISSING ITEM NUMBERS NOT APPLICABLE

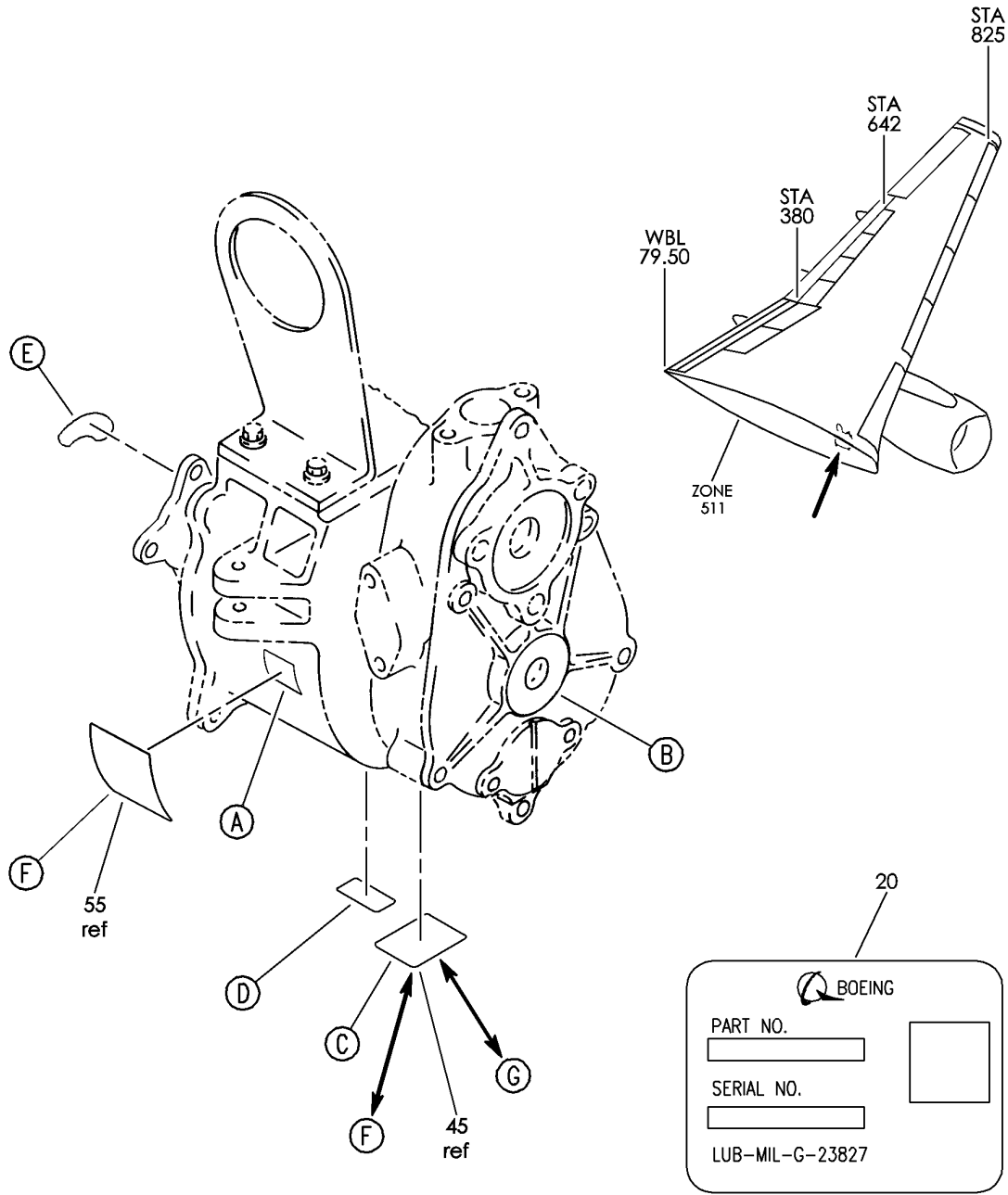
- ITEM NOT ILLUSTRATED

BRI

11-24-10-01

11-24-10
FIG. 01
PAGE 2
JAN 20/09

BOEING
757
PARTS CATALOG (MAINTENANCE)



Y 11241005 SHT 1 REV 229

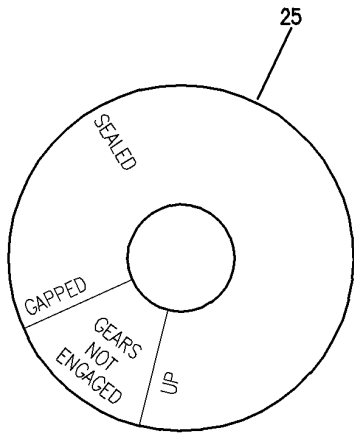
DRIVE UNIT ASSY-LE SLAT DRIVE PWR (PLACARDS AND MARKINGS ONLY)
FIGURE 5 (SHEET 1)

11-24-10-05

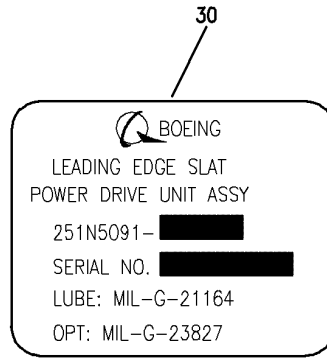
BRI
MAY 28/07

11-24-10-05
PAGE 0

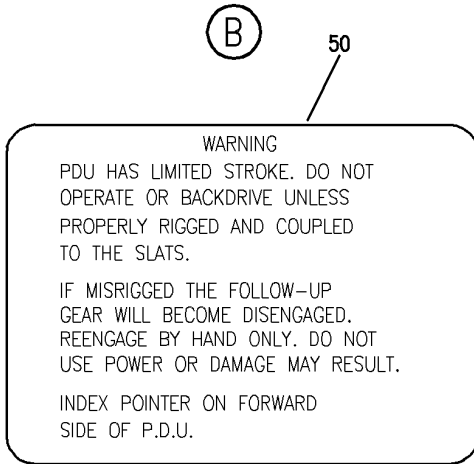
BOEING
757
PARTS CATALOG (MAINTENANCE)



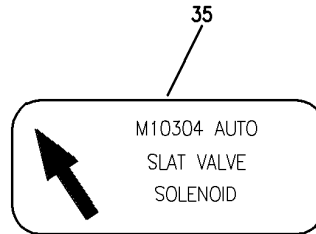
(B)



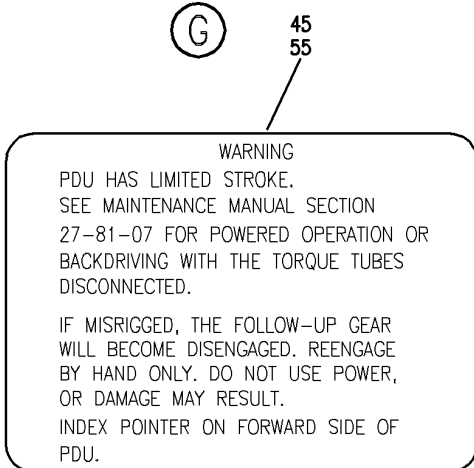
(C)



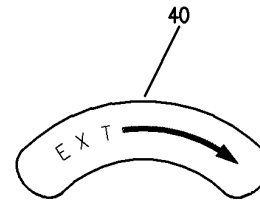
(G)



(D)



(F)



(E)

Y 11241005 SH1 2 REV 229

DRIVE UNIT ASSY-LE SLAT DRIVE PWR (PLACARDS AND MARKINGS ONLY)
FIGURE 5 (SHEET 2)

11-24-10-05

BRI
MAY 28/07

11-24-10-05
PAGE 0A



757

PARTS CATALOG (MAINTENANCE)

FIG ITEM	PART NUMBER	1 2 3 4 5 6 7	NOMENCLATURE	EFFECT FROM TO	UNITS PER ASSY
5			DRIVE UNIT ASSY-LE SLAT DRIVE PWR (PLACARDS AND MARKINGS ONLY)	002004 006999	
- 1	251N5091-12		DRIVE UNIT ASSY-PWR LE SLAT DRIVE PWR (PLACARDS AND MARKINGS ONLY) COMPONENT MAINT MANUAL REF: 27-81-45 FOR NHA/OTHER SYS DET SEE: 27-81-07-01	002004 006999	RF
- 1	251N5091-13		DRIVE UNIT ASSY-PWR LE SLAT DRIVE PWR (PLACARDS AND MARKINGS ONLY) COMPONENT MAINT MANUAL REF: 27-81-45 FOR NHA/OTHER SYS DET SEE: 27-81-07-01	002004 006999	RF
- 1	251N5091-14		DRIVE UNIT ASSY-PWR LE SLAT DRIVE PWR (PLACARDS AND MARKINGS ONLY) COMPONENT MAINT MANUAL REF: 27-81-45 OPTIONAL PART: 251N5091-15 251N5091-22 FOR NHA/OTHER SYS DET SEE: 27-81-07-01	002004 006999	RF
- 1	251N5091-15		DRIVE UNIT ASSY-PWR LE SLAT DRIVE PWR (PLACARDS AND MARKINGS ONLY) COMPONENT MAINT MANUAL REF: 27-81-45 OPTIONAL PART: 251N5091-14 FOR NHA/OTHER SYS DET SEE: 27-81-07-01	002004 006107 121999	RF
- 1	251N5091-22		DRIVE UNIT ASSY-PWR LE SLAT DRIVE PWR (PLACARDS AND MARKINGS ONLY) COMPONENT MAINT MANUAL REF: 27-81-45 OPTIONAL PART: 251N5091-14 FOR NHA/OTHER SYS DET SEE: 27-81-07-01	002004 006999	RF

MISSING ITEM NUMBERS NOT APPLICABLE

- ITEM NOT ILLUSTRATED

11-24-10-05

11-24-10
FIG. 05
PAGE 1
JAN 20/09

BRI



757

PARTS CATALOG (MAINTENANCE)

FIG ITEM	PART NUMBER	1 2 3 4 5 6 7	NOMENCLATURE	EFFECT FROM TO	UNITS PER ASSY
5					
- 1	251N5091-10		DRIVE UNIT ASSY-PWR LE SLAT DRIVE PWR (PLACARDS AND MARKINGS ONLY) COMPONENT MAINT MANUAL REF: 27-81-45 FOR NHA/OTHER SYS DET SEE: 27-81-07-01	002004 006999	RF
20	BAC27ECT58		.NAMEPLATE- USED ON: 251N5091-10 251N5091-12 251N5091-13	002004 006999	1
25	BAC27NCT0204		.PLACARD- USED ON: 251N5091-12 251N5091-13	002004 006999	1
25	BAC27NCT0225		.PLACARD- USED ON: 251N5091-14 251N5091-15 251N5091-22	002004 006999	1
30	BAC27NCT0235		.MARKER- USED ON: 251N5091-14 251N5091-15 251N5091-22	002004 006999	1
35	BAC27NCT0228		.MARKER- USED ON: 251N5091-14 251N5091-15 251N5091-22	002004 006999	RF
40	BAC27NCT0246		.MARKER	002004 006999	1
45	BAC27NCT0219		.MARKER-ALUMINUM FOIL OPTIONAL PART: BAC27NCT0205 USED ON: 251N5091-12 251N5091-13	002004 006999	1
50	BAC27NCT0205		.PLACARD-ALUMINUM FOIL OPTIONAL PART: BAC27NCT0219 USED ON: 251N5091-12 251N5091-13	002004 006999	1

MISSING ITEM NUMBERS NOT APPLICABLE

- ITEM NOT ILLUSTRATED

BRI

11-24-10-05

11-24-10
FIG. 05
PAGE 2
SEP 20/08



757

PARTS CATALOG (MAINTENANCE)

FIG ITEM	PART NUMBER	1 2 3 4 5 6 7	NOMENCLATURE	EFFECT FROM TO	UNITS PER ASSY
5 55	BAC27NCT0221		.PLACARD-ALUMINUM FOIL USED ON: 251N5091-14 251N5091-15 251N5091-22	002004 006999	1

MISSING ITEM NUMBERS NOT APPLICABLE

- ITEM NOT ILLUSTRATED

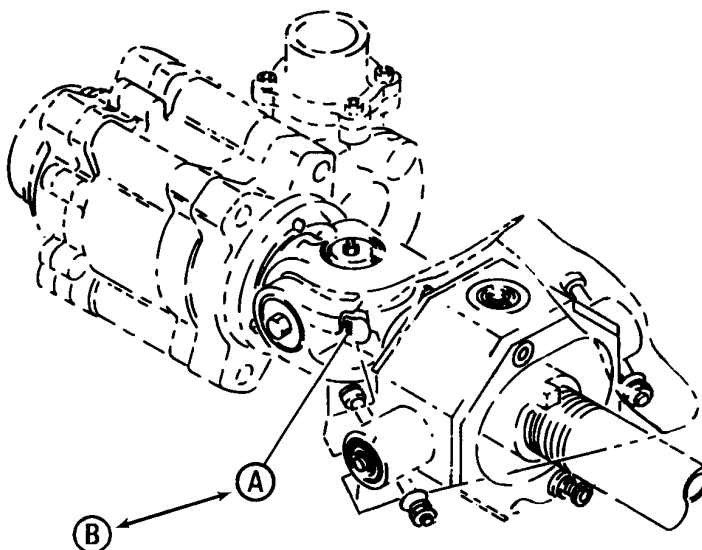
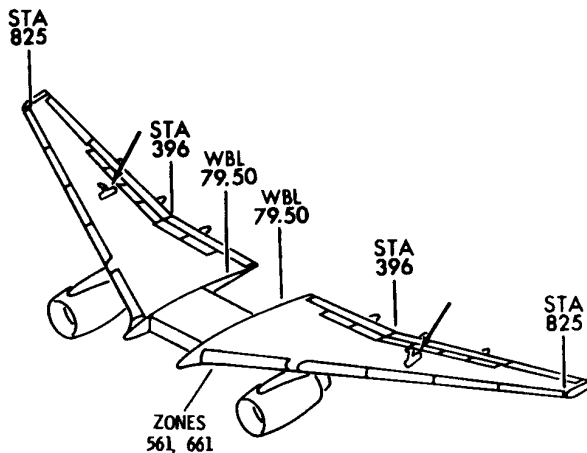
BRI

11-24-10-05

BOEING PROPRIETARY - Copyright © - Unpublished Work - See title page for details.

11-24-10
FIG. 05
PAGE 3
SEP 20/08

BOEING
757
PARTS CATALOG (MAINTENANCE)



LUBRICATE WITH BMS 3-33
OPT MIL-G-23827 45

LUBRICATE WITH
MIL-G-23827 GREASE 40

(A)

(B)

Y 11241301 REV 201

TRANSMISSION AND UJOINT ASSY-TE FLAP (PLACARDS AND MARKINGS ONLY)
FIGURE 1

11-24-13-01

BRI
MAY 28/07

11-24-13-01
PAGE 0



757

PARTS CATALOG (MAINTENANCE)

FIG ITEM	PART NUMBER	1 2 3 4 5 6 7	NOMENCLATURE	EFFECT FROM TO	UNITS PER ASSY
1			TRANSMISSION AND UJOINT ASSY-TE FLAP (PLACARDS AND MARKINGS ONLY)	002004 006999	
- 1	251N4336-1		TRANSMISSION AND UJOINT-ASSY-TE FLAP #1 (PLACARDS AND MARKINGS ONLY) POSITION DATA: WBL 493.2 LH USED ON: 251N4008-15 PRE SERVICE BULLETIN: 27-0115 REWORKED BY ALERT SB: 27A0127 FOR NHA SEE: 27-51-17-01	002004 006100 904949	RF
- 1	251N4336-9		TRANSMISSION AND UJOINT-ASSY-TE FLAP #1 (PLACARDS AND MARKINGS ONLY) POSITION DATA: WBL 493.2 LH POST SERVICE BULLETIN: 27-0115 REWORKED BY ALERT SB: 27A0127 FOR NHA SEE: 27-51-17-01	002004 006100 904951	RF
- 1	251N4336-17		TRANSMISSION AND UJOINT-ASSY-TE FLAP #1 (PLACARDS AND MARKINGS ONLY) POSITION DATA: WBL 493.2 LH POST ALERT SB: 27A0127 FOR NHA SEE: 27-51-17-01	002004 006102 107999	RF
- 1	251N4336-25		TRANSMISSION AND UJOINT-ASSY-TE FLAP #1 (PLACARDS AND MARKINGS ONLY) POSITION DATA: WBL 493.2 LH FOR NHA SEE: 27-51-17-01	002004 006999	RF

MISSING ITEM NUMBERS NOT APPLICABLE

- ITEM NOT ILLUSTRATED

11-24-13-01

11-24-13
FIG. 01
PAGE 1
JAN 20/09

BRI



757

PARTS CATALOG (MAINTENANCE)

FIG ITEM	PART NUMBER	1 2 3 4 5 6 7	NOMENCLATURE	EFFECT FROM TO	UNITS PER ASSY
1 - 5	251N4336-2		TRANSMISSION AND UJOINT- ASSY-TE FLAP #2 (PLACARDS AND MARKINGS ONLY) POSITION DATA: WBL 361.0 LH USED ON: 251N4009-15 PRE SERVICE BULLETIN: 27-0115 REWORKED BY ALERT SB: 27A0127 FOR NHA SEE: 27-51-17-02	002004 006102 107999	RF
- 5	251N4336-10		TRANSMISSION AND UJOINT- ASSY-TE FLAP #2 (PLACARDS AND MARKINGS ONLY) POSITION DATA: WBL 361.0 LH POST SERVICE BULLETIN: 27-0115 REWORKED BY ALERT SB: 27A0127 FOR NHA SEE: 27-51-17-02	002004 006102 107999	RF
- 5	251N4336-18		TRANSMISSION AND UJOINT- ASSY-TE FLAP #2 (PLACARDS AND MARKINGS ONLY) POSITION DATA: WBL 361.0 LH POST ALERT SB: 27A0127 FOR NHA SEE: 27-51-17-02	002004 006102 107999	RF
- 5	251N4336-26		TRANSMISSION AND UJOINT- ASSY-TE FLAP #2 (PLACARDS AND MARKINGS ONLY) POSITION DATA: WBL 361.0 LH FOR NHA SEE: 27-51-17-02	002004 006999	RF

MISSING ITEM NUMBERS NOT APPLICABLE

- ITEM NOT ILLUSTRATED

BRI

11-24-13-01

11-24-13
FIG. 01
PAGE 2
JAN 20/09



757

PARTS CATALOG (MAINTENANCE)

FIG ITEM	PART NUMBER	1 2 3 4 5 6 7	NOMENCLATURE	EFFECT FROM TO	UNITS PER ASSY
1					
- 15	251N4336-4		TRANSMISSION AND UJOINT- ASSY-TE FLAP #4 (PLACARDS AND MARKINGS ONLY) POSITION DATA: LH USED ON: 251N4011-15 PRE SERVICE BULLETIN: 27-0115 REWORKED BY ALERT SB: 27A0127 FOR NHA SEE: 27-51-06-02	002004 006102 107999	RF
- 15	251N4336-12		TRANSMISSION AND UJOINT- ASSY-TE FLAP #4 (PLACARDS AND MARKINGS ONLY) POSITION DATA: LH POST SERVICE BULLETIN: 27-0115 PRE ALERT SB: 27A0127 FOR NHA SEE: 27-51-06-02	002004 006102 107999	RF
- 15	251N4336-20		TRANSMISSION AND UJOINT- ASSY-TE FLAP #4 (PLACARDS AND MARKINGS ONLY) POSITION DATA: LH POST ALERT SB: 27A0127 FOR NHA SEE: 27-51-06-02	002004 006102 107999	RF
- 15	251N4336-28		TRANSMISSION AND UJOINT- ASSY-TE FLAP #4 (PLACARDS AND MARKINGS ONLY) POSITION DATA: LH FOR NHA SEE: 27-51-06-02	002004 006102 107999	RF

MISSING ITEM NUMBERS NOT APPLICABLE

- ITEM NOT ILLUSTRATED

11-24-13-01

11-24-13
FIG. 01
PAGE 3
JAN 20/09

BRI



757

PARTS CATALOG (MAINTENANCE)

FIG ITEM	PART NUMBER	1 2 3 4 5 6 7	NOMENCLATURE	EFFECT FROM TO	UNITS PER ASSY
1 - 20	251N4336-5		TRANSMISSION AND UJOINT- ASSY-TE FLAP #5 (PLACARDS AND MARKINGS ONLY) POSITION DATA: RH USED ON: 251N4011-16 PRE SERVICE BULLETIN: 27-0115 REWORKED BY ALERT SB: 27A0127 FOR NHA SEE: 27-51-06-02	002004 006102 107999	RF
- 20	251N4336-13		TRANSMISSION AND UJOINT- ASSY-TE FLAP #5 (PLACARDS AND MARKINGS ONLY) POSITION DATA: RH POST SERVICE BULLETIN: 27-0115 PRE ALERT SB: 27A0127R2 FOR NHA SEE: 27-51-06-02	002004 006102 107999	RF
- 20	251N4336-21		TRANSMISSION AND UJOINT- ASSY-TE FLAP #5 (PLACARDS AND MARKINGS ONLY) POSITION DATA: RH POST ALERT SB: 27A0127 FOR NHA SEE: 27-51-06-02	002004 006102 107999	RF
- 20	251N4336-29		TRANSMISSION AND UJOINT- ASSY-TE FLAP #5 (PLACARDS AND MARKINGS ONLY) POSITION DATA: RH FOR NHA SEE: 27-51-06-02	002004 006102 107999	RF

MISSING ITEM NUMBERS NOT APPLICABLE

- ITEM NOT ILLUSTRATED

11-24-13-01

11-24-13
FIG. 01
PAGE 4
JAN 20/09

BRI



757

PARTS CATALOG (MAINTENANCE)

FIG ITEM	PART NUMBER	1 2 3 4 5 6 7	NOMENCLATURE	EFFECT FROM TO	UNITS PER ASSY
1 - 30	251N4336-7		TRANSMISSION AND UJOINT- ASSY-TE FLAP #7 (PLACARDS AND MARKINGS ONLY) POSITION DATA: WBL 361.0 RH USED ON: 251N4009-16 PRE SERVICE BULLETIN: 27-0115 REWORKED BY ALERT SB: 27A0127 FOR NHA SEE: 27-51-17-02	002004 006102 107999	RF
- 30	251N4336-15		TRANSMISSION AND UJOINT- ASSY-TE FLAP #7 (PLACARDS AND MARKINGS ONLY) POSITION DATA: WBL 361.0 RH POST SERVICE BULLETIN: 27-0115 REWORKED BY ALERT SB: 27A0127 FOR NHA SEE: 27-51-17-02	002004 006102 107999	RF
- 30	251N4336-23		TRANSMISSION AND UJOINT- ASSY-TE FLAP #7 (PLACARDS AND MARKINGS ONLY) POSITION DATA: WBL 361.0 RH POST ALERT SB: 27A0127 FOR NHA SEE: 27-51-17-02	002004 006102 107999	RF
- 30	251N4336-31		TRANSMISSION AND UJOINT- ASSY-TE FLAP #7 (PLACARDS AND MARKINGS ONLY) POSITION DATA: WBL 361.0 RH FOR NHA SEE: 27-51-17-02	002004 006999	RF

MISSING ITEM NUMBERS NOT APPLICABLE

- ITEM NOT ILLUSTRATED

11-24-13-01

11-24-13
FIG. 01
PAGE 5
JAN 20/09

BRI



757

PARTS CATALOG (MAINTENANCE)

FIG ITEM	PART NUMBER	1 2 3 4 5 6 7	NOMENCLATURE	EFFECT FROM TO	UNITS PER ASSY
1 - 35	251N4336-8		TRANSMISSION AND UJOINT- ASSY-TE FLAP #8 (PLACARDS AND MARKINGS ONLY) POSITION DATA: WBL 493.2 RH USED ON: 251N4008-16 PRE SERVICE BULLETIN: 27-0115 REWORKED BY ALERT SB: 27A0127 FOR NHA SEE: 27-51-17-01	002004 006100 904949	RF
- 35	251N4336-16		TRANSMISSION AND UJOINT- ASSY-TE FLAP #8 (PLACARDS AND MARKINGS ONLY) POSITION DATA: WBL 493.2 RH POST SERVICE BULLETIN: 27-0115 REWORKED BY ALERT SB: 27A0127 FOR NHA SEE: 27-51-17-01	002004 006100 904951	RF
- 35	251N4336-24		TRANSMISSION AND UJOINT- ASSY-TE FLAP #8 (PLACARDS AND MARKINGS ONLY) POSITION DATA: WBL 493.2 RH POST ALERT SB: 27A0127 FOR NHA SEE: 27-51-17-01	002004 006102 107999	RF
- 35	251N4336-32		TRANSMISSION AND UJOINT- ASSY-TE FLAP #8 (PLACARDS AND MARKINGS ONLY) POSITION DATA: WBL 493.2 RH FOR NHA SEE: 27-51-17-01	002004 006999	RF
40	251N4159-2		.PLATE-LUBRICATION U-JOINT ASSY POSITION DATA: AFT	002004 006100 904951	1

MISSING ITEM NUMBERS NOT APPLICABLE

- ITEM NOT ILLUSTRATED

11-24-13-01

11-24-13
FIG. 01
PAGE 6
JAN 20/09

BRI



757

PARTS CATALOG (MAINTENANCE)

FIG ITEM	PART NUMBER	1 2 3 4 5 6 7	NOMENCLATURE	EFFECT FROM TO	UNITS PER ASSY
1 45	256A3195-13		. MARKER- USED ON: 251N4336-25 251N4336-26 251N4336-28 251N4336-29 251N4336-31 251N4336-32 251N4336-17 251N4336-18 251N4336-20 251N4336-21 251N4336-23 251N4336-24	002004 006999	1

MISSING ITEM NUMBERS NOT APPLICABLE

- ITEM NOT ILLUSTRATED

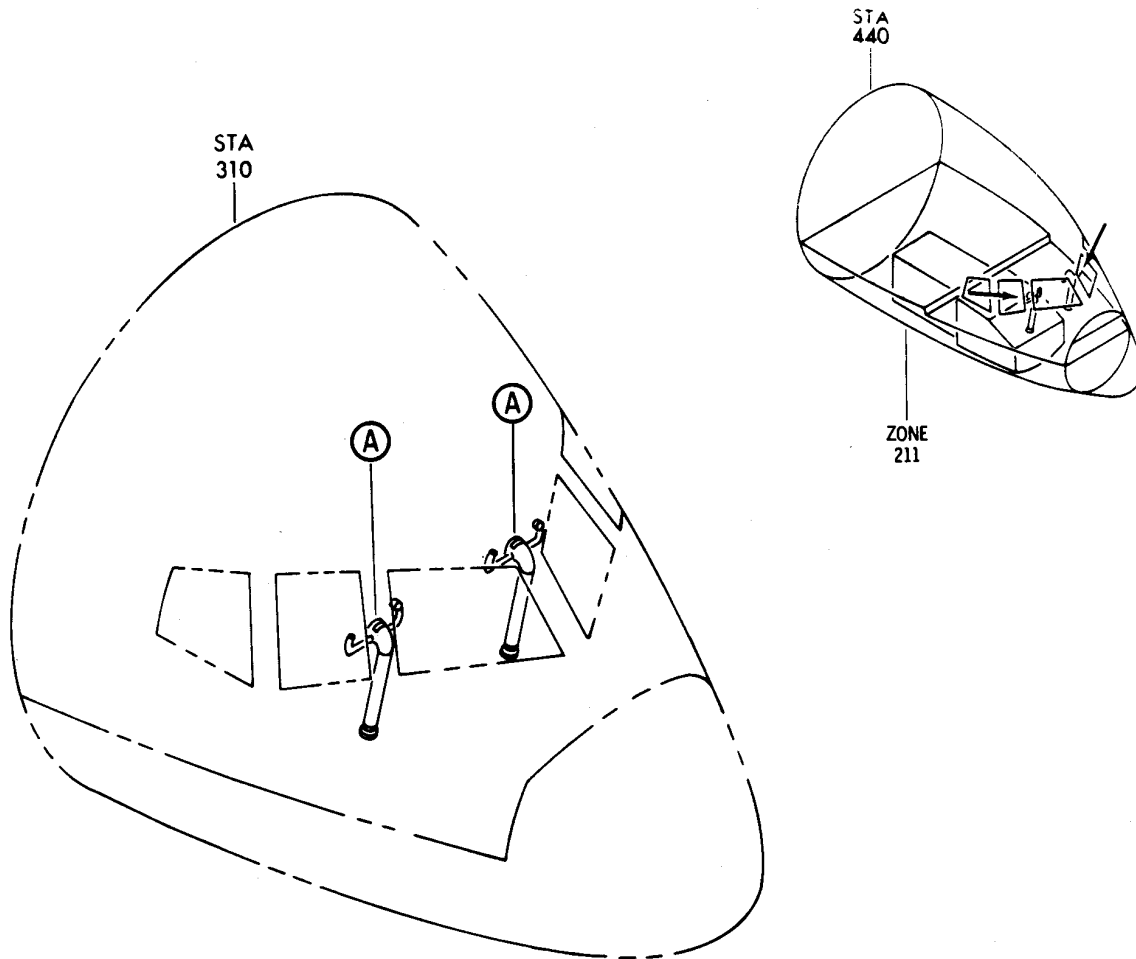
BRI

11-24-13-01

BOEING PROPRIETARY - Copyright © - Unpublished Work - See title page for details.

11-24-13
FIG. 01
PAGE 7
SEP 20/08

BOEING
757
PARTS CATALOG (MAINTENANCE)



5

(A)

Y 11241501 SHT 1 REV 087

CONTROL INSTL-AIL. AND SPOILER (PLACARDS AND MARKINGS ONLY)

FIGURE 1

11-24-15-01

BRI
MAY 28/07

11-24-15-01
PAGE 0



757

PARTS CATALOG (MAINTENANCE)

FIG ITEM	PART NUMBER	1 2 3 4 5 6 7	NOMENCLATURE	EFFECT FROM TO	UNITS PER ASSY
1			CONTROL INSTL-AIL. AND SPOILER (PLACARDS AND MARKINGS ONLY)	002004 006999	
- 1	251N1001-10		CONTROL INSTL-AIL. AND SPOILER (PLACARDS AND MARKINGS ONLY) FOR OTHER SYS DETAILS SEE: 27-00-00-02 27-00-01-02	002004 006100 107107 121503 904999	1
- 2	251N1001-135		CABLE INSTL-AIL. AND SPOILER (PLACARDS AND MARKINGS ONLY) FOR NHA/OTHER SYS DET SEE: 27-00-00-01	101102 108120 504903	RF
- 2	MODREF7022		CABLE INSTL-AIL. AND SPOILER (PLACARDS AND MARKINGS ONLY) MODULE NUMBER: 251N1001-135 REV A FOR OTHER SYS DETAILS SEE: 27-00-01-01	103105	1
- 2	MODREF172107		CABLE INSTL-AIL. AND SPOILER (PLACARDS AND MARKINGS ONLY) MODULE NUMBER: 251N1001-135 REV B FOR OTHER SYS DETAILS SEE: 27-00-01-01	106106	1
5	BAC27NCT0036		.DECAL	002004 006999	2

MISSING ITEM NUMBERS NOT APPLICABLE

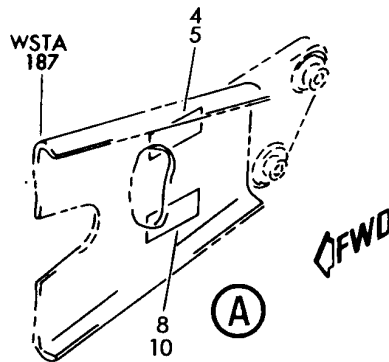
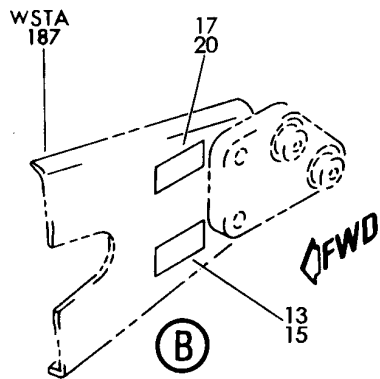
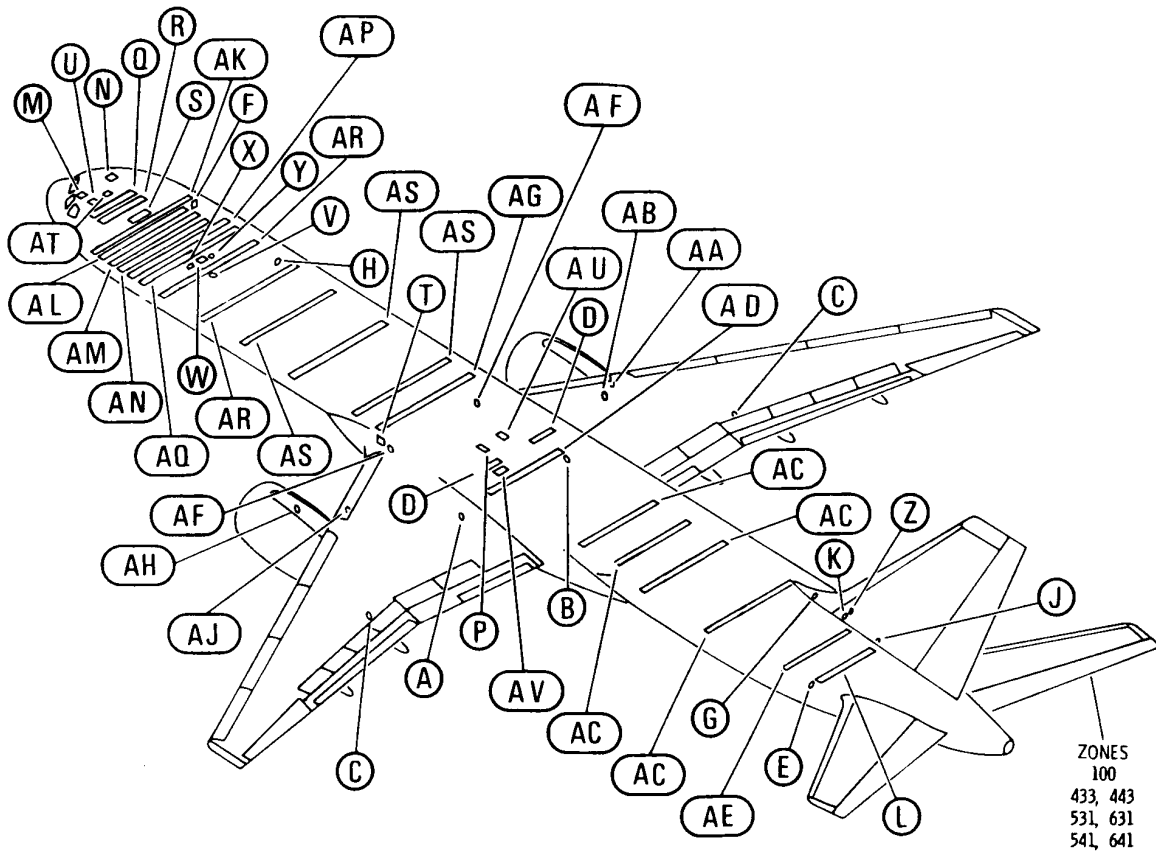
- ITEM NOT ILLUSTRATED

BRI

11-24-15-01

11-24-15
FIG. 01
PAGE 1
JAN 20/09

BOEING
757
PARTS CATALOG (MAINTENANCE)



Y 11242501 SHT 1 REV 196

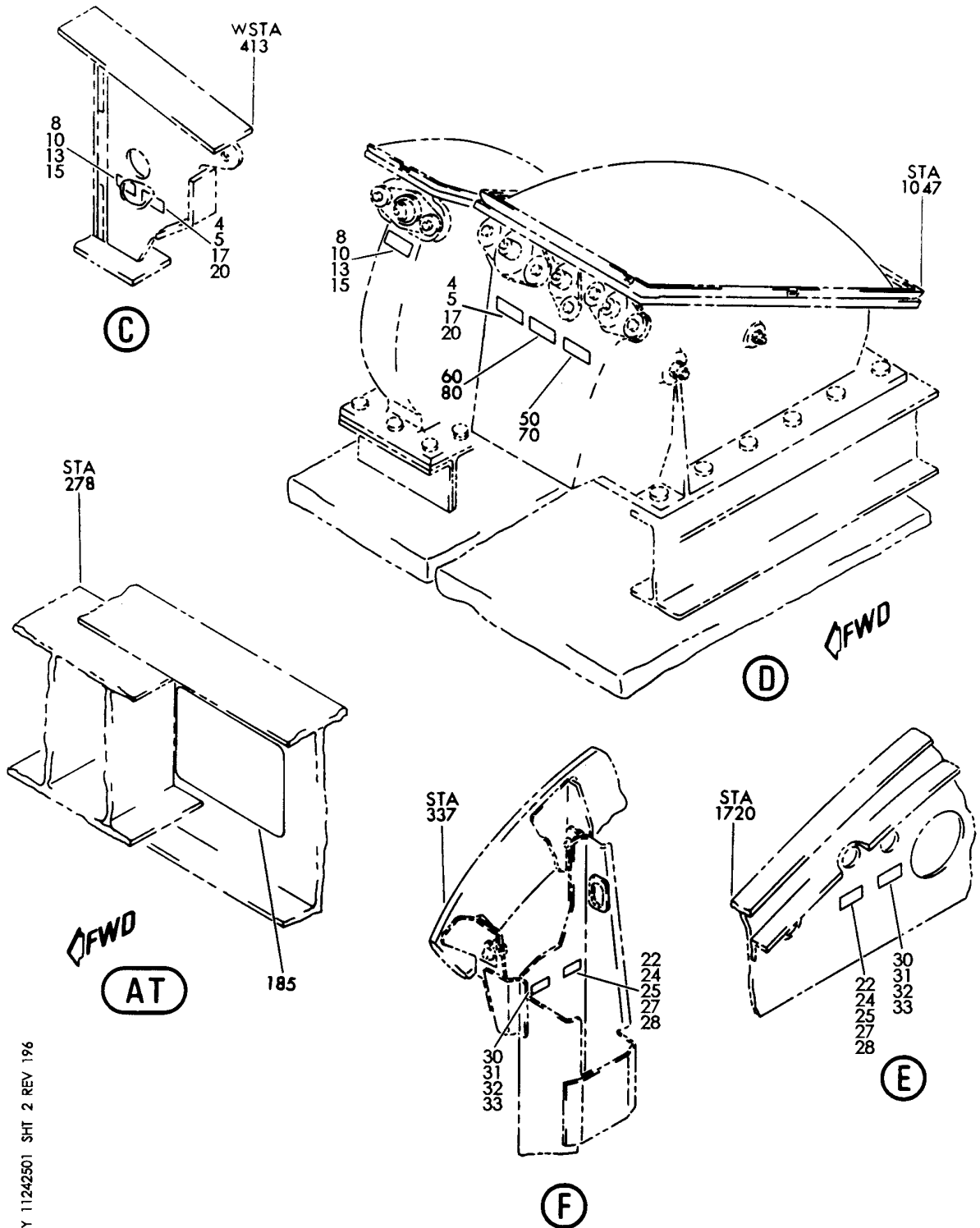
MARKER INSTL-CABLE IDENT
FIGURE 1 (SHEET 1)

11-24-25-01

BRI
MAY 28/07

11-24-25-01
PAGE 0

BOEING
757
PARTS CATALOG (MAINTENANCE)



Y 11242501 SHT 2 REV 196

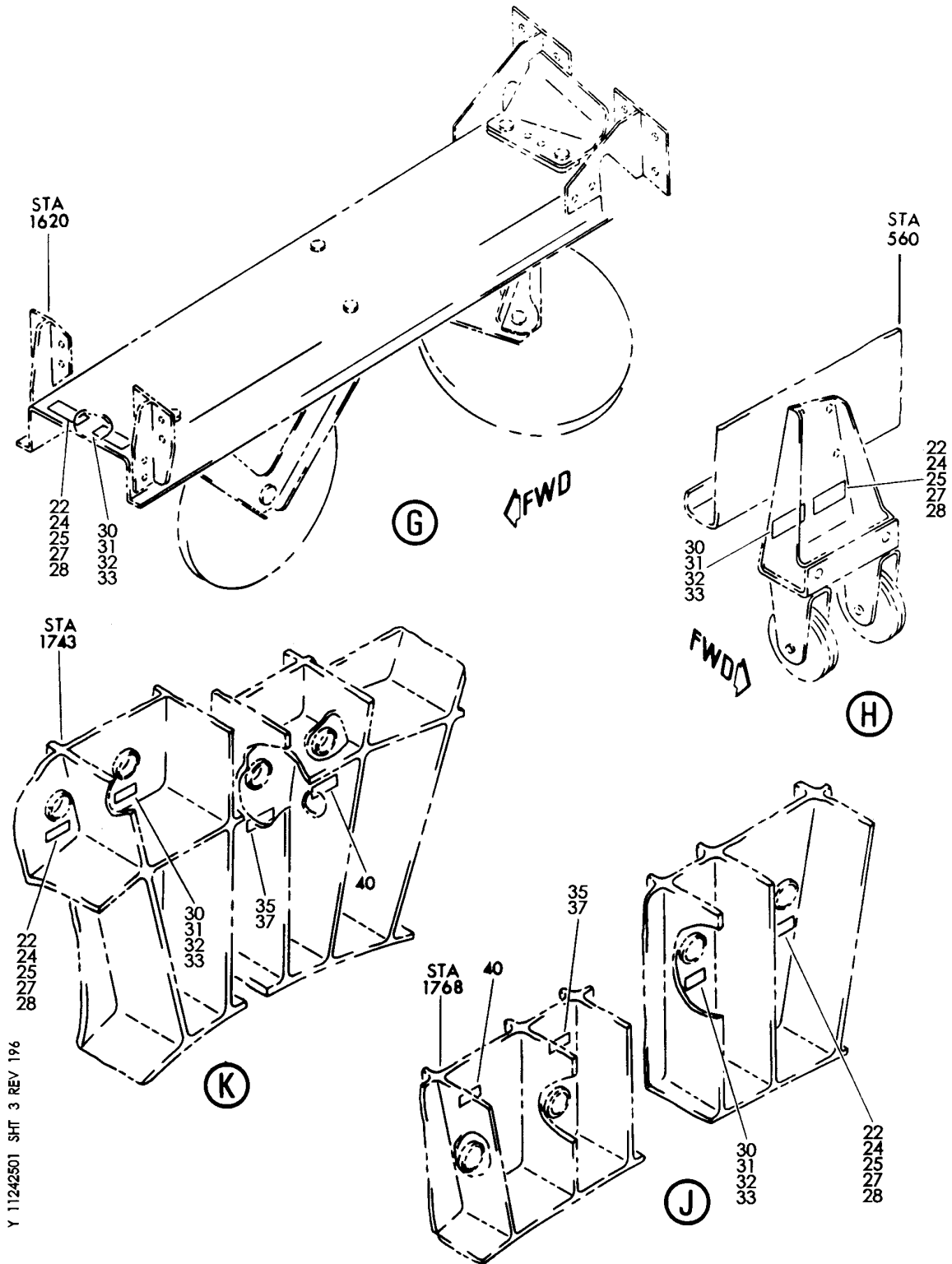
MARKER INSTL-CABLE IDENT
FIGURE 1 (SHEET 2)

11-24-25-01

BRI
MAY 28/07

11-24-25-01
PAGE 0A

BOEING
757
PARTS CATALOG (MAINTENANCE)



Y 11242501 SHT 3 REV 196

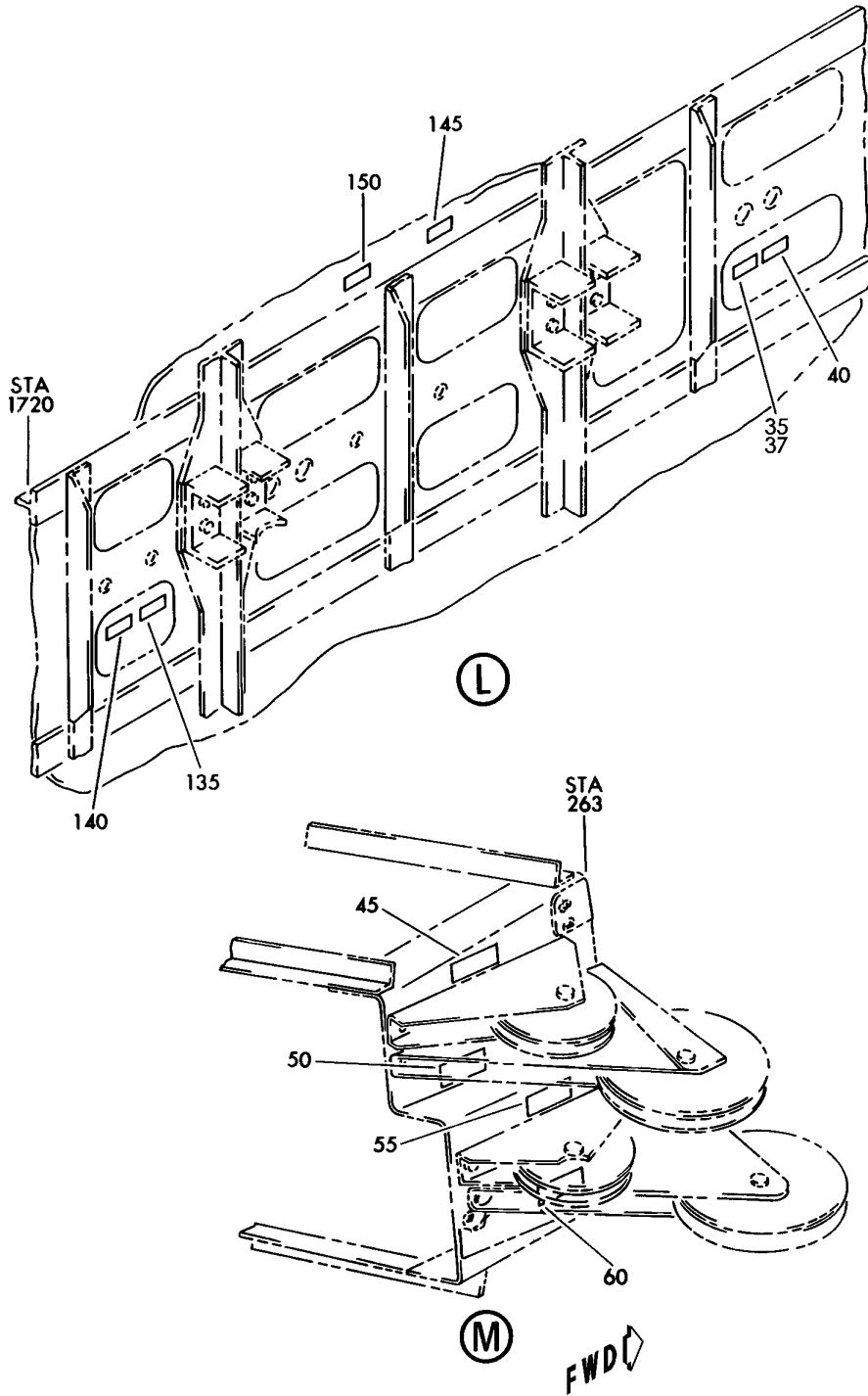
MARKER INSTL-CABLE IDENT
FIGURE 1 (SHEET 3)

11-24-25-01

BRI
MAY 28/07

11-24-25-01
PAGE 0B

BOEING
757
PARTS CATALOG (MAINTENANCE)



Y 11242501 SHT 4 REV 220

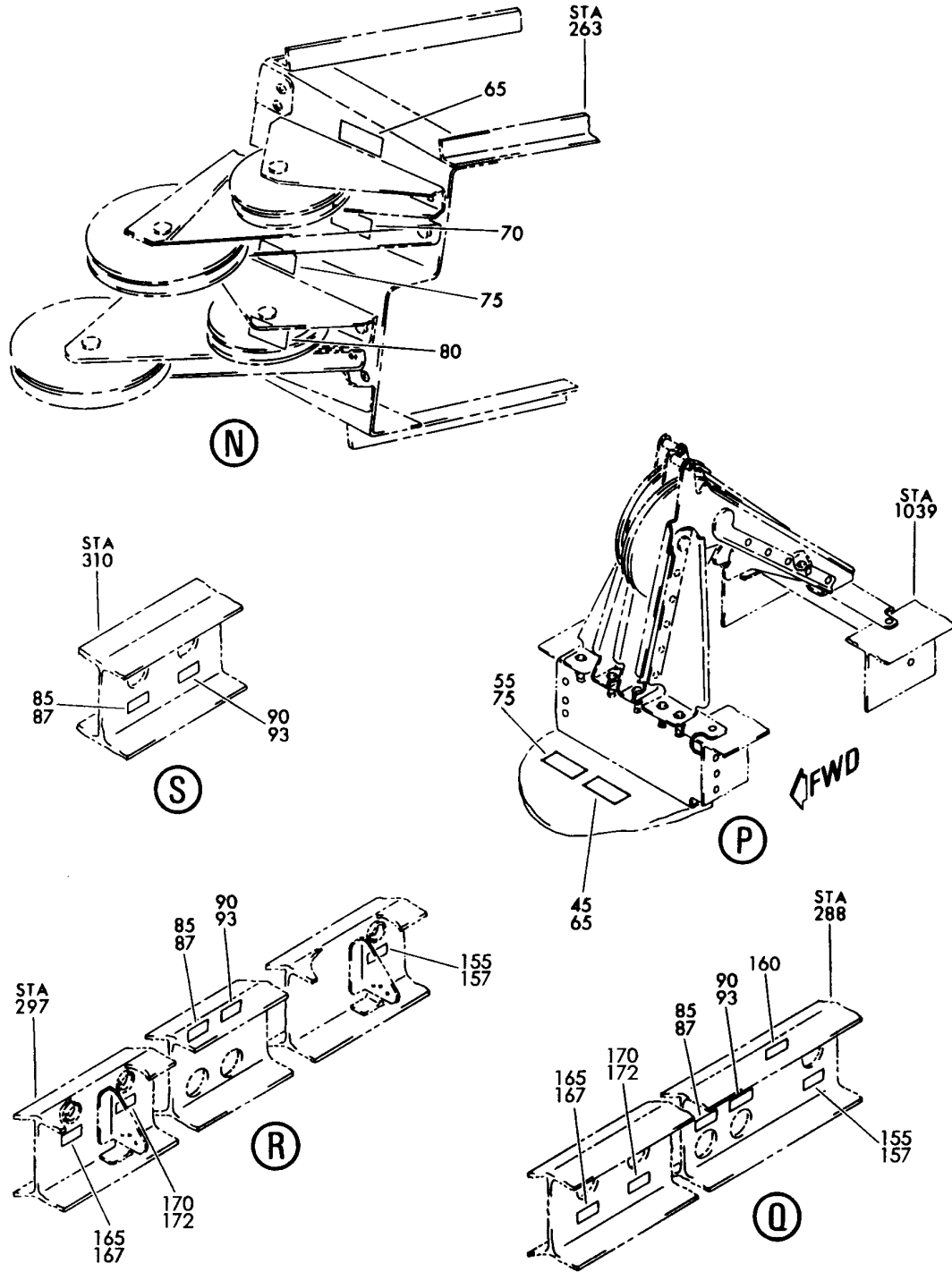
MARKER INSTL-CABLE IDENT
FIGURE 1 (SHEET 4)

11-24-25-01

BRI
MAY 28/07

11-24-25-01
PAGE 0C

BOEING
757
PARTS CATALOG (MAINTENANCE)



Y 11242501 SHT 5 REV 196

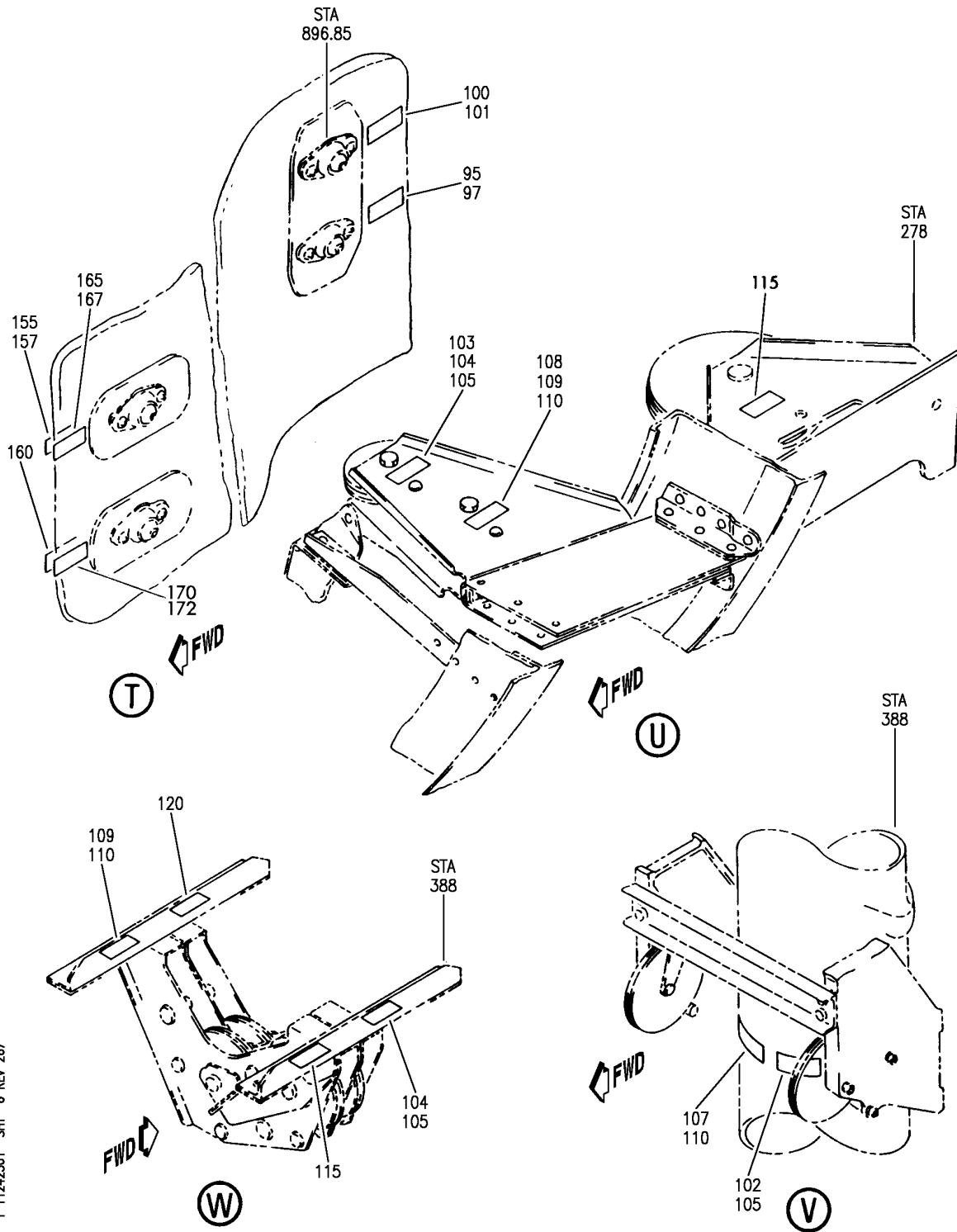
MARKER INSTL-CABLE IDENT
FIGURE 1 (SHEET 5)

11-24-25-01

BRI
MAY 28/07

11-24-25-01
PAGE 0D

BOEING
757
PARTS CATALOG (MAINTENANCE)



Y 11242501 SHT 6 REV 267

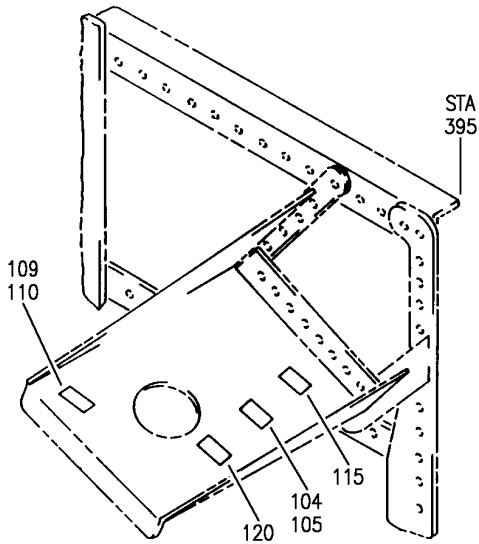
MARKER INSTL-CABLE IDENT
FIGURE 1 (SHEET 6)

11-24-25-01

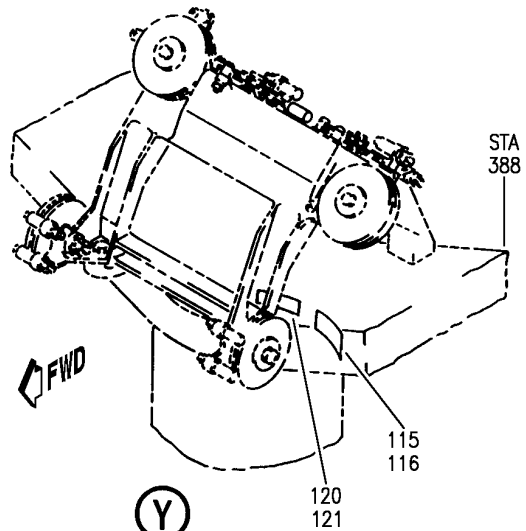
BRI
MAY 28/07

11-24-25-01
PAGE 0E

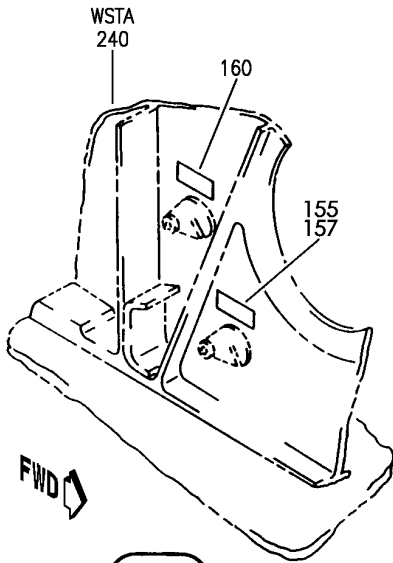
BOEING
757
PARTS CATALOG (MAINTENANCE)



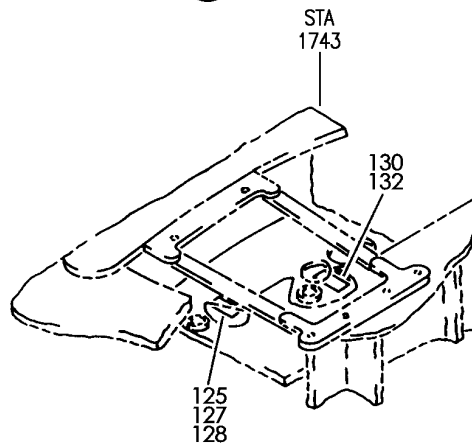
(X)



(Y)



(AA)



(Z)

Y 11242501 SH7 7 REV 267

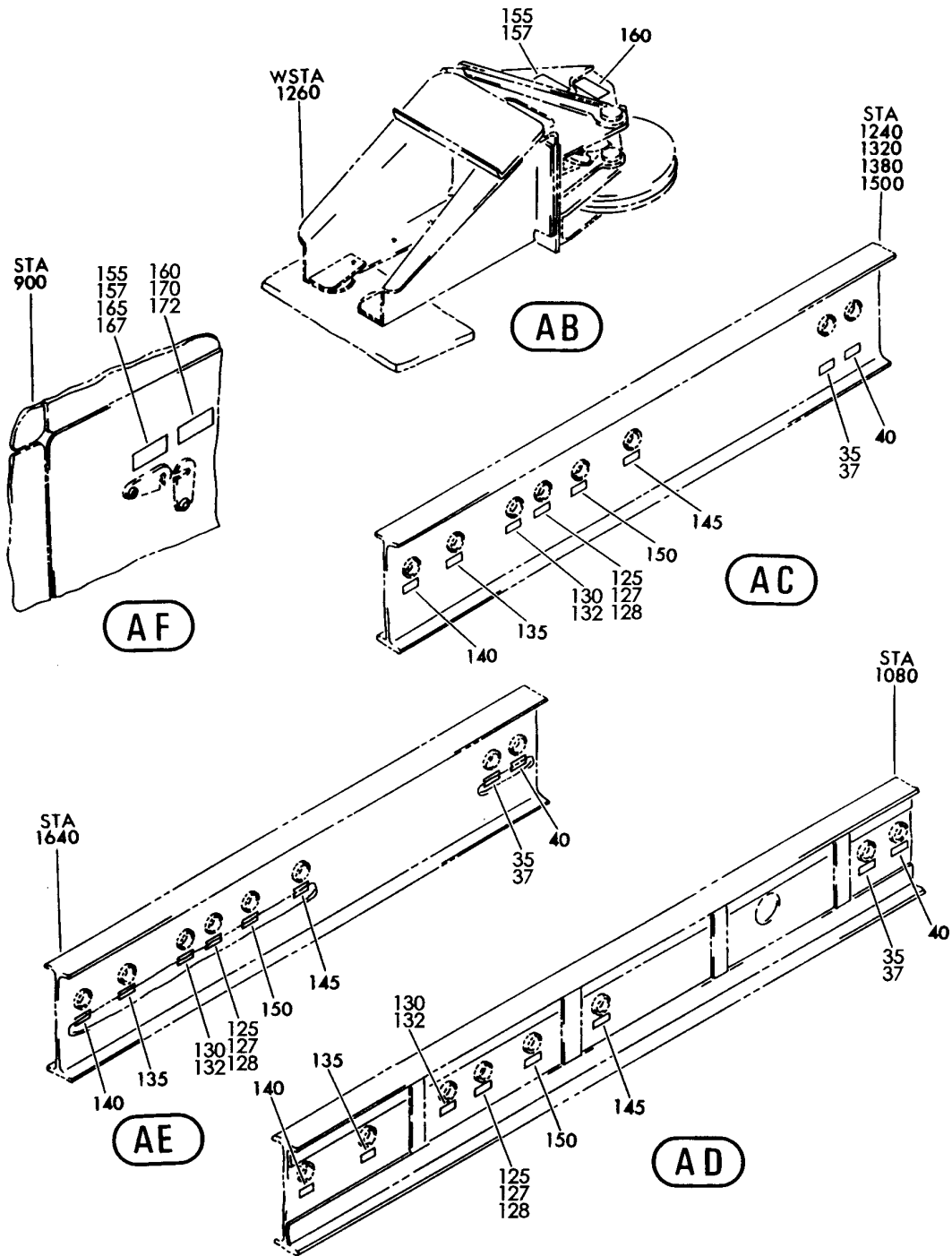
MARKER INSTL-CABLE IDENT
FIGURE 1 (SHEET 7)

11-24-25-01

BRI
MAY 28/07

11-24-25-01
PAGE OF

BOEING
757
PARTS CATALOG (MAINTENANCE)



Y 11242501 SHT 8 REV 196

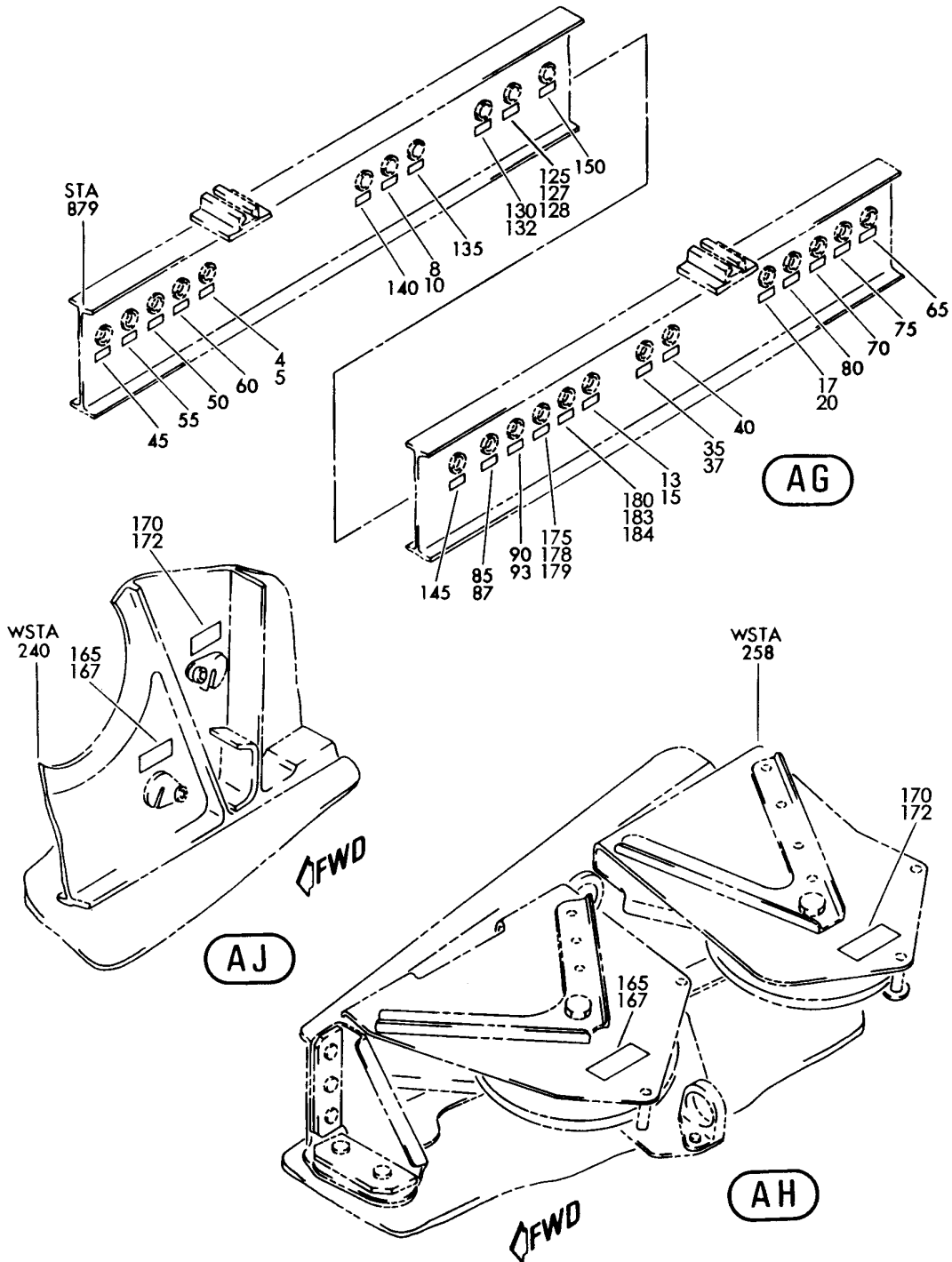
MARKER INSTL-CABLE IDENT
FIGURE 1 (SHEET 8)

11-24-25-01

BRI
MAY 28/07

11-24-25-01
PAGE 0G

BOEING
757
PARTS CATALOG (MAINTENANCE)



Y 11242501 SHT 9 REV 196

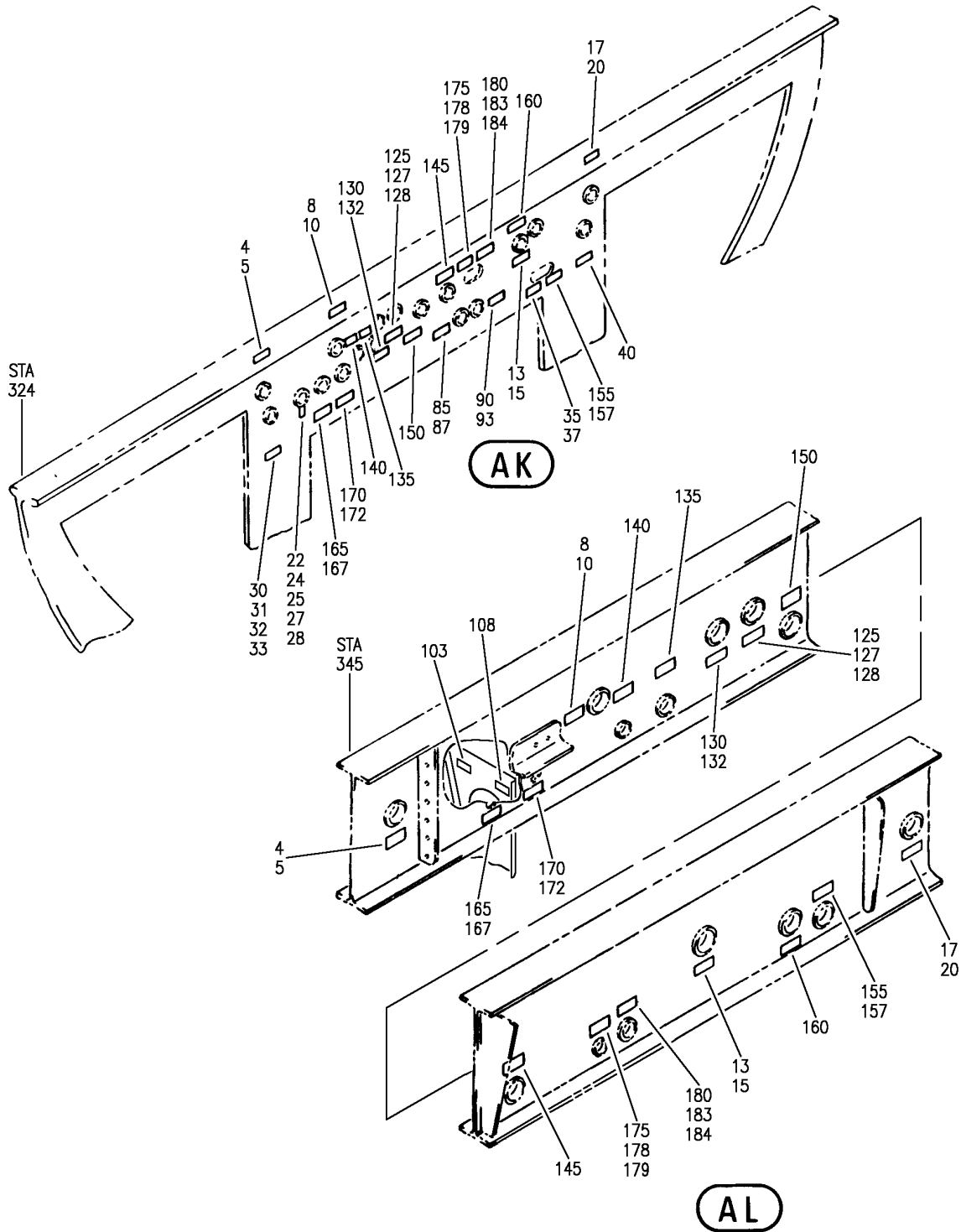
MARKER INSTL-CABLE IDENT
FIGURE 1 (SHEET 9)

11-24-25-01

BRI
MAY 28/07

11-24-25-01
PAGE 0H

BOEING
757
PARTS CATALOG (MAINTENANCE)



Y 11242501 SH1 10 REV 267

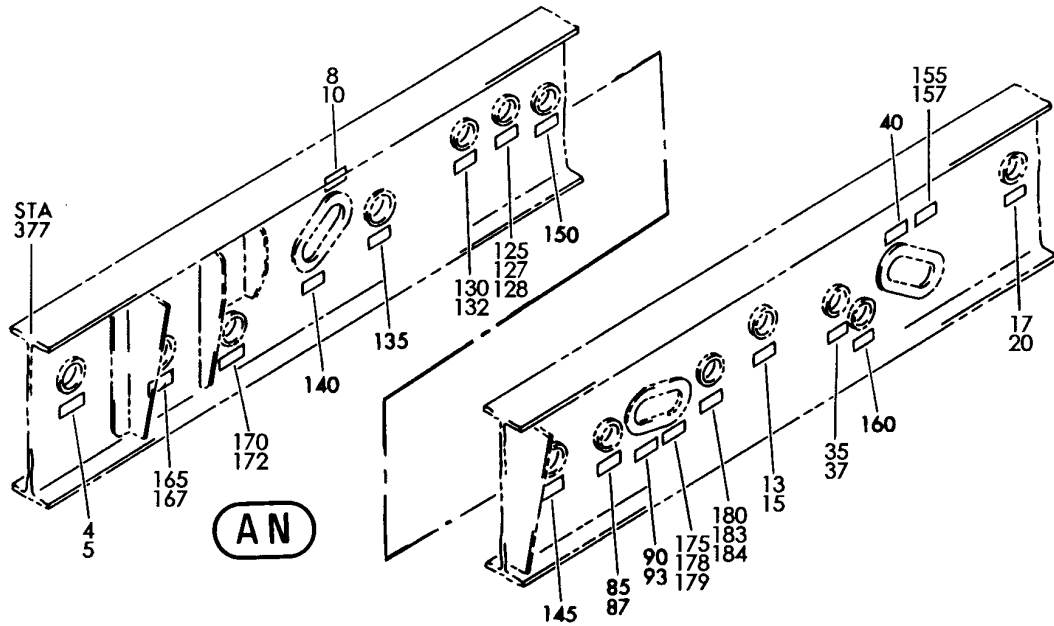
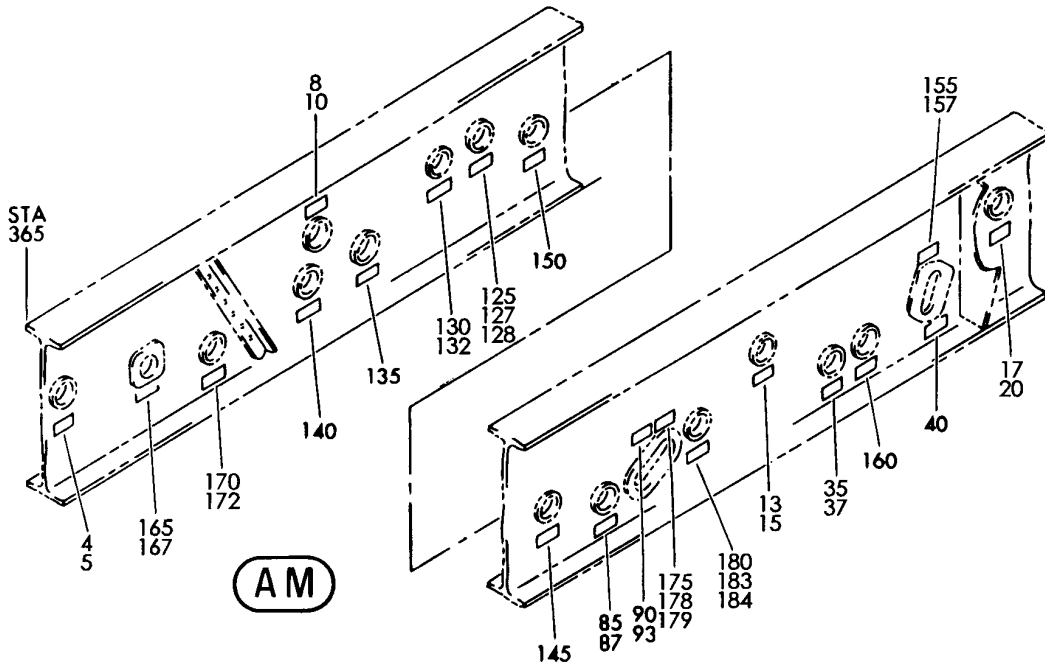
MARKER INSTL-CABLE IDENT
FIGURE 1 (SHEET 10)

11-24-25-01

BRI
MAY 28/07

11-24-25-01
PAGE 01

BOEING
757
PARTS CATALOG (MAINTENANCE)



Y 11242501 SHT 11 REV 196

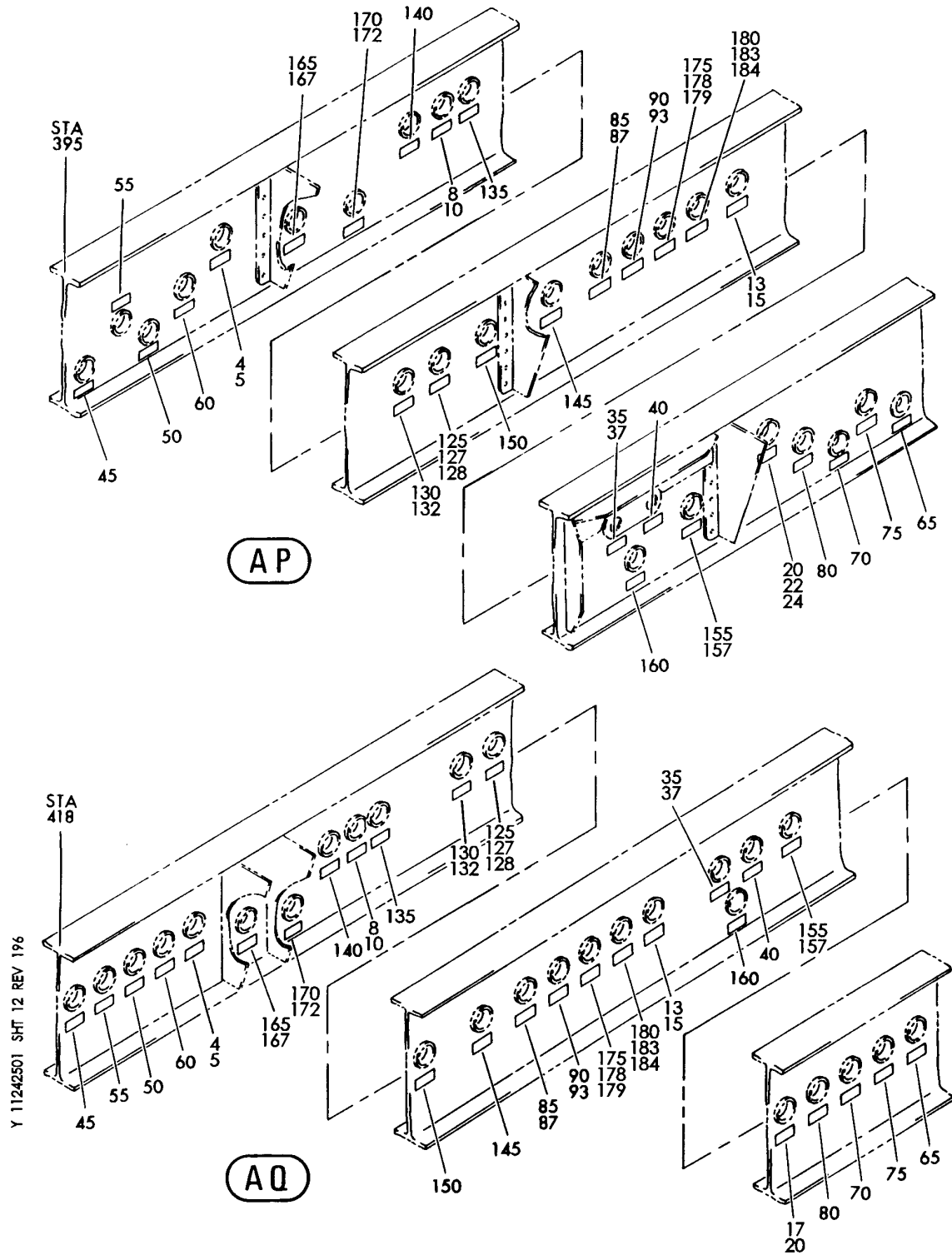
MARKER INSTL-CABLE IDENT
FIGURE 1 (SHEET 11)

11-24-25-01

BRI
MAY 28/07

11-24-25-01
PAGE 0J

BOEING
757
PARTS CATALOG (MAINTENANCE)



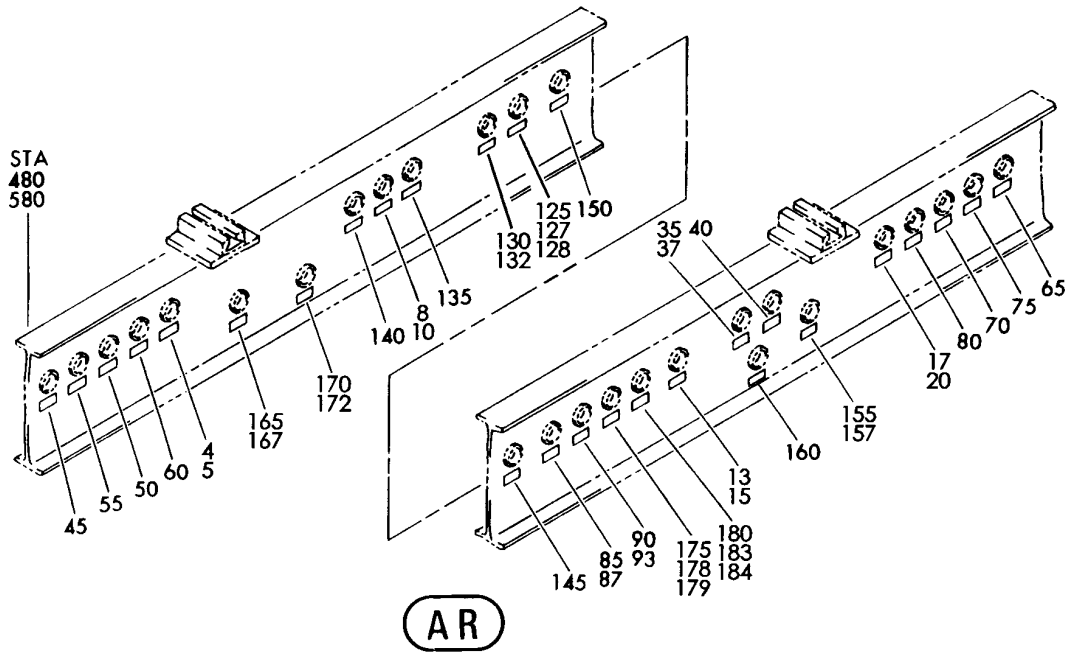
MARKER INSTL-CABLE IDENT
FIGURE 1 (SHEET 12)

11-24-25-01

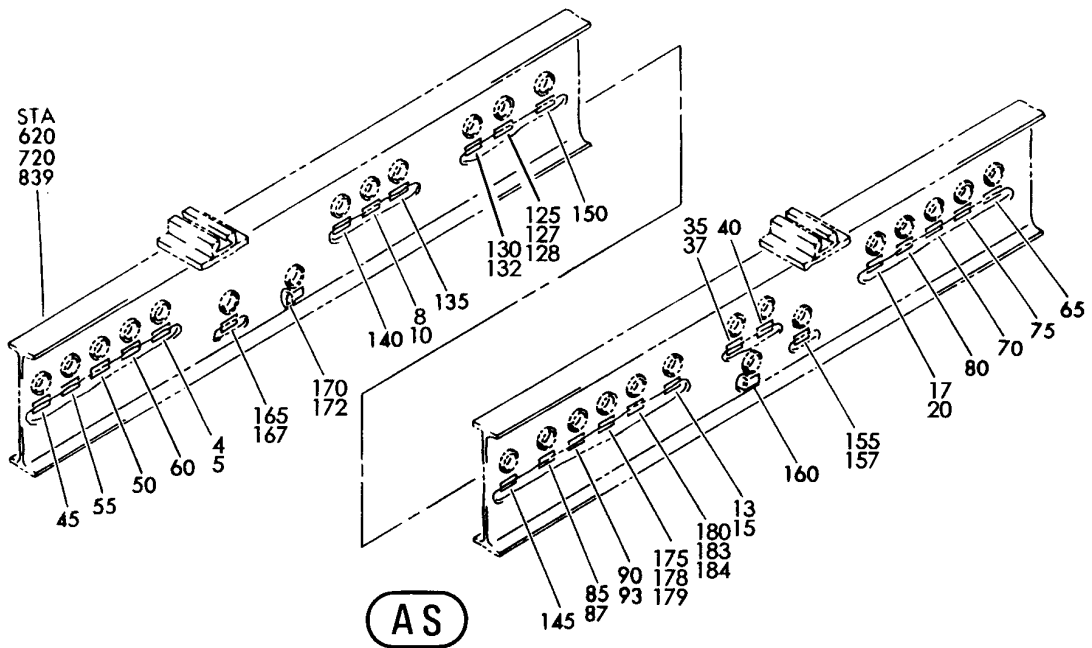
BRI
MAY 28/07

11-24-25-01
PAGE OK

BOEING
757
PARTS CATALOG (MAINTENANCE)



Y 11242501 SHT 13 REV 196



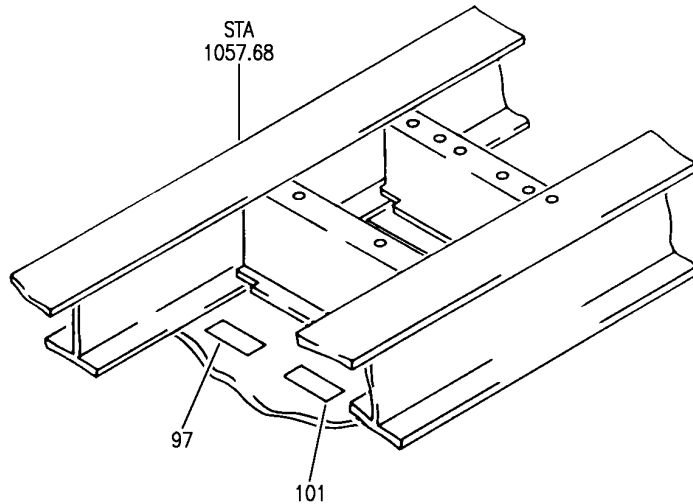
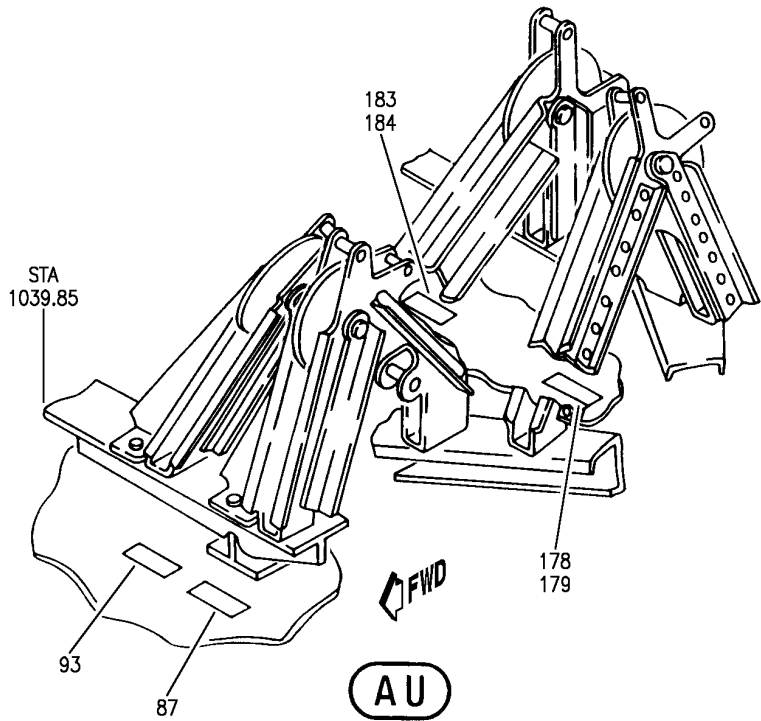
MARKER INSTL-CABLE IDENT
FIGURE 1 (SHEET 13)

11-24-25-01

BRI
MAY 28/07

11-24-25-01
PAGE 01

BOEING
757
PARTS CATALOG (MAINTENANCE)



Y 11242501 SH1 14 REV 267

MARKER INSTL-CABLE IDENT
FIGURE 1 (SHEET 14)

11-24-25-01

BRI
MAY 28/07

11-24-25-01
PAGE 0M



757

PARTS CATALOG (MAINTENANCE)

FIG ITEM	PART NUMBER	1 2 3 4 5 6 7	NOMENCLATURE	EFFECT FROM TO	UNITS PER ASSY
1			MARKER INSTL-CABLE IDENT	002004 006999	
- 1	251N6056-1		MARKER INSTL-CABLE IDENT VARIABLE DRAWING REF: 251N6056-2 FOR NHA SEE: 11-00-01-01	002004 006100 107107 121503 904999	RF
- 1	251N6056-6		MARKER INSTL-CABLE IDENT FOR NHA SEE: 11-00-01-01A	101102 108120 504903	RF
- 1	251N6056-7		MARKER INSTL-CABLE IDENT FOR NHA SEE: 11-00-01-01A	101102 108120 504903	RF
- 1	251N6056-8		MARKER INSTL-CABLE IDENT FOR NHA SEE: 76-11-00-01	101102 108120 504903	RF
- 1	MODREF8577		MARKER INSTL-CABLE IDENT MODULE NUMBER: 251N6056-6 REV A	103105	1
- 1	MODREF8578		MARKER INSTL-CABLE IDENT MODULE NUMBER: 251N6056-7 REV A	103105	1
- 1	MODREF8579		MARKER INSTL-CABLE IDENT MODULE NUMBER: 251N6056-8 REV A	103105	1
- 1	MODREF183070		MARKER INSTL-CABLE IDENT MODULE NUMBER: 251N6056-6 REV B	106106	1
- 1	MODREF183071		MARKER INSTL-CABLE IDENT MODULE NUMBER: 251N6056-7 REV B	106106	1
- 1	MODREF183072		MARKER INSTL-CABLE IDENT MODULE NUMBER: 251N6056-8 REV B	106106	1
- 1	MODREF183065		MARKER INSTL-CABLE IDENT MODULE NUMBER: 251N6056-10 REV A	106106	1
- 2	MODREF183067		MARKER INSTL-CABLE IDENT MODULE NUMBER: 251N6056-12 REV A	106106	1
- 2	MODREF183068		MARKER INSTL-CABLE IDENT MODULE NUMBER: 251N6056-13 REV A	106106	1

MISSING ITEM NUMBERS NOT APPLICABLE

- ITEM NOT ILLUSTRATED

BRI

11-24-25-01

11-24-25
FIG. 01
PAGE 1
JAN 20/09



757

PARTS CATALOG (MAINTENANCE)

FIG ITEM	PART NUMBER	1 2 3 4 5 6 7	NOMENCLATURE	EFFECT FROM TO	UNITS PER ASSY
1	4 BAC27NCT0079		.MARKER-ALUMINUM FOIL PLACARD CONTENT: A1A USED ON: 251N6056-1 251N6056-3 251N6056-7	101102 108120 504903	16
	4 BAC27NCT0079		.MARKER-ALUMINUM FOIL PLACARD CONTENT: A1A USED ON: MODREF8578 MODREF183071	103106	16
	5 BAC27NCT0079		.MARKER-ALUMINUM FOIL PLACARD CONTENT: A1A	002004 006100 107107 121503 904999	15
	8 BAC27NCT0080		.MARKER-ALUMINUM FOIL PLACARD CONTENT: A1B USED ON: 251N6056-1 251N6056-3 251N6056-7	101102 108120 504903	17
	8 BAC27NCT0080		.MARKER-ALUMINUM FOIL PLACARD CONTENT: A1B USED ON: MODREF8578 MODREF183071	103106	17
	10 BAC27NCT0080		.MARKER-ALUMINUM FOIL PLACARD CONTENT: A1B	002004 006100 107107 121503 904999	15
	13 BAC27NCT0081		.MARKER-ALUMINUM FOIL PLACARD CONTENT: A2A USED ON: 251N6056-1 251N6056-3 251N6056-7	101102 108120 504903	17
	13 BAC27NCT0081		.MARKER-ALUMINUM FOIL PLACARD CONTENT: A2A USED ON: MODREF8578 MODREF183071	103106	17

MISSING ITEM NUMBERS NOT APPLICABLE

- ITEM NOT ILLUSTRATED

11-24-25-01

11-24-25
FIG. 01
PAGE 2
JAN 20/09

BRI



757

PARTS CATALOG (MAINTENANCE)

FIG ITEM	PART NUMBER	1 2 3 4 5 6 7	NOMENCLATURE	EFFECT FROM TO	UNITS PER ASSY
1					
15	BAC27NCT0081		.MARKER-ALUMINUM FOIL PLACARD CONTENT: A2A	002004 006100 107107 121503 904999	15
17	BAC27NCT0082		.MARKER-ALUMINUM FOIL PLACARD CONTENT: A2B USED ON: 251N6056-1 251N6056-3 251N6056-7	101102 108120 504903	16
17	BAC27NCT0082		.MARKER-ALUMINUM FOIL PLACARD CONTENT: A2B USED ON: MODREF8578 MODREF183071	103106	16
20	BAC27NCT0082		.MARKER-ALUMINUM FOIL PLACARD CONTENT: A2B	002004 006100 107107 121503 904999	15
22	BAC27NCT0083		.MARKER-ALUMINUM FOIL PLACARD CONTENT: E1A USED ON: 251N6056-7	101102 108120 504903	2
22	BAC27NCT0083		.MARKER-ALUMINUM FOIL PLACARD CONTENT: E1A USED ON: MODREF8578 MODREF183071	103106	2
24	BAC27NCT0083		.MARKER-ALUMINUM FOIL PLACARD CONTENT: E1A USED ON: 251N6056-6	101102 108120 504903	5
24	BAC27NCT0083		.MARKER-ALUMINUM FOIL PLACARD CONTENT: E1A USED ON: MODREF8577 MODREF183070	103106	5

MISSING ITEM NUMBERS NOT APPLICABLE

- ITEM NOT ILLUSTRATED

11-24-25-01

11-24-25
FIG. 01
PAGE 3
JAN 20/09

BRI

 **BOEING**
757
PARTS CATALOG (MAINTENANCE)

FIG ITEM	PART NUMBER	1 2 3 4 5 6 7	NOMENCLATURE	EFFECT FROM TO	UNITS PER ASSY
1					
25	BAC27NCT0083		.MARKER-ALUMINUM FOIL PLACARD CONTENT: E1A	002004 006100 107107 121503 904999	7
29	BAC27NCT0084		.MARKER-ALUMINUM FOIL PLACARD CONTENT: E1B USED ON: 251N6056-7	101102 108120 504903	2
29	BAC27NCT0084		.MARKER-ALUMINUM FOIL PLACARD CONTENT: E1B USED ON: MODREF8578 MODREF183071	103106	2
30	BAC27NCT0084		.MARKER-ALUMINUM FOIL PLACARD CONTENT: E1B	002004 006100 107107 121503 904999	7
31	BAC27NCT0084		.MARKER-ALUMINUM FOIL PLACARD CONTENT: E1B USED ON: 251N6056-6	101102 108120 504903	5
31	BAC27NCT0084		.MARKER-ALUMINUM FOIL PLACARD CONTENT: E1B USED ON: MODREF8577 MODREF183070	103106	5
35	BAC27NCT0085		.MARKER-ALUMINUM FOIL PLACARD CONTENT: E2A	002004 006100 107107 121503 904999	20
37	BAC27NCT0085		.MARKER-ALUMINUM FOIL PLACARD CONTENT: E2A USED ON: 251N6056-1 251N6056-3 251N6056-7	101102 108120 504903	21

MISSING ITEM NUMBERS NOT APPLICABLE

— ITEM NOT ILLUSTRATED

BRI

11-24-25-01

11-24-25
FIG. 01
PAGE 4
JAN 20/09



757

PARTS CATALOG (MAINTENANCE)

FIG ITEM	PART NUMBER	1 2 3 4 5 6 7	NOMENCLATURE	EFFECT FROM TO	UNITS PER ASSY
1					
37	BAC27NCT0085		.MARKER-ALUMINUM FOIL PLACARD CONTENT: E2A USED ON: MODREF8578 MODREF183071	103106	21
40	BAC27NCT0086		.MARKER-ALUMINUM FOIL PLACARD CONTENT: E2B USED ON: 251N6056-1 251N6056-3 251N6056-7	002004 006102 107999	20
40	BAC27NCT0086		.MARKER-ALUMINUM FOIL PLACARD CONTENT: E2B USED ON: MODREF8578 MODREF183071	103106	20
45	BAC27NCT0087		.MARKER-ALUMINUM FOIL PLACARD CONTENT: LGB1A	003004 006100 107107 121503 904999	10
50	BAC27NCT0088		.MARKER-ALUMINUM FOIL PLACARD CONTENT: LGB1B	003004 006100 107107 121503 904999	10
55	BAC27NCT0089		.MARKER-ALUMINUM FOIL PLACARD CONTENT: LGB2A USED ON: 251N6056-1 251N6056-3 251N6056-7	002004 006102 107999	10
55	BAC27NCT0089		.MARKER-ALUMINUM FOIL PLACARD CONTENT: LGB2A USED ON: MODREF8578 MODREF183071	103106	10
60	BAC27NCT0090		.MARKER-ALUMINUM FOIL PLACARD CONTENT: LGB2B USED ON: 251N6056-1 251N6056-3 251N6056-7	002004 006102 107999	10

MISSING ITEM NUMBERS NOT APPLICABLE

- ITEM NOT ILLUSTRATED

11-24-25-01

11-24-25
FIG. 01
PAGE 5
JAN 20/09

BRI



757

PARTS CATALOG (MAINTENANCE)

FIG ITEM	PART NUMBER	1 2 3 4 5 6 7	NOMENCLATURE	EFFECT FROM TO	UNITS PER ASSY
1					
60	BAC27NCT0090		.MARKER-ALUMINUM FOIL PLACARD CONTENT: LGB2B USED ON: MODREF8578 MODREF183071	103106	10
65	BAC27NCT0091		.MARKER-ALUMINUM FOIL- PLACARD CONTENT: LGB3A	003004 006100 107107 121503 904999	10
70	BAC27NCT0092		.MARKER-ALUMINUM FOIL PLACARD CONTENT: LGB3B	003004 006100 107107 121503 904999	10
75	BAC27NCT0146		.MARKER-ALUMINUM FOIL PLACARD CONTENT: LGB4A USED ON: 251N6056-1 251N6056-3 251N6056-7	002004 006102 107999	10
75	BAC27NCT0146		.MARKER-ALUMINUM FOIL PLACARD CONTENT: LGB4A USED ON: MODREF8578 MODREF183071	103106	10
80	BAC27NCT0094		.MARKER-ALUMINUM FOIL PLACARD CONTENT: LGB4B USED ON: 251N6056-1 251N6056-3 251N6056-7	002004 006102 107999	10
80	BAC27NCT0094		.MARKER-ALUMINUM FOIL PLACARD CONTENT: LGB4B USED ON: MODREF8578 MODREF183070	103106	10
85	BAC27NCT0095		.MARKER-ALUMINUM FOIL PLACARD CONTENT: LGVA	002004 006100 107107 121503 904999	14

MISSING ITEM NUMBERS NOT APPLICABLE

- ITEM NOT ILLUSTRATED

11-24-25-01

11-24-25
FIG. 01
PAGE 6
JAN 20/09

BRI



757

PARTS CATALOG (MAINTENANCE)

FIG ITEM	PART NUMBER	1 2 3 4 5 6 7	NOMENCLATURE	EFFECT FROM TO	UNITS PER ASSY
1					
87	BAC27NCT0095		.MARKER-ALUMINUM FOIL PLACARD CONTENT: LGVA USED ON: 251N6056-3 251N6056-7	101102 108120 504903	15
87	BAC27NCT0095		.MARKER-ALUMINUM FOIL PLACARD CONTENT: LGVA USED ON: MODREF8578 MODREF183071	103106	15
90	BAC27NCT0096		.MARKER-ALUMINUM FOIL PLACARD CONTENT: LGVB	002004 006100 107107 121503 904999	14
93	BAC27NCT0096		.MARKER-ALUMINUM FOIL PLACARD CONTENT: LGVB USED ON: 251N6056-3 251N6056-7	101102 108120 504903	15
93	BAC27NCT0096		.MARKER-ALUMINUM FOIL PLACARD CONTENT: LGVB USED ON: MODREF8578 MODREF183071	103106	15
95	BAC27NCT0097		.MARKER-ALUMINUM FOIL PLACARD CONTENT: LESA	002004 006100 107107 121503 904999	1
97	BAC27NCT0097		.MARKER-ALUMINUM FOIL PLACARD CONTENT: LESA USED ON: 251N6056-3 251N6056-7	101102 108120 504903	2
97	BAC27NCT0097		.MARKER-ALUMINUM FOIL PLACARD CONTENT: LESA USED ON: MODREF8578 MODREF183071	103106	2

MISSING ITEM NUMBERS NOT APPLICABLE

- ITEM NOT ILLUSTRATED

11-24-25-01

11-24-25
FIG. 01
PAGE 7
JAN 20/09

BRI



757

PARTS CATALOG (MAINTENANCE)

FIG ITEM	PART NUMBER	1 2 3 4 5 6 7	NOMENCLATURE	EFFECT FROM TO	UNITS PER ASSY
1					
100	BAC27NCT0098		.MARKER-ALUMINUM FOIL PLACARD CONTENT: LESB	002004 006100 107107 121503 904999	1
101	BAC27NCT0098		.MARKER-ALUMINUM FOIL PLACARD CONTENT: LESB USED ON: 251N6056-3 251N6056-7	101102 108120 504903	2
101	BAC27NCT0098		.MARKER-ALUMINUM FOIL PLACARD CONTENT: LESB USED ON: MODREF8578 MODREF183071	103106	2
102	BAC27NCT0099		.MARKER-ALUMINUM FOIL PLACARD CONTENT: NGPPA USED ON: MODREF183067	106106	1
104	BAC27NCT0099		.MARKER-ALUMINUM FOIL PLACARD CONTENT: NGPPA USED ON: MODREF183065	106106	3
105	BAC27NCT0099		.MARKER-ALUMINUM FOIL PLACARD CONTENT: NGPPA USED ON: 251N6056-1 251N6056-3 251N6056-7	002004 006102 107999	4
105	BAC27NCT0099		.MARKER-ALUMINUM FOIL PLACARD CONTENT: NGPPA USED ON: MODREF8578	103105	4
107	BAC27NCT0100		.MARKER-ALUMINUM FOIL PLACARD CONTENT: NGPPB USED ON: MODREF183067	106106	1
109	BAC27NCT0100		.MARKER-ALUMINUM FOIL PLACARD CONTENT: NGPPB USED ON: MODREF183065	106106	3

MISSING ITEM NUMBERS NOT APPLICABLE

- ITEM NOT ILLUSTRATED

11-24-25-01

11-24-25
FIG. 01
PAGE 8
JAN 20/09

BRI



757

PARTS CATALOG (MAINTENANCE)

FIG ITEM	PART NUMBER	1 2 3 4 5 6 7	NOMENCLATURE	EFFECT FROM TO	UNITS PER ASSY
1					
110	BAC27NCT0100		.MARKER-ALUMINUM FOIL PLACARD CONTENT: NGPPB USED ON: 251N6056-1 251N6056-3 251N6056-7	002004 006102 107999	4
110	BAC27NCT0100		.MARKER-ALUMINUM FOIL PLACARD CONTENT: NGPPB USED ON: MODREF8578	103105	4
115	BAC27NCT0101		.MARKER-ALUMINUM FOIL PLACARD CONTENT: NWSA USED ON: MODREF8578 MODREF183071	103106	4
115	BAC27NCT0101		.MARKER-ALUMINUM FOIL PLACARD CONTENT: NWSA USED ON: 251N6056-1 251N6056-3 251N6056-7	002004 006102 107999	4
116	BAC27NCT0101		.MARKER-ALUMINUM FOIL PLACARD CONTENT: NWSA USED ON: MODREF183068	106106	1
120	BAC27NCT0102		.MARKER-ALUMINUM FOIL PLACARD CONTENT: NWSB USED ON: 251N6056-1 251N6056-3 251N6056-7	002004 006102 107999	3
120	BAC27NCT0102		.MARKER-ALUMINUM FOIL PLACARD CONTENT: NWSB USED ON: MODREF8578 MODREF183071	103106	3
121	BAC27NCT0102		.MARKER-ALUMINUM FOIL PLACARD CONTENT: NWSB USED ON: MODREF183068	106106	1

MISSING ITEM NUMBERS NOT APPLICABLE

- ITEM NOT ILLUSTRATED

11-24-25-01

11-24-25
FIG. 01
PAGE 9
JAN 20/09

BRI



757

PARTS CATALOG (MAINTENANCE)

FIG ITEM	PART NUMBER	1 2 3 4 5 6 7	NOMENCLATURE	EFFECT FROM TO	UNITS PER ASSY
1					
125	BAC27NCT0103		.MARKER-ALUMINUM FOIL PLACARD CONTENT: RA	002004 006100 107107 121503 904999	20
128	BAC27NCT0103		.MARKER-ALUMINUM FOIL PLACARD CONTENT: RA USED ON: 251N6056-7	101102 108120 504903	24
128	BAC27NCT0103		.MARKER-ALUMINUM FOIL PLACARD CONTENT: RA USED ON: MODREF8578 MODREF183071	103106	24
130	BAC27NCT0104		.MARKER-ALUMINUM FOIL PLACARD CONTENT: RB	002004 006100 107107 121503 904999	20
132	BAC27NCT0104		.MARKER-ALUMINUM FOIL PLACARD CONTENT: RB USED ON: 251N6056-1 251N6056-3 251N6056-7	101102 108120 504903	22
132	BAC27NCT0104		.MARKER-ALUMINUM FOIL PLACARD CONTENT: RB USED ON: MODREF8578 MODREF183071	103106	22
135	BAC27NCT0105		.MARKER-ALUMINUM FOIL PLACARD CONTENT: ST1A	107107 904949	19
140	BAC27NCT0106		.MARKER-ALUMINUM FOIL PLACARD CONTENT: ST1B	107107 904949	19
145	BAC27NCT0107		.MARKER-ALUMINUM FOIL PLACARD CONTENT: ST2A	107107 904949	19
150	BAC27NCT0108		.MARKER-ALUMINUM FOIL PLACARD CONTENT: ST2B	107107 904949	19

MISSING ITEM NUMBERS NOT APPLICABLE

- ITEM NOT ILLUSTRATED

11-24-25-01

11-24-25
FIG. 01
PAGE 10
JAN 20/09

BRI



757

PARTS CATALOG (MAINTENANCE)

FIG ITEM	PART NUMBER	1 2 3 4 5 6 7	NOMENCLATURE	EFFECT FROM TO	UNITS PER ASSY
1					
155	BAC27NCT0109	.	MARKER-ALUMINUM FOIL PLACARD CONTENT: TRA	002004 006100 107107 121503 904999	17
157	BAC27NCT0109	.	MARKER-ALUMINUM FOIL PLACARD CONTENT: TRA USED ON: 251N6056-8	101106 108120 504903	18
160	BAC27NCT0110	.	MARKER-ALUMINUM FOIL PLACARD CONTENT: TRB USED ON: MODREF8579 MODREF183072	103106	16
160	BAC27NCT0110	.	MARKER-ALUMINUM FOIL PLACARD CONTENT: TRB USED ON: 251N6056-1 251N6056-8	002004 006102 107999	16
165	BAC27NCT0111	.	MARKER-ALUMINUM FOIL PLACARD CONTENT: TLA	002004 006100 107107 121503 904999	17
167	BAC27NCT0111	.	MARKER-ALUMINUM FOIL PLACARD CONTENT: TLA USED ON: 251N6056-8	101102 108120 504903	18
167	BAC27NCT0111	.	MARKER-ALUMINUM FOIL PLACARD CONTENT: TLA USED ON: MODREF8579 MODREF183072	103106	18
170	BAC27NCT0112	.	MARKER-ALUMINUM FOIL PLACARD CONTENT: TLB	002004 006100 107107 121503 904999	17
172	BAC27NCT0112	.	MARKER-ALUMINUM FOIL PLACARD CONTENT: TLB USED ON: 251N6056-8	101102 108120 504903	18

MISSING ITEM NUMBERS NOT APPLICABLE

- ITEM NOT ILLUSTRATED

BRI

11-24-25-01

11-24-25
FIG. 01
PAGE 11
JAN 20/09



757

PARTS CATALOG (MAINTENANCE)

FIG ITEM	PART NUMBER	1 2 3 4 5 6 7	NOMENCLATURE	EFFECT FROM TO	UNITS PER ASSY
1					
172	BAC27NCT0112		.MARKER-ALUMINUM FOIL PLACARD CONTENT: TLB USED ON: MODREF8579 MODREF183072	103106	18
175	BAC27NCT0113		.MARKER-ALUMINUM FOIL PLACARD CONTENT: WFA	002004 006100 107107 121503 904999	12
179	BAC27NCT0113		.MARKER-ALUMINUM FOIL PLACARD CONTENT: WFA USED ON: 251N6056-3 251N6056-7	101102 108120 504903	14
179	BAC27NCT0113		.MARKER-ALUMINUM FOIL PLACARD CONTENT: WFA USED ON: MODREF8578 MODREF183071	103106	14
180	BAC27NCT0114		.MARKER-ALUMINUM FOIL PLACARD CONTENT: WFB	002004 006100 107107 121503 904999	12
184	BAC27NCT0114		.MARKER-ALUMINUM FOIL PLACARD CONTENT: WFB USED ON: 251N6056-3 251N6056-7	101102 108120 504903	14
184	BAC27NCT0114		.MARKER-ALUMINUM FOIL PLACARD CONTENT: WFB USED ON: MODREF8578 MODREF183071	103106	14
185	BAC27NCT0213		.MARKER-ALUMINUM FOIL PLACARD CONTENT: A2B, A2A, WFB, WFA, ST2A, RA, RB, ST2A, ST1A, ST1B, A1B, A1A USED ON: 251N6056-1 251N6056-3 251N6056-7	002004 006102 107999	1

MISSING ITEM NUMBERS NOT APPLICABLE

- ITEM NOT ILLUSTRATED

11-24-25-01

11-24-25
FIG. 01
PAGE 12
JAN 20/09

BRI



757

PARTS CATALOG (MAINTENANCE)

FIG ITEM	PART NUMBER	1 2 3 4 5 6 7	NOMENCLATURE	EFFECT FROM TO	UNITS PER ASSY
1 185	BAC27NCT0213		.MARKER-ALUMINUM FOIL PLACARD CONTENT: A2B, A2A, WFB, WFA, ST2A, RA, RB, ST2A, ST1A, ST1B, A1B, A1A USED ON: MODREF8578 MODREF183071	103106	1

MISSING ITEM NUMBERS NOT APPLICABLE

- ITEM NOT ILLUSTRATED

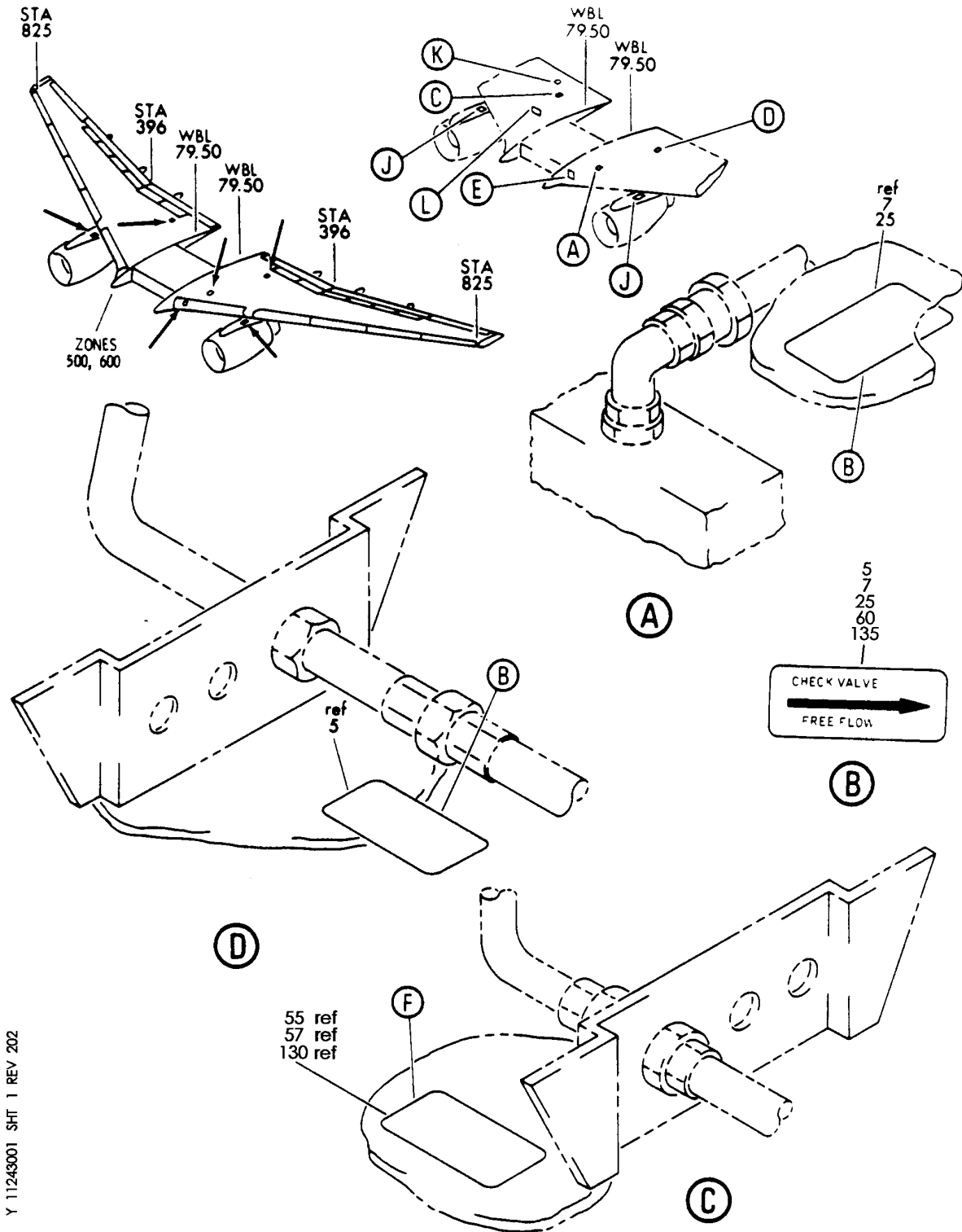
BRI

11-24-25-01

BOEING PROPRIETARY - Copyright © - Unpublished Work - See title page for details.

11-24-25
FIG. 01
PAGE 13
JAN 20/09


BOEING
 757
PARTS CATALOG (MAINTENANCE)



Y 11243001 SHT 1 REV 202

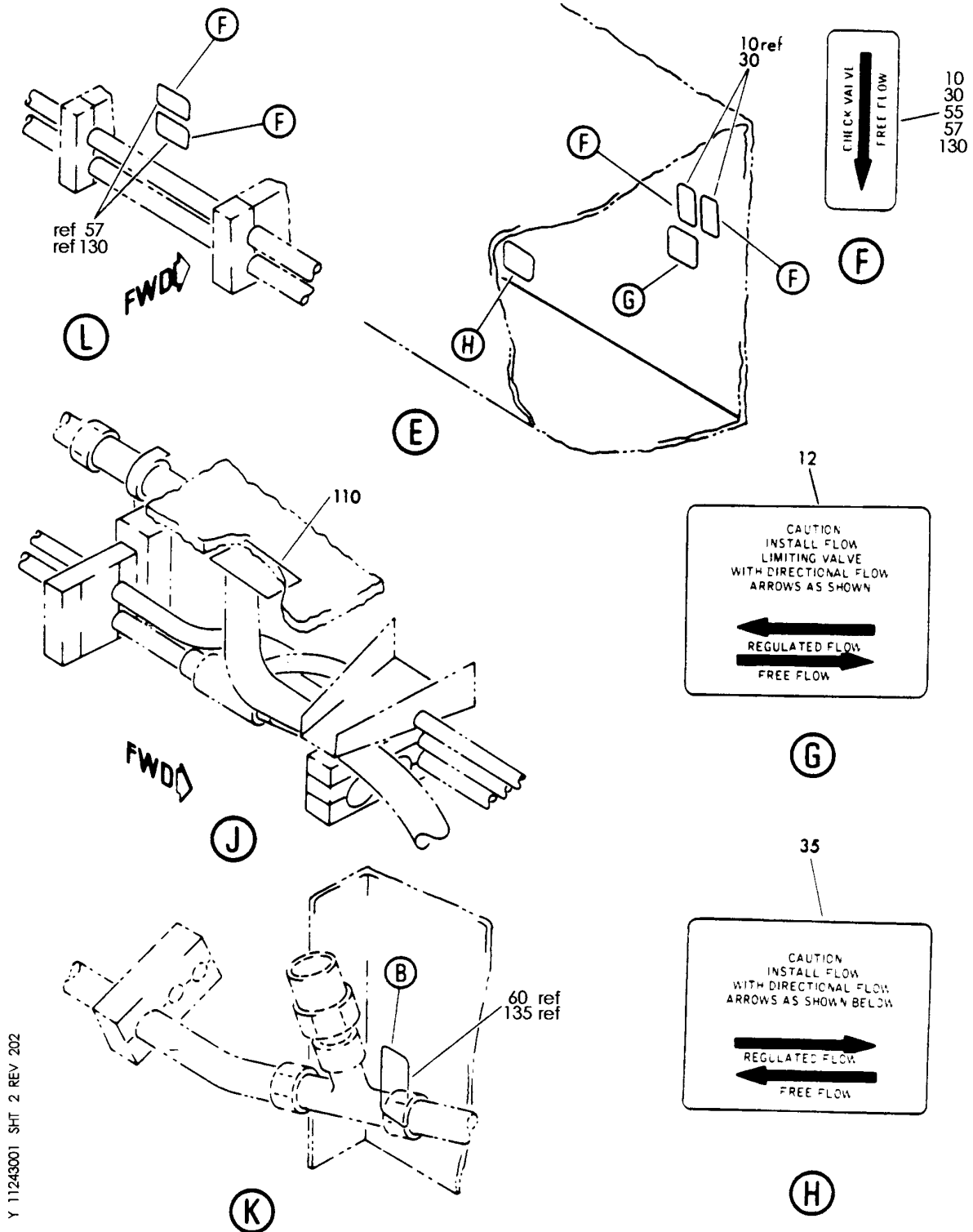
PLUMBING INSTL-INBD WING SECT. 12 AND 31.1 HYDR (PLACARDS AND MARKINGS ONLY)
FIGURE 1 (SHEET 1)

11-24-30-01

BRI
MAY 28/07

11-24-30-01
PAGE 0

BOEING
757
PARTS CATALOG (MAINTENANCE)



Y 11243001 SH 2 REV 202

PLUMBING INSTL-INBD WING SECT. 12 AND 31.1 HYDR (PLACARDS AND MARKINGS ONLY)
FIGURE 1 (SHEET 2)

11-24-30-01

BRI
MAY 28/07

11-24-30-01
PAGE 0A



757

PARTS CATALOG (MAINTENANCE)

FIG ITEM	PART NUMBER	1 2 3 4 5 6 7	NOMENCLATURE	EFFECT FROM TO	UNITS PER ASSY
1			PLUMBING INSTL-INBD WING SECT. 12 AND 31.1 HYDR (PLACARDS AND MARKINGS ONLY)	002004 006999	
- 1	271N6122-1		PLUMBING INSTL-WING HYDR (PLACARDS AND MARKINGS ONLY) POSITION DATA: INBD SECT. 12 LH VARIABLE DRAWING REF: 271N6122-4 FOR NHA/OTHER SYS DET SEE: 29-00-51-01	002004 006100 107107 121503 904999	RF
- 1	271N6122-22		PLUMBING INSTL-WING HYDR (PLACARDS AND MARKINGS ONLY) POSITION DATA: INBD SECT. 12 LH FOR NHA/OTHER SYS DET SEE: 29-00-51-02C	101102 108120 504903	RF
5	BACM10V21-2JG		.MARKER-ALUMINUM FOIL	002004 006102 107999	1
- 20	271N6125-1		PLUMBING INSTL-HYDR (PLACARDS AND MARKINGS ONLY) POSITION DATA: SECT. 12 LH FOR NHA/OTHER SYS DET SEE: 29-00-51-01	002004 006100 107107 121503 904999	RF
- 20	271N6125-2		PLUMBING INSTL-HYDR (PLACARDS AND MARKINGS ONLY) POSITION DATA: SECT. 12 LH FOR NHA/OTHER SYS DET SEE: 27-00-00-03	101102 108120 504903	RF
- 20	MODREF31786		PLUMBING INSTL-HYDR (PLACARDS AND MARKINGS ONLY) MODULE NUMBER: 271N6125-2 REV B POSITION DATA: SECT. 12 LH	103106	1
25	BACM10V21-2JG		.MARKER-ALUMINUM FOIL	002004 006999	1
30	BACM10V21-2JH		.MARKER-ALUMINUM FOIL	002004 006999	2

MISSING ITEM NUMBERS NOT APPLICABLE

- ITEM NOT ILLUSTRATED

11-24-30-01

11-24-30
FIG. 01
PAGE 1
JAN 20/09

BRI

 **BOEING**
757
PARTS CATALOG (MAINTENANCE)

FIG ITEM	PART NUMBER	1 2 3 4 5 6 7	NOMENCLATURE	EFFECT FROM TO	UNITS PER ASSY
1	35 BACM10V32-2RJ		.MARKER-ALUMINUM FOIL	002004 006999	1
- 50	271N6123-1		PLUMBING INSTL-WING HYDR (PLACARDS AND MARKINGS ONLY) POSITION DATA: INBD SECT. 12 RH VARIABLE DRAWING REF: 271N6123-4 FOR NHA/OTHER SYS DET SEE: 29-00-51-01	002004 006100 107107 121503 904999	RF
55	BACM10V21-2JH		.MARKER-ALUMINUM FOIL	107107	1
57	BACM10V21-2JH		.MARKER-ALUMINUM FOIL	002004 006100 121503 904999	3
60	BACM10V21-2JG		.MARKER-ALUMINUM FOIL	002004 006100 107107 121503 904999	1
- 100	271N6311-3		PLUMBING INSTL-HYDR (PLACARDS AND MARKINGS ONLY) POSITION DATA: SECT. 31.1 LH VARIABLE DRAWING REF: 271N6311-5 FOR NHA/OTHER SYS DET SEE: 29-00-51-02	002004 006100 107107 121503 904999	RF
- 100	271N6311-15		PLUMBING INSTL-HYDR (PLACARDS AND MARKINGS ONLY) POSITION DATA: SECT. 31.1 LH FOR NHA/OTHER SYS DET SEE: 29-00-51-05B	101102 108120 504903	RF
- 105	271N6311-4		PLUMBING INSTL-HYDR (PLACARDS AND MARKINGS ONLY) POSITION DATA: SECT. 31.1 RH VARIABLE DRAWING REF: 271N6311-6 FOR NHA/OTHER SYS DET SEE: 29-00-51-02	002004 006100 107107 121503 904999	RF

MISSING ITEM NUMBERS NOT APPLICABLE

- ITEM NOT ILLUSTRATED

BRI

11-24-30-01

11-24-30
FIG. 01
PAGE 2
JAN 20/09



757

PARTS CATALOG (MAINTENANCE)

FIG ITEM	PART NUMBER	1 2 3 4 5 6 7	NOMENCLATURE	EFFECT FROM TO	UNITS PER ASSY
1					
- 105	271N6311-16		PLUMBING INSTL-HYDR (PLACARDS AND MARKINGS ONLY) POSITION DATA: SECT. 31.1 RH FOR NHA/OTHER SYS DET SEE: 29-00-51-05B	101102 108120 504903	RF
110	BACM10V32-2RJ		.MARKER-ALUMINUM FOIL	002004 006102 107999	1
- 125	271N6123-13		PLUMBING INSTL-HYDR WING (PLACARDS AND MARKINGS ONLY) POSITION DATA: SECT.12 R INBD FOR NHA/OTHER SYS DET SEE: 29-00-51-02C	101102 504903	RF
- 125	271N6123-17		PLUMBING INSTL-HYDR WING (PLACARDS AND MARKINGS ONLY) POSITION DATA: SECT.12 R INBD FOR NHA/OTHER SYS DET SEE: 29-00-51-02C	108120	RF
130	BACM10V21-2JH		.MARKER-ALUMINUM FOIL	101102 108120 504903	3
135	BACM10V21-2JG		.MARKER-ALUMINUM FOIL	101102 108120 504903	1

MISSING ITEM NUMBERS NOT APPLICABLE

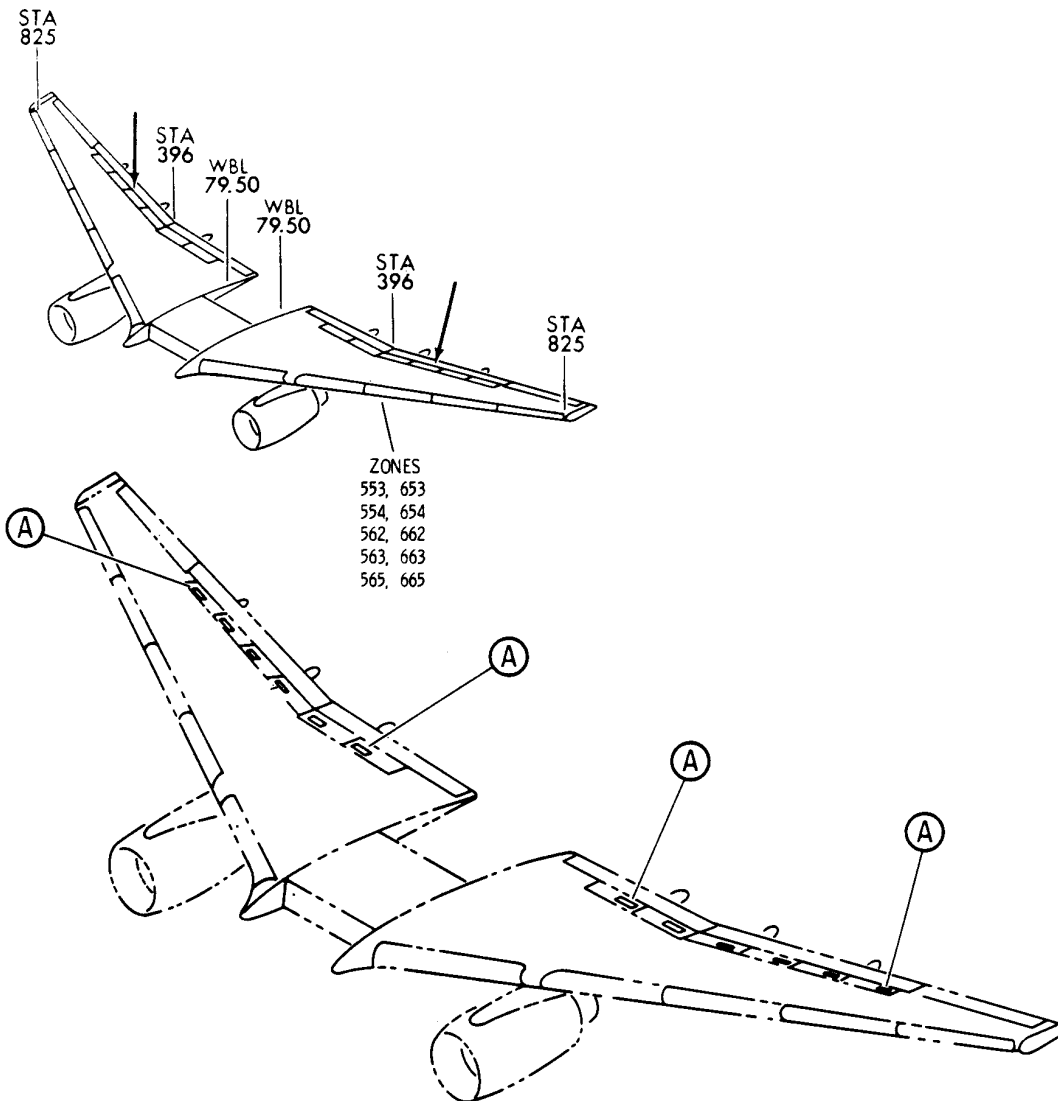
- ITEM NOT ILLUSTRATED

11-24-30-01

11-24-30
FIG. 01
PAGE 3
JAN 20/09

BRI


BOEING
 757
PARTS CATALOG (MAINTENANCE)



WARNING
HAZARDOUS - AREA

TO PREVENT AUTOMATIC RETRACTION IF HYDRAULIC PRESSURE IS APPLIED OR IF ELECTRICAL POWER IS LOST, DEACTIVE SPOILER/SPEEDBRAKE CONTROL SYSTEM PER MAINTENANCE MANUAL SECTION 27-61-00 BEFORE ENTERING AREA TO PERFORM ANY MAINTENANCE OPERATION.

60

A

Y 11244501 SH1 1 REV 056

ACTUATOR INSTL-SPOILER NO. 1 THRU 12 (PLACARDS AND MARKINGS ONLY)
 FIGURE 1

11-24-45-01

BRI
MAY 28/07

11-24-45-01
 PAGE 0



757

PARTS CATALOG (MAINTENANCE)

FIG ITEM	PART NUMBER	1 2 3 4 5 6 7	NOMENCLATURE	EFFECT FROM TO	UNITS PER ASSY
1			ACTUATOR INSTL-SPOILER NO. 1 THRU 12 (PLACARDS AND MARKINGS ONLY)	002004 006014 107107 121503 904999 107107	
- 1	251N1003-1		ACTUATOR INSTL-SPOILER NO. 1 (PLACARDS AND MARKINGS ONLY) FOR NHA/OTHER SYS DET SEE: 27-00-00-02	904949	RF
- 1	251N1003-23		ACTUATOR INSTL-SPOILER NO. 1 (PLACARDS AND MARKINGS ONLY) FOR NHA/OTHER SYS DET SEE: 27-00-00-02	952952	RF
- 1	251N1003-43		ACTUATOR INSTL-SPOILER NO. 1 (PLACARDS AND MARKINGS ONLY) FOR NHA/OTHER SYS DET SEE: 27-00-00-02	002004 006014 121503 950951 953999 107107	RF
- 1	251N1003-63		ACTUATOR INSTL-SPOILER NO. 1 (PLACARDS AND MARKINGS ONLY) FOR NHA/OTHER SYS DET SEE: 27-00-00-02	904949	RF
- 5	251N1003-2		ACTUATOR INSTL-SPOILER NO. 2 (PLACARDS AND MARKINGS ONLY) FOR NHA/OTHER SYS DET SEE: 27-00-00-02	952952	RF
- 5	251N1003-24		ACTUATOR INSTL-SPOILER NO. 2 (PLACARDS AND MARKINGS ONLY) FOR NHA/OTHER SYS DET SEE: 27-00-00-02	002004 006014 121503 950951 953999	RF
- 5	251N1003-44		ACTUATOR INSTL-SPOILER NO. 2 (PLACARDS AND MARKINGS ONLY) FOR NHA/OTHER SYS DET SEE: 27-00-00-02		
- 5	251N1003-64		ACTUATOR INSTL-SPOILER NO. 2 (PLACARDS AND MARKINGS ONLY) FOR NHA/OTHER SYS DET SEE: 27-00-00-02		

MISSING ITEM NUMBERS NOT APPLICABLE

- ITEM NOT ILLUSTRATED

11-24-45-01

11-24-45
FIG. 01
PAGE 1
JAN 20/09

BRI



757

PARTS CATALOG (MAINTENANCE)

FIG ITEM	PART NUMBER	1 2 3 4 5 6 7	NOMENCLATURE	EFFECT FROM TO	UNITS PER ASSY
1					
- 10	251N1003-3		ACTUATOR INSTL-SPOILER NO. 3 (PLACARDS AND MARKINGS ONLY) FOR NHA/OTHER SYS DET SEE: 27-00-00-02	107107	RF
- 10	251N1003-25		ACTUATOR INSTL-SPOILER NO. 3 (PLACARDS AND MARKINGS ONLY) FOR NHA/OTHER SYS DET SEE: 27-00-00-02	904949	RF
- 10	251N1003-45		ACTUATOR INSTL-SPOILER NO. 3 (PLACARDS AND MARKINGS ONLY) FOR NHA/OTHER SYS DET SEE: 27-00-00-02	952952	RF
- 10	251N1003-65		ACTUATOR INSTL-SPOILER NO. 3 (PLACARDS AND MARKINGS ONLY) FOR NHA/OTHER SYS DET SEE: 27-00-00-02	002004 006014 121503 950951 953999	RF
- 15	251N1003-4		ACTUATOR INSTL-SPOILER NO. 4 (PLACARDS AND MARKINGS ONLY) FOR NHA/OTHER SYS DET SEE: 27-00-00-02	107107	RF
- 15	251N1003-26		ACTUATOR INSTL-SPOILER NO. 4 (PLACARDS AND MARKINGS ONLY) FOR NHA/OTHER SYS DET SEE: 27-00-00-02	904949	RF
- 15	251N1003-46		ACTUATOR INSTL-SPOILER NO. 4 (PLACARDS AND MARKINGS ONLY) FOR NHA/OTHER SYS DET SEE: 27-00-00-02	952952	RF
- 15	251N1003-66		ACTUATOR INSTL-SPOILER NO. 4 (PLACARDS AND MARKINGS ONLY) FOR NHA/OTHER SYS DET SEE: 27-00-00-02	002004 006014 121503 950951 953999	RF
- 20	251N1003-5		ACTUATOR INSTL-SPOILER NO. 5 (PLACARDS AND MARKINGS ONLY) FOR NHA/OTHER SYS DET SEE: 27-00-00-02	107107	RF

MISSING ITEM NUMBERS NOT APPLICABLE

- ITEM NOT ILLUSTRATED

11-24-45-01

11-24-45
FIG. 01
PAGE 2
JAN 20/09

BRI



757

PARTS CATALOG (MAINTENANCE)

FIG ITEM	PART NUMBER	1 2 3 4 5 6 7	NOMENCLATURE	EFFECT FROM TO	UNITS PER ASSY
1					
- 20	251N1003-27		ACTUATOR INSTL-SPOILER NO. 5 (PLACARDS AND MARKINGS ONLY) FOR NHA/OTHER SYS DET SEE: 27-00-00-02	904949	RF
- 20	251N1003-47		ACTUATOR INSTL-SPOILER NO. 5 (PLACARDS AND MARKINGS ONLY) FOR NHA/OTHER SYS DET SEE: 27-00-00-02	952952	RF
- 20	251N1003-67		ACTUATOR INSTL-SPOILER NO. 5 (PLACARDS AND MARKINGS ONLY) FOR NHA/OTHER SYS DET SEE: 27-00-00-02	002004 006014 121503	RF
- 25	251N1003-8		ACTUATOR INSTL-SPOILER NO. 8 (PLACARDS AND MARKINGS ONLY) FOR NHA/OTHER SYS DET SEE: 27-00-00-02	950951 953999 107107	RF
- 25	251N1003-28		ACTUATOR INSTL-SPOILER NO. 8 (PLACARDS AND MARKINGS ONLY) FOR NHA/OTHER SYS DET SEE: 27-00-00-02	904949	RF
- 25	251N1003-48		ACTUATOR INSTL-SPOILER NO. 8 (PLACARDS AND MARKINGS ONLY) FOR NHA/OTHER SYS DET SEE: 27-00-00-02	952952	RF
- 25	251N1003-68		ACTUATOR INSTL-SPOILER NO. 8 (PLACARDS AND MARKINGS ONLY) FOR NHA/OTHER SYS DET SEE: 27-00-00-02	002004 006014 121503	RF
- 30	251N1003-9		ACTUATOR INSTL-SPOILER NO. 9 (PLACARDS AND MARKINGS ONLY) FOR NHA/OTHER SYS DET SEE: 27-00-00-02	950951 953999 107107	RF
- 30	251N1003-29		ACTUATOR INSTL-SPOILER NO. 9 (PLACARDS AND MARKINGS ONLY) FOR NHA/OTHER SYS DET SEE: 27-00-00-02	904949	RF

MISSING ITEM NUMBERS NOT APPLICABLE

- ITEM NOT ILLUSTRATED

11-24-45-01

11-24-45
FIG. 01
PAGE 3
JAN 20/09

BRI



757

PARTS CATALOG (MAINTENANCE)

FIG ITEM	PART NUMBER	1 2 3 4 5 6 7	NOMENCLATURE	EFFECT FROM TO	UNITS PER ASSY
1					
- 30	251N1003-49		ACTUATOR INSTL-SPOILER NO. 9 (PLACARDS AND MARKINGS ONLY) FOR NHA/OTHER SYS DET SEE: 27-00-00-02	952952	RF
- 30	251N1003-69		ACTUATOR INSTL-SPOILER NO. 9 (PLACARDS AND MARKINGS ONLY) FOR NHA/OTHER SYS DET SEE: 27-00-00-02	002004 006014 121503 950951 953999	RF
- 35	251N1003-10		ACTUATOR INSTL-SPOILER NO. 10 (PLACARDS AND MARKINGS ONLY) FOR NHA/OTHER SYS DET SEE: 27-00-00-02	107107	RF
- 35	251N1003-30		ACTUATOR INSTL-SPOILER NO. 10 (PLACARDS AND MARKINGS ONLY) FOR NHA/OTHER SYS DET SEE: 27-00-00-02	904949	RF
- 35	251N1003-50		ACTUATOR INSTL-SPOILER NO. 10 (PLACARDS AND MARKINGS ONLY) FOR NHA/OTHER SYS DET SEE: 27-00-00-02	952952	RF
- 35	251N1003-70		ACTUATOR INSTL-SPOILER NO. 10 (PLACARDS AND MARKINGS ONLY) FOR NHA/OTHER SYS DET SEE: 27-00-00-02	002004 006014 121503 950951 953999	RF
- 40	251N1003-11		ACTUATOR INSTL-SPOILER NO. 11 (PLACARDS AND MARKINGS ONLY) FOR NHA/OTHER SYS DET SEE: 27-00-00-02	107107	RF
- 40	251N1003-31		ACTUATOR INSTL-SPOILER NO. 11 (PLACARDS AND MARKINGS ONLY) FOR NHA/OTHER SYS DET SEE: 27-00-00-02	904949	RF
- 40	251N1003-51		ACTUATOR INSTL-SPOILER NO. 11 (PLACARDS AND MARKINGS ONLY) FOR NHA/OTHER SYS DET SEE: 27-00-00-02	952952	RF

MISSING ITEM NUMBERS NOT APPLICABLE

- ITEM NOT ILLUSTRATED

11-24-45-01

11-24-45
FIG. 01
PAGE 4
JAN 20/09

BRI



757

PARTS CATALOG (MAINTENANCE)

FIG ITEM	PART NUMBER	1 2 3 4 5 6 7	NOMENCLATURE	EFFECT FROM TO	UNITS PER ASSY
1					
- 40	251N1003-71		ACTUATOR INSTL-SPOILER NO. 11 (PLACARDS AND MARKINGS ONLY) FOR NHA/OTHER SYS DET SEE: 27-00-00-02	002004 006014 121503 950951 953999	RF
- 45	251N1003-12		ACTUATOR INSTL-SPOILER NO. 12 (PLACARDS AND MARKINGS ONLY) FOR NHA/OTHER SYS DET SEE: 27-00-00-02	107107	RF
- 45	251N1003-32		ACTUATOR INSTL-SPOILER NO. 12 (PLACARDS AND MARKINGS ONLY) FOR NHA/OTHER SYS DET SEE: 27-00-00-02	904949	RF
- 45	251N1003-52		ACTUATOR INSTL-SPOILER NO. 12 (PLACARDS AND MARKINGS ONLY) FOR NHA/OTHER SYS DET SEE: 27-00-00-02	952952	RF
- 45	251N1003-72		ACTUATOR INSTL-SPOILER NO. 12 (PLACARDS AND MARKINGS ONLY) FOR NHA/OTHER SYS DET SEE: 27-00-00-02	002004 006014 121503 950951 953999	RF
- 50	251N1016-6		ACTUATOR INSTL-SPOILER NO. 6 (PLACARDS AND MARKINGS ONLY) FOR NHA/OTHER SYS DET SEE: 27-00-00-02	107107	RF
- 50	251N1016-10		ACTUATOR INSTL-SPOILER NO. 6 (PLACARDS AND MARKINGS ONLY) FOR NHA/OTHER SYS DET SEE: 27-00-00-02	904949	RF
- 50	251N1016-14		ACTUATOR INSTL-SPOILER NO. 6 (PLACARDS AND MARKINGS ONLY) FOR NHA/OTHER SYS DET SEE: 27-00-00-02	952952	RF
- 50	251N1016-18		ACTUATOR INSTL-SPOILER NO. 6 (PLACARDS AND MARKINGS ONLY) FOR NHA/OTHER SYS DET SEE: 27-00-00-02	002004 006011 121503 950951 953999	RF

MISSING ITEM NUMBERS NOT APPLICABLE

- ITEM NOT ILLUSTRATED

BRI

11-24-45-01

11-24-45
FIG. 01
PAGE 5
JAN 20/09



757

PARTS CATALOG (MAINTENANCE)

FIG ITEM	PART NUMBER	1 2 3 4 5 6 7	NOMENCLATURE	EFFECT FROM TO	UNITS PER ASSY
1					
- 55	251N1016-7		ACTUATOR INSTL-SPOILER NO. 7 (PLACARDS AND MARKINGS ONLY) FOR NHA/OTHER SYS DET SEE: 27-00-00-02	107107	RF
- 55	251N1016-11		ACTUATOR INSTL-SPOILER NO. 7 (PLACARDS AND MARKINGS ONLY) FOR NHA/OTHER SYS DET SEE: 27-00-00-02	904949	RF
- 55	251N1016-15		ACTUATOR INSTL-SPOILER NO. 7 (PLACARDS AND MARKINGS ONLY) FOR NHA/OTHER SYS DET SEE: 27-00-00-02	952952	RF
- 55	251N1016-19		ACTUATOR INSTL-SPOILER NO. 7 (PLACARDS AND MARKINGS ONLY) FOR NHA/OTHER SYS DET SEE: 27-00-00-02	002004 006011 121503 950951 953999	RF
60	BAC27NCT0217		.MARKER-ALUMINUM FOIL	002004 006014 107107 121503 904999	1

MISSING ITEM NUMBERS NOT APPLICABLE

- ITEM NOT ILLUSTRATED

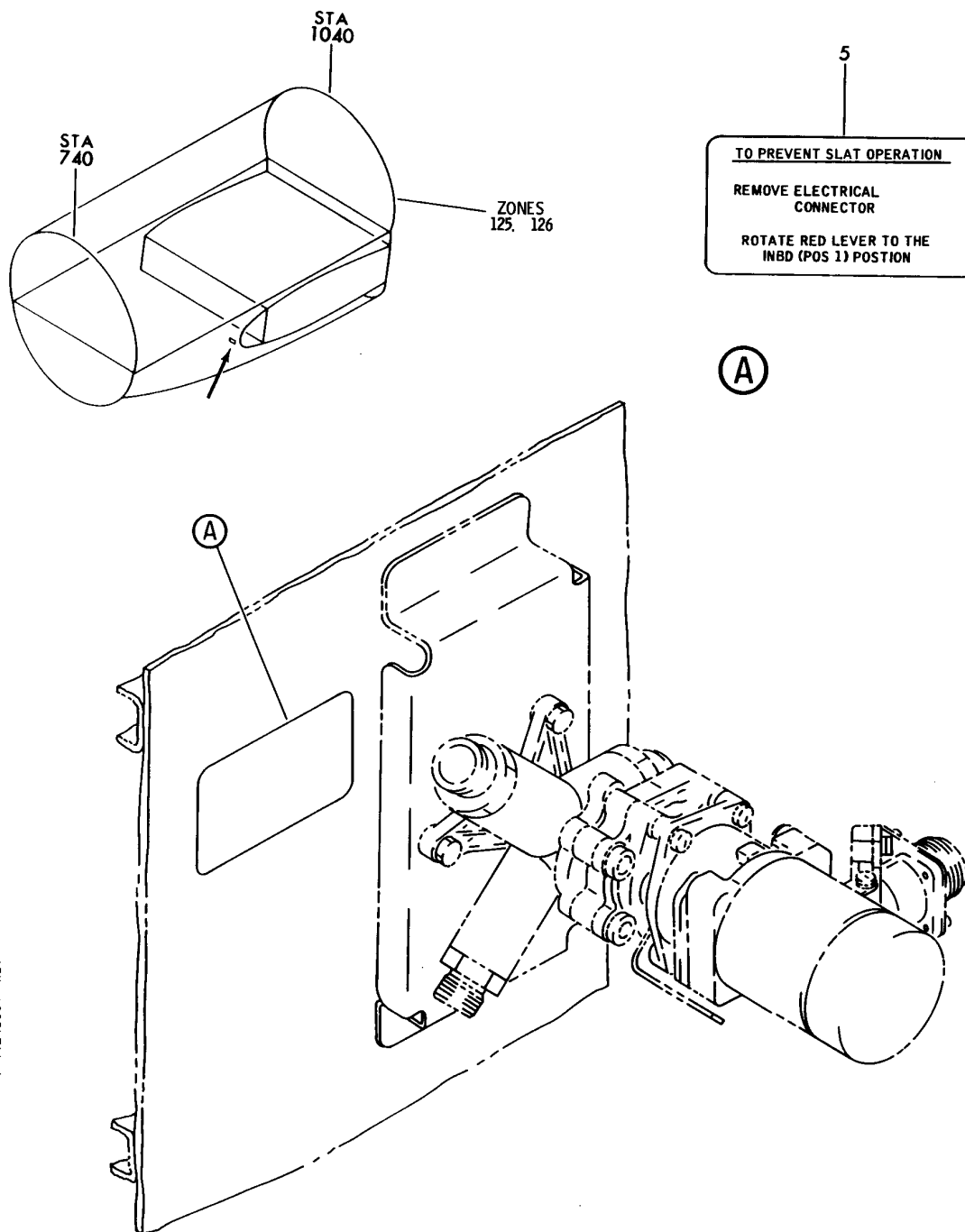
BRI

11-24-45-01

BOEING PROPRIETARY - Copyright © - Unpublished Work - See title page for details.

11-24-45
FIG. 01
PAGE 6
JAN 20/09

BOEING
757
PARTS CATALOG (MAINTENANCE)



Y 11245001 REV 124

VALVE INSTL-LE SLAT BYPASS (PLACARDS AND MARKINGS ONLY)

FIGURE 1

11-24-50-01

BRI
MAY 28/07

11-24-50-01
PAGE 0



757

PARTS CATALOG (MAINTENANCE)

FIG ITEM	PART NUMBER	1 2 3 4 5 6 7	NOMENCLATURE	EFFECT FROM TO	UNITS PER ASSY
1			VALVE INSTL-LE SLAT BYPASS (PLACARDS AND MARKINGS ONLY)	002004 006999	
- 1	251N5011-9		VALVE INSTL-LE SLAT BYPASS (PLACARDS AND MARKINGS ONLY) FOR NHA/OTHER SYS DET SEE: 29-00-51-04	002004 006100 107107 121503 904999	RF
- 2	251N5011-13		VALVE INSTL-LE SLAT BYPASS (PLACARDS AND MARKINGS ONLY) FOR NHA/OTHER SYS DET SEE: 27-00-00-03	101102 504903	RF
- 2	251N5011-17		VALVE INSTL-LE SLAT BYPASS (PLACARDS AND MARKINGS ONLY) FOR NHA/OTHER SYS DET SEE: 27-00-00-03	108120	RF
- 2	MODREF7784		VALVE INSTL-LE SLAT BYPASS (PLACARDS AND MARKINGS ONLY) MODULE NUMBER: 251N5011-17 REV A	103106	1
5	BAC27NCT0251		.MARKER-ALUMINUM FOIL	002004 006999	1

MISSING ITEM NUMBERS NOT APPLICABLE

- ITEM NOT ILLUSTRATED

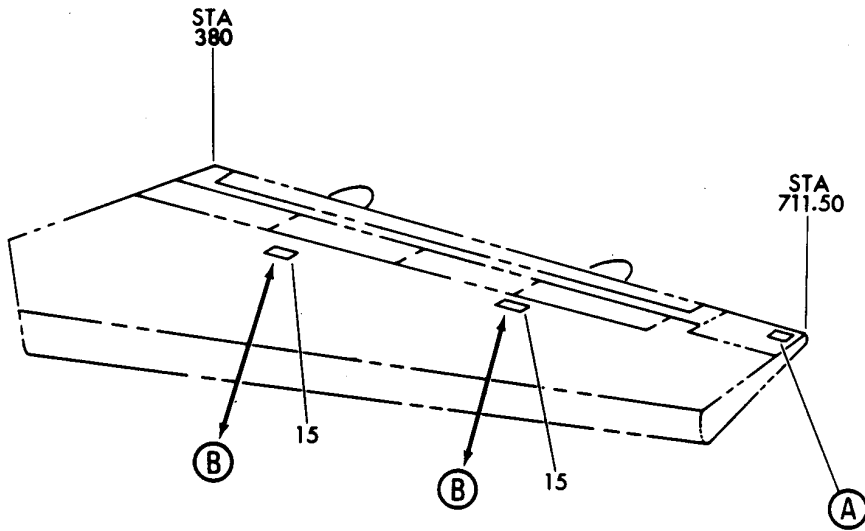
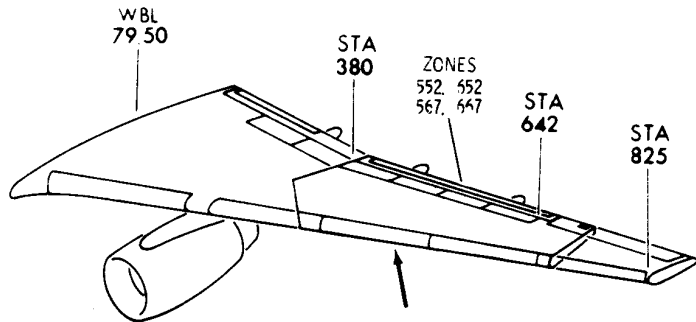
BRI

11-24-50-01

BOEING PROPRIETARY - Copyright © - Unpublished Work - See title page for details.

11-24-50
FIG. 01
PAGE 1
JAN 20/09

BOEING
757
PARTS CATALOG (MAINTENANCE)



Y 11245101 SHT 1 REV 084

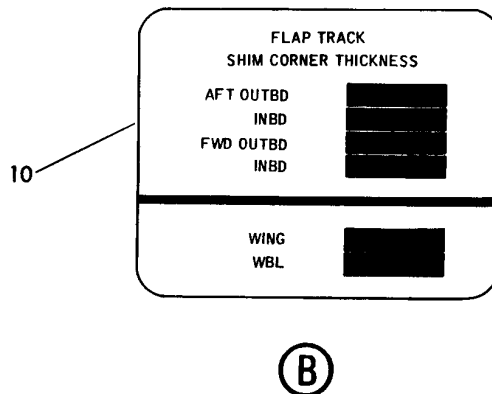
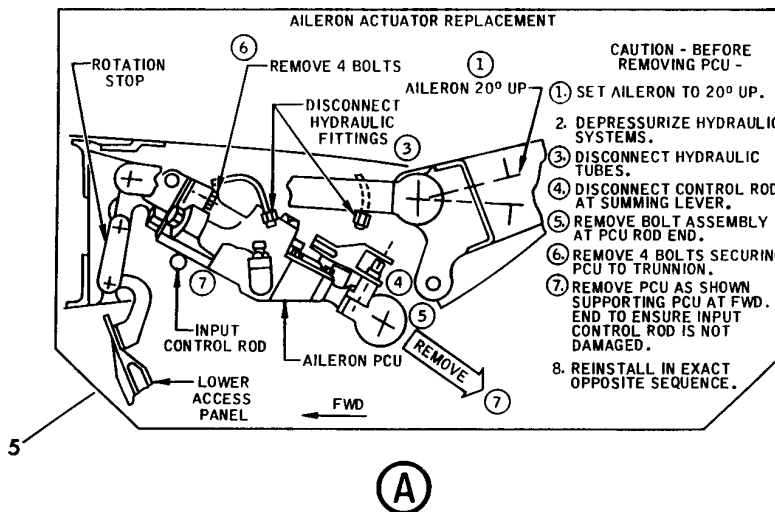
MARKING INSTL-MAINT WING INTR
FIGURE 1 (SHEET 1)

11-24-51-01

BRI
MAY 28/07

11-24-51-01
PAGE 0

BOEING
757
PARTS CATALOG (MAINTENANCE)



Y 11245101 SHT 2 REV 084

MARKING INSTL-MAINT WING INTR
FIGURE 1 (SHEET 2)

11-24-51-01

BRI
MAY 28/07

11-24-51-01
PAGE 0A



757

PARTS CATALOG (MAINTENANCE)

FIG ITEM	PART NUMBER	1 2 3 4 5 6 7	NOMENCLATURE	EFFECT FROM TO	UNITS PER ASSY
1			MARKING INSTL-MAINT WING INTR	002004 006102 107999	
- 1	100N1111-1		MARKING INSTL-MAINT WING INTR FOR NHA SEE: 11-00-01-01	002004 006100 107107 121503 904999	RF
- 1	100N1111-401		MARKING INSTL-MAINT WING INTR FOR NHA SEE: 11-00-01-01A	101102 108120 504903	RF
5	BAC27NCT0166		.MARKER-ALUMINUM FOIL	002004 006100 107107 121503 904999	2
10	BAC27DWG25		.DECAL-ALUMINUM FOIL	002004 006102 107999	4

MISSING ITEM NUMBERS NOT APPLICABLE

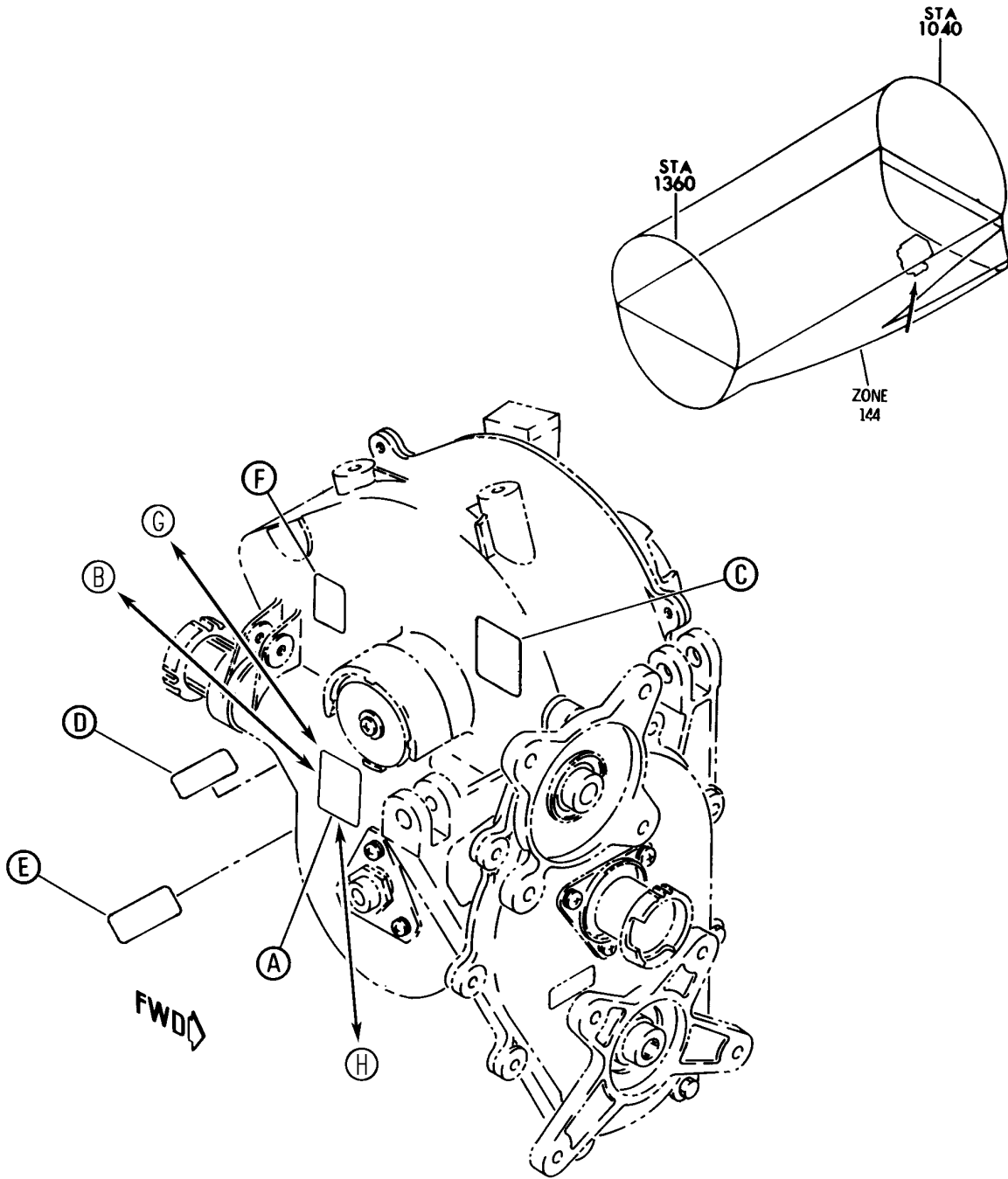
- ITEM NOT ILLUSTRATED

BRI

11-24-51-01

11-24-51
FIG. 01
PAGE 1
JAN 20/09

BOEING
757
PARTS CATALOG (MAINTENANCE)



Y 11245201 SH1 1 REV 255

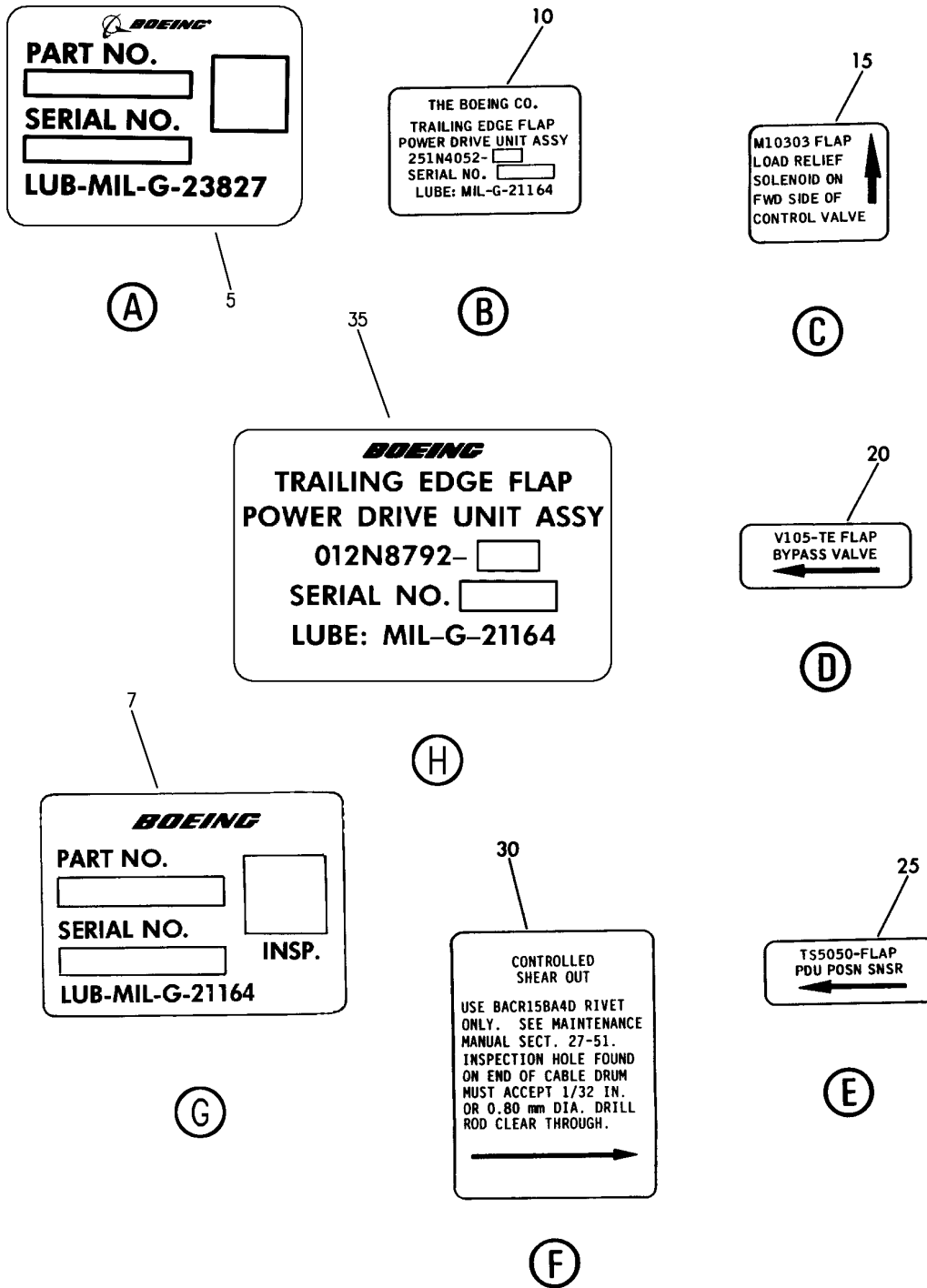
UNIT ASSY-T.E. FLAP (PLACARDS AND MARKINGS ONLY)
FIGURE 1 (SHEET 1)

11-24-52-01

BRI
MAY 28/07

11-24-52-01
PAGE 0

BOEING
757
PARTS CATALOG (MAINTENANCE)



Y 11245201 SH1 2 REV 255

UNIT ASSY-T.E. FLAP (PLACARDS AND MARKINGS ONLY)
FIGURE 1 (SHEET 2)

11-24-52-01

BRI
MAY 28/07

11-24-52-01
PAGE 0A



757

PARTS CATALOG (MAINTENANCE)

FIG ITEM	PART NUMBER	1 2 3 4 5 6 7	NOMENCLATURE	EFFECT FROM TO	UNITS PER ASSY
1			UNIT ASSY-T.E. FLAP (PLACARDS AND MARKINGS ONLY)	002004 006999	
- 1	251N4052-9		UNIT ASSY-T.E. FLAP (PLACARDS AND MARKINGS ONLY) COMPONENT MAINT MANUAL REF: 27-51-17 FOR NHA SEE: 27-51-26-01	002004 006010 107107 121503 904949 951999	RF
- 1	251N4052-10		UNIT ASSY-T.E. FLAP (PLACARDS AND MARKINGS ONLY) COMPONENT MAINT MANUAL REF: 27-51-17 OPTIONAL PART: 251N4052-11 251N4052-9 FOR NHA SEE: 27-51-26-01	002004 006010 107107 121503 904949 951999	RF
- 1	251N4052-11		UNIT ASSY-T.E. FLAP (PLACARDS AND MARKINGS ONLY) COMPONENT MAINT MANUAL REF: 27-51-17 OPTIONAL PART: 251N4052-9 FOR NHA SEE: 27-51-26-01	002004 006010 107107 121503 904949 951999	RF
- 1	251N4052-5		UNIT ASSY-T.E. FLAP (PLACARDS AND MARKINGS ONLY) COMPONENT MAINT MANUAL REF: 27-51-17 OPTIONAL PART: 251N4052-6 FOR NHA SEE: 27-51-26-01	002004 006010 107107 121503 904949 951999	RF
- 1	251N4052-6		UNIT ASSY-T.E. FLAP (PLACARDS AND MARKINGS ONLY) COMPONENT MAINT MANUAL REF: 27-51-17 OPTIONAL PART: 251N4052-5 FOR NHA SEE: 27-51-26-01	002004 006010 107107 121503 904949 951999	RF

MISSING ITEM NUMBERS NOT APPLICABLE

- ITEM NOT ILLUSTRATED

11-24-52-01

11-24-52
FIG. 01
PAGE 1
JAN 20/09

BRI



757

PARTS CATALOG (MAINTENANCE)

FIG ITEM	PART NUMBER	1 2 3 4 5 6 7	NOMENCLATURE	EFFECT FROM TO	UNITS PER ASSY
1					
- 1	251N4052-13		UNIT ASSY-T.E. FLAP (PLACARDS AND MARKINGS ONLY) COMPONENT MAINT MANUAL REF: 27-51-17 FOR NHA SEE: 27-51-26-01	002004 006010 107107 121503 904949 951999	RF
- 1	251N4052-14		UNIT ASSY-T.E. FLAP (PLACARDS AND MARKINGS ONLY) COMPONENT MAINT MANUAL REF: 27-51-17 OPTIONAL PART: 251N4052-15 FOR NHA SEE: 27-51-26-01	002004 006010 107107 121503 904949 951999	RF
- 1	251N4052-15		UNIT ASSY-T.E. FLAP (PLACARDS AND MARKINGS ONLY) COMPONENT MAINT MANUAL REF: 27-51-17 QUALIFIED I/W DATA: 251N4052-21 MAY REPLACE -15 WITH THE INCORPORATION OF SERVICE BULLETIN 757-27-0107 OPTIONAL PART: 251N4052-14 FOR NHA SEE: 27-51-26-01	002004 006100 107107 121503 904949 951999	RF

MISSING ITEM NUMBERS NOT APPLICABLE

- ITEM NOT ILLUSTRATED

BRI

11-24-52-01

11-24-52
FIG. 01
PAGE 2
JAN 20/09



757

PARTS CATALOG (MAINTENANCE)

FIG ITEM	PART NUMBER	1 2 3 4 5 6 7	NOMENCLATURE	EFFECT FROM TO	UNITS PER ASSY
1					
- 1	251N4052-21		UNIT ASSY-T.E. FLAP (PLACARDS AND MARKINGS ONLY) MISCELLANEOUS DATA: REPLS 251N4052-15 COMPONENT MAINT MANUAL REF: 27-51-17 QUALIFIED I/W DATA: 251N4052-21 MAY REPLACE -15 WITH THE INCORPORATION OF SERVICE BULLETIN 757-27-0107 SERVICE BULLETIN OPT DATA: 012N8792-47 012N8792-48 012N8792-49 012N8792-50 012N8792-52 012N8792-53 012N8792-54 POST SERVICE BULLETIN: 27-0107 FOR NHA SEE: 27-51-26-01	002004 006999	RF
- 1	012N8366-3		UNIT ASSY- FOR NHA SEE: 27-51-26-01	107107 121503 904949	RF
- 1	012N8366-4		UNIT ASSY- FOR NHA SEE: 27-51-26-01	107107 121503 904949	RF
- 1	012N8366-5		UNIT ASSY- FOR NHA SEE: 27-51-26-01	107107 121503 904949	RF
- 1	012N8366-6		UNIT ASSY- FOR NHA SEE: 27-51-26-01	107107 121503 904949	RF
- 1	012N8366-7		UNIT ASSY- FOR NHA SEE: 27-51-26-01	107107 121503 904949	RF

MISSING ITEM NUMBERS NOT APPLICABLE

- ITEM NOT ILLUSTRATED

BRI

11-24-52-01

11-24-52
FIG. 01
PAGE 3
JAN 20/09



757

PARTS CATALOG (MAINTENANCE)

FIG ITEM	PART NUMBER	1 2 3 4 5 6 7	NOMENCLATURE	EFFECT FROM TO	UNITS PER ASSY
1					
- 1	012N8792-52		UNIT ASSY-PWR DRIVE (PLACARDS AND MARKINGS ONLY) SERVICE BULLETIN OPT DATA: 012N8792-47 012N8792-48 012N8792-49 012N8792-50 012N8792-53 012N8792-54 251N4052-21 POST SERVICE BULLETIN: 27-0107 FOR NHA SEE: 27-51-26-01	950950	RF
- 1	012N8792-53		UNIT ASSY-PWR DRIVE (PLACARDS AND MARKINGS ONLY) SERVICE BULLETIN OPT DATA: 012N8792-47 012N8792-48 012N8792-49 012N8792-50 012N8792-52 012N8792-54 251N4052-21 POST SERVICE BULLETIN: 27-0107 FOR NHA SEE: 27-51-26-01	950950	RF
- 2	012N8792-54		UNIT ASSY-PWR DRIVE (PLACARDS AND MARKINGS ONLY) SERVICE BULLETIN OPT DATA: 012N8792-47 012N8792-48 012N8792-49 012N8792-50 012N8792-52 012N8792-53 251N4052-21 POST SERVICE BULLETIN: 27-0107 FOR NHA SEE: 27-51-26-01	950950	RF

MISSING ITEM NUMBERS NOT APPLICABLE

- ITEM NOT ILLUSTRATED

BRI

11-24-52-01

11-24-52
FIG. 01
PAGE 4
JAN 20/09



757

PARTS CATALOG (MAINTENANCE)

FIG ITEM	PART NUMBER	1 2 3 4 5 6 7	NOMENCLATURE	EFFECT FROM TO	UNITS PER ASSY
1					
- 2	012N8792-47		UNIT ASSY-PWR DRIVE (PLACARDS AND MARKINGS ONLY) SERVICE BULLETIN OPT DATA: 012N8792-48 012N8792-49 012N8792-50 012N8792-52 012N8792-53 012N8792-54 251N4052-21 POST SERVICE BULLETIN: 27-0107 FOR NHA SEE: 27-51-26-01	950950	RF
- 2	012N8792-48		UNIT ASSY-PWR DRIVE (PLACARDS AND MARKINGS ONLY) SERVICE BULLETIN OPT DATA: 012N8792-47 012N8792-49 012N8792-50 012N8792-52 012N8792-53 012N8792-54 251N4052-21 POST SERVICE BULLETIN: 27-0107 FOR NHA SEE: 27-51-26-01	950950	RF
- 2	012N8792-49		UNIT ASSY-PWR DRIVE (PLACARDS AND MARKINGS ONLY) SERVICE BULLETIN OPT DATA: 012N8792-47 012N8792-48 012N8792-50 012N8792-52 012N8792-53 012N8792-54 215N4052-21 POST SERVICE BULLETIN: 27-0107 FOR NHA SEE: 27-51-26-01	950950	RF

MISSING ITEM NUMBERS NOT APPLICABLE

- ITEM NOT ILLUSTRATED

BRI

11-24-52-01

11-24-52
FIG. 01
PAGE 5
JAN 20/09

 **BOEING**
757
PARTS CATALOG (MAINTENANCE)

FIG ITEM	PART NUMBER	1 2 3 4 5 6 7	NOMENCLATURE	EFFECT FROM TO	UNITS PER ASSY
1					
- 2	012N8792-50		UNIT ASSY-PWR DRIVE (PLACARDS AND MARKINGS ONLY) SERVICE BULLETIN OPT DATA: 012N8792-47 012N8792-48 012N8792-49 012N8792-52 012N8792-53 012N8792-54 251N4052-21 POST SERVICE BULLETIN: 27-0107 FOR NHA SEE: 27-51-26-01	950950	RF
5	BAC27ECT58		.NAMEPLATE- USED ON: 251N4052-5 251N4052-6 251N4052-9 251N4052-10 251N4052-11 251N4052-13 012N8792-47 012N8792-48 012N8792-49 012N8792-52 012N8792-53 012N8792-54 USED ON: 251N4052-5 251N4052-6 251N4052-9 251N4052-10 251N4052-11 251N4052-13 POST SERVICE BULLETIN: 27-0107	002004 006010 107107 121503 904999	1
10	BAC27NCT0236		.NAMEPLATE- USED ON: 251N4052-14 251N4052-15 251N4052-21 USED ON: 251N4052-14 251N4052-15	002004 006999	1

MISSING ITEM NUMBERS NOT APPLICABLE

- ITEM NOT ILLUSTRATED

BRI

11-24-52-01

BOEING PROPRIETARY - Copyright © - Unpublished Work - See title page for details.

11-24-52
FIG. 01
PAGE 6
JAN 20/09



757

PARTS CATALOG (MAINTENANCE)

FIG ITEM	PART NUMBER	1 2 3 4 5 6 7	NOMENCLATURE	EFFECT FROM TO	UNITS PER ASSY
1					
15	BAC27NCT0232		.NAMEPLATE- USED ON: 251N4052-14 251N4052-15 251N4052-21 USED ON: 251N4052-14 251N4052-15	002004 006999	1
20	BAC27NCT0231		.NAMEPLATE- USED ON: 251N4052-14 251N4052-15 251N4052-21 USED ON: 251N4052-14 251N4052-15	002004 006999	1
25	BAC27NCT0229		.NAMEPLATE- USED ON: 251N4052-14 251N4052-15 251N4052-21 USED ON: 251N4052-14 251N4052-15	002004 006999	1
30	BAC27NCT0252		.MARKER- USED ON: 251N4052-15 251N4052-21	002004 006999	1
35	BAC27NCT307		.NAMEPLATE- USED ON: 012N8792-50 POST SERVICE BULLETIN: 27-0107	950950	1

MISSING ITEM NUMBERS NOT APPLICABLE

- ITEM NOT ILLUSTRATED

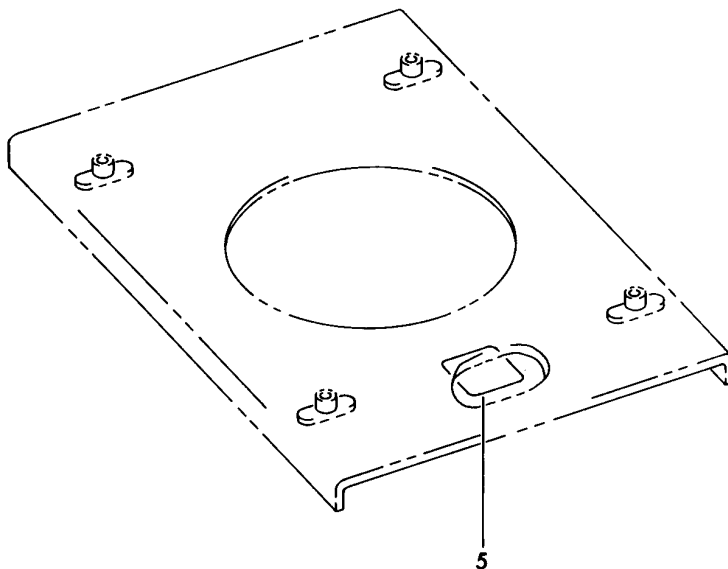
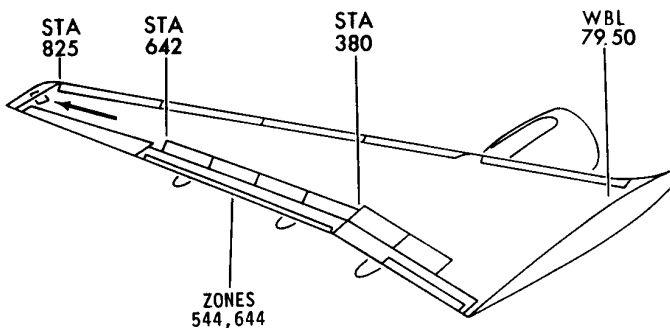
BRI

11-24-52-01

BOEING PROPRIETARY - Copyright © - Unpublished Work - See title page for details.

11-24-52
FIG. 01
PAGE 7
JAN 20/09

BOEING
757
PARTS CATALOG (MAINTENANCE)



Y 11245301 REV 157

BRACKET ASSY-PWR PACK (PLACARDS AND MARKINGS ONLY)

FIGURE 1

11-24-53-01

BRI
MAY 28/07

11-24-53-01
PAGE 0



757

PARTS CATALOG (MAINTENANCE)

FIG ITEM	PART NUMBER	1 2 3 4 5 6 7	NOMENCLATURE	EFFECT FROM TO	UNITS PER ASSY
1			BRACKET ASSY-PWR PACK (PLACARDS AND MARKINGS ONLY)	018106 108120 504903	
- 1	284N1120-7		BRACKET ASSY-PWR PACK (PLACARDS AND MARKINGS ONLY)	018106 108120 504903	RF
5	BAC27NEX2965		FOR NHA/OTHER SYS DET SEE: 33-44-01-01 .MARKER	018106 108120 504903	1

MISSING ITEM NUMBERS NOT APPLICABLE

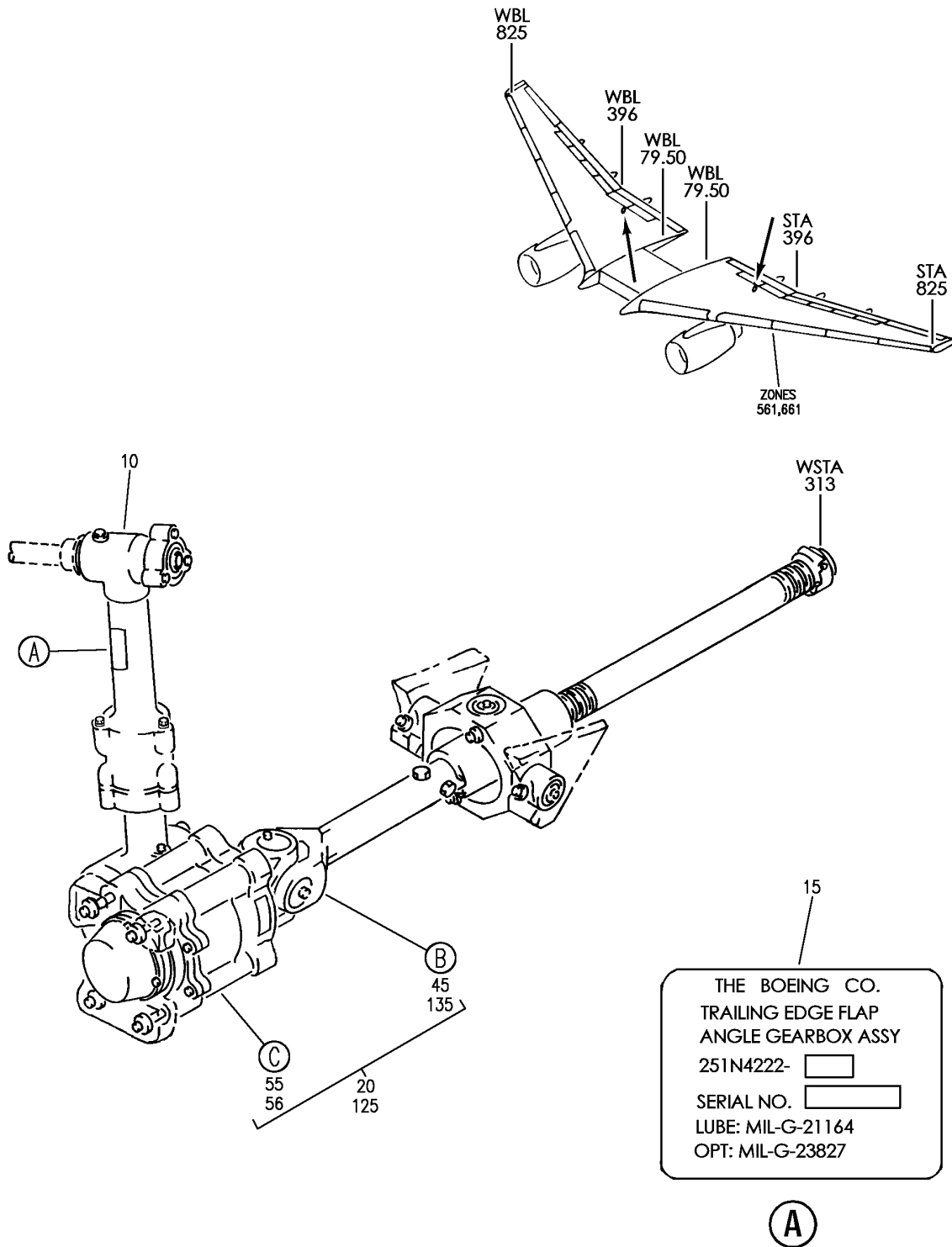
- ITEM NOT ILLUSTRATED

BRI

11-24-53-01

11-24-53
FIG. 01
PAGE 1
JAN 20/09

BOEING
757
PARTS CATALOG (MAINTENANCE)



Y 11245501 SH1 1 REV 27B

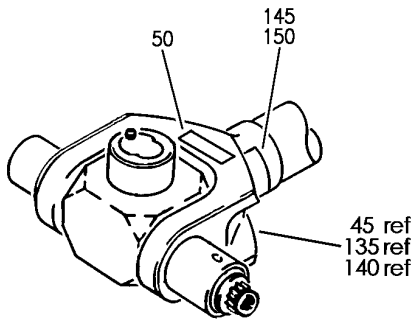
TRANSMISSION INSTL-INBD TE OUTBD FLAP DRIVE (PLACARDS AND MARKINGS ONLY)
FIGURE 1 (SHEET 1)

11-24-55-01

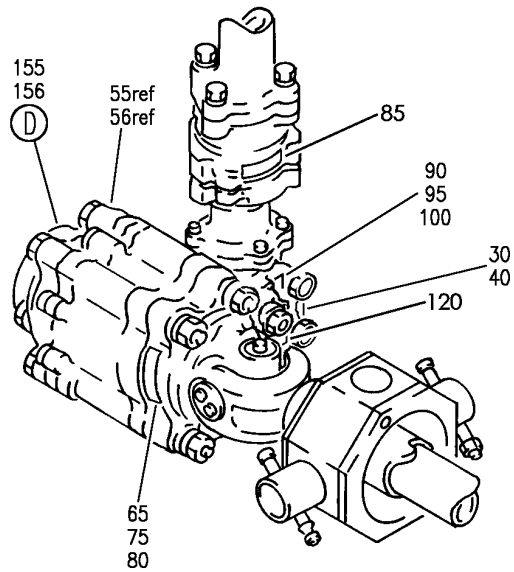
BRI
MAY 28/07

11-24-55-01
PAGE 0

BOEING
757
PARTS CATALOG (MAINTENANCE)



(B)



(C)

200

FILL TORQUE BRAKE WITH
BMS 3-32, TYPE II OIL UNTIL
 OIL OVERFLOWS FROM PORT.

195

(G)

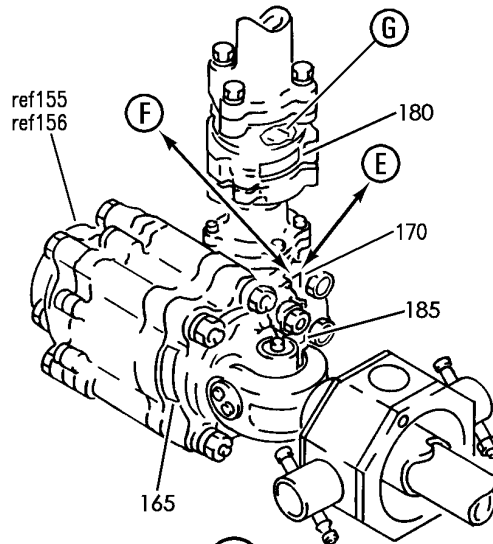
FILL INSTALLED XMSN WITH
BMS 3-32, TYPE II OIL UNTIL
 OIL OVERFLOWS FROM PORT.
◀ OIL FILL AND LEVEL PLUG

(F)

190

FILL INSTALLED XMSN WITH
BMS 3-32, TYPE II OIL UNTIL
 OIL OVERFLOWS FROM PORT.
OIL FILL AND LEVEL PLUG ▶

(E)



(D)

Y 11245501 SHT 2 REV 314

TRANSMISSION INSTL-INBD TE OUTBD FLAP DRIVE (PLACARDS AND MARKINGS ONLY)
 FIGURE 1 (SHEET 2)



757

PARTS CATALOG (MAINTENANCE)

FIG ITEM	PART NUMBER	1 2 3 4 5 6 7	NOMENCLATURE	EFFECT FROM TO	UNITS PER ASSY
1			TRANSMISSION INSTL-INBD TE OUTBD FLAP DRIVE (PLACARDS AND MARKINGS ONLY)	002004 006999	
- 1	251N4010-1		TRANSMISSION INSTL-INBD TE OUTBD FLAP DRIVE (PLACARDS AND MARKINGS ONLY) POSITION DATA: OUTBD LH FOR NHA/OTHER SYS DET SEE: 27-51-25-03	002004 006100 107107 121503 904999	RF
- 1	251N4010-13		TRANSMISSION INSTL-INBD TE OUTBD FLAP DRIVE (PLACARDS AND MARKINGS ONLY) POSITION DATA: OUTBD LH FOR NHA/OTHER SYS DET SEE: 27-50-00-02	101102 108120 504903	RF
- 1	MODREF7654		TRANSMISSION INSTL-INBD TE OUTBD FLAP DRIVE (PLACARDS AND MARKINGS ONLY) MODULE NUMBER: 251N4010-21 REV A POSITION DATA: OUTBD LH FOR OTHER SYS DETAILS SEE: 27-51-06-01 27-51-10-01 27-51-11-01	103103	1
- 1	MODREF27520		TRANSMISSION INSTL-INBD TE OUTBD FLAP DRIVE (PLACARDS AND MARKINGS ONLY) MODULE NUMBER: 251N4010-21 REV B POSITION DATA: OUTBD LH FOR OTHER SYS DETAILS SEE: 27-51-06-01 27-51-10-01 27-51-11-01	104106	1

MISSING ITEM NUMBERS NOT APPLICABLE

- ITEM NOT ILLUSTRATED

11-24-55-01

11-24-55
FIG. 01
PAGE 1
JAN 20/09

BRI



757

PARTS CATALOG (MAINTENANCE)

FIG ITEM	PART NUMBER	1 2 3 4 5 6 7	NOMENCLATURE	EFFECT FROM TO	UNITS PER ASSY
1					
- 5	251N4010-2		TRANSMISSION INSTL-INBD TE OUTBD FLAP DRIVE (PLACARDS AND MARKINGS ONLY) POSITION DATA: OUTBD RH FOR NHA/OTHER SYS DET SEE: 27-51-25-03	002004 006100 107107 121503 904999	RF
- 5	251N4010-14		TRANSMISSION INSTL-INBD TE OUTBD FLAP DRIVE (PLACARDS AND MARKINGS ONLY) POSITION DATA: OUTBD RH FOR NHA/OTHER SYS DET SEE: 27-51-25-03	101102 108120 504903	RF
- 5	MODREF7655		TRANSMISSION INSTL-INBD TE OUTBD FLAP DRIVE (PLACARDS AND MARKINGS ONLY) MODULE NUMBER: 251N4010-22 REV A POSITION DATA: OUTBD RH FOR OTHER SYS DETAILS SEE: 27-50-00-02	103103	1
- 5	MODREF27521		TRANSMISSION INSTL-INBD TE OUTBD FLAP DRIVE (PLACARDS AND MARKINGS ONLY) MODULE NUMBER: 251N4010-22 REV B POSITION DATA: OUTBD RH FOR OTHER SYS DETAILS SEE: 27-51-06-01 27-51-10-01 27-51-11-01	104106	1
10	251N4222-3		. GEARBOX ASSY-ANGLE COMPONENT MAINT MANUAL REF: 27-51-32	904949	RF
10	251N4222-4		. GEARBOX ASSY-ANGLE COMPONENT MAINT MANUAL REF: 27-51-32 OPTIONAL PART: 251N4222-5	904949	RF

MISSING ITEM NUMBERS NOT APPLICABLE

- ITEM NOT ILLUSTRATED

11-24-55-01

11-24-55
FIG. 01
PAGE 2
JAN 20/09

BRI



757

PARTS CATALOG (MAINTENANCE)

FIG ITEM	PART NUMBER	1 2 3 4 5 6 7	NOMENCLATURE	EFFECT FROM TO	UNITS PER ASSY
1 10	251N4222-5	.	GEARBOX ASSY-ANGLE MISCELLANEOUS DATA: 251N4222-5 IS I/W 012N8706-15 AFTER INCRP. OF S/B 757-27-0099 COMPONENT MAINT MANUAL REF: 27-51-32 OPTIONAL PART: 251N4222-4	904949	RF
10	251N4222-6	.	GEARBOX ASSY-ANGLE COMPONENT MAINT MANUAL REF: 27-51-32 POST SERVICE BULLETIN: 27-0099	002004 006999	RF
10	012N8706-15	.	GEARBOX ASSY-ANGLE MISCELLANEOUS DATA: REPLACES 251N4222-5 COMPONENT MAINT MANUAL REF: 27-51-32 POST SERVICE BULLETIN: 27-0099	107107 952952	RF
15	BAC27NCT0242	..	NAMEPLATE- USED ON: 251N4222-4 251N4222-5 251N4222-6	002004 006999	1

MISSING ITEM NUMBERS NOT APPLICABLE

- ITEM NOT ILLUSTRATED

BRI

11-24-55-01

BOEING PROPRIETARY - Copyright © - Unpublished Work - See title page for details.

11-24-55
FIG. 01
PAGE 3
JAN 20/09



757

PARTS CATALOG (MAINTENANCE)

FIG ITEM	PART NUMBER	1 2 3 4 5 6 7 NOMENCLATURE	EFFECT FROM TO	UNITS PER ASSY
1 20	251N4101-51	<p>. TRANSMISSION ASSY-U-JOINT AND BALLSCREW ASSY POSITION DATA: LH SIDE COMPONENT MAINT MANUAL REF: 27-51-12 QUALIFIED I/W DATA: 251N4010-19/-23 CAN REPLACE BUT CANNOT BE REPLACED BY 251N4101-43/-51/-59/-67/ -75/-83/-91 TOGETHER WITH (TWO EA) 10-61899-26/HJ18DU106, (ONE EA) 251N4077-4, (TWO EA) BACB30NY6K39, (TWO EA) BACC30X6, AND (TWO EA) NAS620C10 251N4010-7/-9/-15 CAN REPLACE OR BE REPLACED BY 251N4101-43/-51/-59/-67/ -75/-83/-91 TOGETHER WITH (TWO EA) 10-61899-26/HJ18DU106, (ONE EA) 251N4077-4, (TWO EA) BACB30NY6K39, (TWO EA) BACC30X6, AND (TWO EA) NAS620C10 251N4010-25 CAN REPLACE BUT CANNOT BE REPLACED BY 251N4101-43/-51/-59/ -67/ -75/-83/-91 TOGETHER WITH (TWO EA) 10-61899-26/HJ18DU106, (ONE EA) 251N4077-4, (TWO EA) BACB30NY6K39, (TWO EA) BACC30X6, AND (TWO EA) NAS620C10 REWORKED BY ALERT SB: 27A0127R2</p>	107107 904949	RF

MISSING ITEM NUMBERS NOT APPLICABLE

- ITEM NOT ILLUSTRATED

BRI

11-24-55-01

11-24-55
FIG. 01
PAGE 4
JAN 20/09



757

PARTS CATALOG (MAINTENANCE)

FIG ITEM	PART NUMBER	1 2 3 4 5 6 7 NOMENCLATURE	EFFECT FROM TO	UNITS PER ASSY
1 20	251N4101-59	<p>. TRANSMISSION ASSY-U-JOINT AND BALLSCREW ASSY POSITION DATA: LH SIDE COMPONENT MAINT MANUAL REF: 27-51-12 QUALIFIED I/W DATA: 251N4010-19/-23 CAN REPLACE BUT CANNOT BE REPLACED BY 251N4101-43/-51/-59/-67/ -75/-83/-91 TOGETHER WITH (TWO EA) 10-61899-26/HJ18DU106, (ONE EA) 251N4077-4, (TWO EA) BACB30NY6K39, (TWO EA) BACC30X6, AND (TWO EA) NAS620C10 251N4010-7/-9/-15 CAN REPLACE OR BE REPLACED BY 251N4101-43/-51/-59/-67/ -75/-83/-91 TOGETHER WITH (TWO EA) 10-61899-26/HJ18DU106, (ONE EA) 251N4077-4, (TWO EA) BACB30NY6K39, (TWO EA) BACC30X6, AND (TWO EA) NAS620C10 251N4010-25 CAN REPLACE BUT CANNOT BE REPLACED BY 251N4101-43/-51/-59/ -67/ -75/-83/-91 TOGETHER WITH (TWO EA) 10-61899-26/HJ18DU106, (ONE EA) 251N4077-4, (TWO EA) BACB30NY6K39, (TWO EA) BACC30X6, AND (TWO EA) NAS620C10 REWORKED BY ALERT SB: 27A0127R2</p>	107107 904949	RF

MISSING ITEM NUMBERS NOT APPLICABLE

- ITEM NOT ILLUSTRATED

BRI

11-24-55-01

11-24-55
FIG. 01
PAGE 5
JAN 20/09



757

PARTS CATALOG (MAINTENANCE)

FIG ITEM	PART NUMBER	1 2 3 4 5 6 7 NOMENCLATURE	EFFECT FROM TO	UNITS PER ASSY
1 20	251N4101-67	.TRANSMISSION ASSY-U-JOINT AND BALLSCREW ASSY POSITION DATA: LH SIDE COMPONENT MAINT MANUAL REF: 27-51-12 QUALIFIED I/W DATA: 251N4010-19/-23 CAN REPLACE BUT CANNOT BE REPLACED BY 251N4101-43/-51/-59/-67/ -75/-83/-91 TOGETHER WITH (TWO EA) 10-61899-26/HJ18DU106, (ONE EA) 251N4077-4, (TWO EA) BACB30NY6K39, (TWO EA) BACC30X6, AND (TWO EA) NAS620C10 251N4010-7/-9/-15 CAN REPLACE OR BE REPLACED BY 251N4101-43/-51/-59/-67/ -75/-83/-91 TOGETHER WITH (TWO EA) 10-61899-26/HJ18DU106, (ONE EA) 251N4077-4, (TWO EA) BACB30NY6K39, (TWO EA) BACC30X6, AND (TWO EA) NAS620C10 251N4010-25 CAN REPLACE BUT CANNOT BE REPLACED BY 251N4101-43/-51/-59/ -67/ -75/-83/-91 TOGETHER WITH (TWO EA) 10-61899-26/HJ18DU106, (ONE EA) 251N4077-4, (TWO EA) BACB30NY6K39, (TWO EA) BACC30X6, AND (TWO EA) NAS620C10 REWORKED BY ALERT SB: 27A0127R2	107107 904949	RF

MISSING ITEM NUMBERS NOT APPLICABLE

- ITEM NOT ILLUSTRATED

11-24-55-01

11-24-55
FIG. 01
PAGE 6
JAN 20/09

BRI



757

PARTS CATALOG (MAINTENANCE)

FIG ITEM	PART NUMBER	1 2 3 4 5 6 7 NOMENCLATURE	EFFECT FROM TO	UNITS PER ASSY
1 20	251N4101-75	.TRANSMISSION ASSY-U-JOINT AND BALLSCREW ASSY POSITION DATA: LH SIDE COMPONENT MAINT MANUAL REF: 27-51-12 QUALIFIED I/W DATA: 251N4010-19/-23 CAN REPLACE BUT CANNOT BE REPLACED BY 251N4101-43/-51/-59/-67/ -75/-83/-91 TOGETHER WITH (TWO EA) 10-61899-26/HJ18DU106, (ONE EA) 251N4077-4, (TWO EA) BACB30NY6K39, (TWO EA) BACC30X6, AND (TWO EA) NAS620C10 251N4010-7/-9/-15 CAN REPLACE OR BE REPLACED BY 251N4101-43/-51/-59/-67/ -75/-83/-91 TOGETHER WITH (TWO EA) 10-61899-26/HJ18DU106, (ONE EA) 251N4077-4, (TWO EA) BACB30NY6K39, (TWO EA) BACC30X6, AND (TWO EA) NAS620C10 251N4010-25 CAN REPLACE BUT CANNOT BE REPLACED BY 251N4101-43/-51/-59/ -67/-75/-83/-91 TOGETHER WITH (TWO EA) 10-61899-26/HJ18DU106, (ONE EA) 251N4077-4, (TWO EA) BACB30NY6K39, (TWO EA) BACC30X6, AND (TWO EA) NAS620C10 REWORKED BY ALERT SB: 27A0127R2	107107 904949	RF

MISSING ITEM NUMBERS NOT APPLICABLE

- ITEM NOT ILLUSTRATED

11-24-55-01

11-24-55
FIG. 01
PAGE 7
JAN 20/09

BRI



757

PARTS CATALOG (MAINTENANCE)

FIG ITEM	PART NUMBER	1 2 3 4 5 6 7	NOMENCLATURE	EFFECT FROM TO	UNITS PER ASSY
1 20	251N4101-83		.TRANSMISSION ASSY-U-JOINT AND BALLSCREW ASSY POSITION DATA: LH SIDE COMPONENT MAINT MANUAL REF: 27-51-12 QUALIFIED I/W DATA: 251N4010-19/-23 CAN REPLACE BUT CANNOT BE REPLACED BY 251N4101-43/-51/-59/-67/ -75/-83/-91 TOGETHER WITH (TWO EA) 10-61899-26/HJ18DU106, (ONE EA) 251N4077-4, (TWO EA) BACB30NY6K39, (TWO EA) BACC30X6, AND (TWO EA) NAS620C10 251N4010-7/-9/-15 CAN REPLACE OR BE REPLACED BY 251N4101-43/-51/-59/-67/ -75/-83/-91 TOGETHER WITH (TWO EA) 10-61899-26/HJ18DU106, (ONE EA) 251N4077-4, (TWO EA) BACB30NY6K39, (TWO EA) BACC30X6, AND (TWO EA) NAS620C10 251N4010-25 CAN REPLACE BUT CANNOT BE REPLACED BY 251N4101-43/-51/-59/ -67/ -75/-83/-91 TOGETHER WITH (TWO EA) 10-61899-26/HJ18DU106, (ONE EA) 251N4077-4, (TWO EA) BACB30NY6K39, (TWO EA) BACC30X6, AND (TWO EA) NAS620C10 REWORKED BY ALERT SB: 27A0127 27A0127R2	107107 904949	RF
20	251N4101-91		.TRANSMISSION ASSY-U-JOINT AND BALLSCREW ASSY POSITION DATA: LH SIDE COMPONENT MAINT MANUAL REF: 27-51-12 QUALIFIED I/W DATA:	107107 904949	RF

MISSING ITEM NUMBERS NOT APPLICABLE

- ITEM NOT ILLUSTRATED

11-24-55-01

11-24-55
FIG. 01
PAGE 8
JAN 20/09

BRI



757

PARTS CATALOG (MAINTENANCE)

FIG ITEM	PART NUMBER	1 2 3 4 5 6 7 NOMENCLATURE	EFFECT FROM TO	UNITS PER ASSY
1		<p>251N4010-19/-23 CAN REPLACE BUT CANNOT BE REPLACED BY 251N4101-43/-51/-59/-67/ -75/-83/-91 TOGETHER WITH (TWO EA) 10-61899-26/HJ18DU106, (ONE EA) 251N4077-4, (TWO EA) BACB30NY6K39, (TWO EA) BACC30X6, AND (TWO EA) NAS620C10 251N4010-7/-9/-15 CAN REPLACE OR BE REPLACED BY 251N4101-43/-51/-59/-67/ -75/-83/-91 TOGETHER WITH (TWO EA) 10-61899-26/HJ18DU106, (ONE EA) 251N4077-4, (TWO EA) BACB30NY6K39, (TWO EA) BACC30X6, AND (TWO EA) NAS620C10 251N4010-25 CAN REPLACE BUT CANNOT BE REPLACED BY 251N4101-43/-51/-59/ -67/-75/-83/-91 TOGETHER WITH (TWO EA) 10-61899-26/HJ18DU106, (ONE EA) 251N4077-4, (TWO EA) BACB30NY6K39, (TWO EA) BACC30X6, AND (TWO EA) NAS620C10 QUALIFIED OPTIONAL DATA: 251N4010-7 IS OPTIONAL TO 251N4101-91 PLUS TWO 10-61899-26, 251N4077-4, TWO BACB30NY6K39, TWO BACC30X6 AND TWO NAS620C10 REWORKED BY ALERT SB: 27A0127 27A0127R2</p>		

MISSING ITEM NUMBERS NOT APPLICABLE

- ITEM NOT ILLUSTRATED

11-24-55-01

11-24-55
FIG. 01
PAGE 9
JAN 20/09

BRI



757

PARTS CATALOG (MAINTENANCE)

FIG ITEM	PART NUMBER	1 2 3 4 5 6 7 NOMENCLATURE	EFFECT FROM TO	UNITS PER ASSY
1 - 25	251N4101-54	. TRANSMISSION ASSY-U-JOINT AND BALLSCREW ASSY POSITION DATA: RH SIDE COMPONENT MAINT MANUAL REF: 27-51-12 QUALIFIED I/W DATA: 251N4010-20/-24 CAN REPLACE BUT CANNOT BE REPLACED BY 251N4101-46/-54/-62/-70/ -78/-86/-94 TOGETHER WITH (TWO EA) 10-61899-26/HJ18DU106, (ONE EA) 251N4077-4, (TWO EA) BACB30NY6K39, (TWO EA) BACC30X6, AND (TWO EA) NAS620C10 251N4010-8/-10/-16 CAN REPLACE OR BE REPLACED BY 251N4101-46/-54/-62/-70/ -78/-86/-94 TOGETHER WITH (TWO EA) 10-61899-26/HJ18DU106, (ONE EA) 251N4077-4, (TWO EA) BACB30NY6K39, (TWO EA) BACC30X6, AND (TWO EA) NAS620C10 251N4010-26 CAN REPLACE BUT CANNOT BE REPLACED BY 251N4101-46/-54/-62/ -70/-78/-86/-94 TOGETHER WITH (TWO EA) 10-61899-26/HJ18DU106, (ONE EA) 251N4077-4, (TWO EA) BACB30NY6K39, (TWO EA) BACC30X6, AND (TWO EA) NAS620C10 REWORKED BY ALERT SB: 27A0127R2	107107 904949	RF

MISSING ITEM NUMBERS NOT APPLICABLE

- ITEM NOT ILLUSTRATED

11-24-55-01

11-24-55
FIG. 01
PAGE 10
JAN 20/09

BRI



757

PARTS CATALOG (MAINTENANCE)

FIG ITEM	PART NUMBER	1 2 3 4 5 6 7	NOMENCLATURE	EFFECT FROM TO	UNITS PER ASSY
1 - 25	251N4101-62		. TRANSMISSION ASSY-U-JOINT AND BALLSCREW ASSY POSITION DATA: RH SIDE COMPONENT MAINT MANUAL REF: 27-51-12 QUALIFIED I/W DATA: 251N4010-20/-24 CAN REPLACE BUT CANNOT BE REPLACED BY 251N4101-46/-54/-62/-70/ -78/-86/-94 TOGETHER WITH (TWO EA) 10-61899-26/HJ18DU106, (ONE EA) 251N4077-4, (TWO EA) BACB30NY6K39, (TWO EA) BACC30X6, AND (TWO EA) NAS620C10 251N4010-8/-10/-16 CAN REPLACE OR BE REPLACED BY 251N4101-46/-54/-62/-70/ -78/-86/-94 TOGETHER WITH (TWO EA) 10-61899-26/HJ18DU106, (ONE EA) 251N4077-4, (TWO EA) BACB30NY6K39, (TWO EA) BACC30X6, AND (TWO EA) NAS620C10 251N4010-26 CAN REPLACE BUT CANNOT BE REPLACED BY 251N4101-46/-54/ -62/ -70/-78/-86/-94 TOGETHER WITH (TWO EA) 10-61899-26/HJ18DU106, (ONE EA) 251N4077-4, (TWO EA) BACB30NY6K39, (TWO EA) BACC30X6, AND (TWO EA) NAS620C10 REWORKED BY ALERT SB: 27A0127R2	107107 904949	RF

MISSING ITEM NUMBERS NOT APPLICABLE

- ITEM NOT ILLUSTRATED

11-24-55-01

11-24-55
FIG. 01
PAGE 11
JAN 20/09

BRI



757

PARTS CATALOG (MAINTENANCE)

FIG ITEM	PART NUMBER	1 2 3 4 5 6 7 NOMENCLATURE	EFFECT FROM TO	UNITS PER ASSY
1 - 25	251N4101-70	.TRANSMISSION ASSY-U-JOINT AND BALLSCREW ASSY POSITION DATA: RH SIDE COMPONENT MAINT MANUAL REF: 27-51-12 QUALIFIED I/W DATA: 251N4010-20/-24 CAN REPLACE BUT CANNOT BE REPLACED BY 251N4101-46/-54/-62/-70/ -78/-86/-94 TOGETHER WITH (TWO EA) 10-61899-26/HJ18DU106, (ONE EA) 251N4077-4, (TWO EA) BACB30NY6K39, (TWO EA) BACC30X6, AND (TWO EA) NAS620C10 251N4010-8/-10/-16 CAN REPLACE OR BE REPLACED BY 251N4101-46/-54/-62/-70/ -78/-86/-94 TOGETHER WITH (TWO EA) 10-61899-26/HJ18DU106, (ONE EA) 251N4077-4, (TWO EA) BACB30NY6K39, (TWO EA) BACC30X6, AND (TWO EA) NAS620C10 251N4010-26 CAN REPLACE BUT CANNOT BE REPLACED BY 251N4101-46/-54/ -62/ -70/-78/-86/-94 TOGETHER WITH (TWO EA) 10-61899-26/HJ18DU106, (ONE EA) 251N4077-4, (TWO EA) BACB30NY6K39, (TWO EA) BACC30X6, AND (TWO EA) NAS620C10 REWORKED BY ALERT SB: 27A0127R2	107107 904949	RF

MISSING ITEM NUMBERS NOT APPLICABLE

- ITEM NOT ILLUSTRATED

BRI

11-24-55-01

11-24-55
FIG. 01
PAGE 12
JAN 20/09



757

PARTS CATALOG (MAINTENANCE)

FIG ITEM	PART NUMBER	1 2 3 4 5 6 7	NOMENCLATURE	EFFECT FROM TO	UNITS PER ASSY
1 - 25	251N4101-78		. TRANSMISSION ASSY-U-JOINT AND BALLSCREW ASSY POSITION DATA: RH SIDE COMPONENT MAINT MANUAL REF: 27-51-12 QUALIFIED I/W DATA: 251N4010-20/-24 CAN REPLACE BUT CANNOT BE REPLACED BY 251N4101-46/-54/-62/-70/ -78/-86/-94 TOGETHER WITH (TWO EA) 10-61899-26/HJ18DU106, (ONE EA) 251N4077-4, (TWO EA) BACB30NY6K39, (TWO EA) BACC30X6, AND (TWO EA) NAS620C10 251N4010-8/-10/-16 CAN REPLACE OR BE REPLACED BY 251N4101-46/-54/-62/-70/ -78/-86/-94 TOGETHER WITH (TWO EA) 10-61899-26/HJ18DU106, (ONE EA) 251N4077-4, (TWO EA) BACB30NY6K39, (TWO EA) BACC30X6, AND (TWO EA) NAS620C10 251N4010-26 CAN REPLACE BUT CANNOT BE REPLACED BY 251N4101-46/-54/ -62/ -70/-78/-86/-94 TOGETHER WITH (TWO EA) 10-61899-26/HJ18DU106, (ONE EA) 251N4077-4, (TWO EA) BACB30NY6K39, (TWO EA) BACC30X6, AND (TWO EA) NAS620C10 REWORKED BY ALERT SB: 27A0127R2	107107 904949	RF

MISSING ITEM NUMBERS NOT APPLICABLE

- ITEM NOT ILLUSTRATED

11-24-55-01

11-24-55
FIG. 01
PAGE 13
JAN 20/09

BRI



757

PARTS CATALOG (MAINTENANCE)

FIG ITEM	PART NUMBER	1 2 3 4 5 6 7	NOMENCLATURE	EFFECT FROM TO	UNITS PER ASSY
1 - 25	251N4101-86		.TRANSMISSION ASSY-U-JOINT AND BALLSCREW ASSY POSITION DATA: RH SIDE COMPONENT MAINT MANUAL REF: 27-51-12 QUALIFIED I/W DATA: 251N4010-20/-24 CAN REPLACE BUT CANNOT BE REPLACED BY 251N4101-46/-54/-62/-70/ -78/-86/-94 TOGETHER WITH (TWO EA) 10-61899-26/HJ18DU106, (ONE EA) 251N4077-4, (TWO EA) BACB30NY6K39, (TWO EA) BACC30X6, AND (TWO EA) NAS620C10 251N4010-8/-10/-16 CAN REPLACE OR BE REPLACED BY 251N4101-46/-54/-62/-70/ -78/-86/-94 TOGETHER WITH (TWO EA) 10-61899-26/HJ18DU106, (ONE EA) 251N4077-4, (TWO EA) BACB30NY6K39, (TWO EA) BACC30X6, AND (TWO EA) NAS620C10 251N4010-26 CAN REPLACE BUT CANNOT BE REPLACED BY 251N4101-46/-54/ -62/ -70/-78/-86/-94 TOGETHER WITH (TWO EA) 10-61899-26/HJ18DU106, (ONE EA) 251N4077-4, (TWO EA) BACB30NY6K39, (TWO EA) BACC30X6, AND (TWO EA) NAS620C10 REWORKED BY ALERT SB: 27A0127 27A0127R2	107107 904949	RF
- 25	251N4101-94		.TRANSMISSION ASSY-U-JOINT AND BALLSCREW ASSY POSITION DATA: RH SIDE COMPONENT MAINT MANUAL REF: 27-51-12 QUALIFIED I/W DATA:	107107 904949	RF

MISSING ITEM NUMBERS NOT APPLICABLE

- ITEM NOT ILLUSTRATED

11-24-55-01

11-24-55
FIG. 01
PAGE 14
JAN 20/09

BRI



757

PARTS CATALOG (MAINTENANCE)

FIG ITEM	PART NUMBER	1 2 3 4 5 6 7 NOMENCLATURE	EFFECT FROM TO	UNITS PER ASSY
1		<p>251N4010-20/-24 CAN REPLACE BUT CANNOT BE REPLACED BY 251N4101-46/-54/-62/-70/ -78/-86/-94 TOGETHER WITH (TWO EA) 10-61899-26/HJ18DU106, (ONE EA) 251N4077-4, (TWO EA) BACB30NY6K39, (TWO EA) BACC30X6, AND (TWO EA) NAS620C10 251N4010-8/-10/-16 CAN REPLACE OR BE REPLACED BY 251N4101-46/-54/-62/-70/ -78/-86/-94 TOGETHER WITH (TWO EA) 10-61899-26/HJ18DU106, (ONE EA) 251N4077-4, (TWO EA) BACB30NY6K39, (TWO EA) BACC30X6, AND (TWO EA) NAS620C10 251N4010-26 CAN REPLACE BUT CANNOT BE REPLACED BY 251N4101-46/-54/ -62/-70/-78/-86/-94 TOGETHER WITH (TWO EA) 10-61899-26/HJ18DU106, (ONE EA) 251N4077-4, (TWO EA) BACB30NY6K39, (TWO EA) BACC30X6, AND (TWO EA) NAS620C10 QUALIFIED OPTIONAL DATA: 251N4010-8 OPTIONAL TO 251N4101-94 PLUS TWO 10-61899-26, 251N4077-4, TWO BACB30NY6K39, TWO BACC30X6, AND TWO NAS620C10 REWORKED BY ALERT SB: 27A0127 27A0127R2</p>		

MISSING ITEM NUMBERS NOT APPLICABLE

- ITEM NOT ILLUSTRATED

11-24-55-01

11-24-55
FIG. 01
PAGE 15
JAN 20/09

BRI



757

PARTS CATALOG (MAINTENANCE)

FIG ITEM	PART NUMBER	1 2 3 4 5 6 7	NOMENCLATURE	EFFECT FROM TO	UNITS PER ASSY
1	40 251N4132-57		.. PLATE-IDENT USED ON: 251N4101-51 251N4101-59 251N4101-67 251N4101-75 251N4101-83 251N4101-54 251N4101-62 251N4101-70 251N4101-78 251N4101-86	107107 904949	1
	45 251N4053-3		.. U JOINT ASSY-LUBRICATION	107107 904949	RF
	50 251N4159-2		... PLATE-LUBRICATION	107107 904949	1
	55 251N4050-21		.. TRANSMISSION ASSY- POSITION DATA: LH SIDE COMPONENT MAINT MANUAL REF: 27-51-13 QUALIFIED I/W DATA: 251N4050-62, 251N4050-58 OR 251N4050-45 MAY REPLACE 251N4050-21 WITH THE INCORPORATION OF SERVICE BULLETIN 757-27A0127 USED ON: 251N4101-51 251N4101-59 PRE ALERT SB: 27A0127R2	904949	RF
	55 251N4050-25		.. TRANSMISSION ASSY- POSITION DATA: LH SIDE COMPONENT MAINT MANUAL REF: 27-51-13 QUALIFIED I/W DATA: 251N4050-62, 251N4050-58 OR 251N4050-45 MAY REPLACE 251N4050-25 WITH THE INCORPORATION OF SERVICE BULLETIN 757-27A0127 USED ON: 251N4101-67 PRE ALERT SB: 27A0127R2	904949	RF

MISSING ITEM NUMBERS NOT APPLICABLE

- ITEM NOT ILLUSTRATED

BRI

11-24-55-01

BOEING PROPRIETARY - Copyright © - Unpublished Work - See title page for details.

11-24-55
FIG. 01
PAGE 16
JAN 20/09



757

PARTS CATALOG (MAINTENANCE)

FIG ITEM	PART NUMBER	1 2 3 4 5 6 7	NOMENCLATURE	EFFECT FROM TO	UNITS PER ASSY
1 55	251N4050-29		..TRANSMISSION ASSY- POSITION DATA: LH SIDE COMPONENT MAINT MANUAL REF: 27-51-13 QUALIFIED I/W DATA: 251N4050-62, 251N4050-58 OR 251N4050-45 MAY REPLACE 251N4050-29 WITH THE INCORPORATION OF SERVICE BULLETIN 757-27A0127 USED ON: 251N4101-75 PRE ALERT SB: 27A0127R2	904949	RF
55	251N4050-33		..TRANSMISSION ASSY- POSITION DATA: LH SIDE COMPONENT MAINT MANUAL REF: 27-51-13 QUALIFIED I/W DATA: 251N4050-62, 251N4050-58 OR 251N4050-45 MAY REPLACE 251N4050-33 WITH THE INCORPORATION OF SERVICE BULLETIN 757-27A0127 USED ON: 251N4101-83 PRE ALERT SB: 27A0127	904949	RF
55	251N4050-37		..TRANSMISSION ASSY- POSITION DATA: LH SIDE COMPONENT MAINT MANUAL REF: 27-51-13 QUALIFIED I/W DATA: 251N4050-62, 251N4050-58 OR 251N4050-45 MAY REPLACE 251N4050-37 WITH THE INCORPORATION OF SERVICE BULLETIN 757-27A0127 USED ON: 251N4101-91 PRE ALERT SB: 27A0127R2	904949	RF

MISSING ITEM NUMBERS NOT APPLICABLE

- ITEM NOT ILLUSTRATED

11-24-55-01

11-24-55
FIG. 01
PAGE 17
JAN 20/09

BRI



757

PARTS CATALOG (MAINTENANCE)

FIG ITEM	PART NUMBER	1 2 3 4 5 6 7	NOMENCLATURE	EFFECT FROM TO	UNITS PER ASSY
1 55	251N4050-45		.. TRANSMISSION ASSY- POSITION DATA: LH SIDE COMPONENT MAINT MANUAL REF: 27-51-13 QUALIFIED I/W DATA: 251N4050-45 MAY RELACE 251N4050-41 OR -37 OR -33 OR -29 OR -25 OR -21 OR -17 WITH THE INCORPORATION OF SERVICE BULLETIN 757-27-A0127 SERVICE BULLETIN OPT DATA: 251N4022-8 251N4022-12 251N4022-16 251N4022-20 251N4022-24 251N4022-28 251N4022-32 251N4050-58 251N4050-62 POST ALERT SB: 27A0127 27A0127R2	107107 904949	RF
55	251N4050-58		.. TRANSMISSION ASSY- POSITION DATA: LH SIDE COMPONENT MAINT MANUAL REF: 27-51-13 QUALIFIED I/W DATA: 251N4050-58 MAY RELACE 251N4050-41 OR -37 OR -33 OR -29 OR -25 OR -21 OR -17 WITH THE INCORPORATION OF SERVICE BULLETIN 757-27-A0127 SERVICE BULLETIN OPT DATA: 251N4022-8 251N4022-12 251N4022-16 251N4022-20 251N4022-24 251N4022-28 251N4022-32 251N4050-45 251N4050-62 POST ALERT SB: 27A0127R2	107107 904949	RF

MISSING ITEM NUMBERS NOT APPLICABLE

- ITEM NOT ILLUSTRATED

11-24-55-01

11-24-55
FIG. 01
PAGE 18
JAN 20/09

BRI



757

PARTS CATALOG (MAINTENANCE)

FIG ITEM	PART NUMBER	1 2 3 4 5 6 7	NOMENCLATURE	EFFECT FROM TO	UNITS PER ASSY
1					
55	251N4022-28		..TRANSMISSION ASSY- POSITION DATA: LH SIDE SERVICE BULLETIN OPT DATA: 251N4022-32 251N4050-45 251N4050-58 251N4050-62 USED ON: 251N4101-91 POST ALERT SB: 27A0127	904949	RF
55	251N4022-32		..TRANSMISSION ASSY- POSITION DATA: LH SIDE SERVICE BULLETIN OPT DATA: 251N4022-28 251N4050-45 251N4050-58 251N4050-62 USED ON: 251N4101-91 POST ALERT SB: 27A0127	904949	RF
55	251N4022-24		..TRANSMISSION ASSY- POSITION DATA: LH SIDE SERVICE BULLETIN OPT DATA: 251N4050-45 251N4050-58 251N4050-62 USED ON: 251N4101-83 POST ALERT SB: 27A0127	904949	RF

MISSING ITEM NUMBERS NOT APPLICABLE

- ITEM NOT ILLUSTRATED

BRI

11-24-55-01

11-24-55
FIG. 01
PAGE 19
JAN 20/09



757

PARTS CATALOG (MAINTENANCE)

FIG ITEM	PART NUMBER	1 2 3 4 5 6 7	NOMENCLATURE	EFFECT FROM TO	UNITS PER ASSY
1 55	251N4050-62		..TRANSMISSION ASSY- POSITION DATA: LH SIDE MISCELLANEOUS DATA: POST AD 2000-04-18 COMPONENT MAINT MANUAL REF: 27-51-13 QUALIFIED I/W DATA: 251N4050-62 MAY RELACE 251N4050-41 OR -37 OR -33 OR -29 OR -25 OR -21 OR -17 WITH THE INCORPORATION OF SERVICE BULLETIN 757-27-A0127 SERVICE BULLETIN OPT DATA: 251N4022-8 251N4022-12 251N4022-16 251N4022-20 251N4022-24 251N4022-28 251N4022-32 251N4050-45 251N4050-58 POST ALERT SB: 27A0127R2	107107 904949	RF
56	251N4022-12		..TRANSMISSION ASSY- POSITION DATA: LH SIDE SERVICE BULLETIN OPT DATA: 251N4050-45 251N4050-58 251N4050-62 USED ON: 251N4101-51 251N4101-59 POST ALERT SB: 27A0127R2	107107	RF
56	251N4022-8		..TRANSMISSION ASSY- POSITION DATA: LH SIDE SERVICE BULLETIN OPT DATA: 251N4050-45 251N4050-58 251N4050-62 USED ON: 251N4101-43 POST ALERT SB: 27A0127R2	904949	RF

MISSING ITEM NUMBERS NOT APPLICABLE

- ITEM NOT ILLUSTRATED

BRI

11-24-55-01

BOEING PROPRIETARY - Copyright © - Unpublished Work - See title page for details.

11-24-55
FIG. 01
PAGE 20
JAN 20/09



757

PARTS CATALOG (MAINTENANCE)

FIG ITEM	PART NUMBER	1 2 3 4 5 6 7	NOMENCLATURE	EFFECT FROM TO	UNITS PER ASSY
1	56 251N4022-16		..TRANSMISSION ASSY- POSITION DATA: LH SIDE SERVICE BULLETIN OPT DATA: 251N4050-45 251N4050-58 251N4050-62 USED ON: 251N4101-67 POST ALERT SB: 27A0127R2	107107 904949	RF
	56 251N4022-20		..TRANSMISSION ASSY- POSITION DATA: LH SIDE SERVICE BULLETIN OPT DATA: 251N4050-45 251N4050-58 251N4050-62 USED ON: 251N4101-75 POST ALERT SB: 27A0127R2	107107 904949	RF
-	60 251N4050-22		..TRANSMISSION ASSY- POSITION DATA: RH SIDE COMPONENT MAINT MANUAL REF: 27-51-13 QUALIFIED I/W DATA: 251N4050-46 MAY REPLACE 251N4050-22 WITH THE INCORPORATION OF SERVIC BULLETIN 757-27A0127 251N4050-59 MAY REPLACE 251N4050-22 WITH THE INCORPORATION OF SERVIC BULLETIN 757-27A0127 251N4050-63 MAY REPLACE 251N4050-22 WITH THE INCORPORATION OF SERVIC BULLETIN 757-27A0127 USED ON: 251N4101-54 251N4101-62 PRE ALERT SB: 27A0127R2	904949	RF

MISSING ITEM NUMBERS NOT APPLICABLE

- ITEM NOT ILLUSTRATED

BRI

11-24-55-01

11-24-55
FIG. 01
PAGE 21
JAN 20/09



757

PARTS CATALOG (MAINTENANCE)

FIG ITEM	PART NUMBER	1 2 3 4 5 6 7	NOMENCLATURE	EFFECT FROM TO	UNITS PER ASSY
1 - 60	251N4050-26		.. TRANSMISSION ASSY- POSITION DATA: RH SIDE COMPONENT MAINT MANUAL REF: 27-51-13 QUALIFIED I/W DATA: 251N4050-46 MAY REPLACE 251N4050-26 WITH THE INCORPORATION OF SERVIC BULLETIN 757-27A0127 251N4050-59 MAY REPLACE 251N4050-26 WITH THE INCORPORATION OF SERVIC BULLETIN 757-27A0127 251N4050-63 MAY REPLACE 251N4050-26 WITH THE INCORPORATION OF SERVIC BULLETIN 757-27A0127 USED ON: 251N4101-70 PRE ALERT SB: 27A0127R2	904949	RF
- 60	251N4050-30		.. TRANSMISSION ASSY- POSITION DATA: RH SIDE COMPONENT MAINT MANUAL REF: 27-51-13 QUALIFIED I/W DATA: 251N4050-46 MAY REPLACE 251N4050-30 WITH THE INCORPORATION OF SERVIC BULLETIN 757-27A0127 251N4050-59 MAY REPLACE 251N4050-30 WITH THE INCORPORATION OF SERVIC BULLETIN 757-27A0127 251N4050-63 MAY REPLACE 251N4050-30 WITH THE INCORPORATION OF SERVIC BULLETIN 757-27A0127 USED ON: 251N4101-78 PRE ALERT SB: 27A0127R2	904949	RF

MISSING ITEM NUMBERS NOT APPLICABLE

- ITEM NOT ILLUSTRATED

11-24-55-01

11-24-55
FIG. 01
PAGE 22
JAN 20/09

BRI



757

PARTS CATALOG (MAINTENANCE)

FIG ITEM	PART NUMBER	1 2 3 4 5 6 7	NOMENCLATURE	EFFECT FROM TO	UNITS PER ASSY
1 - 60	251N4050-34		..TRANSMISSION ASSY- POSITION DATA: RH SIDE COMPONENT MAINT MANUAL REF: 27-51-13 QUALIFIED I/W DATA: 251N4050-46 MAY REPLACE 251N4050-34 WITH THE INCORPORATION OF SERVIC BULLETIN 757-27A0127 251N4050-59 MAY REPLACE 251N4050-34 WITH THE INCORPORATION OF SERVIC BULLETIN 757-27A0127 251N4050-63 MAY REPLACE 251N4050-34 WITH THE INCORPORATION OF SERVIC BULLETIN 757-27A0127 USED ON: 251N4101-86 PRE ALERT SB: 27A0127	904949	RF
- 60	251N4050-38		..TRANSMISSION ASSY- POSITION DATA: RH SIDE COMPONENT MAINT MANUAL REF: 27-51-13 QUALIFIED I/W DATA: 251N4050-46 MAY REPLACE 251N4050-38 WITH THE INCORPORATION OF SERVIC BULLETIN 757-27A0127 251N4050-59 MAY REPLACE 251N4050-38 WITH THE INCORPORATION OF SERVIC BULLETIN 757-27A0127 251N4050-63 MAY REPLACE 251N4050-38 WITH THE INCORPORATION OF SERVIC BULLETIN 757-27A0127 USED ON: 251N4101-94 PRE ALERT SB: 27A0127R2	904949	RF

MISSING ITEM NUMBERS NOT APPLICABLE

- ITEM NOT ILLUSTRATED

11-24-55-01

11-24-55
FIG. 01
PAGE 23
JAN 20/09

BRI



757

PARTS CATALOG (MAINTENANCE)

FIG ITEM	PART NUMBER	1 2 3 4 5 6 7	NOMENCLATURE	EFFECT FROM TO	UNITS PER ASSY
1 - 60	251N4050-46		.. TRANSMISSION ASSY- POSITION DATA: RH SIDE COMPONENT MAINT MANUAL REF: 27-51-13 QUALIFIED I/W DATA: 251N4050-46 MAY RELACE 251N4050-42 OR -38 OR -34 OR -30 OR -26 OR -22 OR -18 WITH THE INCORPORATION OF SERVICE BULLETIN 757-27-A0127 SERVICE BULLETIN OPT DATA: 251N4022-9 251N4022-13 251N4022-17 251N4022-21 251N4022-25 251N4022-29 251N4022-33 251N4050-59 251N4050-63 POST ALERT SB: 27A0127 27A0127R2	107107 904949	RF
- 60	251N4050-59		.. TRANSMISSION ASSY- POSITION DATA: RH SIDE COMPONENT MAINT MANUAL REF: 27-51-13 QUALIFIED I/W DATA: 251N4050-59 MAY RELACE 251N4050-42 OR -38 OR -34 OR -30 OR -26 OR -22 OR -18 WITH THE INCORPORATION OF SERVICE BULLETIN 757-27-A0127 SERVICE BULLETIN OPT DATA: 251N4022-9 251N4022-13 251N4022-17 251N4022-21 251N4022-25 251N4022-29 251N4022-33 251N4050-46 251N4050-63 POST ALERT SB: 27A0127R2	107107 904949	RF

MISSING ITEM NUMBERS NOT APPLICABLE

- ITEM NOT ILLUSTRATED

BRI

11-24-55-01

11-24-55
FIG. 01
PAGE 24
JAN 20/09



757

PARTS CATALOG (MAINTENANCE)

FIG ITEM	PART NUMBER	1 2 3 4 5 6 7	NOMENCLATURE	EFFECT FROM TO	UNITS PER ASSY
1 - 60	251N4022-29		..TRANSMISSION ASSY- POSITION DATA: RH SIDE SERVICE BULLETIN OPT DATA: 251N4022-33 251N4050-46 251N4050-59 251N4050-63 USED ON: 251N4101-94 POST ALERT SB: 27A0127	904949	RF
- 60	251N4022-33		..TRANSMISSION ASSY- POSITION DATA: RH SIDE SERVICE BULLETIN OPT DATA: 251N4022-29 251N4050-46 251N4050-59 251N4050-63 USED ON: 251N4101-94 POST ALERT SB: 27A0127	904949	RF
- 60	251N4022-25		..TRANSMISSION ASSY- POSITION DATA: RH SIDE SERVICE BULLETIN OPT DATA: 251N4050-46 251N4050-59 251N4050-63 USED ON: 251N4101-86 POST ALERT SB: 27A0127R2	904949	RF

MISSING ITEM NUMBERS NOT APPLICABLE

- ITEM NOT ILLUSTRATED

BRI

11-24-55-01

11-24-55
FIG. 01
PAGE 25
JAN 20/09



**757
PARTS CATALOG (MAINTENANCE)**

FIG ITEM	PART NUMBER	1 2 3 4 5 6 7	NOMENCLATURE	EFFECT FROM TO	UNITS PER ASSY
1 - 60	251N4050-63		..TRANSMISSION ASSY- POSITION DATA: RH SIDE MISCELLANEOUS DATA: AD 2000-04-18 COMPONENT MAINT MANUAL REF: 27-51-13 QUALIFIED I/W DATA: 251N4050-59 MAY RELACE 251N4050-42 OR -38 OR -34 OR -30 OR -26 OR -22 OR -18 WITH THE INCORPORATION OF SERVICE BULLETIN 757-27-A0127 SERVICE BULLETIN OPT DATA: 251N4022-9 251N4022-17 251N4022-21 251N4022-25 251N4022-29 251N4022-33 251N4050-46 251N4050-59 POST ALERT SB: 27A0127R2	107107 904949	RF
- 61	251N4022-13		..TRANSMISSION ASSY- POSITION DATA: RH SIDE SERVICE BULLETIN OPT DATA: 251N4050-46 251N4050-59 251N4050-63 USED ON: 251N4101-54 251N4101-62 POST ALERT SB: 27A0127R2	107107	RF
- 61	251N4022-9		..TRANSMISSION ASSY- POSITION DATA: RH SIDE SERVICE BULLETIN OPT DATA: 251N4050-46 251N4050-59 251N4050-63 USED ON: 251N4101-46 POST ALERT SB: 27A0127R2	904949	RF

MISSING ITEM NUMBERS NOT APPLICABLE

- ITEM NOT ILLUSTRATED

BRI

11-24-55-01

BOEING PROPRIETARY - Copyright © - Unpublished Work - See title page for details.

11-24-55
FIG. 01
PAGE 26
JAN 20/09



757

PARTS CATALOG (MAINTENANCE)

FIG ITEM	PART NUMBER	1 2 3 4 5 6 7	NOMENCLATURE	EFFECT FROM TO	UNITS PER ASSY
1					
- 61	251N4022-17		..TRANSMISSION ASSY- POSITION DATA: RH SIDE SERVICE BULLETIN OPT DATA: 251N4050-46 251N4050-59 251N4050-63 USED ON: 251N4101-70 POST ALERT SB: 27A0127R2	107107 904949	RF
- 61	251N4022-21		..TRANSMISSION ASSY- POSITION DATA: RH SIDE SERVICE BULLETIN OPT DATA: 251N4050-46 251N4050-59 251N4050-63 USED ON: 251N4101-78 POST ALERT SB: 27A0127R2	107107 904949	RF
75	251N4148-21		...PLATE-IDENT USED ON: 251N4050-21 251N4050-22 251N4050-25 251N4050-26 251N4050-29 251N4050-30 251N4050-33 251N4050-34	107107 904949	1
80	251N4148-22		...PLATE-IDENT USED ON: 251N4050-37 251N4050-38 251N4050-45 251N4050-46 251N4050-58 251N4050-59 251N4050-62 251N4050-63	107107 904949	1
85	251N4159-2		...PLATE-LUBRICATION USED ON: 251N4050-37 251N4050-38	904949	1

MISSING ITEM NUMBERS NOT APPLICABLE

- ITEM NOT ILLUSTRATED

11-24-55-01

11-24-55
FIG. 01
PAGE 27
JAN 20/09

BRI



757

PARTS CATALOG (MAINTENANCE)

FIG ITEM	PART NUMBER	1 2 3 4 5 6 7	NOMENCLATURE	EFFECT FROM TO	UNITS PER ASSY
1					
95	251N4158-2		...PLATE-OIL INSTRUCTION POSITION DATA: LH SIDE USED ON: 251N4050-21 251N4050-25 251N4050-29 251N4050-33	107107 904949	1
100	251N4158-3		...PLATE-OIL INSTRUCTION POSITION DATA: LH SIDE USED ON: 251N4050-37	904949	1
- 110	251N4165-2		...PLATE-OIL INSTRUCTION POSITION DATA: RH SIDE USED ON: 251N4050-22 251N4050-26 251N4050-30 251N4050-34	107107 904949	1
- 115	251N4165-3		...PLATE-OIL INSTRUCTION POSITION DATA: RH SIDE USED ON: 251N4050-38	904949	1
120	251N4321-1		...PLATE-OIL LEVEL WINDOW	107107 904949	1
120	251N4321-2		...PLATE-OIL LEVEL WINDOW	107107 904949	1
125	251N4010-7		.TRANSMISSION ASSY- POSITION DATA: LH SIDE MISCELLANEOUS DATA: PROCURE MAJOR COMPONENTS QUALIFIED I/W DATA: 251N4010-7/-9/-15 CAN REPLACE OR BE REPLACED BY 251N4101-43/-51/-59/-67/ -75/-83/-91 TOGETHER WITH (TWO EA) 10-61899-26/HJ18DU106, (ONE EA) 251N4077-4, (TWO EA) BACB30NY6K39, (TWO EA) BACC30X6, AND (TWO EA) NAS620C10	002004 006102 108903 950999	RF

MISSING ITEM NUMBERS NOT APPLICABLE

- ITEM NOT ILLUSTRATED

BRI

11-24-55-01

11-24-55
FIG. 01
PAGE 28
JAN 20/09



757

PARTS CATALOG (MAINTENANCE)

FIG ITEM	PART NUMBER	1 2 3 4 5 6 7	NOMENCLATURE	EFFECT FROM TO	UNITS PER ASSY
1 125	251N4010-9		.TRANSMISSION ASSY- POSITION DATA: LH SIDE MISCELLANEOUS DATA: PROCURE MAJOR COMPONENTS QUALIFIED I/W DATA: 251N4010-7/-9/-15 CAN REPLACE OR BE REPLACED BY 251N4101-43/-51/-59/-67/ -75/-83/-91 TOGETHER WITH (TWO EA) 10-61899-26/HJ18DU106, (ONE EA) 251N4077-4, (TWO EA) BACB30NY6K39, (TWO EA) BACC30X6, AND (TWO EA) NAS620C10	002004 006102 107999	RF
125	251N4010-15		.TRANSMISSION ASSY- POSITION DATA: LH SIDE MISCELLANEOUS DATA: PROCURE MAJOR COMPONENTS QUALIFIED I/W DATA: 251N4010-7/-9/-15 CAN REPLACE OR BE REPLACED BY 251N4101-43/-51/-59/-67/ -75/-83/-91 TOGETHER WITH (TWO EA) 10-61899-26/HJ18DU106, (ONE EA) 251N4077-4, (TWO EA) BACB30NY6K39, (TWO EA) BACC30X6, AND (TWO EA) NAS620C10	002004 006102 107999	RF

MISSING ITEM NUMBERS NOT APPLICABLE

- ITEM NOT ILLUSTRATED

BRI

11-24-55-01

11-24-55
FIG. 01
PAGE 29
JAN 20/09



757

PARTS CATALOG (MAINTENANCE)

FIG ITEM	PART NUMBER	1 2 3 4 5 6 7	NOMENCLATURE	EFFECT FROM TO	UNITS PER ASSY
1 125	251N4010-19		.TRANSMISSION ASSY- POSITION DATA: LH SIDE MISCELLANEOUS DATA: PROCURE MAJOR COMPONENTS QUALIFIED I/W DATA: 251N4010-19/-23 CAN REPLACE BUT CANNOT BE REPLACED BY 251N4101-43/-51/-59/-67/ -75/-83/-91 TOGETHER WITH (TWO EA) 10-61899-26/HJ18DU106, (ONE EA) 251N4077-4, (TWO EA) BACB30NY6K39, (TWO EA) BACC30X6, AND (TWO EA) NAS620C10	002004 006102 107999	RF
125	251N4010-23		.TRANSMISSION ASSY- POSITION DATA: LH SIDE MISCELLANEOUS DATA: PROCURE MAJOR COMPONENTS QUALIFIED I/W DATA: 251N4010-19/-23 CAN REPLACE BUT CANNOT BE REPLACED BY 251N4101-43/-51/-59/-67/ -75/-83/-91 TOGETHER WITH (TWO EA) 10-61899-26/HJ18DU106, (ONE EA) 251N4077-4, (TWO EA) BACB30NY6K39, (TWO EA) BACC30X6, AND (TWO EA) NAS620C10	002004 006999	RF

MISSING ITEM NUMBERS NOT APPLICABLE

- ITEM NOT ILLUSTRATED

BRI

11-24-55-01

11-24-55
FIG. 01
PAGE 30
JAN 20/09



757

PARTS CATALOG (MAINTENANCE)

FIG ITEM	PART NUMBER	1 2 3 4 5 6 7	NOMENCLATURE	EFFECT FROM TO	UNITS PER ASSY
1 125	251N4010-7		.TRANSMISSION ASSY- POSITION DATA: LH SIDE MISCELLANEOUS DATA: PROCURE MAJOR COMPONENTS QUALIFIED I/W DATA: 251N4010-7/-9/-15 CAN REPLACE OR BE REPLACED BY 251N4101-43/-51/-59/-67/ -75/-83/-91 TOGETHER WITH (TWO EA) 10-61899-26/HJ18DU106, (ONE EA) 251N4077-4, (TWO EA) BACB30NY6K39, (TWO EA) BACC30X6, AND (TWO EA) NAS620C10 QUALIFIED OPTIONAL DATA: 251N4010-7 IS OPTIONAL TO 251N4101-91 PLUS TWO 10-61899-26, 251N4077-4, TWO BACB30NY6K39, TWO BACC30X6 AND TWO NAS620C10	107107 904949	RF
125	251N4010-25		.TRANSMISSION ASSY- POSITION DATA: LH SIDE MISCELLANEOUS DATA: PROCURE MAJOR COMPONENTS QUALIFIED I/W DATA: 251N4010-25 CAN REPLACE BUT CANNOT BE REPLACED BY 251N4101-43/-51/-59/ -67/ -75/-83/-91 TOGETHER WITH (TWO EA) 10-61899-26/HJ18DU106, (ONE EA) 251N4077-4, (TWO EA) BACB30NY6K39, (TWO EA) BACC30X6, AND (TWO EA) NAS620C10	002004 006999	RF

MISSING ITEM NUMBERS NOT APPLICABLE

- ITEM NOT ILLUSTRATED

BRI

11-24-55-01

11-24-55
FIG. 01
PAGE 31
JAN 20/09



757

PARTS CATALOG (MAINTENANCE)

FIG ITEM	PART NUMBER	1 2 3 4 5 6 7	NOMENCLATURE	EFFECT FROM TO	UNITS PER ASSY
1 - 130	251N4010-8		.TRANSMISSION ASSY- POSITION DATA: RH SIDE MISCELLANEOUS DATA: PROCURE MAJOR COMPONENTS QUALIFIED I/W DATA: 251N4010-8/-10/-16 CAN REPLACE OR BE REPLACED BY 251N4101-46/-54/-62/-70/ -78/-86/-94 TOGETHER WITH (TWO EA) 10-61899-26/HJ18DU106, (ONE EA) 251N4077-4, (TWO EA) BACB30NY6K39, (TWO EA) BACC30X6, AND (TWO EA) NAS620C10	002004 006102 108903 950999	RF
- 130	251N4010-10		.TRANSMISSION ASSY- POSITION DATA: RH SIDE MISCELLANEOUS DATA: PROCURE MAJOR COMPONENTS QUALIFIED I/W DATA: 251N4010-8/-10/-16 CAN REPLACE OR BE REPLACED BY 251N4101-46/-54/-62/-70/ -78/-86/-94 TOGETHER WITH (TWO EA) 10-61899-26/HJ18DU106, (ONE EA) 251N4077-4, (TWO EA) BACB30NY6K39, (TWO EA) BACC30X6, AND (TWO EA) NAS620C10	002004 006102 107999	RF

MISSING ITEM NUMBERS NOT APPLICABLE

- ITEM NOT ILLUSTRATED

BRI

11-24-55-01

11-24-55
FIG. 01
PAGE 32
JAN 20/09



757

PARTS CATALOG (MAINTENANCE)

FIG ITEM	PART NUMBER	1 2 3 4 5 6 7	NOMENCLATURE	EFFECT FROM TO	UNITS PER ASSY
1 - 130	251N4010-16		.TRANSMISSION ASSY- POSITION DATA: RH SIDE MISCELLANEOUS DATA: PROCURE MAJOR COMPONENTS QUALIFIED I/W DATA: 251N4010-8/-10/-16 CAN REPLACE OR BE REPLACED BY 251N4101-46/-54/-62/-70/ -78/-86/-94 TOGETHER WITH (TWO EA) 10-61899-26/HJ18DU106, (ONE EA) 251N4077-4, (TWO EA) BACB30NY6K39, (TWO EA) BACC30X6, AND (TWO EA) NAS620C10	002004 006102 107999	RF
- 130	251N4010-20		.TRANSMISSION ASSY- POSITION DATA: RH SIDE MISCELLANEOUS DATA: PROCURE MAJOR COMPONENTS QUALIFIED I/W DATA: 251N4010-20/-24 CAN REPLACE BUT CANNOT BE REPLACED BY 251N4101-46/-54/-62/-70/ -78/-86/-94 TOGETHER WITH (TWO EA) 10-61899-26/HJ18DU106, (ONE EA) 251N4077-4, (TWO EA) BACB30NY6K39, (TWO EA) BACC30X6, AND (TWO EA) NAS620C10	002004 006102 107999	RF

MISSING ITEM NUMBERS NOT APPLICABLE

- ITEM NOT ILLUSTRATED

BRI

11-24-55-01

11-24-55
FIG. 01
PAGE 33
JAN 20/09



757

PARTS CATALOG (MAINTENANCE)

FIG ITEM	PART NUMBER	1 2 3 4 5 6 7	NOMENCLATURE	EFFECT FROM TO	UNITS PER ASSY
1 - 130	251N4010-24		.TRANSMISSION ASSY- POSITION DATA: RH SIDE MISCELLANEOUS DATA: PROCURE MAJOR COMPONENTS QUALIFIED I/W DATA: 251N4010-20/-24 CAN REPLACE BUT CANNOT BE REPLACED BY 251N4101-46/-54/-62/-70/ -78/-86/-94 TOGETHER WITH (TWO EA) 10-61899-26/HJ18DU106, (ONE EA) 251N4077-4, (TWO EA) BACB30NY6K39, (TWO EA) BACC30X6, AND (TWO EA) NAS620C10	002004 006999	RF
- 130	251N4010-8		.TRANSMISSION ASSY- POSITION DATA: RH SIDE MISCELLANEOUS DATA: PROCURE MAJOR COMPONENTS QUALIFIED I/W DATA: 251N4010-8/-10/-16 CAN REPLACE OR BE REPLACED BY 251N4101-46/-54/-62/-70/ -78/-86/-94 TOGETHER WITH (TWO EA) 10-61899-26/HJ18DU106, (ONE EA) 251N4077-4, (TWO EA) BACB30NY6K39, (TWO EA) BACC30X6, AND (TWO EA) NAS620C10 QUALIFIED OPTIONAL DATA: 251N4010-8 IS OPTIONAL TO 251N4101-94 PLUS TWO 10-61899-26, 251N4077-4, TWO BACB30NY6K39, TWO BACC30X6 AND TWO NAS620C10	107107 904949	RF

MISSING ITEM NUMBERS NOT APPLICABLE

- ITEM NOT ILLUSTRATED

11-24-55-01

11-24-55
FIG. 01
PAGE 34
JAN 20/09

BRI



757

PARTS CATALOG (MAINTENANCE)

FIG ITEM	PART NUMBER	1 2 3 4 5 6 7	NOMENCLATURE	EFFECT FROM TO	UNITS PER ASSY
1 - 130	251N4010-26		. TRANSMISSION ASSY- POSITION DATA: RH SIDE MISCELLANEOUS DATA: PROCURE MAJOR COMPONENTS QUALIFIED I/W DATA: 251N4010-26 CAN REPLACE BUT CANNOT BE REPLACED BY 251N4101-46/-54/-62/ -70/-78/-86/-94 TOGETHER WITH (TWO EA) 10-61899-26/HJ18DU106, (ONE EA) 251N4077-4, (TWO EA) BACB30NY6K39, (TWO EA) BACC30X6, AND (TWO EA) NAS620C10	002004 006999	RF
135	251N4336-3		.. TRANSMISSION AND UJOINT- ASSY-TE FLAP NO. 3 POSITION DATA: LH SIDE USED ON: 251N4010-7 PRE SERVICE BULLETIN: 27-0115 REWORKED BY ALERT SB: 27A0127	002004 006999	RF
135	251N4336-11		.. TRANSMISSION AND UJOINT- ASSY-TE FLAP NO. 3 POSITION DATA: LH SIDE USED ON: 251N4010-9 POST SERVICE BULLETIN: 27-0115 PRE ALERT SB: 27A0127	002004 006999	RF
135	251N4336-19		.. TRANSMISSION AND UJOINT- ASSY-TE FLAP NO. 3 POSITION DATA: LH SIDE USED ON: 251N4010-15 251N4010-19 POST ALERT SB: 27A0127	002004 006999	RF

MISSING ITEM NUMBERS NOT APPLICABLE

- ITEM NOT ILLUSTRATED

11-24-55-01

11-24-55
FIG. 01
PAGE 35
JAN 20/09

BRI



757

PARTS CATALOG (MAINTENANCE)

FIG ITEM	PART NUMBER	1 2 3 4 5 6 7	NOMENCLATURE	EFFECT FROM TO	UNITS PER ASSY
1 135	251N4336-27		..TRANSMISSION AND UJOINT- ASSY-TE FLAP NO. 3 POSITION DATA: LH SIDE USED ON: 251N4010-15 251N4010-23	002004 006999	RF
- 140	251N4336-6		..TRANSMISSION AND UJOINT- ASSY-TE FLAP NO. 6 POSITION DATA: RH SIDE USED ON: 251N4010-8 PRE SERVICE BULLETIN: 27-0115 REWORKED BY ALERT SB: 27A0127	002004 006999	RF
- 140	251N4336-14		..TRANSMISSION AND UJOINT- ASSY-TE FLAP NO. 6 POSITION DATA: RH SIDE USED ON: 251N4010-10 POST SERVICE BULLETIN: 27-0115 PRE ALERT SB: 27A0127	002004 006999	RF
- 140	251N4336-22		..TRANSMISSION AND UJOINT- ASSY-TE FLAP NO. 6 POSITION DATA: RH SIDE USED ON: 251N4010-16 251N4010-20 POST ALERT SB: 27A0127	002004 006999	RF
- 140	251N4336-30		..TRANSMISSION AND UJOINT- ASSY-TE FLAP NO. 6 POSITION DATA: RH SIDE USED ON: 251N4010-16 251N4010-24	002004 006999	RF
145	251N4159-2		...PLATE-LUBRICATION USED ON: 251N4336-3 251N4336-6 251N4336-11 251N4336-14	002004 006999	1

MISSING ITEM NUMBERS NOT APPLICABLE

- ITEM NOT ILLUSTRATED

11-24-55-01

11-24-55
FIG. 01
PAGE 36
JAN 20/09

BRI



757

PARTS CATALOG (MAINTENANCE)

FIG ITEM	PART NUMBER	1 2 3 4 5 6 7	NOMENCLATURE	EFFECT FROM TO	UNITS PER ASSY
1 150	256A3195-13		...MARKER-FLAP ACTUATION USED ON: 251N4336-19 251N4336-22 251N4336-27 251N4336-30	002004 006999	1
155	251N4050-37		...TRANSMISSION ASSY- POSITION DATA: LH SIDE COMPONENT MAINT MANUAL REF: 27-51-13 QUALIFIED I/W DATA: 251N4050-62, 251N4050-58 OR 251N4050-45 MAY REPLACE 251N4050-37 WITH THE INCORPORATION OF SERVICE BULLETIN 757-27A0127 USED ON: 251N4336-3 PRE SERVICE BULLETIN: 27-0115 PRE ALERT SB: 27A0127	002004 006106 108120 504949	RF
155	251N4050-41		...TRANSMISSION ASSY- POSITION DATA: LH SIDE COMPONENT MAINT MANUAL REF: 27-51-13 QUALIFIED I/W DATA: 251N4050-62, 251N4050-58 OR 251N4050-45 MAY REPLACE 251N4050-41 WITH THE INCORPORATION OF SERVICE BULLETIN 757-27A0127 USED ON: 251N4336-11 POST SERVICE BULLETIN: 27-0115 PRE ALERT SB: 27A0127	002004 006102 108120 504949	RF

MISSING ITEM NUMBERS NOT APPLICABLE

- ITEM NOT ILLUSTRATED

BRI

11-24-55-01

11-24-55
FIG. 01
PAGE 37
JAN 20/09



757

PARTS CATALOG (MAINTENANCE)

FIG ITEM	PART NUMBER	1 2 3 4 5 6 7 NOMENCLATURE	EFFECT FROM TO	UNITS PER ASSY
1 155	251N4050-45	... TRANSMISSION ASSY- POSITION DATA: LH SIDE COMPONENT MAINT MANUAL REF: 27-51-13 QUALIFIED I/W DATA: -45 AND -58 ARE FULLY INTERCHANGEABLE FOR 757-200 -45 I/W WITH -58 IF FILLED WITH BRAYCO 795 OIL FOR 757-300. 251N4050-62 IS FULLY INTERCHANGEABLE WITH 251N4050-45 WHEN FILLED WITH BRAYCO 795 OIL 251N4050-45 MAY RELACE 251N4050-41 OR -37 OR -33 OR -29 OR -25 OR -21 OR -17 WITH THE INCORPORATION OF SERVICE BULLETIN 757-27-A0127 SERVICE BULLETIN OPT DATA: 251N4022-28 251N4022-32 251N4050-58 251N4050-62 USED ON: 251N4336-19 POST ALERT SB: 27A0127R2	002004 006102 107949 952999	RF

MISSING ITEM NUMBERS NOT APPLICABLE

- ITEM NOT ILLUSTRATED

BRI

11-24-55-01

11-24-55
FIG. 01
PAGE 38
JAN 20/09



**757
PARTS CATALOG (MAINTENANCE)**

FIG ITEM	PART NUMBER	1 2 3 4 5 6 7	NOMENCLATURE	EFFECT FROM TO	UNITS PER ASSY
1 155	251N4050-58		...TRANSMISSION ASSY- POSITION DATA: LH SIDE COMPONENT MAINT MANUAL REF: 27-51-13 QUALIFIED I/W DATA: -45 AND -58 ARE FULLY INTERCHANGEABLE FOR 757-200 -45 I/W WITH -58 IF FILLED WITH BRAYCO 795 OIL FOR 757-300. 251N4050-58 MAY RELACE 251N4050-41 OR -37 OR -33 OR -29 OR -25 OR -21 OR -17 WITH THE INCORPORATION OF SERVICE BULLETIN 757-27-A0127 OPTIONAL PART: 251N4050-62 SERVICE BULLETIN OPT DATA: 251N4050-45 251N4022-32 251N4022-28 251N4050-62 USED ON: 251N4336-27 POST ALERT SB: 27A0127R2	002004 006999	RF
155	251N4022-32		...TRANSMISSION ASSY- POSITION DATA: LH SIDE SERVICE BULLETIN OPT DATA: 251N4050-45 251N4022-28 251N4050-58 251N4050-62 USED ON: 251N4336-19 REFERENCE SERVICE BULLETIN: 27A0127R1 POST ALERT SB: 27A0127 27A0127R2	002004 006100 107107 121503 904999	RF

MISSING ITEM NUMBERS NOT APPLICABLE

— ITEM NOT ILLUSTRATED

BRI

11-24-55-01

BOEING PROPRIETARY - Copyright © - Unpublished Work - See title page for details.

11-24-55
FIG. 01
PAGE 39
JAN 20/09



757

PARTS CATALOG (MAINTENANCE)

FIG ITEM	PART NUMBER	1 2 3 4 5 6 7	NOMENCLATURE	EFFECT FROM TO	UNITS PER ASSY
1 155	251N4022-28		...TRANSMISSION ASSY- POSITION DATA: LH SIDE SERVICE BULLETIN OPT DATA: 251N4050-45 251N4022-32 251N4050-58 251N4050-62 USED ON: 251N4336-3 REFERENCE SERVICE BULLETIN: 27A0127R1 POST ALERT SB: 27A0127R2	002004 006100 107107 121503 904999	RF
155	251N4050-62		...TRANSMISSION ASSY- POSITION DATA: LH SIDE COMPONENT MAINT MANUAL REF: 27-51-13 QUALIFIED I/W DATA: 251N4050-62 IS FULLY INTERCHANGEABLE WITH 251N4050-45 WHEN FILLED WITH BRAYCO 795 OIL 251N4050-62 MAY RELACE 251N4050-41 OR -37 OR -33 OR -29 OR -25 OR -21 OR -17 WITH THE INCORPORATION OF SERVICE BULLETIN 757-27-A0127 OPTIONAL PART: 251N4050-58 SERVICE BULLETIN OPT DATA: 251N4022-28 251N4022-32 251N4050-45 251N4050-58 USED ON: 251N4336-27 POST ALERT SB: 27A0127R2	002004 006999	RF

MISSING ITEM NUMBERS NOT APPLICABLE

- ITEM NOT ILLUSTRATED

BRI

11-24-55-01

11-24-55
FIG. 01
PAGE 40
JAN 20/09



757

PARTS CATALOG (MAINTENANCE)

FIG ITEM	PART NUMBER	1 2 3 4 5 6 7	NOMENCLATURE	EFFECT FROM TO	UNITS PER ASSY
1 - 160	251N4050-38		...TRANSMISSION ASSY- POSITION DATA: RH SIDE COMPONENT MAINT MANUAL REF: 27-51-13 QUALIFIED I/W DATA: 251N4050-46 MAY REPLACE 251N4050-38 WITH THE INCORPORATION OF SERVIC BULLETIN 757-27A0127 251N4050-59 MAY REPLACE 251N4050-38 WITH THE INCORPORATION OF SERVIC BULLETIN 757-27A0127 251N4050-63 MAY REPLACE 251N4050-38 WITH THE INCORPORATION OF SERVIC BULLETIN 757-27A0127 USED ON: 251N4336-6 PRE SERVICE BULLETIN: 27-0115 PRE ALERT SB: 27A0127	002004 006106 108120 504949	RF
- 160	251N4050-42		...TRANSMISSION ASSY- POSITION DATA: RH SIDE COMPONENT MAINT MANUAL REF: 27-51-13 QUALIFIED I/W DATA: 251N4050-46 MAY REPLACE 251N4050-18 WITH THE INCORPORATION OF SERVIC BULLETIN 757-27A0127 251N4050-59 MAY REPLACE 251N4050-18 WITH THE INCORPORATION OF SERVIC BULLETIN 757-27A0127 251N4050-63 MAY REPLACE 251N4050-18 WITH THE INCORPORATION OF SERVIC BULLETIN 757-27A0127 USED ON: 251N4336-14 POST SERVICE BULLETIN: 27-0115 PRE ALERT SB: 27A0127	002004 006106 108120 504949	RF

MISSING ITEM NUMBERS NOT APPLICABLE

- ITEM NOT ILLUSTRATED

BRI

11-24-55-01

11-24-55
FIG. 01
PAGE 41
JAN 20/09



757

PARTS CATALOG (MAINTENANCE)

FIG ITEM	PART NUMBER	1 2 3 4 5 6 7 NOMENCLATURE	EFFECT FROM TO	UNITS PER ASSY
1 - 160	251N4050-46	... TRANSMISSION ASSY- POSITION DATA: RH SIDE COMPONENT MAINT MANUAL REF: 27-51-13 QUALIFIED I/W DATA: -46 AND -59 ARE FULLY INTERCHAGEABLE FOR 757-200. -46 I/W -59 IF FILLED WITH BRAYCO OIL FOR 757-300. 251N4050-63 IS FULLY INTERCHANGEABLE WITH 251N4050-46 WHEN FILLED WITH BRAYCO 795 OIL 251N4050-46 MAY RELACE 251N4050-42 OR -38 OR -34 OR -30 OR -26 OR -22 OR -18 WITH THE INCORPORATION OF SERVICE BULLETIN 757-27-A0127 SERVICE BULLETIN OPT DATA: 251N4022-33 251N4022-29 251N4050-59 251N4050-63 USED ON: 251N4336-22 POST ALERT SB: 27A0127R2	002004 006999	RF

MISSING ITEM NUMBERS NOT APPLICABLE

- ITEM NOT ILLUSTRATED

BRI

11-24-55-01

BOEING PROPRIETARY - Copyright © - Unpublished Work - See title page for details.

11-24-55
FIG. 01
PAGE 42
JAN 20/09



757

PARTS CATALOG (MAINTENANCE)

FIG ITEM	PART NUMBER	1 2 3 4 5 6 7	NOMENCLATURE	EFFECT FROM TO	UNITS PER ASSY
1 - 160	251N4050-59		...TRANSMISSION ASSY- POSITION DATA: RH SIDE COMPONENT MAINT MANUAL REF: 27-51-13 QUALIFIED I/W DATA: -46 AND -59 ARE FULLY INTERCHANGEABLE FOR 757-200. -46 I/W -59 IF FILLED WITH BRAYCO 795 OIL FOR 757-300. 251N4050-59 MAY RELACE 251N4050-42 OR -38 OR -34 OR -30 OR -26 OR -22 OR -18 WITH THE INCORPORATION OF SERVICE BULLETIN 757-27-A0127 OPTIONAL PART: 251N4050-63 SERVICE BULLETIN OPT DATA: 251N4050-46 251N4022-33 251N4022-29 251N4050-63 USED ON: 251N4336-30 POST ALERT SB: 27A0127R2	002004 006999	RF
- 160	251N4022-33		...TRANSMISSION ASSY- POSITION DATA: RH SIDE SERVICE BULLETIN OPT DATA: 251N4050-46 251N4050-59 251N4050-63 USED ON: 251N4336-22 REFERENCE SERVICE BULLETIN: 27A0127R1 POST ALERT SB: 27A0127 27A0127R2	002004 006100 107107 121503 904999	RF

MISSING ITEM NUMBERS NOT APPLICABLE

- ITEM NOT ILLUSTRATED

BRI

11-24-55-01

BOEING PROPRIETARY - Copyright © - Unpublished Work - See title page for details.

11-24-55
FIG. 01
PAGE 43
JAN 20/09



757

PARTS CATALOG (MAINTENANCE)

FIG ITEM	PART NUMBER	1 2 3 4 5 6 7	NOMENCLATURE	EFFECT FROM TO	UNITS PER ASSY
1					
- 160	251N4022-29		...TRANSMISSION ASSY- POSITION DATA: RH SIDE SERVICE BULLETIN OPT DATA: 251N4050-46 251N4050-59 251N4050-63 USED ON: 251N4336-6 REFERENCE SERVICE BULLETIN: 27A0127R1 POST ALERT SB: 27A0127R2	002004 006100 107107 121503 904999	RF
- 160	251N4050-63		...TRANSMISSION ASSY- POSITION DATA: RH SIDE COMPONENT MAINT MANUAL REF: 27-51-13 QUALIFIED I/W DATA: 251N4050-63 IS FULLY INTERCHANGEABLE WITH 251N4050-46 WHEN FILLED WITH BRAYCO 795 OIL 251N4050-59 MAY RELACE 251N4050-42 OR -38 OR -34 OR -30 OR -26 OR -22 OR -18 WITH THE INCORPORATION OF SERVICE BULLETIN 757-27-A0127 OPTIONAL PART: 251N4050-59 SERVICE BULLETIN OPT DATA: 251N4022-29 251N4022-33 251N4050-46 251N4050-59 USED ON: 251N4336-6 251N4336-22 POST ALERT SB: 27A0127R2	002004 006999	RF
165	251N4148-22	PLATE-IDENT	002004 006999	1
170	251N4158-3	PLATE-OIL INSTRUCTION POSITION DATA: LH SIDE USED ON: 251N4050-37 251N4050-41	002004 006106 108120 504949	1

MISSING ITEM NUMBERS NOT APPLICABLE

- ITEM NOT ILLUSTRATED

11-24-55-01

11-24-55
FIG. 01
PAGE 44
JAN 20/09

BRI



757

PARTS CATALOG (MAINTENANCE)

FIG ITEM	PART NUMBER	1 2 3 4 5 6 7	NOMENCLATURE	EFFECT FROM TO	UNITS PER ASSY
1					
- 175	251N4165-3	PLATE-OIL INSTRUCTION POSITION DATA: RH SIDE USED ON: 251N4050-38 251N4050-42	002004 006106 108120 504949	1
180	251N4159-2	PLATE-LUBRICATION USED ON: 251N4050-37 251N4050-38 251N4050-41 251N4050-42	002004 006106 108120 504949	1
185	251N4321-2	PLATE-OIL LEVEL WINDOW	002004 006999	1
190	BAC27NCT316	MARKER-ALUMINUM FOIL POSITION DATA: LH SIDE USED ON: 251N4050-45 251N4050-58	002004 006999	1
190	BAC27NCT316	MARKER-ALUMINUM FOIL POSITION DATA: LH SIDE OPTIONAL PART: BAC27NCT338 USED ON: 251N4050-62	002004 006999	1
190	BAC27NCT338	MARKER-ALUMINUM FOIL POSITION DATA: LH SIDE OPTIONAL PART: BAC27NCT316 USED ON: 251N4050-62	002004 006999	1
195	BAC27NCT317	MARKER-ALUMINUM FOIL POSITION DATA: RH SIDE USED ON: 251N4050-46 251N4050-59	002004 006999	1
195	BAC27NCT317	MARKER-ALUMINUM FOIL POSITION DATA: RH SIDE OPTIONAL PART: BAC27NCT339 USED ON: 251N4050-63	002004 006999	1

MISSING ITEM NUMBERS NOT APPLICABLE

- ITEM NOT ILLUSTRATED

11-24-55-01

11-24-55
FIG. 01
PAGE 45
JAN 20/09

BRI



757

PARTS CATALOG (MAINTENANCE)

FIG ITEM	PART NUMBER	1 2 3 4 5 6 7	NOMENCLATURE	EFFECT FROM TO	UNITS PER ASSY
1 195	BAC27NCT339	MARKER-ALUMINUM FOIL POSITION DATA: RH SIDE OPTIONAL PART: BAC27NCT317 USED ON: 251N4050-63	002004 006999	1
200	BAC27NCT315	MARKER-ALUMINUM FOIL USED ON: 251N4050-58 251N4050-59	002004 006999	1

MISSING ITEM NUMBERS NOT APPLICABLE

- ITEM NOT ILLUSTRATED

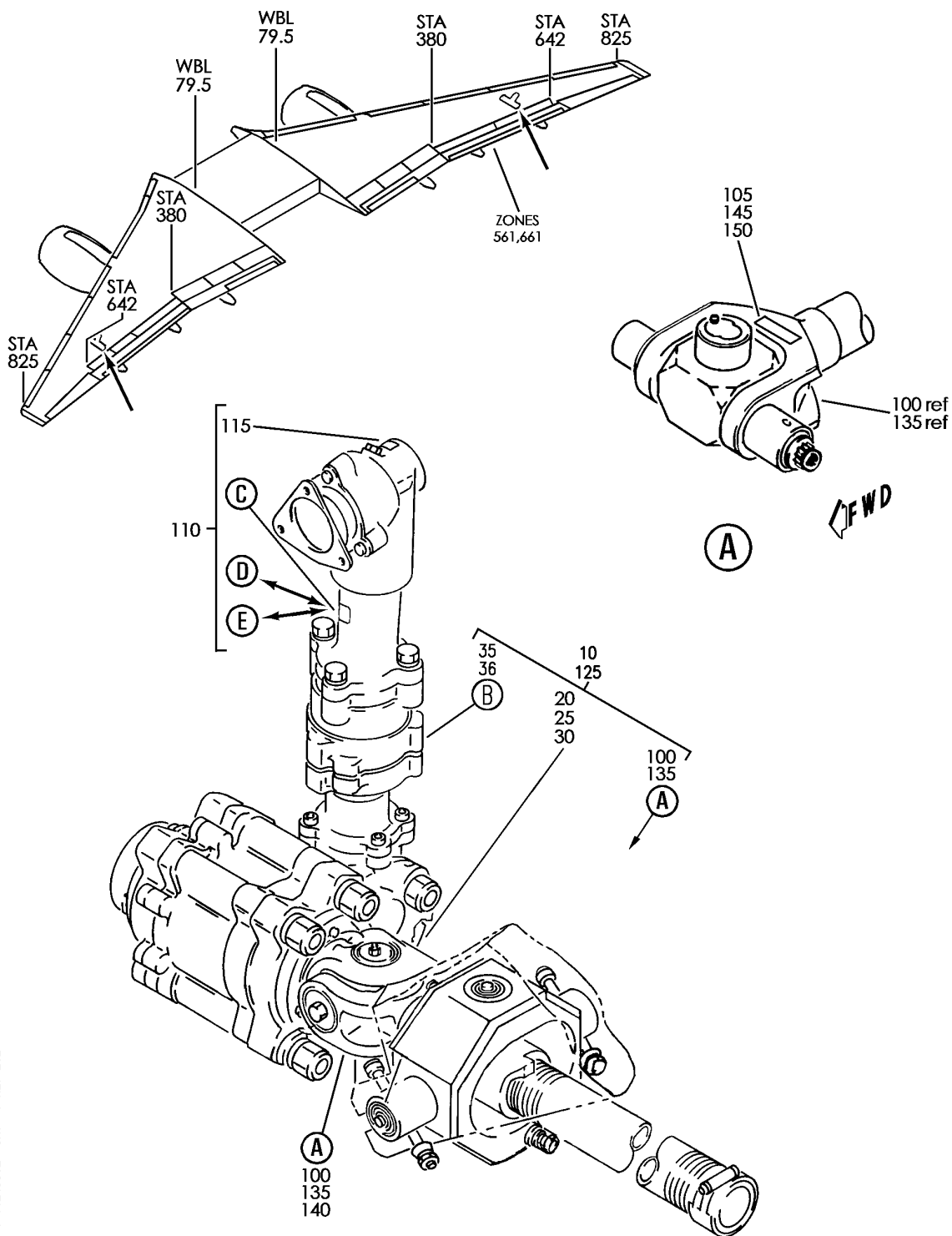
BRI

11-24-55-01

BOEING PROPRIETARY - Copyright © - Unpublished Work - See title page for details.

11-24-55
FIG. 01
PAGE 46
JAN 20/09

BOEING
757
PARTS CATALOG (MAINTENANCE)



Y 11245502 SH1 1 REV 262

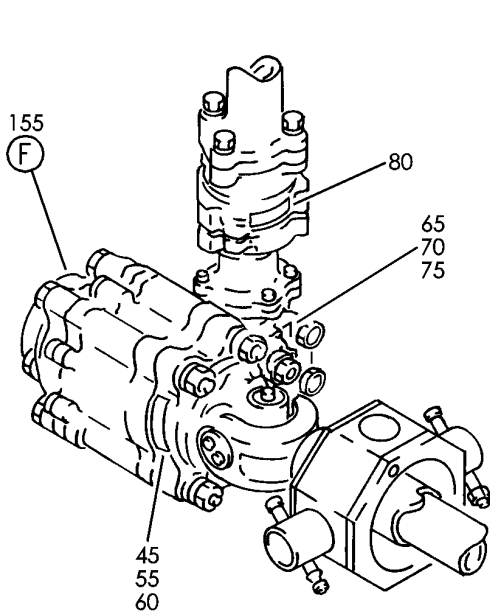
TRANSMISSION INSTL-OUTBD TE FLAP DRIVE OUTBD (PLACARDS AND MARKINGS ONLY)
FIGURE 2 (SHEET 1)

BRI
MAY 28/07

11-24-55-02

11-24-55-02
PAGE 0

BOEING
757
PARTS CATALOG (MAINTENANCE)



120

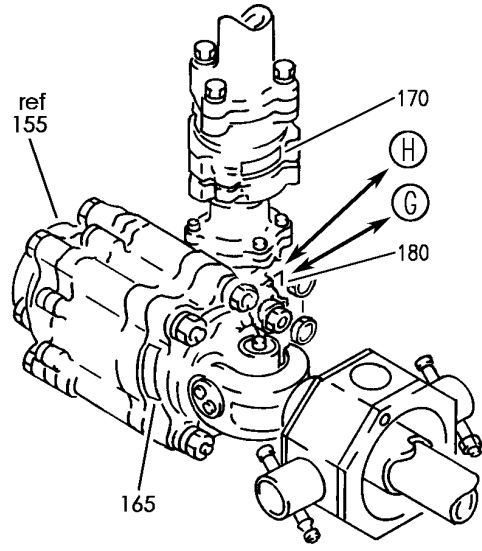
BOEING
TRAILING EDGE FLAP
TEE GEARBOX
251N4204-
SERIAL NO.
LUBE: BMS 3-33
OPT: MIL-G-23827

(C)

121

BOEING
TRAILING EDGE FLAP
TEE GEARBOX
251N4204-
SERIAL NO.
LUBE: MIL-G-21164
OPT: MIL-G-23827

(B)



123

BOEING
TRAILING EDGE FLAP
GEARBOX ASSY
012N8792-
SERIAL NO.
LUBE: MIL-G-21164
OPT: MIL-G-23827

(D)

(E)

(F)

Y 11245502 SH1 2 REV 276

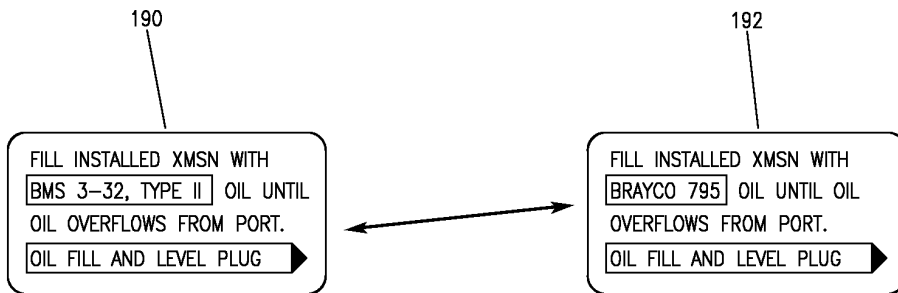
TRANSMISSION INSTL-OUTBD TE FLAP DRIVE OUTBD (PLACARDS AND MARKINGS ONLY)
FIGURE 2 (SHEET 2)

BRI
MAY 28/07

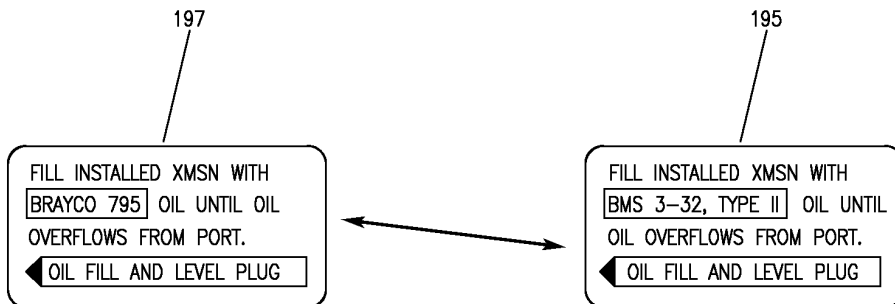
11-24-55-02

11-24-55-02
PAGE 0A


BOEING
 757
PARTS CATALOG (MAINTENANCE)



G



H

Y 11245502 SH1 3 REV 276

TRANSMISSION INSTL-OUTBD TE FLAP DRIVE OUTBD (PLACARDS AND MARKINGS ONLY)
 FIGURE 2 (SHEET 3)

BRI
 MAY 28/07

11-24-55-02

11-24-55-02
 PAGE 0B



757

PARTS CATALOG (MAINTENANCE)

FIG ITEM	PART NUMBER	1 2 3 4 5 6 7	NOMENCLATURE	EFFECT FROM TO	UNITS PER ASSY
2			TRANSMISSION INSTL-OUTBD TE FLAP DRIVE OUTBD (PLACARDS AND MARKINGS ONLY)	002004 006999	
- 1	251N4008-1		TRANSMISSION INSTL-TE FLAP DRIVE (PLACARDS AND MARKINGS ONLY) POSITION DATA: OUTBD LH FOR NHA/OTHER SYS DET SEE: 27-51-25-03	002004 006100 107107 121503 904999	RF
- 1	251N4008-31		TRANSMISSION INSTL-TE FLAP DRIVE (PLACARDS AND MARKINGS ONLY) POSITION DATA: OUTBD LH FOR NHA/OTHER SYS DET SEE: 27-50-00-02	101102	RF
- 1	251N4008-35		TRANSMISSION INSTL-TE FLAP DRIVE (PLACARDS AND MARKINGS ONLY) POSITION DATA: OUTBD LH FOR NHA/OTHER SYS DET SEE: 27-50-00-02	108120 504903	RF
- 1	MODREF7566		TRANSMISSION INSTL-TE FLAP DRIVE (PLACARDS AND MARKINGS ONLY) MODULE NUMBER: 251N4008-41 REV A POSITION DATA: OUTBD LH FOR OTHER SYS DETAILS SEE: 27-51-17-01 27-51-18-01 27-51-21-01	103103	1
- 1	MODREF27512		TRANSMISSION INSTL-TE FLAP DRIVE (PLACARDS AND MARKINGS ONLY) MODULE NUMBER: 251N4008-41 REV B POSITION DATA: OUTBD LH FOR OTHER SYS DETAILS SEE: 27-51-17-01 27-51-18-01 27-51-21-01	104106	1

MISSING ITEM NUMBERS NOT APPLICABLE

- ITEM NOT ILLUSTRATED

11-24-55-02

11-24-55
FIG. 02
PAGE 1
JAN 20/09

BRI



757

PARTS CATALOG (MAINTENANCE)

FIG ITEM	PART NUMBER	1 2 3 4 5 6 7	NOMENCLATURE	EFFECT FROM TO	UNITS PER ASSY
2					
- 5	251N4008-2		TRANSMISSION INSTL-TE FLAP DRIVE (PLACARDS AND MARKINGS ONLY) POSITION DATA: OUTBD RH FOR NHA/OTHER SYS DET SEE: 27-51-25-03	002004 006100 107107 121503 904999	RF
- 5	251N4008-32		TRANSMISSION INSTL-TE FLAP DRIVE (PLACARDS AND MARKINGS ONLY) POSITION DATA: OUTBD RH FOR NHA/OTHER SYS DET SEE: 27-50-00-02	101102	RF
- 5	251N4008-36		TRANSMISSION INSTL-TE FLAP DRIVE (PLACARDS AND MARKINGS ONLY) POSITION DATA: OUTBD RH FOR NHA/OTHER SYS DET SEE: 27-50-00-02	108120 504903	RF
- 5	MODREF7567		TRANSMISSION INSTL-TE FLAP DRIVE (PLACARDS AND MARKINGS ONLY) MODULE NUMBER: 251N4008-42 REV A POSITION DATA: OUTBD RH FOR OTHER SYS DETAILS SEE: 27-51-17-01 27-51-18-01 27-51-21-01	103103	1
- 5	MODREF27513		TRANSMISSION INSTL-TE FLAP DRIVE (PLACARDS AND MARKINGS ONLY) MODULE NUMBER: 251N4008-42 REV B POSITION DATA: OUTBD RH FOR OTHER SYS DETAILS SEE: 27-51-17-01 27-51-18-01 27-51-21-01	104106	1
10	251N4101-41		.TRANSMISSION ASSY- POSITION DATA: LH SIDE COMPONENT MAINT MANUAL REF: 27-51-12 QUALIFIED I/W DATA:	107107 904949	RF

MISSING ITEM NUMBERS NOT APPLICABLE

- ITEM NOT ILLUSTRATED

11-24-55-02

11-24-55
FIG. 02
PAGE 2
JAN 20/09

BRI



757

PARTS CATALOG (MAINTENANCE)

FIG ITEM	PART NUMBER	1 2 3 4 5 6 7 NOMENCLATURE	EFFECT FROM TO	UNITS PER ASSY
2		<p>251N4008-15 CAN REPLACE OR BE REPLACED BY 251N4101-41/-49/-57/-65/ -73/-81/-89 TOGETHER WITH (TWO EA) 10-61899-26/HJ18DU106 (ONE EA) 251N4077-4, (TWO EA) BACB30NY6K39, (TWO EA) BACC30X6, AND (TWO EA) NAS620C10</p> <p>251N4008-17 CAN REPLACE OR BE REPLACED BY 251N4101-41/-49/-57/-65/ -73/-81/-89 TOGETHER WITH (TWO EA) 10-61899-26/HJ18DU106, (ONE EA) 251N4077-4, (TWO EA) BACB30NY6K39, (TWO EA) BACC30X6, AND (TWO EA) NAS620C10</p> <p>251N4008-25 CAN REPLACE BUT CANNOT BE REPLACED BY 251N4101-41/-49/-57/ -65/-73/-81/-89 TOGETHER WITH (TWO EA) 10-61889-26/HJ18DU106, (ONE EA) 251N4077-4, (TWO EA) BACB30NY6K39, (TWO EA) BACC30X6, AND (TWO EA) NAS620C10</p> <p>251N4008-37 CAN REPLACE BUT CANNOT BE REPLACED BY 251N4101-41/-49/-57/ -65/-73/-81/-89 TOGETHER WITH (TWO EA) 10-61899-26/HJ18DU106, (ONE EA) 251N4077-4, (TWO EA) BACB30NY6K39, (TWO EA) BACC30X6, AND (TWO EA) NAS620C10</p> <p>251N4008-43 CAN REPLACE BUT CANNOT BE REPLACED BY 251N4101-41/-49/-57/ -65/-73/-81/-89 TOGETHER WITH (TWO EA) 10-61899-26/HJ18DU106, (ONE EA) 251N4077-4, (TWO EA) BACB30NY6K39, (TWO EA) BACC30X6, AND</p>		

MISSING ITEM NUMBERS NOT APPLICABLE

- ITEM NOT ILLUSTRATED

11-24-55-02

11-24-55
FIG. 02
PAGE 3
JAN 20/09

BRI



757

PARTS CATALOG (MAINTENANCE)

FIG ITEM	PART NUMBER	1 2 3 4 5 6 7 NOMENCLATURE	EFFECT FROM TO	UNITS PER ASSY
2	10 251N4101-49	<p>(TWO EA) NAS620C10 251N4008-47 CAN REPLACE BUT CANNOT BE REPLACED BY 251N4101-41/-49/ -57/-65/ -73/-81/-89 TOGETHER WITH (TWO EA) 10-61899-26/HJ18DU106, (ONE EA) 251N4077-4, (TWO EA) BACB30NY6K39, (TWO EA) BACC30X6, AND (TWO EA) NAS620C10 REWORKED BY ALERT SB: 27A0127R2</p> <p>. TRANSMISSION ASSY- POSITION DATA: LH SIDE COMPONENT MAINT MANUAL REF: 27-51-12 QUALIFIED I/W DATA: 251N4008-15 CAN REPLACE OR BE REPLACED BY 251N4101-41/-49/-57/-65/ -73/-81/-89 TOGETHER WITH (TWO EA) 10-61899-26/HJ18DU106 (ONE EA) 251N4077-4, (TWO EA) BACB30NY6K39, (TWO EA) BACC30X6, AND (TWO EA) NAS620C10 251N4008-17 CAN REPLACE OR BE REPLACED BY 251N4101-41/-49/-57/-65/ -73/-81/-89 TOGETHER WITH (TWO EA) 10-61899-26/HJ18DU106, (ONE EA) 251N4077-4, (TWO EA) BACB30NY6K39, (TWO EA) BACC30X6, AND (TWO EA) NAS620C10 251N4008-25 CAN REPLACE BUT CANNOT BE REPLACED BY 251N4101-41/-49/-57/ -65/-73/-81/-89 TOGETHER WITH (TWO EA) 10-61889-26/HJ18DU106, (ONE EA) 251N4077-4, (TWO EA) BACB30NY6K39, (TWO EA) BACC30X6, AND (TWO EA) NAS620C10</p>	107107 904949	RF

MISSING ITEM NUMBERS NOT APPLICABLE

- ITEM NOT ILLUSTRATED

11-24-55-02

11-24-55
 FIG. 02
 PAGE 4
 JAN 20/09

BRI



757

PARTS CATALOG (MAINTENANCE)

FIG ITEM	PART NUMBER	1 2 3 4 5 6 7 NOMENCLATURE	EFFECT FROM TO	UNITS PER ASSY
2		<p>251N4008-37 CAN REPLACE BUT CANNOT BE REPLACED BY 251N4101-41/-49/-57/ -65/-73/-81/-89 TOGETHER WITH (TWO EA) 10-61899-26/HJ18DU106, (ONE EA) 251N4077-4, (TWO EA) BACB30NY6K39, (TWO EA) BACC30X6, AND (TWO EA) NAS620C10 251N4008-43 CAN REPLACE BUT CANNOT BE REPLACED BY 251N4101-41/-49/-57/ -65/-73/-81/-89 TOGETHER WITH (TWO EA) 10-61899-26/HJ18DU106, (ONE EA) 251N4077-4, (TWO EA) BACB30NY6K39, (TWO EA) BACC30X6, AND (TWO EA) NAS620C10 251N4008-47 CAN REPLACE BUT CANNOT BE REPLACED BY 251N4101-41/-49/ -57/-65/-73/-81/-89 TOGETHER WITH (TWO EA) 10-61899-26/HJ18DU106, (ONE EA) 251N4077-4, (TWO EA) BACB30NY6K39, (TWO EA) BACC30X6, AND (TWO EA) NAS620C10 REWORKED BY ALERT SB: 27A0127R2 .TRANSMISSION ASSY- POSITION DATA: LH SIDE COMPONENT MAINT MANUAL REF: 27-51-12 QUALIFIED I/W DATA: 251N4008-15 CAN REPLACE OR BE REPLACED BY 251N4101-41/-49/-57/-65/ -73/-81/-89 TOGETHER WITH (TWO EA) 10-61899-26/HJ18DU106 (ONE EA) 251N4077-4, (TWO EA) BACB30NY6K39, (TWO EA) BACC30X6, AND (TWO EA) NAS620C10 251N4008-17 CAN REPLACE</p>		
10	251N4101-57	<p>REWORKED BY ALERT SB: 27A0127R2 .TRANSMISSION ASSY- POSITION DATA: LH SIDE COMPONENT MAINT MANUAL REF: 27-51-12 QUALIFIED I/W DATA: 251N4008-15 CAN REPLACE OR BE REPLACED BY 251N4101-41/-49/-57/-65/ -73/-81/-89 TOGETHER WITH (TWO EA) 10-61899-26/HJ18DU106 (ONE EA) 251N4077-4, (TWO EA) BACB30NY6K39, (TWO EA) BACC30X6, AND (TWO EA) NAS620C10 251N4008-17 CAN REPLACE</p>	107107 904949	RF

MISSING ITEM NUMBERS NOT APPLICABLE

- ITEM NOT ILLUSTRATED

BRI

11-24-55-02

BOEING PROPRIETARY - Copyright © - Unpublished Work - See title page for details.

11-24-55
FIG. 02
PAGE 5
JAN 20/09



757

PARTS CATALOG (MAINTENANCE)

FIG ITEM	PART NUMBER	1 2 3 4 5 6 7 NOMENCLATURE	EFFECT FROM TO	UNITS PER ASSY
2		<p>OR BE REPLACED BY 251N4101-41/-49/-57/-65/ -73/-81/-89 TOGETHER WITH (TWO EA) 10-61899-26/HJ18DU106, (ONE EA) 251N4077-4, (TWO EA) BACB30NY6K39, (TWO EA) BACC30X6, AND (TWO EA) NAS620C10 251N4008-25 CAN REPLACE BUT CANNOT BE REPLACED BY 251N4101-41/-49/-57/ -65/-73/-81/-89 TOGETHER WITH (TWO EA) 10-61889-26/HJ18DU106, (ONE EA) 251N4077-4, (TWO EA) BACB30NY6K39, (TWO EA) BACC30X6, AND (TWO EA) NAS620C10 251N4008-37 CAN REPLACE BUT CANNOT BE REPLACED BY 251N4101-41/-49/-57/ -65/-73/-81/-89 TOGETHER WITH (TWO EA) 10-61899-26/HJ18DU106, (ONE EA) 251N4077-4, (TWO EA) BACB30NY6K39, (TWO EA) BACC30X6, AND (TWO EA) NAS620C10 251N4008-43 CAN REPLACE BUT CANNOT BE REPLACED BY 251N4101-41/-49/-57/ -65/-73/-81/-89 TOGETHER WITH (TWO EA) 10-61899-26/HJ18DU106, (ONE EA) 251N4077-4, (TWO EA) BACB30NY6K39, (TWO EA) BACC30X6, AND (TWO EA) NAS620C10 251N4008-47 CAN REPLACE BUT CANNOT BE REPLACED BY 251N4101-41/-49/ -57/-65/-73/-81/-89 TOGETHER WITH (TWO EA) 10-61899-26/HJ18DU106, (ONE EA) 251N4077-4, (TWO EA) BACB30NY6K39, (TWO EA) BACC30X6, AND (TWO EA) NAS620C10</p>		

MISSING ITEM NUMBERS NOT APPLICABLE

- ITEM NOT ILLUSTRATED

11-24-55-02

11-24-55
FIG. 02
PAGE 6
JAN 20/09

BRI



757

PARTS CATALOG (MAINTENANCE)

FIG ITEM	PART NUMBER	1 2 3 4 5 6 7 NOMENCLATURE	EFFECT FROM TO	UNITS PER ASSY
2 10	251N4101-65	REWORKED BY ALERT SB: 27A0127R2 . TRANSMISSION ASSY- POSITION DATA: LH SIDE COMPONENT MAINT MANUAL REF: 27-51-12 QUALIFIED I/W DATA: 251N4008-15 CAN REPLACE OR BE REPLACED BY 251N4101-41/-49/-57/-65/ -73/-81/-89 TOGETHER WITH (TWO EA) 10-61899-26/HJ18DU106, (ONE EA) 251N4077-4, (TWO EA) BACB30NY6K39, (TWO EA) BACC30X6, AND (TWO EA) NAS620C10 251N4008-17 CAN REPLACE OR BE REPLACED BY 251N4101-41/-49/-57/-65/ -73/-81/-89 TOGETHER WITH (TWO EA) 10-61899-26/HJ18DU106, (ONE EA) 251N4077-4, (TWO EA) BACB30NY6K39, (TWO EA) BACC30X6, AND (TWO EA) NAS620C10 251N4008-25 CAN REPLACE BUT CANNOT BE REPLACED BY 251N4101-41/-49/-57/ -65/-73/-81/-89 TOGETHER WITH (TWO EA) 10-61889-26/HJ18DU106, (ONE EA) 251N4077-4, (TWO EA) BACB30NY6K39, (TWO EA) BACC30X6, AND (TWO EA) NAS620C10 251N4008-37 CAN REPLACE BUT CANNOT BE REPLACED BY 251N4101-41/-49/-57/ -65/-73/-81/-89 TOGETHER WITH (TWO EA) 10-61899-26/HJ18DU106, (ONE EA) 251N4077-4, (TWO EA) BACB30NY6K39, (TWO EA) BACC30X6, AND (TWO EA) NAS620C10 251N4008-43 CAN REPLACE	107107 904949	RF

MISSING ITEM NUMBERS NOT APPLICABLE

- ITEM NOT ILLUSTRATED

11-24-55-02

11-24-55
FIG. 02
PAGE 7
JAN 20/09

BRI



757

PARTS CATALOG (MAINTENANCE)

FIG ITEM	PART NUMBER	1 2 3 4 5 6 7 NOMENCLATURE	EFFECT FROM TO	UNITS PER ASSY
2		<p>BUT CANNOT BE REPLACED BY 251N4101-41/-49/-57/ -65/-73/-81/-89 TOGETHER WITH (TWO EA) 10-61899-26/HJ18DU106, (ONE EA) 251N4077-4, (TWO EA) BACB30NY6K39, (TWO EA) BACC30X6, AND (TWO EA) NAS620C10 251N4008-47 CAN REPLACE BUT CANNOT BE REPLACED BY 251N4101-41/-49/ -57/-65/-73/-81/-89 TOGETHER WITH (TWO EA) 10-61899-26/HJ18DU106, (ONE EA) 251N4077-4, (TWO EA) BACB30NY6K39, (TWO EA) BACC30X6, AND (TWO EA) NAS620C10 REWORKED BY ALERT SB: 27A0127R2 .TRANSMISSION ASSY- POSITION DATA: LH SIDE COMPONENT MAINT MANUAL REF: 27-51-12 QUALIFIED I/W DATA: 251N4008-15 CAN REPLACE OR BE REPLACED BY 251N4101-41/-49/-57/-65/ -73/-81/-89 TOGETHER WITH (TWO EA) 10-61899-26/HJ18DU106, (ONE EA) 251N4077-4, (TWO EA) BACB30NY6K39, (TWO EA) BACC30X6, AND (TWO EA) NAS620C10 251N4008-17 CAN REPLACE OR BE REPLACED BY 251N4101-41/-49/-57/-65/ -73/-81/-89 TOGETHER WITH (TWO EA) 10-61899-26/HJ18DU106, (ONE EA) 251N4077-4, (TWO EA) BACB30NY6K39, (TWO EA) BACC30X6, AND (TWO EA) NAS620C10 251N4008-25 CAN REPLACE BUT CANNOT BE REPLACED</p>	107107 904949	RF
10	251N4101-73	<p>MISSING ITEM NUMBERS NOT APPLICABLE</p>		

- ITEM NOT ILLUSTRATED

11-24-55-02

11-24-55
FIG. 02
PAGE 8
JAN 20/09

BRI



757

PARTS CATALOG (MAINTENANCE)

FIG ITEM	PART NUMBER	1 2 3 4 5 6 7	NOMENCLATURE	EFFECT FROM TO	UNITS PER ASSY
2			<p>BY 251N4101-41/-49/-57/-65/-73/-81/-89 TOGETHER WITH (TWO EA) 10-61889-26/HJ18DU106, (ONE EA) 251N4077-4, (TWO EA) BACB30NY6K39, (TWO EA) BACC30X6, AND (TWO EA) NAS620C10 251N4008-37 CAN REPLACE BUT CANNOT BE REPLACED BY 251N4101-41/-49/-57/-65/-73/-81/-89 TOGETHER WITH (TWO EA) 10-61899-26/HJ18DU106, (ONE EA) 251N4077-4, (TWO EA) BACB30NY6K39, (TWO EA) BACC30X6, AND (TWO EA) NAS620C10 251N4008-43 CAN REPLACE BUT CANNOT BE REPLACED BY 251N4101-41/-49/-57/-65/-73/-81/-89 TOGETHER WITH (TWO EA) 10-61899-26/HJ18DU106, (ONE EA) 251N4077-4, (TWO EA) BACB30NY6K39, (TWO EA) BACC30X6, AND (TWO EA) NAS620C10 251N4008-47 CAN REPLACE BUT CANNOT BE REPLACED BY 251N4101-41/-49/-57/-65/-73/-81/-89 TOGETHER WITH (TWO EA) 10-61899-26/HJ18DU106, (ONE EA) 251N4077-4, (TWO EA) BACB30NY6K39, (TWO EA) BACC30X6, AND (TWO EA) NAS620C10</p>		
10	251N4101-81		<p>REWORKED BY ALERT SB: 27A0127R2 .TRANSMISSION ASSY- POSITION DATA: LH SIDE COMPONENT MAINT MANUAL REF: 27-51-12 QUALIFIED I/W DATA: 251N4008-15 CAN REPLACE OR BE REPLACED BY 251N4101-41/-49/-57/-65/</p>	107107 904949	RF

MISSING ITEM NUMBERS NOT APPLICABLE

- ITEM NOT ILLUSTRATED

11-24-55-02

11-24-55
 FIG. 02
 PAGE 9
 JAN 20/09

BRI



757

PARTS CATALOG (MAINTENANCE)

FIG ITEM	PART NUMBER	1 2 3 4 5 6 7 NOMENCLATURE	EFFECT FROM TO	UNITS PER ASSY
2		<p>-73/-81/-89 TOGETHER WITH (TWO EA) 10-61899-26/HJ18DU106, (ONE EA) 251N4077-4, (TWO EA) BACB30NY6K39, (TWO EA) BACC30X6, AND (TWO EA) NAS620C10 251N4008-17 CAN REPLACE OR BE REPLACED BY 251N4101-41/-49/-57/-65/ -73/-81/-89 TOGETHER WITH (TWO EA) 10-61899-26/HJ18DU106, (ONE EA) 251N4077-4, (TWO EA) BACB30NY6K39, (TWO EA) BACC30X6, AND (TWO EA) NAS620C10 251N4008-25 CAN REPLACE BUT CANNOT BE REPLACED BY 251N4101-41/-49/-57/ -65/-73/-81/-89 TOGETHER WITH (TWO EA) 10-61889-26/HJ18DU106, (ONE EA) 251N4077-4, (TWO EA) BACB30NY6K39, (TWO EA) BACC30X6, AND (TWO EA) NAS620C10 251N4008-37 CAN REPLACE BUT CANNOT BE REPLACED BY 251N4101-41/-49/-57/ -65/-73/-81/-89 TOGETHER WITH (TWO EA) 10-61899-26/HJ18DU106, (ONE EA) 251N4077-4, (TWO EA) BACB30NY6K39, (TWO EA) BACC30X6, AND (TWO EA) NAS620C10 251N4008-43 CAN REPLACE BUT CANNOT BE REPLACED BY 251N4101-41/-49/-57/ -65/-73/-81/-89 TOGETHER WITH (TWO EA) 10-61899-26/HJ18DU106, (ONE EA) 251N4077-4, (TWO EA) BACB30NY6K39, (TWO EA) BACC30X6, AND (TWO EA) NAS620C10 251N4008-47 CAN REPLACE BUT CANNOT BE REPLACED</p>		

MISSING ITEM NUMBERS NOT APPLICABLE

- ITEM NOT ILLUSTRATED

11-24-55-02

11-24-55
FIG. 02
PAGE 10
JAN 20/09

BRI



757

PARTS CATALOG (MAINTENANCE)

FIG ITEM	PART NUMBER	1 2 3 4 5 6 7	NOMENCLATURE	EFFECT FROM TO	UNITS PER ASSY
2			BY 251N4101-41/-49/ -57/-65/-73/-81/-89 TOGETHER WITH (TWO EA) 10-61899-26/HJ18DU106, (ONE EA) 251N4077-4, (TWO EA) BACB30NY6K39, (TWO EA) BACC30X6, AND (TWO EA) NAS620C10 REWORKED BY ALERT SB: 27A0127		
10	251N4101-89		.TRANSMISSION ASSY- POSITION DATA: LH SIDE COMPONENT MAINT MANUAL REF: 27-51-12 QUALIFIED I/W DATA: 251N4008-15 CAN REPLACE OR BE REPLACED BY 251N4101-41/-49/-57/-65/ -73/-81/-89 TOGETHER WITH (TWO EA) 10-61899-26/HJ18DU106, (ONE EA) 251N4077-4, (TWO EA) BACB30NY6K39, (TWO EA) BACC30X6, AND (TWO EA) NAS620C10 251N4008-17 CAN REPLACE OR BE REPLACED BY 251N4101-41/-49/-57/-65/ -73/-81/-89 TOGETHER WITH (TWO EA) 10-61899-26/HJ18DU106, (ONE EA) 251N4077-4, (TWO EA) BACB30NY6K39, (TWO EA) BACC30X6, AND (TWO EA) NAS620C10 251N4008-25 CAN REPLACE BUT CANNOT BE REPLACED BY 251N4101-41/-49/-57/ -65/-73/-81/-89 TOGETHER WITH (TWO EA) 10-61889-26/HJ18DU106, (ONE EA) 251N4077-4, (TWO EA) BACB30NY6K39, (TWO EA) BACC30X6, AND (TWO EA) NAS620C10 251N4008-37 CAN REPLACE BUT CANNOT BE REPLACED BY 251N4101-41/-49/-57/	107107 904949	RF

MISSING ITEM NUMBERS NOT APPLICABLE

- ITEM NOT ILLUSTRATED

11-24-55-02

11-24-55
FIG. 02
PAGE 11
JAN 20/09

BRI



757

PARTS CATALOG (MAINTENANCE)

FIG ITEM	PART NUMBER	1 2 3 4 5 6 7	NOMENCLATURE	EFFECT FROM TO	UNITS PER ASSY
2			<p>-65/-73/-81/-89 TOGETHER WITH (TWO EA) 10-61899-26/HJ18DU106, (ONE EA) 251N4077-4, (TWO EA) BACB30NY6K39, (TWO EA) BACC30X6, AND (TWO EA) NAS620C10 251N4008-43 CAN REPLACE BUT CANNOT BE REPLACED BY 251N4101-41/-49/-57/-65/-73/-81/-89 TOGETHER WITH (TWO EA) 10-61899-26/HJ18DU106, (ONE EA) 251N4077-4, (TWO EA) BACB30NY6K39, (TWO EA) BACC30X6, AND (TWO EA) NAS620C10 251N4008-47 CAN REPLACE BUT CANNOT BE REPLACED BY 251N4101-41/-49/-57/-65/-73/-81/-89 TOGETHER WITH (TWO EA) 10-61899-26/HJ18DU106, (ONE EA) 251N4077-4, (TWO EA) BACB30NY6K39, (TWO EA) BACC30X6, AND (TWO EA) NAS620C10 QUALIFIED OPTIONAL DATA: 251N4008-15 IS OPTIONAL TO 251N4101-89 PLUS TWO 10-61899-26, 251N4077-4, TWO BACB30NY6K39, TWO BACC30X6, AND TWO NAS620C10 REWORKED BY ALERT SB: 27A0127</p>		
- 15	251N4101-48		<p>. TRANSMISSION ASSY- POSITION DATA: RH SIDE COMPONENT MAINT MANUAL REF: 27-51-12 QUALIFIED I/W DATA: 251N4008-16 CAN REPLACE OR BE REPLACED BY 251N4101-48/-56/-64/-72/-80/-88/-96 TOGETHER WITH (TWO EA) 10-61899-26/HJ18DU106, (ONE EA) 251N4077-4,</p>	107107 904949	RF

MISSING ITEM NUMBERS NOT APPLICABLE

- ITEM NOT ILLUSTRATED

11-24-55-02

11-24-55
FIG. 02
PAGE 12
JAN 20/09

BRI



757

PARTS CATALOG (MAINTENANCE)

FIG ITEM	PART NUMBER	1 2 3 4 5 6 7 NOMENCLATURE	EFFECT FROM TO	UNITS PER ASSY
2		<p>(TWO EA) BACB30NY6K39, (TWO EA) BACC30X6, AND (TWO EA) NAS620C10 251N4008-18 CAN REPLACE OR BE REPLACED BY 251N4101-48/-56/-64/-72/ -80/-88/-96 TOGETHER WITH (TWO EA) 10-61899-26/HJ18DU106, (ONE EA) 251N4077-4, (TWO EA) BACB30NY6K39, (TWO EA) BACC30X6, AND (TWO EA) NAS620C10 251N4008-26 CAN REPLACE BUT CANNOT BE REPLACED BY 251N4101-48/-56/-64/ -72/-80/-88/-96 TOGETHER WITH (TWO EA) 10-61889-26/HJ18DU106, (ONE EA) 251N4077-4, (TWO EA) BACB30NY6K39, (TWO EA) BACC30X6, AND (TWO EA) NAS620C10 251N4008-38 CAN REPLACE BUT CANNOT BE REPLACED BY 251N4101-48/-56/-64/ -72/-80/-88/-96 TOGETHER WITH (TWO EA) 10-61899-26/HJ18DU106, (ONE EA) 251N4077-4, (TWO EA) BACB30NY6K39, (TWO EA) BACC30X6, AND (TWO EA) NAS620C10 251N4008-44 CAN REPLACE BUT CANNOT BE REPLACED BY 251N4101-48/-56/-64/ -72/-80/-88/-96 TOGETHER WITH (TWO EA) 10-61899-26/HJ18DU106, (ONE EA) 251N4077-4, (TWO EA) BACB30NY6K39, (TWO EA) BACC30X6, AND TWO EA) NAS620C10 251N4008-48 CAN REPLACE BUT CANNOT BE REPLACED BY 251N4101-48/-56/-64/ -72/-80/-88/-96 TOGETHER WITH (TWO EA) 10-61899-26/HJ18DU106,</p>		

MISSING ITEM NUMBERS NOT APPLICABLE

- ITEM NOT ILLUSTRATED

11-24-55-02

11-24-55
 FIG. 02
 PAGE 13
 JAN 20/09

BRI



757

PARTS CATALOG (MAINTENANCE)

FIG ITEM	PART NUMBER	1 2 3 4 5 6 7	NOMENCLATURE	EFFECT FROM TO	UNITS PER ASSY
2			(ONE EA) 251N4077-4, (TWO EA) BACB30NY6K39, (TWO EA) BACC30X6, AND (TWO EA) NAS620C10		
- 15	251N4101-56		REWORKED BY ALERT SB: 27A0127R2 .TRANSMISSION ASSY- POSITION DATA: RH SIDE COMPONENT MAINT MANUAL REF: 27-51-12 QUALIFIED I/W DATA: 251N4008-16 CAN REPLACE OR BE REPLACED BY 251N4101-48/-56/-64/-72/ -80/-88/-96 TOGETHER WITH (TWO EA) 10-61899-26/HJ18DU106, (ONE EA) 251N4077-4, (TWO EA) BACB30NY6K39, (TWO EA) BACC30X6, AND (TWO EA) NAS620C10 251N4008-18 CAN REPLACE OR BE REPLACED BY 251N4101-48/-56/-64/-72/ -80/-88/-96 TOGETHER WITH (TWO EA) 10-61899-26/HJ18DU106, (ONE EA) 251N4077-4, (TWO EA) BACB30NY6K39, (TWO EA) BACC30X6, AND (TWO EA) NAS620C10 251N4008-26 CAN REPLACE BUT CANNOT BE REPLACED BY 251N4101-48/-56/-64/ -72/-80/-88/-96 TOGETHER WITH (TWO EA) 10-61889-26/HJ18DU106, (ONE EA) 251N4077-4, (TWO EA) BACB30NY6K39, (TWO EA) BACC30X6, AND (TWO EA) NAS620C10 251N4008-38 CAN REPLACE BUT CANNOT BE REPLACED BY 251N4101-48/-56/-64/ -72/-80/-88/-96 TOGETHER WITH (TWO EA) 10-61899-26/HJ18DU106, (ONE EA) 251N4077-4,	107107 904949	RF

MISSING ITEM NUMBERS NOT APPLICABLE

- ITEM NOT ILLUSTRATED

11-24-55-02

11-24-55
FIG. 02
PAGE 14
JAN 20/09

BRI

 **BOEING**
757
PARTS CATALOG (MAINTENANCE)

FIG ITEM	PART NUMBER	1 2 3 4 5 6 7	NOMENCLATURE	EFFECT FROM TO	UNITS PER ASSY
2			<p>(TWO EA) BACB30NY6K39, (TWO EA) BACC30X6, AND (TWO EA) NAS620C10 251N4008-44 CAN REPLACE BUT CANNOT BE REPLACED BY 251N4101-48/-56/-64/ -72/-80/-88/-96 TOGETHER WITH (TWO EA) 10-61899-26/HJ18DU106, (ONE EA) 251N4077-4, (TWO EA) BACB30NY6K39, (TWO EA) BACC30X6, AND TWO EA) NAS620C10 251N4008-48 CAN REPLACE BUT CANNOT BE REPLACED BY 251N4101-48/-56/-64/ -72/-80/-88/-96 TOGETHER WITH (TWO EA) 10-61899-26/HJ18DU106, (ONE EA) 251N4077-4, (TWO EA) BACB30NY6K39, (TWO EA) BACC30X6, AND (TWO EA) NAS620C10 REWORKED BY ALERT SB: 27A0127R2</p>		
- 15	251N4101-64	.	<p>TRANSMISSION ASSY- POSITION DATA: RH SIDE COMPONENT MAINT MANUAL REF: 27-51-12 QUALIFIED I/W DATA: 251N4008-16 CAN REPLACE OR BE REPLACED BY 251N4101-48/-56/-64/-72/ -80/-88/-96 TOGETHER WITH (TWO EA) 10-61899-26/HJ18DU106, (ONE EA) 251N4077-4, (TWO EA) BACB30NY6K39, (TWO EA) BACC30X6, AND (TWO EA) NAS620C10 251N4008-18 CAN REPLACE OR BE REPLACED BY 251N4101-48/-56/-64/-72/ -80/-88/-96 TOGETHER WITH (TWO EA) 10-61899-26/HJ18DU106, (ONE EA) 251N4077-4, (TWO EA) BACB30NY6K39,</p>	107107 904949	RF

MISSING ITEM NUMBERS NOT APPLICABLE

- ITEM NOT ILLUSTRATED

BRI

11-24-55-02

11-24-55
FIG. 02
PAGE 15
JAN 20/09



757

PARTS CATALOG (MAINTENANCE)

FIG ITEM	PART NUMBER	1 2 3 4 5 6 7 NOMENCLATURE	EFFECT FROM TO	UNITS PER ASSY
2		<p>(TWO EA) BACC30X6, AND (TWO EA) NAS620C10 251N4008-26 CAN REPLACE BUT CANNOT BE REPLACED BY 251N4101-48/-56/-64/ -72/-80/-88/-96 TOGETHER WITH (TWO EA) 10-61889-26/HJ18DU106, (ONE EA) 251N4077-4, (TWO EA) BACB30NY6K39, (TWO EA) BACC30X6, AND (TWO EA) NAS620C10 251N4008-38 CAN REPLACE BUT CANNOT BE REPLACED BY 251N4101-48/-56/-64/ -72/-80/-88/-96 TOGETHER WITH (TWO EA) 10-61899-26/HJ18DU106, (ONE EA) 251N4077-4, (TWO EA) BACB30NY6K39, (TWO EA) BACC30X6, AND (TWO EA) NAS620C10 251N4008-44 CAN REPLACE BUT CANNOT BE REPLACED BY 251N4101-48/-56/-64/ -72/-80/-88/-96 TOGETHER WITH (TWO EA) 10-61899-26/HJ18DU106, (ONE EA) 251N4077-4, (TWO EA) BACB30NY6K39, (TWO EA) BACC30X6, AND TWO EA) NAS620C10 251N4008-48 CAN REPLACE BUT CANNOT BE REPLACED BY 251N4101-48/-56/-64/ -72/-80/-88/-96 TOGETHER WITH (TWO EA) 10-61899-26/HJ18DU106, (ONE EA) 251N4077-4, (TWO EA) BACB30NY6K39, (TWO EA) BACC30X6, AND (TWO EA) NAS620C10 REWORKED BY ALERT SB: 27A0127R2</p>		
- 15	251N4101-72	<p>. TRANSMISSION ASSY- POSITION DATA: RH SIDE COMPONENT MAINT MANUAL REF: 27-51-12</p>	107107 904949	RF

MISSING ITEM NUMBERS NOT APPLICABLE

- ITEM NOT ILLUSTRATED

11-24-55-02

11-24-55
 FIG. 02
 PAGE 16
 JAN 20/09

BRI

 **BOEING**
757
PARTS CATALOG (MAINTENANCE)

FIG ITEM	PART NUMBER	1 2 3 4 5 6 7 NOMENCLATURE	EFFECT FROM TO	UNITS PER ASSY
2		<p>QUALIFIED I/W DATA: 251N4008-16 CAN REPLACE OR BE REPLACED BY 251N4101-48/-56/-64/-72/ -80/-88/-96 TOGETHER WITH (TWO EA) 10-61899-26/HJ18DU106, (ONE EA) 251N4077-4, (TWO EA) BACB30NY6K39, (TWO EA) BACC30X6, AND (TWO EA) NAS620C10 251N4008-18 CAN REPLACE OR BE REPLACED BY 251N4101-48/-56/-64/-72/ -80/-88/-96 TOGETHER WITH (TWO EA) 10-61899-26/HJ18DU106, (ONE EA) 251N4077-4, (TWO EA) BACB30NY6K39, (TWO EA) BACC30X6, AND (TWO EA) NAS620C10 251N4008-26 CAN REPLACE BUT CANNOT BE REPLACED BY 251N4101-48/-56/-64/ -72/-80/-88/-96 TOGETHER WITH (TWO EA) 10-61889-26/HJ18DU106, (ONE EA) 251N4077-4, (TWO EA) BACB30NY6K39, (TWO EA) BACC30X6, AND (TWO EA) NAS620C10 251N4008-38 CAN REPLACE BUT CANNOT BE REPLACED BY 251N4101-48/-56/-64/ -72/-80/-88/-96 TOGETHER WITH (TWO EA) 10-61899-26/HJ18DU106, (ONE EA) 251N4077-4, (TWO EA) BACB30NY6K39, (TWO EA) BACC30X6, AND (TWO EA) NAS620C10 251N4008-44 CAN REPLACE BUT CANNOT BE REPLACED BY 251N4101-48/-56/-64/ -72/-80/-88/-96 TOGETHER WITH (TWO EA) 10-61899-26/HJ18DU106, (ONE EA) 251N4077-4, (TWO EA) BACB30NY6K39,</p>		

MISSING ITEM NUMBERS NOT APPLICABLE

— ITEM NOT ILLUSTRATED

BRI

11-24-55-02

11-24-55
FIG. 02
PAGE 17
JAN 20/09



757

PARTS CATALOG (MAINTENANCE)

FIG ITEM	PART NUMBER	1 2 3 4 5 6 7	NOMENCLATURE	EFFECT FROM TO	UNITS PER ASSY
2			(TWO EA) BACC30X6, AND TWO EA) NAS620C10 251N4008-48 CAN REPLACE BUT CANNOT BE REPLACED BY 251N4101-48/-56/ -64/-72/-80/-88/-96 TOGETHER WITH (TWO EA) 10-61899-26/HJ18DU106, (ONE EA) 251N4077-4, (TWO EA) BACB30NY6K39, (TWO EA) BACC30X6, AND (TWO EA) NAS620C10 REWORKED BY ALERT SB: 27A0127R2		
- 15	251N4101-80	.	TRANSMISSION ASSY- POSITION DATA: RH SIDE COMPONENT MAINT MANUAL REF: 27-51-12 QUALIFIED I/W DATA: 251N4008-16 CAN REPLACE OR BE REPLACED BY 251N4101-48/-56/-64/-72/ -80/-88/-96 TOGETHER WITH (TWO EA) 10-61899-26/HJ18DU106, (ONE EA) 251N4077-4, (TWO EA) BACB30NY6K39, (TWO EA) BACC30X6, AND (TWO EA) NAS620C10 251N4008-18 CAN REPLACE OR BE REPLACED BY 251N4101-48/-56/-64/-72/ -80/-88/-96 TOGETHER WITH (TWO EA) 10-61899-26/HJ18DU106, (ONE EA) 251N4077-4, (TWO EA) BACB30NY6K39, (TWO EA) BACC30X6, AND (TWO EA) NAS620C10 251N4008-26 CAN REPLACE BUT CANNOT BE REPLACED BY 251N4101-48/-56/-64/ -72/-80/-88/-96 TOGETHER WITH (TWO EA) 10-61889-26/HJ18DU106, (ONE EA) 251N4077-4, (TWO EA) BACB30NY6K39, (TWO EA) BACC30X6, AND	107107 904949	RF

MISSING ITEM NUMBERS NOT APPLICABLE

- ITEM NOT ILLUSTRATED

11-24-55-02

11-24-55
FIG. 02
PAGE 18
JAN 20/09

BRI



757

PARTS CATALOG (MAINTENANCE)

FIG ITEM	PART NUMBER	1 2 3 4 5 6 7 NOMENCLATURE	EFFECT FROM TO	UNITS PER ASSY
2		(TWO EA) NAS620C10 251N4008-38 CAN REPLACE BUT CANNOT BE REPLACED BY 251N4101-48/-56/-64/ -72/-80/-88/-96 TOGETHER WITH (TWO EA) 10-61899-26/HJ18DU106, (ONE EA) 251N4077-4, (TWO EA) BACB30NY6K39, (TWO EA) BACC30X6, AND (TWO EA) NAS620C10 251N4008-44 CAN REPLACE BUT CANNOT BE REPLACED BY 251N4101-48/-56/-64/ -72/-80/-88/-96 TOGETHER WITH (TWO EA) 10-61899-26/HJ18DU106, (ONE EA) 251N4077-4, (TWO EA) BACB30NY6K39, (TWO EA) BACC30X6, AND TWO EA) NAS620C10 251N4008-48 CAN REPLACE BUT CANNOT BE REPLACED BY 251N4101-48/-56/ -64/-72/-80/-88/-96 TOGETHER WITH (TWO EA) 10-61899-26/HJ18DU106, (ONE EA) 251N4077-4, (TWO EA) BACB30NY6K39, (TWO EA) BACC30X6, AND (TWO EA) NAS620C10 REWORKED BY ALERT SB: 27A0127R2		
- 15	251N4101-88	. TRANSMISSION ASSY- POSITION DATA: RH SIDE COMPONENT MAINT MANUAL REF: 27-51-12 QUALIFIED I/W DATA: 251N4008-16 CAN REPLACE OR BE REPLACED BY 251N4101-48/-56/-64/-72/ -80/-88/-96 TOGETHER WITH (TWO EA) 10-61899-26/HJ18DU106, (ONE EA) 251N4077-4, (TWO EA) BACB30NY6K39, (TWO EA) BACC30X6, AND (TWO EA) NAS620C10 MISSING ITEM NUMBERS NOT APPLICABLE	107107 904949	RF

- ITEM NOT ILLUSTRATED

11-24-55-02

11-24-55
FIG. 02
PAGE 19
JAN 20/09

BRI



757

PARTS CATALOG (MAINTENANCE)

FIG ITEM	PART NUMBER	1 2 3 4 5 6 7 NOMENCLATURE	EFFECT FROM TO	UNITS PER ASSY
2		<p>251N4008-18 CAN REPLACE OR BE REPLACED BY 251N4101-48/-56/-64/-72/ -80/-88/-96 TOGETHER WITH (TWO EA) 10-61899-26/HJ18DU106, (ONE EA) 251N4077-4, (TWO EA) BACB30NY6K39, (TWO EA) BACC30X6, AND (TWO EA) NAS620C10</p> <p>251N4008-26 CAN REPLACE BUT CANNOT BE REPLACED BY 251N4101-48/-56/-64/ -72/-80/-88/-96 TOGETHER WITH (TWO EA) 10-61889-26/HJ18DU106, (ONE EA) 251N4077-4, (TWO EA) BACB30NY6K39, (TWO EA) BACC30X6, AND (TWO EA) NAS620C10</p> <p>251N4008-38 CAN REPLACE BUT CANNOT BE REPLACED BY 251N4101-48/-56/-64/ -72/-80/-88/-96 TOGETHER WITH (TWO EA) 10-61899-26/HJ18DU106, (ONE EA) 251N4077-4, (TWO EA) BACB30NY6K39, (TWO EA) BACC30X6, AND (TWO EA) NAS620C10</p> <p>251N4008-44 CAN REPLACE BUT CANNOT BE REPLACED BY 251N4101-48/-56/-64/ -72/-80/-88/-96 TOGETHER WITH (TWO EA) 10-61899-26/HJ18DU106, (ONE EA) 251N4077-4, (TWO EA) BACB30NY6K39, (TWO EA) BACC30X6, AND TWO EA) NAS620C10</p> <p>251N4008-48 CAN REPLACE OR BE REPLACED BY 251N4101-48/-56/-64/-72/ -80/-88/-96 TOGETHER WITH (TWO EA) 10-61899-26/HJ18DU106, (ONE EA) 251N4077-4, (TWO EA) BACB30NY6K39, (TWO EA) BACC30X6, AND</p>		

MISSING ITEM NUMBERS NOT APPLICABLE

- ITEM NOT ILLUSTRATED

11-24-55-02

11-24-55
FIG. 02
PAGE 20
JAN 20/09

BRI



757

PARTS CATALOG (MAINTENANCE)

FIG ITEM	PART NUMBER	1 2 3 4 5 6 7	NOMENCLATURE	EFFECT FROM TO	UNITS PER ASSY
2			(TWO EA) NAS620C10 REWORKED BY ALERT SB: 27A0127		
- 15	251N4101-96		. TRANSMISSION ASSY- POSITION DATA: RH SIDE COMPONENT MAINT MANUAL REF: 27-51-12 QUALIFIED I/W DATA: 251N4008-16 CAN REPLACE OR BE REPLACED BY 251N4101-48/-56/-64/-72/ -80/-88/-96 TOGETHER WITH (TWO EA) 10-61899-26/HJ18DU106, (ONE EA) 251N4077-4, (TWO EA) BACB30NY6K39, (TWO EA) BACC30X6, AND (TWO EA) NAS620C10 251N4008-18 CAN REPLACE OR BE REPLACED BY 251N4101-48/-56/-64/-72/ -80/-88/-96 TOGETHER WITH (TWO EA) 10-61899-26/HJ18DU106, (ONE EA) 251N4077-4, (TWO EA) BACB30NY6K39, (TWO EA) BACC30X6, AND (TWO EA) NAS620C10 251N4008-26 CAN REPLACE BUT CANNOT BE REPLACED BY 251N4101-48/-56/-64/ -72/-80/-88/-96 TOGETHER WITH (TWO EA) 10-61889-26/HJ18DU106, (ONE EA) 251N4077-4, (TWO EA) BACB30NY6K39, (TWO EA) BACC30X6, AND (TWO EA) NAS620C10 251N4008-38 CAN REPLACE BUT CANNOT BE REPLACED BY 251N4101-48/-56/-64/ -72/-80/-88/-96 TOGETHER WITH (TWO EA) 10-61899-26/HJ18DU106, (ONE EA) 251N4077-4, (TWO EA) BACB30NY6K39, (TWO EA) BACC30X6, AND (TWO EA) NAS620C10	107107 904949	RF
MISSING ITEM NUMBERS NOT APPLICABLE					

- ITEM NOT ILLUSTRATED

11-24-55-02

11-24-55
FIG. 02
PAGE 21
JAN 20/09

BRI



757

PARTS CATALOG (MAINTENANCE)

FIG ITEM	PART NUMBER	1 2 3 4 5 6 7	NOMENCLATURE	EFFECT FROM TO	UNITS PER ASSY
2			<p>251N4008-44 CAN REPLACE BUT CANNOT BE REPLACED BY 251N4101-48/-56/-64/-72/-80/-88/-96 TOGETHER WITH (TWO EA) 10-61899-26/HJ18DU106, (ONE EA) 251N4077-4, (TWO EA) BACB30NY6K39, (TWO EA) BACC30X6, AND TWO EA) NAS620C10</p> <p>251N4008-48 CAN REPLACE BUT CANNOT BE REPLACED BY 251N4101-48/-56/-64/-72/-80/-88/-96 TOGETHER WITH (TWO EA) 10-61899-26/HJ18DU106, (ONE EA) 251N4077-4, (TWO EA) BACB30NY6K39, (TWO EA) BACC30X6, AND (TWO EA) NAS620C10</p> <p>QUALIFIED OPTIONAL DATA: 251N4008-16 IS OPTIONAL TO 251N4101-96 PLUS TWO 10-61899-26, 251N4077-4, TWO BACB30NY6K39, TWO BACC30X6, AND TWO NAS620C10</p> <p>REWORKED BY ALERT SB: 27A0127</p>		
20	251N4132-41		<p>..PLATE-IDENTIFICATION POSITION DATA: LH SIDE USED ON: 251N4101-41</p>	107107 904949	1
25	251N4132-48		<p>..PLATE-IDENTIFICATION POSITION DATA: RH SIDE USED ON: 251N4101-48</p>	107107 904949	1

MISSING ITEM NUMBERS NOT APPLICABLE

- ITEM NOT ILLUSTRATED

11-24-55-02

11-24-55
 FIG. 02
 PAGE 22
 JAN 20/09

BRI

 **BOEING**
757
PARTS CATALOG (MAINTENANCE)

FIG ITEM	PART NUMBER	1 2 3 4 5 6 7	NOMENCLATURE	EFFECT FROM TO	UNITS PER ASSY
2 30	251N4132-57		.. PLATE-IDENTIFICATION USED ON: 251N4101-49 251N4101-56 251N4101-57 251N4101-64 251N4101-65 251N4101-72 251N4101-73 251N4101-80 251N4101-81 251N4101-88	107107 904949	1
35	251N4050-19		.. TRANSMISSION ASSY- POSITION DATA: LH SIDE COMPONENT MAINT MANUAL REF: 27-51-13 QUALIFIED I/W DATA: 251N4050-47 MAY REPLACE 251N4050-19 WITH THE INCORPORATION OF SERVIC BULLETIN 757-27A0127 251N4050-60 MAY REPLACE 251N4050-19 WITH THE INCORPORATION OF SERVIC BULLETIN 757-27A0127 251N4050-64 MAY REPLACE 251N4050-19 WITH THE INCORPORATION OF SERVIC BULLETIN 757-27A0127 USED ON: 251N4101-41 PRE ALERT SB: 27A0127R2	904949	RF

MISSING ITEM NUMBERS NOT APPLICABLE

— ITEM NOT ILLUSTRATED

BRI

11-24-55-02

BOEING PROPRIETARY - Copyright © - Unpublished Work - See title page for details.

11-24-55
FIG. 02
PAGE 23
JAN 20/09



757

PARTS CATALOG (MAINTENANCE)

FIG ITEM	PART NUMBER	1 2 3 4 5 6 7	NOMENCLATURE	EFFECT FROM TO	UNITS PER ASSY
2 35	251N4050-23		..TRANSMISSION ASSY- POSITION DATA: LH SIDE COMPONENT MAINT MANUAL REF: 27-51-13 QUALIFIED I/W DATA: 251N4050-47 MAY REPLACE 251N4050-23 WITH THE INCORPORATION OF SERVIC BULLETIN 757-27A0127 251N4050-60 MAY REPLACE 251N4050-23 WITH THE INCORPORATION OF SERVIC BULLETIN 757-27A0127 251N4050-64 MAY REPLACE 251N4050-23 WITH THE INCORPORATION OF SERVIC BULLETIN 757-27A0127 USED ON: 251N4101-49 251N4101-57 PRE ALERT SB: 27A0127R2	904949	RF
35	251N4050-27		..TRANSMISSION ASSY- POSITION DATA: LH SIDE COMPONENT MAINT MANUAL REF: 27-51-13 QUALIFIED I/W DATA: 251N4050-47 MAY REPLACE 251N4050-27 WITH THE INCORPORATION OF SERVIC BULLETIN 757-27A0127 251N4050-60 MAY REPLACE 251N4050-27 WITH THE INCORPORATION OF SERVIC BULLETIN 757-27A0127 251N4050-64 MAY REPLACE 251N4050-27 WITH THE INCORPORATION OF SERVIC BULLETIN 757-27A0127 USED ON: 251N4101-65 PRE ALERT SB: 27A0127R2	904949	RF

MISSING ITEM NUMBERS NOT APPLICABLE

- ITEM NOT ILLUSTRATED

11-24-55-02

11-24-55
FIG. 02
PAGE 24
JAN 20/09

BRI



757

PARTS CATALOG (MAINTENANCE)

FIG ITEM	PART NUMBER	1 2 3 4 5 6 7	NOMENCLATURE	EFFECT FROM TO	UNITS PER ASSY
2 35	251N4050-31		.. TRANSMISSION ASSY- POSITION DATA: LH SIDE COMPONENT MAINT MANUAL REF: 27-51-13 QUALIFIED I/W DATA: 251N4050-47 MAY REPLACE 251N4050-31 WITH THE INCORPORATION OF SERVIC BULLETIN 757-27A0127 251N4050-60 MAY REPLACE 251N4050-31 WITH THE INCORPORATION OF SERVIC BULLETIN 757-27A0127 251N4050-64 MAY REPLACE 251N4050-31 WITH THE INCORPORATION OF SERVIC BULLETIN 757-27A0127 USED ON: 251N4101-73 PRE ALERT SB: 27A0127R2	904949	RF
35	251N4050-35		.. TRANSMISSION ASSY- POSITION DATA: LH SIDE COMPONENT MAINT MANUAL REF: 27-51-13 QUALIFIED I/W DATA: 251N4050-47 MAY REPLACE 251N4050-35 WITH THE INCORPORATION OF SERVIC BULLETIN 757-27A0127 251N4050-60 MAY REPLACE 251N4050-35 WITH THE INCORPORATION OF SERVIC BULLETIN 757-27A0127 251N4050-64 MAY REPLACE 251N4050-35 WITH THE INCORPORATION OF SERVIC BULLETIN 757-27A0127 USED ON: 251N4101-81 PRE ALERT SB: 27A0127	904949	RF

MISSING ITEM NUMBERS NOT APPLICABLE

- ITEM NOT ILLUSTRATED

11-24-55-02

11-24-55
 FIG. 02
 PAGE 25
 JAN 20/09

BRI



757

PARTS CATALOG (MAINTENANCE)

FIG ITEM	PART NUMBER	1 2 3 4 5 6 7	NOMENCLATURE	EFFECT FROM TO	UNITS PER ASSY
2 35	251N4050-39		..TRANSMISSION ASSY- POSITION DATA: LH SIDE COMPONENT MAINT MANUAL REF: 27-51-13 QUALIFIED I/W DATA: 251N4050-47 MAY REPLACE 251N4050-39 WITH THE INCORPORATION OF SERVIC BULLETIN 757-27A0127 251N4050-60 MAY REPLACE 251N4050-39 WITH THE INCORPORATION OF SERVIC BULLETIN 757-27A0127 251N4050-64 MAY REPLACE 251N4050-39 WITH THE INCORPORATION OF SERVIC BULLETIN 757-27A0127 USED ON: 251N4101-89 PRE ALERT SB: 27A0127	904949	RF
35	251N4050-47		..TRANSMISSION ASSY- POSITION DATA: LH SIDE COMPONENT MAINT MANUAL REF: 27-51-13 QUALIFIED I/W DATA: 251N4050-47 MAY RELACE 251N4050-43 OR -39 OR -35 OR -31 OR -27 OR -23 OR -19 WITH THE INCORPORATION OF SERVICE BULLETIN 757-27-A0127 SERVICE BULLETIN OPT DATA: 251N4022-10 251N4022-14 251N4022-18 251N4022-22 251N4022-26 251N4022-30 251N4022-34 251N4050-60 251N4050-64 POST ALERT SB: 27A0127	107107 904949	RF

MISSING ITEM NUMBERS NOT APPLICABLE

- ITEM NOT ILLUSTRATED

11-24-55-02

11-24-55
FIG. 02
PAGE 26
JAN 20/09

BRI



757

PARTS CATALOG (MAINTENANCE)

FIG ITEM	PART NUMBER	1 2 3 4 5 6 7	NOMENCLATURE	EFFECT FROM TO	UNITS PER ASSY
2					
35	251N4050-60		..TRANSMISSION ASSY- POSITION DATA: LH SIDE COMPONENT MAINT MANUAL REF: 27-51-13 QUALIFIED I/W DATA: 251N4050-47 MAY RELACE 251N4050-43 OR -39 OR -35 OR -31 OR -27 OR -23 OR -19 WITH THE INCORPORATION OF SERVICE BULLETIN 757-27-A0127 SERVICE BULLETIN OPT DATA: 251N4022-10 251N4022-14 251N4022-18 251N4022-22 251N4022-26 251N4022-30 251N4022-34 251N4050-47 251N4050-64	107107 904949	RF
35	251N4022-30		..TRANSMISSION ASSY- POSITION DATA: LH SIDE SERVICE BULLETIN OPT DATA: 251N4022-34 251N4050-47 251N4050-60 251N4050-64 USED ON: 251N4101-89 POST ALERT SB: 27A0127	107107 904949	RF
35	251N4022-34		..TRANSMISSION ASSY- POSITION DATA: LH SIDE SERVICE BULLETIN OPT DATA: 251N4022-30 251N4050-47 251N4050-60 251N4050-64 USED ON: 251N4101-89 POST ALERT SB: 27A0127	107107 904949	RF

MISSING ITEM NUMBERS NOT APPLICABLE

- ITEM NOT ILLUSTRATED

11-24-55-02

11-24-55
FIG. 02
PAGE 27
JAN 20/09

BRI



757

PARTS CATALOG (MAINTENANCE)

FIG ITEM	PART NUMBER	1 2 3 4 5 6 7	NOMENCLATURE	EFFECT FROM TO	UNITS PER ASSY
2 35	251N4022-26		..TRANSMISSION ASSY- POSITION DATA: LH SIDE SERVICE BULLETIN OPT DATA: 251N4050-47 251N4050-60 251N4050-64 USED ON: 251N4101-81	904949	RF
36	251N4022-14		..TRANSMISSION ASSY- POSITION DATA: LH SIDE SERVICE BULLETIN OPT DATA: 251N4050-47 251N4050-60 251N4050-64 USED ON: 251N4101-49 251N4101-57 POST ALERT SB: 27A0127R2	107107 904949	RF
36	251N4022-18		..TRANSMISSION ASSY- POSITION DATA: LH SIDE SERVICE BULLETIN OPT DATA: 251N4050-47 251N4050-60 251N4050-64 USED ON: 251N4101-65 POST ALERT SB: 27A0127R2	107107 904949	RF

MISSING ITEM NUMBERS NOT APPLICABLE

- ITEM NOT ILLUSTRATED

BRI

11-24-55-02

BOEING PROPRIETARY - Copyright © - Unpublished Work - See title page for details.

11-24-55
FIG. 02
PAGE 28
JAN 20/09



757

PARTS CATALOG (MAINTENANCE)

FIG ITEM	PART NUMBER	1 2 3 4 5 6 7	NOMENCLATURE	EFFECT FROM TO	UNITS PER ASSY
2 36	251N4050-64		..TRANSMISSION ASSY- POSITION DATA: LH SIDE MISCELLANEOUS DATA: POST AD 2000-04-18 COMPONENT MAINT MANUAL REF: 27-51-13 QUALIFIED I/W DATA: 251N4050-64 MAY RELACE 251N4050-43 OR -39 OR -35 OR -31 OR -27 OR -23 OR -19 WITH THE INCORPORATION OF SERVICE BULLETIN 757-27-A0127 SERVICE BULLETIN OPT DATA: 251N4022-10 251N4022-14 251N4022-18 251N4022-22 251N4022-26 251N4022-30 251N4022-34 251N4050-47 251N4050-60 POST ALERT SB: 27A0127R2	107107 904949	RF
36	251N4022-10		..TRANSMISSION ASSY- POSITION DATA: LH SIDE SERVICE BULLETIN OPT DATA: 251N4050-47 251N4050-60 251N4050-64 USED ON: 251N4101-41 POST ALERT SB: 27A0127R2	107107 904949	RF
36	251N4022-22		..TRANSMISSION ASSY- POSITION DATA: LH SIDE SERVICE BULLETIN OPT DATA: 251N4050-47 251N4050-60 251N4050-64 USED ON: 251N4101-73 POST ALERT SB: 27A0127R2	107107 904949	RF

MISSING ITEM NUMBERS NOT APPLICABLE

- ITEM NOT ILLUSTRATED

11-24-55-02

11-24-55
FIG. 02
PAGE 29
JAN 20/09

BRI



**757
PARTS CATALOG (MAINTENANCE)**

FIG ITEM	PART NUMBER	1 2 3 4 5 6 7	NOMENCLATURE	EFFECT FROM TO	UNITS PER ASSY
2 - 40	251N4050-20		.. TRANSMISSION ASSY- POSITION DATA: RH SIDE COMPONENT MAINT MANUAL REF: 27-51-13 QUALIFIED I/W DATA: 251N4050-48 MAY REPLACE 251N4050-20 WITH THE INCORPORATION OF SERVIC BULLETIN 757-27A0127 251N4050-61 MAY REPLACE 251N4050-20 WITH THE INCORPORATION OF SERVIC BULLETIN 757-27A0127 251N4050-65 MAY REPLACE 251N4050-20 WITH THE INCORPORATION OF SERVIC BULLETIN 757-27A0127 USED ON: 251N4101-48 PRE ALERT SB: 27A0127R2	904949	RF
- 40	251N4050-24		.. TRANSMISSION ASSY- POSITION DATA: RH SIDE COMPONENT MAINT MANUAL REF: 27-51-13 QUALIFIED I/W DATA: 251N4050-48 MAY REPLACE 251N4050-24 WITH THE INCORPORATION OF SERVIC BULLETIN 757-27A0127 251N4050-61 MAY REPLACE 251N4050-24 WITH THE INCORPORATION OF SERVIC BULLETIN 757-27A0127 251N4050-65 MAY REPLACE 251N4050-24 WITH THE INCORPORATION OF SERVIC BULLETIN 757-27A0127 USED ON: 251N4101-56 251N4101-64 PRE ALERT SB: 27A0127R2	904949	RF

MISSING ITEM NUMBERS NOT APPLICABLE

- ITEM NOT ILLUSTRATED

BRI

11-24-55-02

BOEING PROPRIETARY - Copyright © - Unpublished Work - See title page for details.

11-24-55
FIG. 02
PAGE 30
JAN 20/09



757

PARTS CATALOG (MAINTENANCE)

FIG ITEM	PART NUMBER	1 2 3 4 5 6 7	NOMENCLATURE	EFFECT FROM TO	UNITS PER ASSY
2 - 40	251N4050-28		.. TRANSMISSION ASSY- POSITION DATA: RH SIDE COMPONENT MAINT MANUAL REF: 27-51-13 QUALIFIED I/W DATA: 251N4050-48 MAY REPLACE 251N4050-28 WITH THE INCORPORATION OF SERVIC BULLETIN 757-27A0127 251N4050-61 MAY REPLACE 251N4050-28 WITH THE INCORPORATION OF SERVIC BULLETIN 757-27A0127 251N4050-65 MAY REPLACE 251N4050-28 WITH THE INCORPORATION OF SERVIC BULLETIN 757-27A0127 USED ON: 251N4101-72 PRE ALERT SB: 27A0127R2	904949	RF
- 40	251N4050-32		.. TRANSMISSION ASSY- POSITION DATA: RH SIDE COMPONENT MAINT MANUAL REF: 27-51-13 QUALIFIED I/W DATA: 251N4050-48 MAY REPLACE 251N4050-32 WITH THE INCORPORATION OF SERVIC BULLETIN 757-27A0127 251N4050-61 MAY REPLACE 251N4050-32 WITH THE INCORPORATION OF SERVIC BULLETIN 757-27A0127 251N4050-65 MAY REPLACE 251N4050-32 WITH THE INCORPORATION OF SERVIC BULLETIN 757-27A0127 USED ON: 251N4101-80 PRE ALERT SB: 27A0127R2	904949	RF

MISSING ITEM NUMBERS NOT APPLICABLE

- ITEM NOT ILLUSTRATED

BRI

11-24-55-02

11-24-55
 FIG. 02
 PAGE 31
 JAN 20/09



757

PARTS CATALOG (MAINTENANCE)

FIG ITEM	PART NUMBER	1 2 3 4 5 6 7	NOMENCLATURE	EFFECT FROM TO	UNITS PER ASSY
2 - 40	251N4050-36		.. TRANSMISSION ASSY- POSITION DATA: RH SIDE COMPONENT MAINT MANUAL REF: 27-51-13 QUALIFIED I/W DATA: 251N4050-48 MAY REPLACE 251N4050-36 WITH THE INCORPORATION OF SERVIC BULLETIN 757-27A0127 251N4050-61 MAY REPLACE 251N4050-36 WITH THE INCORPORATION OF SERVIC BULLETIN 757-27A0127 251N4050-65 MAY REPLACE 251N4050-36 WITH THE INCORPORATION OF SERVIC BULLETIN 757-27A0127 USED ON: 251N4101-88 PRE ALERT SB: 27A0127	904949	RF
- 40	251N4050-40		.. TRANSMISSION ASSY- POSITION DATA: RH SIDE COMPONENT MAINT MANUAL REF: 27-51-13 QUALIFIED I/W DATA: 251N4050-48 MAY REPLACE 251N4050-40 WITH THE INCORPORATION OF SERVIC BULLETIN 757-27A0127 251N4050-61 MAY REPLACE 251N4050-40 WITH THE INCORPORATION OF SERVIC BULLETIN 757-27A0127 251N4050-65 MAY REPLACE 251N4050-40 WITH THE INCORPORATION OF SERVIC BULLETIN 757-27A0127 USED ON: 251N4101-96 PRE ALERT SB: 27A0127	904949	RF

MISSING ITEM NUMBERS NOT APPLICABLE

- ITEM NOT ILLUSTRATED

11-24-55-02

11-24-55
 FIG. 02
 PAGE 32
 JAN 20/09

BRI



757

PARTS CATALOG (MAINTENANCE)

FIG ITEM	PART NUMBER	1 2 3 4 5 6 7	NOMENCLATURE	EFFECT FROM TO	UNITS PER ASSY
2 - 40	251N4050-48		.. TRANSMISSION ASSY- POSITION DATA: RH SIDE COMPONENT MAINT MANUAL REF: 27-51-13 QUALIFIED I/W DATA: 251N4050-48 MAY RELACE 251N4050-44 OR -40 OR -36 OR -32 OR -28 OR -24 OR -20 WITH THE INCORPORATION OF SERVICE BULLETIN 757-27-A0127 SERVICE BULLETIN OPT DATA: 251N4022-11 251N4022-15 251N4022-19 251N4022-23 251N4022-27 251N4022-31 251N4022-35 251N4050-61 251N4050-65 POST ALERT SB: 27A0127	107107 904949	RF
- 40	251N4050-61		.. TRANSMISSION ASSY- POSITION DATA: RH SIDE COMPONENT MAINT MANUAL REF: 27-51-13 QUALIFIED I/W DATA: 251N4050-61 MAY RELACE 251N4050-44 OR -40 OR -36 OR -32 OR -28 OR -24 OR -20 WITH THE INCORPORATION OF SERVICE BULLETIN 757-27-A0127 SERVICE BULLETIN OPT DATA: 251N4022-11 251N4022-15 251N4022-19 251N4022-23 251N4022-27 251N4022-31 251N4022-35 251N4050-48 251N4050-65	107107 904949	RF

MISSING ITEM NUMBERS NOT APPLICABLE

- ITEM NOT ILLUSTRATED

BRI

11-24-55-02

11-24-55
FIG. 02
PAGE 33
JAN 20/09

 **BOEING**
757
PARTS CATALOG (MAINTENANCE)

FIG ITEM	PART NUMBER	1 2 3 4 5 6 7	NOMENCLATURE	EFFECT FROM TO	UNITS PER ASSY
2 - 40	251N4022-31		..TRANSMISSION ASSY- POSITION DATA: RH SIDE SERVICE BULLETIN OPT DATA: 251N4022-35 251N4050-48 251N4050-61 251N4050-65 USED ON: 251N4101-96 POST ALERT SB: 27A0127	107107 904949	RF
- 40	251N4022-35		..TRANSMISSION ASSY- POSITION DATA: RH SIDE SERVICE BULLETIN OPT DATA: 251N4022-31 251N4050-48 251N4050-61 251N4050-65 USED ON: 251N4101-96 POST ALERT SB: 27A0127	107107 904949	RF
- 40	251N4022-27		..TRANSMISSION ASSY- POSITION DATA: RH SIDE SERVICE BULLETIN OPT DATA: 251N4050-48 251N4050-61 251N4050-65 USED ON: 251N4101-88	904949	RF
- 41	251N4022-15		..TRANSMISSION ASSY- POSITION DATA: RH SIDE SERVICE BULLETIN OPT DATA: 251N4050-48 251N4050-61 251N4050-65 USED ON: 251N4101-56 251N4101-64 POST ALERT SB: 27A0127R2	107107 904949	RF

MISSING ITEM NUMBERS NOT APPLICABLE

- ITEM NOT ILLUSTRATED

BRI

11-24-55-02

BOEING PROPRIETARY - Copyright © - Unpublished Work - See title page for details.

11-24-55
FIG. 02
PAGE 34
JAN 20/09



**757
PARTS CATALOG (MAINTENANCE)**

FIG ITEM	PART NUMBER	1 2 3 4 5 6 7	NOMENCLATURE	EFFECT FROM TO	UNITS PER ASSY
2 - 41	251N4050-65		..TRANSMISSION ASSY- COMPONENT MAINT MANUAL REF: 27-51-13 QUALIFIED I/W DATA: 251N4050-65 MAY RELACE 251N4050-44 OR -40 OR -36 OR -32 OR -28 OR -24 OR -20 WITH THE INCORPORATION OF SERVICE BULLETIN 757-27-A0127 SERVICE BULLETIN OPT DATA: 251N4022-11 251N4022-15 251N4022-19 251N4022-23 251N4022-27 251N4022-31 251N4022-35 251N4050-48 251N4050-61 POST ALERT SB: 27A0127R2	107107 904949	RF
- 41	251N4022-19		..TRANSMISSION ASSY- POSITION DATA: LH SIDE SERVICE BULLETIN OPT DATA: 251N4050-48 251N4050-61 251N4050-65 USED ON: 251N4101-72 POST ALERT SB: 27A0127R2	107107 904949	RF
- 41	251N4022-11		..TRANSMISSION ASSY- POSITION DATA: LH SIDE SERVICE BULLETIN OPT DATA: 251N4050-48 251N4050-61 251N4050-65 USED ON: 251N4101-48 POST ALERT SB: 27A0127R2	107107 904949	RF

MISSING ITEM NUMBERS NOT APPLICABLE

- ITEM NOT ILLUSTRATED

BRI

11-24-55-02

BOEING PROPRIETARY - Copyright © - Unpublished Work - See title page for details.

11-24-55
FIG. 02
PAGE 35
JAN 20/09



757

PARTS CATALOG (MAINTENANCE)

FIG ITEM	PART NUMBER	1 2 3 4 5 6 7	NOMENCLATURE	EFFECT FROM TO	UNITS PER ASSY
2					
- 41	251N4022-23		.. TRANSMISSION ASSY- POSITION DATA: LH SIDE SERVICE BULLETIN OPT DATA: 251N4050-48 251N4050-61 251N4050-65 USED ON: 251N4101-80 POST ALERT SB: 27A0127R2	107107 904949	RF
	45 251N4148-19		... PLATE-IDENT POSITION DATA: LH SIDE USED ON: 251N4050-19	904949	1
- 50	251N4148-20		... PLATE-IDENT POSITION DATA: RH SIDE USED ON: 251N4050-20	904949	1
	55 251N4148-21		... PLATE-IDENT USED ON: 251N4050-23 251N4050-24 251N4050-27 251N4050-28 251N4050-31 251N4050-32 251N4050-35 251N4050-36	904949	1
	60 251N4148-22		... PLATE-IDENT USED ON: 251N4050-39 251N4050-40 251N4050-43 251N4050-44 251N4050-47 251N4050-48 251N4050-60 251N4050-61 251N4050-64 251N4050-65	107107 904949	1
	65 251N4158-1		... PLATE-OIL INSTRUCTION POSITION DATA: LH SIDE USED ON: 251N4050-19	904949	1

MISSING ITEM NUMBERS NOT APPLICABLE

- ITEM NOT ILLUSTRATED

11-24-55-02

11-24-55
FIG. 02
PAGE 36
JAN 20/09

BRI



757

PARTS CATALOG (MAINTENANCE)

FIG ITEM	PART NUMBER	1 2 3 4 5 6 7	NOMENCLATURE	EFFECT FROM TO	UNITS PER ASSY
2					
70	251N4158-2		...PLATE-OIL INSTRUCTION POSITION DATA: LH SIDE USED ON: 251N4050-23 251N4050-27 251N4050-31 251N4050-35	904949	1
75	251N4158-3		...PLATE-OIL INSTRUCTION POSITION DATA: LH SIDE USED ON: 251N4050-39 251N4050-43	904949	1
80	251N4159-2		...PLATE-OIL INSTRUCTION USED ON: 251N4050-39 251N4050-40 251N4050-43 251N4050-44	904949	1
- 85	251N4165-1		...PLATE-OIL INSTRUCTION POSITION DATA: RH SIDE USED ON: 251N4050-20	904949	1
- 90	251N4165-2		...PLATE-OIL INSTRUCTION POSITION DATA: RH SIDE USED ON: 251N4050-24 251N4050-28 251N4050-32 251N4050-36	904949	1
- 95	251N4165-3		...PLATE-OIL INSTRUCTION POSITION DATA: RH SIDE USED ON: 251N4050-40 251N4050-44	904949	1
100	251N4053-1		..U JOINT ASSY	107107 904949	RF
105	251N4159-2		...PLATE-LUBRICATION	107107 904949	1

MISSING ITEM NUMBERS NOT APPLICABLE

- ITEM NOT ILLUSTRATED

11-24-55-02

11-24-55
FIG. 02
PAGE 37
JAN 20/09

BRI



757

PARTS CATALOG (MAINTENANCE)

FIG ITEM	PART NUMBER	1 2 3 4 5 6 7	NOMENCLATURE	EFFECT FROM TO	UNITS PER ASSY
2 110	251N4204-1		.GEARBOX ASSY-TEE COMPONENT MAINT MANUAL REF: 27-51-33 QUALIFIED I/W DATA: 251N4204-6 OR -9 MAY REPLACE 251N4204-1 WITH THE INCORPORATION OF SERVICE BULLETIN 757-27-0107 OPTIONAL PART: 251N4204-2	002004 006010 107107 121503 904949 951999	RF
110	251N4204-2		.GEARBOX ASSY-TEE COMPONENT MAINT MANUAL REF: 27-51-33 QUALIFIED I/W DATA: 251N4204-6 OR -9 MAY REPLACE 251N4204-2 WITH THE INCORPORATION OF SERVICE BULLETIN 757-27-0107	002004 006010 107107 121503 904949 951999	RF
110	251N4204-4		.GEARBOX ASSY-TEE COMPONENT MAINT MANUAL REF: 27-51-33 QUALIFIED I/W DATA: 251N4204-6 OR -9 MAY REPLACE 251N4204-4 WITH THE INCORPORATION OF SERVICE BULLETIN 757-27-0107	002004 006010 107107 121503 904949 951999	RF
110	251N4204-5		.GEARBOX ASSY-TEE COMPONENT MAINT MANUAL REF: 27-51-33 QUALIFIED I/W DATA: 251N4204-6 OR -9 MAY REPLACE 251N4204-5 WITH THE INCORPORATION OF SERVICE BULLETIN 757-27-0107 OPTIONAL PART: 251N4204-4 PRE SERVICE BULLETIN: 27-0107	002004 006010 107107 121503 904949 951999	RF

MISSING ITEM NUMBERS NOT APPLICABLE

- ITEM NOT ILLUSTRATED

11-24-55-02

11-24-55
FIG. 02
PAGE 38
JAN 20/09

BRI



757

PARTS CATALOG (MAINTENANCE)

FIG ITEM	PART NUMBER	1 2 3 4 5 6 7	NOMENCLATURE	EFFECT FROM TO	UNITS PER ASSY
2 110	251N4204-6		. GEARBOX ASSY-TEE COMPONENT MAINT MANUAL REF: 27-51-33 QUALIFIED I/W DATA: 251N4204-6 MAY REPLACE 251N4204-1, -2, -4 OR -5 WITH THE INCORPORATION OF SERVICE BULLETIN 757-27-0107 SERVICE BULLETIN OPT DATA: 012N8792-17 012N8792-18 012N8792-20 POST SERVICE BULLETIN: 27-0107	011106 108120 504903 950950	RF
110	251N4204-9		. GEARBOX ASSY-TEE COMPONENT MAINT MANUAL REF: 27-51-33 QUALIFIED I/W DATA: 251N4204-9 MAY REPLACE 251N4204-1, -2, -4 OR -5 WITH THE INCORPORATION OF SERVICE BULLETIN 757-27-0107	011106 108120 504903 950950	RF
110	012N8792-17		. GEARBOX ASSY-TEE SERVICE BULLETIN OPT DATA: 012N8792-18 012N8792-20 251N4204-6 POST SERVICE BULLETIN: 27-0107	950950	RF
110	012N8792-18		. GEARBOX ASSY-TEE SERVICE BULLETIN OPT DATA: 012N8792-17 012N8792-20 251N4204-6 POST SERVICE BULLETIN: 27-0107	950950	RF
110	012N8792-20		. GEARBOX ASSY-TEE SERVICE BULLETIN OPT DATA: 012N8792-17 012N8792-18 251N4204-6 POST SERVICE BULLETIN: 27-0107	950950	RF
115	256A3195-13		.. MARKER- USED ON: 251N4204-9	011106 108120 504903 950950	1

MISSING ITEM NUMBERS NOT APPLICABLE

- ITEM NOT ILLUSTRATED

BRI

11-24-55-02

11-24-55
FIG. 02
PAGE 39
JAN 20/09



757

PARTS CATALOG (MAINTENANCE)

FIG ITEM	PART NUMBER	1 2 3 4 5 6 7	NOMENCLATURE	EFFECT FROM TO	UNITS PER ASSY
2					
120	BAC27NCT331		..NAMEPLATE- USED ON: 251N4204-9	011106 108120 504903 950950	1
121	BAC27NCT0240		..NAMEPLATE- USED ON: 251N4204-4 251N4204-6 POST SERVICE BULLETIN: 27-0107	002004 006999	1
123	BAC27NCT308		..NAMEPLATE- USED ON: 012N8792-17 012N8792-18 012N8792-20 POST SERVICE BULLETIN: 27-0107	950950	1
125	251N4008-15		.TRANSMISSION ASSY- POSITION DATA: LH SIDE QUALIFIED I/W DATA: 251N4008-15 CAN REPLACE OR BE REPLACED BY 251N4101-41/-49/-57/-65/ -73/-81/-89 TOGETHER WITH (TWO EA) 10-61899-26/HJ18DU106, (ONE EA) 251N4077-4, (TWO EA) BACB30NY6K39, (TWO EA) BACC30X6, AND (TWO EA) NAS620C10 QUALIFIED OPTIONAL DATA: 251N4008-15 IS OPTIONAL TO 251N4101-89 PLUS TWO 10-61899-16, 251N4077-4, TWO BACB30NY6K39, TWO BACC30X6, AND TWO NAS620C10	107107 904949	RF

MISSING ITEM NUMBERS NOT APPLICABLE

- ITEM NOT ILLUSTRATED

11-24-55-02

11-24-55
FIG. 02
PAGE 40
JAN 20/09

BRI



757

PARTS CATALOG (MAINTENANCE)

FIG ITEM	PART NUMBER	1 2 3 4 5 6 7	NOMENCLATURE	EFFECT FROM TO	UNITS PER ASSY
2 125	251N4008-15		.TRANSMISSION ASSY- POSITION DATA: LH SIDE QUALIFIED I/W DATA: 251N4008-15 CAN REPLACE OR BE REPLACED BY 251N4101-41/-49/-57/-65/ -73/-81/-89 TOGETHER WITH (TWO EA) 10-61899-26/HJ18DU106, (ONE EA) 251N4077-4, (TWO EA) BACB30NY6K39, (TWO EA) BACC30X6, AND (TWO EA) NAS620C10	002004 006100 121503 950999	RF
125	251N4008-17		.TRANSMISSION ASSY- POSITION DATA: LH SIDE QUALIFIED I/W DATA: 251N4008-17 CAN REPLACE OR BE REPLACED BY 251N4101-41/-49/-57/-65/ -73/-81/-89 TOGETHER WITH (TWO EA) 10-61899-26/HJ18DU106, (ONE EA) 251N4077-4, (TWO EA) BACB30NY6K39, (TWO EA) BACC30X6, AND (TWO EA) NAS620C10	002004 006100 107107 121503 904999	RF
125	251N4008-25		.TRANSMISSION ASSY- POSITION DATA: LH SIDE QUALIFIED I/W DATA: 251N4008-25 CAN REPLACE BUT CANNOT BE REPLACED BY 251N4101-41/-49/-57/ -65/-73/-81/-89 TOGETHER WITH (TWO EA) 10-61899-26/HJ18DU106, (ONE EA) 251N4077-4, (TWO EA) BACB30NY6K39, (TWO EA) BACC30X6, AND (TWO EA) NAS620C10	002004 006102 107107 121503 904999	RF

MISSING ITEM NUMBERS NOT APPLICABLE

- ITEM NOT ILLUSTRATED

BRI

11-24-55-02

11-24-55
FIG. 02
PAGE 41
JAN 20/09



757

PARTS CATALOG (MAINTENANCE)

FIG ITEM	PART NUMBER	1 2 3 4 5 6 7	NOMENCLATURE	EFFECT FROM TO	UNITS PER ASSY
2 125	251N4008-37		.TRANSMISSION ASSY- POSITION DATA: LH SIDE QUALIFIED I/W DATA: 251N4008-37 CAN REPLACE BUT CANNOT BE REPLACED BY 251N4101-41/-49/-57/ -65/-73/-81/-89 TOGETHER WITH (TWO EA) 10-61899-26/HJ18DU106, (ONE EA) 251N4077-4, (TWO EA) BACB30NY6K39, (TWO EA) BACC30X6, AND (TWO EA) NAS620C10	002004 006102 107999	RF
125	251N4008-43		.TRANSMISSION ASSY- POSITION DATA: LH SIDE QUALIFIED I/W DATA: 251N4008-43 CAN REPLACE BUT CANNOT BE REPLACED BY 251N4101-41/-49/-57/ -65/-73/-81/-89 TOGETHER WITH (TWO EA) 10-61899-26/HJ18DU106, (ONE EA) 251N4077-4, (TWO EA) BACB30NY6K39, (TWO EA) BACC30X6, AND (TWO EA) NAS620C10	002004 006999	RF
125	251N4008-47		.TRANSMISSION ASSY- POSITION DATA: LH SIDE QUALIFIED I/W DATA: 251N4008-47 CAN REPLACE BUT CANNOT BE REPLACED BY 251N4101-41/-49/ -57/-65/-73/-81/-89 TOGETHER WITH (TWO EA) 10-61899-26/HJ18DU106, (ONE EA) 251N4077-4, (TWO EA) BACB30NY6K39, (TWO EA) BACC30X6, AND (TWO EA) NAS620C10	002004 006999	RF

MISSING ITEM NUMBERS NOT APPLICABLE

- ITEM NOT ILLUSTRATED

11-24-55-02

11-24-55
FIG. 02
PAGE 42
JAN 20/09

BRI



757

PARTS CATALOG (MAINTENANCE)

FIG ITEM	PART NUMBER	1 2 3 4 5 6 7	NOMENCLATURE	EFFECT FROM TO	UNITS PER ASSY
2 - 130	251N4008-16		.TRANSMISSION ASSY- POSITION DATA: RH SIDE QUALIFIED I/W DATA: 251N4008-16 CAN REPLACE OR BE REPLACED BY 251N4101-48/-56/-64/-72/ -80/-88/-96 TOGETHER WITH (TWO EA) 10-61899-26/HJ18DU106, (ONE EA) 251N4077-4, (TWO EA) BACB30NY6K39, (TWO EA) BACC30X6, AND (TWO EA) NAS620C10 QUALIFIED OPTIONAL DATA: 251N4008-16 IS OPTIONAL TO 251N4101-96 PLUS TWO 10-61899-16, 251N4077-4, TWO BACB30NY6K39, TWO BACC30X6, AND TWO NAS620C10	107107 904949	RF
- 130	251N4008-16		.TRANSMISSION ASSY- POSITION DATA: RH SIDE QUALIFIED I/W DATA: 251N4008-16 CAN REPLACE OR BE REPLACED BY 251N4101-48/-56/-64/-72/ -80/-88/-96 TOGETHER WITH (TWO EA) 10-61899-26/HJ18DU106, (ONE EA) 251N4077-4, (TWO EA) BACB30NY6K39, (TWO EA) BACC30X6, AND (TWO EA) NAS620C10	002004 006100 121503 950999	RF
- 130	251N4008-18		.TRANSMISSION ASSY- POSITION DATA: RH SIDE QUALIFIED I/W DATA: 251N4008-18 CAN REPLACE OR BE REPLACED BY 251N4101-48/-56/-64/-72/ -80/-88/-96 TOGETHER WITH (TWO EA) 10-61899-26/HJ18DU106, (ONE EA) 251N4077-4, (TWO EA) BACB30NY6K39, (TWO EA) BACC30X6, AND (TWO EA) NAS620C10	002004 006100 107107 121503 904999	RF

MISSING ITEM NUMBERS NOT APPLICABLE

- ITEM NOT ILLUSTRATED

11-24-55-02

11-24-55
FIG. 02
PAGE 43
JAN 20/09

BRI



757

PARTS CATALOG (MAINTENANCE)

FIG ITEM	PART NUMBER	1 2 3 4 5 6 7	NOMENCLATURE	EFFECT FROM TO	UNITS PER ASSY
2 - 130	251N4008-26		.TRANSMISSION ASSY- POSITION DATA: RH SIDE QUALIFIED I/W DATA: 251N4008-26 CAN REPLACE BUT CANNOT BE REPLACED BY 251N4101-48/-56/-64/ -72/-80/-88/-96 TOGETHER WITH (TWO EA) 10-61899-26/HJ18DU106, (ONE EA) 251N4077-4, (TWO EA) BACB30NY6K39, (TWO EA) BACC30X6, AND (TWO EA) NAS620C10	002004 006102 107107 121503 904999	RF
- 130	251N4008-38		.TRANSMISSION ASSY- POSITION DATA: RH SIDE QUALIFIED I/W DATA: 251N4008-38 CAN REPLACE BUT CANNOT BE REPLACED BY 251N4101-48/-56/-64/ -72/-80/-88/-96 TOGETHER WITH (TWO EA) 10-61899-26/HJ18DU106, (ONE EA) 251N4077-4, (TWO EA) BACB30NY6K39, (TWO EA) BACC30X6, AND (TWO EA) NAS620C10	002004 006102 107999	RF
- 130	251N4008-44		.TRANSMISSION ASSY- POSITION DATA: RH SIDE QUALIFIED I/W DATA: 251N4008-38 CAN REPLACE BUT CANNOT BE REPLACED BY 251N4101-48/-56/-64/ -72/-80/-88/-96 TOGETHER WITH (TWO EA) 10-61899-26/HJ18DU106, (ONE EA) 251N4077-4, (TWO EA) BACB30NY6K39, (TWO EA) BACC30X6, AND (TWO EA) NAS620C10	002004 006999	RF

MISSING ITEM NUMBERS NOT APPLICABLE

- ITEM NOT ILLUSTRATED

11-24-55-02

11-24-55
FIG. 02
PAGE 44
JAN 20/09

BRI



757

PARTS CATALOG (MAINTENANCE)

FIG ITEM	PART NUMBER	1 2 3 4 5 6 7	NOMENCLATURE	EFFECT FROM TO	UNITS PER ASSY
2 - 130	251N4008-48		.TRANSMISSION ASSY- POSITION DATA: RH SIDE QUALIFIED I/W DATA: 251N4008-48 CAN REPLACE BUT CANNOT BE REPLACED BY 251N4101-48/-56/ -64/-72/-80/-88/-96 TOGETHER WITH (TWO EA) 10-61899-26/HJ18DU106, (ONE EA) 251N4077-4, (TWO EA) BACB30NY6K39, (TWO EA) BACC30X6, AND (TWO EA) NAS620C10	002004 006999	RF
135	251N4336-1		..TRANSMISSION AND UJOINT- ASSY-TE FLAP # 1 POSITION DATA: WBL 493.2 LH SIDE PRE SERVICE BULLETIN: 27-0115 REWORKED BY ALERT SB: 27A0127	002004 006100 904949	RF
135	251N4336-9		..TRANSMISSION AND UJOINT- ASSY-TE FLAP # 1 POSITION DATA: WBL 493.2 LH SIDE POST SERVICE BULLETIN: 27-0115 REWORKED BY ALERT SB: 27A0127	002004 006100 904951	RF
135	251N4336-17		..TRANSMISSION AND UJOINT- ASSY-TE FLAP # 1 POSITION DATA: WBL 493.2 LH SIDE POST ALERT SB: 27A0127	002004 006102 107999	RF
135	251N4336-25		..TRANSMISSION AND UJOINT- ASSY-TE FLAP #1 POSITION DATA: WBL 493.2 LH SIDE	002004 006999	RF
- 140	251N4336-8		..TRANSMISSION AND UJOINT- ASSY-TE FLAP # 8 POSITION DATA: WBL 493.2 RH SIDE PRE SERVICE BULLETIN: 27-0115 REWORKED BY ALERT SB: 27A0127	002004 006100 904949	RF

MISSING ITEM NUMBERS NOT APPLICABLE

- ITEM NOT ILLUSTRATED

11-24-55-02

11-24-55
FIG. 02
PAGE 45
JAN 20/09

BRI



757

PARTS CATALOG (MAINTENANCE)

FIG ITEM	PART NUMBER	1 2 3 4 5 6 7	NOMENCLATURE	EFFECT FROM TO	UNITS PER ASSY
2					
- 140	251N4336-16		..TRANSMISSION AND UJOINT- ASSY-TE FLAP # 8 POSITION DATA: WBL 493.2 RH SIDE POST SERVICE BULLETIN: 27-0115 REWORKED BY ALERT SB: 27A0127	002004 006100 904951	RF
- 140	251N4336-24		..TRANSMISSION AND UJOINT- ASSY-TE FLAP # 8 POSITION DATA: WBL 493.2 RH SIDE POST ALERT SB: 27A0127	002004 006102 107999	RF
- 140	251N4336-32		..TRANSMISSION AND UJOINT- ASSY-TE FLAP #8 POSITION DATA: WBL 493.2 RH SIDE	002004 006999	RF
145	251N4159-2		...PLATE-LUBRICATION USED ON: 251N4336-1 251N4336-8 251N4336-9 251N4336-16	002004 006100 904951	1
150	256A3195-13		...MARKER- USED ON: 251N4336-17 251N4336-25 251N4336-24 251N4336-32	002004 006999	1
155	251N4050-39		...TRANSMISSION ASSY- POSITION DATA: LH SIDE COMPONENT MAINT MANUAL REF: 27-51-13 QUALIFIED I/W DATA: 251N4050-64 IS FULLY INTERCHANGEABLE WITH 251N4050-35 OR -39 OR -43 WHEN FILLED WITH BRAYCO 795 OIL AND WITH THE INCORPORATION OF SB 757-27-A0127 USED ON: 251N4336-1 PRE SERVICE BULLETIN: 27-0115 PRE ALERT SB: 27A0127	002004 006102 108120 504949	RF

MISSING ITEM NUMBERS NOT APPLICABLE

- ITEM NOT ILLUSTRATED

11-24-55-02

11-24-55
FIG. 02
PAGE 46
JAN 20/09

BRI



**757
PARTS CATALOG (MAINTENANCE)**

FIG ITEM	PART NUMBER	1 2 3 4 5 6 7	NOMENCLATURE	EFFECT FROM TO	UNITS PER ASSY
2 155	251N4050-43		...TRANSMISSION ASSY- POSITION DATA: LH SIDE COMPONENT MAINT MANUAL REF: 27-51-13 QUALIFIED I/W DATA: 251N4050-64 IS FULLY INTERCHANGEABLE WITH 251N4050-35 OR -39 OR -43 WHEN FILLED WITH BRAYCO 795 OIL AND WITH THE INCORPORATION OF SB 757-27-A0127 USED ON: 251N4336-9 POST SERVICE BULLETIN: 27-0115 PRE ALERT SB: 27A0127	002004 006102 108120 504951	RF
155	251N4050-47		...TRANSMISSION ASSY- POSITION DATA: LH SIDE COMPONENT MAINT MANUAL REF: 27-51-13 QUALIFIED I/W DATA: -47 AND -60 ARE FULLY INTERCHANGEABLE FOR 757-200. -47 AND -60 IF FILLED WITH BRAYCO 795 OIL FOR 757-300. 251N4050-64 IS FULLY INTERCHANGEABLE WITH 251N4050-47 WHEN FILLED WITH BRAYCO 795 OIL SERVICE BULLETIN OPT DATA: 251N4022-30 251N4022-34 251N4050-60 251N4050-64 USED ON: 251N4336-1 251N4336-17 POST ALERT SB: 27A0127R1	002004 006102 107999	RF

MISSING ITEM NUMBERS NOT APPLICABLE

— ITEM NOT ILLUSTRATED

BRI

11-24-55-02

BOEING PROPRIETARY - Copyright © - Unpublished Work - See title page for details.

11-24-55
FIG. 02
PAGE 47
JAN 20/09



757

PARTS CATALOG (MAINTENANCE)

FIG ITEM	PART NUMBER	1 2 3 4 5 6 7	NOMENCLATURE	EFFECT FROM TO	UNITS PER ASSY
2 155	251N4050-60		...TRANSMISSION ASSY- POSITION DATA: LH SIDE COMPONENT MAINT MANUAL REF: 27-51-13 QUALIFIED I/W DATA: -47 AND -60 ARE FULLY INTERCHANGEABLE FOR 757-200. -47 AND -60 IF FILLED WITH BRAYCO 795 OIL FOR 757-300. OPTIONAL PART: 251N4050-64 SERVICE BULLETIN OPT DATA: 251N4050-47 251N4022-30 251N4022-34 251N4050-64 USED ON: 251N4336-1 251N4336-17 251N4336-25 POST ALERT SB: 27A0127R1	002004 006999	RF
155	251N4022-34		...TRANSMISSION ASSY- POSITION DATA: LH SIDE SERVICE BULLETIN OPT DATA: 251N4050-47 251N4050-60 251N4050-64 USED ON: 251N4336-17 POST ALERT SB: 27A0127	002004 006100 107107 121503 904999	RF
155	251N4022-30		...TRANSMISSION ASSY- POSITION DATA: LH SIDE SERVICE BULLETIN OPT DATA: 251N4050-47 251N4050-60 251N4050-64 USED ON: 251N4336-1 POST ALERT SB: 27A0127	002004 006100 107107 121503 904999	RF

MISSING ITEM NUMBERS NOT APPLICABLE

- ITEM NOT ILLUSTRATED

BRI

11-24-55-02

BOEING PROPRIETARY - Copyright © - Unpublished Work - See title page for details.

11-24-55
FIG. 02
PAGE 48
JAN 20/09



757

PARTS CATALOG (MAINTENANCE)

FIG ITEM	PART NUMBER	1 2 3 4 5 6 7	NOMENCLATURE	EFFECT FROM TO	UNITS PER ASSY
2 155	251N4050-64		...TRANSMISSION ASSY- POSITION DATA: LH SIDE COMPONENT MAINT MANUAL REF: 27-51-13 QUALIFIED I/W DATA: 251N4050-64 IS FULLY INTERCHANGEABLE WITH 251N4050-35 OR -39 OR -43 WHEN FILLED WITH BRAYCO 795 OIL AND WITH THE INCORPORATION OF SB 757-27-A0127 251N4050-64 IS FULLY INTERCHANGEABLE WITH 251N4050-47 WHEN FILLED WITH BRAYCO 795 OIL OPTIONAL PART: 251N4050-60 SERVICE BULLETIN OPT DATA: 251N4022-30 251N4022-34 251N4050-47 251N4050-60 USED ON: 251N4336-1 251N4336-17 POST ALERT SB: 27A0127R2	002004 006999	RF
- 160	251N4050-40		...TRANSMISSION ASSY- POSITION DATA: RH SIDE COMPONENT MAINT MANUAL REF: 27-51-13 QUALIFIED I/W DATA: 251N4050-65 IS FULLY INTERCHANGEABLE WITH 251N4050-36 OR -40 OR -44 WHEN FILLED WITH BRAYCO 795 OIL AND WITH THE INCORPORATION OF SB 757-27-A0127 USED ON: 251N4336-8 PRE SERVICE BULLETIN: 27-0115 PRE ALERT SB: 27A0127	002004 006100 904949	RF

MISSING ITEM NUMBERS NOT APPLICABLE

- ITEM NOT ILLUSTRATED

BRI

11-24-55-02

11-24-55
FIG. 02
PAGE 49
JAN 20/09



**757
PARTS CATALOG (MAINTENANCE)**

FIG ITEM	PART NUMBER	1 2 3 4 5 6 7	NOMENCLATURE	EFFECT FROM TO	UNITS PER ASSY
2 - 160	251N4050-44		...TRANSMISSION ASSY- POSITION DATA: RH SIDE COMPONENT MAINT MANUAL REF: 27-51-13 QUALIFIED I/W DATA: 251N4050-65 IS FULLY INTERCHANGEABLE WITH 251N4050-36 OR -40 OR -44 WHEN FILLED WITH BRAYCO 795 OIL AND WITH THE INCORPORATION OF SB 757-27-A0127 USED ON: 251N4336-16 POST SERVICE BULLETIN: 27-0115 PRE ALERT SB: 27A0127	002004 006100 904949	RF
- 160	251N4050-48		...TRANSMISSION ASSY- POSITION DATA: RH SIDE COMPONENT MAINT MANUAL REF: 27-51-13 QUALIFIED I/W DATA: -48 AND -61 ARE FULLY INTERCHANGEABLE FOR 757-200. -48 I/W -61 IF FILLED WITH BRAYCO 795 OIL FOR 757-300. 251N4050-65 IS FULLY INTERCHANGEABLE WITH 251N4050-48 WHEN FILLED WITH BRAYCO 795 OIL SERVICE BULLETIN OPT DATA: 251N4050-61 251N4022-35 251N4022-31 251N4050-65 USED ON: 251N4336-8 251N4336-24 POST ALERT SB: 27A0127R1	002004 006102 107999	RF

MISSING ITEM NUMBERS NOT APPLICABLE

- ITEM NOT ILLUSTRATED

BRI

11-24-55-02

BOEING PROPRIETARY - Copyright © - Unpublished Work - See title page for details.

11-24-55
FIG. 02
PAGE 50
JAN 20/09



**757
PARTS CATALOG (MAINTENANCE)**

FIG ITEM	PART NUMBER	1 2 3 4 5 6 7	NOMENCLATURE	EFFECT FROM TO	UNITS PER ASSY
2 - 160	251N4050-61		...TRANSMISSION ASSY- POSITION DATA: RH SIDE COMPONENT MAINT MANUAL REF: 27-51-13 QUALIFIED I/W DATA: -48 AND -61 ARE FULLY INTERCHANGEABLE FOR 757-200. -48 AND -61 IF FILLED WITH BRAYCO 795 OIL FOR 757-300. OPTIONAL PART: 251N4050-65 SERVICE BULLETIN OPT DATA: 251N4050-48 251N4022-31 251N4022-35 251N4050-65 USED ON: 251N4336-8 251N4336-24 251N4336-32 POST ALERT SB: 27A0127R1	002004 006999	RF
- 160	251N4022-35		...TRANSMISSION ASSY- POSITION DATA: RH SIDE SERVICE BULLETIN OPT DATA: 251N4050-48 251N4050-61 251N4050-65 USED ON: 251N4336-24 POST ALERT SB: 27A0127	002004 006100 107107 121503 904999	RF
- 160	251N4022-31		...TRANSMISSION ASSY- POSITION DATA: RH SIDE SERVICE BULLETIN OPT DATA: 251N4050-48 251N4050-61 251N4050-65 USED ON: 251N4336-8 POST ALERT SB: 27A0127	002004 006100 107107 121503 904999	RF

MISSING ITEM NUMBERS NOT APPLICABLE

- ITEM NOT ILLUSTRATED

BRI

11-24-55-02

BOEING PROPRIETARY - Copyright © - Unpublished Work - See title page for details.

11-24-55
FIG. 02
PAGE 51
JAN 20/09



757

PARTS CATALOG (MAINTENANCE)

FIG ITEM	PART NUMBER	1 2 3 4 5 6 7	NOMENCLATURE	EFFECT FROM TO	UNITS PER ASSY
2 - 160	251N4050-65		...TRANSMISSION ASSY- POSITION DATA: RH SIDE COMPONENT MAINT MANUAL REF: 27-51-13 QUALIFIED I/W DATA: 251N4050-65 IS FULLY INTERCHANGEABLE WITH 251N4050-36 OR -40 OR -44 WHEN FILLED WITH BRAYCO 795 OIL AND WITH THE INCORPORATION OF SB 757-27-A0127 251N4050-65 IS FULLY INTERCHANGEABLE WITH 251N4050-48 WHEN FILLED WITH BRAYCO 795 OIL OPTIONAL PART: 251N4050-61 SERVICE BULLETIN OPT DATA: 251N4022-31 251N4022-35 251N4050-48 251N4050-61 USED ON: 251N4336-8 251N4336-24 POST ALERT SB: 27A0127R2	002004 006999	RF
165	251N4148-22	PLATE-IDENTIFICATION	002004 006999	1
170	251N4159-2	PLATE-IDENTIFICATION USED ON: 251N4050-39 251N4050-40 251N4050-43 251N4050-44	002004 006102 108120 504951	1
180	251N4158-3	PLATE-IDENTIFICATION USED ON: 251N4050-39 251N4050-43	002004 006102 108120 504951	1
- 185	251N4165-3	PLATE-IDENTIFICATION USED ON: 251N4050-40 251N4050-44	002004 006102 108120 504951	1

MISSING ITEM NUMBERS NOT APPLICABLE

- ITEM NOT ILLUSTRATED

11-24-55-02

11-24-55
FIG. 02
PAGE 52
JAN 20/09

BRI



757

PARTS CATALOG (MAINTENANCE)

FIG ITEM	PART NUMBER	1 2 3 4 5 6 7	NOMENCLATURE	EFFECT FROM TO	UNITS PER ASSY
2 190	BAC27NCT316	MARKER-ALUMINUM FOIL OPTIONAL PART: BAC27NCT338 USED ON: 251N4050-64	101106 108120 504903	1
192	BAC27NCT338	MARKER-ALUMINUM FOIL OPTIONAL PART: BAC27NCT316 USED ON: 251N4050-64	101106 108120 504903	1
- 195	BAC27NCT317	MARKER-ALUMINUM FOIL OPTIONAL PART: BAC27NCT339 USED ON: 251N4050-65	101106 108120 504903	1
- 197	BAC27NCT339	MARKER-ALUMINUM FOIL OPTIONAL PART: BAC27NCT317 USED ON: 251N4050-65	101106 108120 504903	1

MISSING ITEM NUMBERS NOT APPLICABLE

- ITEM NOT ILLUSTRATED

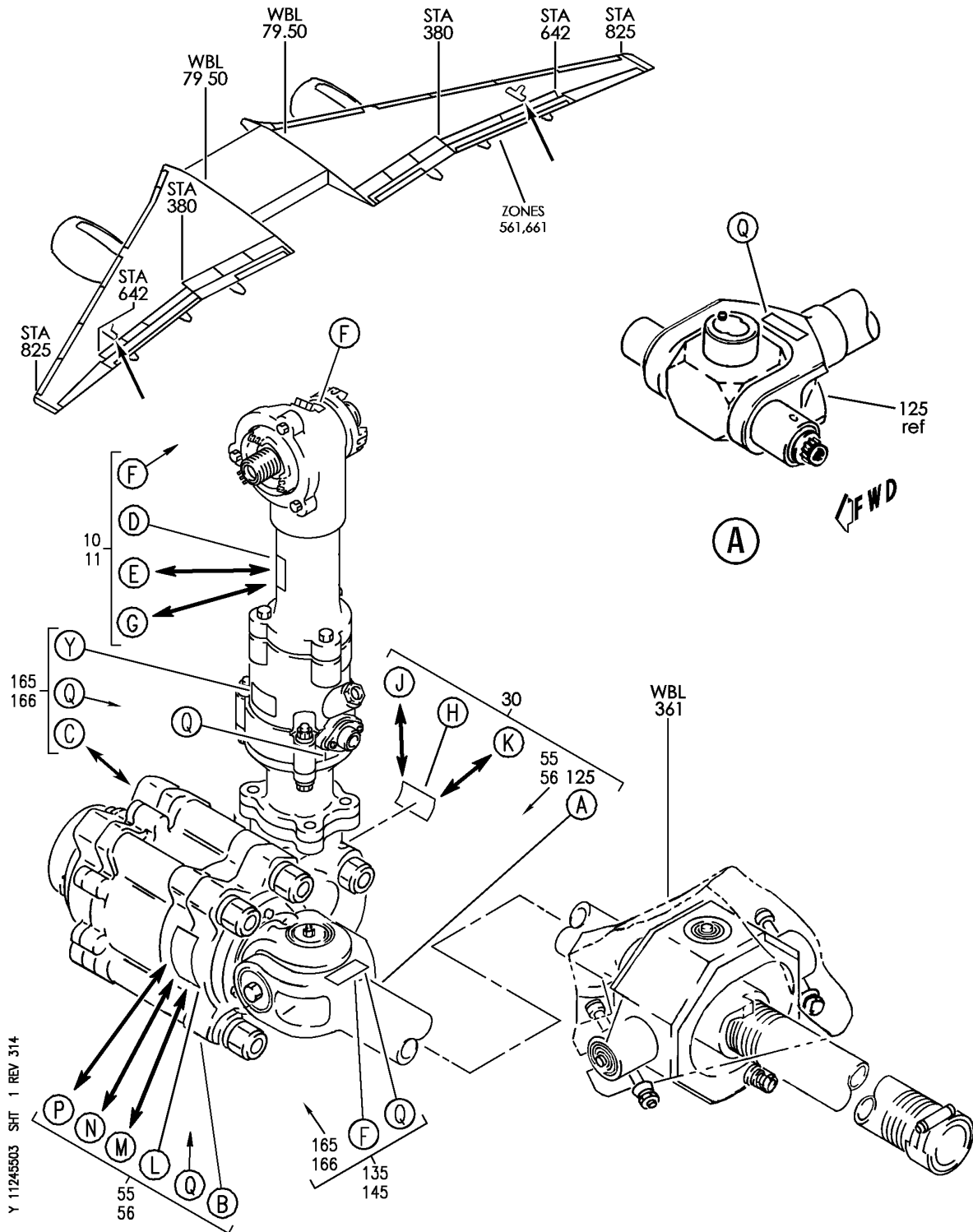
BRI

11-24-55-02

BOEING PROPRIETARY - Copyright © - Unpublished Work - See title page for details.

11-24-55
FIG. 02
PAGE 53
JAN 20/09

BOEING
757
PARTS CATALOG (MAINTENANCE)



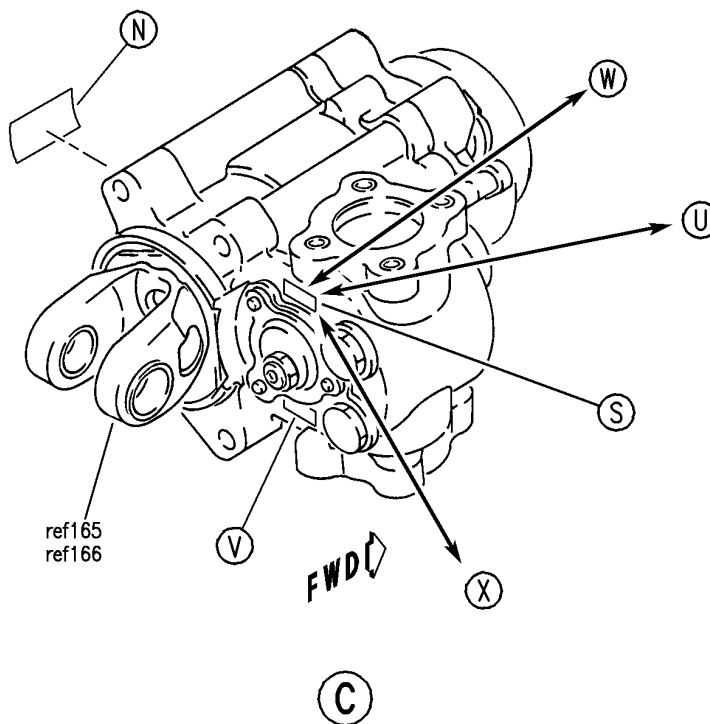
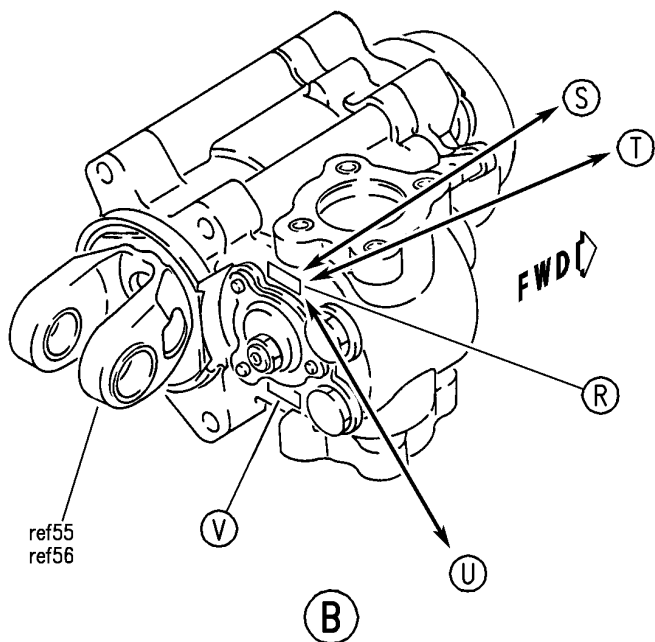
TRANSMISSION INSTL-OUTBD TE FLAP DRIVE (PLACARDS AND MARKINGS ONLY)
FIGURE 3 (SHEET 1)

11-24-55-03

BRI
SEP 28/07

11-24-55-03
PAGE 0

BOEING
757
PARTS CATALOG (MAINTENANCE)



Y 11245503 SH1 2 REV 314

TRANSMISSION INSTL-OUTBD TE FLAP DRIVE (PLACARDS AND MARKINGS ONLY)
FIGURE 3 (SHEET 2)

11-24-55-03

BRI
SEP 28/07

11-24-55-03
PAGE 0A



BOEING
 757
PARTS CATALOG (MAINTENANCE)

15

THE **BOEING** CO.
 TRAILING EDGE FLAP
 TEE GEARBOX ASSY
 251N4218-
 SERIAL NO.
 LUBE: MIL-G-21164
 OPT: MIL-G-23827

(D)

20

 **BOEING**
 TRAILING EDGE FLAP
 TEE GEARBOX
 251N4218-
 SERIAL NO.
 LUBE: BMS 3-33
 OPT: MIL-G-23827


(E)

25
160

LUBRICATE WITH BMS 3-33
 OPT: MIL-G-23827

(F)

27

 **BOEING**
 TRAILING EDGE FLAP
 GEARBOX ASSY
 251N8792-
 SERIAL NO.
 LUBE: MIL-G-21164
 OPT: MIL-G-23827

(G)

40

TRANSMISSION, AFT U-JOINT AND
 BALL SCREW ASSEMBLY - T.E. FLAP
 PN MFD DATE
 BCAC PN 251N4101-42 SER NO

(H)

45

TRANSMISSION, AFT U-JOINT AND
 BALL SCREW ASSEMBLY - T.E. FLAP
 PN MFD DATE
 BCAC PN 251N4101-47 SER NO

(J)

50

TRANSMISSION, AFT U-JOINT AND
 BALLSCREW ASSEMBLY - T.E. FLAP
 PN MFD DATE
 BCAC PN 251N4101- SER NO

(K)

Y 11245503 SHT 3 REV 229

TRANSMISSION INSTL-OUTBD TE FLAP DRIVE (PLACARDS AND MARKINGS ONLY)
 FIGURE 3 (SHEET 3)

BRI
 MAY 28/07

11-24-55-03

11-24-55-03
 PAGE 0B


BOEING
 757
PARTS CATALOG (MAINTENANCE)

65

TRANSMISSION ASSEMBLY - T.E. FLAP
 PN MFD DATE
 BCAC PN SER NO

L

70

TRANSMISSION ASSEMBLY - T.E. FLAP
 PN MFD DATE
 BCAC PN SER NO

M

75
175

TRANSMISSION ASSEMBLY - T.E. FLAP
 PN MFD DATE
 BCAC PN SER NO

N

80

TRANSMISSION ASSEMBLY - T.E. FLAP
 PN MFD DATE
 BCAC PN SER NO


P

85
130
155
190

LUBRICATE WITH
 GREASE

Q

90

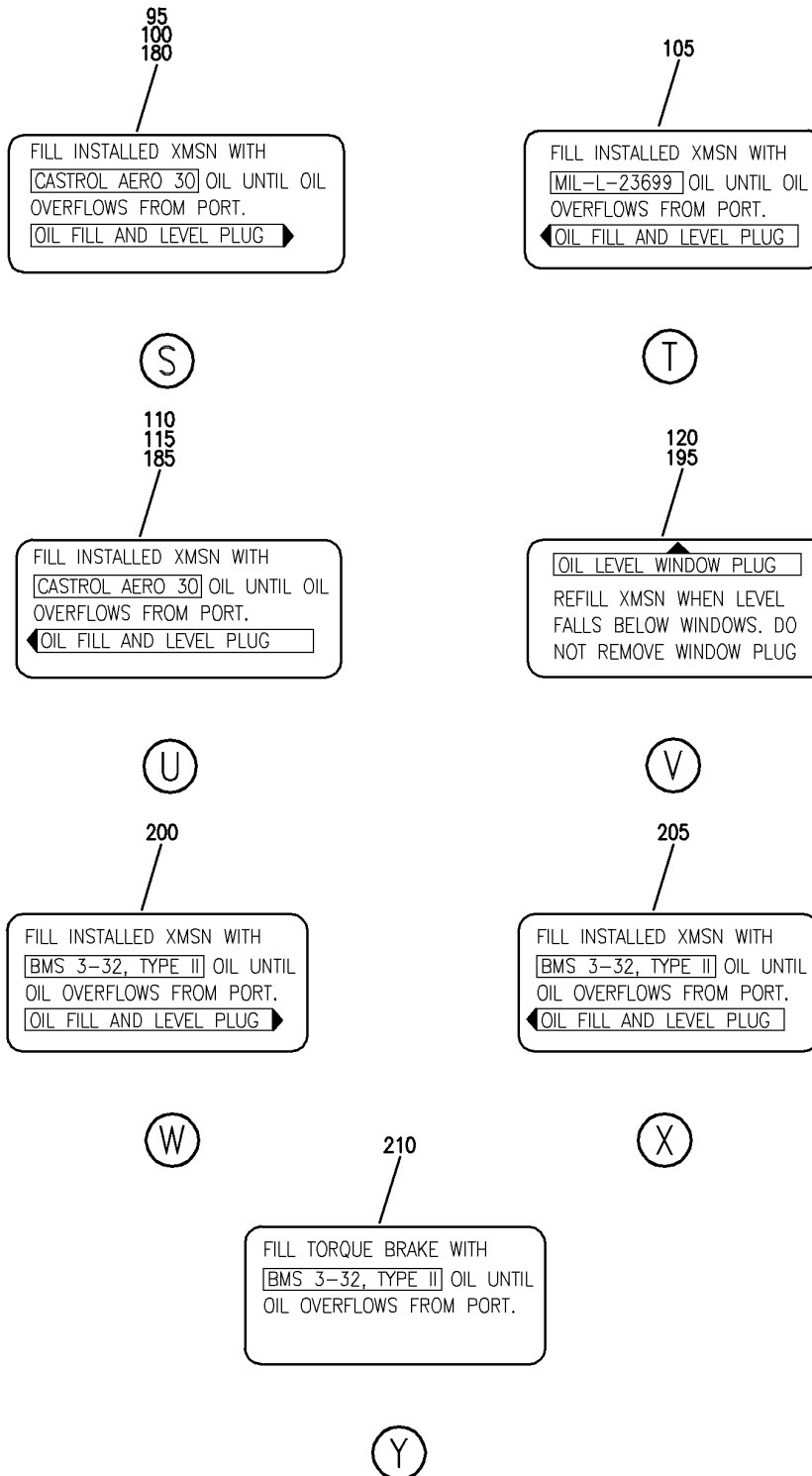
FILL INSTALLED XMSN WITH
 OIL UNTIL OIL
 OVERFLOWS FROM PORT.
 

R

Y 11245503 SH1 4 REV 229

TRANSMISSION INSTL-OUTBD TE FLAP DRIVE (PLACARDS AND MARKINGS ONLY)
 FIGURE 3 (SHEET 4)


BOEING
 757
PARTS CATALOG (MAINTENANCE)



Y 11245503 SH1 5 REV 229

TRANSMISSION INSTL-OUTBD TE FLAP DRIVE (PLACARDS AND MARKINGS ONLY)
 FIGURE 3 (SHEET 5)

11-24-55-03

BRI
 MAY 28/07

11-24-55-03
 PAGE 0D



757

PARTS CATALOG (MAINTENANCE)

FIG ITEM	PART NUMBER	1 2 3 4 5 6 7	NOMENCLATURE	EFFECT FROM TO	UNITS PER ASSY
3			TRANSMISSION INSTL-OUTBD TE FLAP DRIVE (PLACARDS AND MARKINGS ONLY)	002004 006999	
- 1	251N4009-1		TRANSMISSION INSTL-OUTBD TE FLAP DRIVE POSITION DATA: INBD LH FOR NHA/OTHER SYS DET SEE: 27-51-25-03	002004 006100 107107 121503 904999	RF
- 1	251N4009-37		TRANSMISSION INSTL-OUTBD TE FLAP DRIVE POSITION DATA: INBD LH FOR NHA/OTHER SYS DET SEE: 27-50-00-02	101102 108120 504903	RF
- 1	MODREF7570		TRANSMISSION INSTL-OUTBD TE FLAP DRIVE (PLACARDS AND MARKINGS ONLY) MODULE NUMBER: 251N4009-43 REV A POSITION DATA: INBD LH FOR OTHER SYS DETAILS SEE: 27-51-17-02 27-51-18-02 27-51-21-02	103103	1
- 1	MODREF27516		TRANSMISSION INSTL-OUTBD TE FLAP DRIVE (PLACARDS AND MARKINGS ONLY) MODULE NUMBER: 251N4009-43 REV B POSITION DATA: INBD LH FOR OTHER SYS DETAILS SEE: 27-51-17-02 27-51-18-02 27-51-21-02	104106	1
- 5	251N4009-2		TRANSMISSION INSTL-OUTBD TE FLAP DRIVE POSITION DATA: INBD RH FOR NHA/OTHER SYS DET SEE: 27-51-25-03	002004 006100 107107 121503 904999	RF

MISSING ITEM NUMBERS NOT APPLICABLE

- ITEM NOT ILLUSTRATED

11-24-55-03

11-24-55
FIG. 03
PAGE 1
JAN 20/09

BRI



757

PARTS CATALOG (MAINTENANCE)

FIG ITEM	PART NUMBER	1 2 3 4 5 6 7	NOMENCLATURE	EFFECT FROM TO	UNITS PER ASSY
3					
- 5	251N4009-38		TRANSMISSION INSTL-OUTBD TE FLAP DRIVE POSITION DATA: INBD RH FOR NHA/OTHER SYS DET SEE: 27-50-00-02	101102 108120 504903	RF
- 5	MODREF7571		TRANSMISSION INSTL-OUTBD TE FLAP DRIVE (PLACARDS AND MARKINGS ONLY) MODULE NUMBER: 251N4009-44 REV A POSITION DATA: INBD RH FOR OTHER SYS DETAILS SEE: 27-51-17-02 27-51-18-02 27-51-21-02	103103	1
- 5	MODREF27517		TRANSMISSION INSTL-OUTBD TE FLAP DRIVE (PLACARDS AND MARKINGS ONLY) MODULE NUMBER: 251N4009-44 REV B POSITION DATA: INBD RH FOR OTHER SYS DETAILS SEE: 27-51-17-02 27-51-18-02 27-51-21-02	104106	1
10	251N4218-1		. GEARBOX ASSY-TEE COMPONENT MAINT MANUAL REF: 27-51-29 QUALIFIED I/W DATA: 251N4218-5 OR -6 MAY REPLACE 251N4218-1 WITH THE INCORPORATION OF SERVICE BULLETIN 757-27-0107 OPTIONAL PART: 251N4218-2	107107 121503 951999	RF

MISSING ITEM NUMBERS NOT APPLICABLE

- ITEM NOT ILLUSTRATED

11-24-55-03

11-24-55
FIG. 03
PAGE 2
JAN 20/09

BRI

 **BOEING**
757
PARTS CATALOG (MAINTENANCE)

FIG ITEM	PART NUMBER	1 2 3 4 5 6 7	NOMENCLATURE	EFFECT FROM TO	UNITS PER ASSY
3	10 251N4218-2		.GEARBOX ASSY-TEE COMPONENT MAINT MANUAL REF: 27-51-29 QUALIFIED I/W DATA: 251N4218-5 OR -6 MAY REPLACE 251N4218-2 WITH THE INCORPORATION OF SERVICE BULLETIN 757-27-0107	107107 121503 951999	RF
	10 251N4218-3		.GEARBOX ASSY-TEE COMPONENT MAINT MANUAL REF: 27-51-29 QUALIFIED I/W DATA: 251N4218-5 OR -6 MAY REPLACE 251N4218-3 WITH THE INCORPORATION OF SERVICE BULLETIN 757-27-0107 OPTIONAL PART: 251N4218-4	107107 121503 951999	RF
	10 251N4218-4		.GEARBOX ASSY-TEE COMPONENT MAINT MANUAL REF: 27-51-29 QUALIFIED I/W DATA: 251N4218-5 OR -6 MAY REPLACE 251N4218-4 WITH THE INCORPORATION OF SERVICE BULLETIN 757-27-0107 OPTIONAL PART: 251N4218-3	107107 121503 951999	RF
	10 251N4218-5		.GEARBOX ASSY-TEE MISCELLANEOUS DATA: REPLS 251N4218-3 COMPONENT MAINT MANUAL REF: 27-51-29 QUALIFIED I/W DATA: 251N4218-5 MAY REPLACE 251N4218-1, -2, -3 OR -4 WITH THE INCORPORATION OF SERVICE BULLETIN 757-27-0107 SERVICE BULLETIN OPT DATA: 012N8792-21 012N8792-22 012N8792-24 POST SERVICE BULLETIN: 27-0107	103106 108120 504903 950950	RF

MISSING ITEM NUMBERS NOT APPLICABLE

— ITEM NOT ILLUSTRATED

BRI

11-24-55-03

11-24-55
FIG. 03
PAGE 3
JAN 20/09



757

PARTS CATALOG (MAINTENANCE)

FIG ITEM	PART NUMBER	1 2 3 4 5 6 7	NOMENCLATURE	EFFECT FROM TO	UNITS PER ASSY
3					
10	251N4218-6		.GEARBOX ASSY-TEE COMPONENT MAINT MANUAL REF: 27-51-29 QUALIFIED I/W DATA: 251N4218-6 MAY REPLACE 251N4218-1, -2, -3 OR -4 WITH THE INCORPORATION OF SERVICE BULLETIN 757-27-0107 OPTIONAL PART: 251N4218-9	103106 108120 504903 950950	RF
10	251N4218-9		.GEARBOX ASSY-TEE COMPONENT MAINT MANUAL REF: 27-51-29 OPTIONAL PART: 251N4218-6	103106 108120 504903 950950	RF
10	012N8792-21		.GEARBOX ASSY-TEE SERVICE BULLETIN OPT DATA: 012N8792-22 012N8792-24 251N4218-5 POST SERVICE BULLETIN: 27-0107	950950	RF
10	012N8792-22		.GEARBOX ASSY-TEE SERVICE BULLETIN OPT DATA: 251N4218-5 012N8792-21 012N8792-24 POST SERVICE BULLETIN: 27-0107	950950	RF
10	012N8792-24		.GEARBOX ASSY-TEE SERVICE BULLETIN OPT DATA: 012N8792-21 012N8792-22 251N4218-5 POST SERVICE BULLETIN: 27-0107	950950	RF
10	251N4218-1		.GEARBOX ASSY-TEE COMPONENT MAINT MANUAL REF: 27-51-29	002004 006102 904949	RF
10	251N4218-2		.GEARBOX ASSY-TEE COMPONENT MAINT MANUAL REF: 27-51-29	002004 006102 904949	RF
10	251N4218-3		.GEARBOX ASSY-TEE COMPONENT MAINT MANUAL REF: 27-51-29 OPTIONAL PART: 251N4218-4	002004 006102 904949	RF

MISSING ITEM NUMBERS NOT APPLICABLE

- ITEM NOT ILLUSTRATED

11-24-55-03

11-24-55
FIG. 03
PAGE 4
JAN 20/09

BRI



757

PARTS CATALOG (MAINTENANCE)

FIG ITEM	PART NUMBER	1 2 3 4 5 6 7	NOMENCLATURE	EFFECT FROM TO	UNITS PER ASSY
3					
10	251N4218-4		. GEARBOX ASSY-TEE COMPONENT MAINT MANUAL REF: 27-51-29 OPTIONAL PART: 251N4218-3	002004 006102 904949	RF
10	251N4218-5		. GEARBOX ASSY-TEE COMPONENT MAINT MANUAL REF: 27-51-29	002004 006102 904949	RF
11	251N4218-6		. GEARBOX ASSY-TEE COMPONENT MAINT MANUAL REF: 27-51-29 OPTIONAL PART: 251N4218-9	002004 006102 904949	RF
11	251N4218-9		. GEARBOX ASSY-TEE COMPONENT MAINT MANUAL REF: 27-51-29 OPTIONAL PART: 251N4218-6	002004 006102 904949	RF
15	BAC27NCT0241		.. NAMEPLATE- USED ON: 251N4218-3 251N4218-4 251N4218-5 POST SERVICE BULLETIN: 27-0107	002004 006999	1
20	BAC27NCT332		.. NAMEPLATE- USED ON: 251N4218-6 251N4218-9	002004 006106 108120 504950	1
25	256A3195-13		.. MARKER- USED ON: 251N4218-6 251N4218-9	002004 006106 108120 504950	1
27	BAC27NCT308		.. NAMEPLATE- USED ON: 012N8792-21 012N8792-22 012N8792-24 POST SERVICE BULLETIN: 27-0107	950950	1
30	251N4101-42		. TRANSMISSION ASSY- POSITION DATA: LH SIDE COMPONENT MAINT MANUAL REF: 27-51-12 QUALIFIED I/W DATA: 251N4009-15 CAN REPLACE OR BE REPLACED BY 251N4101-42/-50/-58/-66/	107107 904949	RF

MISSING ITEM NUMBERS NOT APPLICABLE

- ITEM NOT ILLUSTRATED

11-24-55-03

11-24-55
FIG. 03
PAGE 5
JAN 20/09

BRI



757

PARTS CATALOG (MAINTENANCE)

FIG ITEM	PART NUMBER	1 2 3 4 5 6 7 NOMENCLATURE	EFFECT FROM TO	UNITS PER ASSY
3		<p>-74/-82/-90 TOGETHER WITH (ONE EA) 10-61899-26/HJ18DU106, (ONE EA) 251N4077-4, (TWO EA) BACB30NY6K39, (TWO EA) BACC30X6, AND (TWO EA) NAS620C10 251N4009-17 CAN REPLACE OR BE REPLACED BY 251N4101-42/-50/-58/-66/ -74/-82/-90 TOGETHER WITH (TWO EA) 10-61899-26/HJ18DU106, (ONE EA) 251N4077-4, (TWO EA) BACB30NY6K39, (TWO EA) BACC30X6, AND (TWO EA) NAS620C10 251N4009-23 CAN REPLACE BUT CANNOT BE REPLACED BY 251N4101-42/-50/-58/ -66/-74/-82/-90 TOGETHER WITH (TWO EA) 10-61899-26/HJ18DU106, (ONE EA) 251N4077-4, (TWO EA) BACB30NY6K39, (TWO EA) BACC30X6, AND (TWO EA) NAS620C10 251N4009-39 CAN REPLACE BUT CANNOT BE REPLACED BY 251N4101-42/-50/-58/ -66/-74/-82/-90 TOGETHER WITH (TWO EA) 10-61899-26/HJ18DU106, (ONE EA) 251N4077-4, (TWO EA) BACB30NY6K39, (TWO EA) BACC30X6, AND (TWO EA) NAS620C10 251N4009-45 CAN REPLACE BUT CANNOT BE REPLACED BY 251N4101-42/-50/-58/ -66/-74/-82/-90 TOGETHER WITH (TWO EA) 10-61899-26/HJ18DU106, (ONE EA) 251N4077-4, (TWO EA) BACB30NY6K39, (TWO EA) BACC30X6, AND (TWO EA) NAS620C10 251N4009-53 CAN REPLACE OR BE REPLACED BY</p>		

MISSING ITEM NUMBERS NOT APPLICABLE

- ITEM NOT ILLUSTRATED

11-24-55-03

11-24-55
FIG. 03
PAGE 6
JAN 20/09

BRI



757

PARTS CATALOG (MAINTENANCE)

FIG ITEM	PART NUMBER	1 2 3 4 5 6 7	NOMENCLATURE	EFFECT FROM TO	UNITS PER ASSY
3			251N4101-42/-50/-58/-66/ -74/-82/-90 TOGETHER WITH (TWO EA) 10-61899-26/HJ18DU106, (ONE EA) 251N4077-4, (TWO EA) BACB30NY6K39, (TWO EA) BACC30X6, AND (TWO EA) NAS620C10 REWORKED BY ALERT SB: 27A0127R2		
30	251N4101-50	. TRANSMISSION ASSY-	POSITION DATA: LH SIDE COMPONENT MAINT MANUAL REF: 27-51-12 QUALIFIED I/W DATA: 251N4009-15 CAN REPLACE OR BE REPLACED BY 251N4101-42/-50/-58/-66/ -74/-82/-90 TOGETHER WITH (TWO EA) 10-61899-26/HJ18DU106, (ONE EA) 251N4077-4, (TWO EA) BACB30NY6K39, (TWO EA) BACC30X6, AND (TWO EA) NAS620C10 251N4009-17 CAN REPLACE OR BE REPLACED BY 251N4101-42/-50/-58/-66/ -74/-82/-90 TOGETHER WITH (TWO EA) 10-61899-26/HJ18DU106, (ONE EA) 251N4077-4, (TWO EA) BACB30NY6K39, (TWO EA) BACC30X6, AND (TWO EA) NAS620C10 251N4009-23 CAN REPLACE BUT CANNOT BE REPLACED 251N4101-42/-50/-58/-66/ -74/-82/-90 TOGETHER WITH (TWO EA) 10-61899-26/HJ18DU106, (ONE EA) 251N4077-4, (TWO EA) BACB30NY6K39, (TWO EA) BACC30X6, AND (TWO EA) NAS620C10 251N4009-39 CAN REPLACE BUT CANNOT BE REPLACED BY 251N4101-42/-50/-58/	107107 904949	RF

MISSING ITEM NUMBERS NOT APPLICABLE

- ITEM NOT ILLUSTRATED

BRI

11-24-55-03

BOEING PROPRIETARY - Copyright © - Unpublished Work - See title page for details.

11-24-55
FIG. 03
PAGE 7
JAN 20/09



**757
PARTS CATALOG (MAINTENANCE)**

FIG ITEM	PART NUMBER	1 2 3 4 5 6 7 NOMENCLATURE	EFFECT FROM TO	UNITS PER ASSY
3		<p>-66/-74/-82/-90 TOGETHER WITH (TWO EA) 10-61899-26/HJ18DU106, (ONE EA) 251N4077-4, (TWO EA) BACB30NY6K39, (TWO EA) BACC30X6, AND (TWO EA) NAS620C10 251N4009-45 CAN REPLACE BUT CANNOT BE REPLACED BY 251N4101-42/-50/-58/-66/-74/-82/-90 TOGETHER WITH (TWO EA) 10-61899-26/HJ18DU106, (ONE EA) 251N4077-4, (TWO EA) BACB30NY6K39, (TWO EA) BACC30X6, AND (TWO EA) NAS620C10 251N4009-53 CAN REPLACE OR BE REPLACED BY 251N4101-42/-50/-58/-66/-74/-82/-90 TOGETHER WITH (TWO EA) 10-61899-26/HJ18DU106, (ONE EA) 251N4077-4, (TWO EA) BACB30NY6K39, (TWO EA) BACC30X6, AND (TWO EA) NAS620C10 REWORKED BY ALERT SB: 27A0127R2</p>		
30	251N4101-58	<p>. TRANSMISSION ASSY- POSITION DATA: LH SIDE COMPONENT MAINT MANUAL REF: 27-51-12 QUALIFIED I/W DATA: 251N4009-15 CAN REPLACE OR BE REPLACED BY 251N4101-42/-50/-58/-66/-74/-82/-90 TOGETHER WITH (TWO EA) 10-61899-26/HJ18DU106, (ONE EA) 251N4077-4, (TWO EA) BACB30NY6K39, (TWO EA) BACC30X6, AND (TWO EA) NAS620C10 251N4009-17 CAN REPLACE OR BE REPLACED BY 251N4101-42/-50/-58/-66/-74/-82/-90 TOGETHER</p>	107107 904949	RF

MISSING ITEM NUMBERS NOT APPLICABLE

— ITEM NOT ILLUSTRATED

BRI

11-24-55-03

BOEING PROPRIETARY - Copyright © - Unpublished Work - See title page for details.

11-24-55
FIG. 03
PAGE 8
JAN 20/09



757

PARTS CATALOG (MAINTENANCE)

FIG ITEM	PART NUMBER	1 2 3 4 5 6 7 NOMENCLATURE	EFFECT FROM TO	UNITS PER ASSY
3		<p>WITH (TWO EA) 10-61899-26/HJ18DU106, (ONE EA) 251N4077-4, (TWO EA) BACB30NY6K39, (TWO EA) BACC30X6, AND (TWO EA) NAS620C10 251N4009-23 CAN REPLACE BUT NOT BE REPLACED BY 251N4101-42/-50/-58/-66/ -74/-82/-90 TOGETHER WITH (TWO EA) 10-61899-26/HJ18DU106, (ONE EA) 251N4077-4, (TWO EA) BACB30NY6K39, (TWO EA) BACC30X6, AND (TWO EA) NAS620C10 251N4009-39 CAN REPLACE BUT CANNOT BE REPLACED BY 251N4101-42/-50/-66/ -74/-82/-90 TOGETHER WITH (TWO EA) 10-61899-26/HJ18DU106, (ONE EA) 251N4077-4, (TWO EA) BACB30NY6K39, (TWO EA) BACC30X6, AND (TWO EA) NAS620C10 251N4009-45 CAN REPLACE BUT CANNOT BE REPLACED BY 251N4101-42/-50/-58/ -66/-74/-82/-90 TOGETHER WITH (TWO EA) 10-61899-26/HJ18DU106, (ONE EA) 251N4077-4, (TWO EA) BACB30NY6K39, (TWO EA) BACC30X6, AND (TWO EA) NAS620C10 251N4009-53 CAN REPLACE BUT CANNOT BE REPLACED BY 251N4101-42/-50/-58/ -66/-74/-82/-90 TOGETHER WITH (TWO EA) 10-61899-26/HJ18DU106, (ONE EA) 251N4077-4, (TWO EA) BACB30NY6K39, (TWO EA) BACC30X6, AND (TWO EA) NAS620C10 REWORKED BY ALERT SB: 27A0127R</p>		
30	251N4101-66	.TRANSMISSION ASSY-	107107	RF

MISSING ITEM NUMBERS NOT APPLICABLE

- ITEM NOT ILLUSTRATED

11-24-55-03

11-24-55
 FIG. 03
 PAGE 9
 JAN 20/09

BRI



757

PARTS CATALOG (MAINTENANCE)

FIG ITEM	PART NUMBER	1 2 3 4 5 6 7 NOMENCLATURE	EFFECT FROM TO	UNITS PER ASSY
3		<p>POSITION DATA: LH SIDE COMPONENT MAINT MANUAL REF: 27-51-99 QUALIFIED I/W DATA: 251N4009-15 CAN REPLACE OR BE REPLACED BY 251N4101-42/-50/-58/-66/ -74/-82/-90 TOGETHER WITH (TWO EA) 10-61899-26/HJ18DU106, (ONE EA) 251N4077-4, (TWO EA) BACB30NY6K39, (TWO EA) BACC30X6, AND (TWO EA) NAS620C10 251N4009-17 CAN REPLACE OR BE REPLACED BY 251N4101-41/-50/-58/-66/ -74/-82/-90 TOGETHER WITH (TWO EA) 10-61899-26/HJ18DU106, (ONE EA) 251N4077-4, (TWO EA) BACB30NY6K39, (TWO EA) BACC30X6, AND (TWO EA) NAS620C10 251N4009-23 CAN REPLACE BUT CANNOT BE REPLACED BY 251N4101-42/-50/-58/ -66/-74/-82/-90 TOGETHER WITH (TWO EA) 10-61899-26/HJ18DU106, (ONE EA) 251N4077-4, (TWO EA) BACB30NY6K39, (TWO EA) BACC30X6, AND (TWO EA) NAS620C10 251N4009-39 CAN REPLACE BUT CANNOT BE REPLACED BY 251N4101-42/-50/-58/ -66/-74/-82/-90 TOGETHER WITH (TWO EA) 10-61899-26/HJ18DU106, (ONE EA) 251N4077-4, (TWO EA) BACB30NY6K39, (TWO EA) BACC30X6, AND (TWO EA) NAS620C10 251N4009-45 CAN REPLACE BUT CANNOT BE REPLACED BY 251N4101-42/-50/-58/ -66/-74/-82/-90 TOGETHER</p>	904949	

MISSING ITEM NUMBERS NOT APPLICABLE

- ITEM NOT ILLUSTRATED

11-24-55-03

11-24-55
FIG. 03
PAGE 10
JAN 20/09

BRI

 **BOEING**
757
PARTS CATALOG (MAINTENANCE)

FIG ITEM	PART NUMBER	1 2 3 4 5 6 7	NOMENCLATURE	EFFECT FROM TO	UNITS PER ASSY
3			<p>WITH (TWO EA) 10-61899-26/HJ18DU106, (ONE EA) 251N4077-4, (TWO EA) BACB30NY6K39, (TWO EA) BACC30X6, AND (TWO EA) NAS620C10 251N4009-53 CAN REPLACE BUT CANNOT BE REPLACED BY 251N4101-42/-50/-58/ -66/-74/-82/-90 TOGETHER WITH (TWO EA) 10-61899-26/HJ18DU106, (ONE EA) 251N4077-4, (TWO EA) BACB30NY6K39, (TWO EA) BACC30X6, AND (TWO EA) NAS620C10 REWORKED BY ALERT SB: 27A0127R2</p>		
30	251N4101-74	.	<p>TRANSMISSION ASSY- POSITION DATA: LH SIDE COMPONENT MAINT MANUAL REF: 27-51-99 QUALIFIED I/W DATA: 251N4009-15 CAN REPLACE OR BE REPLACED BY 251N4101-42/-50/-58/-66/ -74/-82/-90 TOGETHER WITH (TWO EA) 10-61899-26/HJ18DU106, (ONE EA) 251N4077-4, (TWO EA) BACB30NY6K39, (TWO EA) BACC30X6, AND (TWO EA) NAS620C10 251N4009-17 CAN REPLACE OR BE REPLACED BY 251N41001-42/-50/-58/-66 -74/-82/-90 TOGETHER WITH (TWO EA) 10-61899-26/HJ18DU106, (ONE EA) 251N4077-4, (TWO EA) BACB30NY6K39, (TWO EA) BACC30X6, AND (TWO EA) NAS620C10 251N4009-23 CAN REPLACE BUT CANNOT BE REPLACED BY 251N4101-42/-50/-58/ -66/-74/-82/-90 TOGETHER WITH (TWO EA)</p>	107107 904949	RF

MISSING ITEM NUMBERS NOT APPLICABLE

— ITEM NOT ILLUSTRATED

BRI

11-24-55-03

11-24-55
FIG. 03
PAGE 11
JAN 20/09



757

PARTS CATALOG (MAINTENANCE)

FIG ITEM	PART NUMBER	1 2 3 4 5 6 7 NOMENCLATURE	EFFECT FROM TO	UNITS PER ASSY
3		<p>10-61899-26/HJ18DU106, (ONE EA) 251N4077-4, (TWO EA) BACB30NY6K39, (TWO EA) BACC30X6, AND NAS620C10 251N4009-39 CAN REPLACE BUT CANNOT BE REPLACED BY 251N4101-42/-50/-58/ -66/-74/-82/-90 TOGETHER WITH (TWO EA) 10-61899-26/HJ18DU106, (ONE EA) 251N4077-4, (TWO EA) BACB30NY6K39, (TWO EA) BACC30X6, AND (TWO EA) NAS620C10 251N4009-45 CAN REPLACE BUT CANNOT BE REPLACED BY 251N4101-42/-50/-58/ -66/-74/-82/-90 TOGETHER WITH (TWO EA) 10-61899-26/HJ18DU106, (ONE EA) 251N4077-4, (TWO EA) BACB30NY6K39, (TWO EA) BACC30X6, AND (TWO EA) NAS620C10 251N4009-53 CAN REPLACE BUT CANNOT BE REPLACED BY 251N4101-42/-50/-58/ -66/-74/-82/-90 TOGETHER WITH (TWO EA) 10-61899-26/HJ18DU106, (ONE EA) 251N4077-4, (TWO EA) BACB30NY6K39, (TWO EA) BACC30X6, AND (TWO EA) NAS620C10 REWORKED BY ALERT SB: 27A0127R2 .TRANSMISSION ASSY- POSITION DATA: LH SIDE COMPONENT MAINT MANUAL REF: 27-51-99 QUALIFIED I/W DATA: 251N4009-15 CAN REPLACE OR BE REPLACED BY 251N4101-42/-50/-58/-66/ -74/-82/-90 TOGETHER WITH (TWO EA) 10-61899-26/HJ18DU106,</p>		
30	251N4101-82	<p>MISSING ITEM NUMBERS NOT APPLICABLE</p>	107107 904949	RF

- ITEM NOT ILLUSTRATED

11-24-55-03

11-24-55
 FIG. 03
 PAGE 12
 JAN 20/09

BRI



757

PARTS CATALOG (MAINTENANCE)

FIG ITEM	PART NUMBER	1 2 3 4 5 6 7 NOMENCLATURE	EFFECT FROM TO	UNITS PER ASSY
3		<p>(ONE EA) 251N4077-4, (TWO EA) BACB30NY6K39, (TWO EA) BACC30X6, AND (TWO EA) NAS620C10 251N4009-17 CAN REPLACE OR BE REPLACED BY 251N4101-42/-50/-58/-66/ -74/-82/-90 TOGETHER WITH (TWO EA) 10-61899-26/HJ18DU106, (ONE EA) 251N4077-4, (TWO EA) BACB30NY6K39, (TWO EA) BACC30X6, AND (TWO EA) NAS620C10 251N4009-23 CAN REPLACE BUT CANNOT BE REPLACED BY 251N4101-42/-50/-58/ -66/-74/-82/-90 TOGETHER WITH (TWO EA) 10-61899-26/HJ18DU106, (ONE EA) 251N4077-4, (TWO EA) BACB30NY6K39, (TWO EA) BACC30X6, AND (TWO EA) NAS620C10 251N4009-39 CAN REPLACE BUT CANNOT BE REPLACED BY 251N4101-42/-50/-58/ -66/-74/-82/-90 TOGETHER WITH (TWO EA) 10-61899-26/HJ18DU106, (ONE EA) 251N4077-4, (TWO EA) BACB30NY6K39, (TWO EA) BACC30X6, AND (TWO EA) NAS620C10 251N4009-45 CAN REPLACE BUT CANNOT BE REPLACED BY 251N4101-42/-50/-58/ -66/-74/-82/-90 TOGETHER WITH (TWO EA) 10-61899-26/HJ18DU106, (ONE EA) 251N4077-4, (TWO EA) BACB30NY6K39, (TWO EA) BACC30X6, AND (TWO EA) NAS620C10 251N4009-53 CAN REPLACE BUT CANNOT BE REPLACED BY 251N4101-42/-50/-58/ -66/-74/-82/-90 TOGETHER WITH (TWO EA)</p>		

MISSING ITEM NUMBERS NOT APPLICABLE

- ITEM NOT ILLUSTRATED

11-24-55-03

11-24-55
 FIG. 03
 PAGE 13
 JAN 20/09

BRI

 **BOEING**
757
PARTS CATALOG (MAINTENANCE)

FIG ITEM	PART NUMBER	1 2 3 4 5 6 7	NOMENCLATURE	EFFECT FROM TO	UNITS PER ASSY
3			10-61899-26/HJ18DU106, (ONE EA) 251N4077-4, (TWO EA) BACB30NY6K39, (TWO EA) BACC30X6, AND (TWO EA) NAS620C10 REWORKED BY ALERT SB: 27A0127		
30	251N4101-90		. TRANSMISSION ASSY- POSITION DATA: LH SIDE COMPONENT MAINT MANUAL REF: 27-51-99 QUALIFIED I/W DATA: 251N4009-15 CAN REPLACE OR BE REPLACED BY 251N4101-42/-50/-58/-66/ -74/-82/-90 TOGETHER WITH (TWO EA) 10-61899-26/HJ18DU106, (ONE EA) 251N4077-4, (TWO EA) BACB30NY6K39, (TWO EA) BACC30X6, AND (TWO EA) NAS620C10 251N4009-17 CAN REPLACE OR BE REPLACED BY 251N4101-42/-50/-58/-66/ -74/-82/-90 TOGETHER WITH (TWO EA) 10-61899-26/HJ18DU106, (ONE EA) 251N4077-4, (TWO EA) BACB30NY6K39, (TWO EA) BACC30X6, AND (TWO EA) NAS620C10 251N4009-23 CAN REPLACE BUT CANNOT BE REPLACED BY 251N4101-42/-50/-58/ -66/-74/-82/-90 TOGETHER WITH (TWO EA) 10-61899-26/HJ18DU106, (ONE EA) 251N4077-4, (TWO EA) BACB30NY6K39, (TWO EA) BACC30X6, AND (TWO EA) NAS620C10 251N4009-39 CAN REPLACE BUT CANNOT BE REPLACED BY 251N4101-42/-50/-58/ -66/-74/-82/-90 TOGETHER WITH (TWO EA) 10-61899-26/HJ18DU106,	107107 904949	RF
<small>MISSING ITEM NUMBERS NOT APPLICABLE</small>					

— ITEM NOT ILLUSTRATED

BRI

11-24-55-03

BOEING PROPRIETARY - Copyright © - Unpublished Work - See title page for details.

11-24-55
FIG. 03
PAGE 14
JAN 20/09



757

PARTS CATALOG (MAINTENANCE)

FIG ITEM	PART NUMBER	1 2 3 4 5 6 7 NOMENCLATURE	EFFECT FROM TO	UNITS PER ASSY
3		<p>(ONE EA) 251N4077-4, (TWO EA) BACB30NY8K39, (TWO EA) BACC30X6, AND (ONE EA) NAS620C10 251N4009-45 CAN REPLACE BUT CANNOT BE REPLACED BY 251N4101-42/-50/-58/ -66/-74/-82/-90 TOGETHER WITH (TWO EA) 10-61899-26/HJ18DU106, (ONE EA) 251N4077-4, (TWO EA) BACB30NY6K39, (TWO EA) BACC30X6, AND (TWO EA) NAS620C10 251N4009-53 CAN REPLACE BUT CANNOT BE REPLACED BY 251N4101-42/-50/-58/ -66/-74/-82/-90 TOGETHER WITH (TWO EA) 10-61899-26/HJ18DU106, (ONE EA) 251N4077-4, (TWO EA) BACB30NY6K39, (TWO EA) BACC30X6, AND (TWO EA) NAS620C10 QUALIFIED OPTIONAL DATA: (-15 OPT TO 251N4101-90 PLUS TWO 10-61889-26, 251N4077-4, TWO BACB30NY6K39, TWO BACC30X6, AND TWO NAS620C10) REWORKED BY ALERT SB: 27A0127</p>		
- 35	251N4101-47	<p>. TRANSMISSION ASSY- POSITION DATA: RH SIDE COMPONENT MAINT MANUAL REF: 27-51-12 QUALIFIED I/W DATA: 251N4009-16 CAN REPLACE OR BE REPLACED BY 251N4101-47/-55/-63/-71/ -79/-87/-95 TOGETHER WITH (TWO EA) 10-61899-26/HJ18DU106, (ONE EA) 251N4077-4, (TWO EA) BACB30NY6K39, (TWO EA) BACC30X6, AND (TWO EA) NAS620C10</p>	107107 904949	RF

MISSING ITEM NUMBERS NOT APPLICABLE

- ITEM NOT ILLUSTRATED

11-24-55-03

11-24-55
 FIG. 03
 PAGE 15
 JAN 20/09

BRI



757

PARTS CATALOG (MAINTENANCE)

FIG ITEM	PART NUMBER	1 2 3 4 5 6 7 NOMENCLATURE	EFFECT FROM TO	UNITS PER ASSY
3		<p>251N4009-18 CAN REPLACE OR BE REPLACED BY 251N4101-47/-55/-63/-71/ -79/-87/-95 TOGETHER WITH (TWO EA) 10-61899-26/HJ18DU106, (ONE EA) 251N4077-4, (TWO EA) BACB30NY6K39, (TWO EA) BACC30X6, AND (TWO EA) NAS620C10</p> <p>251N4009-24 CAN REPLACE BUT CANNOT BE REPLACED BY 251N4101-47/-55/-63/ -71/-79/-87/-95 TOGETHER WITH (TWO EA) 10-61899-26/HJ18DU106, (ONE EA) 251N4077-4, (TWO EA) BACB30NY6K39, (TWO EA) BACC30X6, AND (TWO EA) NAS620C10</p> <p>251N4009-40 CAN REPLACE BUT CANNOT BE REPLACED BY 251N4101-47/-55/-63/ -71/-79/-87/-95 TOGETHER WITH (TWO EA) 10-61899-26/HJ18DU106, (ONE EA) 251N4077-4, (TWO EA) BACB30NY6K39, (TWO EA) BACC30X6, AND (TWO EA) NAS620C10</p> <p>251N4009-46 CAN REPLACE BUT CANNOT BE REPLACED BY 251N4101-47/-55/-63/ -71/-79/-87/-95 TOGETHER WITH (TWO EA) 10-61899-26/HJ18DU106, (ONE EA) 251N4077-4, (TWO EA) BACB30NY6K39, (TWO EA) BACC30X6, AND (TWO EA) NAS620C10</p> <p>251N4009-54 CAN REPLACE BUT CANNOT BE REPLACED BY 251N4101-47/-55/ -63/-71/-79/-87/-95 TOGETHER WITH (TWO EA) 10-61899-26/HJ18DU106, (ONE EA) 251N4077-4, (TWO EA) BACB30NY6K39, (TWO EA) BACC30X6, AND</p>		

MISSING ITEM NUMBERS NOT APPLICABLE

- ITEM NOT ILLUSTRATED

11-24-55-03

11-24-55
FIG. 03
PAGE 16
JAN 20/09

BRI

 **BOEING**
757
PARTS CATALOG (MAINTENANCE)

FIG ITEM	PART NUMBER	1 2 3 4 5 6 7 NOMENCLATURE	EFFECT FROM TO	UNITS PER ASSY
3 - 35	251N4101-55	<p>(TWO EA) NAS620C10 REWORKED BY ALERT SB: 27A0127R2 . TRANSMISSION ASSY- POSITION DATA: LH SIDE COMPONENT MAINT MANUAL REF: 27-51-12 QUALIFIED I/W DATA: 251N4009-16 CAN REPLACE OR BE REPLACED BY 251N4101-47/-55/-63/-71/ -79/-87/-95 TOGETHER WITH (TWO EA) 10-61899-26/HJ18DU106, (ONE EA) 251N4077-4, (TWO EA) BACB30NY6K39, (TWO EA) BACC30X6, AND (TWO EA) NAS620C10 251N4009-18 CAN REPLACE OR BE REPLACED BY 251N4101-47/-55/-63/-71/ -79/-87/-95 TOGETHER WITH (TWO EA) 10-61899-26/HJ18DU106, (ONE EA) 251N4077-4, (TWO EA) BACB30NY6K39, (TWO EA) BACC30X6, AND (TWO EA) NAS620C10 251N4009-24 CAN REPLACE BUT CANNOT BE REPLACED 251N4101-47/-55/-63/-71/ -79/-87/-95 TOGETHER WITH (TWO EA) 10-61899-26/HJ18DU106, (ONE EA) 251N4077-4, (TWO EA) BACB30NY6K39, (TWO EA) BACC30X6, AND (TWO EA) NAS620C10 251N4009-40 CAN REPLACE BUT CANNOT BE REPLACED BY 251N4101-47/-55/-63/ -71/-79/-87/-95 TOGETHER WITH (TWO EA) 10-61899-26/HJ18DU106, (ONE EA) 251N4077-4, (TWO EA) BACB30NY6K39, (TWO EA) BACC30X6, AND (TWO EA) NAS620C10</p>	107107 904949	RF

MISSING ITEM NUMBERS NOT APPLICABLE

- ITEM NOT ILLUSTRATED

BRI

11-24-55-03

11-24-55
FIG. 03
PAGE 17
JAN 20/09



757

PARTS CATALOG (MAINTENANCE)

FIG ITEM	PART NUMBER	1 2 3 4 5 6 7 NOMENCLATURE	EFFECT FROM TO	UNITS PER ASSY
3		<p>251N4009-46 CAN REPLACE BUT CANNOT BE REPLACED BY 251N4101-47/-55/-63/ -71/-79/-87/-95 TOGETHER WITH (TWO EA) 10-61899-26/HJ18DU106, (ONE EA) 251N4077-4, (TWO EA) BACB30NY6K39, (TWO EA) BACC30X6, AND (TWO EA) NAS620C10 251N4009-54 CAN REPLACE BUT CANNOT BE REPLACED BY 251N4101-47/-55/ -63/-71/-79/-87/-95 TOGETHER WITH (TWO EA) 10-61899-26/HJ18DU106, (ONE EA) 251N4077-4, (TWO EA) BACB30NY6K39, (TWO EA) BACC30X6, AND (TWO EA) NAS620C10 REWORKED BY ALERT SB: 27A0127R2 .TRANSMISSION ASSY- POSITION DATA: RH SIDE COMPONENT MAINT MANUAL REF: 27-51-12 QUALIFIED I/W DATA: 251N4009-16 CAN REPLACE OR BE REPLACED BY 251N4101-47/-55/-63/ -71/-79/-87/-95 TOGETHER WITH (TWO EA) 10-61899-26/HJ18DU106, (ONE EA) 251N4077-4, (TWO EA) BACB30NY6K39, (TWO EA) BACC30X6, AND (TWO EA) NAS620C10 251N4009-18 CAN REPLACE OR BE REPLACED BY 251N4101-47/-55/-63/-71/ -79/-87/-95 TOGETHER WITH (TWO EA) 10-61899-26/HJ18DU106, (ONE EA) 251N4077-4, (TWO EA) BACB30NY6K39, (TWO EA) BACC30X6, AND (TWO EA) NAS620C10 251N4009-24 CAN REPLACE</p>	107107 904949	RF
-	35 251N4101-63			

MISSING ITEM NUMBERS NOT APPLICABLE

- ITEM NOT ILLUSTRATED

11-24-55-03

11-24-55
FIG. 03
PAGE 18
JAN 20/09

BRI



757

PARTS CATALOG (MAINTENANCE)

FIG ITEM	PART NUMBER	1 2 3 4 5 6 7 NOMENCLATURE	EFFECT FROM TO	UNITS PER ASSY
3		<p>BUT CANNOT BE REPLACED BY 251N4101-47/-55/-63/ -71/-79/-87/-95 TOGETHER WITH (TWO EA) 10-61899-26/HJ18DU106, (ONE EA) 251N4077-4, (TWO EA) BACB30NY6K39, (TWO EA) BACC30X6, AND (TWO EA) NAS620C10 251N4009-40 CAN REPLACE BUT CANNOT BE REPLACED BY 251N4101-47/-55/-63/ -71/-79/-87/-95 TOGETHER WITH (TWO EA) 10-61899-26/HJ18DU106, (ONE EA) 251N4077-4, (TWO EA) BACB30NY6K39, (TWO EA) BACC30X6, AND (TWO EA) NAS620C10 251N4009-46 CAN REPLACE BUT CANNOT BE REPLACED BY 251N4101-47/-55/-63/ -71/-79/-87/-95 TOGETHER WITH (TWO EA) 10-61899-26/HJ18DU106, (ONE EA) 251N4077-4, (TWO EA) BACB30NY6K39, (TWO EA) BACC30X6, AND (TWO EA) NAS620C10 251N4009-54 CAN REPLACE BUT CANNOT BE REPLACED BY 251N4101-47/-55/ -63/-71/-79/-87/-95 TOGETHER WITH (TWO EA) 10-61899-26/HJ18DU106, (ONE EA) 251N4077-4, (TWO EA) BACB30NY6K39, (TWO EA) BACC30X6, AND (TWO EA) NAS620C10 REWORKED BY ALERT SB: 27A0127R2</p>		
- 35	251N4101-71	<p>. TRANSMISSION ASSY- POSITION DATA: RH SIDE COMPONENT MAINT MANUAL REF: 27-51-99 QUALIFIED I/W DATA: 251N4009-16 CAN REPLACE OR BE REPLACED BY</p>	107107 904949	RF

MISSING ITEM NUMBERS NOT APPLICABLE

- ITEM NOT ILLUSTRATED

11-24-55-03

11-24-55
FIG. 03
PAGE 19
JAN 20/09

BRI



757

PARTS CATALOG (MAINTENANCE)

FIG ITEM	PART NUMBER	1 2 3 4 5 6 7 NOMENCLATURE	EFFECT FROM TO	UNITS PER ASSY
3		<p>251N4101-47/-55/-63/-71/ -79/-87/-95 TOGETHER WITH (TWO EA) 10-61899-26/HJ18DU106, (ONE EA) 251N4077-4, (TWO EA) BACB30NY6K39, (TWO EA) BACC30X6, AND (TWO EA) NAS620C10 251N4009-18 CAN REPLACE OR BE REPLACED BY 251N4101-47/-55/-63/-71/ -79/-87/-95 TOGETHER WITH (TWO EA) 10-61899-26/HJ18DU109, (ONE EA) 251N4077-4, (TWO EA) BACB30NY6K39, (TWO EA) BACC30X6, AND (TWO EA) NAS620C10 251N4009-24 CAN REPLACE BUT CANNOT BE REPLACED BY 251N4101-47/-55/-63/ -71/-79/-87/-95 TOGETHER WITH (TWO EA) 10-61899-26/HJ18DU106, (ONE EA) 251N4077-4, (TWO EA) BACB30NY6K39, (TWO EA) BACC30X6, AND (TWO EA) NAS620C10 251N4009-40 CAN REPLACE BUT CANNOT BE REPLACED BY 251N4101-47/-55/-63/ -71/-79/-87/-95 TOGETHER WITH (TWO EA) 10-61899-26/HJ18DU106, (ONE EA) 251N4077-4, (TWO EA) BACB30NY6K39, (TWO EA) BACC30X6, AND (TWO EA) NAS620C10 251N4009-46 CAN REPLACE BUT CANNOT BE REPLACED BY 251N4101-47/-55/-63/ -71/-79/-87/-95 TOGETHER WITH (TWO EA) 10-61899-26/HJ18DU106, (ONE EA) 251N4077-4, (TWO EA) BACB30NY6K39, (TWO EA) BACC30X6, AND (TWO EA) NAS620C10 251N4009-54 CAN REPLACE</p>		

MISSING ITEM NUMBERS NOT APPLICABLE

- ITEM NOT ILLUSTRATED

11-24-55-03

11-24-55
FIG. 03
PAGE 20
JAN 20/09

BRI



757

PARTS CATALOG (MAINTENANCE)

FIG ITEM	PART NUMBER	1 2 3 4 5 6 7 NOMENCLATURE	EFFECT FROM TO	UNITS PER ASSY
3		<p>BUT CANNOT BE REPLACED BY 251N4101-47/-55/ -63/ -71/-79/-87/-95 TOGETHER WITH (TWO EA) 10-61899-26/HJ18DU106, (ONE EA) 251N4077-4, (TWO EA) BACB30NY6K39, (TWO EA) BACC30X6, AND (TWO EA) NAS620C10 REWORKED BY ALERT SB: 27A0127R2</p> <p>. TRANSMISSION ASSY- POSITION DATA: RH SIDE COMPONENT MAINT MANUAL REF: 27-51-99 QUALIFIED I/W DATA: 251N4009-16 CAN REPLACE OR BE REPLACED BY 251N4101-47/-55/-63/-71/ -79/-87/-95 TOGETHER WITH (TWO EA) 10-61899-26/HJ18DU106, (ONE EA) 251N4077-4, (TWO EA) BACB30NY6K39, (TWO EA) BACC30X6, AND (TWO EA) NAS620C10 251N4009-18 CAN REPLACE OR BE REPLACED BY 251N4101-47/-55/-63/-71/ -79/-87/-95 TOGETHER WITH (TWO EA) 10-61899-26/HJ18DU106, (ONE EA) 251N4077-4, (TWO EA) BACB30NY6K39, (TWO EA) BACC30X6, AND (TWO EA) NAS620C10 251N4009-24 CAN REPLACE BUT CANNOT BE REPLACED BY 251N4101-47/-55/-63/ -71/-79/-87/-95 TOGETHER WITH (TWO EA) 10-61899-26/HJ18DU106, (ONE EA) 251N4077-4, (TWO EA) BACB30NY6K39, (TWO EA) BACC30X6, AND (TWO EA) NAS620C10 251N4009-40 CAN REPLACE BUT CANNOT BE REPLACED</p>	107107 904949	RF

MISSING ITEM NUMBERS NOT APPLICABLE

- ITEM NOT ILLUSTRATED

11-24-55-03

11-24-55
FIG. 03
PAGE 21
JAN 20/09

BRI

 **BOEING**
757
PARTS CATALOG (MAINTENANCE)

FIG ITEM	PART NUMBER	1 2 3 4 5 6 7	NOMENCLATURE	EFFECT FROM TO	UNITS PER ASSY
3			<p>BY 251N4101-47/-55/-63/ -71/-79/-87/-95 TOGETHER WITH (TWO EA) 10-61899-26/HJ18DU106, (ONE EA) 251N4077-4, (TWO EA) BACB30NY6K39, (TWO EA) BACC30X6, AND (TWO EA) NAS620C10 251N4009-46 CAN REPLACE BUT CANNOT BE REPLACED BY 251N4101-47/-55/-63/ -71/-79/-87/-95 TOGETHER WITH (TWO EA) 10-61899-26/HJ18DU106, (ONE EA) 251N4077-4, (TWO EA) BACB30NY6K39, (TWO EA) BACC30X6, AND (TWO EA) NAS620C10 251N4009-54 CAN REPLACE BUT CANNOT BE REPLACED BY 251N4101-47/-55/ -63/ -71/-79/-87/-95 TOGETHER WITH (TWO EA) 10-61899-26/HJ18DU106, (ONE EA) 251N4077-4, (TWO EA) BACB30NY6K39, (TWO EA) BACC30X6, AND (TWO EA) NAS620C10 REWORKED BY ALERT SB: 27A0127R2</p>		
- 35	251N4101-87	.	<p>TRANSMISSION ASSY- POSITION DATA: RH SIDE COMPONENT MAINT MANUAL REF: 27-51-99 QUALIFIED I/W DATA: 251N4009-16 CAN REPLACE OR BE REPLACED BY 251N4101-47/-55/-63/-71/ -79/-87/-95 TOGETHER WITH (TWO EA) 10-61899-26/HJ18DU106, (ONE EA) 251N4077-4, (TWO EA) BACB30NY6K39, (TWO EA) BACC30X6, AND (TWO EA) NAS620C10 251N4009-18 CAN REPLACE OR BE REPLACE BY 251N4101-47/-55/-63/-71/ MISSING ITEM NUMBERS NOT APPLICABLE</p>	107107 904949	RF

- ITEM NOT ILLUSTRATED

BRI

11-24-55-03

BOEING PROPRIETARY - Copyright © - Unpublished Work - See title page for details.

11-24-55
FIG. 03
PAGE 22
JAN 20/09



757

PARTS CATALOG (MAINTENANCE)

FIG ITEM	PART NUMBER	1 2 3 4 5 6 7 NOMENCLATURE	EFFECT FROM TO	UNITS PER ASSY
3		<p>-79/-87/-95 TOGETHER WITH (TWO EA) 10-61899-26/HJ18DU106, (ONE EA) 251N4077-4, (TWO EA) BACB30NY6K39, (TWO EA) BACC30K6, AND (TWO EA) NAS620C10 251N4009-24 CAN REPLACE BUT CANNOT BE REPLACED BY 251N4101-47/-55/-63/ -71/-79/-87/-95 TOGETHER WITH (TWO EA) 10-61899-26/HJ18DU106, (ONE EA) 251N4077-4, (TWO EA) BACB30NY6K39, (TWO EA) BACC30X6, AND (TWO EA) NAS620C10 251N4009-40 CAN REPLACE BUT CANNOT BE REPLACED BY 251N4101-47/-55/-63/ -71/-79/-87/-95 TOGETHER WITH (TWO EA) 10-61899-26/HJ18DU106, (ONE EA) 251N4077-4, (TWO EA) BACB30NY6K39, (TWO EA) BACC30X6, AND (TWO EA) NAS620C10 251N4009-46 CAN REPLACE BUT CANNOT BE REPLACED BY 251N4101-47/-55/-63/ -71/-79/-87/-95 TOGETHER WITH (TWO EA) 10-6899-26/HJ18DU106, (ONE EA) 251N4077-4, (TWO EA) BACB30NY6K39, (TWO EA) BACC30X6 (TWO EA) NAS620C10 251N4009-54 CAN REPLACE BUT CANNOT BE REPLACED BY 251N4101-47/-55/ -63/ -71/-79/-87/-95 TOGETHER WITH (TWO EA) 10-61899-26/HJ18DU106, (ONE EA) 251N4077-4, (TWO EA) BACB30NY6K39, (TWO EA) BACC30X6, AND (TWO EA) NAS620C10 REWORKED BY ALERT SB: 27A0127</p>		

MISSING ITEM NUMBERS NOT APPLICABLE

- ITEM NOT ILLUSTRATED

11-24-55-03

11-24-55
FIG. 03
PAGE 23
JAN 20/09

BRI



757

PARTS CATALOG (MAINTENANCE)

FIG ITEM	PART NUMBER	1 2 3 4 5 6 7	NOMENCLATURE	EFFECT FROM TO	UNITS PER ASSY
3 - 35	251N4101-95		.TRANSMISSION ASSY- POSITION DATA: RH SIDE COMPONENT MAINT MANUAL REF: 27-51-99 QUALIFIED I/W DATA: 251N4009-16 CAN REPLACE OR BE REPLACED BY 251N4101-47/-55/-63/-71/ -79/-87/-95 TOGETHER WITH (TWO EA) 10-61899-26/HJ18DU106, (ONE EA) 251N4077-4, (TWO EA) BACB30NY6K39, (TWO EA) BACC30X6, AND (TWO EA) NAS620C10 251N4009-18 CAN REPLACE OR BE REPLACED BY 251N4101-47/-55/-63/-71/ -79/-87/-95 TOGETHER WITH (TWO EA) 10-61899-26/HJ18DU106, (ONE EA) 251N4077-4, (TWO EA) BACB30NY6K39, (TWO EA) BACC30X6, AND (TWO EA) NAS620C10 251N4009-24 CAN REPLACE BUT CANNOT BE REPLACED BY 251N4101-47/-55/-63/ -71/-79/-87/-95 TOGETHER WITH (TWO EA) 10-61899-26/HJ18DU106, (ONE EA) 251N4077-4, (TWO EA) BACB30NY6K39, (TWO EA) BACC30X6, AND (TWO EA) NAS620C10 251N4009-40 CAN REPLACE BUT CANNOT BE REPLACED BY 251N4101-47/-55/-63/ -71/-79/-87/-95 TOGETHER WITH (TWO EA) 10-61899-26/HJ18DU106, (ONE EA) 251N4077-4, (TWO EA) BACB30NY6K39, (TWO EA) BACC30X6, AND (TWO EA) NAS620C10 251N4009-46 CAN REPLACE BUT CANNOT BE REPLACED BY 251N4101-47/-55/-63/	107107 904949	RF

MISSING ITEM NUMBERS NOT APPLICABLE

- ITEM NOT ILLUSTRATED

11-24-55-03

11-24-55
FIG. 03
PAGE 24
JAN 20/09

BRI



757

PARTS CATALOG (MAINTENANCE)

FIG ITEM	PART NUMBER	1 2 3 4 5 6 7	NOMENCLATURE	EFFECT FROM TO	UNITS PER ASSY
3			-71/-79/-87/-95 TOGETHER WITH (TWO EA) 10-61899-26/HJ18DU106, (ONE EA) 251N4077-4, (TWO EA) BACB30NY6K39, (TWO EA) BACC30X6, AND (TWO EA) NAS620C10 251N4009-54 CAN REPLACE BUT CANNOT BE REPLACED BY 251N4101-47/-55/ -63/ -71/-79/-87/-95 TOGETHER WITH (TWO EA) 10-61899-26/HJ18DU106, (ONE EA) 251N4077-4, (TWO EA) BACB30NY6K39, (TWO EA) BACC30X6, AND (TWO EA) NAS620C10 REWORKED BY ALERT SB: 27A0127		
40	251N4132-42	..	PLATE- POSITION DATA: LH SIDE USED ON: 251N4101-42	107107 904949	1
45	251N4132-47	..	PLATE- POSITION DATA: RH SIDE USED ON: 251N4101-47	107107 904949	1
50	251N4132-57	..	PLATE- USED ON: 251N4101-50 251N4101-55 251N4101-58 251N4101-63 251N4101-66 251N4101-71 251N4101-74 251N4101-79 251N4101-82 251N4101-87	107107 904949	1

MISSING ITEM NUMBERS NOT APPLICABLE

- ITEM NOT ILLUSTRATED

11-24-55-03

11-24-55
FIG. 03
PAGE 25
JAN 20/09

BRI



757

PARTS CATALOG (MAINTENANCE)

FIG ITEM	PART NUMBER	1 2 3 4 5 6 7	NOMENCLATURE	EFFECT FROM TO	UNITS PER ASSY
3 55	251N4050-17		..TRANSMISSION ASSY- POSITION DATA: LH SIDE COMPONENT MAINT MANUAL REF: 27-51-13 QUALIFIED I/W DATA: 251N4050-62, 251N4050-58 OR 251N4050-45 MAY REPLACE 251N4050-17 WITH THE INCORPORATION OF SERVICE BULLETIN 757-27A0127 USED ON: 251N4101-42 PRE ALERT SB: 27A0127R2	904949	RF
55	251N4050-21		..TRANSMISSION ASSY- POSITION DATA: LH SIDE COMPONENT MAINT MANUAL REF: 27-51-13 QUALIFIED I/W DATA: 251N4050-62, 251N4050-58 OR 251N4050-45 MAY REPLACE 251N4050-21 WITH THE INCORPORATION OF SERVICE BULLETIN 757-27A0127 USED ON: 251N4101-50 251N4101-58 PRE ALERT SB: 27A0127R2	904949	RF
55	251N4050-25		..TRANSMISSION ASSY- POSITION DATA: LH SIDE COMPONENT MAINT MANUAL REF: 27-51-13 QUALIFIED I/W DATA: 251N4050-62, 251N4050-58 OR 251N4050-45 MAY REPLACE 251N4050-25 WITH THE INCORPORATION OF SERVICE BULLETIN 757-27A0127 USED ON: 251N4101-66 PRE ALERT SB: 27A0127R2	904949	RF

MISSING ITEM NUMBERS NOT APPLICABLE

- ITEM NOT ILLUSTRATED

11-24-55-03

11-24-55
FIG. 03
PAGE 26
JAN 20/09

BRI



757

PARTS CATALOG (MAINTENANCE)

FIG ITEM	PART NUMBER	1 2 3 4 5 6 7	NOMENCLATURE	EFFECT FROM TO	UNITS PER ASSY
3 55	251N4050-29		.. TRANSMISSION ASSY- POSITION DATA: LH SIDE COMPONENT MAINT MANUAL REF: 27-51-13 QUALIFIED I/W DATA: 251N4050-62, 251N4050-58 OR 251N4050-45 MAY REPLACE 251N4050-29 WITH THE INCORPORATION OF SERVICE BULLETIN 757-27A0127 USED ON: 251N4101-74 PRE ALERT SB: 27A0127R2	904949	RF
55	251N4050-33		.. TRANSMISSION ASSY- POSITION DATA: LH SIDE COMPONENT MAINT MANUAL REF: 27-51-13 QUALIFIED I/W DATA: 251N4050-62, 251N4050-58 OR 251N4050-45 MAY REPLACE 251N4050-33 WITH THE INCORPORATION OF SERVICE BULLETIN 757-27A0127 USED ON: 251N4101-82 REWORKED BY SB: 27-0115 PRE ALERT SB: 27A0127	904949	RF

MISSING ITEM NUMBERS NOT APPLICABLE

- ITEM NOT ILLUSTRATED

BRI

11-24-55-03

11-24-55
FIG. 03
PAGE 27
JAN 20/09



757

PARTS CATALOG (MAINTENANCE)

FIG ITEM	PART NUMBER	1 2 3 4 5 6 7	NOMENCLATURE	EFFECT FROM TO	UNITS PER ASSY
3 55	251N4050-37		..TRANSMISSION ASSY- POSITION DATA: LH SIDE COMPONENT MAINT MANUAL REF: 27-51-13 QUALIFIED I/W DATA: 251N4050-62, 251N4050-58 OR 251N4050-45 MAY REPLACE 251N4050-37 WITH THE INCORPORATION OF SERVICE BULLETIN 757-27A0127 USED ON: 251N4101-90 PRE ALERT SB: 27A0127	904949	RF
55	251N4050-45		..TRANSMISSION ASSY- POSITION DATA: LH SIDE COMPONENT MAINT MANUAL REF: 27-51-13 QUALIFIED I/W DATA: 251N4050-45 MAY RELACE 251N4050-41 OR -37 OR -33 OR -29 OR -25 OR -21 OR -17 WITH THE INCORPORATION OF SERVICE BULLETIN 757-27-A0127 SERVICE BULLETIN OPT DATA: 251N4022-8 251N4022-12 251N4022-16 251N4022-20 251N4022-24 251N4022-28 251N4022-32 251N4050-58 251N4050-62 POST ALERT SB: 27A0127	107107 904949	RF

MISSING ITEM NUMBERS NOT APPLICABLE

- ITEM NOT ILLUSTRATED

BRI

11-24-55-03

BOEING PROPRIETARY - Copyright © - Unpublished Work - See title page for details.

11-24-55
FIG. 03
PAGE 28
JAN 20/09



757

PARTS CATALOG (MAINTENANCE)

FIG ITEM	PART NUMBER	1 2 3 4 5 6 7	NOMENCLATURE	EFFECT FROM TO	UNITS PER ASSY
3	55 251N4050-58		.. TRANSMISSION ASSY- POSITION DATA: LH SIDE COMPONENT MAINT MANUAL REF: 27-51-13 QUALIFIED I/W DATA: 251N4050-58 MAY RELACE 251N4050-41 OR -37 OR -33 OR -29 OR -25 OR -21 OR -17 WITH THE INCORPORATION OF SERVICE BULLETIN 757-27-A0127 SERVICE BULLETIN OPT DATA: 251N4022-8 251N4022-12 251N4022-16 251N4022-20 251N4022-24 251N4022-28 251N4022-32 251N4050-45 251N4050-62	107107 904949	RF
55	251N4022-28		.. TRANSMISSION ASSY- POSITION DATA: LH SIDE SERVICE BULLETIN OPT DATA: 251N4022-32 251N4050-45 251N4050-58 251N4050-62 USED ON: 251N4101-90 REFERENCE SERVICE BULLETIN: 27A0127R1 POST ALERT SB: 27A0127	904949	RF

MISSING ITEM NUMBERS NOT APPLICABLE

- ITEM NOT ILLUSTRATED

11-24-55-03

11-24-55
FIG. 03
PAGE 29
JAN 20/09

BRI



757

PARTS CATALOG (MAINTENANCE)

FIG ITEM	PART NUMBER	1 2 3 4 5 6 7	NOMENCLATURE	EFFECT FROM TO	UNITS PER ASSY
3					
55	251N4022-32		..TRANSMISSION ASSY- POSITION DATA: LH SIDE SERVICE BULLETIN OPT DATA: 251N4022-28 251N4050-45 251N4050-58 251N4050-62 USED ON: 251N4101-90 REFERENCE SERVICE BULLETIN: 27A0127R1 POST ALERT SB: 27A0127	904949	RF
55	251N4022-24		..TRANSMISSION ASSY- POSITION DATA: LH SIDE SERVICE BULLETIN OPT DATA: 251N4050-45 251N4050-58 251N4050-62 USED ON: 251N4101-82 POST ALERT SB: 27A0127	904949	RF
55	251N4050-62		..TRANSMISSION ASSY- POSITION DATA: LH SIDE COMPONENT MAINT MANUAL REF: 27-51-13 QUALIFIED I/W DATA: 251N4050-62 MAY RELACE 251N4050-41 OR -37 OR -33 OR -29 OR -25 OR -21 OR -17 WITH THE INCORPORATION OF SERVICE BULLETIN 757-27-A0127 SERVICE BULLETIN OPT DATA: 251N4022-8 251N4022-12 251N4022-16 251N4022-20 251N4022-24 251N4022-28 251N4022-32 251N4050-45 251N4050-58 POST ALERT SB: 27A0127R2	107107 904949	RF

MISSING ITEM NUMBERS NOT APPLICABLE

- ITEM NOT ILLUSTRATED

BRI

11-24-55-03

11-24-55
FIG. 03
PAGE 30
JAN 20/09



757

PARTS CATALOG (MAINTENANCE)

FIG ITEM	PART NUMBER	1 2 3 4 5 6 7	NOMENCLATURE	EFFECT FROM TO	UNITS PER ASSY
3					
56	251N4022-12		..TRANSMISSION ASSY- POSITION DATA: LH SIDE SERVICE BULLETIN OPT DATA: 251N4050-45 251N4050-58 251N4050-62 USED ON: 251N4101-50 251N4101-58 POST ALERT SB: 27A0127R2	107107 904949	RF
56	251N4022-8		..TRANSMISSION ASSY- POSITION DATA: LH SIDE SERVICE BULLETIN OPT DATA: 251N4050-45 251N4050-58 251N4050-62 USED ON: 251N4101-42 POST ALERT SB: 27A0127R2	107107 904949	RF
56	251N4022-16		..TRANSMISSION ASSY- POSITION DATA: LH SIDE SERVICE BULLETIN OPT DATA: 251N4050-45 251N4050-58 251N4050-62 USED ON: 251N4101-66 POST ALERT SB: 27A0127R2	107107 904949	RF
56	251N4022-20		..TRANSMISSION ASSY- POSITION DATA: LH SIDE SERVICE BULLETIN OPT DATA: 251N4050-45 251N4050-58 251N4050-62 USED ON: 251N4101-74 POST ALERT SB: 27A0127R2	107107 904949	RF

MISSING ITEM NUMBERS NOT APPLICABLE

- ITEM NOT ILLUSTRATED

BRI

11-24-55-03

11-24-55
FIG. 03
PAGE 31
JAN 20/09

 **BOEING**
757
PARTS CATALOG (MAINTENANCE)

FIG ITEM	PART NUMBER	1 2 3 4 5 6 7	NOMENCLATURE	EFFECT FROM TO	UNITS PER ASSY
3 - 60	251N4050-18		.. TRANSMISSION ASSY- POSITION DATA: RH SIDE COMPONENT MAINT MANUAL REF: 27-51-13 QUALIFIED I/W DATA: 251N4050-46 MAY REPLACE 251N4050-18 WITH THE INCORPORATION OF SERVIC BULLETIN 757-27A0127 251N4050-59 MAY REPLACE 251N4050-18 WITH THE INCORPORATION OF SERVIC BULLETIN 757-27A0127 251N4050-63 MAY REPLACE 251N4050-18 WITH THE INCORPORATION OF SERVIC BULLETIN 757-27A0127 USED ON: 251N4101-47 PRE ALERT SB: 27A0127R2	904949	RF
- 60	251N4050-22		.. TRANSMISSION ASSY- POSITION DATA: RH SIDE COMPONENT MAINT MANUAL REF: 27-51-13 QUALIFIED I/W DATA: 251N4050-46 MAY REPLACE 251N4050-22 WITH THE INCORPORATION OF SERVIC BULLETIN 757-27A0127 251N4050-59 MAY REPLACE 251N4050-22 WITH THE INCORPORATION OF SERVIC BULLETIN 757-27A0127 251N4050-63 MAY REPLACE 251N4050-22 WITH THE INCORPORATION OF SERVIC BULLETIN 757-27A0127 USED ON: 251N4101-55 251N4101-63 PRE ALERT SB: 27A0127R2	904949	RF

MISSING ITEM NUMBERS NOT APPLICABLE

- ITEM NOT ILLUSTRATED

BRI

11-24-55-03

BOEING PROPRIETARY - Copyright © - Unpublished Work - See title page for details.

11-24-55
FIG. 03
PAGE 32
JAN 20/09



757

PARTS CATALOG (MAINTENANCE)

FIG ITEM	PART NUMBER	1 2 3 4 5 6 7	NOMENCLATURE	EFFECT FROM TO	UNITS PER ASSY
3 - 60	251N4050-26		<p>.. TRANSMISSION ASSY- POSITION DATA: RH SIDE COMPONENT MAINT MANUAL REF: 27-51-13 QUALIFIED I/W DATA: 251N4050-46 MAY REPLACE 251N4050-26 WITH THE INCORPORATION OF SERVIC BULLETIN 757-27A0127 251N4050-59 MAY REPLACE 251N4050-26 WITH THE INCORPORATION OF SERVIC BULLETIN 757-27A0127 251N4050-63 MAY REPLACE 251N4050-26 WITH THE INCORPORATION OF SERVIC BULLETIN 757-27A0127 USED ON: 251N4101-71 PRE ALERT SB: 27A0127R2</p>	904949	RF
- 60	251N4050-30		<p>.. TRANSMISSION ASSY- POSITION DATA: RH SIDE COMPONENT MAINT MANUAL REF: 27-51-13 QUALIFIED I/W DATA: 251N4050-46 MAY REPLACE 251N4050-30 WITH THE INCORPORATION OF SERVIC BULLETIN 757-27A0127 251N4050-59 MAY REPLACE 251N4050-30 WITH THE INCORPORATION OF SERVIC BULLETIN 757-27A0127 251N4050-63 MAY REPLACE 251N4050-30 WITH THE INCORPORATION OF SERVIC BULLETIN 757-27A0127 USED ON: 251N4101-79 PRE ALERT SB: 27A0127R2</p>	904949	RF

MISSING ITEM NUMBERS NOT APPLICABLE

- ITEM NOT ILLUSTRATED

11-24-55-03

11-24-55
 FIG. 03
 PAGE 33
 JAN 20/09

BRI



757

PARTS CATALOG (MAINTENANCE)

FIG ITEM	PART NUMBER	1 2 3 4 5 6 7	NOMENCLATURE	EFFECT FROM TO	UNITS PER ASSY
3 - 60	251N4050-34		.. TRANSMISSION ASSY- POSITION DATA: RH SIDE COMPONENT MAINT MANUAL REF: 27-51-13 QUALIFIED I/W DATA: 251N4050-46 MAY REPLACE 251N4050-34 WITH THE INCORPORATION OF SERVIC BULLETIN 757-27A0127 251N4050-59 MAY REPLACE 251N4050-34 WITH THE INCORPORATION OF SERVIC BULLETIN 757-27A0127 251N4050-63 MAY REPLACE 251N4050-34 WITH THE INCORPORATION OF SERVIC BULLETIN 757-27A0127 USED ON: 251N4101-87 PRE ALERT SB: 27A0127	904949	RF
- 60	251N4050-38		.. TRANSMISSION ASSY- POSITION DATA: RH SIDE COMPONENT MAINT MANUAL REF: 27-51-13 QUALIFIED I/W DATA: 251N4050-46 MAY REPLACE 251N4050-38 WITH THE INCORPORATION OF SERVIC BULLETIN 757-27A0127 251N4050-59 MAY REPLACE 251N4050-38 WITH THE INCORPORATION OF SERVIC BULLETIN 757-27A0127 251N4050-63 MAY REPLACE 251N4050-38 WITH THE INCORPORATION OF SERVIC BULLETIN 757-27A0127 USED ON: 251N4101-95 PRE ALERT SB: 27A0127	904949	RF

MISSING ITEM NUMBERS NOT APPLICABLE

- ITEM NOT ILLUSTRATED

11-24-55-03

11-24-55
 FIG. 03
 PAGE 34
 JAN 20/09

BRI



757

PARTS CATALOG (MAINTENANCE)

FIG ITEM	PART NUMBER	1 2 3 4 5 6 7	NOMENCLATURE	EFFECT FROM TO	UNITS PER ASSY
3 - 60	251N4050-46		..TRANSMISSION ASSY- POSITION DATA: RH SIDE COMPONENT MAINT MANUAL REF: 27-51-13 QUALIFIED I/W DATA: 251N4050-46 MAY RELACE 251N4050-42 OR -38 OR -34 OR -30 OR -26 OR -22 OR -18 WITH THE INCORPORATION OF SERVICE BULLETIN 757-27-A0127 SERVICE BULLETIN OPT DATA: 251N4022-9 251N4022-13 251N4022-17 251N4022-21 251N4022-25 251N4022-29 251N4022-33 251N4050-59 251N4050-63 POST ALERT SB: 27A0127	107107 904949	RF
- 60	251N4050-59		..TRANSMISSION ASSY- POSITION DATA: RH SIDE COMPONENT MAINT MANUAL REF: 27-51-13 QUALIFIED I/W DATA: 251N4050-59 MAY RELACE 251N4050-42 OR -38 OR -34 OR -30 OR -26 OR -22 OR -18 WITH THE INCORPORATION OF SERVICE BULLETIN 757-27-A0127 SERVICE BULLETIN OPT DATA: 251N4022-9 251N4022-13 251N4022-17 251N4022-21 251N4022-25 251N4022-29 251N4022-33 251N4050-46 251N4050-63	107107 904949	RF

MISSING ITEM NUMBERS NOT APPLICABLE

- ITEM NOT ILLUSTRATED

11-24-55-03

11-24-55
FIG. 03
PAGE 35
JAN 20/09

BRI



757

PARTS CATALOG (MAINTENANCE)

FIG ITEM	PART NUMBER	1 2 3 4 5 6 7	NOMENCLATURE	EFFECT FROM TO	UNITS PER ASSY
3 - 60	251N4022-29		..TRANSMISSION ASSY- POSITION DATA: RH SIDE SERVICE BULLETIN OPT DATA: 251N4022-33 251N4050-46 251N4050-59 251N4050-63 USED ON: 251N4101-95 REFERENCE SERVICE BULLETIN: 27A0127R1 POST ALERT SB: 27A0127	904949	RF
- 60	251N4022-33		..TRANSMISSION ASSY- POSITION DATA: RH SIDE SERVICE BULLETIN OPT DATA: 251N4022-29 251N4050-46 251N4050-59 251N4050-63 USED ON: 251N4101-95 POST ALERT SB: 27A0127	904949	RF
- 60	251N4022-25		..TRANSMISSION ASSY- POSITION DATA: RH SIDE SERVICE BULLETIN OPT DATA: 251N4050-46 251N4050-59 251N4050-63 USED ON: 251N4101-87 POST ALERT SB: 27A0127	904949	RF

MISSING ITEM NUMBERS NOT APPLICABLE

- ITEM NOT ILLUSTRATED

11-24-55-03

11-24-55
FIG. 03
PAGE 36
JAN 20/09

BRI



757

PARTS CATALOG (MAINTENANCE)

FIG ITEM	PART NUMBER	1 2 3 4 5 6 7	NOMENCLATURE	EFFECT FROM TO	UNITS PER ASSY
3 - 60	251N4050-63		..TRANSMISSION ASSY- POSITION DATA: RH SIDE COMPONENT MAINT MANUAL REF: 27-51-13 QUALIFIED I/W DATA: 251N4050-59 MAY RELACE 251N4050-42 OR -38 OR -34 OR -30 OR -26 OR -22 OR -18 WITH THE INCORPORATION OF SERVICE BULLETIN 757-27-A0127 SERVICE BULLETIN OPT DATA: 251N4022-9 251N4022-13 251N4022-17 251N4022-21 251N4022-25 251N4022-29 251N4022-33 251N4050-46 251N4050-59 POST ALERT SB: 27A0127R2	107107 904949	RF
- 61	251N4022-13		..TRANSMISSION ASSY- POSITION DATA: RH SIDE SERVICE BULLETIN OPT DATA: 251N4050-46 251N4050-59 251N4050-63 USED ON: 251N4101-55 251N4101-63 POST ALERT SB: 27A0127R2	107107 904949	RF
- 61	251N4022-9		..TRANSMISSION ASSY- POSITION DATA: RH SIDE SERVICE BULLETIN OPT DATA: 251N4050-46 251N4050-59 251N4050-63 USED ON: 251N4101-47 POST ALERT SB: 27A0127R2	107107 904949	RF

MISSING ITEM NUMBERS NOT APPLICABLE

- ITEM NOT ILLUSTRATED

BRI

11-24-55-03

11-24-55
FIG. 03
PAGE 37
JAN 20/09



**757
PARTS CATALOG (MAINTENANCE)**

FIG ITEM	PART NUMBER	1 2 3 4 5 6 7	NOMENCLATURE	EFFECT FROM TO	UNITS PER ASSY
3					
- 61	251N4022-17		..TRANSMISSION ASSY- POSITION DATA: RH SIDE SERVICE BULLETIN OPT DATA: 251N4050-46 251N4050-59 251N4050-63 USED ON: 251N4101-71 POST ALERT SB: 27A0127R2	107107 904949	RF
- 61	251N4022-21		..TRANSMISSION ASSY- POSITION DATA: RH SIDE SERVICE BULLETIN OPT DATA: 251N4050-46 251N4050-59 251N4050-63 USED ON: 251N4101-79 POST ALERT SB: 27A0127R2	107107 904949	RF
- 61	251N4022-25		..TRANSMISSION ASSY- POSITION DATA: RH SIDE SERVICE BULLETIN OPT DATA: 251N4050-46 251N4050-59 251N4050-63 USED ON: 251N4101-87 POST ALERT SB: 27A0127	107107 904949	RF
65	251N4148-17		...PLATE- POSITION DATA: LH SIDE USED ON: 251N4050-17	904949	1
70	251N4148-18		...PLATE- POSITION DATA: RH SIDE USED ON: 251N4050-18	904949	1

MISSING ITEM NUMBERS NOT APPLICABLE

- ITEM NOT ILLUSTRATED

BRI

11-24-55-03

11-24-55
FIG. 03
PAGE 38
JAN 20/09



757

PARTS CATALOG (MAINTENANCE)

FIG ITEM	PART NUMBER	1 2 3 4 5 6 7	NOMENCLATURE	EFFECT FROM TO	UNITS PER ASSY
3					
75	251N4148-21		...PLATE- USED ON: 251N4050-21 251N4050-22 251N4050-25 251N4050-26 251N4050-29 251N4050-30 251N4050-33 251N4050-34	904949	1
80	251N4148-22		...PLATE- USED ON: 251N4050-37 251N4050-38 251N4050-41 251N4050-42 251N4050-45 251N4050-46 251N4050-58 251N4050-59 251N4050-62 251N4050-63	107107 904949	1
85	251N4159-2		...PLATE- USED ON: 251N4050-37 251N4050-38 251N4050-41 251N4050-42	904949	1
90	251N4158-1		...PLATE- POSITION DATA: LH SIDE USED ON: 251N4050-17	904949	1
95	251N4158-2		...PLATE- POSITION DATA: LH SIDE USED ON: 251N4050-21 251N4050-25 251N4050-29 251N4050-33	904949	1
100	251N4158-3		...PLATE- POSITION DATA: LH SIDE USED ON: 251N4050-37 251N4050-41	904949	1

MISSING ITEM NUMBERS NOT APPLICABLE

- ITEM NOT ILLUSTRATED

11-24-55-03

11-24-55
FIG. 03
PAGE 39
JAN 20/09

BRI



757

PARTS CATALOG (MAINTENANCE)

FIG ITEM	PART NUMBER	1 2 3 4 5 6 7	NOMENCLATURE	EFFECT FROM TO	UNITS PER ASSY
3					
105	251N4165-1		...PLATE-OIL INSTRUCTION POSITION DATA: RH SIDE USED ON: 251N4050-18	904949	1
110	251N4165-2		...PLATE- POSITION DATA: RH SIDE USED ON: 251N4050-22 251N4050-26 251N4050-30 251N4050-34	904949	1
115	251N4165-3		...PLATE- POSITION DATA: RH SIDE USED ON: 251N4050-38 251N4050-42	904949	1
120	251N4321-1		...PLATE- USED ON: 251N4050-21 251N4050-22 251N4050-29 251N4050-30 251N4050-33 251N4050-34	107107 904949	1
120	251N4321-2		...PLATE- USED ON: 251N4050-37 251N4050-38 251N4050-41 251N4050-42 251N4050-45 251N4050-46 251N4050-58 251N4050-59 251N4050-62 251N4050-63	107107 904949	1
125	251N4053-2		.. JOINT ASSY	107107 904949	RF
130	251N4159-2		...PLATE-LUBRICATION	107107 904949	1

MISSING ITEM NUMBERS NOT APPLICABLE

- ITEM NOT ILLUSTRATED

11-24-55-03

11-24-55
FIG. 03
PAGE 40
JAN 20/09

BRI

BOEING PROPRIETARY - Copyright © - Unpublished Work - See title page for details.



757

PARTS CATALOG (MAINTENANCE)

FIG ITEM	PART NUMBER	1 2 3 4 5 6 7	NOMENCLATURE	EFFECT FROM TO	UNITS PER ASSY
3 135	251N4009-15		.TRANSMISSION ASSY- POSITION DATA: LH SIDE QUALIFIED I/W DATA: 251N4009-15 CAN REPLACE OR BE REPLACED BY 251N4101-42/-50/-58/-66/ -74/-82/-90 TOGETHER WITH (TWO EA) 10-61899-26/HJ18DU106, (ONE EA) 251N4077-4, (TWO EA) BACB30NY6K39, (TWO EA) BACC30X6, AND (TWO EA) NAS620C10	002004 006100 121503 950999	RF
135	251N4009-17		.TRANSMISSION ASSY- POSITION DATA: LH SIDE QUALIFIED I/W DATA: 251N4009-17 CAN REPLACE OR BE REPLACED BY 251N4101-42/-50/-58/-66/ -74/-82/-90 TOGETHER WITH (TWO EA) 10-61899-26/HJ18DU106, (ONE EA) 251N4077-4, (TWO EA) BACB30NY6K39, (TWO EA) BACC30X6, AND (TWO EA) NAS620C10	002004 006100 107107 121503 904999	RF
135	251N4009-23		.TRANSMISSION ASSY- POSITION DATA: LH SIDE QUALIFIED I/W DATA: 251N4009-23 CAN REPLACE BUT CANNOT BE REPLACED BY 251N4101-42/-50/-58/ -66/-74/-82/-90 TOGETHER WITH (TWO EA) 10-61899-26/HJ18DU106, (ONE EA) 251N4077-4, (TWO EA) BACB30NY6K39, (TWO EA) BACC30X6, AND (TWO EA) NAS620C10	002004 006100 107107 121503 904999	RF

MISSING ITEM NUMBERS NOT APPLICABLE

- ITEM NOT ILLUSTRATED

11-24-55-03

11-24-55
FIG. 03
PAGE 41
JAN 20/09

BRI



757

PARTS CATALOG (MAINTENANCE)

FIG ITEM	PART NUMBER	1 2 3 4 5 6 7	NOMENCLATURE	EFFECT FROM TO	UNITS PER ASSY
3 135	251N4009-39		.TRANSMISSION ASSY- POSITION DATA: LH SIDE QUALIFIED I/W DATA: 251N4009-39 CAN REPLACE BUT CANNOT BE REPLACED BY 251N4101-42/-50/-58/ -66/-74/-82/-90 TOGETHER WITH (TWO EA) 10-61899-26/HJ18DU106, (ONE EA) 251N4077-4, (TWO EA) BACB30NY6K39, (TWO EA) BACC30X6, AND (TWO EA) NAS620C10	002004 006102 107999	RF
135	251N4009-45		.TRANSMISSION ASSY- POSITION DATA: LH SIDE QUALIFIED I/W DATA: 251N4009-45 CAN REPLACE BUT CANNOT BE REPLACED BY 251N4101-42/-50/-58/ -66/-74/-82/-90 TOGETHER WITH (TWO EA) 10-61899-26/HJ18DU106, (ONE EA) 251N4077-4, (TWO EA) BACB30NY6K39, (TWO EA) BACC30X6, AND (TWO EA) NAS620C10	002004 006999	RF
135	251N4009-15		.TRANSMISSION ASSY- POSITION DATA: LH SIDE QUALIFIED I/W DATA: 251N4009-15 CAN REPLACE OR BE REPLACED BY 251N4101-42/-50/-58/-66/ -74/-82/-90 TOGETHER WITH (TWO EA) 10-61899-26/HJ18DU106, (ONE EA) 251N4077-4, (TWO EA) BACB30NY6K39, (TWO EA) BACC30X6, AND (TWO EA) NAS620C10 QUALIFIED OPTIONAL DATA: (-15 OPT TO 251N4101-90 PLUS TWO 10-61899-26 251N4077-4, TWO BACB30NY6K39, TWO BACC30X6, AND TWO NAS620C10)	107107 904949	RF

MISSING ITEM NUMBERS NOT APPLICABLE

- ITEM NOT ILLUSTRATED

11-24-55-03

11-24-55
FIG. 03
PAGE 42
JAN 20/09

BRI



757

PARTS CATALOG (MAINTENANCE)

FIG ITEM	PART NUMBER	1 2 3 4 5 6 7	NOMENCLATURE	EFFECT FROM TO	UNITS PER ASSY
3 135	251N4009-53		.TRANSMISSION ASSY- POSITION DATA: LH SIDE QUALIFIED I/W DATA: 251N4009-53 CAN REPLACE BUT CANNOT BE REPLACED BY 251N4101-42/-50/-58/ -66/-74/-82/-90 TOGETHER WITH (TWO EA) 10-61899-26/HJ18DU106, (ONE EA) 251N4077-4, (TWO EA) BACB30NY6K39, (TWO EA) BACC30X6, AND (TWO EA) NAS620C10	002004 006999	RF
- 140	251N4009-16		.TRANSMISSION ASSY- POSITION DATA: RH SIDE MISCELLANEOUS DATA: PROCURE MAJOR COMPONENTS QUALIFIED I/W DATA: 251N4009-16 CAN REPLACE OR BE REPLACED BY 251N4101-47/-55/-63/-71/ -79/-87/-95 TOGETHER WITH (TWO EA) 10-61899-26/HJ18DU106, (ONE EA) 251N4077-4, (TWO EA) BACB30NY6K39, (TWO EA) BACC30X6, AND (TWO EA) NAS620C10	002004 006100 121503 950999	RF
- 140	251N4009-18		.TRANSMISSION ASSY- POSITION DATA: RH SIDE QUALIFIED I/W DATA: 251N4009-18 CAN REPLACE OR BE REPLACED BY 251N4101-47/-55/-63/-71/ -79/-87/-95 TOGETHER WITH (TWO EA) 10-61899-26/HJ18DU106, (ONE EA) 251N4077-4, (TWO EA) BACB30NY6K39, (TWO EA) BACC30X6, AND (TWO EA) NAS620C10	002004 006100 107107 121503 904999	RF

MISSING ITEM NUMBERS NOT APPLICABLE

- ITEM NOT ILLUSTRATED

11-24-55-03

11-24-55
FIG. 03
PAGE 43
JAN 20/09

BRI



757

PARTS CATALOG (MAINTENANCE)

FIG ITEM	PART NUMBER	1 2 3 4 5 6 7	NOMENCLATURE	EFFECT FROM TO	UNITS PER ASSY
3 - 140	251N4009-24		.TRANSMISSION ASSY- POSITION DATA: RH SIDE QUALIFIED I/W DATA: 251N4009-24 CAN REPLACE BUT CANNOT BE REPLACED BY 251N4101-47/-55/-63/ -71/-79/-87/-95 TOGETHER WITH (TWO EA) 10-61899-26/HJ18DU106, (ONE EA) 251N4077-4, (TWO EA) BACB30NY6K39, (TWO EA) BACC30X6, AND (TWO EA) NAS620C10 251N4009-24 CAN REPLACE BUT CANNOT BE REPLACED BY 251N4101-47/-55/-63/ -71/-79/-87/-95 TOGETHER WITH (TWO EA) 10-61899-26/HJ18DU106, (ONE EA) 251N4007-4, (TWO EA) BACB30NY6K39, (TWO EA) BACC30X6, AND (TWO EA) NAS620C10	002004 006100 107107 121503 904999	RF
- 140	251N4009-40		.TRANSMISSION ASSY- POSITION DATA: RH SIDE QUALIFIED I/W DATA: 251N4009-40 CAN REPLACE BUT CANNOT BE REPLACED BY 251N4101-47/-55/-63/ -71/-79/-87/-95 TOGETHER WITH (TWO EA) 10-61899-26/HJ18DU106, (ONE EA) 251N4077-4, (TWO EA) BACB30NY6K39, (TWO EA) BACC30X6, AND (TWO EA) NAS620C10	002004 006102 107999	RF

MISSING ITEM NUMBERS NOT APPLICABLE

- ITEM NOT ILLUSTRATED

11-24-55-03

11-24-55
FIG. 03
PAGE 44
JAN 20/09

BRI



757

PARTS CATALOG (MAINTENANCE)

FIG ITEM	PART NUMBER	1 2 3 4 5 6 7	NOMENCLATURE	EFFECT FROM TO	UNITS PER ASSY
3					
- 140	251N4009-46		.TRANSMISSION ASSY- POSITION DATA: RH SIDE QUALIFIED I/W DATA: 251N4009-46 CAN REPLACE BUT CANNOT BE REPLACED BY 251N4101-47/-55/-63/ -71/-79/-87-95 TOGETHER WITH (TWO EA) 10-61899-26/HJ18DU106, (ONE EA) 251N4077-4, (TWO EA) BACB30NY6K39, (TWO EA) BACC30X6, AND (TWO EA) NAS620C10	002004 006999	RF
- 140	251N4009-16		.TRANSMISSION ASSY- POSITION DATA: RH SIDE MISCELLANEOUS DATA: PROCURE MAJOR COMPONENTS QUALIFIED I/W DATA: 251N4009-16 CAN REPLACE OR BE REPLACED BY 251N4101-47/-55/-63/-71/ -79/-87/-95 TOGETHER WITH (TWO EA) 10-61899-26/HJ18DU106, (ONE EA) 251N4077-4, (TWO EA) BACB30NY6K39, (TWO EA) BACC30X6, AND (TWO EA) NAS620C10 QUALIFIED OPTIONAL DATA: (-16 OPT TO 251N4101-95 PLUS TWO 10-61899-26, 251N4077-4, TWO BACB30NY6K39, TWO BACC30X6, AND TWO NAS620C10)	107107 904949	RF

MISSING ITEM NUMBERS NOT APPLICABLE

- ITEM NOT ILLUSTRATED

11-24-55-03

11-24-55
FIG. 03
PAGE 45
JAN 20/09

BRI



757

PARTS CATALOG (MAINTENANCE)

FIG ITEM	PART NUMBER	1 2 3 4 5 6 7	NOMENCLATURE	EFFECT FROM TO	UNITS PER ASSY
3 - 140	251N4009-54		.TRANSMISSION ASSY- POSITION DATA: RH SIDE QUALIFIED I/W DATA: 251N4009-54 CAN REPLACE BUT CANNOT BE REPLACED BY 251N4101-47/-55/-63/ -71/-79/-87-95 TOGETHER WITH (TWO EA) 10-61899-26/HJ18DU106, (ONE EA) 251N4077-4, (TWO EA) BACB30NY6K39, (TWO EA) BACC30X6, AND (TWO EA) NAS620C10	002004 006999	RF
145	251N4336-2		..TRANSMISSION AND UJOINT- ASSY POSITION DATA: LH SIDE USED ON: 251N4009-15 PRE SERVICE BULLETIN: 27-0115 REWORKED BY ALERT SB: 27A0127	002004 006102 107999	RF
145	251N4336-10		..TRANSMISSION AND UJOINT- ASSY POSITION DATA: LH SIDE USED ON: 251N4009-17 POST SERVICE BULLETIN: 27-0115 REWORKED BY ALERT SB: 27A0127	002004 006102 107999	RF
145	251N4336-18		..TRANSMISSION AND UJOINT- ASSY POSITION DATA: LH SIDE USED ON: 251N4009-23 251N4009-39 POST ALERT SB: 27A0127	002004 006102 107999	RF
145	251N4336-26		..TRANSMISSION AND UJOINT- ASSY POSITION DATA: LH SIDE	002004 006999	RF

MISSING ITEM NUMBERS NOT APPLICABLE

- ITEM NOT ILLUSTRATED

11-24-55-03

11-24-55
FIG. 03
PAGE 46
JAN 20/09

BRI



757

PARTS CATALOG (MAINTENANCE)

FIG ITEM	PART NUMBER	1 2 3 4 5 6 7	NOMENCLATURE	EFFECT FROM TO	UNITS PER ASSY
3					
- 150	251N4336-7		..TRANSMISSION AND UJOINT- ASSY POSITION DATA: RH SIDE USED ON: 251N4009-16 PRE SERVICE BULLETIN: 27-0115 REWORKED BY ALERT SB: 27A0127	002004 006102 107999	RF
- 150	251N4336-15		..TRANSMISSION AND UJOINT- ASSY POSITION DATA: RH SIDE USED ON: 251N4009-18 POST SERVICE BULLETIN: 27-0115 REWORKED BY ALERT SB: 27A0127	002004 006102 107999	RF
- 150	251N4336-23		..TRANSMISSION AND UJOINT- ASSY POSITION DATA: RH SIDE USED ON: 251N4009-24 251N4009-40 POST ALERT SB: 27A0127	002004 006102 107999	RF
- 150	251N4336-31		..TRANSMISSION AND UJOINT- ASSY POSITION DATA: RH SIDE	002004 006999	RF
155	251N4159-2		...PLATE-LUBRICATION USED ON: 251N4336-2 251N4336-7 251N4336-10 251N4336-15	002004 006102 107999	1
160	256A3195-13		...MARKER-FLAP ACTUATION USED ON: 251N4336-18 251N4336-23 251N4336-26 251N4336-31	002004 006999	1

MISSING ITEM NUMBERS NOT APPLICABLE

- ITEM NOT ILLUSTRATED

11-24-55-03

11-24-55
FIG. 03
PAGE 47
JAN 20/09

BRI



757

PARTS CATALOG (MAINTENANCE)

FIG ITEM	PART NUMBER	1 2 3 4 5 6 7	NOMENCLATURE	EFFECT FROM TO	UNITS PER ASSY
3 165	251N4050-37		...TRANSMISSION ASSY- POSITION DATA: LH SIDE COMPONENT MAINT MANUAL REF: 27-51-13 QUALIFIED I/W DATA: 251N4050-62, 251N4050-58 OR 251N4050-45 MAY REPLACE 251N4050-37 WITH THE INCORPORATION OF SERVICE BULLETIN 757-27A0127 USED ON: 251N4336-2 PRE ALERT SB: 27A0127	002004 006102 108120 504949	RF
165	251N4050-41		...TRANSMISSION ASSY- POSITION DATA: LH SIDE COMPONENT MAINT MANUAL REF: 27-51-13 QUALIFIED I/W DATA: 251N4050-62, 251N4050-58 OR 251N4050-45 MAY REPLACE 251N4050-41 WITH THE INCORPORATION OF SERVICE BULLETIN 757-27A0127 USED ON: 251N4336-10 PRE ALERT SB: 27A0127	002004 006102 108120 504951	RF

MISSING ITEM NUMBERS NOT APPLICABLE

- ITEM NOT ILLUSTRATED

11-24-55-03

11-24-55
FIG. 03
PAGE 48
JAN 20/09

BRI



757

PARTS CATALOG (MAINTENANCE)

FIG ITEM	PART NUMBER	1 2 3 4 5 6 7 NOMENCLATURE	EFFECT FROM TO	UNITS PER ASSY
3 165	251N4050-45	... TRANSMISSION ASSY- POSITION DATA: LH SIDE COMPONENT MAINT MANUAL REF: 27-51-13 QUALIFIED I/W DATA: -45 AND -58 ARE FULLY INTERCHANGEABLE FOR 757-200 -45 I/W WITH -58 IF FILLED WITH BRAYCO 795 OIL FOR 757-300. 251N4050-62 IS FULLY INTERCHANGEABLE WITH 251N4050-45 WHEN FILLED WITH BRAYCO 795 OIL 251N4050-45 MAY RELACE 251N4050-41 OR -37 OR -33 OR -29 OR -25 OR -21 OR -17 WITH THE INCORPORATION OF SERVICE BULLETIN 757-27-A0127 SERVICE BULLETIN OPT DATA: 251N4050-58 251N4022-32 251N4022-28 251N4050-62 USED ON: 251N4336-2 251N4336-18	002004 006102 107999	RF

MISSING ITEM NUMBERS NOT APPLICABLE

- ITEM NOT ILLUSTRATED

BRI

11-24-55-03

BOEING PROPRIETARY - Copyright © - Unpublished Work - See title page for details.

11-24-55
FIG. 03
PAGE 49
JAN 20/09



757

PARTS CATALOG (MAINTENANCE)

FIG ITEM	PART NUMBER	1 2 3 4 5 6 7	NOMENCLATURE	EFFECT FROM TO	UNITS PER ASSY
3 165	251N4050-58		...TRANSMISSION ASSY- POSITION DATA: LH SIDE COMPONENT MAINT MANUAL REF: 27-51-13 QUALIFIED I/W DATA: -45 AND -58 ARE FULLY INTERCHANGEABLE FOR 757-200. -45 I/W -58 IF FILLED WITH BRAYCO 795 OIL FOR 757-300. 251N4050-58 MAY RELACE 251N4050-41 OR -37 OR -33 OR -29 OR -25 OR -21 OR -17 WITH THE INCORPORATION OF SERVICE BULLETIN 757-27-A0127 OPTIONAL PART: 251N4050-62 SERVICE BULLETIN OPT DATA: 251N4050-45 251N4022-32 251N4022-28 251N4050-62 USED ON: 251N4336-2 251N4336-18	002004 006999	RF
165	251N4022-32		...TRANSMISSION ASSY- POSITION DATA: LH SIDE SERVICE BULLETIN OPT DATA: 251N4050-45 251N4050-58 251N4050-62 USED ON: 251N4336-18 POST ALERT SB: 27A0127	002004 006100 107107 121503 904999	RF
165	251N4022-28		...TRANSMISSION ASSY- POSITION DATA: LH SIDE SERVICE BULLETIN OPT DATA: 251N4050-45 251N4050-58 251N4050-62 USED ON: 251N4336-2	002004 006100 904951	RF

MISSING ITEM NUMBERS NOT APPLICABLE

- ITEM NOT ILLUSTRATED

11-24-55-03

11-24-55
FIG. 03
PAGE 50
JAN 20/09

BRI



757

PARTS CATALOG (MAINTENANCE)

FIG ITEM	PART NUMBER	1 2 3 4 5 6 7	NOMENCLATURE	EFFECT FROM TO	UNITS PER ASSY
3 165	251N4050-62		<p>...TRANSMISSION ASSY- POSITION DATA: LH SIDE COMPONENT MAINT MANUAL REF: 27-51-13 QUALIFIED I/W DATA: 251N4050-62 IS FULLY INTERCHANGEABLE WITH 251N4050-45 WHEN FILLED WITH BRAYCO 795 OIL 251N4050-62 MAY RELACE 251N4050-62 MAY RELACE 251N4050-41 OR -37 OR -33 OR -29 OR -25 OR -21 OR -17 WITH THE INCORPORATION OF SERVICE BULLETIN 757-27-A0127 OPTIONAL PART: 251N4050-58 SERVICE BULLETIN OPT DATA: 251N4022-28 251N4022-32 251N4050-45 251N4050-58 USED ON: 251N4336-2 251N4336-18</p>	002004 006999	RF
- 170	251N4050-38		<p>...TRANSMISSION ASSY- POSITION DATA: RH SIDE COMPONENT MAINT MANUAL REF: 27-51-13 QUALIFIED I/W DATA: 251N4050-46 MAY REPLACE 251N4050-38 WITH THE INCORPORATION OF SERVIC BULLETIN 757-27A0127 251N4050-59 MAY REPLACE 251N4050-38 WITH THE INCORPORATION OF SERVIC BULLETIN 757-27A0127 251N4050-63 MAY REPLACE 251N4050-38 WITH THE INCORPORATION OF SERVIC BULLETIN 757-27A0127 USED ON: 251N4336-7 PRE ALERT SB: 27A0127</p>	101102 108120 504949	RF

MISSING ITEM NUMBERS NOT APPLICABLE

- ITEM NOT ILLUSTRATED

11-24-55-03

11-24-55
FIG. 03
PAGE 51
JAN 20/09

BRI



757

PARTS CATALOG (MAINTENANCE)

FIG ITEM	PART NUMBER	1 2 3 4 5 6 7 NOMENCLATURE	EFFECT FROM TO	UNITS PER ASSY
3 - 170	251N4050-42	... TRANSMISSION ASSY- POSITION DATA: RH SIDE COMPONENT MAINT MANUAL REF: 27-51-13 QUALIFIED I/W DATA: 251N4050-46 MAY REPLACE 251N4050-18 WITH THE INCORPORATION OF SERVIC BULLETIN 757-27A0127 251N4050-59 MAY REPLACE 251N4050-18 WITH THE INCORPORATION OF SERVIC BULLETIN 757-27A0127 251N4050-63 MAY REPLACE 251N4050-18 WITH THE INCORPORATION OF SERVIC BULLETIN 757-27A0127 USED ON: 251N4336-15 POST SERVICE BULLETIN: 27-0115 PRE ALERT SB: 27A0127	002004 006102 108120 504949	RF

MISSING ITEM NUMBERS NOT APPLICABLE

- ITEM NOT ILLUSTRATED

BRI

11-24-55-03

BOEING PROPRIETARY - Copyright © - Unpublished Work - See title page for details.

11-24-55
FIG. 03
PAGE 52
JAN 20/09



757

PARTS CATALOG (MAINTENANCE)

FIG ITEM	PART NUMBER	1 2 3 4 5 6 7 NOMENCLATURE	EFFECT FROM TO	UNITS PER ASSY
3 - 170	251N4050-46	... TRANSMISSION ASSY- POSITION DATA: RH SIDE COMPONENT MAINT MANUAL REF: 27-51-13 QUALIFIED I/W DATA: -46 AND -59 ARE FULLY INTERCHANGEABLE FOR 757-200 . -46 AND -59 IF FILLED WITH BRAYCO OIL FOR 757-300. 251N4050-63 IS FULLY INTERCHANGEABLE WITH 251N4050-46 WHEN FILLED WITH BRAYCO 795 OIL 251N4050-46 MAY RELACE 251N4050-42 OR -38 OR -34 OR -30 OR -26 OR -22 OR -18 WITH THE INCORPORATION OF SERVICE BULLETIN 757-27-A0127 SERVICE BULLETIN OPT DATA: 251N4050-59 251N4022-33 251N4022-29 251N4050-63 USED ON: 251N4336-7 251N4336-23	002004 006102 107999	RF

MISSING ITEM NUMBERS NOT APPLICABLE

- ITEM NOT ILLUSTRATED

BRI

11-24-55-03

11-24-55
FIG. 03
PAGE 53
JAN 20/09



757

PARTS CATALOG (MAINTENANCE)

FIG ITEM	PART NUMBER	1 2 3 4 5 6 7	NOMENCLATURE	EFFECT FROM TO	UNITS PER ASSY
3 - 170	251N4050-59		...TRANSMISSION ASSY- POSITION DATA: RH SIDE COMPONENT MAINT MANUAL REF: 27-51-13 QUALIFIED I/W DATA: -46 AND -59 ARE FULLY INTERCHANGEABLE FOR 757-200. -46 I/W -59 IF FILLED WITH BRAYCO 795 OIL FOR 757-300. 251N4050-59 MAY RELACE 251N4050-42 OR -38 OR -34 OR -30 OR -26 OR -22 OR -18 WITH THE INCORPORATION OF SERVICE BULLETIN 757-27-A0127 OPTIONAL PART: 251N4050-63 SERVICE BULLETIN OPT DATA: 251N4050-46 251N4022-33 251N4022-29 251N4050-63 USED ON: 251N4336-7 251N4336-23	002004 006999	RF
- 170	251N4022-33		...TRANSMISSION ASSY- POSITION DATA: RH SIDE SERVICE BULLETIN OPT DATA: 251N4050-46 251N4050-59 251N4050-63 USED ON: 251N4336-23 POST SERVICE BULLETIN: 27-0115R1 POST ALERT SB: 27A0127	002004 006100 107107 121503 904999	RF
- 170	251N4022-29		...TRANSMISSION ASSY- POSITION DATA: RH SIDE SERVICE BULLETIN OPT DATA: 251N4050-46 251N4050-59 251N4050-63 USED ON: 251N4336-7	002004 006100 904951	RF

MISSING ITEM NUMBERS NOT APPLICABLE

- ITEM NOT ILLUSTRATED

11-24-55-03

11-24-55
FIG. 03
PAGE 54
JAN 20/09

BRI



757

PARTS CATALOG (MAINTENANCE)

FIG ITEM	PART NUMBER	1 2 3 4 5 6 7	NOMENCLATURE	EFFECT FROM TO	UNITS PER ASSY
3 - 170	251N4050-63		...TRANSMISSION ASSY- POSITION DATA: RH SIDE COMPONENT MAINT MANUAL REF: 27-51-13 QUALIFIED I/W DATA: 251N4050-63 IS FULLY INTERCHANGEABLE WITH 251N4050-34 OR -38 OR -42 WHEN FILLED WITH BRAYCO 795 OIL AND WITH THE INCORPORATION OF SB 757-27-A0127 251N4050-59 MAY RELACE 251N4050-42 OR -38 OR -34 OR -30 OR -26 OR -22 OR -18 WITH THE INCORPORATION OF SERVICE BULLETIN 757-27-A0127 251N4050-63 IS FULLY INTERCHANGEABLE WITH 251N4050-46 WHEN FILLED WITH BRAYCO 795 OIL OPTIONAL PART: 251N4050-59 SERVICE BULLETIN OPT DATA: 251N4022-29 251N4022-33 251N4050-46 251N4050-59 USED ON: 251N4336-7 251N4336-23	002004 006999	RF
175	251N4148-22	PLATE-IDENT	002004 006999	1
180	251N4158-3	PLATE-OIL INSTRUCTION POSITION DATA: LH SIDE USED ON: 251N4050-37 251N4050-41	002004 006102 108120 504951	1
185	251N4165-3	PLATE-OIL INSTRUCTION POSITION DATA: RH SIDE USED ON: 251N4050-38 251N4050-42	002004 006102 108120 504951	1

MISSING ITEM NUMBERS NOT APPLICABLE

- ITEM NOT ILLUSTRATED

11-24-55-03

11-24-55
FIG. 03
PAGE 55
JAN 20/09

BRI

 **BOEING**
757
PARTS CATALOG (MAINTENANCE)

FIG ITEM	PART NUMBER	1 2 3 4 5 6 7	NOMENCLATURE	EFFECT FROM TO	UNITS PER ASSY
3					
190	251N4159-2	PLATE-OIL INSTRUCTION USED ON: 251N4050-37 251N4050-38 251N4050-41 251N4050-42	002004 006102 108120 504951	1
195	251N4321-2	PLATE-OIL INSTRUCTION	002004 006999	1
195	251N4321-1	PLATE-OIL INSTRUCTION	002004 006999	1
200	BAC27NCT316	MARKER-ALUMINUM FOIL POSITION DATA: LH SIDE USED ON: 251N4050-45 251N4050-58	002004 006999	1
200	BAC27NCT316	MARKER-ALUMINUM FOIL POSITION DATA: LH SIDE OPTIONAL PART: BAC27NCT338 USED ON: 251N4050-62	002004 006999	1
200	BAC27NCT338	MARKER-ALUMINUM FOIL POSITION DATA: LH SIDE OPTIONAL PART: BAC27NCT316 USED ON: 251N4050-62	002004 006999	1
205	BAC27NCT317	MARKER-ALUMINUM FOIL POSITION DATA: RH SIDE USED ON: 251N4050-46 251N4050-59	002004 006999	1
205	BAC27NCT317	MARKER-ALUMINUM FOIL POSITION DATA: RH SIDE OPTIONAL PART: BAC27NCT339 USED ON: 251N4050-63	002004 006999	1

MISSING ITEM NUMBERS NOT APPLICABLE

— ITEM NOT ILLUSTRATED

BRI

11-24-55-03

11-24-55
FIG. 03
PAGE 56
JAN 20/09



757

PARTS CATALOG (MAINTENANCE)

FIG ITEM	PART NUMBER	1 2 3 4 5 6 7	NOMENCLATURE	EFFECT FROM TO	UNITS PER ASSY
3 205	BAC27NCT339	MARKER-ALUMINUM FOIL POSITION DATA: RH SIDE OPTIONAL PART: BAC27NCT317 USED ON: 251N4050-63	002004 006999	1
210	BAC27NCT315	MARKER-ALUMINUM FOIL USED ON: 251N4050-58 251N4050-59	002004 006999	1

MISSING ITEM NUMBERS NOT APPLICABLE

- ITEM NOT ILLUSTRATED

BRI

11-24-55-03

BOEING PROPRIETARY - Copyright © - Unpublished Work - See title page for details.

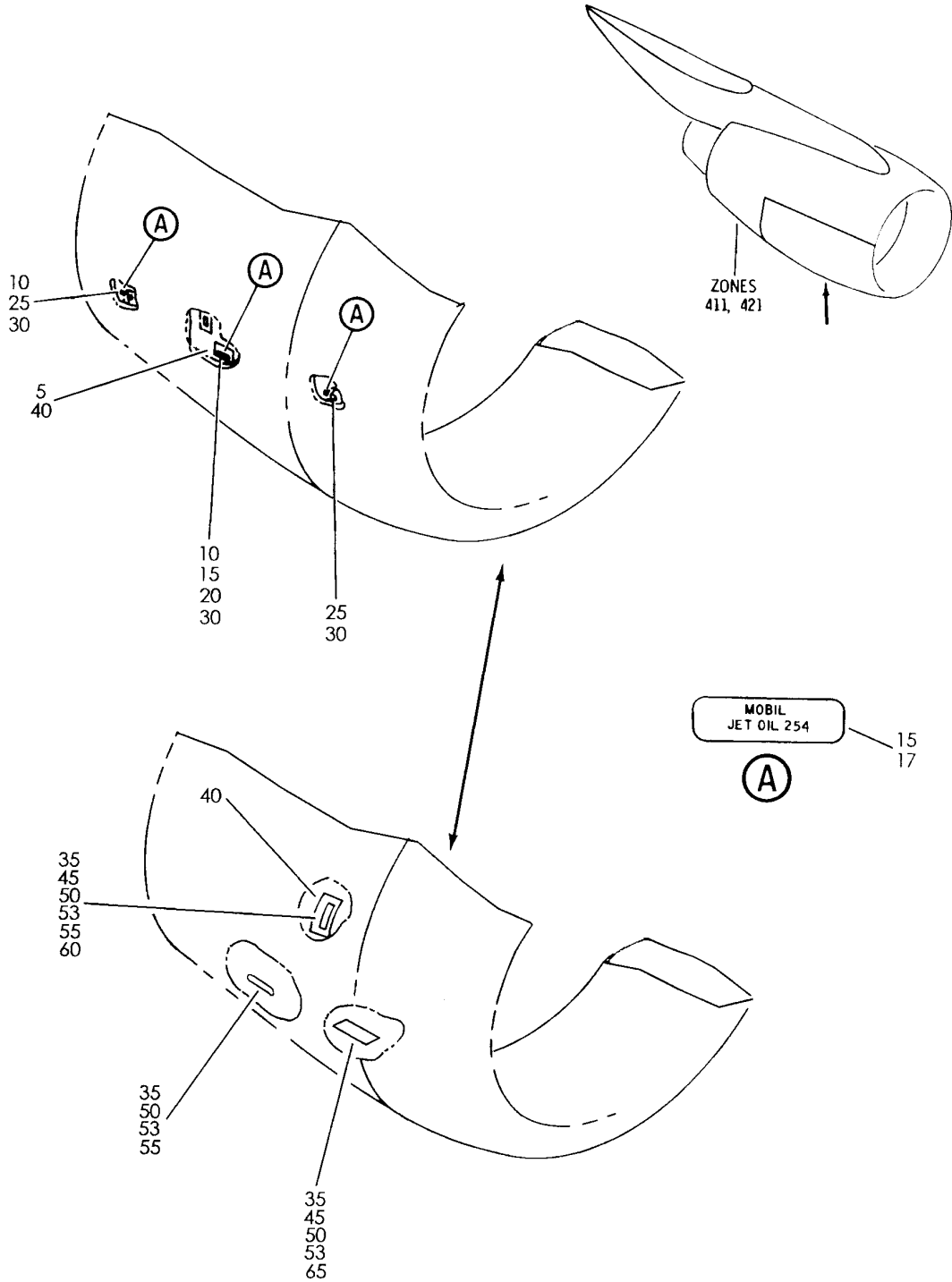
11-24-55
FIG. 03
PAGE 57
JAN 20/09

NACELLE AND POWER PLANT

BRI
MAY 28/07

11-25-00
SECTION TITLE
PAGE 1

BOEING
757
PARTS CATALOG (MAINTENANCE)



Y 11250101 REV 202

OIL AND MARKER INSTL-RB211-535 ENG AND ACCESS.

FIGURE 1

11-25-01-01

BRI
MAY 28/07

11-25-01-01
PAGE 0



757

PARTS CATALOG (MAINTENANCE)

FIG ITEM	PART NUMBER	1 2 3 4 5 6 7	NOMENCLATURE	EFFECT FROM TO	UNITS PER ASSY
1			OIL AND MARKER INSTL- RB211-535 ENG AND ACCESS.	002004 006100 107107 121503 904999	
- 1	300N0507-1		OIL AND MARKER INSTL- RB211-535 ENG AND ACCESS. FOR NHA SEE: 71-00-02-04	121503 904949 952999	RF
- 1	300N0507-3		OIL AND MARKER INSTL- RB211-535 ENG AND ACCESS. FOR NHA SEE: 71-00-02-04	107107	RF
- 1	300N0507-4		OIL AND MARKER INSTL- RB211-535 ENG AND ACCESS. FOR NHA SEE: 71-00-02-04	002004 006100 950951	RF
5	BAC27EPP3		.MARKER-ALUMINUM FOIL PLACARD CONTENT: ENGINE AND ACCESSORIES OIL USAGE INSTRUCTIONS	002004 006100 107107 121503 904999	1
10	BAC27EPP4		.MARKER-ALUMINUM FOIL- PLACARD CONTENT: MOBIL JET OIL II	121503 904949 952999	2
15	BAC27NPP0028		.MARKER-ALUMINUM FOIL- PLACARD CONTENT: MOBIL JET OIL II	121503 904949 952999	1
30	BAC27CPP10		.MARKER-ALUMINUM FOIL- PLACARD CONTENT: AEROSHELL TURBINE OIL 500	107107	3
30	BAC27NPP0032		.MARKER-ALUMINUM FOIL PLACARD CONTENT: ESSO OR EXXON TURBO OIL 2380	002004 006100 950951	3

MISSING ITEM NUMBERS NOT APPLICABLE

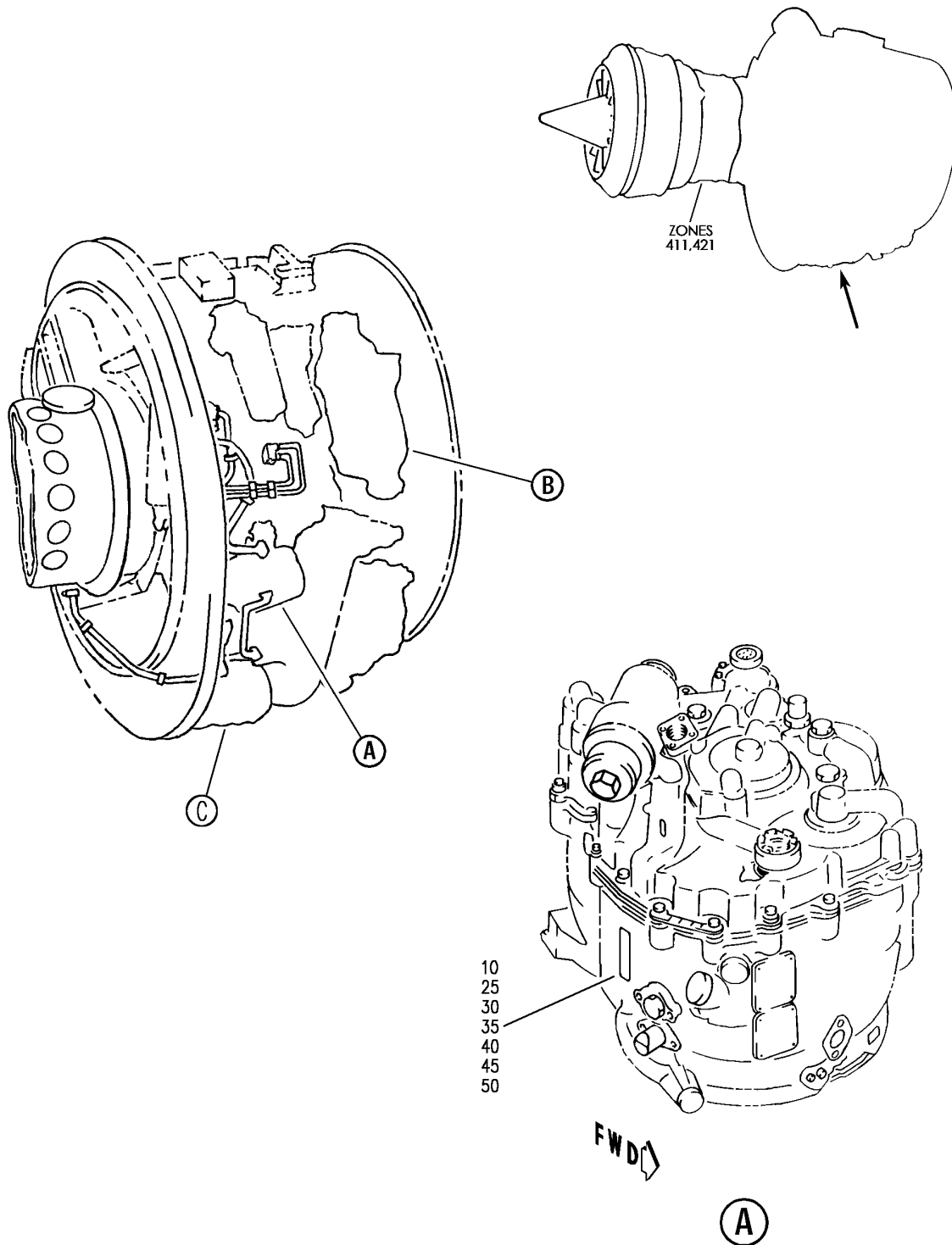
- ITEM NOT ILLUSTRATED

11-25-01-01

11-25-01
FIG. 01
PAGE 1
JAN 20/09

BRI

BOEING
757
PARTS CATALOG (MAINTENANCE)



Y 11250101A SHT 1 REV 264

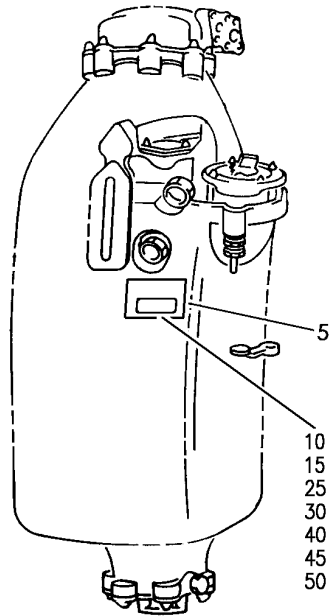
OIL AND MARKER INSTL RB211-535 ENG AND ACCESS.
FIGURE 1A (SHEET 1)

11-25-01-01A

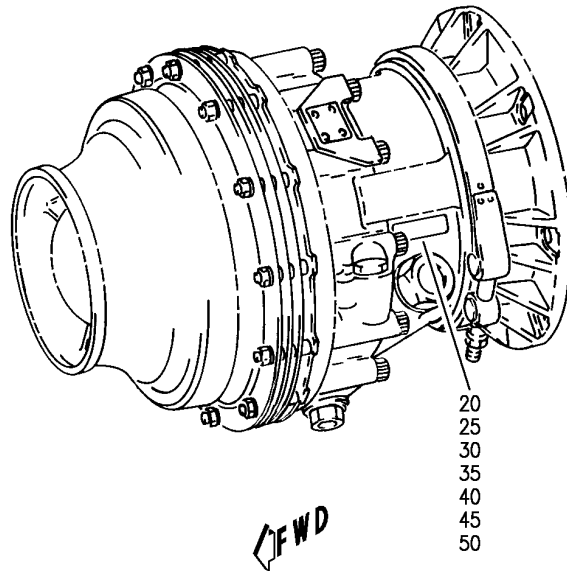
BRI
MAY 28/07

11-25-01-01A
PAGE 0

BOEING
757
PARTS CATALOG (MAINTENANCE)



(B)



(C)

Y 11250101A SHT 2 REV 264

OIL AND MARKER INSTL RB211-535 ENG AND ACCESS.
FIGURE 1A (SHEET 2)

11-25-01-01A

BRI
MAY 28/07

11-25-01-01A
PAGE 0A



757

PARTS CATALOG (MAINTENANCE)

FIG ITEM	PART NUMBER	1 2 3 4 5 6 7	NOMENCLATURE	EFFECT FROM TO	UNITS PER ASSY
1A			OIL AND MARKER INSTL RB211-535 ENG AND ACCESS.	101106 108120 504903 108120	
- 1	300N0507-9		OIL AND MARKER INSTL- RB211-535 ENG AND ACCESS. POSITION DATA: ENG POSITION 1 AND 2 FOR NHA SEE: 71-00-01-03A		RF
- 1	300N0507-10		OIL AND MARKER INSTL- RB211-535 ENG AND ACCESS. POSITION DATA: ENG POSITION 1 AND 2 FOR NHA SEE: 71-00-01-03A	101102	RF
- 1	300N0507-13		OIL AND MARKER INSTL- RB211-535 ENG AND ACCESS. POSITION DATA: ENG POSITION 1 AND 2 FOR NHA SEE: 71-00-01-03A	504903	RF
- 2	MODREF30207		OIL AND MARKER INSTL- RB211-535 ENG AND ACCESS. MODULE NUMBER: 300N0507-22 REV A POSITION DATA: ENG POSITION 1 AND 2	103106	1
5	BAC27EPP3		.MARKER-ALUMINUM FOIL ENGINE AND ACCESSORIES OIL USAGE INSTRUCTIONS	101106 108120	2
15	BAC27EPP4		.MARKER-ALUMINUM FOIL PLACARD CONTENT: MOBIL JET OIL II	504903	2
30	BAC27NPP0032		.MARKER-ALUMINUM FOIL PLACARD CONTENT: ESSO OR EXXON TURBO OIL 2380	101102 504903	6
35	BAC27NPP0032		.MARKER-ALUMINUM FOIL PLACARD CONTENT: ESSO OR EXXON TURBO OIL 2380	504903	4
40	BAC27CPP10		.MARKER-ALUMINUM FOIL PLACARD CONTENT: AEROSHELL TURBINE OIL 500	108120	6
50	BAC27NPP45		.MARKER-ALUMINUM FOIL PLACARD CONTENT: AEROSHELL TURBINE OIL 560	103106	6

MISSING ITEM NUMBERS NOT APPLICABLE

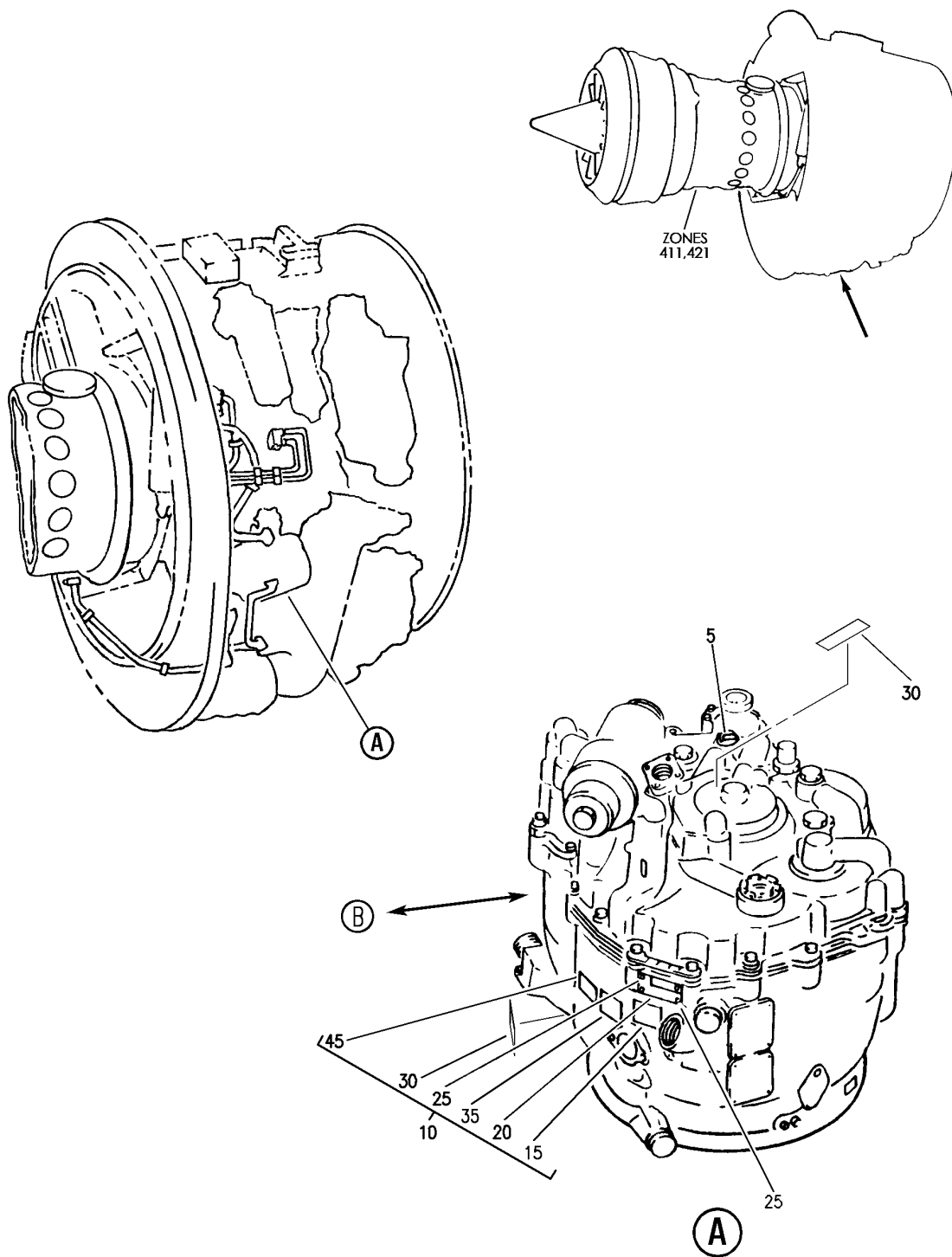
- ITEM NOT ILLUSTRATED

11-25-01-01A

11-25-01
FIG. 01A
PAGE 1
JAN 20/09

BRI

BOEING
757
PARTS CATALOG (MAINTENANCE)



Y 11250103 SHT 1 REV 295

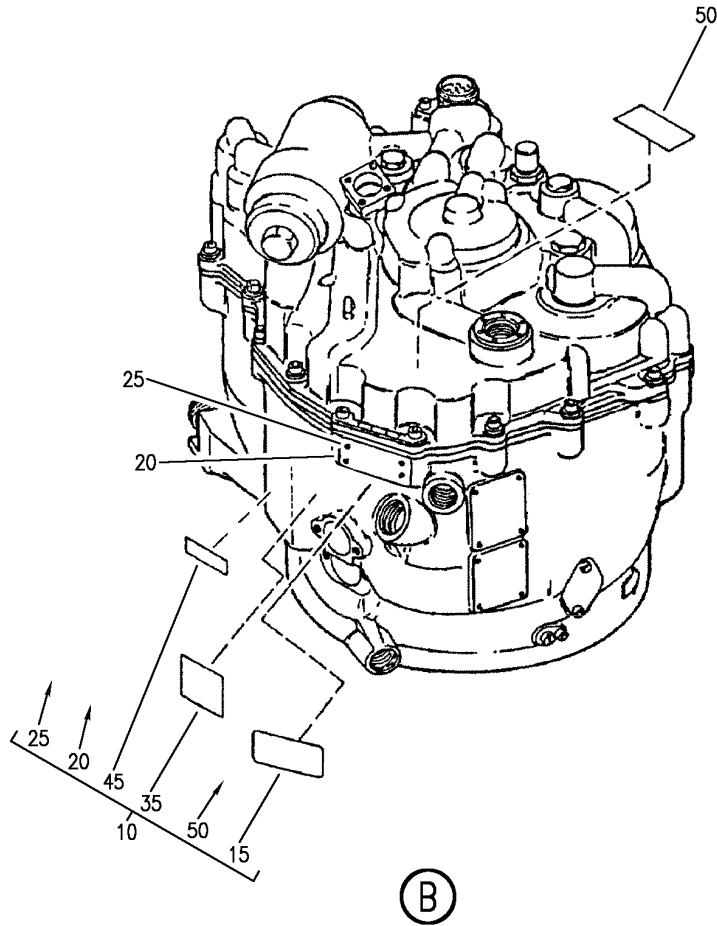
GENERATOR INSTL INTEGRATED DRIVE (PLACARDS AND MARKINGS ONLY)
FIGURE 3 (SHEET 1)

11-25-01-03

BRI
MAY 28/07

11-25-01-03
PAGE 0

BOEING
757
PARTS CATALOG (MAINTENANCE)



Y 11250103 SH1 2 REV 295

GENERATOR INSTL INTEGRATED DRIVE (PLACARDS AND MARKINGS ONLY)
FIGURE 3 (SHEET 2)

BRI
MAY 28/07

11-25-01-03

11-25-01-03
PAGE 0A



757

PARTS CATALOG (MAINTENANCE)

FIG ITEM	PART NUMBER	1 2 3 4 5 6 7	NOMENCLATURE	EFFECT FROM TO	UNITS PER ASSY
3			GENERATOR INSTL INTEGRATED DRIVE (PLACARDS AND MARKINGS ONLY)	002004 006100 107107 121503 904999	
- 1	332N5002-1		GENERATOR INSTL-RB211-535 INTEGRATED DRIVE (PLACARDS AND MARKINGS ONLY) VARIABLE DRAWING REF: 332N5002-2 FOR NHA/OTHER SYS DET SEE: 71-00-02-04	002004 006100 107107 121503 904999	RF
5	BAC27NAP0018		.DECAL	002004 006100 107107 121503 904999	1
10	727792C		.GENERATOR ASSY-INTEGRATED DRIVE (PLACARDS AND MARKINGS ONLY) SUPPLIER CODE: V99167 SPECIFICATION NUMBER: S281T001-1 COMPONENT MAINT MANUAL REF: 24-11-67 PRE SERVICE BULLETIN: 90IDGS01-24-46 V99167 REWORKED BY SB: 90IDGS01-24-48 V99167	002004 006100 107107 121503 904999	RF

MISSING ITEM NUMBERS NOT APPLICABLE

- ITEM NOT ILLUSTRATED

BRI

11-25-01-03

11-25-01
FIG. 03
PAGE 1
JAN 20/09



757

PARTS CATALOG (MAINTENANCE)

FIG ITEM	PART NUMBER	1 2 3 4 5 6 7	NOMENCLATURE	EFFECT FROM TO	UNITS PER ASSY
3 10	727792D		.GENERATOR ASSY-INTEGRATED DRIVE (PLACARDS AND MARKINGS ONLY) SUPPLIER CODE: V99167 SPECIFICATION NUMBER: S281T001-19 COMPONENT MAINT MANUAL REF: 24-11-67 OPTIONAL PART: 727792E V99167 727792F V99167 PRE SERVICE BULLETIN: 90IDGS01-24-46 V99167 REWORKED BY SB: 90IDGS01-24-48 V99167	107107	RF
10	727792E		.GENERATOR ASSY-INTEGRATED DRIVE (PLACARDS AND MARKINGS ONLY) SUPPLIER CODE: V99167 SPECIFICATION NUMBER: S281T001-19 COMPONENT MAINT MANUAL REF: 24-11-67 OPTIONAL PART: 727792D V99167 727792F V99167 PRE SERVICE BULLETIN: 90IDGS01-24-46 V99167 REWORKED BY SB: 90IDGS01-24-48 V99167	107107	RF

MISSING ITEM NUMBERS NOT APPLICABLE

- ITEM NOT ILLUSTRATED

BRI

11-25-01-03

BOEING PROPRIETARY - Copyright © - Unpublished Work - See title page for details.

11-25-01
FIG. 03
PAGE 2
JAN 20/09



757

PARTS CATALOG (MAINTENANCE)

FIG ITEM	PART NUMBER	1 2 3 4 5 6 7	NOMENCLATURE	EFFECT FROM TO	UNITS PER ASSY
3 10	727792E		.GENERATOR ASSY-INTEGRATED DRIVE (PLACARDS AND MARKINGS ONLY) SUPPLIER CODE: V99167 SPECIFICATION NUMBER: S281T001-19 COMPONENT MAINT MANUAL REF: 24-11-67 OPTIONAL PART: 727792D V99167 727792F V99167 PRE SERVICE BULLETIN: 90IDGS01-24-46 V99167 REWORKED BY SB: 90IDGS01-24-48 V99167	107107	RF
10	727792G		.GENERATOR ASSY-INTEGRATED DRIVE (PLACARDS AND MARKINGS ONLY) SUPPLIER CODE: V99167 SPECIFICATION NUMBER: S281T001-33 COMPONENT MAINT MANUAL REF: 24-11-67 PRE SERVICE BULLETIN: 90IDGS01-24-46 V99167 90IDGS01-24-56R2 V99167 REWORKED BY SB: 90IDGS01-24-48 V99167	002004 006100 107107 121503 904999	RF

MISSING ITEM NUMBERS NOT APPLICABLE

- ITEM NOT ILLUSTRATED

11-25-01-03

11-25-01
FIG. 03
PAGE 3
JAN 20/09

BRI



757

PARTS CATALOG (MAINTENANCE)

FIG ITEM	PART NUMBER	1 2 3 4 5 6 7	NOMENCLATURE	EFFECT FROM TO	UNITS PER ASSY
3 10	727792F		.GENERATOR ASSY-INTEGRATED DRIVE (PLACARDS AND MARKINGS ONLY) SUPPLIER CODE: V99167 SPECIFICATION NUMBER: S281T001-19 COMPONENT MAINT MANUAL REF: 24-11-67 OPTIONAL PART: 727792D V99167 727792E V99167 PRE SERVICE BULLETIN: 90IDGS01-24-46 V99167 REWORKED BY SB: 90IDGS01-24-48 V99167	002004 006100 107107 121503 904999	RF
10	727792H		.GENERATOR ASSY-INTEGRATED DRIVE (PLACARDS AND MARKINGS ONLY) DRIVE SUPPLIER CODE: V99167 SPECIFICATION NUMBER: S281T001-38 ELECTRICAL EQUIP NUMBER: M10160 COMPONENT MAINT MANUAL REF: 24-11-67 POST SERVICE BULLETIN: 90IDGS01-24-56R2 V99167	002004 006100 107107 121503 904999	RF
10	727792J		.GENERATOR ASSY-INTEGRATED DRIVE (PLACARDS AND MARKINGS ONLY) SUPPLIER CODE: V99167 SPECIFICATION NUMBER: S281T001-38 COMPONENT MAINT MANUAL REF: 24-11-67	002004 006100 107107 121503 904999	RF

MISSING ITEM NUMBERS NOT APPLICABLE

- ITEM NOT ILLUSTRATED

11-25-01-03

11-25-01
FIG. 03
PAGE 4
JAN 20/09

BRI



757

PARTS CATALOG (MAINTENANCE)

FIG ITEM	PART NUMBER	1 2 3 4 5 6 7	NOMENCLATURE	EFFECT FROM TO	UNITS PER ASSY
3	10 727792K		.GENERATOR ASSY-INTEGRATED DRIVE (PLACARDS AND MARKINGS ONLY) SUPPLIER CODE: V99167 SPECIFICATION NUMBER: S281T001-43 COMPONENT MAINT MANUAL REF: 24-11-67 OPTIONAL PART: 727792L V99167	002004 006100 107107 121503 904999	RF
	10 727792M		.GENERATOR ASSY-INTEGRATED DRIVE (PLACARDS AND MARKINGS ONLY) SUPPLIER CODE: V99167 SPECIFICATION NUMBER: S281T001-46 COMPONENT MAINT MANUAL REF: 24-11-67	002004 006100 107107 121503 904999	RF
	10 727792L		.GENERATOR ASSY-INTEGRATED DRIVE (PLACARDS AND MARKINGS ONLY) SUPPLIER CODE: V99167 SPECIFICATION NUMBER: S281T001-43 COMPONENT MAINT MANUAL REF: 24-11-67 OPTIONAL PART: 727792K V99167	002004 006100 107107 121503 904999	RF
	11 727792N		.GENERATOR ASSY-INTEGRATED DRIVE (PLACARDS AND MARKINGS ONLY) SUPPLIER CODE: V99167 SPECIFICATION NUMBER: S281T001-49 COMPONENT MAINT MANUAL REF: 24-11-67	002004 006100 107107 121503 904999	RF
	15 736339		..PLATE-INSTRUCTION SUPPLIER CODE: V99167 SB DATA FROM A CMM: POST 90IDGDGS01-24-10	002004 006100 107107 121503 904999	1

MISSING ITEM NUMBERS NOT APPLICABLE

- ITEM NOT ILLUSTRATED

11-25-01-03

11-25-01
FIG. 03
PAGE 5
JAN 20/09

BRI



757

PARTS CATALOG (MAINTENANCE)

FIG ITEM	PART NUMBER	1 2 3 4 5 6 7	NOMENCLATURE	EFFECT FROM TO	UNITS PER ASSY
3					
20	736238		.. PLATE-INSTRUCTION SUPPLIER CODE: V99167	002004 006100 107107 121503 904999	1
25	NAS1352-04-4P		ATTACHING PARTS .. SCREW	002004 006100 107107 121503 904999	4
35	5906986		-----*----- .. DECAL- SUPPLIER CODE: V99167 SB DATA FROM A CMM: PRE 90IDGS01-24-32 R1 PRE 90IDGS01-24-42 R1	002004 006100 107107 121503 904999	1
35	5907277		.. DECAL- SUPPLIER CODE: V99167 SB DATA FROM A CMM: POST 90IDGS01-24-32 AND POST 90IDGS01-24-42	002004 006100 107107 121503 904999	1
35	5907276		.. DECAL- SUPPLIER CODE: V99167 SB DATA FROM A CMM: POST 90IDGS01-24-32 POST 90IDGS01-24-42	002004 006100 107107 121503 904999	1
45	5907274		.. DECAL-SERVICING INSTRUCTIONS SUPPLIER CODE: V99167	002004 006100 107107 121503 904999	1
50	5907275		.. DECAL-SERVICING INSTRUCTIONS SUPPLIER CODE: V99167	002004 006100 107107 121503 904999	1
- 55	764140		.. DECAL- FAA-PMA SUPPLIER CODE: V99167	002004 006100 107107 121503 904999	1

MISSING ITEM NUMBERS NOT APPLICABLE

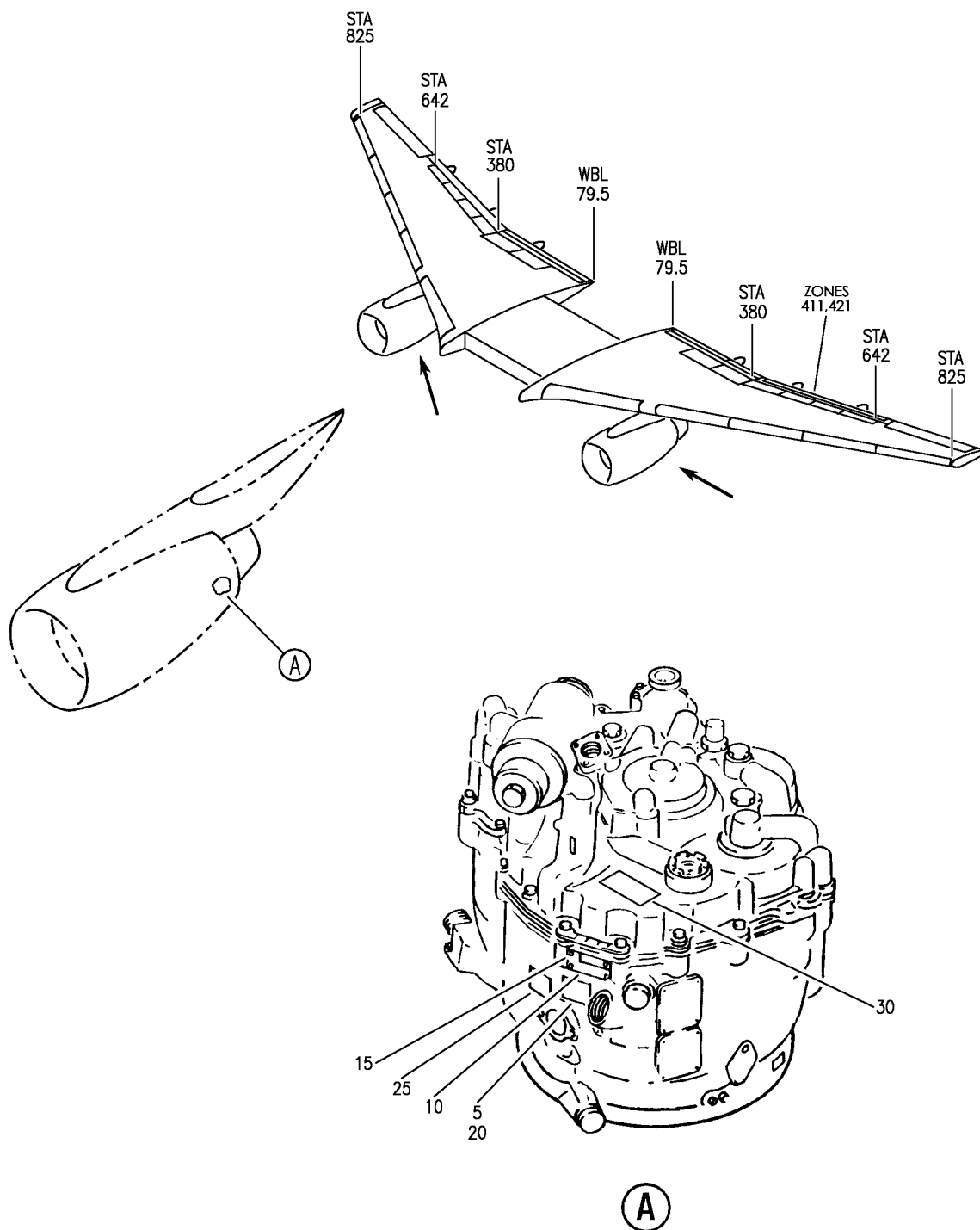
- ITEM NOT ILLUSTRATED

11-25-01-03

11-25-01
FIG. 03
PAGE 6
JAN 20/09

BRI

BOEING
757
PARTS CATALOG (MAINTENANCE)



Y 11250103A REV 259

GENERATOR ASSY-INTEGRATED DRIVE (PLACARDS AND MARKINGS ONLY)
FIGURE 3A

BRI
MAY 28/07

11-25-01-03A

11-25-01-03A
PAGE 0



757

PARTS CATALOG (MAINTENANCE)

FIG ITEM	PART NUMBER	1 2 3 4 5 6 7	NOMENCLATURE	EFFECT FROM TO	UNITS PER ASSY
3A			GENERATOR ASSY-INTEGRATED DRIVE (PLACARDS AND MARKINGS ONLY)	101106 108120 504903	
- 1	727792M		GENERATOR ASSY-INTEGRATED DRIVE (PLACARDS AND MARKINGS ONLY) SUPPLIER CODE: V99167 SPECIFICATION NUMBER: S281T001-46 ELECTRICAL EQUIP NUMBER: M10160 COMPONENT MAINT MANUAL REF: 24-11-67 FOR NHA/OTHER SYS DET SEE: 24-11-01-01A	101106 108120 504903	RF
- 1	727792C		GENERATOR ASSY-INTEGRATED DRIVE (PLACARDS AND MARKINGS ONLY) SUPPLIER CODE: V99167 SPECIFICATION NUMBER: S281T001-1 ELECTRICAL EQUIP NUMBER: M10160 COMPONENT MAINT MANUAL REF: 24-11-67 FOR NHA/OTHER SYS DET SEE: 24-11-01-01A	101106 108120 504903	RF
- 1	727792F		GENERATOR ASSY-INTEGRATED DRIVE (PLACARDS AND MARKINGS ONLY) SUPPLIER CODE: V99167 SPECIFICATION NUMBER: S281T001-19 ELECTRICAL EQUIP NUMBER: M10160 COMPONENT MAINT MANUAL REF: 24-11-67 OPTIONAL PART: 727792D V99167 727792E V99167 FOR NHA/OTHER SYS DET SEE: 24-11-01-01A	101106 108120 504903	RF

MISSING ITEM NUMBERS NOT APPLICABLE

- ITEM NOT ILLUSTRATED

11-25-01-03A

11-25-01
FIG. 03A
PAGE 1
JAN 20/09

BRI



757

PARTS CATALOG (MAINTENANCE)

FIG ITEM	PART NUMBER	1 2 3 4 5 6 7	NOMENCLATURE	EFFECT FROM TO	UNITS PER ASSY
3A - 1	727792G		GENERATOR ASSY-INTEGRATED DRIVE (PLACARDS AND MARKINGS ONLY) SUPPLIER CODE: V99167 SPECIFICATION NUMBER: S281T001-33 ELECTRICAL EQUIP NUMBER: M10160 COMPONENT MAINT MANUAL REF: 24-11-67 FOR NHA/OTHER SYS DET SEE: 24-11-01-01A	101106 108120 504903	RF
- 1	727792J		GENERATOR ASSY-INTEGRATED DRIVE (PLACARDS AND MARKINGS ONLY) SUPPLIER CODE: V99167 SPECIFICATION NUMBER: S281T001-38 ELECTRICAL EQUIP NUMBER: M10160 COMPONENT MAINT MANUAL REF: 24-11-67 FOR NHA/OTHER SYS DET SEE: 24-11-01-01A	101106 108120 504903	RF
- 1	727792K		GENERATOR ASSY-INTEGRATED DRIVE (PLACARDS AND MARKINGS ONLY) SUPPLIER CODE: V99167 SPECIFICATION NUMBER: S281T001-43 ELECTRICAL EQUIP NUMBER: M10160 COMPONENT MAINT MANUAL REF: 24-11-67 OPTIONAL PART: 727792L V99167 FOR NHA/OTHER SYS DET SEE: 24-11-01-01A	101106 108120 504903	RF

MISSING ITEM NUMBERS NOT APPLICABLE

- ITEM NOT ILLUSTRATED

BRI

11-25-01-03A

BOEING PROPRIETARY - Copyright © - Unpublished Work - See title page for details.

11-25-01
FIG. 03A
PAGE 2
JAN 20/09



757

PARTS CATALOG (MAINTENANCE)

FIG ITEM	PART NUMBER	1 2 3 4 5 6 7	NOMENCLATURE	EFFECT FROM TO	UNITS PER ASSY
3A - 1	727792L		GENERATOR ASSY-INTEGRATED DRIVE (PLACARDS AND MARKINGS ONLY) SUPPLIER CODE: V99167 SPECIFICATION NUMBER: S281T001-43 COMPONENT MAINT MANUAL REF: 24-11-67 OPTIONAL PART: 727792K V99167 FOR NHA/OTHER SYS DET SEE: 24-11-01-01A	101106 108120 504903	RF
- 1	727792D		GENERATOR ASSY-INTEGRATED DRIVE (PLACARDS AND MARKINGS ONLY) SUPPLIER CODE: V99167 SPECIFICATION NUMBER: S281T001-19 COMPONENT MAINT MANUAL REF: 24-11-67 OPTIONAL PART: 727792E V99167 727792F V99167 FOR NHA/OTHER SYS DET SEE: 24-11-01-01A	101105 108120 504903	RF
- 1	727792E		GENERATOR ASSY-INTEGRATED DRIVE (PLACARDS AND MARKINGS ONLY) SUPPLIER CODE: V99167 SPECIFICATION NUMBER: S281T001-19 COMPONENT MAINT MANUAL REF: 24-11-67 OPTIONAL PART: 727792D V99167 727792F V99167 FOR NHA/OTHER SYS DET SEE: 24-11-01-01A	101105 108120 504903	RF

MISSING ITEM NUMBERS NOT APPLICABLE

- ITEM NOT ILLUSTRATED

11-25-01-03A

11-25-01
FIG. 03A
PAGE 3
JAN 20/09

BRI



757

PARTS CATALOG (MAINTENANCE)

FIG ITEM	PART NUMBER	1 2 3 4 5 6 7	NOMENCLATURE	EFFECT FROM TO	UNITS PER ASSY
3A - 1	727792H		GENERATOR ASSY-INTEGRATED DRIVE (PLACARDS AND MARKINGS ONLY) SUPPLIER CODE: V99167 SPECIFICATION NUMBER: S281T001-38 ELECTRICAL EQUIP NUMBER: M10160 COMPONENT MAINT MANUAL REF: 24-11-67	101106 108120 504903	RF
- 1	727792N		GENERATOR ASSY-INTEGRATED DRIVE (PLACARDS AND MARKINGS ONLY) SUPPLIER CODE: V99167 SPECIFICATION NUMBER: S281T001-49 ELECTRICAL EQUIP NUMBER: M10160 COMPONENT MAINT MANUAL REF: 24-11-67 FOR NHA/OTHER SYS DET SEE: 24-11-01-01A	101106 108120 504903	RF
	5 736339		.PLATE-INSTRUCTION SUPPLIER CODE: V99167 SB DATA FROM A CMM: REF 90IDGS01-24-10	101106 108120 504903	1
	10 736238		.PLATE-INSTRUCTION SUPPLIER CODE: V99167	101106 108120 504903	1
	15 NAS1352-04-4P		ATTACHING PARTS .SCREW	101106 108120 504903	4
	20 5906986		-----*----- .DECAL- SUPPLIER CODE: V99167	101106 108120 504903	1
	20 5907276		.DECAL- SUPPLIER CODE: V99167 SB DATA FROM A CMM: REF 90IDGS01-24-32 R1 90IDGS01-24-42 R2	101106 108120 504903	1

MISSING ITEM NUMBERS NOT APPLICABLE

- ITEM NOT ILLUSTRATED

11-25-01-03A

11-25-01
FIG. 03A
PAGE 4
JAN 20/09

BRI



757

PARTS CATALOG (MAINTENANCE)

FIG ITEM	PART NUMBER	1 2 3 4 5 6 7	NOMENCLATURE	EFFECT FROM TO	UNITS PER ASSY
3A 20	5907277		.DECAL- SUPPLIER CODE: V99167 SB DATA FROM A CMM: REF 90IDGS01-24 32 R1 90IDGS01-24 42 R1	101106 108120 504903	1
25	5907274		.DECAL-(SERVICING INSTRUCTIONS) SUPPLIER CODE: V99167	101106 108120 504903	1
30	5907275		.DECAL-(SERVICING INSTRUCTIONS) SUPPLIER CODE: V99167	101106 108120 504903	1

MISSING ITEM NUMBERS NOT APPLICABLE

- ITEM NOT ILLUSTRATED

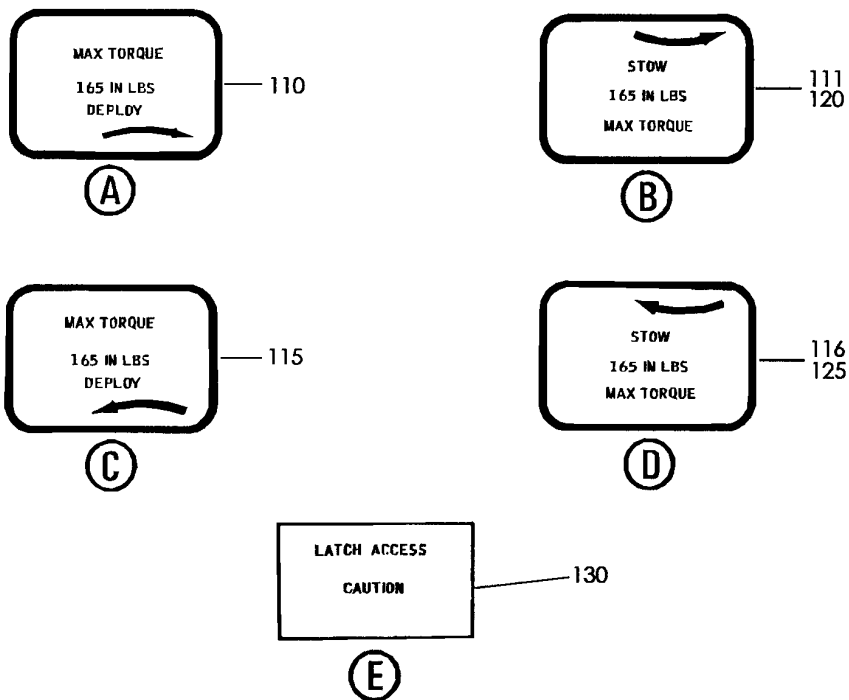
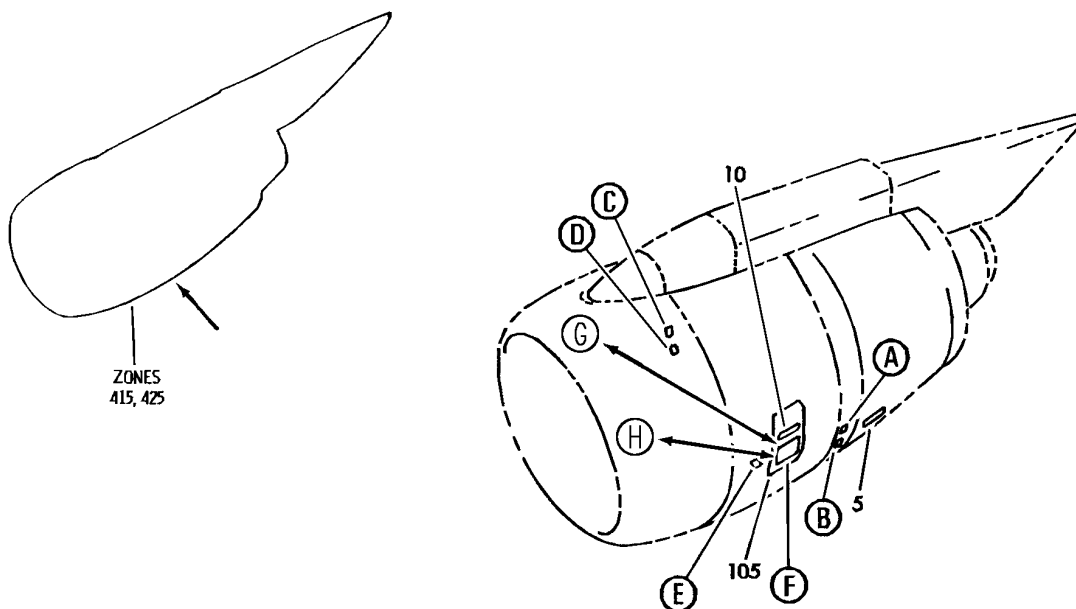
BRI

11-25-01-03A

BOEING PROPRIETARY - Copyright © - Unpublished Work - See title page for details.

11-25-01
FIG. 03A
PAGE 5
JAN 20/09

BOEING
757
PARTS CATALOG (MAINTENANCE)



Y 11250401 SHT 1 REV 249

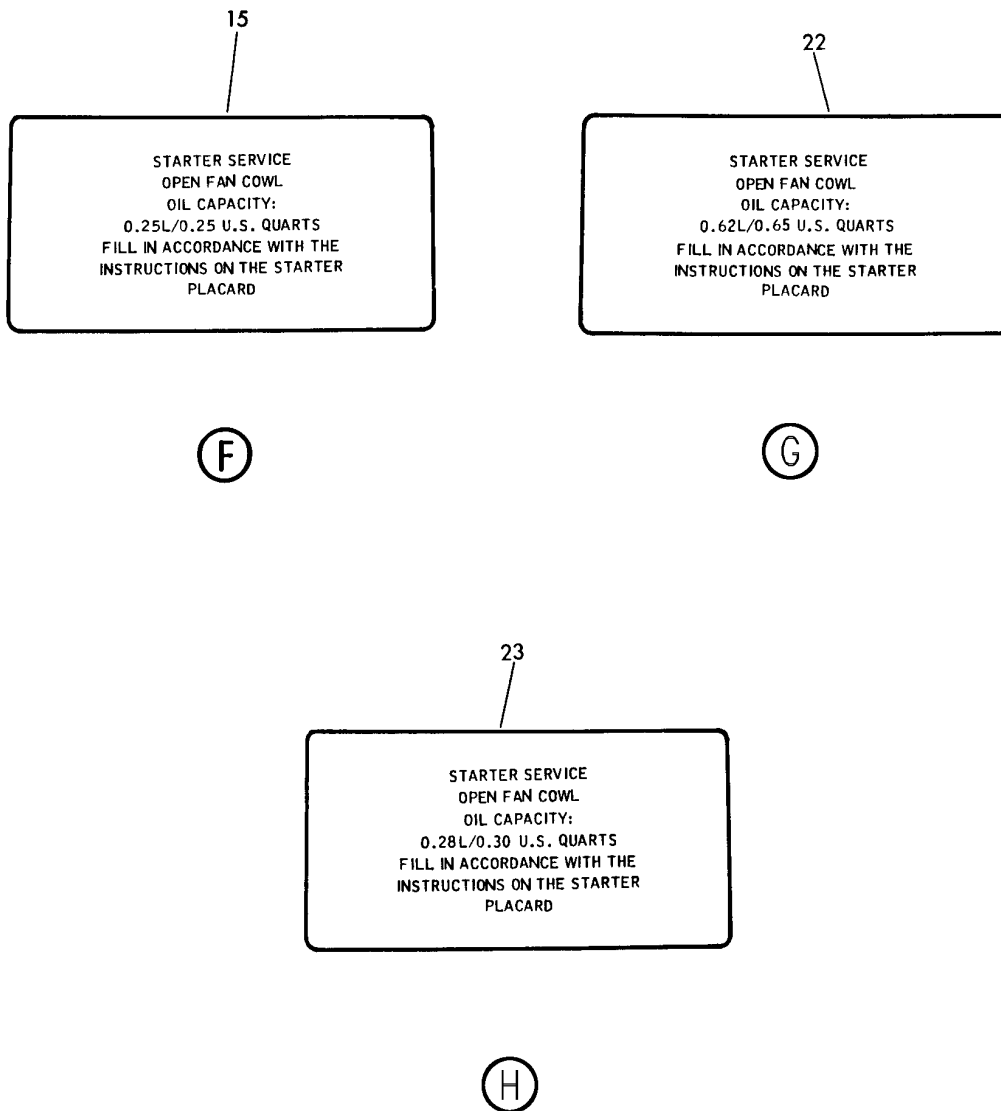
MARKING INSTL-RB211-535
FIGURE 1 (SHEET 1)

11-25-04-01

BRI
MAY 28/07

11-25-04-01
PAGE 0

BOEING
757
PARTS CATALOG (MAINTENANCE)



Y 11250401 SH1 2 REV 249

MARKING INSTL-RB211-535
FIGURE 1 (SHEET 2)

11-25-04-01

BRI
MAY 28/07

11-25-04-01
PAGE 0A



757

PARTS CATALOG (MAINTENANCE)

FIG ITEM	PART NUMBER	1 2 3 4 5 6 7	NOMENCLATURE	EFFECT FROM TO	UNITS PER ASSY
1			MARKING INSTL-RB211-535	002004 006100 107107 121503 904999	
- 1	300N0506-3		MARKING INSTL-RB211-535 VARIABLE DRAWING REF: 300N0506-5 FOR NHA SEE: 11-00-01-01	002004 006100 107107 121503 904999	RF
10	BAC27NPS0257		.DECAL-VINYL- PLACARD CONTENT: STARTER VALVE	002004 006100 121503 904999	1
15	BAC27NPS0258		.DECAL	002004 006100 121503 904999	1
105	EU61850		.EMBLEM- SUPPLIER CODE: VK0680 PLACARD CONTENT: RR OPTIONAL PART: UL25539 VK0680	002004 006100 107107 121503 904999	2
105	UL25539		.DECAL- SUPPLIER CODE: VK0680 PLACARD CONTENT: RR OPTIONAL PART: EU61850 VK0680 REFERENCE SERVICE BULLETIN: 11-8588PTA VK0680	002004 006100 107107 121503 904999	2
110	LJ71539		.DECAL- SUPPLIER CODE: V51563 POSITION DATA: LH OPTIONAL PART: BAC27NPS0216 PRE SERVICE BULLETIN: 11-8312 VK0680	107107	1

MISSING ITEM NUMBERS NOT APPLICABLE

- ITEM NOT ILLUSTRATED

BRI

11-25-04-01

11-25-04
FIG. 01
PAGE 1
JAN 20/09



757

PARTS CATALOG (MAINTENANCE)

FIG ITEM	PART NUMBER	1 2 3 4 5 6 7	NOMENCLATURE	EFFECT FROM TO	UNITS PER ASSY
1					
110	BAC27NPS0216	.DECAL-	POSITION DATA: LH OPTIONAL PART: LJ71539 VK0680 REFERENCE SERVICE BULLETIN: 11-8312PTA VK0680	107107	1
110	BAC27NPS0231	.DECAL-	POSITION DATA: LH	002004 006100 121503 904999 107107	1
115	LJ75569	.DECAL-	SUPPLIER CODE: VK0680 POSITION DATA: RH OPTIONAL PART: BAC27NPS0218 PRE SERVICE BULLETIN: 11-8312 VK0680		1
115	BAC27NPS0218	.DECAL-	POSITION DATA: RH OPTIONAL PART: LJ75569 VK0680 REFERENCE SERVICE BULLETIN: 11-83121PTA VK0680	107107	1
115	BAC27NPS0233	.DECAL-	POSITION DATA: RH	002004 006100 121503 904999 107107	1
120	LJ71540	.DECAL-	SUPPLIER CODE: V51563 POSITION DATA: LH OPTIONAL PART: BAC27NPS0217 PRE SERVICE BULLETIN: 11-8312 VK0680		1

MISSING ITEM NUMBERS NOT APPLICABLE

- ITEM NOT ILLUSTRATED

11-25-04-01

11-25-04
FIG. 01
PAGE 2
JAN 20/09

BRI



757

PARTS CATALOG (MAINTENANCE)

FIG ITEM	PART NUMBER	1 2 3 4 5 6 7	NOMENCLATURE	EFFECT FROM TO	UNITS PER ASSY
1 120	BAC27NPS0217	.DECAL-	POSITION DATA: LH OPTIONAL PART: LJ71540 VK0680 REFERENCE SERVICE BULLETIN: 11-8312PTA VK0680	107107	1
120	BAC27NPS0232	.DECAL-	POSITION DATA: LH	002004 006100 121503 904999 107107	1
125	LJ75570	.DECAL-	SUPPLIER CODE: VK0680 POSITION DATA: RH OPTIONAL PART: BAC27NPS0219 PRE SERVICE BULLETIN: 11-8312 VK0680		1
125	BAC27NPS0219	.DECAL-	POSITION DATA: RH OPTIONAL PART: LJ75570 VK0680 REFERENCE SERVICE BULLETIN: 11-8312PTA VK0680	107107	1
125	BAC27NPS0234	.DECAL-	POSITION DATA: RH	002004 006100 121503 904999	1
130	BAC27NPS0274	.DECAL-	PLACARD CONTENT: LATCH ACCESS CAUTION	002004 006100 121503 904999	1
- 135	EU55139	.DECAL-	SUPPLIER CODE: VK0680 PLACARD CONTENT: R-R REFERENCE SERVICE BULLETIN: 11-B656PTA VK0680	002004 006100 107107 121503 904999	2

MISSING ITEM NUMBERS NOT APPLICABLE

- ITEM NOT ILLUSTRATED

11-25-04-01

11-25-04
FIG. 01
PAGE 3
JAN 20/09

BRI



757

PARTS CATALOG (MAINTENANCE)

FIG ITEM	PART NUMBER	1 2 3 4 5 6 7	NOMENCLATURE	EFFECT FROM TO	UNITS PER ASSY
1 - 140	EU61851		.DECAL- SUPPLIER CODE: VK0680 PLACARD CONTENT: R-R REFERENCE SERVICE BULLETIN: 11-B656PTA VK0680	002004 006100 107107 121503 904999	2

MISSING ITEM NUMBERS NOT APPLICABLE

- ITEM NOT ILLUSTRATED

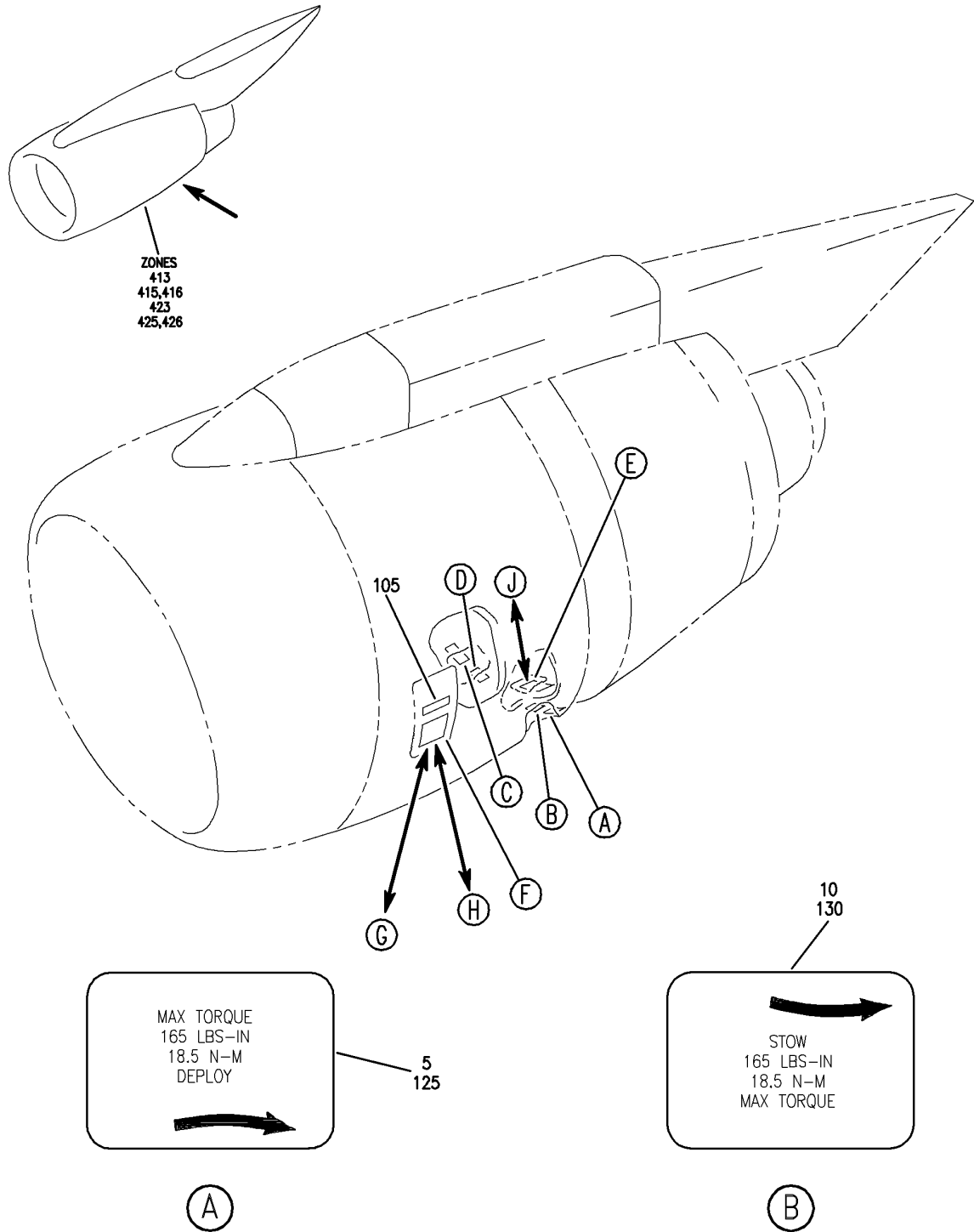
BRI

11-25-04-01

BOEING PROPRIETARY - Copyright © - Unpublished Work - See title page for details.

11-25-04
FIG. 01
PAGE 4
JAN 20/09

BOEING
757
PARTS CATALOG (MAINTENANCE)



Y 11250401B SH1 1 REV 238

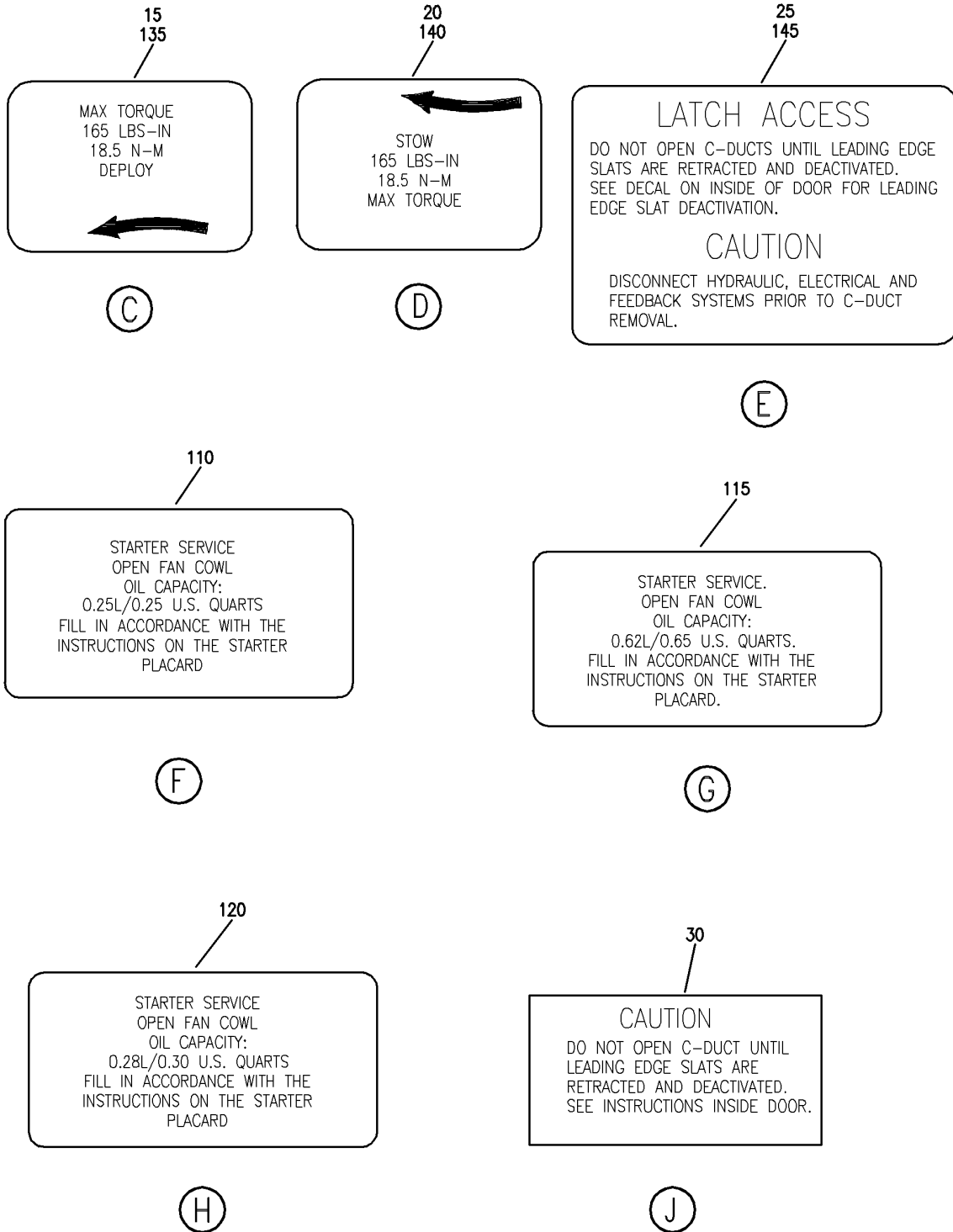
MARKING INSTL-RB211-535
FIGURE 1B (SHEET 1)

11-25-04-01B

BRI
MAY 28/07

11-25-04-01B
PAGE 0


BOEING
 757
PARTS CATALOG (MAINTENANCE)



Y 11250401B SH1 2 REV 238

MARKING INSTL-RB211-535
FIGURE 1B (SHEET 2)

11-25-04-01B

BRI
MAY 28/07

11-25-04-01B
PAGE 0A



757

PARTS CATALOG (MAINTENANCE)

FIG ITEM	PART NUMBER	1 2 3 4 5 6 7	NOMENCLATURE	EFFECT FROM TO	UNITS PER ASSY
1B			MARKING INSTL-RB211-535	101106 108120 504903	
- 1	300N0506-12		MARKING INSTL-RB211-535 FOR NHA SEE: 71-00-01-02C	101102 504903	RF
- 1	MODREF21918		MARKING INSTL-RB211-535 MODULE NUMBER: 300N0506-108 REV A	103106	1
5	BAC27NPS0231		.DECAL- POSITION DATA: LH	101106 504903	2
10	BAC27NPS0232		.DECAL- POSITION DATA: LH	101106 504903	2
15	BAC27NPS0233		.DECAL- POSITION DATA: RH	101106 504903	2
20	BAC27NPS0234		.DECAL- POSITION DATA: RH	101106 504903	2
25	BAC27NPS0274		.DECAL-	101102 504903	2
- 100	300N0506-14		MARKING INSTL-RB211-535 FOR NHA SEE: 71-00-01-03A	101102 504903	RF
- 100	300N0506-95		MARKING INSTL-RB211-535 FOR NHA SEE: 71-00-01-03A	108120	RF
105	BAC27NPS0257		.DECAL- PLACARD CONTENT: STARTER VALVE	101102 504903	2
110	BAC27NPS0258		.DECAL	101102 504903	2
125	BAC27NPS0231		.DECAL- POSITION DATA: LH	108120	2
130	BAC27NPS0232		.DECAL- POSITION DATA: LH	108120	2
135	BAC27NPS0233		.DECAL- POSITION DATA: RH	108120	2
140	BAC27NPS0234		.DECAL- POSITION DATA: RH	108120	2
145	BAC27NPS0274		.DECAL	108120	2

MISSING ITEM NUMBERS NOT APPLICABLE

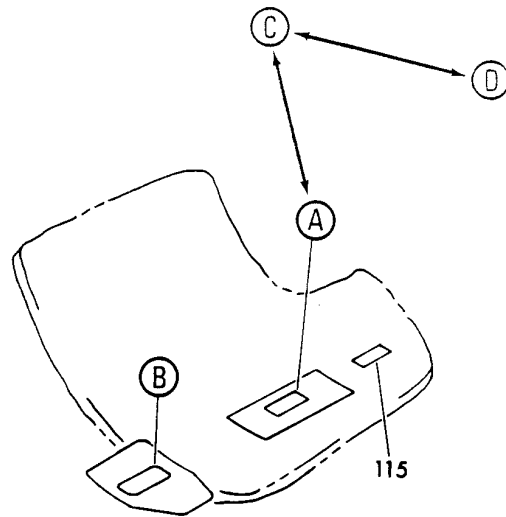
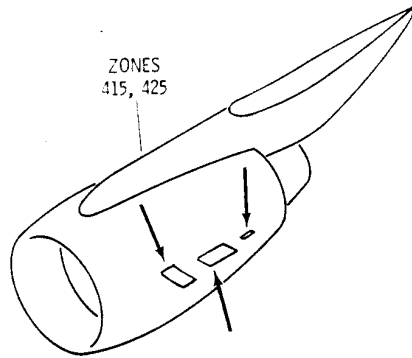
- ITEM NOT ILLUSTRATED

11-25-04-01B

11-25-04
FIG. 01B
PAGE 1
JAN 20/09

BRI

BOEING
757
PARTS CATALOG (MAINTENANCE)



CAUTION

THE INBOARD THRUST REVERSER HALVES MUST NOT BE OPENED UNLESS INBOARD LEADING EDGE SLATS ARE RETRACTED TO CRUISE POSITION AND PLACARDED AS FOLLOWS:

1. RETRACT INBOARD LEADING EDGE SLATS.
2. ATTACH DO-NOT-OPERATE IDENTIFIER TO FLAP CONTROL LEVER.
3. CHECK THAT ALTERNATE FLAP/SLAT POSITION SELECTOR ON PILOTS MAIN PANEL P3-1 IS IN NORM POSITION AND ATTACH DO-NOT-OPERATE IDENTIFIER.

IF EXTENSIVE ENGINE WORK IS BEING ACCOMPLISHED, IT MAY BE DESIRABLE TO DEACTIVATE THE PRIMARY AND ALTERNATE LEADING EDGE DRIVE SYSTEMS PER MM27-81-00.

D

CAUTION

THE ENGINE 'C' DUCT DOOR MUST NOT BE OPENED UNLESS INBOARD LEADING EDGE SLATS ARE RETRACTED TO CRUISE POSITION AND PLACARDED AS FOLLOWS:

1. RETRACT THE INBOARD LEADING EDGE SLATS.
2. MOVE THE ALTERNATE DRIVE ARMING SWITCH TO 'ARM'
3. PULL THE BY-PASS VALVE CIRCUIT BREAKER AND INSERT LOCKING COLLAR WITH A WARNING FLAG.
4. PULL THE ALTERNATE DRIVE MOTOR CIRCUIT BREAKER AND INSERT LOCKING COLLAR WITH A WARNING FLAG.

A

CAUTION

THE INBOARD THRUST REVERSER HALVES MUST NOT BE OPENED UNLESS INBOARD LEADING EDGE SLATS ARE RETRACTED TO CRUISE POSITION AND PLACARDED AS FOLLOWS:

1. RETRACT INBOARD LEADING EDGE SLATS.
2. ATTACH DO-NOT-OPERATE IDENTIFIER TO FLAP CONTROL LEVER.
3. CHECK THAT ALTERNATE FLAP SLAT POSITION SELECTOR ON PILOTS P3-1 PANEL IS IN NORM POSITION AND ATTACH DO-NOT-OPERATE IDENTIFIER.

IF EXTENSIVE ENGINE WORK IS BEING ACCOMPLISHED, IT MAY BE DESIRABLE TO DEACTIVATE THE PRIMARY AND ALTERNATE LEADING EDGE DRIVE SYSTEMS PER MM27-81-00.

C

**CAUTION, USE OVERFLOW FITTING TO PREVENT IDG OVERSERVICING
SEE MAINTENANCE MANUAL FOR COMPLETE IDG SERVICE INSTRUCTION**

B

10
110

8
105

Y 11250501 SHY 1 REV 037

MARKING INSTL-RB211-535 SVCE PNL

FIGURE 1

11-25-05-01

BRI
MAY 28/07

11-25-05-01
PAGE 0



757

PARTS CATALOG (MAINTENANCE)

FIG ITEM	PART NUMBER	1 2 3 4 5 6 7	NOMENCLATURE	EFFECT FROM TO	UNITS PER ASSY
1			MARKING INSTL-RB211-535 SVCE PNL	002004 006100 107107 121503 904999	
- 100	300N0506-4		MARKING INSTL-RB211-535 SVCE PNL FOR NHA SEE: 11-00-01-01	002004 006100 107107 121503 904999	RF
105	BAC27TTR0036		.MARKER-ALUMINUM FOIL	002004 006100 107107 121503 904999	1
110	BAC27NPP0038		.MARKER-ALUMINUM FOIL	002004 006100 107107 121503 904999	1
115	BAC27NPP0040		.MARKER-ALUMINUM FOIL- PLACARD CONTENT: CAUTION STOW THRUST REVERSER BEFORE OPENING C-DUCTS	002004 006100 107107 121503 904999	1

MISSING ITEM NUMBERS NOT APPLICABLE

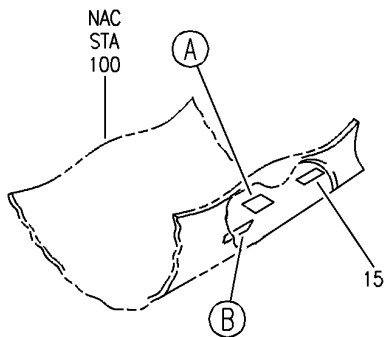
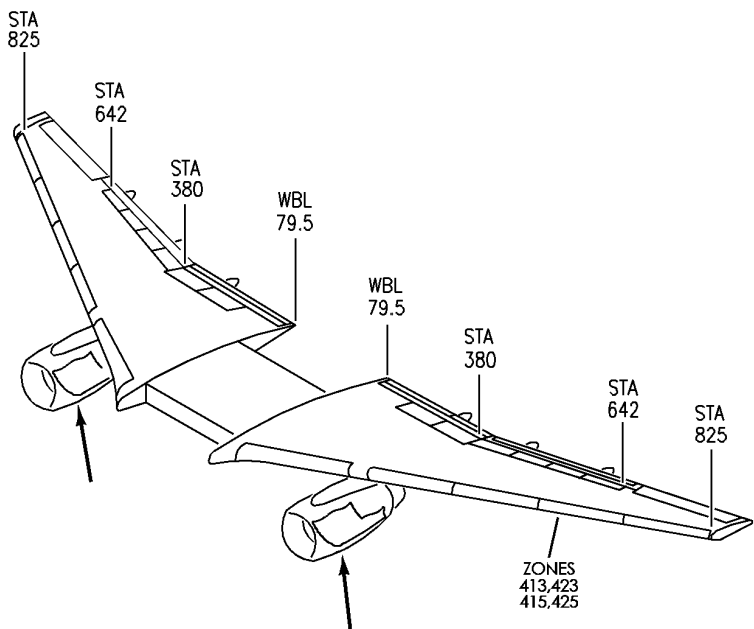
- ITEM NOT ILLUSTRATED

BRI

11-25-05-01

11-25-05
FIG. 01
PAGE 1
JAN 20/09

BOEING
757
PARTS CATALOG (MAINTENANCE)



CAUTION

"THE INBOARD THRUST REVERSER HALVES MUST NOT BE OPENED UNLESS INBOARD LEADING EDGE SLATS ARE RETRACTED TO CRUISE POSITION AND PLACARDED AS FOLLOWS:

1. RETRACT INBOARD LEADING EDGE SLATS.
2. ATTACH DO-NOT-OPERATE IDENTIFIER TO FLAP CONTROL LEVER.
3. CHECK THAT ALTERNATE FLAP SLAT POSITION SELECTOR ON PILOTS P3-1 PANEL IS IN NORM POSITION AND ATTACH DO-NOT-OPERATE IDENTIFIER.

IF EXTENSIVE ENGINE WORK IS BEING ACCOMPLISHED, IT MAY BE DESIRABLE TO DEACTIVATE THE PRIMARY AND ALTERNATE LEADING EDGE DRIVE SYSTEMS PER MM27-81-00"

CAUTION, USE OVERFLOW FITTING TO PREVENT IDG OVERSERVICING. SEE MAINTENANCE MANUAL FOR COMPLETE IDG SERVICE INSTRUCTION

A

5

B

10

Y 11250501A, REV 237

MARKING INSTL-RB211-535 SVCE PNL
FIGURE 1A

11-25-05-01A

BRI
MAY 28/07

11-25-05-01A
PAGE 0



757

PARTS CATALOG (MAINTENANCE)

FIG ITEM	PART NUMBER	1 2 3 4 5 6 7	NOMENCLATURE	EFFECT FROM TO	UNITS PER ASSY
1 A			MARKING INSTL-RB211-535 SVCE PNL	101106 108120 504903	
- 1	300N0506-13		MARKING INSTL-RB211-535 FOR NHA SEE: 71-00-01-02C	101102 108120 504903	RF
- 1	MODREF13660		MARKING INSTL-RB211-535 MODULE NUMBER: 300N0506-13 REV A	103106	1
5	BAC27TTR0036		.MARKER-ALUMINUM FOIL	101106 108120 504903	2
10	BAC27NPP0038		.MARKER-ALUMINUM FOIL	101106 108120 504903	2
15	BAC27NPP0040		.MARKER-ALUMINUM FOIL PLACARD CONTENT: CAUTION STOW THRUST REVERSER BEFORE OPENING C-DUCTS	101106 108120 504903	2

MISSING ITEM NUMBERS NOT APPLICABLE

- ITEM NOT ILLUSTRATED

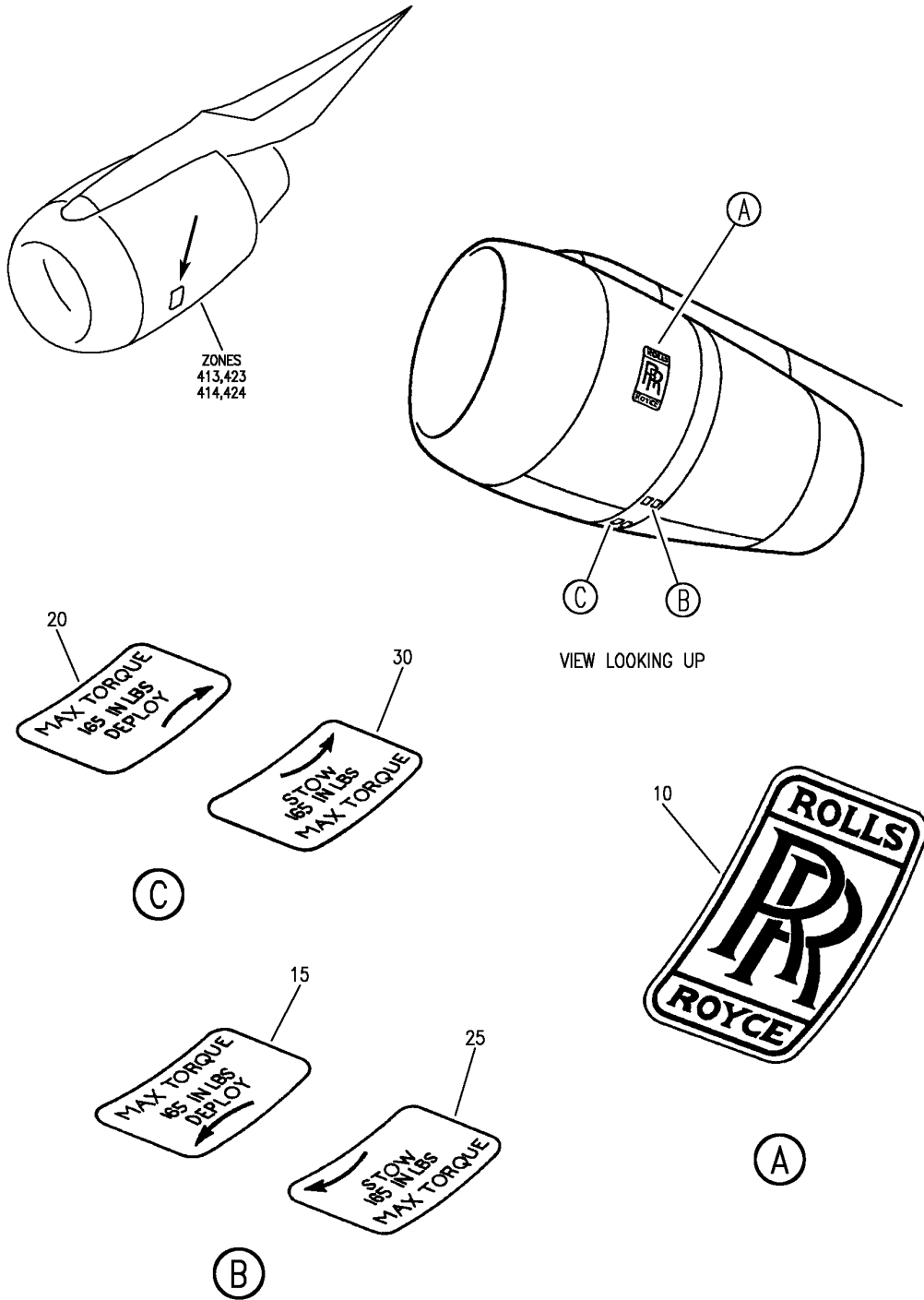
BRI

11-25-05-01A

BOEING PROPRIETARY - Copyright © - Unpublished Work - See title page for details.

11-25-05
FIG. 01A
PAGE 1
JAN 20/09

BOEING
757
PARTS CATALOG (MAINTENANCE)



Y 11250501B REV 289

PLACARDS AND MARKINGS POWER PLANT (RB211-535)
FIGURE 1B

BRI
MAY 28/07

11-25-05-01B

11-25-05-01B
PAGE 0

 **BOEING**
757
PARTS CATALOG (MAINTENANCE)

FIG ITEM	PART NUMBER	1 2 3 4 5 6 7	NOMENCLATURE	EFFECT FROM TO	UNITS PER ASSY
1B			PLACARDS AND MARKINGS	002004	
- 1	UL20698		POWER PLANT (RB211-535) ENGINE ASSY-Q.E.C.U. RB211-535E43712 MAXIMUM NEUT SUPPLIER CODE: VK0680 REFERENCE SERVICE BULLETIN: 71-0058R7 QUALIFIED SB I/W DATA: INTERMIX OF ONE OR SUBSTITUTION OF TWO DIFFERENT CONFIGURATION RB211-535E4-37/() ENGINES FOR RB211-535E4 BASE ENGINES OR DIFFERENT CONFIGURATION RB211-535E4-B-37/() ENGINES FOR RB211-535E4-B BASE ENGINES REFERENCE SERVICE BULLETIN: RB211-72C547 VK0680 RB211-72-8910 VK0680 POST RAPID REVISION: RR92014-183A-RC-E FOR NHA/OTHER SYS DET SEE: 71-00-02-04	006999 002004 006100 102102	RF
- 1	UL20702		ENGINE ASSY-Q.E.C.U. RB211-535E43711 BASIC ENG CONFIGURATION WITH GRAVINER FIRE DETECTORS, BAYONET MCD, NON-MODUATED IDG COOLING 40,100 LB THURST SUPPLIER CODE: VK0680 FOR NHA/OTHER SYS DET SEE: 71-00-02-10	504903	RF
- 1	UL19722		ENGINE ASSY-Q.E.C.U. RB211-535E43711 MAXIMUM NEUT SUPPLIER CODE: VK0680 FOR NHA/OTHER SYS DET SEE: 71-00-02-04	107107	RF

MISSING ITEM NUMBERS NOT APPLICABLE

- ITEM NOT ILLUSTRATED

BRI

11-25-05-01B

BOEING PROPRIETARY - Copyright © - Unpublished Work - See title page for details.

11-25-05
FIG. 01B
PAGE 1
JAN 20/09



757

PARTS CATALOG (MAINTENANCE)

FIG ITEM	PART NUMBER	1 2 3 4 5 6 7	NOMENCLATURE	EFFECT FROM TO	UNITS PER ASSY
1B - 1	UL20697		ENGINE ASSY-Q.E.C.U. RB211-535E43711 MAXIMUM NEUT WITH GRAVINER FIRE DETECTORS, BAYONET MCD, NON-MODULATED IDG COOLING 40,000 LB THRUST SUPPLIER CODE: VK0680 REFERENCE SERVICE BULLETIN: 71-0058R4 QUALIFIED SB I/W DATA: INTERMIX OF ONE OR SUBSTITUTION OF TWO DIFFERENT CONFIGURATION RB211-535E4-37/() ENGINES FOR RB211-535 E4 BASE ENGINES REFERENCE SERVICE BULLETIN: RB211-72-C547 VK0680 FOR NHA/OTHER SYS DET SEE: 71-00-02-04	121503 904949 952999	RF
- 2	UL36209		ENGINE ASSY-Q.E.C.U. RB211-535E43719 MAXIMUM NEUT SUPPLIER CODE: VK0680 FOR NHA/OTHER SYS DET SEE: 71-00-02-04	950951	RF
- 2	UL38163		ENGINE ASSY-Q.E.C.U. RB211-535E43724 BASIC ENG CONFIGURATION BAYONET MCD 40,100 LB THRUST SUPPLIER CODE: VK0680 FOR NHA/OTHER SYS DET SEE: 71-00-02-10	101101	RF

MISSING ITEM NUMBERS NOT APPLICABLE

- ITEM NOT ILLUSTRATED

BRI

11-25-05-01B

BOEING PROPRIETARY - Copyright © - Unpublished Work - See title page for details.

11-25-05
FIG. 01B
PAGE 2
JAN 20/09



757

PARTS CATALOG (MAINTENANCE)

FIG ITEM	PART NUMBER	1 2 3 4 5 6 7	NOMENCLATURE	EFFECT FROM TO	UNITS PER ASSY
1B - 3	BCREF17395		ENGINE ASSY-Q.E.C.U. RB211-535E43739 BASIC ENG CONFIGURATION AND PHASE 5 COMBUSTOR 40,100 LB THRUST SUPPLIER CODE: VK0680 OVERLENGTH PART NUMBER: RB211-535E4-37-39E FOR NHA/OTHER SYS DET SEE: 71-00-02-10	108120	RF
- 3	BCREF17101		ENGINE ASSY-Q.E.C.U. RB211-535E43744 BASIC ENG CONFIGURATION BAYONET MCD AND PHASE 5 COMBUSTOR 40,100 LB THRUST SUPPLIER CODE: VK0680 OVERLENGTH PART NUMBER: RB211-535E4-3744E FOR NHA/OTHER SYS DET SEE: 71-00-02-10	103106	RF
10	EU61850		. EMBLEM-RR SUPPLIER CODE: VK0680 OPTIONAL PART: UL25539 VK0680	002004 006999	2
10	UL25539		. DECAL-RR SUPPLIER CODE: VK0680 OPTIONAL PART: EU61850 VK0680 POST SERVICE BULLETIN: 11-8588PTA VK0680	002004 006100 102999	2
15	BAC27NPS0216		. DECAL- POSITION DATA: LH POST SERVICE BULLETIN: 11-8312PTA VK0680	002004 006999	1

MISSING ITEM NUMBERS NOT APPLICABLE

- ITEM NOT ILLUSTRATED

11-25-05-01B

11-25-05
FIG. 01B
PAGE 3
JAN 20/09

BRI

BOEING PROPRIETARY - Copyright © - Unpublished Work - See title page for details.



757

PARTS CATALOG (MAINTENANCE)

FIG ITEM	PART NUMBER	1 2 3 4 5 6 7	NOMENCLATURE	EFFECT FROM TO	UNITS PER ASSY
1B					
15	LJ71539	.DECAL-	SUPPLIER CODE: V51563 POSITION DATA: LH PRE SERVICE BULLETIN: 11-8312 VK0680	002004 006100 102102 107107 121949 952999	1
20	BAC27NPS0218	.DECAL-	POSITION DATA: RH POST SERVICE BULLETIN: 11-8312PTA VK0680	002004 006999	1
20	LJ75569	.DECAL-	SUPPLIER CODE: VK0680 POSITION DATA: RH PRE SERVICE BULLETIN: 11-8312 VK0680	002004 006100 102102 107107 121949 952999	1
25	BAC27NPS0217	.DECAL-	POSITION DATA: LH POST SERVICE BULLETIN: 11-8312PTA VK0680	002004 006999	1
25	LJ71540	.DECAL-	SUPPLIER CODE: V51563 POSITION DATA: LH PRE SERVICE BULLETIN: 11-8312 VK0680	002004 006100 102102 107107 121949 952999	1
30	BAC27NPS0219	.DECAL-	POSITION DATA: RH POST SERVICE BULLETIN: 11-8312PTA VK0680	002004 006999	1

MISSING ITEM NUMBERS NOT APPLICABLE

- ITEM NOT ILLUSTRATED

11-25-05-01B

11-25-05
FIG. 01B
PAGE 4
JAN 20/09

BRI



757

PARTS CATALOG (MAINTENANCE)

FIG ITEM	PART NUMBER	1 2 3 4 5 6 7	NOMENCLATURE	EFFECT FROM TO	UNITS PER ASSY
1B 30	LJ75570		.DECAL- SUPPLIER CODE: VK0680 POSITION DATA: RH PRE SERVICE BULLETIN: 11-8312 VK0680	002004 006100 102102 107107 121949 952999	1
- 35	EU55139		.DECAL-RR SUPPLIER CODE: VK0680 POST SERVICE BULLETIN: 11-B656PTA VK0680	002004 006999	2
- 40	EU61851		.DECAL-RR SUPPLIER CODE: VK0680 POST SERVICE BULLETIN: 11-B656PTA VK0680	002004 006999	2

MISSING ITEM NUMBERS NOT APPLICABLE

- ITEM NOT ILLUSTRATED

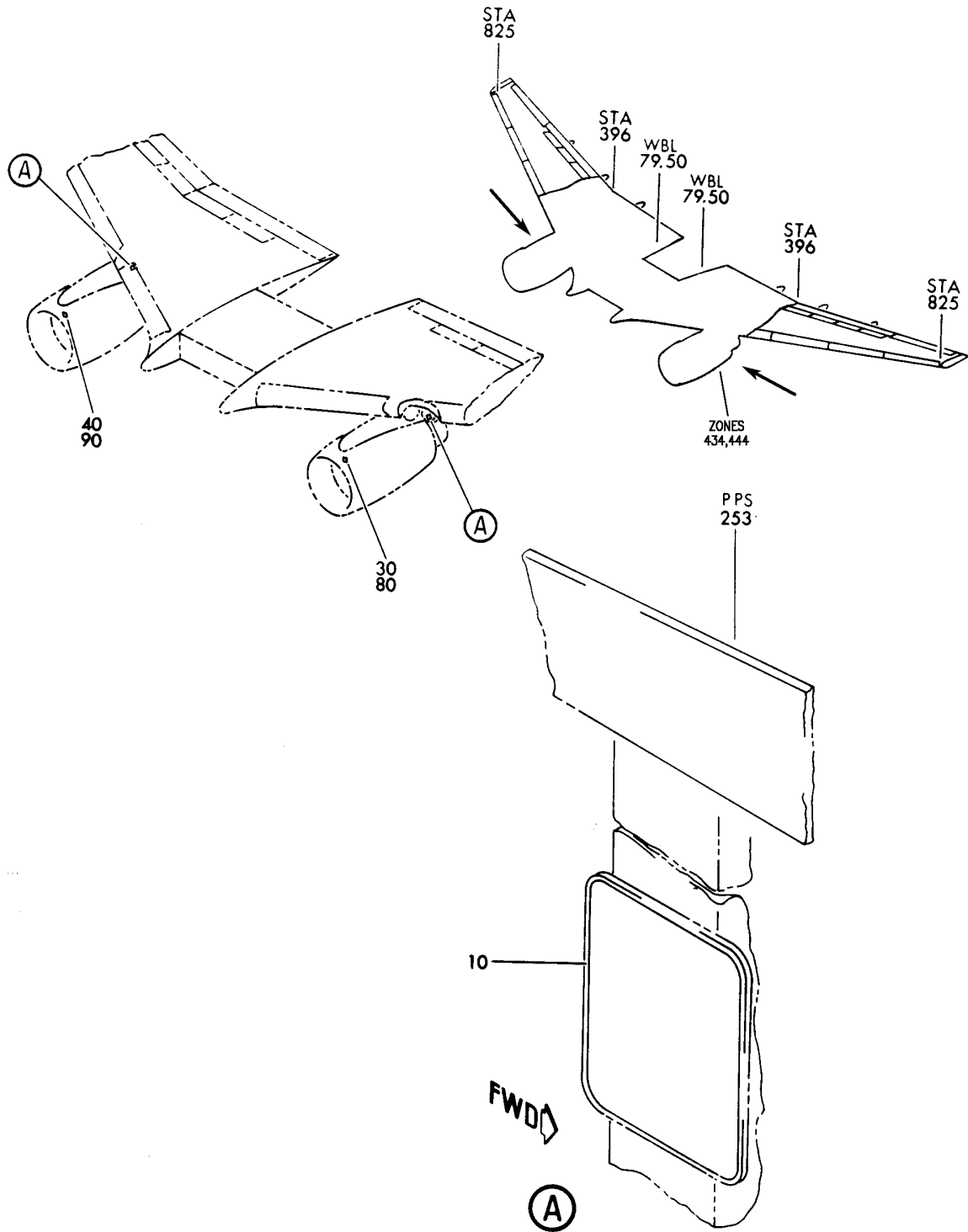
BRI

11-25-05-01B

BOEING PROPRIETARY - Copyright © - Unpublished Work - See title page for details.

11-25-05
FIG. 01B
PAGE 5
JAN 20/09

BOEING
757
PARTS CATALOG (MAINTENANCE)



Y 11250801 REV 263

MARKER INSTL-
FIGURE 1

11-25-08-01

BRI
MAY 28/07

11-25-08-01
PAGE 0



757

PARTS CATALOG (MAINTENANCE)

FIG ITEM	PART NUMBER	1 2 3 4 5 6 7	NOMENCLATURE	EFFECT FROM TO	UNITS PER ASSY
1			MARKER INSTL-	002004	
- 1	271N5088-1		MARKER INSTL- POSITION DATA: LH FOR NHA SEE: 29-00-51-02 29-00-51-03C	006999 002004 006102 107999	RF
- 1	MODREF19392		MARKER INSTL- MODULE NUMBER: 271N5088-9 REV A POSITION DATA: LH	103106	1
- 5	271N5088-2		MARKER INSTL- POSITION DATA: RH FOR NHA SEE: 29-00-51-02 29-00-51-03C	002004 006102 107999	RF
- 5	MODREF19389		MARKER INSTL- MODULE NUMBER: 271N5088-10 REV A POSITION DATA: RH	103106	1
10	BAC27NHY0201		.MARKER-ALUMINUM FOIL	002004 006102 107999	1
10	BAC27NHY285		.MARKER-ALUMINUM FOIL	103106	1
- 25	271N5088-7		MARKER INSTL- POSITION DATA: LH FOR NHA SEE: 29-00-51-02 29-00-51-03C	002004 006102 107999	RF
- 25	MODREF7330		MARKER INSTL- MODULE NUMBER: 271N5088-7 REV A POSITION DATA: LH	103106	1
30	BAC27NHY0077		.MARKER-ALUMINUM FOIL PLACARD CONTENT: D2900 D2902 ISOLATION VALVE T/R L ENGINE S330 V106	002004 006999	1

MISSING ITEM NUMBERS NOT APPLICABLE

- ITEM NOT ILLUSTRATED

11-25-08-01

11-25-08
FIG. 01
PAGE 1
JAN 20/09

BRI



757

PARTS CATALOG (MAINTENANCE)

FIG ITEM	PART NUMBER	1 2 3 4 5 6 7	NOMENCLATURE	EFFECT FROM TO	UNITS PER ASSY
1					
- 35	271N5088-8		MARKER INSTL- FOIL VARIABLE POSITION DATA: RH FOR NHA SEE: 29-00-51-02 29-00-51-03C	002004 006102 107999	RF
- 35	MODREF7331		MARKER INSTL- FOIL VARIABLE MODULE NUMBER: 271N5088-8 REV A POSITION DATA: RH	103106	1
40	BAC27NHY0078		.MARKER-ALUMINUM FOIL PLACARD CONTENT: D2830 D2932 ISOLATION VALVE T/R R ENGINE S331 V107	002004 006999	1

MISSING ITEM NUMBERS NOT APPLICABLE

- ITEM NOT ILLUSTRATED

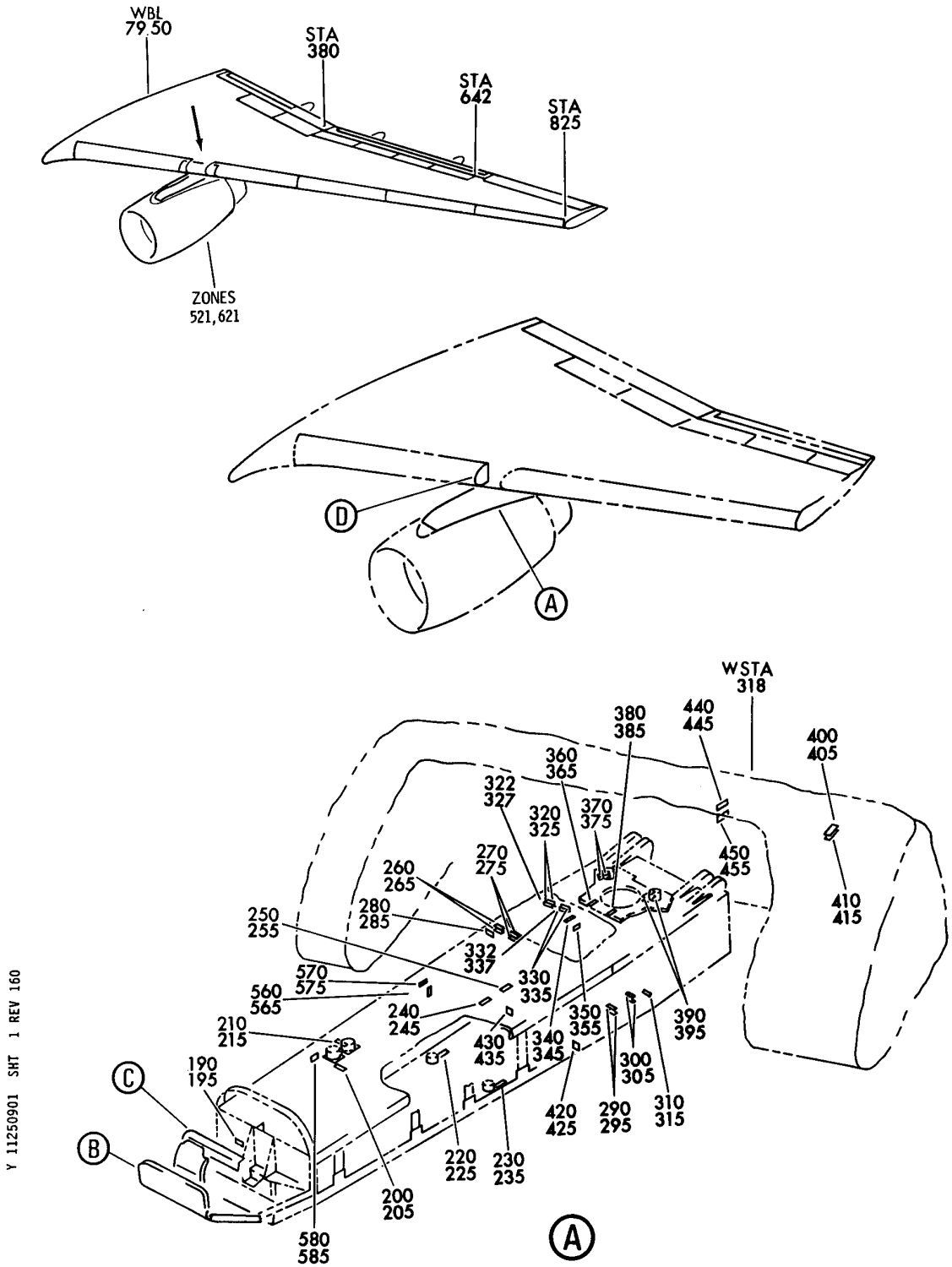
BRI

11-25-08-01

BOEING PROPRIETARY - Copyright © - Unpublished Work - See title page for details.

11-25-08
FIG. 01
PAGE 2
JAN 20/09

BOEING
757
PARTS CATALOG (MAINTENANCE)



Y 11250901 SHT 1 REV 160

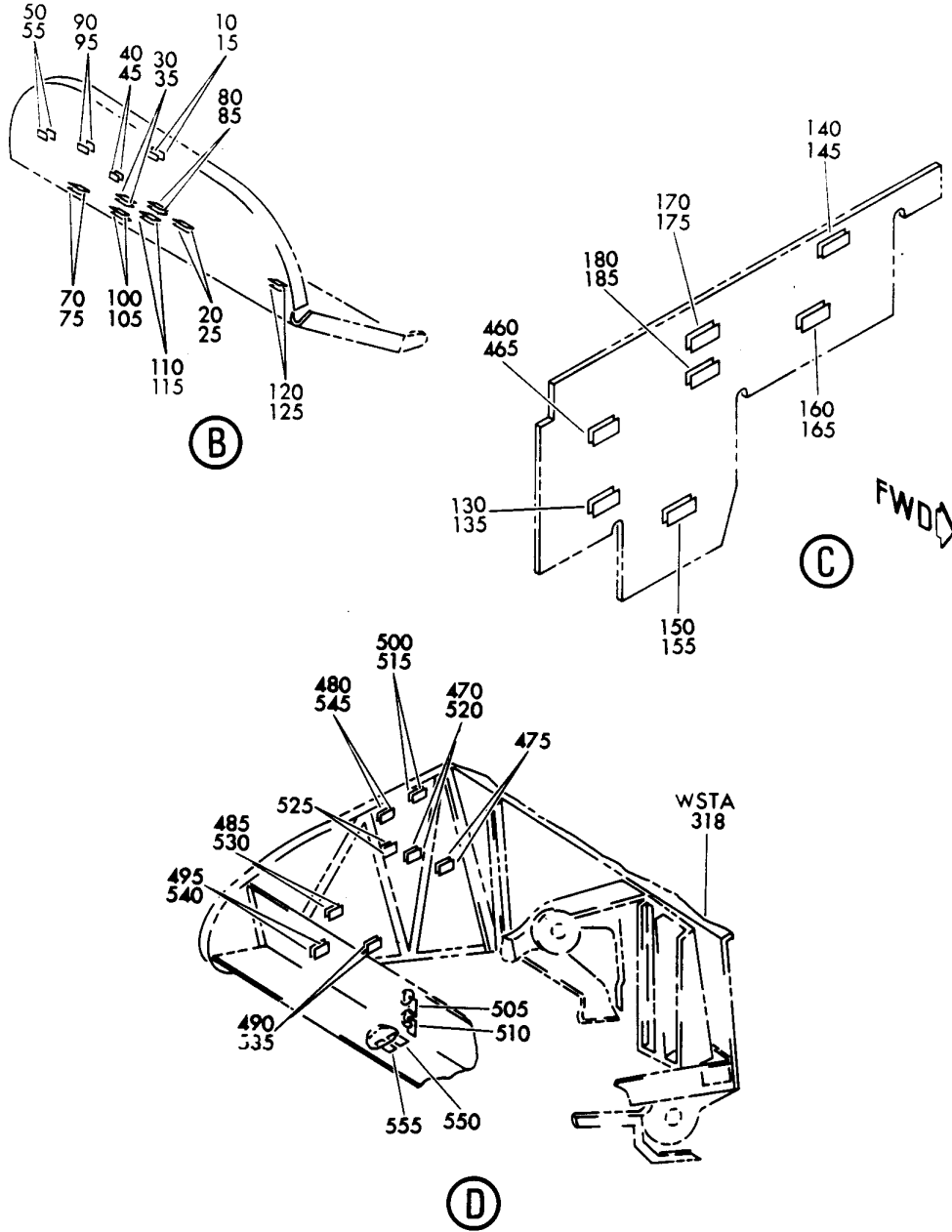
MARKING INSTL-STRUT ELECTRICAL IDENT
FIGURE 1 (SHEET 1)

11-25-09-01

BRI
JAN 20/08

11-25-09-01
PAGE 0

BOEING
757
PARTS CATALOG (MAINTENANCE)



Y 11250901 SH1 2 REV 027

MARKING INSTL-STRUT ELECTRICAL IDENT
FIGURE 1 (SHEET 2)

11-25-09-01

BRI
JAN 20/08

11-25-09-01
PAGE 0A



757

PARTS CATALOG (MAINTENANCE)

FIG ITEM	PART NUMBER	1 2 3 4 5 6 7	NOMENCLATURE	EFFECT FROM TO	UNITS PER ASSY
1			MARKING INSTL-STRUT ELECTRICAL IDENT	002004 006100 107107 121503 904999	
- 1	312N5202-11		MARKING INSTL-STRUT ELECTRICAL IDENT POSITION DATA: LH FOR NHA SEE: 54-51-51-01	002004 006100 107107 121503 904999	RF
- 5	312N5202-12		MARKING INSTL-STRUT ELECTRICAL IDENT POSITION DATA: RH FOR NHA SEE: 54-51-51-01	002004 006100 107107 121503 904999	RF
10	BAC27NPS0013		.MARKER-ALUMINUM FOIL- POSITION DATA: LH SIDE PLACARD CONTENT: AS 1080	002004 006100 107107 121503 904999	4
15	BAC27NPS0014		.MARKER-ALUMINUM FOIL- POSITION DATA: RH SIDE PLACARD CONTENT: AS 2080	002004 006100 107107 121503 904999	4
20	BAC27NPS0015		.MARKER-ALUMINUM FOIL- POSITION DATA: LH SIDE PLACARD CONTENT: AS 1080 NO. 1	002004 006100 107107 121503 904999	2
25	BAC27NPS0016		.MARKER-ALUMINUM FOIL- POSITION DATA: RH SIDE PLACARD CONTENT: AS 2080 NO. 1	002004 006100 107107 121503 904999	2
30	BAC27NPS0017		.MARKER-ALUMINUM FOIL- POSITION DATA: LH SIDE PLACARD CONTENT: AS 1080 NO. 2	002004 006100 107107 121503 904999	2
35	BAC27NPS0018		.MARKER-ALUMINUM FOIL- POSITION DATA: RH SIDE PLACARD CONTENT: AS 2080 NO. 2	002004 006100 107107 121503 904999	2

MISSING ITEM NUMBERS NOT APPLICABLE

- ITEM NOT ILLUSTRATED

11-25-09-01

11-25-09
FIG. 01
PAGE 1
JAN 20/09

BRI



757

PARTS CATALOG (MAINTENANCE)

FIG ITEM	PART NUMBER	1 2 3 4 5 6 7	NOMENCLATURE	EFFECT FROM TO	UNITS PER ASSY
1					
40	BAC27NPS0019		.MARKER-ALUMINUM FOIL- POSITION DATA: LH SIDE PLACARD CONTENT: AS 1080 NO. 3	002004 006100 107107 121503 904999	2
45	BAC27NPS0020		.MARKER-ALUMINUM FOIL- POSITION DATA: RH SIDE PLACARD CONTENT: AS 2080 NO. 3	002004 006100 107107 121503 904999	2
50	BAC27NPS0021		.MARKER-ALUMINUM FOIL- POSITION DATA: LH SIDE PLACARD CONTENT: AS 1080 NO. 4	002004 006100 107107 121503 904999	2
55	BAC27NPS0022		.MARKER-ALUMINUM FOIL- POSITION DATA: RH SIDE PLACARD CONTENT: AS 2080 NO. 4	002004 006100 107107 121503 904999	2
70	BAC27NPS0025		.MARKER-ALUMINUM FOIL- POSITION DATA: LH SIDE PLACARD CONTENT: AS 1080 NO. 6	002004 006100 107107 121503 904999	2
75	BAC27NPS0026		.MARKER-ALUMINUM FOIL- POSITION DATA: RH SIDE PLACARD CONTENT: AS 2080 NO. 6	002004 006100 107107 121503 904999	2
80	BAC27NPS0027		.MARKER-ALUMINUM FOIL- POSITION DATA: LH SIDE PLACARD CONTENT: AS 1080 NO. 7	002004 006100 107107 121503 904999	2
85	BAC27NPS0028		.MARKER-ALUMINUM FOIL- POSITION DATA: RH SIDE PLACARD CONTENT: AS 2080 NO. 7	002004 006100 107107 121503 904999	2
90	BAC27NPS0029		.MARKER-ALUMINUM FOIL- POSITION DATA: LH SIDE PLACARD CONTENT: AS 1080 NO. 8	002004 006100 107107 121503 904999	2

MISSING ITEM NUMBERS NOT APPLICABLE

- ITEM NOT ILLUSTRATED

11-25-09-01

11-25-09
FIG. 01
PAGE 2
JAN 20/09

BRI



757

PARTS CATALOG (MAINTENANCE)

FIG ITEM	PART NUMBER	1 2 3 4 5 6 7	NOMENCLATURE	EFFECT FROM TO	UNITS PER ASSY
1					
95	BAC27NPS0030		.MARKER-ALUMINUM FOIL- POSITION DATA: RH SIDE PLACARD CONTENT: AS 2080 NO. 8	002004 006100 107107 121503 904999	2
100	BAC27NPS0031		.MARKER-ALUMINUM FOIL- POSITION DATA: LH SIDE PLACARD CONTENT: AS 1080 NO. 9	002004 006100 107107 121503 904999	2
105	BAC27NPS0032		.MARKER-ALUMINUM FOIL- POSITION DATA: RH SIDE PLACARD CONTENT: AS 2080 NO. 9	002004 006100 107107 121503 904999	2
110	BAC27NPS0033		.MARKER-ALUMINUM FOIL- POSITION DATA: LH SIDE PLACARD CONTENT: AS 1080 NO. 10	002004 006100 107107 121503 904999	2
115	BAC27NPS0034		.MARKER-ALUMINUM FOIL- POSITION DATA: RH SIDE PLACARD CONTENT: AS 2080 NO. 10	002004 006100 107107 121503 904999	2
120	BAC27NPS0035		.MARKER-ALUMINUM FOIL- POSITION DATA: LH SIDE PLACARD CONTENT: AS 1080 NO. 11	002004 006100 107107 121503 904999	2
125	BAC27NPS0036		.MARKER-ALUMINUM FOIL- POSITION DATA: RH SIDE PLACARD CONTENT: AS2080 NO. 11	002004 006100 107107 121503 904999	2
130	BAC27NPS0112		.MARKER-ALUMINUM FOIL- POSITION DATA: LH SIDE PLACARD CONTENT: GD186-DC	002004 006100 107107 121503 904999	1
135	BAC27NPS0114		.MARKER-ALUMINUM FOIL- POSITION DATA: RH SIDE PLACARD CONTENT: GD194-DC	002004 006100 107107 121503 904999	1

MISSING ITEM NUMBERS NOT APPLICABLE

- ITEM NOT ILLUSTRATED

11-25-09-01

11-25-09
FIG. 01
PAGE 3
JAN 20/09

BRI



757

PARTS CATALOG (MAINTENANCE)

FIG ITEM	PART NUMBER	1 2 3 4 5 6 7	NOMENCLATURE	EFFECT FROM TO	UNITS PER ASSY
1					
140	BAC27NPS0120		.MARKER-ALUMINUM FOIL- POSITION DATA: LH SIDE PLACARD CONTENT: GD230-DC	002004 006100 107107 121503 904999	1
145	BAC27NPS0121		.MARKER-ALUMINUM FOIL- POSITION DATA: RH SIDE PLACARD CONTENT: GD231-DC	002004 006100 107107 121503 904999	1
150	BAC27NPS0113		.MARKER-ALUMINUM FOIL- POSITION DATA: LH SIDE PLACARD CONTENT: GD187-DC	002004 006100 107107 121503 904999	1
155	BAC27NPS0115		.MARKER-ALUMINUM FOIL- POSITION DATA: RH SIDE PLACARD CONTENT: GD195-DC	002004 006100 107107 121503 904999	1
160	BAC27NPS0123		.MARKER-ALUMINUM FOIL- POSITION DATA: LH SIDE PLACARD CONTENT: GD248-DC	002004 006100 107107 121503 904999	1
165	BAC27NPS0124		.MARKER-ALUMINUM FOIL- POSITION DATA: RH SIDE PLACARD CONTENT: GD249-DC	002004 006100 107107 121503 904999	1
170	BAC27NPS0111		.MARKER-ALUMINUM FOIL- POSITION DATA: LH SIDE PLACARD CONTENT: GD184-AC	002004 006100 107107 121503 904999	1
175	BAC27NPS0116		.MARKER-ALUMINUM FOIL- POSITION DATA: RH SIDE PLACARD CONTENT: GD197-AC	002004 006100 107107 121503 904999	1
180	BAC27NPS0117		.MARKER-ALUMINUM FOIL- POSITION DATA: LH SIDE PLACARD CONTENT: GD221-AC	002004 006100 107107 121503 904999	1

MISSING ITEM NUMBERS NOT APPLICABLE

- ITEM NOT ILLUSTRATED

11-25-09-01

11-25-09
FIG. 01
PAGE 4
JAN 20/09

BRI

 **BOEING**
757
PARTS CATALOG (MAINTENANCE)

FIG ITEM	PART NUMBER	1 2 3 4 5 6 7	NOMENCLATURE	EFFECT FROM TO	UNITS PER ASSY
1					
185	BAC27NPS0118		.MARKER-ALUMINUM FOIL- POSITION DATA: RH SIDE PLACARD CONTENT: GD224-AC	002004 006100 107107 121503 904999	1
190	BAC27NPS0053		.MARKER-ALUMINUM FOIL- POSITION DATA: LH SIDE PLACARD CONTENT: GD240-AC	002004 006100 107107 121503 904999	1
195	BAC27NPS0054		.MARKER-ALUMINUM FOIL- POSITION DATA: RH SIDE PLACARD CONTENT: GD241-AC	002004 006100 107107 121503 904999	1
200	BAC27NPS0065		.MARKER-ALUMINUM FOIL- POSITION DATA: LH SIDE	002004 006100 107107 121503 904999	2
205	BAC27NPS0066		.MARKER-ALUMINUM FOIL- POSITION DATA: RH SIDE	002004 006100 107107 121503 904999	2
210	BAC27NPS0067		.MARKER-ALUMINUM FOIL- POSITION DATA: LH SIDE	002004 006100 107107 121503 904999	2
215	BAC27NPS0068		.MARKER-ALUMINUM FOIL- POSITION DATA: RH SIDE	002004 006100 107107 121503 904999	2
220	BAC27NPS0069		.MARKER-ALUMINUM FOIL- POSITION DATA: LH SIDE	002004 006100 107107 121503 904999	2
225	BAC27NPS0070		.MARKER-ALUMINUM FOIL- POSITION DATA: RH SIDE	002004 006100 107107 121503 904999	2

MISSING ITEM NUMBERS NOT APPLICABLE

— ITEM NOT ILLUSTRATED

BRI

11-25-09-01

11-25-09
FIG. 01
PAGE 5
JAN 20/09



757

PARTS CATALOG (MAINTENANCE)

FIG ITEM	PART NUMBER	1 2 3 4 5 6 7	NOMENCLATURE	EFFECT FROM TO	UNITS PER ASSY
1					
230	BAC27NPS0071		.MARKER-ALUMINUM FOIL- POSITION DATA: LH SIDE	002004 006100 107107 121503 904999	2
235	BAC27NPS0072		.MARKER-ALUMINUM FOIL- POSITION DATA: RH SIDE	002004 006100 107107 121503 904999	2
240	BAC27NPS0005		.MARKER-ALUMINUM FOIL- POSITION DATA: LH SIDE PLACARD CONTENT: S10198 THERMAL SWITCH	002004 006100 107107 121503 904999	2
245	BAC27NPS0011		.MARKER-ALUMINUM FOIL- POSITION DATA: RH SIDE PLACARD CONTENT: S10204 THERMAL SWITCH	002004 006100 107107 121503 904999	2
250	BAC27NPS0001		.MARKER-ALUMINUM FOIL- POSITION DATA: LH SIDE PLACARD CONTENT: S10194 THERMAL SWITCH	002004 006100 107107 121503 904999	2
255	BAC27NPS0008		.MARKER-ALUMINUM FOIL- POSITION DATA: RH SIDE PLACARD CONTENT: S10201 THERMAL SWITCH	002004 006100 107107 121503 904999	2
260	BAC27NPS0091		.MARKER-ALUMINUM FOIL- POSITION DATA: LH SIDE PLACARD CONTENT: S10195 THERMAL SWITCH	002004 006100 107107 121503 904999	2
265	BAC27NPS0092		.MARKER-ALUMINUM FOIL- POSITION DATA: RH SIDE PLACARD CONTENT: S10200 THERMAL SWITCH	002004 006100 107107 121503 904999	2
270	BAC27NPS0093		.MARKER-ALUMINUM FOIL- POSITION DATA: LH SIDE PLACARD CONTENT: S10197 THERMAL SWITCH	002004 006100 107107 121503 904999	2

MISSING ITEM NUMBERS NOT APPLICABLE

- ITEM NOT ILLUSTRATED

11-25-09-01

11-25-09
FIG. 01
PAGE 6
JAN 20/09

BRI



757

PARTS CATALOG (MAINTENANCE)

FIG ITEM	PART NUMBER	1 2 3 4 5 6 7	NOMENCLATURE	EFFECT FROM TO	UNITS PER ASSY
1					
275	BAC27NPS0094		.MARKER-ALUMINUM FOIL- POSITION DATA: RH SIDE PLACARD CONTENT: S10203 THERMAL SWITCH	002004 006100 107107 121503 904999	2
280	BAC27NPS0045		.MARKER-ALUMINUM FOIL- POSITION DATA: LH SIDE PLACARD CONTENT: GD229-DC	002004 006100 107107 121503 904999	1
285	BAC27NPS0048		.MARKER-ALUMINUM FOIL- POSITION DATA: RH SIDE PLACARD CONTENT: GD232-DC	002004 006100 107107 121503 904999	1
290	BAC27NPS0073		.MARKER-ALUMINUM FOIL- POSITION DATA: LH SIDE PLACARD CONTENT: AS 1140 NO. 3	002004 006100 107107 121503 904999	2
295	BAC27NPS0074		.MARKER-ALUMINUM FOIL- POSITION DATA: RH SIDE PLACARD CONTENT: AS 2140 NO. 3	002004 006100 107107 121503 904999	2
300	BAC27NPS0075		.MARKER-ALUMINUM FOIL- POSITION DATA: LH SIDE PLACARD CONTENT: AS 1140 NO. 4	002004 006100 107107 121503 904999	2
305	BAC27NPS0076		.MARKER-ALUMINUM FOIL- POSITION DATA: RH SIDE PLACARD CONTENT: AS 2140 NO. 4	002004 006100 107107 121503 904999	2
310	BAC27NPS0061		.MARKER-ALUMINUM FOIL- POSITION DATA: LH SIDE PLACARD CONTENT: GD1556-DC	002004 006100 107107 121503 904999	1
315	BAC27NPS0064		.MARKER-ALUMINUM FOIL- POSITION DATA: RH SIDE PLACARD CONTENT: GD1578-DC	002004 006100 107107 121503 904999	1

MISSING ITEM NUMBERS NOT APPLICABLE

- ITEM NOT ILLUSTRATED

11-25-09-01

11-25-09
FIG. 01
PAGE 7
JAN 20/09

BRI



757

PARTS CATALOG (MAINTENANCE)

FIG ITEM	PART NUMBER	1 2 3 4 5 6 7	NOMENCLATURE	EFFECT FROM TO	UNITS PER ASSY
1					
322	BAC27NPS0087		.MARKER-ALUMINUM FOIL- POSITION DATA: LH SIDE PLACARD CONTENT: S10199 THERMAL SWITCH	002004 006100 107107 121503 904999	1
327	BAC27NPS0088		.MARKER-ALUMINUM FOIL- POSITION DATA: RH SIDE PLACARD CONTENT: S10205 THERMAL SWITCH	002004 006100 107107 121503 904999	1
332	BAC27NPS0089		.MARKER-ALUMINUM FOIL- POSITION DATA: LH SIDE PLACARD CONTENT: S10196 THERMAL SWITCH	002004 006100 107107 121503 904999	1
337	BAC27NPS0090		.MARKER-ALUMINUM FOIL- POSITION DATA: RH SIDE PLACARD CONTENT: S10202 THERMAL SWITCH	002004 006100 107107 121503 904999	1
340	BAC27NPS0059		.MARKER-ALUMINUM FOIL- POSITION DATA: LH SIDE PLACARD CONTENT: GD1554-DC	002004 006100 107107 121503 904999	1
345	BAC27NPS0062		.MARKER-ALUMINUM FOIL- POSITION DATA: RH SIDE PLACARD CONTENT: GD1570-DC	002004 006100 107107 121503 904999	1
350	BAC27NPS0077		.MARKER-ALUMINUM FOIL- POSITION DATA: LH SIDE PLACARD CONTENT: D1644	002004 006100 107107 121503 904999	2
355	BAC27NPS0078		.MARKER-ALUMINUM FOIL- POSITION DATA: RH SIDE PLACARD CONTENT: D0554	002004 006100 107107 121503 904999	2
360	BAC27NPS0049		.MARKER-ALUMINUM FOIL- POSITION DATA: LH SIDE PLACARD CONTENT: GD233-DC	002004 006100 107107 121503 904999	1

MISSING ITEM NUMBERS NOT APPLICABLE

- ITEM NOT ILLUSTRATED

11-25-09-01

11-25-09
FIG. 01
PAGE 8
JAN 20/09

BRI



757

PARTS CATALOG (MAINTENANCE)

FIG ITEM	PART NUMBER	1 2 3 4 5 6 7	NOMENCLATURE	EFFECT FROM TO	UNITS PER ASSY
1					
365	BAC27NPS0050		.MARKER-ALUMINUM FOIL- POSITION DATA: RH SIDE PLACARD CONTENT: GD234-DC	002004 006100 107107 121503 904999	1
370	BAC27NPS0060		.MARKER-ALUMINUM FOIL- POSITION DATA: LH SIDE	002004 006100 107107 121503 904999	2
375	BAC27NPS0063		.MARKER-ALUMINUM FOIL- POSITION DATA: RH SIDE	002004 006100 107107 121503 904999	2
380	BAC27NPS0081		.MARKER-ALUMINUM FOIL- POSITION DATA: LH SIDE PLACARD CONTENT: GD2035-DC	002004 006100 107107 121503 904999	1
385	BAC27NPS0082		.MARKER-ALUMINUM FOIL- POSITION DATA: RH SIDE PLACARD CONTENT: GD2036-DC	002004 006100 107107 121503 904999	1
390	BAC27NPS0079		.MARKER-ALUMINUM FOIL- POSITION DATA: LH SIDE	002004 006100 107107 121503 904999	2
395	BAC27NPS0080		.MARKER-ALUMINUM FOIL- POSITION DATA: RH SIDE	002004 006100 107107 121503 904999	2
420	BAC27NPS0085		.MARKER-ALUMINUM FOIL- POSITION DATA: LH SIDE PLACARD CONTENT: TS 5064	002004 006100 107107 121503 904999	1
425	BAC27NPS0086		.MARKER-ALUMINUM FOIL- POSITION DATA: RH SIDE PLACARD CONTENT: TS 5073	002004 006100 107107 121503 904999	1

MISSING ITEM NUMBERS NOT APPLICABLE

- ITEM NOT ILLUSTRATED

11-25-09-01

11-25-09
FIG. 01
PAGE 9
JAN 20/09

BRI



757

PARTS CATALOG (MAINTENANCE)

FIG ITEM	PART NUMBER	1 2 3 4 5 6 7	NOMENCLATURE	EFFECT FROM TO	UNITS PER ASSY
1					
430	BAC27NPS0083		.MARKER-ALUMINUM FOIL- POSITION DATA: LH SIDE PLACARD CONTENT: TS 5065	002004 006100 107107 121503 904999	1
435	BAC27NPS0084		.MARKER-ALUMINUM FOIL- POSITION DATA: RH SIDE PLACARD CONTENT: TS 5074	002004 006100 107107 121503 904999	1
440	BAC27NPS0095		.MARKER-ALUMINUM FOIL- POSITION DATA: LH SIDE PLACARD CONTENT: AW 1308-1	002004 006100 107107 121503 904999	1
445	BAC27NPS0097		.MARKER-ALUMINUM FOIL- POSITION DATA: RH SIDE PLACARD CONTENT: AW 2308-1	002004 006100 107107 121503 904999	1
450	BAC27NPS0096		.MARKER-ALUMINUM FOIL- POSITION DATA: LH SIDE PLACARD CONTENT: AW 1308-2	002004 006100 107107 121503 904999	1
455	BAC27NPS0098		.MARKER-ALUMINUM FOIL- POSITION DATA: RH SIDE PLACARD CONTENT: AW 2308-2	002004 006100 107107 121503 904999	1
460	BAC27NPS0119		.MARKER-ALUMINUM FOIL- POSITION DATA: LH SIDE PLACARD CONTENT: GD2166-DC	002004 006100 107107 121503 904999	1
465	BAC27NPS0122		.MARKER-ALUMINUM FOIL- POSITION DATA: RH SIDE PLACARD CONTENT: GD2167-DC	002004 006100 107107 121503 904999	1
470	BAC27NPS0127		.MARKER-ALUMINUM FOIL- POSITION DATA: LH SIDE PLACARD CONTENT: AW1285-01	002004 006100 107107 121503 904999	2

MISSING ITEM NUMBERS NOT APPLICABLE

- ITEM NOT ILLUSTRATED

11-25-09-01

11-25-09
FIG. 01
PAGE 10
JAN 20/09

BRI



757

PARTS CATALOG (MAINTENANCE)

FIG ITEM	PART NUMBER	1 2 3 4 5 6 7	NOMENCLATURE	EFFECT FROM TO	UNITS PER ASSY
1					
475	BAC27NPS0129		.MARKER-ALUMINUM FOIL- POSITION DATA: LH SIDE PLACARD CONTENT: AW1285-02	002004 006100 107107 121503 904999	2
480	BAC27NPS0131		.MARKER-ALUMINUM FOIL- POSITION DATA: LH SIDE PLACARD CONTENT: AW1285-03	002004 006100 107107 121503 904999	2
485	BAC27NPS0133		.MARKER-ALUMINUM FOIL- POSITION DATA: LH SIDE PLACARD CONTENT: AW1285-04	002004 006100 107107 121503 904999	2
490	BAC27NPS0135		.MARKER-ALUMINUM FOIL- POSITION DATA: LH SIDE PLACARD CONTENT: AW1285-05	002004 006100 107107 121503 904999	2
495	BAC27NPS0137		.MARKER-ALUMINUM FOIL- POSITION DATA: LH SIDE PLACARD CONTENT: AW1285-06	002004 006100 107107 121503 904999	2
500	BAC27NPS0139		.MARKER-ALUMINUM FOIL- POSITION DATA: LH SIDE PLACARD CONTENT: AW1285-07	002004 006100 107107 121503 904999	2
505	BAC27NPS0141		.MARKER-ALUMINUM FOIL- POSITION DATA: LH SIDE PLACARD CONTENT: TS5161	002004 006100 107107 121503 904999	1
510	BAC27NPS0143		.MARKER-ALUMINUM FOIL- POSITION DATA: LH SIDE PLACARD CONTENT: TS5162	002004 006100 107107 121503 904999	1
515	BAC27NPS0128		.MARKER-ALUMINUM FOIL- POSITION DATA: RH SIDE PLACARD CONTENT: AW2285-01	002004 006100 107107 121503 904999	2

MISSING ITEM NUMBERS NOT APPLICABLE

- ITEM NOT ILLUSTRATED

11-25-09-01

11-25-09
FIG. 01
PAGE 11
JAN 20/09

BRI



757

PARTS CATALOG (MAINTENANCE)

FIG ITEM	PART NUMBER	1 2 3 4 5 6 7	NOMENCLATURE	EFFECT FROM TO	UNITS PER ASSY
1					
520	BAC27NPS0130		.MARKER-ALUMINUM FOIL- POSITION DATA: RH SIDE PLACARD CONTENT: AW2285-02	002004 006100 107107 121503 904999	2
525	BAC27NPS0132		.MARKER-ALUMINUM FOIL- POSITION DATA: RH SIDE PLACARD CONTENT: AW2285-03	002004 006100 107107 121503 904999	2
530	BAC27NPS0134		.MARKER-ALUMINUM FOIL- POSITION DATA: RH SIDE PLACARD CONTENT: AW2285-04	002004 006100 107107 121503 904999	2
535	BAC27NPS0136		.MARKER-ALUMINUM FOIL- POSITION DATA: RH SIDE PLACARD CONTENT: AW2285-05	002004 006100 107107 121503 904999	2
540	BAC27NPS0138		.MARKER-ALUMINUM FOIL- POSITION DATA: RH SIDE PLACARD CONTENT: AW2285-06	002004 006100 107107 121503 904999	2
545	BAC27NPS0140		.MARKER-ALUMINUM FOIL- POSITION DATA: RH SIDE PLACARD CONTENT: AW2285-07	002004 006100 107107 121503 904999	2
550	BAC27NPS0142		.MARKER-ALUMINUM FOIL- POSITION DATA: RH SIDE PLACARD CONTENT: TS5189	002004 006100 107107 121503 904999	1
555	BAC27NPS0144		.MARKER-ALUMINUM FOIL- POSITION DATA: RH SIDE PLACARD CONTENT: TS5190	002004 006100 107107 121503 904999	1
560	BAC27NPS0149		.MARKER-ALUMINUM FOIL- POSITION DATA: LH SIDE PLACARD CONTENT: GD2856-DC	002004 006100 107107 121503 904999	1

MISSING ITEM NUMBERS NOT APPLICABLE

- ITEM NOT ILLUSTRATED

11-25-09-01

11-25-09
FIG. 01
PAGE 12
JAN 20/09

BRI



757

PARTS CATALOG (MAINTENANCE)

FIG ITEM	PART NUMBER	1 2 3 4 5 6 7	NOMENCLATURE	EFFECT FROM TO	UNITS PER ASSY
1					
565	BAC27NPS0150		.MARKER-ALUMINUM FOIL- POSITION DATA: RH SIDE PLACARD CONTENT: GD2870-DC	002004 006100 107107 121503 904999	1
570	BAC27NPS0151		.MARKER-ALUMINUM FOIL- POSITION DATA: LH SIDE PLACARD CONTENT: M10550	002004 006100 107107 121503 904999	1
575	BAC27NPS0152		.MARKER-ALUMINUM FOIL- POSITION DATA: RH SIDE PLACARD CONTENT: M10551	002004 006100 107107 121503 904999	1
580	BAC27NPS0296		.MARKER-ALUMINUM FOIL- PLACARD CONTENT: GD4062-ST USED ON: 312N5202-11	006100 950951 953999	1
585	BAC27NPS0297		.MARKER-ALUMINUM FOIL- PLACARD CONTENT: GD4064-ST USED ON: 312N5202-12	006100 950951 953999	1

MISSING ITEM NUMBERS NOT APPLICABLE

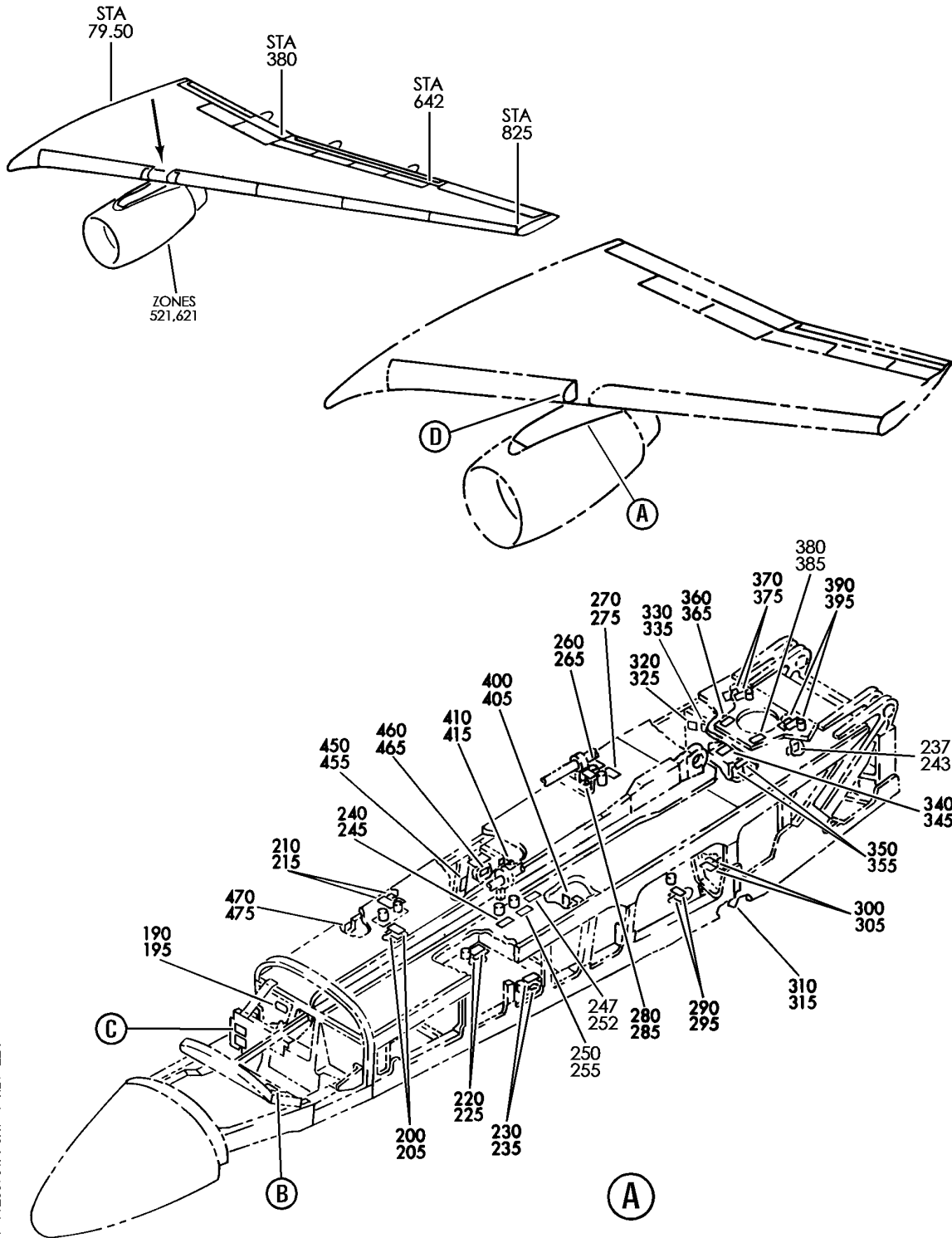
- ITEM NOT ILLUSTRATED

BRI

11-25-09-01

11-25-09
FIG. 01
PAGE 13
JAN 20/09


BOEING
 757
PARTS CATALOG (MAINTENANCE)



Y 11250901A SH1 1 REV 224

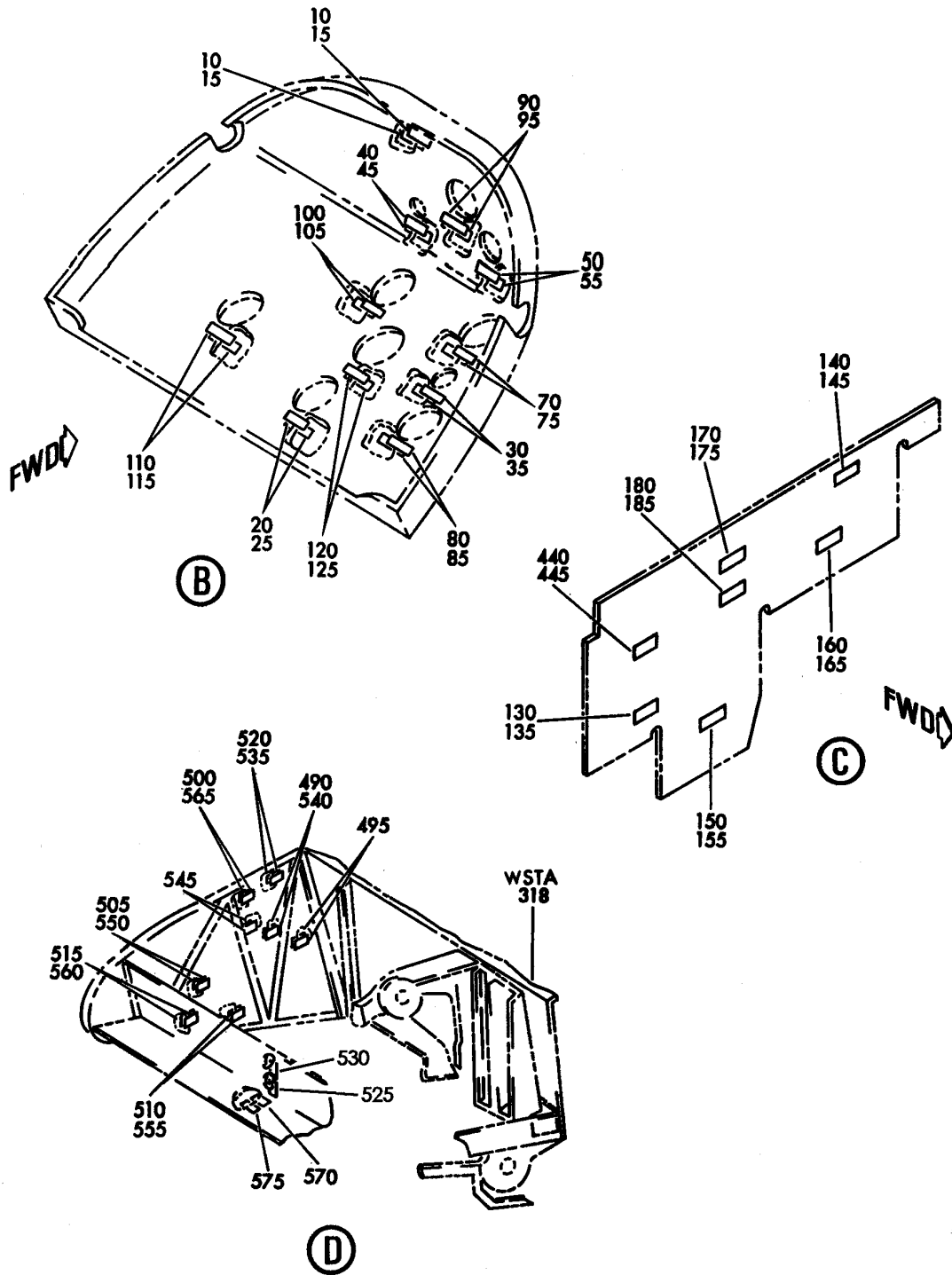
MARKING INSTL-STRUT ELECTRICAL IDENT
 FIGURE 1A (SHEET 1)

11-25-09-01A

BRI
MAY 28/07

11-25-09-01A
 PAGE 0

BOEING
757
PARTS CATALOG (MAINTENANCE)



Y 11250901A SH1 2 REV 214

MARKING INSTL-STRUT ELECTRICAL IDENT
FIGURE 1A (SHEET 2)

11-25-09-01A

BRI
MAY 28/07

11-25-09-01A
PAGE 0A



757

PARTS CATALOG (MAINTENANCE)

FIG ITEM	PART NUMBER	1 2 3 4 5 6 7	NOMENCLATURE	EFFECT FROM TO	UNITS PER ASSY
1 A			MARKING INSTL-STRUT ELECTRICAL IDENT	101106 108120 504903	
- 1	312N5202-15		MARKING INSTL-STRUT ELECTRICAL IDENT POSITION DATA: LH FOR NHA SEE: 54-00-00-06	101102 108120 504903	RF
- 1	MODREF34012		MARKING INSTL-STRUT ELECTRICAL IDENT MODULE NUMBER: 312N5202-15 REV C POSITION DATA: LH	103106	1
- 5	312N5202-16		MARKING INSTL-STRUT ELECTRICAL IDENT POSITION DATA: RH FOR NHA SEE: 54-00-00-06	101102 108120 504903	RF
- 5	MODREF34013		MARKING INSTL-STRUT ELECTRICAL IDENT MODULE NUMBER: 312N5202-16 REV C POSITION DATA: RH	103106	1
10	BAC27NPS0013		.MARKER-ALUMINUM FOIL POSITION DATA: LH SIDE PLACARD CONTENT: AS 1080	101106 108120 504903	2
15	BAC27NPS0014		.MARKER-ALUMINUM FOIL POSITION DATA: RH SIDE PLACARD CONTENT: AS 2080	101106 108120 504903	2
20	BAC27NPS0015		.MARKER-ALUMINUM FOIL- POSITION DATA: LH SIDE PLACARD CONTENT: AS 1080 NO. 1	101106 108120 504903	2
25	BAC27NPS0016		.MARKER-ALUMINUM FOIL- POSITION DATA: RH SIDE PLACARD CONTENT: AS 2080 NO. 1	101106 108120 504903	2

MISSING ITEM NUMBERS NOT APPLICABLE

- ITEM NOT ILLUSTRATED

BRI

11-25-09-01A

BOEING PROPRIETARY - Copyright © - Unpublished Work - See title page for details.

11-25-09
FIG. 01A
PAGE 1
JAN 20/09



757

PARTS CATALOG (MAINTENANCE)

FIG ITEM	PART NUMBER	1 2 3 4 5 6 7	NOMENCLATURE	EFFECT FROM TO	UNITS PER ASSY
1A					
30	BAC27NPS0017		.MARKER-ALUMINUM FOIL- POSITION DATA: LH SIDE PLACARD CONTENT: AS 1080 NO. 2	101106 108120 504903	2
35	BAC27NPS0018		.MARKER-ALUMINUM FOIL- POSITION DATA: RH SIDE PLACARD CONTENT: AS 2080 NO. 2	101106 108120 504903	2
40	BAC27NPS0019		.MARKER-ALUMINUM FOIL- POSITION DATA: LH SIDE PLACARD CONTENT: AS 1080 NO. 3	101106 108120 504903	2
45	BAC27NPS0020		.MARKER-ALUMINUM FOIL- POSITION DATA: RH SIDE PLACARD CONTENT: AS 2080 NO. 3	101106 108120 504903	2
50	BAC27NPS0021		.MARKER-ALUMINUM FOIL- POSITION DATA: LH SIDE PLACARD CONTENT: AS 1080 NO. 4	101106 108120 504903	2
55	BAC27NPS0022		.MARKER-ALUMINUM FOIL- POSITION DATA: RH SIDE PLACARD CONTENT: AS 2080 NO. 4	101106 108120 504903	2
70	BAC27NPS0025		.MARKER-ALUMINUM FOIL- POSITION DATA: LH SIDE PLACARD CONTENT: AS 1080 NO. 6	101106 108120 504903	2
75	BAC27NPS0026		.MARKER-ALUMINUM FOIL- POSITION DATA: RH SIDE PLACARD CONTENT: AS 2080 NO. 6	101106 108120 504903	2
80	BAC27NPS0027		.MARKER-ALUMINUM FOIL- POSITION DATA: LH SIDE PLACARD CONTENT: AS 1080 NO. 7	101106 108120 504903	2

MISSING ITEM NUMBERS NOT APPLICABLE

- ITEM NOT ILLUSTRATED

11-25-09-01A

11-25-09
FIG. 01A
PAGE 2
JAN 20/09

BRI

BOEING PROPRIETARY - Copyright © - Unpublished Work - See title page for details.



757

PARTS CATALOG (MAINTENANCE)

FIG ITEM	PART NUMBER	1 2 3 4 5 6 7	NOMENCLATURE	EFFECT FROM TO	UNITS PER ASSY
1A					
85	BAC27NPS0028		.MARKER-ALUMINUM FOIL- POSITION DATA: RH SIDE PLACARD CONTENT: AS 2080 NO. 7	101106 108120 504903	2
90	BAC27NPS0029		.MARKER-ALUMINUM FOIL- POSITION DATA: LH SIDE PLACARD CONTENT: AS 1080 NO. 8	101106 108120 504903	2
95	BAC27NPS0030		.MARKER-ALUMINUM FOIL- POSITION DATA: RH SIDE PLACARD CONTENT: AS 2080 NO. 8	101106 108120 504903	2
100	BAC27NPS0031		.MARKER-ALUMINUM FOIL- POSITION DATA: LH SIDE PLACARD CONTENT: AS 1080 NO. 9	101106 108120 504903	2
105	BAC27NPS0032		.MARKER-ALUMINUM FOIL- POSITION DATA: RH SIDE PLACARD CONTENT: AS 2080 NO. 9	101106 108120 504903	2
110	BAC27NPS0033		.MARKER-ALUMINUM FOIL- POSITION DATA: LH SIDE PLACARD CONTENT: AS 1080 NO. 10	101106 108120 504903	2
115	BAC27NPS0034		.MARKER-ALUMINUM FOIL- POSITION DATA: RH SIDE PLACARD CONTENT: AS 2080 NO. 10	101106 108120 504903	2
120	BAC27NPS0035		.MARKER-ALUMINUM FOIL- POSITION DATA: LH SIDE PLACARD CONTENT: AS 1080 NO. 11	101106 108120 504903	2
125	BAC27NPS0036		.MARKER-ALUMINUM FOIL- POSITION DATA: RH SIDE PLACARD CONTENT: AS 2080 NO. 11	101106 108120 504903	2

MISSING ITEM NUMBERS NOT APPLICABLE

- ITEM NOT ILLUSTRATED

11-25-09-01A

11-25-09
FIG. 01A
PAGE 3
JAN 20/09

BRI



757

PARTS CATALOG (MAINTENANCE)

FIG ITEM	PART NUMBER	1 2 3 4 5 6 7	NOMENCLATURE	EFFECT FROM TO	UNITS PER ASSY
1A 130	BAC27NPS0112		.MARKER-ALUMINUM FOIL- POSITION DATA: LH SIDE PLACARD CONTENT: GD186-DC	101106 108120 504903	1
135	BAC27NPS0114		.MARKER-ALUMINUM FOIL- POSITION DATA: RH SIDE PLACARD CONTENT: GD194-DC	101106 108120 504903	1
140	BAC27NPS0120		.MARKER-ALUMINUM FOIL- POSITION DATA: LH SIDE PLACARD CONTENT: GD230-DC	101106 108120 504903	1
145	BAC27NPS0121		.MARKER-ALUMINUM FOIL- POSITION DATA: RH SIDE PLACARD CONTENT: GD231-DC	101106 108120 504903	1
150	BAC27NPS0113		.MARKER-ALUMINUM FOIL- POSITION DATA: LH SIDE PLACARD CONTENT: GD187-DC	101106 108120 504903	1
155	BAC27NPS0115		.MARKER-ALUMINUM FOIL- POSITION DATA: RH SIDE PLACARD CONTENT: GD195-DC	101106 108120 504903	1
160	BAC27NPS0123		.MARKER-ALUMINUM FOIL- POSITION DATA: LH SIDE PLACARD CONTENT: GD248-DC	101106 108120 504903	1
165	BAC27NPS0124		.MARKER-ALUMINUM FOIL- POSITION DATA: RH SIDE PLACARD CONTENT: GD249-DC	101106 108120 504903	1
170	BAC27NPS0111		.MARKER-ALUMINUM FOIL- POSITION DATA: LH SIDE PLACARD CONTENT: GD184-AC	101106 108120 504903	1

MISSING ITEM NUMBERS NOT APPLICABLE

- ITEM NOT ILLUSTRATED

BRI

11-25-09-01A

BOEING PROPRIETARY - Copyright © - Unpublished Work - See title page for details.

11-25-09
FIG. 01A
PAGE 4
JAN 20/09

 **BOEING**
757
PARTS CATALOG (MAINTENANCE)

FIG ITEM	PART NUMBER	1 2 3 4 5 6 7	NOMENCLATURE	EFFECT FROM TO	UNITS PER ASSY
1A					
175	BAC27NPS0116		.MARKER-ALUMINUM FOIL- POSITION DATA: RH SIDE PLACARD CONTENT: GD197-AC	101106 108120 504903	1
180	BAC27NPS0117		.MARKER-ALUMINUM FOIL- POSITION DATA: LH SIDE PLACARD CONTENT: GD221-AC	101106 108120 504903	1
185	BAC27NPS0118		.MARKER-ALUMINUM FOIL- POSITION DATA: RH SIDE PLACARD CONTENT: GD 224-AC	101106 108120 504903	1
190	BAC27NPS0053		.MARKER-ALUMINUM FOIL- POSITION DATA: LH SIDE PLACARD CONTENT: GD240-AC	101106 108120 504903	1
195	BAC27NPS0054		.MARKER-ALUMINUM FOIL- POSITION DATA: RH SIDE PLACARD CONTENT: GD241-AC	101106 108120 504903	1
200	BAC27NPS0065		.MARKER-ALUMINUM FOIL- POSITION DATA: LH SIDE	101106 108120 504903	2
205	BAC27NPS0066		.MARKER-ALUMINUM FOIL- POSITION DATA: RH SIDE	101106 108120 504903	2
210	BAC27NPS0067		.MARKER-ALUMINUM FOIL- POSITION DATA: LH SIDE	101106 108120 504903	2
215	BAC27NPS0068		.MARKER-ALUMINUM FOIL- POSITION DATA: RH SIDE	101106 108120 504903	2
220	BAC27NPS0069		.MARKER-ALUMINUM FOIL- POSITION DATA: LH SIDE	101106 108120 504903	2
225	BAC27NPS0070		.MARKER-ALUMINUM FOIL- POSITION DATA: RH SIDE	101106 108120 504903	2
230	BAC27NPS0071		.MARKER-ALUMINUM FOIL- POSITION DATA: LH SIDE	101106 108120 504903	2
235	BAC27NPS0072		.MARKER-ALUMINUM FOIL- POSITION DATA: RH SIDE	101106 108120 504903	2

MISSING ITEM NUMBERS NOT APPLICABLE

— ITEM NOT ILLUSTRATED

BRI

11-25-09-01A

BOEING PROPRIETARY - Copyright © - Unpublished Work - See title page for details.

11-25-09
FIG. 01A
PAGE 5
JAN 20/09

 **BOEING**
757
PARTS CATALOG (MAINTENANCE)

FIG ITEM	PART NUMBER	1 2 3 4 5 6 7	NOMENCLATURE	EFFECT FROM TO	UNITS PER ASSY
1A 240	BAC27NPS0005		.MARKER-ALUMINUM FOIL POSITION DATA: LH SIDE PLACARD CONTENT: S10198 THERMAL SWITCH	101106 108120 504903	1
245	BAC27NPS0011		.MARKER-ALUMINUM FOIL POSITION DATA: RH SIDE PLACARD CONTENT: S10204 THERMAL SWITCH	101106 108120 504903	1
250	BAC27NPS0001		.MARKER-ALUMINUM FOIL POSITION DATA: LH SIDE PLACARD CONTENT: S10194 THERMAL SWITCH	101106 108120 504903	1
255	BAC27NPS0008		.MARKER-ALUMINUM FOIL POSITION DATA: RH SIDE PLACARD CONTENT: S10201 THERMAL SWITCH	101106 108120 504903	1
260	BAC27NPS0091		.MARKER-ALUMINUM FOIL POSITION DATA: LH SIDE PLACARD CONTENT: S10195 THERMAL SWITCH	101106 108120 504903	1
265	BAC27NPS0092		.MARKER-ALUMINUM FOIL POSITION DATA: RH SIDE PLACARD CONTENT: S10200 THERMAL SWITCH	101106 108120 504903	1
270	BAC27NPS0093		.MARKER-ALUMINUM FOIL POSITION DATA: LH SIDE PLACARD CONTENT: S10197 THERMAL SWITCH	101106 108120 504903	1
275	BAC27NPS0094		.MARKER-ALUMINUM FOIL POSITION DATA: RH SIDE PLACARD CONTENT: S10203 THERMAL SWITCH	101106 108120 504903	1
280	BAC27NPS0045		.MARKER-ALUMINUM FOIL- POSITION DATA: LH SIDE PLACARD CONTENT: GD229-DC	101106 108120 504903	1

MISSING ITEM NUMBERS NOT APPLICABLE

— ITEM NOT ILLUSTRATED

BRI

11-25-09-01A

BOEING PROPRIETARY - Copyright © - Unpublished Work - See title page for details.

11-25-09
FIG. 01A
PAGE 6
JAN 20/09



757

PARTS CATALOG (MAINTENANCE)

FIG ITEM	PART NUMBER	1 2 3 4 5 6 7	NOMENCLATURE	EFFECT FROM TO	UNITS PER ASSY
1A 285	BAC27NPS0048		.MARKER-ALUMINUM FOIL- POSITION DATA: RH SIDE PLACARD CONTENT: GD232-DC	101106 108120 504903	1
290	BAC27NPS0073		.MARKER-ALUMINUM FOIL- POSITION DATA: LH SIDE PLACARD CONTENT: AS 1140 NO. 3	101106 108120 504903	2
295	BAC27NPS0074		.MARKER-ALUMINUM FOIL- POSITION DATA: RH SIDE PLACARD CONTENT: AS 2140 NO. 3	101106 108120 504903	2
300	BAC27NPS0075		.MARKER-ALUMINUM FOIL- POSITION DATA: LH SIDE PLACARD CONTENT: AS 1140 NO. 4	101106 108120 504903	2
305	BAC27NPS0076		.MARKER-ALUMINUM FOIL- POSITION DATA: RH SIDE PLACARD CONTENT: AS 2140 NO. 4	101106 108120 504903	2
310	BAC27NPS0061		.MARKER-ALUMINUM FOIL- POSITION DATA: LH SIDE PLACARD CONTENT: GD1556-DC	101106 108120 504903	1
315	BAC27NPS0064		.MARKER-ALUMINUM FOIL- POSITION DATA: RH SIDE PLACARD CONTENT: GD1578-DC	101106 108120 504903	1
320	BAC27NPS0087		.MARKER-ALUMINUM FOIL POSITION DATA: LH SIDE PLACARD CONTENT: S10199 THERMAL SWITCH	101106 108120 504903	1
325	BAC27NPS0088		.MARKER-ALUMINUM FOIL POSITION DATA: RH SIDE PLACARD CONTENT: S10205 THERMAL SWITCH	101106 108120 504903	1

MISSING ITEM NUMBERS NOT APPLICABLE

- ITEM NOT ILLUSTRATED

11-25-09-01A

11-25-09
FIG. 01A
PAGE 7
JAN 20/09

BRI



757

PARTS CATALOG (MAINTENANCE)

FIG ITEM	PART NUMBER	1 2 3 4 5 6 7	NOMENCLATURE	EFFECT FROM TO	UNITS PER ASSY
1A 330	BAC27NPS0089		.MARKER-ALUMINUM FOIL POSITION DATA: LH SIDE PLACARD CONTENT: S10196 THERMAL SWITCH	101106 108120 504903	1
335	BAC27NPS0090		.MARKER-ALUMINUM FOIL POSITION DATA: RH SIDE PLACARD CONTENT: S10202 THERMAL SWITCH	101106 108120 504903	1
340	BAC27NPS0059		.MARKER-ALUMINUM FOIL- POSITION DATA: LH SIDE PLACARD CONTENT: GD1554-DC	101106 108120 504903	1
345	BAC27NPS0062		.MARKER-ALUMINUM FOIL- POSITION DATA: RH SIDE PLACARD CONTENT: GD1570-DC	101106 108120 504903	1
350	BAC27NPS0077		.MARKER-ALUMINUM FOIL- POSITION DATA: LH SIDE PLACARD CONTENT: D1644	101106 108120 504903	2
355	BAC27NPS0078		.MARKER-ALUMINUM FOIL- POSITION DATA: RH SIDE PLACARD CONTENT: D0554	101106 108120 504903	2
360	BAC27NPS0049		.MARKER-ALUMINUM FOIL- POSITION DATA: LH SIDE PLACARD CONTENT: GD233-DC	101106 108120 504903	1
365	BAC27NPS0050		.MARKER-ALUMINUM FOIL- POSITION DATA: RH SIDE PLACARD CONTENT: GD234-DC	101106 108120 504903	1
370	BAC27NPS0060		.MARKER-ALUMINUM FOIL- POSITION DATA: LH SIDE	101106 108120 504903	2
375	BAC27NPS0063		.MARKER-ALUMINUM FOIL- POSITION DATA: RH SIDE	101106 108120 504903	2

MISSING ITEM NUMBERS NOT APPLICABLE

- ITEM NOT ILLUSTRATED

11-25-09-01A

11-25-09
FIG. 01A
PAGE 8
JAN 20/09

BRI



757

PARTS CATALOG (MAINTENANCE)

FIG ITEM	PART NUMBER	1 2 3 4 5 6 7	NOMENCLATURE	EFFECT FROM TO	UNITS PER ASSY
1A 380	BAC27NPS0081		.MARKER-ALUMINUM FOIL- POSITION DATA: LH SIDE PLACARD CONTENT: GD2035-DC	101106 108120 504903	1
385	BAC27NPS0082		.MARKER-ALUMINUM FOIL- POSITION DATA: RH SIDE PLACARD CONTENT: GD2036-DC	101106 108120 504903	1
390	BAC27NPS0079		.MARKER-ALUMINUM FOIL- POSITION DATA: LH SIDE	101106 108120 504903	2
395	BAC27NPS0080		.MARKER-ALUMINUM FOIL- POSITION DATA: RH SIDE	101106 108120 504903	2
400	BAC27NPS0085		.MARKER-ALUMINUM FOIL- POSITION DATA: LH SIDE PLACARD CONTENT: TS 5064	101106 108120 504903	1
405	BAC27NPS0086		.MARKER-ALUMINUM FOIL- POSITION DATA: RH SIDE PLACARD CONTENT: TS 5073	101106 108120 504903	1
410	BAC27NPS0083		.MARKER-ALUMINUM FOIL- POSITION DATA: LH SIDE PLACARD CONTENT: TS 5065	101106 108120 504903	1
415	BAC27NPS0084		.MARKER-ALUMINUM FOIL- POSITION DATA: RH SIDE PLACARD CONTENT: TS 5074	101106 108120 504903	1
440	BAC27NPS0119		.MARKER-ALUMINUM FOIL- POSITION DATA: LH SIDE PLACARD CONTENT: GD2166-DC	101106 108120 504903	1
445	BAC27NPS0122		.MARKER-ALUMINUM FOIL- POSITION DATA: RH SIDE PLACARD CONTENT: GD2167-DC	101106 108120 504903	1

MISSING ITEM NUMBERS NOT APPLICABLE

- ITEM NOT ILLUSTRATED

11-25-09-01A

11-25-09
FIG. 01A
PAGE 9
JAN 20/09

BRI



757

PARTS CATALOG (MAINTENANCE)

FIG ITEM	PART NUMBER	1 2 3 4 5 6 7	NOMENCLATURE	EFFECT FROM TO	UNITS PER ASSY
1 A 450	BAC27NPS0149		.MARKER-ALUMINUM FOIL- POSITION DATA: LH SIDE PLACARD CONTENT: GD2856-DC	101106 108120 504903	1
455	BAC27NPS0150		.MARKER-ALUMINUM FOIL- POSITION DATA: RH SIDE PLACARD CONTENT: GD2870-DC	101106 108120 504903	1
460	BAC27NPS0151		.MARKER-ALUMINUM FOIL- POSITION DATA: LH SIDE PLACARD CONTENT: M10550	101106 108120 504903	1
465	BAC27NPS0152		.MARKER-ALUMINUM FOIL- POSITION DATA: RH SIDE PLACARD CONTENT: M10551	101106 108120 504903	1
470	BAC27NPS296		.MARKER-ALUMINUM FOIL POSITION DATA: LH SIDE PLACARD CONTENT: GD4062-ST	101106 108120 504903	1
475	BAC27NPS297		.MARKER-ALUMINUM FOIL POSITION DATA: RH SIDE PLACARD CONTENT: GD4064-ST	101106 108120 504903	1
- 480	312N5202-17		MARKING INSTL-STRUT ELECTRICAL IDENT POSITION DATA: LH FOR NHA SEE: 54-00-00-06	101102 108120 504903	RF
- 480	MODREF14083		MARKING INSTL-STRUT ELECTRICAL IDENT MODULE NUMBER: 312N5202-17 REV A POSITION DATA: LH	103106	1
- 485	312N5202-18		MARKING INSTL-STRUT ELECTRICAL IDENT POSITION DATA: RH FOR NHA SEE: 54-00-00-06	101102 108120 504903	RF

MISSING ITEM NUMBERS NOT APPLICABLE

- ITEM NOT ILLUSTRATED

11-25-09-01A

11-25-09
FIG. 01A
PAGE 10
JAN 20/09

BRI



757

PARTS CATALOG (MAINTENANCE)

FIG ITEM	PART NUMBER	1 2 3 4 5 6 7	NOMENCLATURE	EFFECT FROM TO	UNITS PER ASSY
1 A - 485	MODREF14084		MARKING INSTL-STRUT ELECTRICAL IDENT MODULE NUMBER: 312N5202-18 REV A POSITION DATA: RH	103106	1
490	BAC27NPS0127		.MARKER-ALUMINUM FOIL- POSITION DATA: LH SIDE PLACARD CONTENT: AW1285-01	101106 108120 504903	2
495	BAC27NPS0129		.MARKER-ALUMINUM FOIL- POSITION DATA: LH SIDE PLACARD CONTENT: AW1285-02	101106 108120 504903	2
500	BAC27NPS0131		.MARKER-ALUMINUM FOIL- POSITION DATA: LH SIDE PLACARD CONTENT: AW1285-03	101106 108120 504903	2
505	BAC27NPS0133		.MARKER-ALUMINUM FOIL- POSITION DATA: LH SIDE PLACARD CONTENT: AW1285-04	101106 108120 504903	2
510	BAC27NPS0135		.MARKER-ALUMINUM FOIL- POSITION DATA: LH SIDE PLACARD CONTENT: AW1285-05	101106 108120 504903	2
515	BAC27NPS0137		.MARKER-ALUMINUM FOIL- POSITION DATA: LH SIDE PLACARD CONTENT: AW1285-06	101106 108120 504903	2
520	BAC27NPS0139		.MARKER-ALUMINUM FOIL- POSITION DATA: LH SIDE PLACARD CONTENT: AW1285-07	101106 108120 504903	2
525	BAC27NPS0141		.MARKER-ALUMINUM FOIL- POSITION DATA: LH SIDE PLACARD CONTENT: TS5161	101106 108120 504903	1

MISSING ITEM NUMBERS NOT APPLICABLE

- ITEM NOT ILLUSTRATED

BRI

11-25-09-01A

BOEING PROPRIETARY - Copyright © - Unpublished Work - See title page for details.

11-25-09
FIG. 01A
PAGE 11
JAN 20/09



757

PARTS CATALOG (MAINTENANCE)

FIG ITEM	PART NUMBER	1 2 3 4 5 6 7	NOMENCLATURE	EFFECT FROM TO	UNITS PER ASSY
1A 530	BAC27NPS0143		.MARKER-ALUMINUM FOIL- POSITION DATA: LH SIDE PLACARD CONTENT: TS5162	101106 108120 504903	1
535	BAC27NPS0128		.MARKER-ALUMINUM FOIL- POSITION DATA: RH SIDE PLACARD CONTENT: AW2285-01	101106 108120 504903	2
540	BAC27NPS0130		.MARKER-ALUMINUM FOIL- POSITION DATA: RH SIDE PLACARD CONTENT: AW2285-02	101106 108120 504903	2
545	BAC27NPS0132		.MARKER-ALUMINUM FOIL- POSITION DATA: RH SIDE PLACARD CONTENT: AW2285-003	101106 108120 504903	2
550	BAC27NPS0134		.MARKER-ALUMINUM FOIL- POSITION DATA: RH SIDE PLACARD CONTENT: AW2285-04	101106 108120 504903	2
555	BAC27NPS0136		.MARKER-ALUMINUM FOIL- POSITION DATA: RH SIDE PLACARD CONTENT: AW2285-05	101106 108120 504903	2
560	BAC27NPS0138		.MARKER-ALUMINUM FOIL- POSITION DATA: RH SIDE PLACARD CONTENT: AW2285-06	101106 108120 504903	2
565	BAC27NPS0140		.MARKER-ALUMINUM FOIL- POSITION DATA: RH SIDE PLACARD CONTENT: AW2285-07	101106 108120 504903	2
570	BAC27NPS0142		.MARKER-ALUMINUM FOIL- POSITION DATA: RH SIDE PLACARD CONTENT: TS5189	101106 108120 504903	1

MISSING ITEM NUMBERS NOT APPLICABLE

- ITEM NOT ILLUSTRATED

11-25-09-01A

11-25-09
FIG. 01A
PAGE 12
JAN 20/09

BRI



757

PARTS CATALOG (MAINTENANCE)

FIG ITEM	PART NUMBER	1 2 3 4 5 6 7	NOMENCLATURE	EFFECT FROM TO	UNITS PER ASSY
1 A 575	BAC27NPS0144		. MARKER-ALUMINUM FOIL- POSITION DATA: RH SIDE PLACARD CONTENT: TS5190	101106 108120 504903	1

MISSING ITEM NUMBERS NOT APPLICABLE

- ITEM NOT ILLUSTRATED

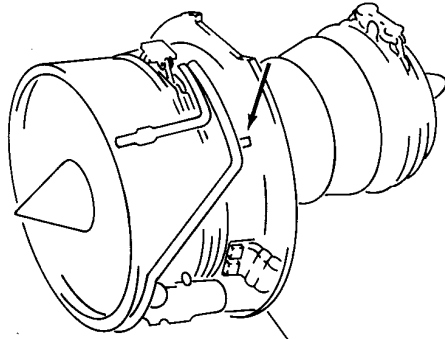
BRI

11-25-09-01A

BOEING PROPRIETARY - Copyright © - Unpublished Work - See title page for details.

11-25-09
FIG. 01A
PAGE 13
JAN 20/09

BOEING
757
PARTS CATALOG (MAINTENANCE)

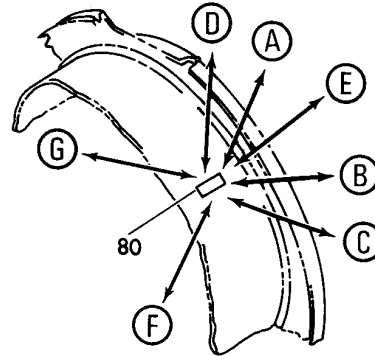


ZONE
411, 412

10

NOTICE OF OWNERSHIP

THIS ENGINE IS OWNED BY FORWARD LEASING (B) LIMITED IS LEASED TO CHEMCO EQUIPMENT FINANCE LIMITED ("CHEMCO"), AND IS SUB-LEASED TO OWNERS ABROAD (SECOND AIRCRAFT) LIMITED AND MAY NOT BE SUBLEASED TO OR OPERATED BY ANY THIRD PARTY OTHER THAN AIR 2000 LIMITED WITHOUT THE PRIOR WRITTEN CONSENT OF CHEMCO.



5

THIS ENGINE IS OWNED BY INTERNATIONAL LEASE FINANCE CORPORATION, BEVERLY HILLS, U.S.A. AS LESSOR (UNDER A LEASE OF BOEING 757-28A SERIAL NUMBER 23767 U.K. REGISTRATION G-000A).

(A)

35

THIS ENGINE IS OWNED BY INTERNATIONAL LEASE FINANCE CORPORATION, BEVERLY HILLS, U.S.A, AS LESSOR (UNDER A LEASE OF BOEING 757-28A SERIAL NUMBER 24368 UNITED KINGDOM REGISTRATION G-MCKE)

(G)

30

THIS ENGINE IS OWNED BY INTERNATIONAL LEASE FINANCE CORPORATION, BEVERLY HILLS, U.S.A, AS LESSOR (UNDER A LEASE OF BOEING 757-28A SERIAL NUMBER 24367 CANADIAN REGISTRATION C-GAWB)

(F)

25

THIS ENGINE IS OWNED BY INTERNATIONAL LEASE FINANCE CORPORATION, BEVERLY HILLS, U.S.A, AS LESSOR (UNDER A LEASE OF BOEING 757-28A SERIAL NUMBER 24260 CANADIAN REGISTRATION C-FNBC)

(E)

(B)

15

THIS ENGINE IS OWNED BY INTERNATIONAL LEASE FINANCE CORPORATION, BEVERLY HILLS, U.S.A. AS LESSOR (UNDER A LEASE OF BOEING 757-2T7 SERIAL NUMBER 23895 U.K. REGISTRATION G-DRJC).

(C)

20

THIS ENGINE IS OWNED BY INTERNATIONAL LEASE FINANCE CORPORATION, BEVERLY HILLS, U.S.A. AS LESSOR (UNDER A LEASE OF BOEING 757-28A SERIAL NUMBER 24235 U.K. REGISTRATION G-000D).

(D)

Y 11251201 SHT 1 REV 095

PLACARD INSTL-OWNERSHIP (NAC AND PWR PLANT ONLY)

FIGURE 1

11-25-12-01

BRI
JAN 20/09

11-25-12-01
PAGE 0



757

PARTS CATALOG (MAINTENANCE)

FIG ITEM	PART NUMBER	1 2 3 4 5 6 7	NOMENCLATURE	EFFECT FROM TO	UNITS PER ASSY
1			PLACARD INSTL-OWNERSHIP (NAC AND PWR PLANT ONLY)	107107	
- 1	RR92014-2-1		PLACARD INSTL-OWNERSHIP (NAC AND PWR PLANT ONLY)	107107	RF
			POST RAPID REVISION: RR92014-5		
			FOR ADDITIONAL DETAILS SEE: 11-33-51-01		
80	BAC29PPS9358		.PLACARD-OWNERSHIP POST RAPID REVISION: RR92014-5	107107	2

R
R
R
R
R
R

MISSING ITEM NUMBERS NOT APPLICABLE

- ITEM NOT ILLUSTRATED

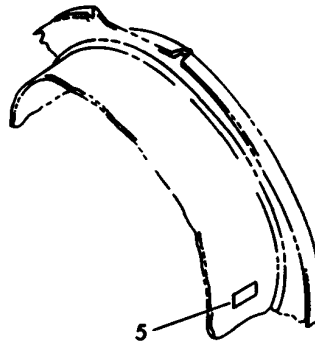
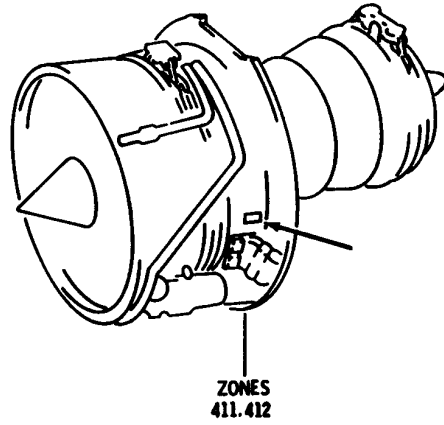
BRI

11-25-12-01

BOEING PROPRIETARY - Copyright © - Unpublished Work - See title page for details.

11-25-12
FIG. 01
PAGE 1
MAY 20/09

BOEING
757
PARTS CATALOG (MAINTENANCE)



Y 11251218 REV 125

PLACARD INSTL-ENGINE OWNERSHIP (GUI)
FIGURE 18

11-25-12-18

BRI
JAN 20/09

11-25-12-18
PAGE 0



757

PARTS CATALOG (MAINTENANCE)

FIG ITEM	PART NUMBER	1 2 3 4 5 6 7	NOMENCLATURE	EFFECT FROM TO	UNITS PER ASSY
18			PLACARD INSTL-ENGINE OWNERSHIP (GUI)	952952	
- 1	RR92033-17-1		PLACARD INSTL-ENGINE OWNERSHIP GUI	952952	RF
			POST RAPID REVISION: RR92033-17		
5	RR92033-17-1A		.PLACARD-ENGINE OWNERSHIP GUI (CUSTOMER FURNISHED)	952952	2

R
R
R
R
R
R
R

MISSING ITEM NUMBERS NOT APPLICABLE

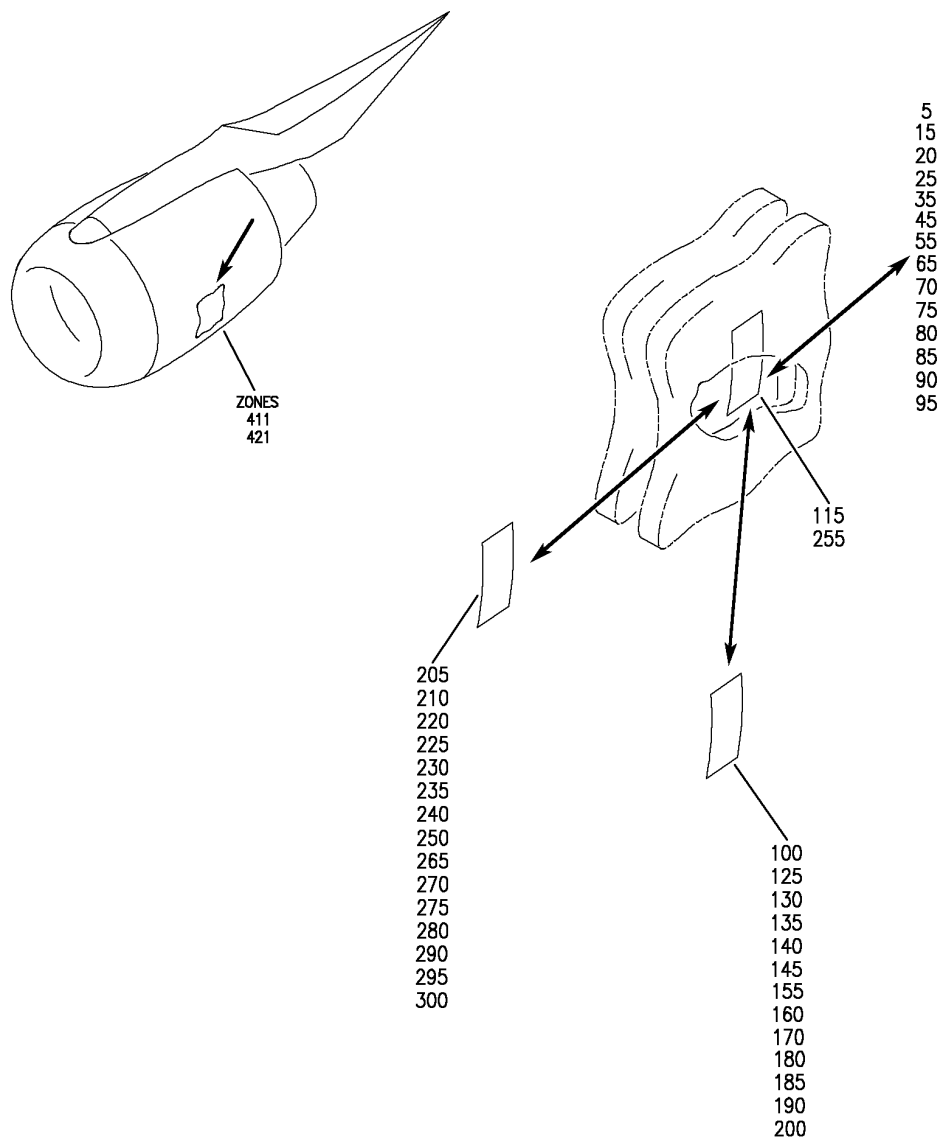
- ITEM NOT ILLUSTRATED

11-25-12-18

11-25-12
FIG. 18
PAGE 1
MAY 20/09

BRI

BOEING
757
PARTS CATALOG (MAINTENANCE)



Y 11251230 SH1 1 REV 330

NAMEPLATE INSTL
FIGURE 30 (SHEET 1)

11-25-12-30

BRI
JAN 20/09

11-25-12-30
PAGE 0

 **BOEING**
757
PARTS CATALOG (MAINTENANCE)

5

THIS ENGINE OWNED BY
INTERNATIONAL LEASE FINANCE CORPORATION,
LOS ANGELES, CALIFORNIA USA

ROLLS ROYCE RB211-535E4
TELEX: 69-1400 INTERLEAS BVHL

15

RB211-535E4 ENGINE SERIAL NO. 30832
OWNER: THIS (AIRCRAFT/ENGINE) IS OWNED BY
BOULLIQUON AVIATION SERVICES (NETHERLANDS) B.V.
SUBJECT TO A MORTGAGE IN FAVOR OF THE
SUMITOMO TRUST & BANKING CO., LTD.

20

RB211-535E4 ENGINE SERIAL NO. 30823
OWNER: THIS (AIRCRAFT/ENGINE) IS OWNED BY
BOULLIQUON AVIATION SERVICES (NETHERLANDS) B.V.
SUBJECT TO A MORTGAGE IN FAVOR OF THE
SUMITOMO TRUST & BANKING CO., LTD.

25

RB211-535E4 ENGINE SERIAL NO. 30824
TITLE TO THIS ENGINE IS HELD BY NATWEST LEASING
FACILITIES LIMITED.

35

RB211-535E4 ENGINE SERIAL NO. 30825
TITLE TO THIS ENGINE IS HELD BY NATWEST LEASING
FACILITIES LIMITED.

45

RB211-535E4 ENGINE SERIAL NO. 30835
TITLE TO THIS ENGINE IS HELD BY NATWEST LEASING
FACILITIES LIMITED.

55

RB211-535E4 ENGINE SERIAL NO. 30833
TITLE TO THIS ENGINE IS HELD BY NATWEST LEASING
FACILITIES LIMITED

65

THIS ENGINE IS LEASED FROM AND
OWNED BY LG URBAN LEASING LTD.,
GF KITE LEASING LTD., GF LEGEND
LEASING LTD. AND GF MASTER
LEASING LTD. AND IS MORTGAGED
TO THE FUJI BANK, LIMITED AS
MORTGAGEE ON BEHALF OF ITSELF
AND OTHERS

Y 11251230 SH1 2 REV 232

NAMEPLATE INSTL
FIGURE 30 (SHEET 2)

11-25-12-30

BRI
MAY 28/07

11-25-12-30
PAGE 0A

 **BOEING**
757
PARTS CATALOG (MAINTENANCE)

70

○ ○

THIS ENGINE IS LEASED FROM AND OWNED BY SZ29B LIMITED AND IS MORTGAGED TO HONGKONGBANK CHINA SERVICES LIMITED AS MORTGAGEE FOR ITSELF AND OTHERS, AND TO BARCLAYS BANK PLC AS MORTGAGEE FOR ITSLF AND OTHERS.

75

○ ○

THIS ENGINE IS LEASED FROM AND OWNED BY SZ29C LIMITED AND IS MORTGAGED TO HONGKONGBANK CHINA SERVICES LIMITED AS MORTGAGEE FOR ITSELF AND OTHERS, AND TO BARCLAYS BANK PLC AS MORTGAGEE FOR ITSLF AND OTHERS.

80

○ ○

THIS ENGINE IS LEASED FROM AND OWNED BY CXA92A LIMITED AND IS MORTGAGED TO HONGKONGBANK CHINA SERVICES LIMITED AS MORTGAGEE FOR ITSELF AND OTHERS

85

○ ○

This Engine is owned by Citicorp Investor Lease inc. and leased to Air Transat A.T. Inc.

90

○ ○

This Engine is owned by Ansett Worldwide Aviation Sales Limited, is leased to Air Transat A.T. Inc. and is subject to a first priority mortgage in favour of Poppyhurst Limited acting as Security Trustee.

95

○ ○

THIS ENGINE SERIAL NO. 30861 IS OWNED BY INTERNATIONAL LEASE FINANCE CORPORATION BEVERLY HILLS U.S.A. AS LESSOR (UNDER A LEASE OF BOEING 757-204 REGISTRATION G-BYAF) AND OPERATED BY BRITANNIA AIRWAYS LTD. LUTON INTERNATIONAL AIRPORT LUTON BEDFORDSHIRE LU2 9ND.

100

○ ○

THIS ENGINE SERIAL NO. 30868 IS OWNED BY INTERNATIONAL LEASE FINANCE CORPORATION BEVERLY HILLS U.S.A. AS LESSOR (UNDER A LEASE OF BOEING 757-204 REGISTRATION G-BYAF) AND OPERATED BY BRITANNIA AIRWAYS LTD. LUTON INTERNATIONAL AIRPORT LUTON BEDFORDSHIRE LU2 9ND.

Y 11251230 SHT 3 REV 330

NAMEPLATE INSTL
FIGURE 30 (SHEET 3)

11-25-12-30

BRI
JAN 20/09

11-25-12-30
PAGE 0B

 **BOEING**
757
PARTS CATALOG (MAINTENANCE)

125

THIS ENGINE SERIAL NO. 30871 IS OWNED BY
ABBAY NATIONAL MARCH LEASING (2) LTD.
ABBAY HOUSE BAKER ST. LONDON NW1 6XL
AS LESSOR (UNDER A LEASE OF BOEING
757-204 REGISTRATION G-BYAH)
AND IS LEASED TO THOMSON INTERNATIONAL
FINANCE AG AND SUBLEASED TO
AND OPERATED BY BRITANNIA AIRWAYS LTD.
LUTON INTERNATIONAL AIRPORT
LUTON BEDFORDSHIRE LU2 9ND

130

THIS ENGINE SERIAL NO. 30872 IS OWNED BY
ABBAY NATIONAL MARCH LEASING (2) LTD.
ABBAY HOUSE BAKER ST. LONDON NW1 6XL
AS LESSOR (UNDER A LEASE OF BOEING
757-204 REGISTRATION G-BYAH)
AND IS LEASED TO THOMSON INTERNATIONAL
FINANCE AG AND SUBLEASED TO
AND OPERATED BY BRITANNIA AIRWAYS LTD.
LUTON INTERNATIONAL AIRPORT
LUTON BEDFORDSHIRE LU2 9ND

135

THIS ENGINE SERIAL NO. 30866 IS OWNED BY ABBAY
NATIONAL MARCH LEASING (2) LTD. ABBAY HOUSE
BAKER ST. LONDON NW1 6XL AS LESSOR (UNDER A
LEASE OF BOEING 757-204 REGISTRATION G-BYAJ)
AND IS LEASED TO THOMSON INTERNATIONAL
FINANCE AG AND SUBLEASED TO
AND OPERATED BY BRITANNIA AIRWAYS LTD. LUTON
INTERNATIONAL AIRPORT
LUTON BEDFORDSHIRE LU2 9ND

140

THIS ENGINE SERIAL NO. 30867 IS OWNED BY ABBAY
NATIONAL MARCH LEASING (2) LTD. ABBAY HOUSE
BAKER ST. LONDON NW1 6XL AS LESSOR (UNDER A
LEASE OF BOEING 757-204 REGISTRATION G-BYAJ)
AND IS LEASED TO THOMSON INTERNATIONAL
FINANCE AG AND SUBLEASED TO
AND OPERATED BY BRITANNIA AIRWAYS LTD. LUTON
INTERNATIONAL AIRPORT
LUTON BEDFORDSHIRE LU2 9ND

145

THIS ENGINE IS OWNED BY INTERNATIONAL LEASE FINANCE
CORPORATION, LOS ANGELES, U.S.A. AS LESSOR (UNDER A
LEASE OF BOEING 757-204 REGISTRATION G-BYAJ) AND
OPERATED BY BRITANNIA AIRWAYS LIMITED

155

Subject to a Security Interest
in favor of
WILMINGTON TRUST COMPANY,
as Security Trustee

Y 11251230 SH1 4 REV 330

NAMEPLATE INSTL
FIGURE 30 (SHEET 4)

11-25-12-30

BRI
JAN 20/09

11-25-12-30
PAGE 0C

BOEING
757
PARTS CATALOG (MAINTENANCE)

160

THIS ENGINE IS OWNED BY ITERNATIONAL LEASE FINANCE CORPORATION, LOS ANGELES, U.S.A. AS LESSOR (UNDER A LEASE OF BOEING 757-204 REGISTRATION G-BYAK) AND OPERATED BY BRITANNIA AIRWAYS LIMITED

170

THIS ENGINE IS OWNED BY ITERNATIONAL LEASE FINANCE CORPORATION, LOS ANGELES, U.S.A. AS LESSOR (UNDER A LEASE OF BOEING 757-204 REGISTRATION G-BYAL) AND OPERATED BY BRITANNIA AIRWAYS LIMITED

180

"THIS ENGINE IS LEASED FROM AND OWNED BY SZ93A LIMITED AND IS MORTGAGED TO HONGKONGBANK CHINA SERVICES LIMITED AND TO UNITED OVERSEAS BANK LIMITED IN EACH CASE AS MORTGAGEE FOR ITSELF AND OTHERS"

185

THIS ENGINE IS LEASED FROM AND OWNED BY CXA93A LIMITED AND IS MORTGAGED TO BARCLAYS BANK PLC AS MORTGAGEE FOR ITSELF AND OTHERS

190

THIS ENGINE IS SUBJECT TO THE INTERESTS OF BOEING SALES CORPORATION UNDER THE CHARTER AGREEMENT DATED AS OF AUGUST 17, 1993 BETWEEN IBERIA, LINEAS AERÉAS DE ESPAÑA, S.A. AND BOEING SALES CORPORATION

200

THIS ENGINE IS OWNED BY YAMASA SKY LEASE CO., LTD AND IS LEASED TO CHINA SOUTHERN AIRLINES AND IS SUBJECT TO A MORTGAGE IN FAVOUR OF THE HONKKONG & SHANGHAI BANKING CORPORATION LIMITED AS AGENT.

205

THIS ENGINE IS LEASED FROM AND OWNED BY CZ KAPOK LTD, AND IS MORTGAGED TO CITICORP INTERNATIONAL LIMITED AS MORTGAGEE FOR ITSELF AND OTHERS

210

THIS ENGINE IS OWNED BY ITERNATIONAL LEASE FINANCE CORPORATION LOS ANGELES, U.S.A. AS LESSOR (UNDER A LEASE OF BOEING 757-204 REGISTRATION G-BYAN) AND OPERATED BY BRITANNIA AIRWAYS LIMITED

Y 11251230 SHT 5 REV 23Z

NAMEPLATE INSTL
FIGURE 30 (SHEET 5)

11-25-12-30

BRI
MAY 28/07

11-25-12-30
PAGE 0D

BOEING
757
PARTS CATALOG (MAINTENANCE)

220

○ ○

This Engine is owned by R. B. EQUIPMENT LEASING LIMITED and is leased to ITID LEASING AG and is subleased to, and operated by BRITANNIA AIRWAYS LIMITED BOEING 757-204 SERIAL NUMBER 27235 REGISTRATION G-BYAO

225

○ ○

This Engine is owned by R. B. EQUIPMENT LEASING LIMITED and is leased to ITID LEASING AG and is subleased to, and operated by BRITANNIA AIRWAYS LIMITED BOEING 757-204 SERIAL NUMBER 27236 REGISTRATION G-BYAP

230

○ ○

This engine is owned by ITOCHU AIRLEASE (EUROPE) LIMITED and is leased to and operated by BRITANNIA AIRWAYS LIMITED and may not be operated by a third party without ITOCHU AIRLEASE (EUROPE) LIMITED'S prior written consent. BOEING 757-204 SERIAL NUMBER 27237 REGISTRATION G-BYAR

235

○ ○

This engine is owned by ITOCHU AIRLEASE (EUROPE) LIMITED and is leased to and operated by BRITANNIA AIRWAYS LIMITED and may not be operated by a third party without ITOCHU AIRLEASE (EUROPE) LIMITED'S prior written consent. BOEING 757-204 SERIAL NUMBER 27238 REGISTRATION G-BYAS

240

○ ○

THIS ENGINE IS OWNED BY ITERNATIONAL LEASE FINANCE CORPORATION, LOS ANGELES, U.S.A. AS LESSOR (UNDER A LEASE OF BOEING 757-204 REGISTRATION G-BYAT) AND OPERATED BY BRITANNIA AIRWAYS LIMITED

250

○ ○

"THIS ENGINE IS LEASED FROM AND OWNED BY SZ94A LIMITED AND IS MORTGAGED TO CREDITANSTALT-BANKVEREIN AS MORTGAGEE FOR ITSELF AND OTHERS AND TO WARDLEY LIMITED AS MORTGAGEE FOR ITSELF AND OTHERS"

265

○ ○

Wilmington Trust Company as Owner Trustee and Lessor;
First Security Bank of Utah, N.A., as Security Trustee
Shawmut Bank Connecticut, National Association,
as Lessee Trustee and Sublessor

Y 11251230 SHT 6 REV 232

NAMEPLATE INSTL
FIGURE 30 (SHEET 6)

11-25-12-30

BRI
MAY 28/07

11-25-12-30
PAGE 0E


BOEING
 757
PARTS CATALOG (MAINTENANCE)

270

○ ○

THIS ENGINE IS OWNED BY NBB SHENZHEN LEASE CO. LTD., LEASED BY CHINA SOUTHERN AIRLINES (GROUP) AND MORTGAGED TO THE CHASE MANHATTAN BANK, N.A. FOR ITSELF AND ON BEHALF OF CERTAIN OTHER FINANCIAL INSTITUTION

275

○ ○

"This Engine is owned by SZ94B Limited and leased to China Southwest Airlines and is subject to a mortgage in favour of Nations Bank of North Carolina N.A."

280

○ ○

THIS ENGINE IS OWNED BY ITERNATIONAL LEASE FINANCE CORPORATION, LOS ANGELES, U.S.A. AS LESSOR (UNDER A LEASE OF BOEING 757-204 REGISTRATION G-BYAU) AND OPERATED BY BRITANNIA AIRWAYS LIMITED

290

○ ○

Leased from First Security Bank of Utah, National Association, not in its individual capacity but solely as Owner Trustee, Owner and Lessor, and Mortgaged to Wilmington Trust Company, not in its individual capacity but solely as Mortgagee

295

○ ○

THIS ENGINE IS OWNED BY ITOCHU AIRLEASE (EUROPE) LIMITED AND IS LEASED TO IBERIA, LINEAS AEREAS DE ESPAÑA S.A. AND MAY NOT BE OPERATED BY A THIRD PARTY WITHOUT PRIOR WRITTEN CONSENT OF ITOCHU AIRLEASE (EUROPE) LIMITED.
 ROLLS ROYCE RB211-535E4-37
 MANUF. SERIAL NUMBER 30946

300

○ ○

THIS ENGINE IS OWNED BY ITOCHU AIRLEASE (EUROPE) LIMITED AND IS LEASED TO IBERIA, LINEAS AEREAS DE ESPAÑA S.A. AND MAY NOT BE OPERATED BY A THIRD PARTY WITHOUT PRIOR WRITTEN CONSENT OF ITOCHU AIRLEASE (EUROPE) LIMITED.
 ROLLS ROYCE RB211-535E4-37
 MANUF. SERIAL NUMBER 30947

Y 11251230 SH1 7 REV 232

NAMEPLATE INSTL
 FIGURE 30 (SHEET 7)

11-25-12-30

BRI
 MAY 28/07

11-25-12-30
 PAGE OF



757

PARTS CATALOG (MAINTENANCE)

FIG ITEM	PART NUMBER	1 2 3 4 5 6 7	NOMENCLATURE	EFFECT FROM TO	UNITS PER ASSY
30			NAMEPLATE INSTL	002004 006017 950951	
- 1	019N1099-1		NAMEPLATE INSTL-OWNERSHIP PLACARDS VARIABLE DRAWING REF: 019N1099-5003	002004 006017 950951	RF
25	BAC29PPS20692		.PLACARD- POSITION DATA: LH SIDE	002002	1
- 30	BAC29PPS20692		.PLACARD	002002	1
35	BAC29PPS20693		.PLACARD- POSITION DATA: RH SIDE	002002	1
- 40	BAC29PPS20693		.PLACARD	002002	1
45	BAC29PPS20696		.PLACARD- POSITION DATA: LH SIDE	003004	1
- 50	BAC29PPS20696		.PLACARD	003004	1
55	BAC29PPS20697		.PLACARD- POSITION DATA: RH SIDE	003004	1
- 60	BAC29PPS20697		.PLACARD	003004	1
125	BAC29PPS22440		.PLACARD- POSITION DATA: LH SIDE	006006	1
130	BAC29PPS22441		.PLACARD- POSITION DATA: RH SIDE	006006	1
135	BAC29PPS22508		.PLACARD- POSITION DATA: LH SIDE	007007	1
140	BAC29PPS22509		.PLACARD- POSITION DATA: RH SIDE	007007	1
145	BAC29PPS22536		.PLACARD	008008	2
- 150	BAC29PPS22536		.PLACARD	008008	2
155	BAC29PPS22938		.PLACARD	950951	2
160	BAC29PPS22943		.PLACARD	009009	2
- 165	BAC29PPS22943		.PLACARD	009009	2
170	BAC29PPS23242		.PLACARD	010010	2
- 175	BAC29PPS23242		.PLACARD	010010	2
210	BAC29PPS24624		.PLACARD	011011	2
- 215	BAC29PPS24624		.PLACARD	011011	2
220	BAC29PPS24885		.PLACARD	012012	2
225	BAC29PPS25103		.PLACARD	013014	2
235	BAC29PPS25109		.PLACARD	015015	2
240	BAC29PPS25112		.PLACARD	016016	2
- 245	BAC29PPS25112		.PLACARD	016016	2

MISSING ITEM NUMBERS NOT APPLICABLE

- ITEM NOT ILLUSTRATED

11-25-12-30

11-25-12
FIG. 30
PAGE 1
JAN 20/09

BRI



757
PARTS CATALOG (MAINTENANCE)

FIG ITEM	PART NUMBER	1 2 3 4 5 6 7	NOMENCLATURE	EFFECT FROM TO	UNITS PER ASSY
30					
280	BAC29PPS25272	.	PLACARD	017017	2
- 285	BAC29PPS25272	.	PLACARD	017017	2

MISSING ITEM NUMBERS NOT APPLICABLE

- ITEM NOT ILLUSTRATED

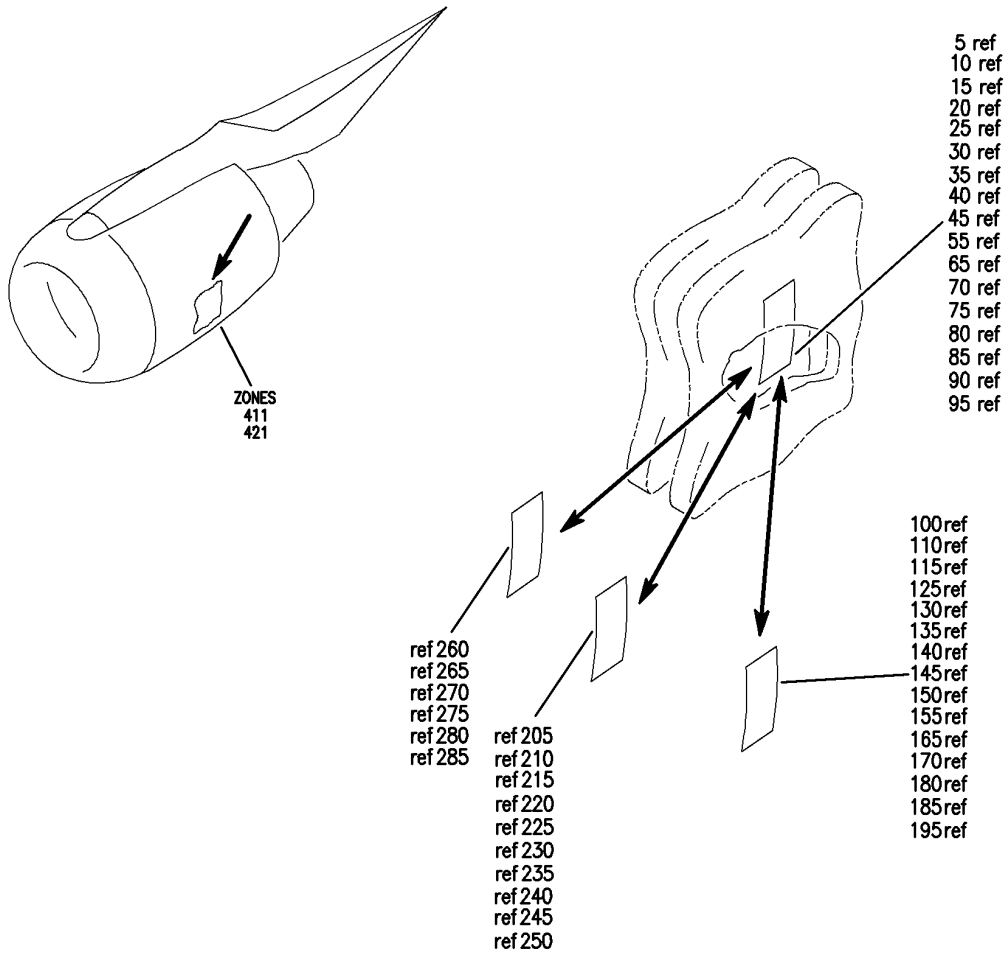
BRI

11-25-12-30

BOEING PROPRIETARY - Copyright © - Unpublished Work - See title page for details.

11-25-12
FIG. 30
PAGE 2
SEP 20/08

BOEING
757
PARTS CATALOG (MAINTENANCE)



10

○ ○

THIS ENGINE IS OWNED BY ITOCHU AIRLEASE (EUROPE) LIMITED AND IS LEASED TO IBERIA, LINEAS AEREAS DE ESPAÑA S.A. AND MAY NOT BE OPERATED BY A THIRD PARTY WITHOUT PRIOR WRITTEN CONSENT OF ITOCHU AIRLEASE (EUROPE) LIMITED.
ROLLS ROYCE RB211-535E4-37
MANUF. SERIAL NUMBER 31260

5

○ ○

THIS ENGINE IS OWNED BY ITOCHU AIRLEASE (EUROPE) LIMITED AND IS LEASED TO IBERIA, LINEAS AEREAS DE ESPAÑA S.A. AND MAY NOT BE OPERATED BY A THIRD PARTY WITHOUT PRIOR WRITTEN CONSENT OF ITOCHU AIRLEASE (EUROPE) LIMITED.
ROLLS ROYCE RB211-535E4-37
MANUF. SERIAL NUMBER 31214

Y 11251230A SHT 1 REV 245

NAMEPLATE INSTL
FIGURE 30A (SHEET 1)

11-25-12-30A

BRI
MAY 28/07

11-25-12-30A
PAGE 0

BOEING
757
PARTS CATALOG (MAINTENANCE)

15

○ ○

THIS ENGINE IS OWNED BY SUNROCK AIRCRAFT CORPORATION LIMITED AND IS LEASED TO IBERIA, LINEAS AEREAS DE ESPAÑA S.A. AND MAY NOT BE OPERATED BY A THIRD PARTY WITHOUT PRIOR WRITTEN CONSENT OF SUNROCK AIRCRAFT CORPORATION LIMITED.
ROLLS ROYCE RB211-535E4-37
MANUF. SERIAL NUMBER 31240

20

○ ○

THIS ENGINE IS OWNED BY SUNROCK AIRCRAFT CORPORATION LIMITED AND IS LEASED TO IBERIA, LINEAS AEREAS DE ESPAÑA S.A. AND MAY NOT BE OPERATED BY A THIRD PARTY WITHOUT PRIOR WRITTEN CONSENT OF SUNROCK AIRCRAFT CORPORATION LIMITED.
ROLLS ROYCE RB211-535E4-37
MANUF. SERIAL NUMBER 31241

25

○ ○

THIS ENGINE IS OWNED BY SUNROCK AIRCRAFT CORPORATION LIMITED AND IS LEASED TO IBERIA, LINEAS AEREAS DE ESPAÑA S.A. AND MAY NOT BE OPERATED BY A THIRD PARTY WITHOUT PRIOR WRITTEN CONSENT OF SUNROCK AIRCRAFT CORPORATION LIMITED.
ROLLS ROYCE RB211-535E4-37
MANUF. SERIAL NUMBER 31246

30

○ ○

THIS ENGINE IS OWNED BY SUNROCK AIRCRAFT CORPORATION LIMITED AND IS LEASED TO IBERIA, LINEAS AEREAS DE ESPAÑA S.A. AND MAY NOT BE OPERATED BY A THIRD PARTY WITHOUT PRIOR WRITTEN CONSENT OF SUNROCK AIRCRAFT CORPORATION LIMITED.
ROLLS ROYCE RB211-535E4-37
MANUF. SERIAL NUMBER 31242

35

○ ○

THIS ENGINE IS OWNED BY WELSHPOOL LIMITED AND IS LEASED TO IBERIA, LINEAS AEREAS DE ESPAÑA S.A. AND MAY NOT BE OPERATED BY A THIRD PARTY WITHOUT PRIOR WRITTEN CONSENT OF WELSHPOOL LIMITED
ROLLS ROYCE RB211-535E4-37
MANUF. SERIAL NUMBER 31234

40

○ ○

THIS ENGINE IS OWNED BY WELSHPOOL LIMITED AND IS LEASED TO IBERIA, LINEAS AEREAS DE ESPAÑA S.A. AND MAY NOT BE OPERATED BY A THIRD PARTY WITHOUT PRIOR WRITTEN CONSENT OF WELSHPOOL LIMITED
ROLLS ROYCE RB211-535E4-37
MANUF. SERIAL NUMBER 31249

45

○ ○

Wilmington Trust Company, not in its individual capacity but solely as Owner Trustee under that certain Trust Agreement dated as of November 17, 1994
Rodney Square North
1100 north Market Street
Wilmington DE 19890-0001

55

○ ○

THIS ENGINE OWNED BY INTERNATIONAL LEASE FINANCE CORPORATION, LOS ANGELES, CALIFORNIA USA
ROLLS ROYCE RB211-535E4
TELEX: 69-1400 INTERLEAS BVHL

Y 11251230A SH1 2 REV 232

NAMEPLATE INSTL
FIGURE 30A (SHEET 2)

11-25-12-30A

BRI
MAY 28/07

11-25-12-30A
PAGE 0A

 **BOEING**
757
PARTS CATALOG (MAINTENANCE)

65

THIS ENGINE IS OWNED BY DIA LUTON LTD., J.L. ALBION LEASE CO., LTD., AND S.B. EAGLE AIR LEASE CO., LTD. AND IS SUBJECT TO A FIRST PRIORITY MORTGAGE IN FAVOUR OF THE MITSUBISHI BANK LIMITED AS SECURITY TRUSTEE FOR ITSELF AND OTHERS.

BRITISH NATIONALITY
BOEING 757-204, SERIAL NO. 27234
REGISTRATION G-BYAW

70

This Engine is owned by SZ95A Limited and leased to China Southwest Airlines and is subject to a mortgage in favor of NationsBank N.A.(Carolinas), as Security Agent

75

THIS ENGINE IS LEASED FROM AND OWNED BY CXA95B LIMITED AND IS MORTGAGED TO CITICORP INTERNATIONAL LIMITED AS MORTGAGEE FOR ITSELF AND OTHERS.

80

This Engine is owned by SHAWMUT BANK CONNECTICUT, NATIONAL ASSOCIATION, a national banking association, not in its individual capacity but solely as Owner Trustee under the Trust Agreement dated as of September 1, 1995

85

THIS ENGINE IS OWNED BY GATX THIRD AIRCRAFT CORPORATION AND LEASED TO AMERICAN TRANS AIR, INC.

90

This Engine is property of First Security Bank of Utah, National Association, not in its individual capacity but solely as Owner Trustee, has been leased to American Trans Air, Inc., and a security interest in this airframe has been granted to First Fidelity Bank of Connecticut, as Indenture Trustee.

95

"THIS ENGINE IS LEASED FROM AND OWNED BY CXA95C LIMITED AND IS MORTGAGED TO CITICORP INTERNATIONAL LIMITED AS MORTGAGEE FOR ITSELF AND OTHERS."

100

THIS ENGINE IS OWNED BY ILFC INTERNATIONAL LEASE FINANCE CANADA, LTD., PEMBROKE, BERMUDA.

Y 11251230A SH1 3 REV 232

NAMEPLATE INSTL
FIGURE 30A (SHEET 3)

11-25-12-30A

BRI
MAY 28/07

11-25-12-30A
PAGE 0B

BOEING
757
PARTS CATALOG (MAINTENANCE)

110

SUBJECT TO A SECURITY INTEREST IN FAVOR OF
WILMINGTON TRUST COMPANY,
AS SECURITY TRUSTEE

115

THIS ENGINE OWNED BY
INTERNATIONAL LEASE FINANCE CORPORATION,
LOS ANGELES, CALIFORNIA USA

125

Leased from
First Security Bank, National Association,
not in its individual capacity but solely as
Owner Trustee, owner and Lessor, and
Mortgaged to Wilmington Trust Company,
not in its individual capacity but solely
as Mortgagee

130

THIS ENGINE OWNED BY
GATX 757 PARTNERS LDC

% GATX CAPITAL CORPORATION
FOUR EMBARCADERO CENTER, SUITE 2200
SAN FRANCISCO, CALIFORNIA 94111

SITA:SFOGXCR

135

"Subject to a security interest in favor
of Wilmington Trust Company,
as Security Trustee"

140

THIS ENGINE IS OWNED BY INTERNATIONAL LEASE FINANCE
CORPORATION, LOS ANGELES, CALIFORNIA USA AS LESSOR
(UNDER A LEASE OF BOEING 757). RRB211-535E4/19

145

Y 11251230A SH1 4 REV 232

TITLE TO THIS ENGINE IS HELD BY PLUMERIA LEASING CO., LTD.
THIS ENGINE IS LEASED TO CONTINENTAL AIRLINES, INC.
A FIRST PRIORITY MORTGAGE OVER THE ENGINE IS HELD BY
FIRST SECURITY BANK, NATIONAL ASSOCIATION,
AS SECURITY TRUSTEE.

150

This Engine is owned by X098A Limited and is leased to
China Xinjiang Airlines and is subject to a mortgage in
favor of Wilmington Trust Company, as Security Trustee
for itself and others.

NAMEPLATE INSTL
FIGURE 30A (SHEET 4)

BRI
MAY 28/07

11-25-12-30A

11-25-12-30A
PAGE 0C


BOEING
 757
PARTS CATALOG (MAINTENANCE)

155

○ ○

THIS ENGINE IS OWNED BY INTERNATIONAL LEASE FINANCE CORPORATION, LOS ANGELES, CALIFORNIA USA

ROLLS ROYCE RB211-535E4/11
 Telex: 69-1400 INTERLEAS BVHL

165

○ ○

TITLE TO THIS ENGINE IS HELD BY NBB ATLANTIC LEASE CO., LTD. THIS ENGINE IS LEASED TO CONTINENTAL AIRLINES, INC. A FIRST PRIORITY MORTGAGE OVER THE ENGINE IS HELD BY FIRST SECURITY BANK, NATIONAL ASSOCIATION, AS SECURITY TRUSTEE.

170

○ ○

THIS ENGINE IS OWNED BY INTERNATIONAL LEASE FINANCE CORPORATION, LOS ANGELES, CALIFORNIA USA

ROLLS ROYCE RB211-535E4-37/24B
 Telex: 69-1400 INTERLEAS BVHL

180

○ ○

THIS ENGINE IS OWNED BY SBL HERMES CO., LTD., LEASED TO CHINA SOUTHWEST AIRLINES, AND IS SUBJECT TO A FIRST PRIORITY MORTGAGE IN FAVOUR OF WILMINGTON TRUST COMPANY AS SECURITY TRUSTEE

185

○ ○

THIS ENGINE IS OWNED BY INTERNATIONAL LEASE FINANCE CORPORATION AND OPERATED BY BRITANNIA AIRWAYS LIMITED

ROLL-ROYCE ENGINE RB211-535E4

195

○ ○

THIS ENGINE IS OWNED BY INTERNATIONAL LEASE FINANCE CORPORATION, LOS ANGELES, CALIFORNIA USA

ROLLS ROYCE RB211-535E4
 Telex: 69-1400 INTERLEAS BVHL

205

○ ○

THIS ENGINE IS OWNED BY CORONET CO., LTD. AND IS LEASED TO IBERIA, LINEAS AEREAS DE ESPANA, S.A. AND IS SUBJECT TO A MORTGAGE IN FAVOR OF ARGENTARIA, CAJA POSTAL Y BANCO HIPOTECARIO, S.A.

210

○ ○

THIS ENGINE IS OWNED BY NBB-ESPANA LEASE PARTNERSHIP ONE AND IS LEASED TO IBERIA, LINEAS AEREAS DE ESPANA, S.A. AND IS SUBJECT TO A MORTGAGE IN FAVOR OF BANCA COMMERCIALE ITALIANA S.P.A.

Y 11251230A SHT 5 REV 232

NAMEPLATE INSTL
 FIGURE 30A (SHEET 5)

11-25-12-30A

BRI
 MAY 28/07

11-25-12-30A
 PAGE 0D

 **BOEING**
757
PARTS CATALOG (MAINTENANCE)

215

This Engine is owned by XO 99A Limited and is leased to China Xinjiang Airlines and is subject to a mortgage in favor of Wilmington Trust Company, as Security Trustee for itself and others.

220

THIS ENGINE IS OWNED BY NBB FALCON LEASE CO, LTD. AND IS LEASED TO IBERIA, LINEAS AEREAS DE ESPANA, S.A. AND IS SUBJECT TO A MORTGAGE IN FAVOR OF BAYERISCHE HYPO-UND VEREINSBANK AG, TOKYO BRANCH.

225

THIS ENGINE IS OWNED BY MALAGA CO., LTD. AND IS LEASED TO IBERIA, LINEAS AEREAS DE ESPANA, S.A. AND IS SUBJECT TO A MORTGAGE IN FAVOR OF BANCO SANTANDER CENTRAL HISPANO, S.A.

230

THIS ENGINE IS OWNED BY LONDON 27 LIMITED AND IS LEASED TO IBERIA, LINEAS AEREAS DE ESPAÑA, S.A. AND IS SUBJECT TO A MORTGAGE IN FAVOR OF BANCO SANTANDER CENTRAL HISPANO, S.A.

Y 11251230A SHT 6 REV 232

NAMEPLATE INSTL
FIGURE 30A (SHEET 6)

11-25-12-30A

BRI
MAY 28/07

11-25-12-30A
PAGE 0E

 **BOEING**
757
PARTS CATALOG (MAINTENANCE)

235

THIS ENGINE IS OWNED BY UPLAND INTERNATIONAL LIMITED AND IS LEASED TO IBERIA, LINEAS AEREAS DE ESPAÑA, S.A. AND IS SUBJECT TO A MORTGAGE IN FAVOR OF BAYERISCHE HYPO-UND VEREINSBANK, A.G.

240

THIS ENGINE IS OWNED BY LONDON 26 HOUSE AND IS LEASED TO IBERIA, LINEAS AEREAS DE ESPAÑA, S.A. AND IS SUBJECT TO A MORTGAGE IN FAVOR OF BANCO SANTANDER CENTRAL HISPANO, S.A.

245

THIS ENGINE IS OWNED BY LONDON 29 LIMITED AND IS LEASED TO IBERIA, LINEAS AEREAS DE ESPAÑA, S.A. AND IS SUBJECT TO A MORTGAGE IN FAVOR OF BANCO SANTANDER CENTRAL HISPANO, S.A.

250

THIS ENGINE IS OWNED BY INTERNATIONAL LEASE FINANCE CORPORATION
LOS ANGELES, CALIFORNIA, USA

260

Rolls Royce Engine RB211-535E4B-37/44 Serial No. 31766 is owned by BBAH Aircraft Holdings 65 Ltd.

265

Rolls Royce Engine RB211-535E4B-37/44 Serial No. 31767 is owned by BBAH Aircraft Holdings 65 Ltd.

Y 11251230A SHT 7 REV 242

NAMEPLATE INSTL
FIGURE 30A (SHEET 7)

11-25-12-30A

BRI
MAY 28/07

11-25-12-30A
PAGE OF

 **BOEING**
757
PARTS CATALOG (MAINTENANCE)

270

Rolls Royce Engine RB211-535E4B-37/44 Serial No. 31774 is owned by BBAH Aircraft Holdings 65 Ltd.

275

Rolls Royce Engine RB211-535E4B-37/44 Serial No. 31775 is owned by BBAH Aircraft Holdings 65 Ltd.

280

This Engine is owned by Aviation Financial Services Inc. and is leased to North American Airlines and may not be or remain in the possession of, or be operated by, any other person without the prior written consent of Aviation Financial Services Inc.

285

This Engine is owned by Wells Fargo Bank Northwest, N.A., as Owner Trustee and is leased to American Trans Air Inc. and may not be or remain in the possession of or be operated by, any other person without the prior written consent of Wells Fargo Bank Northwest, N.A., as Owner Trustee.

Y 11251230A SH1 8 REV 245

NAMEPLATE INSTL
FIGURE 30A (SHEET 8)

11-25-12-30A

BRI
MAY 28/07

11-25-12-30A
PAGE 06



757

PARTS CATALOG (MAINTENANCE)

FIG ITEM	PART NUMBER	1 2 3 4 5 6 7	NOMENCLATURE	EFFECT FROM TO	UNITS PER ASSY
30A					
- 1	019N1099-1		NAMEPLATE INSTL NAMEPLATE INSTL-OWNERSHIP PLACARDS VARIABLE DRAWING REF: 019N1099-5003	018102 018102	RF
65	BAC29PPS27310		.PLACARD	018100	2
185	BAC29PPS41747		.PLACARD	101102	2
- 190	BAC29PPS41747		.PLACARD	101102	2

MISSING ITEM NUMBERS NOT APPLICABLE

- ITEM NOT ILLUSTRATED

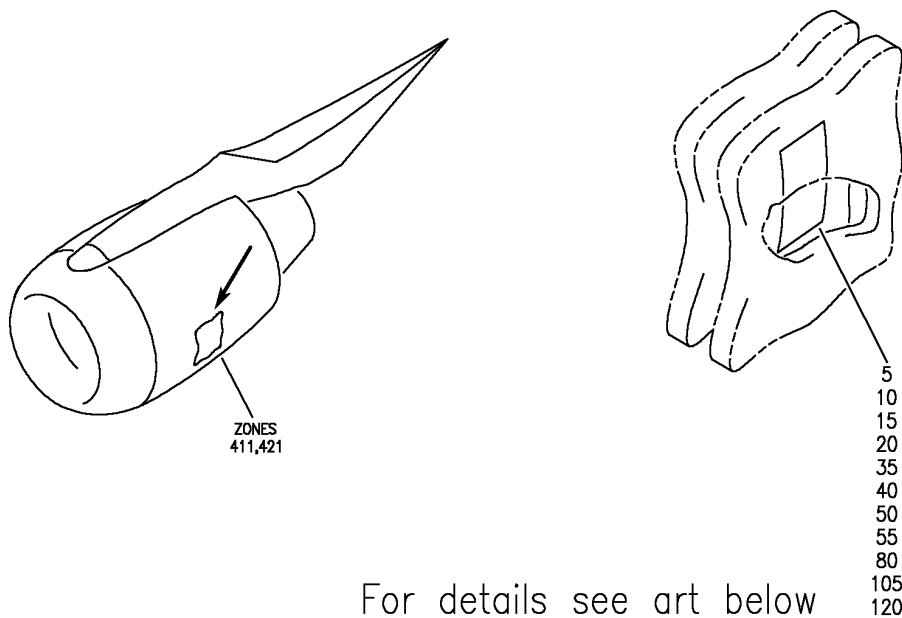
BRI

11-25-12-30A

BOEING PROPRIETARY - Copyright © - Unpublished Work - See title page for details.

11-25-12
FIG. 30A
PAGE 1
JAN 20/09

BOEING
757
PARTS CATALOG (MAINTENANCE)



For details see art below

5	10
<p>This Engine is leased from C.I.T. Leasing Corporation, as Lessor. Engine Serial Number: 31873</p>	<p>This Engine is leased from C.I.T. Leasing Corporation, as Lessor. Engine Serial Number: 31874</p>
15	20
<p>This Engine is leased from C.I.T. Leasing Corporation, as Lessor. Engine Serial Number: 31875</p>	<p>This Engine is leased from C.I.T. Leasing Corporation, as Lessor. Engine Serial Number: 31876</p>

Y 11251235 SH1 1 REV 278

OWNERSHIP NAMEPLATE INSTL (ROLLS ROYCE ENGINES ONLY)
FIGURE 35 (SHEET 1)

11-25-12-35

BRI
JAN 20/09

11-25-12-35
PAGE 0

 **BOEING**
757
PARTS CATALOG (MAINTENANCE)

35

○ ○

This Engine is owned by China Xinjiang Airlines
Manufacturer's serial No. 31866
Owner's Address:
No.46 Yingbin Road
Urumqi, Xinjiang, P.R. China
Tel: 86-991-3801703
Fax: 86-991-3804505

40

○ ○

This Engine is owned by China Xinjiang Airlines
Manufacturer's serial No. 31867
Owner's Address:
No.46 Yingbin Road
Urumqi, Xinjiang, P.R. China
Tel: 86-991-3801703
Fax: 86-991-3804505

50

○ ○

This Engine is leased from C.I.T.
Leasing Corporation, as Lessor.
Engine Serial Number: 31868

55

○ ○

This Engine is leased from C.I.T.
Leasing Corporation, as Lessor.
Engine Serial Number: 31872

80

○ ○

Subject to a security interest in favor of Wilmington Trust Company,
not in its individual capacity but solely as the Security Trustee

Y 11251235 SH 2 REV 278

OWNERSHIP NAMEPLATE INSTL (ROLLS ROYCE ENGINES ONLY)
FIGURE 35 (SHEET 2)

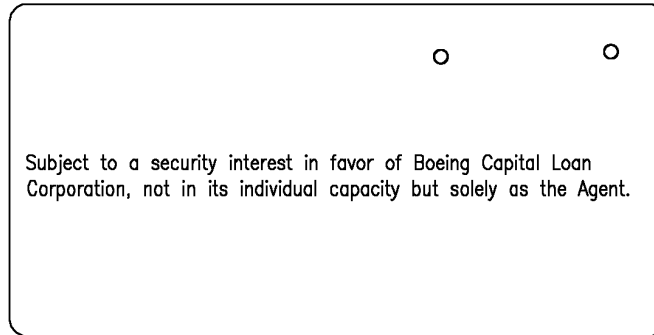
11-25-12-35

BRI
JAN 20/09

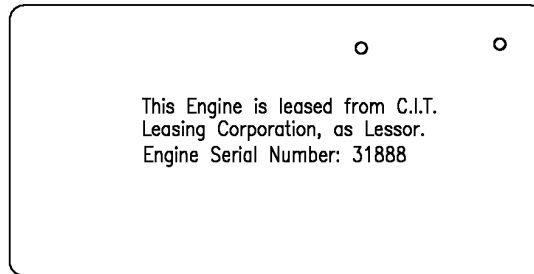
11-25-12-35
PAGE 0A

 **BOEING**
757
PARTS CATALOG (MAINTENANCE)

105



120



Y 11251235 SH1 3 REV 278

OWNERSHIP NAMEPLATE INSTL (ROLLS ROYCE ENGINES ONLY)
FIGURE 35 (SHEET 3)

11-25-12-35

BRI
JAN 20/09

11-25-12-35
PAGE 0B



757

PARTS CATALOG (MAINTENANCE)

FIG ITEM	PART NUMBER	1 2 3 4 5 6 7	NOMENCLATURE	EFFECT FROM TO	UNITS PER ASSY
35			OWNERSHIP NAMEPLATE INSTL (ROLLS ROYCE ENGINES ONLY)	103106	
- 1	MODREF170190		NAMEPLATE INSTL-OWNERSHIP (ROLLS ROYCE ENGINES ONLY) MODULE NUMBER: 414N5203-6 REV. A FOR OTHER SYS DETAILS SEE: 11-31-04-03 11-35-35-87A	104104	1
5	BAC29PPS54870		.PLACARD-OWNERSHIP	104104	1
10	BAC29PPS54871		.PLACARD-OWNERSHIP	104104	1
- 15	MODREF170996		NAMEPLATE INSTL-OWNERSHIP (ROLLS ROYCE ENGINES ONLY) MODULE NUMBER: 414N5203-7 REV. A FOR OTHER SYS DETAILS SEE: 11-31-04-03 11-35-35-87A	105105	1
20	BAC29PPS54874		.PLACARD-OWNERSHIP	105105	1
25	BAC29PPS54875		.PLACARD-OWNERSHIP	105105	1
- 45	MODREF135496		NAMEPLATE INSTL-OWNERSHIP (ROLLS ROYCE ENGINES ONLY) MODULE NUMBER: 414N5203-5 REV. A FOR OTHER SYS DETAILS SEE: 11-31-04-03 11-35-35-87A	103103	1
50	BAC29PPS54863		.PLACARD-OWNERSHIP	103103	1
55	BAC29PPS54864		.PLACARD-OWNERSHIP	103103	1
- 115	MODREF218360		NAMEPLATE INSTL-OWNERSHIP (ROLLS ROYCE ENGINES ONLY) MODULE NUMBER: 414N5203-10 REV. B FOR OTHER SYS DETAILS SEE: 11-31-04-03 11-35-35-87A	106106	1
120	BAC29PPS56206		.MARKER- POSITION DATA: LH ENGINE	106106	1
- 125	BAC29PPS56207		.MARKER- POSITION DATA: RH ENGINE	106106	1

MISSING ITEM NUMBERS NOT APPLICABLE

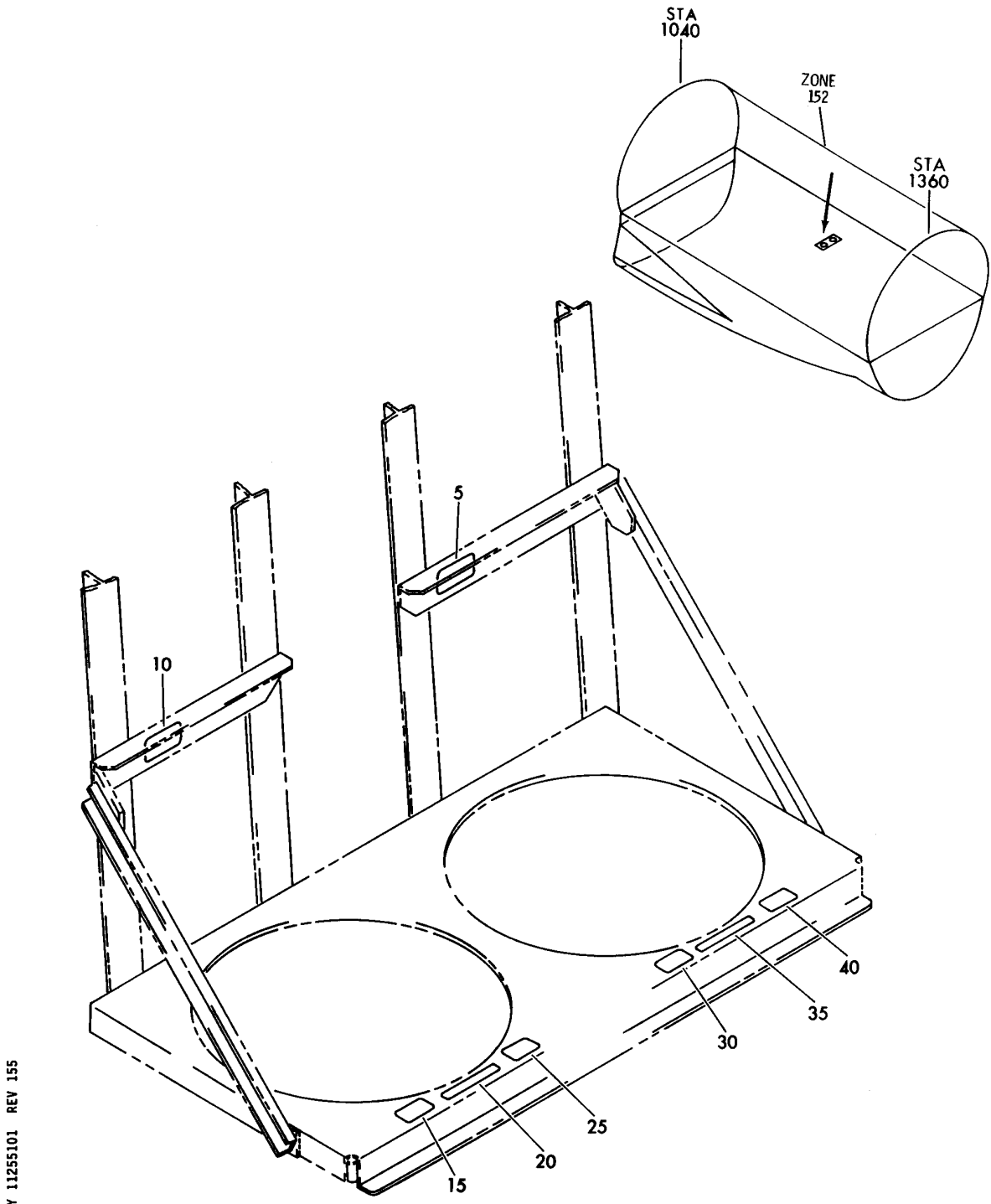
- ITEM NOT ILLUSTRATED

11-25-12-35

11-25-12
FIG. 35
PAGE 1
JAN 20/09

BRI

BOEING
757
PARTS CATALOG (MAINTENANCE)



Y 11255101 REV 155

STRUCTURE INSTL-ENGINE FIRE BOTTLE SUPPORT
FIGURE 1

11-25-51-01

BRI
MAY 28/07

11-25-51-01
PAGE 0



757

PARTS CATALOG (MAINTENANCE)

FIG ITEM	PART NUMBER	1 2 3 4 5 6 7	NOMENCLATURE	EFFECT FROM TO	UNITS PER ASSY
1			STRUCTURE INSTL-ENGINE FIRE BOTTLE SUPPORT	002004 006999	
- 1	312N5506-12		STRUCTURE INSTL-ENGINE FIRE BOTTLE SUPPORT	002004 006100 121503 904999	1
- 1	312N5520-1		STRUCTURE INSTL-ENGINE FIRE BOTTLE SUPPORT SUBKIT	107107	1
- 3	312N5506-19		POST SERVICE BULLETIN: 26-0020 STRUCTURE INSTL-ENGINE FIRE BOTTLE SUPPORT	101102 108120 504903	RF
- 3	MODREF14186		FOR NHA SEE: 71-00-00-01 STRUCTURE INSTL-ENGINE FIRE BOTTLE SUPPORT	103106	1
5	BAC27NPS0254		MODULE NUMBER: 312N5506-19 REV A .MARKER-ALUMINUM FOIL- PLACARD CONTENT: BOTTLE 2 PRESS. SWITCH D2270	002004 006999	1
10	BAC27NPS0253		POST SERVICE BULLETIN: 26-0020 .MARKER-ALUMINUM FOIL- PLACARD CONTENT: BOTTLE 1 PRESS. SWITCH D2186	002004 006999	1
15	BAC27NPS0260		POST SERVICE BULLETIN: 26-0020 .MARKER-ALUMINUM FOIL- PLACARD CONTENT: LEFT ENG SQUIB D2188	002004 006999	1
20	BAC27NPS0251		POST SERVICE BULLETIN: 26-0020 .MARKER-ALUMINUM FOIL- PLACARD CONTENT: B17 ENG BOTTLE 1	002004 006999	1
25	BAC27NPS0262		POST SERVICE BULLETIN: 26-0020 .MARKER-ALUMINUM FOIL- PLACARD CONTENT: RIGHT ENG SQUIB D2190	002004 006999	1
			POST SERVICE BULLETIN: 26-0020		

MISSING ITEM NUMBERS NOT APPLICABLE

- ITEM NOT ILLUSTRATED

11-25-51-01

11-25-51
FIG. 01
PAGE 1
JAN 20/09

BRI



757

PARTS CATALOG (MAINTENANCE)

FIG ITEM	PART NUMBER	1 2 3 4 5 6 7	NOMENCLATURE	EFFECT FROM TO	UNITS PER ASSY
1	30 BAC27NPS0261		.MARKER-ALUMINUM FOIL- PLACARD CONTENT: LEFT ENG SQUIB D2268 POST SERVICE BULLETIN: 26-0020	002004 006999	1
	35 BAC27NPS0252		.MARKER-ALUMINUM FOIL- PLACARD CONTENT: B18 ENG BOTTLE 2 POST SERVICE BULLETIN: 26-0020	002004 006999	1
	40 BAC27NPS0263		.MARKER-ALUMINUM FOIL- PLACARD CONTENT: RIGHT ENG SQUIB D2266 POST SERVICE BULLETIN: 26-0020	002004 006999	1

MISSING ITEM NUMBERS NOT APPLICABLE

- ITEM NOT ILLUSTRATED

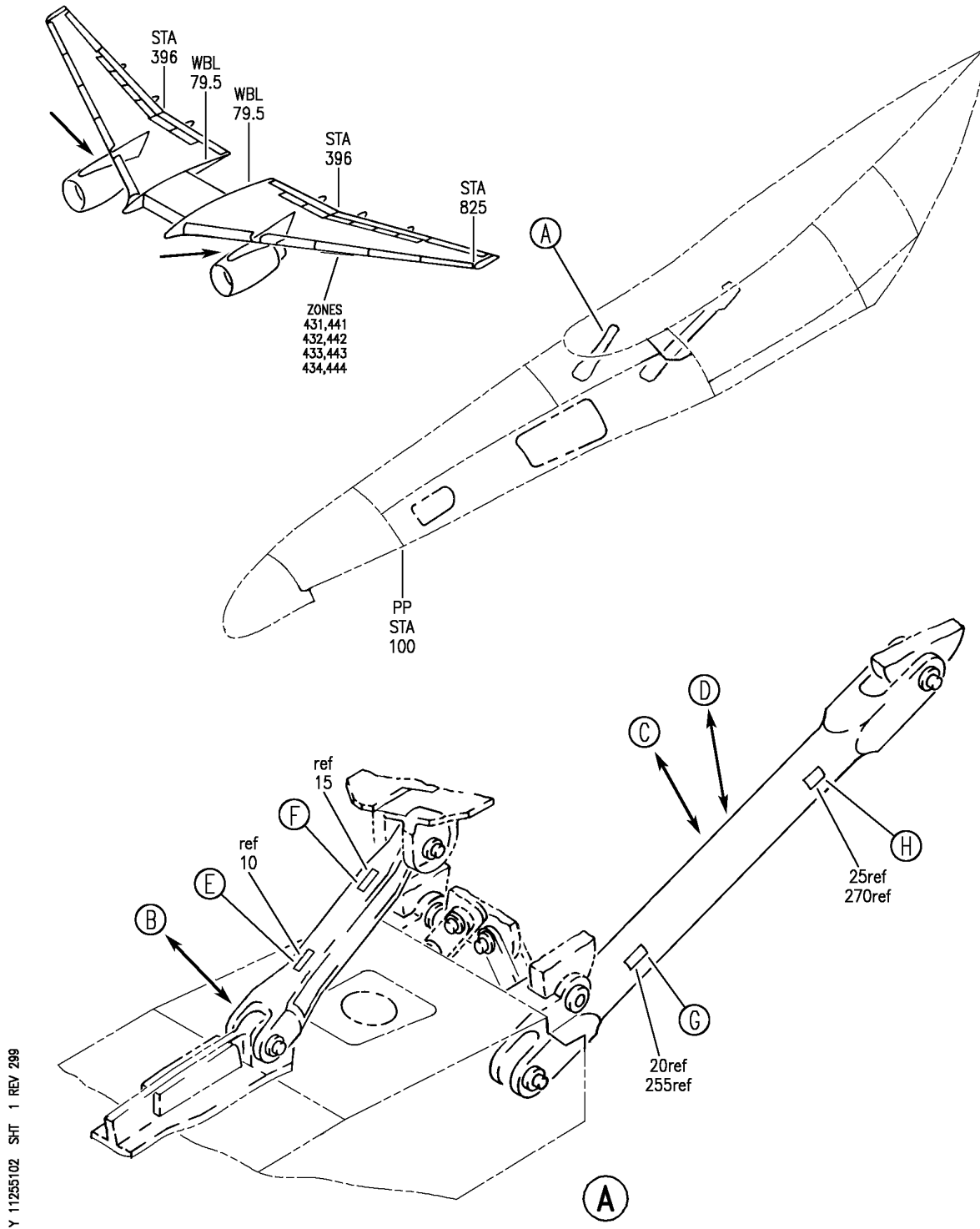
BRI

11-25-51-01

BOEING PROPRIETARY - Copyright © - Unpublished Work - See title page for details.

11-25-51
FIG. 01
PAGE 2
JAN 20/09

BOEING
757
PARTS CATALOG (MAINTENANCE)



Y 11255102 SH1 1 REV 299

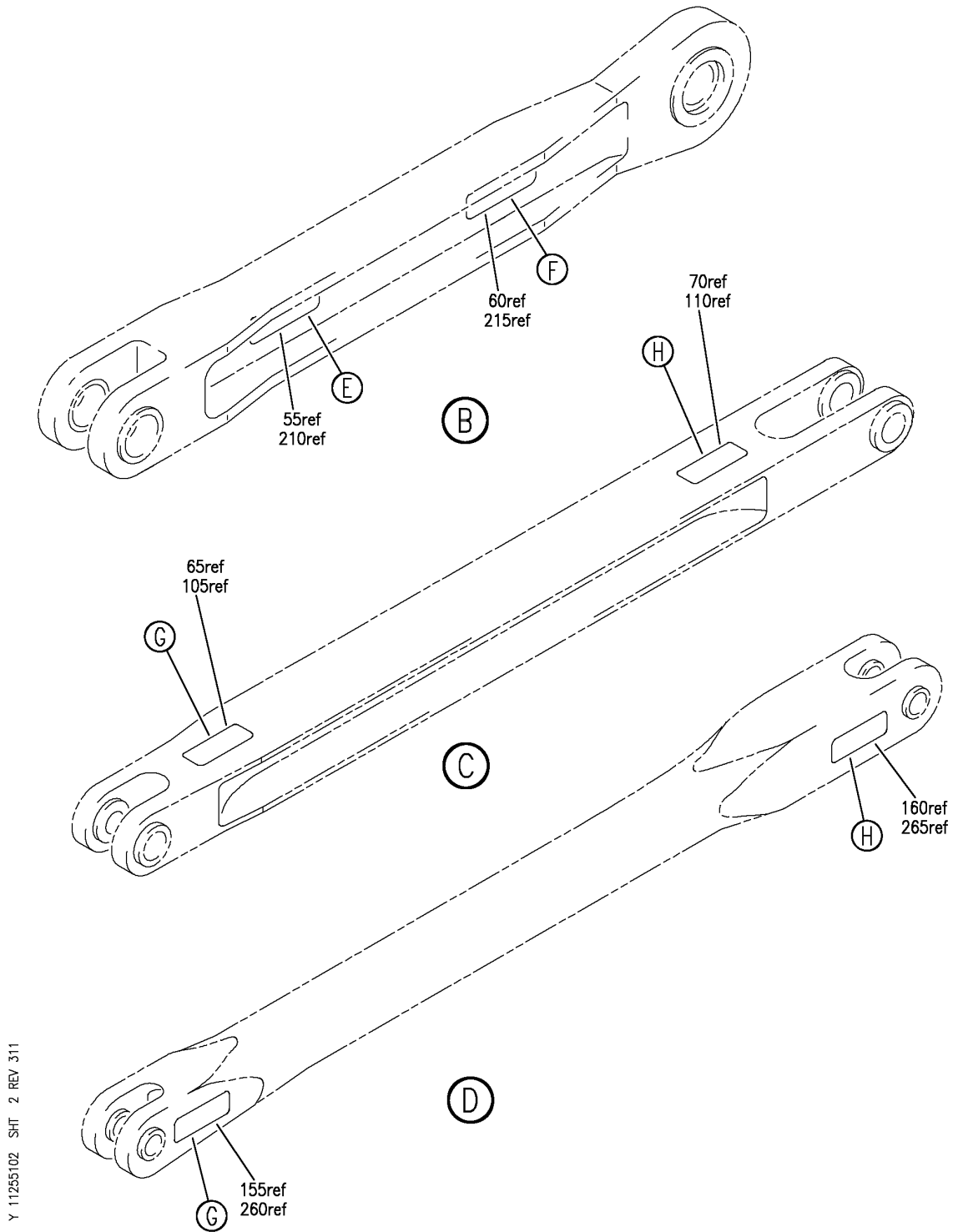
STRUT INSTL, LINK AND BRACE ASSY-RB211-535, DIAG
FIGURE 2 (SHEET 1)

11-25-51-02

BRI
MAY 28/07

11-25-51-02
PAGE 0

BOEING
757
PARTS CATALOG (MAINTENANCE)



Y 11255102 SH1 2 REV 311

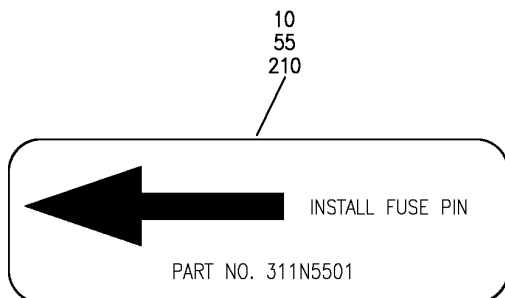
STRUT INSTL, LINK AND BRACE ASSY-RB211-535, DIAG
FIGURE 2 (SHEET 2)

11-25-51-02

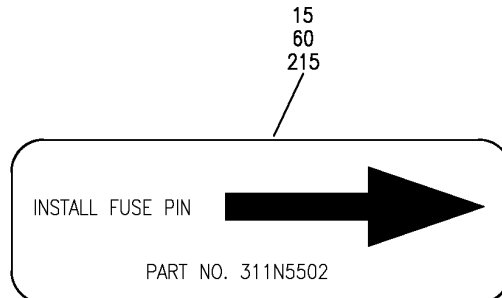
BRI
MAY 28/07

11-25-51-02
PAGE 0A

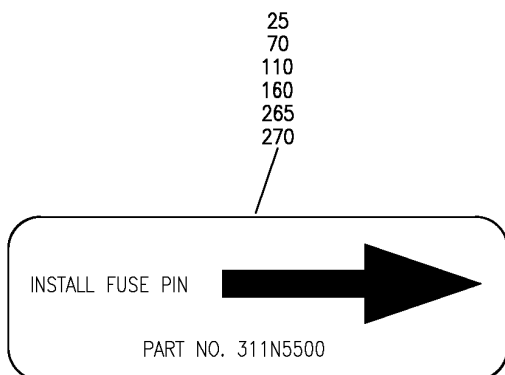
BOEING
757
PARTS CATALOG (MAINTENANCE)



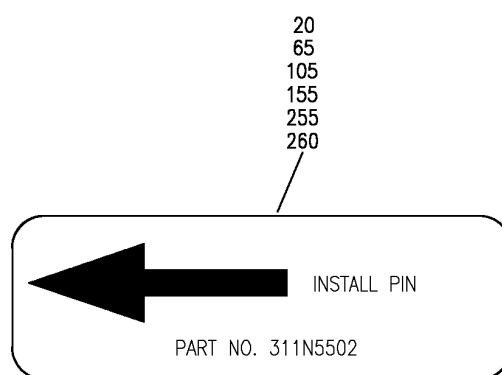
(E)



(F)



(H)



(G)

Y 11255102 SH1 3 REV 311

STRUT INSTL, LINK AND BRACE ASSY-RB211-535, DIAG
FIGURE 2 (SHEET 3)

11-25-51-02

BRI
MAY 28/07

11-25-51-02
PAGE 0B



**757
PARTS CATALOG (MAINTENANCE)**

FIG ITEM	PART NUMBER	1 2 3 4 5 6 7	NOMENCLATURE	EFFECT FROM TO	UNITS PER ASSY
2			STRUT INSTL, LINK AND BRACE ASSY-RB211-535, DIAG	002004 006100 107107 121503 904999	
- 1	311N5001-11		STRUT INSTL-RB211-535 POSITION DATA: LH FOR OTHER SYS DETAILS SEE: 54-51-01-01	002004 006010 107107 121503 904951 953999	1
- 1	311N5001-25		STRUT INSTL-RB211-535 POSITION DATA: LH FOR OTHER SYS DETAILS SEE: 54-51-01-01	952952	1
- 1	311N5001-33		STRUT INSTL-RB211-535 POSITION DATA: LH FOR OTHER SYS DETAILS SEE: 54-51-01-01A	011100	1
- 5	311N5001-12		STRUT INSTL-RB211-535 POSITION DATA: RH FOR OTHER SYS DETAILS SEE: 54-51-01-01	002004 006010 107107 121503 904951 953999	1
- 5	311N5001-26		STRUT INSTL-RB211-535 POSITION DATA: RH FOR OTHER SYS DETAILS SEE: 54-51-01-01	952952	1
- 5	311N5001-34		STRUT INSTL-RB211-535 POSITION DATA: RH FOR OTHER SYS DETAILS SEE: 54-51-01-01A	011100	1
10	BAC27NPP41		.MARKER- PLACARD CONTENT: INSTALL FUSE PIN POST SERVICE BULLETIN: 54-0027	953999	1
15	BAC27NPP42		.MARKER- PLACARD CONTENT: INSTALL PIN POST SERVICE BULLETIN: 54-0027	953999	1

MISSING ITEM NUMBERS NOT APPLICABLE

- ITEM NOT ILLUSTRATED

11-25-51-02

11-25-51
FIG. 02
PAGE 1
JAN 20/09

BRI



757

PARTS CATALOG (MAINTENANCE)

FIG ITEM	PART NUMBER	1 2 3 4 5 6 7	NOMENCLATURE	EFFECT FROM TO	UNITS PER ASSY
2					
20	BAC27NPS302		.MARKER- PLACARD CONTENT: INSTALL PIN POST SERVICE BULLETIN: 54-0027	953999	1
25	BAC27NPS303		.MARKER- PLACARD CONTENT: INSTALL FUSE PIN POST SERVICE BULLETIN: 54-0027	953999	1
R R R R R R R R R R R R	- 50	311N5019-3	.LINK ASSY- POSITION DATA: UPR COMPONENT MAINT MANUAL REF: 54-50-31 PRE SERVICE BULLETIN: 54-0035	002004 006017 107107 121503 904999	RF
R R R R R R R R R R R	- 50	311N5019-5	.LINK ASSY- POSITION DATA: UPR COMPONENT MAINT MANUAL REF: 54-50-31 OPTIONAL PART: 311N5019-3 PRE SERVICE BULLETIN: 54-0035	002004 006017 107107 121503 904999	RF
R R R R R R R R R R R	- 50	311N5019-7	.LINK ASSY- POSITION DATA: UPR COMPONENT MAINT MANUAL REF: 54-50-31 PRE SERVICE BULLETIN: 54-0035	002004 006017 107107 121503 904999	RF

MISSING ITEM NUMBERS NOT APPLICABLE

- ITEM NOT ILLUSTRATED

11-25-51-02

11-25-51
FIG. 02
PAGE 2
MAY 20/09

BRI


BOEING
757
PARTS CATALOG (MAINTENANCE)

FIG ITEM	PART NUMBER	1 2 3 4 5 6 7	NOMENCLATURE	EFFECT FROM TO	UNITS PER ASSY
- 50	311N5019-9	.	.LINK ASSY- POSITION DATA: UPR COMPONENT MAINT MANUAL REF: 54-50-31 QUALIFIED I/W DATA: 311N5019-11 CAN REPLACE BUT NOT BE REPLACED BY 311N5019-9 IN ACCORDANCE WITH SERVICE BULLETIN 757-54-0035 MODIFICATIONS TO COMPLY WITH AIRWORTHINESS DIRECTIVE (AD) 2004-12-07. PRE SERVICE BULLETIN: 54-0035	002004 006017 107107 121503 904999	RF
	311N5019-11	.	.LINK ASSY- POSITION DATA: UPR COMPONENT MAINT MANUAL REF: 54-50-31 QUALIFIED I/W DATA: 311N5019-11 CAN REPLACE BUT NOT BE REPLACED BY 311N5019-9 IN ACCORDANCE WITH SERVICE BULLETIN 757-54-0035 MODIFICATIONS TO COMPLY WITH AIRWORTHINESS DIRECTIVE (AD) 2004-12-07. POST SERVICE BULLETIN: 54-0035	002004 006017 107107 121503 904999	RF
	BAC27NPP41	..	.MARKER- USED ON: 311N5019-7 311N5019-9 311N5019-11 POST SERVICE BULLETIN: 54-0035	002004 006017 107107 121503 904952	1

MISSING ITEM NUMBERS NOT APPLICABLE

- ITEM NOT ILLUSTRATED

BRI

11-25-51-02

11-25-51
FIG. 02
PAGE 3
MAY 20/09



757

PARTS CATALOG (MAINTENANCE)

FIG ITEM	PART NUMBER	1 2 3 4 5 6 7	NOMENCLATURE	EFFECT FROM TO	UNITS PER ASSY
2					
60	BAC27NPP42		..MARKER- USED ON: 311N5019-7 311N5019-9 311N5019-11 POST SERVICE BULLETIN: 54-0035	002004 006017 107107 121503 904952	1
100	012N8041-431		.BRACE ASSY-DIAG MISCELLANEOUS DATA: DO NOT USE PART NUMBER 012N8041-431 TO ORDER A REPLACEMENT DIAGONAL BRACE AS THIS NEW PART NUMBER IS FOR CONFIGURATION CONTROL ONLY. POST SERVICE BULLETIN: 54-0035	107107 121503 950951	RF
100	311N5235-2		.BRACE ASSY-DIAG COMPONENT MAINT MANUAL REF: 54-50-31 POST SERVICE BULLETIN: 54-0035	107107 121503 950951	RF
105	BAC27NPS302		..MARKER- POST SERVICE BULLETIN: 54-0035	107107 121503 950951	1
110	BAC27NPS303		..MARKER- POST SERVICE BULLETIN: 54-0035	107107 121503 950951	1
- 150	311N5035-11		.BRACE ASSY-DIAG COMPONENT MAINT MANUAL REF: 54-50-31	018100	RF
155	BAC27NPS302		..MARKER	018100	1
160	BAC27NPS303		..MARKER	018100	1

MISSING ITEM NUMBERS NOT APPLICABLE

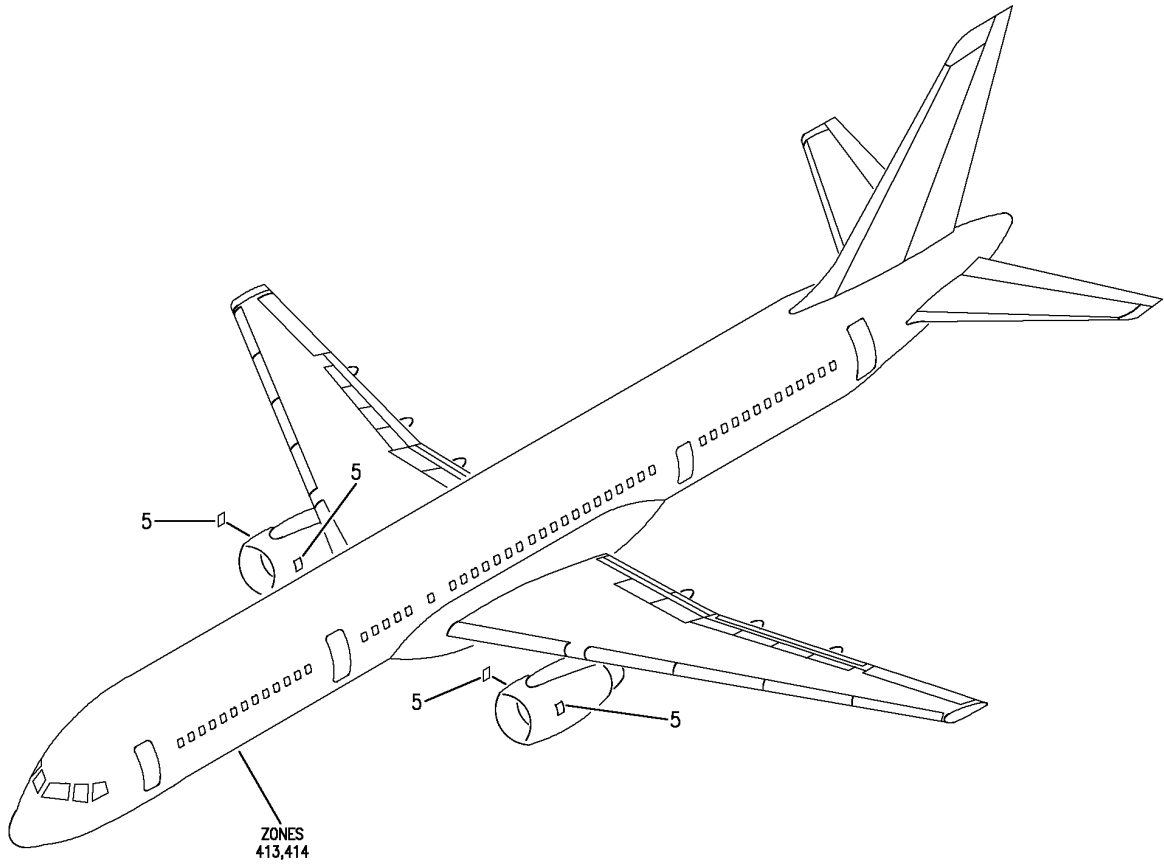
- ITEM NOT ILLUSTRATED

11-25-51-02

11-25-51
FIG. 02
PAGE 4
MAY 20/09

BRI

BOEING
757
PARTS CATALOG (MAINTENANCE)



Y 11255104 REV 260

MARKING INSTL-EXT DECORATIVE
FIGURE 4

11-25-51-04

BRI
JAN 20/09

11-25-51-04
PAGE 0



757

PARTS CATALOG (MAINTENANCE)

FIG ITEM	PART NUMBER	1 2 3 4 5 6 7	NOMENCLATURE	EFFECT FROM TO	UNITS PER ASSY
4			MARKING INSTL-EXT DECORATIVE	103106	
- 1	MODREF34372		MARKING INSTL-EXT MODULE NUMBER: 414N4017-6 REV B	103106	1
5	EU61850		.EMBLEM-RR SUPPLIER CODE: VK0680	103106	4

MISSING ITEM NUMBERS NOT APPLICABLE

- ITEM NOT ILLUSTRATED

BRI

11-25-51-04

BOEING PROPRIETARY - Copyright © - Unpublished Work - See title page for details.

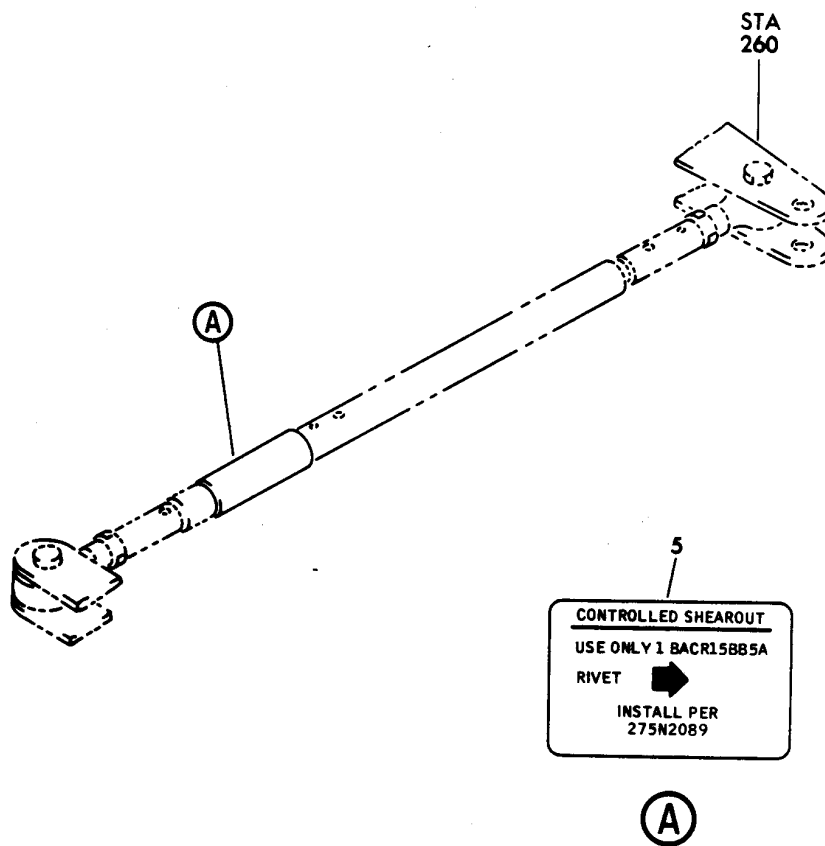
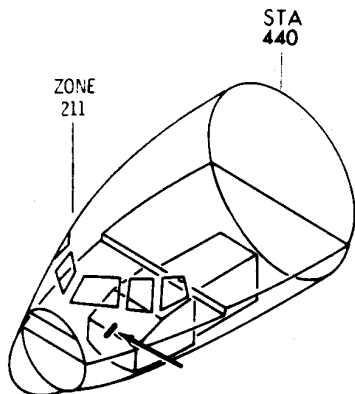
11-25-51
FIG. 04
PAGE 1
JAN 20/09

STABILIZERS

BRI
MAY 28/07

11-26-00
SECTION TITLE
PAGE 1

BOEING
757
PARTS CATALOG (MAINTENANCE)



Y 11260101 SMT 1 REV 011

ROD ASSY-RUD PEDAL STEERING (PLACARDS AND MARKINGS ONLY)
FIGURE 1

11-26-01-01

BRI
MAY 28/07

11-26-01-01
PAGE 0



757

PARTS CATALOG (MAINTENANCE)

FIG ITEM	PART NUMBER	1 2 3 4 5 6 7	NOMENCLATURE	EFFECT FROM TO	UNITS PER ASSY
1			ROD ASSY-RUD PEDAL STEERING (PLACARDS AND MARKINGS ONLY)	002004 006999	
- 1	275N2089-9		ROD ASSY-RUD PEDAL STEERING (PLACARDS AND MARKINGS ONLY)	002004 006999	RF
5	BAC27NCT0011		FOR NHA/OTHER SYS DET SEE: 32-51-05-01 .MARKER-ALUMINUM FOIL	002004 006999	1

MISSING ITEM NUMBERS NOT APPLICABLE

- ITEM NOT ILLUSTRATED

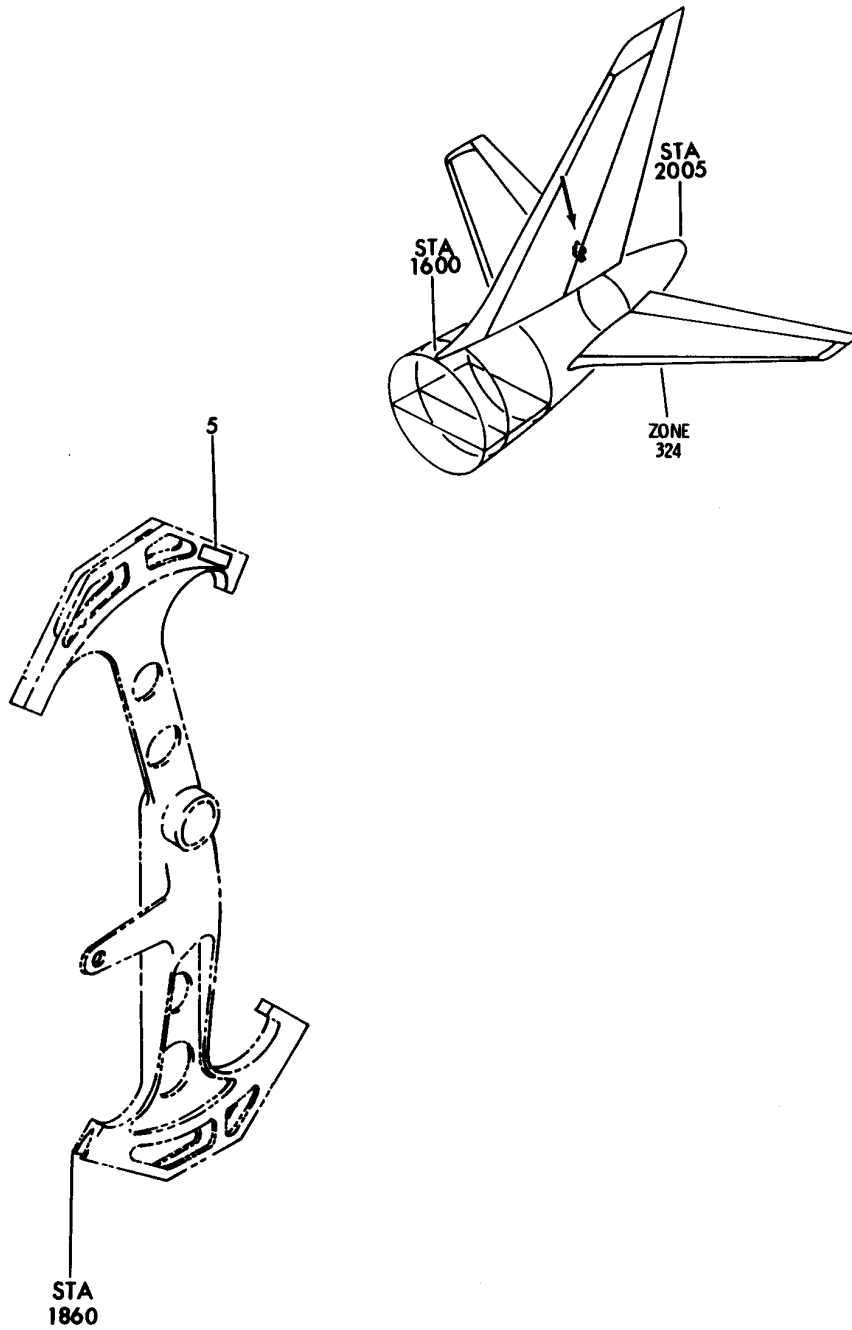
BRI

11-26-01-01

BOEING PROPRIETARY - Copyright © - Unpublished Work - See title page for details.

11-26-01
FIG. 01
PAGE 1
SEP 20/08

BOEING
757
PARTS CATALOG (MAINTENANCE)



Y 11260102 REV 117

QUADRANT ASSY-AFT RUDDER CONT
FIGURE 2

11-26-01-02

BRI
MAY 28/07

11-26-01-02
PAGE 0



757

PARTS CATALOG (MAINTENANCE)

FIG ITEM	PART NUMBER	1 2 3 4 5 6 7	NOMENCLATURE	EFFECT FROM TO	UNITS PER ASSY
2			QUADRANT ASSY-AFT RUDDER CONT	002004 006999	
- 1	251N3072-5		QUADRANT ASSY-RUDDER CONT POSITION DATA: AFT QUALIFIED I/W DATA: 251N3072-1 TOGETHER WITH BACC2C4A01620EG IS I/W 251N3072-5 TOGETHER WITH 251N3269-1 USED ON: 251N3070-6 FOR NHA SEE: 27-21-06-01	002004 006102 107999	RF
- 1	251N3072-8		QUADRANT ASSY-RUDDER CONT POSITION DATA: AFT USED ON: 251N3070-7 FOR NHA SEE: 27-21-06-01	002004 006102 107999	RF
- 1	251N3072-10		QUADRANT ASSY-RUDDER CONT POSITION DATA: AFT FOR NHA/OTHER SYS DET SEE: 27-21-06-01B	103106	RF
5	BAC27NCT0194		.MARKER-ALUMINUM FOIL PLACARD CONTENT: DO NOT SWAGE THIS CABLE IN APL. REPLACE WITH 251N3269-1 ONLY	002004 006999	1

MISSING ITEM NUMBERS NOT APPLICABLE

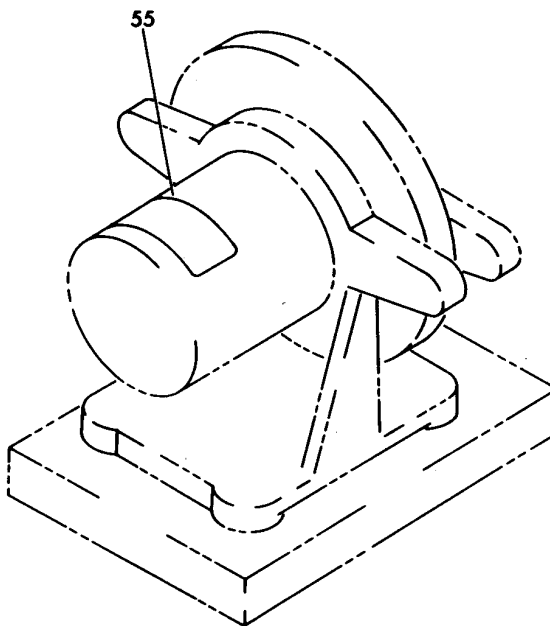
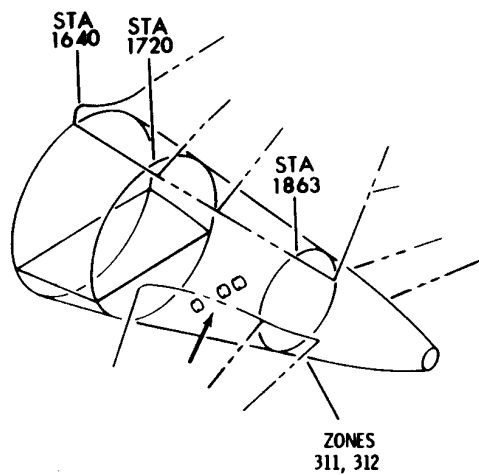
- ITEM NOT ILLUSTRATED

11-26-01-02

11-26-01
FIG. 02
PAGE 1
JAN 20/09

BRI

BOEING
757
PARTS CATALOG (MAINTENANCE)



Y 11260201 REV 113

MODULE ASSY-XMTR (PLACARDS AND MARKINGS ONLY)

FIGURE 1

11-26-02-01

BRI
MAY 28/07

11-26-02-01
PAGE 0



757

PARTS CATALOG (MAINTENANCE)

FIG ITEM	PART NUMBER	1 2 3 4 5 6 7	NOMENCLATURE	EFFECT FROM TO	UNITS PER ASSY
1			MODULE ASSY-XMTR (PLACARDS AND MARKINGS ONLY)	002004 006102 107999	
- 1	80000000-07		MODULE ASSY-XMTR (PLACARDS MARKINGS ONLY) SUPPLIER CODE: V1K426 SPECIFICATION NUMBER: S251T440-102 COMPONENT MAINT MANUAL REF: 27-41-01 FOR NHA/OTHER SYS DET SEE: 27-48-51-02	107107 904949	RF
- 1	80000000-16		MODULE ASSY-XMTR (PLACARDS MARKINGS ONLY) SUPPLIER CODE: V1K426 SPECIFICATION NUMBER: S251T440-103 COMPONENT MAINT MANUAL REF: 27-41-01 FOR NHA/OTHER SYS DET SEE: 27-48-51-02	002004 006102 108903 950999	RF
- 50	398-000-0006		. LABEL-WARRANTY SUPPLIER CODE: V1K426	002004 006102 107999	1
55	80014004-01		. LABEL- SUPPLIER CODE: V1K426 PLACARD CONTENT: NO STEP	002004 006102 107999	1

MISSING ITEM NUMBERS NOT APPLICABLE

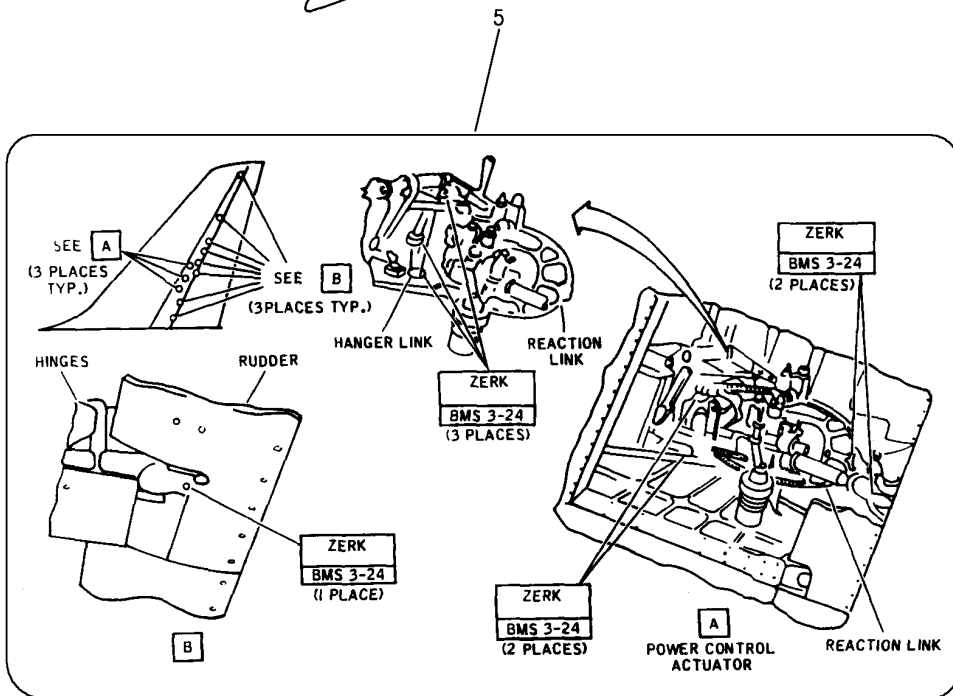
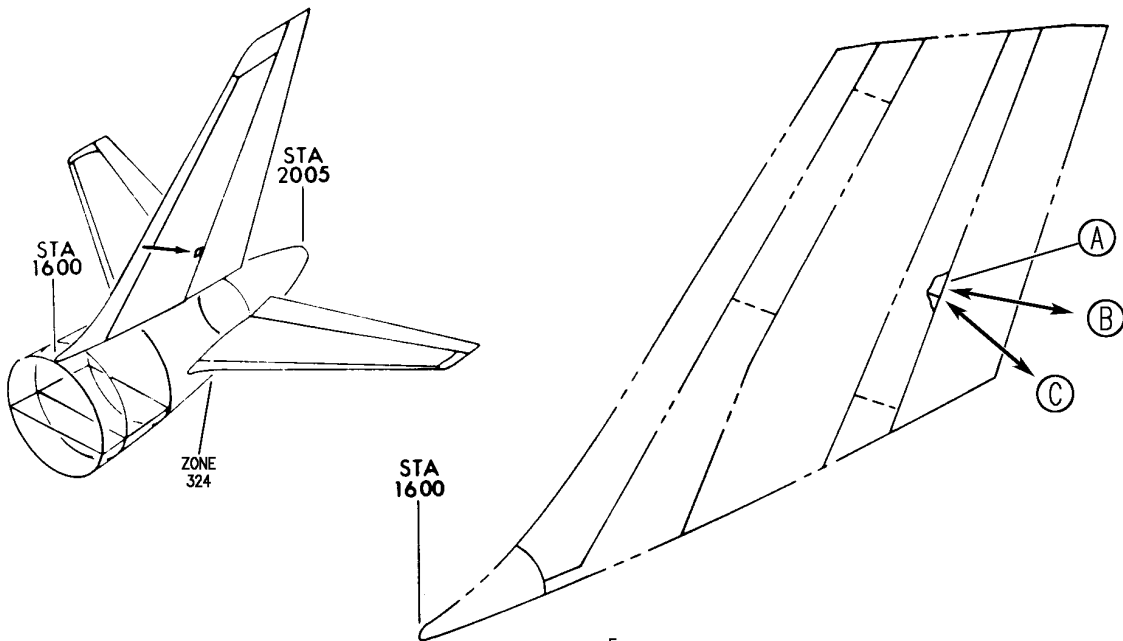
- ITEM NOT ILLUSTRATED

BRI

11-26-02-01

11-26-02
FIG. 01
PAGE 1
JAN 20/09

BOEING
757
PARTS CATALOG (MAINTENANCE)



(A)

Y 11260301 SH1 1 REV 265

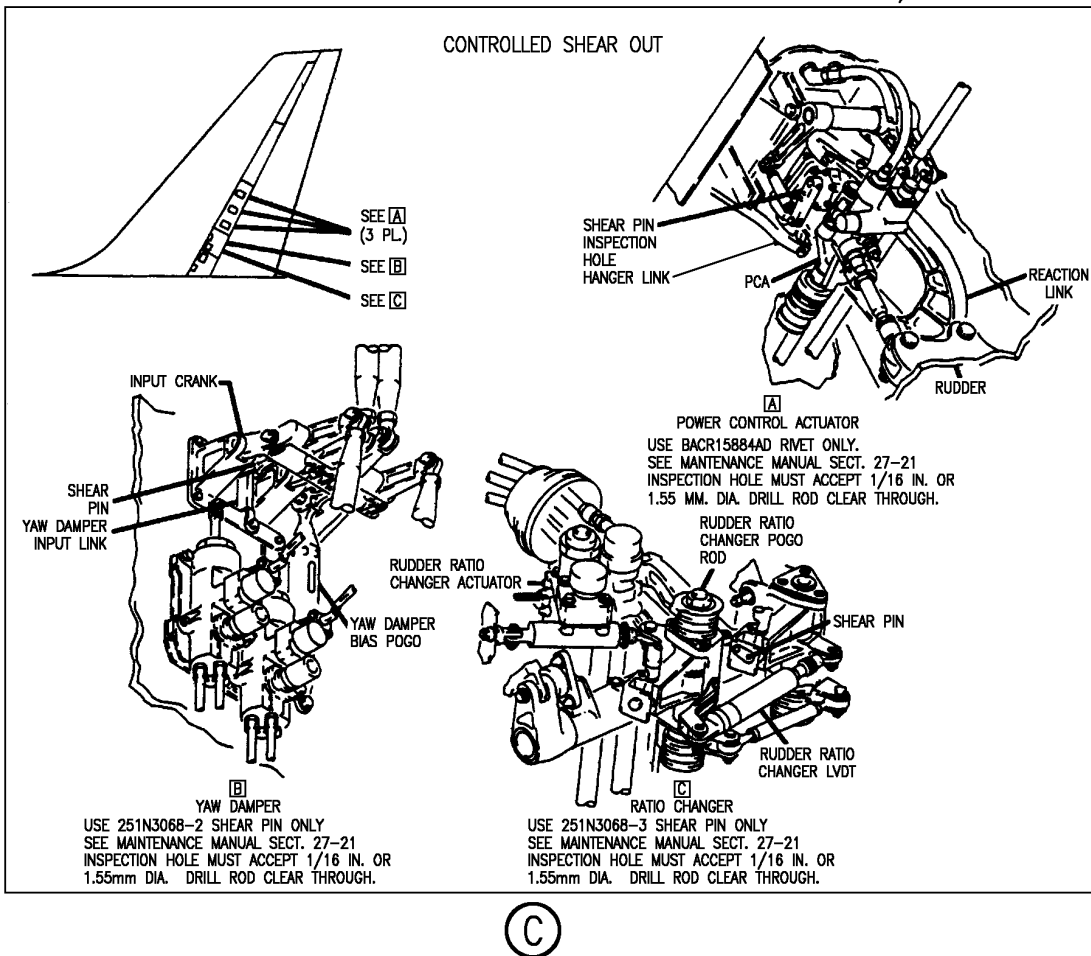
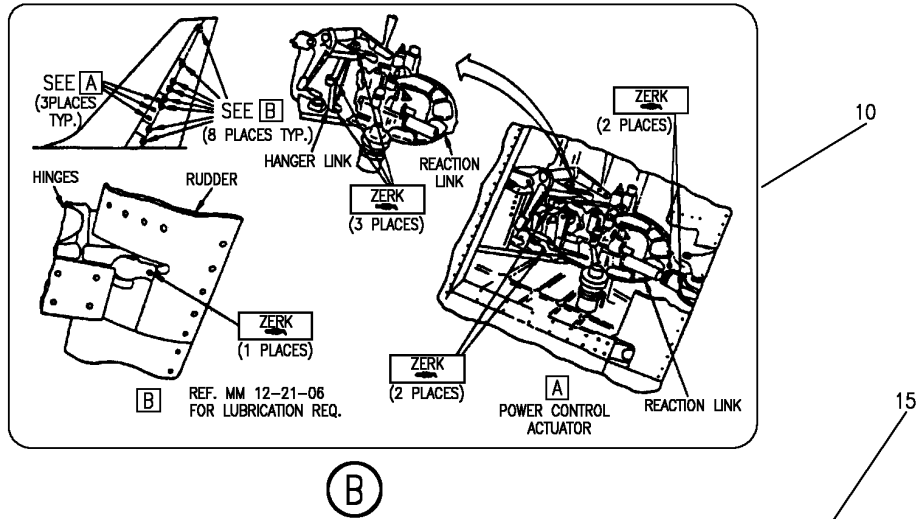
PANEL INSTL-RUD STA 131.108 TO 206.006 FXD TE (PLACARDS AND MARKINGS ONLY)
FIGURE 1 (SHEET 1)

BRI
MAY 28/07

11-26-03-01

11-26-03-01
PAGE 0

BOEING
757
PARTS CATALOG (MAINTENANCE)



Y 11260301 SHT 2 REV 265

PANEL INSTL-RUD STA 131.108 TO 206.006 FXD TE (PLACARDS AND MARKINGS ONLY)
FIGURE 1 (SHEET 2)

BRI
MAY 28/07

11-26-03-01

11-26-03-01
PAGE 0A



757

PARTS CATALOG (MAINTENANCE)

FIG ITEM	PART NUMBER	1 2 3 4 5 6 7	NOMENCLATURE	EFFECT FROM TO	UNITS PER ASSY
1			PANEL INSTL-RUD STA 131.108 TO 206.006 FXD TE (PLACARDS AND MARKINGS ONLY)	002004 006999	
- 1	173N1106-26		PANEL INSTL-RUD FXD TE (PLACARDS AND MARKINGS ONLY) POSITION DATA: STA 131.108 TO 206.006 FOR NHA/OTHER SYS DET SEE: 55-30-51-01	002004 006100 107107 121503 904999	RF
- 1	173N1106-403		PANEL INSTL-RUD FXD TE (PLACARDS AND MARKINGS ONLY) POSITION DATA: STA 131.108 TO 206.006 FOR NHA/OTHER SYS DET SEE: 55-30-51-03 55-30-51-04	101106 108120 504903	RF
5	BAC27NCT0224		.NAMEPLATE-	107107 904949 952952	1
10	BAC27NCT0285		.MARKER-	002004 006903 950951 953999	1
15	BAC27NCT0266		.MARKER	002004 006903 950999	1

MISSING ITEM NUMBERS NOT APPLICABLE

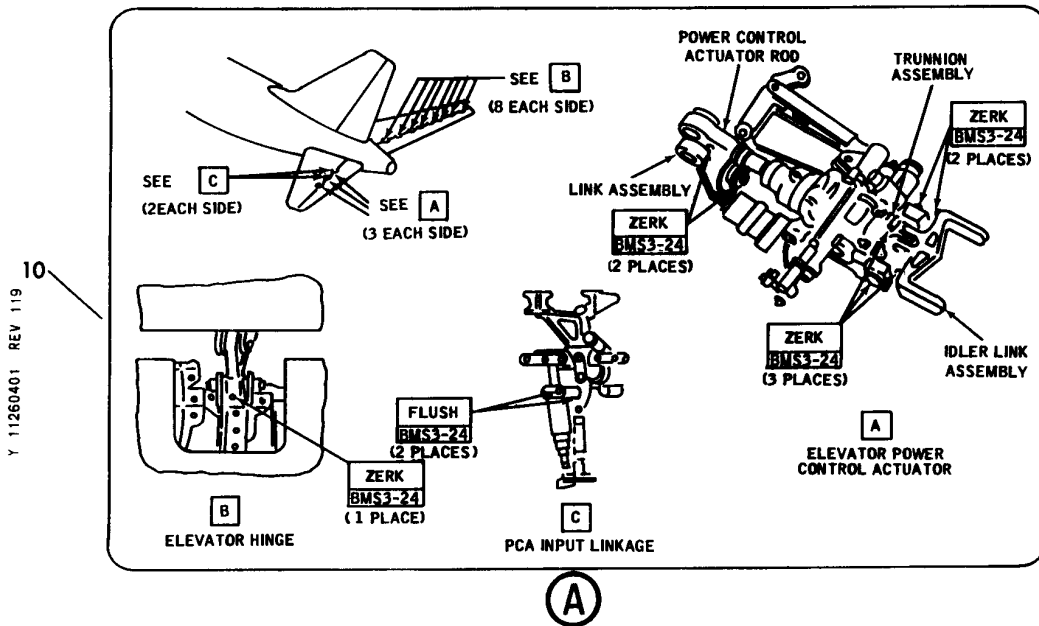
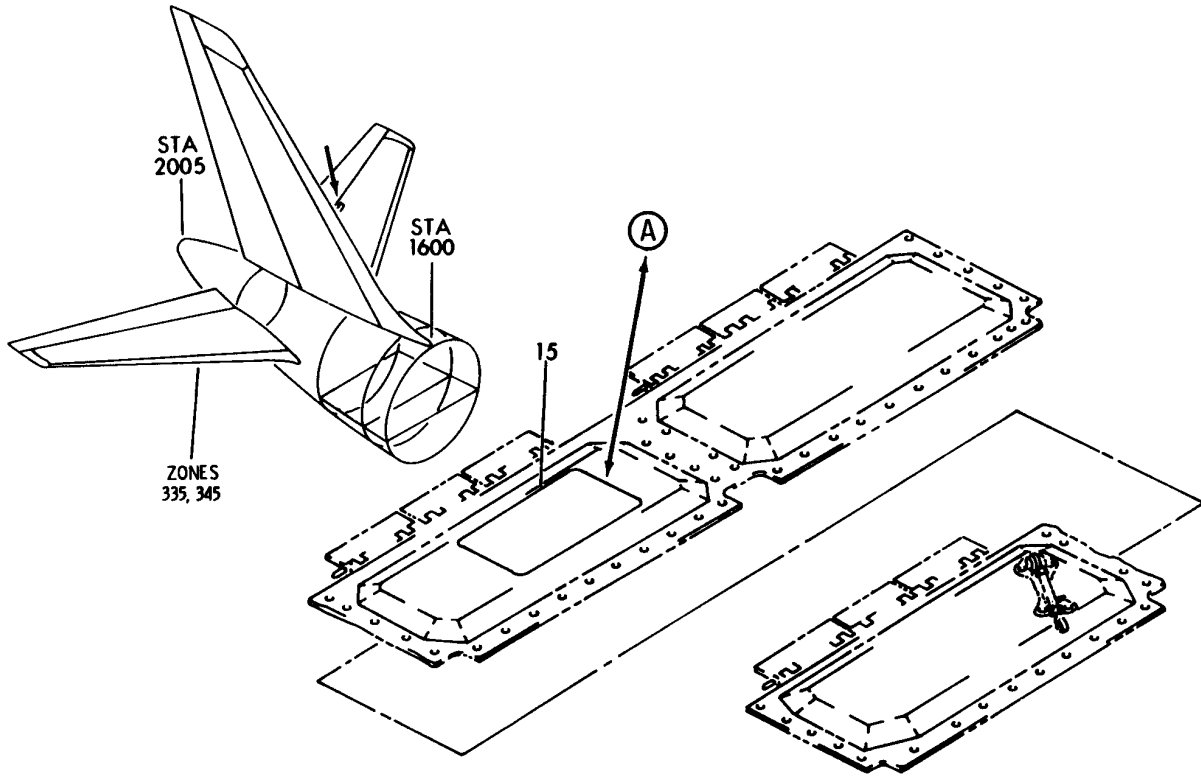
- ITEM NOT ILLUSTRATED

11-26-03-01

11-26-03
FIG. 01
PAGE 1
JAN 20/09

BRI

BOEING
757
PARTS CATALOG (MAINTENANCE)



Y 11260401 REV 119

PANEL INSTL-LWR (NO. 3) (PLACARDS AND MARKINGS ONLY)
FIGURE 1

11-26-04-01

BRI
MAY 28/07

11-26-04-01
PAGE 0



757

PARTS CATALOG (MAINTENANCE)

FIG ITEM	PART NUMBER	1 2 3 4 5 6 7	NOMENCLATURE	EFFECT FROM TO	UNITS PER ASSY
1			PANEL INSTL-LWR (NO. 3) (PLACARDS AND MARKINGS ONLY)	002004 006999	
- 1	183N1203-1		PANEL INSTL-NO. 3 (PLACARDS AND MARKINGS ONLY) POSITION DATA: LWR LH FOR NHA/OTHER SYS DET SEE: 55-16-01-01	002004 006100 107107 121503 904999	RF
- 1	183N1203-401		PANEL INSTL-NO. 3 (PLACARDS AND MARKINGS ONLY) POSITION DATA: LWR LH FOR NHA/OTHER SYS DET SEE: 55-10-51-04	101102 504903	RF
- 1	183N1203-403		PANEL INSTL-NO. 3 (PLACARDS AND MARKINGS ONLY) POSITION DATA: LWR LH FOR NHA/OTHER SYS DET SEE: 55-10-51-04	103106 108120	RF
- 5	183N1203-2		PANEL INSTL-NO. 3 (PLACARDS AND MARKINGS ONLY) POSITION DATA: LWR RH FOR NHA/OTHER SYS DET SEE: 55-16-01-01	002004 006100 107107 121503 904999	RF
- 5	183N1203-402		PANEL INSTL-NO. 3 (PLACARDS AND MARKINGS ONLY) POSITION DATA: LWR RH FOR NHA/OTHER SYS DET SEE: 55-10-51-04	101102 504903	RF
- 5	183N1203-404		PANEL INSTL-NO. 3 (PLACARDS AND MARKINGS ONLY) POSITION DATA: LWR RH FOR NHA/OTHER SYS DET SEE: 55-10-51-04	103106 108120	RF
10	BAC27NCT0222		.NAMEPLATE-	904949 952952	1

MISSING ITEM NUMBERS NOT APPLICABLE

- ITEM NOT ILLUSTRATED

11-26-04-01

11-26-04
FIG. 01
PAGE 1
JAN 20/09

BRI



757

PARTS CATALOG (MAINTENANCE)

FIG ITEM	PART NUMBER	1 2 3 4 5 6 7	NOMENCLATURE	EFFECT FROM TO	UNITS PER ASSY
1 15	BAC27NCT0284	.	MARKER-	002004 006106 108903 950951 953999	1

MISSING ITEM NUMBERS NOT APPLICABLE

- ITEM NOT ILLUSTRATED

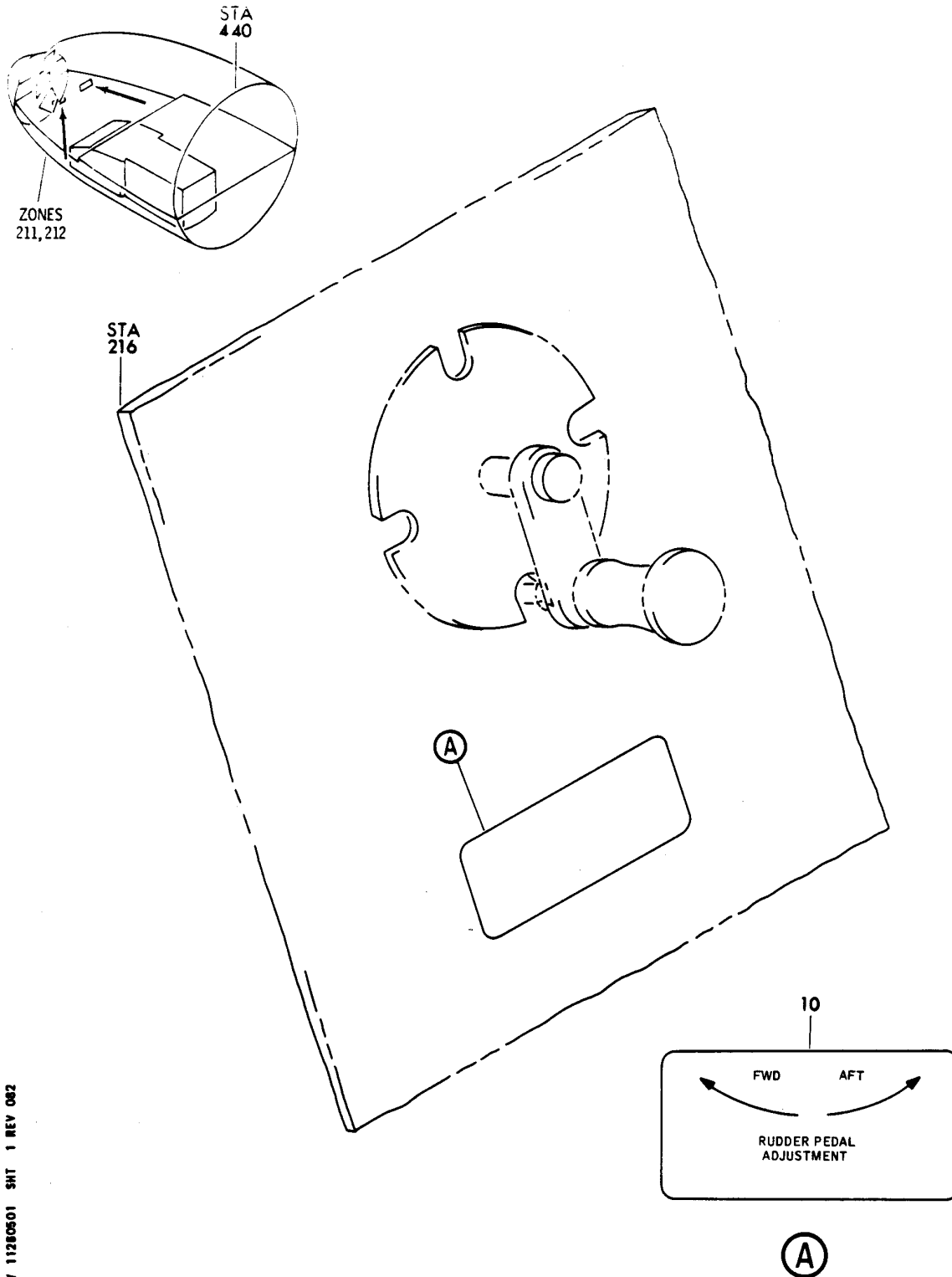
BRI

11-26-04-01

BOEING PROPRIETARY - Copyright © - Unpublished Work - See title page for details.

11-26-04
FIG. 01
PAGE 2
JAN 20/09

BOEING
757
PARTS CATALOG (MAINTENANCE)



Y 11260501 SHT 1 REV 082

ADJUST INSTL-RUD PEDAL (PLACARDS AND MARKINGS ONLY)
FIGURE 1

11-26-05-01

BRI
MAY 28/07

11-26-05-01
PAGE 0



757

PARTS CATALOG (MAINTENANCE)

FIG ITEM	PART NUMBER	1 2 3 4 5 6 7	NOMENCLATURE	EFFECT FROM TO	UNITS PER ASSY
1			ADJUST INSTL-RUD PEDAL (PLACARDS AND MARKINGS ONLY)	002004 006999	
- 1	251N3011-1		ADJUST INSTL-RUD PEDAL (PLACARDS AND MARKINGS ONLY) POSITION DATA: LH FOR NHA SEE: 27-21-54-01	002004 006100 107107 121503 904999	RF
- 1	251N3011-3		ADJUST INSTL-RUD PEDAL (PLACARDS AND MARKINGS ONLY) POSITION DATA: LH FOR NHA/OTHER SYS DET SEE: 27-20-00-01	101102 108120 504903	RF
- 1	MODREF7453		ADJUST INSTL-RUD PEDAL (PLACARDS AND MARKINGS ONLY) MODULE NUMBER: 251N3011-3 REV A POSITION DATA: LH	103103	1
- 1	MODREF27506		ADJUST INSTL-RUD PEDAL (PLACARDS AND MARKINGS ONLY) MODULE NUMBER: 251N3011-3 REV B POSITION DATA: LH FOR OTHER SYS DETAILS SEE: 27-21-02-01	104106	1
- 5	251N3011-2		ADJUST INSTL-RUD PEDAL (PLACARDS AND MARKINGS ONLY) POSITION DATA: RH FOR NHA SEE: 27-21-54-01	002004 006100 107107 121503 904999	RF
- 5	251N3011-4		ADJUST INSTL-RUD PEDAL (PLACARDS AND MARKINGS ONLY) POSITION DATA: RH FOR NHA/OTHER SYS DET SEE: 27-20-00-01	101102 108120 504903	RF

MISSING ITEM NUMBERS NOT APPLICABLE

- ITEM NOT ILLUSTRATED

11-26-05-01

11-26-05
FIG. 01
PAGE 1
JAN 20/09

BRI



757

PARTS CATALOG (MAINTENANCE)

FIG ITEM	PART NUMBER	1 2 3 4 5 6 7	NOMENCLATURE	EFFECT FROM TO	UNITS PER ASSY
1					
- 5	MODREF7454		ADJUST INSTL-RUD PEDAL (PLACARDS AND MARKINGS ONLY) MODULE NUMBER: 251N3011-4 REV A POSITION DATA: RH	103103	1
- 5	MODREF27507		ADJUST INSTL-RUD PEDAL (PLACARDS AND MARKINGS ONLY) MODULE NUMBER: 251N3011-4 REV B POSITION DATA: RH	104106	1
10	BAC27NCT0057		FOR OTHER SYS DETAILS SEE: 27-21-02-01 .PLACARD-	002004 006999	1

MISSING ITEM NUMBERS NOT APPLICABLE

- ITEM NOT ILLUSTRATED

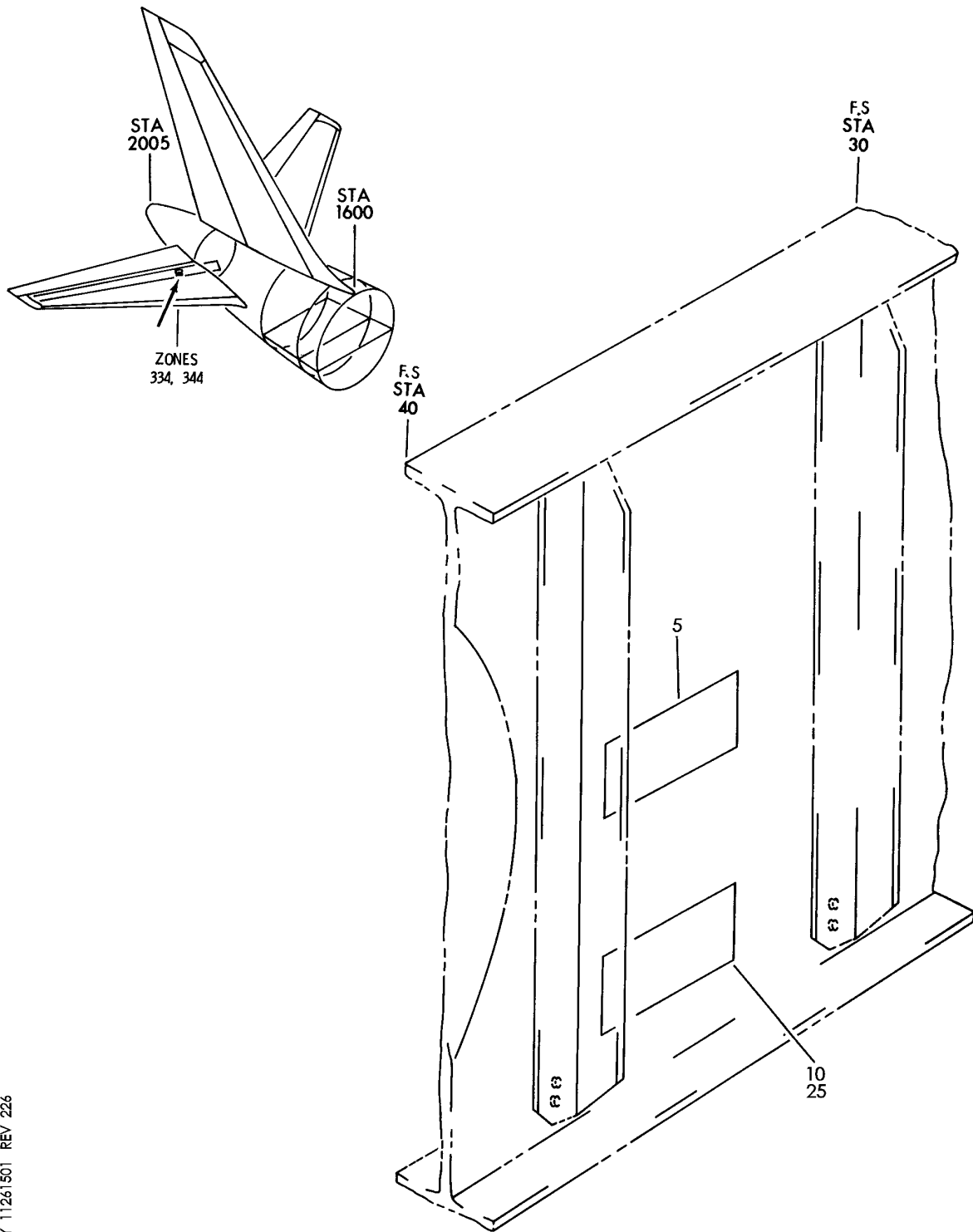
BRI

11-26-05-01

BOEING PROPRIETARY - Copyright © - Unpublished Work - See title page for details.

11-26-05
FIG. 01
PAGE 2
JAN 20/09

BOEING
757
PARTS CATALOG (MAINTENANCE)



Y 11261501 REV 226

SPAR INSTL-FRONT (RH) (PLACARDS AND MARKINGS ONLY)
FIGURE 1

11-26-15-01

BRI
MAY 28/07

11-26-15-01
PAGE 0



757

PARTS CATALOG (MAINTENANCE)

FIG ITEM	PART NUMBER	1 2 3 4 5 6 7	NOMENCLATURE	EFFECT FROM TO	UNITS PER ASSY
1			SPAR INSTL-FRONT (RH) (PLACARDS AND MARKINGS ONLY)	002004 006999	
- 6	182N2001-80		SPAR ASSY-(PLACARDS AND MARKINGS ONLY) POSITION DATA: FRONT RH FOR NHA SEE: 55-13-52-01	002004 006100 107107 121503 904999	RF
- 8	251N2037-8		.BRACKET INSTL-ELEV CONT FEEL COMPUTER POSITION DATA: RH	002004 006100 107107 121503 904999	1
10	BAC27NCT0145		..MARKER-ALUMINUM FOIL PLACARD CONTENT: "NO HAND HOLD"	002004 006100 107107 121503 904999	1
- 15	182N2001-92		SPAR ASSY-(PLACARDS AND MARKINGS ONLY) POSITION DATA: RH SIDE FOR NHA SEE: 55-13-52-02	101102 504903	RF
- 15	182N2001-98		SPAR ASSY-(PLACARDS AND MARKINGS ONLY) POSITION DATA: RH SIDE FOR NHA SEE: 55-13-52-02	103106 108120	RF
- 20	251N2037-10		.BRACKET INSTL-ELEV CONT FEEL COMPUTER POSITION DATA: RH	101106 108120 504903	1
25	BAC27NCT0145		..MARKER-ALUMINUM FOIL PLACARD CONTENT: "NO HAND HOLD"	101106 108120 504903	1

MISSING ITEM NUMBERS NOT APPLICABLE

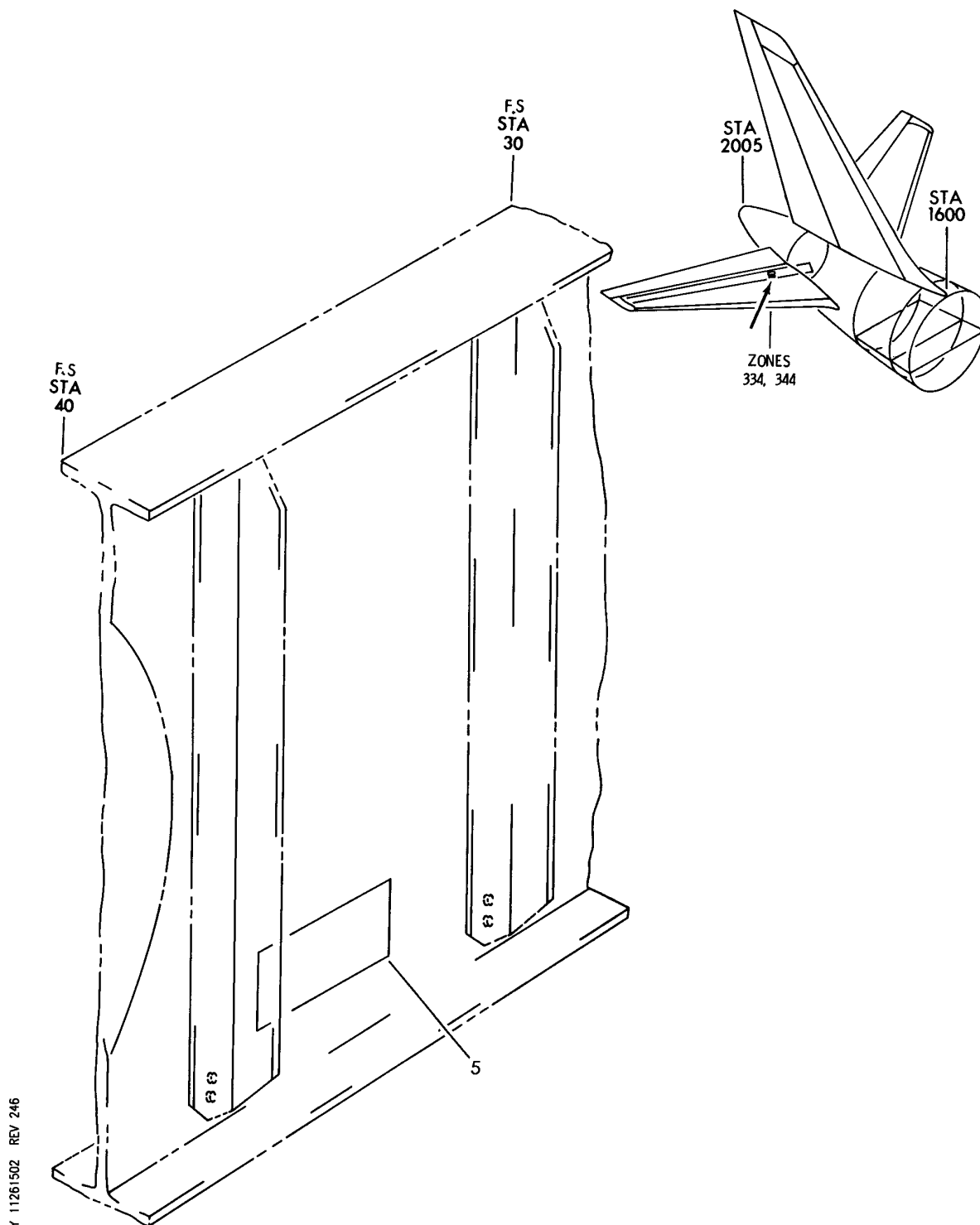
- ITEM NOT ILLUSTRATED

BRI

11-26-15-01

11-26-15
FIG. 01
PAGE 1
JAN 20/09

BOEING
757
PARTS CATALOG (MAINTENANCE)



Y 11261502 REV 246

BRACKET INSTL-FEEL COMPUTER ELEV CONT
FIGURE 2

11-26-15-02

BRI
JAN 20/09

11-26-15-02
PAGE 0



757

PARTS CATALOG (MAINTENANCE)

FIG ITEM	PART NUMBER	1 2 3 4 5 6 7	NOMENCLATURE	EFFECT FROM TO	UNITS PER ASSY
2			BRACKET INSTL-FEEL COMPUTER ELEV CONT	103106	
- 1	MODREF22434		BRACKET INSTL-FEEL COMPUTER ELEV CONT	103106	1
5	BAC27NCT0145		MODULE NUMBER: 251N2037-11 REV A .MARKER-ALUMINUM FOIL PLACARD CONTENT: NO HAND HOLD	103106	1

MISSING ITEM NUMBERS NOT APPLICABLE

- ITEM NOT ILLUSTRATED

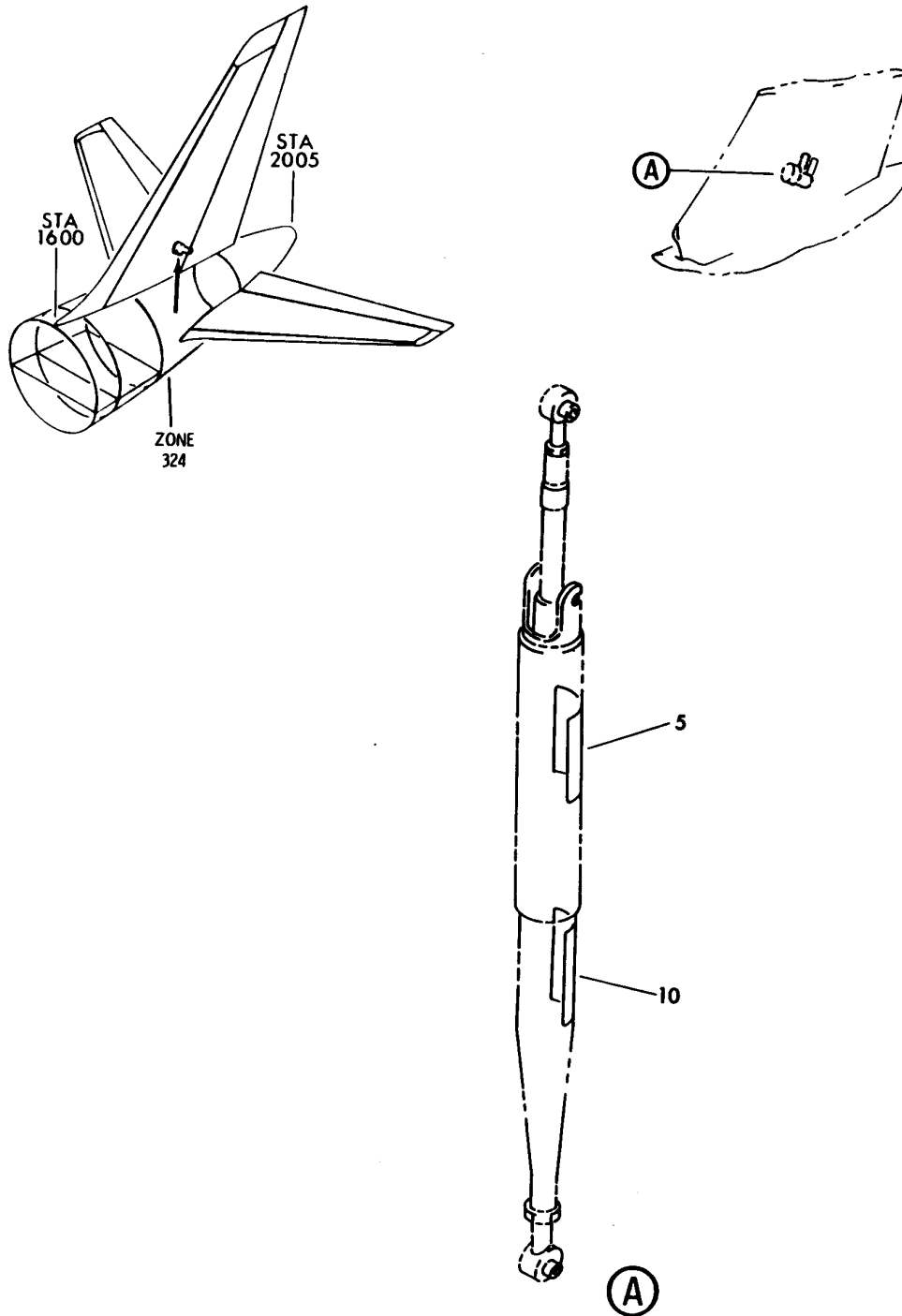
BRI

11-26-15-02

BOEING PROPRIETARY - Copyright © - Unpublished Work - See title page for details.

11-26-15
FIG. 02
PAGE 1
JAN 20/09

BOEING
757
PARTS CATALOG (MAINTENANCE)



Y 11265101 REV 109

ROD ASSY-RUDDER CONT POGO-RATIO CHANGER (PLACARDS AND MARKINGS ONLY)
FIGURE 1

11-26-51-01

BRI
MAY 28/07

11-26-51-01
PAGE 0



757

PARTS CATALOG (MAINTENANCE)

FIG ITEM	PART NUMBER	1 2 3 4 5 6 7	NOMENCLATURE	EFFECT FROM TO	UNITS PER ASSY
1			ROD ASSY-RUDDER CONT POGO-RATIO CHANGER (PLACARDS AND MARKINGS ONLY)	002004 006999	
- 1	251N3183-1		ROD ASSY-RUDDER CONT POGO-RATIO CHANGER (PLACARDS AND MARKINGS ONLY) COMPONENT MAINT MANUAL REF: 27-21-57 FOR NHA/OTHER SYS DET SEE: 27-21-12-01	002004 006100 107107 121503 904999	RF
- 1	251N3183-4		ROD ASSY-RUDDER CONT POGO-RATIO CHANGER (PLACARDS AND MARKINGS ONLY) COMPONENT MAINT MANUAL REF: 27-21-57 FOR NHA/OTHER SYS DET SEE: 27-21-12-01	002004 006100 107107 121503 904999	RF
- 1	251N3183-6		ROD ASSY-RUDDER CONT POGO-RATIO CHANGER (PLACARDS AND MARKINGS ONLY) COMPONENT MAINT MANUAL REF: 27-21-57 OPTIONAL PART: 251N3183-8 FOR NHA/OTHER SYS DET SEE: 27-21-12-01	002004 006100 107107 121503 904999	RF
- 1	251N3183-8		ROD ASSY-RUDDER CONT POGO-RATIO CHANGER (PLACARDS AND MARKINGS ONLY) COMPONENT MAINT MANUAL REF: 27-21-57 OPTIONAL PART: 251N3183-6 FOR NHA/OTHER SYS DET SEE: 27-21-12-01	002004 006100 107107 121503 904999	RF

MISSING ITEM NUMBERS NOT APPLICABLE

- ITEM NOT ILLUSTRATED

BRI

11-26-51-01

11-26-51
FIG. 01
PAGE 1
JAN 20/09



757

PARTS CATALOG (MAINTENANCE)

FIG ITEM	PART NUMBER	1 2 3 4 5 6 7	NOMENCLATURE	EFFECT FROM TO	UNITS PER ASSY
1					
- 1	251N3183-6		ROD ASSY-RUDDER CONT POGO-RATIO CHANGER (PLACARDS AND MARKINGS ONLY) COMPONENT MAINT MANUAL REF: 27-21-57 OPTIONAL PART: 251N3183-8 FOR NHA/OTHER SYS DET SEE: 27-21-12-01	101106 108120 504903	RF
- 1	251N3183-8		ROD ASSY-RUDDER CONT POGO-RATIO CHANGER (PLACARDS AND MARKINGS ONLY) COMPONENT MAINT MANUAL REF: 27-21-57 OPTIONAL PART: 251N3183-6 FOR NHA/OTHER SYS DET SEE: 27-21-12-01	101106 108120 504903	RF
5	BAC27NCT0014		.MARKER-ALUMINUM FOIL	002004 006999	1
10	BAC27NCT0015		.MARKER-ALUMINUM FOIL	002004 006999	1

MISSING ITEM NUMBERS NOT APPLICABLE

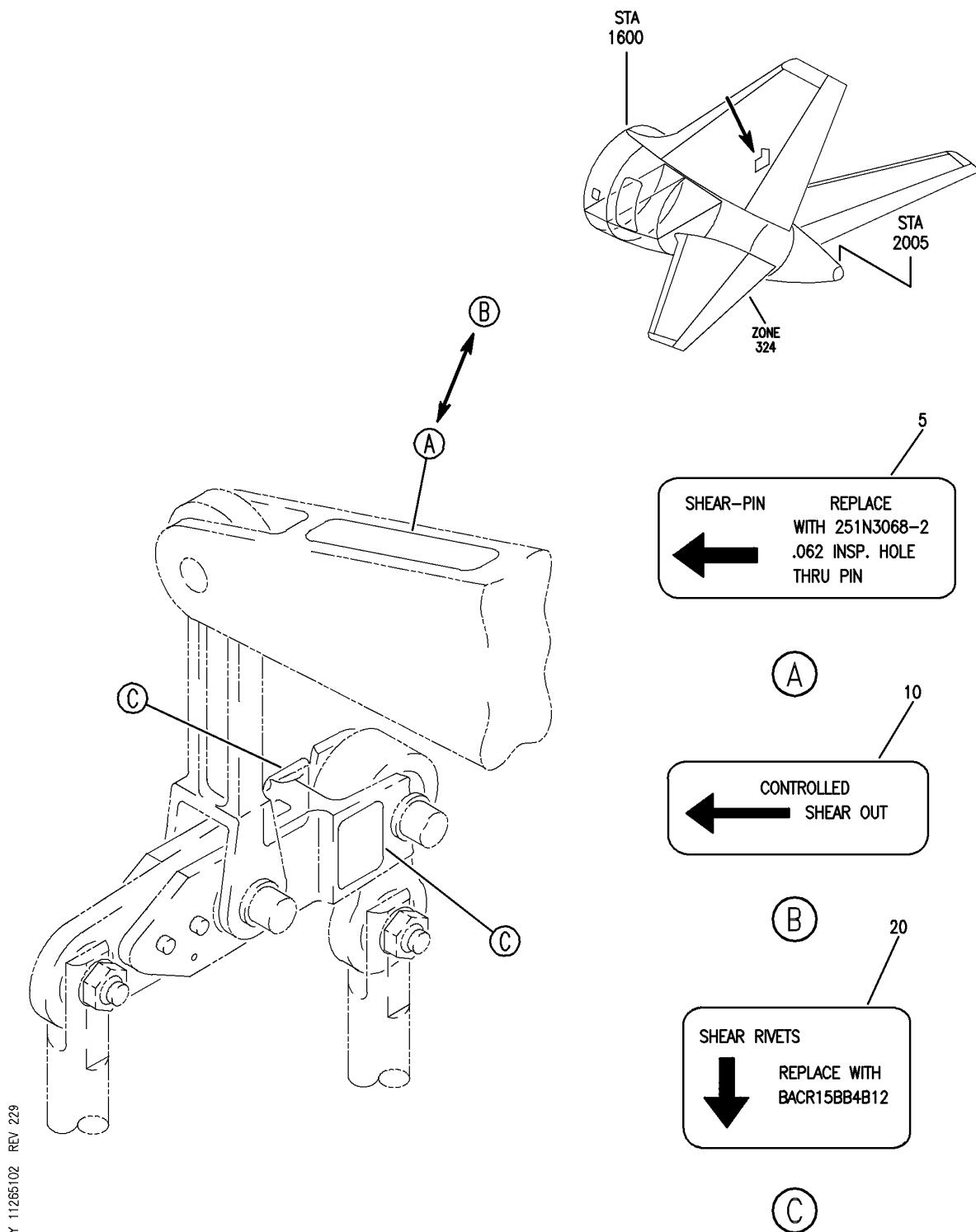
- ITEM NOT ILLUSTRATED

BRI

11-26-51-01

11-26-51
FIG. 01
PAGE 2
JAN 20/09

BOEING
757
PARTS CATALOG (MAINTENANCE)



TUNE AND LINK ASSY-RUD CONT YAW DAMPER SHEAR (PLACARDS AND MARKINGS ONLY)
FIGURE 2

11-26-51-02

BRI
MAY 28/07

11-26-51-02
PAGE 0



757

PARTS CATALOG (MAINTENANCE)

FIG ITEM	PART NUMBER	1 2 3 4 5 6 7	NOMENCLATURE	EFFECT FROM TO	UNITS PER ASSY
2			TUNE AND LINK ASSY-RUD CONT YAW DAMPER SHEAR (PLACARDS AND MARKINGS ONLY)	002004 006999	
- 1	251N3058-1		TUBE AND LINK ASSY-RUD CONT YAW DAMPER SHEAR (PLACARDS AND MARKINGS ONLY)	002004 006999	RF
- 1	251N3058-2		FOR NHA/OTHER SYS DET SEE: 27-21-17-01 TUBE AND LINK ASSY-RUD CONT YAW DAMPER SHEAR (PLACARDS AND MARKINGS ONLY)	002004 006999	RF
- 1	251N3058-3		COMPONENT MAINT MANUAL REF: 27-51-56 OPTIONAL PART: 251N3058-4 FOR NHA/OTHER SYS DET SEE: 27-21-17-01 TUBE AND LINK ASSY-RUD CONT YAW DAMPER SHEAR (PLACARDS AND MARKINGS ONLY)	002004 006999	RF
- 1	251N3058-4		COMPONENT MAINT MANUAL REF: 27-51-56 FOR NHA/OTHER SYS DET SEE: 27-21-17-01 TUBE AND LINK ASSY-RUD CONT YAW DAMPER SHEAR (PLACARDS AND MARKINGS ONLY)	002004 006999	RF
- 1	251N3058-5		COMPONENT MAINT MANUAL REF: 27-21-56 FOR NHA/OTHER SYS DET SEE: 27-21-17-01 TUBE AND LINK ASSY-RUD CONT YAW DAMPER SHEAR (PLACARDS AND MARKINGS ONLY)	002004 006999	RF

MISSING ITEM NUMBERS NOT APPLICABLE

- ITEM NOT ILLUSTRATED

11-26-51-02

11-26-51
FIG. 02
PAGE 1
SEP 20/08

BRI



757

PARTS CATALOG (MAINTENANCE)

FIG ITEM	PART NUMBER	1 2 3 4 5 6 7	NOMENCLATURE	EFFECT FROM TO	UNITS PER ASSY
2 - 1	251N3058-7		TUBE AND LINK ASSY-RUD CONT YAW DAMPER SHEAR (PLACARDS AND MARKINGS ONLY) COMPONENT MAINT MANUAL REF: 27-21-56 FOR NHA/OTHER SYS DET SEE: 27-21-17-01	002004 006999	RF
- 1	251N3058-8		TUBE AND LINK ASSY-RUD CONT YAW DAMPER SHEAR (PLACARDS AND MARKINGS ONLY) COMPONENT MAINT MANUAL REF: 27-21-56 FOR NHA/OTHER SYS DET SEE: 27-21-17-01	002004 006999	RF
- 1	251N3058-9		TUBE AND LINK ASSY-TORQUE COMPONENT MAINT MANUAL REF: 27-21-56 OPTIONAL PART: 251N3058-10 POST SERVICE BULLETIN: 27-0106 FOR NHA/OTHER SYS DET SEE: 27-21-17-01	002004 006999	RF
- 1	251N3058-10		TUBE AND LINK ASSY-TORQUE COMPONENT MAINT MANUAL REF: 27-21-56 OPTIONAL PART: 251N3058-9 FOR NHA/OTHER SYS DET SEE: 27-21-17-01	002004 006999	RF
5	BAC27NCT0006		.MARKER-ALUMINUM FOIL MISCELLANEOUS DATA: USE OF THIS PART NEGATES THE INTENT OF SB 27-0106 USED ON: 251N3058-1 251N3058-2 251N3058-3 251N3058-4	002004 006999	1
10	BAC27NCT0267		.MARKER-ALUMINUM FOIL MISCELLANEOUS DATA: USE OF THIS PART NEGATES THE INTENT OF SB 27-0106 USED ON: 251N3058-5 251N3058-7 251N3058-8	002004 006999	1

MISSING ITEM NUMBERS NOT APPLICABLE

- ITEM NOT ILLUSTRATED

11-26-51-02

11-26-51
FIG. 02
PAGE 2
JAN 20/09

BRI



**757
PARTS CATALOG (MAINTENANCE)**

FIG ITEM	PART NUMBER	1 2 3 4 5 6 7	NOMENCLATURE	EFFECT FROM TO	UNITS PER ASSY
2 - 15	251N3311-3		.LINK ASSY-RUD CONT YAW DAMPER SHEAR USED ON: 251N3058-9 251N3058-10 POST SERVICE BULLETIN: 27-0106	002004 006999	RF
20	BAC27DCT509		..MARKER-ALUMINUM FOIL	002004 006999	2

MISSING ITEM NUMBERS NOT APPLICABLE

- ITEM NOT ILLUSTRATED

BRI

11-26-51-02

BOEING PROPRIETARY - Copyright © - Unpublished Work - See title page for details.

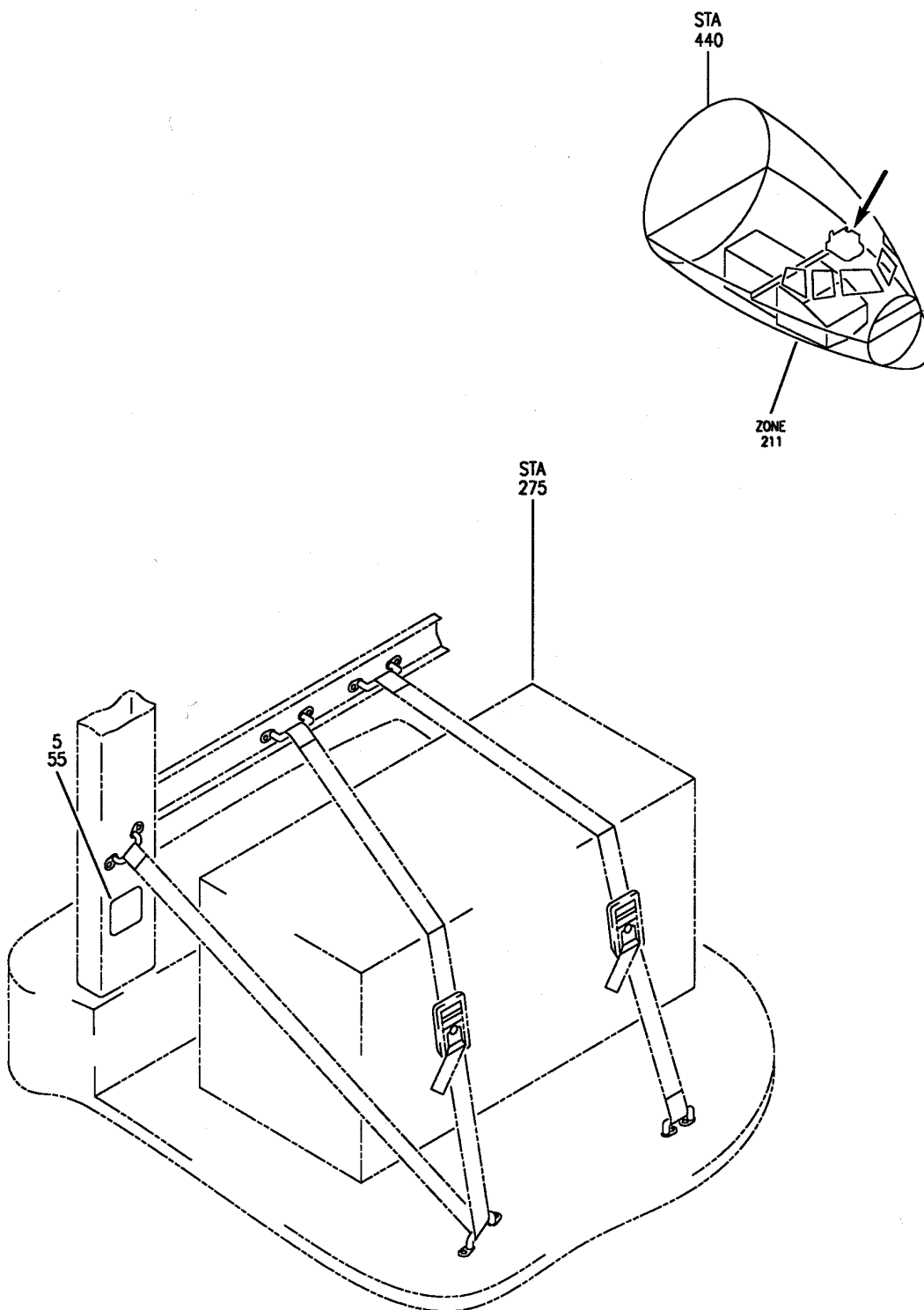
11-26-51
FIG. 02
PAGE 3
JAN 20/09

FLIGHT COMPARTMENT

BRI
MAY 28/07

11-31-00
SECTION TITLE
PAGE 1

BOEING
757
PARTS CATALOG (MAINTENANCE)



Y 11310001 REV 219

TIEDOWN INSTL-CREW LUGGAGE (PLACARDS AND MARKINGS ONLY)

FIGURE 1

11-31-00-01

BRI
MAY 28/07

11-31-00-01
PAGE 0



**757
PARTS CATALOG (MAINTENANCE)**

FIG ITEM	PART NUMBER	1 2 3 4 5 6 7	NOMENCLATURE	EFFECT FROM TO	UNITS PER ASSY
1			TIEDOWN INSTL-CREW LUGGAGE (PLACARDS AND MARKINGS ONLY)	101106 108120 504903	
- 1	232N4701-67		TIEDOWN INSTL-CREW LUGGAGE (PLACARDS AND MARKINGS ONLY)	101106 108120 504903	RF
5	BAC27NFDE245		FOR NHA/OTHER SYS DET SEE: 25-10-00-10 .DECAL- PLACARD CONTENT: LOAD LIMIT 2 SUITCASES 80 LBS/36 KGS SECURE WITH STRAP WHEN NOT IN USE	101106 108120 504903	1

MISSING ITEM NUMBERS NOT APPLICABLE

- ITEM NOT ILLUSTRATED

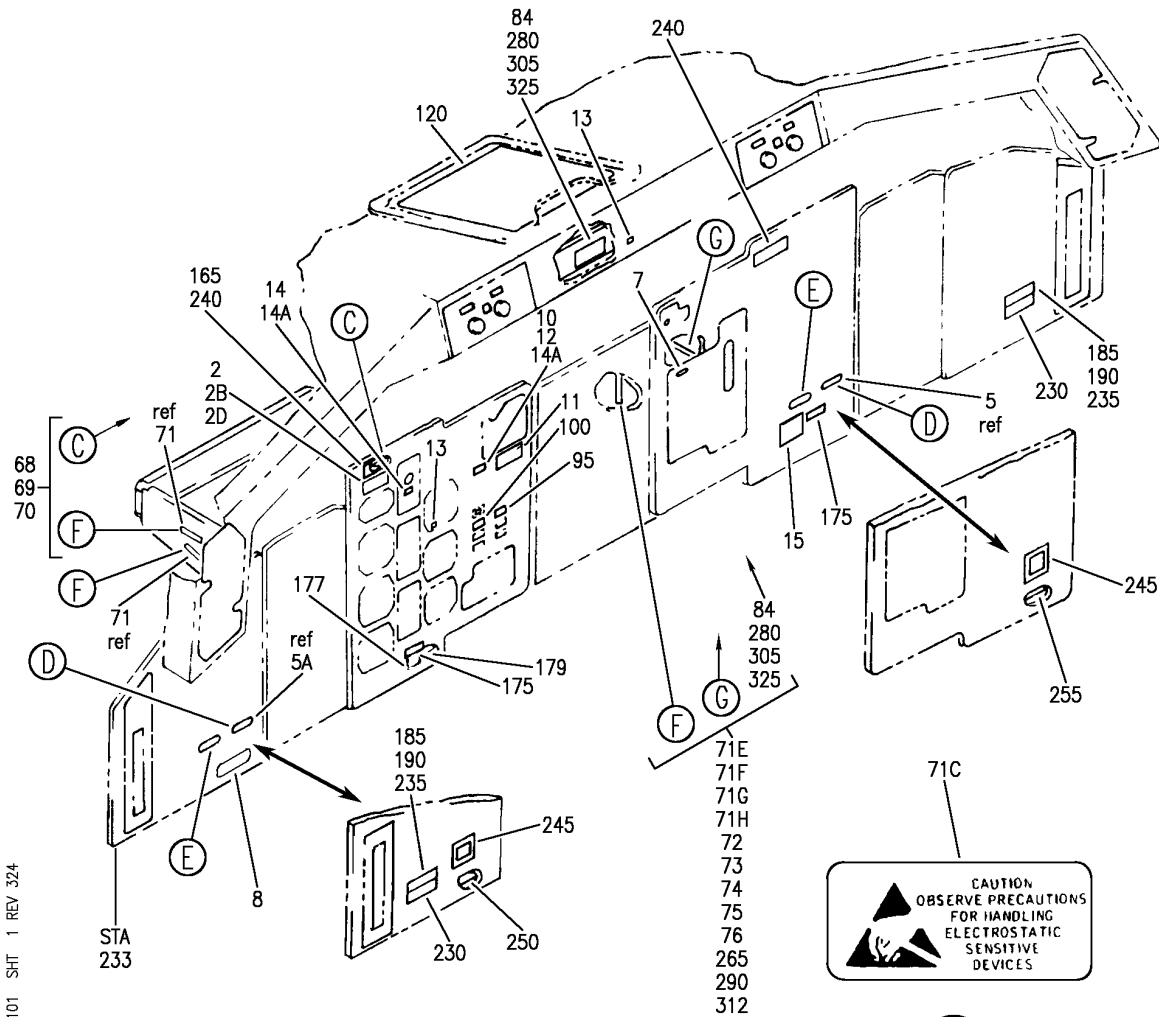
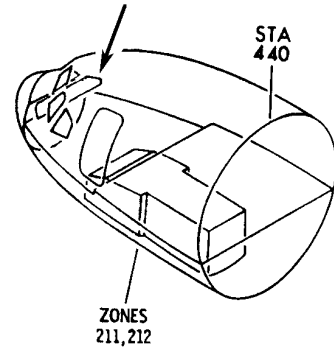
BRI

11-31-00-01

BOEING PROPRIETARY - Copyright © - Unpublished Work - See title page for details.

11-31-00
FIG. 01
PAGE 1
JAN 20/09

BOEING
757
PARTS CATALOG (MAINTENANCE)



Y 11310101 SHF 1 REV 324

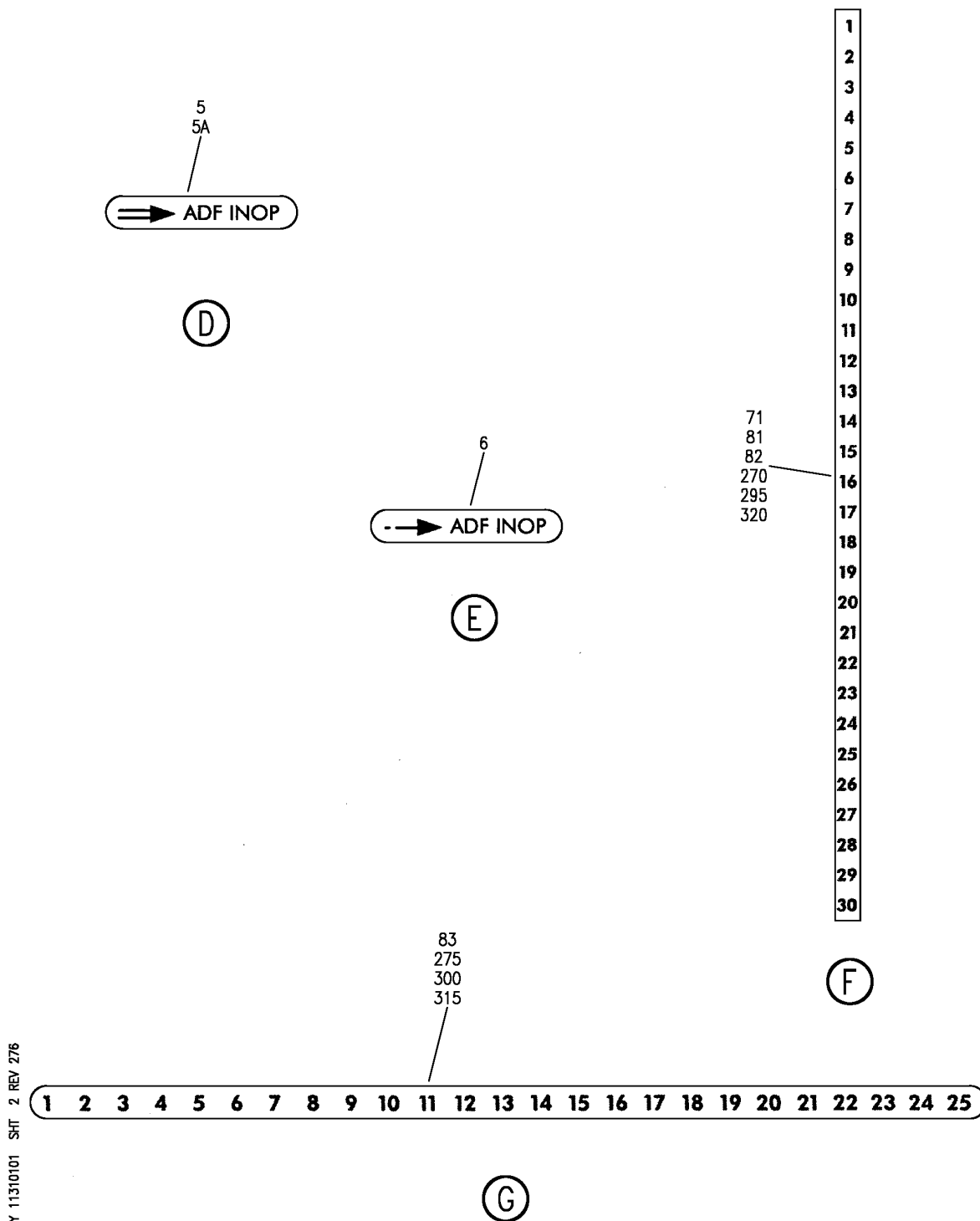
PANEL INSTL-CAPT AND FIRST OFFICER FWD (PLACARDS AND MARKINGS ONLY)
FIGURE 1 (SHEET 1)

11-31-01-01

BRI
SEP 20/08

11-31-01-01
PAGE 0

BOEING
757
PARTS CATALOG (MAINTENANCE)



PANEL INSTL-CAPT AND FIRST OFFICER FWD (PLACARDS AND MARKINGS ONLY)
FIGURE 1 (SHEET 2)

11-31-01-01

BRI
MAY 28/07

11-31-01-01
PAGE 0A



757

PARTS CATALOG (MAINTENANCE)

FIG ITEM	PART NUMBER	1 2 3 4 5 6 7	NOMENCLATURE	EFFECT FROM TO	UNITS PER ASSY
1			PANEL INSTL-CAPT AND FIRST OFFICER FWD (PLACARDS AND MARKINGS ONLY)	002010 107107 121503 904999	
- 1	233N2101-1		PANEL INSTL-CAPT AND FIRST OFFICER (PLACARDS AND MARKINGS ONLY) POSITION DATA: FWD VARIABLE DRAWING REF: 233N2101-5003 233N2101-5004 233N2101-5037 233N2101-5039 233N2101-5041 FOR NHA/OTHER SYS DET SEE: 25-10-00-05A	002004 006010 107107 121503 904999	RF
5	BAC27TFDE0016		.DECAL-ADF INOP	950951	1
5A	BAC27TFDE0016		.DECAL-	950951	1
10	BAC27TFDE0013		.DECAL- PLACARD CONTENT: INOP	107107 121503 904949	1
68	233N2221-51		.MODULE ASSY-P1-3	002004 006010 950999	RF
69	233N2221-62		.MODULE ASSY-P1-3	121503 904949	RF
69	233N2221-59		.MODULE ASSY-P1-3	107107	RF
71	BAC27TEX0384		..DECAL- PLACARD CONTENT: 1 THRU 30	002004 006010 107107 121503 904999	2
71C	BAC27TEX1		..DECAL	002004 006010 107107 121503 904999	1
73	233N2222-53		.MODULE ASSY-P3-1 PRE ALERT SB: 33A0044	107107	RF
74	233N2222-77		.MODULE ASSY-P3-1 PRE SERVICE BULLETIN: 34-0200 PRE ALERT SB: 33A0044	002004 006010 950999	RF
74	233N2222-85		.MODULE ASSY-P3-1 PRE ALERT SB: 33A0044R1	121503 904949	RF

MISSING ITEM NUMBERS NOT APPLICABLE

- ITEM NOT ILLUSTRATED

11-31-01-01

11-31-01
FIG. 01
PAGE 1
JAN 20/09

BRI



757

PARTS CATALOG (MAINTENANCE)

FIG ITEM	PART NUMBER	1 2 3 4 5 6 7	NOMENCLATURE	EFFECT FROM TO	UNITS PER ASSY
1					
74	233N2222-1077	.	MODULE ASSY-P3-1 POST ALERT SB: 33A0044	002010 950951 953999	RF
75	233N2222-1053	.	MODULE ASSY-P3-1 POST ALERT SB: 33A0044	107107	RF
76	233N2222-1085	.	MODULE ASSY-P3-1 POST ALERT SB: 33A0044R1	121503 904949	RF
82	BAC27TEX0384	..	DECAL- PLACARD CONTENT: 1 THRU 30	002010 107107 121503 904999	1
83	BAC27TEX8	..	DECAL- PLACARD CONTENT: 1 THRU 25	002010 107107 121503 904999	1
84	BAC27NEL0340	..	DECAL- PLACARD CONTENT: APO301	002010 107107 121503 904999	1
- 85	233T2111-28	.	PLACARD INSTL-	002004 006010 121503 950999	1
- 85	233T2111-15	.	PLACARD INSTL-	107107 904949	1
95	801EED21	..	PLACARD- SUPPLIER CODE: VK5294 POSITION DATA: RIGHT POST SERVICE BULLETIN: 31-0037	002004 006010 121503 950999	1
95	801EED5	..	PLACARD- SUPPLIER CODE: VK5294 POSITION DATA: RIGHT	107107 904949	1
100	800EED21	..	PLACARD- SUPPLIER CODE: VK5294 POSITION DATA: LEFT POST SERVICE BULLETIN: 31-0037	002004 006010 121503 950999	1

MISSING ITEM NUMBERS NOT APPLICABLE

- ITEM NOT ILLUSTRATED

11-31-01-01

11-31-01
FIG. 01
PAGE 2
JAN 20/09

BRI



757

PARTS CATALOG (MAINTENANCE)

FIG ITEM	PART NUMBER	1 2 3 4 5 6 7	NOMENCLATURE	EFFECT FROM TO	UNITS PER ASSY
1 100	800EED5		.. PLACARD- SUPPLIER CODE: VK5294 POSITION DATA: LEFT	107107 904949	1
- 260	233N2222-329		.MODULE ASSY- COMPONENT MAINT MANUAL REF: 31-11-49 POST SERVICE BULLETIN: 34-0200 PRE ALERT SB: 33A0044	952952	RF
- 260	233N2222-1329		.MODULE ASSY- COMPONENT MAINT MANUAL REF: 31-11-49 POST ALERT SB: 33A0044	952952	RF
265	233N2222-111		..MODULE ASSY- PRE ALERT SB: 33A0044	952952	RF
265	233N2222-1111		..MODULE ASSY- POST ALERT SB: 33A0044	952952	RF
270	BAC27TEX0384		...DECAL- PLACARD CONTENT: 1 THRU 30	952952	1
275	BAC27TEX8		...DECAL- PLACARD CONTENT: 1 THRU 25	952952	1
280	BAC27NEL0340		...DECAL- PLACARD CONTENT: APO301	952952	1

MISSING ITEM NUMBERS NOT APPLICABLE

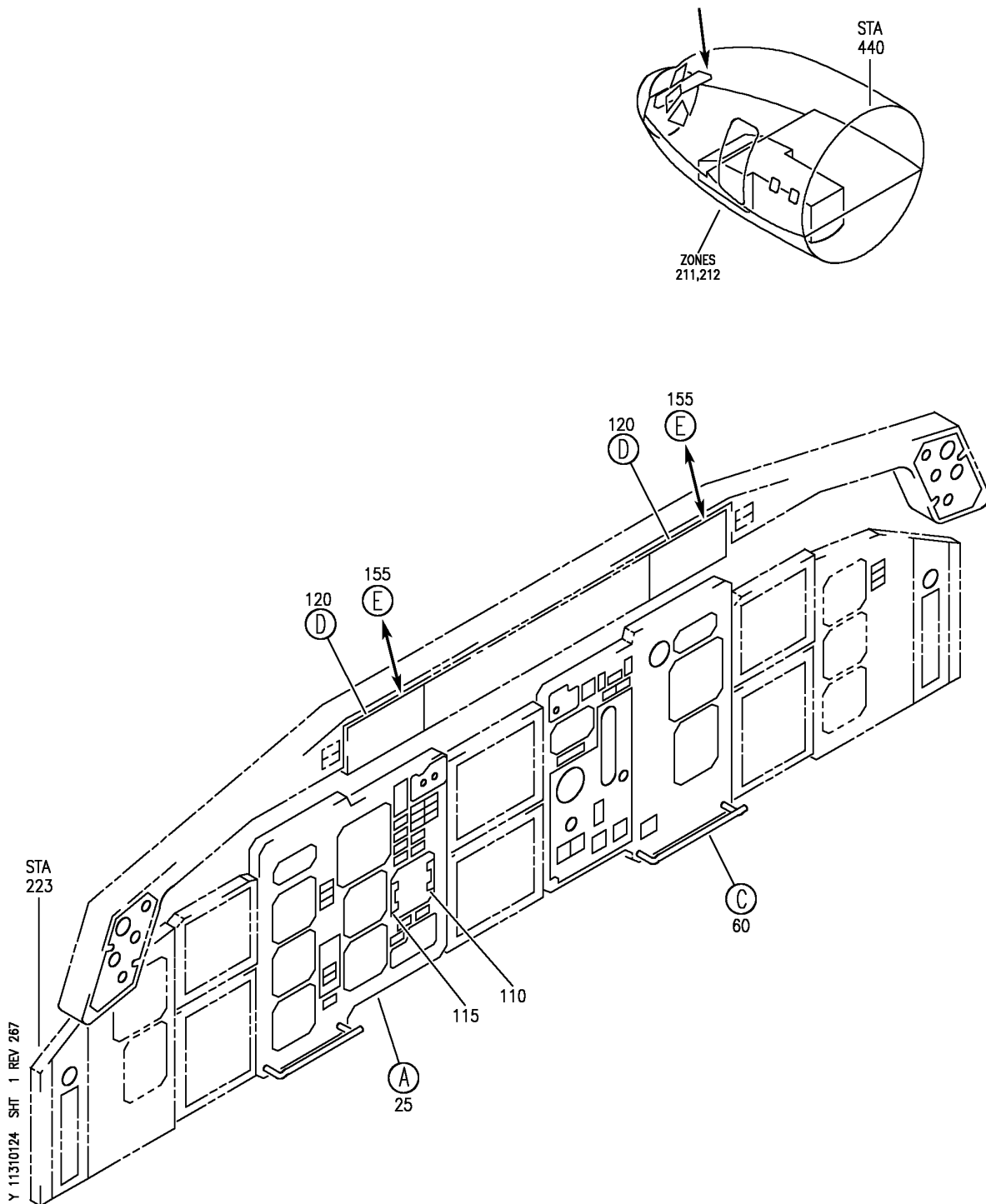
- ITEM NOT ILLUSTRATED

11-31-01-01

11-31-01
FIG. 01
PAGE 3
JAN 20/09

BRI

BOEING
757
PARTS CATALOG (MAINTENANCE)



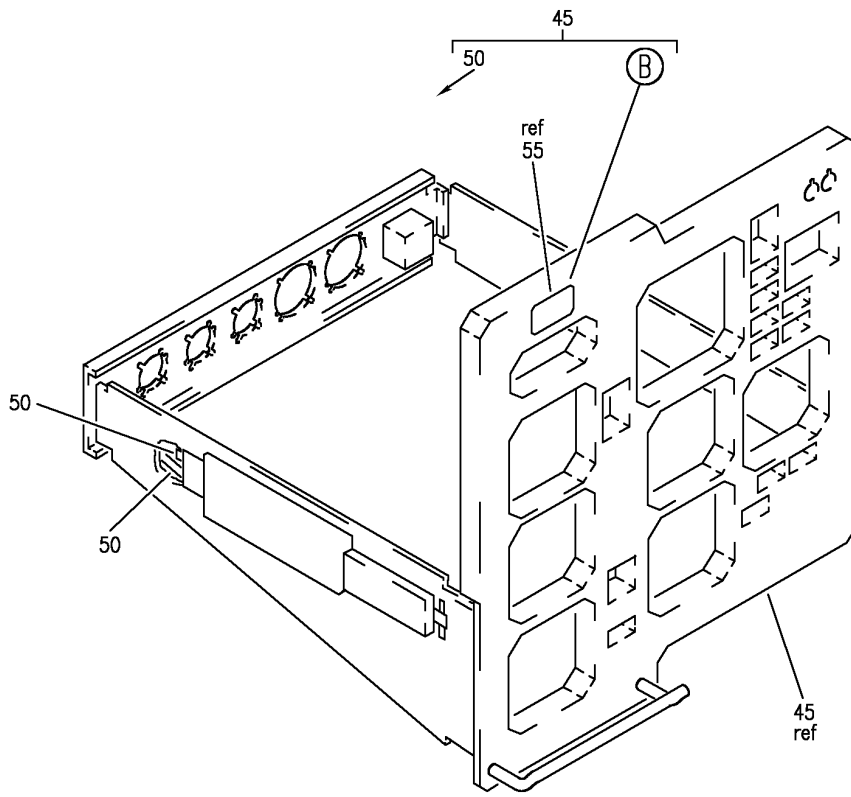
PANEL INSTL-CAPT AND FIRST OFFICER FWD (PLACARDS AND MARKINGS ONLY)
FIGURE 24 (SHEET 1)

BRI
MAY 28/07

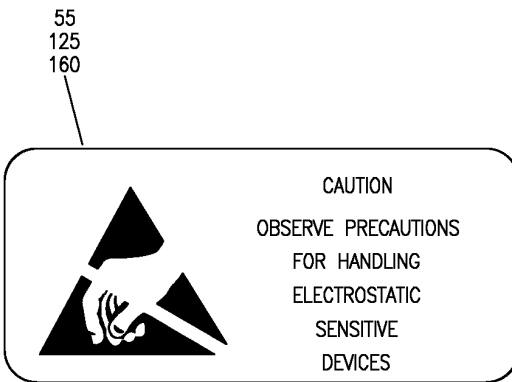
11-31-01-24

11-31-01-24
PAGE 0

BOEING
757
PARTS CATALOG (MAINTENANCE)



(A)



(B)

Y 11310124 SH1 2 REV 267

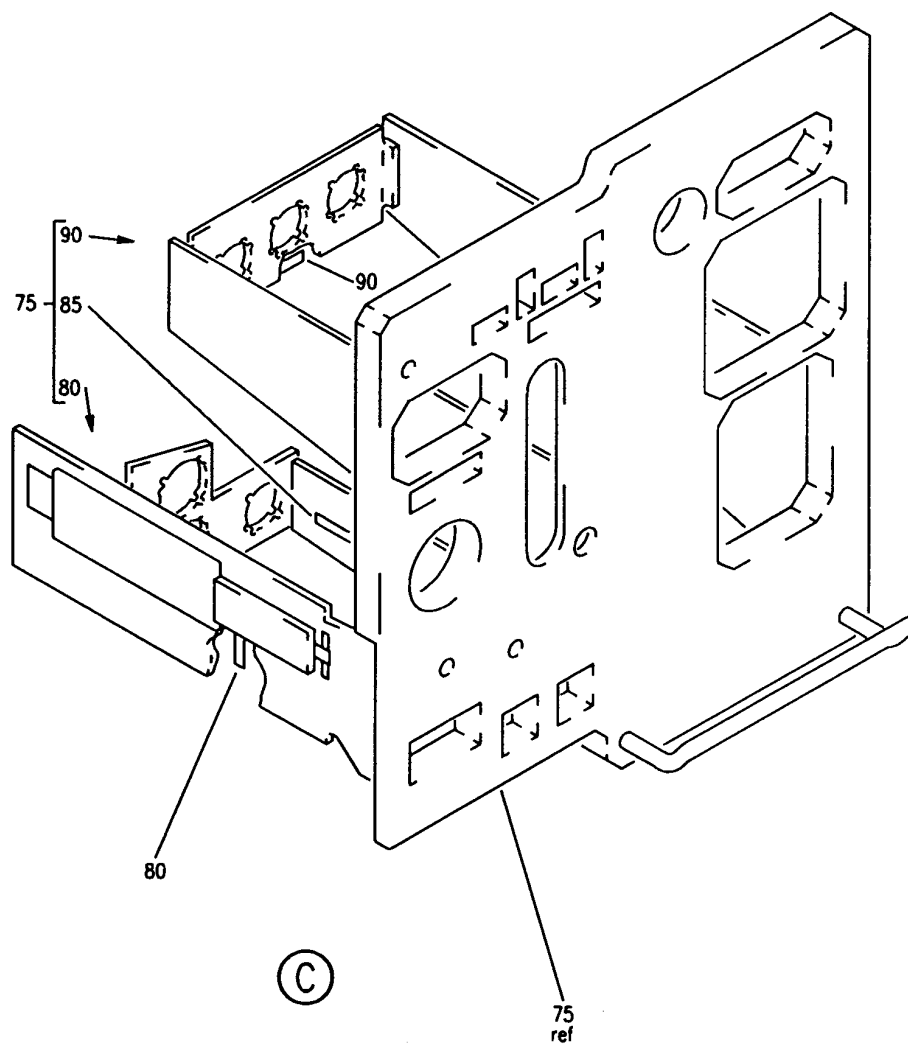
PANEL INSTL-CAPT AND FIRST OFFICER FWD (PLACARDS AND MARKINGS ONLY)
FIGURE 24 (SHEET 2)

11-31-01-24

BRI
MAY 28/07

11-31-01-24
PAGE 0A

BOEING
757
PARTS CATALOG (MAINTENANCE)



Y 11310124 SHF 3 REV 155

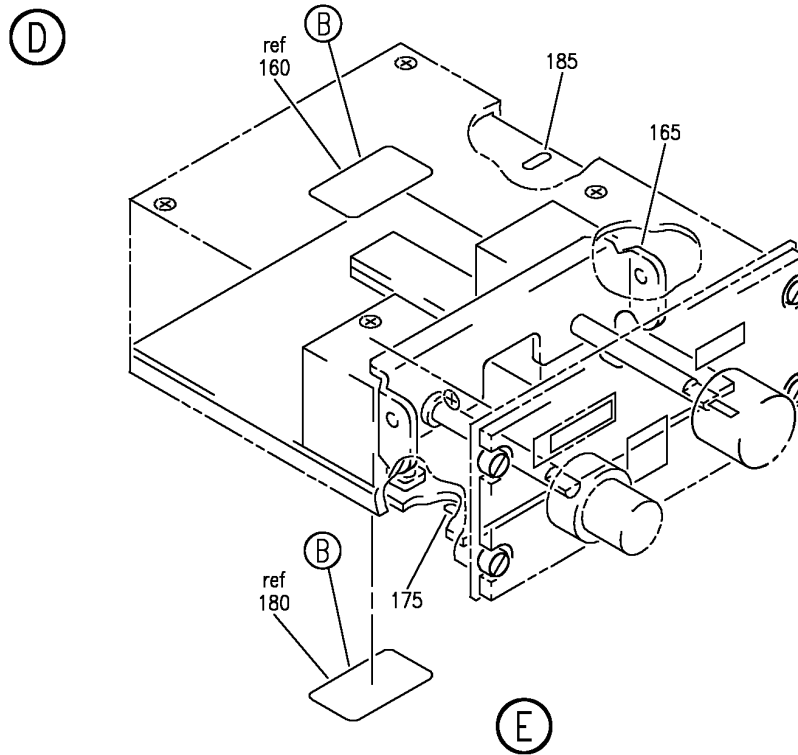
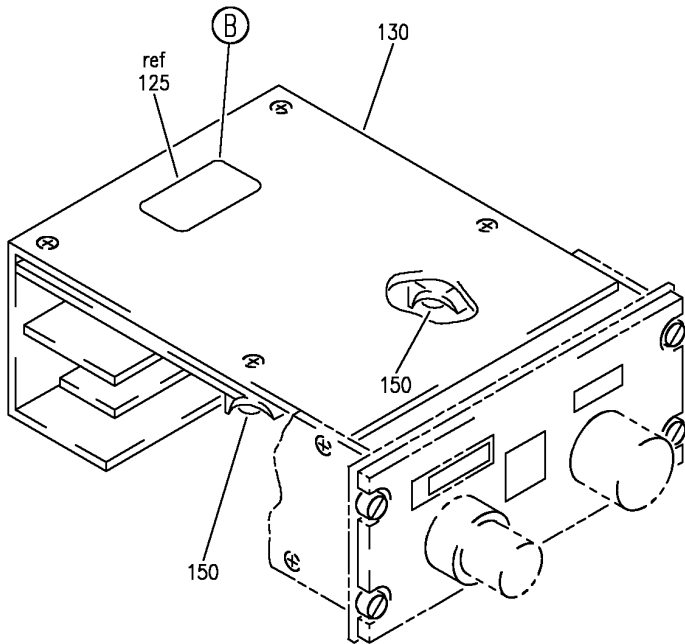
PANEL INSTL-CAPT AND FIRST OFFICER FWD (PLACARDS AND MARKINGS ONLY)
FIGURE 24 (SHEET 3)

BRI
MAY 28/07

11-31-01-24

11-31-01-24
PAGE 0B

BOEING
757
PARTS CATALOG (MAINTENANCE)



Y 11310124 SH1 4 REV 267

PANEL INSTL-CAPT AND FIRST OFFICER FWD (PLACARDS AND MARKINGS ONLY)
FIGURE 24 (SHEET 4)

BRI
MAY 28/07

11-31-01-24

11-31-01-24
PAGE 0C



757

PARTS CATALOG (MAINTENANCE)

FIG ITEM	PART NUMBER	1 2 3 4 5 6 7	NOMENCLATURE	EFFECT FROM TO	UNITS PER ASSY
24			PANEL INSTL-CAPT AND FIRST OFFICER FWD (PLACARDS AND MARKINGS ONLY)	011100	
- 1	233N2101-1		PANEL INSTL-CAPT AND FIRST OFFICER (PLACARDS AND MARKINGS ONLY) POSITION DATA: FWD VARIABLE DRAWING REF: 233N2101-5039 FOR NHA/OTHER SYS DET SEE: 25-10-00-05A	011100	RF
25	233N2221-301		.MODULE ASSY-P1-3 COMPONENT MAINT MANUAL REF: 31-11-48	011100	RF
25	233N2221-315		.MODULE ASSY-P1-3 COMPONENT MAINT MANUAL REF: 31-11-48	011100	RF
45	233N2221-51		..MODULE ASSY- USED ON: 233N2221-301	011100	RF
45	233N2221-72		..MODULE ASSY- USED ON: 233N2221-315	011100	RF
50	BAC27TEX0384		...DECAL- PLACARD CONTENT: 1 THRU 30	011100	2
55	BAC27TEX1		...DECAL	011100	1
60	233N2222-301		.MODULE ASSY-P3-1 COMPONENT MAINT MANUAL REF: 31-11-49 PRE ALERT SB: 33A0044	011100	RF
60	233N2222-1301		.MODULE ASSY-P3-1 COMPONENT MAINT MANUAL REF: 31-11-49 POST ALERT SB: 33A0044	011100	RF
75	233N2222-77		..MODULE ASSY- PRE ALERT SB: 33A0044	011100	RF
75	233N2222-1077		..MODULE ASSY- POST ALERT SB: 33A0044	011100	RF
80	BAC27TEX0384		...DECAL- PLACARD CONTENT: 1 THRU 30	011100	1

MISSING ITEM NUMBERS NOT APPLICABLE

- ITEM NOT ILLUSTRATED

11-31-01-24

11-31-01
FIG. 24
PAGE 1
JAN 20/09

BRI

 **BOEING**
757
PARTS CATALOG (MAINTENANCE)

FIG ITEM	PART NUMBER	1 2 3 4 5 6 7	NOMENCLATURE	EFFECT FROM TO	UNITS PER ASSY
24					
85	BAC27TEX8	...	DECAL- PLACARD CONTENT: 1 THRU 25	011100	1
90	BAC27NEL0340	...	DECAL- PLACARD CONTENT: APO301	011100	1
- 105	233T2111-28	.	PLACARD INSTL	011100	1
110	801EED21	..	PLACARD- SUPPLIER CODE: VK5294 PLACARD CONTENT: RIGHT	011100	1
115	800EED21	..	PLACARD- SUPPLIER CODE: VK5294 PLACARD CONTENT: LEFT	011100	1
120	285T0021-16	.	PANEL ASSY-CONT SUPPLIER CODE: V89954 ELECTRICAL EQUIP NUMBER: M00091 M00092 COMPONENT MAINT MANUAL REF: 34-51-51	011100	RF
125	BAC27TEX1	..	DECAL	011100	1
130	285T0117-16	..	MODULE ASSY-REAR SUPPLIER CODE: V89954	011100	1
- 135	285T0117-18	...	MODULE ASSY- SUPPLIER CODE: V89954	011100	RF
- 140	285T0085-17	PRINTED CIRCUIT ASSY- SUPPLIER CODE: V89954	011100	1
- 145	285T0089-13	PRINTED CIRCUIT ASSY- SUPPLIER CODE: V89954 OPTIONAL PART: 285T0089-27 V89954	011100	1
- 145	285T0089-27	PRINTED CIRCUIT ASSY- SUPPLIER CODE: V89954 OPTIONAL PART: 285T0089-13 V89954	011100	1

MISSING ITEM NUMBERS NOT APPLICABLE

- ITEM NOT ILLUSTRATED

BRI

11-31-01-24

11-31-01
FIG. 24
PAGE 2
JAN 20/09



**757
PARTS CATALOG (MAINTENANCE)**

FIG ITEM	PART NUMBER	1 2 3 4 5 6 7	NOMENCLATURE	EFFECT FROM TO	UNITS PER ASSY
24 150	BAC27TEX2	DECAL- PLACARD CONTENT: STATIC SENSITIVE	011100	2
155	285T0554-3	.PANEL	ASSY-CONT SUPPLIER CODE: V89954 ELECTRICAL EQUIP NUMBER: M00091 M00092 COMPONENT MAINT MANUAL REF: 34-51-61 OPTIONAL PART: 285T0554-5 V89954	011100	RF
155	285T0554-5	.PANEL	ASSY-CONT SUPPLIER CODE: V89954 ELECTRICAL EQUIP NUMBER: M00091 M00092 COMPONENT MAINT MANUAL REF: 34-51-61 OPTIONAL PART: 285T0554-3 V89954	011100	RF
155	285T0021-19	.PANEL	ASSY-CONT SUPPLIER CODE: V89954 COMPONENT MAINT MANUAL REF: 34-51-51	011100	RF
160	BAC27TEX1	..	DECAL	011100	2
165	285T0559-1	..MODULE	ASSY-ELECT. SUPPLIER CODE: V89954 QUALIFIED OPTIONAL DATA: 285T0559-1 IS OPTIONAL TO 285T0559-4 WHEN USED WITH ASSOCIATED PARTS USED ON: 285T0554-5	011100	1
165	285T0559-4	..MODULE	ASSY-ELECT. SUPPLIER CODE: V89954 QUALIFIED OPTIONAL DATA: 285T0559-1 IS OPTIONAL TO 285T0559-4 WHEN USED WITH ASSOCIATED PARTS USED ON: 285T0554-5	011100	1

R
R
R
R
R

MISSING ITEM NUMBERS NOT APPLICABLE

- ITEM NOT ILLUSTRATED

11-31-01-24

11-31-01
FIG. 24
PAGE 3
MAY 20/09

BRI



757

PARTS CATALOG (MAINTENANCE)

FIG ITEM	PART NUMBER	1 2 3 4 5 6 7	NOMENCLATURE	EFFECT FROM TO	UNITS PER ASSY
24 165	285T0559-1		..MODULE ASSY-ELECT. SUPPLIER CODE: V89954 USED ON: 285T0554-3	011100	1
- 170	285T0571-1		...CIRCUIT ASSY-PRINTED SUPPLIER CODE: V89954 OPTIONAL PART: 285T0571-8 V89954 285T0571-10 V89954 USED ON: 285T0559-1	011100	1
- 170	285T0571-8		...CIRCUIT ASSY-PRINTED SUPPLIER CODE: V89954 OPTIONAL PART: 285T0571-1 V89954 285T0571-10 V89954 USED ON: 285T0559-1	011100	1
- 170	285T0571-10		...CIRCUIT ASSY-PRINTED SUPPLIER CODE: V89954 OPTIONAL PART: 285T0571-1 V89954 285T0571-8 V89954 USED ON: 285T0559-1	011100	1
- 170	285T0571-12		...CIRCUIT ASSY-PRINTED SUPPLIER CODE: V89954 USED ON: 285T0559-4	011100	1
175	BAC27TEX1486	DECAL- PLACARD CONTENT: STATIC SENSITIVE	011100	1

MISSING ITEM NUMBERS NOT APPLICABLE

- ITEM NOT ILLUSTRATED

11-31-01-24

11-31-01
FIG. 24
PAGE 4
MAY 20/09

BRI



757

PARTS CATALOG (MAINTENANCE)

FIG ITEM	PART NUMBER	1 2 3 4 5 6 7	NOMENCLATURE	EFFECT FROM TO	UNITS PER ASSY
24 - 180	285T0562-11	..	CIRCUIT ASSY-PRINTED PWR SUPPLY SUPPLIER CODE: V89954 COMPONENT MAINT MANUAL REF: 34-09-60 OPTIONAL PART: 285T0562-12 V89954 285T0562-7 V89954	011100	1
- 180	285T0562-12	..	CIRCUIT ASSY-PRINTED PWR SUPPLY SUPPLIER CODE: V89954 COMPONENT MAINT MANUAL REF: 34-09-60 OPTIONAL PART: 285T0562-11 V89954 285T0562-7 V89954	011100	1
- 180	285T0562-7	..	CIRCUIT ASSY-PRINTED PWR SUPPLY SUPPLIER CODE: V89954 COMPONENT MAINT MANUAL REF: 34-09-60 OPTIONAL PART: 285T0562-11 V89954 285T0562-12 V89954	011100	1
185	BAC27TEX1486	...	DECAL- PLACARD CONTENT: STATIC SENSITIVE	011100	1

MISSING ITEM NUMBERS NOT APPLICABLE

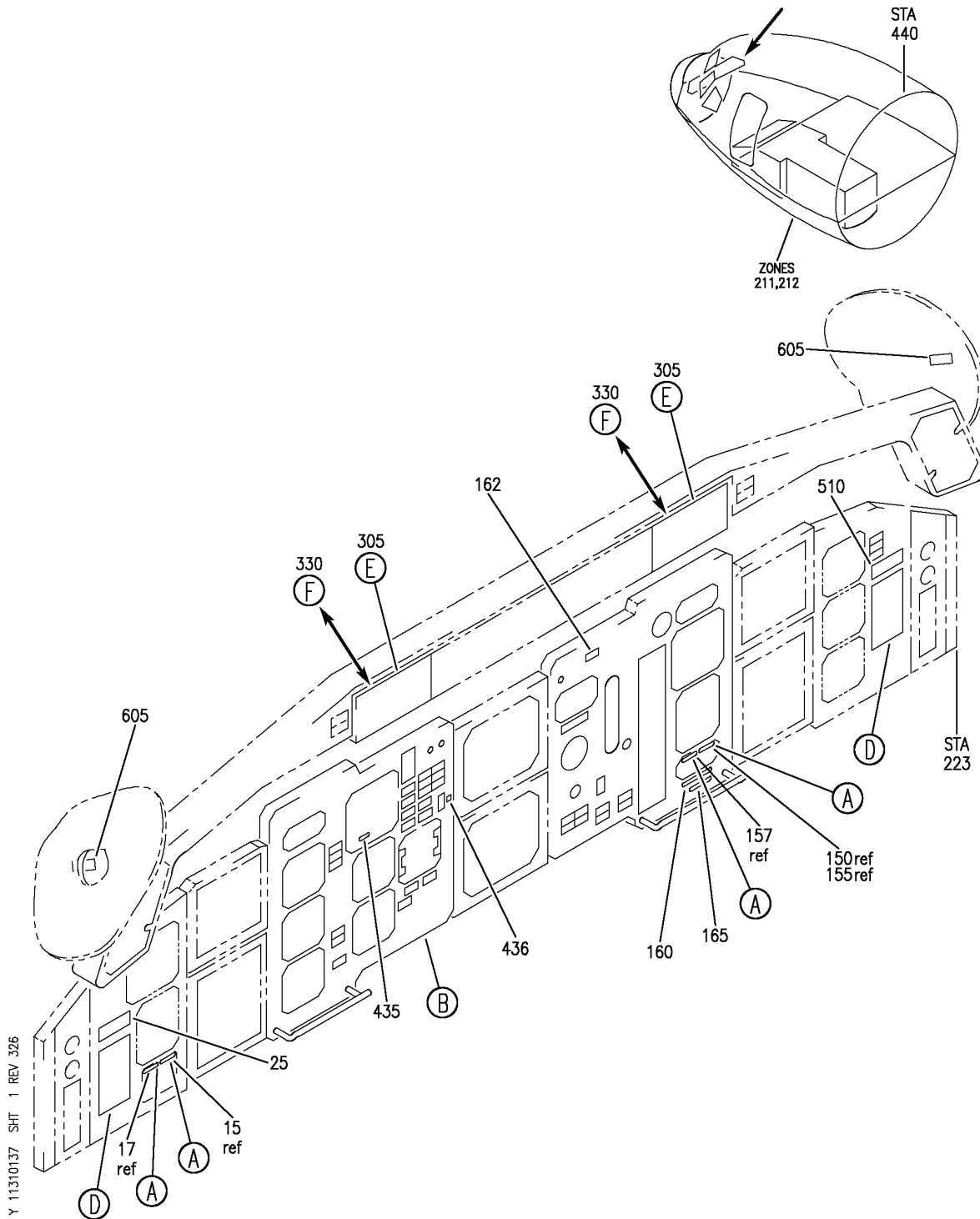
- ITEM NOT ILLUSTRATED

11-31-01-24

11-31-01
FIG. 24
PAGE 5
MAY 20/09

BRI

BOEING
757
PARTS CATALOG (MAINTENANCE)



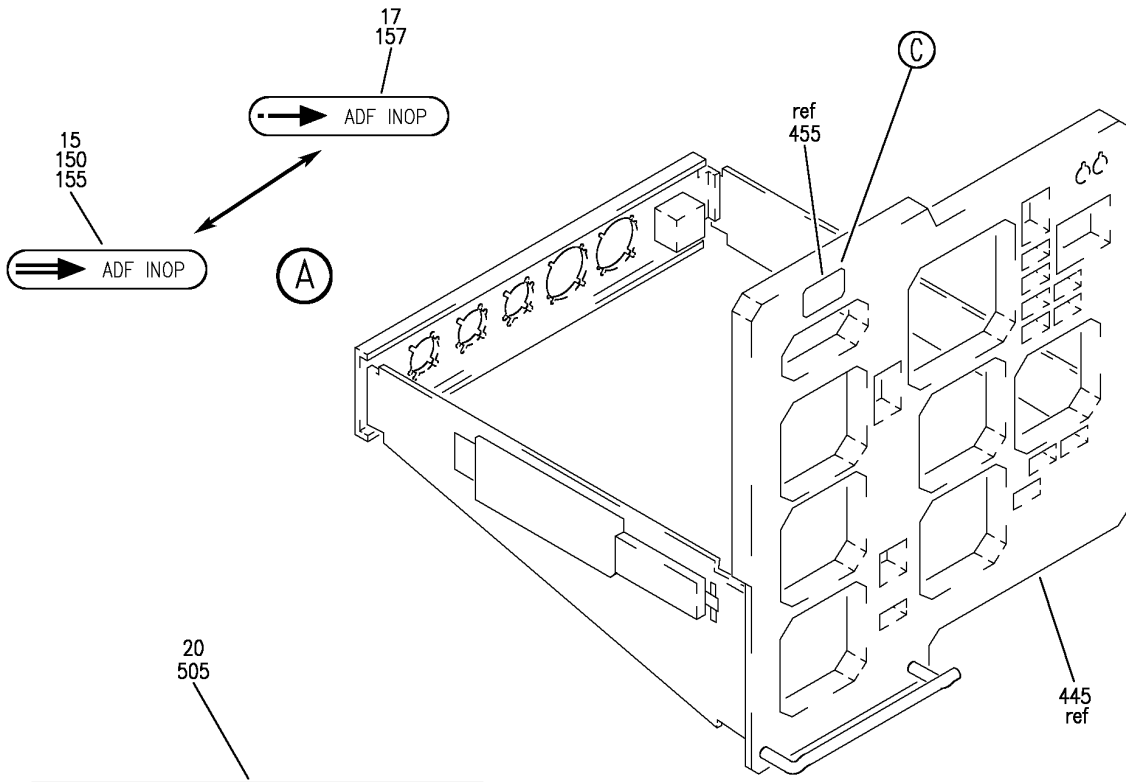
PANEL AND PLACARD INSTL (PLACARDS AND MARKINGS ONLY)
FIGURE 37 (SHEET 1)

11-31-01-37


BRI
SEP 20/08

11-31-01-37
PAGE 0

BOEING
757
PARTS CATALOG (MAINTENANCE)



V ₂ SPEED IAS FLAPS			757-200	V _{REF} SPEED IAS FLAPS
5°	15°	20°	WEIGHT	30°
168	159	152	255,000	154
166	157	150	250,000	152
163	154	146	240,000	148
159	151	143	230,000	144
155	147	140	220,000	141
152	144	137	210,000	137
149	140	133	200,000	133
145	137	130	190,000	129
142	133	127	180,000	125
137	130	123	170,000	121
133	126	119	160,000	117
128	123	116	150,000	113
124	118	112	140,000	109
119	113	107	130,000	104
STD DAY SEA LEVEL				B05838-1



CAUTION
OBSERVE PRECAUTIONS
FOR HANDLING
ELECTROSTATIC
SENSITIVE
DEVICES

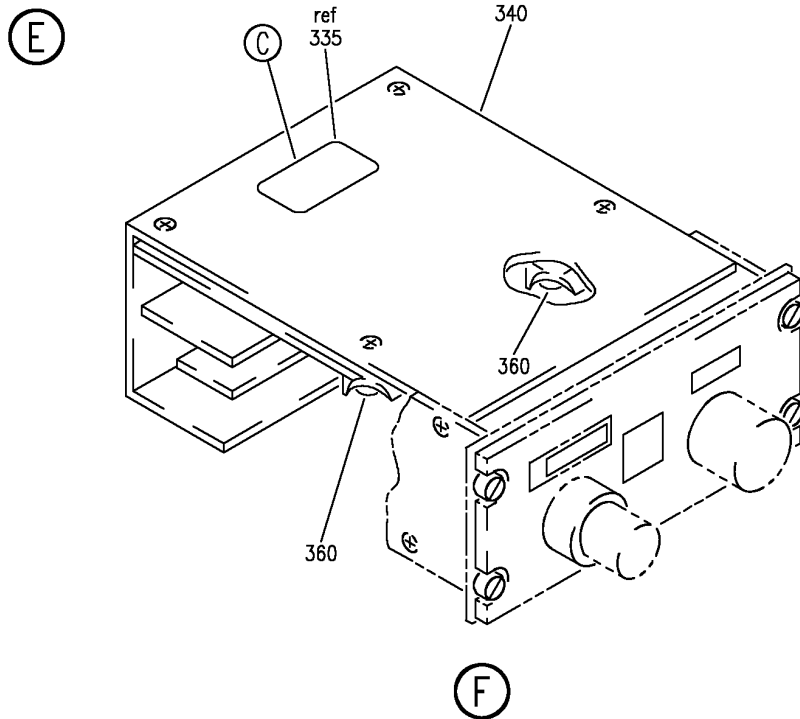
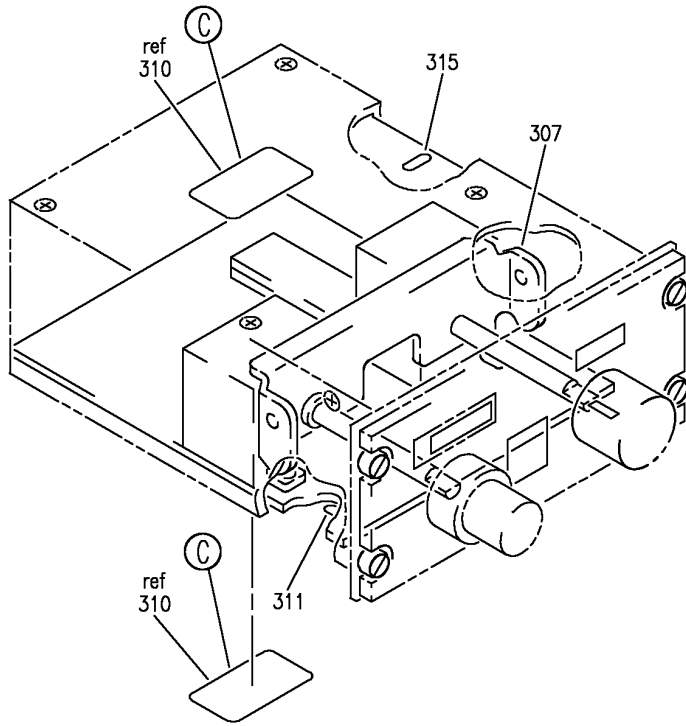
Y 11310137 SH1 2 REV 326

(D) (C)

PANEL AND PLACARD INSTL (PLACARDS AND MARKINGS ONLY)
FIGURE 37 (SHEET 2)

11-31-01-37

BOEING
757
PARTS CATALOG (MAINTENANCE)



Y 11310137 SH1 3 REV 267

PANEL AND PLACARD INSTL (PLACARDS AND MARKINGS ONLY)
FIGURE 37 (SHEET 3)

11-31-01-37

BRI
MAY 28/07

11-31-01-37
PAGE 0B



757

PARTS CATALOG (MAINTENANCE)

FIG ITEM	PART NUMBER	1 2 3 4 5 6 7	NOMENCLATURE	EFFECT FROM TO	UNITS PER ASSY
37			PANEL AND PLACARD INSTL (PLACARDS AND MARKINGS ONLY)	101102 108120 504903	
- 105	233N2103-17		PANEL INSTL-P3-1 (PLACARDS AND MARKINGS ONLY) FOR NHA/OTHER SYS DET SEE: 25-10-00-15B	101101	RF
- 105	233N2103-371		PANEL INSTL-P3-1 (PLACARDS AND MARKINGS ONLY) FOR NHA/OTHER SYS DET SEE: 25-10-00-15B	108120	RF
- 106	233N2103-217		PANEL INSTL-P3-1 (PLACARDS AND MARKINGS ONLY) FOR NHA/OTHER SYS DET SEE: 25-10-00-15B	102102	RF
- 106	233N2103-254		PANEL INSTL-P3-1 (PLACARDS AND MARKINGS ONLY) FOR NHA/OTHER SYS DET SEE: 25-10-00-15B	504903	RF
- 300	233N2103-32		PANEL INSTL-CONT (PLACARDS AND MARKINGS ONLY) FOR NHA/OTHER SYS DET SEE: 25-10-00-15B	101102 108120 504903	RF
305	285T0554-3		.PANEL ASSY- SUPPLIER CODE: V89954 ELECTRICAL EQUIP NUMBER: M00091 M00092 COMPONENT MAINT MANUAL REF: 34-51-61 OPTIONAL PART: 285T0554-5 V89954	101102 108120 504903	RF

MISSING ITEM NUMBERS NOT APPLICABLE

- ITEM NOT ILLUSTRATED

11-31-01-37

11-31-01
FIG. 37
PAGE 1
JAN 20/09

BRI



757

PARTS CATALOG (MAINTENANCE)

FIG ITEM	PART NUMBER	1 2 3 4 5 6 7	NOMENCLATURE	EFFECT FROM TO	UNITS PER ASSY
37 305	285T0554-5		.PANEL ASSY-CONT SUPPLIER CODE: V89954 ELECTRICAL EQUIP NUMBER: M00091 M00092 COMPONENT MAINT MANUAL REF: 34-51-61 OPTIONAL PART: 285T0554-3 V89954	101102 108120 504903	RF
R R R R R	305	285T0021-19	.PANEL ASSY-CONT SUPPLIER CODE: V89954 COMPONENT MAINT MANUAL REF: 34-51-51	101102 108120 504903	RF
	307	285T0559-1	..MODULE ASSY-ELECT. SUPPLIER CODE: V89954 QUALIFIED OPTIONAL DATA: 285T0559-1 IS OPTIONAL TO 285T0559-4 WHEN USED WITH ASSOCIATED PARTS USED ON: 285T0554-5	101102 108120 504903	1
	307	285T0559-4	..MODULE ASSY-ELECT. SUPPLIER CODE: V89954 QUALIFIED OPTIONAL DATA: 285T0559-1 IS OPTIONAL TO 285T0559-4 WHEN USED WITH ASSOCIATED PARTS USED ON: 285T0554-5	101102 108120 504903	1
	307	285T0559-1	..MODULE ASSY-ELECT. SUPPLIER CODE: V89954 USED ON: 285T0554-3	101102 108120 504903	1

MISSING ITEM NUMBERS NOT APPLICABLE

- ITEM NOT ILLUSTRATED

BRI

11-31-01-37

11-31-01
FIG. 37
PAGE 2
MAY 20/09



757

PARTS CATALOG (MAINTENANCE)

FIG ITEM	PART NUMBER	1 2 3 4 5 6 7	NOMENCLATURE	EFFECT FROM TO	UNITS PER ASSY
37					
- 309	285T0571-1		...CIRCUIT ASSY-PRINTED SUPPLIER CODE: V89954 OPTIONAL PART: 285T0571-8 V89954 285T0571-10 V89954 USED ON: 285T0559-1 285T0559-2	101102 108120 504903	1
- 309	285T0571-8		...CIRCUIT ASSY-PRINTED SUPPLIER CODE: V89954 OPTIONAL PART: 285T0571-1 V89954 285T0571-10 V89954 USED ON: 285T0559-1 285T0559-2	101102 108120 504903	1
- 309	285T0571-10		...CIRCUIT ASSY-PRINTED SUPPLIER CODE: V89954 OPTIONAL PART: 285T0571-1 V89954 285T0571-8 V89954 USED ON: 285T0559-1 285T0559-2	101102 108120 504903	1
- 309	285T0571-12		...CIRCUIT ASSY-PRINTED SUPPLIER CODE: V89954 USED ON: 285T0559-4 285T0559-5	101102 108120 504903	1
310	BAC27TEX1	DECAL	101102 108120 504903	2
311	BAC27TEX1486	DECAL- PLACARD CONTENT: STATIC SENSITIVE	101102 108120 504903	1

MISSING ITEM NUMBERS NOT APPLICABLE

- ITEM NOT ILLUSTRATED

11-31-01-37

11-31-01
FIG. 37
PAGE 3
MAY 20/09

BRI



757

PARTS CATALOG (MAINTENANCE)

FIG ITEM	PART NUMBER	1 2 3 4 5 6 7	NOMENCLATURE	EFFECT FROM TO	UNITS PER ASSY
37					
- 313	285T0562-11	..	CIRCUIT ASSY-PRINTED PWR SUPPLY SUPPLIER CODE: V89954 COMPONENT MAINT MANUAL REF: 34-09-60 OPTIONAL PART: 285T0562-12 V89954 285T0562-7 V89954	101102 108120 504903	1
- 313	285T0562-12	..	CIRCUIT ASSY-PRINTED PWR SUPPLY SUPPLIER CODE: V89954 COMPONENT MAINT MANUAL REF: 34-09-60 OPTIONAL PART: 285T0562-11 V89954 285T0562-7 V89954	101102 108120 504903	1
- 313	285T0562-7	..	CIRCUIT ASSY-PRINTED PWR SUPPLY SUPPLIER CODE: V89954 COMPONENT MAINT MANUAL REF: 34-09-60 OPTIONAL PART: 285T0562-11 V89954 285T0562-12 V89954	101102 108120 504903	1
315	BAC27TEX1486	...	DECAL- PLACARD CONTENT: STATIC SENSITIVE	101102 108120 504903	1
330	285T0021-16	.PANEL ASSY-CONT	SUPPLIER CODE: V89954 ELECTRICAL EQUIP NUMBER: M00091 M00092 COMPONENT MAINT MANUAL REF: 34-51-51	101102 108120 504903	RF
335	BAC27TEX1	..	DECAL	101102 108120 504903	1

MISSING ITEM NUMBERS NOT APPLICABLE

- ITEM NOT ILLUSTRATED

11-31-01-37

11-31-01
FIG. 37
PAGE 4
MAY 20/09

BRI



757

PARTS CATALOG (MAINTENANCE)

FIG ITEM	PART NUMBER	1 2 3 4 5 6 7	NOMENCLATURE	EFFECT FROM TO	UNITS PER ASSY
37					
340	285T0117-16	..	MODULE ASSY-REAR SUPPLIER CODE: V89954	101102 108120 504903	1
- 345	285T0117-18	...	MODULE ASSY- SUPPLIER CODE: V89954	101102 108120 504903	RF
- 350	285T0085-17	PRINTED CIRCUIT ASSY- SUPPLIER CODE: V89954	101102 108120 504903	1
- 355	285T0089-13	PRINTED CIRCUIT ASSY- SUPPLIER CODE: V89954 OPTIONAL PART: 285T0089-27 V89954	101102 108120 504903	1
- 355	285T0089-27	PRINTED CIRCUIT ASSY- SUPPLIER CODE: V89954 OPTIONAL PART: 285T0089-13 V89954	101102 108120 504903	1
360	BAC27TEX2	DECAL- PLACARD CONTENT: STATIC SENSITIVE	101102 108120 504903	2
- 400	233N2103-10		PANEL INSTL-P1-3 (PLACARDS AND MARKINGS ONLY) FOR NHA/OTHER SYS DET SEE: 25-10-00-15B	108120	RF
- 400	233N2103-72		PANEL INSTL-P1-3 (PLACARDS AND MARKINGS ONLY) FOR NHA/OTHER SYS DET SEE: 25-10-00-15B	101102	RF
- 400	233N2103-280		PANEL INSTL-P1-3 (PLACARDS AND MARKINGS ONLY) FOR NHA/OTHER SYS DET SEE: 25-10-00-15B	504903	RF
436	BAC27NFDE261	.	DECAL- PLACARD CONTENT: G/S INHB POST RAPID REVISION: RR92002-144A-A	504504 506506	1
- 440	233N2221-301	.	MODULE ASSY- COMPONENT MAINT MANUAL REF: 31-11-48	101102 108120	RF

MISSING ITEM NUMBERS NOT APPLICABLE

- ITEM NOT ILLUSTRATED

11-31-01-37

11-31-01
FIG. 37
PAGE 5
MAY 20/09

BRI



757

PARTS CATALOG (MAINTENANCE)

FIG ITEM	PART NUMBER	1 2 3 4 5 6 7	NOMENCLATURE	EFFECT FROM TO	UNITS PER ASSY
37					
- 440	RR92002-134A101		.MODULE ASSY- POST RAPID REVISION: RR92002-134A	504504 506506	RF
- 440	233N2221-317		.MODULE ASSY- COMPONENT MAINT MANUAL REF: 31-11-48	505505 507903	RF
- 440	233N2221-326		.MODULE ASSY- COMPONENT MAINT MANUAL REF: 31-11-48	101102 108120	RF
- 440	233N2221-320		.MODULE ASSY- COMPONENT MAINT MANUAL REF: 31-11-48	101102 108120	RF
- 440	233N2221-328		.MODULE ASSY- COMPONENT MAINT MANUAL REF: 31-11-48	101102 108120	RF
445	233N2221-51		..MODULE ASSY- USED ON: 233N2221-301	101102 108120	RF
445	233N2221-81		..MODULE ASSY- USED ON: 233N2221-320 233N2221-326 233N2221-328	101102 108120	RF
445	233N2221-74		..MODULE ASSY-	504903	RF
455	BAC27TEX1		...DECAL	101102 108120 504903	1

MISSING ITEM NUMBERS NOT APPLICABLE

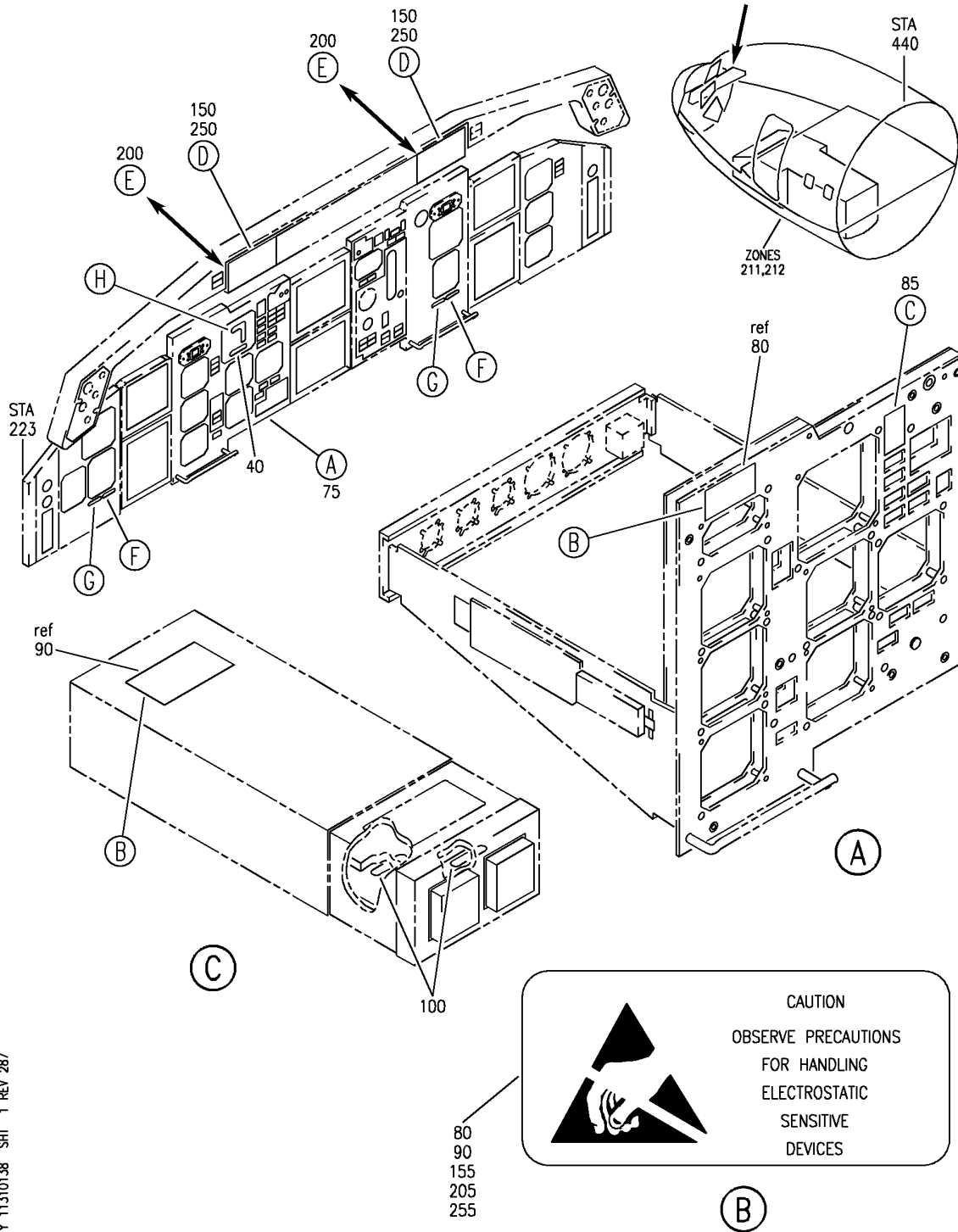
- ITEM NOT ILLUSTRATED

11-31-01-37

11-31-01
FIG. 37
PAGE 6
MAY 20/09

BRI

BOEING
757
PARTS CATALOG (MAINTENANCE)



Y 11310138 SH1 1 REV 287

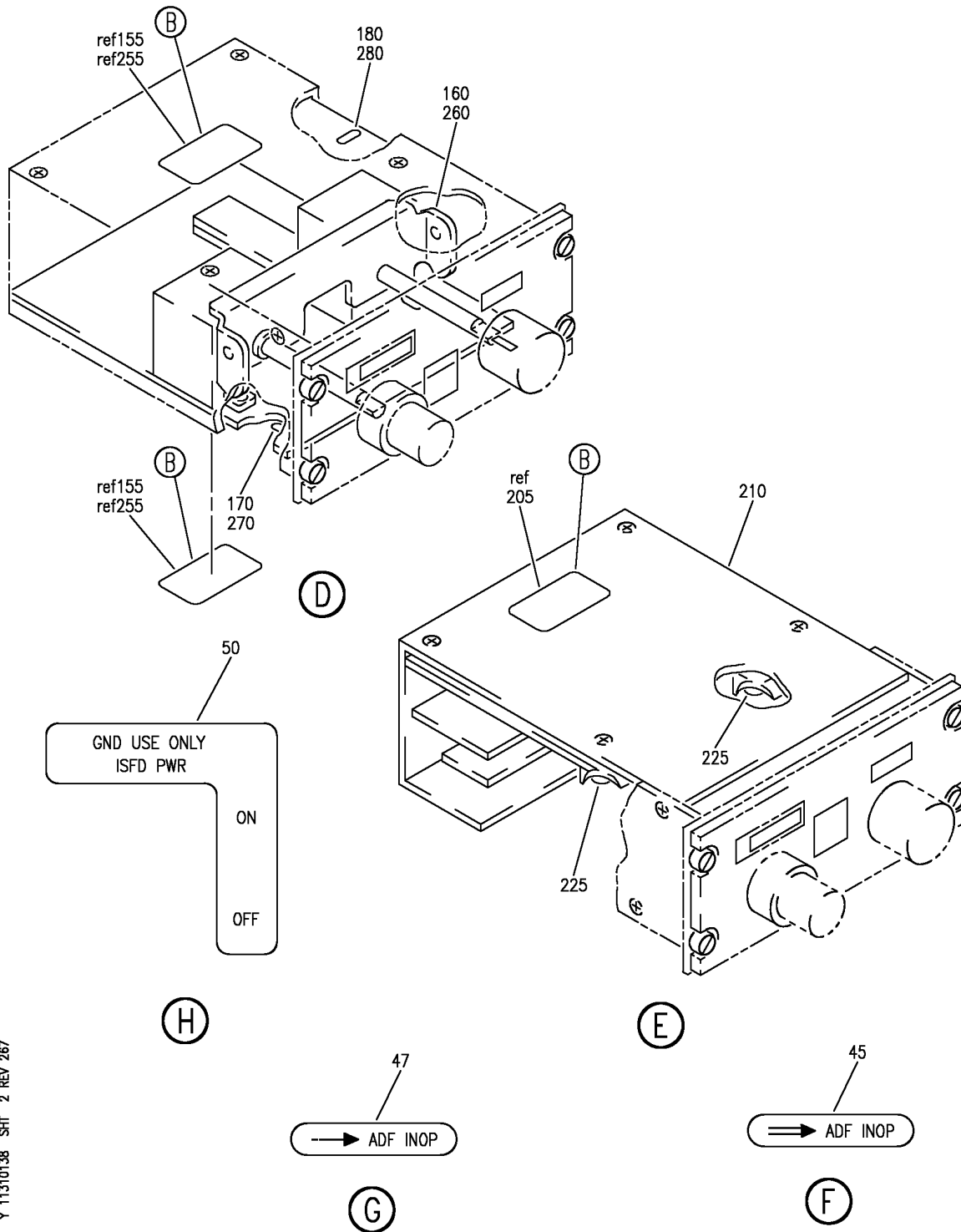
PANEL INSTL-PILOTS FWD (PLACARDS AND MARKINGS ONLY)
FIGURE 38 (SHEET 1)

11-31-01-38

BRI
JAN 20/09

11-31-01-38
PAGE 0

BOEING
757
PARTS CATALOG (MAINTENANCE)



Y 11310138 SH1 2 REV 267

PANEL INSTL-PILOTS FWD (PLACARDS AND MARKINGS ONLY)
FIGURE 38 (SHEET 2)

11-31-01-38

BRI
JAN 20/09

11-31-01-38
PAGE 0A



757

PARTS CATALOG (MAINTENANCE)

FIG ITEM	PART NUMBER	1 2 3 4 5 6 7 NOMENCLATURE	EFFECT FROM TO	UNITS PER ASSY
38		PANEL INSTL-PILOTS FWD (PLACARDS AND MARKINGS ONLY)	103106	

MISSING ITEM NUMBERS NOT APPLICABLE

- ITEM NOT ILLUSTRATED

BRI

11-31-01-38

BOEING PROPRIETARY - Copyright © - Unpublished Work - See title page for details.

11-31-01
FIG. 38
PAGE 1
JAN 20/09



757

PARTS CATALOG (MAINTENANCE)

FIG ITEM	PART NUMBER	1 2 3 4 5 6 7	NOMENCLATURE	EFFECT FROM TO	UNITS PER ASSY
38 - 3	MODREF31741		PANEL INSTL-PILOTS FWD (PLACARDS AND MARKINGS ONLY) MODULE NUMBER: 233N2103-425 REV A FOR OTHER SYS DETAILS SEE: 22-11-02-03 22-14-01-03 22-31-02-01 22-34-51-02 26-17-51-05 27-51-57-03 27-58-00-02 27-81-00-01 29-21-55-02 31-11-11-19 31-11-16-01 31-11-26-38 31-25-01-03 31-41-52-02 31-51-52-02 32-35-52-03 32-41-52-02 32-42-55-03 32-46-00-01 32-61-51-03 33-13-57-01A 33-16-52-03 34-12-01-03 34-13-01-03 34-13-02-01 34-13-05-01 34-13-06-01 34-16-51-03 34-21-02-02 34-22-02-02 34-22-05-01A 34-22-06-01 34-24-01-03 34-32-00-02 34-46-51-02 34-51-02-02 34-57-00-01 34-61-01-07 34-61-02-02 77-41-01-01 79-33-51-05	103105	1

MISSING ITEM NUMBERS NOT APPLICABLE

- ITEM NOT ILLUSTRATED

11-31-01-38

11-31-01
FIG. 38
PAGE 2
JAN 20/09

BRI



757

PARTS CATALOG (MAINTENANCE)

FIG ITEM	PART NUMBER	1 2 3 4 5 6 7	NOMENCLATURE	EFFECT FROM TO	UNITS PER ASSY
38 - 3	MODREF104335		PANEL INSTL-PILOTS FWD (PLACARDS AND MARKINGS ONLY) MODULE NUMBER: 233N2103-425 REV B FOR OTHER SYS DETAILS SEE: 22-11-02-03 22-14-01-03 22-31-02-01 22-34-51-02 26-17-51-05 27-51-57-03 27-58-00-02 27-81-00-01 29-21-55-02 31-11-11-19 31-11-16-01 31-11-26-38 31-25-01-03 31-41-52-02 31-51-52-02 32-35-52-03 32-41-52-02 32-42-55-03 32-46-00-01 32-61-51-03 33-13-57-01A 33-16-52-03 34-12-01-03 34-13-01-03 34-13-02-01 34-13-05-01 34-13-06-01 34-16-51-03 34-21-02-02 34-22-02-02 34-22-05-01A 34-22-06-01 34-24-01-03 34-32-00-02 34-46-51-02 34-51-02-02 34-57-00-01 34-61-01-07 34-61-02-02 77-41-01-01 79-33-51-05	106106	1

MISSING ITEM NUMBERS NOT APPLICABLE

- ITEM NOT ILLUSTRATED

11-31-01-38

11-31-01
FIG. 38
PAGE 3
JAN 20/09

BRI



757

PARTS CATALOG (MAINTENANCE)

FIG ITEM	PART NUMBER	1 2 3 4 5 6 7	NOMENCLATURE	EFFECT FROM TO	UNITS PER ASSY
38					
40	BAC27NFDE271	.	DECAL- PLACARD CONTENT: ISFD HEADING FROM LEFT IRS ONLY	103106	1
- 70	233N2221-325	.	MODULE ASSY-P1-3 COMPONENT MAINT MANUAL REF: 31-11-48	103106	RF
75	233N2221-81	..	MODULE ASSY- USED ON: 233N2221-320 233N2221-326 233N2221-328	103106	RF
80	BAC27TEX1	...	DECAL	103106	1
85	285T0112-4	...	SENSOR ASSY-LT SUPPLIER CODE: V89954 COMPONENT MAINT MANUAL REF: 33-16-51 OPTIONAL PART: 285T0112-6 V89954	103106	RF
85	285T0112-6	...	SENSOR ASSY-LT SUPPLIER CODE: V89954 COMPONENT MAINT MANUAL REF: 33-16-51 OPTIONAL PART: 285T0112-4 V89954	103106	RF
90	BAC27TEX1	DECAL	103106	1
150	285T0554-3	.	PANEL ASSY-VOR CONT SUPPLIER CODE: V89954 ELECTRICAL EQUIP NUMBER: M00091 M00092 COMPONENT MAINT MANUAL REF: 34-51-61 OPTIONAL PART: 285T0554-5 V89954	103106	RF
155	BAC27TEX1	..	DECAL	103106	2
160	285T0559-1	..	MODULE ASSY-ELECT. SUPPLIER CODE: V89954	103106	1

MISSING ITEM NUMBERS NOT APPLICABLE

- ITEM NOT ILLUSTRATED

11-31-01-38

11-31-01
FIG. 38
PAGE 4
JAN 20/09

BRI



757

PARTS CATALOG (MAINTENANCE)

FIG ITEM	PART NUMBER	1 2 3 4 5 6 7	NOMENCLATURE	EFFECT FROM TO	UNITS PER ASSY
38					
- 175	285T0562-7	..	CIRCUIT ASSY-PRINTED PWR SUPPLY SUPPLIER CODE: V89954 COMPONENT MAINT MANUAL REF: 34-09-60	103106	1
- 175	285T0562-11	..	CIRCUIT ASSY-PRINTED PWR SUPPLY SUPPLIER CODE: V89954 COMPONENT MAINT MANUAL REF: 34-09-60	103106	1
- 175	285T0562-12	..	CIRCUIT ASSY-PRINTED PWR SUPPLY SUPPLIER CODE: V89954 COMPONENT MAINT MANUAL REF: 34-09-60	103106	1
180	BAC27TEX1486	...	DECAL- PLACARD CONTENT: STATIC SENSITIVE	103106	1
200	285T0021-16	.PANEL ASSY-VOR CONT SUPPLIER CODE: V89954 ELECTRICAL EQUIP NUMBER: M00091 M00092 COMPONENT MAINT MANUAL REF: 34-51-51		103106	RF
205	BAC27TEX1	..	DECAL	103106	1
210	285T0117-16	..	MODULE ASSY-REAR SUPPLIER CODE: V89954	103106	1
- 215	285T0117-18	...	MODULE ASSY- SUPPLIER CODE: V89954	103106	RF
- 220	285T0085-17	PRINTED CIRCUIT ASSY- SUPPLIER CODE: V89954	103106	1
- 222	285T0089-13	PRINTED CIRCUIT ASSY- SUPPLIER CODE: V89954 OPTIONAL PART: 285T0089-27 V89954	103106	1

MISSING ITEM NUMBERS NOT APPLICABLE

- ITEM NOT ILLUSTRATED

11-31-01-38

11-31-01
FIG. 38
PAGE 5
JAN 20/09

BRI



757

PARTS CATALOG (MAINTENANCE)

FIG ITEM	PART NUMBER	1 2 3 4 5 6 7	NOMENCLATURE	EFFECT FROM TO	UNITS PER ASSY
38 - 222	285T0089-27	PRINTED CIRCUIT ASSY- SUPPLIER CODE: V89954 OPTIONAL PART: 285T0089-13 V89954	103106	1
225	BAC27TEX2	DECAL- PLACARD CONTENT: STATIC SENSITIVE	103106	2
250	285T0554-5		.PANEL ASSY-VOR CONT SUPPLIER CODE: V89954 ELECTRICAL EQUIP NUMBER: M00091 M00092 COMPONENT MAINT MANUAL REF: 34-51-61 OPTIONAL PART: 285T0554-3 V89954	103106	RF
250	285T0021-19		.PANEL ASSY-CONT SUPPLIER CODE: V89954 COMPONENT MAINT MANUAL REF: 34-51-51	103106	RF
255	BAC27TEX1		..DECAL	103106	2
260	285T0559-1		..MODULE ASSY-ELECT. SUPPLIER CODE: V89954 QUALIFIED OPTIONAL DATA: 285T0559-1 IS OPTIONAL TO 285T0559-4 WHEN USED WITH ASSOCIATED PARTS USED ON: 285T0554-5	103106	1
260	285T0559-4		..MODULE ASSY-ELECT. SUPPLIER CODE: V89954 QUALIFIED OPTIONAL DATA: 285T0559-1 IS OPTIONAL TO 285T0559-4 WHEN USED WITH ASSOCIATED PARTS USED ON: 285T0554-5	103106	1
260	285T0559-1		..MODULE ASSY-ELECT. SUPPLIER CODE: V89954 USED ON: 285T0554-3	103106	1

R
R
R
R
R

MISSING ITEM NUMBERS NOT APPLICABLE

- ITEM NOT ILLUSTRATED

11-31-01-38

11-31-01
FIG. 38
PAGE 6
MAY 20/09

BRI



757

PARTS CATALOG (MAINTENANCE)

FIG ITEM	PART NUMBER	1 2 3 4 5 6 7	NOMENCLATURE	EFFECT FROM TO	UNITS PER ASSY
38 - 265	285T0571-1		...CIRCUIT ASSY-PRINTED SUPPLIER CODE: V89954 OPTIONAL PART: 285T0571-8 V89954 285T0571-10 V89954 USED ON: 285T0559-1	103106	1
- 265	285T0571-8		...CIRCUIT ASSY-PRINTED SUPPLIER CODE: V89954 OPTIONAL PART: 285T0571-1 V89954 285T0571-10 V89954 USED ON: 285T0559-1	103106	1
- 265	285T0571-10		...CIRCUIT ASSY-PRINTED SUPPLIER CODE: V89954 OPTIONAL PART: 285T0571-1 V89954 285T0571-8 V89954 USED ON: 285T0559-1	103106	1
- 265	285T0571-12		...CIRCUIT ASSY-PRINTED SUPPLIER CODE: V89954 USED ON: 285T0559-4	103106	1
270	BAC27TEX1486	DECAL- PLACARD CONTENT: STATIC SENSITIVE	103106	1
- 275	285T0562-11		..CIRCUIT ASSY-PRINTED PWR SUPPLY SUPPLIER CODE: V89954 COMPONENT MAINT MANUAL REF: 34-09-60 OPTIONAL PART: 285T0562-12 V89954 285T0562-7 V89954	103106	1

MISSING ITEM NUMBERS NOT APPLICABLE

- ITEM NOT ILLUSTRATED

11-31-01-38

11-31-01
FIG. 38
PAGE 7
JAN 20/09

BRI



757

PARTS CATALOG (MAINTENANCE)

FIG ITEM	PART NUMBER	1 2 3 4 5 6 7	NOMENCLATURE	EFFECT FROM TO	UNITS PER ASSY
38 - 275	285T0562-12	..	CIRCUIT ASSY-PRINTED PWR SUPPLY SUPPLIER CODE: V89954 COMPONENT MAINT MANUAL REF: 34-09-60 OPTIONAL PART: 285T0562-11 V89954 285T0562-7 V89954	103106	1
- 275	285T0562-7	..	CIRCUIT ASSY-PRINTED PWR SUPPLY SUPPLIER CODE: V89954 COMPONENT MAINT MANUAL REF: 34-09-60 OPTIONAL PART: 285T0562-11 V89954 285T0562-12 V89954	103106	1
280	BAC27TEX1486	...	DECAL- PLACARD CONTENT: STATIC SENSITIVE	103106	1

MISSING ITEM NUMBERS NOT APPLICABLE

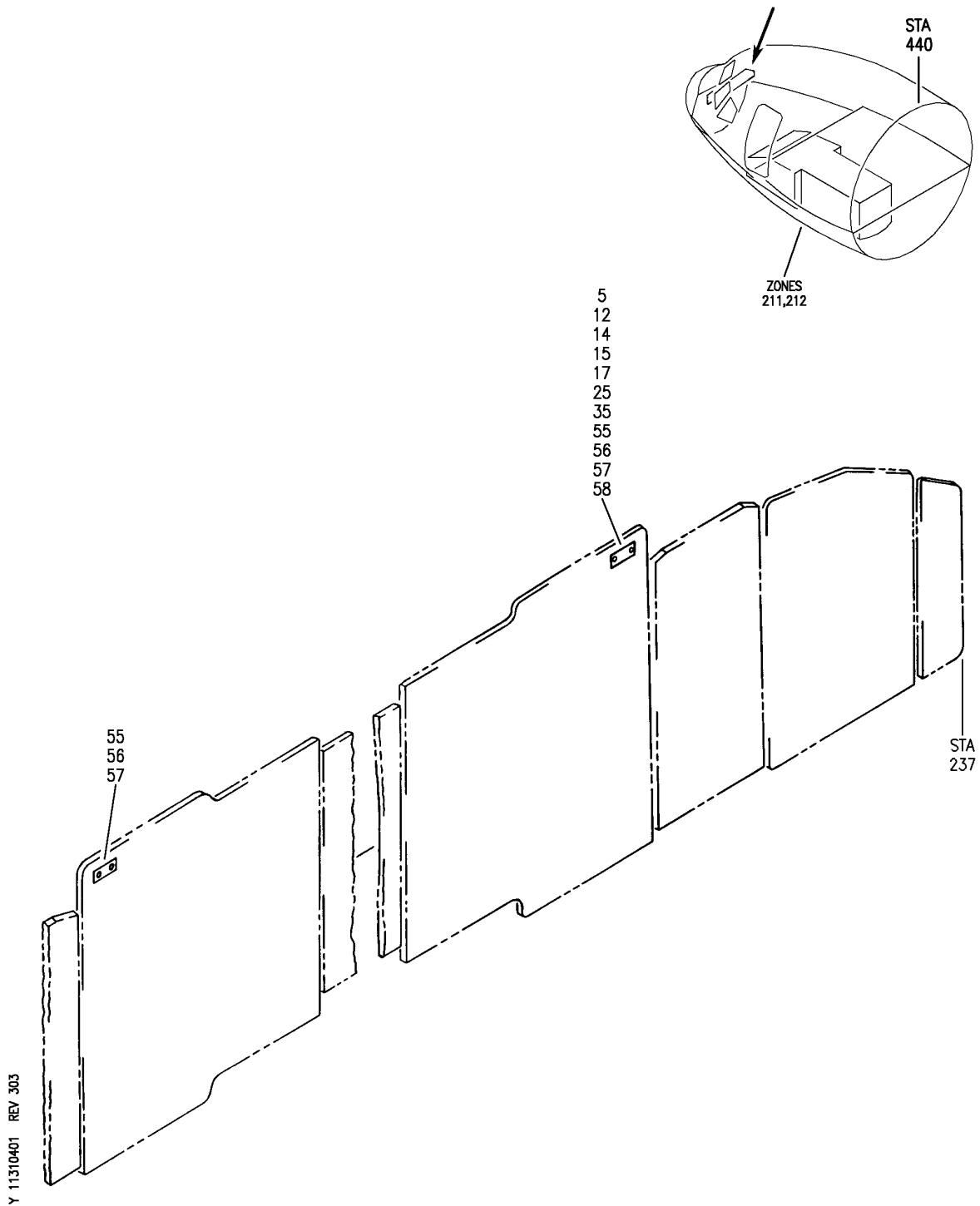
- ITEM NOT ILLUSTRATED

11-31-01-38

11-31-01
FIG. 38
PAGE 8
JAN 20/09

BRI

BOEING
757
PARTS CATALOG (MAINTENANCE)



PLACARD INSTL-SELCAL AND REGISTRATION NO.
FIGURE 1

11-31-04-01

BRI
MAY 28/07

11-31-04-01
PAGE 0



757

PARTS CATALOG (MAINTENANCE)

FIG ITEM	PART NUMBER	1 2 3 4 5 6 7	NOMENCLATURE	EFFECT FROM TO	UNITS PER ASSY
1			PLACARD INSTL-SELCAL AND REGISTRATION NO.	002004 006102 107107 121503 505505 507999	
- 1	230N0201-1		PLACARD INSTL-SELCAL AND REGISTRATION NO. POST RAPID REVISION: RR92035-4 FOR NHA SEE: 25-10-00-05B 25-10-00-15B	002004 006102 107107 121503 904999	RF
5	230N0201-2		.PLACARD ASSY- POST RAPID REVISION: RR92035-4	002004 006102 107107 121503 904999	1
- 10	MS51861-14		ATTACHING PARTS .SCREW	002004 006101 107107 121503 904999	2
15	65-64448-4		-----*----- . . PLACARD- POST RAPID REVISION: RR92035-4	002004 006102 107107 121503 904999	1
- 51	RR92002-145A		PLACARD INSTL-SELCAL AND REGISTRATION NO. POST RAPID REVISION: RR92002-145A-A	505505 507903	1
58	RR92002-145A1		.PLACARD-I.D. PLACARD CONTENT: N544NA, JM-DP MANUFACTURED FROM: 65-64448-4 POST RAPID REVISION: RR92002-145A-A	505505	1
58	RR92002-145A2		.PLACARD-I.D. PLACARD CONTENT: N545NA, JM-EP MANUFACTURED FROM: 65-64448-4 POST RAPID REVISION: RR92002-145A-A	507903	1

MISSING ITEM NUMBERS NOT APPLICABLE

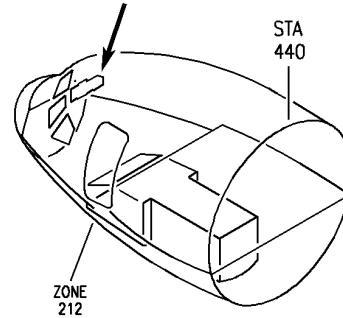
- ITEM NOT ILLUSTRATED

11-31-04-01

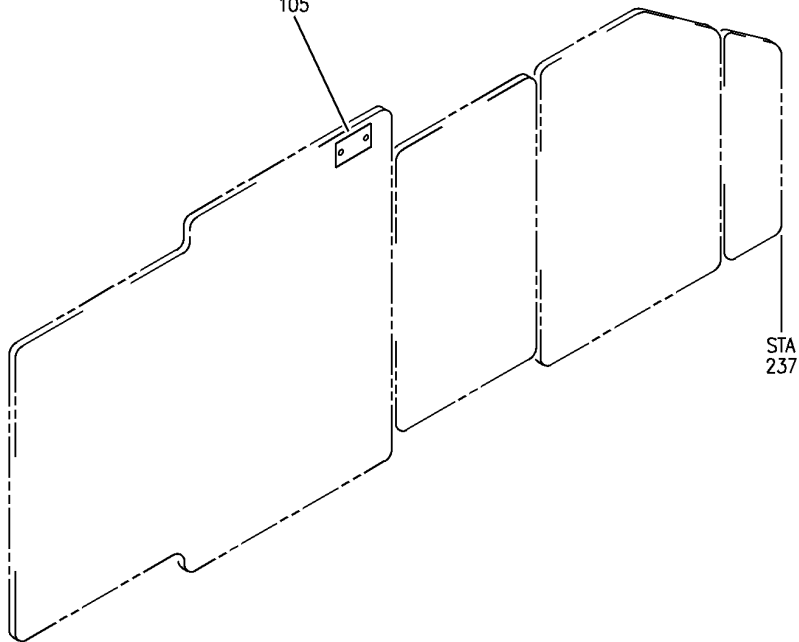
11-31-04
FIG. 01
PAGE 1
JAN 20/09

BRI

BOEING
757
PARTS CATALOG (MAINTENANCE)



- 20
- 21
- 22
- 23
- 24
- 25
- 26
- 27
- 28
- 29
- 30
- 35
- 37
- 45
- 46
- 105



Y 11310402 REV 303

PLACARD INSTL-APL LICENSE, REGISTRATION AND SELCAL
FIGURE 2

11-31-04-02

BRI
JAN 20/09

11-31-04-02
PAGE 0



757

PARTS CATALOG (MAINTENANCE)

FIG ITEM	PART NUMBER	1 2 3 4 5 6 7	NOMENCLATURE	EFFECT FROM TO	UNITS PER ASSY
2			PLACARD INSTL-APL LICENSE, REGISTRATION AND SELCAL	103106 108120 506506	
- 3	230N0204-7		PLACARD INSTL-APL LICENSE, REGISTRATION AND SELCAL FOR NHA SEE: 25-10-00-15B	506506	RF
- 5	230N0204-77		PLACARD INSTL-APL LICENSE, REGISTRATION AND SELCAL REWORKED BY RAPID REVISION: RR92057-4A-A FOR NHA SEE: 25-10-00-15B	108108	RF
- 5	230N0204-78		PLACARD INSTL-APL LICENSE, REGISTRATION AND SELCAL REWORKED BY RAPID REVISION: RR92057-4A-A FOR NHA SEE: 25-10-00-15B	109120	RF
- 10	MODREF34374		PLACARD INSTL-APL LICENSE, REGISTRATION AND SELCAL MODULE NUMBER: 230N0204-152 REV A	103103	1
- 10	MODREF34375		PLACARD INSTL-APL LICENSE, REGISTRATION AND SELCAL MODULE NUMBER: 230N0204-153 REV A	104104	1
- 10	MODREF34376		PLACARD INSTL-APL LICENSE, REGISTRATION AND SELCAL MODULE NUMBER: 230N0204-154 REV A	105105	1
- 11	MODREF207403		PLACARD INSTL-APL LICENSE, REGISTRATION AND SELCAL MODULE NUMBER: 230N0204-167 REV A	106106	1
22	230N0205-7		.PLACARD ASSY- PLACARD CONTENT: G-CPEV AD-JK	506506	1
24	RR92057-4A1		.PLACARD ASSY- PLACARD CONTENT: N446GE JM-DQ POST RAPID REVISION: RR92057-4A-A	108108	1
25	RR92057-4A2		.PLACARD ASSY- PLACARD CONTENT: N447GE JM-HP POST RAPID REVISION: RR92057-4A-A	109120	1

MISSING ITEM NUMBERS NOT APPLICABLE

- ITEM NOT ILLUSTRATED

11-31-04-02

11-31-04
FIG. 02
PAGE 1
JAN 20/09

BRI



757

PARTS CATALOG (MAINTENANCE)

FIG ITEM	PART NUMBER	1 2 3 4 5 6 7	NOMENCLATURE	EFFECT FROM TO	UNITS PER ASSY
2	29 230N0205-152		.PLACARD ASSY- PLACARD CONTENT: G-00BC DK-CG	103103	1
	29 230N0205-153		.PLACARD ASSY- PLACARD CONTENT: G-00BD DK-JL	104104	1
	29 230N0205-154		.PLACARD ASSY- PLACARD CONTENT: G-00BE QR-CK	105105	1
	29 230N0205-167		.PLACARD ASSY- PLACARD CONTENT: G-00BF CH-MS	106106	1
-	34 MS51861-14		ATTACHING PARTS .SCREW	103106 108120 506506	2
	35 65-64448-4		-----*----- . . PLACARD-	103106 108120 506506	1

MISSING ITEM NUMBERS NOT APPLICABLE

- ITEM NOT ILLUSTRATED

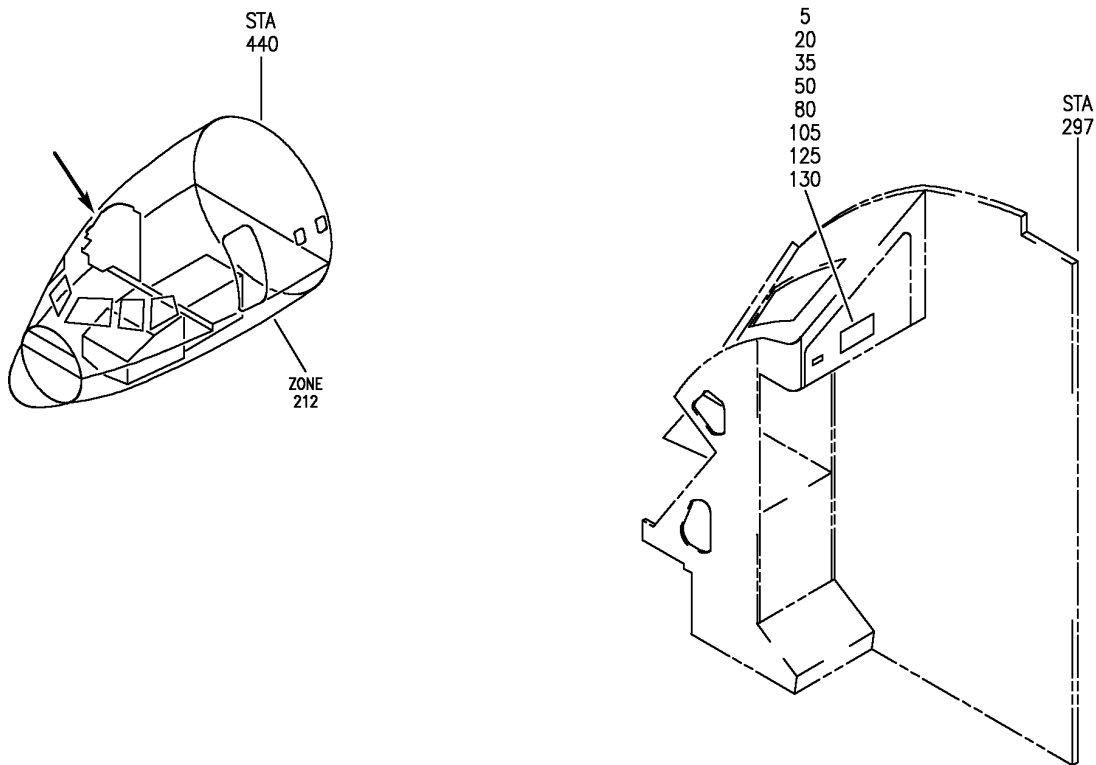
BRI

11-31-04-02

BOEING PROPRIETARY - Copyright © - Unpublished Work - See title page for details.

11-31-04
FIG. 02
PAGE 2
JAN 20/09

BOEING
757
PARTS CATALOG (MAINTENANCE)



For Details See Art Below

5

20

This Aircraft is leased from C.I.T.
Leasing Corporation, as Lessor
Aircraft Serial Number: 33099

G-OOBE

This Aircraft is leased from C.I.T.
Leasing Corporation, as Lessor
Aircraft Serial Number: 33100

G-OOBE

Y 11310403 SHT 1 REV 278

OWNERSHIP NAMEPLATE INSTL (FLIGHT COMPARTMENT ONLY)
FIGURE 3 (SHEET 1)

11-31-04-03

BRI
JAN 20/09

11-31-04-03
PAGE 0

 **BOEING**
757
PARTS CATALOG (MAINTENANCE)

35

This aircraft is owned by China Xinjiang Airlines
Manufacturer's serial No. 32343
Owner's Address:
No.46 Yingbin Road
Urumqi, Xinjiang, P.R. China
Tel: 86-991-3801703
Fax: 86-991-3804505

50

This Aircraft is leased from C.I.T.
Leasing Corporation, as Lessor.
Aircraft Serial Number: 33098

G-00BE

125

This Aircraft is leased from C.I.T.
Leasing Corporation, as Lessor.
Aircraft Serial Number: 33101

G-00BF

80

Subject to a security interest in favor of Wilmington
Trust Company, not in its individual capacity but
solely as the Security Trustee

105

Subject to a security interest in favor of Boeing
Capital Loan Corporation, not in its individual
capacity but solely as the Agent

Y 11310403 SHT 2 REV 27B

OWNERSHIP NAMEPLATE INSTL (FLIGHT COMPARTMENT ONLY)
FIGURE 3 (SHEET 2)

11-31-04-03

BRI
JAN 20/09

11-31-04-03
PAGE 0A

BOEING PROPRIETARY - Copyright © - Unpublished Work - See title page for details.



757

PARTS CATALOG (MAINTENANCE)

FIG ITEM	PART NUMBER	1 2 3 4 5 6 7	NOMENCLATURE	EFFECT FROM TO	UNITS PER ASSY
3			OWNERSHIP NAMEPLATE INSTL (FLIGHT COMPARTMENT ONLY)	103106	
- 1	MODREF170190		NAMEPLATE INSTL-OWNERSHIP (FLIGHT COMPARTMENT ONLY) MODULE NUMBER: 414N5203-6 REV. A FOR OTHER SYS DETAILS SEE: 11-25-12-35 11-35-35-87A	104104	1
5	BAC29PPS54868		.PLACARD-OWNERSHIP ATTACHING PARTS	104104	1
- 10	NAS601-4P		.SCREW	104104	4
			-----*-----		
- 15	MODREF170996		NAMEPLATE INSTL-OWNERSHIP (FLIGHT COMPARTMENT ONLY) MODULE NUMBER: 414N5203-7 REV. A FOR OTHER SYS DETAILS SEE: 11-25-12-35 11-35-35-87A	105105	1
20	BAC29PPS54873		.PLACARD-OWNERSHIP ATTACHING PARTS	105105	1
- 25	NAS601-4P		.SCREW	105105	4
			-----*-----		
- 45	MODREF135496		NAMEPLATE INSTL-OWNERSHIP (FLIGHT COMPARTMENT ONLY) MODULE NUMBER: 414N5203-5 REV. A FOR OTHER SYS DETAILS SEE: 11-25-12-35 11-35-35-87A	103103	1
50	BAC29PPS54861		.PLACARD-OWNERSHIP ATTACHING PARTS	103103	1
- 55	NAS601-4P		.SCREW	103103	4
			-----*-----		
- 120	MODREF218360		NAMEPLATE INSTL-OWNERSHIP (FLIGHT COMPARTMENT ONLY) MODULE NUMBER: 414N5203-10 REV. B FOR OTHER SYS DETAILS SEE: 11-25-12-35 11-35-35-87A	106106	1
125	BAC29PPS56208		.PLACARD-OWNERSHIP	106106	1

MISSING ITEM NUMBERS NOT APPLICABLE

- ITEM NOT ILLUSTRATED

11-31-04-03

11-31-04
FIG. 03
PAGE 1
JAN 20/09

BRI



757

PARTS CATALOG (MAINTENANCE)

FIG ITEM	PART NUMBER	1 2 3 4 5 6 7	NOMENCLATURE	EFFECT FROM TO	UNITS PER ASSY
3			ATTACHING PARTS		
- 135	NAS601-4P		.SCREW-	106106	4
			OPTIONAL PART:		
			BACS12CK06-4		
- 135	BACS12CK06-4		.SCREW-	106106	4
			OPTIONAL PART:		
			NAS601-4P		
- 140	BACI12AD06-07		.INSERT	106106	4
			-----*-----		

MISSING ITEM NUMBERS NOT APPLICABLE

- ITEM NOT ILLUSTRATED

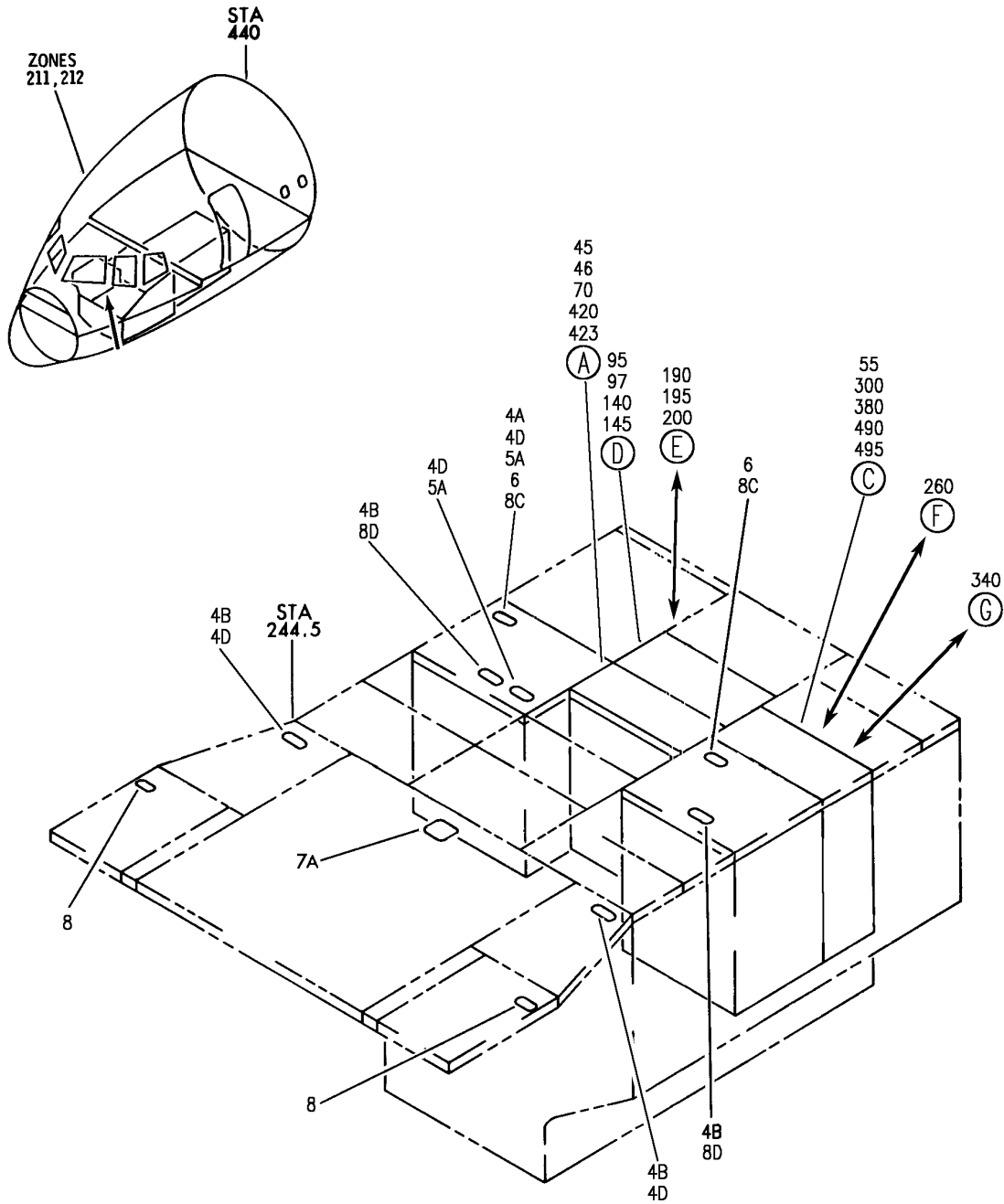
BRI

11-31-04-03

BOEING PROPRIETARY - Copyright © - Unpublished Work - See title page for details.

11-31-04
FIG. 03
PAGE 2
JAN 20/09

BOEING
757
PARTS CATALOG (MAINTENANCE)



Y 11310501 SH1 1 REV 330

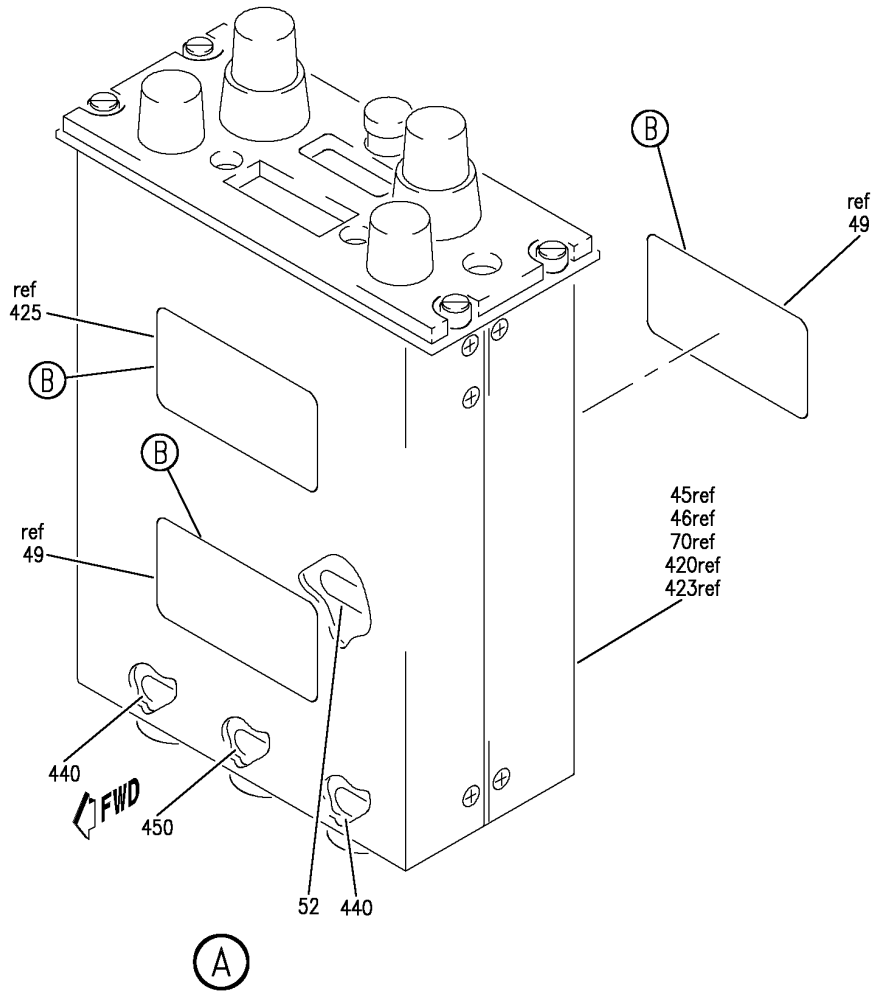
PANEL INSTL-P8,P9,P10 ELECTRONICS (PLACARDS AND MARKINGS ONLY)
FIGURE 1 (SHEET 1)

11-31-05-01

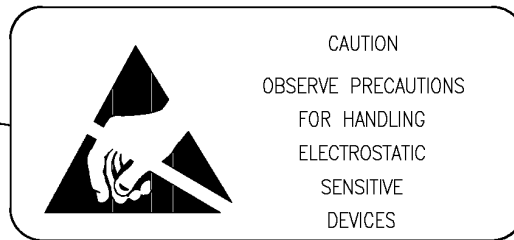
BRI
JAN 20/09

11-31-05-01
PAGE 0

BOEING
757
PARTS CATALOG (MAINTENANCE)



49
57
58
99
150
210
265
305
345
385
425
500



(B)

Y 11310501 SH1 2 REV 317

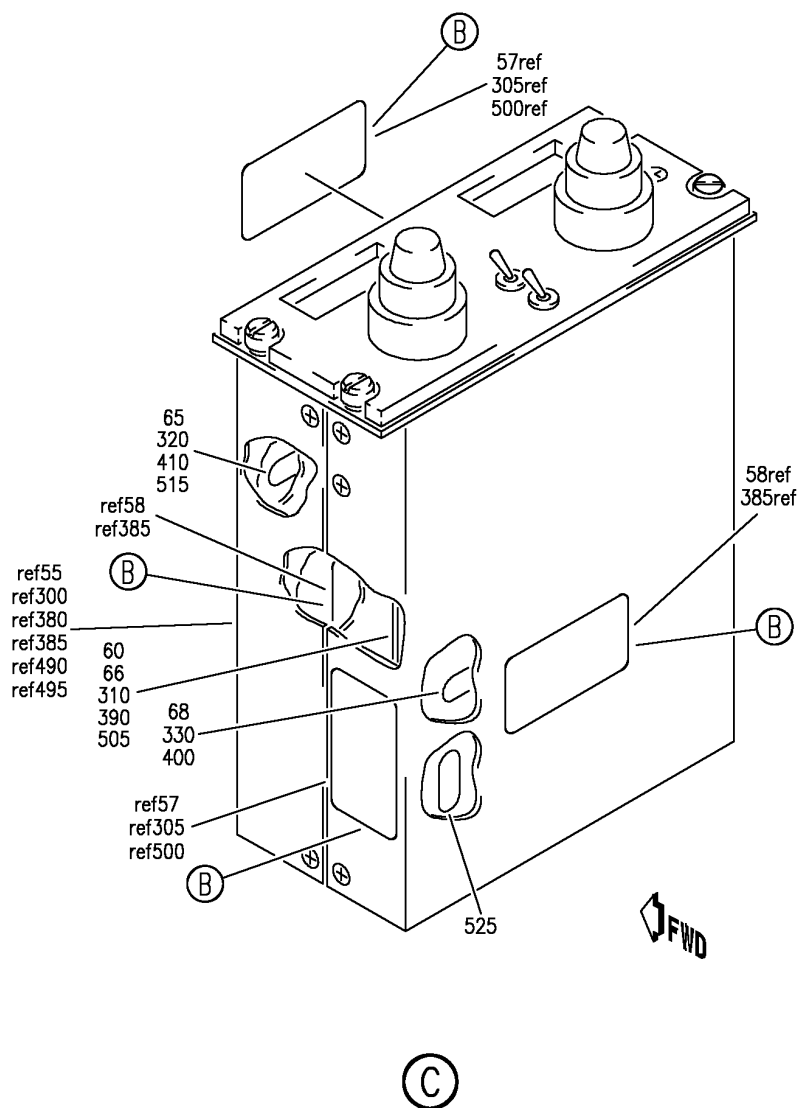
PANEL INSTL-P8,P9,P10 ELECTRONICS (PLACARDS AND MARKINGS ONLY)
FIGURE 1 (SHEET 2)

11-31-05-01

BRI
JAN 20/08

11-31-05-01
PAGE 0A

BOEING
757
PARTS CATALOG (MAINTENANCE)



Y 11310501 SH1 3 REV 255

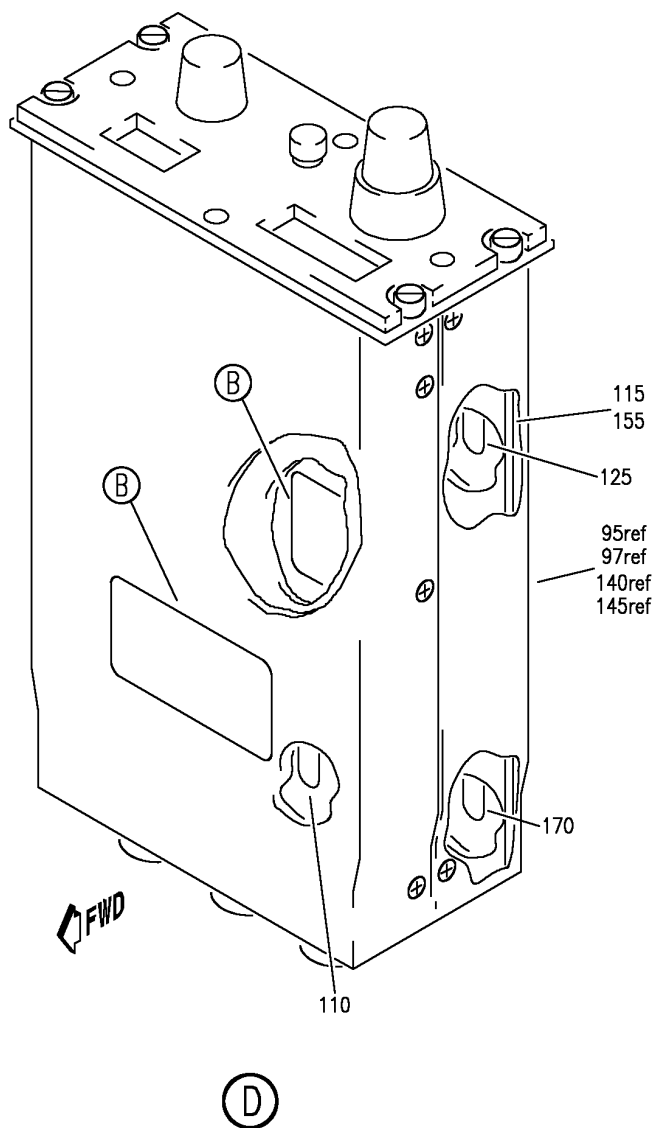
PANEL INSTL-P8,P9,P10 ELECTRONICS (PLACARDS AND MARKINGS ONLY)
FIGURE 1 (SHEET 3)

11-31-05-01

BRI
MAY 28/07

11-31-05-01
PAGE 0B

BOEING
757
PARTS CATALOG (MAINTENANCE)



Y 11310601 SH1 4 REV 255

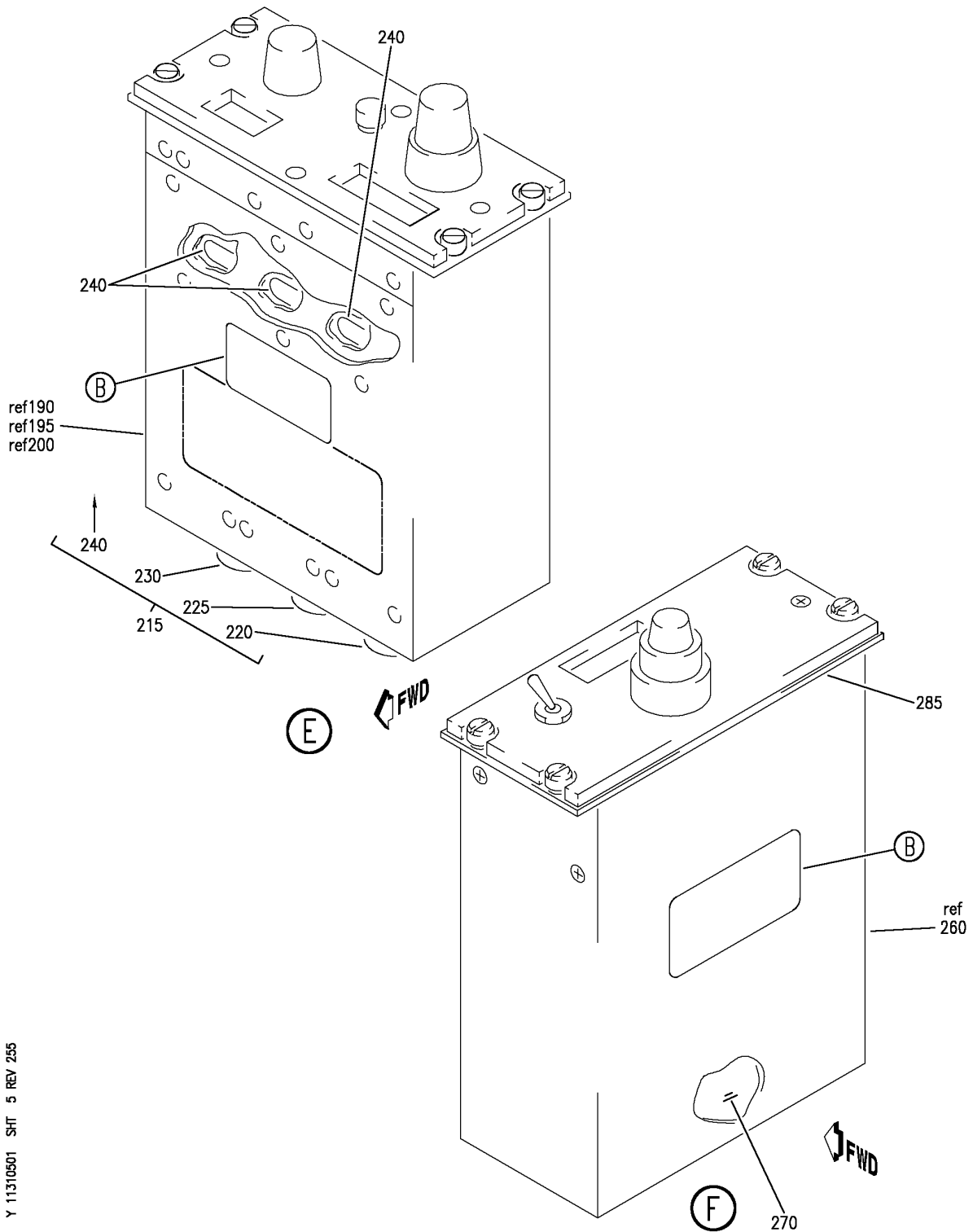
PANEL INSTL-P8,P9,P10 ELECTRONICS (PLACARDS AND MARKINGS ONLY)
FIGURE 1 (SHEET 4)

11-31-05-01

BRI
MAY 28/07

11-31-05-01
PAGE 0C

BOEING
757
PARTS CATALOG (MAINTENANCE)



Y 11310501 SHT 5 REV 255

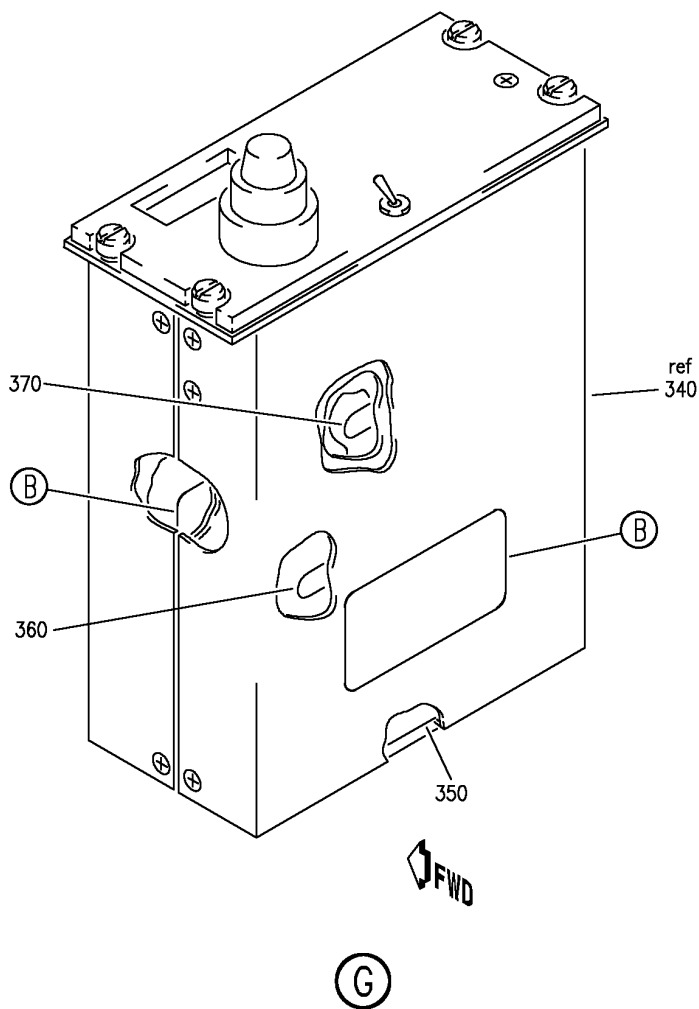
PANEL INSTL-P8,P9,P10 ELECTRONICS (PLACARDS AND MARKINGS ONLY)
FIGURE 1 (SHEET 5)

11-31-05-01

BRI
MAY 28/07

11-31-05-01
PAGE 0D

BOEING
757
PARTS CATALOG (MAINTENANCE)



Y 11310501 SHT 6 REV 255

PANEL INSTL-P8,P9,P10 ELECTRONICS (PLACARDS AND MARKINGS ONLY)
FIGURE 1 (SHEET 6)

11-31-05-01

BRI
MAY 28/07

11-31-05-01
PAGE 0E



757

PARTS CATALOG (MAINTENANCE)

FIG ITEM	PART NUMBER	1 2 3 4 5 6 7	NOMENCLATURE	EFFECT FROM TO	UNITS PER ASSY
1			PANEL INSTL-P8,P9,P10 ELECTRONICS (PLACARDS AND MARKINGS ONLY)	121503 904949	
- 1	233N6101-1		PANEL INSTL-P8 ELECTRONIC (PLACARDS AND MARKINGS ONLY) VARIABLE DRAWING REF: 233N6101-5028 FOR NHA/OTHER SYS DET SEE: 25-10-00-05A	121503 904949	RF
8C	BAC27TFDE0013		.DECAL- PLACARD CONTENT: INOP	904949	2
8D	BAC27TFDE0013		.DECAL- PLACARD CONTENT: INOP	121503 904949	2
95	285T0553-1		.PANEL ASSY-ILS CONT SUPPLIER CODE: V89954 ELECTRICAL EQUIP NUMBER: M00087 COMPONENT MAINT MANUAL REF: 34-31-61	121503 904949	RF
95	285T0553-2		.PANEL ASSY-ILS CONT SUPPLIER CODE: V89954 ELECTRICAL EQUIP NUMBER: M00087 COMPONENT MAINT MANUAL REF: 34-31-61	121503 904949	RF
95	285T0553-4		.PANEL ASSY-ILS CONT SUPPLIER CODE: V89954 ELECTRICAL EQUIP NUMBER: M00087 COMPONENT MAINT MANUAL REF: 34-31-61	121503 904949	RF
95	285T0553-3		.PANEL ASSY-ILS CONT SUPPLIER CODE: V89954 ELECTRICAL EQUIP NUMBER: M00087	121503 904949	RF
99	BAC27TEX1		..DECAL	121503 904949	2

MISSING ITEM NUMBERS NOT APPLICABLE

- ITEM NOT ILLUSTRATED

BRI

11-31-05-01

11-31-05
FIG. 01
PAGE 1
JAN 20/09



757

PARTS CATALOG (MAINTENANCE)

FIG ITEM	PART NUMBER	1 2 3 4 5 6 7	NOMENCLATURE	EFFECT FROM TO	UNITS PER ASSY
1 - 105	285T0552-1		..CIRCUIT ASSY-PRINTED SUPPLIER CODE: V89954 COMPONENT MAINT MANUAL REF: 34-09-60 QUALIFIED OPTIONAL DATA: 285T0552-1 OR 285T0552-8 OR 285T0552-9 ARE ALL OPT WHEN USED WITH ASSOCIATED ITEMS USED ON: 285T0553-4	121503 904949	RF
- 105	285T0552-8		..CIRCUIT ASSY-PRINTED SUPPLIER CODE: V89954 COMPONENT MAINT MANUAL REF: 34-09-60 QUALIFIED OPTIONAL DATA: 285T0552-1 OR 285T0552-8 OR 285T0552-9 ARE ALL OPT WHEN USED WITH ASSOCIATED ITEMS USED ON: 285T0553-4	121503 904949	RF
- 105	285T0552-9		..CIRCUIT ASSY-PRINTED SUPPLIER CODE: V89954 COMPONENT MAINT MANUAL REF: 34-09-60 QUALIFIED OPTIONAL DATA: 285T0552-1 OR 285T0552-8 OR 285T0552-9 ARE ALL OPT WHEN USED WITH ASSOCIATED ITEMS USED ON: 285T0553-4	121503 904949	RF
- 105	285T0552-1		..CIRCUIT ASSY-PRINTED SUPPLIER CODE: V89954 COMPONENT MAINT MANUAL REF: 34-09-60 USED ON: 285T0553-1 285T0553-2 285T0553-3	121503 904949	RF

MISSING ITEM NUMBERS NOT APPLICABLE

- ITEM NOT ILLUSTRATED

11-31-05-01

11-31-05
FIG. 01
PAGE 2
JAN 20/09

BRI



757

PARTS CATALOG (MAINTENANCE)

FIG ITEM	PART NUMBER	1 2 3 4 5 6 7	NOMENCLATURE	EFFECT FROM TO	UNITS PER ASSY
1					
- 105	285T0552-8		..CIRCUIT ASSY-PRINTED SUPPLIER CODE: V89954 COMPONENT MAINT MANUAL REF: 34-09-60 USED ON: 285T0553-1 285T0553-2 285T0553-3	121503 904949	RF
- 105	285T0552-9		..CIRCUIT ASSY-PRINTED SUPPLIER CODE: V89954 COMPONENT MAINT MANUAL REF: 34-09-60 USED ON: 285T0553-1 285T0553-2 285T0553-3	121503 904949	RF
110	BAC27TEX2		...DECAL- PLACARD CONTENT: STATIC SENSITIVE USED ON: 285T0552-1 285T0552-8	121503 904949	1
110	BAC27TEX1486		...DECAL- PLACARD CONTENT: STATIC SENSITIVE USED ON: 285T0552-9	121503 904949	1
115	285T0558-3		..MODULE ASSY-ELECT. SUPPLIER CODE: V89954 QUALIFIED OPTIONAL DATA: 285T0558-3 OPT TO 285T0558-10 WHEN USED WITH ASSOCIATED ITEMS USED ON: 285T0553-4	121503 904949	RF
115	285T0558-10		..MODULE ASSY-ELECT. SUPPLIER CODE: V89954 QUALIFIED OPTIONAL DATA: 285T0558-3 OPT TO 285T0558-10 WHEN USED WITH ASSOCIATED ITEMS USED ON: 285T0553-4	121503 904949	RF

MISSING ITEM NUMBERS NOT APPLICABLE

- ITEM NOT ILLUSTRATED

11-31-05-01

11-31-05
FIG. 01
PAGE 3
JAN 20/09

BRI



757

PARTS CATALOG (MAINTENANCE)

FIG ITEM	PART NUMBER	1 2 3 4 5 6 7	NOMENCLATURE	EFFECT FROM TO	UNITS PER ASSY
1 115	285T0558-1		..MODULE ASSY-ELECT. SUPPLIER CODE: V89954 USED ON: 285T0553-1 285T0553-3	121503 904949	RF
115	285T0558-2		..MODULE ASSY-ELECT. SUPPLIER CODE: V89954 QUALIFIED OPTIONAL DATA: 285T0558-2 OPT TO 285T0558-9 WHEN USED WITH ASSOCIATED ITEMS USED ON: 285T0553-2	121503 904949	RF
115	285T0558-9		..MODULE ASSY-ELECT. SUPPLIER CODE: V89954 QUALIFIED OPTIONAL DATA: 285T0558-2 OPT TO 285T0558-9 WHEN USED WITH ASSOCIATED ITEMS USED ON: 285T0553-2	121503 904949	RF
115	285T0558-1		..MODULE ASSY-ELECT. SUPPLIER CODE: V89954 USED ON: 285T0553-4	121503 904949	RF
115	285T0558-2		..MODULE ASSY-ELECT. SUPPLIER CODE: V89954 USED ON: 285T0553-4	121503 904949	RF
115	285T0558-1		..MODULE ASSY-ELECT. SUPPLIER CODE: V89954 USED ON: 285T0553-2	121503 904949	RF
- 120	285T0570-12		...CIRCUIT ASSY-PRINTED SUPPLIER CODE: V89954 OPTIONAL PART: 285T0570-16 V89954 USED ON: 285T0558-3 285T0558-10	121503 904949	1

MISSING ITEM NUMBERS NOT APPLICABLE

- ITEM NOT ILLUSTRATED

11-31-05-01

11-31-05
FIG. 01
PAGE 4
JAN 20/09

BRI



757

PARTS CATALOG (MAINTENANCE)

FIG ITEM	PART NUMBER	1 2 3 4 5 6 7	NOMENCLATURE	EFFECT FROM TO	UNITS PER ASSY
1					
- 120	285T0570-16	...	CIRCUIT ASSY-PRINTED SUPPLIER CODE: V89954 OPTIONAL PART: 285T0570-12 V89954 USED ON: 285T0558-3 285T0558-10	121503 904949	RF
- 120	285T0570-1	...	CIRCUIT ASSY-PRINTED SUPPLIER CODE: V89954 OPTIONAL PART: 285T0570-8 V89954 285T0570-10 V89954 USED ON: 285T0558-1 285T0558-2 285T0558-9	121503 904949	RF
- 120	285T0570-8	...	CIRCUIT ASSY-PRINTED SUPPLIER CODE: V89954 OPTIONAL PART: 285T0570-1 V89954 285T0570-10 V89954 USED ON: 285T0558-1 285T0558-2 285T0558-9	121503 904949	RF
- 120	285T0570-10	...	CIRCUIT ASSY-PRINTED SUPPLIER CODE: V89954 OPTIONAL PART: 285T0570-1 V89954 285T0570-8 V89954 USED ON: 285T0558-1 285T0558-2 285T0558-9	121503 904949	RF
125	BAC27TEX1486	DECAL- PLACARD CONTENT: STATIC SENSITIVE	121503 904949	1

MISSING ITEM NUMBERS NOT APPLICABLE

- ITEM NOT ILLUSTRATED

BRI

11-31-05-01

BOEING PROPRIETARY - Copyright © - Unpublished Work - See title page for details.

11-31-05
FIG. 01
PAGE 5
JAN 20/09

 **BOEING**
757
PARTS CATALOG (MAINTENANCE)

FIG ITEM	PART NUMBER	1 2 3 4 5 6 7	NOMENCLATURE	EFFECT FROM TO	UNITS PER ASSY
1					
140	285T0524-6		.PANEL ASSY-ILS CONT SUPPLIER CODE: V89954 ELECTRICAL EQUIP NUMBER: M00087 COMPONENT MAINT MANUAL REF: 34-31-52	121503 904949	RF
150	BAC27TEX1		..DECAL	121503 904949	2
155	285T0525-3		..MODULE ASSY-ELECT. SUPPLIER CODE: V89954	121503 904949	1
- 160	285T0525-4		...MODULE ASSY- SUPPLIER CODE: V89954	121503 904949	RF
- 165	285T0523-8	CIRCUIT ASSY-PRINTED SUPPLIER CODE: V89954 OPTIONAL PART: 285T0523-9 V89954	121503 904949	RF
- 165	285T0523-9	CIRCUIT ASSY-PRINTED SUPPLIER CODE: V89954 OPTIONAL PART: 285T0523-8 V89954	121503 904949	RF
170	BAC27TEX2	DECAL- PLACARD CONTENT: STATIC SENSITIVE	121503 904949	1
190	285T0020-8		.PANEL ASSY-ILS CONT SUPPLIER CODE: V89954 COMPONENT MAINT MANUAL REF: 34-31-51	121503 904949	RF
210	BAC27TEX1		..DECAL	121503 904949	1
215	285T0081-10		..MODULE ASSY-REAR SUPPLIER CODE: V89954	121503 904949	RF
220	285T0081-11		...MODULE ASSY-ELECT. SUPPLIER CODE: V89954	121503 904949	1
225	285T0081-12		...MODULE ASSY-ELECT. SUPPLIER CODE: V89954	121503 904949	1
230	285T0081-13		...MODULE ASSY-ELECT. SUPPLIER CODE: V89954	121503 904949	1

MISSING ITEM NUMBERS NOT APPLICABLE

- ITEM NOT ILLUSTRATED

BRI

11-31-05-01

11-31-05
FIG. 01
PAGE 6
JAN 20/09



757

PARTS CATALOG (MAINTENANCE)

FIG ITEM	PART NUMBER	1 2 3 4 5 6 7	NOMENCLATURE	EFFECT FROM TO	UNITS PER ASSY
1					
- 235	285T0089-12	CIRCUIT ASSY-PRINTED SUPPLIER CODE: V89954 OPTIONAL PART: 285T0089-19 V89954	121503 904949	RF
- 235	285T0089-19	CIRCUIT ASSY-PRINTED SUPPLIER CODE: V89954 OPTIONAL PART: 285T0089-12 V89954	121503 904949	RF
240	BAC27TEX2	DECAL- PLACARD CONTENT: STATIC SENSITIVE	121503 904949	1

MISSING ITEM NUMBERS NOT APPLICABLE

- ITEM NOT ILLUSTRATED

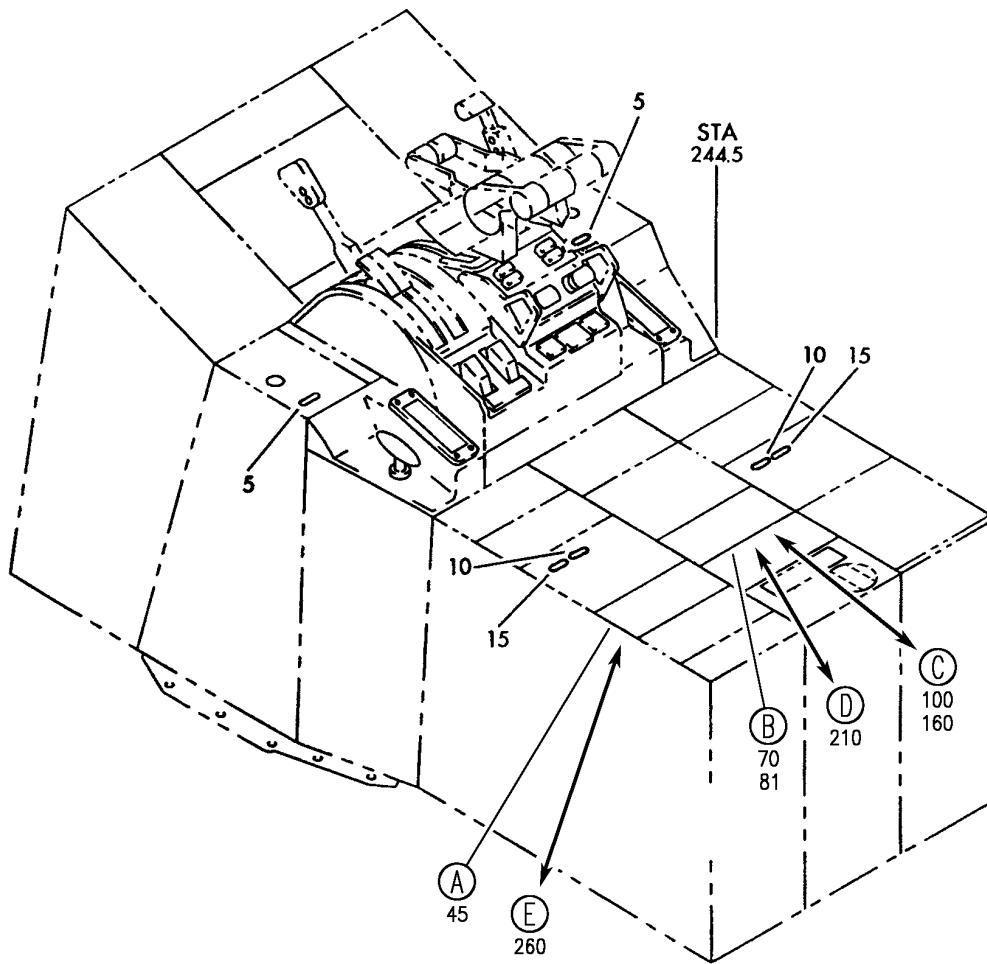
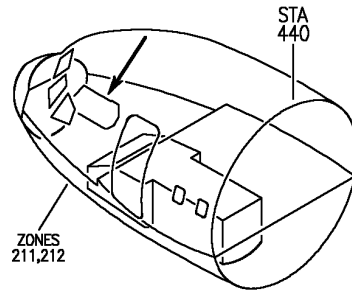
BRI

11-31-05-01

BOEING PROPRIETARY - Copyright © - Unpublished Work - See title page for details.

11-31-05
FIG. 01
PAGE 7
JAN 20/09

BOEING
757
PARTS CATALOG (MAINTENANCE)



Y 11310504 SHT 1 REV 255

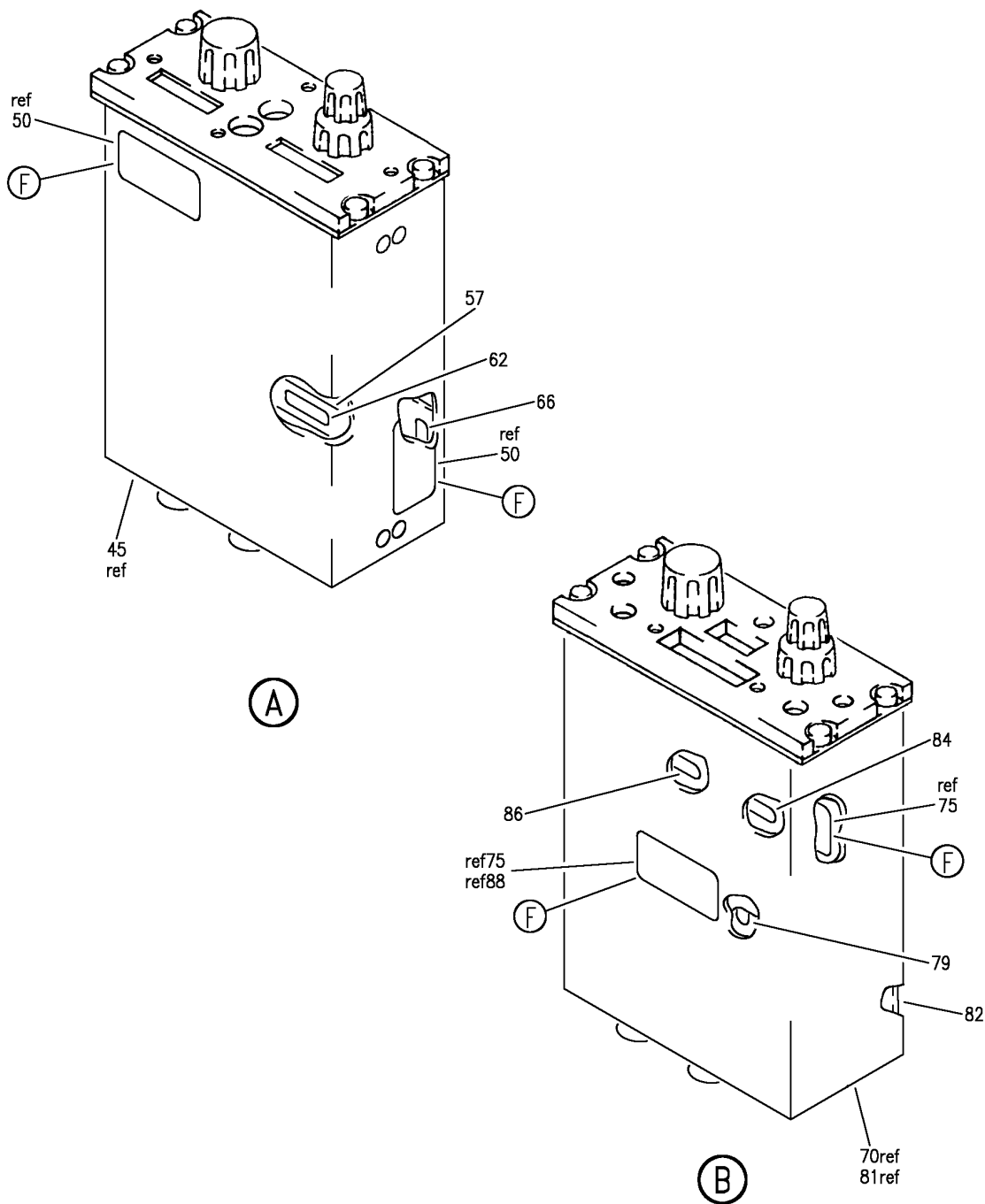
PANEL INSTL-P8 ELECTRONIC (PLACARDS AND MARKINGS ONLY)
FIGURE 4 (SHEET 1)

11-31-05-04

BRI
JAN 20/09

11-31-05-04
PAGE 0


BOEING
 757
PARTS CATALOG (MAINTENANCE)



Y 11310504 SH1 2 REV 255

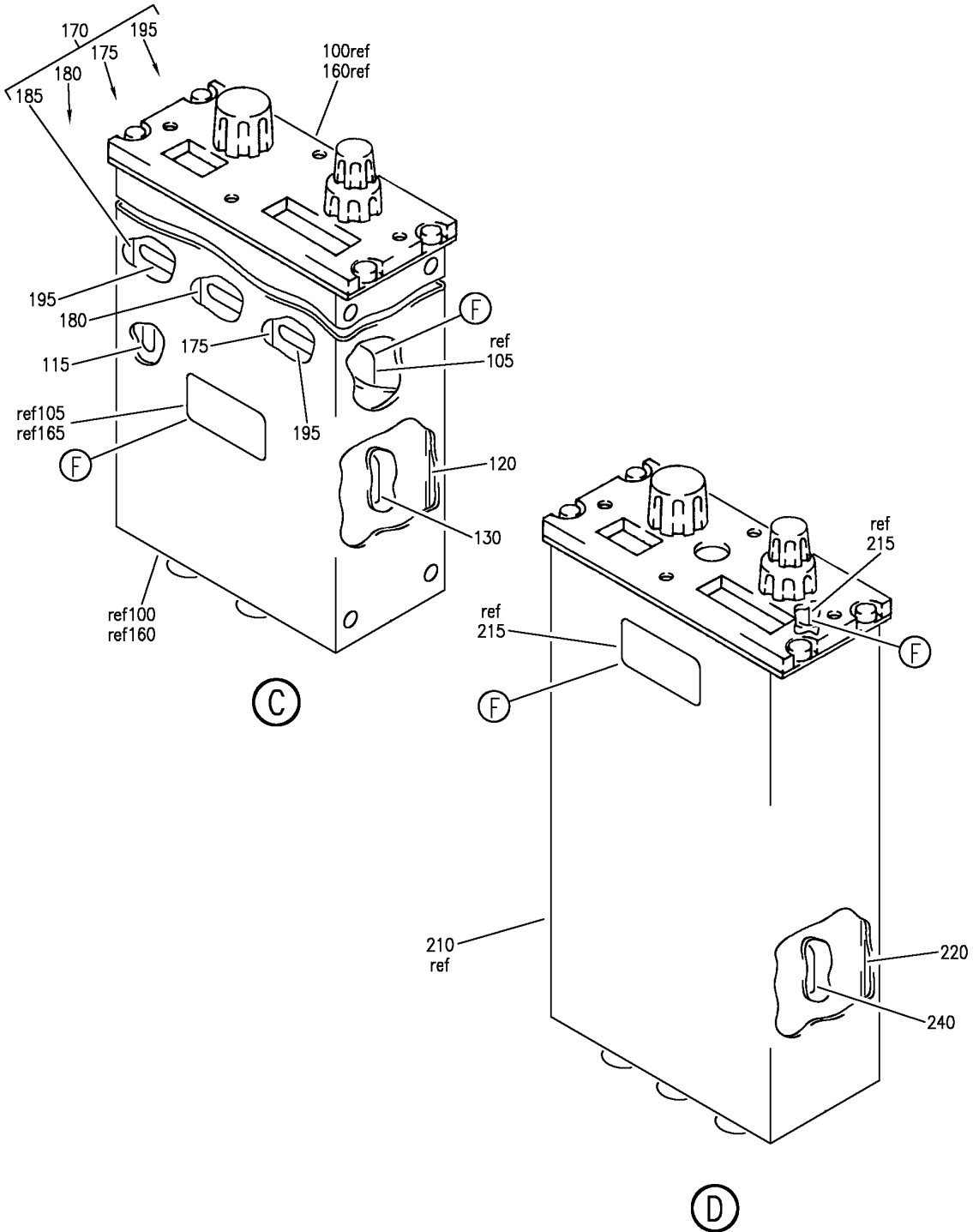
PANEL INSTL-P8 ELECTRONIC (PLACARDS AND MARKINGS ONLY)
 FIGURE 4 (SHEET 2)

11-31-05-04

BRI
JAN 20/09

11-31-05-04
 PAGE 0A

BOEING
757
PARTS CATALOG (MAINTENANCE)



Y 11310504 SHT 3 REV 255

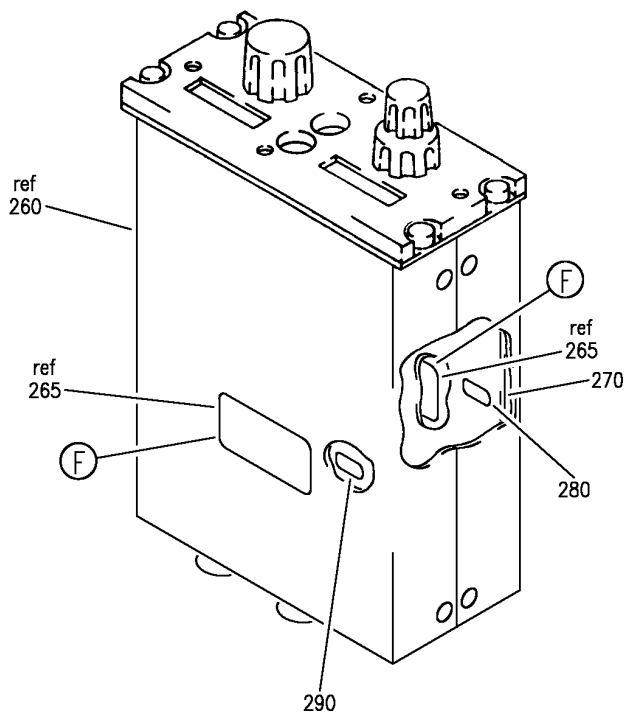
PANEL INSTL-P8 ELECTRONIC (PLACARDS AND MARKINGS ONLY)
FIGURE 4 (SHEET 3)

11-31-05-04

BRI
JAN 20/09

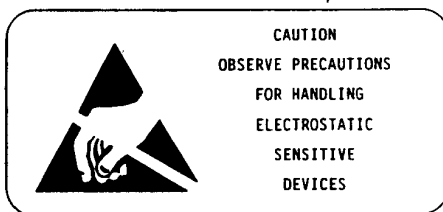
11-31-05-04
PAGE 0B

BOEING
757
PARTS CATALOG (MAINTENANCE)



(E)

50
75
88
105
165
215
265



(F)

Y 11310504 SH1 4 REV 255

PANEL INSTL-P8 ELECTRONIC (PLACARDS AND MARKINGS ONLY)
FIGURE 4 (SHEET 4)

11-31-05-04

BRI
JAN 20/09

11-31-05-04
PAGE 0C



757

PARTS CATALOG (MAINTENANCE)

FIG ITEM	PART NUMBER	1 2 3 4 5 6 7	NOMENCLATURE	EFFECT FROM TO	UNITS PER ASSY
4			PANEL INSTL-P8 ELECTRONIC (PLACARDS AND MARKINGS ONLY)	107107	
- 1	233N6101-1		PANEL INSTL-P8 ELECTRONIC (PLACARDS AND MARKINGS ONLY) VARIABLE DRAWING REF: 233N6101-5004 FOR NHA/OTHER SYS DET SEE: 25-10-00-05A	107107	RF
	5 BAC27TFDE0013		.DECAL- PLACARD CONTENT: INOP	107107	2
	15 BAC27TFDE0013		.DECAL- PLACARD CONTENT: INOP	107107	2
	45 285T0537-1		.PANEL ASSY-ADF CONT SUPPLIER CODE: V89954 ELECTRICAL EQUIP NUMBER: M01046 COMPONENT MAINT MANUAL REF: 34-57-53	107107	RF
	50 BAC27TEX1		..DECAL	107107	2
	57 285T0445-5		..MODULE ASSY-ELECT. SUPPLIER CODE: V89954	107107	RF
-	59 285T0445-6		...MODULE ASSY- SUPPLIER CODE: V89954	107107	RF
	62 BAC27TEX2	DECAL- PLACARD CONTENT: STATIC SENSITIVE	107107	1
-	64 285T0443-10	PRINTED CIRCUIT ASSY- SUPPLIER CODE: V89954	107107	RF
	66 BAC27TEX2	DECAL- PLACARD CONTENT: STATIC SENSITIVE	107107	1
	70 285T0555-1		.PANEL ASSY-ATC CONT SUPPLIER CODE: V89954 ELECTRICAL EQUIP NUMBER: M10140 COMPONENT MAINT MANUAL REF: 34-53-61	107107	RF

MISSING ITEM NUMBERS NOT APPLICABLE

- ITEM NOT ILLUSTRATED

11-31-05-04

11-31-05
FIG. 04
PAGE 1
JAN 20/09

BRI



757

PARTS CATALOG (MAINTENANCE)

FIG ITEM	PART NUMBER	1 2 3 4 5 6 7	NOMENCLATURE	EFFECT FROM TO	UNITS PER ASSY
4	70 285T0555-3		.PANEL ASSY-ATC CONT SUPPLIER CODE: V89954 ELECTRICAL EQUIP NUMBER: M10140 COMPONENT MAINT MANUAL REF: 34-53-61	107107	RF
- 75	BAC27TEX1		..DECAL	107107	2
- 77	285T0562-1		..CIRCUIT ASSY-PRINTED PWR SUPPLY SUPPLIER CODE: V89954 COMPONENT MAINT MANUAL REF: 34-09-60 USED ON: 285T0555-1	107107	RF
- 77	285T0562-1		..CIRCUIT ASSY-PRINTED PWR SUPPLY SUPPLIER CODE: V89954 COMPONENT MAINT MANUAL REF: 34-09-60 OPTIONAL PART: 285T0562-9 V89954 285T0562-10 V89954 USED ON: 285T0555-1	107107	RF
- 77	285T0562-9		..CIRCUIT ASSY-PRINTED PWR SUPPLY SUPPLIER CODE: V89954 COMPONENT MAINT MANUAL REF: 34-09-60 OPTIONAL PART: 285T0562-1 V89954 285T0562-10 V89954 USED ON: 285T0555-3	107107	RF

MISSING ITEM NUMBERS NOT APPLICABLE

- ITEM NOT ILLUSTRATED

11-31-05-04

11-31-05
FIG. 04
PAGE 2
JAN 20/09

BRI



757

PARTS CATALOG (MAINTENANCE)

FIG ITEM	PART NUMBER	1 2 3 4 5 6 7	NOMENCLATURE	EFFECT FROM TO	UNITS PER ASSY
4					
- 77	285T0562-10	..	CIRCUIT ASSY-PRINTED POWER SUPPLY SUPPLIER CODE: V89954 COMPONENT MAINT MANUAL REF: 34-09-60 OPTIONAL PART: 285T0562-1 V89954 285T0562-9 V89954 USED ON: 285T0555-3	107107	RF
79	BAC27TEX1486	...	DECAL- PLACARD CONTENT: STATIC SENSITIVE	107107	1
81	285T0026-10	.PANEL ASSY-ATC CONT	SUPPLIER CODE: V89954 ELECTRICAL EQUIP NUMBER: M10140 COMPONENT MAINT MANUAL REF: 34-53-51	107107	RF
82	285T0228-3	..	REAR MOD ASSY- SUPPLIER CODE: V89954	107107	RF
- 83	285T0089-15	...	PRINTED CIRCUIT ASSY- SUPPLIER CODE: V89954 OPTIONAL PART: 285T0089-21 V89954	107107	RF
- 83	285T0089-21	...	PRINTED CIRCUIT ASSY- SUPPLIER CODE: V89954 OPTIONAL PART: 285T0089-15 V89954	107107	RF
84	BAC27TEX2	DECAL	107107	1
- 85	285T0220-11	...	PRINTED CIRCUIT ASSY- SUPPLIER CODE: V89954 OPTIONAL PART: 285T0220-8 V89954	107107	RF

MISSING ITEM NUMBERS NOT APPLICABLE

- ITEM NOT ILLUSTRATED

11-31-05-04

11-31-05
FIG. 04
PAGE 3
JAN 20/09

BRI



757

PARTS CATALOG (MAINTENANCE)

FIG ITEM	PART NUMBER	1 2 3 4 5 6 7	NOMENCLATURE	EFFECT FROM TO	UNITS PER ASSY
4					
- 85	285T0220-8		...PRINTED CIRCUIT ASSY- SUPPLIER CODE: V89954 OPTIONAL PART: 285T0220-11 V89954	107107	RF
86	BAC27TEX2	DECAL	107107	1
88	BAC27TEX1		..DECAL	107107	1
100	285T0553-1		.PANEL ASSY-ILS CONT SUPPLIER CODE: V89954 ELECTRICAL EQUIP NUMBER: M00087 COMPONENT MAINT MANUAL REF: 34-31-61	107107	RF
100	285T0553-2		.PANEL ASSY-ILS CONT SUPPLIER CODE: V89954 ELECTRICAL EQUIP NUMBER: M00087 COMPONENT MAINT MANUAL REF: 34-31-61	107107	RF
100	285T0553-4		.PANEL ASSY-ILS CONT SUPPLIER CODE: V89954 ELECTRICAL EQUIP NUMBER: M00087 COMPONENT MAINT MANUAL REF: 34-31-61	107107	RF
100	285T0553-3		.PANEL ASSY-ILS CONT SUPPLIER CODE: V89954 ELECTRICAL EQUIP NUMBER: M00087 COMPONENT MAINT MANUAL REF: 34-31-61	107107	RF
105	BAC27TEX1		..DECAL	107107	2
- 110	285T0552-1		..CIRCUIT ASSY-PRINTED SUPPLIER CODE: V89954 COMPONENT MAINT MANUAL REF: 34-09-60 QUALIFIED OPTIONAL DATA: 285T0552-1 OR 285T0552-8 OR 285T0552-9 ARE ALL OPT WHEN USED WITH ASSOCIATED ITEMS USED ON: 285T0553-4	107107	RF

MISSING ITEM NUMBERS NOT APPLICABLE

- ITEM NOT ILLUSTRATED

BRI

11-31-05-04

11-31-05
FIG. 04
PAGE 4
JAN 20/09



757

PARTS CATALOG (MAINTENANCE)

FIG ITEM	PART NUMBER	1 2 3 4 5 6 7	NOMENCLATURE	EFFECT FROM TO	UNITS PER ASSY
4 - 110	285T0552-8		..CIRCUIT ASSY-PRINTED SUPPLIER CODE: V89954 COMPONENT MAINT MANUAL REF: 34-09-60 QUALIFIED OPTIONAL DATA: 285T0552-1 OR 285T0552-8 OR 285T0552-9 ARE ALL OPT WHEN USED WITH ASSOCIATED ITEMS USED ON: 285T0553-4	107107	RF
- 110	285T0552-9		..CIRCUIT ASSY-PRINTED SUPPLIER CODE: V89954 COMPONENT MAINT MANUAL REF: 34-09-60 QUALIFIED OPTIONAL DATA: 285T0552-1 OR 285T0552-8 OR 285T0552-9 ARE ALL OPT WHEN USED WITH ASSOCIATED ITEMS USED ON: 285T0553-4	107107	RF
- 110	285T0552-1		..CIRCUIT ASSY-PRINTED SUPPLIER CODE: V89954 COMPONENT MAINT MANUAL REF: 34-09-60 USED ON: 285T0553-1 285T0553-2 285T0553-3	107107	RF
- 110	285T0552-8		..CIRCUIT ASSY-PRINTED SUPPLIER CODE: V89954 COMPONENT MAINT MANUAL REF: 34-09-60 USED ON: 285T0553-1 285T0553-2 285T0553-3	107107	RF

MISSING ITEM NUMBERS NOT APPLICABLE

- ITEM NOT ILLUSTRATED

11-31-05-04

11-31-05
FIG. 04
PAGE 5
JAN 20/09

BRI



757

PARTS CATALOG (MAINTENANCE)

FIG ITEM	PART NUMBER	1 2 3 4 5 6 7	NOMENCLATURE	EFFECT FROM TO	UNITS PER ASSY
4 - 110	285T0552-9		..CIRCUIT ASSY-PRINTED SUPPLIER CODE: V89954 COMPONENT MAINT MANUAL REF: 34-09-60 USED ON: 285T0553-1 285T0553-2 285T0553-3	107107	RF
115	BAC27TEX2		...DECAL- PLACARD CONTENT: STATIC SENSITIVE USED ON: 285T0552-1 285T0552-8	107107	1
115	BAC27TEX1486		...DECAL- PLACARD CONTENT: STATIC SENSITIVE USED ON: 285T0552-9	107107	1
120	285T0558-3		..MODULE ASSY-ELECT. SUPPLIER CODE: V89954 QUALIFIED OPTIONAL DATA: 285T0558-3 OPT TO 285T0558-10 WHEN USED WITH ASSOCIATED ITEMS USED ON: 285T0553-4	107107	RF
120	285T0558-10		..MODULE ASSY-ELECT. SUPPLIER CODE: V89954 QUALIFIED OPTIONAL DATA: 285T0558-3 OPT TO 285T0558-10 WHEN USED WITH ASSOCIATED ITEMS USED ON: 285T0553-4	107107	RF
120	285T0558-1		..MODULE ASSY-ELECT. SUPPLIER CODE: V89954 USED ON: 285T0553-1 285T0553-3	107107	RF

MISSING ITEM NUMBERS NOT APPLICABLE

- ITEM NOT ILLUSTRATED

11-31-05-04

11-31-05
FIG. 04
PAGE 6
JAN 20/09

BRI



757

PARTS CATALOG (MAINTENANCE)

FIG ITEM	PART NUMBER	1 2 3 4 5 6 7	NOMENCLATURE	EFFECT FROM TO	UNITS PER ASSY
4 120	285T0558-2		..MODULE ASSY-ELECT. SUPPLIER CODE: V89954 QUALIFIED OPTIONAL DATA: 285T0558-2 OPT TO 285T0558-9 WHEN USED WITH ASSOCIATED ITEMS USED ON: 285T0553-2	107107	RF
120	285T0558-9		..MODULE ASSY-ELECT. SUPPLIER CODE: V89954 QUALIFIED OPTIONAL DATA: 285T0558-2 OPT TO 285T0558-9 WHEN USED WITH ASSOCIATED ITEMS USED ON: 285T0553-2	107107	RF
120	285T0558-1		..MODULE ASSY-ELECT. SUPPLIER CODE: V89954 USED ON: 285T0553-4	107107	RF
120	285T0558-2		..MODULE ASSY-ELECT. SUPPLIER CODE: V89954 USED ON: 285T0553-4	107107	RF
120	285T0558-1		..MODULE ASSY-ELECT. SUPPLIER CODE: V89954 USED ON: 285T0553-2	107107	RF
- 125	285T0570-12		...CIRCUIT ASSY-PRINTED SUPPLIER CODE: V89954 OPTIONAL PART: 285T0570-16 V89954 USED ON: 285T0558-3 285T0558-10	107107	RF

MISSING ITEM NUMBERS NOT APPLICABLE

- ITEM NOT ILLUSTRATED

11-31-05-04

11-31-05
FIG. 04
PAGE 7
JAN 20/09

BRI



757

PARTS CATALOG (MAINTENANCE)

FIG ITEM	PART NUMBER	1 2 3 4 5 6 7	NOMENCLATURE	EFFECT FROM TO	UNITS PER ASSY
4 - 125	285T0570-16		...CIRCUIT ASSY-PRINTED SUPPLIER CODE: V89954 OPTIONAL PART: 285T0570-12 V89954 USED ON: 285T0558-3 285T0558-10	107107	RF
- 125	285T0570-1		...CIRCUIT ASSY-PRINTED SUPPLIER CODE: V89954 OPTIONAL PART: 285T0570-8 V89954 285T0570-10 V89954 USED ON: 285T0558-1 285T0558-2 285T0558-9	107107	RF
- 125	285T0570-8		...CIRCUIT ASSY-PRINTED SUPPLIER CODE: V89954 OPTIONAL PART: 285T0570-1 V89954 285T0570-10 V89954 USED ON: 285T0558-1 285T0558-2 285T0558-9	107107	RF
- 125	285T0570-10		...CIRCUIT ASSY-PRINTED SUPPLIER CODE: V89954 OPTIONAL PART: 285T0570-1 V89954 285T0570-8 V89954 USED ON: 285T0558-1 285T0558-2 285T0558-9	107107	RF
130	BAC27TEX1486	DECAL- PLACARD CONTENT: STATIC SENSITIVE	107107	1

MISSING ITEM NUMBERS NOT APPLICABLE

- ITEM NOT ILLUSTRATED

11-31-05-04

11-31-05
FIG. 04
PAGE 8
JAN 20/09

BRI

 **BOEING**
757
PARTS CATALOG (MAINTENANCE)

FIG ITEM	PART NUMBER	1 2 3 4 5 6 7	NOMENCLATURE	EFFECT FROM TO	UNITS PER ASSY
4 160	285T0020-8		.PANEL ASSY-ILS CONT SUPPLIER CODE: V89954 MISCELLANEOUS DATA: THE USE OF THIS PART NEGATES THE INTENT OF SB 34-0040 ELECTRICAL EQUIP NUMBER: M00087 COMPONENT MAINT MANUAL REF: 34-31-51	107107	RF
165	BAC27TEX1		..DECAL	107107	1
170	285T0081-10		..MODULE ASSY-REAR SUPPLIER CODE: V89954	107107	RF
175	285T0081-11		...MODULE ASSY-ELECT. SUPPLIER CODE: V89954	107107	RF
180	285T0081-12		...MODULE ASSY-ELECT. SUPPLIER CODE: V89954	107107	RF
185	285T0081-13		...MODULE ASSY-ELECT. SUPPLIER CODE: V89954	107107	RF
- 190	285T0089-12	CIRCUIT ASSY-PRINTED SUPPLIER CODE: V89954 OPTIONAL PART: 285T0089-19 V89954	107107	RF
- 190	285T0089-19	CIRCUIT ASSY-PRINTED SUPPLIER CODE: V89954 OPTIONAL PART: 285T0089-12 V89954	107107	RF
195	BAC27TEX2	DECAL- PLACARD CONTENT: STATIC SENSITIVE	107107	1
210	285T0524-6		.PANEL ASSY-ILS CONT SUPPLIER CODE: V89954 ELECTRICAL EQUIP NUMBER: M00087 COMPONENT MAINT MANUAL REF: 34-31-52	107107	RF
215	BAC27TEX1		..DECAL	107107	2

MISSING ITEM NUMBERS NOT APPLICABLE

- ITEM NOT ILLUSTRATED

BRI

11-31-05-04

BOEING PROPRIETARY - Copyright © - Unpublished Work - See title page for details.

11-31-05
FIG. 04
PAGE 9
JAN 20/09



757

PARTS CATALOG (MAINTENANCE)

FIG ITEM	PART NUMBER	1 2 3 4 5 6 7	NOMENCLATURE	EFFECT FROM TO	UNITS PER ASSY
4	220	285T0525-3	..MODULE ASSY-ELECT. SUPPLIER CODE: V89954	107107	RF
-	225	285T0525-4	...MODULE ASSY- SUPPLIER CODE: V89954	107107	RF
-	230	285T0523-8CIRCUIT ASSY-PRINTED SUPPLIER CODE: V89954 OPTIONAL PART: 285T0523-9 V89954	107107	RF
-	235	285T0523-9CIRCUIT ASSY-PRINTED SUPPLIER CODE: V89954 OPTIONAL PART: 285T0523-8 V89954	107107	RF
	240	BAC27TEX2DECAL- PLACARD CONTENT: STATIC SENSITIVE	107107	1
	260	285T0557-1	.PANEL ASSY-ADF CONT SUPPLIER CODE: V89954 ELECTRICAL EQUIP NUMBER: M01046 COMPONENT MAINT MANUAL REF: 34-57-62	107107	RF
	265	BAC27TEX1	..DECAL	107107	2
	270	285T0561-1	..MODULE ASSY-ELECT. SUPPLIER CODE: V89954	107107	RF
-	275	285T0573-1	...CIRCUIT ASSY-PRINTED ADF PROCESSOR CONTROL SUPPLIER CODE: V89954 OPTIONAL PART: 285T0573-10 V89954 285T0573-12 V89954	107107	RF

MISSING ITEM NUMBERS NOT APPLICABLE

- ITEM NOT ILLUSTRATED

11-31-05-04

11-31-05
FIG. 04
PAGE 10
JAN 20/09

BRI



757

PARTS CATALOG (MAINTENANCE)

FIG ITEM	PART NUMBER	1 2 3 4 5 6 7	NOMENCLATURE	EFFECT FROM TO	UNITS PER ASSY
4 - 275	285T0573-10	...	CIRCUIT ASSY-PRINTED ADF PROCESSOR CONTROL SUPPLIER CODE: V89954 OPTIONAL PART: 285T0573-1 V89954 285T0573-12 V89954	107107	RF
- 275	285T0573-12	...	CIRCUIT ASSY-PRINTED ADF PROCESSOR CONTROL SUPPLIER CODE: V89954 OPTIONAL PART: 285T0573-1 V89954 285T0573-10 V89954	107107	RF
280	BAC27TEX1486	DECAL- PLACARD CONTENT: STATIC SENSITIVE	107107	1
- 285	285T0562-1	..	CIRCUIT ASSY-PRINTED PWR SUPPLY SUPPLIER CODE: V89954 COMPONENT MAINT MANUAL REF: 34-09-60 OPTIONAL PART: 285T0562-9 V89954 285T0562-10 V89954	107107	RF
- 285	285T0562-9	..	CIRCUIT ASSY-PRINTED PWR SUPPLY SUPPLIER CODE: V89954 COMPONENT MAINT MANUAL REF: 34-09-60 OPTIONAL PART: 285T0562-1 V89954 285T0562-10 V89954	107107	RF

MISSING ITEM NUMBERS NOT APPLICABLE

- ITEM NOT ILLUSTRATED

11-31-05-04

11-31-05
FIG. 04
PAGE 11
JAN 20/09

BRI



757

PARTS CATALOG (MAINTENANCE)

FIG ITEM	PART NUMBER	1 2 3 4 5 6 7	NOMENCLATURE	EFFECT FROM TO	UNITS PER ASSY
4 - 285	285T0562-10		..CIRCUIT ASSY-PRINTED PWR SUPPLY SUPPLIER CODE: V89954 COMPONENT MAINT MANUAL REF: 34-09-60 OPTIONAL PART: 285T0562-1 V89954 285T0562-9 V89954	107107	RF
290	BAC27TEX1486		...DECAL- PLACARD CONTENT: STATIC SENSITIVE	107107	1

MISSING ITEM NUMBERS NOT APPLICABLE

- ITEM NOT ILLUSTRATED

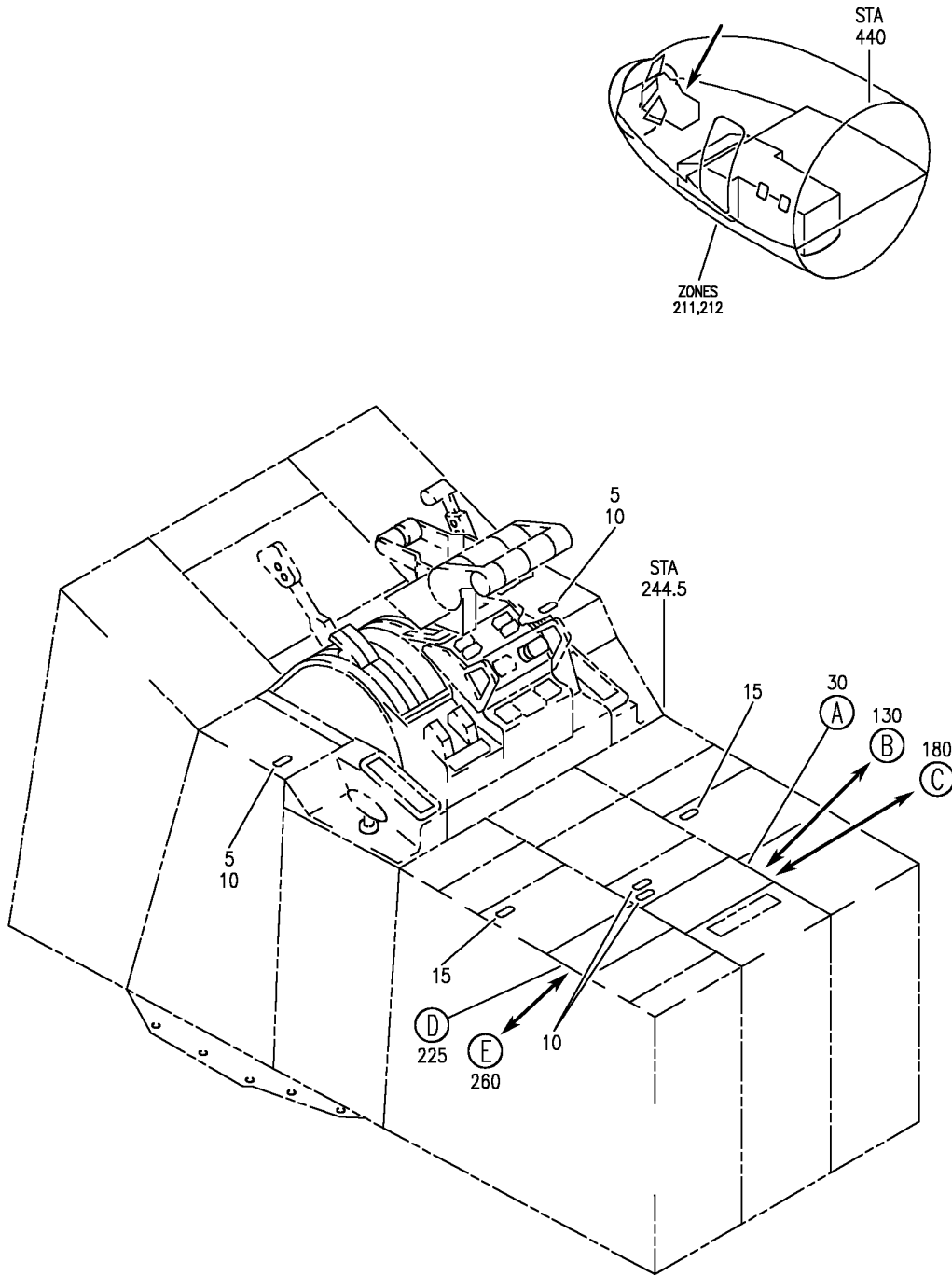
BRI

11-31-05-04

BOEING PROPRIETARY - Copyright © - Unpublished Work - See title page for details.

11-31-05
FIG. 04
PAGE 12
JAN 20/09

BOEING
757
PARTS CATALOG (MAINTENANCE)



Y 11310544 SHT 1 REV 255

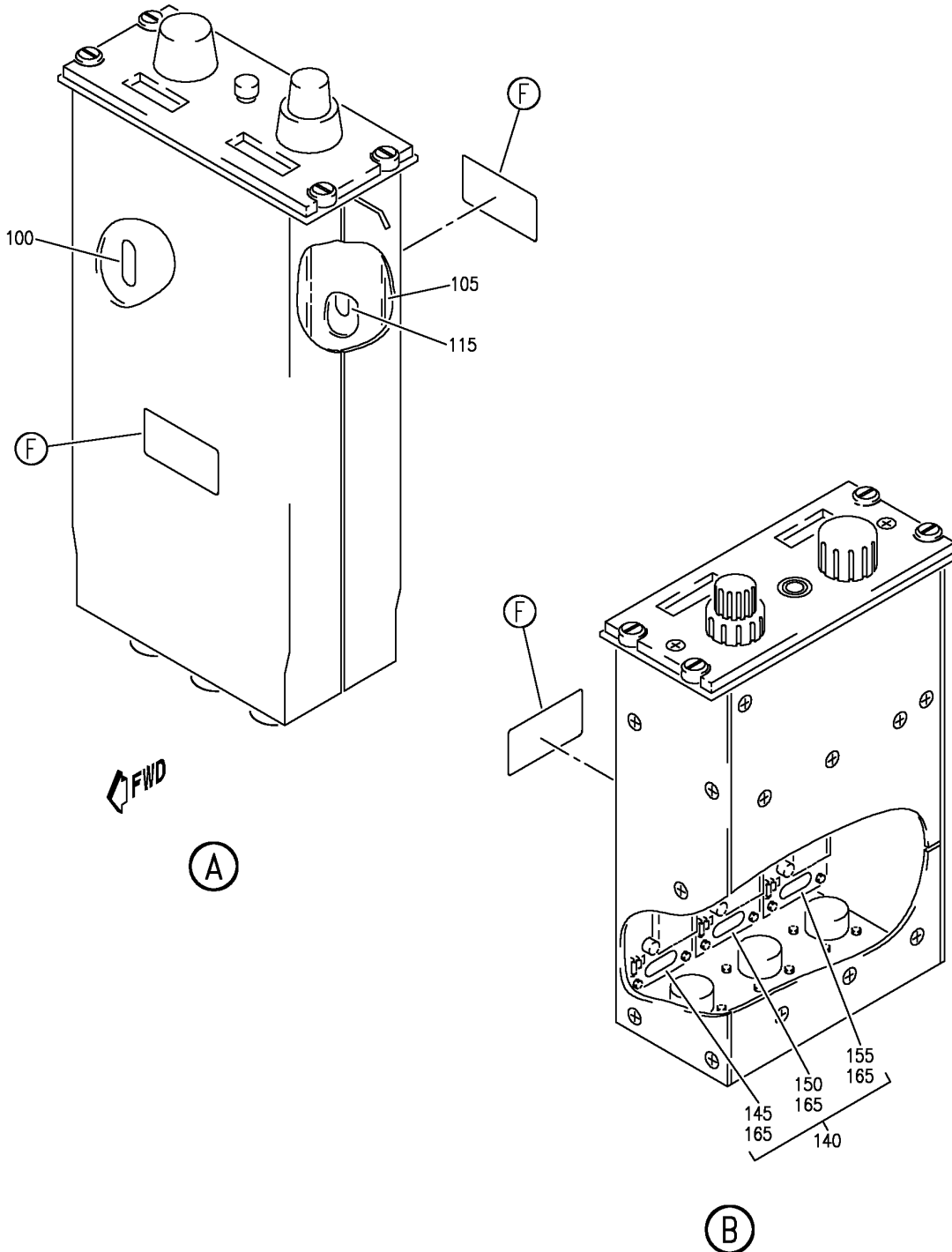
PANEL INSTL-P8 ELECTRONIC (PLACARDS AND MARKINGS ONLY)
FIGURE 44 (SHEET 1)

11-31-05-44

BRI
JAN 20/09

11-31-05-44
PAGE 0

BOEING
757
PARTS CATALOG (MAINTENANCE)



Y 11310544 SHT 2 REV 255

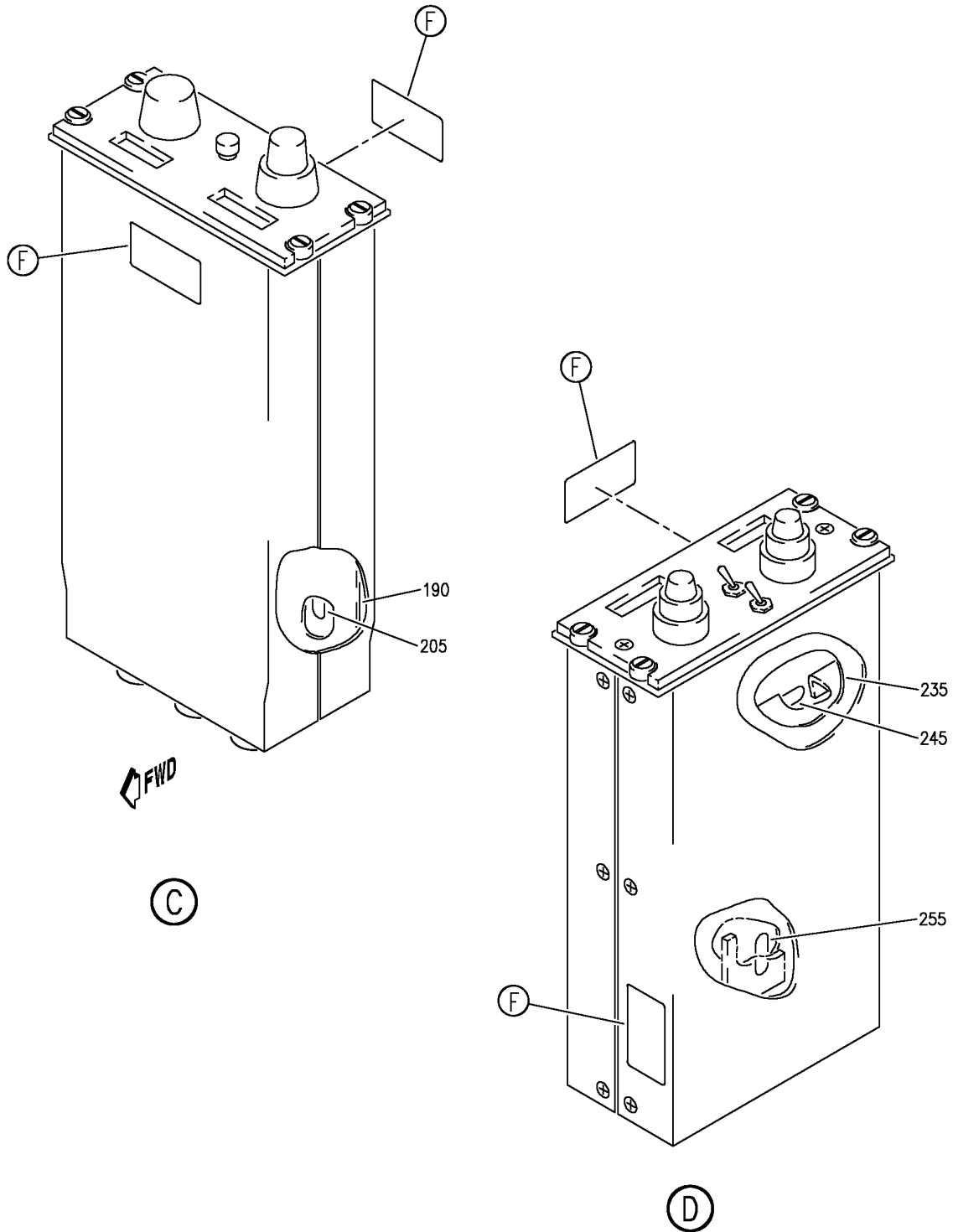
PANEL INSTL-P8 ELECTRONIC (PLACARDS AND MARKINGS ONLY)
FIGURE 44 (SHEET 2)

11-31-05-44

BRI
JAN 20/09

11-31-05-44
PAGE 0A

BOEING
757
PARTS CATALOG (MAINTENANCE)



Y 11310544 SH1 3 REV 255

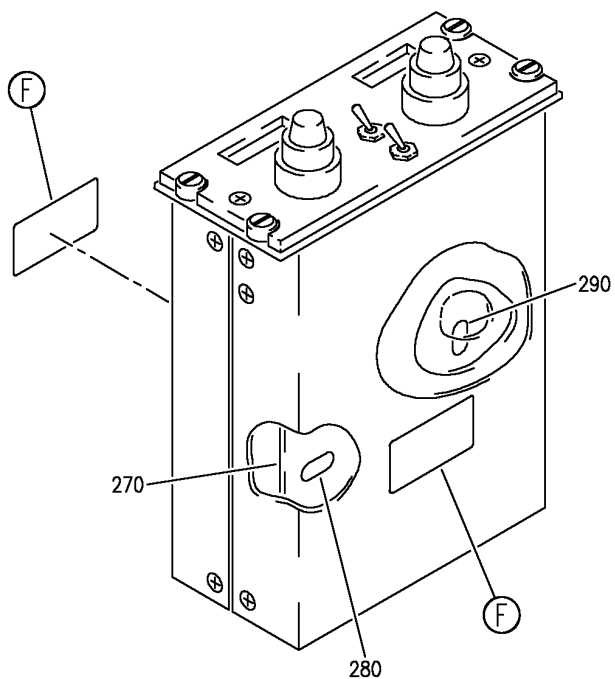
PANEL INSTL-P8 ELECTRONIC (PLACARDS AND MARKINGS ONLY)
FIGURE 44 (SHEET 3)

BRI
JAN 20/09

11-31-05-44


11-31-05-44
PAGE 0B

BOEING
757
PARTS CATALOG (MAINTENANCE)



(E)

35
135
185
230
265



CAUTION
OBSERVE PRECAUTIONS
FOR HANDLING
ELECTROSTATIC
SENSITIVE
DEVICES

(F)

Y 11310544 SH 4 REV 255

PANEL INSTL-P8 ELECTRONIC (PLACARDS AND MARKINGS ONLY)
FIGURE 44 (SHEET 4)

11-31-05-44

BRI
JAN 20/09

11-31-05-44
PAGE 0C



757

PARTS CATALOG (MAINTENANCE)

FIG ITEM	PART NUMBER	1 2 3 4 5 6 7	NOMENCLATURE	EFFECT FROM TO	UNITS PER ASSY
44			PANEL INSTL-P8 ELECTRONIC (PLACARDS AND MARKINGS ONLY)	952999	
- 1	233N6101-1		PANEL INSTL-P8 ELECTRONIC (PLACARDS AND MARKINGS ONLY) VARIABLE DRAWING REF: 233N6101-5041 FOR NHA/OTHER SYS DET SEE: 25-10-00-05A	952999	RF
	5 BAC27TFDE0013		.DECAL- PLACARD CONTENT: INOP	952952	2
	10 BAC27TFDE0013		.DECAL- PLACARD CONTENT: INOP	952999	4
	15 BAC27NFDE0165		.DECAL- PLACARD CONTENT: INOP	953999	2
	30 285T0553-4		.PANEL ASSY-ILS CONT SUPPLIER CODE: V89954 ELECTRICAL EQUIP NUMBER: M00087 COMPONENT MAINT MANUAL REF: 34-31-61	952999	RF
	30 285T0553-2		.PANEL ASSY-ILS CONT SUPPLIER CODE: V89954 ELECTRICAL EQUIP NUMBER: M00087 COMPONENT MAINT MANUAL REF: 34-31-61	952999	RF
	30 285T0553-1		.PANEL ASSY-ILS CONT SUPPLIER CODE: V89954 ELECTRICAL EQUIP NUMBER: M00087 COMPONENT MAINT MANUAL REF: 34-31-61	952999	RF
	30 285T0553-3		.PANEL ASSY-ILS CONT SUPPLIER CODE: V89954 ELECTRICAL EQUIP NUMBER: M00087	952999	RF
	35 BAC27TEX1		..DECAL	952999	2

MISSING ITEM NUMBERS NOT APPLICABLE

- ITEM NOT ILLUSTRATED

11-31-05-44

11-31-05
FIG. 44
PAGE 1
JAN 20/09

BRI



757

PARTS CATALOG (MAINTENANCE)

FIG ITEM	PART NUMBER	1 2 3 4 5 6 7	NOMENCLATURE	EFFECT FROM TO	UNITS PER ASSY
44 - 95	285T0552-1		..CIRCUIT ASSY-PRINTED SUPPLIER CODE: V89954 COMPONENT MAINT MANUAL REF: 34-09-60 QUALIFIED OPTIONAL DATA: 285T0552-1 OR 285T0552-8 OR 285T0552-9 ARE ALL OPT WHEN USED WITH ASSOCIATED ITEMS USED ON: 285T0553-4	952999	RF
- 95	285T0552-8		..CIRCUIT ASSY-PRINTED SUPPLIER CODE: V89954 COMPONENT MAINT MANUAL REF: 34-09-60 QUALIFIED OPTIONAL DATA: 285T0552-1 OR 285T0552-8 OR 285T0552-9 ARE ALL OPT WHEN USED WITH ASSOCIATED ITEMS USED ON: 285T0553-4	952999	RF
- 95	285T0552-9		..CIRCUIT ASSY-PRINTED SUPPLIER CODE: V89954 COMPONENT MAINT MANUAL REF: 34-09-60 QUALIFIED OPTIONAL DATA: 285T0552-1 OR 285T0552-8 OR 285T0552-9 ARE ALL OPT WHEN USED WITH ASSOCIATED ITEMS USED ON: 285T0553-4	952999	RF
- 95	285T0552-1		..CIRCUIT ASSY-PRINTED SUPPLIER CODE: V89954 COMPONENT MAINT MANUAL REF: 34-09-60 USED ON: 285T0553-1 285T0553-2 285T0553-3	952999	RF

MISSING ITEM NUMBERS NOT APPLICABLE

- ITEM NOT ILLUSTRATED

11-31-05-44

11-31-05
FIG. 44
PAGE 2
JAN 20/09

BRI



757

PARTS CATALOG (MAINTENANCE)

FIG ITEM	PART NUMBER	1 2 3 4 5 6 7	NOMENCLATURE	EFFECT FROM TO	UNITS PER ASSY
44 - 95	285T0552-8		..CIRCUIT ASSY-PRINTED SUPPLIER CODE: V89954 COMPONENT MAINT MANUAL REF: 34-09-60 USED ON: 285T0553-1 285T0553-2 285T0553-3	952999	RF
- 95	285T0552-9		..CIRCUIT ASSY-PRINTED SUPPLIER CODE: V89954 COMPONENT MAINT MANUAL REF: 34-09-60 USED ON: 285T0553-1 285T0553-2 285T0553-3	952999	RF
100	BAC27TEX2		...DECAL- PLACARD CONTENT: STATIC SENSITIVE USED ON: 285T0552-1 285T0552-8	952999	1
100	BAC27TEX1486		...DECAL- PLACARD CONTENT: STATIC SENSITIVE USED ON: 285T0552-9	952999	1
105	285T0558-3		..MODULE ASSY-ELECT. SUPPLIER CODE: V89954 QUALIFIED OPTIONAL DATA: 285T0558-3 OPT TO 285T0558-10 WHEN USED WITH ASSOCIATED ITEMS USED ON: 285T0553-4	952999	RF
105	285T0558-10		..MODULE ASSY-ELECT. SUPPLIER CODE: V89954 QUALIFIED OPTIONAL DATA: 285T0558-3 OPT TO 285T0558-10 WHEN USED WITH ASSOCIATED ITEMS USED ON: 285T0553-4	952999	RF

MISSING ITEM NUMBERS NOT APPLICABLE

- ITEM NOT ILLUSTRATED

11-31-05-44

11-31-05
FIG. 44
PAGE 3
JAN 20/09

BRI



757

PARTS CATALOG (MAINTENANCE)

FIG ITEM	PART NUMBER	1 2 3 4 5 6 7	NOMENCLATURE	EFFECT FROM TO	UNITS PER ASSY
44 105	285T0558-1		..MODULE ASSY-ELECT. SUPPLIER CODE: V89954 USED ON: 285T0553-1 285T0553-3	952999	RF
105	285T0558-2		..MODULE ASSY-ELECT. SUPPLIER CODE: V89954 QUALIFIED OPTIONAL DATA: 285T0558-2 OPT TO 285T0558-9 WHEN USED WITH ASSOCIATED ITEMS USED ON: 285T0553-2	952999	RF
105	285T0558-9		..MODULE ASSY-ELECT. SUPPLIER CODE: V89954 QUALIFIED OPTIONAL DATA: 285T0558-2 OPT TO 285T0558-9 WHEN USED WITH ASSOCIATED ITEMS USED ON: 285T0553-2	952999	RF
105	285T0558-1		..MODULE ASSY-ELECT. SUPPLIER CODE: V89954 USED ON: 285T0553-4	952999	RF
105	285T0558-2		..MODULE ASSY-ELECT. SUPPLIER CODE: V89954 USED ON: 285T0553-4	952999	RF
105	285T0558-1		..MODULE ASSY-ELECT. SUPPLIER CODE: V89954 USED ON: 285T0553-2	952999	RF
- 110	285T0570-12		...CIRCUIT ASSY-PRINTED SUPPLIER CODE: V89954 OPTIONAL PART: 285T0570-16 V89954 USED ON: 285T0558-3 285T0558-10	952999	RF

MISSING ITEM NUMBERS NOT APPLICABLE

- ITEM NOT ILLUSTRATED

11-31-05-44

11-31-05
FIG. 44
PAGE 4
JAN 20/09

BRI



757

PARTS CATALOG (MAINTENANCE)

FIG ITEM	PART NUMBER	1 2 3 4 5 6 7	NOMENCLATURE	EFFECT FROM TO	UNITS PER ASSY
44 - 110	285T0570-16		...CIRCUIT ASSY-PRINTED SUPPLIER CODE: V89954 OPTIONAL PART: 285T0570-12 V89954 USED ON: 285T0558-3 285T0558-10	952999	RF
- 110	285T0570-1		...CIRCUIT ASSY-PRINTED SUPPLIER CODE: V89954 OPTIONAL PART: 285T0570-8 V89954 285T0570-10 V89954 USED ON: 285T0558-1 285T0558-2 285T0558-9	952999	RF
- 110	285T0570-8		...CIRCUIT ASSY-PRINTED SUPPLIER CODE: V89954 OPTIONAL PART: 285T0570-1 V89954 285T0570-10 V89954 USED ON: 285T0558-1 285T0558-2 285T0558-9	952999	RF
- 110	285T0570-10		...CIRCUIT ASSY-PRINTED SUPPLIER CODE: V89954 OPTIONAL PART: 285T0570-1 V89954 285T0570-8 V89954 USED ON: 285T0558-1 285T0558-2 285T0558-9	952999	RF
115	BAC27TEX1486	DECAL- PLACARD CONTENT: STATIC SENSITIVE	952999	1

MISSING ITEM NUMBERS NOT APPLICABLE

- ITEM NOT ILLUSTRATED

11-31-05-44

11-31-05
FIG. 44
PAGE 5
JAN 20/09

BRI



757

PARTS CATALOG (MAINTENANCE)

FIG ITEM	PART NUMBER	1 2 3 4 5 6 7	NOMENCLATURE	EFFECT FROM TO	UNITS PER ASSY
44 130	285T0020-8		.PANEL ASSY-ILS CONT SUPPLIER CODE: V89954 ELECTRICAL EQUIP NUMBER: M00087 COMPONENT MAINT MANUAL REF: 34-31-51	952999	RF
135	BAC27TEX1		..DECAL	952999	1
140	285T0081-10		..MODULE ASSY-REAR SUPPLIER CODE: V89954	952999	RF
145	285T0081-11		...MODULE ASSY-ELECT. SUPPLIER CODE: V89954	952999	RF
150	285T0081-12		...MODULE ASSY-ELECT. SUPPLIER CODE: V89954	952999	RF
155	285T0081-13		...MODULE ASSY-ELECT. SUPPLIER CODE: V89954	952999	RF
- 160	285T0089-12	CIRCUIT ASSY-PRINTED SUPPLIER CODE: V89954 OPTIONAL PART: 285T0089-19 V89954	952999	RF
- 160	285T0089-19	CIRCUIT ASSY-PRINTED SUPPLIER CODE: V89954 OPTIONAL PART: 285T0089-12 V89954	952999	RF
165	BAC27TEX2	DECAL- PLACARD CONTENT: STATIC SENSITIVE	952999	1
180	285T0524-6		.PANEL ASSY-ILS CONT SUPPLIER CODE: V89954 ELECTRICAL EQUIP NUMBER: M00087 COMPONENT MAINT MANUAL REF: 34-31-52	952999	RF
185	BAC27TEX1		..DECAL	952999	2
190	285T0525-3		..MODULE ASSY-ELECT. SUPPLIER CODE: V89954	952999	RF
- 195	285T0525-4		...MODULE ASSY- SUPPLIER CODE: V89954	952999	RF

MISSING ITEM NUMBERS NOT APPLICABLE

- ITEM NOT ILLUSTRATED

11-31-05-44

11-31-05
FIG. 44
PAGE 6
JAN 20/09

BRI



757

PARTS CATALOG (MAINTENANCE)

FIG ITEM	PART NUMBER	1 2 3 4 5 6 7	NOMENCLATURE	EFFECT FROM TO	UNITS PER ASSY
44 - 200	285T0523-8	CIRCUIT ASSY-PRINTED SUPPLIER CODE: V89954 OPTIONAL PART: 285T0523-9 V89954	952999	RF
- 200	285T0523-9	CIRCUIT ASSY-PRINTED SUPPLIER CODE: V89954 OPTIONAL PART: 285T0523-8 V89954	952999	RF
205	BAC27TEX2	DECAL- PLACARD CONTENT: STATIC SENSITIVE	952999	1
225	285T0537-1	.PANEL	ASSY-ADF CONT SUPPLIER CODE: V89954 ELECTRICAL EQUIP NUMBER: M01046 COMPONENT MAINT MANUAL REF: 34-57-53	953999	RF
230	BAC27TEX1	..	DECAL	953999	2
235	285T0445-5	..	MODULE ASSY-ELECT. SUPPLIER CODE: V89954	953999	RF
- 240	285T0445-6	...	MODULE ASSY- SUPPLIER CODE: V89954	953999	RF
245	BAC27TEX2	DECAL- PLACARD CONTENT: STATIC SENSITIVE	953999	1
- 250	285T0443-10	PRINTED CIRCUIT ASSY- SUPPLIER CODE: V89954	953999	RF
255	BAC27TEX2	DECAL- PLACARD CONTENT: STATIC SENSITIVE	953999	1
260	285T0557-1	.PANEL	ASSY-ADF CONT SUPPLIER CODE: V89954 ELECTRICAL EQUIP NUMBER: M01046 COMPONENT MAINT MANUAL REF: 34-57-62	953999	RF
265	BAC27TEX1	..	DECAL	953999	2
270	285T0561-1	..	MODULE ASSY-ELECT. SUPPLIER CODE: V89954	953999	RF

MISSING ITEM NUMBERS NOT APPLICABLE

- ITEM NOT ILLUSTRATED

11-31-05-44

11-31-05
FIG. 44
PAGE 7
JAN 20/09

BRI



757

PARTS CATALOG (MAINTENANCE)

FIG ITEM	PART NUMBER	1 2 3 4 5 6 7	NOMENCLATURE	EFFECT FROM TO	UNITS PER ASSY
44 - 275	285T0573-1	...	CIRCUIT ASSY-PRINTED ADF PROCESSOR CONTROL SUPPLIER CODE: V89954 OPTIONAL PART: 285T0573-10 V89954 285T0573-12 V89954	953999	RF
- 275	285T0573-10	...	CIRCUIT ASSY-PRINTED ADF PROCESSOR CONTROL SUPPLIER CODE: V89954 OPTIONAL PART: 285T0573-1 V89954 285T0573-12 V89954	953999	RF
- 275	285T0573-12	...	CIRCUIT ASSY-PRINTED ADF PROCESSOR CONTROL SUPPLIER CODE: V89954 OPTIONAL PART: 285T0573-1 V89954 285T0573-10 V89954	953999	RF
280	BAC27TEX1486	DECAL- PLACARD CONTENT: STATIC SENSITIVE	953999	1
- 285	285T0562-1	..	CIRCUIT ASSY-PRINTED PWR SUPPLY SUPPLIER CODE: V89954 COMPONENT MAINT MANUAL REF: 34-09-60 OPTIONAL PART: 285T0562-9 V89954 285T0562-10 V89954	953999	RF

MISSING ITEM NUMBERS NOT APPLICABLE

- ITEM NOT ILLUSTRATED

11-31-05-44

11-31-05
FIG. 44
PAGE 8
JAN 20/09

BRI



757

PARTS CATALOG (MAINTENANCE)

FIG ITEM	PART NUMBER	1 2 3 4 5 6 7	NOMENCLATURE	EFFECT FROM TO	UNITS PER ASSY
44 - 285	285T0562-9	..	CIRCUIT ASSY-PRINTED PWR SUPPLY SUPPLIER CODE: V89954 COMPONENT MAINT MANUAL REF: 34-09-60 OPTIONAL PART: 285T0562-1 V89954 285T0562-10 V89954	953999	RF
- 285	285T0562-10	..	CIRCUIT ASSY-PRINTED PWR SUPPLY SUPPLIER CODE: V89954 COMPONENT MAINT MANUAL REF: 34-09-60 OPTIONAL PART: 285T0562-1 V89954 285T0562-9 V89954	953999	RF
290	BAC27TEX1486	...	DECAL- PLACARD CONTENT: STATIC SENSITIVE	953999	1

MISSING ITEM NUMBERS NOT APPLICABLE

- ITEM NOT ILLUSTRATED

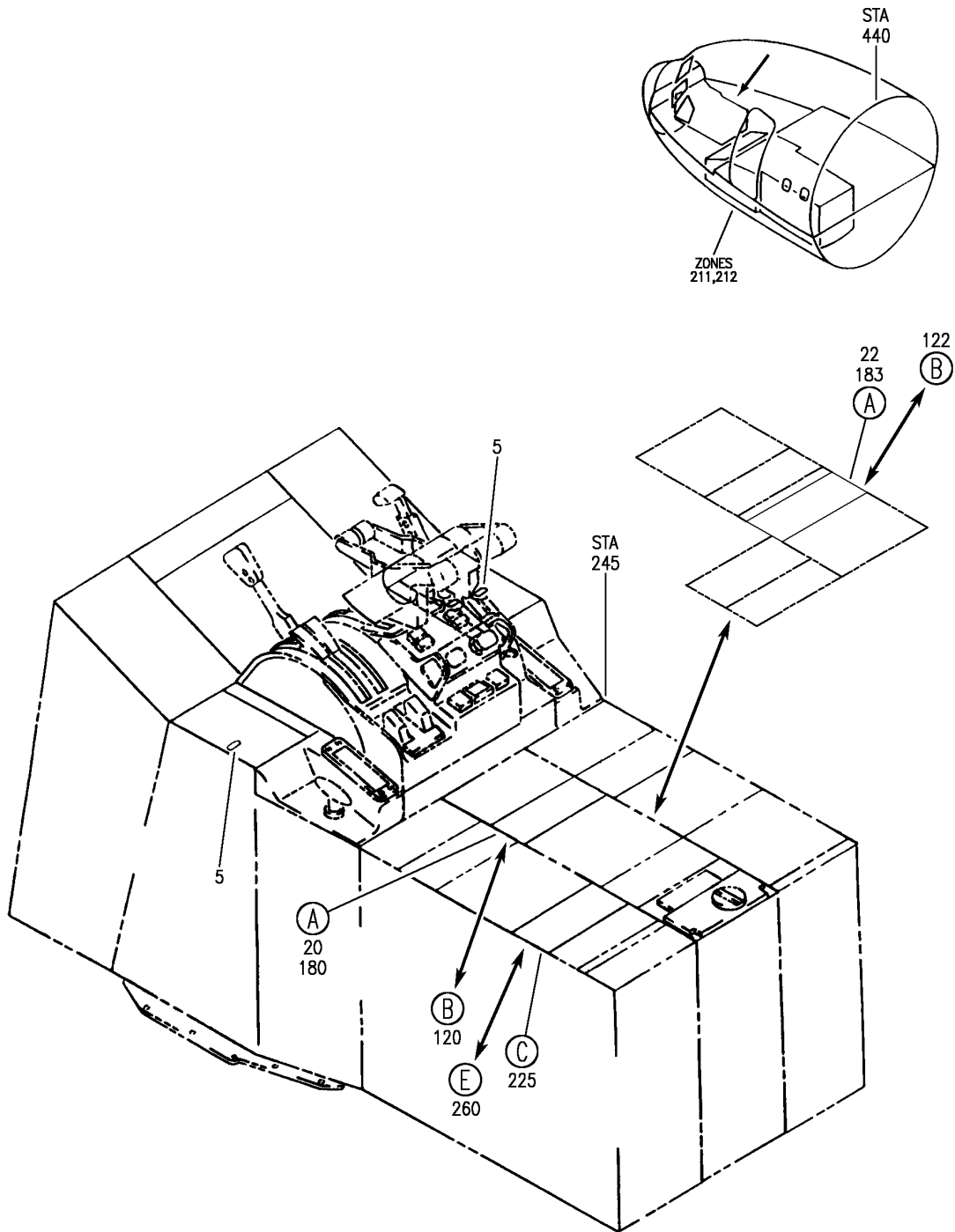
BRI

11-31-05-44

BOEING PROPRIETARY - Copyright © - Unpublished Work - See title page for details.

11-31-05
FIG. 44
PAGE 9
JAN 20/09

BOEING
757
PARTS CATALOG (MAINTENANCE)



Y 11310547 SH1 1 REV 255

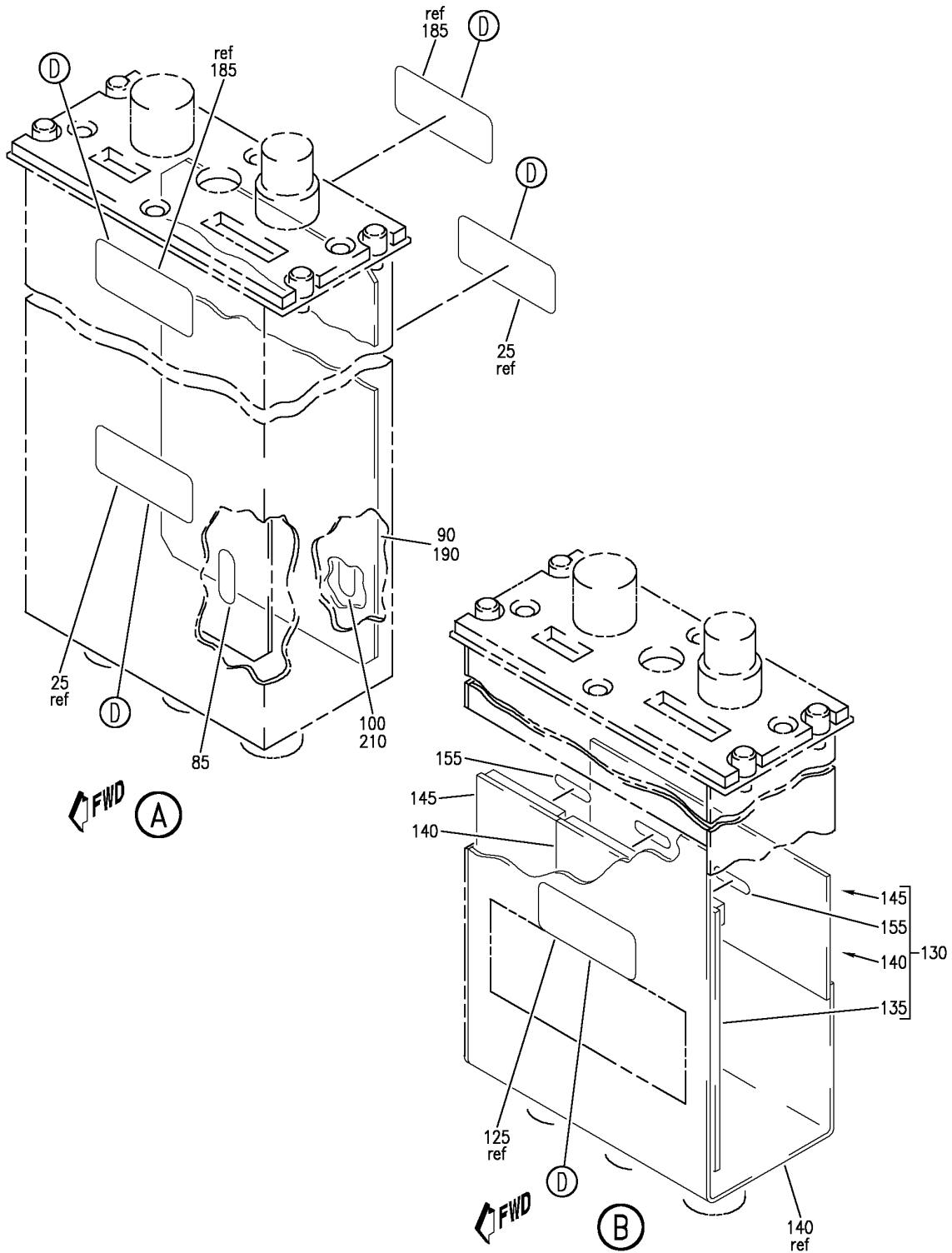
PANEL INSTL-P8 ELECTRONIC (PLACARDS AND MARKINGS ONLY)
FIGURE 47 (SHEET 1)

11-31-05-47

BRI
MAY 28/07

11-31-05-47
PAGE 0


BOEING
 757
PARTS CATALOG (MAINTENANCE)



Y 11310547 SH1 2 REV 255

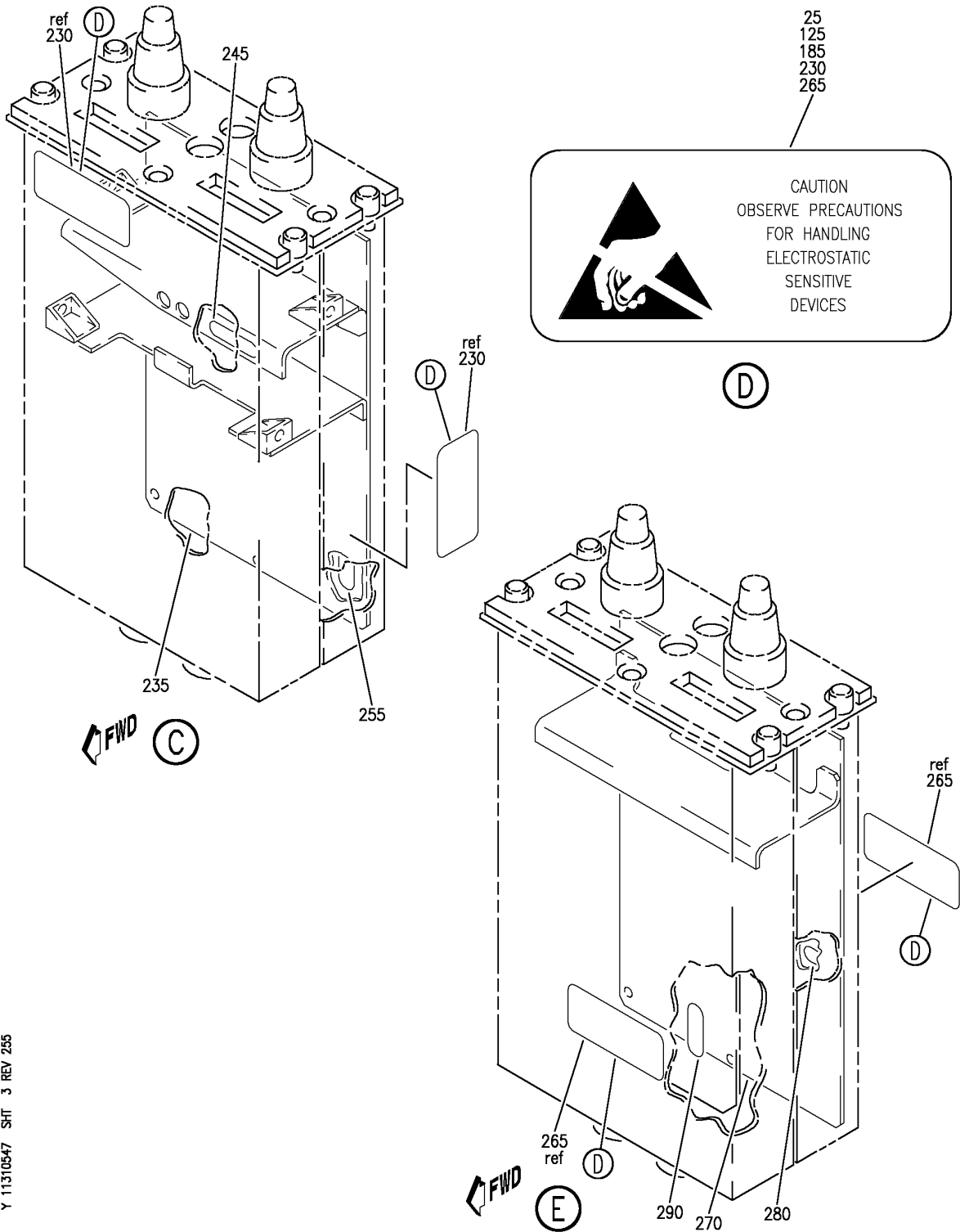
PANEL INSTL-P8 ELECTRONIC (PLACARDS AND MARKINGS ONLY)
 FIGURE 47 (SHEET 2)

11-31-05-47

BRI
MAY 28/07

11-31-05-47
 PAGE 0A

BOEING
757
PARTS CATALOG (MAINTENANCE)



Y 11310547 SH1 3 REV 255

PANEL INSTL-P8 ELECTRONIC (PLACARDS AND MARKINGS ONLY)
FIGURE 47 (SHEET 3)

11-31-05-47

BRI
MAY 28/07

11-31-05-47
PAGE 0B



757

PARTS CATALOG (MAINTENANCE)

FIG ITEM	PART NUMBER	1 2 3 4 5 6 7	NOMENCLATURE	EFFECT FROM TO	UNITS PER ASSY
47			PANEL INSTL-P8 ELECTRONIC (PLACARDS AND MARKINGS ONLY)	002004 006100	
- 1	233N6101-1		PANEL INSTL-P8 ELECTRONIC (PLACARDS AND MARKINGS ONLY) VARIABLE DRAWING REF: 233N6101-5042 FOR NHA/OTHER SYS DET SEE: 25-10-00-05A	002004 006100	RF
5	BAC27TFDE0013		.DECAL- PLACARD CONTENT: INOP	002004 006100	2
- 7	BAC27TFDE0013		.DECAL- PLACARD CONTENT: INOP POST RAPID REVISION: RR92034-5	002004	2
20	285T0553-4		.PANEL ASSY-ILS CONT SUPPLIER CODE: V89954 ELECTRICAL EQUIP NUMBER: M00087 COMPONENT MAINT MANUAL REF: 34-31-61	006100	RF
20	285T0553-2		.PANEL ASSY-ILS CONT SUPPLIER CODE: V89954 ELECTRICAL EQUIP NUMBER: M00087 COMPONENT MAINT MANUAL REF: 34-31-61	006100	RF
20	285T0553-1		.PANEL ASSY-ILS CONT SUPPLIER CODE: V89954 ELECTRICAL EQUIP NUMBER: M00087 COMPONENT MAINT MANUAL REF: 34-31-61	006100	RF
20	285T0553-3		.PANEL ASSY-ILS CONT SUPPLIER CODE: V89954 ELECTRICAL EQUIP NUMBER: M00087	006100	RF

MISSING ITEM NUMBERS NOT APPLICABLE

- ITEM NOT ILLUSTRATED

11-31-05-47

11-31-05
FIG. 47
PAGE 1
JAN 20/09

BRI



757

PARTS CATALOG (MAINTENANCE)

FIG ITEM	PART NUMBER	1 2 3 4 5 6 7	NOMENCLATURE	EFFECT FROM TO	UNITS PER ASSY
47					
22	285T0553-4		.PANEL ASSY-ILS CONT SUPPLIER CODE: V89954 ELECTRICAL EQUIP NUMBER: M00087 COMPONENT MAINT MANUAL REF: 34-31-61	002004	RF
22	285T0553-2		.PANEL ASSY-ILS CONT SUPPLIER CODE: V89954 ELECTRICAL EQUIP NUMBER: M00087 COMPONENT MAINT MANUAL REF: 34-31-61	002004	RF
22	285T0553-1		.PANEL ASSY-ILS CONT SUPPLIER CODE: V89954 ELECTRICAL EQUIP NUMBER: M00087 COMPONENT MAINT MANUAL REF: 34-31-61	002004	RF
22	285T0553-3		.PANEL ASSY-ILS CONT SUPPLIER CODE: V89954 ELECTRICAL EQUIP NUMBER: M00087 COMPONENT MAINT MANUAL REF: 34-31-61	002004	RF
25	BAC27TEX1		..DECAL	002004 006100	2
- 80	285T0552-1		..CIRCUIT ASSY-PRINTED SUPPLIER CODE: V89954 COMPONENT MAINT MANUAL REF: 34-09-60 QUALIFIED OPTIONAL DATA: 285T0552-1 OR 285T0552-8 OR 285T0552-9 ARE ALL OPT WHEN USED WITH ASSOCIATED ITEMS USED ON: 285T0553-4	002004 006100	RF

MISSING ITEM NUMBERS NOT APPLICABLE

- ITEM NOT ILLUSTRATED

11-31-05-47

11-31-05
FIG. 47
PAGE 2
JAN 20/09

BRI



757

PARTS CATALOG (MAINTENANCE)

FIG ITEM	PART NUMBER	1 2 3 4 5 6 7	NOMENCLATURE	EFFECT FROM TO	UNITS PER ASSY
47					
- 80	285T0552-8	..	CIRCUIT ASSY-PRINTED SUPPLIER CODE: V89954 COMPONENT MAINT MANUAL REF: 34-09-60 QUALIFIED OPTIONAL DATA: 285T0552-1 OR 285T0552-8 OR 285T0552-9 ARE ALL OPT WHEN USED WITH ASSOCIATED ITEMS USED ON: 285T0553-4	002004 006100	RF
- 80	285T0552-9	..	CIRCUIT ASSY-PRINTED SUPPLIER CODE: V89954 COMPONENT MAINT MANUAL REF: 34-09-60 QUALIFIED OPTIONAL DATA: 285T0552-1 OR 285T0552-8 OR 285T0552-9 ARE ALL OPT WHEN USED WITH ASSOCIATED ITEMS USED ON: 285T0553-4	002004 006100	RF
- 80	285T0552-1	..	CIRCUIT ASSY-PRINTED SUPPLIER CODE: V89954 COMPONENT MAINT MANUAL REF: 34-09-60 USED ON: 285T0553-1 285T0553-2 285T0553-3	002004 006100	RF
- 80	285T0552-8	..	CIRCUIT ASSY-PRINTED SUPPLIER CODE: V89954 COMPONENT MAINT MANUAL REF: 34-09-60 USED ON: 285T0553-1 285T0553-2 285T0553-3	002004 006100	RF

MISSING ITEM NUMBERS NOT APPLICABLE

- ITEM NOT ILLUSTRATED

11-31-05-47

11-31-05
FIG. 47
PAGE 3
JAN 20/09

BRI

BOEING
757
PARTS CATALOG (MAINTENANCE)

FIG ITEM	PART NUMBER	1 2 3 4 5 6 7	NOMENCLATURE	EFFECT FROM TO	UNITS PER ASSY
47 - 80	285T0552-9		..CIRCUIT ASSY-PRINTED SUPPLIER CODE: V89954 COMPONENT MAINT MANUAL REF: 34-09-60 USED ON: 285T0553-1 285T0553-2 285T0553-3	002004 006100	RF
85	BAC27TEX2		...DECAL- PLACARD CONTENT: STATIC SENSITIVE USED ON: 285T0552-1 285T0552-8	002004 006100	1
85	BAC27TEX1486		...DECAL- PLACARD CONTENT: STATIC SENSITIVE USED ON: 285T0552-9	002004 006100	1
90	285T0558-3		..MODULE ASSY-ELECT. SUPPLIER CODE: V89954 QUALIFIED OPTIONAL DATA: 285T0558-3 OPT TO 285T0558-10 WHEN USED WITH ASSOCIATED ITEMS USED ON: 285T0553-4	002004 006100	RF
90	285T0558-10		..MODULE ASSY-ELECT. SUPPLIER CODE: V89954 QUALIFIED OPTIONAL DATA: 285T0558-3 OPT TO 285T0558-10 WHEN USED WITH ASSOCIATED ITEMS USED ON: 285T0553-4	002004 006100	RF
90	285T0558-1		..MODULE ASSY-ELECT. SUPPLIER CODE: V89954 USED ON: 285T0553-1 285T0553-3	002004 006100	RF

MISSING ITEM NUMBERS NOT APPLICABLE

- ITEM NOT ILLUSTRATED

BRI

11-31-05-47

11-31-05
FIG. 47
PAGE 4
JAN 20/09



757

PARTS CATALOG (MAINTENANCE)

FIG ITEM	PART NUMBER	1 2 3 4 5 6 7	NOMENCLATURE	EFFECT FROM TO	UNITS PER ASSY
47 90	285T0558-2		..MODULE ASSY-ELECT. SUPPLIER CODE: V89954 QUALIFIED OPTIONAL DATA: 285T0558-2 OPT TO 285T0558-9 WHEN USED WITH ASSOCIATED ITEMS USED ON: 285T0553-2	002004 006100	RF
90	285T0558-9		..MODULE ASSY-ELECT. SUPPLIER CODE: V89954 QUALIFIED OPTIONAL DATA: 285T0558-2 OPT TO 285T0558-9 WHEN USED WITH ASSOCIATED ITEMS USED ON: 285T0553-2	002004 006100	RF
90	285T0558-1		..MODULE ASSY-ELECT. SUPPLIER CODE: V89954 USED ON: 285T0553-4	002004 006100	RF
90	285T0558-2		..MODULE ASSY-ELECT. SUPPLIER CODE: V89954 USED ON: 285T0553-4	002004 006100	RF
90	285T0558-1		..MODULE ASSY-ELECT. SUPPLIER CODE: V89954 USED ON: 285T0553-2	002004 006100	RF
- 95	285T0570-12		...CIRCUIT ASSY-PRINTED SUPPLIER CODE: V89954 OPTIONAL PART: 285T0570-16 V89954 USED ON: 285T0558-3 285T0558-10	002004 006100	RF

MISSING ITEM NUMBERS NOT APPLICABLE

- ITEM NOT ILLUSTRATED

BRI

11-31-05-47

11-31-05
FIG. 47
PAGE 5
JAN 20/09



757

PARTS CATALOG (MAINTENANCE)

FIG ITEM	PART NUMBER	1 2 3 4 5 6 7	NOMENCLATURE	EFFECT FROM TO	UNITS PER ASSY
47 - 95	285T0570-16		...CIRCUIT ASSY-PRINTED SUPPLIER CODE: V89954 OPTIONAL PART: 285T0570-12 V89954 USED ON: 285T0558-3 285T0558-10	002004 006100	RF
- 95	285T0570-1		...CIRCUIT ASSY-PRINTED SUPPLIER CODE: V89954 OPTIONAL PART: 285T0570-8 V89954 285T0570-10 V89954 USED ON: 285T0558-1 285T0558-2 285T0558-9	002004 006100	RF
- 95	285T0570-8		...CIRCUIT ASSY-PRINTED SUPPLIER CODE: V89954 OPTIONAL PART: 285T0570-1 V89954 285T0570-10 V89954 USED ON: 285T0558-1 285T0558-2 285T0558-9	002004 006100	RF
- 95	285T0570-10		...CIRCUIT ASSY-PRINTED SUPPLIER CODE: V89954 OPTIONAL PART: 285T0570-1 V89954 285T0570-8 V89954 USED ON: 285T0558-1 285T0558-2 285T0558-9	002004 006100	RF
100	BAC27TEX1486	DECAL- PLACARD CONTENT: STATIC SENSITIVE	002004 006100	1

MISSING ITEM NUMBERS NOT APPLICABLE

- ITEM NOT ILLUSTRATED

11-31-05-47

11-31-05
FIG. 47
PAGE 6
JAN 20/09

BRI



757

PARTS CATALOG (MAINTENANCE)

FIG ITEM	PART NUMBER	1 2 3 4 5 6 7	NOMENCLATURE	EFFECT FROM TO	UNITS PER ASSY
47 120	285T0020-8		.PANEL ASSY-ILS CONT SUPPLIER CODE: V89954 ELECTRICAL EQUIP NUMBER: M00087 COMPONENT MAINT MANUAL REF: 34-31-51	006100	RF
122	285T0020-8		.PANEL ASSY-ILS CONT SUPPLIER CODE: V89954 ELECTRICAL EQUIP NUMBER: M00087 COMPONENT MAINT MANUAL REF: 34-31-51	002004	RF
125	BAC27TEX1		..DECAL	002004 006100	1
130	285T0081-10		..MODULE ASSY-REAR SUPPLIER CODE: V89954	002004 006100	RF
135	285T0081-11		...MODULE ASSY-ELECT. SUPPLIER CODE: V89954	002004 006100	RF
140	285T0081-12		...MODULE ASSY-ELECT. SUPPLIER CODE: V89954	002004 006100	RF
145	285T0081-13		...MODULE ASSY-ELECT. SUPPLIER CODE: V89954	002004 006100	RF
- 150	285T0089-12	CIRCUIT ASSY-PRINTED SUPPLIER CODE: V89954 OPTIONAL PART: 285T0089-19 V89954	002004 006100	RF
- 150	285T0089-19	CIRCUIT ASSY-PRINTED SUPPLIER CODE: V89954 OPTIONAL PART: 285T0089-12 V89954	002004 006100	RF
155	BAC27TEX2	DECAL- PLACARD CONTENT: STATIC SENSITIVE	002004 006100	1

MISSING ITEM NUMBERS NOT APPLICABLE

- ITEM NOT ILLUSTRATED

11-31-05-47

11-31-05
FIG. 47
PAGE 7
JAN 20/09

BRI



757

PARTS CATALOG (MAINTENANCE)

FIG ITEM	PART NUMBER	1 2 3 4 5 6 7	NOMENCLATURE	EFFECT FROM TO	UNITS PER ASSY
47 180	285T0524-6		.PANEL ASSY-ILS CONT SUPPLIER CODE: V89954 ELECTRICAL EQUIP NUMBER: M00087 COMPONENT MAINT MANUAL REF: 34-31-52	006100	RF
183	285T0524-6		.PANEL ASSY-ILS CONT SUPPLIER CODE: V89954 ELECTRICAL EQUIP NUMBER: M00087 COMPONENT MAINT MANUAL REF: 34-31-52	002004	RF
185	BAC27TEX1		..DECAL	002004 006100	2
190	285T0525-3		..MODULE ASSY-ELECT. SUPPLIER CODE: V89954	002004 006100	RF
- 195	285T0525-4		...MODULE ASSY- SUPPLIER CODE: V89954	002004 006100	RF
- 200	285T0523-8	CIRCUIT ASSY-PRINTED SUPPLIER CODE: V89954 OPTIONAL PART: 285T0523-9 V89954	002004 006100	RF
- 200	285T0523-9	CIRCUIT ASSY-PRINTED SUPPLIER CODE: V89954 OPTIONAL PART: 285T0523-8 V89954	002004 006100	RF
210	BAC27TEX2	DECAL- PLACARD CONTENT: STATIC SENSITIVE	002004 006100	1
225	285T0537-1		.PANEL ASSY-ADF CONT SUPPLIER CODE: V89954 ELECTRICAL EQUIP NUMBER: M01046 COMPONENT MAINT MANUAL REF: 34-57-53	002004 006100	RF
230	BAC27TEX1		..DECAL	002004 006100	2
235	285T0445-5		..MODULE ASSY-ELECT. SUPPLIER CODE: V89954	002004 006100	RF

MISSING ITEM NUMBERS NOT APPLICABLE

- ITEM NOT ILLUSTRATED

11-31-05-47

11-31-05
FIG. 47
PAGE 8
JAN 20/09

BRI



757

PARTS CATALOG (MAINTENANCE)

FIG ITEM	PART NUMBER	1 2 3 4 5 6 7	NOMENCLATURE	EFFECT FROM TO	UNITS PER ASSY
47					
- 240	285T0445-6	...	MODULE ASSY- SUPPLIER CODE: V89954	002004 006100	RF
245	BAC27TEX2	DECAL- PLACARD CONTENT: STATIC SENSITIVE	002004 006100	1
- 250	285T0443-10	PRINTED CIRCUIT ASSY- SUPPLIER CODE: V89954	002004 006100	RF
255	BAC27TEX2	DECAL- PLACARD CONTENT: STATIC SENSITIVE	002004 006100	1
260	285T0557-1	.	PANEL ASSY-ADF CONT SUPPLIER CODE: V89954 ELECTRICAL EQUIP NUMBER: M01046 COMPONENT MAINT MANUAL REF: 34-57-62	002004 006100	RF
265	BAC27TEX1	..	DECAL	002004 006100	2
270	285T0561-1	..	MODULE ASSY-ELECT. SUPPLIER CODE: V89954	002004 006100	RF
- 275	285T0573-1	...	CIRCUIT ASSY-PRINTED ADF PROCESSOR CONTROL SUPPLIER CODE: V89954 OPTIONAL PART: 285T0573-10 V89954 285T0573-12 V89954	002004 006100	RF
- 275	285T0573-10	...	CIRCUIT ASSY-PRINTED ADF PROCESSOR CONTROL SUPPLIER CODE: V89954 OPTIONAL PART: 285T0573-1 V89954 285T0573-12 V89954	002004 006100	RF

MISSING ITEM NUMBERS NOT APPLICABLE

- ITEM NOT ILLUSTRATED

BRI

11-31-05-47

11-31-05
FIG. 47
PAGE 9
JAN 20/09



757

PARTS CATALOG (MAINTENANCE)

FIG ITEM	PART NUMBER	1 2 3 4 5 6 7	NOMENCLATURE	EFFECT FROM TO	UNITS PER ASSY
47 - 275	285T0573-12	...	CIRCUIT ASSY-PRINTED ADF PROCESSOR CONTROL SUPPLIER CODE: V89954 OPTIONAL PART: 285T0573-1 V89954 285T0573-10 V89954	002004 006100	RF
280	BAC27TEX1486	DECAL- PLACARD CONTENT: STATIC SENSITIVE	002004 006100	1
- 285	285T0562-1	..	CIRCUIT ASSY-PRINTED PWR SUPPLY SUPPLIER CODE: V89954 COMPONENT MAINT MANUAL REF: 34-09-60 OPTIONAL PART: 285T0562-9 V89954 285T0562-10 V89954	002004 006100	RF
- 285	285T0562-9	..	CIRCUIT ASSY-PRINTED PWR SUPPLY SUPPLIER CODE: V89954 COMPONENT MAINT MANUAL REF: 34-09-60 OPTIONAL PART: 285T0562-1 V89954 285T0562-10 V89954	002004 006100	RF
- 285	285T0562-10	..	CIRCUIT ASSY-PRINTED PWR SUPPLY SUPPLIER CODE: V89954 COMPONENT MAINT MANUAL REF: 34-09-60 OPTIONAL PART: 285T0562-1 V89954 285T0562-9 V89954	002004 006100	RF
290	BAC27TEX1486	...	DECAL- PLACARD CONTENT: STATIC SENSITIVE	002004 006100	1

MISSING ITEM NUMBERS NOT APPLICABLE

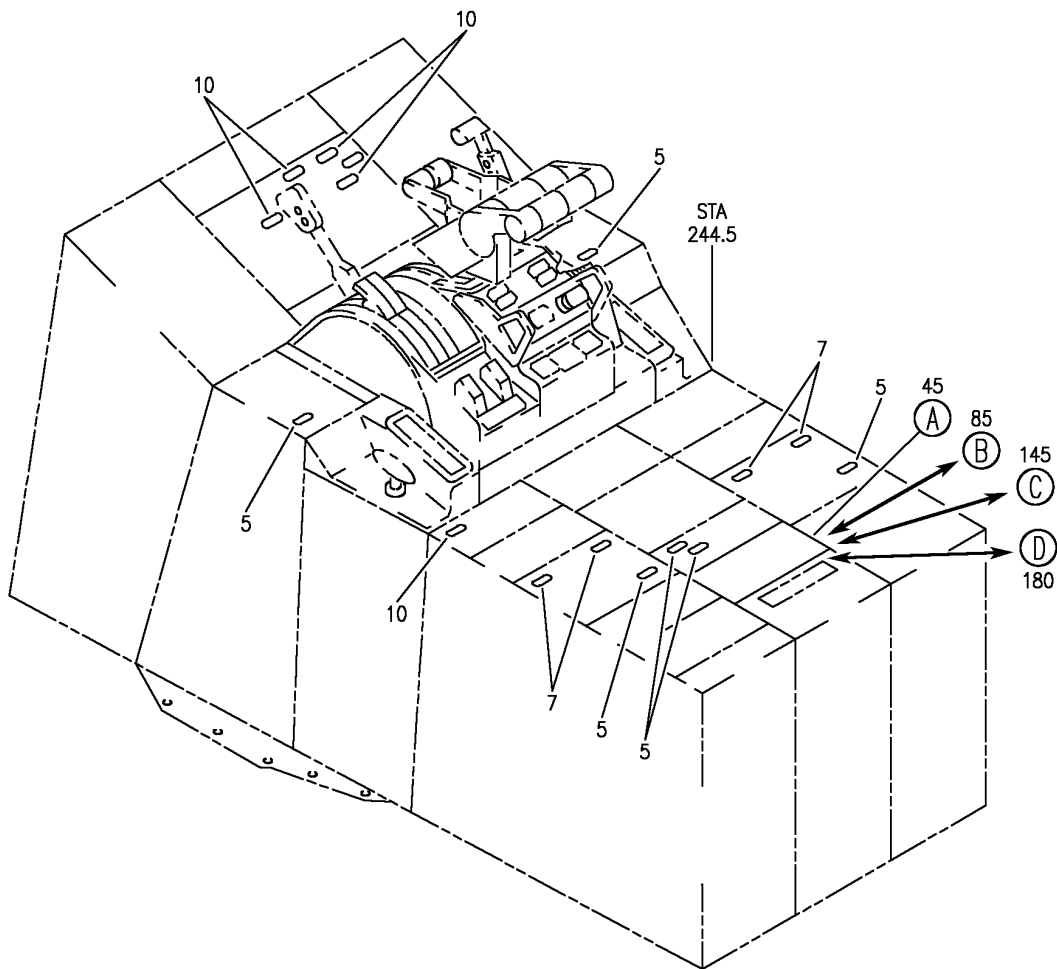
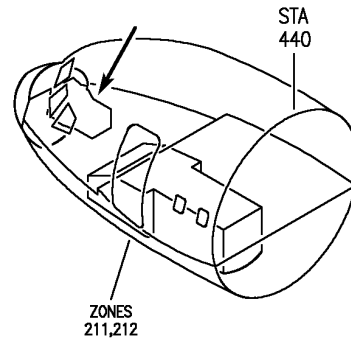
- ITEM NOT ILLUSTRATED

11-31-05-47

11-31-05
FIG. 47
PAGE 10
JAN 20/09

BRI

BOEING
 757
 PARTS CATALOG (MAINTENANCE)



Y 11310553 SHT 1 REV 255

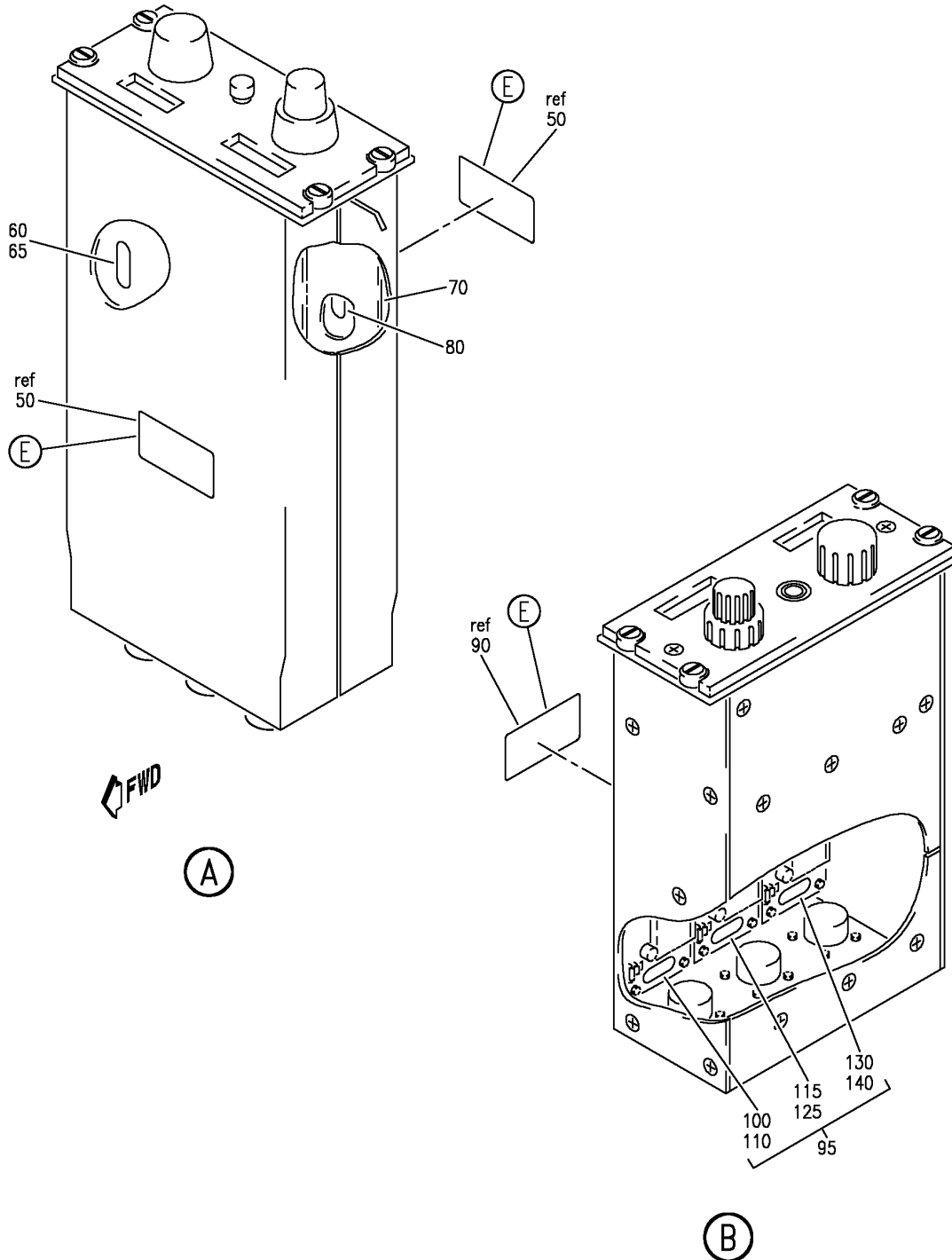
PANEL INSTL-P8 ELECTRONIC (PLACARDS AND MARKINGS ONLY)
 FIGURE 53 (SHEET 1)

11-31-05-53

BRI
 JAN 20/09

11-31-05-53
 PAGE 0

BOEING
757
PARTS CATALOG (MAINTENANCE)



Y 11310553 SHT 2 REV 255

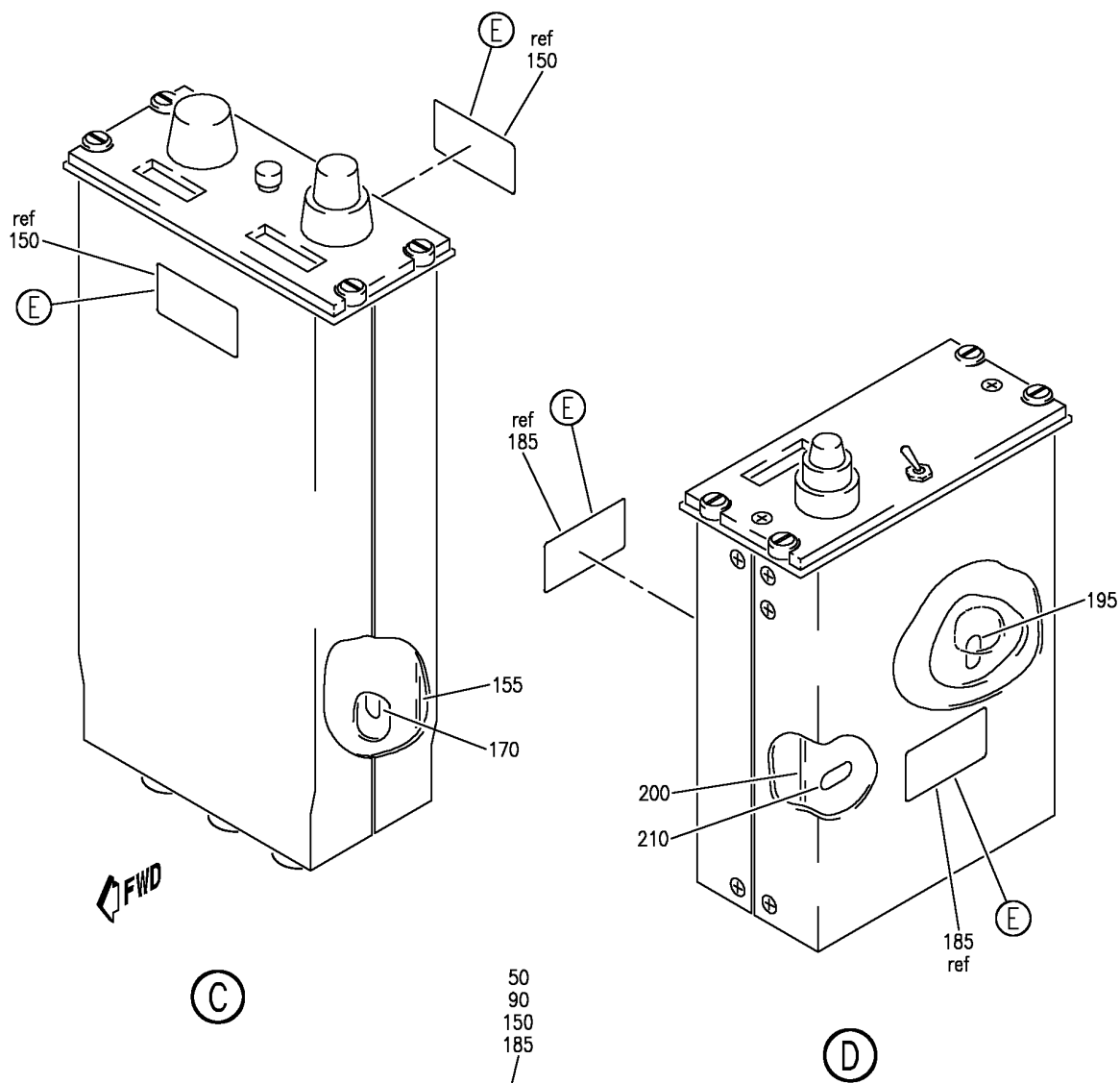
PANEL INSTL-P8 ELECTRONIC (PLACARDS AND MARKINGS ONLY)
FIGURE 53 (SHEET 2)

11-31-05-53


BRI
JAN 20/09

11-31-05-53
PAGE 0A

BOEING
757
PARTS CATALOG (MAINTENANCE)



50
90
150
185



CAUTION
OBSERVE PRECAUTIONS
FOR HANDLING
ELECTROSTATIC
SENSITIVE
DEVICES

(E)

Y 11310553 SHT 3 REV 255

PANEL INSTL-P8 ELECTRONIC (PLACARDS AND MARKINGS ONLY)
FIGURE 53 (SHEET 3)

11-31-05-53

BRI
JAN 20/09

11-31-05-53
PAGE 0B



757

PARTS CATALOG (MAINTENANCE)

FIG ITEM	PART NUMBER	1 2 3 4 5 6 7	NOMENCLATURE	EFFECT FROM TO	UNITS PER ASSY
53			PANEL INSTL-P8 ELECTRONIC (PLACARDS AND MARKINGS ONLY)	950951	
- 1	233N6101-1		PANEL INSTL-P8 ELECTRONIC (PLACARDS AND MARKINGS ONLY) VARIABLE DRAWING REF: 233N6101-5046	950951	RF
5	BAC27TFDE0013		.DECAL- PLACARD CONTENT: INOP	950951	6
10	BAC27NFDE0165		.DECAL	950951	6
45	285T0553-4		.PANEL ASSY-ILS CONT SUPPLIER CODE: V89954 ELECTRICAL EQUIP NUMBER: M00087 COMPONENT MAINT MANUAL REF: 34-31-61	950951	RF
45	285T0553-2		.PANEL ASSY-ILS CONT SUPPLIER CODE: V89954 ELECTRICAL EQUIP NUMBER: M00087 COMPONENT MAINT MANUAL REF: 34-31-61	950951	RF
45	285T0553-1		.PANEL ASSY-ILS CONT SUPPLIER CODE: V89954 ELECTRICAL EQUIP NUMBER: M00087 COMPONENT MAINT MANUAL REF: 34-31-61	950951	RF
45	285T0553-3		.PANEL ASSY-ILS CONT SUPPLIER CODE: V89954 ELECTRICAL EQUIP NUMBER: M00087	950951	RF
50	BAC27TEX1		..DECAL	950951	2

MISSING ITEM NUMBERS NOT APPLICABLE

- ITEM NOT ILLUSTRATED

11-31-05-53

11-31-05
FIG. 53
PAGE 1
JAN 20/09

BRI



757

PARTS CATALOG (MAINTENANCE)

FIG ITEM	PART NUMBER	1 2 3 4 5 6 7	NOMENCLATURE	EFFECT FROM TO	UNITS PER ASSY
53					
- 55	285T0552-1		..CIRCUIT ASSY-PRINTED SUPPLIER CODE: V89954 COMPONENT MAINT MANUAL REF: 34-09-60 QUALIFIED OPTIONAL DATA: 285T0552-1 OR 285T0552-8 OR 285T0552-9 ARE ALL OPTIONAL WHEN USED WITH ASSOCIATED PARTS USED ON: 285T0553-4	950951	RF
- 55	285T0552-8		..CIRCUIT ASSY-PRINTED SUPPLIER CODE: V89954 COMPONENT MAINT MANUAL REF: 34-09-60 QUALIFIED OPTIONAL DATA: 285T0552-1 OR 285T0552-8 OR 285T0552-9 ARE ALL OPTIONAL WHEN USED WITH ASSOCIATED PARTS USED ON: 285T0553-4	950951	RF
- 55	285T0552-9		..CIRCUIT ASSY-PRINTED SUPPLIER CODE: V89954 COMPONENT MAINT MANUAL REF: 34-09-60 QUALIFIED OPTIONAL DATA: 285T0552-1 OR 285T0552-8 OR 285T0552-9 ARE ALL OPTIONAL WHEN USED WITH ASSOCIATED PARTS USED ON: 285T0553-4	950951	RF
- 55	285T0552-1		..CIRCUIT ASSY-PRINTED SUPPLIER CODE: V89954 COMPONENT MAINT MANUAL REF: 34-09-60 USED ON: 285T0553-1 285T0553-2 285T0553-3	950951	RF

MISSING ITEM NUMBERS NOT APPLICABLE

- ITEM NOT ILLUSTRATED

11-31-05-53

11-31-05
FIG. 53
PAGE 2
JAN 20/09

BRI



757

PARTS CATALOG (MAINTENANCE)

FIG ITEM	PART NUMBER	1 2 3 4 5 6 7	NOMENCLATURE	EFFECT FROM TO	UNITS PER ASSY
53					
- 55	285T0552-8		..CIRCUIT ASSY-PRINTED SUPPLIER CODE: V89954 COMPONENT MAINT MANUAL REF: 34-09-60 USED ON: 285T0553-1 285T0553-2 285T0553-3	950951	RF
- 55	285T0552-9		..CIRCUIT ASSY-PRINTED SUPPLIER CODE: V89954 COMPONENT MAINT MANUAL REF: 34-09-60 USED ON: 285T0553-1 285T0553-2 285T0553-3	950951	RF
60	BAC27TEX2		...DECAL- PLACARD CONTENT: STATIC SENSITIVE USED ON: 285T0552-1 285T0552-8	950951	1
65	BAC27TEX1486		...DECAL- PLACARD CONTENT: STATIC SENSITIVE USED ON: 285T0552-9	950951	1
70	285T0558-3		..MODULE ASSY-ELECT. SUPPLIER CODE: V89954 QUALIFIED OPTIONAL DATA: 285T0558-3 OPTIONAL TO 285T0558-10 WHEN USED WITH ASSOCIATED PARTS USED ON: 285T0553-4	950951	RF
70	285T0558-10		..MODULE ASSY-ELECT. SUPPLIER CODE: V89954 QUALIFIED OPTIONAL DATA: 285T0558-3 OPTIONAL TO 285T0558-10 WHEN USED WITH ASSOCIATED PARTS USED ON: 285T0553-4	950951	RF

MISSING ITEM NUMBERS NOT APPLICABLE

- ITEM NOT ILLUSTRATED

11-31-05-53

11-31-05
FIG. 53
PAGE 3
JAN 20/09

BRI



757

PARTS CATALOG (MAINTENANCE)

FIG ITEM	PART NUMBER	1 2 3 4 5 6 7	NOMENCLATURE	EFFECT FROM TO	UNITS PER ASSY
53					
70	285T0558-1		..MODULE ASSY-ELECT. SUPPLIER CODE: V89954 USED ON: 285T0553-4	950951	RF
70	285T0558-2		..MODULE ASSY-ELECT. SUPPLIER CODE: V89954 USED ON: 285T0553-4	950951	RF
70	285T0558-1		..MODULE ASSY-ELECT. SUPPLIER CODE: V89954 USED ON: 285T0553-1 285T0553-3	950951	RF
70	285T0558-2		..MODULE ASSY-ELECT. SUPPLIER CODE: V89954 QUALIFIED OPTIONAL DATA: 285T0558-2 OPTIONAL TO 285T0558-9 WHEN USED WITH ASSOCIATED PARTS USED ON: 285T0553-2	950951	RF
70	285T0558-1		..MODULE ASSY-ELECT. SUPPLIER CODE: V89954 USED ON: 285T0553-2	950951	RF
70	285T0558-9		..MODULE ASSY-ELECT. SUPPLIER CODE: V89954 QUALIFIED OPTIONAL DATA: 285T0558-2 OPTIONAL TO 285T0558-9 WHEN USED WITH ASSOCIATED PARTS USED ON: 285T0553-2	950951	RF
- 75	285T0570-12		...CIRCUIT ASSY-PRINTED SUPPLIER CODE: V89954 OPTIONAL PART: 285T0570-16 V89954 USED ON: 285T0558-3 285T0558-10	950951	RF

MISSING ITEM NUMBERS NOT APPLICABLE

- ITEM NOT ILLUSTRATED

11-31-05-53

11-31-05
FIG. 53
PAGE 4
JAN 20/09

BRI



757

PARTS CATALOG (MAINTENANCE)

FIG ITEM	PART NUMBER	1 2 3 4 5 6 7	NOMENCLATURE	EFFECT FROM TO	UNITS PER ASSY
53 - 75	285T0570-16		...CIRCUIT ASSY-PRINTED SUPPLIER CODE: V89954 OPTIONAL PART: 285T0570-12 V89954 USED ON: 285T0558-3 285T0558-10	950951	RF
- 75	285T0570-1		...CIRCUIT ASSY-PRINTED SUPPLIER CODE: V89954 OPTIONAL PART: 285T0570-8 V89954 285T0570-10 V89954 USED ON: 285T0558-1 285T0558-2 285T0558-9	950951	RF
- 75	285T0570-8		...CIRCUIT ASSY-PRINTED SUPPLIER CODE: V89954 OPTIONAL PART: 285T0570-1 V89954 285T0570-10 V89954 USED ON: 285T0558-1 285T0558-2 285T0558-9	950951	RF
- 75	285T0570-10		...CIRCUIT ASSY-PRINTED SUPPLIER CODE: V89954 OPTIONAL PART: 285T0570-1 V89954 285T0570-8 V89954 USED ON: 285T0558-1 285T0558-2 285T0558-9	950951	RF
80	BAC27TEX1486	DECAL- PLACARD CONTENT: STATIC SENSITIVE	950951	1

MISSING ITEM NUMBERS NOT APPLICABLE

- ITEM NOT ILLUSTRATED

11-31-05-53

11-31-05
FIG. 53
PAGE 5
JAN 20/09

BRI



757

PARTS CATALOG (MAINTENANCE)

FIG ITEM	PART NUMBER	1 2 3 4 5 6 7	NOMENCLATURE	EFFECT FROM TO	UNITS PER ASSY
53					
85	285T0020-8		.PANEL ASSY-ILS CONT SUPPLIER CODE: V89954 ELECTRICAL EQUIP NUMBER: M00087 COMPONENT MAINT MANUAL REF: 34-31-51	950951	RF
90	BAC27TEX1		..DECAL	950951	1
95	285T0081-10		..MODULE ASSY-REAR SUPPLIER CODE: V89954	950951	RF
100	285T0081-11		...MODULE ASSY-ELECT. SUPPLIER CODE: V89954	950951	RF
- 105	285T0089-12	CIRCUIT ASSY-PRINTED SUPPLIER CODE: V89954 OPTIONAL PART: 285T0089-19 V89954	950951	RF
- 105	285T0089-19	CIRCUIT ASSY-PRINTED SUPPLIER CODE: V89954 OPTIONAL PART: 285T0089-12 V89954	950951	RF
110	BAC27TEX2	DECAL- PLACARD CONTENT: STATIC SENSITIVE	950951	1
115	285T0081-12		...MODULE ASSY-ELECT. SUPPLIER CODE: V89954	950951	RF
- 120	285T0089-12	CIRCUIT ASSY-PRINTED SUPPLIER CODE: V89954 OPTIONAL PART: 285T0089-19 V89954	950951	RF
- 120	285T0089-19	CIRCUIT ASSY-PRINTED SUPPLIER CODE: V89954 OPTIONAL PART: 285T0089-12 V89954	950951	RF
125	BAC27TEX2	DECAL- PLACARD CONTENT: STATIC SENSITIVE	950951	1

MISSING ITEM NUMBERS NOT APPLICABLE

- ITEM NOT ILLUSTRATED

11-31-05-53

11-31-05
FIG. 53
PAGE 6
JAN 20/09

BRI



757

PARTS CATALOG (MAINTENANCE)

FIG ITEM	PART NUMBER	1 2 3 4 5 6 7	NOMENCLATURE	EFFECT FROM TO	UNITS PER ASSY
53					
130	285T0081-13	...	MODULE ASSY-ELECT. SUPPLIER CODE: V89954	950951	RF
- 135	285T0089-12	CIRCUIT ASSY-PRINTED SUPPLIER CODE: V89954 OPTIONAL PART: 285T0089-19 V89954	950951	RF
- 135	285T0089-19	CIRCUIT ASSY-PRINTED SUPPLIER CODE: V89954 OPTIONAL PART: 285T0089-12 V89954	950951	RF
140	BAC27TEX2	DECAL- PLACARD CONTENT: STATIC SENSITIVE	950951	1
145	285T0524-6	.	PANEL ASSY-ILS CONT SUPPLIER CODE: V89954 ELECTRICAL EQUIP NUMBER: M00087 COMPONENT MAINT MANUAL REF: 34-31-52	950951	RF
150	BAC27TEX1	..	DECAL	950951	2
155	285T0525-3	..	MODULE ASSY- SUPPLIER CODE: V89954	950951	RF
- 160	285T0525-4	...	MODULE ASSY- SUPPLIER CODE: V89954	950951	RF
- 165	285T0523-8	CIRCUIT ASSY- SUPPLIER CODE: V89954 OPTIONAL PART: 285T0523-9 V89954	950951	RF
- 165	285T0523-9	CIRCUIT ASSY- SUPPLIER CODE: V89954 OPTIONAL PART: 285T0523-8 V89954	950951	RF
170	BAC27TEX2	DECAL- PLACARD CONTENT: STATIC SENSITIVE	950951	1

MISSING ITEM NUMBERS NOT APPLICABLE

- ITEM NOT ILLUSTRATED

11-31-05-53

11-31-05
FIG. 53
PAGE 7
JAN 20/09

BRI



757

PARTS CATALOG (MAINTENANCE)

FIG ITEM	PART NUMBER	1 2 3 4 5 6 7	NOMENCLATURE	EFFECT FROM TO	UNITS PER ASSY
53 180	285T0556-1		.PANEL ASSY-ADF CONT SUPPLIER CODE: V89954 ELECTRICAL EQUIP NUMBER: M00085 COMPONENT MAINT MANUAL REF: 34-57-61	950951	RF
185 - 190	BAC27TEX1 285T0562-7		..DECAL ..CIRCUIT ASSY-PRINTED PWR SUPPLY SUPPLIER CODE: V89954 COMPONENT MAINT MANUAL REF: 34-09-60 OPTIONAL PART: 285T0562-11 V89954 285T0562-12 V89954	950951 950951	2 RF
- 190	285T0562-11		..CIRCUIT ASSY-PRINTED PWR SUPPLY SUPPLIER CODE: V89954 COMPONENT MAINT MANUAL REF: 34-09-60 OPTIONAL PART: 285T0562-7 V89954 285T0562-12 V89954	950951	RF
- 190	285T0562-12		..CIRCUIT ASSY-PRINTED PWR SUPPLY SUPPLIER CODE: V89954 COMPONENT MAINT MANUAL REF: 34-09-60 OPTIONAL PART: 285T0562-7 V89954 285T0562-11 V89954	950951	RF
195	BAC27TEX1486		...DECAL- PLACARD CONTENT: STATIC SENSITIVE	950951	1
200	285T0561-2		..MODULE ASSY-ELECT. SUPPLIER CODE: V89954	950951	RF

MISSING ITEM NUMBERS NOT APPLICABLE

- ITEM NOT ILLUSTRATED

11-31-05-53

11-31-05
FIG. 53
PAGE 8
JAN 20/09

BRI



757

PARTS CATALOG (MAINTENANCE)

FIG ITEM	PART NUMBER	1 2 3 4 5 6 7	NOMENCLATURE	EFFECT FROM TO	UNITS PER ASSY
53 - 205	285T0573-7		...CIRCUIT ASSY-PRINTED SUPPLIER CODE: V89954 OPTIONAL PART: 285T0573-11 V89954 285T0573-14 V89954	950951	RF
- 205	285T0573-11		...CIRCUIT ASSY-PRINTED SUPPLIER CODE: V89954 OPTIONAL PART: 285T0573-14 V89954 285T0573-7 V89954	950951	RF
- 205	285T0573-14		...CIRCUIT ASSY-PRINTED SUPPLIER CODE: V89954 OPTIONAL PART: 285T0573-11 V89954 285T0573-7 V89954	950951	RF
210	BAC27TEX1486	DECAL- PLACARD CONTENT: STATIC SENSITIVE	950951	1

MISSING ITEM NUMBERS NOT APPLICABLE

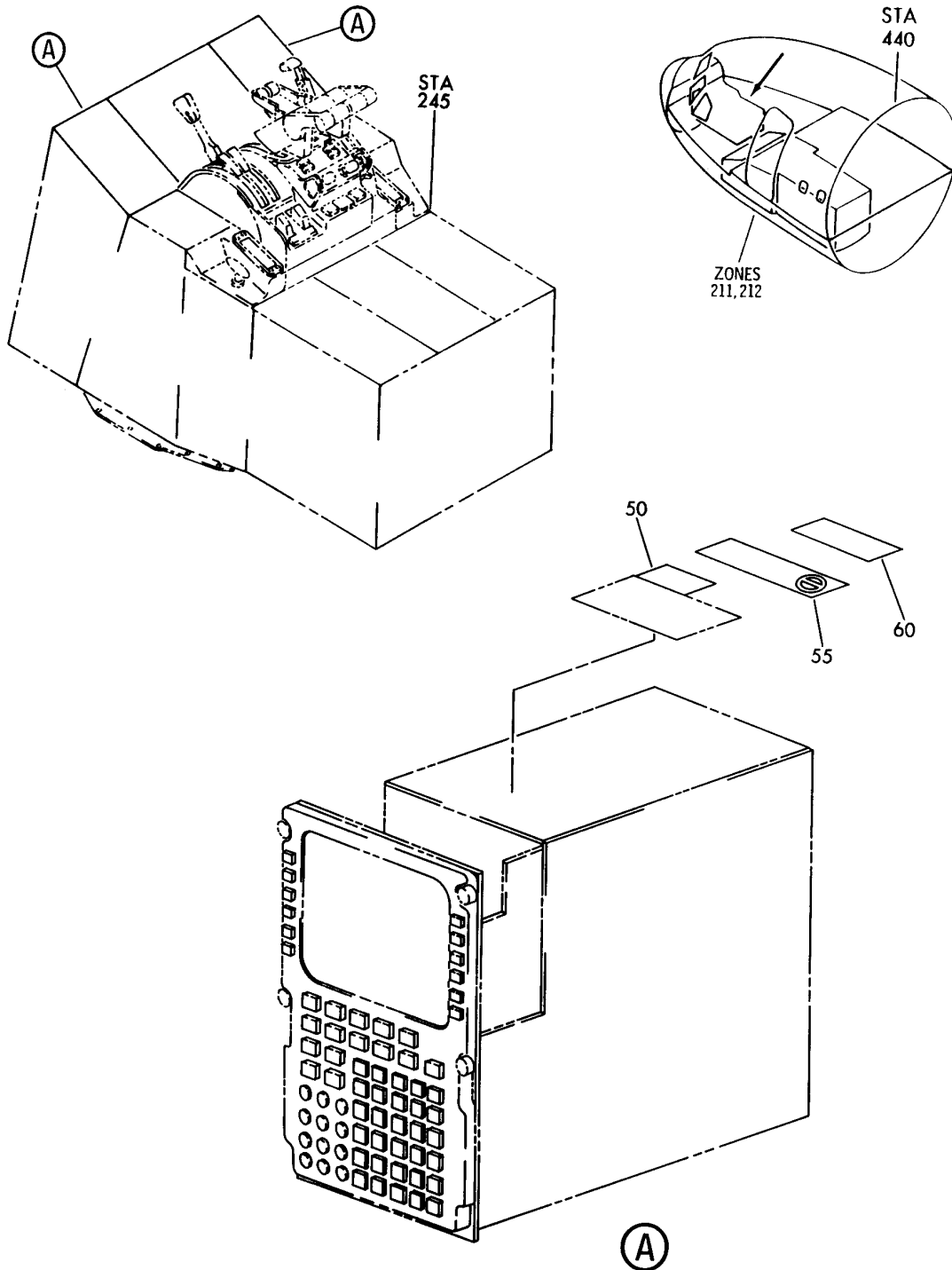
- ITEM NOT ILLUSTRATED

11-31-05-53

11-31-05
FIG. 53
PAGE 9
JAN 20/09

BRI

BOEING
757
PARTS CATALOG (MAINTENANCE)



Y 11310560 REV 154

PANEL ASSY-FLIGHT MANAGEMENT CONT AND DISPLAY (PLACARDS AND MARKINGS ONLY)
FIGURE 60

11-31-05-60

BRI
SEP 20/08

11-31-05-60
PAGE 0

BOEING
757
PARTS CATALOG (MAINTENANCE)

FIG ITEM	PART NUMBER	1 2 3 4 5 6 7	NOMENCLATURE	EFFECT FROM TO	UNITS PER ASSY
60			PANEL ASSY-FLIGHT MANAGEMENT CONT AND DISPLAY (PLACARDS AND MARKINGS ONLY)	009009 107107	
R R	- 1 4077880-908		PANEL ASSY-FLIGHT MANAGEMENT CDU SUPPLIER CODE: V58960 FUNCTIONAL DESCRIPTION: OPERATE CONTROL PANEL FOR SUBSYSTEMS AND PROVIDE BACKUP FUNCTIONS FOR NAVIGATION, FLIGHT PLANNING, RADIO TUNING AND EFIS/EICAS PANEL CONTROL SPECIFICATION NUMBER: S242T102-161 ELECTRICAL EQUIP NUMBER: M00076 M00077 COMPONENT MAINT MANUAL REF: 34-61-57 SERVICE BULLETIN OPT DATA: 4058650-950 V58960 POST SERVICE BULLETIN: 34-0414 34-0416 FOR NHA/OTHER SYS DET SEE: 34-61-02-01	009009 107107	RF
	55 4032147		.PLATE- SUPPLIER CODE: V07416 PLACARD CONTENT: DESIGNATION OPTIONAL SUPPLIER CODE: 4J649 USED ON: 4058650-930 4058650-931 4058650-950 4077880-908	009009 107107	1

MISSING ITEM NUMBERS NOT APPLICABLE

- ITEM NOT ILLUSTRATED

BRI

11-31-05-60

11-31-05
FIG. 60
PAGE 1
MAY 20/09



757
PARTS CATALOG (MAINTENANCE)

FIG ITEM	PART NUMBER	1 2 3 4 5 6 7	NOMENCLATURE	EFFECT FROM TO	UNITS PER ASSY
60 60	4023099-9		.PLATE- SUPPLIER CODE: V07416 PLACARD CONTENT: INSTRUCTION OPTIONAL SUPPLIER CODE: 4J649 USED ON: 4058650-930 4058650-931 4058650-950 4077880-908	009009 107107	1

MISSING ITEM NUMBERS NOT APPLICABLE

- ITEM NOT ILLUSTRATED

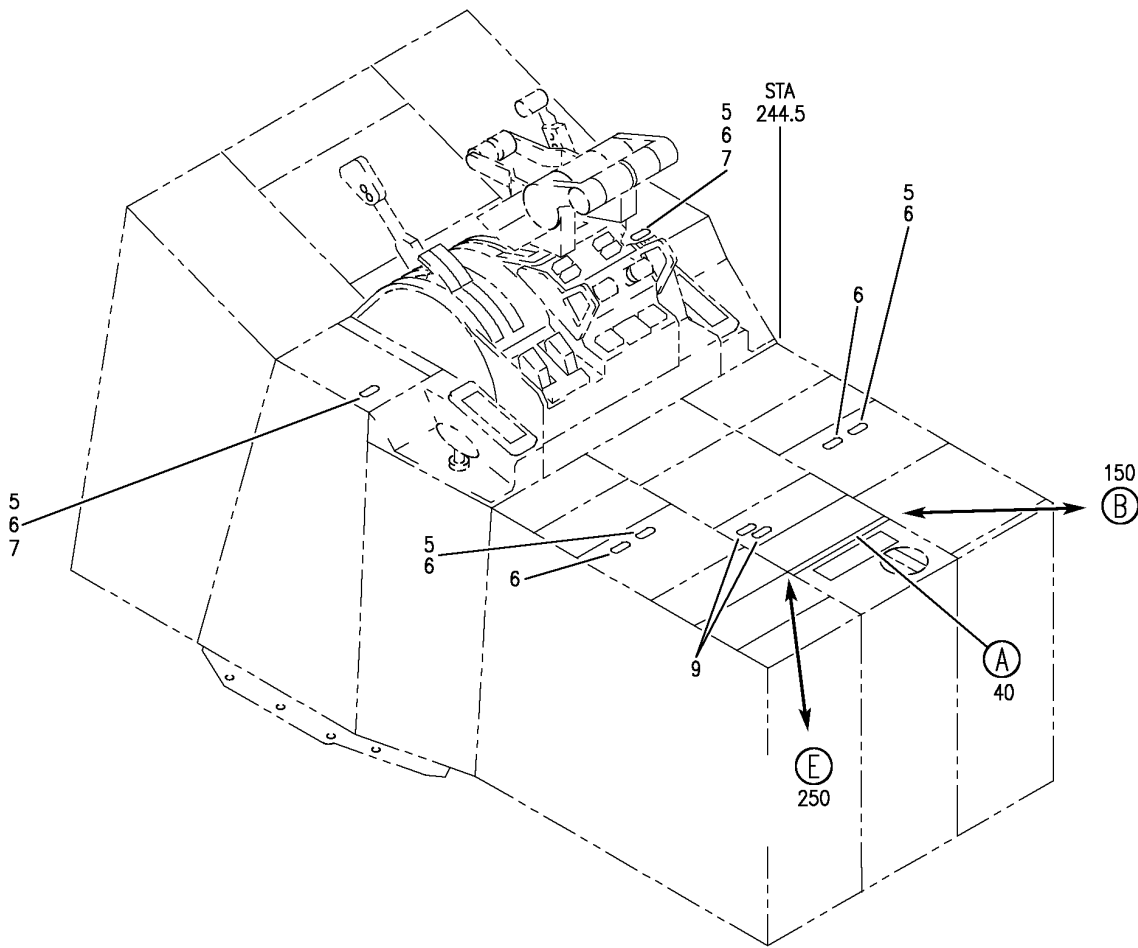
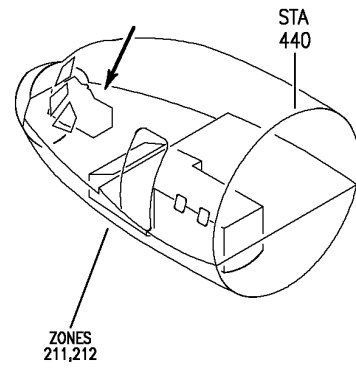
BRI

11-31-05-60

BOEING PROPRIETARY - Copyright © - Unpublished Work - See title page for details.

11-31-05
FIG. 60
PAGE 2
JAN 20/09

BOEING
757
PARTS CATALOG (MAINTENANCE)



Y 11310564A SHT 1 REV 326

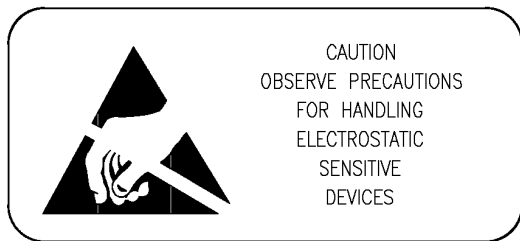
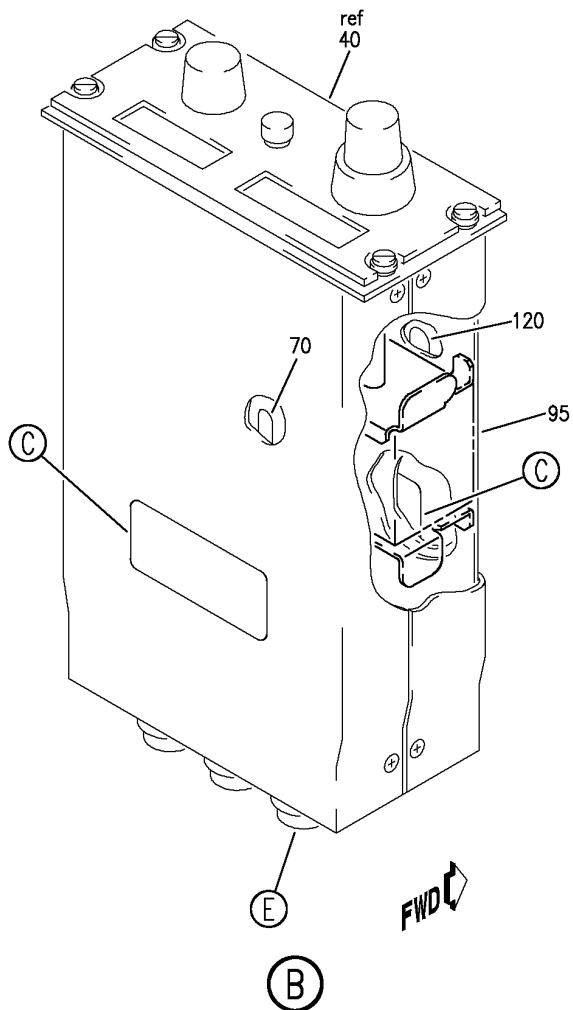
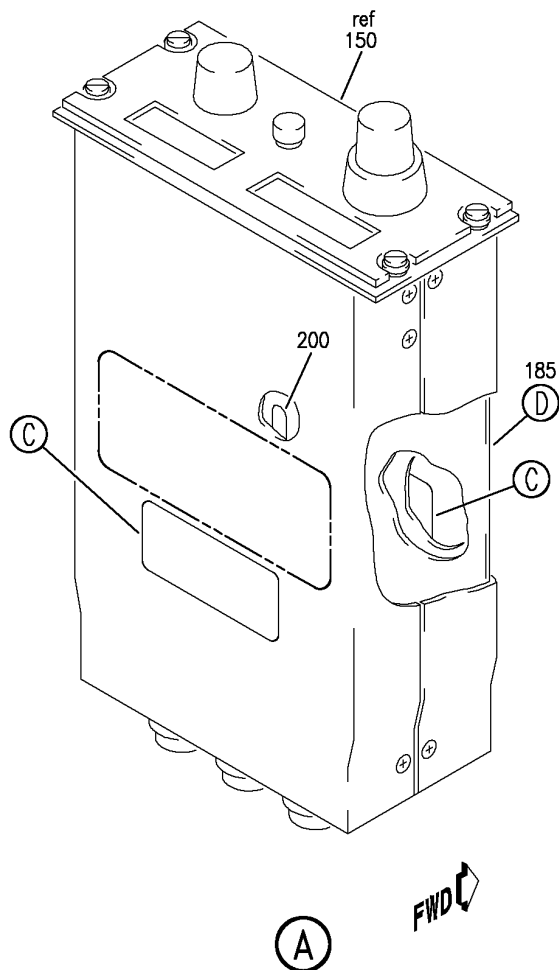
PANEL INSTL-P8,P9,P10 ELECTRONICS (PLACARDS AND MARKINGS ONLY)
FIGURE 64A (SHEET 1)

BRI
JAN 20/09

11-31-05-64A

11-31-05-64A
PAGE 0

BOEING
757
PARTS CATALOG (MAINTENANCE)



50
160
255

C

Y 11310564A SHT 2 REV 255

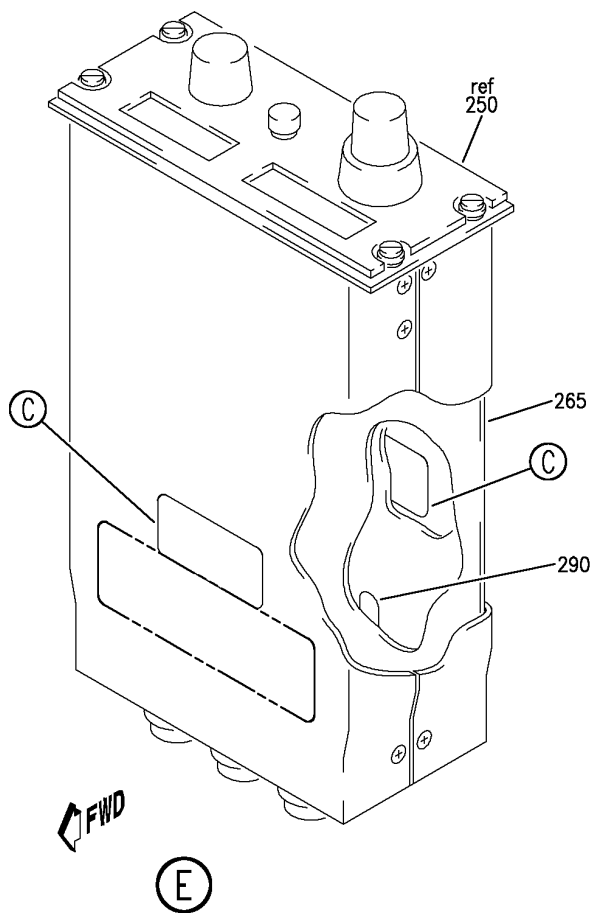
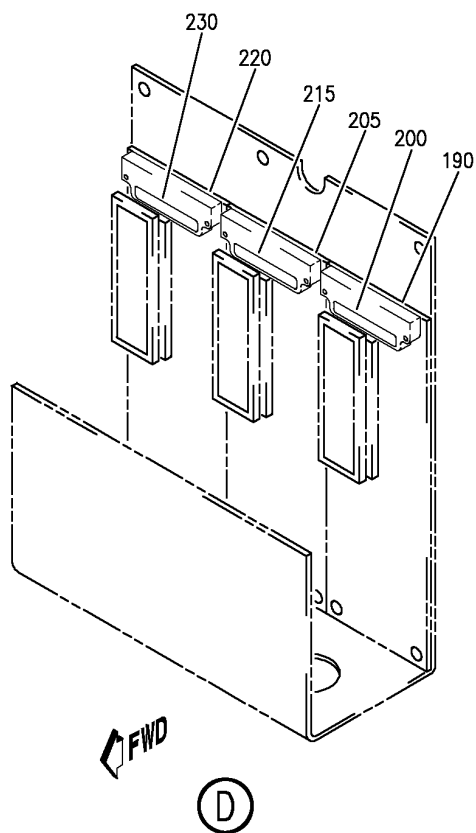
PANEL INSTL-P8,P9,P10 ELECTRONICS (PLACARDS AND MARKINGS ONLY)
FIGURE 64A (SHEET 2)

11-31-05-64A

BRI
JAN 20/09

11-31-05-64A
PAGE 0A

BOEING
757
PARTS CATALOG (MAINTENANCE)



Y 11310564A SHT 3 REV 255

PANEL INSTL-P8,P9,P10 ELECTRONICS (PLACARDS AND MARKINGS ONLY)
FIGURE 64A (SHEET 3)

BRI
JAN 20/09

11-31-05-64A

11-31-05-64A
PAGE 0B



757

PARTS CATALOG (MAINTENANCE)

FIG ITEM	PART NUMBER	1 2 3 4 5 6 7	NOMENCLATURE	EFFECT FROM TO	UNITS PER ASSY
64A			PANEL INSTL-P8,P9,P10 ELECTRONICS (PLACARDS AND MARKINGS ONLY)	108120	
- 1	233N6103-62		PANEL INSTL-P8,P9,P10 ELECTRONICS (PLACARDS AND MARKINGS ONLY) FOR NHA/OTHER SYS DET SEE: 25-10-00-15B	108120	RF
6	BAC27TFDE0013		.DECAL- PLACARD CONTENT: INOP	108120	6
40	285T0553-4		.PANEL ASSY-ILS CONT SUPPLIER CODE: V89954 ELECTRICAL EQUIP NUMBER: M00087 COMPONENT MAINT MANUAL REF: 34-31-61	108120	RF
40	285T0553-1		.PANEL ASSY-ILS CONT SUPPLIER CODE: V89954 ELECTRICAL EQUIP NUMBER: M00087 COMPONENT MAINT MANUAL REF: 34-31-61	108120	RF
40	285T0553-2		.PANEL ASSY-ILS CONT SUPPLIER CODE: V89954 ELECTRICAL EQUIP NUMBER: M00087 COMPONENT MAINT MANUAL REF: 34-31-61	108120	RF
40	285T0553-3		.PANEL ASSY-ILS CONT SUPPLIER CODE: V89954 ELECTRICAL EQUIP NUMBER: M00087	108120	RF
50	BAC27TEX1		..DECAL	108120	2

MISSING ITEM NUMBERS NOT APPLICABLE

- ITEM NOT ILLUSTRATED

11-31-05-64A

11-31-05
FIG. 64A
PAGE 1
JAN 20/09

BRI

BOEING PROPRIETARY - Copyright © - Unpublished Work - See title page for details.



757

PARTS CATALOG (MAINTENANCE)

FIG ITEM	PART NUMBER	1 2 3 4 5 6 7	NOMENCLATURE	EFFECT FROM TO	UNITS PER ASSY
64A - 65	285T0552-1		..CIRCUIT ASSY-PRINTED POWER SUPPLY SUPPLIER CODE: V89954 COMPONENT MAINT MANUAL REF: 34-09-60 QUALIFIED OPTIONAL DATA: 285T0552-1 OR 285T0552-8 OR 285T0552-9 ARE ALL OPTIONAL WHEN USED WITH ASSOCIATED PARTS USED ON: 285T0553-4	108120	RF
- 65	285T0552-1		..CIRCUIT ASSY-PRINTED SUPPLIER CODE: V89954 COMPONENT MAINT MANUAL REF: 34-09-60 USED ON: 285T0553-1 285T0553-2 285T0553-3	108120	RF
- 65	285T0552-8		..CIRCUIT ASSY-PRINTED SUPPLIER CODE: V89954 COMPONENT MAINT MANUAL REF: 34-09-60 USED ON: 285T0553-1 285T0553-2 285T0553-3	108120	RF
- 65	285T0552-9		..CIRCUIT ASSY-PRINTED SUPPLIER CODE: V89954 COMPONENT MAINT MANUAL REF: 34-09-60 USED ON: 285T0553-1 285T0553-2 285T0553-3	108120	RF

MISSING ITEM NUMBERS NOT APPLICABLE

- ITEM NOT ILLUSTRATED

11-31-05-64A

11-31-05
FIG. 64A
PAGE 2
JAN 20/09

BRI



757

PARTS CATALOG (MAINTENANCE)

FIG ITEM	PART NUMBER	1 2 3 4 5 6 7	NOMENCLATURE	EFFECT FROM TO	UNITS PER ASSY
64A - 65	285T0552-8		..CIRCUIT ASSY-PRINTED POWER SUPPLY SUPPLIER CODE: V89954 COMPONENT MAINT MANUAL REF: 34-09-60 QUALIFIED OPTIONAL DATA: 285T0552-1 OR 285T0552-8 OR 285T0552-9 ARE ALL OPTIONAL WHEN USED WITH ASSOCIATED PARTS USED ON: 285T0553-4	108120	RF
- 65	285T0552-9		..CIRCUIT ASSY-PRINTED POWER SUPPLY SUPPLIER CODE: V89954 COMPONENT MAINT MANUAL REF: 34-09-60 QUALIFIED OPTIONAL DATA: 285T0552-1 OR 285T0552-8 OR 285T0552-9 ARE ALL OPTIONAL WHEN USED WITH ASSOCIATED PARTS USED ON: 285T0553-4	108120	RF
70	BAC27TEX2		...DECAL- PLACARD CONTENT: STATIC SENSITIVE USED ON: 285T0552-1 285T0552-8	108120	1
70	BAC27TEX1486		...DECAL- PLACARD CONTENT: STATIC SENSITIVE USED ON: 285T0552-9	108120	1
95	285T0558-3		..MODULE ASSY- SUPPLIER CODE: V89954 QUALIFIED OPTIONAL DATA: 285T0558-3 OPTIONAL TO 285T0558-10 WHEN USED WITH ASSOCIATED PARTS USED ON: 285T0553-4	108120	1

MISSING ITEM NUMBERS NOT APPLICABLE

- ITEM NOT ILLUSTRATED

11-31-05-64A

11-31-05
FIG. 64A
PAGE 3
JAN 20/09

BRI



757

PARTS CATALOG (MAINTENANCE)

FIG ITEM	PART NUMBER	1 2 3 4 5 6 7	NOMENCLATURE	EFFECT FROM TO	UNITS PER ASSY
64A 95	285T0558-10		..MODULE ASSY- SUPPLIER CODE: V89954 QUALIFIED OPTIONAL DATA: 285T0558-3 OPTIONAL TO 285T0558-10 WHEN USED WITH ASSOCIATED PARTS USED ON: 285T0553-4	108120	1
95	285T0558-1		..MODULE ASSY- SUPPLIER CODE: V89954 USED ON: 285T0553-1 285T0553-3	108120	1
95	285T0558-2		..MODULE ASSY- SUPPLIER CODE: V89954 QUALIFIED OPTIONAL DATA: 285T0558-2 OPT TO 285T0558-9 WHEN USED WITH ASSOCIATED ITEMS USED ON: 285T0553-2	108120	1
95	285T0558-9		..MODULE ASSY- SUPPLIER CODE: V89954 QUALIFIED OPTIONAL DATA: 285T0558-2 OPT TO 285T0558-9 WHEN USED WITH ASSOCIATED ITEMS USED ON: 285T0553-2	108120	1
95	285T0558-1		..MODULE ASSY-ELECT. SUPPLIER CODE: V89954 USED ON: 285T0553-4	108120	RF
95	285T0558-2		..MODULE ASSY-ELECT. SUPPLIER CODE: V89954 USED ON: 285T0553-4	108120	RF
95	285T0558-1		..MODULE ASSY-ELECT. SUPPLIER CODE: V89954 USED ON: 285T0553-2	108120	RF

MISSING ITEM NUMBERS NOT APPLICABLE

- ITEM NOT ILLUSTRATED

11-31-05-64A

11-31-05
FIG. 64A
PAGE 4
JAN 20/09

BRI

BOEING PROPRIETARY - Copyright © - Unpublished Work - See title page for details.



757

PARTS CATALOG (MAINTENANCE)

FIG ITEM	PART NUMBER	1 2 3 4 5 6 7	NOMENCLATURE	EFFECT FROM TO	UNITS PER ASSY
64A - 115	285T0570-12		...CIRCUIT ASSY-PRINTED PROCESSOR CONTROL SUPPLIER CODE: V89954 OPTIONAL PART: 285T0570-16 V89954 USED ON: 285T0558-3 285T0558-10	108120	RF
- 115	285T0570-16		...CIRCUIT ASSY-PRINTED PROCESSOR CONTROL SUPPLIER CODE: V89954 OPTIONAL PART: 285T0570-12 V89954 USED ON: 285T0558-3 285T0558-10	108120	RF
- 115	285T0570-1		...CIRCUIT ASSY-PRINTED SUPPLIER CODE: V89954 OPTIONAL PART: 285T0570-8 V89954 285T0570-10 V89954 USED ON: 285T0558-1 285T0558-2 285T0558-9	108120	RF
- 115	285T0570-8		...CIRCUIT ASSY-PRINTED SUPPLIER CODE: V89954 OPTIONAL PART: 285T0570-1 V89954 285T0570-10 V89954 USED ON: 285T0558-1 285T0558-2 285T0558-9	108120	RF

MISSING ITEM NUMBERS NOT APPLICABLE

- ITEM NOT ILLUSTRATED

11-31-05-64A

11-31-05
FIG. 64A
PAGE 5
JAN 20/09

BRI



757

PARTS CATALOG (MAINTENANCE)

FIG ITEM	PART NUMBER	1 2 3 4 5 6 7	NOMENCLATURE	EFFECT FROM TO	UNITS PER ASSY
64A - 115	285T0570-10		...CIRCUIT ASSY-PRINTED SUPPLIER CODE: V89954 OPTIONAL PART: 285T0570-1 V89954 285T0570-8 V89954 USED ON: 285T0558-1 285T0558-2 285T0558-9	108120	RF
120	BAC27TEX1486	DECAL- PLACARD CONTENT: STATIC SENSITIVE	108120	1
150	285T0020-8		.PANEL ASSY-ILS CONT SUPPLIER CODE: V89954 ELECTRICAL EQUIP NUMBER: M00087 COMPONENT MAINT MANUAL REF: 34-31-51	108120	RF
160	BAC27TEX1		..DECAL	108120	1
185	285T0081-10		..MODULE ASSY-REAR SUPPLIER CODE: V89954	108120	RF
190	285T0081-11		...MODULE ASSY-ELECT. SUPPLIER CODE: V89954	108120	RF
- 195	285T0089-12	CIRCUIT ASSY-PRINTED SUPPLIER CODE: V89954 OPTIONAL PART: 285T0089-19 V89954	108120	RF
- 195	285T0089-19	CIRCUIT ASSY-PRINTED SUPPLIER CODE: V89954 OPTIONAL PART: 285T0089-12 V89954	108120	RF
200	BAC27TEX2	DECAL- PLACARD CONTENT: STATIC SENSITIVE	108120	1
205	285T0081-12		...MODULE ASSY-ELECT. SUPPLIER CODE: V89954	108120	RF

MISSING ITEM NUMBERS NOT APPLICABLE

- ITEM NOT ILLUSTRATED

11-31-05-64A

11-31-05
FIG. 64A
PAGE 6
JAN 20/09

BRI



757

PARTS CATALOG (MAINTENANCE)

FIG ITEM	PART NUMBER	1 2 3 4 5 6 7	NOMENCLATURE	EFFECT FROM TO	UNITS PER ASSY
64A - 210	285T0089-12	CIRCUIT ASSY-PRINTED SUPPLIER CODE: V89954 OPTIONAL PART: 285T0089-19 V89954	108120	RF
- 210	285T0089-19	CIRCUIT ASSY-PRINTED SUPPLIER CODE: V89954 OPTIONAL PART: 285T0089-12 V89954	108120	RF
215	BAC27TEX2	DECAL- PLACARD CONTENT: STATIC SENSITIVE	108120	1
220	285T0081-13	...	MODULE ASSY-ELECT. SUPPLIER CODE: V89954	108120	RF
- 225	285T0089-12	CIRCUIT ASSY-PRINTED SUPPLIER CODE: V89954 OPTIONAL PART: 285T0089-19 V89954	108120	RF
- 225	285T0089-19	CIRCUIT ASSY-PRINTED SUPPLIER CODE: V89954 OPTIONAL PART: 285T0089-12 V89954	108120	RF
230	BAC27TEX2	DECAL- PLACARD CONTENT: STATIC SENSITIVE	108120	1
250	285T0524-6	.PANEL	ASSY-ILS CONT SUPPLIER CODE: V89954 ELECTRICAL EQUIP NUMBER: M00087 COMPONENT MAINT MANUAL REF: 34-31-52	108120	RF
255	BAC27TEX1	..	DECAL	108120	2
265	285T0525-3	..	MODULE ASSY-CONT SUPPLIER CODE: V89954	108120	RF
- 270	285T0525-4	...	MODULE ASSY- SUPPLIER CODE: V89954	108120	RF

MISSING ITEM NUMBERS NOT APPLICABLE

- ITEM NOT ILLUSTRATED

11-31-05-64A

11-31-05
FIG. 64A
PAGE 7
JAN 20/09

BRI

BOEING PROPRIETARY - Copyright © - Unpublished Work - See title page for details.



757

PARTS CATALOG (MAINTENANCE)

FIG ITEM	PART NUMBER	1 2 3 4 5 6 7	NOMENCLATURE	EFFECT FROM TO	UNITS PER ASSY
64A - 285	285T0523-8	CIRCUIT ASSY- SUPPLIER CODE: V89954 OPTIONAL PART: 285T0523-9 V89954	108120	RF
- 285	285T0523-9	CIRCUIT ASSY- SUPPLIER CODE: V89954 OPTIONAL PART: 285T0523-8 V89954	108120	RF
290	BAC27TEX2	DECAL- PLACARD CONTENT: STATIC SENSITIVE	108120	1

MISSING ITEM NUMBERS NOT APPLICABLE

- ITEM NOT ILLUSTRATED

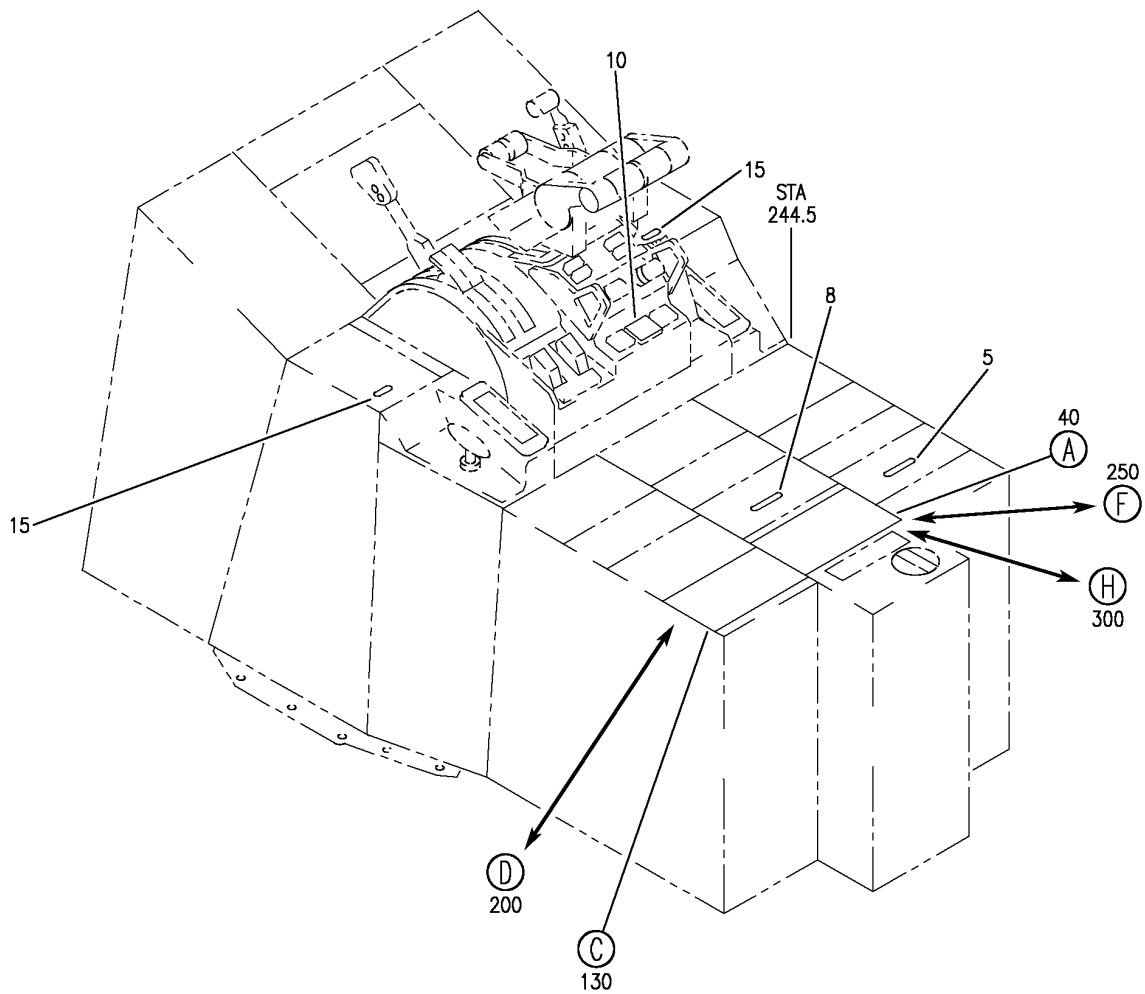
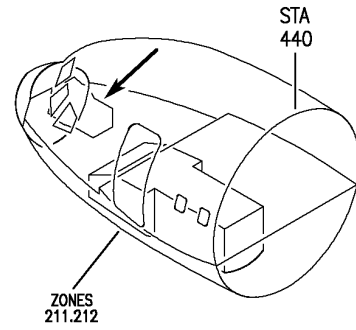
BRI

11-31-05-64A

BOEING PROPRIETARY - Copyright © - Unpublished Work - See title page for details.

11-31-05
FIG. 64A
PAGE 8
JAN 20/09

BOEING
757
PARTS CATALOG (MAINTENANCE)



Y 11310565D SHT 1 REV 326

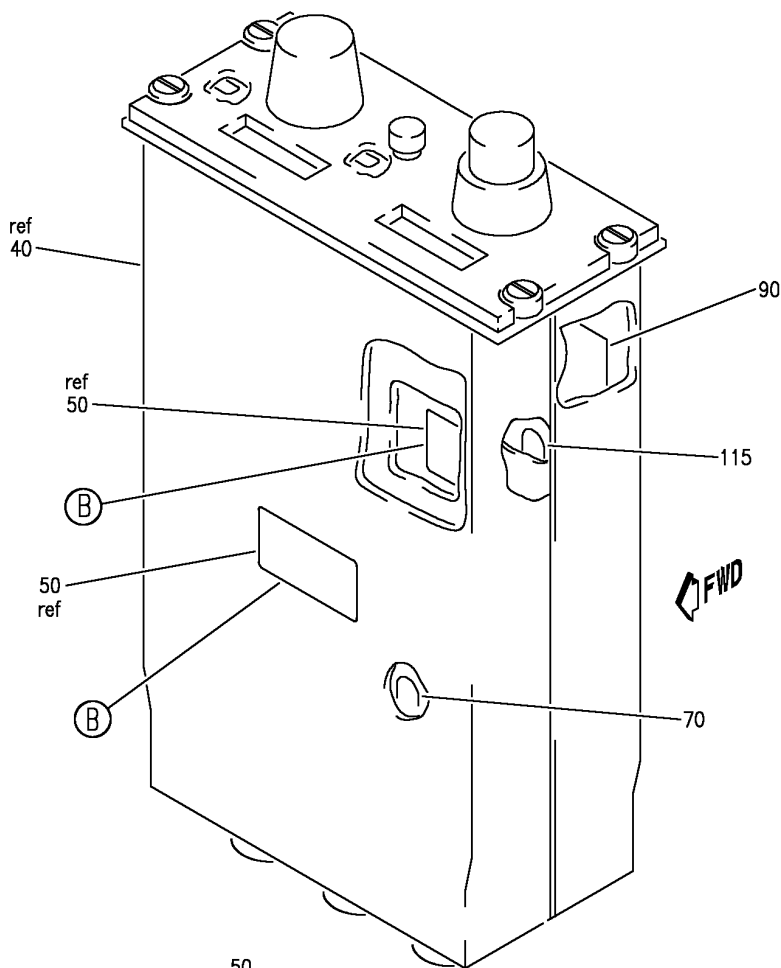
PANEL INSTL-P8,P9,910 ELECTRONICS (PLACARDS AND MARKINGS ONLY)
 FIGURE 65D (SHEET 1)

BRI
 JAN 20/09

11-31-05-65D


11-31-05-65D
 PAGE 0

BOEING
757
PARTS CATALOG (MAINTENANCE)



50
135
205
255
305

(A)



CAUTION
OBSERVE PRECAUTIONS
FOR HANDLING
ELECTROSTATIC
SENSITIVE
DEVICES

(B)

Y 11310565D SHT 2 REV 255

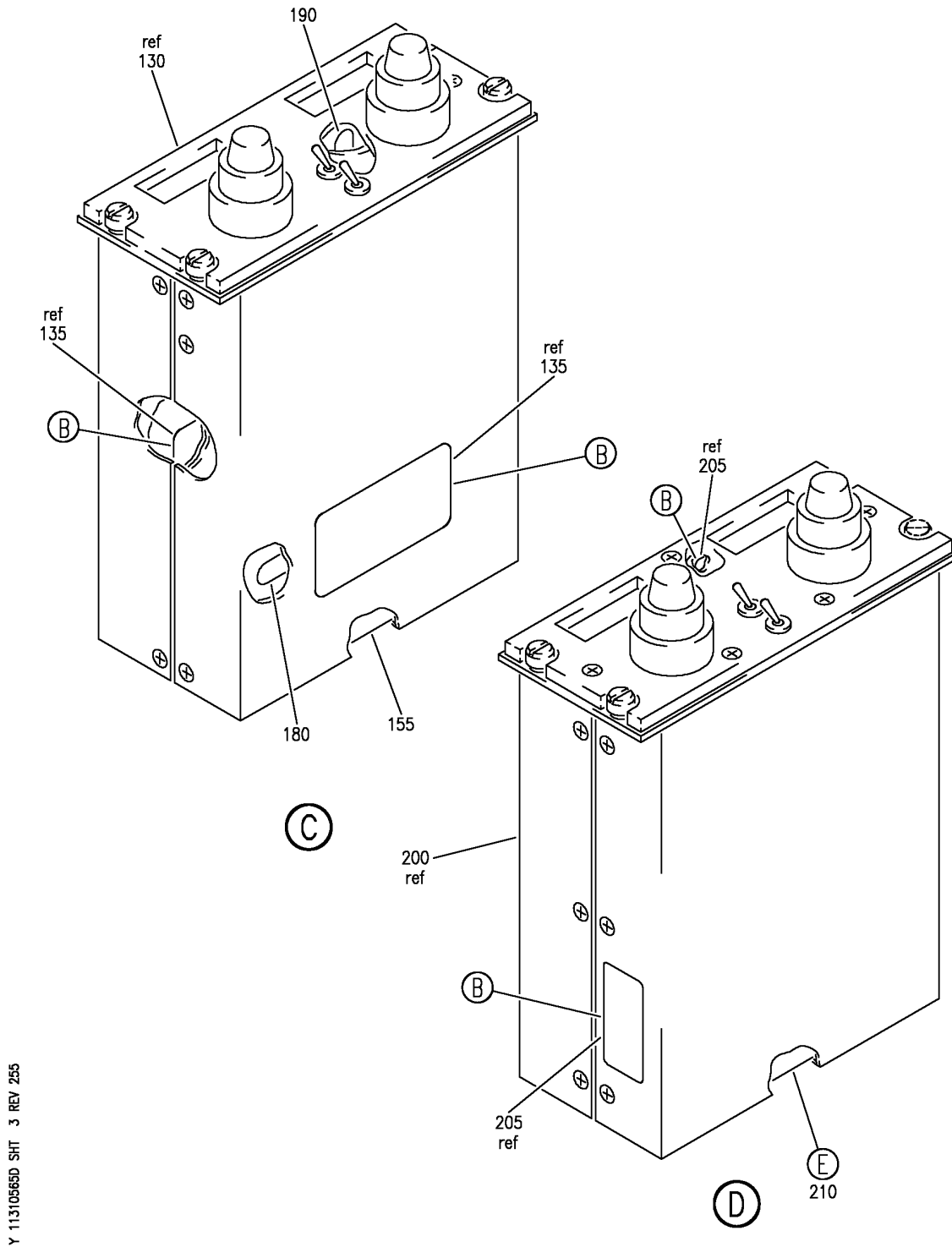
PANEL INSTL-P8,P9,910 ELECTRONICS (PLACARDS AND MARKINGS ONLY)
FIGURE 65D (SHEET 2)

11-31-05-65D

BRI
JAN 20/09

11-31-05-65D
PAGE 0A

BOEING
757
PARTS CATALOG (MAINTENANCE)



Y 11310565D SHT 3 REV 255

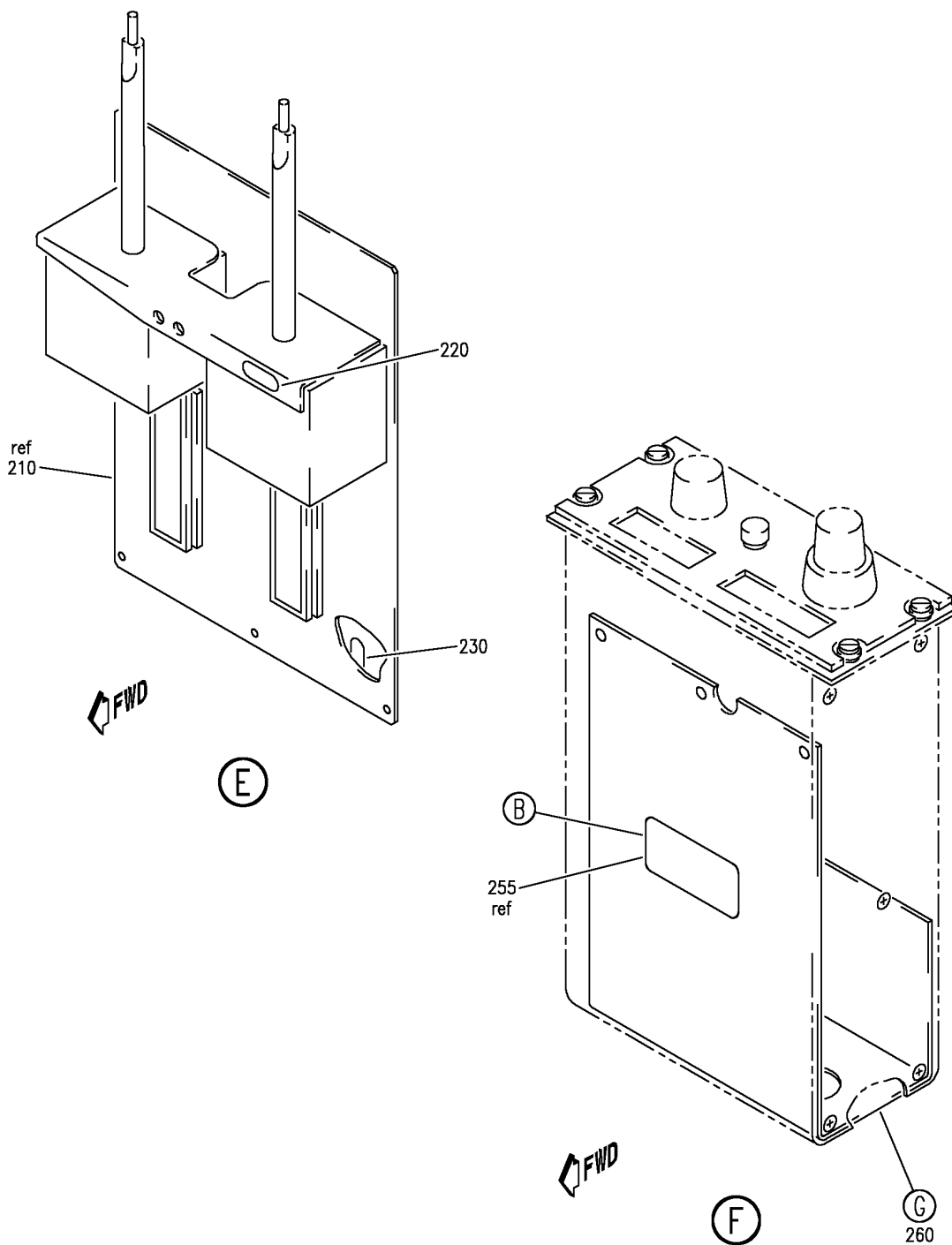
PANEL INSTL-P8,P9,910 ELECTRONICS (PLACARDS AND MARKINGS ONLY)
FIGURE 65D (SHEET 3)

BRI
JAN 20/09

11-31-05-65D

11-31-05-65D
PAGE 0B

BOEING
757
PARTS CATALOG (MAINTENANCE)



Y 11310565D SHT 4 REV 255

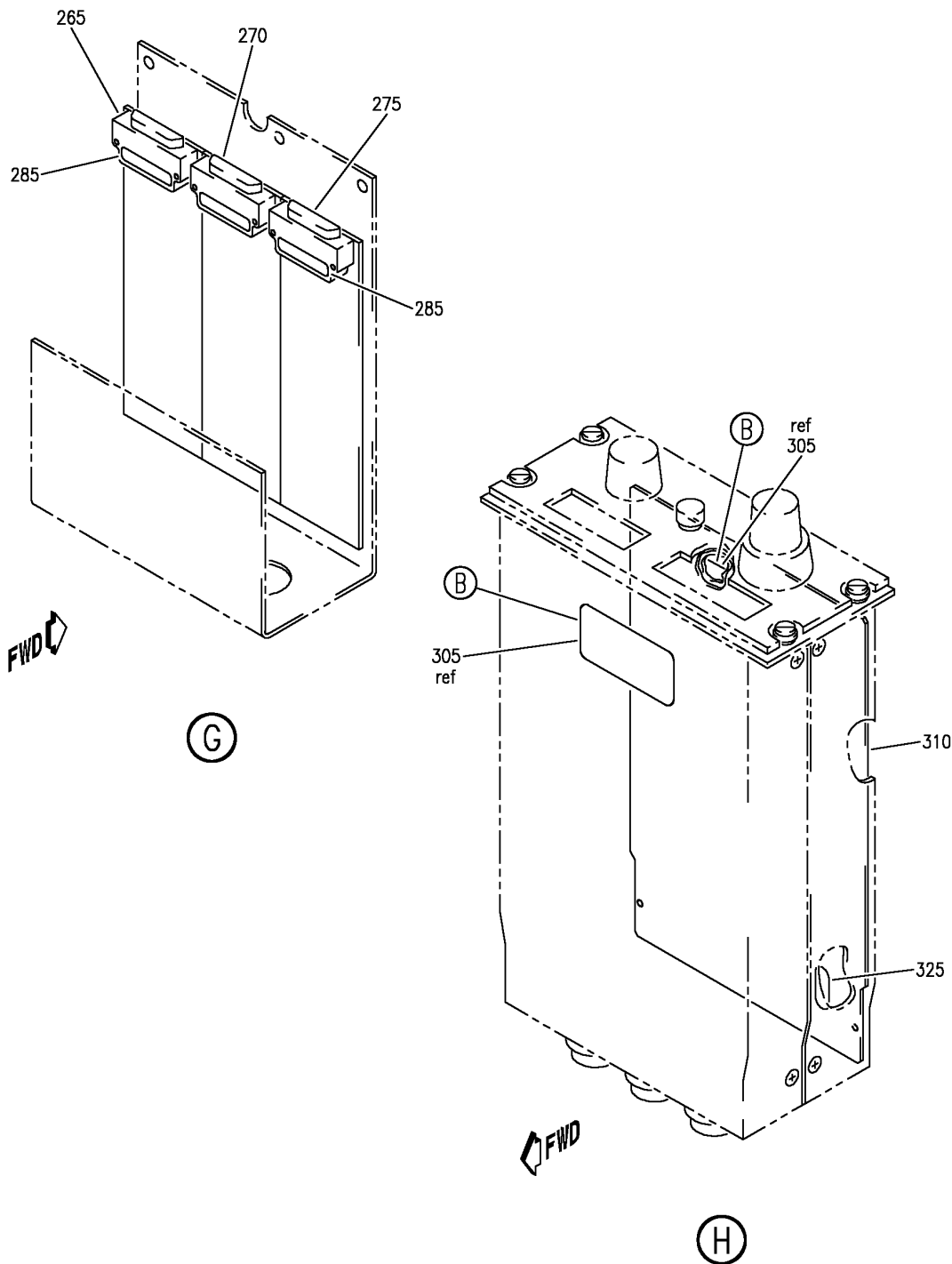
PANEL INSTL-P8,P9,910 ELECTRONICS (PLACARDS AND MARKINGS ONLY)
FIGURE 65D (SHEET 4)

BRI
JAN 20/09

11-31-05-65D

11-31-05-65D
PAGE 0C

BOEING
757
PARTS CATALOG (MAINTENANCE)



Y 11310565D SHT 5 REV 255

PANEL INSTL-P8,P9,910 ELECTRONICS (PLACARDS AND MARKINGS ONLY)
FIGURE 65D (SHEET 5)

BRI
JAN 20/09

11-31-05-65D

11-31-05-65D
PAGE 0D



757

PARTS CATALOG (MAINTENANCE)

FIG ITEM	PART NUMBER	1 2 3 4 5 6 7	NOMENCLATURE	EFFECT FROM TO	UNITS PER ASSY
65D			PANEL INSTL-P8,P9,910 ELECTRONICS (PLACARDS AND MARKINGS ONLY)	504903	
- 1	233N6103-122		PANEL INSTL-P8,P9,P10 ELECTRONICS (PLACARDS AND MARKINGS ONLY) FOR NHA/OTHER SYS DET SEE: 25-10-00-15B	504903	RF
8	BAC27NFDE0144		.DECAL- PLACARD CONTENT: INOP FOR VOICE	504903	1
10	BAC27NFDE0180		.DECAL- PLACARD CONTENT: DO NOT USE VHF-C FOR ATC COMM WITH ACARS OPERATIONAL	504903	1
15	BAC27TFDE0013		.DECAL- PLACARD CONTENT: INOP	504903	2
40	285T0553-4		.PANEL ASSY-ILS CONT SUPPLIER CODE: V89954 ELECTRICAL EQUIP NUMBER: M00087 COMPONENT MAINT MANUAL REF: 34-31-61	504903	RF
40	285T0553-2		.PANEL ASSY-ILS CONT SUPPLIER CODE: V89954 ELECTRICAL EQUIP NUMBER: M00087 COMPONENT MAINT MANUAL REF: 34-31-61	504903	RF
40	285T0553-1		.PANEL ASSY-ILS CONT SUPPLIER CODE: V89954 ELECTRICAL EQUIP NUMBER: M00087 COMPONENT MAINT MANUAL REF: 34-31-61	504903	RF
40	285T0553-3		.PANEL ASSY-ILS CONT SUPPLIER CODE: V89954 ELECTRICAL EQUIP NUMBER: M00087	504903	RF
50	BAC27TEX1		..DECAL	504903	2

MISSING ITEM NUMBERS NOT APPLICABLE

- ITEM NOT ILLUSTRATED

11-31-05-65D

11-31-05
FIG. 65D
PAGE 1
JAN 20/09

BRI

BOEING PROPRIETARY - Copyright © - Unpublished Work - See title page for details.

 **BOEING**
757
PARTS CATALOG (MAINTENANCE)

FIG ITEM	PART NUMBER	1 2 3 4 5 6 7	NOMENCLATURE	EFFECT FROM TO	UNITS PER ASSY
65D - 65	285T0552-1		..CIRCUIT ASSY-PRINTED SUPPLIER CODE: V89954 COMPONENT MAINT MANUAL REF: 34-09-60 QUALIFIED OPTIONAL DATA: 285T0552-1 OR 285T0552-8 OR 285T0552-9 ARE ALL OPT WHEN USED WITH ASSOCIATED ITEMS USED ON: 285T0553-4	504903	RF
- 65	285T0552-8		..CIRCUIT ASSY-PRINTED SUPPLIER CODE: V89954 COMPONENT MAINT MANUAL REF: 34-09-60 QUALIFIED OPTIONAL DATA: 285T0552-1 OR 285T0552-8 OR 285T0552-9 ARE ALL OPT WHEN USED WITH ASSOCIATED ITEMS USED ON: 285T0553-4	504903	RF
- 65	285T0552-9		..CIRCUIT ASSY-PRINTED SUPPLIER CODE: V89954 COMPONENT MAINT MANUAL REF: 34-09-60 QUALIFIED OPTIONAL DATA: 285T0552-1 OR 285T0552-8 OR 285T0552-9 ARE ALL OPT WHEN USED WITH ASSOCIATED ITEMS USED ON: 285T0553-4	504903	RF
- 65	285T0552-1		..CIRCUIT ASSY-PRINTED SUPPLIER CODE: V89954 COMPONENT MAINT MANUAL REF: 34-09-60 USED ON: 285T0553-1 285T0553-2 285T0553-3	504903	RF

MISSING ITEM NUMBERS NOT APPLICABLE

- ITEM NOT ILLUSTRATED

BRI

11-31-05-65D

BOEING PROPRIETARY - Copyright © - Unpublished Work - See title page for details.

11-31-05
FIG. 65D
PAGE 2
JAN 20/09



757

PARTS CATALOG (MAINTENANCE)

FIG ITEM	PART NUMBER	1 2 3 4 5 6 7	NOMENCLATURE	EFFECT FROM TO	UNITS PER ASSY
65D - 65	285T0552-8		..CIRCUIT ASSY-PRINTED SUPPLIER CODE: V89954 COMPONENT MAINT MANUAL REF: 34-09-60 USED ON: 285T0553-1 285T0553-2 285T0553-3	504903	RF
- 65	285T0552-9		..CIRCUIT ASSY-PRINTED SUPPLIER CODE: V89954 COMPONENT MAINT MANUAL REF: 34-09-60 USED ON: 285T0553-1 285T0553-2 285T0553-3	504903	RF
70	BAC27TEX2		...DECAL- PLACARD CONTENT: STATIC SENSITIVE USED ON: 285T0552-1 285T0552-8	504903	1
70	BAC27TEX1486		...DECAL- PLACARD CONTENT: STATIC SENSITIVE USED ON: 285T0552-9	504903	1
90	285T0558-3		..MODULE ASSY-ELECT. SUPPLIER CODE: V89954 QUALIFIED OPTIONAL DATA: 285T0558-3 OPT TO 285T0558-10 WHEN USED WITH ASSOCIATED ITEMS USED ON: 285T0553-4	504903	RF
90	285T0558-10		..MODULE ASSY-ELECT. SUPPLIER CODE: V89954 QUALIFIED OPTIONAL DATA: 285T0558-3 OPT TO 285T0558-10 WHEN USED WITH ASSOCIATED ITEMS USED ON: 285T0553-4	504903	RF

MISSING ITEM NUMBERS NOT APPLICABLE

- ITEM NOT ILLUSTRATED

11-31-05-65D

11-31-05
FIG. 65D
PAGE 3
JAN 20/09

BRI



757

PARTS CATALOG (MAINTENANCE)

FIG ITEM	PART NUMBER	1 2 3 4 5 6 7	NOMENCLATURE	EFFECT FROM TO	UNITS PER ASSY
65D 90	285T0558-1		..MODULE ASSY-ELECT. SUPPLIER CODE: V89954 USED ON: 285T0553-4	504903	RF
90	285T0558-2		..MODULE ASSY-ELECT. SUPPLIER CODE: V89954 USED ON: 285T0553-4	504903	RF
90	285T0558-1		..MODULE ASSY-ELECT. SUPPLIER CODE: V89954 USED ON: 285T0553-1 285T0553-3	504903	RF
90	285T0558-2		..MODULE ASSY-ELECT. SUPPLIER CODE: V89954 QUALIFIED OPTIONAL DATA: 285T0558-2 OPT TO 285T0558-9 WHEN USED WITH ASSOCIATED ITEMS USED ON: 285T0553-2	504903	RF
90	285T0558-9		..MODULE ASSY-ELECT. SUPPLIER CODE: V89954 QUALIFIED OPTIONAL DATA: 285T0558-2 OPT TO 285T0558-9 WHEN USED WITH ASSOCIATED ITEMS USED ON: 285T0553-2	504903	RF
90	285T0558-1		..MODULE ASSY-ELECT. SUPPLIER CODE: V89954 USED ON: 285T0553-2	504903	RF
- 110	285T0570-12		...CIRCUIT ASSY-PRINTED PROCESSOR CONT SUPPLIER CODE: V89954 OPTIONAL PART: 285T0570-16 V89954 USED ON: 285T0558-3 285T0558-10	504903	RF

MISSING ITEM NUMBERS NOT APPLICABLE

- ITEM NOT ILLUSTRATED

11-31-05-65D

11-31-05
FIG. 65D
PAGE 4
JAN 20/09

BRI



757

PARTS CATALOG (MAINTENANCE)

FIG ITEM	PART NUMBER	1 2 3 4 5 6 7	NOMENCLATURE	EFFECT FROM TO	UNITS PER ASSY
65D - 110	285T0570-16		...CIRCUIT ASSY-PRINTED PROCESSOR CONT SUPPLIER CODE: V89954 OPTIONAL PART: 285T0570-12 V89954 USED ON: 285T0558-3 285T0558-10	504903	RF
- 110	285T0570-1		...CIRCUIT ASSY-PRINTED SUPPLIER CODE: V89954 OPTIONAL PART: 285T0570-8 V89954 285T0570-10 V89954 USED ON: 285T0558-1 285T0558-2 285T0558-9	504903	RF
- 110	285T0570-8		...CIRCUIT ASSY-PRINTED SUPPLIER CODE: V89954 OPTIONAL PART: 285T0570-1 V89954 285T0570-10 V89954 USED ON: 285T0558-1 285T0558-2 285T0558-9	504903	RF
- 110	285T0570-10		...CIRCUIT ASSY-PRINTED SUPPLIER CODE: V89954 OPTIONAL PART: 285T0570-1 V89954 285T0570-8 V89954 USED ON: 285T0558-1 285T0558-2 285T0558-9	504903	RF
115	BAC27TEX1486	DECAL- PLACARD CONTENT: STATIC SENSITIVE	504903	1

MISSING ITEM NUMBERS NOT APPLICABLE

- ITEM NOT ILLUSTRATED

11-31-05-65D

11-31-05
FIG. 65D
PAGE 5
JAN 20/09

BRI



757

PARTS CATALOG (MAINTENANCE)

FIG ITEM	PART NUMBER	1 2 3 4 5 6 7	NOMENCLATURE	EFFECT FROM TO	UNITS PER ASSY
65D 130	285T0557-1		.PANEL ASSY-DUAL ADF CONT SUPPLIER CODE: V89954 ELECTRICAL EQUIP NUMBER: M10046 COMPONENT MAINT MANUAL REF: 34-57-62	504903	RF
135	BAC27TEX1		..DECAL	504903	2
155	285T0561-1		..MODULE ASSY-ELECT. SUPPLIER CODE: V89954	504903	RF
- 175	285T0573-1		...CIRCUIT ASSY-PRINTED ADF PROCESSOR CONT SUPPLIER CODE: V89954 OPTIONAL PART: 285T0573-10 V89954 285T0573-12 V89954	504903	RF
- 175	285T0573-10		...CIRCUIT ASSY-PRINTED ADF PROCESSOR CONT SUPPLIER CODE: V89954 OPTIONAL PART: 285T0573-1 V89954 285T0573-12 V89954	504903	RF
- 175	285T0573-12		...CIRCUIT ASSY-PRINTED ADF PROCESSOR CONT SUPPLIER CODE: V89954 OPTIONAL PART: 285T0573-1 V89954 285T0573-10 V89954	504903	RF
180	BAC27TEX1486	DECAL- PLACARD CONTENT: STATIC SENSITIVE	504903	1

MISSING ITEM NUMBERS NOT APPLICABLE

- ITEM NOT ILLUSTRATED

BRI

11-31-05-65D

11-31-05
FIG. 65D
PAGE 6
JAN 20/09

BOEING
757
PARTS CATALOG (MAINTENANCE)

FIG ITEM	PART NUMBER	1 2 3 4 5 6 7	NOMENCLATURE	EFFECT FROM TO	UNITS PER ASSY
65D - 185	285T0562-1		..CIRCUIT ASSY-PRINTED PWR SUPPLY SUPPLIER CODE: V89954 COMPONENT MAINT MANUAL REF: 34-09-60 OPTIONAL PART: 285T0562-9 V89954 285T0562-10 V89954	504903	RF
- 185	285T0562-9		..CIRCUIT ASSY-PRINTED PWR SUPPLY SUPPLIER CODE: V89954 COMPONENT MAINT MANUAL REF: 34-09-60 OPTIONAL PART: 285T0562-1 V89954 285T0562-10 V89954	504903	RF
- 185	285T0562-10		..CIRCUIT ASSY-PRINTED PWR SUPPLY SUPPLIER CODE: V89954 COMPONENT MAINT MANUAL REF: 34-09-60 OPTIONAL PART: 285T0562-1 V89954 285T0562-9 V89954	504903	RF
190	BAC27TEX1486		...DECAL- PLACARD CONTENT: STATIC SENSITIVE	504903	1
200	285T0537-1		.PANEL ASSY-ADF CONT SUPPLIER CODE: V89954 ELECTRICAL EQUIP NUMBER: M01046 COMPONENT MAINT MANUAL REF: 34-57-53	504903	RF
205 210	BAC27TEX1 285T0445-5		..DECAL ..MODULE ASSY-ELECT. SUPPLIER CODE: V89954	504903 504903	2 RF

MISSING ITEM NUMBERS NOT APPLICABLE

- ITEM NOT ILLUSTRATED

BRI

11-31-05-65D

BOEING PROPRIETARY - Copyright © - Unpublished Work - See title page for details.

11-31-05
FIG. 65D
PAGE 7
JAN 20/09



757

PARTS CATALOG (MAINTENANCE)

FIG ITEM	PART NUMBER	1 2 3 4 5 6 7	NOMENCLATURE	EFFECT FROM TO	UNITS PER ASSY
65D - 215	285T0445-6		...MODULE ASSY- SUPPLIER CODE: V89954	504903	RF
220	BAC27TEX2	DECAL- PLACARD CONTENT: STATIC SENSITIVE	504903	1
- 225	285T0443-10	PRINTED CIRCUIT ASSY- SUPPLIER CODE: V89954	504903	RF
230	BAC27TEX2	DECAL- PLACARD CONTENT: STATIC SENSITIVE	504903	1
250	285T0020-8		.PANEL ASSY-ILS CONT SUPPLIER CODE: V89954 ELECTRICAL EQUIP NUMBER: M00087 COMPONENT MAINT MANUAL REF: 34-31-51	504903	RF
255	BAC27TEX1		..DECAL	504903	1
260	285T0081-10		..MODULE ASSY-REAR SUPPLIER CODE: V89954	504903	RF
265	285T0081-11		...MODULE ASSY-ELECT. SUPPLIER CODE: V89954	504903	1
270	285T0081-12		...MODULE ASSY-ELECT. SUPPLIER CODE: V89954	504903	1
275	285T0081-13		...MODULE ASSY-ELECT. SUPPLIER CODE: V89954	504903	1
- 280	285T0089-12	CIRCUIT ASSY-PRINTED SUPPLIER CODE: V89954 OPTIONAL PART: 285T0089-19 V89954	504903	RF
- 280	285T0089-19	CIRCUIT ASSY-PRINTED SUPPLIER CODE: V89954 OPTIONAL PART: 285T0089-12 V89954	504903	RF
285	BAC27TEX2	DECAL- PLACARD CONTENT: STATIC SENSITIVE	504903	1

MISSING ITEM NUMBERS NOT APPLICABLE

- ITEM NOT ILLUSTRATED

11-31-05-65D

11-31-05
FIG. 65D
PAGE 8
JAN 20/09

BRI



757

PARTS CATALOG (MAINTENANCE)

FIG ITEM	PART NUMBER	1 2 3 4 5 6 7	NOMENCLATURE	EFFECT FROM TO	UNITS PER ASSY
65D 300	285T0524-6		.PANEL ASSY-ILS CONT SUPPLIER CODE: V89954 ELECTRICAL EQUIP NUMBER: M00087 COMPONENT MAINT MANUAL REF: 34-31-52	504903	RF
305	BAC27TEX1		..DECAL	504903	2
310	285T0525-3		..MODULE ASSY-ELECT. SUPPLIER CODE: V89954	504903	RF
- 315	285T0525-4		...MODULE ASSY- SUPPLIER CODE: V89954	504903	RF
- 320	285T0523-8	CIRCUIT ASSY-PRINTED SUPPLIER CODE: V89954 OPTIONAL PART: 285T0523-9 V89954	504903	RF
- 320	285T0523-9	CIRCUIT ASSY-PRINTED SUPPLIER CODE: V89954 OPTIONAL PART: 285T0523-8 V89954	504903	RF
325	BAC27TEX2	DECAL- PLACARD CONTENT: STATIC SENSITIVE	504903	1

MISSING ITEM NUMBERS NOT APPLICABLE

- ITEM NOT ILLUSTRATED

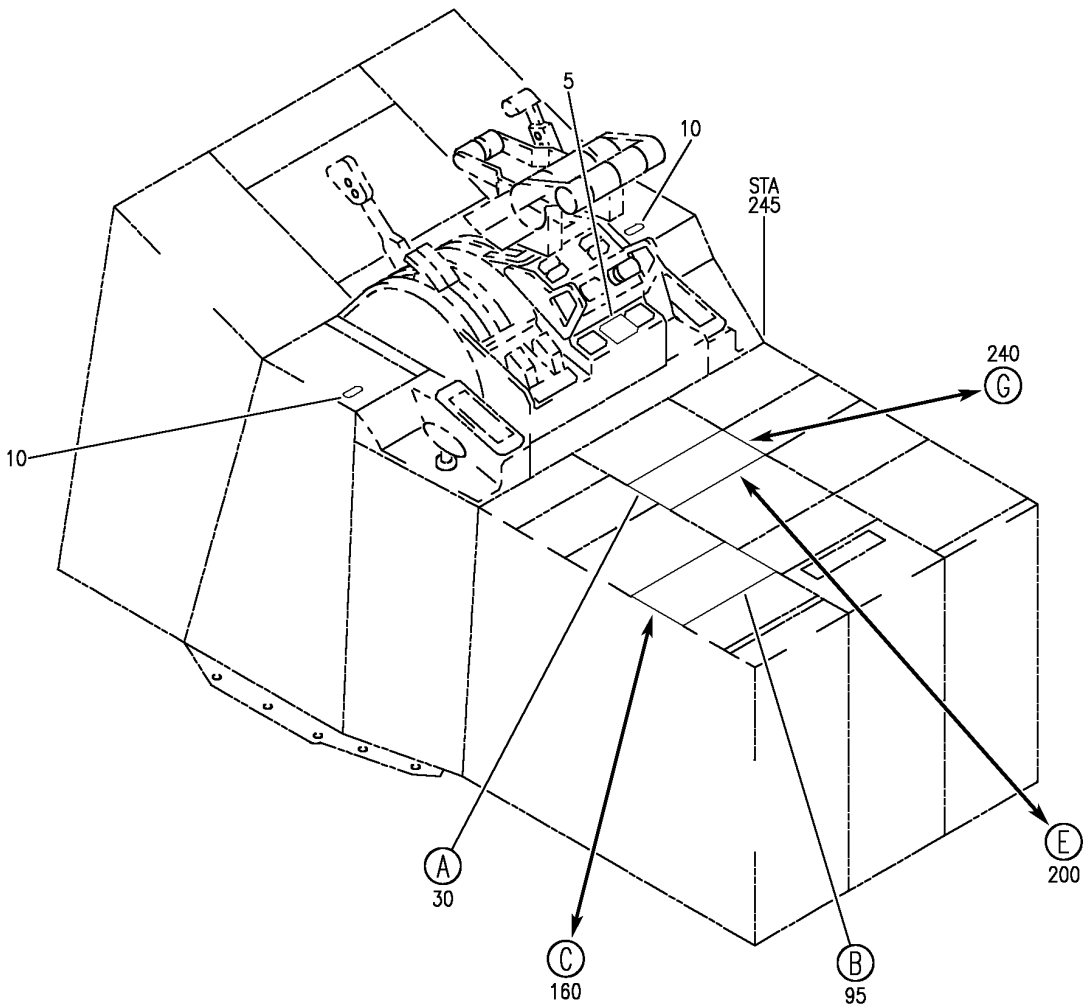
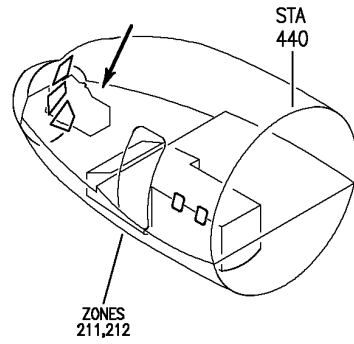
BRI

11-31-05-65D

BOEING PROPRIETARY - Copyright © - Unpublished Work - See title page for details.

11-31-05
FIG. 65D
PAGE 9
JAN 20/09

BOEING
 757
 PARTS CATALOG (MAINTENANCE)



Y 11310565J SHT 1 REV 255

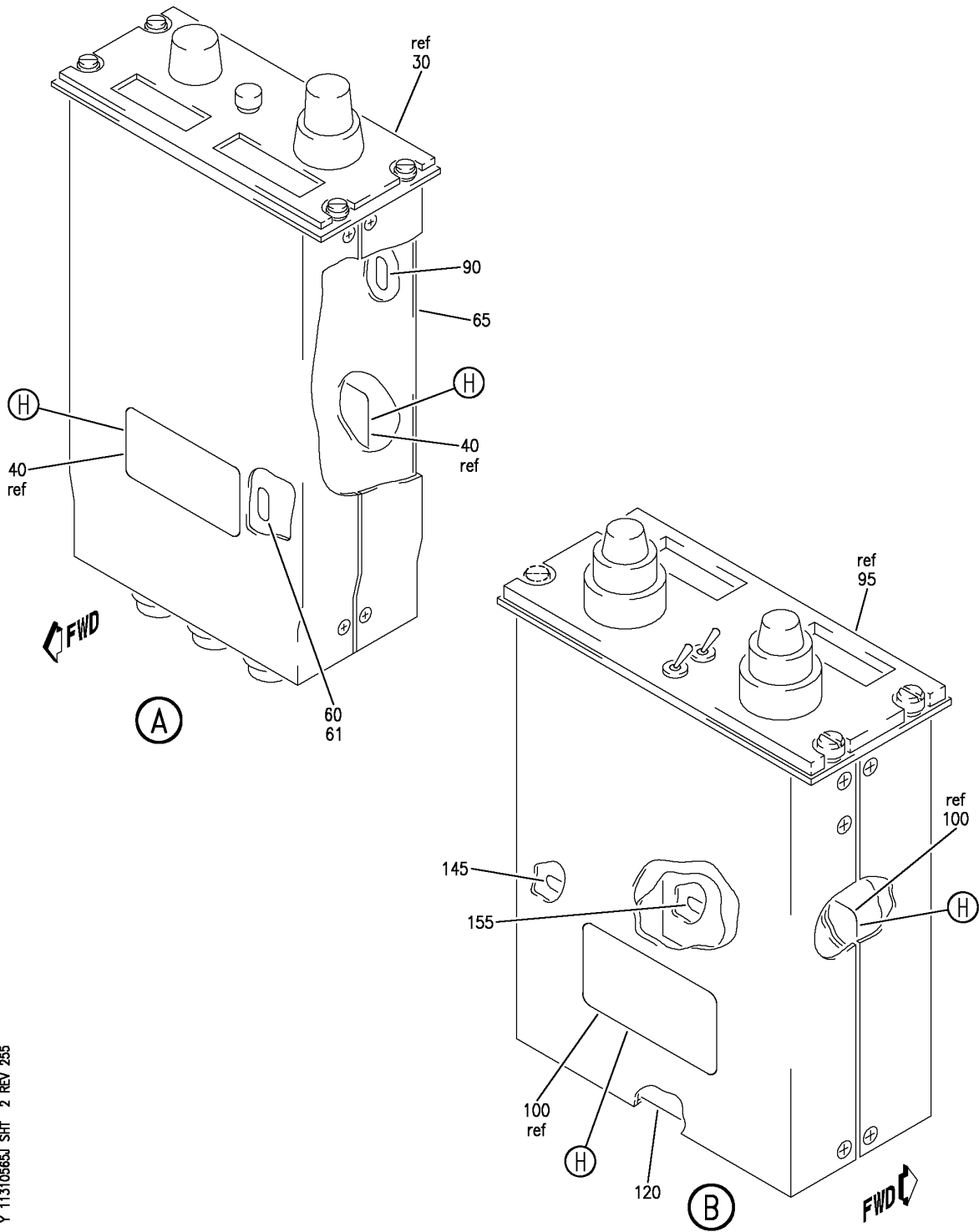
PANEL INSTL-P8,P9,P10 ELECTRONICS (PLACARDS AND MARKINGS ONLY)
 FIGURE 65J (SHEET 1)

BRI
 MAY 28/07

11-31-05-65J

11-31-05-65J
 PAGE 0

BOEING
757
PARTS CATALOG (MAINTENANCE)



Y 11310565J SHT 2 REV 255

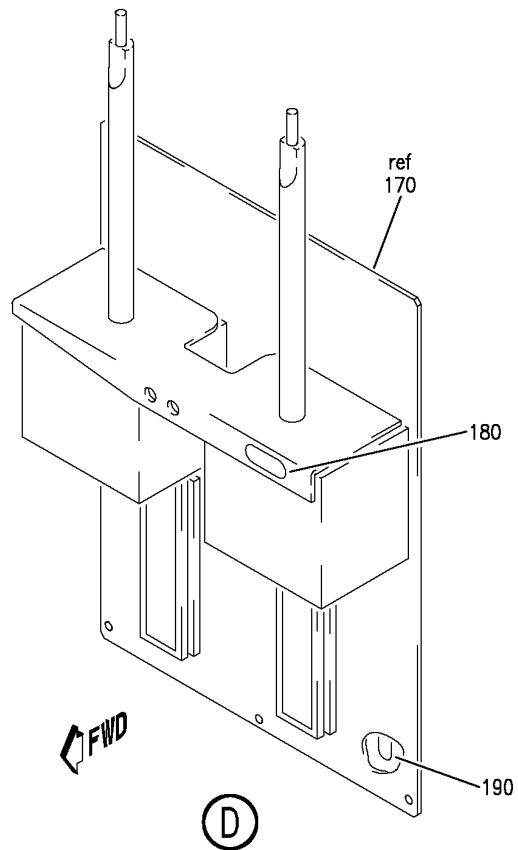
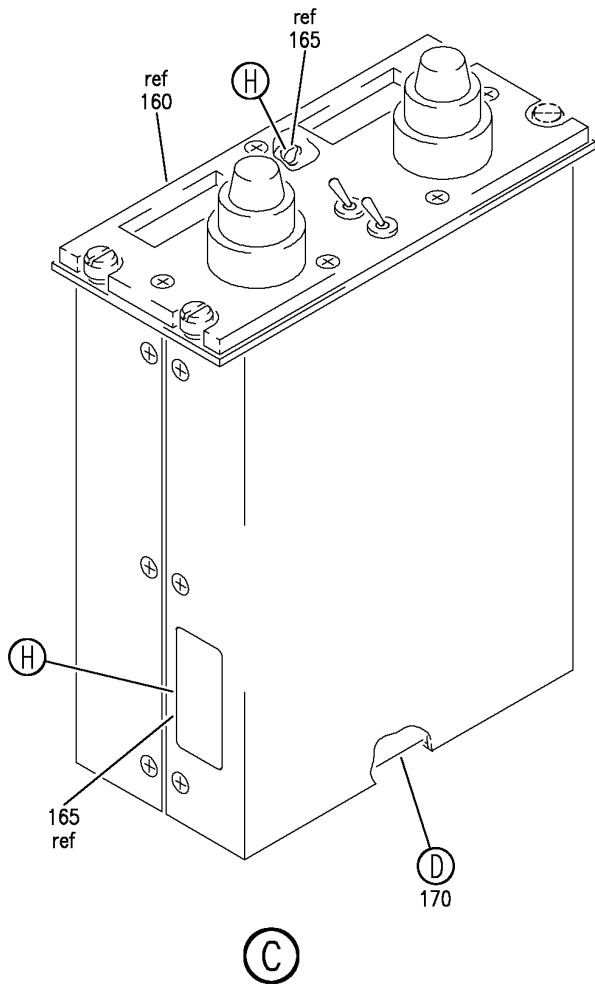
PANEL INSTL-P8,P9,P10 ELECTRONICS (PLACARDS AND MARKINGS ONLY)
FIGURE 65J (SHEET 2)

BRI
MAY 28/07

11-31-05-65J

11-31-05-65J
PAGE 0A

BOEING
757
PARTS CATALOG (MAINTENANCE)



Y 11310565J SHT 3 REV 255

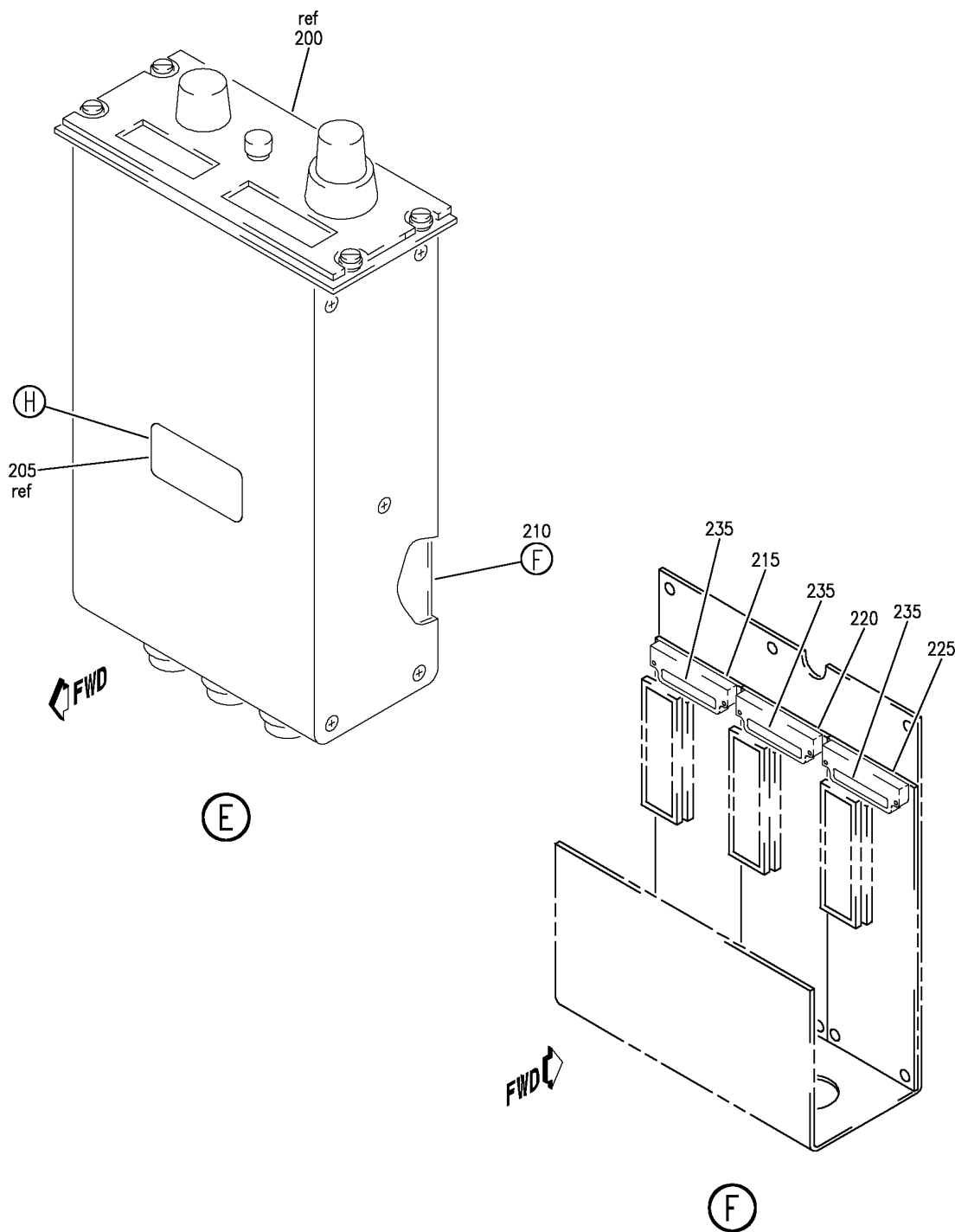
PANEL INSTL-P8,P9,P10 ELECTRONICS (PLACARDS AND MARKINGS ONLY)
FIGURE 65J (SHEET 3)

BRI
MAY 28/07

11-31-05-65J

11-31-05-65J
PAGE 0B

BOEING
757
PARTS CATALOG (MAINTENANCE)



Y 11310565J SHT 4 REV 255

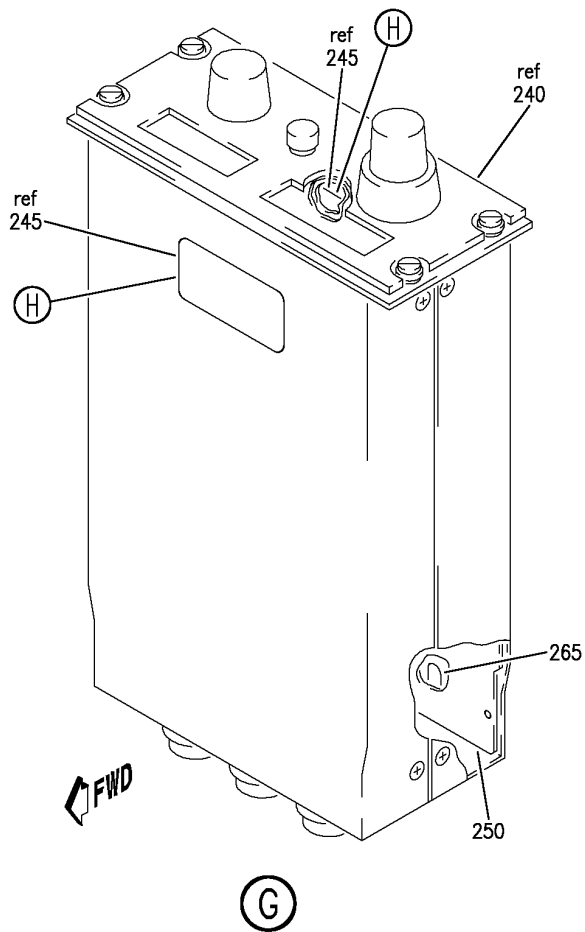
PANEL INSTL-P8,P9,P10 ELECTRONICS (PLACARDS AND MARKINGS ONLY)
FIGURE 65J (SHEET 4)

BRI
MAY 28/07

11-31-05-65J

11-31-05-65J
PAGE 0C

BOEING
757
PARTS CATALOG (MAINTENANCE)



40
100
165
205
245



(H)

Y 11310565J SHT 5 REV 255

PANEL INSTL-P8,P9,P10 ELECTRONICS (PLACARDS AND MARKINGS ONLY)
FIGURE 65J (SHEET 5)

BRI
MAY 28/07

11-31-05-65J

11-31-05-65J
PAGE 0D



757

PARTS CATALOG (MAINTENANCE)

FIG ITEM	PART NUMBER	1 2 3 4 5 6 7	NOMENCLATURE	EFFECT FROM TO	UNITS PER ASSY
65J			PANEL INSTL-P8,P9,P10 ELECTRONICS (PLACARDS AND MARKINGS ONLY)	101102	
- 1	233N6103-28		PANEL INSTL-P8,P9,P10 ELECTRONICS BRITANIA (BRI) 4 DOOR R/R (PLACARDS AND MARKINGS ONLY) FOR NHA/OTHER SYS DET SEE: 25-10-00-15B	101101	RF
- 1	233N6103-128		PANEL INSTL-P8,P9,P10 ELECTRONICS BRITANIA (BRI) 4 DOOR RR (PLACARDS AND MARKINGS ONLY) FOR NHA/OTHER SYS DET SEE: 25-10-00-15B	102102	RF
5	BAC27NFDE0180		.DECAL- PLACARD CONTENT: DO NOT USE VHF-C FOR ATC COMM WITH ACARS OPERATIONAL	101102	1
10	BAC27TFDE0013		.DECAL- PLACARD CONTENT: INOP	101102	2
30	285T0553-4		.PANEL ASSY-ILS CONT SUPPLIER CODE: V89954 ELECTRICAL EQUIP NUMBER: M00087 COMPONENT MAINT MANUAL REF: 34-31-61	101102	RF
30	285T0553-2		.PANEL ASSY-ILS CONT SUPPLIER CODE: V89954 ELECTRICAL EQUIP NUMBER: M00087 COMPONENT MAINT MANUAL REF: 34-31-61	101102	RF
30	285T0553-1		.PANEL ASSY-ILS CONT SUPPLIER CODE: V89954 ELECTRICAL EQUIP NUMBER: M00087 COMPONENT MAINT MANUAL REF: 34-31-61	101102	RF

MISSING ITEM NUMBERS NOT APPLICABLE

- ITEM NOT ILLUSTRATED

BRI

11-31-05-65J

11-31-05
FIG. 65J
PAGE 1
JAN 20/09



757

PARTS CATALOG (MAINTENANCE)

FIG ITEM	PART NUMBER	1 2 3 4 5 6 7	NOMENCLATURE	EFFECT FROM TO	UNITS PER ASSY
65J 30	285T0553-3		.PANEL ASSY-ILS CONT SUPPLIER CODE: V89954 ELECTRICAL EQUIP NUMBER: M00087	101102	RF
40	BAC27TEX1		..DECAL	101102	2
- 55	285T0552-1		..CIRCUIT ASSY-PRINTED POWER SUPPLY SUPPLIER CODE: V89954 COMPONENT MAINT MANUAL REF: 34-09-60 QUALIFIED OPTIONAL DATA: 285T0552-1 OR 285T0552-8 OR 285T0552-9 ARE ALL OPTIONAL WHEN USED WITH ASSOCIATED PARTS USED ON: 285T0553-4	101102	RF
- 55	285T0552-8		..CIRCUIT ASSY-PRINTED POWER SUPPLY SUPPLIER CODE: V89954 COMPONENT MAINT MANUAL REF: 34-09-60 QUALIFIED OPTIONAL DATA: 285T0552-1 OR 285T0552-8 OR 285T0552-9 ARE ALL OPTIONAL WHEN USED WITH ASSOCIATED PARTS USED ON: 285T0553-4	101102	RF
- 55	285T0552-9		..CIRCUIT ASSY-PRINTED POWER SUPPLY SUPPLIER CODE: V89954 COMPONENT MAINT MANUAL REF: 34-09-60 QUALIFIED OPTIONAL DATA: 285T0552-1 OR 285T0552-8 OR 285T0552-9 ARE ALL OPTIONAL WHEN USED WITH ASSOCIATED PARTS USED ON: 285T0553-4	101102	RF

MISSING ITEM NUMBERS NOT APPLICABLE

- ITEM NOT ILLUSTRATED

11-31-05-65J

11-31-05
FIG. 65J
PAGE 2
JAN 20/09

BRI



757

PARTS CATALOG (MAINTENANCE)

FIG ITEM	PART NUMBER	1 2 3 4 5 6 7	NOMENCLATURE	EFFECT FROM TO	UNITS PER ASSY
65J - 55	285T0552-1		..CIRCUIT ASSY-PRINTED SUPPLIER CODE: V89954 COMPONENT MAINT MANUAL REF: 34-09-60 USED ON: 285T0553-1 285T0553-2 285T0553-3	101102	RF
- 55	285T0552-8		..CIRCUIT ASSY-PRINTED SUPPLIER CODE: V89954 COMPONENT MAINT MANUAL REF: 34-09-60 USED ON: 285T0553-1 285T0553-2 285T0553-3	101102	RF
- 55	285T0552-9		..CIRCUIT ASSY-PRINTED SUPPLIER CODE: V89954 COMPONENT MAINT MANUAL REF: 34-09-60 USED ON: 285T0553-1 285T0553-2 285T0553-3	101102	RF
60	BAC27TEX1486		...DECAL- PLACARD CONTENT: STATIC SENSITIVE USED ON: 285T0552-9	101102	1
61	BAC27TEX2		...DECAL- PLACARD CONTENT: STATIC SENSITIVE USED ON: 285T0552-1 285T0552-8	101102	1
65	285T0558-3		..MODULE ASSY-ELECT SUPPLIER CODE: V89954 QUALIFIED OPTIONAL DATA: 285T0558-3 OPTIONAL TO 285T0558-10 WHEN USED WITH ASSOCIATED PARTS USED ON: 285T0553-4	101102	RF

MISSING ITEM NUMBERS NOT APPLICABLE

- ITEM NOT ILLUSTRATED

11-31-05-65J

11-31-05
FIG. 65J
PAGE 3
JAN 20/09

BRI



757

PARTS CATALOG (MAINTENANCE)

FIG ITEM	PART NUMBER	1 2 3 4 5 6 7	NOMENCLATURE	EFFECT FROM TO	UNITS PER ASSY
65J 65	285T0558-10		..MODULE ASSY-ELECT SUPPLIER CODE: V89954 QUALIFIED OPTIONAL DATA: 285T0558-3 OPTIONAL TO 285T0558-10 WHEN USED WITH ASSOCIATED PARTS USED ON: 285T0553-4	101102	RF
65	285T0558-1		..MODULE ASSY-ELECT. SUPPLIER CODE: V89954 USED ON: 285T0553-4	101102	RF
65	285T0558-2		..MODULE ASSY-ELECT. SUPPLIER CODE: V89954 USED ON: 285T0553-4	101102	RF
65	285T0558-1		..MODULE ASSY-ELECT. SUPPLIER CODE: V89954 USED ON: 285T0553-1 285T0553-3	101102	RF
65	285T0558-2		..MODULE ASSY-ELECT. SUPPLIER CODE: V89954 QUALIFIED OPTIONAL DATA: 285T0558-2 OPTIONAL TO 285T0558-9 WHEN USED WITH ASSOCIATED PARTS USED ON: 285T0553-2	101102	RF
65	285T0558-1		..MODULE ASSY-ELECT. SUPPLIER CODE: V89954 USED ON: 285T0553-2	101102	RF
65	285T0558-9		..MODULE ASSY-ELECT. SUPPLIER CODE: V89954 QUALIFIED OPTIONAL DATA: 285T0558-2 OPTIONAL TO 285T0558-9 WHEN USED WITH ASSOCIATED PARTS USED ON: 285T0553-2	101102	RF

MISSING ITEM NUMBERS NOT APPLICABLE

- ITEM NOT ILLUSTRATED

BRI

11-31-05-65J

11-31-05
FIG. 65J
PAGE 4
JAN 20/09



757

PARTS CATALOG (MAINTENANCE)

FIG ITEM	PART NUMBER	1 2 3 4 5 6 7	NOMENCLATURE	EFFECT FROM TO	UNITS PER ASSY
65J - 85	285T0570-12		...CIRCUIT ASSY-PRINTED PROCESSOR CONTROL SUPPLIER CODE: V89954 OPTIONAL PART: 285T0570-16 V89954 USED ON: 285T0558-3 285T0558-10	101102	RF
- 85	285T0570-16		...CIRCUIT ASSY-PRINTED PROCESSOR CONTROL SUPPLIER CODE: V89954 OPTIONAL PART: 285T0570-12 V89954 USED ON: 285T0558-3 285T0558-10	101102	RF
- 85	285T0570-1		...CIRCUIT ASSY-PRINTED SUPPLIER CODE: V89954 OPTIONAL PART: 285T0570-8 V89954 285T0570-10 V89954 USED ON: 285T0558-1 285T0558-2 285T0558-9	101102	RF
- 85	285T0570-8		...CIRCUIT ASSY-PRINTED SUPPLIER CODE: V89954 OPTIONAL PART: 285T0570-1 V89954 285T0570-10 V89954 USED ON: 285T0558-1 285T0558-2 285T0558-9	101102	RF

MISSING ITEM NUMBERS NOT APPLICABLE

- ITEM NOT ILLUSTRATED

BRI

11-31-05-65J

BOEING PROPRIETARY - Copyright © - Unpublished Work - See title page for details.

11-31-05
FIG. 65J
PAGE 5
JAN 20/09



757

PARTS CATALOG (MAINTENANCE)

FIG ITEM	PART NUMBER	1 2 3 4 5 6 7	NOMENCLATURE	EFFECT FROM TO	UNITS PER ASSY
65J - 85	285T0570-10		...CIRCUIT ASSY-PRINTED SUPPLIER CODE: V89954 OPTIONAL PART: 285T0570-1 V89954 285T0570-8 V89954 USED ON: 285T0558-1 285T0558-2 285T0558-9	101102	RF
90	BAC27TEX1486	DECAL- PLACARD CONTENT: STATIC SENSITIVE	101102	1
95	285T0557-1		.PANEL ASSY-DUAL ADF CONT SUPPLIER CODE: V89954 ELECTRICAL EQUIP NUMBER: M01046 COMPONENT MAINT MANUAL REF: 34-57-62	101102	RF
100	BAC27TEX1		..DECAL	101102	2
120	285T0561-1		..MODULE ASSY-ELECT. SUPPLIER CODE: V89954	101102	RF
- 140	285T0573-1		...CIRCUIT ASSY-PRINTED ADF PROCESSOR CONTROL SUPPLIER CODE: V89954 OPTIONAL PART: 285T0573-10 V89954 285T0573-12 V89954	101102	RF
- 140	285T0573-10		...CIRCUIT ASSY-PRINTED ADF PROCESSOR CONTROL SUPPLIER CODE: V89954 OPTIONAL PART: 285T0573-1 V89954 285T0573-12 V89954	101102	RF

MISSING ITEM NUMBERS NOT APPLICABLE

- ITEM NOT ILLUSTRATED

11-31-05-65J

11-31-05
FIG. 65J
PAGE 6
JAN 20/09

BRI



757

PARTS CATALOG (MAINTENANCE)

FIG ITEM	PART NUMBER	1 2 3 4 5 6 7	NOMENCLATURE	EFFECT FROM TO	UNITS PER ASSY
65J - 140	285T0573-12	...	CIRCUIT ASSY-PRINTED ADF PROCESSOR CONTROL SUPPLIER CODE: V89954 OPTIONAL PART: 285T0573-1 V89954 285T0573-10 V89954	101102	RF
145	BAC27TEX1486	DECAL- PLACARD CONTENT: STATIC SENSITIVE	101102	1
- 150	285T0562-1	..	CIRCUIT ASSY-PRINTED POWER SUPPLY SUPPLIER CODE: V89954 COMPONENT MAINT MANUAL REF: 34-09-60 OPTIONAL PART: 285T0562-9 V89954 285T0562-10 V89954	101102	RF
- 150	285T0562-9	..	CIRCUIT ASSY-PRINTED POWER SUPPLY SUPPLIER CODE: V89954 COMPONENT MAINT MANUAL REF: 34-09-60 OPTIONAL PART: 285T0562-1 V89954 285T0562-10 V89954	101102	RF
- 150	285T0562-10	..	CIRCUIT ASSY-PRINTED POWER SUPPLY SUPPLIER CODE: V89954 COMPONENT MAINT MANUAL REF: 34-09-60 OPTIONAL PART: 285T0562-1 V89954 285T0562-9 V89954	101102	RF
155	BAC27TEX1486	...	DECAL- PLACARD CONTENT: STATIC SENSITIVE	101102	1

MISSING ITEM NUMBERS NOT APPLICABLE

- ITEM NOT ILLUSTRATED

11-31-05-65J

11-31-05
FIG. 65J
PAGE 7
JAN 20/09

BRI



757

PARTS CATALOG (MAINTENANCE)

FIG ITEM	PART NUMBER	1 2 3 4 5 6 7	NOMENCLATURE	EFFECT FROM TO	UNITS PER ASSY
65J 160	285T0537-1		.PANEL ASSY-ADF CONT SUPPLIER CODE: V89954 ELECTRICAL EQUIP NUMBER: M01046 COMPONENT MAINT MANUAL REF: 34-57-53	101102	RF
165	BAC27TEX1		..DECAL	101102	2
170	285T0445-5		..MODULE ASSY-ELECT. SUPPLIER CODE: V89954	101102	RF
- 175	285T0445-6		...MODULE ASSY- SUPPLIER CODE: V89954	101102	RF
180	BAC27TEX2	DECAL- PLACARD CONTENT: STATIC SENSITIVE	101102	1
- 185	285T0443-10	PRINTED CIRCUIT ASSY- SUPPLIER CODE: V89954	101102	RF
190	BAC27TEX2	DECAL- PLACARD CONTENT: STATIC SENSITIVE	101102	1
200	285T0020-8		.PANEL ASSY-ILS CONT SUPPLIER CODE: V89954 ELECTRICAL EQUIP NUMBER: M00087 COMPONENT MAINT MANUAL REF: 34-31-51	101102	RF
205	BAC27TEX1		..DECAL	101102	1
210	285T0081-10		..MODULE ASSY-REAR SUPPLIER CODE: V89954	101102	RF
215	285T0081-11		...MODULE ASSY-ELECT. SUPPLIER CODE: V89954	101102	RF
220	285T0081-12		...MODULE ASSY-ELECT. SUPPLIER CODE: V89954	101102	RF
225	285T0081-13		...MODULE ASSY-ELECT. SUPPLIER CODE: V89954	101102	RF
- 230	285T0089-12	CIRCUIT ASSY-PRINTED SUPPLIER CODE: V89954 OPTIONAL PART: 285T0089-19 V89954	101102	RF

MISSING ITEM NUMBERS NOT APPLICABLE

- ITEM NOT ILLUSTRATED

BRI

11-31-05-65J

11-31-05
FIG. 65J
PAGE 8
JAN 20/09

BOEING
757
PARTS CATALOG (MAINTENANCE)

FIG ITEM	PART NUMBER	1 2 3 4 5 6 7	NOMENCLATURE	EFFECT FROM TO	UNITS PER ASSY
65J - 230	285T0089-19	CIRCUIT ASSY-PRINTED SUPPLIER CODE: V89954 OPTIONAL PART: 285T0089-12 V89954	101102	RF
235	BAC27TEX2	DECAL- PLACARD CONTENT: STATIC SENSITIVE	101102	1
240	285T0524-6	.PANEL	ASSY-ILS CONT SUPPLIER CODE: V89954 ELECTRICAL EQUIP NUMBER: M00087 COMPONENT MAINT MANUAL REF: 34-31-52	101102	RF
245	BAC27TEX1	..	DECAL	101102	2
250	285T0525-3	..	MODULE ASSY- SUPPLIER CODE: V89954	101102	RF
- 255	285T0525-4	...	MODULE ASSY- SUPPLIER CODE: V89954	101102	RF
- 260	285T0523-8	CIRCUIT ASSY- SUPPLIER CODE: V89954 OPTIONAL PART: 285T0523-9 V89954	101102	RF
- 260	285T0523-9	CIRCUIT ASSY- SUPPLIER CODE: V89954 OPTIONAL PART: 285T0523-8 V89954	101102	RF
265	BAC27TEX2	DECAL- PLACARD CONTENT: STATIC SENSITIVE	101102	1

MISSING ITEM NUMBERS NOT APPLICABLE

- ITEM NOT ILLUSTRATED

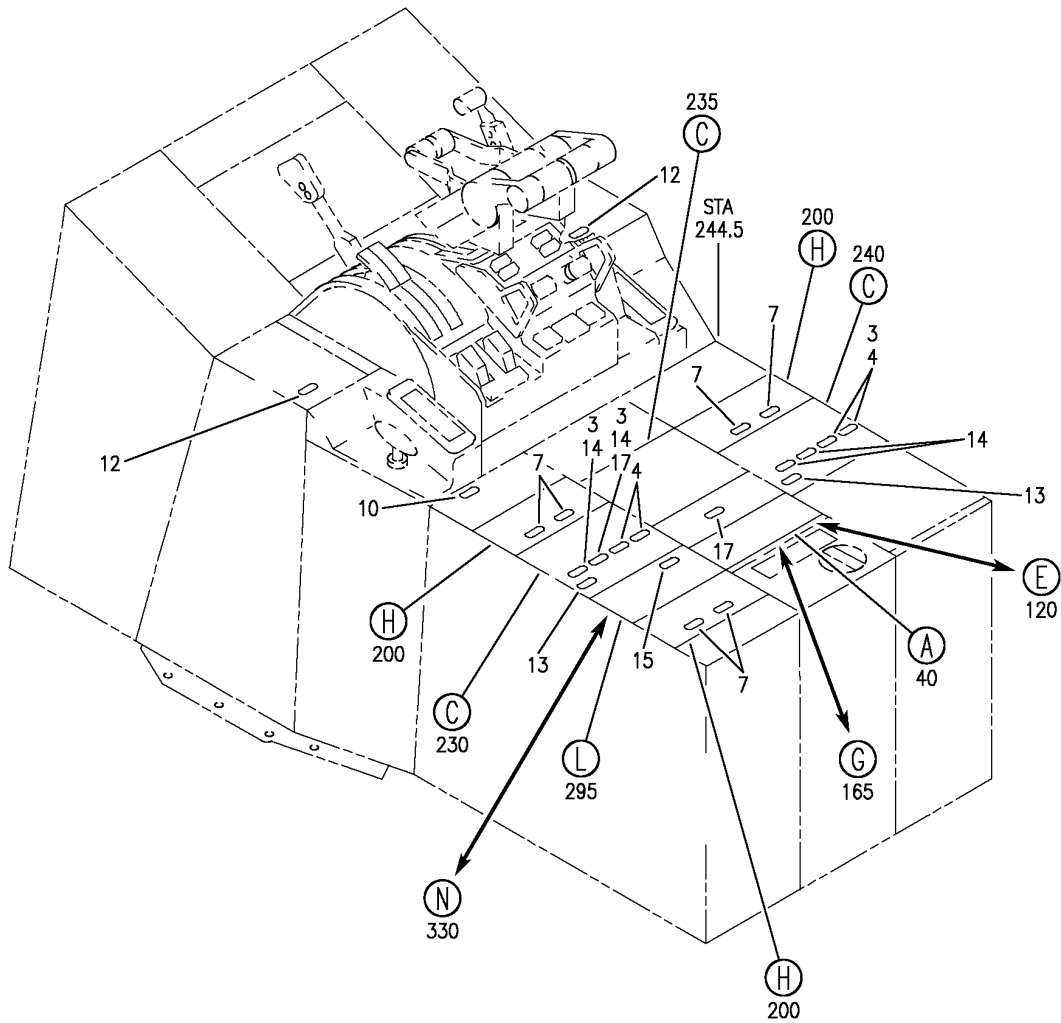
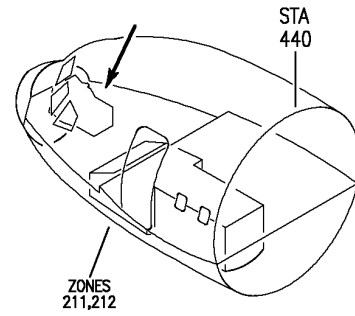
BRI

11-31-05-65J

BOEING PROPRIETARY - Copyright © - Unpublished Work - See title page for details.

11-31-05
FIG. 65J
PAGE 9
JAN 20/09

BOEING
757
PARTS CATALOG (MAINTENANCE)



Y 11310566F SHT 1 REV 330

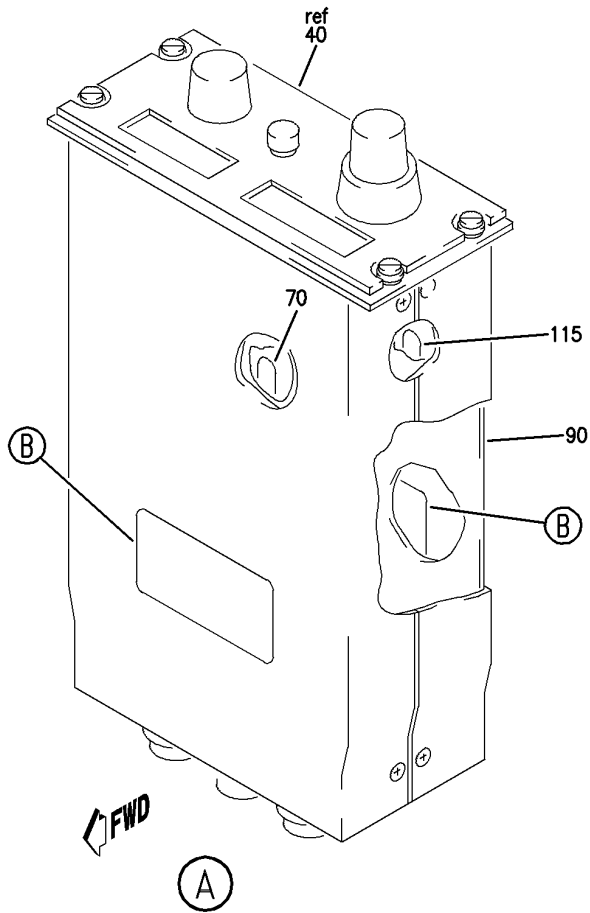
PANEL INSTL-P8,P9,P10 ELECTRONICS (PLACARDS AND MARKINGS ONLY)
FIGURE 66F (SHEET 1)

BRI
JAN 20/09

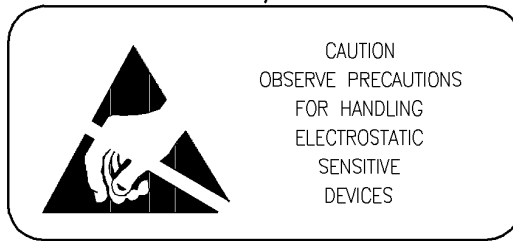
11-31-05-66F

11-31-05-66F
PAGE 0

BOEING
757
PARTS CATALOG (MAINTENANCE)



50
125
170
205



(B)

Y 11310566F SH1 2 REV 243

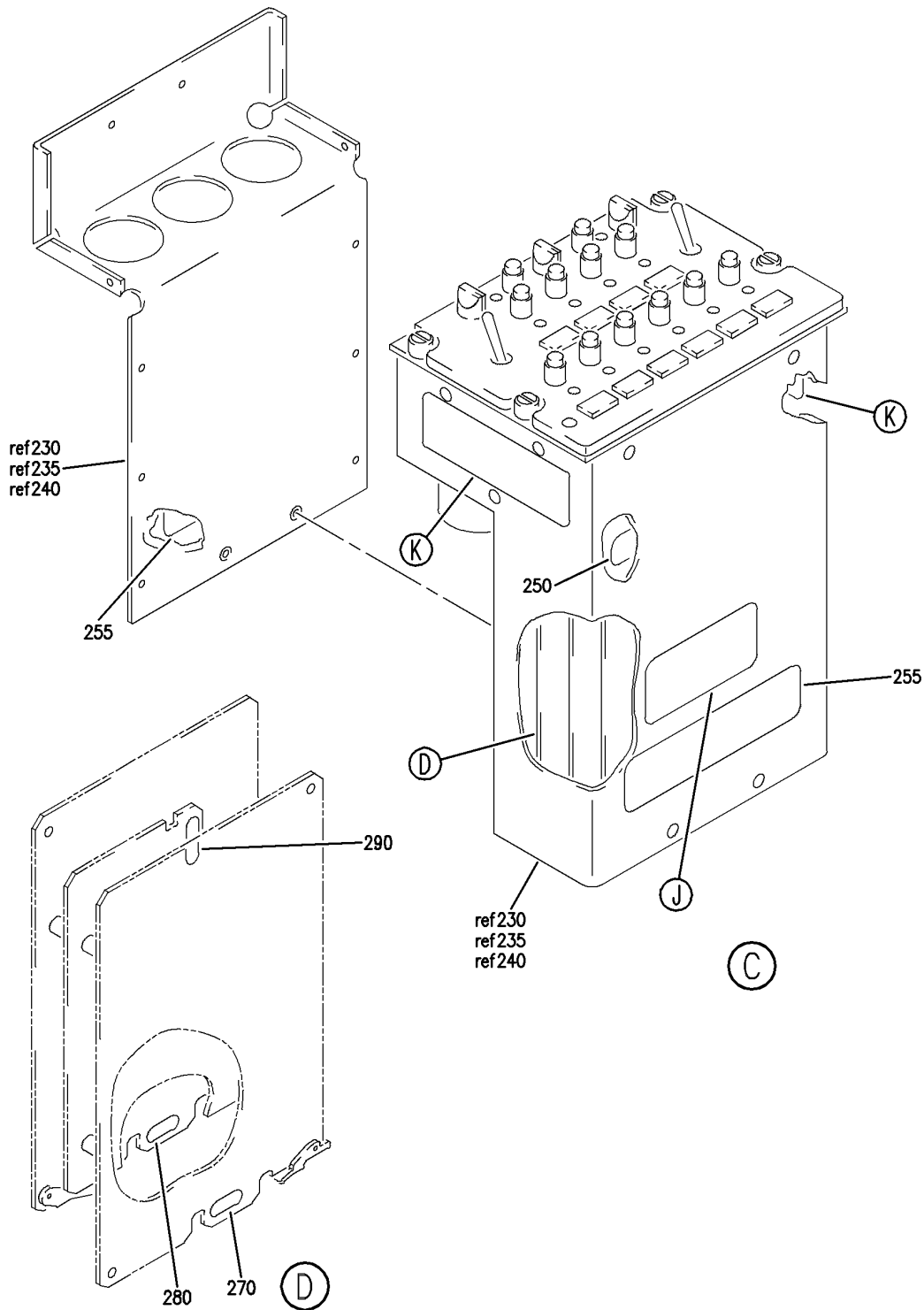
PANEL INSTL-P8,P9,P10 ELECTRONICS (PLACARDS AND MARKINGS ONLY)
FIGURE 66F (SHEET 2)

11-31-05-66F

BRI
JAN 20/09

11-31-05-66F
PAGE 0A

BOEING
757
PARTS CATALOG (MAINTENANCE)



Y 11310566F SH1 3 REV 243

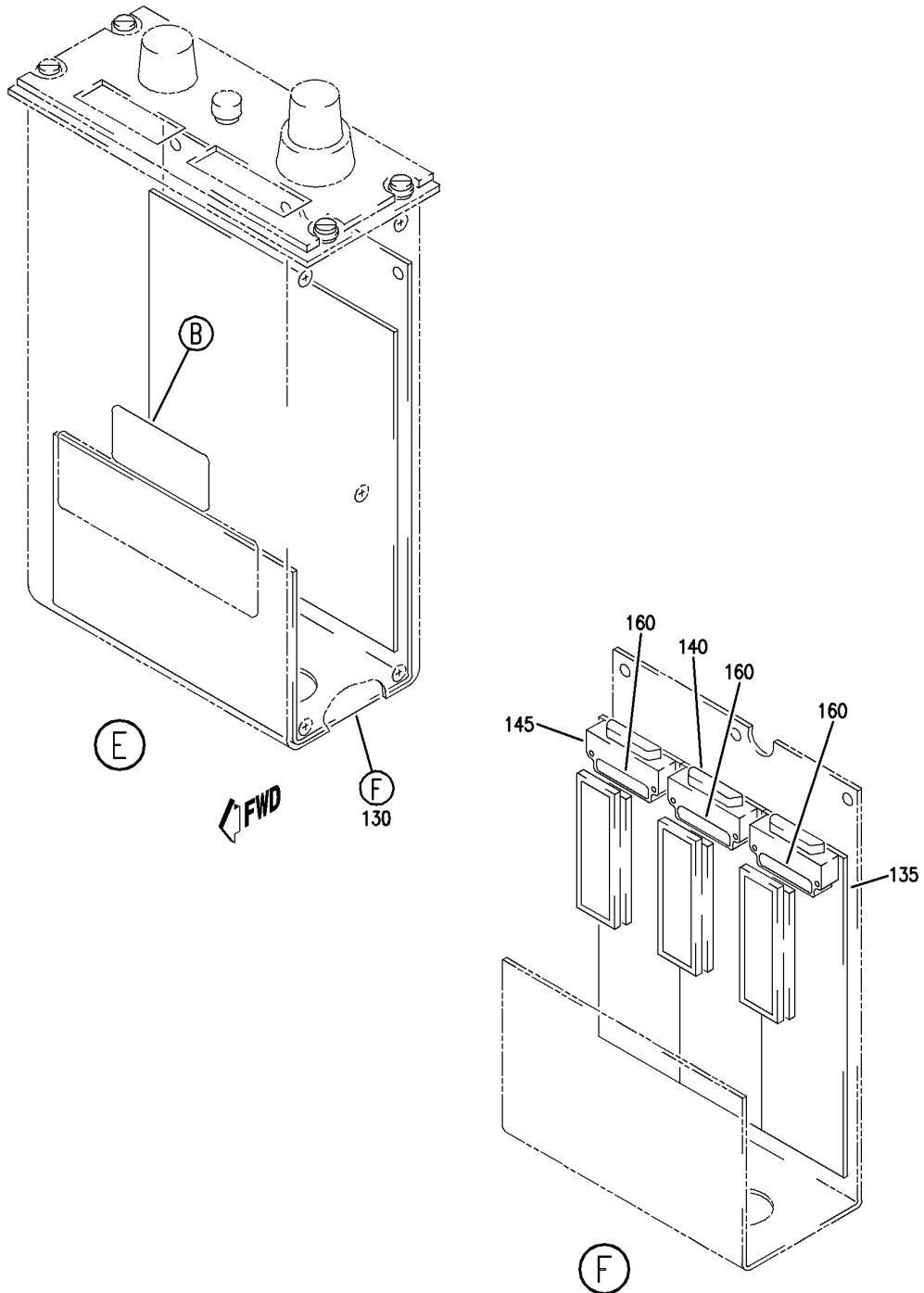
PANEL INSTL-P8,P9,P10 ELECTRONICS (PLACARDS AND MARKINGS ONLY)
FIGURE 66F (SHEET 3)

BRI
JAN 20/09

11-31-05-66F

11-31-05-66F
PAGE 0B

BOEING
757
PARTS CATALOG (MAINTENANCE)



Y 11310566F SH1 4 REV 243

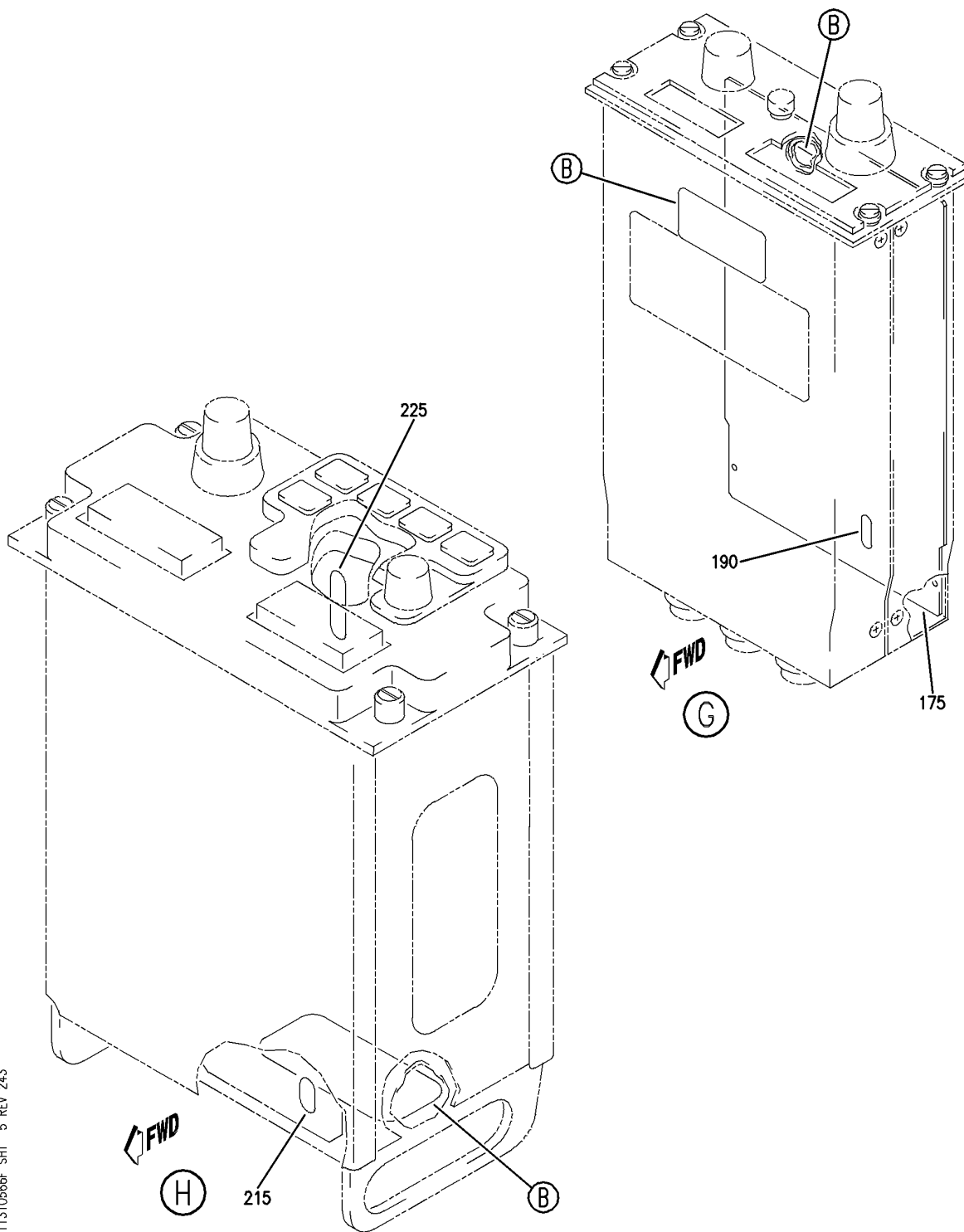
PANEL INSTL-P8,P9,P10 ELECTRONICS (PLACARDS AND MARKINGS ONLY)
FIGURE 66F (SHEET 4)

11-31-05-66F

BRI
JAN 20/09

11-31-05-66F
PAGE 0C

BOEING
757
PARTS CATALOG (MAINTENANCE)



Y 11310566F SH1 5 REV 243

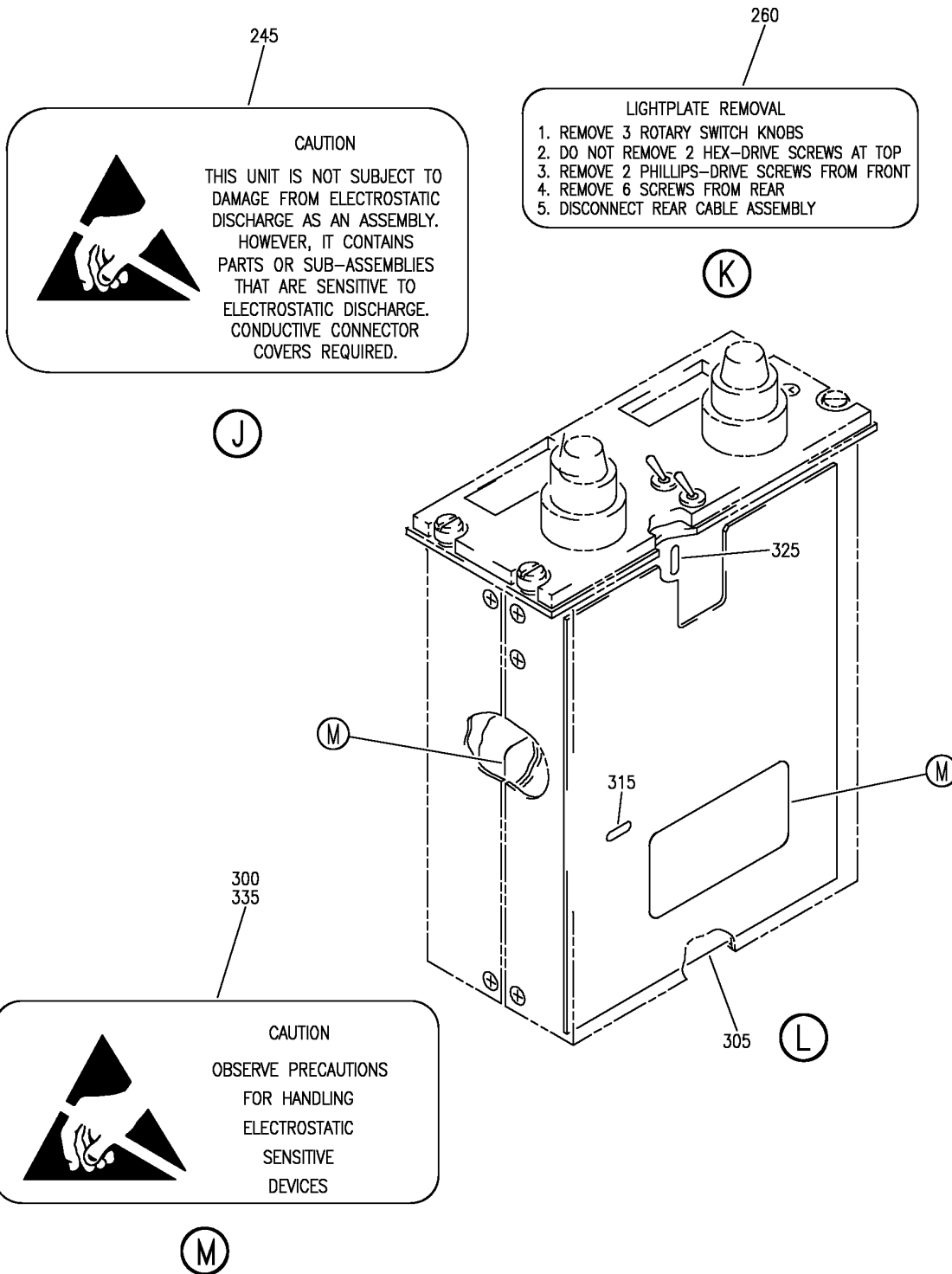
PANEL INSTL-P8,P9,P10 ELECTRONICS (PLACARDS AND MARKINGS ONLY)
FIGURE 66F (SHEET 5)

BRI
JAN 20/09

11-31-05-66F

11-31-05-66F
PAGE 0D

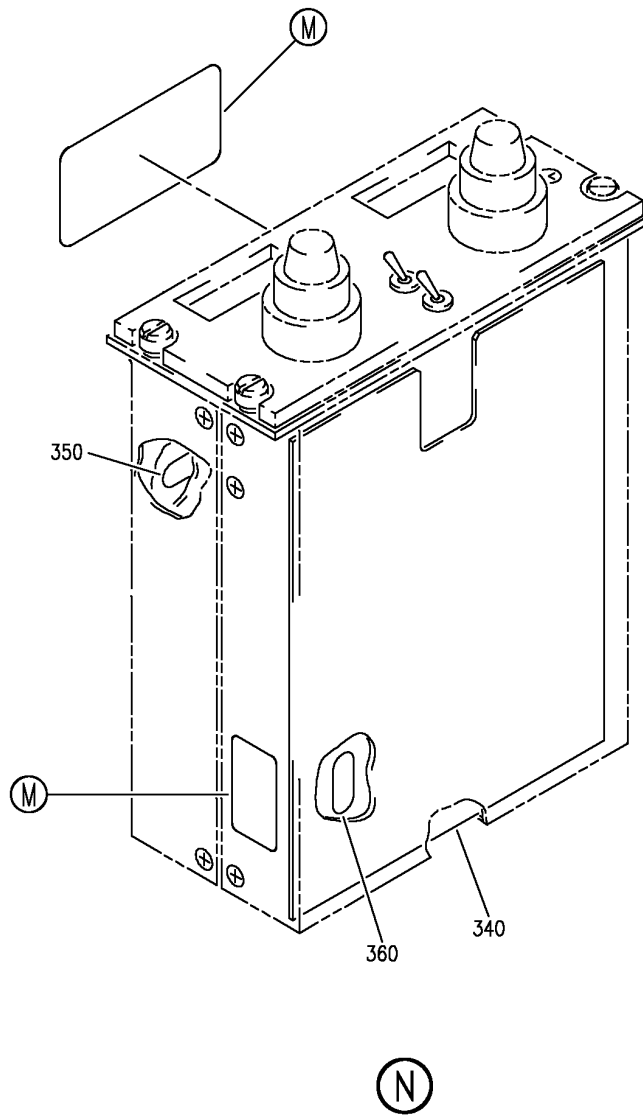
BOEING
757
PARTS CATALOG (MAINTENANCE)



PANEL INSTL-P8,P9,P10 ELECTRONICS (PLACARDS AND MARKINGS ONLY)
FIGURE 66F (SHEET 6)

11-31-05-66F

BOEING
757
PARTS CATALOG (MAINTENANCE)



Y 11310566F SHT 7 REV 261

PANEL INSTL-P8,P9,P10 ELECTRONICS (PLACARDS AND MARKINGS ONLY)
FIGURE 66F (SHEET 7)

BRI
JAN 20/09

11-31-05-66F

11-31-05-66F
PAGE OF



757

PARTS CATALOG (MAINTENANCE)

FIG ITEM	PART NUMBER	1 2 3 4 5 6 7	NOMENCLATURE	EFFECT FROM TO	UNITS PER ASSY
66F			PANEL INSTL-P8,P9,P10 ELECTRONICS (PLACARDS AND MARKINGS ONLY)	103106	
- 2	MODREF33990		PANEL INSTL-P8,P9,P10 ELECTRONICS (PLACARDS AND MARKINGS ONLY) MODULE NUMBER: 233N6103-253 REV B FOR OTHER SYS DETAILS SEE: 23-12-02-03 23-51-01-05 26-11-02-01 26-11-54-02A 26-12-51-03 26-17-51-06 26-21-01-02 26-22-03-03 26-23-52-04A 27-11-23-03 27-21-23-03 27-28-02-01A 31-11-31-02 31-11-36-78 31-11-41-02 31-41-03-02 33-13-01-07 34-22-02-03 34-31-02-02 34-43-02-02 34-53-02-02 34-57-02-03 34-61-02-03	103106	1
3	BAC27NFDE0165		.DECAL- PLACARD CONTENT: INOP	103106	4
12	BAC27TFDE0013		.DECAL- PLACARD CONTENT: INOP	103106	2
40	285T0553-4		.PANEL ASSY-ILS CONT SUPPLIER CODE: V89954 ELECTRICAL EQUIP NUMBER: M00087 COMPONENT MAINT MANUAL REF: 34-31-61	103106	RF

MISSING ITEM NUMBERS NOT APPLICABLE

- ITEM NOT ILLUSTRATED

11-31-05-66F

11-31-05
FIG. 66F
PAGE 1
JAN 20/09

BRI



757

PARTS CATALOG (MAINTENANCE)

FIG ITEM	PART NUMBER	1 2 3 4 5 6 7	NOMENCLATURE	EFFECT FROM TO	UNITS PER ASSY
66F 40	285T0553-1		.PANEL ASSY-ILS CONT SUPPLIER CODE: V89954 ELECTRICAL EQUIP NUMBER: M00087 COMPONENT MAINT MANUAL REF: 34-31-61	103106	RF
40	285T0553-2		.PANEL ASSY-ILS CONT SUPPLIER CODE: V89954 ELECTRICAL EQUIP NUMBER: M00087 COMPONENT MAINT MANUAL REF: 34-31-61	103106	RF
40	285T0553-3		.PANEL ASSY-ILS CONT SUPPLIER CODE: V89954 ELECTRICAL EQUIP NUMBER: M00087	103106	RF
50	BAC27TEX1		..DECAL	103106	2
- 65	285T0552-1		..CIRCUIT ASSY-PRINTED SUPPLIER CODE: V89954 COMPONENT MAINT MANUAL REF: 34-09-60 QUALIFIED OPTIONAL DATA: 285T0552-1 OR 285T0552-8 OR 285T0552-9 ARE ALL OPT WHEN USED WITH ASSOCIATED ITEMS USED ON: 285T0553-4	103106	RF
- 65	285T0552-8		..CIRCUIT ASSY-PRINTED SUPPLIER CODE: V89954 COMPONENT MAINT MANUAL REF: 34-09-60 QUALIFIED OPTIONAL DATA: 285T0552-1 OR 285T0552-8 OR 285T0552-9 ARE ALL OPT WHEN USED WITH ASSOCIATED ITEMS USED ON: 285T0553-4	103106	RF

MISSING ITEM NUMBERS NOT APPLICABLE

- ITEM NOT ILLUSTRATED

11-31-05-66F

11-31-05
FIG. 66F
PAGE 2
JAN 20/09

BRI



757

PARTS CATALOG (MAINTENANCE)

FIG ITEM	PART NUMBER	1 2 3 4 5 6 7	NOMENCLATURE	EFFECT FROM TO	UNITS PER ASSY
66F - 65	285T0552-9		..CIRCUIT ASSY-PRINTED SUPPLIER CODE: V89954 COMPONENT MAINT MANUAL REF: 34-09-60 QUALIFIED OPTIONAL DATA: 285T0552-1 OR 285T0552-8 OR 285T0552-9 ARE ALL OPT WHEN USED WITH ASSOCIATED ITEMS USED ON: 285T0553-4	103106	RF
- 65	285T0552-1		..CIRCUIT ASSY-PRINTED SUPPLIER CODE: V89954 COMPONENT MAINT MANUAL REF: 34-09-60 USED ON: 285T0553-1 285T0553-2 285T0553-3	103106	RF
- 65	285T0552-8		..CIRCUIT ASSY-PRINTED SUPPLIER CODE: V89954 COMPONENT MAINT MANUAL REF: 34-09-60 USED ON: 285T0553-1 285T0553-2 285T0553-3	103106	RF
- 65	285T0552-9		..CIRCUIT ASSY-PRINTED SUPPLIER CODE: V89954 COMPONENT MAINT MANUAL REF: 34-09-60 USED ON: 285T0553-1 285T0553-2 285T0553-3	103106	RF
70	BAC27TEX2		...DECAL- USED ON: 285T0552-1 285T0552-8	103106	1
70	BAC27TEX1486		...DECAL- PLACARD CONTENT: STATIC SENSITIVE USED ON: 285T0552-9	103106	1

MISSING ITEM NUMBERS NOT APPLICABLE

- ITEM NOT ILLUSTRATED

11-31-05-66F

11-31-05
FIG. 66F
PAGE 3
JAN 20/09

BRI



757

PARTS CATALOG (MAINTENANCE)

FIG ITEM	PART NUMBER	1 2 3 4 5 6 7	NOMENCLATURE	EFFECT FROM TO	UNITS PER ASSY
66F 90	285T0558-3		..MODULE ASSY-ELECT. SUPPLIER CODE: V89954 QUALIFIED OPTIONAL DATA: 285T0558-3 OPT TO 285T0558-10 WHEN USED WITH ASSOCIATED ITEMS USED ON: 285T0553-4	103106	RF
90	285T0558-10		..MODULE ASSY-ELECT SUPPLIER CODE: V89954 QUALIFIED OPTIONAL DATA: 285T0558-3 OPT TO 285T0558-10 WHEN USED WITH ASSOCIATED ITEMS USED ON: 285T0553-4	103106	RF
90	285T0558-1		..MODULE ASSY-ELECT. SUPPLIER CODE: V89954 USED ON: 285T0553-1	103106	RF
90	285T0558-2		..MODULE ASSY-ELECT. SUPPLIER CODE: V89954 QUALIFIED OPTIONAL DATA: 285T0558-2 OPT TO 285T0558-9 WHEN USED WITH ASSOCIATED ITEMS USED ON: 285T0553-2	103106	RF
90	285T0558-9		..MODULE ASSY-ELECT. SUPPLIER CODE: V89954 QUALIFIED OPTIONAL DATA: 285T0558-2 OPT TO 285T0558-9 WHEN USED WITH ASSOCIATED ITEMS USED ON: 285T0553-2	103106	RF
90	285T0558-2		..MODULE ASSY-ELECT. SUPPLIER CODE: V89954 USED ON: 285T0553-4	103106	RF

MISSING ITEM NUMBERS NOT APPLICABLE

- ITEM NOT ILLUSTRATED

BRI

11-31-05-66F

BOEING PROPRIETARY - Copyright © - Unpublished Work - See title page for details.

11-31-05
FIG. 66F
PAGE 4
JAN 20/09



757

PARTS CATALOG (MAINTENANCE)

FIG ITEM	PART NUMBER	1 2 3 4 5 6 7	NOMENCLATURE	EFFECT FROM TO	UNITS PER ASSY
66F 90	285T0558-1		..MODULE ASSY-ELECT. SUPPLIER CODE: V89954 USED ON: 285T0553-2	103106	RF
- 110	285T0570-12		...CIRCUIT ASSY-PRINTED SUPPLIER CODE: V89954 OPTIONAL PART: 285T0570-16 V89954 USED ON: 285T0558-3 285T0558-10	103106	RF
- 110	285T0570-16		...CIRCUIT ASSY-PRINTED SUPPLIER CODE: V89954 OPTIONAL PART: 285T0570-12 V89954 USED ON: 285T0558-3 285T0558-10	103106	RF
- 110	285T0570-1		...CIRCUIT ASSY-PRINTED SUPPLIER CODE: V89954 OPTIONAL PART: 285T0570-8 V89954 285T0570-10 V89954 USED ON: 285T0558-1 285T0558-2 285T0558-9	103106	RF
- 110	285T0570-8		...CIRCUIT ASSY-PRINTED SUPPLIER CODE: V89954 OPTIONAL PART: 285T0570-1 V89954 285T0570-10 V89954 USED ON: 285T0558-1 285T0558-2 285T0558-9	103106	RF

MISSING ITEM NUMBERS NOT APPLICABLE

- ITEM NOT ILLUSTRATED

BRI

11-31-05-66F

BOEING PROPRIETARY - Copyright © - Unpublished Work - See title page for details.

11-31-05
FIG. 66F
PAGE 5
JAN 20/09



757

PARTS CATALOG (MAINTENANCE)

FIG ITEM	PART NUMBER	1 2 3 4 5 6 7	NOMENCLATURE	EFFECT FROM TO	UNITS PER ASSY
66F - 110	285T0570-10		...CIRCUIT ASSY-PRINTED SUPPLIER CODE: V89954 OPTIONAL PART: 285T0570-1 V89954 285T0570-8 V89954 USED ON: 285T0558-1 285T0558-2 285T0558-9	103106	RF
115	BAC27TEX1486	DECAL- PLACARD CONTENT: STATIC SENSITIVE	103106	1
120	285T0020-8		.PANEL ASSY-ILS CONT SUPPLIER CODE: V89954 ELECTRICAL EQUIP NUMBER: M00087 COMPONENT MAINT MANUAL REF: 34-31-51	103106	RF
125	BAC27TEX1		..DECAL	103106	1
130	285T0081-10		..MODULE ASSY-REAR SUPPLIER CODE: V89954	103106	RF
135	285T0081-11		...MODULE ASSY-ELECT. SUPPLIER CODE: V89954	103106	RF
140	285T0081-12		...MODULE ASSY-ELECT. SUPPLIER CODE: V89954	103106	RF
145	285T0081-13		...MODULE ASSY-ELECT. SUPPLIER CODE: V89954	103106	RF
- 150	285T0089-12	CIRCUIT ASSY-PRINTED SUPPLIER CODE: V89954 OPTIONAL PART: 285T0089-19 V89954	103106	RF
- 150	285T0089-19	CIRCUIT ASSY-PRINTED SUPPLIER CODE: V89954 OPTIONAL PART: 285T0089-12 V89954	103106	RF

MISSING ITEM NUMBERS NOT APPLICABLE

- ITEM NOT ILLUSTRATED

11-31-05-66F

11-31-05
FIG. 66F
PAGE 6
JAN 20/09

BRI



757

PARTS CATALOG (MAINTENANCE)

FIG ITEM	PART NUMBER	1 2 3 4 5 6 7	NOMENCLATURE	EFFECT FROM TO	UNITS PER ASSY
66F 160	BAC27TEX2	DECAL- PLACARD CONTENT: STATIC SENSITIVE	103106	1
165	285T0524-6	.PANEL	ASSY-ILS CONT SUPPLIER CODE: V89954 ELECTRICAL EQUIP NUMBER: M00087 COMPONENT MAINT MANUAL REF: 34-31-52	103106	RF
170	BAC27TEX1	..	DECAL	103106	2
175	285T0525-3	..	MODULE ASSY-ELECT. SUPPLIER CODE: V89954	103106	RF
- 180	285T0525-4	...	MODULE ASSY- SUPPLIER CODE: V89954	103106	RF
- 185	285T0523-8	CIRCUIT ASSY-PRINTED SUPPLIER CODE: V89954 OPTIONAL PART: 285T0523-9 V89954	103106	RF
- 185	285T0523-9	CIRCUIT ASSY-PRINTED SUPPLIER CODE: V89954 OPTIONAL PART: 285T0523-8 V89954	103106	RF
190	BAC27TEX2	DECAL- PLACARD CONTENT: STATIC SENSITIVE	103106	1

MISSING ITEM NUMBERS NOT APPLICABLE

- ITEM NOT ILLUSTRATED

BRI

11-31-05-66F

BOEING PROPRIETARY - Copyright © - Unpublished Work - See title page for details.

11-31-05
FIG. 66F
PAGE 7
JAN 20/09



757

PARTS CATALOG (MAINTENANCE)

FIG ITEM	PART NUMBER	1 2 3 4 5 6 7	NOMENCLATURE	EFFECT FROM TO	UNITS PER ASSY
66F 200	285U0037-613		.PANEL ASSY-RADIO COMM SUPPLIER CODE: V89954 ELECTRICAL EQUIP NUMBER: M10864 M10865 M10866 COMPONENT MAINT MANUAL REF: 23-11-20 QUALIFIED I/W DATA: 285U0037-603 IS ONE WAY INTERCHANGEABLE WITH 285U0037-613 AND NOT INTERMIXABLE ONLY IF SERVICE BULLETIN 747-23-2466 OR 757-23-0057 IS INCORPORATED	103106	RF
205	BAC27TEX1		..DECAL	103106	1
- 210	285U0038-39		..PC ASSY-PROCESSOR SUPPLIER CODE: V89954	103106	RF
215	BAC27TEX1486		...DECAL- PLACARD CONTENT: STATIC SENSITIVE	103106	1
- 220	285U0040-19		..CIRCUIT ASSY-PRINTED PWR SUPPLY SUPPLIER CODE: V89954 COMPONENT MAINT MANUAL REF: 23-11-22 OPTIONAL PART: 285U0040-18 V89954	103106	RF
- 220	285U0040-18		..CIRCUIT ASSY-PRINTED PWR SUPPLY SUPPLIER CODE: V89954 COMPONENT MAINT MANUAL REF: 23-11-22 OPTIONAL PART: 285U0040-19 V89954	103106	RF
225	BAC27TEX2		...DECAL- PLACARD CONTENT: STATIC SENSITIVE	103106	1

MISSING ITEM NUMBERS NOT APPLICABLE

- ITEM NOT ILLUSTRATED

11-31-05-66F

11-31-05
FIG. 66F
PAGE 8
JAN 20/09

BRI



757

PARTS CATALOG (MAINTENANCE)

FIG ITEM	PART NUMBER	1 2 3 4 5 6 7	NOMENCLATURE	EFFECT FROM TO	UNITS PER ASSY
66F 230	285T0022-51		.PANEL ASSY-AUDIO SELECTOR SUPPLIER CODE: V89954 ELECTRICAL EQUIP NUMBER: M00070 COMPONENT MAINT MANUAL REF: 23-51-05	103106	RF
240	285T0022-51		.PANEL ASSY-AUDIO SELECTOR SUPPLIER CODE: V89954 ELECTRICAL EQUIP NUMBER: M00071 COMPONENT MAINT MANUAL REF: 23-51-05	103106	RF
245	BAC27DEX6075		..DECAL	103106	1
250	BAC27TEX5500		..MARKER- SUPPLIER CODE: V89954 PLACARD CONTENT: CAUTION 285T0144 MUST BE INSTALLED AFTER 285T0148	103106	1
255	BAC27TEX5573		..MARKER- SUPPLIER CODE: V89954 PLACARD CONTENT: CAUTION A1 (285T0145) MUST BE INSTALLED PRIOR TO A2. A2 (285T0146) MUST BE REMOVED PRIOR TO A1	103106	2
260	BAC27TEX5862		..MARKER- SUPPLIER CODE: V89954	103106	2
- 265	285T0145-1		..PW ASSY- SUPPLIER CODE: V89954 QUALIFIED OPTIONAL DATA: 285T0145-1 IS OPT TO 285T0145-2 WHEN USED WITH ASSOCIATED PARTS	103106	RF
- 265	285T0145-2		..PW ASSY- SUPPLIER CODE: V89954 QUALIFIED OPTIONAL DATA: 285T0145-1 IS OPT TO 285T0145-2 WHEN USED WITH ASSOCIATED PARTS	103106	RF

MISSING ITEM NUMBERS NOT APPLICABLE

- ITEM NOT ILLUSTRATED

11-31-05-66F

11-31-05
FIG. 66F
PAGE 9
JAN 20/09

BRI



757

PARTS CATALOG (MAINTENANCE)

FIG ITEM	PART NUMBER	1 2 3 4 5 6 7	NOMENCLATURE	EFFECT FROM TO	UNITS PER ASSY
66F 270	BAC27TEX1486	...	DECAL- PLACARD CONTENT: STATIC SENSITIVE	103106	1
- 275	285T0146-1	..	PW ASSY- SUPPLIER CODE: V89954 QUALIFIED OPTIONAL DATA: 285T0146-1 IS OPT TO 285T0146-3 WHEN USED WITH ASSOCIATED PARTS	103106	RF
- 275	285T0146-3	..	PW ASSY- SUPPLIER CODE: V89954 QUALIFIED OPTIONAL DATA: 285T0146-1 IS OPT TO 285T0146-3 WHEN USED WITH ASSOCIATED PARTS	103106	RF
280	BAC27TEX1486	...	DECAL- PLACARD CONTENT: STATIC SENSITIVE	103106	1
- 285	285T0147-1	..	PW ASSY- SUPPLIER CODE: V89954	103106	RF
290	BAC27TEX1486	...	DECAL- PLACARD CONTENT: STATIC SENSITIVE	103106	1
295	285T0557-1	.	PANEL ASSY-DUAL ADF CONT SUPPLIER CODE: V89954 ELECTRICAL EQUIP NUMBER: M01046 COMPONENT MAINT MANUAL REF: 34-57-62	103106	RF
300	BAC27TEX1	..	DECAL	103106	2
305	285T0561-1	..	MODULE ASSY-ELECT. SUPPLIER CODE: V89954	103106	RF
- 310	285T0573-1	...	CIRCUIT ASSY-PRINTED SUPPLIER CODE: V89954 OPTIONAL PART: 285T0573-10 V89954 285T0573-12 V89954	103106	RF

MISSING ITEM NUMBERS NOT APPLICABLE

- ITEM NOT ILLUSTRATED

11-31-05-66F

11-31-05
FIG. 66F
PAGE 10
JAN 20/09

BRI



757

PARTS CATALOG (MAINTENANCE)

FIG ITEM	PART NUMBER	1 2 3 4 5 6 7	NOMENCLATURE	EFFECT FROM TO	UNITS PER ASSY
66F - 310	285T0573-10	...	CIRCUIT ASSY-PRINTED SUPPLIER CODE: V89954 OPTIONAL PART: 285T0573-1 V89954 285T0573-12 V89954	103106	RF
- 310	285T0573-12	...	CIRCUIT ASSY-PRINTED SUPPLIER CODE: V89954 OPTIONAL PART: 285T0573-1 V89954 285T0573-10 V89954	103106	RF
315	BAC27TEX1486	DECAL- PLACARD CONTENT: STATIC SENSITIVE	103106	1
- 320	285T0562-1	..	CIRCUIT ASSY-PRINTED PWR SUPPLY SUPPLIER CODE: V89954 COMPONENT MAINT MANUAL REF: 34-09-60 OPTIONAL PART: 285T0562-9 V89954 285T0562-10 V89954	103106	RF
- 320	285T0562-9	..	CIRCUIT ASSY-PRINTED PWR SUPPLY SUPPLIER CODE: V89954 COMPONENT MAINT MANUAL REF: 34-09-60 OPTIONAL PART: 285T0562-1 V89954 285T0562-10 V89954	103106	RF

MISSING ITEM NUMBERS NOT APPLICABLE

- ITEM NOT ILLUSTRATED

11-31-05-66F

11-31-05
FIG. 66F
PAGE 11
JAN 20/09

BRI



757

PARTS CATALOG (MAINTENANCE)

FIG ITEM	PART NUMBER	1 2 3 4 5 6 7	NOMENCLATURE	EFFECT FROM TO	UNITS PER ASSY
66F - 320	285T0562-10	..	CIRCUIT ASSY-PRINTED PWR SUPPLY SUPPLIER CODE: V89954 COMPONENT MAINT MANUAL REF: 34-09-60 OPTIONAL PART: 285T0562-1 V89954 285T0562-9 V89954	103106	RF
325	BAC27TEX1486	...	DECAL- PLACARD CONTENT: STATIC SENSITIVE	103106	1
330	285T0537-1	.PANEL ASSY-ADF CONT	SUPPLIER CODE: V89954 ELECTRICAL EQUIP NUMBER: M01046 COMPONENT MAINT MANUAL REF: 34-57-53	103106	RF
335	BAC27TEX1	..	DECAL	103106	2
340	285T0445-5	..	MODULE ASSY-ELECT. SUPPLIER CODE: V89954	103106	RF
- 345	285T0445-6	...	MODULE ASSY- SUPPLIER CODE: V89954	103106	RF
350	BAC27TEX2	DECAL- PLACARD CONTENT: STATIC SENSITIVE	103106	1
- 355	285T0443-10	PRINTED CIRCUIT ASSY- SUPPLIER CODE: V89954	103106	RF
360	BAC27TEX2	DECAL- PLACARD CONTENT: STATIC SENSITIVE	103106	1

MISSING ITEM NUMBERS NOT APPLICABLE

- ITEM NOT ILLUSTRATED

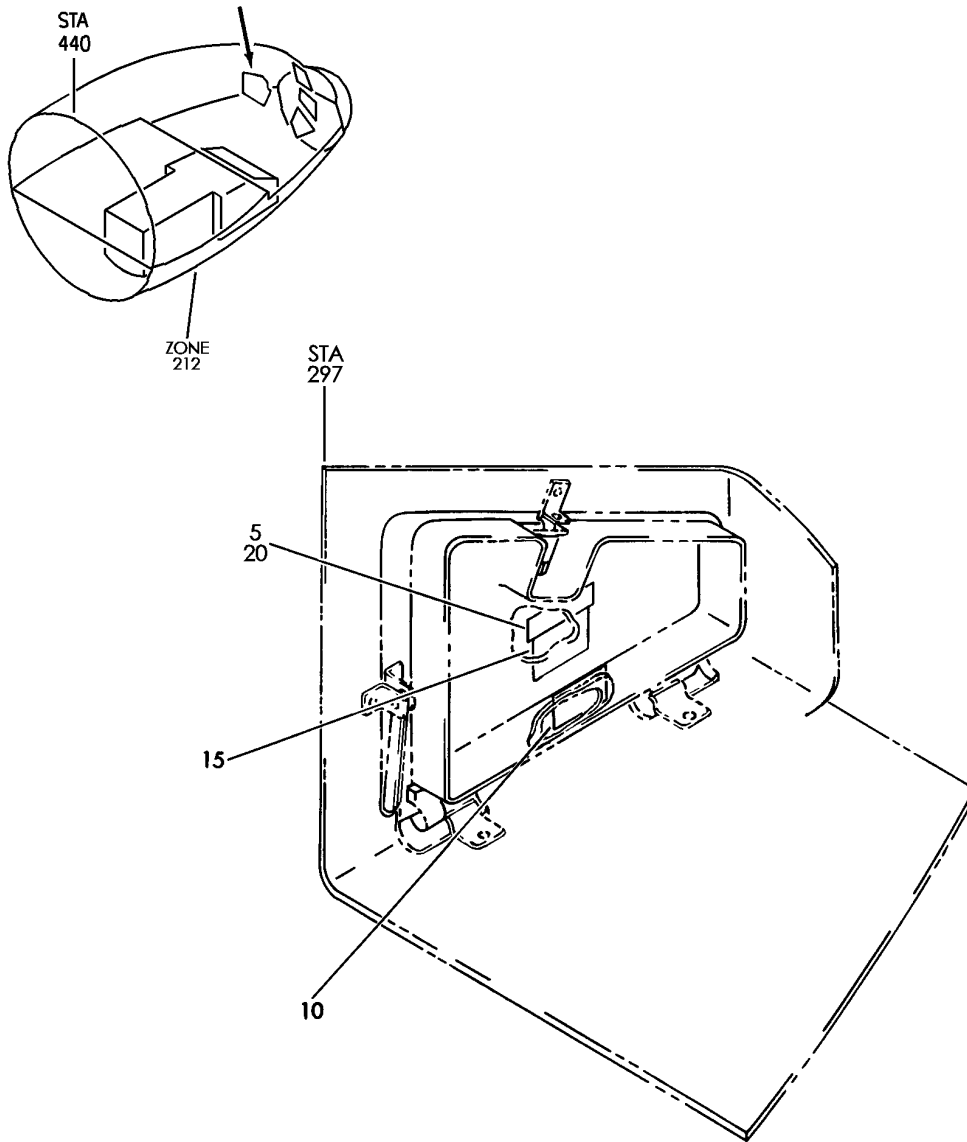
BRI

11-31-05-66F

BOEING PROPRIETARY - Copyright © - Unpublished Work - See title page for details.

11-31-05
FIG. 66F
PAGE 12
JAN 20/09

BOEING
757
PARTS CATALOG (MAINTENANCE)



Y 11310605 REV 219

MARKER INSTL-P61 STOWAGE CONSOLE
FIGURE 5

11-31-06-05

BRI
MAY 28/07

11-31-06-05
PAGE 0



757

PARTS CATALOG (MAINTENANCE)

FIG ITEM	PART NUMBER	1 2 3 4 5 6 7	NOMENCLATURE	EFFECT FROM TO	UNITS PER ASSY
5			MARKER INSTL-P61 STOWAGE CONSOLE	011106 108120 504903	
- 1	232N4380-1		MARKER INSTL-P61 STOWAGE CONSOLE FOR NHA SEE: 25-10-00-05C	011017	RF
- 1	232N4380-3		MARKER INSTL-P61 STOWAGE CONSOLE FOR NHA SEE: 25-10-00-10 25-10-00-05C	018102 108120 504903	RF
- 1	MODREF6758		MARKER INSTL-P61 STOWAGE CONSOLE MODULE NUMBER: 232N4380-3 REV A	103106	1
5	BAC27NFDE195		.MARKER- PLACARD CONTENT: CONSOLE LOAD LIMIT LOOSE ITEMS 5.3 LBS/2.4 KG MAXIMUM LOAD 15 LBS/6.8 KG	011017	1
15	BAC27NFDE211		.MARKER- PLACARD CONTENT: SPARE BULBS GROUND LOCK PINS INSIDE	018106 108120 504903	1
20	BAC27NFDE212		.MARKER- PLACARD CONTENT: CONSOLE LOAD LIMIT LOOSE ITEMS 5.3 LBS/2.4 KG MAXIMUM LOAD 15 LBS/6.8 KG	018106 108120 504903	1

MISSING ITEM NUMBERS NOT APPLICABLE

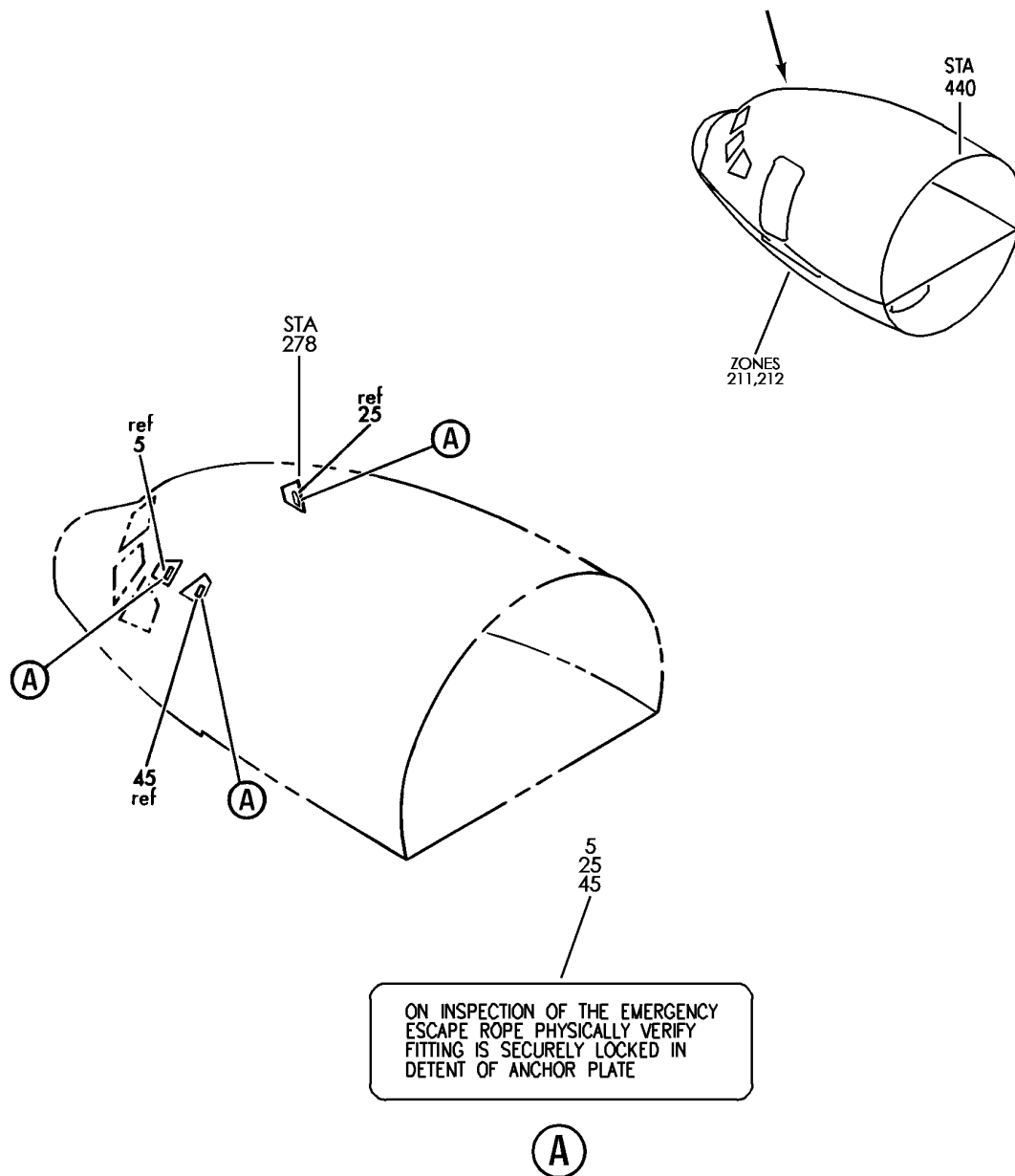
- ITEM NOT ILLUSTRATED

BRI

11-31-06-05

11-31-06
FIG. 05
PAGE 1
JAN 20/09

BOEING
757
PARTS CATALOG (MAINTENANCE)



Y 11310901 REV 219

MARKER INSTL-ESCAPE ROPE
FIGURE 1

11-31-09-01

BRI
MAY 28/07

11-31-09-01
PAGE 0



757

PARTS CATALOG (MAINTENANCE)

FIG ITEM	PART NUMBER	1 2 3 4 5 6 7	NOMENCLATURE	EFFECT FROM TO	UNITS PER ASSY
1			MARKER INSTL-ESCAPE ROPE	002004 006010 121503 950951 953999	
- 1	232N4001-9		MARKER INSTL-ESCAPE ROPE FOR NHA SEE: 25-10-00-05C	002004 006010 121503 950951 953999	RF
5	BAC27DCC2448		.MARKER-	002004 006010 121503 950951 953999	1
- 20	232N4001-10		MARKER INSTL-ESCAPE ROPE FOR NHA SEE: 25-10-00-05C	002004 006010 121503 950951 953999	RF
25	BAC27DCC2448		.MARKER-	002004 006010 121503 950951 953999	1

MISSING ITEM NUMBERS NOT APPLICABLE

- ITEM NOT ILLUSTRATED

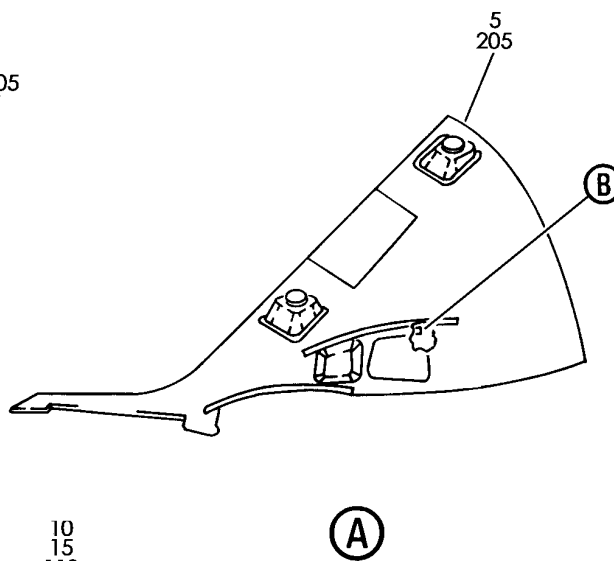
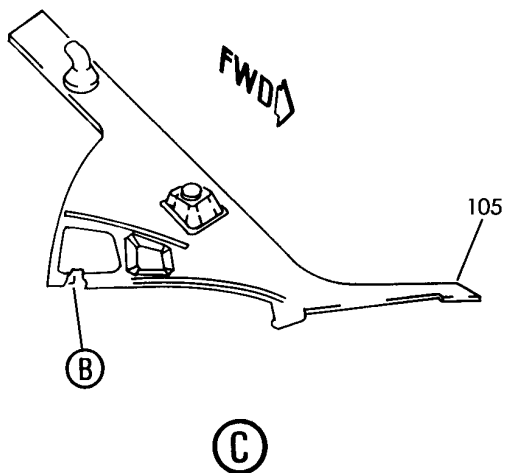
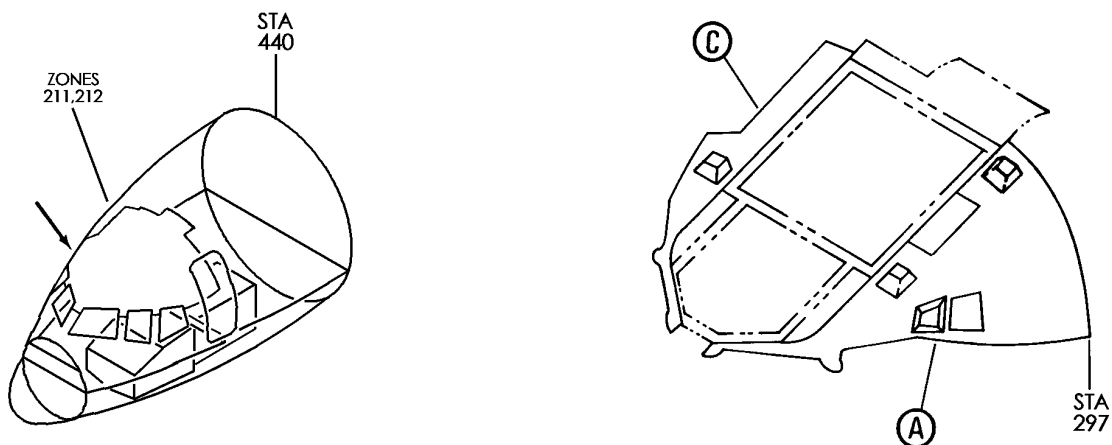
BRI

11-31-09-01

BOEING PROPRIETARY - Copyright © - Unpublished Work - See title page for details.

11-31-09
FIG. 01
PAGE 1
JAN 20/09

BOEING
757
PARTS CATALOG (MAINTENANCE)



ON INSPECTION OF THE EMERGENCY
ESCAPE ROPE PHYSICALLY VERIFY
FITTING IS SECURELY LOCKED IN
DETENT OF ANCHOR PLATE

10
15
110
115
210
215

Y 11310902 REV 219

(B)

LINING INSTL-OVHD FLIGHT DECK (PLACARDS AND MARKINGS ONLY)
FIGURE 2

11-31-09-02

BRI
MAY 28/07

11-31-09-02
PAGE 0



757

PARTS CATALOG (MAINTENANCE)

FIG ITEM	PART NUMBER	1 2 3 4 5 6 7	NOMENCLATURE	EFFECT FROM TO	UNITS PER ASSY
2			LINING INSTL-OVHD FLIGHT DECK (PLACARDS AND MARKINGS ONLY)	011106 108120 504903	
- 1	232N1701-3		LINING INSTL-OVHD CAPT (PLACARDS AND MARKINGS ONLY) POSITION DATA: FLIGHT DECK FOR NHA/OTHER SYS DET SEE: 25-10-00-05B	011017	RF
- 1	232N1701-15		LINING INSTL-OVHD CAPT (PLACARDS AND MARKINGS ONLY) POSITION DATA: FLIGHT DECK FOR NHA/OTHER SYS DET SEE: 25-10-00-10 25-10-00-05B	018102 108120 504903	RF
- 1	MODREF6346		LINING INSTL-OVHD CAPT (PLACARDS AND MARKINGS ONLY) MODULE NUMBER: 232N1701-15 REV A POSITION DATA: FLIGHT DECK FOR OTHER SYS DETAILS SEE: 25-14-01-02	103105	1
- 1	MODREF190478		LINING INSTL-OVHD CAPT (PLACARDS AND MARKINGS ONLY) MODULE NUMBER: 232N1701-15 REV B POSITION DATA: FLIGHT DECK FOR OTHER SYS DETAILS SEE: 25-14-01-02	106106	1
5	232N1710-1		.LINING ASSY	011017	RF
5	232N1710-61		.LINING ASSY-	018106 108120 504903	RF
10	BAC27DCC2448		..MARKER	011017	1
15	BAC27NFDE222		..MARKER	018106 108120 504903	1

MISSING ITEM NUMBERS NOT APPLICABLE

- ITEM NOT ILLUSTRATED

11-31-09-02

11-31-09
FIG. 02
PAGE 1
JAN 20/09

BRI



757

PARTS CATALOG (MAINTENANCE)

FIG ITEM	PART NUMBER	1 2 3 4 5 6 7	NOMENCLATURE	EFFECT FROM TO	UNITS PER ASSY
2					
- 100	232N1701-4		LINING INSTL-OVHD FIRST OFFICER (PLACARDS AND MARKING ONLY) POSITION DATA: FLIGHT DECK FOR NHA/OTHER SYS DET SEE: 25-10-00-05B	011017	RF
- 100	232N1701-16		LINING INSTL-OVHD FIRST OFFICER PLACARDS AND MARKINGS ONLY) POSITION DATA: FLIGHT DECK FOR NHA/OTHER SYS DET SEE: 25-10-00-10 25-10-00-05B	018102 108120 504903	RF
- 100	MODREF6347		LINING INSTL-OVHD FIRST OFFICER PLACARDS AND MARKINGS ONLY) MODULE NUMBER: 232N1701-16 REV A POSITION DATA: FLIGHT DECK FOR OTHER SYS DETAILS SEE: 25-14-01-02	103106	1
105	232N1710-2		.LINING ASSY	011017	RF
105	232N1710-62		.LINING ASSY-	018106 108120 504903	RF
110	BAC27DCC2448		..MARKER	011017	1
115	BAC27NFDE222		..MARKER	018106 108120 504903	1

MISSING ITEM NUMBERS NOT APPLICABLE

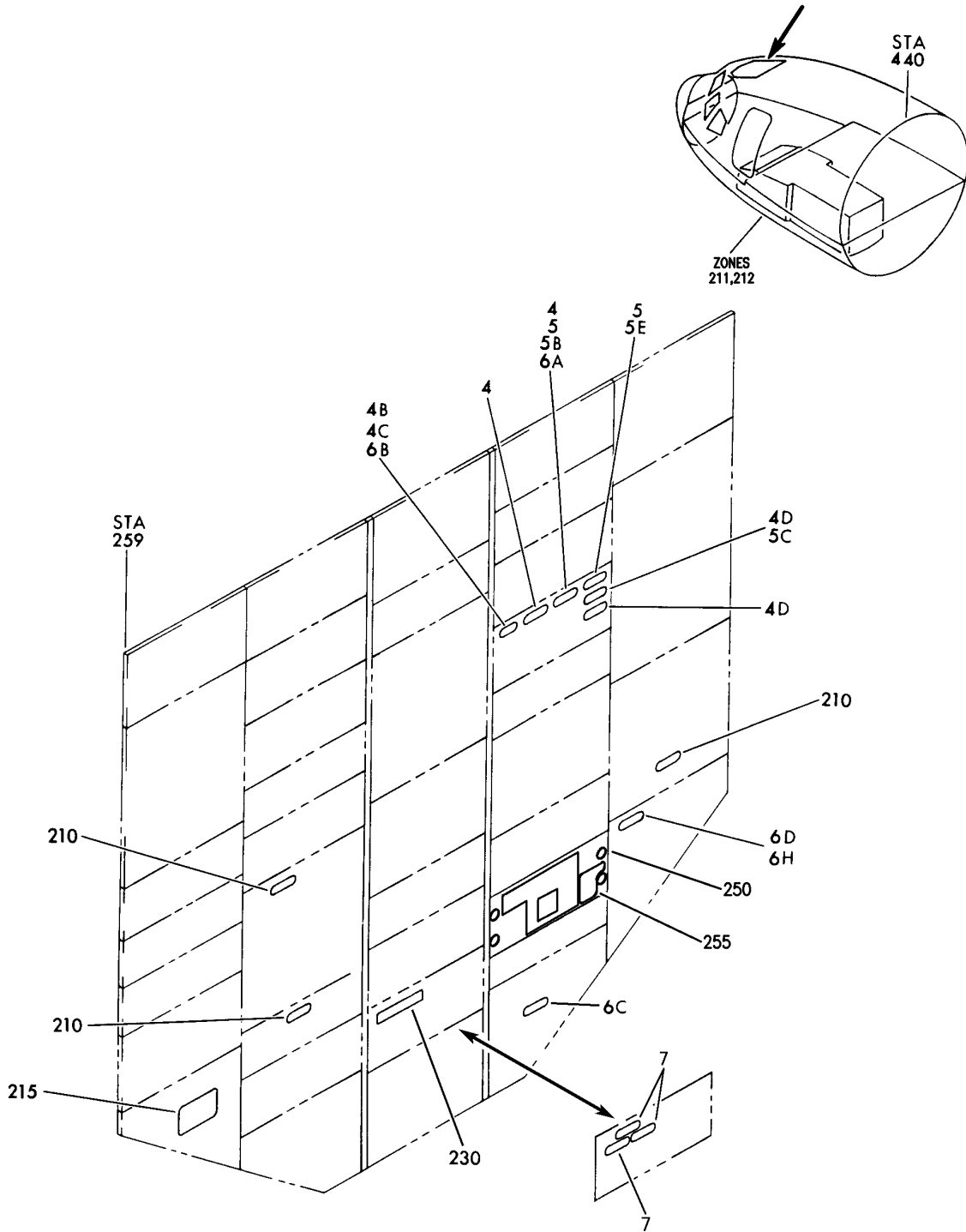
- ITEM NOT ILLUSTRATED

11-31-09-02

11-31-09
FIG. 02
PAGE 2
JAN 20/09

BRI

BOEING
757
PARTS CATALOG (MAINTENANCE)



Y 11311001 REV 279

PANEL INSTL-P5 OVHD (PLACARDS AND MARKINGS ONLY)
FIGURE 1

11-31-10-01

BRI
MAY 28/07

11-31-10-01
PAGE 0



757

PARTS CATALOG (MAINTENANCE)

FIG ITEM	PART NUMBER	1 2 3 4 5 6 7	NOMENCLATURE	EFFECT FROM TO	UNITS PER ASSY
1			PANEL INSTL-P5 OVHD (PLACARDS AND MARKINGS ONLY)	002004 006010 107107 121503 904951 953999	
- 1	233N3101-1		PANEL INSTL-P5 OVHD (PLACARDS AND MARKINGS ONLY) VARIABLE DRAWING REF: 233N3101-5005 233N3101-5025 233N3101-5041 233N3101-5042 233N3101-5045 FOR NHA/OTHER SYS DET SEE: 25-10-00-05A	002004 006010 107107 121503 904951 953999	RF
4B	BAC27NFDE0165		.DECAL	002004 006010 953999	1
4D	BAC27NFDE0165		.DECAL	002004 006010	2
5E	BAC27TFDE0013		.DECAL- PLACARD CONTENT: INOP	107107 121503 904949	1
6B	BAC27TFDE0013		.DECAL	950951	1
- 115	285T0024-20		.MODULE ASSY-PILOT CALL PNL SUPPLIER CODE: V89954 ELECTRICAL EQUIP NUMBER: M00051 COMPONENT MAINT MANUAL REF: 23-42-59 POST AIRLINE MOD: E.O.2393R154 VALP	950951	RF
- 115	285T0024-25		.MODULE ASSY-PILOT CALL PNL SUPPLIER CODE: V89954 ELECTRICAL EQUIP NUMBER: M00051 COMPONENT MAINT MANUAL REF: 23-42-59	107107 121503 904949	RF

MISSING ITEM NUMBERS NOT APPLICABLE

- ITEM NOT ILLUSTRATED

11-31-10-01

11-31-10
FIG. 01
PAGE 1
JAN 20/09

BRI



757

PARTS CATALOG (MAINTENANCE)

FIG ITEM	PART NUMBER	1 2 3 4 5 6 7	NOMENCLATURE	EFFECT FROM TO	UNITS PER ASSY
1					
- 115	285T0024-47		.MODULE ASSY-PILOT CALL PNL SUPPLIER CODE: V89954 ELECTRICAL EQUIP NUMBER: M00051 COMPONENT MAINT MANUAL REF: 23-42-62	002004 006010	RF
119	BAC27TEX0933		..MARKER- SUPPLIER CODE: V89954	002004 006010 107107 121503 904951 950951	1
- 120	233T3216-10		.PANEL ASSY- SUPPLIER CODE: V89954 ELECTRICAL EQUIP NUMBER: M00052		RF

MISSING ITEM NUMBERS NOT APPLICABLE

- ITEM NOT ILLUSTRATED

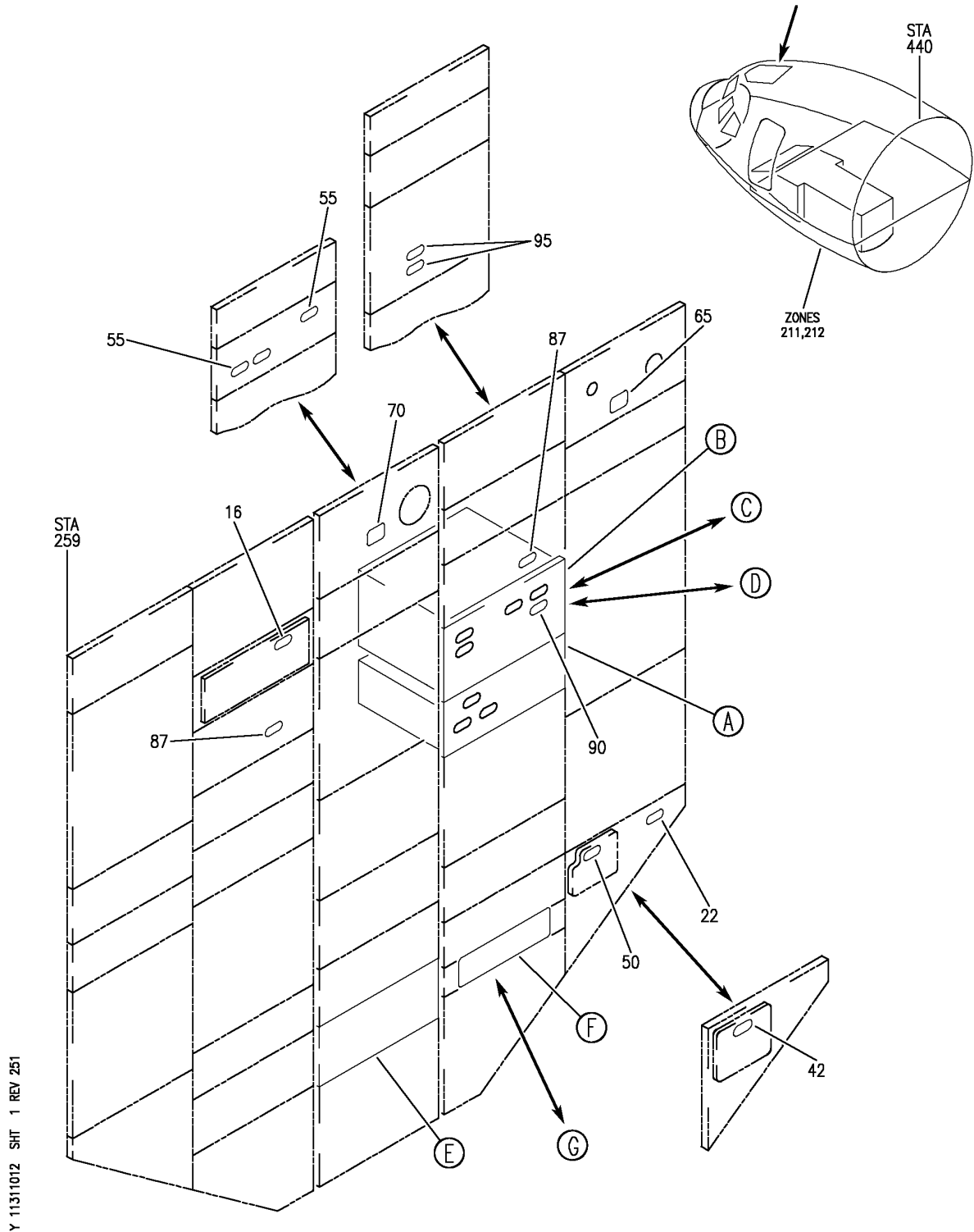
BRI

11-31-10-01

BOEING PROPRIETARY - Copyright © - Unpublished Work - See title page for details.

11-31-10
FIG. 01
PAGE 2
JAN 20/09

BOEING
757
PARTS CATALOG (MAINTENANCE)



Y 11311012 SHT 1 REV 251

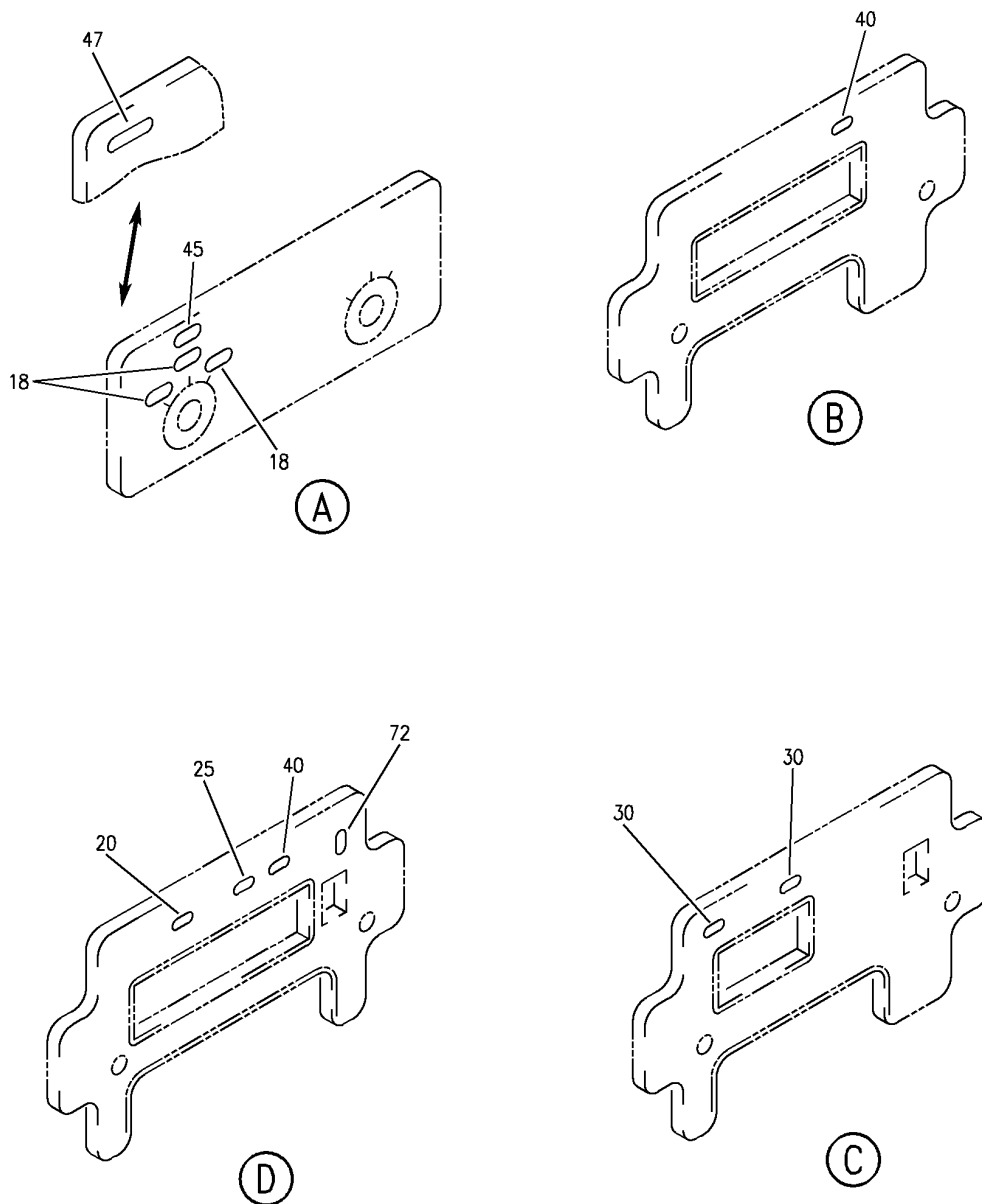
PANEL INSTL-P5 OVHD (PLACARDS AND MARKINGS ONLY)
FIGURE 12 (SHEET 1)

11-31-10-12

BRI
MAY 28/07

11-31-10-12
PAGE 0

BOEING
757
PARTS CATALOG (MAINTENANCE)



Y 11311012 SH1 2 REV 305

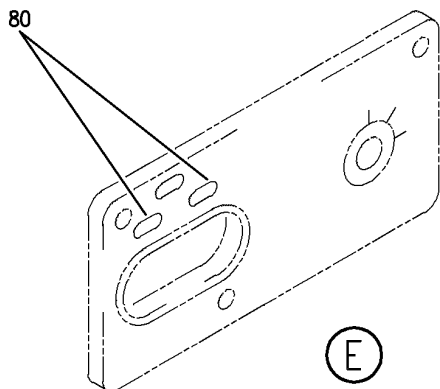
PANEL INSTL-P5 OVHD (PLACARDS AND MARKINGS ONLY)
FIGURE 12 (SHEET 2)

11-31-10-12

BRI
MAY 28/07

11-31-10-12
PAGE 0A

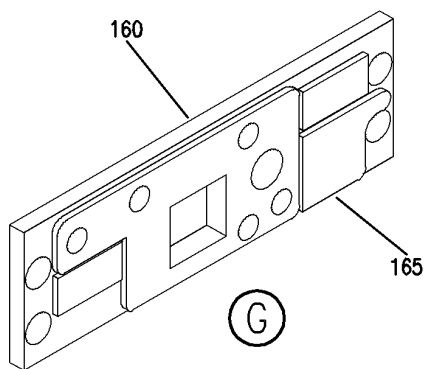

BOEING
 757
PARTS CATALOG (MAINTENANCE)



85

	.7	1.6	2.5	3.4	4.2	5	5.7	6.4	7	7.6	
CAB	.2	1.2	2.1	3	3.8	4.6	5.3	6	6.7	7.3	7.9
FLT	24	26	28	30	32	34	36	38	40	42	
ALTITUDE X 1000 FEET - MAX PRESS SCHEDULE											

F



Y 11311012 SH1 3 REV 237

PANEL INSTL-P5 OVHD (PLACARDS AND MARKINGS ONLY)
 FIGURE 12 (SHEET 3)

11-31-10-12

BRI
MAY 28/07

11-31-10-12
 PAGE 0B



757

PARTS CATALOG (MAINTENANCE)

FIG ITEM	PART NUMBER	1 2 3 4 5 6 7	NOMENCLATURE	EFFECT FROM TO	UNITS PER ASSY
12			PANEL INSTL-P5 OVHD (PLACARDS AND MARKINGS ONLY)	101106 108120 504903	
- 3	233N3103-132		PANEL INSTL-P5 OVHD (PLACARD AND MARKINGS ONLY) FOR NHA/OTHER SYS DET SEE: 25-10-00-15E	101102	RF
- 3	233N3103-136		PANEL INSTL-P5 OVHD (PLACARD AND MARKINGS ONLY) FOR NHA/OTHER SYS DET SEE: 25-10-00-15E	504903	RF
- 6	233N3103-59		PANEL INSTL-P5 OVHD (PLACARDS AND MARKINGS ONLY) FOR NHA/OTHER SYS DET SEE: 25-10-00-15E	108120	RF
- 7	MODREF33760		PANEL INSTL-P5 OVHD (PLACARD AND MARKINGS ONLY) MODULE NUMBER: 233N3103-351 REV C FOR OTHER SYS DETAILS SEE: 21-25-55-03 21-31-01-02 21-33-51-03 21-51-54-03 21-58-19-10 21-58-51-03 21-61-04-03 21-65-51-01 22-21-01-04 22-24-51-02 23-24-01-01 23-32-00-11 23-42-02-02 23-71-05-02 24-11-52-05 24-22-01-03 24-31-01-10 24-31-03-09 24-33-04-01 24-41-51-04 24-51-62-01 26-18-51-04 27-21-53-02 27-41-55-01 27-61-51-03	103103	1

MISSING ITEM NUMBERS NOT APPLICABLE

- ITEM NOT ILLUSTRATED

BRI

11-31-10-12

11-31-10
FIG. 12
PAGE 1
JAN 20/09



757

PARTS CATALOG (MAINTENANCE)

FIG ITEM	PART NUMBER	1 2 3 4 5 6 7	NOMENCLATURE	EFFECT FROM TO	UNITS PER ASSY
12			27-62-52-02 28-22-51-02 28-41-04-01 28-41-51-03 29-11-02-03 29-11-05-04 29-11-52-07 29-21-54-03 29-31-00-01 29-32-51-03 29-33-52-03 30-11-51-03 30-21-51-03 30-31-51-02 30-32-51-01 30-33-51-02 30-41-51-03 30-42-51-03 31-12-11-91 31-12-11-91 A 32-42-52-03 33-11-03-03 33-11-51-17 33-13-01-65 33-13-02-03 33-16-51-03 33-24-51-02 33-41-52-04 33-42-01-04 33-42-02-04 33-42-52-04 33-43-51-04 33-44-51-05 33-45-53-03 33-51-08-05 34-21-02-01 35-21-51-04 36-11-04-01 36-21-00-01 36-21-02-05 36-22-51-03 49-41-00-02 49-52-00-01 49-70-00-01 52-51-51-03 52-71-51-02 73-21-52-02 74-31-51-05 75-32-00-01		

MISSING ITEM NUMBERS NOT APPLICABLE

- ITEM NOT ILLUSTRATED

BRI

11-31-10-12

BOEING PROPRIETARY - Copyright © - Unpublished Work - See title page for details.

11-31-10
FIG. 12
PAGE 2
JAN 20/09



757

PARTS CATALOG (MAINTENANCE)

FIG ITEM	PART NUMBER	1 2 3 4 5 6 7	NOMENCLATURE	EFFECT FROM TO	UNITS PER ASSY
12					
- 7	MODREF34038		80-11-09-02 PANEL INSTL-P5 OVHD (PLACARD AND MARKINGS ONLY) MODULE NUMBER: 233N3103-351 REV D FOR OTHER SYS DETAILS SEE: 21-25-55-03 21-31-01-02 21-33-51-03 21-51-54-03 21-58-19-10 21-58-51-03 21-61-04-03 21-65-51-01 22-21-01-04 22-24-51-02 23-24-01-01 23-32-00-11 23-42-02-02 23-71-05-02 24-11-52-05 24-22-01-03 24-31-01-10 24-31-03-09 24-33-04-01 24-41-51-04 24-51-62-01 26-18-51-04 27-21-53-02 27-41-55-01 27-61-51-03 27-62-52-02 28-22-51-02 28-41-04-01 28-41-51-03 29-11-02-03 29-11-05-04 29-11-52-07 29-21-54-03 29-31-00-01 29-32-51-03 29-33-52-03 30-11-51-03 30-21-51-03 30-31-51-02 30-32-51-01 30-33-51-02 30-41-51-03	104105	1
MISSING ITEM NUMBERS NOT APPLICABLE					

- ITEM NOT ILLUSTRATED

11-31-10-12

11-31-10
 FIG. 12
 PAGE 3
 JAN 20/09

BRI



757

PARTS CATALOG (MAINTENANCE)

FIG ITEM	PART NUMBER	1 2 3 4 5 6 7 NOMENCLATURE	EFFECT FROM TO	UNITS PER ASSY
12		30-42-51-03 31-12-11-91 31-12-11-91A 32-42-52-03 33-11-03-03 33-11-51-17 33-13-01-65 33-13-02-03 33-16-51-03 33-24-51-02 33-41-52-04 33-42-01-04 33-42-02-04 33-42-52-04 33-43-51-04 33-44-51-05 33-45-53-03 33-51-08-05 34-21-02-01 35-21-51-04 36-11-04-01 36-21-00-01 36-21-02-05 36-22-51-03 49-41-00-02 49-52-00-01 49-70-00-01 52-51-51-03 52-71-51-02 73-21-52-02 74-31-51-05 75-32-00-01 80-11-09-02		
-	8 MODREF170180	PANEL INSTL-P5 OVHD (PLACARD AND MARKINGS ONLY) MODULE NUMBER: 233N3103-353 REV B FOR OTHER SYS DETAILS SEE: 21-25-55-03 21-31-01-02 21-33-51-03 21-51-54-03 21-58-19-10 21-58-51-03 21-61-04-03 21-65-51-01 22-21-01-04 22-24-51-02 MISSING ITEM NUMBERS NOT APPLICABLE	106106	1

- ITEM NOT ILLUSTRATED

11-31-10-12

11-31-10
 FIG. 12
 PAGE 4
 JAN 20/09

BRI



757

PARTS CATALOG (MAINTENANCE)

FIG ITEM	PART NUMBER	1 2 3 4 5 6 7	NOMENCLATURE	EFFECT FROM TO	UNITS PER ASSY
12			23-24-01-01 23-32-00-11 23-42-02-02 23-71-05-02 24-11-52-05 24-22-01-03 24-31-01-10 24-31-03-09 24-33-04-01 24-41-51-04 24-51-62-01 26-18-51-04 27-21-53-02 27-41-55-01 27-61-51-03 27-62-52-02 28-22-51-02 28-41-04-01 28-41-51-03 29-11-02-03 29-11-05-04 29-11-52-07 29-21-54-03 29-31-00-01 29-32-51-03 29-33-52-03 30-11-51-03 30-21-51-03 30-31-51-02 30-32-51-01 30-33-51-02 30-41-51-03 30-42-51-03 31-12-11-84 31-12-11-84 A 32-42-52-03 33-11-03-03 33-11-51-17 33-13-01-65 33-13-02-03 33-16-51-03 33-24-51-02 33-41-52-04 33-42-01-04 33-42-02-04 33-42-52-04 33-43-51-04 33-44-51-05 33-45-53-03		

MISSING ITEM NUMBERS NOT APPLICABLE

- ITEM NOT ILLUSTRATED

BRI

11-31-10-12

11-31-10
FIG. 12
PAGE 5
JAN 20/09



757

PARTS CATALOG (MAINTENANCE)

FIG ITEM	PART NUMBER	1 2 3 4 5 6 7	NOMENCLATURE	EFFECT FROM TO	UNITS PER ASSY
12			33-51-08-05 34-21-02-01 35-21-51-04 36-11-04-01 36-21-00-01 36-21-02-05 36-22-51-03 49-41-00-02 49-52-00-01 49-70-00-01 52-51-51-03 52-71-51-02 73-21-52-02 74-31-51-05 75-32-00-01 80-11-09-02		
18	BAC27TFDE0013	.DECAL-	PLACARD CONTENT: INOP	101102 108120	3
20	BAC27TFDE0013	.DECAL-	PLACARD CONTENT: INOP	103103	1
20	BAC27NFDE0165	.DECAL-	PLACARD CONTENT: INOP	101102	1
22	BAC27TFDE0013	.DECAL-	PLACARD CONTENT: INOP	504903	1
25	BAC27TFDE0013	.DECAL-	PLACARD CONTENT: INOP	103103 108120	1
40	BAC27TFDE0013	.DECAL-	PLACARD CONTENT: INOP	103103 108120	1
90	BAC27NFDE0165	.DECAL-	POST RAPID REVISION: RR92057-25A-A PLACARD CONTENT: INOP	101102	1

MISSING ITEM NUMBERS NOT APPLICABLE

- ITEM NOT ILLUSTRATED

11-31-10-12

11-31-10
FIG. 12
PAGE 6
JAN 20/09

BRI



757

PARTS CATALOG (MAINTENANCE)

FIG ITEM	PART NUMBER	1 2 3 4 5 6 7	NOMENCLATURE	EFFECT FROM TO	UNITS PER ASSY
12 - 150	233N3203-300	.	PANEL ASSY-EQPT COOLING SUPPLIER CODE: V89954 ELECTRICAL EQUIP NUMBER: M10067 WIRING DIAGRAM REF: 215812 COMPONENT MAINT MANUAL REF: 21-58-71 QUALIFIED I/W DATA: 233N3203-300 PANEL ASSY IS I/W 233N3203-32 PANEL ASSY T/W S233T100-6045 LIGHTPLATE PRE ALERT SB: 33A0044	101102 108120 504903	RF
- 150	233N3203-1300	.	PANEL ASSY-EQPT COOLING SUPPLIER CODE: V89954 ELECTRICAL EQUIP NUMBER: M10067 COMPONENT MAINT MANUAL REF: 21-58-71 POST ALERT SB: 33A0044	101102 108120 504903	RF
- 150	233N3203-337	.	PANEL ASSY-EQPT COOLING SUPPLIER CODE: V89954 ELECTRICAL EQUIP NUMBER: M10067 COMPONENT MAINT MANUAL REF: 21-58-71	101102 108120 504903	RF
- 155	233N3203-337	.	PANEL ASSY-EQPT COOLING SUPPLIER CODE: V89954 ELECTRICAL EQUIP NUMBER: M10067 COMPONENT MAINT MANUAL REF: 21-58-71	103106	RF

MISSING ITEM NUMBERS NOT APPLICABLE

- ITEM NOT ILLUSTRATED

BRI

11-31-10-12

11-31-10
FIG. 12
PAGE 7
JAN 20/09



757

PARTS CATALOG (MAINTENANCE)

FIG ITEM	PART NUMBER	1 2 3 4 5 6 7	NOMENCLATURE	EFFECT FROM TO	UNITS PER ASSY
12 160	233N3203-32		..PANEL ASSY- SUPPLIER CODE: V89954 COMPONENT MAINT MANUAL REF: 21-58-71 QUALIFIED I/W DATA: 233N3203-300 PANEL ASSY IS I/W 233N3203-32 PANEL ASSY T/W S233T100-6045 LIGHTPLATE USED ON: 233N3203-300 PRE ALERT SB: 33A0044	101102 108120 504903	RF
160	233N3203-37		..PANEL ASSY- SUPPLIER CODE: V89954 COMPONENT MAINT MANUAL REF: 21-58-71 USED ON: 233N3203-337	101106 108120 504903	RF
160	233N3203-1032		..PANEL ASSY- SUPPLIER CODE: V89954 COMPONENT MAINT MANUAL REF: 21-58-71 POST ALERT SB: 33A0044	101106 108120 504903	RF
165	BAC27NFDE0048		...DECAL- SUPPLIER CODE: V89954 PLACARD CONTENT: PRESS DIFF LIMIT: T0/LDG .125 PSI	101106 108120 504903	1

MISSING ITEM NUMBERS NOT APPLICABLE

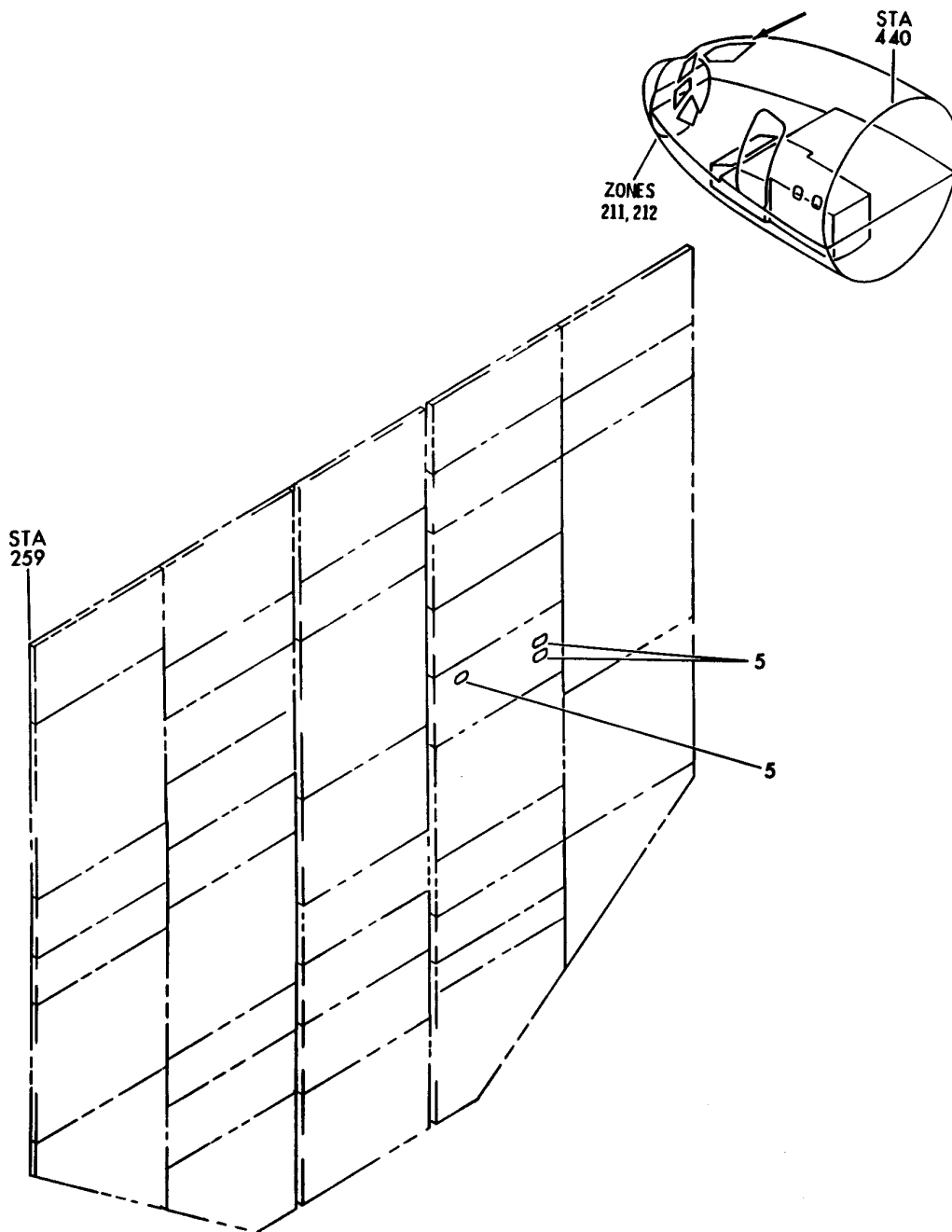
- ITEM NOT ILLUSTRATED

11-31-10-12

11-31-10
FIG. 12
PAGE 8
JAN 20/09

BRI

BOEING
757
PARTS CATALOG (MAINTENANCE)



Y 11311024 SMT 1 REV 156

PANEL INSTL-P5 OVERHEAD (PLACARDS AND MARKINGS ONLY)
FIGURE 24

11-31-10-24

BRI
MAY 28/07

11-31-10-24
PAGE 0



757

PARTS CATALOG (MAINTENANCE)

FIG ITEM	PART NUMBER	1 2 3 4 5 6 7	NOMENCLATURE	EFFECT FROM TO	UNITS PER ASSY
24			PANEL INSTL-P5 OVERHEAD (PLACARDS AND MARKINGS ONLY)	011100	
- 1	233N3101-1		PANEL INSTL-P5 OVERHEAD (PLACARDS AND MARKINGS ONLY)	011100	RF
			VARIABLE DRAWING REF: 233N3101-5142 FOR NHA/OTHER SYS DET SEE: 25-10-00-05A		
	5 BAC27NFDE0165		.DECAL- PLACARD CONTENT: INOP	011100	3
- 170	285T0024-47		.MODULE ASSY-PILOT CALL PNL SUPPLIER CODE: V89954 ELECTRICAL EQUIP NUMBER: M00051 COMPONENT MAINT MANUAL REF: 23-42-62	011100	RF

MISSING ITEM NUMBERS NOT APPLICABLE

- ITEM NOT ILLUSTRATED

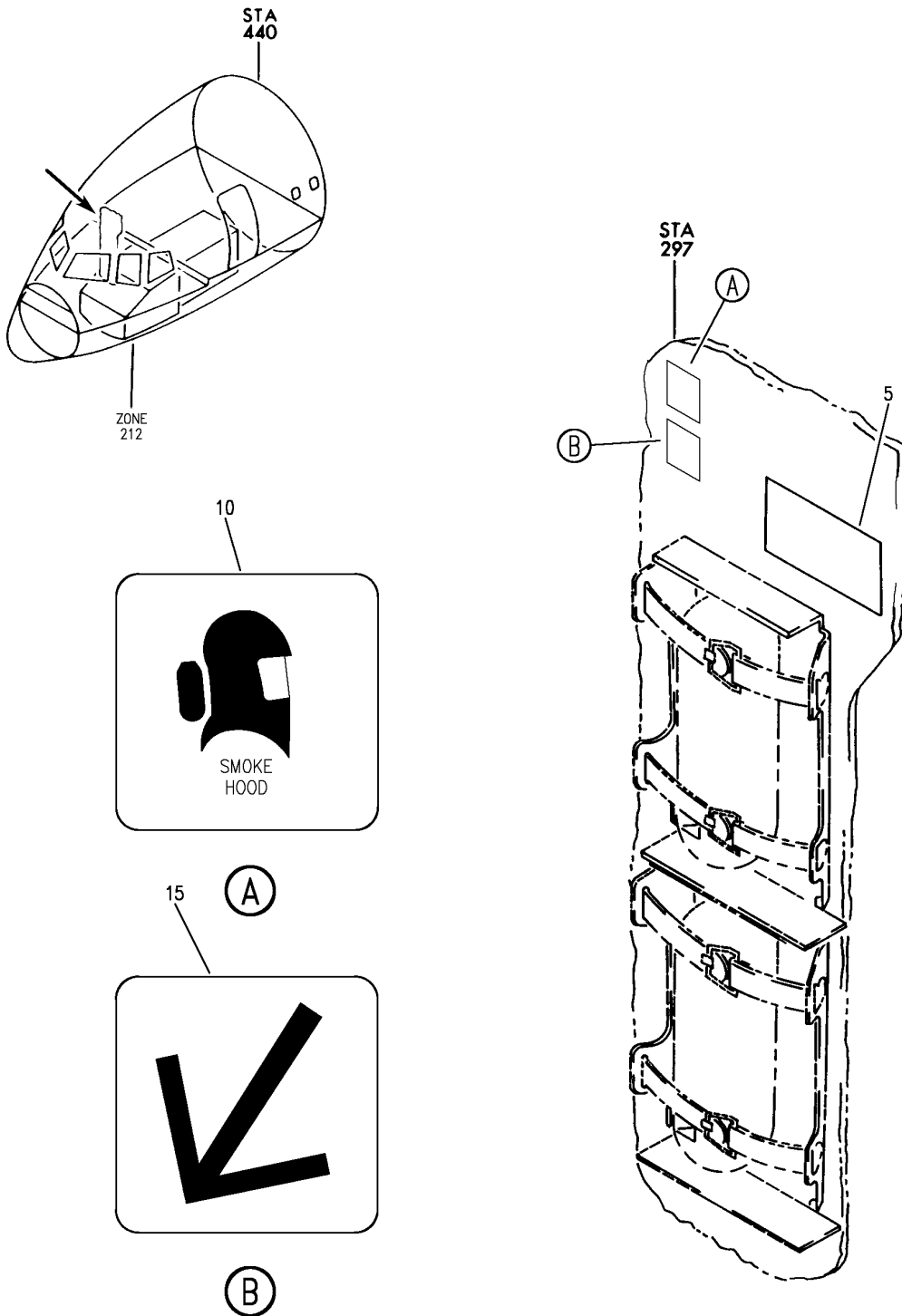
BRI

11-31-10-24

BOEING PROPRIETARY - Copyright © - Unpublished Work - See title page for details.

11-31-10
FIG. 24
PAGE 1
JAN 20/09

BOEING
757
PARTS CATALOG (MAINTENANCE)



Y 11311401 REV 247

HOLDER INSTL-SMOKE HOOD (PLACARDS AND MARKINGS ONLY)
FIGURE 1

11-31-14-01

BRI
JAN 20/09

11-31-14-01
PAGE 0



757

PARTS CATALOG (MAINTENANCE)

FIG ITEM	PART NUMBER	1 2 3 4 5 6 7	NOMENCLATURE	EFFECT FROM TO	UNITS PER ASSY
1			HOLDER INSTL-SMOKE HOOD (PLACARDS AND MARKINGS ONLY)	103106 504903	
- 1	232N4018-24		HOLDER INSTL-SMOKE HOOD (PLACARDS AND MARKINGS ONLY)	504903	RF
- 1	MODREF33757		FOR NHA/OTHER SYS DET SEE: 25-10-00-10A HOLDER INSTL-SMOKE HOOD (PLACARDS AND MARKINGS ONLY)	103106	1
5	4-50641		MODULE NUMBER: 232N4018-57 REV C .DECAL-(CUSTOMER FURNISHED) SUPPLIER CODE: VK6807 PLACARD CONTENT: SMOKE HOOD NOT FOR USE AT FLIGHT STATION 4-50641	504903	1
10	BAC29PPS36232		.PLACARD	103106	1
15	BAC29PPS36209		.PLACARD	103106	1

MISSING ITEM NUMBERS NOT APPLICABLE

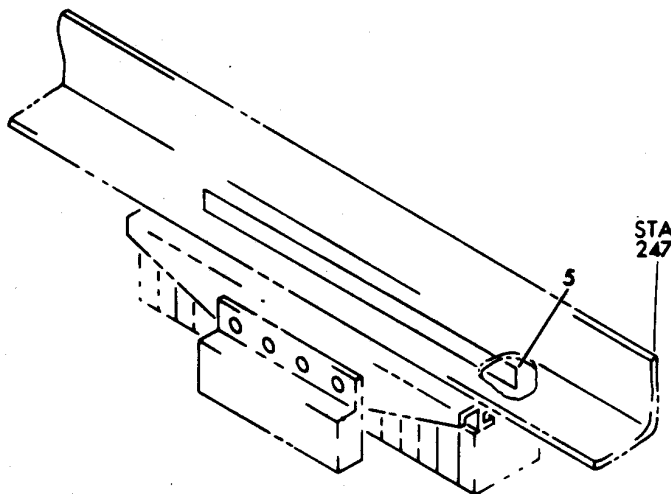
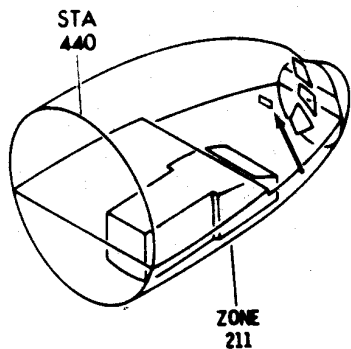
- ITEM NOT ILLUSTRATED

11-31-14-01

11-31-14
FIG. 01
PAGE 1
JAN 20/09

BRI

BOEING
757
PARTS CATALOG (MAINTENANCE)



V 11311501 0MT 1 REV 033

MODULE INSTL-CAPT AND FIRST OFFICER CONT COLUMN TERM. (PLACARDS AND MARKINGS ONLY)

FIGURE 1

11-31-15-01

BRI
MAY 28/07

11-31-15-01
PAGE 0



757

PARTS CATALOG (MAINTENANCE)

FIG ITEM	PART NUMBER	1 2 3 4 5 6 7	NOMENCLATURE	EFFECT FROM TO	UNITS PER ASSY
1			MODULE INSTL-CAPT AND FIRST OFFICER CONT COLUMN TERM. (PLACARDS AND MARKINGS ONLY)	002004 006999	
- 1	287N4133-1		MODULE INSTL-CAPT AND FIRST OFFICER CONT COLUMN TERM. (PLACARDS AND MARKINGS ONLY) FOR NHA/OTHER SYS DET SEE: 53-11-61-01A 24-00-60-20	002004 006102 107999	RF
- 1	MODREF11302		MODULE INSTL-CAPT AND FIRST OFFICER CONT COLUMN TERM. (PLACARDS AND MARKINGS ONLY) MODULE NUMBER: 287N4133-1 REV A	103106	1
5	BAC27TEX0384		.DECAL- PLACARD CONTENT: 1 THRU 30	002004 006999	1

MISSING ITEM NUMBERS NOT APPLICABLE

- ITEM NOT ILLUSTRATED

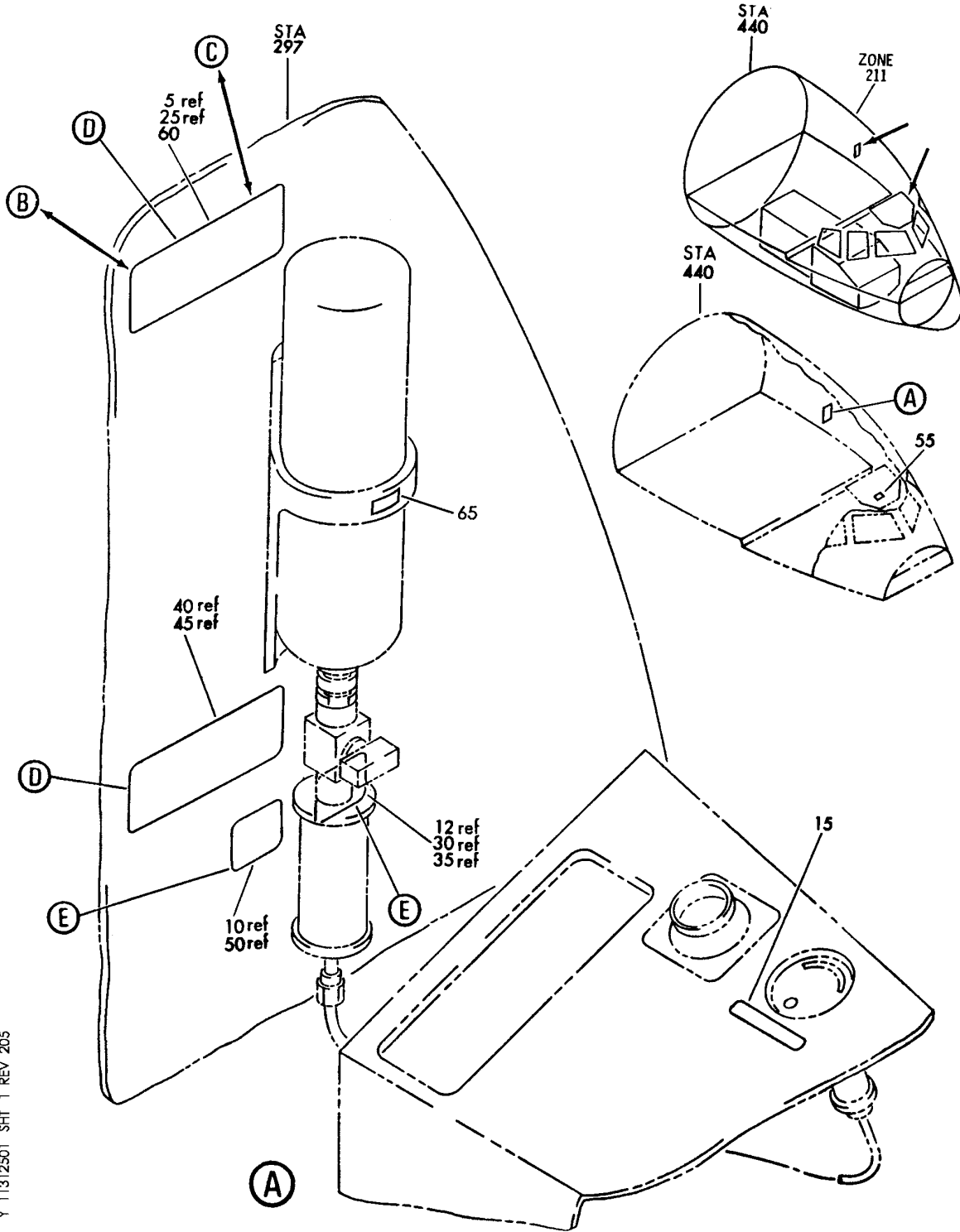
BRI

11-31-15-01

BOEING PROPRIETARY - Copyright © - Unpublished Work - See title page for details.

11-31-15
FIG. 01
PAGE 1
JAN 20/09

BOEING
757
PARTS CATALOG (MAINTENANCE)



Y 11312501 SHT 1 REV 205

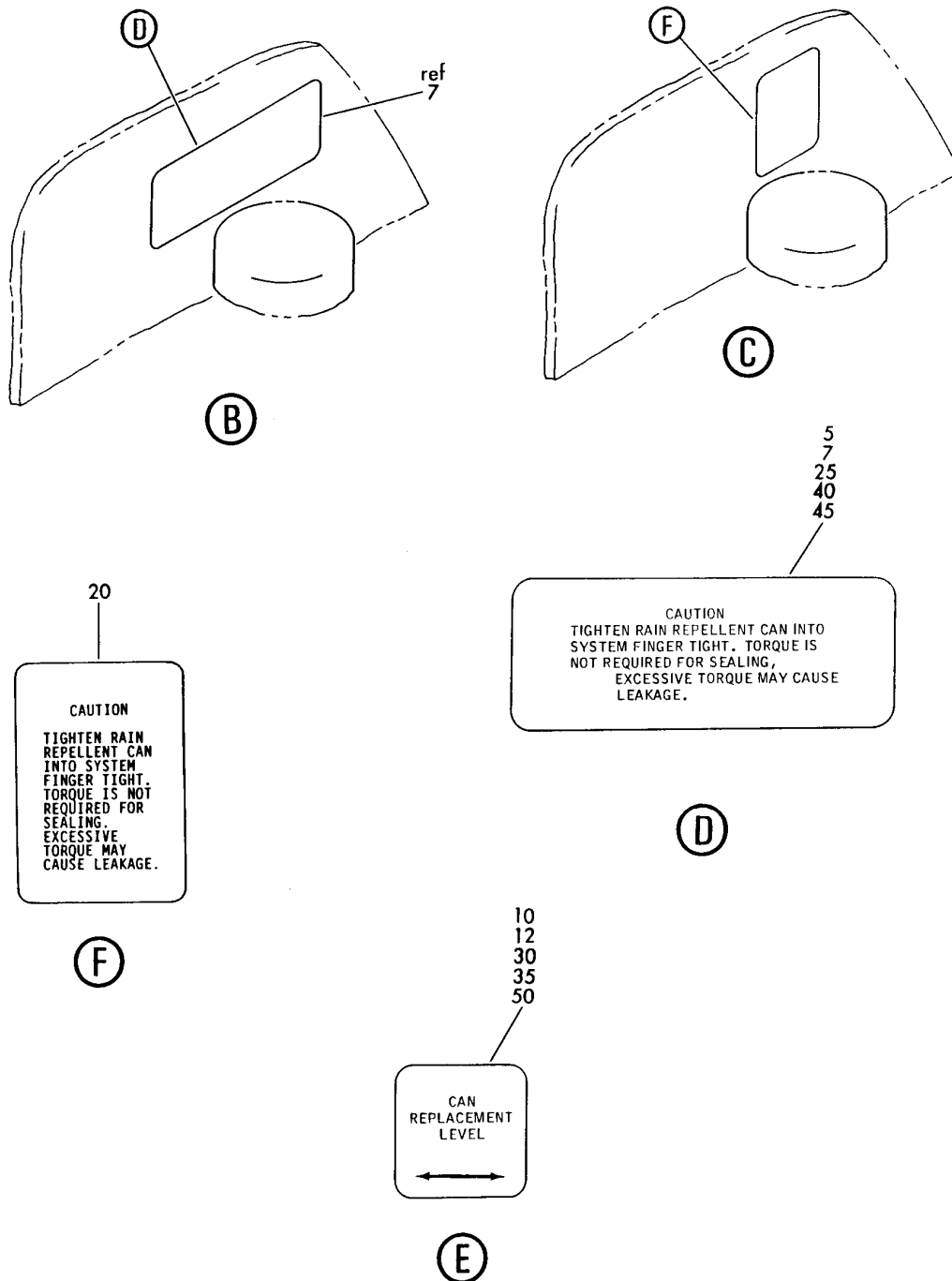
EQUIPMENT INSTL-RAIN REPELLENT (PLACARDS AND MARKINGS ONLY)
FIGURE 1 (SHEET 1)

11-31-25-01

BRI
MAY 28/07

11-31-25-01
PAGE 0

BOEING
757
PARTS CATALOG (MAINTENANCE)



Y 11312501 SHT 2 REV 167

EQUIPMENT INSTL-RAIN REPELLENT (PLACARDS AND MARKINGS ONLY)
FIGURE 1 (SHEET 2)

11-31-25-01

BRI
MAY 28/07

11-31-25-01
PAGE 0A



757

PARTS CATALOG (MAINTENANCE)

FIG ITEM	PART NUMBER	1 2 3 4 5 6 7	NOMENCLATURE	EFFECT FROM TO	UNITS PER ASSY
1			EQUIPMENT INSTL-RAIN REPELLENT (PLACARDS AND MARKINGS ONLY)	002004 006100 107107 121503 904999	
- 1	232N6201-6		EQUIPMENT INSTL-RAIN REPELLENT (PLACARDS AND MARKINGS ONLY) VARIABLE DRAWING REF: 232N6201-7 FOR NHA/OTHER SYS DET SEE: 21-00-00-04	002004 107107 121503 904949 952952	RF
- 1	232N6201-11		EQUIPMENT INSTL-RAIN REPELLENT (PLACARDS AND MARKINGS ONLY) VARIABLE DRAWING REF: 232N6201-12 232N6201-14 232N6201-21 FOR NHA/OTHER SYS DET SEE: 21-00-00-04	006100 950951 953999	RF
5	BAC27TFDE0022		.DECAL-	002004 006100 107107 904952	1
10	BAC27TFDE0023		.DECAL	002004 006100 107107 121503 904999	1
15	BAC27NFDE193		.DECAL- PLACARD CONTENT: RAIN REPELLENT PRESSURE	011100	1
25	BAC27TFDE0022		.DECAL-	018100	1
30	BAC27TFDE0023		.DECAL	018100	1
40	BAC27TFDE0022		.DECAL-	006010 950951	1
45	BAC27TFDE0022		.DECAL-	011017	1
50	BAC27TFDE0023		.DECAL	011017	1
60	BAC27ECC1645		.DECAL- PLACARD CONTENT: RAIN REPELLENT INOP POST SERVICE BULLETIN: 30-0016 QUALIFIED SB I/W DATA: USED FOR TEMPORARY AND PERMANENT DEACTIVATION	107107 121503 953999	1

MISSING ITEM NUMBERS NOT APPLICABLE

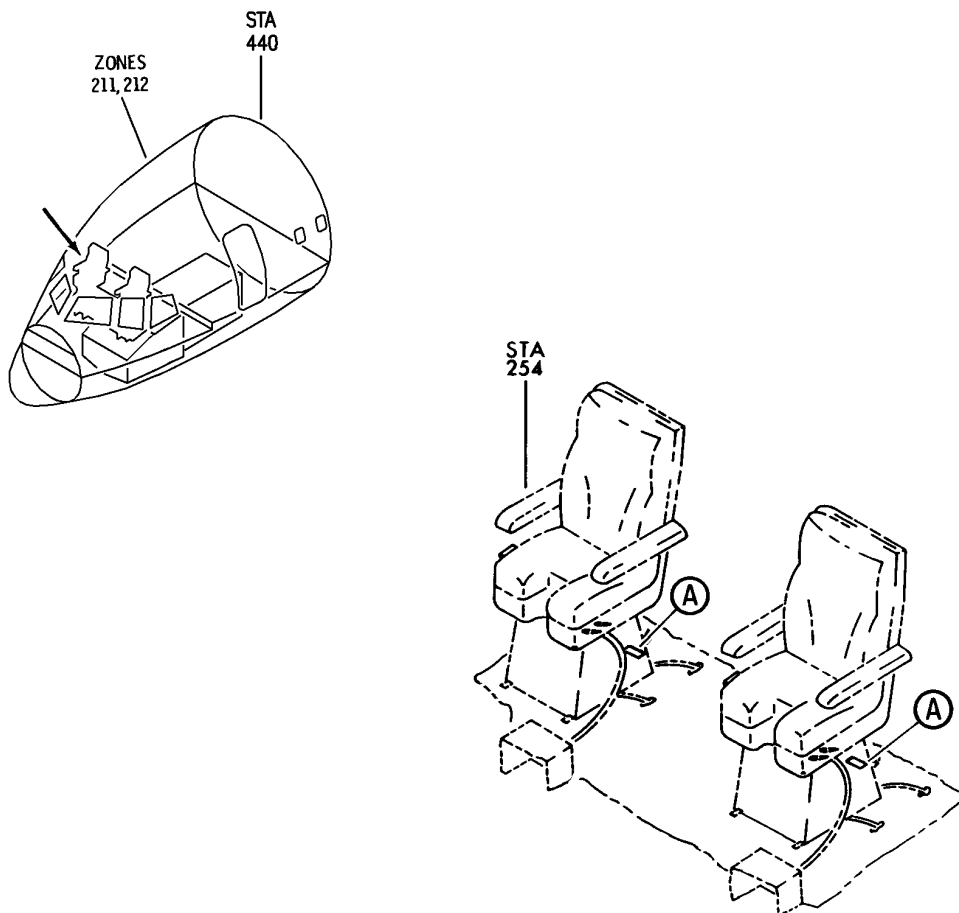
- ITEM NOT ILLUSTRATED

11-31-25-01

11-31-25
FIG. 01
PAGE 1
JAN 20/09

BRI

BOEING
757
PARTS CATALOG (MAINTENANCE)



Y 11313001 REV 236

SEAT AND TRACK INSTL-CAPT AND FIRST OFFICER (PLACARDS AND MARKINGS ONLY)
FIGURE 1

11-31-30-01

BRI
MAY 28/07

11-31-30-01
PAGE 0



757

PARTS CATALOG (MAINTENANCE)

FIG ITEM	PART NUMBER	1 2 3 4 5 6 7	NOMENCLATURE	EFFECT FROM TO	UNITS PER ASSY
1			SEAT AND TRACK INSTL-CAPT AND FIRST OFFICER (PLACARDS AND MARKINGS ONLY)	121503 904949	
- 1	232N3201-19		SEAT INSTL-CAPT (PLACARDS AND MARKINGS ONLY) FOR NHA/OTHER SYS DET SEE: 25-10-00-05	121503 904949	RF
- 5	232N3201-20		SEAT INSTL-FIRST OFFICER (PLACARDS AND MARKINGS ONLY) FOR NHA/OTHER SYS DET SEE: 25-10-00-05	121503 904949	RF
15	BAC27NFDE0092		.MARKER-ALUMINUM FOIL PLACARD CONTENT: TABLE MUST BE STOWED DURING TAKE-OFF AND LANDING	121503 904949	1

MISSING ITEM NUMBERS NOT APPLICABLE

- ITEM NOT ILLUSTRATED

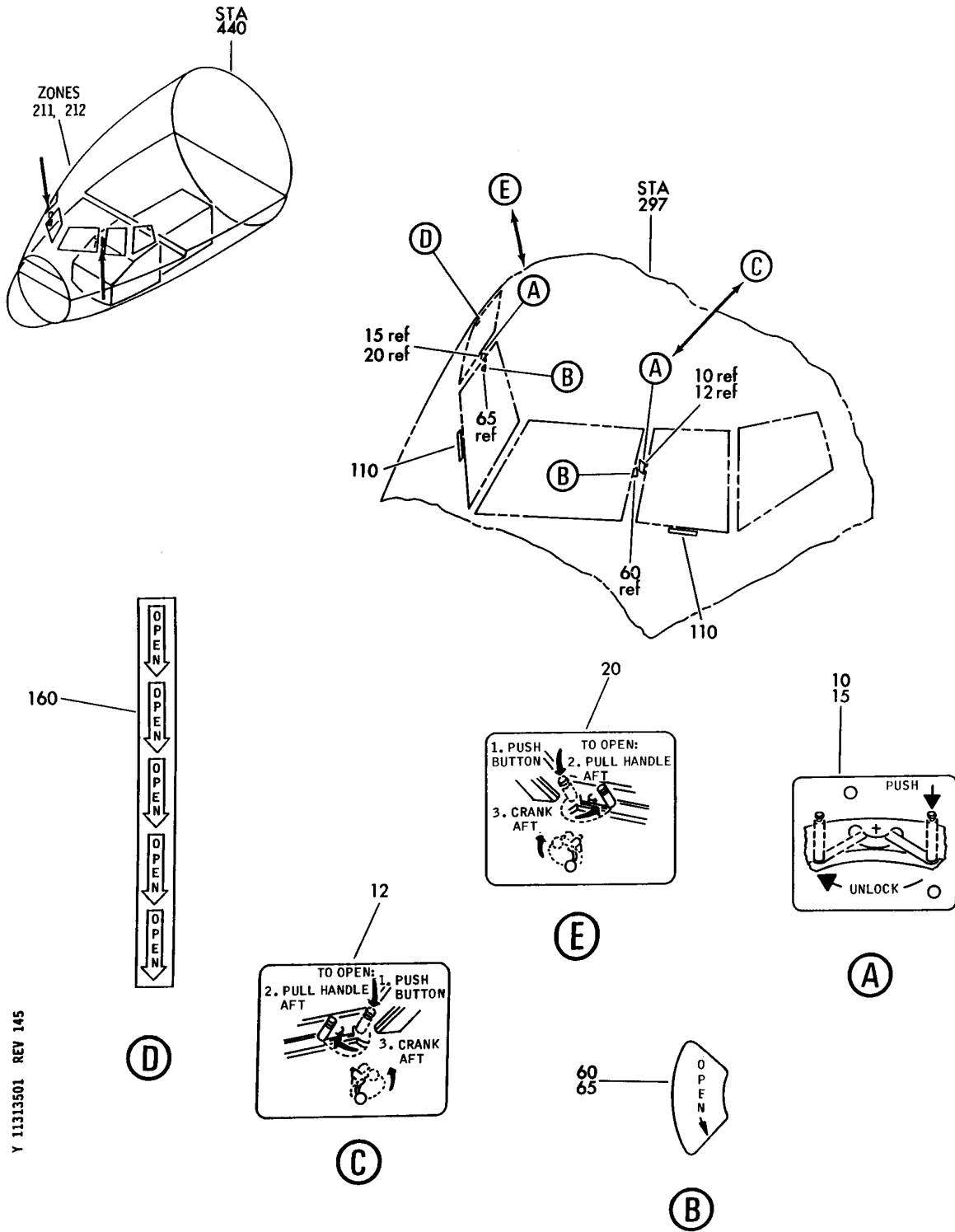
BRI

11-31-30-01

BOEING PROPRIETARY - Copyright © - Unpublished Work - See title page for details.

11-31-30
FIG. 01
PAGE 1
JAN 20/09

BOEING
757
PARTS CATALOG (MAINTENANCE)



Y 11313501 REV 145

MARKER INSTL-NO. 2 WINDOW
FIGURE 1

11-31-35-01

BRI
MAY 28/07

11-31-35-01
PAGE 0



757

PARTS CATALOG (MAINTENANCE)

FIG ITEM	PART NUMBER	1 2 3 4 5 6 7	NOMENCLATURE	EFFECT FROM TO	UNITS PER ASSY
1			MARKER INSTL-NO. 2 WINDOW	002004 006100 107107 121503 904999	
- 1	232N4340-1		MARKER INSTL- POSITION DATA: NO. 2 WINDOW LH FOR NHA SEE: 25-10-00-01	002004 006010 107107 121503 904999	RF
- 1	232N4340-11		MARKER INSTL- POSITION DATA: NO. 2 WINDOW LH FOR NHA SEE: 25-10-00-01	011100	RF
- 5	232N4340-2		MARKER INSTL- POSITION DATA: NO. 2 WINDOW RH FOR NHA SEE: 25-10-00-01	002004 006010 107107 121503 904999	RF
- 5	232N4340-12		MARKER INSTL- POSITION DATA: NO. 2 WINDOW RH FOR NHA SEE: 25-10-00-01	011100	RF
12	BAC27NFDE0101		.DECAL- POSITION DATA: LH SIDE	002004 006100 107107 121503 904999	1
20	BAC27NFDE0102		.DECAL- POSITION DATA: RH SIDE	002004 006100 107107 121503 904999	1
- 50	232N4340-3		MARKER INSTL- POSITION DATA: NO. 2 WINDOW LH FOR NHA SEE: 25-10-00-01	107107 904949	RF
- 55	232N4340-4		MARKER INSTL- POSITION DATA: NO. 2 WINDOW RH FOR NHA SEE: 25-10-00-01	107107 904949	RF
60	BAC27NFDE0067		.DECAL- POSITION DATA: LH SIDE	107107 904949	1

MISSING ITEM NUMBERS NOT APPLICABLE

- ITEM NOT ILLUSTRATED

11-31-35-01

11-31-35
FIG. 01
PAGE 1
JAN 20/09

BRI



757

PARTS CATALOG (MAINTENANCE)

FIG ITEM	PART NUMBER	1 2 3 4 5 6 7	NOMENCLATURE	EFFECT FROM TO	UNITS PER ASSY
1	65 BAC27NFDE0068		.DECAL- POSITION DATA: RH SIDE	107107 904949	1
- 100	232N4340-5		MARKER INSTL- POSITION DATA: NO. 2 WINDOW LH FOR NHA SEE: 25-10-00-01	002004 006100 107107 121503 904999	RF
- 105	232N4340-6		MARKER INSTL- POSITION DATA: NO. 2 WINDOW RH FOR NHA SEE: 25-10-00-01	002004 006100 107107 121503 904999	RF
110	BAC27TFDE0160		.DECAL- PLACARD CONTENT: WINDOW NOT CLOSED	002004 006100 107107 121503 904999	1
- 150	232N4340-7		MARKER INSTL- POSITION DATA: NO. 2 WINDOW LH FOR NHA SEE: 25-10-00-01	002004 006010 121503 950999	RF
- 155	232N4340-8		MARKER INSTL- POSITION DATA: NO. 2 WINDOW RH FOR NHA SEE: 25-10-00-01	002004 006010 121503 950999	RF
160	BAC27NFDE0154		.DECAL	002004 006010 121503 950999	1

MISSING ITEM NUMBERS NOT APPLICABLE

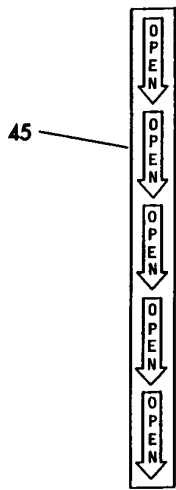
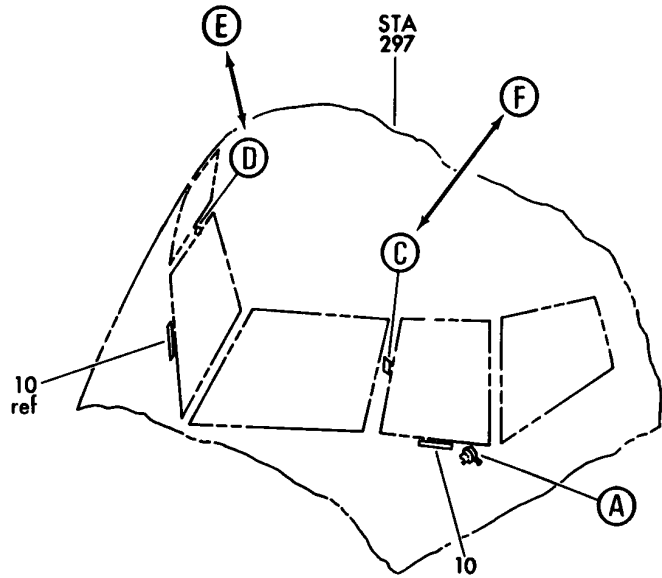
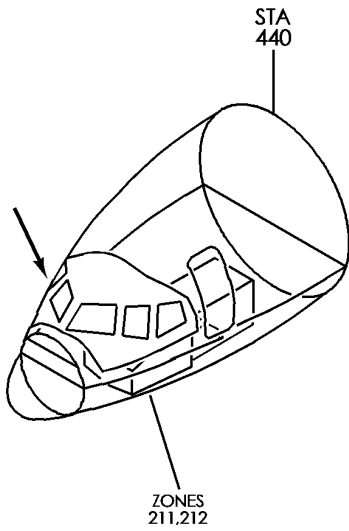
- ITEM NOT ILLUSTRATED

11-31-35-01

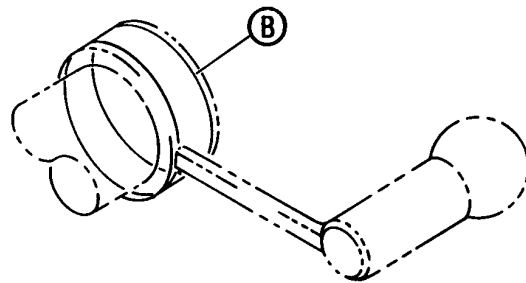
11-31-35
FIG. 01
PAGE 2
JAN 20/09

BRI

BOEING
757
PARTS CATALOG (MAINTENANCE)



(B)



(A)

Y 11313501A SHT 1 REV 219

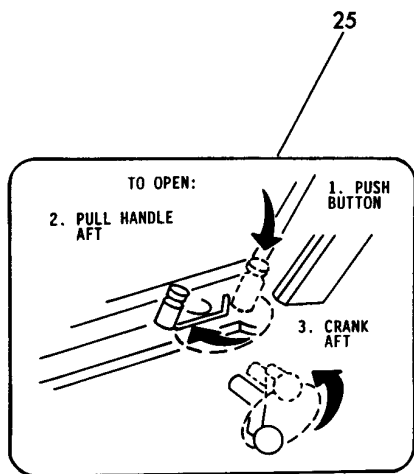
MARKER INSTL-NO. 2 WINDOW
FIGURE 1A (SHEET 1)

BRI
MAY 28/07

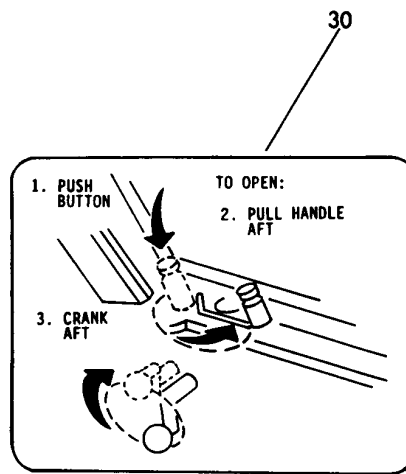
11-31-35-01A

11-31-35-01A
PAGE 0

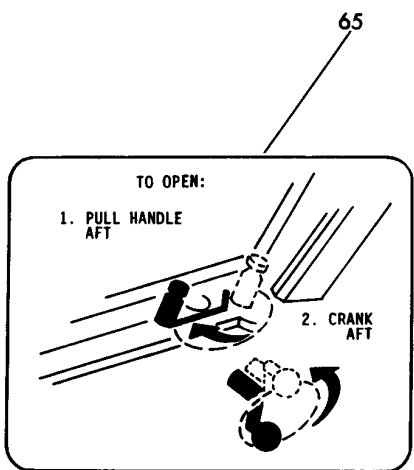
BOEING
757
PARTS CATALOG (MAINTENANCE)



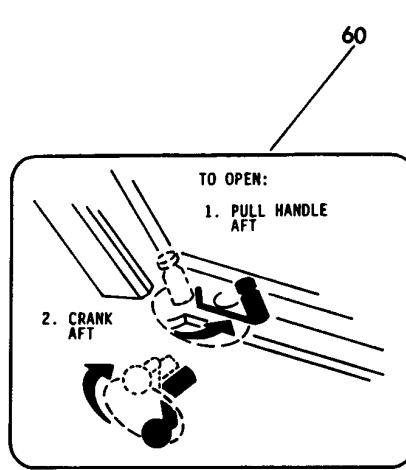
(C)



(D)



(F)



(E)

Y 11313501A SHT 2 REV 172

MARKER INSTL-NO. 2 WINDOW
FIGURE 1A (SHEET 2)

11-31-35-01A

BRI
MAY 28/07

11-31-35-01A
PAGE 0A

 **BOEING**
757
PARTS CATALOG (MAINTENANCE)

FIG ITEM	PART NUMBER	1 2 3 4 5 6 7	NOMENCLATURE	EFFECT FROM TO	UNITS PER ASSY
1 A			MARKER INSTL-NO. 2 WINDOW	101106 108120 504903	
- 1	232N4340-5		MARKER INSTL- POSITION DATA: NO. 2 WINDOW LH FOR NHA SEE: 25-10-00-10	101102 108120 504903	RF
- 1	MODREF6744		MARKER INSTL- MODULE NUMBER: 232N4340-5 REV A POSITION DATA: NO. 2 WINDOW LH	103103	1
- 1	MODREF27402		MARKER INSTL- MODULE NUMBER: 232N4340-5 REV B POSITION DATA: NO. 2 WINDOW LH	104106	1
- 5	232N4340-6		MARKER INSTL- POSITION DATA: NO. 2 WINDOW RH FOR NHA SEE: 25-10-00-10	101102 108120 504903	RF
- 5	MODREF6745		MARKER INSTL- MODULE NUMBER: 232N4340-6 REV A POSITION DATA: NO. 2 WINDOW RH	103103	1
- 5	MODREF27403		MARKER INSTL- MODULE NUMBER: 232N4340-6 REV B POSITION DATA: NO. 2 WINDOW RH	104106	1
10	BAC27TFDE0160		.DECAL- PLACARD CONTENT: WINDOW NOT CLOSED	101106 108120 504903	1
- 15	232N4340-11		MARKER INSTL- POSITION DATA: NO. 2 WINDOW LH FOR NHA SEE: 25-10-00-10	101102 108120 504903	RF
- 15	MODREF6738		MARKER INSTL- MODULE NUMBER: 232N4340-11 REV A POSITION DATA: NO. 2 WINDOW LH	103103	1

MISSING ITEM NUMBERS NOT APPLICABLE

- ITEM NOT ILLUSTRATED

BRI

11-31-35-01A

BOEING PROPRIETARY - Copyright © - Unpublished Work - See title page for details.

11-31-35
FIG. 01A
PAGE 1
JAN 20/09



757

PARTS CATALOG (MAINTENANCE)

FIG ITEM	PART NUMBER	1 2 3 4 5 6 7	NOMENCLATURE	EFFECT FROM TO	UNITS PER ASSY
1 A					
- 15	MODREF27396		MARKER INSTL- MODULE NUMBER: 232N4340-11 REV B POSITION DATA: NO. 2 WINDOW LH	104106	1
- 20	232N4340-12		MARKER INSTL- POSITION DATA: NO. 2 WINDOW RH FOR NHA SEE: 25-10-00-10	101102 108120 504903	RF
- 20	MODREF6739		MARKER INSTL- MODULE NUMBER: 232N4340-12 REV A POSITION DATA: NO. 2 WINDOW RH	103103	1
- 20	MODREF27397		MARKER INSTL- MODULE NUMBER: 232N4340-12 REV B POSITION DATA: NO. 2 WINDOW RH	104106	1
25	BAC27NFDE0101		.DECAL- POSITION DATA: LH SIDE	101106 108120 504903	1
30	BAC27NFDE0102		.DECAL- POSITION DATA: RH SIDE	101106 108120 504903	1
- 35	232N4340-13		MARKER INSTL- POSITION DATA: NO. 2 WINDOW LH FOR NHA SEE: 25-10-00-10	101102 108120 504903	RF
- 35	MODREF6740		MARKER INSTL- MODULE NUMBER: 232N4340-13 REV A POSITION DATA: NO. 2 WINDOW LH	103103	1
- 35	MODREF27398		MARKER INSTL- MODULE NUMBER: 232N4340-13 REV B POSITION DATA: NO. 2 WINDOW LH	104106	1
- 40	232N4340-14		MARKER INSTL- POSITION DATA: NO. 2 WINDOW RH FOR NHA SEE: 25-10-00-10	101102 108120 504903	RF

MISSING ITEM NUMBERS NOT APPLICABLE

- ITEM NOT ILLUSTRATED

11-31-35-01A

11-31-35
FIG. 01A
PAGE 2
JAN 20/09

BRI



757

PARTS CATALOG (MAINTENANCE)

FIG ITEM	PART NUMBER	1 2 3 4 5 6 7	NOMENCLATURE	EFFECT FROM TO	UNITS PER ASSY
1 A					
- 40	MODREF6741		MARKER INSTL- MODULE NUMBER: 232N4340-14 REV A POSITION DATA: NO. 2 WINDOW RH	103103	1
- 40	MODREF27399		MARKER INSTL- MODULE NUMBER: 232N4340-14 REV B POSITION DATA: NO. 2 WINDOW RH	104106	1
45	BAC27NFDE0154		.DECAL	101106 108120 504903	1

MISSING ITEM NUMBERS NOT APPLICABLE

- ITEM NOT ILLUSTRATED

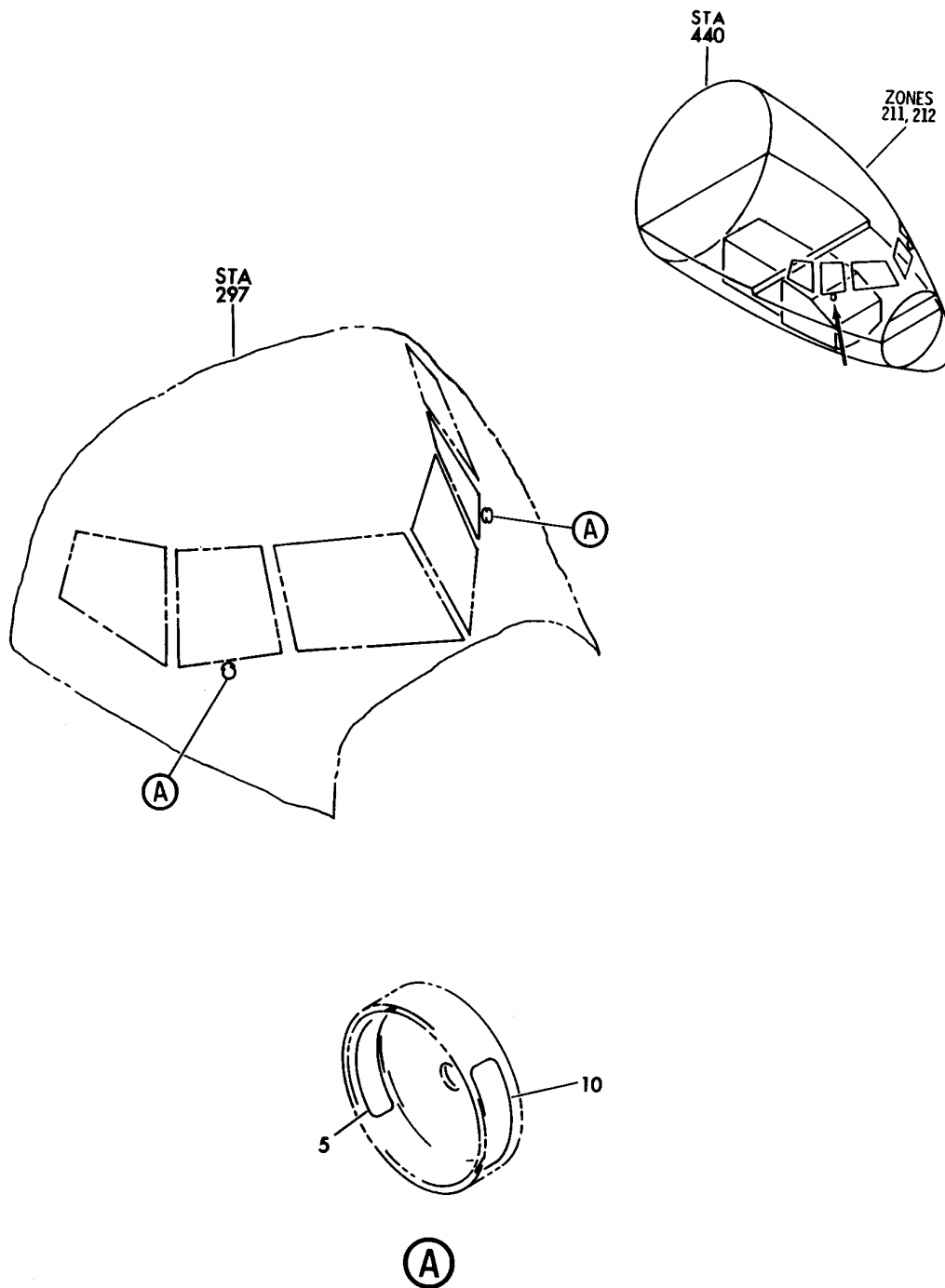
BRI

11-31-35-01A

BOEING PROPRIETARY - Copyright © - Unpublished Work - See title page for details.

11-31-35
FIG. 01A
PAGE 3
JAN 20/09

BOEING
757
PARTS CATALOG (MAINTENANCE)



Y 11313503 REV 155

INDICATOR ASSY-POSITION NO. 2 OPENABLE WINDOW
FIGURE 3

11-31-35-03

BRI
MAY 28/07

11-31-35-03
PAGE 0



757

PARTS CATALOG (MAINTENANCE)

FIG ITEM	PART NUMBER	1 2 3 4 5 6 7	NOMENCLATURE	EFFECT FROM TO	UNITS PER ASSY
3			INDICATOR ASSY-POSITION NO. 2 OPENABLE WINDOW	002004 006100 107107 121503 904999	
1	141T4909-501		INDICATOR ASSY-POSITION NO. 2 OPENABLE WINDOW	002004 006100 107107 121503 904999	RF
5	BAC27NBY0053		.DECAL- PLACARD CONTENT: UNLATCHED	002004 006100 107107 121503 904999	1
10	BAC27TBY0008		.DECAL- PLACARD CONTENT: CLOSED	002004 006100 107107 121503 904999	1

MISSING ITEM NUMBERS NOT APPLICABLE

- ITEM NOT ILLUSTRATED

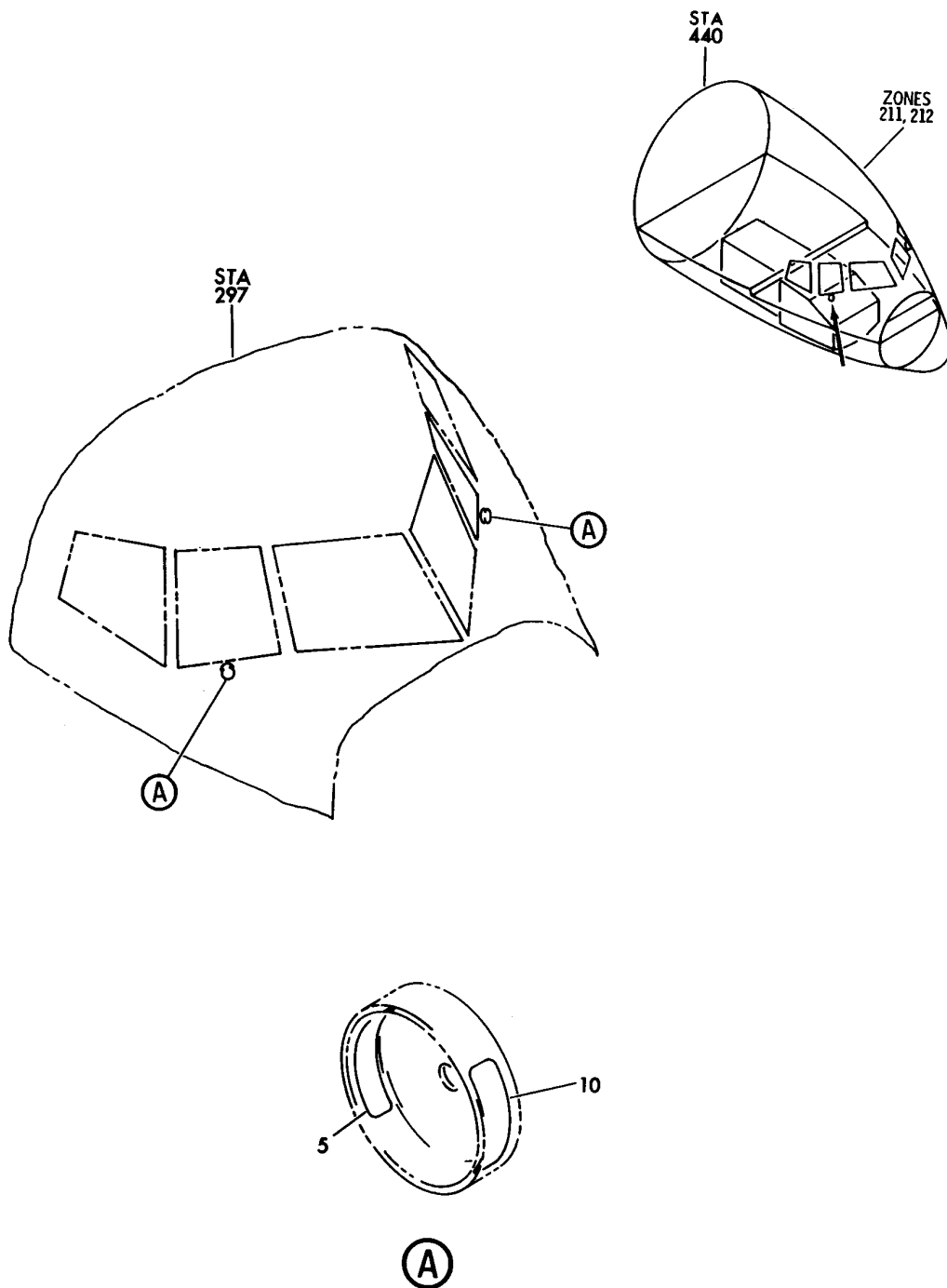
BRI

11-31-35-03

BOEING PROPRIETARY - Copyright © - Unpublished Work - See title page for details.

11-31-35
FIG. 03
PAGE 1
JAN 20/09

BOEING
757
PARTS CATALOG (MAINTENANCE)



Y 11313503A REV 248

INDICATOR ASSY-POSITION NO. 2 OPENABLE WINDOW
FIGURE 3A

11-31-35-03A

BRI
JAN 20/09

11-31-35-03A
PAGE 0



757

PARTS CATALOG (MAINTENANCE)

FIG ITEM	PART NUMBER	1 2 3 4 5 6 7	NOMENCLATURE	EFFECT FROM TO	UNITS PER ASSY
3A			INDICATOR ASSY-POSITION NO. 2 OPENABLE WINDOW	103106	
- 1	141T4909-3		INDICATOR ASSY-POSITION NO. 2 OPENABLE WINDOW	103106	RF
5	BAC27NBY0053		.DECAL- PLACARD CONTENT: UNLATCHED	103106	1
10	BAC27TBY0008		.DECAL- PLACARD CONTENT: CLOSED	103106	1

MISSING ITEM NUMBERS NOT APPLICABLE

- ITEM NOT ILLUSTRATED

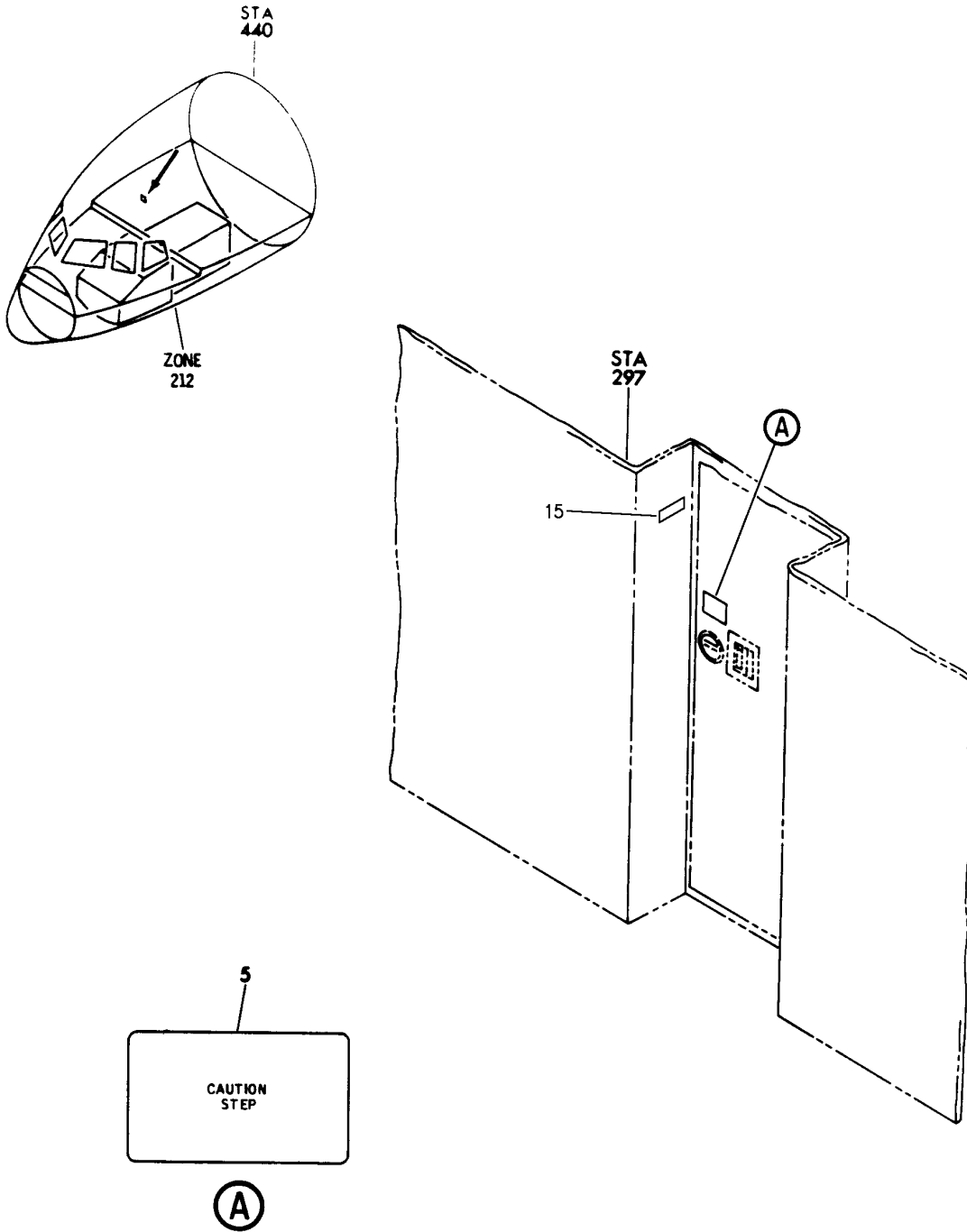
BRI

11-31-35-03A

BOEING PROPRIETARY - Copyright © - Unpublished Work - See title page for details.

11-31-35
FIG. 03A
PAGE 1
JAN 20/09

BOEING
757
PARTS CATALOG (MAINTENANCE)



Y 11314001 REV 307

PLACARD INSTL-CAUTION
FIGURE 1

11-31-40-01

BRI
MAY 28/07

11-31-40-01
PAGE 0



**757
PARTS CATALOG (MAINTENANCE)**

FIG ITEM	PART NUMBER	1 2 3 4 5 6 7	NOMENCLATURE	EFFECT FROM TO	UNITS PER ASSY
1			PLACARD INSTL-CAUTION	002004 006999	
- 1	232N4345-1		PLACARD INSTL-CAUTION FOR NHA SEE: 25-10-00-01 25-10-00-10	002004 006999	RF
5	BAC27NFDE0071		.DECAL- PLACARD CONTENT: CAUTION STEP	002004 006999	1

MISSING ITEM NUMBERS NOT APPLICABLE

- ITEM NOT ILLUSTRATED

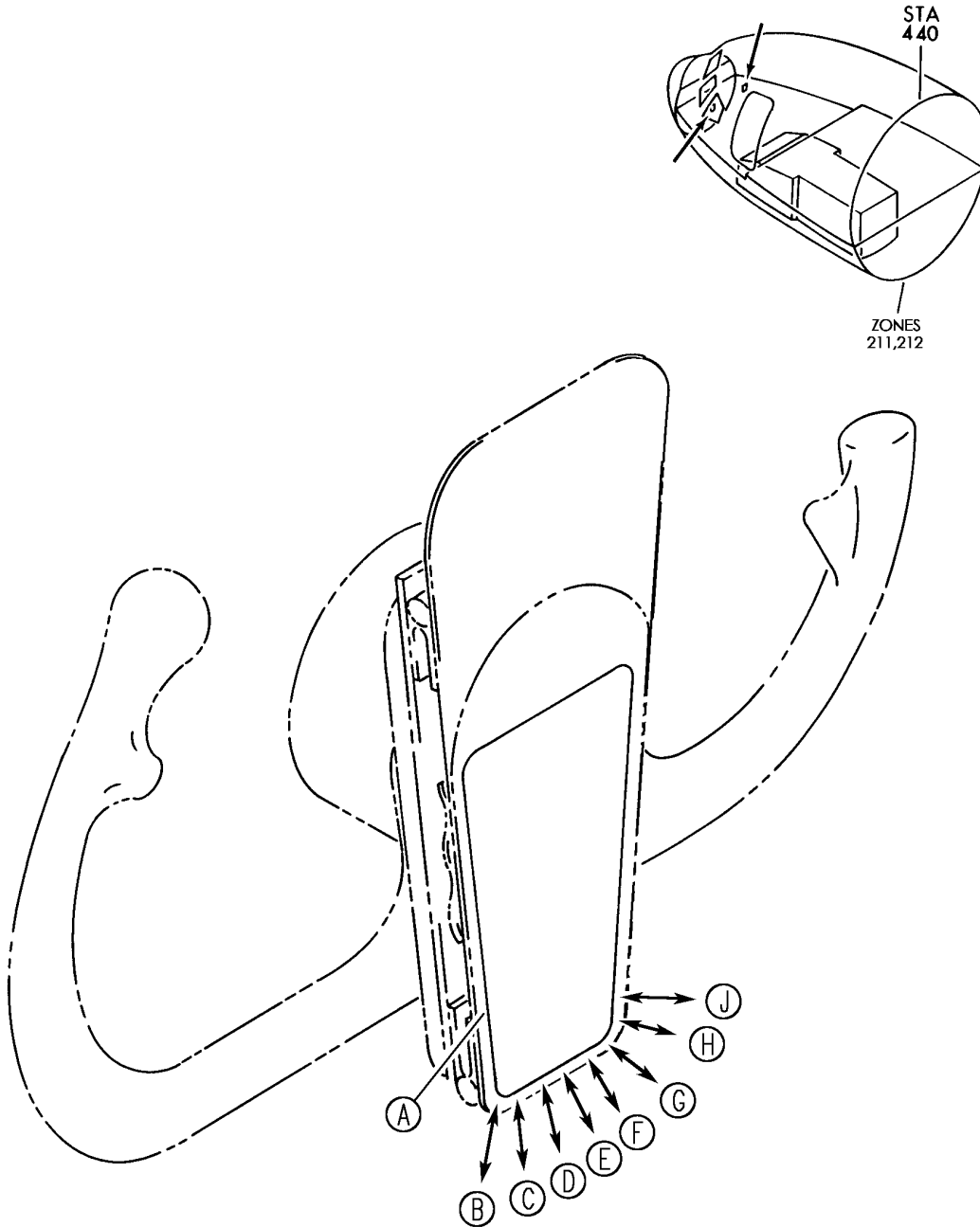
BRI

11-31-40-01

BOEING PROPRIETARY - Copyright © - Unpublished Work - See title page for details.

11-31-40
FIG. 01
PAGE 1
SEP 20/08

BOEING
757
PARTS CATALOG (MAINTENANCE)



Y 11314501 SH1 1 REV 316

PLATE ASSY-APPROACH CONT WHL (PLACARDS AND MARKINGS)
FIGURE 1 (SHEET 1)

11-31-45-01

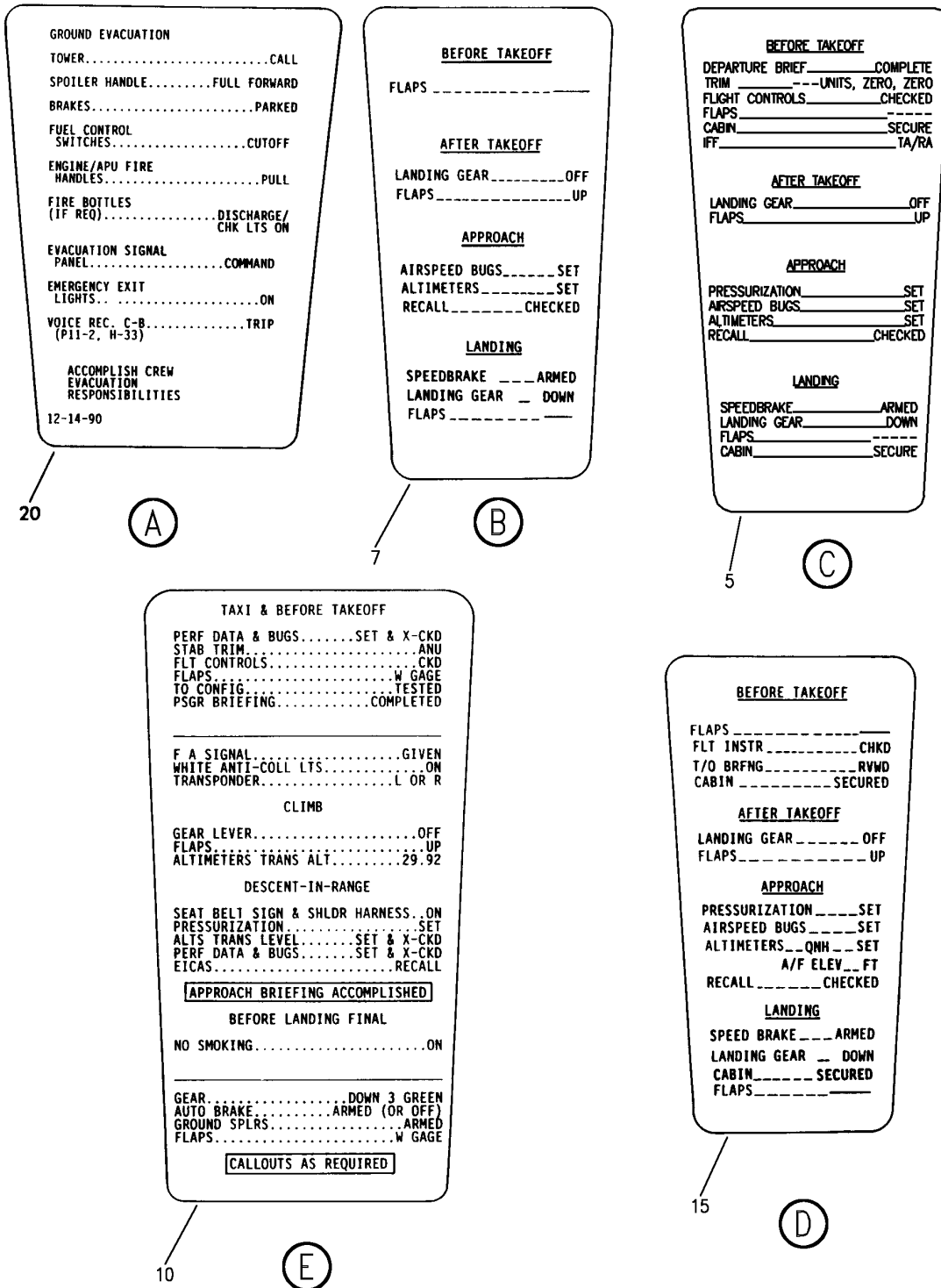
BRI
JAN 20/08

11-31-45-01
PAGE 0

BOEING

757

PARTS CATALOG (MAINTENANCE)



Y 11314501 SH1 2 REV 316

PLATE ASSY-APPROACH CONT WHL (PLACARDS AND MARKINGS)
FIGURE 1 (SHEET 2)

11-31-45-01

BRI
JAN 20/08

11-31-45-01
PAGE 0A

BOEING

757

PARTS CATALOG (MAINTENANCE)

BEFORE TAKEOFF

PERF. DATA & BUGS.....SET & X CKD.
 STAB TRIM.....SET UNITS
 FLAPS.....SET
 FLIGHT CONTROLS.....CHECKED
 T.O. ALERT...(T.O. IMMINENT).....COMPLETED

CLIMB

GEAR LEVER.....OFF
 FLAPS.....UP
 ALTIMETER TRANS ALT.....29.92

DESCENT

SEAT BELT SIGN.....ON
 PRESSURIZATION.....SET
 EICAS.....RECALL
 SPD & ALT BUGS.....SET & X CKD
 ALT TRANS LVL.....SET & CKD
 APP ALERT...(PRIOR TO 10,000).....COMPLETED

BEFORE LANDING

LANDING GEAR.....DOWN, 3 GREEN
 AUTOBRAKE.....ARMED
 SPEEDBRAKE.....ARMED
 FLAPS.....SET

AFTER LANDING

FLAPS.....UP
 SPEEDBRAKE.....FWD

25

F

GROUND EVACUATION

TOWER CALL
 BRAKES PARKED
 SPEED BRAKE DOWN DETENT
 FLAPS 40
 START LEVERS CUTOFF

ENGINE & APU FIRE
 HANDLES OVRD & PULL

ENGINE & APU FIRE
 HANDLES ROTATE (L or R)

Advise F/A's of any exits not to be used.

COMMAND EVAC EASY
 VICTOR (3TIMES)

OUTFLOW
 VALVE CHECK OPEN

EMER EXIT LTS ON

VOICE RECORDER
 C-B PULL

ACCOMPLISH CREW DUTIES

30

G

BEFORE TAKEOFF

DEPARTURE BRIEF.....COMPLETE
 TRIM.....UNITS, ZERO, ZERO
 FLIGHT CONTROLS.....CHECKED
 FLAPS.....
 CABIN.....SECURE
 IFF.....TA/RA

AFTER TAKEOFF

LANDING GEAR.....OFF
 FLAPS.....UP

APPROACH

PRESSURIZATION.....SET
 AIRSPEED BUGS.....SET
 ALTIMETERS.....SET
 RECALL.....CHECKED

LANDING

SPEEDBRAKE.....ARMED
 LANDING GEAR.....DOWN
 FLAPS.....
 CABIN.....SECURE

BAC27HFD247

8

J

BEFORE TAKEOFF

Flaps.....

AFTER TAKEOFF

Landing gear.....UP and OFF
 Flaps.....UP

DESCENT

Pressurization.....LAND ALT
 Recall.....Checked
 Autobrake.....
 Landing data_VREF.....Mins
 Approach briefing.....Completed

APPROACH

Altimeters.....

LANDING

Speedbrake.....ARMED
 Landing gear.....Down
 Flaps.....

BAC27FD1701

6

H

Y 11314501 SHT 3 REV 316

PLATE ASSY-APPROACH CONT WHL (PLACARDS AND MARKINGS)
 FIGURE 1 (SHEET 3)

11-31-45-01

BRI
 JAN 20/08

11-31-45-01
 PAGE 0B



757

PARTS CATALOG (MAINTENANCE)

FIG ITEM	PART NUMBER	1 2 3 4 5 6 7	NOMENCLATURE	EFFECT FROM TO	UNITS PER ASSY
1			PLATE ASSY-APPROACH CONT WHL (PLACARDS AND MARKINGS)	002004 006999	
- 1	232T4243-6		PLATE ASSY-APPROACH CONT WHL (PLACARDS AND MARKINGS ONLY) FOR NHA/OTHER SYS DET SEE: 25-13-52-05	002004 006100 107107 950999	RF
- 1	232N4357-2		PLATE ASSY-APPROACH CONT WHL (PLACARDS AND MARKINGS ONLY) FOR NHA/OTHER SYS DET SEE: 25-13-52-05	121503 904949	RF
- 1	232T4243-15		PLATE ASSY-APPROACH CONT WHL (PLACARDS AND MARKINGS ONLY) FOR NHA/OTHER SYS DET SEE: 25-13-52-05	101106 108120 504903	RF
- 1	232T4243-15		PLATE ASSY-APPROACH CONT WHL (PLACARDS AND MARKINGS ONLY) FOR NHA/OTHER SYS DET SEE: 25-13-52-05	002004 006100 107107 950999	RF
5	BAC27TFDE0207		.DECAL- PRE SERVICE BULLETIN: 11-0052	002004 006999	1
6	BAC27TFDE701		.DECAL- POST SERVICE BULLETIN: 11-0052	002004 006102	1

MISSING ITEM NUMBERS NOT APPLICABLE

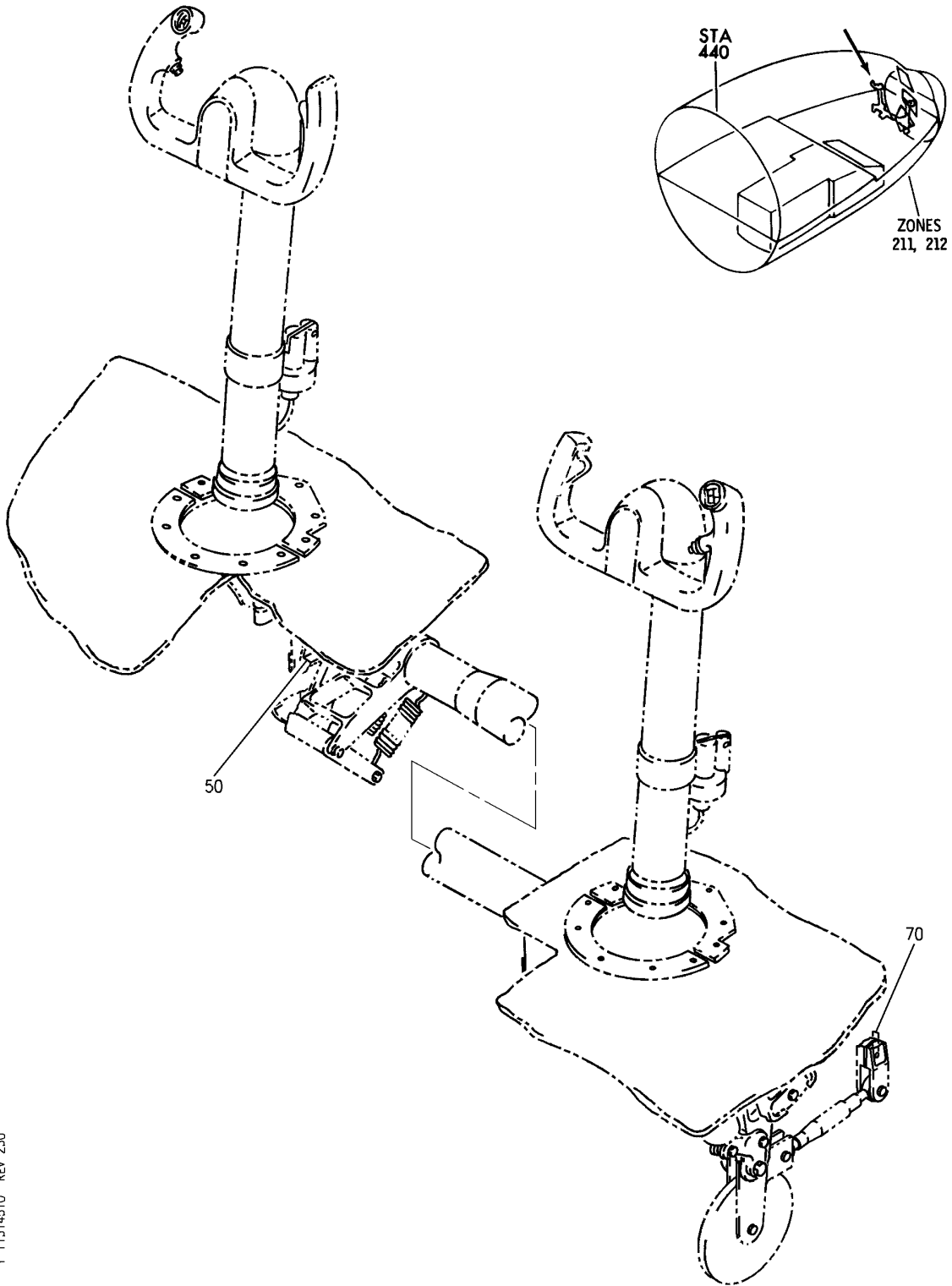
- ITEM NOT ILLUSTRATED

11-31-45-01

11-31-45
FIG. 01
PAGE 1
JAN 20/09

BRI

BOEING
757
PARTS CATALOG (MAINTENANCE)



Y 11314510 REV 230

COLUMN INSTL- (PLACARDS AND MARKINGS ONLY)
FIGURE 10

11-31-45-10

BRI
MAY 28/07

11-31-45-10
PAGE 0



757

PARTS CATALOG (MAINTENANCE)

FIG ITEM	PART NUMBER	1 2 3 4 5 6 7	NOMENCLATURE	EFFECT FROM TO	UNITS PER ASSY
10			COLUMN INSTL- (PLACARDS AND MARKINGS ONLY)	002004 006999	
- 1	251N1012-6		COLUMN INSTL-AIL. AND ELEV (PLACARDS AND MARKINGS ONLY) VARIABLE DRAWING REF: 251N1012-11 FOR NHA/OTHER SYS DET SEE: 27-00-00-02	107107	RF
- 1	251N1012-13		COLUMN INSTL-AIL. AND ELEV (PLACARDS AND MARKINGS ONLY) VARIABLE DRAWING REF: 251N1012-16 251N1012-25 251N1012-26 FOR NHA/OTHER SYS DET SEE: 27-00-00-02	002004 006010 121503 904950 952999	RF
- 1	251N1012-28		COLUMN INSTL-AIL. AND ELEV (PLACARDS AND MARKINGS ONLY) VARIABLE DRAWING REF: 251N1012-30 251N1012-31 251N1012-36 FOR NHA/OTHER SYS DET SEE: 27-00-00-02	011100 951951	RF
- 1	251N1012-42		COLUMN INSTL-AIL. AND ELEV (PLACARDS AND MARKINGS ONLY) FOR NHA/OTHER SYS DET SEE: 27-00-00-22	101102 504903	RF
- 1	251N1012-44		COLUMN INSTL-AIL. AND ELEV (PLACARDS AND MARKINGS ONLY) FOR NHA/OTHER SYS DET SEE: 27-00-00-22	108120	RF
- 2	MODREF30310		COLUMN INSTL-AIL. AND ELEV (PLACARDS AND MARKINGS ONLY) MODULE NUMBER: 251N1012-64 REV A FOR OTHER SYS DETAILS SEE: 27-31-10-01	103106	1
50	BAC27NCT0196		.DECAL	002004 006999	1

MISSING ITEM NUMBERS NOT APPLICABLE

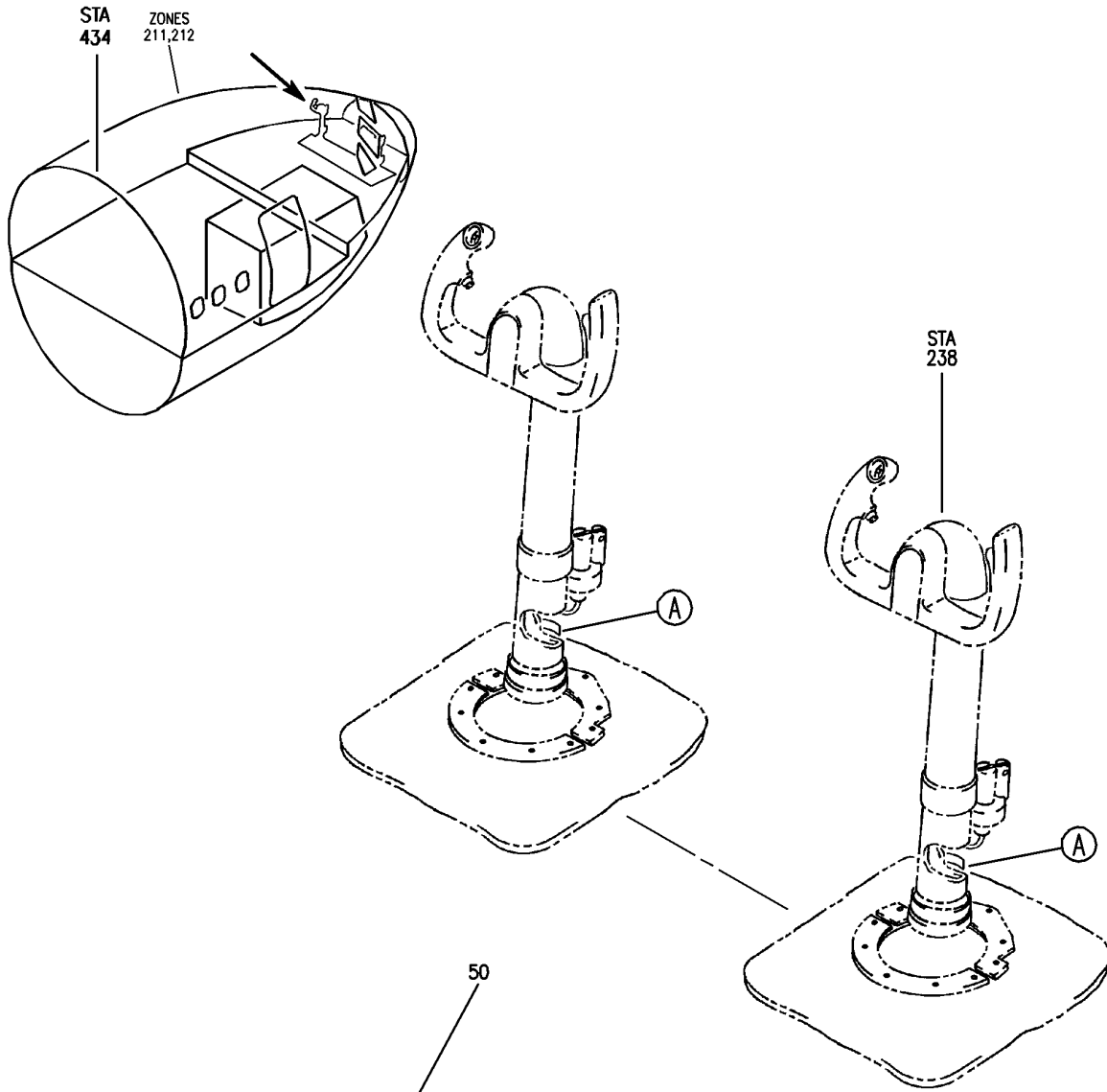
- ITEM NOT ILLUSTRATED

11-31-45-10

11-31-45
FIG. 10
PAGE 1
JAN 20/09

BRI

BOEING
757
PARTS CATALOG (MAINTENANCE)



Y 11314511 REV 230

WHEEL AND COLUMN ASSY (PLACARDS AND MARKINGS ONLY)
FIGURE 11

11-31-45-11

BRI
MAY 28/07

11-31-45-11
PAGE 0



757

PARTS CATALOG (MAINTENANCE)

FIG ITEM	PART NUMBER	1 2 3 4 5 6 7	NOMENCLATURE	EFFECT FROM TO	UNITS PER ASSY
11			WHEEL AND COLUMN ASSY (PLACARDS AND MARKINGS ONLY)	002004 006106 108999	
- 1	251N1060-31		WHEEL AND COLUMN ASSY- (PLACARDS AND MARKINGS ONLY) POSITION DATA: CAPT SIDE COMPONENT MAINT MANUAL REF: 27-09-22 QUALIFIED I/W DATA: 251N1060-31 TOGETHER WITH (2) 69-11957-10 SHIM, (1) 69-11957-9 STRAP ASSY, (2) C07202-2 SHAKER, (2) NAS43DD3-56FC SPACER, AND (2) NAS6703-26 BOLT IS INTERCHANGEABLE WITH 251N1060-47 OR 251N1060-55. FOR NHA/OTHER SYS DET SEE: 27-31-10-01	952952	RF
- 1	251N1060-33		WHEEL AND COLUMN ASSY- (PLACARDS AND MARKINGS ONLY) POSITION DATA: CAPT SIDE COMPONENT MAINT MANUAL REF: 27-09-22 QUALIFIED I/W DATA: 251N1060-33 TOGETHER WITH (2) 69-11957-10 SHIM, (1) 69-11957-9 STRAP ASSY, (2) C07202-2 SHAKER, (2) NAS43DD3-56FC SPACER, AND (2) NAS6703-26 BOLT IS INTERCHANGEABLE WITH 251N1060-49 OR 251N1060-57. FOR NHA/OTHER SYS DET SEE: 27-31-10-01	002004 006102 108949 953999	RF

MISSING ITEM NUMBERS NOT APPLICABLE

- ITEM NOT ILLUSTRATED

11-31-45-11

11-31-45
FIG. 11
PAGE 1
JAN 20/09

BRI



757

PARTS CATALOG (MAINTENANCE)

FIG ITEM	PART NUMBER	1 2 3 4 5 6 7	NOMENCLATURE	EFFECT FROM TO	UNITS PER ASSY
11 - 1	251N1060-41		WHEEL AND COLUMN ASSY- (PLACARDS AND MARKINGS ONLY) POSITION DATA: CAPT SIDE COMPONENT MAINT MANUAL REF: 27-09-22 QUALIFIED I/W DATA: 251N1060-41 TOGETHER WITH (2) 69-11957-10 SHIM, (1) 69-11957-9 STRAP ASSY, (2) C07202-2 SHAKER, (2) NAS43DD3-56FC SPACER, AND (2) NAS6703-26 BOLT, IS INTERCHANGEABLE WITH 251N1060-47 OR 251N1060-55. FOR NHA/OTHER SYS DET SEE: 27-31-10-01	952952	RF
- 1	251N1060-43		WHEEL AND COLUMN ASSY- (PLACARDS AND MARKINGS ONLY) POSITION DATA: CAPT SIDE COMPONENT MAINT MANUAL REF: 27-09-22 QUALIFIED I/W DATA: 251N1060-43 TOGETHER WITH (2) 69-11957-10 SHIM, (1) 69-11957-9 STRAP ASSY, (2) C07202-2 SHAKER, (2) NAS43DD3-56FC SPACER, AND (2) NAS6703-26 BOLT, IS INTERCHANGEABLE WITH 251N1060-49. FOR NHA/OTHER SYS DET SEE: 27-31-10-01	002004 006102 108949 953999	RF

MISSING ITEM NUMBERS NOT APPLICABLE

- ITEM NOT ILLUSTRATED

11-31-45-11

11-31-45
FIG. 11
PAGE 2
JAN 20/09

BRI



757

PARTS CATALOG (MAINTENANCE)

FIG ITEM	PART NUMBER	1 2 3 4 5 6 7	NOMENCLATURE	EFFECT FROM TO	UNITS PER ASSY
11 - 1	251N1060-47		WHEEL AND COLUMN ASSY- (PLACARDS AND MARKINGS ONLY) POSITION DATA: CAPT SIDE COMPONENT MAINT MANUAL REF: 27-09-22 QUALIFIED I/W DATA: 251N1060-9, -15, -19, -23, -31 OR -41 TOGETHER WITH (2) 69-11957-10 SHIM, (1) 69-11957-9 STRAP ASSY, (2) C07202-2 SHAKER, (2) NAS43DD3-56FC SPACER, AND (2) NAS6703-26 BOLT IS INTERCHANGEABLE WITH 251N1060-47. FOR NHA/OTHER SYS DET SEE: 27-31-10-01	950951	RF
- 1	251N1060-49		WHEEL AND COLUMN ASSY- (PLACARDS AND MARKINGS ONLY) POSITION DATA: CAPT SIDE COMPONENT MAINT MANUAL REF: 27-09-22 QUALIFIED I/W DATA: 251N1060-25, -33 OR -43 TOGETHER WITH (2) 69-11957-10 SHIM, (1) 69-11957-9 STRAP ASSY, (2) C07202-2 SHAKER, (2) NAS43DD3-56FC SPACER, AND (2) NAS6703-26 BOLT IS INTERCHANGEABLE WITH 251N1060-49 FOR NHA/OTHER SYS DET SEE: 27-31-10-01	006102 108903 953999	RF

MISSING ITEM NUMBERS NOT APPLICABLE

- ITEM NOT ILLUSTRATED

11-31-45-11

11-31-45
FIG. 11
PAGE 3
JAN 20/09

BRI



757

PARTS CATALOG (MAINTENANCE)

FIG ITEM	PART NUMBER	1 2 3 4 5 6 7	NOMENCLATURE	EFFECT FROM TO	UNITS PER ASSY
11 - 1	251N1060-55		WHEEL AND COLUMN ASSY- (PLACARDS AND MARKINGS ONLY) POSITION DATA: CAPT SIDE COMPONENT MAINT MANUAL REF: 27-09-22 QUALIFIED I/W DATA: 251N1060-9, -15, -19, -23, -31 OR -41 TOGETHER WITH (2) 69-11957-10 SHIM, (1) 69-11957-9 STRAP ASSY, (2) C07202-2 SHAKER, (2) (2) NAS43DD3-56FC SPACER, AND (2) NAS6703-26 BOLT IS INTERCHANGEABLE WITH 251N1060-55. FOR NHA/OTHER SYS DET SEE: 27-31-10-01	950951	RF
- 1	251N1060-57		WHEEL AND COLUMN ASSY- (PLACARDS AND MARKINGS ONLY) POSITION DATA: CAPT SIDE COMPONENT MAINT MANUAL REF: 27-09-22 QUALIFIED I/W DATA: 251N1060-25, -33 OR -43 TOGETHER WITH (2) 69-11957-10 SHIM, (1) 69-11957-9 STRAP ASSY, (2) C07202-2 SHAKER, (2) NAS43DD3-56FC SPACER, AND (2) NAS6703-26 BOLT IS INTERCHANGEABLE WITH 251N1060-57. FOR NHA/OTHER SYS DET SEE: 27-31-10-01	006102 108903 953999	RF
- 1	251N1060-63		WHEEL AND COLUMN ASSY- (PLACARDS AND MARKINGS ONLY) POSITION DATA: CAPT SIDE COMPONENT MAINT MANUAL REF: 27-09-22 FOR NHA/OTHER SYS DET SEE: 27-31-10-01	103106	RF

MISSING ITEM NUMBERS NOT APPLICABLE

- ITEM NOT ILLUSTRATED

11-31-45-11

11-31-45
FIG. 11
PAGE 4
JAN 20/09

BRI



757

PARTS CATALOG (MAINTENANCE)

FIG ITEM	PART NUMBER	1 2 3 4 5 6 7	NOMENCLATURE	EFFECT FROM TO	UNITS PER ASSY
11 - 5	251N1060-32		WHEEL AND COLUMN ASSY- (PLACARDS AND MARKINGS ONLY) POSITION DATA: FIRST OFFICER SIDE COMPONENT MAINT MANUAL REF: 27-09-22 QUALIFIED I/W DATA: 251N1060-32 TOGETHER WITH (2) 69-11957-10 SHIM, (1) 69-11957-9 STRAP ASSY, (2) C07202-2 SHAKER, (2) NAS43DD3-56FC SPACER, AND (2) NAS6703-26 BOLT IS INTERCHANGEABLE WITH 251N1060-48 OR 251N1060-56. FOR NHA/OTHER SYS DET SEE: 27-31-10-01	952952	RF
- 5	251N1060-34		WHEEL AND COLUMN ASSY- (PLACARDS AND MARKINGS ONLY) POSITION DATA: FIRST OFFICER SIDE COMPONENT MAINT MANUAL REF: 27-09-22 QUALIFIED I/W DATA: 251N1060-34 TOGETHER WITH (2) 69-11957-10 SHIM, (1) 69-11957-9 STRAP ASSY, (2) C07202-2 SHAKER, (2) NAS43DD3-56FC SPACER, AND (2) NAS6703-26 BOLT IS INTERCHANGEABLE WITH 251N1060-50 OR 251N1060-58. FOR NHA/OTHER SYS DET SEE: 27-31-10-01	002004 006102 108949 953999	RF

MISSING ITEM NUMBERS NOT APPLICABLE

- ITEM NOT ILLUSTRATED

11-31-45-11

11-31-45
FIG. 11
PAGE 5
JAN 20/09

BRI



757

PARTS CATALOG (MAINTENANCE)

FIG ITEM	PART NUMBER	1 2 3 4 5 6 7	NOMENCLATURE	EFFECT FROM TO	UNITS PER ASSY
11 - 5	251N1060-42		WHEEL AND COLUMN ASSY- (PLACARDS AND MARKINGS ONLY) POSITION DATA: FIRST OFFICER SIDE COMPONENT MAINT MANUAL REF: 27-09-22 QUALIFIED I/W DATA: 251N1060-42 TOGETHER WITH (2) 69-11957-10 SHIM, 9 (1) 69-11957-9 STRAP ASSY, (2) C07202-2 SHAKER, (2) NAS43DD3-56FC SPACER, AND (2) NAS6703-26 BOLT IS INTERCHANGEABLE WITH 251N1060-48 OR 251N1060-56. FOR NHA/OTHER SYS DET SEE: 27-31-10-01	952952	RF
- 5	251N1060-44		WHEEL AND COLUMN ASSY- (PLACARDS AND MARKINGS ONLY) POSITION DATA: FIRST OFFICER SIDE COMPONENT MAINT MANUAL REF: 27-09-22 QUALIFIED I/W DATA: 251N1060-44 TOGETHER WITH (2) 69-11957-10 SHIM, (1) 69-11957-9 STRAP ASSY, (2) C07202-2 SHAKER, (2) NAS43DD3-56FC SPACER, AND (2) NAS6703-26 BOLT IS INTERCHANGEABLE WITH 251N1060-50 OR 251N1060-58. FOR NHA/OTHER SYS DET SEE: 27-31-10-01	002004 006102 108949 953999	RF

MISSING ITEM NUMBERS NOT APPLICABLE

- ITEM NOT ILLUSTRATED

11-31-45-11

11-31-45
FIG. 11
PAGE 6
JAN 20/09

BRI



757

PARTS CATALOG (MAINTENANCE)

FIG ITEM	PART NUMBER	1 2 3 4 5 6 7	NOMENCLATURE	EFFECT FROM TO	UNITS PER ASSY
11 - 5	251N1060-48		WHEEL AND COLUMN ASSY- (PLACARDS AND MARKINGS ONLY) POSITION DATA: CAPT SIDE COMPONENT MAINT MANUAL REF: 27-09-22 QUALIFIED I/W DATA: 251N1060-10, -16, -20, -24, -32 OR -42 TOGETHER WITH (2) 69-11957-10 SHIM, (1) 69-11957-9 STRAP ASSY, (2) C07202-2 SHAKER, (2) NAS43DD3-56FC SPACER, AND (2) NAS6703-26 BOLT IS INTERCHANGEABLE WITH 251N1060-48. FOR NHA/OTHER SYS DET SEE: 27-31-10-01	950951	RF
- 5	251N1060-50		WHEEL AND COLUMN ASSY- (PLACARDS AND MARKINGS ONLY) POSITION DATA: FIRST OFFICER SIDE COMPONENT MAINT MANUAL REF: 27-09-22 QUALIFIED I/W DATA: 251N1060-44, -34 OR -26 TOGETHER WITH (2) 69-11957-10 SHIM, (1) 69-11957-9 STRAP ASSY, (2) C07202-2 SHAKER, (2) NAS43DD3-56FC SPACER, AND (2) NAS6703-26 BOLT IS INTERCHANGEABLE WITH 251N1060-50. FOR NHA/OTHER SYS DET SEE: 27-31-10-01	006102 108903 953999	RF

MISSING ITEM NUMBERS NOT APPLICABLE

- ITEM NOT ILLUSTRATED

11-31-45-11

11-31-45
FIG. 11
PAGE 7
JAN 20/09

BRI



757

PARTS CATALOG (MAINTENANCE)

FIG ITEM	PART NUMBER	1 2 3 4 5 6 7	NOMENCLATURE	EFFECT FROM TO	UNITS PER ASSY
11 - 5	251N1060-56		WHEEL AND COLUMN ASSY- (PLACARDS AND MARKINGS ONLY) POSITION DATA: FIRST OFFICER SIDE COMPONENT MAINT MANUAL REF: 27-09-22 QUALIFIED I/W DATA: 251N1060-10, -16, -20, -24, -32 OR -42 TOGETHER WITH (2) 69-11957-10 SHIM, (1) 69-11957-9 STRAP ASSY, (2) C07202-2 SHAKER, (2) NAS43DD3-56FC SPACER, AND (2) NAS6703-26 BOLT IS INTERCHANGEABLE WITH 251N1060-56. FOR NHA/OTHER SYS DET SEE: 27-31-10-01	950951	RF
- 5	251N1060-58		WHEEL AND COLUMN ASSY- (PLACARDS AND MARKINGS ONLY) POSITION DATA: FIRST OFFICER SIDE COMPONENT MAINT MANUAL REF: 27-09-22 QUALIFIED I/W DATA: 251N1060-44, -34 OR -26 TOGETHER WITH (2) 69-11957-10 SHIM, (1) 69-11957-9 STRAP ASSY, (2) C07202-2 SHAKER, (2) NAS43DD3-56FC SPACER, AND (2) NAS6703-26 BOLT IS INTERCHANGEABLE WITH 251N1060-58. FOR NHA/OTHER SYS DET SEE: 27-31-10-01	006102 108903 953999	RF
- 10	251N1060-70		WHEEL AND COLUMN ASSY- (PLACARDS AND MARKINGS ONLY) POSITION DATA: FIRST OFFICER SIDE COMPONENT MAINT MANUAL REF: 27-09-22 FOR NHA/OTHER SYS DET SEE: 27-31-10-01	103106	RF

MISSING ITEM NUMBERS NOT APPLICABLE

- ITEM NOT ILLUSTRATED

11-31-45-11

11-31-45
FIG. 11
PAGE 8
JAN 20/09

BRI



757
PARTS CATALOG (MAINTENANCE)

FIG ITEM	PART NUMBER	1 2 3 4 5 6 7	NOMENCLATURE	EFFECT FROM TO	UNITS PER ASSY
11 50	BAC27NCT0263		.DECAL-CONTROL COLUMN	002004 006106 108903 950999	1

MISSING ITEM NUMBERS NOT APPLICABLE

- ITEM NOT ILLUSTRATED

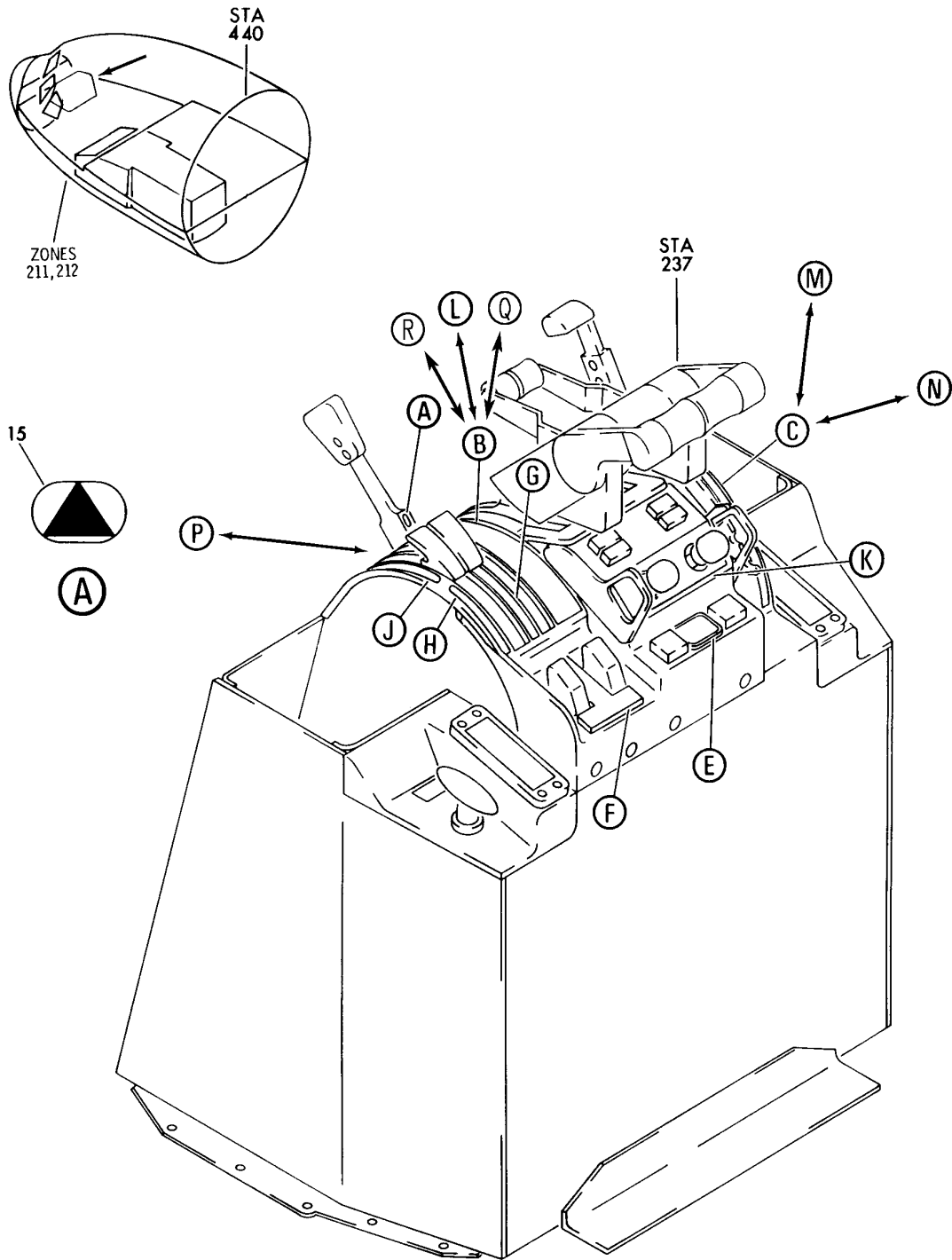
BRI

11-31-45-11

BOEING PROPRIETARY - Copyright © - Unpublished Work - See title page for details.

11-31-45
FIG. 11
PAGE 9
JAN 20/09

BOEING
757
PARTS CATALOG (MAINTENANCE)



Y 11315101 SH1 1 REV 305

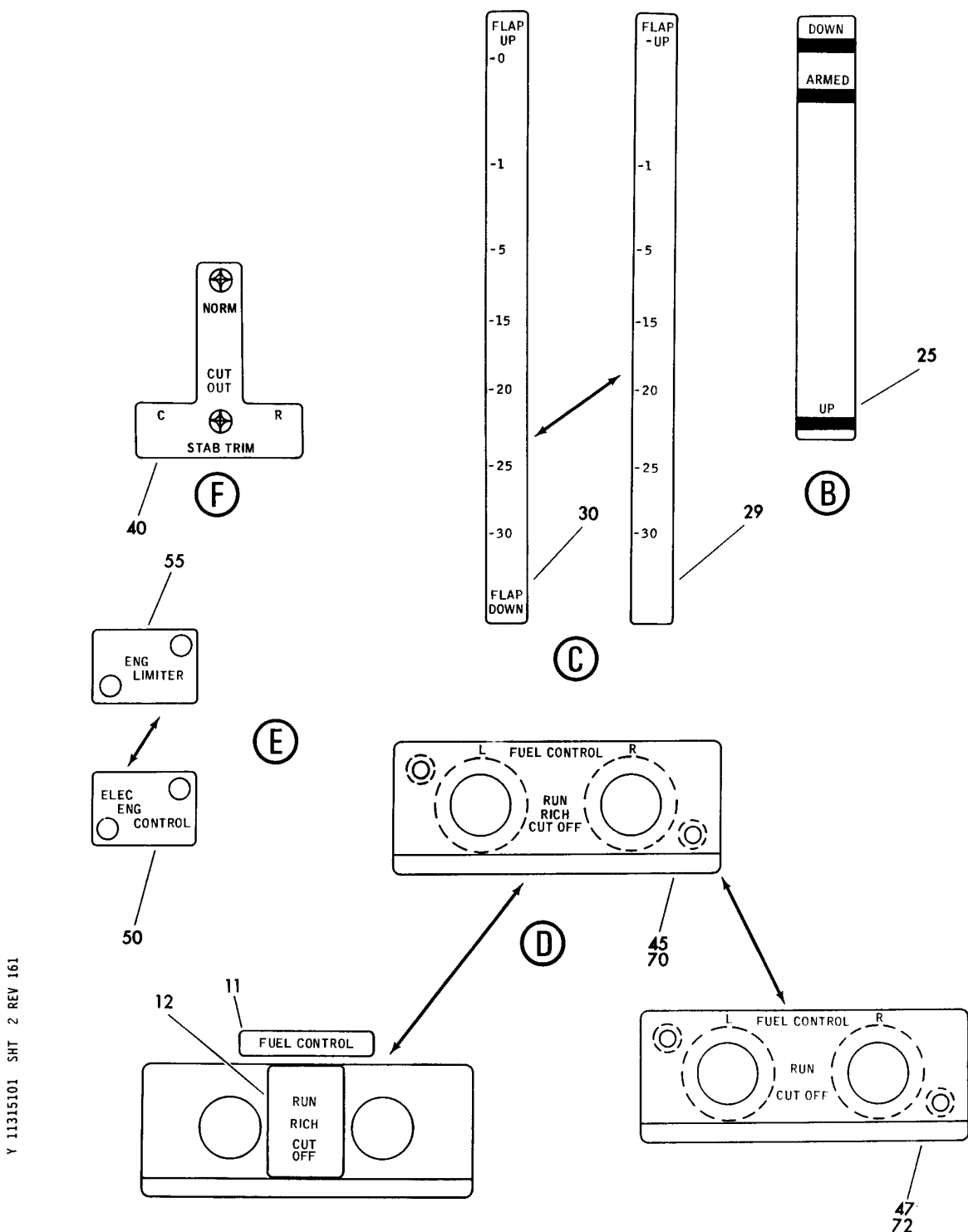
LIGHTPLATE INSTL-CONT STAND (PLACARDS AND MARKINGS ONLY)
FIGURE 1 (SHEET 1)

11-31-51-01

BRI
MAY 28/07

11-31-51-01
PAGE 0

BOEING
757
PARTS CATALOG (MAINTENANCE)



Y 11315101 SHT 2 REV 161

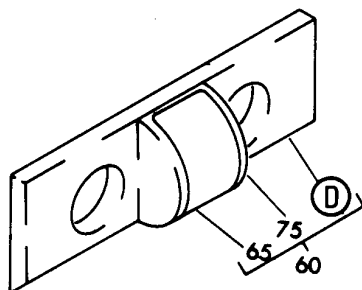
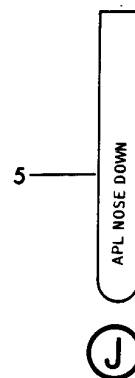
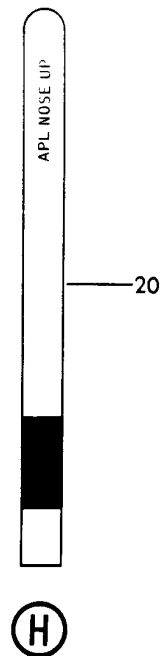
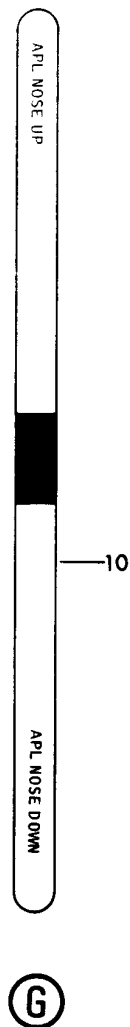
LIGHTPLATE INSTL-CONT STAND (PLACARDS AND MARKINGS ONLY)
FIGURE 1 (SHEET 2)

11-31-51-01

BRI
MAY 28/07

11-31-51-01
PAGE 0A

BOEING
757
PARTS CATALOG (MAINTENANCE)



V 11315101 SH1 3 REV 075

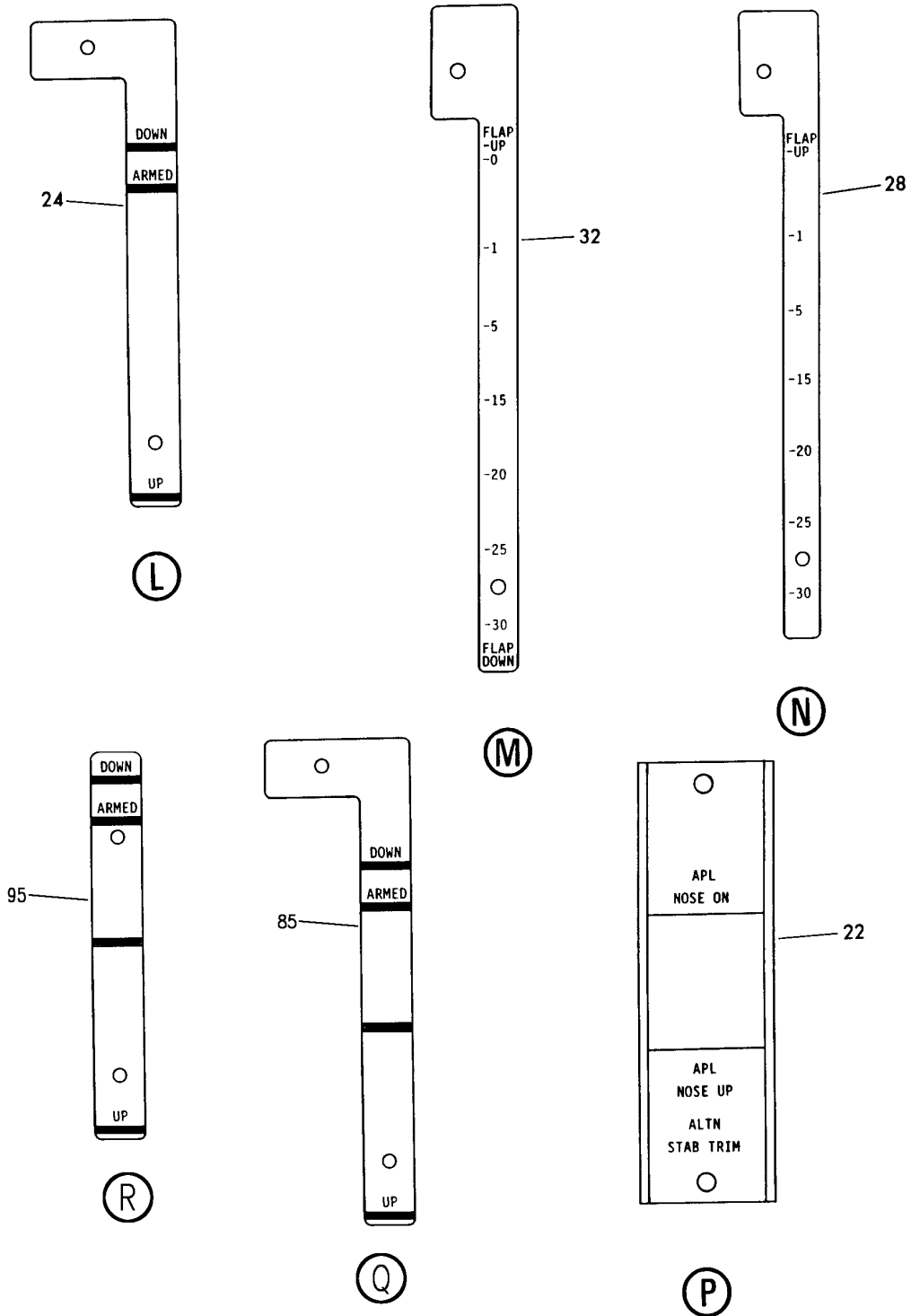
LIGHTPLATE INSTL-CONT STAND (PLACARDS AND MARKINGS ONLY)
FIGURE 1 (SHEET 3)

11-31-51-01

BRI
MAY 28/07

11-31-51-01
PAGE 0B

BOEING
757
PARTS CATALOG (MAINTENANCE)



Y 11315101 SH1 4 REV 305

LIGHTPLATE INSTL-CONT STAND (PLACARDS AND MARKINGS ONLY)
FIGURE 1 (SHEET 4)

11-31-51-01

BRI
MAY 28/07

11-31-51-01
PAGE 0C



757

PARTS CATALOG (MAINTENANCE)

FIG ITEM	PART NUMBER	1 2 3 4 5 6 7	NOMENCLATURE	EFFECT FROM TO	UNITS PER ASSY
1			LIGHTPLATE INSTL-CONT STAND (PLACARDS AND MARKINGS ONLY)	002004 006102 107999	
- 1	254N1112-5		LIGHTPLATE INSTL-CONT STAND (PLACARDS AND MARKINGS ONLY) FOR NHA/OTHER SYS DET SEE: 76-11-04-02	107107	RF
- 1	254N1112-8		LIGHTPLATE INSTL-CONT STAND (PLACARDS AND MARKINGS ONLY) FOR NHA/OTHER SYS DET SEE: 76-11-04-02	904949	RF
- 3	254N1112-9		LIGHTPLATE INSTL-CONT STAND (PLACARDS AND MARKINGS ONLY) FOR NHA/OTHER SYS DET SEE: 76-11-04-02	002004 006100 121503 950999	RF
- 3	254N1112-12		LIGHTPLATE INSTL-CONT STAND (PLACARDS AND MARKINGS ONLY) FOR NHA/OTHER SYS DET SEE: 76-11-04-02	101102 108120 504903	RF
5	BAC27TCT0029		.DECAL- PLACARD CONTENT: APL NOSE DOWN	107107 904949	1
10	BAC27TCT0028		.DECAL- PLACARD CONTENT: APL NOSE UP, APL NOSE DOWN	107107 904949	1
15	BACM10L00-1BJV		.MARKER-ALUMINUM FOIL	002004 006102 107999	1
20	BAC27TCT0030		.DECAL- PLACARD CONTENT: APL NOSE UP	107107 904949	1
22	800-006142		.LIGHTPLATE-ALT STAB TRIM SWITCH SUPPLIER CODE: V05617 SPECIFICATION NUMBER: S233T100-569 OPTIONAL PART: S233T100-569 V51896	101102 108120 504903	RF

MISSING ITEM NUMBERS NOT APPLICABLE

- ITEM NOT ILLUSTRATED

11-31-51-01

11-31-51
FIG. 01
PAGE 1
JAN 20/09

BRI



757

PARTS CATALOG (MAINTENANCE)

FIG ITEM	PART NUMBER	1 2 3 4 5 6 7	NOMENCLATURE	EFFECT FROM TO	UNITS PER ASSY
1	24 800-007373		.LIGHTPLATE-5V WHITE ILLUMINATED INTEGRALLY LIGHTED SPEED BRAKE SUPPLIER CODE: V05617 SPECIFICATION NUMBER: S233T100-5513 OPTIONAL PART: S233T100-5513 V51896	101102 108120 504903	RF
	25 800-000915		.LIGHTPLATE-5V WHITE ILLUMINATED INTEGRALLY LIGHTED SPEED BRAKE SUPPLIER CODE: V05617 SPECIFICATION NUMBER: S233T100-510 MISCELLANEOUS DATA: FOR VENDOR FSCM 05617 FOR SPARES ORDER THE 800-000915-1. OPTIONAL PART: S233T100-510 V51896 800-000915-1 V05617	002004 006100 107107 121503 904999	RF
	25 800-000915-1		.LIGHTPLATE-5V WHITE ILLUMINATED INTEGRALLY LIGHTED SPEED BRAKE SUPPLIER CODE: V05617 SPECIFICATION NUMBER: S233T100-510 OPTIONAL PART: S233T100-510 V51896 800-000915 V05617	002004 006100 107107 121503 904999	RF

MISSING ITEM NUMBERS NOT APPLICABLE

- ITEM NOT ILLUSTRATED

BRI

11-31-51-01

11-31-51
FIG. 01
PAGE 2
JAN 20/09



757

PARTS CATALOG (MAINTENANCE)

FIG ITEM	PART NUMBER	1 2 3 4 5 6 7	NOMENCLATURE	EFFECT FROM TO	UNITS PER ASSY
1					
30	800-000914-1		.LIGHTPLATE-5V WHITE ILLUMINATED INTEGRALLY LIGHTED FLAP POSITION SUPPLIER CODE: V05617 SPECIFICATION NUMBER: S233T100-526 OPTIONAL PART: S233T100-526 V51896 800-000914 V05617	002004 006100 107107 121503 904999	RF
30	800-000914		.LIGHTPLATE-5V WHITE ILLUMINATED INTEGRALLY LIGHTED FLAP POSITION SUPPLIER CODE: V05617 SPECIFICATION NUMBER: S233T100-526 MISCELLANEOUS DATA: FOR VENDOR FSCM 05617 FOR SPARES ORDER THE 800-000914-1 OPTIONAL PART: S233T100-526 V51896 800-000914-1 V05617 OPTIONAL PART: 800-003445 V05617	002004 006100 107107 121503 904999	RF
30	800-003445		.LIGHTPLATE-5V WHITE ILLUMINATED INTEGRALLY LIGHTED FLAP POSITION SUPPLIER CODE: V05617 SPECIFICATION NUMBER: S233T100-509 OPTIONAL PART: S233T100-509 V51896 OPTIONAL PART: 800-000914 V05617	002004 006100 107107 121503 904999	RF

MISSING ITEM NUMBERS NOT APPLICABLE

- ITEM NOT ILLUSTRATED

BRI

11-31-51-01

11-31-51
FIG. 01
PAGE 3
JAN 20/09



757

PARTS CATALOG (MAINTENANCE)

FIG ITEM	PART NUMBER	1 2 3 4 5 6 7	NOMENCLATURE	EFFECT FROM TO	UNITS PER ASSY
1 32	800-007375		.LIGHTPLATE-5V WHITE ILLUMINATED INTEGRALLY LIGHTED FLAP POSITION SUPPLIER CODE: V05617 SPECIFICATION NUMBER: S233T100-5515 OPTIONAL PART: S233T100-5515 V51896	101102 108120 504903	RF
40	800-000917		.LIGHTPLATE-STAB TRIM SUPPLIER CODE: V05617 SPECIFICATION NUMBER: S233T100-5504 MISCELLANEOUS DATA: FOR VENDOR FSCM 05617 FOR SPARES ORDER THE 800-000917-1 OPTIONAL PART: S233T100-5504 V51896 800-000917-1 V05617	101102 108120 504903	RF
40	800-000917-1		.LIGHTPLATE-STAB TRIM SUPPLIER CODE: V05617 SPECIFICATION NUMBER: S233T100-5504 OPTIONAL PART: S233T100-5504 V51896 800-000917 V05617	101102 108120 504903	RF

MISSING ITEM NUMBERS NOT APPLICABLE

- ITEM NOT ILLUSTRATED

BRI

11-31-51-01

11-31-51
FIG. 01
PAGE 4
JAN 20/09



757

PARTS CATALOG (MAINTENANCE)

FIG ITEM	PART NUMBER	1 2 3 4 5 6 7	NOMENCLATURE	EFFECT FROM TO	UNITS PER ASSY
1 45	800-001018		.LIGHTPLATE-CONT STAND SUPPLIER CODE: V05617 SPECIFICATION NUMBER: S233T100-508 MISCELLANEOUS DATA: FOR VENDOR FSCM 05617 FOR SPARES ORDER THE 800-001018-1 OPTIONAL PART: S233T100-508 V51896 800-001018-1 V05617 POST SERVICE BULLETIN: 73-0018	002004 006102 107999	RF
45	800-001018-1		.LIGHTPLATE-CONT STAND SUPPLIER CODE: V05617 SPECIFICATION NUMBER: S233T100-508 OPTIONAL PART: S233T100-508 V51896 800-001018 V05617 POST SERVICE BULLETIN: 73-0018	002004 006102 107999	RF
65	253T5916-3		.. GUARD	107107	1
70	800-001018-1		.. LIGHTPLATE- SUPPLIER CODE: V05617 SPECIFICATION NUMBER: S233T100-508 OPTIONAL PART: S233T100-508 V51896 800-001018 V05617	107107	1

MISSING ITEM NUMBERS NOT APPLICABLE

- ITEM NOT ILLUSTRATED

11-31-51-01

11-31-51
FIG. 01
PAGE 5
JAN 20/09

BRI



757

PARTS CATALOG (MAINTENANCE)

FIG ITEM	PART NUMBER	1 2 3 4 5 6 7	NOMENCLATURE	EFFECT FROM TO	UNITS PER ASSY
1 70	800-001018		..LIGHTPLATE- SUPPLIER CODE: V05617 SPECIFICATION NUMBER: S233T100-508 MISCELLANEOUS DATA: FOR VENDOR FSCM 05617 FOR SPARES ORDER THE 800-001018-1 OPTIONAL PART: S233T100-508 V51896 800-001018-1 V05617 OPTIONAL PART: 800-001344 V05617	107107	1
72	800-001344-1		..LIGHTPLATE-FUEL CONT SUPPLIER CODE: V05617 SPECIFICATION NUMBER: S233T100-532 OPTIONAL PART: S233T100-532 V51896 800-001344 V05617	107107	1
72	800-001344		..LIGHTPLATE-FUEL CONT SUPPLIER CODE: V05617 SPECIFICATION NUMBER: S233T100-532 MISCELLANEOUS DATA: FOR VENDOR FSCM 05617 FOR SPARES ORDER THE 800-001344-1 OPTIONAL PART: S233T100-532 V51896 800-001344-1 V05617 OPTIONAL PART: 800-001018 V05617	107107	1
75	BAC27ECT1033		..DECAL- PLACARD CONTENT: RUN RICH CUTOFF	107107	1

MISSING ITEM NUMBERS NOT APPLICABLE

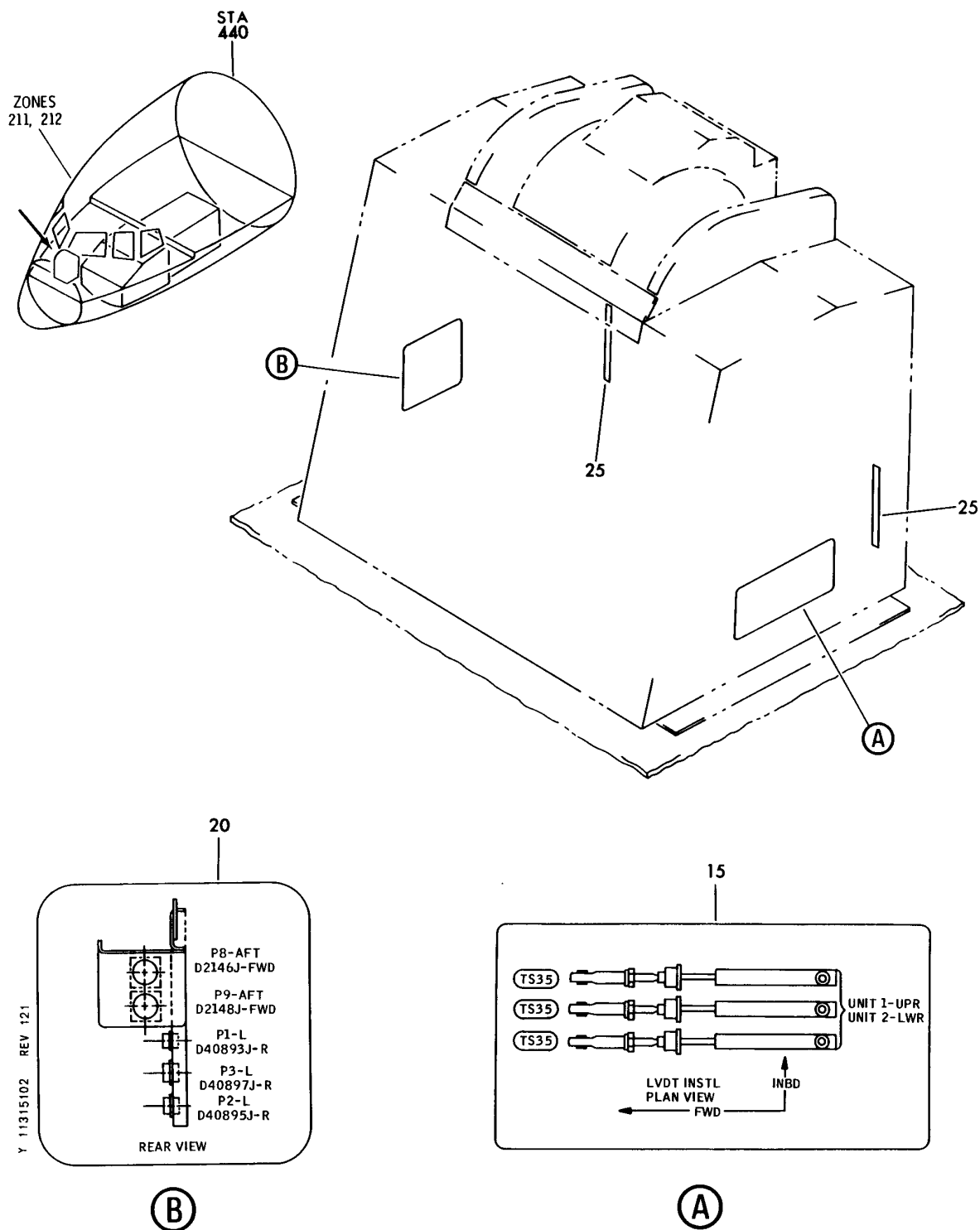
- ITEM NOT ILLUSTRATED

11-31-51-01

11-31-51
FIG. 01
PAGE 6
JAN 20/09

BRI

BOEING
757
PARTS CATALOG (MAINTENANCE)



STAND ASSY-CONT VAR (PLACARDS AND MARKINGS ONLY)
FIGURE 2

11-31-51-02

BRI
MAY 28/07

11-31-51-02
PAGE 0



757

PARTS CATALOG (MAINTENANCE)

FIG ITEM	PART NUMBER	1 2 3 4 5 6 7	NOMENCLATURE	EFFECT FROM TO	UNITS PER ASSY
2			STAND ASSY-CONT VAR (PLACARDS AND MARKINGS ONLY)	002004 006999	
- 1	254N1008-311		STAND ASSY-CONT VAR (PLACARDS AND MARKINGS ONLY) FOR NHA/OTHER SYS DET SEE: 76-11-04-02	006006 015016	RF
- 2	254N1008-307		STAND ASSY-CONT VAR (PLACARDS AND MARKINGS ONLY) FOR NHA/OTHER SYS DET SEE: 76-11-04-02	002004 952952	RF
- 2	254N1008-308		STAND ASSY-CONT VAR (PLACARDS AND MARKINGS ONLY) FOR NHA/OTHER SYS DET SEE: 76-11-04-02	121503	RF
- 4	254N1008-309		STAND ASSY-CONT VAR (PLACARDS AND MARKINGS ONLY) FOR NHA/OTHER SYS DET SEE: 76-11-04-02	017100	RF
- 4	254N1008-241		STAND ASSY-CONT VAR (PLACARDS AND MARKINGS ONLY) FOR NHA/OTHER SYS DET SEE: 76-11-04-02	107107	RF
- 4	254N1008-302		STAND ASSY-CONT (PLACARDS AND MARKINGS ONLY) FOR NHA/OTHER SYS DET SEE: 76-11-04-02	904949	RF
- 6	254N1008-316		STAND ASSY-CONT VAR (PLACARDS AND MARKINGS ONLY) FOR NHA/OTHER SYS DET SEE: 76-11-04-02	007014 950951 953999	RF
- 6	254N1008-321		STAND ASSY-CONT VAR (PLACARDS AND MARKINGS ONLY) FOR NHA/OTHER SYS DET SEE: 76-11-04-02	101102 504903	RF
- 8	254N1008-456		STAND ASSY-CONT VAR (PLACARDS AND MARKINGS ONLY) FOR NHA/OTHER SYS DET SEE: 76-11-04-02	108120	RF

MISSING ITEM NUMBERS NOT APPLICABLE

- ITEM NOT ILLUSTRATED

11-31-51-02

11-31-51
FIG. 02
PAGE 1
JAN 20/09

BRI



757

PARTS CATALOG (MAINTENANCE)

FIG ITEM	PART NUMBER	1 2 3 4 5 6 7	NOMENCLATURE	EFFECT FROM TO	UNITS PER ASSY
2 -	8 254N1008-460		STAND ASSY-CONT VAR (PLACARDS AND MARKINGS ONLY) FOR NHA/OTHER SYS DET SEE: 76-11-04-02	103106	RF
	15 BAC27NEL0418		.DECAL	002004 006999	1
	20 BAC27NEL0417		.DECAL	002004 006999	1
	25 BAC27NEL0173		.DECAL- PLACARD CONTENT: 1 THRU 10	002004 006999	2

MISSING ITEM NUMBERS NOT APPLICABLE

- ITEM NOT ILLUSTRATED

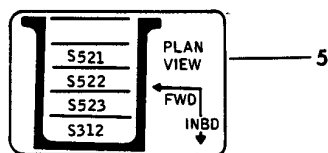
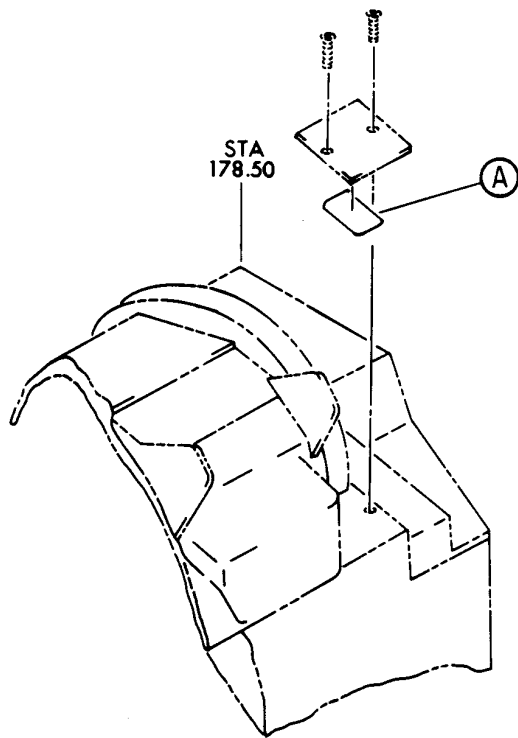
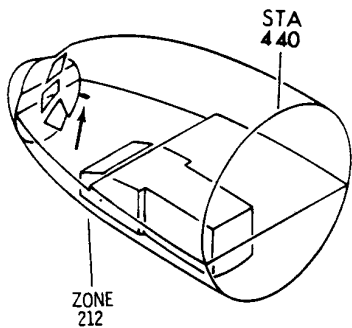
BRI

11-31-51-02

BOEING PROPRIETARY - Copyright © - Unpublished Work - See title page for details.

11-31-51
FIG. 02
PAGE 2
JAN 20/09

BOEING
757
PARTS CATALOG (MAINTENANCE)



Y 11318103 SH1 1 REV 024

SEAL INSTL-LEVERS CONT STAND (PLACARDS AND MARKINGS ONLY)
FIGURE 3

11-31-51-03

BRI
MAY 28/07

11-31-51-03
PAGE 0



757

PARTS CATALOG (MAINTENANCE)

FIG ITEM	PART NUMBER	1 2 3 4 5 6 7	NOMENCLATURE	EFFECT FROM TO	UNITS PER ASSY
3			SEAL INSTL-LEVERS CONT STAND (PLACARDS AND MARKINGS ONLY)	002004 006999	
- 1	253T5523-3		SEAL INSTL-LEVERS CONT STAND (PLACARDS AND MARKINGS ONLY)	107107	RF
- 1	253T5523-4		FOR NHA/OTHER SYS DET SEE: 76-11-04-02 SEAL INSTL-LEVERS CONT STAND (PLACARDS AND MARKINGS ONLY)	904949	RF
- 1	253T5523-6		FOR NHA/OTHER SYS DET SEE: 76-11-04-02 SEAL INSTL-LEVERS CONT STAND (PLACARDS AND MARKINGS ONLY)	002004 006100 108903 950999	RF
- 1	253T5523-8		FOR NHA/OTHER SYS DET SEE: 76-11-04-02 SEAL INSTL-LEVERS CONT STAND (PLACARDS AND MARKINGS ONLY)	101106 108120 504903	RF
5	BAC27TCT0158		.DECAL	002004 006999	1

MISSING ITEM NUMBERS NOT APPLICABLE

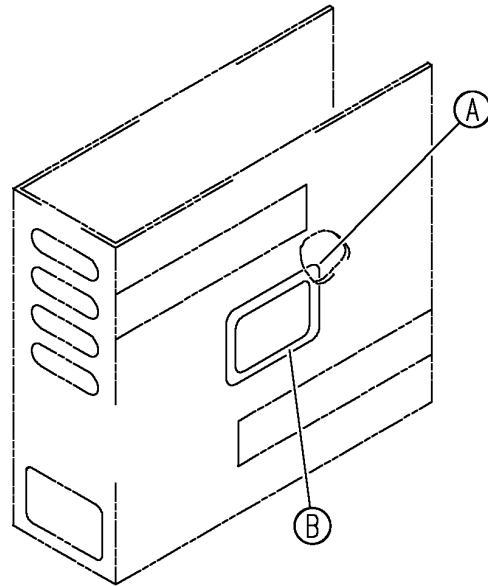
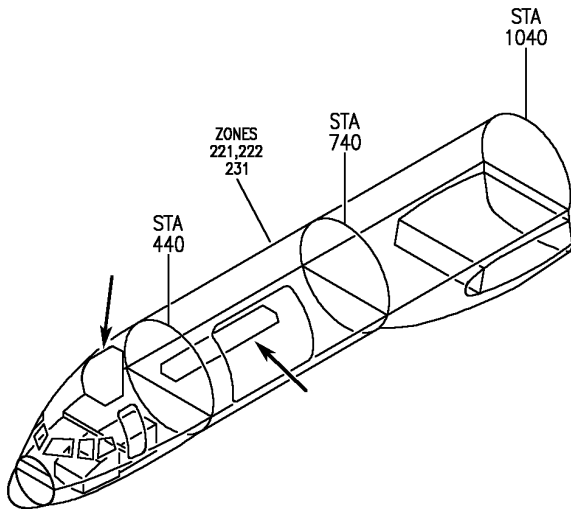
- ITEM NOT ILLUSTRATED

BRI

11-31-51-03

11-31-51
FIG. 03
PAGE 1
JAN 20/09

BOEING
757
PARTS CATALOG (MAINTENANCE)



5
55

**CAUTION
MAGNETIC MEDIA**

DO NOT SHIP OR STORE NEAR MAGNETIC FIELDS,
MOTORS, GENERATORS OR X-RAY EQUIPMENT

DO NOT X-RAY - OPEN FOR INSPECTION

DO NOT EXPOSE BEYOND THE RANGE OF -20
TO 50 DEGREES CELCIUS

DO NOT EXPOSE TO MOISTURE

(A)

10
60

**CAUTION
MAGNETIC MEDIA**

DO NOT SHIP OR STORE NEAR MAGNETIC FIELDS,
MOTORS, GENERATORS OR X-RAY EQUIPMENT

DO NOT X-RAY - OPEN FOR INSPECTION

DO NOT EXPOSE BEYOND THE RANGE OF -20 TO 50
DEGREES CELCIUS

DO NOT EXPOSE TO MOISTURE

(B)

Y 11315201 REV 249

HOLDER INSTL-MEDIA DELIVERY CONFIGURATION PASS. AIRPLANE (PLACARDS AND MARKINGS ONLY)
FIGURE 1

BRI
MAY 28/07

11-31-52-01

11-31-52-01
PAGE 0



757

PARTS CATALOG (MAINTENANCE)

FIG ITEM	PART NUMBER	1 2 3 4 5 6 7	NOMENCLATURE	EFFECT FROM TO	UNITS PER ASSY
1			HOLDER INSTL-MEDIA DELIVERY CONFIGURATION PASS. AIRPLANE (PLACARDS AND MARKINGS ONLY)	101106 108120 504903	
- 1	200N0100-1		HOLDER INSTL-MEDIA DELIVERY CONFIGURATION PASS. AIRPLANE (PLACARDS AND MARKINGS ONLY) STOWED ITEM DATA: INSTALL MEDIA BINDER INTO THE MOST FORWARD AND AVAILABLE OVERHEAD BIN ON THE LEFT HAND SIDE. FOR NHA/OTHER SYS DET SEE: 25-10-00-25	101102 108120 504903	RF
5	BAC27EEL27011		.DECAL	101102 108120 504903	1
10	BAC27EEL27012		.DECAL	101102 108120 504903	1
- 15	BAC27WEX912		.DECAL	101102 108120 504903	20
- 50	200N0102-1		BINDER ASSY-MEDIA (PLACARDS AND MARKINGS ONLY) STOWED ITEM DATA: ON THE PASSENGER AIRPLANE INSTALL MEDIA BINDER IN THE MOST FORWARD AND AVAILABLE OVERHEAD BIN ON THE LEFT HAND SIDE. - ON THE FREIGHTER AIRPLANE INSTALL DELIVERY MEDIA BINDER INTO THE UPPER CABINET IN THE LAV "W" STA 330.75 FOR NHA/OTHER SYS DET SEE: 25-10-00-25 25-10-00-25A	101106 108120 504903	RF
55	BAC27EEL27011		.DECAL	103106	1
55	BAC27EEL27011		.DECAL	101102 108120 504903	1
60	BAC27EEL27012		.DECAL	103106	1

MISSING ITEM NUMBERS NOT APPLICABLE

- ITEM NOT ILLUSTRATED

11-31-52-01

11-31-52
FIG. 01
PAGE 1
JAN 20/09

BRI



**757
PARTS CATALOG (MAINTENANCE)**

FIG ITEM	PART NUMBER	1 2 3 4 5 6 7	NOMENCLATURE	EFFECT FROM TO	UNITS PER ASSY
1	60 BAC27EEL27012	.	DECAL	101102 108120 504903	1
- 65	BAC27WEX912	.	DECAL	103106	30
- 65	BAC27WEX912	.	DECAL	101102 108120 504903	30

MISSING ITEM NUMBERS NOT APPLICABLE

- ITEM NOT ILLUSTRATED


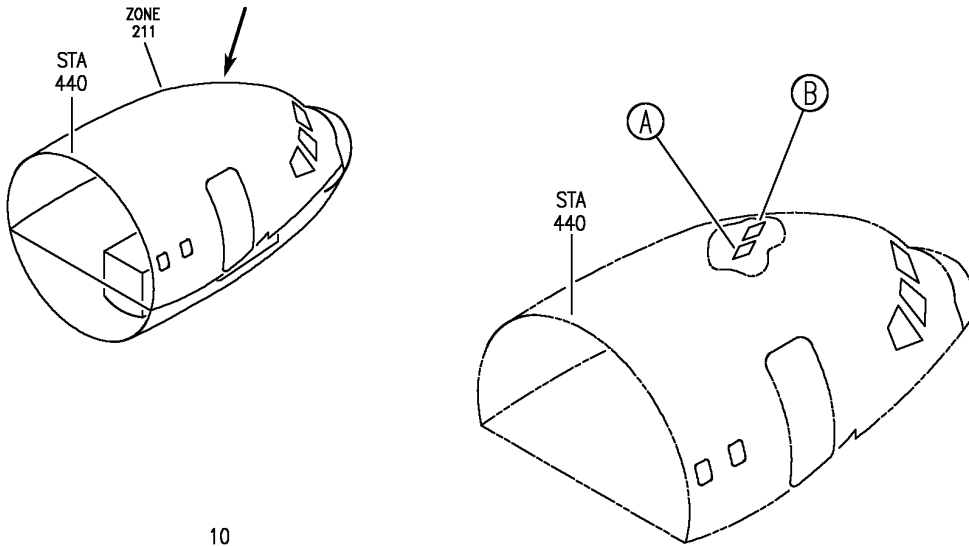
BRI

11-31-52-01


BOEING PROPRIETARY - Copyright © - Unpublished Work - See title page for details.

11-31-52
FIG. 01
PAGE 2
JAN 20/09

BOEING
757
PARTS CATALOG (MAINTENANCE)



(B)



(A)

Y 11315801 REV 261

HOLDER INSTL-PROTECTIVE GLOVES (PLACARDS AND MARKINGS ONLY)
FIGURE 1

11-31-58-01

BRI
JAN 20/09

11-31-58-01
PAGE 0



757

PARTS CATALOG (MAINTENANCE)

FIG ITEM	PART NUMBER	1 2 3 4 5 6 7	NOMENCLATURE	EFFECT FROM TO	UNITS PER ASSY
1			HOLDER INSTL-PROTECTIVE GLOVES (PLACARDS AND MARKINGS ONLY)	103106	
- 1	MODREF169763		HOLDER INSTL-PROTECTIVE GLOVES (PLACARDS AND MARKINGS ONLY) MODULE NUMBER: 232N4020-8 REV B FOR OTHER SYS DETAILS SEE: 25-13-53-01	103106	1
5	BAC29PPS36208		.PLACARD	103106	1
10	BAC29PPS36235		.PLACARD	103106	1

MISSING ITEM NUMBERS NOT APPLICABLE

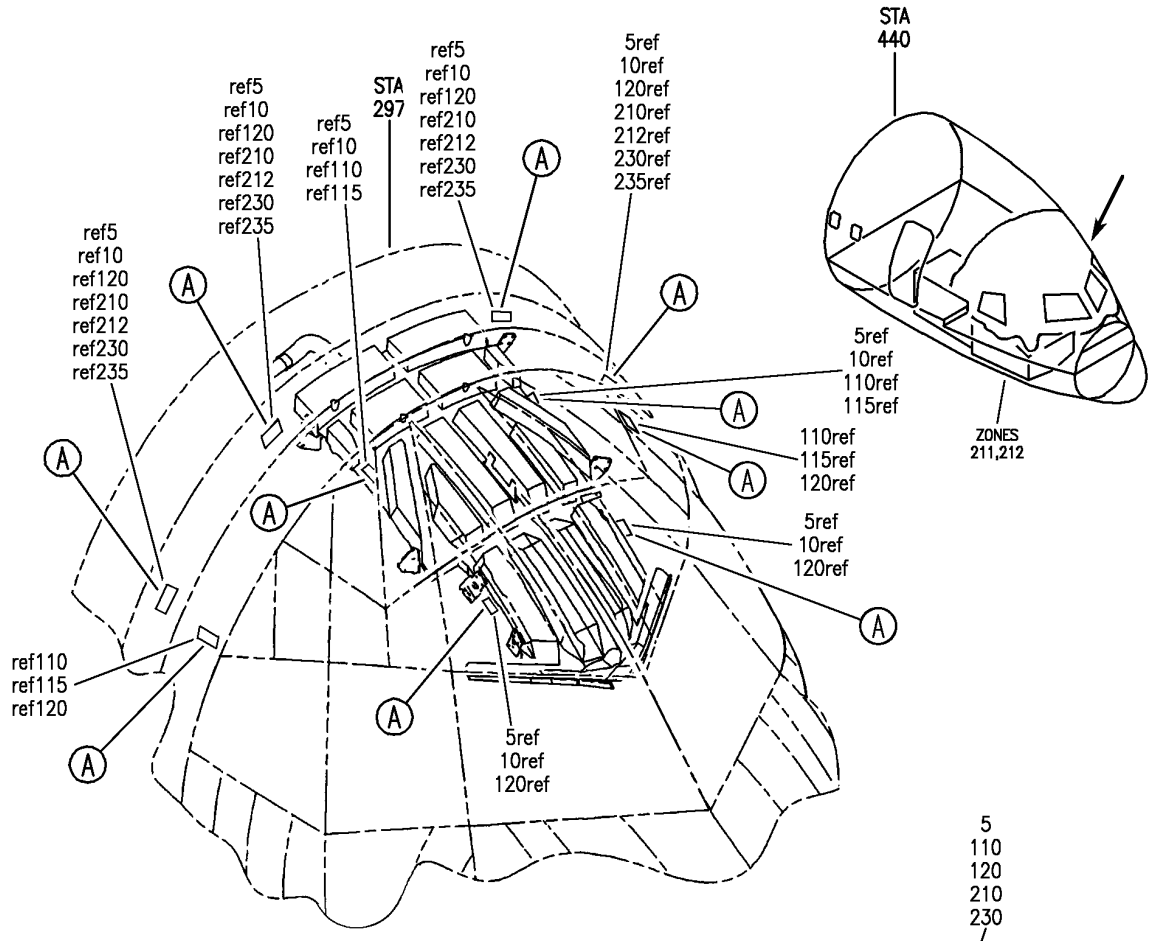
- ITEM NOT ILLUSTRATED

11-31-58-01

11-31-58
FIG. 01
PAGE 1
JAN 20/09

BRI

BOEING
757
PARTS CATALOG (MAINTENANCE)



ATTENTION

The Dripshields on This Airplane Have Been Fire Blocked. All Modifications in This Area Must Comply With Service Bulletin: 747 SB 747-25-3253, 757 SB 757-25-0226, 757 SB 757-25-0228, 767 SB 767-25-0290, 777 SB 777-25-0164

WARNING

The Dripshields on This Airplane Have Been Fire Blocked. All Modifications in This Area Must Comply With Service Bulletin: 747 SB 747-25-3253, 757 SB 757-25-0226, 757 SB 757-25-0228, 767 SB 767-25-0290, 777 SB 777-25-0164

WARNING



Y 11316001 REV 314

DRIPSHIELD INSTL-SECT. 41
FIGURE 1

11-31-60-01



757

PARTS CATALOG (MAINTENANCE)

FIG ITEM	PART NUMBER	1 2 3 4 5 6 7	NOMENCLATURE	EFFECT FROM TO	UNITS PER ASSY
1			DRIPSHIELD INSTL-SECT. 41	002004 006102 107107 121999	
- 1	232N1318-3		DRIPSHIELD INSTL-SECT. 41 REWORKED BY SB: 25-0226R1 25-0226R3 FOR NHA/OTHER SYS DET SEE: 25-10-00-05B 25-10-00-10	017102 504903	RF
- 1	232N1318-2		DRIPSHIELD INSTL-SECT. 41 REWORKED BY SB: 25-0226R3 FOR NHA/OTHER SYS DET SEE: 25-10-00-05B	011016	RF
5	BAC27ECC1722		.PLACARD- SERVICE BULLETIN OPT DATA: BAC27ECC1724 POST SERVICE BULLETIN: 25-0226R1 25-0226R3	011102 504903	8
10	BAC27ECC1724		.PLACARD- SERVICE BULLETIN OPT DATA: BAC27ECC1722 POST SERVICE BULLETIN: 25-0226R1 25-0226R3	011102 504903	8
- 100	232N1301-61		DRIPSHIELD INSTL-OVHD FLIGHT DECK POSITION DATA: FWD LH REWORKED BY SB: 25-0226 25-0226R2 25-0026R3 FOR NHA SEE: 25-10-00-01	002004 006010 107107 121503 904999	RF
- 105	232N1301-62		DRIPSHIELD INSTL- FLIGHT DECK POSITION DATA: FWD RH REWORKED BY SB: 25-0226 25-0226R2 25-0226R3 FOR NHA SEE: 25-10-00-01	002004 006010 107107 121503 904999	RF

MISSING ITEM NUMBERS NOT APPLICABLE

- ITEM NOT ILLUSTRATED

11-31-60-01

11-31-60
FIG. 01
PAGE 1
JAN 20/09

BRI



757

PARTS CATALOG (MAINTENANCE)

FIG ITEM	PART NUMBER	1 2 3 4 5 6 7	NOMENCLATURE	EFFECT FROM TO	UNITS PER ASSY
1 110	BAC27ECC1722		.PLACARD- SERVICE BULLETIN OPT DATA: BAC27ECC1724 POST SERVICE BULLETIN: 25-0226 25-0226R2 25-0226R3	002004 006010 107107 121503 904999	2
115	BAC27ECC1724		.PLACARD- SERVICE BULLETIN OPT DATA: BAC27ECC1722 POST SERVICE BULLETIN: 25-0266R2 25-0266R3	002004 006010 107107 121503 904999	2
- 200	232N1302-11		DRIPSHIELD INSTL-OVHD FLIGHT DECK POSITION DATA: AFT LH REWORKED BY SB: 25-0226R2 25-0226R3 FOR NHA SEE: 25-10-00-01	107107 904949	RF
- 205	232N1302-12		DRIPSHIELD INSTL-OVHD FLIGHT DECK POSITION DATA: AFT RH REWORKED BY SB: 25-0226R2 25-0226R3 FOR NHA SEE: 25-10-00-01	107107 904949	RF
210	BAC27ECC1722		.PLACARD- POSITION DATA: LH SIDE SERVICE BULLETIN OPT DATA: BAC27ECC1724 POST SERVICE BULLETIN: 25-0226R2 25-0226R3	107107 904949	2
212	BAC27ECC1724		.PLACARD- POSITION DATA: LH SIDE SERVICE BULLETIN OPT DATA: BAC27ECC1722 POST SERVICE BULLETIN: 25-0226R2 25-0226R3	107107 904949	2

MISSING ITEM NUMBERS NOT APPLICABLE

- ITEM NOT ILLUSTRATED

11-31-60-01

11-31-60
FIG. 01
PAGE 2
JAN 20/09

BRI



757

PARTS CATALOG (MAINTENANCE)

FIG ITEM	PART NUMBER	1 2 3 4 5 6 7	NOMENCLATURE	EFFECT FROM TO	UNITS PER ASSY
1 - 225	232N1302-64		DRIPSHIELD INSTL-OVHD FLIGHT DECK POSITION DATA: AFT RH REWORKED BY SB: 25-0226 25-0226R2 25-0226R3 FOR NHA SEE: 25-10-00-01	002004 006010 121503 950999	RF
- 226	232N1302-71		DRIPSHIELD INSTL-OVHD FLIGHT DECK POSITION DATA: AFT LH REWORKED BY SB: 25-0226 25-0226R2 25-0226R3 FOR NHA SEE: 25-10-00-01	002004 006010 121503 950999	RF
230	BAC27ECC1722		.PLACARD- SERVICE BULLETIN OPT DATA: BAC27ECC1724 POST SERVICE BULLETIN: 25-0226 25-0226R2 25-0226R3	002004 006010 121503 950999	2
235	BAC27ECC1724		.PLACARD- SERVICE BULLETIN OPT DATA: BAC27ECC1722 POST SERVICE BULLETIN: 25-0226R2 25-0226R3	002004 006010 121503 952999	2

MISSING ITEM NUMBERS NOT APPLICABLE

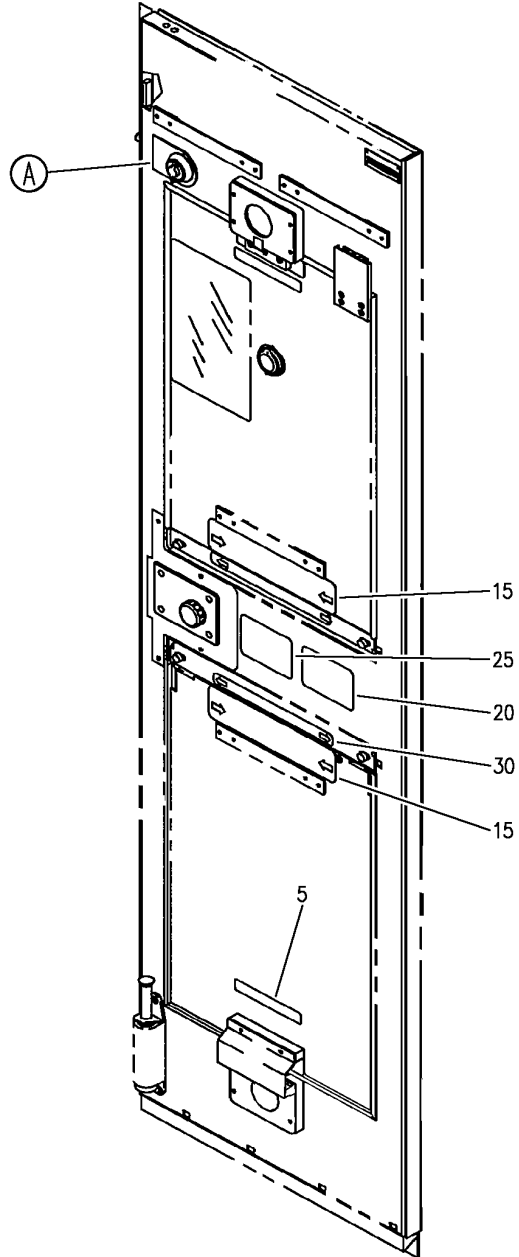
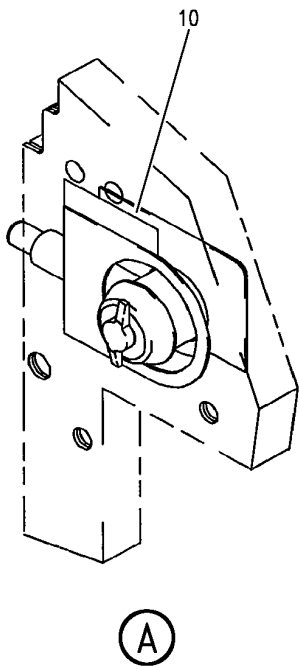
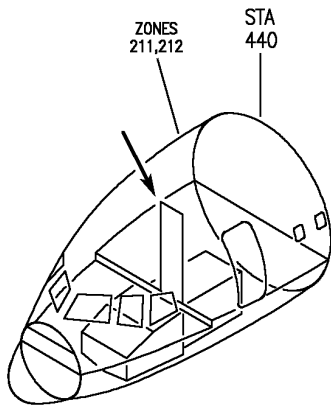
- ITEM NOT ILLUSTRATED

11-31-60-01

11-31-60
FIG. 01
PAGE 3
JAN 20/09

BRI

BOEING
757
PARTS CATALOG (MAINTENANCE)



Y 11316502A REV 267

DOOR ASSY-COCKPIT (PLACARDS AND MARKINGS ONLY)
FIGURE 2A

BRI
JAN 20/09

11-31-65-02A

11-31-65-02A
PAGE 0



757

PARTS CATALOG (MAINTENANCE)

FIG ITEM	PART NUMBER	1 2 3 4 5 6 7	NOMENCLATURE	EFFECT FROM TO	UNITS PER ASSY
2A			DOOR ASSY-COCKPIT (PLACARDS AND MARKINGS ONLY)	103106	
- 1	B221200GC623		DOOR ASSY-COCKPIT (PLACARDS AND MARKINGS ONLY) SUPPLIER CODE: V56135 COMPONENT MAINT MANUAL REF: 52-51-06 FOR NHA/OTHER SYS DET SEE: 52-51-01-07	103105	RF
- 1	B221200GC633		DOOR ASSY-COCKPIT (PLACARDS AND MARKINGS ONLY) SUPPLIER CODE: V56135 COMPONENT MAINT MANUAL REF: 52-51-06 FOR NHA/OTHER SYS DET SEE: 52-51-01-07	106106	RF
5	CDPL599		.PLACARD- CAUTION SUPPLIER CODE: V56135	103106	2
10	CDPL600		.PLACARD- DEAD BOLT LATCH SUPPLIER CODE: V56135 CONFIG CHG DATA FROM A CMM: REPLACES CDPL591	103106	1
10	CDPL591		.PLACARD- DEAD BOLT LATCH SUPPLIER CODE: V56135 CONFIG CHG DATA FROM A CMM: REPLD BY CDPL600	103106	1
15	CDPL587		.PLACARD- EMERG EXIT... SUPPLIER CODE: V56135	103106	2
20	CDPL588		.PLACARD- CAUTION STEP DOWN SUPPLIER CODE: V56135	103106	1
25	CDPL589		.PLACARD- CAUTION STEP SUPPLIER CODE: V56135	103106	1

MISSING ITEM NUMBERS NOT APPLICABLE

- ITEM NOT ILLUSTRATED

11-31-65-02A

11-31-65
FIG. 02A
PAGE 1
JAN 20/09

BRI



757
PARTS CATALOG (MAINTENANCE)

FIG ITEM	PART NUMBER	1 2 3 4 5 6 7	NOMENCLATURE	EFFECT FROM TO	UNITS PER ASSY
2A 35	CDPL634-1		.PLACARD- CREW ONLY SUPPLIER CODE: V51635	103106	1

MISSING ITEM NUMBERS NOT APPLICABLE

- ITEM NOT ILLUSTRATED

BRI

11-31-65-02A

BOEING PROPRIETARY - Copyright © - Unpublished Work - See title page for details.

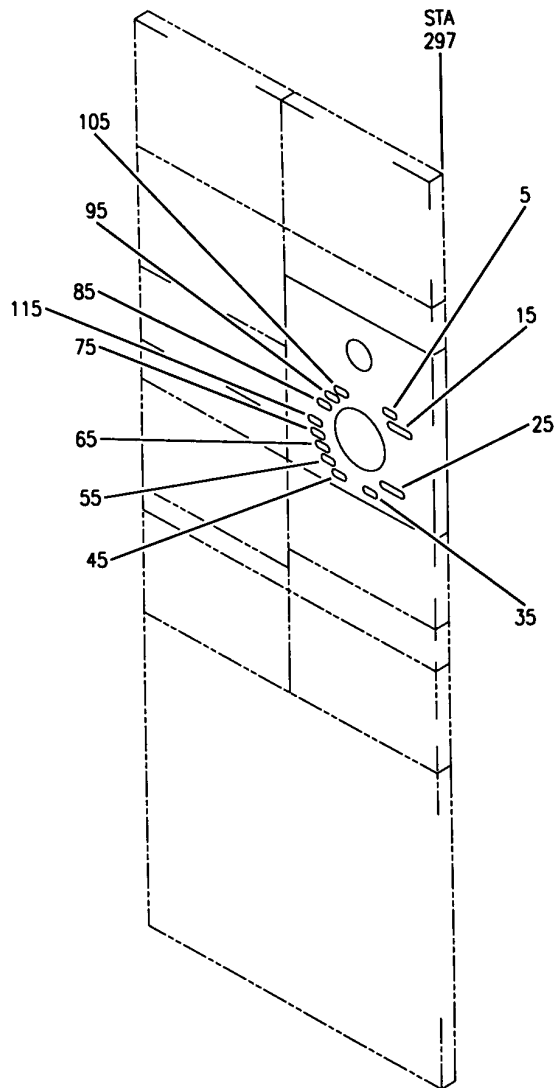
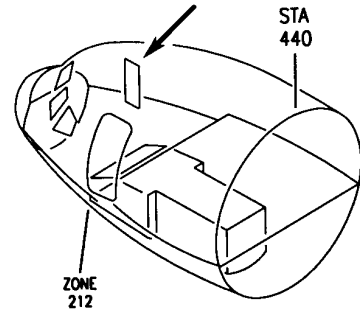
11-31-65
FIG. 02A
PAGE 2
JAN 20/09

FLIGHT COMPARTMENT - RIGHT SIDE STATION

BRI
MAY 28/07

11-32-00
SECTION TITLE
PAGE 1

BOEING
757
PARTS CATALOG (MAINTENANCE)



Y 11320101A REV 223

MARKER INSTL-DATA LOADER SELECTOR
FIGURE 1A

11-32-01-01A

BRI
JAN 20/09

11-32-01-01A
PAGE 0



757

PARTS CATALOG (MAINTENANCE)

FIG ITEM	PART NUMBER	1 2 3 4 5 6 7	NOMENCLATURE	EFFECT FROM TO	UNITS PER ASSY
1A			MARKER INSTL-DATA LOADER SELECTOR	103106	
- 1	MODREF8842		MARKER INSTL-CDU MODULE NUMBER: 233N7404-3 REV A	103106	1
5	BAC27TFDE0013		.DECAL- PLACARD CONTENT: INOP	103106	1
- 20	MODREF8844		MARKER INSTL-SATCOM MODULE NUMBER: 233N7404-9 REV A	103106	1
25	BAC27TFDE582		.DECAL- PLACARD CONTENT: INOP	103106	1
- 30	MODREF8835		MARKER INSTL-FCC MODULE NUMBER: 233N7404-10 REV A	103106	1
35	BAC27TFDE0013		.DECAL- PLACARD CONTENT: INOP	103106	1
- 40	MODREF8836		MARKER INSTL-ADIRU MODULE NUMBER: 233N7404-12 REV A	103106	1
45	BAC27TFDE0013		.DECAL- PLACARD CONTENT: INOP	103106	1
- 50	MODREF8837		MARKER INSTL-EEC-L MODULE NUMBER: 233N7404-13 REV A	103106	1
55	BAC27TFDE0013		.DECAL- PLACARD CONTENT: INOP	103106	1
- 60	MODREF8838		MARKER INSTL-EEC-R MODULE NUMBER: 233N7403-14 REV A	103106	1
65	BAC27TFDE0013		.DECAL- PLACARD CONTENT: INOP	103106	1
- 70	MODREF8839		MARKER INSTL-APU MODULE NUMBER: 233N7404-15 REV A	103106	1
75	BAC27TFDE0013		.DECAL- PLACARD CONTENT: INOP	103106	1
- 80	MODREF8841		MARKER INSTL-HFIDS MODULE NUMBER: 233N7404-18 REV A	103106	1

MISSING ITEM NUMBERS NOT APPLICABLE

- ITEM NOT ILLUSTRATED

11-32-01-01A

11-32-01
FIG. 01A
PAGE 1
JAN 20/09

BRI



757

PARTS CATALOG (MAINTENANCE)

FIG ITEM	PART NUMBER	1 2 3 4 5 6 7	NOMENCLATURE	EFFECT FROM TO	UNITS PER ASSY
1 A					
85	BAC27TFDE0013	.DECAL-	PLACARD CONTENT: INOP	103106	1
- 110	MODREF8840	MARKER INSTL-	MODULE NUMBER: 233N7404-16 REV A	103106	1
115	BAC27TFDE0013	.DECAL-	PLACARD CONTENT: INOP	103106	1

MISSING ITEM NUMBERS NOT APPLICABLE

- ITEM NOT ILLUSTRATED

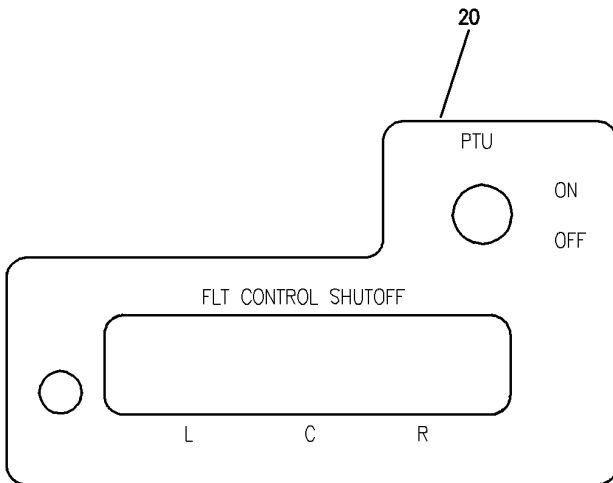
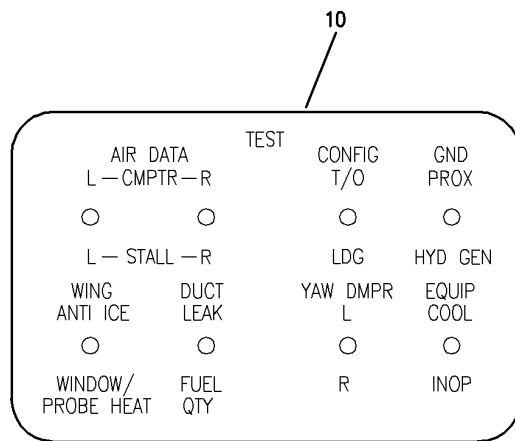
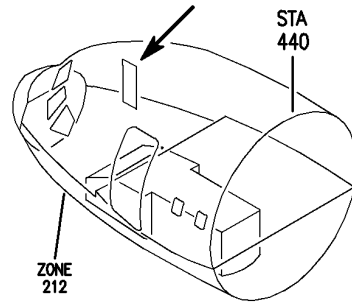
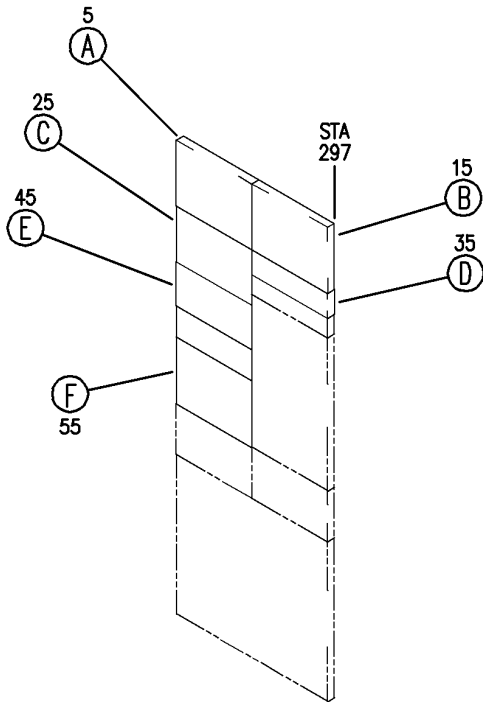
BRI

11-32-01-01A

BOEING PROPRIETARY - Copyright © - Unpublished Work - See title page for details.

11-32-01
FIG. 01A
PAGE 2
JAN 20/09

BOEING
757
PARTS CATALOG (MAINTENANCE)



Y 11320125 SHT 1 REV 236

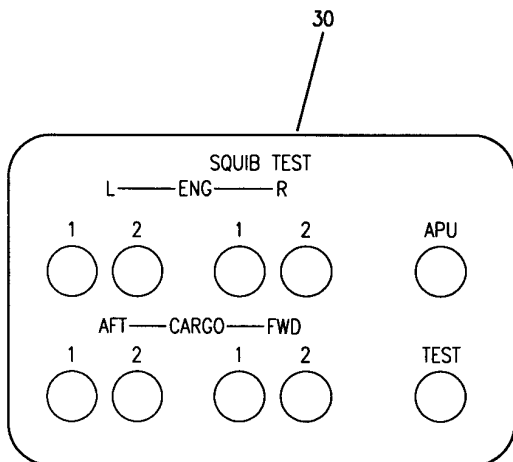
PANEL INSTL-P61 R SIDEWALL (PLACARDS AND MARKINGS ONLY)
FIGURE 25 (SHEET 1)

11-32-01-25

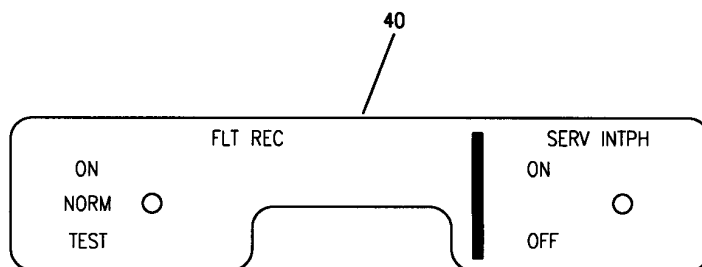
BRI
MAY 28/07

11-32-01-25
PAGE 0

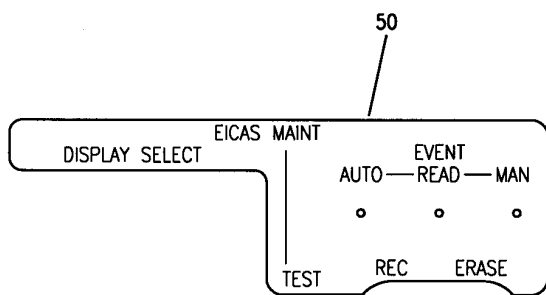
BOEING
757
PARTS CATALOG (MAINTENANCE)



(C)



(D)



(E)

Y 11320125 SMT 2 REV 210

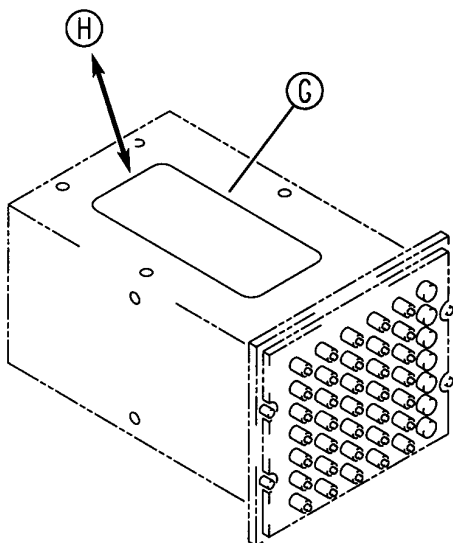
PANEL INSTL-P61 R SIDEWALL (PLACARDS AND MARKINGS ONLY)
FIGURE 25 (SHEET 2)

11-32-01-25

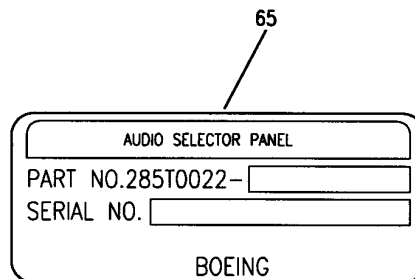
BRI
MAY 28/07

11-32-01-25
PAGE 0A

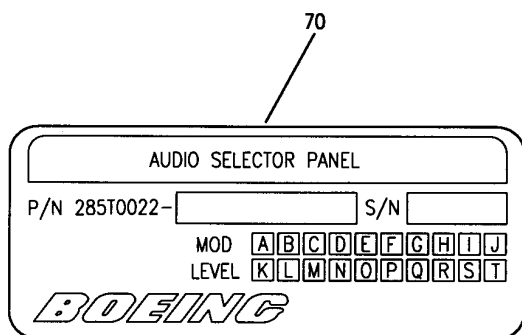

BOEING
 757
PARTS CATALOG (MAINTENANCE)



(F)



(G)



(H)

Y 11320125 SHT 3 REV 210

PANEL INSTL-P61 R SIDEWALL (PLACARDS AND MARKINGS ONLY)
 FIGURE 25 (SHEET 3)

11-32-01-25

BRI
 MAY 28/07

11-32-01-25
 PAGE 0B



757

PARTS CATALOG (MAINTENANCE)

FIG ITEM	PART NUMBER	1 2 3 4 5 6 7	NOMENCLATURE	EFFECT FROM TO	UNITS PER ASSY
25			PANEL INSTL-P61 R SIDEWALL (PLACARDS AND MARKINGS ONLY)	101101	
- 1	233N7403-28		PANEL INSTL-P61 SIDEWALL (PLACARDS AND MARKINGS ONLY) POSITION DATA: R FOR NHA/OTHER SYS DET SEE: 25-10-00-15B	101101	RF
5	233N7501-36		.PANEL ASSY-TEST SUPPLIER CODE: V89954 ELECTRICAL EQUIP NUMBER: M10398 COMPONENT MAINT MANUAL REF: 31-51-61	101101	RF
5	233N7501-35		.PANEL ASSY-TEST SUPPLIER CODE: V89954 ELECTRICAL EQUIP NUMBER: M10398 COMPONENT MAINT MANUAL REF: 31-51-61	101101	RF
10	BAC27NFDE0126		..DECAL	101101	1
15	233N7503-56		.PANEL ASSY-GEN FIELD AND HYDR SUPPLIER CODE: V89954 ELECTRICAL EQUIP NUMBER: M10191 COMPONENT MAINT MANUAL REF: 24-22-73	101101	RF
20	BAC27NFDE0184		..DECAL- SUPPLIER CODE: V89954	101101	1
25	233N7506-1		.PANEL ASSY-SQUIB TEST SUPPLIER CODE: V89954 ELECTRICAL EQUIP NUMBER: M10401 COMPONENT MAINT MANUAL REF: 26-21-52	101101	RF
30	BAC27NFDE0039		..DECAL- SUPPLIER CODE: V89954	101101	1

MISSING ITEM NUMBERS NOT APPLICABLE

- ITEM NOT ILLUSTRATED

11-32-01-25

11-32-01
FIG. 25
PAGE 1
MAY 28/07

BRI



757

PARTS CATALOG (MAINTENANCE)

FIG ITEM	PART NUMBER	1 2 3 4 5 6 7	NOMENCLATURE	EFFECT FROM TO	UNITS PER ASSY
25					
35	233N7508-14		.PANEL ASSY-FLIGHT RECORDER/SVCE INTPH SUPPLIER CODE: V89954 ELECTRICAL EQUIP NUMBER: M00033 COMPONENT MAINT MANUAL REF: 31-31-52	101101	RF
35	233N7508-9		.PANEL ASSY-FLIGHT RECORDER/SVCE INTPH SUPPLIER CODE: V89954 ELECTRICAL EQUIP NUMBER: M00033 COMPONENT MAINT MANUAL REF: 31-31-52	101101	RF
40	BAC27NFDE0061		..DECAL- SUPPLIER CODE: V89954 OPTIONAL PART: BAC27NFDE268 V89954 USED ON: 233N7508-14	101101	1
40	BAC27NFDE0179		..DECAL- SUPPLIER CODE: V89954 OPTIONAL PART: BAC27NFDE0061 V89954 USED ON: 233N7508-9	101101	1
40	BAC27NFDE268		..MARKER- SUPPLIER CODE: V89954 OPTIONAL PART: BAC27NFDE0061 V89954 USED ON: 233N7508-14	101101	1
40	BAC27NFDE0061		..DECAL- SUPPLIER CODE: V89954 OPTIONAL PART: BAC27NFDE0179 V89954 USED ON: 233N7508-9	101101	1

MISSING ITEM NUMBERS NOT APPLICABLE

- ITEM NOT ILLUSTRATED

11-32-01-25

11-32-01
FIG. 25
PAGE 2
MAY 28/07

BRI



757

PARTS CATALOG (MAINTENANCE)

FIG ITEM	PART NUMBER	1 2 3 4 5 6 7	NOMENCLATURE	EFFECT FROM TO	UNITS PER ASSY
25					
45	233N7509-1		.PANEL ASSY-EICAS MAINT SUPPLIER CODE: V89954 ELECTRICAL EQUIP NUMBER: M10372 COMPONENT MAINT MANUAL REF: 31-41-54	101101	RF
50	BAC27NFDE0050		..DECAL- SUPPLIER CODE: V89954	101101	1
55	285T0022-44		.PANEL ASSY-AUDIO SELECTOR SUPPLIER CODE: V89954 ELECTRICAL EQUIP NUMBER: M10216 COMPONENT MAINT MANUAL REF: 23-51-54	101101	RF
65	BAC27TEX1992		..MARKER-ALUMINUM FOIL QUALIFIED OPTIONAL DATA: BAC27TEX1992 OPT TO BAC27TEX4053 WHEN USED WITH ASSOCIATED PARTS	101101	1
70	BAC27TEX4053		..MARKER-ALUMINUM FOIL SUPPLIER CODE: V89954 QUALIFIED OPTIONAL DATA: BAC27TEX1992 OPT TO BAC27TEX4053 WHEN USED WITH ASSOCIATED PARTS	101101	1

MISSING ITEM NUMBERS NOT APPLICABLE

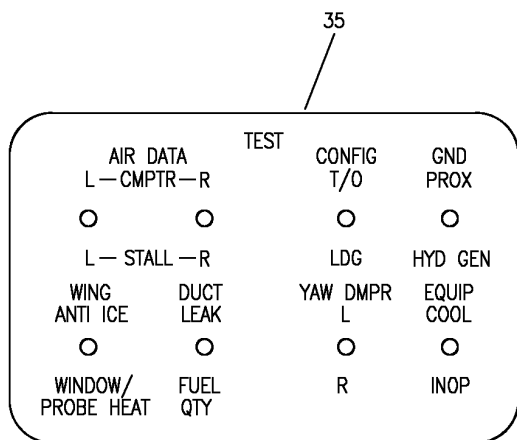
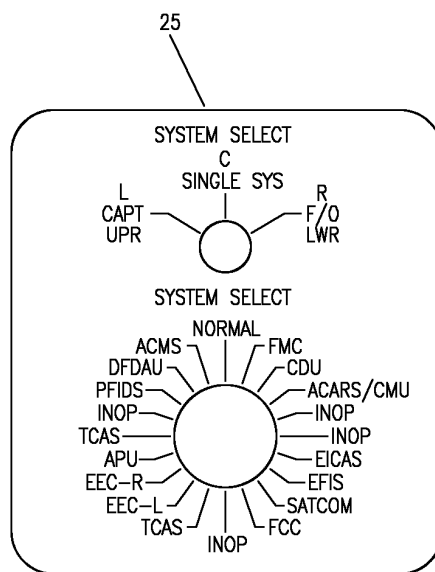
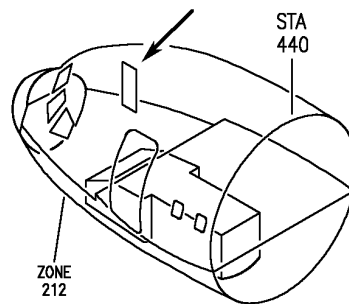
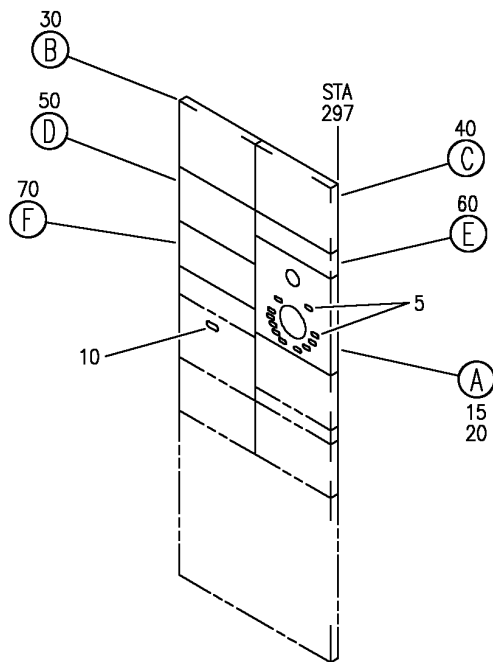
- ITEM NOT ILLUSTRATED

11-32-01-25

11-32-01
FIG. 25
PAGE 3
MAY 28/07

BRI

BOEING
757
PARTS CATALOG (MAINTENANCE)



(A)

(B)

Y 11320133 SH1 1 REV 274

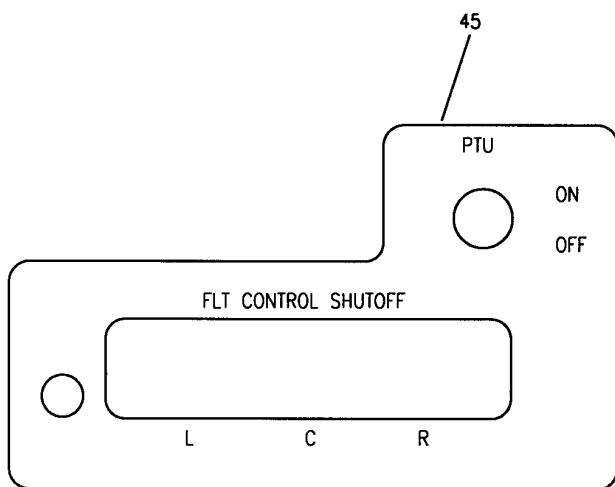
PANEL INSTL-P61 R SIDEWALL (PLACARDS AND MARKINGS ONLY)
FIGURE 33 (SHEET 1)

11-32-01-33

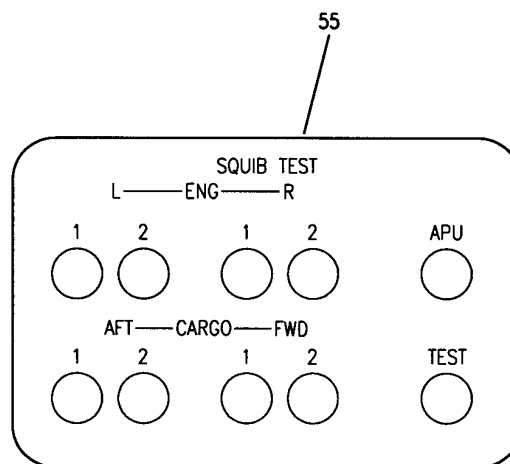
BRI
JAN 20/09

11-32-01-33
PAGE 0

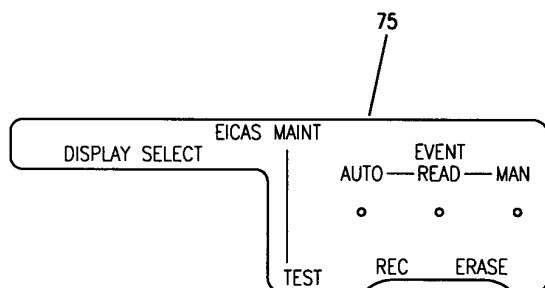
BOEING
757
PARTS CATALOG (MAINTENANCE)



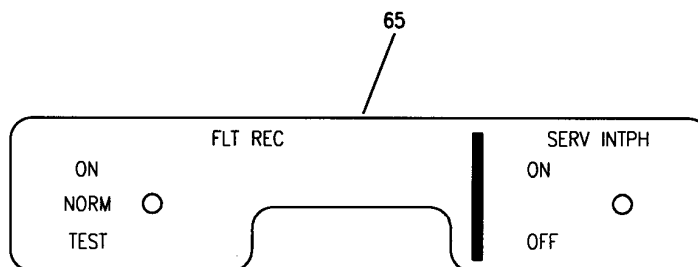
(C)



(D)



(F)



(E)

Y 11320133 SMT 2 REV 210

PANEL INSTL-P61 R SIDEWALL (PLACARDS AND MARKINGS ONLY)
FIGURE 33 (SHEET 2)

11-32-01-33

BRI
JAN 20/09

11-32-01-33
PAGE 0A



757

PARTS CATALOG (MAINTENANCE)

FIG ITEM	PART NUMBER	1 2 3 4 5 6 7	NOMENCLATURE	EFFECT FROM TO	UNITS PER ASSY
33			PANEL INSTL-P61 R SIDEWALL (PLACARDS AND MARKINGS ONLY)	504903	
- 1	233N7403-117		PANEL INSTL-P61 SIDEWALL (PLACARDS AND MARKINGS ONLY) POSITION DATA: R FOR NHA/OTHER SYS DET SEE: 25-10-00-15B	504903	RF
5	BAC27TFDE0013		.DECAL- PLACARD CONTENT: INOP	504903	11
10	BAC27TFDE0330		.DECAL- PLACARD CONTENT: INOP	504903	1
15	233N7500-305		.PANEL ASSY-AIRBORNE DATA LOADER SUPPLIER CODE: V89954 ELECTRICAL EQUIP NUMBER: M01737 COMPONENT MAINT MANUAL REF: 34-61-03	504903	RF
20	233N7500-13		..PANEL ASSY- SUPPLIER CODE: V89954	504903	RF
25	BAC27TFDE587		...MARKER- SUPPLIER CODE: V89954	504903	1
30	233N7501-23		.PANEL ASSY-TEST SUPPLIER CODE: V89954 NOT APPROVED FOR ETOPS. ELECTRICAL EQUIP NUMBER: M10398 COMPONENT MAINT MANUAL REF: 31-51-61	504903	RF
35	BAC27NFDE0121		..DECAL	504903	1
40	233N7503-56		.PANEL ASSY-GEN FIELD AND HYDR SUPPLIER CODE: V89954 ELECTRICAL EQUIP NUMBER: M10191 COMPONENT MAINT MANUAL REF: 24-22-73	504903	RF

MISSING ITEM NUMBERS NOT APPLICABLE

- ITEM NOT ILLUSTRATED

11-32-01-33

11-32-01
FIG. 33
PAGE 1
JAN 20/09

BRI



757

PARTS CATALOG (MAINTENANCE)

FIG ITEM	PART NUMBER	1 2 3 4 5 6 7	NOMENCLATURE	EFFECT FROM TO	UNITS PER ASSY
33					
45	BAC27NFDE0184	..	DECAL- SUPPLIER CODE: V89954	504903	1
50	233N7506-1	.PANEL	ASSY-SQUIB TEST SUPPLIER CODE: V89954 ELECTRICAL EQUIP NUMBER: M10401 COMPONENT MAINT MANUAL REF: 26-21-52	504903	RF
55	BAC27NFDE0039	..	DECAL- SUPPLIER CODE: V89954	504903	1
60	233N7508-14	.PANEL	ASSY-FLIGHT RECORDER/SVCE INTPH SUPPLIER CODE: V89954 ELECTRICAL EQUIP NUMBER: M00033 COMPONENT MAINT MANUAL REF: 31-31-52	504903	RF
60	233N7508-9	.PANEL	ASSY-FLIGHT RECORDER/SVCE INTPH SUPPLIER CODE: V89954 ELECTRICAL EQUIP NUMBER: M00033 COMPONENT MAINT MANUAL REF: 31-31-52	504903	RF
65	BAC27NFDE0061	..	DECAL- SUPPLIER CODE: V89954 OPTIONAL PART: BAC27NFDE268 V89954 USED ON: 233N7508-14	504903	1
65	BAC27NFDE0179	..	DECAL- SUPPLIER CODE: V89954 OPTIONAL PART: BAC27NFDE0061 V89954 USED ON: 233N7508-9	504903	1

MISSING ITEM NUMBERS NOT APPLICABLE

- ITEM NOT ILLUSTRATED

11-32-01-33

11-32-01
FIG. 33
PAGE 2
JAN 20/09

BRI



757

PARTS CATALOG (MAINTENANCE)

FIG ITEM	PART NUMBER	1 2 3 4 5 6 7	NOMENCLATURE	EFFECT FROM TO	UNITS PER ASSY
33					
65	BAC27NFDE268		.. MARKER- SUPPLIER CODE: V89954 OPTIONAL PART: BAC27NFDE0061 V89954 USED ON: 233N7508-14	504903	1
65	BAC27NFDE0061		.. DECAL- SUPPLIER CODE: V89954 OPTIONAL PART: BAC27NFDE0179 V89954 USED ON: 233N7508-9	504903	1
70	233N7509-1		. PANEL ASSY-EICAS MAINT SUPPLIER CODE: V89954 ELECTRICAL EQUIP NUMBER: M10372 COMPONENT MAINT MANUAL REF: 31-41-54	504903	RF
75	BAC27NFDE0050		.. DECAL- SUPPLIER CODE: V89954	504903	1

MISSING ITEM NUMBERS NOT APPLICABLE

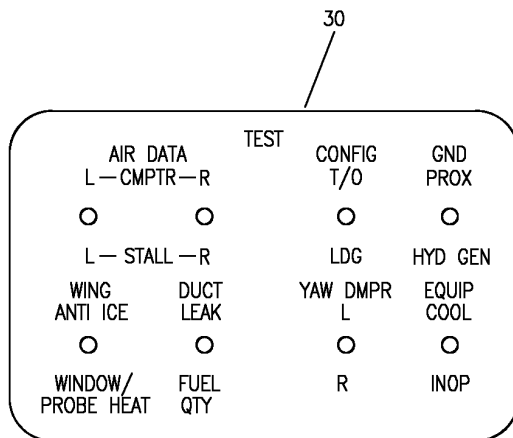
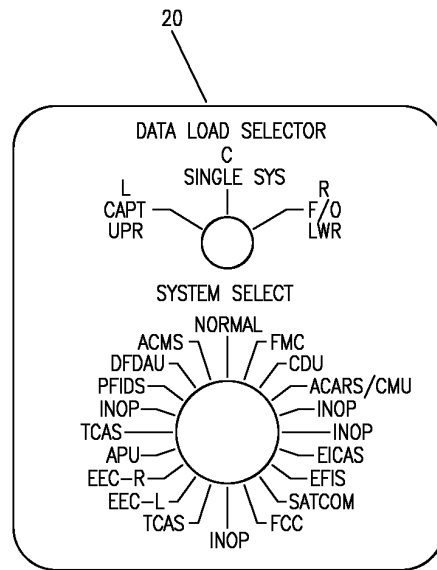
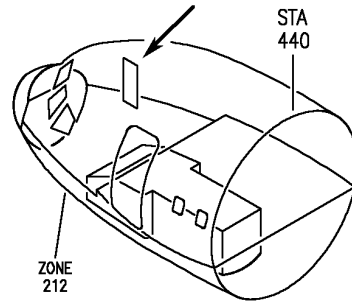
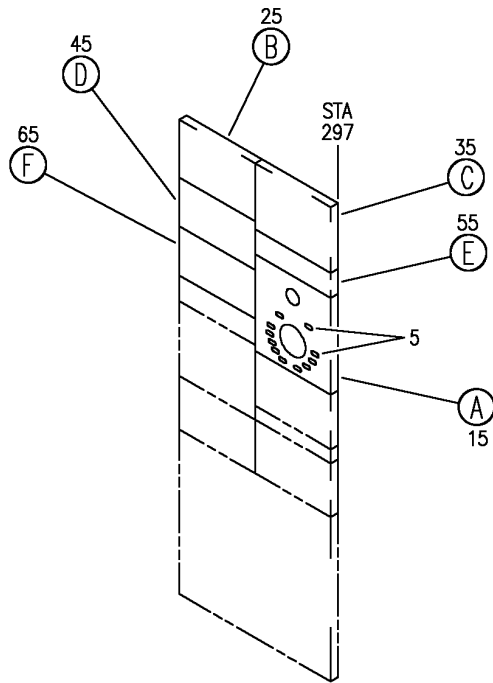
- ITEM NOT ILLUSTRATED

11-32-01-33

11-32-01
FIG. 33
PAGE 3
JAN 20/09

BRI

BOEING
757
PARTS CATALOG (MAINTENANCE)



(A)

(B)

Y 11320137 SH1 1 REV 274

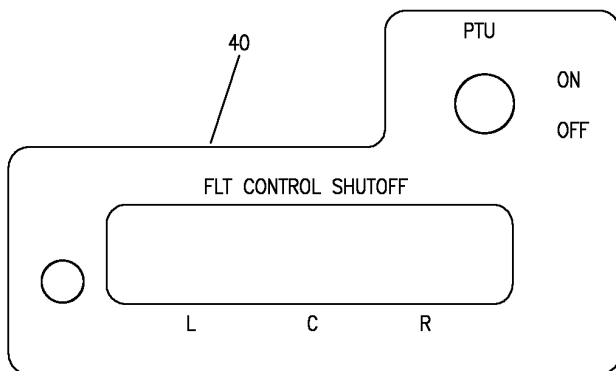
PANEL INSTL-P61 R SIDEWALL (PLACARDS AND MARKINGS ONLY)
FIGURE 37 (SHEET 1)

11-32-01-37

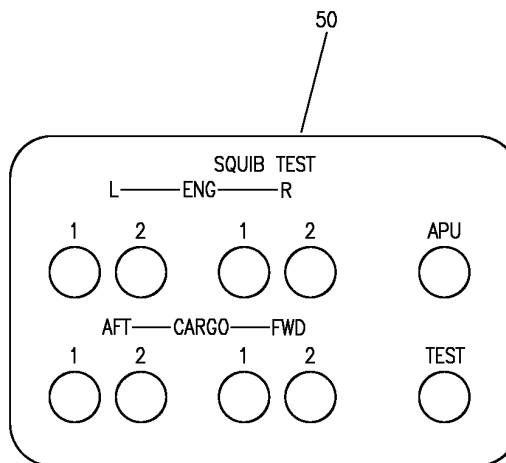
BRI
MAY 28/07

11-32-01-37
PAGE 0

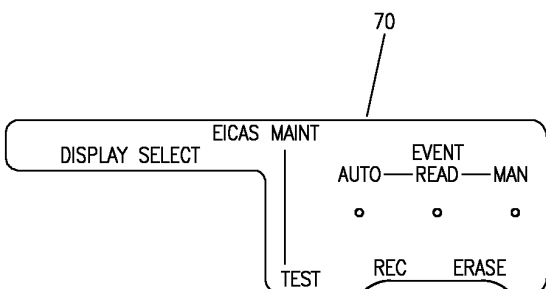

BOEING
 757
PARTS CATALOG (MAINTENANCE)



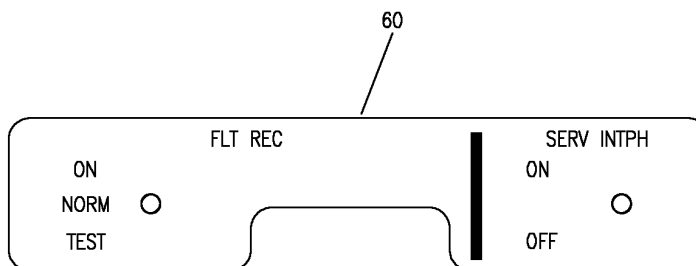
(C)



(D)



(F)



(E)

Y 11320137 SH1 2 REV 274

PANEL INSTL-P61 R SIDEWALL (PLACARDS AND MARKINGS ONLY)
 FIGURE 37 (SHEET 2)

11-32-01-37

BRI
MAY 28/07

11-32-01-37
 PAGE 0A



757

PARTS CATALOG (MAINTENANCE)

FIG ITEM	PART NUMBER	1 2 3 4 5 6 7	NOMENCLATURE	EFFECT FROM TO	UNITS PER ASSY
37			PANEL INSTL-P61 R SIDEWALL (PLACARDS AND MARKINGS ONLY)	102102	
- 1	233N7403-128		PANEL INSTL-P61 SIDEWALL (PLACARDS AND MARKINGS ONLY) POSITION DATA: R FOR NHA/OTHER SYS DET SEE: 25-10-00-15B	102102	RF
	5 BAC27TFDE0013		.DECAL- PLACARD CONTENT: INOP	102102	11
- 10	233N7500-305		.PANEL ASSY-AIRBORNE DATA LOADER SUPPLIER CODE: V89954 ELECTRICAL EQUIP NUMBER: M01737 COMPONENT MAINT MANUAL REF: 34-61-03	102102	RF
	15 233N7500-13		..PANEL ASSY- SUPPLIER CODE: V89954	102102	RF
	20 BAC27TFDE587		...MARKER- SUPPLIER CODE: V89954	102102	1
	25 233N7501-36		.PANEL ASSY-TEST SUPPLIER CODE: V89954 ELECTRICAL EQUIP NUMBER: M10398 COMPONENT MAINT MANUAL REF: 31-51-61	102102	RF
	25 233N7501-35		.PANEL ASSY-TEST SUPPLIER CODE: V89954 ELECTRICAL EQUIP NUMBER: M10398 COMPONENT MAINT MANUAL REF: 31-51-61	102102	RF
	30 BAC27NFDE0126		..DECAL	102102	1

MISSING ITEM NUMBERS NOT APPLICABLE

- ITEM NOT ILLUSTRATED

11-32-01-37

11-32-01
FIG. 37
PAGE 1
JAN 20/09

BRI



757

PARTS CATALOG (MAINTENANCE)

FIG ITEM	PART NUMBER	1 2 3 4 5 6 7	NOMENCLATURE	EFFECT FROM TO	UNITS PER ASSY
37					
35	233N7503-56		.PANEL ASSY-GEN FIELD AND HYDR SUPPLIER CODE: V89954 ELECTRICAL EQUIP NUMBER: M10191 COMPONENT MAINT MANUAL REF: 24-22-73	102102	RF
40	BAC27NFDE0184		..DECAL- SUPPLIER CODE: V89954	102102	1
45	233N7506-1		.PANEL ASSY-SQUIB TEST SUPPLIER CODE: V89954 ELECTRICAL EQUIP NUMBER: M10401 COMPONENT MAINT MANUAL REF: 26-21-52	102102	RF
50	BAC27NFDE0039		..DECAL- SUPPLIER CODE: V89954	102102	1
55	233N7508-14		.PANEL ASSY-FLIGHT RECORDER/SVCE INTPH SUPPLIER CODE: V89954 ELECTRICAL EQUIP NUMBER: M00033 COMPONENT MAINT MANUAL REF: 31-31-52	102102	RF
55	233N7508-9		.PANEL ASSY-FLIGHT RECORDER/SVCE INTPH SUPPLIER CODE: V89954 ELECTRICAL EQUIP NUMBER: M00033 COMPONENT MAINT MANUAL REF: 31-31-52	102102	RF
60	BAC27NFDE0061		..DECAL- SUPPLIER CODE: V89954 OPTIONAL PART: BAC27NFDE268 V89954 USED ON: 233N7508-14	102102	1

MISSING ITEM NUMBERS NOT APPLICABLE

- ITEM NOT ILLUSTRATED

11-32-01-37

11-32-01
FIG. 37
PAGE 2
JAN 20/09

BRI



757

PARTS CATALOG (MAINTENANCE)

FIG ITEM	PART NUMBER	1 2 3 4 5 6 7	NOMENCLATURE	EFFECT FROM TO	UNITS PER ASSY
37					
60	BAC27NFDE0179	..	DECAL- SUPPLIER CODE: V89954 OPTIONAL PART: BAC27NFDE0061 V89954 USED ON: 233N7508-9	102102	1
60	BAC27NFDE268	..	MARKER- SUPPLIER CODE: V89954 OPTIONAL PART: BAC27NFDE0061 V89954 USED ON: 233N7508-14	102102	1
60	BAC27NFDE0061	..	DECAL- SUPPLIER CODE: V89954 OPTIONAL PART: BAC27NFDE0179 V89954 USED ON: 233N7508-9	102102	1
65	233N7509-1	.	PANEL ASSY-EICAS MAINT SUPPLIER CODE: V89954 ELECTRICAL EQUIP NUMBER: M10372 COMPONENT MAINT MANUAL REF: 31-41-54	102102	RF
70	BAC27NFDE0050	..	DECAL- SUPPLIER CODE: V89954	102102	1

MISSING ITEM NUMBERS NOT APPLICABLE

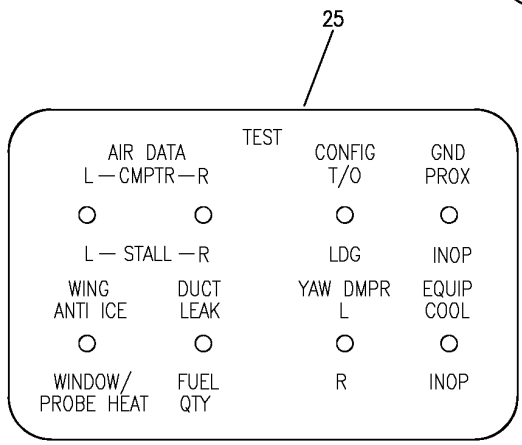
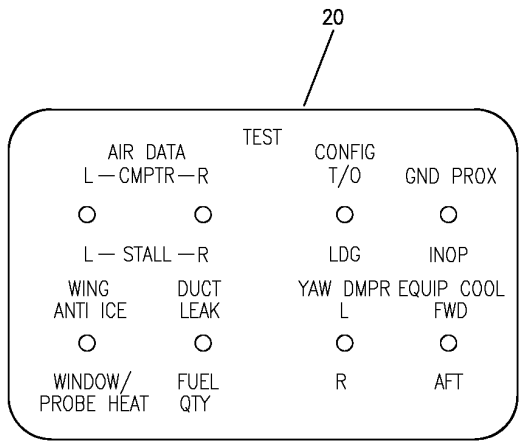
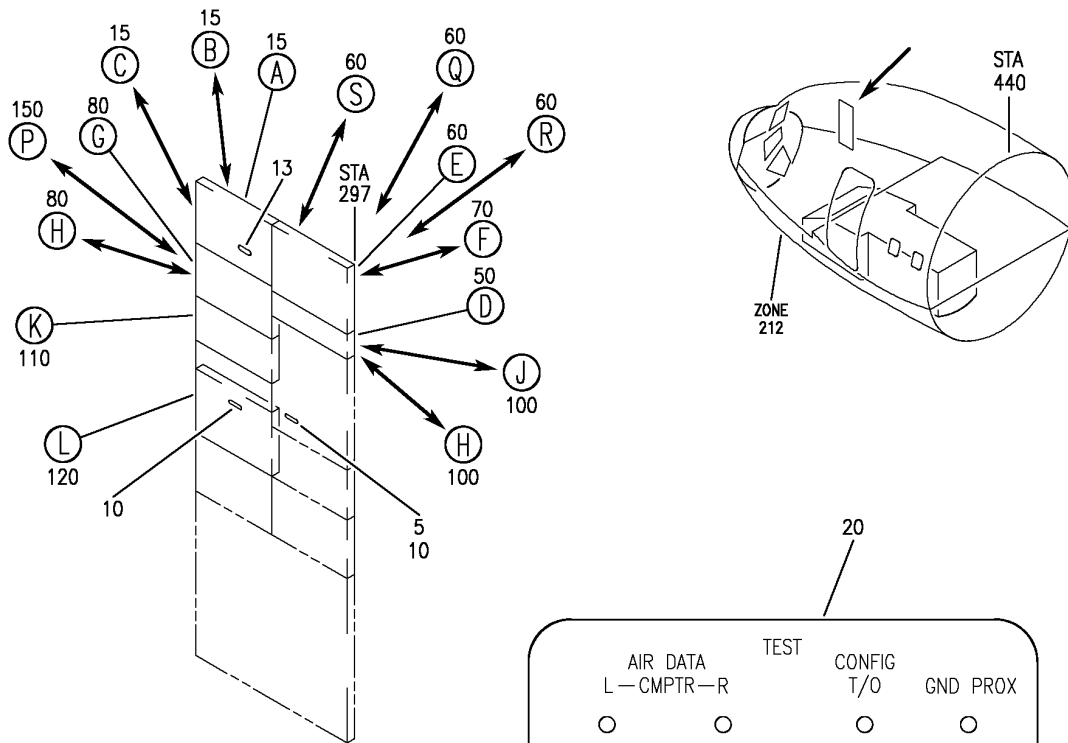
- ITEM NOT ILLUSTRATED

11-32-01-37

11-32-01
FIG. 37
PAGE 3
JAN 20/09

BRI

BOEING
757
PARTS CATALOG (MAINTENANCE)

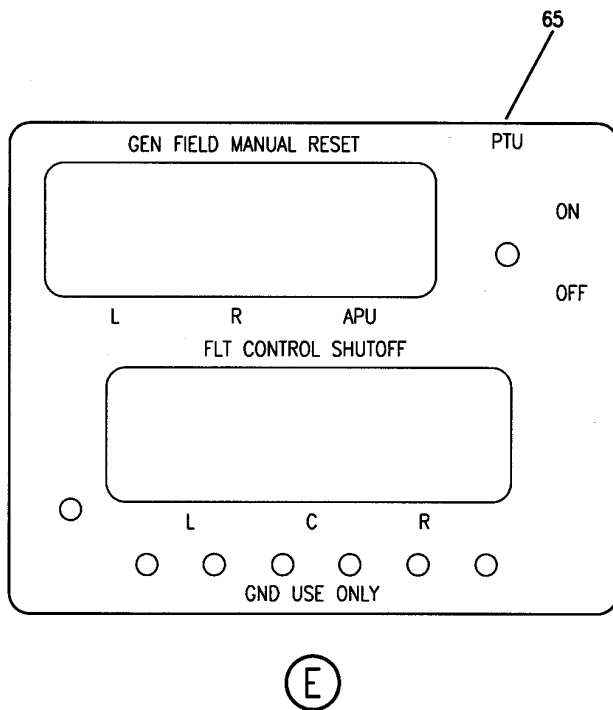
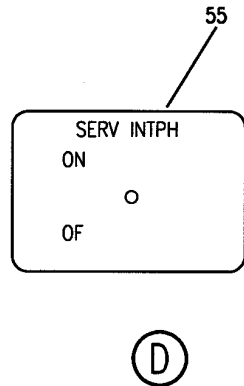
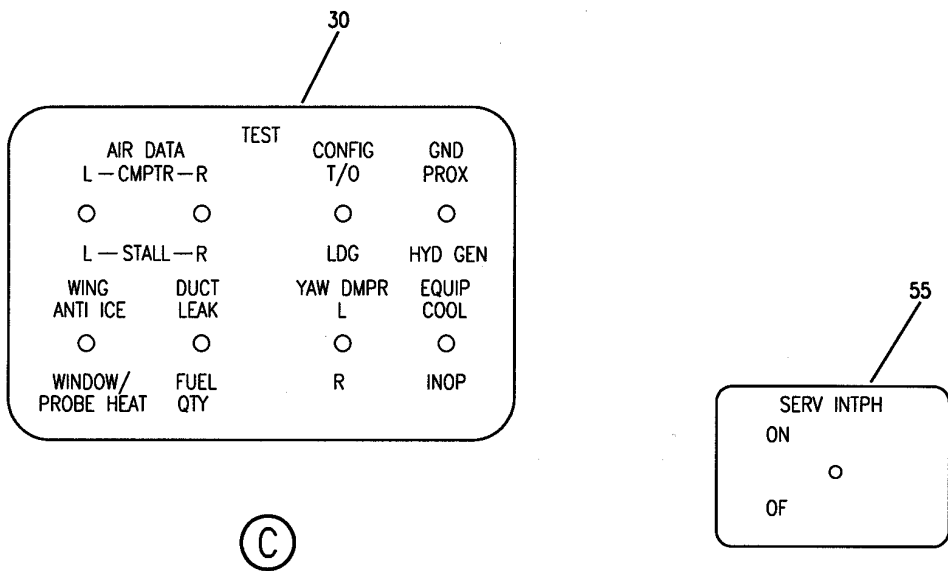


Y 11320142 SH1 1 REV 327

PANEL INSTL-P61 R SIDEWALL (PLACARDS AND MARKINGS ONLY)
FIGURE 42 (SHEET 1)

11-32-01-42


BOEING
 757
PARTS CATALOG (MAINTENANCE)



Y 11320142 SHT 2 REV 210

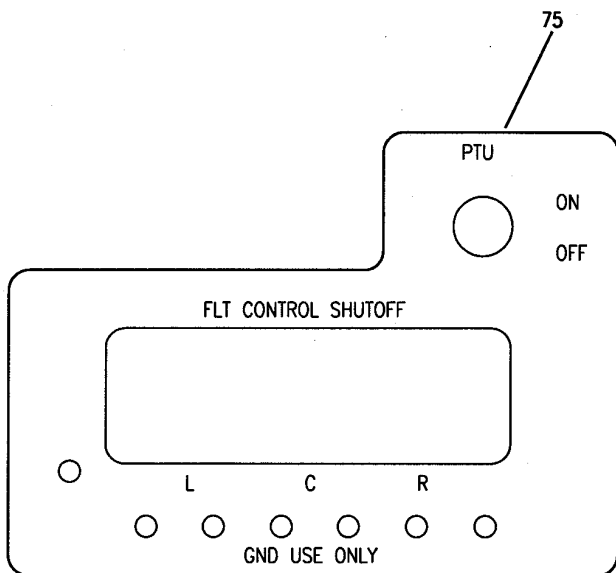
PANEL INSTL-P61 R SIDEWALL (PLACARDS AND MARKINGS ONLY)
 FIGURE 42 (SHEET 2)

11-32-01-42

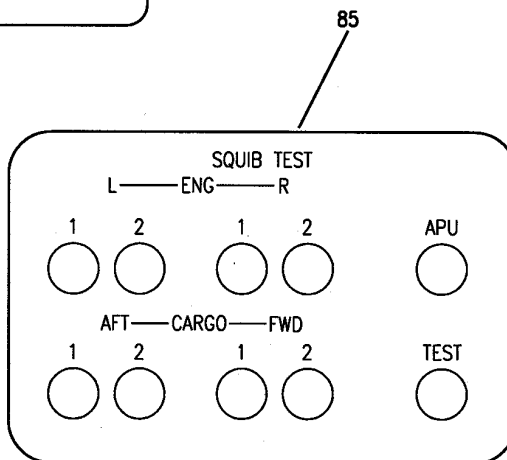
BRI
 MAY 28/07

11-32-01-42
 PAGE 0A

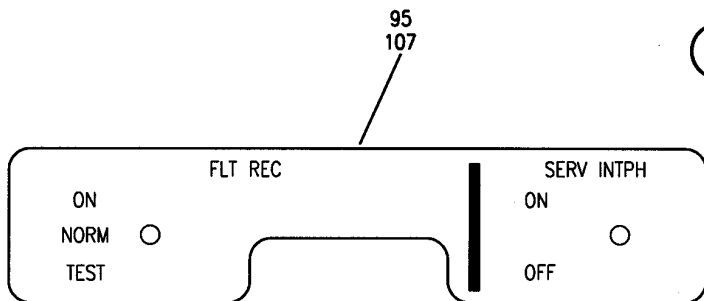
BOEING
757
PARTS CATALOG (MAINTENANCE)



(F)



(G)



(H)

Y 11320142 SH1 3 REV 210

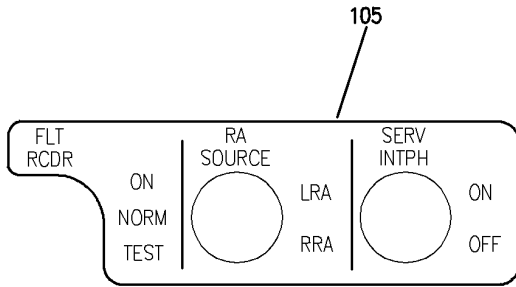
PANEL INSTL-P61 R SIDEWALL (PLACARDS AND MARKINGS ONLY)
FIGURE 42 (SHEET 3)

11-32-01-42

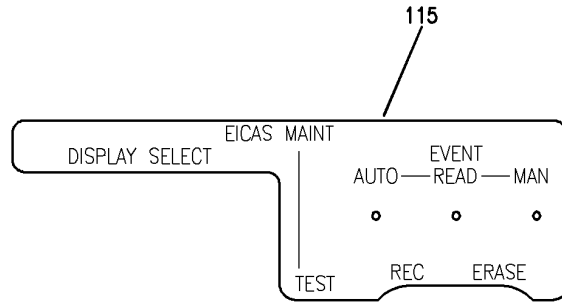
BRI
MAY 28/07

11-32-01-42
PAGE 0B

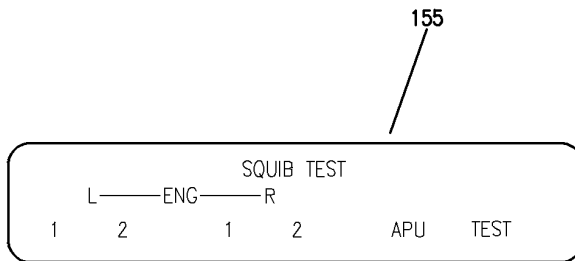
BOEING
757
PARTS CATALOG (MAINTENANCE)



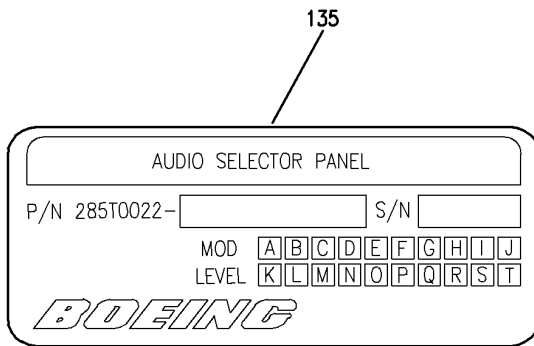
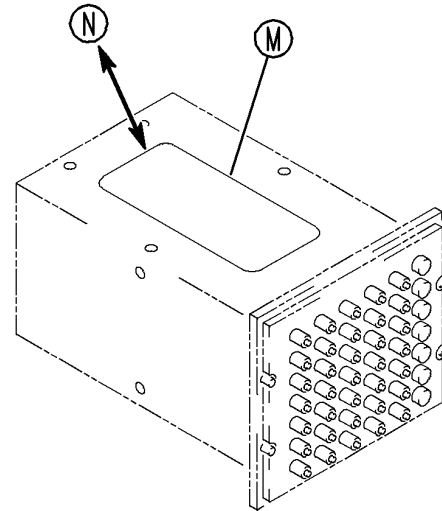
J



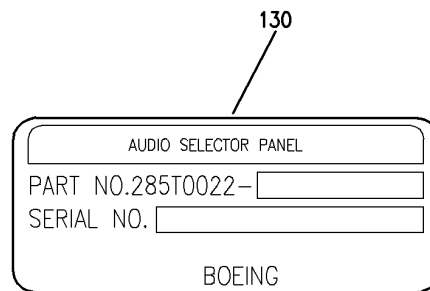
K



P



N



L

M

Y 11320142 SH1 4 REV 233

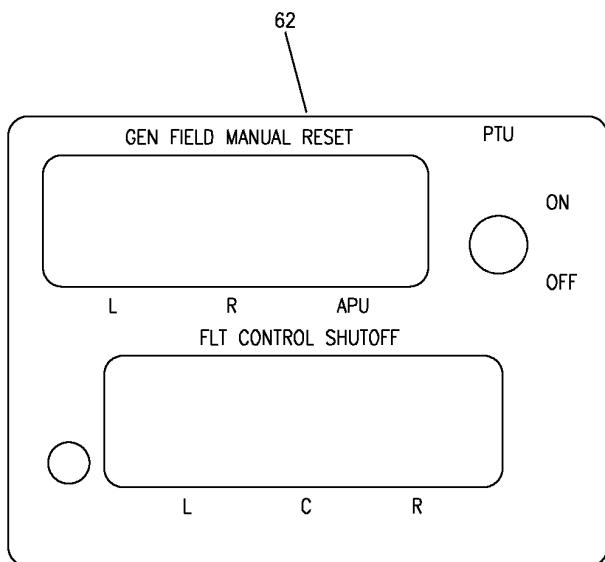
PANEL INSTL-P61 R SIDEWALL (PLACARDS AND MARKINGS ONLY)
FIGURE 42 (SHEET 4)

11-32-01-42

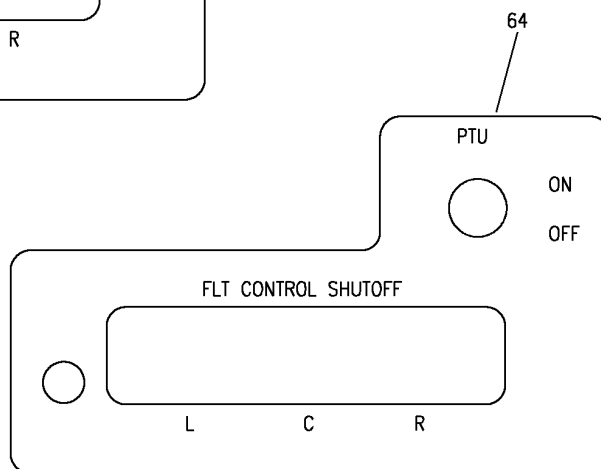
BRI
MAY 28/07

11-32-01-42
PAGE 0C

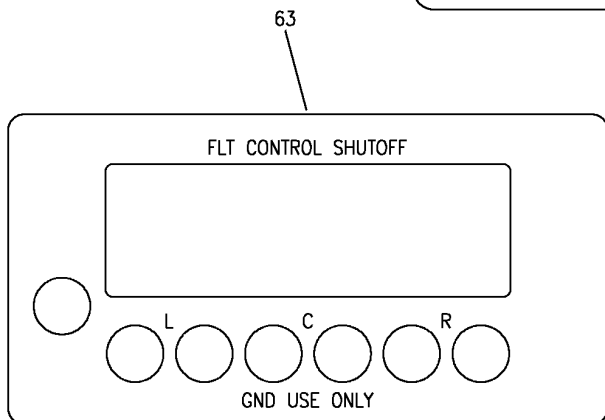
BOEING
757
PARTS CATALOG (MAINTENANCE)



Q



R



S

Y 11320142 SHT 5 REV 302

PANEL INSTL-P61 R SIDEWALL (PLACARDS AND MARKINGS ONLY)
FIGURE 42 (SHEET 5)

11-32-01-42

BRI
MAY 28/07

11-32-01-42
PAGE 0D



757

PARTS CATALOG (MAINTENANCE)

FIG ITEM	PART NUMBER	1 2 3 4 5 6 7	NOMENCLATURE	EFFECT FROM TO	UNITS PER ASSY
42			PANEL INSTL-P61 R SIDEWALL (PLACARDS AND MARKINGS ONLY)	121503 904949	
- 1	233N7401-1		PANEL INSTL-P61 SIDEWALL (PLACARDS AND MARKINGS ONLY) POSITION DATA: R VARIABLE DRAWING REF: 233N7401-5004 FOR NHA/OTHER SYS DET SEE: 25-10-00-05A	121503 904949	RF
5	BAC27TFDE0013		.DECAL- PLACARD CONTENT: INOP	121503	1
10	BAC27TFDE0013		.DECAL- PLACARD CONTENT: INOP	904949	2
15	233N7501-35		.PANEL ASSY-TEST SUPPLIER CODE: V89954 ELECTRICAL EQUIP NUMBER: M10398 COMPONENT MAINT MANUAL REF: 31-51-61	904949	RF
15	233N7501-36		.PANEL ASSY-TEST SUPPLIER CODE: V89954 SB DATA FROM A CMM: POST 233N7501-31-03 ELECTRICAL EQUIP NUMBER: M10398 COMPONENT MAINT MANUAL REF: 31-51-61 QUALIFIED I/W DATA: 233N7501-36 CAN REPLACE 233N7501-35,BUT 233N7501-35 CANNOT REPLACE 233N7501-36 IF VICKER HMG, 520850 OR 3022008-000 IS INSTALLED.	121503	RF
30	BAC27NFDE0126		..DECAL	121503 904949	1
50	233N7502-1		.PANEL ASSY-SVCE INTPH ELECTRICAL EQUIP NUMBER: M10399	904949	RF

MISSING ITEM NUMBERS NOT APPLICABLE

- ITEM NOT ILLUSTRATED

BRI

11-32-01-42

11-32-01
FIG. 42
PAGE 1
JAN 20/09



757

PARTS CATALOG (MAINTENANCE)

FIG ITEM	PART NUMBER	1 2 3 4 5 6 7	NOMENCLATURE	EFFECT FROM TO	UNITS PER ASSY
42					
55	BAC27NFDE0026	..	DECAL- SUPPLIER CODE: V89954 PLACARD CONTENT: SERV INTPH ON, OFF	904949	1
60	233N7503-46	.PANEL ASSY-GEN FIELD AND HYDR	SUPPLIER CODE: V89954 ELECTRICAL EQUIP NUMBER: M10191 COMPONENT MAINT MANUAL REF: 24-22-73 QUALIFIED I/W DATA: 233N7503-29 -31 -32 -44 -45 -46 ALL INTERCHANGEABLE EXCEPT SUBJECT TO CUSTOMER PREFERENCE	121503 904949	RF
65	BAC27NFDE0099	..	DECAL- SUPPLIER CODE: V89954 USED ON: 233N7503-21 233N7503-29 233N7503-30 233N7503-31 233N7503-32	121503 904949	1
70	233N7503-53	.PANEL ASSY-GEN FIELD AND HYDR	SUPPLIER CODE: V89954 ELECTRICAL EQUIP NUMBER: M10191 COMPONENT MAINT MANUAL REF: 24-22-73	121503 904949	RF
75	BAC27NFDE0183	..	DECAL- SUPPLIER CODE: V89954	121503 904949	1
80	233N7506-1	.PANEL ASSY-SQUIB TEST	SUPPLIER CODE: V89954 ELECTRICAL EQUIP NUMBER: M10401 COMPONENT MAINT MANUAL REF: 26-21-52	121503 904949	RF
85	BAC27NFDE0039	..	DECAL- SUPPLIER CODE: V89954	121503 904949	1

MISSING ITEM NUMBERS NOT APPLICABLE

- ITEM NOT ILLUSTRATED

11-32-01-42

11-32-01
FIG. 42
PAGE 2
MAY 20/09

BRI



757

PARTS CATALOG (MAINTENANCE)

FIG ITEM	PART NUMBER	1 2 3 4 5 6 7	NOMENCLATURE	EFFECT FROM TO	UNITS PER ASSY
42 95	BAC27NFDE0061	..	DECAL- SUPPLIER CODE: V89954 OPTIONAL PART: BAC27NFDE0179 V89954	121503	1
95	BAC27NFDE0179	..	DECAL- SUPPLIER CODE: V89954 OPTIONAL PART: BAC27NFDE0061 V89954	121503	1
100	233N7508-14	.P	PANEL ASSY-FLIGHT RECORDER/SVCE INTPH SUPPLIER CODE: V89954 ELECTRICAL EQUIP NUMBER: M00033 COMPONENT MAINT MANUAL REF: 31-31-52	121503	RF
107	BAC27NFDE0061	..	DECAL- SUPPLIER CODE: V89954 OPTIONAL PART: BAC27NFDE268 V89954	121503	1
107	BAC27NFDE268	..	MARKER- SUPPLIER CODE: V89954 OPTIONAL PART: BAC27NFDE0061 V89954	121503	1
110	233N7509-1	.P	PANEL ASSY-EICAS MAINT SUPPLIER CODE: V89954 ELECTRICAL EQUIP NUMBER: M10372 COMPONENT MAINT MANUAL REF: 31-41-54	121503 904949	RF
115	BAC27NFDE0050	..	DECAL- SUPPLIER CODE: V89954	121503 904949	1

MISSING ITEM NUMBERS NOT APPLICABLE

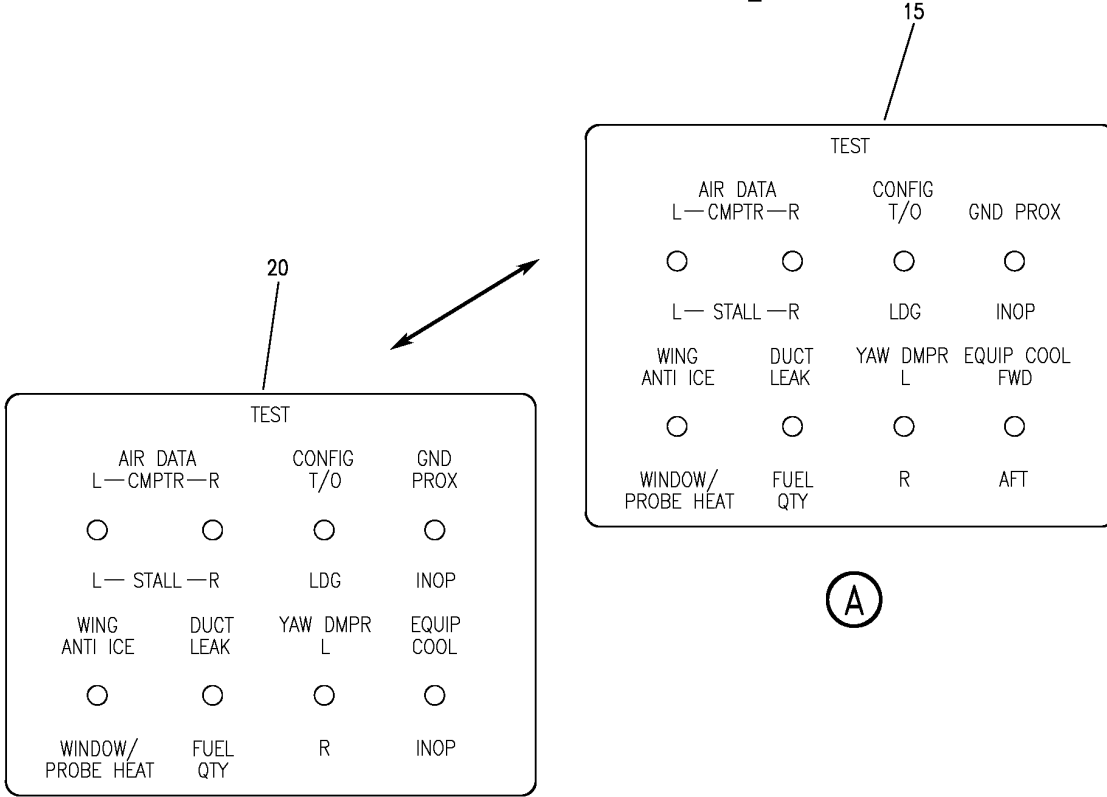
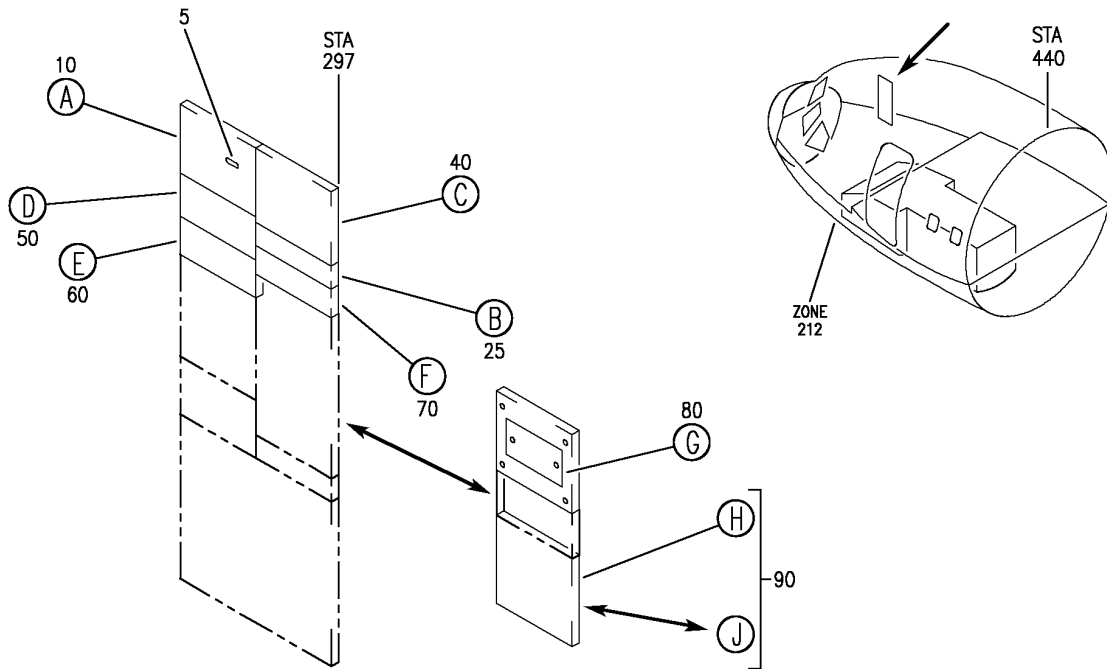
- ITEM NOT ILLUSTRATED

11-32-01-42

11-32-01
FIG. 42
PAGE 3
JAN 20/09

BRI

BOEING
757
PARTS CATALOG (MAINTENANCE)



Y 11320143 SHT 1 REV 250

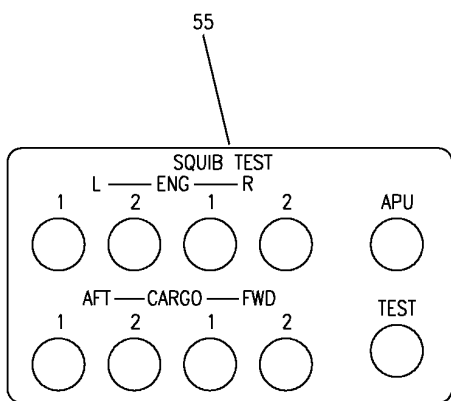
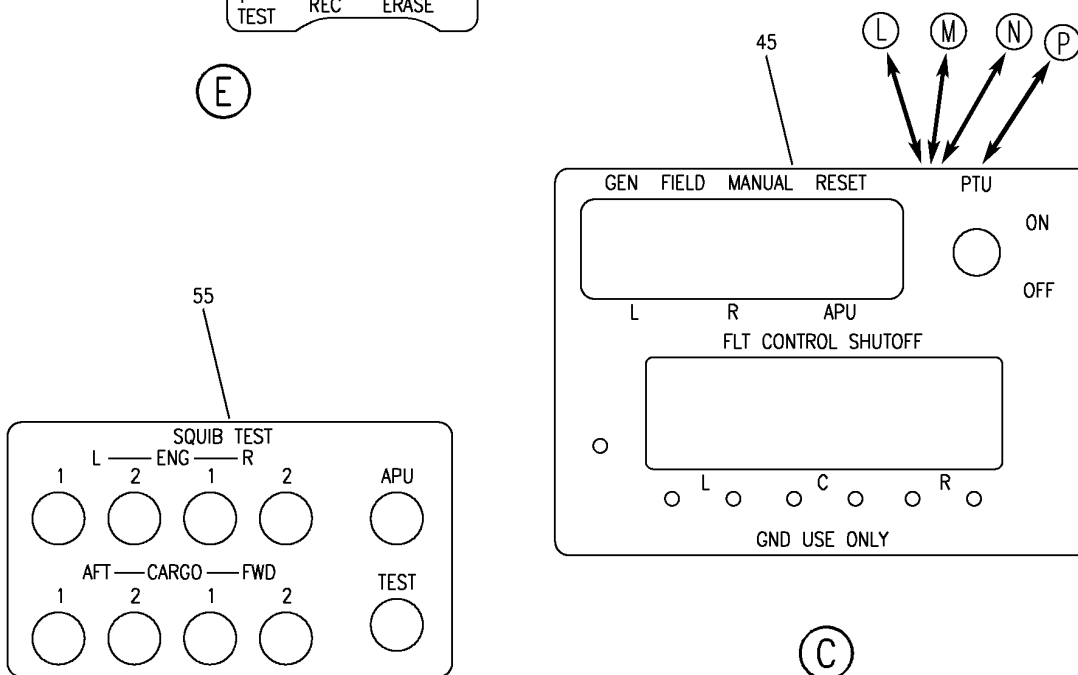
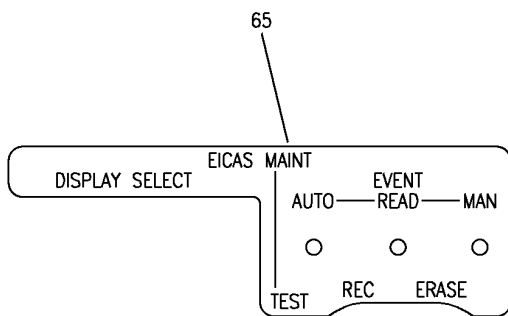
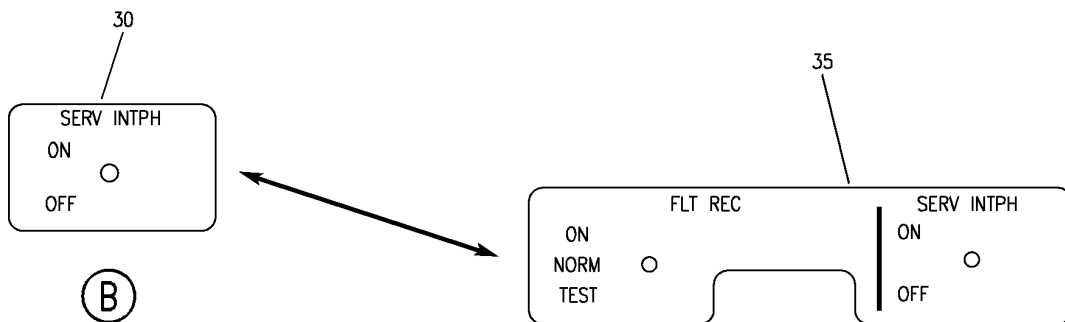
PANEL INSTL-P61 R SIDEWALL (PLACARDS AND MARKINGS ONLY)
FIGURE 43 (SHEET 1)

11-32-01-43

BRI
JAN 20/09

11-32-01-43
PAGE 0

BOEING
757
PARTS CATALOG (MAINTENANCE)

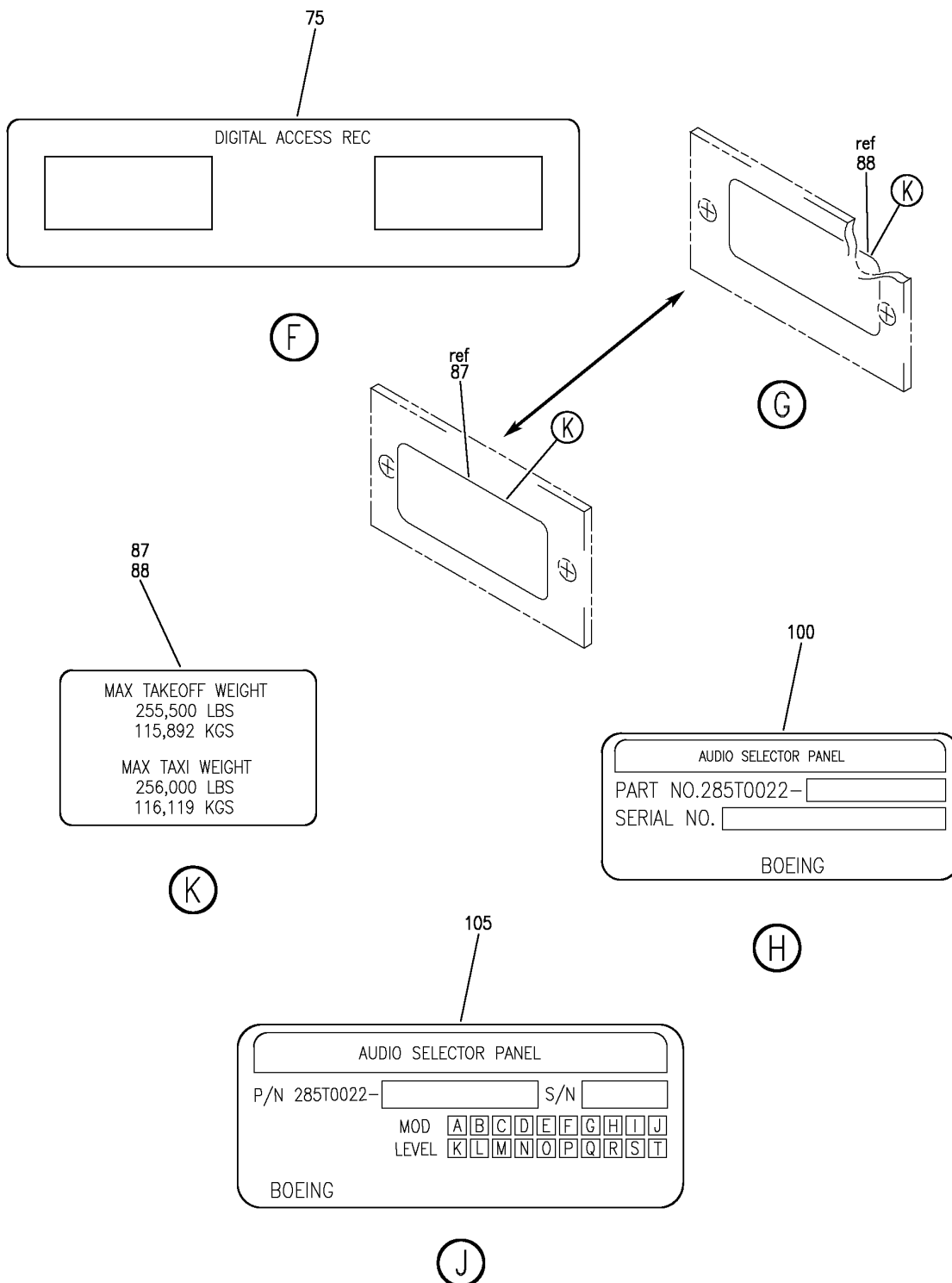


Y 11320143 SH1 2 REV 302

PANEL INSTL-P61 R SIDEWALL (PLACARDS AND MARKINGS ONLY)
FIGURE 43 (SHEET 2)

11-32-01-43

BOEING
757
PARTS CATALOG (MAINTENANCE)



Y 11320143 SH1 3 REV 330

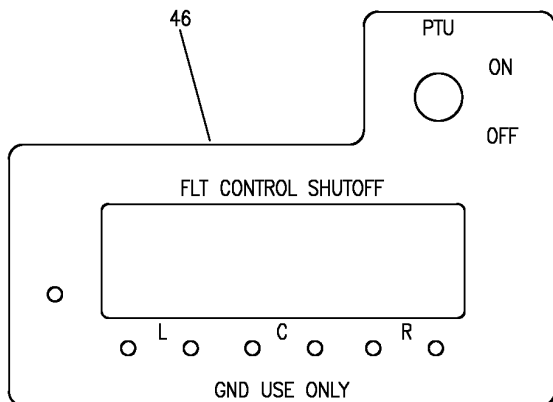
PANEL INSTL-P61 R SIDEWALL (PLACARDS AND MARKINGS ONLY)
FIGURE 43 (SHEET 3)

11-32-01-43

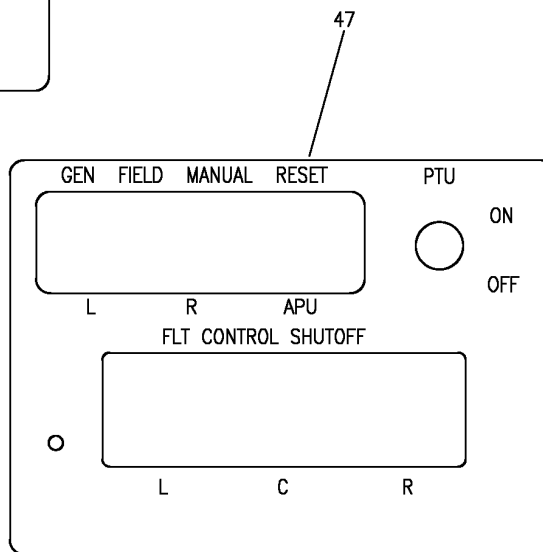
BRI
JAN 20/09

11-32-01-43
PAGE 0B

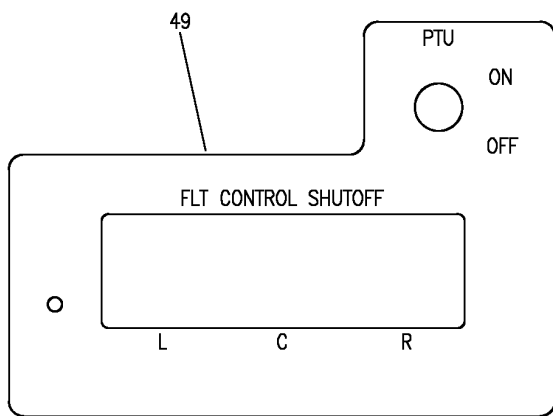
BOEING
757
PARTS CATALOG (MAINTENANCE)



(L)



(M)



(N)

Y 11320143 SHIT 4 REV 274

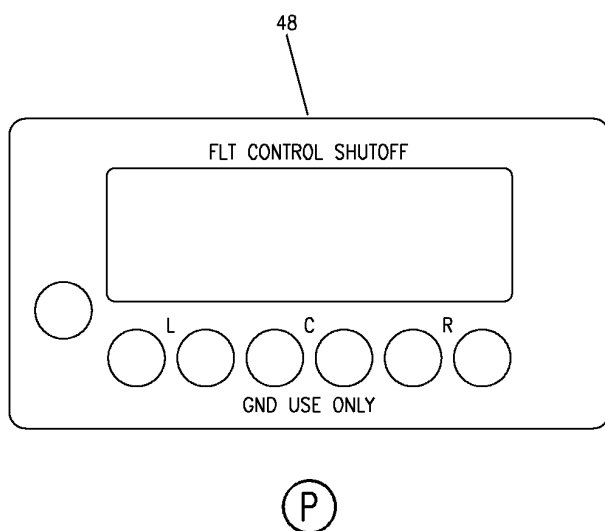
PANEL INSTL-P61 R SIDEWALL (PLACARDS AND MARKINGS ONLY)
FIGURE 43 (SHEET 4)

11-32-01-43

BRI
JAN 20/09

11-32-01-43
PAGE 0C

BOEING
757
PARTS CATALOG (MAINTENANCE)



Y 11320143 SHT 5 REV 302

PANEL INSTL-P61 R SIDEWALL (PLACARDS AND MARKINGS ONLY)
FIGURE 43 (SHEET 5)

BRI
JAN 20/09

11-32-01-43

11-32-01-43
PAGE 0D



757

PARTS CATALOG (MAINTENANCE)

FIG ITEM	PART NUMBER	1 2 3 4 5 6 7	NOMENCLATURE	EFFECT FROM TO	UNITS PER ASSY
43			PANEL INSTL-P61 R SIDEWALL (PLACARDS AND MARKINGS ONLY)	107107	
- 1	233N7401-1		PANEL INSTL-P61 SIDEWALL (PLACARDS AND MARKINGS ONLY) POSITION DATA: R VARIABLE DRAWING REF: 233N7401-5005 FOR NHA/OTHER SYS DET SEE: 25-10-00-05A	107107	RF
5	BAC27TFDE0013		.DECAL- PLACARD CONTENT: INOP	107107	1
5	BAC27NFDE0024		.DECAL- PLACARD CONTENT: INOP POST SERVICE BULLETIN: 24-0126	107107	1
10	233N7501-35		.PANEL ASSY-TEST SUPPLIER CODE: V89954 ELECTRICAL EQUIP NUMBER: M10398 COMPONENT MAINT MANUAL REF: 31-51-61 POST SERVICE BULLETIN: 24-0048	107107	RF
20	BAC27NFDE0126		..DECAL- POST SERVICE BULLETIN: 24-0048	107107	1
25	233N7502-1		.PANEL ASSY-SVCE INTPH ELECTRICAL EQUIP NUMBER: M10399	107107	RF
30	BAC27NFDE0026		..DECAL- SUPPLIER CODE: V89954 PLACARD CONTENT: SERV INTPH ON, OFF	107107	1

MISSING ITEM NUMBERS NOT APPLICABLE

- ITEM NOT ILLUSTRATED

11-32-01-43

11-32-01
FIG. 43
PAGE 1
JAN 20/09

BRI



757

PARTS CATALOG (MAINTENANCE)

FIG ITEM	PART NUMBER	1 2 3 4 5 6 7	NOMENCLATURE	EFFECT FROM TO	UNITS PER ASSY
43					
40	233N7503-32		.PANEL ASSY-GEN FIELD AND HYDR SUPPLIER CODE: V89954 COMPONENT MAINT MANUAL REF: 24-22-73 QUALIFIED I/W DATA: 233N7503-29 -31 -32 -44 -45 -46 ALL INTERCHANGEABLE EXCEPT SUBJECT TO CUSTOMER PREFERENCE -32 I/W -51 EXCEPT WHEN INSTALLING A -32 IN PLACE OF -51 FIELD GENERATOR SWITCHES S1, S2, S3 MUST BE MARKED INOPERABLE.	107107	RF
40	233N7503-47		.PANEL ASSY-GEN FIELD AND HYDR SUPPLIER CODE: V89954 COMPONENT MAINT MANUAL REF: 24-22-73	107107	RF
40	233N7503-34		.PANEL ASSY-GEN FIELD AND HYDR SUPPLIER CODE: V89954 COMPONENT MAINT MANUAL REF: 24-22-73	107107	RF
40	233N7503-56		.PANEL ASSY-GEN FIELD AND HYDR SUPPLIER CODE: V89954 COMPONENT MAINT MANUAL REF: 24-22-73	107107	RF
40	233N7503-60		.PANEL ASSY-GEN FIELD AND HYDR SUPPLIER CODE: V89954 COMPONENT MAINT MANUAL REF: 24-22-73 QUALIFIED I/W DATA: -50 I/W -60 EXCEPT WHEN INSTALLING A -50 IN PLACE OF -60 FIELD GENERATOR SWITCHES S1, S2, S3 MUST BE MARKED INOPERABLE.	107107	RF

MISSING ITEM NUMBERS NOT APPLICABLE

- ITEM NOT ILLUSTRATED

11-32-01-43

11-32-01
FIG. 43
PAGE 2
JAN 20/09

BRI



757

PARTS CATALOG (MAINTENANCE)

FIG ITEM	PART NUMBER	1 2 3 4 5 6 7	NOMENCLATURE	EFFECT FROM TO	UNITS PER ASSY
43					
45	BAC27NFDE0099	..	DECAL- SUPPLIER CODE: V89954 USED ON: 233N7503-21 233N7503-29 233N7503-30 233N7503-31 233N7503-32 233N7503-44	107107	1
47	BAC27NFDE0130	..	DECAL- SUPPLIER CODE: V89954 USED ON: 233N7503-47 233N7503-34	107107	1
48	BAC27NFDE0182	..	DECAL- SUPPLIER CODE: V89954 USED ON: 233N7503-60	107107	1
49	BAC27NFDE0184	..	DECAL- SUPPLIER CODE: V89954 USED ON: 233N7503-56	107107	1
50	233N7506-1	.PANEL ASSY-SQUIB TEST	SUPPLIER CODE: V89954 ELECTRICAL EQUIP NUMBER: M10401 COMPONENT MAINT MANUAL REF: 26-21-52	107107	RF
55	BAC27NFDE0039	..	DECAL- SUPPLIER CODE: V89954	107107	1
60	233N7509-1	.PANEL ASSY-EICAS MAINT	SUPPLIER CODE: V89954 ELECTRICAL EQUIP NUMBER: M10372 COMPONENT MAINT MANUAL REF: 31-41-54	107107	RF
65	BAC27NFDE0050	..	DECAL- SUPPLIER CODE: V89954	107107	1

MISSING ITEM NUMBERS NOT APPLICABLE

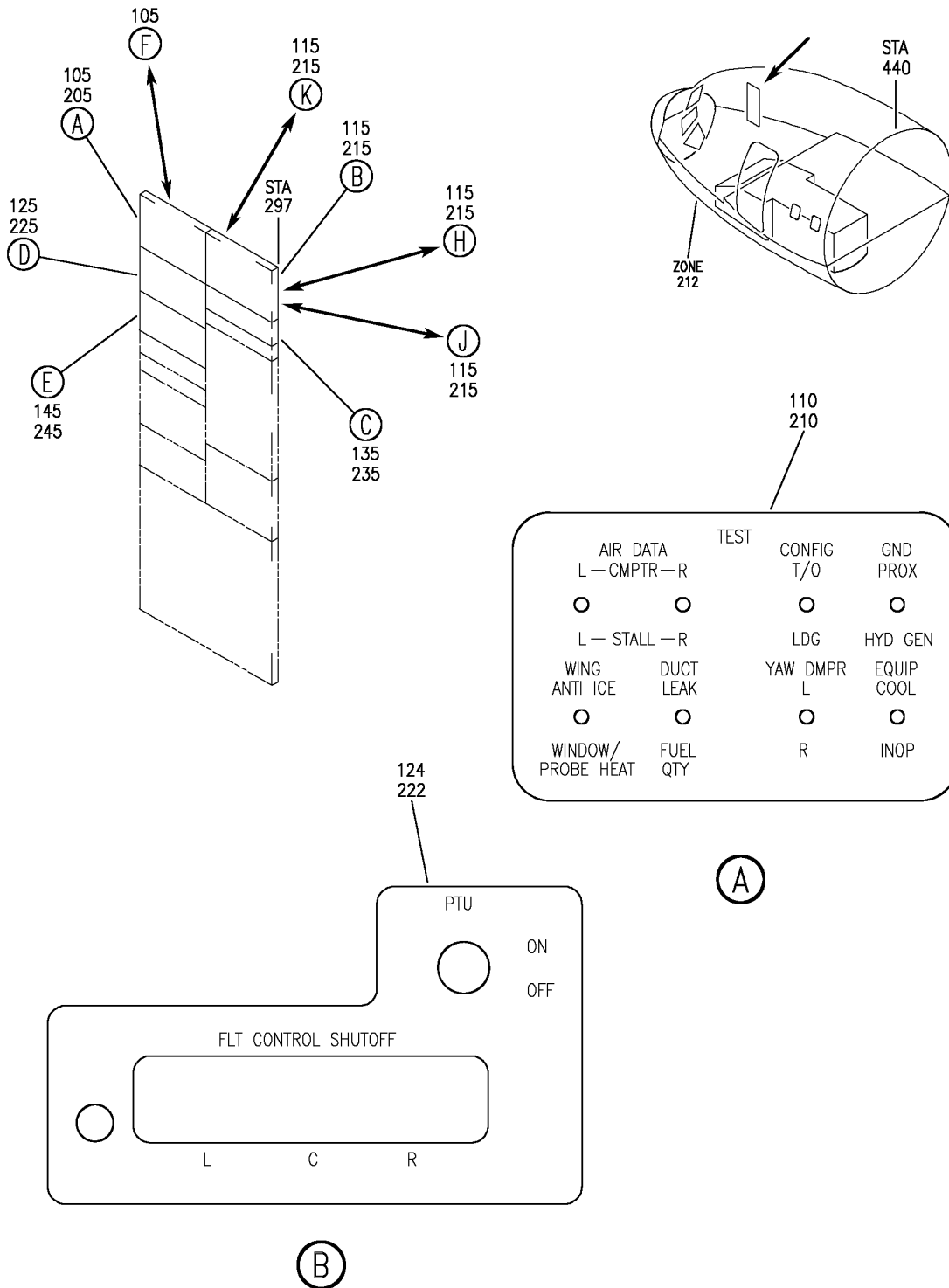
- ITEM NOT ILLUSTRATED

11-32-01-43

11-32-01
FIG. 43
PAGE 3
JAN 20/09

BRI

BOEING
757
PARTS CATALOG (MAINTENANCE)



Y 11320151 SH1 1 REV 326

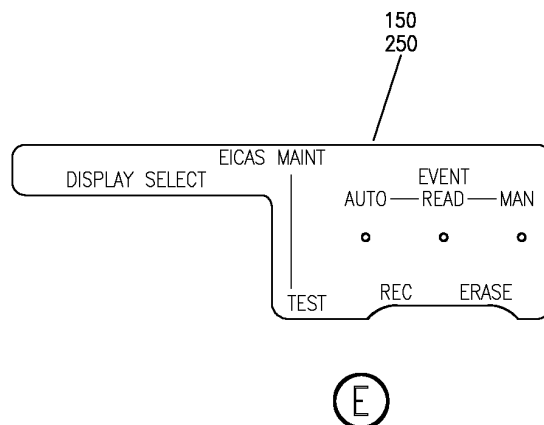
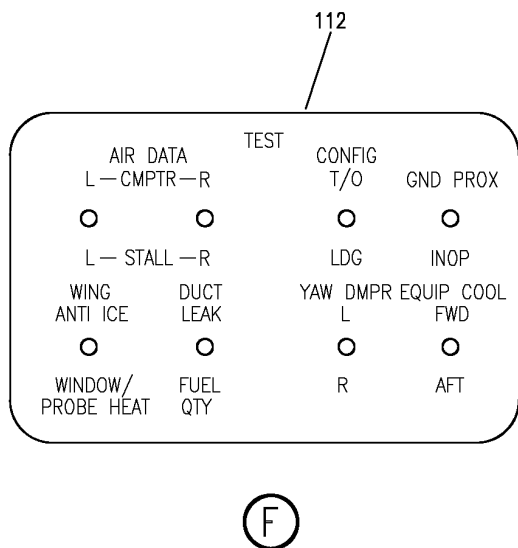
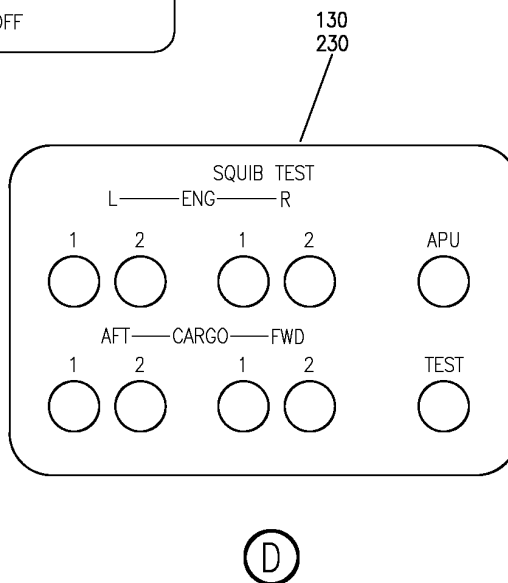
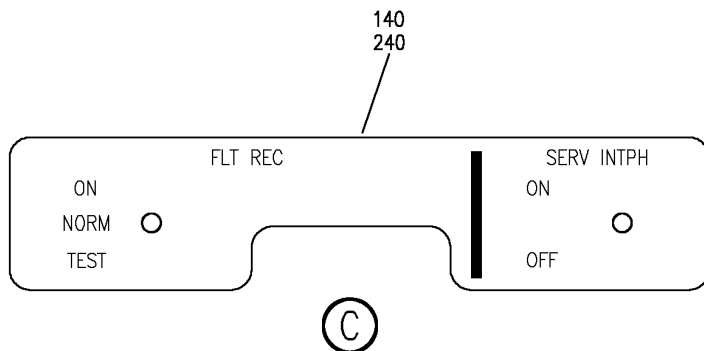
PANEL INSTL-P61 R SIDEWALL (PLACARDS AND MARKINGS ONLY)
FIGURE 51 (SHEET 1)

11-32-01-51

BRI
JAN 20/09

11-32-01-51
PAGE 0

BOEING
757
PARTS CATALOG (MAINTENANCE)



Y 11320151 SH1 2 REV 326

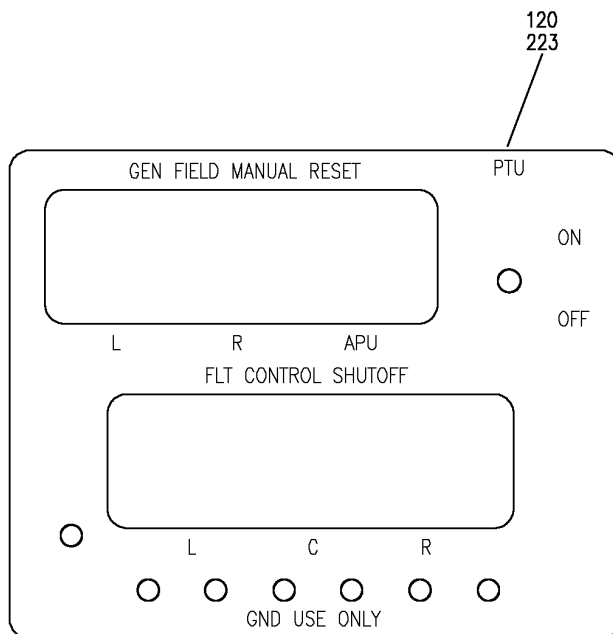
PANEL INSTL-P61 R SIDEWALL (PLACARDS AND MARKINGS ONLY)
FIGURE 51 (SHEET 2)

11-32-01-51

BRI
JAN 20/09

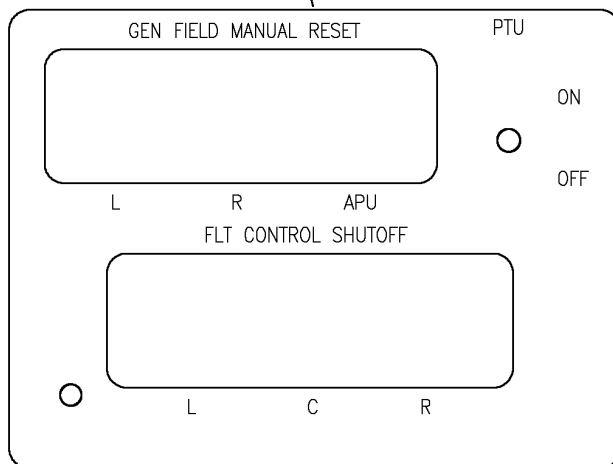
11-32-01-51
PAGE 0A

BOEING
757
PARTS CATALOG (MAINTENANCE)



(H)

122
220



(J)

Y 11320151 SHT 3 REV 326

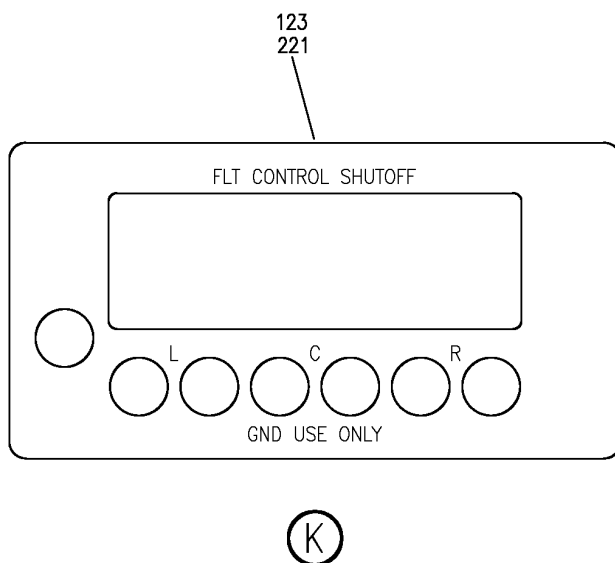
PANEL INSTL-P61 R SIDEWALL (PLACARDS AND MARKINGS ONLY)
FIGURE 51 (SHEET 3)

11-32-01-51

BRI
JAN 20/09

11-32-01-51
PAGE 0B

BOEING
757
PARTS CATALOG (MAINTENANCE)



Y 11320151 SHIT 4 REV 326

PANEL INSTL-P61 R SIDEWALL (PLACARDS AND MARKINGS ONLY)
FIGURE 51 (SHEET 4)

BRI
JAN 20/09

11-32-01-51

11-32-01-51
PAGE 0C



757

PARTS CATALOG (MAINTENANCE)

FIG ITEM	PART NUMBER	1 2 3 4 5 6 7	NOMENCLATURE	EFFECT FROM TO	UNITS PER ASSY
51			PANEL INSTL-P61 R SIDEWALL (PLACARDS AND MARKINGS ONLY)	952999	
- 200	233N7401-1		PANEL INSTL-P61 SIDEWALL (PLACARDS AND MARKINGS ONLY) POSITION DATA: R VARIABLE DRAWING REF: 233N7401-5036 FOR NHA/OTHER SYS DET SEE: 25-10-00-05A	952999	RF
205	233N7501-35		.PANEL ASSY-TEST SUPPLIER CODE: V89954 ELECTRICAL EQUIP NUMBER: M10398 COMPONENT MAINT MANUAL REF: 31-51-61	952952	RF
205	233N7501-36		.PANEL ASSY-TEST SUPPLIER CODE: V89954 ELECTRICAL EQUIP NUMBER: M10398 COMPONENT MAINT MANUAL REF: 31-51-61 QUALIFIED I/W DATA: 233N7501-36 CAN REPLACE 233N7501-35,BUT 233N7501-35 CANNOT REPLACE 233N7501-36 IF VICKER HMG, 520850 OR 3022008-000 IS INSTALLED.	953999	RF
210	BAC27NFDE0126		..DECAL	952999	1
215	233N7503-47		.PANEL ASSY-GEN FIELD AND HYDR SUPPLIER CODE: V89954 COMPONENT MAINT MANUAL REF: 24-22-73	952952	RF
215	233N7503-34		.PANEL ASSY-GEN FIELD AND HYDR SUPPLIER CODE: V89954 COMPONENT MAINT MANUAL REF: 24-22-73	952952	RF

MISSING ITEM NUMBERS NOT APPLICABLE

- ITEM NOT ILLUSTRATED

11-32-01-51

11-32-01
FIG. 51
PAGE 1
JAN 20/09

BRI



757

PARTS CATALOG (MAINTENANCE)

FIG ITEM	PART NUMBER	1 2 3 4 5 6 7	NOMENCLATURE	EFFECT FROM TO	UNITS PER ASSY
51 215	233N7503-56		.PANEL ASSY-GEN FIELD AND HYDR SUPPLIER CODE: V89954 COMPONENT MAINT MANUAL REF: 24-22-73	952999	RF
215	233N7503-32		.PANEL ASSY-GEN FIELD AND HYDR SUPPLIER CODE: V89954 COMPONENT MAINT MANUAL REF: 24-22-73 QUALIFIED I/W DATA: 233N7503-29 -31 -32 -44 -45 -46 ALL INTERCHANGEABLE EXCEPT SUBJECT TO CUSTOMER PREFERENCE -32 I/W -51 EXCEPT WHEN INSTALLING A -32 IN PLACE OF -51 FIELD GENERATOR SWITCHES S1, S2, S3 MUST BE MARKED INOPERABLE	952952	RF
215	233N7503-60		.PANEL ASSY-GEN FIELD AND HYDR SUPPLIER CODE: V89954 COMPONENT MAINT MANUAL REF: 24-22-73 QUALIFIED I/W DATA: -50 I/W -60 EXCEPT WHEN INSTALLING A -50 IN PLACE OF -60 FIELD GENERATOR SWITCHES S1, S2, S3 MUST BE MARKED INOPERABLE.	952999	RF
220	BAC27NFDE0130		..DECAL- SUPPLIER CODE: V89954 USED ON: 233N7503-47 233N7503-34	952952	1
221	BAC27NFDE0182		..DECAL- SUPPLIER CODE: V89954 USED ON: 233N7503-60	952999	1

MISSING ITEM NUMBERS NOT APPLICABLE

- ITEM NOT ILLUSTRATED

11-32-01-51

11-32-01
FIG. 51
PAGE 2
JAN 20/09

BRI



757

PARTS CATALOG (MAINTENANCE)

FIG ITEM	PART NUMBER	1 2 3 4 5 6 7	NOMENCLATURE	EFFECT FROM TO	UNITS PER ASSY
51 222	BAC27NFDE0184	..	DECAL- SUPPLIER CODE: V89954 USED ON: 233N7503-56	952999	1
223	BAC27NFDE0099	..	DECAL- SUPPLIER CODE: V89954 USED ON: 233N7503-32	952952	1
225	233N7506-1	.PANEL ASSY-SQUIB TEST	SUPPLIER CODE: V89954 ELECTRICAL EQUIP NUMBER: M10401 COMPONENT MAINT MANUAL REF: 26-21-52	952999	RF
230	BAC27NFDE0039	..	DECAL- SUPPLIER CODE: V89954	952999	1
235	233N7508-14	.PANEL ASSY-FLIGHT RECORDER /SVCE INTPH	SUPPLIER CODE: V89954 ELECTRICAL EQUIP NUMBER: M00033 COMPONENT MAINT MANUAL REF: 31-31-52	952999	RF
240	BAC27NFDE0061	..	DECAL- SUPPLIER CODE: V89954 OPTIONAL PART: BAC27NFDE0179 V89954	952999	1
240	BAC27NFDE0179	..	DECAL- SUPPLIER CODE: V89954 OPTIONAL PART: BAC27NFDE0061 V89954	952999	1
245	233N7509-1	.PANEL ASSY-EICAS MAINT	SUPPLIER CODE: V89954 ELECTRICAL EQUIP NUMBER: M10372 COMPONENT MAINT MANUAL REF: 31-41-54	952999	RF

MISSING ITEM NUMBERS NOT APPLICABLE

- ITEM NOT ILLUSTRATED

11-32-01-51

11-32-01
FIG. 51
PAGE 3
JAN 20/09

BRI



757

PARTS CATALOG (MAINTENANCE)

FIG ITEM	PART NUMBER	1 2 3 4 5 6 7	NOMENCLATURE	EFFECT FROM TO	UNITS PER ASSY
51 250	BAC27NFDE0050		. . DECAL- SUPPLIER CODE : V89954	952999	1

MISSING ITEM NUMBERS NOT APPLICABLE

- ITEM NOT ILLUSTRATED

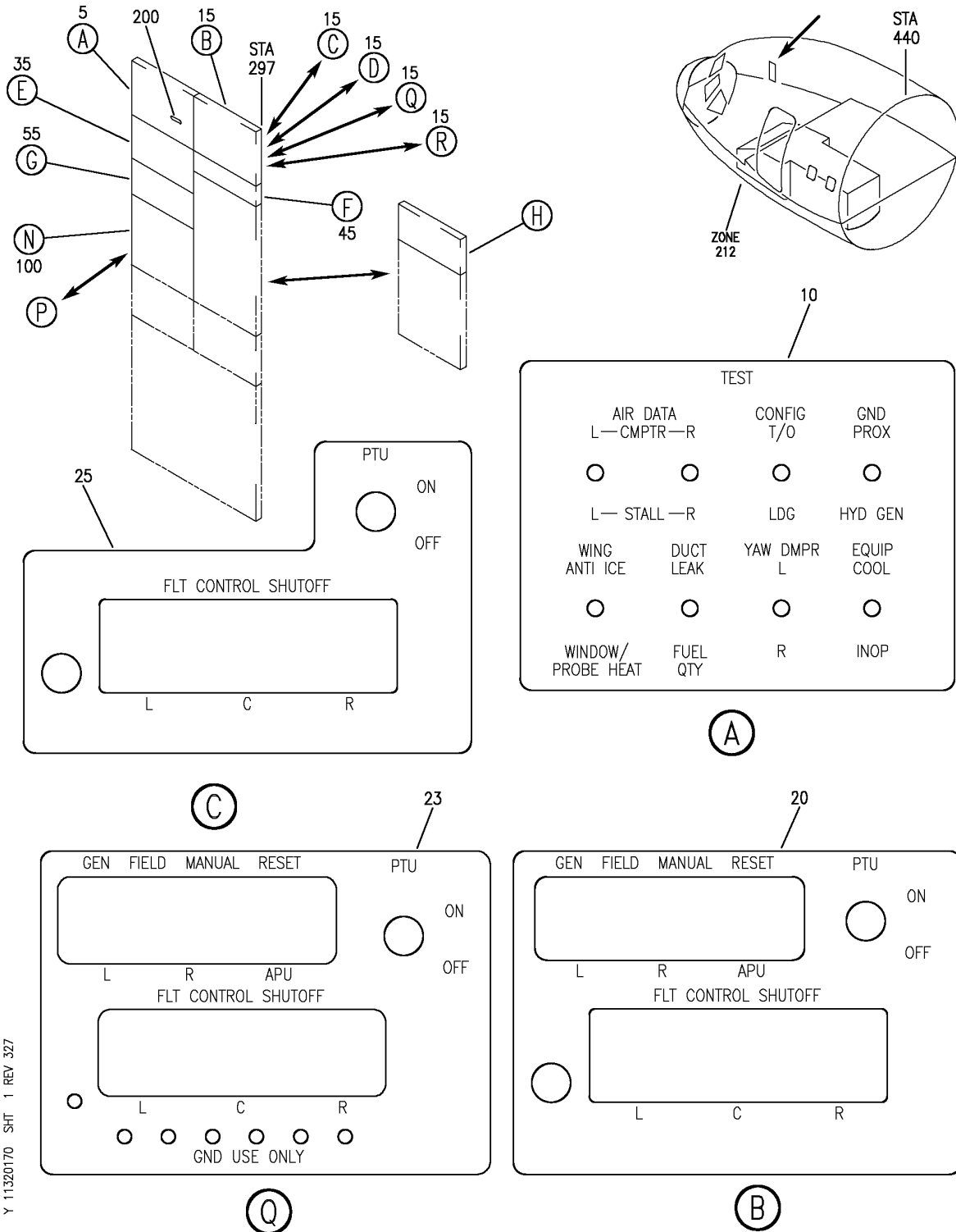
BRI

11-32-01-51

BOEING PROPRIETARY - Copyright © - Unpublished Work - See title page for details.

11-32-01
FIG. 51
PAGE 4
JAN 20/09

BOEING
757
PARTS CATALOG (MAINTENANCE)



Y 11320170 SHT 1 REV 327

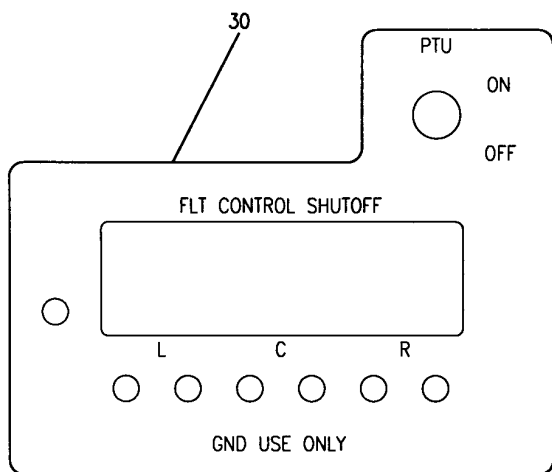
PANEL INSTL-P61 R SIDEWALL (PLACARDS AND MARKINGS ONLY)
FIGURE 70 (SHEET 1)

11-32-01-70

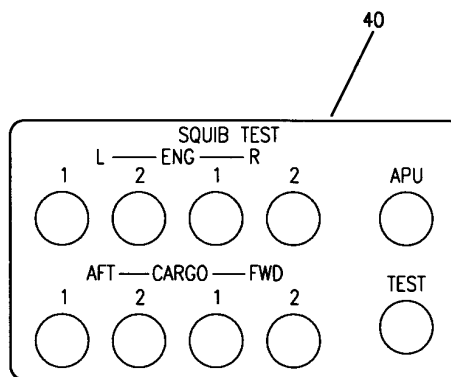
BRI
SEP 20/08

11-32-01-70
PAGE 0

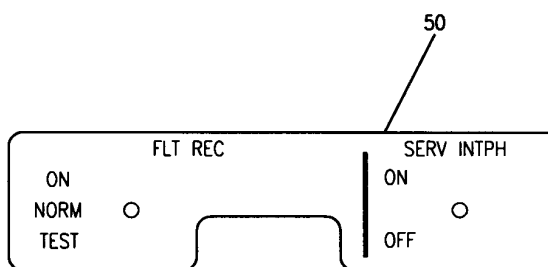

BOEING
 757
PARTS CATALOG (MAINTENANCE)



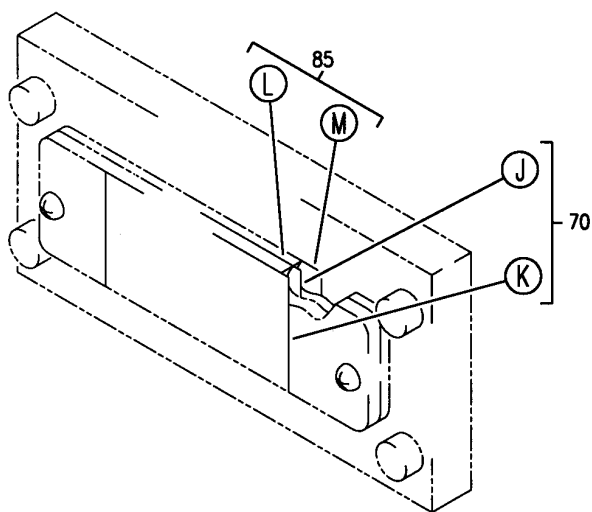
(D)



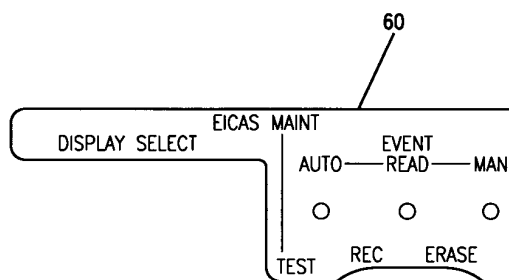
(E)



(F)



(H)



(G)

Y 11320170 SHT 2 REV 210

PANEL INSTL-P61 R SIDEWALL (PLACARDS AND MARKINGS ONLY)
 FIGURE 70 (SHEET 2)

11-32-01-70

BRI
 MAY 28/07

11-32-01-70
 PAGE 0A

BOEING
757
PARTS CATALOG (MAINTENANCE)

MAX TAKEOFF WEIGHT
255,000 LBS
115,666 KGS

MAX TAXI WEIGHT
256,000 LBS
116,119 KGS

(J)

75

MAX TAKEOFF WEIGHT
250,000 LBS
113,398 KGS

MAX TAXI WEIGHT
251,000 LBS
113,851 KGS

(K)

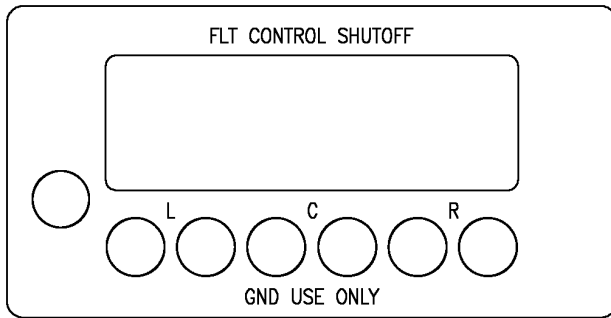
80

MAX TAKEOFF WEIGHT
240,000 LBS
108,862 KGS

MAX TAXI WEIGHT
241,000 LBS
109,315 KGS

(L)

90



(R)

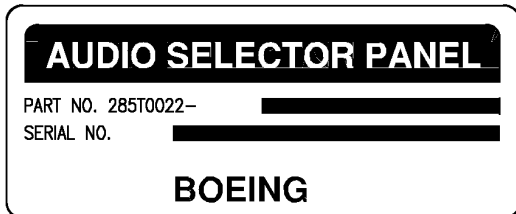
27

MAX TAKEOFF WEIGHT
230,000 LBS
104,326 KGS

MAX TAXI WEIGHT
231,000 LBS
104,779 KGS

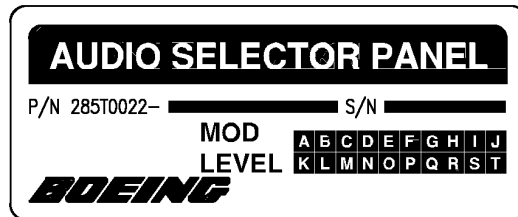
(M)

95



(P)

113



(N)

110

Y 11320170 SH1 3 REV 303

PANEL INSTL-P61 R SIDEWALL (PLACARDS AND MARKINGS ONLY)
FIGURE 70 (SHEET 3)

11-32-01-70

BRI
MAY 28/07

11-32-01-70
PAGE 0B



757

PARTS CATALOG (MAINTENANCE)

FIG ITEM	PART NUMBER	1 2 3 4 5 6 7	NOMENCLATURE	EFFECT FROM TO	UNITS PER ASSY
70			PANEL INSTL-P61 R SIDEWALL (PLACARDS AND MARKINGS ONLY)	002004 006100	
- 1	233N7401-1		PANEL INSTL-P61 SIDEWALL (PLACARDS AND MARKINGS ONLY) POSITION DATA: R VARIABLE DRAWING REF: 233N7401-5038 FOR NHA/OTHER SYS DET SEE: 25-10-00-05A	002004 006100	RF
5	233N7501-36		.PANEL ASSY-TEST SUPPLIER CODE: V89954 ELECTRICAL EQUIP NUMBER: M10398 COMPONENT MAINT MANUAL REF: 31-51-61 QUALIFIED I/W DATA: 233N7501-36 CAN REPLACE 233N7501-35,BUT 233N7501-35 CANNOT REPLACE 233N7501-36 IF VICKER HMG, 520850 OR 3022008-000 IS INSTALLED.	002004 006100	RF
10	BAC27NFDE0126		..DECAL	002004 006100	1
15	233N7503-47		.PANEL ASSY-GEN FIELD AND HYDR SUPPLIER CODE: V89954 COMPONENT MAINT MANUAL REF: 24-22-73	002004	RF
15	233N7503-34		.PANEL ASSY-GEN FIELD AND HYDR SUPPLIER CODE: V89954 COMPONENT MAINT MANUAL REF: 24-22-73	002004	RF
15	233N7503-56		.PANEL ASSY-GEN FIELD AND HYDR SUPPLIER CODE: V89954 COMPONENT MAINT MANUAL REF: 24-22-73	002004 006010	RF

MISSING ITEM NUMBERS NOT APPLICABLE

- ITEM NOT ILLUSTRATED

11-32-01-70

11-32-01
FIG. 70
PAGE 1
JAN 20/09

BRI



757

PARTS CATALOG (MAINTENANCE)

FIG ITEM	PART NUMBER	1 2 3 4 5 6 7	NOMENCLATURE	EFFECT FROM TO	UNITS PER ASSY
70					
15	233N7503-53		.PANEL ASSY-GEN FIELD AND HYDR SUPPLIER CODE: V89954 ELECTRICAL EQUIP NUMBER: M10191 COMPONENT MAINT MANUAL REF: 24-22-73	011100	RF
15	233N7503-32		.PANEL ASSY-GEN FIELD AND HYDR SUPPLIER CODE: V89954 COMPONENT MAINT MANUAL REF: 24-22-73 QUALIFIED I/W DATA: 233N7503-29 -31 -32 -44 -45 -46 ALL INTERCHANGEABLE EXCEPT SUBJECT TO CUSTOMER PREFERENCE -32 I/W -51 EXCEPT WHEN INSTALLING A -32 IN PLACE OF -51 FIELD GENERATOR SWITCHES S1, S2, S3 MUST BE MARKED INOPERABLE	002004	RF
15	233N7503-60		.PANEL ASSY-GEN FIELD AND HYDR SUPPLIER CODE: V89954 COMPONENT MAINT MANUAL REF: 24-22-73 QUALIFIED I/W DATA: -50 I/W -60 EXCEPT WHEN INSTALLING A -50 IN PLACE OF -60 FIELD GENERATOR SWITCHES S1, S2, S3 MUST BE MARKED INOPERABLE.	002004 006010	RF
20	BAC27NFDE0130		..DECAL- SUPPLIER CODE: V89954 USED ON: 233N7503-47 233N7503-34	002004	1

MISSING ITEM NUMBERS NOT APPLICABLE

- ITEM NOT ILLUSTRATED

11-32-01-70

11-32-01
FIG. 70
PAGE 2
JAN 20/09

BRI



757

PARTS CATALOG (MAINTENANCE)

FIG ITEM	PART NUMBER	1 2 3 4 5 6 7	NOMENCLATURE	EFFECT FROM TO	UNITS PER ASSY
70					
23	BAC27NFDE0099	..	DECAL- SUPPLIER CODE: V89954 USED ON: 233N7503-32	002004	1
25	BAC27NFDE0184	..	DECAL- SUPPLIER CODE: V89954 USED ON: 233N7503-56	002004 006010	1
27	BAC27NFDE0182	..	DECAL- SUPPLIER CODE: V89954 USED ON: 233N7503-60	002004 006010	1
30	BAC27NFDE0183	..	DECAL- SUPPLIER CODE: V89954	011100	1
35	233N7506-1	.PANEL ASSY-SQUIB TEST SUPPLIER CODE: V89954 ELECTRICAL EQUIP NUMBER: M10401 COMPONENT MAINT MANUAL REF: 26-21-52		002004 006100	RF
40	BAC27NFDE0039	..	DECAL- SUPPLIER CODE: V89954	002004 006100	1
45	233N7508-14	.PANEL ASSY-FLIGHT RECORDER SVCE INTPH SUPPLIER CODE: V89954 ELECTRICAL EQUIP NUMBER: M00033 COMPONENT MAINT MANUAL REF: 31-31-52		002004 006100	RF
50	BAC27NFDE0061	..	DECAL- SUPPLIER CODE: V89954 OPTIONAL PART: BAC27NFDE268 V89954	002004 006100	1
50	BAC27NFDE268	..	MARKER- SUPPLIER CODE: V89954 OPTIONAL PART: BAC27NFDE0061 V89954	002004 006100	1

MISSING ITEM NUMBERS NOT APPLICABLE

- ITEM NOT ILLUSTRATED

11-32-01-70

11-32-01
FIG. 70
PAGE 3
JAN 20/09

BRI



757

PARTS CATALOG (MAINTENANCE)

FIG ITEM	PART NUMBER	1 2 3 4 5 6 7	NOMENCLATURE	EFFECT FROM TO	UNITS PER ASSY
70					
55	233N7509-1		.PANEL ASSY-EICAS MAINT SUPPLIER CODE: V89954 ELECTRICAL EQUIP NUMBER: M10372 COMPONENT MAINT MANUAL REF: 31-41-54	002004 006100	RF
60	BAC27NFDE0050		..DECAL- SUPPLIER CODE: V89954	002004 006100	1
100	285T0022-44		.PANEL ASSY-AUDIO SELECTOR SUPPLIER CODE: V89954 ELECTRICAL EQUIP NUMBER: M10216 COMPONENT MAINT MANUAL REF: 23-51-54	002004 006100	RF
110	BAC27TEX4053		..MARKER-ALUMINUM FOIL SUPPLIER CODE: V89954 USED ON: 285T0022-5004	002004 006100	1
113	BAC27TEX1992		..MARKER-ALUMINUM FOIL USED ON: 285T0022-5003	002004 006100	1
200	BAC27NFDE0024		.DECAL- PLACARD CONTENT: INOP POST SERVICE BULLETIN: 24-0126	009009	1

MISSING ITEM NUMBERS NOT APPLICABLE

- ITEM NOT ILLUSTRATED

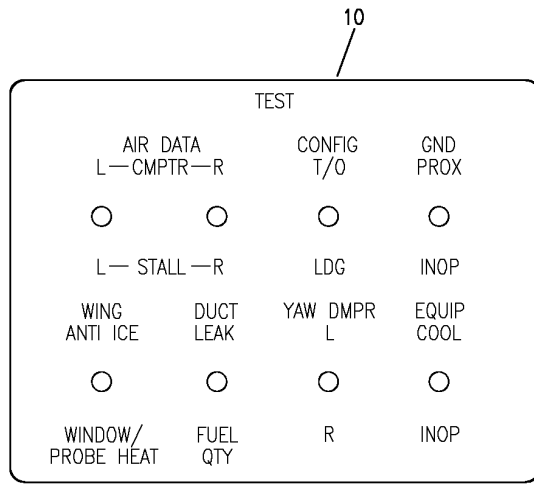
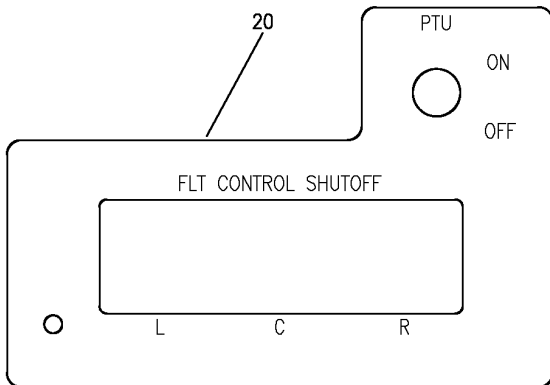
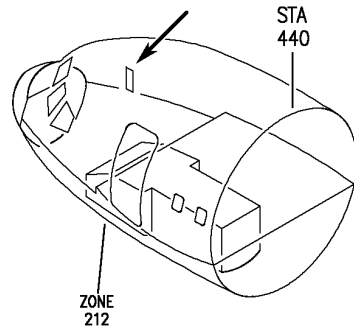
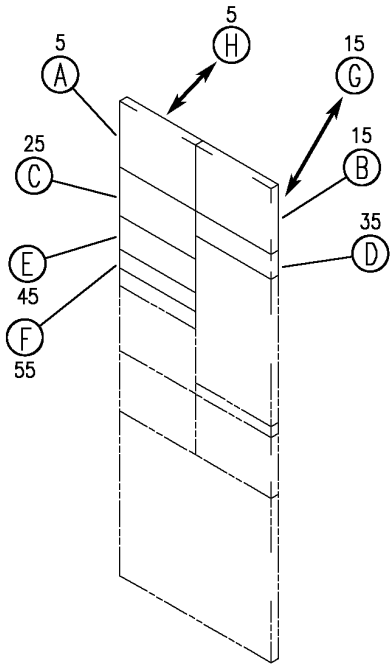
BRI

11-32-01-70

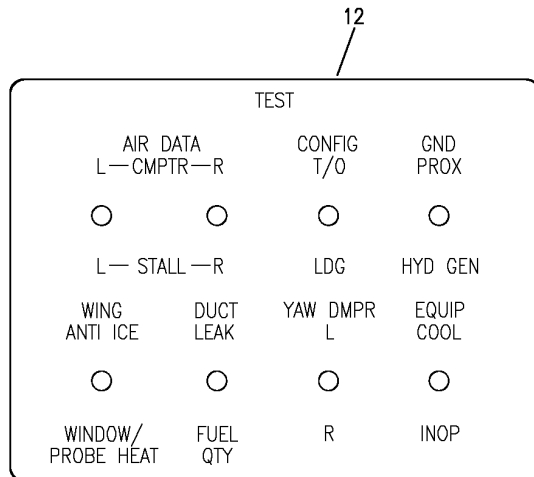
BOEING PROPRIETARY - Copyright © - Unpublished Work - See title page for details.

11-32-01
FIG. 70
PAGE 4
JAN 20/09

BOEING
757
PARTS CATALOG (MAINTENANCE)



A



H

Y 11320173 SH1 1 REV 309

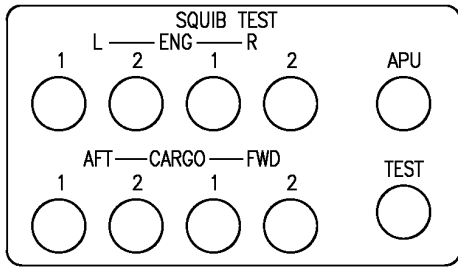
PANEL INSTL-P61 R SIDEWALL (PLACARDS AND MARKINGS ONLY)
FIGURE 73 (SHEET 1)

11-32-01-73

BRI
JAN 20/09

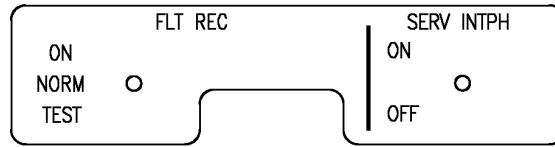
11-32-01-73
PAGE 0


BOEING
 757
PARTS CATALOG (MAINTENANCE)



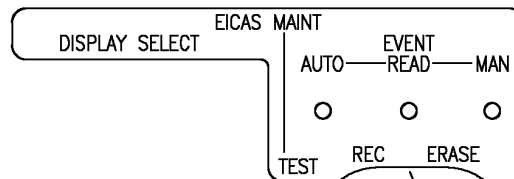
(C)

30



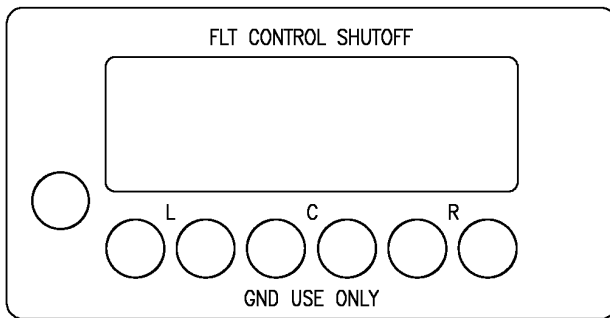
(D)

40



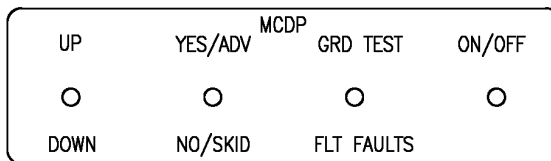
(E)

50



(G)

21



(F)

60

Y 11320173 SH1 2 REV 303

PANEL INSTL-P61 R SIDEWALL (PLACARDS AND MARKINGS ONLY)
 FIGURE 73 (SHEET 2)

11-32-01-73

BRI
JAN 20/09

11-32-01-73
 PAGE 0A



**757
PARTS CATALOG (MAINTENANCE)**

FIG ITEM	PART NUMBER	1 2 3 4 5 6 7	NOMENCLATURE	EFFECT FROM TO	UNITS PER ASSY
73			PANEL INSTL-P61 R SIDEWALL (PLACARDS AND MARKINGS ONLY)	950951	
- 1	233N7401-1		PANEL INSTL-P61 SIDEWALL (PLACARDS AND MARKINGS ONLY) POSITION DATA: R VARIABLE DRAWING REF: 233N7401-5042 FOR NHA/OTHER SYS DET SEE: 25-10-00-05A	950951	RF
5	233N7501-23		.PANEL ASSY-TEST SUPPLIER CODE: V89954 NOT APPROVED FOR ETOPS. ELECTRICAL EQUIP NUMBER: M10398 COMPONENT MAINT MANUAL REF: 31-51-61	950951	RF
10	BAC27NFDE0121		..DECAL-	950951	1
15	233N7503-56		.PANEL ASSY-GEN FIELD AND HYDR SUPPLIER CODE: V89954 ELECTRICAL EQUIP NUMBER: M10191 COMPONENT MAINT MANUAL REF: 24-22-73	950951	RF
15	233N7503-60		.PANEL ASSY-GEN FIELD AND HYDR SUPPLIER CODE: V89954 COMPONENT MAINT MANUAL REF: 24-22-73 QUALIFIED I/W DATA: -50 I/W -60 EXCEPT WHEN INSTALLING A -50 IN PLACE OF -60 FIELD GENERATOR SWITCHES S1, S2, S3 MUST BE MARKED INOPERABLE.	950951	RF
20	BAC27NFDE0184		..DECAL- SUPPLIER CODE: V89954 USED ON: 233N7503-56	950951	1

MISSING ITEM NUMBERS NOT APPLICABLE

- ITEM NOT ILLUSTRATED

11-32-01-73

11-32-01
FIG. 73
PAGE 1
JAN 20/09

BRI



757

PARTS CATALOG (MAINTENANCE)

FIG ITEM	PART NUMBER	1 2 3 4 5 6 7	NOMENCLATURE	EFFECT FROM TO	UNITS PER ASSY
73					
21	BAC27NFDE0182	..	DECAL- SUPPLIER CODE: V89954 USED ON: 233N7503-60	950951	1
25	233N7506-1	.PANEL ASSY-SQUIB TEST	SUPPLIER CODE: V89954 ELECTRICAL EQUIP NUMBER: M10401 COMPONENT MAINT MANUAL REF: 26-21-52	950951	RF
30	BAC27NFDE0039	..	DECAL- SUPPLIER CODE: V89954	950951	1
35	233N7508-14	.PANEL ASSY-FLIGHT RECORDER	SVCE INTPH SUPPLIER CODE: V89954 ELECTRICAL EQUIP NUMBER: M00033 COMPONENT MAINT MANUAL REF: 31-31-52 OPTIONAL PART: 233N7508-7 V89954	950951	RF
35	233N7508-7	.PANEL ASSY-FLIGHT RECORDER	SVCE INTPH SUPPLIER CODE: V89954 ELECTRICAL EQUIP NUMBER: M00033 COMPONENT MAINT MANUAL REF: 31-31-52 OPTIONAL PART: 233N7508-14 V89954	950951	RF
40	BAC27NFDE0061	..	DECAL- SUPPLIER CODE: V89954 OPTIONAL PART: BAC27NFDE0179 V89954 USED ON: 233N7508-7	950951	1

MISSING ITEM NUMBERS NOT APPLICABLE

- ITEM NOT ILLUSTRATED

11-32-01-73

11-32-01
FIG. 73
PAGE 2
JAN 20/09

BRI



757

PARTS CATALOG (MAINTENANCE)

FIG ITEM	PART NUMBER	1 2 3 4 5 6 7	NOMENCLATURE	EFFECT FROM TO	UNITS PER ASSY
73					
40	BAC27NFDE0179	..	DECAL- SUPPLIER CODE: V89954 OPTIONAL PART: BAC27NFDE0061 V89954 USED ON: 233N7508-7	950951	1
40	BAC27NFDE0061	..	DECAL- SUPPLIER CODE: V89954 OPTIONAL PART: BAC27NFDE268 V89954 USED ON: 233N7508-14	950951	1
40	BAC27NFDE268	..	MARKER- SUPPLIER CODE: V89954 OPTIONAL PART: BAC27NFDE0061 V89954 USED ON: 233N7508-14	950951	1
45	233N7509-1	.	PANEL ASSY-EICAS MAINT SUPPLIER CODE: V89954 ELECTRICAL EQUIP NUMBER: M10372 COMPONENT MAINT MANUAL REF: 31-41-54	950951	RF
50	BAC27NFDE0050	..	DECAL- SUPPLIER CODE: V89954	950951	1

MISSING ITEM NUMBERS NOT APPLICABLE

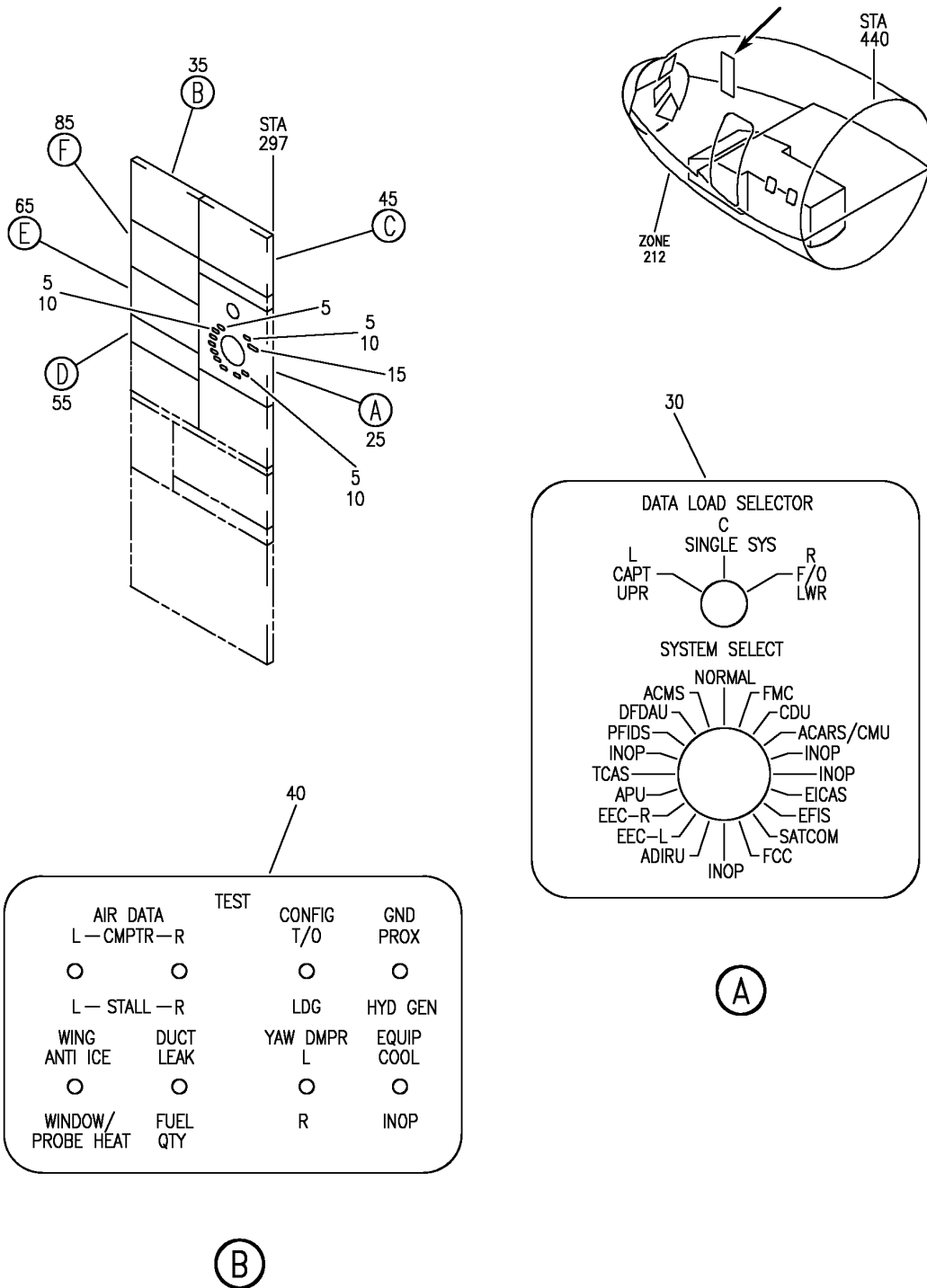
- ITEM NOT ILLUSTRATED

11-32-01-73

11-32-01
FIG. 73
PAGE 3
JAN 20/09

BRI

BOEING
757
PARTS CATALOG (MAINTENANCE)



Y 11320188 SH 1 REV 274

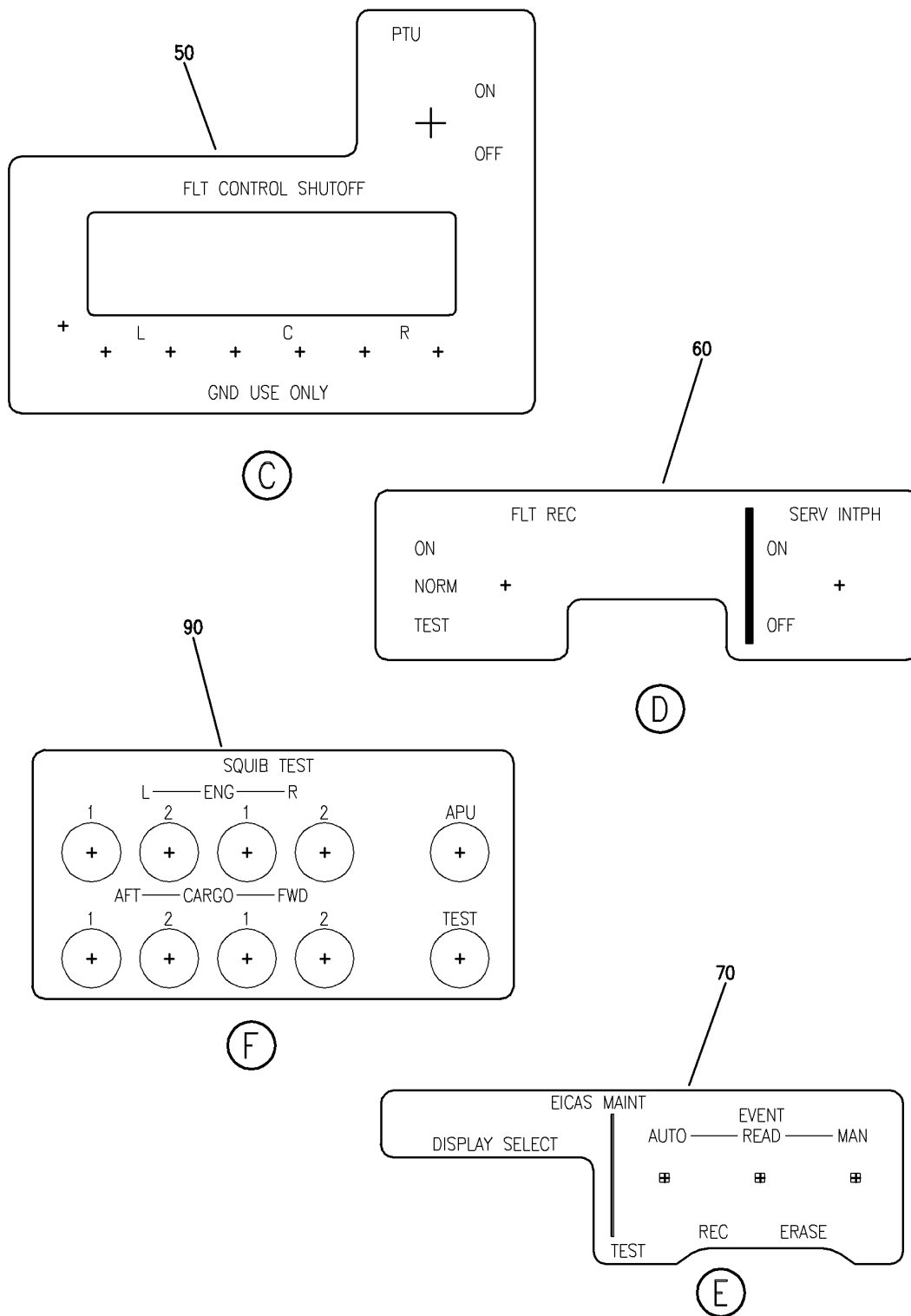
PANEL INSTL-P61 R SIDEWALL (PLACARDS AND MARKINGS ONLY)
FIGURE 88 (SHEET 1)

11-32-01-88

BRI
JAN 20/09

11-32-01-88
PAGE 0

BOEING
757
PARTS CATALOG (MAINTENANCE)



Y 11320188 SHT 2 REV 231

PANEL INSTL-P61 R SIDEWALL (PLACARDS AND MARKINGS ONLY)
FIGURE 88 (SHEET 2)

11-32-01-88

BRI
JAN 20/09

11-32-01-88
PAGE 0A



757

PARTS CATALOG (MAINTENANCE)

FIG ITEM	PART NUMBER	1 2 3 4 5 6 7	NOMENCLATURE	EFFECT FROM TO	UNITS PER ASSY
88			PANEL INSTL-P61 R SIDEWALL (PLACARDS AND MARKINGS ONLY)	108120	
- 1	233N7403-158		PANEL INSTL-P61 SIDEWALL (PLACARDS AND MARKINGS ONLY) POSITION DATA: R FOR NHA/OTHER SYS DET SEE: 25-10-00-15B	108120	RF
	5 BAC27TFDE0013		.DECAL- PLACARD CONTENT: INOP	108120	10
	15 BAC27TFDE582		.DECAL- PLACARD CONTENT: INOP	108120	1
- 20	233N7500-305		.PANEL ASSY-AIRBORNE DATA LOADER SUPPLIER CODE: V89954 ELECTRICAL EQUIP NUMBER: M01737 COMPONENT MAINT MANUAL REF: 34-61-03	108120	RF
	25 233N7500-13		..PANEL ASSY- SUPPLIER CODE: V89954	108120	RF
	30 BAC27TFDE587		...MARKER- SUPPLIER CODE: V89954	108120	1
	35 233N7501-36		.PANEL ASSY-TEST SUPPLIER CODE: V89954 ELECTRICAL EQUIP NUMBER: M10398 COMPONENT MAINT MANUAL REF: 31-51-61	108120	RF
	35 233N7501-35		.PANEL ASSY-TEST SUPPLIER CODE: V89954 ELECTRICAL EQUIP NUMBER: M10398 COMPONENT MAINT MANUAL REF: 31-51-61	108120	RF
	40 BAC27NFDE0126		..DECAL	108120	1

MISSING ITEM NUMBERS NOT APPLICABLE

- ITEM NOT ILLUSTRATED

11-32-01-88

11-32-01
FIG. 88
PAGE 1
JAN 20/09

BRI



757

PARTS CATALOG (MAINTENANCE)

FIG ITEM	PART NUMBER	1 2 3 4 5 6 7	NOMENCLATURE	EFFECT FROM TO	UNITS PER ASSY
88 45	233N7503-51		.PANEL ASSY-GEN FIELD/HYDR FLIGHT SUPPLIER CODE: V89954 ELECTRICAL EQUIP NUMBER: M10191 COMPONENT MAINT MANUAL REF: 24-22-73 QUALIFIED I/W DATA: -32 I/W -51 EXCEPT WHEN INSTALLING A -32 IN PLACE OF -51 FIELD GENERATOR SWITCHES S1, S2, S3 MUST BE MARKED INOPERABLE.	108120	RF
50	BAC27NFDE0183		..DECAL- SUPPLIER CODE: V89954	108120	1
55	233N7508-14		.PANEL ASSY-FLIGHT RECORDER/SVCE INTPH SUPPLIER CODE: V89954 ELECTRICAL EQUIP NUMBER: M00033 COMPONENT MAINT MANUAL REF: 31-31-52	108120	RF
55	233N7508-9		.PANEL ASSY-FLIGHT RECORDER/SVCE INTPH SUPPLIER CODE: V89954 ELECTRICAL EQUIP NUMBER: M00033 COMPONENT MAINT MANUAL REF: 31-31-52	108120	RF
60	BAC27NFDE0061		..DECAL- SUPPLIER CODE: V89954 OPTIONAL PART: BAC27NFDE268 V89954 USED ON: 233N7508-14	108120	1

MISSING ITEM NUMBERS NOT APPLICABLE

- ITEM NOT ILLUSTRATED

11-32-01-88

11-32-01
FIG. 88
PAGE 2
JAN 20/09

BRI



757

PARTS CATALOG (MAINTENANCE)

FIG ITEM	PART NUMBER	1 2 3 4 5 6 7	NOMENCLATURE	EFFECT FROM TO	UNITS PER ASSY
88					
60	BAC27NFDE268	..	MARKER- SUPPLIER CODE: V89954 OPTIONAL PART: BAC27NFDE0061 V89954 USED ON: 233N7508-14	108120	1
60	BAC27NFDE0179	..	DECAL- SUPPLIER CODE: V89954 OPTIONAL PART: BAC27NFDE0061 V89954 USED ON: 233N7508-9	108120	1
60	BAC27NFDE0061	..	DECAL- SUPPLIER CODE: V89954 OPTIONAL PART: BAC27NFDE0179 V89954 USED ON: 233N7508-9	108120	1
65	233N7509-1	.PANEL	ASSY-EICAS MAINT SUPPLIER CODE: V89954 ELECTRICAL EQUIP NUMBER: M10372 COMPONENT MAINT MANUAL REF: 31-41-54	108120	RF
70	BAC27NFDE0050	..	DECAL- SUPPLIER CODE: V89954	108120	1
85	233N7506-1	.PANEL	ASSY-SQUIB TEST SUPPLIER CODE: V89954 ELECTRICAL EQUIP NUMBER: M10401 COMPONENT MAINT MANUAL REF: 26-21-52	108120	RF
90	BAC27NFDE0039	..	DECAL- SUPPLIER CODE: V89954	108120	1

MISSING ITEM NUMBERS NOT APPLICABLE

- ITEM NOT ILLUSTRATED

11-32-01-88

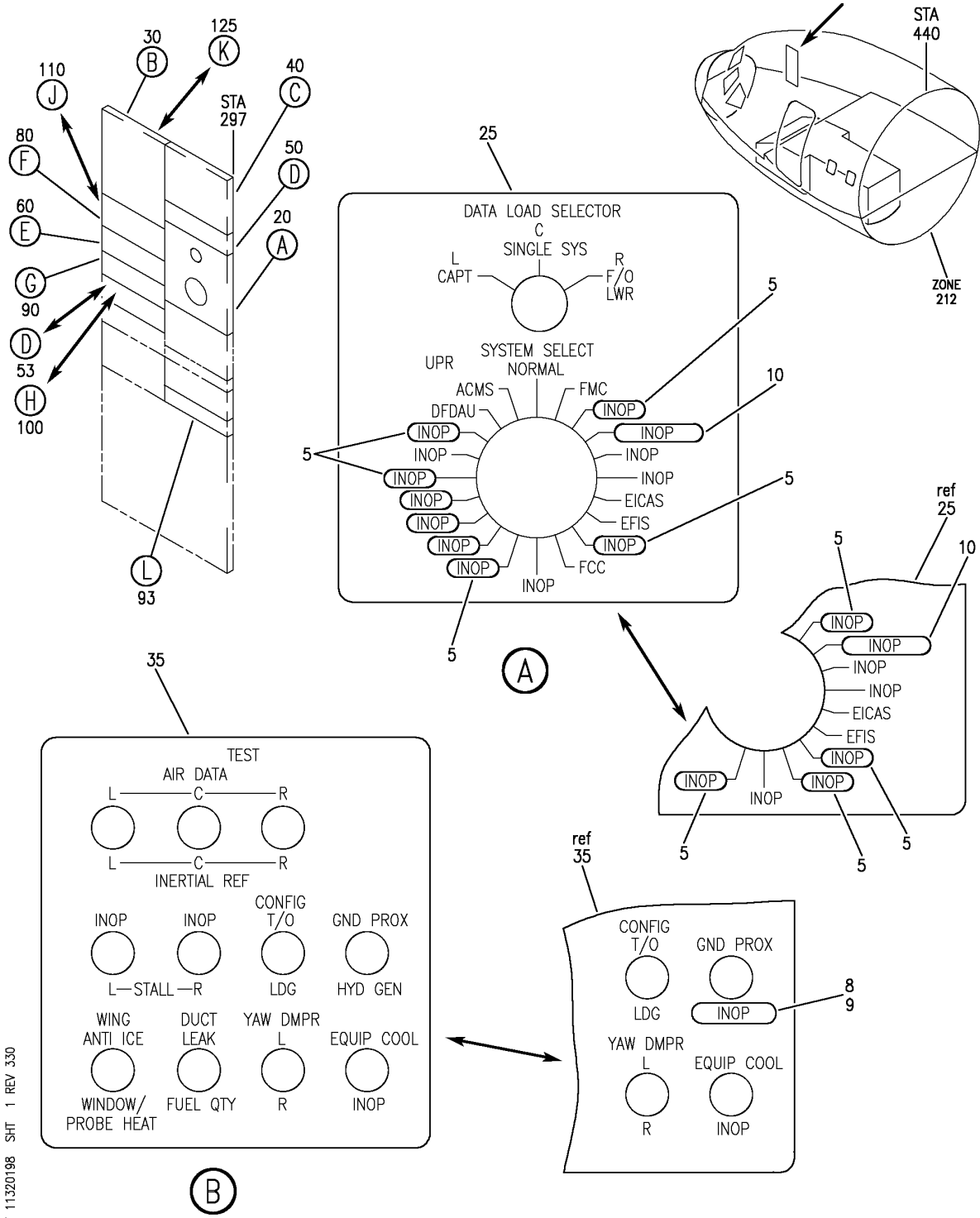
11-32-01
FIG. 88
PAGE 3
JAN 20/09

BRI

BOEING

757

PARTS CATALOG (MAINTENANCE)



Y 11320198 SHT 1 REV 330

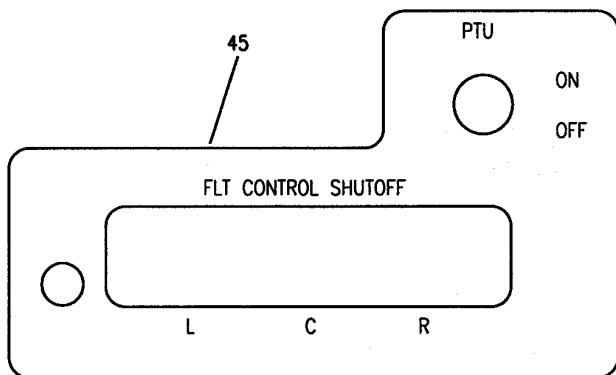
PANEL INSTL-P61 R SIDEWALL (PLACARDS AND MARKINGS ONLY)
FIGURE 98 (SHEET 1)

11-32-01-98


BRI
JAN 20/09

11-32-01-98
PAGE 0

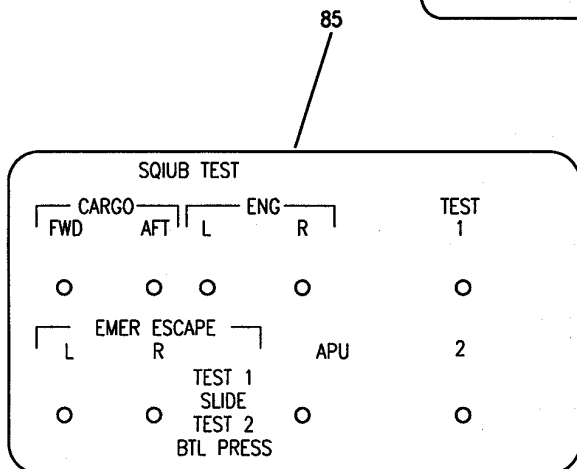

BOEING
 757
PARTS CATALOG (MAINTENANCE)



(C)

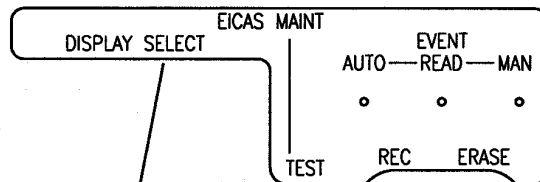


(D)



55

(F)



65

(E)

Y 11320198 SHT 2 REV 217

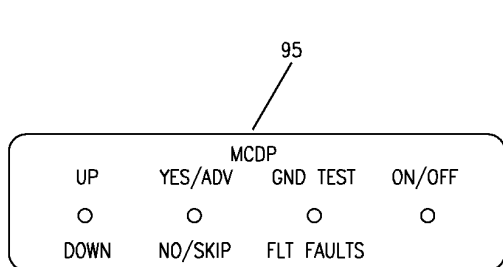
PANEL INSTL-P61 R SIDEWALL (PLACARDS AND MARKINGS ONLY)
 FIGURE 98 (SHEET 2)

11-32-01-98

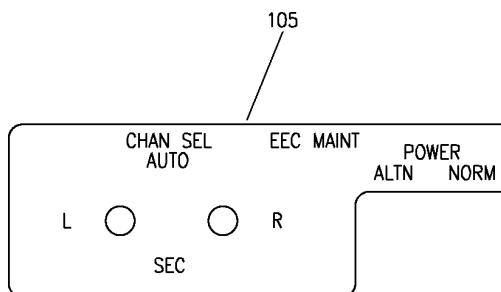
BRI
JAN 20/09

11-32-01-98
 PAGE 0A

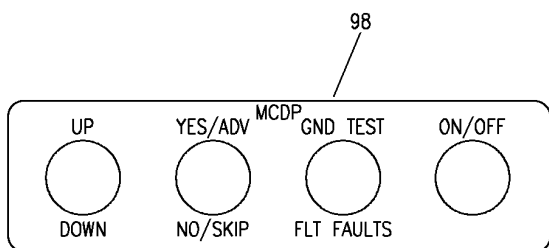

BOEING
 757
PARTS CATALOG (MAINTENANCE)



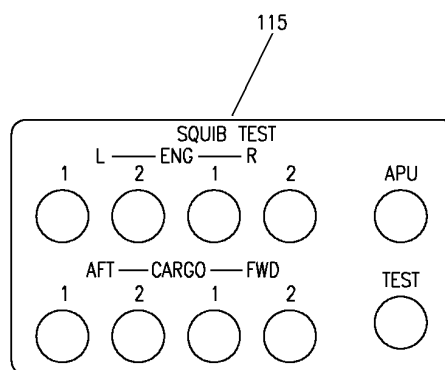
Ⓒ



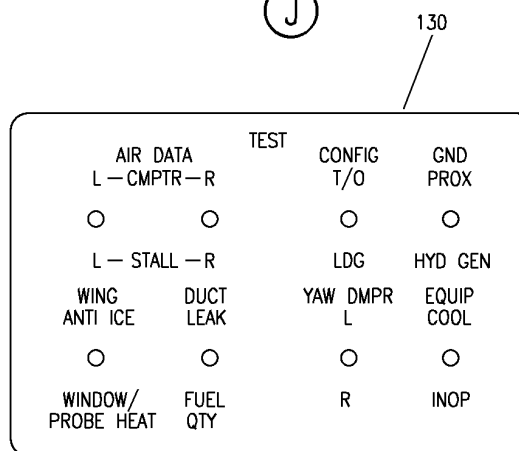
Ⓓ



Ⓕ



Ⓖ



Ⓖ

Y 11320198 SH1 3 REV 294

PANEL INSTL-P61 R SIDEWALL (PLACARDS AND MARKINGS ONLY)
 FIGURE 98 (SHEET 3)

11-32-01-98

BRI
 JAN 20/09

11-32-01-98
 PAGE 0B



757

PARTS CATALOG (MAINTENANCE)

FIG ITEM	PART NUMBER	1 2 3 4 5 6 7	NOMENCLATURE	EFFECT FROM TO	UNITS PER ASSY
98			PANEL INSTL-P61 R SIDEWALL (PLACARDS AND MARKINGS ONLY)	103106	
- 2	MODREF33342		PANEL INSTL- (PLACARDS AND MARKINGS ONLY) MODULE NUMBER: 233N7403-171 REV A FOR OTHER SYS DETAILS SEE: 21-58-51-04 22-21-51-01 23-41-52-01 24-22-73-02 26-18-53-02 26-21-52-01 26-22-52-01 26-23-52-03 27-23-51-02 28-41-51-04 29-22-52-01 30-11-52-01 30-41-51-04 31-14-16-87 31-31-04-01 31-41-53-01 31-51-51-01 34-12-54-01 34-21-51-02 34-46-51-05 34-61-53-03	103106	1
	8 BAC27TFDE0013		.DECAL- PLACARD CONTENT: INOP	106106	1
- 15	233N7500-305		.PANEL ASSY-AIRBORNE DATA LOADER SUPPLIER CODE: V89954 ELECTRICAL EQUIP NUMBER: M01737 COMPONENT MAINT MANUAL REF: 34-61-03	103106	RF
	20 233N7500-13		..PANEL ASSY- SUPPLIER CODE: V89954	103106	RF
	25 BAC27TFDE587		...MARKER- SUPPLIER CODE: V89954	103106	1

MISSING ITEM NUMBERS NOT APPLICABLE

- ITEM NOT ILLUSTRATED

11-32-01-98

11-32-01
FIG. 98
PAGE 1
JAN 20/09

BRI



757

PARTS CATALOG (MAINTENANCE)

FIG ITEM	PART NUMBER	1 2 3 4 5 6 7	NOMENCLATURE	EFFECT FROM TO	UNITS PER ASSY
98 30	233N7501-41		.PANEL ASSY-TEST SUPPLIER CODE: V89954 ELECTRICAL EQUIP NUMBER: M10398 COMPONENT MAINT MANUAL REF: 31-51-61	103106	RF
35	BAC27NFDE239		..DECAL- SUPPLIER CODE: V89954	103106	1
40	233N7503-56		.PANEL ASSY-GEN FIELD AND HYDR SUPPLIER CODE: V89954 ELECTRICAL EQUIP NUMBER: M10191 COMPONENT MAINT MANUAL REF: 24-22-73	103106	RF
45	BAC27NFDE0184		..DECAL- SUPPLIER CODE: V89954	103106	1
50	233N7508-14		.PANEL ASSY-FLIGHT RECORDER/SVCE INTPH SUPPLIER CODE: V89954 ELECTRICAL EQUIP NUMBER: M00033 COMPONENT MAINT MANUAL REF: 31-31-52	103106	RF
50	233N7508-9		.PANEL ASSY-FLIGHT RECORDER SVCE INTPH SUPPLIER CODE: V89954 ELECTRICAL EQUIP NUMBER: M00033 COMPONENT MAINT MANUAL REF: 31-31-52	103106	RF
55	BAC27NFDE0061		..DECAL- SUPPLIER CODE: V89954 OPTIONAL PART: BAC27NFDE268 V89954 USED ON: 233N7508-14	103106	1

MISSING ITEM NUMBERS NOT APPLICABLE

- ITEM NOT ILLUSTRATED

11-32-01-98

11-32-01
FIG. 98
PAGE 2
JAN 20/09

BRI



757

PARTS CATALOG (MAINTENANCE)

FIG ITEM	PART NUMBER	1 2 3 4 5 6 7	NOMENCLATURE	EFFECT FROM TO	UNITS PER ASSY
98					
55	BAC27NFDE268	..	MARKER- SUPPLIER CODE: V89954 OPTIONAL PART: BAC27NFDE0061 V89954 USED ON: 233N7508-14	103106	1
55	BAC27NFDE0179	..	DECAL- SUPPLIER CODE: V89954 OPTIONAL PART: BAC27NFDE0061 V89954 USED ON: 233N7508-9	103106	1
55	BAC27NFDE0061	..	DECAL- SUPPLIER CODE: V89954 OPTIONAL PART: BAC27NFDE0179 V89954 USED ON: 233N7508-9	103106	1
60	233N7509-1	.	PANEL ASSY-EICAS MAINT SUPPLIER CODE: V89954 ELECTRICAL EQUIP NUMBER: M10372 COMPONENT MAINT MANUAL REF: 31-41-54	103106	RF
65	BAC27NFDE0050	..	DECAL- SUPPLIER CODE: V89954	103106	1
110	233N7506-1	.	PANEL ASSY-SQUIB TEST SUPPLIER CODE: V89954 ELECTRICAL EQUIP NUMBER: M10401 COMPONENT MAINT MANUAL REF: 26-21-52	103106	RF
115	BAC27NFDE0039	..	DECAL- SUPPLIER CODE: V89954	103106	1

MISSING ITEM NUMBERS NOT APPLICABLE

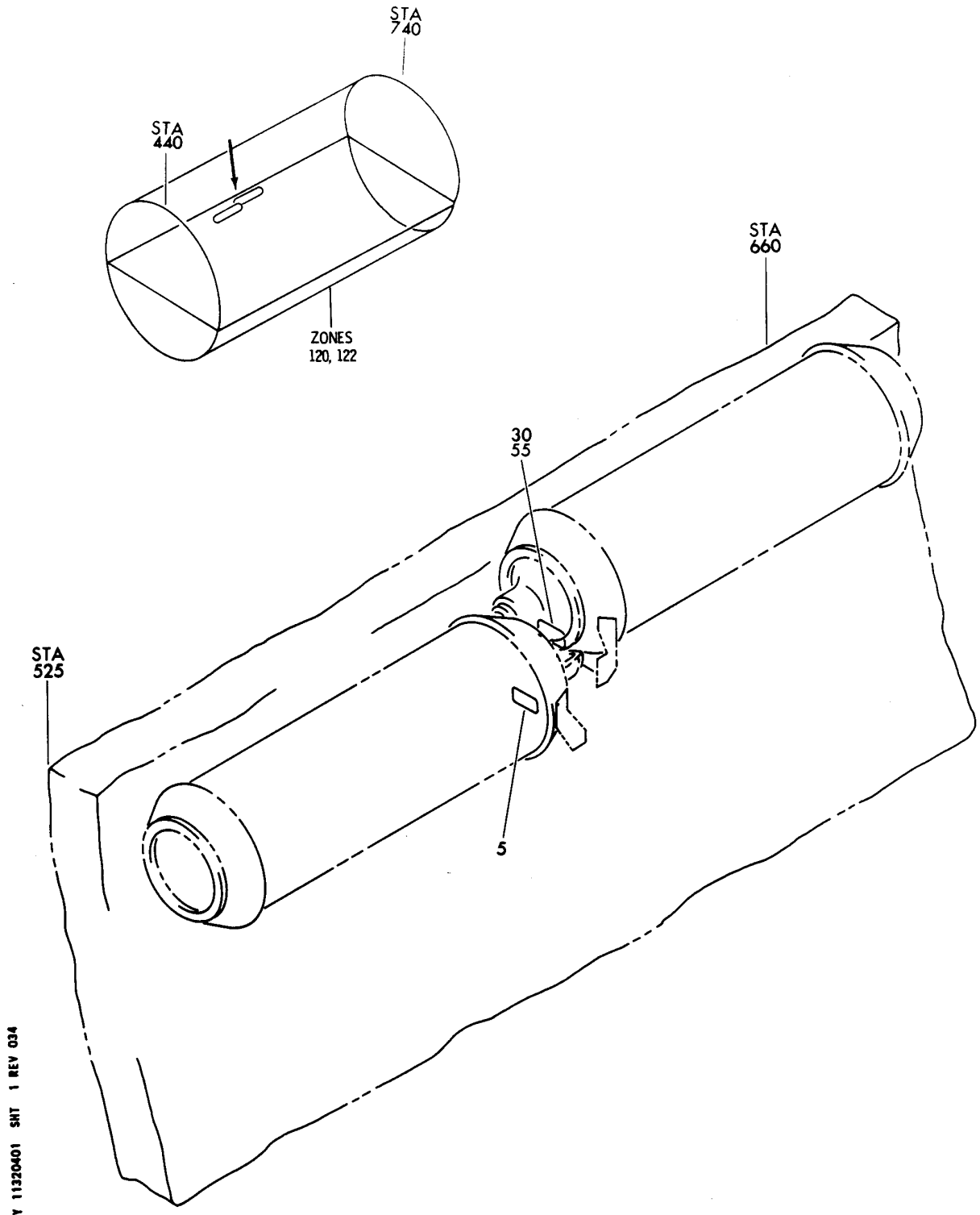
- ITEM NOT ILLUSTRATED

11-32-01-98

11-32-01
FIG. 98
PAGE 3
JAN 20/09

BRI

BOEING
757
PARTS CATALOG (MAINTENANCE)



Y 11320401 SHT 1 REV 034

SUPPORT RING AND CYLINDER INSTL-CREW OXY SYS (PLACARDS AND MARKINGS ONLY)
FIGURE 1

BRI
MAY 28/07

11-32-04-01

11-32-04-01
PAGE 0



757

PARTS CATALOG (MAINTENANCE)

FIG ITEM	PART NUMBER	1 2 3 4 5 6 7	NOMENCLATURE	EFFECT FROM TO	UNITS PER ASSY
1			SUPPORT RING AND CYLINDER INSTL-CREW OXY SYS (PLACARDS AND MARKINGS ONLY)	002004 006999	
- 50	417N4220-5		CYLINDER INSTL-CREW OXY (PLACARDS AND MARKINGS ONLY) VARIABLE DRAWING REF: 417N4220-5002 FOR NHA/OTHER SYS DET SEE: 25-20-00-01A	952999	RF
- 50	417N4220-6		CYLINDER INSTL-CREW OXY (PLACARDS AND MARKINGS ONLY) FOR NHA/OTHER SYS DET SEE: 25-20-00-01A 25-20-00-01E	002004 006100 107107 121503 904951	RF
- 50	417N4220-11		CYLINDER INSTL-CREW OXY (PLACARDS AND MARKINGS ONLY) FOR NHA/OTHER SYS DET SEE: 35-11-00-01	101102 108120 504903	RF
- 50	MODREF25730		CYLINDER INSTL-CREW OXY (PLACARDS AND MARKINGS ONLY) MODULE NUMBER: 417N4220-18 REV B FOR OTHER SYS DETAILS SEE: 35-11-06-01	103105	1
- 51	MODREF184621		CYLINDER INSTL-CREW OXY (PLACARDS AND MARKINGS ONLY) MODULE NUMBER: 417N4220-18 REV C FOR OTHER SYS DETAILS SEE: 35-11-06-01	106106	1
55	BACM10V20-2AJV		.MARKER-ALUMINUM FOIL- PLACARD CONTENT: HIGH PRESSURE OXYGEN OPEN VALVE SLOWLY	002004 006999	1

MISSING ITEM NUMBERS NOT APPLICABLE

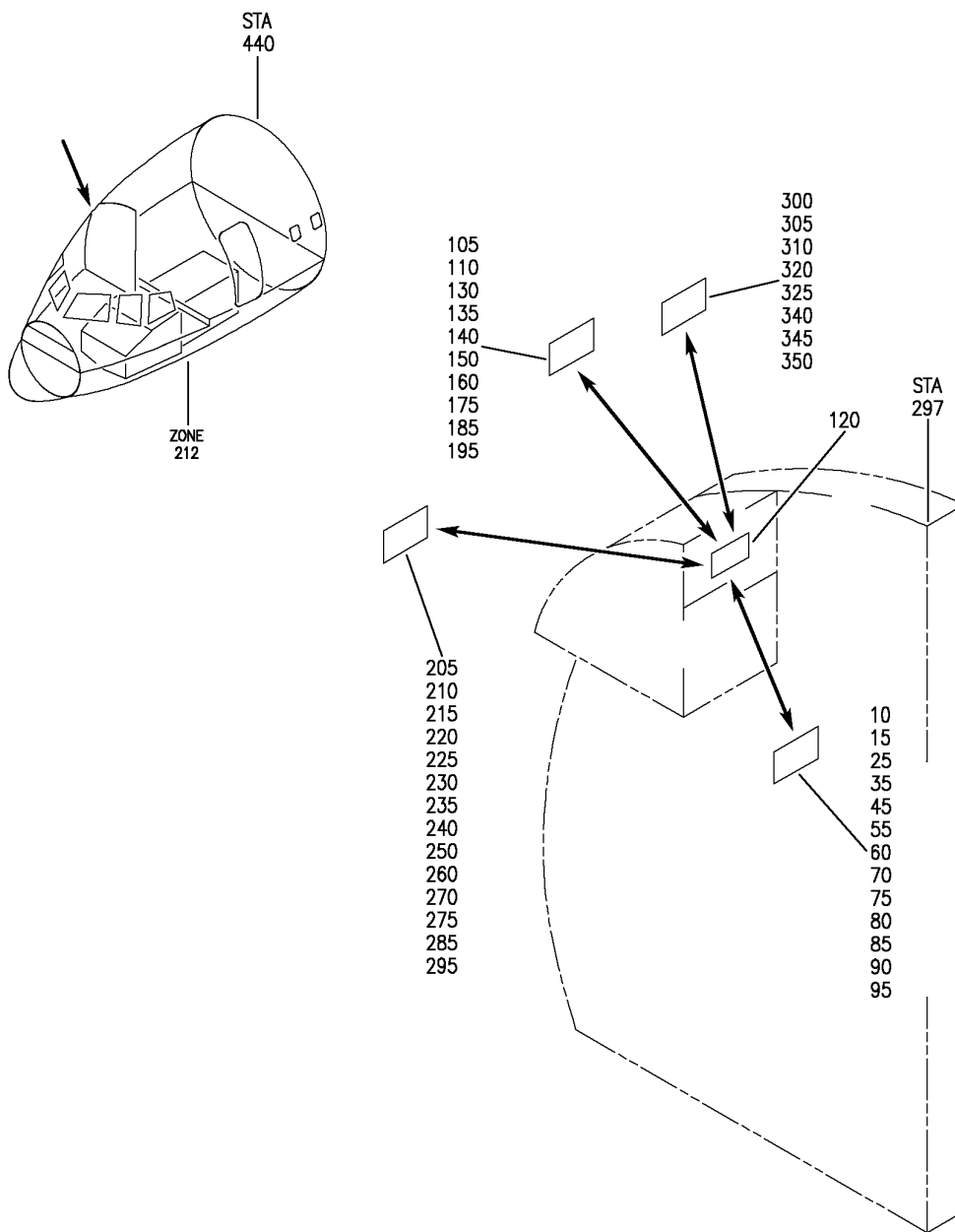
- ITEM NOT ILLUSTRATED

11-32-04-01

11-32-04
FIG. 01
PAGE 1
JAN 20/09

BRI

BOEING
757
PARTS CATALOG (MAINTENANCE)



For Details See Subsequent Pages

Y 11325101 SH1 1 REV 330

NAMEPLATE INSTL-FLIGHT DECK
FIGURE 1 (SHEET 1)

11-32-51-01

BRI
JAN 20/09

11-32-51-01
PAGE 0


BOEING
 757
PARTS CATALOG (MAINTENANCE)

10

OWNED BY EAC LEASING LTD., SUBJECT TO A SECURITY INTEREST IN FAVOR OF THE CHASE MANHATTAN BANK, N.A., AS AGENT, AND OPERATED BY ETHIOPIAN AIRLINES CORPORATION UNDER A LEASE AGREEMENT.

15

THIS AIRCRAFT IS OWNED BY INTERNATIONAL LEASE FINANCE CORPORATION.
 MANUFACTURER'S SERIAL NO. 24964
 OWNER'S ADDRESS
 INTERNATIONAL LEASE FINANCE CORPORATION
 1999 Avenue of the Stars
 39th Floor
 Los Angeles, California 90067
 Telex: 69-1400 INTERLEAS BVHL
 Fax: (310) 788-1990

25

THIS AIRCRAFT IS OWNED BY INTERNATIONAL LEASE FINANCE CORPORATION.
 MANUFACTURER'S SERIAL NO. 24965
 OWNER'S ADDRESS
 INTERNATIONAL LEASE FINANCE CORPORATION
 1999 Avenue of the Stars
 39th Floor
 Los Angeles, California 90067
 Telex: 69-1400 INTERLEAS BVHL
 Fax: (310) 788-1990

35

THIS AIRCRAFT IS OWNED BY INTERNATIONAL LEASE FINANCE CORPORATION.
 MANUFACTURER'S SERIAL NO. 25621
 OWNER'S ADDRESS
 INTERNATIONAL LEASE FINANCE CORPORATION
 1999 Avenue of the Stars
 39th Floor
 Los Angeles, California 90067
 Telex: 69-1400 INTERLEAS BVHL
 Fax: (310) 788-1990

45

THIS AIRCRAFT IS OWNED BY INTERNATIONAL LEASE FINANCE CORPORATION.
 MANUFACTURER'S SERIAL NO. 25131
 OWNER'S ADDRESS
 INTERNATIONAL LEASE FINANCE CORPORATION
 1999 Avenue of the Stars
 39th Floor
 Los Angeles, California 90067
 Telex: 69-1400 INTERLEAS BVHL
 Fax: (310) 788-1990

55

BOEING 757-204ER SERIAL NO. 26962 G-BYAC
 OPERATOR:
 BRITANNIA AIRWAYS LTD.
 LUTON AIRPORT LUTON BEDS
 OWNER: THIS (AIRCRAFT/ENGINE) IS OWNED BY BOUILLON AVIATION SERVICES (NETHERLANDS) B.V. SUBJECT TO A MORTGAGE IN FAVOR OF THE SUMITOMO TRUST & BANKING CO., LTD.

Y 11325101 SHT 2 REV 238

NAMEPLATE INSTL-FLIGHT DECK
 FIGURE 1 (SHEET 2)

11-32-51-01

BRI
 MAY 28/07

11-32-51-01
 PAGE 0A

BOEING
757
PARTS CATALOG (MAINTENANCE)

60

BOEING 757-204ER SERIAL NO. 26964 G-BYAE
TITLE TO THIS AIRCRAFT IS HELD BY
NATWEST LEASING FACILITIES LIMITED.

70

THIS AIRCRAFT IS LEASED FROM AND
OWNED BY LG URBAN LEASING LTD.,
GF KITE LEASING LTD., GF LEGEND
LEASING LTD. AND GF MASTER
LEASING LTD. AND IS MORTGAGED
TO THE FUJI BANK, LIMITED AS
MORTGAGEE ON BEHALF OF ITSELF
AND OTHERS.

75

THIS AIRCRAFT IS LEASED FROM AND OWNED BY SZ29B
LIMITED AND IS MORTGAGED TO HONGKONGBANK
CHINA SERVICES LIMITED AS MORTGAGEE FOR
ITSELF AND OTHERS, AND TO BARCLAYS BANK PLC
AS MORTGAGEE FOR ITSELF AND OTHERS.

80

THIS AIRCRAFT IS LEASED FROM AND OWNED BY SZ29C
LIMITED AND IS MORTGAGED TO HONGKONGBANK
CHINA SERVICES LIMITED AS MORTGAGEE FOR
ITSELF AND OTHERS, AND TO BARCLAYS BANK PLC
AS MORTGAGEE FOR ITSELF AND OTHERS.

85

THIS AIRCRAFT IS LEASED FROM AND
OWNED BY CXA92A LIMITED AND IS
MORTGAGED TO HONGKONGBANK CHINA
SERVICES LIMITED AS MORTGAGEE FOR
ITSELF AND OTHERS.

95

THIS AIRCRAFT IS OWNED BY INTERNATIONAL LEASE
FINANCE CORPORATION.
MANUFACTURER'S SERIAL NO. 25622
OWNER'S ADDRESS
INTERNATIONAL LEASE FINANCE CORPORATION
1999 Avenue of the Stars
39th Floor
Los Angeles, California 90067

Telex: 69-1400 INTERLEAS BVHL
Fax: (310) 788-1990

110

BOEING 757-204ER SERIAL NO. 26266 G-BYAF
THIS AIRCRAFT IS OWNED BY INTERNATIONAL
LEASE FINANCE CORPORATION 8484 WILSHIRE
BOULEVARD, BEVERLY HILLS
CALIFORNIA 90211 U.S.A.
OPERATOR:
BRITANNIA AIRWAYS LTD:
LUTON INTERNATIONAL AIRPORT
LUTON BEDFORDSHIRE LU2 9ND.

Y 11325101 SH1 3 REV 238

NAMEPLATE INSTL-FLIGHT DECK
FIGURE 1 (SHEET 3)

11-32-51-01

BRI
MAY 28/07

11-32-51-01
PAGE 0B

 **BOEING**
757
PARTS CATALOG (MAINTENANCE)

130

BOEING 757-204ER SERIAL NO. 26966 G-BYAH
THIS AIRCRAFT IS OWNED BY ABBEY NATIONAL
MARCH LEASING (2) LTD. ABBEY HOUSE
BAKER ST. LONDON NW1 6XL AND IS LEASED
TO THOMSON INTERNATIONAL FINANCE AG
AND SUBLEASED TO AND OPERATED BY
BRITANNIA AIRWAYS LTD.
LUTON INTERNATIONAL AIRPORT
LUTON BEDFORDSHIRE LU2 9ND

135

BOEING 757-204ER SERIAL NO. 26967 G-BYAI
THIS AIRCRAFT IS OWNED BY ABBEY NATIONAL
MARCH LEASING (2) LTD. ABBEY HOUSE
BAKER ST. LONDON NW1 6XL AND IS LEASED
TO THOMSON INTERNATIONAL FINANCE AG
AND SUBLEASED TO AND OPERATED BY
BRITANNIA AIRWAYS LTD.
LUTON INTERNATIONAL AIRPORT
LUTON BEDFORDSHIRE LU2 9ND

140

THIS AIRCRAFT IS OWNED BY INTERNATIONAL LEASE
FINANCE CORPORATION, AS LESSOR AND IS OPERATED
BY BRITANNIA AIRWAYS LIMITED.

MANUFACTURER'S SERIAL NO. 25623
REGISTRATION NO. G-BYAJ

OWNER'S ADDRESS
INTERNATIONAL LEASE FINANCE CORPORATION
1999 Avenue of the Stars
39th Floor
Los Angeles, California 90067
Telex: 69-1400 INTERLEAS BVHL

150

THIS AIRCRAFT IS OWNED BY INTERNATIONAL LEASE
FINANCE CORPORATION.

MANUFACTURER'S SERIAL NO. 25624

OWNER'S ADDRESS

INTERNATIONAL LEASE FINANCE CORPORATION
1999 Avenue of the Stars
39th Floor
Los Angeles, California 90067

Telex: 69-1400 INTERLEAS BVHL

175

THIS AIRCRAFT IS OWNED BY INTERNATIONAL LEASE
FINANCE CORPORATION, AS LESSOR, AND IS
OPERATED BY BRITANNIA AIRWAYS LIMITED.

MANUFACTURER'S SERIAL NO. 26267
REGISTRATION NO. G-BYAK

OWNER'S ADDRESS
INTERNATIONAL LEASE FINANCE CORPORATION
1999 Avenue of the Stars
39th Floor
Los Angeles, California 90067
Telex: 69-1400 INTERLEAS BVHL
Fax: (310) 788-1990

Y 11325101 SHF 4 REV 330

NAMEPLATE INSTL-FLIGHT DECK
FIGURE 1 (SHEET 4)

11-32-51-01

BRI
JAN 20/09

11-32-51-01
PAGE 0C

BOEING
757
PARTS CATALOG (MAINTENANCE)

185

THIS AIRCRAFT IS OWNED BY INTERNATIONAL LEASE FINANCE CORPORATION.
MANUFACTURER'S SERIAL NO. 26270
OWNER'S ADDRESS
INTERNATIONAL LEASE FINANCE CORPORATION
1999 Avenue of the Stars
39th Floor
Los Angeles, California 90067
Telex: 69-1400 INTERLEAS BVHL

195

THIS AIRCRAFT IS OWNED BY INTERNATIONAL LEASE FINANCE CORPORATION, AS LESSOR, AND IS OPERATED BY BRITANNIA AIRWAYS LIMITED.
MANUFACTURER'S SERIAL NO. 25626
REGISTRATION NO. G-BYAL
OWNER'S ADDRESS
INTERNATIONAL LEASE FINANCE CORPORATION
1999 Avenue of the Stars
39th Floor
Los Angeles, California 90067
Telex: 69-1400 INTERLEAS BVHL

205

" THIS AIRCRAFT IS LEASED FROM AND OWNED BY SZ93A LIMITED AND IS MORTGAGED TO HONGKONGBANK CHINA SERVICES LIMITED AND TO UNITED OVERSEAS BANK LIMITED IN EACH CASE AS MORTGAGEE FOR ITSELF AND OTHERS "

210

THIS AIRCRAFT IS OWNED BY HUI LAN LIMITED, LEASED BY SHANGHAI AIRLINES AND MORTGAGED TO ABN AMRO BANK N.V.

215

THIS AIRCRAFT IS LEASED FROM AND OWNED BY CXA93A LIMITED AND IS MORTGAGED TO BARCLAYS BANK PLC AS MORTGAGEE FOR ITSELF AND OTHERS.

220

THIS AIRFRAME IS SUBJECT TO THE INTERESTS OF BOEING SALES CORPORATION UNDER THE CHARTER AGREEMENT DATED AS OF AUGUST 17, 1993 BETWEEN IBERIA, LINEAS AEREAS DE ESPANA, S.A. AND BOEING SALES CORPORATION

225

THIS AIRCRAFT IS OWNED BY HONGQIAO LEASE CO., LTD., LEASED BY SHANGHAI AIRLINES AND MORTGAGED TO BARCLAYS BANK PLC

230

THIS AIRCRAFT IS OWNED BY YAMASA SKY LEASE CO., LTD. AND IS LEASED TO CHINA SOUTHERN AIRLINES AND IS SUBJECT TO A MORTGAGE IN FAVOUR OF THE HONGKONG & SHANGHAI BANKING CORPORATION LIMITED AS AGENT.

Y 11325101 SHT 5 REV 238

NAMEPLATE INSTL-FLIGHT DECK
FIGURE 1 (SHEET 5)

11-32-51-01

BRI
MAY 28/07

11-32-51-01
PAGE 00

 **BOEING**
757
PARTS CATALOG (MAINTENANCE)

235

THIS AIRCRAFT IS LEASED FROM AND OWNED BY CZ KAPOK LTD. AND IS MORTGAGED TO CITICORP INTERNATIONAL LIMITED AS MORTGAGEE FOR ITSELF AND OTHERS.

240

THIS AIRCRAFT IS OWNED BY INTERNATIONAL LEASE FINANCE CORPORATION.

MANUFACTURER'S SERIAL NO. 26268

OWNER'S ADDRESS

INTERNATIONAL LEASE FINANCE CORPORATION
1999 Avenue of the Stars
39th Floor
Los Angeles, California 90067
Telex: 69-1400 INTERLEAS BVHL

250

THIS AIRCRAFT IS OWNED BY INTERNATIONAL LEASE FINANCE CORPORATION.

MANUFACTURER'S SERIAL NO. 26271

OWNER'S ADDRESS

INTERNATIONAL LEASE FINANCE CORPORATION
1999 Avenue of the Stars
39th Floor
Los Angeles, California 90067
Telex: 69-1400 INTERLEAS BVHL

260

THIS AIRCRAFT IS OWNED BY INTERNATIONAL LEASE FINANCE CORPORATION, AS LESSOR, AND IS OPERATED BY BRITANNIA AIRWAYS LIMITED.

MANUFACTURER'S SERIAL NO. 27219
REGISTRATION NO. G-BYAN

OWNER'S ADDRESS

INTERNATIONAL LEASE FINANCE CORPORATION
1999 Avenue of the Stars
39th Floor
Los Angeles, California 90067
Telex: 69-1400 INTERLEAS BVHL

270

This Aircraft is owned by R. B. EQUIPMENT LEASING LIMITED and is leased to ITID LEASING AG and is subleased to, and operated by BRITANNIA AIRWAYS LIMITED BOEING 757-204 SERIAL NUMBER 27235 REGISTRATION G-BYAO

275

THIS AIRCRAFT IS OWNED BY INTERNATIONAL LEASE FINANCE CORPORATION.

MANUFACTURER'S SERIAL NO. 26272

OWNER'S ADDRESS

INTERNATIONAL LEASE FINANCE CORPORATION
1999 Avenue of the Stars
39th Floor
Los Angeles, California 90067
Telex: 69-1400 INTERLEAS BVHL

Y 11325101 SH1 6 REV 238

NAMEPLATE INSTL-FLIGHT DECK
FIGURE 1 (SHEET 6)

11-32-51-01

BRI
MAY 28/07

11-32-51-01
PAGE 0E

 **BOEING**
757
PARTS CATALOG (MAINTENANCE)

285

THIS AIRCRAFT IS OWNED BY INTERNATIONAL LEASE FINANCE CORPORATION.

MANUFACTURE'S SERIAL NO. 26273

OWNER'S ADDRESS

INTERNATIONAL LEASE FINANCE CORPORATION
1999 Avenue of the Stars
39th Floor
Los Angeles, California 90067
Telex: 69-1400 INTERLEAS BVHL

295

This Aircraft is owned by R. B. EQUIPMENT LEASING LIMITED and is leased to ITID LEASING AG and is subleased to, and operated by BRITANNIA AIRWAYS LIMITED BOEING 757-204 SERIAL NUMBER 27236 REGISTRATION G-BYAP

300

This Aircraft is owned by ITOCHU AIRLEASE (EUROPE)LIMITED and is leased to and operated by BRITANNIA AIRWAYS LIMITED and may not be operated by a third party without ITOCHU AIRLEASE (EUROPE) LIMITED'S prior written consent.
BOEING 757-204 SERIAL NUMBER 27237
REGISTRATION G-BYAR

305

This Aircraft is owned by ITOCHU AIRLEASE (EUROPE)LIMITED and is leased to and operated by BRITANNIA AIRWAYS LIMITED and may not be operated by a third party without ITOCHU AIRLEASE (EUROPE) LIMITED'S prior written consent.
BOEING 757-204 SERIAL NUMBER 27238
REGISTRATION G-BYAS

310

THIS AIRCRAFT IS OWNED BY INTERNATIONAL LEASE FINANCE CORPORATION, AS LESSOR, AND IS OPERATED BY BRITANNIA AIRWAYS LIMITED.

MANUFACTURER'S SERIAL NO. 27208
REGISTRATION NO. G-BYAT

OWNER'S ADDRESS

INTERNATIONAL LEASE FINANCE CORPORATION
1999 Avenue of the Stars
39th Floor
Los Angeles, California 90067
Telex: 69-1400 INTERLEAS BVHL

320

"THIS AIRCRAFT IS LEASED FROM AND OWNED BY SZ94A LIMITED AND IS MORTGAGED TO CREDITANSTALT-BANKVEREIN AS MORTGAGEE FOR ITSELF AND OTHERS AND TO WARDLEY LIMITED AS MORTGAGEE FOR ITSELF AND OTHERS"

Y 11325101 SHT 7 REV 238

NAMEPLATE INSTL-FLIGHT DECK
FIGURE 1 (SHEET 7)

11-32-51-01

BRI
MAY 28/07

11-32-51-01
PAGE OF

 **BOEING**
757
PARTS CATALOG (MAINTENANCE)

325

THIS AIRCRAFT IS OWNED BY INTERNATIONAL LEASE FINANCE CORPORATION.

MANUFACTURER'S SERIAL NO. 26269

OWNER'S ADDRESS
INTERNATIONAL LEASE FINANCE CORPORATION
1999 Avenue of the Stars
39th Floor
Los Angeles, California 90067
Telex: 69-1400 INTERLEAS BVHL

340

THIS AIRCRAFT IS OWNED BY NBB SHENZHEN LEASE CO. LTD., LEASED BY CHINA SOUTHERN AIRLINES (GROUP) AND MORTGAGED TO THE CHASE MANHATTAN BANK, N.A. FOR ITSELF AND ON BEHALF OF CERTAIN OTHER FINANCIAL INSTITUTION

345

" This Aircraft is owned by SZ94B Limited and leased to China Southwest Airlines and is subject to a mortgage in favour of Nations Bank of North Carolina N.A."

350

THIS AIRCRAFT IS OWNED BY INTERNATIONAL LEASE FINANCE CORPORATION, AS LESSOR AND IS OPERATED BY BRITANNIA AIRWAYS LIMITED.

MANUFACTURER'S SERIAL NO. 27220
REGISTRATION NO. G-BYAU

OWNER'S ADDRESS
INTERNATIONAL LEASE FINANCE CORPORATION
1999 Avenue of the Stars
39th Floor
Los Angeles, California 90067
Telex: 69-1400 INTERLEAS BVHL

Y 11325101 SHT 8 REV 238

NAMEPLATE INSTL-FLIGHT DECK
FIGURE 1 (SHEET 8)

11-32-51-01

BRI
MAY 28/07

11-32-51-01
PAGE 0G



757

PARTS CATALOG (MAINTENANCE)

FIG ITEM	PART NUMBER	1 2 3 4 5 6 7	NOMENCLATURE	EFFECT FROM TO	UNITS PER ASSY
1			NAMEPLATE INSTL-FLIGHT DECK	003004 006017 950951	
- 1	019N1099-1		NAMEPLATE INSTL-FLIGHT DECK VARIABLE DRAWING REF: 019N1099-5005 FOR ADDITIONAL DETAILS SEE: 11-32-51-03	003004 006017 950951	RF
60	BAC29PPS20698		.PLACARD	003004	1
- 65	BAC29PPS20698		.PLACARD	003004	1
130	BAC29PPS22442		.PLACARD	006006	1
135	BAC29PPS22510		.PLACARD	007007	1
140	BAC29PPS22537		.PLACARD	008008	1
- 145	BAC29PPS22537		.PLACARD	008008	1
160	BAC29PPS22939		.PLACARD- PLACARD CONTENT: SUBJECT TO A SECURITY INTEREST IN FAVOR OF WILMINGTON TRUST COMPANY AS SECURITY TRUSTEE	950951	1
175	BAC29PPS22944		.PLACARD	009009	1
- 180	BAC29PPS22944		.PLACARD	009009	1
195	BAC29PPS23243		.PLACARD	010010	1
- 200	BAC29PPS23243		.PLACARD	010010	1
260	BAC29PPS24625		.PLACARD	011011	1
- 265	BAC29PPS24625		.PLACARD	011011	1
270	BAC29PPS24886		.PLACARD	012012	1
295	BAC29PPS25104		.PLACARD	013014	1
305	BAC29PPS25110		.PLACARD	015015	1
310	BAC29PPS25113		.PLACARD	016016	1
- 315	BAC29PPS25113		.PLACARD	016016	1
350	BAC29PPS25273		.PLACARD	017017	1
- 355	BAC29PPS25273		.PLACARD	017017	1
- 400	NAS601-4P		ATTACHING PARTS .SCREW	003004 006017 950951	4
			-----*-----		

MISSING ITEM NUMBERS NOT APPLICABLE

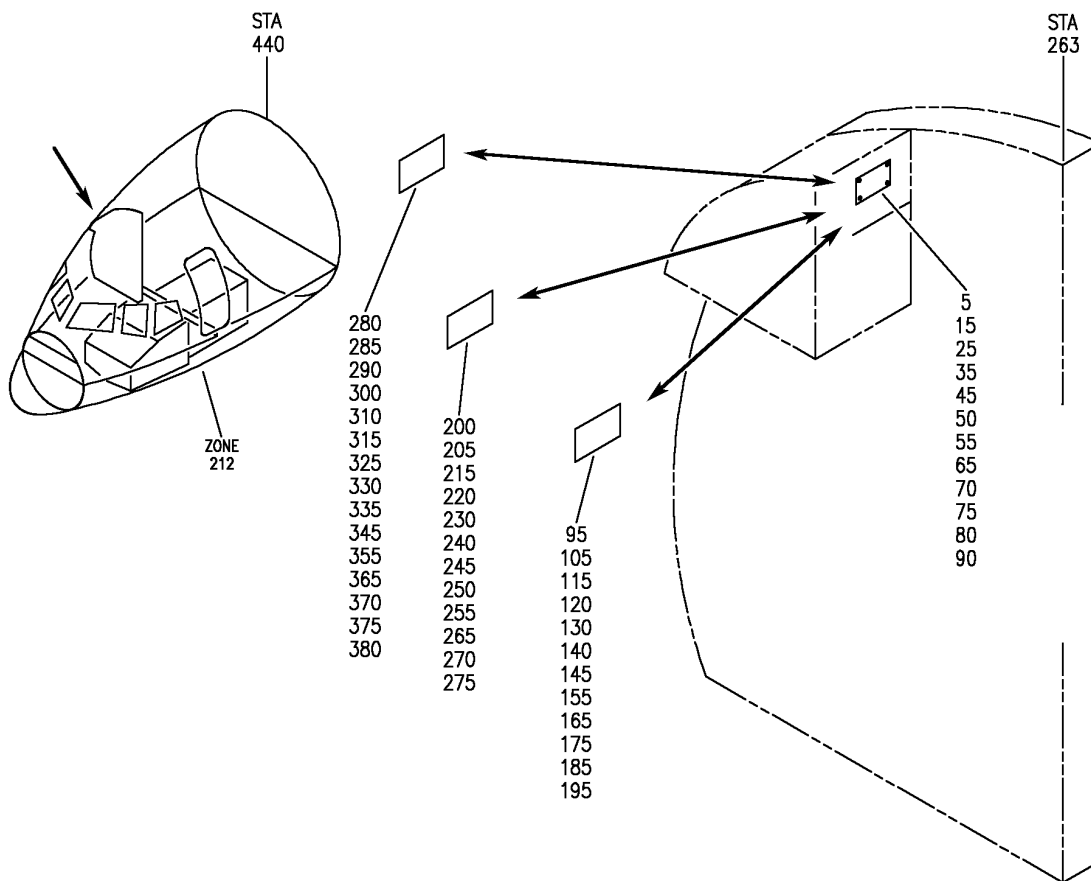
- ITEM NOT ILLUSTRATED

11-32-51-01

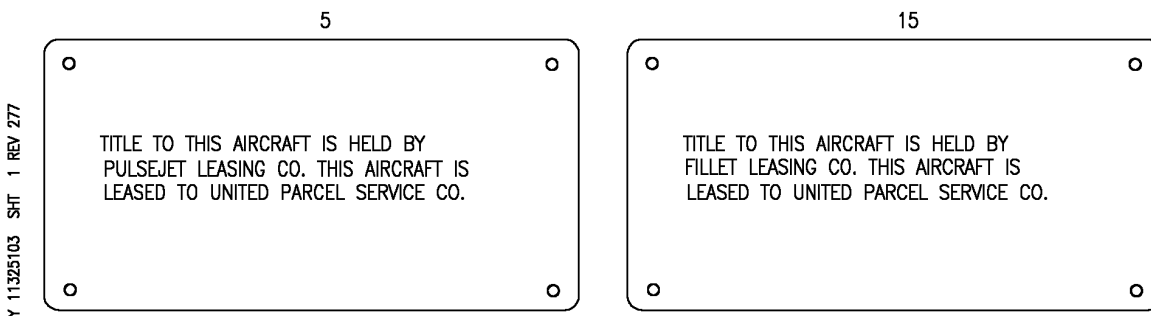
11-32-51
FIG. 01
PAGE 1
JAN 20/09

BRI

BOEING
757
PARTS CATALOG (MAINTENANCE)



For Details See Subsequent Pages



Y 11325103 SH1 1 REV 277

NAMEPLATE INSTL-FLIGHT DECK
FIGURE 3 (SHEET 1)

11-32-51-03

BRI
MAY 28/07

11-32-51-03
PAGE 0

BOEING
757
PARTS CATALOG (MAINTENANCE)

25

TITLE TO THIS AIRCRAFT IS HELD BY
NBB PLANET LEASE CO., LTD.
THIS AIRCRAFT IS LEASED TO
UNITED PARCEL SERVICE CO.

35

WILMINGTON TRUST COMPANY,
NOT IN ITS INDIVIDUAL CAPACITY, BUT
SOLELY AS OWNER TRUSTEE UNDER
THAT CERTAIN TRUST AGREEMENT
DATED AS OF NOVEMBER 1, 1997

45

*Subject to a security interest in favor
of Wilmington Trust Company,
as Security Trustee *

50

THIS AIRCRAFT IS OWNED BY INTERNATIONAL LEASE
FINANCE CORPORATION.
MANUFACTURER'S SERIAL NO. 28833
OWNER'S ADDRESS
INTERNATIONAL LEASE FINANCE CORPORATION
1999 Avenue of the Stars
39th Floor
Los Angeles, California 90067
USA

55

THIS AIRCRAFT IS OWNED BY INTERNATIONAL LEASE
FINANCE CORPORATION.
MANUFACTURER'S SERIAL NO. 27623
OWNER'S ADDRESS
INTERNATIONAL LEASE FINANCE CORPORATION
1999 Avenue of the Stars
39th Floor
Los Angeles, California 90067
USA

65

TITLE TO THIS AIRCRAFT IS HELD BY
PLUMERIA LEASING CO., LTD.
THIS AIRCRAFT IS LEASED TO
CONTINENTAL AIRLINES, INC.
A FIRST PRIORITY MORTGAGE OVER
THE AIRCRAFT IS HELD BY
FIRST SECURITY BANK, NATIONAL ASSOCIATION,
AS SECURITY TRUSTEE.

365

This Aircraft is owned by Aviation Financial
Services Inc. and is leased to North American
Airlines and may not be or remain in the
possession of, or be operated by, any other
person without the prior written consent of
Aviation Financial Services Inc.

70
75

SUBJECT TO A SECURITY INTEREST IN FAVOR
OF WILMINGTON TRUST COMPANY,
NOT IN ITS INDIVIDUAL CAPACITY
BUT SOLELY AS MORTGAGEE

Y 11325103 SH1 2 REV 242

NAMEPLATE INSTL-FLIGHT DECK
FIGURE 3 (SHEET 2)

11-32-51-03

BRI
MAY 28/07

11-32-51-03
PAGE 0A


BOEING
 757
PARTS CATALOG (MAINTENANCE)

80

THIS AIRCRAFT IS OWNED BY INTERNATIONAL LEASE FINANCE CORPORATION.
 MANUFACTURER'S SERIAL NO. 28170
 OWNER'S ADDRESS
 INTERNATIONAL LEASE FINANCE CORPORATION
 1999 Avenue of the Stars
 39th Floor
 Los Angeles, California 90067
 United States of America
 Telex: 69-1400 INTERLEAS BVHL

90

This Aircraft is owned by XO98A Limited and is leased to China Xinjiang Airlines and is subject to a mortgage in favor of Wilmington Trust Company, as Security Trustee for itself and others.

95

THIS AIRCRAFT IS OWNED BY INTERNATIONAL LEASE FINANCE CORPORATION.
 MANUFACTURER'S SERIAL NO. 28171
 OWNER'S ADDRESS
 INTERNATIONAL LEASE FINANCE CORPORATION
 1999 Avenue of the Stars
 39th Floor
 Los Angeles, California 90067
 United States of America
 Telex: 69-1400 INTERLEAS BVHL

105

THIS AIRCRAFT IS OWNED BY INTERNATIONAL LEASE FINANCE CORPORATION.
 MANUFACTURER'S SERIAL NO. 28203
 OWNER'S ADDRESS
 INTERNATIONAL LEASE FINANCE CORPORATION
 1999 Avenue of the Stars
 39th Floor
 Los Angeles, California 90067
 United States of America
 Telex: 69-1400 INTERLEAS BVHL

115

TITLE TO THIS AIRCRAFT IS HELD BY NBB ATLANTIC LEASE CO., LTD. THIS AIRCRAFT IS LEASED TO CONTINENTAL AIRLINES, INC. A FIRST PRIORITY MORTGAGE OVER THE AIRCRAFT IS HELD BY FIRST SECURITY BANK, NATIONAL ASSOCIATION, AS SECURITY TRUSTEE.

120

THIS AIRCRAFT IS OWNED BY INTERNATIONAL LEASE FINANCE CORPORATION.
 MANUFACTURER'S SERIAL NO. 29442
 OWNER'S ADDRESS
 INTERNATIONAL LEASE FINANCE CORPORATION
 1999 Avenue of the Stars
 39th Floor
 Los Angeles, California 90067
 United States of America
 Telex: 69-1400 INTERLEAS BVHL

130

THIS AIRCRAFT IS OWNED BY INTERNATIONAL LEASE FINANCE CORPORATION.
 MANUFACTURER'S SERIAL NO. 29443
 OWNER'S ADDRESS
 INTERNATIONAL LEASE FINANCE CORPORATION
 1999 Avenue of the Stars
 39th Floor
 Los Angeles, California 90067
 United States of America
 Telex: 69-1400 INTERLEAS BVHL

Y 11325103 SHT 3 REV 238

NAMEPLATE INSTL-FLIGHT DECK
 FIGURE 3 (SHEET 3)

11-32-51-03

BRI
 MAY 28/07

11-32-51-03
 PAGE 0B

 **BOEING**
757
PARTS CATALOG (MAINTENANCE)

140

THIS AIRCRAFT IS OWNED BY SBL HERMES CO., LTD.
LEASED TO CHINA SOUTHWEST AIRLINES, AND IS
SUBJECT TO A FIRST PRIORITY MORTGAGE IN FAVOR OF
WILMINGTON TRUST COMPANY AS SECURITY TRUSTEE

145

THIS AIRCRAFT IS OWNED BY INTERNATIONAL LEASE
FINANCE CORPORATION.
MANUFACTURER'S SERIAL NO. 29380
OWNER'S ADDRESS
INTERNATIONAL LEASE FINANCE CORPORATION
1999 Avenue of the Stars
39th Floor
Los Angeles, California 90067
United States of America
Telex: 69-1400 INTERLEAS BVHL

155

THIS AIRCRAFT IS OWNED BY INTERNATIONAL
LEASE FINANCE CORPORATION AND IS LEASED TO
AND OPERATED BY BRITANNIA AIRWAYS LIMITED
MANUFACTURER'S SERIAL NO. 28834
REGISTRATION: G-BYAX
OWNER'S ADDRESS:
International Lease Finance Corporation
1999 Avenue of the Stars, 39th Floor
Los Angeles, California 90067, USA
Fax: (310)788-1990

165

THIS AIRCRAFT IS OWNED BY INTERNATIONAL LEASE
FINANCE CORPORATION.
MANUFACTURER'S SERIAL NO. 29377
OWNER'S ADDRESS
INTERNATIONAL LEASE FINANCE CORPORATION
1999 Avenue of the Stars
39th Floor
Los Angeles, California 90067
United States of America
Telex: 69-1400 INTERLEAS BVHL

175

THIS AIRCRAFT IS OWNED BY INTERNATIONAL LEASE
FINANCE CORPORATION.
MANUFACTURER'S SERIAL NO. 28835
OWNER'S ADDRESS
INTERNATIONAL LEASE FINANCE CORPORATION
1999 Avenue of the Stars
39th Floor
Los Angeles, California 90067
United States of America
Telex: 69-1400 INTERLEAS BVHL

185

THIS AIRCRAFT IS OWNED BY INTERNATIONAL
LEASE FINANCE CORPORATION AND IS LEASED TO
AND OPERATED BY BRITANNIA AIRWAYS LIMITED
MANUFACTURER'S SERIAL NO. 28836
REGISTRATION: G-BYAX
OWNER'S ADDRESS:
International Lease Finance Corporation
1999 Avenue of the Stars, 39th Floor
Los Angeles, California 90067, USA
Fax: (310)788-1990

Y 11325103 SH1 4 REV 238

NAMEPLATE INSTL-FLIGHT DECK
FIGURE 3 (SHEET 4)

11-32-51-03

BRI
MAY 28/07

11-32-51-03
PAGE 0C

BOEING
757
PARTS CATALOG (MAINTENANCE)

195

THIS AIRCRAFT IS OWNED BY CORONET CO., LTD. AND IS LEASED TO IBERIA, LINEAS AEREAS DE ESPANA, S.A. AND IS SUBJECT TO A MORTGAGE IN FAVOR OF ARGENTARIA, CAJA POSTAL Y BANCO HIPOTECARIO, S.A.

200

THIS AIRCRAFT IS OWNED BY NBB-ESPANA LEASE PARTNERSHIP ONE AND IS LEASED TO IBERIA, LINEAS AEREAS DE ESPANA, S.A. AND IS SUBJECT TO A MORTGAGE IN FAVOR OF BANCA COMMERCIALE ITALIANA S.P.A.

205

THIS AIRCRAFT IS OWNED BY INTERNATIONAL LEASE FINANCE CORPORATION.
MANUFACTURER'S SERIAL NO. 28174
OWNER'S ADDRESS
INTERNATIONAL LEASE FINANCE CORPORATION
1999 Avenue of the Stars
39th Floor
Los Angeles, California 90067
United States of America
Telex: 69-1400 INTERLEAS BVHL

215

This Aircraft is owned by XO 99A Limited and is leased to China Xinjiang Airlines and is subject to a mortgage in favor of Wilmington Trust Company, as Security Trustee for itself and others.

220

THIS ENGINE IS OWNED BY INDIGO UNIVERSAL AB, MALMO, SWEDEN, AS LESSOR AND IS SUBJECT TO THE LIEN IN FAVOR OF LESSOR'S LENDER: FIRST UNION NATIONAL BANK AS COLLATERAL AGENT FOR BANKS.

230

THIS AIRCRAFT IS OWNED BY INTERNATIONAL LEASE FINANCE CORPORATION.
MANUFACTURER'S SERIAL NO. 29954
OWNER'S ADDRESS
INTERNATIONAL LEASE FINANCE CORPORATION
1999 Avenue of the Stars
39th Floor
Los Angeles, California 90067
United States of America
Telex: 69-1400 INTERLEAS BVHL

240

THIS AIRCRAFT IS OWNED BY NBB FALCON LEASE CO. LTD. AND IS LEASED TO IBERIA, LINEAS AEREAS DE ESPANA, S.A. AND IS SUBJECT TO A MORTGAGE IN FAVOR OF BAYERISCHE HYPO-UND VEREINSBANK AG, TOKYO BRANCH.

245

THIS ENGINE IS OWNED BY BUKHARA LEASING LTD., LEASED TO NATIONAL BANK FOR FOREIGN ECONOMIC ACTIVITY OF THE REPUBLIC OF UZBEKISTAN, SUBLEASED TO UZBEKISTAN AIRWAYS, AND SUBJECT TO A LIEN IN FAVOR OF FIRST SECURITY BANK, NATIONAL ASSOCIATION, AS SECURITY TRUSTEE ACTING ON BEHALF OF THE SECURED PARTIES.

Y 11325103 SH1 5 REV 238

NAMEPLATE INSTL-FLIGHT DECK
FIGURE 3 (SHEET 5)

11-32-51-03

 **BOEING**
757
PARTS CATALOG (MAINTENANCE)

250

THIS AIRCRAFT IS OWNED BY MALAGA CO., LTD. AND IS LEASED TO IBERIA, LINEAS AEREAS DE ESPANA, S.A. AND IS SUBJECT TO A MORTGAGE IN FAVOR OF BANCO SANTANDER CENTRAL HISPANO, S.A.

265

THIS AIRCRAFT IS OWNED BY LONDON 27 LIMITED AND IS LEASED TO IBERIA, LINEAS AEREAS DE ESPAÑA, S.A. AND IS SUBJECT TO A MORTGAGE IN FAVOR OF BANCO SANTANDER CENTRAL HISPANO, S.A.

270

THIS AIRCRAFT IS OWNED BY UPLAND, INTERNATIONAL LIMITED AND IS LEASED TO IBERIA, LINEAS AEREAS DE ESPAÑA, S.A. AND IS SUBJECT TO A MORTGAGE IN FAVOR OF BAYRISCHE HYPO-UND VEREINSBANK, A.G.

275

THIS AIRCRAFT IS OWNED BY LONDON 26 HOUSE AND IS LEASED TO IBERIA, LINEAS AEREAS DE ESPAÑA, S.A. AND IS SUBJECT TO A MORTGAGE IN FAVOR OF BANCO SANTANDER CENTRAL HISPANO, S.A.

280

THIS AIRCRAFT IS OWNED BY LONDON 29 LIMITED AND IS LEASED TO IBERIA, LINEAS AEREAS DE ESPAÑA, S.A. AND IS SUBJECT TO A MORTGAGE IN FAVOR OF BANCO SANTANDER CENTRAL HISPANO.

285

THIS AIRCRAFT IS OWNED BY ERA AVIATION AND SUBJECT TO A MORTGAGE IN FAVOR OF FIRST UNION TRUST COMPANY, NATIONAL ASSOCIATION, AS SECURITY TRUSTEE ACTING ON BEHALF OF THE SECURED PARTIES.

290

THIS AIRCRAFT IS OWNED BY INTERNATIONAL LEASE FINANCE CORPORATION.
MANUFACTURER'S SERIAL NO. 29379
OWNER'S ADDRESS
INTERNATIONAL LEASE FINANCE CORPORATION
1999 Avenue of the Stars
39th Floor
Los Angeles, California 90067
United States of America
Telex: 69-1400 INTERLEAS BVHL

300

THIS AIRCRAFT IS OWNED BY INTERNATIONAL LEASE FINANCE CORPORATION.
MANUFACTURER'S SERIAL NO. 30394
OWNER'S ADDRESS
INTERNATIONAL LEASE FINANCE CORPORATION
1999 Avenue of the Stars
39th Floor
Los Angeles, California 90067
United States of America
Telex: 69-1400 INTERLEAS BVHL

Y 11325103 SH1 6 REV 238

NAMEPLATE INSTL-FLIGHT DECK
FIGURE 3 (SHEET 6)

11-32-51-03

BRI
MAY 28/07

11-32-51-03
PAGE 0E

BOEING
757
PARTS CATALOG (MAINTENANCE)

310

THIS BOEING 575-200ER,
MANUFACTURER'S SERIAL NUMBER 30423,
IS OWNED BY HEKLA LIMITED AND IS SUBJECT
TO A FIRST PRIORITY MORTGAGE IN FAVOUR OF
HSBC BANK PLC.

315

FINANCE CORPORATION.
MANUFACTURER'S SERIAL NO. 30043
OWNER'S ADDRESS
INTERNATIONAL LEASE FINANCE CORPORATION
1999 Avenue of the Stars
39th Floor
Los Angeles, California 90067
United States of America
Telex: 69-1400 INTERLEAS BVHL

325

This Aircraft, Manufacturer's Serial No. 30757,
is owned by GATX THIRD AIRCRAFT CORPORATION
and leased to and operated by JMC AIRLINES LIMITED.

330

This Aircraft, Manufacturer's Serial No.30758
is owned by GATX THIRD AIRCRAFT CORPORATION
and is subject to a first priority mortgage in favor of
Kreditanstalt für Wiederaufbau and is leased to and
operated by JMC AIRLINES LIMITED.

345

THIS AIRCRAFT IS OWNED BY INTERNATIONAL
LEASE FINANCE CORPORATION
MANUFACTURER'S SERIAL NO. 30045
OWNER'S ADDRESS:
INTERNATIONAL LEASE FINANCE CORPORATION
1999 AVENUE OF THE STARS, 39TH FLOOR
LOS ANGELES, CALIFORNIA 90067
UNITED STATES OF AMERICA
FAX: (310) 788-1990

355

THIS AIRCRAFT IS OWNED BY INTERNATIONAL
LEASE FINANCE CORPORATION
MANUFACTURER'S SERIAL NO. 29381
OWNER'S ADDRESS:
INTERNATIONAL LEASE FINANCE CORPORATION
1999 AVENUE OF THE STARS, 39TH FLOOR
LOS ANGELES, CALIFORNIA 90067
UNITED STATES OF AMERICA
FAX: (310) 788-1990

255

THIS AIRCRAFT IS OWNED BY INTERNATIONAL LEASE
FINANCE CORPORATION.
MANUFACTURER'S SERIAL NO. 29385
OWNER'S ADDRESS:
INTERNATIONAL LEASE FINANCE CORPORATION
1999 Avenue of the Stars
39th Floor
Los Angeles, California 90067
United States of America
Telex: 69-1400 INTERLEAS BVHL

Y 11325103 SH1 7 REV 243

NAMEPLATE INSTL-FLIGHT DECK
FIGURE 3 (SHEET 7)

11-32-51-03

BRI
MAY 28/07

11-32-51-03
PAGE OF

 **BOEING**
757
PARTS CATALOG (MAINTENANCE)

370

This Aircraft is owned by Wells Fargo Bank Northwest, N.A., as Owner Trustee and is leased to American Trans Air Inc. and may not be or remain in the possession of or be operated by, any other person without the prior written consent of Wells Fargo Bank Northwest, N.A., as Owner Trustee.

375

This Aircraft is owned by Xiamen Airlines, P. R. C.

380

Subject to a security interest in favor of Wilmington Trust Company, not in its individual capacity but solely as the Security Trustee

Y 11325103 SH1 8 REV 277

NAMEPLATE INSTL-FLIGHT DECK
FIGURE 3 (SHEET 8)

11-32-51-03

BRI
MAY 28/07

11-32-51-03
PAGE 06



757

PARTS CATALOG (MAINTENANCE)

FIG ITEM	PART NUMBER	1 2 3 4 5 6 7	NOMENCLATURE	EFFECT FROM TO	UNITS PER ASSY
3					
- 1	019N1099-1		NAMEPLATE INSTL-FLIGHT DECK NAMEPLATE INSTL-FLIGHT DECK VARIABLE DRAWING REF: 019N1099-5005 FOR ADDITIONAL DETAILS SEE: 11-32-51-01	101102 101102	RF
155	BAC29PPS41748		.PLACARD	101101	1
- 160	BAC29PPS41748		.PLACARD	101101	1
185	BAC29PPS43234		.PLACARD	102102	1
- 190	BAC29PPS43234		.PLACARD	102102	1
- 400	NAS601-4P		ATTACHING PARTS .SCREW -----*-----	101102	RF

MISSING ITEM NUMBERS NOT APPLICABLE

- ITEM NOT ILLUSTRATED

11-32-51-03

11-32-51
FIG. 03
PAGE 1
JAN 20/09

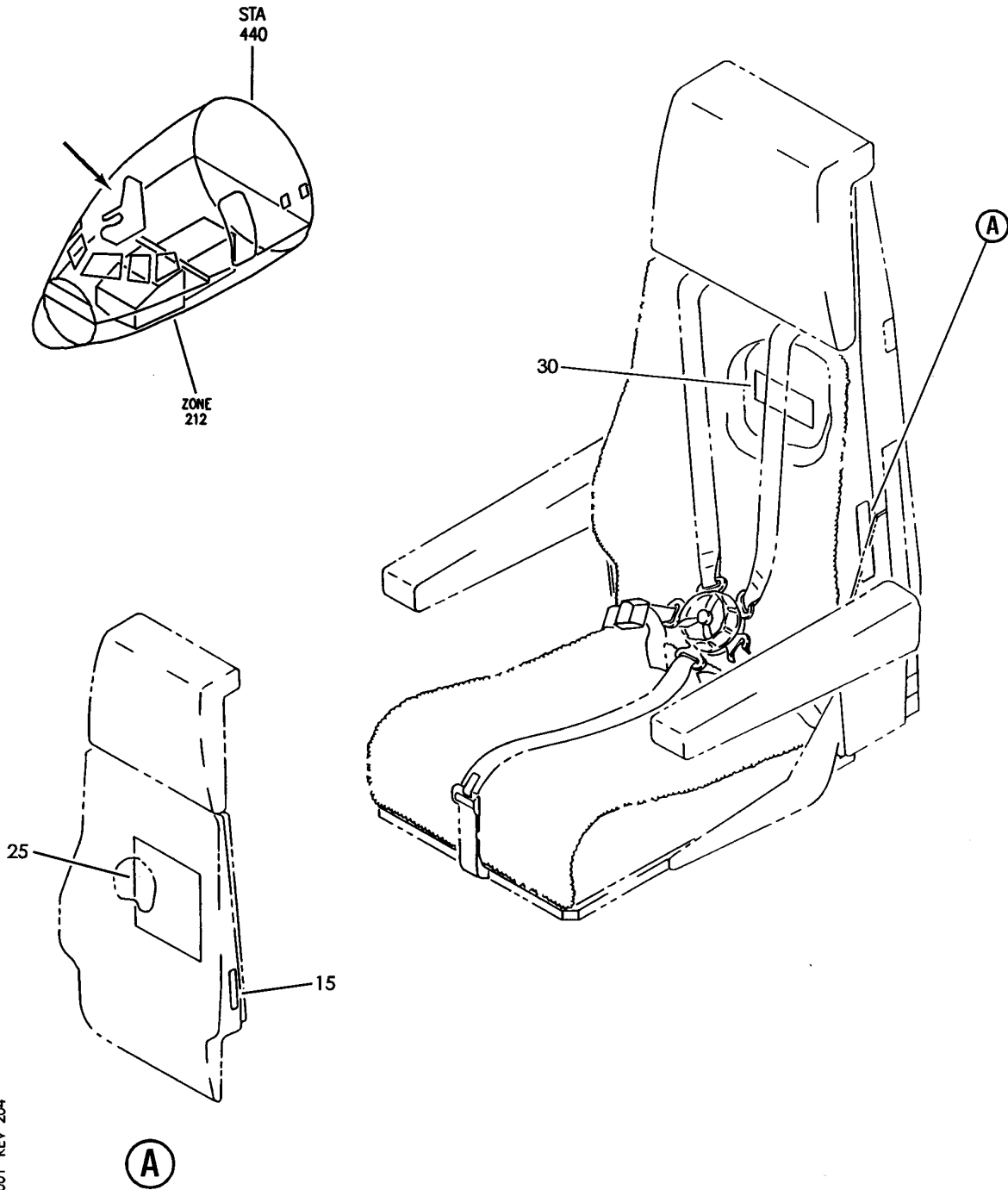
BRI

FLIGHT COMPARTMENT - OBSERVERS STATION

BRI
MAY 28/07

11-33-00
SECTION TITLE
PAGE 1

BOEING
757
PARTS CATALOG (MAINTENANCE)



Y 11330001 REV 204

SEAT ASSY-FIRST AND SECOND OBSERVER (PLACARDS AND MARKINGS ONLY)
FIGURE 1

11-33-00-01

BRI
JAN 20/09

11-33-00-01
PAGE 0



757

PARTS CATALOG (MAINTENANCE)

FIG ITEM	PART NUMBER	1 2 3 4 5 6 7	NOMENCLATURE	EFFECT FROM TO	UNITS PER ASSY
1			SEAT ASSY-FIRST AND SECOND OBSERVER (PLACARDS AND MARKINGS ONLY)	103106	
- 1	16810-1		SEAT ASSY-SECOND OBSERVER (PLACARDS AND MARKINGS ONLY) SUPPLIER CODE: V34696 FUNCTIONAL DESCRIPTION: PROVIDES SEATING FOR SECOND OBSERVER IN FLIGHT DECK SPECIFICATION NUMBER: S232W313-1 COMPONENT MAINT MANUAL REF: 25-10-02 FOR NHA/OTHER SYS DET SEE: 25-11-03-10A	103106	RF
- 2	16810-1		SEAT ASSY-FIRST OBSERVER (PLACARDS AND MARKINGS ONLY) SUPPLIER CODE: V34696 FUNCTIONAL DESCRIPTION: PROVIDES SEATING FOR SECOND OBSERVER IN FLIGHT DECK SPECIFICATION NUMBER: S232W313-1 COMPONENT MAINT MANUAL REF: 25-10-02 FOR NHA/OTHER SYS DET SEE: 25-11-03-02	103106	RF
- 5	16816-1		. CUSHION ASSY-BACK SUPPLIER CODE: V34696	103106	RF
- 10	16816-15		.. COVER ASSY-DRESS SUPPLIER CODE: V34696	103106	RF
15	17828-1		... PLACARD- SUPPLIER CODE: V34696 PLACARD CONTENT: PULL FOR FLOTATION CUSHION	103106	RF
- 20	16816-5		.. CUSHION ASSY-FIREBLOCKED SUPPLIER CODE: V34696	103106	RF

MISSING ITEM NUMBERS NOT APPLICABLE

- ITEM NOT ILLUSTRATED

BRI

11-33-00-01

11-33-00
FIG. 01
PAGE 1
JAN 20/09



757

PARTS CATALOG (MAINTENANCE)

FIG ITEM	PART NUMBER	1 2 3 4 5 6 7	NOMENCLATURE	EFFECT FROM TO	UNITS PER ASSY
1					
25	1459-3		. . . PLACARD-STRAPS SUPPLIER CODE: V34696	103106	1
30	18073-1		. PLACARD-TSO SUPPLIER CODE: V34696	103106	1

MISSING ITEM NUMBERS NOT APPLICABLE

- ITEM NOT ILLUSTRATED

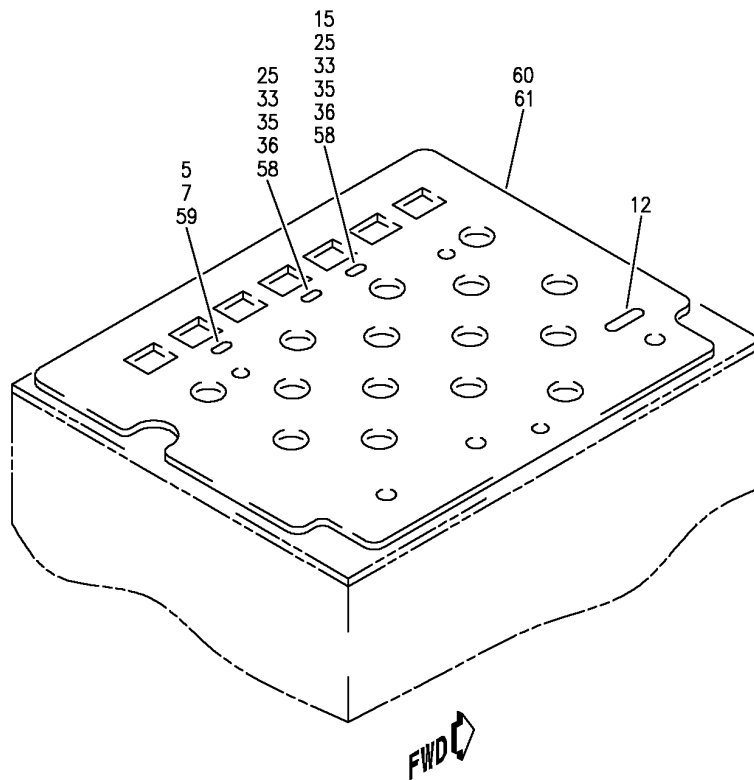
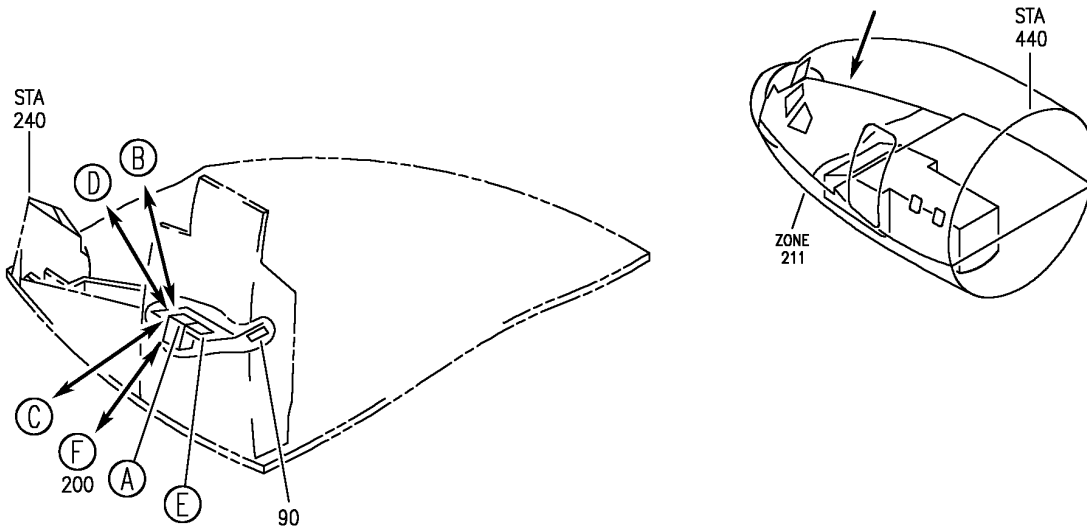
BRI

11-33-00-01

BOEING PROPRIETARY - Copyright © - Unpublished Work - See title page for details.

11-33-00
FIG. 01
PAGE 2
JAN 20/09

BOEING
757
PARTS CATALOG (MAINTENANCE)



(A)

Y 11330102 SH1 1 REV 275

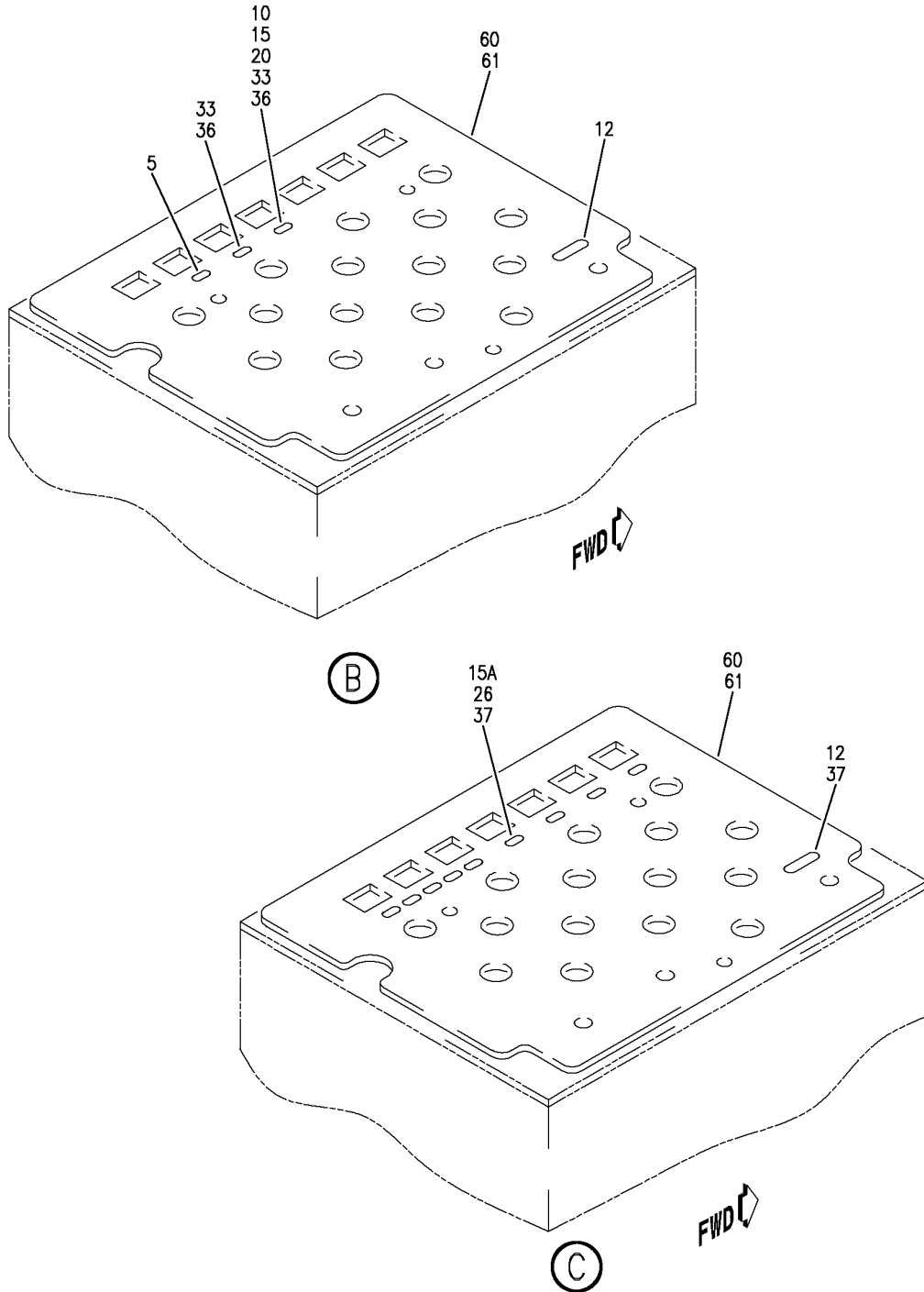
PANEL INSTL-AUX AUDIO SELECT (PLACARDS AND MARKINGS ONLY)
FIGURE 2 (SHEET 1)

11-33-01-02

BRI
MAY 28/07

11-33-01-02
PAGE 0

BOEING
757
PARTS CATALOG (MAINTENANCE)



Y 11330102 SH1 2 REV 330

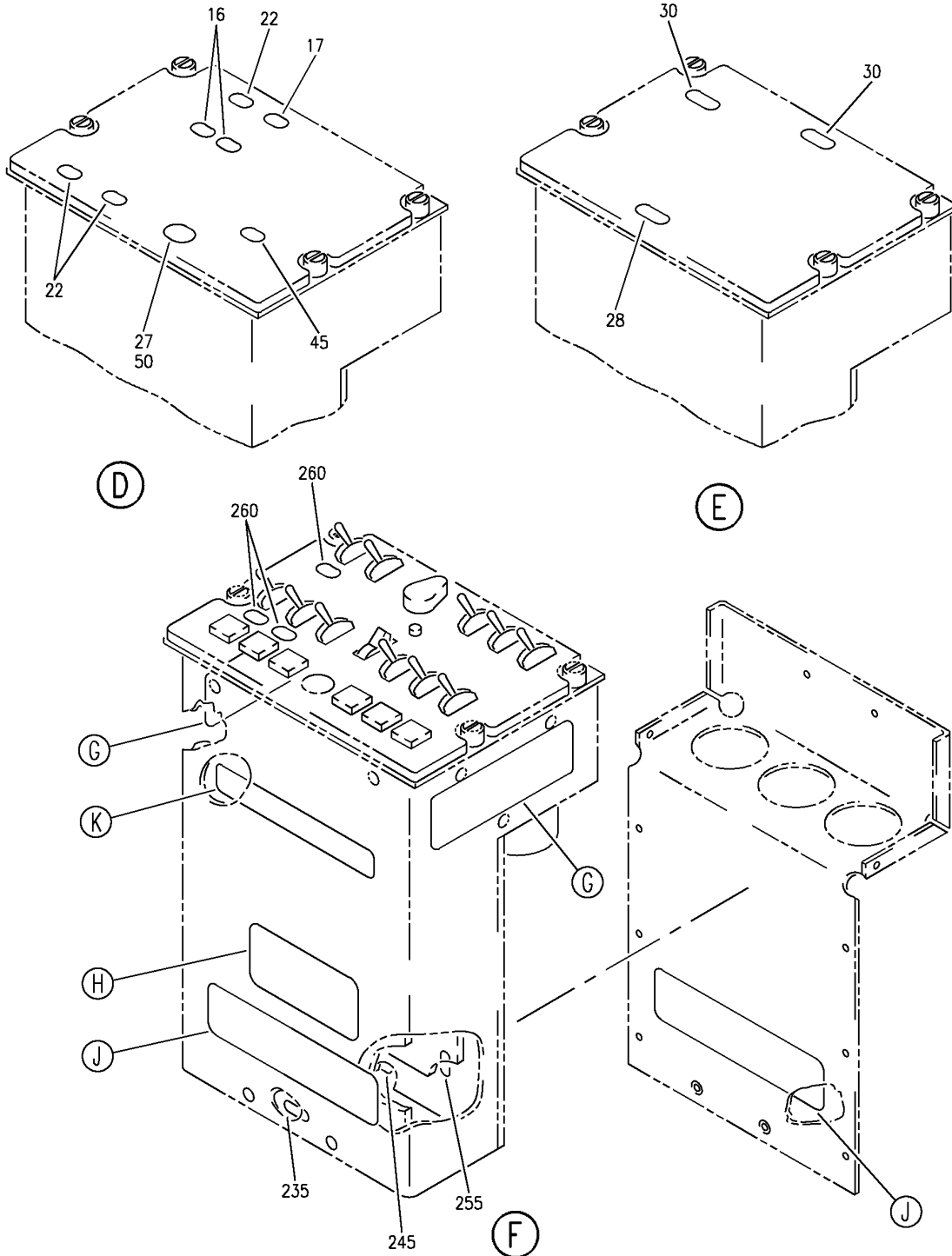
PANEL INSTL-AUX AUDIO SELECT (PLACARDS AND MARKINGS ONLY)
FIGURE 2 (SHEET 2)

11-33-01-02

BRI
JAN 20/09

11-33-01-02
PAGE 0A

BOEING
757
PARTS CATALOG (MAINTENANCE)



Y 11330102 SHT 3 REV 295

PANEL INSTL-AUX AUDIO SELECT (PLACARDS AND MARKINGS ONLY)
FIGURE 2 (SHEET 3)

11-33-01-02

BRI
MAY 28/07

11-33-01-02
PAGE 0B

 **BOEING**
757
PARTS CATALOG (MAINTENANCE)

210

LIGHTPLATE REMOVAL

1. REMOVE 3 ROTARY SWITCH KNOBS
2. DO NOT REMOVE 2 HEX-DRIVE SCREWS AT TOP
3. REMOVE 2 PHILLIPS-DRIVE SCREWS FROM FRONT
4. REMOVE 6 SCREWS FROM REAR
5. DISCONNECT REAR CABLE ASSEMBLY

(G)

215

CAUTION



THIS UNIT IS NOT SUBJECT TO DAMAGE FROM ELECTROSTATIC DISCHARGE AS AN ASSEMBLY. HOWEVER, IT CONTAINS PARTS OR SUB-ASSEMBLIES THAT ARE SENSITIVE TO ELECTROSTATIC DISCHARGE. CONDUCTIVE CONNECTOR COVERS REQUIRED.

(H)

225

CAUTION

285T0144 MUST BE INSTALLED AFTER 285T0148

(K)

220

CAUTION

A1 (285T0145) MUST BE INSTALLED PRIOR TO A2
A2 (285T0146) MUST BE REMOVED PRIOR TO A1

(J)

Y 11330102 SH1 4 REV 275

PANEL INSTL-AUX AUDIO SELECT (PLACARDS AND MARKINGS ONLY)
FIGURE 2 (SHEET 4)

11-33-01-02

BRI
MAY 28/07

11-33-01-02
PAGE 0C



757

PARTS CATALOG (MAINTENANCE)

FIG ITEM	PART NUMBER	1 2 3 4 5 6 7	NOMENCLATURE	EFFECT FROM TO	UNITS PER ASSY
2			PANEL INSTL-AUX AUDIO SELECT (PLACARDS AND MARKINGS ONLY)	002004 006100 107107 121503 904999	
- 1	233N7101-1		PANEL INSTL-AUX VARIABLE DRAWING REF: 233N7101-5002 233N7101-5003 233N7101-5026 233N7101-5027 233N7101-5030 FOR NHA/OTHER SYS DET SEE: 25-10-00-05A	002004 006100 107107 121503 904999	RF
5	BAC27NFDE0165		.DECAL- PLACARD CONTENT: INOP	953999	1
10	BAC27TFDE0013		.DECAL- PLACARD CONTENT: INOP	904949	1
12	BAC27TFDE0013		.DECAL- PLACARD CONTENT: INOP	950951	1
15	BAC27TFDE0013		.DECAL- PLACARD CONTENT: INOP	107107	1
15A	BAC27TFDE0013		.DECAL- PLACARD CONTENT: INOP	107107	1
60	285T0022-22		.PANEL ASSY-AUDIO SELECTOR SUPPLIER CODE: V89954 ELECTRICAL EQUIP NUMBER: M00098 COMPONENT MAINT MANUAL REF: 23-51-51	107107	RF
60	285T0022-27		.PANEL ASSY-AUDIO SELECTOR SUPPLIER CODE: V89954 ELECTRICAL EQUIP NUMBER: M00098 COMPONENT MAINT MANUAL REF: 23-51-51	950952	RF

MISSING ITEM NUMBERS NOT APPLICABLE

- ITEM NOT ILLUSTRATED

11-33-01-02

11-33-01
FIG. 02
PAGE 1
JAN 20/09

BRI



757

PARTS CATALOG (MAINTENANCE)

FIG ITEM	PART NUMBER	1 2 3 4 5 6 7	NOMENCLATURE	EFFECT FROM TO	UNITS PER ASSY
2					
60	285T0022-28		.PANEL ASSY-AUDIO SELECTOR SUPPLIER CODE: V89954 ELECTRICAL EQUIP NUMBER: M00098 COMPONENT MAINT MANUAL REF: 23-51-51	107107	RF
60	285T0022-31		.PANEL ASSY-AUDIO SELECTOR SUPPLIER CODE: V89954 ELECTRICAL EQUIP NUMBER: M00098 COMPONENT MAINT MANUAL REF: 23-51-54	953999	RF
60	285T0022-37		.PANEL ASSY-AUDIO SELECTOR SUPPLIER CODE: V89954 ELECTRICAL EQUIP NUMBER: M00098 COMPONENT MAINT MANUAL REF: 23-51-54 PRE COMPONENT SB: 285T0022-23-05	950952	RF
60	285T0022-38		.PANEL ASSY-AUDIO SELECTOR SUPPLIER CODE: V89954 ELECTRICAL EQUIP NUMBER: M00098 COMPONENT MAINT MANUAL REF: 23-51-54	002004 006100 107107	RF
60	285T0022-41		.PANEL ASSY-AUDIO SELECTOR SUPPLIER CODE: V89954 ELECTRICAL EQUIP NUMBER: M00098 COMPONENT MAINT MANUAL REF: 23-51-54	953999	RF
61	285T0022-43		.PANEL ASSY-AUDIO SELECTOR SUPPLIER CODE: V89954 ELECTRICAL EQUIP NUMBER: M00098 COMPONENT MAINT MANUAL REF: 23-51-54 POST COMPONENT SB: 285T0022-23-05	950952	RF

MISSING ITEM NUMBERS NOT APPLICABLE

- ITEM NOT ILLUSTRATED

11-33-01-02

11-33-01
FIG. 02
PAGE 2
JAN 20/09

BRI



757

PARTS CATALOG (MAINTENANCE)

FIG ITEM	PART NUMBER	1 2 3 4 5 6 7	NOMENCLATURE	EFFECT FROM TO	UNITS PER ASSY
2 61	285T0022-44		.PANEL ASSY-AUDIO SELECTOR SUPPLIER CODE: V89954 ELECTRICAL EQUIP NUMBER: M00098 COMPONENT MAINT MANUAL REF: 23-51-54	002004 006100	RF

MISSING ITEM NUMBERS NOT APPLICABLE

- ITEM NOT ILLUSTRATED

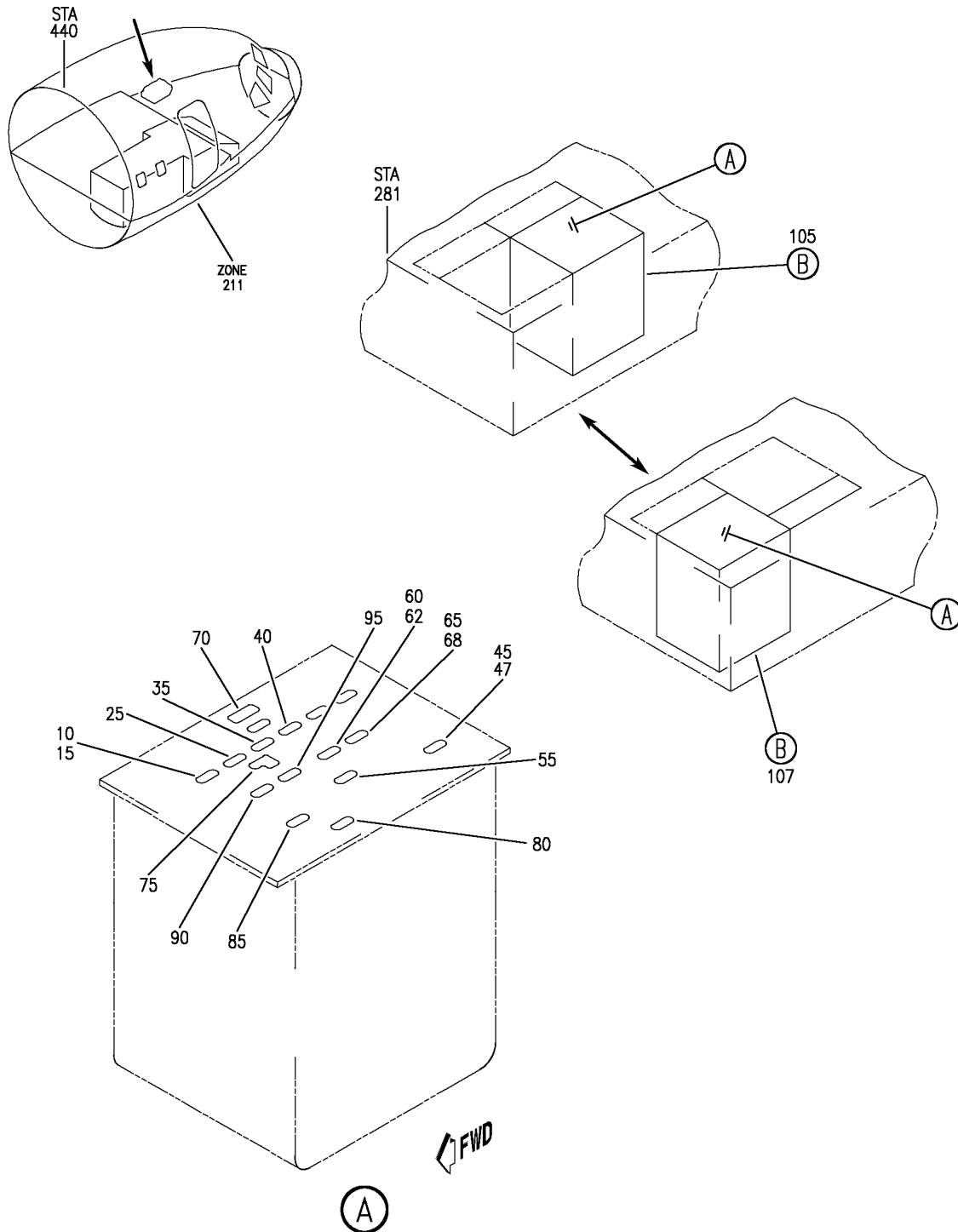
BRI

11-33-01-02

BOEING PROPRIETARY - Copyright © - Unpublished Work - See title page for details.

11-33-01
FIG. 02
PAGE 3
JAN 20/09

BOEING
757
PARTS CATALOG (MAINTENANCE)



Y 11330103 SH1 1 REV 330

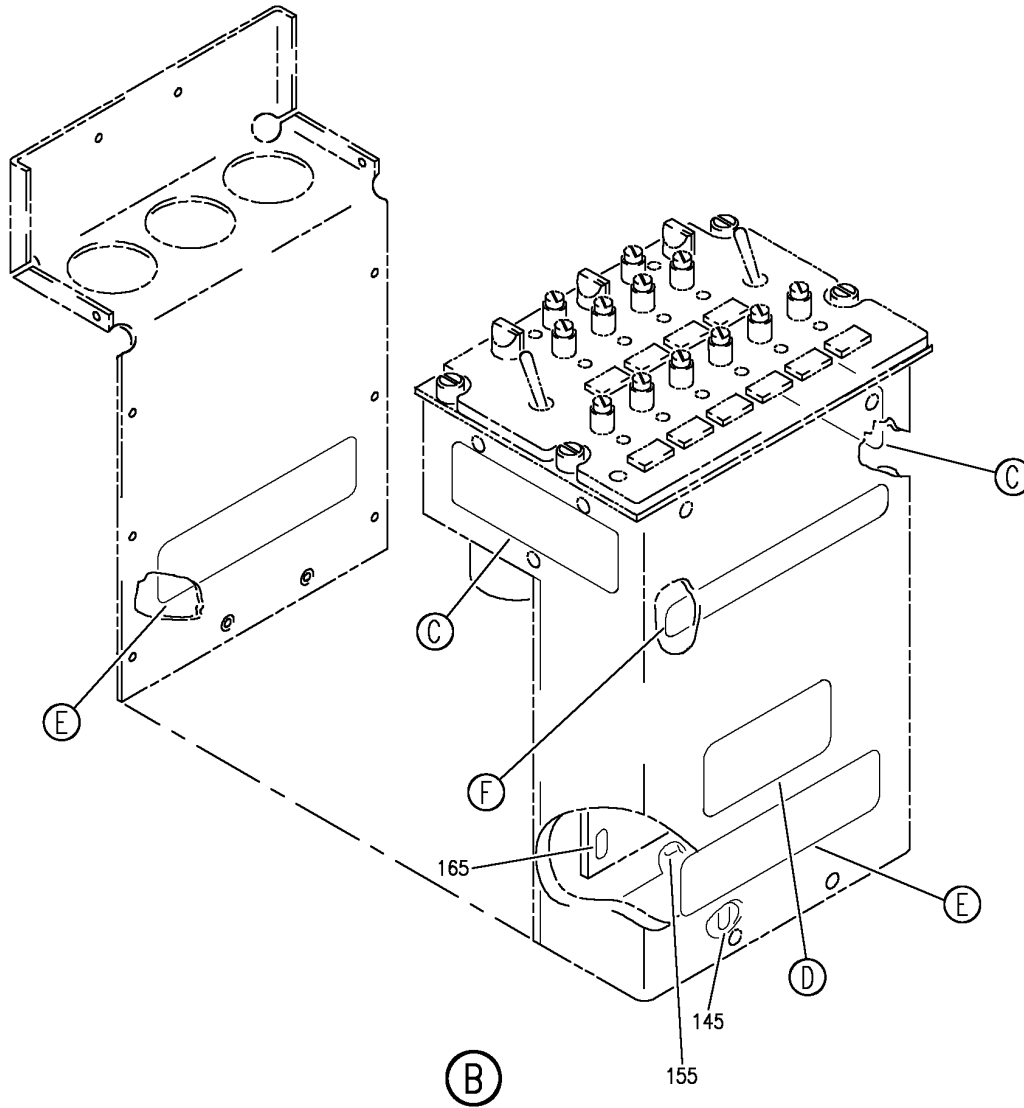
PANEL INSTL-AUX AUDIO SELECT PRE-MODULE (PLACARDS AND MARKINGS ONLY)
FIGURE 3 (SHEET 1)

11-33-01-03

BRI
JAN 20/09

11-33-01-03
PAGE 0

BOEING
757
PARTS CATALOG (MAINTENANCE)



Y 11330103 SHT 2 REV 246

PANEL INSTL-AUX AUDIO SELECT PRE-MODULE (PLACARDS AND MARKINGS ONLY)
FIGURE 3 (SHEET 2)

BRI
JAN 20/09

11-33-01-03

11-33-01-03
PAGE 0A

BOEING
757
PARTS CATALOG (MAINTENANCE)

115


LIGHTPLATE REMOVAL

1. REMOVE 3 ROTARY SWITCH KNOBS
2. DO NOT REMOVE 2 HEX-DRIVE SCREWS AT TOP
3. REMOVE 2 PHILLIPS-DRIVE SCREWS FROM FRONT
4. REMOVE 6 SCREWS FROM REAR
5. DISCONNECT REAR CABLE ASSEMBLY

(C)

125

CAUTION



THIS UNIT IS NOT SUBJECT TO DAMAGE FROM ELECTROSTATIC DISCHARGE AS AN ASSEMBLY. HOWEVER, IT CONTAINS PARTS OR SUB-ASSEMBLIES THAT ARE SENSITIVE TO ELECTROSTATIC DISCHARGE. CONDUCTIVE CONNECTOR COVERS REQUIRED.

(D)

135

CAUTION

285T0144 MUST BE INSTALLED AFTER 285T0148

(F)

130

CAUTION

A1 (285T0145) MUST BE INSTALLED PRIOR TO A2
A (285T0146) MUST BE REMOVED PRIOR TO A1

(E)

Y 11330103 SH 3 REV 246

PANEL INSTL-AUX AUDIO SELECT PRE-MODULE (PLACARDS AND MARKINGS ONLY)
FIGURE 3 (SHEET 3)

11-33-01-03

BRI
JAN 20/09

11-33-01-03
PAGE 08



757

PARTS CATALOG (MAINTENANCE)

FIG ITEM	PART NUMBER	1 2 3 4 5 6 7	NOMENCLATURE	EFFECT FROM TO	UNITS PER ASSY
3			PANEL INSTL-AUX AUDIO SELECT PRE-MODULE (PLACARDS AND MARKINGS ONLY)	103106 108120 504903	
- 1	233N7103-22		PANEL INSTL-AUDIO SELECT PRE-MODULE (PLACARDS AND MARKINGS ONLY) FOR NHA/OTHER SYS DET SEE: 25-10-00-15B	504903	RF
- 2	233N7103-39		PANEL INSTL-AUDIO SELECT (PLACARDS AND MARKINGS ONLY) FOR NHA/OTHER SYS DET SEE: 25-10-00-15B	108120	RF
- 4	MODREF22325		PANEL INSTL- (PLACARDS AND MARKINGS ONLY) MODULE NUMBER: 233N7103-17 REV B FOR OTHER SYS DETAILS SEE: 23-51-01-06 31-13-16-03 33-13-60-01	103106	1
25	BAC27TFDE0013		.DECAL- PLACARD CONTENT: INOP	108120	1
35	BAC27TFDE0013		.DECAL- PLACARD CONTENT: INOP	108120	1
60	BAC27TFDE0013		.DECAL- PLACARD CONTENT: INOP	103106	1
65	BAC27TFDE0013		.DECAL- PLACARD CONTENT: INOP	103106	1
70	BAC27TFDE0330		.DECAL- PLACARD CONTENT: INOP	504903	1
105	285T0022-51		.PANEL ASSY-AUDIO SELECTOR SUPPLIER CODE: V89954 ELECTRICAL EQUIP NUMBER: M00098 COMPONENT MAINT MANUAL REF: 23-51-05	103106	RF
115	BAC27TEX5862		..MARKER- SUPPLIER CODE: V89954	103106	2
125	BAC27DEX6075		..DECAL-	103106	1

MISSING ITEM NUMBERS NOT APPLICABLE

- ITEM NOT ILLUSTRATED

11-33-01-03

11-33-01
FIG. 03
PAGE 1
JAN 20/09

BRI



757

PARTS CATALOG (MAINTENANCE)

FIG ITEM	PART NUMBER	1 2 3 4 5 6 7	NOMENCLATURE	EFFECT FROM TO	UNITS PER ASSY
3					
130	BAC27TEX5573	..	MARKER- SUPPLIER CODE: V89954	103106	2
135	BAC27TEX5500	..	MARKER- SUPPLIER CODE: V89954	103106	1
- 140	285T0145-1	..	PW ASSY- SUPPLIER CODE: V89954 QUALIFIED OPTIONAL DATA: 285T0145-1 OPTIONAL TO 285T0145-2 WHEN USED WITH ASSOCIATED ITEMS	103106	RF
- 140	285T0145-2	..	PW ASSY- SUPPLIER CODE: V89954 QUALIFIED OPTIONAL DATA: 285T0145-1 OPTIONAL TO 285T0145-2 WHEN USED WITH ASSOCIATED ITEMS	103106	RF
145	BAC27TEX1486	...	DECAL- PLACARD CONTENT: STATIC SENSITIVE	103106	1
- 150	285T0146-1	..	PW ASSY- SUPPLIER CODE: V89954 QUALIFIED OPTIONAL DATA: 285T0146-1 OPTIONAL TO 285T0146-3 WHEN USED WITH ASSOCIATED ITEMS	103106	RF
- 150	285T0146-3	..	PW ASSY- SUPPLIER CODE: V89954 QUALIFIED OPTIONAL DATA: 285T0146-1 OPTIONAL TO 285T0146-3 WHEN USED WITH ASSOCIATED ITEMS	103106	RF
155	BAC27TEX1486	...	DECAL- PLACARD CONTENT: STATIC SENSITIVE	103106	1
- 160	285T0147-1	..	PW ASSY- SUPPLIER CODE: V89954	103106	RF
165	BAC27TEX1486	...	DECAL- PLACARD CONTENT: STATIC SENSITIVE	103106	1

MISSING ITEM NUMBERS NOT APPLICABLE

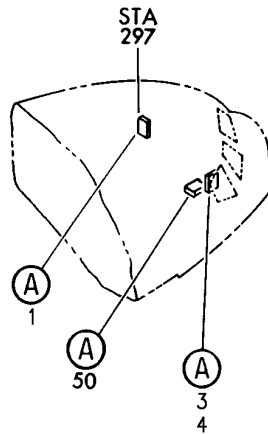
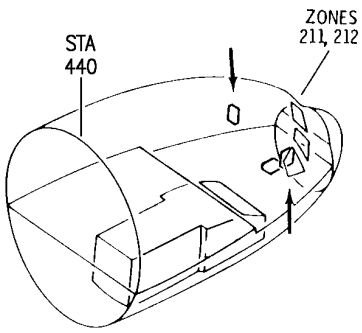
- ITEM NOT ILLUSTRATED

11-33-01-03

11-33-01
FIG. 03
PAGE 2
JAN 20/09

BRI

BOEING
757
PARTS CATALOG (MAINTENANCE)



20
85

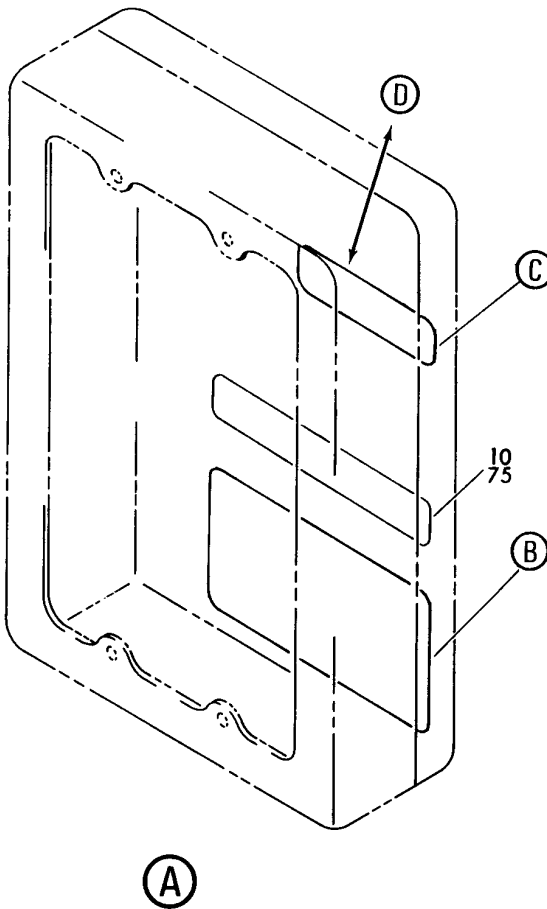
CAUTION
DO NOT USE 328 OR
7333 IN PLACE OF 387

15
80

CAUTION
DO NOT USE 328
IN PLACE OF 387

5
70

CAUTION
AFTER RELAMPING LIGHTED PUSH BUTTON
SWITCHES, THE CAP ASSEMBLY MUST BE PRESSED
BACK INTO THE BASE WITH A SINGLE ACTION TO
PREVENT SWITCH ACTUATION. WHEN INADVERTENT
SYSTEM ACTUATION CAN CAUSE AN UNDESIRABLE
EVENT, (GENERATOR DRIVE DISCONNECT FOR
EXAMPLE), THE ASSOCIATED SYSTEM CIRCUIT
BREAKER (S) SHOULD BE OPENED TO REMOVE
POWER FROM THE SWITCH PRIOR TO RELAMPING.



Y 11330501 REV 331

STOWAGE ASSY-SPARE BULB (PLACARDS AND MARKINGS ONLY)
FIGURE 1

11-33-05-01

BRI
JAN 20/09

11-33-05-01
PAGE 0



757

PARTS CATALOG (MAINTENANCE)

FIG ITEM	PART NUMBER	1 2 3 4 5 6 7	NOMENCLATURE	EFFECT FROM TO	UNITS PER ASSY
1			STOWAGE ASSY-SPARE BULB (PLACARDS AND MARKINGS ONLY)	002004 006503 904999	
1	232N4704-79		STOWAGE ASSY-SPARE BULB (PLACARDS AND MARKINGS ONLY)	121503 904949	RF
3	232N4704-61		FOR NHA SEE: 25-13-52-47 STOWAGE ASSY-SPARE BULB (PLACARDS AND MARKINGS ONLY)	107107	RF
3	232N4704-69		FOR NHA SEE: 25-13-52-46 STOWAGE ASSY-SPARE BULB (PLACARDS AND MARKINGS ONLY)	002004 006010 950999	RF
3	232N4704-118		FOR NHA SEE: 25-13-52-46 STOWAGE ASSY-SPARE BULB (PLACARDS AND MARKINGS ONLY)	101102	RF
5	BAC27TFDE0170		.DECAL	002004 006010 101102 107107 121503 904999	1
10	BAC27NFDE0086		.DECAL- PLACARD CONTENT: USE 2233 LAMP TO REPLACE LAMP NOS. 1691 1691F AND 2232	002004 006010 101102 107107 121503 904999	1
15	BAC27NFDE0128		.DECAL-	002004 006010 101102 107107 950999	1
20	BAC27NFDE0127		.DECAL	121503 904949	1
50	232N4704-69		STOWAGE ASSY-SPARE BULB (PLACARDS AND MARKINGS ONLY)	011017	RF
			FOR NHA SEE: 25-13-52-46		

MISSING ITEM NUMBERS NOT APPLICABLE

- ITEM NOT ILLUSTRATED

11-33-05-01

11-33-05
FIG. 01
PAGE 1
JAN 20/09

BRI



757

PARTS CATALOG (MAINTENANCE)

FIG ITEM	PART NUMBER	1 2 3 4 5 6 7	NOMENCLATURE	EFFECT FROM TO	UNITS PER ASSY
1	50 232N4704-116		STOWAGE ASSY-SPARE BULB (PLACARDS AND MARKINGS ONLY) FOR NHA SEE: 25-13-52-46	108120	RF
	50 232N4704-118		STOWAGE ASSY-SPARE BULB (PLACARDS AND MARKINGS ONLY) FOR NHA SEE: 25-13-52-46	018100 103106	RF
	70 BAC27TFDE0170		.DECAL	011100 103106 108120	1
	75 BAC27NFDE0086		.DECAL- PLACARD CONTENT: USE 2233 LAMP TO REPLACE LAMP NOS. 1691 1691F AND 2232	011100 103106 108120	1
	80 BAC27NFDE0128		.DECAL	011100 103106 108120	1

MISSING ITEM NUMBERS NOT APPLICABLE

- ITEM NOT ILLUSTRATED

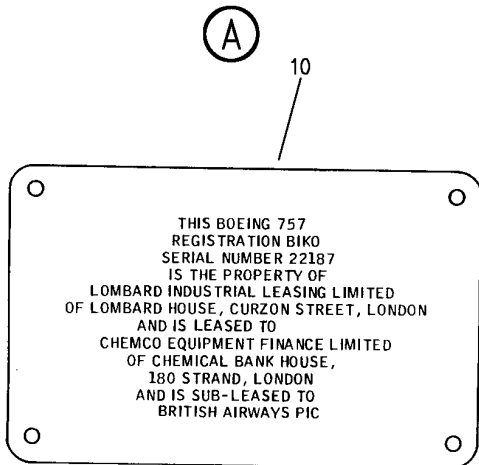
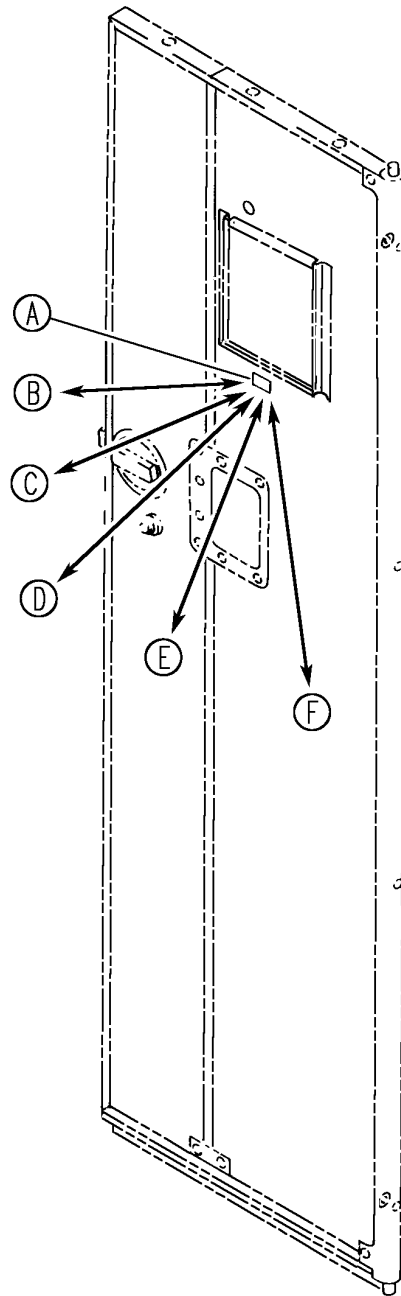
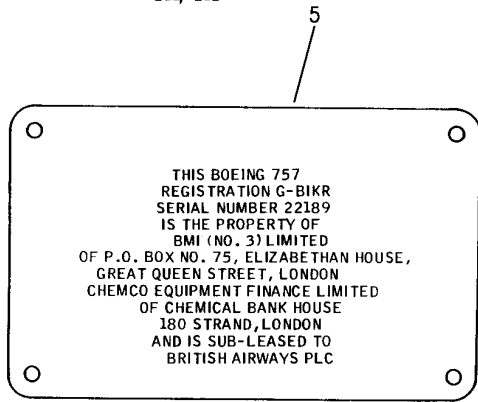
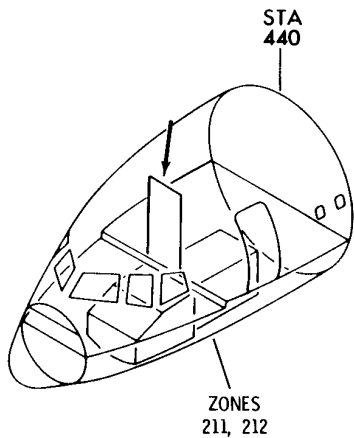
11-33-05-01

11-33-05
FIG. 01
PAGE 2
JAN 20/09

BRI

BOEING PROPRIETARY - Copyright © - Unpublished Work - See title page for details.

BOEING
757
PARTS CATALOG (MAINTENANCE)



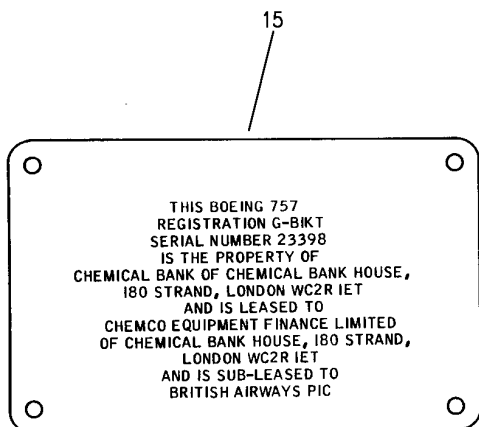
(B)

Y 11330801 SH1 1 REV 262

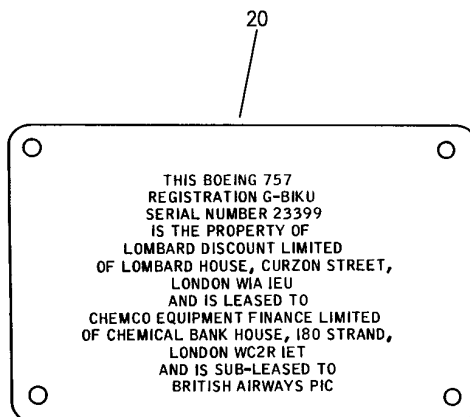
DOOR INSTL-CREW (PLACARDS AND MARKINGS ONLY)
FIGURE 1 (SHEET 1)

11-33-08-01

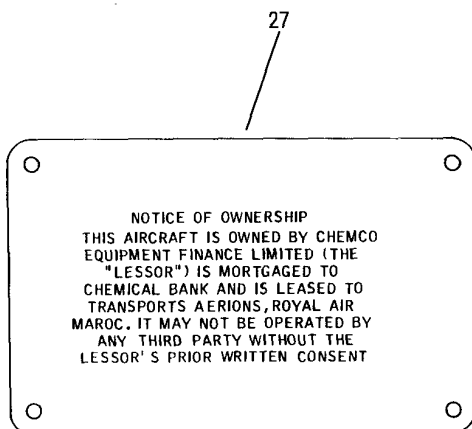
BOEING
757
PARTS CATALOG (MAINTENANCE)



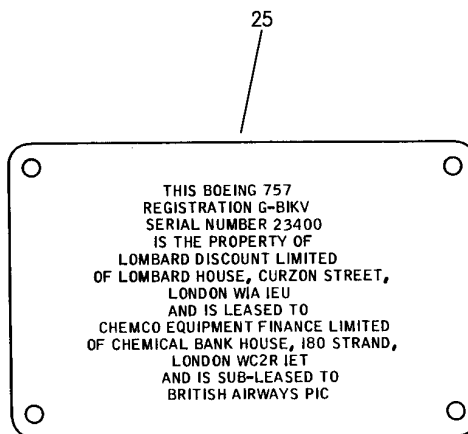
(C)



(D)



(F)



(E)

Y 11330801 SH1 2 REV 262

DOOR INSTL-CREW (PLACARDS AND MARKINGS ONLY)
FIGURE 1 (SHEET 2)

11-33-08-01

BRI
JAN 20/09

11-33-08-01
PAGE 0A



757

PARTS CATALOG (MAINTENANCE)

FIG ITEM	PART NUMBER	1 2 3 4 5 6 7	NOMENCLATURE	EFFECT FROM TO	UNITS PER ASSY
1			DOOR INSTL-CREW (PLACARDS AND MARKINGS ONLY)	107107	
- 1	417N1076-25		DOOR INSTL-CREW (PLACARDS AND MARKINGS ONLY) FOR NHA/OTHER SYS DET SEE: 25-20-00-01E 25-20-00-01A	107107	RF
27	BAC27NFDE0135		.NAMEPLATE ATTACHING PARTS	107107	1
- 30	NAS6024P		.BOLT -----*-----	107107	4

MISSING ITEM NUMBERS NOT APPLICABLE

- ITEM NOT ILLUSTRATED

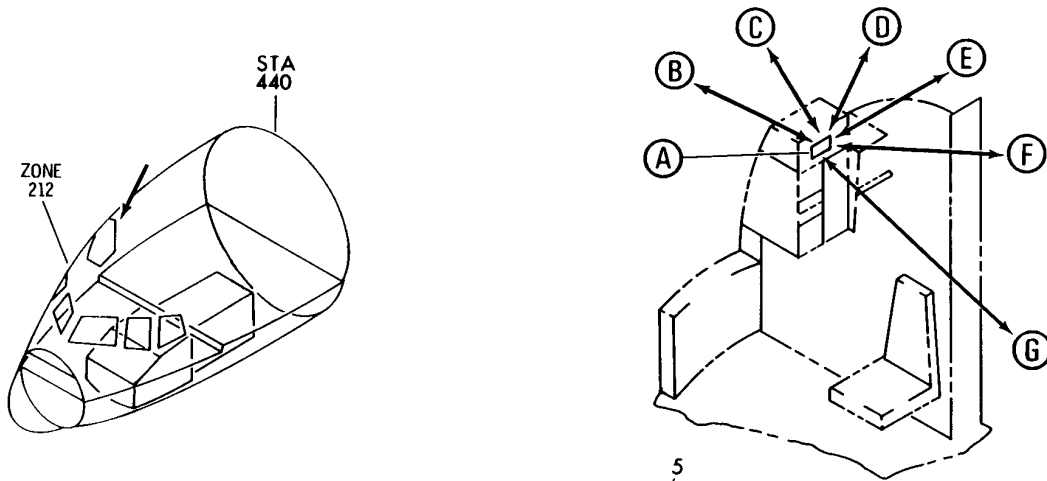
BRI

11-33-08-01

BOEING PROPRIETARY - Copyright © - Unpublished Work - See title page for details.

11-33-08
FIG. 01
PAGE 1
JAN 20/09

BOEING
757
PARTS CATALOG (MAINTENANCE)



THIS AIRCRAFT IS OWNED BY INTERNATIONAL
LEASE FINANCE CORPORATION, AS LESSOR
MANUFACTURER'S SERIAL NO. 23767
OWNERS ADDRESS:
INTERNATIONAL LEASE FINANCE CORPORATION
8484 WILSHIRE BOULEVARD, BEVERLY HILLS, CALIFORNIA
90211, USA
TELEX: 69-1400 INTERLEASE BVHL

(A)

THIS AIRCRAFT IS OWNED BY INTERNATIONAL
LEASE FINANCE CORPORATION, AS LESSOR
MANUFACTURER'S SERIAL NO. 24235
OWNERS ADDRESS:
INTERNATIONAL LEASE FINANCE CORPORATION
8484 WILSHIRE BOULEVARD, BEVERLY HILLS, CALIFORNIA
90211, USA
TELEX: 69-1400 INTERLEASE BVHL

(C)

NOTICE OF OWNERSHIP
THIS AIRCRAFT IS OWNED BY FORWARD LEASING
(B) LIMITED IS LEASED TO CHEMCO EQUIPMENT
FINANCE LIMITED ("CHEMCO"), AND IS
SUB-LEASED TO OWNERS ABROAD
SUB-LEASED TO OWNERS ABROAD (SECOND
AIRCRAFT) LIMITED AND MAY NOT BE
SUBLEASED TO OR OPERATED BY ANY THIRD
PARTY OTHER THAN AIR 2000 LIMITED WITHOUT
THE PRIOR WRITTEN CONSENT OF CHEMCO.

(B)

Y 11335101 SH1 1 REV 121

PLACARD INSTL-OWNERSHIP (FLIGHT COMPT-OBSV STA ONLY)
FIGURE 1 (SHEET 1)

11-33-51-01

BOEING
757
PARTS CATALOG (MAINTENANCE)

THIS AIRCRAFT IS OWNED BY INTERNATIONAL
LEASE FINANCE CORPORATION, AS LESSOR
MANUFACTURER'S SERIAL NO. 24260
OWNERS ADDRESS:
INTERNATIONAL LEASE FINANCE CORPORATION
8484 WILSHIRE BOULEVARD, BEVERLY HILLS, CALIFORNIA
90211, USA
TELEX: 69-1400 INTERLEASE BVHL

Ⓓ

50

THIS AIRCRAFT IS OWNED BY INTERNATIONAL
LEASE FINANCE CORPORATION, AS LESSOR
MANUFACTURER'S SERIAL NO. 24367
OWNERS ADDRESS:
INTERNATIONAL LEASE FINANCE CORPORATION
8484 WILSHIRE BOULEVARD, BEVERLY HILLS, CALIFORNIA
90211, USA
TELEX: 69-1400 INTERLEASE BVHL

20

Ⓔ

THIS AIRCRAFT IS OWNED BY INTERNATIONAL
LEASE FINANCE CORPORATION, AS LESSOR
MANUFACTURER'S SERIAL NO. 24368
OWNERS ADDRESS:
INTERNATIONAL LEASE FINANCE CORPORATION
8484 WILSHIRE BOULEVARD, BEVERLY HILLS, CALIFORNIA
90211, USA
TELEX: 69-1400 INTERLEASE BVHL

Y 11335101 SHIT 2 REV 121

Ⓕ

25

PLACARD INSTL-OWNERSHIP (FLIGHT COMPT-OBSV STA ONLY)
FIGURE 1 (SHEET 2)

11-33-51-01

BRI
JAN 20/09

11-33-51-01
PAGE 0A

 **BOEING**
757
PARTS CATALOG (MAINTENANCE)

THIS AIRCRAFT IS OWNED BY INTERNATIONAL
LEASE FINANCE CORPORATION, AS LESSOR
MANUFACTURER'S SERIAL NO. 24017
OWNERS ADDRESS:
INTERNATIONAL LEASE FINANCE CORPORATION
8484 WILSHIRE BOULEVARD, BEVERLY HILLS, CALIFORNIA
90211, USA
TELEX: 69- 1400 INTERLEASE BVHL

55



Y 11335101 SHT 3 REV 122

PLACARD INSTL-OWNERSHIP (FLIGHT COMPT-OBSV STA ONLY)
FIGURE 1 (SHEET 3)

11-33-51-01

BRI
JAN 20/09

11-33-51-01
PAGE 0B

BOEING
757
PARTS CATALOG (MAINTENANCE)

FIG ITEM	PART NUMBER	1 2 3 4 5 6 7	NOMENCLATURE	EFFECT FROM TO	UNITS PER ASSY
1			PLACARD INSTL-OWNERSHIP (FLIGHT COMPT-OBSV STA ONLY)	107107	
R R R R R R R	- 1 RR92014-2-1		PLACARD INSTL-OWNERSHIP (FLIGHT COMPT-OBSV STA ONLY) POST RAPID REVISION: RR92014-5 FOR ADDITIONAL DETAILS SEE: 11-25-12-01	107107	RF
	55 BAC29PPS9356		.PLACARD-OWNERSHIP POST RAPID REVISION: RR92014-5 ATTACHING PARTS	107107	1
	- 56 NAS602-5P		.SCREW- POST RAPID REVISION: RR92014-5 -----*-----	107107	4

MISSING ITEM NUMBERS NOT APPLICABLE

- ITEM NOT ILLUSTRATED

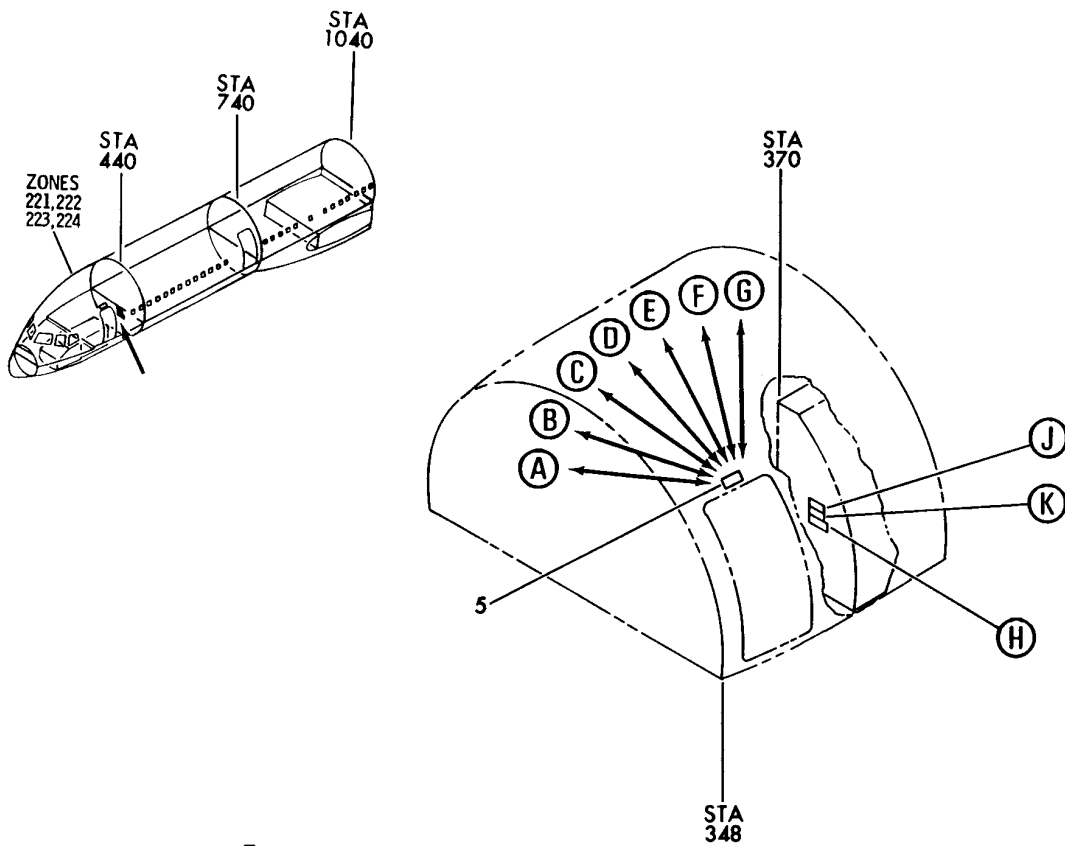
BRI

11-33-51-01

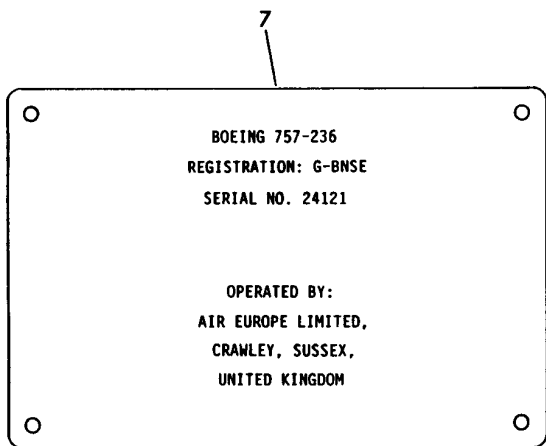
BOEING PROPRIETARY - Copyright © - Unpublished Work - See title page for details.

11-33-51
FIG. 01
PAGE 1
MAY 20/09

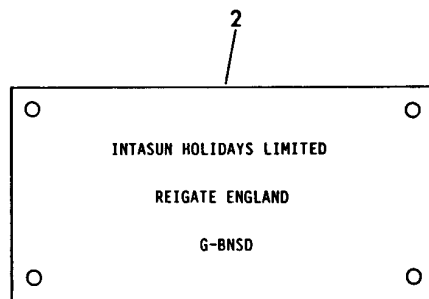
BOEING
757
PARTS CATALOG (MAINTENANCE)



Y 11335118 SHT 1 REV 133



(B)



(A)

PLACARD INSTL-CAB. INTR (OWNERSHIP PLATES ONLY)
FIGURE 18 (SHEET 1)

11-33-51-18


BOEING
 757
PARTS CATALOG (MAINTENANCE)

BOEING 757-236
 REGISTRATION: G-BNSF
 SERIAL NO. 24122

 OPERATED BY:
 AIR EUROPE LIMITED,
 CRAWLEY, SUSSEX,
 UNITED KINGDOM

C 8

BOEING 757-236
 REGISTRATION: G-BRJD
 SERIAL NO. 24397

 OPERATED BY:
 AIR EUROPE LIMITED,
 CRAWLEY, SUSSEX,
 UNITED KINGDOM

9 D

BOEING 757-236
 REGISTRATION: G-BRJE
 SERIAL NO. 24398

 OPERATED BY:
 AIR EUROPE LIMITED,
 CRAWLEY, SUSSEX,
 UNITED KINGDOM

E 10

BOEING 757-236
 REGISTRATION: G-BRJI
 SERIAL NO. 24792

 OPERATED BY:
 AIR EUROPE LIMITED,
 CRAWLEY, SUSSEX,
 UNITED KINGDOM

11 F

BOEING 757-236
 REGISTRATION: G-BRJJ
 SERIAL NO. 24793

 OPERATED BY:
 AIR EUROPE LIMITED,
 CRAWLEY, SUSSEX,
 UNITED KINGDOM

G 12

BOEING 757-236
 REGISTRATION: EC-
 SERIAL NO. 24119

 OPERATED BY:
 AIR ESPANA S.A.
 AEROPUERTO
 PALMA DE MALLORCA
 SPAIN

13 H

Y 11335118 SHT 2 REV 133

PLACARD INSTL-CAB. INTR (OWNERSHIP PLATES ONLY)
 FIGURE 18 (SHEET 2)

11-33-51-18

BOEING
757
PARTS CATALOG (MAINTENANCE)

15

THIS AIRCRAFT IS OWNED BY INTERNATIONAL
LEASE FINANCE CORPORATION, AS LESSOR

MANUFACTURER'S SERIAL NO. 24772

OWNER'S ADDRESS:

INTERNATIONAL LEASE FINANCE CORPORATION
8484 WILSHIRE BOULEVARD, BEVERLY HILLS, CALIFORNIA
90211, USA

TELEX: 69-1400 INTERLEASE BVHL

(J)

20

MODEL: BOEING 757-236

REG. NO.: G-BRJF

MFG S/N: 24772

OPERATED BY AIR EUROPE LIMITED

(K)

Y 11335118 SHT 3 REV 133

PLACARD INSTL-CAB. INTR (OWNERSHIP PLATES ONLY)
FIGURE 18 (SHEET 3)

11-33-51-18

BRI
MAY 28/07

11-33-51-18
PAGE 0B



757

PARTS CATALOG (MAINTENANCE)

FIG ITEM	PART NUMBER	1 2 3 4 5 6 7	NOMENCLATURE	EFFECT FROM TO	UNITS PER ASSY
18			PLACARD INSTL-CAB. INTR (OWNERSHIP PLATES ONLY)	904949	
- 1	414N5009-3		PLACARD INSTL-CAB. INTR WUA (OWNERSHIP PLATES ONLY) FOR NHA/ADDITIONAL DET SEE: 25-20-00-01C	904949	RF
11	BAC29PPS16081		.PLACARD	904949	1

MISSING ITEM NUMBERS NOT APPLICABLE

- ITEM NOT ILLUSTRATED

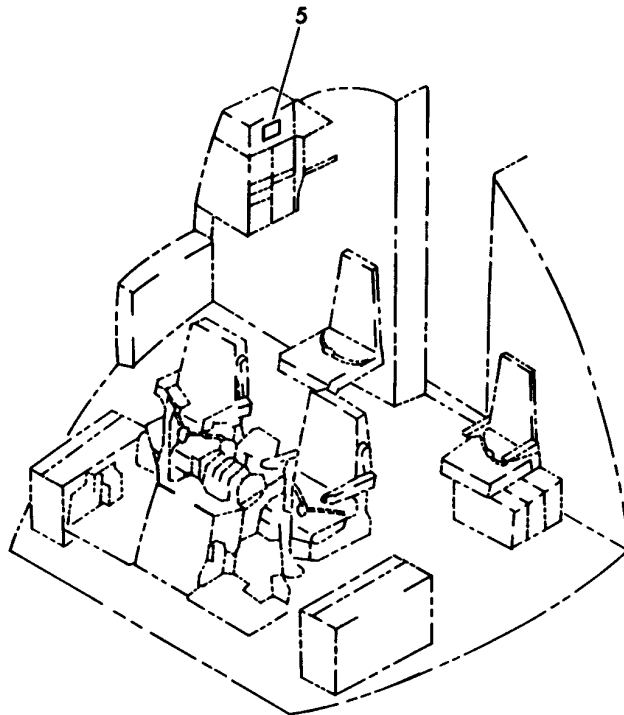
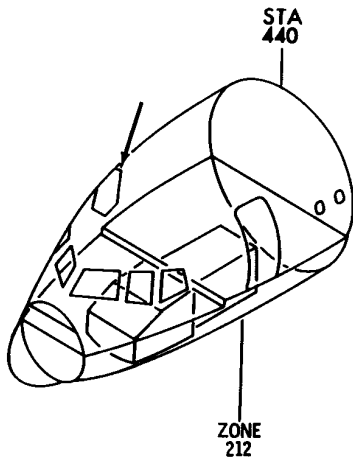
BRI

11-33-51-18

BOEING PROPRIETARY - Copyright © - Unpublished Work - See title page for details.

11-33-51
FIG. 18
PAGE 1
JAN 20/09

BOEING
757
PARTS CATALOG (MAINTENANCE)



Y 11335121 REV 125

PLACARD INSTL-OWNERSHIP (GUI)
FIGURE 21

11-33-51-21

BRI
JAN 20/09

11-33-51-21
PAGE 0



757

PARTS CATALOG (MAINTENANCE)

FIG ITEM	PART NUMBER	1 2 3 4 5 6 7	NOMENCLATURE	EFFECT FROM TO	UNITS PER ASSY
21			PLACARD INSTL-OWNERSHIP (GUI)	952952	
R R R R R R	- 1 RR92033-17-2		PLACARD INSTL-OWNERSHIP GUI	952952	RF
	5 RR92033-17-2A		.PLACARD-FLIGHT DECK OWNERSHIP GUI ATTACHING PARTS	952952	1
	- 10 NAS602-3P		.SCREW	952952	4
	- 15 NAS1836-08-07		.INSERT	952952	4
			-----*-----		

MISSING ITEM NUMBERS NOT APPLICABLE

- ITEM NOT ILLUSTRATED

BRI

11-33-51-21

BOEING PROPRIETARY - Copyright © - Unpublished Work - See title page for details.

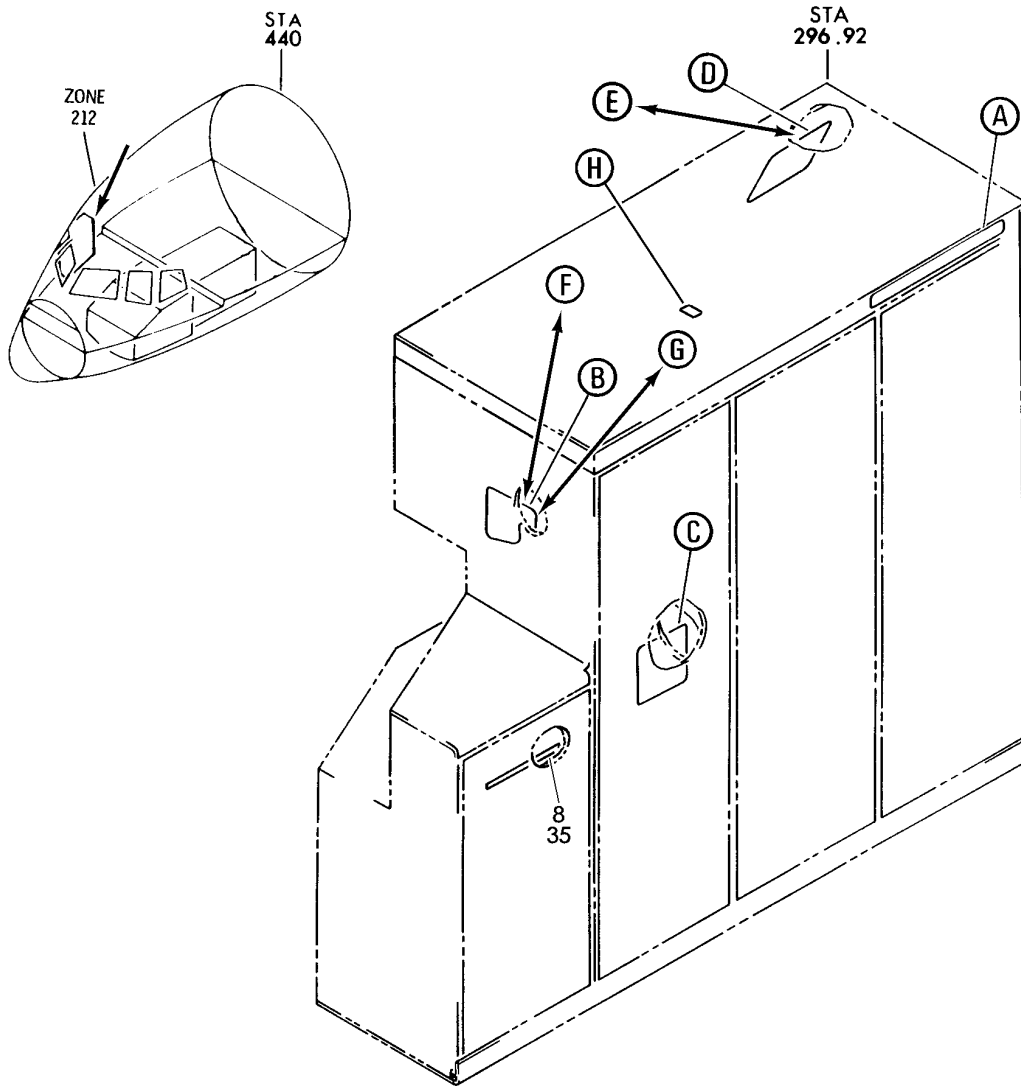
11-33-51
FIG. 21
PAGE 1
MAY 20/09

FLIGHT COMPARTMENT - CIRCUIT BREAKER

BRI
MAY 28/07

11-34-00
SECTION TITLE
PAGE 1

BOEING
757
PARTS CATALOG (MAINTENANCE)



10

WARNING: ELECTRICAL SHOCK HAZARD
115 VAC 400 HZ
EXPOSED, ENERGIZED TERMINALS INSIDE

(A)

Y 11340101 SHT 1 REV 216

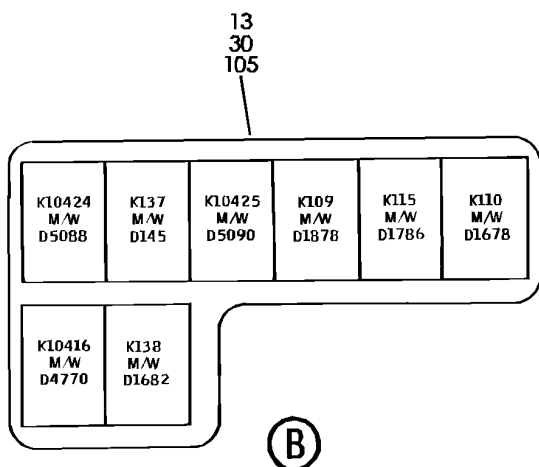
PANEL ASSY-P6 PWR DISTR (PLACARDS AND MARKINGS ONLY)
FIGURE 1 (SHEET 1)

11-34-01-01

BRI
MAY 28/07

11-34-01-01
PAGE 0

BOEING
757
PARTS CATALOG (MAINTENANCE)

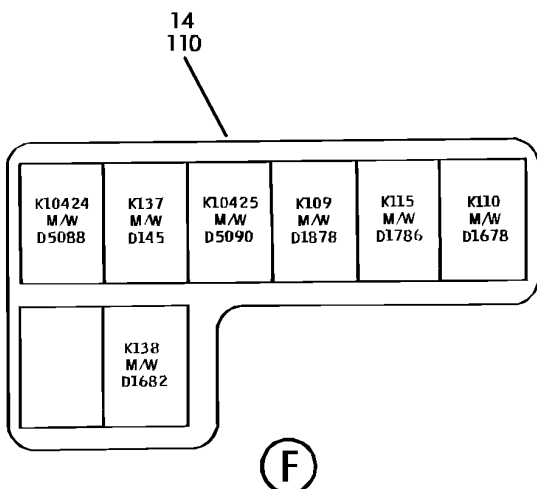


CAUTION

THIS TERMINAL
CONNECTED TO
BATTERY POSITIVE
TERMINAL. DISCONNECT
BATTERY CONNECTOR
AT BATTERY BEFORE
SERVICING THIS
TERMINAL.

TB5010

(C) 12
25



REMOVE THIS PANEL
FOR ACCESS TO P26
PANEL ATTACHMENT
FASTENERS. DO NOT
OPERATE EQUIPMENT
FOR PROLONGED
PERIODS WITH THIS
COVER REMOVED AS
IT FORMS PART OF
THE EQUIPMENT
COOLING DUCTING

20 **(D)**

REMOVE THIS PANEL
FOR ACCESS TO P26
PANEL ATTACHMENT
FASTENERS. DO NOT
OPERATE EQUIPMENT
FOR PROLONGED
PERIODS WITH THIS
COVER REMOVED AS
IT FORMS PART OF
THE EQUIPMENT
COOLING DUCTING

11 **(E)**

Y 11340101 SH1 2 REV 216

PANEL ASSY-P6 PWR DISTR (PLACARDS AND MARKINGS ONLY)
FIGURE 1 (SHEET 2)

11-34-01-01

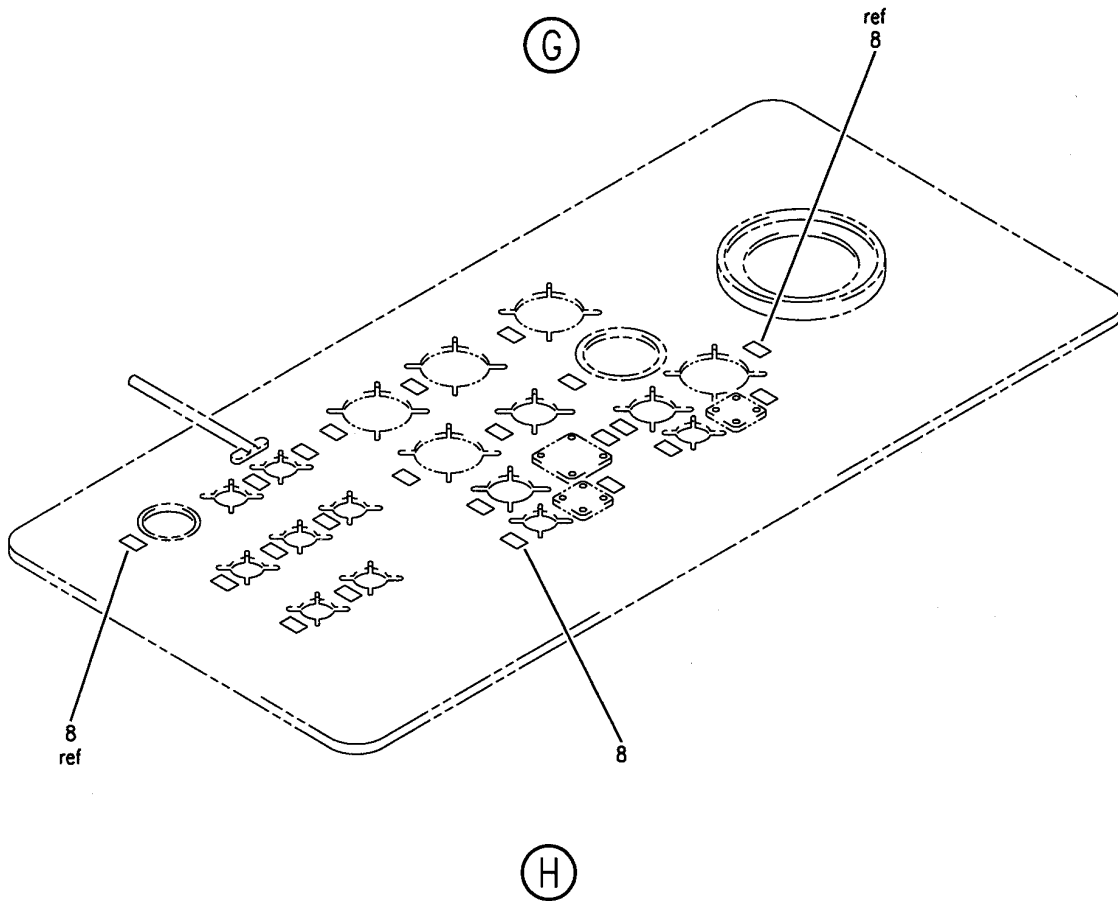
BRI
MAY 28/07

11-34-01-01
PAGE 0A

BOEING
757
PARTS CATALOG (MAINTENANCE)

115

K10424 M/W D5088		K10425 M/W D5090	K109 M/W D1878	K115 M/W D1786	K110 M/W D1678
K10416 M/W D4770	K138 M/W D1682				



Y 11340101 SHT 3 REV 216

PANEL ASSY-P6 PWR DISTR (PLACARDS AND MARKINGS ONLY)
FIGURE 1 (SHEET 3)

11-34-01-01

BRI
MAY 28/07

11-34-01-01
PAGE 08



757

PARTS CATALOG (MAINTENANCE)

FIG ITEM	PART NUMBER	1 2 3 4 5 6 7	NOMENCLATURE	EFFECT FROM TO	UNITS PER ASSY
1			PANEL ASSY-P6 PWR DISTR (PLACARDS AND MARKINGS ONLY)	002004 006102 107107 121999	
- 1	287N4102-217		PANEL ASSY-P6 PWR DISTR (PLACARDS AND MARKINGS ONLY) FOR NHA/OTHER SYS DET SEE: 24-51-51-01	121503 904949	RF
- 2	287N4102-99		PANEL ASSY-P6 PWR DISTR (PLACARDS AND MARKINGS ONLY) VARIABLE DRAWING REF: 287N4102-5112 287N4102-5113 287N4102-5116 FOR NHA/OTHER SYS DET SEE: 24-51-51-01	002004 006100 950999	RF
- 3	287N4102-1277		PACKAGE ASSY-P6 PWR DISTR (PLACARDS AND MARKINGS ONLY) FOR NHA/OTHER SYS DET SEE: 24-51-51-05 24-51-51-09	101102 504903	RF
- 6	287N4102-204		PANEL ASSY-P6 PWR DISTR (PLACARDS AND MARKINGS ONLY) FOR NHA/OTHER SYS DET SEE: 24-51-51-01	107107	RF
8	BAC27NEX0936		.DECAL- PLACARD CONTENT: 1 THRU 22	002004 006102 504903 950999	2
10	BAC27NEL0016		.DECAL	002004 006102 107107 121999	1
11	BAC27NEX2585		.DECAL-	002004 006102 504903 950999	1
12	BAC27NEX2586		.DECAL-	002004 006102 504903 950999	1
13	BAC27NEL0970		.MARKER-ALUMINUM FOIL	107107 121503 904949	1
13	BAC27NEX2611		.DECAL-	952999	1

MISSING ITEM NUMBERS NOT APPLICABLE

- ITEM NOT ILLUSTRATED

11-34-01-01

11-34-01
FIG. 01
PAGE 1
JAN 20/09

BRI



757

PARTS CATALOG (MAINTENANCE)

FIG ITEM	PART NUMBER	1 2 3 4 5 6 7	NOMENCLATURE	EFFECT FROM TO	UNITS PER ASSY
1	14 BAC27NEX2590	.	DECAL	002004 006100 950951 107107	1
- 17	287N4102-198	.	EQUIPMENT ASSY- VARIABLE DRAWING REF: 287N4102-6001	107107	RF
- 17	287N4102-223	.	EQUIPMENT ASSY- VARIABLE DRAWING REF: 287N4102-6001	121503 904949	RF
20	BAC27NEL0054	..	MARKER-ALUMINUM FOIL	107107 121503 904949	1
25	BAC27NEL0019	..	MARKER-ALUMINUM FOIL	107107 121503 904949	1
35	BAC27TEX1316	..	DECAL- PLACARD CONTENT: 1 THRU 24	107107 121503 904949	1
- 100	287N4102-1282		PACKAGE ASSY-P6 PWR DISTR (PLACARDS AND MARKINGS ONLY) FOR NHA/OTHER SYS DET SEE: 24-51-51-05 24-51-51-09	101102 504903	RF
105	BAC27NEX2611	.	DECAL	101102 504903	1

MISSING ITEM NUMBERS NOT APPLICABLE

- ITEM NOT ILLUSTRATED

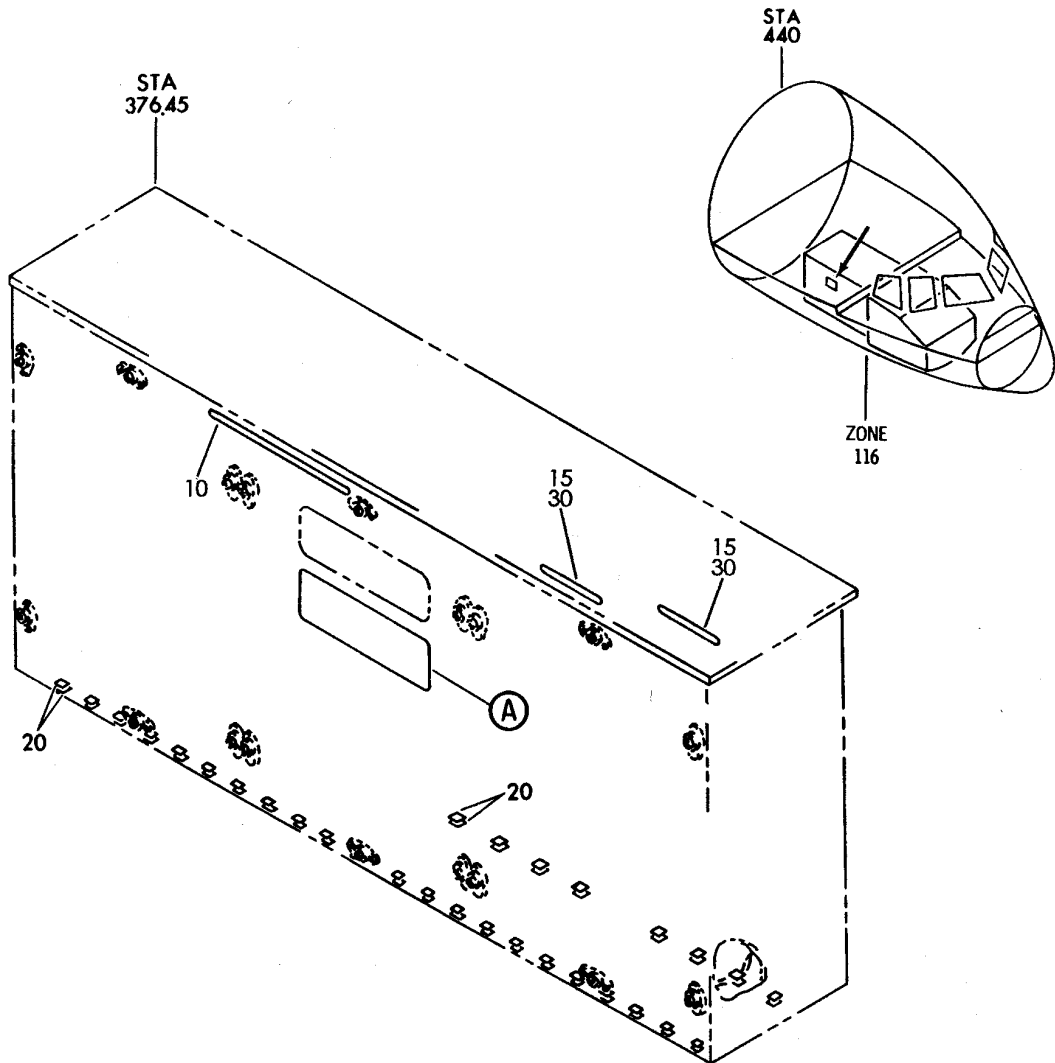
BRI

11-34-01-01

BOEING PROPRIETARY - Copyright © - Unpublished Work - See title page for details.

11-34-01
FIG. 01
PAGE 2
JAN 20/09

BOEING
757
PARTS CATALOG (MAINTENANCE)



5

**WARNING: DO NOT OPEN
DOOR WHEN POWER IS ON. SERIOUS FIRE
OR PERSONAL INJURY MAY RESULT**

(A)

Y 11340104 REV 210

SHIELD ASSY-P33 MISC ELEC EQPT (PLACARDS AND MARKINGS ONLY)
FIGURE 4

11-34-01-04

BRI
MAY 28/07

11-34-01-04
PAGE 0



757

PARTS CATALOG (MAINTENANCE)

FIG ITEM	PART NUMBER	1 2 3 4 5 6 7	NOMENCLATURE	EFFECT FROM TO	UNITS PER ASSY
4			SHIELD ASSY-P33 MISC ELEC EQPT (PLACARDS AND MARKINGS ONLY)	002004 006100 107107 121503 904999	
- 1	284N1318-1		SHIELD ASSY-P33 MISC ELEC EQPT (PLACARDS AND MARKINGS ONLY) VARIABLE DRAWING REF: 284N1318-5010 284N1318-5016 284N1318-5019 284N1318-5021 284N1318-5023 FOR NHA/OTHER SYS DET SEE: 31-01-33-03	002004 006100 107107 121503 904999	RF
5	BAC27NEX1512		.DECAL-	002004 006100 107107 121503 904999	1
10	BAC27NEX0265		.DECAL- PLACARD CONTENT: 1 THRU 26	002004 006100 107107 121503 904999	1
20	BAC27TEX0114		.DECAL- PLACARD CONTENT: 1 THRU 30	002004 006100 107107 121503 904999	2
30	BAC27NEX0937		.DECAL- PLACARD CONTENT: 1 THRU 13	002004 006100 107107 121503 904999	2

MISSING ITEM NUMBERS NOT APPLICABLE

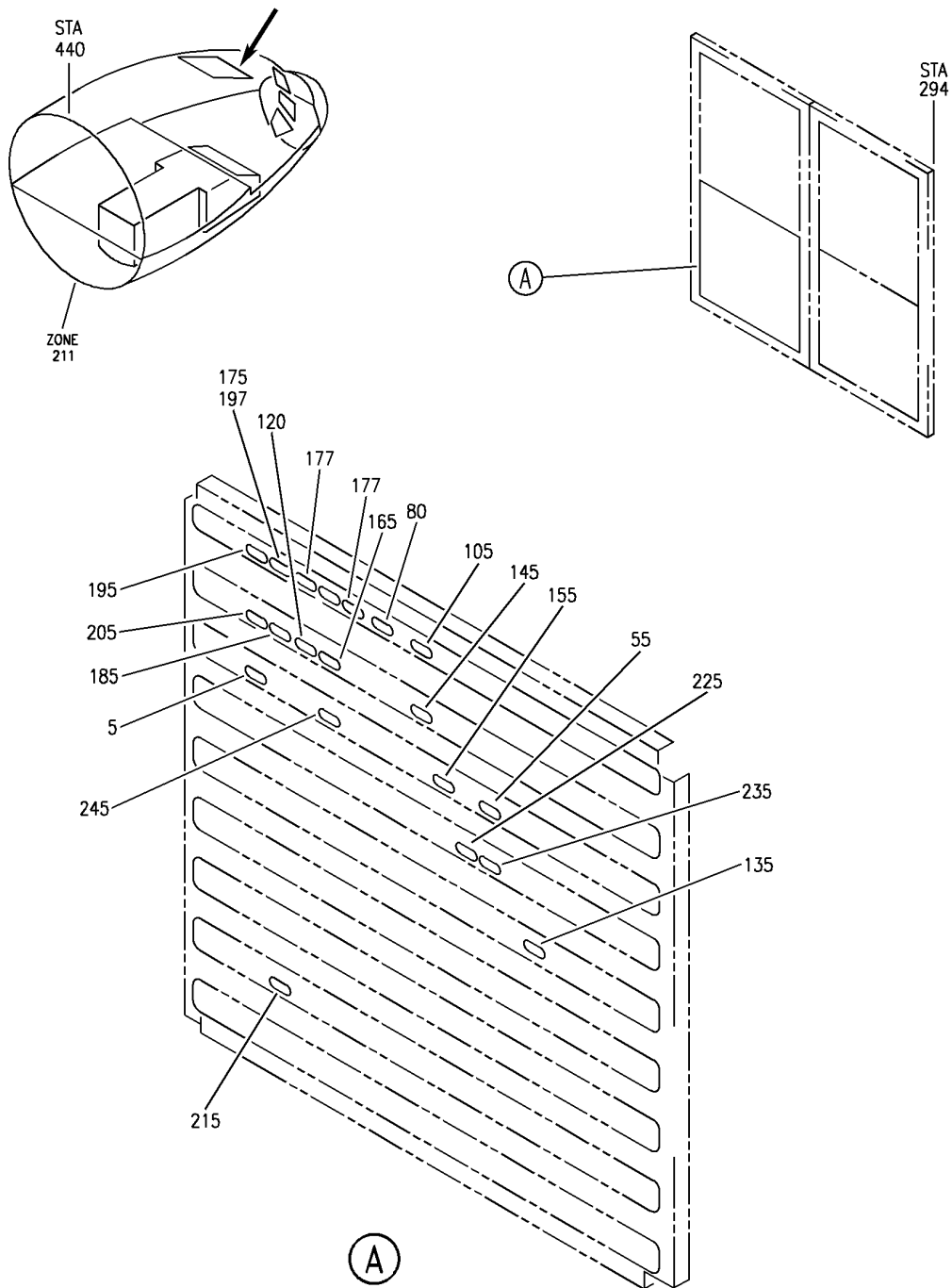
- ITEM NOT ILLUSTRATED

11-34-01-04

11-34-01
FIG. 04
PAGE 1
JAN 20/09

BRI

BOEING
757
PARTS CATALOG (MAINTENANCE)



Y 11340301B REV 294

CIRCUIT BREAKER AND INOP INSTL-P11-1 (PLACARDS AND MARKINGS ONLY)
FIGURE 1B

BRI
JAN 20/09

11-34-03-01B

11-34-03-01B
PAGE 0



757

PARTS CATALOG (MAINTENANCE)

FIG ITEM	PART NUMBER	1 2 3 4 5 6 7	NOMENCLATURE	EFFECT FROM TO	UNITS PER ASSY
1B			CIRCUIT BREAKER AND INOP INSTL-P11-1 (PLACARDS AND MARKINGS ONLY)	103106 108120	
- 1	233N5102-31603		INOP INSTL-P11-1 (PLACARDS AND MARKINGS ONLY) FOR NHA/OTHER SYS DET SEE: 25-10-00-15C	108120	RF
	5 BAC27NFDE0024		.DECAL- PLACARD CONTENT: INOP	108120	1
- 115	MODREF6989		INOP INSTL-P11-1 (PLACARDS AND MARKINGS ONLY) MODULE NUMBER: 233N5102-31705 REV A FOR OTHER SYS DETAILS SEE: 24-51-54-50	103106	1
	120 BAC27NFDE0024		.DECAL- PLACARD CONTENT: INOP	103106	1
- 140	233N5102-31708		INOP INSTL-P11-1 (PLACARDS AND MARKINGS ONLY) FOR NHA/OTHER SYS DET SEE: 25-10-00-15C	108120	RF
	145 BAC27NFDE0024		.DECAL- PLACARD CONTENT: INOP	108120	1
- 170	MODREF6992		INOP INSTL-P11-1 (PLACARDS AND MARKINGS ONLY) MODULE NUMBER: 233N5102-31804 REV A FOR OTHER SYS DETAILS SEE: 24-51-54-50	103106	1
	175 BAC27NFDE0024		.DECAL- PLACARD CONTENT: INOP	103106	1
- 190	MODREF6991		INOP INSTL-P11-1 (PLACARDS AND MARKINGS ONLY) MODULE NUMBER: 233N5102-31803 REV A FOR OTHER SYS DETAILS SEE: 24-51-54-50	103106	1
	195 BAC27NFDE0024		.DECAL- PLACARD CONTENT: INOP	103106	1

MISSING ITEM NUMBERS NOT APPLICABLE

- ITEM NOT ILLUSTRATED

11-34-03-01B

11-34-03
FIG. 01B
PAGE 1
JAN 20/09

BRI



757

PARTS CATALOG (MAINTENANCE)

FIG ITEM	PART NUMBER	1 2 3 4 5 6 7	NOMENCLATURE	EFFECT FROM TO	UNITS PER ASSY
1B - 220	MODREF6985		INOP INSTL-P11-1 (PLACARDS AND MARKINGS ONLY) MODULE NUMBER: 233N5102-31512 REV A FOR OTHER SYS DETAILS SEE: 24-51-54-50	103106	1
225	BAC27NFDE0024		.DECAL- PLACARD CONTENT: INOP	103106	1
- 230	MODREF6986		INOP INSTL-P11-1 (PLACARDS AND MARKINGS ONLY) MODULE NUMBER: 233N5102-31513 REV A FOR OTHER SYS DETAILS SEE: 24-51-54-50	103106	1
235	BAC27NFDE0024		.DECAL- PLACARD CONTENT: INOP	103106	1

MISSING ITEM NUMBERS NOT APPLICABLE

- ITEM NOT ILLUSTRATED

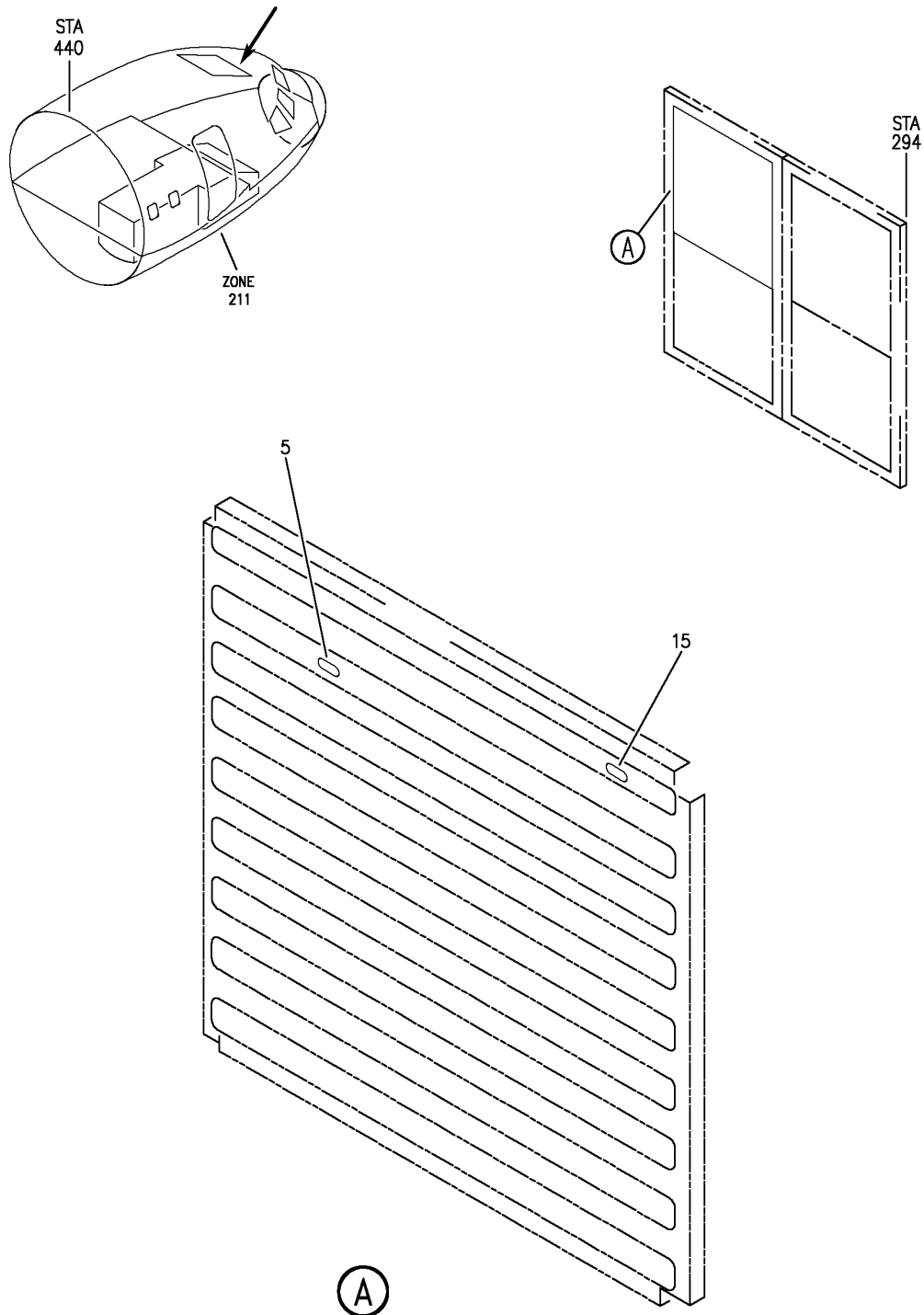
BRI

11-34-03-01B

BOEING PROPRIETARY - Copyright © - Unpublished Work - See title page for details.

11-34-03
FIG. 01B
PAGE 2
JAN 20/09

BOEING
757
PARTS CATALOG (MAINTENANCE)



Y 11340301D REV 250

INOP INSTL-P11-3 (PLACARDS AND MARKINGS ONLY)
FIGURE 1D

11-34-03-01D

BRI
JAN 20/09

11-34-03-01D
PAGE 0



757

PARTS CATALOG (MAINTENANCE)

FIG ITEM	PART NUMBER	1 2 3 4 5 6 7	NOMENCLATURE	EFFECT FROM TO	UNITS PER ASSY
1 D			INOP INSTL-P11-3 (PLACARDS AND MARKINGS ONLY)	103106	
- 10	MODREF7084		INOP INSTL-P11-3 (PLACARDS AND MARKINGS ONLY) MODULE NUMBER: 233N5102-33916 REV A FOR OTHER SYS DETAILS SEE: 24-51-54-50B	103106	1
15	BAC27NFDE0024		.DECAL- PLACARD CONTENT: INOP	103106	1

MISSING ITEM NUMBERS NOT APPLICABLE

- ITEM NOT ILLUSTRATED

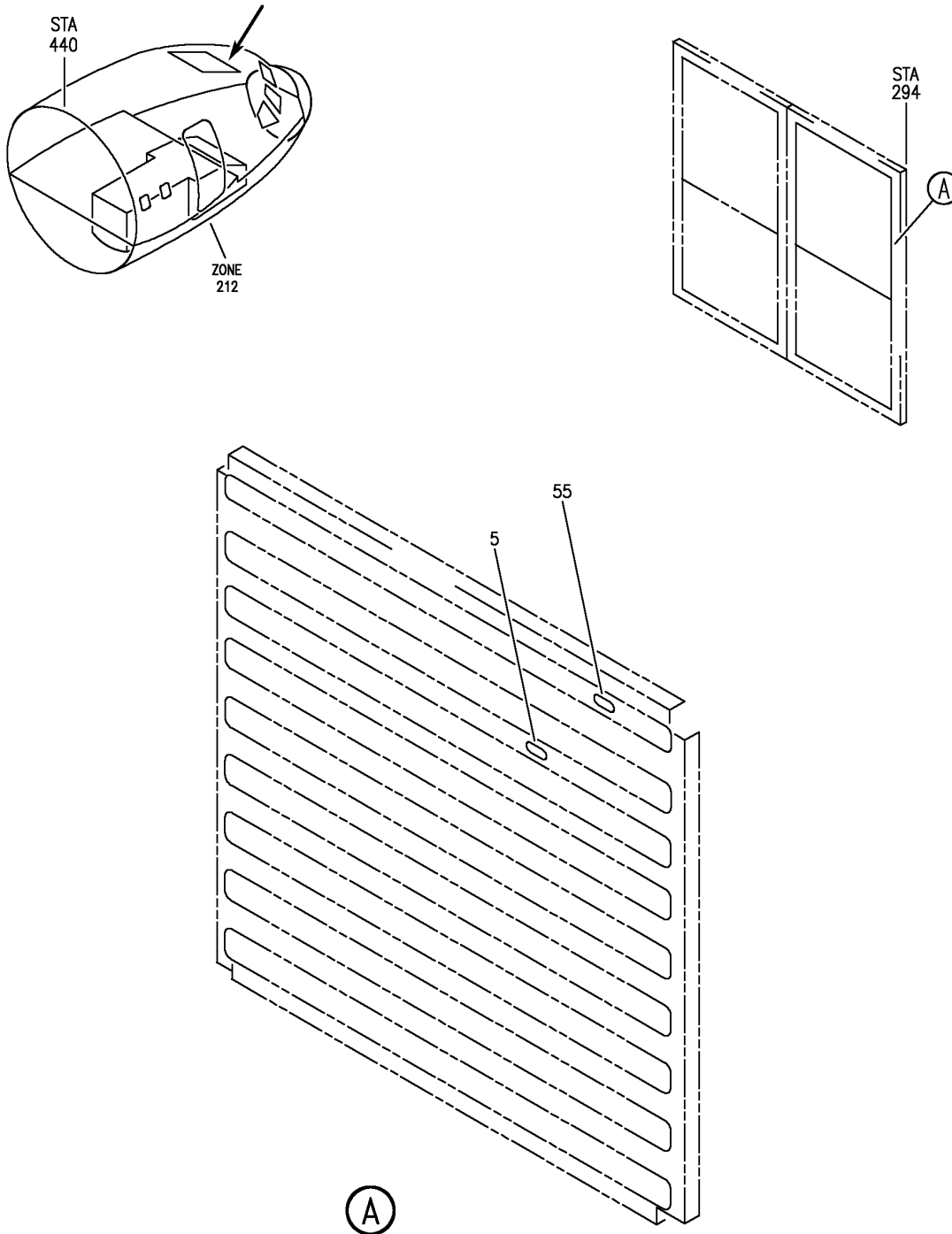
BRI

11-34-03-01D

BOEING PROPRIETARY - Copyright © - Unpublished Work - See title page for details.

11-34-03
FIG. 01D
PAGE 1
JAN 20/09

BOEING
757
PARTS CATALOG (MAINTENANCE)



Y 11340301E REV 281

INOP INSTL-P11-4 (PLACARDS AND MARKINGS ONLY)
FIGURE 1E

BRI
JAN 20/09

11-34-03-01E

11-34-03-01E
PAGE 0



757

PARTS CATALOG (MAINTENANCE)

FIG ITEM	PART NUMBER	1 2 3 4 5 6 7	NOMENCLATURE	EFFECT FROM TO	UNITS PER ASSY
1 E			INOP INSTL-P11-4 (PLACARDS AND MARKINGS ONLY)	103106	
- 50	MODREF33264		INOP INSTL-P11-4 MODULE NUMBER: 233N5102-34934 REV A FOR OTHER SYS DETAILS SEE: 24-51-54-50C	103106	1
55	BAC27NFDE0024		.DECAL- PLACARD CONTENT: INOP	103106	1

MISSING ITEM NUMBERS NOT APPLICABLE

- ITEM NOT ILLUSTRATED

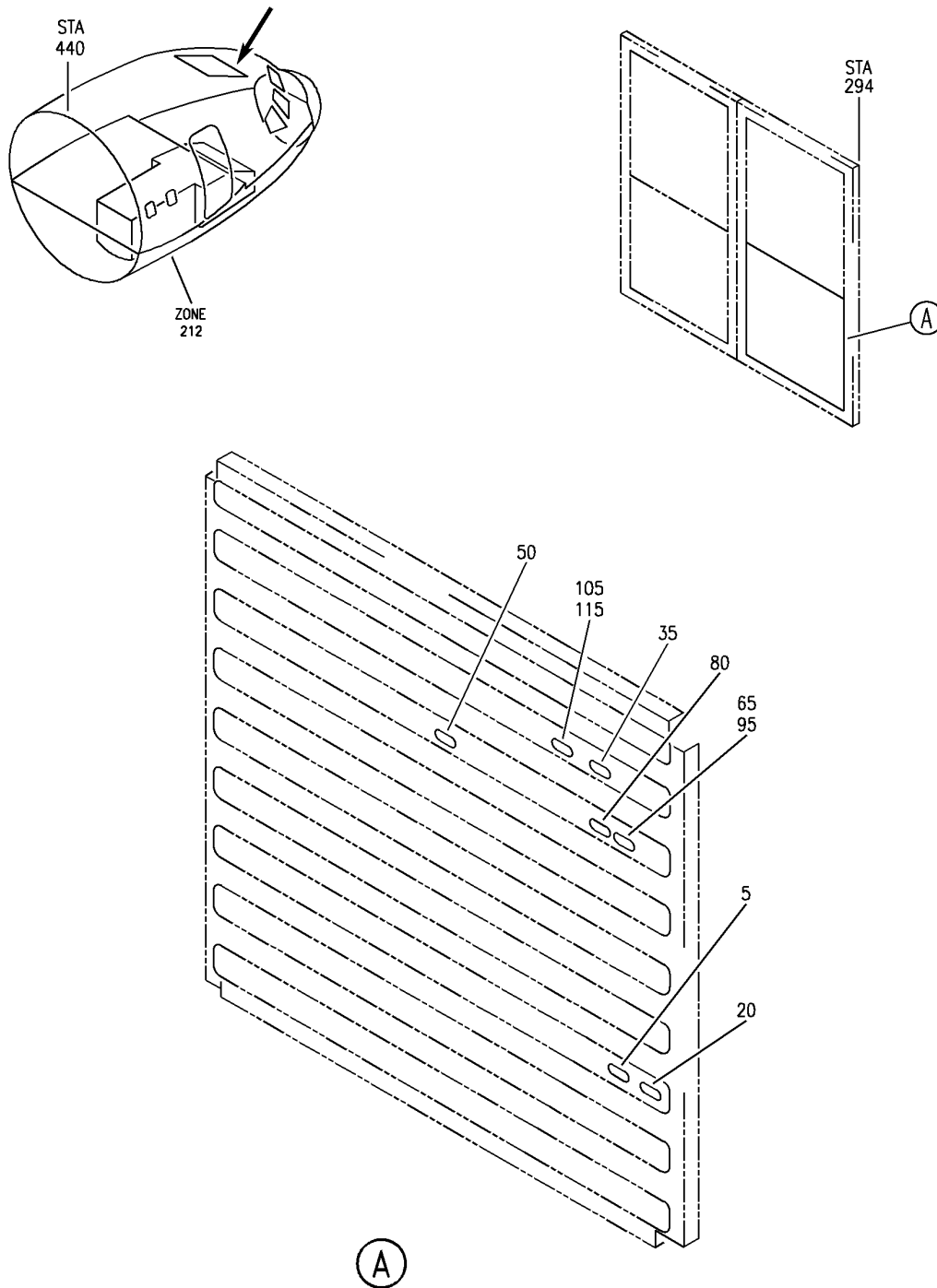
BRI

11-34-03-01E

BOEING PROPRIETARY - Copyright © - Unpublished Work - See title page for details.

11-34-03
FIG. 01E
PAGE 1
JAN 20/09

BOEING
757
PARTS CATALOG (MAINTENANCE)



Y 11-34-03-02B REV 294

CIRCUIT BREAKER AND INOP INSTL-P11-2 (PLACARDS AND MARKINGS ONLY)
FIGURE 2B

11-34-03-02B

BRI
JAN 20/09

11-34-03-02B
PAGE 0



757

PARTS CATALOG (MAINTENANCE)

FIG ITEM	PART NUMBER	1 2 3 4 5 6 7	NOMENCLATURE	EFFECT FROM TO	UNITS PER ASSY
2B			CIRCUIT BREAKER AND INOP INSTL-P11-2 (PLACARDS AND MARKINGS ONLY)	103106 108120	
- 30	233N5102-32734		INOP INSTL-P11-2 (PLACARDS AND MARKINGS ONLY) FOR NHA/OTHER SYS DET SEE: 25-10-00-15C	108120	RF
35	BAC27NFDE0024		.DECAL- PLACARD CONTENT: INOP	108120	1
- 45	MODREF7077		INOP INSTL-P11-2 (PLACARDS AND MARKINGS ONLY) MODULE NUMBER: 233N5102-32627 REV A FOR OTHER SYS DETAILS SEE: 24-51-54-50A	103106	1
50	BAC27NFDE0024		.DECAL- PLACARD CONTENT: INOP	103106	1
- 75	MODREF7078		INOP INSTL-P11-2 (PLACARDS AND MARKINGS ONLY) MODULE NUMBER: 233N5102-32634 REV A FOR OTHER SYS DETAILS SEE: 24-51-54-50A	103106	1
80	BAC27NFDE0024		.DECAL- PLACARD CONTENT: INOP	103106	1
- 90	MODREF7079		INOP INSTL-P11-2 (PLACARDS AND MARKINGS ONLY) MODULE NUMBER: 233N5102-32635 REV A FOR OTHER SYS DETAILS SEE: 24-51-54-50A	103106	1
95	BAC27NFDE0024		.DECAL- PLACARD CONTENT: INOP	103106	1

MISSING ITEM NUMBERS NOT APPLICABLE

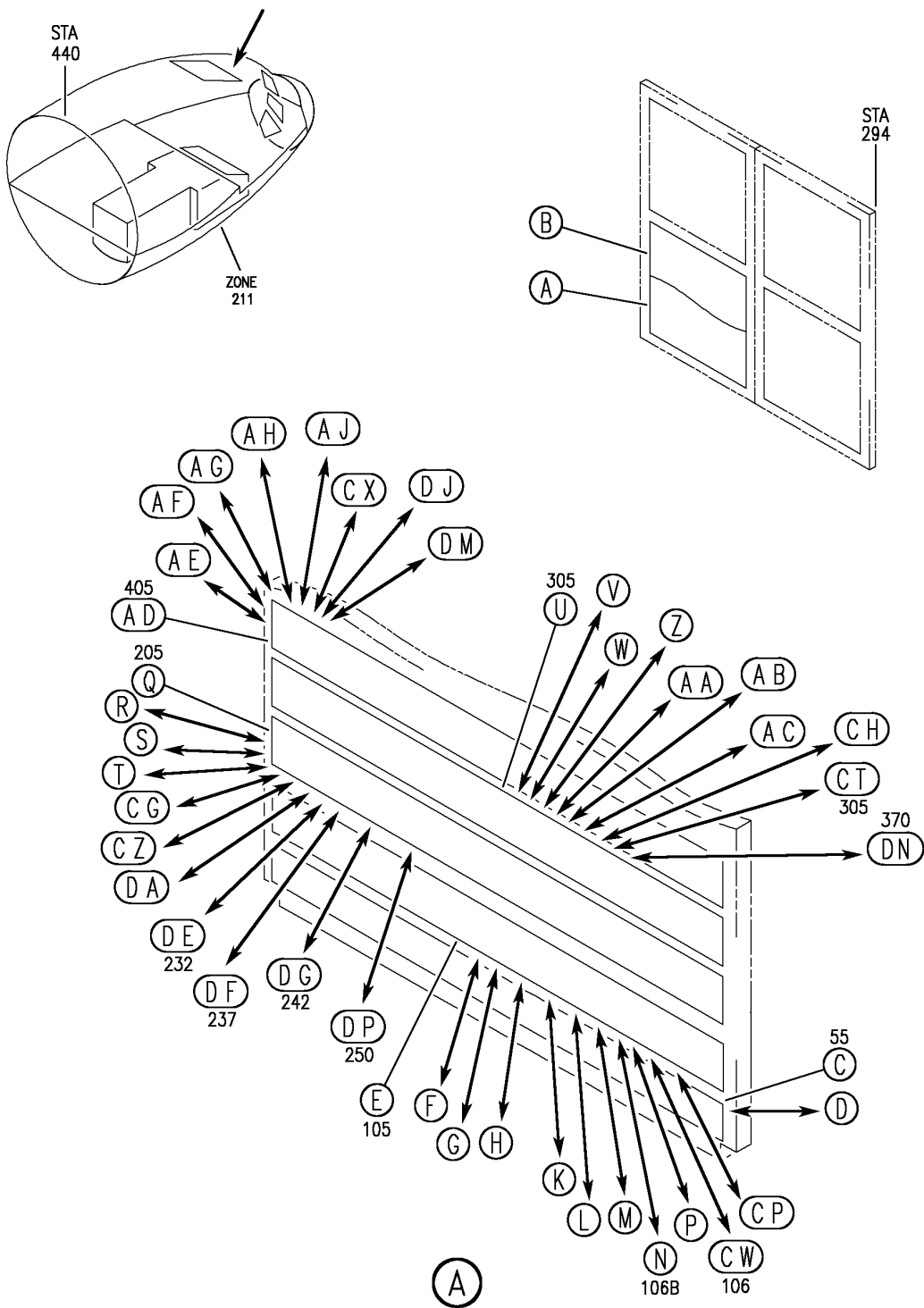
- ITEM NOT ILLUSTRATED

11-34-03-02B

11-34-03
FIG. 02B
PAGE 1
JAN 20/09

BRI


BOEING
 757
PARTS CATALOG (MAINTENANCE)



Y 11340305 SH1 1 REV 326

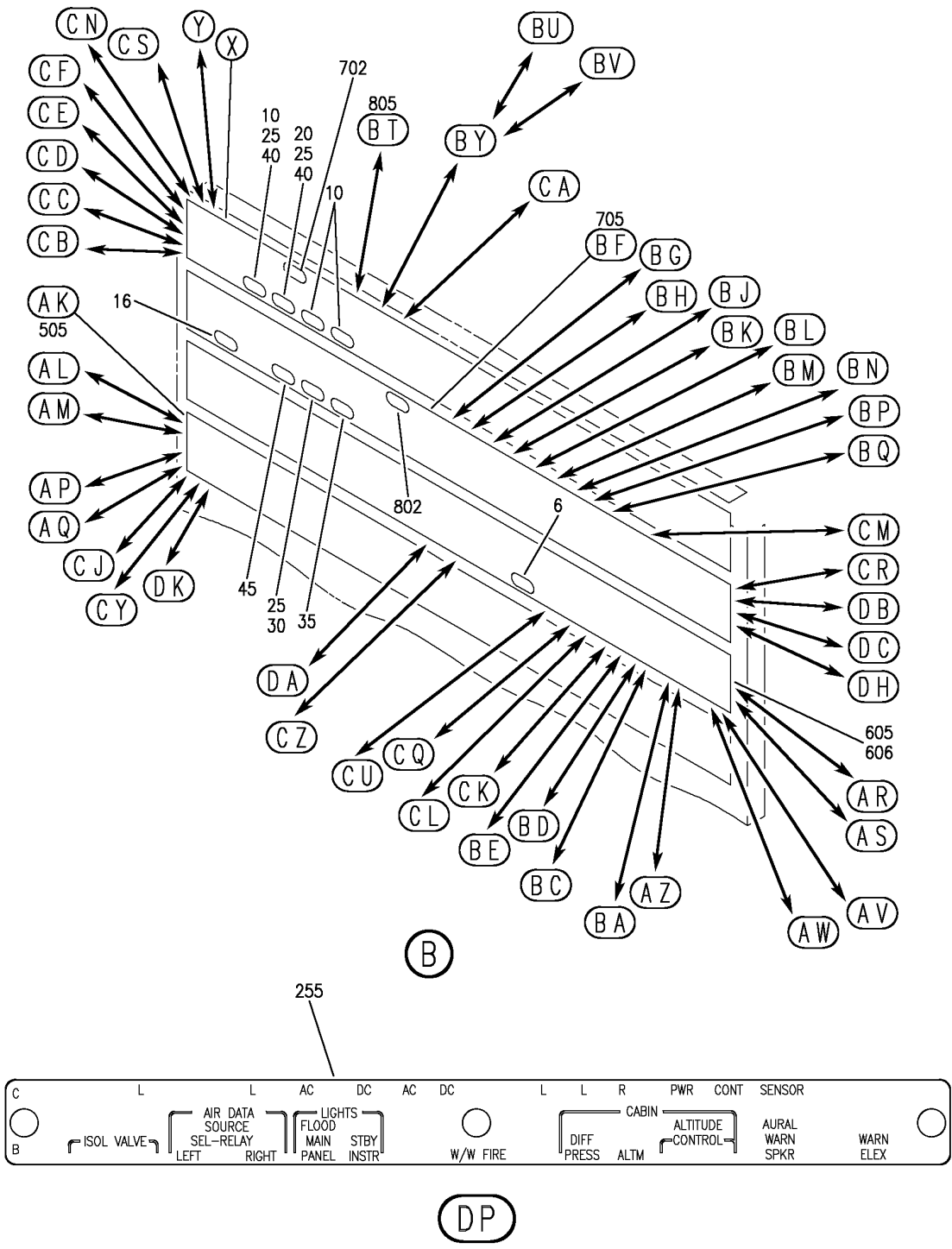
LIGHTPLATE AND PLACARD INSTL-P11-1 (PLACARDS AND MARKINGS ONLY)
 FIGURE 5 (SHEET 1)

11-34-03-05

BRI
 SEP 20/08

11-34-03-05
 PAGE 0

BOEING
757
PARTS CATALOG (MAINTENANCE)



Y 11340305 SH1 2 REV 326

LIGHTPLATE AND PLACARD INSTL-P11-1 (PLACARDS AND MARKINGS ONLY)
FIGURE 5 (SHEET 2)

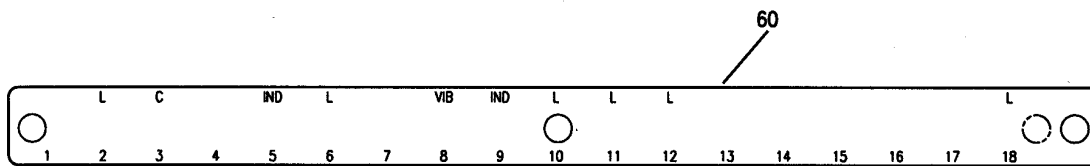
11-34-03-05

BRI
SEP 20/08

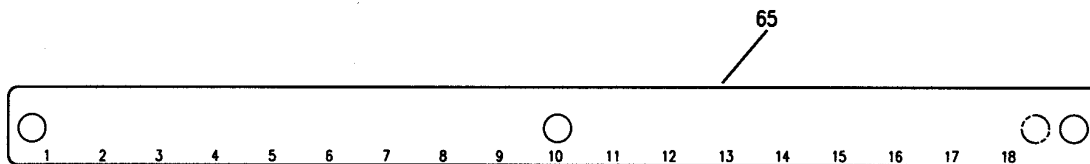
11-34-03-05
PAGE 0A

BOEING PROPRIETARY - Copyright © - Unpublished Work - See title page for details.

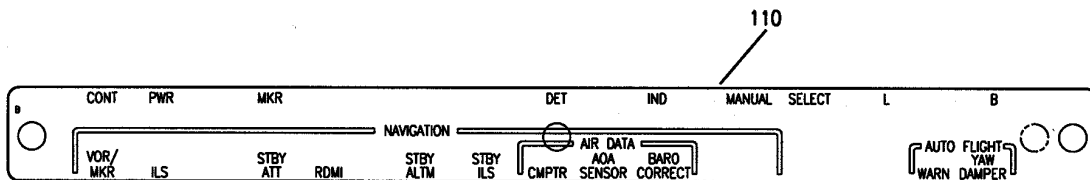

BOEING
 757
PARTS CATALOG (MAINTENANCE)



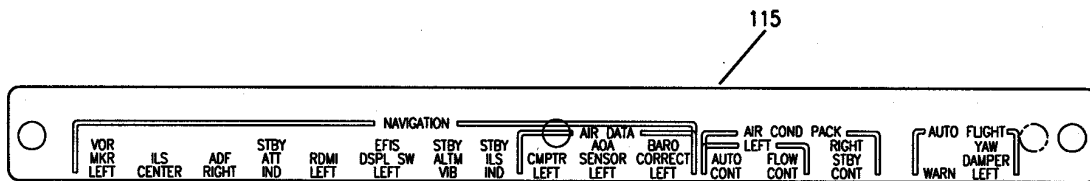
C



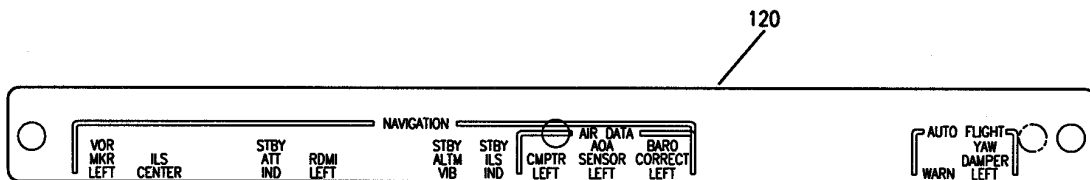
D



E



F



G

Y 11340305 SHT 3 REV 210

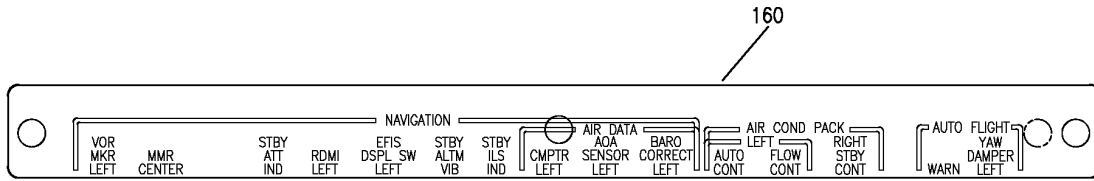
LIGHTPLATE AND PLACARD INSTL-P11-1 (PLACARDS AND MARKINGS ONLY)
FIGURE 5 (SHEET 3)

11-34-03-05

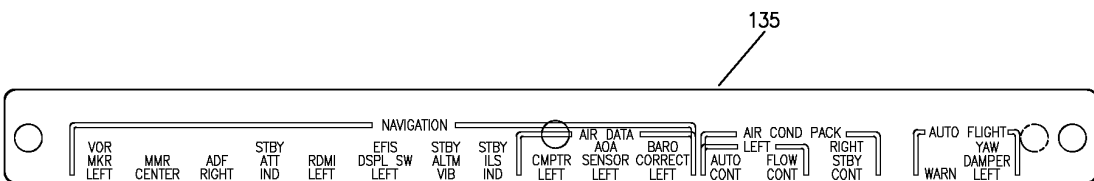
BRI
MAY 28/07

11-34-03-05
PAGE 0B

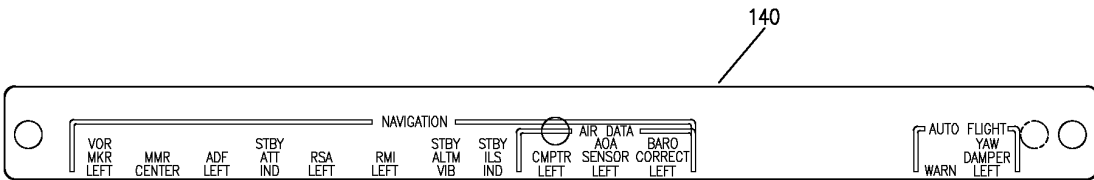
BOEING
757
PARTS CATALOG (MAINTENANCE)



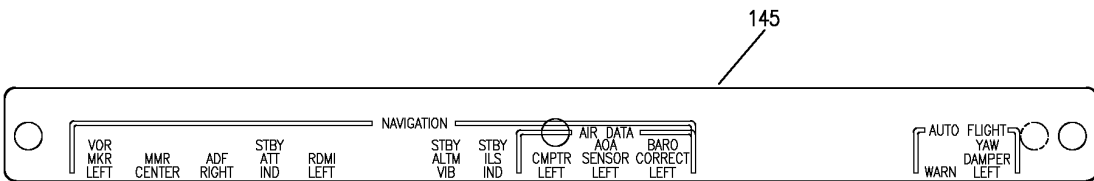
(H)



(K)



(L)



(M)

Y 11340305 SH- 4 REV 326

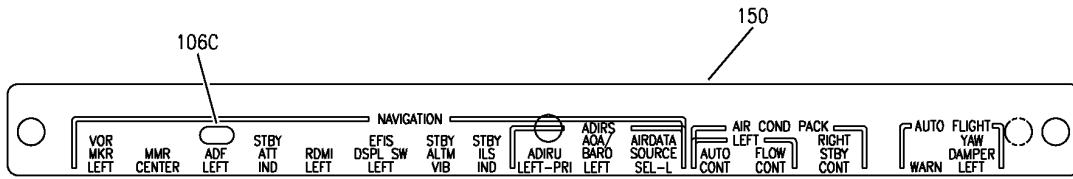
LIGHTPLATE AND PLACARD INSTL-P11-1 (PLACARDS AND MARKINGS ONLY)
FIGURE 5 (SHEET 4)

11-34-03-05

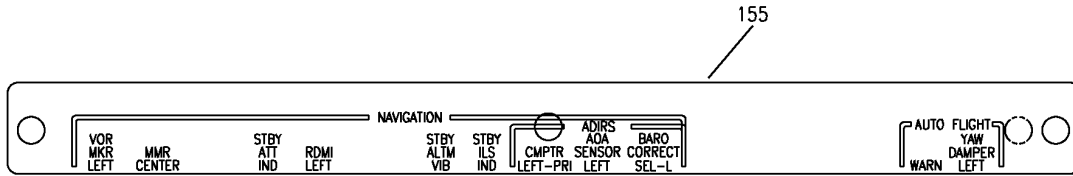
BRI
SEP 20/08

11-34-03-05
PAGE 0C

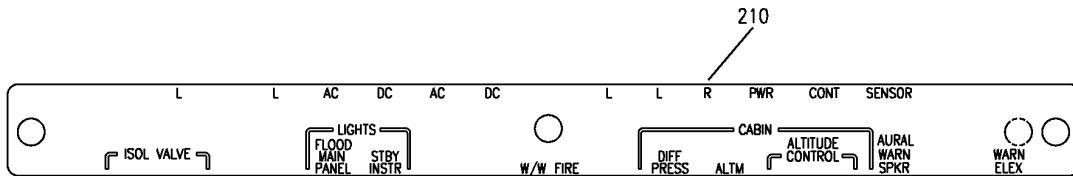
BOEING
757
PARTS CATALOG (MAINTENANCE)



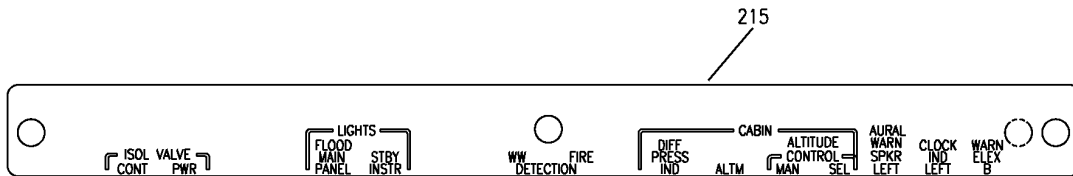
(N)



(P)



(Q)



(R)



(S)

Y 11340305 SHT 5 REV 295

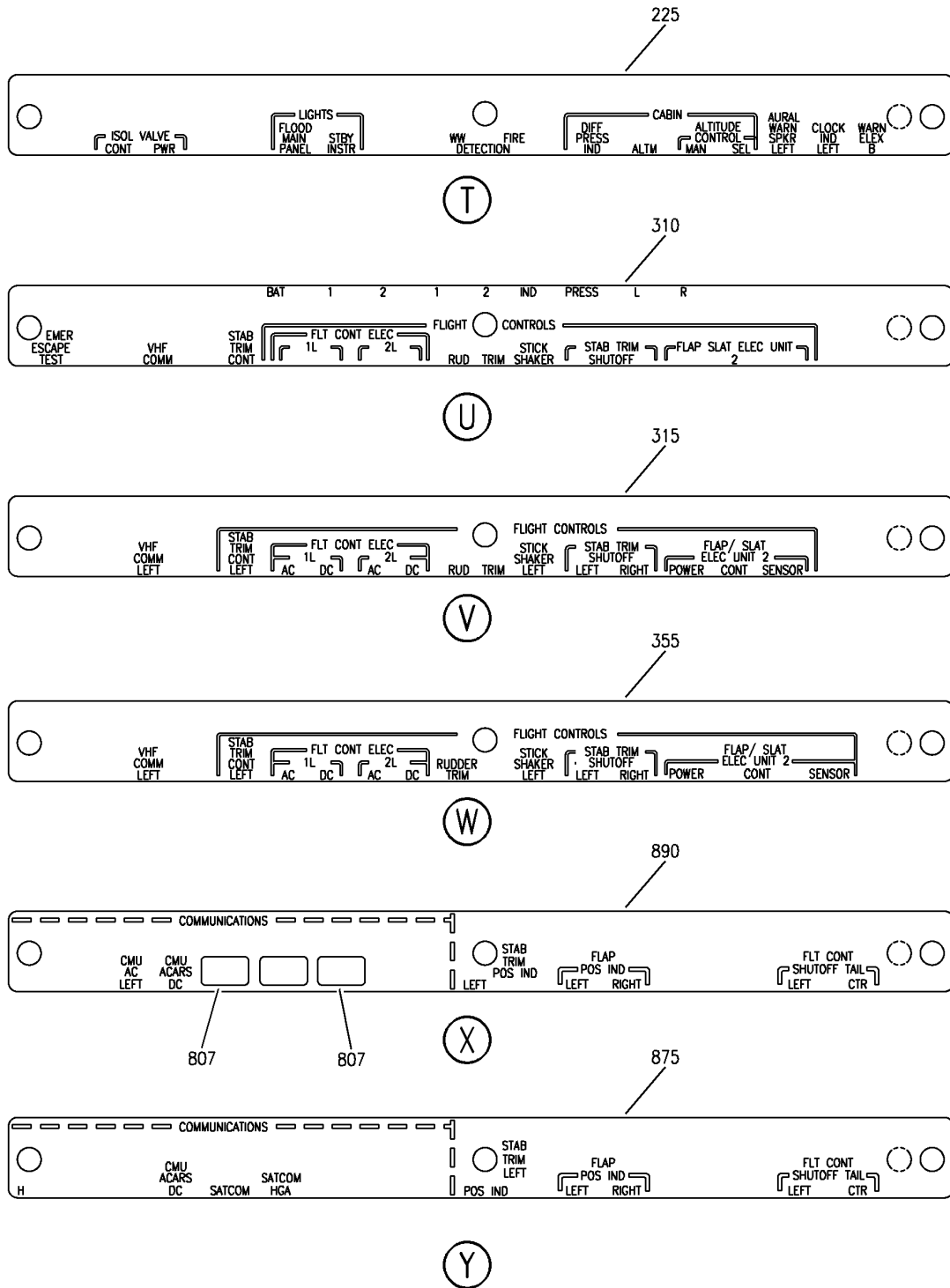
LIGHTPLATE AND PLACARD INSTL-P11-1 (PLACARDS AND MARKINGS ONLY)
FIGURE 5 (SHEET 5)

11-34-03-05

BRI
MAY 28/07

11-34-03-05
PAGE 0D

BOEING
757
PARTS CATALOG (MAINTENANCE)



Y 11340305 SHT 6 REV 303

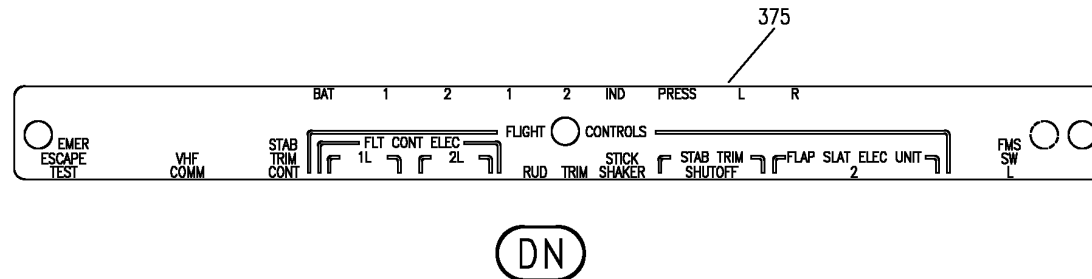
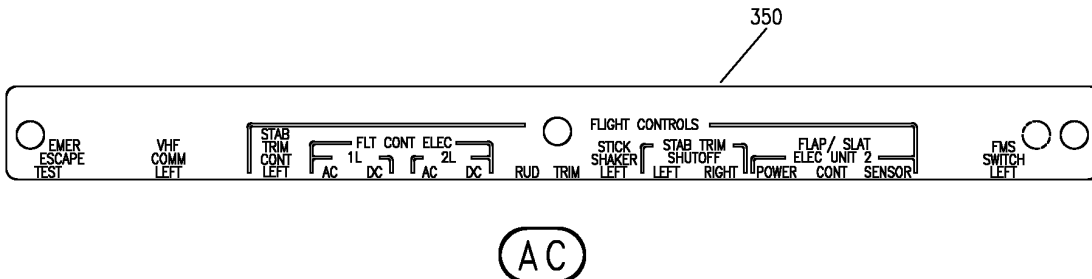
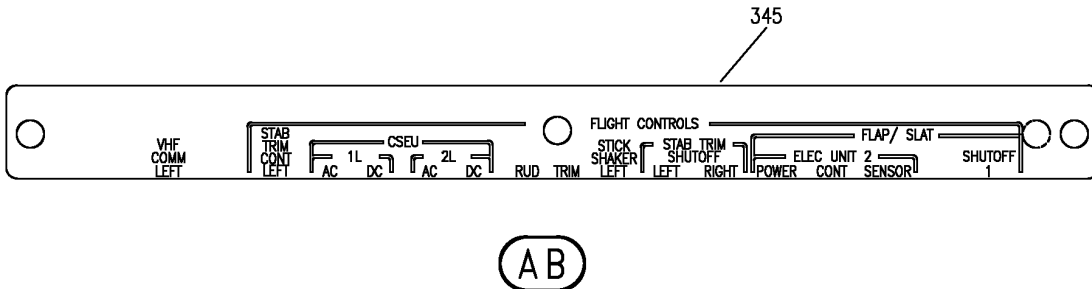
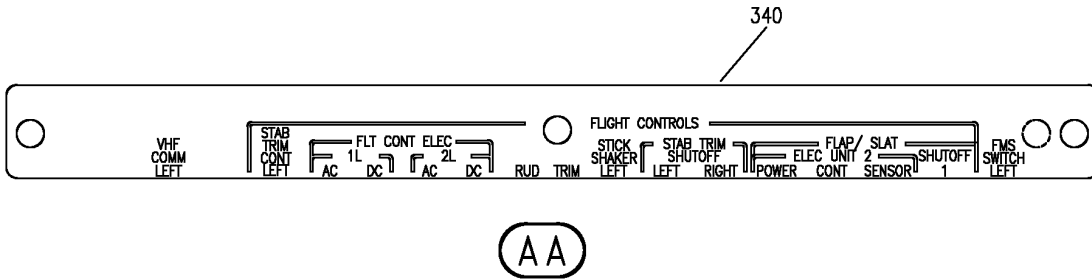
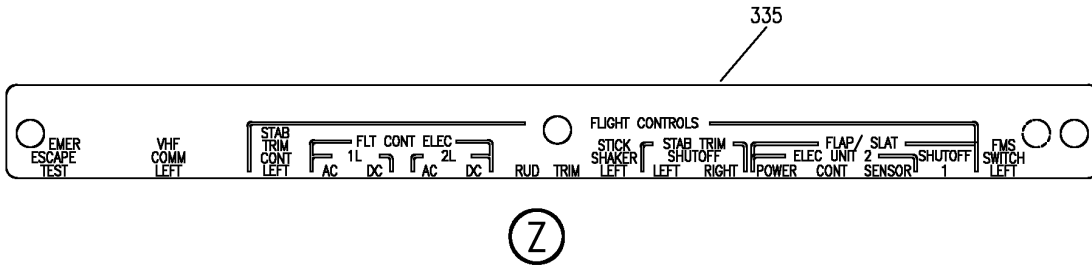
LIGHTPLATE AND PLACARD INSTL-P11-1 (PLACARDS AND MARKINGS ONLY)
FIGURE 5 (SHEET 6)

11-34-03-05

BRI
MAY 28/07

11-34-03-05
PAGE 0E

BOEING
757
PARTS CATALOG (MAINTENANCE)



Y 11340305 SH-T 7 REV 263

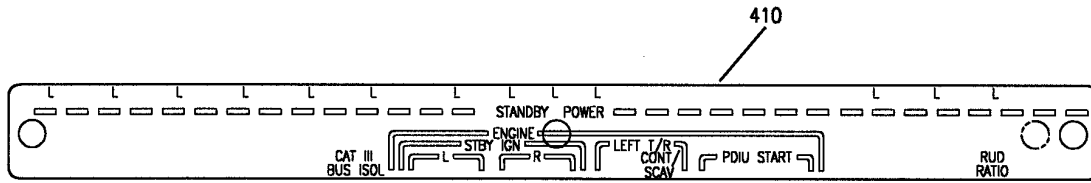
LIGHTPLATE AND PLACARD INSTL-P11-1 (PLACARDS AND MARKINGS ONLY)
FIGURE 5 (SHEET 7)

11-34-03-05

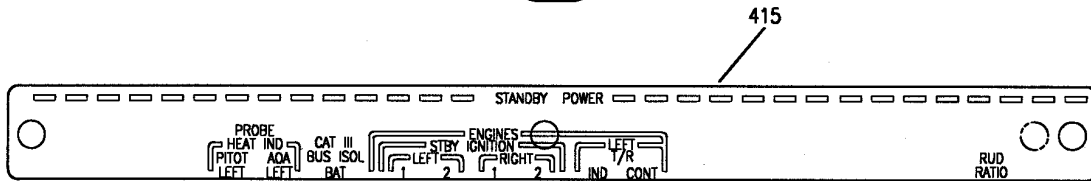
BRI
MAY 28/07

11-34-03-05
PAGE OF

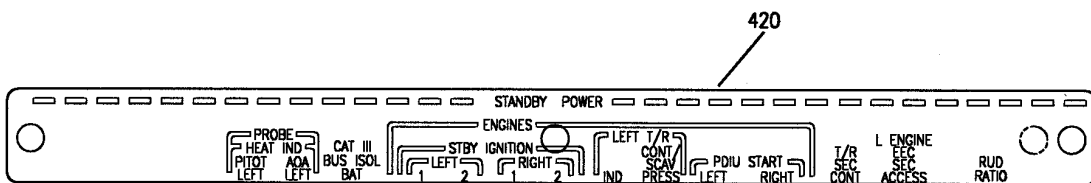
BOEING
757
PARTS CATALOG (MAINTENANCE)



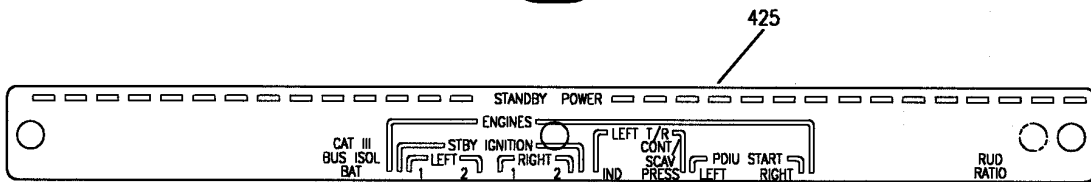
(AD)



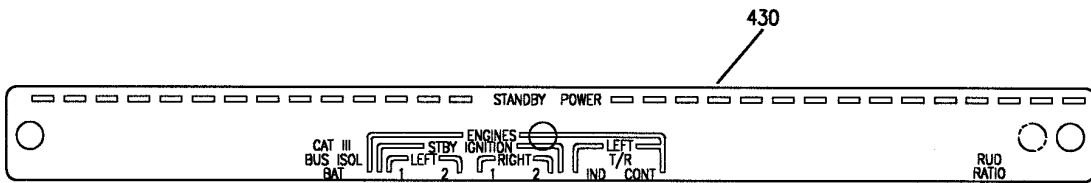
(AE)



(AF)



(AG)



(AH)

Y 11340305 SHIT 8 REV 210

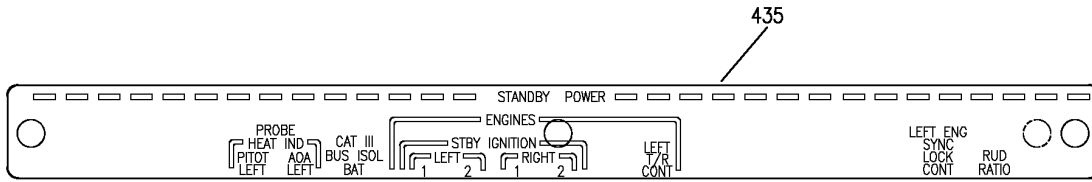
LIGHTPLATE AND PLACARD INSTL-P11-1 (PLACARDS AND MARKINGS ONLY)
FIGURE 5 (SHEET 8)

11-34-03-05

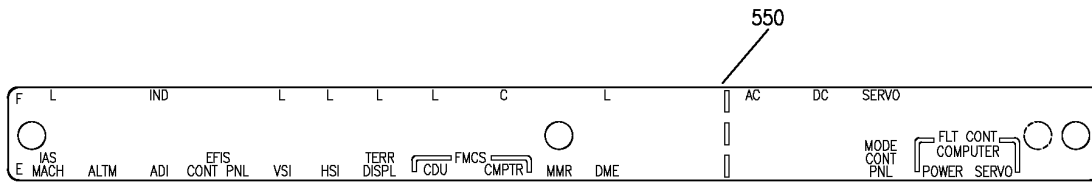
BRI
MAY 28/07

11-34-03-05
PAGE 08

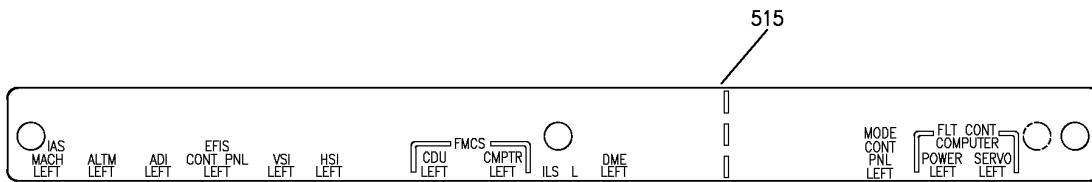

BOEING
 757
PARTS CATALOG (MAINTENANCE)



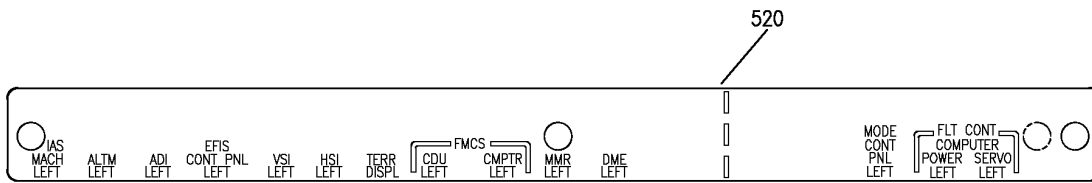
AJ



AK



AL



AM

Y 11340305 SH-T 9 REV 326

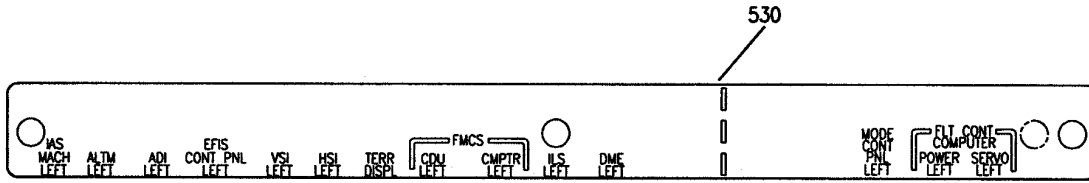
LIGHTPLATE AND PLACARD INSTL-P11-1 (PLACARDS AND MARKINGS ONLY)
 FIGURE 5 (SHEET 9)

11-34-03-05

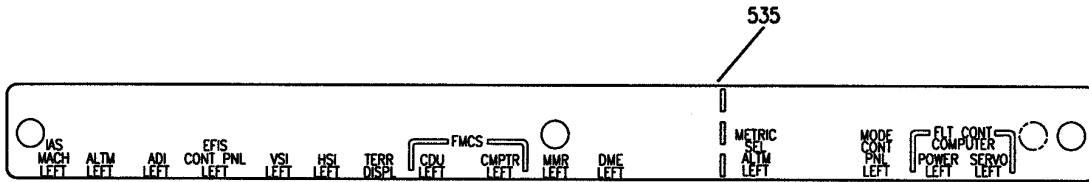
BRI
 SEP 20/08

11-34-03-05
 PAGE 0H

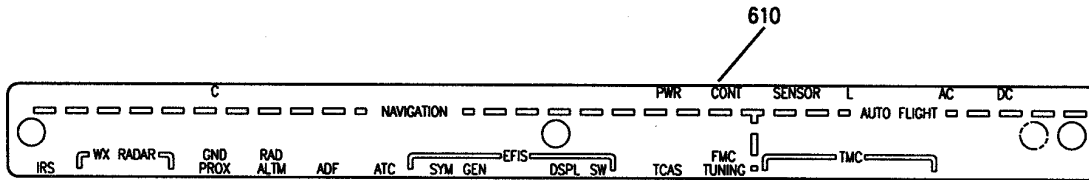

BOEING
 757
PARTS CATALOG (MAINTENANCE)



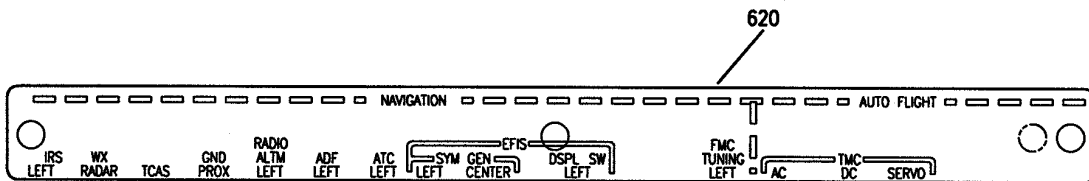
AP



AQ



AR



AS

Y 11340305 SH1 10 REV 217

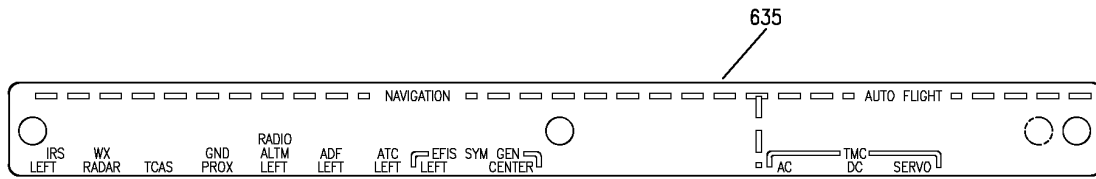
LIGHTPLATE AND PLACARD INSTL-P11-1 (PLACARDS AND MARKINGS ONLY)
 FIGURE 5 (SHEET 10)

11-34-03-05

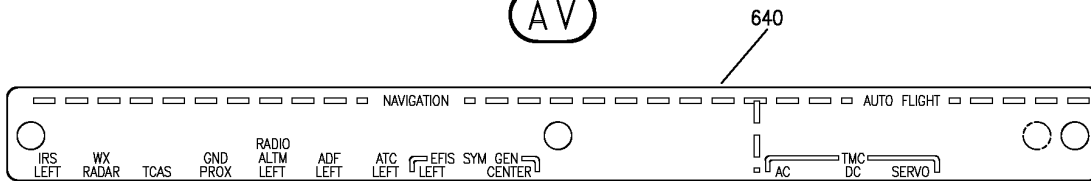
BRI
 MAY 28/07

11-34-03-05
 PAGE 01

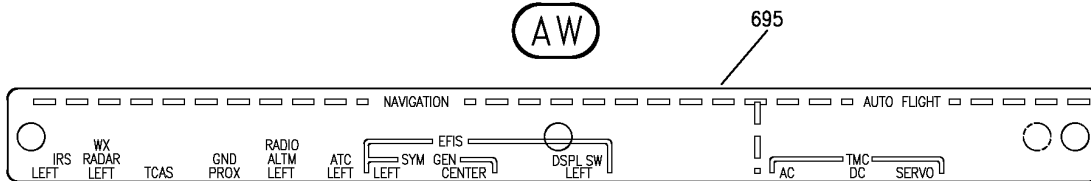
BOEING
757
PARTS CATALOG (MAINTENANCE)



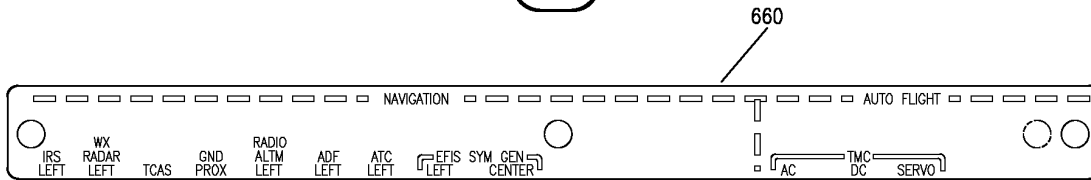
(AV)



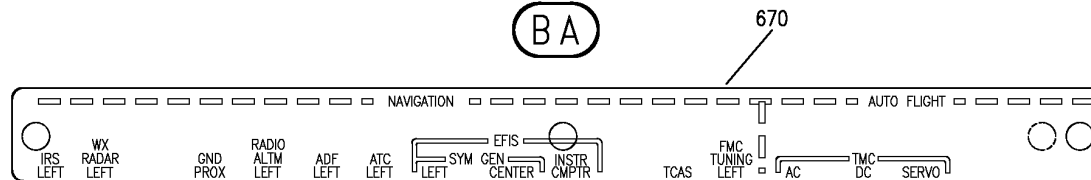
(AW)



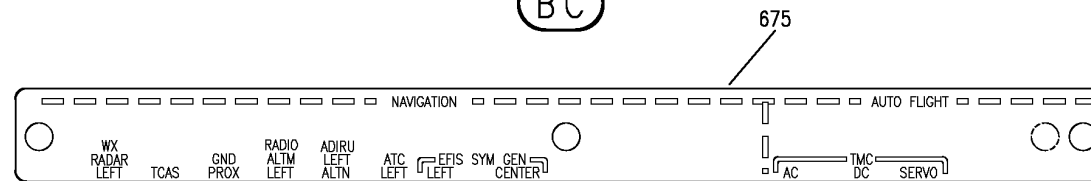
(AZ)



(BA)



(BC)



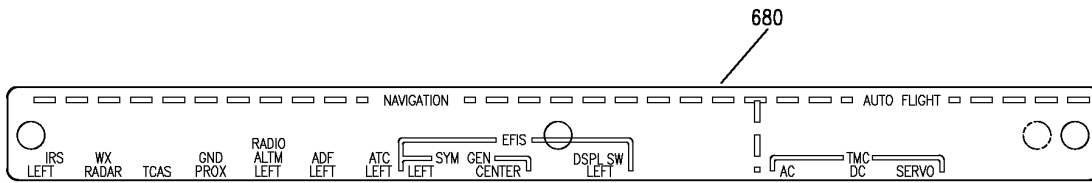
(BD)

Y 11340305 SHT 11 REV 326

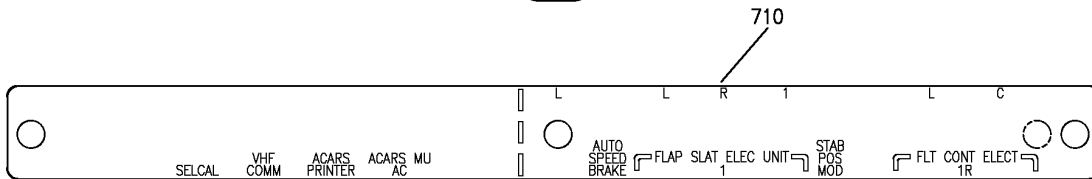
LIGHTPLATE AND PLACARD INSTL-P11-1 (PLACARDS AND MARKINGS ONLY)
FIGURE 5 (SHEET 11)

11-34-03-05

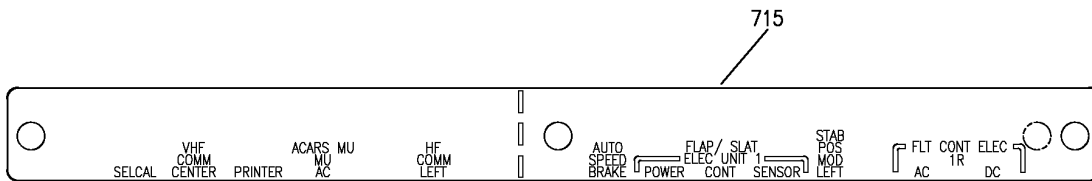

BOEING
 757
PARTS CATALOG (MAINTENANCE)



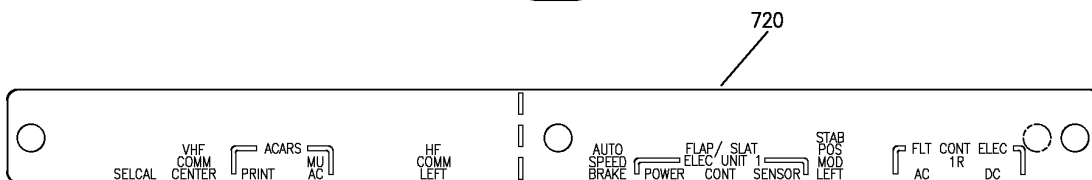
BE



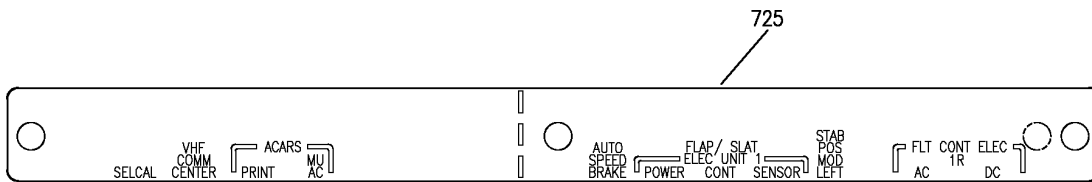
BF



BG



BH



BJ

Y 11340305 SHT 12 REV 326

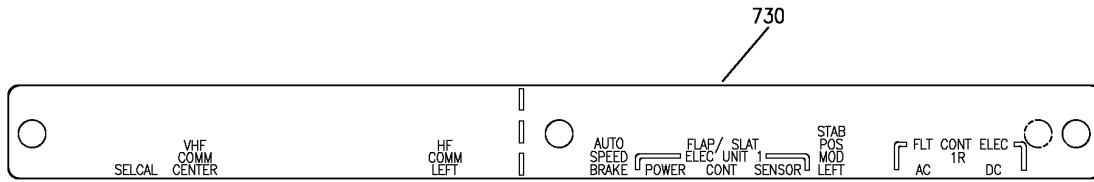
LIGHTPLATE AND PLACARD INSTL-P11-1 (PLACARDS AND MARKINGS ONLY)
 FIGURE 5 (SHEET 12)

11-34-03-05

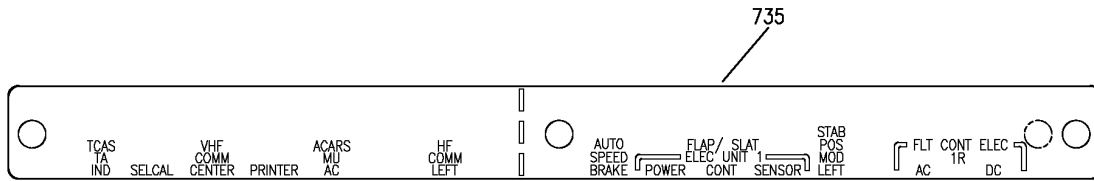
BRI
 SEP 20/08

11-34-03-05
 PAGE OK

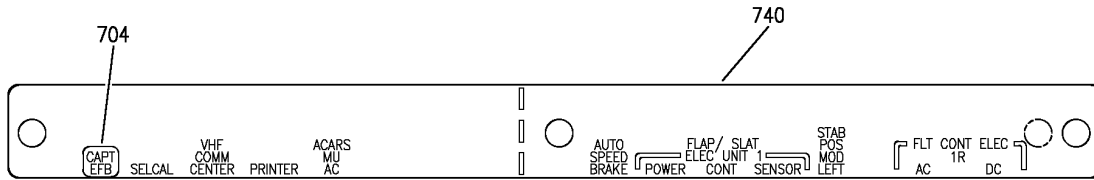

BOEING
 757
PARTS CATALOG (MAINTENANCE)



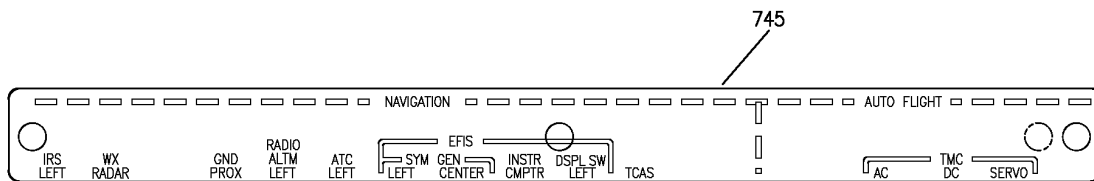
BK



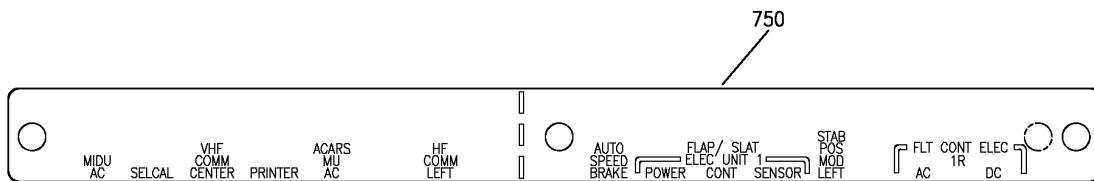
BL



BM



BN



BP

Y 11340305 SHT 13 REV 326

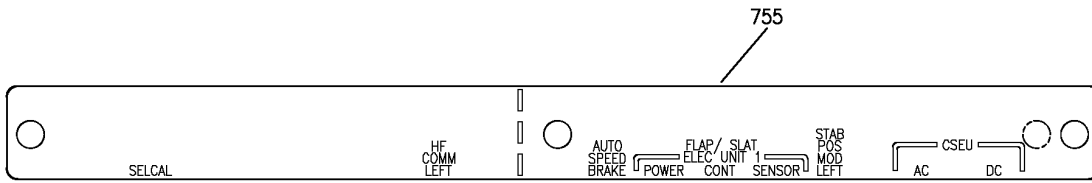
LIGHTPLATE AND PLACARD INSTL-P11-1 (PLACARDS AND MARKINGS ONLY)
FIGURE 5 (SHEET 13)

11-34-03-05

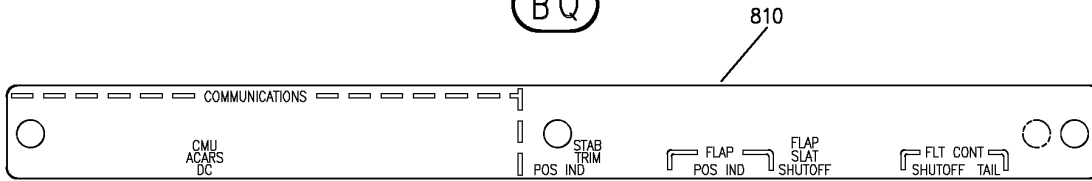
BRI
SEP 20/08

11-34-03-05
PAGE 01

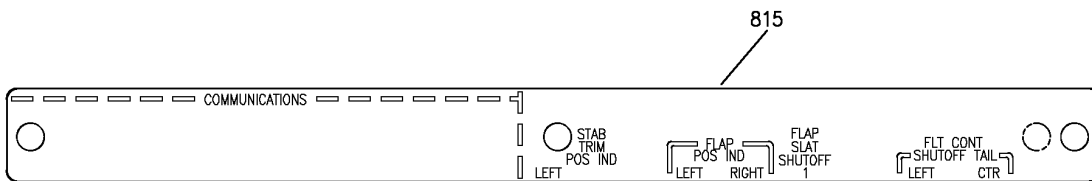
BOEING
757
PARTS CATALOG (MAINTENANCE)



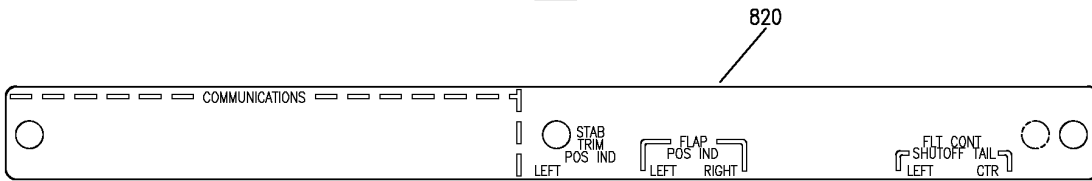
(BQ)



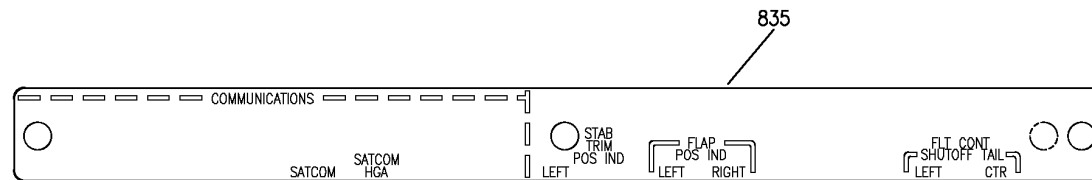
(BT)



(BU)



(BV)



(BY)

Y 11340305 SHT 14 REV 326

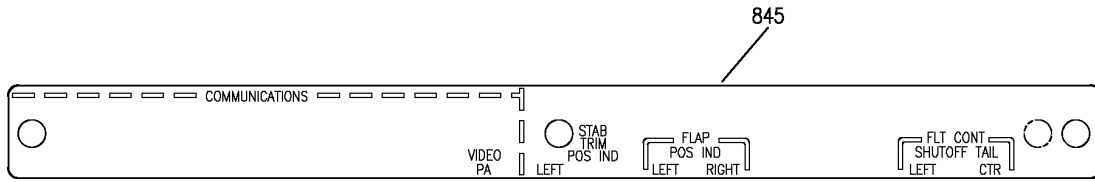
LIGHTPLATE AND PLACARD INSTL-P11-1 (PLACARDS AND MARKINGS ONLY)
FIGURE 5 (SHEET 14)

11-34-03-05

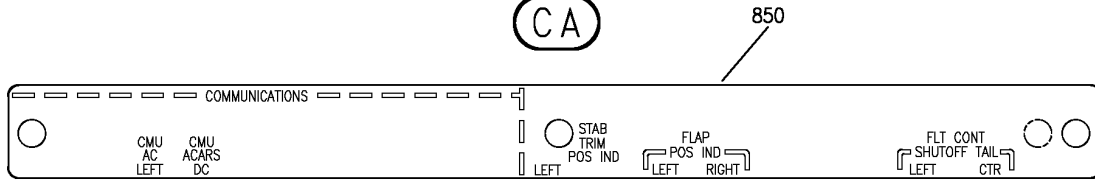
BRI
SEP 20/08

11-34-03-05
PAGE 0M

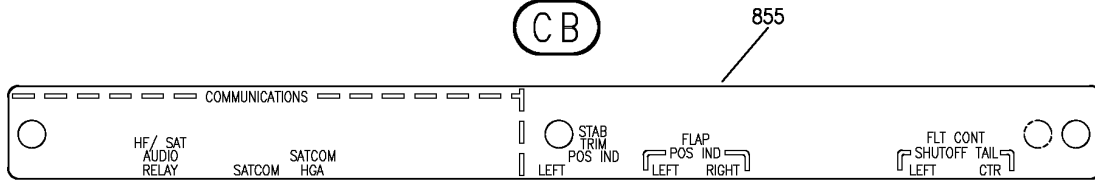
BOEING
757
PARTS CATALOG (MAINTENANCE)



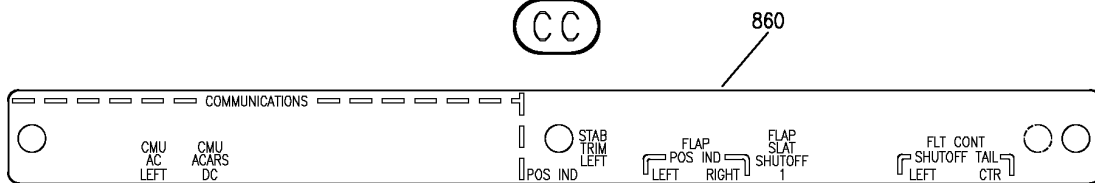
CA



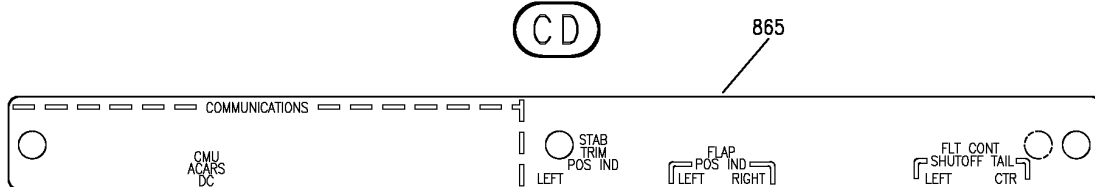
CB



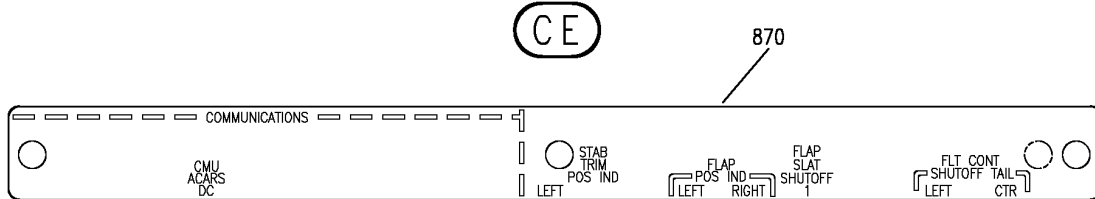
CC



CD



CE



CF

Y 11340305 SHT 15 REV 326

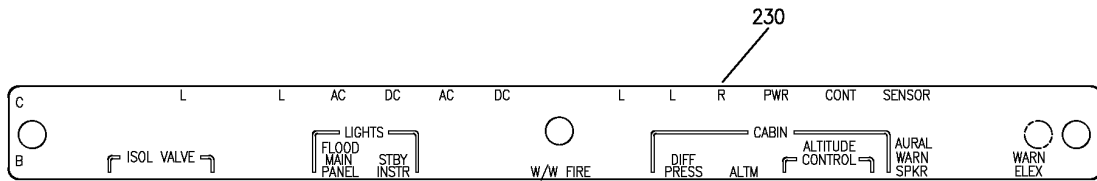
LIGHTPLATE AND PLACARD INSTL-P11-1 (PLACARDS AND MARKINGS ONLY)
FIGURE 5 (SHEET 15)

11-34-03-05

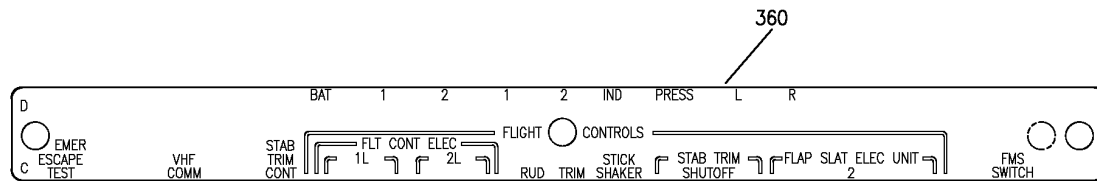
BRI
SEP 20/08

11-34-03-05
PAGE ON

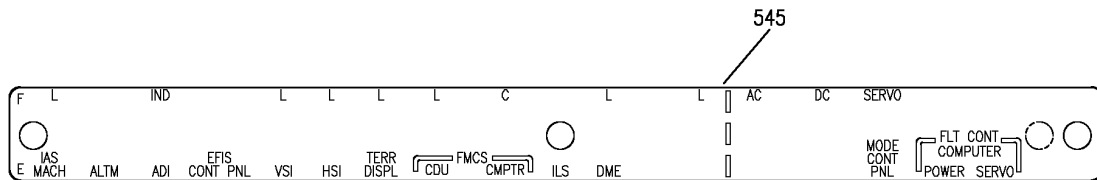
BOEING
757
PARTS CATALOG (MAINTENANCE)



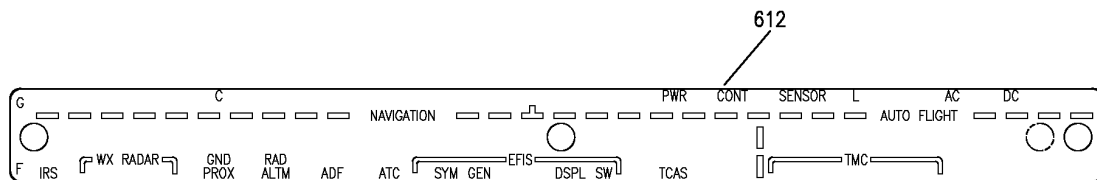
CG



CH



CJ



CK

Y 11340305 SHT 16 REV 326

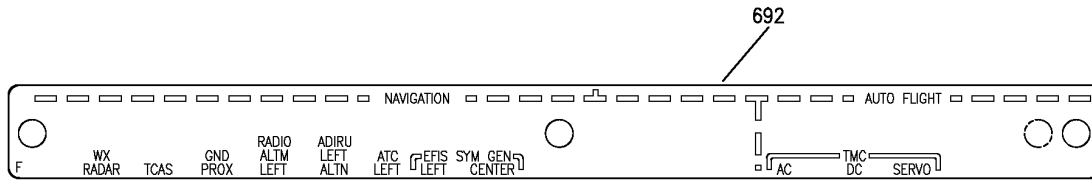
LIGHTPLATE AND PLACARD INSTL-P11-1 (PLACARDS AND MARKINGS ONLY)
FIGURE 5 (SHEET 16)

11-34-03-05

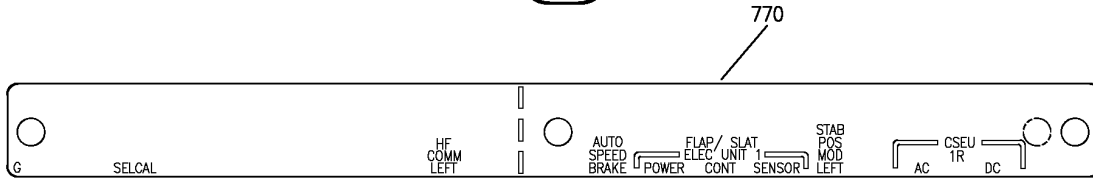
BRI
SEP 20/08

11-34-03-05
PAGE 00

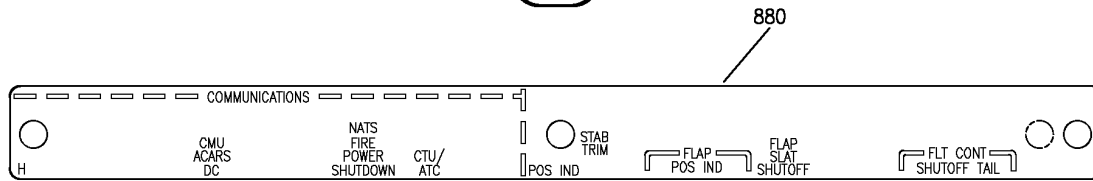
BOEING
757
PARTS CATALOG (MAINTENANCE)



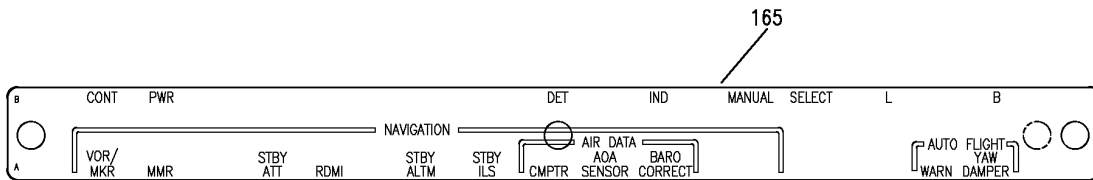
CL



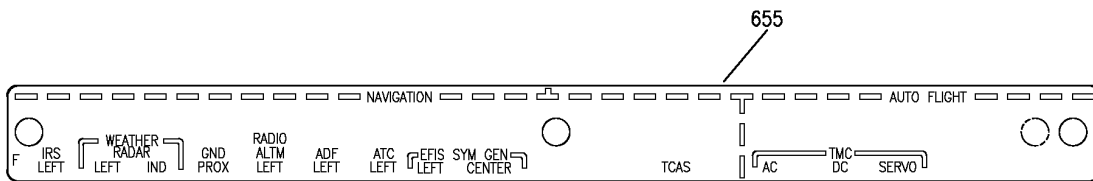
CM



CN



CP



CQ

Y 11340305 SH17 REV 326

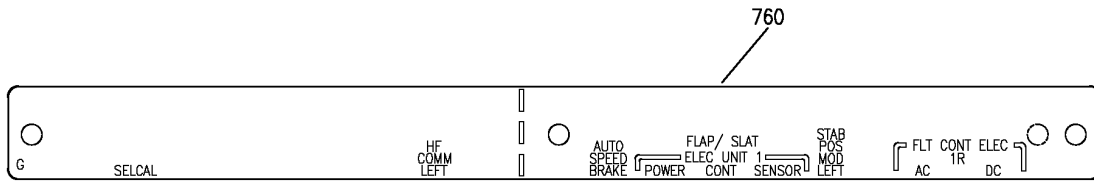
LIGHTPLATE AND PLACARD INSTL-P11-1 (PLACARDS AND MARKINGS ONLY)
FIGURE 5 (SHEET 17)

11-34-03-05

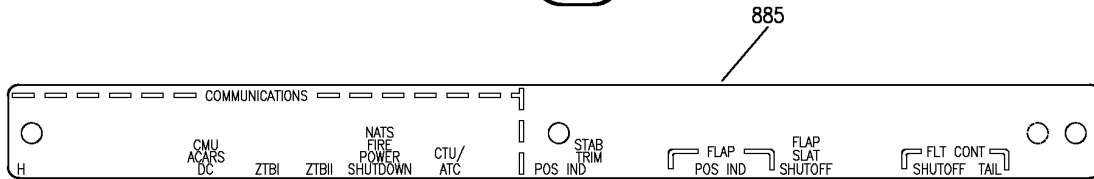
BRI
SEP 20/08

11-34-03-05
PAGE 0P

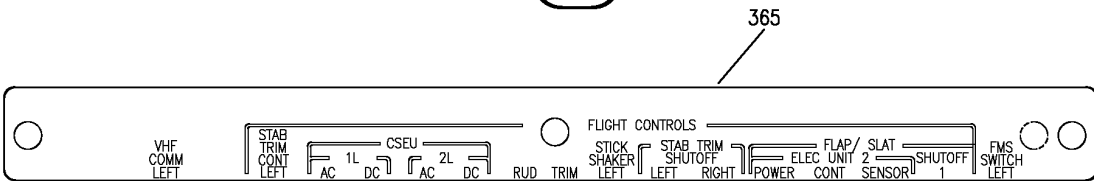
BOEING
757
PARTS CATALOG (MAINTENANCE)



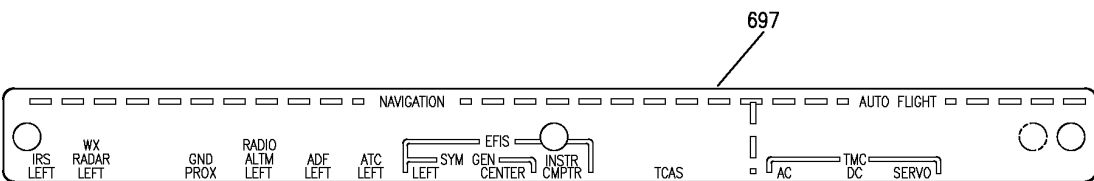
(CR)



(CS)



(CT)



(CU)

Y 11340305 SHT 18 REV 326

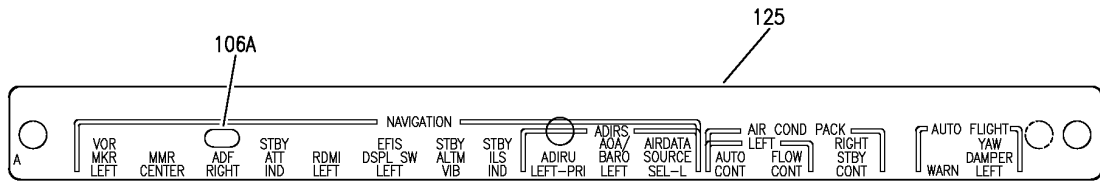
LIGHTPLATE AND PLACARD INSTL-P11-1 (PLACARDS AND MARKINGS ONLY)
FIGURE 5 (SHEET 18)

11-34-03-05

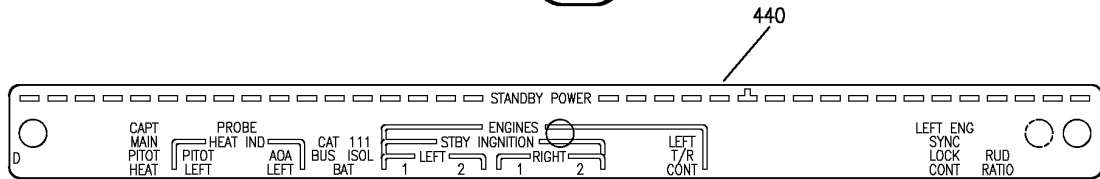
BRI
SEP 20/08

11-34-03-05
PAGE 00

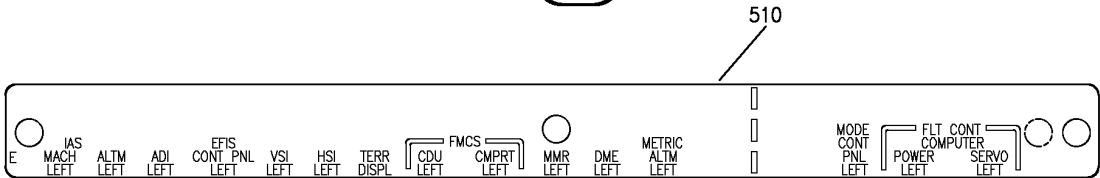
BOEING
757
PARTS CATALOG (MAINTENANCE)



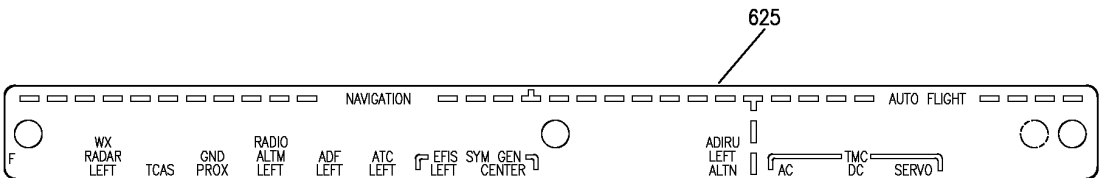
(CW)



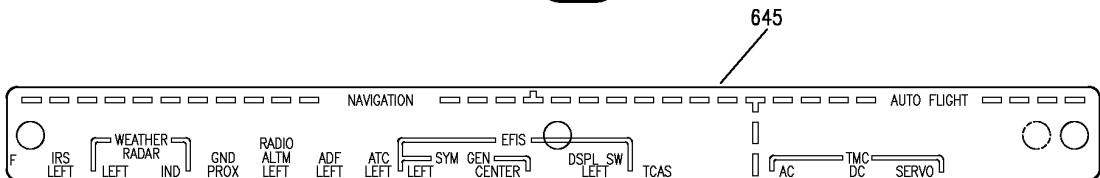
(CX)



(CY)



(CZ)



(DA)

Y 11340305 SHT 19 REV 326

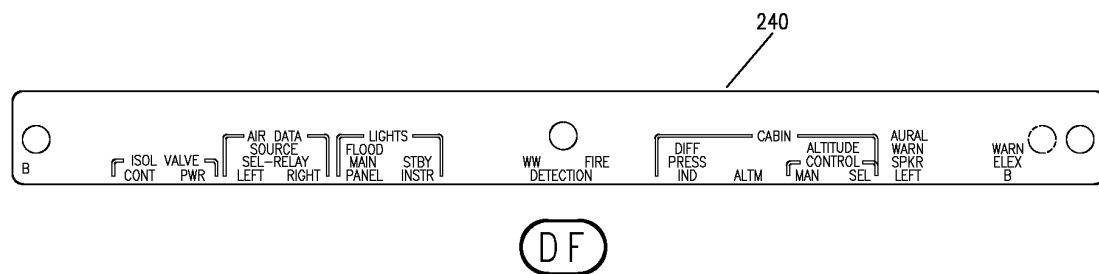
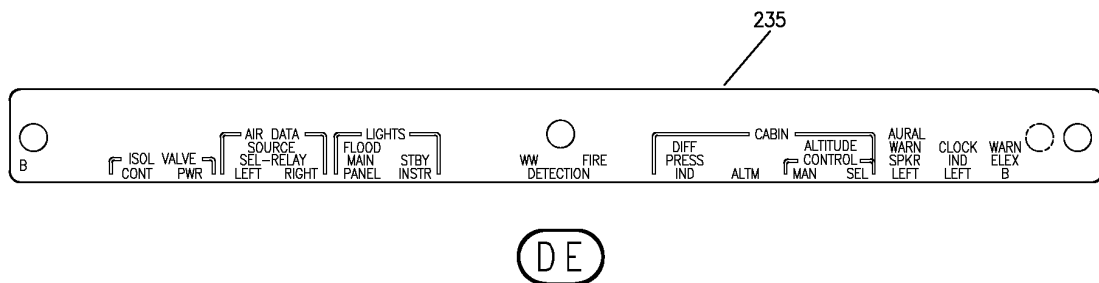
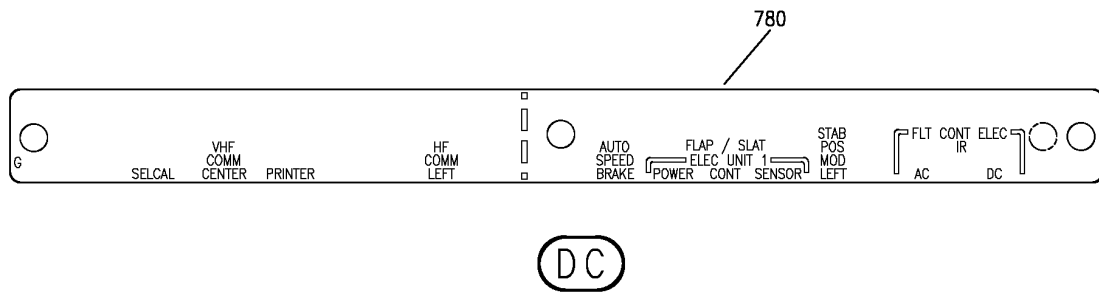
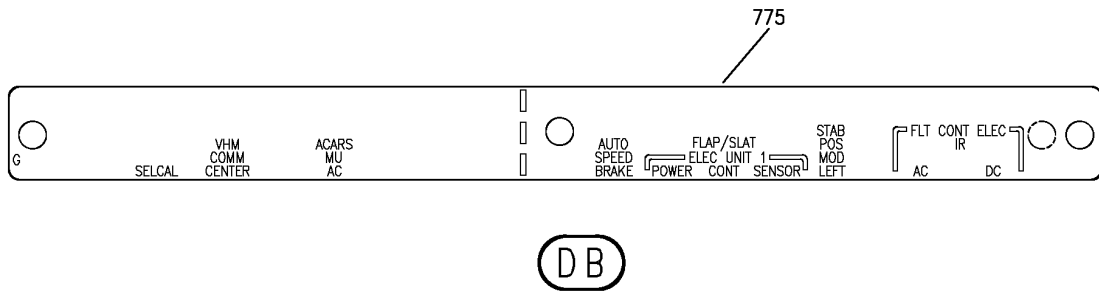
LIGHTPLATE AND PLACARD INSTL-P11-1 (PLACARDS AND MARKINGS ONLY)
FIGURE 5 (SHEET 19)

11-34-03-05

BRI
SEP 20/08

11-34-03-05
PAGE OR

BOEING
757
PARTS CATALOG (MAINTENANCE)



Y 11340305 SHT 20 REV 326

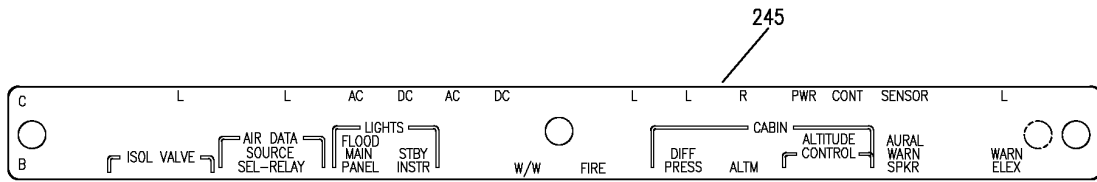
LIGHTPLATE AND PLACARD INSTL-P11-1 (PLACARDS AND MARKINGS ONLY)
FIGURE 5 (SHEET 20)

11-34-03-05

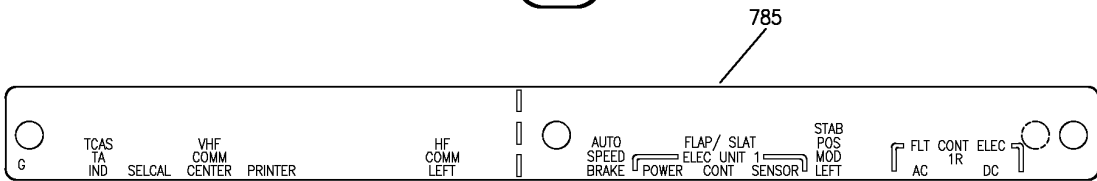
BRI
SEP 20/08

11-34-03-05
PAGE 05

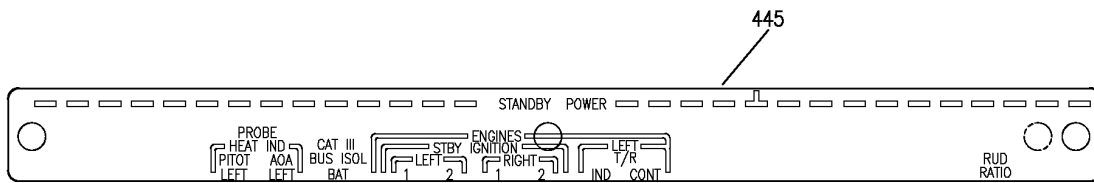
BOEING
757
PARTS CATALOG (MAINTENANCE)



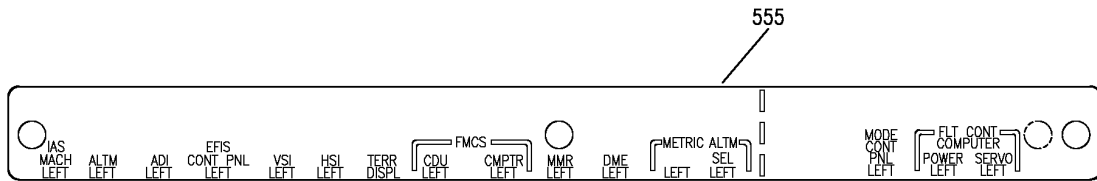
(DG)



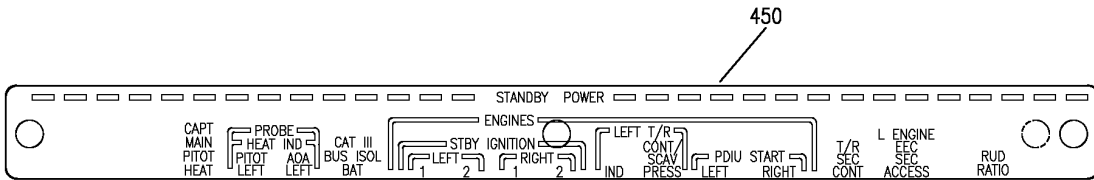
(DH)



(DJ)



(DK)



(DM)

Y 11340305 SHT 21 REV 326

LIGHTPLATE AND PLACARD INSTL-P11-1 (PLACARDS AND MARKINGS ONLY)
FIGURE 5 (SHEET 21)

11-34-03-05

BRI
SEP 20/08

11-34-03-05
PAGE 0T



757

PARTS CATALOG (MAINTENANCE)

FIG ITEM	PART NUMBER	1 2 3 4 5 6 7	NOMENCLATURE	EFFECT FROM TO	UNITS PER ASSY
5			LIGHTPLATE AND PLACARD INSTL-P11-1 (PLACARDS AND MARKINGS ONLY)	102102 108120 504903	
- 1	233N5103-287		PLACARD INSTL- FOR NHA/ADDITIONAL DET SEE: 25-10-00-15D	102102 504903	RF
20	BAC27NFDE0024		.DECAL- PLACARD CONTENT: INOP	102102	1
35	BAC27NFDE0024		.DECAL- PLACARD CONTENT: INOP	102102 504903	1
45	BAC27NFDE0024		.DECAL- PLACARD CONTENT: INOP	102102	1
- 50	233N5103-2		LIGHTPLATE INSTL-P11-1 (PLACARDS AND MARKINGS ONLY) FOR NHA/OTHER SYS DET SEE: 25-10-00-15D	102102 108120 504903	RF
55	233N5220-1041		.LIGHTPLATE ASSY	102102 108120 504903	RF
65	233N5220-1042		..STRIP-INDICIA	102102 108120 504903	1
- 100	233N5103-9		LIGHTPLATE INSTL-P11-1 (PLACARDS AND MARKINGS ONLY) FOR NHA/OTHER SYS DET SEE: 25-10-00-15D	102102 108120	RF
- 100	233N5103-10		LIGHTPLATE INSTL-P11-1 (PLACARDS AND MARKINGS ONLY) FOR NHA/OTHER SYS DET SEE: 25-10-00-15D	504903	RF
105	233N5411-1		.LIGHTPLATE ASSY-	102102 108120	RF
105	233N5411-5		.LIGHTPLATE ASSY	504903	RF
135	233N5411-2		..STRIP-INDICIA	102102 108120	1
140	233N5411-6		..STRIP-INDICIA	504903	1
- 200	233N5103-14		LIGHTPLATE INSTL-P11-1 (PLACARDS AND MARKINGS ONLY) FOR NHA/OTHER SYS DET SEE: 25-10-00-15D	102102 108120	RF

MISSING ITEM NUMBERS NOT APPLICABLE

- ITEM NOT ILLUSTRATED

11-34-03-05

11-34-03
FIG. 05
PAGE 1
JAN 20/09

BRI

 **BOEING**
757
PARTS CATALOG (MAINTENANCE)

FIG ITEM	PART NUMBER	1 2 3 4 5 6 7	NOMENCLATURE	EFFECT FROM TO	UNITS PER ASSY
5					
- 200	233N5103-15		LIGHTPLATE INSTL-P11-1 (PLACARDS AND MARKINGS ONLY) FOR NHA/OTHER SYS DET SEE: 25-10-00-15D	504903	RF
205	233N5220-1045		.LIGHTPLATE ASSY- PRE ALERT SB: 34A0222	102102 108108	RF
215	233N5220-1046		..STRIP-INDICIA	102102 108108	1
232	233N5412-1		.LIGHTPLATE ASSY-ROW B POST ALERT SB: 34A0222	102102 108120	RF
235	233N5412-2		..PANEL ASSY-INDICIA	102102 108120	1
237	233N5412-3		.LIGHTPLATE ASSY-ROW B POST ALERT SB: 34A0222	504903	RF
240	233N5412-4		..PANEL ASSY-INDICIA POST ALERT SB: 34A0222	504903	1
- 300	233N5103-23		LIGHTPLATE INSTL-P11-1 (PLACARDS AND MARKINGS ONLY) FOR NHA/OTHER SYS DET SEE: 25-10-00-15D	102102 108120	RF
- 300	233N5103-314		LIGHTPLATE INSTL-P11-1 (PLACARDS AND MARKINGS ONLY) FOR NHA/OTHER SYS DET SEE: 25-10-00-15D	504903	RF
305	233N5220-1277		.LIGHTPLATE ASSY-	102102 108120	RF
305	233N5413-5		.LIGHTPLATE ASSY-	504903	RF
340	233N5220-1278		..STRIP-INDICIA	102102 108120	1
355	233N5413-6		..STRIP-INDICIA	504903	1
- 400	233N5103-26		LIGHTPLATE INSTL-P11-1 (PLACARDS AND MARKINGS ONLY) FOR NHA/OTHER SYS DET SEE: 25-10-00-15D	102102 108120	RF
- 400	233N5103-29		LIGHTPLATE INSTL-P11-1 (PLACARDS AND MARKINGS ONLY) FOR NHA/OTHER SYS DET SEE: 25-10-00-15D	504903	RF
405	233N5220-1185		.LIGHTPLATE ASSY-	102102 108120	RF

MISSING ITEM NUMBERS NOT APPLICABLE

- ITEM NOT ILLUSTRATED

BRI

11-34-03-05

11-34-03
FIG. 05
PAGE 2
JAN 20/09



757

PARTS CATALOG (MAINTENANCE)

FIG ITEM	PART NUMBER	1 2 3 4 5 6 7	NOMENCLATURE	EFFECT FROM TO	UNITS PER ASSY
5					
405	233N5220-1233		.LIGHTPLATE ASSY-	504903	RF
415	233N5220-1186		..STRIP-INDICIA	102102	1
				108120	
430	233N5220-1234		..STRIP-INDICIA	504903	1
- 500	233N5103-34		LIGHTPLATE INSTL-P11-1 (PLACARDS AND MARKINGS ONLY) FOR NHA/OTHER SYS DET SEE: 25-10-00-15D	102102	RF
				108120	
				504903	
505	233N5415-5		.LIGHTPLATE ASSY-	102102	RF
				108120	
				504903	
520	233N5415-6		..STRIP-INDICIA	102102	1
				108120	
				504903	
- 600	233N5103-44		LIGHTPLATE INSTL-P11-1 (PLACARDS AND MARKINGS ONLY) FOR NHA/OTHER SYS DET SEE: 25-10-00-15D	102102	RF
- 601	233N5103-313		LIGHTPLATE INSTL-P11-1 (PLACARDS AND MARKINGS ONLY) FOR NHA/OTHER SYS DET SEE: 25-10-00-15D	504903	RF
- 601	233N5103-369		LIGHTPLATE INSTL-P11-1 (PLACARDS AND MARKINGS ONLY) FOR NHA/OTHER SYS DET SEE: 25-10-00-15D	108120	RF
605	233N5416-27		.LIGHTPLATE ASSY	108120	RF
605	233N5220-1179		.LIGHTPLATE ASSY-	102102	RF
606	233N5416-15		.LIGHTPLATE ASSY-	504903	RF
635	233N5220-1180		..STRIP-INDICIA	102102	1
655	233N5416-28		..STRIP-INDICIA	108120	1
695	233N5416-16		..STRIP-INDICIA	504903	1
- 700	233N5103-55		LIGHTPLATE INSTL-P11-1 (PLACARDS AND MARKINGS ONLY) FOR NHA/OTHER SYS DET SEE: 25-10-00-15D	102102	RF
- 700	233N5103-61		LIGHTPLATE INSTL-P11-1 (PLACARDS AND MARKINGS ONLY) FOR NHA/OTHER SYS DET SEE: 25-10-00-15D	504903	RF

MISSING ITEM NUMBERS NOT APPLICABLE

- ITEM NOT ILLUSTRATED

11-34-03-05

11-34-03
FIG. 05
PAGE 3
JAN 20/09

BRI



757

PARTS CATALOG (MAINTENANCE)

FIG ITEM	PART NUMBER	1 2 3 4 5 6 7	NOMENCLATURE	EFFECT FROM TO	UNITS PER ASSY
5					
- 700	233N5103-361		LIGHTPLATE INSTL-P11-1 (PLACARDS AND MARKINGS ONLY) FOR NHA/OTHER SYS DET SEE: 25-10-00-15D	108120	RF
705	233N5220-1191		.LIGHTPLATE ASSY-	102102	RF
705	233N5220-1295		.LIGHTPLATE ASSY	504903	RF
705	233N5220-1183		.LIGHTPLATE ASSY-	108120	RF
715	233N5220-1192		..STRIP-INDICIA	102102	1
745	233N5220-1296		..STRIP-INDICIA	504903	1
760	233N5220-1184		..STRIP-INDICIA	108120	1
- 800	233N5103-67		LIGHTPLATE INSTL-P11-1 (PLACARDS AND MARKINGS ONLY) FOR NHA/OTHER SYS DET SEE: 25-10-00-15D	504903	RF
- 800	233N5103-68		LIGHTPLATE INSTL-P11-1 (PLACARDS AND MARKINGS ONLY) FOR NHA/OTHER SYS DET SEE: 25-10-00-15D	108120	RF
- 800	233N5103-300		LIGHTPLATE INSTL-P11-1 (PLACARDS AND MARKINGS ONLY) FOR NHA/OTHER SYS DET SEE: 25-10-00-15D	102102	RF
805	233N5220-1253		.LIGHTPLATE ASSY-	504903	RF
805	233N5220-1255		.LIGHTPLATE ASSY-	108120	RF
805	233N5418-19		.LIGHTPLATE ASSY-	102102	RF
815	233N5220-1254		..STRIP-INDICIA	504903	1
820	233N5220-1256		..STRIP-INDICIA	108120	1
865	233N5418-20		..STRIP-INDICIA	102102	1

MISSING ITEM NUMBERS NOT APPLICABLE

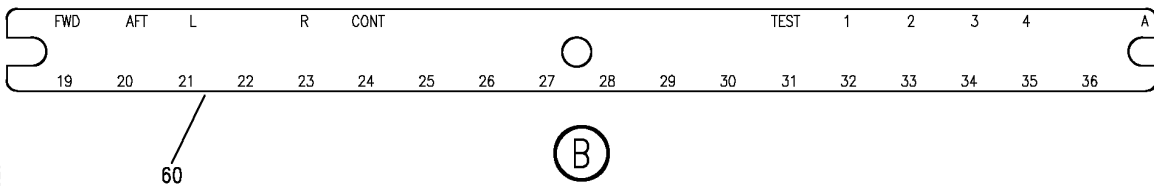
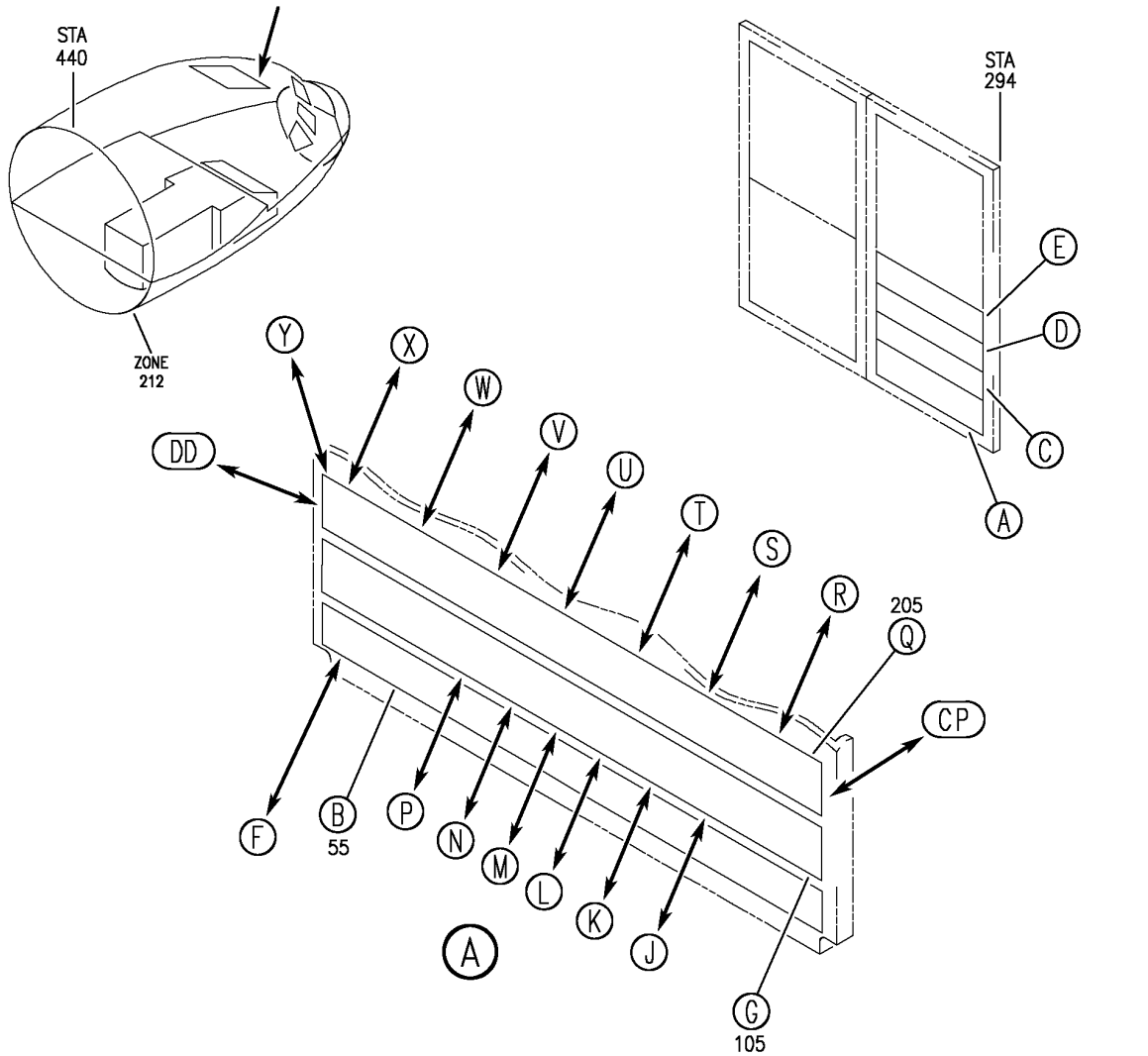
- ITEM NOT ILLUSTRATED

11-34-03-05

11-34-03
FIG. 05
PAGE 4
JAN 20/09

BRI

BOEING
757
PARTS CATALOG (MAINTENANCE)



Y 11340305A SHT 1 REV 326

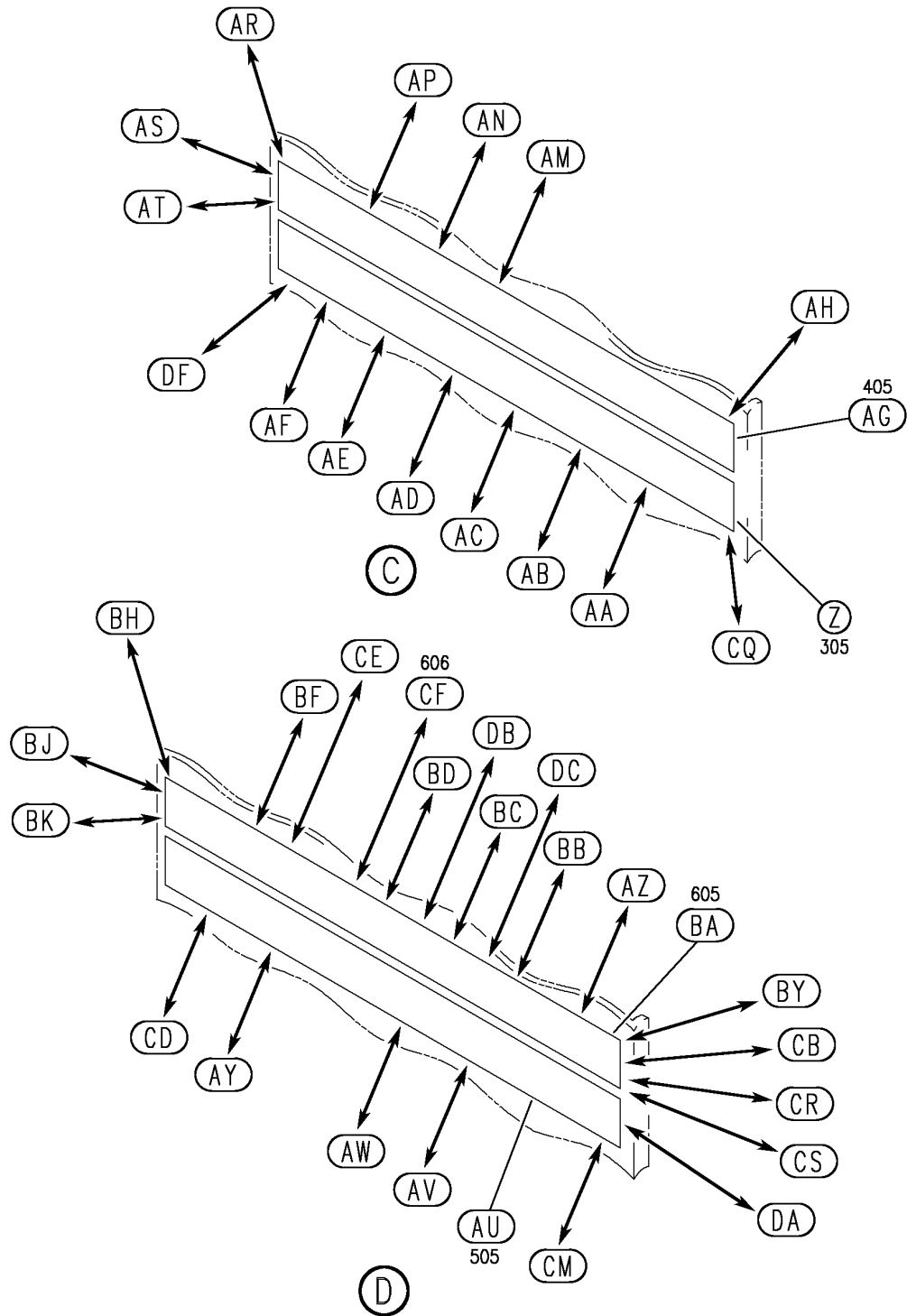
LIGHTPLATE AND PLACARD INSTL-P11-2 (PLACARDS AND MARKINGS ONLY)
FIGURE 5A (SHEET 1)

11-34-03-05A

BRI
SEP 20/08

11-34-03-05A
PAGE 0

BOEING
757
PARTS CATALOG (MAINTENANCE)



Y 11340305A SHT. 2 REV. 326

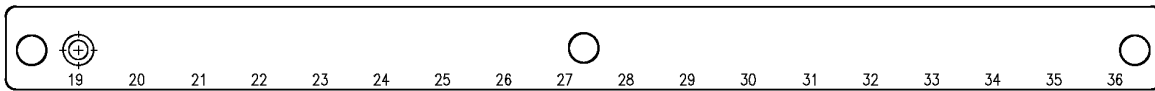
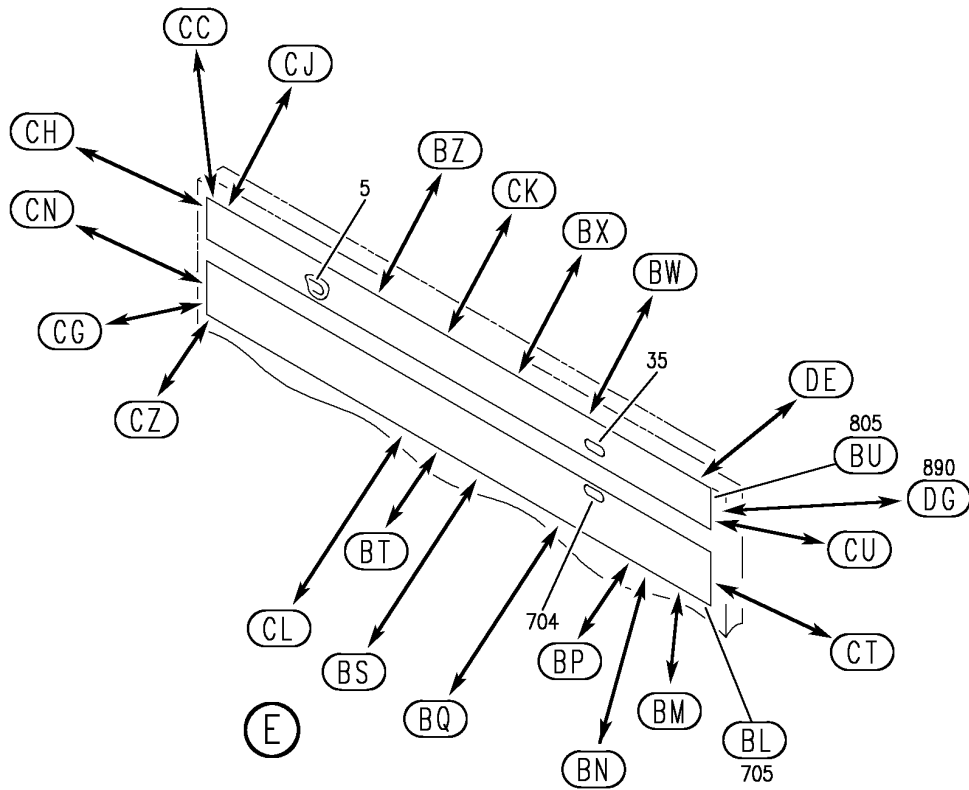
LIGHTPLATE AND PLACARD INSTL-P11-2 (PLACARDS AND MARKINGS ONLY)
FIGURE 5A (SHEET 2)

11-34-03-05A

BRI
SEP 20/08

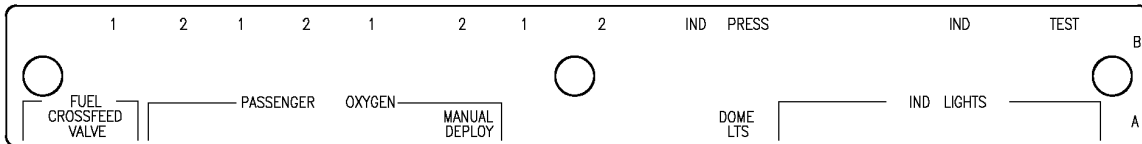
11-34-03-05A
PAGE 0A


BOEING
 757
PARTS CATALOG (MAINTENANCE)



65

F



110

G

Y 11340305A SHT 3 REV 326

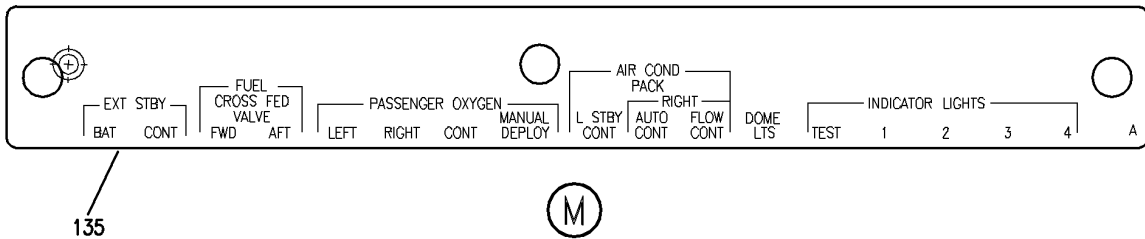
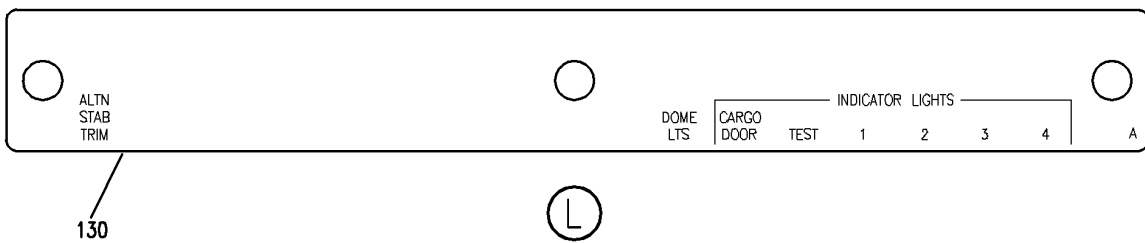
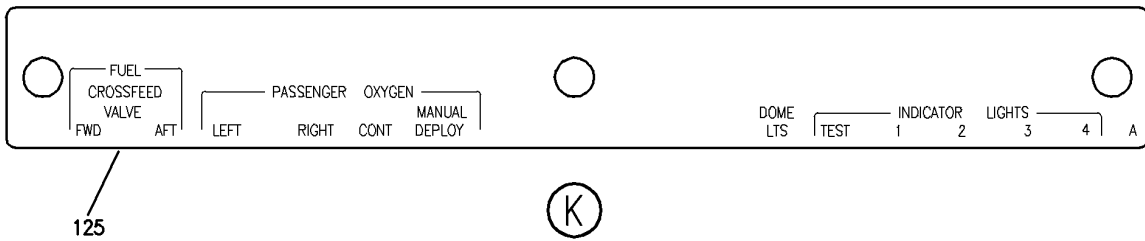
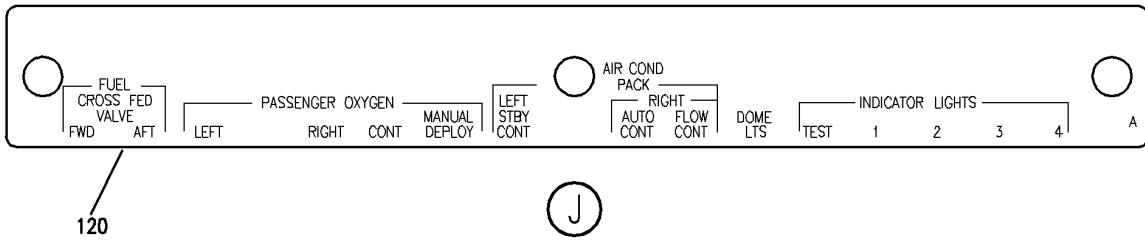
LIGHTPLATE AND PLACARD INSTL-P11-2 (PLACARDS AND MARKINGS ONLY)
 FIGURE 5A (SHEET 3)

11-34-03-05A

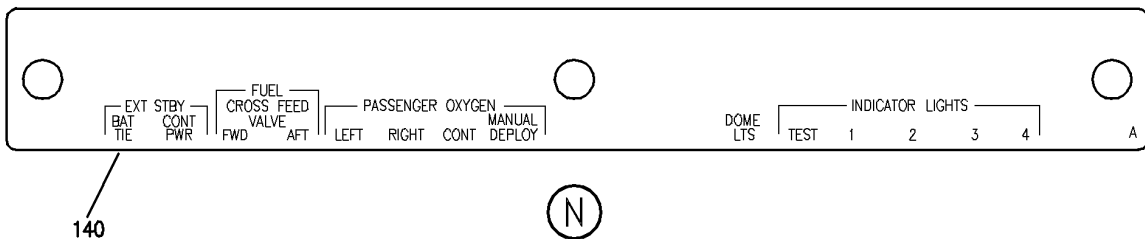
BRI
 SEP 20/08

11-34-03-05A
 PAGE 0B


BOEING
 757
PARTS CATALOG (MAINTENANCE)

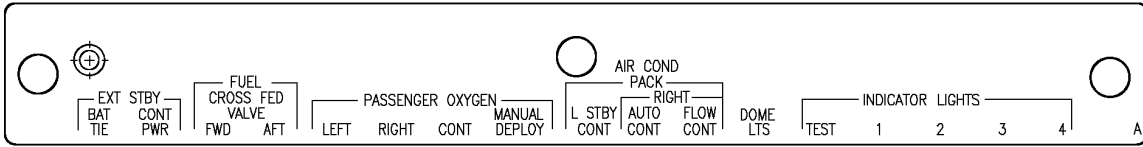


Y 11340305A SH1 4 REV 225

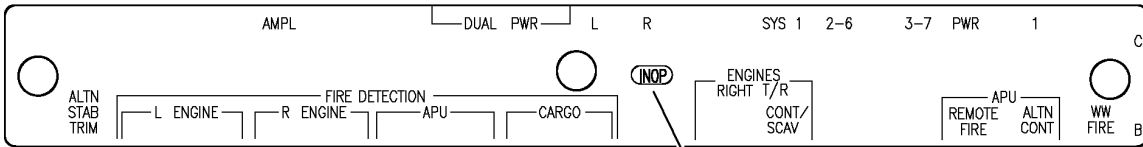


LIGHTPLATE AND PLACARD INSTL-P11-2 (PLACARDS AND MARKINGS ONLY)
FIGURE 5A (SHEET 4)

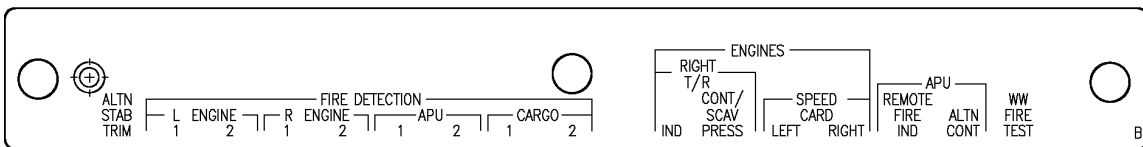
BOEING
757
PARTS CATALOG (MAINTENANCE)



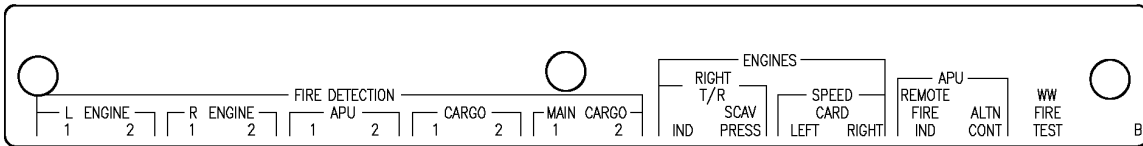
145 (P)



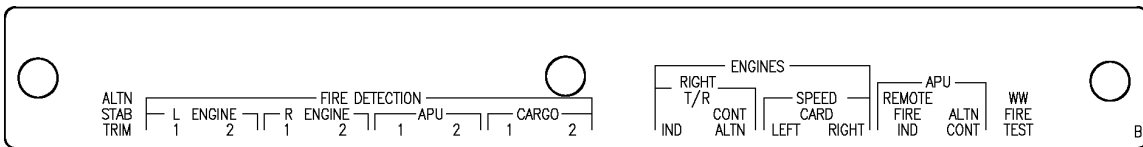
210 (Q) 20



215 (R)



220 (S)



225 (T)

Y 11340305A SHT 5 REV 253

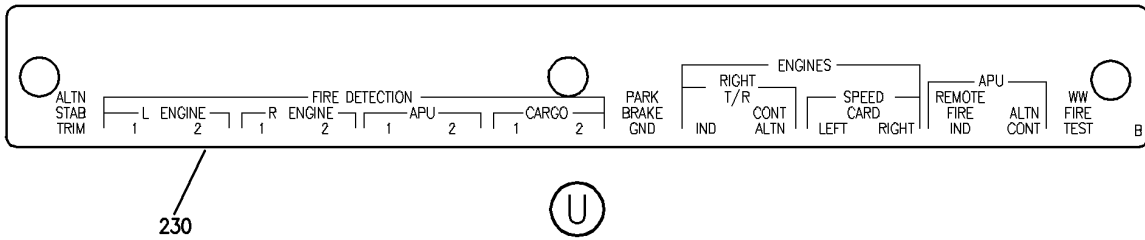
LIGHTPLATE AND PLACARD INSTL-P11-2 (PLACARDS AND MARKINGS ONLY)
FIGURE 5A (SHEET 5)

11-34-03-05A

BRI
MAY 28/07

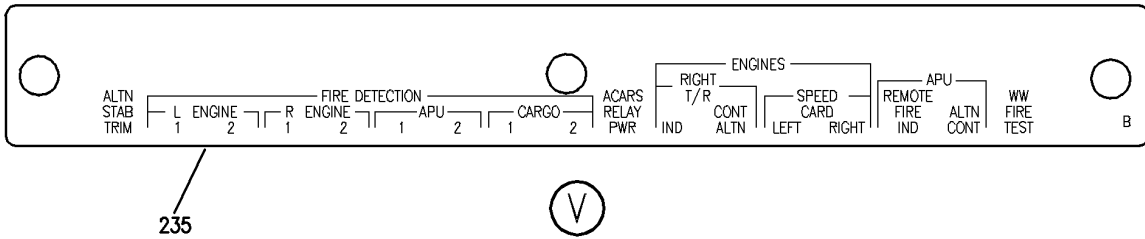
11-34-03-05A
PAGE 0D

BOEING
757
PARTS CATALOG (MAINTENANCE)



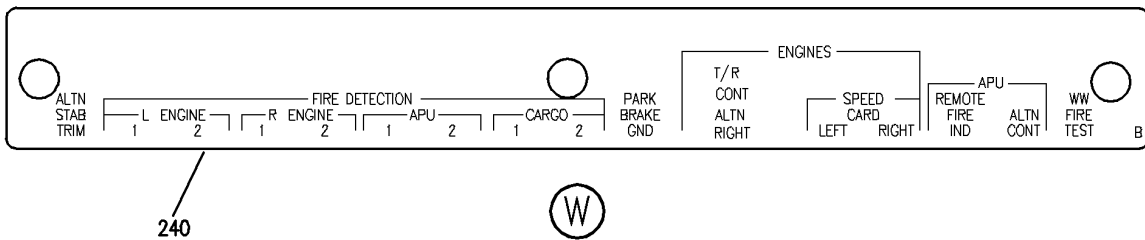
230

U



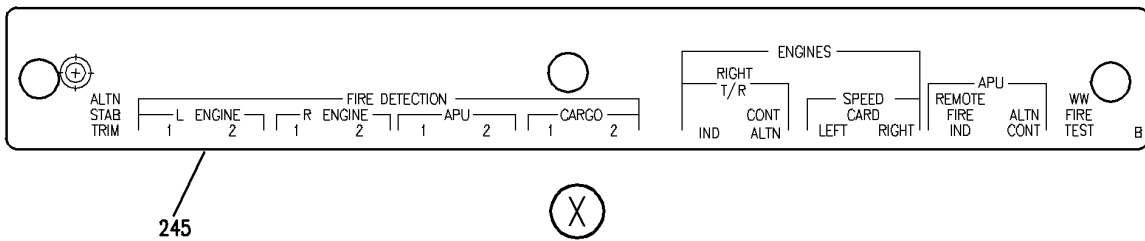
235

V



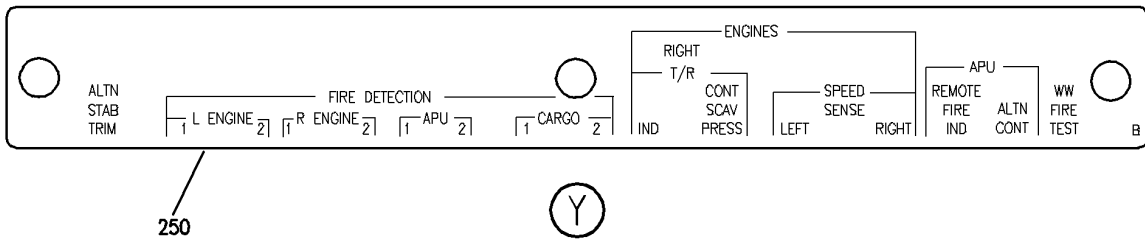
240

W



245

X



250

Y

Y 11340305A SH1 6 REV 225

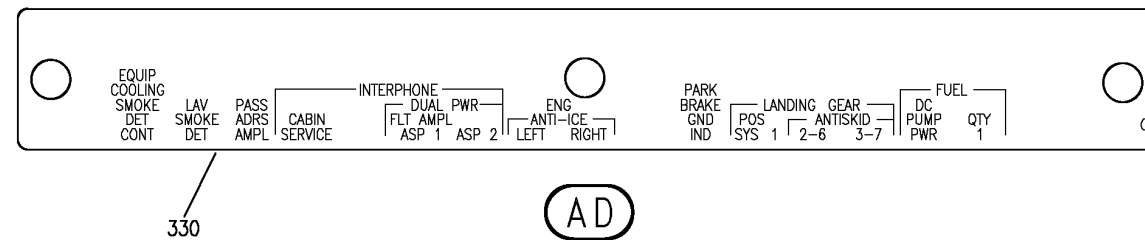
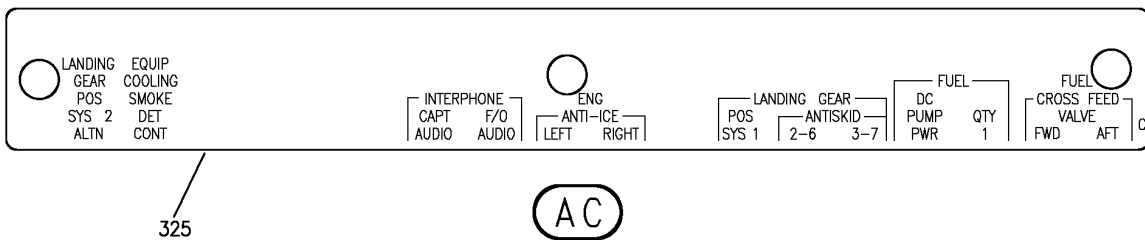
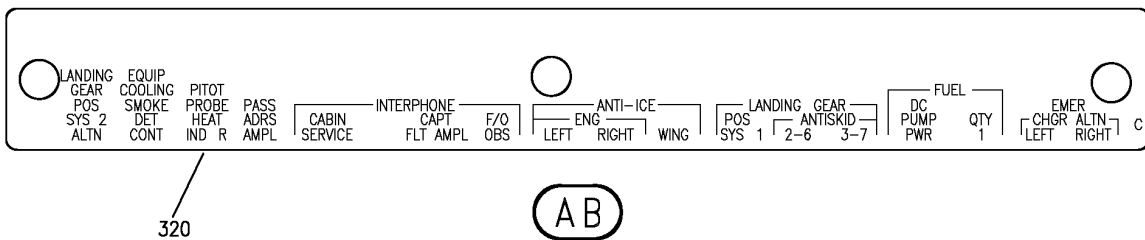
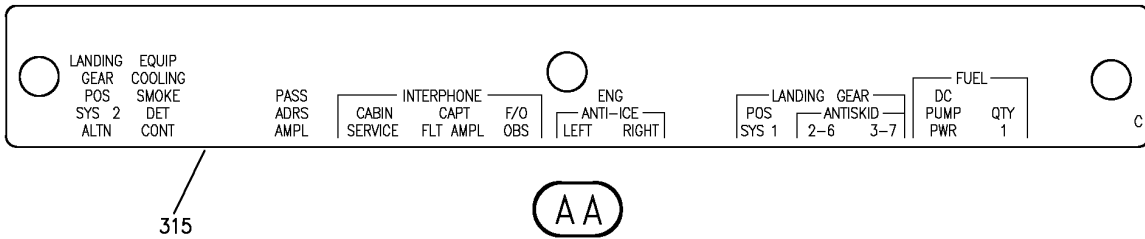
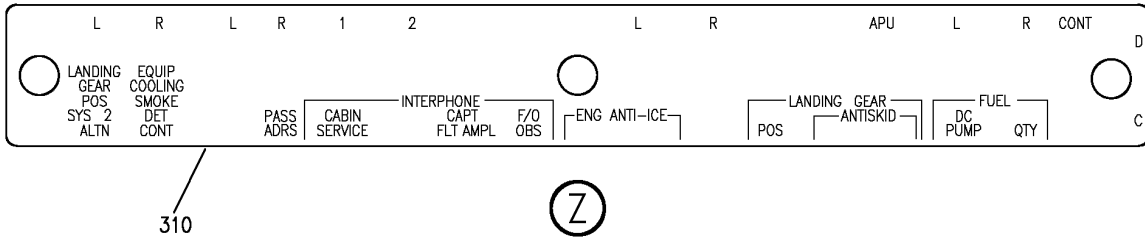
LIGHTPLATE AND PLACARD INSTL-P11-2 (PLACARDS AND MARKINGS ONLY)
FIGURE 5A (SHEET 6)

BRI
MAY 28/07

11-34-03-05A

11-34-03-05A
PAGE 0E

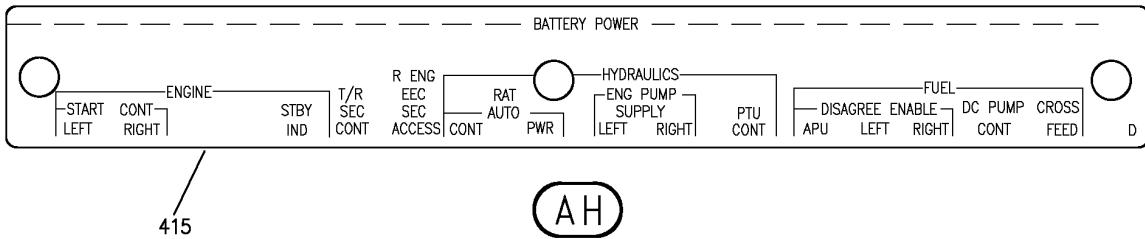
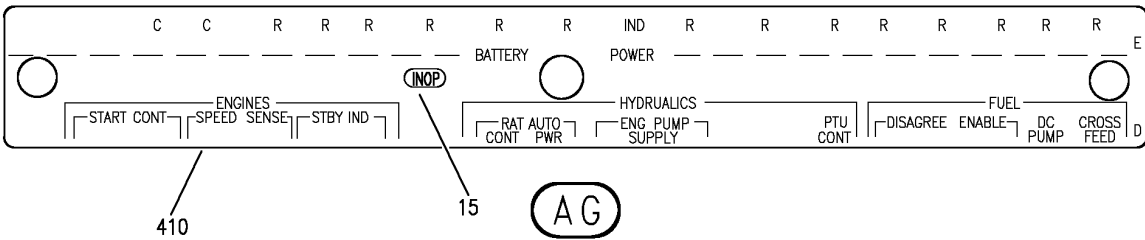
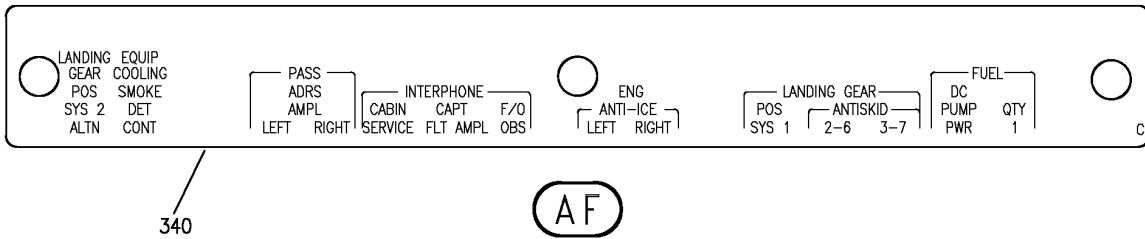
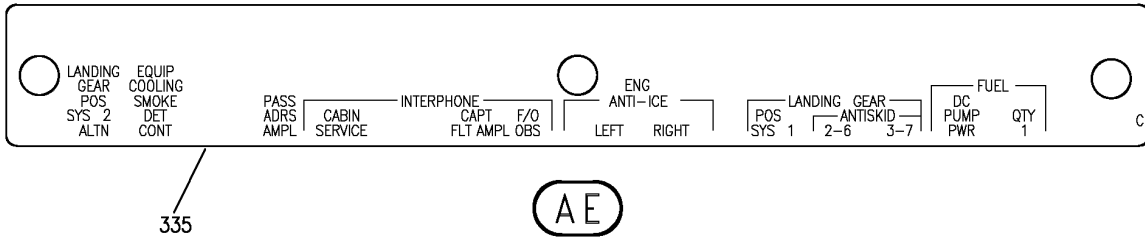
BOEING
757
PARTS CATALOG (MAINTENANCE)



Y 11340305A SHT 7 REV 326

LIGHTPLATE AND PLACARD INSTL-P11-2 (PLACARDS AND MARKINGS ONLY)
FIGURE 5A (SHEET 7)

BOEING
757
PARTS CATALOG (MAINTENANCE)



Y 11340305A SHT 8 REV 326

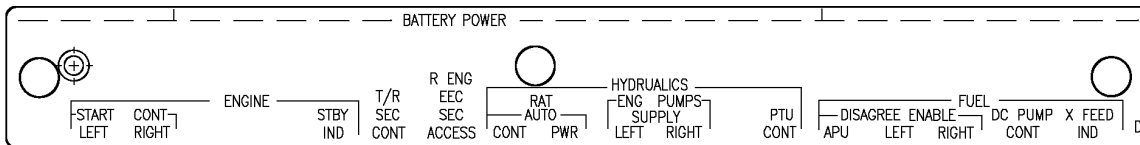
LIGHTPLATE AND PLACARD INSTL-P11-2 (PLACARDS AND MARKINGS ONLY)
FIGURE 5A (SHEET 8)

11-34-03-05A

BRI
SEP 20/08

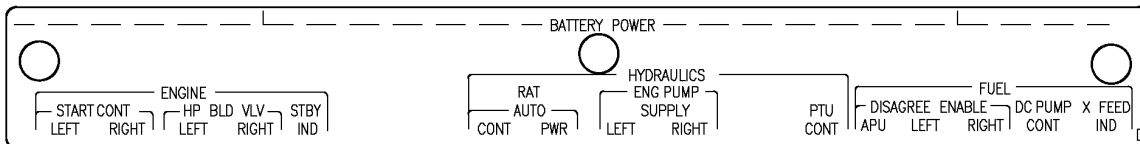
11-34-03-05A
PAGE 0G


BOEING
 757
PARTS CATALOG (MAINTENANCE)



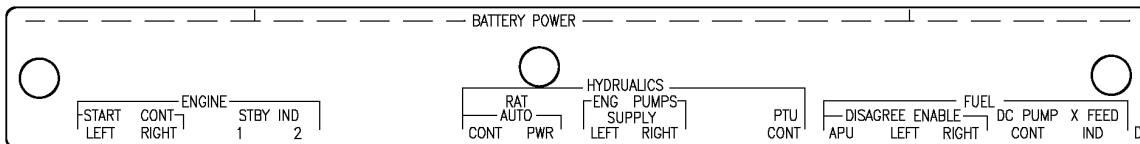
470

(AM)



440

(AN)



445

(AP)

Y 11340305A SHT 9 REV 326

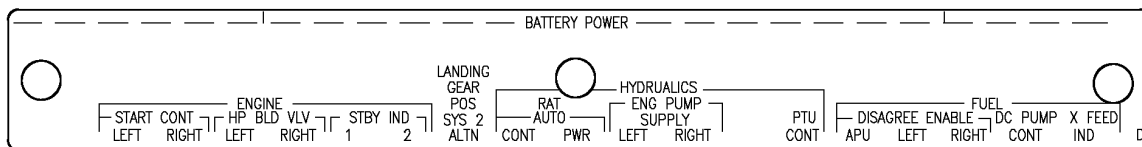
LIGHTPLATE AND PLACARD INSTL-P11-2 (PLACARDS AND MARKINGS ONLY)
 FIGURE 5A (SHEET 9)

BRI
SEP 20/08

11-34-03-05A

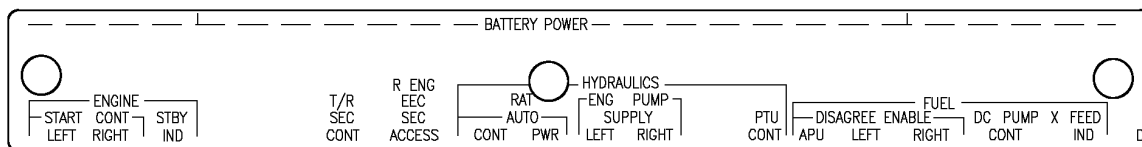
11-34-03-05A
 PAGE 0H

BOEING
757
PARTS CATALOG (MAINTENANCE)



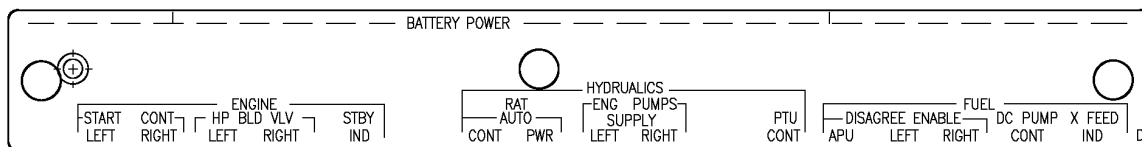
455

AR



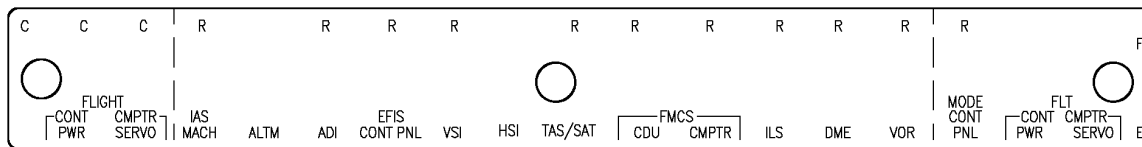
460

AS



465

AT



510

AU

Y 11340305A SH1 10 REV 326

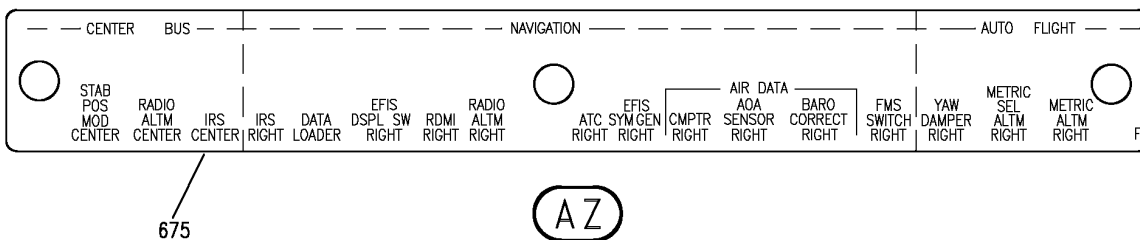
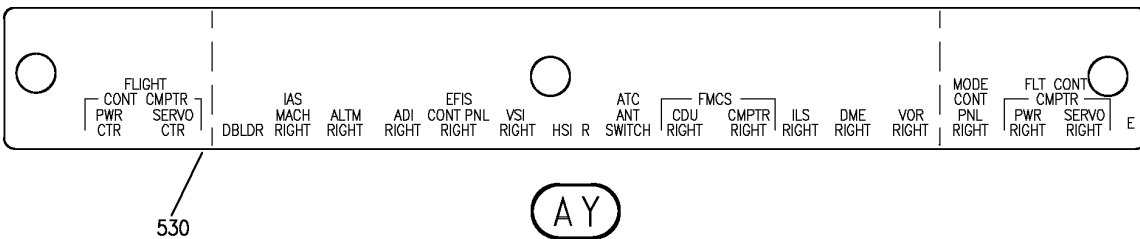
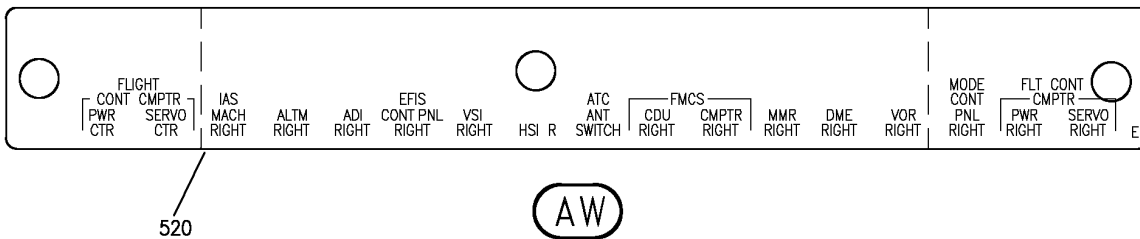
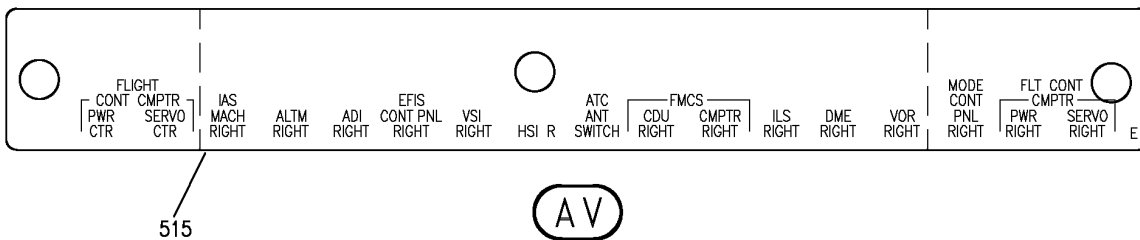
LIGHTPLATE AND PLACARD INSTL-P11-2 (PLACARDS AND MARKINGS ONLY)
FIGURE 5A (SHEET 10)

11-34-03-05A

BRI
SEP 20/08

11-34-03-05A
PAGE 01


BOEING
 757
PARTS CATALOG (MAINTENANCE)



Y 11340305A SHT 11 REV 326

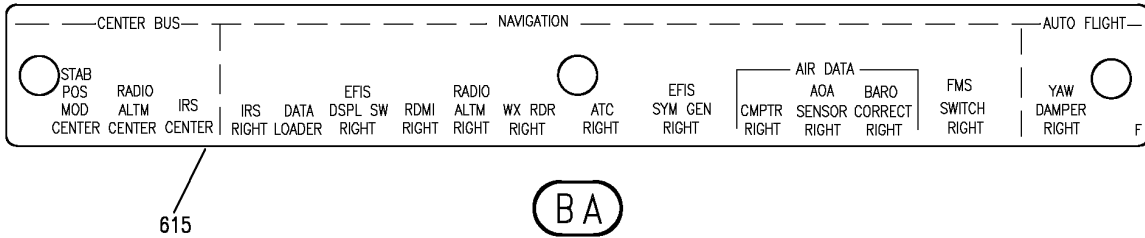
LIGHTPLATE AND PLACARD INSTL-P11-2 (PLACARDS AND MARKINGS ONLY)
 FIGURE 5A (SHEET 11)

11-34-03-05A

BRI
SEP 20/08

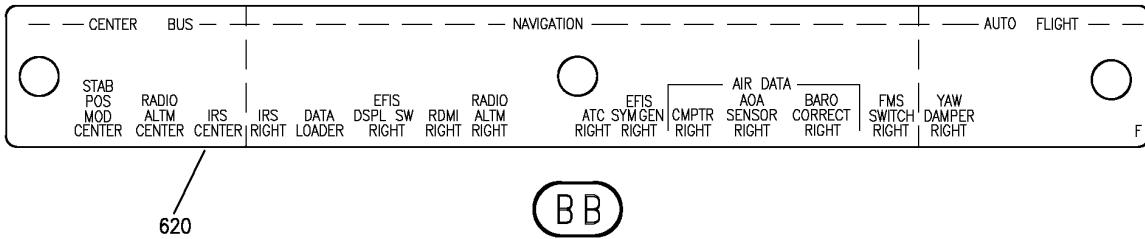
11-34-03-05A
PAGE 0J


BOEING
 757
PARTS CATALOG (MAINTENANCE)



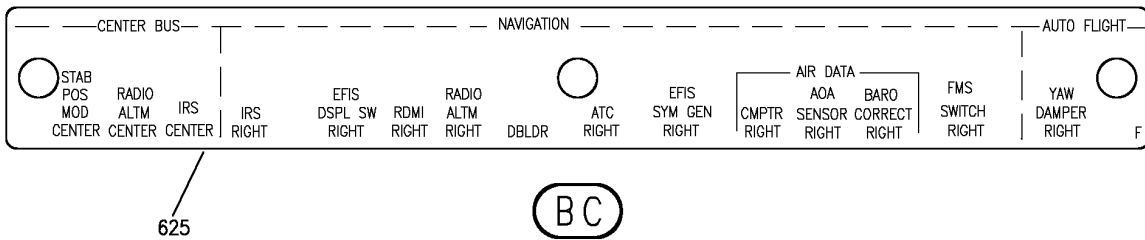
615

BA



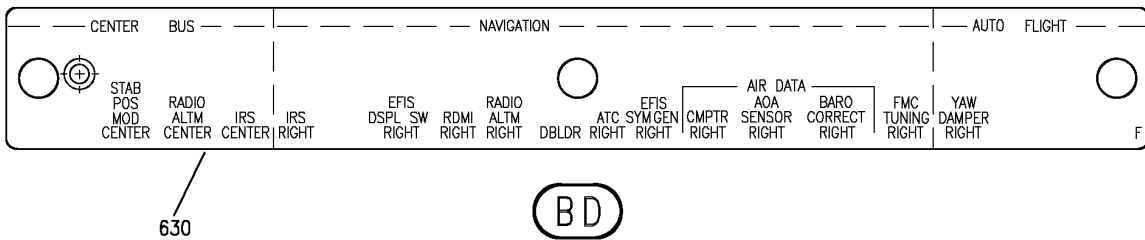
620

BB



625

BC



630

BD

Y 11340305A SHT 12 REV 326

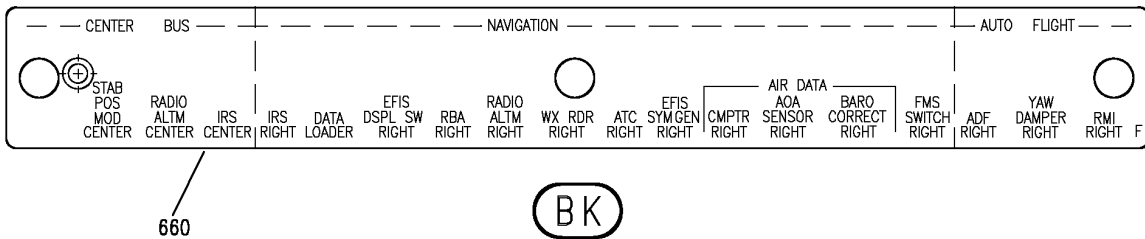
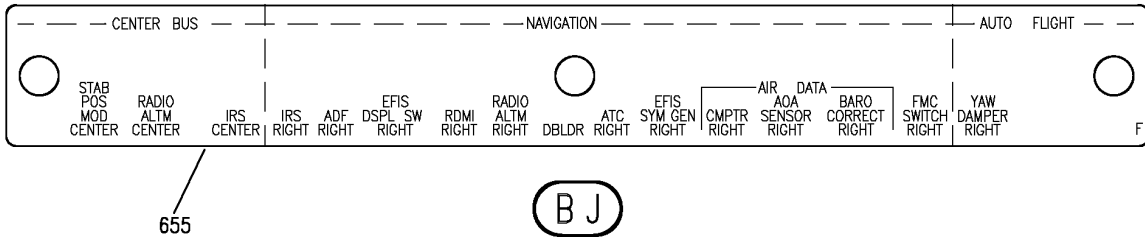
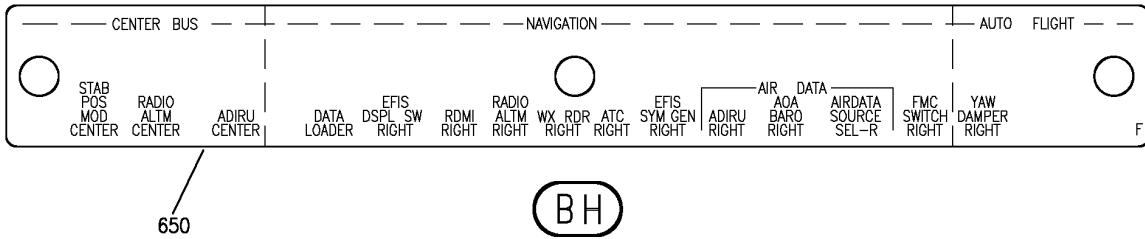
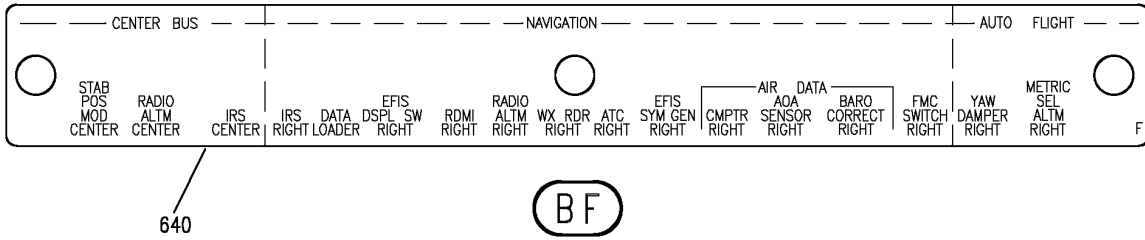
LIGHTPLATE AND PLACARD INSTL-P11-2 (PLACARDS AND MARKINGS ONLY)
 FIGURE 5A (SHEET 12)

11-34-03-05A

BRI
SEP 20/08

11-34-03-05A
 PAGE OK


BOEING
 757
PARTS CATALOG (MAINTENANCE)



Y 11340305A SHT 13 REV 326

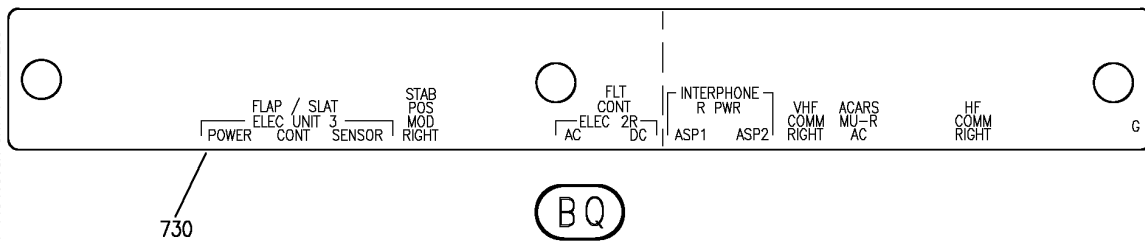
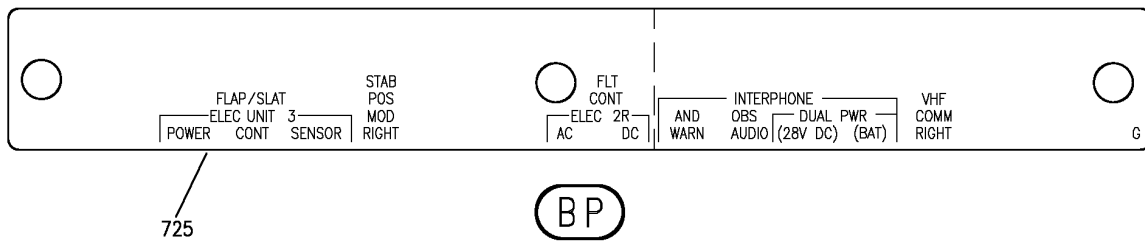
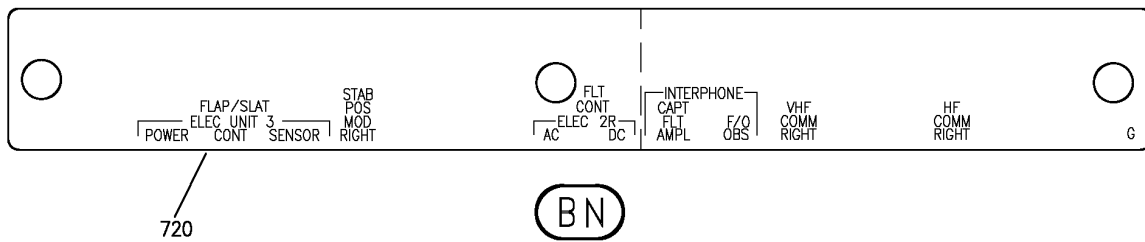
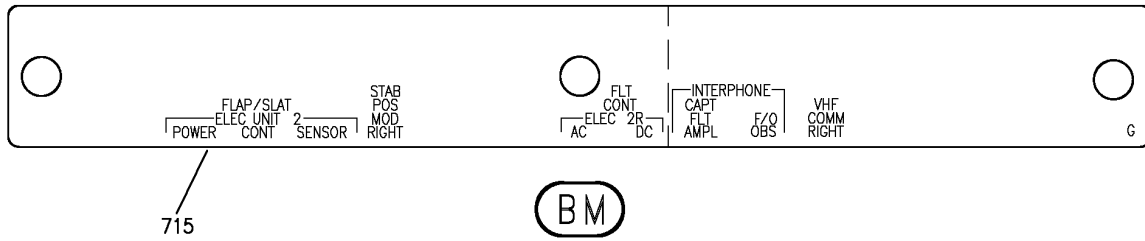
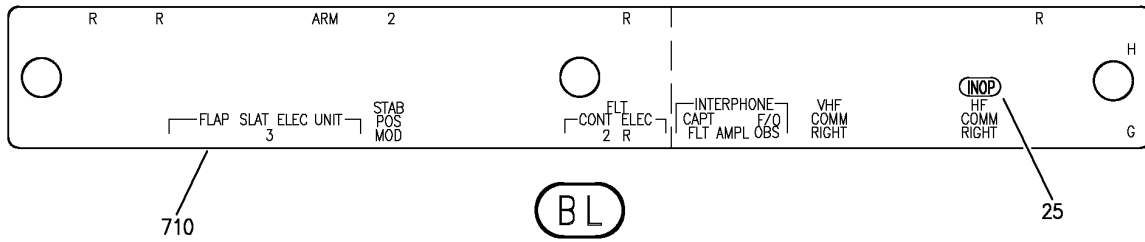
LIGHTPLATE AND PLACARD INSTL-P11-2 (PLACARDS AND MARKINGS ONLY)
 FIGURE 5A (SHEET 13)

11-34-03-05A

BRI
 SEP 20/08

11-34-03-05A
 PAGE 01

BOEING
757
PARTS CATALOG (MAINTENANCE)



Y 11340305A SH1 14 REV 253

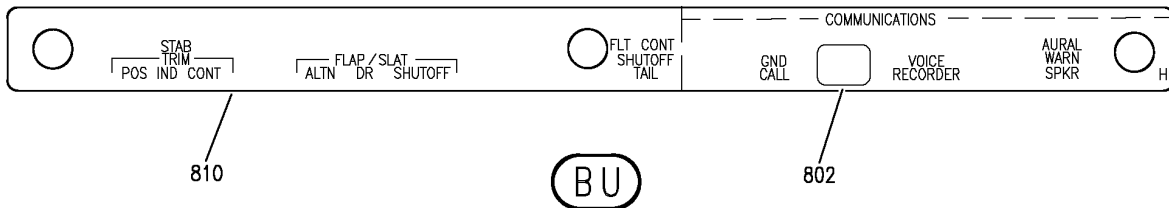
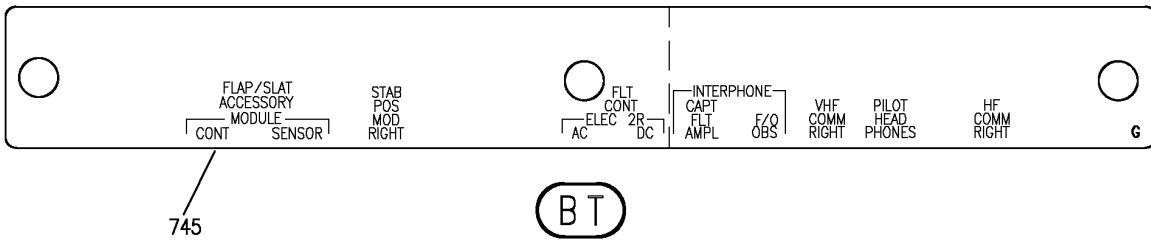
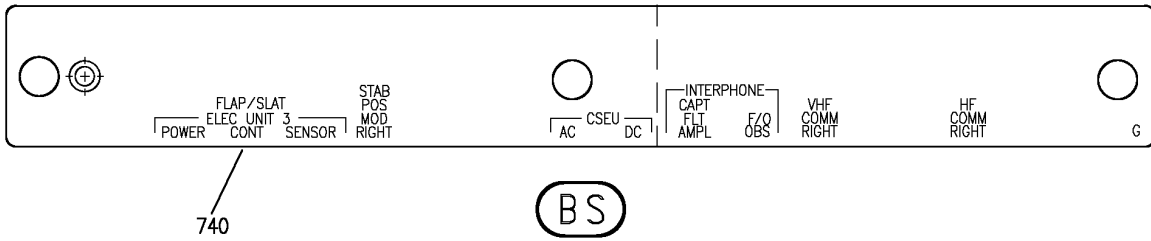
LIGHTPLATE AND PLACARD INSTL-P11-2 (PLACARDS AND MARKINGS ONLY)
FIGURE 5A (SHEET 14)

11-34-03-05A

BRI
MAY 28/07

11-34-03-05A
PAGE 0M


BOEING
 757
PARTS CATALOG (MAINTENANCE)



Y 11340305A SH1 15 REV 326


LIGHTPLATE AND PLACARD INSTL-P11-2 (PLACARDS AND MARKINGS ONLY)
 FIGURE 5A (SHEET 15)

11-34-03-05A

BRI
 SEP 20/08

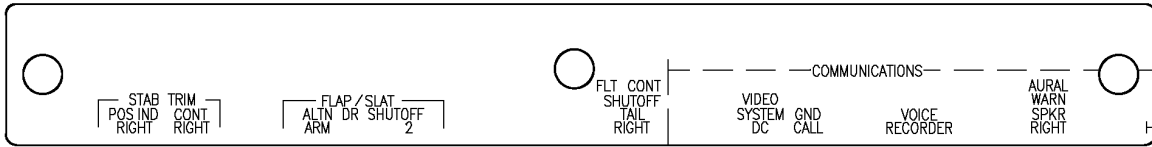
11-34-03-05A
 PAGE ON

BOEING
757
PARTS CATALOG (MAINTENANCE)



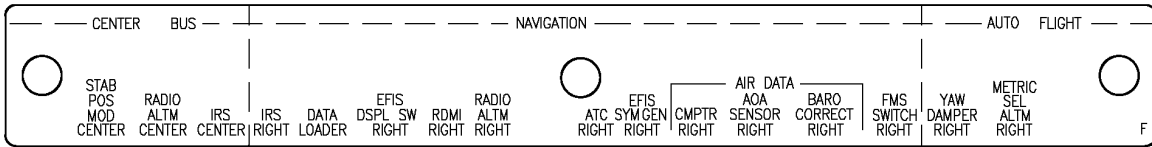
820

BW




825
890

BX



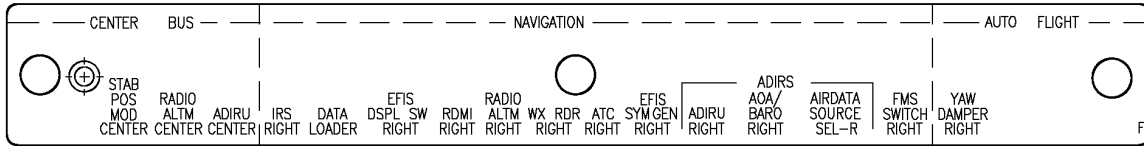
689

BY



835

BZ



691

CB

Y 11340305A SHT 16 REV 326

LIGHTPLATE AND PLACARD INSTL-P11-2 (PLACARDS AND MARKINGS ONLY)
FIGURE 5A (SHEET 16)

BRI
SEP 20/08

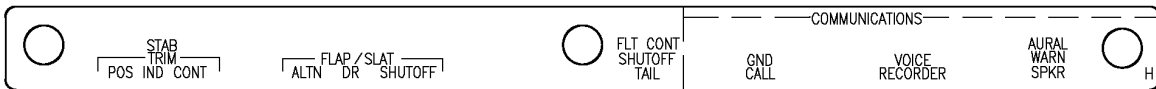
11-34-03-05A

11-34-03-05A
PAGE 00

BOEING

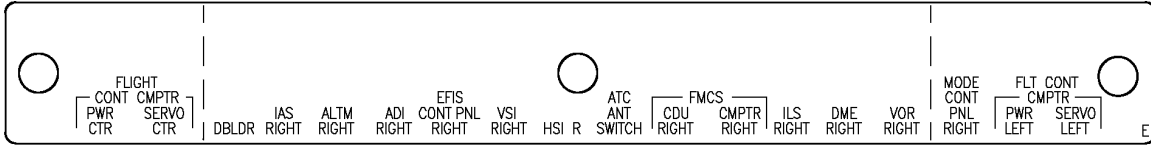
757

PARTS CATALOG (MAINTENANCE)



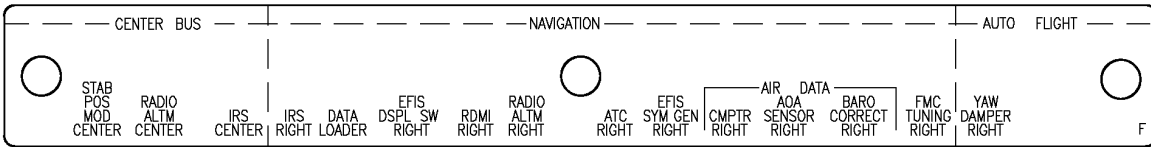
865

CC



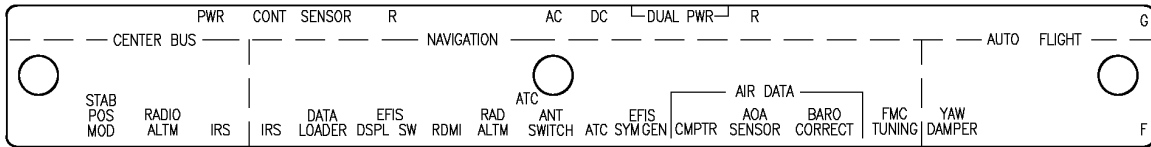
535

CD



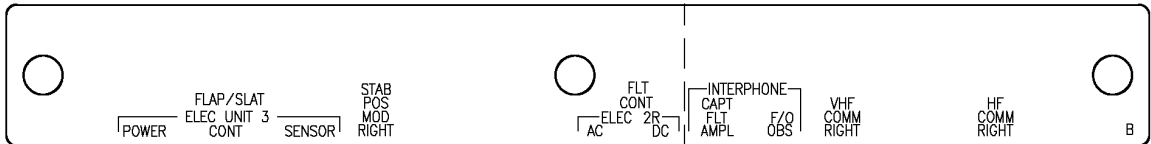
685

CE



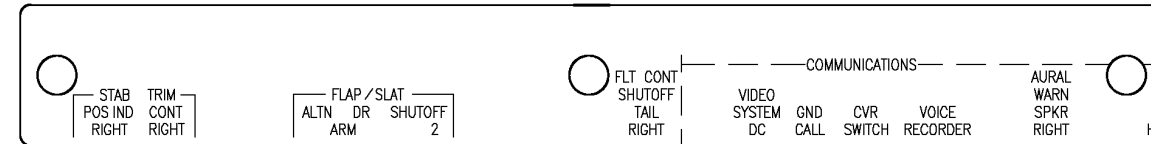
687

CF



750

CG



855
860

CH

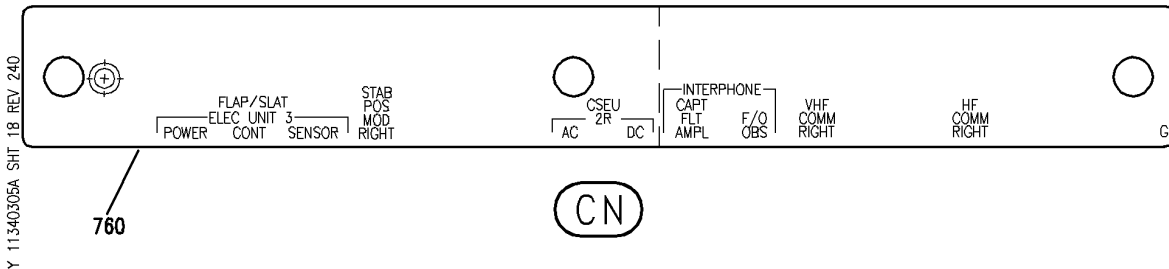
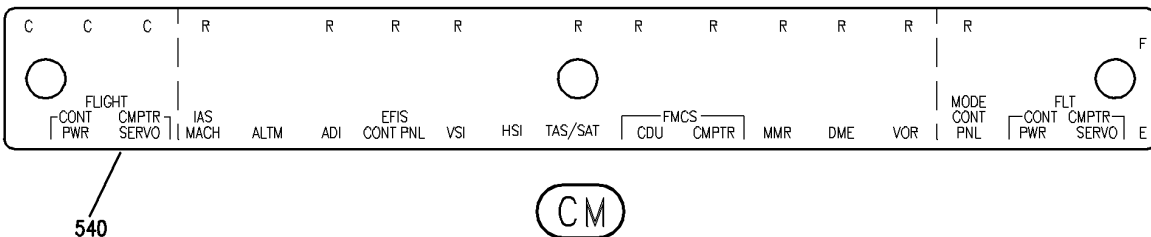
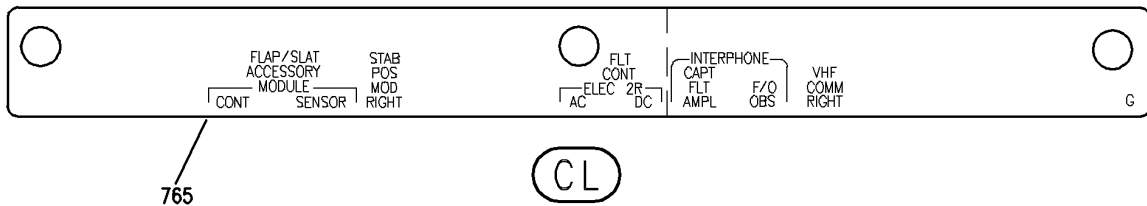

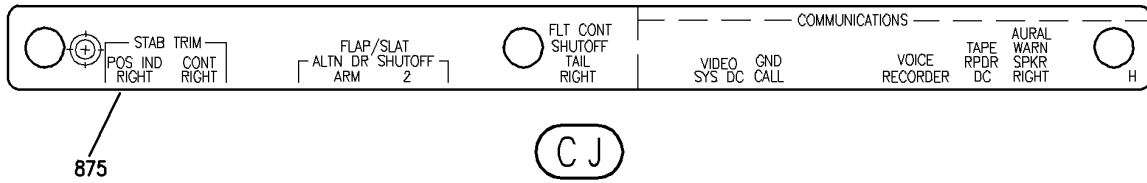
Y 11340305A SHT 17 REV 326

LIGHTPLATE AND PLACARD INSTL-P11-2 (PLACARDS AND MARKINGS ONLY)
FIGURE 5A (SHEET 17)

BOEING

757

PARTS CATALOG (MAINTENANCE)



Y 11340305A SH1 18 REV 240

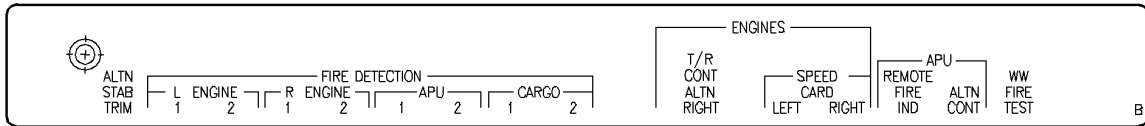
LIGHTPLATE AND PLACARD INSTL-P11-2 (PLACARDS AND MARKINGS ONLY)
FIGURE 5A (SHEET 18)

BRI
MAY 28/07

11-34-03-05A

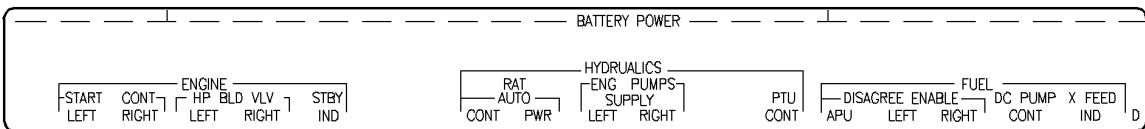
11-34-03-05A
PAGE 00

BOEING
757
PARTS CATALOG (MAINTENANCE)



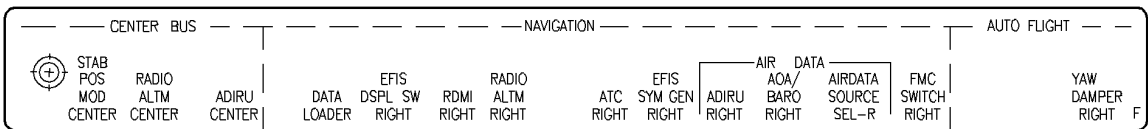
255

CP



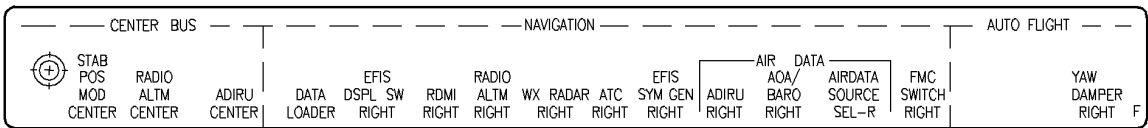
345

CQ



660

CR



665

CS

Y 11340305A SH1 19 REV 236

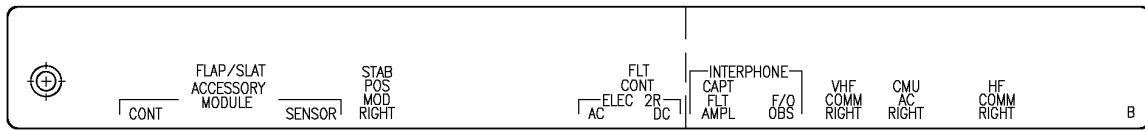
LIGHTPLATE AND PLACARD INSTL-P11-2 (PLACARDS AND MARKINGS ONLY)
FIGURE 5A (SHEET 19)

11-34-03-05A

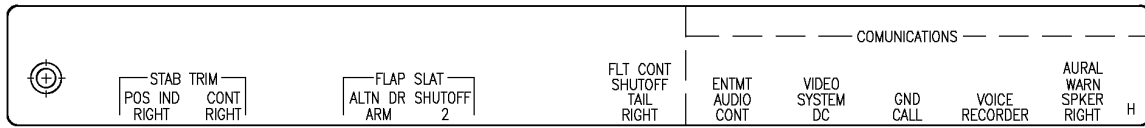
BRI
MAY 28/07

11-34-03-05A
PAGE OR

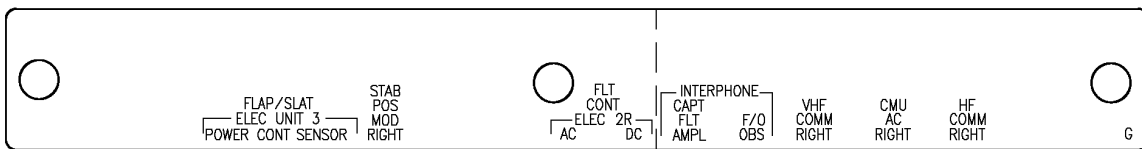
BOEING
757
PARTS CATALOG (MAINTENANCE)



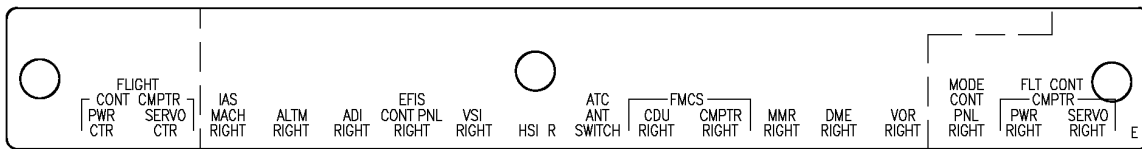
750



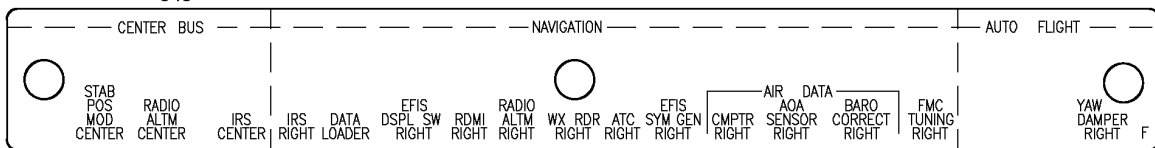
830



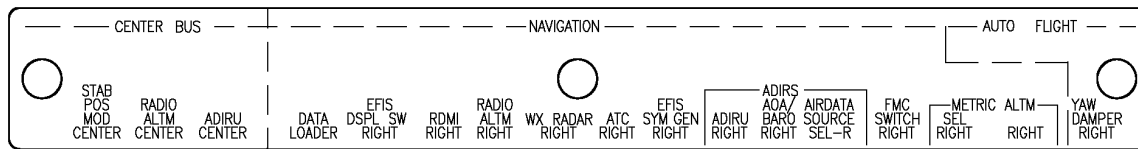
795



545



696



697

Y 11340305A SHT 20 REV 326

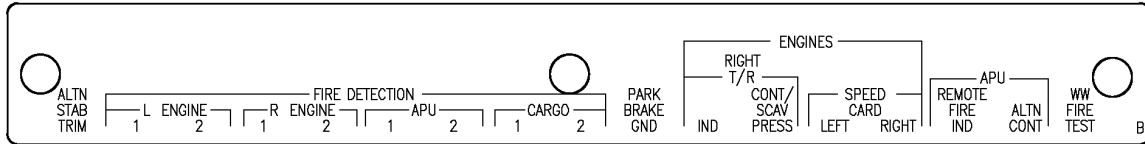
LIGHTPLATE AND PLACARD INSTL-P11-2 (PLACARDS AND MARKINGS ONLY)
FIGURE 5A (SHEET 20)

11-34-03-05A

BRI
SEP 20/08

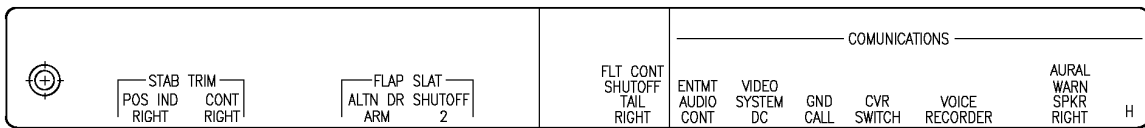
11-34-03-05A
PAGE 08

BOEING
757
PARTS CATALOG (MAINTENANCE)



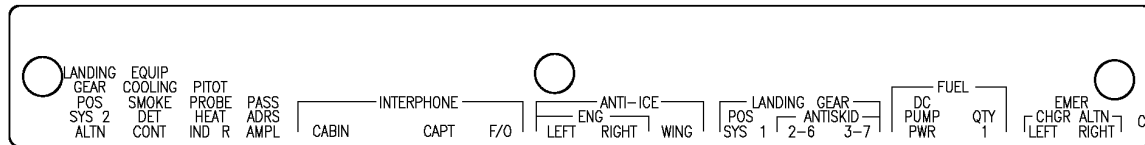
260

DD



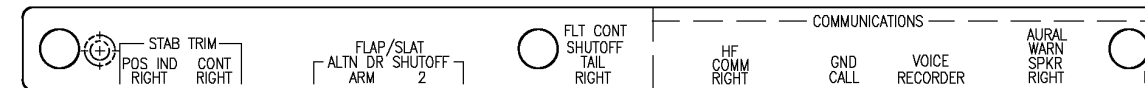
885

DE



355

DF



895

DG

Y 11340305A SHT 21 REV 326

LIGHTPLATE AND PLACARD INSTL-P11-2 (PLACARDS AND MARKINGS ONLY)
FIGURE 5A (SHEET 21)

11-34-03-05A

BRI
SEP 20/08

11-34-03-05A
PAGE 0T

BOEING
757
PARTS CATALOG (MAINTENANCE)

FIG ITEM	PART NUMBER	1 2 3 4 5 6 7	NOMENCLATURE	EFFECT FROM TO	UNITS PER ASSY
5A			LIGHTPLATE AND PLACARD INSTL-P11-2 (PLACARDS AND MARKINGS ONLY)	102102 108120 504903	
- 1	233N5103-287		PLACARD INSTL- FOR NHA/ADDITIONAL DET SEE: 25-10-00-15D	504903	RF
5	BAC27NFDE0024		.DECAL- PLACARD CONTENT: INOP	504903	1
20	BAC27NFDE0024		.DECAL- PLACARD CONTENT: INOP	504903	2
- 50	233N5103-76		LIGHTPLATE INSTL-P11-2 (PLACARDS AND MARKINGS ONLY) FOR NHA/OTHER SYS DET SEE: 25-10-00-15D	102102 108120 504903	RF
55	233N5220-2045		.LIGHTPLATE ASSY	102102 108120 504903	RF
65	233N5220-2046		..STRIP-INDICIA	102102 108120 504903	1
- 100	233N5103-82		LIGHTPLATE INSTL-P11-2 (PLACARDS AND MARKINGS ONLY) FOR NHA/OTHER SYS DET SEE: 25-10-00-15D	102102 108120	RF
- 100	233N5103-83		LIGHTPLATE INSTL-P11-2 (PLACARDS AND MARKINGS ONLY) FOR NHA/OTHER SYS DET SEE: 25-10-00-15D	504903	RF
105	233N5220-2257		.LIGHTPLATE ASSY-	102102 108120	RF
105	233N5220-2283		.LIGHTPLATE ASSY-	504903	RF
135	233N5220-2258		..STRIP-INDICIA	102102 108120	1
140	233N5220-2284		..STRIP-INDICIA	504903	1
- 200	233N5103-88		LIGHTPLATE INSTL-P11-2 (PLACARDS AND MARKINGS ONLY) FOR NHA/OTHER SYS DET SEE: 25-10-00-15D	102102	RF

MISSING ITEM NUMBERS NOT APPLICABLE

- ITEM NOT ILLUSTRATED

BRI

11-34-03-05A

11-34-03
FIG. 05A
PAGE 1
JAN 20/09

BOEING PROPRIETARY - Copyright © - Unpublished Work - See title page for details.



757

PARTS CATALOG (MAINTENANCE)

FIG ITEM	PART NUMBER	1 2 3 4 5 6 7	NOMENCLATURE	EFFECT FROM TO	UNITS PER ASSY
5A					
- 200	233N5103-90		LIGHTPLATE INSTL-P11-2 (PLACARDS AND MARKINGS ONLY) FOR NHA/OTHER SYS DET SEE: 25-10-00-15D	504903	RF
- 200	233N5103-92		LIGHTPLATE INSTL-P11-2 (PLACARDS AND MARKINGS ONLY) FOR NHA/OTHER SYS DET SEE: 25-10-00-15D	108120	RF
205	233N5220-2171		.LIGHTPLATE ASSY	102102	RF
205	233N5220-2285		.LIGHTPLATE ASSY	504903	RF
205	233N5422-5		.LIGHTPLATE ASSY	108120	RF
225	233N5220-2172		..STRIP-INDICIA	102102	1
235	233N5220-2286		..STRIP-INDICIA	504903	1
245	233N5422-6		..STRIP-INDICIA	108120	1
- 300	233N5103-96		LIGHTPLATE INSTL-P11-2 (PLACARDS AND MARKINGS ONLY) FOR NHA/OTHER SYS DET SEE: 25-10-00-15D	102102 108120	RF
- 300	233N5103-98		LIGHTPLATE INSTL-P11-2 (PLACARDS AND MARKINGS ONLY) FOR NHA/OTHER SYS DET SEE: 25-10-00-15D	504903	RF
305	233N5220-2161		.LIGHTPLATE ASSY	102102 108120	RF
305	233N5423-7		.LIGHTPLATE ASSY	504903	RF
320	233N5220-2162		..STRIP-INDICIA	102102 108120	1
330	233N5423-8		..STRIP-INDICIA	504903	1
- 400	233N5103-110		LIGHTPLATE INSTL-P11-2 (PLACARDS AND MARKINGS ONLY) FOR NHA/OTHER SYS DET SEE: 25-10-00-15D	504903	RF
- 400	233N5103-112		LIGHTPLATE INSTL-P11-2 (PLACARDS AND MARKINGS ONLY) FOR NHA/OTHER SYS DET SEE: 25-10-00-15D	102102 108120	RF
405	233N5424-1		.LIGHTPLATE ASSY	504903	RF
405	233N5424-5		.LIGHTPLATE ASSY	102102 108120	RF
455	233N5424-2		..STRIP-INDICIA	504903	1
465	233N5424-6		..STRIP-INDICIA	102102 108120	1

MISSING ITEM NUMBERS NOT APPLICABLE

- ITEM NOT ILLUSTRATED

11-34-03-05A

11-34-03
FIG. 05A
PAGE 2
JAN 20/09

BRI

BOEING PROPRIETARY - Copyright © - Unpublished Work - See title page for details.



757

PARTS CATALOG (MAINTENANCE)

FIG ITEM	PART NUMBER	1 2 3 4 5 6 7	NOMENCLATURE	EFFECT FROM TO	UNITS PER ASSY
5A					
- 500	233N5103-116		LIGHTPLATE INSTL-P11-2 (PLACARDS AND MARKINGS ONLY) FOR NHA/OTHER SYS DET SEE: 25-10-00-15D	102102 108120	RF
- 500	233N5103-118		LIGHTPLATE INSTL-P11-2 (PLACARDS AND MARKINGS ONLY) FOR NHA/OTHER SYS DET SEE: 25-10-00-15D	504903	RF
505	233N5425-1		.LIGHTPLATE ASSY-	102102 108120	RF
505	233N5425-5		.LIGHTPLATE ASSY-	504903	RF
520	233N5425-2		..STRIP-INDICIA	102102 108120	1
530	233N5425-6		..STRIP-INDICIA	504903	1
- 600	233N5103-121		LIGHTPLATE INSTL-P11-2 (PLACARDS AND MARKINGS ONLY) FOR NHA/OTHER SYS DET SEE: 25-10-00-15D	102102 108120	RF
- 600	233N5103-323		LIGHTPLATE INSTL-P11-2 (PLACARDS AND MARKINGS ONLY) FOR NHA/OTHER SYS DET SEE: 25-10-00-15D	504903	RF
605	233N5220-2153		.LIGHTPLATE ASSY-	102102 108120	RF
605	233N5426-29		.LIGHTPLATE ASSY-	504903	RF
620	233N5220-2154		..STRIP-INDICIA	102102 108120	1
680	233N5426-30		..STRIP-INDICIA	504903	1
- 700	233N5103-132		LIGHTPLATE INSTL-P11-2 (PLACARDS AND MARKINGS ONLY) FOR NHA/OTHER SYS DET SEE: 25-10-00-15D	102102 108120	RF
- 700	233N5103-134		LIGHTPLATE INSTL-P11-2 (PLACARDS AND MARKINGS ONLY) FOR NHA/OTHER SYS DET SEE: 25-10-00-15D	504903	RF
705	233N5220-2089		.LIGHTPLATE ASSY-	102102 108120	RF
705	233N5220-2293		.LIGHTPLATE ASSY	504903	RF
720	233N5220-2090		..STRIP-INDICIA	102102 108120	1
730	233N5220-2294		..STRIP-INDICIA	504903	1

MISSING ITEM NUMBERS NOT APPLICABLE

- ITEM NOT ILLUSTRATED

11-34-03-05A

11-34-03
FIG. 05A
PAGE 3
JAN 20/09

BRI



757

PARTS CATALOG (MAINTENANCE)

FIG ITEM	PART NUMBER	1 2 3 4 5 6 7	NOMENCLATURE	EFFECT FROM TO	UNITS PER ASSY
5A - 800	233N5103-141		LIGHTPLATE INSTL-P11-2 (PLACARDS AND MARKINGS ONLY) FOR NHA/OTHER SYS DET SEE: 25-10-00-15D	108120	RF
- 800	233N5103-302		LIGHTPLATE INSTL-P11-2 (PLACARDS AND MARKINGS ONLY) FOR NHA/OTHER SYS DET SEE: 25-10-00-15D	102102 504903	RF
805	233N5220-2095		.LIGHTPLATE ASSY-	108120	RF
805	233N5428-11		.LIGHTPLATE ASSY-	102102 504903	RF
825	233N5220-2096		..STRIP-INDICIA	108120	1
855	233N5428-12		..STRIP-INDICIA	102102 504903	1

MISSING ITEM NUMBERS NOT APPLICABLE

- ITEM NOT ILLUSTRATED

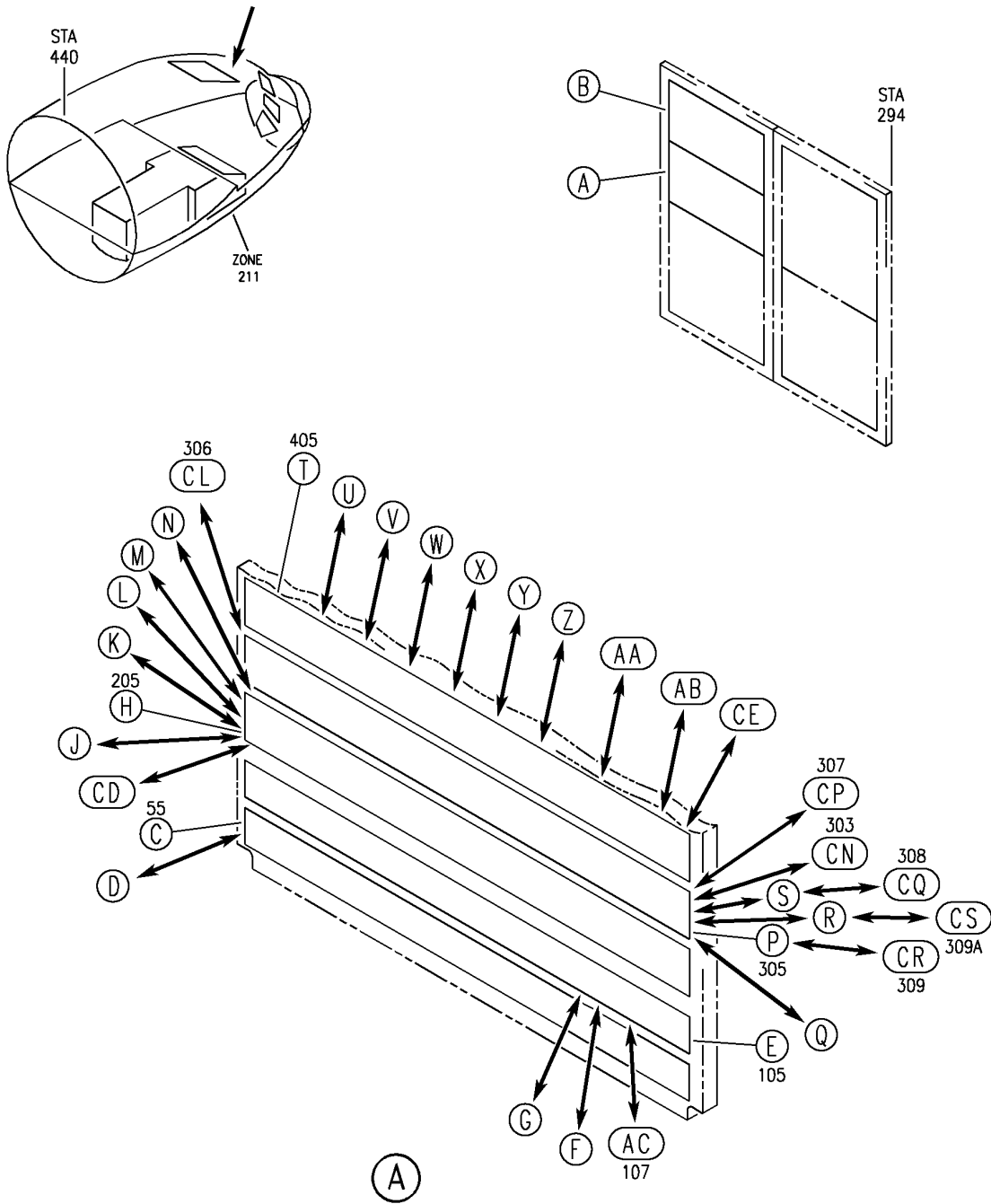
BRI

11-34-03-05A

BOEING PROPRIETARY - Copyright © - Unpublished Work - See title page for details.

11-34-03
FIG. 05A
PAGE 4
JAN 20/09


BOEING
 757
PARTS CATALOG (MAINTENANCE)



Y 11340305B SHT 1 REV 299

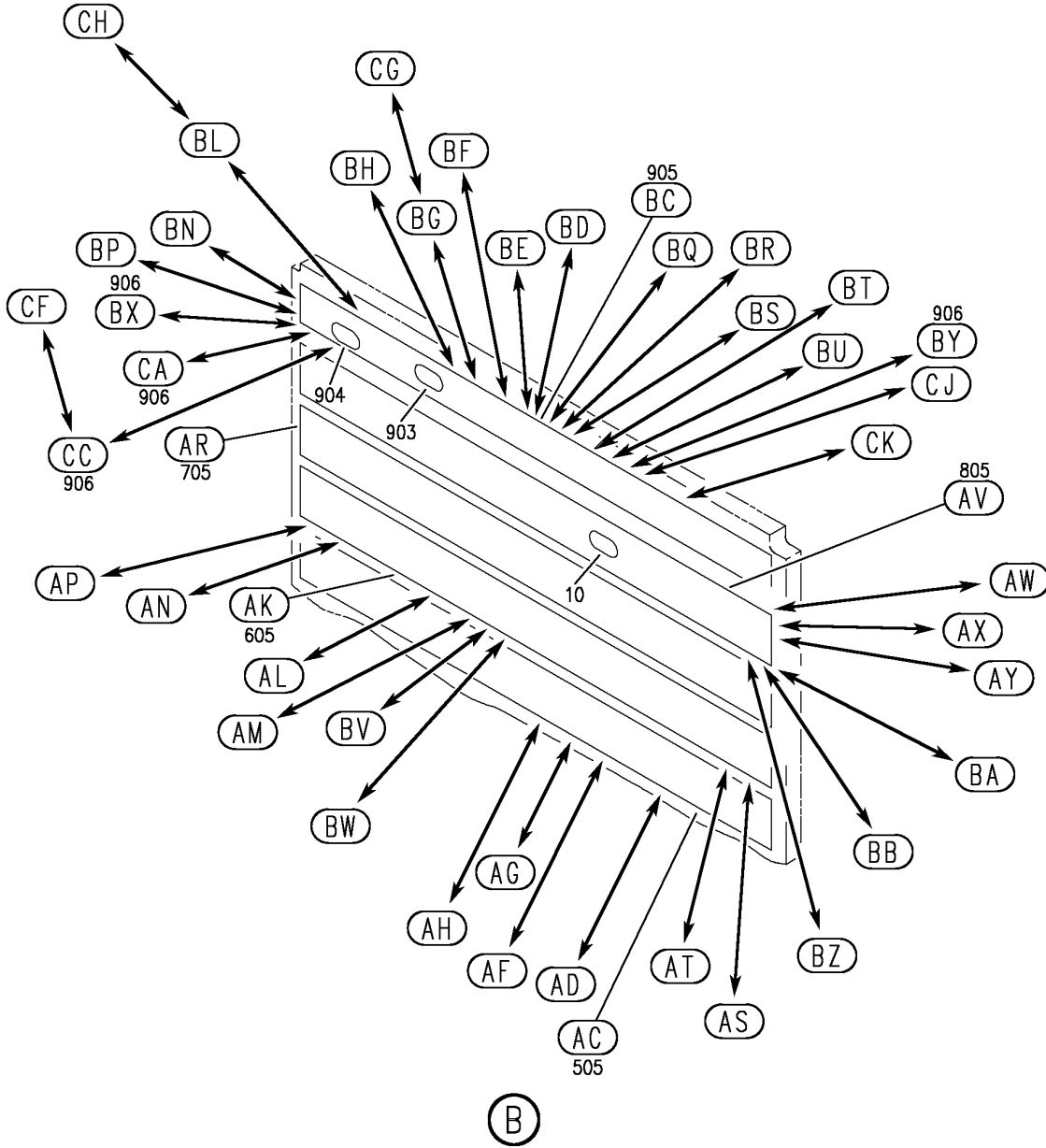
LIGHTPLATE AND PLACARD INSTL - P11-3 (PLACARDS AND MARKINGS ONLY)
 FIGURE 5B (SHEET 1)

BRI
MAY 28/07

11-34-03-05B

11-34-03-05B
 PAGE 0

BOEING
757
PARTS CATALOG (MAINTENANCE)



Y 11340305B SHT 2 REV 326

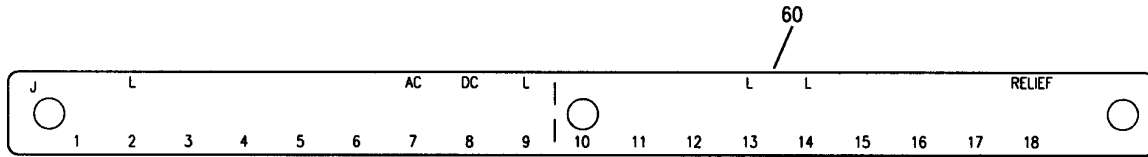
LIGHTPLATE AND PLACARD INSTL - P11-3 (PLACARDS AND MARKINGS ONLY)
FIGURE 5B (SHEET 2)

BRI
SEP 20/08

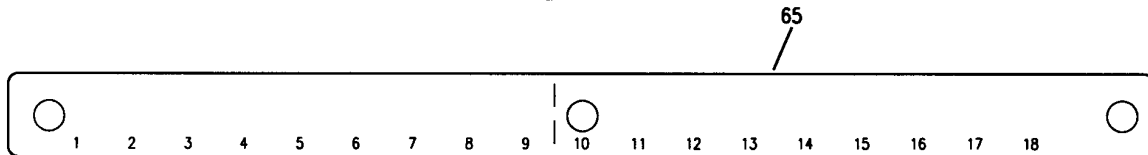
11-34-03-05B

11-34-03-05B
PAGE 0A

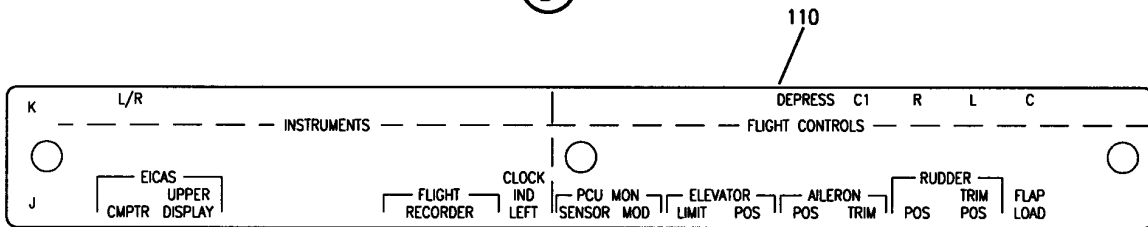
BOEING
757
PARTS CATALOG (MAINTENANCE)



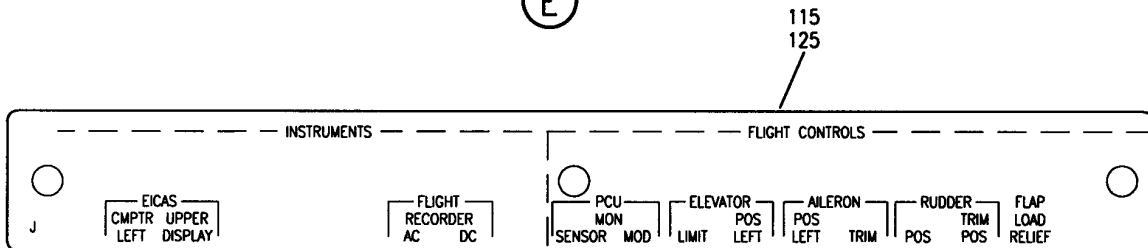
C



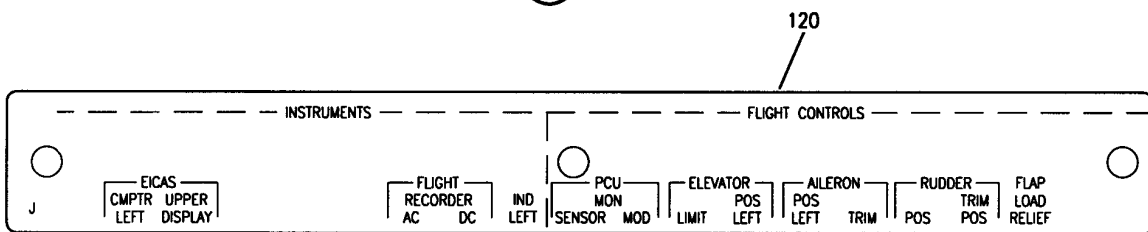
D



E



F



G

Y 11340305B SHT 3 REV 210

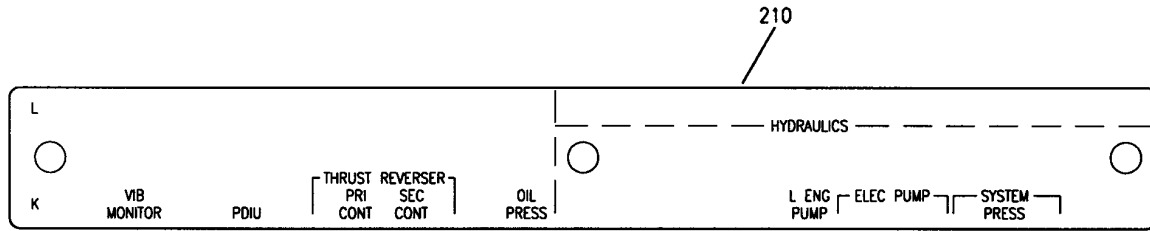
LIGHTPLATE AND PLACARD INSTL - P11-3 (PLACARDS AND MARKINGS ONLY)
FIGURE 5B (SHEET 3)

BRI
MAY 28/07

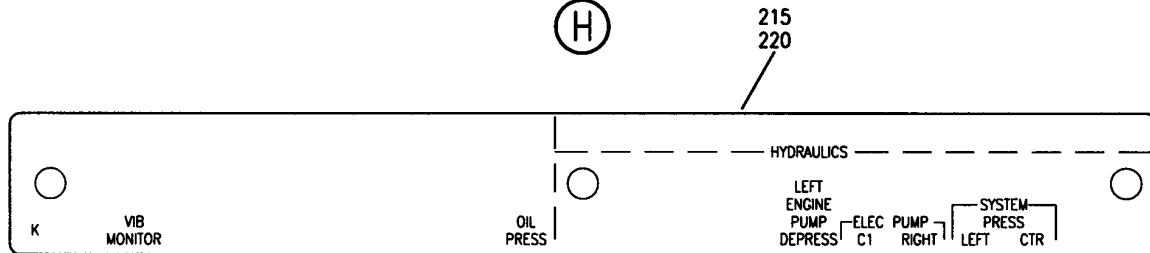
11-34-03-05B

11-34-03-05B
PAGE 0B

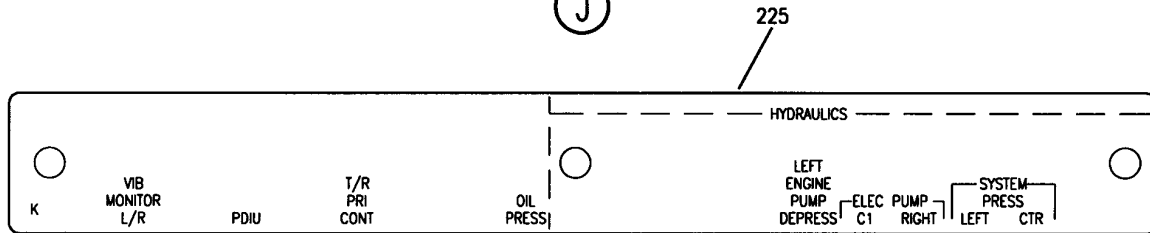
BOEING
757
PARTS CATALOG (MAINTENANCE)



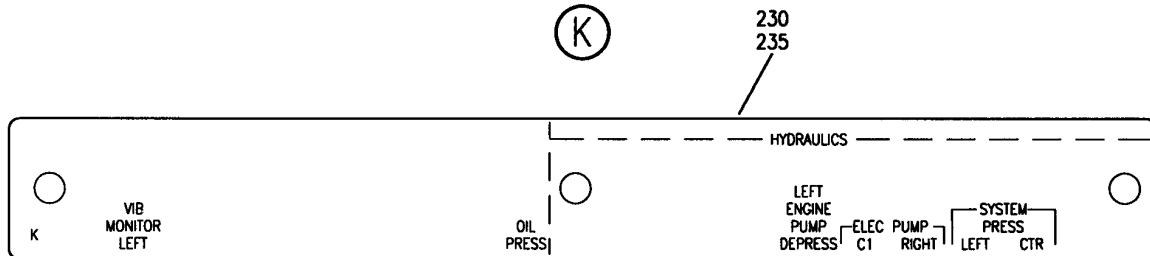
(H)



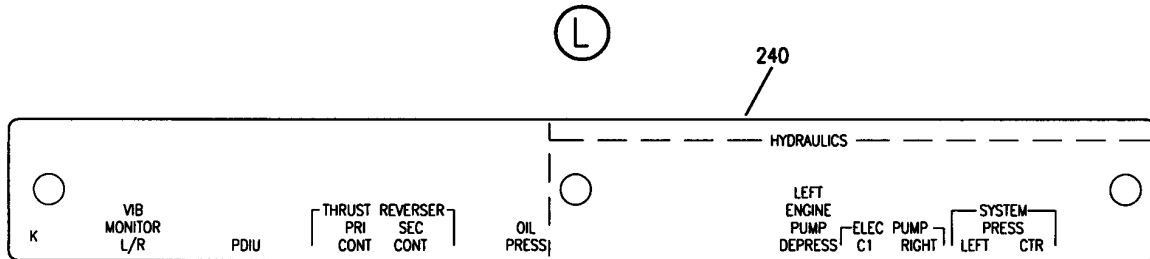
(J)



(K)



(L)



(M)

Y 11340305B SHT 4 REV 210

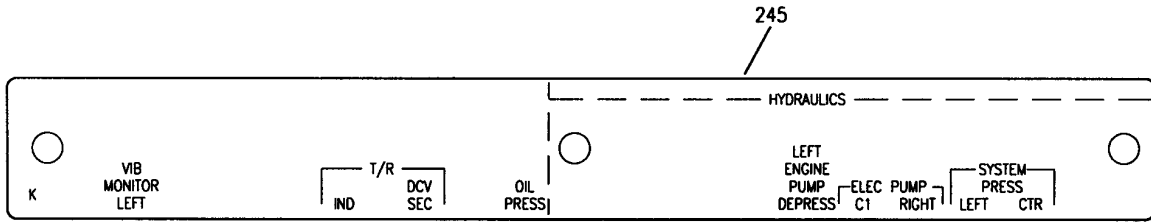
LIGHTPLATE AND PLACARD INSTL - P11-3 (PLACARDS AND MARKINGS ONLY)
FIGURE 5B (SHEET 4)

BRI
MAY 28/07

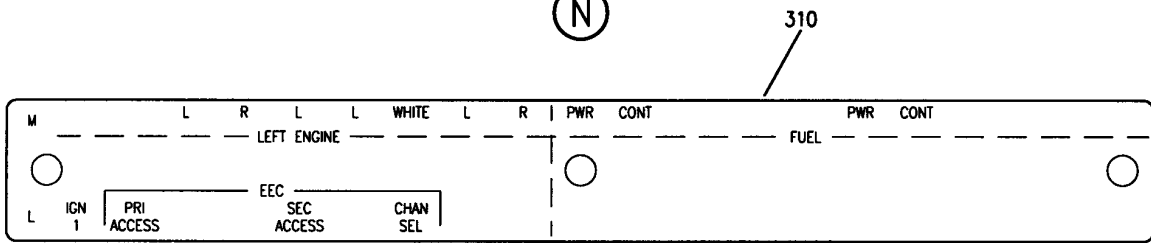
11-34-03-05B

11-34-03-05B
PAGE 0C

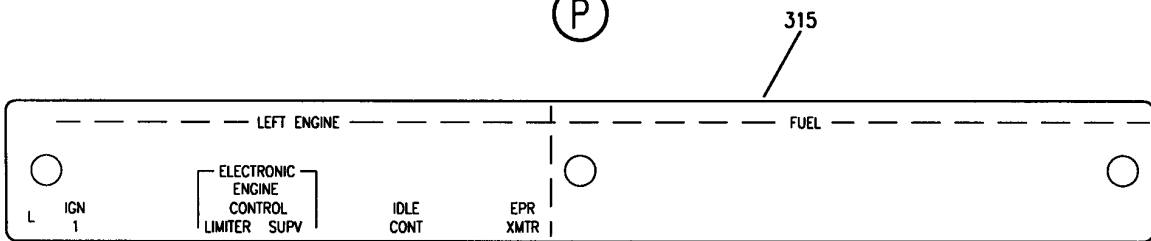
BOEING
757
PARTS CATALOG (MAINTENANCE)



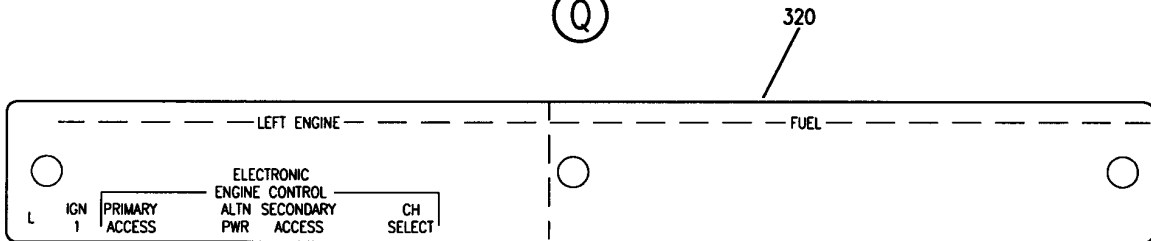
N



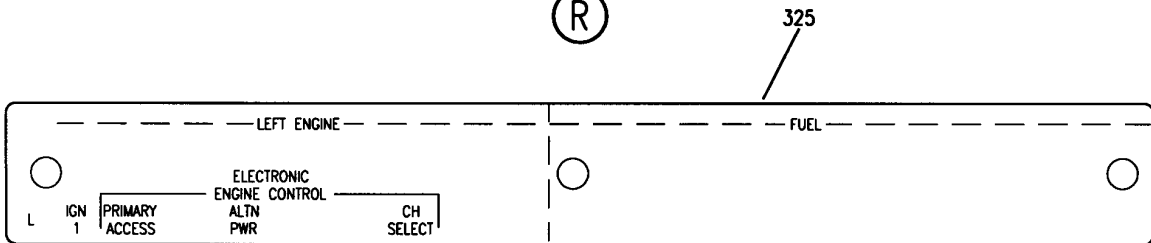
P



Q



R



S

Y 11340305B SHT 5 REV 210

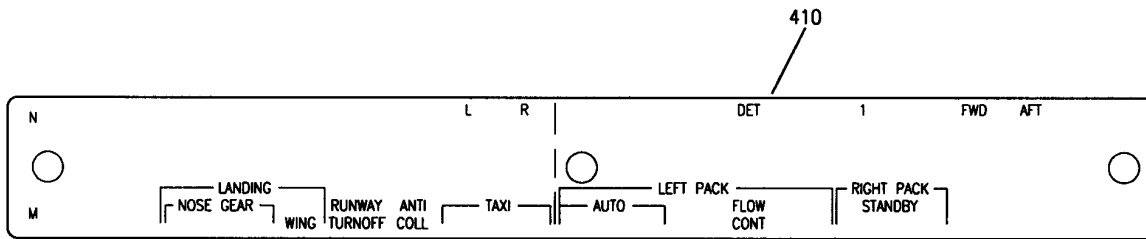
LIGHTPLATE AND PLACARD INSTL - P11-3 (PLACARDS AND MARKINGS ONLY)
FIGURE 5B (SHEET 5)

11-34-03-05B

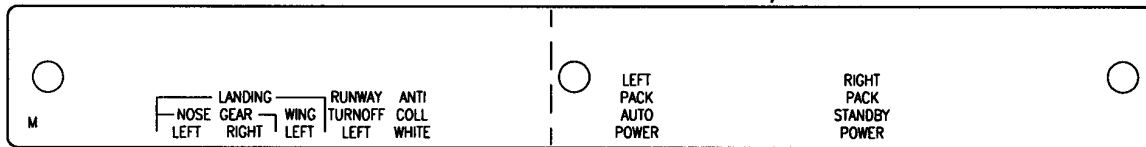
BRI
MAY 28/07

11-34-03-05B
PAGE 0D

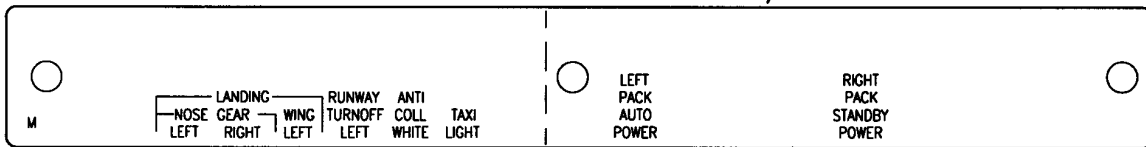

BOEING
 757
PARTS CATALOG (MAINTENANCE)



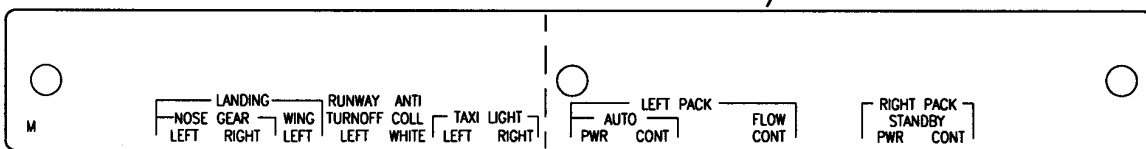
Ⓣ



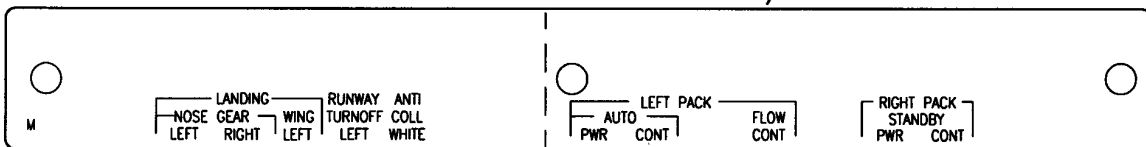
Ⓤ



Ⓥ



Ⓦ



Ⓧ

Y 11340305B SHT 6 REV 210

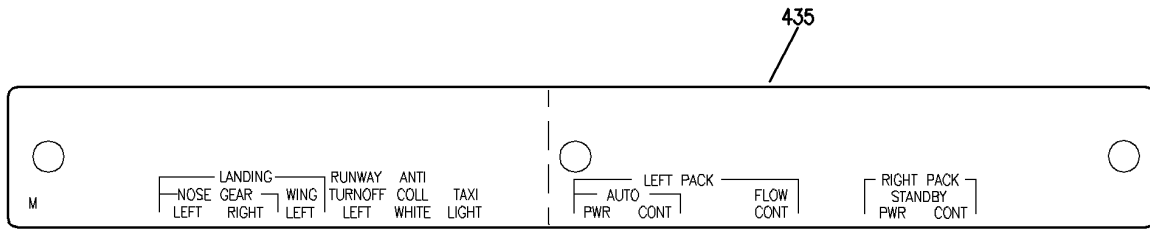
LIGHTPLATE AND PLACARD INSTL - P11-3 (PLACARDS AND MARKINGS ONLY)
 FIGURE 5B (SHEET 6)

BRI
MAY 28/07

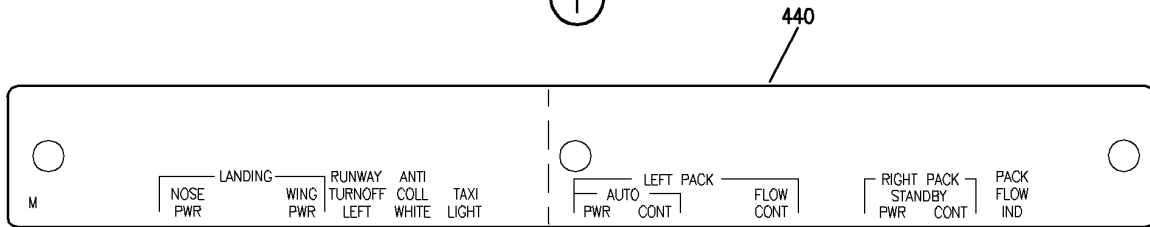
11-34-03-05B

11-34-03-05B
 PAGE 0E

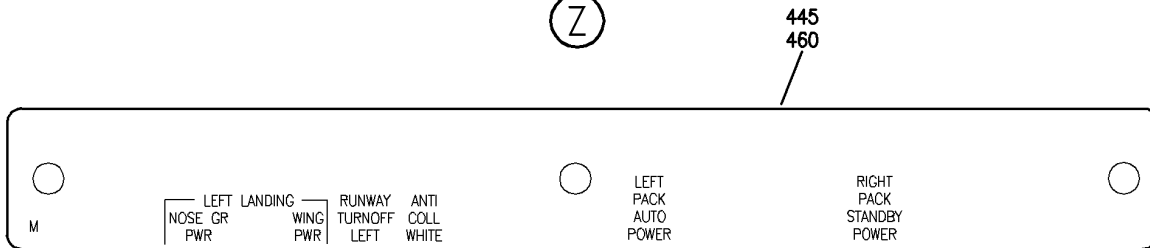
BOEING
757
PARTS CATALOG (MAINTENANCE)



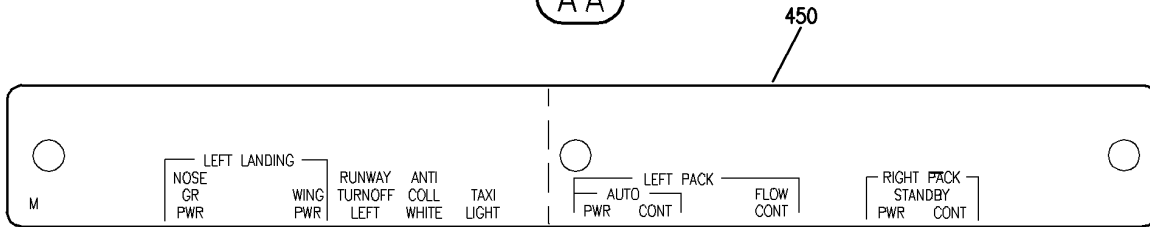
(Y)



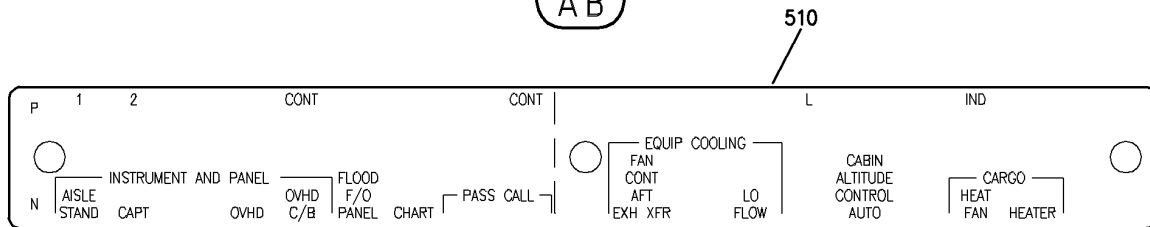
(Z)



(AA)



(AB)

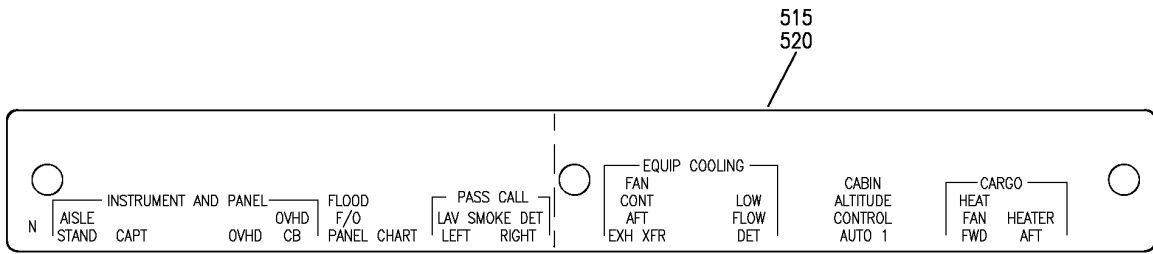


(AC)

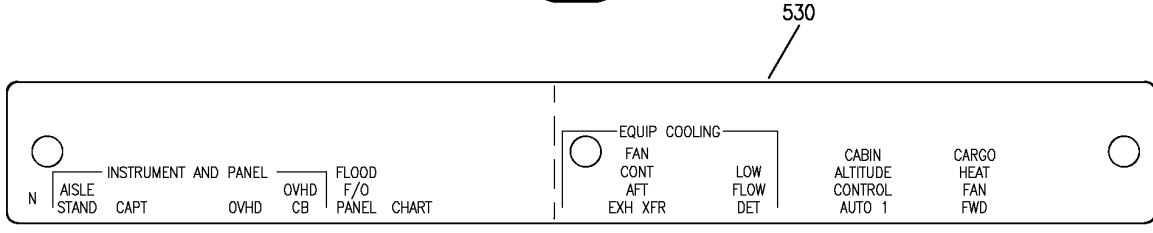
Y 11340305B SH7 7 REV 236

LIGHTPLATE AND PLACARD INSTL - P11-3 (PLACARDS AND MARKINGS ONLY)
FIGURE 5B (SHEET 7)

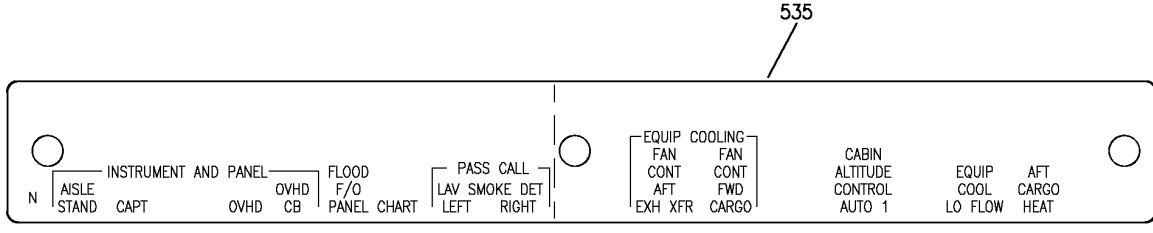
BOEING
757
PARTS CATALOG (MAINTENANCE)



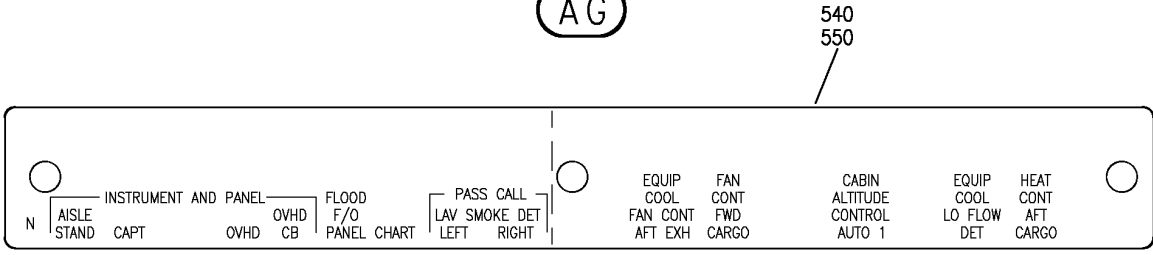
(AD)



(AF)



(AG)



(AH)

Y 11340305B SH-T 8 REV 326

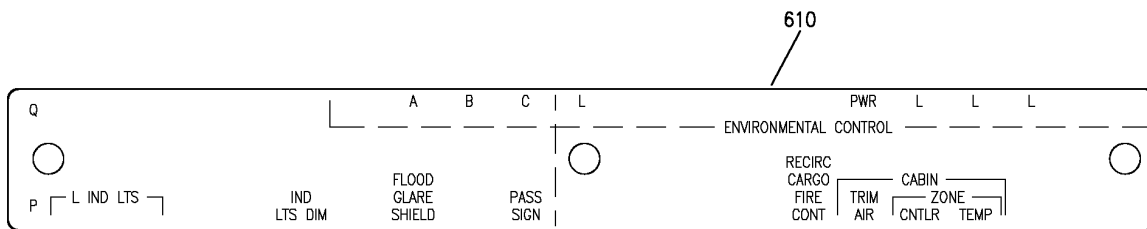
LIGHTPLATE AND PLACARD INSTL - P11-3 (PLACARDS AND MARKINGS ONLY)
FIGURE 5B (SHEET 8)

11-34-03-05B

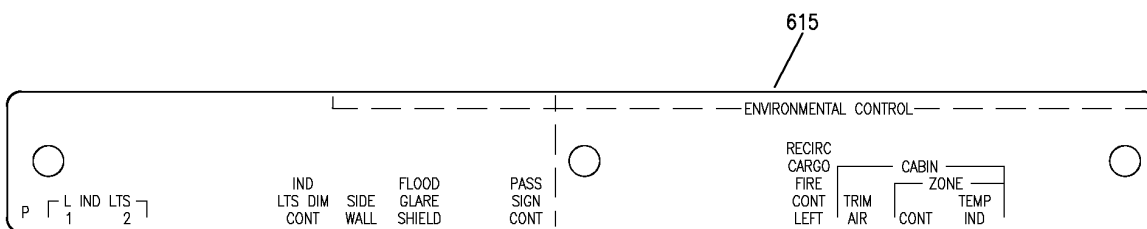
BRI
SEP 20/08

11-34-03-05B
PAGE 0G

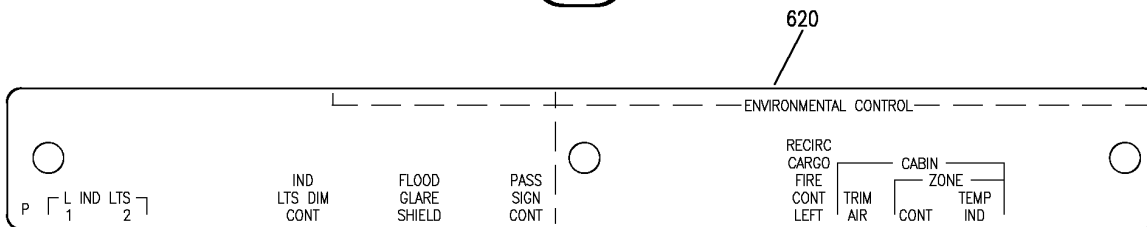

BOEING
 757
PARTS CATALOG (MAINTENANCE)



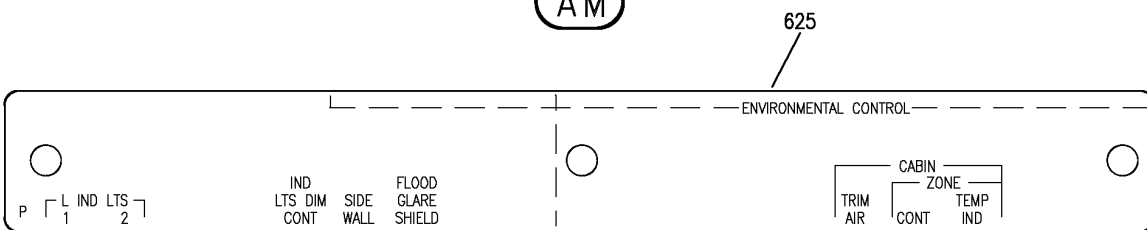
AK



AL



AM



AN

Y 11340305B SH-T 9 REV 326

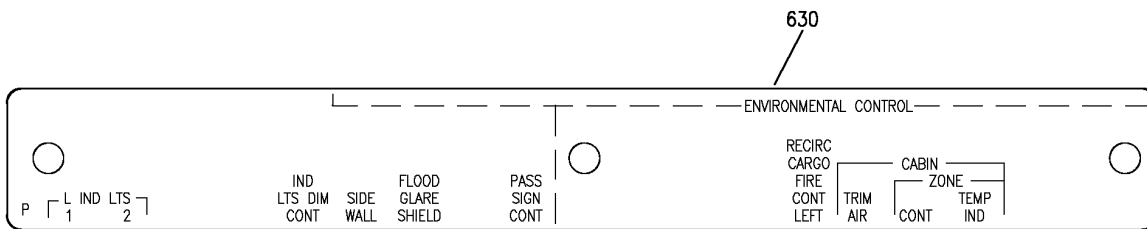
LIGHTPLATE AND PLACARD INSTL - P11-3 (PLACARDS AND MARKINGS ONLY)
FIGURE 5B (SHEET 9)

BRI
SEP 20/08

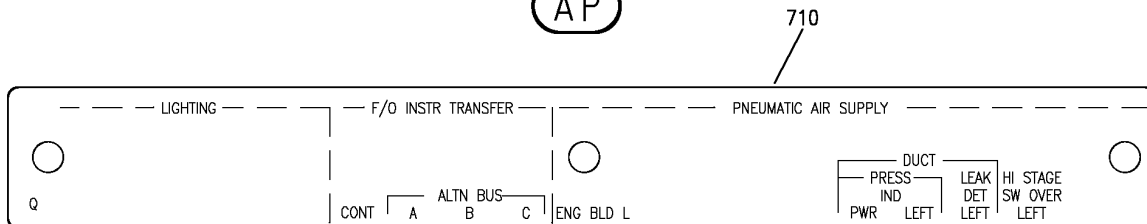
11-34-03-05B

11-34-03-05B
PAGE 0H

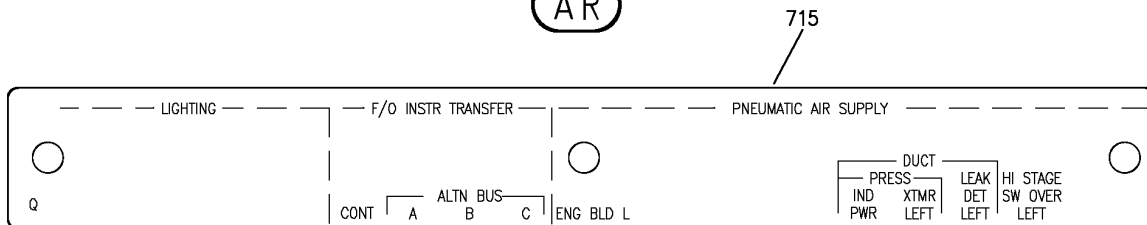

BOEING
 757
PARTS CATALOG (MAINTENANCE)



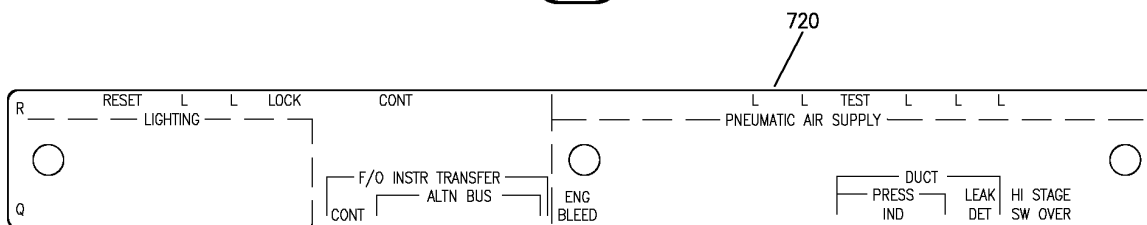
AP



AR



AS



AT

Y 11340305B SHT 10 REV 326

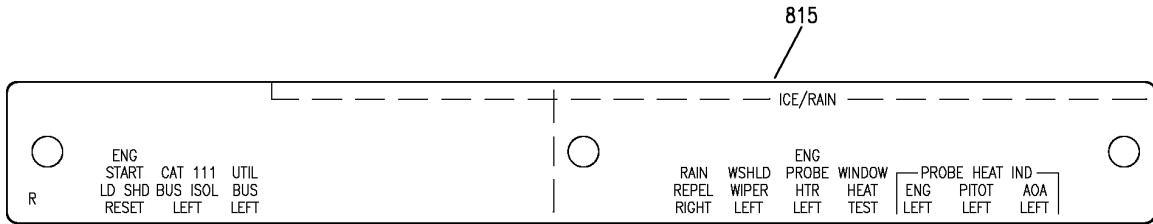
LIGHTPLATE AND PLACARD INSTL - P11-3 (PLACARDS AND MARKINGS ONLY)
 FIGURE 5B (SHEET 10)

11-34-03-05B

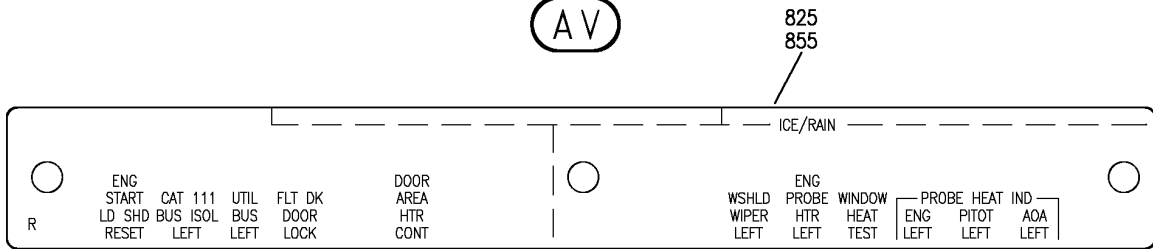
BRI
SEP 20/08

11-34-03-05B
 PAGE 01

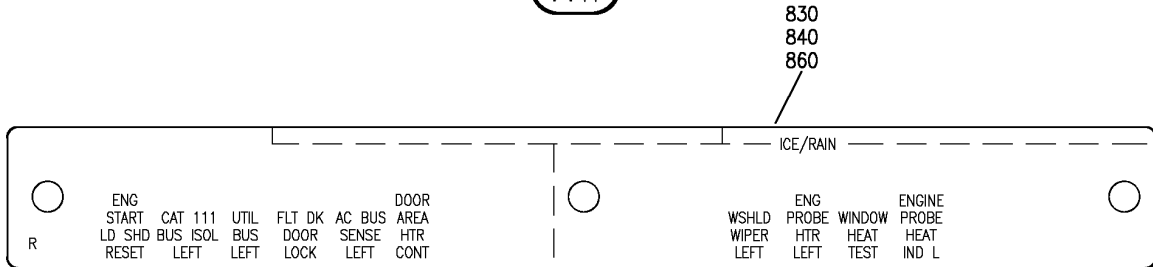
BOEING
757
PARTS CATALOG (MAINTENANCE)



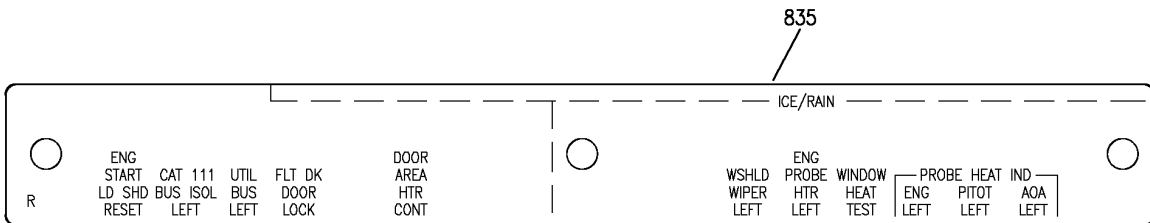
(AV)



(AW)



(AX)



(AY)

Y 11340305B SHT 11 REV 326

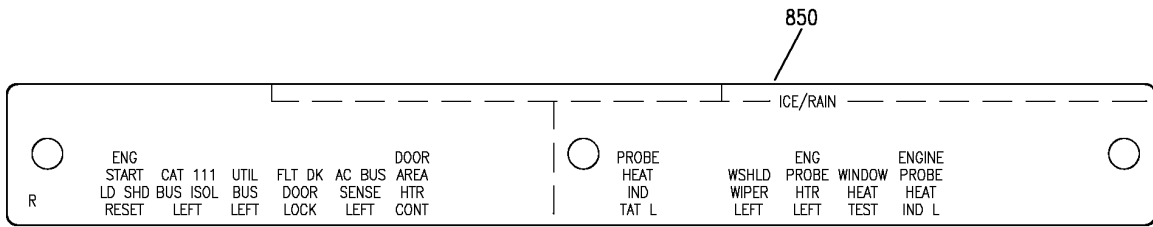
LIGHTPLATE AND PLACARD INSTL - P11-3 (PLACARDS AND MARKINGS ONLY)
FIGURE 5B (SHEET 11)

11-34-03-05B

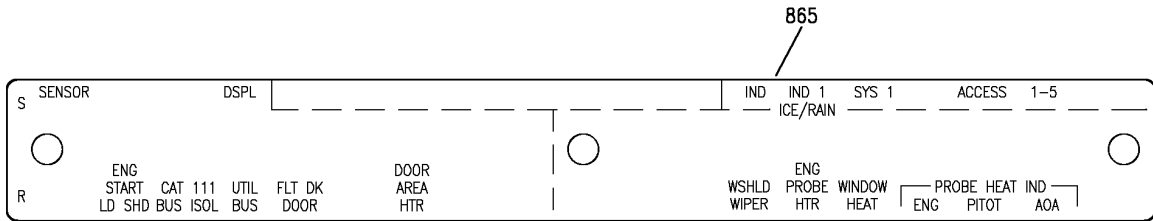
BRI
SEP 20/08

11-34-03-05B
PAGE 0J

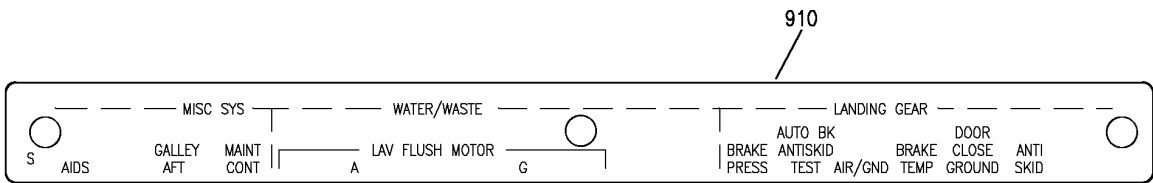
BOEING
757
PARTS CATALOG (MAINTENANCE)



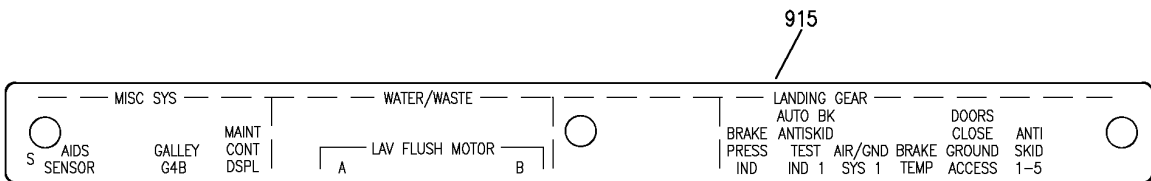
BA



BB



BC



BD

Y 11340305B SHT 12 REV 326

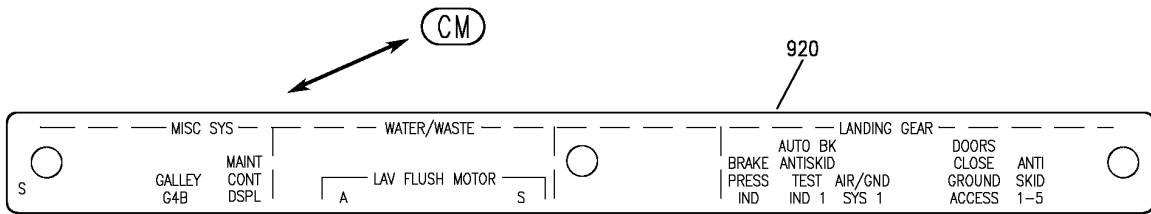
LIGHTPLATE AND PLACARD INSTL - P11-3 (PLACARDS AND MARKINGS ONLY)
FIGURE 5B (SHEET 12)

11-34-03-05B

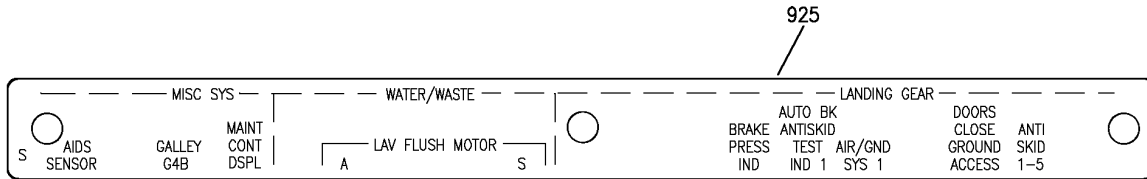
BRI
SEP 20/08

11-34-03-05B
PAGE OK

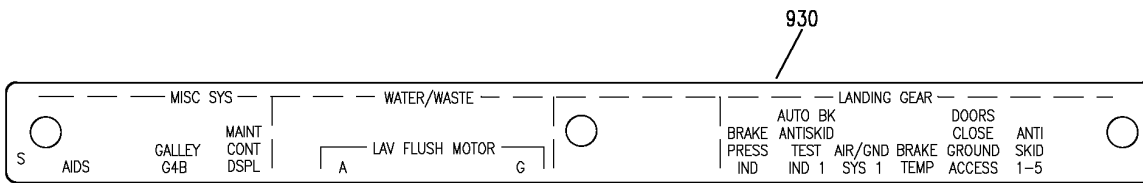

BOEING
 757
PARTS CATALOG (MAINTENANCE)



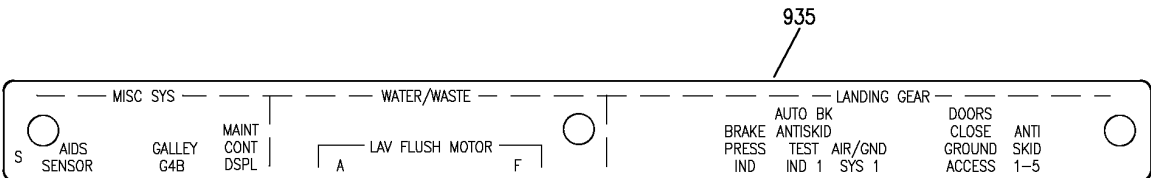
(BE)



(BF)



(BG)



(BH)

Y 11340305B SHT 13 REV 326

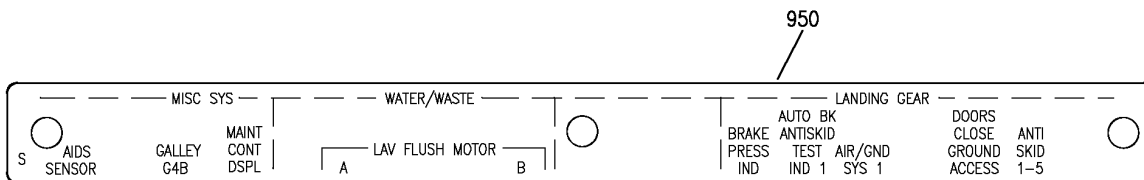
LIGHTPLATE AND PLACARD INSTL - P11-3 (PLACARDS AND MARKINGS ONLY)
 FIGURE 5B (SHEET 13)

11-34-03-05B

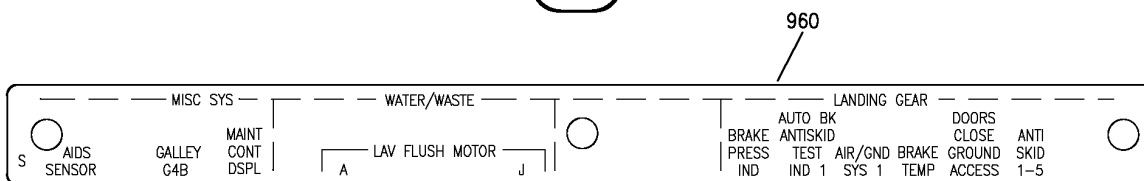
BRI
SEP 20/08

11-34-03-05B
 PAGE 0L

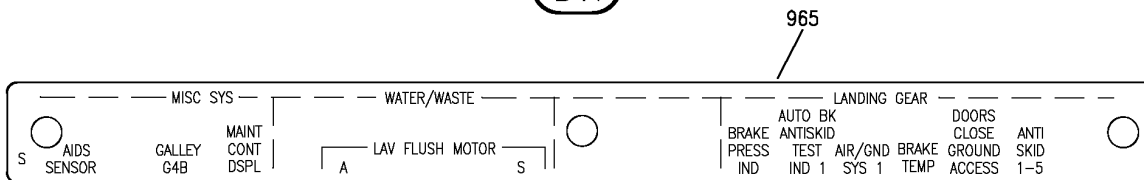
BOEING
757
PARTS CATALOG (MAINTENANCE)



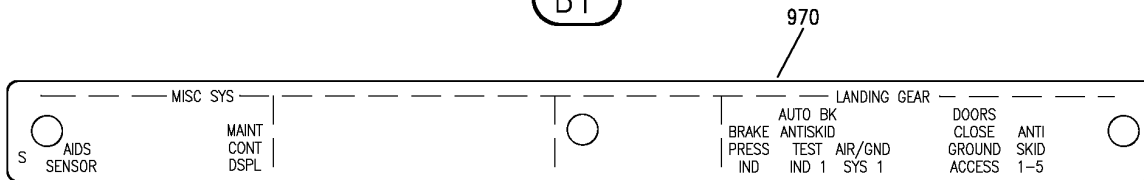
BL



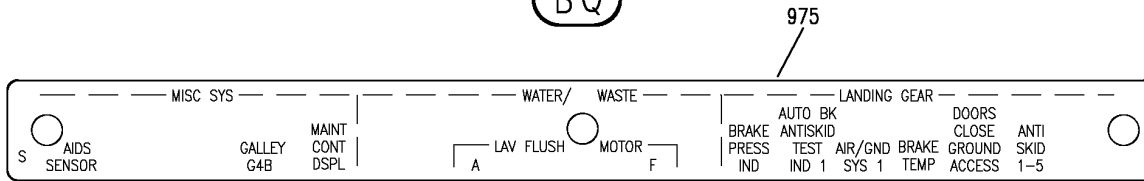
BN



BP



BQ



BR

Y 11340305B SHT 14 REV 326

LIGHTPLATE AND PLACARD INSTL - P11-3 (PLACARDS AND MARKINGS ONLY)
FIGURE 5B (SHEET 14)

11-34-03-05B

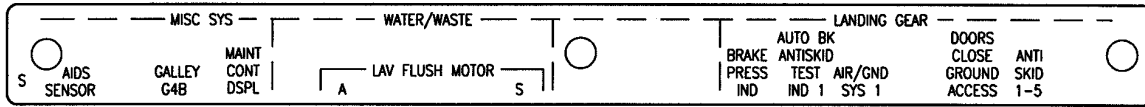
BRI
SEP 20/08

11-34-03-05B
PAGE 0M

BOEING

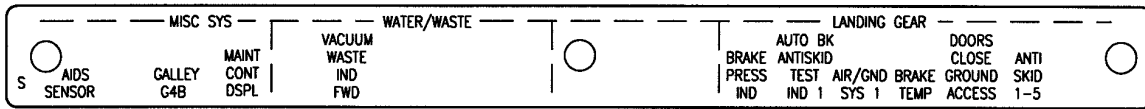
757

PARTS CATALOG (MAINTENANCE)



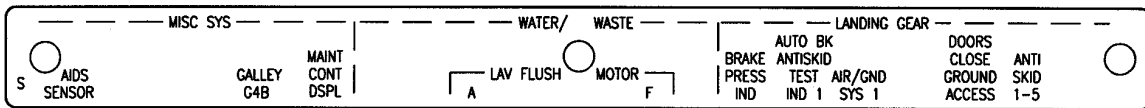
980

BS



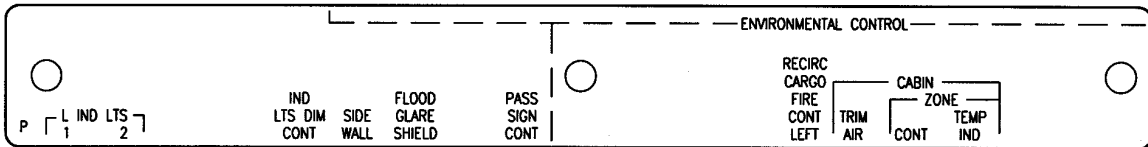
985

BT



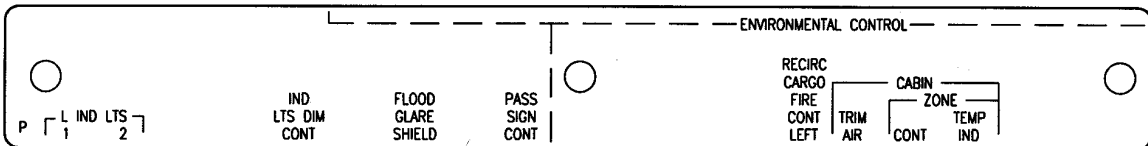
990

BU



640

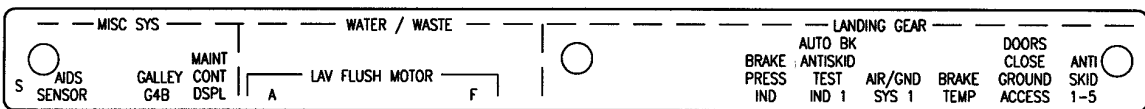
BV



645

BW

Y 11340305B SH1 15 REV 212



995

BX

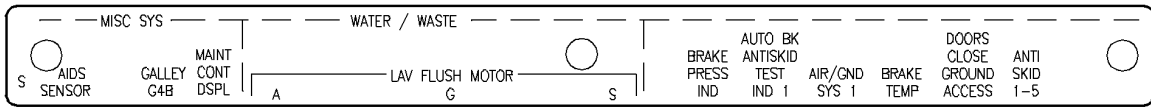
LIGHTPLATE AND PLACARD INSTL - P11-3 (PLACARDS AND MARKINGS ONLY)
FIGURE 5B (SHEET 15)

BRI
MAY 28/07

11-34-03-05B

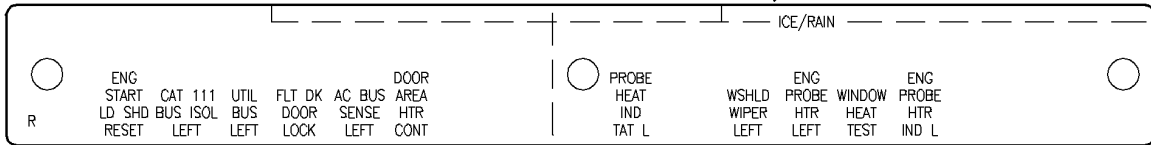
11-34-03-05B
PAGE ON

BOEING
757
PARTS CATALOG (MAINTENANCE)



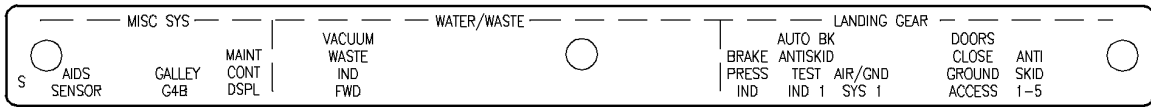
997

BY



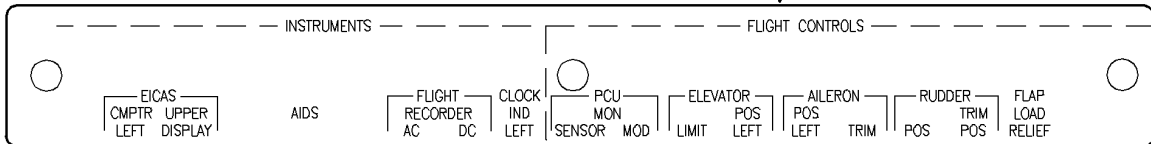
870

BZ



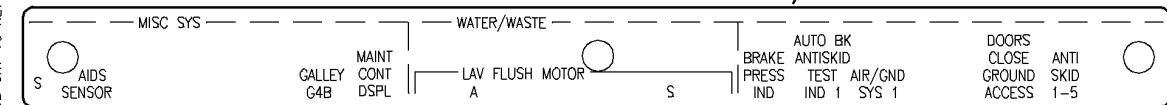
998

CA



130

CB



912

CC

Y 11340305B SHT 16 REV 225

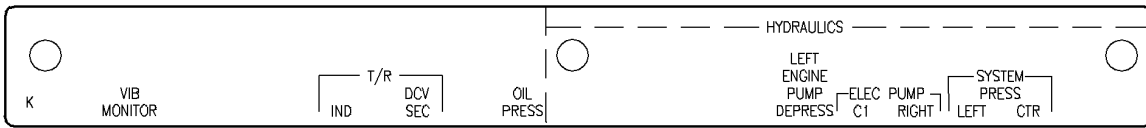
LIGHTPLATE AND PLACARD INSTL - P11-3 (PLACARDS AND MARKINGS ONLY)
FIGURE 5B (SHEET 16)

11-34-03-05B

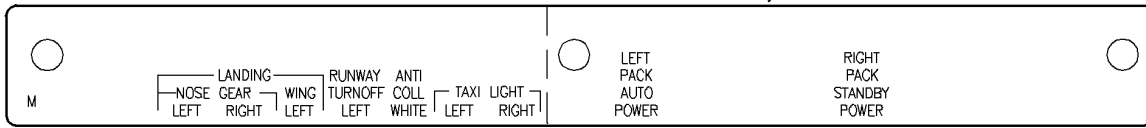
BRI
MAY 28/07

11-34-03-05B
PAGE 00

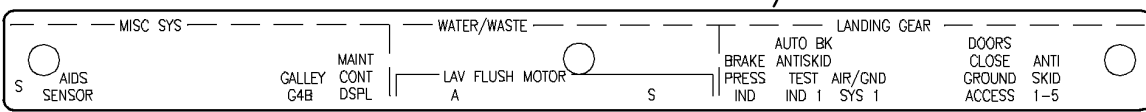
BOEING
757
PARTS CATALOG (MAINTENANCE)



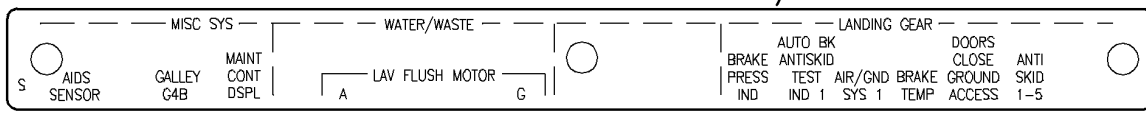
250 **CD** 440



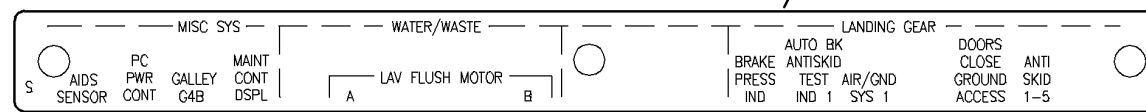
CE 922



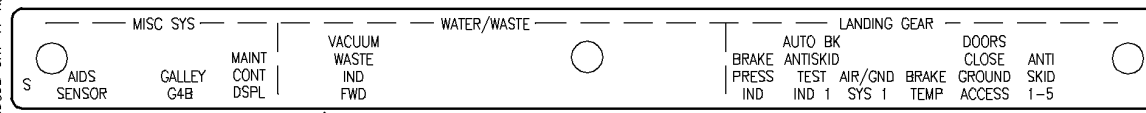
CF 927



CG 932



CH



999 **CJ**

Y 11340305B SH17 REV 243

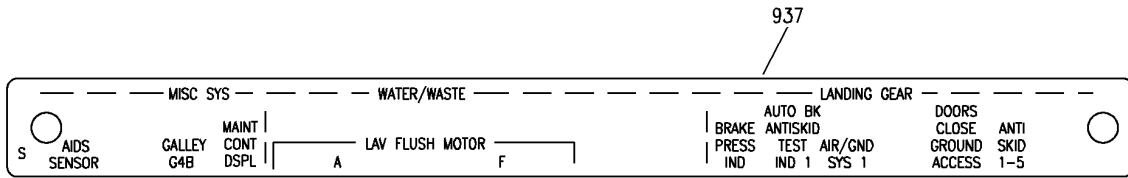
LIGHTPLATE AND PLACARD INSTL - P11-3 (PLACARDS AND MARKINGS ONLY)
FIGURE 5B (SHEET 17)

11-34-03-05B

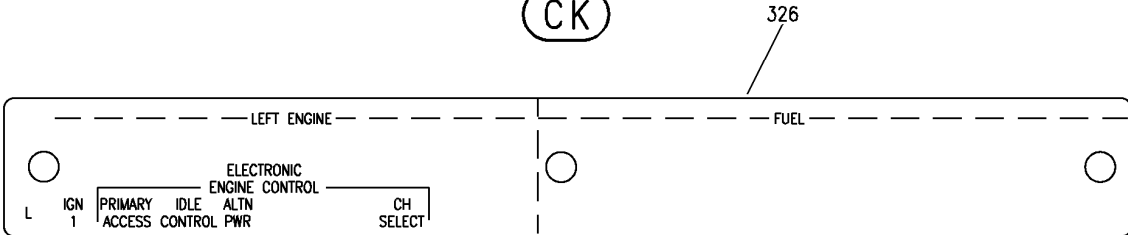
BRI
MAY 28/07

11-34-03-05B
PAGE 0P

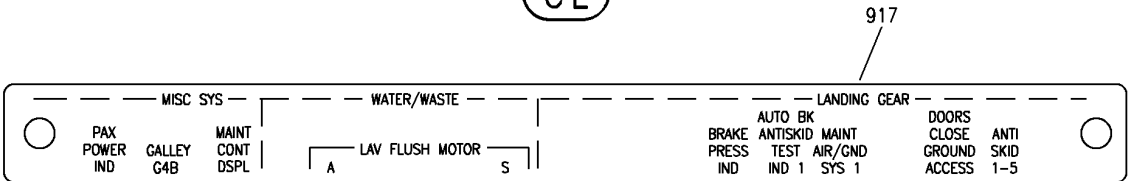
BOEING
757
PARTS CATALOG (MAINTENANCE)



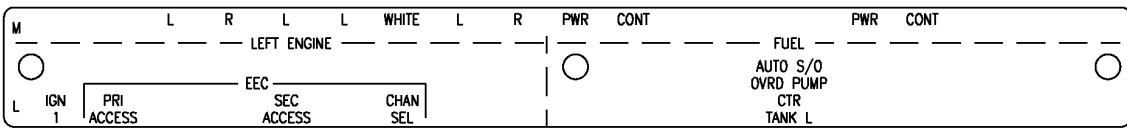
CK



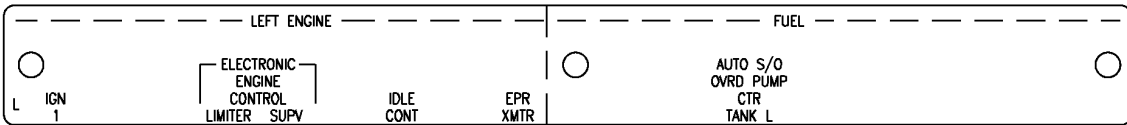
CL



CM



CN



CP

Y 11340305B SHT 18 REV 299

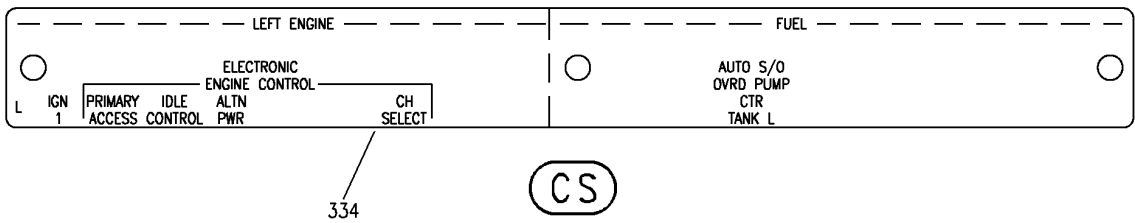
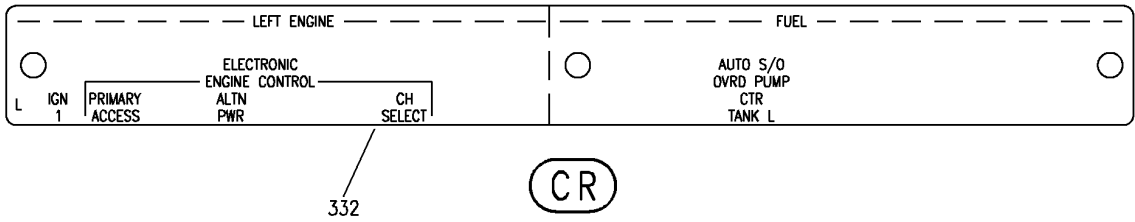
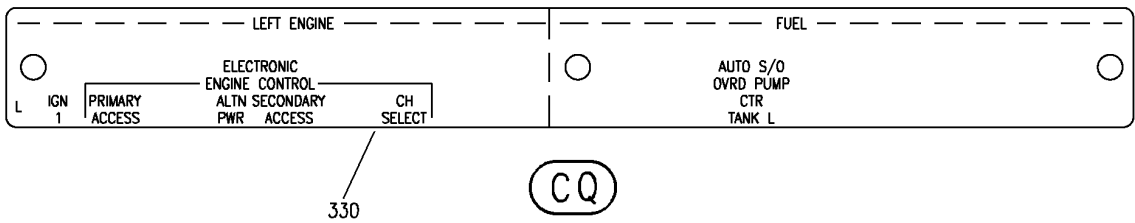
LIGHTPLATE AND PLACARD INSTL - P11-3 (PLACARDS AND MARKINGS ONLY)
FIGURE 5B (SHEET 18)

11-34-03-05B

BRI
MAY 28/07

11-34-03-05B
PAGE 00


BOEING
 757
PARTS CATALOG (MAINTENANCE)



Y 11340305B SHT 19 REV 299

LIGHTPLATE AND PLACARD INSTL - P11-3 (PLACARDS AND MARKINGS ONLY)
 FIGURE 5B (SHEET 19)

BRI
MAY 28/07

11-34-03-05B

11-34-03-05B
 PAGE OR

 **BOEING**
757
PARTS CATALOG (MAINTENANCE)

FIG ITEM	PART NUMBER	1 2 3 4 5 6 7	NOMENCLATURE	EFFECT FROM TO	UNITS PER ASSY
5B			LIGHTPLATE AND PLACARD INSTL - P11-3 (PLACARDS AND MARKINGS ONLY)	102102 108120 504903	
- 50	233N5103-147		LIGHTPLATE INSTL- P11-3 (PLACARDS AND MARKINGS ONLY) FOR NHA/OTHER SYS DET SEE: 25-10-00-15D	102102 108120 504903	RF
55	233N5220-3045		.LIGHTPLATE ASSY	102102 108120 504903	RF
65	233N5220-3046		..STRIP-INDICIA	102102 108120 504903	1
- 100	233N5103-149		LIGHTPLATE INSTL-P11-3 (PLACARDS AND MARKINGS ONLY) FOR NHA/OTHER SYS DET SEE: 25-10-00-15D	102102 108120	RF
- 100	233N5103-150		LIGHTPLATE INSTL-P11-3 (PLACARDS AND MARKINGS ONLY) FOR NHA/OTHER SYS DET SEE: 25-10-00-15D	504903	RF
105	233N5220-3047		.LIGHTPLATE ASSY-	102102 108120	RF
105	233N5220-3071		.LIGHTPLATE ASSY-	504903	RF
115	233N5220-3048		..STRIP-INDICIA	102102 108120	1
120	233N5220-3072		..STRIP-INDICIA	504903	1
- 200	233N5103-153		LIGHTPLATE INSTL-P11-3 (PLACARDS AND MARKINGS ONLY) FOR NHA/OTHER SYS DET SEE: 25-10-00-15D	108120	RF
- 200	233N5103-156		LIGHTPLATE INSTL-P11-3 (PLACARDS AND MARKINGS ONLY) FOR NHA/OTHER SYS DET SEE: 25-10-00-15D	504903	RF
- 200	233N5103-157		LIGHTPLATE INSTL-P11-3 (PLACARDS AND MARKINGS ONLY) FOR NHA/OTHER SYS DET SEE: 25-10-00-15D	102102	RF
205	233N5220-3049		.LIGHTPLATE ASSY-	108120	RF
205	233N5220-3195		.LIGHTPLATE ASSY-	504903	RF

MISSING ITEM NUMBERS NOT APPLICABLE

- ITEM NOT ILLUSTRATED

BRI

11-34-03-05B

BOEING PROPRIETARY - Copyright © - Unpublished Work - See title page for details.

11-34-03
FIG. 05B
PAGE 1
JAN 20/09



757

PARTS CATALOG (MAINTENANCE)

FIG ITEM	PART NUMBER	1 2 3 4 5 6 7	NOMENCLATURE	EFFECT FROM TO	UNITS PER ASSY
5B					
205	233N5220-3223		.LIGHTPLATE ASSY	102102	RF
215	233N5220-3050		..STRIP-INDICIA	108120	1
230	233N5220-3196		..STRIP-INDICIA	504903	1
235	233N5220-3224		..STRIP-INDICIA	102102	1
- 300	233N5103-161		LIGHTPLATE INSTL-P11-3 (PLACARDS AND MARKINGS ONLY) FOR NHA/OTHER SYS DET SEE: 25-10-00-15D	102102 108120 504903	RF
305	233N5220-3197		.LIGHTPLATE ASSY- PRE ALERT SB: 28A0081	102102 108120	RF
307	233N5433-11		.LIGHTPLATE ASSY- POST ALERT SB: 28A0081	102102 108120 504903	RF
315	233N5220-3198		..STRIP-INDICIA PRE ALERT SB: 28A0081	102102 108120	1
328	233N5433-12		..STRIP-INDICIA POST ALERT SB: 28A0081	102102 108120 504903	1
- 400	233N5103-165		LIGHTPLATE INSTL-P11-3 (PLACARDS AND MARKINGS ONLY) FOR NHA/OTHER SYS DET SEE: 25-10-00-15D	102102	RF
- 400	233N5103-171		LIGHTPLATE INSTL-P11-3 (PLACARDS AND MARKINGS ONLY) FOR NHA/OTHER SYS DET SEE: 25-10-00-15D	108120	RF
- 400	233N5103-172		LIGHTPLATE INSTL-P11-3 (PLACARDS AND MARKINGS ONLY) FOR NHA/OTHER SYS DET SEE: 25-10-00-15D	504903	RF
405	233N5220-3261		.LIGHTPLATE ASSY	102102	RF
405	233N5434-1		.LIGHTPLATE ASSY-	108120	RF
405	233N5434-3		.LIGHTPLATE ASSY-	504903	RF
415	233N5220-3262		..STRIP-INDICIA	102102	1
445	233N5434-2		..STRIP-INDICIA	108120	1
450	233N5434-4		..STRIP-INDICIA	504903	1
- 500	233N5103-174		LIGHTPLATE INSTL-P11-3 (PLACARDS AND MARKINGS ONLY) FOR NHA/OTHER SYS DET SEE: 25-10-00-15D	102102 108120	RF

MISSING ITEM NUMBERS NOT APPLICABLE

- ITEM NOT ILLUSTRATED

11-34-03-05B

11-34-03
FIG. 05B
PAGE 2
JAN 20/09

BRI



757

PARTS CATALOG (MAINTENANCE)

FIG ITEM	PART NUMBER	1 2 3 4 5 6 7	NOMENCLATURE	EFFECT FROM TO	UNITS PER ASSY
5B - 500	233N5103-178		LIGHTPLATE INSTL-P11-3 (PLACARDS AND MARKINGS ONLY) FOR NHA/OTHER SYS DET SEE: 25-10-00-15D	504903	RF
505	233N5220-3111		.LIGHTPLATE ASSY	102102 108120	RF
505	233N5220-3293		.LIGHTPLATE ASSY	504903	RF
515	233N5220-3112		..STRIP-INDICIA	102102 108120	1
535	233N5220-3294		..STRIP-INDICIA	504903	1
- 600	233N5103-183		LIGHTPLATE INSTL-P11-3 (PLACARDS AND MARKINGS ONLY) FOR NHA/OTHER SYS DET SEE: 25-10-00-15D	108120	RF
- 600	233N5103-185		LIGHTPLATE INSTL-P11-3 (PLACARDS AND MARKINGS ONLY) FOR NHA/OTHER SYS DET SEE: 25-10-00-15D	504903	RF
- 600	233N5103-303		LIGHTPLATE INSTL-P11-3 (PLACARDS AND MARKINGS ONLY) FOR NHA/OTHER SYS DET SEE: 25-10-00-15D	102102	RF
605	233N5220-3109		.LIGHTPLATE ASSY-	108120	RF
605	233N5220-3295		.LIGHTPLATE ASSY-	504903	RF
605	233N5220-3135		.LIGHTPLATE ASSY	102102	RF
620	233N5220-3110		..STRIP-INDICIA	108120	1
630	233N5230-3296		..STRIP-INDICIA	504903	1
640	233N5220-3136		..STRIP-INDICIA	102102	1
- 700	233N5103-188		LIGHTPLATE INSTL-P11-3 (PLACARDS AND MARKINGS ONLY) FOR NHA/OTHER SYS DET SEE: 25-10-00-15D	102102 108120 504903	RF
705	233N5220-3059		.LIGHTPLATE ASSY-	102102 108120 504903	RF
710	233N5220-3060		..STRIP-INDICIA	102102 108120	1
- 800	233N5103-196		LIGHTPLATE INSTL-P11-3 (PLACARDS AND MARKINGS ONLY) FOR NHA/OTHER SYS DET SEE: 25-10-00-15D	504903 504903	RF

MISSING ITEM NUMBERS NOT APPLICABLE

- ITEM NOT ILLUSTRATED

11-34-03-05B

11-34-03
FIG. 05B
PAGE 3
JAN 20/09

BRI

BOEING PROPRIETARY - Copyright © - Unpublished Work - See title page for details.

 **BOEING**
757
PARTS CATALOG (MAINTENANCE)

FIG ITEM	PART NUMBER	1 2 3 4 5 6 7	NOMENCLATURE	EFFECT FROM TO	UNITS PER ASSY
5B					
- 800	233N5103-201		LIGHTPLATE INSTL-P11-3 (PLACARDS AND MARKINGS ONLY) FOR NHA/OTHER SYS DET SEE: 25-10-00-15D	102102 108120	RF
805	233N5220-3299		.LIGHTPLATE ASSY	504903	RF
805	233N5438-15		.LIGHTPLATE ASSY-	102102 108120	RF
835	233N5230-3300		..STRIP-INDICIA	504903	1
860	233N5438-16		..STRIP-INDICIA	102102 108120	1
- 900	233N5103-210		LIGHTPLATE INSTL-P11-3 (PLACARDS AND MARKINGS ONLY) FOR NHA/OTHER SYS DET SEE: 25-10-00-15D	102102	RF
- 900	233N5103-215		LIGHTPLATE INSTL-P11-3 (PLACARDS AND MARKINGS ONLY) FOR NHA/OTHER SYS DET SEE: 25-10-00-15D	504903	RF
- 901	233N5103-371		LIGHTPLATE INSTL-P11-3 (PLACARDS AND MARKINGS ONLY) FOR NHA/OTHER SYS DET SEE: 25-10-00-15D	108120	RF
903	BAC27NFDE0024		.DECAL- PLACARD CONTENT: INOP POST RAPID REVISION: RR92002-132A-E	505505 507903	1
905	233N5220-3209		.LIGHTPLATE ASSY	102102	RF
905	233N5220-3297		.LIGHTPLATE ASSY	504903	RF
906	233N5439-17		.LIGHTPLATE ASSY-	108120	RF
906	233N5439-25		.LIGHTPLATE ASSY-	102102 504903	RF
922	233N5439-18		..STRIP-INDICIA	108120	1
937	233N5439-26		..STRIP-INDICIA	102102 504903	1
950	233N5220-3210		..STRIP-INDICIA	102102	1
975	233N5220-3298		..STRIP-INDICIA	504903	1

MISSING ITEM NUMBERS NOT APPLICABLE

- ITEM NOT ILLUSTRATED

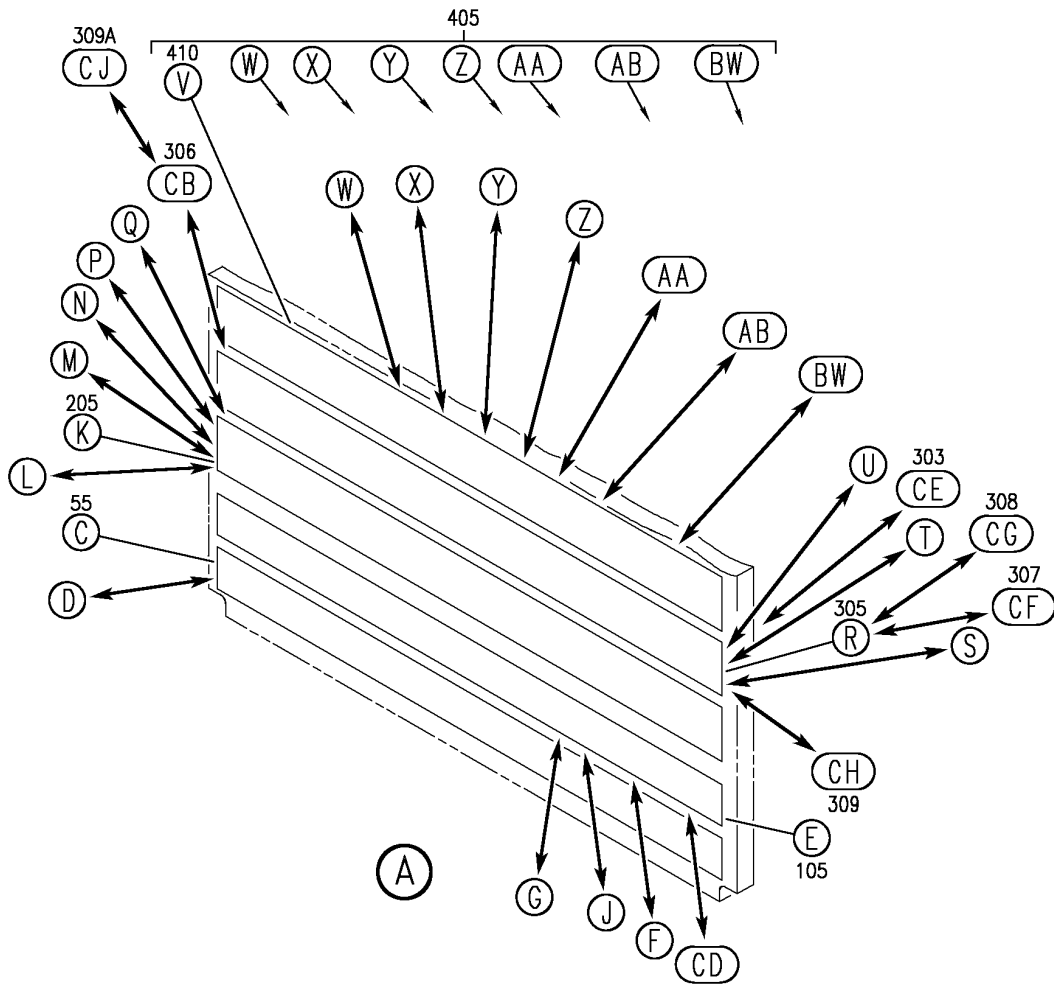
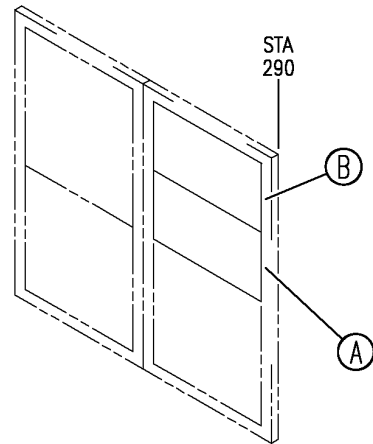
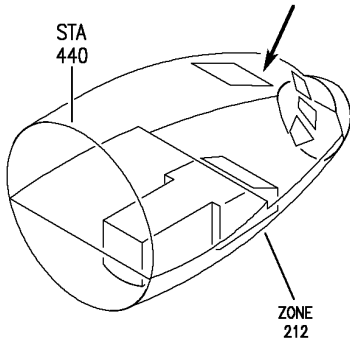
BRI

11-34-03-05B

BOEING PROPRIETARY - Copyright © - Unpublished Work - See title page for details.

11-34-03
FIG. 05B
PAGE 4
JAN 20/09

BOEING
 757
 PARTS CATALOG (MAINTENANCE)



Y 11340305C SHT 1 REV 326

LIGHTPLATE AND PLACARD INSTL- P11-4 (PLACARDS AND MARKINGS ONLY)
 FIGURE 5C (SHEET 1)

BRI
 SEP 20/08

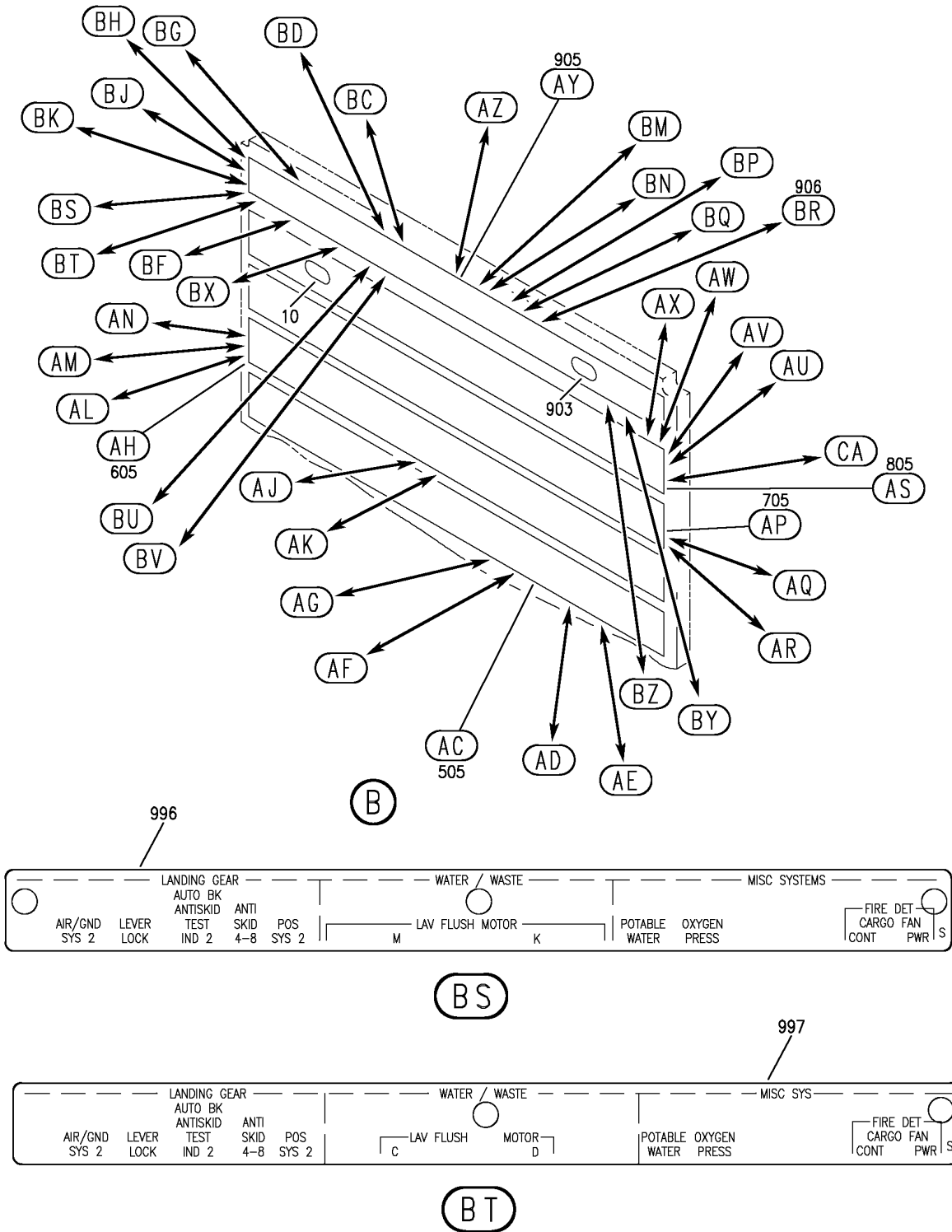
11-34-03-05C

11-34-03-05C
 PAGE 0

BOEING

757

PARTS CATALOG (MAINTENANCE)



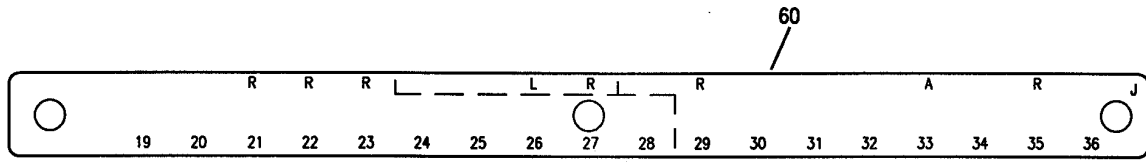
LIGHTPLATE AND PLACARD INSTL- P11-4 (PLACARDS AND MARKINGS ONLY)
FIGURE 5C (SHEET 2)

11-34-03-05C

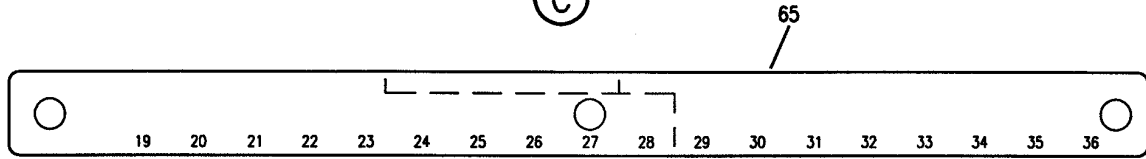
BRI
SEP 20/08

11-34-03-05C
PAGE 0A

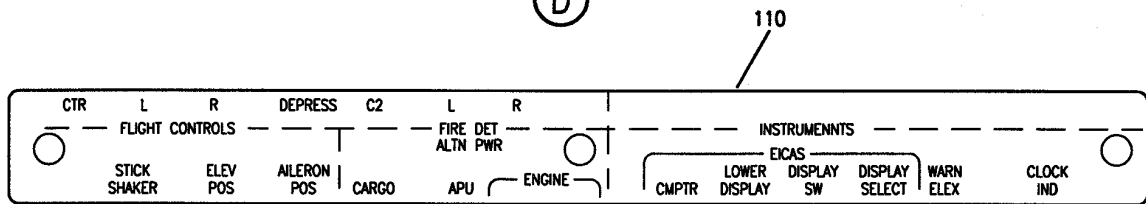
BOEING
757
PARTS CATALOG (MAINTENANCE)



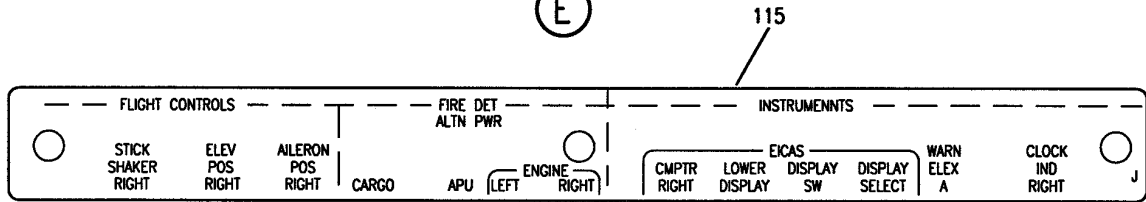
C



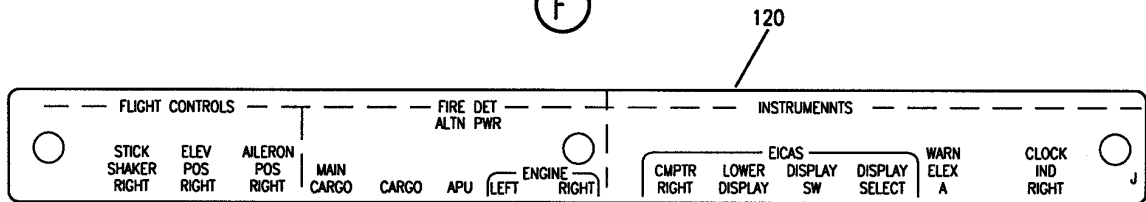
D



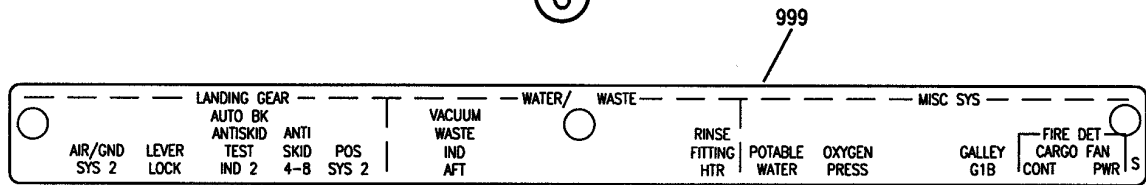
E



F



G



BV

Y 11340305C SHT 3 REV 222

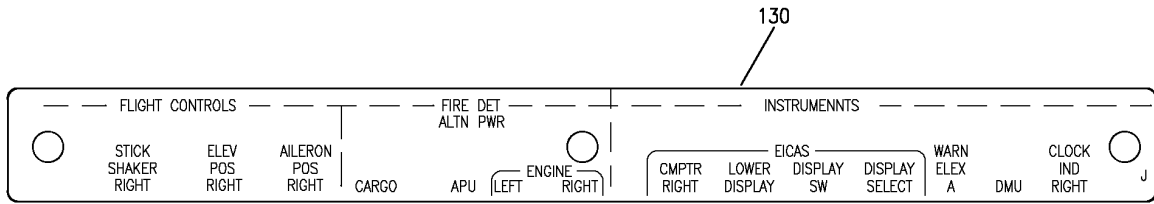
LIGHTPLATE AND PLACARD INSTL- P11-4 (PLACARDS AND MARKINGS ONLY)
FIGURE 5C (SHEET 3)

11-34-03-05C

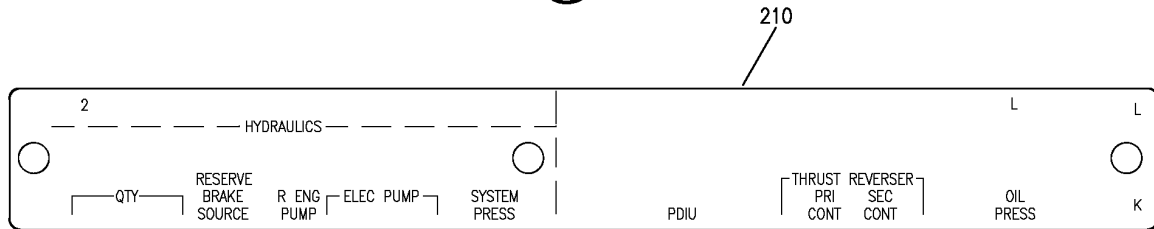
BRI
MAY 28/07

11-34-03-05C
PAGE 0B

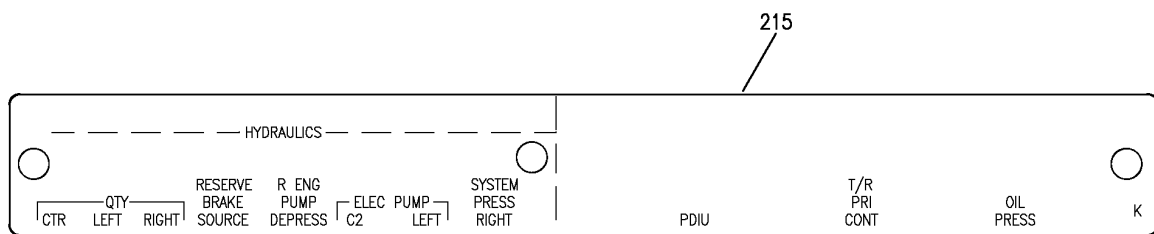
BOEING
757
PARTS CATALOG (MAINTENANCE)



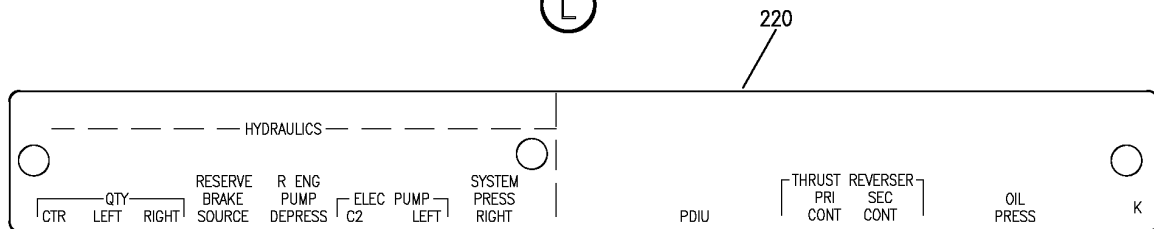
J



K



L



M

Y 11340305C SHT 4 REV 326

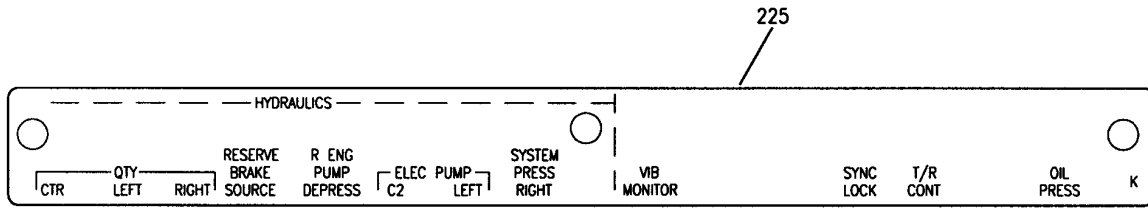
LIGHTPLATE AND PLACARD INSTL- P11-4 (PLACARDS AND MARKINGS ONLY)
FIGURE 5C (SHEET 4)

BRI
SEP 20/08

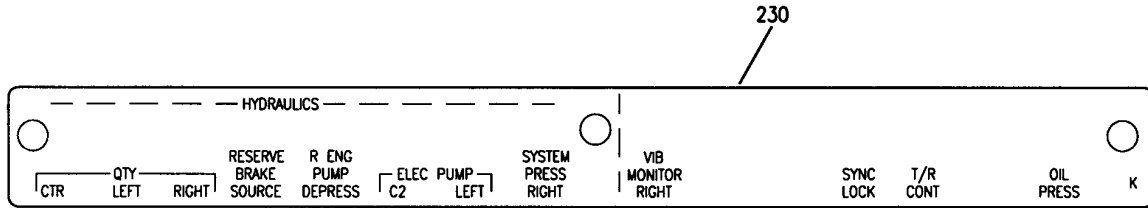
11-34-03-05C

11-34-03-05C
PAGE 0C

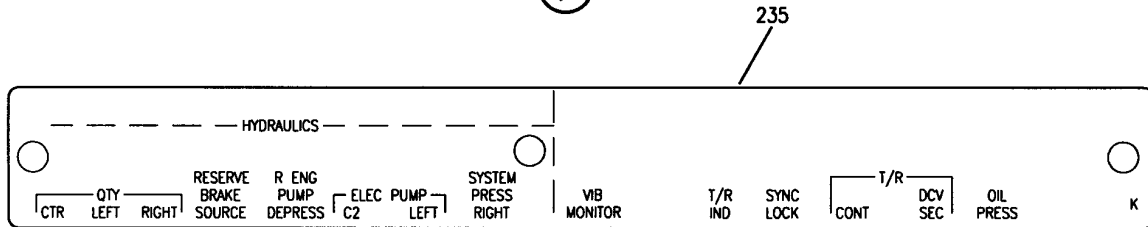
BOEING
757
PARTS CATALOG (MAINTENANCE)



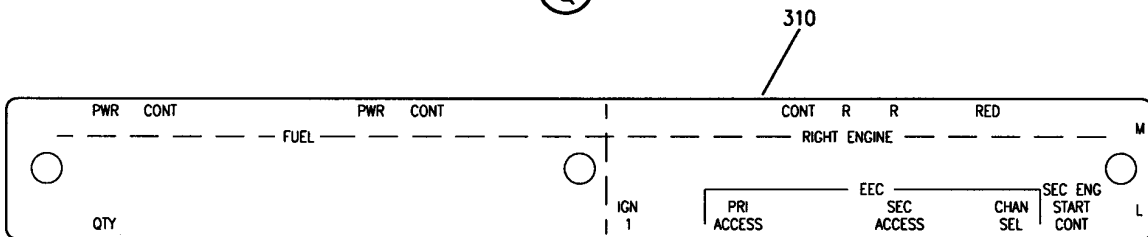
(N)



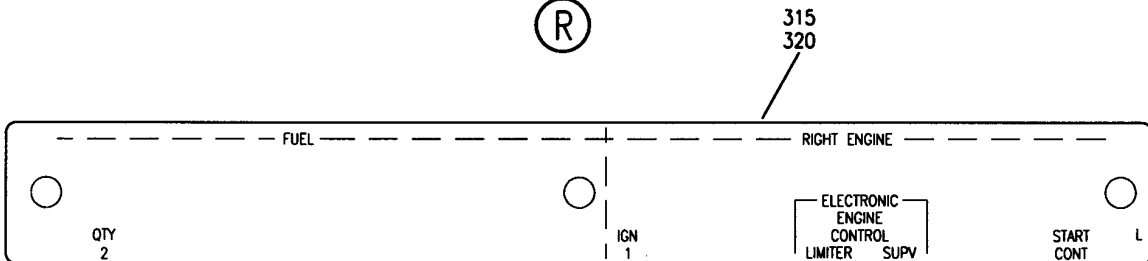
(P)



(Q)



(R)



(S)

Y 11340305C SHT 5 REV 210

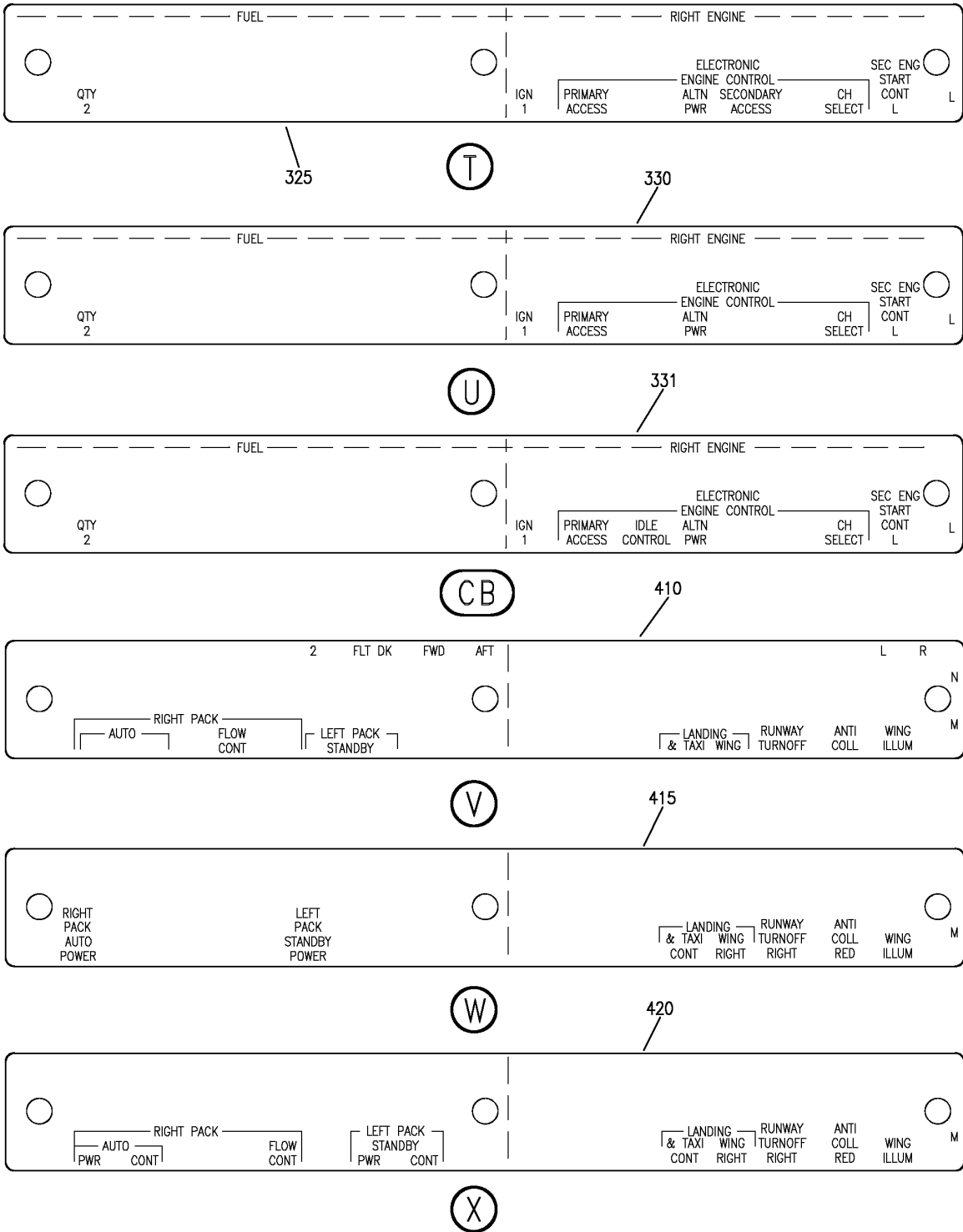
LIGHTPLATE AND PLACARD INSTL- P11-4 (PLACARDS AND MARKINGS ONLY)
FIGURE 5C (SHEET 5)

BRI
MAY 28/07

11-34-03-05C

11-34-03-05C
PAGE 0D


BOEING
 757
PARTS CATALOG (MAINTENANCE)



Y 11-34-03-05C SHT 6 REV 253

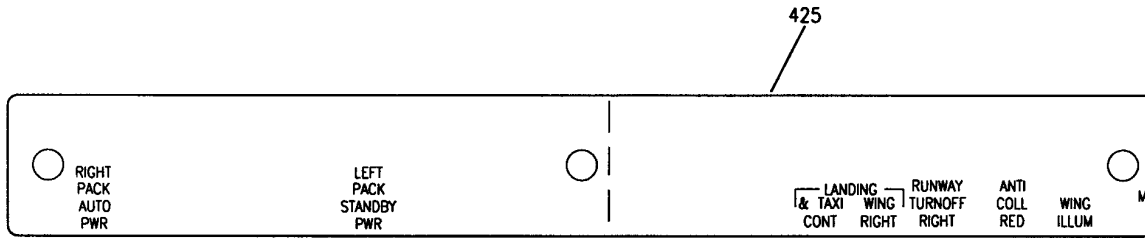
LIGHTPLATE AND PLACARD INSTL- P11-4 (PLACARDS AND MARKINGS ONLY)
 FIGURE 5C (SHEET 6)

11-34-03-05C

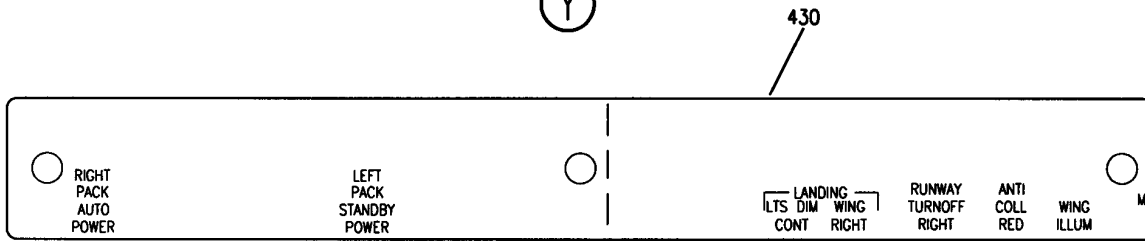
BRI
 MAY 28/07

11-34-03-05C
 PAGE 0E

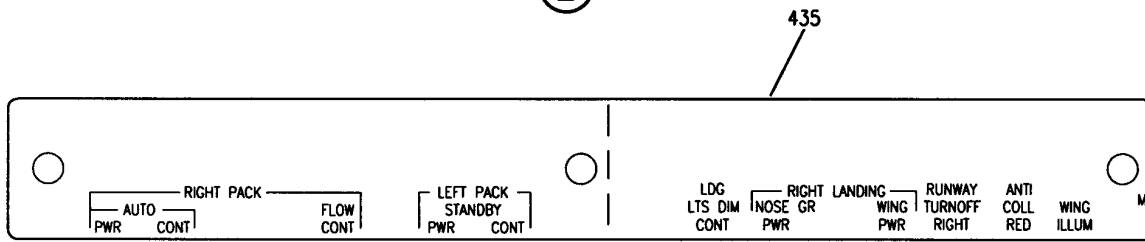
BOEING
757
PARTS CATALOG (MAINTENANCE)



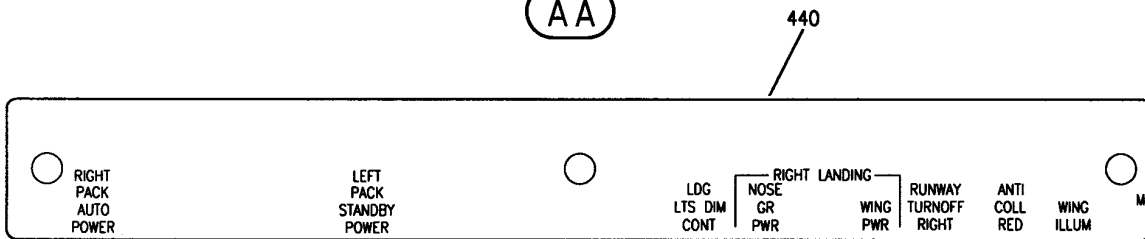
(Y)



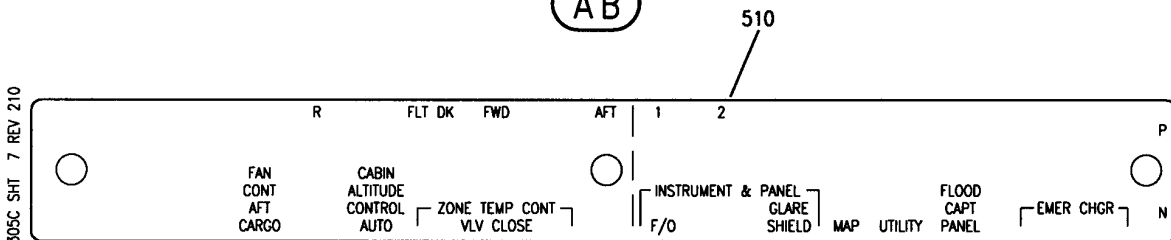
(Z)



(AA)



(AB)



(AC)

Y 11340305C SHT 7 REV 210

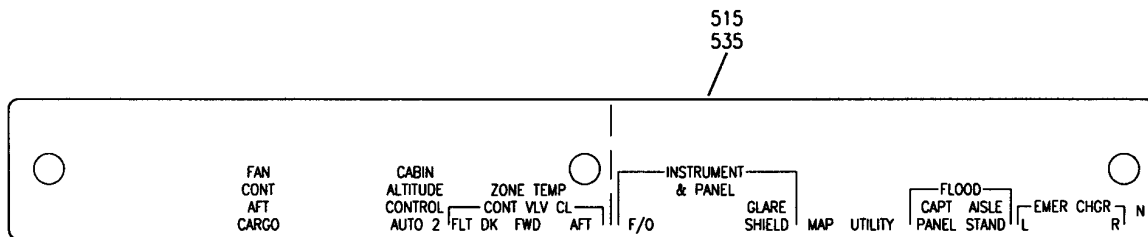
LIGHTPLATE AND PLACARD INSTL- P11-4 (PLACARDS AND MARKINGS ONLY)
FIGURE 5C (SHEET 7)

BRI
MAY 28/07

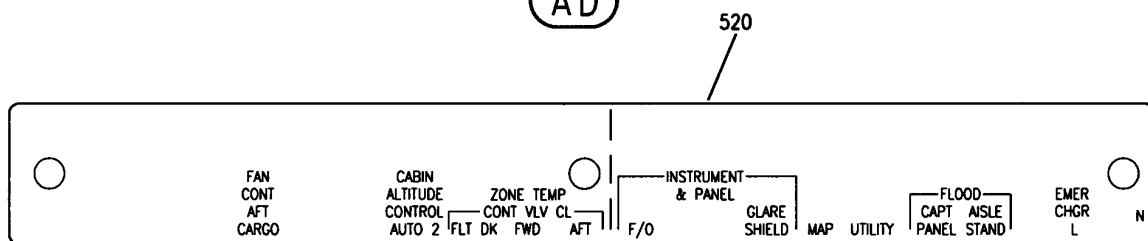
11-34-03-05C

11-34-03-05C
PAGE OF

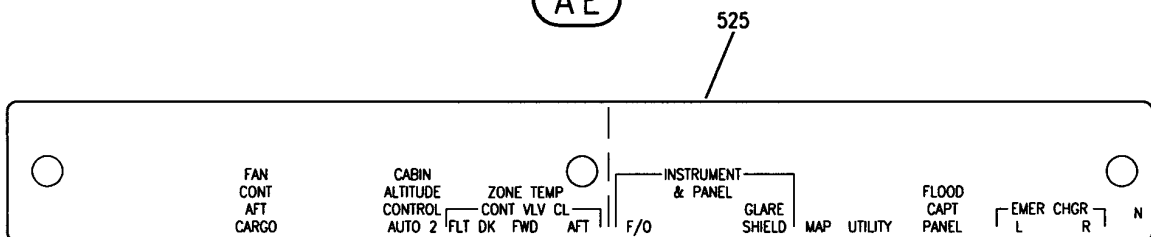
BOEING
757
PARTS CATALOG (MAINTENANCE)



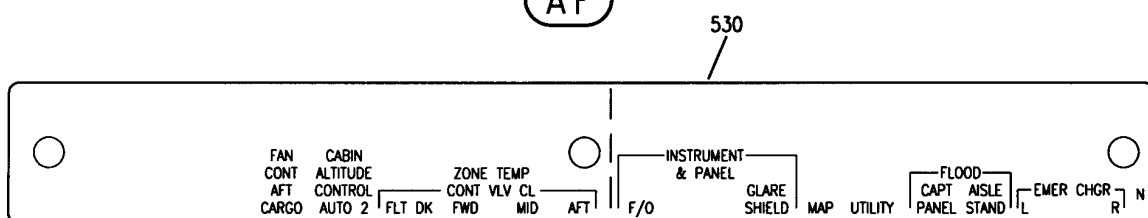
AD



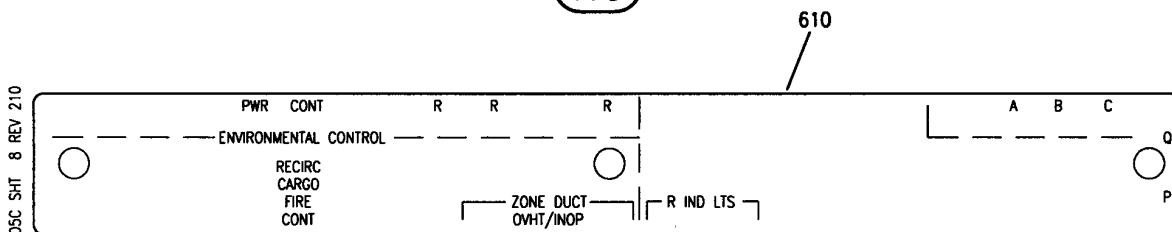
AE



AF



AG



AH

Y 11340305C SHT 8 REV 210

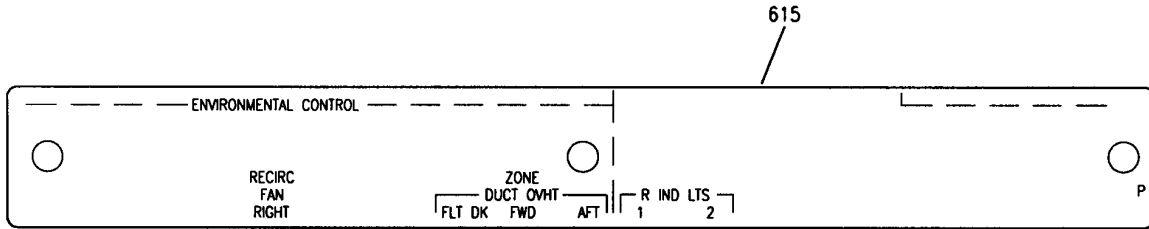
LIGHTPLATE AND PLACARD INSTL- P11-4 (PLACARDS AND MARKINGS ONLY)
FIGURE 5C (SHEET 8)

11-34-03-05C

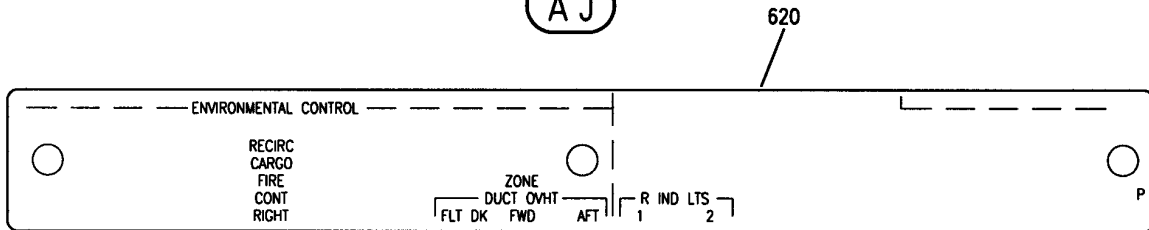
BRI
MAY 28/07

11-34-03-05C
PAGE 0G

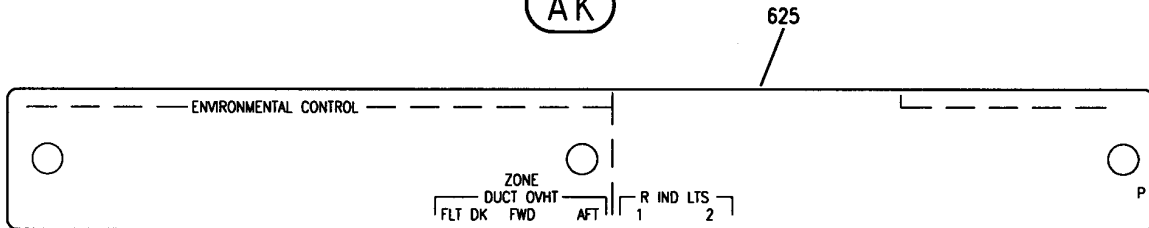
BOEING
757
PARTS CATALOG (MAINTENANCE)



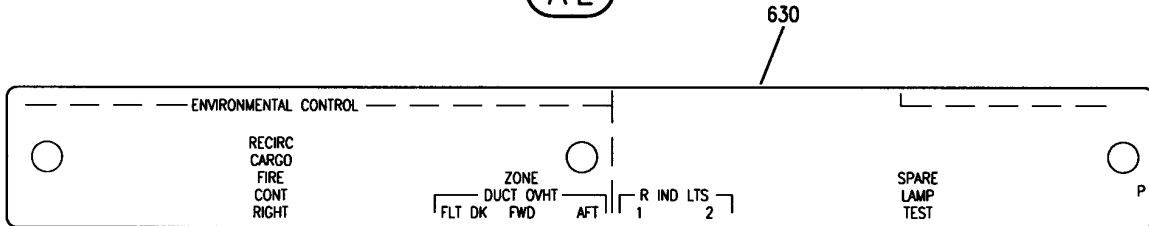
(AJ)



(AK)

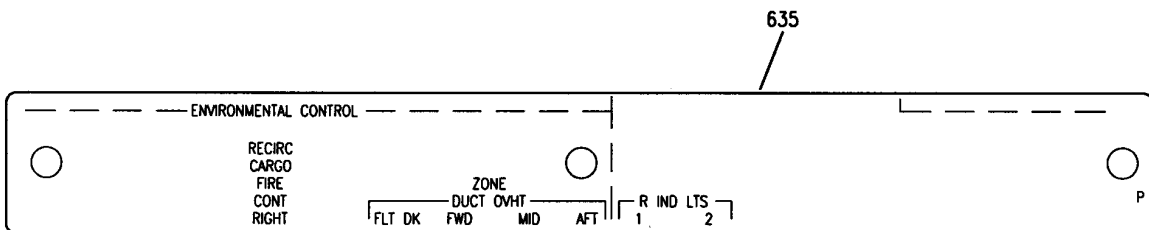


(AL)



(AM)

Y 11340305C SHT 9 REV 210



(AN)

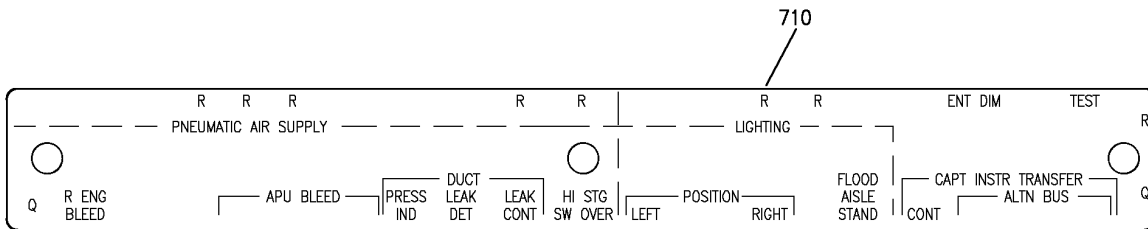
LIGHTPLATE AND PLACARD INSTL- P11-4 (PLACARDS AND MARKINGS ONLY)
FIGURE 5C (SHEET 9)

BRI
MAY 28/07

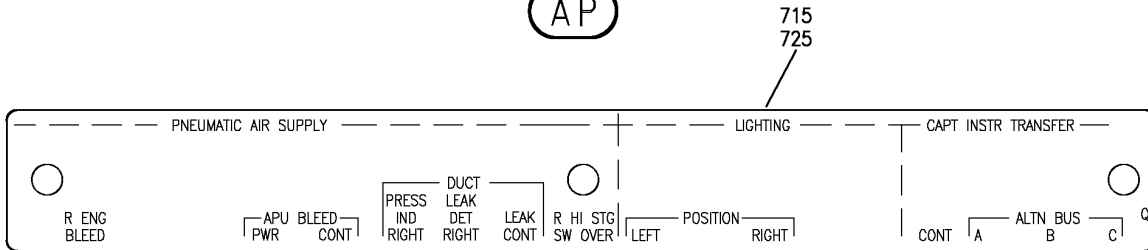
11-34-03-05C

11-34-03-05C
PAGE 0H

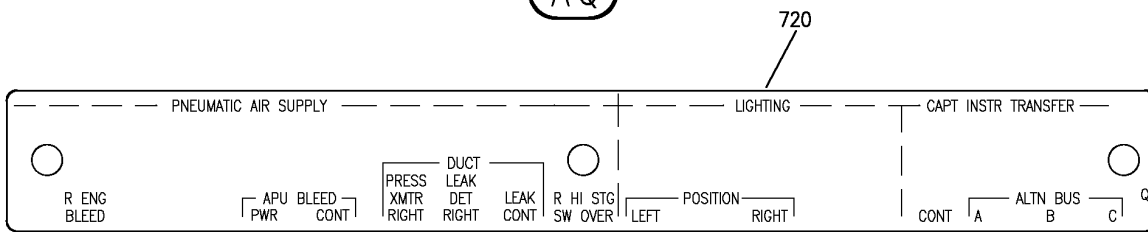
BOEING
757
PARTS CATALOG (MAINTENANCE)



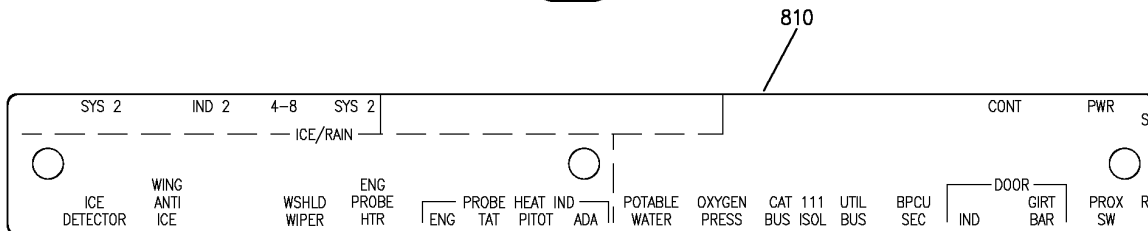
(AP)



(AQ)



(AR)



(AS)

Y 11340305C SHT 10 REV 326

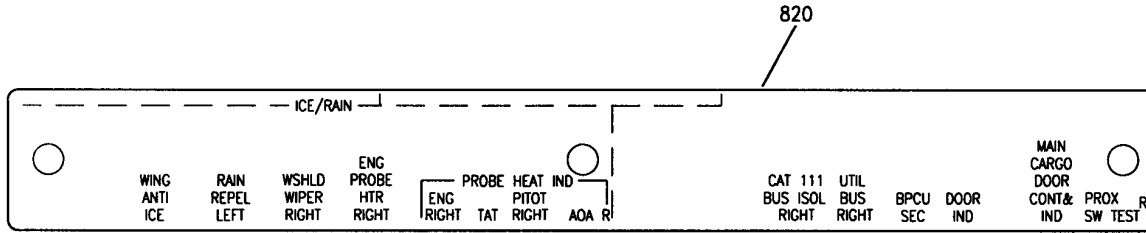
LIGHTPLATE AND PLACARD INSTL- P11-4 (PLACARDS AND MARKINGS ONLY)
FIGURE 5C (SHEET 10)

11-34-03-05C

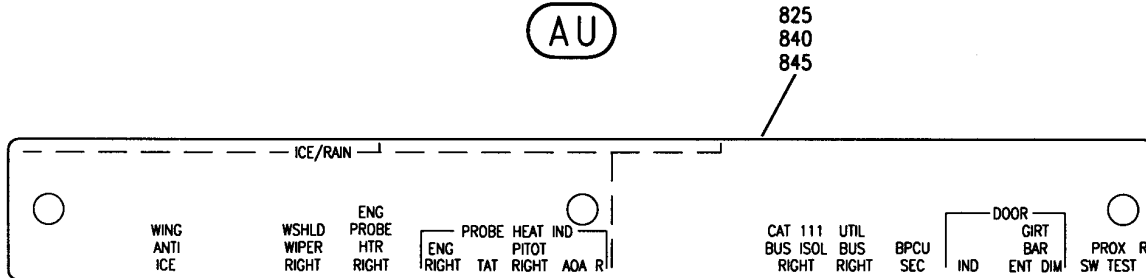
BRI
SEP 20/08

11-34-03-05C
PAGE 01

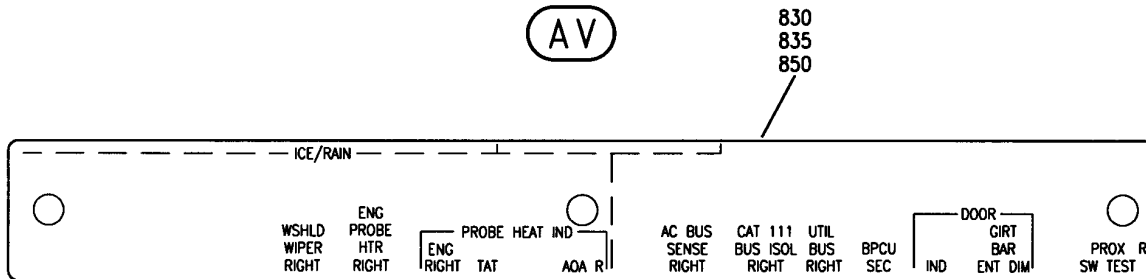
BOEING
757
PARTS CATALOG (MAINTENANCE)



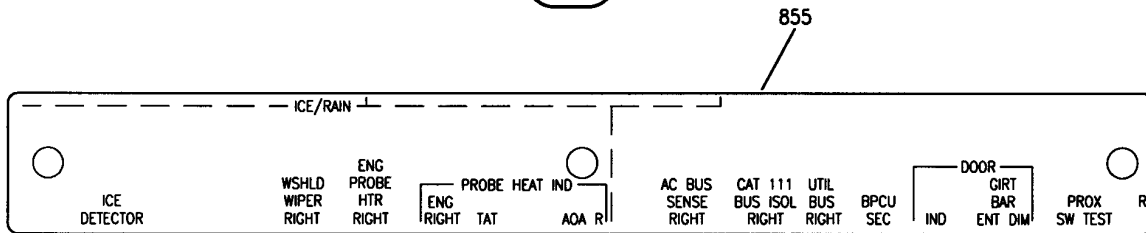
(AU)



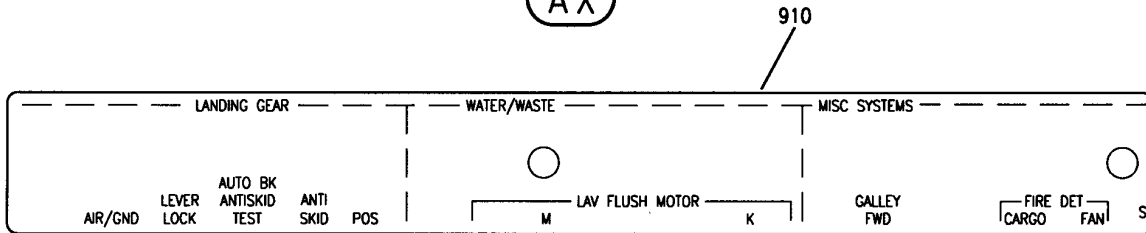
(AV)



(AW)



(AX)



(AY)

Y 11340305C SHT 11 REV 210

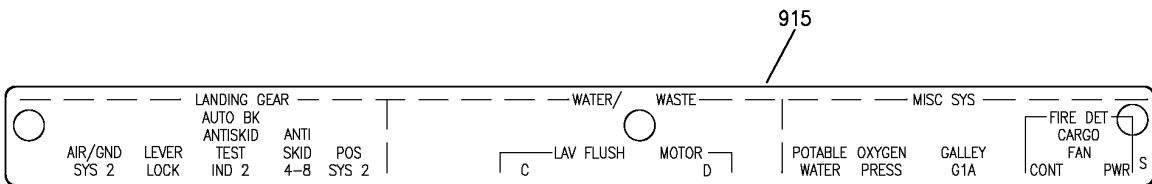
LIGHTPLATE AND PLACARD INSTL- P11-4 (PLACARDS AND MARKINGS ONLY)
FIGURE 5C (SHEET 11)

BRI
MAY 28/07

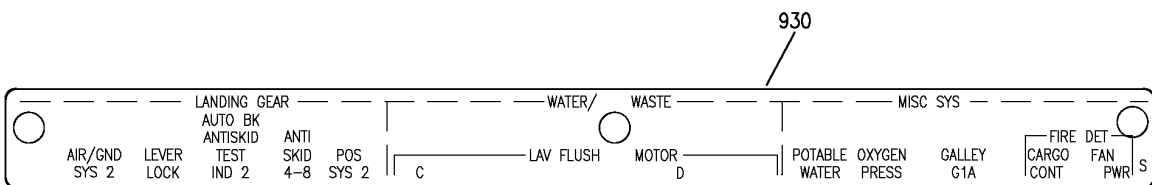
11-34-03-05C

11-34-03-05C
PAGE 0J

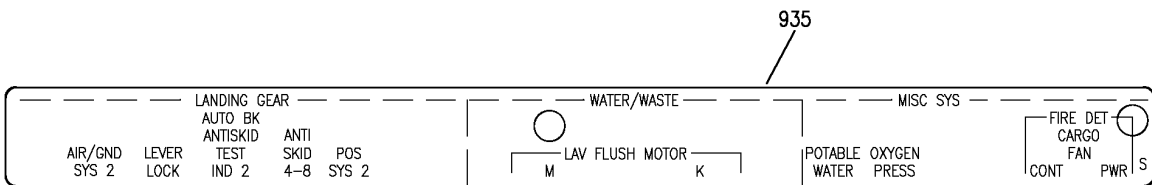

BOEING
 757
PARTS CATALOG (MAINTENANCE)



(AZ)



(BC)



(BD)

Y 11340305C SHT 12 REV 326

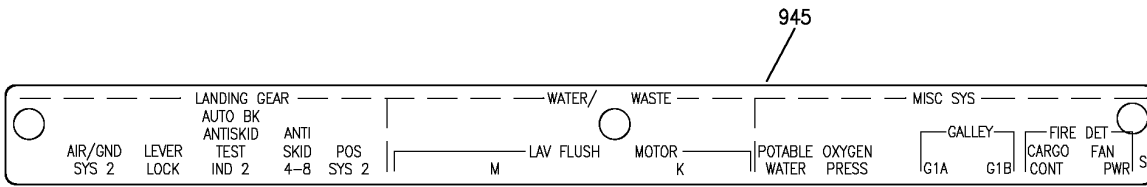
LIGHTPLATE AND PLACARD INSTL- P11-4 (PLACARDS AND MARKINGS ONLY)
 FIGURE 5C (SHEET 12)

11-34-03-05C

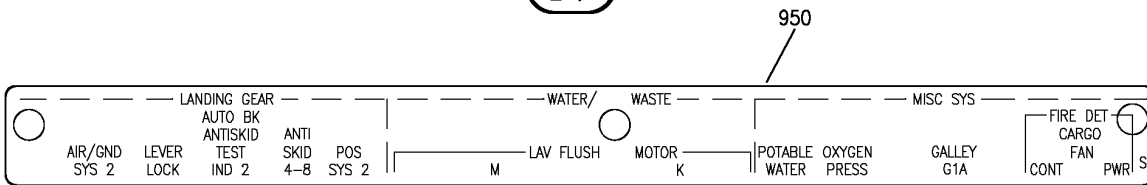
BRI
SEP 20/08

11-34-03-05C
 PAGE OK

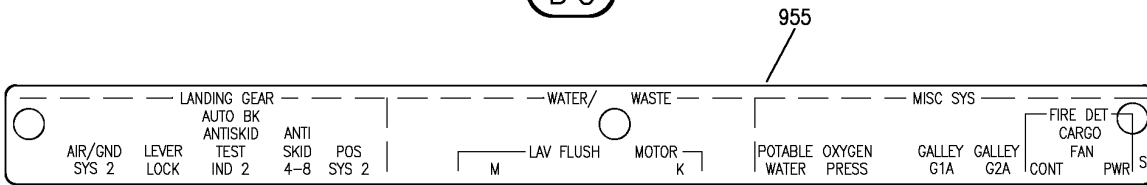
BOEING
757
PARTS CATALOG (MAINTENANCE)



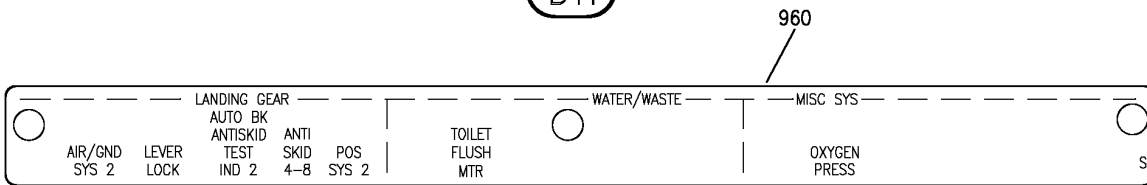
BF



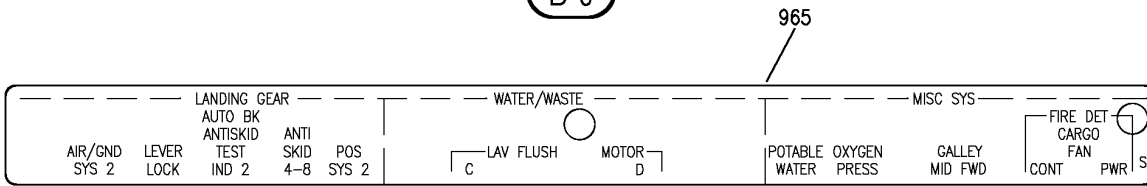
BG



BH



BJ



BK

Y 11340305C SHT 13 REV 326

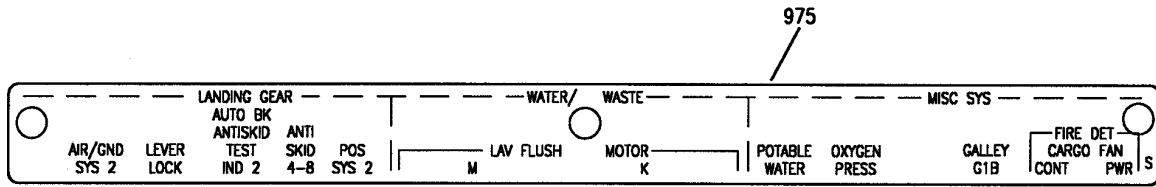
LIGHTPLATE AND PLACARD INSTL- P11-4 (PLACARDS AND MARKINGS ONLY)
FIGURE 5C (SHEET 13)

11-34-03-05C

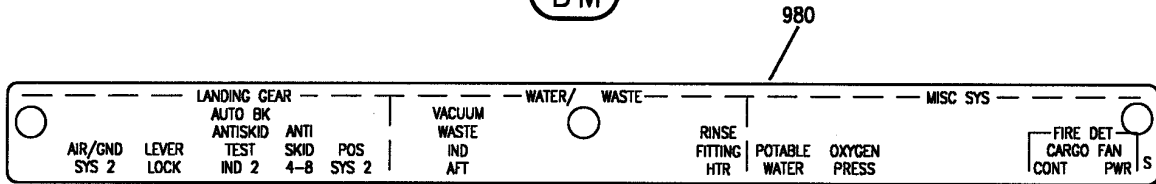
BRI
SEP 20/08

11-34-03-05C
PAGE 0L

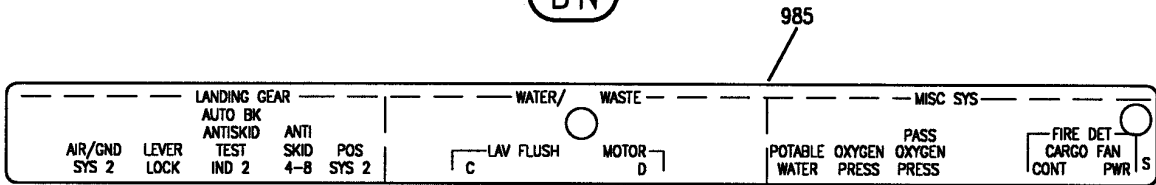
BOEING
757
PARTS CATALOG (MAINTENANCE)



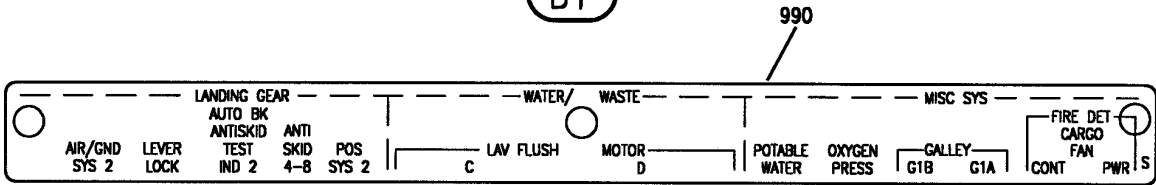
BM



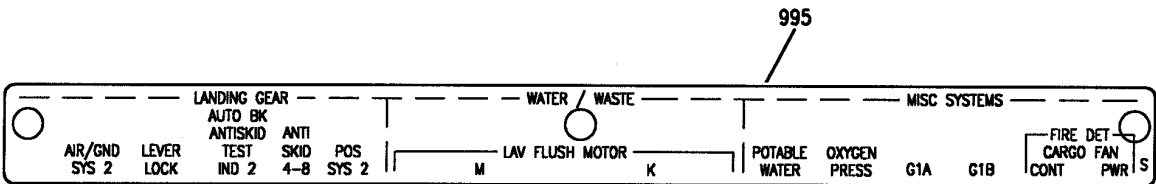
BN



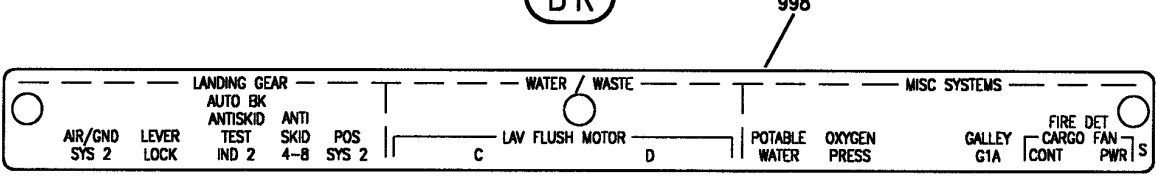
BP



BQ



BR



BU

Y 11340305C SHT 14 REV 221

LIGHTPLATE AND PLACARD INSTL- P11-4 (PLACARDS AND MARKINGS ONLY)
FIGURE 5C (SHEET 14)

11-34-03-05C

BRI
MAY 28/07

11-34-03-05C
PAGE 0M

BOEING

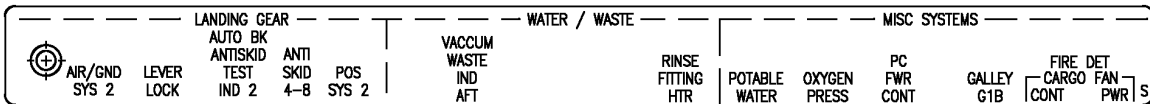
757

PARTS CATALOG (MAINTENANCE)



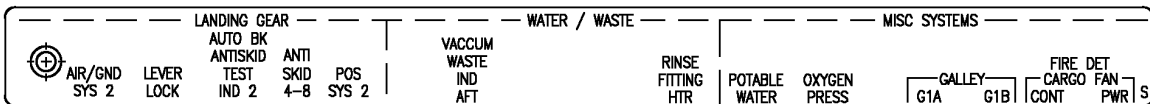
445

BW



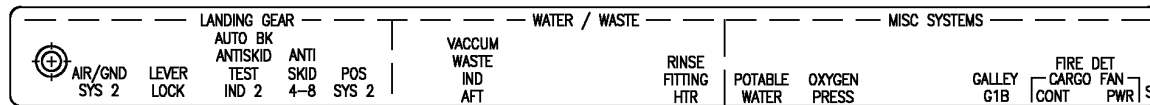
987

BX



992

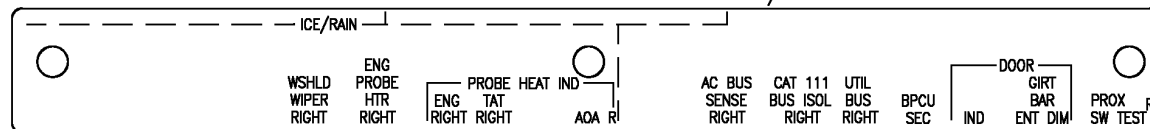
BY



988
999

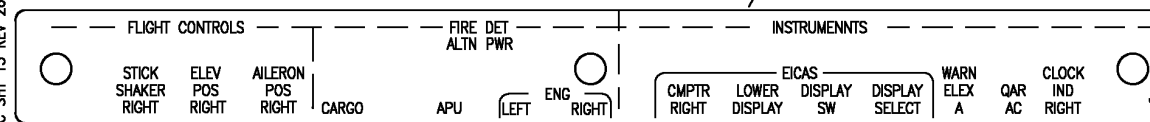
BZ

860



CA

135



CD

Y 11340305C SH1 15 REV 261

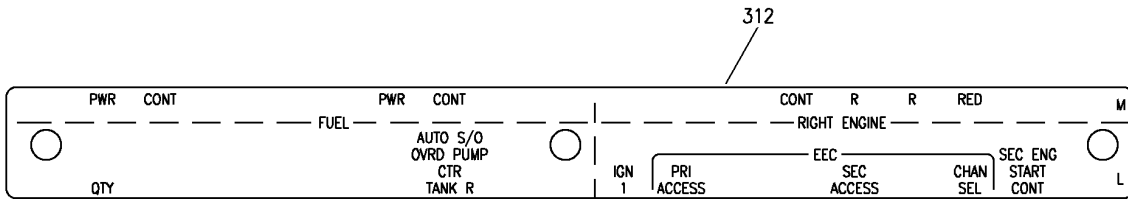
LIGHTPLATE AND PLACARD INSTL- P11-4 (PLACARDS AND MARKINGS ONLY)
FIGURE 5C (SHEET 15)

BRI
MAY 28/07

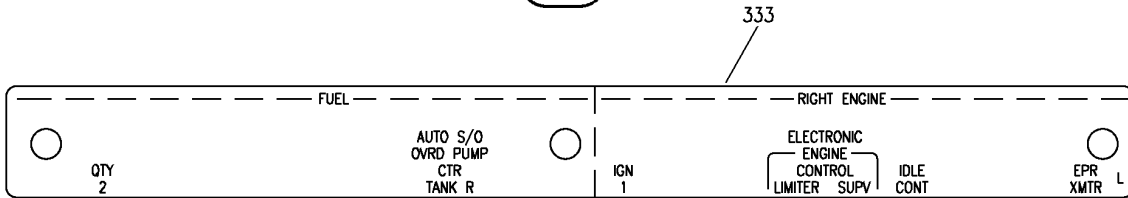
11-34-03-05C

11-34-03-05C
PAGE ON

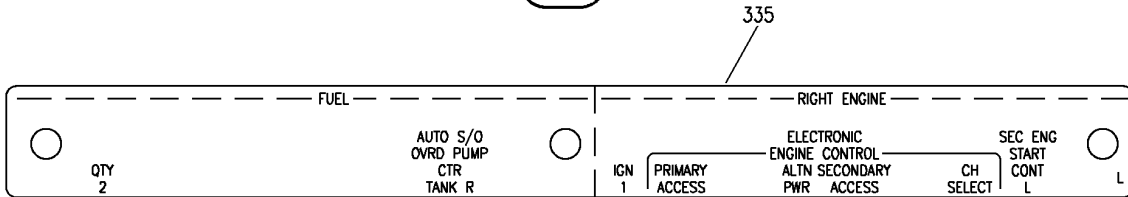
BOEING
757
PARTS CATALOG (MAINTENANCE)



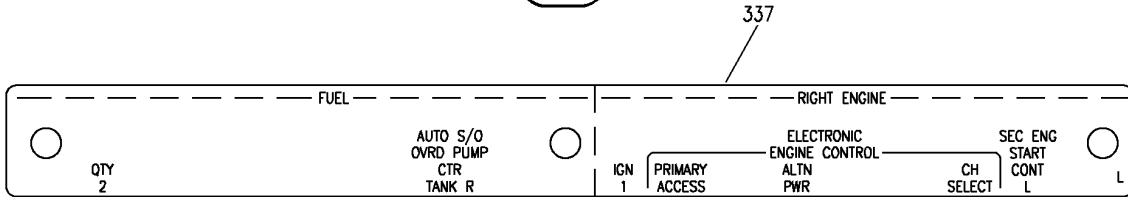
(CE)



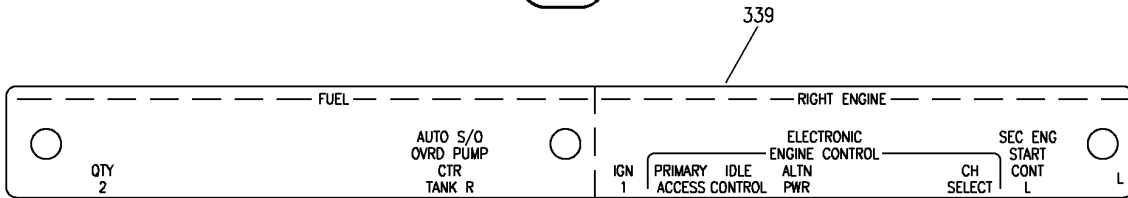
(CF)



(CG)



(CH)



(CJ)

Y 11340305C SH1 16 REV 299

LIGHTPLATE AND PLACARD INSTL- P11-4 (PLACARDS AND MARKINGS ONLY)
FIGURE 5C (SHEET 16)

11-34-03-05C

BRI
MAY 28/07

11-34-03-05C
PAGE 00



757

PARTS CATALOG (MAINTENANCE)

FIG ITEM	PART NUMBER	1 2 3 4 5 6 7	NOMENCLATURE	EFFECT FROM TO	UNITS PER ASSY
5C			LIGHTPLATE AND PLACARD INSTL- P11-4 (PLACARDS AND MARKINGS ONLY)	102102 108120 504903	
- 50	233N5103-220		LIGHTPLATE INSTL-P11-4 (PLACARDS AND MARKINGS ONLY) FOR NHA/OTHER SYS DET SEE: 25-10-00-15D	102102 108120 504903	RF
55	233N5220-4039		.LIGHTPLATE ASSY	102102 108120 504903	RF
65	233N5220-4040		..STRIP-INDICIA	102102 108120 504903	1
- 100	233N5103-222		LIGHTPLATE INSTL-P11-4 (PLACARDS AND MARKINGS ONLY) FOR NHA/OTHER SYS DET SEE: 25-10-00-15D	102102 108120	RF
- 100	233N5103-225		LIGHTPLATE INSTL-P11-4 (PLACARDS AND MARKINGS ONLY) FOR NHA/OTHER SYS DET SEE: 25-10-00-15D	504903	RF
105	233N5220-4051		.LIGHTPLATE ASSY	102102 108120	RF
105	233N5220-4247		.LIGHTPLATE ASSY	504903	RF
115	233N5220-4052		..STRIP-INDICIA	102102 108120	1
130	233N5220-4248		..STRIP-INDICIA	504903	1
- 200	233N5103-229		LIGHTPLATE INSTL-P11-4 (PLACARDS AND MARKINGS ONLY) FOR NHA/OTHER SYS DET SEE: 25-10-00-15D	108120 504903	RF
- 200	233N5103-230		LIGHTPLATE INSTL-P11-4 (PLACARDS AND MARKINGS ONLY) FOR NHA/OTHER SYS DET SEE: 25-10-00-15D	102102	RF
205	233N5220-4197		.LIGHTPLATE ASSY-	108120 504903	RF
205	233N5220-4199		.LIGHTPLATE ASSY-	102102	RF
225	233N5220-4198		..STRIP-INDICIA	108120 504903	1
230	233N5220-4200		..STRIP-INDICIA	102102	1

MISSING ITEM NUMBERS NOT APPLICABLE

- ITEM NOT ILLUSTRATED

11-34-03-05C

11-34-03
FIG. 05C
PAGE 1
JAN 20/09

BRI

 **BOEING**
757
PARTS CATALOG (MAINTENANCE)

FIG ITEM	PART NUMBER	1 2 3 4 5 6 7	NOMENCLATURE	EFFECT FROM TO	UNITS PER ASSY
5C					
- 300	233N5103-234		LIGHTPLATE INSTL-P11-4 (PLACARDS AND MARKINGS ONLY) FOR NHA/OTHER SYS DET SEE: 25-10-00-15D	102102 108120 504903	RF
305	233N5220-4055		.LIGHTPLATE ASSY- PRE ALERT SB: 28A0081	102102 108120	RF
307	233N5443-7		.LIGHTPLATE ASSY- POST ALERT SB: 28A0081	102102 108120 504903	RF
320	233N5220-4056		..STRIP-INDICIA PRE ALERT SB: 28A0081	102102 108120	1
333	233N5443-8		..STRIP-INDICIA POST ALERT SB: 28A0081	102102 108120 504903	1
- 400	233N5103-241		LIGHTPLATE INSTL-P11-4 (PLACARDS AND MARKINGS ONLY) FOR NHA/OTHER SYS DET SEE: 25-10-00-15D	102102	RF
- 400	233N5103-242		LIGHTPLATE INSTL-P11-4 (PLACARDS AND MARKINGS ONLY) FOR NHA/OTHER SYS DET SEE: 25-10-00-15D	504903	RF
- 400	233N5103-370		LIGHTPLATE INSTL-P11-4 (PLACARDS AND MARKINGS ONLY) FOR NHA/OTHER SYS DET SEE: 25-10-00-15D	108120	RF
405	233N5220-4187		.LIGHTPLATE ASSY-	102102	RF
405	233N5220-4249		.LIGHTPLATE ASSY	504903	RF
405	233N5444-5		.LIGHTPLATE ASSY-	108120	RF
430	233N5220-4188		..STRIP-INDICIA	102102	1
435	233N5220-4250		..STRIP-INDICIA	504903	1
445	233N5444-6		..STRIP-INDICIA	108120	1
- 500	233N5103-245		LIGHTPLATE INSTL-P11-4 (PLACARDS AND MARKINGS ONLY) FOR NHA/OTHER SYS DET SEE: 25-10-00-15D	102102	RF
- 500	233N5103-247		LIGHTPLATE INSTL-P11-4 (PLACARDS AND MARKINGS ONLY) FOR NHA/OTHER SYS DET SEE: 25-10-00-15D	504903	RF

MISSING ITEM NUMBERS NOT APPLICABLE

- ITEM NOT ILLUSTRATED

BRI

11-34-03-05C

BOEING PROPRIETARY - Copyright © - Unpublished Work - See title page for details.

11-34-03
FIG. 05C
PAGE 2
JAN 20/09



757

PARTS CATALOG (MAINTENANCE)

FIG ITEM	PART NUMBER	1 2 3 4 5 6 7	NOMENCLATURE	EFFECT FROM TO	UNITS PER ASSY
5C					
- 500	233N5103-249		LIGHTPLATE INSTL-P11-4 (PLACARDS AND MARKINGS ONLY) FOR NHA/OTHER SYS DET SEE: 25-10-00-15D	108120	RF
505	233N5220-4101		.LIGHTPLATE ASSY	102102	RF
505	233N5220-4251		.LIGHTPLATE ASSY	504903	RF
505	233N5445-3		.LIGHTPLATE ASSY	108120	RF
515	233N5220-4102		..STRIP-INDICIA	102102	1
525	233N5220-4252		..STRIP-INDICIA	504903	1
535	233N5445-4		..STRIP-INDICIA	108120	1
- 600	233N5103-251		LIGHTPLATE INSTL-P11-4 (PLACARDS AND MARKINGS ONLY) FOR NHA/OTHER SYS DET SEE: 25-10-00-15D	108120	RF
- 600	233N5103-252		LIGHTPLATE INSTL-P11-4 (PLACARDS AND MARKINGS ONLY) FOR NHA/OTHER SYS DET SEE: 25-10-00-15D	102102	RF
- 600	233N5103-254		LIGHTPLATE INSTL-P11-4 (PLACARDS AND MARKINGS ONLY) FOR NHA/OTHER SYS DET SEE: 25-10-00-15D	504903	RF
605	233N5220-4061		.LIGHTPLATE ASSY-	108120	RF
605	233N5220-4107		.LIGHTPLATE ASSY-	102102	RF
605	233N5220-4253		.LIGHTPLATE ASSY	504903	RF
615	233N5220-4062		..STRIP-INDICIA	108120	1
620	233N5220-4108		..STRIP-INDICIA	102102	1
630	233N5220-4254		..STRIP-INDICIA	504903	1
- 700	233N5103-257		LIGHTPLATE INSTL-P11-4 (PLACARDS AND MARKINGS ONLY) FOR NHA/OTHER SYS DET SEE: 25-10-00-15D	102102 108120	RF
- 700	233N5103-259		LIGHTPLATE INSTL-P11-4 (PLACARDS AND MARKINGS ONLY) FOR NHA/OTHER SYS DET SEE: 25-10-00-15D	504903	RF
705	233N5220-4063		.LIGHTPLATE ASSY	102102 108120	RF
705	233N5220-4255		.LIGHTPLATE ASSY	504903	RF
715	233N5220-4064		..STRIP-INDICIA	102102	1
725	233N5220-4256		..STRIP-INDICIA	108120 504903	1

MISSING ITEM NUMBERS NOT APPLICABLE

- ITEM NOT ILLUSTRATED

11-34-03-05C

11-34-03
FIG. 05C
PAGE 3
JAN 20/09

BRI



757

PARTS CATALOG (MAINTENANCE)

FIG ITEM	PART NUMBER	1 2 3 4 5 6 7	NOMENCLATURE	EFFECT FROM TO	UNITS PER ASSY
5C					
- 800	233N5103-265		LIGHTPLATE INSTL-P11-4 (PLACARDS AND MARKINGS ONLY) FOR NHA/OTHER SYS DET SEE: 25-10-00-15D	108120	RF
- 800	233N5103-266		LIGHTPLATE INSTL-P11-4 (PLACARDS AND MARKINGS ONLY) FOR NHA/OTHER SYS DET SEE: 25-10-00-15D	504903	RF
- 800	233N5103-268		LIGHTPLATE INSTL-P11-4 (PLACARDS AND MARKINGS ONLY) FOR NHA/OTHER SYS DET SEE: 25-10-00-15D	102102	RF
805	233N5220-4239		.LIGHTPLATE ASSY-	108120	RF
805	233N5220-4259		.LIGHTPLATE ASSY	504903	RF
805	233N5220-4265		.LIGHTPLATE ASSY-	102102	RF
835	233N5220-4240		..STRIP-INDICIA	108120	1
840	233N5220-4260		..STRIP-INDICIA	504903	1
850	233N5220-4266		..STRIP-INDICIA	102102	1
- 900	233N5103-271		LIGHTPLATE INSTL-P11-4 (PLACARDS AND MARKINGS ONLY) FOR NHA/OTHER SYS DET SEE: 25-10-00-15D	108120	RF
- 900	233N5103-274		LIGHTPLATE INSTL-P11-4 (PLACARDS AND MARKINGS ONLY) FOR NHA/OTHER SYS DET SEE: 25-10-00-15D	102102	RF
- 900	233N5103-281		LIGHTPLATE INSTL-P11-4 (PLACARDS AND MARKINGS ONLY) FOR NHA/OTHER SYS DET SEE: 25-10-00-15D	504903	RF
903	BAC27NFDE0024		.DECAL- PLACARD CONTENT: INOP POST RAPID REVISION: RR92002-132A-E	505505 507903	1
905	233N5220-4067		.LIGHTPLATE ASSY	108120	RF
905	233N5220-4165		.LIGHTPLATE ASSY-	102102	RF
905	233N5220-4257		.LIGHTPLATE ASSY	504903	RF
915	233N5220-4068		..STRIP-INDICIA	108120	1
930	233N5220-4166		..STRIP-INDICIA	102102	1
965	233N5220-4258		..STRIP-INDICIA	504903	1

MISSING ITEM NUMBERS NOT APPLICABLE

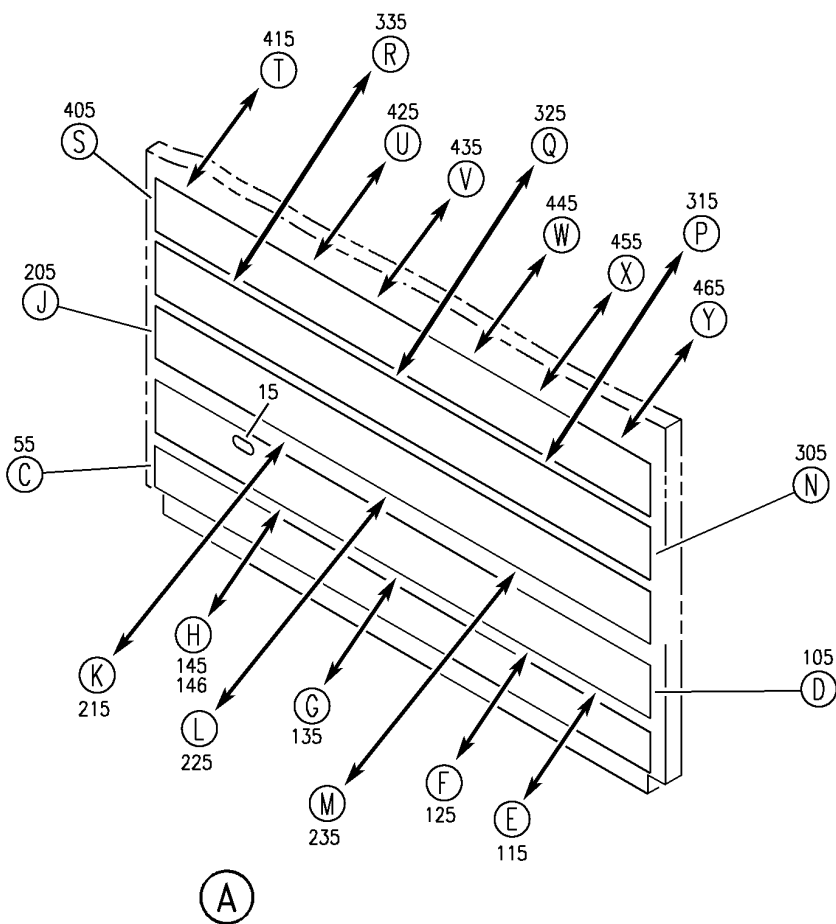
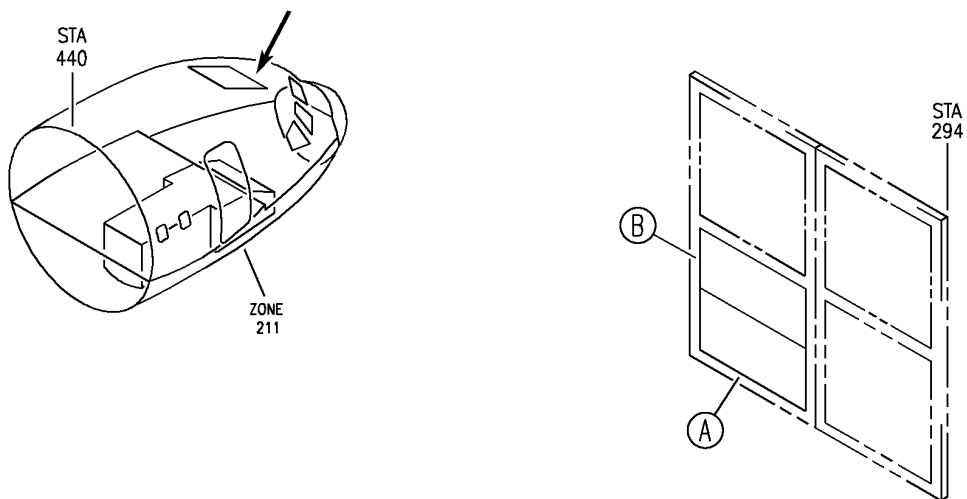
- ITEM NOT ILLUSTRATED

BRI

11-34-03-05C

11-34-03
FIG. 05C
PAGE 4
JAN 20/09


BOEING
 757
PARTS CATALOG (MAINTENANCE)



Y 11340305D SHT 1 REV 295

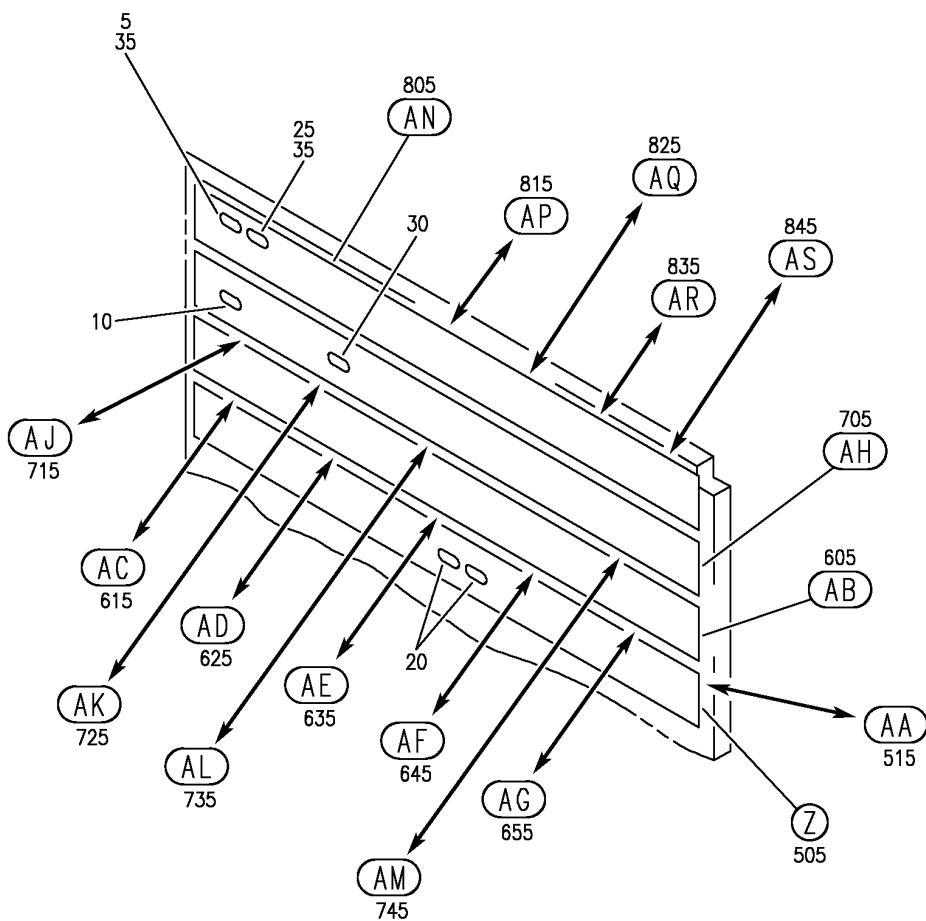
LIGHTPLATE AND PLACARD INSTL-P11-1 (PLACARDS AND MARKINGS ONLY)
 FIGURE 5D (SHEET 1)

11-34-03-05D

BRI
JAN 20/09

11-34-03-05D
 PAGE 0

BOEING
757
PARTS CATALOG (MAINTENANCE)



(B)

Y 11340305D SHT 2 REV 265

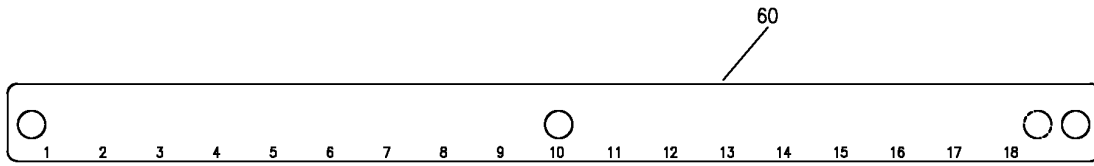
LIGHTPLATE AND PLACARD INSTL-P11-1 (PLACARDS AND MARKINGS ONLY)
FIGURE 5D (SHEET 2)

11-34-03-05D

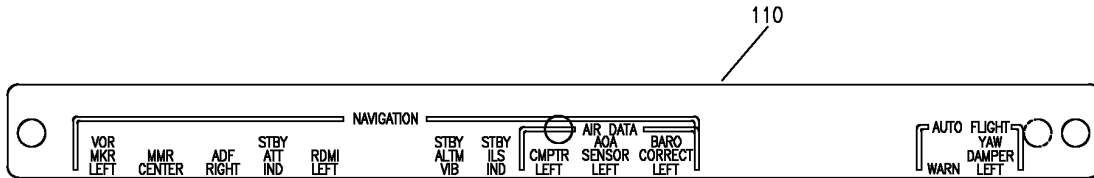
BRI
JAN 20/09

11-34-03-05D
PAGE 0A

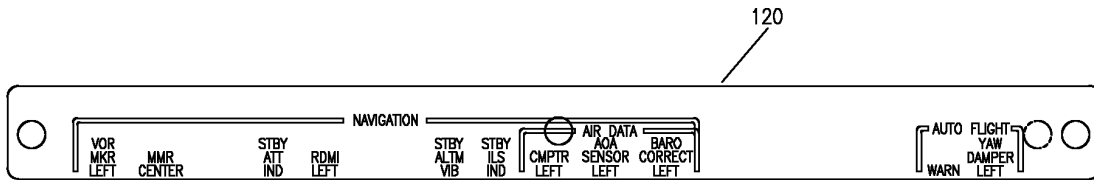
BOEING
757
PARTS CATALOG (MAINTENANCE)



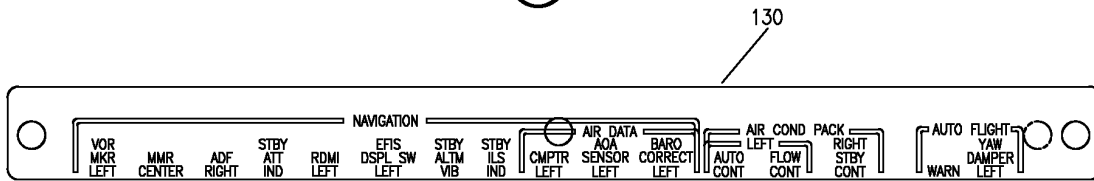
(C)



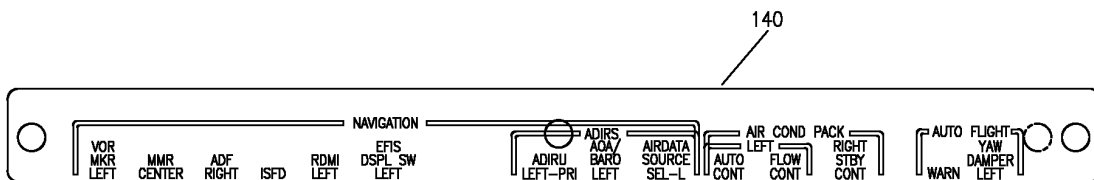
(D)



(E)



(F)



(G)

Y 11340305D SHT 3 REV 265

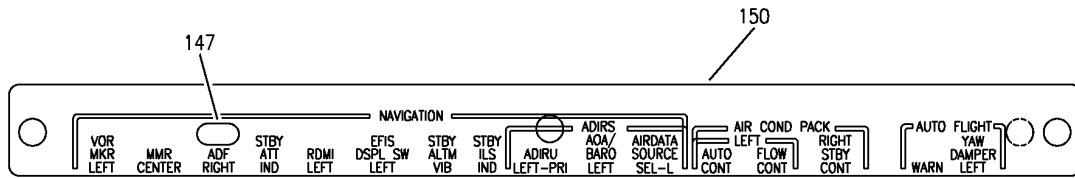
LIGHTPLATE AND PLACARD INSTL-P11-1 (PLACARDS AND MARKINGS ONLY)
FIGURE 5D (SHEET 3)

11-34-03-05D

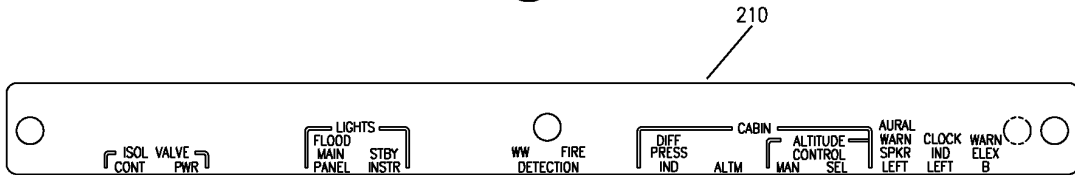
BRI
JAN 20/09

11-34-03-05D
PAGE 0B

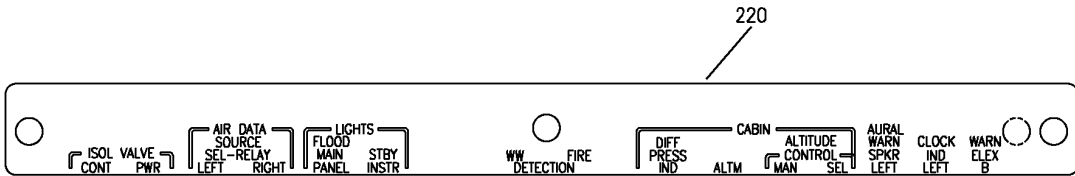
BOEING
757
PARTS CATALOG (MAINTENANCE)



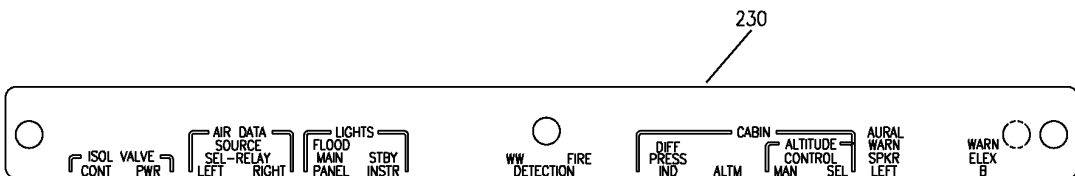
(H)



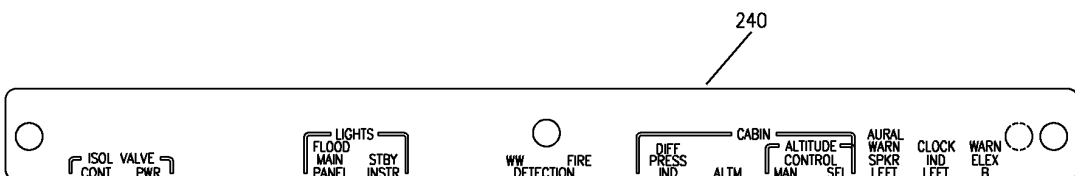
(J)



(K)



(L)



(M)

Y 11340305D SH1 4 REV 295

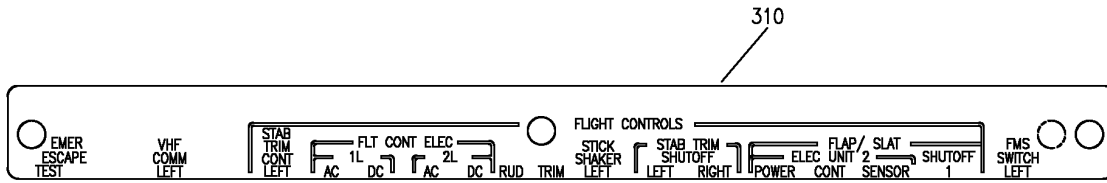
LIGHTPLATE AND PLACARD INSTL-P11-1 (PLACARDS AND MARKINGS ONLY)
FIGURE 5D (SHEET 4)

BRI
JAN 20/09

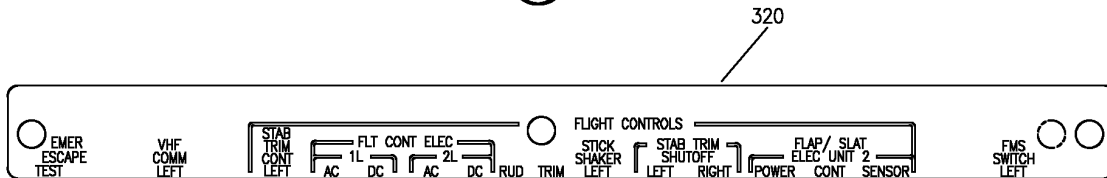
11-34-03-05D

11-34-03-05D
PAGE 0C

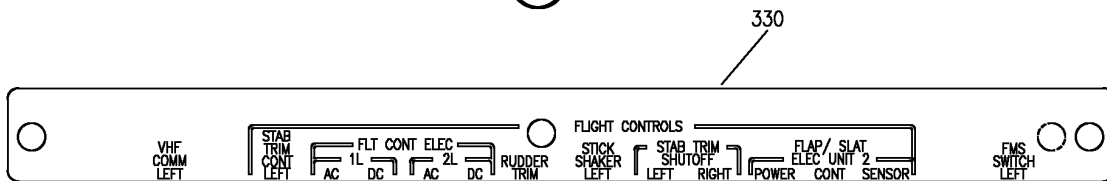
BOEING
757
PARTS CATALOG (MAINTENANCE)



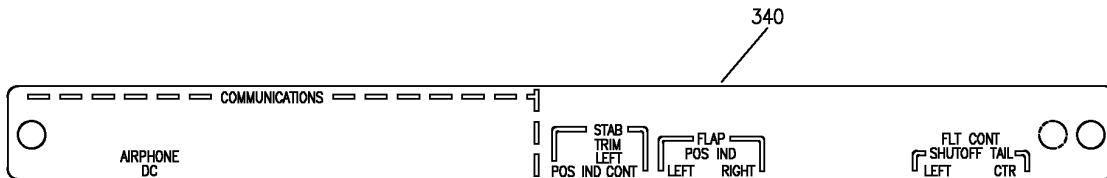
N



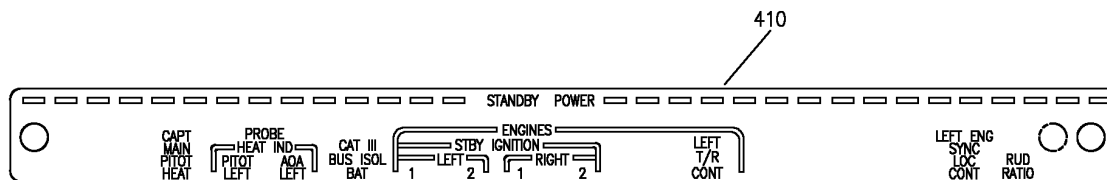
P



Q



R



S

Y 11340305D SHT 5 REV 265

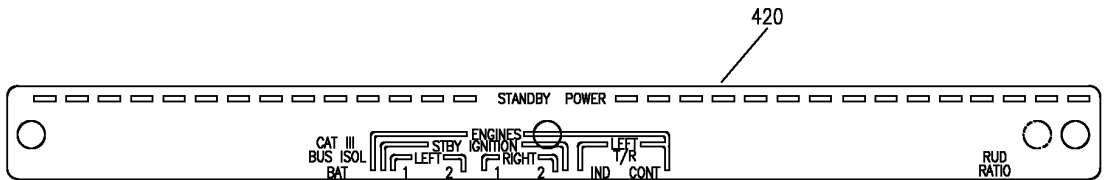
LIGHTPLATE AND PLACARD INSTL-P11-1 (PLACARDS AND MARKINGS ONLY)
FIGURE 5D (SHEET 5)

11-34-03-05D

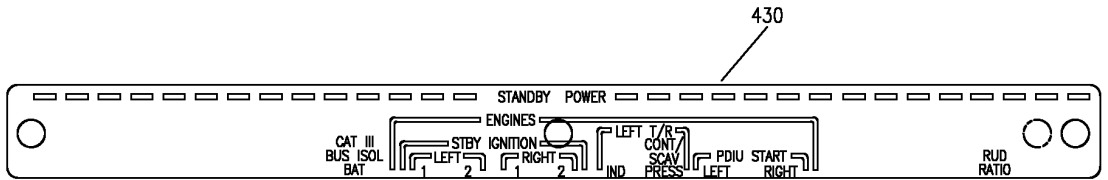
BRI
JAN 20/09

11-34-03-05D
PAGE 0D

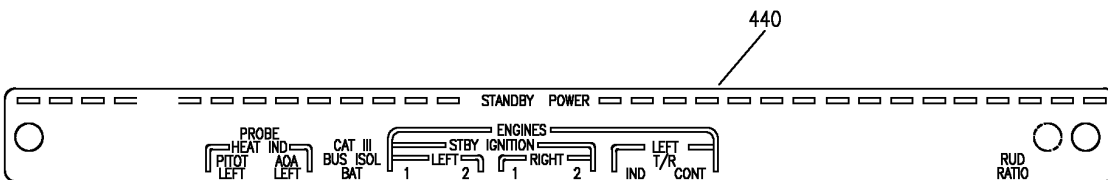

BOEING
 757
PARTS CATALOG (MAINTENANCE)



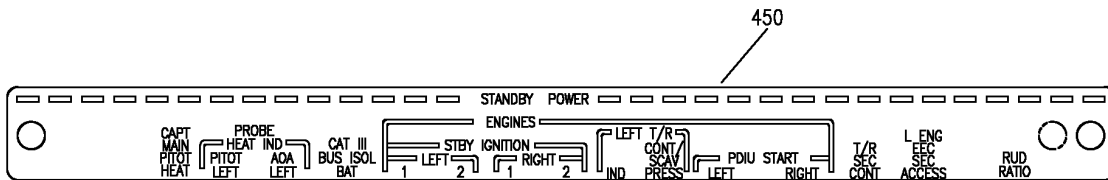
T



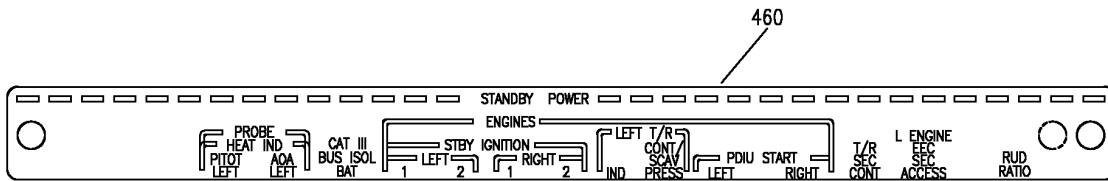
U



V



W



X

Y 11340305D SHT 6 REV 265

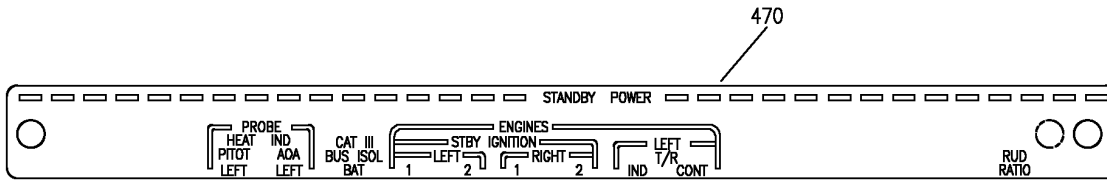
LIGHTPLATE AND PLACARD INSTL-P11-1 (PLACARDS AND MARKINGS ONLY)
 FIGURE 5D (SHEET 6)

11-34-03-05D

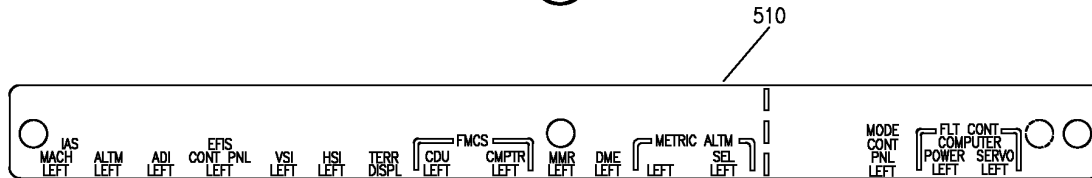
BRI
 JAN 20/09

11-34-03-05D
 PAGE 0E

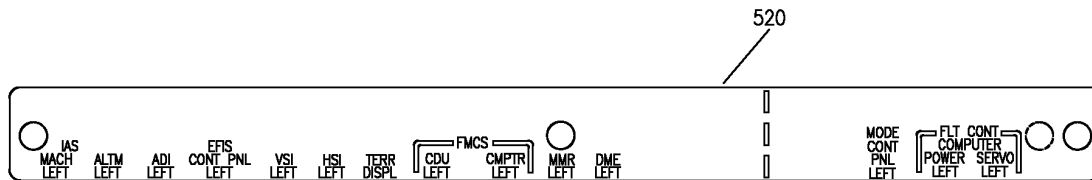

BOEING
 757
PARTS CATALOG (MAINTENANCE)



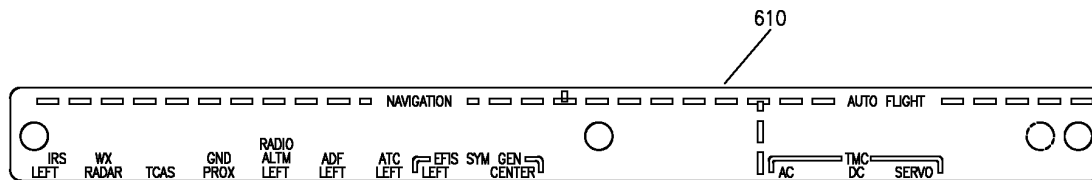
(Y)



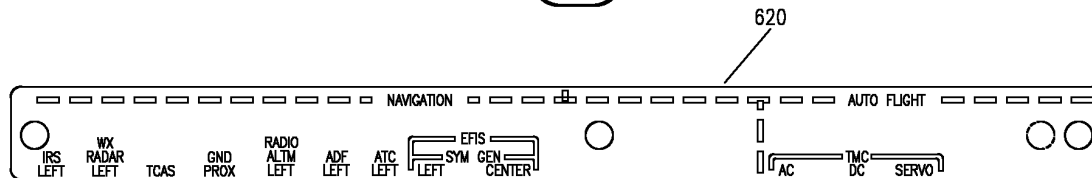
(Z)



(AA)



(AB)



(AC)

Y 11340305D SHT 7 REV 265

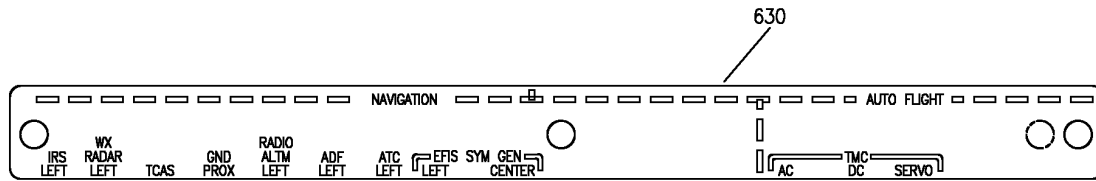
LIGHTPLATE AND PLACARD INSTL-P11-1 (PLACARDS AND MARKINGS ONLY)
 FIGURE 5D (SHEET 7)

11-34-03-05D

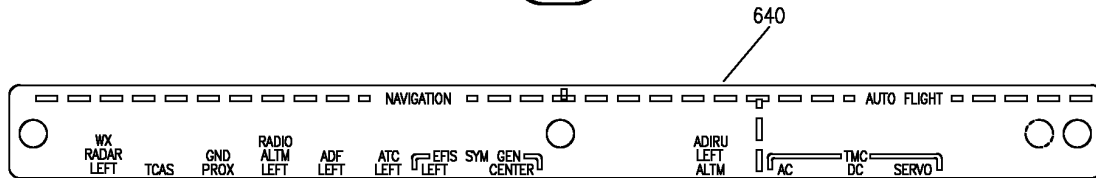
BRI
JAN 20/09

11-34-03-05D
 PAGE OF

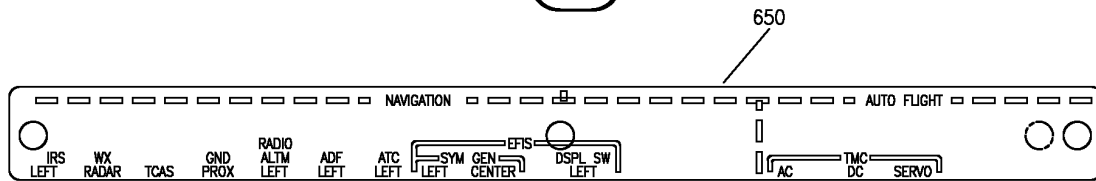
BOEING
757
PARTS CATALOG (MAINTENANCE)



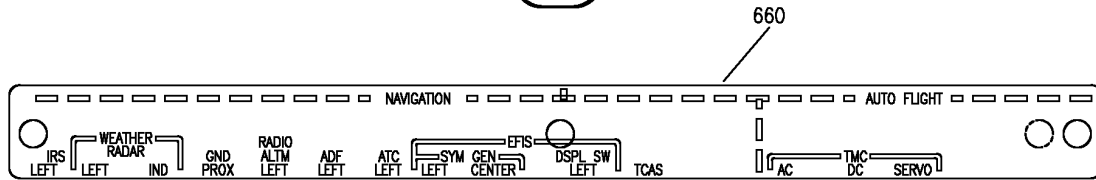
(AD)



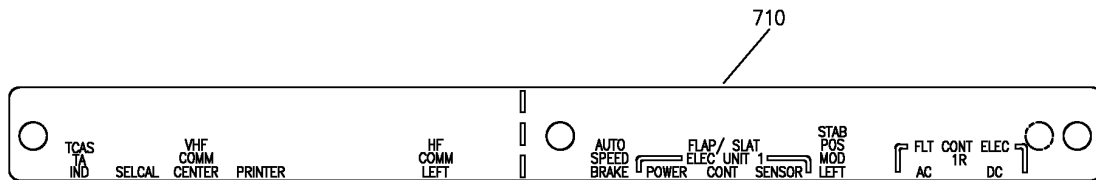
(AE)



(AF)



(AG)



(AH)

Y 11340305D SHT 8 REV 265

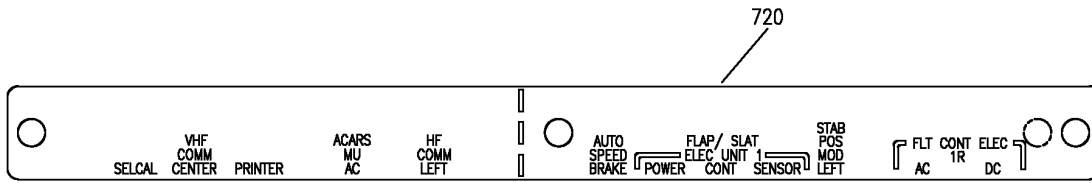
LIGHTPLATE AND PLACARD INSTL-P11-1 (PLACARDS AND MARKINGS ONLY)
FIGURE 5D (SHEET 8)

BRI
JAN 20/09

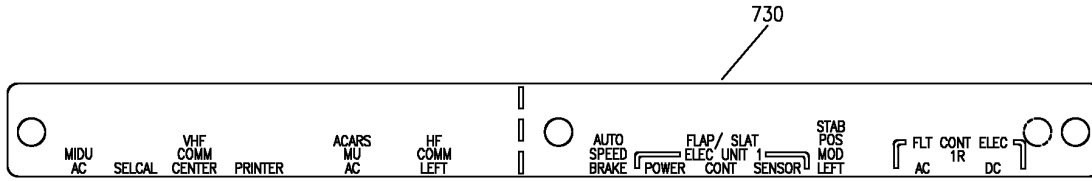
11-34-03-05D

11-34-03-05D
PAGE 0G

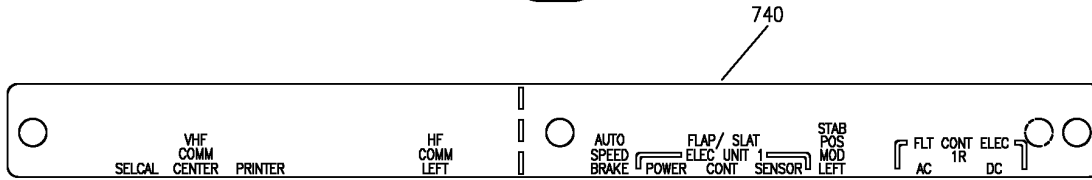
BOEING
757
PARTS CATALOG (MAINTENANCE)



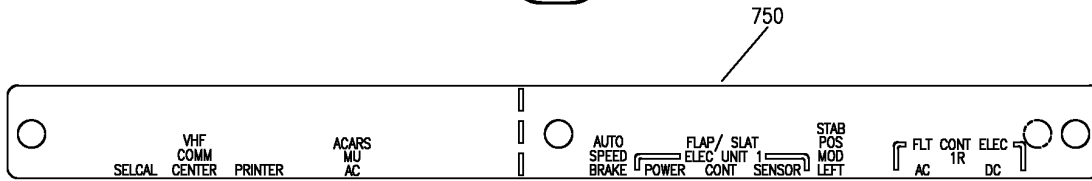
(AJ)



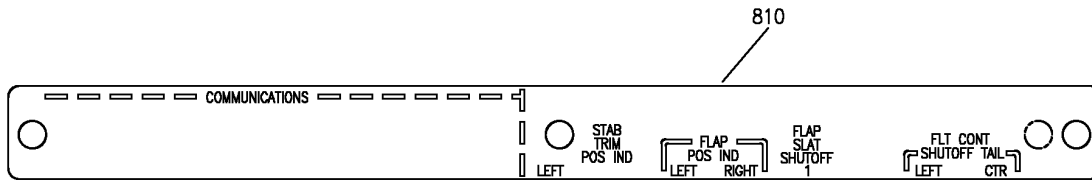
(AK)



(AL)



(AM)



(AN)

Y 11340305D SHT 9 REV 265

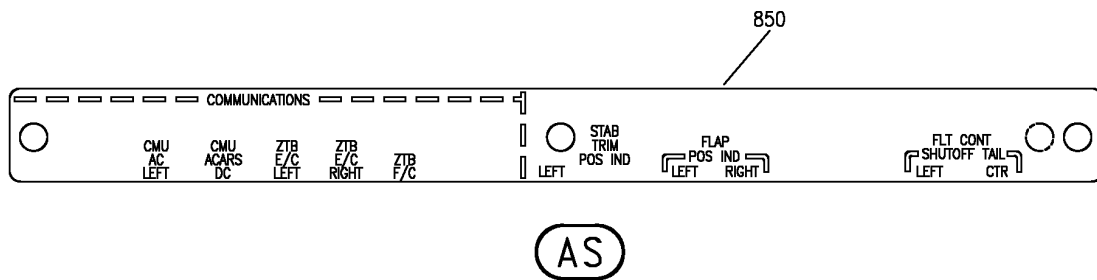
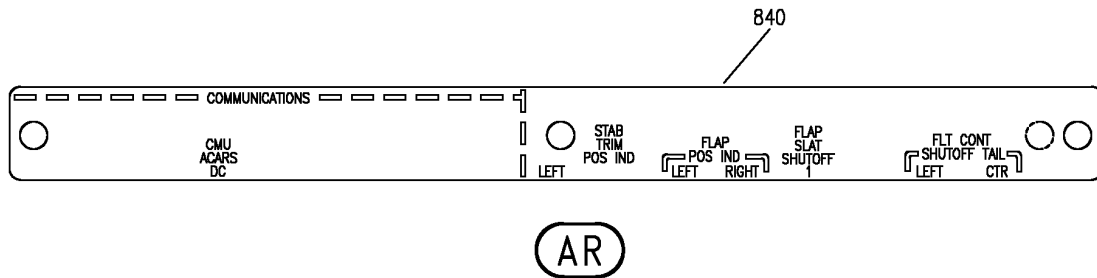
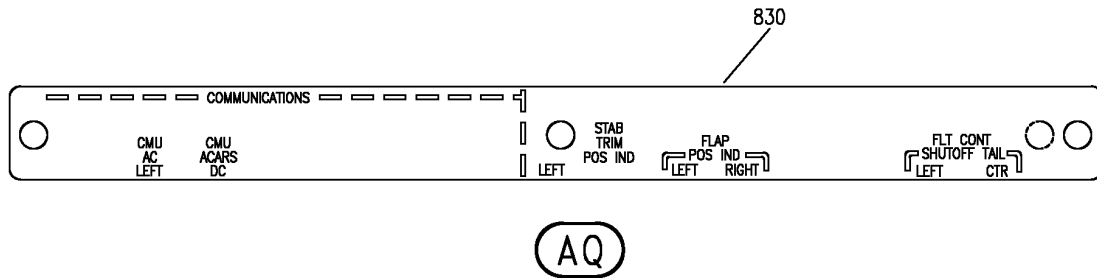
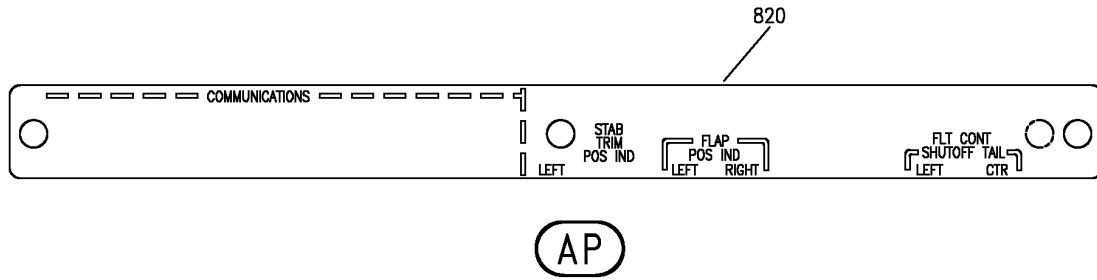
LIGHTPLATE AND PLACARD INSTL-P11-1 (PLACARDS AND MARKINGS ONLY)
FIGURE 5D (SHEET 9)

11-34-03-05D

BRI
JAN 20/09

11-34-03-05D
PAGE 0H


BOEING
 757
PARTS CATALOG (MAINTENANCE)



Y 11340305D SHT 10 REV 265

LIGHTPLATE AND PLACARD INSTL-P11-1 (PLACARDS AND MARKINGS ONLY)
 FIGURE 5D (SHEET 10)

11-34-03-05D

BRI
JAN 20/09

11-34-03-05D
PAGE 01



757

PARTS CATALOG (MAINTENANCE)

FIG ITEM	PART NUMBER	1 2 3 4 5 6 7	NOMENCLATURE	EFFECT FROM TO	UNITS PER ASSY
5D			LIGHTPLATE AND PLACARD INSTL-P11-1 (PLACARDS AND MARKINGS ONLY)	103106	
- 1	MODREF7923		PLACARD INSTL- MODULE NUMBER: 233N5103-287 REV A FOR ADDITIONAL DETAILS SEE: 11-34-03-05E 11-34-03-05F 11-34-03-05G	103105	1
20	BAC27NFDE0024		.DECAL- PLACARD CONTENT: INOP	103105	2
35	BAC27NFDE0024		.DECAL- PLACARD CONTENT: INOP	103105	2
- 50	MODREF7611		LIGHTPLATE INSTL-P11-1 (PLACARDS AND MARKINGS ONLY) MODULE NUMBER: 233N5103-2 REV A FOR OTHER SYS DETAILS SEE: 33-13-65-04	103106	1
55	233N5220-1041		.LIGHTPLATE ASSY	103106	RF
60	233N5220-1042		..STRIP-INDICIA	103106	1
- 100	MODREF19350		LIGHTPLATE INSTL-P11-1 (PLACARDS AND MARKINGS ONLY) MODULE NUMBER: 233N5103-423 REV A FOR OTHER SYS DETAILS SEE: 33-13-65-04	103106	1
135	233N5411-27		.LIGHTPLATE ASSY-	103106	RF
140	233N5411-28		..STRIP-INDICIA	103106	1
- 200	MODREF7398		LIGHTPLATE INSTL-P11-1 (PLACARDS AND MARKINGS ONLY) MODULE NUMBER: 233N5103-14 REV A FOR OTHER SYS DETAILS SEE: 33-13-65-04	103106	1
235	233N5220-1045		.LIGHTPLATE ASSY	103106	RF
240	233N5220-1046		..STRIP-INDICIA	103106	1

MISSING ITEM NUMBERS NOT APPLICABLE

- ITEM NOT ILLUSTRATED

BRI

11-34-03-05D

BOEING PROPRIETARY - Copyright © - Unpublished Work - See title page for details.

11-34-03
FIG. 05D
PAGE 1
JAN 20/09



757

PARTS CATALOG (MAINTENANCE)

FIG ITEM	PART NUMBER	1 2 3 4 5 6 7	NOMENCLATURE	EFFECT FROM TO	UNITS PER ASSY
5D - 300	MODREF7713		LIGHTPLATE INSTL-P11-1 (PLACARDS AND MARKINGS ONLY) MODULE NUMBER: 233N5103-23 REV A FOR OTHER SYS DETAILS SEE: 33-13-65-04	103106	1
335	233N5220-1277		.LIGHTPLATE ASSY	103106	RF
340	233N5220-1278		..STRIP-INDICIA	103106	1
- 400	MODREF8235		LIGHTPLATE INSTL-P11-1 (PLACARDS AND MARKINGS ONLY) MODULE NUMBER: 233N5103-413 REV A FOR OTHER SYS DETAILS SEE: 33-13-65-04	103106	1
465	233N5220-1291		.LIGHTPLATE ASSY	103106	RF
470	233N5220-1292		..STRIP-INDICIA	103106	1
- 500	MODREF8229		LIGHTPLATE INSTL-P11-1 (PLACARDS AND MARKINGS ONLY) MODULE NUMBER: 233N5103-407 REV A FOR OTHER SYS DETAILS SEE: 33-13-65-04	103106	1
505	233N5415-23		.LIGHTPLATE ASSY	103106	RF
510	233N5415-24		..STRIP-INDICIA	103106	1
- 600	MODREF8042		LIGHTPLATE INSTL-P11-1 (PLACARDS AND MARKINGS ONLY) MODULE NUMBER: 233N5103-376 REV A FOR OTHER SYS DETAILS SEE: 33-13-65-04	103106	1
635	233N5416-29		.LIGHTPLATE ASSY	103106	RF
640	233N5416-30		..STRIP-INDICIA	103106	1
- 700	MODREF8137		LIGHTPLATE INSTL-P11-1 (PLACARDS AND MARKINGS ONLY) MODULE NUMBER: 233N5103-392 REV A FOR OTHER SYS DETAILS SEE: 33-13-65-04	103106	1
735	233N5220-1285		.LIGHTPLATE ASSY	103106	RF
740	233N5220-1286		..STRIP-INDICIA	103106	1

MISSING ITEM NUMBERS NOT APPLICABLE

- ITEM NOT ILLUSTRATED

11-34-03-05D

11-34-03
FIG. 05D
PAGE 2
JAN 20/09

BRI



757

PARTS CATALOG (MAINTENANCE)

FIG ITEM	PART NUMBER	1 2 3 4 5 6 7	NOMENCLATURE	EFFECT FROM TO	UNITS PER ASSY
5D - 800	MODREF8312		LIGHTPLATE INSTL-P11-1 (PLACARDS AND MARKINGS ONLY) MODULE NUMBER: 233N5103-74 REV A FOR OTHER SYS DETAILS SEE: 33-13-65-04	103106	1
825	233N5418-21		.LIGHTPLATE ASSY	103106	RF
830	233N5418-22		..STRIP-INDICIA	103106	1

MISSING ITEM NUMBERS NOT APPLICABLE

- ITEM NOT ILLUSTRATED

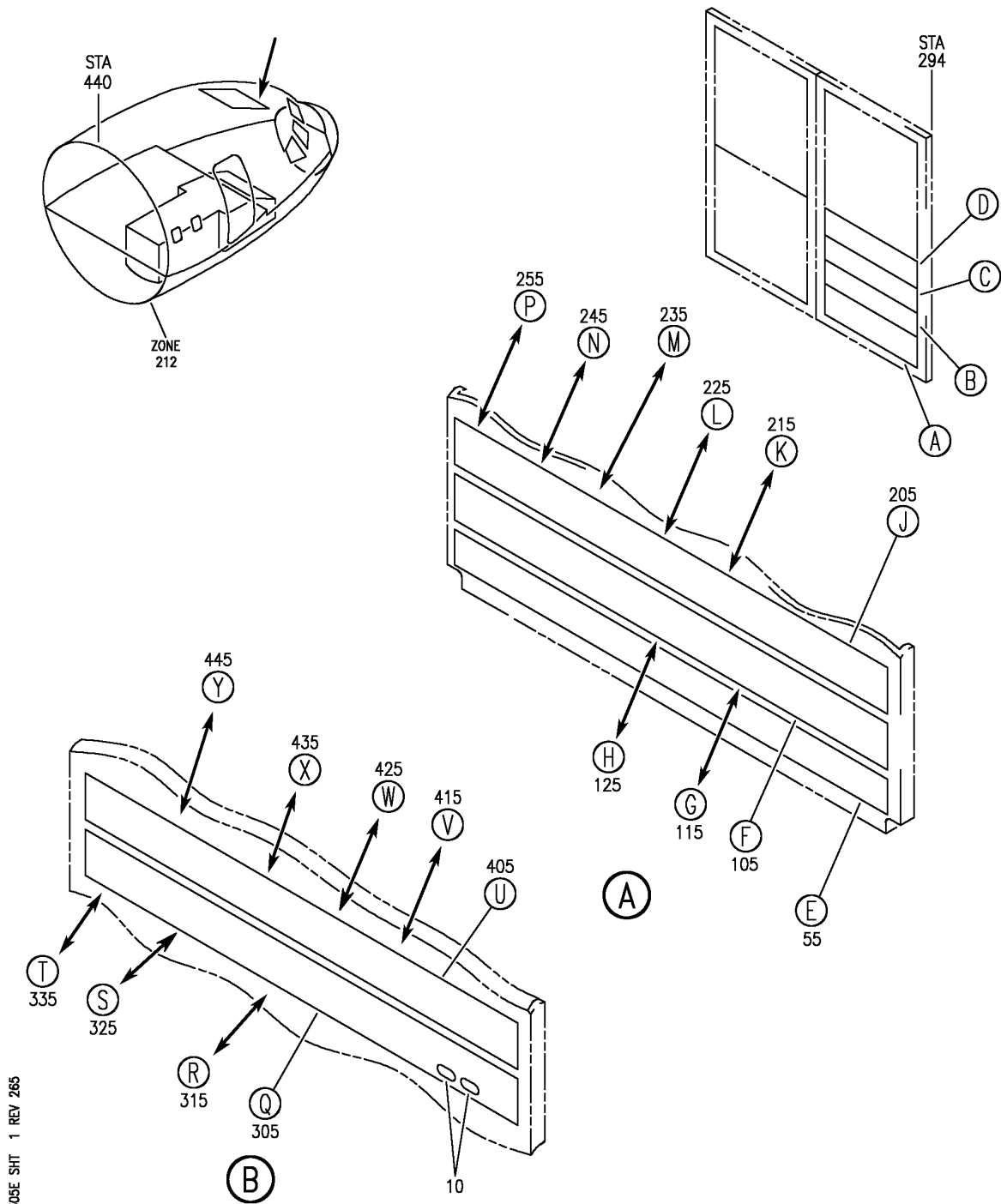
BRI

11-34-03-05D

BOEING PROPRIETARY - Copyright © - Unpublished Work - See title page for details.

11-34-03
FIG. 05D
PAGE 3
JAN 20/09

BOEING
757
PARTS CATALOG (MAINTENANCE)



Y 11340305E SHT 1 REV 265

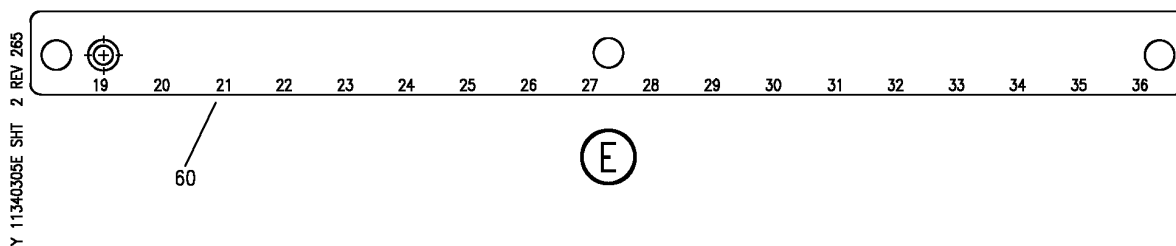
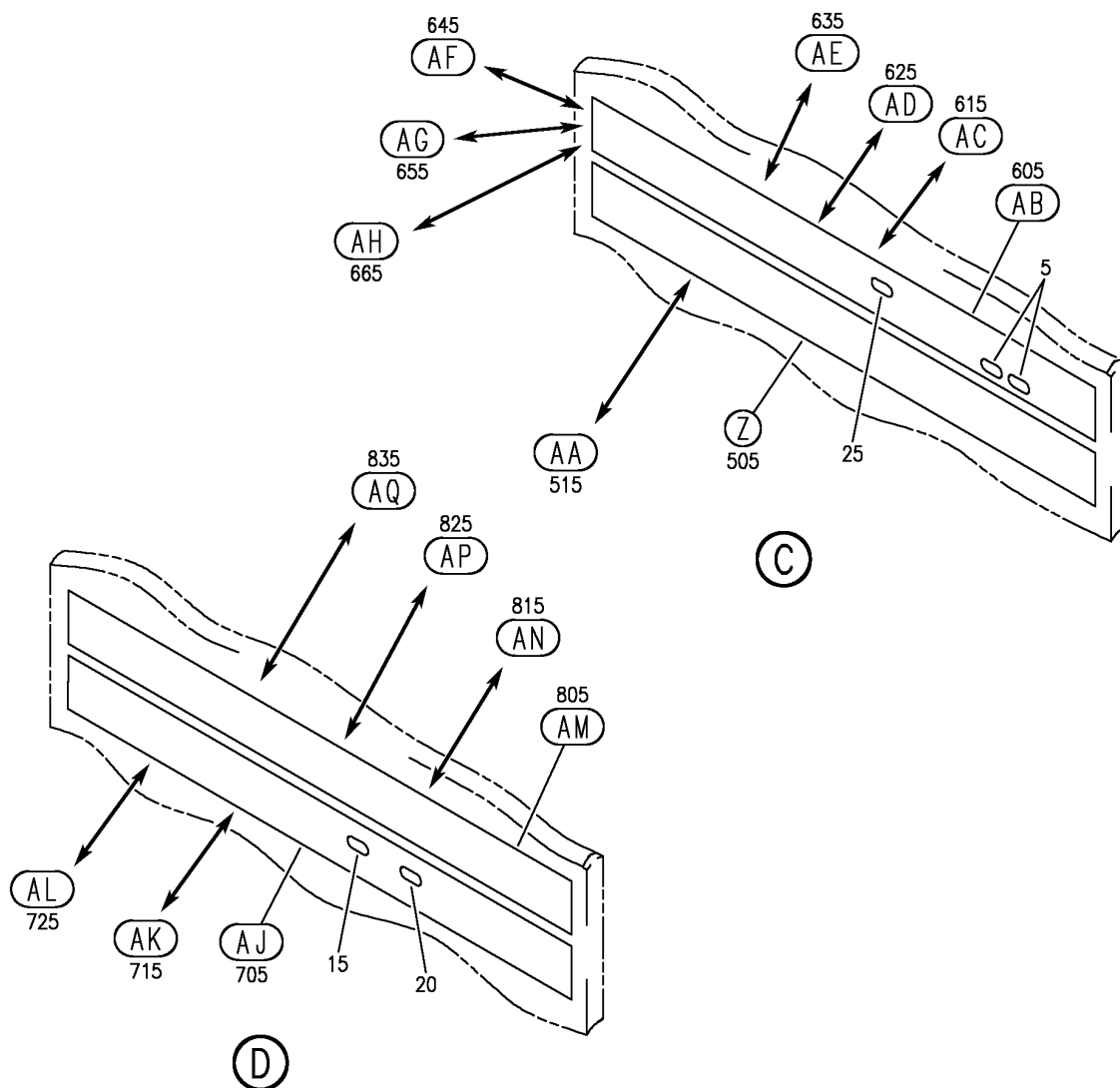
LIGHTPLATE AND PLACARD INSTL-P11-2 (PLACARDS AND MARKINGS ONLY)
FIGURE 5E (SHEET 1)

BRI
JAN 20/09

11-34-03-05E

11-34-03-05E
PAGE 0

BOEING
757
PARTS CATALOG (MAINTENANCE)



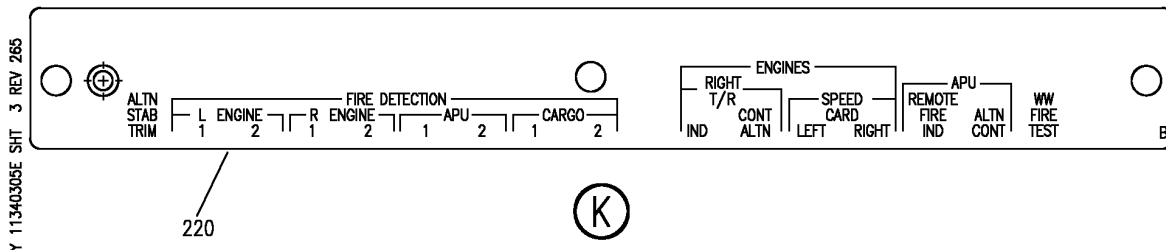
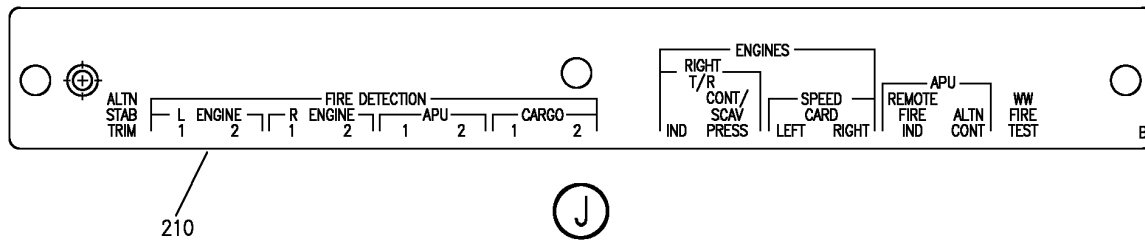
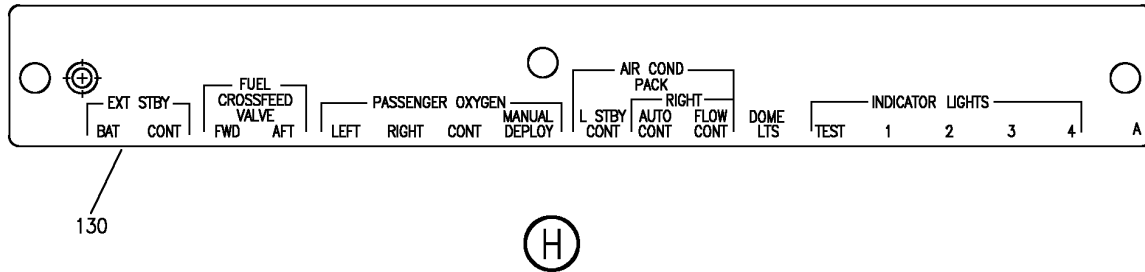
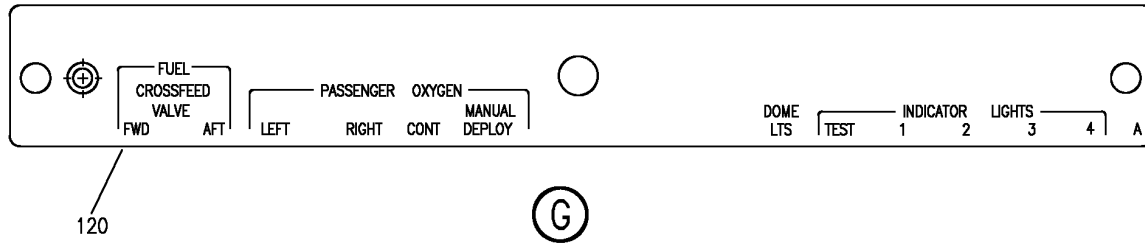
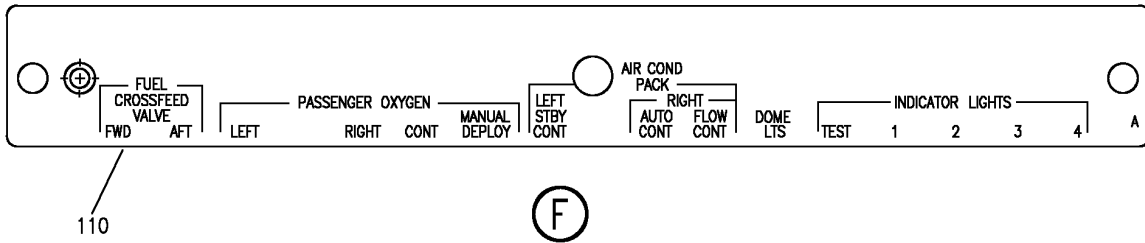
LIGHTPLATE AND PLACARD INSTL-P11-2 (PLACARDS AND MARKINGS ONLY)
FIGURE 5E (SHEET 2)

BRI
JAN 20/09

11-34-03-05E

11-34-03-05E
PAGE 0A

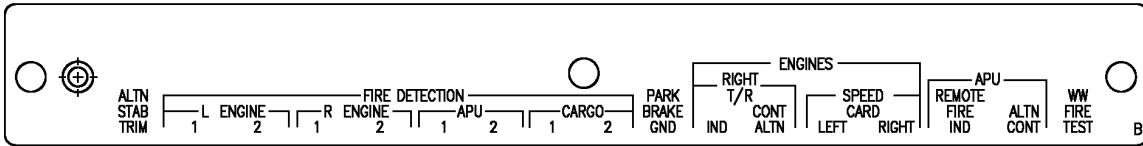

BOEING
 757
PARTS CATALOG (MAINTENANCE)



Y 11340305E SHT. 3, REV. 265

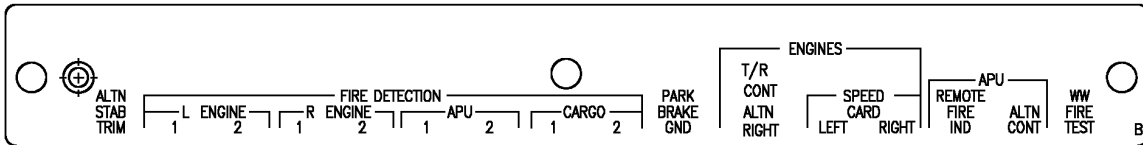
LIGHTPLATE AND PLACARD INSTL-P11-2 (PLACARDS AND MARKINGS ONLY)
 FIGURE 5E (SHEET 3)

BOEING
757
PARTS CATALOG (MAINTENANCE)



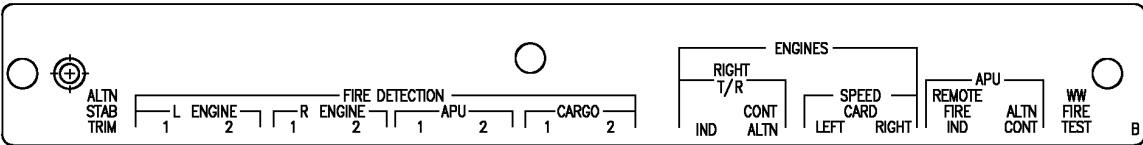
230

(L)



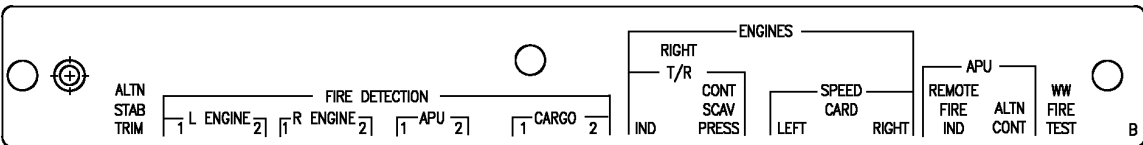
240

(M)



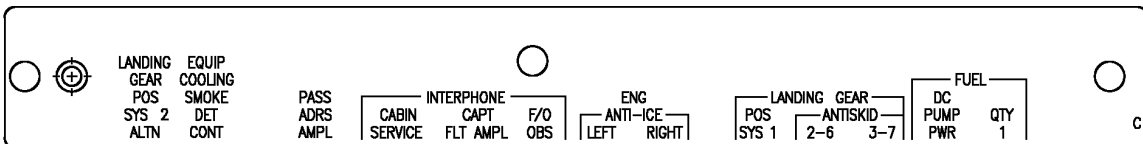
250

(N)



260

(P)



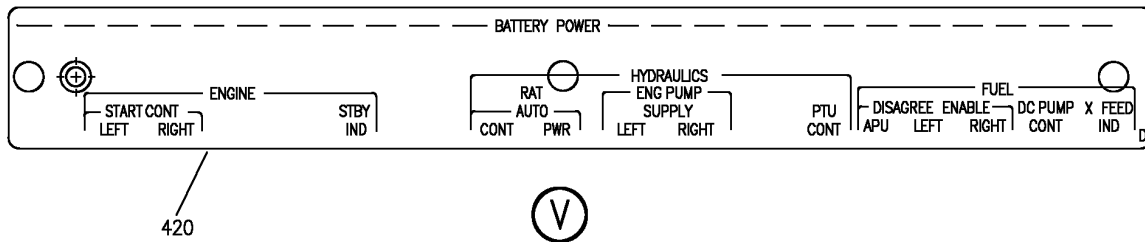
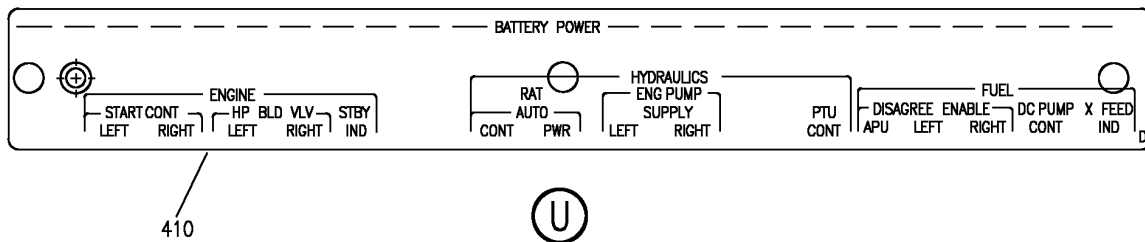
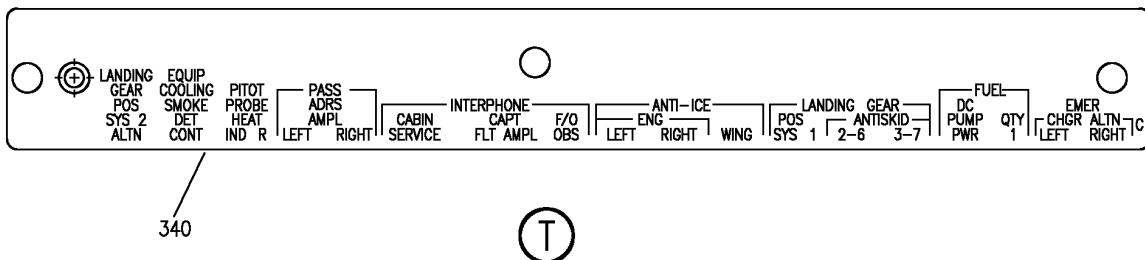
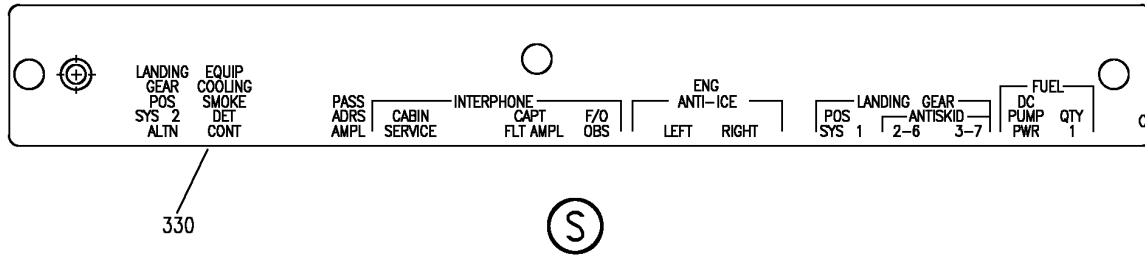
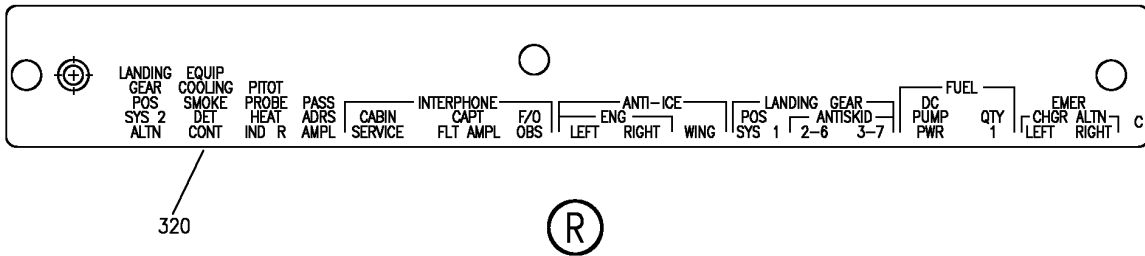
310

(Q)

Y 11340305E SHT 4 REV 265

LIGHTPLATE AND PLACARD INSTL-P11-2 (PLACARDS AND MARKINGS ONLY)
FIGURE 5E (SHEET 4)

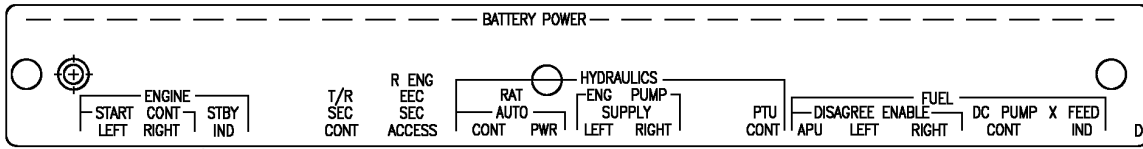
BOEING
757
PARTS CATALOG (MAINTENANCE)



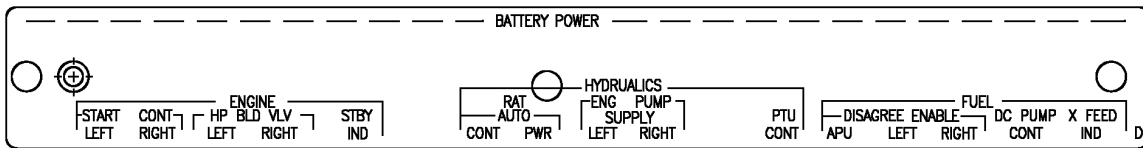
Y 11340305E SHT 5 REV 265

LIGHTPLATE AND PLACARD INSTL-P11-2 (PLACARDS AND MARKINGS ONLY)
FIGURE 5E (SHEET 5)

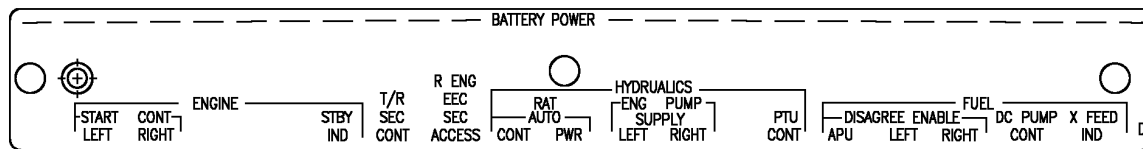
BOEING
757
PARTS CATALOG (MAINTENANCE)



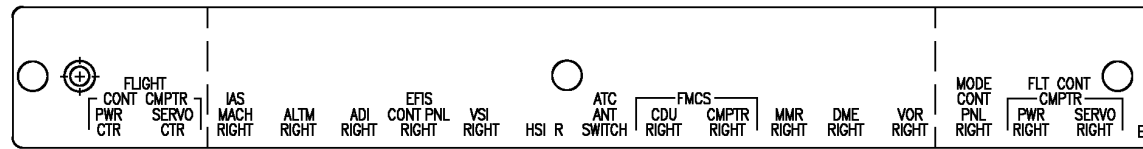
430 (W)



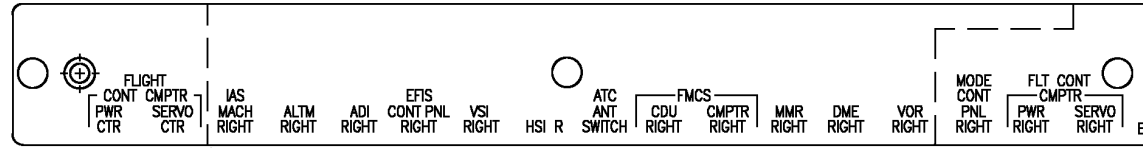
440 (X)



450 (Y)



510 (Z)

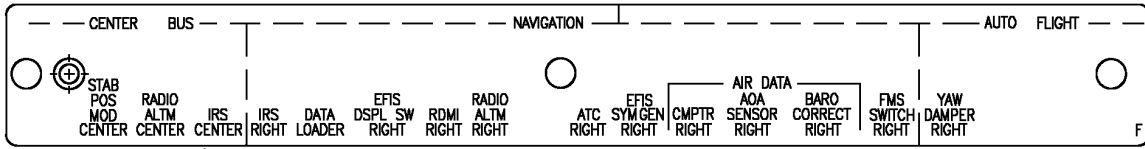


520 (AA)

Y 11340305E SHT 6 REV 265

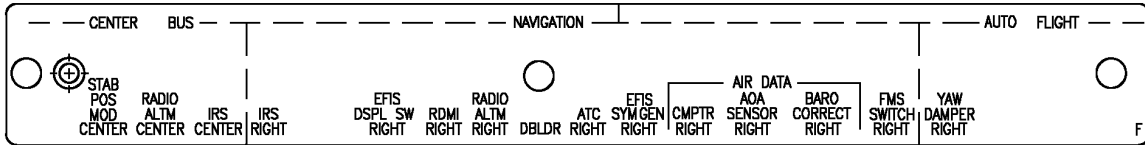
LIGHTPLATE AND PLACARD INSTL-P11-2 (PLACARDS AND MARKINGS ONLY)
FIGURE 5E (SHEET 6)

BOEING
757
PARTS CATALOG (MAINTENANCE)



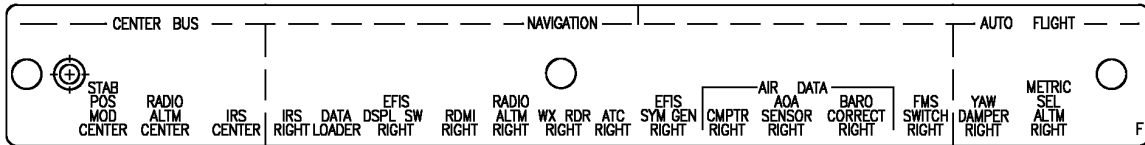
610

(AB)



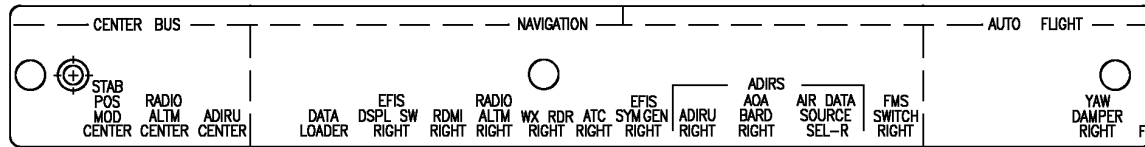
620

(AC)



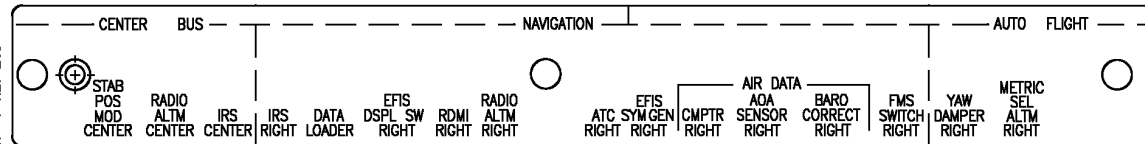
630

(AD)



640

(AE)



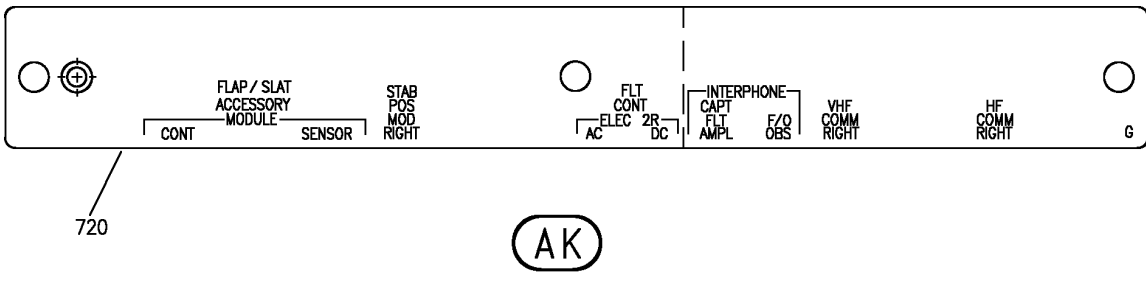
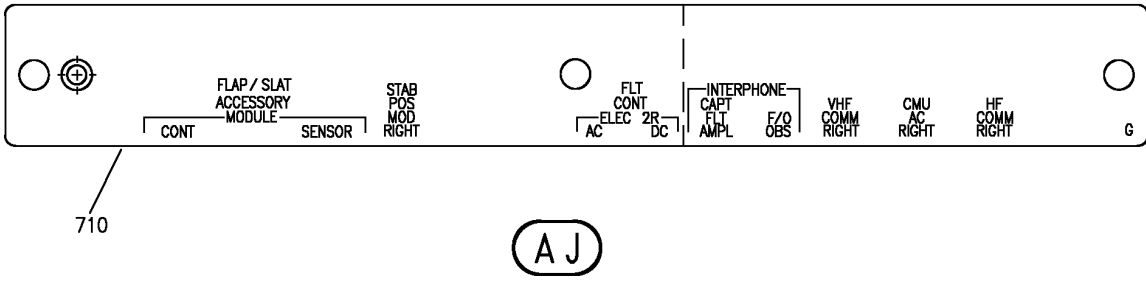
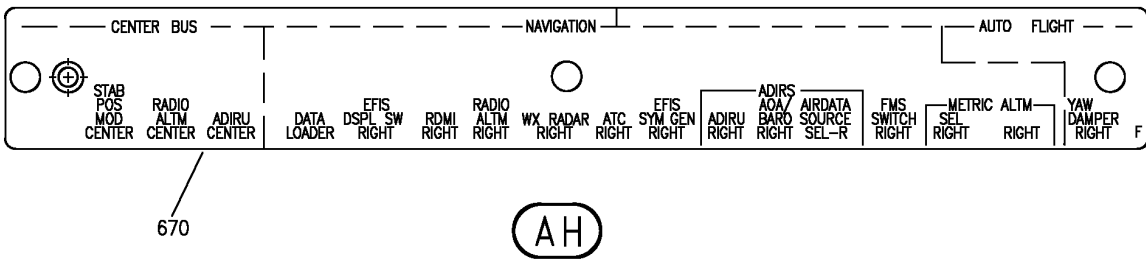
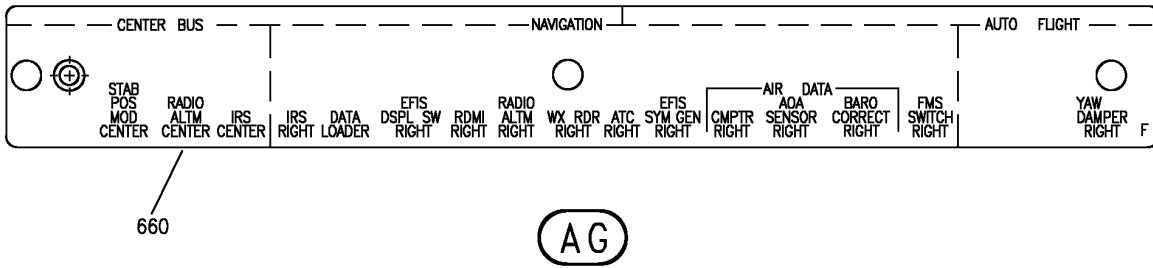
650

(AF)

Y 11340305E SHT 7 REV 265

LIGHTPLATE AND PLACARD INSTL-P11-2 (PLACARDS AND MARKINGS ONLY)
FIGURE 5E (SHEET 7)

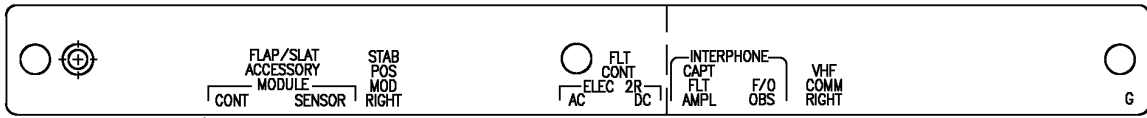
BOEING
757
PARTS CATALOG (MAINTENANCE)



Y 11340305E SHT 8 REV 265

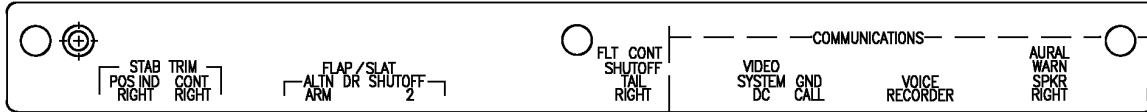
LIGHTPLATE AND PLACARD INSTL-P11-2 (PLACARDS AND MARKINGS ONLY)
FIGURE 5E (SHEET 8)

BOEING
757
PARTS CATALOG (MAINTENANCE)



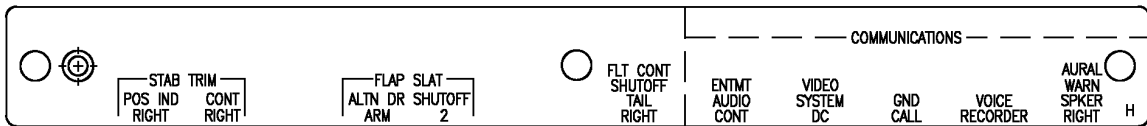
730

(AL)



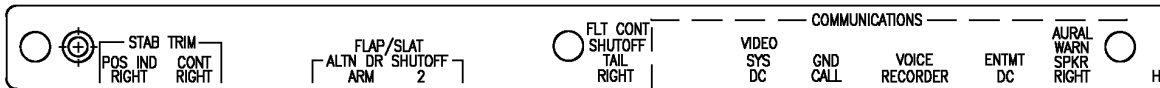
810

(AM)



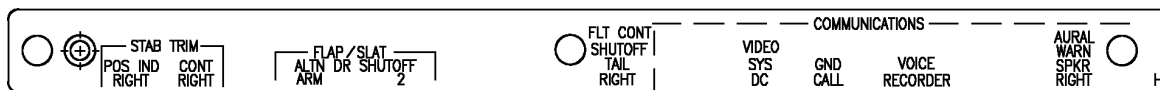
820

(AN)



830

(AP)



840

(AQ)

Y 11340305E SHT 9 REV 265

LIGHTPLATE AND PLACARD INSTL-P11-2 (PLACARDS AND MARKINGS ONLY)
FIGURE 5E (SHEET 9)

BRI
JAN 20/09

11-34-03-05E

11-34-03-05E
PAGE 0H



757

PARTS CATALOG (MAINTENANCE)

FIG ITEM	PART NUMBER	1 2 3 4 5 6 7	NOMENCLATURE	EFFECT FROM TO	UNITS PER ASSY
5E			LIGHTPLATE AND PLACARD INSTL-P11-2 (PLACARDS AND MARKINGS ONLY)	103106	
- 1	MODREF7923		PLACARD INSTL- MODULE NUMBER: 233N5103-287 REV A FOR ADDITIONAL DETAILS SEE: 11-34-03-05D 11-34-03-05F 11-34-03-05G	103105	1
5	BAC27NFDE0024		.DECAL- PLACARD CONTENT: INOP	103105	2
25	BAC27NFDE0024		.DECAL- PLACARD CONTENT: INOP	103105	1
- 50	MODREF8314		LIGHTPLATE INSTL-P11-2 (PLACARDS AND MARKINGS ONLY) MODULE NUMBER: 233N5103-76 REV A FOR OTHER SYS DETAILS SEE: 33-13-66-04	103106	1
55	233N5220-2045		.LIGHTPLATE ASSY	103106	RF
60	233N5220-2046		..STRIP-INDICIA	103106	1
- 100	MODREF8319		LIGHTPLATE INSTL-P11-2 (PLACARDS AND MARKINGS ONLY) MODULE NUMBER: 233N5103-82 REV A FOR OTHER SYS DETAILS SEE: 33-13-66-04	103106	1
125	233N5220-2257		.LIGHTPLATE ASSY	103106	RF
130	233N5220-2258		..STRIP-INDICIA	103106	1
- 200	MODREF8326		LIGHTPLATE INSTL-P11-2 (PLACARDS AND MARKINGS ONLY) MODULE NUMBER: 233N5103-89 REV A FOR OTHER SYS DETAILS SEE: 33-13-66-04	103106	1
225	233N5220-2243		.LIGHTPLATE ASSY	103106	RF
230	233N5220-2244		..STRIP-INDICIA	103106	1

MISSING ITEM NUMBERS NOT APPLICABLE

- ITEM NOT ILLUSTRATED

11-34-03-05E

11-34-03
FIG. 05E
PAGE 1
JAN 20/09

BRI



757

PARTS CATALOG (MAINTENANCE)

FIG ITEM	PART NUMBER	1 2 3 4 5 6 7	NOMENCLATURE	EFFECT FROM TO	UNITS PER ASSY
5E - 300	MODREF8411		LIGHTPLATE INSTL-P11-2 (PLACARDS AND MARKINGS ONLY) MODULE NUMBER: 233N5103-96 REV A FOR OTHER SYS DETAILS SEE: 33-13-66-04	103106	1
315	233N5220-2161		.LIGHTPLATE ASSY	103106	RF
320	233N5220-2162		..STRIP-INDICIA	103106	1
- 400	MODREF7302		LIGHTPLATE INSTL-P11-2 (PLACARDS AND MARKINGS ONLY) MODULE NUMBER: 233N5103-107 REV A FOR OTHER SYS DETAILS SEE: 33-13-66-04	103106	1
405	233N5220-2205		.LIGHTPLATE ASSY	103106	RF
410	233N5220-2206		..STRIP-INDICIA	103106	1
- 500	MODREF8230		LIGHTPLATE INSTL-P11-2 (PLACARDS AND MARKINGS ONLY) MODULE NUMBER: 233N5103-408 REV A FOR OTHER SYS DETAILS SEE: 33-13-66-04	103106	1
515	233N5425-9		.LIGHTPLATE ASSY	103106	RF
520	233N5425-10		..STRIP-INDICIA	103106	1
- 600	MODREF8231		LIGHTPLATE INSTL-P11-2 (PLACARDS AND MARKINGS ONLY) MODULE NUMBER: 233N5103-409 REV A FOR OTHER SYS DETAILS SEE: 33-13-66-04	103106	1
665	233N5426-41		.LIGHTPLATE ASSY	103106	RF
670	233N5426-42		..STRIP-INDICIA	103106	1
- 700	MODREF8138		LIGHTPLATE INSTL-P11-2 (PLACARDS AND MARKINGS ONLY) MODULE NUMBER: 233N5103-393 REV A FOR OTHER SYS DETAILS SEE: 33-13-66-04	103106	1
705	233N5427-13		.LIGHTPLATE ASSY	103106	RF
710	233N5427-14		..STRIP-INDICIA	103106	1

MISSING ITEM NUMBERS NOT APPLICABLE

- ITEM NOT ILLUSTRATED

11-34-03-05E

11-34-03
FIG. 05E
PAGE 2
JAN 20/09

BRI



757

PARTS CATALOG (MAINTENANCE)

FIG ITEM	PART NUMBER	1 2 3 4 5 6 7	NOMENCLATURE	EFFECT FROM TO	UNITS PER ASSY
5E - 800	MODREF8045		LIGHTPLATE INSTL-P11-2 (PLACARDS AND MARKINGS ONLY) MODULE NUMBER: 233N5103-379 REV A FOR OTHER SYS DETAILS SEE: 33-13-66-04	103106	1
815	233N5428-17		.LIGHTPLATE ASSY	103106	RF
820	233N5428-18		..STRIP-INDICIA	103106	1

MISSING ITEM NUMBERS NOT APPLICABLE

- ITEM NOT ILLUSTRATED

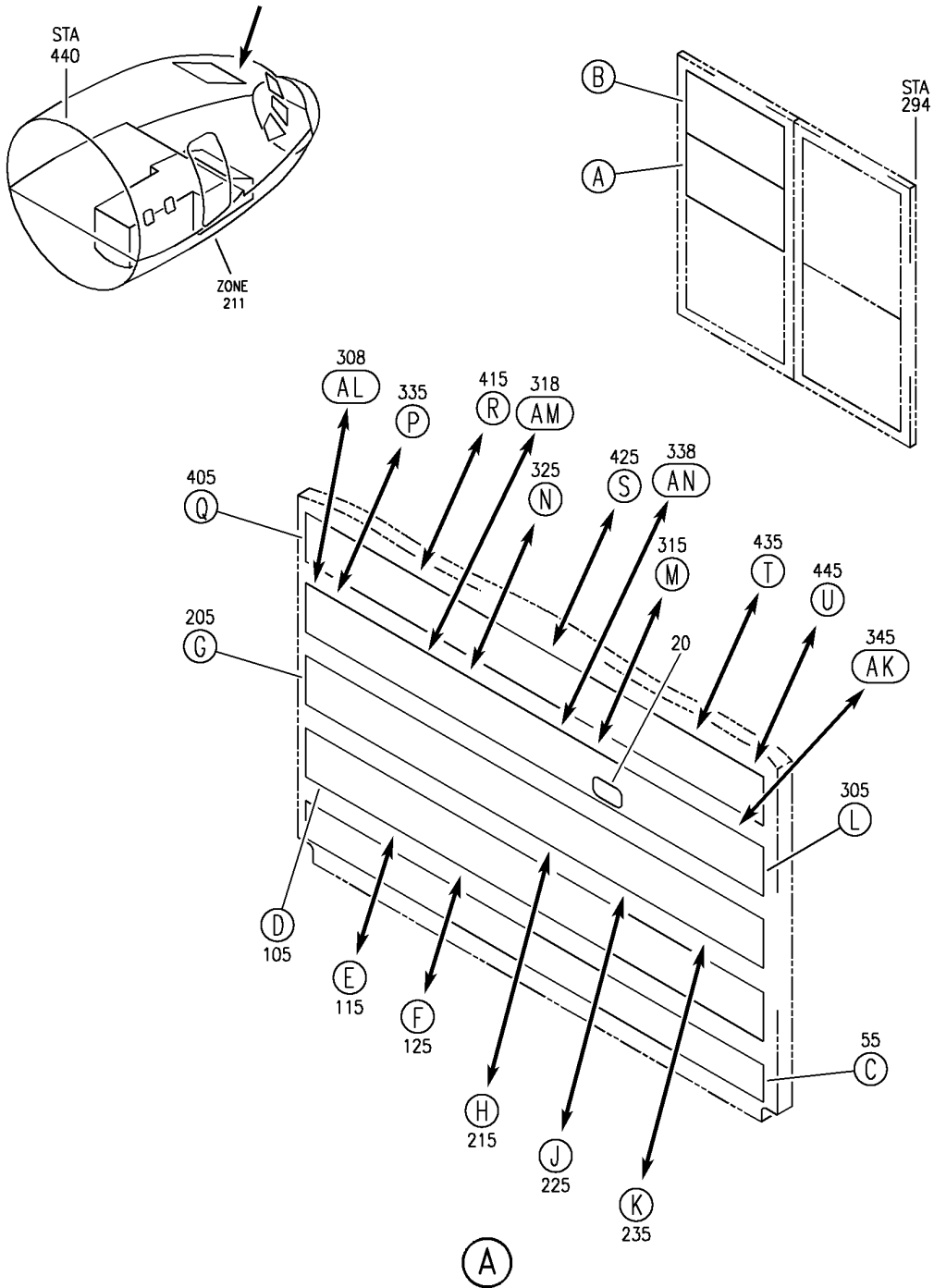
BRI

11-34-03-05E

BOEING PROPRIETARY - Copyright © - Unpublished Work - See title page for details.

11-34-03
FIG. 05E
PAGE 3
JAN 20/09


BOEING
 757
PARTS CATALOG (MAINTENANCE)



Y 11340305F SHT 1 REV 299

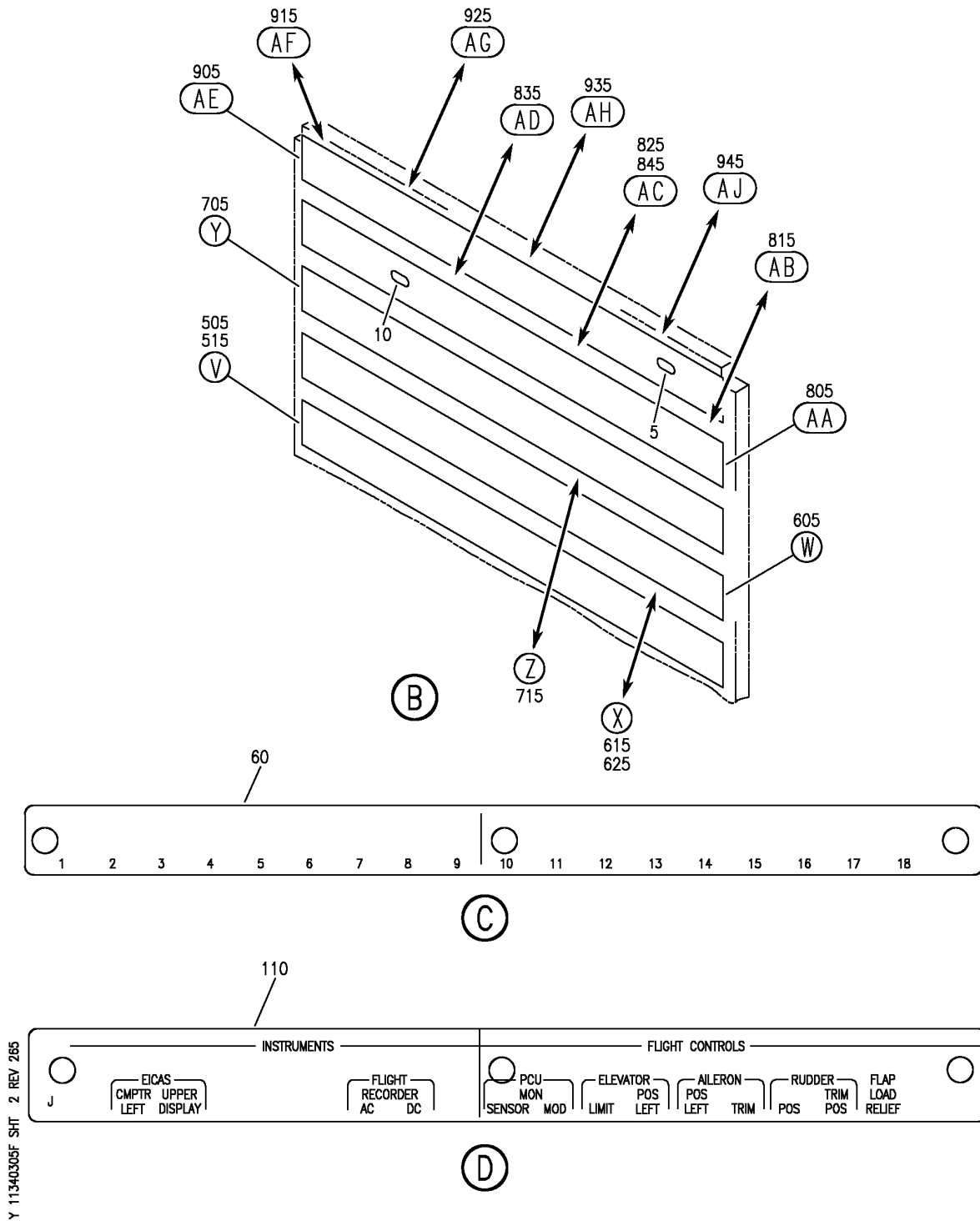
LIGHTPLATE, PLACARD AND EQUIPMENT INSTL-P11-3, DEACTIVATION OF AUTO SHUTOFF
 FIGURE 5F (SHEET 1)

BRI
JAN 20/09

11-34-03-05F

11-34-03-05F
 PAGE 0

BOEING
757
PARTS CATALOG (MAINTENANCE)



Y 11340305F SHT 2 REV 265

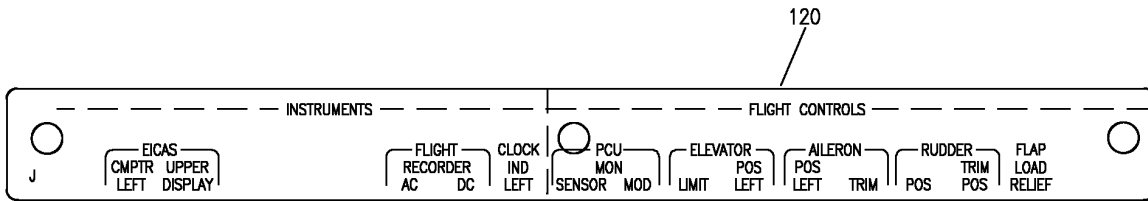
LIGHTPLATE, PLACARD AND EQUIPMENT INSTL-P11-3, DEACTIVATION OF AUTO SHUTOFF
FIGURE 5F (SHEET 2)

BRI
JAN 20/09

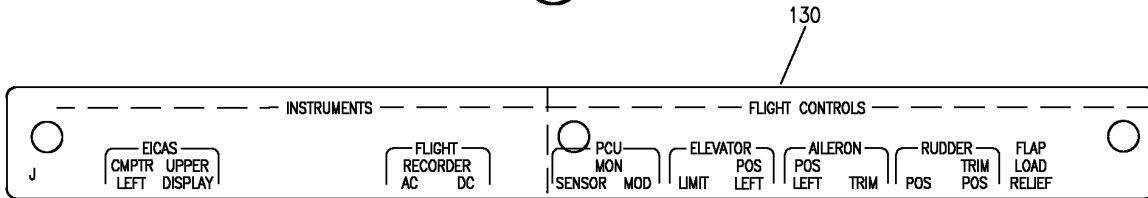
11-34-03-05F

11-34-03-05F
PAGE 0A

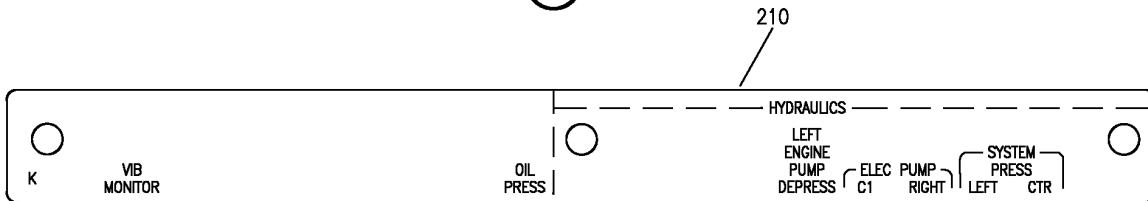

BOEING
 757
PARTS CATALOG (MAINTENANCE)



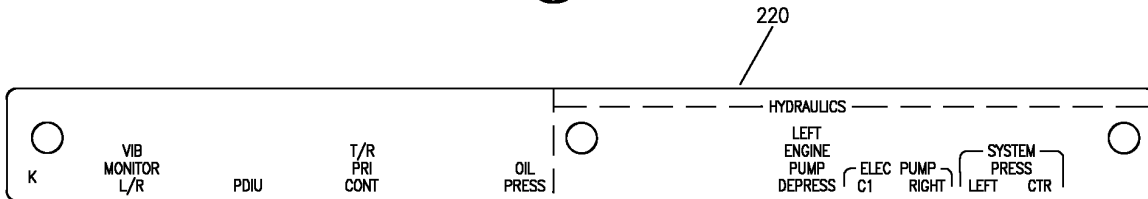
E



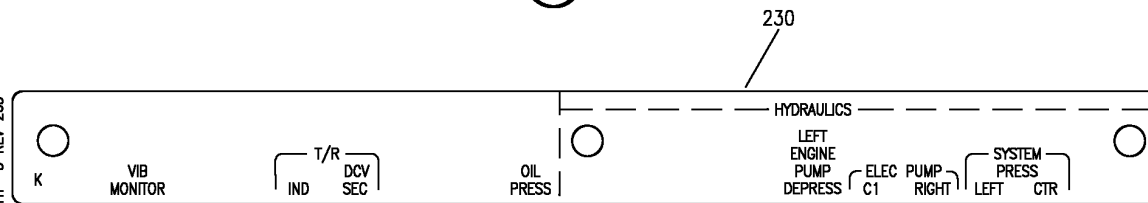
F



G



H

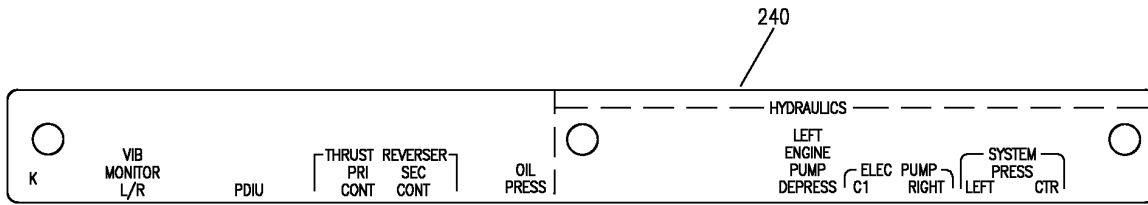


J

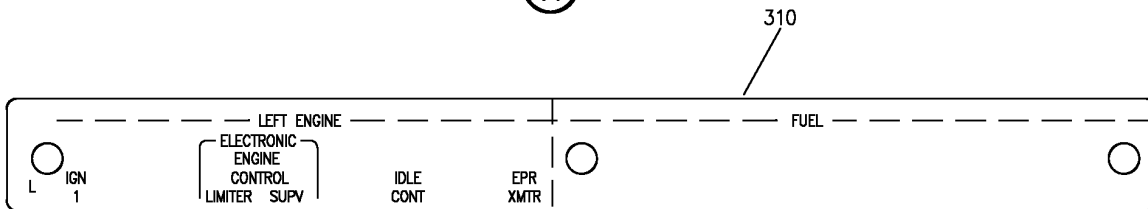
Y 11340305F SHT. 3, REV. 265

LIGHTPLATE, PLACARD AND EQUIPMENT INSTL-P11-3, DEACTIVATION OF AUTO SHUTOFF
FIGURE 5F (SHEET 3)

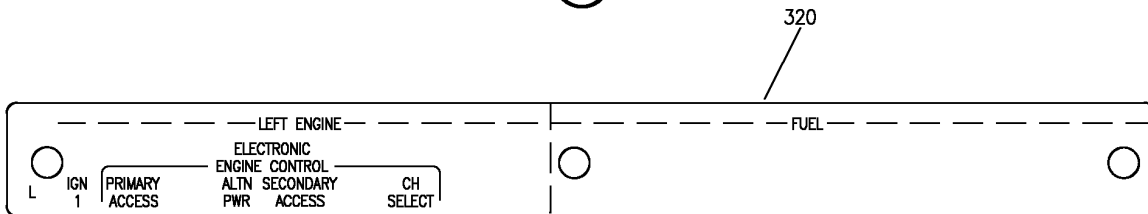
BOEING
757
PARTS CATALOG (MAINTENANCE)



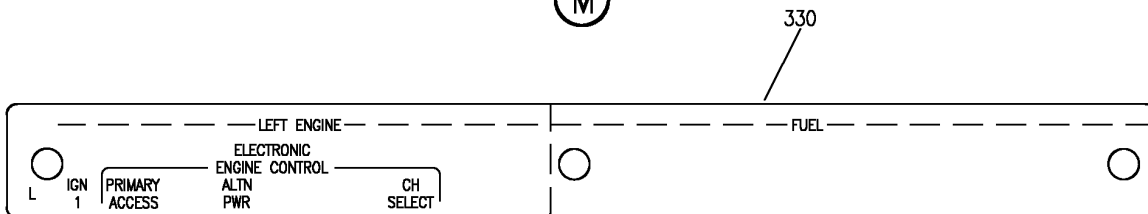
(K)



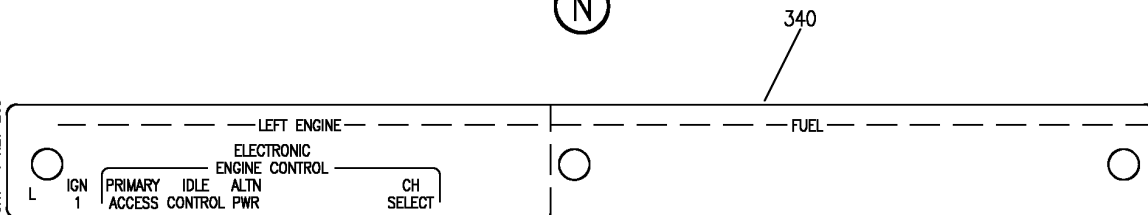
(L)



(M)



(N)

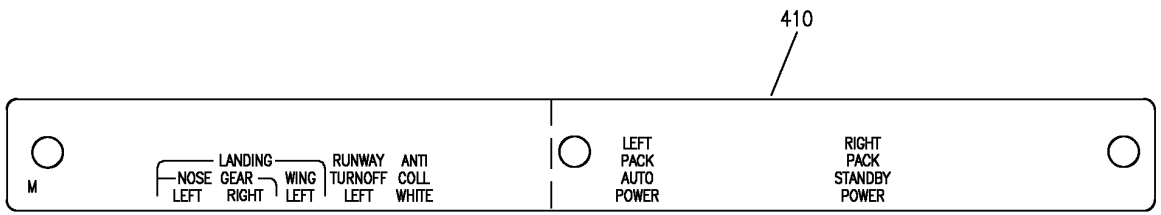


(P)

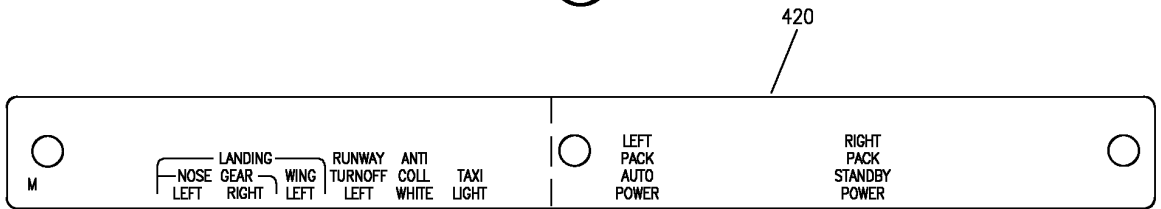
Y 11340305F SHT. 4, REV. 265

LIGHTPLATE, PLACARD AND EQUIPMENT INSTL-P11-3, DEACTIVATION OF AUTO SHUTOFF
FIGURE 5F (SHEET 4)

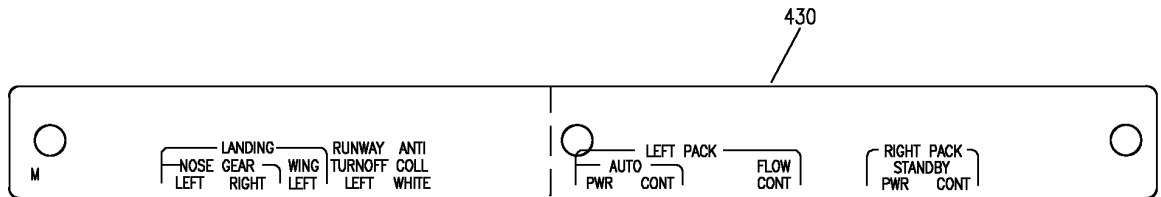
BOEING
757
PARTS CATALOG (MAINTENANCE)



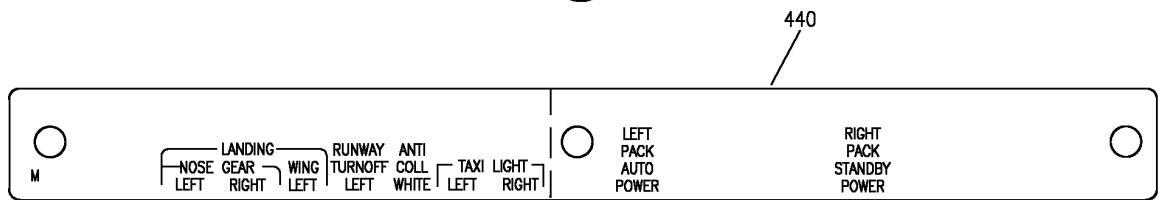
Q



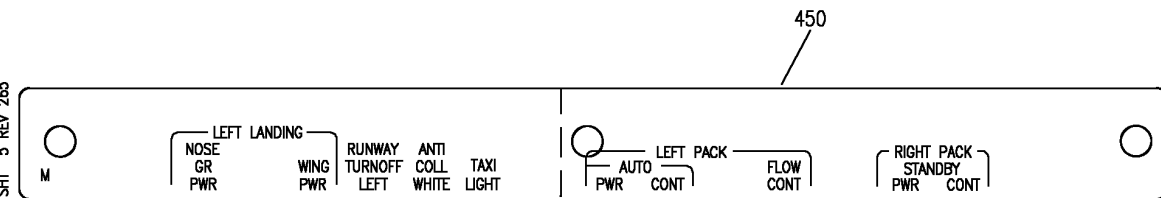
R



S



T

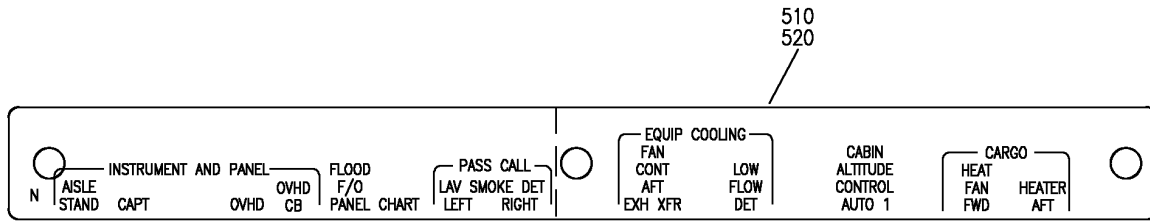


U

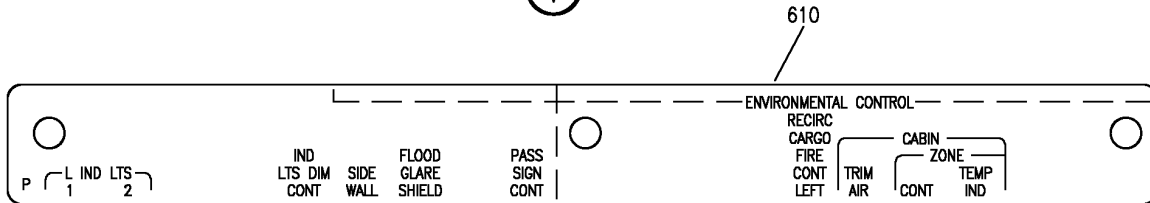
Y 11340305F SHT. 5 REV. 265

LIGHTPLATE, PLACARD AND EQUIPMENT INSTL-P11-3, DEACTIVATION OF AUTO SHUTOFF
FIGURE 5F (SHEET 5)

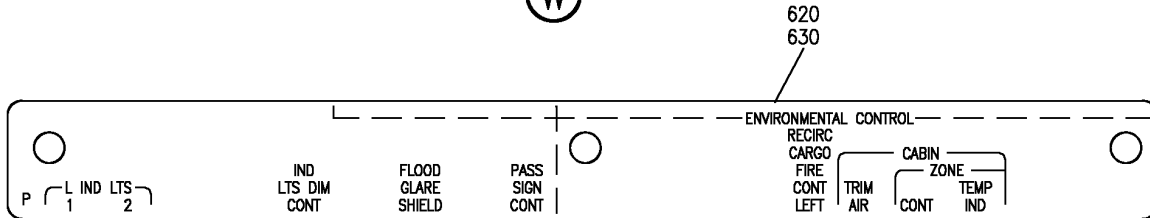
BOEING
757
PARTS CATALOG (MAINTENANCE)



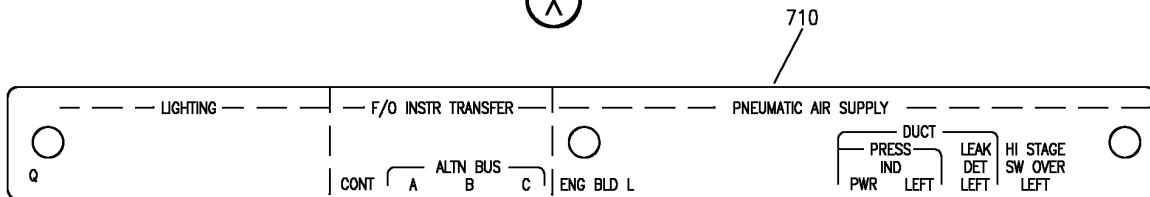
(V)



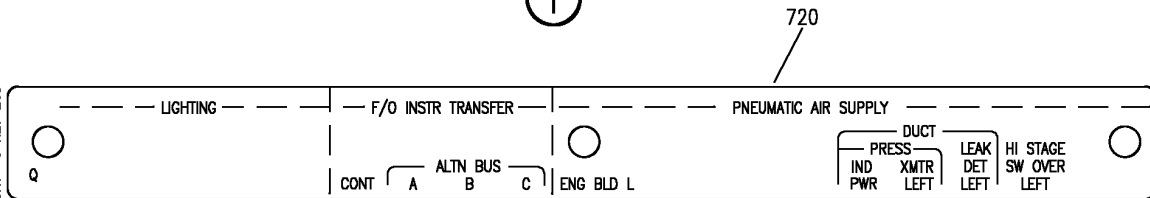
(W)



(X)



(Y)

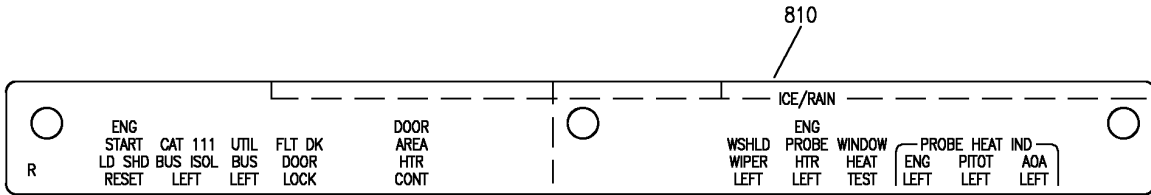


(Z)

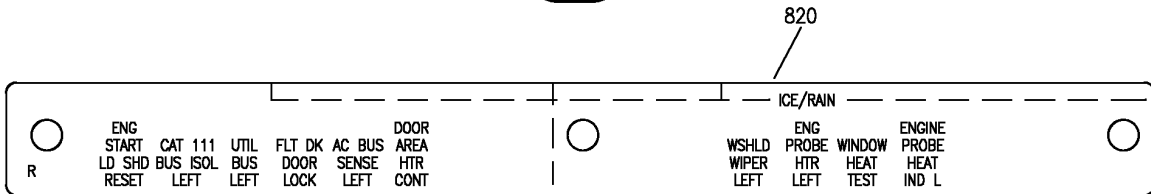
Y 11340305F SHT. 6 REV 265

LIGHTPLATE, PLACARD AND EQUIPMENT INSTL-P11-3, DEACTIVATION OF AUTO SHUTOFF
FIGURE 5F (SHEET 6)

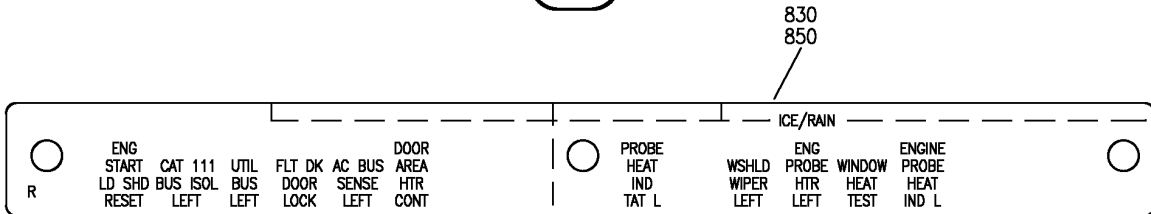
BOEING
757
PARTS CATALOG (MAINTENANCE)



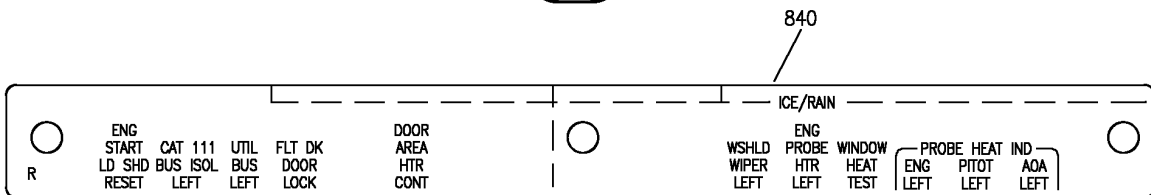
(AA)



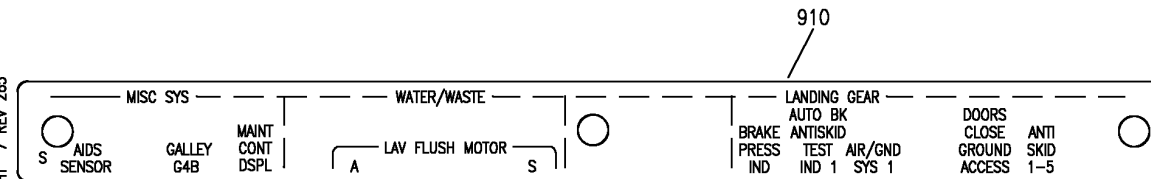
(AB)



(AC)



(AD)

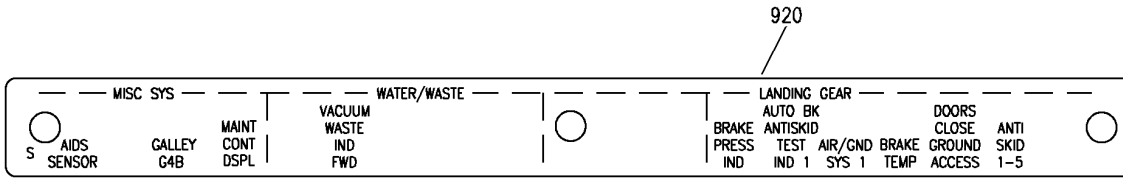


(AE)

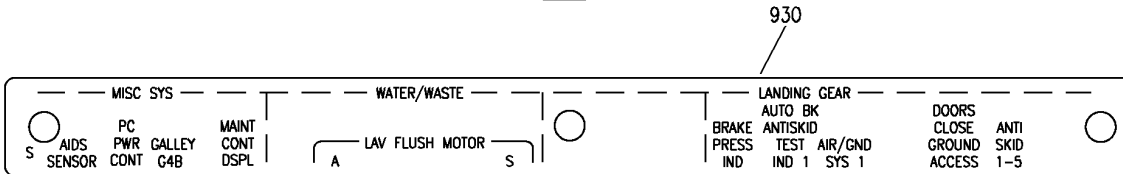
Y 11340305F SHT. 7 REV 265

LIGHTPLATE, PLACARD AND EQUIPMENT INSTL-P11-3, DEACTIVATION OF AUTO SHUTOFF
FIGURE 5F (SHEET 7)

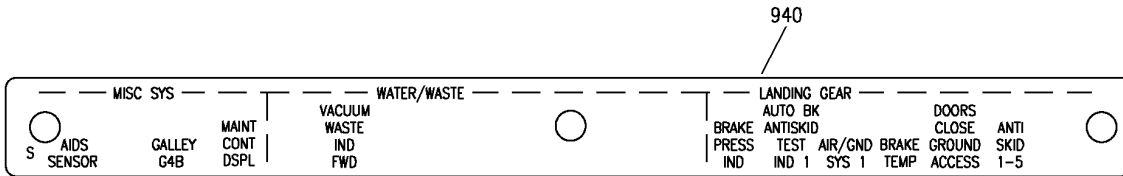
BOEING
757
PARTS CATALOG (MAINTENANCE)



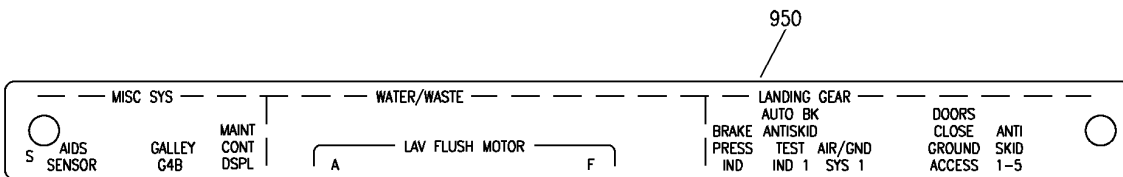
(AF)



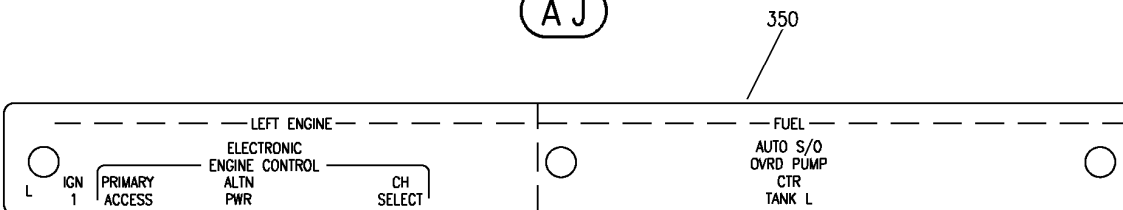
(AG)



(AH)



(AJ)

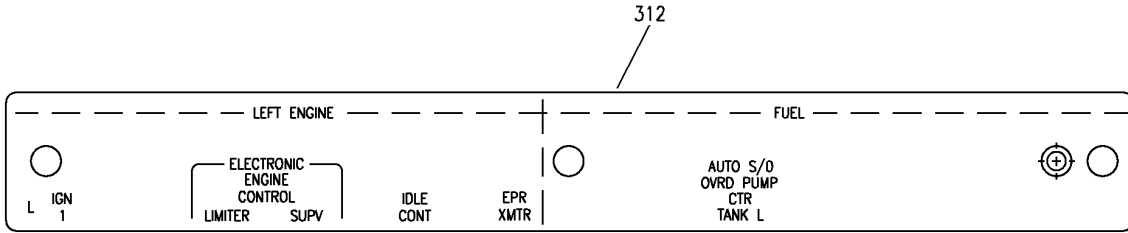


(AK)

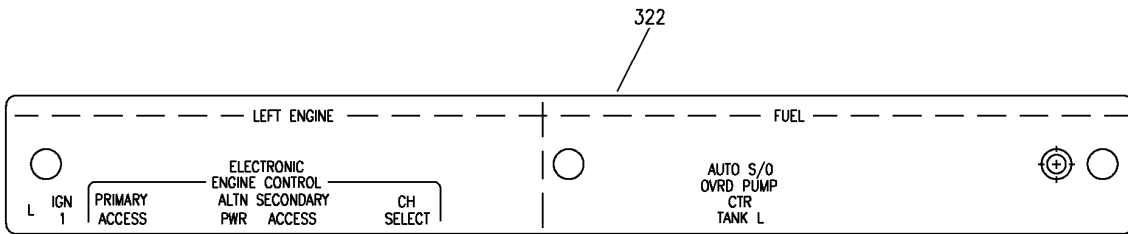
Y 11340305F SHT 8 REV 281

LIGHTPLATE, PLACARD AND EQUIPMENT INSTL-P11-3, DEACTIVATION OF AUTO SHUTOFF
FIGURE 5F (SHEET 8)

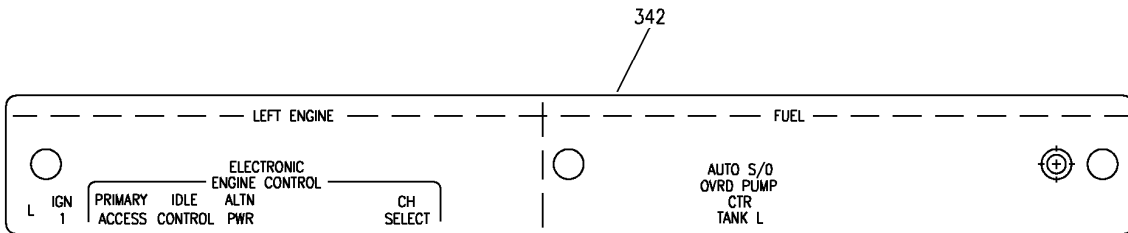

BOEING
 757
PARTS CATALOG (MAINTENANCE)



AL



AM



AN

Y 11340305F SHT 9 REV 299

LIGHTPLATE, PLACARD AND EQUIPMENT INSTL-P11-3, DEACTIVATION OF AUTO SHUTOFF
FIGURE 5F (SHEET 9)

BRI
JAN 20/09

11-34-03-05F

11-34-03-05F
PAGE 0H



757

PARTS CATALOG (MAINTENANCE)

FIG ITEM	PART NUMBER	1 2 3 4 5 6 7	NOMENCLATURE	EFFECT FROM TO	UNITS PER ASSY
5F			LIGHTPLATE, PLACARD AND EQUIPMENT INSTL-P11-3, DEACTIVATION OF AUTO SHUTOFF	103106	
- 1	MODREF7923		PLACARD INSTL-P11-3 MODULE NUMBER: 233N5103-287 REV A FOR ADDITIONAL DETAILS SEE: 11-34-03-05D 11-34-03-05E 11-34-03-05G	103105	1
	5 BAC27NFDE0024		.DECAL- PLACARD CONTENT: INOP	103105	1
- 50	MODREF7404		LIGHTPLATE INSTL-P11-3 (PLACARDS AND MARKINGS ONLY) MODULE NUMBER: 233N5103-147 REV A FOR OTHER SYS DETAILS SEE: 33-13-67-04	103106	1
	55 233N5220-3045		.LIGHTPLATE ASSY	103106	RF
	60 233N5220-3046		..STRIP-INDICIA	103106	1
- 100	MODREF7406		LIGHTPLATE INSTL-P11-3 (PLACARDS AND MARKINGS ONLY) MODULE NUMBER: 233N5103-149 REV A FOR OTHER SYS DETAILS SEE: 33-13-67-04	103106	1
	105 233N5220-3047		.LIGHTPLATE ASSY	103106	RF
	110 233N5220-3048		..STRIP-INDICIA	103106	1
- 200	MODREF7410		LIGHTPLATE INSTL-P11-3 (PLACARDS AND MARKINGS ONLY) MODULE NUMBER: 233N5103-153 REV A FOR OTHER SYS DETAILS SEE: 33-13-67-04	103106	1
	205 233N5220-3049		.LIGHTPLATE ASSY	103106	RF
	210 233N5220-3050		..STRIP-INDICIA	103106	1
- 300	MODREF7499		LIGHTPLATE INSTL-P11-3 (PLACARDS AND MARKINGS ONLY) MODULE NUMBER: 233N5103-161 REV A FOR OTHER SYS DETAILS SEE: 33-13-67-04	103106	1

MISSING ITEM NUMBERS NOT APPLICABLE

- ITEM NOT ILLUSTRATED

11-34-03-05F

11-34-03
FIG. 05F
PAGE 1
JAN 20/09

BRI



757

PARTS CATALOG (MAINTENANCE)

FIG ITEM	PART NUMBER	1 2 3 4 5 6 7	NOMENCLATURE	EFFECT FROM TO	UNITS PER ASSY
5F					
305	233N5220-3197		.LIGHTPLATE ASSY- PRE ALERT SB: 28A0081	103106	RF
308	233N5433-11		.LIGHTPLATE ASSY- POST ALERT SB: 28A0081	103106	RF
310	233N5220-3198		..STRIP-INDICIA PRE ALERT SB: 28A0081	103106	1
312	233N5433-12		..STRIP-INDICIA POST ALERT SB: 28A0081	103106	1
- 400	MODREF8038		LIGHTPLATE INSTL-P11-3 (PLACARDS AND MARKINGS ONLY) MODULE NUMBER: 233N5103-372 REV A FOR OTHER SYS DETAILS SEE: 33-13-67-04	103106	1
435	233N5220-3287		.LIGHTPLATE ASSY	103106	RF
440	233N5220-3288		..STRIP-INDICIA	103106	1
- 500	MODREF7511		LIGHTPLATE INSTL-P11-3 (PLACARDS AND MARKINGS ONLY) MODULE NUMBER: 233N5103-174 REV A FOR OTHER SYS DETAILS SEE: 33-13-67-04	103106	1
505	233N5220-3111		.LIGHTPLATE ASSY	103106	RF
510	233N5220-3112		..STRIP-INDICIA	103106	1
- 600	MODREF7601		LIGHTPLATE INSTL-P11-3 (PLACARDS AND MARKINGS ONLY) MODULE NUMBER: 233N5103-183 REV A FOR OTHER SYS DETAILS SEE: 33-13-67-04	103106	1
615	233N5220-3109		.LIGHTPLATE ASSY	103106	RF
620	233N5220-3110		..STRIP-INDICIA	103106	1
- 700	MODREF7605		LIGHTPLATE INSTL-P11-3 (PLACARDS AND MARKINGS ONLY) MODULE NUMBER: 233N5103-189 REV A FOR OTHER SYS DETAILS SEE: 33-13-67-04	103106	1
715	233N5220-3193		.LIGHTPLATE ASSY	103106	RF
720	233N5220-3194		..STRIP-INDICIA	103106	1

MISSING ITEM NUMBERS NOT APPLICABLE

- ITEM NOT ILLUSTRATED

11-34-03-05F

11-34-03
FIG. 05F
PAGE 2
JAN 20/09

BRI



757

PARTS CATALOG (MAINTENANCE)

FIG ITEM	PART NUMBER	1 2 3 4 5 6 7	NOMENCLATURE	EFFECT FROM TO	UNITS PER ASSY
5 F - 800	MODREF8028		LIGHTPLATE INSTL-P11-3 (PLACARDS AND MARKINGS ONLY) MODULE NUMBER: 233N5103-349 REV A FOR OTHER SYS DETAILS SEE: 33-13-67-04	103106	1
845	233N5438-17		.LIGHTPLATE ASSY	103106	RF
850	233N5438-18		..STRIP-INDICIA	103106	1
- 900	MODREF7622		LIGHTPLATE INSTL-P11-3 (PLACARDS AND MARKINGS ONLY) MODULE NUMBER: 233N5103-217 REV A FOR OTHER SYS DETAILS SEE: 33-13-67-04	103106	1
915	233N5439-5		.LIGHTPLATE ASSY	103106	RF
920	233N5439-6		..STRIP-INDICIA	103106	1

MISSING ITEM NUMBERS NOT APPLICABLE

- ITEM NOT ILLUSTRATED

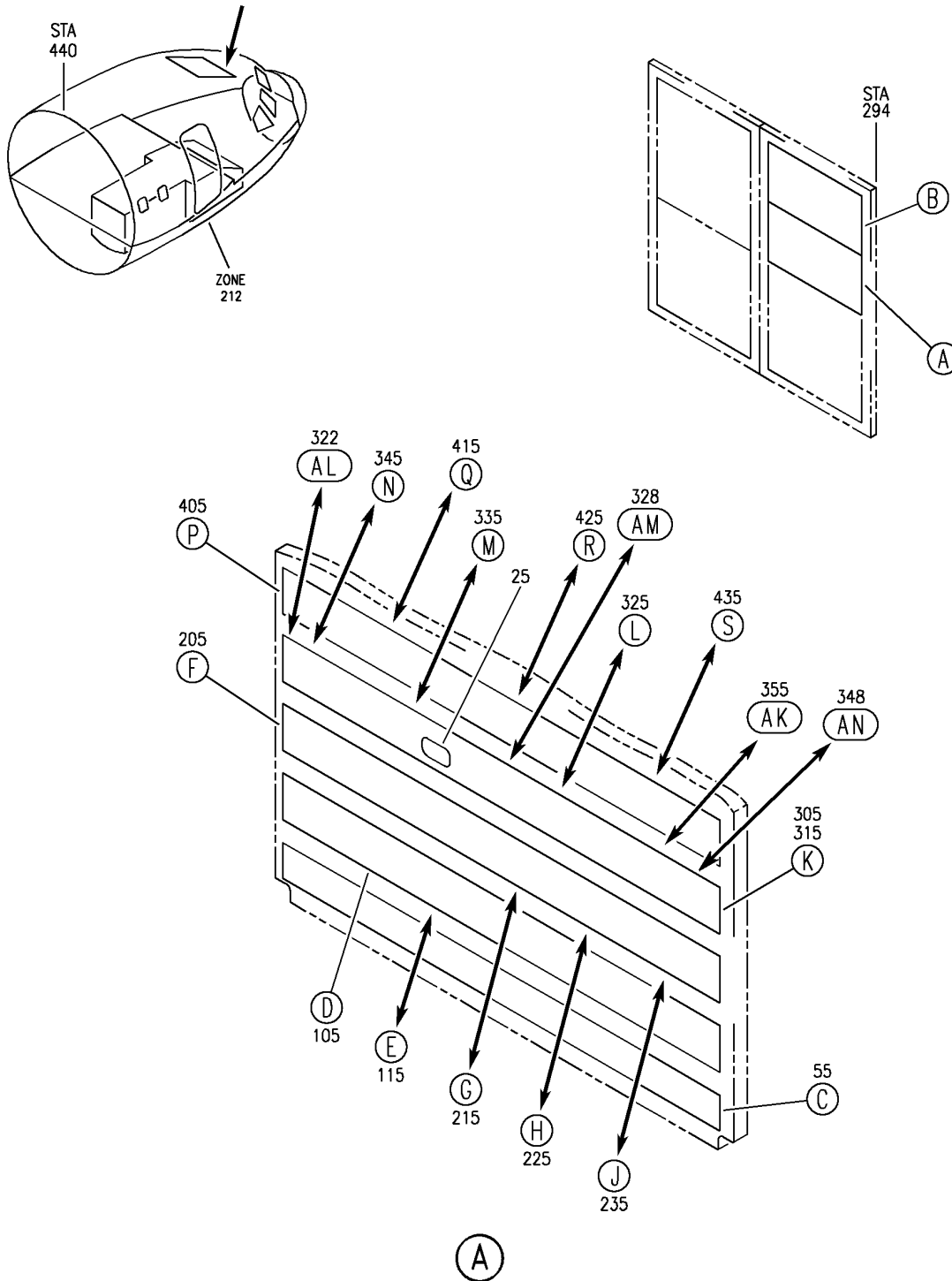
BRI

11-34-03-05F

BOEING PROPRIETARY - Copyright © - Unpublished Work - See title page for details.

11-34-03
FIG. 05F
PAGE 3
JAN 20/09

BOEING
757
PARTS CATALOG (MAINTENANCE)



Y 11340305G SHT 1 REV 299

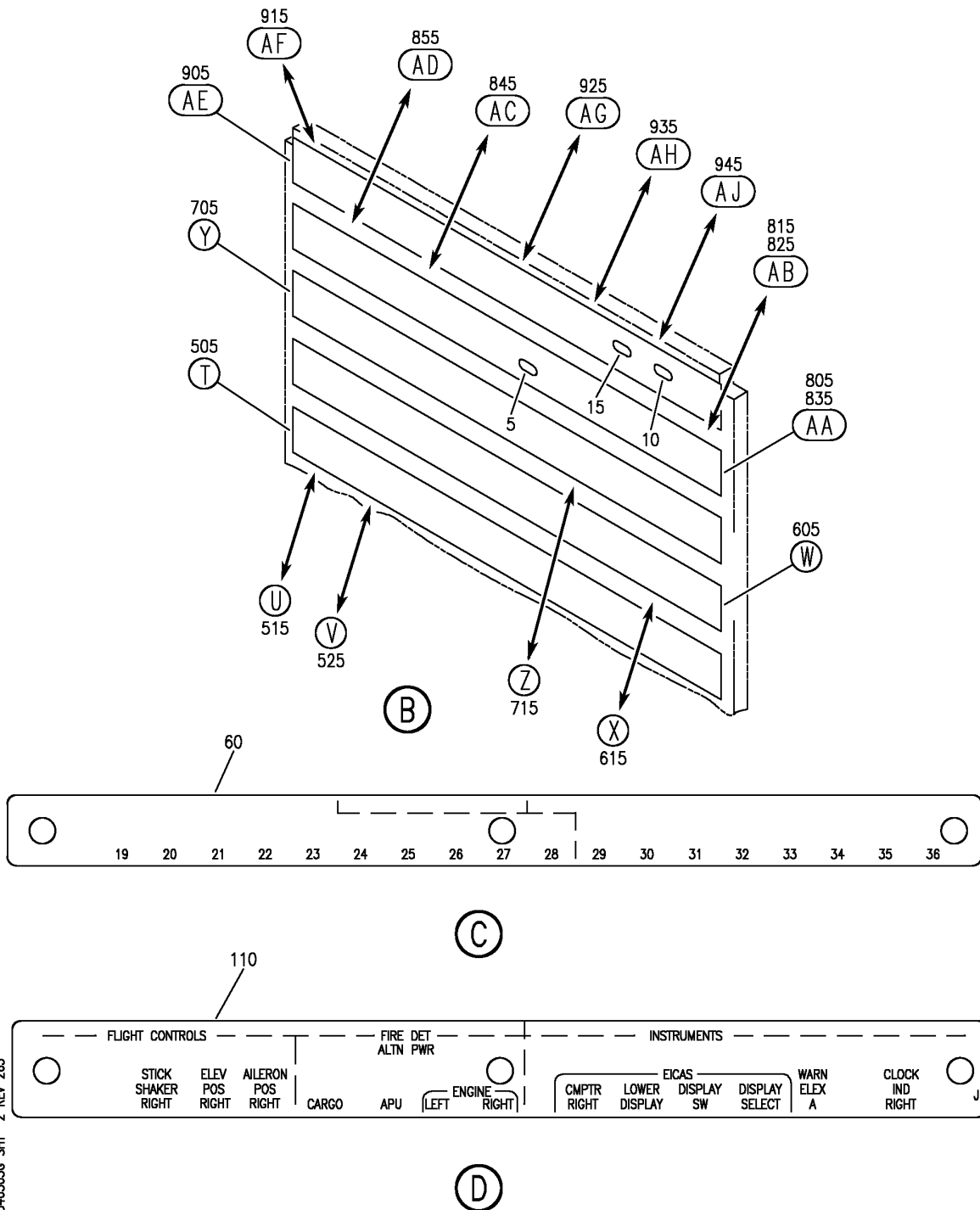
LIGHTPLATE, PLACARD AND EQUIPMENT INSTL-P11-4, DEACTIVATION OF AUTO SHUTOFF
FIGURE 5G (SHEET 1)

BRI
JAN 20/09

11-34-03-05G

11-34-03-05G
PAGE 0


BOEING
 757
PARTS CATALOG (MAINTENANCE)



Y 11340305G SHT 2 REV 265

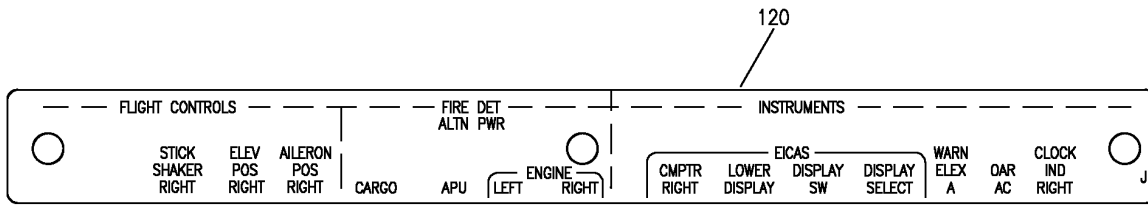
LIGHTPLATE, PLACARD AND EQUIPMENT INSTL-P11-4, DEACTIVATION OF AUTO SHUTOFF
FIGURE 5G (SHEET 2)

BRI
JAN 20/09

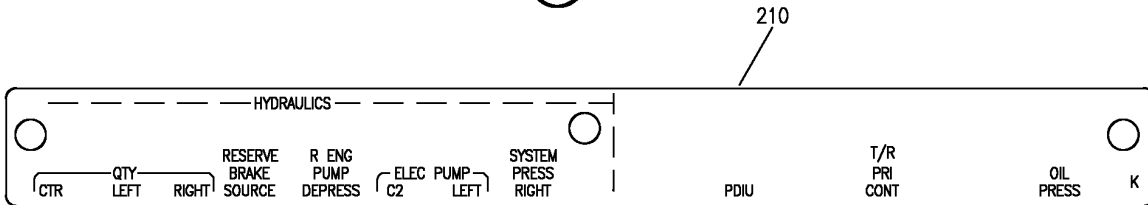
11-34-03-05G

11-34-03-05G
PAGE 0A

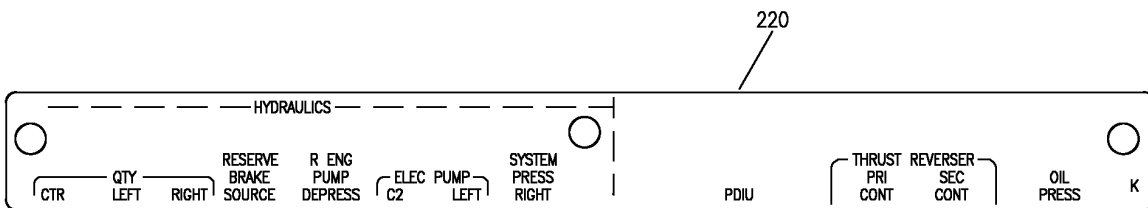
BOEING
757
PARTS CATALOG (MAINTENANCE)



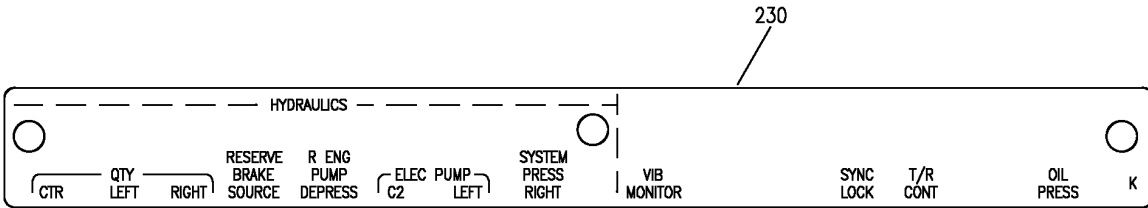
(E)



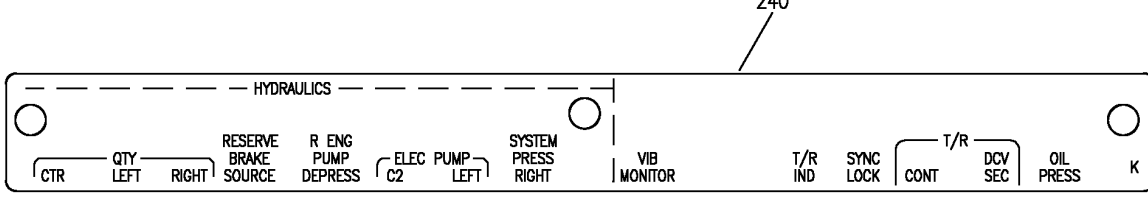
(F)



(G)



(H)



(J)

Y 11340305G SHT. 3 REV 265

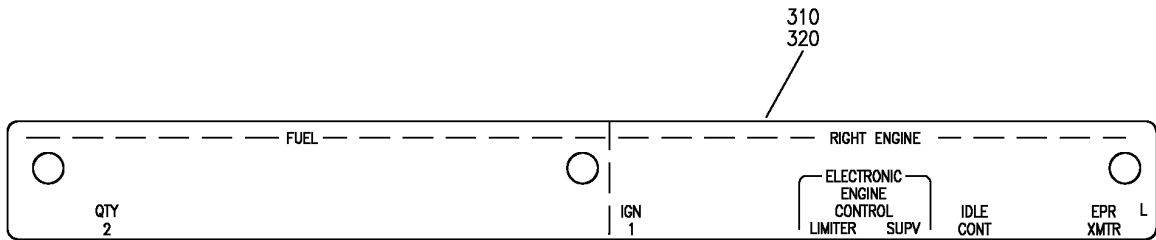
LIGHTPLATE, PLACARD AND EQUIPMENT INSTL-P11-4, DEACTIVATION OF AUTO SHUTOFF
FIGURE 5G (SHEET 3)

BRI
JAN 20/09

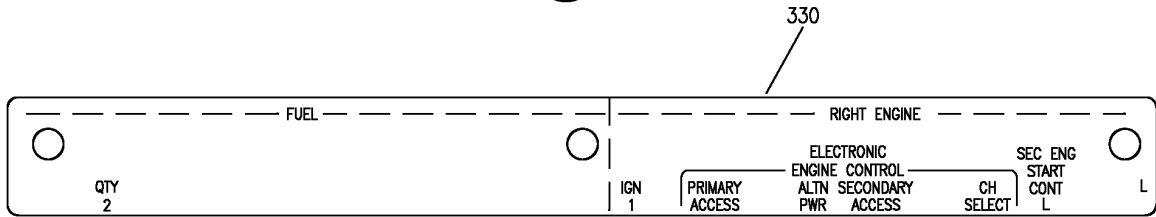
11-34-03-05G

11-34-03-05G
PAGE 0B

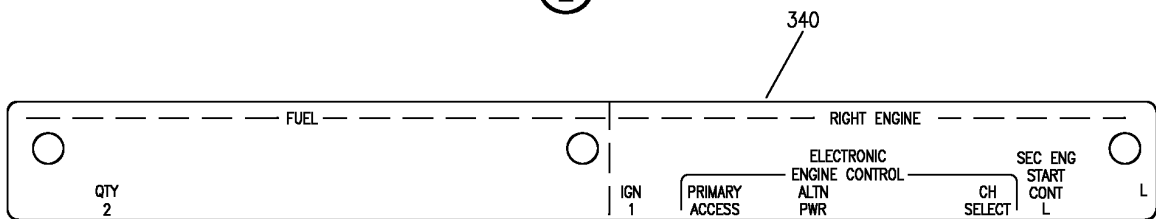
BOEING
757
PARTS CATALOG (MAINTENANCE)



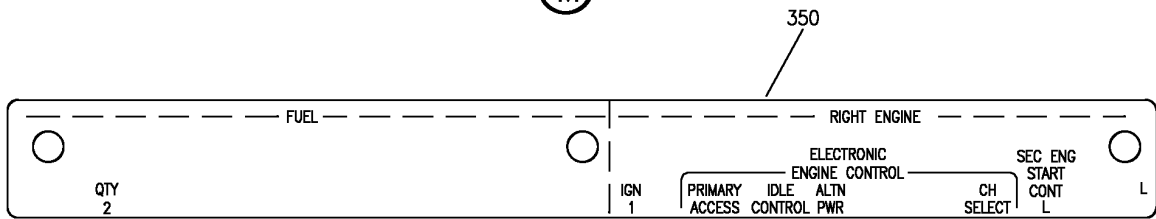
(K)



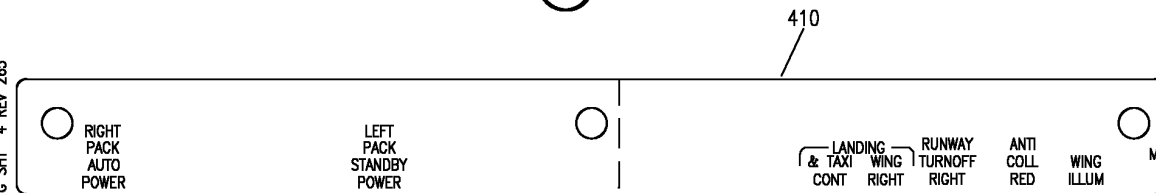
(L)



(M)



(N)

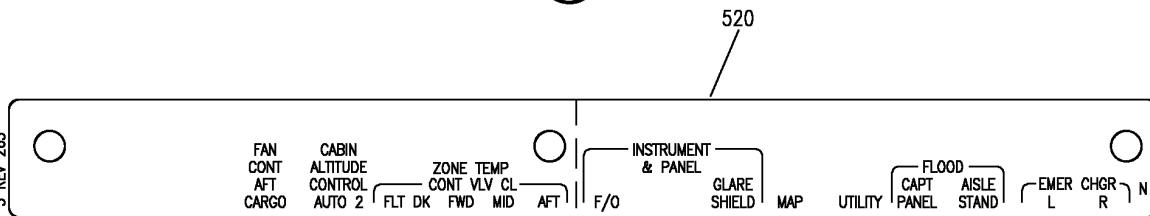
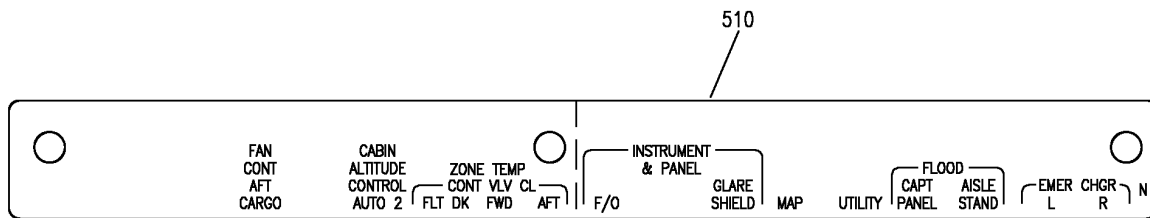
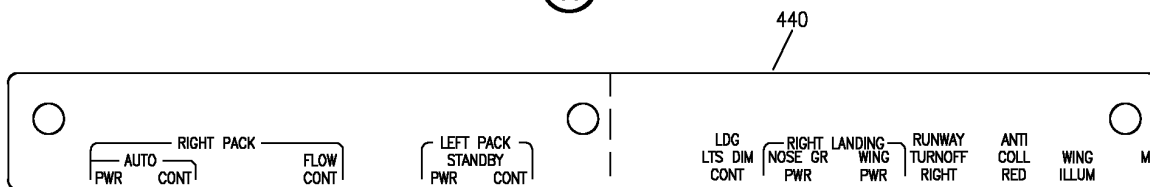
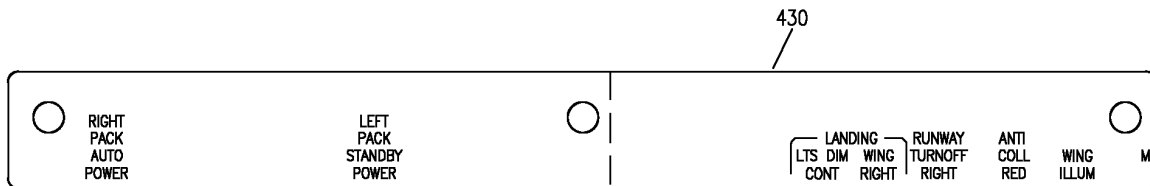
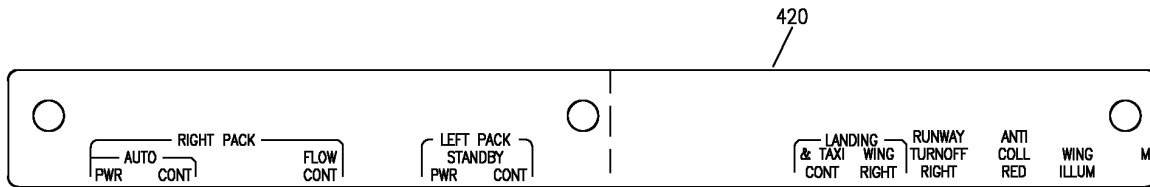


(P)

Y 11340305G SHT 4 REV 265

LIGHTPLATE, PLACARD AND EQUIPMENT INSTL-P11-4, DEACTIVATION OF AUTO SHUTOFF
FIGURE 5G (SHEET 4)

BOEING
757
PARTS CATALOG (MAINTENANCE)



Y 11340305G SHT 5 REV 265

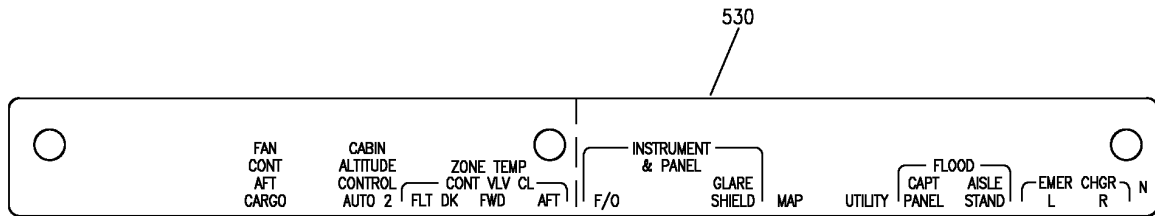
LIGHTPLATE, PLACARD AND EQUIPMENT INSTL-P11-4, DEACTIVATION OF AUTO SHUTOFF
FIGURE 5G (SHEET 5)

BRI
JAN 20/09

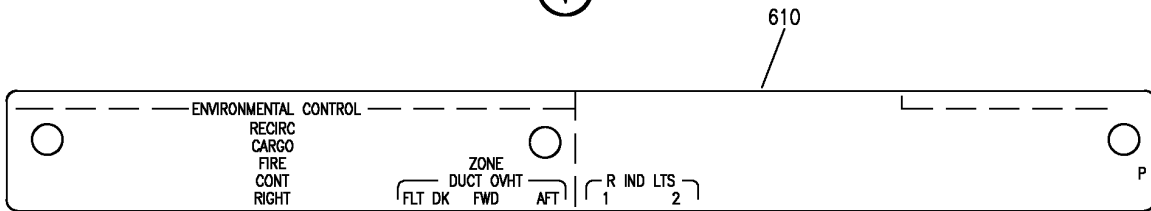
11-34-03-05G

11-34-03-05G
PAGE 0D

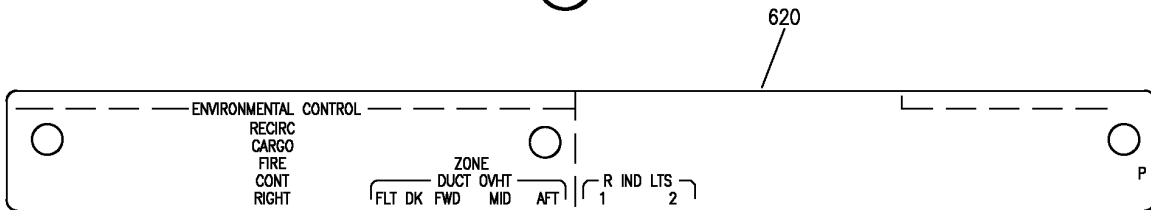
BOEING
757
PARTS CATALOG (MAINTENANCE)



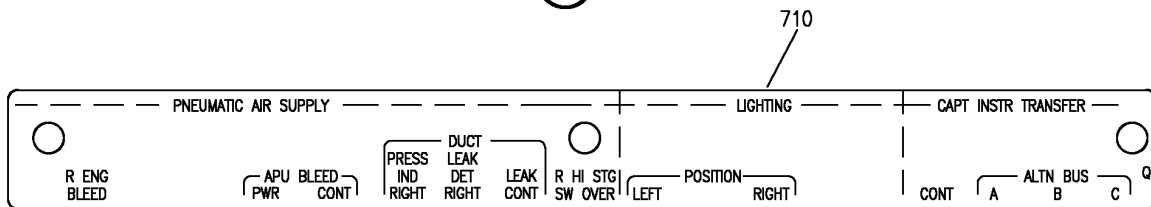
V



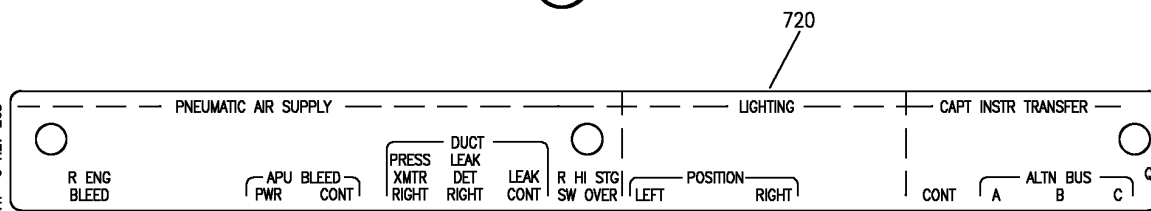
W



X



Y



Z

Y 11340305G SHT 6 REV 265

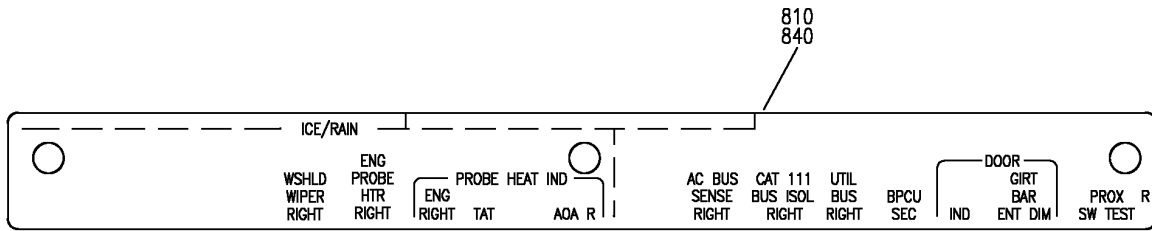
LIGHTPLATE, PLACARD AND EQUIPMENT INSTL-P11-4, DEACTIVATION OF AUTO SHUTOFF
FIGURE 5G (SHEET 6)

BRI
JAN 20/09

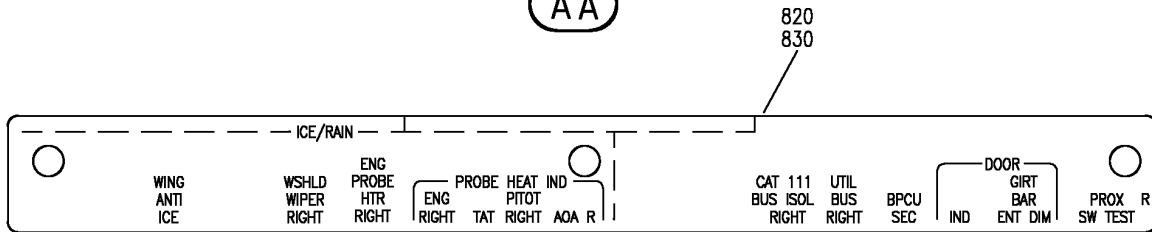
11-34-03-05G

11-34-03-05G
PAGE 0E

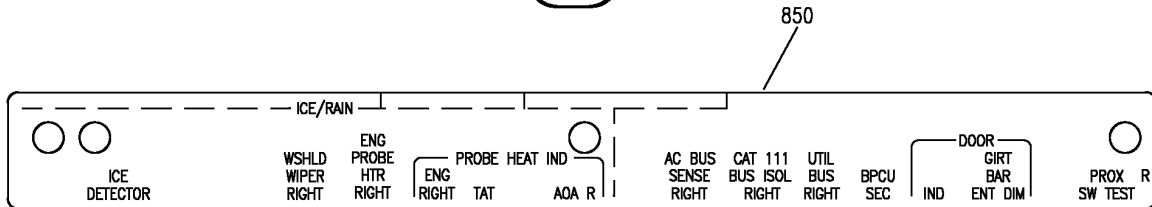
BOEING
757
PARTS CATALOG (MAINTENANCE)



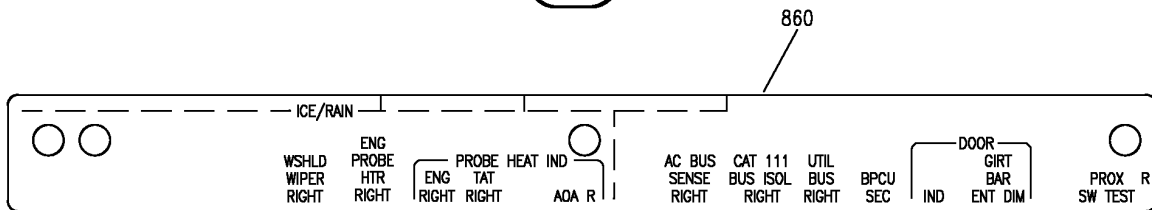
(AA)



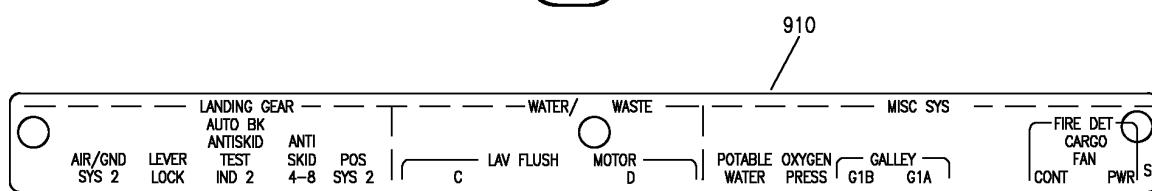
(AB)



(AC)



(AD)



(AE)

Y 11340305G SHT 7 REV 265

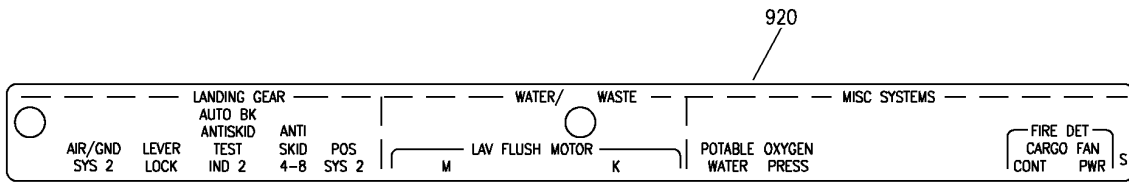
LIGHTPLATE, PLACARD AND EQUIPMENT INSTL-P11-4, DEACTIVATION OF AUTO SHUTOFF
FIGURE 5G (SHEET 7)

BRI
JAN 20/09

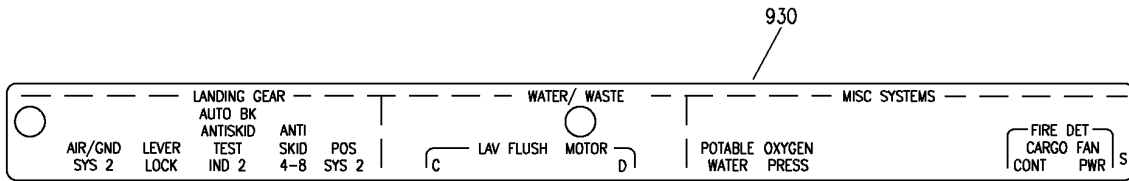
11-34-03-05G

11-34-03-05G
PAGE OF

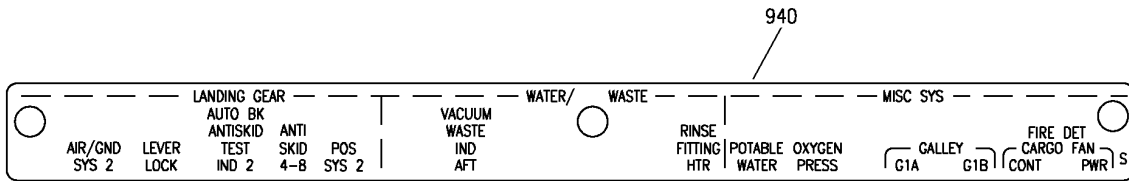
BOEING
757
PARTS CATALOG (MAINTENANCE)



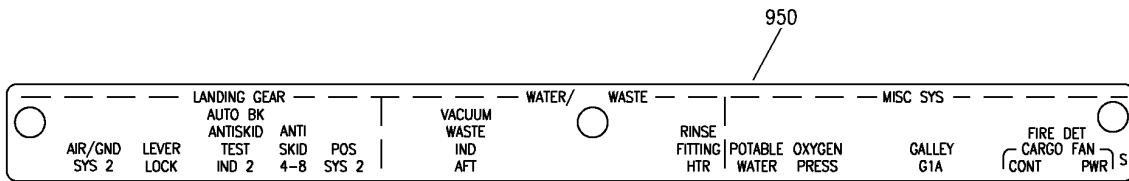
(AF)



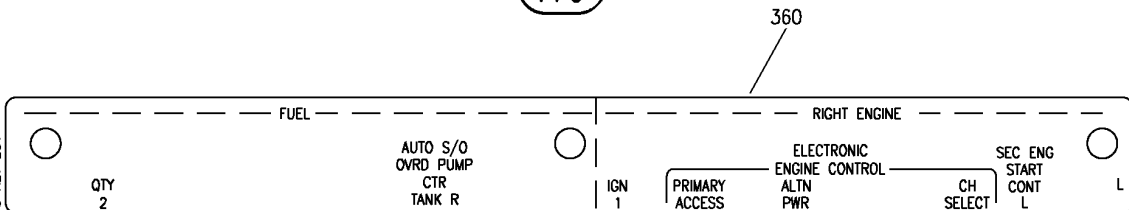
(AG)



(AH)



(AJ)



(AK)

Y 11340305G SHT 8 REV 281

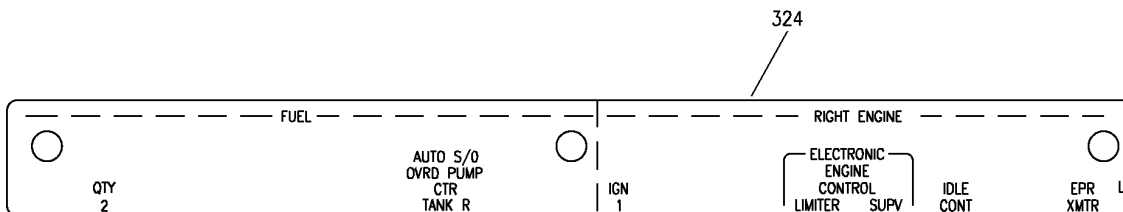
LIGHTPLATE, PLACARD AND EQUIPMENT INSTL-P11-4, DEACTIVATION OF AUTO SHUTOFF
FIGURE 5G (SHEET 8)

BRI
JAN 20/09

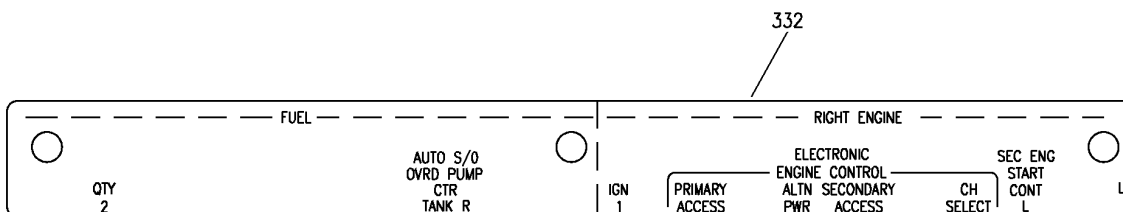
11-34-03-05G

11-34-03-05G
PAGE 0G

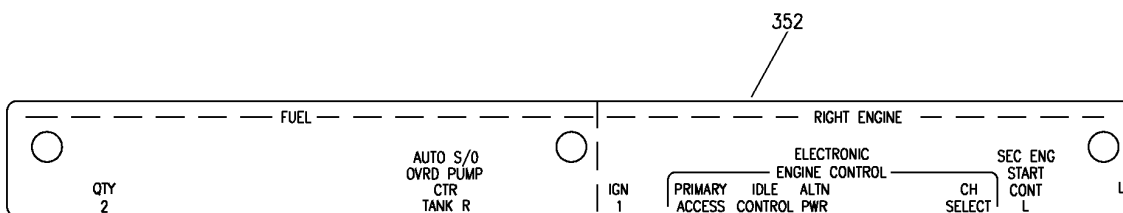
BOEING
757
PARTS CATALOG (MAINTENANCE)



(AL)



(AM)



(AN)

Y 11340305G SHT 9 REV 299

LIGHTPLATE, PLACARD AND EQUIPMENT INSTL-P11-4, DEACTIVATION OF AUTO SHUTOFF
FIGURE 5G (SHEET 9)

BRI
JAN 20/09

11-34-03-05G

11-34-03-05G
PAGE 0H



757

PARTS CATALOG (MAINTENANCE)

FIG ITEM	PART NUMBER	1 2 3 4 5 6 7	NOMENCLATURE	EFFECT FROM TO	UNITS PER ASSY
5G			LIGHTPLATE, PLACARD AND EQUIPMENT INSTL-P11-4, DEACTIVATION OF AUTO SHUTOFF	103106	
- 1	MODREF7923		PLACARD INSTL-MODULE NUMBER: 233N5103-287 REV A FOR ADDITIONAL DETAILS SEE: 11-34-03-05D 11-34-03-05E 11-34-03-05F	103105	1
10	BAC27NFDE0024		.DECAL-PLACARD CONTENT: INOP	103105	1
- 50	MODREF7626		LIGHTPLATE INSTL-P11-4 (PLACARDS AND MARKINGS ONLY) MODULE NUMBER: 233N5103-220 REV A FOR OTHER SYS DETAILS SEE: 33-13-68-04	103106	1
55	233N5220-4039		.LIGHTPLATE ASSY	103106	RF
60	233N5220-4040		..STRIP-INDICIA	103106	1
- 100	MODREF33265		LIGHTPLATE INSTL-P11-4 (PLACARDS AND MARKINGS ONLY) MODULE NUMBER: 233N5103-426 REV A FOR OTHER SYS DETAILS SEE: 33-13-68-04	103106	1
115	233N5441-1		.LIGHTPLATE ASSY	103106	RF
120	233N5441-2		..STRIP-INDICIA	103106	1
- 200	MODREF7712		LIGHTPLATE INSTL-P11-4 (PLACARDS AND MARKINGS ONLY) MODULE NUMBER: 233N5103-229 REV A FOR OTHER SYS DETAILS SEE: 33-13-68-04	103106	1
225	233N5220-4197		.LIGHTPLATE ASSY	103106	RF
230	233N5220-4198		..STRIP-INDICIA	103106	1
- 300	MODREF7717		LIGHTPLATE INSTL-P11-4 (PLACARDS AND MARKINGS ONLY) MODULE NUMBER: 233N5103-233 REV A FOR OTHER SYS DETAILS SEE: 33-13-68-04	103106	1

MISSING ITEM NUMBERS NOT APPLICABLE

- ITEM NOT ILLUSTRATED

11-34-03-05G

11-34-03
FIG. 05G
PAGE 1
JAN 20/09

BRI



757

PARTS CATALOG (MAINTENANCE)

FIG ITEM	PART NUMBER	1 2 3 4 5 6 7	NOMENCLATURE	EFFECT FROM TO	UNITS PER ASSY
5G 305	233N5220-4025		.LIGHTPLATE ASSY- PRE ALERT SB: 28A0081	103106	RF
310	233N5220-4026		..STRIP-INDICIA	103106	1
322	233N5443-7		.LIGHTPLATE ASSY- POST ALERT SB: 28A0081	103106	RF
324	233N5443-8		..STRIP-INDICIA	103106	1
- 400	MODREF7722		LIGHTPLATE INSTL-P11-4 (PLACARDS AND MARKINGS ONLY) MODULE NUMBER: 233N5103-238 REV A FOR OTHER SYS DETAILS SEE: 33-13-68-04	103106	1
405	233N5220-4057		.LIGHTPLATE ASSY	103106	RF
410	233N5220-4058		..STRIP-INDICIA	103106	1
- 500	MODREF7729		LIGHTPLATE INSTL-P11-4 (PLACARDS AND MARKINGS ONLY) MODULE NUMBER: 233N5103-245 REV A FOR OTHER SYS DETAILS SEE: 33-13-68-04	103106	1
505	233N5220-4101		.LIGHTPLATE ASSY	103106	RF
510	233N5220-4102		..STRIP-INDICIA	103106	1
- 600	MODREF7816		LIGHTPLATE INSTL-P11-4 (PLACARDS AND MARKINGS ONLY) MODULE NUMBER: 233N5103-252 REV A FOR OTHER SYS DETAILS SEE: 33-13-68-04	103106	1
605	233N5220-4107		.LIGHTPLATE ASSY	103106	RF
610	233N5220-4108		..STRIP-INDICIA	103106	1
- 700	MODREF7821		LIGHTPLATE INSTL-P11-4 (PLACARDS AND MARKINGS ONLY) MODULE NUMBER: 233N5103-258 REV A FOR OTHER SYS DETAILS SEE: 33-13-68-04	103106	1
715	233N5220-4185		.LIGHTPLATE ASSY	103106	RF
720	233N5220-4186		..STRIP-INDICIA	103106	1

MISSING ITEM NUMBERS NOT APPLICABLE

- ITEM NOT ILLUSTRATED

BRI

11-34-03-05G

BOEING PROPRIETARY - Copyright © - Unpublished Work - See title page for details.

11-34-03
FIG. 05G
PAGE 2
JAN 20/09



757

PARTS CATALOG (MAINTENANCE)

FIG ITEM	PART NUMBER	1 2 3 4 5 6 7	NOMENCLATURE	EFFECT FROM TO	UNITS PER ASSY
5G - 800	MODREF8233		LIGHTPLATE INSTL-P11-4 (PLACARDS AND MARKINGS ONLY) MODULE NUMBER: 233N5103-410 REV A FOR OTHER SYS DETAILS SEE: 33-13-68-04	103106	1
855	233N5448-15		.LIGHTPLATE ASSY	103106	RF
860	233N5448-16		..STRIP-INDICIA	103106	1
- 900	MODREF8128		LIGHTPLATE INSTL-P11-4 (PLACARDS AND MARKINGS ONLY) MODULE NUMBER: 233N5103-383 REV A FOR OTHER SYS DETAILS SEE: 33-13-68-04	103106	1
935	233N5449-31		.LIGHTPLATE ASSY	103106	RF
940	233N5449-32		..STRIP-INDICIA	103106	1

MISSING ITEM NUMBERS NOT APPLICABLE

- ITEM NOT ILLUSTRATED

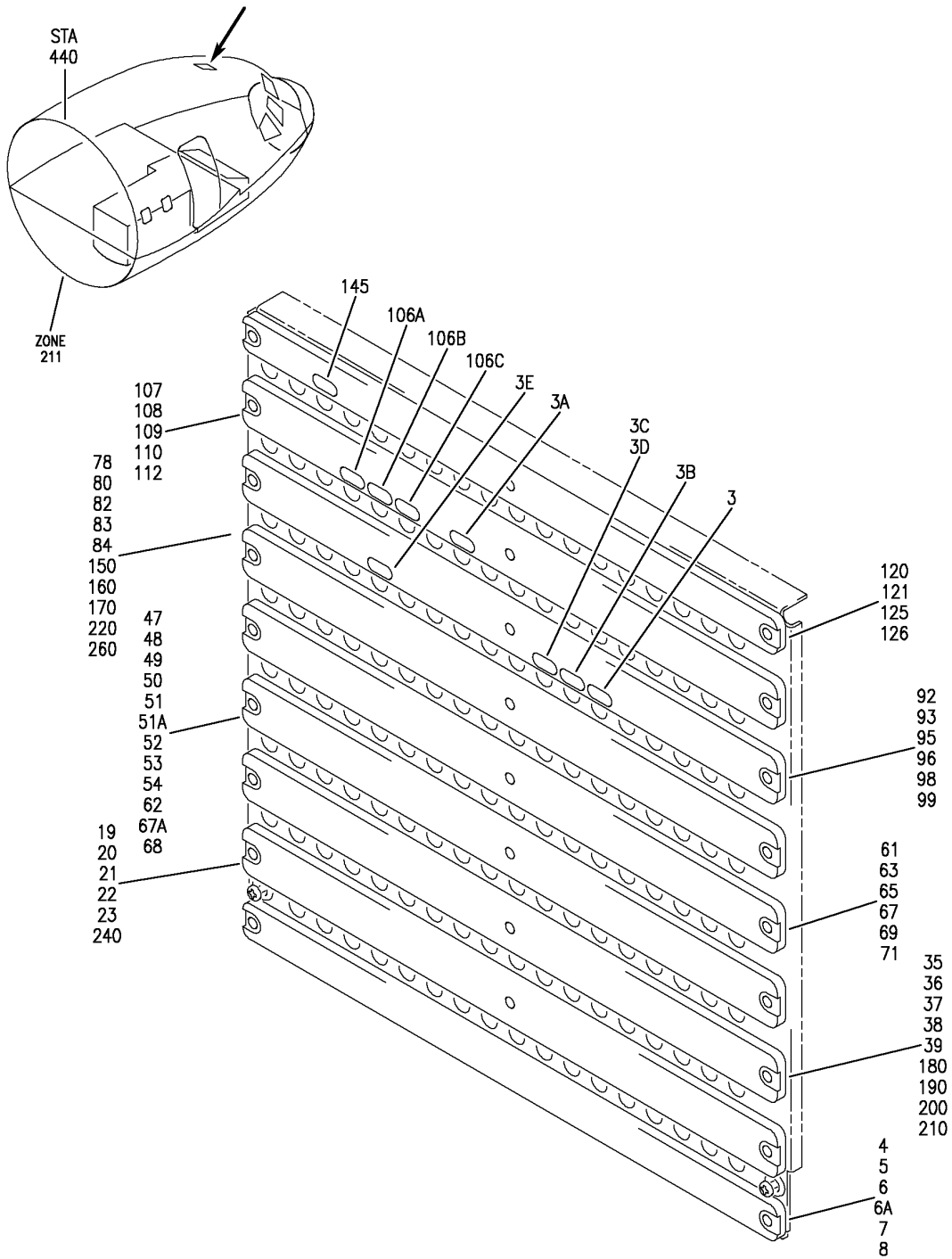
BRI

11-34-03-05G

BOEING PROPRIETARY - Copyright © - Unpublished Work - See title page for details.

11-34-03
FIG. 05G
PAGE 3
JAN 20/09


BOEING
 757
PARTS CATALOG (MAINTENANCE)



For Details See Subsequent Pages

Y 11340306 SH1 1 REV 326

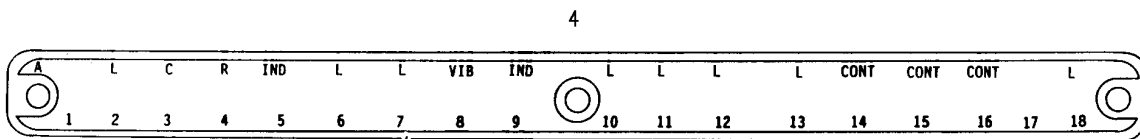
PANEL ASSY-P11-1 CB (PLACARDS AND MARKINGS ONLY)
 FIGURE 6 (SHEET 1)

11-34-03-06

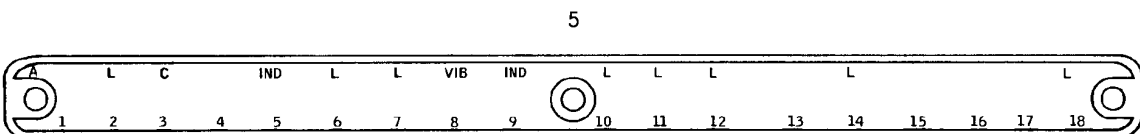
BRI
SEP 20/08

11-34-03-06
PAGE 0

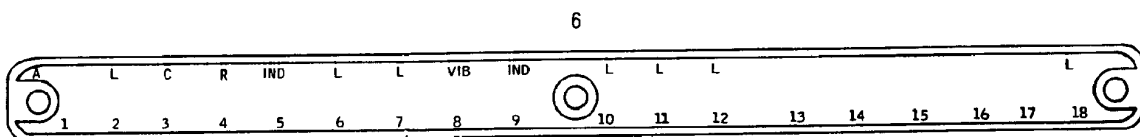
BOEING
757
PARTS CATALOG (MAINTENANCE)



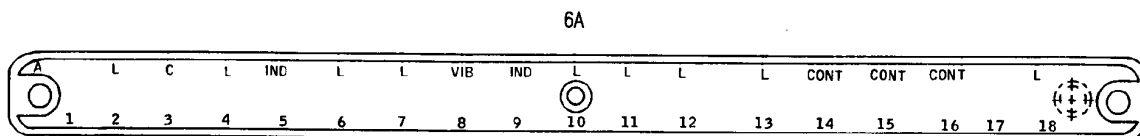
14



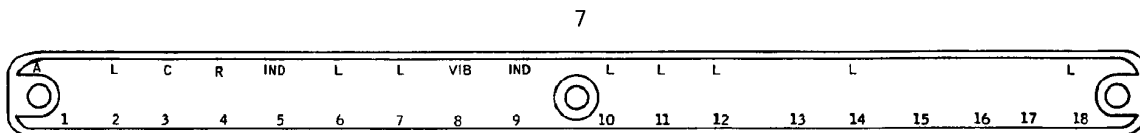
10



13



16



15

Y 11340306 SH1 2 REV 286

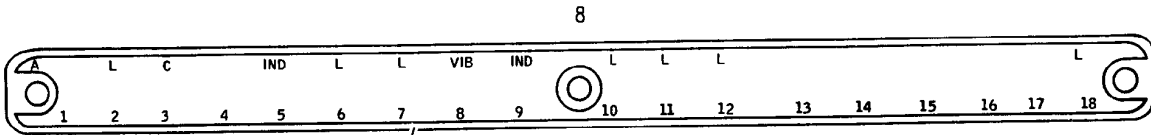
PANEL ASSY-P11-1 CB (PLACARDS AND MARKINGS ONLY)
FIGURE 6 (SHEET 2)

11-34-03-06

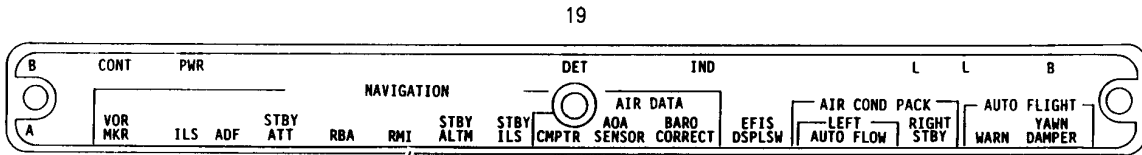
BRI
MAY 28/07

11-34-03-06
PAGE 0A

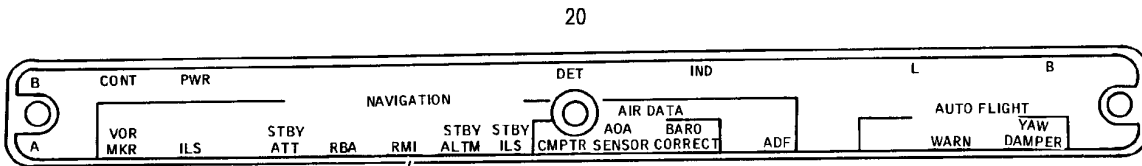
BOEING
757
PARTS CATALOG (MAINTENANCE)



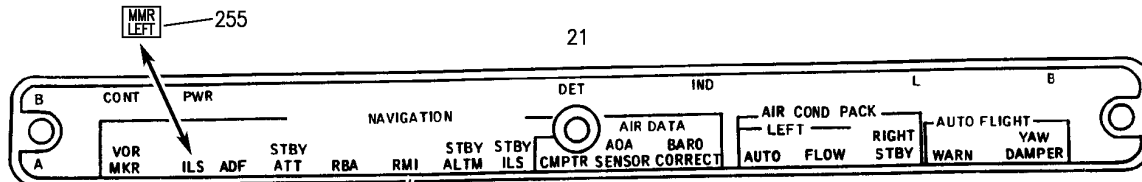
18



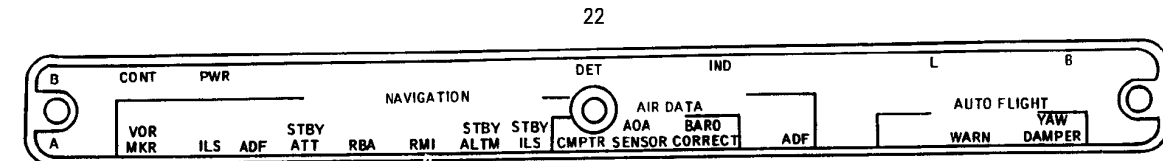
26



25



28
245
250



30

Y 11340306 SH1 3 REV 324

PANEL ASSY-P11-1 CB (PLACARDS AND MARKINGS ONLY)
FIGURE 6 (SHEET 3)

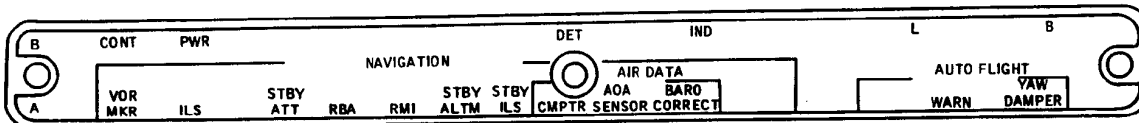
11-34-03-06

BRI
SEP 20/08

11-34-03-06
PAGE 08


BOEING
 757
PARTS CATALOG (MAINTENANCE)

23



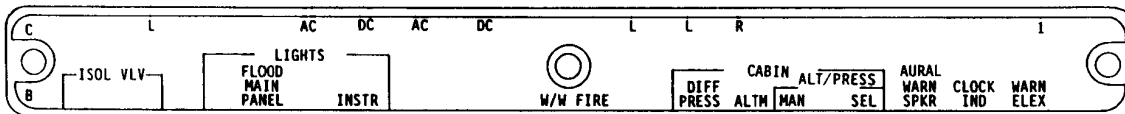
29

35



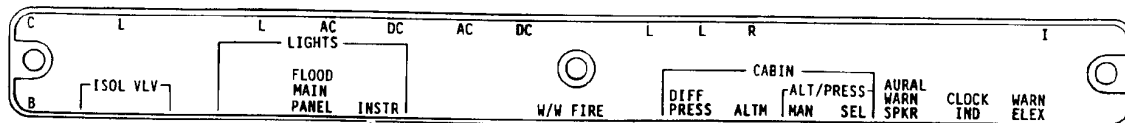
40

36



41

37



43

Y 11340306 SH1 4 REV 304

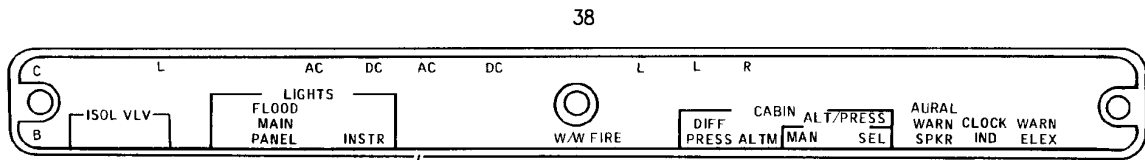
PANEL ASSY-P11-1 CB (PLACARDS AND MARKINGS ONLY)
 FIGURE 6 (SHEET 4)

11-34-03-06

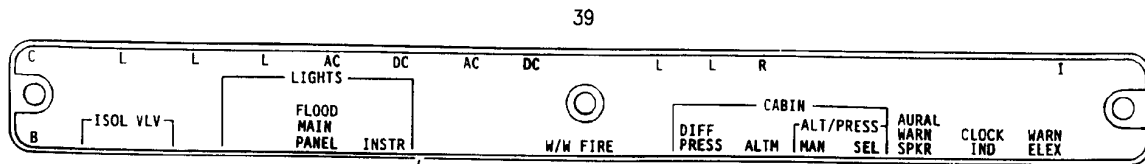
BRI
MAY 28/07

11-34-03-06
 PAGE 0C

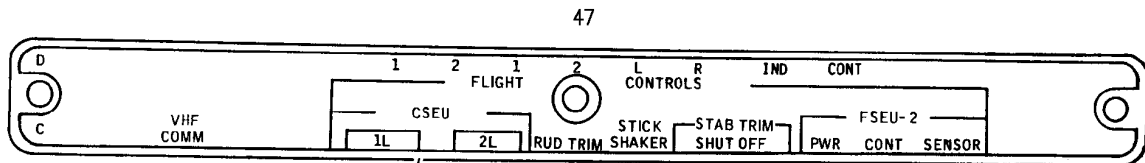

BOEING
 757
PARTS CATALOG (MAINTENANCE)



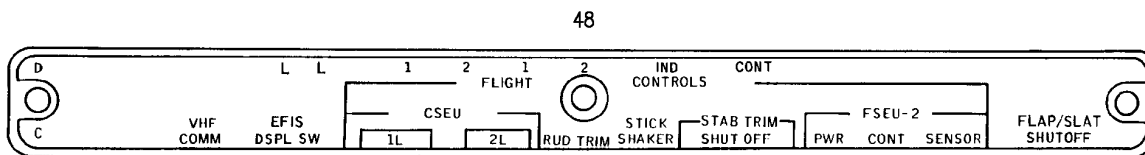
45



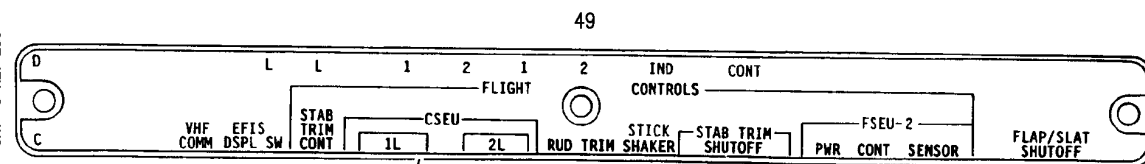
44



56B



60



59A

Y 11340306 SH 5 REV 286

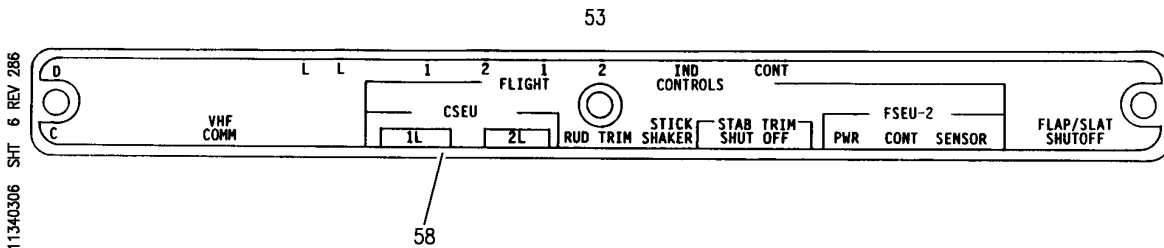
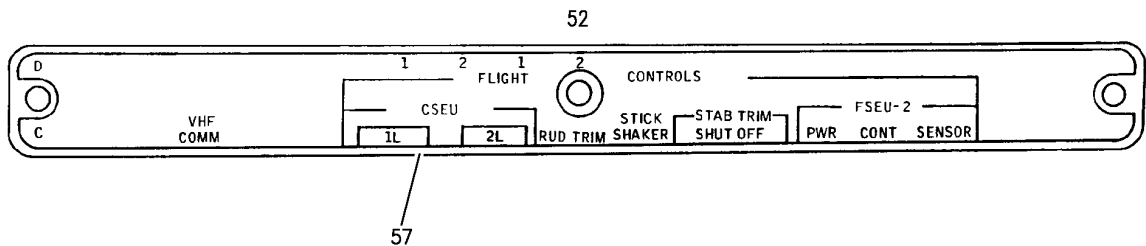
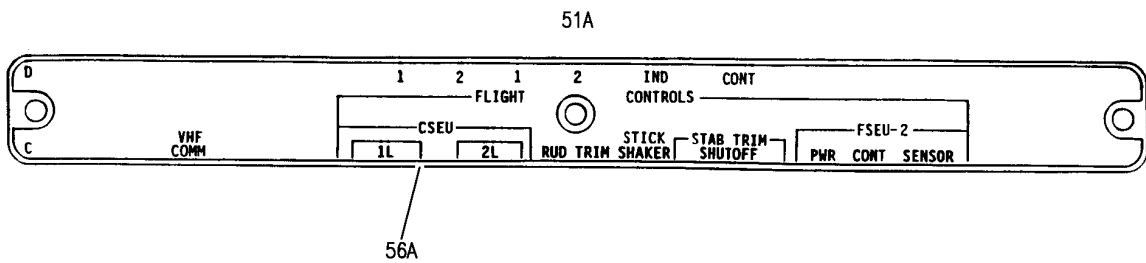
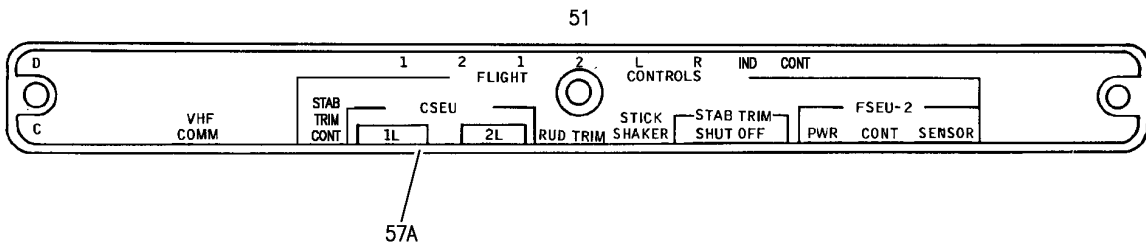
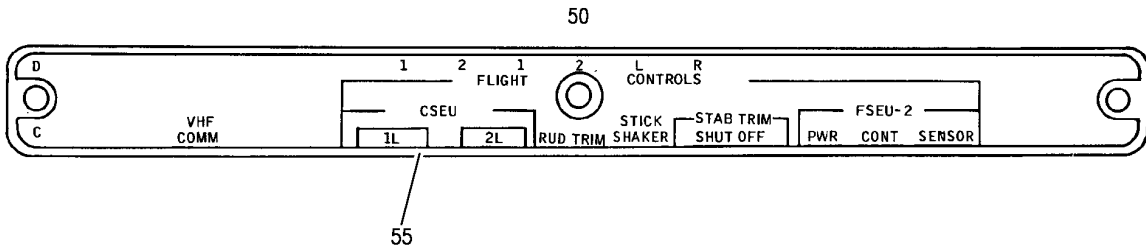
PANEL ASSY-P11-1 CB (PLACARDS AND MARKINGS ONLY)
 FIGURE 6 (SHEET 5)

11-34-03-06

BRI
 MAY 28/07

11-34-03-06
 PAGE 0D


BOEING
 757
PARTS CATALOG (MAINTENANCE)



Y 11340306 SHIT 6 REV 286

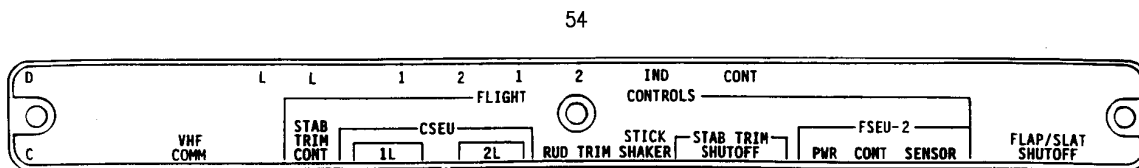
PANEL ASSY-P11-1 CB (PLACARDS AND MARKINGS ONLY)
 FIGURE 6 (SHEET 6)

11-34-03-06

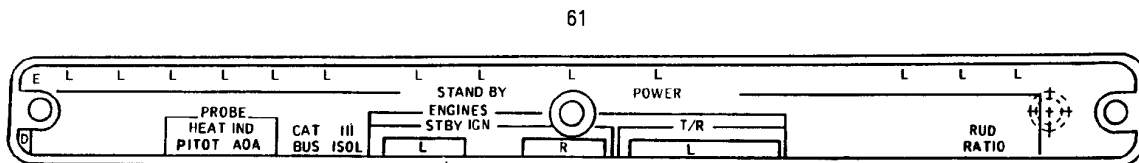
BRI
MAY 28/07

11-34-03-06
 PAGE 0E

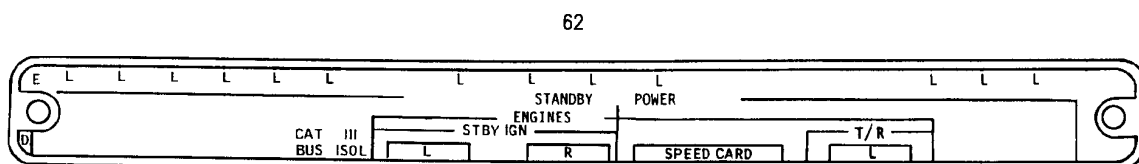

BOEING
 757
PARTS CATALOG (MAINTENANCE)



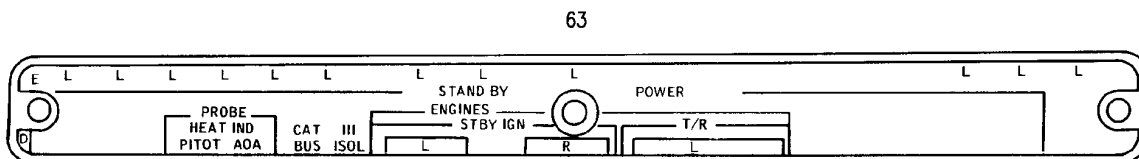
59



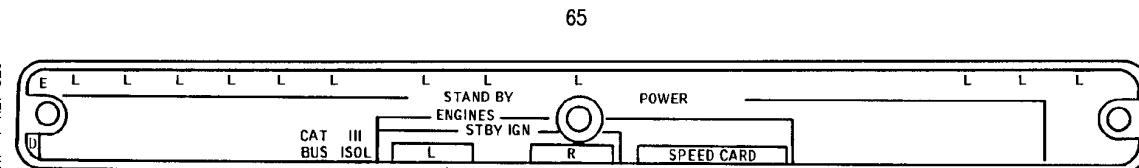
77



71A



75



70

Y 11340306 SH7 7 REV 326

PANEL ASSY-P11-1 CB (PLACARDS AND MARKINGS ONLY)
 FIGURE 6 (SHEET 7)

11-34-03-06

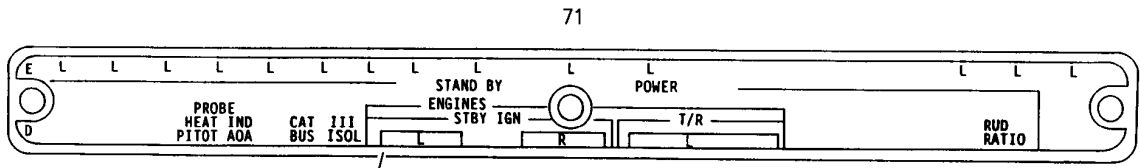
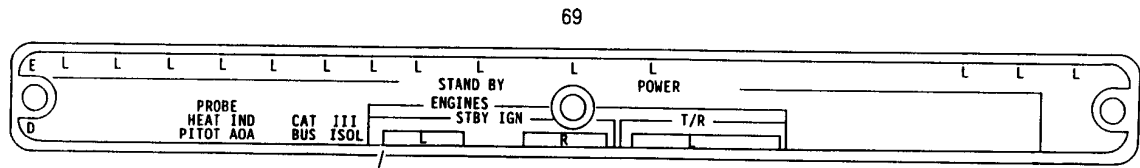
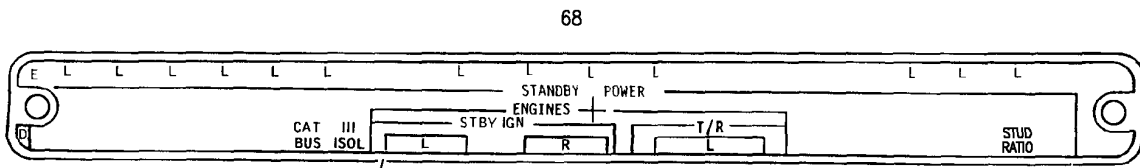
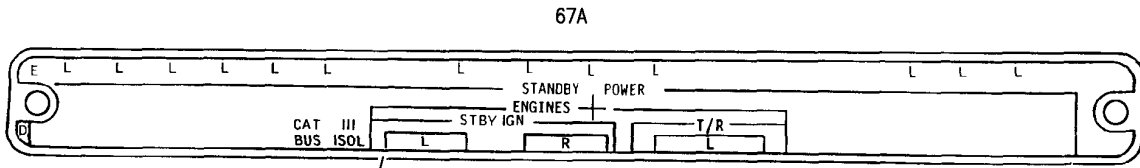
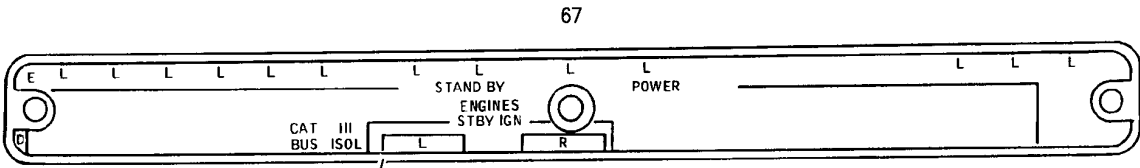
BRI
SEP 20/08

11-34-03-06
PAGE OF

BOEING

757

PARTS CATALOG (MAINTENANCE)



Y 11340306 SH1 8 REV 286

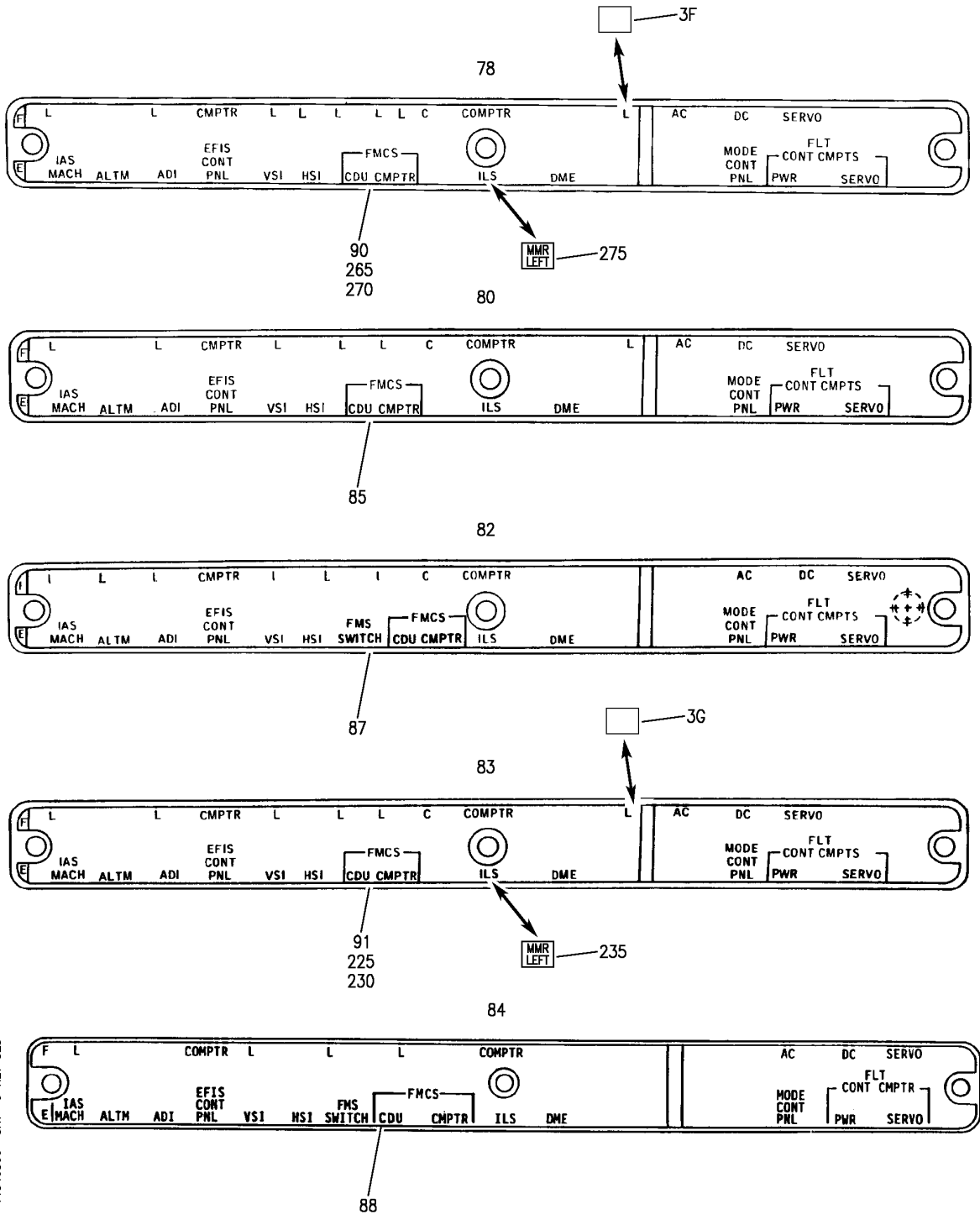
PANEL ASSY-P11-1 CB (PLACARDS AND MARKINGS ONLY)
FIGURE 6 (SHEET 8)

11-34-03-06

BRI
MAY 28/07

11-34-03-06
PAGE 06


BOEING
 757
PARTS CATALOG (MAINTENANCE)



Y 11340306 SH- 9 REV 325

PANEL ASSY-P11-1 CB (PLACARDS AND MARKINGS ONLY)
 FIGURE 6 (SHEET 9)

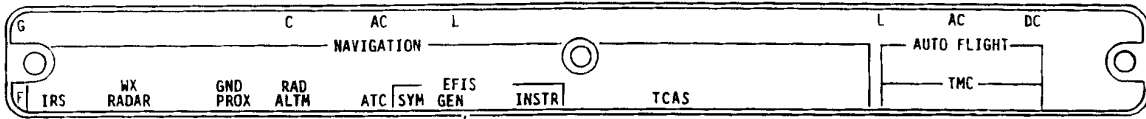
11-34-03-06

BRI
SEP 20/08

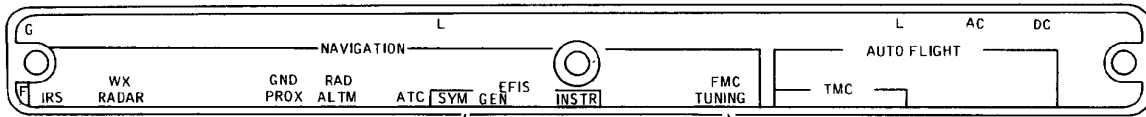
11-34-03-06
 PAGE 0H


BOEING
 757
PARTS CATALOG (MAINTENANCE)

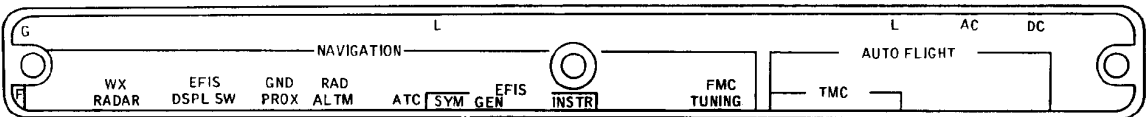
92



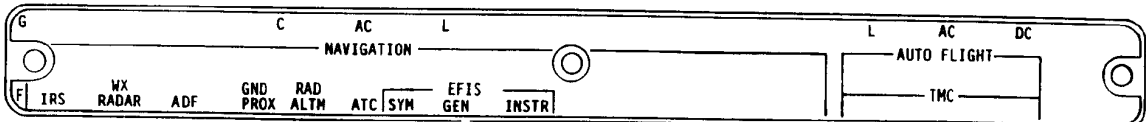
93



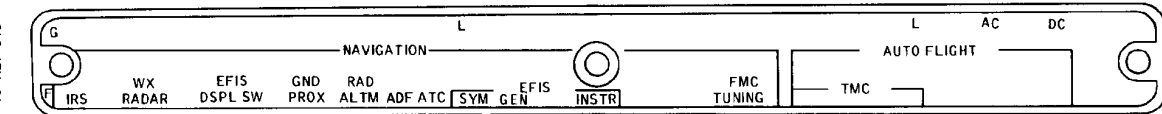
95



96



98



Y 11340306 SH1 10 REV 319

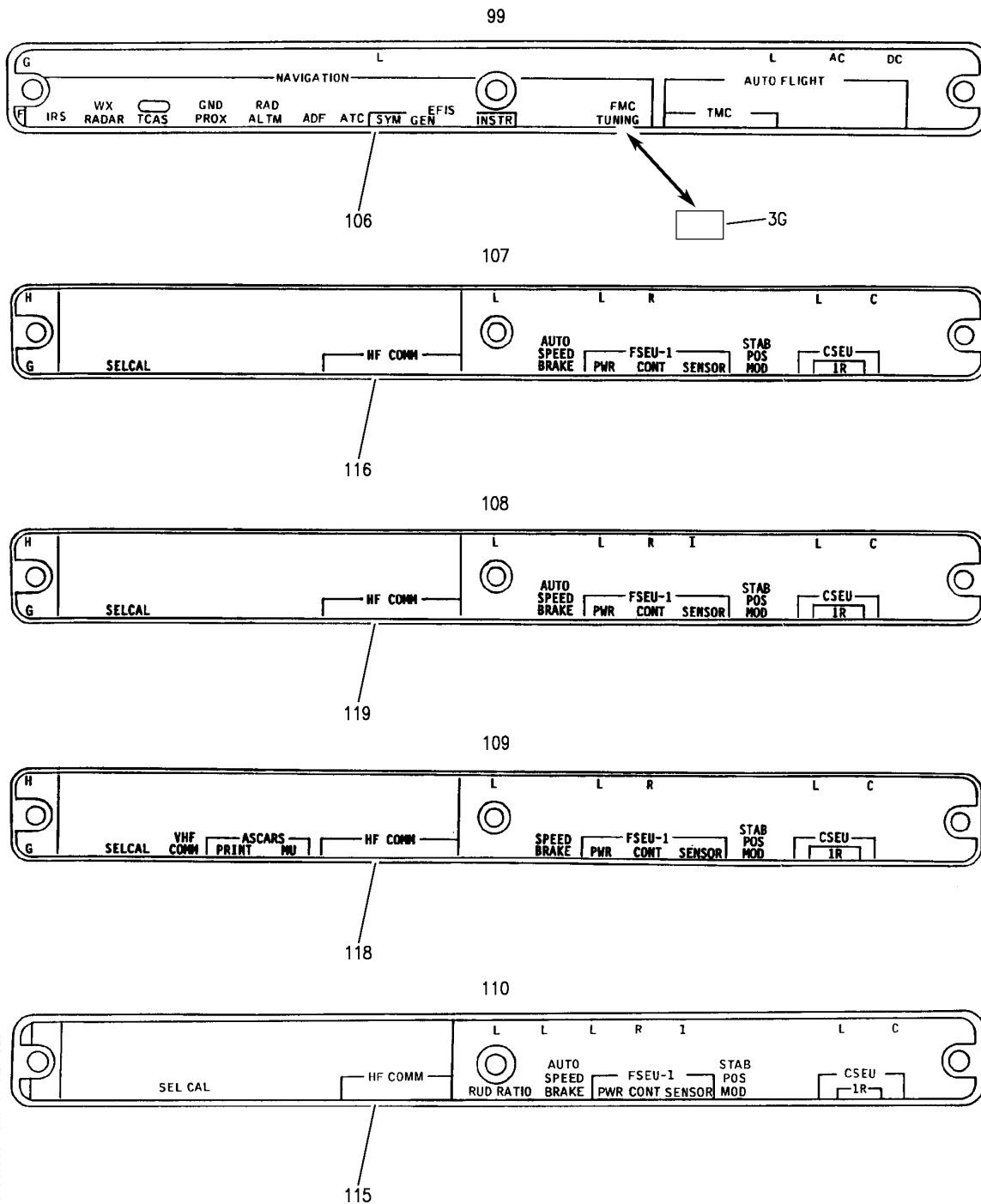
PANEL ASSY-P11-1 CB (PLACARDS AND MARKINGS ONLY)
 FIGURE 6 (SHEET 10)

11-34-03-06

BRI
JAN 20/08

11-34-03-06
 PAGE 01


BOEING
 757
PARTS CATALOG (MAINTENANCE)



Y 11340306 SH1 11 REV 325

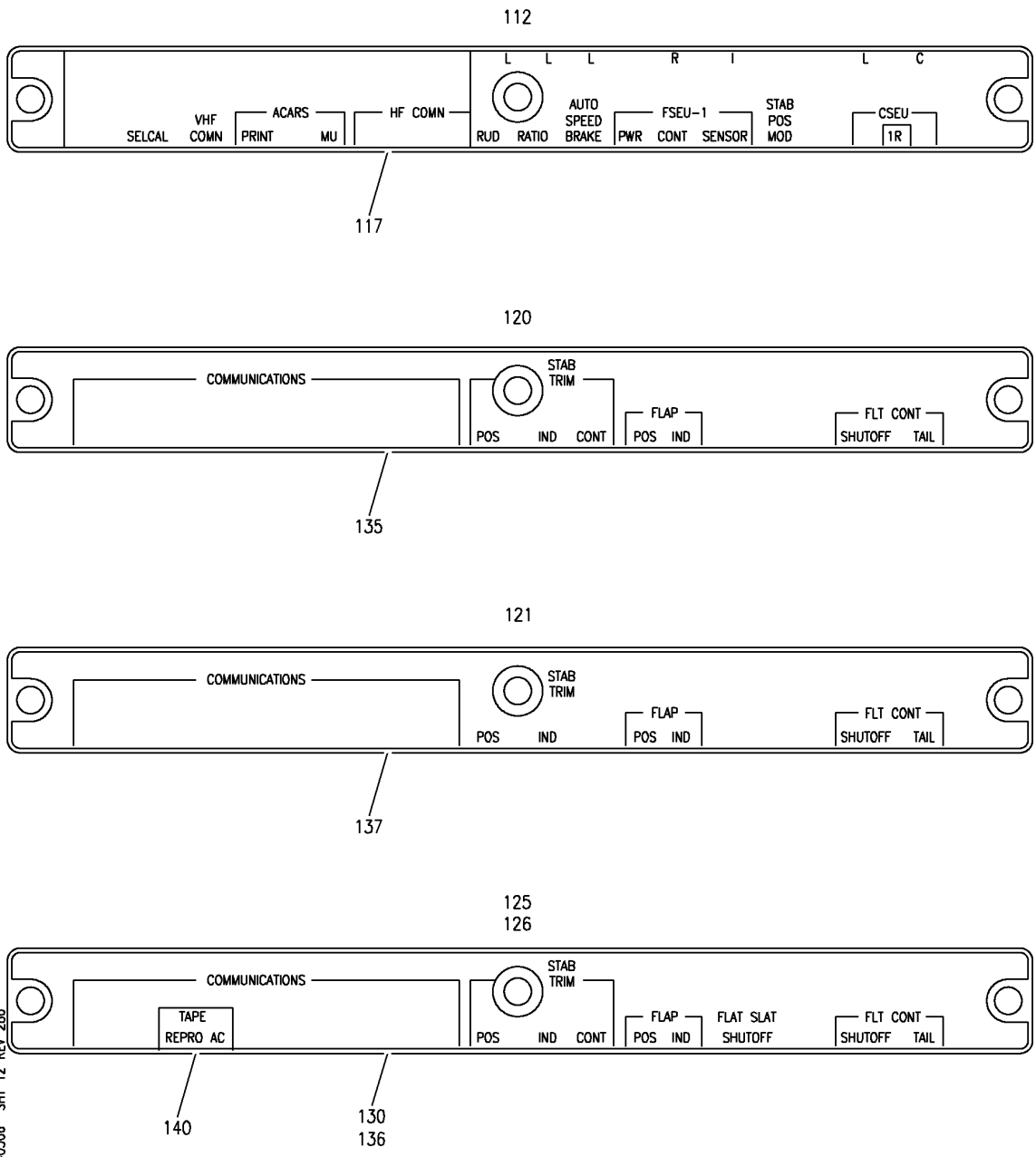
PANEL ASSY-P11-1 CB (PLACARDS AND MARKINGS ONLY)
 FIGURE 6 (SHEET 11)

11-34-03-06

BRI
SEP 20/08

11-34-03-06
 PAGE 0J


BOEING
 757
PARTS CATALOG (MAINTENANCE)



Y 11340306 SH1 12 REV 286

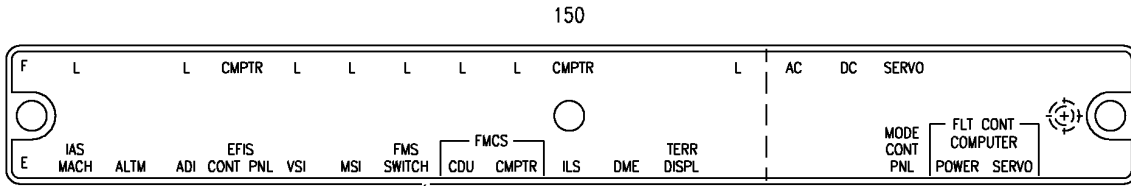
PANEL ASSY-P11-1 CB (PLACARDS AND MARKINGS ONLY)
 FIGURE 6 (SHEET 12)

11-34-03-06

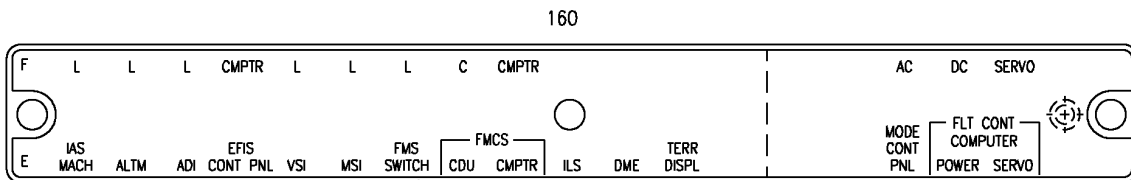
BRI
MAY 28/07

11-34-03-06
 PAGE OK

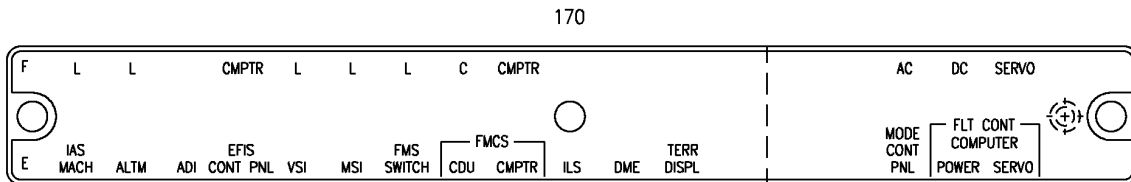

BOEING
 757
PARTS CATALOG (MAINTENANCE)



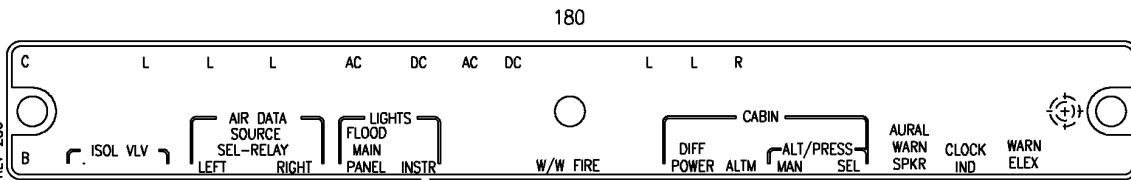
155



165



175



185

Y 11340306 SHT 13 REV 2006

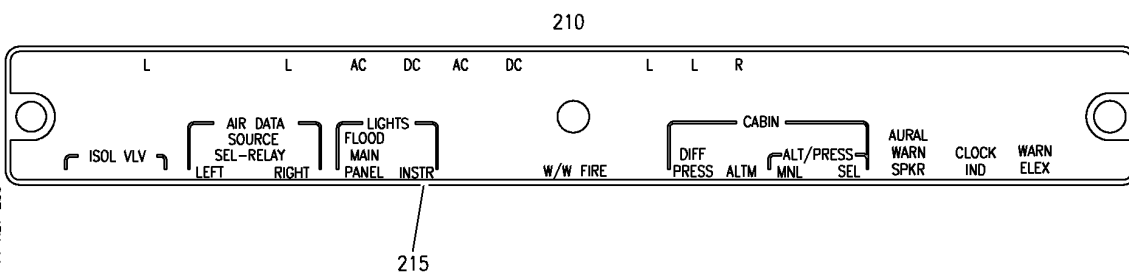
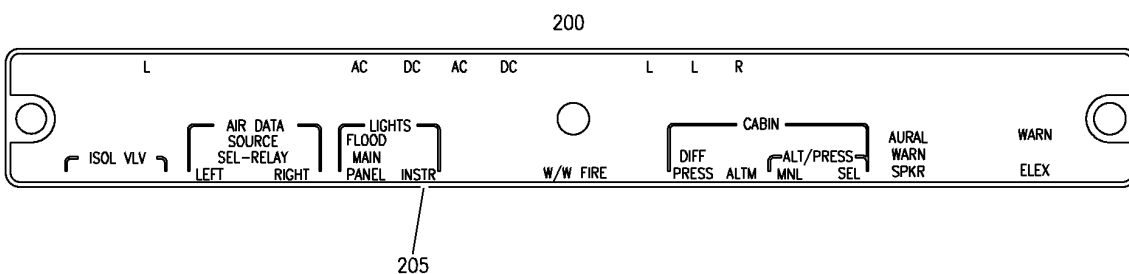
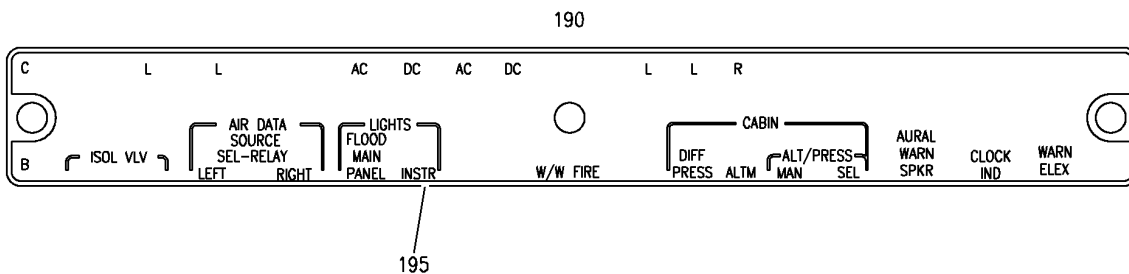
PANEL ASSY-P11-1 CB (PLACARDS AND MARKINGS ONLY)
 FIGURE 6 (SHEET 13)

11-34-03-06

BRI
MAY 28/07

11-34-03-06
 PAGE 01


BOEING
 757
PARTS CATALOG (MAINTENANCE)



Y 11340306 SHT 14 REV 286

PANEL ASSY-P11-1 CB (PLACARDS AND MARKINGS ONLY)
 FIGURE 6 (SHEET 14)

BRI
MAY 28/07

11-34-03-06

11-34-03-06
 PAGE 0M

 **BOEING**
757
PARTS CATALOG (MAINTENANCE)

FIG ITEM	PART NUMBER	1 2 3 4 5 6 7	NOMENCLATURE	EFFECT FROM TO	UNITS PER ASSY
6			PANEL ASSY-P11-1 CB (PLACARDS AND MARKINGS ONLY)	121503 904949	
- 1	233N5205-37		PANEL ASSY-P11-1 CB (PLACARDS AND MARKINGS ONLY) FOR NHA/OTHER SYS DET SEE: 24-00-51-01	904949	RF
- 1	233N5205-53		PANEL ASSY-P11-1 CB (PLACARDS AND MARKINGS ONLY) FOR NHA/OTHER SYS DET SEE: 24-00-51-01	121503	RF
3E	BAC27NFDE0024		.DECAL- PLACARD CONTENT: INOP	121503	1
6	233N5200-5241		.LIGHTPLATE ASSY-	121503 904949	RF
13	233N5200-5242		..STRIP-INDICIA	121503 904949	1
21	233N5200-5243		.LIGHTPLATE ASSY-	121503 904949	RF
28	233N5200-5244		..STRIP-INDICIA	121503 904949	1
39	233N5200-5385		.LIGHTPLATE ASSY- POST SERVICE BULLETIN: 27-0104 PRE ALERT SB: 34A0222	121503	RF
44	233N5200-5386		..STRIP-INDICIA	121503	1
48	233N5200-5221		.LIGHTPLATE ASSY-	904949	RF
49	233N5200-5387		.LIGHTPLATE ASSY- POST SERVICE BULLETIN: 27-0104	121503	RF
59A	233N5200-5388		..STRIP-INDICIA	121503	1
60	233N5200-5222		..STRIP-INDICIA	904949	1
61	233N5200-5323		.LIGHTPLATE ASSY- POST SERVICE BULLETIN: 27-0104	121503	RF
63	233N5200-5201		.LIGHTPLATE ASSY-	904949	RF
75	233N5200-5202		..STRIP-INDICIA	904949	1
77	233N5200-5324		..STRIP-INDICIA	121503	1
78	233N5200-5179		.LIGHTPLATE ASSY-	904949	RF
83	233N5200-5209		.LIGHTPLATE ASSY-	121503	RF
90	233N5200-5180		..STRIP-INDICIA	904949	1
91	233N5200-5210		..STRIP-INDICIA	121503	1
93	233N5200-5245		.LIGHTPLATE ASSY-	904949	RF
99	233N5200-5297		.LIGHTPLATE ASSY-	121503	RF
103	233N5200-5246		..STRIP-INDICIA	904949	1

MISSING ITEM NUMBERS NOT APPLICABLE

- ITEM NOT ILLUSTRATED

BRI

11-34-03-06

11-34-03
FIG. 06
PAGE 1
JAN 20/09



757

PARTS CATALOG (MAINTENANCE)

FIG ITEM	PART NUMBER	1 2 3 4 5 6 7	NOMENCLATURE	EFFECT FROM TO	UNITS PER ASSY
6					
106	233N5200-5298		..STRIP-INDICIA	121503	1
108	233N5200-5373		.LIGHTPLATE ASSY- POST SERVICE BULLETIN: 27-0104	121503	RF
110	233N5200-5046		.LIGHTPLATE ASSY-	904949	RF
115	233N5200-5047		..STRIP-INDICIA	904949	1
119	233N5200-5374		..STRIP-INDICIA PRE SERVICE BULLETIN: 27-0104	121503	1
120	233N5200-5205		.LIGHTPLATE ASSY-	904949	RF
121	233N5200-5383		.LIGHTPLATE ASSY- POST SERVICE BULLETIN: 27-0104	121503	RF
135	233N5200-5206		..STRIP-INDICIA	904949	1
137	233N5200-5384		..STRIP-INDICIA	121503	1
190	233N5412-13		.LIGHTPLATE ASSY-ROW B POST ALERT SB: 34A0222 34A0222R2	121503 904949	RF
195	233N5412-14		..PANEL ASSY-INDICIA	121503 904949	1

MISSING ITEM NUMBERS NOT APPLICABLE

- ITEM NOT ILLUSTRATED

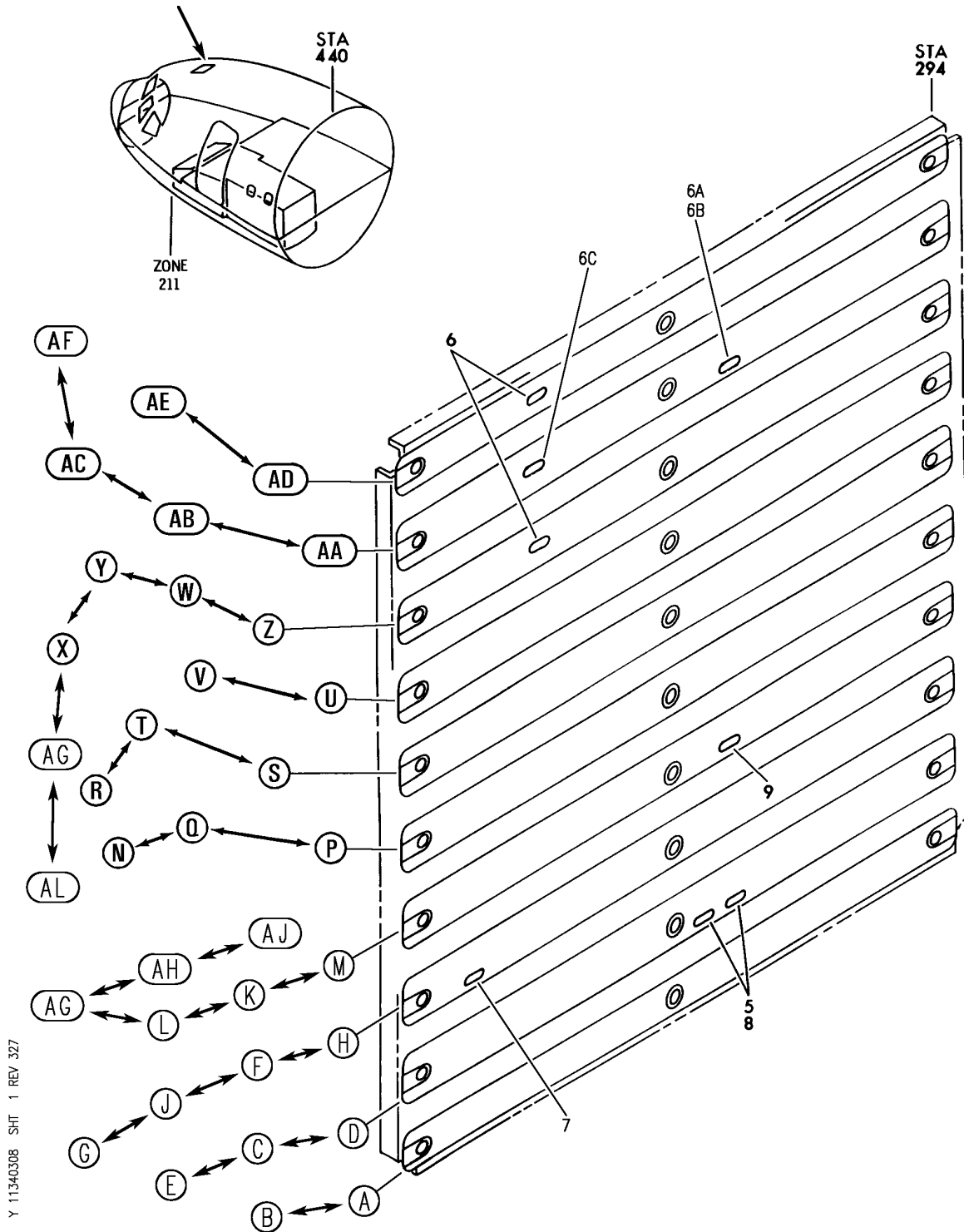
11-34-03-06

11-34-03
FIG. 06
PAGE 2
JAN 20/09

BRI

BOEING PROPRIETARY - Copyright © - Unpublished Work - See title page for details.


BOEING
 757
PARTS CATALOG (MAINTENANCE)



Y 11340308 SHT 1 REV 327

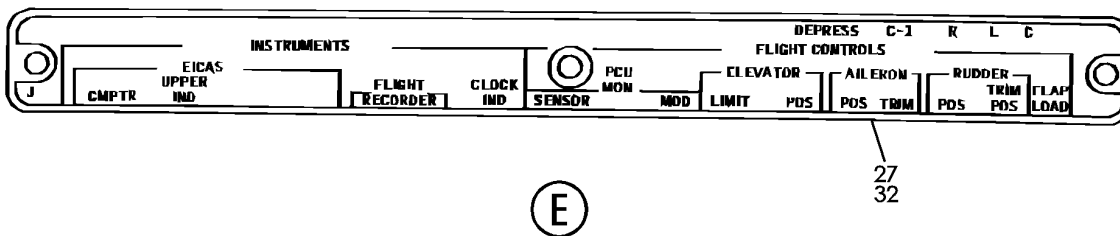
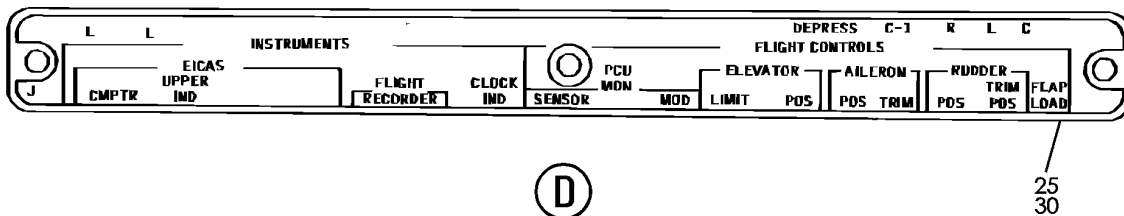
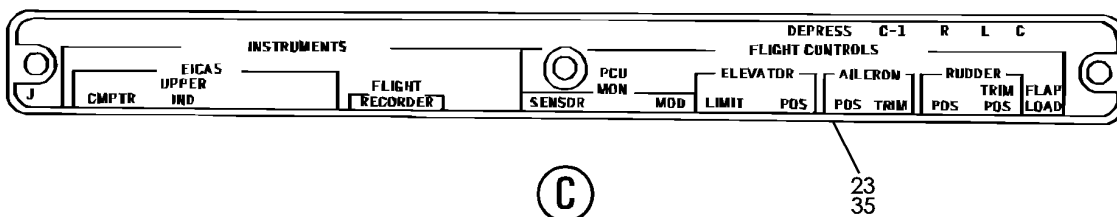
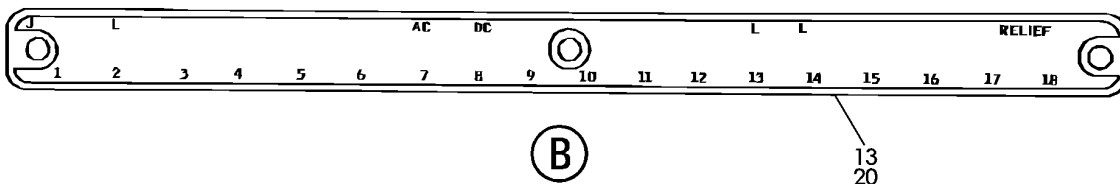
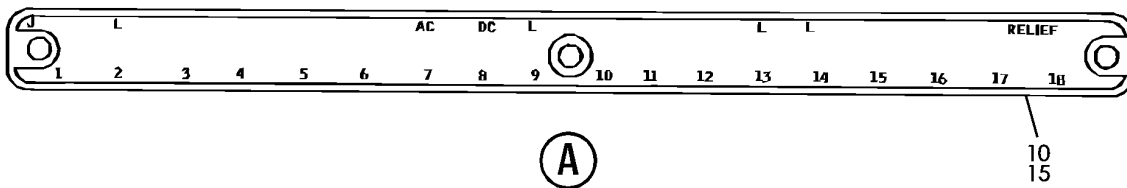
PANEL ASSY-P11-3 CB (PLACARDS AND MARKINGS ONLY)
 FIGURE 8 (SHEET 1)

11-34-03-08

BRI
SEP 20/08

11-34-03-08
 PAGE 0

BOEING
757
PARTS CATALOG (MAINTENANCE)



Y 11340308 SHT 2 REV 233


PANEL ASSY-P11-3 CB (PLACARDS AND MARKINGS ONLY)
FIGURE 8 (SHEET 2)

11-34-03-08

BRI
MAY 28/07

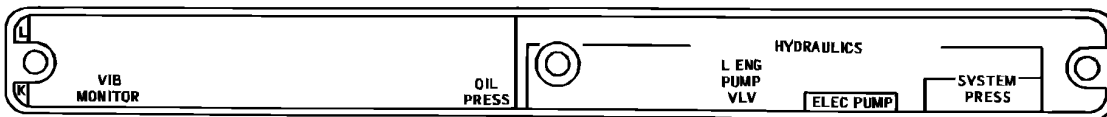
11-34-03-08
PAGE 0A


BOEING
 757
PARTS CATALOG (MAINTENANCE)



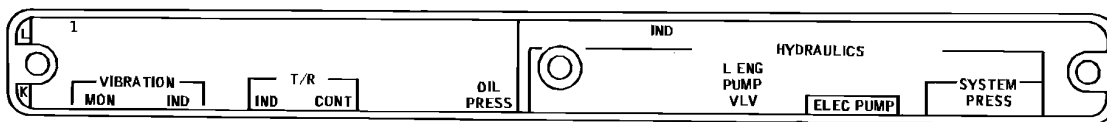
F

38
50



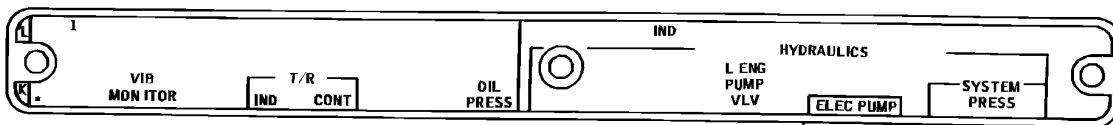
G

39
51



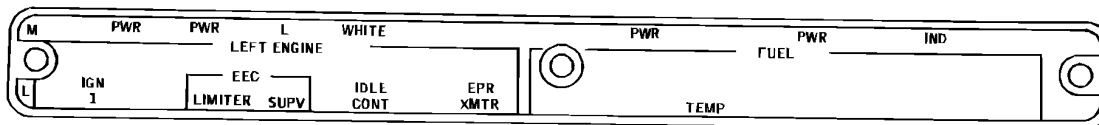
H

40
45



J

43
47



K

53
65

Y 11340308 SHT 3 REV 233

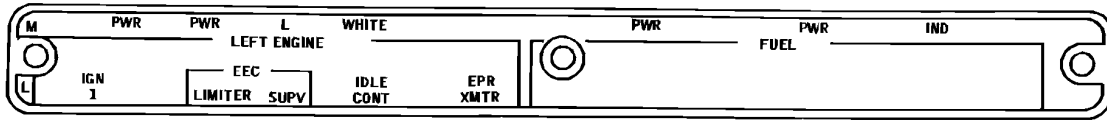
PANEL ASSY-P11-3 CB (PLACARDS AND MARKINGS ONLY)
 FIGURE 8 (SHEET 3)

11-34-03-08

BRI
MAY 28/07

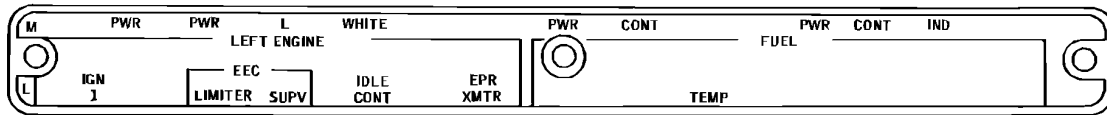
11-34-03-08
PAGE 0B


BOEING
 757
PARTS CATALOG (MAINTENANCE)



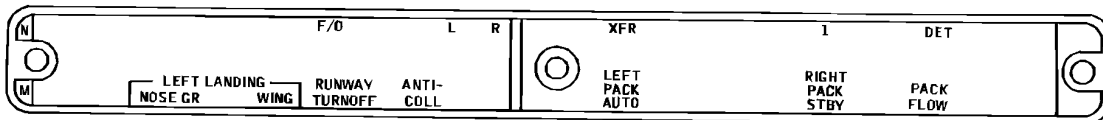
(L)

54
66



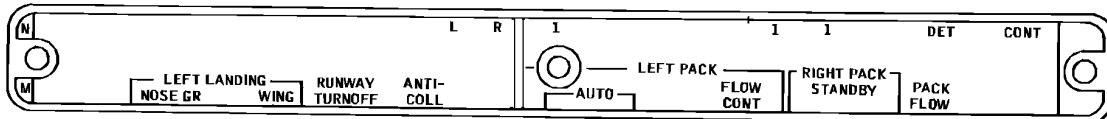
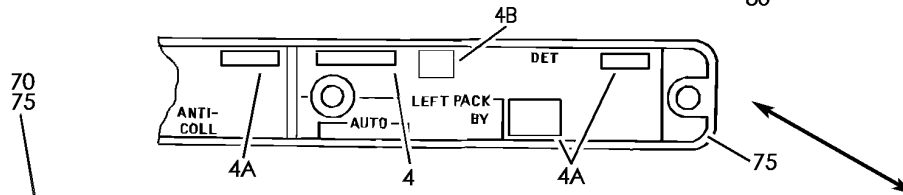
(M)

55
60

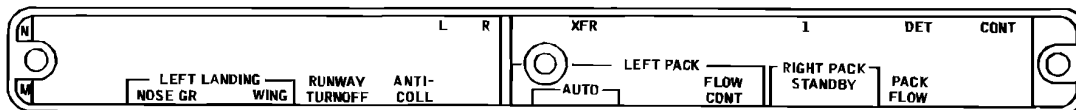


(N)


68
80



(P)



(Q)



Y 11340308 SH1 4 REV 249

PANEL ASSY-P11-3 CB (PLACARDS AND MARKINGS ONLY)
 FIGURE 8 (SHEET 4)

11-34-03-08

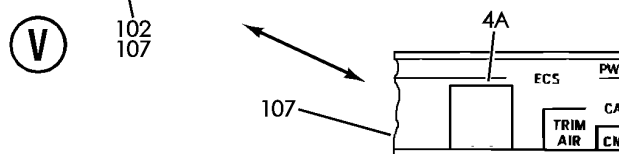
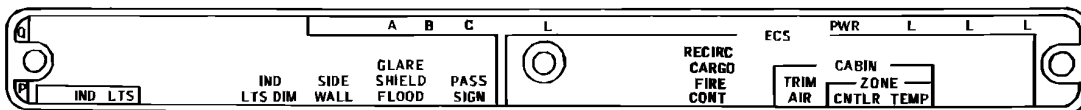
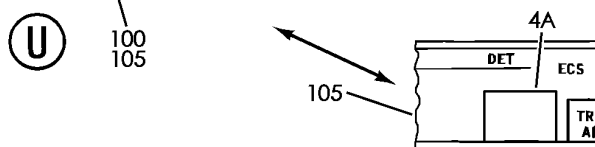
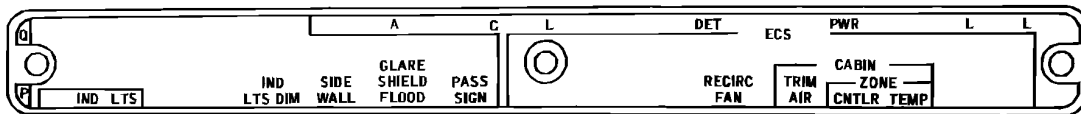
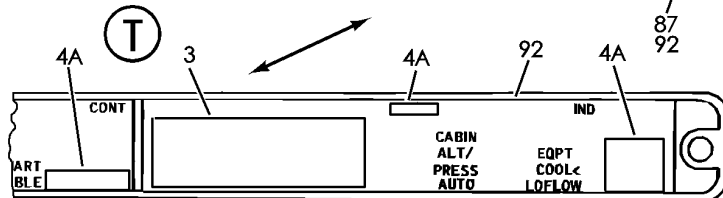
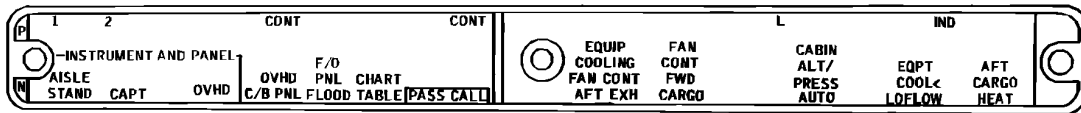
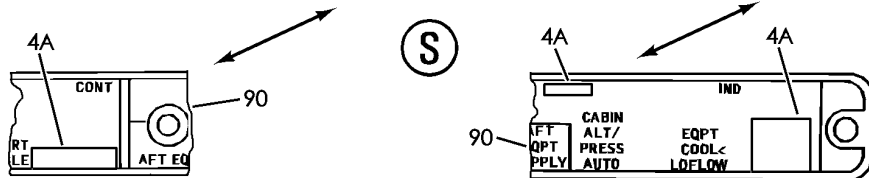
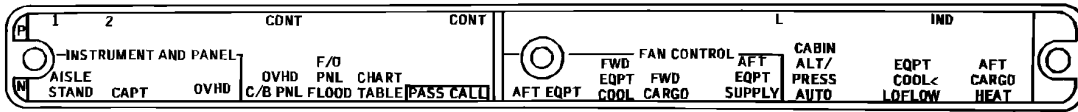
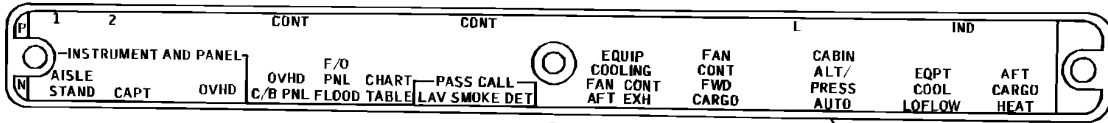
BRI
MAY 28/07

11-34-03-08
PAGE 0C

BOEING

757

PARTS CATALOG (MAINTENANCE)



Y 11340308 SHT 5 REV 233

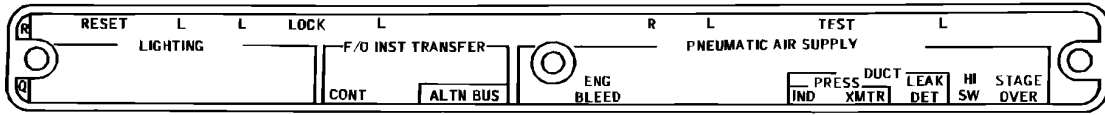
PANEL ASSY-P11-3 CB (PLACARDS AND MARKINGS ONLY)
FIGURE 8 (SHEET 5)

11-34-03-08

BRI
MAY 28/07

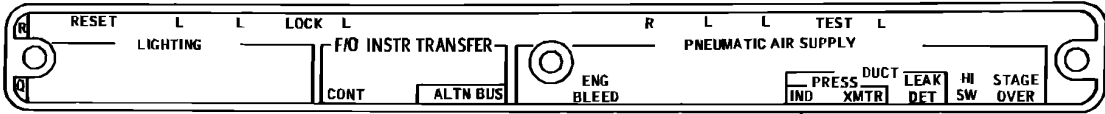
11-34-03-08
PAGE 0D

BOEING
757
PARTS CATALOG (MAINTENANCE)



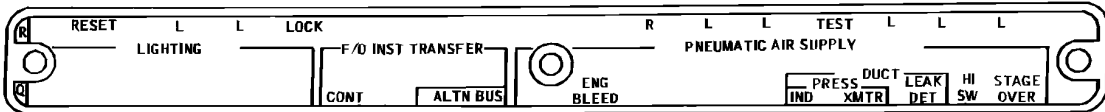
W

109
110
125



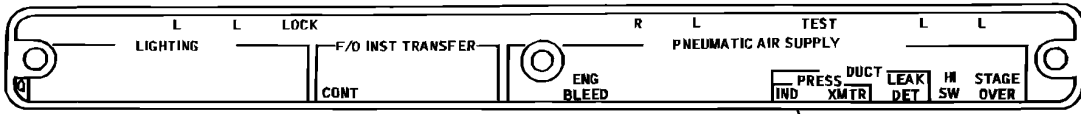
X

111
126



Y

113
128



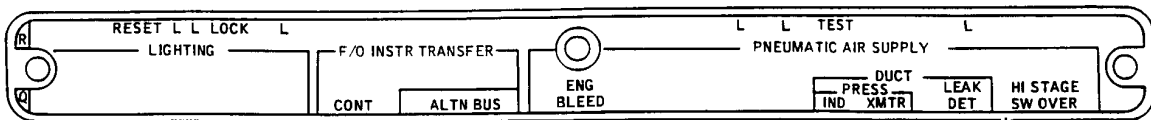
Z

115
120



AA

130
135



AL

114
127

Y 11340308 SH- 6 REV 310

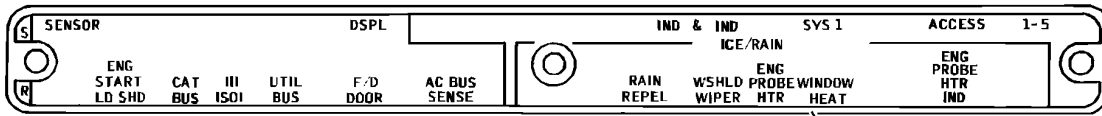
PANEL ASSY-P11-3 CB (PLACARDS AND MARKINGS ONLY)
FIGURE 8 (SHEET 6)

11-34-03-08

BRI
MAY 28/07

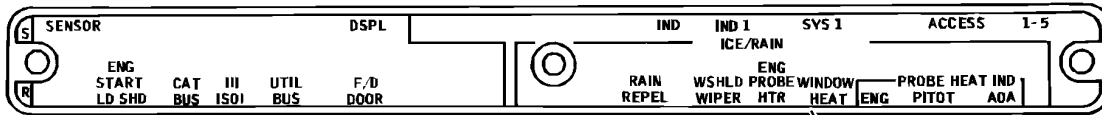
11-34-03-08
PAGE 0E

BOEING
757
PARTS CATALOG (MAINTENANCE)



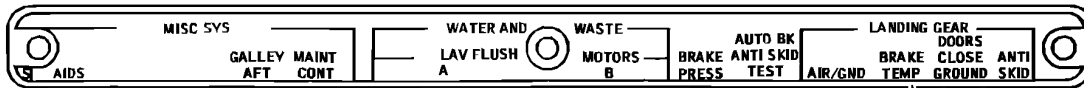
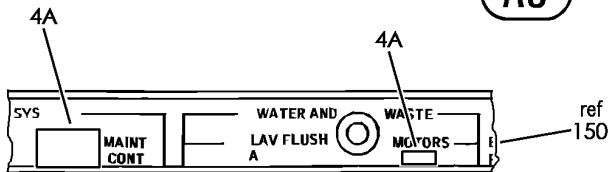
AB

131
133
136



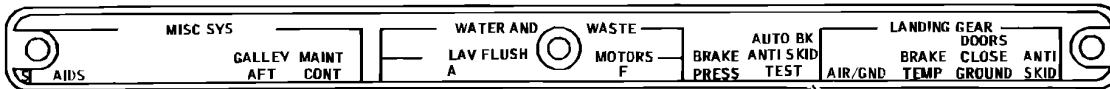
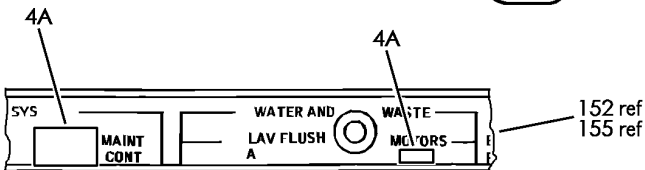
AC

134
137



AD

145
150



AE

146
148
152
155

Y 11340308 SH-T 7 REV 299

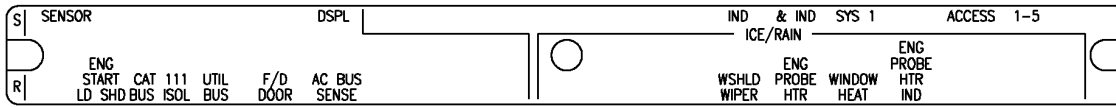
PANEL ASSY-P11-3 CB (PLACARDS AND MARKINGS ONLY)
FIGURE 8 (SHEET 7)

11-34-03-08

BRI
MAY 28/07

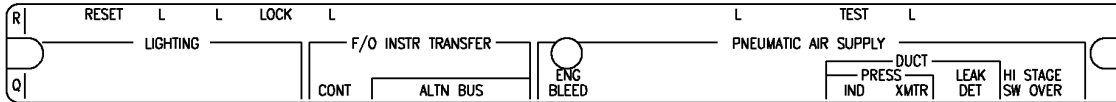
11-34-03-08
PAGE OF

BOEING
757
PARTS CATALOG (MAINTENANCE)



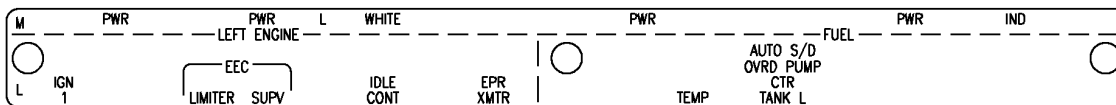
AF

132
138



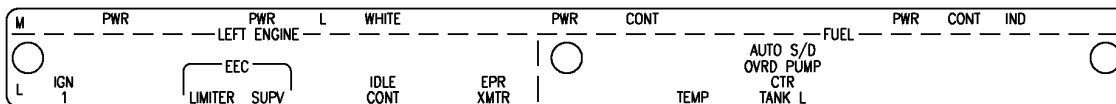
AG

112
129



AH

52
64



AJ

56
62



AK

58
67

Y 11340308 SHT 8 REV 299

PANEL ASSY-P11-3 CB (PLACARDS AND MARKINGS ONLY)
FIGURE 8 (SHEET 8)

11-34-03-08

BRI
MAY 28/07

11-34-03-08
PAGE 06



757

PARTS CATALOG (MAINTENANCE)

FIG ITEM	PART NUMBER	1 2 3 4 5 6 7	NOMENCLATURE	EFFECT FROM TO	UNITS PER ASSY
8			PANEL ASSY-P11-3 CB (PLACARDS AND MARKINGS ONLY)	121503 904949	
- 1	233N5207-48		PANEL ASSY-P11-3 CB (PLACARDS AND MARKINGS ONLY) FOR NHA/OTHER SYS DET SEE: 24-00-51-03	904949	RF
- 2	233N5207-67		PANEL ASSY-P11-3 CB (PLACARDS AND MARKINGS ONLY) REWORKED BY SB: 30-0016 FOR NHA/OTHER SYS DET SEE: 24-00-51-03	121503	RF
13	233N5200-7269		.LIGHTPLATE ASSY-	121503 904949	RF
20	233N5200-7270		..STRIP-INDICIA	121503 904949	1
23	233N5200-7271		.LIGHTPLATE ASSY-	121503 904949	RF
35	233N5200-7272		..STRIP-INDICIA	121503 904949	1
38	233N5200-7267		.LIGHTPLATE ASSY-	904949	RF
39	233N5200-7313		.LIGHTPLATE ASSY-	121503	RF
50	233N5200-7268		..STRIP-INDICIA	904949	1
51	233N5200-7314		..STRIP-INDICIA	121503	1
52	233N5200-7411		.LIGHTPLATE ASSY- POST ALERT SB: 28A0081	904949	RF
53	233N5200-7251		.LIGHTPLATE ASSY- PRE ALERT SB: 28A0081	904949	RF
54	233N5200-7317		.LIGHTPLATE ASSY- PRE ALERT SB: 28A0081	121503	RF
58	233N5200-7413		.LIGHTPLATE ASSY- POST ALERT SB: 28A0081	121503	RF
64	233N5200-7412		..STRIP-INDICIA POST ALERT SB: 28A0081	904949	1
65	233N5200-7252		..STRIP-INDICIA PRE ALERT SB: 28A0081	904949	1
66	233N5200-7318		..STRIP-INDICIA PRE ALERT SB: 28A0081	121503	1

MISSING ITEM NUMBERS NOT APPLICABLE

- ITEM NOT ILLUSTRATED

11-34-03-08

11-34-03
FIG. 08
PAGE 1
JAN 20/09

BRI



757

PARTS CATALOG (MAINTENANCE)

FIG ITEM	PART NUMBER	1 2 3 4 5 6 7	NOMENCLATURE	EFFECT FROM TO	UNITS PER ASSY
8					
67	233N5200-7414	..	STRIP-INDICIA POST ALERT SB: 28A0081	121503	1
68	233N5200-7283	.L	LIGHTPLATE ASSY-	121503 904949	RF
80	233N5200-7284	..	STRIP-INDICIA	121503 904949	1
83	233N5200-7245	.L	LIGHTPLATE ASSY-	121503 904949	RF
95	233N5200-7246	..	STRIP-INDICIA	121503 904949	1
102	233N5200-7231	.L	LIGHTPLATE ASSY-	121503 904949	RF
107	233N5200-7232	..	STRIP-INDICIA	121503 904949	1
110	233N5200-7277	.L	LIGHTPLATE ASSY-	904949	RF
114	233N5200-7403	.L	LIGHTPLATE ASSY- POST SERVICE BULLETIN: 30-0016	121503	RF
125	233N5200-7278	..	STRIP-INDICIA	904949	1
127	233N5200-7404	..	STRIP-INDICIA	121503	1
132	233N5200-7391	.L	LIGHTPLATE ASSY- POST SERVICE BULLETIN: 30-0016 QUALIFIED SB I/W DATA: PERMANENT DEACTIVATION	121503	RF
133	233N5200-7285	.L	LIGHTPLATE ASSY-	904949	RF
136	233N5200-7286	..	STRIP-INDICIA	904949	1
138	233N5200-7392	..	STRIP-INDICIA POST SERVICE BULLETIN: 30-0016	121503	1
148	233N5200-7281	.L	LIGHTPLATE ASSY-	121503 904949	RF
155	233N5200-7282	..	STRIP-INDICIA	121503 904949	1

MISSING ITEM NUMBERS NOT APPLICABLE

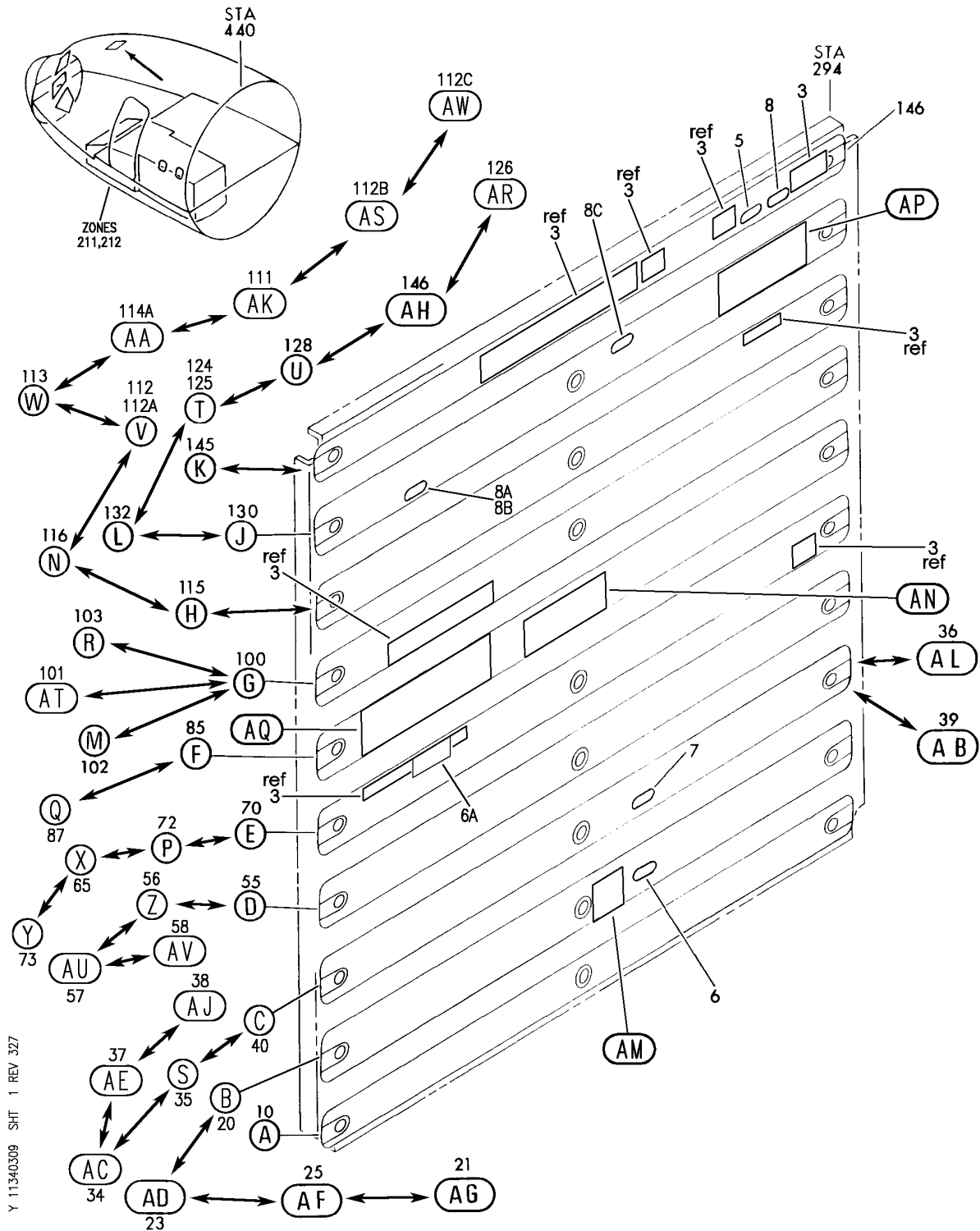
- ITEM NOT ILLUSTRATED

11-34-03-08

11-34-03
FIG. 08
PAGE 2
JAN 20/09

BRI

BOEING
 757
PARTS CATALOG (MAINTENANCE)

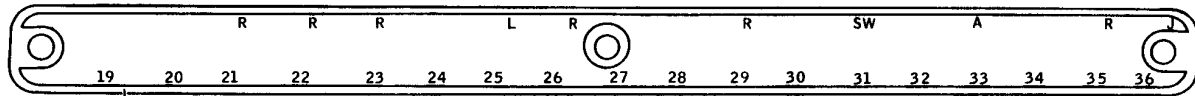


Y 11340309 SHT 1 REV 327

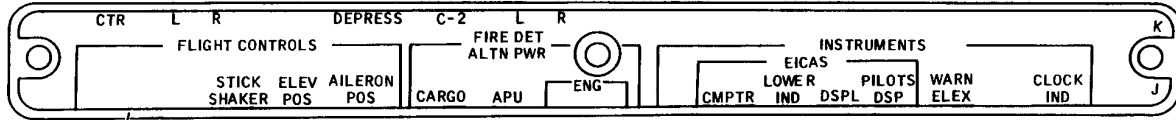
PANEL ASSY-P11-4 CB (PLACARDS AND MARKINGS ONLY)
 FIGURE 9 (SHEET 1)

11-34-03-09

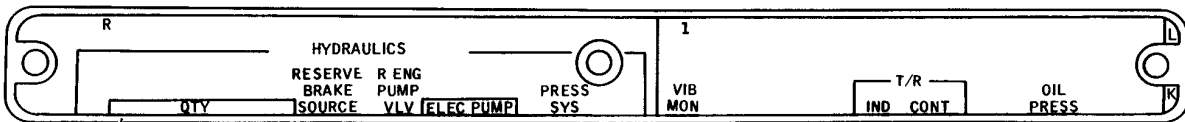

BOEING
 757
PARTS CATALOG (MAINTENANCE)



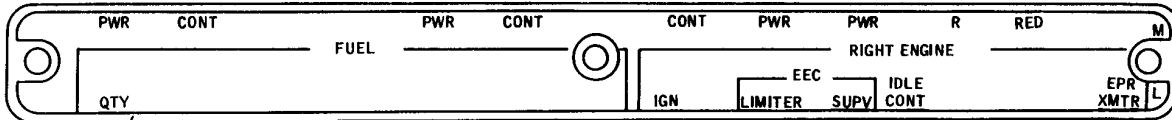
15 (A)



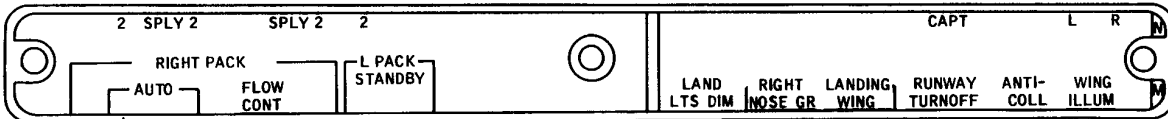
31 (B)



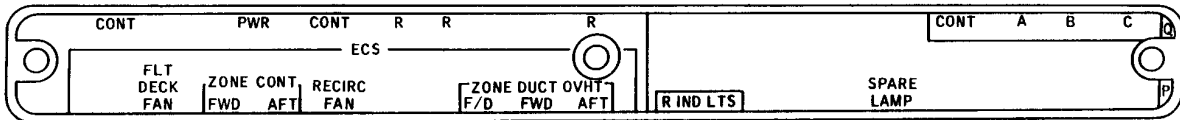
46 (C)



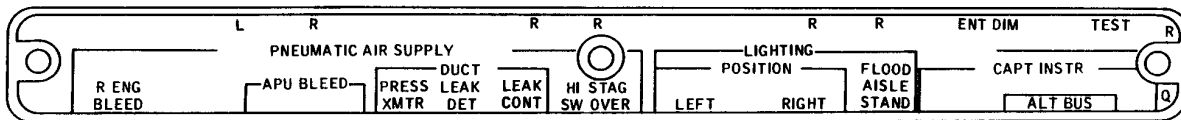
60 (D)



75 (E)



107 (M)



120 (N)

Y 11340309 SHT 2 REV 130

PANEL ASSY-P11-4 CB (PLACARDS AND MARKINGS ONLY)
 FIGURE 9 (SHEET 2)

11-34-03-09

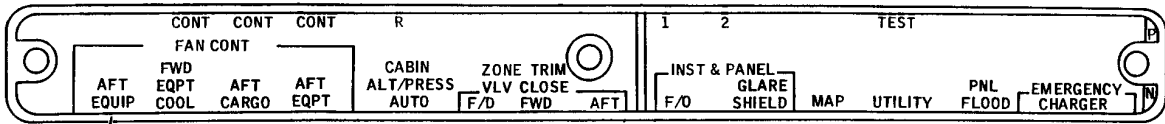
BRI
 MAY 28/07

11-34-03-09
 PAGE 0A

BOEING

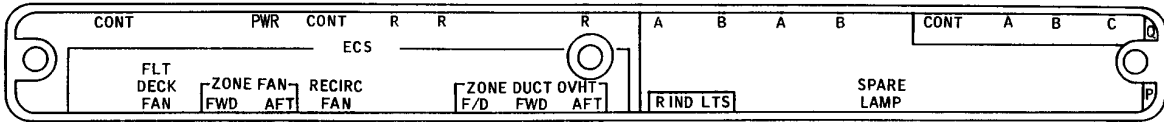
757

PARTS CATALOG (MAINTENANCE)



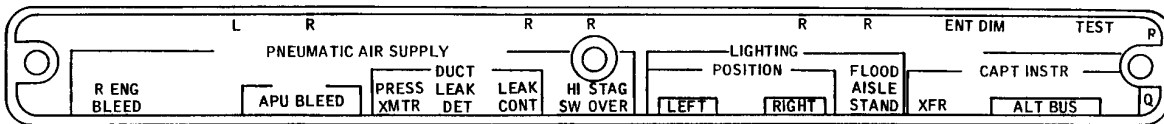
90

(F)



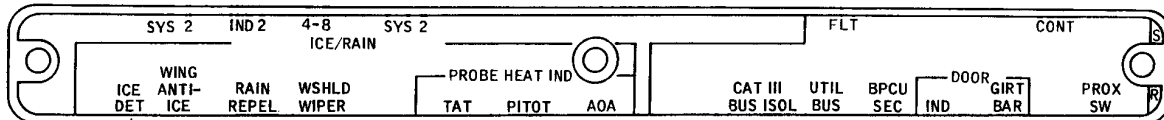
105

(G)




117

(H)



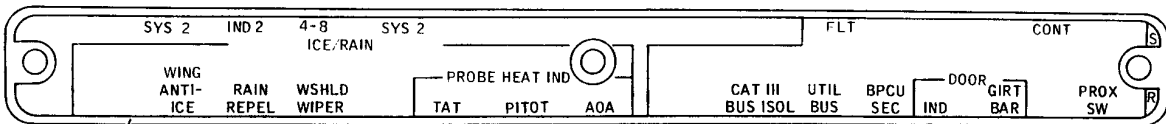
135

(J)



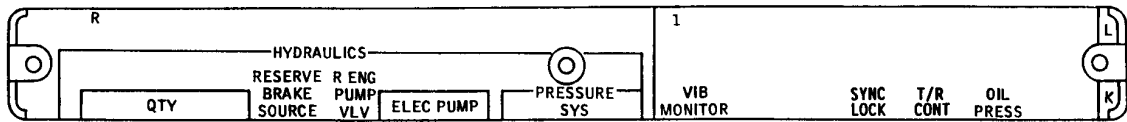
150

(K)



137

(L)



48

(AJ)

Y 11340308 SH1 3 REV 298

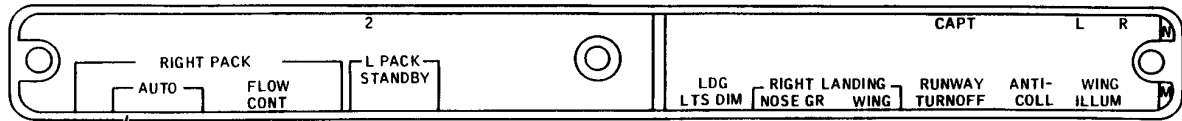
PANEL ASSY-P11-4 CB (PLACARDS AND MARKINGS ONLY)
 FIGURE 9 (SHEET 3)

11-34-03-09

BRI
 MAY 28/07

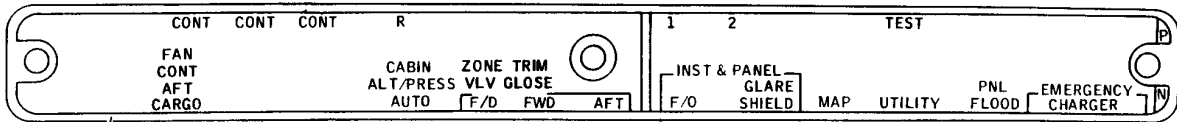
11-34-03-09
 PAGE 0B

BOEING
757
PARTS CATALOG (MAINTENANCE)



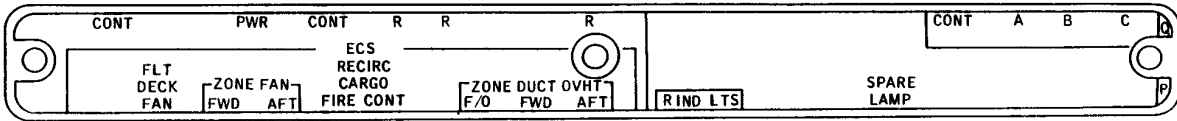
77

(P)



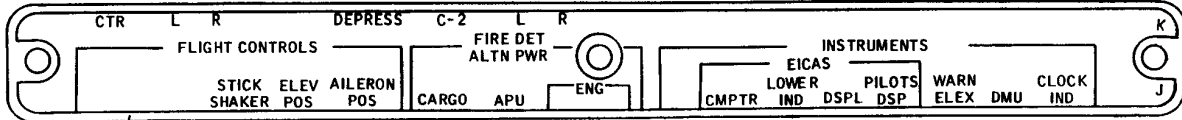
92

(Q)



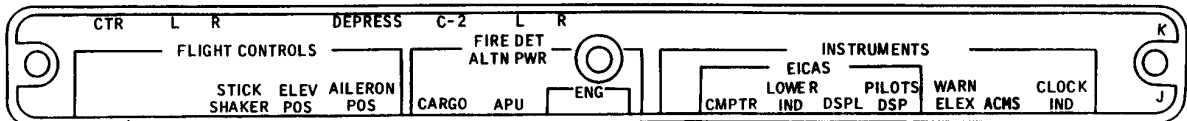
110

(R)



33

(AD)



32

(AG)



153

(AH)

Y 11340309 SHT 4 REV 130

PANEL ASSY-P11-4 CB (PLACARDS AND MARKINGS ONLY)
FIGURE 9 (SHEET 4)

11-34-03-09

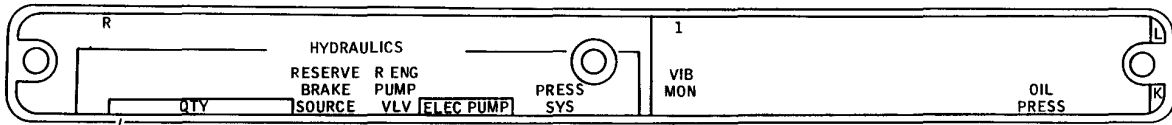
BRI
MAY 28/07

11-34-03-09
PAGE 0C

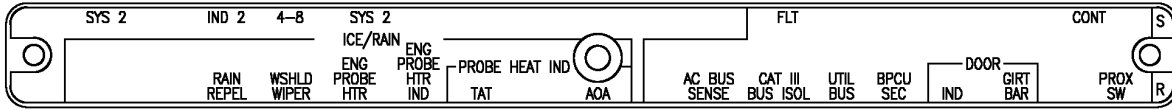
BOEING

757

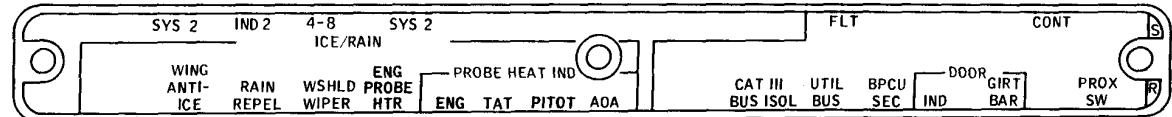
PARTS CATALOG (MAINTENANCE)



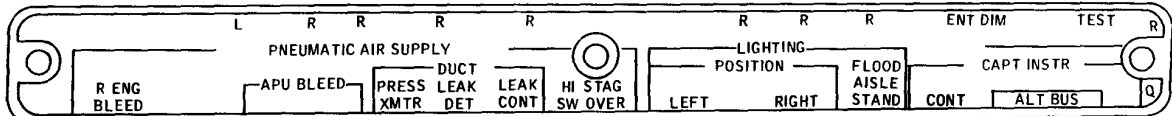
50 (S)



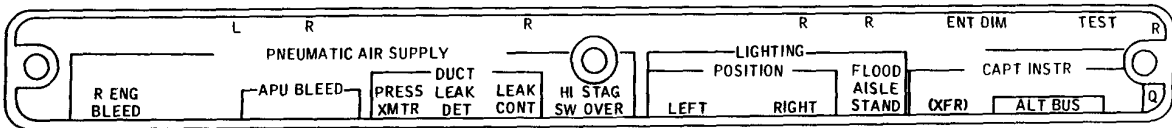
140 (T)



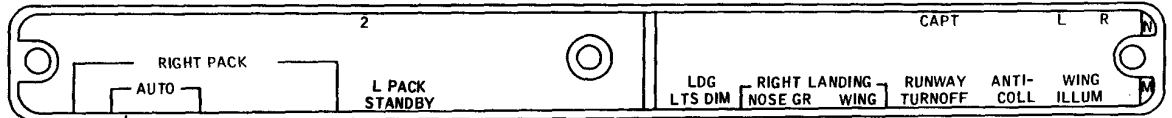
143 (U)



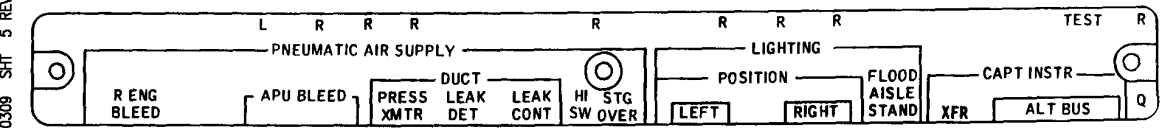
118 (V)



123 (W)



80 (X)



119 (AK)

Y 11340308 SH1 5 REV 293

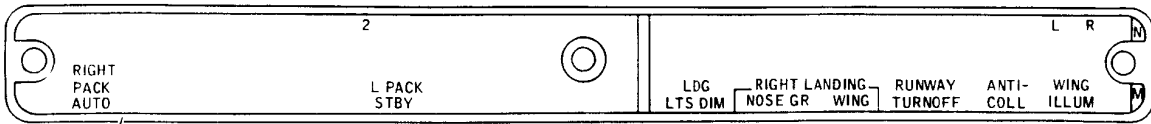
PANEL ASSY-P11-4 CB (PLACARDS AND MARKINGS ONLY)
FIGURE 9 (SHEET 5)

11-34-03-09

BRI
MAY 28/07

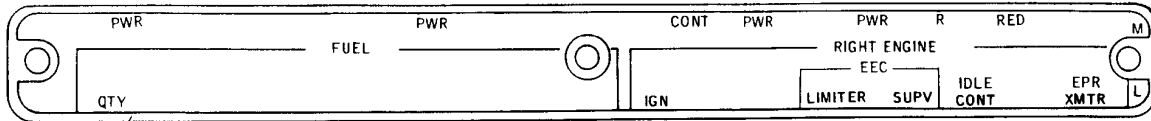
11-34-03-09
PAGE 0D

BOEING
757
PARTS CATALOG (MAINTENANCE)



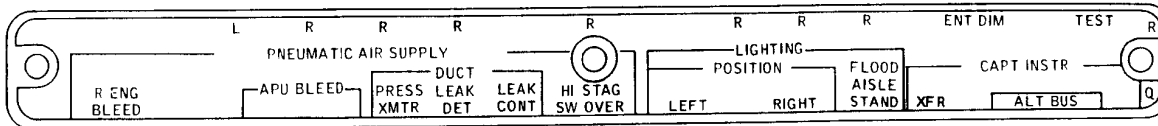
78

(Y)



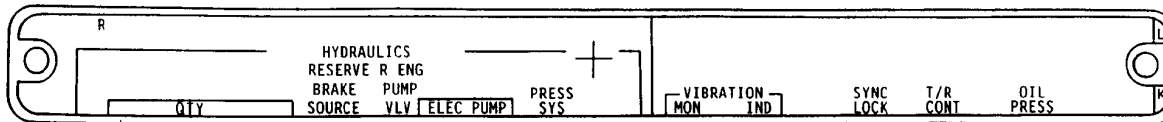
61

(Z)



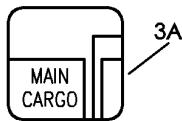
122

(AA)

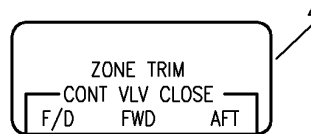


44

(AB)



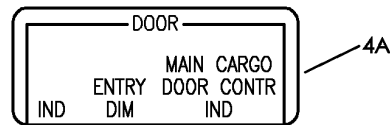
(AM)



(AN)



(AQ)



(AP)

Y 11340308 SH1 6 REV 268

PANEL ASSY-P11-4 CB (PLACARDS AND MARKINGS ONLY)
FIGURE 9 (SHEET 6)

11-34-03-09

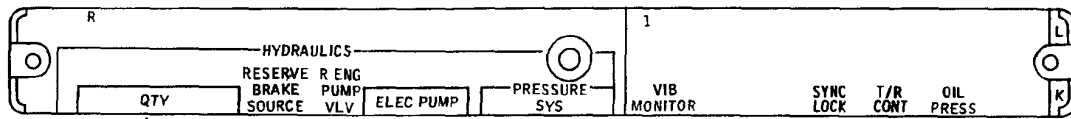
BRI
MAY 28/07

11-34-03-09
PAGE 0E

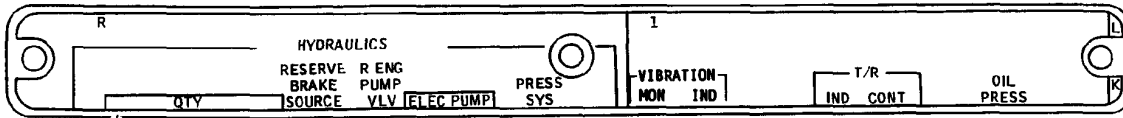
BOEING

757

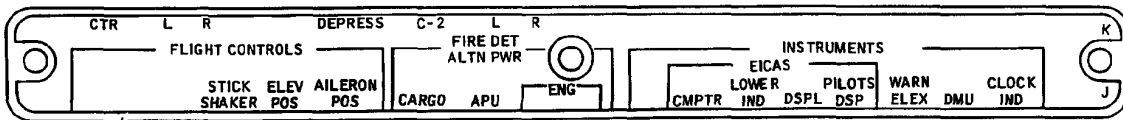
PARTS CATALOG (MAINTENANCE)



49
AC



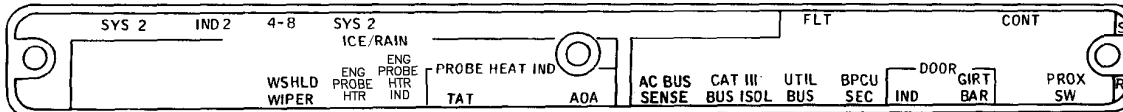
45
AE



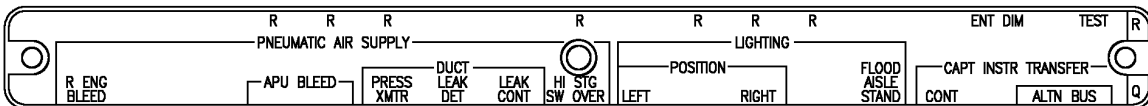
30
AF 51



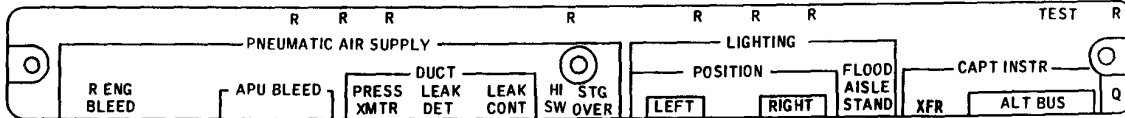
AL



141
AR



AS



121
AW

Y 11340309 SH7 7 REV 310

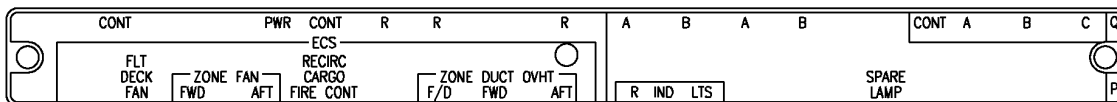
PANEL ASSY-P11-4 CB (PLACARDS AND MARKINGS ONLY)
FIGURE 9 (SHEET 7)

11-34-03-09

BRI
MAY 28/07

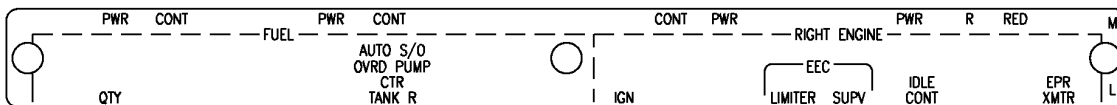
11-34-03-09
PAGE OF


BOEING
 757
PARTS CATALOG (MAINTENANCE)



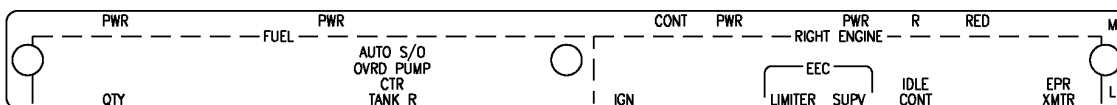
AT

106



AU

62



AV

63

Y 11340309 SH1 8 REV 299

PANEL ASSY-P11-4 CB (PLACARDS AND MARKINGS ONLY)
 FIGURE 9 (SHEET 8)

11-34-03-09

BRI
MAY 28/07

11-34-03-09
PAGE 06

 **BOEING**
757
PARTS CATALOG (MAINTENANCE)

FIG ITEM	PART NUMBER	1 2 3 4 5 6 7	NOMENCLATURE	EFFECT FROM TO	UNITS PER ASSY
9			PANEL ASSY-P11-4 CB (PLACARDS AND MARKINGS ONLY)	121503 904949	
- 2	233N5208-49		PANEL ASSY-P11-4 CB (PLACARDS AND MARKINGS ONLY) FOR NHA/OTHER SYS DET SEE: 24-00-51-04	904949	RF
- 2	233N5208-55		PANEL ASSY-P11-4 CB (PLACARDS AND MARKINGS ONLY) REWORKED BY SB: 30-0016 FOR NHA/OTHER SYS DET SEE: 24-00-51-04	121503	RF
- 2	233N5012-149		PANEL ASSY-P11-4 CB (PLACARDS AND MARKINGS ONLY) POST SERVICE BULLETIN: 78-0032 REWORKED BY SB: 30-0016 FOR NHA/OTHER SYS DET SEE: 24-00-51-04	121503	RF
8	BAC27NFDE0024		.DECAL- PLACARD CONTENT: INOP	121503 904949	1
10	233N5200-8107		.LIGHTPLATE ASSY-	121503 904949	RF
15	233N5200-8108		..STRIP-INDICIA	121503 904949	1
20	233N5200-8109		.LIGHTPLATE ASSY-	904949	RF
21	233N5200-8313		.LIGHTPLATE ASSY-	121503	RF
31	233N5200-8110		..STRIP-INDICIA	904949	1
32	233N5200-8314		..STRIP-INDICIA	121503	1
35	233N5200-8267		.LIGHTPLATE ASSY-	904949	RF
36	233N5200-8317		.LIGHTPLATE ASSY- POST SERVICE BULLETIN: 78-0032	121503	RF
50	233N5200-8268		..STRIP-INDICIA	904949	1
51	233N5200-8318		..STRIP-INDICIA	121503	1
56	233N5200-8255		.LIGHTPLATE ASSY- PRE ALERT SB: 28A0081	121503 904949	RF
58	233N5200-8389		.LIGHTPLATE ASSY- POST ALERT SB: 28A0081	121503 904949	RF

MISSING ITEM NUMBERS NOT APPLICABLE

- ITEM NOT ILLUSTRATED

BRI

11-34-03-09

11-34-03
FIG. 09
PAGE 1
JAN 20/09



757

PARTS CATALOG (MAINTENANCE)

FIG ITEM	PART NUMBER	1 2 3 4 5 6 7	NOMENCLATURE	EFFECT FROM TO	UNITS PER ASSY
9					
61	233N5200-8256	..	STRIP-INDICIA PRE ALERT SB: 28A0081	121503 904949	1
63	233N5200-8390	..	STRIP-INDICIA POST ALERT SB: 28A0081	121503 904949	1
65	233N5200-8257	.	LIGHTPLATE ASSY-	121503 904949	RF
80	233N5200-8258	..	STRIP-INDICIA	121503 904949	1
87	233N5200-8235	.	LIGHTPLATE ASSY-	121503 904949	RF
92	233N5200-8236	..	STRIP-INDICIA	121503 904949	1
103	233N5200-8237	.	LIGHTPLATE ASSY-	121503 904949	RF
110	233N5200-8238	..	STRIP-INDICIA	121503 904949	1
111	233N5200-8301	.	LIGHTPLATE ASSY-	904949	RF
112C	233N5200-8367	.	LIGHTPLATE ASSY- POST SERVICE BULLETIN: 30-0016	121503	RF
119	233N5200-8302	..	STRIP-INDICIA	904949	1
121	233N5200-8368	..	STRIP-INDICIA	121503	1
125	233N5200-8275	.	LIGHTPLATE ASSY-	904949	RF
126	233N5200-8335	.	LIGHTPLATE ASSY- POST SERVICE BULLETIN: 30-0016 QUALIFIED SB I/W DATA: PERMANENT DEACTIVATION	121503	RF
140	233N5200-8276	..	STRIP-INDICIA	904949	1
141	233N5200-8336	..	STRIP-INDICIA POST SERVICE BULLETIN: 30-0016	121503	1
146	233N5200-8299	.	LIGHTPLATE ASSY-	121503 904949	RF
153	233N5200-8300	..	STRIP-INDICIA	121503 904949	1

MISSING ITEM NUMBERS NOT APPLICABLE

- ITEM NOT ILLUSTRATED

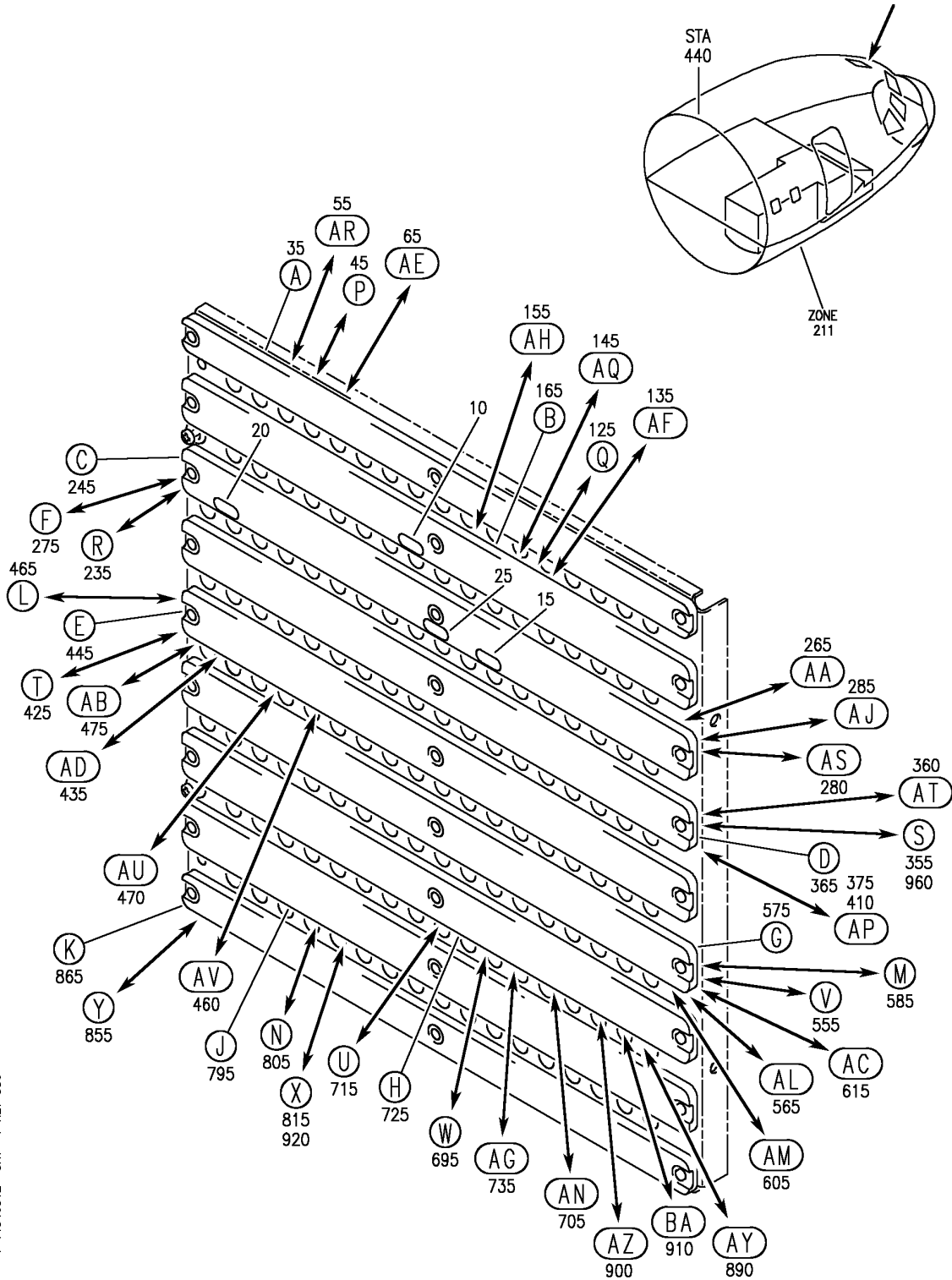
11-34-03-09

11-34-03
FIG. 09
PAGE 2
JAN 20/09

BRI

BOEING PROPRIETARY - Copyright © - Unpublished Work - See title page for details.

BOEING
757
PARTS CATALOG (MAINTENANCE)



Y 11340312 SH1 1 REV 330

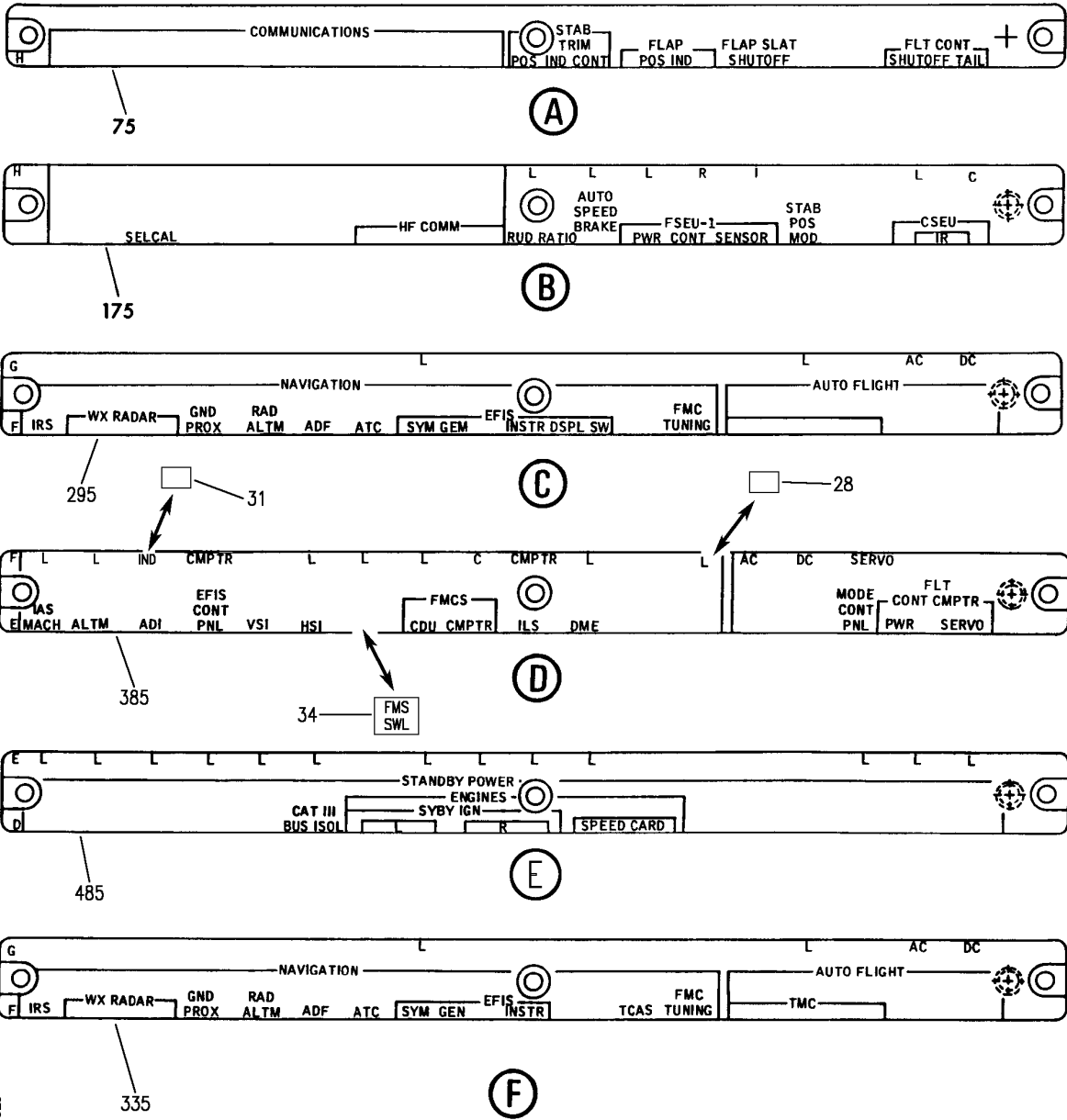
PANEL ASSY-P11-1 CB (PLACARDS AND MARKINGS ONLY)
FIGURE 12 (SHEET 1)

11-34-03-12

BRI
JAN 20/09

11-34-03-12
PAGE 0

BOEING
757
PARTS CATALOG (MAINTENANCE)



Y 11340312 SH- 2 REV 325

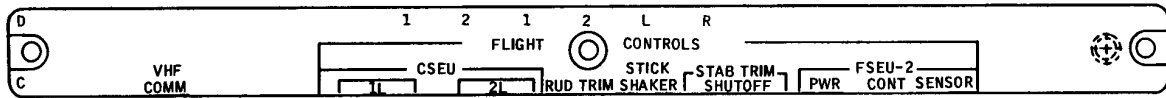
PANEL ASSY-P11-1 CB (PLACARDS AND MARKINGS ONLY)
FIGURE 12 (SHEET 2)

11-34-03-12

BRI
JAN 20/09


11-34-03-12
PAGE 0A

BOEING
757
PARTS CATALOG (MAINTENANCE)



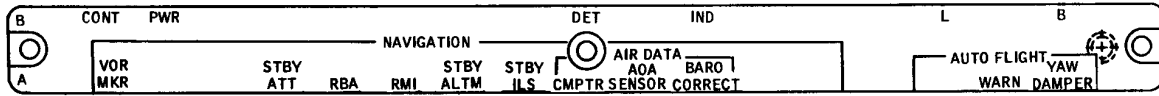
625

(G)



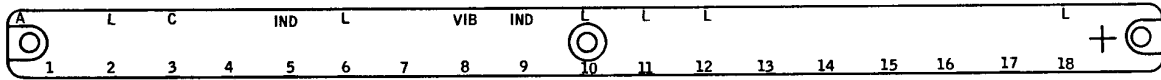
745

(H)



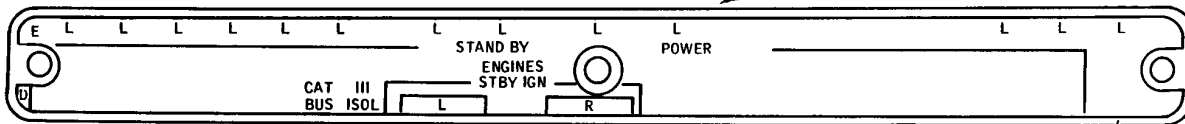
825

(J)



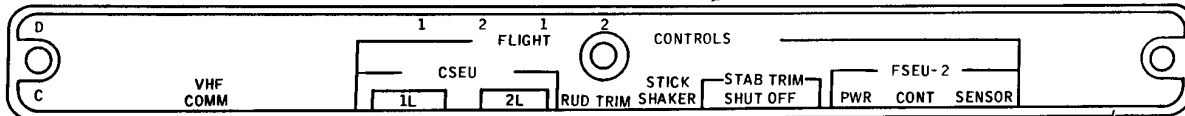
875

(K)



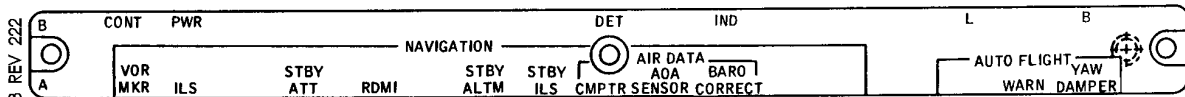
495

(L)



635

(M)



835

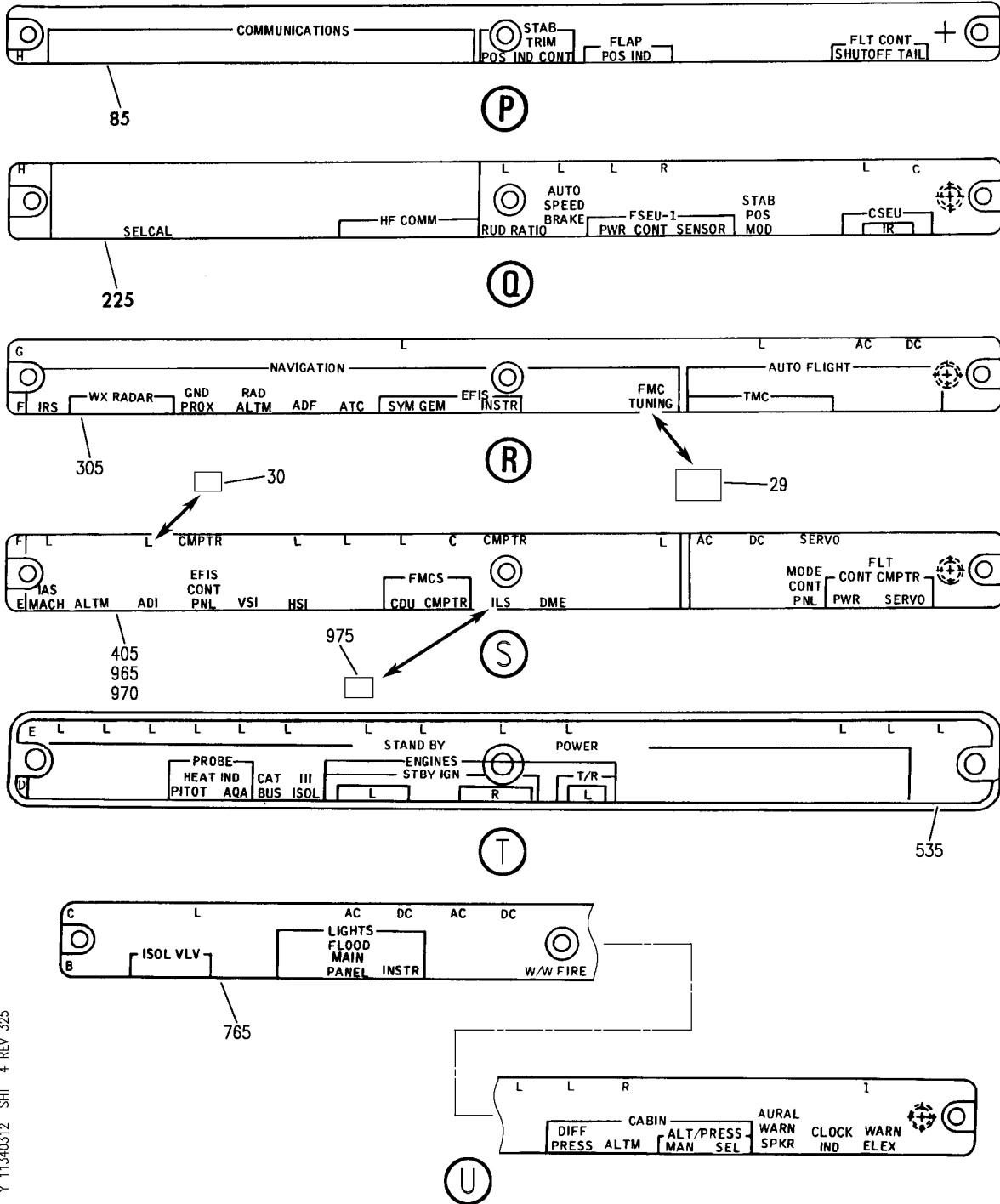
(N)

Y 11340312 SH 3 REV 222

PANEL ASSY-P11-1 CB (PLACARDS AND MARKINGS ONLY)
FIGURE 12 (SHEET 3)

11-34-03-12

BOEING
757
PARTS CATALOG (MAINTENANCE)



Y 11340312 SH- 4 REV 325

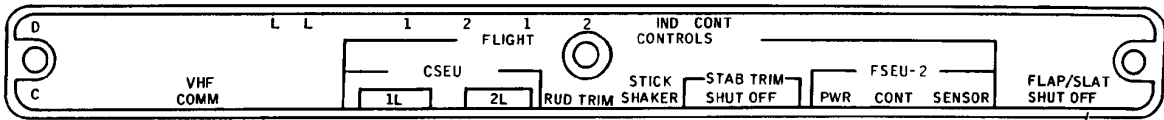
PANEL ASSY-P11-1 CB (PLACARDS AND MARKINGS ONLY)
FIGURE 12 (SHEET 4)

11-34-03-12

BRI
JAN 20/09

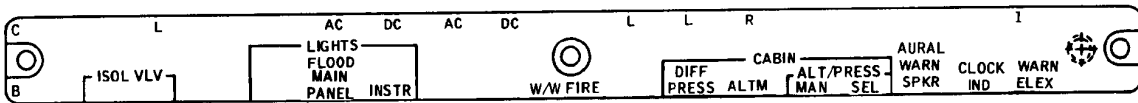
11-34-03-12
PAGE 0C

BOEING
757
PARTS CATALOG (MAINTENANCE)



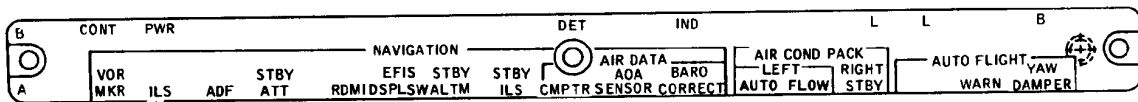
V

665



W

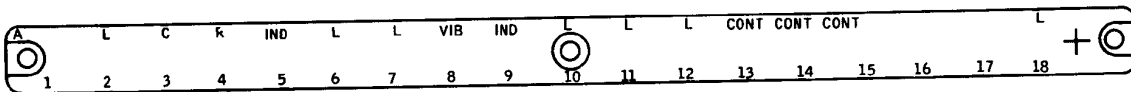
775



X

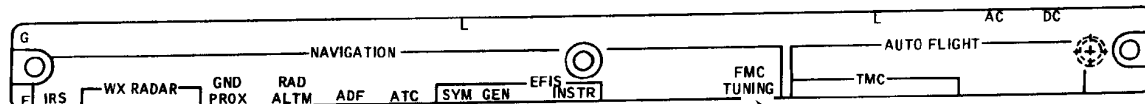
935

845
925
930



Y

885



AA

315

33

Y 11340312 SHT 5 REV 330

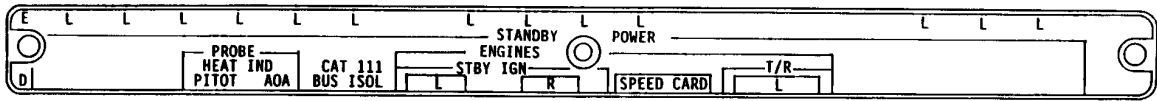
PANEL ASSY-P11-1 CB (PLACARDS AND MARKINGS ONLY)
FIGURE 12 (SHEET 5)

11-34-03-12

BRI
JAN 20/09

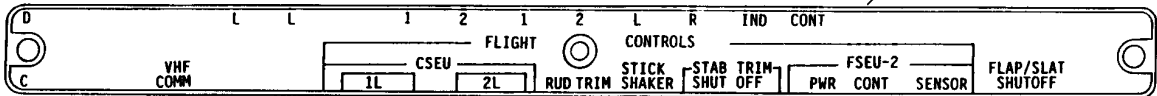
11-34-03-12
PAGE 0D

BOEING
757
PARTS CATALOG (MAINTENANCE)



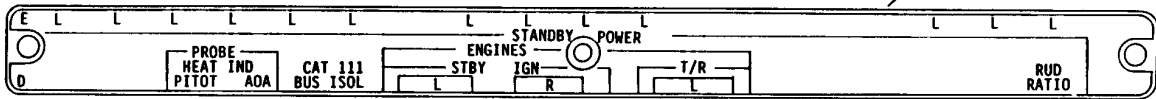
(AB)

545
685



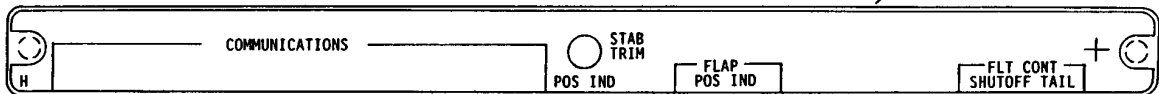
(AC)

525



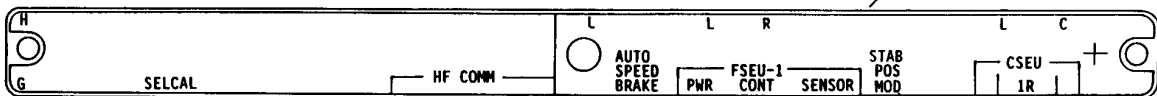
(AD)

105



(AE)

205



(AF)

755



(AG)

Y 11340312 SHT 6 REV 146

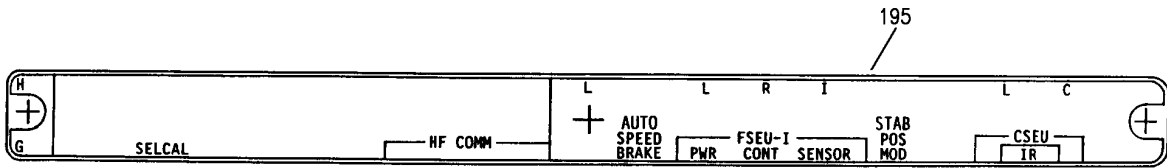
PANEL ASSY-P11-1 CB (PLACARDS AND MARKINGS ONLY)
FIGURE 12 (SHEET 6)

11-34-03-12

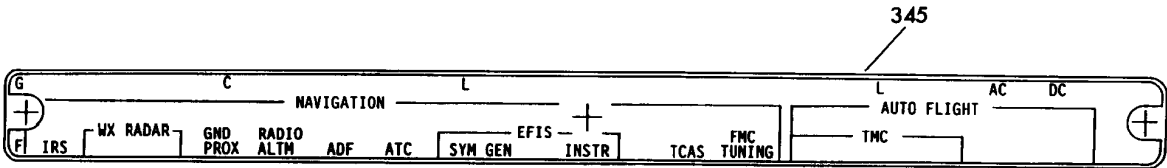
BRI
JAN 20/09

11-34-03-12
PAGE 0E

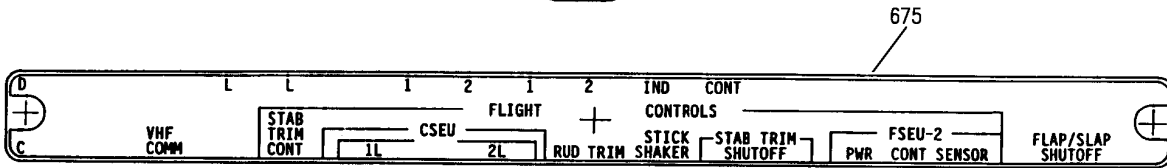
BOEING
757
PARTS CATALOG (MAINTENANCE)



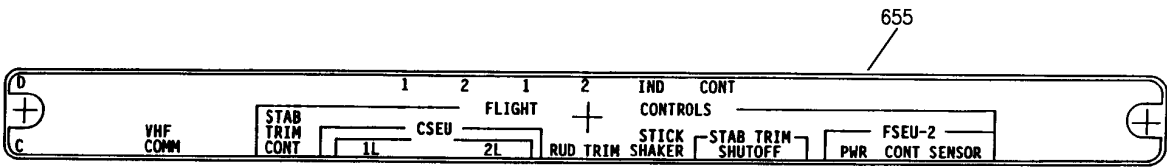
AH



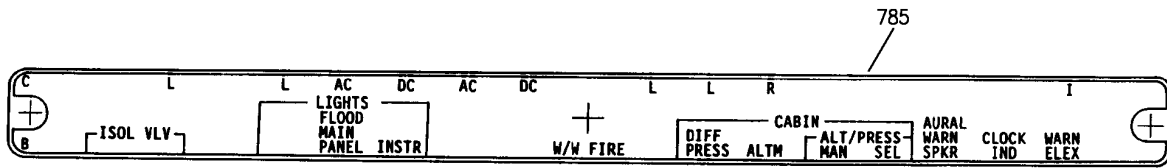
AJ



AL

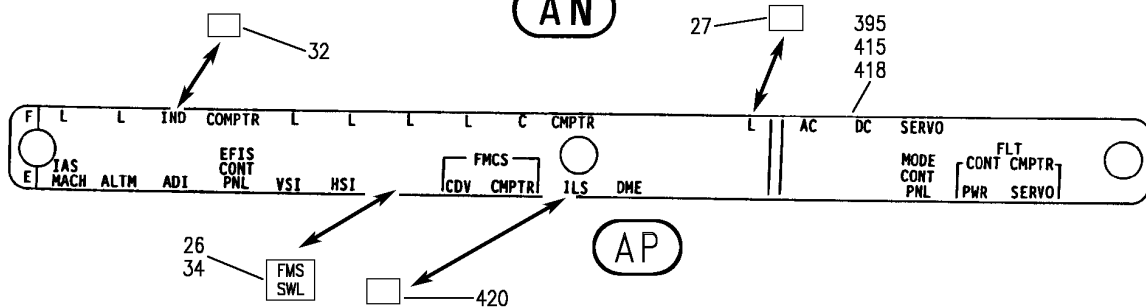


AM



AN

Y 11340312 SH-7 REV 330

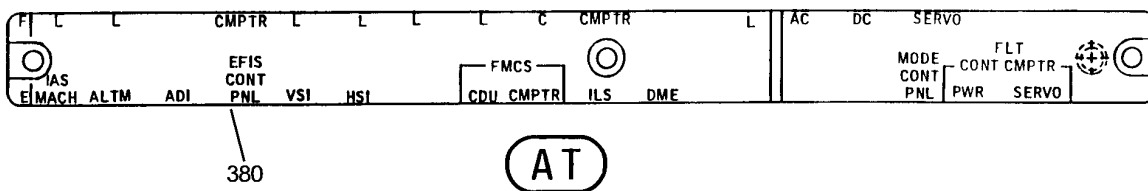
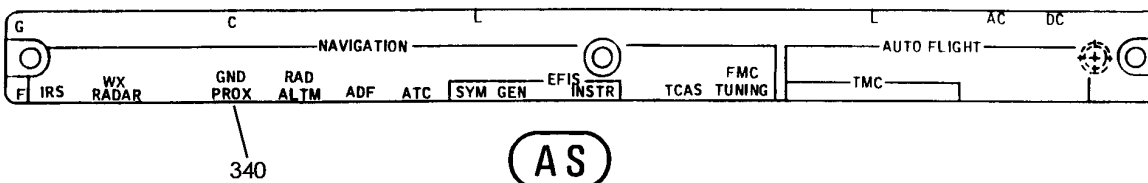
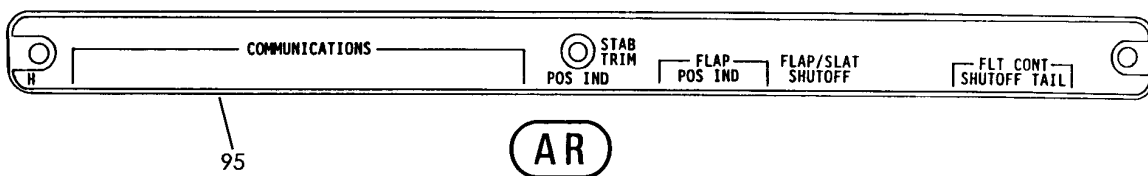
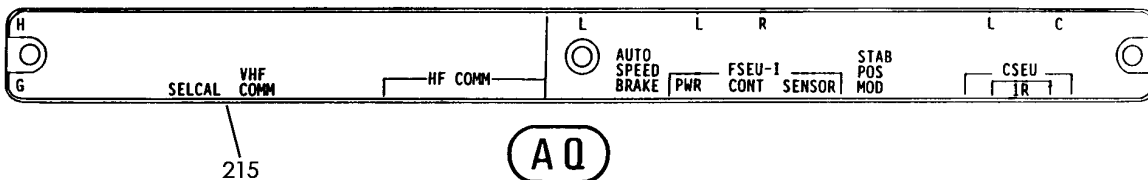


AP

PANEL ASSY-P11-1 CB (PLACARDS AND MARKINGS ONLY)
FIGURE 12 (SHEET 7)

11-34-03-12


BOEING
 757
PARTS CATALOG (MAINTENANCE)



Y 11340312 SHIT 8 REV 222

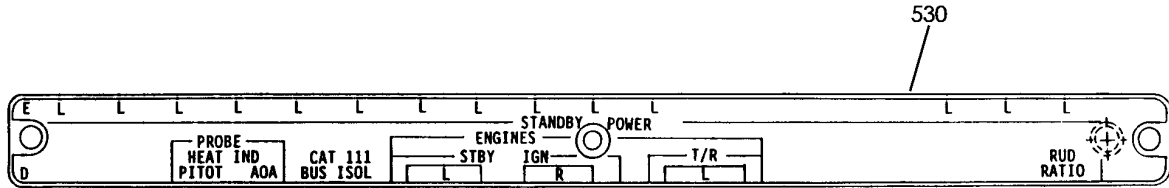
PANEL ASSY-P11-1 CB (PLACARDS AND MARKINGS ONLY)
 FIGURE 12 (SHEET 8)

11-34-03-12

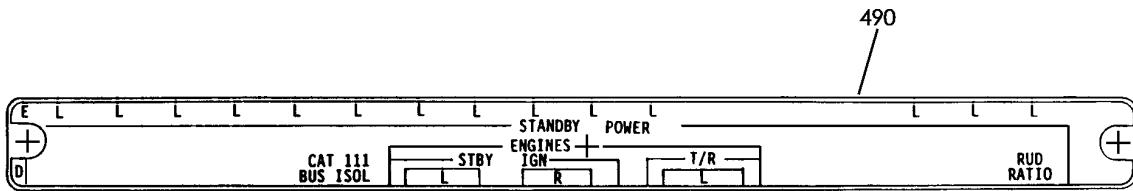
BRI
JAN 20/09

11-34-03-12
 PAGE 0G

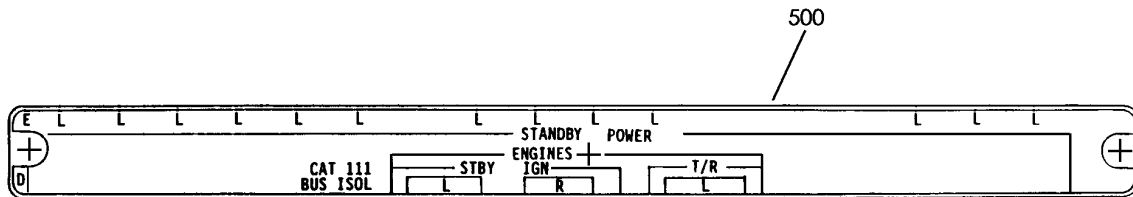
BOEING
757
PARTS CATALOG (MAINTENANCE)



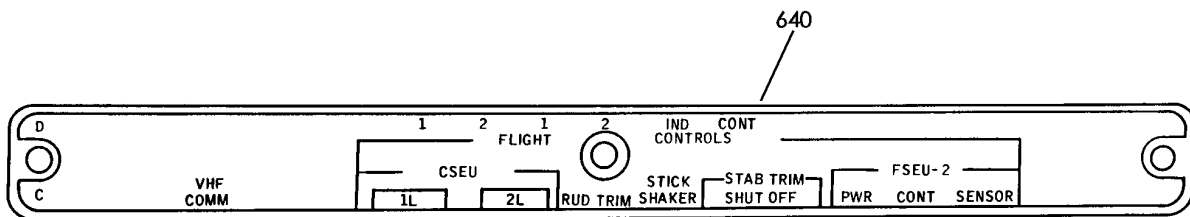
AU



AV



AW



AX

Y 11340312 SHT 9 REV 222

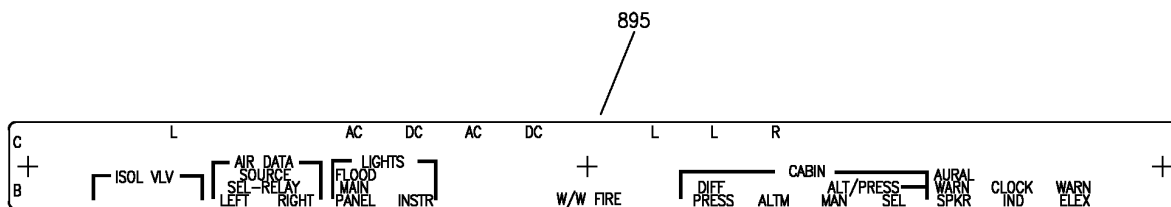
PANEL ASSY-P11-1 CB (PLACARDS AND MARKINGS ONLY)
FIGURE 12 (SHEET 9)

11-34-03-12

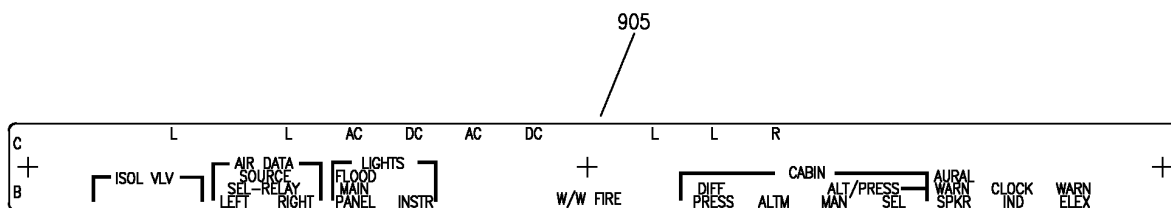
BRI
JAN 20/09

11-34-03-12
PAGE 0H

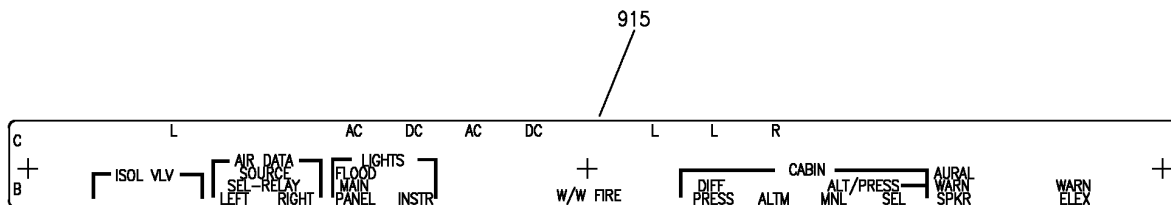
BOEING
757
PARTS CATALOG (MAINTENANCE)



(AY)



(AZ)



(BA)

Y 11340312 SHT 10 REV 277

PANEL ASSY-P11-1 CB (PLACARDS AND MARKINGS ONLY)
FIGURE 12 (SHEET 10)

11-34-03-12

BRI
JAN 20/09

11-34-03-12
PAGE 01



757

PARTS CATALOG (MAINTENANCE)

FIG ITEM	PART NUMBER	1 2 3 4 5 6 7	NOMENCLATURE	EFFECT FROM TO	UNITS PER ASSY
12			PANEL ASSY-P11-1 CB (PLACARDS AND MARKINGS ONLY)	107107	
- 1	233N5003-2		PANEL ASSY-P11-1 CB (PLACARDS AND MARKINGS ONLY) REWORK DRAWING REF: 823N0016-12 POST SERVICE BULLETIN: 24-0048 REWORKED BY SB: 34-0400 34-0414 FOR NHA/OTHER SYS DET SEE: 24-00-51-01	107107	RF
29	233T5110-1		.PATCH-COVER MISCELLANEOUS DATA: COVER "FMC TUNING", POSITION F13 ABOVE THE CIRCUIT BREAKER POST SERVICE BULLETIN: 34-0414	107107	1
32	233T5110-1		.PATCH-COVER POST SERVICE BULLETIN: 34-0394	107107	1
34	233T5103-118		.PATCH-COVER POSITION DATA: POS E7 PLACARD CONTENT: "FMS SW L" POST SERVICE BULLETIN: 34-0414	107107	1
55	233N5200-5381		.LIGHTPLATE ASSY- POST SERVICE BULLETIN: 27-0104	107107	RF
95	233N5200-5382		..STRIP-INDICIA POST SERVICE BULLETIN: 27-0104	107107	1
155	233N5200-5377		.LIGHTPLATE ASSY- POST SERVICE BULLETIN: 27-0104	107107	RF
195	233N5200-5378		..STRIP-INDICIA POST SERVICE BULLETIN: 27-0104	107107	1
235	233N5200-5235		.LIGHTPLATE ASSY- POST SERVICE BULLETIN: 24-0048	107107	RF

MISSING ITEM NUMBERS NOT APPLICABLE

- ITEM NOT ILLUSTRATED

11-34-03-12

11-34-03
FIG. 12
PAGE 1
JAN 20/09

BRI



757

PARTS CATALOG (MAINTENANCE)

FIG ITEM	PART NUMBER	1 2 3 4 5 6 7	NOMENCLATURE	EFFECT FROM TO	UNITS PER ASSY
12					
305	233N5200-5236	..	STRIP-INDICIA POST SERVICE BULLETIN: 24-0048	107107	1
375	233N5200-5251	.L	LIGHTPLATE ASSY- POST SERVICE BULLETIN: 24-0048 PRE SERVICE BULLETIN: 34-0400	107107	RF
395	233N5200-5252	..	STRIP-INDICIA POST SERVICE BULLETIN: 24-0048	107107	1
410	823N0016-13	.L	LIGHTPLATE ASSY- POST SERVICE BULLETIN: 34-0400	107107	RF
415	233N5200-5129	..	LIGHTPLATE ASSY	107107	RF
418	233N5200-5130	...	STRIP-INDICIA	107107	1
420	BAC27NEL1685	..	MARKER-MMR	107107	1
460	233N5200-5395	.L	LIGHTPLATE ASSY- POST SERVICE BULLETIN: 27-0104	107107	RF
490	233N5200-5396	..	STRIP-INDICIA POST SERVICE BULLETIN: 27-0104	107107	1
605	233N5200-5367	.L	LIGHTPLATE ASSY- POST SERVICE BULLETIN: 27-0104	107107	RF
655	233N5200-5368	..	STRIP-INDICIA POST SERVICE BULLETIN: 27-0104	107107	1
735	233N5200-5365	.L	LIGHTPLATE ASSY- POST SERVICE BULLETIN: 27-0104 PRE ALERT SB: 34A0222	107107	RF
755	233N5200-5366	..	STRIP-INDICIA POST SERVICE BULLETIN: 27-0104	107107	1
815	233N5200-5195	.L	LIGHTPLATE ASSY- POST SERVICE BULLETIN: 24-0048 PRE SERVICE BULLETIN: 34-0400	107107	RF
845	233N5200-5196	..	STRIP-INDICIA POST SERVICE BULLETIN: 24-0048	107107	1
855	233N5200-5223	.L	LIGHTPLATE ASSY- POST SERVICE BULLETIN: 24-0048	107107	RF

MISSING ITEM NUMBERS NOT APPLICABLE

- ITEM NOT ILLUSTRATED

11-34-03-12

11-34-03
FIG. 12
PAGE 2
JAN 20/09

BRI

BOEING PROPRIETARY - Copyright © - Unpublished Work - See title page for details.



757

PARTS CATALOG (MAINTENANCE)

FIG ITEM	PART NUMBER	1 2 3 4 5 6 7	NOMENCLATURE	EFFECT FROM TO	UNITS PER ASSY
12 885	233N5200-5224		..STRIP-INDICIA POST SERVICE BULLETIN: 24-0048	107107	1
910	233N5412-9		.LIGHTPLATE ASSY-ROW B POST ALERT SB: 34A0222	107107	RF
915	233N5412-10		..STRIP-INDICIA	107107	1
920	823N0016-15		.LIGHTPLATE ASSY- POST SERVICE BULLETIN: 34-0400	107107	RF
925	233N5200-5185		..LIGHTPLATE ASSY	107107	RF
930	233N5200-5186		...STRIP-INDICIA	107107	1
935	BAC27NEL1685		..MARKER-MMR	107107	1

MISSING ITEM NUMBERS NOT APPLICABLE

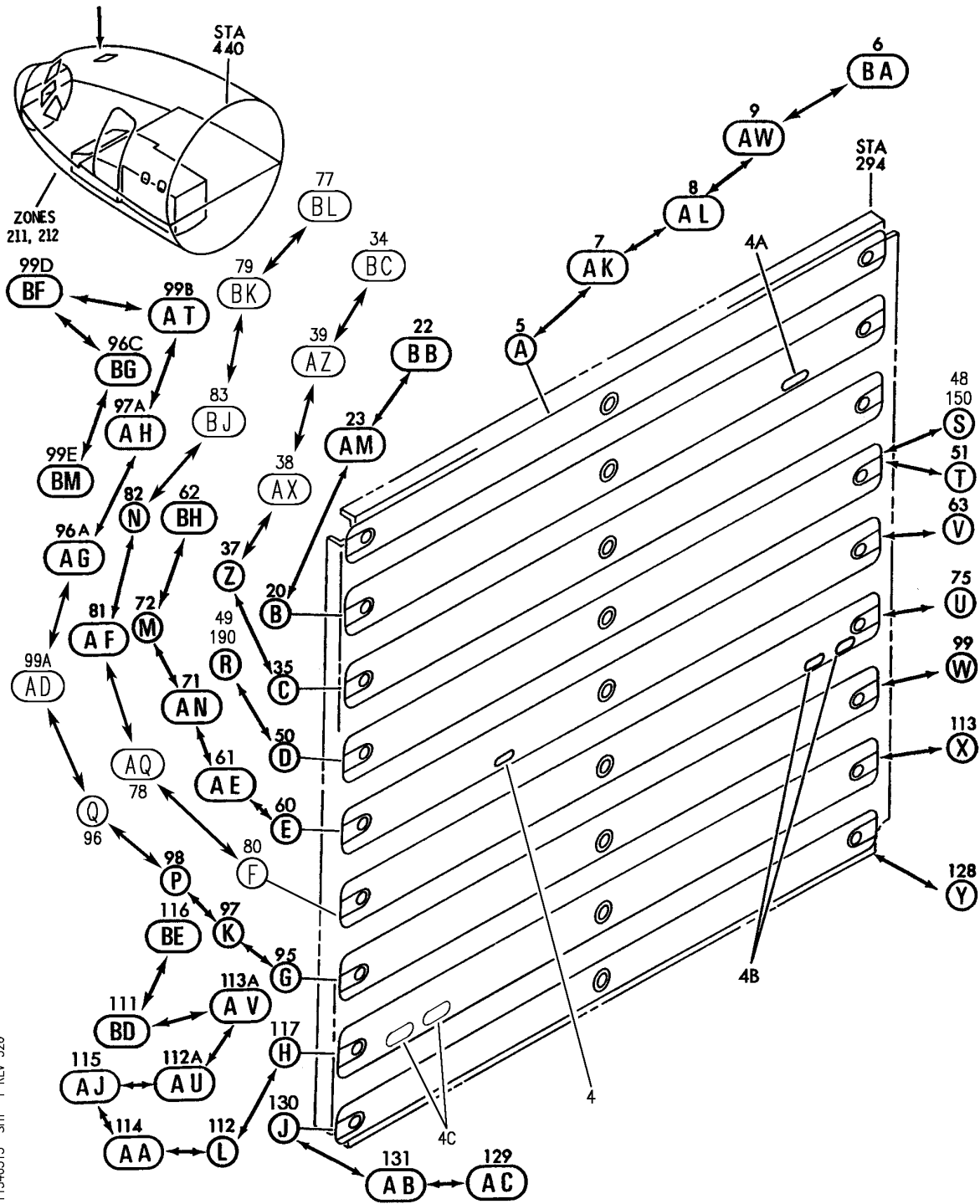
- ITEM NOT ILLUSTRATED

BRI

11-34-03-12

11-34-03
FIG. 12
PAGE 3
JAN 20/09


BOEING
 757
PARTS CATALOG (MAINTENANCE)



Y 11340313 SHT 1 REV 326

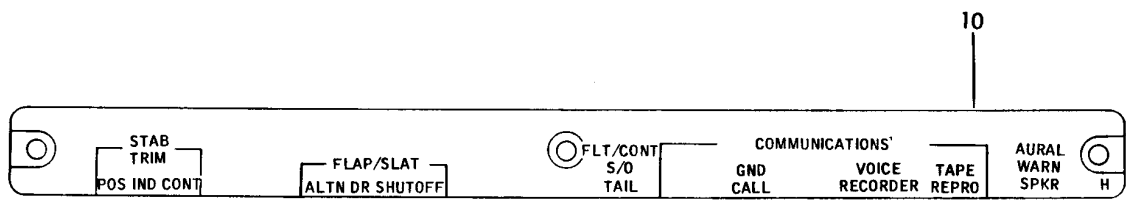
PANEL ASSY-P11-2 CB (PLACARDS AND MARKINGS ONLY)
 FIGURE 13 (SHEET 1)

11-34-03-13

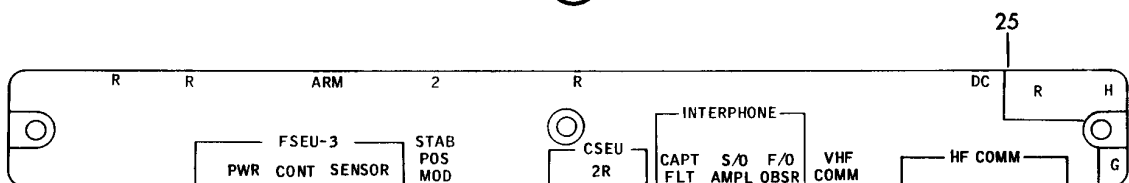
BRI
JAN 20/09

11-34-03-13
 PAGE 0

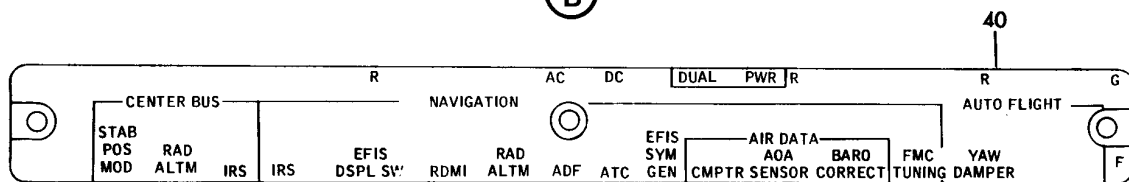
BOEING
757
PARTS CATALOG (MAINTENANCE)



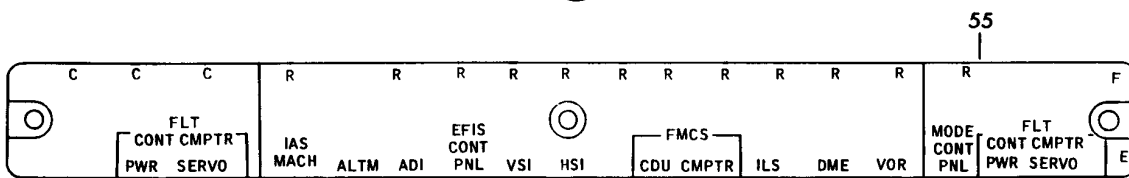
(A)



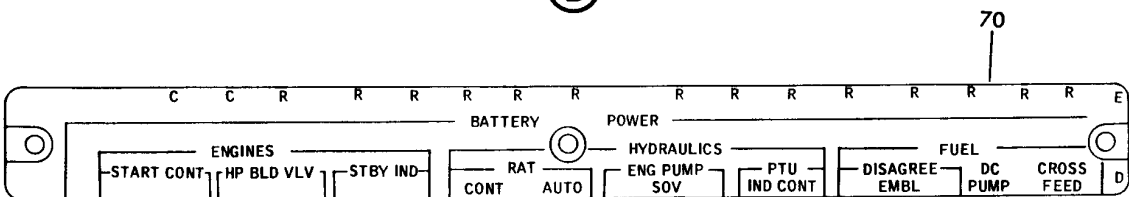
(B)



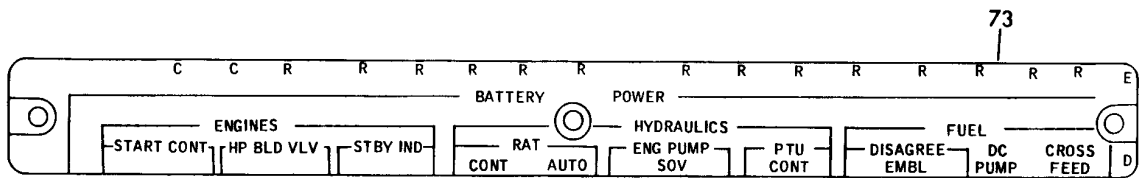
(C)



(D)



(E)



(M)

Y 11340313 SHT 2 REV 134

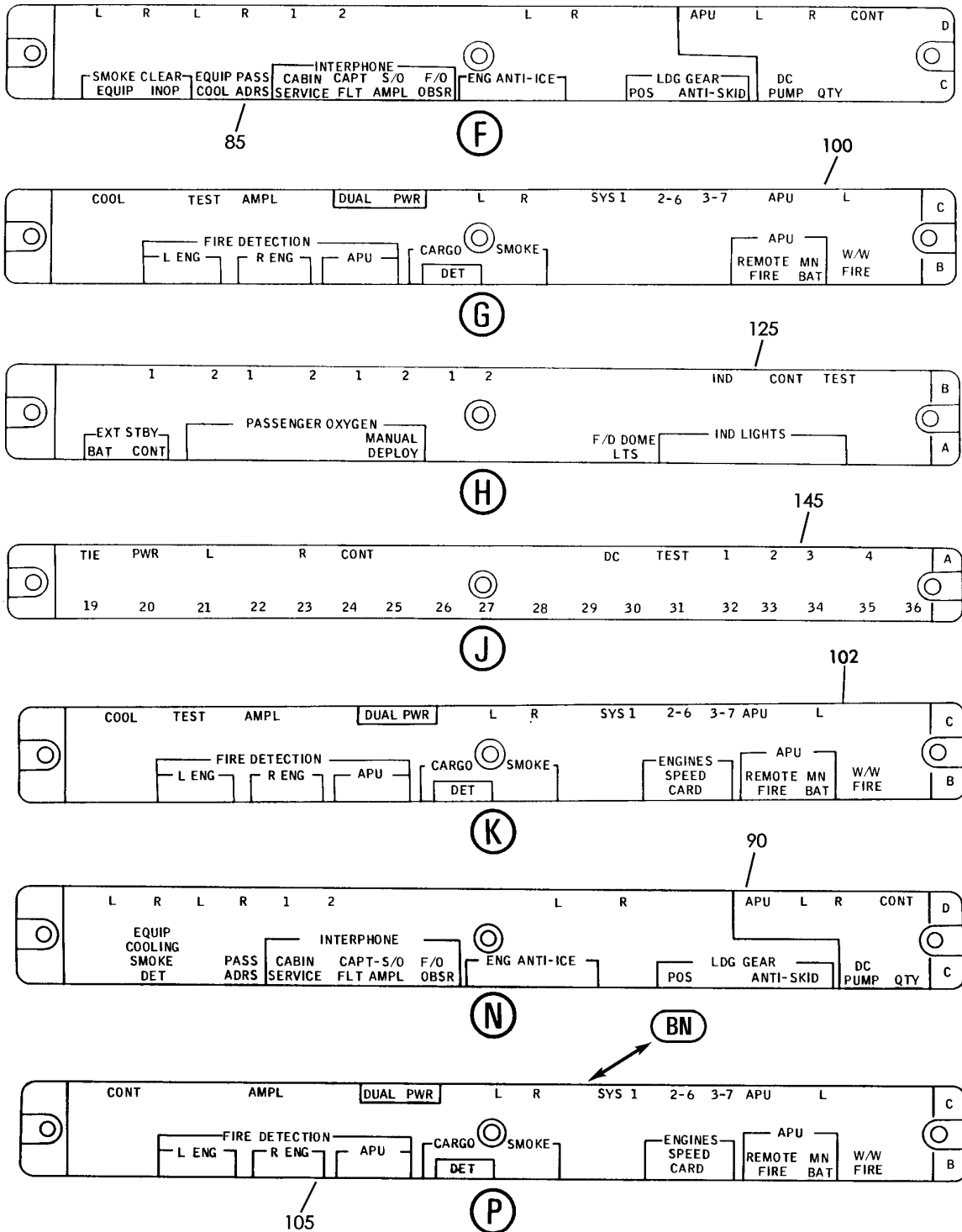
PANEL ASSY-P11-2 CB (PLACARDS AND MARKINGS ONLY)
FIGURE 13 (SHEET 2)

11-34-03-13

BRI
JAN 20/09

11-34-03-13
PAGE 0A

BOEING
757
PARTS CATALOG (MAINTENANCE)



Y 11340313 SHT 3 REV 222

PANEL ASSY-P11-2 CB (PLACARDS AND MARKINGS ONLY)
FIGURE 13 (SHEET 3)

11-34-03-13

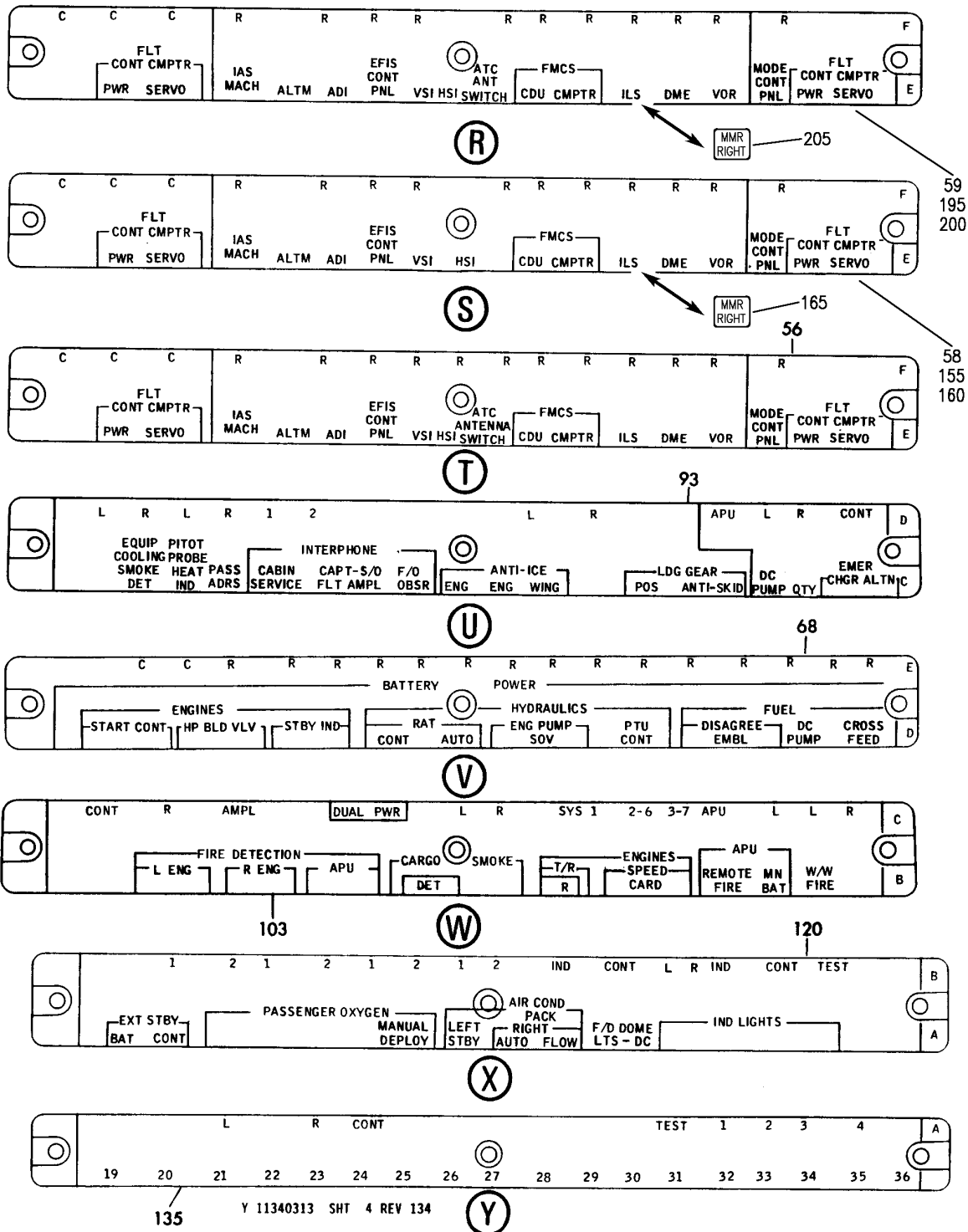
BRI
JAN 20/09

11-34-03-13
PAGE 0B

BOEING

757

PARTS CATALOG (MAINTENANCE)



Y 11340313 SHT 4 REV 324

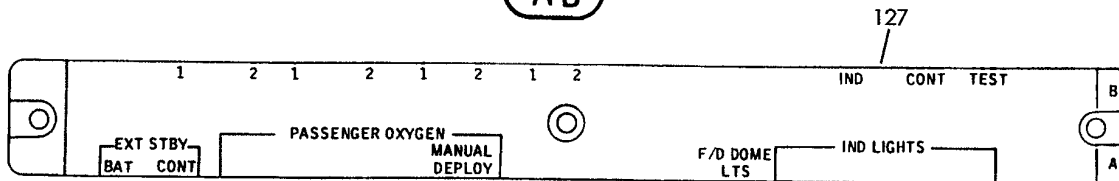
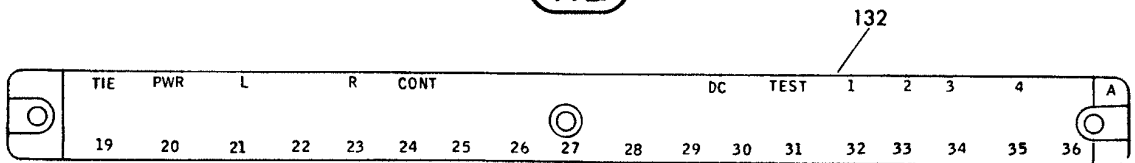
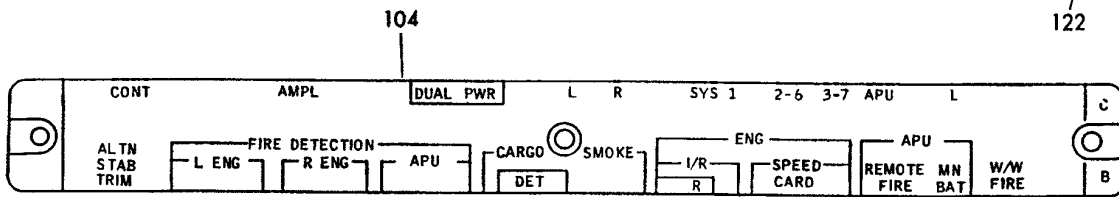
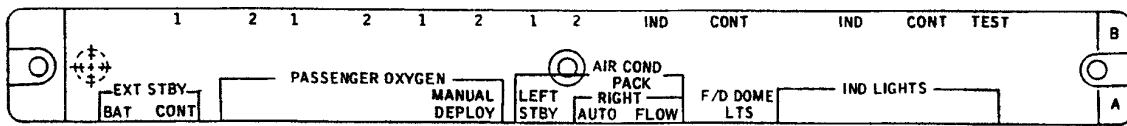
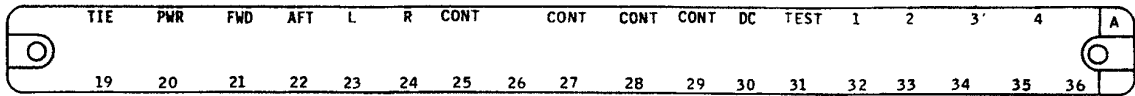
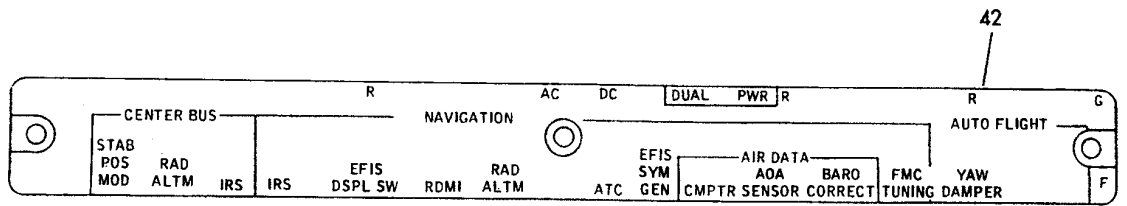
PANEL ASSY-P11-2 CB (PLACARDS AND MARKINGS ONLY)
FIGURE 13 (SHEET 4)

11-34-03-13

BRI
JAN 20/09

11-34-03-13
PAGE 0C

BOEING
757
PARTS CATALOG (MAINTENANCE)



Y 11340313 SH1 5 REV 325

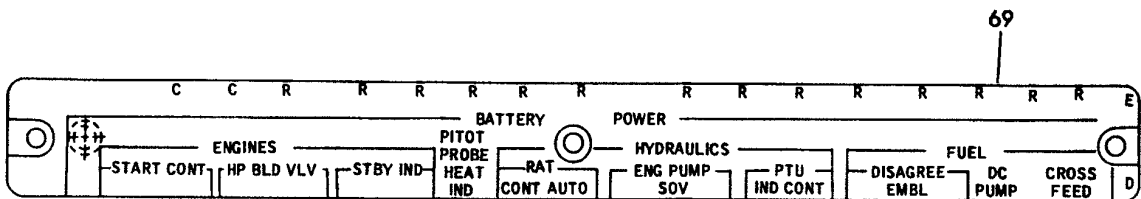
PANEL ASSY-P11-2 CB (PLACARDS AND MARKINGS ONLY)
FIGURE 13 (SHEET 5)

11-34-03-13

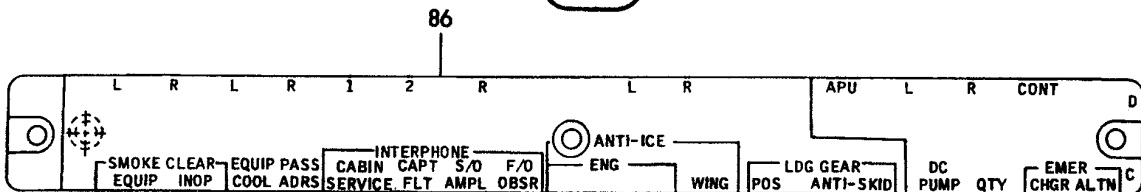
BRI
JAN 20/09

11-34-03-13
PAGE 0D

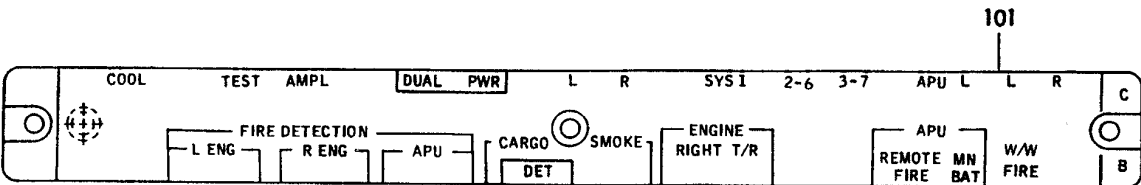
BOEING
757
PARTS CATALOG (MAINTENANCE)



AE



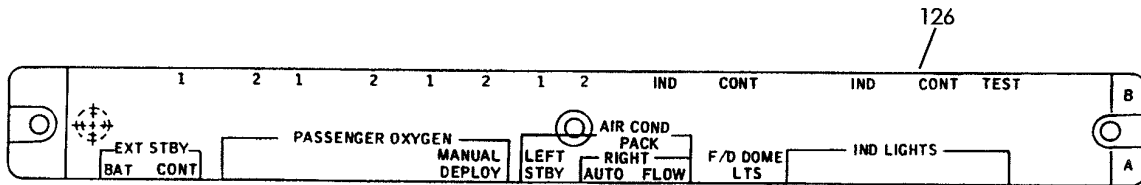
AF



AG



AH



AJ

Y 11340313 SHT 6 REV 217

PANEL ASSY-P11-2 CB (PLACARDS AND MARKINGS ONLY)
FIGURE 13 (SHEET 6)

11-34-03-13

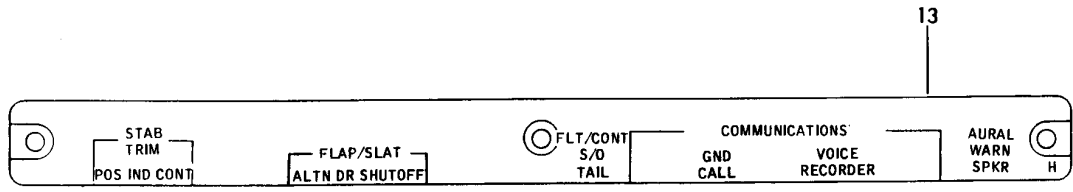
BRI
JAN 20/09

11-34-03-13
PAGE 0E


BOEING

757

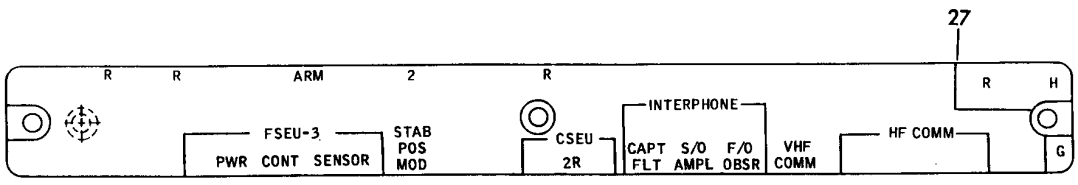
PARTS CATALOG (MAINTENANCE)



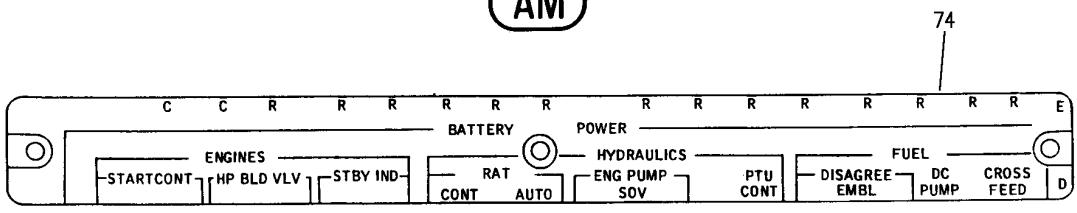
AK



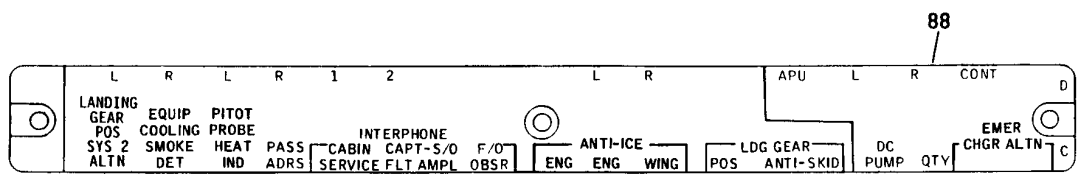
AL



AM



AN



AQ

Y 11340313 SH7 7 REV 326

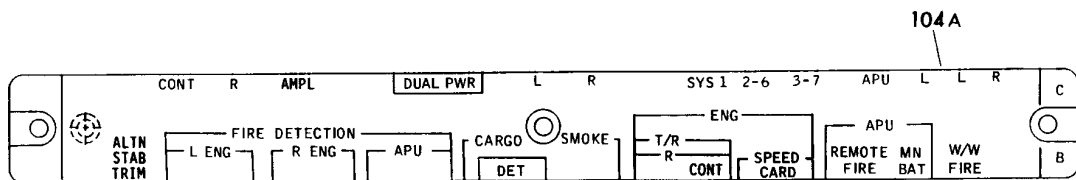
PANEL ASSY-P11-2 CB (PLACARDS AND MARKINGS ONLY)
FIGURE 13 (SHEET 7)

11-34-03-13

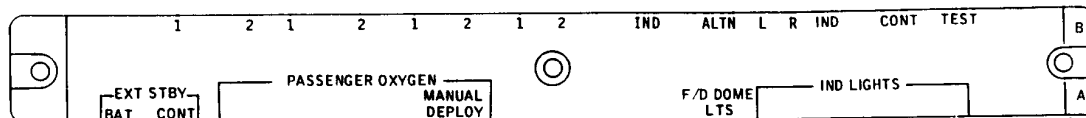
BRI
JAN 20/09

11-34-03-13
PAGE OF

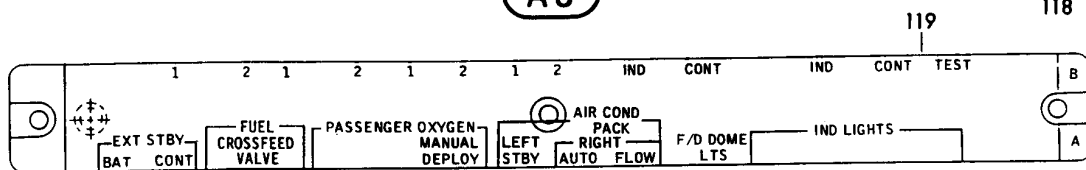
BOEING
757
PARTS CATALOG (MAINTENANCE)



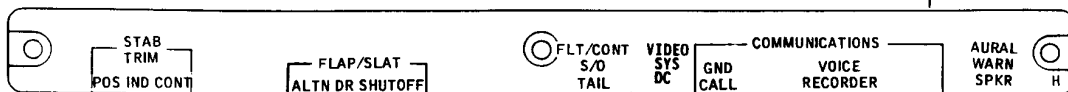
(AT)



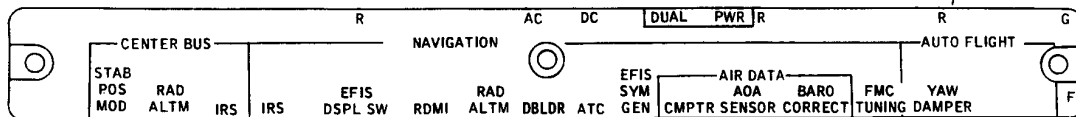
(AU)



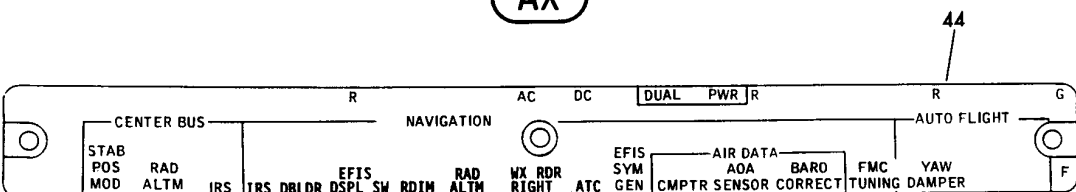
(AV)



(AW)



(AX)




(AZ)

Y 11340313 SH-T 8 REV 326

PANEL ASSY-P11-2 CB (PLACARDS AND MARKINGS ONLY)
FIGURE 13 (SHEET 8)

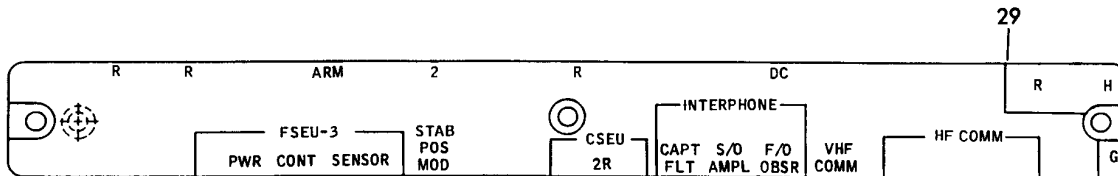
11-34-03-13

BOEING
757
PARTS CATALOG (MAINTENANCE)



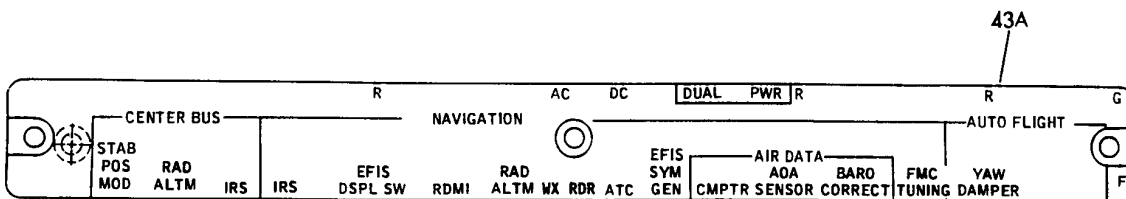
BA

11



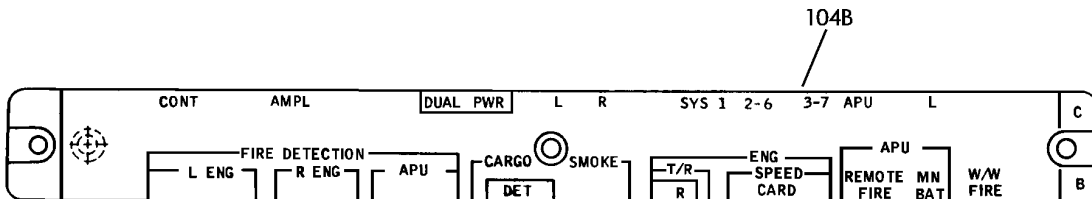
BB

29



BC

43A



BN

104B

Y 11340313 SHT 9 REV 326

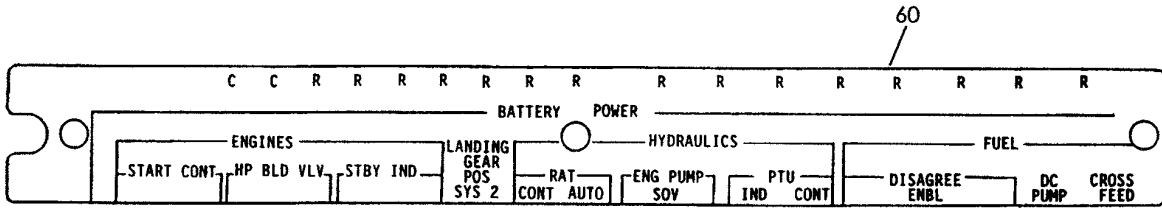
PANEL ASSY-P11-2 CB (PLACARDS AND MARKINGS ONLY)
FIGURE 13 (SHEET 9)

11-34-03-13

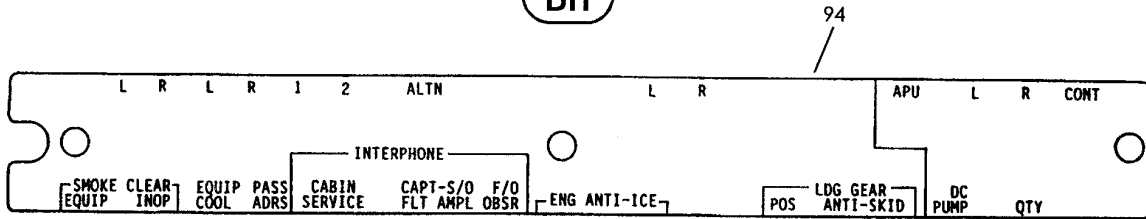
BRI
JAN 20/09

11-34-03-13
PAGE 0H

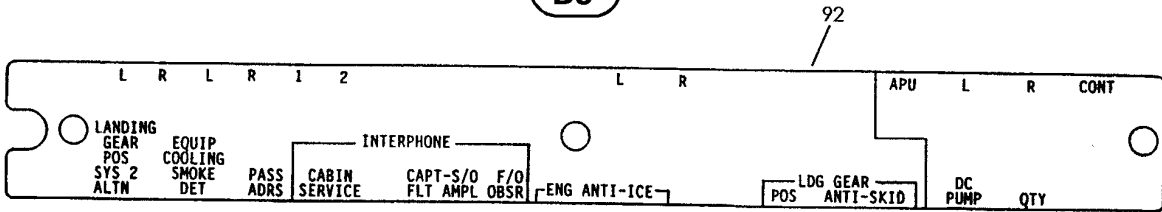
BOEING
757
PARTS CATALOG (MAINTENANCE)



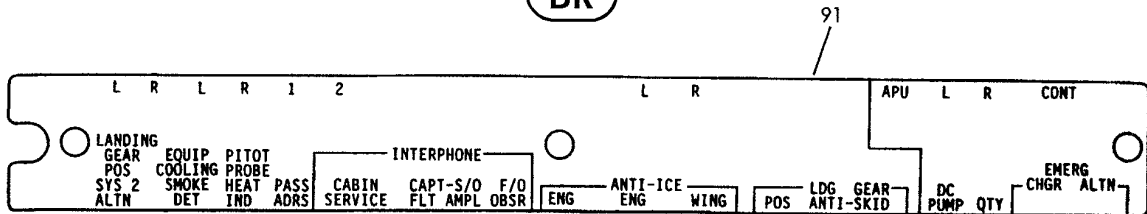
BH



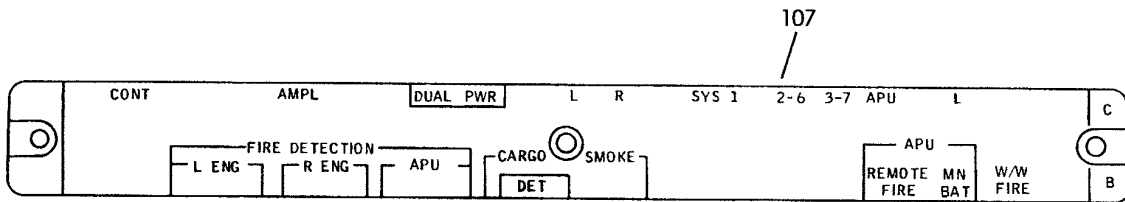
BJ



BK



BL



B

Y 11340313 SH1 10 REV 326

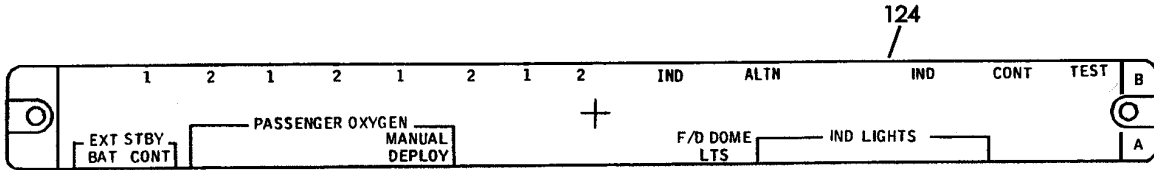
PANEL ASSY-P11-2 CB (PLACARDS AND MARKINGS ONLY)
FIGURE 13 (SHEET 10)

11-34-03-13

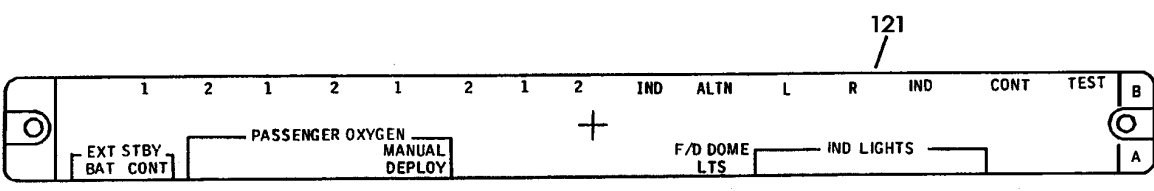
BRI
JAN 20/09

11-34-03-13
PAGE 01

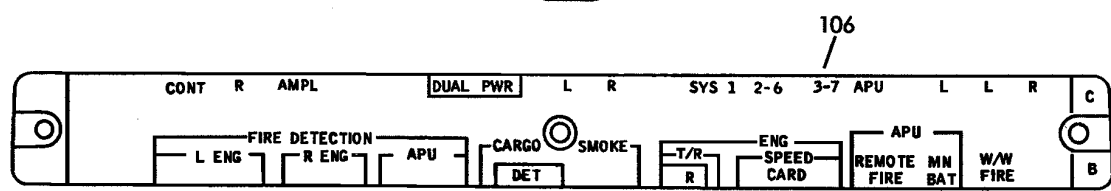
BOEING
757
PARTS CATALOG (MAINTENANCE)



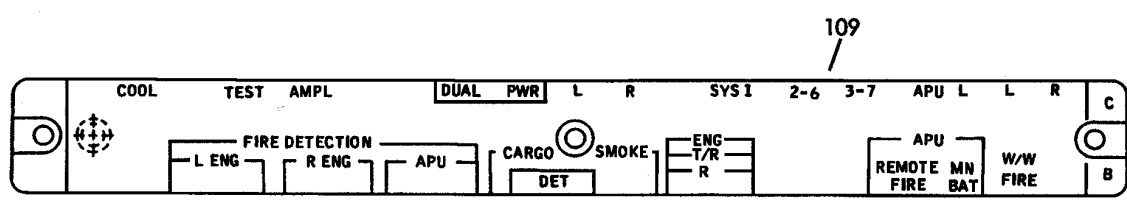
BD



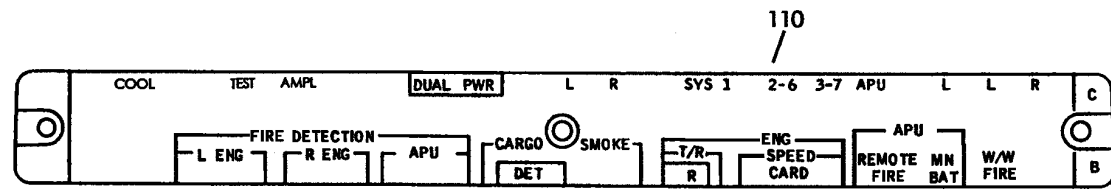
BE



BF



BG



BM

Y 11340313 SHT 11 REV 326

PANEL ASSY-P11-2 CB (PLACARDS AND MARKINGS ONLY)
FIGURE 13 (SHEET 11)

11-34-03-13

BRI
JAN 20/09

11-34-03-13
PAGE 0J



757

PARTS CATALOG (MAINTENANCE)

FIG ITEM	PART NUMBER	1 2 3 4 5 6 7	NOMENCLATURE	EFFECT FROM TO	UNITS PER ASSY
13			PANEL ASSY-P11-2 CB (PLACARDS AND MARKINGS ONLY)	107107	
- 3	233N5003-7		PANEL ASSY-P11-2 CB (PLACARDS AND MARKINGS ONLY) REWORK DRAWING REF: 823N0016-2 POST SERVICE BULLETIN: 24-0048 REWORKED BY SB: 34-0400 34-0414 FOR NHA/OTHER SYS DET SEE: 24-00-51-02	107107	RF
4A	BAC27NFDE0024		.DECAL- PLACARD CONTENT: INOP	107107	1
4B	BAC27NFDE0024		.DECAL- PLACARD CONTENT: INOP POST SERVICE BULLETIN: 24-0126	107107	2
4C	BAC27NFDE0024		.DECAL- POSITION DATA: A19, A20 PLACARD CONTENT: INOP POST SERVICE BULLETIN: 24-0125R1	107107	2
4D	233T5103-119		.PATCH-FILLER POSITION DATA: POS F33 PLACARD CONTENT: FMS SWITCH POST SERVICE BULLETIN: 34-0414	107107	1
5	233N5200-6075		.LIGHTPLATE ASSY-	107107	RF
10	233N5200-6076		..STRIP-INDICIA	107107	1
20	233N5200-6169		.LIGHTPLATE ASSY-	107107	RF
25	233N5200-6170		..STRIP-INDICIA	107107	1
37	233N5200-6295		.LIGHTPLATE ASSY- POST SERVICE BULLETIN: 24-0048	107107	RF
42	233N5200-6296		..STRIP-INDICIA	107107	1

MISSING ITEM NUMBERS NOT APPLICABLE

- ITEM NOT ILLUSTRATED

11-34-03-13

11-34-03
FIG. 13
PAGE 1
JAN 20/09

BRI

 **BOEING**
757
PARTS CATALOG (MAINTENANCE)

FIG ITEM	PART NUMBER	1 2 3 4 5 6 7	NOMENCLATURE	EFFECT FROM TO	UNITS PER ASSY
13					
48	233N5200-6297		.LIGHTPLATE ASSY- POST SERVICE BULLETIN: 24-0048 PRE SERVICE BULLETIN: 34-0400	107107	RF
58	233N5200-6298		..STRIP-INDICIA	107107	1
72	233N5200-6563		.LIGHTPLATE ASSY- POST SERVICE BULLETIN: 78-0032	107107	RF
73	233N5200-6564		..STRIP-INDICIA POST SERVICE BULLETIN: 78-0032	107107	1
77	233N5200-6561		.LIGHTPLATE ASSY- POST SERVICE BULLETIN: 78-0032	107107	RF
91	233N5200-6562		..STRIP-INDICIA POST SERVICE BULLETIN: 78-0032	107107	1
99	233N5200-6299		.LIGHTPLATE ASSY- POST SERVICE BULLETIN: 24-0048	107107	RF
103	233N5200-6300		..STRIP-INDICIA	107107	1
113B	233N5200-6417		.LIGHTPLATE ASSY- POST SERVICE BULLETIN: 78-0032	107107	RF
114	233N5200-6309		.LIGHTPLATE ASSY- POST SERVICE BULLETIN: 24-0048	107107	RF
122	233N5200-6310		..STRIP-INDICIA	107107	1
131	233N5200-6271		.LIGHTPLATE ASSY- POST SERVICE BULLETIN: 24-0048	107107	1
132	233N5200-6272		..STRIP-INDICIA	107107	1
150	823N0016-14		.LIGHTPLATE ASSY- POST SERVICE BULLETIN: 34-0400	107107	RF
155	233N5200-6147		..LIGHTPLATE ASSY	107107	RF
160	233N5200-6148		...STRIP-INDICIA	107107	1
165	BAC27NEL1685		..MARKER-MMR	107107	1

MISSING ITEM NUMBERS NOT APPLICABLE

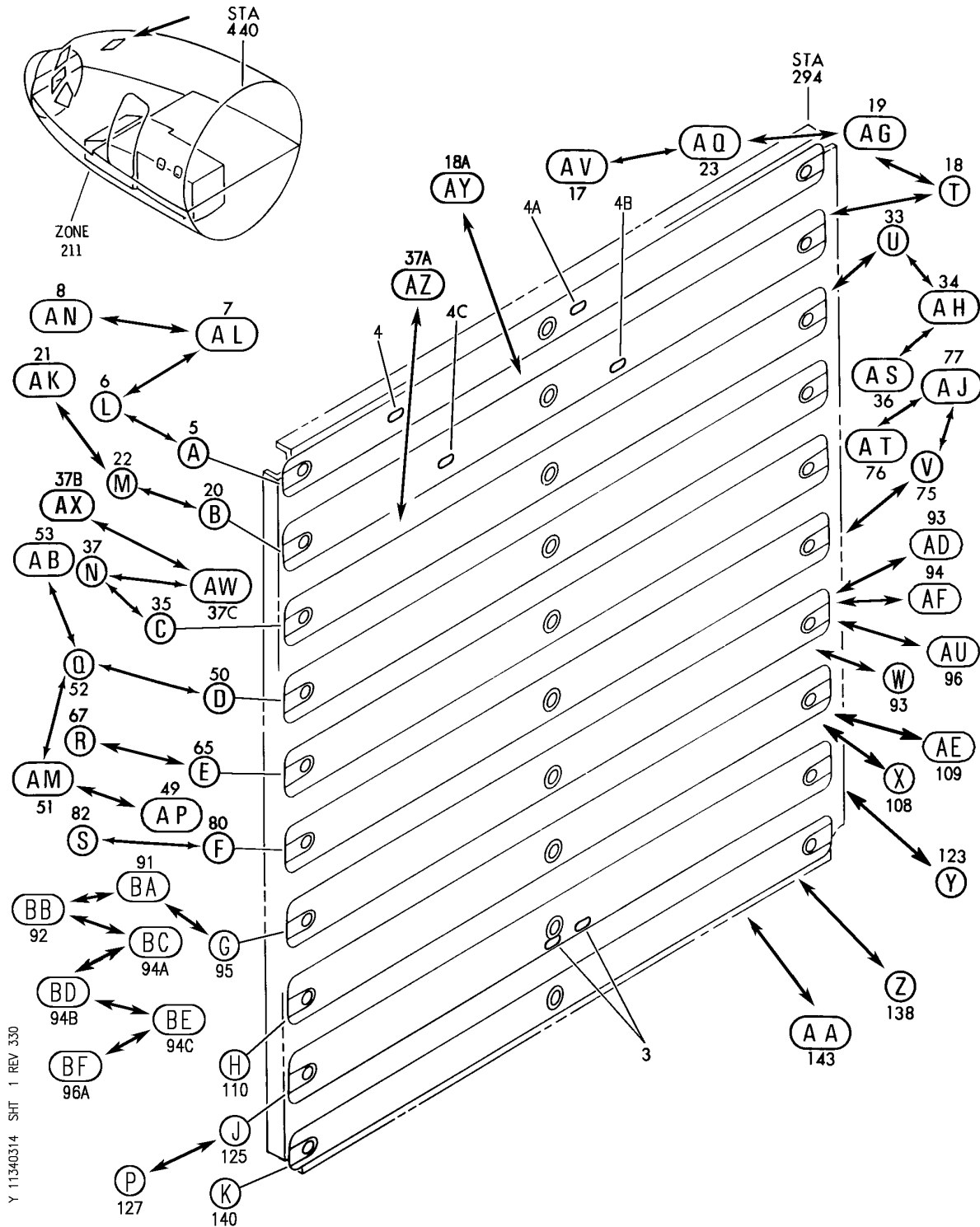
— ITEM NOT ILLUSTRATED

BRI

11-34-03-13

11-34-03
FIG. 13
PAGE 2
JAN 20/09


BOEING
 757
PARTS CATALOG (MAINTENANCE)



Y 11340314 SH1 1 REV 330

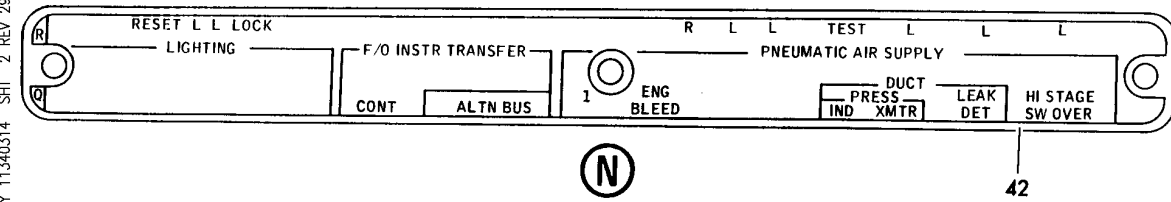
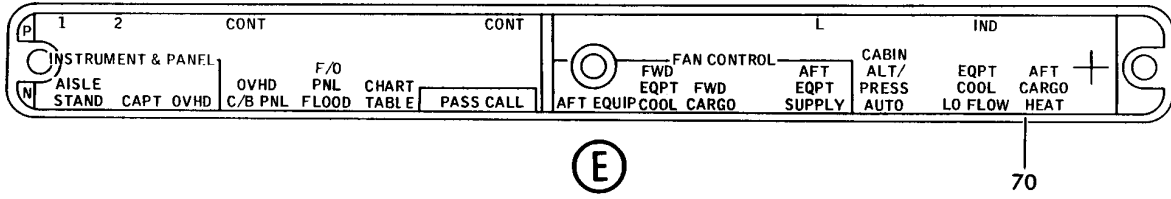
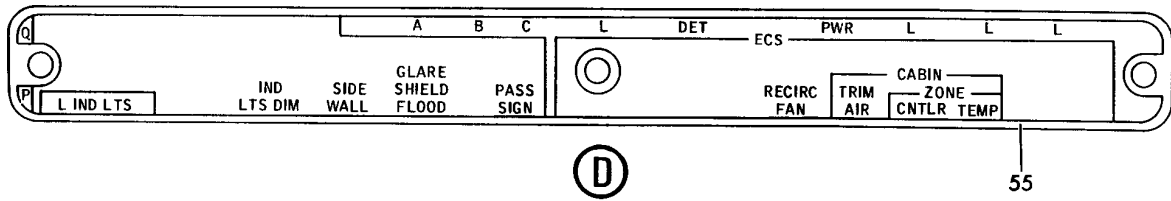
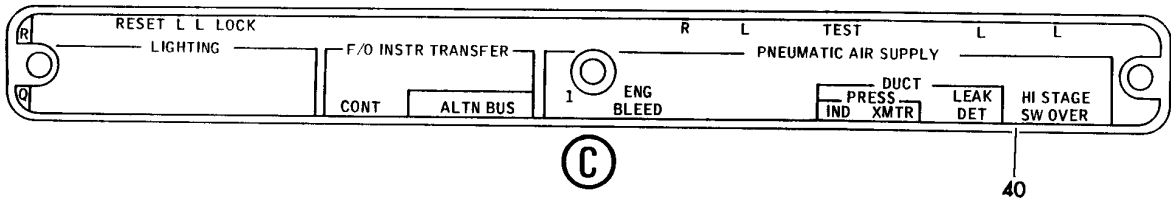
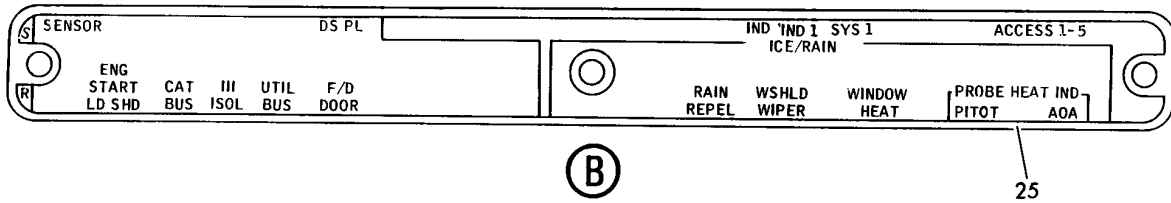
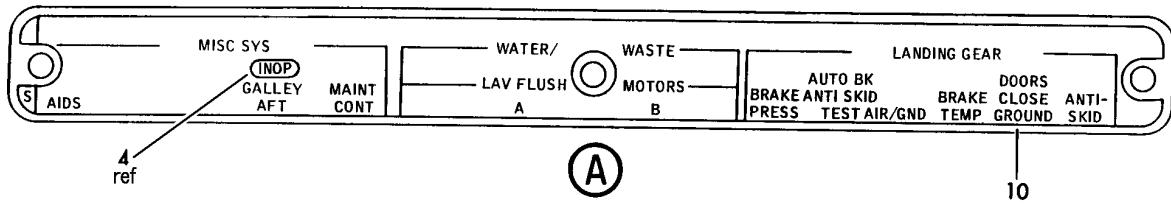
PANEL ASSY-P11-3 CB (PLACARDS AND MARKINGS ONLY)
 FIGURE 14 (SHEET 1)

11-34-03-14

BRI
 JAN 20/09

11-34-03-14
 PAGE 0

BOEING
757
PARTS CATALOG (MAINTENANCE)



Y 11340314 SHT. 2 REV 299

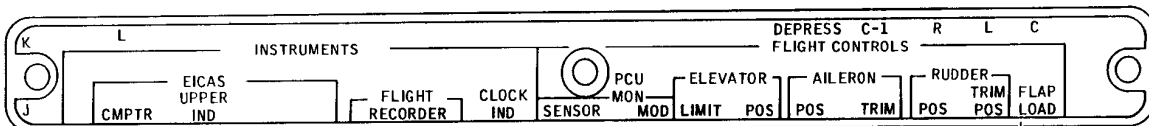

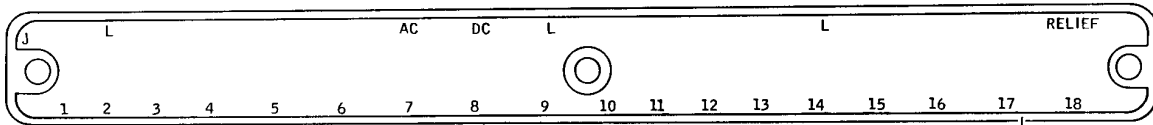
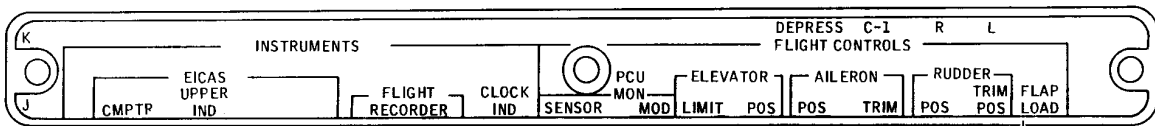
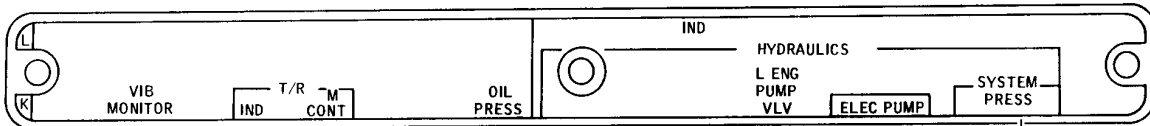
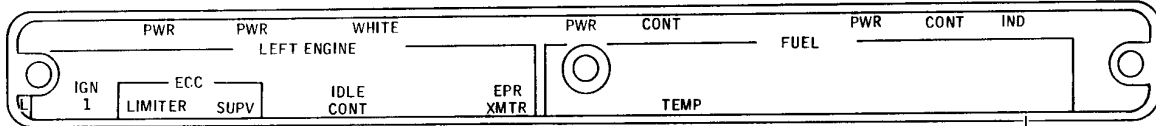
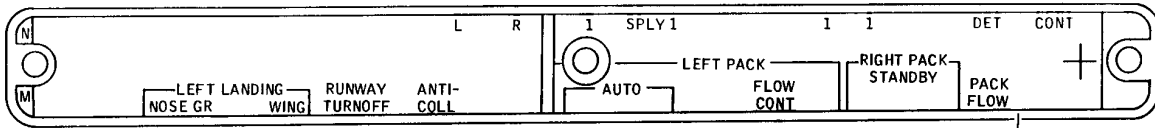
PANEL ASSY-P11-3 CB (PLACARDS AND MARKINGS ONLY)
FIGURE 14 (SHEET 2)

11-34-03-14

BRI
JAN 20/09

11-34-03-14
PAGE 0A

BOEING
757
PARTS CATALOG (MAINTENANCE)

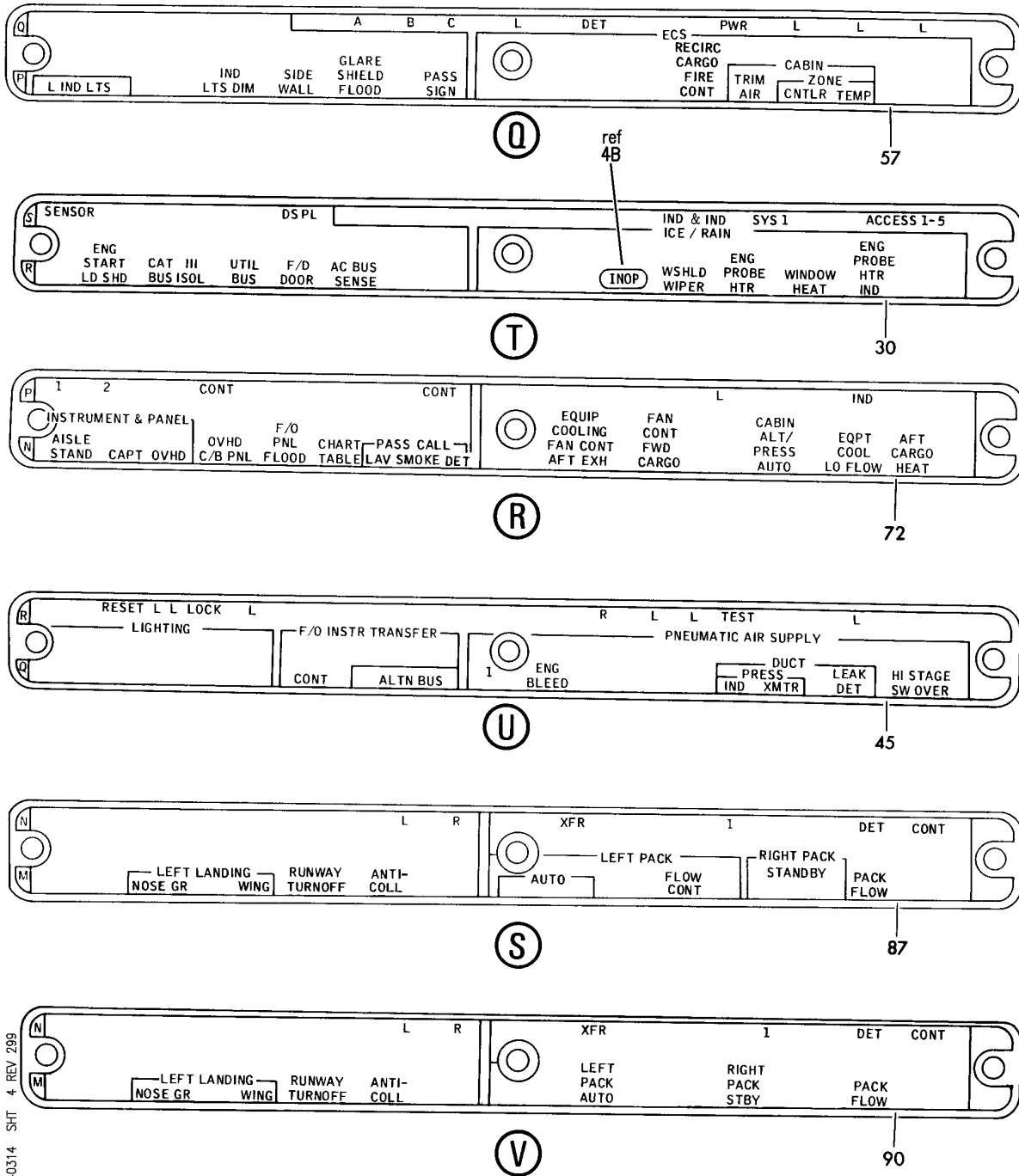


Y 11340314 SHT 3 REV 299

PANEL ASSY-P11-3 CB (PLACARDS AND MARKINGS ONLY)
FIGURE 14 (SHEET 3)

11-34-03-14

BOEING
757
PARTS CATALOG (MAINTENANCE)



Y 11340314 SH1 4 REV 299

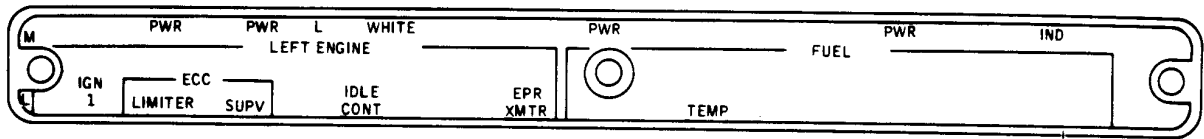
PANEL ASSY-P11-3 CB (PLACARDS AND MARKINGS ONLY)
FIGURE 14 (SHEET 4)

11-34-03-14

BRI
JAN 20/09

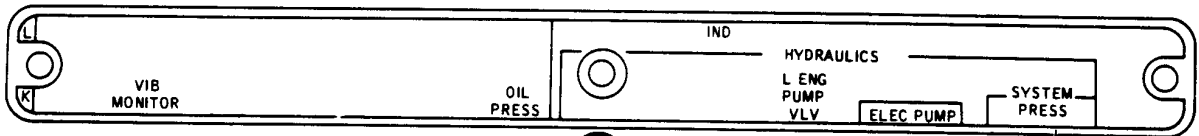
11-34-03-14
PAGE 0C

BOEING
757
PARTS CATALOG (MAINTENANCE)




W

105



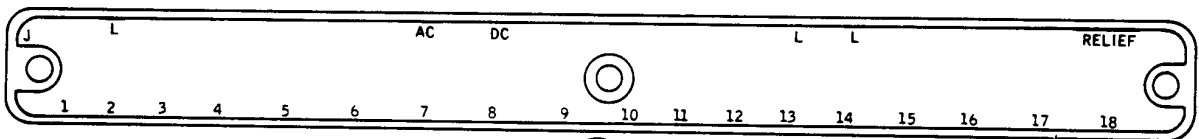
X

120



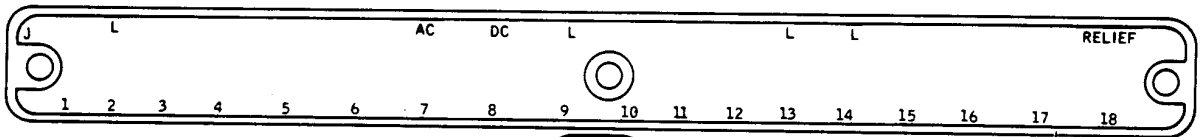
Y

135



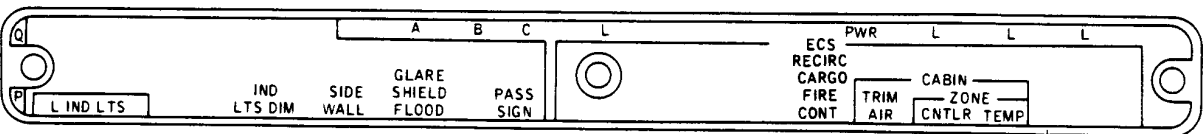
Z

150



AA

155



AB

58

Y 11340314 SMT 5 REV 094

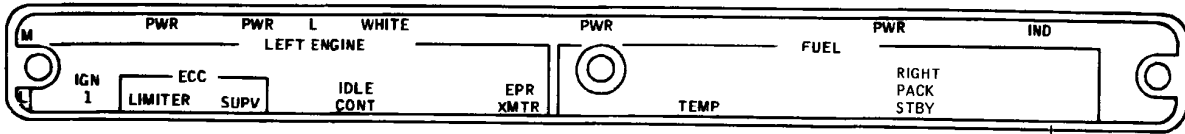
PANEL ASSY-P11-3 CB (PLACARDS AND MARKINGS ONLY)
FIGURE 14 (SHEET 5)

11-34-03-14

BRI
JAN 20/09

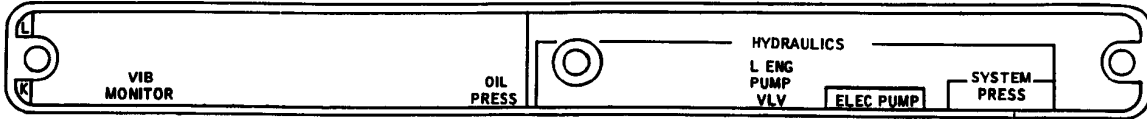
11-34-03-14
PAGE 0D

BOEING
757
PARTS CATALOG (MAINTENANCE)



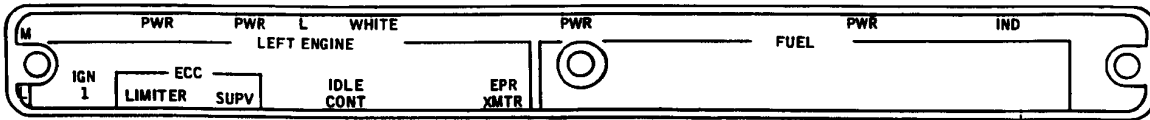
AD

104




AE

121



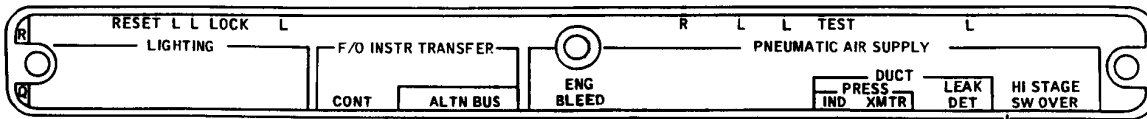
AF

107



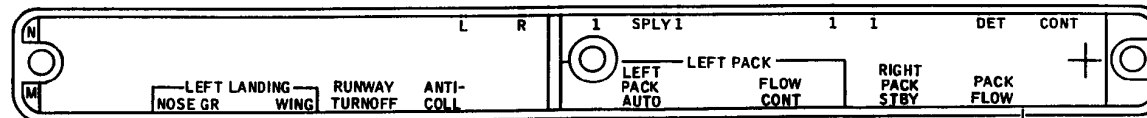
AG

26



AH

39



AJ

84

Y 11340314 SH 6 REV 330

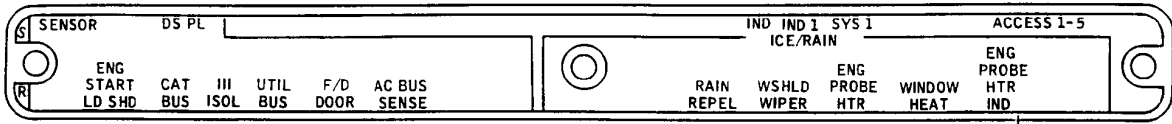
PANEL ASSY-P11-3 CB (PLACARDS AND MARKINGS ONLY)
FIGURE 14 (SHEET 6)

11-34-03-14

BRI
JAN 20/09

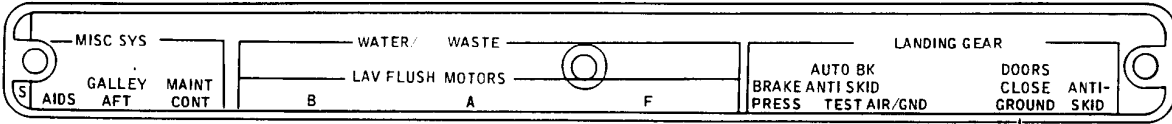
11-34-03-14
PAGE 0E

BOEING
757
PARTS CATALOG (MAINTENANCE)



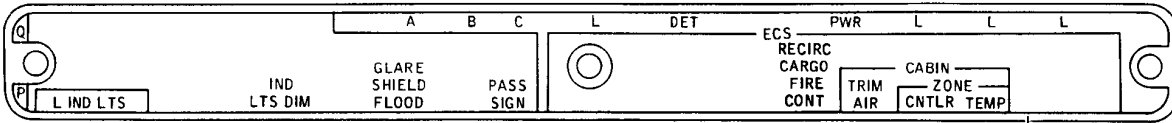
AK

32



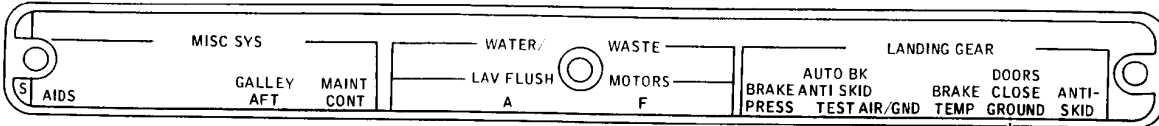
AL

13



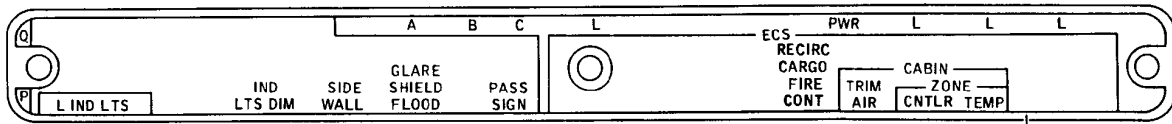
AM

56



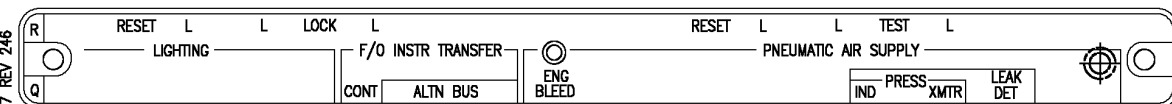
AN

14



AP

54



AZ

48A

7 REV 246
SHT
Y 11340314

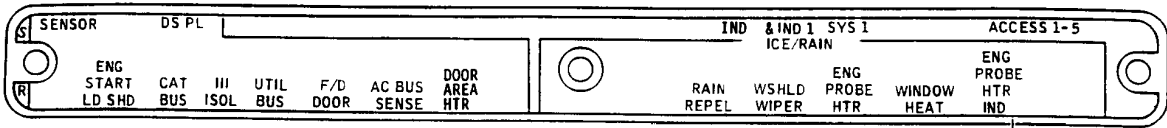
PANEL ASSY-P11-3 CB (PLACARDS AND MARKINGS ONLY)
FIGURE 14 (SHEET 7)

11-34-03-14

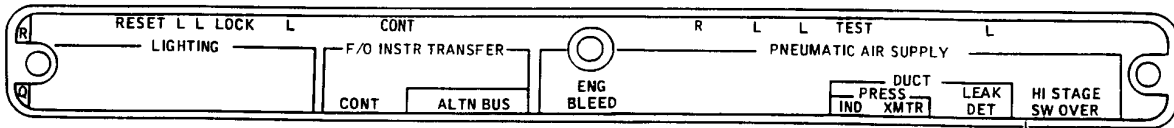
BRI
JAN 20/09

11-34-03-14
PAGE OF

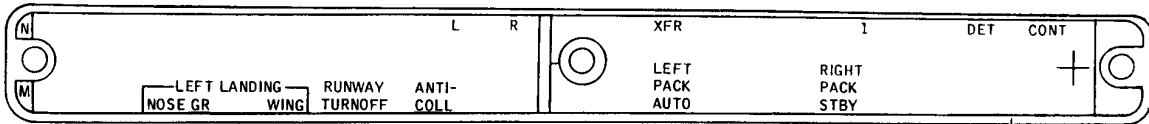
BOEING
757
PARTS CATALOG (MAINTENANCE)



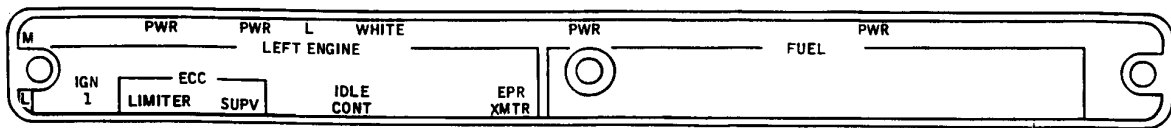
AQ



AS



AT



AU

Y 11340314 SHT 8 REV 330

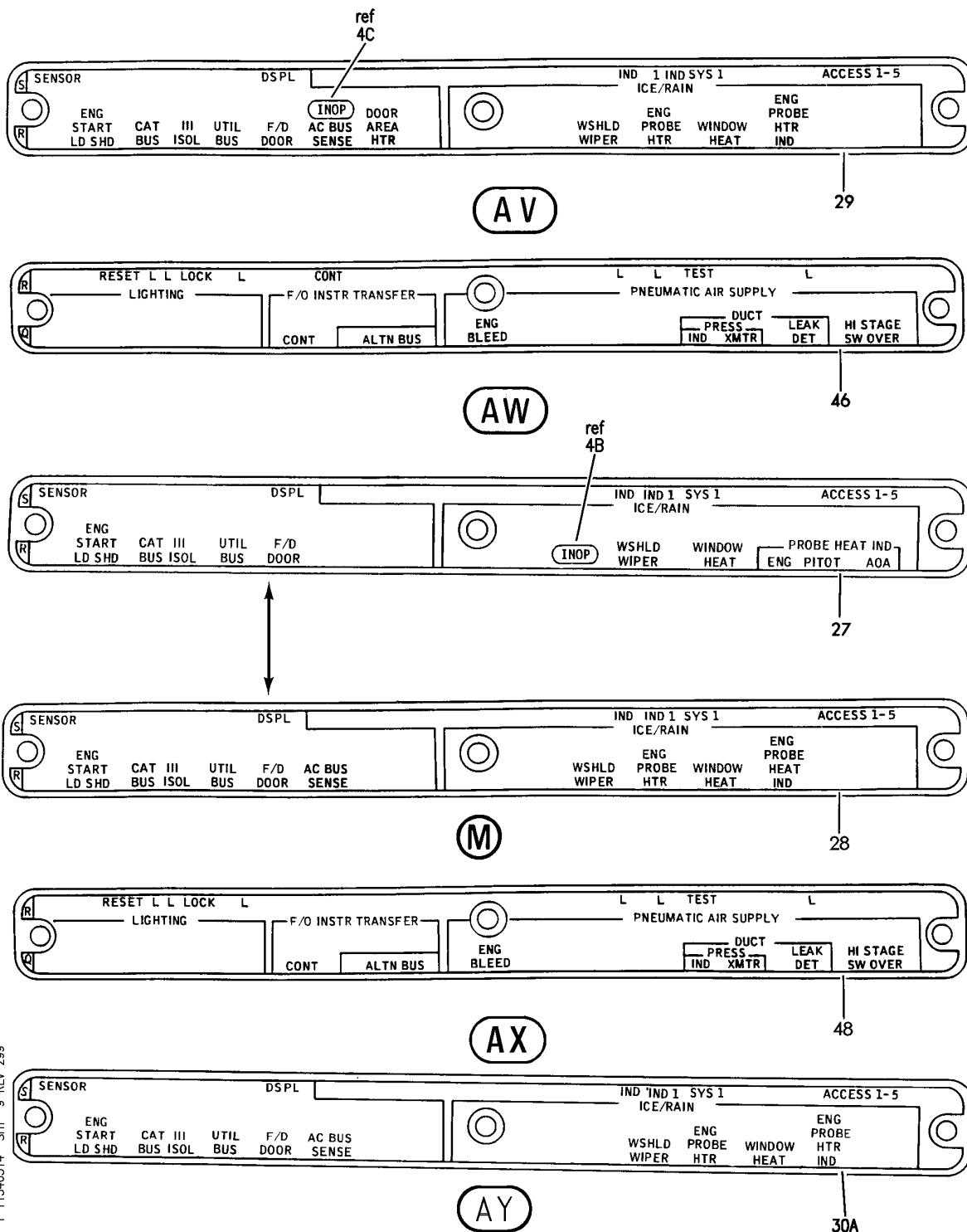
PANEL ASSY-P11-3 CB (PLACARDS AND MARKINGS ONLY)
FIGURE 14 (SHEET 8)

11-34-03-14

BRI
JAN 20/09

11-34-03-14
PAGE 0G

BOEING
757
PARTS CATALOG (MAINTENANCE)



Y 11340314 SHT 9 REV 299

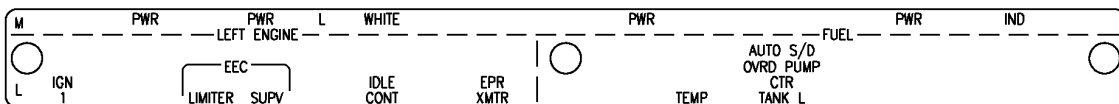
PANEL ASSY-P11-3 CB (PLACARDS AND MARKINGS ONLY)
FIGURE 14 (SHEET 9)

11-34-03-14

BRI
JAN 20/09

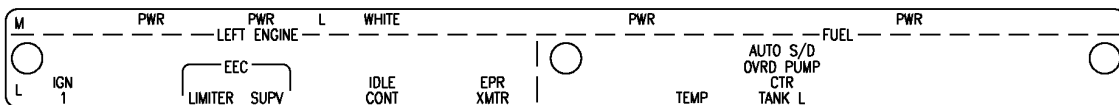
11-34-03-14
PAGE 0H


BOEING
 757
PARTS CATALOG (MAINTENANCE)



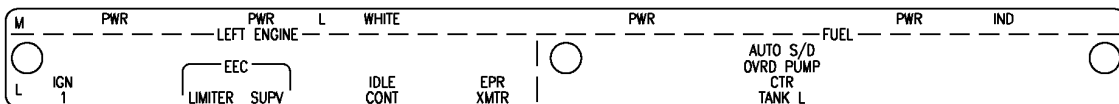
BA

104A



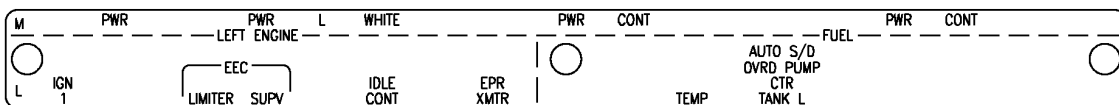
BB

104B



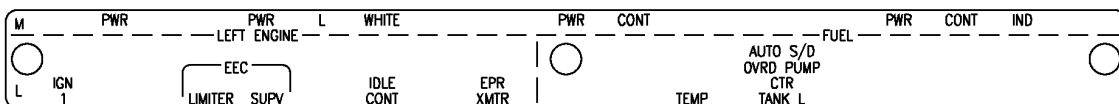
BC

107A



BD

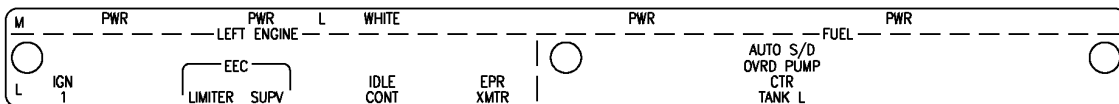
99



BE

101

Y 11340314 SHT 10 REV 299



BF

106A

PANEL ASSY-P11-3 CB (PLACARDS AND MARKINGS ONLY)
 FIGURE 14 (SHEET 10)

11-34-03-14

BRI
JAN 20/09

11-34-03-14
PAGE 01



757

PARTS CATALOG (MAINTENANCE)

FIG ITEM	PART NUMBER	1 2 3 4 5 6 7	NOMENCLATURE	EFFECT FROM TO	UNITS PER ASSY
14			PANEL ASSY-P11-3 CB (PLACARDS AND MARKINGS ONLY)	107107	
- 2	233N5003-8		PANEL ASSY-P11-2 CB (PLACARDS AND MARKINGS ONLY) POST SERVICE BULLETIN: 24-0048 FOR NHA/OTHER SYS DET SEE: 24-00-51-03	107107	RF
4C	BAC27NFDE0024		.DECAL- PLACARD CONTENT: INOP POST SERVICE BULLETIN: 24-0126	107107	1
6	233N5200-7157		.LIGHTPLATE ASSY-	107107	RF
12	233N5200-7158		..STRIP-INDICIA MISCELLANEOUS DATA: CUT AND TRIM THE "BREAK TEMP" NOMENCLATURE FROM INDICIA STRIP PART NUMBER 233N5439-12 AND PAST THE FILLER PATCH AT THE POSITION S16 REWORKED BY SB: 31-0174	107107	1
18A	233N5200-7391		.LIGHTPLATE ASSY- POST SERVICE BULLETIN: 30-0016	107107	RF
30A	233N5200-7392		..STRIP-INDICIA POST SERVICE BULLETIN: 30-0016	107107	1
33	233N5200-7263		.LIGHTPLATE ASSY- POST SERVICE BULLETIN: 24-0048	107107	RF
37B	233N5200-7403		.LIGHTPLATE ASSY- POST SERVICE BULLETIN: 30-0016	107107	RF
45	233N5200-7264		..STRIP-INDICIA	107107	1
48A	233N5200-7404		..STRIP-INDICIA POST SERVICE BULLETIN: 30-0016	107107	1
52	233N5200-7237		.LIGHTPLATE ASSY-	107107	RF
57	233N5200-7238		..STRIP-INDICIA	107107	1
67	233N5200-7245		.LIGHTPLATE ASSY-	107107	RF
72	233N5200-7246		..STRIP-INDICIA	107107	1
75	233N5200-7287		.LIGHTPLATE ASSY- POST SERVICE BULLETIN: 24-0048	107107	RF

MISSING ITEM NUMBERS NOT APPLICABLE

- ITEM NOT ILLUSTRATED

11-34-03-14

11-34-03
FIG. 14
PAGE 1
JAN 20/09

BRI



757

PARTS CATALOG (MAINTENANCE)

FIG ITEM	PART NUMBER	1 2 3 4 5 6 7	NOMENCLATURE	EFFECT FROM TO	UNITS PER ASSY
14					
90	233N5200-7288	..	STRIP-INDICIA	107107	1
91	233N5200-7411	.LIGHTPLATE ASSY- POST ALERT SB: 28A0081		107107	RF
93	233N5200-7251	.LIGHTPLATE ASSY- POST SERVICE BULLETIN: 24-0048 PRE ALERT SB: 28A0081		107107	RF
104A	233N5200-7412	..	STRIP-INDICIA POST ALERT SB: 28A0081	107107	1
105	233N5200-7252	..	STRIP-INDICIA POST SERVICE BULLETIN: 24-0048 PRE ALERT SB: 28A0081	107107	1
108	233N5200-7267	.LIGHTPLATE ASSY- POST SERVICE BULLETIN: 24-0048		107107	RF
120	233N5200-7268	..	STRIP-INDICIA	107107	1
123	233N5200-7289	.LIGHTPLATE ASSY- POST SERVICE BULLETIN: 24-0048		107107	RF
135	233N5200-7290	..	STRIP-INDICIA	107107	1
138	233N5200-7269	.LIGHTPLATE ASSY- POST SERVICE BULLETIN: 24-0048		107107	RF
150	233N5200-7270	..	STRIP-INDICIA	107107	1

MISSING ITEM NUMBERS NOT APPLICABLE

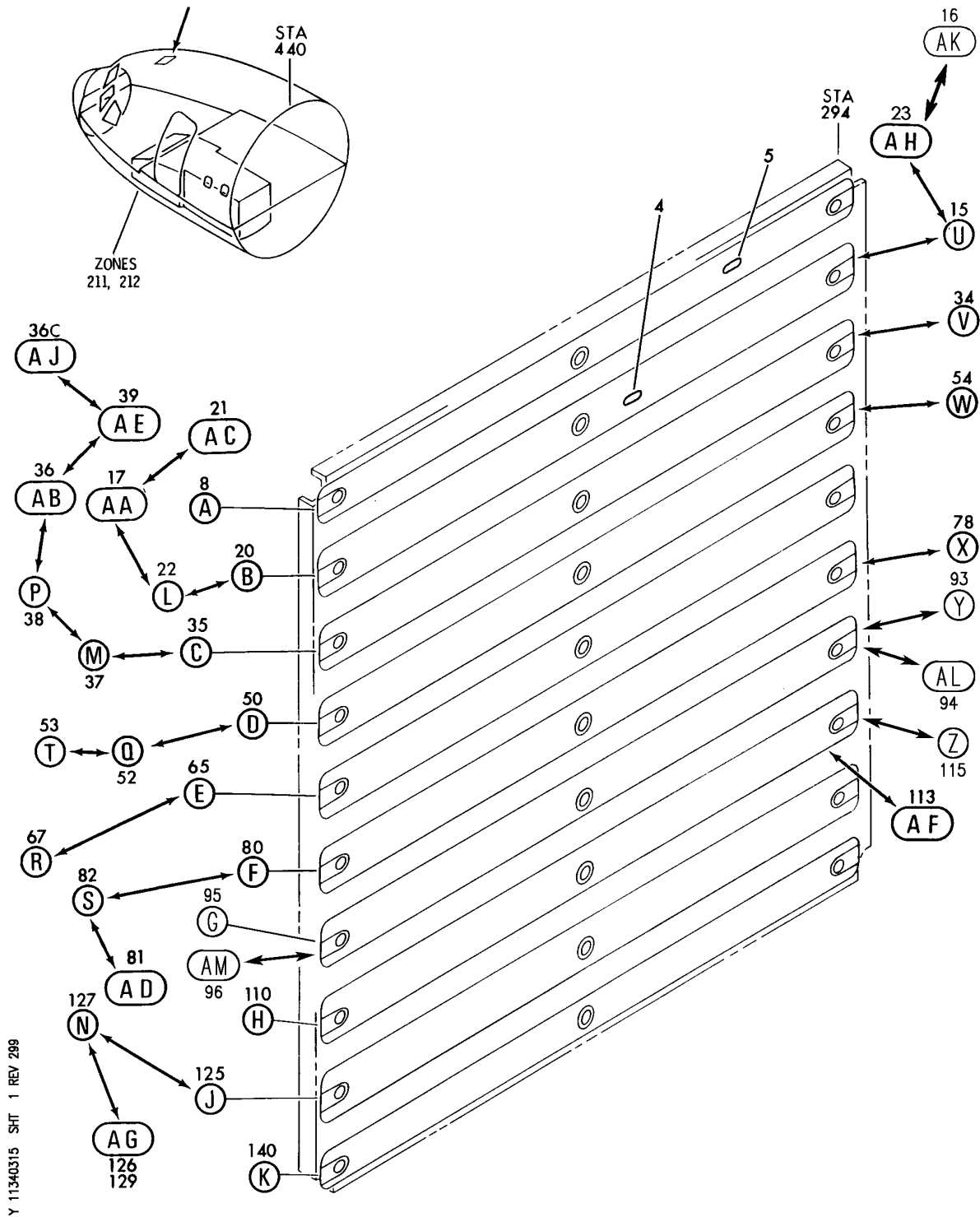
- ITEM NOT ILLUSTRATED

11-34-03-14

11-34-03
FIG. 14
PAGE 2
JAN 20/09

BRI

BOEING
757
PARTS CATALOG (MAINTENANCE)



Y 11340315 SHT 1 REV 299

PANEL ASSY-P11-4 CB (PLACARDS AND MARKINGS ONLY)
FIGURE 15 (SHEET 1)

11-34-03-15

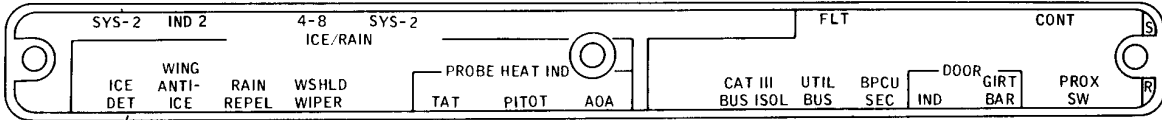
BRI
JAN 20/09

11-34-03-15
PAGE 0

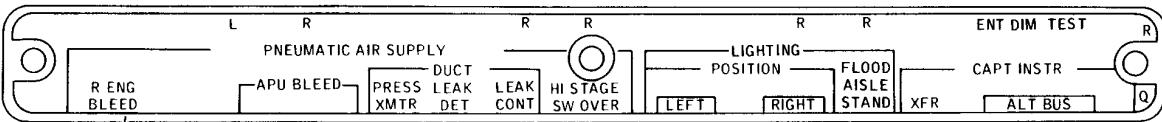
BOEING
757
PARTS CATALOG (MAINTENANCE)



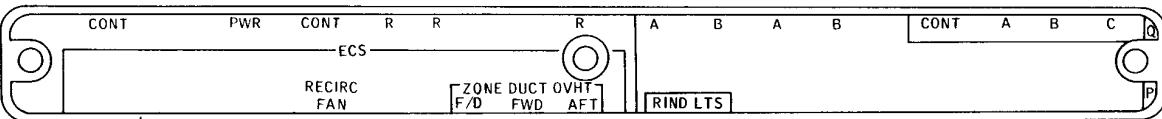
10 (A)



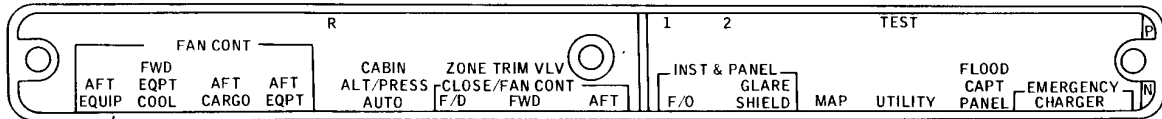
25 (B)



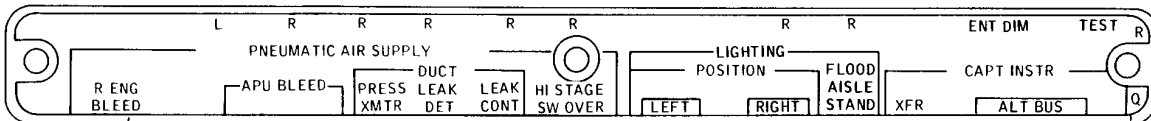
40 (C)



55 (D)



70 (E)



45 (M)



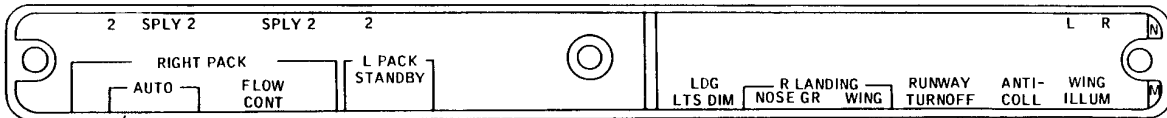
107 (AL)

Y 11340315 SH1 2 REV 298

PANEL ASSY-P11-4 CB (PLACARDS AND MARKINGS ONLY)
FIGURE 15 (SHEET 2)

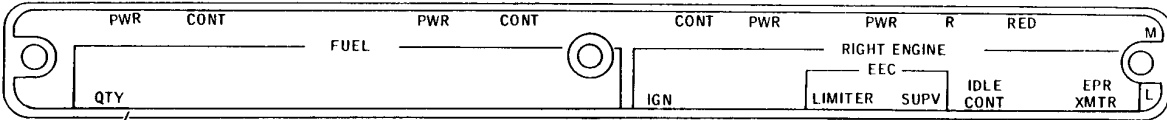
11-34-03-15

BOEING
757
PARTS CATALOG (MAINTENANCE)



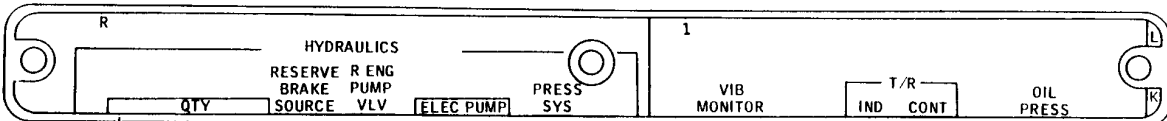
85

(F)



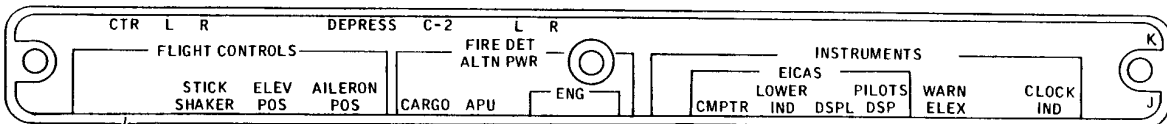
100

(G)



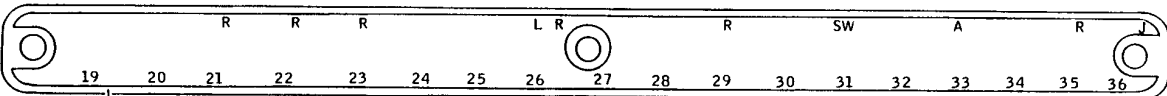
117

(H)



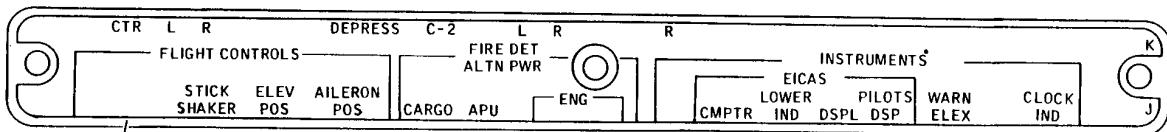
132

(J)



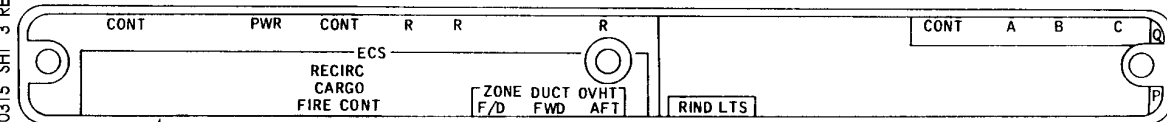
145

(K)



133

(N)



57

(O)

Y 11340315 SHT 3 REV 220

PANEL ASSY-P11-4 CB (PLACARDS AND MARKINGS ONLY)
FIGURE 15 (SHEET 3)

11-34-03-15

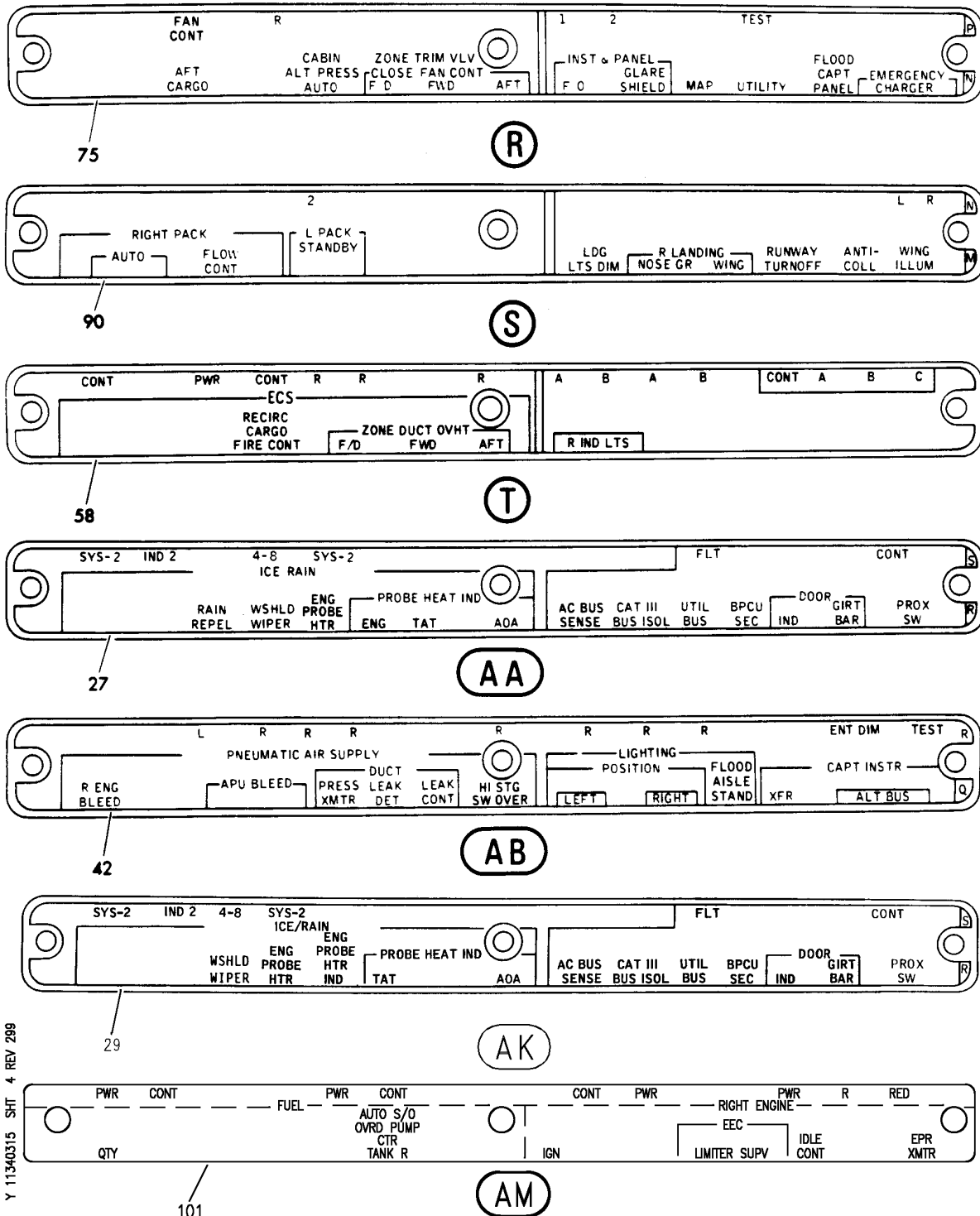
BRI
JAN 20/09

11-34-03-15
PAGE 0B

BOEING

757

PARTS CATALOG (MAINTENANCE)



Y 11340315 SH-T 4 REV 298

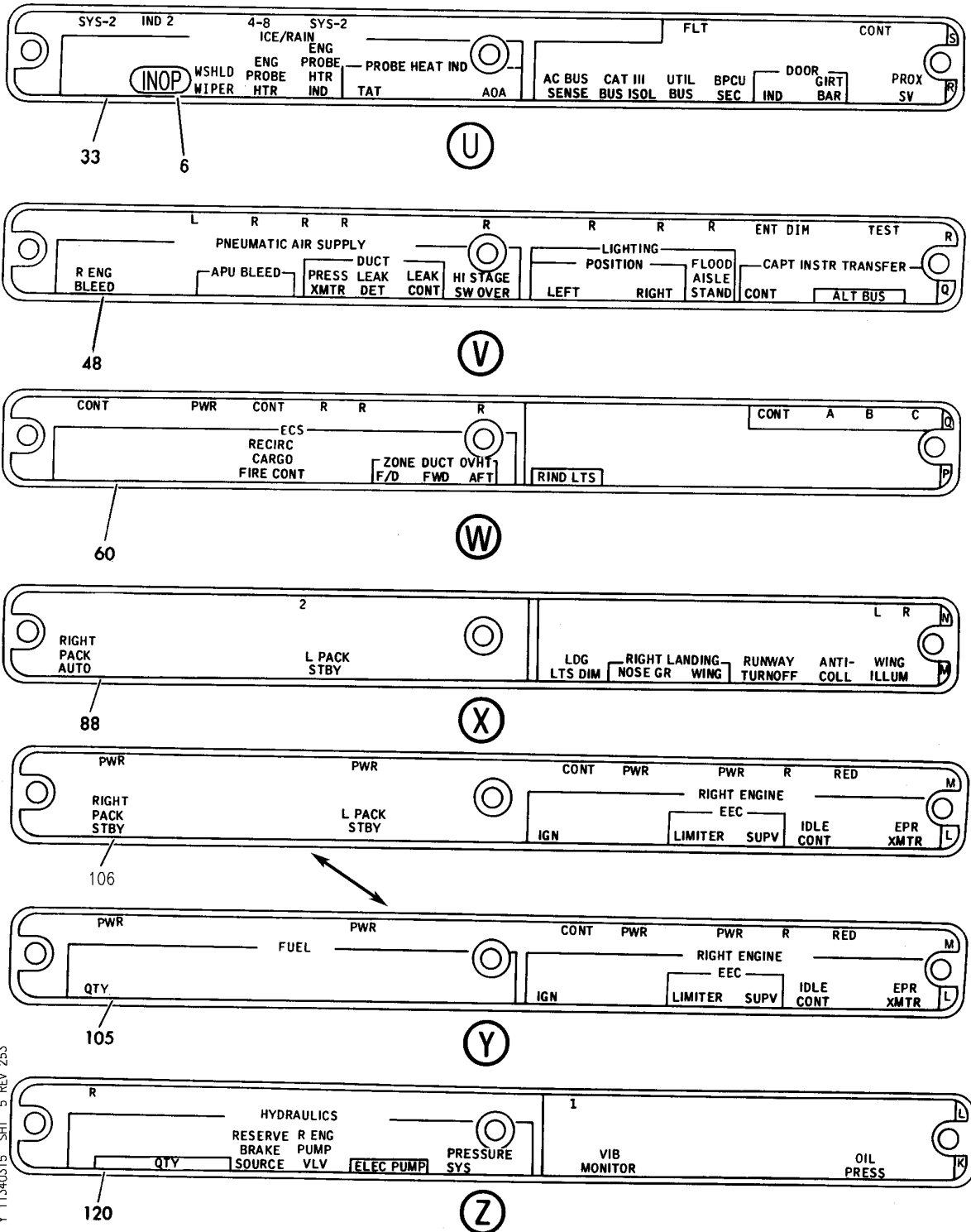
PANEL ASSY-P11-4 CB (PLACARDS AND MARKINGS ONLY)
FIGURE 15 (SHEET 4)

11-34-03-15

BRI
JAN 20/09

11-34-03-15
PAGE 0C

BOEING
757
PARTS CATALOG (MAINTENANCE)



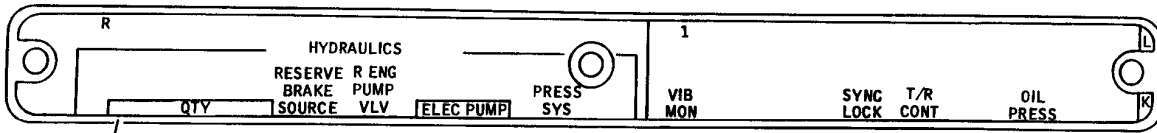
PANEL ASSY-P11-4 CB (PLACARDS AND MARKINGS ONLY)
FIGURE 15 (SHEET 5)

11-34-03-15

BRI
JAN 20/09

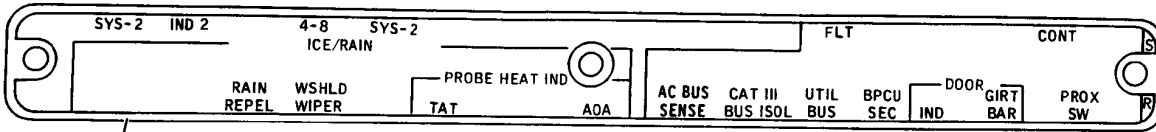
11-34-03-15
PAGE 0D

BOEING
757
PARTS CATALOG (MAINTENANCE)



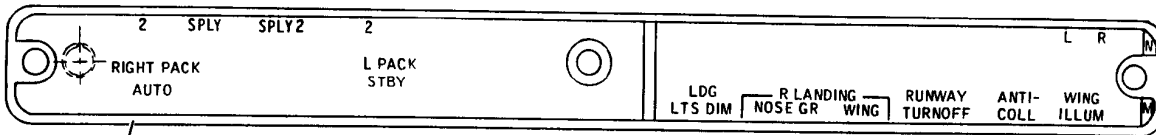
118

AF



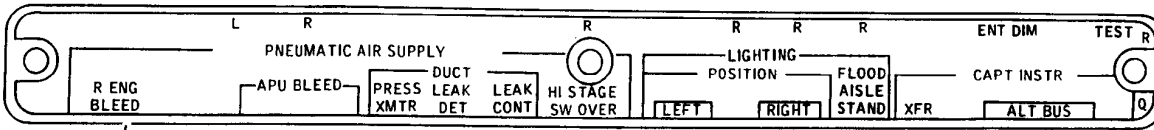
26

AC



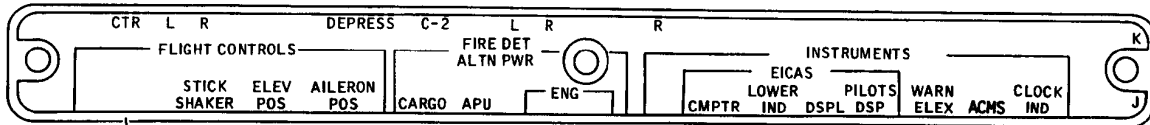
86

AD



44

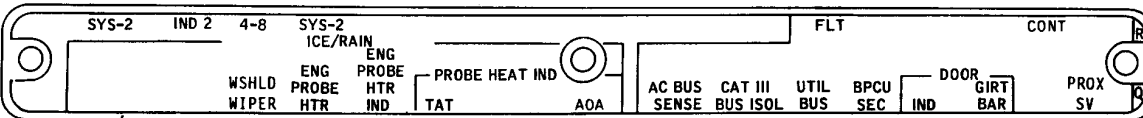
AE



134
135

AG

Y 11340315 SH1 6 REV 246



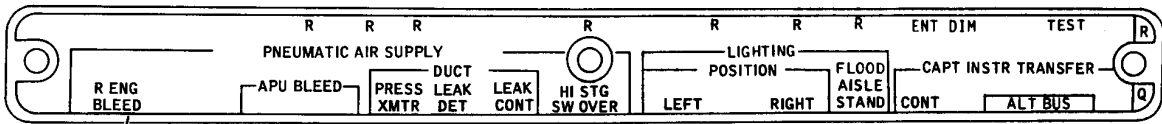
31

AH

PANEL ASSY-P11-4 CB (PLACARDS AND MARKINGS ONLY)
FIGURE 15 (SHEET 6)

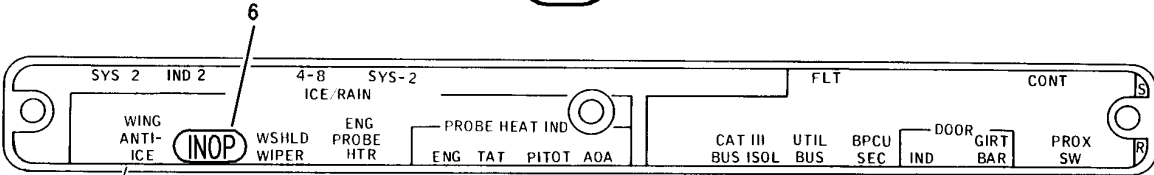
11-34-03-15

BOEING
757
PARTS CATALOG (MAINTENANCE)



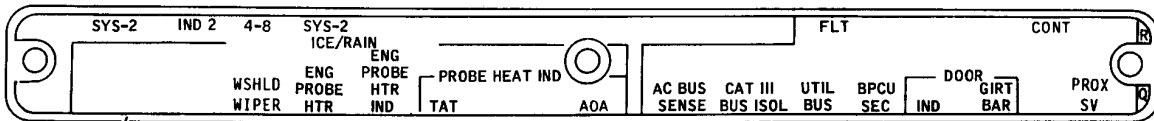
46

(AJ)

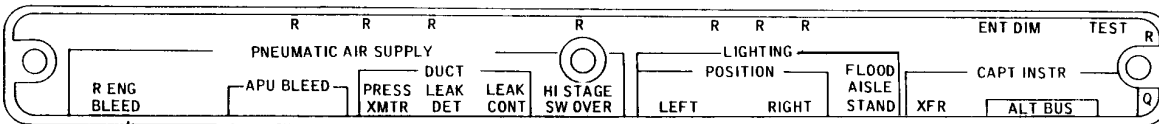


30

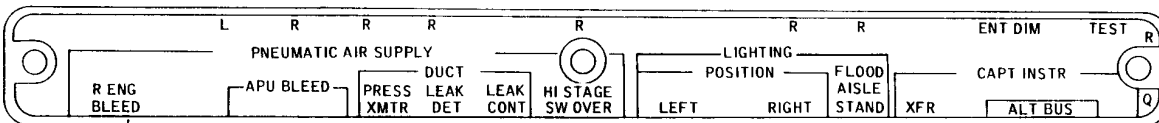
(L)



32

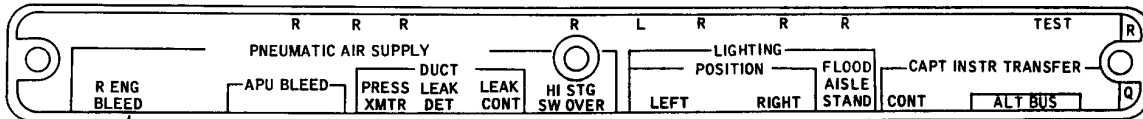


41



47

(P)



49

Y 11340315 SH7 7 REV 253

PANEL ASSY-P11-4 CB (PLACARDS AND MARKINGS ONLY)
FIGURE 15 (SHEET 7)

11-34-03-15



757

PARTS CATALOG (MAINTENANCE)

FIG ITEM	PART NUMBER	1 2 3 4 5 6 7	NOMENCLATURE	EFFECT FROM TO	UNITS PER ASSY
15			PANEL ASSY-P11-4 CB (PLACARDS AND MARKINGS ONLY)	107107	
- 1	233N5003-5		PANEL ASSY-P11-4 CB (PLACARDS AND MARKINGS ONLY) POST SERVICE BULLETIN: 24-0048 FOR NHA/OTHER SYS DET SEE: 24-00-51-04	107107	RF
4	BAC27NFDE0024		.DECAL- PLACARD CONTENT: INOP POST SERVICE BULLETIN: 24-0126	107107	1
8	233N5200-8137		.LIGHTPLATE ASSY-	107107	RF
10	233N5200-8138		..STRIP-INDICIA	107107	1
17	233N5200-8285		.LIGHTPLATE ASSY- POST SERVICE BULLETIN: 24-0048	107107	RF
22	233N5200-8341		.LIGHTPLATE ASSY- POST SERVICE BULLETIN: 30-0016	107107	RF
27	233N5200-8286		..STRIP-INDICIA	107107	1
32	233N5200-8342		..STRIP-INDICIA POST SERVICE BULLETIN: 30-0016	107107	1
38	233N5200-8377		.LIGHTPLATE ASSY- POST SERVICE BULLETIN: 30-0016	107107	RF
41	233N5200-8378		..LIGHTPLATE ASSY- POST SERVICE BULLETIN: 30-0016	107107	1
52	233N5200-8227		.LIGHTPLATE ASSY-	107107	RF
57	233N5200-8228		..STRIP-INDICIA	107107	1
67	233N5200-8229		.LIGHTPLATE ASSY-	107107	RF
75	233N5200-8230		..STRIP-INDICIA	107107	1
78	233N5200-8279		.LIGHTPLATE ASSY- POST SERVICE BULLETIN: 24-0048	107107	RF
88	233N5200-8280		..STRIP-INDICIA	107107	1
93	233N5200-8255		.LIGHTPLATE ASSY- POST SERVICE BULLETIN: 24-0048 PRE ALERT SB: 28A0081	107107	RF
94	233N5200-8389		.LIGHTPLATE ASSY- POST ALERT SB: 28A0081	107107	RF

MISSING ITEM NUMBERS NOT APPLICABLE

- ITEM NOT ILLUSTRATED

11-34-03-15

11-34-03
FIG. 15
PAGE 1
JAN 20/09

BRI



757

PARTS CATALOG (MAINTENANCE)

FIG ITEM	PART NUMBER	1 2 3 4 5 6 7	NOMENCLATURE	EFFECT FROM TO	UNITS PER ASSY
15					
105	233N5200-8256	..	STRIP-INDICIA PRE ALERT SB: 28A0081	107107	1
107	233N5200-8390	..	STRIP-INDICIA POST ALERT SB: 28A0081	107107	1
116	233N5200-8317	.L	LIGHTPLATE ASSY-	107107	RF
121	233N5200-8318	..	STRIP-INDICIA POST SERVICE BULLETIN: 78-0032	107107	1
127	233N5200-8195	.L	LIGHTPLATE ASSY-	107107	RF
133	233N5200-8196	..	STRIP-INDICIA	107107	1
140	233N5200-8107	.L	LIGHTPLATE ASSY-	107107	RF
145	233N5200-8108	..	STRIP-INDICIA	107107	1

MISSING ITEM NUMBERS NOT APPLICABLE

- ITEM NOT ILLUSTRATED

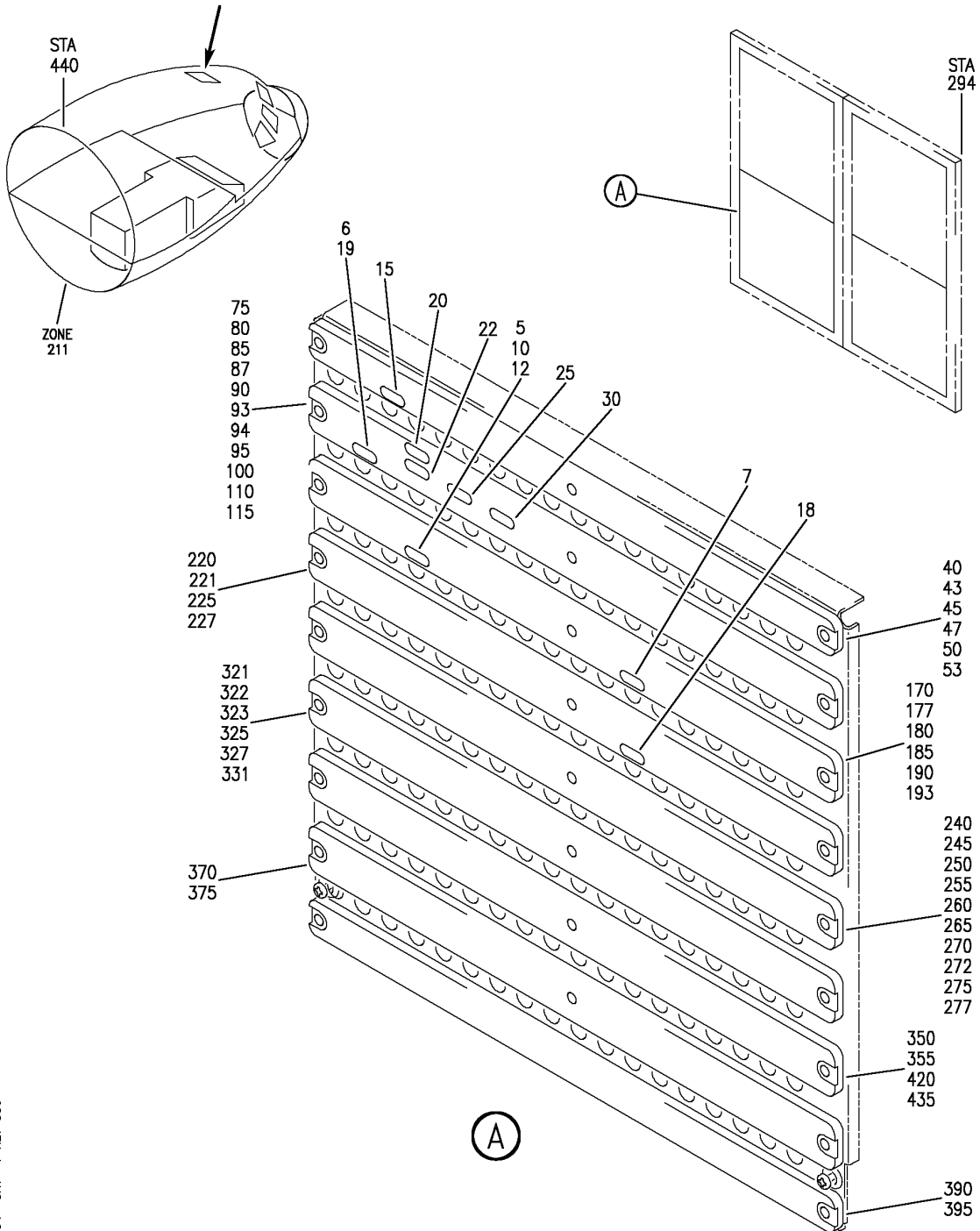
BRI

11-34-03-15

BOEING PROPRIETARY - Copyright © - Unpublished Work - See title page for details.

11-34-03
FIG. 15
PAGE 2
JAN 20/09

BOEING
757
PARTS CATALOG (MAINTENANCE)



For Details See Subsequent Pages

Y 11340334 SH1 1 REV 330

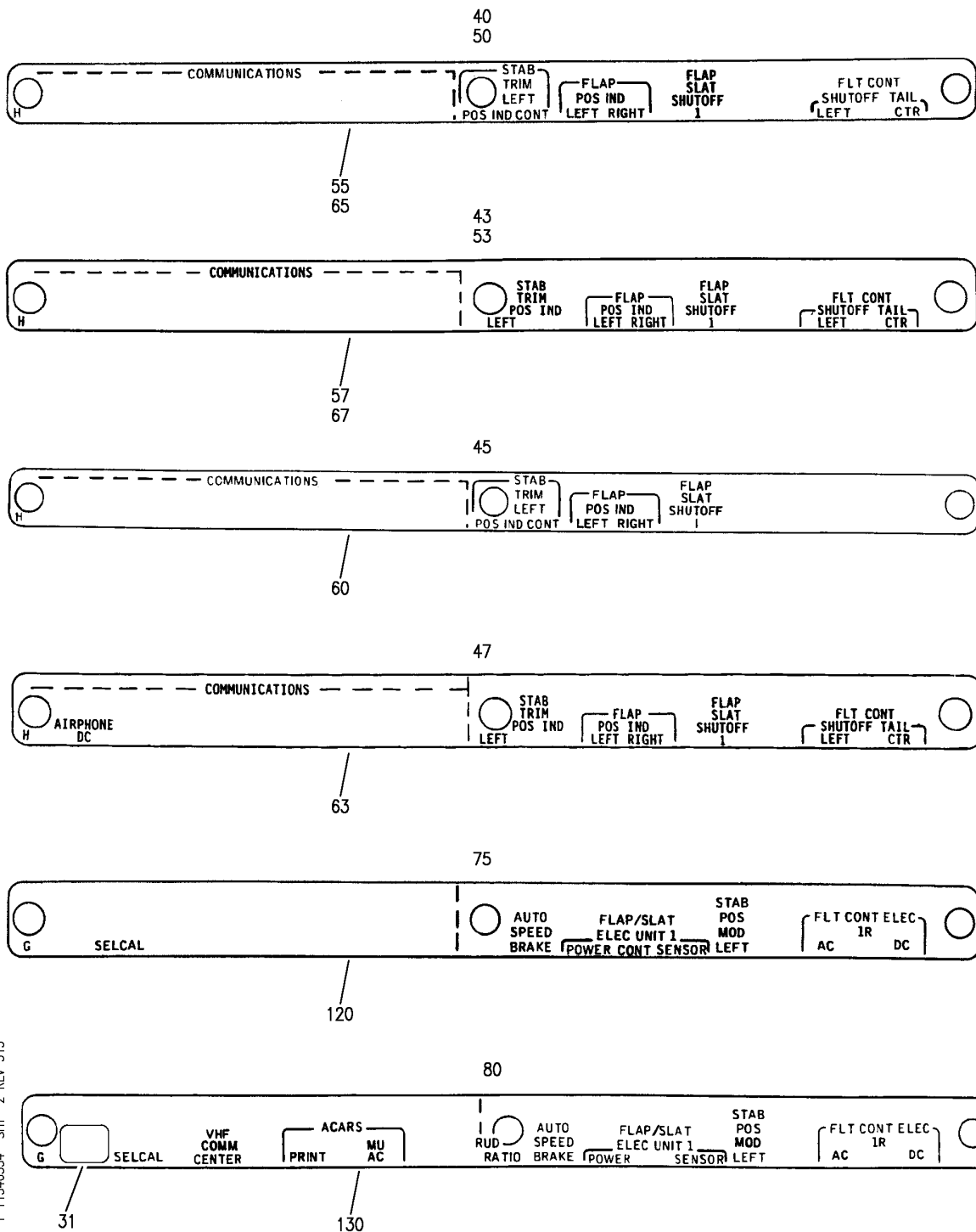
PANEL ASSY-P11-1 CB (PLACARDS AND MARKINGS ONLY)
FIGURE 34 (SHEET 1)

11-34-03-34

BRI
JAN 20/09

11-34-03-34
PAGE 0

BOEING
757
PARTS CATALOG (MAINTENANCE)



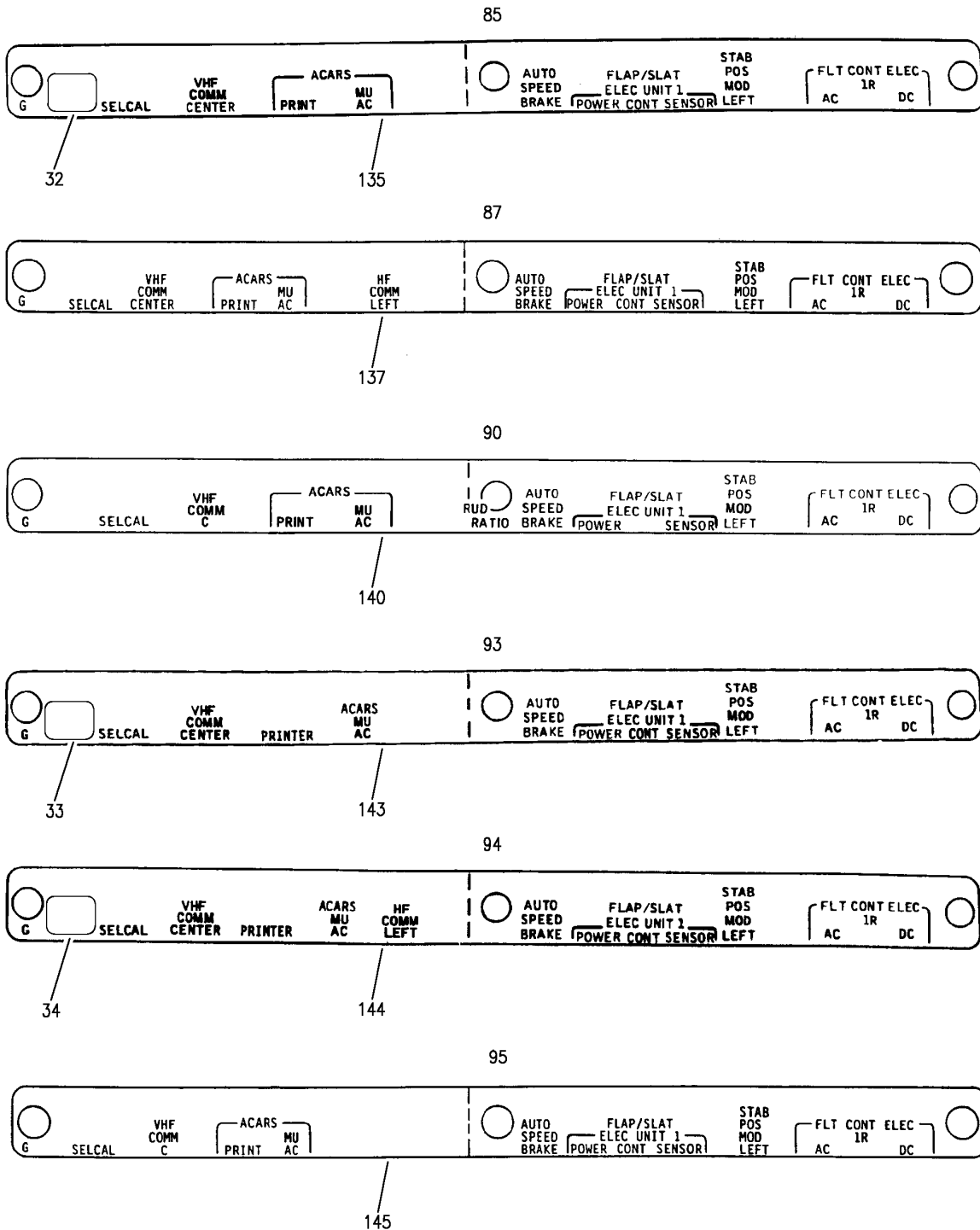
PANEL ASSY-P11-1 CB (PLACARDS AND MARKINGS ONLY)
FIGURE 34 (SHEET 2)

11-34-03-34

BRI
JAN 20/09

11-34-03-34
PAGE 0A


BOEING
 757
PARTS CATALOG (MAINTENANCE)



Y 11340334 SH1 3 REV 315

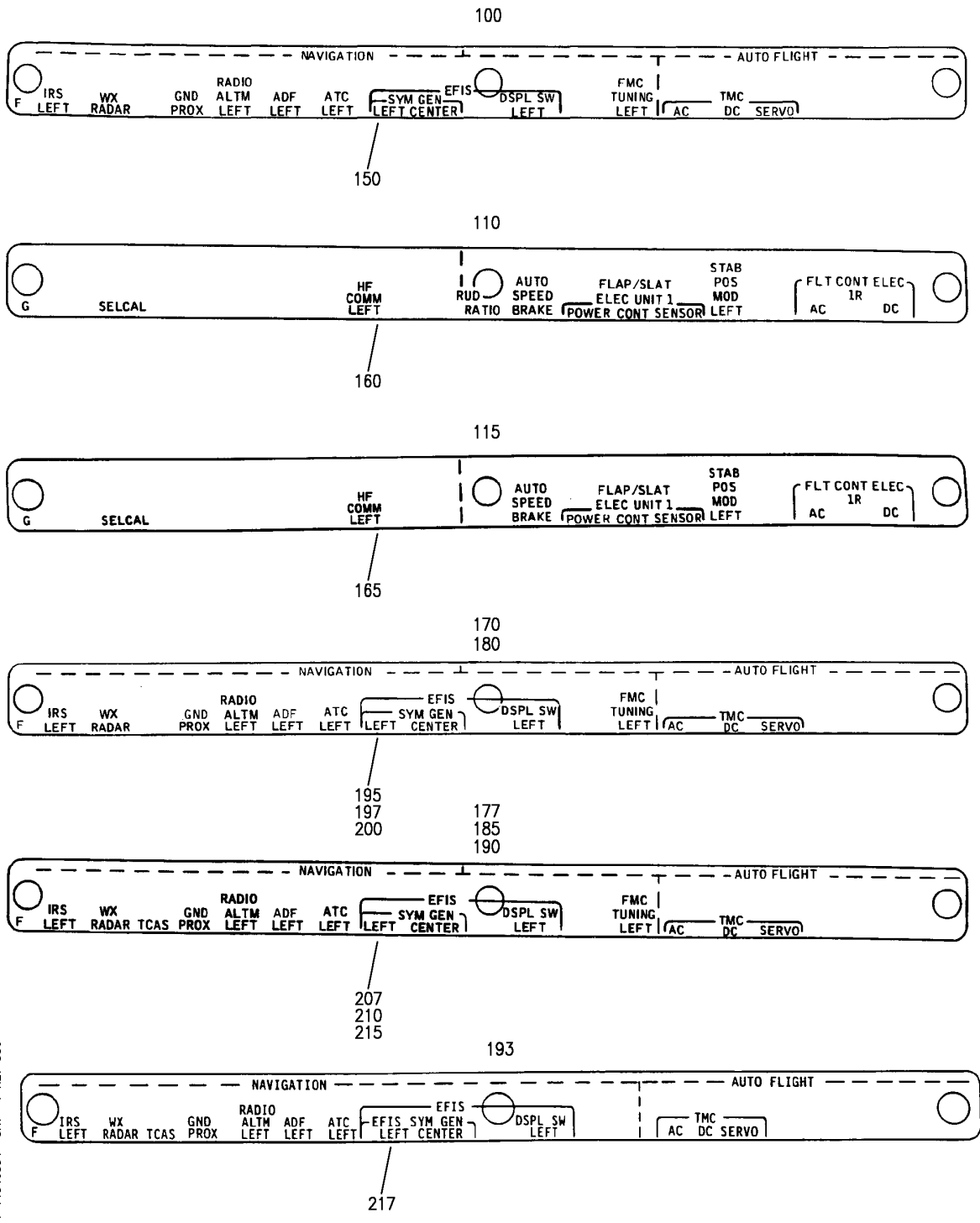
PANEL ASSY-P11-1 CB (PLACARDS AND MARKINGS ONLY)
 FIGURE 34 (SHEET 3)

11-34-03-34

BRI
JAN 20/09

11-34-03-34
 PAGE 0B

BOEING
757
PARTS CATALOG (MAINTENANCE)



Y 11340334 SH- 4 REV 330

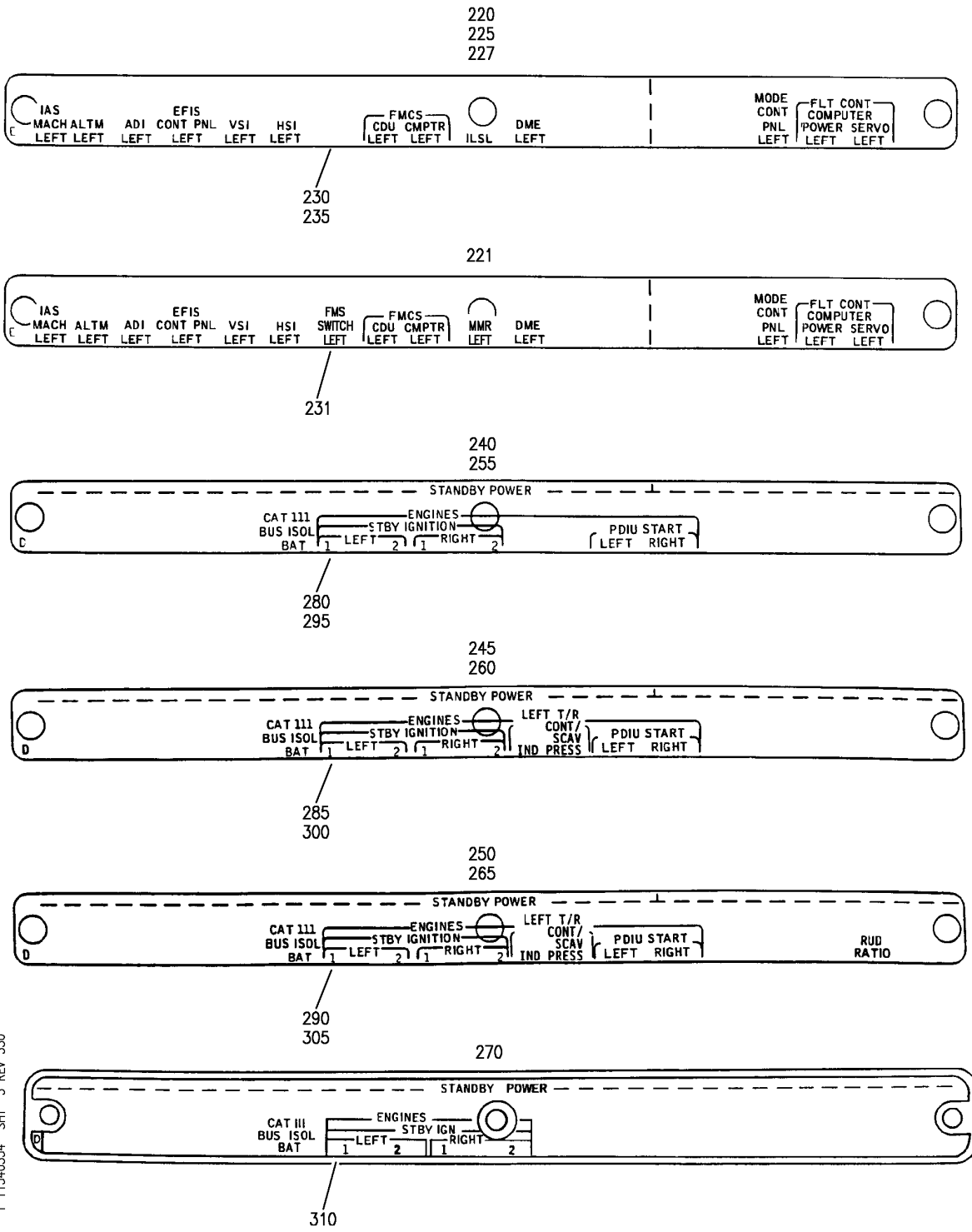
PANEL ASSY-P11-1 CB (PLACARDS AND MARKINGS ONLY)
FIGURE 34 (SHEET 4)

11-34-03-34

BRI
JAN 20/09

11-34-03-34
PAGE 0C

BOEING
757
PARTS CATALOG (MAINTENANCE)



Y 11340334 SHT 5 REV 330

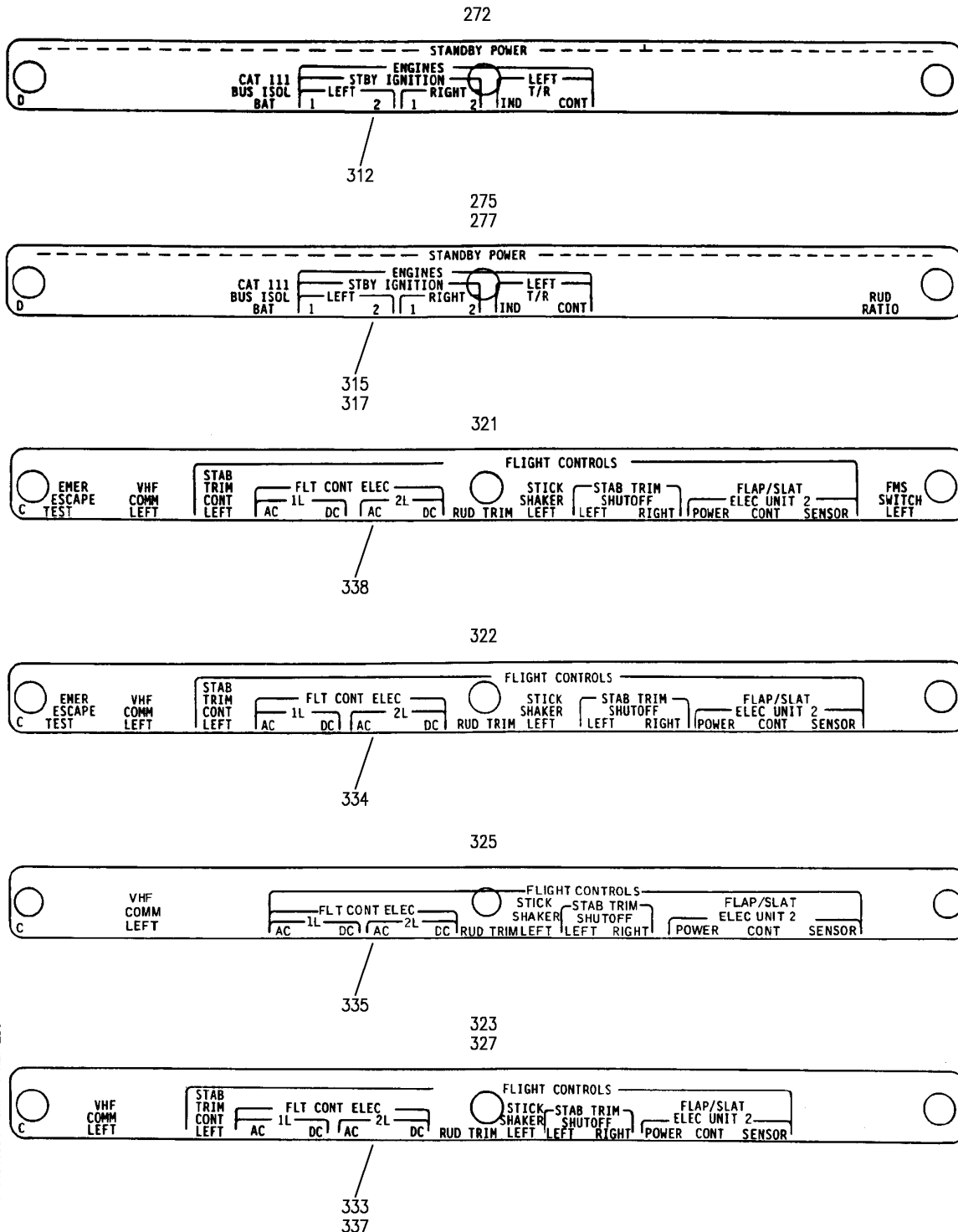
PANEL ASSY-P11-1 CB (PLACARDS AND MARKINGS ONLY)
FIGURE 34 (SHEET 5)

11-34-03-34

BRI
JAN 20/09

11-34-03-34
PAGE 0D

BOEING
757
PARTS CATALOG (MAINTENANCE)



Y 11340334_SHT 6 REV 266

PANEL ASSY-P11-1 CB (PLACARDS AND MARKINGS ONLY)
FIGURE 34 (SHEET 6)

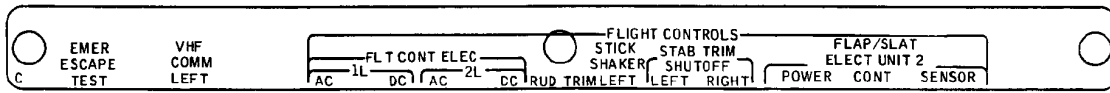
11-34-03-34

BRI
JAN 20/09

11-34-03-34
PAGE 0E

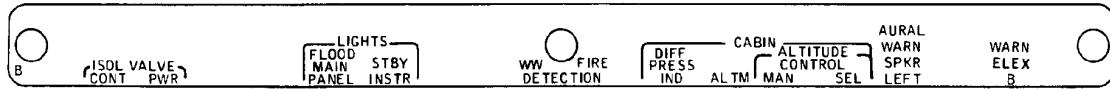
BOEING
757
PARTS CATALOG (MAINTENANCE)

331



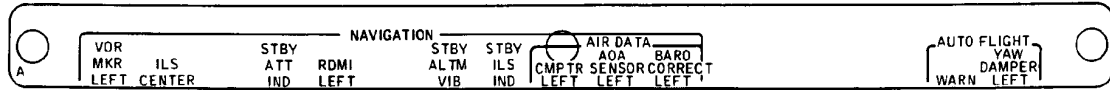
345

350
355



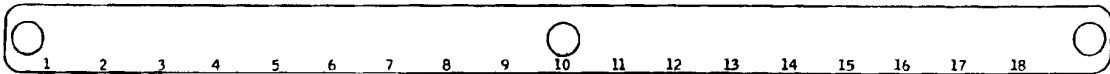
360
365

370
375



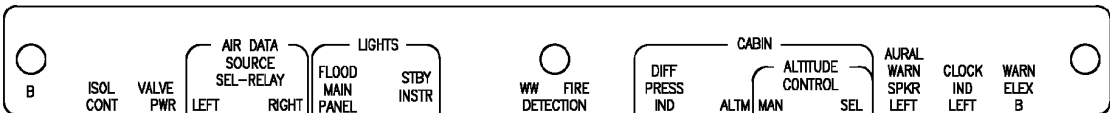
380
385

390
395



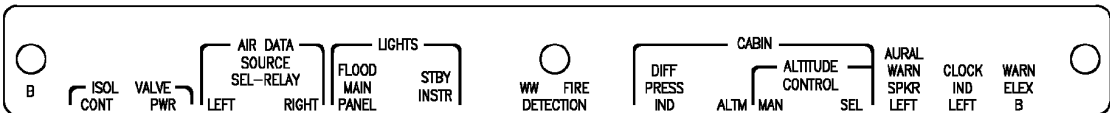
400
405

420



430

435



440

Y 11340334 SH-T 7 REV 330

PANEL ASSY-P11-1 CB (PLACARDS AND MARKINGS ONLY)
FIGURE 34 (SHEET 7)

11-34-03-34

BRI
JAN 20/09

11-34-03-34
PAGE OF



757

PARTS CATALOG (MAINTENANCE)

FIG ITEM	PART NUMBER	1 2 3 4 5 6 7	NOMENCLATURE	EFFECT FROM TO	UNITS PER ASSY
34			PANEL ASSY-P11-1 CB (PLACARDS AND MARKINGS ONLY)	103106	
5	BAC27NFDE0024		.DECAL- PLACARD CONTENT: INOP	103106	1
43	233N5220-1253		.LIGHTPLATE ASSY-	103106	RF
57	233N5220-1254		..STRIP-INDICIA	103106	1
75	233N5220-1203		.LIGHTPLATE ASSY-	103106	RF
120	233N5220-1204		..STRIP-INDICIA	103106	1
185	233N5220-1139		.LIGHTPLATE ASSY-	103106	RF
210	233N5220-1140		..STRIP-INDICIA	103106	1
220	233N5220-1051		.LIGHTPLATE ASSY-	103106	RF
230	233N5220-1052		..STRIP-INDICIA	103106	1
250	233N5220-1229		.LIGHTPLATE ASSY-	103106	RF
290	233N5220-1230		..STRIP-INDICIA	103106	1
322	233N5220-1245		.LIGHTPLATE ASSY-	103106	RF
334	233N5220-1246		..STRIP-INDICIA	103106	1
350	233N5220-1065		.LIGHTPLATE ASSY-	103106	RF
360	233N5220-1066		..STRIP-INDICIA	103106	1
370	233N5220-1063		.LIGHTPLATE ASSY-	103106	RF
380	233N5220-1064		..STRIP-INDICIA	103106	1
390	233N5220-1041		.LIGHTPLATE ASSY-	103106	RF
400	233N5220-1042		..STRIP-INDICIA	103106	1

MISSING ITEM NUMBERS NOT APPLICABLE

- ITEM NOT ILLUSTRATED

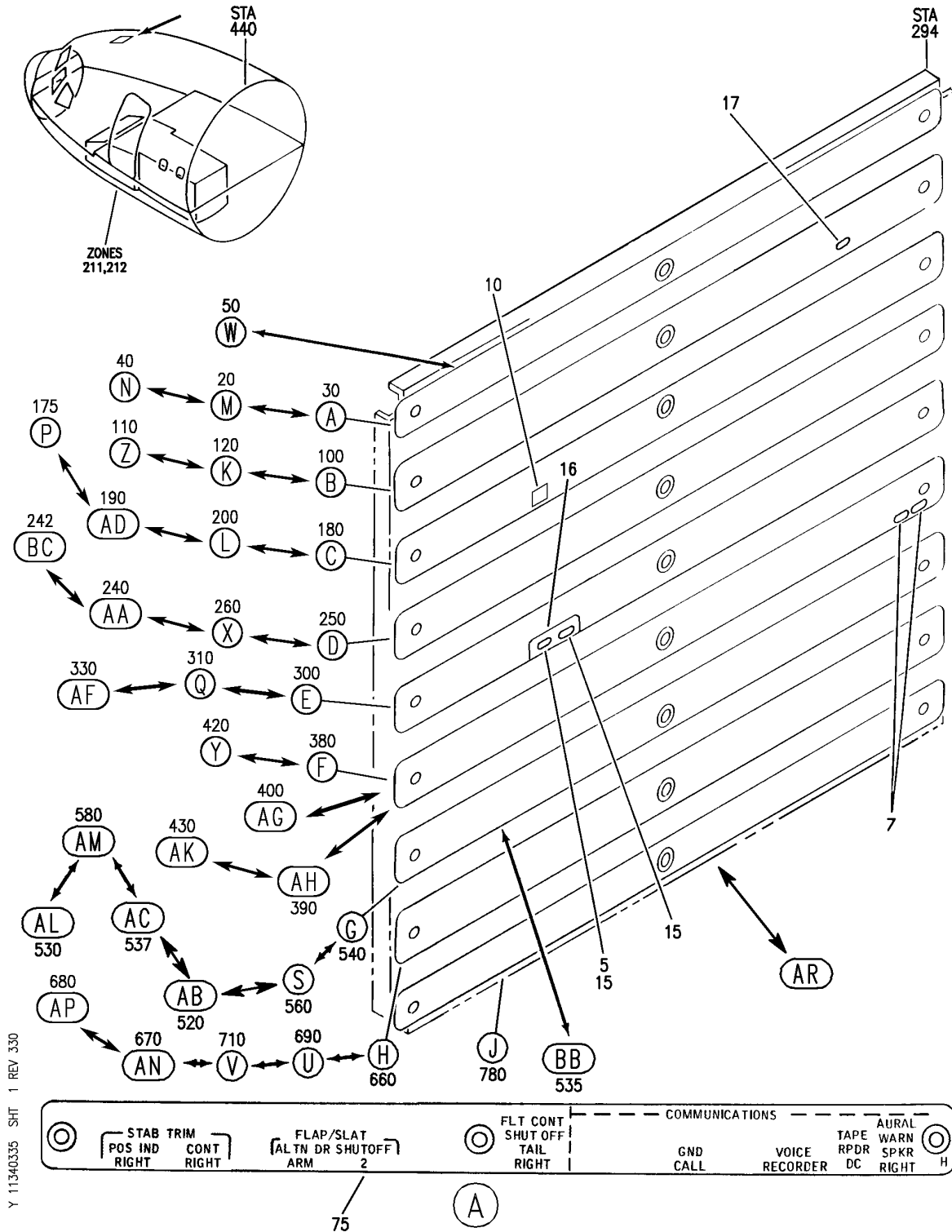
11-34-03-34

11-34-03
FIG. 34
PAGE 1
JAN 20/09

BRI

BOEING PROPRIETARY - Copyright © - Unpublished Work - See title page for details.

BOEING
757
PARTS CATALOG (MAINTENANCE)



Y 11340335 SHT 1 REV 330

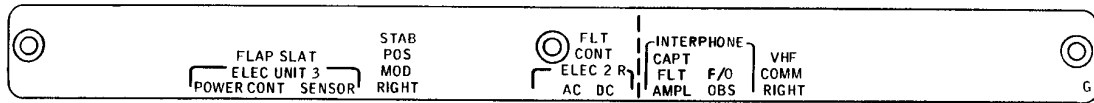
PANEL ASSY-P11-2 CB (PLACARDS AND MARKINGS ONLY)
FIGURE 35 (SHEET 1)

11-34-03-35

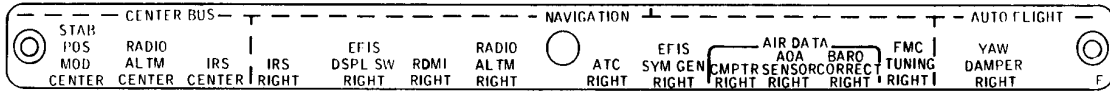
BRI
JAN 20/09

11-34-03-35
PAGE 0

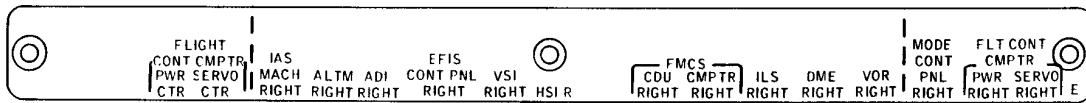
BOEING
757
PARTS CATALOG (MAINTENANCE)



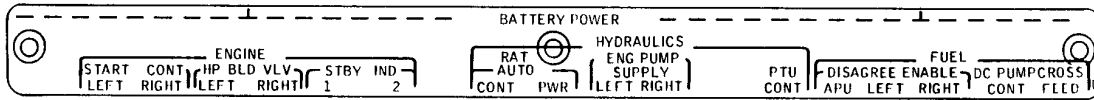
140 (B)



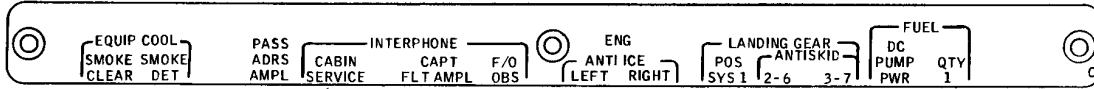
210 (C)



280 (D)



340 (E)



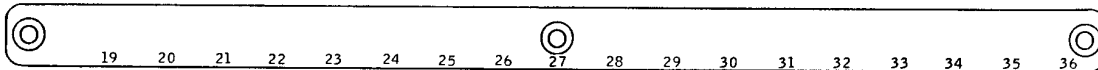
450 (F)



590 (G)



720 (H)



Y 11340335 SHT 2 REV 134
790 (J)

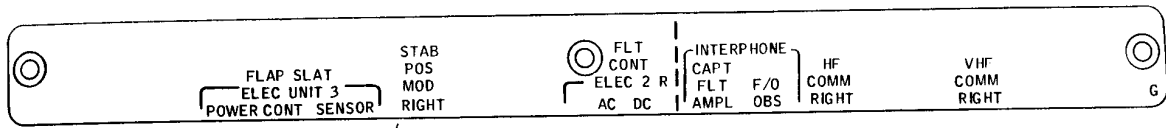
PANEL ASSY-P11-2 CB (PLACARDS AND MARKINGS ONLY)
FIGURE 35 (SHEET 2)

11-34-03-35

BOEING

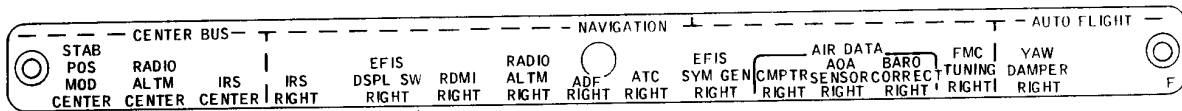
757

PARTS CATALOG (MAINTENANCE)



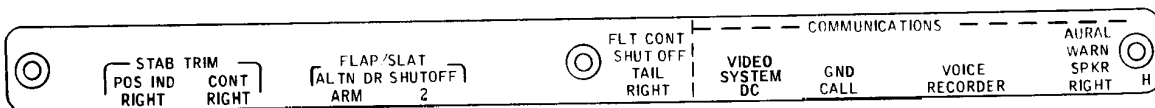
160

(K)



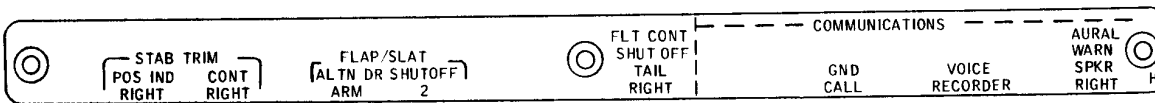
230

(L)



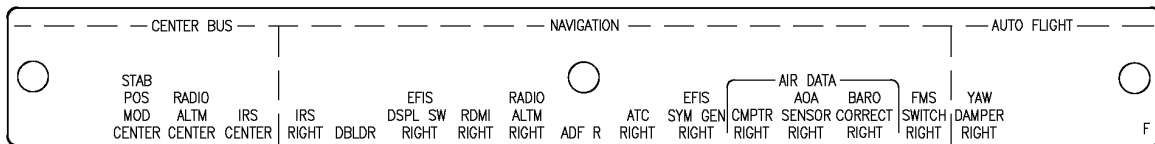
80

(M)



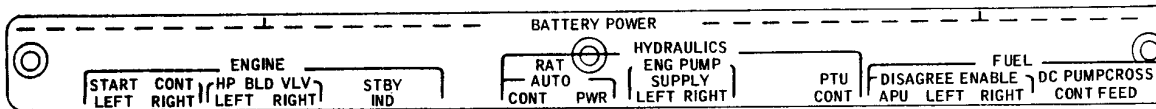
90

(N)



232

(P)



350

(Q)

Y 11340335 SHT 3 REV 323

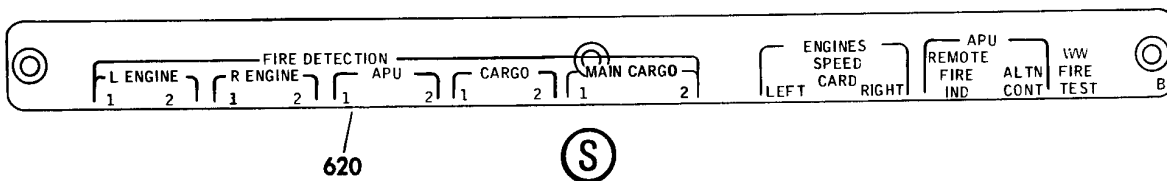
PANEL ASSY-P11-2 CB (PLACARDS AND MARKINGS ONLY)
FIGURE 35 (SHEET 3)

11-34-03-35

BRI
JAN 20/09

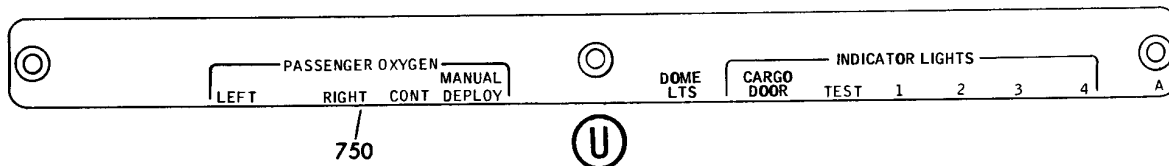
11-34-03-35
PAGE 0B

BOEING
757
PARTS CATALOG (MAINTENANCE)



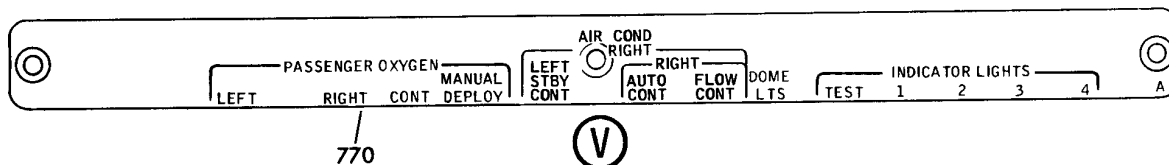
620

(S)



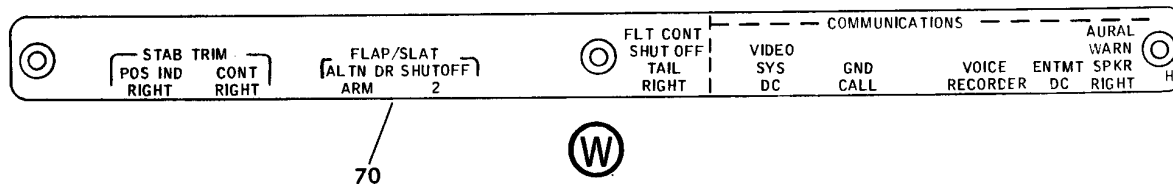
750

(U)



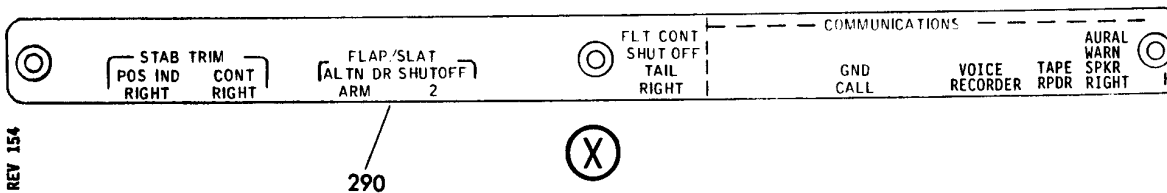
770

(V)



70

(W)



290

(X)

Y 11340335 SHT 4 REV 154

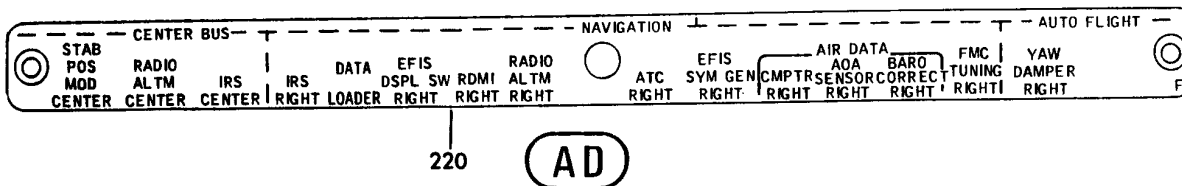
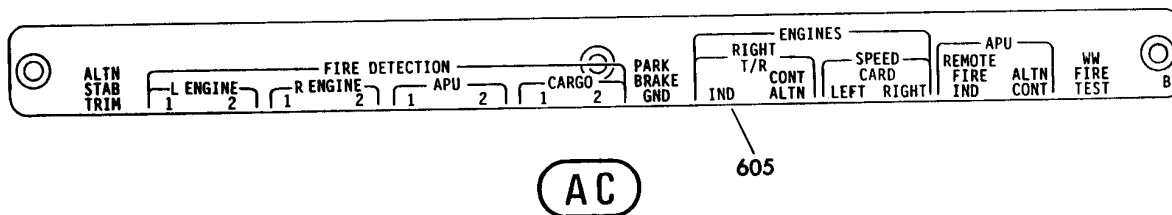
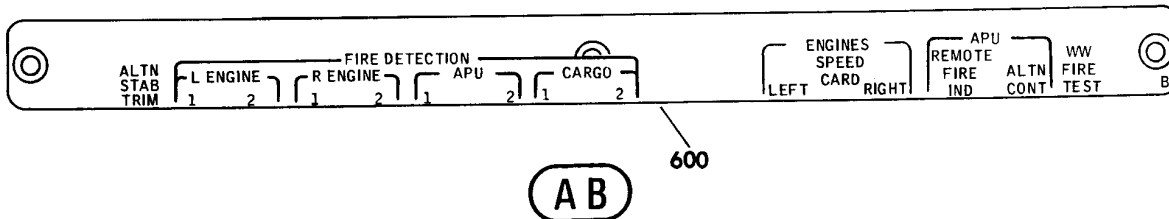
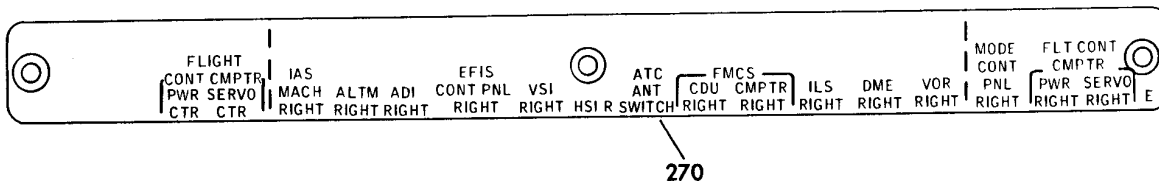
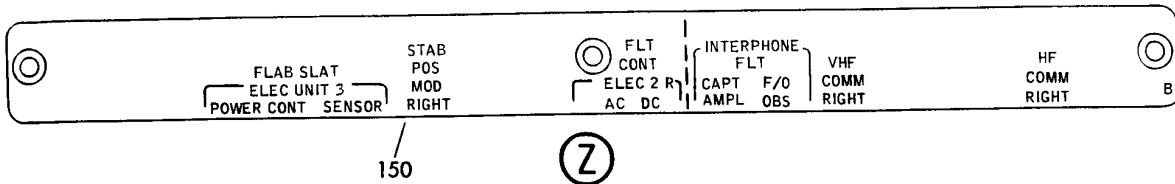
PANEL ASSY-P11-2 CB (PLACARDS AND MARKINGS ONLY)
FIGURE 35 (SHEET 4)

11-34-03-35

BRI
JAN 20/09

11-34-03-35
PAGE 0C

 **BOEING**
757
PARTS CATALOG (MAINTENANCE)



Y 11340335 SH 5 REV 154

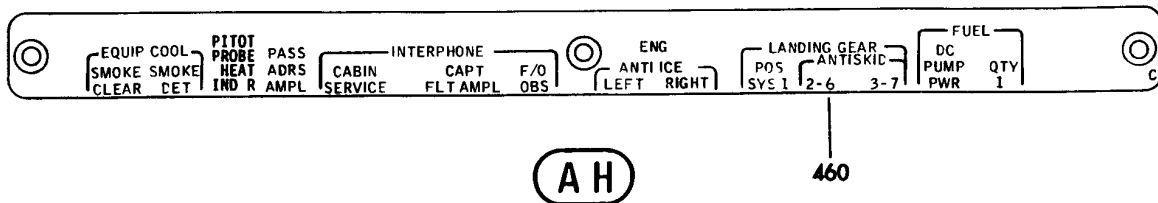
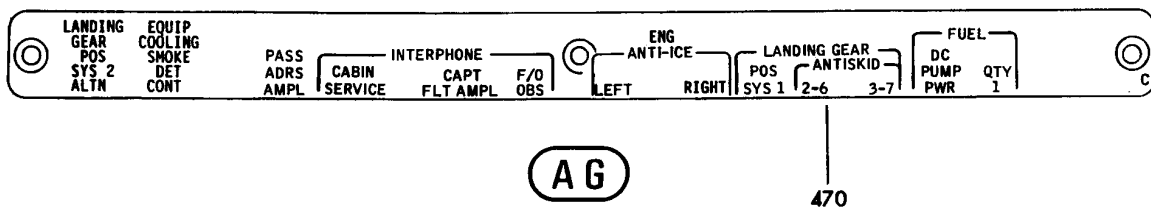
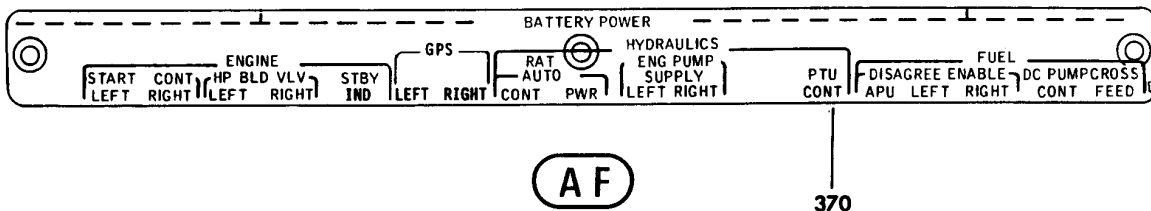
PANEL ASSY-P11-2 CB (PLACARDS AND MARKINGS ONLY)
FIGURE 35 (SHEET 5)

11-34-03-35

BRI
JAN 20/09

11-34-03-35
PAGE 0D

BOEING
757
PARTS CATALOG (MAINTENANCE)



Y 11340335 SH-T 6 REV 330

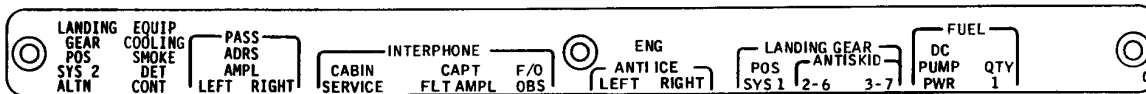
PANEL ASSY-P11-2 CB (PLACARDS AND MARKINGS ONLY)
FIGURE 35 (SHEET 6)

11-34-03-35

BRI
JAN 20/09

11-34-03-35
PAGE 0E


BOEING
 757
PARTS CATALOG (MAINTENANCE)



AK

500



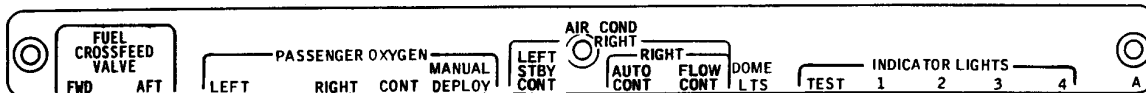
AL

610



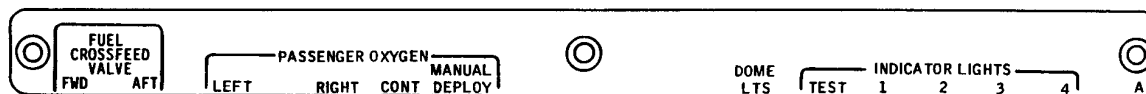
AM

650



AN

730



AP

740

Y 11340335 SH-T 7 REV 330

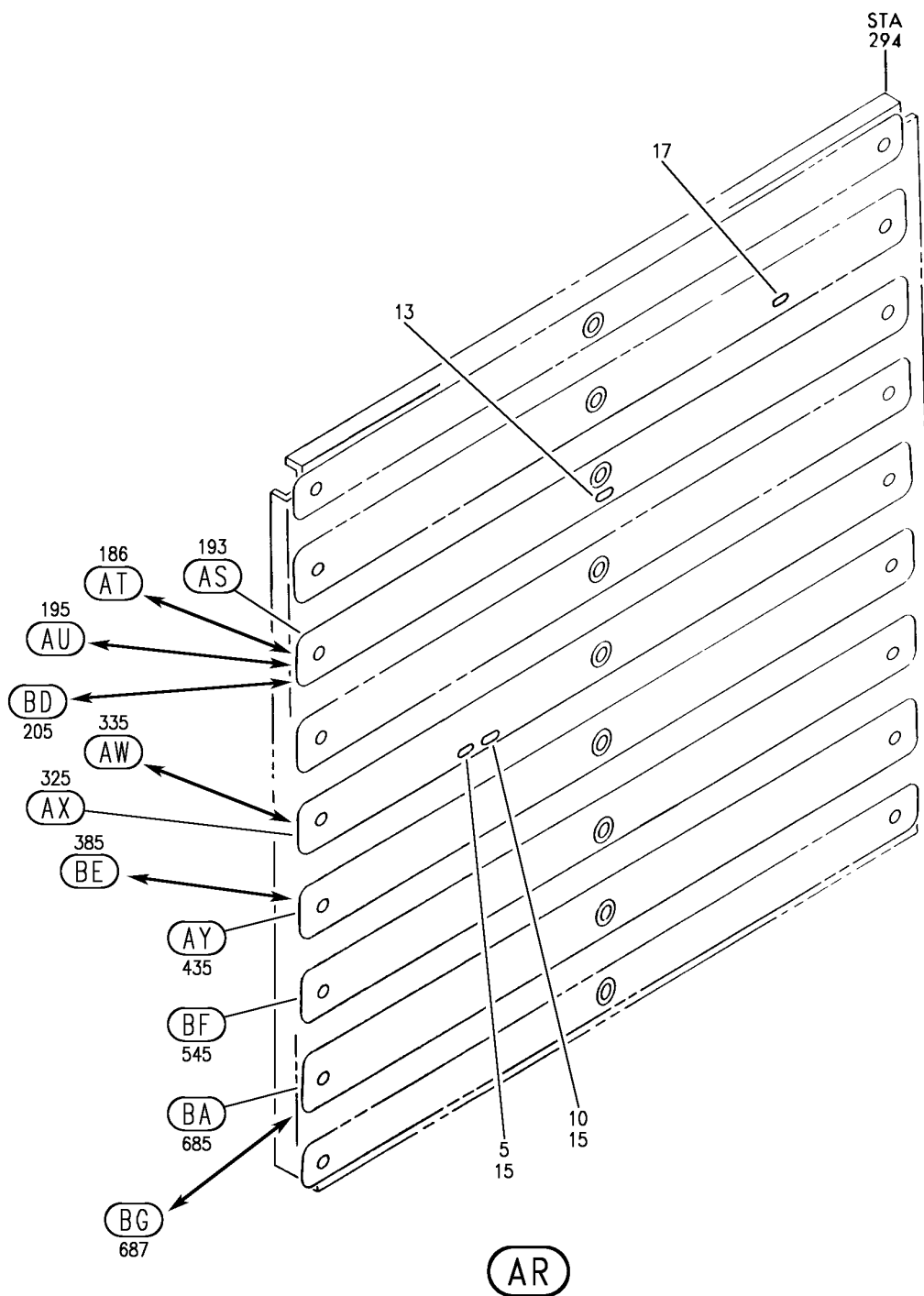
PANEL ASSY-P11-2 CB (PLACARDS AND MARKINGS ONLY)
 FIGURE 35 (SHEET 7)

11-34-03-35

BRI
 JAN 20/09

11-34-03-35
 PAGE OF

BOEING
757
PARTS CATALOG (MAINTENANCE)



Y 11340335 SH1 8 REV 330

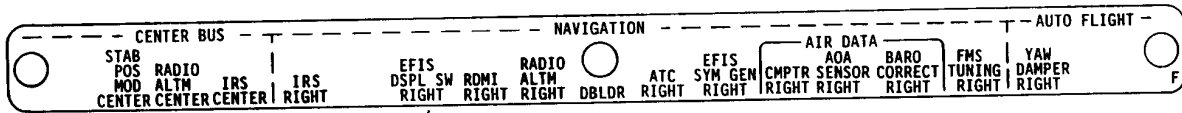
PANEL ASSY-P11-2 CB (PLACARDS AND MARKINGS ONLY)
FIGURE 35 (SHEET 8)

11-34-03-35

BRI
JAN 20/09

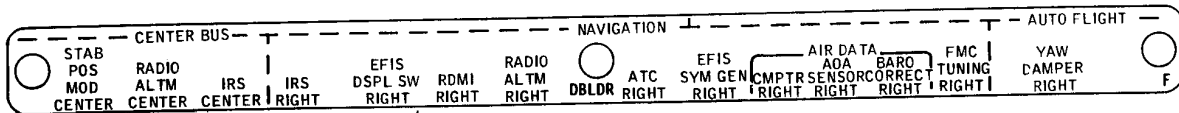
11-34-03-35
PAGE 0G


BOEING
 757
PARTS CATALOG (MAINTENANCE)



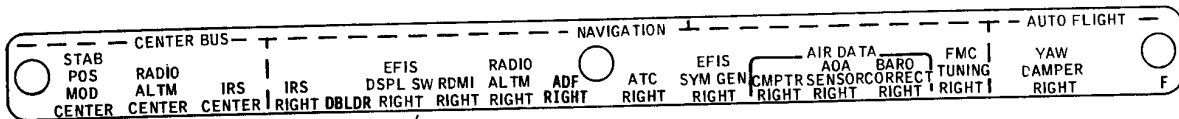
227

AS



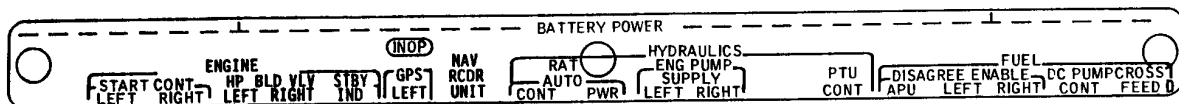
225

AT



235

AU



375

AW

Y 11340335 SH 9 REV 330

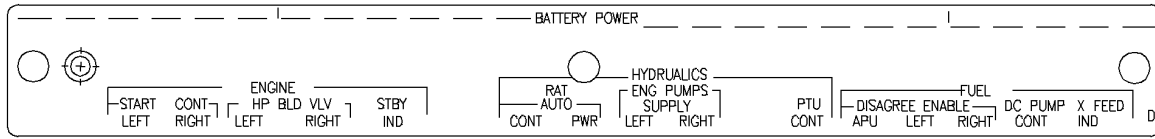
PANEL ASSY-P11-2 CB (PLACARDS AND MARKINGS ONLY)
 FIGURE 35 (SHEET 9)

11-34-03-35

BRI
JAN 20/09

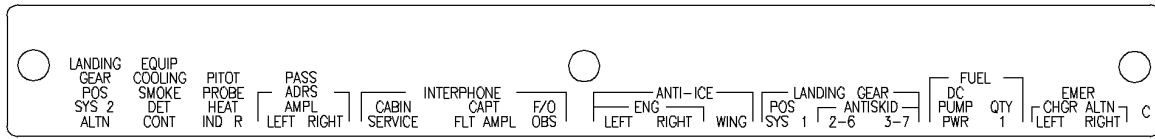
11-34-03-35
 PAGE 0H

BOEING
757
PARTS CATALOG (MAINTENANCE)



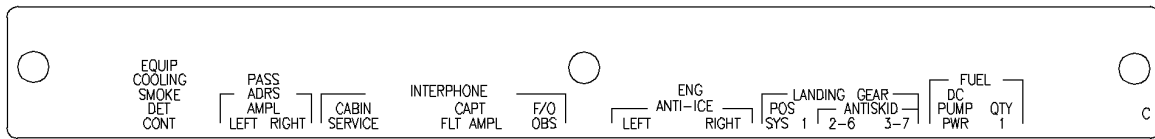
365

AX



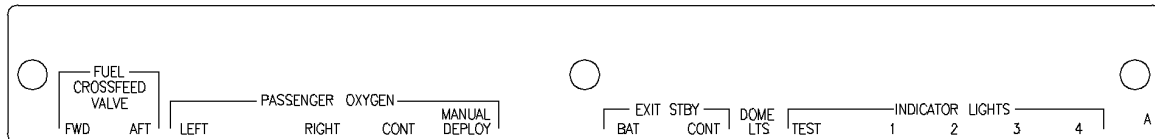
505

AY



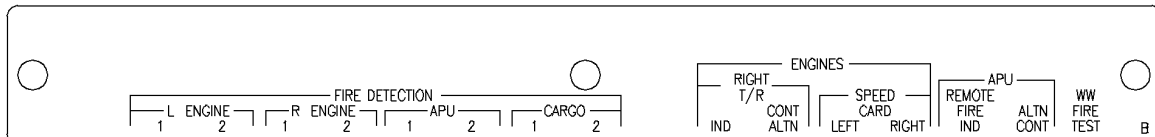
490

Y



735

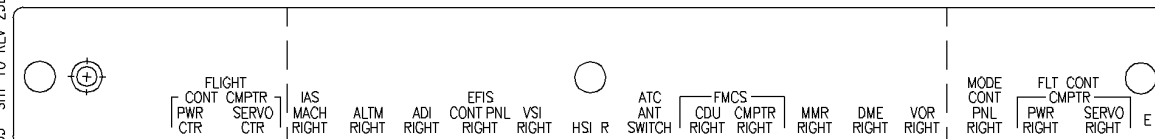
BA



595

BB

Y 11340335 SH1 10 REV 238



272

BC

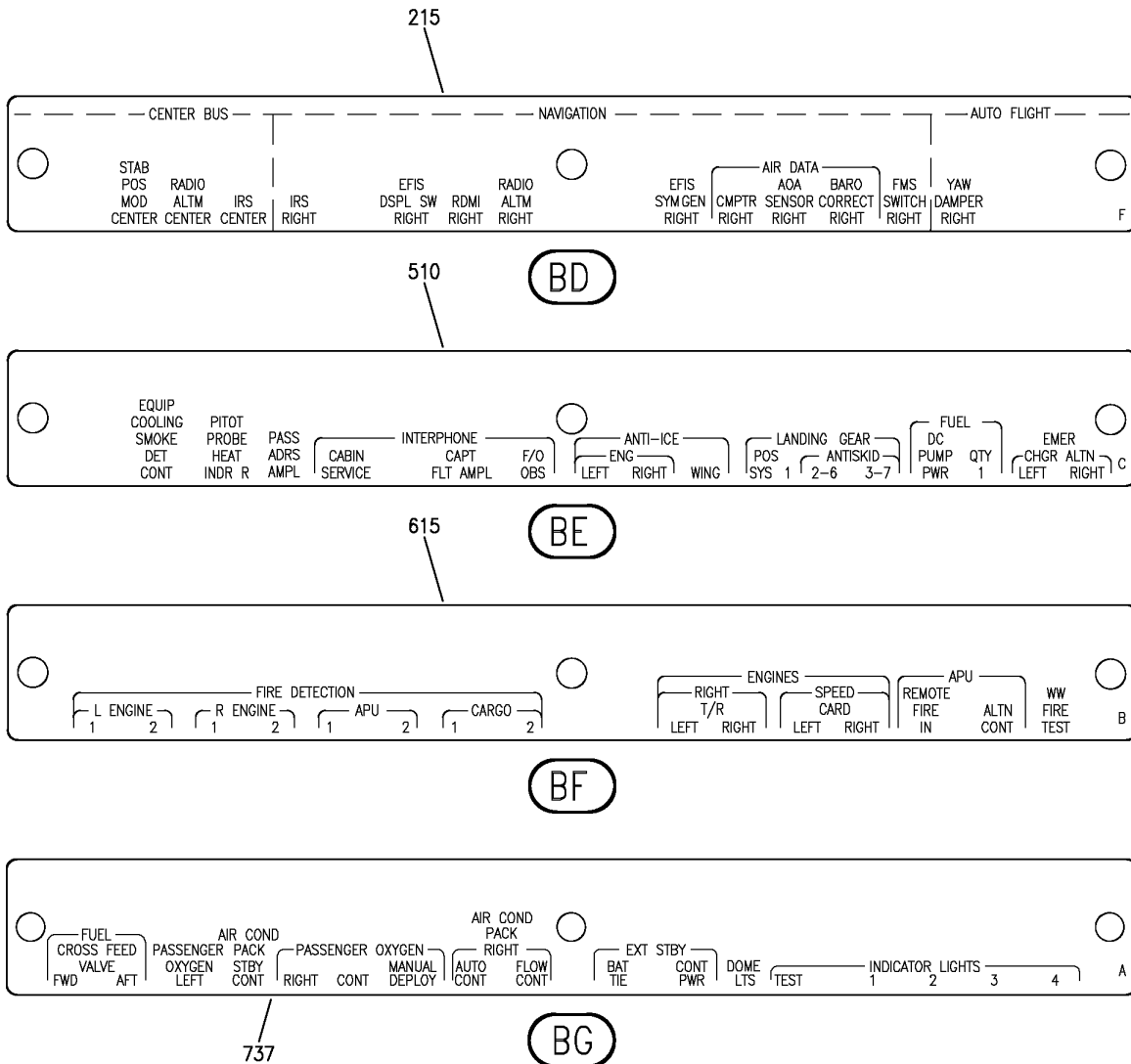
PANEL ASSY-P11-2 CB (PLACARDS AND MARKINGS ONLY)
FIGURE 35 (SHEET 10)

11-34-03-35

BRI
JAN 20/09

11-34-03-35
PAGE 01

BOEING
757
PARTS CATALOG (MAINTENANCE)



Y 11340335 SH-T 11 REV 310

PANEL ASSY-P11-2 CB (PLACARDS AND MARKINGS ONLY)
FIGURE 35 (SHEET 11)

11-34-03-35

BRI
JAN 20/09

11-34-03-35
PAGE 0J



757

PARTS CATALOG (MAINTENANCE)

FIG ITEM	PART NUMBER	1 2 3 4 5 6 7	NOMENCLATURE	EFFECT FROM TO	UNITS PER ASSY
35			PANEL ASSY-P11-2 CB (PLACARDS AND MARKINGS ONLY)	952999	
310	233N5220-2111		.LIGHTPLATE ASSY-	952999	RF
350	233N5220-2112		..STRIP-INDICIA	952999	1

MISSING ITEM NUMBERS NOT APPLICABLE

- ITEM NOT ILLUSTRATED

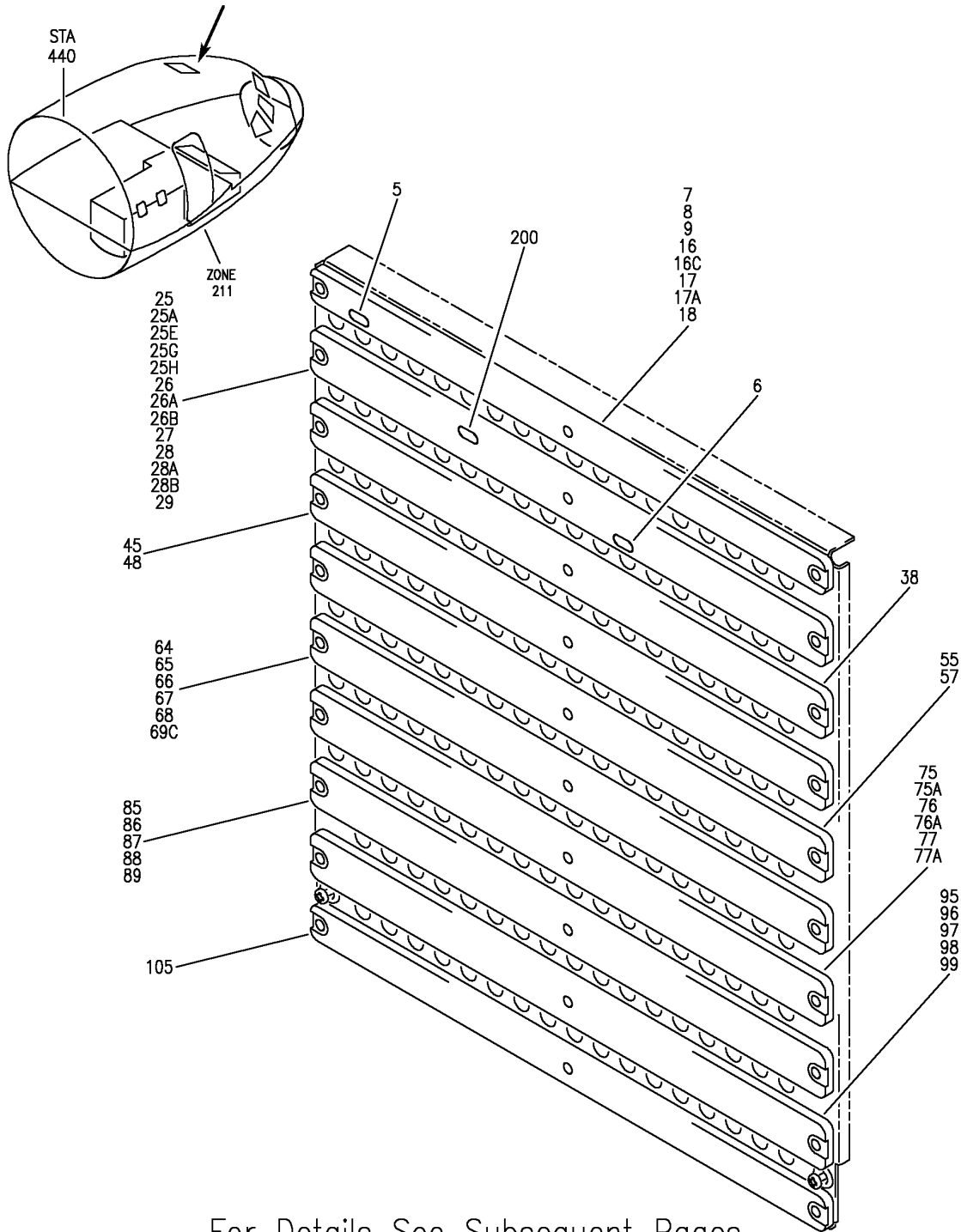
BRI

11-34-03-35

BOEING PROPRIETARY - Copyright © - Unpublished Work - See title page for details.

11-34-03
FIG. 35
PAGE 1
JAN 20/09

BOEING
757
PARTS CATALOG (MAINTENANCE)



For Details See Subsequent Pages

Y 11340337 SH1 1 REV 327

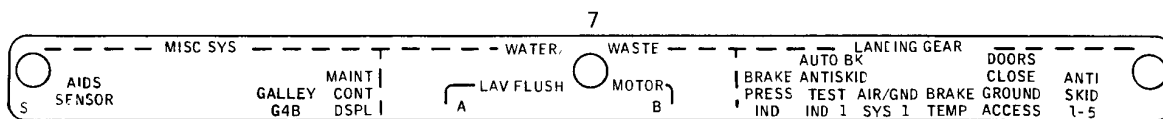
PANEL ASSY-P11-3 CB (PLACARDS AND MARKINGS ONLY)
FIGURE 37 (SHEET 1)

11-34-03-37

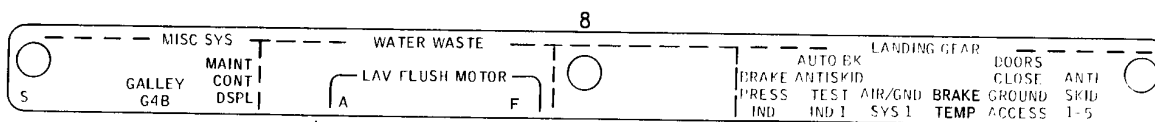
BRI
SEP 20/08

11-34-03-37
PAGE 0

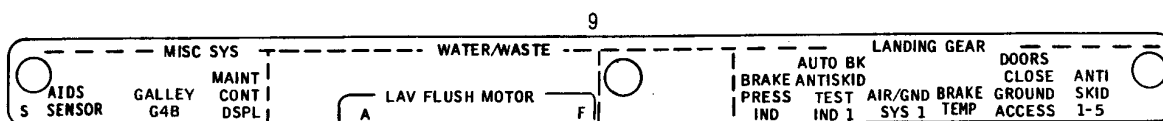
BOEING
757
PARTS CATALOG (MAINTENANCE)



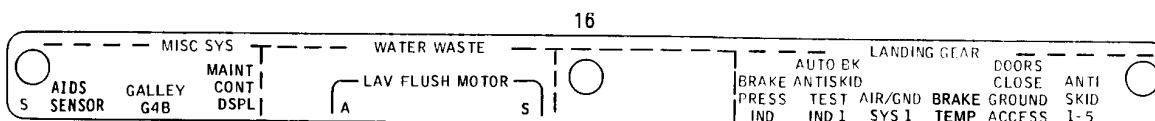
12



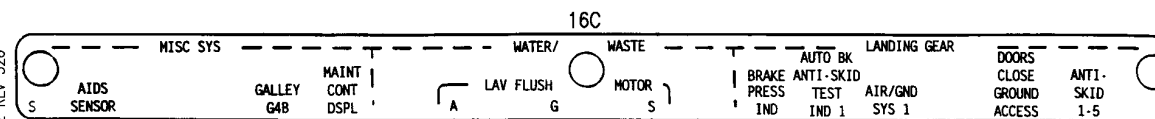
13



14



21



21C

Y 11340337 SH1 2 REV 326

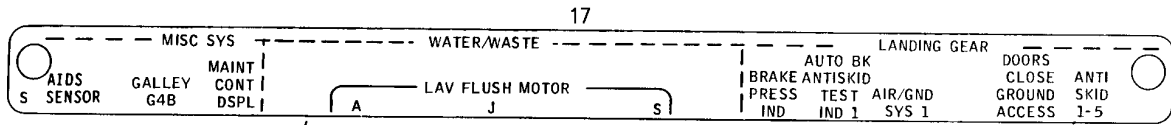
PANEL ASSY-P11-3 CB (PLACARDS AND MARKINGS ONLY)
FIGURE 37 (SHEET 2)

11-34-03-37

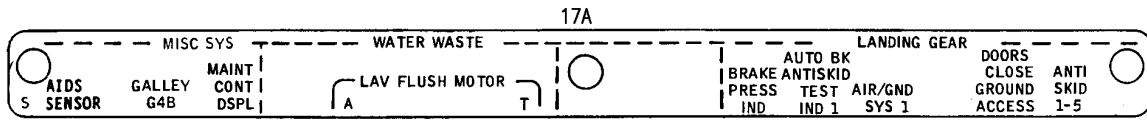
BRI
SEP 20/08

11-34-03-37
PAGE 0A

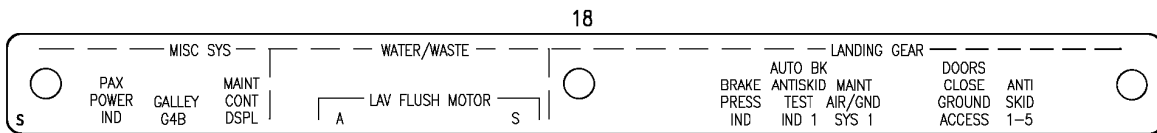
BOEING
757
PARTS CATALOG (MAINTENANCE)



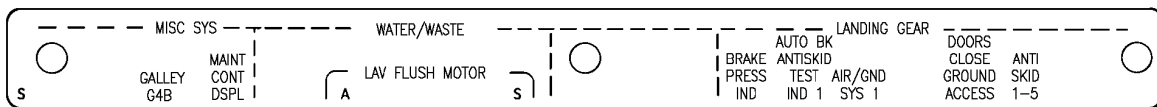
22



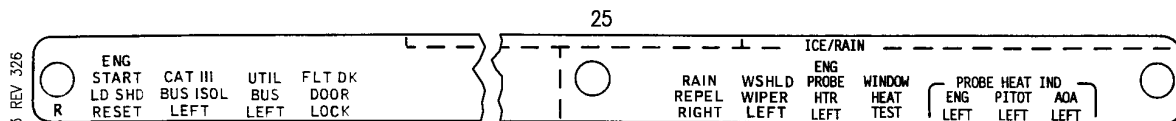
22A



22C



23



30

INOP 36

Y 11340337 SH-T 3 REV 326

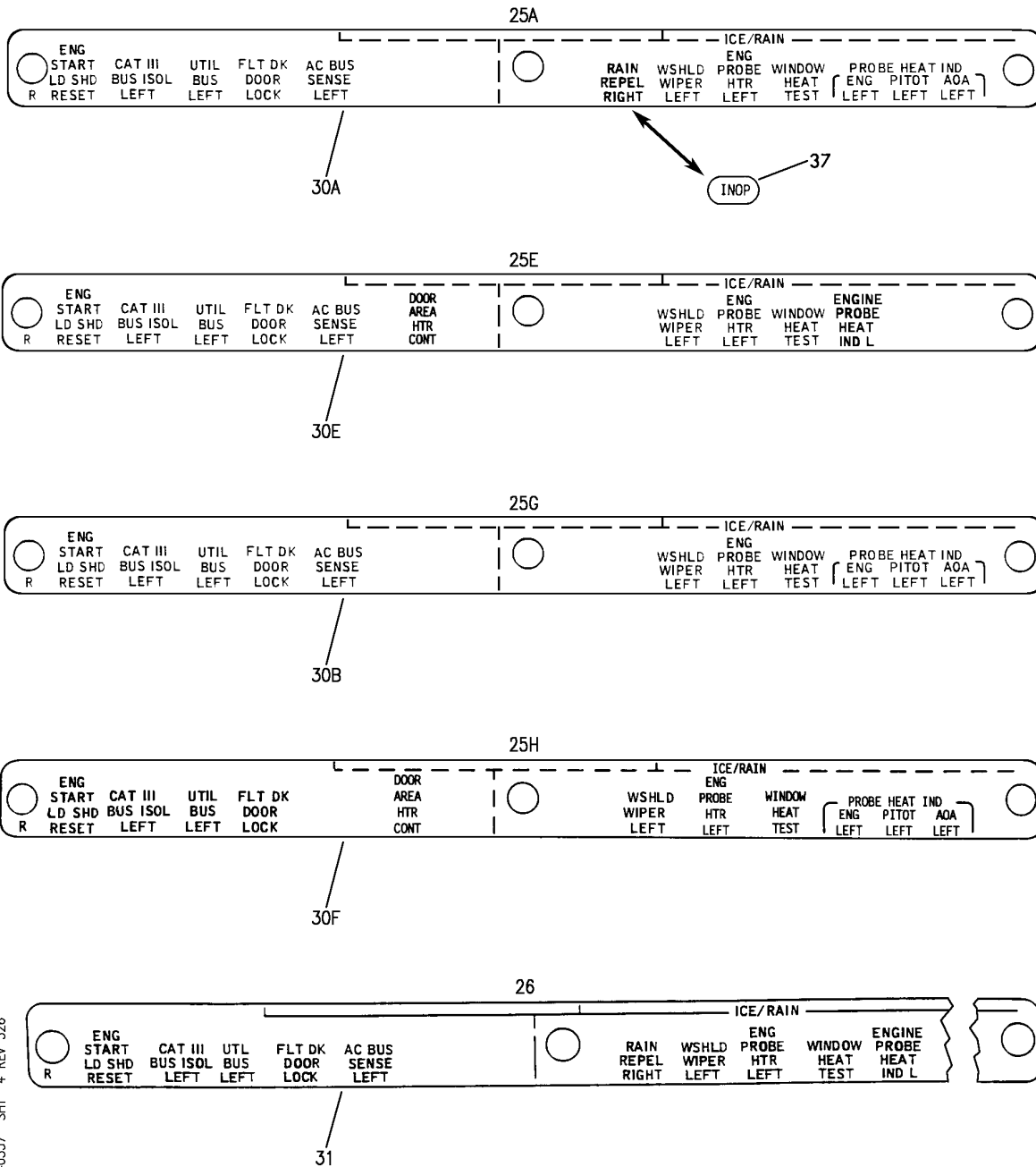
PANEL ASSY-P11-3 CB (PLACARDS AND MARKINGS ONLY)
FIGURE 37 (SHEET 3)

11-34-03-37

BRI
SEP 20/08

11-34-03-37
PAGE 0B


BOEING
 757
PARTS CATALOG (MAINTENANCE)



Y 11340337 SH 4 REV 326

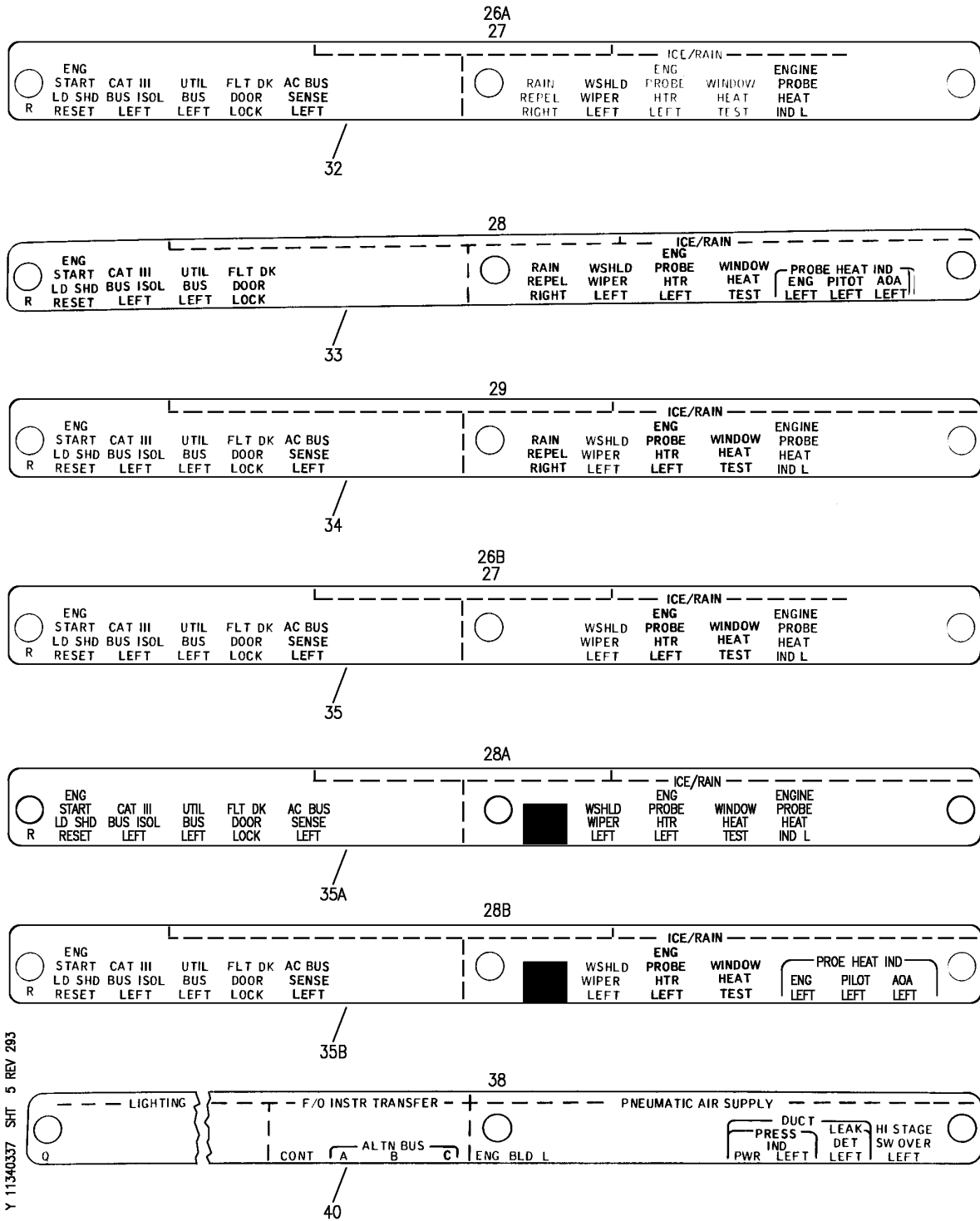
PANEL ASSY-P11-3 CB (PLACARDS AND MARKINGS ONLY)
 FIGURE 37 (SHEET 4)

11-34-03-37

BRI
SEP 20/08

11-34-03-37
 PAGE 0C

BOEING
757
PARTS CATALOG (MAINTENANCE)



Y 11340337 SHIT 5 REV 293

PANEL ASSY-P11-3 CB (PLACARDS AND MARKINGS ONLY)
FIGURE 37 (SHEET 5)

11-34-03-37

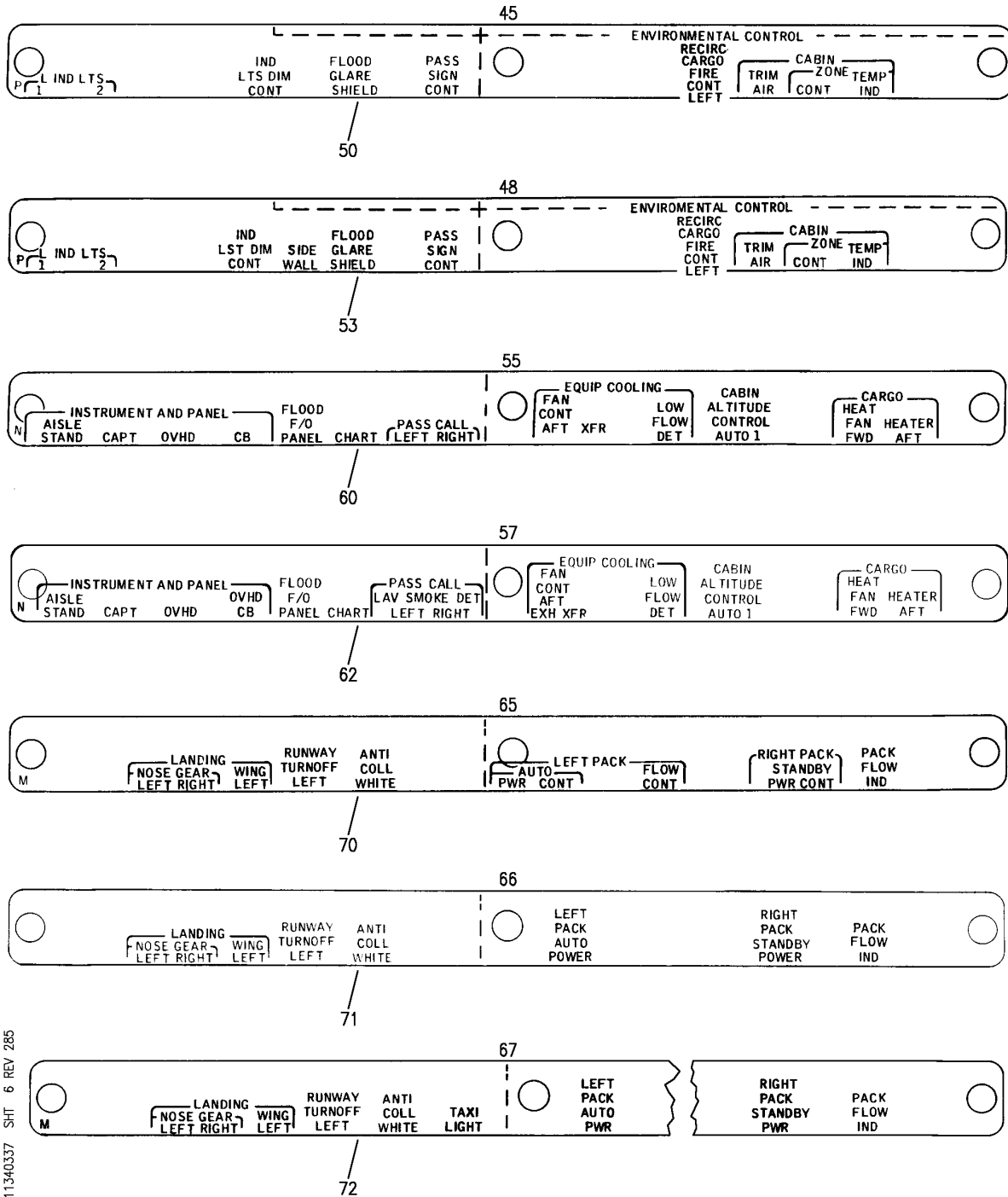
BRI
MAY 28/07

11-34-03-37
PAGE 0D

BOEING

757

PARTS CATALOG (MAINTENANCE)



Y 11340337 SH-T 6 REV 285

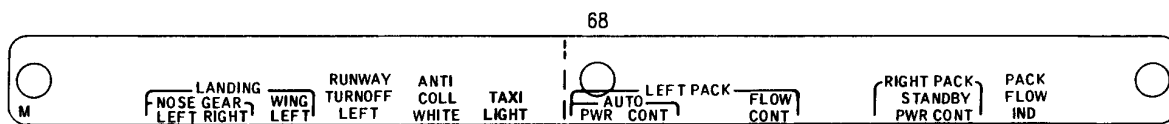
PANEL ASSY-P11-3 CB (PLACARDS AND MARKINGS ONLY)
FIGURE 37 (SHEET 6)

11-34-03-37

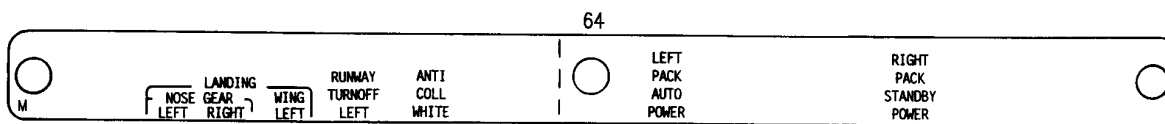
BRI
MAY 28/07

11-34-03-37
PAGE 0E

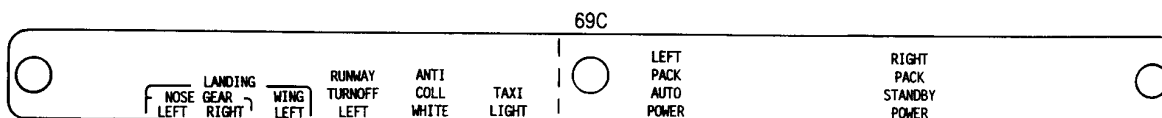

BOEING
 757
PARTS CATALOG (MAINTENANCE)



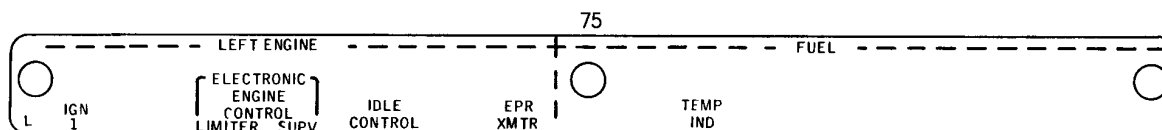
73



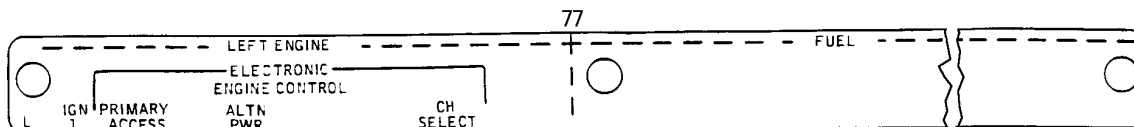
74A



74C



80



82

Y 11340337 SH7 7 REV 326

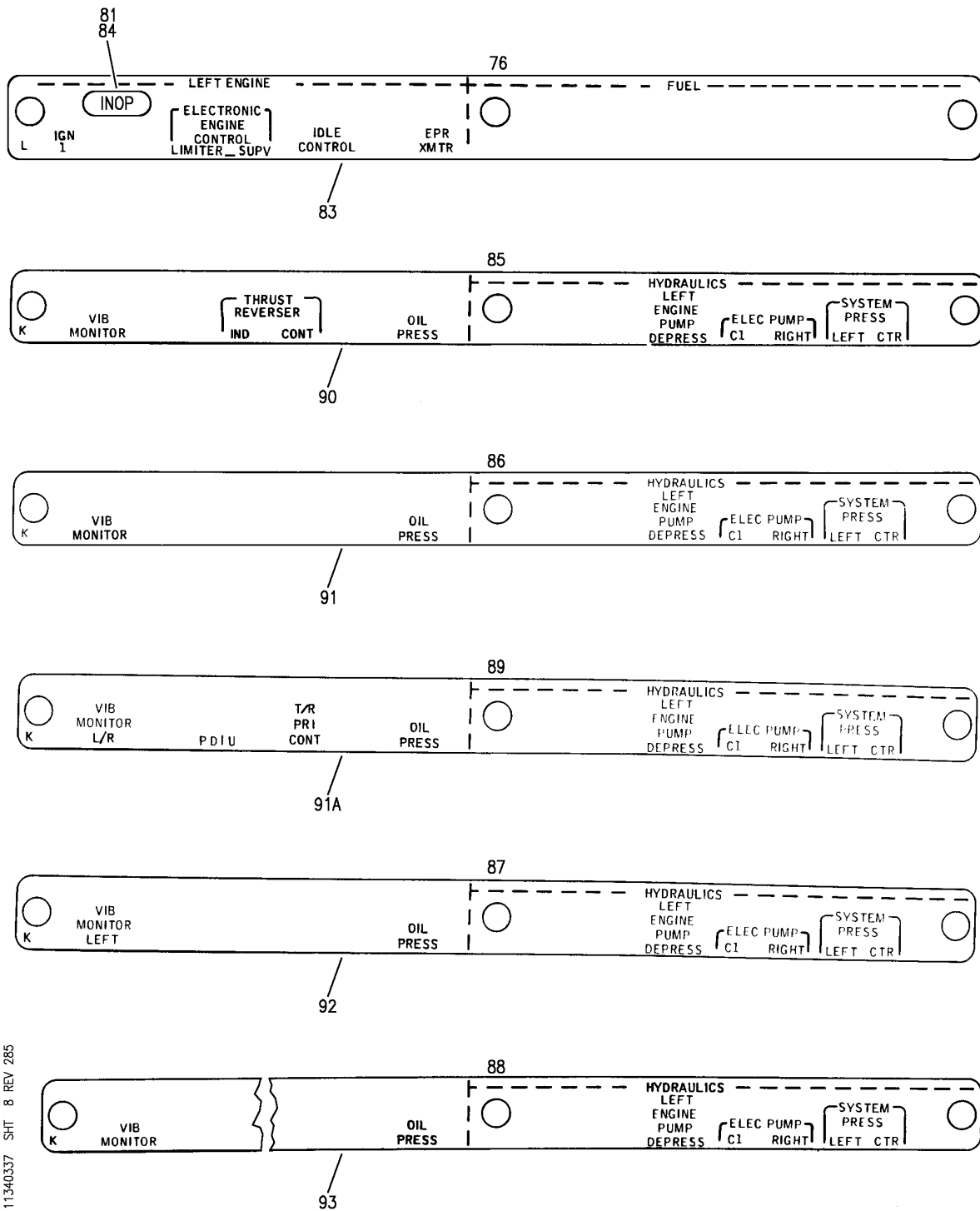
PANEL ASSY-P11-3 CB (PLACARDS AND MARKINGS ONLY)
 FIGURE 37 (SHEET 7)

11-34-03-37

BRI
SEP 20/08

11-34-03-37
 PAGE OF

BOEING
757
PARTS CATALOG (MAINTENANCE)



Y 11340337 SHT 8 REV 285

PANEL ASSY-P11-3 CB (PLACARDS AND MARKINGS ONLY)
FIGURE 37 (SHEET 8)

11-34-03-37

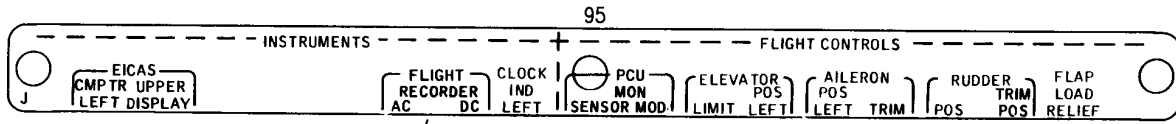
BRI
MAY 28/07

11-34-03-37
PAGE 06

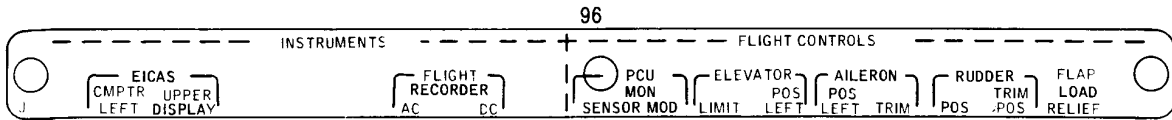
BOEING

757

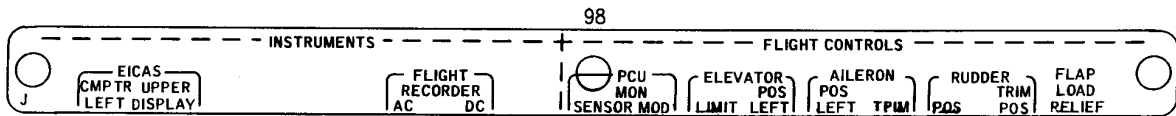
PARTS CATALOG (MAINTENANCE)



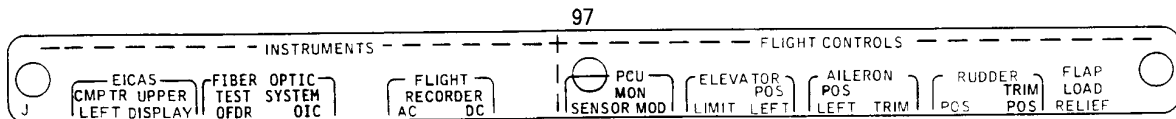
100



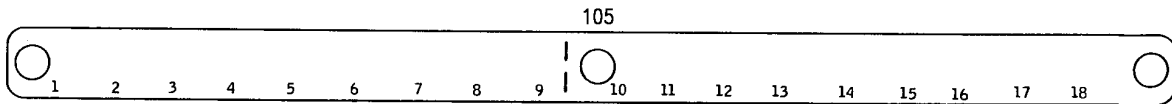
101



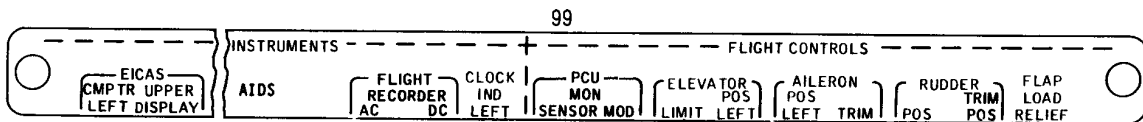
103



104



110



115

Y 11340337 SH 9 REV 285

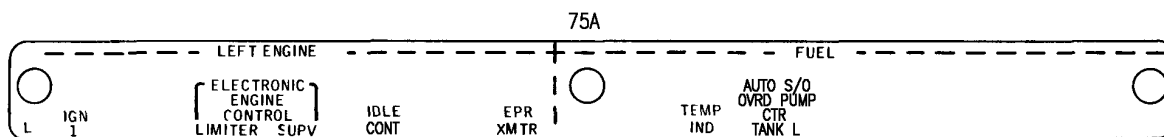
PANEL ASSY-P11-3 CB (PLACARDS AND MARKINGS ONLY)
FIGURE 37 (SHEET 9)

11-34-03-37

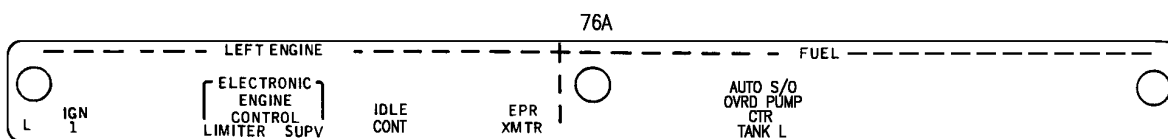
BRI
MAY 28/07

11-34-03-37
PAGE 0H

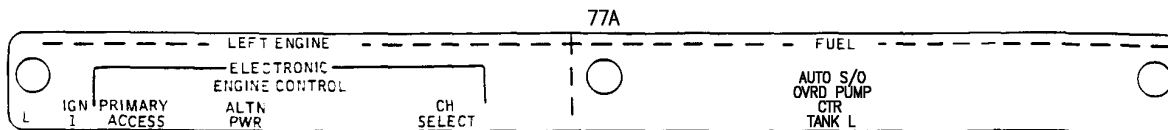
BOEING
757
PARTS CATALOG (MAINTENANCE)



80A



83A



82A

Y 11340337 SH1 10 REV 299

PANEL ASSY-P11-3 CB (PLACARDS AND MARKINGS ONLY)
FIGURE 37 (SHEET 10)

11-34-03-37

BRI
MAY 28/07

11-34-03-37
PAGE 01



757

PARTS CATALOG (MAINTENANCE)

FIG ITEM	PART NUMBER	1 2 3 4 5 6 7	NOMENCLATURE	EFFECT FROM TO	UNITS PER ASSY
37			PANEL ASSY-P11-3 CB (PLACARDS AND MARKINGS ONLY)	002004 006008 010100	
- 2	233N5037-34		PANEL ASSY-P11-3 CB (PLACARDS AND MARKINGS ONLY)	002004 006008 010100	RF
64	233N5220-3261		POST SERVICE BULLETIN: 21-0066 FOR NHA/OTHER SYS DET SEE: 24-00-51-03 .LIGHTPLATE ASSY-	002004 006008 010100	RF
74A	233N5220-3262		..STRIP-INDICIA POST SERVICE BULLETIN: 21-0066	002004 006008 010100	1

MISSING ITEM NUMBERS NOT APPLICABLE

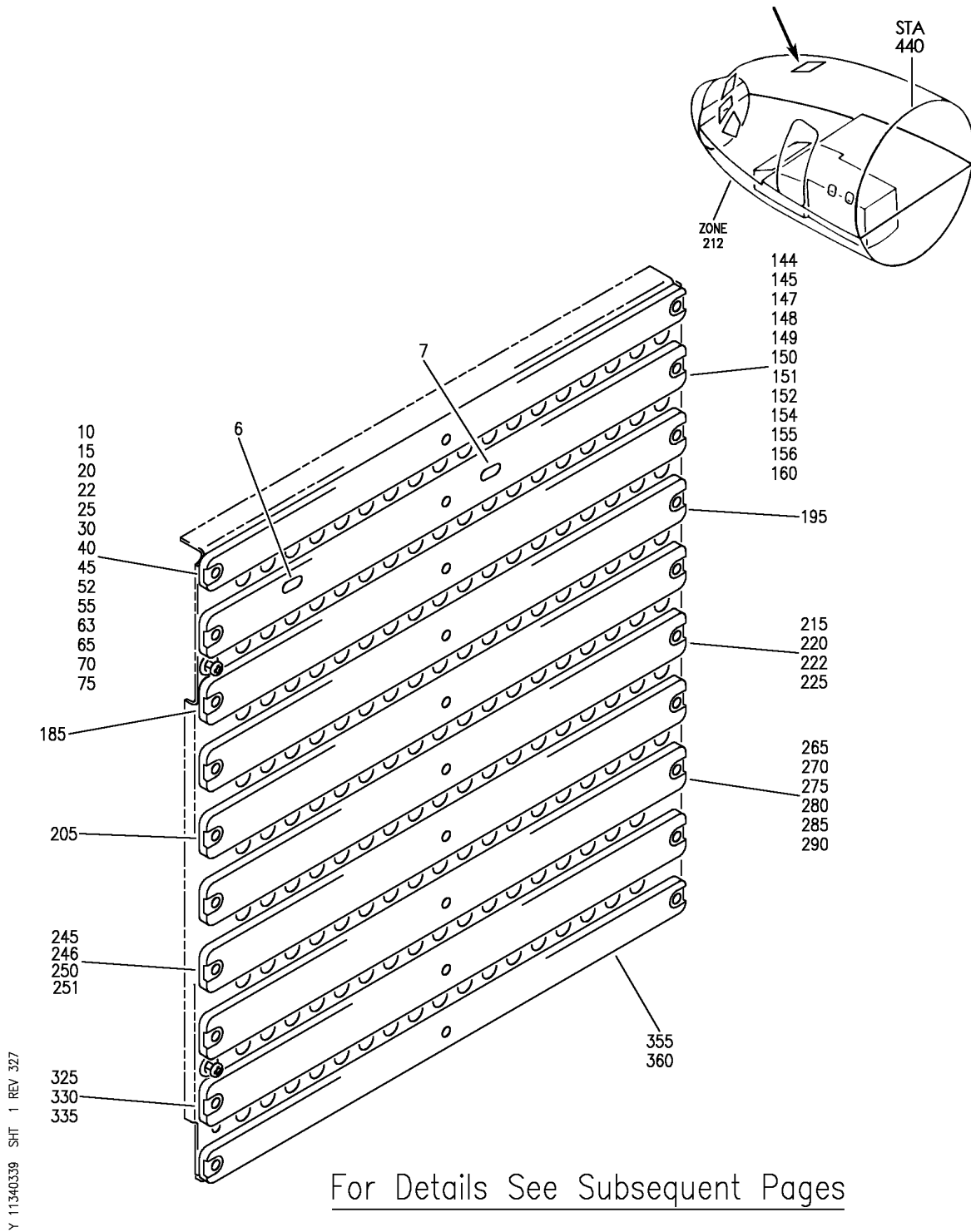
- ITEM NOT ILLUSTRATED

11-34-03-37

11-34-03
FIG. 37
PAGE 1
JAN 20/09

BRI

BOEING
757
PARTS CATALOG (MAINTENANCE)



For Details See Subsequent Pages

Y 11340339 SHT 1 REV 327

PANEL ASSY-P11-4 CB (PLACARDS AND MARKINGS ONLY)
FIGURE 39 (SHEET 1)

11-34-03-39

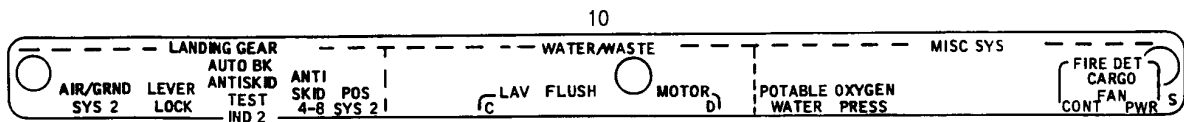
BRI
JAN 20/09

11-34-03-39
PAGE 0

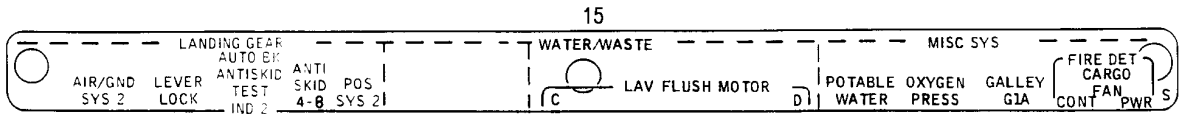
BOEING

757

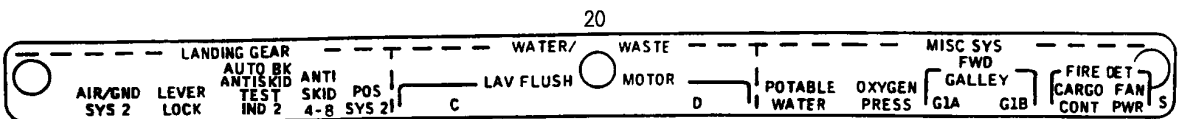
PARTS CATALOG (MAINTENANCE)



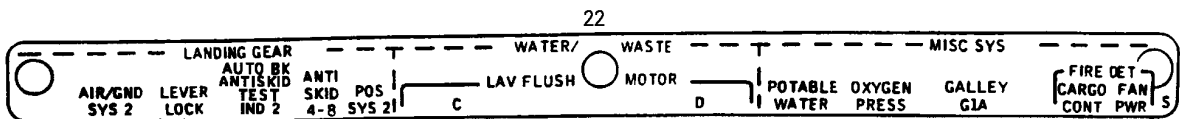
80



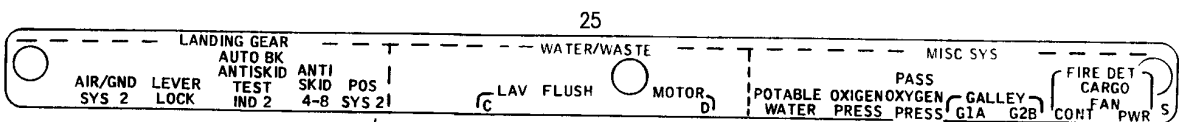
85



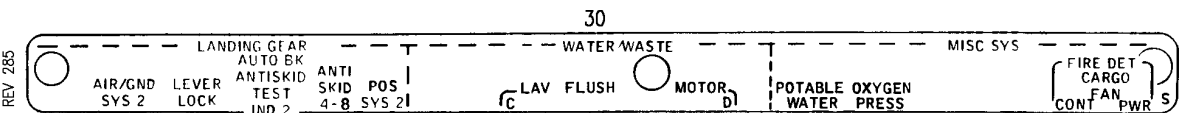
90



92



95



100

Y 11340339 SH 2 REV 285

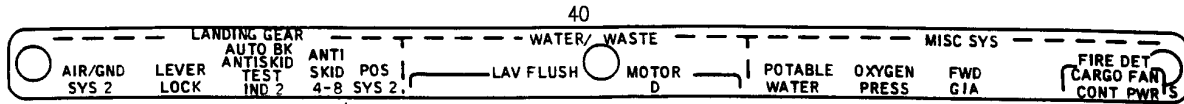
PANEL ASSY-P11-4 CB (PLACARDS AND MARKINGS ONLY)
FIGURE 39 (SHEET 2)

11-34-03-39

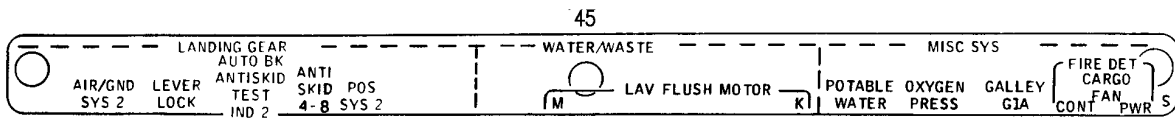
BRI
JAN 20/09

11-34-03-39
PAGE 0A

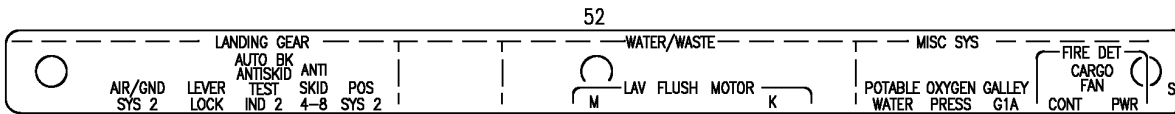
BOEING
757
PARTS CATALOG (MAINTENANCE)



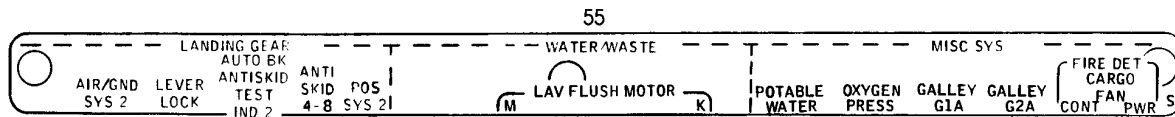
105



110



123



120

Y 11340339 SH1 3 REV 326

PANEL ASSY-P11-4 CB (PLACARDS AND MARKINGS ONLY)
FIGURE 39 (SHEET 3)

11-34-03-39

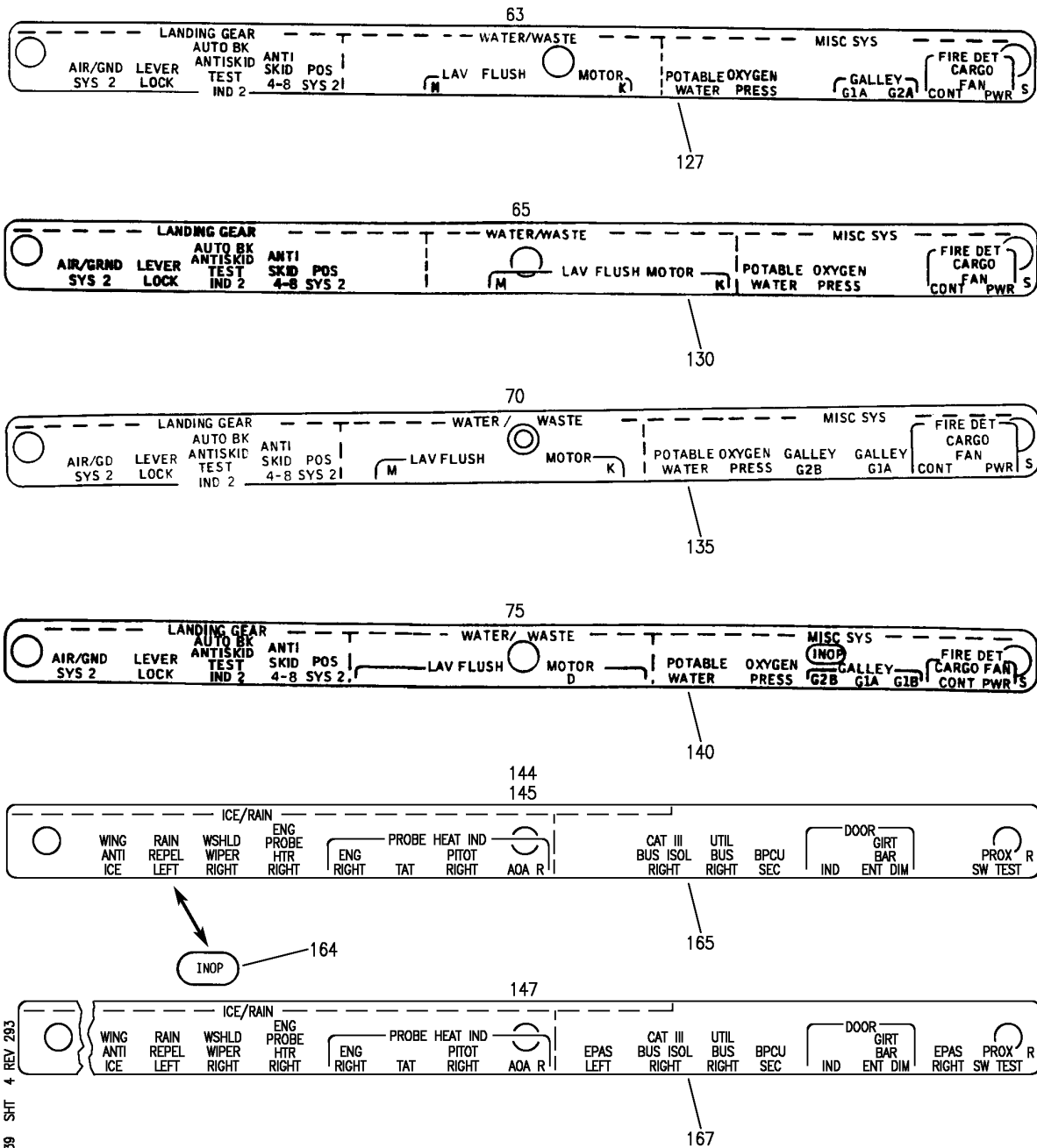
BRI
JAN 20/09

11-34-03-39
PAGE 0B

BOEING

757

PARTS CATALOG (MAINTENANCE)



Y 11340339 SHIT 4 REV 293

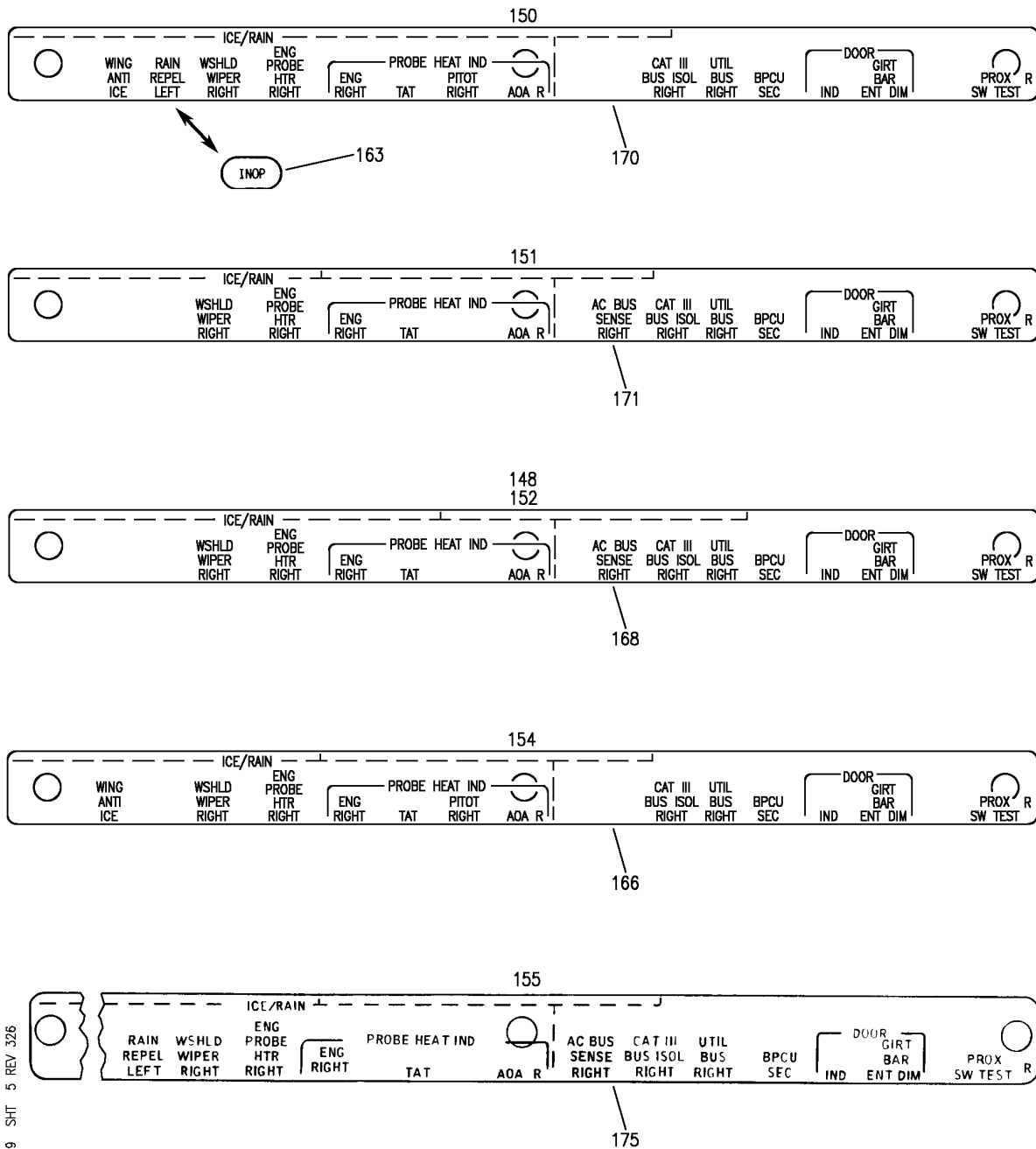
PANEL ASSY-P11-4 CB (PLACARDS AND MARKINGS ONLY)
FIGURE 39 (SHEET 4)

11-34-03-39

BRI
JAN 20/09

11-34-03-39
PAGE 0C

BOEING
757
PARTS CATALOG (MAINTENANCE)



Y 11340339 SH 5 REV 326

PANEL ASSY-P11-4 CB (PLACARDS AND MARKINGS ONLY)
FIGURE 39 (SHEET 5)

11-34-03-39

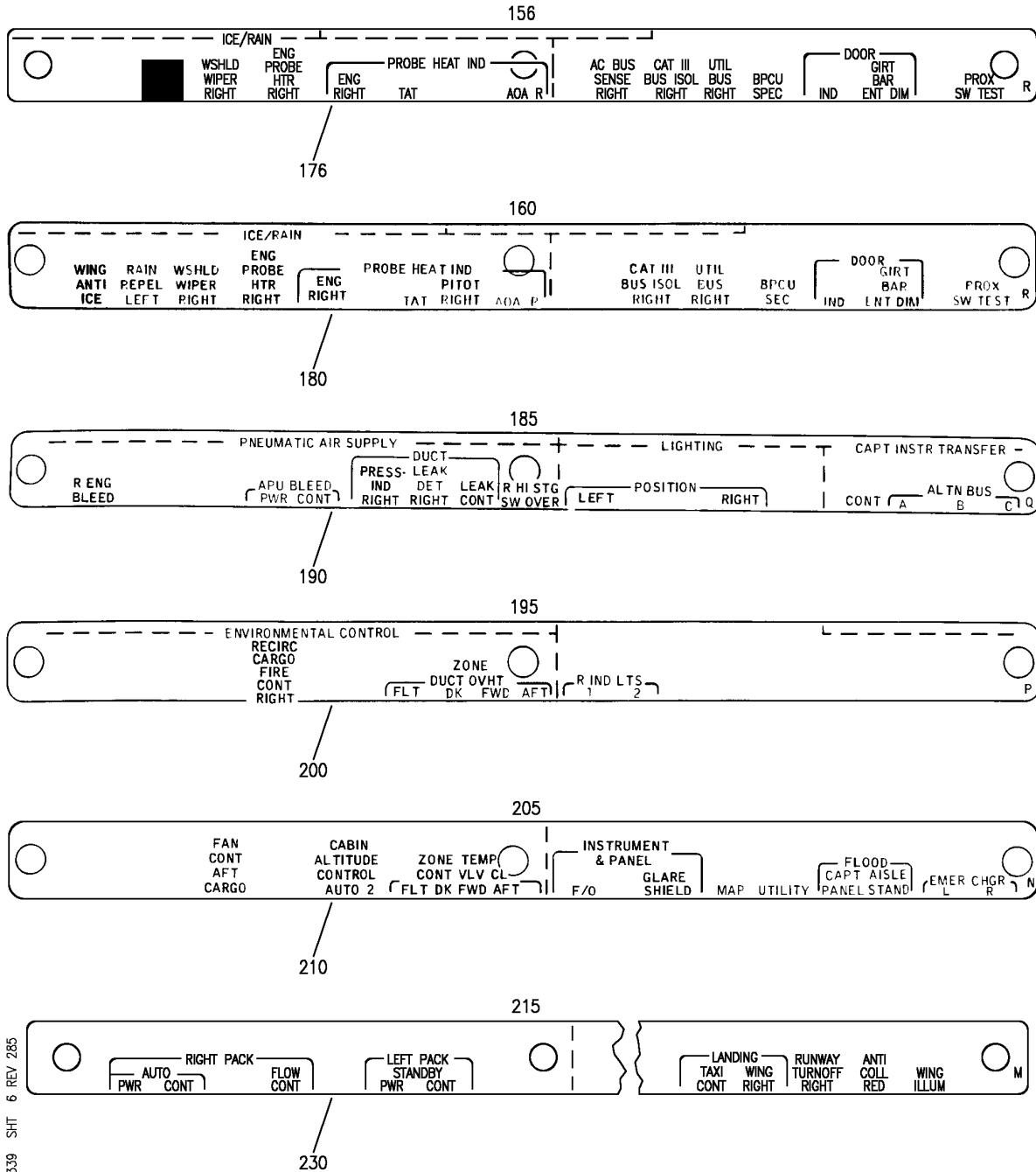
BRI
JAN 20/09

11-34-03-39
PAGE 0D

BOEING

757

PARTS CATALOG (MAINTENANCE)



Y 11340339 SH1 6 REV 285

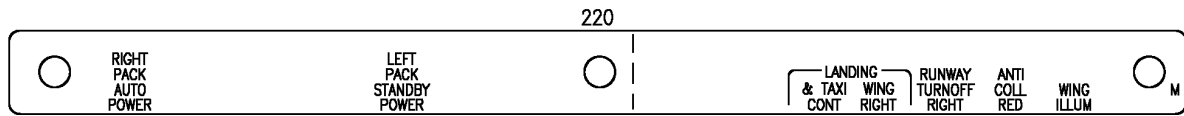
PANEL ASSY-P11-4 CB (PLACARDS AND MARKINGS ONLY)
FIGURE 39 (SHEET 6)

11-34-03-39

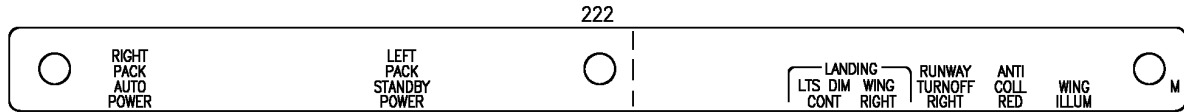
BRI
JAN 20/09

11-34-03-39
PAGE 0E

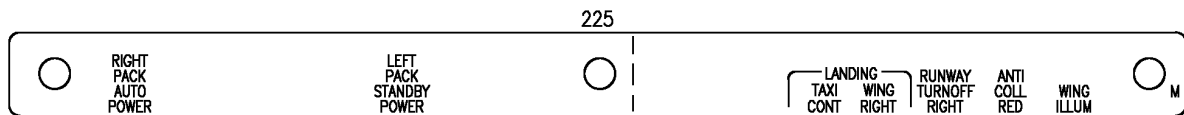
BOEING
757
PARTS CATALOG (MAINTENANCE)



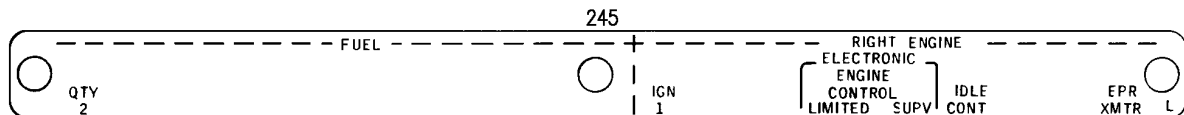
235



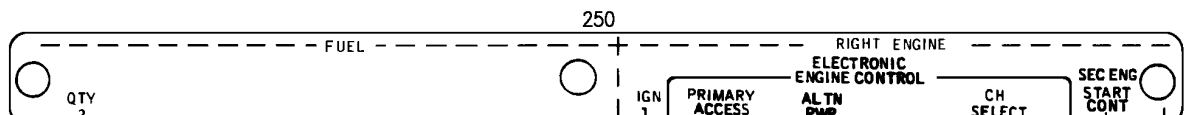
232



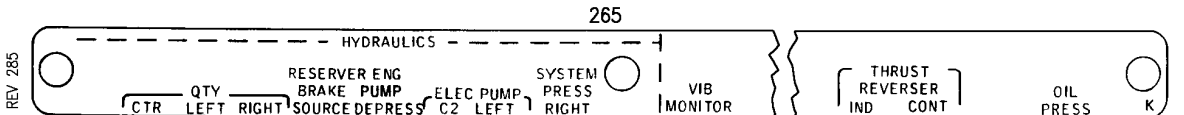
240



255



260



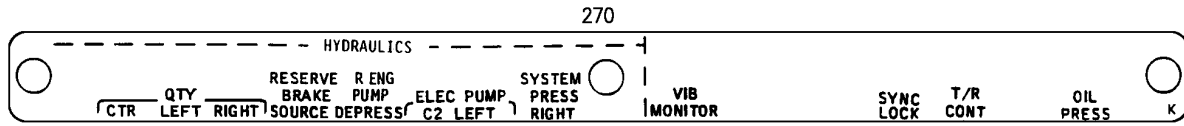
295

Y 11340339 SH7 7 REV 285

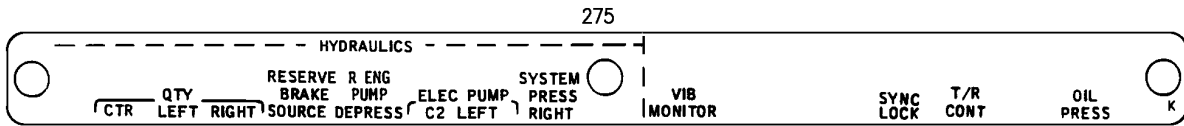
PANEL ASSY-P11-4 CB (PLACARDS AND MARKINGS ONLY)
FIGURE 39 (SHEET 7)

11-34-03-39

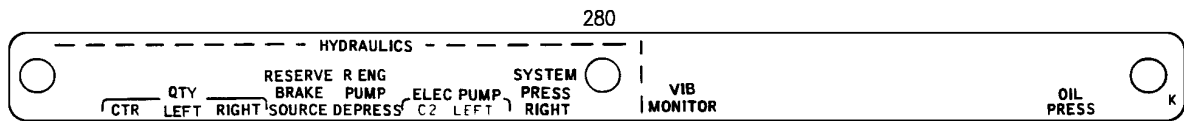
BOEING
757
PARTS CATALOG (MAINTENANCE)



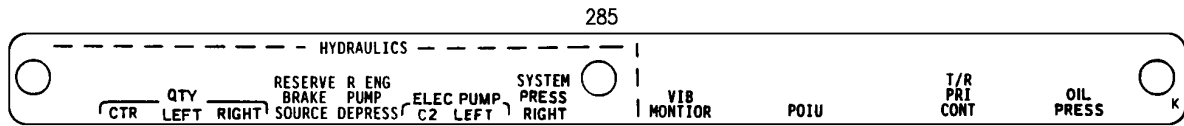
305



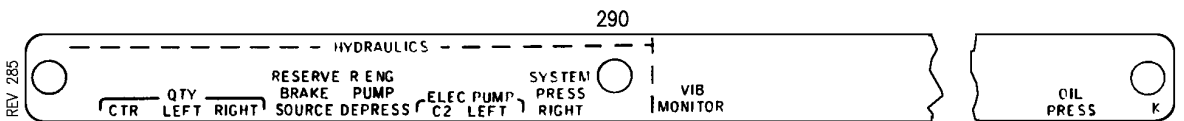
310



300



315



320

Y 11340339 SH 8 REV 285

PANEL ASSY-P11-4 CB (PLACARDS AND MARKINGS ONLY)
FIGURE 39 (SHEET 8)

11-34-03-39

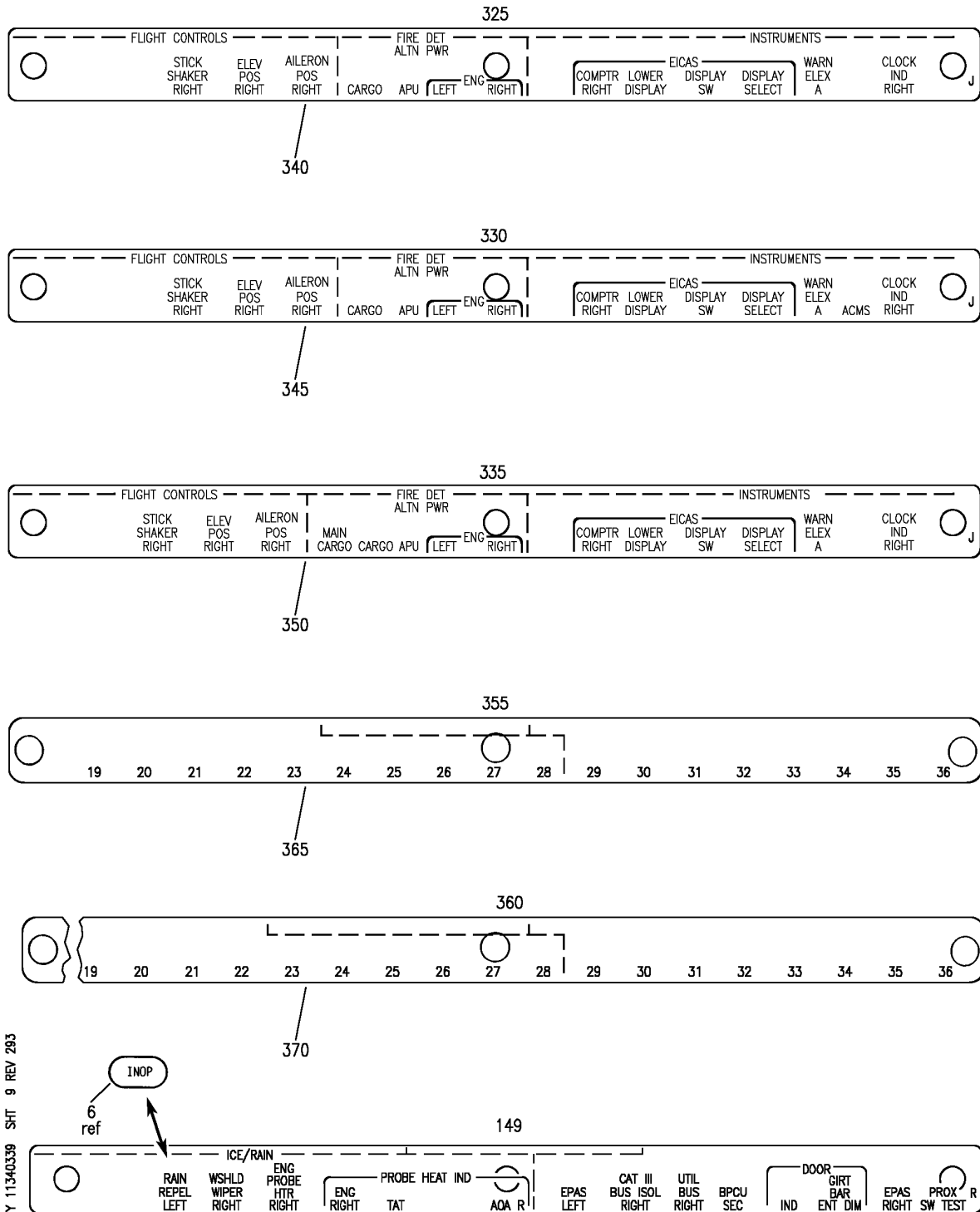
BRI
JAN 20/09

11-34-03-39
PAGE 0G

BOEING

757

PARTS CATALOG (MAINTENANCE)



Y 11340339 SH-T 9 REV 293

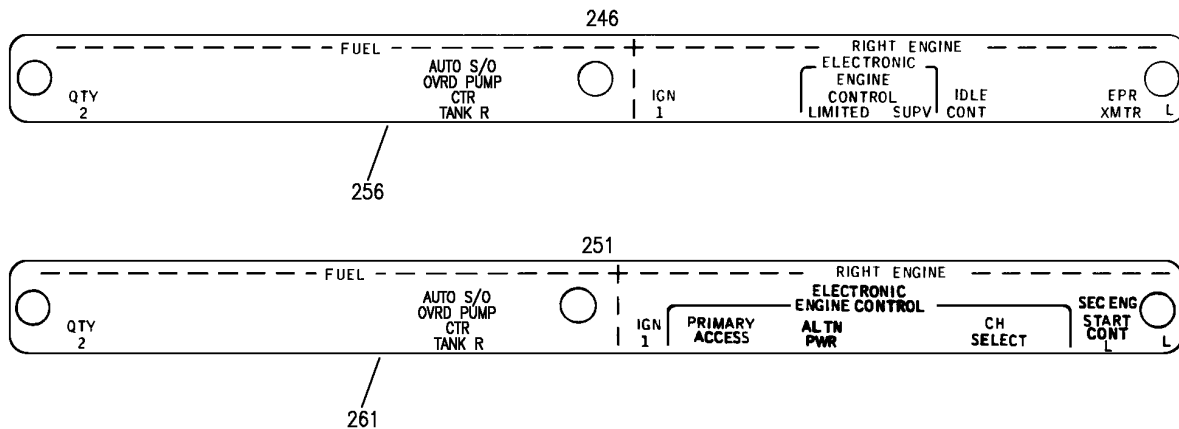
PANEL ASSY-P11-4 CB (PLACARDS AND MARKINGS ONLY)
FIGURE 39 (SHEET 9)

11-34-03-39

BRI
JAN 20/09

11-34-03-39
PAGE 0H


BOEING
 757
PARTS CATALOG (MAINTENANCE)



Y 11340339 SH1 10 REV 299

PANEL ASSY-P11-4 CB (PLACARDS AND MARKINGS ONLY)
 FIGURE 39 (SHEET 10)

11-34-03-39

BRI
 JAN 20/09

11-34-03-39
 PAGE 01

 **BOEING**
757
PARTS CATALOG (MAINTENANCE)

FIG ITEM	PART NUMBER	1 2 3 4 5 6 7	NOMENCLATURE	EFFECT FROM TO	UNITS PER ASSY
39			PANEL ASSY-P11-4 CB (PLACARDS AND MARKINGS ONLY)	950951	
- 2	233N5214-100		PANEL ASSY-P11-4 CB (PLACARDS AND MARKINGS ONLY) FOR NHA/OTHER SYS DET SEE: 24-00-51-04	950951	RF
10	233N5220-4191		.LIGHTPLATE ASSY-	950951	RF
80	233N5220-4192		..STRIP-INDICIA	950951	1
145	233N5220-4075		.LIGHTPLATE ASSY-	950951	RF
165	233N5220-4076		..STRIP-INDICIA	950951	1
185	233N5220-4063		.LIGHTPLATE ASSY-	950951	RF
190	233N5220-4064		..STRIP-INDICIA	950951	1
195	233N5220-4107		.LIGHTPLATE ASSY-	950951	RF
200	233N5220-4108		..STRIP-INDICIA	950951	1
205	233N5220-4101		.LIGHTPLATE ASSY-	950951	RF
210	233N5220-4102		..STRIP-INDICIA	950951	1
215	233N5220-4073		.LIGHTPLATE ASSY-	950951	RF
230	233N5220-4074		..STRIP-INDICIA	950951	1
245	233N5220-4055		.LIGHTPLATE ASSY- PRE ALERT SB: 28A0081	950951	RF
246	233N5443-7		.LIGHTPLATE ASSY- POST ALERT SB: 28A0081	950951	RF
255	233N5220-4056		..STRIP-INDICIA PRE ALERT SB: 28A0081	950951	1
256	233N5443-8		..STRIP-INDICIA POST ALERT SB: 28A0081	950951	1
275	233N5220-4199		.LIGHTPLATE ASSY-	950951	RF
310	233N5220-4200		..STRIP-INDICIA	950951	1
325	233N5220-4051		.LIGHTPLATE ASSY-	950951	RF
340	233N5220-4052		..STRIP-INDICIA	950951	1
355	233N5220-4039		.LIGHTPLATE ASSY-	950951	RF
365	233N5220-4040		..STRIP-INDICIA	950951	1

MISSING ITEM NUMBERS NOT APPLICABLE

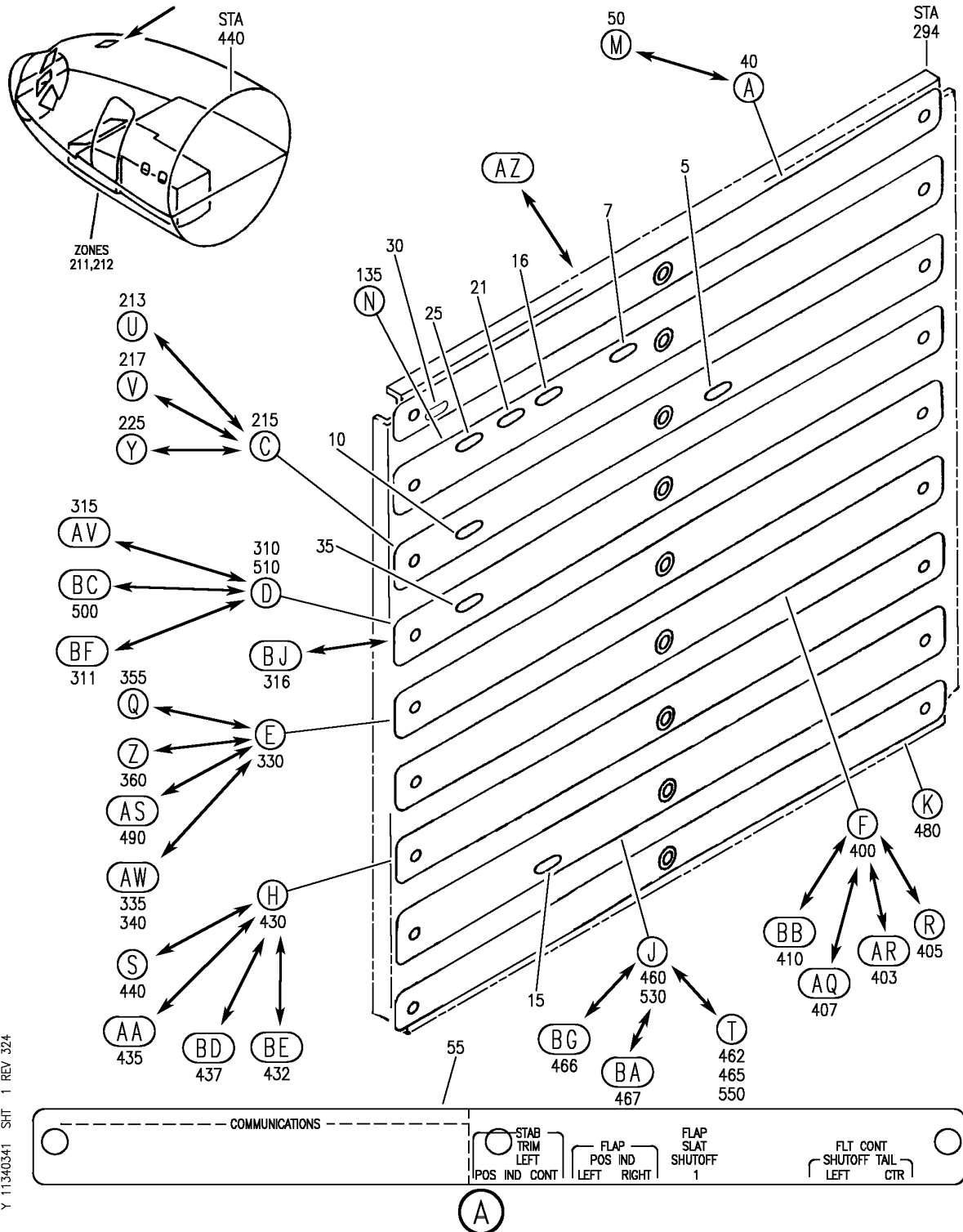
- ITEM NOT ILLUSTRATED

BRI

11-34-03-39

11-34-03
FIG. 39
PAGE 1
JAN 20/09

BOEING
757
PARTS CATALOG (MAINTENANCE)



Y 11340341 SH1 1 REV 324

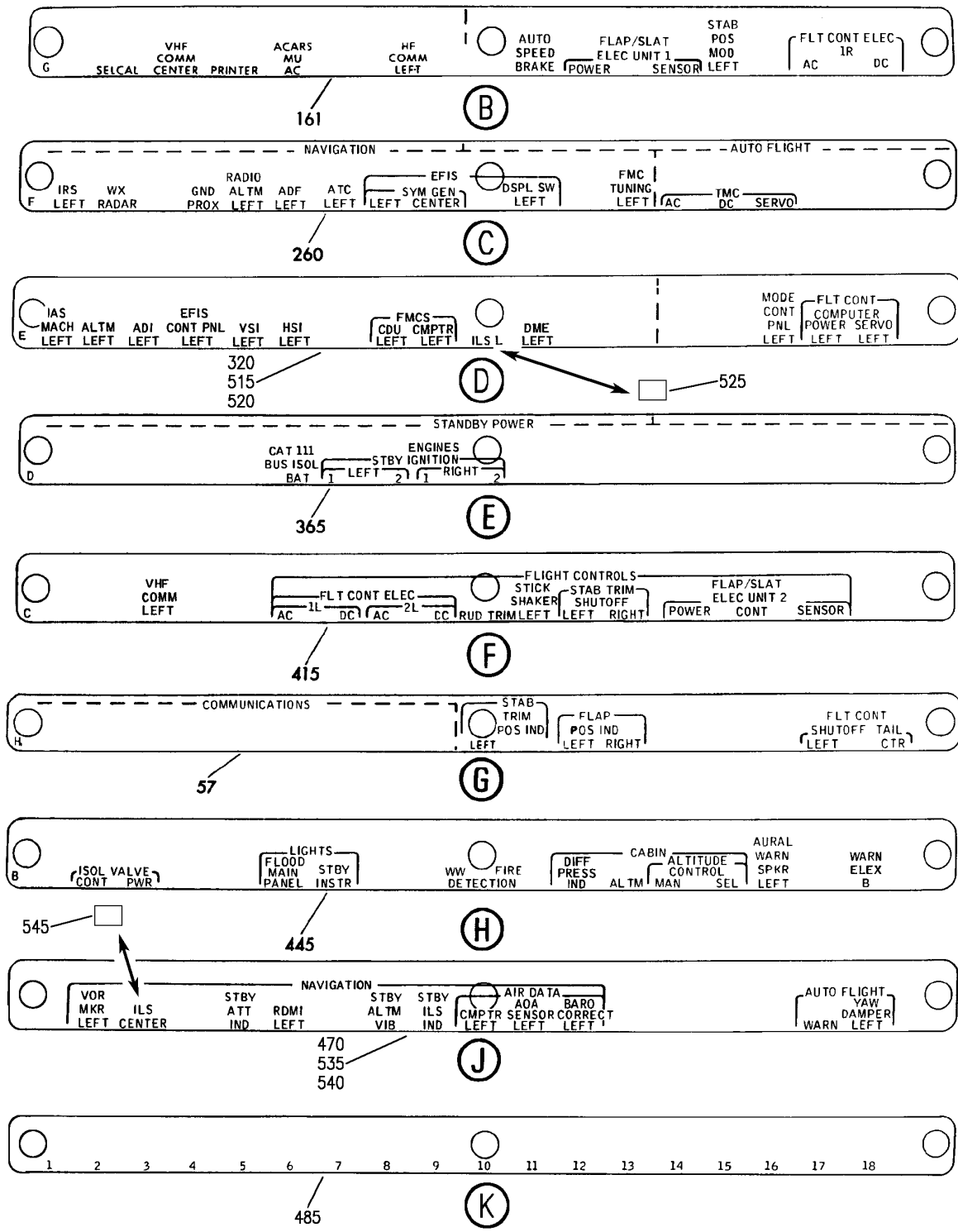
PANEL ASSY-P11-1 CB (PLACARDS AND MARKINGS ONLY)
FIGURE 41 (SHEET 1)

11-34-03-41

BRI
SEP 20/08

11-34-03-41
PAGE 0

BOEING
757
PARTS CATALOG (MAINTENANCE)



Y 11340341 SH 2 REV 324

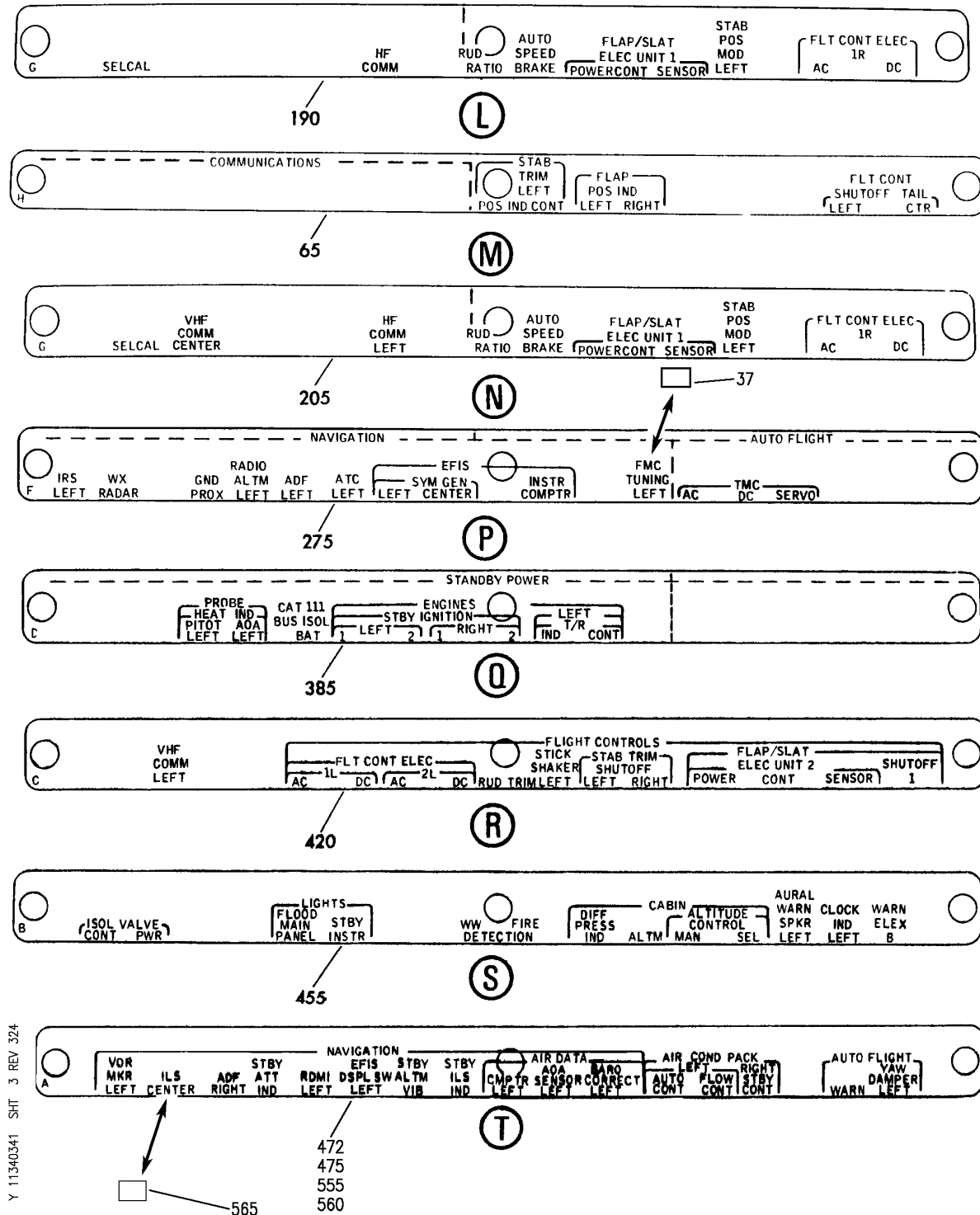
PANEL ASSY-P11-1 CB (PLACARDS AND MARKINGS ONLY)
FIGURE 41 (SHEET 2)

11-34-03-41

BRI
SEP 20/08

11-34-03-41
PAGE 0A

BOEING
757
PARTS CATALOG (MAINTENANCE)



Y 11340341 SH 3 REV 324

PANEL ASSY-P11-1 CB (PLACARDS AND MARKINGS ONLY)
FIGURE 41 (SHEET 3)

11-34-03-41

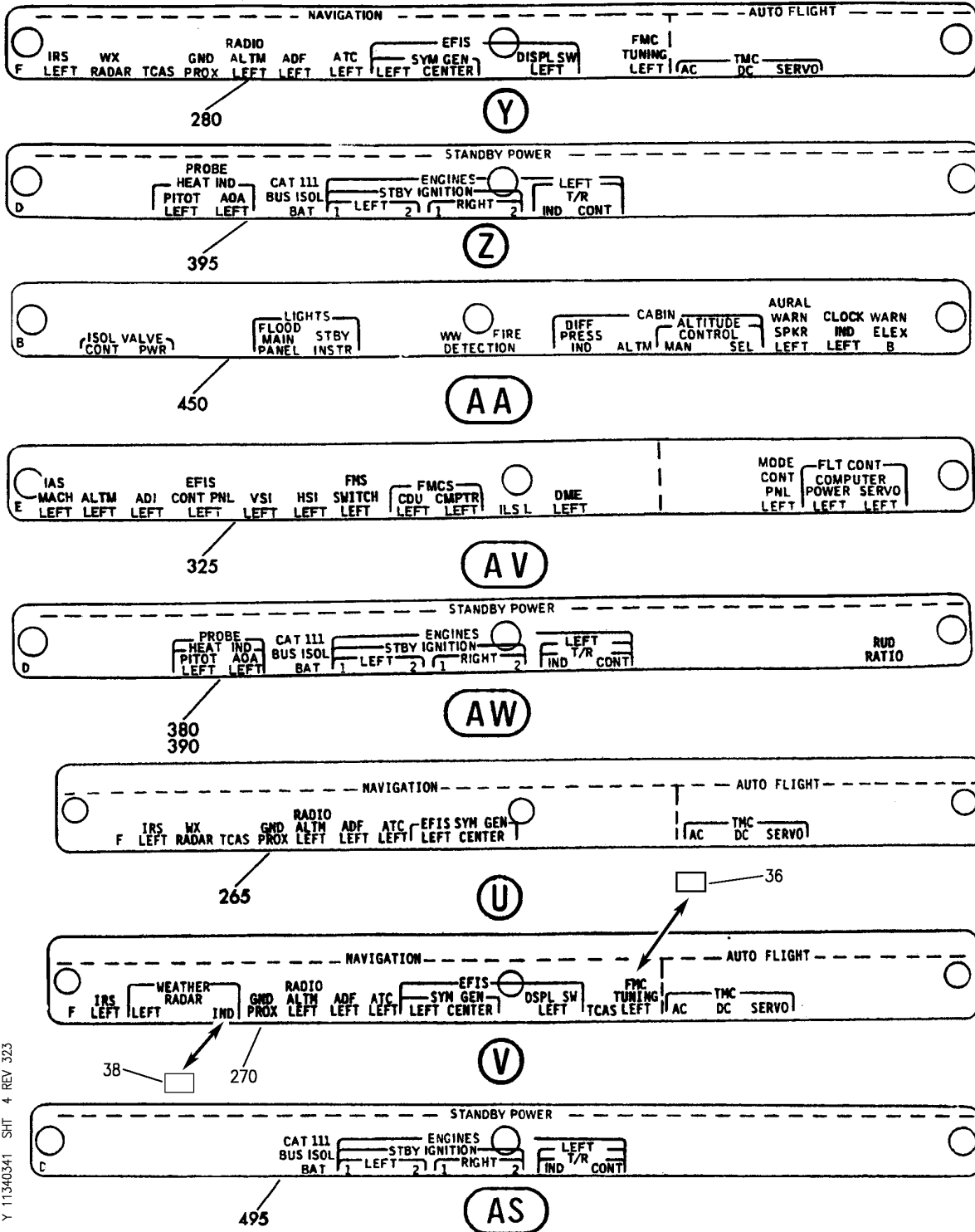
BRI
SEP 20/08

11-34-03-41
PAGE 0B

BOEING

757

PARTS CATALOG (MAINTENANCE)



Y 11340341_SHT 4 REV 323

PANEL ASSY-P11-1 CB (PLACARDS AND MARKINGS ONLY)
FIGURE 41 (SHEET 4)

11-34-03-41

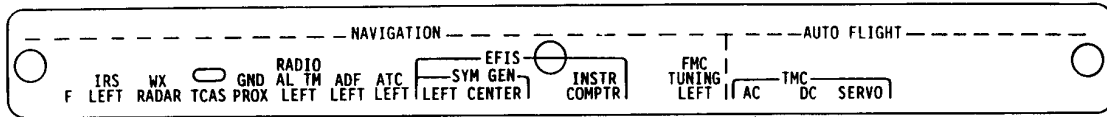
BRI
MAY 20/08

11-34-03-41
PAGE 0C

BOEING

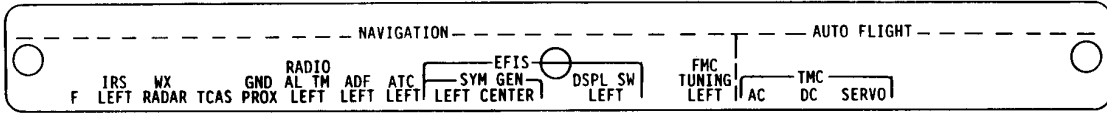
757

PARTS CATALOG (MAINTENANCE)




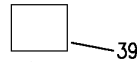
AD

290



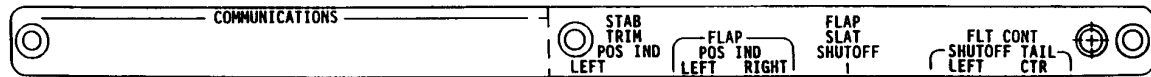
AE

300



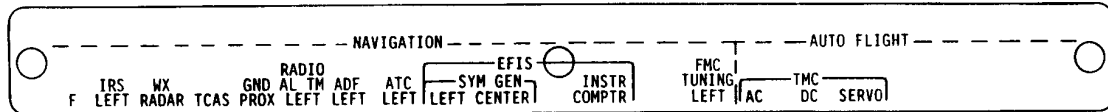
AF

295



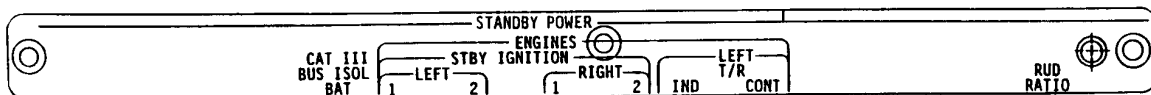
AG

58



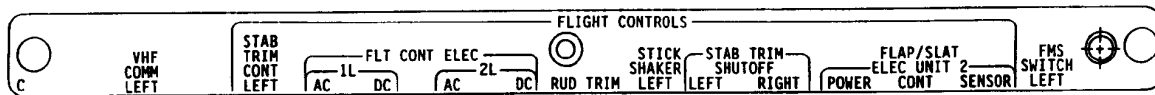
AH

285



AJ

373



BB

425

Y 11340341 SHIT 5 REV 329

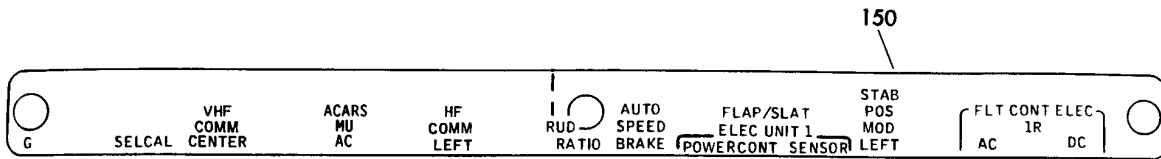
PANEL ASSY-P11-1 CB (PLACARDS AND MARKINGS ONLY)
FIGURE 41 (SHEET 5)

11-34-03-41

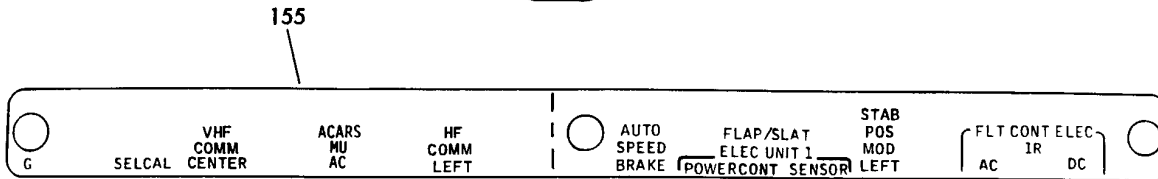
BRI
JAN 20/09

11-34-03-41
PAGE 0D

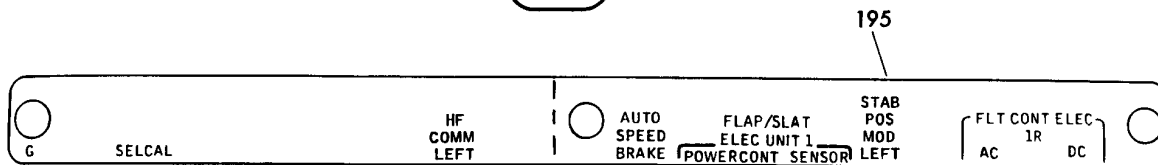
BOEING
757
PARTS CATALOG (MAINTENANCE)



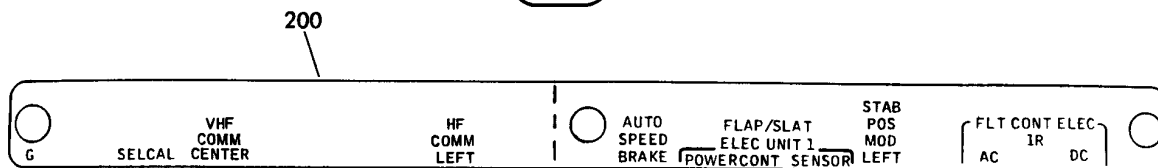
AL



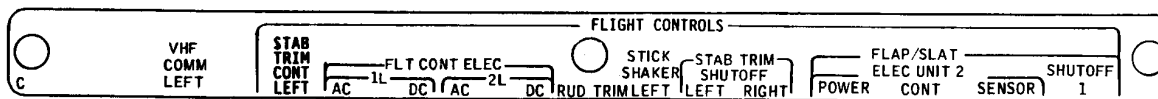
AM



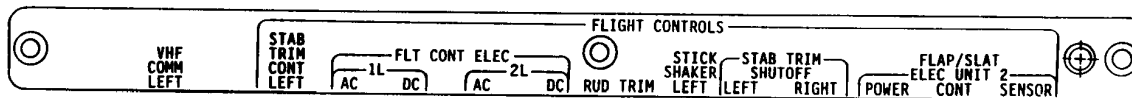
AN



AP



AQ



AR

Y 11340341 SH 6 REV 328

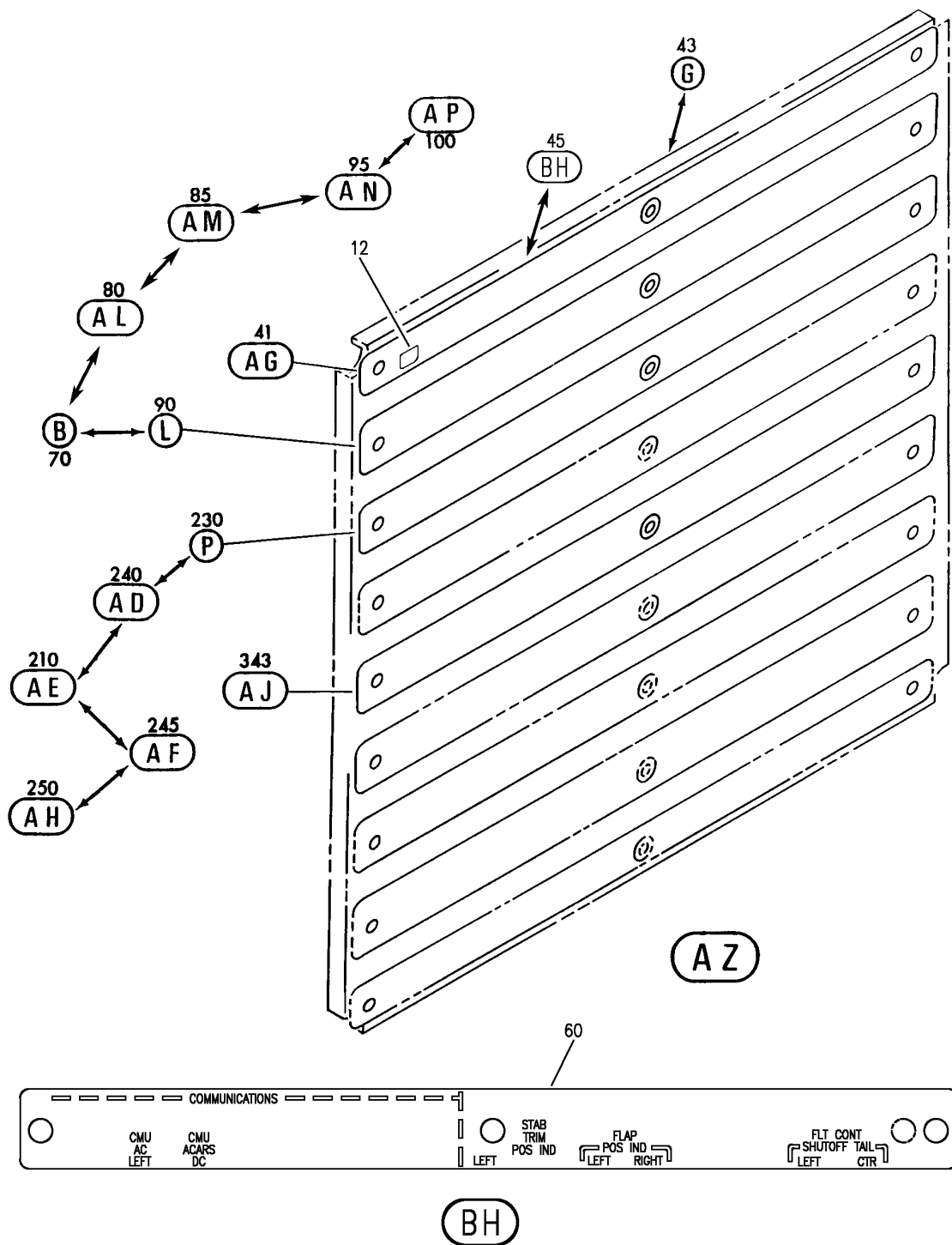
PANEL ASSY-P11-1 CB (PLACARDS AND MARKINGS ONLY)
FIGURE 41 (SHEET 6)

11-34-03-41

BRI
JAN 20/09

11-34-03-41
PAGE 0E


BOEING
 757
PARTS CATALOG (MAINTENANCE)



Y 11340341 SH7 7 REV 328

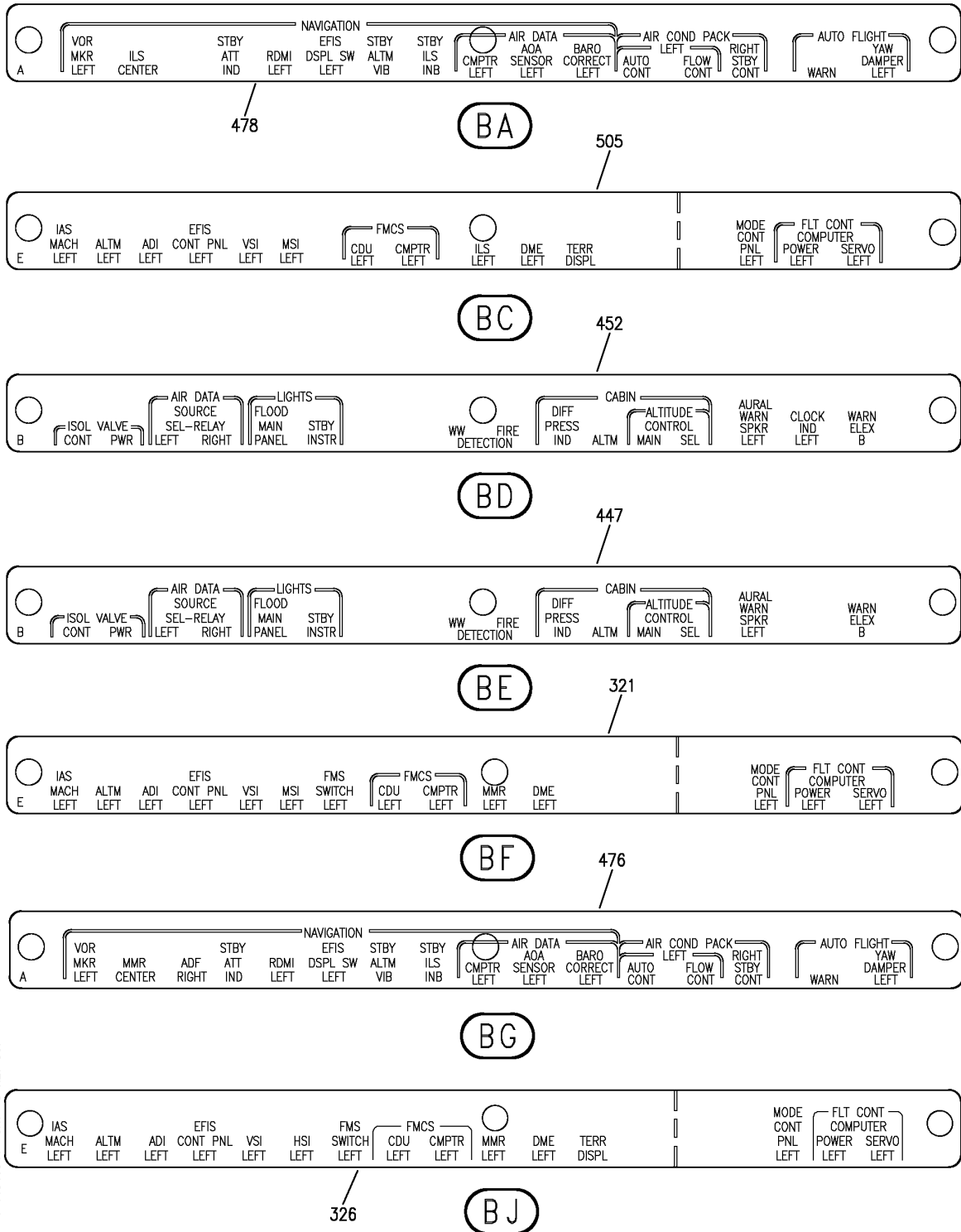
PANEL ASSY-P11-1 CB (PLACARDS AND MARKINGS ONLY)
 FIGURE 41 (SHEET 7)

11-34-03-41

BRI
JAN 20/09

11-34-03-41
 PAGE OF

BOEING
757
PARTS CATALOG (MAINTENANCE)



Y 11340341_SHT_8 REV 307

PANEL ASSY-P11-1 CB (PLACARDS AND MARKINGS ONLY)
FIGURE 41 (SHEET 8)

11-34-03-41

BRI
MAY 28/07

11-34-03-41
PAGE 0G



757

PARTS CATALOG (MAINTENANCE)

FIG ITEM	PART NUMBER	1 2 3 4 5 6 7	NOMENCLATURE	EFFECT FROM TO	UNITS PER ASSY
41			PANEL ASSY-P11-1 CB (PLACARDS AND MARKINGS ONLY)	002004 006100 950999	
- 1	233N5211-69		PANEL ASSY-P11-1 CB (PLACARDS AND MARKINGS ONLY) FOR NHA/OTHER SYS DET SEE: 24-00-51-01	002004	RF
- 2	233N5211-70		PANEL ASSY-P11-1 CB (PLACARDS AND MARKINGS ONLY) REWORKED BY SB: 34-0416 FOR NHA/OTHER SYS DET SEE: 24-00-51-01	006100	RF
- 2	233N5211-57		PANEL ASSY-P11-1 CB (PLACARDS AND MARKINGS ONLY) REWORKED BY SB: 34-0020 FOR NHA/OTHER SYS DET SEE: 24-00-51-01	952952	RF
- 3	233N5211-101		PANEL ASSY-P11-1 CB (PLACARDS AND MARKINGS ONLY) FOR NHA/OTHER SYS DET SEE: 24-00-51-01	950951	RF
- 3	233N5211-108		PANEL ASSY-P11-1 CB (PLACARDS AND MARKINGS ONLY) FOR NHA/OTHER SYS DET SEE: 24-00-51-01	953999	RF
5	BAC27NFDE0024		.DECAL- PLACARD CONTENT: INOP	950951	1
10	BAC27NFDE0024		.DECAL- PLACARD CONTENT: INOP POST RAPID REVISION: RR92034-5	002004 952999	1
16	BAC27NFDE0024		.DECAL- PLACARD CONTENT: INOP	002004 006100	1
25	BAC27NFDE0024		.DECAL- PLACARD CONTENT: INOP	002004 006100	1
39	233T5110-1		.PATCH-COVER POST SERVICE BULLETIN: 34-0416	953999 009009	1

MISSING ITEM NUMBERS NOT APPLICABLE

- ITEM NOT ILLUSTRATED

11-34-03-41

11-34-03
FIG. 41
PAGE 1
JAN 20/09

BRI



757

PARTS CATALOG (MAINTENANCE)

FIG ITEM	PART NUMBER	1 2 3 4 5 6 7	NOMENCLATURE	EFFECT FROM TO	UNITS PER ASSY
41					
41	233N5220-1253	.	LIGHTPLATE ASSY-	950951	RF
43	233N5220-1255	.	LIGHTPLATE ASSY-	006100	RF
				953999	
50	233N5220-1095	.	LIGHTPLATE ASSY-	002004	RF
				952952	
57	233N5220-1256	..	STRIP-INDICIA	006100	1
				953999	
58	233N5220-1254	..	STRIP-INDICIA	950951	1
65	233N5220-1096	..	STRIP-INDICIA	002004	1
				952952	
80	233N5220-1181	.	LIGHTPLATE ASSY-	002004	1
85	233N5220-1207	.	LIGHTPLATE ASSY-	006100	1
				950951	
100	233N5220-1205	.	LIGHTPLATE ASSY-	953999	RF
135	233N5220-1097	.	LIGHTPLATE ASSY-	952952	RF
150	233N5220-1182	..	STRIP-INDICIA	002004	RF
155	233N5220-1208	..	STRIP-INDICIA	006100	RF
				950951	
200	233N5220-1206	..	STRIP-INDICIA	953999	RF
205	233N5220-1098	..	STRIP-INDICIA	952952	1
217	233N5220-1237	.	LIGHTPLATE ASSY-	950951	RF
245	233N5220-1143	.	LIGHTPLATE ASSY-	002004	RF
				006100	
250	233N5220-1145	.	LIGHTPLATE ASSY-	952999	RF
270	233N5220-1238	..	STRIP-INDICIA	950951	1
285	233N5220-1146	..	STRIP-INDICIA	952999	1
295	233N5220-1144	..	STRIP-INDICIA	002004	1
				006100	
310	233N5220-1051	.	LIGHTPLATE ASSY-	002004	RF
			PRE SERVICE BULLETIN:	006100	
			34-0020	950999	
			34-0416		
315	233N5220-1169	.	LIGHTPLATE ASSY-	009009	RF
			POST SERVICE BULLETIN:		
			34-0416		
320	233N5220-1052	..	STRIP-INDICIA	002004	1
			PRE SERVICE BULLETIN:	006100	
			34-0416	950999	
325	233N5220-1170	..	STRIP-INDICIA	009009	1
			POST SERVICE BULLETIN:		
			34-0416		
335	233N5220-1185	.	LIGHTPLATE ASSY-	006100	RF
				953999	
343	233N5220-1233	.	LIGHTPLATE ASSY-	950951	RF
360	233N5220-1049	.	LIGHTPLATE ASSY-	002004	RF
				952952	
373	233N5220-1234	..	STRIP-INDICIA	950951	1
390	233N5220-1186	..	STRIP-INDICIA	006100	1
				953999	

MISSING ITEM NUMBERS NOT APPLICABLE

- ITEM NOT ILLUSTRATED

11-34-03-41

11-34-03
FIG. 41
PAGE 2
JAN 20/09

BRI



757

PARTS CATALOG (MAINTENANCE)

FIG ITEM	PART NUMBER	1 2 3 4 5 6 7	NOMENCLATURE	EFFECT FROM TO	UNITS PER ASSY
41					
395	233N5220-1050	..	STRIP-INDICIA	002004 952952	1
403	233N5220-1243	.L	LIGHTPLATE ASSY-	950951	RF
405	233N5220-1103	.L	LIGHTPLATE ASSY-	002004 952952	RF
407	233N5220-1247	.L	LIGHTPLATE ASSY-	006100 953999	RF
417	233N5220-1244	..	STRIP-INDICIA	950951	1
420	233N5220-1104	..	STRIP-INDICIA	002004 952952	1
422	233N5220-1248	..	STRIP-INDICIA	006100 953999	1
430	233N5220-1065	.L	LIGHTPLATE ASSY- PRE ALERT SB: 34A0222	950951	RF
432	233N5412-3	.L	LIGHTPLATE ASSY-ROW B POST ALERT SB: 34A0222	950951	RF
435	233N5220-1045	.L	LIGHTPLATE ASSY- PRE ALERT SB: 34A0222	002004 006100	RF
437	233N5412-1	.L	LIGHTPLATE ASSY-ROW B POST ALERT SB: 34A0222	002004 006100 952999	RF
445	233N5220-1066	..	STRIP-INDICIA PRE ALERT SB: 34A0222	950951	1
447	233N5412-4	..	PANEL ASSY-INDICIA POST ALERT SB: 34A0222	950951	1
450	233N5220-1046	..	STRIP-INDICIA PRE ALERT SB: 34A0222	002004 006100	1
452	233N5412-2	..	PANEL ASSY-INDICIA POST ALERT SB: 34A0222	002004 006100 952999	1
460	233N5220-1063	.L	LIGHTPLATE ASSY-	950951	RF
465	233N5220-1107	.L	LIGHTPLATE ASSY-	002004 006100 952999	RF
470	233N5220-1064	..	STRIP-INDICIA	950951	1
475	233N5220-1108	..	STRIP-INDICIA	002004 006100 952999	1
480	233N5220-1041	.L	LIGHTPLATE ASSY-	002004 006100 950999	RF

MISSING ITEM NUMBERS NOT APPLICABLE

- ITEM NOT ILLUSTRATED

11-34-03-41

11-34-03
FIG. 41
PAGE 3
JAN 20/09

BRI



757

PARTS CATALOG (MAINTENANCE)

FIG ITEM	PART NUMBER	1 2 3 4 5 6 7	NOMENCLATURE	EFFECT FROM TO	UNITS PER ASSY
41 485	233N5220-1042		.. STRIP-INDICIA	002004 006100 950999	1
500	823N0002-1		.LIGHTPLATE ASSY-ROW E POST SERVICE BULLETIN: 34-0200	952952	RF
505	823N0002-1001		.. STRIP-INDICIA	952952	1

MISSING ITEM NUMBERS NOT APPLICABLE

- ITEM NOT ILLUSTRATED

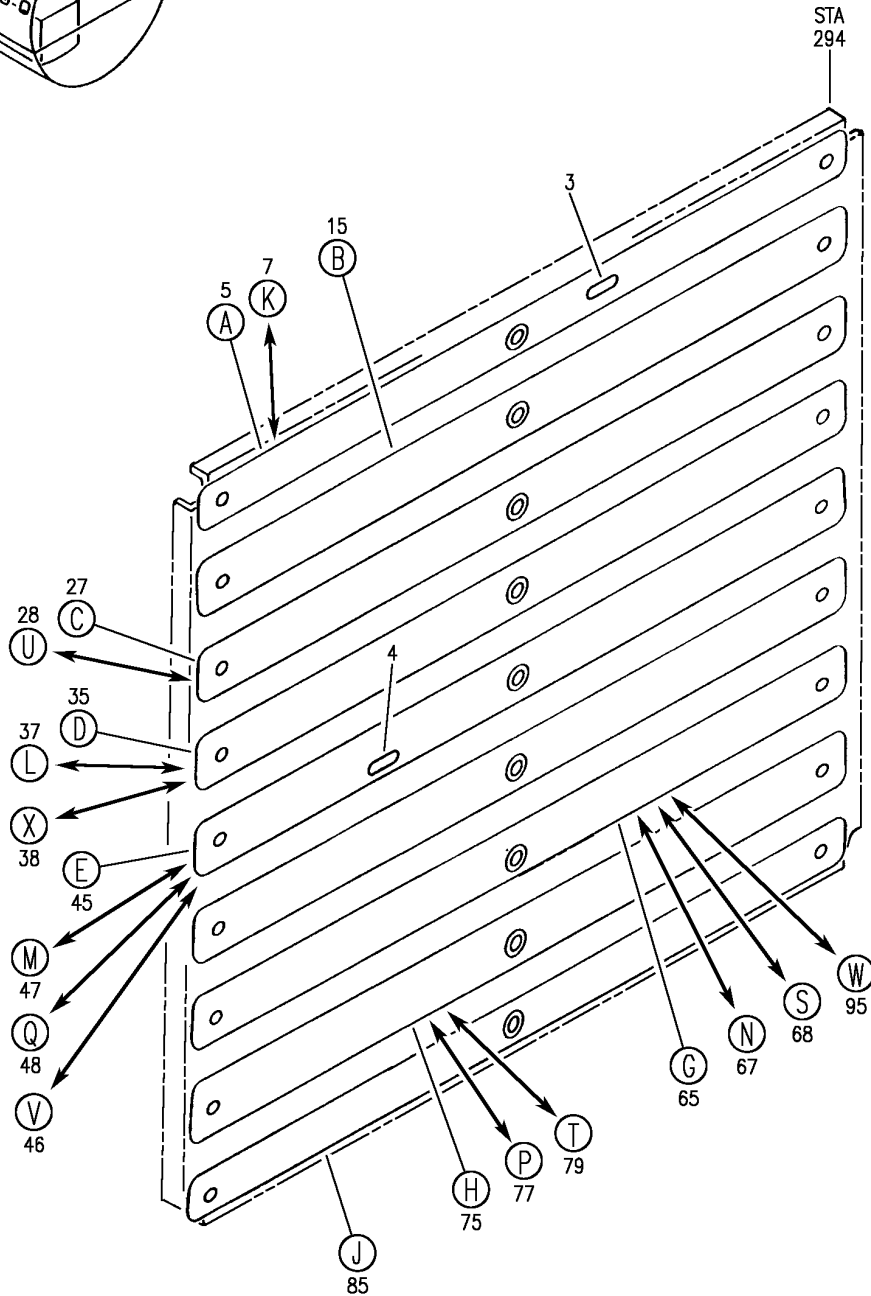
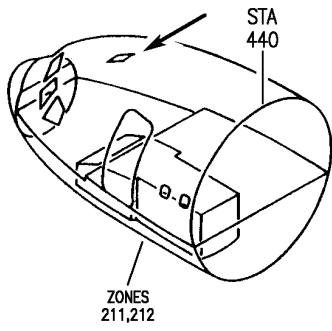
BRI

11-34-03-41

BOEING PROPRIETARY - Copyright © - Unpublished Work - See title page for details.

11-34-03
FIG. 41
PAGE 4
JAN 20/09

BOEING
757
PARTS CATALOG (MAINTENANCE)



Y 11340343 SHT 1 REV 299

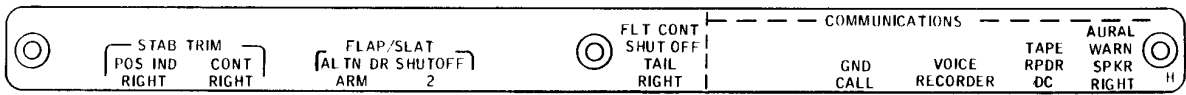
PANEL ASSY-P11-2 CB (PLACARDS AND MARKINGS ONLY)
FIGURE 43 (SHEET 1)

11-34-03-43

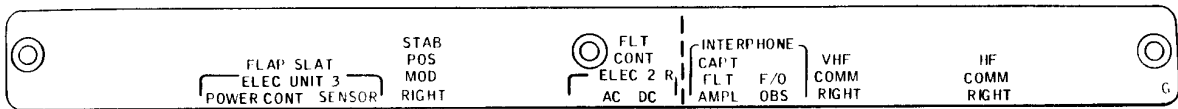
BRI
JAN 20/09

11-34-03-43
PAGE 0

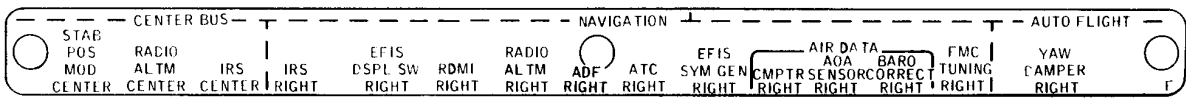
BOEING
757
PARTS CATALOG (MAINTENANCE)



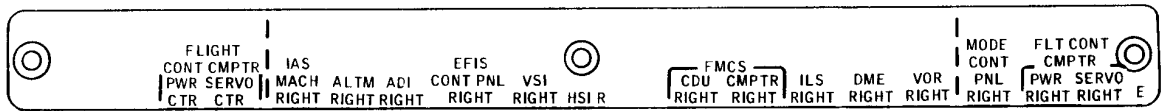
10 (A)



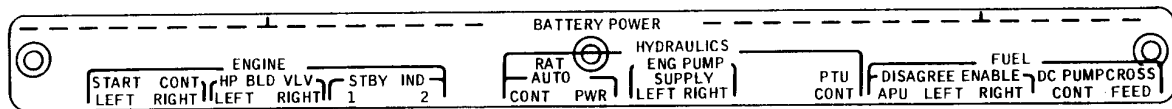
20 (B)



32 (C)



40 (D)



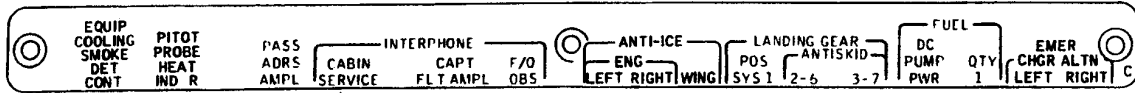
50 (E)

Y 11340343 SH1 2 REV 117

PANEL ASSY-P11-2 CB (PLACARDS AND MARKINGS ONLY)
FIGURE 43 (SHEET 2)

11-34-03-43

BOEING
757
PARTS CATALOG (MAINTENANCE)



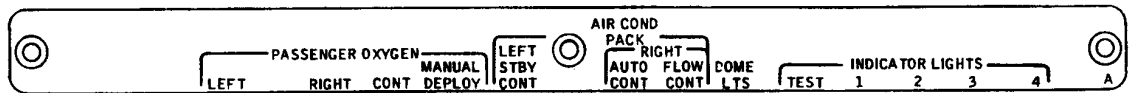
60

(F)



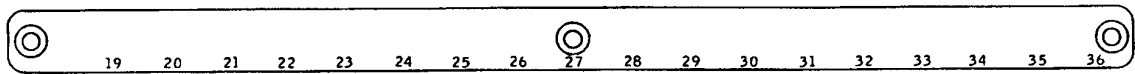
70

(G)



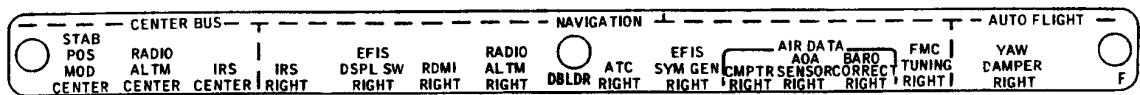
80

(H)



90

(J)



34

(U)



100

(W)

Y 11340343 SHT 3 REV 206

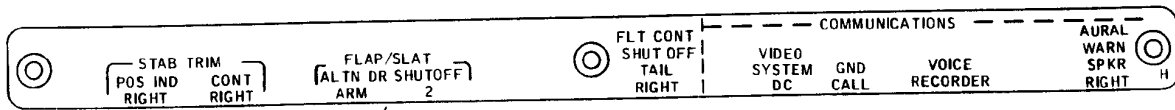
PANEL ASSY-P11-2 CB (PLACARDS AND MARKINGS ONLY)
FIGURE 43 (SHEET 3)

11-34-03-43

BRI
JAN 20/09

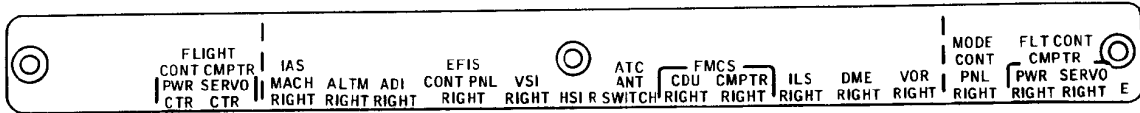
11-34-03-43
PAGE 0B

BOEING
757
PARTS CATALOG (MAINTENANCE)



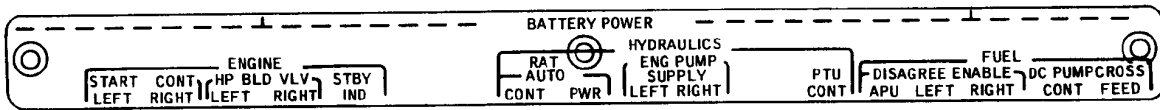
12

(K)



43

(L)




52

(M)



73

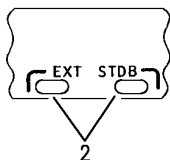
(N)



82

(P)

Y 11340343 SH 4 REV 335



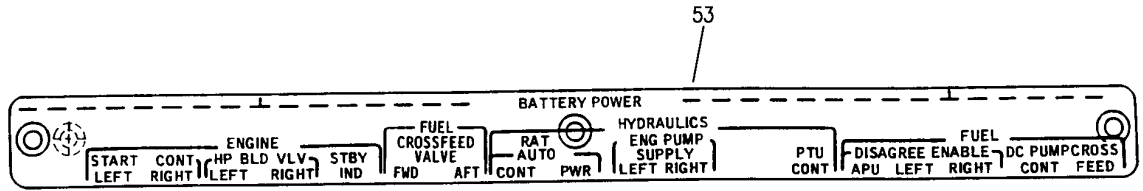
PANEL ASSY-P11-2 CB (PLACARDS AND MARKINGS ONLY)
FIGURE 43 (SHEET 4)

11-34-03-43

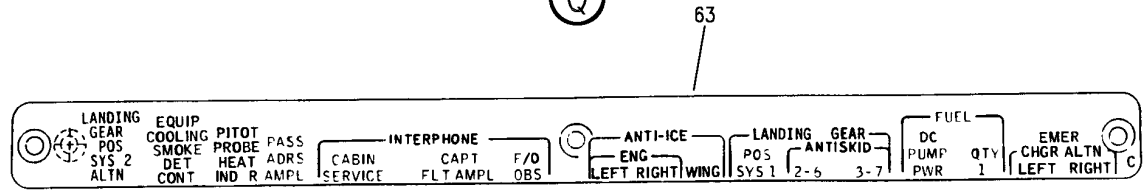
BRI
MAY 20/09

11-34-03-43
PAGE 0C

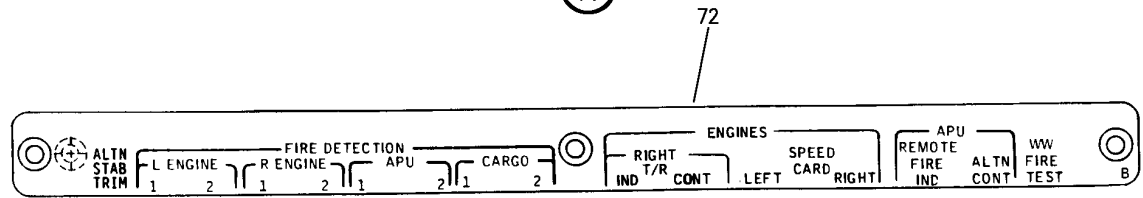
BOEING
757
PARTS CATALOG (MAINTENANCE)



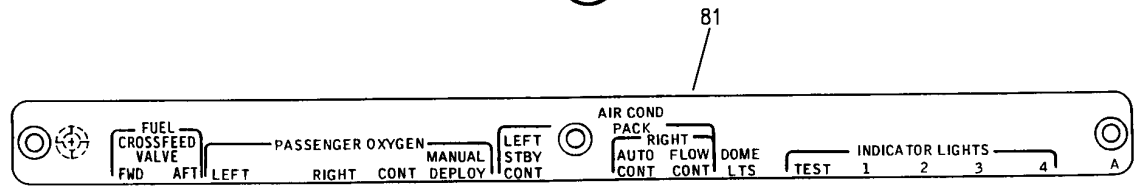
Q



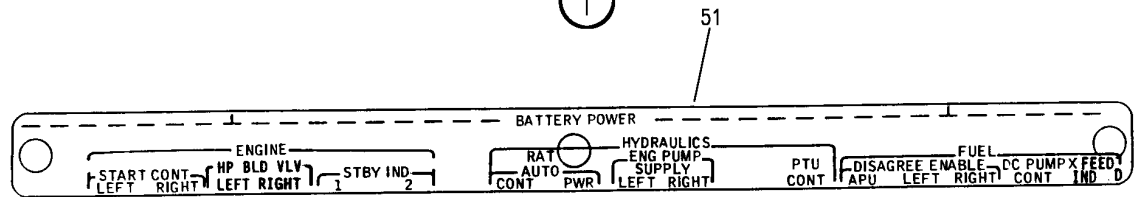
R



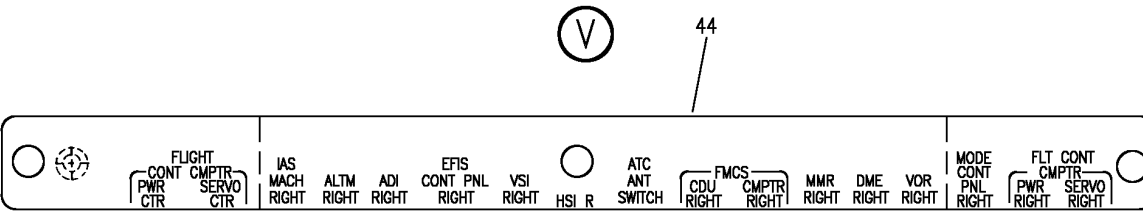
S



T



V



X

Y 11340343_SHT 5_REV 299

PANEL ASSY-P11-2 CB (PLACARDS AND MARKINGS ONLY)
FIGURE 43 (SHEET 5)

11-34-03-43

BRI
JAN 20/09

11-34-03-43
PAGE 0D



757

PARTS CATALOG (MAINTENANCE)

FIG ITEM	PART NUMBER	1 2 3 4 5 6 7	NOMENCLATURE	EFFECT FROM TO	UNITS PER ASSY
43			PANEL ASSY-P11-2 CB (PLACARDS AND MARKINGS ONLY)	952999	
- 1	233N5212-86		PANEL ASSY-P11-2 CB (PLACARDS AND MARKINGS ONLY) FOR NHA/OTHER SYS DET SEE: 24-00-51-02	952952	RF
- 1	233N5212-120		PANEL ASSY-P11-2 CB (PLACARDS AND MARKINGS ONLY) FOR NHA/OTHER SYS DET SEE: 24-00-51-02	953999	RF
3	BAC27NFDE0024		.DECAL- PLACARD CONTENT: INOP	952999	1
7	233N5220-2095		.LIGHTPLATE ASSY-	952999	RF
12	233N5220-2096		..STRIP-INDICIA	952999	1
15	233N5220-2089		.LIGHTPLATE ASSY-	952999	RF
20	233N5220-2090		..STRIP-INDICIA	952999	1
27	233N5220-2057		.LIGHTPLATE ASSY-	952952	RF
28	233N5220-2197		.LIGHTPLATE ASSY-	953999	RF
32	233N5220-2058		..STRIP-INDICIA	952952	1
34	233N5220-2198		..STRIP-INDICIA	953999	1
37	233N5220-2129		.LIGHTPLATE ASSY-	952999	RF
43	233N5220-2130		..STRIP-INDICIA	952999	1
47	233N5220-2111		.LIGHTPLATE ASSY-	952952	RF
48	233N5220-2173		.LIGHTPLATE ASSY-	953999	RF
52	233N5220-2112		..STRIP-INDICIA	952952	1
53	233N5220-2174		..STRIP-INDICIA	953999	1
55	233N5220-2099		.LIGHTPLATE ASSY-	952952	RF
57	233N5220-2161		.LIGHTPLATE ASSY-	953999	RF
60	233N5220-2100		..STRIP-INDICIA	952952	1
63	233N5220-2162		..STRIP-INDICIA	953999	1
67	233N5220-2141		.LIGHTPLATE ASSY-	952952	RF
68	233N5220-2171		.LIGHTPLATE ASSY-	953999	RF
72	233N5220-2172		..STRIP-INDICIA	953999	1
73	233N5220-2142		..STRIP-INDICIA	952952	1
77	233N5220-2117		.LIGHTPLATE ASSY-	952999	RF
82	233N5220-2118		..STRIP-INDICIA	952999	1
85	233N5220-2045		.LIGHTPLATE ASSY	952999	RF
90	233N5220-2046		..STRIP-INDICIA	952999	1

MISSING ITEM NUMBERS NOT APPLICABLE

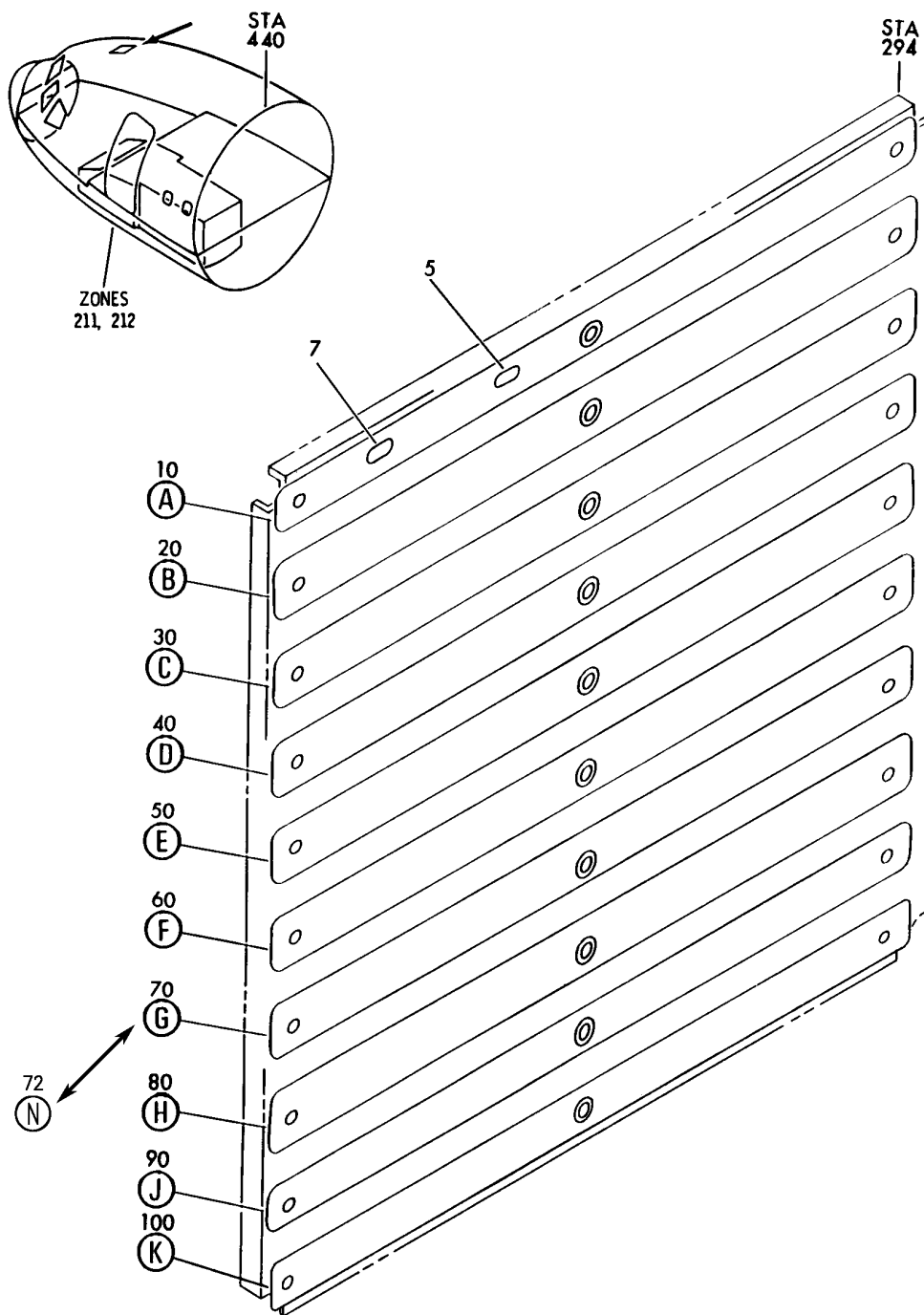
- ITEM NOT ILLUSTRATED

11-34-03-43

11-34-03
FIG. 43
PAGE 1
JAN 20/09

BRI

BOEING
757
PARTS CATALOG (MAINTENANCE)



Y 11340368 SH1 1 REV 330

PANEL ASSY-P11-3 CB (PLACARD AND MARKINGS ONLY)
FIGURE 68 (SHEET 1)

11-34-03-68

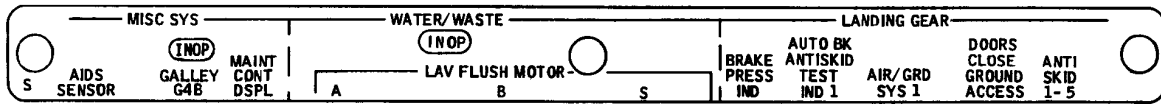
BRI
JAN 20/09

11-34-03-68
PAGE 0

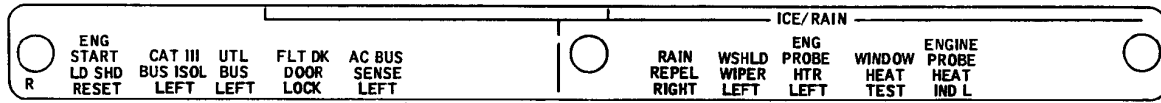
BOEING

757

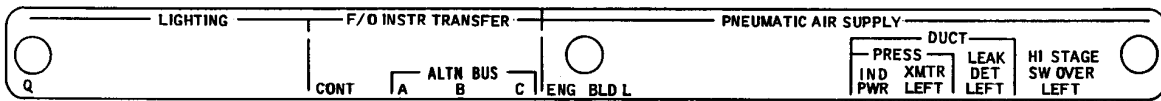
PARTS CATALOG (MAINTENANCE)



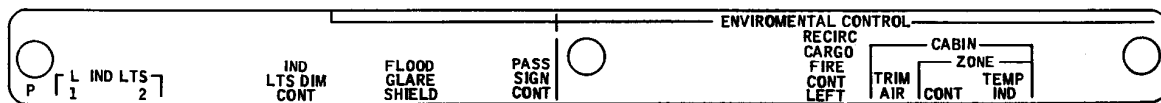
15 (A)



25 (B)



35 (C)



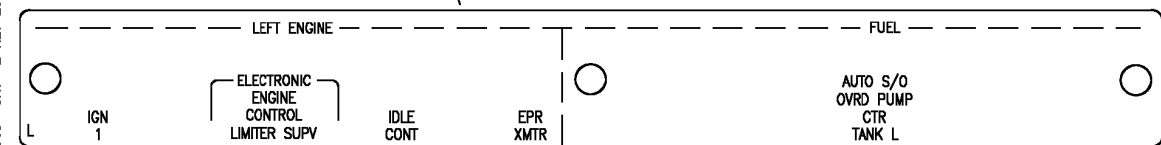
45 (D)



55 (E)



65 (F)



(N)

Y 11340368 SH1 2 REV 299

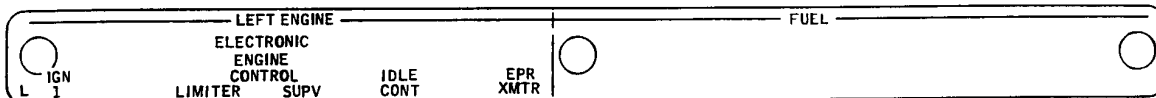
PANEL ASSY-P11-3 CB (PLACARD AND MARKINGS ONLY)
FIGURE 68 (SHEET 2)

11-34-03-68

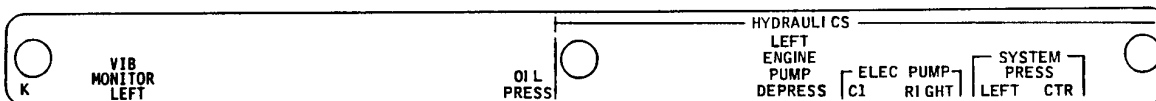
BRI
JAN 20/09

11-34-03-68
PAGE 0A

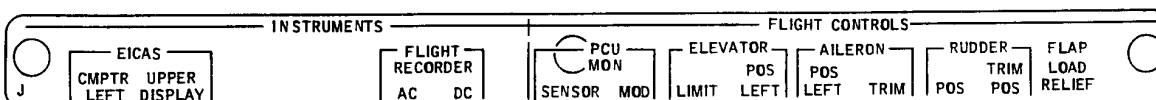

BOEING
 757
PARTS CATALOG (MAINTENANCE)



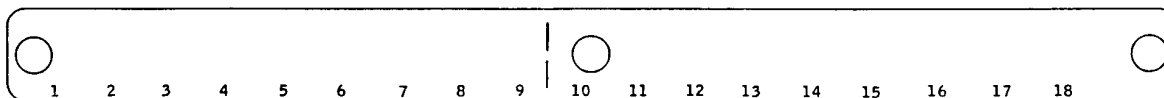
75 **(G)**



85 **(H)**



95 **(J)**



105 **(K)**

Y 11340368 SH-T 3 REV 330

PANEL ASSY-P11-3 CB (PLACARD AND MARKINGS ONLY)
 FIGURE 68 (SHEET 3)

11-34-03-68

BRI
JAN 20/09

11-34-03-68
 PAGE 0B

 **BOEING**
757
PARTS CATALOG (MAINTENANCE)

FIG ITEM	PART NUMBER	1 2 3 4 5 6 7	NOMENCLATURE	EFFECT FROM TO	UNITS PER ASSY
68			PANEL ASSY-P11-3 CB (PLACARD AND MARKINGS ONLY)	952999	
- 1	233N5213-70		PANEL ASSY-P11-3 CB (PLACARD AND MARKINGS ONLY)	952952	RF
- 1	233N5213-96		FOR NHA/OTHER SYS DET SEE: 24-00-51-03 PANEL ASSY-P11-3 CB (PLACARD AND MARKINGS ONLY)	953999	RF
	5 BAC27NFDE0024		.DECAL- PLACARD CONTENT: INOP	952999	1
	7 BAC27NFDE0024		.DECAL- PLACARD CONTENT: INOP	953999	1
10	233N5220-3203		.LIGHTPLATE ASSY-	952999	RF
15	233N5220-3204		..STRIP-INDICIA	952999	1
20	233N5220-3183		.LIGHTPLATE ASSY-	952999	RF
25	233N5220-3184		..STRIP-INDICIA	952999	1
30	233N5220-3193		.LIGHTPLATE ASSY-	952999	RF
35	233N5220-3194		..STRIP-INDICIA	952999	1
40	233N5220-3109		.LIGHTPLATE ASSY	952999	RF
45	233N5220-3110		..STRIP-INDICIA	952999	1
50	233N5220-3111		.LIGHTPLATE ASSY-	952999	RF
55	233N5220-3112		..STRIP-INDICIA	952999	1
60	233N5220-3065		.LIGHTPLATE ASSY-	952999	RF
65	233N5220-3066		..STRIP-INDICIA	952999	1
70	233N5220-3197		.LIGHTPLATE ASSY- PRE ALERT SB: 28A0081	952999	RF
72	233N5433-11		.LIGHTPLATE ASSY- POST ALERT SB: 28A0081	952999	RF
75	233N5220-3198		..STRIP-INDICIA PRE ALERT SB: 28A0081	952999	1
77	233N5433-12		..STRIP-INDICIA POST ALERT SB: 28A0081	952999	1
80	233N5220-3195		.LIGHTPLATE ASSY-	952999	RF
85	233N5220-3196		..STRIP-INDICIA	952999	1
90	233N5220-3047		.LIGHTPLATE ASSY-	952999	RF
95	233N5220-3048		..STRIP-INDICIA	952999	1
100	233N5220-3045		.LIGHTPLATE ASSY	952999	RF
105	233N5220-3046		..STRIP-INDICIA	952999	1

MISSING ITEM NUMBERS NOT APPLICABLE

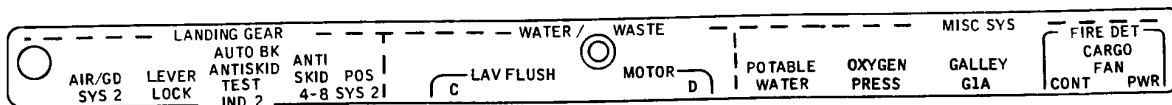
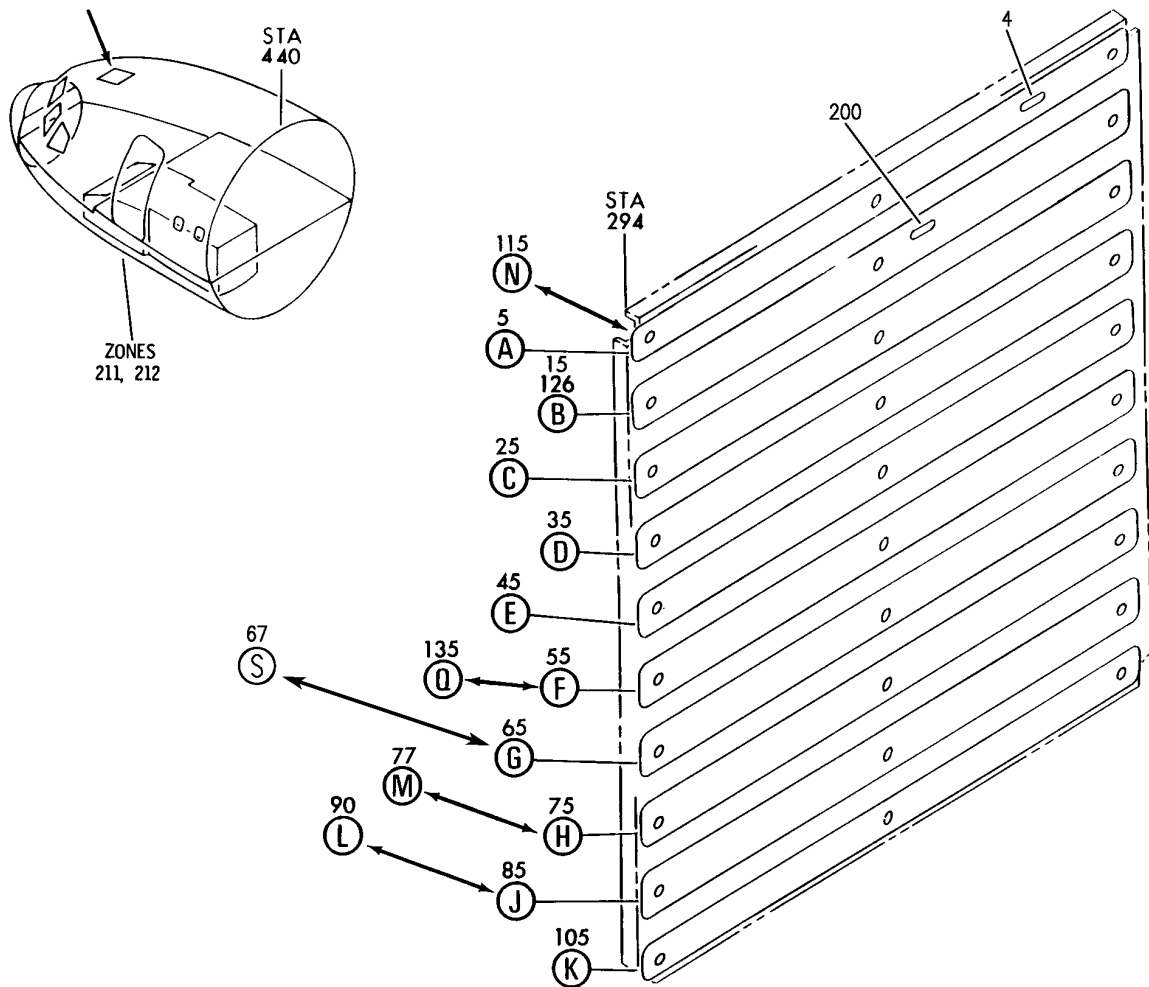
- ITEM NOT ILLUSTRATED

11-34-03-68

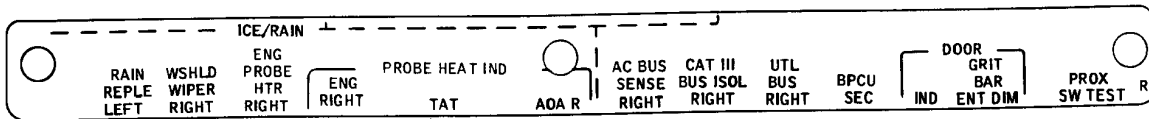
11-34-03
FIG. 68
PAGE 1
JAN 20/09

BRI

BOEING
757
PARTS CATALOG (MAINTENANCE)



10 (A)



20 131 (B)

Y 11340370 SH1 1 REV 330

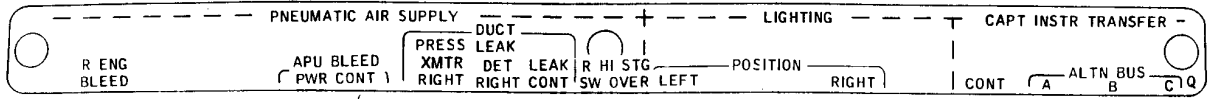
PANEL ASSY- P11-4 CB (PLACARDS AND MARKINGS ONLY)
FIGURE 70 (SHEET 1)

11-34-03-70

BRI
JAN 20/09

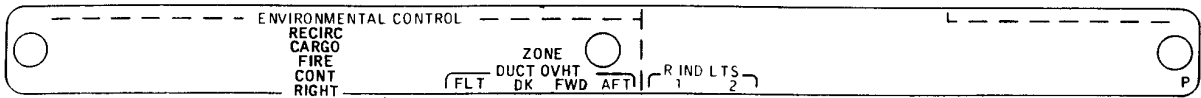
11-34-03-70
PAGE 0

BOEING
757
PARTS CATALOG (MAINTENANCE)



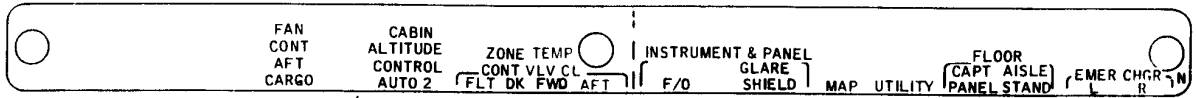
30

(C)



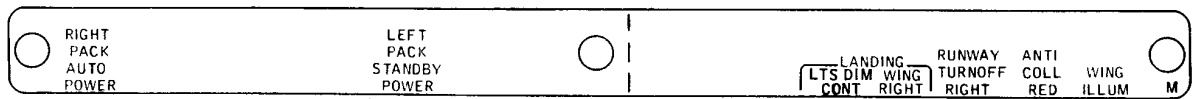
40

(D)



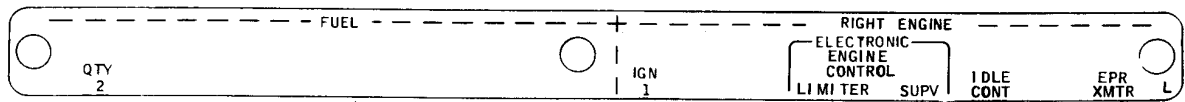
50

(E)



60

(F)



Y 11340370 SHT 2 REV 118

70

(G)

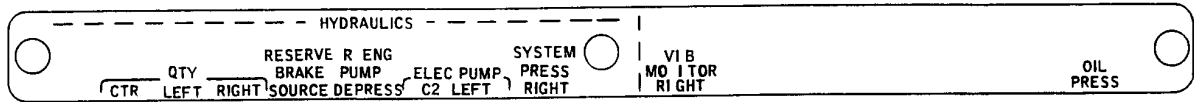
PANEL ASSY- P11-4 CB (PLACARDS AND MARKINGS ONLY)
FIGURE 70 (SHEET 2)

11-34-03-70

BRI
MAY 28/07

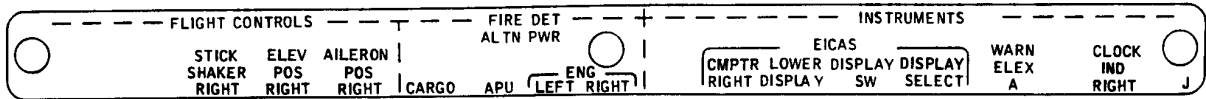
11-34-03-70
PAGE 0A

BOEING
757
PARTS CATALOG (MAINTENANCE)



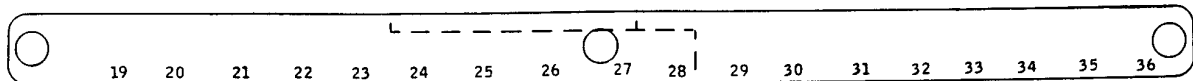
80

(H)



95

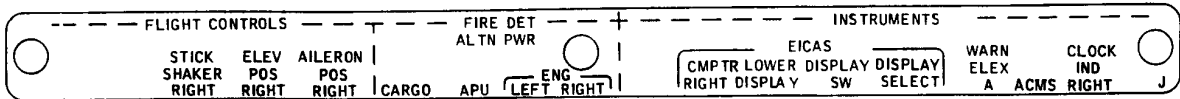
(J)



110

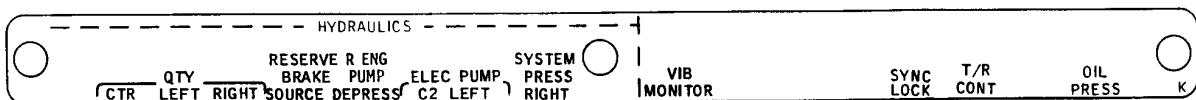
(K)

Y 11340370 SHT 3 REV 164



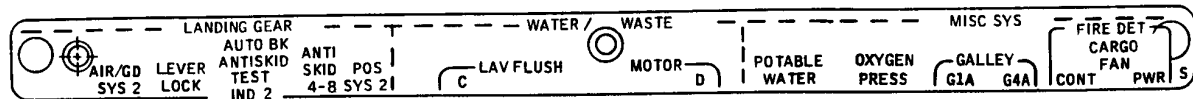
100

(L)



83

(M)



120

(N)

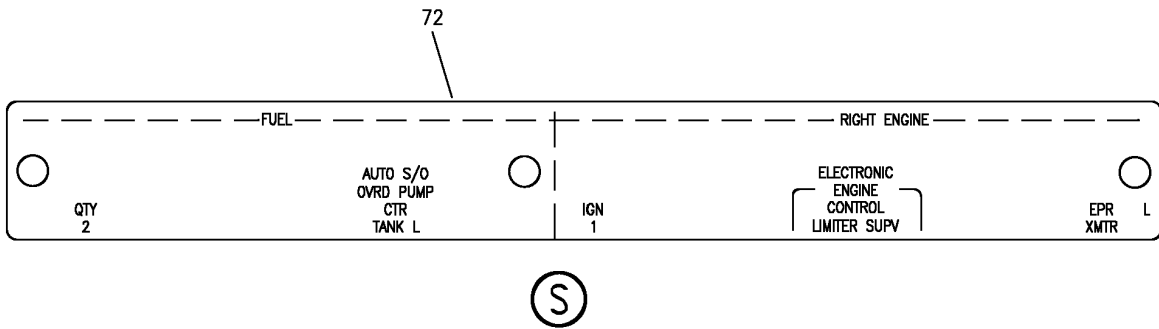
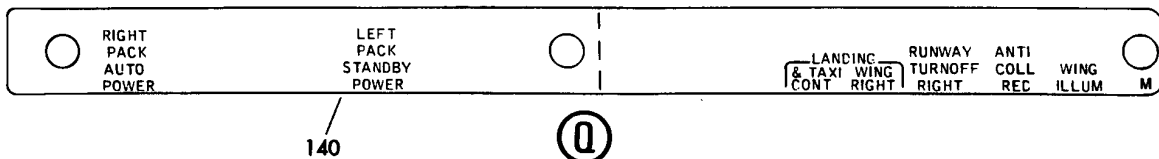
PANEL ASSY- P11-4 CB (PLACARDS AND MARKINGS ONLY)
FIGURE 70 (SHEET 3)

11-34-03-70

BRI
MAY 28/07

11-34-03-70
PAGE 0B

BOEING
757
PARTS CATALOG (MAINTENANCE)



Y 11340370 SH-T 4 REV 330

PANEL ASSY- P11-4 CB (PLACARDS AND MARKINGS ONLY)
FIGURE 70 (SHEET 4)

11-34-03-70

BRI
JAN 20/09

11-34-03-70
PAGE 0C



757

PARTS CATALOG (MAINTENANCE)

FIG ITEM	PART NUMBER	1 2 3 4 5 6 7	NOMENCLATURE	EFFECT FROM TO	UNITS PER ASSY
70			PANEL ASSY- P11-4 CB (PLACARDS AND MARKINGS ONLY)	002004 006100 952999	
- 1	233N5214-73		PANEL ASSY-P11-4 CB (PLACARDS AND MARKINGS ONLY) FOR NHA/OTHER SYS DET SEE: 24-00-51-04	002004	RF
- 1	233N5214-87		PANEL ASSY-P11-4 CB (PLACARDS AND MARKINGS ONLY) FOR NHA/OTHER SYS DET SEE: 24-00-51-04	952952	RF
- 1	233N5214-95		PANEL ASSY-P11-4 CB (PLACARDS AND MARKINGS ONLY) FOR NHA/OTHER SYS DET SEE: 24-00-51-04	953999	RF
- 1	233N5214-98		PANEL ASSY-P11-4 CB (PLACARDS AND MARKINGS ONLY) FOR NHA/OTHER SYS DET SEE: 24-00-51-04	006017	RF
- 1	233N5214-128		PANEL ASSY-P11-4 CB (PLACARDS AND MARKINGS ONLY) FOR NHA/OTHER SYS DET SEE: 24-00-51-04	018100	RF
4	BAC27NFDE0024		.DECAL- PLACARD CONTENT: INOP	952999	1
5	233N5220-4111		.LIGHTPLATE ASSY-	002004 006100 952999	RF
10	233N5220-4112		..STRIP-INDICIA	002004 006100 952999	1
15	233N5220-4085		.LIGHTPLATE ASSY-	002004 006100 952999	RF
20	233N5220-4086		..STRIP-INDICIA	002004 006100 952999	1
25	233N5220-4185		.LIGHTPLATE ASSY-	002004 006100 952999	RF
30	233N5220-4186		..STRIP-INDICIA	002004 006100 952999	1

MISSING ITEM NUMBERS NOT APPLICABLE

- ITEM NOT ILLUSTRATED

11-34-03-70

11-34-03
FIG. 70
PAGE 1
JAN 20/09

BRI

 **BOEING**
757
PARTS CATALOG (MAINTENANCE)

FIG ITEM	PART NUMBER	1 2 3 4 5 6 7	NOMENCLATURE	EFFECT FROM TO	UNITS PER ASSY
70					
35	233N5220-4107	.	LIGHTPLATE ASSY	002004 006100 952999	RF
40	233N5220-4108	..	STRIP-INDICIA	002004 006100 952999	1
45	233N5220-4101	.	LIGHTPLATE ASSY	002004 006100 952999	RF
50	233N5220-4102	..	STRIP-INDICIA	002004 006100 952999	1
55	233N5220-4187	.	LIGHTPLATE ASSY-	002004 006100 952999	RF
60	233N5220-4188	..	STRIP-INDICIA	002004 006100 952999	1
65	233N5220-4055	.	LIGHTPLATE ASSY- PRE ALERT SB: 28A0081	002004 006100 952999	RF
67	233N5443-7	.	LIGHTPLATE ASSY- POST ALERT SB: 28A0081	002004 006100 952999	RF
70	233N5220-4056	..	STRIP-INDICIA PRE ALERT SB: 28A0081	002004 006100 952999	1
72	233N5443-8	..	STRIP-INDICIA POST ALERT SB: 28A0081	002004 006100 952999	1
75	233N5220-4189	.	LIGHTPLATE ASSY-	002004 952952	RF
77	233N5220-4199	.	LIGHTPLATE ASSY-	006100 953999	RF
80	233N5220-4190	..	STRIP-INDICIA	006100 953999	1
83	233N5220-4200	..	STRIP-INDICIA	006100 953999	1
90	233N5220-4179	.	LIGHTPLATE ASSY-	952999	RF
100	233N5220-4180	..	STRIP-INDICIA	952999	1
105	233N5220-4039	.	LIGHTPLATE ASSY	002004 006100 952999	RF
110	233N5220-4040	..	STRIP-INDICIA	002004 006100 952999	1

MISSING ITEM NUMBERS NOT APPLICABLE

— ITEM NOT ILLUSTRATED

BRI

11-34-03-70

11-34-03
FIG. 70
PAGE 2
JAN 20/09



757

PARTS CATALOG (MAINTENANCE)

FIG ITEM	PART NUMBER	1 2 3 4 5 6 7	NOMENCLATURE	EFFECT FROM TO	UNITS PER ASSY
70 200	BAC27NFDE0024	.	DECAL- POSITION DATA: POS R29 PLACARD CONTENT: INOP POST SERVICE BULLETIN: 24-0126	009009	1

MISSING ITEM NUMBERS NOT APPLICABLE

- ITEM NOT ILLUSTRATED

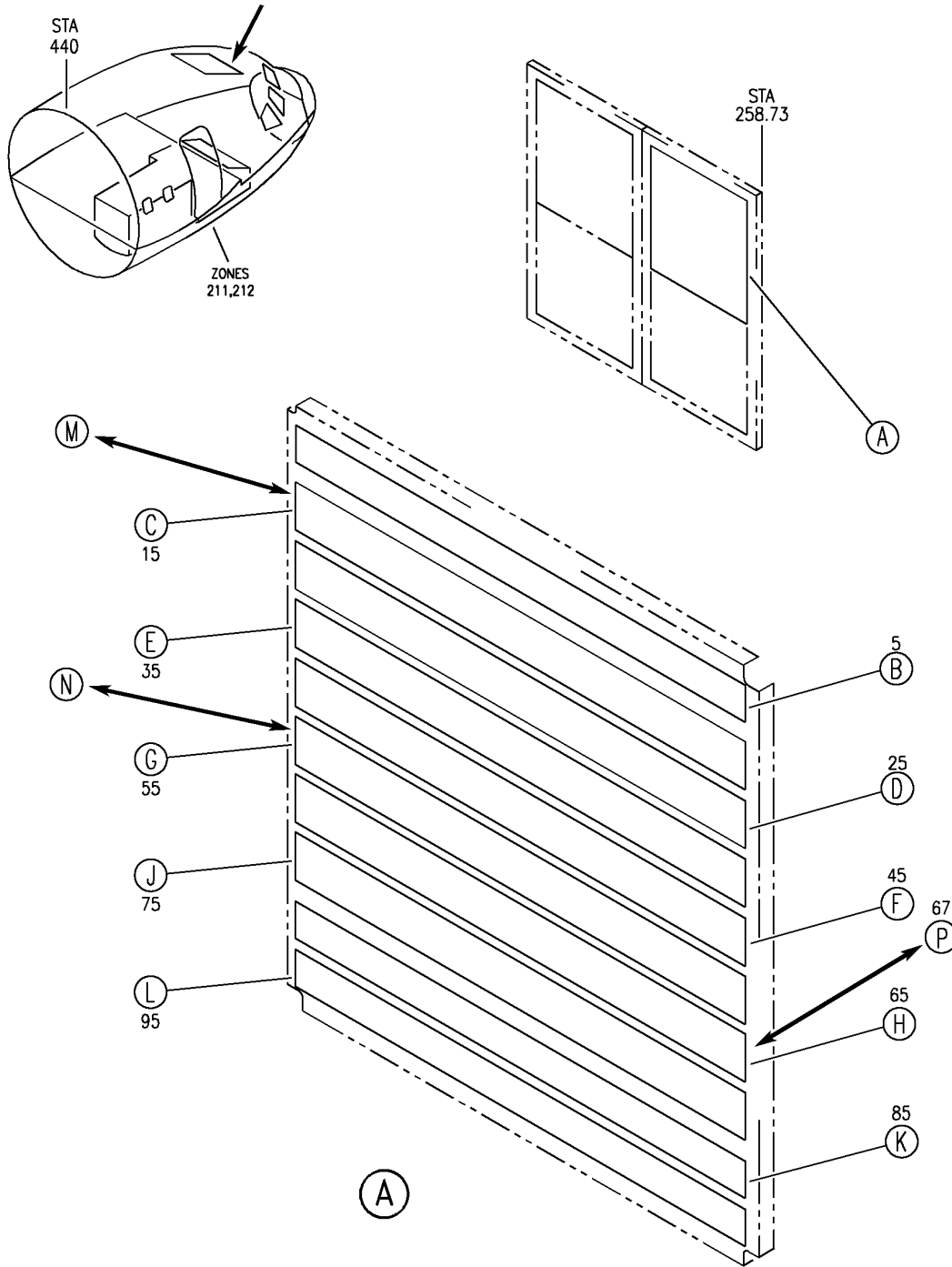
BRI

11-34-03-70

BOEING PROPRIETARY - Copyright © - Unpublished Work - See title page for details.

11-34-03
FIG. 70
PAGE 3
JAN 20/09


BOEING
 757
PARTS CATALOG (MAINTENANCE)



Y 11-34-03-70A SHT 1 REV 299

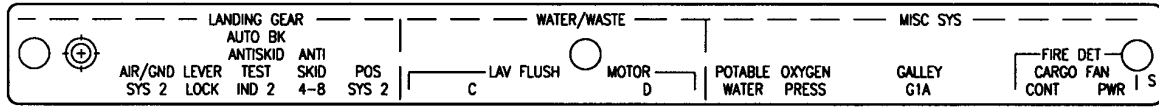
PANEL ASSY- P11-4 CB (PLACARDS AND MARKINGS ONLY)
 FIGURE 70A (SHEET 1)

11-34-03-70A

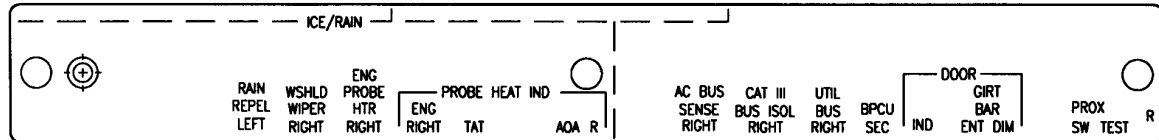
BRI
 MAY 28/07

11-34-03-70A
 PAGE 0

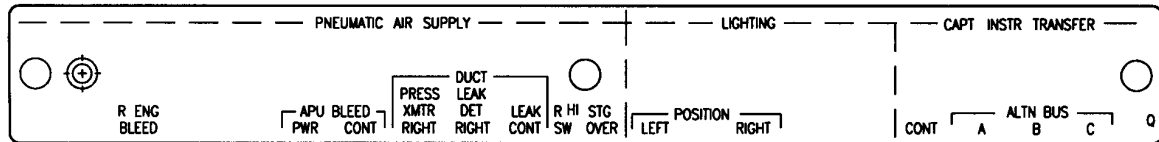
BOEING
757
PARTS CATALOG (MAINTENANCE)



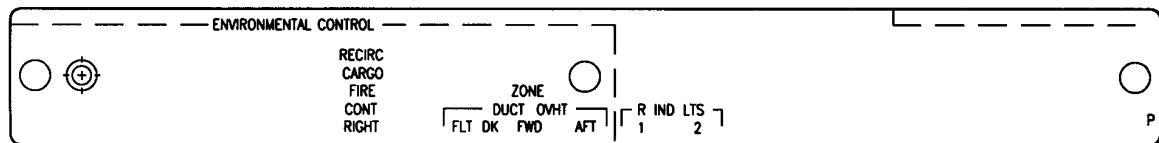
10 (B)



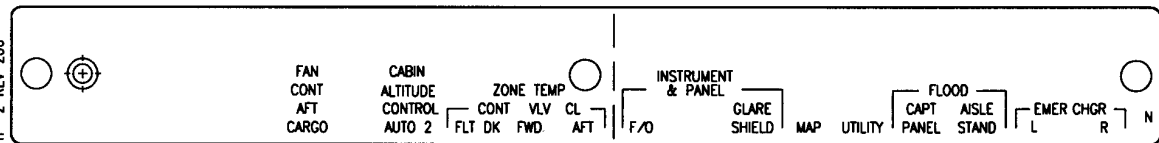
20 (C)



30 (D)



40 (E)



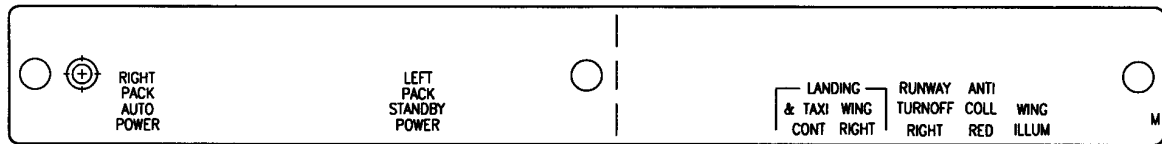
50 (F)

Y 11340370A SHT 2 REV 2006

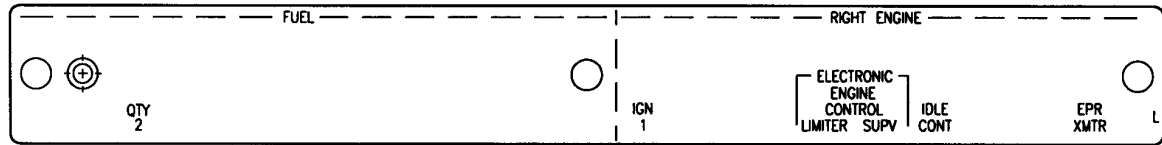
PANEL ASSY- P11-4 CB (PLACARDS AND MARKINGS ONLY)
FIGURE 70A (SHEET 2)

11-34-03-70A

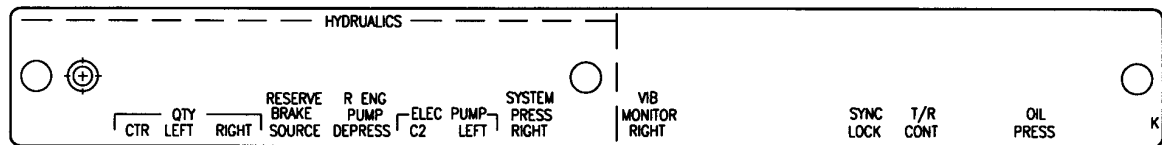
BOEING
757
PARTS CATALOG (MAINTENANCE)



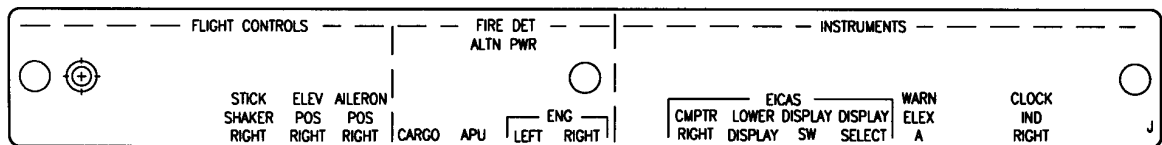
60 (G)



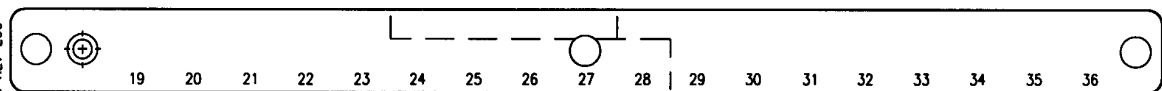
70 (H)



80 (J)



90 (K)



100 (L)

Y 11340370A SHT 3 REV 206

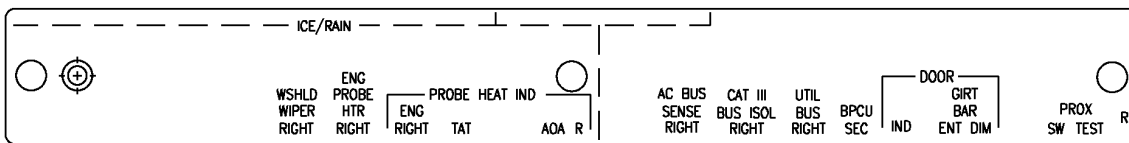
PANEL ASSY- P11-4 CB (PLACARDS AND MARKINGS ONLY)
FIGURE 70A (SHEET 3)

11-34-03-70A

BRI
MAY 28/07

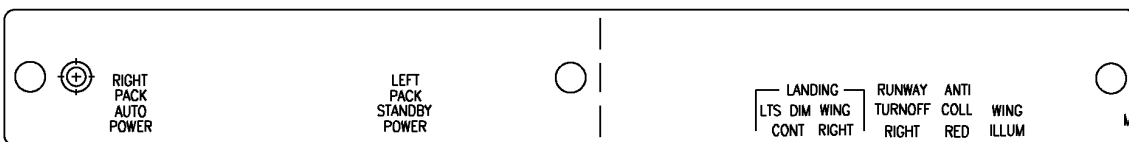
11-34-03-70A
PAGE 0B

BOEING
757
PARTS CATALOG (MAINTENANCE)



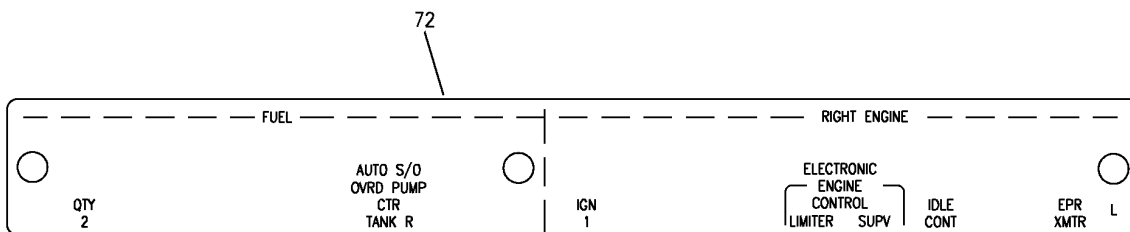
23

(M)



63

(N)



72

(P)

Y 11-340370A SHT 4 REV 299

PANEL ASSY- P11-4 CB (PLACARDS AND MARKINGS ONLY)
FIGURE 70A (SHEET 4)

11-34-03-70A

BRI
MAY 28/07

11-34-03-70A
PAGE 0C

 **BOEING**
757
PARTS CATALOG (MAINTENANCE)

FIG ITEM	PART NUMBER	1 2 3 4 5 6 7	NOMENCLATURE	EFFECT FROM TO	UNITS PER ASSY
70A			PANEL ASSY- P11-4 CB (PLACARDS AND MARKINGS ONLY)	101101	
- 1	233N5214-201		PANEL ASSY-P11-4 CB (PLACARDS AND MARKINGS ONLY) FOR NHA/OTHER SYS DET SEE: 24-00-51-04	101101	RF
5	233N5220-4165		.LIGHTPLATE ASSY	101101	RF
10	233N5220-4166		..STRIP-INDICIA	101101	1
15	233N5220-4265		.LIGHTPLATE ASSY	101101	RF
23	233N5220-4266		..STRIP-INDICIA	101101	1
25	233N5220-4185		.LIGHTPLATE ASSY	101101	RF
30	233N5220-4186		..STRIP-INDICIA	101101	1
35	233N5220-4107		.LIGHTPLATE ASSY	101101	RF
40	233N5220-4108		..STRIP-INDICIA	101101	1
45	233N5220-4101		.LIGHTPLATE ASSY	101101	RF
50	233N5220-4102		..STRIP-INDICIA	101101	1
55	233N5220-4187		.LIGHTPLATE ASSY	101101	RF
63	233N5220-4188		..STRIP-INDICIA	101101	1
65	233N5220-4055		.LIGHTPLATE ASSY- PRE ALERT SB: 28A0081	101101	RF
67	233N5443-7		.LIGHTPLATE ASSY- POST ALERT SB: 28A0081	101101	RF
70	233N5220-4056		..STRIP-INDICIA PRE ALERT SB: 28A0081	101101	1
72	233N5443-8		..STRIP-INDICIA POST ALERT SB: 28A0081	101101	1
75	233N5220-4199		.LIGHTPLATE ASSY	101101	RF
80	233N5220-4200		..STRIP-INDICIA	101101	1
85	233N5220-4051		.LIGHTPLATE ASSY	101101	RF
90	233N5220-4052		..STRIP-INDICIA	101101	1
95	233N5220-4039		.LIGHTPLATE ASSY	101101	RF
100	233N5220-4040		..STRIP-INDICIA	101101	1

MISSING ITEM NUMBERS NOT APPLICABLE

- ITEM NOT ILLUSTRATED

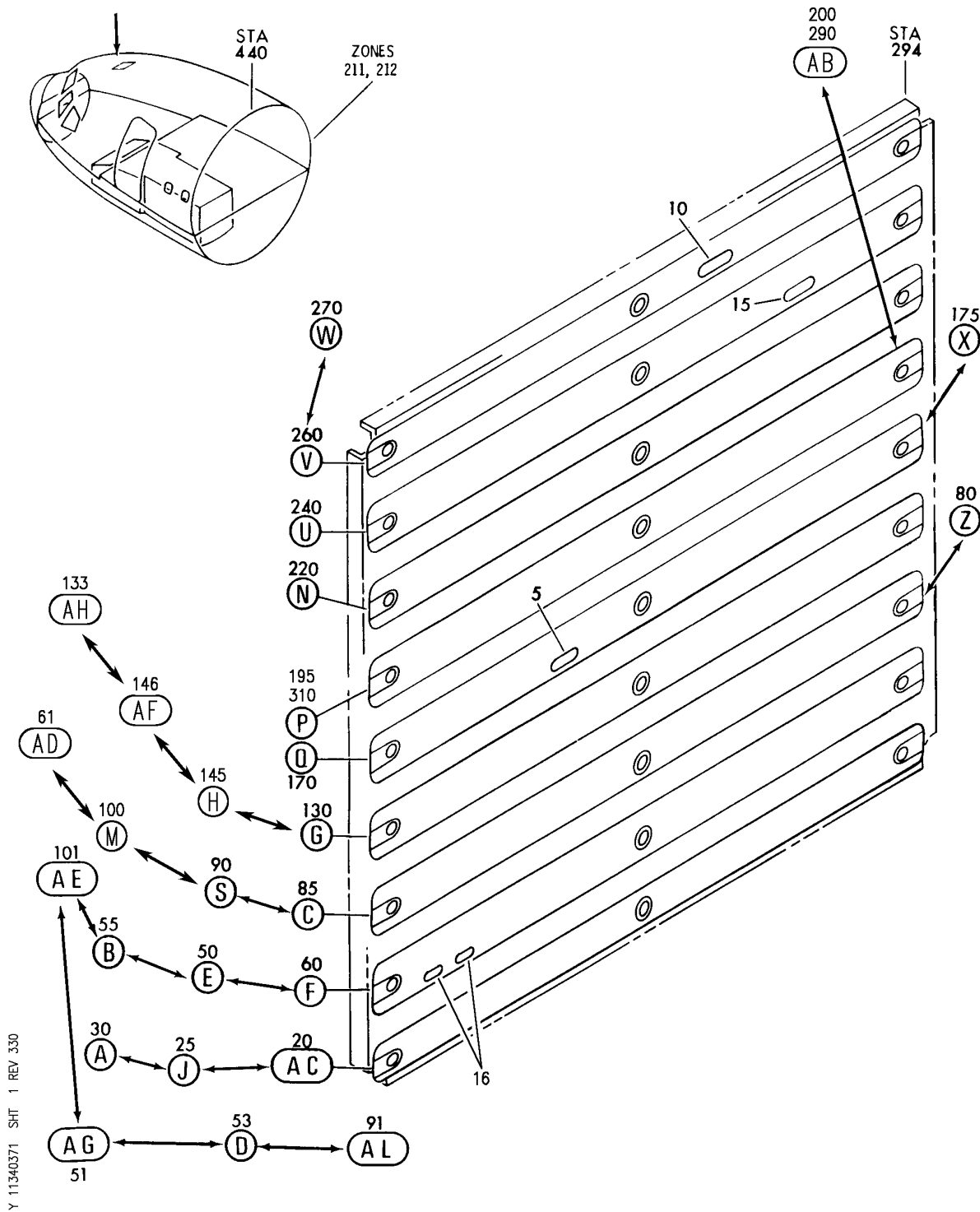
BRI

11-34-03-70A

BOEING PROPRIETARY - Copyright © - Unpublished Work - See title page for details.

11-34-03
FIG. 70A
PAGE 1
MAY 28/07

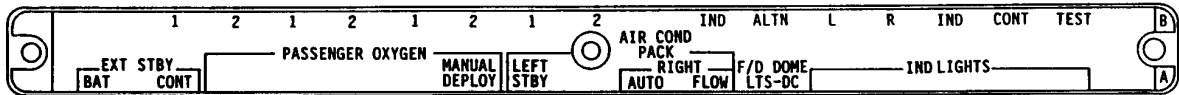
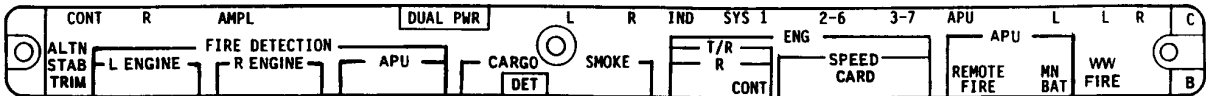
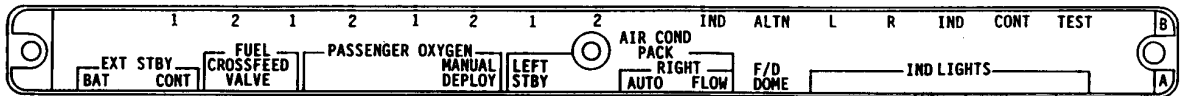
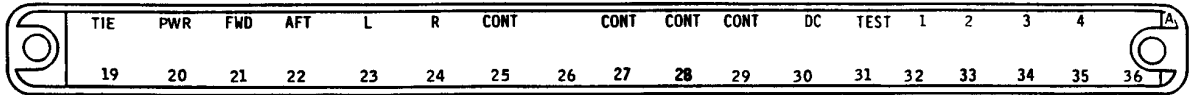

BOEING
 757
PARTS CATALOG (MAINTENANCE)



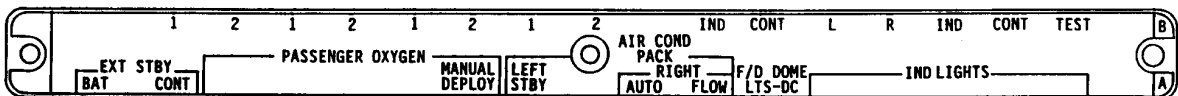
PANEL ASSY-P11-2 CB (PLACARDS AND MARKINGS ONLY)
 FIGURE 71 (SHEET 1)

11-34-03-71

BOEING
757
PARTS CATALOG (MAINTENANCE)



Y 11340371 SHT 2 REV 154



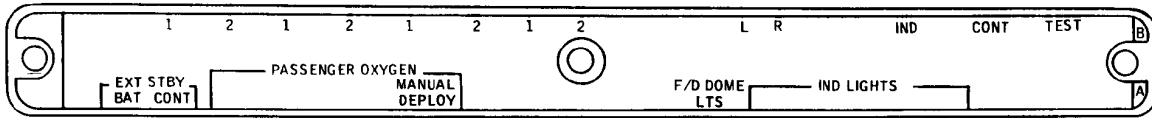
PANEL ASSY-P11-2 CB (PLACARDS AND MARKINGS ONLY)
FIGURE 71 (SHEET 2)

11-34-03-71

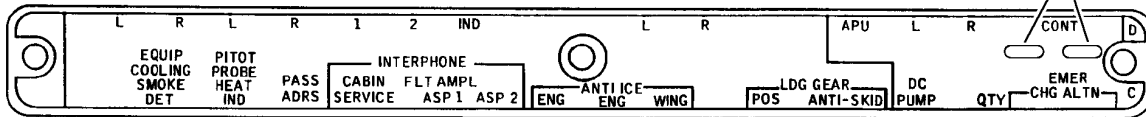
BRI
MAY 28/07

11-34-03-71
PAGE 0A

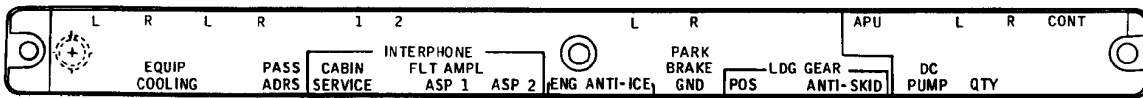
BOEING
757
PARTS CATALOG (MAINTENANCE)



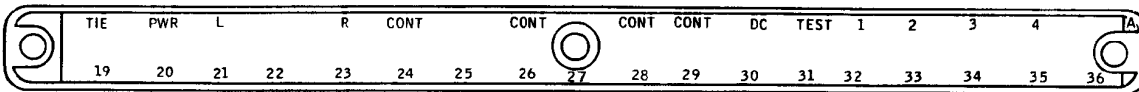
F



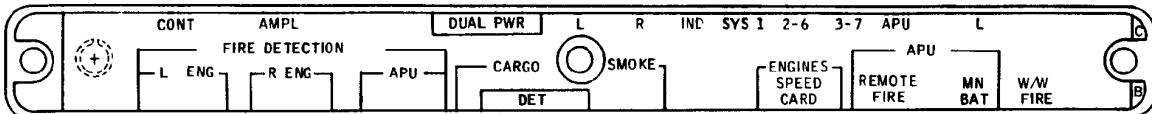
G



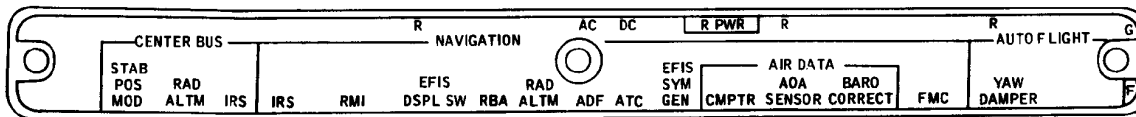
H



J



M



N

Y 11340371 SHT 3 REV 330

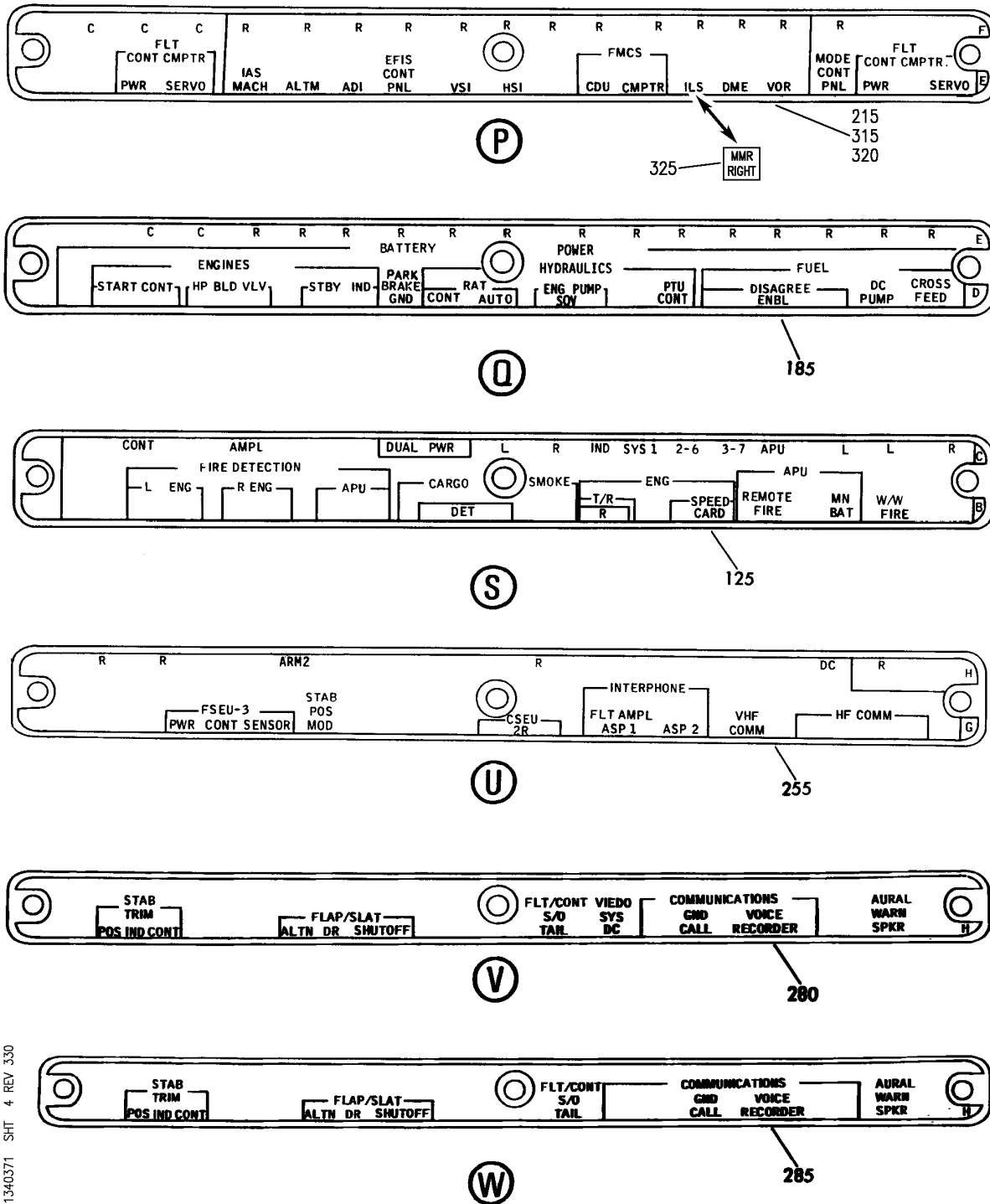
235

FMS SW 6

PANEL ASSY-P11-2 CB (PLACARDS AND MARKINGS ONLY)
FIGURE 71 (SHEET 3)

11-34-03-71

BOEING
757
PARTS CATALOG (MAINTENANCE)



Y 11340371 SH-4 REV 330

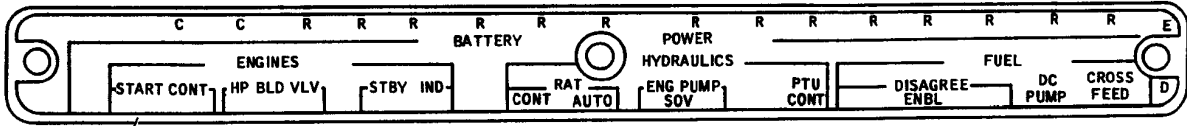
PANEL ASSY-P11-2 CB (PLACARDS AND MARKINGS ONLY)
FIGURE 71 (SHEET 4)

11-34-03-71

BRI
JAN 20/09

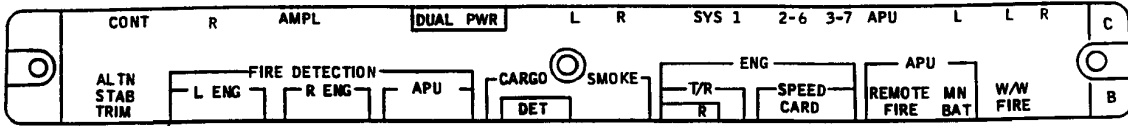
11-34-03-71
PAGE 0C


BOEING
 757
PARTS CATALOG (MAINTENANCE)



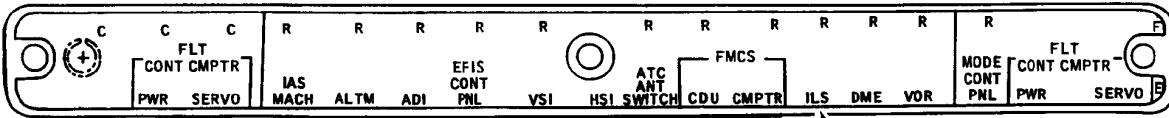
180

(X)



110

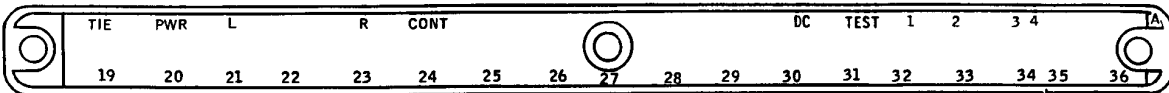
(Z)



210
295
300

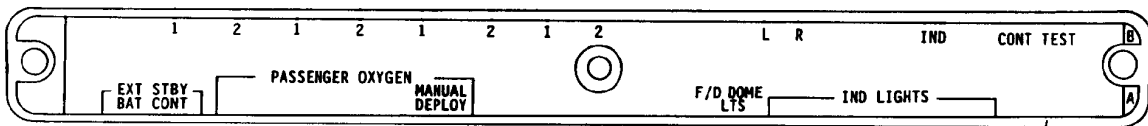
(AB)

MMR RIGHT 305



35

(AC)



76

(AD)

Y 11340371 SH-T 5 REV 330

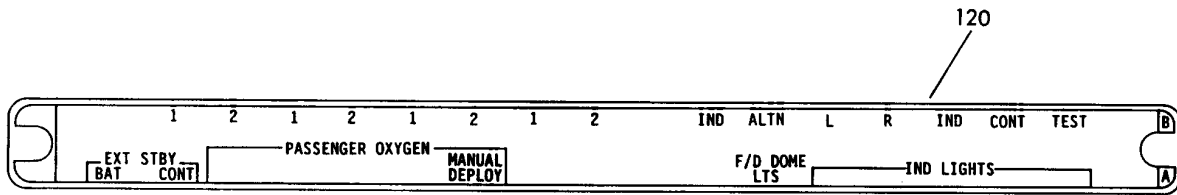
PANEL ASSY-P11-2 CB (PLACARDS AND MARKINGS ONLY)
 FIGURE 71 (SHEET 5)

11-34-03-71

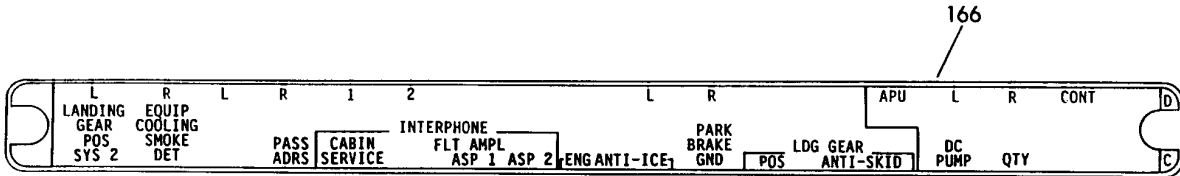
BRI
JAN 20/09

11-34-03-71
PAGE 0D

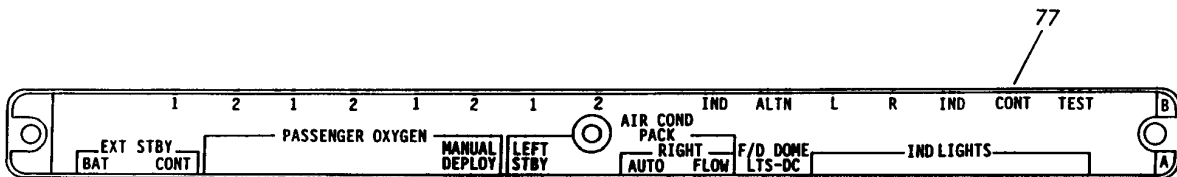
BOEING
757
PARTS CATALOG (MAINTENANCE)



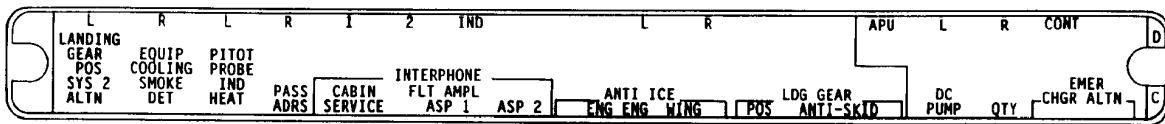
(AE)



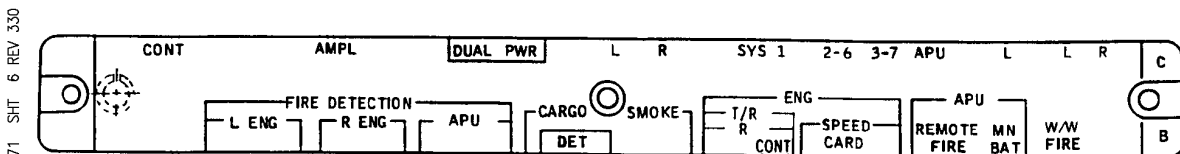
(AF)



(AG)



(AH)



(AL)

Y 11340371 SH-T 6 REV 330

PANEL ASSY-P11-2 CB (PLACARDS AND MARKINGS ONLY)
FIGURE 71 (SHEET 6)

11-34-03-71

BRI
JAN 20/09

11-34-03-71
PAGE 0E



757

PARTS CATALOG (MAINTENANCE)

FIG ITEM	PART NUMBER	1 2 3 4 5 6 7	NOMENCLATURE	EFFECT FROM TO	UNITS PER ASSY
71			PANEL ASSY-P11-2 CB (PLACARDS AND MARKINGS ONLY)	121503 904949	
- 1	233N5206-68		PANEL ASSY-P11-2 CB (PLACARDS AND MARKINGS ONLY)	904949	RF
- 1	233N5206-69		FOR NHA/OTHER SYS DET SEE: 24-00-51-02 PANEL ASSY-P11-2 CB (PLACARDS AND MARKINGS ONLY)	121503	RF
- 1	233N5012-162		PRE SERVICE BULLETIN: 78-0032 FOR NHA/OTHER SYS DET SEE: 24-00-51-02 PANEL ASSY-P11-2 CB (PLACARDS AND MARKINGS ONLY)	121503	RF
5	BAC27NFDE0024		.DECAL- PLACARD CONTENT: INOP	121503 904949	1
15	BAC27NFDE0024		.DECAL- PLACARD CONTENT: INOP	904949	1
25	233N5200-6271		.LIGHTPLATE ASSY-	121503 904949	RF
40	233N5200-6272		..STRIP-INDICIA	121503 904949	1
50	233N5200-6301		.LIGHTPLATE ASSY-	904949	RF
51	233N5200-6417		.LIGHTPLATE ASSY- POST SERVICE BULLETIN: 78-0032	121503	RF
65	233N5200-6302		..STRIP-INDICIA	904949	1
77	233N5200-6418		..STRIP-INDICIA	121503	1
85	233N5200-6415		.LIGHTPLATE ASSY- POST SERVICE BULLETIN: 78-0032	121503	RF
90	233N5200-6275		.LIGHTPLATE ASSY-	904949	RF
115	233N5200-6416		..STRIP-INDICIA POST SERVICE BULLETIN: 78-0032R4	121503	1
125	233N5200-6276		..STRIP-INDICIA	904949	1
130	233N5200-6305		.LIGHTPLATE ASSY-	904949	RF

MISSING ITEM NUMBERS NOT APPLICABLE

- ITEM NOT ILLUSTRATED

11-34-03-71

11-34-03
FIG. 71
PAGE 1
JAN 20/09

BRI



757

PARTS CATALOG (MAINTENANCE)

FIG ITEM	PART NUMBER	1 2 3 4 5 6 7	NOMENCLATURE	EFFECT FROM TO	UNITS PER ASSY
71					
133	233N5200-6555		.LIGHTPLATE ASSY- POST SERVICE BULLETIN: 78-0032	121503	RF
150	233N5200-6306		..STRIP-INDICIA	904949	1
153	233N5200-6556		..STRIP-INDICIA	121503	1
170	233N5200-6307		.LIGHTPLATE ASSY	121503	RF
				904949	
185	233N5200-6308		..STRIP-INDICIA	121503	1
				904949	
200	233N5200-6341		.LIGHTPLATE ASSY-	121503	RF
				904949	
210	233N5200-6342		..STRIP-INDICIA	121503	1
				904949	
220	233N5200-6291		.LIGHTPLATE ASSY	121503	RF
				904949	
235	233N5200-6292		..STRIP-INDICIA	121503	1
				904949	
240	233N5200-6281		.LIGHTPLATE ASSY	121503	RF
				904949	
255	233N5200-6282		..STRIP-INDICIA	121503	1
				904949	
260	233N5200-6293		.LIGHTPLATE ASSY-	121503	RF
				904949	
280	233N5200-6294		..STRIP-INDICIA	121503	1
				904949	

MISSING ITEM NUMBERS NOT APPLICABLE

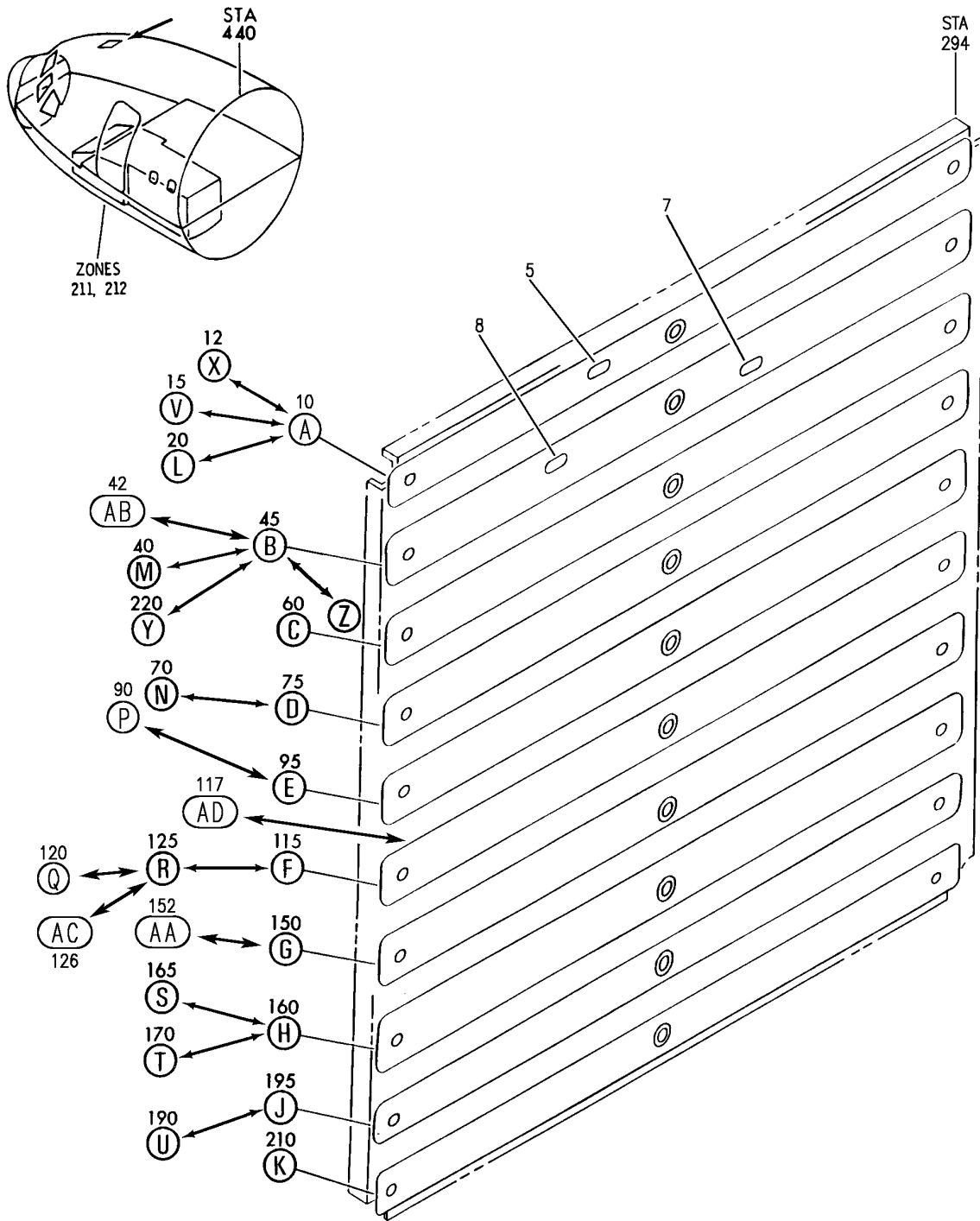
- ITEM NOT ILLUSTRATED

11-34-03-71

11-34-03
FIG. 71
PAGE 2
JAN 20/09

BRI

BOEING
757
PARTS CATALOG (MAINTENANCE)



Y 11340374 SHT 1 REV 327

PANEL ASSY-P11-3 CB (PLACARDS AND MARKINGS ONLY)
FIGURE 74 (SHEET 1)

11-34-03-74

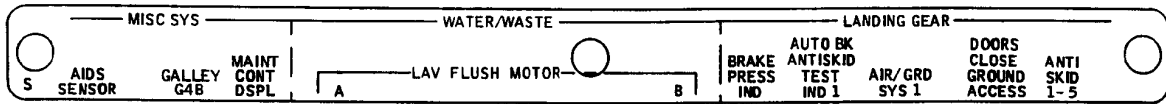
BRI
SEP 20/08

11-34-03-74
PAGE 0

BOEING

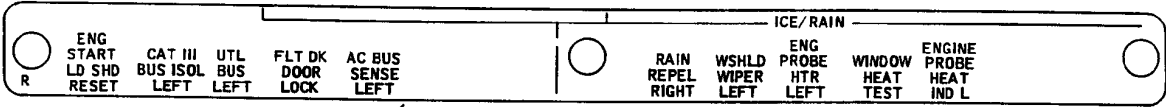
757

PARTS CATALOG (MAINTENANCE)



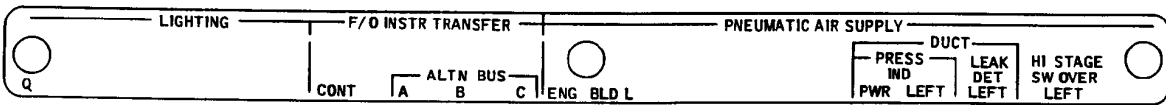
25

(A)



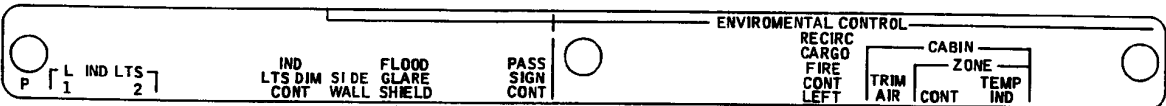
55

(B)



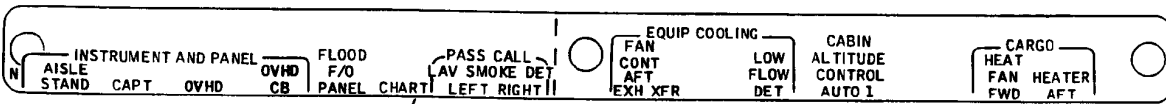
65

(C)



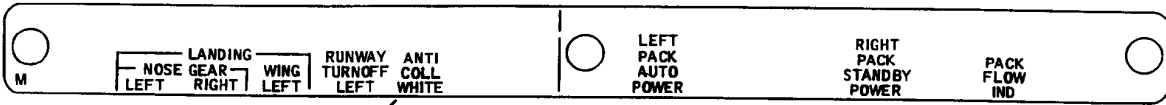
85

(D)



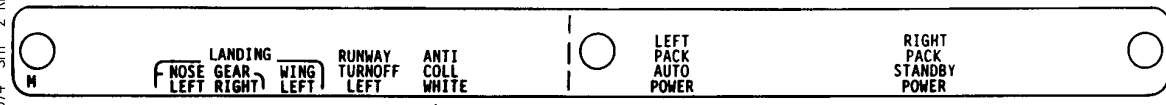
105

(E)



135

(F)



137

(AD)

Y 11340374_SHT_2_REV 312

PANEL ASSY-P11-3 CB (PLACARDS AND MARKINGS ONLY)
FIGURE 74 (SHEET 2)

11-34-03-74

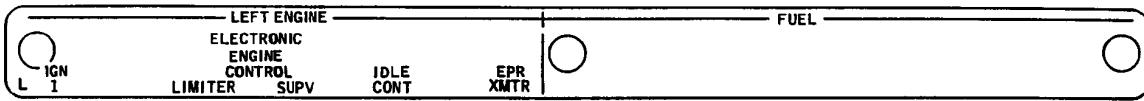
BRI
SEP 28/07

11-34-03-74
PAGE 0A

BOEING

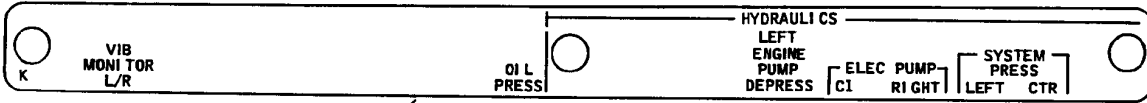
757

PARTS CATALOG (MAINTENANCE)



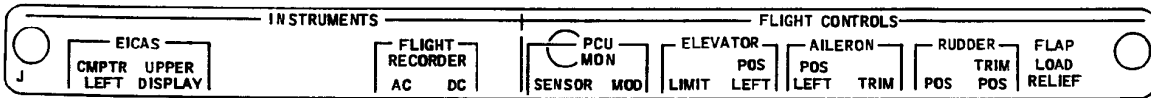
155

(G)



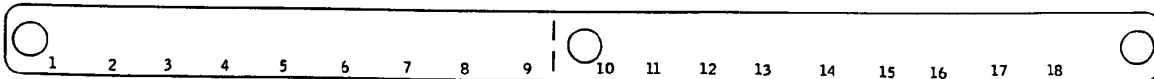
175

(H)



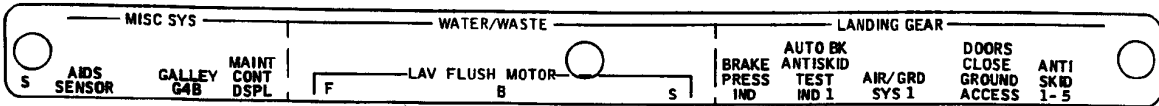
205

(J)



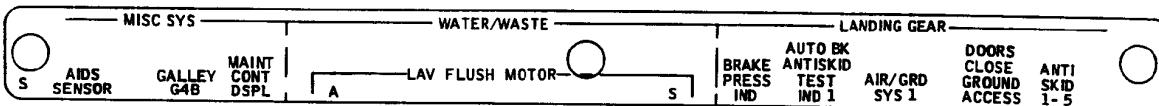
215

(K)



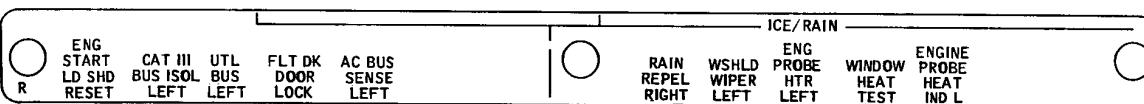
35

(L)



50

(M)



52

(AB)

Y 11340374 SH1 3 REV 309

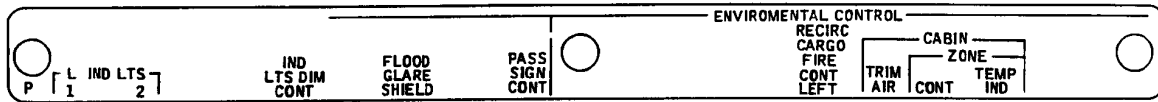
PANEL ASSY-P11-3 CB (PLACARDS AND MARKINGS ONLY)
FIGURE 74 (SHEET 3)

11-34-03-74

BRI
MAY 28/07

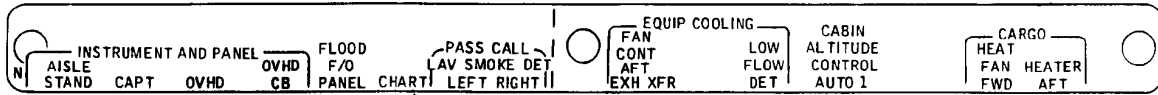
11-34-03-74
PAGE 0B

BOEING
757
PARTS CATALOG (MAINTENANCE)



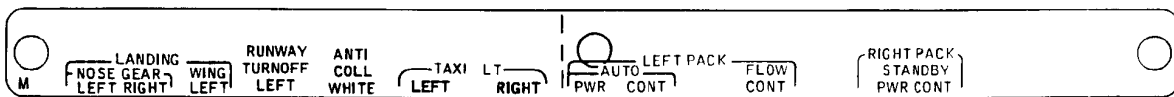
80

(N)



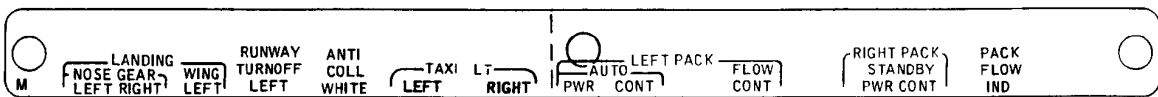
100

(P)



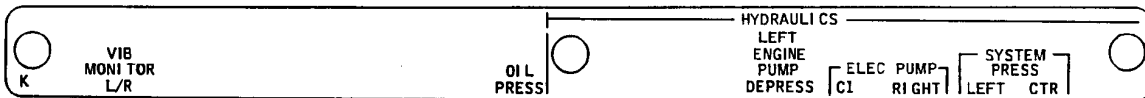
140

(Q)



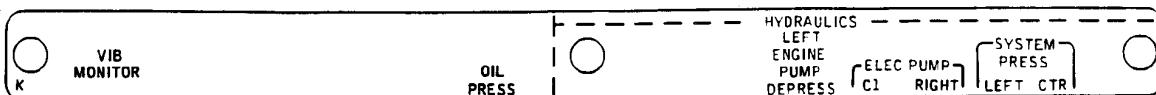
145

(R)



180

(S)



185

(T)



146

(AC)

Y 11340374_SHT 4 REV 309


PANEL ASSY-P11-3 CB (PLACARDS AND MARKINGS ONLY)
FIGURE 74 (SHEET 4)

11-34-03-74

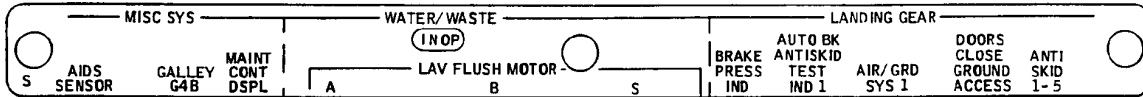
BRI
MAY 28/07

11-34-03-74
PAGE 0C

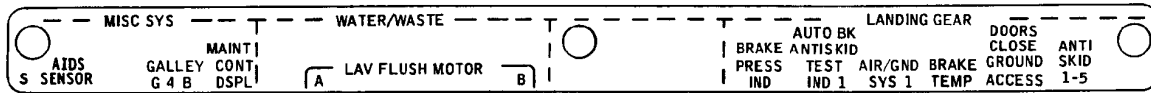
BOEING
757
PARTS CATALOG (MAINTENANCE)



(U)



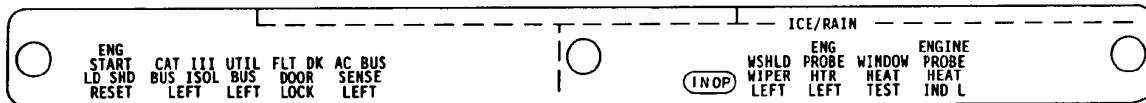
(V)



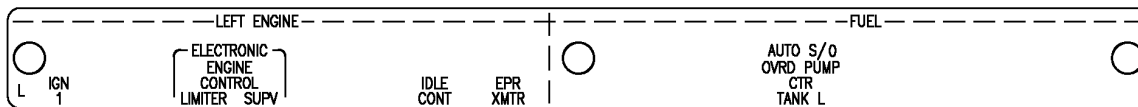
(X)



(Y)



(Z)



(AA)

Y 11340374 SHT 5 REV 327

PANEL ASSY-P11-3 CB (PLACARDS AND MARKINGS ONLY)
FIGURE 74 (SHEET 5)

11-34-03-74

BRI
SEP 20/08

11-34-03-74
PAGE 0D



757

PARTS CATALOG (MAINTENANCE)

FIG ITEM	PART NUMBER	1 2 3 4 5 6 7	NOMENCLATURE	EFFECT FROM TO	UNITS PER ASSY
74			PANEL ASSY-P11-3 CB (PLACARDS AND MARKINGS ONLY)	002004 006100 950951	
- 1	233N5213-85		PANEL ASSY-P11-3 CB (PLACARDS AND MARKINGS ONLY) PRE SERVICE BULLETIN: 21-0060 21-0066 FOR NHA/OTHER SYS DET SEE: 24-00-51-03	002004 006017	RF
- 1	233N5213-92		PANEL ASSY-P11-3 CB (PLACARDS AND MARKINGS ONLY) FOR NHA/OTHER SYS DET SEE: 24-00-51-03	950951	RF
- 1	233N5034-2		PANEL ASSY-P11-3 CB (PLACARDS AND MARKINGS ONLY) POST SERVICE BULLETIN: 21-0060 PRE SERVICE BULLETIN: 21-0066 FOR NHA/OTHER SYS DET SEE: 24-00-51-03	009009	RF
- 1	233N5213-136		PANEL ASSY-P11-3 CB (PLACARDS AND MARKINGS ONLY) PRE SERVICE BULLETIN: 21-0066 FOR NHA/OTHER SYS DET SEE: 24-00-51-03	018100	RF
- 1	233N5037-34		PANEL ASSY-P11-3 CB (PLACARDS AND MARKINGS ONLY) POST SERVICE BULLETIN: 21-0066 FOR NHA/OTHER SYS DET SEE: 24-00-51-03	009009	RF
8	BAC27NFDE0024		.DECAL- PLACARD CONTENT: INOP POST SERVICE BULLETIN: 24-0126	009009	1
10	233N5220-3209		.LIGHTPLATE ASSY-	002004 006100	RF
15	233N5220-3173		.LIGHTPLATE ASSY-	950951	RF
25	233N5220-3210		..STRIP-INDICIA	002004 006100	1

MISSING ITEM NUMBERS NOT APPLICABLE

- ITEM NOT ILLUSTRATED

11-34-03-74

11-34-03
FIG. 74
PAGE 1
JAN 20/09

BRI

 **BOEING**
757
PARTS CATALOG (MAINTENANCE)

FIG ITEM	PART NUMBER	1 2 3 4 5 6 7	NOMENCLATURE	EFFECT FROM TO	UNITS PER ASSY
74					
30	233N5220-3174	..	STRIP-INDICIA	950951	1
40	233N5220-3077	.L	LIGHTPLATE ASSY-	950951	RF
45	233N5220-3207	.L	LIGHTPLATE ASSY-	002004	RF
			PRE SERVICE BULLETIN: 21-0060	006100	
50	233N5220-3078	..	STRIP-INDICIA	950951	1
55	233N5220-3208	..	STRIP-INDICIA	002004	1
				006100	
60	233N5220-3059	.L	LIGHTPLATE ASSY	002004	RF
				006100	
65	233N5220-3060	..	STRIP-INDICIA	950951	1
				002004	
				006100	
70	233N5220-3109	.L	LIGHTPLATE ASSY	950951	RF
75	233N5220-3135	.L	LIGHTPLATE ASSY	002004	RF
				006100	
80	233N5220-3110	..	STRIP-INDICIA	950951	1
85	233N5220-3136	..	STRIP-INDICIA	002004	1
				006100	
95	233N5220-3111	.L	LIGHTPLATE ASSY-	002004	RF
				006100	
				950951	
105	233N5220-3112	..	STRIP-INDICIA	002004	1
				006100	
				950951	
115	233N5220-3053	.L	LIGHTPLATE ASSY-	002004	RF
			PRE SERVICE BULLETIN: 21-0066	006100	
117	233N5220-3261	.L	LIGHTPLATE ASSY-	009009	RF
			POST SERVICE BULLETIN: 21-0066		
125	233N5220-3231	.L	LIGHTPLATE ASSY-	950951	RF
135	233N5220-3054	..	STRIP-INDICIA	002004	1
			PRE SERVICE BULLETIN: 21-0066	006100	
137	233N5220-3262	..	STRIP-INDICIA	009009	1
			POST SERVICE BULLETIN: 21-0066		
145	233N5220-3232	..	STRIP-INDICIA	950951	1
150	233N5220-3197	.L	LIGHTPLATE ASSY-	002004	RF
			PRE ALERT SB: 28A0081	006100	
				950951	
152	233N5433-11	.L	LIGHTPLATE ASSY-	002004	RF
			POST ALERT SB: 28A0081	006100	
				950951	
155	233N5220-3198	..	STRIP-INDICIA	002004	1
			PRE ALERT SB: 28A0081	006100	
				950951	

MISSING ITEM NUMBERS NOT APPLICABLE

— ITEM NOT ILLUSTRATED

BRI

11-34-03-74

11-34-03
FIG. 74
PAGE 2
JAN 20/09



757

PARTS CATALOG (MAINTENANCE)

FIG ITEM	PART NUMBER	1 2 3 4 5 6 7	NOMENCLATURE	EFFECT FROM TO	UNITS PER ASSY
74					
157	233N5433-12	..	STRIP-INDICIA POST ALERT SB: 28A0081	002004 006100 950951	1
160	233N5220-3223	.L	LIGHTPLATE ASSY	002004 006100	RF
165	233N5220-3195	.L	LIGHTPLATE ASSY-	950951	RF
175	233N5220-3224	..	STRIP-INDICIA	002004 006100	1
180	233N5220-3196	..	STRIP-INDICIA	950951	1
190	233N5220-3071	.L	LIGHTPLATE ASSY-	950951	RF
195	233N5220-3047	.L	LIGHTPLATE ASSY-	002004 006100	RF
200	233N5220-3072	..	STRIP-INDICIA	950951	1
205	233N5220-3048	..	STRIP-INDICIA	002004 006100	1
210	233N5220-3045	.L	LIGHTPLATE ASSY	002004 006100	RF
215	233N5220-3046	..	STRIP-INDICIA	950951 002004 006100	1
220	233N5220-3243	.L	LIGHTPLATE ASSY- POST SERVICE BULLETIN: 21-0060	950951 009009	RF
225	233N5220-3244	..	STRIP-INDICIA	009009	1

MISSING ITEM NUMBERS NOT APPLICABLE

- ITEM NOT ILLUSTRATED

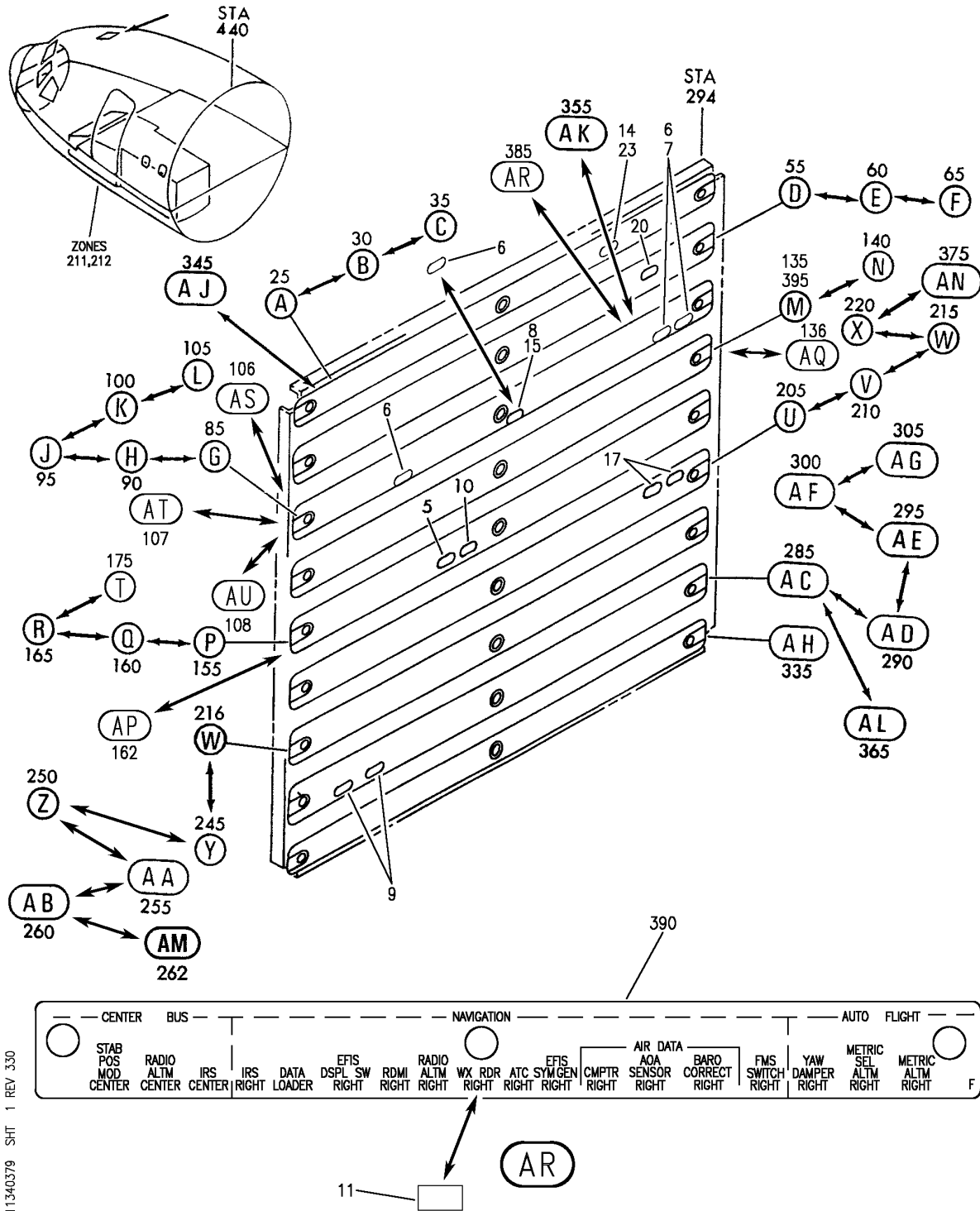
11-34-03-74

11-34-03
FIG. 74
PAGE 3
JAN 20/09

BRI

BOEING PROPRIETARY - Copyright © - Unpublished Work - See title page for details.

BOEING
757
PARTS CATALOG (MAINTENANCE)



Y 11340379 SHT 1 REV 330

PANEL ASSY-P11-2 CB (PLACARDS AND MARKINGS ONLY)
FIGURE 79 (SHEET 1)

11-34-03-79

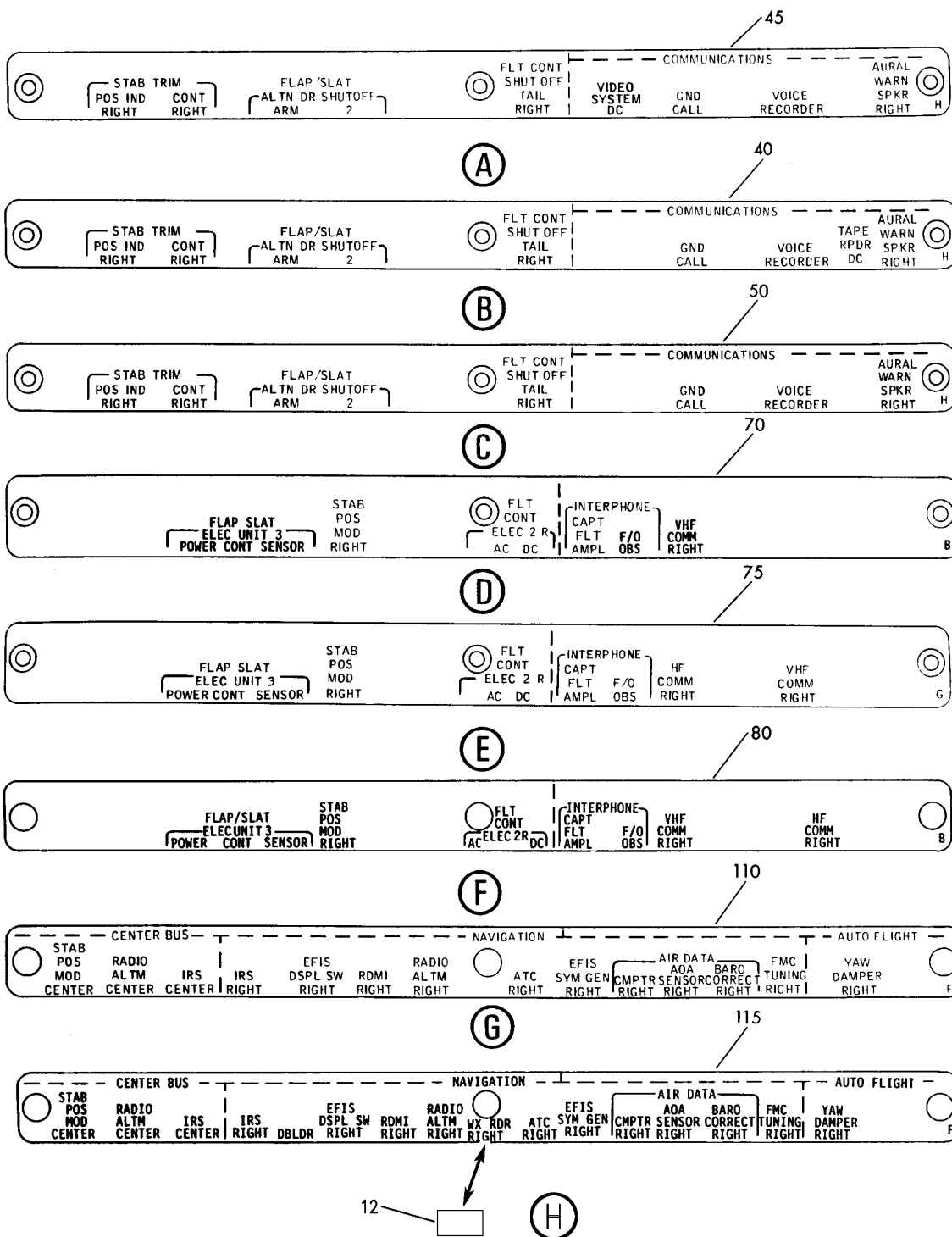
BRI
JAN 20/09

11-34-03-79
PAGE 0

BOEING

757

PARTS CATALOG (MAINTENANCE)



Y 11340379 SH-2 REV 323

PANEL ASSY-P11-2 CB (PLACARDS AND MARKINGS ONLY)
FIGURE 79 (SHEET 2)

11-34-03-79

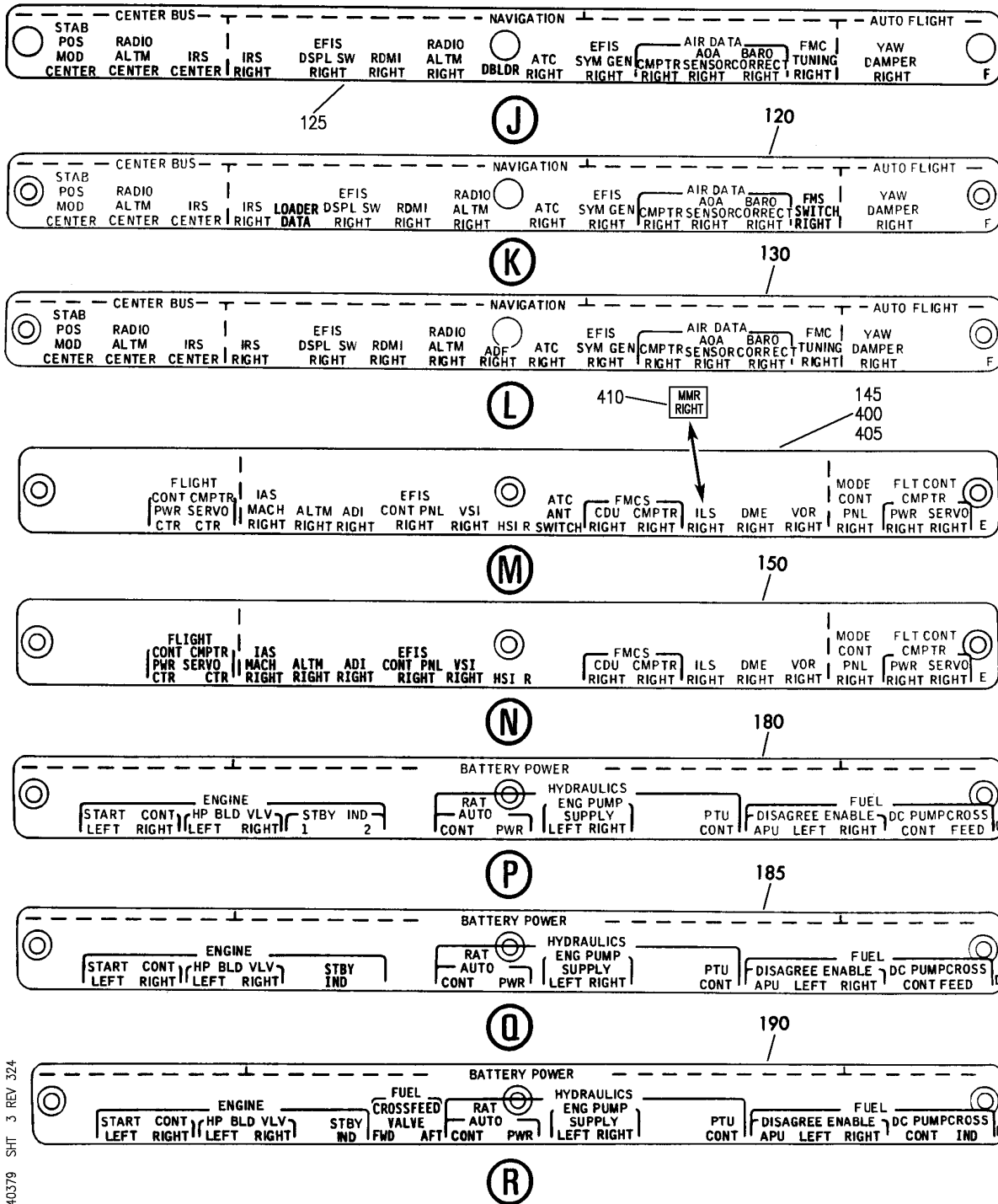
BRI
MAY 20/08

11-34-03-79
PAGE 0A

BOEING

757

PARTS CATALOG (MAINTENANCE)



Y 11340379 SHT 3 REV 324

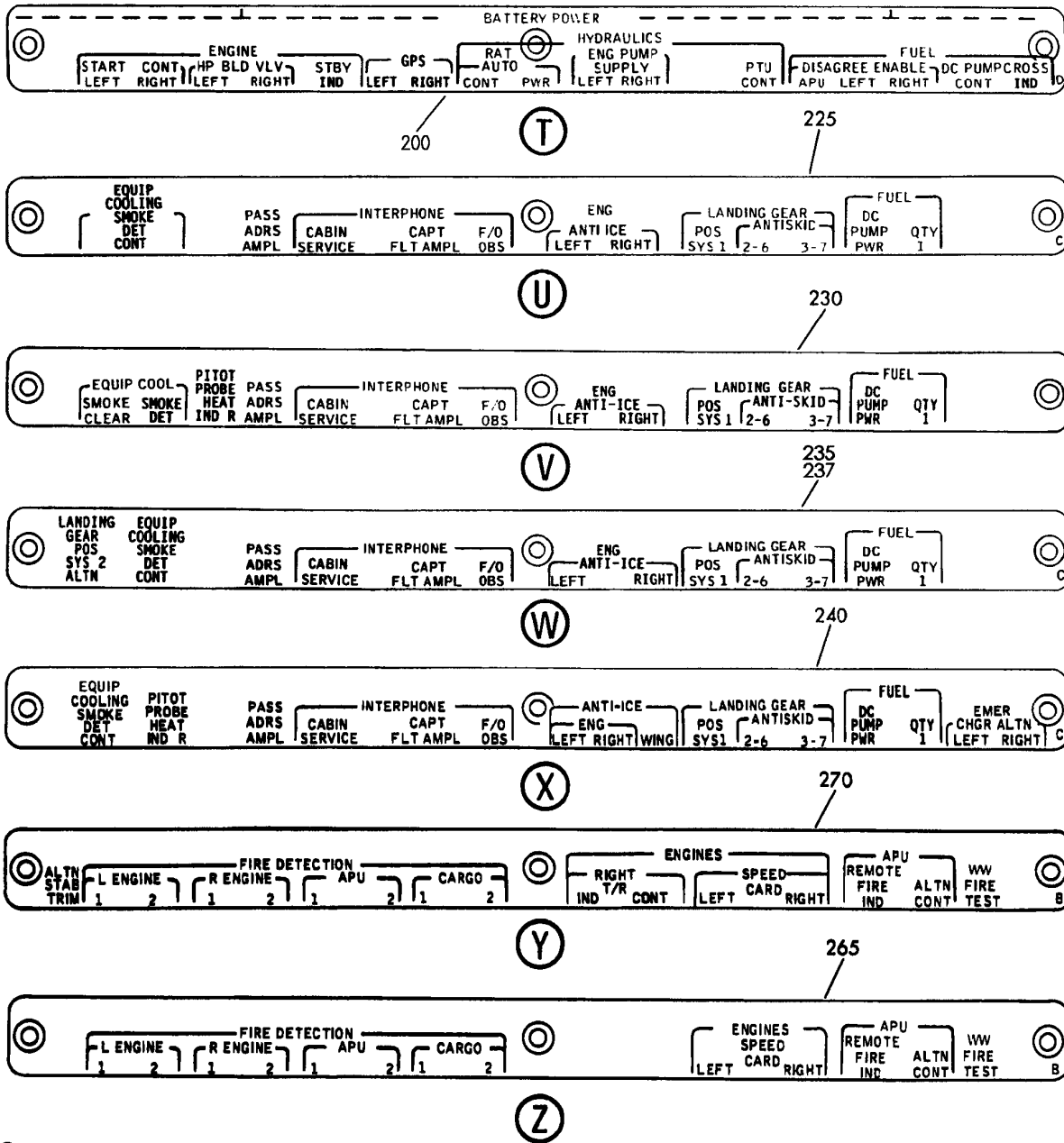
PANEL ASSY-P11-2 CB (PLACARDS AND MARKINGS ONLY)
FIGURE 79 (SHEET 3)

11-34-03-79

BRI
SEP 20/08

11-34-03-79
PAGE 0B

BOEING
757
PARTS CATALOG (MAINTENANCE)



Y 11340379 SH-T 4 REV 330

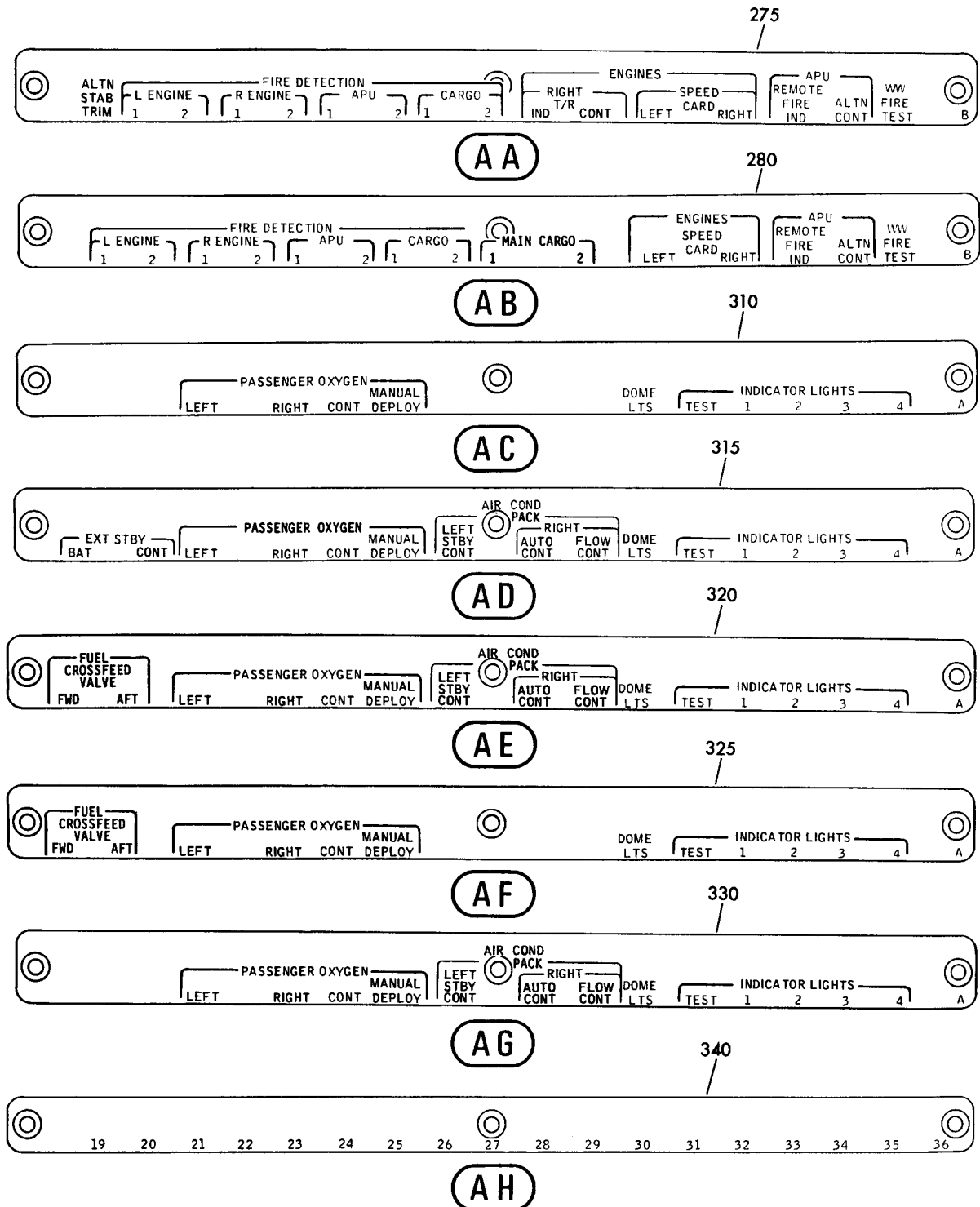
PANEL ASSY-P11-2 CB (PLACARDS AND MARKINGS ONLY)
FIGURE 79 (SHEET 4)

11-34-03-79

BRI
JAN 20/09

11-34-03-79
PAGE 0C

BOEING
757
PARTS CATALOG (MAINTENANCE)



Y 11340379 SHT 5 REV 153

PANEL ASSY-P11-2 CB (PLACARDS AND MARKINGS ONLY)
FIGURE 79 (SHEET 5)

11-34-03-79

BRI
MAY 28/07

11-34-03-79
PAGE 0D

BOEING

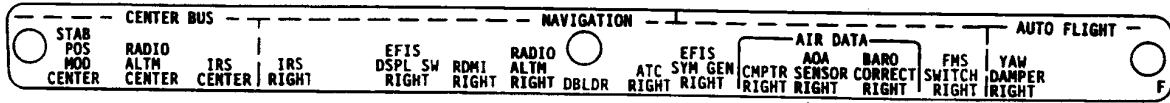
757

PARTS CATALOG (MAINTENANCE)



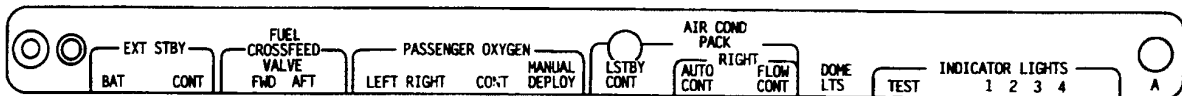
AJ

350



AK

360



AL

370



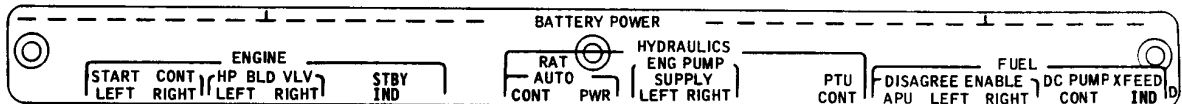
AM

282



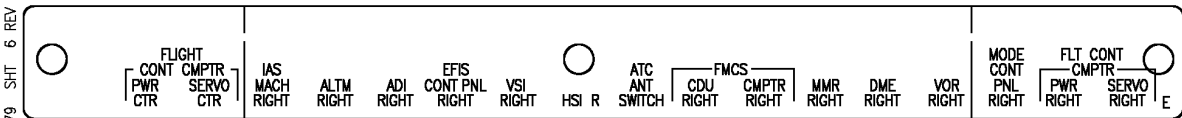
AN

380



AP

187



AQ

147

Y 11340379 SH-T 6 REV 307

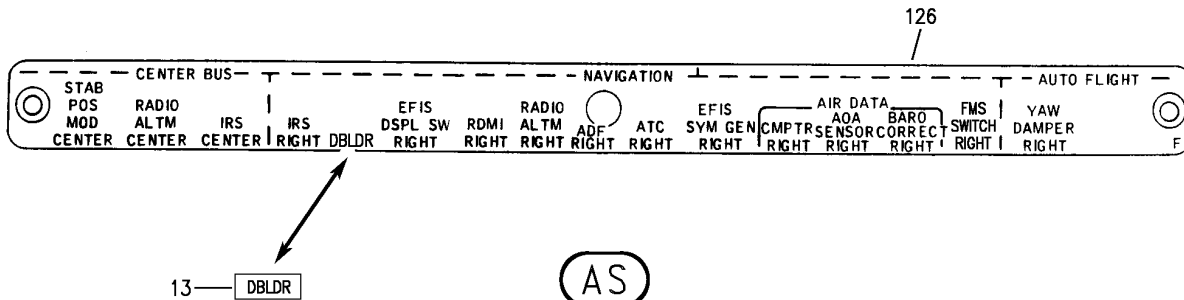
PANEL ASSY-P11-2 CB (PLACARDS AND MARKINGS ONLY)
FIGURE 79 (SHEET 6)

11-34-03-79

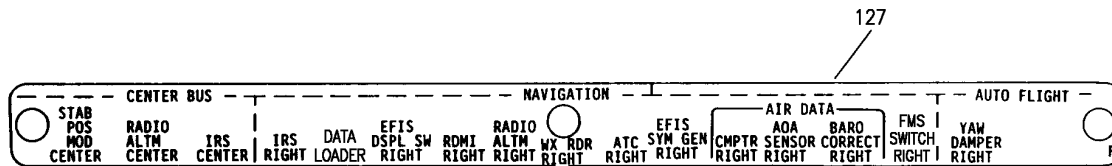
BRI
MAY 28/07

11-34-03-79
PAGE 0E

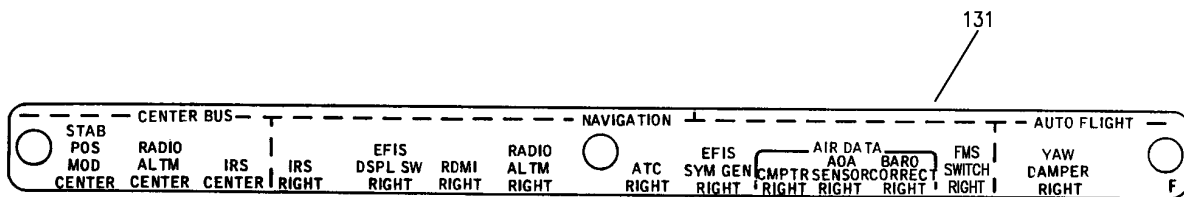
BOEING
757
PARTS CATALOG (MAINTENANCE)



AS



AT



AU

Y 11340379 SH7 7 REV 325

PANEL ASSY-P11-2 CB (PLACARDS AND MARKINGS ONLY)
FIGURE 79 (SHEET 7)

11-34-03-79

BRI
SEP 20/08

11-34-03-79
PAGE OF



757

PARTS CATALOG (MAINTENANCE)

FIG ITEM	PART NUMBER	1 2 3 4 5 6 7	NOMENCLATURE	EFFECT FROM TO	UNITS PER ASSY
79			PANEL ASSY-P11-2 CB (PLACARDS AND MARKINGS ONLY)	002004 006100 950951	
- 1	233N5212-119		PANEL ASSY-P11-2 CB PLACARDS AND MARKINGS ONLY FOR NHA/OTHER SYS DET SEE: 24-00-51-02	006007	RF
- 1	233N5212-123		PANEL ASSY-P11-2 CB PLACARDS AND MARKINGS ONLY REWORKED BY SB: 34-0416 FOR NHA/OTHER SYS DET SEE: 24-00-51-02	008100	RF
- 1	233N5212-127		PANEL ASSY-P11-2 CB PLACARDS AND MARKINGS ONLY FOR NHA/OTHER SYS DET SEE: 24-00-51-02	950951	RF
- 1	233N5212-89		PANEL ASSY-P11-2 CB PLACARDS AND MARKINGS ONLY FOR NHA/OTHER SYS DET SEE: 24-00-51-02	002004	RF
5	BAC27NFDE0024		.DECAL- PLACARD CONTENT: INOP	950951	1
9	BAC27NFDE0024		.DECAL- POSITION DATA: A19, A20 PLACARD CONTENT: INOP POST SERVICE BULLETIN: 24-0125R2 24-0130	009009 015015	2
10	BAC27NFDE0024		.DECAL- PLACARD CONTENT: INOP	950951	1
15	BAC27NFDE0024		.DECAL- PLACARD CONTENT: INOP	950951	1
17	BAC27NFDE0024		.DECAL- POSITION DATA: C035, C036 PLACARD CONTENT: INOP POST SERVICE BULLETIN: 24-0126	009009	2

R
R
R
R
R
R
R

MISSING ITEM NUMBERS NOT APPLICABLE

- ITEM NOT ILLUSTRATED

11-34-03-79

11-34-03
FIG. 79
PAGE 1
MAY 20/09

BRI



757

PARTS CATALOG (MAINTENANCE)

FIG ITEM	PART NUMBER	1 2 3 4 5 6 7	NOMENCLATURE	EFFECT FROM TO	UNITS PER ASSY
79					
25	233N5220-2095	.	LIGHTPLATE ASSY-	002004 006100	RF
35	233N5220-2093	.	LIGHTPLATE ASSY	950951	RF
45	233N5220-2096	..	STRIP-INDICIA	002004 006100	1
50	233N5220-2094	..	STRIP-INDICIA	950951	1
60	233N5220-2089	.	LIGHTPLATE ASSY-	002004 006100 950951	RF
75	233N5220-2090	..	STRIP-INDICIA	002004 006100 950951	1
85	233N5220-2057	.	LIGHTPLATE ASSY-	002004 006007	RF
90	233N5220-2195	.	LIGHTPLATE ASSY-	950951	RF
95	233N5220-2197	.	LIGHTPLATE ASSY- PRE SERVICE BULLETIN: 34-0416	008100	RF
110	233N5220-2058	..	STRIP-INDICIA	002004 006007	1
115	233N5220-2196	..	STRIP-INDICIA	950951	1
125	233N5220-2198	..	STRIP-INDICIA PRE SERVICE BULLETIN: 34-0416	008100	1
135	233N5220-2129	.	LIGHTPLATE ASSY-	002004 006100 950951	RF
145	233N5220-2130	..	STRIP-INDICIA	002004 006100 950951	1
160	233N5220-2111	.	LIGHTPLATE ASSY-	002004	RF
165	233N5220-2173	.	LIGHTPLATE ASSY	006100	RF
175	233N5220-2209	.	LIGHTPLATE ASSY-	950951	RF
185	233N5220-2112	..	STRIP-INDICIA	002004	1
190	233N5220-2174	..	STRIP-INDICIA	006100	1
200	233N5220-2210	..	STRIP-INDICIA	950951	1
210	233N5220-2161	.	LIGHTPLATE ASSY-	006100	RF
215	233N5220-2159	.	LIGHTPLATE ASSY-	950951	RF
220	233N5220-2099	.	LIGHTPLATE ASSY-	002004	RF
230	233N5220-2162	..	STRIP-INDICIA	006100	1
235	233N5220-2160	..	STRIP-INDICIA	950951	1
240	233N5220-2100	..	STRIP-INDICIA	002004	1
245	233N5220-2171	.	LIGHTPLATE ASSY	006100 950951	RF
255	233N5220-2141	.	LIGHTPLATE ASSY	002004	RF
270	233N5220-2172	..	STRIP-INDICIA	006100 950951	1
275	233N5220-2142	..	STRIP-INDICIA	002004	1

MISSING ITEM NUMBERS NOT APPLICABLE

- ITEM NOT ILLUSTRATED

BRI

11-34-03-79

11-34-03
FIG. 79
PAGE 2
JAN 20/09



757

PARTS CATALOG (MAINTENANCE)

FIG ITEM	PART NUMBER	1 2 3 4 5 6 7	NOMENCLATURE	EFFECT FROM TO	UNITS PER ASSY
79					
290	233N5220-2117	.	LIGHTPLATE ASSY	002004 006100	RF
300	233N5220-2179	.	LIGHTPLATE ASSY-	950951	RF
315	233N5220-2118	..	STRIP-INDICIA	002004 006100	1
325	233N5220-2180	..	STRIP-INDICIA	950951	1
335	233N5220-2045	.	LIGHTPLATE ASSY	002004 006100 950951	RF
340	233N5220-2046	..	STRIP-INDICIA	002004 006100 950951	1
355	233N5220-2191	.	LIGHTPLATE ASSY- POST SERVICE BULLETIN: 34-0416	009009	RF
360	233N5220-2192	..	STRIP-INDICIA POST SERVICE BULLETIN: 34-0416	009009	1

MISSING ITEM NUMBERS NOT APPLICABLE

- ITEM NOT ILLUSTRATED

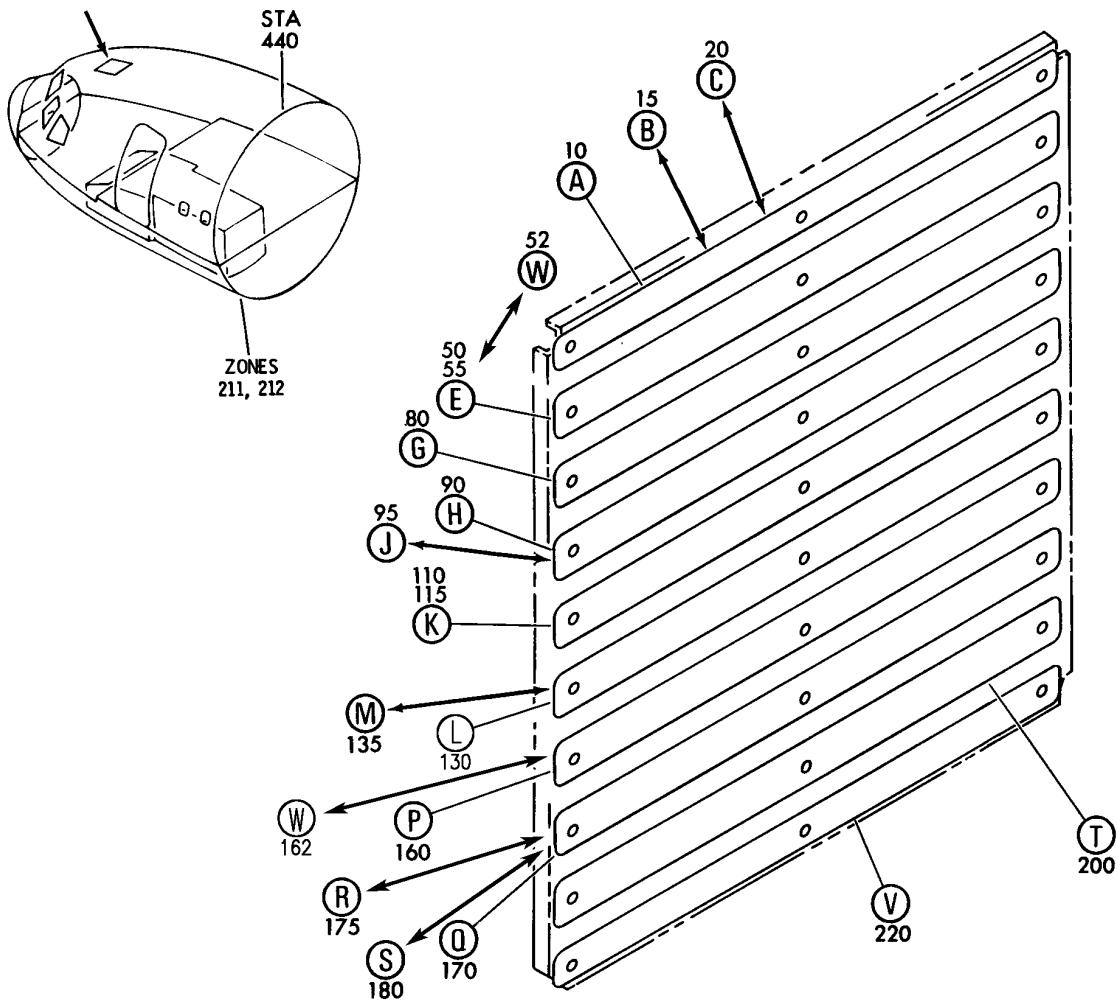
BRI

11-34-03-79

BOEING PROPRIETARY - Copyright © - Unpublished Work - See title page for details.

11-34-03
FIG. 79
PAGE 3
JAN 20/09

BOEING
757
PARTS CATALOG (MAINTENANCE)



A

30



B

35

Y 11340382 SH1 1 REV 328

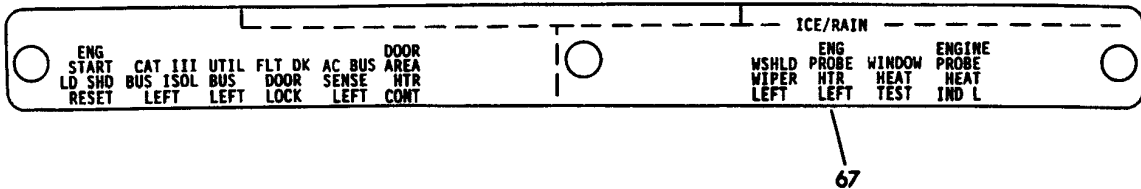
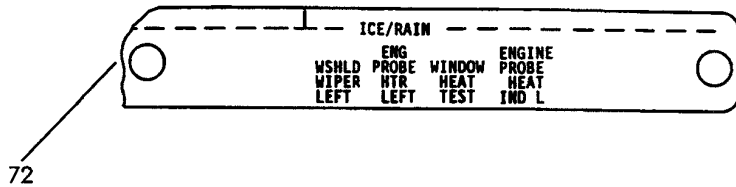
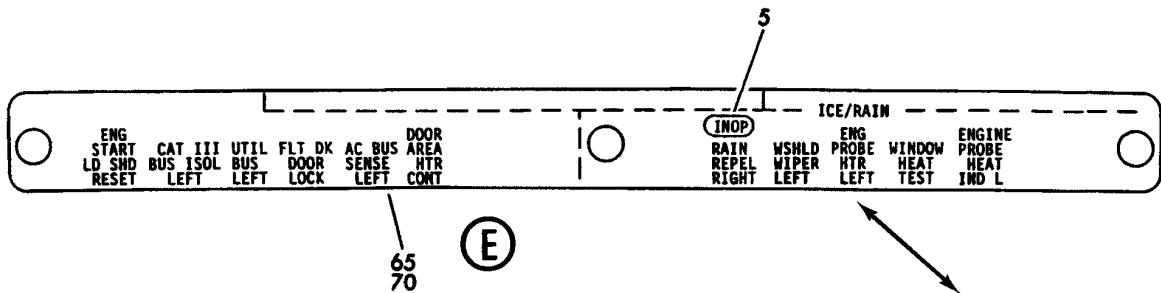
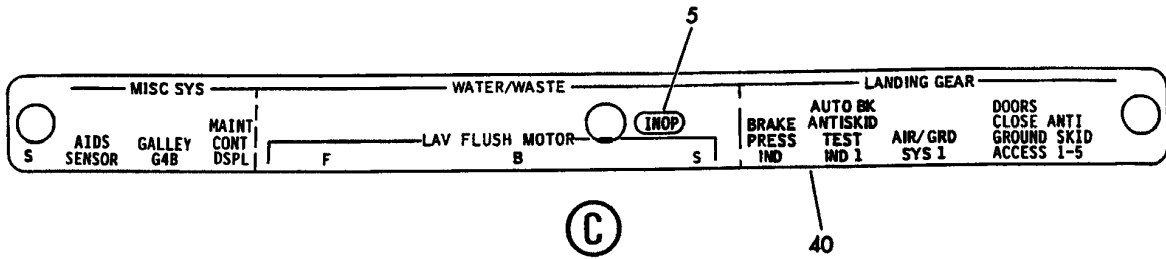
PANEL ASSY-P11-3 CB (PLACARDS AND MARKINGS ONLY)
FIGURE 82 (SHEET 1)

11-34-03-82

BRI
JAN 20/09

11-34-03-82
PAGE 0

BOEING
757
PARTS CATALOG (MAINTENANCE)



Y 11340382 SH1 2 REV 328

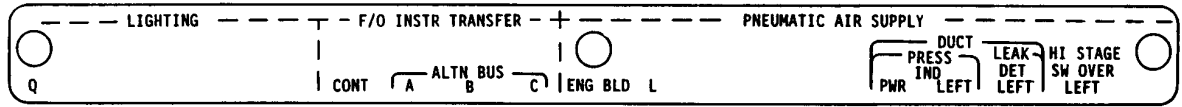
PANEL ASSY-P11-3 CB (PLACARDS AND MARKINGS ONLY)
FIGURE 82 (SHEET 2)

11-34-03-82

BRI
JAN 20/09

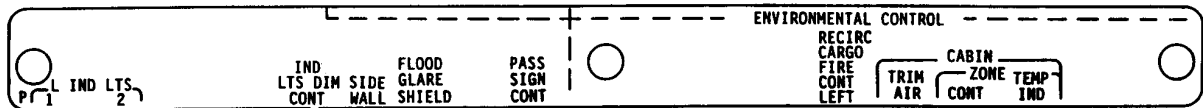
11-34-03-82
PAGE 0A


BOEING
 757
PARTS CATALOG (MAINTENANCE)



85

(G)



100

(H)



105

(J)



120
125

(K)

Y 11340382 SHT 3 REV 164

PANEL ASSY-P11-3 CB (PLACARDS AND MARKINGS ONLY)
 FIGURE 82 (SHEET 3)

11-34-03-82

BRI
MAY 28/07

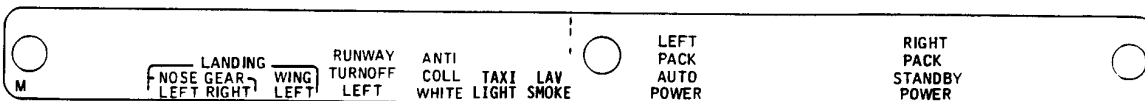
11-34-03-82
 PAGE 0B


BOEING
 757
PARTS CATALOG (MAINTENANCE)



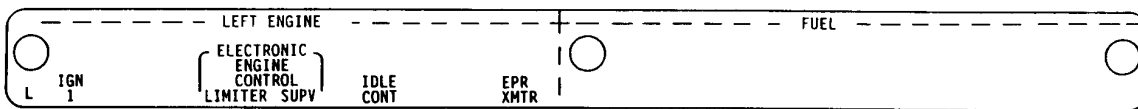
L

145



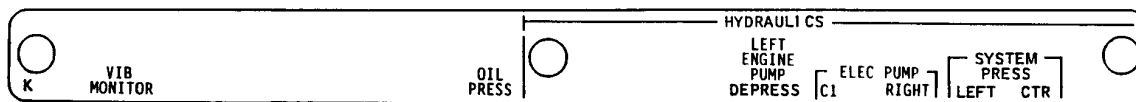
M

150



P

165



Q

185

Y 11340382 SH- 4 REV 328

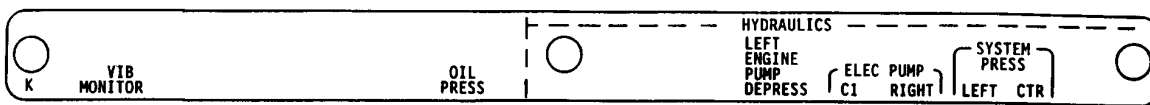
PANEL ASSY-P11-3 CB (PLACARDS AND MARKINGS ONLY)
 FIGURE 82 (SHEET 4)

11-34-03-82

BRI
JAN 20/09

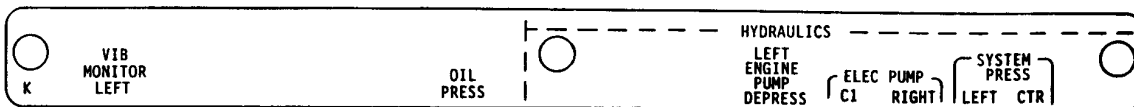
11-34-03-82
 PAGE 0C


BOEING
 757
PARTS CATALOG (MAINTENANCE)



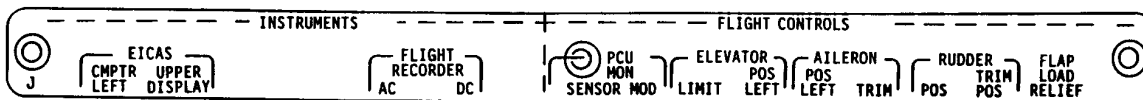
Ⓡ

190



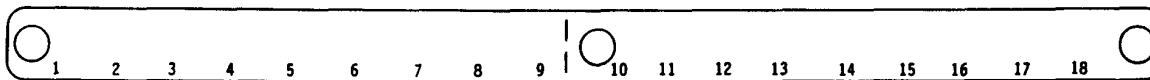
Ⓢ

195



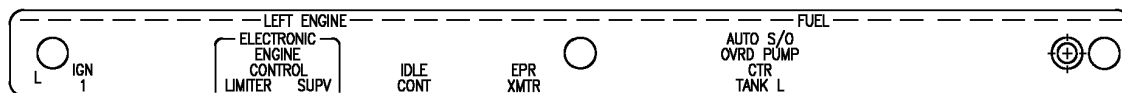
Ⓣ

210



Ⓥ

225



Ⓦ

167

Y 11340382 SHT 5 REV 328

PANEL ASSY-P11-3 CB (PLACARDS AND MARKINGS ONLY)
 FIGURE 82 (SHEET 5)

11-34-03-82

BRI
JAN 20/09

11-34-03-82
PAGE 0D

BOEING
757
PARTS CATALOG (MAINTENANCE)

FIG ITEM	PART NUMBER	1 2 3 4 5 6 7	NOMENCLATURE	EFFECT FROM TO	UNITS PER ASSY
82			PANEL ASSY-P11-3 CB (PLACARDS AND MARKINGS ONLY)	101101	
- 1	233N5213-189		PANEL ASSY-P11-3 CB (PLACARDS AND MARKINGS ONLY) FOR NHA/OTHER SYS DET SEE: 24-00-51-03	101101	RF
15	233N5220-3209		.LIGHTPLATE ASSY	101101	RF
35	233N5220-3210		..STRIP-INDICIA	101101	1
50	233N5438-15		.LIGHTPLATE ASSY	101101	RF
72	233N5438-16		..STRIP-INDICIA	101101	1
80	233N5220-3059		.LIGHTPLATE ASSY	101101	RF
85	233N5220-3060		..STRIP-INDICIA	101101	1
90	233N5220-3135		.LIGHTPLATE ASSY	101101	RF
100	233N5220-3136		..STRIP-INDICIA	101101	1
110	233N5220-3111		.LIGHTPLATE ASSY	101101	RF
120	233N5220-3112		..STRIP-INDICIA	101101	1
130	233N5220-3261		.LIGHTPLATE ASSY-	101101	RF
145	233N5220-3262		..STRIP-INDICIA	101101	1
160	233N5220-3197		.LIGHTPLATE ASSY- PRE ALERT SB: 28A0081	101101	RF
162	233N5433-11		.LIGHTPLATE ASSY- POST ALERT SB: 28A0081	101101	RF
165	233N5220-3198		..STRIP-INDICIA PRE ALERT SB: 28A0081	101101	1
167	233N5433-12		..STRIP-INDICIA POST ALERT SB: 28A0081	101101	1
170	233N5220-3223		.LIGHTPLATE ASSY	101101	RF
185	233N5220-3224		..STRIP-INDICIA	101101	1
200	233N5220-3047		.LIGHTPLATE ASSY	101101	RF
210	233N5220-3048		..STRIP-INDICIA	101101	1
220	233N5220-3045		.LIGHTPLATE ASSY	101101	RF
225	233N5220-3046		..STRIP-INDICIA	101101	1

MISSING ITEM NUMBERS NOT APPLICABLE

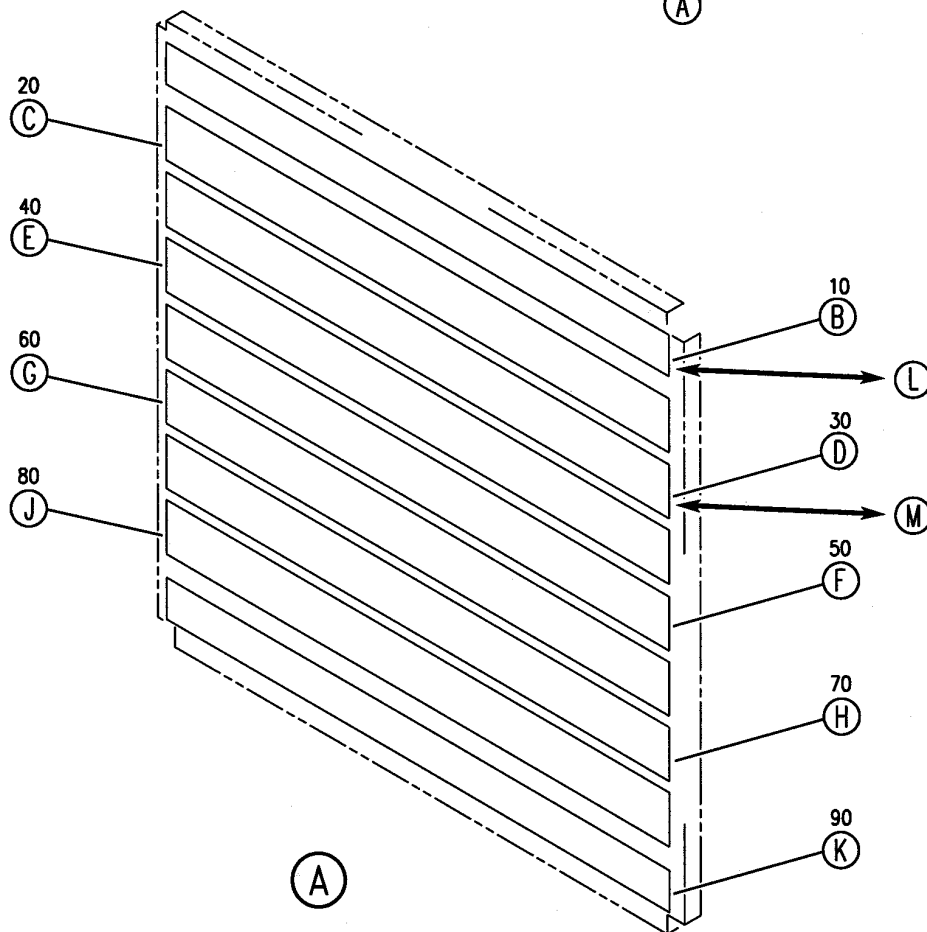
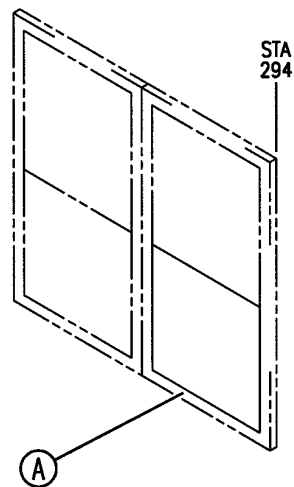
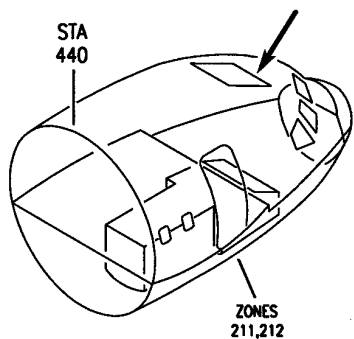
- ITEM NOT ILLUSTRATED

BRI

11-34-03-82

11-34-03
FIG. 82
PAGE 1
SEP 20/08

BOEING
757
PARTS CATALOG (MAINTENANCE)



Y 11340386J SHT 1 REV 210

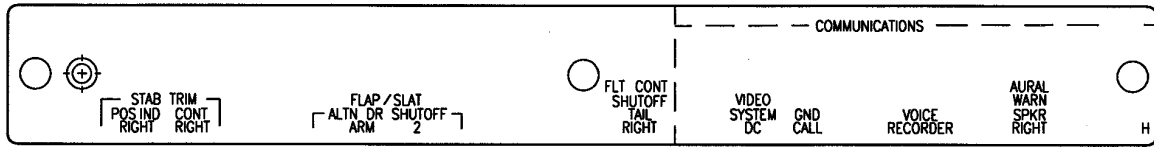
PANEL ASSY-P11-2 CB (PLACARDS AND MARKINGS ONLY)
FIGURE 86J (SHEET 1)

11-34-03-86J

BRI
MAY 28/07

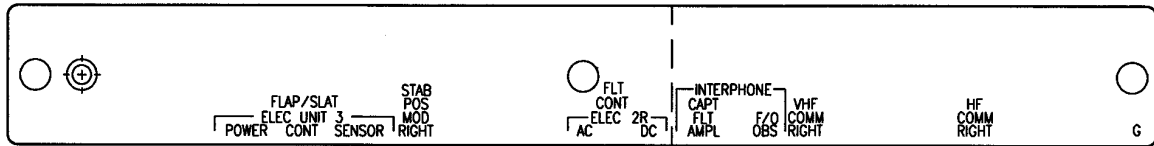
11-34-03-86J
PAGE 0

BOEING
757
PARTS CATALOG (MAINTENANCE)



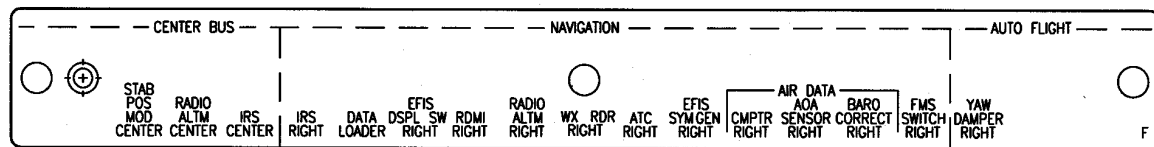
15

(B)



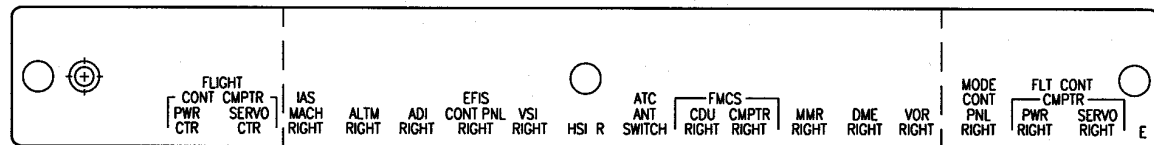
25

(C)



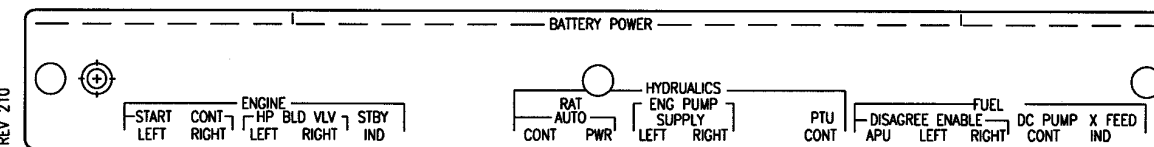
35

(D)



45

(E)



55
58

(F)

Y 11340386J SHT 2 REV 210

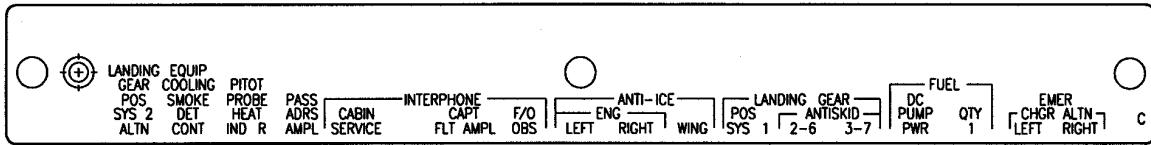
PANEL ASSY-P11-2 CB (PLACARDS AND MARKINGS ONLY)
FIGURE 86J (SHEET 2)

11-34-03-86J

BRI
MAY 28/07

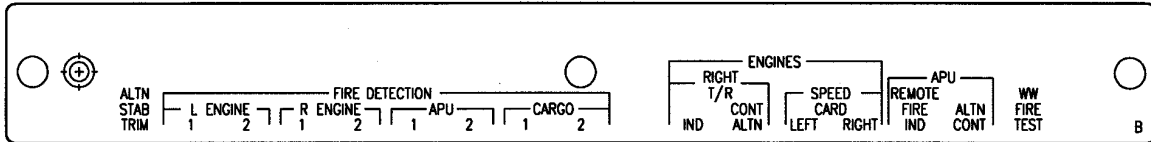
11-34-03-86J
PAGE 0A

BOEING
757
PARTS CATALOG (MAINTENANCE)



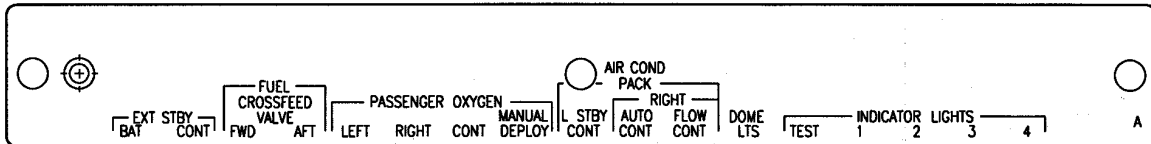
65

(G)



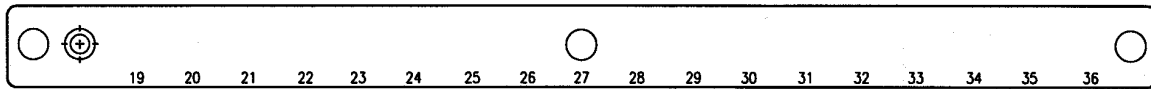
75

(H)



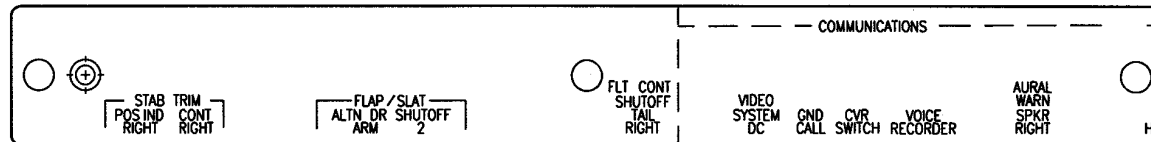
85

(J)



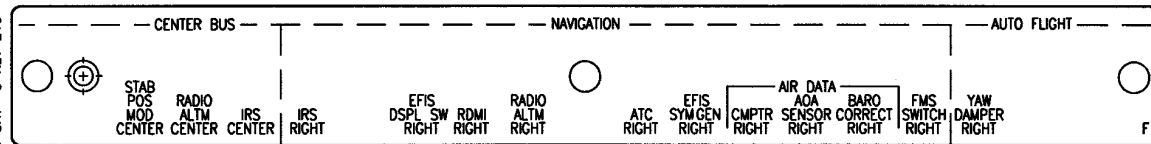
95

(K)



18

(L)



38

(M)

Y 11340386J SHT 3 REV 210

PANEL ASSY-P11-2 CB (PLACARDS AND MARKINGS ONLY)
FIGURE 86J (SHEET 3)

11-34-03-86J

BRI
MAY 28/07

11-34-03-86J
PAGE 0B



757

PARTS CATALOG (MAINTENANCE)

FIG ITEM	PART NUMBER	1 2 3 4 5 6 7	NOMENCLATURE	EFFECT FROM TO	UNITS PER ASSY
86J			PANEL ASSY-P11-2 CB (PLACARDS AND MARKINGS ONLY)	101101	
- 1	233N5212-186		PANEL ASSY-P11-2 CB (PLACARDS AND MARKINGS ONLY) FOR NHA/OTHER SYS DET SEE: 24-00-51-02	101101	RF
10	233N5428-11		.LIGHTPLATE ASSY	101101	RF
18	233N5428-12		..STRIP-INDICIA	101101	1
20	233N5220-2089		.LIGHTPLATE ASSY	101101	RF
25	233N5220-2090		..STRIP-INDICIA	101101	1
30	233N5220-2155		.LIGHTPLATE ASSY	101101	RF
38	233N5220-2156		..STRIP-INDICIA	101101	1
40	233N5425-1		.LIGHTPLATE ASSY	101101	RF
45	233N5425-2		..STRIP-INDICIA	101101	1
50	233N5424-5		.LIGHTPLATE ASSY	101101	RF
58	233N5424-6		..STRIP-INDICIA	101101	1
60	233N5220-2161		.LIGHTPLATE ASSY	101101	RF
65	233N5220-2162		..STRIP-INDICIA	101101	1
70	233N5220-2171		.LIGHTPLATE ASSY	101101	RF
75	233N5220-2172		..STRIP-INDICIA	101101	1
80	233N5220-2257		.LIGHTPLATE ASSY	101101	RF
85	233N5220-2258		..STRIP-INDICIA	101101	1
90	233N5220-2045		.LIGHTPLATE ASSY	101101	RF
95	233N5220-2046		..STRIP-INDICIA	101101	1

MISSING ITEM NUMBERS NOT APPLICABLE

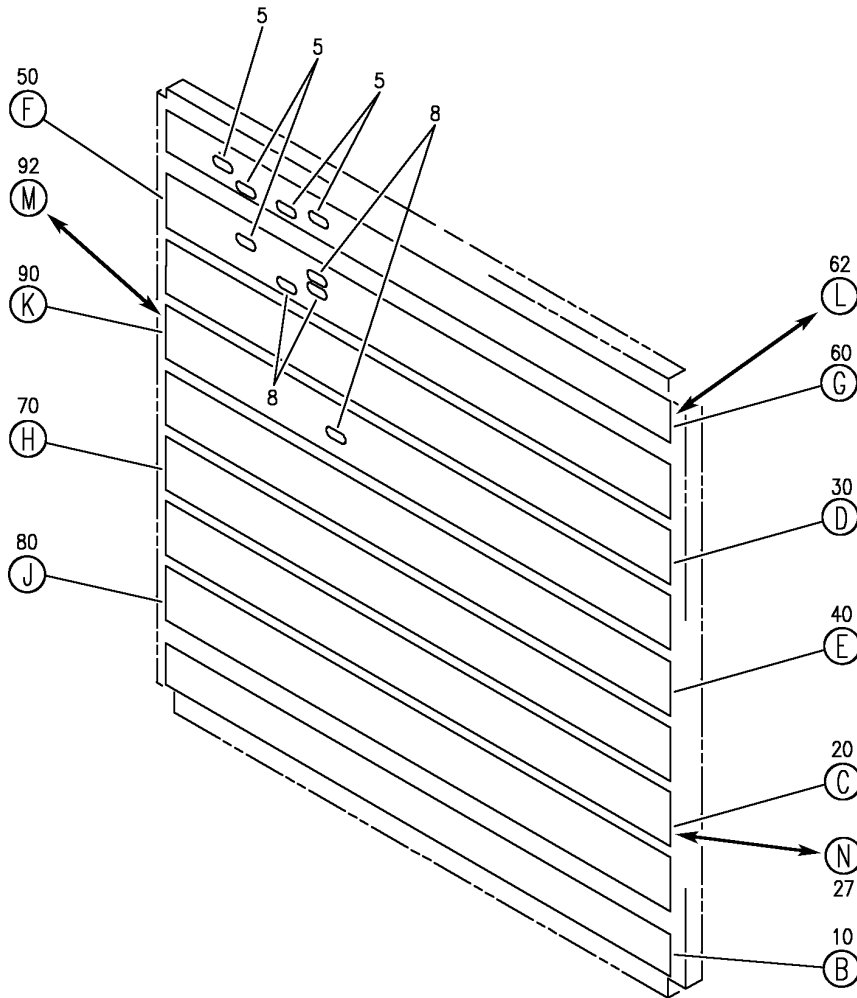
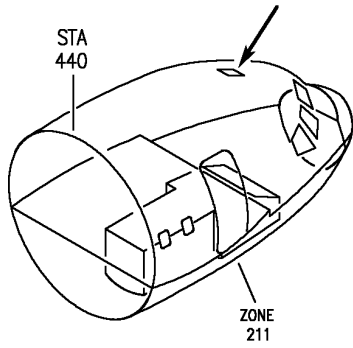
- ITEM NOT ILLUSTRATED

11-34-03-86J

11-34-03
FIG. 86J
PAGE 1
MAY 28/07

BRI


BOEING
 757
PARTS CATALOG (MAINTENANCE)



Y 11340387J SHT 1 REV 277

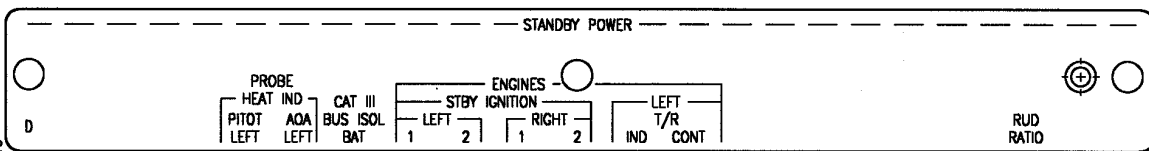
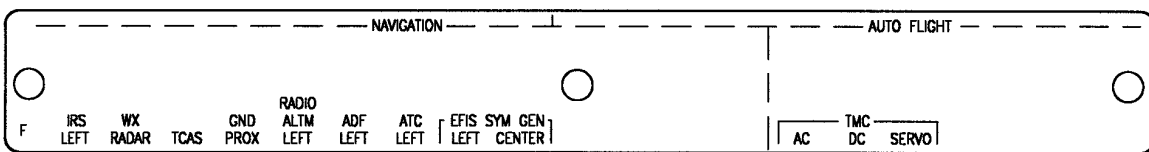
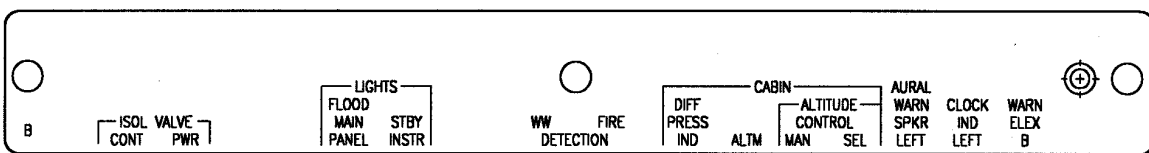
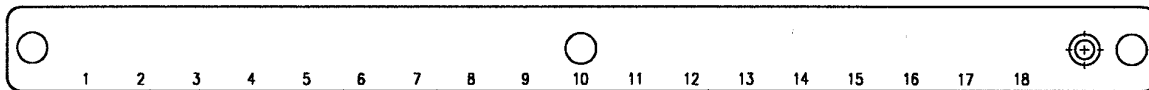
PANEL ASSY-P11-1 CB (PLACARDS AND MARKINGS ONLY)
 FIGURE 87J (SHEET 1)

11-34-03-87J

BRI
MAY 28/07

11-34-03-87J
 PAGE 0


BOEING
 757
PARTS CATALOG (MAINTENANCE)



Y 11340387J SHT 2 REV 210

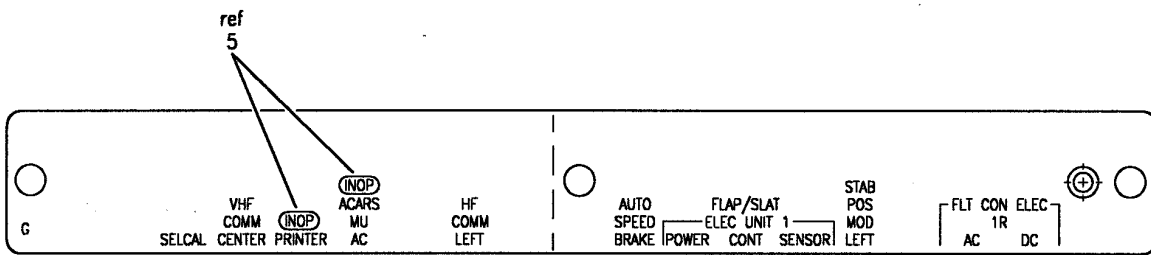
PANEL ASSY-P11-1 CB (PLACARDS AND MARKINGS ONLY)
 FIGURE 87J (SHEET 2)

11-34-03-87J

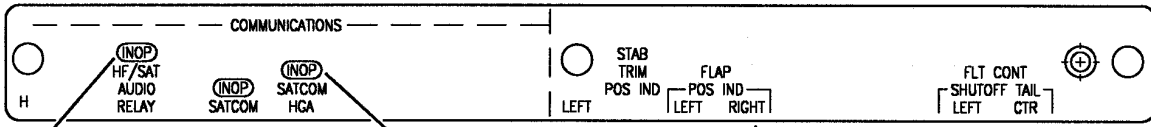
BRI
 MAY 28/07

11-34-03-87J
 PAGE 0A

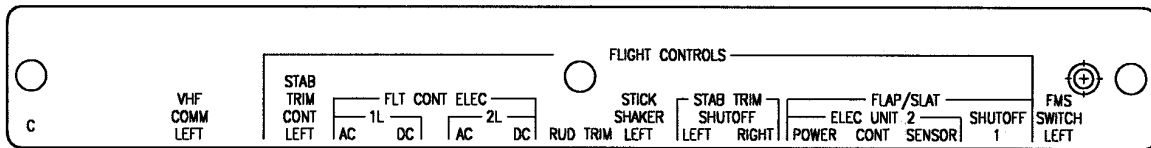
BOEING
757
PARTS CATALOG (MAINTENANCE)



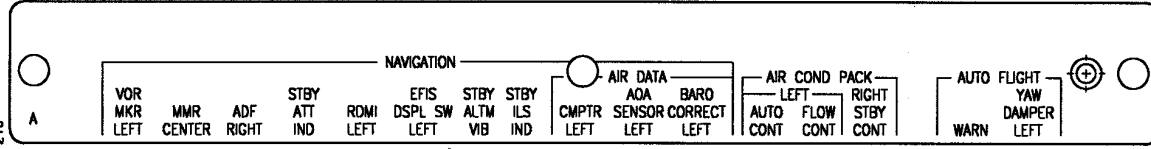
ref 5
55 (F)



5 ref (G) 65



75 (H)



85 (J)

Y 11340387J SH 3 REV 210

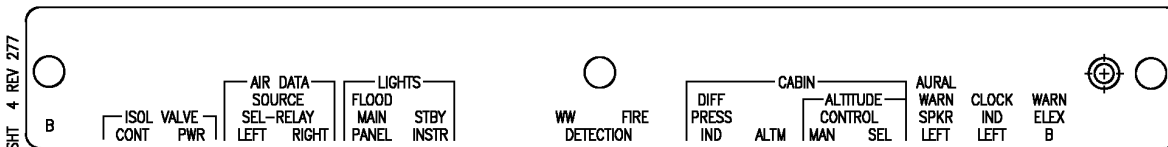
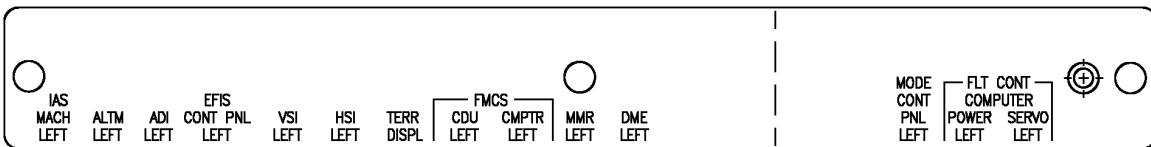
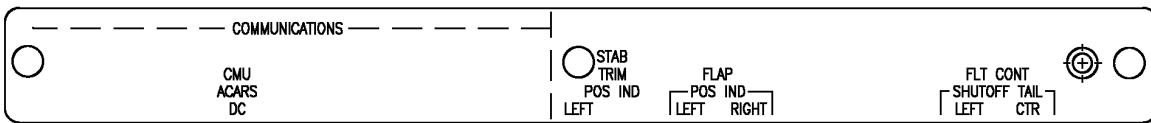
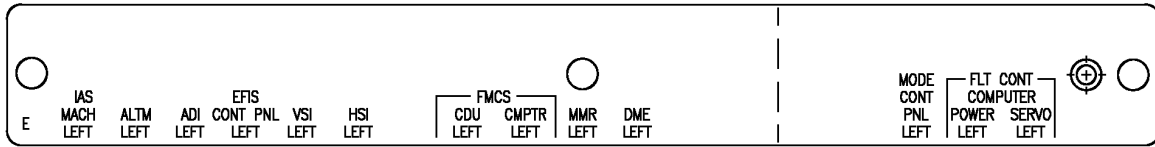
PANEL ASSY-P11-1 CB (PLACARDS AND MARKINGS ONLY)
FIGURE 87J (SHEET 3)

11-34-03-87J

BRI
MAY 28/07

11-34-03-87J
PAGE 0B


BOEING
 757
PARTS CATALOG (MAINTENANCE)



Y 11340387J SHT 4 REV 277

PANEL ASSY-P11-1 CB (PLACARDS AND MARKINGS ONLY)
 FIGURE 87J (SHEET 4)

11-34-03-87J

BRI
MAY 28/07

11-34-03-87J
 PAGE 0C



757

PARTS CATALOG (MAINTENANCE)

FIG ITEM	PART NUMBER	1 2 3 4 5 6 7	NOMENCLATURE	EFFECT FROM TO	UNITS PER ASSY
87J			PANEL ASSY-P11-1 CB (PLACARDS AND MARKINGS ONLY)	101101	
- 1	233N5211-159		PANEL ASSY-P11-1 CB (PLACARDS AND MARKINGS ONLY) FOR NHA/OTHER SYS DET SEE: 24-00-51-01	101101	RF
8	BAC27NFDE0024		.DECAL- PLACARD CONTENT: INOP	101101	4
10	233N5220-1041		.LIGHTPLATE ASSY	101101	RF
15	233N5220-1042		..STRIP-INDICIA	101101	1
20	233N5220-1045		.LIGHTPLATE ASSY- PRE ALERT SB: 34A0222	101101	RF
25	233N5220-1046		..STRIP-INDICIA	101101	1
27	233N5412-1		.LIGHTPLATE ASSY- POST ALERT SB: 34A0222	101101	RF
28	233N5412-2		..PANEL ASSY-INDICIA POST ALERT SB: 34A0222	101101	1
30	233N5220-1179		.LIGHTPLATE ASSY	101101	RF
35	233N5220-1180		..STRIP-INDICIA	101101	1
40	233N5220-1185		.LIGHTPLATE ASSY	101101	RF
45	233N5220-1186		..STRIP-INDICIA	101101	1
50	233N5220-1191		.LIGHTPLATE ASSY	101101	RF
55	233N5220-1192		..STRIP-INDICIA	101101	1
62	233N5418-19		.LIGHTPLATE ASSY	101101	RF
65	233N5418-14		..STRIP-INDICIA	101101	1
68	233N5418-20		..STRIP-INDICIA	101101	1
70	233N5220-1277		.LIGHTPLATE ASSY	101101	RF
75	233N5220-1278		..STRIP-INDICIA	101101	1
80	233N5411-1		.LIGHTPLATE ASSY	101101	RF
85	233N5411-2		..STRIP-INDICIA	101101	1
92	233N5415-5		.LIGHTPLATE ASSY	101101	RF
98	233N5415-6		..STRIP-INDICIA	101101	1

MISSING ITEM NUMBERS NOT APPLICABLE

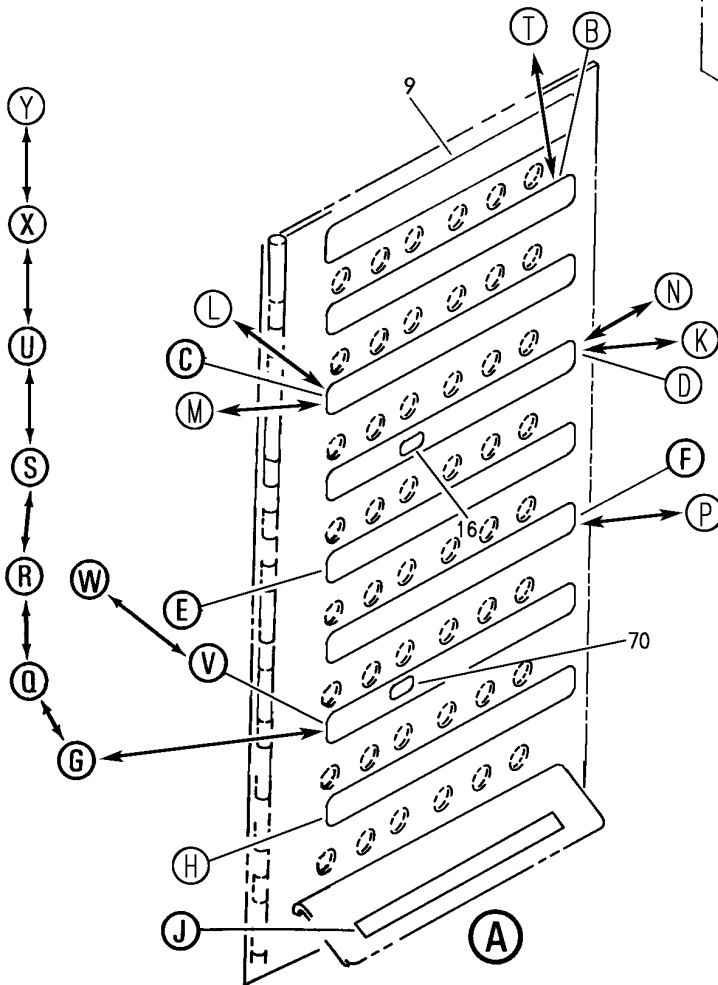
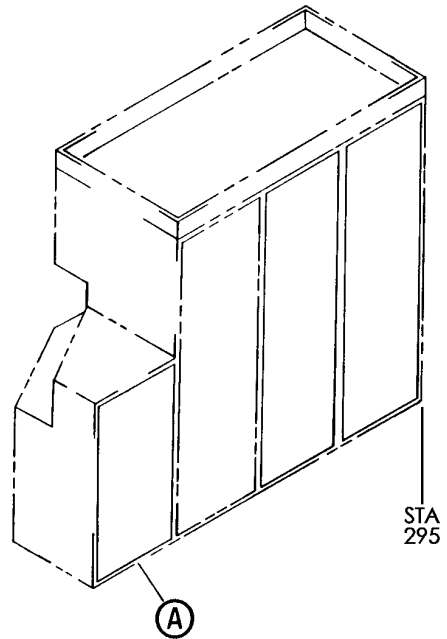
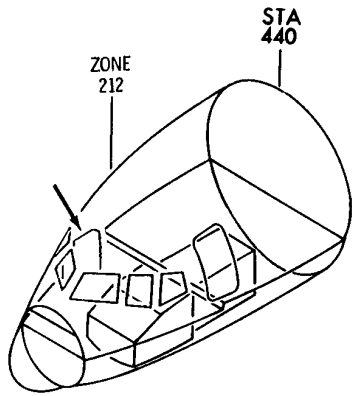
- ITEM NOT ILLUSTRATED

11-34-03-87J

11-34-03
FIG. 87J
PAGE 1
MAY 28/07

BRI

BOEING
757
PARTS CATALOG (MAINTENANCE)



Y 11340501 SHF 1 REV 307

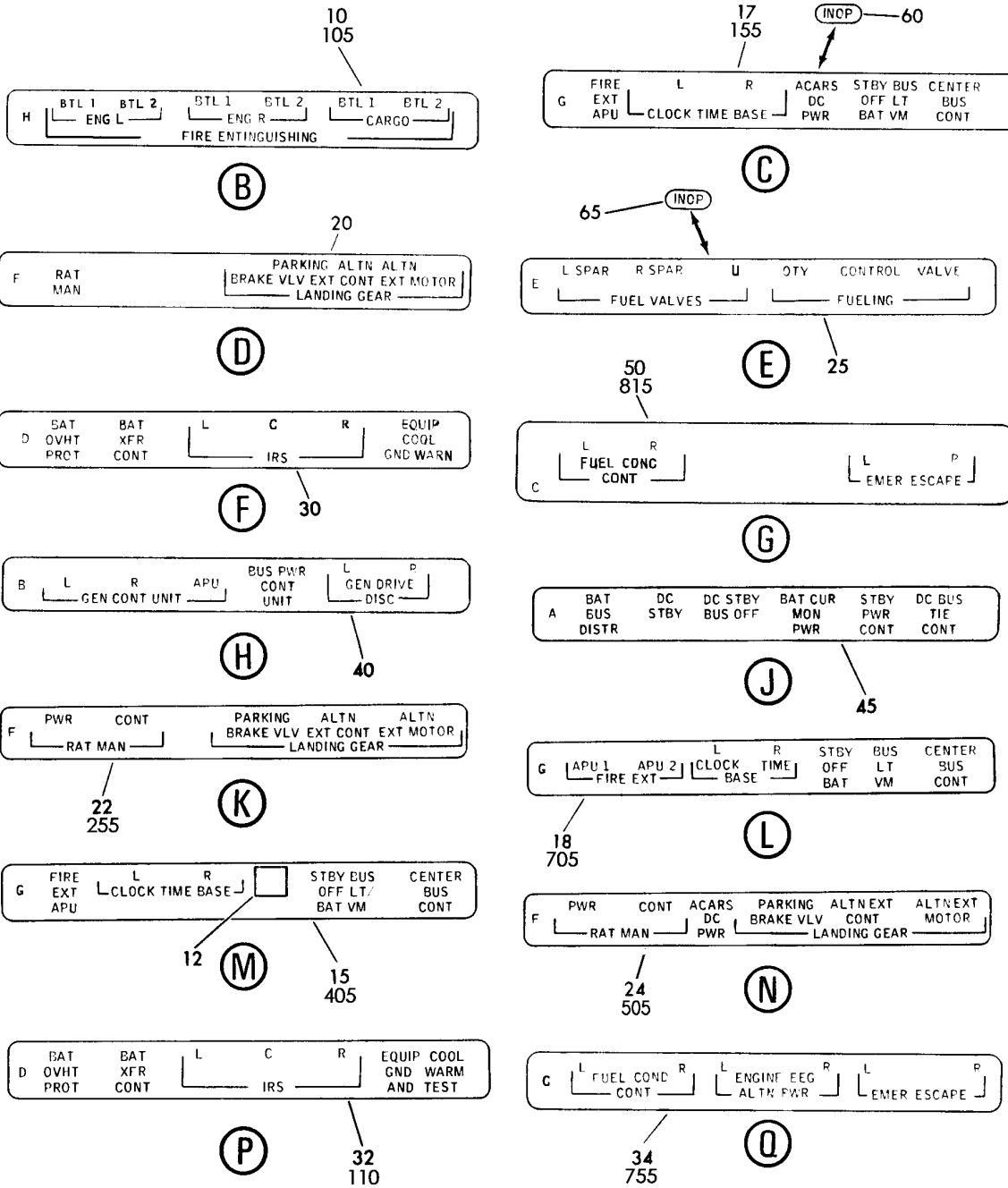
DOOR AND PANEL ASSY-P6-1 PWR DISTRIBUTION (PLACARDS AND MARKINGS ONLY)
FIGURE 1 (SHEET 1)

BRI
MAY 28/07

11-34-05-01

11-34-05-01
PAGE 0

BOEING
757
PARTS CATALOG (MAINTENANCE)



Y 11340501 SHT 2 REV 261

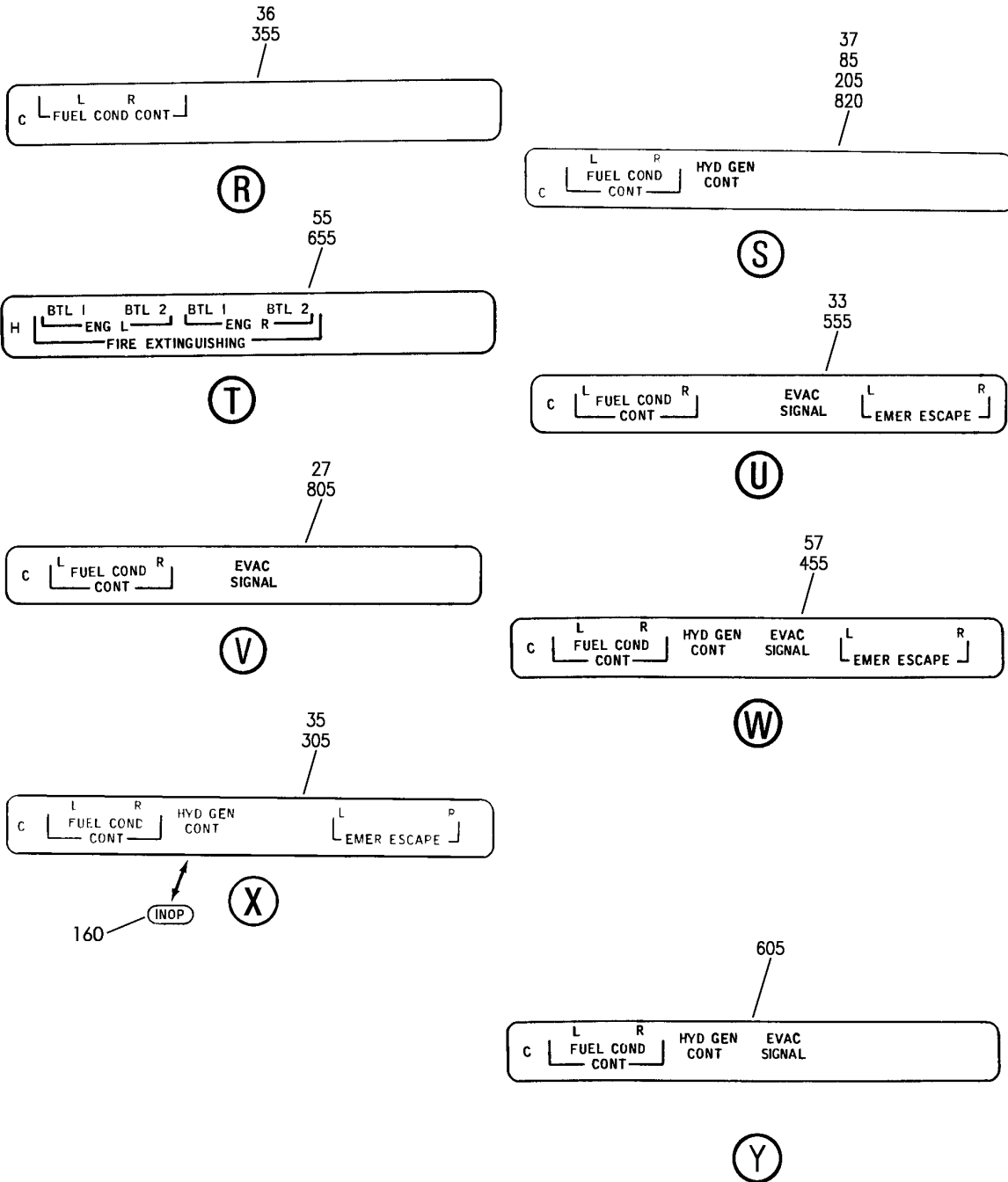
DOOR AND PANEL ASSY-P6-1 PWR DISTRIBUTION (PLACARDS AND MARKINGS ONLY)
FIGURE 1 (SHEET 2)

11-34-05-01

BRI
MAY 28/07

11-34-05-01
PAGE 0A

BOEING
757
PARTS CATALOG (MAINTENANCE)



Y 11340501 SHT 3 REV 280

DOOR AND PANEL ASSY-P6-1 PWR DISTRIBUTION (PLACARDS AND MARKINGS ONLY)
FIGURE 1 (SHEET 3)

BRI
MAY 28/07

11-34-05-01

11-34-05-01
PAGE 0B



757

PARTS CATALOG (MAINTENANCE)

FIG ITEM	PART NUMBER	1 2 3 4 5 6 7	NOMENCLATURE	EFFECT FROM TO	UNITS PER ASSY
1			DOOR AND PANEL ASSY-P6-1 PWR DISTRIBUTION (PLACARDS AND MARKINGS ONLY)	002004 006102 107107 121999	
- 3	287N4102-204		PANEL ASSY-P6 PWR DISTR (PLACARDS AND MARKINGS ONLY) FOR NHA/OTHER SYS DET SEE: 24-51-51-01	107107	RF
- 4	287N4102-217		PANEL ASSY-P6 PWR DISTR (PLACARDS AND MARKINGS ONLY) FOR NHA/OTHER SYS DET SEE: 24-51-51-01	121503 904949	RF
- 5	287N4102-99		PANEL ASSY-P6 PWR DISTR (PLACARDS AND MARKINGS ONLY) VARIABLE DRAWING REF: 287N4102-5112 287N4102-5113 287N4102-5116 FOR NHA/OTHER SYS DET SEE: 24-51-51-01	002004 006100 950999	RF
- 6	287N4102-1277		PACKAGE ASSY-P6 PWR DISTR (PLACARDS AND MARKINGS ONLY) FOR NHA/OTHER SYS DET SEE: 24-51-51-05 24-51-51-09	101102 504903	RF
9	BAC27NEL0018		.DECAL	002004 006102 107107 121999	1
10	BAC27NEL0982		.DECAL-	002004 006100 107107 121503 904999	1
15	BAC27NEL0983		.DECAL-	002004 006100 107107 121503 904999	1
20	BAC27NEL0903		.DECAL-	121503 904949	1
22	BAC27NEL0965		.DECAL-	107107 952999	1

MISSING ITEM NUMBERS NOT APPLICABLE

- ITEM NOT ILLUSTRATED

11-34-05-01

11-34-05
FIG. 01
PAGE 1
JAN 20/09

BRI



757

PARTS CATALOG (MAINTENANCE)

FIG ITEM	PART NUMBER	1 2 3 4 5 6 7	NOMENCLATURE	EFFECT FROM TO	UNITS PER ASSY
1					
24	BAC27NEX1962	.	DECAL-	002004 006100 950951	1
25	BAC27NEL0984	.	DECAL-	002004 006102 107107 121999	1
32	BAC27NEX2110	.	DECAL-	002004 006100 107107 121503 904999	1
36	BAC27NEL1018	.	DECAL-	107107 950951	1
37	BAC27NEX2078	.	DECAL- POST SERVICE BULLETIN: 24-0048	002004 006100 107107 121503 904949 952999	1
40	BAC27NEL0061	.	DECAL	002004 006102 107107 121999	1
45	BAC27NEL0986	.	DECAL-	002004 006102 107107 121999	1
70	BACM8L9BF	.	MARKER- PLACARD CONTENT: INOP	006100	1
70	BAC27NFDE0024	.	DECAL- PLACARD CONTENT: INOP POST SERVICE BULLETIN: 24-0126	009009 107107	1
- 100	287N4102-1201		PACKAGE ASSY-P6 PWR DISTR (PLACARDS AND MARKINGS ONLY) FOR NHA/OTHER SYS DET SEE: 24-51-51-05 24-51-51-09	101102 504903	RF
105	BAC27NEL0982	.	DECAL	101102 504903	1
110	BAC27NEX2110	.	DECAL	101102 504903	1

MISSING ITEM NUMBERS NOT APPLICABLE

- ITEM NOT ILLUSTRATED

11-34-05-01

11-34-05
FIG. 01
PAGE 2
JAN 20/09

BRI



757

PARTS CATALOG (MAINTENANCE)

FIG ITEM	PART NUMBER	1 2 3 4 5 6 7	NOMENCLATURE	EFFECT FROM TO	UNITS PER ASSY
1					
- 150	287N4102-1204		PACKAGE ASSY-P6 PWR DISTR (PLACARDS AND MARKINGS ONLY) FOR NHA/OTHER SYS DET SEE: 24-51-51-09	504903	RF
155	BAC27NEL0987		.DECAL-	504903	1
- 200	287N4102-1208		PACKAGE ASSY-P6 PWR DISTR (PLACARDS AND MARKINGS ONLY) FOR NHA SEE: 24-51-51-05	101102	RF
205	BAC27NEX2078		.DECAL	101102	1
- 250	287N4102-1209		PACKAGE ASSY-P6 PWR DISTR (PLACARDS AND MARKINGS ONLY) FOR NHA SEE: 24-51-51-05 24-51-51-09	101102 504903	RF
255	BAC27NEL0965		.DECAL	101102 504903	1
- 400	287N4102-1257		PACKAGE ASSY-P6 PWR DISTR (PLACARDS AND MARKINGS ONLY) FOR NHA SEE: 24-51-51-05	101102	RF
405	BAC27NEL0983		.DECAL	101102	1
- 800	287N4102-1275		PACKAGE ASSY-P6 PWR DISTR (PLACARDS AND MARKINGS ONLY) FOR NHA SEE: 24-51-51-09	504903	RF
805	BAC27NEX3082		.DECAL	504903	1

MISSING ITEM NUMBERS NOT APPLICABLE

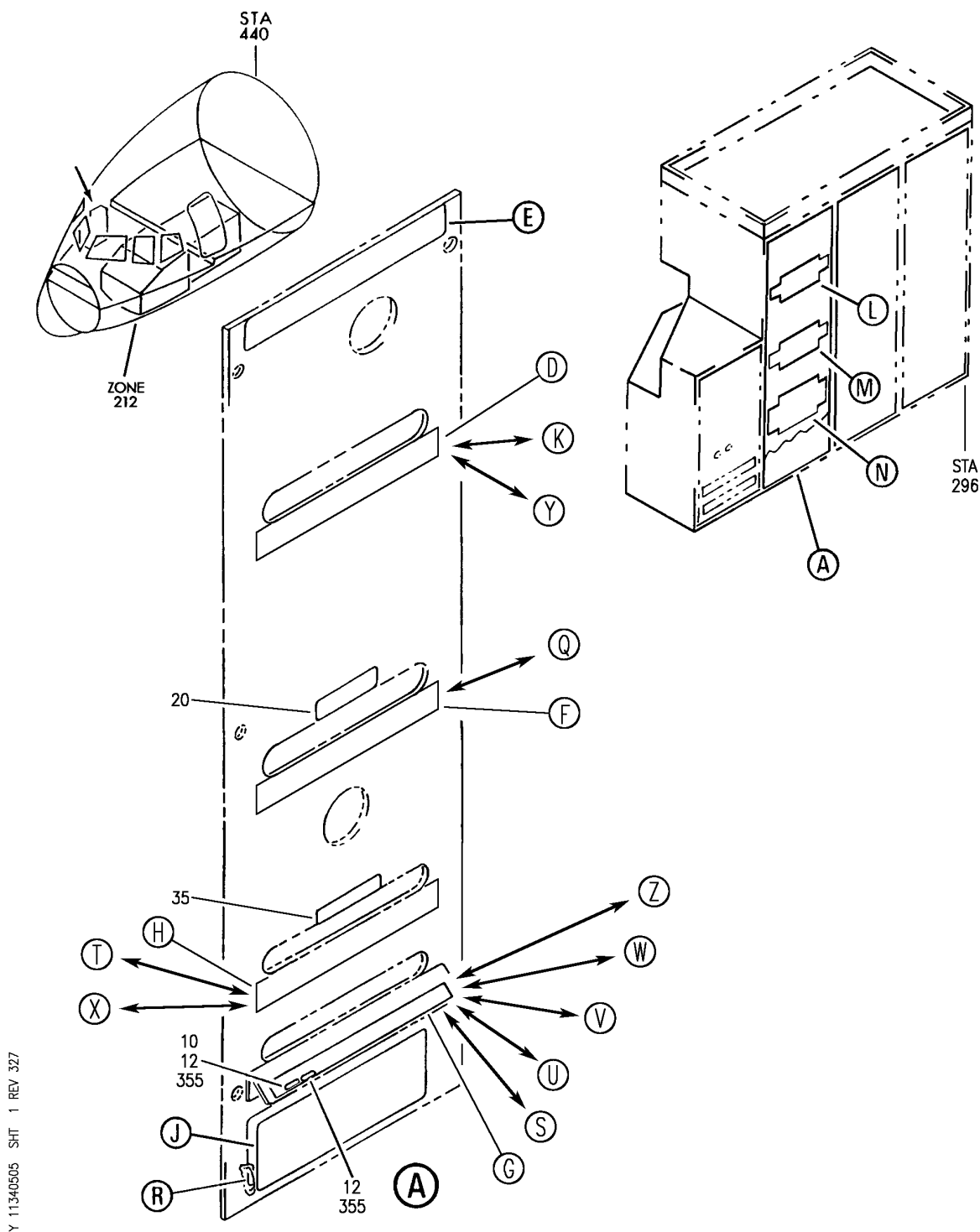
- ITEM NOT ILLUSTRATED

11-34-05-01

11-34-05
FIG. 01
PAGE 3
JAN 20/09

BRI

BOEING
757
PARTS CATALOG (MAINTENANCE)



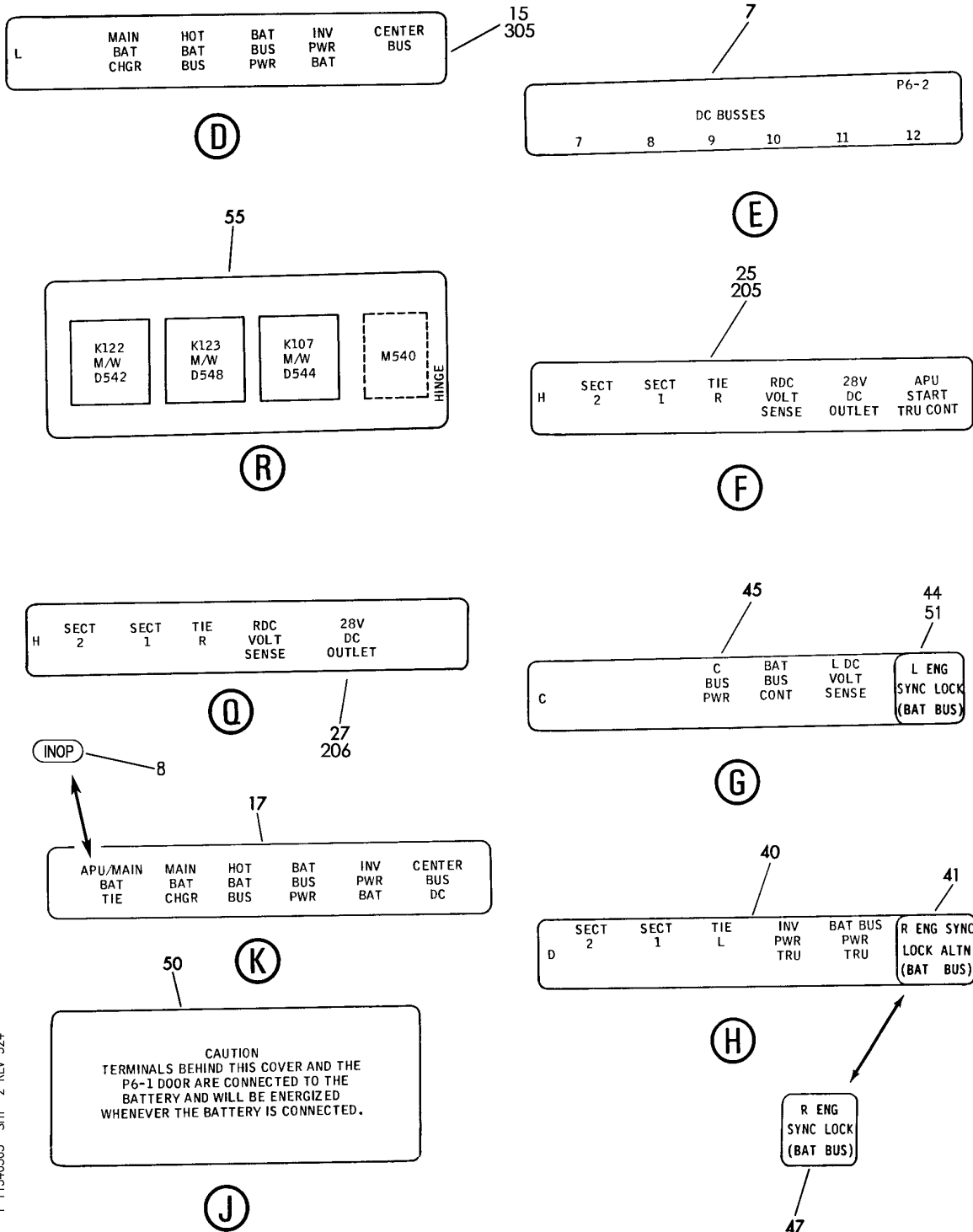
PANEL ASSY-P6-2 PWR DISTR (PLACARDS AND MARKINGS ONLY)
FIGURE 5 (SHEET 1)

11-34-05-05

BRI
SEP 20/08

11-34-05-05
PAGE 0

BOEING
757
PARTS CATALOG (MAINTENANCE)



Y 11340505 SHT 2 REV 324

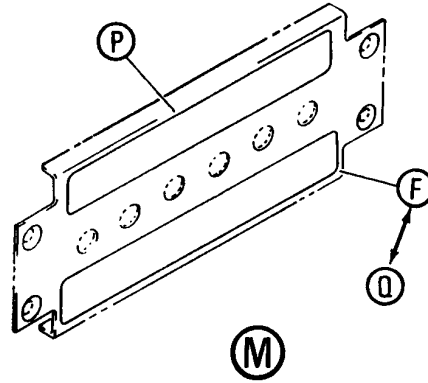
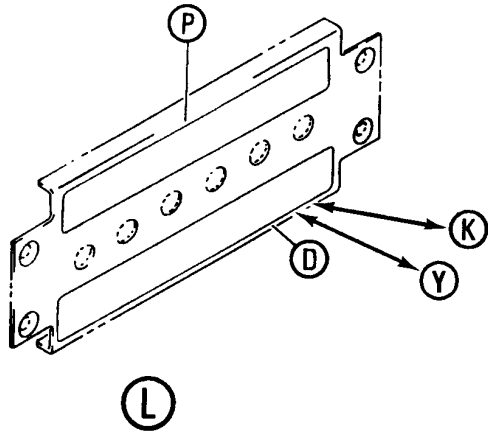
PANEL ASSY-P6-2 PWR DISTR (PLACARDS AND MARKINGS ONLY)
FIGURE 5 (SHEET 2)

11-34-05-05

BRI
SEP 20/08

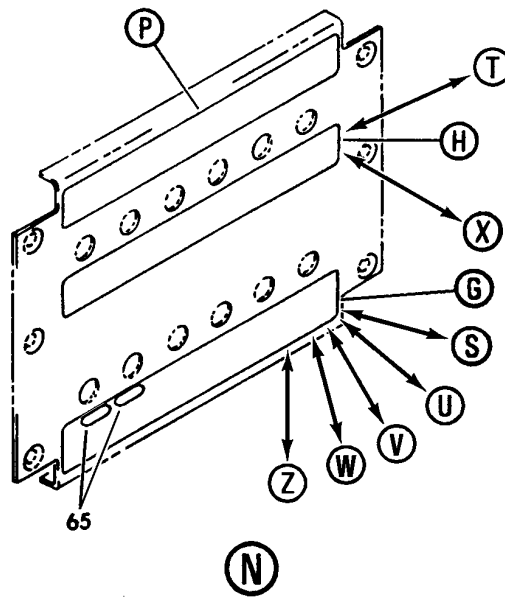
11-34-05-05
PAGE 0A

BOEING
757
PARTS CATALOG (MAINTENANCE)



60
CAUTION
DISCONNECT ALL
DC POWER
BEFORE SERVICING

P



Y 11340505 SHT 3 REV 307

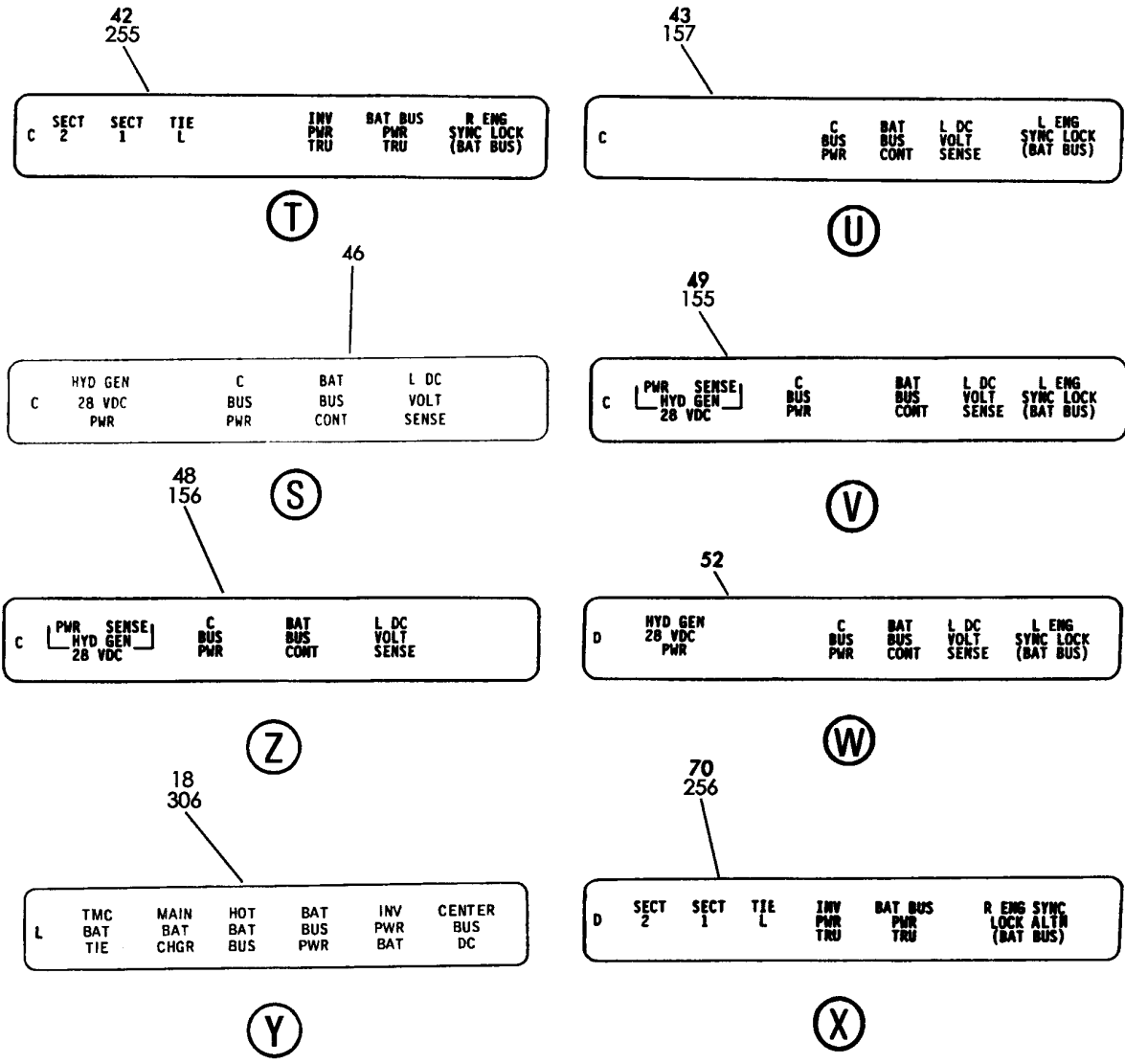
PANEL ASSY-P6-2 PWR DISTR (PLACARDS AND MARKINGS ONLY)
FIGURE 5 (SHEET 3)

11-34-05-05

BRI
MAY 28/07

11-34-05-05
PAGE 0B


BOEING
 757
PARTS CATALOG (MAINTENANCE)



Y 11340505 SH1 4 REV 209

PANEL ASSY-P6-2 PWR DISTR (PLACARDS AND MARKINGS ONLY)
 FIGURE 5 (SHEET 4)

11-34-05-05

BRI
MAY 28/07

11-34-05-05
 PAGE 0C



757

PARTS CATALOG (MAINTENANCE)

FIG ITEM	PART NUMBER	1 2 3 4 5 6 7	NOMENCLATURE	EFFECT FROM TO	UNITS PER ASSY
5			PANEL ASSY-P6-2 PWR DISTR (PLACARDS AND MARKINGS ONLY)	002004 006102 107107 121999	
- 3	287N4102-204		PANEL ASSY-P6 PWR DISTR (PLACARDS AND MARKINGS ONLY) FOR NHA/OTHER SYS DET SEE: 24-51-51-01	107107	RF
- 4	287N4102-217		PANEL ASSY-P6 PWR DISTR (PLACARDS AND MARKINGS ONLY) FOR NHA/OTHER SYS DET SEE: 24-51-51-01	121503 904949	RF
- 5	287N4102-99		PANEL ASSY-P6 PWR DISTR (PLACARDS AND MARKINGS ONLY) VARIABLE DRAWING REF: 287N4102-5112 287N4102-5113 287N4102-5116 FOR NHA/OTHER SYS DET SEE: 24-51-51-01	002004 006100 950999	RF
- 6	287N4102-1277		PACKAGE ASSY-P6 PWR DISTR (PLACARDS AND MARKINGS ONLY) FOR NHA/OTHER SYS DET SEE: 24-51-51-05 24-51-51-09	101102 504903	RF
7	BAC27NEL0075		.DECAL	002004 006102 107107 121999	1
8	BAC27NFDE0024		.DECAL- PLACARD CONTENT: INOP POST SERVICE BULLETIN: 24-0125R1 24-0125R2 24-0130	009009 015015 107107	1
10	BAC27NFDE0024		.DECAL- PLACARD CONTENT: INOP POST SERVICE BULLETIN: 24-0126	107107	1

R
R
R
R
R
R

MISSING ITEM NUMBERS NOT APPLICABLE

- ITEM NOT ILLUSTRATED

11-34-05-05

11-34-05
FIG. 05
PAGE 1
MAY 20/09

BRI

 **BOEING**
757
PARTS CATALOG (MAINTENANCE)

FIG ITEM	PART NUMBER	1 2 3 4 5 6 7	NOMENCLATURE	EFFECT FROM TO	UNITS PER ASSY
5					
12	BAC27NFDE0024	.DECAL-	PLACARD CONTENT: INOP	009009	2
15	BAC27NEL0998	.DECAL-	POST SERVICE BULLETIN: 24-0126	950951	2
17	BAC27NEL0988	.DECAL-		002004	2
				006100	
				107107	
				121503	
				904949	
				952999	
20	BAC27NEL0021	.DECAL-	PLACARD CONTENT: RIGHT DC BUS	002004	1
				006102	
				107107	
				121999	
25	BAC27NEL0989	.DECAL-		002004	1
				006100	
				107107	
				121503	
				904999	
35	BAC27NEL0022	.DECAL-	PLACARD CONTENT: LEFT DC BUS	002004	1
				006102	
				107107	
				121999	
40	BAC27NEL0990	.DECAL-		002004	2
				107107	
				121503	
				904949	
				952952	
41	BAC27NEX2794	.DECAL-	POST SERVICE BULLETIN: 78-0032	107107	1
				121503	
43	BAC27NEX2770	.DECAL-		950951	2
44	BAC27NEX2784	.DECAL-	POST SERVICE BULLETIN: 78-0032	107107	1
				121503	
45	BAC27NEL0074	.DECAL-	PRE SERVICE BULLETIN: 24-0048	107107	2
46	BAC27NEX2072	.DECAL-	POST SERVICE BULLETIN: 24-0048	107107	2
				904949	
				952952	
48	BAC27NEX2734	.DECAL-		002004	2
				121503	
49	BAC27NEX2773	.DECAL-		006100	2
				953999	

MISSING ITEM NUMBERS NOT APPLICABLE

— ITEM NOT ILLUSTRATED

BRI

11-34-05-05

BOEING PROPRIETARY - Copyright © - Unpublished Work - See title page for details.

11-34-05
FIG. 05
PAGE 2
MAY 20/09

BOEING
757
PARTS CATALOG (MAINTENANCE)

FIG ITEM	PART NUMBER	1 2 3 4 5 6 7	NOMENCLATURE	EFFECT FROM TO	UNITS PER ASSY
5					
50	BAC27NEL0017	.	DECAL	002004 006102 107107 121999	1
55	BAC27NEL0828	.	MARKER-ALUMINUM FOIL	107107 121503 904949	1
55	BAC27NEX2589	.	DECAL-	002004 006102 504903 950999	1
60	BAC27NEL0977	.	DECAL	002004 006102 107107 121999	3
70	BAC27NEX2793	.	DECAL-	006017 950951 953999	2
- 150	287N4102-1239		PACKAGE ASSY-P6 PWR DISTR (PLACARDS AND MARKINGS ONLY) FOR NHA SEE: 24-51-51-09	504903	RF
- 150	287N4102-1278		PACKAGE ASSY-P6 PWR DISTR (PLACARDS AND MARKINGS ONLY) FOR NHA/OTHER SYS DET SEE: 24-51-51-05	101102	RF
155	BAC27NEX2773	.	DECAL-	101102	2
157	BAC27NEX2770	.	DECAL-	504903	2
- 200	287N4102-1205		PACKAGE ASSY-P6 PWR DISTR (PLACARDS AND MARKINGS ONLY) FOR NHA/OTHER SYS DET SEE: 24-51-51-05 24-51-51-09	101102 504903	RF
205	BAC27NEL0989	.	DECAL	101102 504903	2
- 250	287N4102-1231		PACKAGE ASSY-P6 PWR DISTR (PLACARDS AND MARKINGS ONLY) FOR NHA SEE: 24-51-51-05	101102	RF
- 250	287N4102-1232		PACKAGE ASSY-P6 PWR DISTR (PLACARDS AND MARKINGS ONLY) FOR NHA/OTHER SYS DET SEE: 24-51-51-09	504903	RF

MISSING ITEM NUMBERS NOT APPLICABLE

- ITEM NOT ILLUSTRATED

BRI

11-34-05-05

11-34-05
FIG. 05
PAGE 3
MAY 20/09



757

PARTS CATALOG (MAINTENANCE)

FIG ITEM	PART NUMBER	1 2 3 4 5 6 7	NOMENCLATURE	EFFECT FROM TO	UNITS PER ASSY
5 255	BAC27NEX2793	.	DECAL	101102 504903	2
- 300	287N4102-1282		PACKAGE ASSY-P6 PWR DISTR (PLACARDS AND MARKINGS ONLY) FOR NHA/OTHER SYS DET SEE: 24-51-51-05 24-51-51-09	101102 504903	RF
305	BAC27NEL0988	.	DECAL	101102 504903	2

MISSING ITEM NUMBERS NOT APPLICABLE

- ITEM NOT ILLUSTRATED

BRI

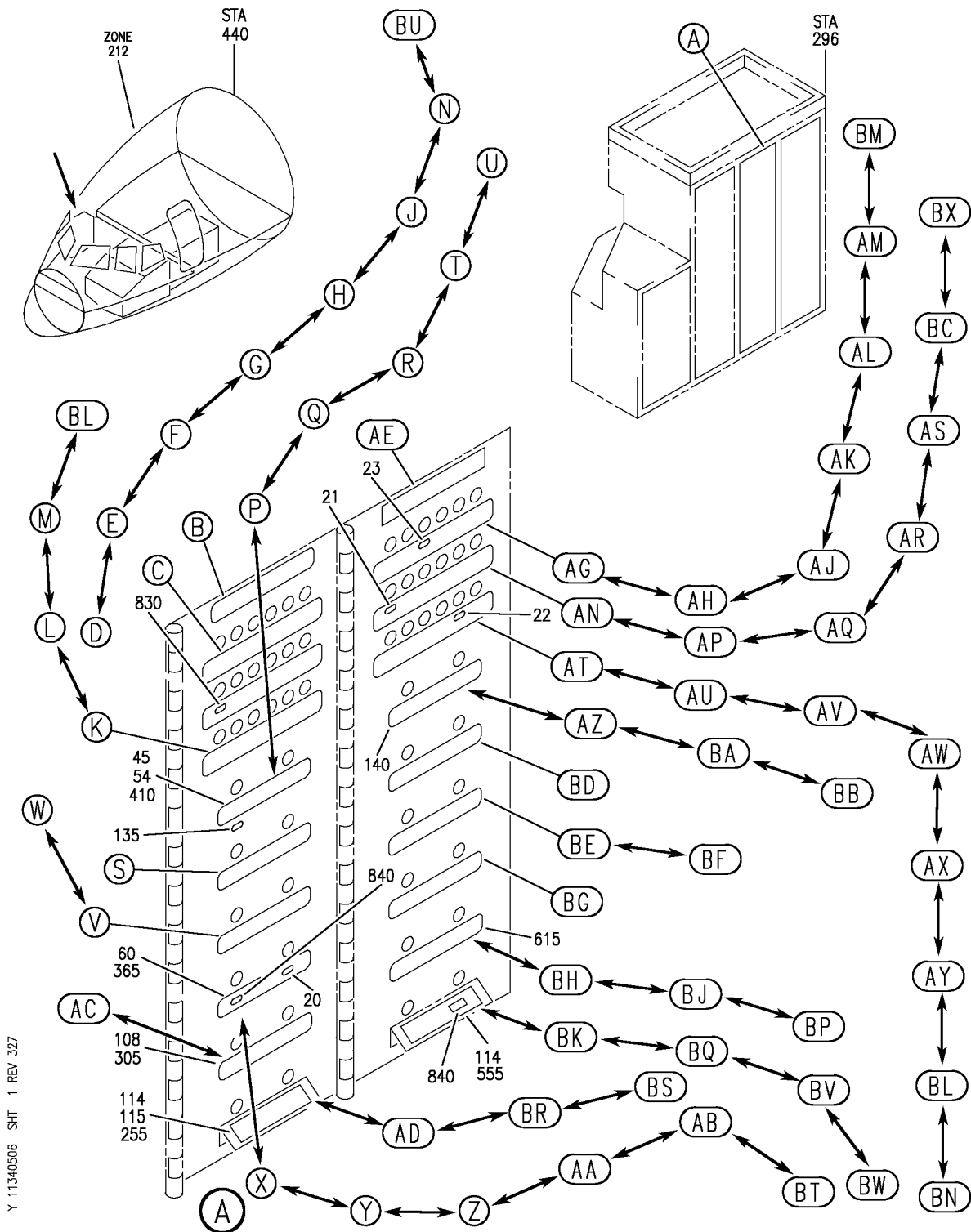
11-34-05-05

BOEING PROPRIETARY - Copyright © - Unpublished Work - See title page for details.

11-34-05
FIG. 05
PAGE 4
MAY 20/09

757

PARTS CATALOG (MAINTENANCE)

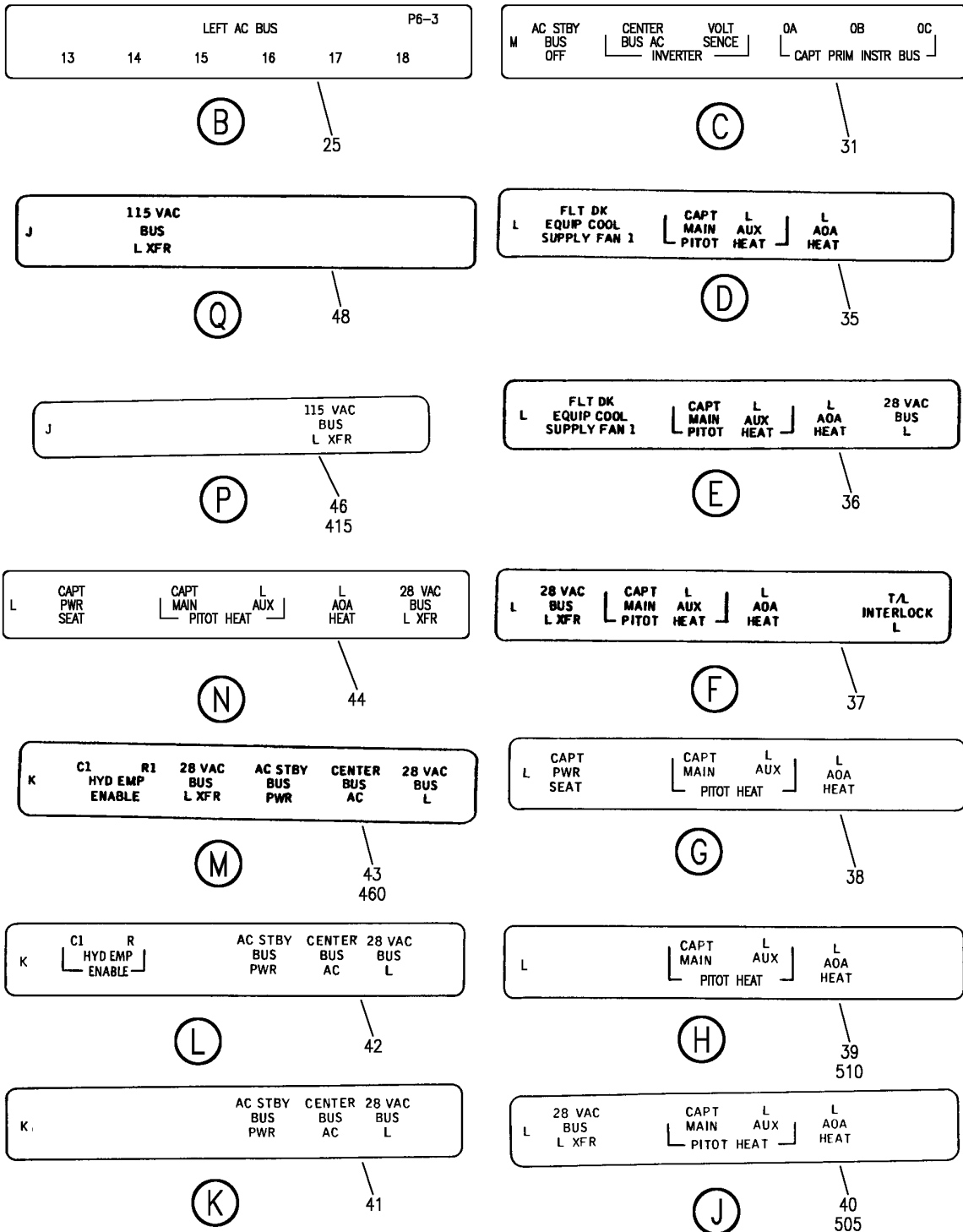


Y 11340506 SH-T 1 REV 327

PANEL ASSY-P6-3 AND P6-4 PWR DISTR (PLACARDS AND MARKINGS ONLY)
 FIGURE 6 (SHEET 1)

11-34-05-06

BOEING
757
PARTS CATALOG (MAINTENANCE)



Y 11340506 SH1 2 REV 280

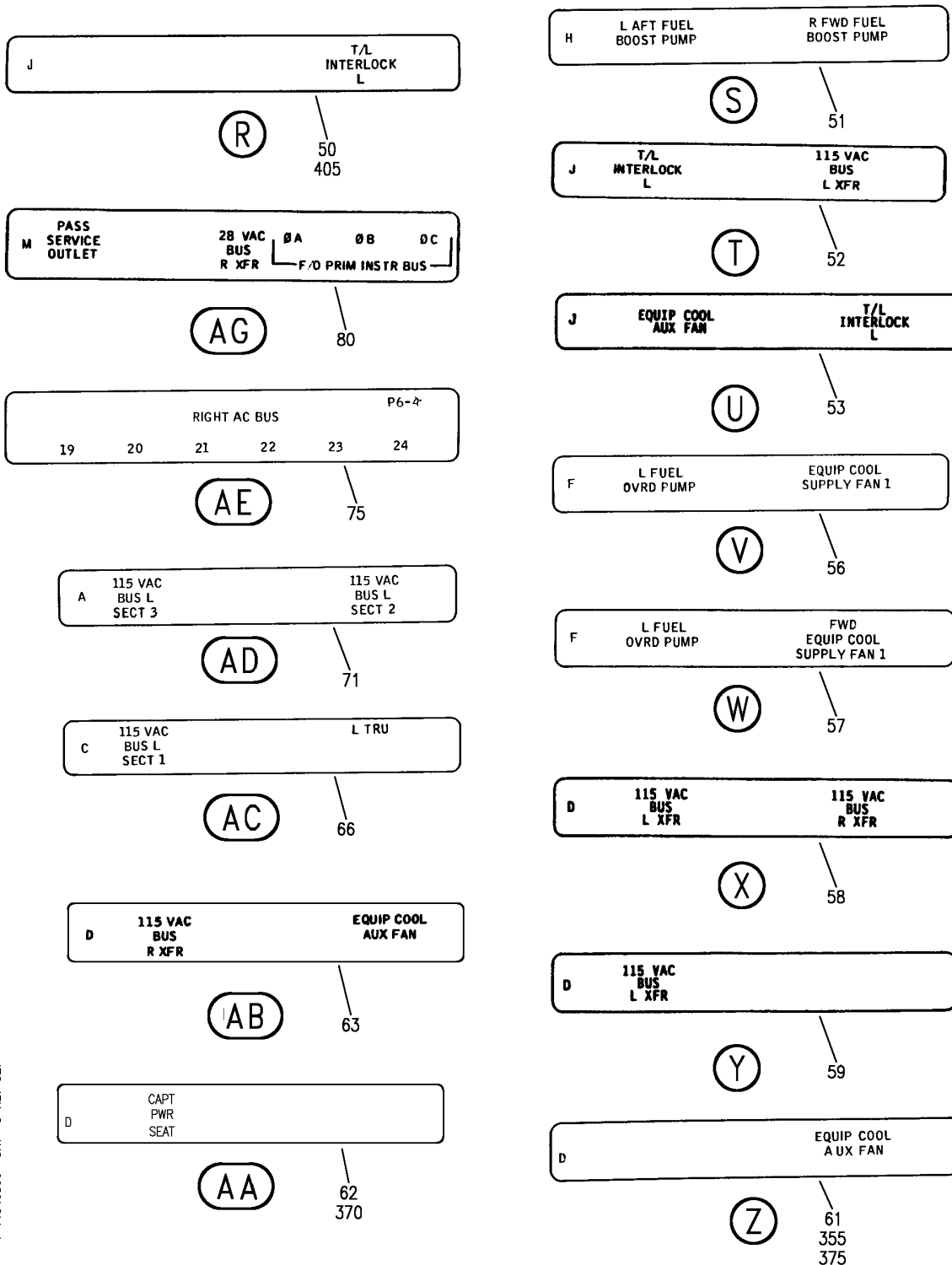
PANEL ASSY-P6-3 AND P6-4 PWR DISTR (PLACARDS AND MARKINGS ONLY)
FIGURE 6 (SHEET 2)

BRI
MAY 28/07

11-34-05-06

11-34-05-06
PAGE 0A

BOEING
757
PARTS CATALOG (MAINTENANCE)



Y 11340506 SH1 3 REV 327

PANEL ASSY-P6-3 AND P6-4 PWR DISTR (PLACARDS AND MARKINGS ONLY)
FIGURE 6 (SHEET 3)

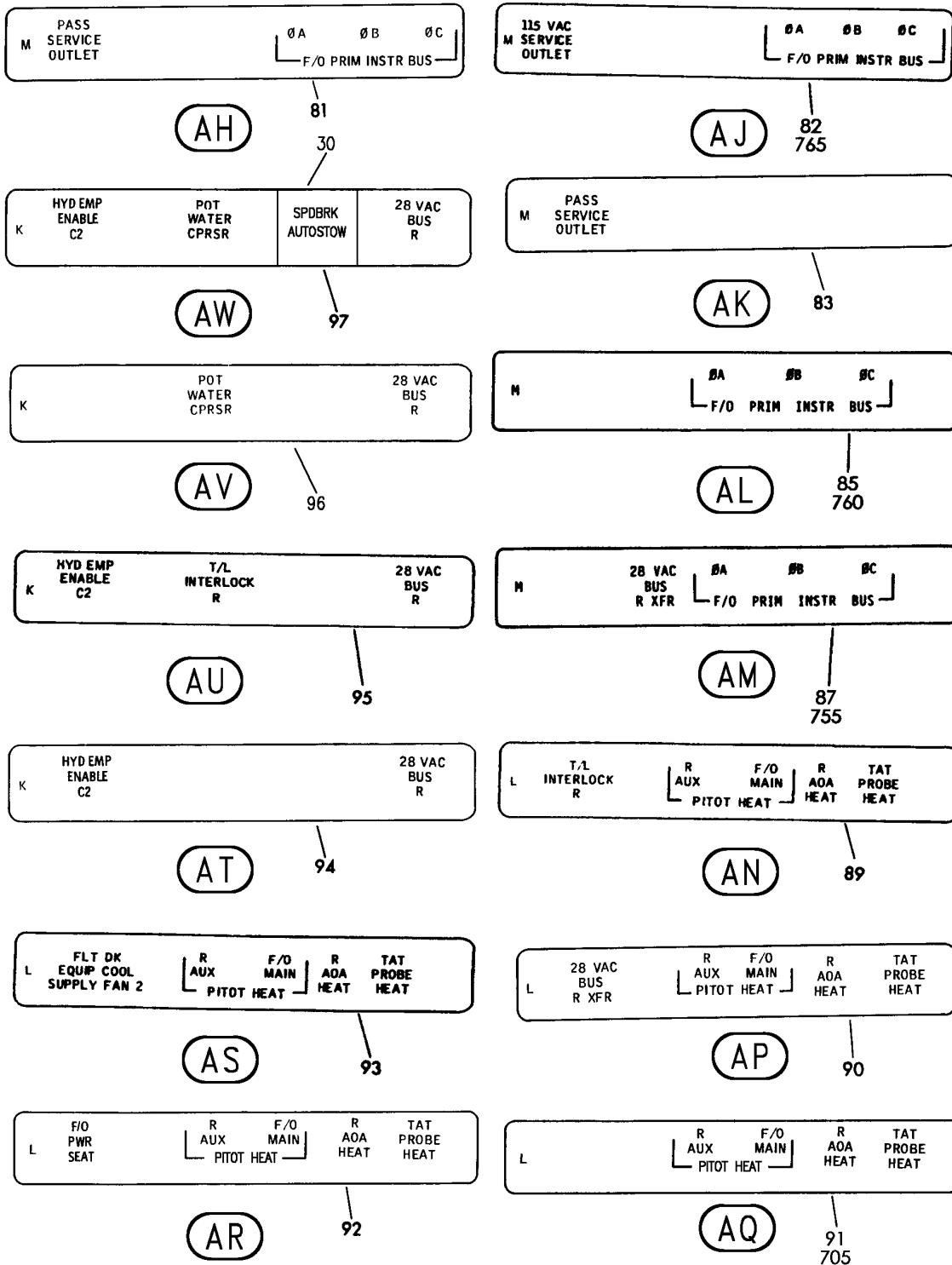
11-34-05-06

BRI
SEP 20/08

11-34-05-06
PAGE 0B

BOEING

757
PARTS CATALOG (MAINTENANCE)



Y 11340506 SH1 4 REV 334

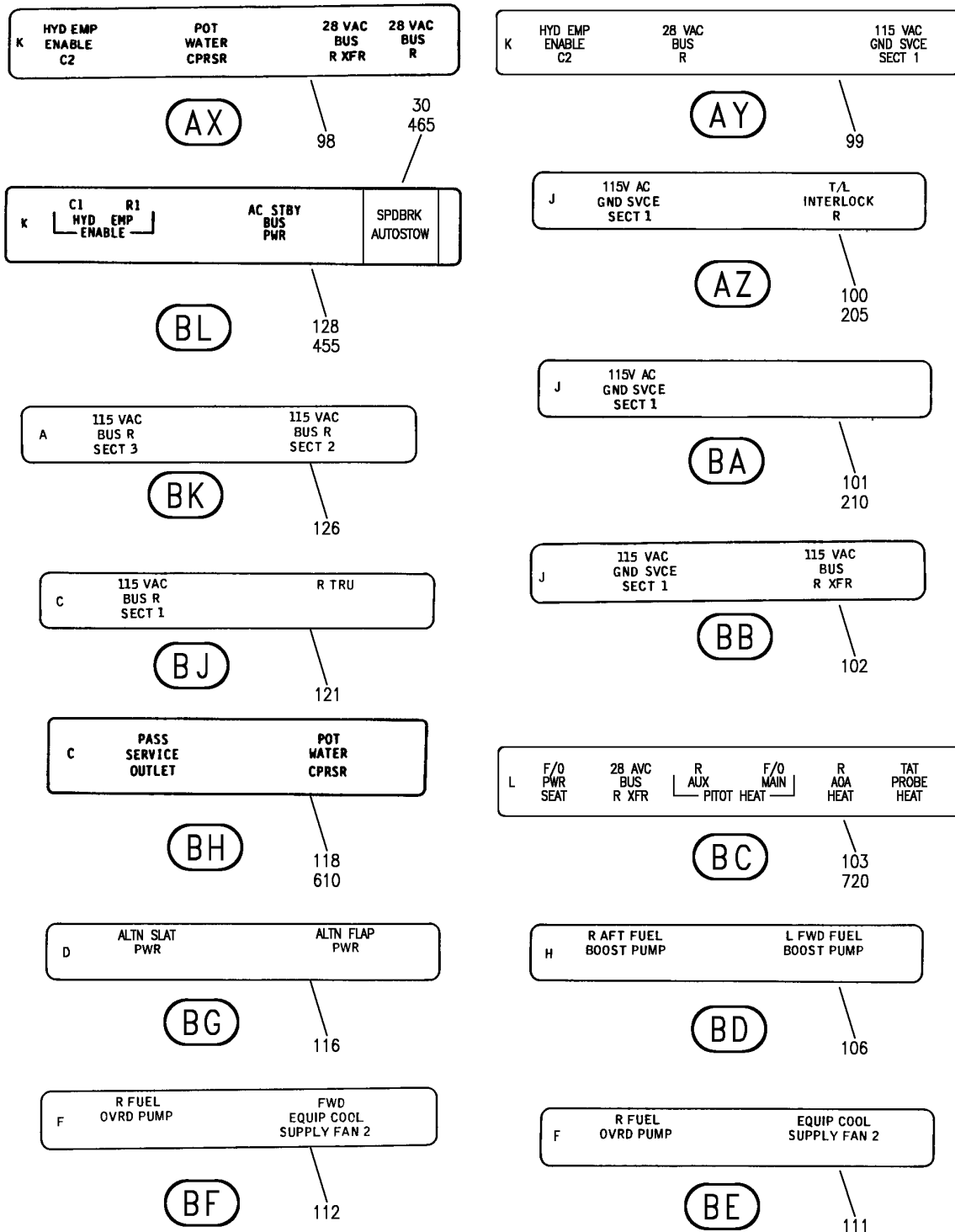
PANEL ASSY-P6-3 AND P6-4 PWR DISTR (PLACARDS AND MARKINGS ONLY)
FIGURE 6 (SHEET 4)

11-34-05-06

BRI
MAY 20/09

11-34-05-06
PAGE 0C

BOEING
757
PARTS CATALOG (MAINTENANCE)



Y 11340506 SHT 5 REV 334

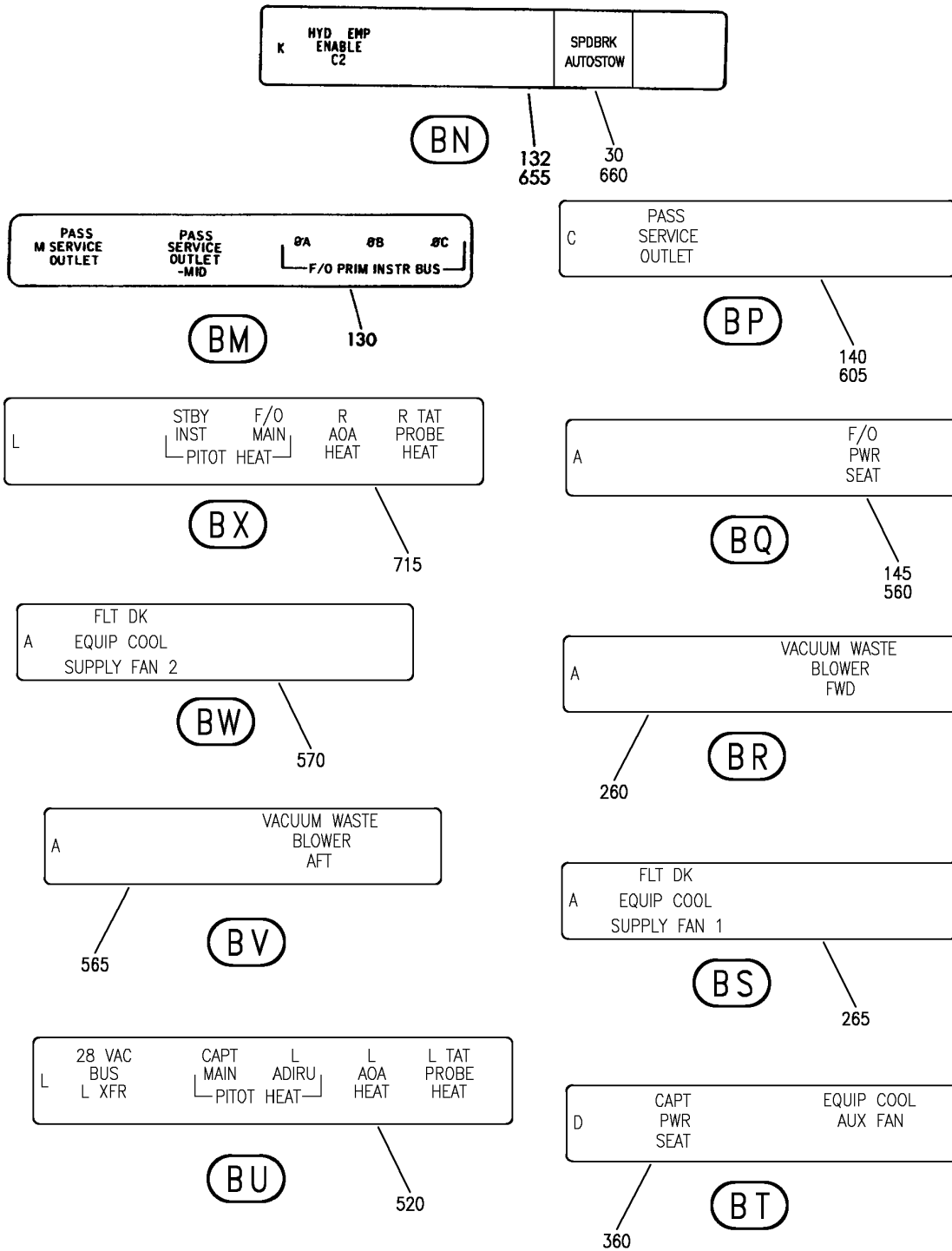
PANEL ASSY-P6-3 AND P6-4 PWR DISTR (PLACARDS AND MARKINGS ONLY)
FIGURE 6 (SHEET 5)

11-34-05-06

BRI
MAY 20/09

11-34-05-06
PAGE 0D

BOEING
757
PARTS CATALOG (MAINTENANCE)



Y 11340506 SHT 6 REV 334

PANEL ASSY-P6-3 AND P6-4 PWR DISTR (PLACARDS AND MARKINGS ONLY)
FIGURE 6 (SHEET 6)

11-34-05-06

BRI
MAY 20/09

11-34-05-06
PAGE 0E



757

PARTS CATALOG (MAINTENANCE)

FIG ITEM	PART NUMBER	1 2 3 4 5 6 7	NOMENCLATURE	EFFECT FROM TO	UNITS PER ASSY
6			PANEL ASSY-P6-3 AND P6-4 PWR DISTR (PLACARDS AND MARKINGS ONLY)	002004 006102 107107 121999 107107	
- 3	287N4102-204		PANEL ASSY-P6 PWR DISTR (PLACARDS AND MARKINGS ONLY) FOR NHA/OTHER SYS DET SEE: 24-51-51-01		RF
- 4	287N4102-217		PANEL ASSY-P6 PWR DISTR (PLACARDS AND MARKINGS ONLY) FOR NHA/OTHER SYS DET SEE: 24-51-51-01	121503 904949	RF
- 5	287N4102-99		PANEL ASSY-P6 PWR DISTR (PLACARDS AND MARKINGS ONLY) VARIABLE DRAWING REF: 287N4102-5112 287N4102-5113 287N4102-5116 FOR NHA/OTHER SYS DET SEE: 24-51-51-01	002004 006100 950999	RF
- 6	287N4102-1277		PACKAGE ASSY-P6 PWR DISTR (PLACARDS AND MARKINGS ONLY) FOR NHA/OTHER SYS DET SEE: 24-51-51-05 24-51-51-09	101102 504903	RF
20	BAC27NFDE0024		.DECAL- PLACARD CONTENT: INOP POST SERVICE BULLETIN: 24-0126	009009 107107	1
22	BAC27NFDE0024		.DECAL- PLACARD CONTENT: INOP POST SERVICE BULLETIN: 24-0126	107107	1
23	BAC27NFDE0024		.DECAL- PLACARD CONTENT: INOP POST SERVICE BULLETIN: 24-0126	009009	1
25	BAC27NEL0063		.DECAL	101102 504903	1
31	BAC27NEL0991		.DECAL-	101102 504903	1
36	BAC27NEL1057		.DECAL-	107107	1

MISSING ITEM NUMBERS NOT APPLICABLE

- ITEM NOT ILLUSTRATED

11-34-05-06

11-34-05
FIG. 06
PAGE 1
JAN 20/09

BRI



757

PARTS CATALOG (MAINTENANCE)

FIG ITEM	PART NUMBER	1 2 3 4 5 6 7	NOMENCLATURE	EFFECT FROM TO	UNITS PER ASSY
6					
39	BAC27NEX1959	.DECAL-		950951	1
40	BAC27NEX2067	.DECAL-		002004	1
				006100	
				121503	
				904949	
				952999	
42	BAC27NEL1098	.DECAL-		002004	1
			PRE SERVICE BULLETIN:	006100	
			24-0048	107107	
				121503	
				904999	
43	BAC27NEX2363	.DECAL-		107107	1
			POST SERVICE BULLETIN:		
			24-0048		
45	BAC27NEL0854	.DECAL-		107107	1
			PLACARD CONTENT:	950951	
			J		
46	BAC27NEX2091	.DECAL-		002004	1
				006100	
				121503	
				904949	
				952999	
48	BAC27NEX2367	.DECAL-		107107	1
			POST SERVICE BULLETIN:		
			24-0048		
51	BAC27NEL0999	.DECAL-		101102	1
				504903	
57	BAC27NEX2136	.DECAL-		002004	1
				006102	
				107107	
				121999	
60	BAC27NEL0079	.DECAL-		107107	1
			PLACARD CONTENT:	950951	
			D		
			PRE SERVICE BULLETIN:		
			24-0048		
61	BAC27NEX2092	.DECAL-		002004	1
				006100	
				121503	
				904949	
				952999	
63	BAC27NEX2361	.DECAL-		107107	1
			POST SERVICE BULLETIN:		
			24-0048		
66	BAC27NEL1005	.DECAL-		002004	1
				006100	
				107107	
				121503	
				904999	

MISSING ITEM NUMBERS NOT APPLICABLE

- ITEM NOT ILLUSTRATED

11-34-05-06

11-34-05
FIG. 06
PAGE 2
JAN 20/09

BRI

BOEING PROPRIETARY - Copyright © - Unpublished Work - See title page for details.



757

PARTS CATALOG (MAINTENANCE)

FIG ITEM	PART NUMBER	1 2 3 4 5 6 7	NOMENCLATURE	EFFECT FROM TO	UNITS PER ASSY
6					
71	BAC27NEL1006	.DECAL-		002004 006100 107107 121503 904999	1
75	BAC27NEL0067	.DECAL		101102 504903	1
80	BAC27NEX2562	.DECAL-		002004 006100 952999	1
81	BAC27NEL0994	.DECAL-		107107 121503 904951	1
90	BAC27NEX2070	.DECAL-		121503 904949	1
91	BAC27NEL1044	.DECAL-		002004 006100 107107 950999	1
97	BAC27NEL1099	.DECAL-	PRE SERVICE BULLETIN: 24-0048	002004 006100 107107 121503 904999	1
98	BAC27NEX2368	.DECAL-	POST SERVICE BULLETIN: 24-0048	107107	1
101	BAC27NEL1001	.DECAL-		107107 950951	1
102	BAC27NEX2071	.DECAL-		002004 006100 121503 904949 952999	1
106	BAC27NEL1007	.DECAL-		101102 504903	1
112	BAC27NEX2137	.DECAL-		002004 006102 107107 121999	1
116	BAC27NEL1002	.DECAL-		101102 504903	1
121	BAC27NEL1003	.DECAL-		002004 006100 107107 121503 904999	1

MISSING ITEM NUMBERS NOT APPLICABLE

- ITEM NOT ILLUSTRATED

11-34-05-06

11-34-05
FIG. 06
PAGE 3
JAN 20/09

BRI

BOEING PROPRIETARY - Copyright © - Unpublished Work - See title page for details.



757

PARTS CATALOG (MAINTENANCE)

FIG ITEM	PART NUMBER	1 2 3 4 5 6 7	NOMENCLATURE	EFFECT FROM TO	UNITS PER ASSY
6 126	BAC27NEL1004	.	DECAL-	002004 006100 107107 121503 904999	1
- 200	287N4102-1236		PACKAGE ASSY-P6 PWR DISTR (PLACARDS AND MARKINGS ONLY) FOR NHA SEE: 24-51-51-05 24-51-51-09	101102 504903	RF
210	BAC27NEL1001	.	DECAL	101102 504903	1
- 250	287N4102-1211		PACKAGE ASSY-P6 PWR DISTR (PLACARDS AND MARKINGS ONLY) FOR NHA SEE: 24-51-51-05 24-51-51-09	101102 504903	RF
255	BAC27NEX2848	.	DECAL- PLACARD CONTENT: A	101102 504903	1
- 300	287N4102-1212		PACKAGE ASSY-P6 PWR DISTR (PLACARDS AND MARKINGS ONLY) FOR NHA SEE: 24-51-51-05 24-51-51-09	101102 504903	RF
305	BAC27NEX2849	.	DECAL- PLACARD CONTENT: C	101102 504903	1
- 350	287N4102-1213		PACKAGE ASSY-P6 PWR DISTR (PLACARDS AND MARKINGS ONLY) FOR NHA SEE: 24-51-51-05 24-51-51-09	101102	RF
- 350	287N4102-1241		PACKAGE ASSY-P6 PWR DISTR (PLACARDS AND MARKINGS ONLY) FOR NHA SEE: 24-51-51-09	504903	RF
355	BAC27NEX2092	.	DECAL	101102	1
365	BAC27NEL0079	.	DECAL- PLACARD CONTENT: D	504903	1

MISSING ITEM NUMBERS NOT APPLICABLE

- ITEM NOT ILLUSTRATED

11-34-05-06

11-34-05
FIG. 06
PAGE 4
JAN 20/09

BRI



757

PARTS CATALOG (MAINTENANCE)

FIG ITEM	PART NUMBER	1 2 3 4 5 6 7	NOMENCLATURE	EFFECT FROM TO	UNITS PER ASSY
6					
- 400	287N4102-1235		PACKAGE ASSY-P6 PWR DISTR (PLACARDS AND MARKINGS ONLY) FOR NHA SEE: 24-51-51-05 24-51-51-09	101102 504903	RF
410	BAC27NEL0854		.DECAL- PLACARD CONTENT: J	101102 504903	1
- 450	287N4102-1215		PACKAGE ASSY-P6 PWR DISTR (PLACARDS AND MARKINGS ONLY) FOR NHA SEE: 24-51-51-05 24-51-51-09	101102 504903	RF
455	BAC27NEX2871		.DECAL-	101102 504903	1
- 500	287N4102-1216		PACKAGE ASSY-P6 PWR DISTR (PLACARDS AND MARKINGS ONLY) FOR NHA SEE: 24-51-51-05	101102	RF
- 500	287N4102-1240		PACKAGE ASSY-P6 PWR DISTR (PLACARDS AND MARKINGS ONLY) FOR NHA SEE: 24-51-51-09	504903	RF
505	BAC27NEX2067		.DECAL	101102	1
510	BAC27NEX1959		.DECAL	504903	1
- 550	287N4102-1217		PACKAGE ASSY-P6 PWR DISTR (PLACARDS AND MARKINGS ONLY) FOR NHA SEE: 24-51-51-05 24-51-51-09	101102 504903	RF
555	BAC27NEX2848		.DECAL- PLACARD CONTENT: A	101102 504903	1
- 600	287N4102-1218		PACKAGE ASSY-P6 PWR DISTR (PLACARDS AND MARKINGS ONLY) FOR NHA SEE: 24-51-51-09	504903	RF
- 600	287N4102-1244		PACKAGE ASSY-P6 PWR DISTR (PLACARDS AND MARKINGS ONLY) FOR NHA/OTHER SYS DET SEE: 24-51-51-05	101102	RF
605	BAC27NEX2943		.DECAL	504903	1

MISSING ITEM NUMBERS NOT APPLICABLE

- ITEM NOT ILLUSTRATED

11-34-05-06

11-34-05
FIG. 06
PAGE 5
JAN 20/09

BRI



757

PARTS CATALOG (MAINTENANCE)

FIG ITEM	PART NUMBER	1 2 3 4 5 6 7	NOMENCLATURE	EFFECT FROM TO	UNITS PER ASSY
6					
610	BAC27NEX2865		.DECAL	101102	1
- 650	287N4102-1219		PACKAGE ASSY-P6 PWR DISTR (PLACARDS AND MARKINGS ONLY) FOR NHA SEE: 24-51-51-05 24-51-51-09	101102 504903	RF
655	BAC27NEX2872		.DECAL	101102 504903	1
- 700	287N4102-1220		PACKAGE ASSY-P6 PWR DISTR (PLACARDS AND MARKINGS ONLY) FOR NHA SEE: 24-51-51-05 24-51-51-09	101102 504903	RF
705	BAC27NEL1044		.DECAL-	101102 504903	1
- 750	287N4102-1221		PACKAGE ASSY-P6 PWR DISTR (PLACARDS AND MARKINGS ONLY) FOR NHA SEE: 24-51-51-05 24-51-51-09	101102	RF
- 750	287N4102-1242		PACKAGE ASSY-P6 PWR DISTR (PLACARDS AND MARKINGS ONLY) FOR NHA SEE: 24-51-51-09	504903	RF
755	BAC27NEX2870		.DECAL	101102	1
760	BAC27NEX2866		.DECAL	504903	1

MISSING ITEM NUMBERS NOT APPLICABLE

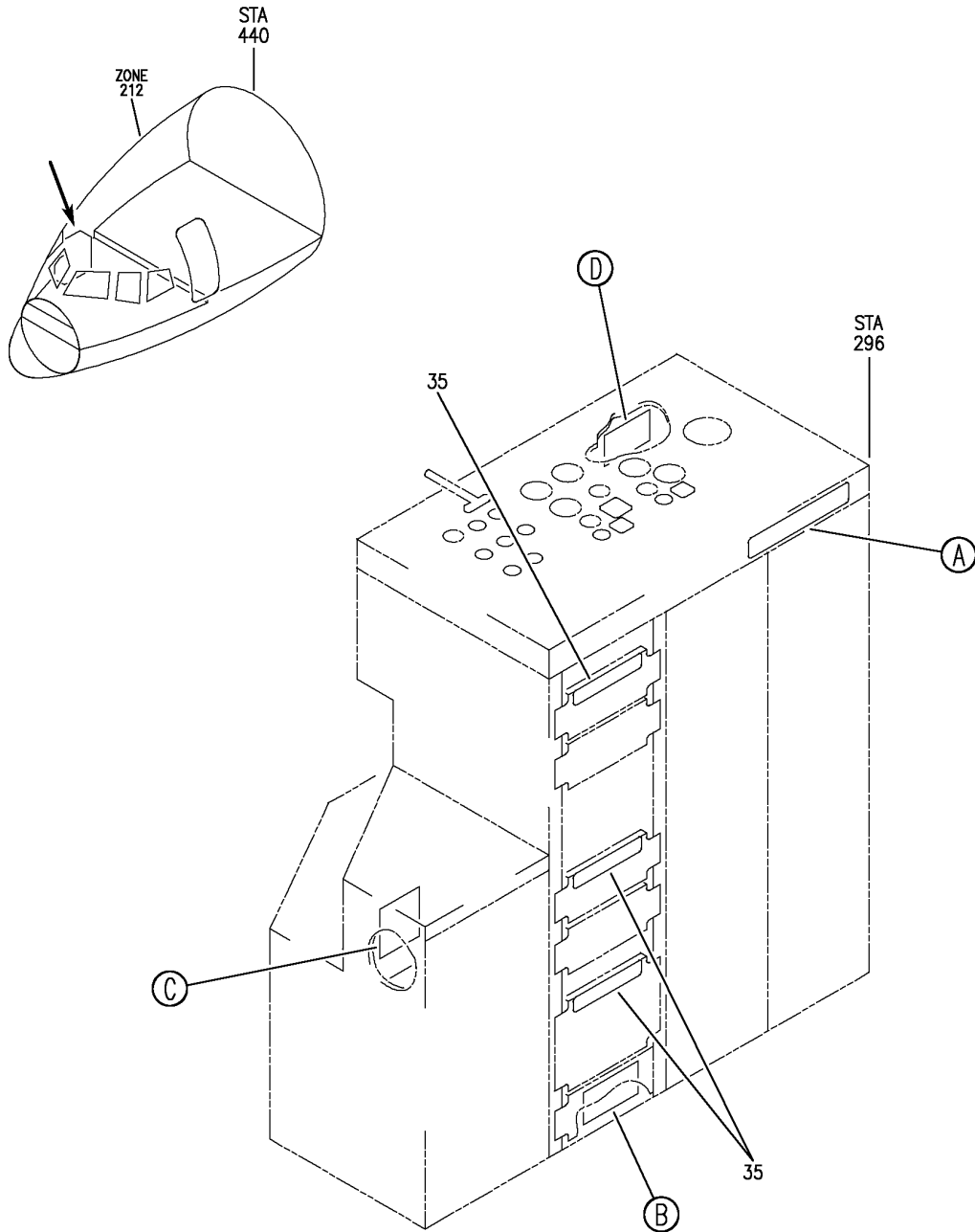
- ITEM NOT ILLUSTRATED

11-34-05-06

11-34-05
FIG. 06
PAGE 6
JAN 20/09

BRI

BOEING
757
PARTS CATALOG (MAINTENANCE)



Y 11340507 SHT 1 REV 253

PANEL INSTL-P6 PWR DISTR (PLACARDS AND MARKINGS ONLY)
FIGURE 7 (SHEET 1)

11-34-05-07

BRI
JAN 20/09

11-34-05-07
PAGE 0

BOEING
757
PARTS CATALOG (MAINTENANCE)

30

WARNING: ELECTRICAL SHOCK HAZARD
115 VAC 400 HZ
EXPOSED, ENERGIZED TERMINALS INSIDE

(A)

40

CAUTION

TERMINALS BEHIND THIS COVER AND THE
P6-1 DOOR ARE CONNECTED TO THE
BATTERY AND WILL BE ENERGIZED
WHENEVER THE BATTERY IS CONNECTED.

(B)

50

REMOVE THIS PANEL
FOR ACCESS TO P26
PANEL ATTACHMENT
FASTENERS. DO NOT
OPERATE EQUIPMENT
FOR PROLONGED
PERIODS WITH THIS
COVER REMOVED AS
IT FORMS PART OF
THE EQUIPMENT
COOLING DUCTING

(D)

45

CAUTION

THIS TERMINAL
CONNECTED TO
BATTERY POSITIVE
TERMINAL. DISCONNECT
BATTERY CONNECTOR
AT BATTERY BEFORE
SERVICING THIS
TERMINAL.

TB5010

(C)

Y 11340507 SH1 2 REV 253

PANEL INSTL-P6 PWR DISTR (PLACARDS AND MARKINGS ONLY)
FIGURE 7 (SHEET 2)

11-34-05-07

BRI
JAN 20/09

11-34-05-07
PAGE 0A



757

PARTS CATALOG (MAINTENANCE)

FIG ITEM	PART NUMBER	1 2 3 4 5 6 7	NOMENCLATURE	EFFECT FROM TO	UNITS PER ASSY
7			PANEL INSTL-P6 PWR DISTR (PLACARDS AND MARKINGS ONLY)	103106 108120	
- 1	287N4102-408		PANEL INSTL-P6 PWR DISTR (PLACARDS AND MARKINGS ONLY)	108120	RF
- 4	MODREF31408		FOR NHA/OTHER SYS DET SEE: 24-00-58-05F		
			PANEL INSTL-P6 PWR DISTR (PLACARDS AND MARKINGS ONLY)	103106	1
			MODULE NUMBER: 287N4102-437 REV A		
			FOR OTHER SYS DETAILS SEE: 24-31-06-01 24-31-71-09 24-32-02-01 24-32-03-01 24-33-01-01 24-51-05-01 24-51-06-01 24-51-07-01 24-51-52-08 24-51-52-09 24-51-52-10 24-51-73-02 24-53-52-02 31-01-06-02		
30	BAC27NEL0016		.DECAL- PLACARD CONTENT: WARNING:ELECTRICAL SHOCK HAZARD 115 VAC 400 HZ EXPOSED, ENERGIZED TERMINALS INSIDE	103106 108120	1
35	BAC27NEL0977		.DECAL- PLACARD CONTENT: CAUTION DISCONNECT ALL DC POWER BEFORE SERVICING	103106 108120	3
40	BAC27NEL0017		.DECAL	103106 108120	1
45	BAC27NEX2586		.DECAL	103106 108120	1
50	BAC27NEX2585		.DECAL	103106 108120	1

MISSING ITEM NUMBERS NOT APPLICABLE

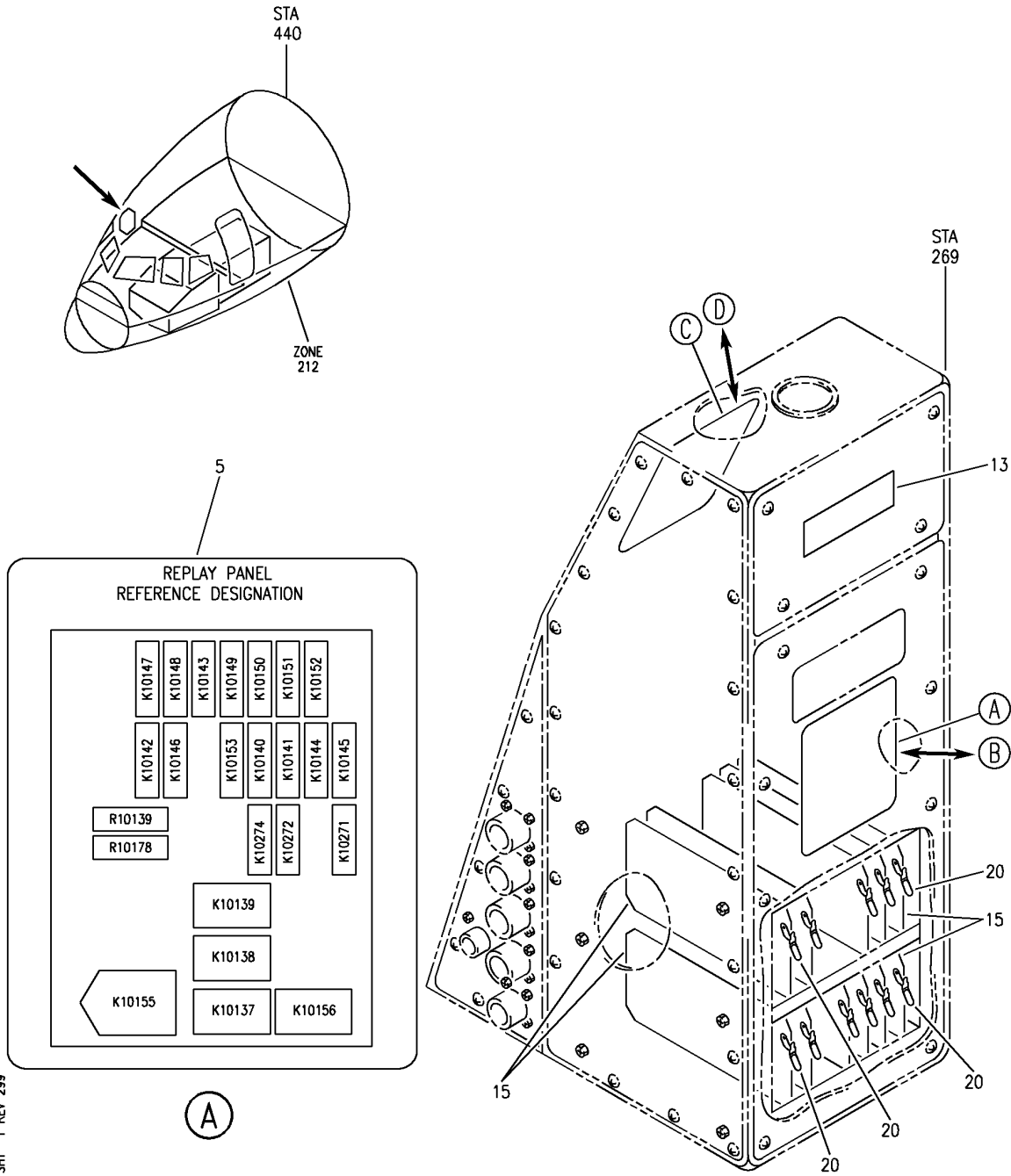
- ITEM NOT ILLUSTRATED

11-34-05-07

11-34-05
FIG. 07
PAGE 1
JAN 20/09

BRI

BOEING
757
PARTS CATALOG (MAINTENANCE)



Y 11341001 SHT 1 REV 299

(A)

PANEL ASSY-P26 LIGHTING EQPT (PLACARDS AND MARKINGS ONLY)
FIGURE 1 (SHEET 1)

BRI
MAY 28/07

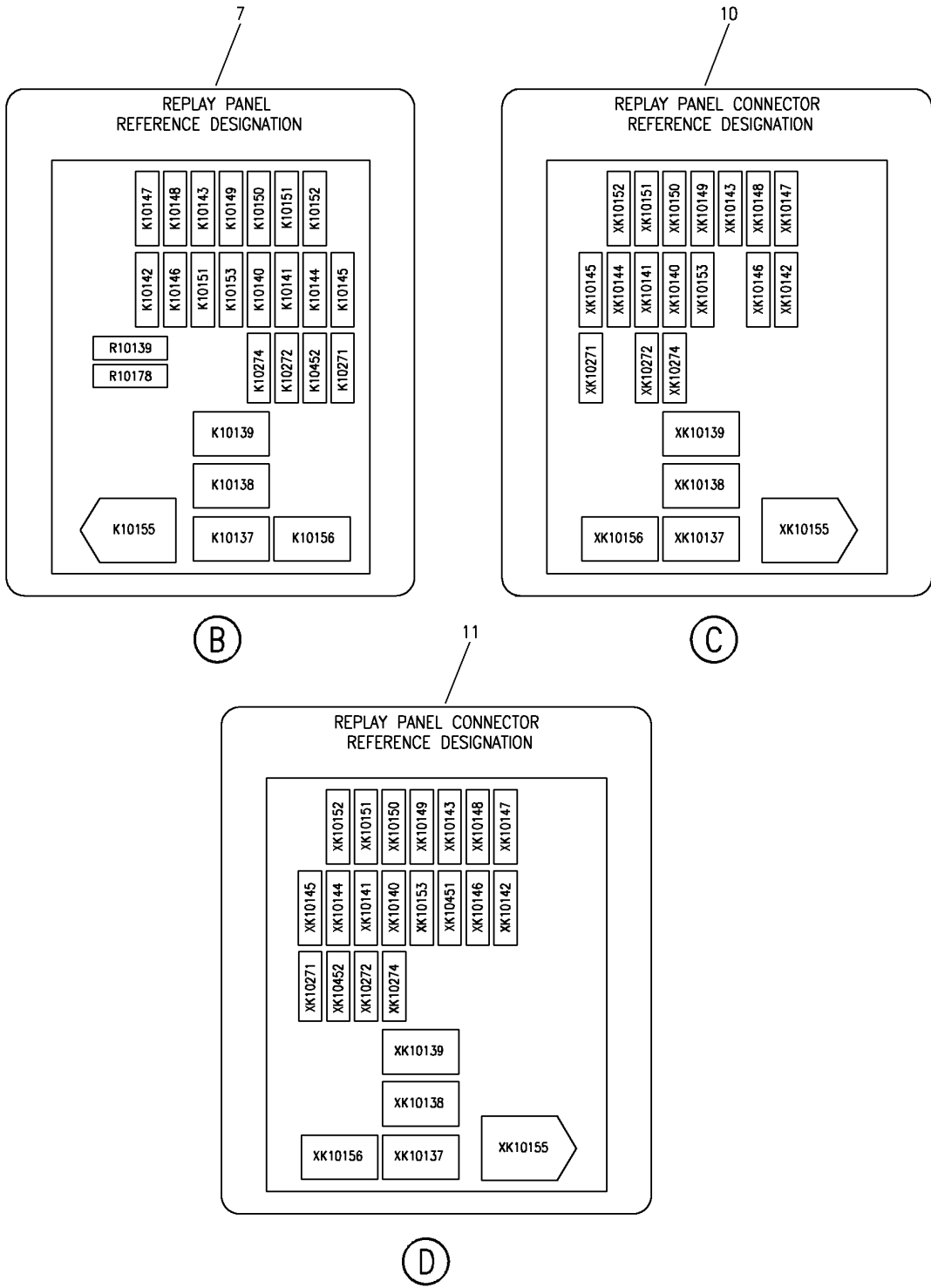
11-34-10-01

11-34-10-01
PAGE 0

BOEING

757

PARTS CATALOG (MAINTENANCE)



Y 11341001 SHT 2 REV 299

PANEL ASSY-P26 LIGHTING EQPT (PLACARDS AND MARKINGS ONLY)
FIGURE 1 (SHEET 2)

11-34-10-01

BRI
MAY 28/07

11-34-10-01
PAGE 0A

BOEING PROPRIETARY - Copyright © - Unpublished Work - See title page for details.



757

PARTS CATALOG (MAINTENANCE)

FIG ITEM	PART NUMBER	1 2 3 4 5 6 7	NOMENCLATURE	EFFECT FROM TO	UNITS PER ASSY
1			PANEL ASSY-P26 LIGHTING EQPT (PLACARDS AND MARKINGS ONLY)	002004 006999	
- 1	285N0001-30		PANEL ASSY-P26 LIGHTING EQPT (PLACARDS AND MARKINGS ONLY) SUPPLIER CODE: V89954 FOR NHA/OTHER SYS DET SEE: 24-51-51-01	107107	RF
- 1	285N0001-31		PANEL ASSY-P26 LIGHTING EQPT (PLACARDS AND MARKINGS ONLY) SUPPLIER CODE: V89954 FOR NHA/OTHER SYS DET SEE: 24-51-51-01	121949	RF
- 1	285N0001-32		PANEL ASSY-P26 LIGHTING EQPT (PLACARDS AND MARKINGS ONLY) SUPPLIER CODE: V89954 FOR NHA/OTHER SYS DET SEE: 24-51-51-01	002004 006120 950999	RF
7	BAC27NEX1716		.DECAL- SUPPLIER CODE: V89954	002004 006999	1
11	BAC27NEX1717		.DECAL- SUPPLIER CODE: V89954	002004 006999	1

MISSING ITEM NUMBERS NOT APPLICABLE

- ITEM NOT ILLUSTRATED

11-34-10-01

11-34-10
FIG. 01
PAGE 1
JAN 20/09

BRI



757

PARTS CATALOG (MAINTENANCE)

FIG ITEM	PART NUMBER	1 2 3 4 5 6 7	NOMENCLATURE	EFFECT FROM TO	UNITS PER ASSY
1 15	285T0097-6		.PRINTED CIRCUIT ASSY-GND MASTER DIM SUPPLIER CODE: V89954 ELECTRICAL EQUIP NUMBER: M10261 M10262 M10263 M10264 M10265 M10266 M10267 M10268 M10269 M10270 M10438 COMPONENT MAINT MANUAL REF: 33-16-04 OPTIONAL PART: 285T0097-9 V89954	002004 006999	RF
15	285T0097-9		.PRINTED CIRCUIT ASSY-GND MASTER DIM SUPPLIER CODE: V89954 ELECTRICAL EQUIP NUMBER: M10261 M10262 M10263 M10264 M10265 M10266 M10267 M10268 M10269 M10270 M10438 COMPONENT MAINT MANUAL REF: 33-16-04 OPTIONAL PART: 285T0097-6 V89954	002004 006999	RF
20	BAC27TEX1486		..DECAL- PLACARD CONTENT: STATIC SENSITIVE	002004 006999	1

MISSING ITEM NUMBERS NOT APPLICABLE

- ITEM NOT ILLUSTRATED

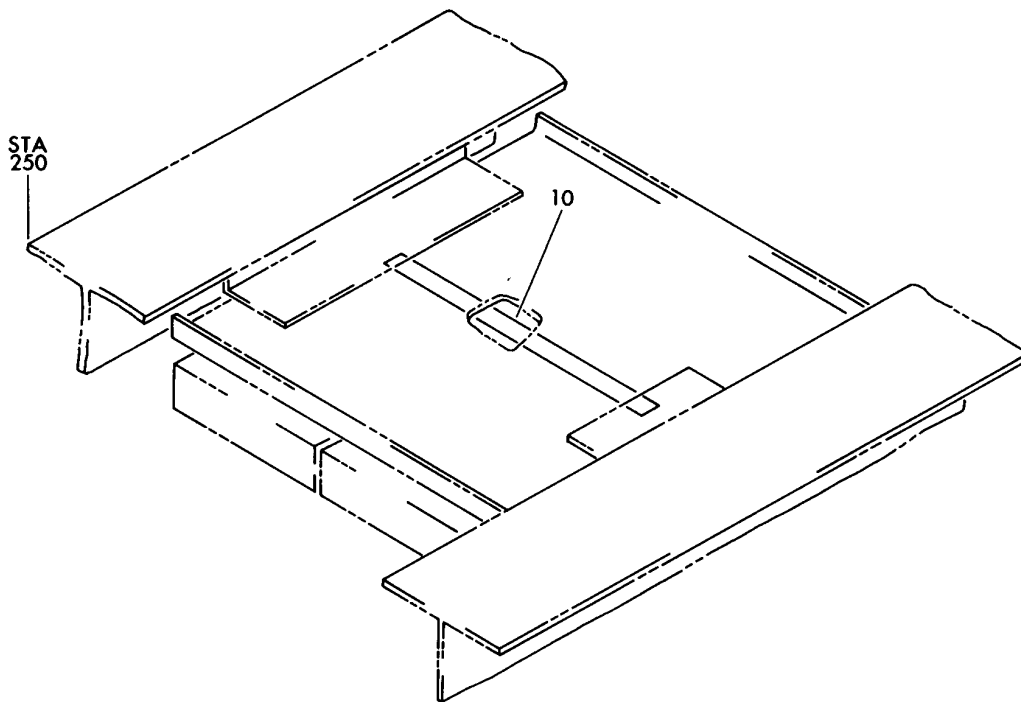
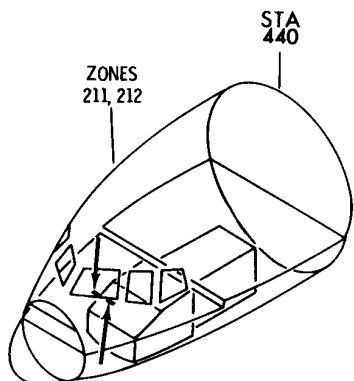
BRI

11-34-10-01

BOEING PROPRIETARY - Copyright © - Unpublished Work - See title page for details.

11-34-10
FIG. 01
PAGE 2
JAN 20/09

BOEING
757
PARTS CATALOG (MAINTENANCE)



Y 11341501 REV 026

BRACKET ASSY-(PLACARDS AND MARKINGS ONLY)

FIGURE 1

11-34-15-01

BRI
MAY 28/07

11-34-15-01
PAGE 0



757

PARTS CATALOG (MAINTENANCE)

FIG ITEM	PART NUMBER	1 2 3 4 5 6 7	NOMENCLATURE	EFFECT FROM TO	UNITS PER ASSY
1			BRACKET ASSY-(PLACARDS AND MARKINGS ONLY)	002004 006999	
- 1	287N4150-9		BRACKET ASSY-(PLACARDS AND MARKINGS ONLY) FOR NHA/OTHER SYS DET SEE: 53-11-61-15 53-11-61-06	002004 006102 107999	RF
- 5	287N4150-10		BRACKET ASSY-(PLACARDS AND MARKINGS ONLY) FOR NHA/OTHER SYS DET SEE: 53-11-61-15 53-11-61-06	002004 006102 107120	RF
- 5	287N4150-12		BRACKET ASSY-(PLACARDS AND MARKINGS ONLY) FOR NHA/OTHER SYS DET SEE: 53-11-61-15 53-11-61-06	504903 950999 121503	RF
- 7	287N4150-19		BRACKET ASSY-(PLACARDS AND MARKINGS ONLY) FOR NHA/OTHER SYS DET SEE: 53-11-61-06	103105	RF
- 7	287N4150-20		BRACKET ASSY-(PLACARDS AND MARKINGS ONLY) FOR NHA/OTHER SYS DET SEE: 53-11-61-06	103105	RF
- 7	287N4150-27		BRACKET ASSY-(PLACARDS AND MARKINGS ONLY) FOR NHA/OTHER SYS DET SEE: 53-11-61-06	106106	RF
- 7	287N4150-28		BRACKET ASSY-(PLACARDS AND MARKINGS ONLY) FOR NHA/OTHER SYS DET SEE: 53-11-61-06	106106	RF
10	BAC27TEX0384		.DECAL- PLACARD CONTENT: 1 THRU 30	002004 006999	1

MISSING ITEM NUMBERS NOT APPLICABLE

- ITEM NOT ILLUSTRATED

11-34-15-01

11-34-15
FIG. 01
PAGE 1
JAN 20/09

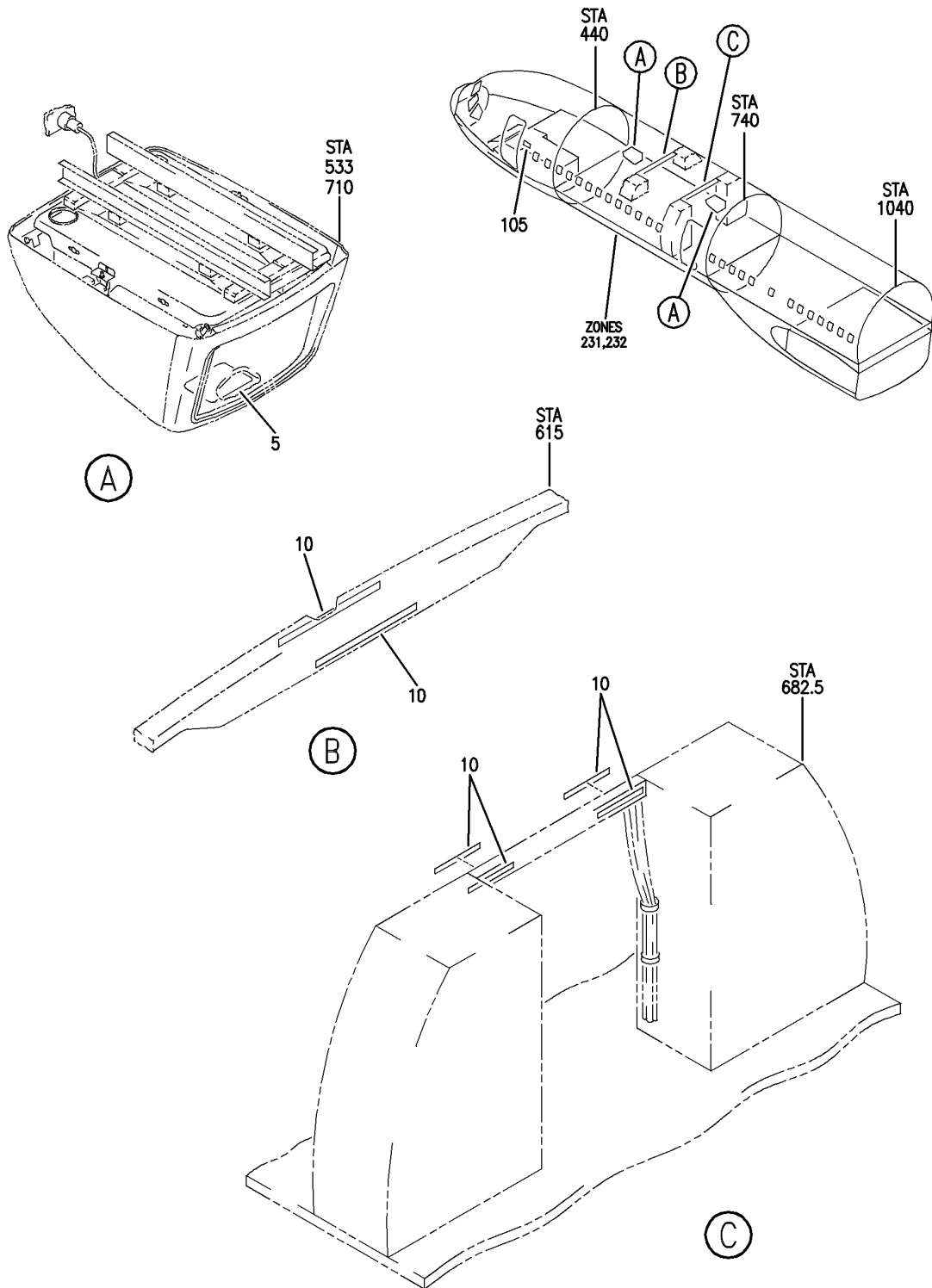
BRI

MAIN COMPARTMENT

BRI
MAY 28/07

11-35-00
SECTION TITLE
PAGE 1

BOEING
757
PARTS CATALOG (MAINTENANCE)



Y 11350008 REV 225

PLACARD INSTL-CAB. INTR (MAIN COMPARTMENT ONLY)
FIGURE 8

11-35-00-08

BRI
MAY 28/07

11-35-00-08
PAGE 0



757

PARTS CATALOG (MAINTENANCE)

FIG ITEM	PART NUMBER	1 2 3 4 5 6 7	NOMENCLATURE	EFFECT FROM TO	UNITS PER ASSY
8			PLACARD INSTL-CAB. INTR (MAIN COMPARTMENT ONLY)	101102	
- 100	414N5150-2		PLACARD INSTL-CAB. INTR (MAIN COMPARTMENT ONLY)	101102	RF
105	BAC29PPS39171		FOR NHA/ADDITIONAL DET SEE: 25-20-00-07B .PLACARD- PLACARD CONTENT: LIFE JACKET UNDER YOUR SEAT FASTEN SEAT BELT WHILE SEATED	101102	1

MISSING ITEM NUMBERS NOT APPLICABLE

- ITEM NOT ILLUSTRATED

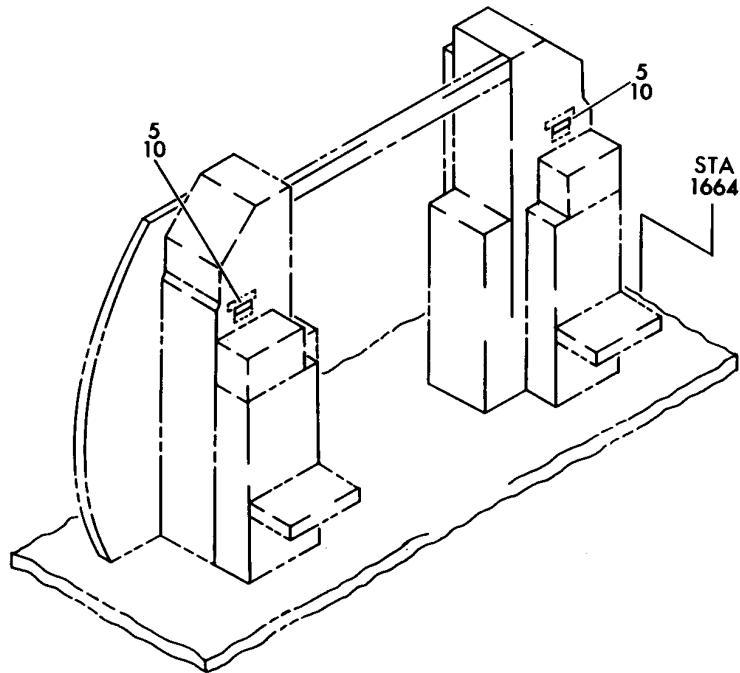
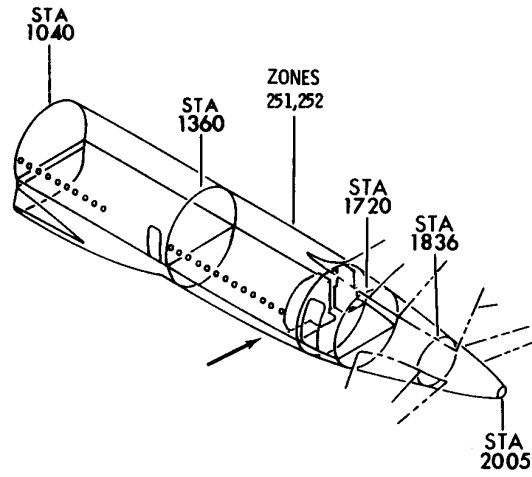
BRI

11-35-00-08

BOEING PROPRIETARY - Copyright © - Unpublished Work - See title page for details.

11-35-00
FIG. 08
PAGE 1
JAN 20/09

BOEING
757
PARTS CATALOG (MAINTENANCE)



Y 11350015 REV 124

PLACARD INSTL-CAB. INTR (MAIN COMPARTMENT ONLY)
FIGURE 15

11-35-00-15

BRI
JAN 20/09

11-35-00-15
PAGE 0



757

PARTS CATALOG (MAINTENANCE)

FIG ITEM	PART NUMBER	1 2 3 4 5 6 7	NOMENCLATURE	EFFECT FROM TO	UNITS PER ASSY
15			PLACARD INSTL-CAB. INTR (MAIN COMPARTMENT ONLY)	107107	
- 1	414N5011-14		PLACARD INSTL-CAB. INTR (MAIN COMPARTMENT ONLY)	107107	RF
			FOR NHA/ADDITIONAL DET SEE: 25-20-00-01C		
5	BAC29PPS0617		.PLACARD- PLACARD CONTENT: FOR CREW USE ONLY	107107	2

MISSING ITEM NUMBERS NOT APPLICABLE

- ITEM NOT ILLUSTRATED

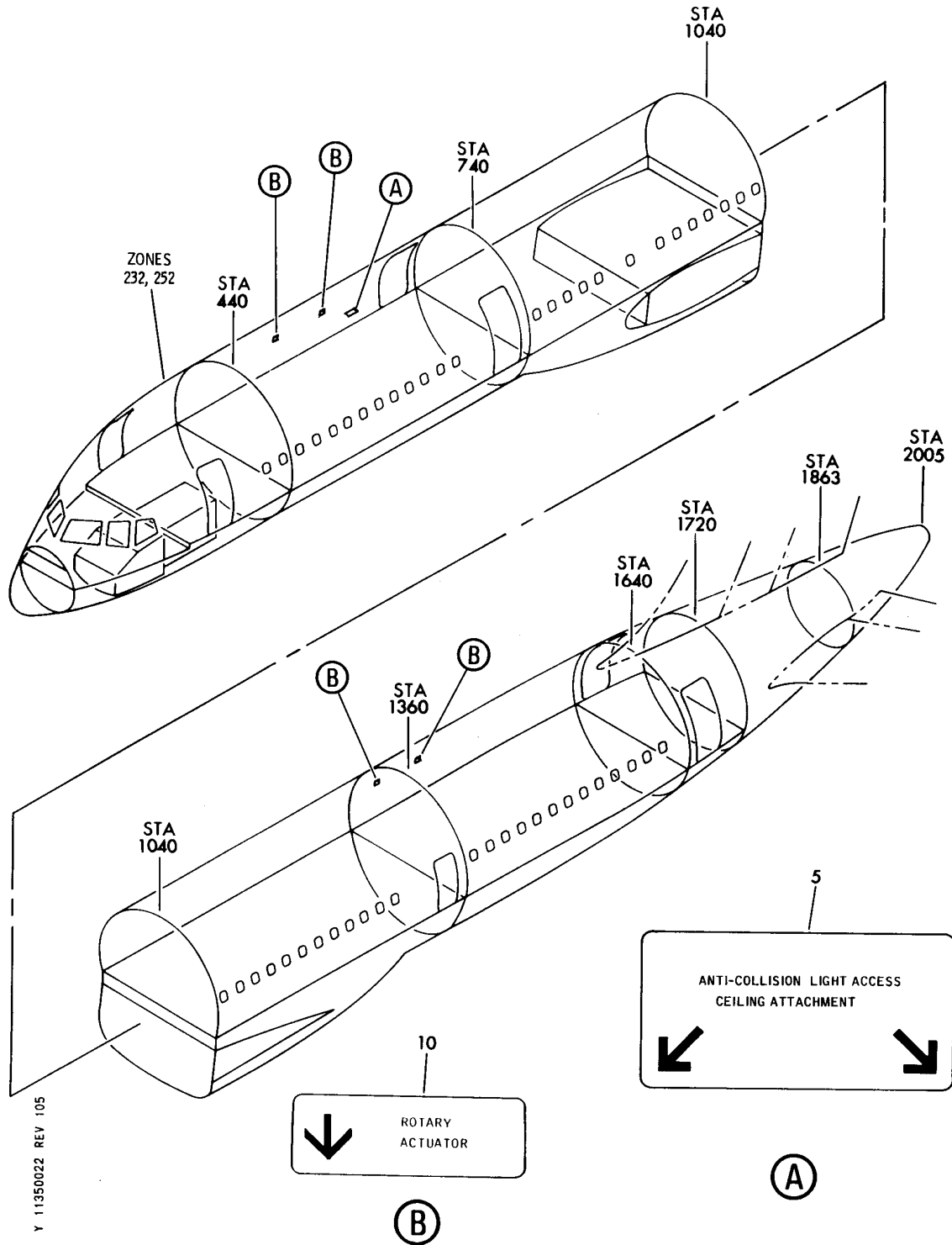
BRI

11-35-00-15

BOEING PROPRIETARY - Copyright © - Unpublished Work - See title page for details.

11-35-00
FIG. 15
PAGE 1
JAN 20/09

BOEING
757
PARTS CATALOG (MAINTENANCE)



PLACARD INSTL-CAB. INTR (MAIN COMPARTMENT ONLY) (WUA)
FIGURE 22

11-35-00-22

BRI
MAY 28/07

11-35-00-22
PAGE 0



757

PARTS CATALOG (MAINTENANCE)

FIG ITEM	PART NUMBER	1 2 3 4 5 6 7	NOMENCLATURE	EFFECT FROM TO	UNITS PER ASSY
22			PLACARD INSTL-CAB. INTR (MAIN COMPARTMENT ONLY) (WUA)	904949	
- 1	414N5009-3		PLACARD INSTL-CAB. INTR WUA (MAIN COMPARTMENT ONLY) FOR NHA/ADDITIONAL DET SEE: 25-20-00-01C	904949	RF
5	BAC29PPS1328		.DECAL	904949	1
10	BAC29PPS1294		.PLACARD	904949	4

MISSING ITEM NUMBERS NOT APPLICABLE

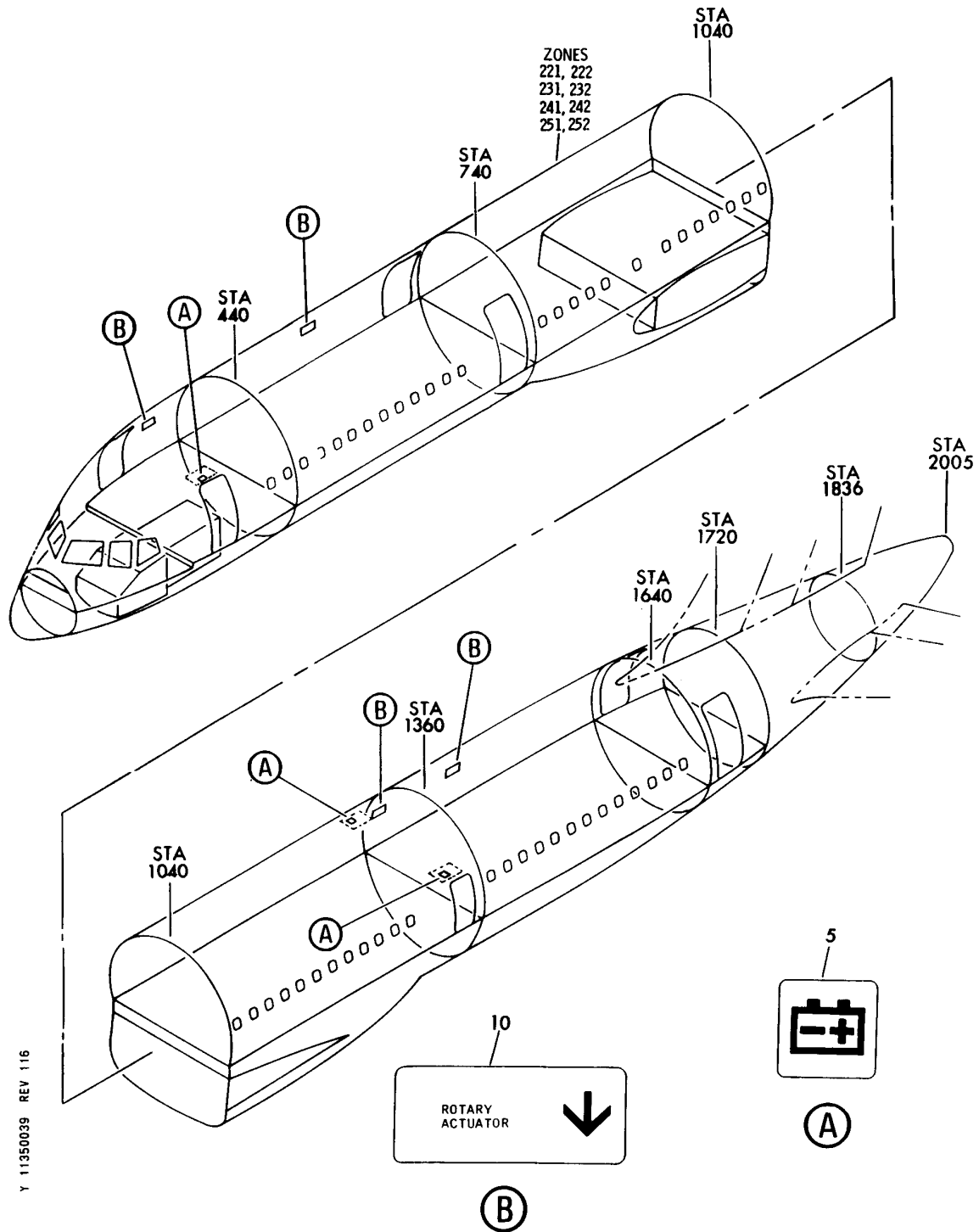
- ITEM NOT ILLUSTRATED

11-35-00-22

11-35-00
FIG. 22
PAGE 1
JAN 20/09

BRI

BOEING
757
PARTS CATALOG (MAINTENANCE)



PLACARD INSTL-CAB. INTR (MAIN COMPARTMENT ONLY)
FIGURE 39

11-35-00-39



757

PARTS CATALOG (MAINTENANCE)

FIG ITEM	PART NUMBER	1 2 3 4 5 6 7	NOMENCLATURE	EFFECT FROM TO	UNITS PER ASSY
39			PLACARD INSTL-CAB. INTR (MAIN COMPARTMENT ONLY)	121503	
- 1	414N5019-18		PLACARD INSTL-CAB. INTR (MAIN COMPARTMENT ONLY)	121503	RF
			FOR NHA/ADDITIONAL DET SEE: 25-20-00-01C		
5	BAC29PPS1325		.DECAL	121503	3
10	BAC29PPS1294		.PLACARD	121503	4

MISSING ITEM NUMBERS NOT APPLICABLE

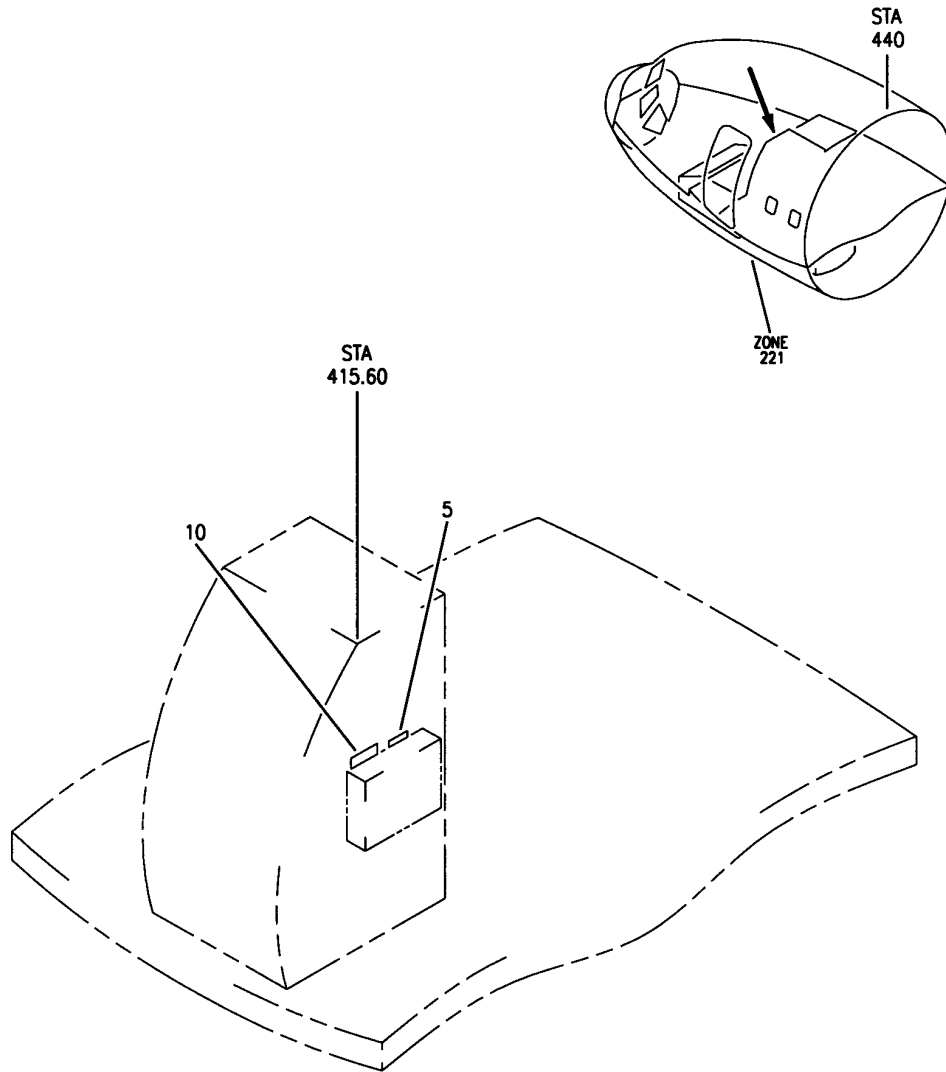
- ITEM NOT ILLUSTRATED

BRI

11-35-00-39

11-35-00
FIG. 39
PAGE 1
JAN 20/09

BOEING
757
PARTS CATALOG (MAINTENANCE)



Y 11350075 REV 208

POCKET INSTL-LITERATURE (PLACARDS AND MARKINGS ONLY)
FIGURE 75

11-35-00-75

BRI
JAN 20/09

11-35-00-75
PAGE 0



757

PARTS CATALOG (MAINTENANCE)

FIG ITEM	PART NUMBER	1 2 3 4 5 6 7	NOMENCLATURE	EFFECT FROM TO	UNITS PER ASSY
75			POCKET INSTL-LITERATURE (PLACARDS AND MARKINGS ONLY)	504504 506506	
- 1	413N3500-277B		POCKET INSTL-LITERATURE (PLACARDS AND MARKINGS ONLY) FOR NHA/OTHER SYS DET SEE: 25-20-00-15	504504 506506	RF
5	BAC29PPS1469		.DECAL- PLACARD CONTENT: LOAD LIMIT 44LB/20KG	504504 506506	1
10	BAC29PPS25135		.PLACARD- PLACARD CONTENT: TABLE MUST BE STOWED AND LATCHED DURING TAXI, TAKEOFF, LANDING AND TURBULANCE	504504 506506	1

MISSING ITEM NUMBERS NOT APPLICABLE

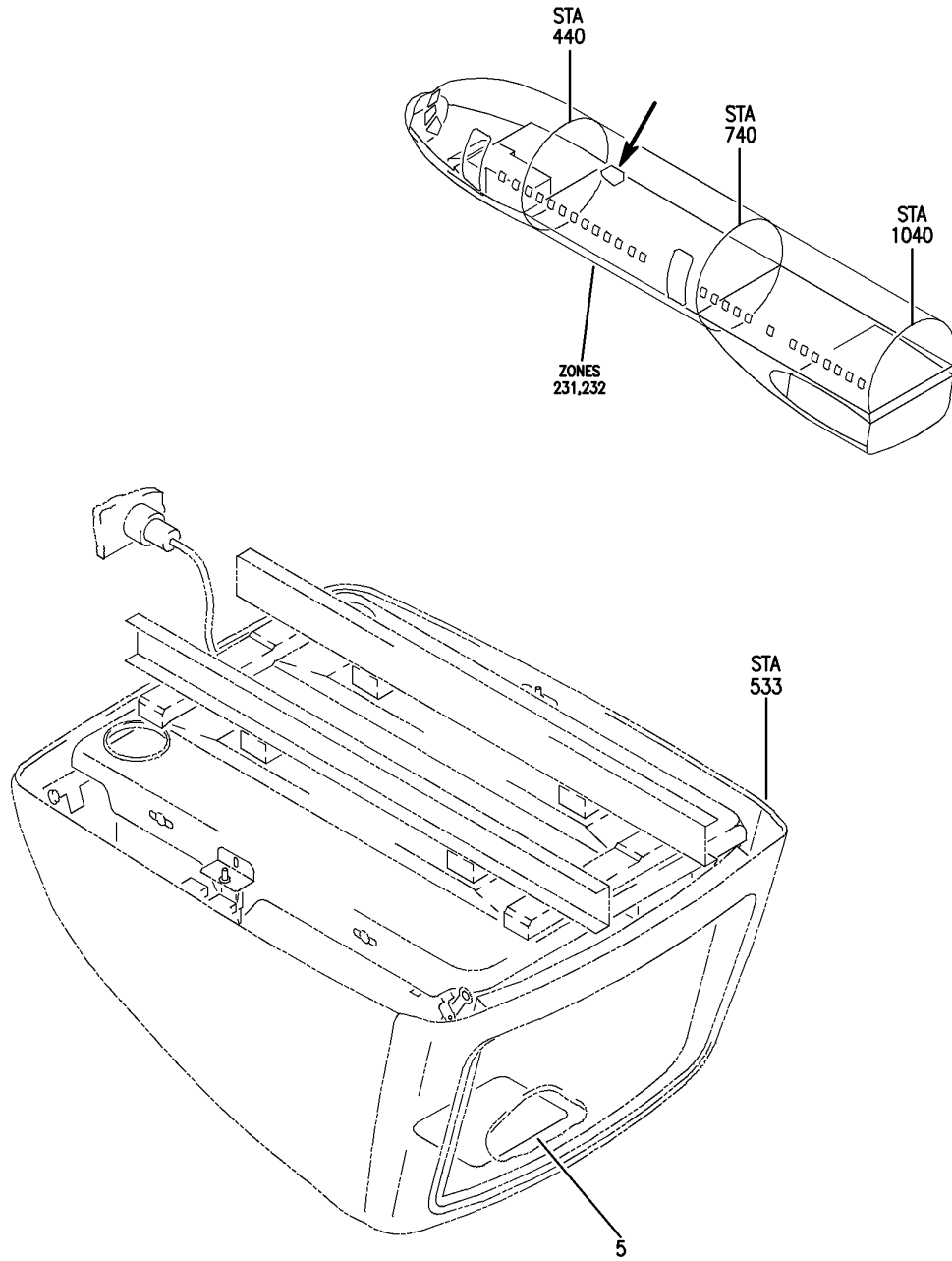
- ITEM NOT ILLUSTRATED

11-35-00-75

11-35-00
FIG. 75
PAGE 1
JAN 20/09

BRI

BOEING
757
PARTS CATALOG (MAINTENANCE)



Y 11350087A REV 225

PLACARD INSTL-CAB. INTR (MAIN COMPARTMENT ONLY)
FIGURE 87A

11-35-00-87A

BRI
JAN 20/09

11-35-00-87A
PAGE 0



757

PARTS CATALOG (MAINTENANCE)

FIG ITEM	PART NUMBER	1 2 3 4 5 6 7	NOMENCLATURE	EFFECT FROM TO	UNITS PER ASSY
87A			PLACARD INSTL-CAB. INTR (MAIN COMPARTMENT ONLY)	108120	
- 1	414N5150-31		PLACARD INSTL-CAB. INTR (MAIN COMPARTMENT ONLY)	108120	RF
			FOR NHA/ADDITIONAL DET SEE: 25-20-00-07B		
5	BAC29PPS46363		.PLACARD- PLACARD CONTENT: FWD VIDEO MONITOR MUST NOT BE DEPLOYED DURING TAXI, TAKEOFF AND LANDING	108120	1

MISSING ITEM NUMBERS NOT APPLICABLE

- ITEM NOT ILLUSTRATED

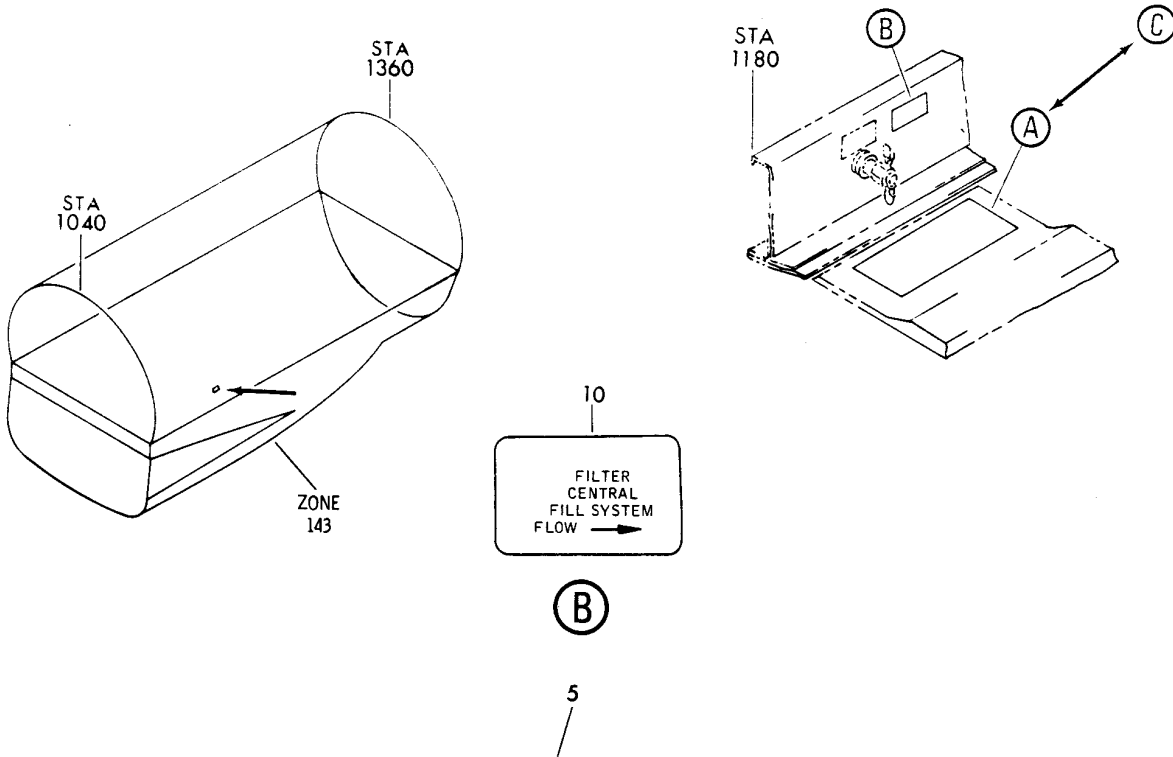
BRI

11-35-00-87A

BOEING PROPRIETARY - Copyright © - Unpublished Work - See title page for details.

11-35-00
FIG. 87A
PAGE 1
JAN 20/09

BOEING
757
PARTS CATALOG (MAINTENANCE)



HYDRAULIC RESERVOIR FILLING INSTRUCTIONS:

CAUTION: DO NOT OPERATE HAND PUMP OR RESERVOIR PRESSURE FILLING SYSTEM WITH VALVE IN "CLOSED" POSITION: MAXIMUM FILLING PRESSURE 150 P.S.I.

CAUTION: WHEN SERVICING AFTER MAINTENANCE INVOLVING FLUID LOSS FILL RESERVOIR TO FULL LEVEL AND CYCLE FLIGHT CONTROLS AS REQUIRED TO REFILL SYSTEM VOIDS. CHECK AND RESERVE RESERVOIR TO PROPER FULL LEVEL AFTER CYCLING.

1. **FOR MANUAL PUMPING:** REMOVE SUCTION HOSE FROM STOWED POSITION. THOROUGHLY CLEAN HOSE NOZZLE BEFORE PLACING IN FLUID CONTAINER.
2. **FOR PRESSURE FILLING:** CONNECT GROUND SERVICE HOSE TO "PRESSURE FILL" PORT.
3. OPERATE SELECTOR VALVE LEVER AND SELECT SYSTEM AS REQUIRED. WITH BRAKE ACCUM. CHARGED BY RIGHT SYSTEM CHECK READING ON QUANTITY INDICATOR.

LEFT OR RIGHT SYS:	FULL 6.60 U.S. GALLONS REFILL 5.50 U.S. GALLONS	SYSTEM COLOR CODE: LEFT - RED RIGHT - GREEN CENTER - BLUE
CENTER SYS:	FULL 3.50 U.S. GALLONS REFILL 2.80 U.S. GALLONS	

4. FILL WITH BMS 3-11 FLUID ONLY
4. FILL WITH BMS 3-11 FLUID ONLY
5. **AFTER CHECKING SYSTEM:** ENSURE THAT SELECTOR LEVER IS IN FLIGHT "CLOSED" POSITION.

DISCONNECT GROUND SERVICE HOSE AND REPLACE FILLING PORT SEALING CAPS. STOW HAND PUMP HANDLE. DRAIN SUCTION HOSE AND WIPE OFF NOZZLE BEFORE STOWING.

Y 11350101 SH1 1 REV 045

SYSTEM INSTL-RESERVOIR CENTRAL FILL (PLACARDS AND MARKINGS ONLY)
FIGURE 1 (SHEET 1)

11-35-01-01

BRI
MAY 28/07

11-35-01-01
PAGE 0

 **BOEING**
757
PARTS CATALOG (MAINTENANCE)

HYDRAULIC RESERVOIR FILLING INSTRUCTIONS:

CAUTION: DO NOT OPR

CAUTION: DO NOT OPERATE HAND PUMP OR RESERVOIR PRESSURE FILLING SYSTEM WITH VALVE IN "CLOSED" POSITION: MAXIMUM FILLING PRESSURE 150 P.S.I.

CAUTION: WHEN SERVICING AFTER MAINTENANCE INVOLVING FLUID LOSS FILL RESERVOIR TO FULL LEVEL AND CYCLE FLIGHT CONTROLS AS REQUIRED TO REFILL SYSTEM VOIDS. CHECK AND RESERVICE RESERVOIR TO PROPER FULL LEVEL AFTER CYCLING.

1. **FOR MANUAL PUMPING:** REMOVE SUCTION HOSE FROM STOWED POSITION, THOROUGHLY CLEAN HOSE NOZZLE BEFORE PLACING IN FLUID CONTAINER.
2. **FOR PRESSURE FILLING:** CONNECT GROUND SERVICE HOSE TO "PRESSURE FILL" PORT.
3. OPERATE SELECTOR VALVE LEVER AND SELECT SYSTEM AS REQUIRED.
WITH BRAKE ACCUM. CHARGED BY RIGHT SYSTEM
CHECK READING ON QUANTITY INDICATOR.

LEFT OR RIGHT SYS: FULL 25.0 LITERS
REFILL 20.8 LITERS

CENTER SYS: FULL 13.3 LITERS
REFILL 10.6 LITERS

SYSTEM COLOR CODE:
LEFT - RED
RIGHT - GREEN
CENTER - BLUE

4. FILL WITH BMS 3-11 FLUID ONLY
5. **AFTER CHECKING SYSTEMS:** ENSURE THAT SELECTOR LEVER IS IN FLIGHT "CLOSED" POSITION.

DISCONNECT GROUND SERVICE HOSE AND REPLACE FILLING PORT SEALING CAPS.
STOW HAND PUMP HANDLE. DRAIN SUCTION HOSE AND WIPE OFF NOZZLE BEFORE STOWING.

15



Y 11350101 SHT 2 REV 045

SYSTEM INSTL-RESERVOIR CENTRAL FILL (PLACARDS AND MARKINGS ONLY)
FIGURE 1 (SHEET 2)

11-35-01-01

BRI
MAY 28/07

11-35-01-01
PAGE 0A



757

PARTS CATALOG (MAINTENANCE)

FIG ITEM	PART NUMBER	1 2 3 4 5 6 7	NOMENCLATURE	EFFECT FROM TO	UNITS PER ASSY
1			SYSTEM INSTL-RESERVOIR CENTRAL FILL (PLACARDS AND MARKINGS ONLY)	002004 006100 107107 121503 904999	
- 1	271N5024-1		SYSTEM INSTL-RESERVOIR CENTRAL FILL (PLACARDS AND MARKINGS ONLY) FOR NHA/OTHER SYS DET SEE: 29-00-51-07	002004 006100 107107 121503 904999	RF
5	BAC27NHY0186		.MARKER-ALUMINUM FOIL	107107 904949	1
5	BAC27NHY0269		.MARKER-ALUMINUM FOIL	002004 006100 121503 950999	1
10	BAC27NHY0187		.MARKER-ALUMINUM FOIL	002004 006100 107107 121503 904999	1

MISSING ITEM NUMBERS NOT APPLICABLE

- ITEM NOT ILLUSTRATED

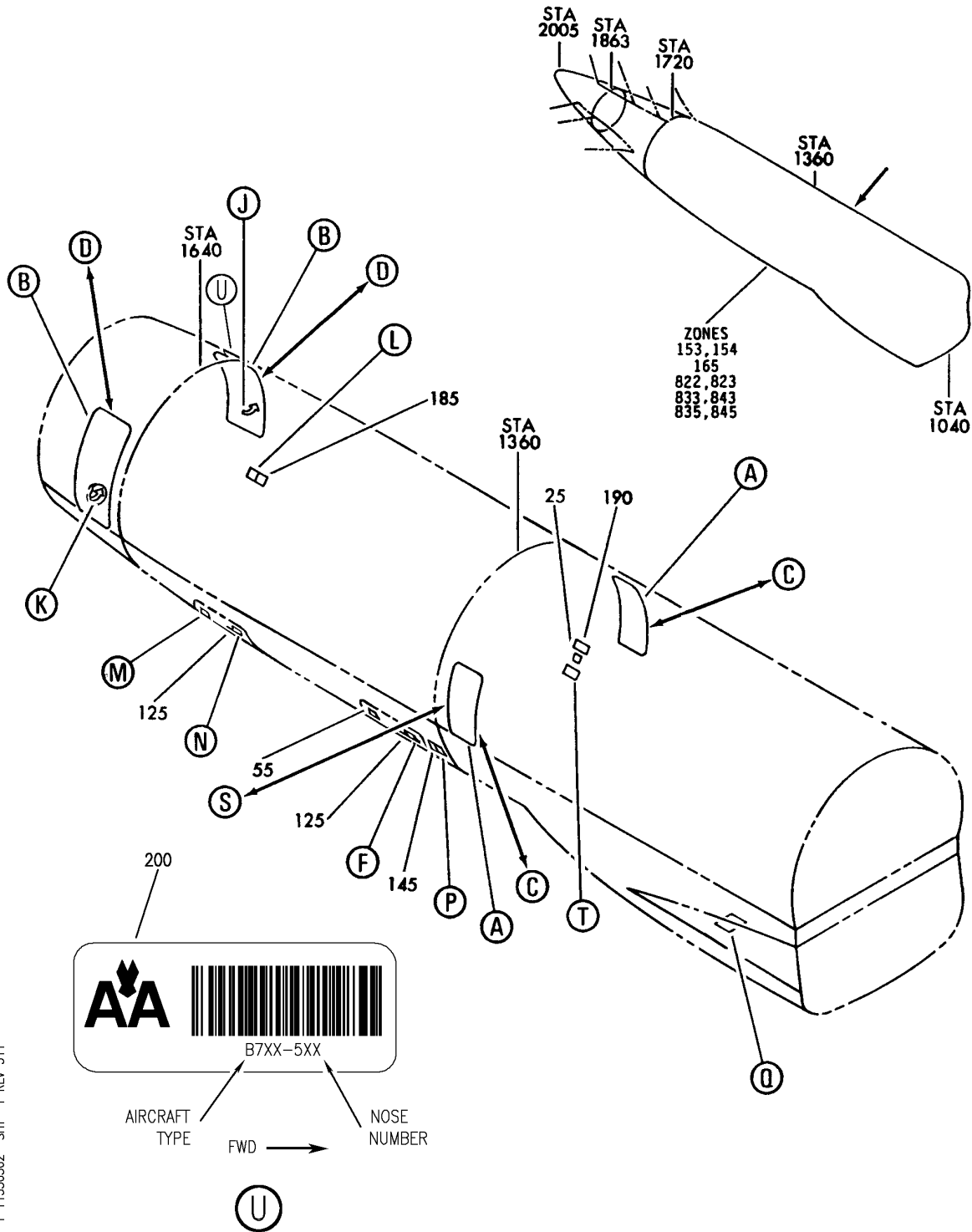
BRI

11-35-01-01

BOEING PROPRIETARY - Copyright © - Unpublished Work - See title page for details.

11-35-01
FIG. 01
PAGE 1
JAN 20/09

BOEING
757
PARTS CATALOG (MAINTENANCE)



Y 11350502 SH1 1 REV 311

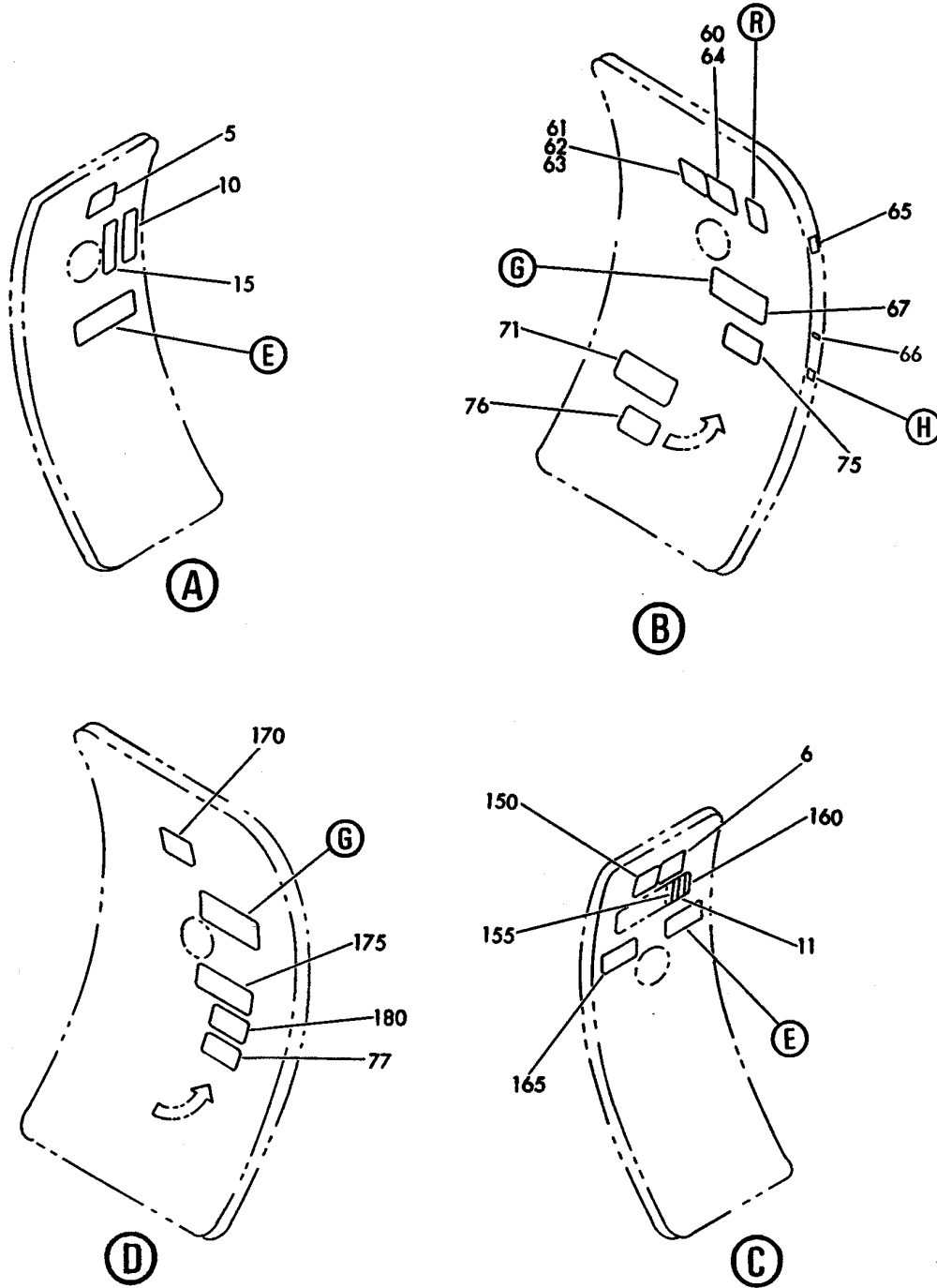
MARKING INSTL-SECT. 46 DECAL
FIGURE 2 (SHEET 1)

BRI
MAY 28/07

11-35-05-02

11-35-05-02
PAGE 0

BOEING
757
PARTS CATALOG (MAINTENANCE)



Y 11350502 SHT 2 REV 220

MARKING INSTL-SECT. 46 DECAL
FIGURE 2 (SHEET 2)

11-35-05-02

BRI
MAY 28/07

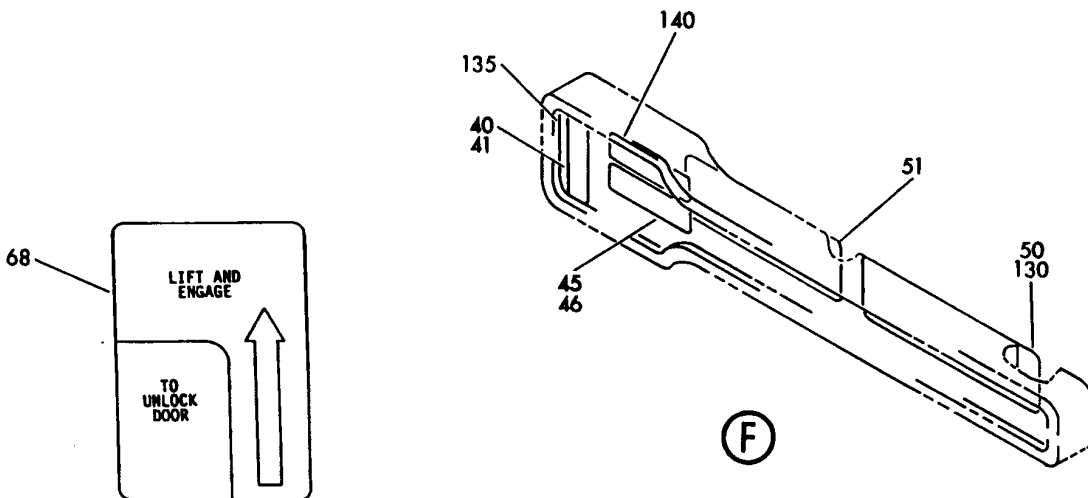
11-35-05-02
PAGE 0A

BOEING
757
PARTS CATALOG (MAINTENANCE)

WARNING: FOR EMERGENCY USE ONLY
STAND TO SIDE OF DOOR AND PULL HANDLE. DOOR FALLS OUTWARD
AND DOWN. ESCAPE CHUTE INFLATES IMMEDIATELY.

(E)

20
21
22



(H)

70
72

PUSH RED BUTTON ON HANDLE
PULL OUT HANDLE
ROTATE AS SHOWN BELOW
RETURN HANDLE FLUSH WITH DOOR
PULL DOOR OUTWARD

(G)

Y 11350502 SH1 3 REV 196

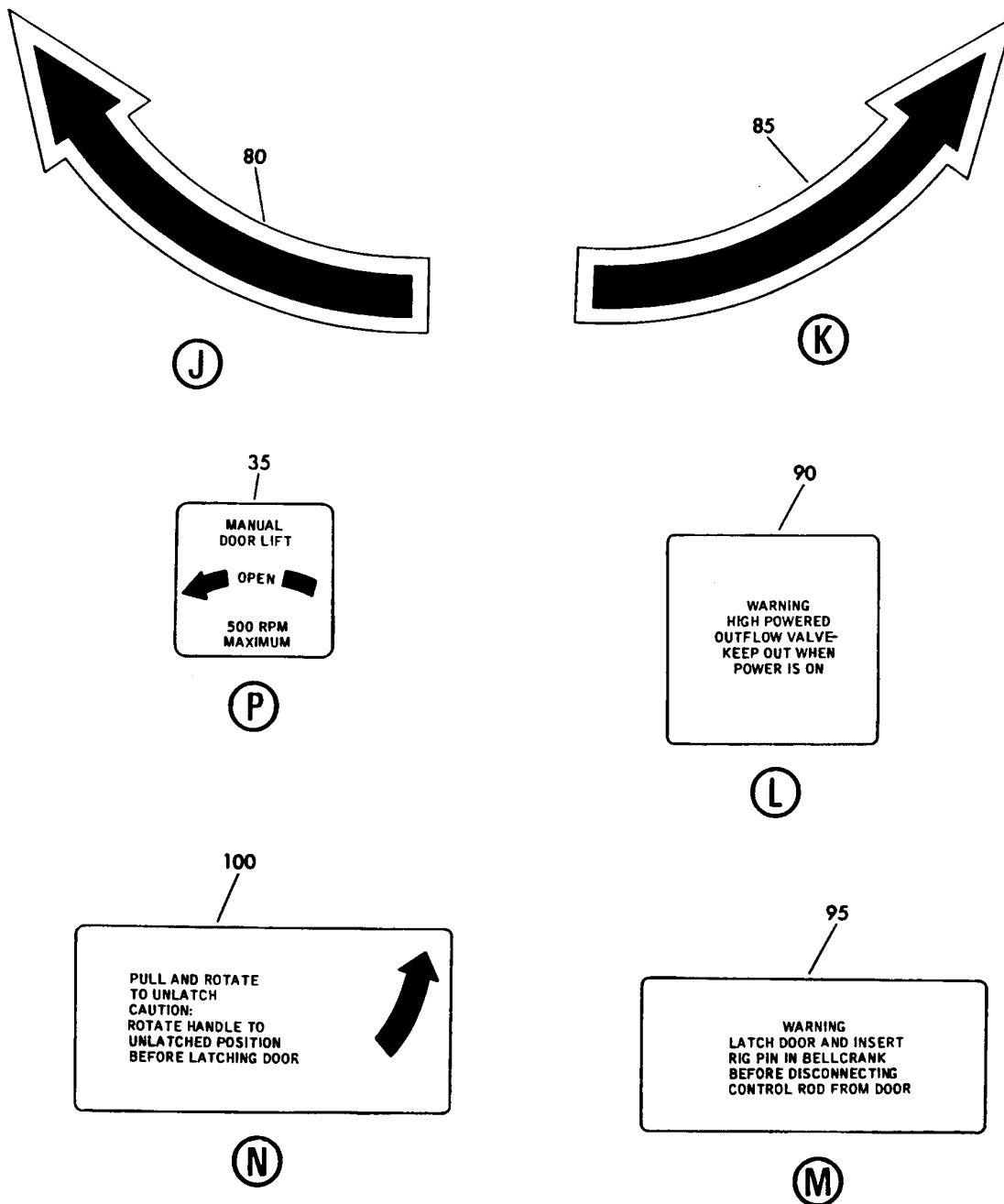
MARKING INSTL-SECT. 46 DECAL
FIGURE 2 (SHEET 3)

11-35-05-02

BRI
MAY 28/07

11-35-05-02
PAGE 08

BOEING
757
PARTS CATALOG (MAINTENANCE)



Y 11350502 SH1 4 REV 260

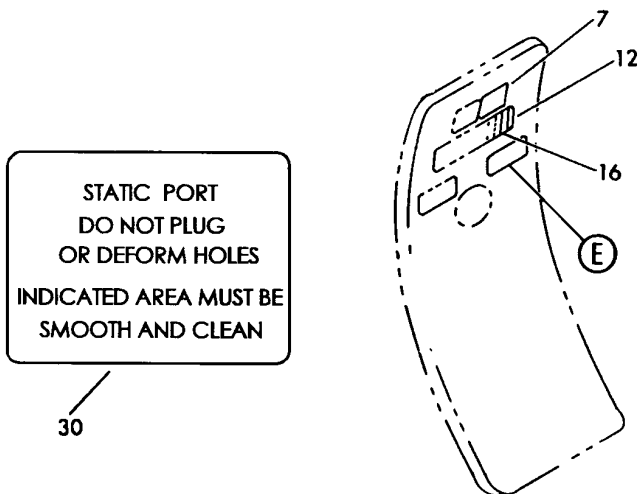
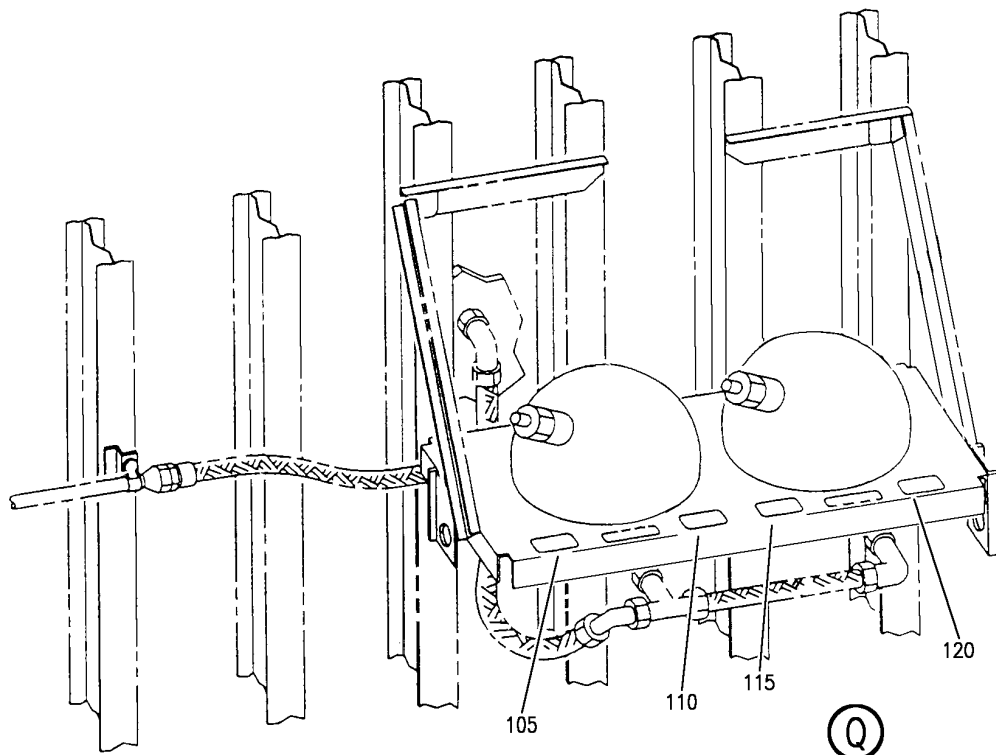
MARKING INSTL-SECT. 46 DECAL
FIGURE 2 (SHEET 4)

11-35-05-02

BRI
MAY 28/07

11-35-05-02
PAGE 0C

BOEING
757
PARTS CATALOG (MAINTENANCE)



STATIC PORT
DO NOT PLUG
OR DEFORM HOLES
INDICATED AREA MUST BE
SMOOTH AND CLEAN

30

(T)

(S)

CAUTION
WHEN RED FLAG SHOWS
IN WINDOW

AUTOMATIC
ESCAPE SLIDE
IS ARMED

STAND CLEAR WHEN
OPENING DOOR

195

(R)

Y 11350502 SH1 5 REV 295

MARKING INSTL-SECT. 46 DECAL
FIGURE 2 (SHEET 5)

11-35-05-02

BRI
MAY 28/07

11-35-05-02
PAGE 0D



757

PARTS CATALOG (MAINTENANCE)

FIG ITEM	PART NUMBER	1 2 3 4 5 6 7	NOMENCLATURE	EFFECT FROM TO	UNITS PER ASSY
2			MARKING INSTL-SECT. 46 DECAL	002004 006100 107107 121503 904999	
- 1	100N1156-2		MARKING INSTL-DECAL POSITION DATA: SECT. 46 VARIABLE DRAWING REF: 100N1156-4 FOR NHA SEE: 11-00-01-01	002004 006100 107107 121503 904999	RF
5	BACM9L2BN		.MARKER- PLACARD CONTENT: EXIT	002004 006016 018100 107107 121503 904999	2
10	BAC27NBY0007		.DECAL- PLACARD CONTENT: PUSH	002004 006016 018100 107107 121503 904999	2
15	BAC27NBY0006		.DECAL- PLACARD CONTENT: PULL	003004 006016 018100 107107 121503 904999	2
20	BAC27DPA112		.DECAL-	002004 006016 018100 107107 121503 904999	2
25	BAC27NBY0045		.DECAL- PLACARD CONTENT: CABIN PRESSURE	002004 006100 107107 121503 904999	1
30	BAC27NBY0046		.DECAL-	002004 006100 107107 121503 904999	1

MISSING ITEM NUMBERS NOT APPLICABLE

- ITEM NOT ILLUSTRATED

11-35-05-02

11-35-05
FIG. 02
PAGE 1
JAN 20/09

BRI

 **BOEING**
757
PARTS CATALOG (MAINTENANCE)

FIG ITEM	PART NUMBER	1 2 3 4 5 6 7	NOMENCLATURE	EFFECT FROM TO	UNITS PER ASSY
2					
35	BAC27NBY0036	.	DECAL-	002004 006100 107107 121503 904999	1
40	BAC27DPA149	.	DECAL- PLACARD CONTENT: PUSH	002004 006100 107107 121503 904999	1
45	BAC27DPA150	.	DECAL- PLACARD CONTENT: PULL TO OPEN	002004 006100 107107 121503 904999	1
50	BAC27NBY0014	.	DECAL- PLACARD CONTENT: PULL TO UNLATCH	002004 006100 107107 121503 904999	1
55	BAC27NBY0013	.	DECAL- PLACARD CONTENT: NO STEP	002004 006100 107107 121503 904999	1
60	BAC27NBY0008	.	DECAL- PLACARD CONTENT: EXIT	002004 006014 016016 018100 107107 121503 904999	2
68	BAC27DBY181	.	DECAL- PLACARD CONTENT: LIFT AND ENGAGE POST SERVICE BULLETIN: 52-0032R1	002004 006100 107107 121503 904999	2
70	BAC27EPPS2124	.	DECAL-	002004 006014 016016 018100 107107 121503 904999	2

MISSING ITEM NUMBERS NOT APPLICABLE

— ITEM NOT ILLUSTRATED

BRI

11-35-05-02

BOEING PROPRIETARY - Copyright © - Unpublished Work - See title page for details.

11-35-05
FIG. 02
PAGE 2
JAN 20/09



**757
PARTS CATALOG (MAINTENANCE)**

FIG ITEM	PART NUMBER	1 2 3 4 5 6 7	NOMENCLATURE	EFFECT FROM TO	UNITS PER ASSY
2					
75	BAC27NBY0011	.DECAL-	PLACARD CONTENT: OPEN	002004 006014 016016 018100 107107 121503 904999	2
80	BAC27NBY0009	.DECAL-		002004 006014 016016 018100 107107 121503 904999	1
85	BAC27NBY0010	.DECAL-		002004 006016 018100 107107 121503 904999	1
90	BAC27NBY0047	.DECAL-		002004 006100 107107 121503 904999	1
95	BAC27NBY0031	.DECAL		121503 904949	1
100	BAC27NBY0048	.DECAL-		121503 904949	1
105	BAC27NAP0022	.DECAL-	PLACARD CONTENT: ENGINE FIRE BOTTLE PLUG, MARKER LOCATION	002004 006100 121503 904999	1
110	BAC27NAP0023	.DECAL-	PLACARD CONTENT: ENGINE FIRE BOTTLE PLUG, MARKER LOCATION	002004 006100 121503 904999	1
115	BAC27NAP0024	.DECAL-	PLACARD CONTENT: ENGINE FIRE BOTTLE PLUG, MARKER LOCATION	002004 006100 121503 904999	1
120	BAC27NAP0025	.DECAL-	PLACARD CONTENT: ENGINE FIRE BOTTLE PLUG, MARKER LOCATION	002004 006100 121503 904999	1

MISSING ITEM NUMBERS NOT APPLICABLE

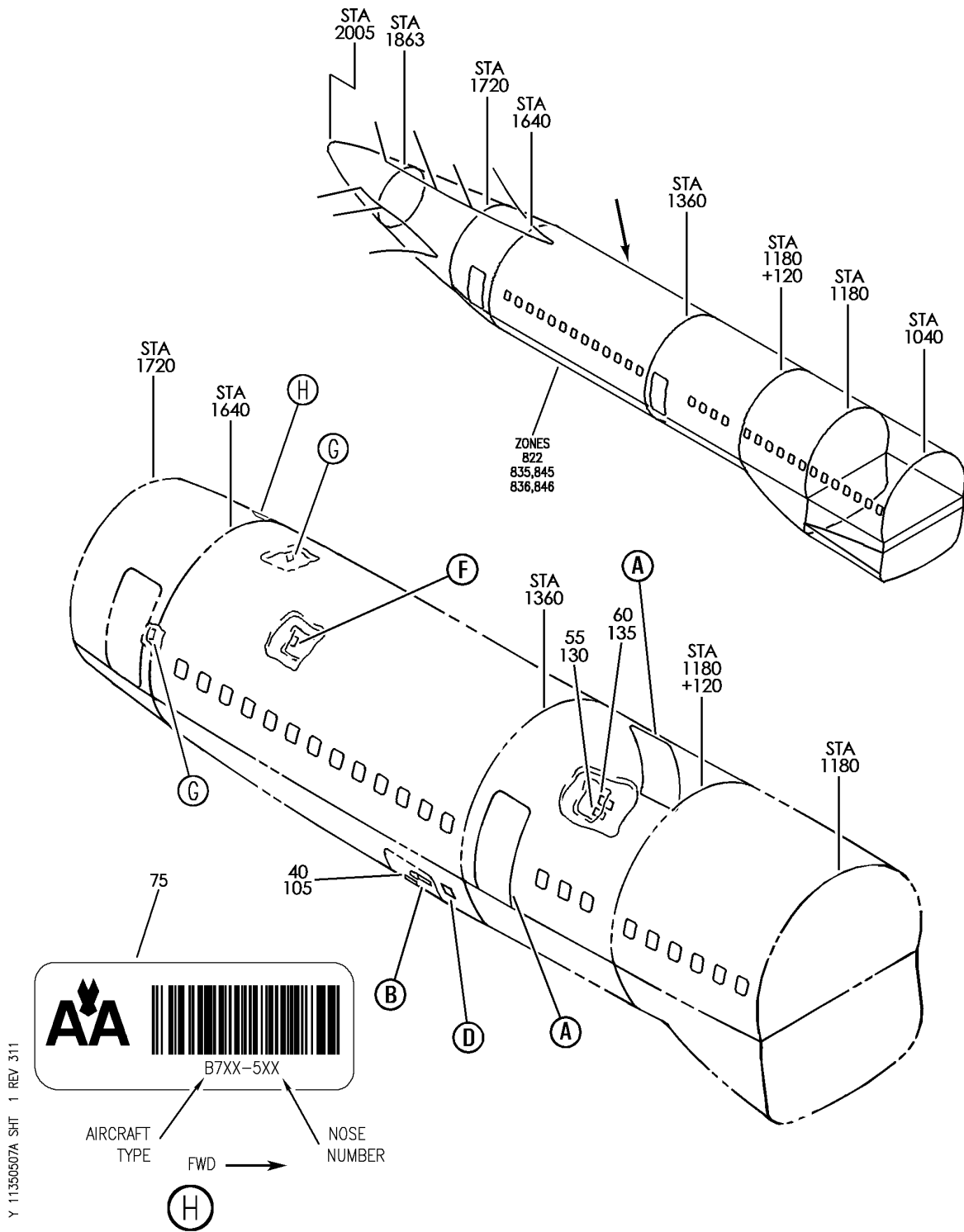
— ITEM NOT ILLUSTRATED

11-35-05-02

11-35-05
FIG. 02
PAGE 3
JAN 20/09

BRI

BOEING
757
PARTS CATALOG (MAINTENANCE)



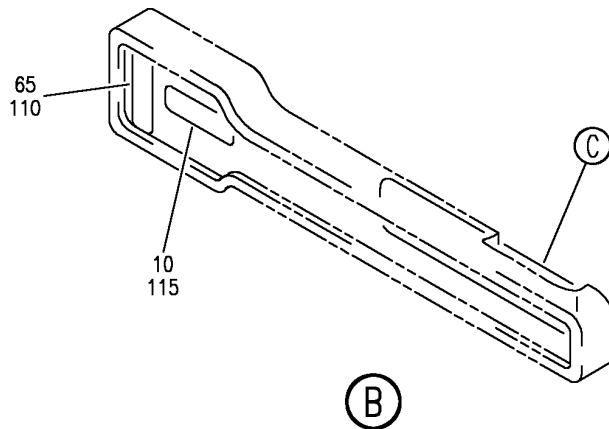
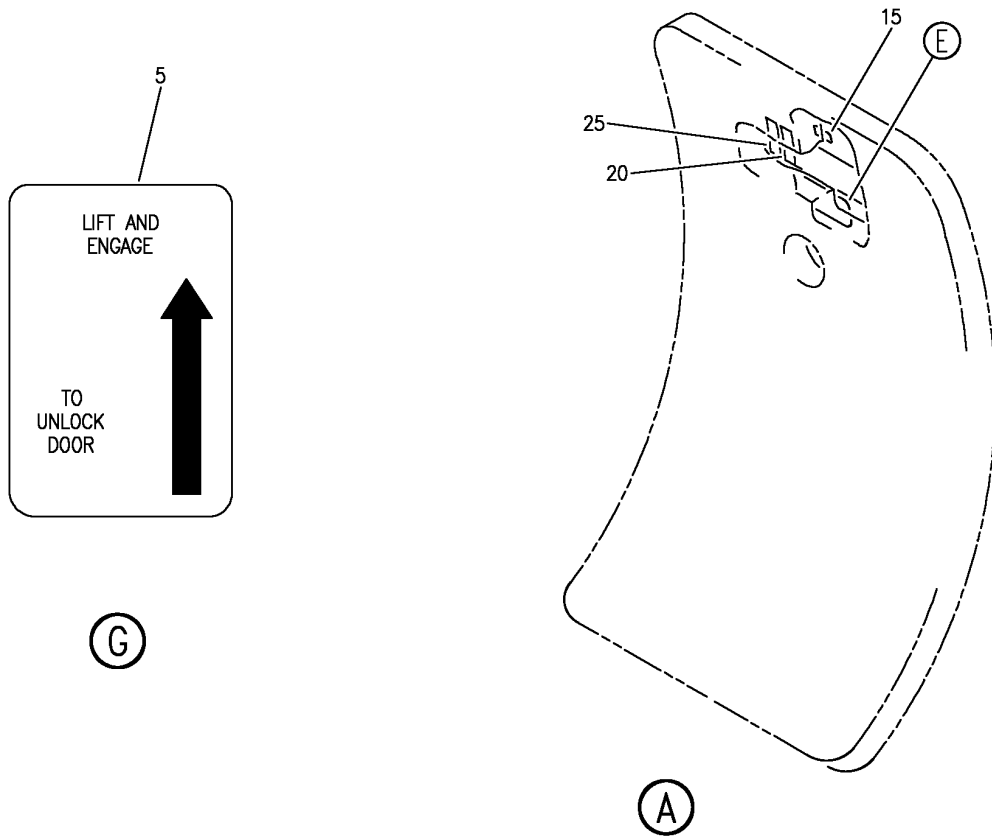
MARKING INST-SECT. 46 DECAL
FIGURE 7A (SHEET 1)

BRI
MAY 28/07

11-35-05-07A

11-35-05-07A
PAGE 0

BOEING
757
PARTS CATALOG (MAINTENANCE)



Y 11350507A SHT 2 REV 263

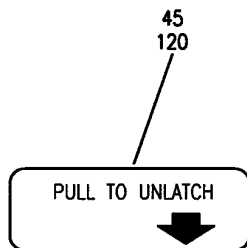
MARKING INST-SECT. 46 DECAL
FIGURE 7A (SHEET 2)

BRI
MAY 28/07

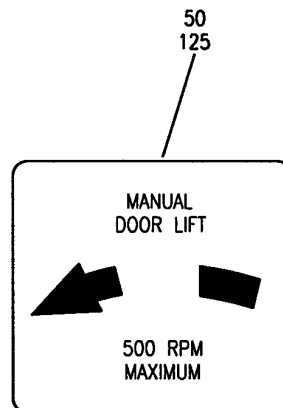
11-35-05-07A

11-35-05-07A
PAGE 0A

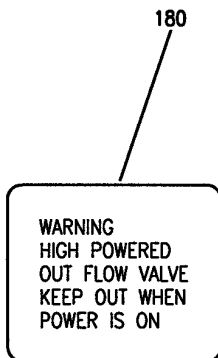
BOEING
757
PARTS CATALOG (MAINTENANCE)



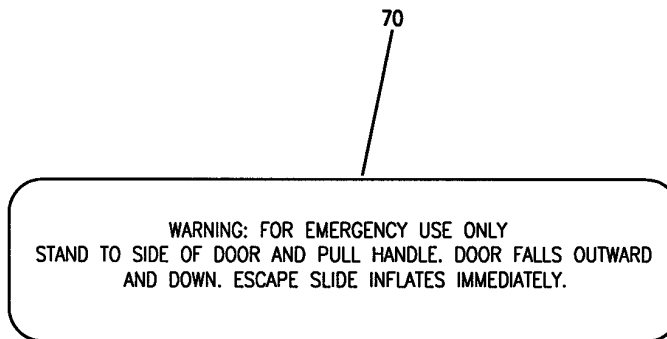
(C)



(D)



(F)



(E)

Y 11350507A SHT 3 REV 220

MARKING INST-SECT. 46 DECAL
FIGURE 7A (SHEET 3)

BRI
MAY 28/07

11-35-05-07A

11-35-05-07A
PAGE 0B

 **BOEING**
757
PARTS CATALOG (MAINTENANCE)

FIG ITEM	PART NUMBER	1 2 3 4 5 6 7	NOMENCLATURE	EFFECT FROM TO	UNITS PER ASSY
7A			MARKING INST-SECT. 46 DECAL	101106 108120 504903	
- 1	100N1156-601		MARKING INSTL-MAINT POSITION DATA: SECT. 46 FOR NHA SEE: 11-00-01-01A	101102 108120 504903	RF
- 1	MODREF462		MARKING INSTL-MAINT MODULE NUMBER: 100N1156-601 REV A POSITION DATA: SECT. 46	103106	1
5	BAC27DBY181		.DECAL	101106 108120 504903	2
- 100	100N1156-401		MARKING INSTL-MAINT POSITION DATA: SECT. 46 FOR NHA SEE: 11-00-01-01A	101102 108120 504903	RF
- 100	MODREF461		MARKING INSTL-MAINT MODULE NUMBER: 100N1156-401 REV A POSITION DATA: SECT. 46	103106	1
105	BAC27NBY0013		.DECAL- PLACARD CONTENT: NO STEP	101106 108120 504903	1
110	BAC27DPA149		.DECAL- PLACARD CONTENT: PUSH	101106 108120 504903	1
115	BAC27DPA150		.DECAL- PLACARD CONTENT: PULL TO OPEN	101106 108120 504903	1
120	BAC27NBY0014		.DECAL- PLACARD CONTENT: PULL TO UNLATCH	101106 108120 504903	1
125	BAC27NBY0036		.DECAL	101106 108120 504903	1
130	BAC27NBY0045		.DECAL- PLACARD CONTENT: CABIN PRESSURE	101106 108120 504903	1

MISSING ITEM NUMBERS NOT APPLICABLE

- ITEM NOT ILLUSTRATED

BRI

11-35-05-07A

BOEING PROPRIETARY - Copyright © - Unpublished Work - See title page for details.

11-35-05
FIG. 07A
PAGE 1
JAN 20/09



757

PARTS CATALOG (MAINTENANCE)

FIG ITEM	PART NUMBER	1 2 3 4 5 6 7	NOMENCLATURE	EFFECT FROM TO	UNITS PER ASSY
7A 135	BAC27NBY0046		.DECAL- PLACARD CONTENT: STATIC PORT DO NOT PLUG OR DEFORM HOLES INDICATED AREA MUST BE SMOOTH AND CLEAN	101106 108120 504903	1
- 175	100N1156-2001		MARKING INSTL-MAINT POSITION DATA: SECT. 46 FOR NHA SEE: 11-00-01-01A	101102 108120 504903	RF
- 175	MODREF452		MARKING INSTL-MAINT MODULE NUMBER: 100N1156-2001 REV A POSITION DATA: SECT. 46	103106	1
180	BAC27NBY0047		.DECAL-	101106 108120 504903	1

MISSING ITEM NUMBERS NOT APPLICABLE

- ITEM NOT ILLUSTRATED

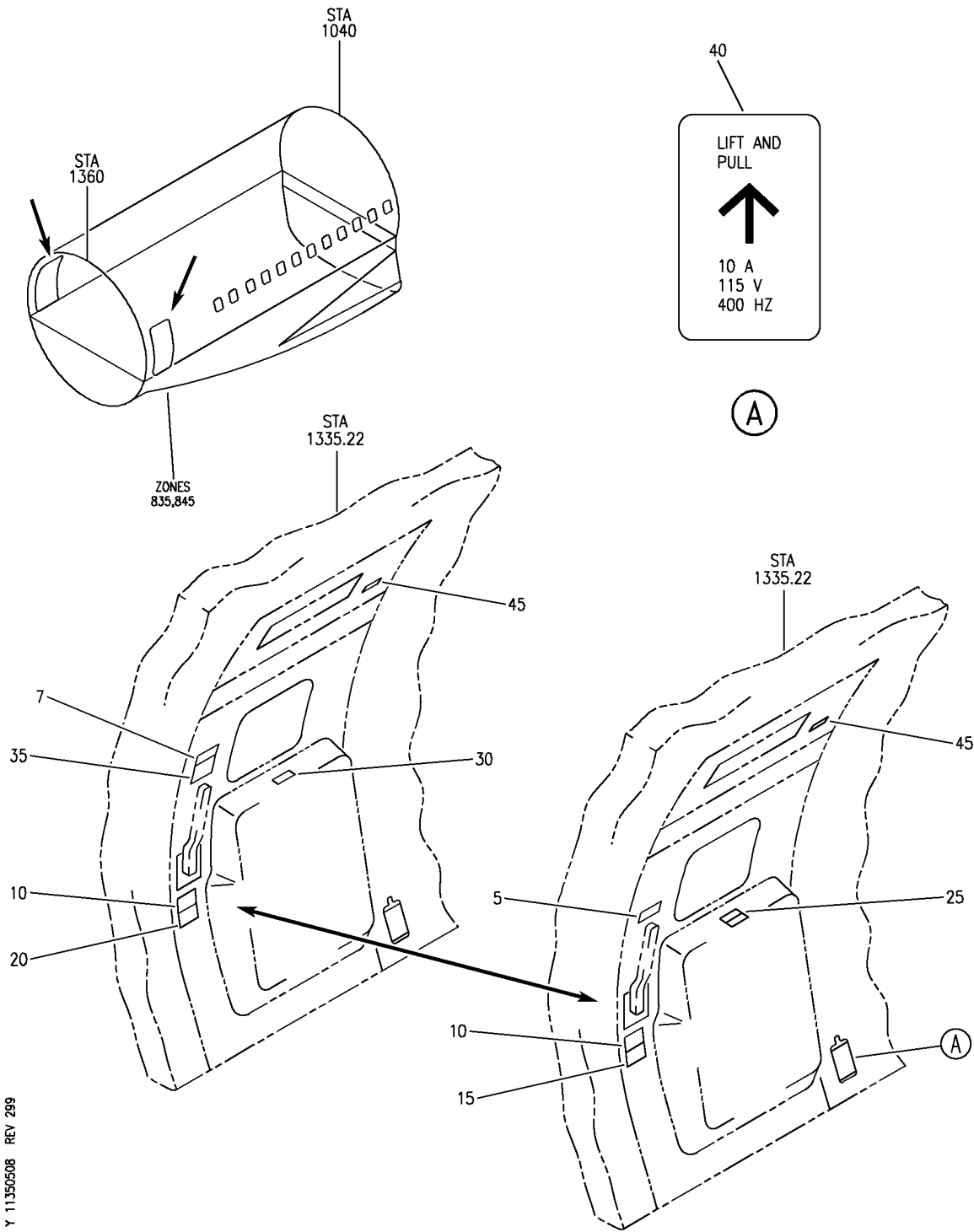
BRI

11-35-05-07A

BOEING PROPRIETARY - Copyright © - Unpublished Work - See title page for details.

11-35-05
FIG. 07A
PAGE 2
JAN 20/09

BOEING
757
PARTS CATALOG (MAINTENANCE)



Y 11350508 REV 299

PLACARD INSTL-CAB. INTR (EMERGENCY ESCAPE DOOR ONLY)
FIGURE 8

11-35-05-08

BRI
JAN 20/09

11-35-05-08
PAGE 0



757

PARTS CATALOG (MAINTENANCE)

FIG ITEM	PART NUMBER	1 2 3 4 5 6 7	NOMENCLATURE	EFFECT FROM TO	UNITS PER ASSY
8			PLACARD INSTL-CAB. INTR (EMERGENCY ESCAPE DOOR ONLY)	107107	
- 1	414N5011-14		PLACARD INSTL-CAB. INTR (EMERGENCY ESCAPE DOOR ONLY) FOR NHA/ADDITIONAL DET SEE: 25-20-00-01C	107107	RF
5	BAC29PPS1833		.PLACARD- PLACARD CONTENT: EMERGENCY USE ONLY	107107	2
10	BAC29PPS1285		.PLACARD- PLACARD CONTENT: TO OPEN: LIFT HANDLE PUSH DOOR	107107	2
15	BAC29PPS1289		.PLACARD- PLACARD CONTENT: SLIDE INFLATES AUTOMATICALLY WHEN DOOR IS OPENED	107107	2
25	BAC29PPS0778		.PLACARD- PLACARD CONTENT: SLIDE INSIDE	107107	2
40	BAC29PPS0800		.DECAL- PLACARD CONTENT: LIFT AND PULL (UP)	107107	1

MISSING ITEM NUMBERS NOT APPLICABLE

- ITEM NOT ILLUSTRATED

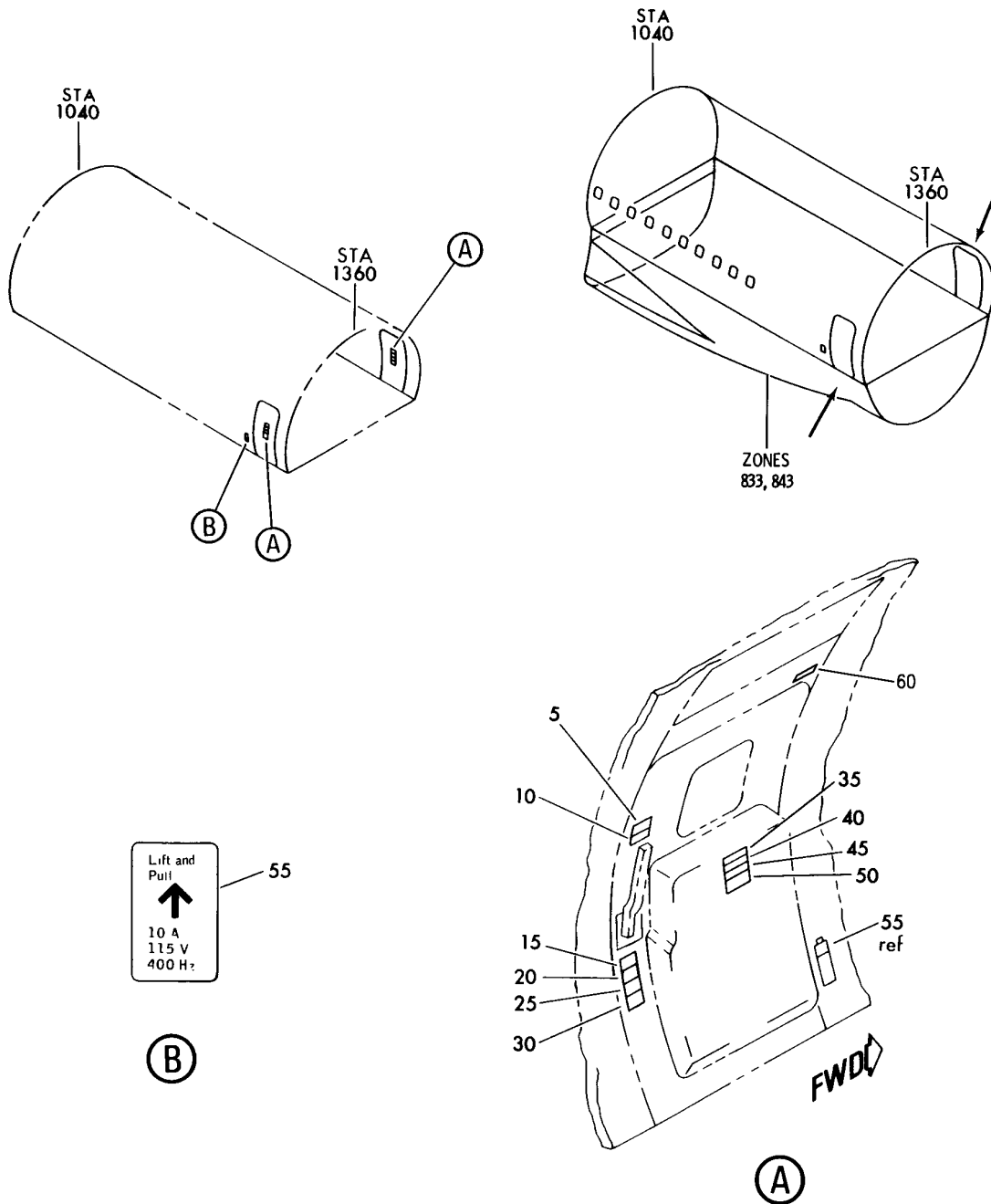
11-35-05-08

11-35-05
FIG. 08
PAGE 1
JAN 20/09

BRI

BOEING PROPRIETARY - Copyright © - Unpublished Work - See title page for details.

BOEING
757
PARTS CATALOG (MAINTENANCE)



Y 11350522 REV 286

PLACARD INSTL-CAB. INTR (EMERGENCY ESCAPE DOOR ONLY) (WUA)
FIGURE 22

11-35-05-22

BRI
MAY 28/07

11-35-05-22
PAGE 0



757

PARTS CATALOG (MAINTENANCE)

FIG ITEM	PART NUMBER	1 2 3 4 5 6 7	NOMENCLATURE	EFFECT FROM TO	UNITS PER ASSY
22			PLACARD INSTL- CAB. INTR (EMERGENCY ESCAPE DOOR ONLY) (WUA)	904949	
- 1	414N5009-3		PLACARD INSTL-CAB. INTR WUA (EMERGENCY ESCAPE DOOR ONLY) FOR NHA/ADDITIONAL DET SEE: 25-20-00-01C	904949	RF
5	BAC29PPS1833		.PLACARD- PLACARD CONTENT: EMERGENCY USE ONLY	904949	2
10	BAC29PPS5586		.PLACARD-SPANISH	904949	2
15	BAC29PPS1285		.PLACARD- PLACARD CONTENT: TO OPEN LIFT HANDLE PUSH DOOR	904949	2
20	BAC29PPS7750		.PLACARD-SPANISH	904949	2
20	BAC29PPS9785		.PLACARD-SPANISH	904949	2
25	BAC29PPS1289		.PLACARD- PLACARD CONTENT: SLIDE INFLATES AUTOMATICALLY WHEN DOOR IS OPENED	904949	2
30	BAC29PPS7751		.PLACARD-SPANISH	904949	2
35	BAC29PPS0778		.PLACARD- PLACARD CONTENT: SLIDE INSIDE	904949	2
40	BAC29PPS7761		.PLACARD-SPANISH	904949	2
40	BAC29PPS9787		.PLACARD-SPANISH	904949	2
45	BAC29PPS7748		.PLACARD- PLACARD CONTENT: NO HAND BAGGAGE STOWAGE IN THIS AREA	904949	2
50	BAC29PPS7749		.PLACARD-SPANISH	904949	2
55	BAC29PPS0800		.DECAL- PLACARD CONTENT: LIFT AND PULL (UP) 10A 115V 400HZ	904949	1

MISSING ITEM NUMBERS NOT APPLICABLE

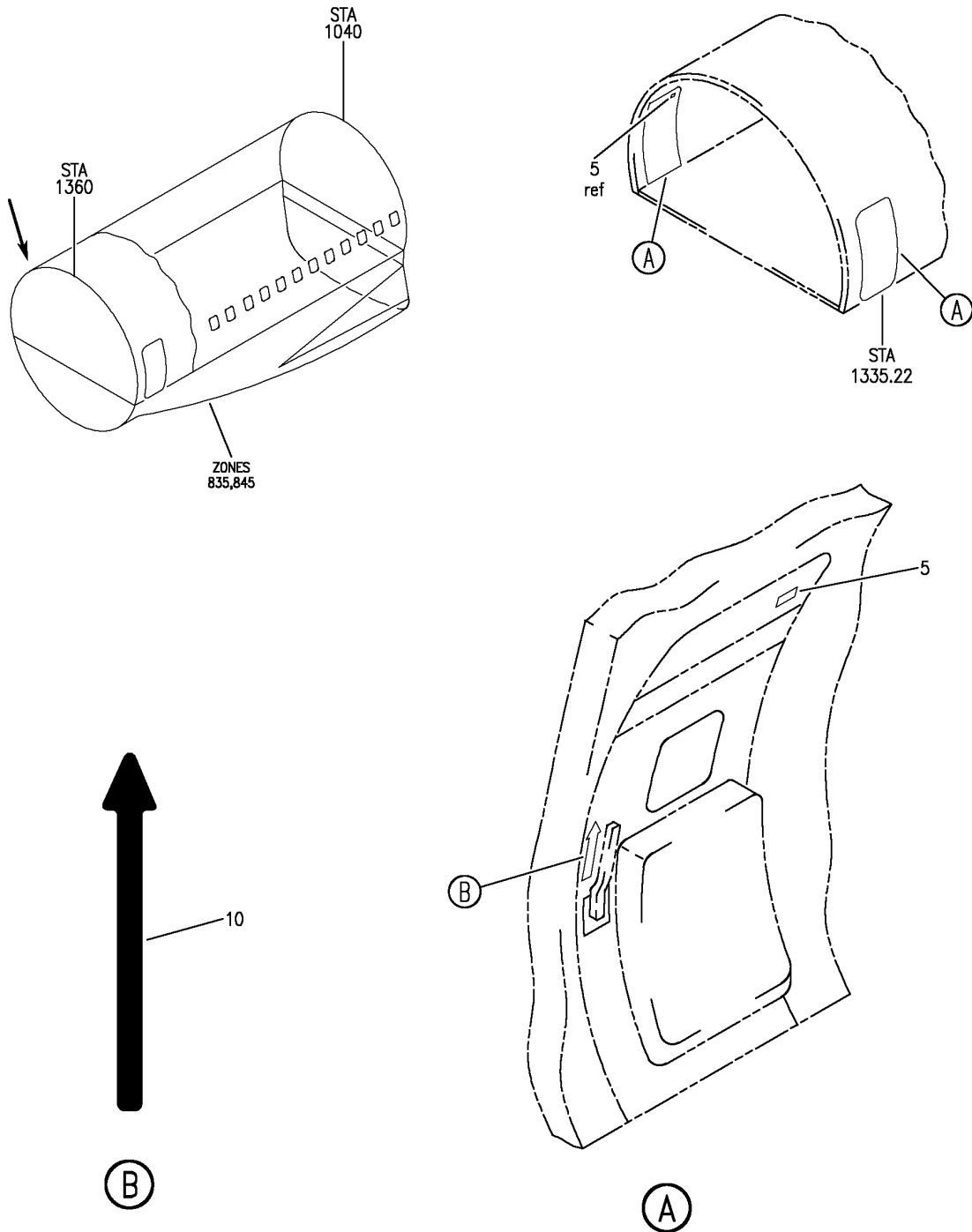
- ITEM NOT ILLUSTRATED

11-35-05-22

11-35-05
FIG. 22
PAGE 1
JAN 20/09

BRI

BOEING
757
PARTS CATALOG (MAINTENANCE)



Y 11350537A REV 246

PLACARD INSTL-CAB. INTR EMER EXITS (DOOR 3)
FIGURE 37A

11-35-05-37A

BRI
MAY 28/07

11-35-05-37A
PAGE 0



757

PARTS CATALOG (MAINTENANCE)

FIG ITEM	PART NUMBER	1 2 3 4 5 6 7	NOMENCLATURE	EFFECT FROM TO	UNITS PER ASSY
37A			PLACARD INSTL-CAB. INTR EMER EXITS (DOOR 3)	101102	
- 1	414N5201-3		PLACARD INSTL-CAB. INTR EMER EXITS (DOOR 3)	101102	RF
			FOR NHA SEE: 25-20-00-08A		
	5 BAC29PPS36894		.PLACARD- POSITION DATA: LH	101102	1
			PLACARD CONTENT: EMERGENCY LIGHT TEST		
	10 BAC29PPS36911		.PLACARD	101102	2

MISSING ITEM NUMBERS NOT APPLICABLE

- ITEM NOT ILLUSTRATED

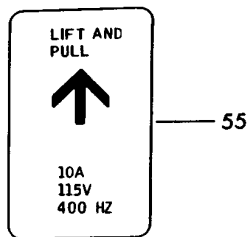
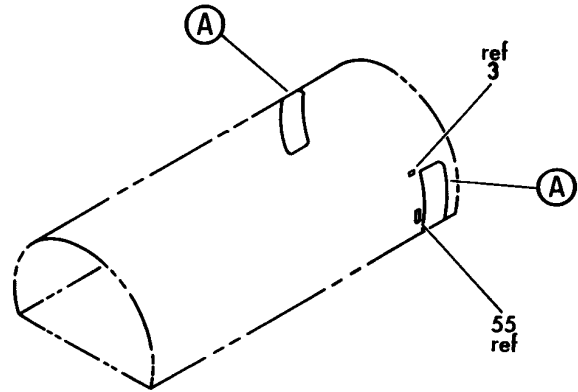
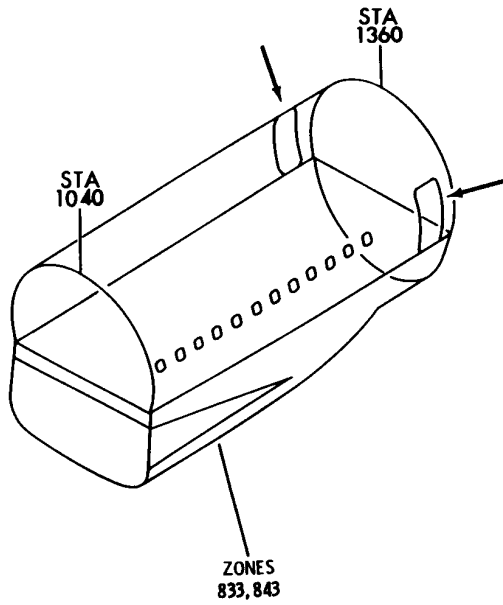
BRI

11-35-05-37A

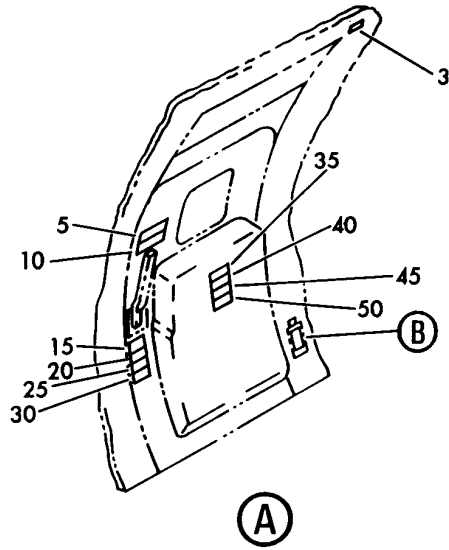
BOEING PROPRIETARY - Copyright © - Unpublished Work - See title page for details.

11-35-05
FIG. 37A
PAGE 1
JAN 20/09

BOEING
757
PARTS CATALOG (MAINTENANCE)



(B)



Y 11350539 REV 129

PLACARD INSTL-CAB. INTR (EMERGENCY ESCAPE DOOR ONLY)
FIGURE 39

11-35-05-39

BRI
JAN 20/09

11-35-05-39
PAGE 0



757

PARTS CATALOG (MAINTENANCE)

FIG ITEM	PART NUMBER	1 2 3 4 5 6 7	NOMENCLATURE	EFFECT FROM TO	UNITS PER ASSY
39			PLACARD INSTL-CAB. INTR (EMERGENCY ESCAPE DOOR ONLY)	121503	
- 1	414N5019-18		PLACARD INSTL-CAB. INTR (EMERGENCY ESCAPE DOOR ONLY) FOR NHA/ADDITIONAL DET SEE: 25-20-00-01C	121503	RF
3	BAC29PPS1873		.PLACARD- PLACARD CONTENT: EMERGENCY LIGHT ONLY	121503	1
5	BAC29PPS1833		.PLACARD- PLACARD CONTENT: EMERGENCY USE ONLY	121503	2
10	BAC29PPS5586		.PLACARD-SPANISH	121503	2
15	BAC29PPS1285		.PLACARD- PLACARD CONTENT: TO OPEN LIFT HANDLE PUSH DOOR	121503	2
20	BAC29PPS7750		.PLACARD-SPANISH	121503	2
25	BAC29PPS1289		.PLACARD- PLACARD CONTENT: SLIDE INFLATES AUTOMATICALLY WHEN DOOR IS OPENED	121503	2
30	BAC29PPS7751		.PLACARD-SPANISH	121503	2
35	BAC29PPS0778		.PLACARD- PLACARD CONTENT: SLIDE INSIDE	121503	2
40	BAC29PPS9787		.PLACARD-SPANISH	121503	2
45	BAC29PPS7748		.PLACARD- PLACARD CONTENT: NO HAND BAG STOWAGE IN THIS AREA	121503	2
50	BAC29PPS7749		.PLACARD-SPANISH	121503	2
55	BAC29PPS0800		.DECAL- PLACARD CONTENT: LIFT AND PULL 10A 115V 400 HZ	121503	1

MISSING ITEM NUMBERS NOT APPLICABLE

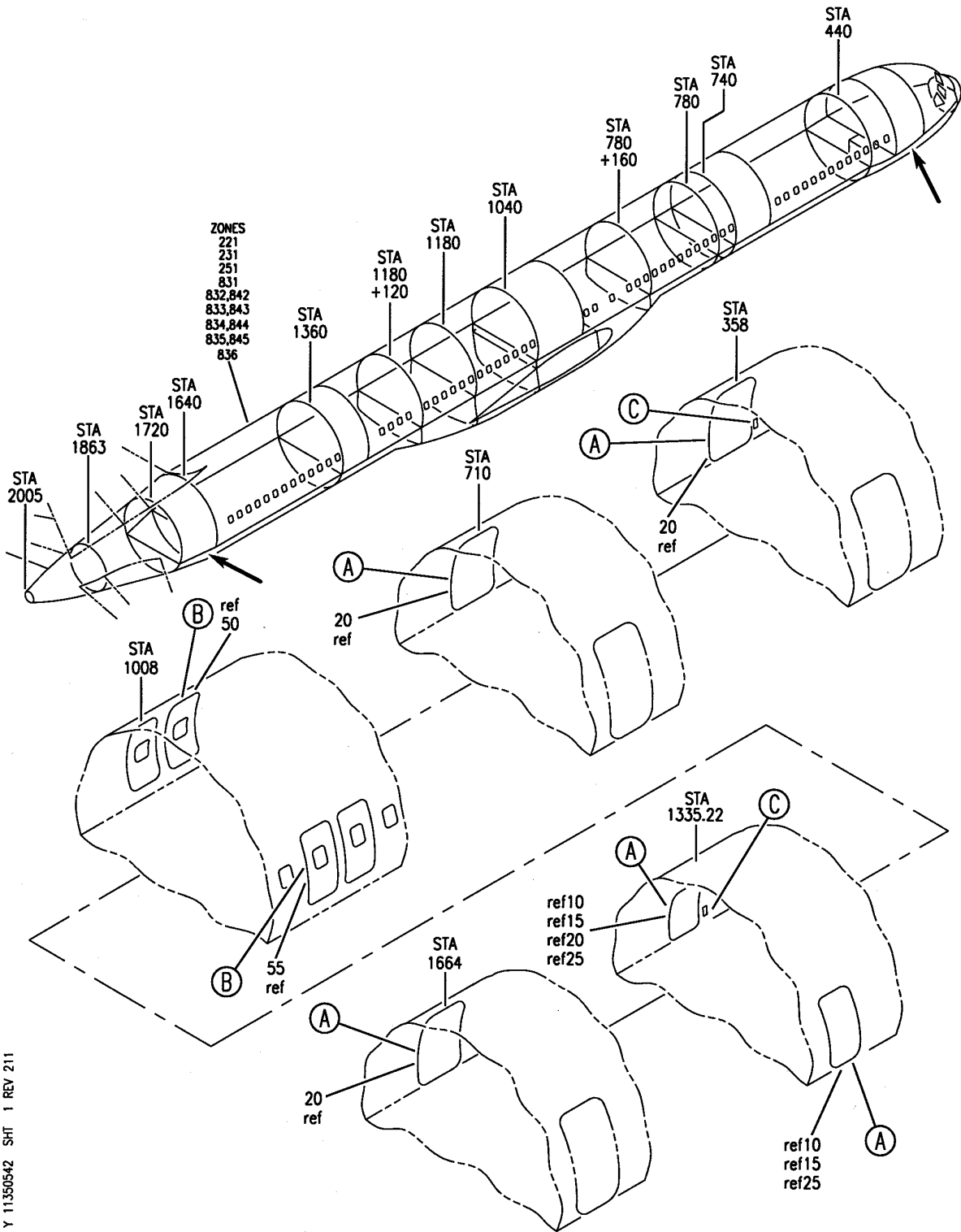
- ITEM NOT ILLUSTRATED

11-35-05-39

11-35-05
FIG. 39
PAGE 1
JAN 20/09

BRI

BOEING
757
PARTS CATALOG (MAINTENANCE)



Y 11350542 SHT 1 REV 211

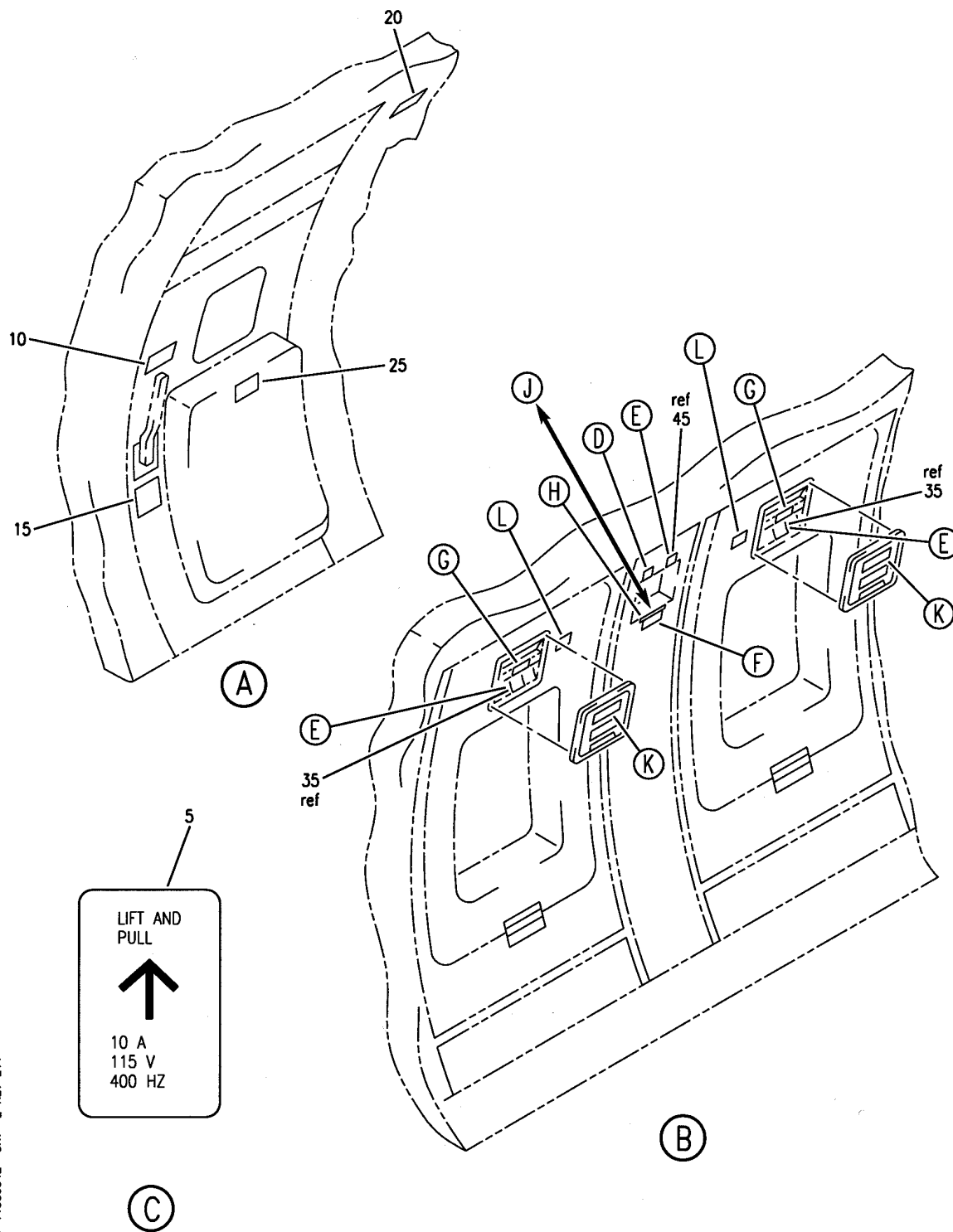
PLACARD INSTL-CAB. INTR (EMERGENCY ESCAPE DOORS ONLY)
FIGURE 42 (SHEET 1)

11-35-05-42

BRI
JAN 20/09

11-35-05-42
PAGE 0

BOEING
757
PARTS CATALOG (MAINTENANCE)



Y 11350542 SHT 2 REV 211


PLACARD INSTL-CAB. INTR (EMERGENCY ESCAPE DOORS ONLY)
FIGURE 42 (SHEET 2)

11-35-05-42

BRI
JAN 20/09

11-35-05-42
PAGE 0A

BOEING
757
PARTS CATALOG (MAINTENANCE)



(D)



(E)

70

(CHINESE)

ESCAPE SLIDE DEPLOYS
AUTOMATICALLY WHEN
EXIT IS OPENED

FOR MAINTENANCE USE PROPER
DISENGAGING PROCEDURE

(L)

60

WARNING

BOTH EXIT HATCHES MUST BE INSTALLED
BEFORE RETURNING LEVER TO
" SLIDE ARMED " POSITION

(F)

65

(CHINESE)

EMERGENCY USE ONLY

(K)

30

(CHINESE) PULL

(G)

55

(CHINESE) (CHINESE)

↑ ENGAGED DETACH ↑

(J)

50

(CHINESE) (CHINESE)

↑ DETACH ENGAGED ↑

(H)

Y 11350542 SHT. 3 REV 211

PLACARD INSTL-CAB. INTR (EMERGENCY ESCAPE DOORS ONLY)
FIGURE 42 (SHEET 3)

11-35-05-42



757

PARTS CATALOG (MAINTENANCE)

FIG ITEM	PART NUMBER	1 2 3 4 5 6 7	NOMENCLATURE	EFFECT FROM TO	UNITS PER ASSY
42			PLACARD INSTL-CAB. INTR (EMERGENCY ESCAPE DOORS ONLY)	504504 506506	
- 1	414N5019-140		PLACARD INSTL-CAB. INTR (EMERGENCY ESCAPE DOORS ONLY) FOR NHA/ADDITIONAL DET SEE: 25-20-00-07B	504504 506506	RF
5	BAC29PPS0800		.DECAL	504504 506506	2
10	BAC29PPS1833		.PLACARD- PLACARD CONTENT: EMERGENCY USE ONLY	504504 506506	2
15	BAC29PPS18403		.PLACARD- PLACARD CONTENT: TO OPEN: LIFT HANDLE PUSH DOOR SLIDE INFLATES AUTOMATICALLY WHEN DOOR IS OPENED.	504504 506506	2
20	BAC29PPS1873		.PLACARD- POSITION DATA: LH SIDE PLACARD CONTENT: EMERGENCY LIGHT TEST	504504 506506	4
25	BAC29PPS27324		.PLACARD- PLACARD CONTENT: SLIDE INSIDE SLIDE INFLATES AUTOMATICALLY WHEN ARMED AND DOOR IS OPENED	504504 506506	2

MISSING ITEM NUMBERS NOT APPLICABLE

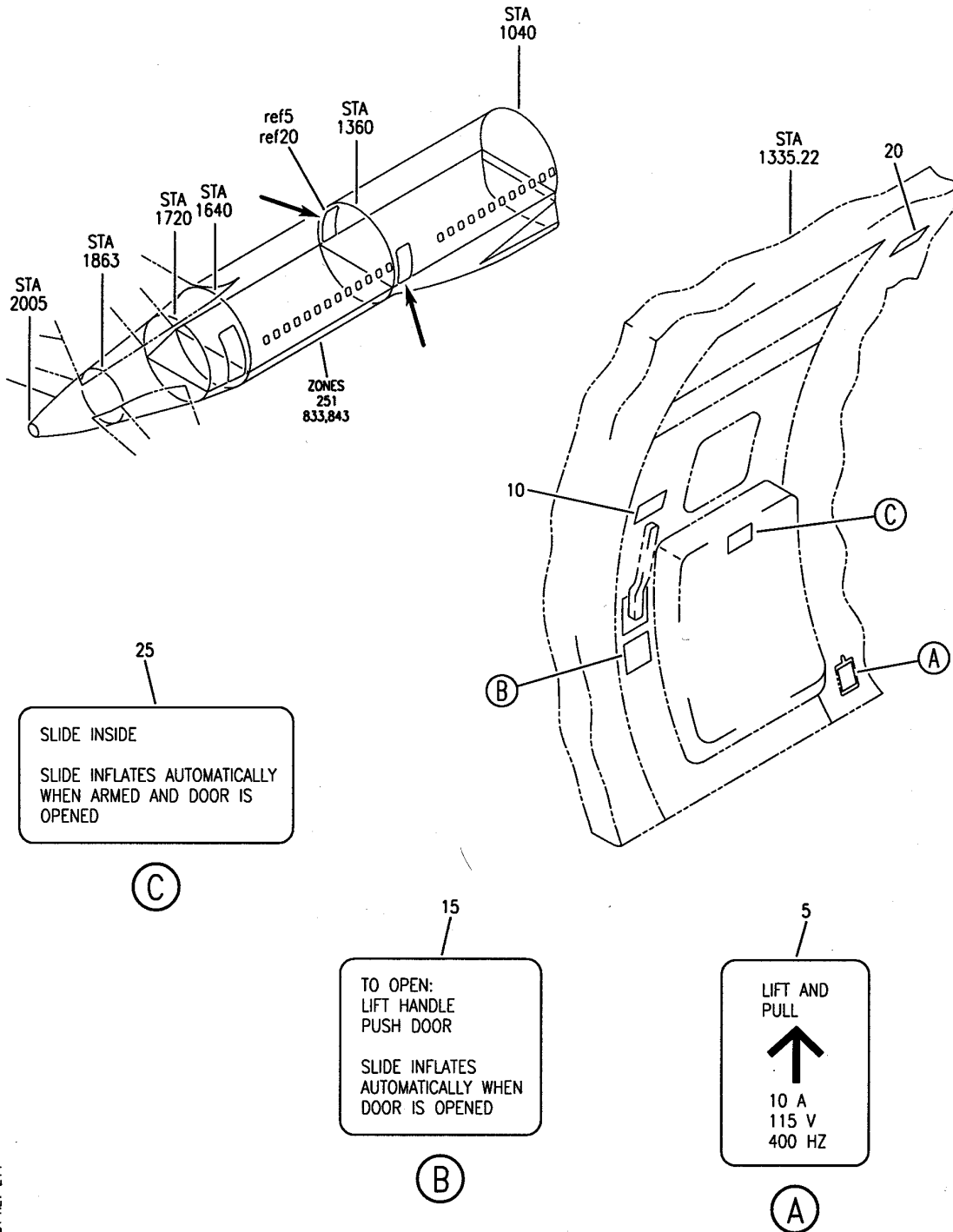
- ITEM NOT ILLUSTRATED

BRI

11-35-05-42

11-35-05
FIG. 42
PAGE 1
JAN 20/09

BOEING
757
PARTS CATALOG (MAINTENANCE)



Y 11350542A REV 214

PLACARD INSTL-CAB. INTR (EMERGENCY ESCAPE DOORS ONLY) (BAB)
FIGURE 42A

BRI
JAN 20/09

11-35-05-42A

11-35-05-42A
PAGE 0



757

PARTS CATALOG (MAINTENANCE)

FIG ITEM	PART NUMBER	1 2 3 4 5 6 7	NOMENCLATURE	EFFECT FROM TO	UNITS PER ASSY
42A			PLACARD INSTL-CAB. INTR (EMERGENCY ESCAPE DOORS ONLY) (BAB)	505505 507903	
- 1	414N5019-145		PLACARD INSTL-CAB. INTR (EMERGENCY ESCAPE DOORS ONLY) (BAB) FOR NHA/ADDITIONAL DET SEE: 25-20-00-07B	505505 507903	RF
5	BAC29PPS0800		DECAL- POSITION DATA: LH SIDE	505505 507903	1
10	BAC29PPS1833		.PLACARD- PLACARD CONTENT: EMERGENCY USE ONLY	505505 507903	2
15	BAC29PPS18403		.PLACARD	505505 507903	2
20	BAC29PPS1873		.PLACARD- PLACARD CONTENT: EMERGENCY LIGHT TEST	505505 507903	1
25	BAC29PPS27324		.PLACARD	505505 507903	2

MISSING ITEM NUMBERS NOT APPLICABLE

- ITEM NOT ILLUSTRATED

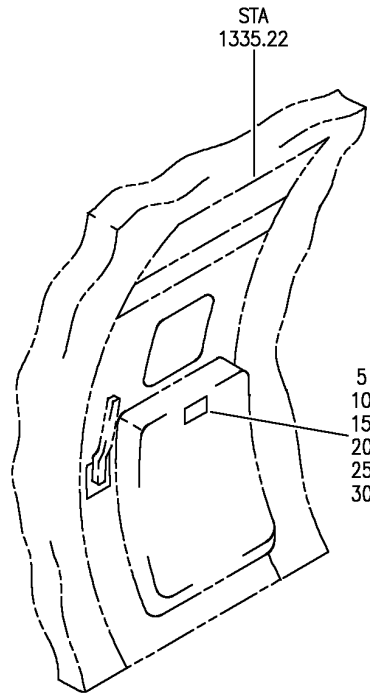
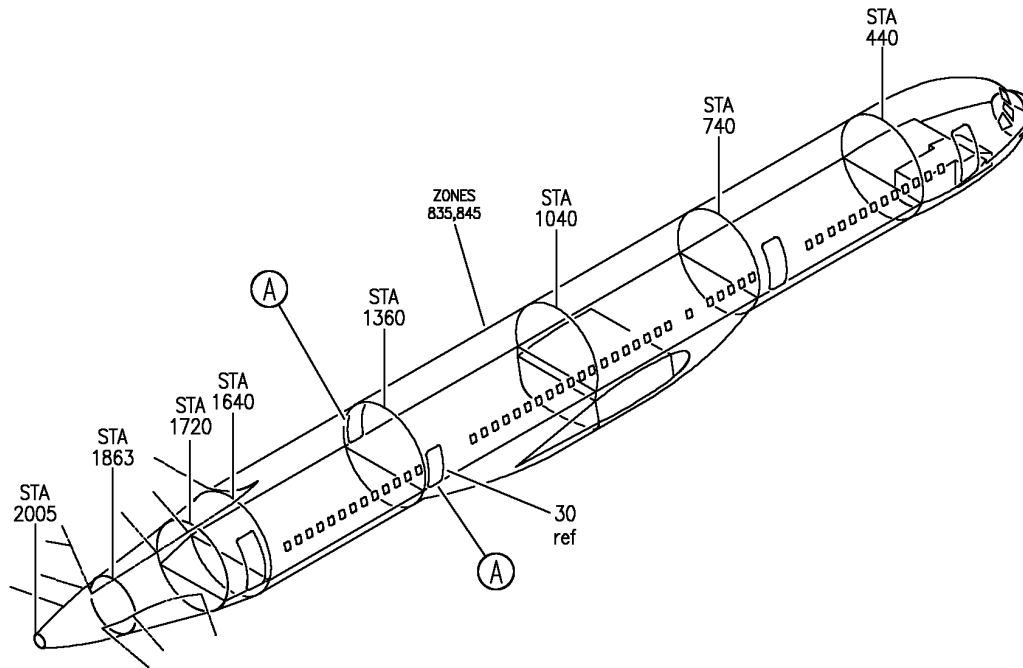
BRI

11-35-05-42A

BOEING PROPRIETARY - Copyright © - Unpublished Work - See title page for details.

11-35-05
FIG. 42A
PAGE 1
JAN 20/09

BOEING
757
PARTS CATALOG (MAINTENANCE)



Y 11350550A REV 278

PLACARD INSTL-CAB. INTR (EMERGENCY ESCAPE DOORS ONLY)
FIGURE 50A

11-35-05-50A

BRI
JAN 20/09

11-35-05-50A
PAGE 0



757

PARTS CATALOG (MAINTENANCE)

FIG ITEM	PART NUMBER	1 2 3 4 5 6 7	NOMENCLATURE	EFFECT FROM TO	UNITS PER ASSY
50A			PLACARD INSTL-CAB. INTR (EMERGENCY ESCAPE DOORS ONLY)	108120	
- 1	414N5120-6		PLACARD INSTL-CAB. INTR (EMERGENCY ESCAPE DOORS ONLY)	108120	RF
			FOR NHA/ADDITIONAL DET SEE: 25-20-00-07B		
5	BAC29PPS45183		.PLACARD-(MULTI-LANGUAGE) PLACARD CONTENT: LIFE VEST UNDER YOUR SEAT FASTEN SEAT BELT WHILE SEATED	108120	2

MISSING ITEM NUMBERS NOT APPLICABLE

- ITEM NOT ILLUSTRATED

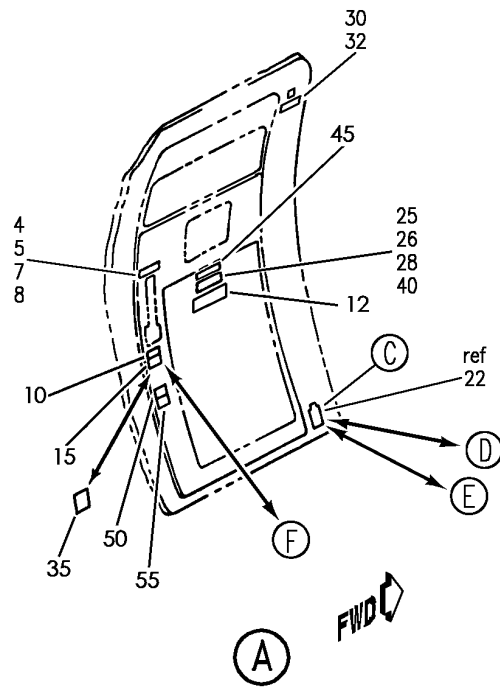
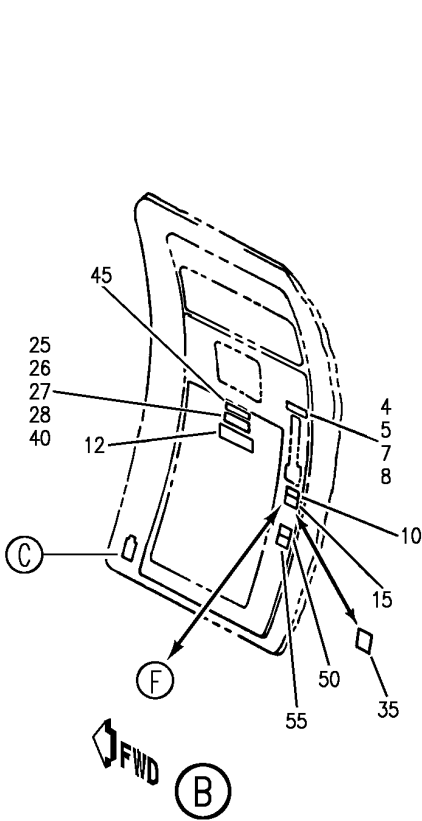
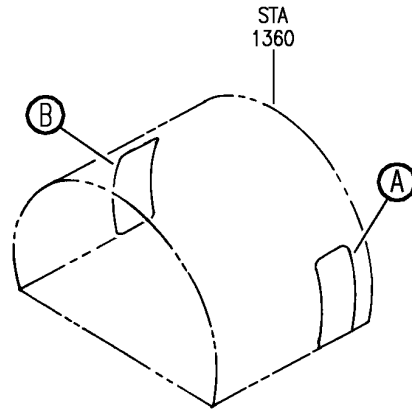
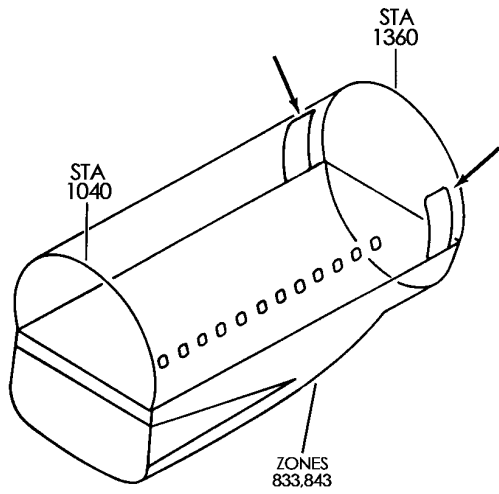
BRI

11-35-05-50A

BOEING PROPRIETARY - Copyright © - Unpublished Work - See title page for details.

11-35-05
FIG. 50A
PAGE 1
JAN 20/09

BOEING
757
PARTS CATALOG (MAINTENANCE)



Y 11350551 SH1 1 REV 290

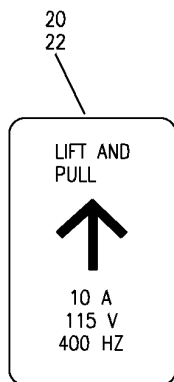
PLACARD INSTL-CAB. INTR (EMERGENCY ESCAPE DOORS ONLY)
FIGURE 51 (SHEET 1)

11-35-05-51


BRI
MAY 28/07

11-35-05-51
PAGE 0

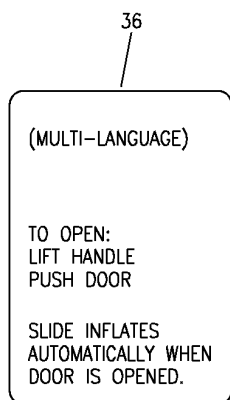
BOEING
757
PARTS CATALOG (MAINTENANCE)




(C)



(D)



(F)



(E)

Y 11350551 SH1 2 REV 290

PLACARD INSTL-CAB. INTR (EMERGENCY ESCAPE DOORS ONLY)
FIGURE 51 (SHEET 2)

11-35-05-51

BRI
MAY 28/07

11-35-05-51
PAGE 0A



757

PARTS CATALOG (MAINTENANCE)

FIG ITEM	PART NUMBER	1 2 3 4 5 6 7	NOMENCLATURE	EFFECT FROM TO	UNITS PER ASSY
51			PLACARD INSTL-CAB. INTR (EMERGENCY ESCAPE DOORS ONLY)	002004 006100 952999	
- 1	414N5019-10		PLACARD INSTL-CAB. INTR (EMERGENCY ESCAPE DOORS ONLY) FOR NHA/ADDITIONAL DET SEE: 25-20-00-01J	952952	RF
- 1	414N5019-17		PLACARD INSTL-CAB. INTR (EMERGENCY ESCAPE DOORS ONLY) FOR NHA/ADDITIONAL DET SEE: 25-20-00-01J	002004 006010	RF
- 1	414N5019-23		PLACARD INSTL-CAB. INTR (EMERGENCY ESCAPE DOORS ONLY) FOR NHA/ADDITIONAL DET SEE: 25-20-00-01J	953999	RF
- 1	414N5019-54		PLACARD INSTL-CAB. INTR (EMERGENCY ESCAPE DOORS ONLY) FOR NHA/ADDITIONAL DET SEE: 25-20-00-01J	011017	RF
- 1	414N5019-70		PLACARD INSTL-CAB. INTR (EMERGENCY ESCAPE DOORS ONLY) FOR NHA/ADDITIONAL DET SEE: 25-20-00-01J	018100	RF
5	BAC29PPS1833		.PLACARD- PLACARD CONTENT: EMERGENCY USE ONLY	002004 006100 952999	2
10	BAC29PPS1285		.PLACARD- PLACARD CONTENT: TO OPEN LIFT HANDLE PUSH DOOR	952999	2
15	BAC29PPS1289		.PLACARD- PLACARD CONTENT: SLIDE INFLATES AUTOMATICALLY WHEN DOOR IS OPEN	952999	2
22	BAC29PPS0800		.DECAL-	002004 006100 952999	1
25	BAC29PPS0778		.PLACARD- PLACARD CONTENT: SLIDE INSIDE	952999	2
30	BAC29PPS1873		.PLACARD- PLACARD CONTENT: EMERGENCY LIGHT TEST	002004 006100	1

MISSING ITEM NUMBERS NOT APPLICABLE

- ITEM NOT ILLUSTRATED

11-35-05-51

11-35-05
FIG. 51
PAGE 1
JAN 20/09

BRI



757

PARTS CATALOG (MAINTENANCE)

FIG ITEM	PART NUMBER	1 2 3 4 5 6 7	NOMENCLATURE	EFFECT FROM TO	UNITS PER ASSY
51 32	BAC29PPS1873		.PLACARD- PLACARD CONTENT: EMERGENCY LIGHT TEST POST SERVICE BULLETIN: 25-0237R2 QUALIFIED SB I/W DATA: CHOOSE APPROPRIATE PLACARD TO REPLACE PLACARD DISCARDED WITH OLD TWO PIECE HEADER PANEL	952999	AR
32	BAC29PPS7843		.PLACARD-(CHINESE) POSITION DATA: LH SIDE PLACARD CONTENT: EMERGENCY LIGHT TEST POST SERVICE BULLETIN: 25-0237R2 QUALIFIED SB I/W DATA: CHOOSE APPROPRIATE PLACARD TO REPLACE PLACARD DISCARDED WITH OLD TWO PIECE HEADER PANEL	952999	AR
32	BAC29PPS16741		.PLACARD-(SPANISH) POSITION DATA: LH SIDE PLACARD CONTENT: EMERGENCY LIGHT TEST POST SERVICE BULLETIN: 25-0237R2 QUALIFIED SB I/W DATA: CHOOSE APPROPRIATE PLACARD TO REPLACE PLACARD DISCARDED WITH OLD TWO PIECE HEADER PANEL	952999	AR
35	BAC29PPS18403		.PLACARD- PLACARD CONTENT: TO OPEN: LIFT HANDLE PUSH DOOR SLIDE INFLATES AUTOMATICALLY WHEN DOOR IS OPENED	002004 006100	2
40	BAC29PPS14952		.PLACARD- PLACARD CONTENT: SLIDE INSIDE-SLIDE INFLATES AUTOMATICALLY WHEN ENGAGED AND DOOR IS OPENED	002004 006100	2

MISSING ITEM NUMBERS NOT APPLICABLE

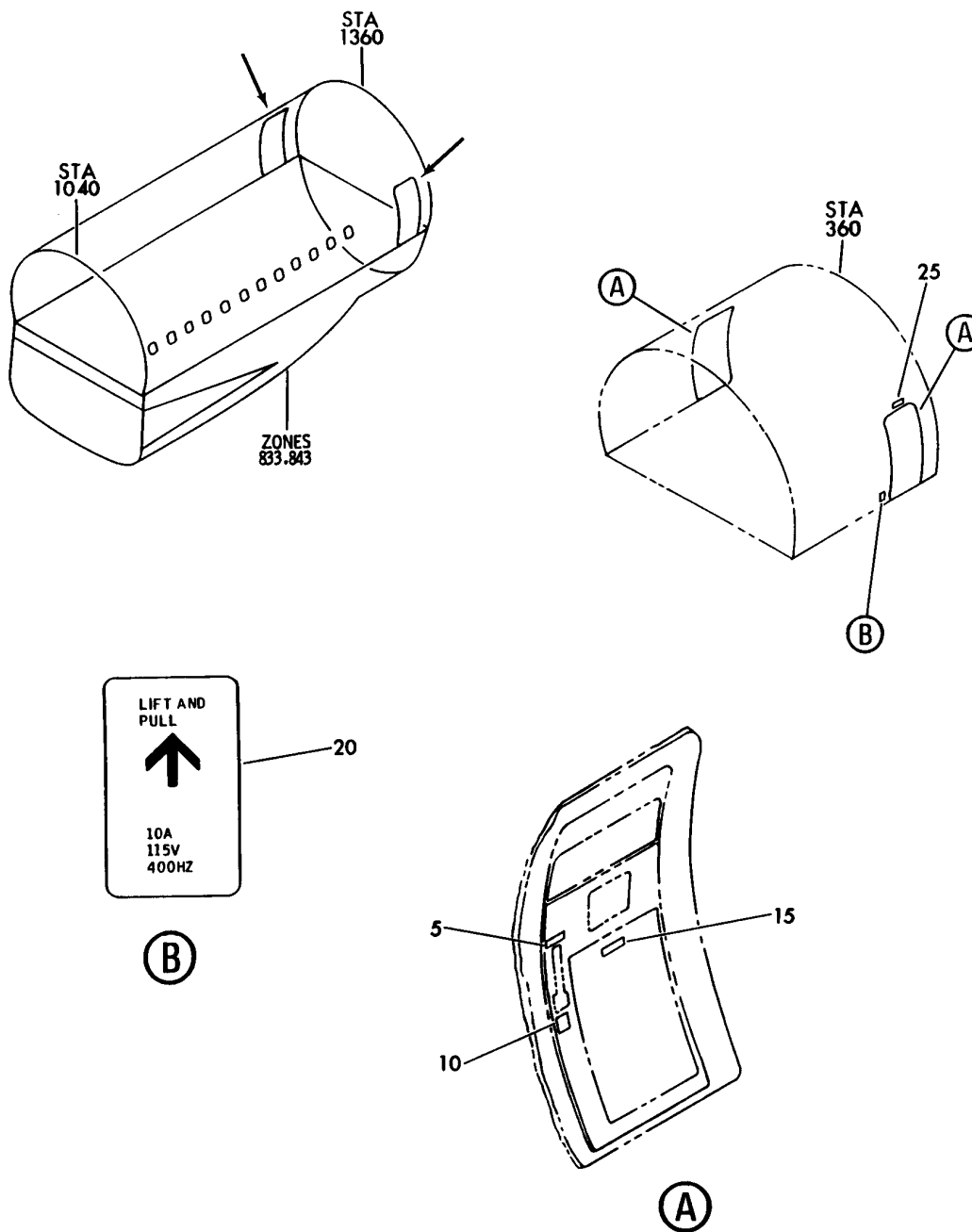
- ITEM NOT ILLUSTRATED

11-35-05-51

11-35-05
FIG. 51
PAGE 2
JAN 20/09

BRI

BOEING
757
PARTS CATALOG (MAINTENANCE)



Y 11350555 REV 142

PLACARD INSTL-CAB INTR (EMERGENCY ESCAPE DOORS ONLY)
FIGURE 55

11-35-05-55

BRI
JAN 20/09

11-35-05-55
PAGE 0



757

PARTS CATALOG (MAINTENANCE)

FIG ITEM	PART NUMBER	1 2 3 4 5 6 7	NOMENCLATURE	EFFECT FROM TO	UNITS PER ASSY
55			PLACARD INSTL-CAB INTR (EMERGENCY ESCAPE DOORS ONLY)	950951	
- 1	414N5019-51		PLACARD INSTL-CAB INTR (EMERGENCY ESCAPE DOORS ONLY)	950951	RF
			FOR NHA/OTHER SYS DET SEE: 25-20-00-01J		
5	BAC29PPS1833		.PLACARD- PLACARD CONTENT: EMERGENCY USE ONLY	950951	2
10	BAC29PPS18403		.PLACARD	950951	2
15	BAC29PPS14952		.PLACARD	950951	2
20	BAC29PPS0800		.DECAL- PLACARD CONTENT: LIFT AND PULL 10A 115V 400HZ	950951	1
25	BAC29PPS1873		.PLACARD- PLACARD CONTENT: EMERGENCY LIGHT TEST	950951	1

MISSING ITEM NUMBERS NOT APPLICABLE

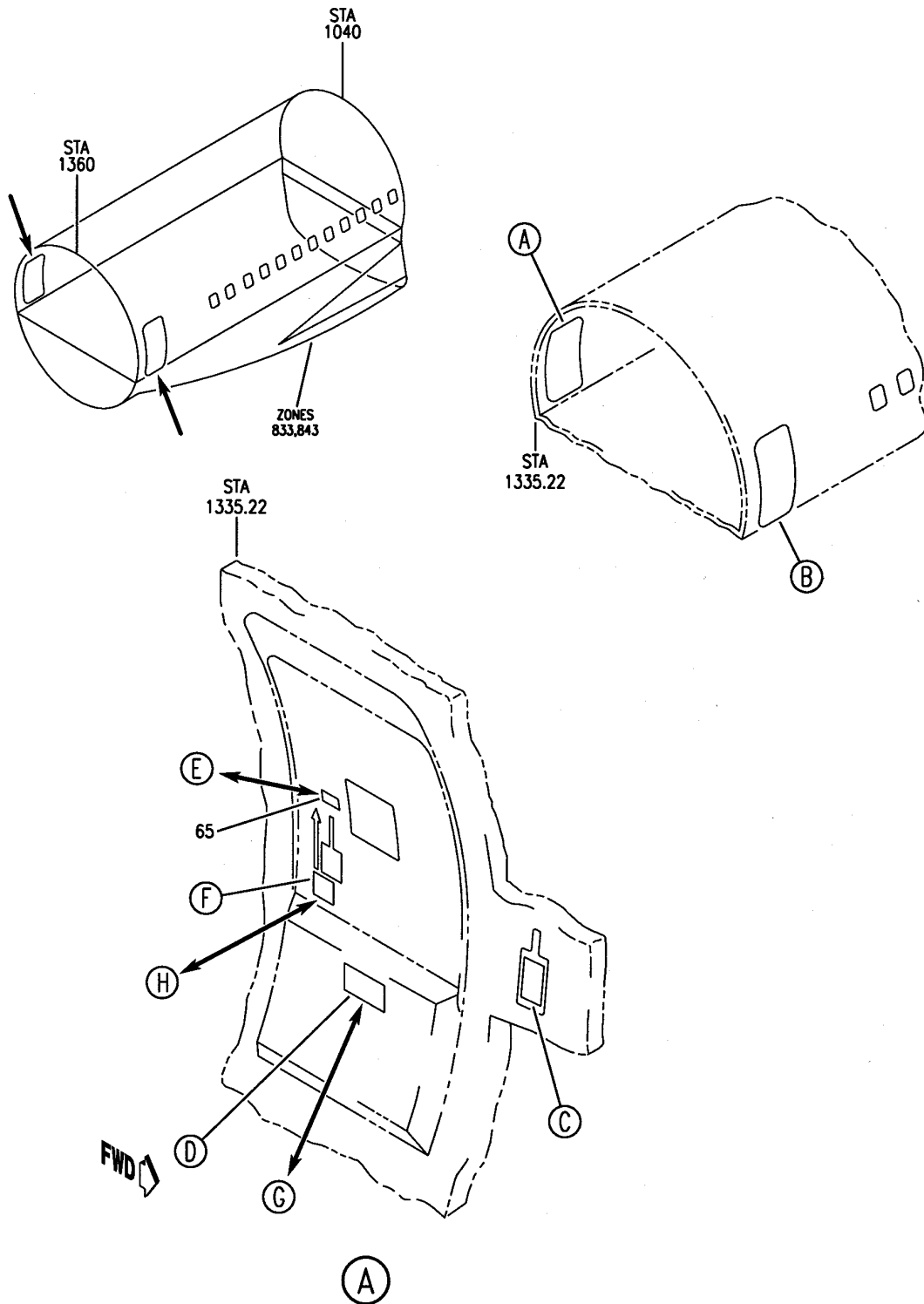
- ITEM NOT ILLUSTRATED

11-35-05-55

11-35-05
FIG. 55
PAGE 1
JAN 20/09

BRI

BOEING
757
PARTS CATALOG (MAINTENANCE)



Y 11350561 SHT 1 REV 209

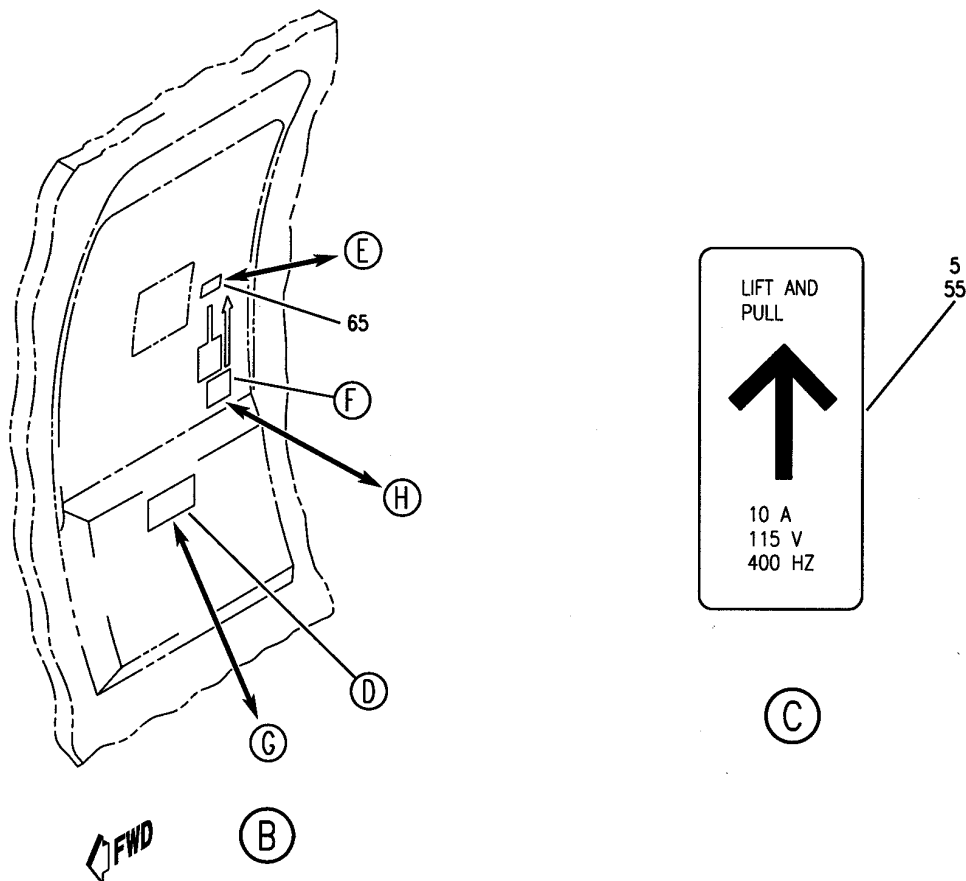
PLACARD INSTL-CAB. INTR (EMERGENCY ESCAPE DOORS ONLY)
FIGURE 61 (SHEET 1)

11-35-05-61

BRI
MAY 28/07

11-35-05-61
PAGE 0

BOEING
757
PARTS CATALOG (MAINTENANCE)



10

(GERMAN)	SLIDE INSIDE
(GERMAN)	SLIDE INFLATES AUTOMATICALLY WHEN ENGAGED AND DOOR IS OPENED

(D)

Y 11350561 SHT 2 REV 209

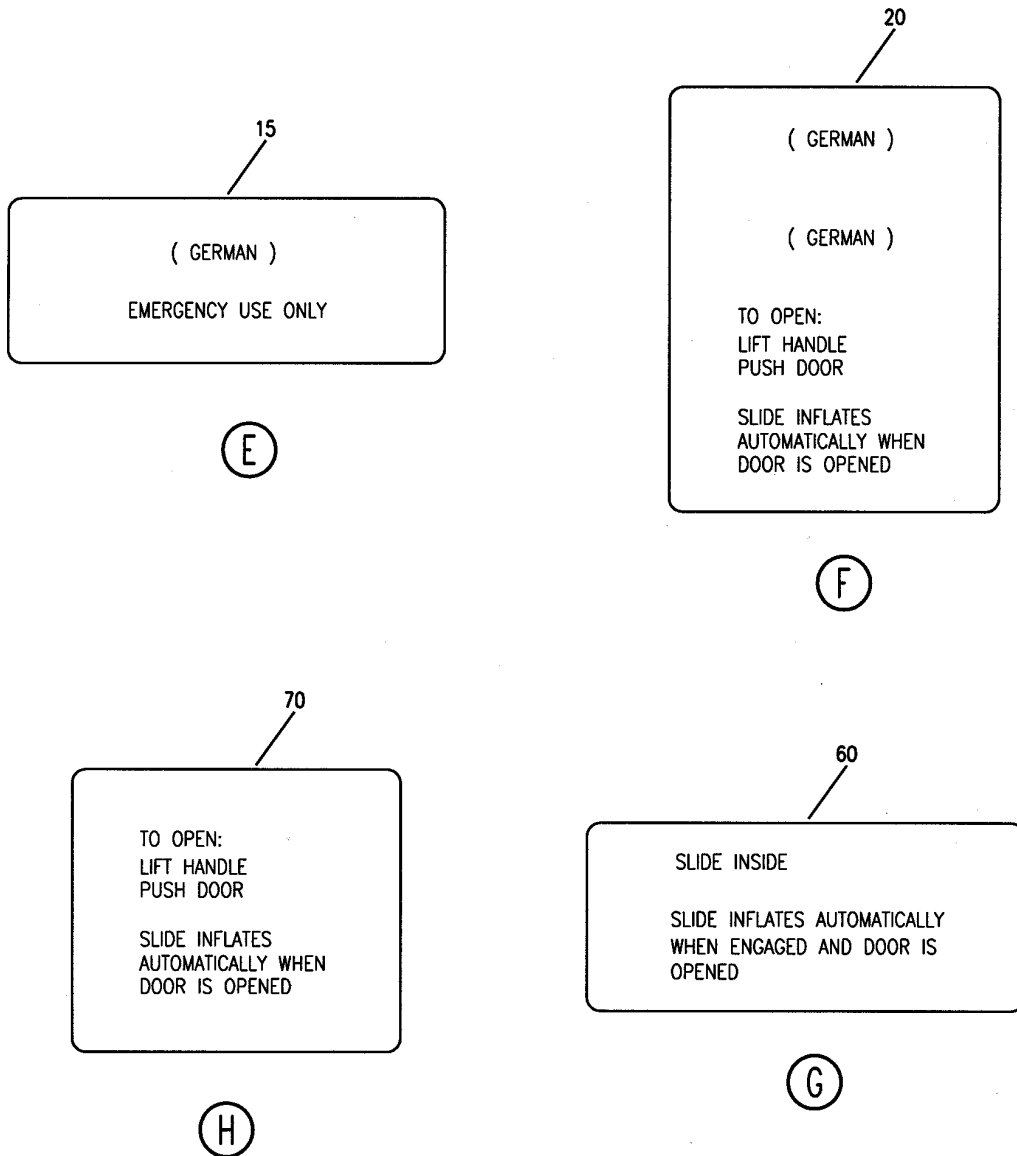
PLACARD INSTL-CAB. INTR (EMERGENCY ESCAPE DOORS ONLY)
FIGURE 61 (SHEET 2)

11-35-05-61

BRI
MAY 28/07

11-35-05-61
PAGE 0A

BOEING
757
PARTS CATALOG (MAINTENANCE)



Y 11350561 SHT 3 REV 209

PLACARD INSTL-CAB. INTR (EMERGENCY ESCAPE DOORS ONLY)
FIGURE 61 (SHEET 3)

11-35-05-61

BRI
MAY 28/07

11-35-05-61
PAGE 0B



757

PARTS CATALOG (MAINTENANCE)

FIG ITEM	PART NUMBER	1 2 3 4 5 6 7	NOMENCLATURE	EFFECT FROM TO	UNITS PER ASSY
61			PLACARD INSTL-CAB. INTR (EMERGENCY ESCAPE DOORS ONLY)	101102	
- 50	414N5109-4		PLACARD INSTL-CAB. INTR (EMERGENCY ESCAPE DOORS ONLY) FOR NHA SEE: 25-20-00-07B	101102	RF
55	BAC29PPS37492		.PLACARD	101102	1
60	BAC29PPS36223		.PLACARD	101102	2
65	BAC29PPS36222		.PLACARD- PLACARD CONTENT: EMERGENCY USE ONLY	101102	2
70	BAC29PPS38941		.PLACARD	101102	2

MISSING ITEM NUMBERS NOT APPLICABLE


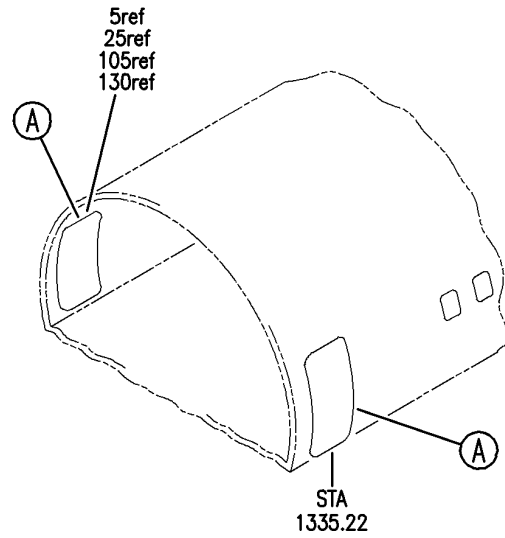
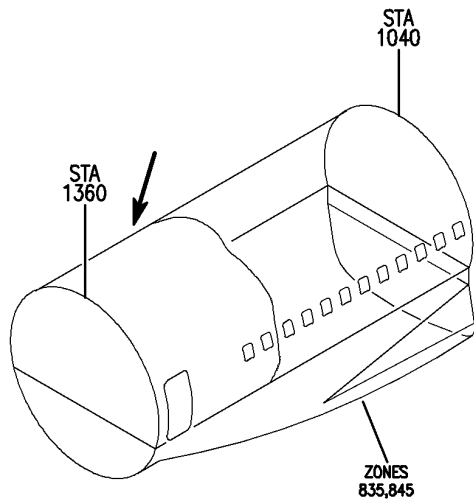
- ITEM NOT ILLUSTRATED

11-35-05-61

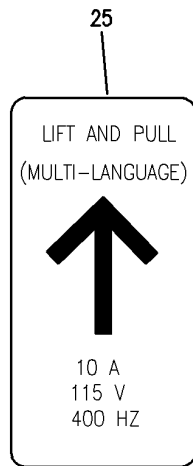
11-35-05
FIG. 61
PAGE 1
JAN 20/09

BRI

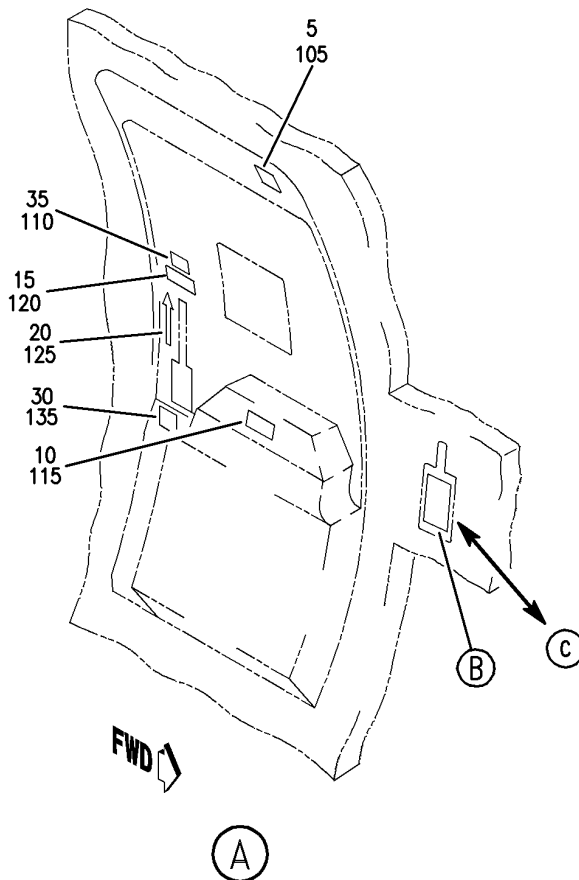
BOEING
757
PARTS CATALOG (MAINTENANCE)



(C)



(B)



Y 11350561F REV 234

PLACARD INSTL-CAB. INTR (EMERGENCY ESCAPE DOORS ONLY)
FIGURE 61F

11-35-05-61F

BRI
JAN 20/09

11-35-05-61F
PAGE 0



757

PARTS CATALOG (MAINTENANCE)

FIG ITEM	PART NUMBER	1 2 3 4 5 6 7	NOMENCLATURE	EFFECT FROM TO	UNITS PER ASSY
61 F			PLACARD INSTL-CAB. INTR (EMERGENCY ESCAPE DOORS ONLY)	108120	
- 1	414N5109-15		PLACARD INSTL-CAB. INTR (EMERGENCY ESCAPE DOORS ONLY) FOR NHA/ADDITIONAL DET SEE: 25-20-00-07B	108120	RF
5	BAC29PPS45197		.PLACARD-(MULTI-LANGUAGE) PLACARD CONTENT: EMERGENCY LIGHT TEST	108120	1
10	BAC29PPS45199		.PLACARD-(MULTI-LANGUAGE) PLACARD CONTENT: SLIDE INSIDE SLIDE INFLATES AUTOMATICALLY WHEN ARMED AND DOOR IS OPENED	108120	2
15	BAC29PPS45200		.PLACARD-(MULTI-LANGUAGE) PLACARD CONTENT: OPEN	108120	2
25	BAC29PPS45202		.PLACARD-(MULTI-LANGUAGE)	108120	1
30	BAC29PPS45201		.PLACARD-(MULTI-LANGUAGE) PLACARD CONTENT: TO OPEN: LIFT HANDLE PUSH DOOR	108120	2
35	BAC29PPS45198		.PLACARD-(MULTI-LANGUAGE) PLACARD CONTENT: EMERGENCY USE ONLY	108120	2

MISSING ITEM NUMBERS NOT APPLICABLE

- ITEM NOT ILLUSTRATED

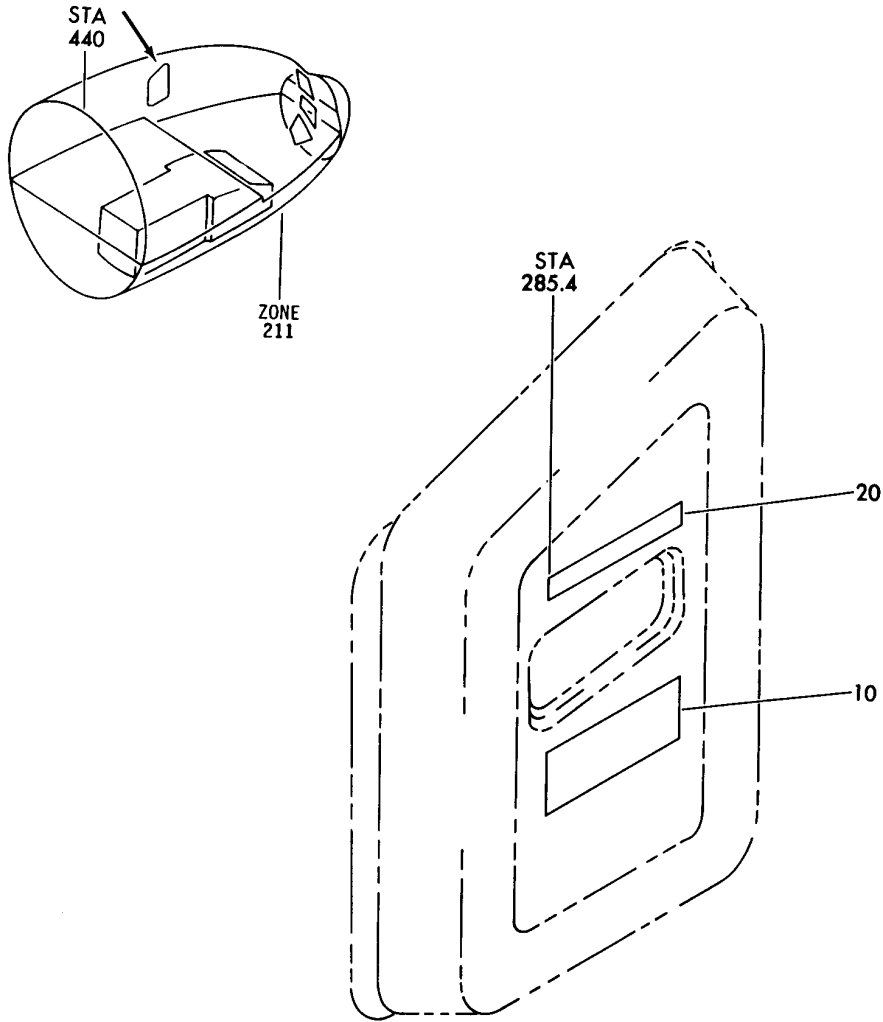
BRI

11-35-05-61F

BOEING PROPRIETARY - Copyright © - Unpublished Work - See title page for details.

11-35-05
FIG. 61F
PAGE 1
JAN 20/09

BOEING
757
PARTS CATALOG (MAINTENANCE)



Y 11350575 REV 160

PLACARD INSTL-(LIFE VEST STOWAGE)
FIGURE 75

11-35-05-75

BRI
MAY 28/07

11-35-05-75
PAGE 0



757

PARTS CATALOG (MAINTENANCE)

FIG ITEM	PART NUMBER	1 2 3 4 5 6 7	NOMENCLATURE	EFFECT FROM TO	UNITS PER ASSY
75			PLACARD INSTL-	011100	
- 1	232N4114-1		(LIFE VEST STOWAGE) PLACARD INSTL-LIFE VEST STOWAGE FOR NHA SEE: 25-10-00-05C	011100	RF
10	BAC27NFDE205		.PLACARD- PLACARD CONTENT: LIFE VEST STOWAGE	011100	1
20	BAC27NFDE213		.PLACARD- PLACARD CONTENT: PULL TO REMOVE COVER	011100	1

MISSING ITEM NUMBERS NOT APPLICABLE

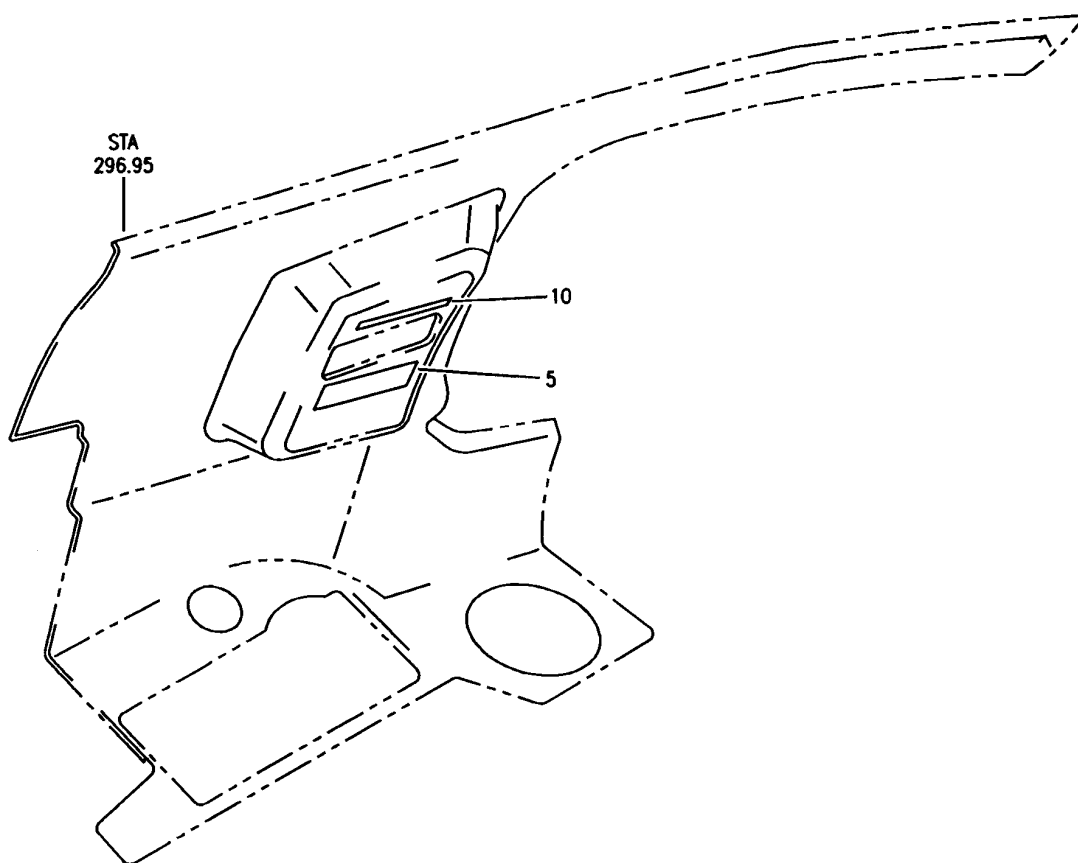
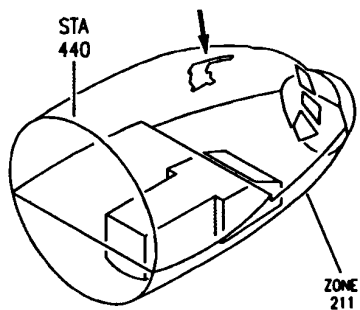
- ITEM NOT ILLUSTRATED

11-35-05-75

11-35-05
FIG. 75
PAGE 1
JAN 20/09

BRI

BOEING
757
PARTS CATALOG (MAINTENANCE)



Y 11350577 SH1 1 REV 166

PANEL ASSY-(PLACARDS AND MARKINGS ONLY)
FIGURE 77

11-35-05-77

BRI
MAY 28/07

11-35-05-77
PAGE 0



757

PARTS CATALOG (MAINTENANCE)

FIG ITEM	PART NUMBER	1 2 3 4 5 6 7	NOMENCLATURE	EFFECT FROM TO	UNITS PER ASSY
77			PANEL ASSY-(PLACARDS AND MARKINGS ONLY)	101106 108120 504903	
- 1	232N1709-41		PANEL ASSY-(PLACARDS AND MARKINGS ONLY) FOR NHA/OTHER SYS DET SEE: 25-15-01-11	101106 108120 504903	RF
5	BAC27NFDE205		.PLACARD-LIFE VEST STOWAGE	101106 108120 504903	1
10	BAC27NFDE213		.PLACARD- PLACARD CONTENT: PULL TO REMOVE COVER	101106 108120 504903	1

MISSING ITEM NUMBERS NOT APPLICABLE

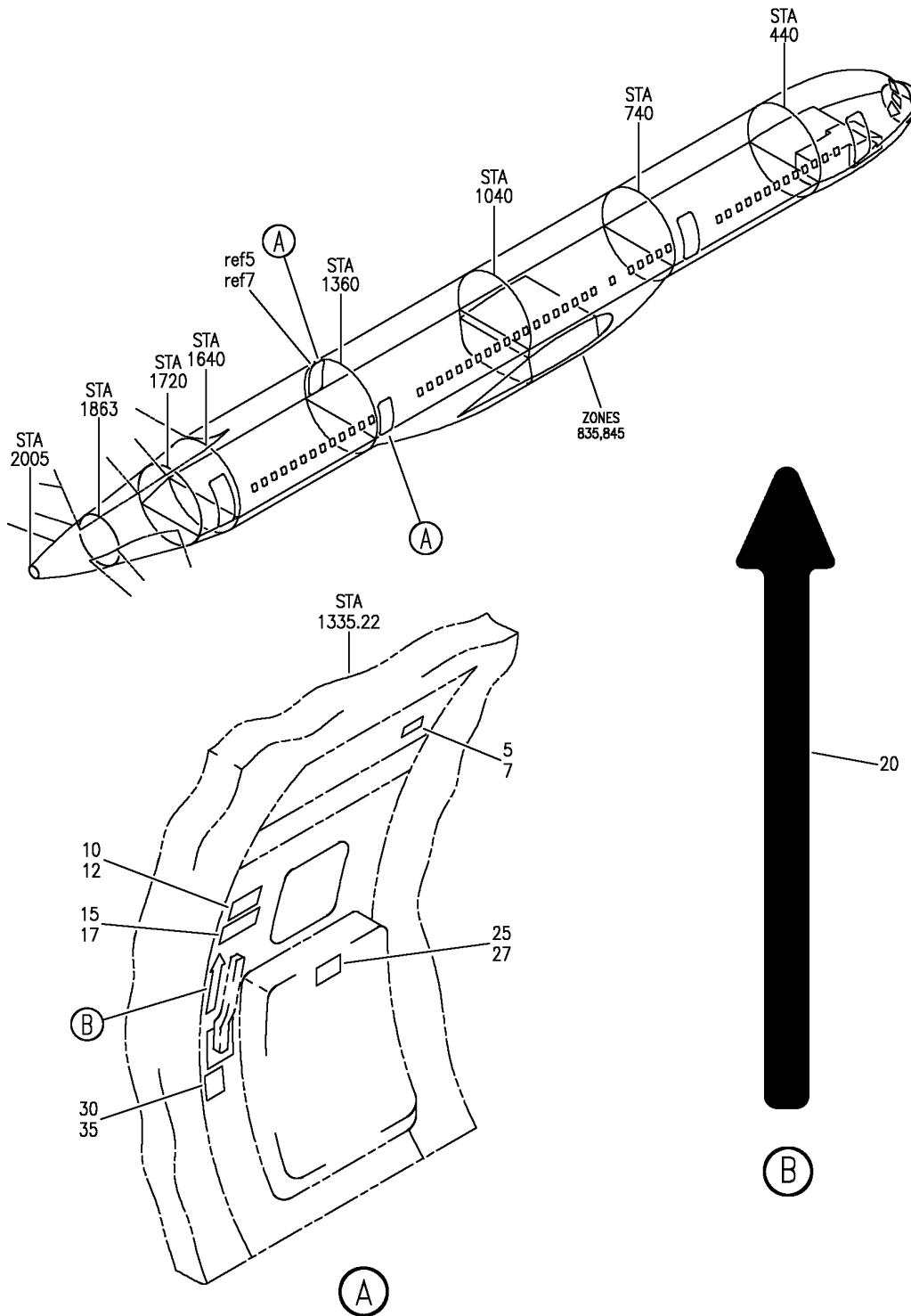
- ITEM NOT ILLUSTRATED

BRI

11-35-05-77

11-35-05
FIG. 77
PAGE 1
JAN 20/09

BOEING
757
PARTS CATALOG (MAINTENANCE)



Y 11350583 REV 276

PLACARD INSTL-CAB. INTR (EMERGENCY ESCAPE DOOR ONLY)
FIGURE 83

11-35-05-83

BRI
JAN 20/09

11-35-05-83
PAGE 0



757

PARTS CATALOG (MAINTENANCE)

FIG ITEM	PART NUMBER	1 2 3 4 5 6 7	NOMENCLATURE	EFFECT FROM TO	UNITS PER ASSY
83			PLACARD INSTL-CAB. INTR (EMERGENCY ESCAPE DOOR ONLY)	103106	
- 1	MODREF103263		PLACARD INSTL-CAB. INTR (EMERGENCY ESCAPE DOOR ONLY) MODULE NUMBER: 414N5109-30 REV. C FOR ADDITIONAL DETAILS SEE: 11-35-35-90	103106	1
5	BAC29PPS36894		.PLACARD- PLACARD CONTENT: EMERGENCY LIGHT TEST LH	103106	1
10	BAC29PPS36222		.PLACARD- PLACARD CONTENT: EMERGENCY USE ONLY	103106	2
15	BAC29PPS36221		.PLACARD- PLACARD CONTENT: OPEN	103106	2
20	BAC29PPS36911		.PLACARD	103106	2
25	BAC29PPS36223		.PLACARD- PLACARD CONTENT: SLIDE INSIDE SLIDE INFLATES AUTOMATICALLY WHEN ENGAGED AND DOOR IS OPEN	103106	2
30	BAC29PPS38941		.PLACARD- PLACARD CONTENT: TO OPEN: LIFT HANDLE PUSH DOOR SLIDE INFLATES AUTOMATICALLY WHEN DOOR IS OPEN	103106	2

MISSING ITEM NUMBERS NOT APPLICABLE

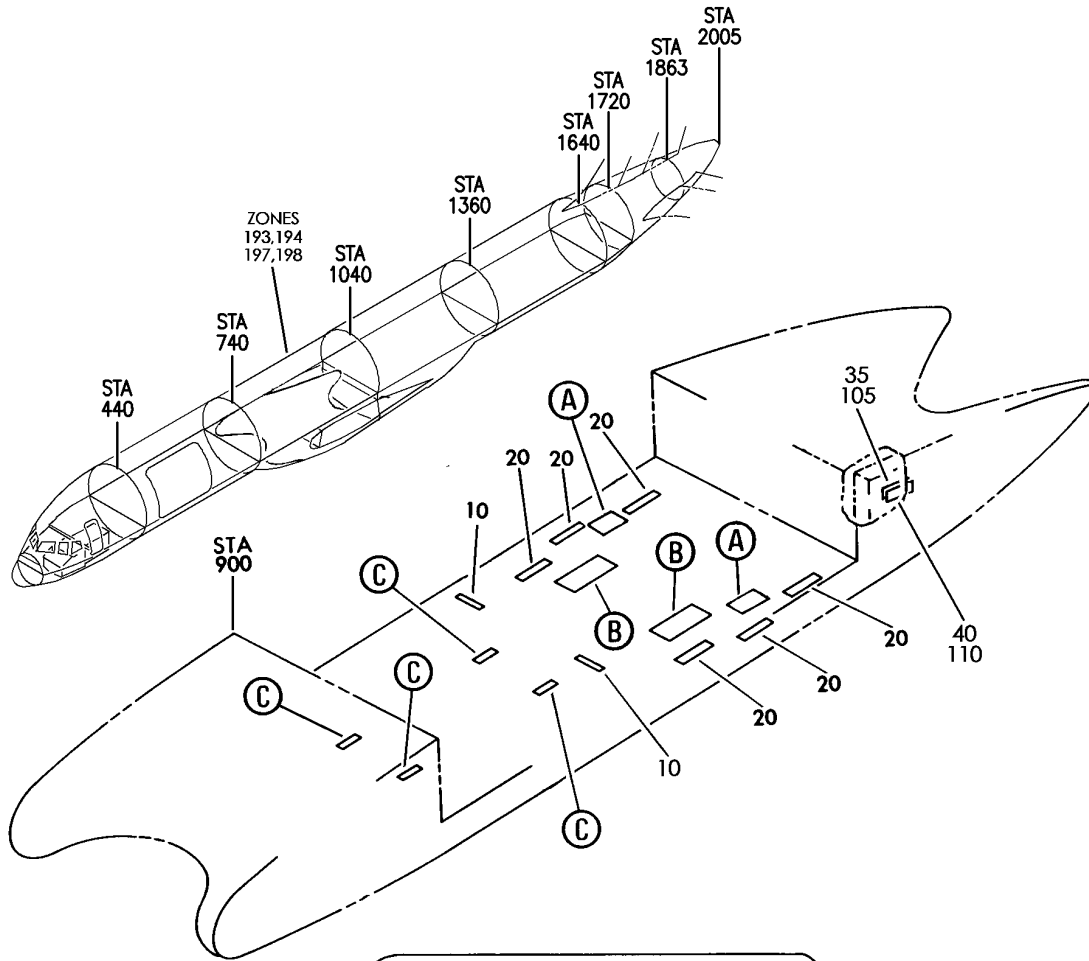
- ITEM NOT ILLUSTRATED

11-35-05-83

11-35-05
FIG. 83
PAGE 1
JAN 20/09

BRI

BOEING
757
PARTS CATALOG (MAINTENANCE)



NO STEP

CAUTION : TORQUE LIMIT 8-12 IN -LB
4 PLACES

(A)

CAUTION - DOOR OPENING
DO NOT ALLOW DOOR TO SWING
FREE. MANUALLY SUPPORT OUTBOARD
EDGE OF DOOR WHILE UNLATCHING.
ENGAGE HOLD OPEN ROD.

(C)

DO NOT EXCEED TORQUE VALUES
ON FASTENERS THRU CORE,
VALUES ARE AS FOLLOWS:
3/16 & 1/4 DIA BOLTS 25/35 IN/LBS
5/16 DIA BOLTS 50/75 IN/LBS
3/8 DIA BOLTS 75/100 IN/LBS

(B)

Y 11350701 REV 243

MARKING INSTL-SECT. 49 MAINT
FIGURE 1

11-35-07-01

BRI
MAY 28/07

11-35-07-01
PAGE 0



757

PARTS CATALOG (MAINTENANCE)

FIG ITEM	PART NUMBER	1 2 3 4 5 6 7	NOMENCLATURE	EFFECT FROM TO	UNITS PER ASSY
1			MARKING INSTL-SECT. 49 MAINT	002004 006999	
- 1	100N1159-2		MARKING INSTL-MAINT POSITION DATA: SECT. 49 FOR NHA SEE: 11-00-01-01	002004 006100 107107 121503 904999	RF
- 1	100N1159-401		MARKING INSTL-MAINT POSITION DATA: SECT. 49 FOR NHA SEE: 11-00-01-01A	101102 504903	RF
- 1	100N1159-601		MARKING INSTL-MAINT POSITION DATA: SECT. 49 FOR NHA SEE: 11-00-01-01A	108120	RF
- 1	MODREF474		MARKING INSTL-MAINT MODULE NUMBER: 100N1159-601 REV A POSITION DATA: SECT. 49	103106	1
10	BAC27NEC0125		.DECAL- PLACARD CONTENT: WARNING HOT AIR EXHAUST	002004 006100 103107 121503 904999	2
22	BAC27NBY0044		.DECAL-	107107	2
22	BAC27NBY0064		.DECAL- PLACARD CONTENT: NO STEP	904949	2
22	BAC27NBY0065		.DECAL- PLACARD CONTENT: NO STEP	002004 952952	2
25	BAC27NBY0032		.DECAL-	107107 904949	2
25	BAC27NBY0035		.DECAL-	107107 904949	2
25	BAC27NBY0061		.DECAL-	002004 952952	2
30	BAC27NBY0050		.DECAL-	002004 006999	4
35	BAC27NBY0037		.DECAL- PLACARD CONTENT: REMOVABLE PANEL MAKE NO ATTACHMENTS	002004 006999	1

MISSING ITEM NUMBERS NOT APPLICABLE

- ITEM NOT ILLUSTRATED

11-35-07-01

11-35-07
FIG. 01
PAGE 1
JAN 20/09

BRI



757

PARTS CATALOG (MAINTENANCE)

FIG ITEM	PART NUMBER	1 2 3 4 5 6 7	NOMENCLATURE	EFFECT FROM TO	UNITS PER ASSY
1 40	BAC27NBY0038		.DECAL- PLACARD CONTENT: RAT COMPARTMENT ACCESS PANEL TO REMOVE TIP/SLIDE FWD/LIFT	002004 006999	1

MISSING ITEM NUMBERS NOT APPLICABLE

- ITEM NOT ILLUSTRATED

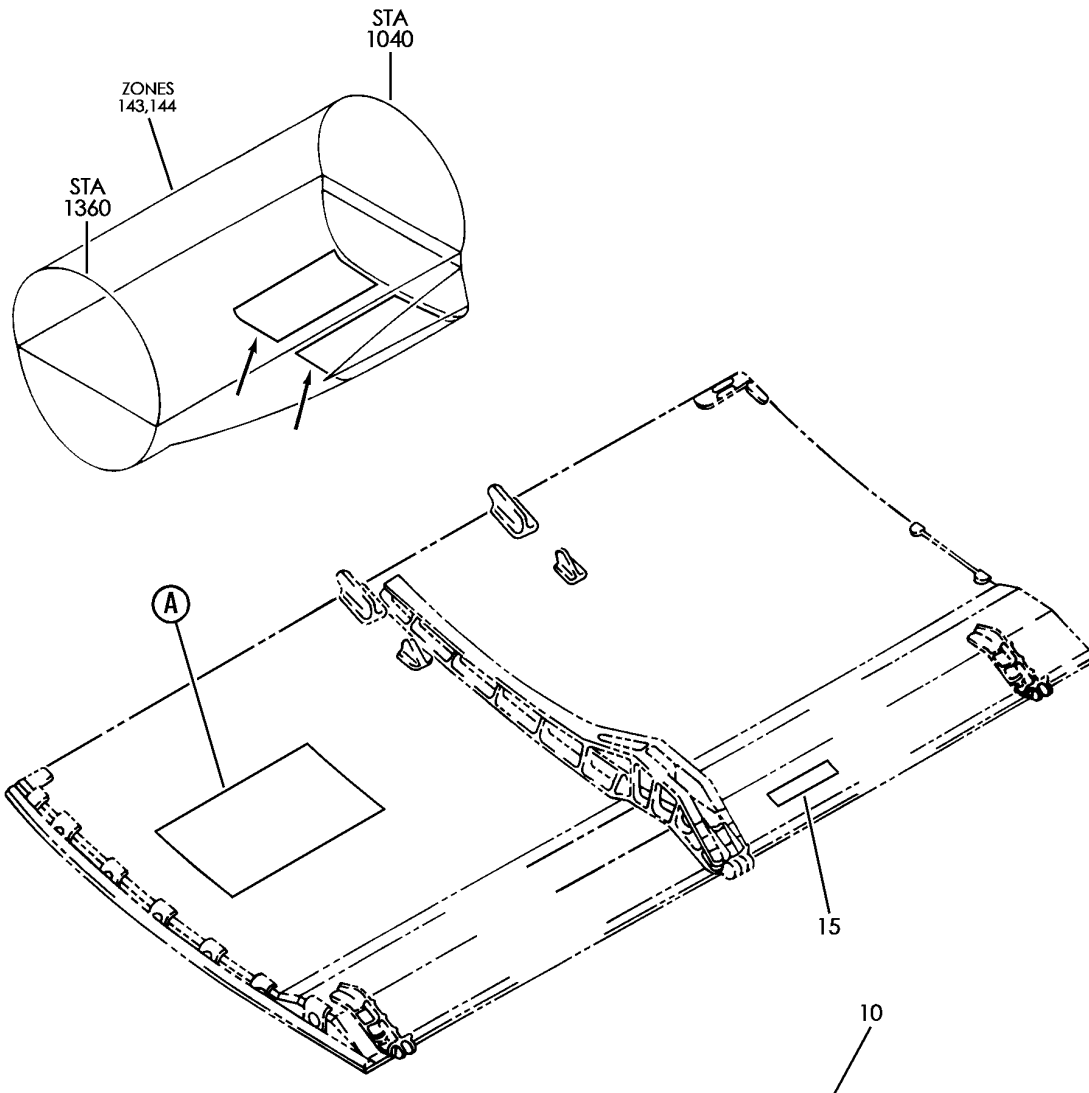
BRI

11-35-07-01

BOEING PROPRIETARY - Copyright © - Unpublished Work - See title page for details.

11-35-07
FIG. 01
PAGE 2
JAN 20/09

BOEING
757
PARTS CATALOG (MAINTENANCE)



DO NOT EXCEED TORQUE VALUES
ON FASTENERS THRU CORE,
VALUES ARE AS FOLLOWS

- 3/16 & 1/4 DIA BOLTS 25/35 IN-LBS (2.9/3.9N.m)
- 5/16 DIA BOLTS 50/75 IN-LBS (5.7/8.5 N-m)
- 3/8 DIA BOLTS 75/100 IN-LBS (8.5/11.3 N-m)

(A)

Y 11350701A REV 218

MARKING INSTL-SECT. 49 MAINT
FIGURE 1A

BRI
MAY 28/07

11-35-07-01A

11-35-07-01A
PAGE 0

 **BOEING**
757
PARTS CATALOG (MAINTENANCE)

FIG ITEM	PART NUMBER	1 2 3 4 5 6 7	NOMENCLATURE	EFFECT FROM TO	UNITS PER ASSY
1 A			MARKING INSTL-SECT. 49 MAINT	006106 108903 950951 953999	
- 1	149N6110-7		DOOR ASSY-MLG POSITION DATA: LH COMPONENT MAINT MANUAL REF: 32-12-04 QUALIFIED I/W DATA: THE 149N6110-5 DOOR ASSEMBLY LESS (4) BACB28AK05-030 BUSHINGS AND (4) BACB30LE5K15 BOLTS AND (4) BACB30VG8K42 BOLTS AND (4) BACB30VG8K44 BOLTS AND (2) 149N6028-1 CLEVIS AND (2) 149N6028-3 PLATES AND (1) 149N6032-11 LINK ASSEMBLY AND (1) 149N6032-12 LINK ASSEMBLY T/W (4) BACB30VG8K48 BOLTS AND (4) BACB30VG8K50 BOLTS AND (2) 149N6028-10 PLATES AND (2) 149N6032-13 LINK ASSEMBLIES IS I/W THE 149N6110-7 DOOR ASSEMBLY THE 149N6110-1 DOOR ASSEMBLY LESS (4) BACB28AK05-030 BUSHINGS AND (4) BACB30LE5K15 BOLTS AND (4) BACB30VG8K42 BOLTS (4) BACB30VG8K44 BOLTS AND (2) 149N6028-1 CLEVIS AND (2) 149N6028-3 PLATES AND (1) 149N6032-11 LINK ASSEMBLY AND (1) 149N6032-12 LINK ASSEMBLY T/W (4) BACB30VG8K48 BOLTS AND (4) BACB30VG8K50 BOLTS AND (2) 149N6028-10 PLATES AND (2)	018106 108120 504903	RF
MISSING ITEM NUMBERS NOT APPLICABLE					

- ITEM NOT ILLUSTRATED

BRI

11-35-07-01A

BOEING PROPRIETARY - Copyright © - Unpublished Work - See title page for details.

11-35-07
FIG. 01A
PAGE 1
JAN 20/09



757

PARTS CATALOG (MAINTENANCE)

FIG ITEM	PART NUMBER	1 2 3 4 5 6 7 NOMENCLATURE	EFFECT FROM TO	UNITS PER ASSY
1 A	- 1 149N6110-9	<p>149N6032-13 LINK ASSEMBLIES IS I/W THE 149N6110-7 DOOR ASSEMBLY FOR SPARES PROCURE: 149N6001-9 FOR NHA/OTHER SYS DET SEE: 32-12-01-02 DOOR ASSY-MLG POSITION DATA: LH QUALIFIED I/W DATA: THE 149N6110-5 DOOR ASSEMBLY LESS (4) BACB28AK05-030 BUSHINGS AND (4) BACB30LE5K15 BOLTS AND (4) BACB30VG8K42 BOLTS AND (4) BACB30VG8K44 BOLTS AND (2) 149N6028-1 CLEVIS AND (2) 149N6028-3 PLATES AND (1) 149N6032-11 LINK ASSEMBLY AND (1) 149N6032-12 LINK ASSEMBLY T/W (4) BACB30VG8K48 BOLTS AND (4) BACB30VG8K50 BOLTS AND (2) 149N6028-10 PLATES AND (2) 149N6032-13 LINK ASSEMBLIES IS I/W THE 149N6110-9 DOOR ASSEMBLY. THE 149N6110-1 DOOR ASSEMBLY LESS (4) BACB28AK05-030 BUSHINGS AND (4) BACB30LE5K15 BOLTS AND (4) BACB30VG8K42 BOLTS AND (4) BACB30VG8K44 BOLTS AND (2) 149N6028-1 CLEVIS AND (2) 149N6028-3 PLATES AND (1) 149N6032-11 LINK ASSEMBLY AND (1) 149N6032-12 LINK ASSEMBLY T/W (4) BACB30VG8K48 BOLTS AND (4) BACB30VG8K50 BOLTS</p>	018106 108120 504903	RF

MISSING ITEM NUMBERS NOT APPLICABLE

- ITEM NOT ILLUSTRATED

11-35-07-01A

11-35-07
 FIG. 01A
 PAGE 2
 JAN 20/09

BRI



757

PARTS CATALOG (MAINTENANCE)

FIG ITEM	PART NUMBER	1 2 3 4 5 6 7 NOMENCLATURE	EFFECT FROM TO	UNITS PER ASSY
1 A		AND (2) 149N6028-10 PLATES AND (2) 149N6032-13 LINK ASSEMBLIES IS I/W THE 149N6110-9 DOOR ASSEMBLY. FOR SPARES PROCURE: 149N6001-9 FOR NHA/OTHER SYS DET SEE: 32-12-01-02		

MISSING ITEM NUMBERS NOT APPLICABLE

- ITEM NOT ILLUSTRATED

BRI

11-35-07-01A

BOEING PROPRIETARY - Copyright © - Unpublished Work - See title page for details.

11-35-07
FIG. 01A
PAGE 3
JAN 20/09



757

PARTS CATALOG (MAINTENANCE)

FIG ITEM	PART NUMBER	1 2 3 4 5 6 7	NOMENCLATURE	EFFECT FROM TO	UNITS PER ASSY
1A - 1	149N6110-11		DOOR ASSY-MLG POSITION DATA: LH QUALIFIED I/W DATA: THE 149N6110-5 DOOR ASSEMBLY LESS (4) BACB28AK05-030 BUSHINGS AND (4) BACB30LE5K15 BOLTS AND (4) BACB30VG8K42 BOLTS AND (4) BACB30VG8K44 BOLTS AND (2) 149N6028-1 CLEVIS AND (2) 149N6028-3 PLATES AND (1) 149N6032-11 LINK ASSEMBLY AND (1) 149N6032-12 LINK ASSEMBLY T/W (4) BACB30VG8K48 BOLTS AND (4) BACB30VG8K50 BOLTS AND (2) 149N6028-10 PLATES AND (2) 149N6032-13 LINK ASSEMBLIES IS I/W THE 149N6110-11 DOOR ASSEMBLY THE 149N6110-1 DOOR ASSEMBLY LESS (4) BACB28AK05-030 BUSHINGS AND (4) BACB30LEK15 BOLTS AND (4) BACB30VG8K42 BOLTS AND (4) BACB30VG8K44 BOLTS AND (2) 149N6028-1 CLEVIS AND (2) 149N6028-3 PLATES AND (1) 149N6032-11 LINK ASSEMBLY AND (1) 149N6032-12 LINK ASSEMBLY T/W (4) BACB30VG8K48 BOLSTS AND (4) BACB30VG8K50 BOLTS AND (2) 149N6028-10 PLATES AND (2) 143N6032-13 LINK ASSEMBLIES IS I/W THE 149N6110- 11 DOOR ASSEMBLY	018106 108120 504903	RF

MISSING ITEM NUMBERS NOT APPLICABLE

- ITEM NOT ILLUSTRATED

11-35-07-01A

11-35-07
FIG. 01A
PAGE 4
JAN 20/09

BRI



757

PARTS CATALOG (MAINTENANCE)

FIG ITEM	PART NUMBER	1 2 3 4 5 6 7	NOMENCLATURE	EFFECT FROM TO	UNITS PER ASSY
1 A					
- 1	149N6110-13		DOOR ASSY-MLG POSITION DATA: LH	018106 108120 504903	RF
- 1	149N6110-1		DOOR ASSY-MLG POSITION DATA: LH COMPONENT MAINT MANUAL REF: 32-12-04 QUALIFIED I/W DATA: THE 149N6110-1 DOOR ASSEMBLY LESS (4) BACB28AK05-030 BUSHINGS AND (4) BACB30LE5K15 BOLTS AND (4) BACB30VG8K42 BOLTS AND (4) BACB30VG8K44 BOLTS AND (2) 149N6028-1 CLEVIS AND (2) 149N6028-3 PLATES AND (1) 149N6032-11 LINK ASSEMBLY AND (1) 149N6032-12 LINK ASSEMBLY T/W (4) BACB30VG8K48 BOLTS AND (4) BACB30VG8K50 BOLTS AND (2) 149N6028-10 PLATES AND (2) 149N6032-13 LINK ASSEMBLIES IS I/W THE 149N6110-11 DOOR ASSEMBLY. THE 149N6110-5 DOOR ASSEMBLY LESS (4) BACB28AK05-030 BUSHINGS AND (4) BACB30LE5K15 BOLTS AND (4) BACB30VG8K42 BOLTS AND (4) BACB30VG8K44 BOLTS AND (2) 149N6028-1 CLEVIS AND (2) 149N6028-3 PLATES AND (1) 149N6032-11 LINK ASSEMBLY AND (1) 149N6032-12 LINK ASSEMBLY T/W (4) BACB30VG8K48 BOLTS AND (4) BACB30VG8K50 BOLTS AND (2) 149N6028-10 PLATES AND (2)	006017 121503 950951 953999	RF
MISSING ITEM NUMBERS NOT APPLICABLE					

- ITEM NOT ILLUSTRATED

11-35-07-01A

11-35-07
FIG. 01A
PAGE 5
JAN 20/09

BRI



757

PARTS CATALOG (MAINTENANCE)

FIG ITEM	PART NUMBER	1 2 3 4 5 6 7 NOMENCLATURE	EFFECT FROM TO	UNITS PER ASSY
1 A	149N6110-1	<p>149N6032-13 LINK ASSEMBLIES IS I/W THE 149N6110-9 DOOR ASSEMBLY. THE 149N6110-1 DOOR ASSEMBLY LESS (4) BACB28AK05-030 BUSHINGS AND (4) BACB30LE5K15 BOLTS AND (4) BACB30VG8K42 BOLTS AND (4) BACB30VG8K44 BOLTS AND (2) 149N6028-1 CLEVIS AND (2) 149N6028-3 PLATES AND (1) 149N6032-11 LINK ASSEMBLY AND (1) 149N6032-12 LINK ASSEMBLY T/W (4) BACB30VG8K48 BOLTS AND (4) BACB30VG8K50 BOLTS AND (2) 149N6028-10 PLATES AND (2) 149N6032-13 LINK ASSEMBLIES IS I/W THE 149N6110-7 DOOR ASSEMBLY. FOR SPARES PROCURE: 149N6001-9 FOR NHA/OTHER SYS DET SEE: 32-12-01-02 DOOR ASSY-MLG POSITION DATA: LH SIDE COMPONENT MAINT MANUAL REF: 32-12-04 QUALIFIED I/W DATA: 149N6002-73 DOOR AY - MLG T/W 2EA BACW10P93A WASHER, 2EA MS24665-153 COTTER PIN, AND 2EA MS24665-304 COTTER PIN I/W 149N6110-1 DOOR AY T/W 1EA 149N6009-1 TANG AY, 6EA 149N6041-1 FILLER, 2EA S149N600-1 STRUT TURNBUCKLE, 20EA BACW10BP5NDP WASHER, 6EA BACB28AK05-28 BUSHING, 4EA BACB30LE5K16 BOLT,</p>	006017 121503 950951 953999	RF

MISSING ITEM NUMBERS NOT APPLICABLE

- ITEM NOT ILLUSTRATED

11-35-07-01A

11-35-07
FIG. 01A
PAGE 6
JAN 20/09

BRI



757

PARTS CATALOG (MAINTENANCE)

FIG ITEM	PART NUMBER	1 2 3 4 5 6 7 NOMENCLATURE	EFFECT FROM TO	UNITS PER ASSY
1 A		<p>2EA BACB30LE5K18 BOLT, 1EA BACB30LT3-5 BOLT, 6EA BACB3F026G042NG FILLER, 6EA BACN10HR5CD NUT, 3EA BACW10BP3DP WASHER, 6EA BACW10BP5CD WASHER, AND 6EA BACW10BP5DP WASHER 149N6002-69 DOOR AY - MLG T/W 2EA BACW10P93A WASHER, 2EA MS24665-153 COTTER PIN, AND 2EA MS24665-304 COTTER PIN I/W 149N6110-1 DOOR AY T/W 1EA 149N6009-1 TANG AY, 6EA 149N6041-1 FILLER, 2EA S149N600-1 STRUT TURNBUCKLE, 20EA BACW10BP5NDP WASHER, 6EA BACB28AK05-28 BUSHING, 4EA BACB30LE5KA6 BOLT, 2EA BACB30LE5K18 BOLT, 1EA BACB30LT3-5 BOLT, 6EA BACF3F026G042NG FILLER, 6EA BACN10HR5CD NUT, 3EA BACW10BP3DP WASHER, 6EA BACW10BP5CD WASHER, AND 6EA BACW10BP5DP WASHER 149N6002-58 DOOR AY - MLG T/W 2EA BACW10P93A WASHER, 2EA MS24665-153 COTTER PIN, AND 2EA MS24665-304 COTTER PIN I/W 149N6110-1 DOOR AY T/W 1EA 149N6009-1 TANG AY, 6EA 149N6041-1 FILLER, 2EA S149N600-1 STRUT TURNBUCKLE, 20EA BACW10BP5NDP WASHER, 6EA BACB28AK05-28 BUSHING, 4EA BACB30LE5K16 BOLT, 2EA BACB30LE5K18 BOLT, 1EA BACB30LT3-5 BOLT, 6EA BACF3F026G042NG FILLER, 6EA BACN10HR5CD NUT, 3EA BACW10BP3DP WASHER, 6EA BACW10BP5CD WASHER, AND 6EA</p>		

MISSING ITEM NUMBERS NOT APPLICABLE

- ITEM NOT ILLUSTRATED

11-35-07-01A

11-35-07
 FIG. 01A
 PAGE 7
 JAN 20/09

BRI

BOEING
757
PARTS CATALOG (MAINTENANCE)

FIG ITEM	PART NUMBER	1 2 3 4 5 6 7	NOMENCLATURE	EFFECT FROM TO	UNITS PER ASSY
1A					
- 1	149N6110-1		BACW10BP5DP WASHER. DOOR ASSY-MLG POSITION DATA: LH COMPONENT MAINT MANUAL REF: 32-12-04 QUALIFIED I/W DATA: 149N6002-60 DOOR AY - MLG T/W 2EA BACW10P93A WASHER, 2EA MS24665-153 COTTER PIN, AND 2EA MS24665-304 COTTER PIN I/W 149N6110-1 DOOR AY T/W 1EA 149N6009-1 TANG AY, 6EA 149N6041-1 FILLER, 2EA S149N600-1 STRUT TURNBUCKLE, 20EA BACW10BP5NDP WASHER, 6EA BACB28AK05-28 BUSHING, 4EA BACB30LE5K16 BOLT, 2EA BACB30LE5K18 BOLT, 1EA BACB30LT3-5 BOLT, 6EA BACF3F026G042NG FILLER, 6EA BACN10HR5CD NUT 3EA BACW10BP3DP WASHER 6EA BACW10BP5CD WASHER AND 6EA BACW10BP5DP WASHER.	006017 121503 950951 953999	RF
- 1	149N6110-5		DOOR ASSY-MLG POSITION DATA: LH SIDE COMPONENT MAINT MANUAL REF: 32-12-04 QUALIFIED I/W DATA: THE 149N6110-5 DOOR ASSEMBLY LESS (4) BACB28AK05-030 BUSHINGS AND (4) BACB30LE5K15 BOLTS AND (4) BACB30VG8K42 BOLTS AND (4) BACB30VG8K44 BOLTS AND (2) 149N6028-1 CLEVIS AND (2) 149N6028-3 PLATES AND (1) 149N6032-11 LINK ASSEMBLY AND (1) 149N6032-12 LINK ASSEMBLY T/W (4) BACB30VG8K48 BOLTS AND	006017 121503 950951 953999	RF

MISSING ITEM NUMBERS NOT APPLICABLE

- ITEM NOT ILLUSTRATED

BRI

11-35-07-01A

BOEING PROPRIETARY - Copyright © - Unpublished Work - See title page for details.

11-35-07
FIG. 01A
PAGE 8
JAN 20/09



757

PARTS CATALOG (MAINTENANCE)

FIG ITEM	PART NUMBER	1 2 3 4 5 6 7 NOMENCLATURE	EFFECT FROM TO	UNITS PER ASSY
1 A		<p>(4) BACB30VG8K50 BOLTS AND (2) 149N6028-10 PLATES AND (2) 149N6032-13 LINK ASSEMBLIES IS I/W THE 149N6110-7 DOOR ASSEMBLY THE 149N6110-5 DOOR ASSEMBLY LESS (4) BACB28AK05-030 BUSHINGS AND (4) BACB30LE5K15 BOLTS AND (4) BACB30VG8K42 BOLTS AND (4) BACB30VG8K44 BOLTS AND (2) 149N6028-1 CLEVIS AND (2) 149N6028-3 PLATES AND (1) 149N6032-11 LINK ASSEMBLY AND (1) 149N6032-12 LINK ASSEMBLY T/W (4) BACB30VG8K48 BOLTS AND (4) BACB30VG8K50 BOLTS AND (2) 149N6028-10 PLATES AND (2) 149N6032-13 LINK ASSEMBLIES IS I/W THE 149N6110-11 DOOR ASSEMBLY. THE 149N6110-5 DOOR ASSEMBLY LESS (4) BACB28AK05-030 BUSHINGS AND (4) BACB30LE5K15 BOLTS AND (4) BACB30VG8K42 BOLTS AND (4) BACB30VG8K44 BOLTS AND (2) 149N6028-1 CLEVIS AND (2) 149N6028-3 PLATES AND (1) 149N6032-11 LINK ASSEMBLY AND (1) 149N6032-12 LINK ASSEMBLY T/W (4) BACB30VG8K48 BOLTS AND (4) BACB30VG8K50 BOLTS AND (2) 149N6028-10 PLATES AND (2) 149N6032-13 LINK ASSEMBLIES IS I/W THE</p>		

MISSING ITEM NUMBERS NOT APPLICABLE

- ITEM NOT ILLUSTRATED

11-35-07-01A

11-35-07
FIG. 01A
PAGE 9
JAN 20/09

BRI



757

PARTS CATALOG (MAINTENANCE)

FIG ITEM	PART NUMBER	1 2 3 4 5 6 7	NOMENCLATURE	EFFECT FROM TO	UNITS PER ASSY
1 A			149N6110-9 DOOR ASSEMBLY. FOR SPARES PROCURE: 149N6001-9 FOR NHA/OTHER SYS DET SEE: 32-12-01-02 DOOR ASSY-MLG POSITION DATA: LH SIDE COMPONENT MAINT MANUAL REF: 32-12-04 QUALIFIED I/W DATA: 149N6002-73 DOOR AY - MLG T/W 2EA BACW10P93A WASHER, 2EA MS24665-153 COTTER PIN, AND 2EA MS24665-304 COTTER PIN I/W 149N6110-5 DOOR AY T/W 1EA 149N6009-1 TANG AY, 6EA 149N6041-1 FILLER, 2EA S149N600-1 STRUT TURNBUCKLE, 20EA BACW10BP5NDP WASHER, 6EA BACB28AK05-28 BUSHING, 4EA BACB30LE5K16 BOLT, 2EA BACB30LE5K18 BOLT, 1EA BACB30LT3-5 BOLT, 6EA BACF3F026G042NG FILLER, 6EA BACN10HR5CD NUT, 3EA BACW10BP3DP WASHER 6EA BACW10BP5CD AND BACW10BP5DP WASHER. 149N6002-69 DOOR AY - MLG T/W 2EA BACW10P93A WASHER, 2EA MS24665-153 COTTER PIN, AND 2EA MS24665-304 COTTER PIN I/W 149N6110-5 DOOR AY T/W 1EA 149N6009-1 TANG AY, 6EA 149N6041-1 FILLER, 2EA S149N600-1 STRUT TURNBUCKLE, 20EA BACW10BP5NDP WASHER, 6EA BACB28AK05-28 BUSHING, 4EA BACB30LE5K16 BOLT, 2EA BACB30LE5K18 BOLT, 1EA BACB30LT3-5 BOLT, 6EA BACB3F026G042NG FILLER, 6EA BACN10HR5CD	006017 121503 950951 953999	RF

MISSING ITEM NUMBERS NOT APPLICABLE

- ITEM NOT ILLUSTRATED

11-35-07-01A

11-35-07
FIG. 01A
PAGE 10
JAN 20/09

BRI



757

PARTS CATALOG (MAINTENANCE)

FIG ITEM	PART NUMBER	1 2 3 4 5 6 7 NOMENCLATURE	EFFECT FROM TO	UNITS PER ASSY
1 A		NUT, 3EA BACW10BP3DP WASHER, 6EA BACW10BP5CD WASHER, AND 6EA BACW10BP5DP WASHER 149N6002-58 DOOR AY - MLG T/W 2EA BACW10P93A WASHER, 2EA MS24665-153 COTTER PIN, AND 2EA MS24665-304 COTTER PIN I/W 149N6110-5 DOOR AY T/W 1EA 149N6009-1 TANG AY, 6EA 149N6041-1 FILLER, 2EA S149N600-1 STRUT TURNBUCKLE, 20EA BACW10BP5NDP WASHER, 6EA BACB28AK05-28 BUSHING, 4EA BACB30LE5K16 BOLT, 2EA BACB30LE5K18 BOLT, 1EA BACB30LT3-5 BOLT, 6EA BACF3F026G042NG FILLER, 6EA BACN10HR5CD NUT, 3EA BACW10BP3DP WASHER, 6EA BACW10BP5CD WASHER, AND 6EA BACW10BP5DP WASHER.		

MISSING ITEM NUMBERS NOT APPLICABLE

- ITEM NOT ILLUSTRATED

BRI

11-35-07-01A

BOEING PROPRIETARY - Copyright © - Unpublished Work - See title page for details.

11-35-07
 FIG. 01A
 PAGE 11
 JAN 20/09



757

PARTS CATALOG (MAINTENANCE)

FIG ITEM	PART NUMBER	1 2 3 4 5 6 7	NOMENCLATURE	EFFECT FROM TO	UNITS PER ASSY
1A - 1	149N6110-5		DOOR ASSY-MLG POSITION DATA: LH SIDE COMPONENT MAINT MANUAL REF: 32-12-04 QUALIFIED I/W DATA: 149N6002-60 DOOR AY - MLG T/W 2EA BACW10P93A WASHER, 2 EA MS24665-153 COTTER PIN, AND 2EA MS24665-304 COTTER PIN I/W 149N6110-5 DOOR AY T/W 1 EA 149N6009-1 TANG AY, 6EA 149N6041-1 FILLER, 2EA S149N600-1 STRUT TURNBUCKLE, 20EA BACW10BP5NDP WASHER, 6EA BACB28AK05-28 BUSHING, 4EA BACB30LE5K16 BOLT, 2EA BACB30LE5K18 BOLT, 1EA BACB30LT3-5 BOLT, 6EA BACF3F026G042NG FILLER, 6EA BACN10HR5CD NUT, 3EA BACW10BP3DP WASHER, 6EA BACW10BP5CD WASHER, AND 6EA BACW10BP5DP WASHER	006017 121503 950951 953999	RF
- 5	149N6110-8		DOOR ASSY-MLG POSITION DATA: RH COMPONENT MAINT MANUAL REF: 32-12-04 QUALIFIED I/W DATA: THE 149N6110-6 DOOR ASSEMBLY LESS (4) BACB28AK05-030 BUSHINGS AND (4) BACB30LE5K15 BOLTS AND (4) BACB30VG8K42 BOLTS AND (4) BACB30VG8K44 BOLTS AND (2) 149N6028-1 CLEVIS AND (2) 149N6028-3 PLATES AND (1) 149N6032-11 LINK ASSEMBLY AND (1) 149N6032-12 LINK ASSEMBLY T/W (4) BACB30VG8K48 BOLTS AND (4) BACB30VG8K50 BOLTS	018106 108120 504903	RF

MISSING ITEM NUMBERS NOT APPLICABLE

- ITEM NOT ILLUSTRATED

11-35-07-01A

11-35-07
FIG. 01A
PAGE 12
JAN 20/09

BRI



757

PARTS CATALOG (MAINTENANCE)

FIG ITEM	PART NUMBER	1 2 3 4 5 6 7 NOMENCLATURE	EFFECT FROM TO	UNITS PER ASSY
1 A		<p>AND (2) 149N6028-10 PLATES AND (2) 149N6032-13 LINK ASSEMBLIES IS I/W THE 149N6110-8 DOOR ASSEMBLY. THE 149N6110-2 DOOR ASSEMBLY LESS (4) BACB28AK05-030 BUSHINGS AND (4) BACB30LE5K15 BOLTS AND (4) BACB30VG8K42 BOLTS AND (4) BACB30VG8K44 BOLTS AND (2) 149N6028-1 CLEVIS AND (2) 149N6028-3 PLATES AND (1) 149N6032-11 LINK ASSEMBLY AND (1) 149N6032-12 LINK ASSEMBLY T/W (4) BACB30VG8K48 BOLTS AND (4) BACB30VG8K50 BOLTS AND (2) 149N6028-10 PLATES AND (2) 149N6032-13 LINK ASSEMBLIES IS I/W THE 149N6110-8 DOOR ASSEMBLY. FOR SPARES PROCURE: 149N6001-10 FOR NHA/OTHER SYS DET SEE: 32-12-01-02 DOOR ASSY-MLG POSITION DATA: RH QUALIFIED I/W DATA: THE 149N6110-6 DOOR ASSEMBLY LESS (4) BACB28AK05-030 BUSHINGS AND (4) BACB30LE5K15 BOLTS AND (4) BACB30VG8K42 BOLTS AND (4) BACB30VG8K44 BOLTS AND (2) 149N6028-1 CLEVIS AND (2) 149N6028-3 PLATES AND (1) 149N6032-11 LINK ASSEMBLY AND (1) 149N6032-12 LINK</p>	018106 108120 504903	RF
-	5 149N6110-10	<p>MISSING ITEM NUMBERS NOT APPLICABLE</p>		

- ITEM NOT ILLUSTRATED

BRI

11-35-07-01A

BOEING PROPRIETARY - Copyright © - Unpublished Work - See title page for details.

11-35-07
 FIG. 01A
 PAGE 13
 JAN 20/09



757

PARTS CATALOG (MAINTENANCE)

FIG ITEM	PART NUMBER	1 2 3 4 5 6 7 NOMENCLATURE	EFFECT FROM TO	UNITS PER ASSY
1 A		ASSEMBLY T/W (4) BACB30VG8K48 BOLTS AND (4) BACB30VG8H50 BOLTS AND (2) 149N6028-10 PLATES AND (2) 149N6032-13 LINK ASSEMBLIES IS I/W THE 149N6110-10 DOOR ASSEMBLY THE 149N6110-2 DOOR ASSEMBLY LESS (4) BACB28AK05-030 BUSHINGS AND (4) BACB30LE5K15 BOLTS AND (4) BACB30VG8K44 BOLTS AND (4) BACB30VG8K42 BOLTS AND (2) 149N6028-1 CLEVIS AND (2) 149N6028-3 PLATES AND (1) 149N6032-11 LINK ASSEMBLY AND (1) 149N6032-12 LINK ASSEMBLY T/W (4) BACB30VG8K48 BOLTS AND (4) BACB30VG8K50 BOLTS AND (2) 149N6028-10 PLATES AND (2) 149N6032-13 LINK ASSEMBLIES IS I/W THE 149N6110-10 DOOR ASSEMBLY. FOR SPARES PROCURE: 149N6001-9 FOR NHA/OTHER SYS DET SEE: 32-12-01-02		
-	5 149N6110-12	DOOR ASSY-MLG POSITION DATA: RH QUALIFIED I/W DATA: THE 149N6110-2 DOOR ASSEMBLY LESS (4) BACB28AK05-030 BUSHINGS AND (4) BACB30LE5K15 BOLTS AND (4) BACB30VG8K42 BOLTS AND (4) BACB30VG8K44 BOLTS AND (2) 149N6028-1 CLEVIS AND (2) 149N6028-3 PLATES AND MISSING ITEM NUMBERS NOT APPLICABLE	018106 108120 504903	RF

- ITEM NOT ILLUSTRATED

BRI

11-35-07-01A

BOEING PROPRIETARY - Copyright © - Unpublished Work - See title page for details.

11-35-07
FIG. 01A
PAGE 14
JAN 20/09



757

PARTS CATALOG (MAINTENANCE)

FIG ITEM	PART NUMBER	1 2 3 4 5 6 7	NOMENCLATURE	EFFECT FROM TO	UNITS PER ASSY
1 A			(1) 149N6032-11 LINK ASSEMBLY AND (1) 149N6032-12 LINK ASSEMBLY T/W (4) BACB30VG8K48 BOLTS AND (4) BACB30VG8K50 BOLTS AND (2) 149N6028-10 PLATES AND (2) 149N6032 -13 LINK ASSEMBLIES IS I/W THE 149N6110-12 DOOR ASSEMBLY THE 149N6110-6 DOOR ASSEMBLY LESS (4) BACB28AK05-030 BUSHINGS AND (4) BACB30LE5K15 BOLTS AND (4) BACB30VG8K42 BOLTS AND (4) BACB30VG8K44 BOLTS AND (2) 149N6028-1 CLEVIS AND (2) 149N6028-3 PLATES AND (1) 149N6032-11 LINK ASSEMBLY AND (1) 149N6032-12 LINK ASSEMBLY T/W (4) BACB30VG8K48 BOLTS AND (4) BACB30VG8K50 BOLTS AND (2) 149N6028-10 PLATES AND (2) 149N6032-13 LINK ASSEMBLIES IS I/W THE 149N61110-6 DOOR FOR NHA/OTHER SYS DET SEE: 32-12-01-02		
- 5	149N6110-14		DOOR ASSY-MLG POSITION DATA: LH	018106 108120 504903	RF
- 5	149N6110-2		DOOR ASSY-MLG POSITION DATA: RH SIDE COMPONENT MAINT MANUAL REF: 32-12-04 QUALIFIED I/W DATA: THE 149N6110-2 DOOR ASSEMBLY LESS (4) BACB28AK05-030 BUSHINGS AND (4) BACB30LE5K15 BOLTS AND (4)	006017 121503 950951 953999	RF

MISSING ITEM NUMBERS NOT APPLICABLE

- ITEM NOT ILLUSTRATED

11-35-07-01A

11-35-07
FIG. 01A
PAGE 15
JAN 20/09

BRI



757

PARTS CATALOG (MAINTENANCE)

FIG ITEM	PART NUMBER	1 2 3 4 5 6 7 NOMENCLATURE	EFFECT FROM TO	UNITS PER ASSY
1 A		<p>BACB30VG8K42 BOLTS AND (4) BACB30VG8K44 BOLTS AND (2) 149N6028-1 CLEVIS AND (2) 149N6028-3 PLATES AND (1) 149N6032-11 LINK ASSEMBLY AND (1) 149N6032-12 LINK ASSEMBLY T/W (4) BACB30VG8K48 BOLTS AND (4) BACB30VG8K50 BOLTS AND (2) 149N6028-10 PLATES AND (2) 149N6032-13 LINK ASSEMBLIES IS I/W THE 149N6110-12 DOOR ASSEMBLY. THE 149N6110-2 DOOR ASSEMBLY LESS (4) BACB28AK05-030 BUSHINGS AND (4) BACB30LE5K15 BOLTS AND (4) BACB30VG8K42 BOLTS AND (4) BACB30VG8K44 BOLTS AND (2) 149N6028-1 CLEVIS AND (2) 149N6028-3 PLATES AND (1) 149N6032-11 LINK ASSEMBLY AND (1) 149N6032-12 LINK ASSEMBLY T/W (4) BACB30VG8K48 BOLTS AND (4) BACB30VG8K50 BOLTS AND (2) 149N6028-10 PLATES AND (2) 149N6032-13 LINK ASSEMBLIES IS I/W THE 149N6110-10 DOOR ASSEMBLY. THE 149N6110-2 DOOR ASSEMBLY LESS (4) BACB28AK05-030 BUSHINGS AND (4) BACB30LE5K15 BOLTS AND (4) BACB30VG8K42 BOLTS AND (4) BACB30VG8K44 BOLTS AND (2) 149N6028-1 CLEVIS AND (2) 149N6028-3 PLATES AND</p>		

MISSING ITEM NUMBERS NOT APPLICABLE

- ITEM NOT ILLUSTRATED

BRI

11-35-07-01A

BOEING PROPRIETARY - Copyright © - Unpublished Work - See title page for details.

11-35-07
FIG. 01A
PAGE 16
JAN 20/09

BOEING
757
PARTS CATALOG (MAINTENANCE)

FIG ITEM	PART NUMBER	1 2 3 4 5 6 7	NOMENCLATURE	EFFECT FROM TO	UNITS PER ASSY
1 A			<p>(1) 149N6032-11 LINK ASSEMBLY AND (1) 149N6032-12 LINK ASSEMBLY T/W (4) BACB30VG8K48 BOLTS AND (4) BACB30VG8K50 BOLTS AND (2) 149N6028-10 PLATES AND (2) 149N6032-13 LINK ASSEMBLIES IS I/W THE 149N6110-8 DOOR ASSEMBLY. FOR SPARES PROCURE: 149N6001-9 FOR NHA/OTHER SYS DET SEE: 32-12-01-02</p>		
- 5	149N6110-2		<p>DOOR ASSY-MLG POSITION DATA: RH SIDE COMPONENT MAINT MANUAL REF: 32-12-04 QUALIFIED I/W DATA: 149N6002-74 DOOR AY - MLG T/W 2EA BACW10P93A WASHER, 2EA MS24665-153 COTTER PIN, AND 2EA MS24665-304 COTTER PIN I/W 149N6110-2 DOOR AY T/W 1EA 149N6009-2 TANG AY, 6EA 149N6041-1 FILLER, 2EA S149N600-1 STRUT TURNBUCKLE, 20EA BACW10BP5NDP WASHER, 6EA BACB28AK05-28 BUSHING, 4EA BACB30LE5K16 BOLT, 2EA BACB30LE5K18 BOLT, 1EA BACB30LT3-5 BOLT, 6EA BACB3F026G042NG FILLER, 6EA BACN10HR5CD NUT, 3EA BACW10BP3DP WASHER, 6EA BACW10BP5CD WASHER, AND 6EA BACW10BP5DP WASHER 149N6002-70 DOOR AY - MLG T/W 2EA BACW10P93A WASHER, 2EA MS24665-153 COTTER PIN, AND 2EA MS24665-304 COTTER PIN I/W 149N6110-2 DOOR AY</p>	006017 121503 950951 953999	RF
MISSING ITEM NUMBERS NOT APPLICABLE					

- ITEM NOT ILLUSTRATED

BRI

11-35-07-01A

BOEING PROPRIETARY - Copyright © - Unpublished Work - See title page for details.

11-35-07
FIG. 01A
PAGE 17
JAN 20/09

 **BOEING**
757
PARTS CATALOG (MAINTENANCE)

FIG ITEM	PART NUMBER	1 2 3 4 5 6 7 NOMENCLATURE	EFFECT FROM TO	UNITS PER ASSY
1 A		<p>T/W 1EA 149N6009-2 TANG AY, 6EA 149N6041-1 FILLER, 2EA S149N600-1 STRUT TURNBUCKLE, 20EA BACW10BP5NDP WASHER, 6EA BACB28AK05-28 BUSHING, 4EA BACB30LE5KA6 BOLT, 2EA BACB30LE5K18 BOLT, 1EA BACB30LT3-5 BOLT, 6EA BACF3F026G042NG FILLER, 6EA BACN10HR5CD FILLER, 6EA BACN10HR5CD, 3EA BACW10BP3DP WASHER, 6EA BACW10BP5CD WASHER, AND 6EA BACW10BP5DP WASHER. 149N6002-59 DOOR AY - MLG T/W 2EA BACW10P93A WASHER, 2EA MS24665-153 COTTER PIN, AND 2EA MS24665-304 COTTER PIN I/W 149N6110-2 DOOR AY T/W 1EA 149N6009-2 TANG AY, 6EA 149N6041-1 FILLER, 2EA S149N600-1 STRUT TURNBUCKLE, 20EA BACW10BP5NDP WASHER, 6EA BACB28AK05-28 BUSHING, 4EA BACB30LE5K16 BOLT, 2EA BACB30LE5K18 BOLT, 1EA BACB30LT3-5 BOLT, 6EA BACF3F026G042NG FILLER, 6EA BACN10HR5CD NUT, 3EA BACW10BP3DP WASHER, 6EA BACW10BP5CD WASHER, AND 6EA BACW10BP5DP WASHER.</p>		

MISSING ITEM NUMBERS NOT APPLICABLE

— ITEM NOT ILLUSTRATED

BRI

11-35-07-01A

BOEING PROPRIETARY - Copyright © - Unpublished Work - See title page for details.

11-35-07
FIG. 01A
PAGE 18
JAN 20/09



757

PARTS CATALOG (MAINTENANCE)

FIG ITEM	PART NUMBER	1 2 3 4 5 6 7	NOMENCLATURE	EFFECT FROM TO	UNITS PER ASSY
1A - 5	149N6110-2		DOOR ASSY-MLG POSITION DATA: RH SIDE COMPONENT MAINT MANUAL REF: 32-12-04 QUALIFIED I/W DATA: 149N6002-61 DOOR AY - MLG T/W 2EA BACW10P93A WASHER, 2EA MS24665-153 COTTER PIN, AND 2EA MS24665-304 COTTER PIN I/W 149N6110-2 DOOR AY T/W 1EA 149N6009-2 TANG AY, 6EA 149N6041-1 FILLER, 2EA S149N600-1 STRUT TURNBUCKLE, 20EA BACW10BP5NDP WASHER, 6EA BACB28AK05-28 BUSHING, 4EA BACB30LE5K16 BOLT, 2EA BACB30LE5K18 BOLT, 1EA BACB30LT3-5 BOLT, 6EA BACF3F026G042NG FILLER, 6EA BACN10HR5CD NUT 3EA BACW10BP3DP WASHER 6EA BACW10BP5CD WASHER AND 6EA BACW10BP5DP WASHER.	006017 121503 950951 953999	RF
- 5	149N6110-6		DOOR ASSY-MLG POSITION DATA: RH SIDE COMPONENT MAINT MANUAL REF: 32-12-04 QUALIFIED I/W DATA: THE 149N6110-6 DOOR ASSEMBLY LESS (4) BACB28AK05-030 BUSHINGS AND (4) BACB30LE5K15 BOLTS AND (4) BACB30VG8K42 BOLTS AND (4) BACB30VG8K44 BOLTS AND (2) 149N6028-1 CLEVIS AND (2) 149N6028-3 PLATES AND (1) 149N6032-11 LINK ASSEMBLY AND (1) 149N6032-12 LINK ASSEMBLY T/W (4) BACB30VG8K48 BOLTS AND (4) BACB30VG8K50 BOLTS	006017 121503 950951 953999	RF

MISSING ITEM NUMBERS NOT APPLICABLE

- ITEM NOT ILLUSTRATED

11-35-07-01A

11-35-07
FIG. 01A
PAGE 19
JAN 20/09

BRI



757

PARTS CATALOG (MAINTENANCE)

FIG ITEM	PART NUMBER	1 2 3 4 5 6 7 NOMENCLATURE	EFFECT FROM TO	UNITS PER ASSY
1 A		<p>AND (2) 149N6028-10 PLATES AND (2) 149N6032-13 LINK ASSEMBLIES IS I/W THE 149N6110-8 DOOR ASSEMBLY THE 149N6110-6 DOOR ASSEMBLY LESS (4) BACB28AK05-030 BUSHINGS AND (4) BACB30LE5K15 BOLTS AND (4) BACB30VG8K42 BOLTS AND (4) BACB30VG8K44 BOLTS AND (2) 149N6028-1 CLEVIS AND (2) 149N6028-3 PLATES AND (1) 149N6032-11 LINK ASSEMBLY AND (1) 149N6032-12 LINK ASSEMBLY T/W (4) BACB30VG8K48 BOLTS AND (4) BACB30VG8K50 BOLTS AND (2) 149N6028-10 PLATES AND (2) 149N6032-13 LINK ASSEMBLIES IS I/W THE 149N6110-12 DOOR ASSEMBLY. THE 149N6110-6 DOOR ASSEMBLY LESS (4) BACB28AK05-030 BUSHINGS AND (4) BACB30LE5K15 BOLTS AND (4) BACB30VG8K42 BOLTS AND (4) BACB30VG8K44 BOLTS AND (2) 149N6028-1 CLEVIS AND (2) 149N6028-3 PLATES AND (1) 149N6032-11 LINK ASSEMBLY AND (1) 149N6032-12 LINK ASSEMBLY T/W (4) BACB30VG8K48 BOLTS AND (4) BACB30VG8K50 BOLTS AND (2) 149N6028-10 PLATES AND (2) 149N6032-13 LINK ASSEMBLIES IS I/W THE 149N6110-10 DOOR</p>		

MISSING ITEM NUMBERS NOT APPLICABLE

- ITEM NOT ILLUSTRATED

11-35-07-01A

11-35-07
 FIG. 01A
 PAGE 20
 JAN 20/09

BRI



757

PARTS CATALOG (MAINTENANCE)

FIG ITEM	PART NUMBER	1 2 3 4 5 6 7 NOMENCLATURE	EFFECT FROM TO	UNITS PER ASSY
1 A - 5	149N6110-6	ASSEMBLY. FOR SPARES PROCURE: 149N6001-9 FOR NHA/OTHER SYS DET SEE: 32-12-01-02 DOOR ASSY-MLG POSITION DATA: RH SIDE COMPONENT MAINT MANUAL REF: 32-12-04 QUALIFIED I/W DATA: 149N6002-74 DOOR AY - MLG T/W 2EA BACW10P93A WASHER, 2EA MS24665-153 COTTER PIN, AND 2EA MS24665-304 COTTER PIN I/W 149N6110-6 DOOR AY T/W 1EA 149N6009-1 TANG AY, 6EA 149N6041-1 FILLER, 2EA S149N600-1 STRUT TURNBUCKLE, 20EA BACW10BP5NDP WASHER, 6EA BACB28AK05-28 BUSHING, 4EA BACB30LE5K16 BOLT, 2EA BACB30LE5K18 BOLT, 1EA BACB30LT3-5 BOLT, 6EA BACF3F026G042NG FILLER, 6EA BACN10HR5CD NUT, 3EA BACW10BP3DP WASHER 6EA BACW10BP5CD AND BACW10BP5DP WASHER. 149N6002-70 DOOR AY - MLG T/W 2EA BACW10P93A WASHER, 2EA MS24665-153 COTTER PIN, AND 2EA MS24665-304 COTTER PIN I/W 149N6110-6 DOOR AY T/W 1EA 149N6009-1 TANG AY, 6EA 149N6041-1 FILLER, 2EA S149N600-1 STRUT TURNBUCKLE, 20EA BACW10BP5NDP WASHER, 6EA BACB28AK05-28 BUSHING, 4EA BACB30LE5K16 BOLT, 2EA BACB30LE5K18 BOLT, 1EA BACB30LT3-5 BOLT, 6EA BACB3F026G042NG FILLER, 6EA BACN10HR5CD NUT, 3EA BACW10BP3DP MISSING ITEM NUMBERS NOT APPLICABLE	006017 121503 950951 953999	RF

- ITEM NOT ILLUSTRATED

11-35-07-01A

11-35-07
FIG. 01A
PAGE 21
JAN 20/09

BRI



757

PARTS CATALOG (MAINTENANCE)

FIG ITEM	PART NUMBER	1 2 3 4 5 6 7 NOMENCLATURE	EFFECT FROM TO	UNITS PER ASSY
1 A		WASHER, 6EA BACW10BP5CD WASHER, AND 6EA BACW10BP5DP WASHER 149N6002-59 DOOR AY - MLG T/W 2EA BACW10P93A WASHER, 2EA MS24665-153 COTTER PIN, AND 2EA MS24665-304 COTTER PIN I/W 149N6110-6 DOOR AY T/W 1EA 149N6009-1 TANG AY, 6EA 149N6041-1 FILLER, 2EA S149N600-1 STRUT TURNBUCKLE, 20EA BACW10BP5NDP WASHER, 6EA BACB28AK05-28 BUSHING, 4EA BACB30LE5K16 BOLT, 2EA BACB30LE5K18 BOLT, 1EA BACB30LT3-5 BOLT, 6EA BACF3F026G042NG FILLER, 6EA BACN10HR5CD NUT, 3EA BACW10BP3DP WASHER, 6EA BACW10BP5CD WASHER, AND 6EA BACW10BP5DP WASHER.		

MISSING ITEM NUMBERS NOT APPLICABLE

- ITEM NOT ILLUSTRATED

BRI

11-35-07-01A

BOEING PROPRIETARY - Copyright © - Unpublished Work - See title page for details.

11-35-07
 FIG. 01A
 PAGE 22
 JAN 20/09



757

PARTS CATALOG (MAINTENANCE)

FIG ITEM	PART NUMBER	1 2 3 4 5 6 7	NOMENCLATURE	EFFECT FROM TO	UNITS PER ASSY
1A - 5	149N6110-6		DOOR ASSY-MLG POSITION DATA: RH SIDE COMPONENT MAINT MANUAL REF: 32-12-04 QUALIFIED I/W DATA: 149N6002-61 DOOR AY - MLG T/W 2EA BACW10P93A WASHER, 2 EA MS24665-153 COTTER PIN, AND 2EA MS24665-304 COTTER PIN I/W 149N6110-6 DOOR AY T/W 1 EA 149N6009-1 TANG AY, 6EA 149N6041-1 FILLER, 2EA S149N600-1 STRUT TURNBUCKLE, 20EA BACW10BP5NDP WASHER, 6EA BACB28AK05-28 BUSHING, 4EA BACB30LE5K16 BOLT, 2EA BACB30LE5K18 BOLT, 1EA BACB30LT3-5 BOLT, 6EA BACF3F026G042NG FILLER, 6EA BACN10HR5CD NUT, 3EA BACW10BP3DP WASHER, 6EA BACW10BP5CD WASHER, AND 6EA BACW10BP5DP WASHER	006017 121503 950951 953999	RF
10	BAC27NBY0061		.DECAL	006106 108903 950951 953999	1
15	BAC27NCT0176		.DECAL- PLACARD CONTENT: WARNING STAY CLEAR OF DOOR WHEN RED LIGHT IS ON	006106 108903 950951 953999	1

MISSING ITEM NUMBERS NOT APPLICABLE

- ITEM NOT ILLUSTRATED

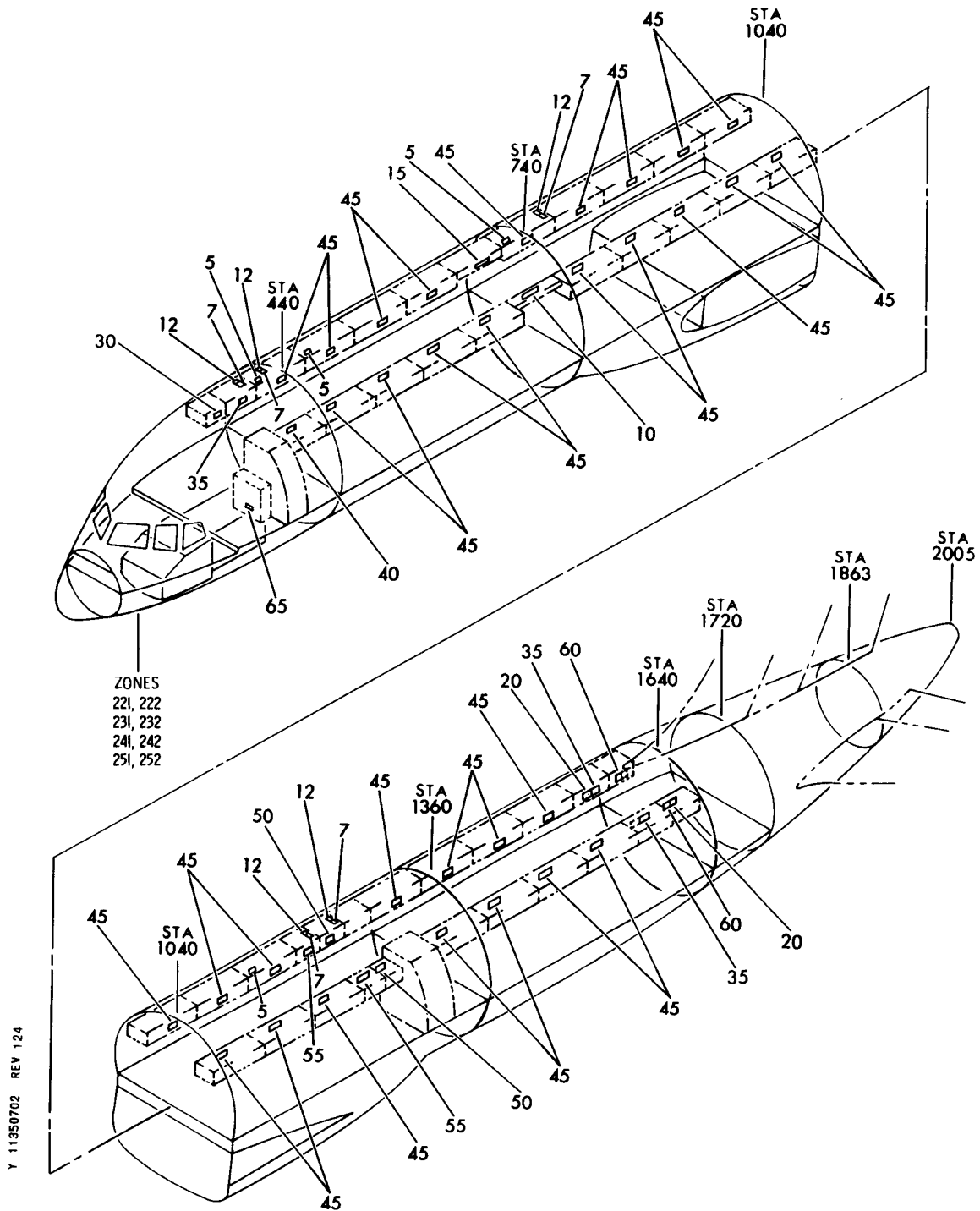
BRI

11-35-07-01A

BOEING PROPRIETARY - Copyright © - Unpublished Work - See title page for details.

11-35-07
FIG. 01A
PAGE 23
JAN 20/09

BOEING
757
PARTS CATALOG (MAINTENANCE)



PLACARD INSTL-CAB. INTR (OVERHEAD STORAGE ONLY)
FIGURE 2

11-35-07-02

BRI
JAN 20/09

11-35-07-02
PAGE 0



757

PARTS CATALOG (MAINTENANCE)

FIG ITEM	PART NUMBER	1 2 3 4 5 6 7	NOMENCLATURE	EFFECT FROM TO	UNITS PER ASSY
2			PLACARD INSTL-CAB. INTR (OVERHEAD STORAGE ONLY)	107107	
- 1	414N5011-14		PLACARD INSTL-CAB. INTR (OVERHEAD STORAGE ONLY) FOR NHA/ADDITIONAL DET SEE: 25-20-00-01C	107107	RF
	5 BAC29PPS0619		.PLACARD- PLACARD CONTENT: SOFT ARTICLES ONLY	107107	4
	30 BAC29PPS2718		.PLACARD- PLACARD CONTENT: LATCH CLOSED LOAD LIMIT 66LB/29KG	107107	1
	35 BAC29PPS0897		.PLACARD- PLACARD CONTENT: LATCH CLOSED LOAD LIMIT 150LB/68KG	107107	3
	40 BAC29PPS1315		.PLACARD- PLACARD CONTENT: LATCH CLOSED LOAD LIMIT 69LB/31KG	107107	1
	45 BAC29PPS2719		.PLACARD- PLACARD CONTENT: LATCH CLOSED LOAD LIMIT 180LB/81KG	107107	32
	50 BAC29PPS1313		.PLACARD- PLACARD CONTENT: LATCH CLOSED LOAD LIMIT 54LB/24KG	107107	2
	55 BAC29PPS0894		.PLACARD- PLACARD CONTENT: LATCH CLOSED LOAD LIMIT 81LB/37KG	107107	2
	60 BAC29PPS1314		.PLACARD- PLACARD CONTENT: LATCH CLOSED LOAD LIMIT 75LB/34KG	107107	2
	65 BAC29PPS0617		.PLACARD- PLACARD CONTENT: FOR CREW USE ONLY	107107	1

MISSING ITEM NUMBERS NOT APPLICABLE

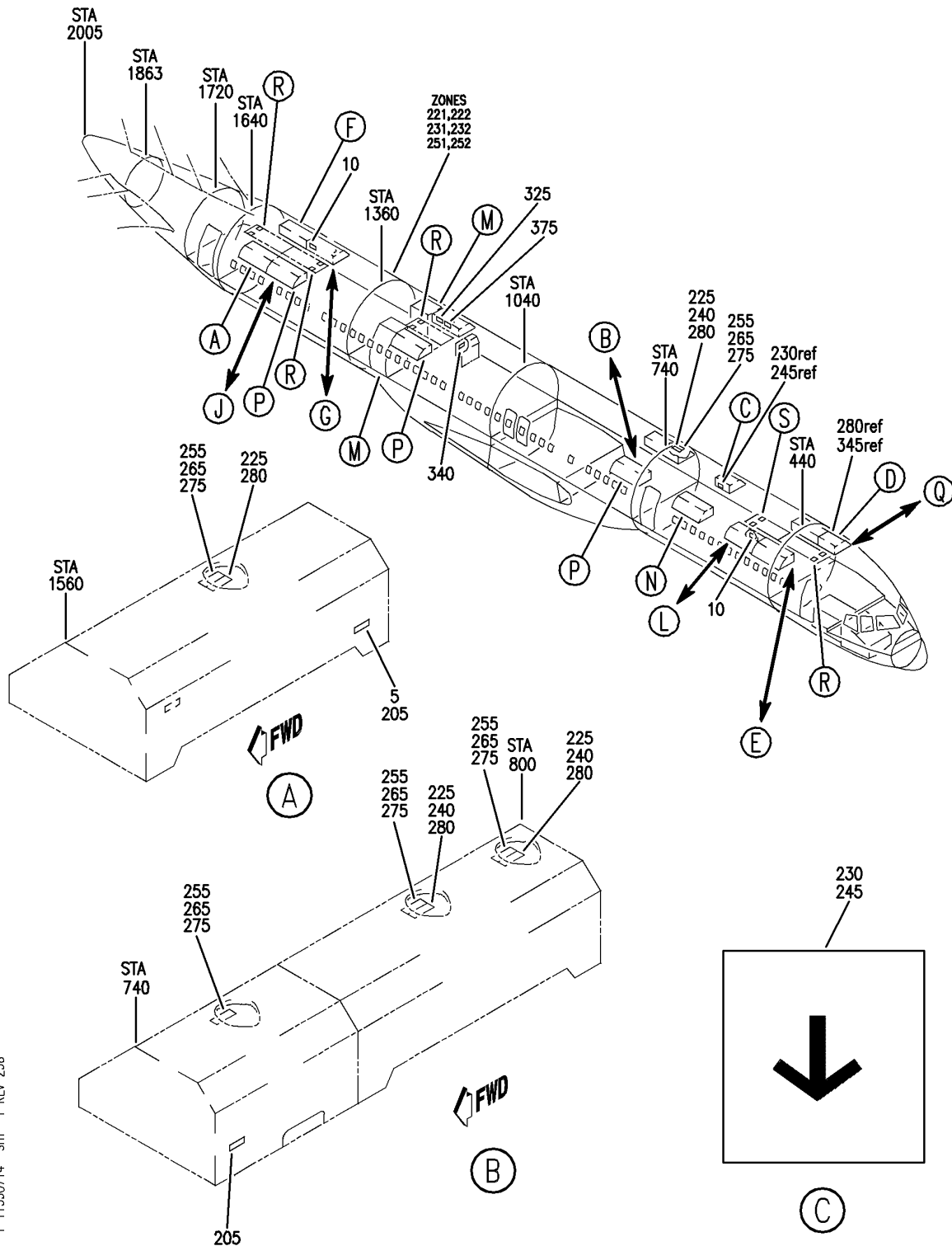
- ITEM NOT ILLUSTRATED

11-35-07-02

11-35-07
FIG. 02
PAGE 1
JAN 20/09

BRI

BOEING
757
PARTS CATALOG (MAINTENANCE)



Y 11350714 SHT 1 REV 238

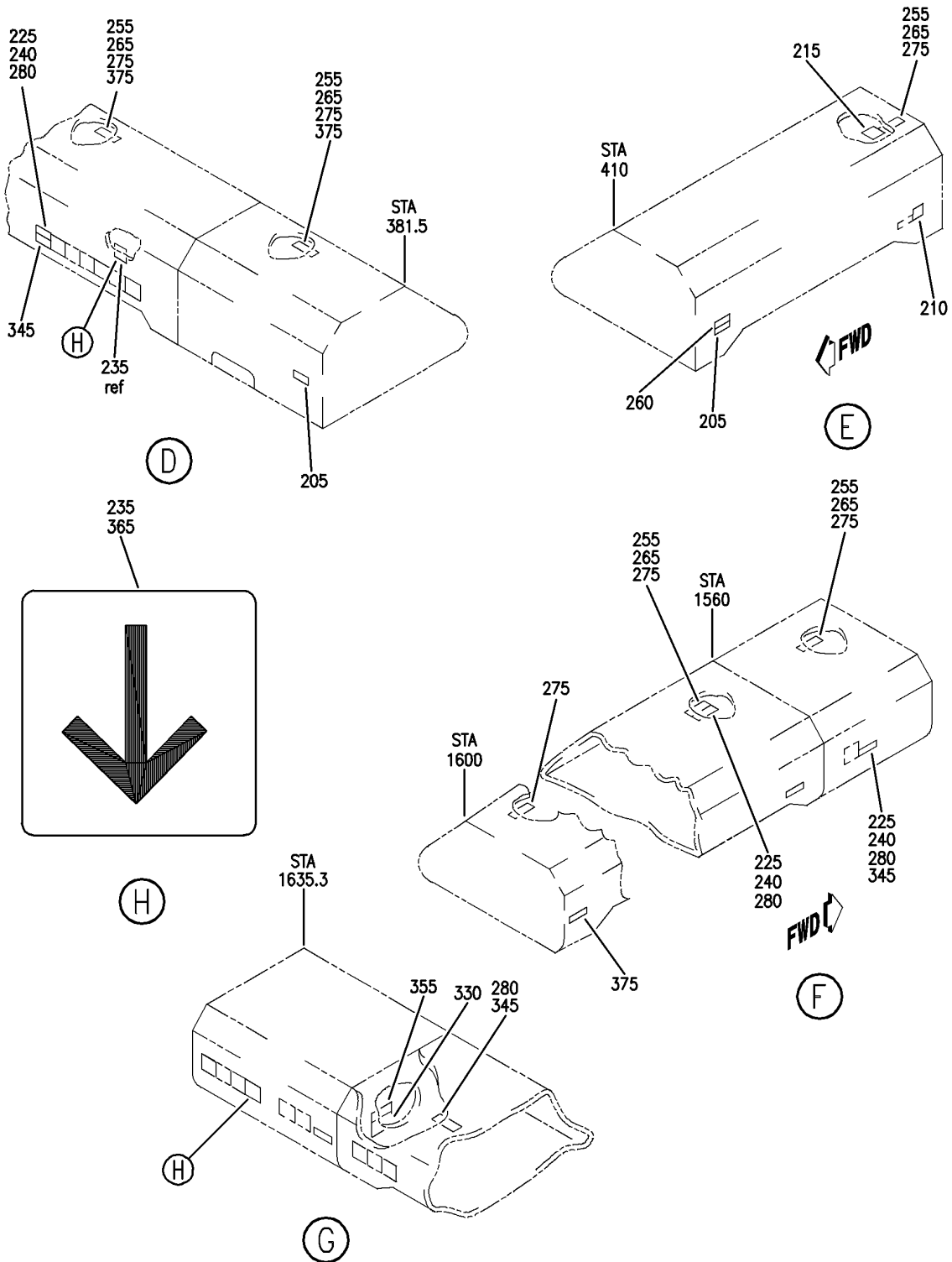
PLACARD INSTL-CAB. INTR (OVERHEAD STORAGE ONLY)
FIGURE 14 (SHEET 1)

11-35-07-14

BRI
MAY 28/07

11-35-07-14
PAGE 0


BOEING
 757
PARTS CATALOG (MAINTENANCE)



Y 11350714 SH1 2 REV 238

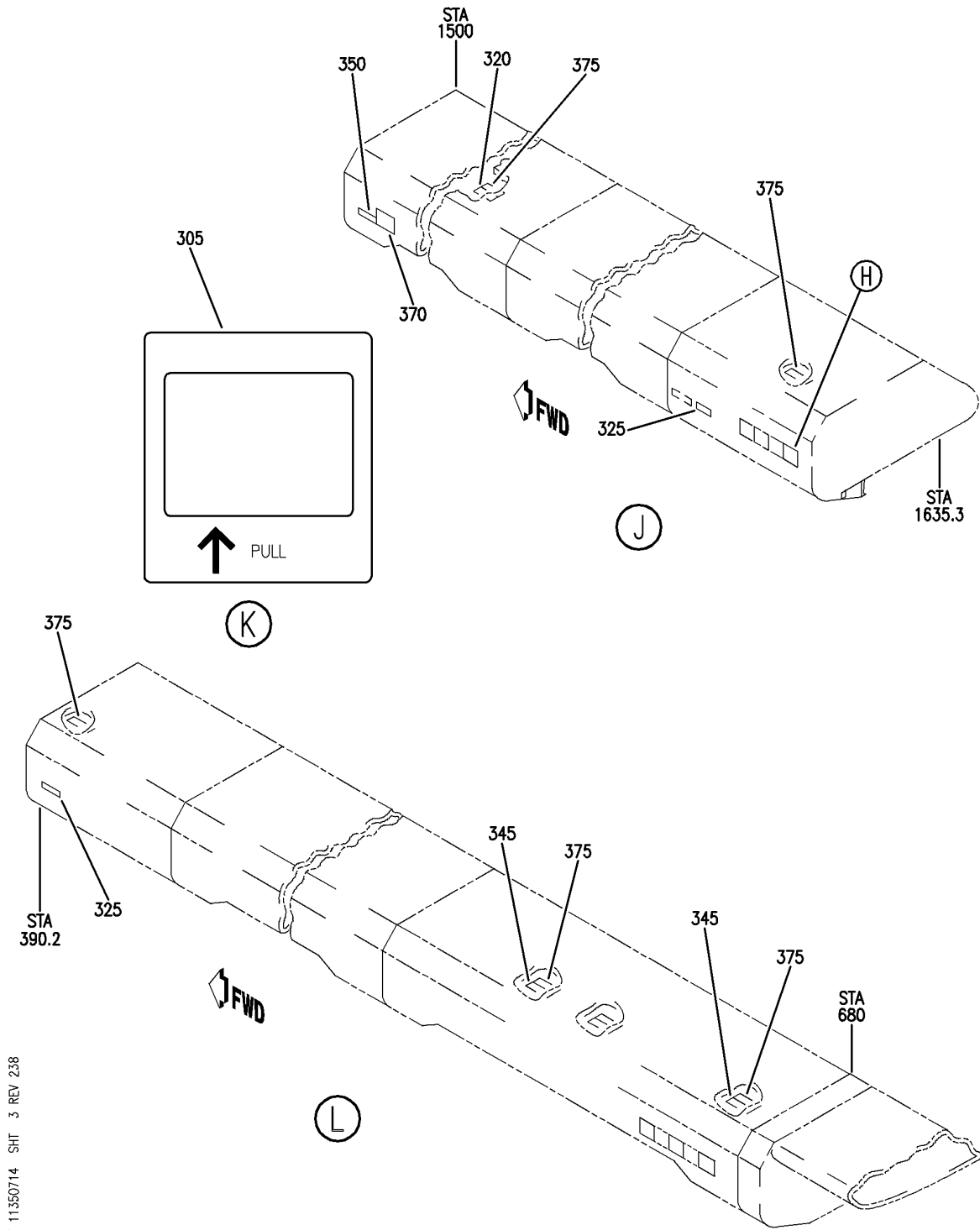
PLACARD INSTL-CAB. INTR (OVERHEAD STORAGE ONLY)
 FIGURE 14 (SHEET 2)

11-35-07-14

BRI
MAY 28/07

11-35-07-14
 PAGE 0A

BOEING
757
PARTS CATALOG (MAINTENANCE)



Y 11350714 SHT 3 REV 238

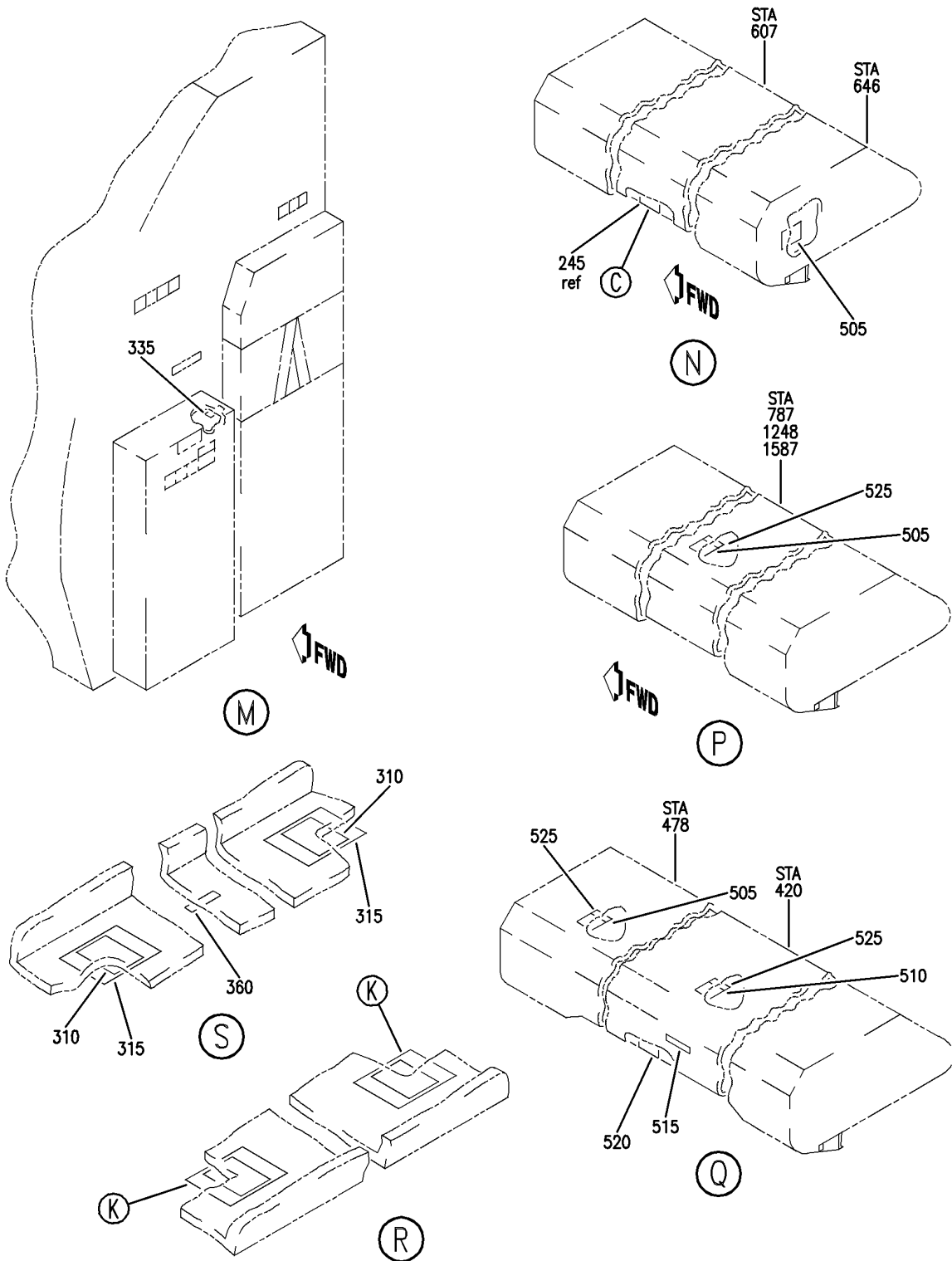
PLACARD INSTL-CAB. INTR (OVERHEAD STORAGE ONLY)
FIGURE 14 (SHEET 3)

11-35-07-14

BRI
MAY 28/07

11-35-07-14
PAGE 0B

BOEING
757
PARTS CATALOG (MAINTENANCE)



Y 11350714 SHT 4 REV 238

PLACARD INSTL-CAB. INTR (OVERHEAD STORAGE ONLY)
FIGURE 14 (SHEET 4)

11-35-07-14

BRI
MAY 28/07

11-35-07-14
PAGE 0C



757

PARTS CATALOG (MAINTENANCE)

FIG ITEM	PART NUMBER	1 2 3 4 5 6 7	NOMENCLATURE	EFFECT FROM TO	UNITS PER ASSY
14			PLACARD INSTL-CAB. INTR (OVERHEAD STOWAGE ONLY)	101102	
- 300	414N5150-2		PLACARD INSTL-CAB. INTR (OVERHEAD STOWAGE ONLY) FOR NHA/ADDITIONAL DET SEE: 25-20-00-07B	101102	RF
305	BAC29PPS1331		.PLACARD	101102	8
310	BAC29PPS1438		.PLACARD	101102	2
315	BAC29PPS1439		.PLACARD	101102	2
320	BAC29PPS36217		.PLACARD- PLACARD CONTENT: NO STOWAGE	101102	1
325	BAC29PPS36220		.PLACARD- PLACARD CONTENT: MAGAZINE STOWAGE	101102	3
330	BAC29PPS36286		.PLACARD- PLACARD CONTENT: LATCH CLOSED LOAD LIMIT 68 LB/30 KG	101102	1
335	BAC29PPS36812		.PLACARD- PLACARD CONTENT: LOAD LIMIT 5 LB/2 KG	101102	2
340	BAC29PPS38265		.PLACARD- PLACARD CONTENT: LOAD LIMIT 25 LB/11 KG	101102	1
345	BAC29PPS38676		.PLACARD- PLACARD CONTENT: EMERGENCY EQUIPMENT ONLY	101102	6
350	BAC29PPS38881		.PLACARD- PLACARD CONTENT: VIDEO EQUIPMENT ONLY	101102	1
355	BAC29PPS41731		.PLACARD- PLACARD CONTENT: SOFT ARTICLES ONLY	101102	1
360	BAC29PPS7752		.PLACARD- PLACARD CONTENT: LOAD LIMIT 0 LB/0 KG	101102	1
365	BAC29PPS36208		.PLACARD	101102	2

MISSING ITEM NUMBERS NOT APPLICABLE

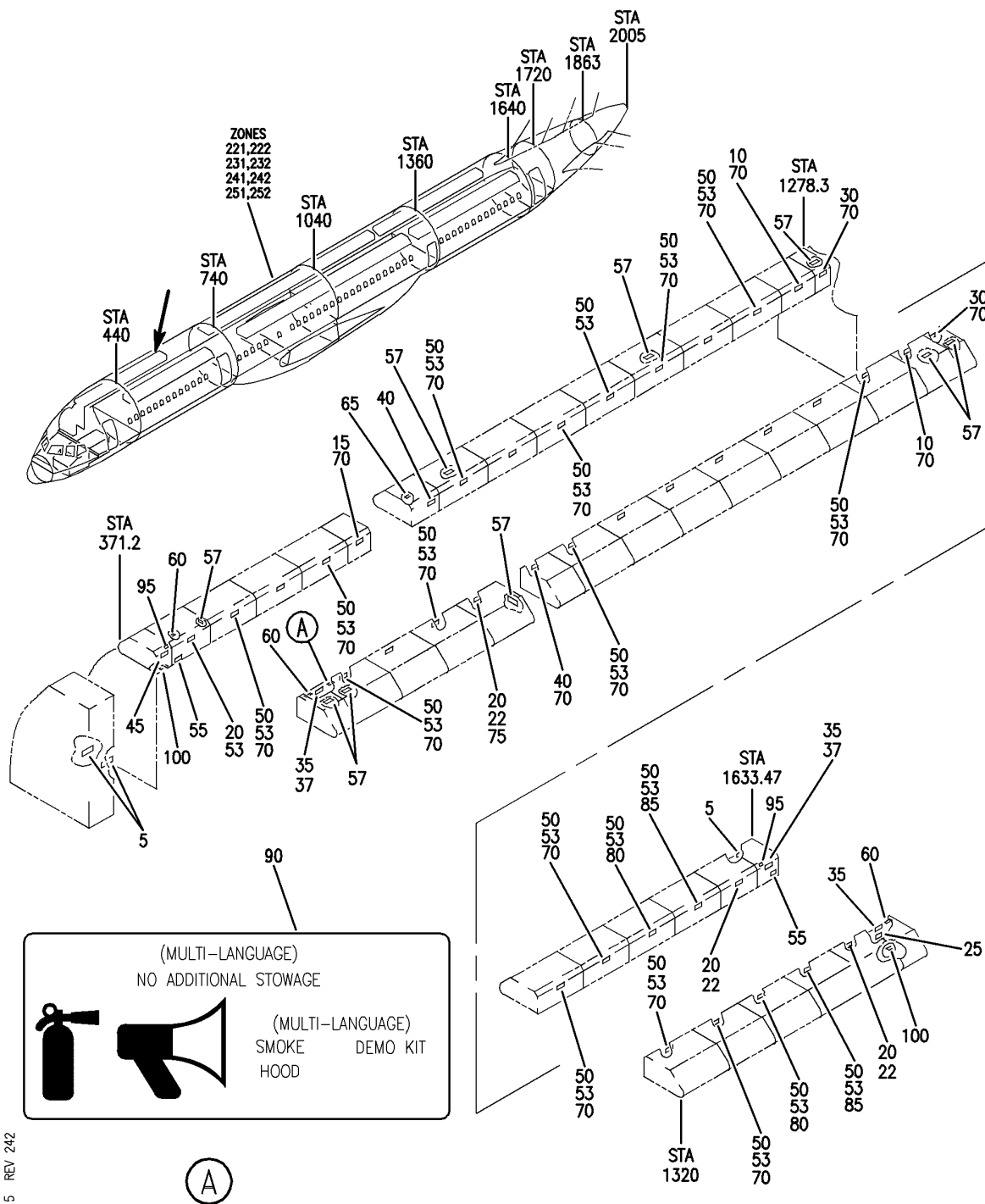
- ITEM NOT ILLUSTRATED

11-35-07-14

11-35-07
FIG. 14
PAGE 1
JAN 20/09

BRI

BOEING
757
PARTS CATALOG (MAINTENANCE)



Y 11350715 REV 242

A

PLACARD INSTL-CAB. INTR (OVERHEAD STORAGE ONLY)
FIGURE 15

11-35-07-15

BRI
JAN 20/09

11-35-07-15
PAGE 0



757

PARTS CATALOG (MAINTENANCE)

FIG ITEM	PART NUMBER	1 2 3 4 5 6 7	NOMENCLATURE	EFFECT FROM TO	UNITS PER ASSY
15			PLACARD INSTL-CAB. INTR (OVERHEAD STORAGE ONLY)	504504 506506	
- 1	414N5019-140		PLACARD INSTL-CAB. INTR (OVERHEAD STORAGE ONLY) FOR NHA/ADDITIONAL DET SEE: 25-20-00-07B	504504 506506	RF
5	BAC29PPS0619		.PLACARD- PLACARD CONTENT: SOFT ARTICLES ONLY	504504 506506	3
10	BAC29PPS0894		.PLACARD- PLACARD CONTENT: LATCH CLOSED LOAD LIMIT 120 LB/54 KG	504504 506506	2
15	BAC29PPS0896		.PLACARD- PLACARD CONTENT: LATCH CLOSED LOAD LIMIT 60 LB/27 KG	504504 506506	1
22	BAC29PPS0897		.PLACARD- PLACARD CONTENT: LATCH CLOSED LOAD LIMIT 150LB/68KG	504504 506506	3
30	BAC29PPS1313		.PLACARD- PLACARD CONTENT: LATCH CLOSED LOAD LIMIT 54LB/24KG	504504 506506	2
37	BAC29PPS1315		.PLACARD- PLACARD CONTENT: LATCH CLOSED LOAD LIMIT 69LB/31KG	504504 506506	2
40	BAC29PPS18395		.PLACARD- PLACARD CONTENT: LATCH CLOSED LOAD LIMIT 90 LB/40 KG	504504 506506	2
53	BAC29PPS2719		.PLACARD- PLACARD CONTENT: LATCH CLOSED LOAD LIMIT 180LB/81KG	504504 506506	29
95	BAC29PPS26442		.PLACARD- PLACARD CONTENT: NO ADDITIONAL STOWAGE	504504 506506	2

MISSING ITEM NUMBERS NOT APPLICABLE

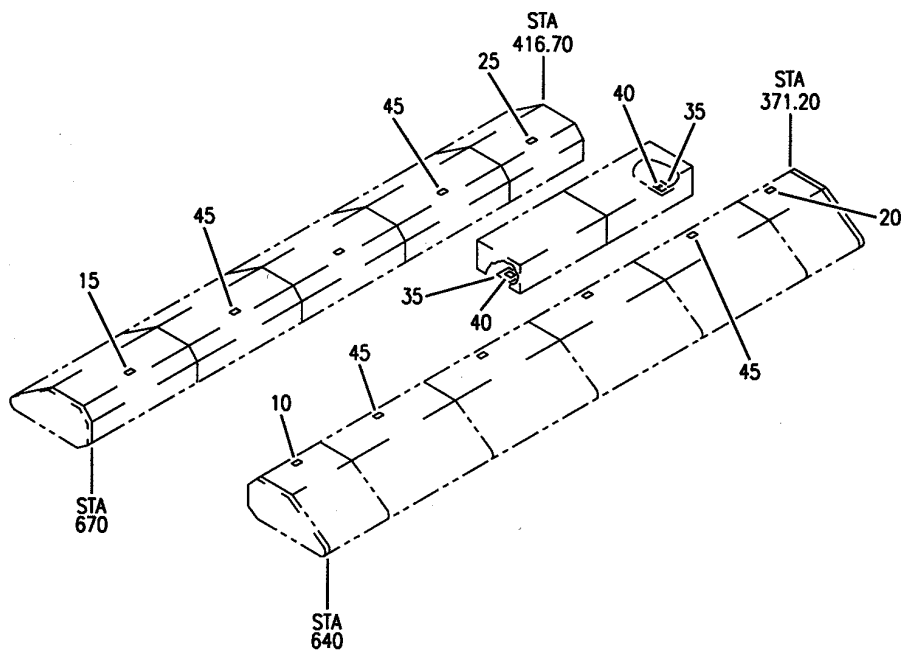
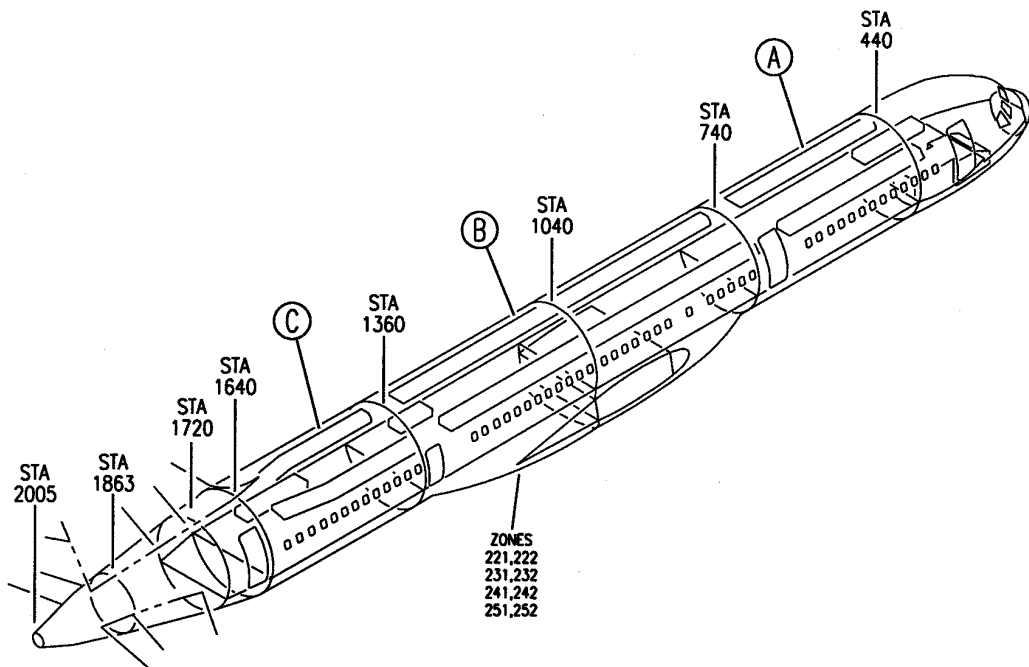
- ITEM NOT ILLUSTRATED

11-35-07-15

11-35-07
FIG. 15
PAGE 1
JAN 20/09

BRI

BOEING
757
PARTS CATALOG (MAINTENANCE)



(A)

Y 11350715A SHT 1 REV 215

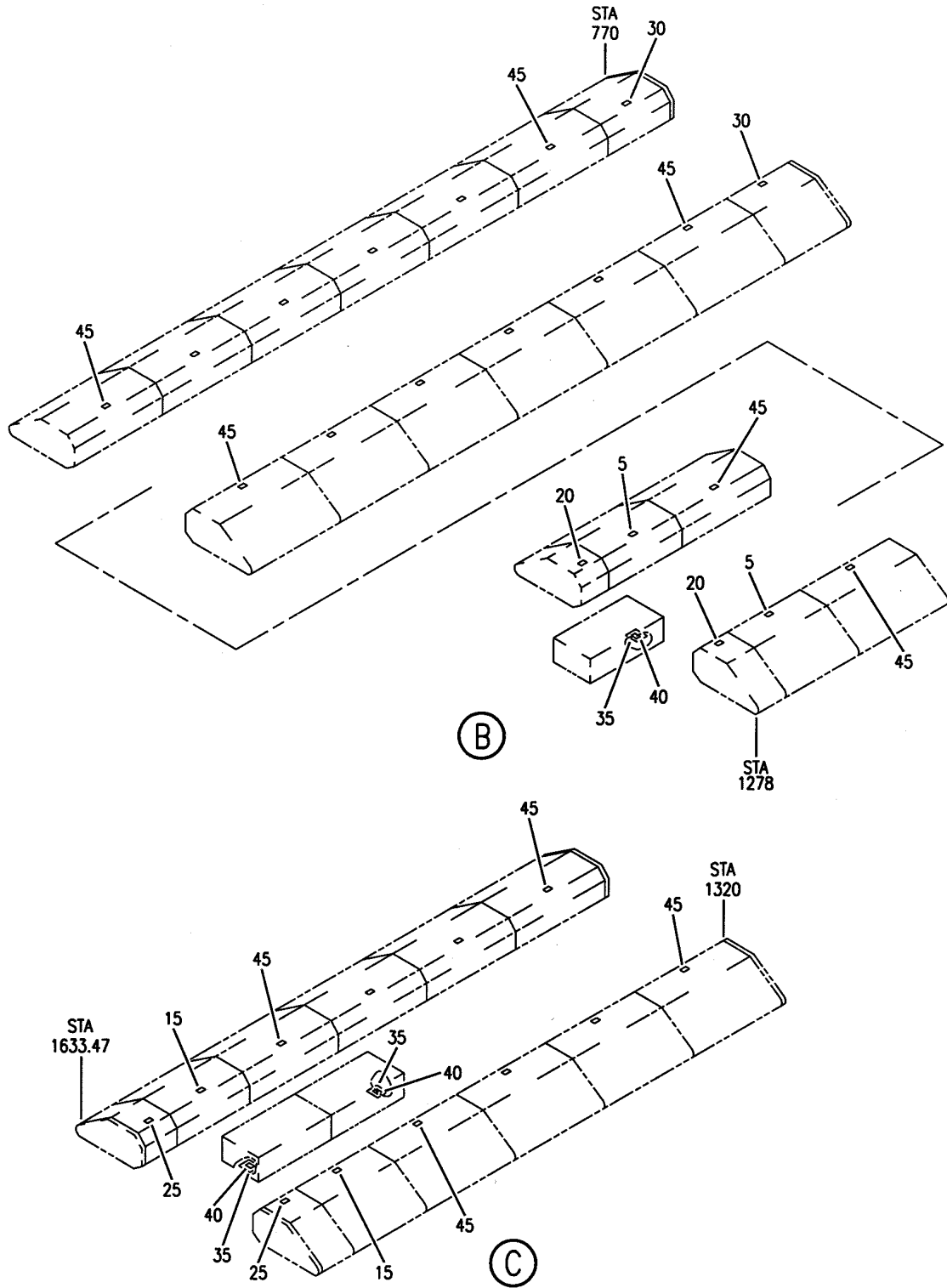
PLACARD INSTL-CAB. INTR (OVERHEAD STORAGE ONLY) (BAB)
FIGURE 15A (SHEET 1)

11-35-07-15A

BRI
JAN 20/09

11-35-07-15A
PAGE 0

BOEING
757
PARTS CATALOG (MAINTENANCE)



Y 11350715A SHT 2 REV 215

PLACARD INSTL-CAB. INTR (OVERHEAD STORAGE ONLY) (BAB)
FIGURE 15A (SHEET 2)

11-35-07-15A

BRI
JAN 20/09

11-35-07-15A
PAGE 0A



757

PARTS CATALOG (MAINTENANCE)

FIG ITEM	PART NUMBER	1 2 3 4 5 6 7	NOMENCLATURE	EFFECT FROM TO	UNITS PER ASSY
15A			PLACARD INSTL-CAB. INTR (OVERHEAD STORAGE ONLY) (BAB)	505505 507903	
- 1	414N5019-145		PLACARD INSTL-CAB. INTR (OVERHEAD STORAGE ONLY) (BAB)	505505 507903	RF
			FOR NHA/ADDITIONAL DET SEE: 25-20-00-07B		
5	BAC29PPS0894		.PLACARD- PLACARD CONTENT: LATCH CLOSED LOAD LIMIT 120 LB/ 54 KG	505505 507903	2
10	BAC29PPS0896		.PLACARD- PLACARD CONTENT: LATCH CLOSED LOAD LIMIT 60 LB/ 27 KG	505505 507903	1
15	BAC29PPS0897		.PLACARD- PLACARD CONTENT: LATCH CLOSED LOAD LIMIT 150 LB/ 68 KG	505505 507903	3
20	BAC29PPS1313		.PLACARD- PLACARD CONTENT: LATCH CLOSED LOAD LIMIT 54 LB/ 24 KG	505505 507903	3
25	BAC29PPS1315		.PLACARD- PLACARD CONTENT: LATCH CLOSED LOAD LIMIT 69 LB/ 31 KG	505505 507903	3
30	BAC29PPS18395		.PLACARD- PLACARD CONTENT: LATCH CLOSED LOAD LIMIT 90 LB/ 40 KG	505505 507903	2
35	BAC29PPS18932		.MARKER	505505 507903	5
40	BAC29PPS18937		.MARKER- PLACARD CONTENT: LOAD LIMIT 0 LB/ 0 KG	505505 507903	5
45	BAC29PPS2719		.PLACARD- PLACARD CONTENT: LATCH CLOSED LOAD LIMIT 180 LB/ 81 KG	505505 507903	29

MISSING ITEM NUMBERS NOT APPLICABLE

- ITEM NOT ILLUSTRATED

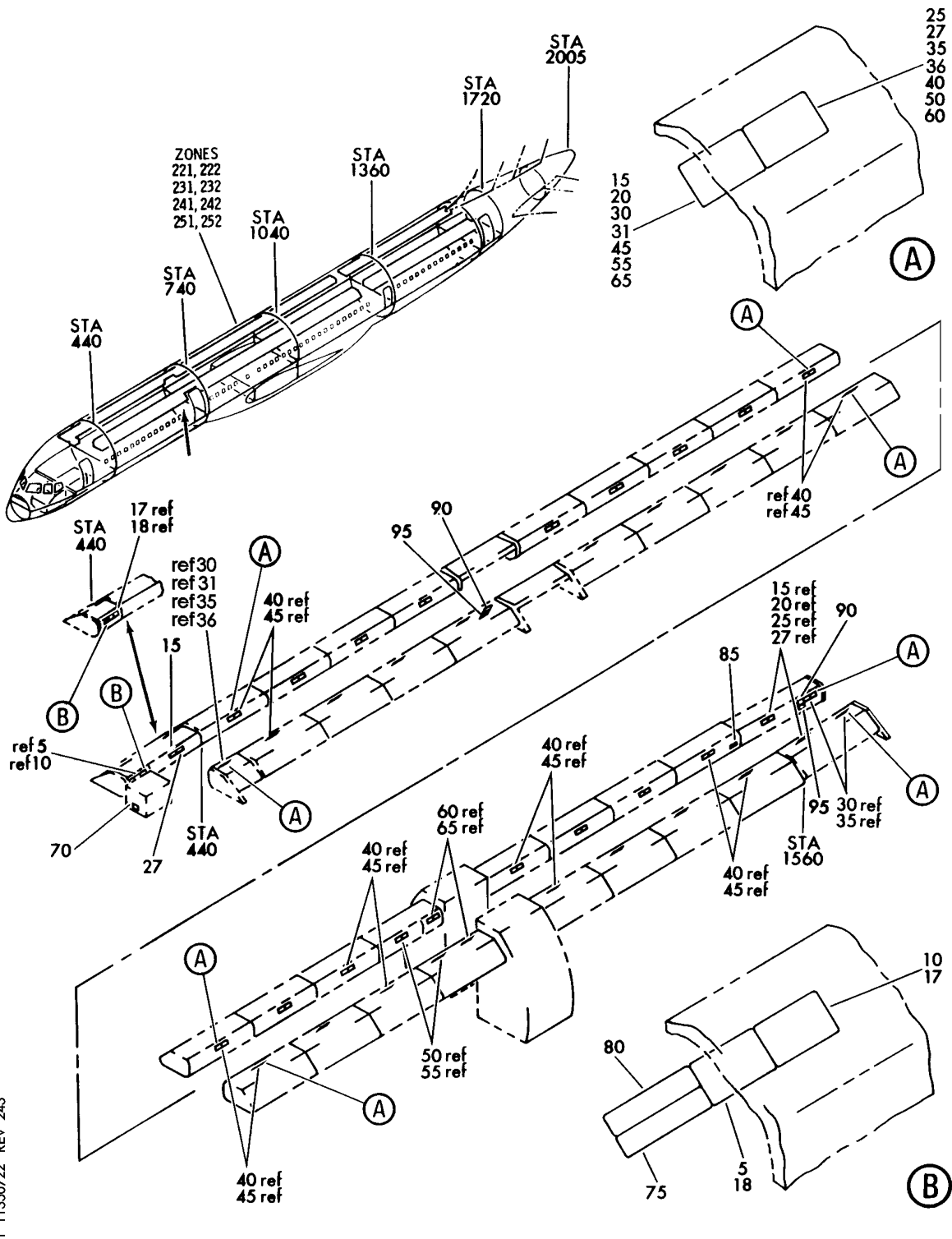
11-35-07-15A

11-35-07
FIG. 15A
PAGE 1
JAN 20/09

BRI

BOEING PROPRIETARY - Copyright © - Unpublished Work - See title page for details.

BOEING
757
PARTS CATALOG (MAINTENANCE)



Y 11350722 REV 243

PLACARD INSTL-CAB. INTR (OVERHEAD STORAGE ONLY) (WUA)
FIGURE 22

11-35-07-22

BRI
MAY 28/07

11-35-07-22
PAGE 0



757

PARTS CATALOG (MAINTENANCE)

FIG ITEM	PART NUMBER	1 2 3 4 5 6 7	NOMENCLATURE	EFFECT FROM TO	UNITS PER ASSY
22			PLACARD INSTL- CAB. INTR (OVERHEAD STORAGE ONLY) (WUA)	904949	
- 1	414N5009-3		PLACARD INSTL-CAB. INTR WUA (OVERHEAD STORAGE ONLY) FOR NHA/ADDITIONAL DET SEE: 25-20-00-01C	904949	RF
	5 BAC29PPS2455		.PLACARD- PLACARD CONTENT: LATCH CLOSED LOAD LIMIT 48 LB/21 KG	904949	1
	10 BAC29PPS7731		.PLACARD- PLACARD CONTENT: LATCH CLOSED LOAD LIMIT 48 LB/21 KG	904949	1
	17 BAC29PPS11165		.PLACARD-SPANISH PLACARD CONTENT: LATCH CLOSED LOAD LIMIT 90 LB/40 KG	904949	1
	18 BAC29PPS1831		.PLACARD- PLACARD CONTENT: LATCH CLOSED LOAD LIMIT 90 LB/40 KG	904949	1
	20 BAC29PPS0897		.PLACARD- PLACARD CONTENT: LATCH CLOSED LOAD LIMIT 150 LB/68 KG	904949	1
	20 BAC29PPS0897		.PLACARD- PLACARD CONTENT: LATCH CLOSED LOAD LIMIT 150 LB/68 KG	904949	1
	25 BAC29PPS7735		.PLACARD- PLACARD CONTENT: LATCH CLOSED LOAD LIMIT 150 LB/68 KG	904949	1
	25 BAC29PPS7735		.PLACARD- PLACARD CONTENT: LATCH CLOSED LOAD LIMIT 150 LB/68 KG	904949	1
	30 BAC29PPS1315		.PLACARD- PLACARD CONTENT: LATCH CLOSED LOAD LIMIT 69 LB/31 KG	904949	2
	31 BAC29PPS1315		.PLACARD- PLACARD CONTENT: LATCH CLOSED LOAD LIMIT 69 LB/31 KG	904949	1

MISSING ITEM NUMBERS NOT APPLICABLE

- ITEM NOT ILLUSTRATED

11-35-07-22

11-35-07
FIG. 22
PAGE 1
JAN 20/09

BRI



757

PARTS CATALOG (MAINTENANCE)

FIG ITEM	PART NUMBER	1 2 3 4 5 6 7	NOMENCLATURE	EFFECT FROM TO	UNITS PER ASSY
22					
35	BAC29PPS7733	.PLACARD-	PLACARD CONTENT: LATCH CLOSED LOAD LIMIT 69 LB/31 KG	904949	2
36	BAC29PPS7733	.PLACARD-	PLACARD CONTENT: LATCH CLOSED LOAD LIMIT 69 LB/31 KG	904949	1
40	BAC29PPS7736	.PLACARD-	PLACARD CONTENT: LATCH CLOSED LOAD LIMIT 180 LB/81 KG	904949	32
45	BAC29PPS2719	.PLACARD-	PLACARD CONTENT: LATCH CLOSED LOAD LIMIT 180 LB/81 KG	904949	32
50	BAC29PPS7734	.PLACARD-	PLACARD CONTENT: LATCH CLOSED LOAD LIMIT 120 LB/54 KG	904949	2
55	BAC29PPS0894	.PLACARD-	PLACARD CONTENT: LATCH CLOSED LOAD LIMIT 120 LB/54 KG	904949	2
60	BAC29PPS7732	.PLACARD-	PLACARD CONTENT: LATCH CLOSED LOAD LIMIT 54 LB/24 KG	904949	2
65	BAC29PPS1313	.PLACARD-SPANISH	PLACARD CONTENT: LATCH CLOSED LOAD LIMIT 54 LB/24 KG	904949	2
70	BAC29PPS3452	.PLACARD-	PLACARD CONTENT: FULLY STOW AND LATCH IN UP POSITION FOR TAKEOFF AND LANDING	904949	1
75	BAC29PPS0619	.PLACARD-	PLACARD CONTENT: SOFT ARTICLES ONLY	904949	1
80	BAC29PPS9782	.PLACARD-SPANISH		904949	1
85	BAC29PPS2298	.PLACARD-	PLACARD CONTENT: VIDEO EQUIPMENT ONLY	904949	1
90	BAC29PPS0619	.PLACARD-	PLACARD CONTENT: SOFT ARTICLES ONLY POST RAPID REVISION: RR92003-21	904949	2

MISSING ITEM NUMBERS NOT APPLICABLE

- ITEM NOT ILLUSTRATED

11-35-07-22

11-35-07
FIG. 22
PAGE 2
JAN 20/09

BRI

BOEING PROPRIETARY - Copyright © - Unpublished Work - See title page for details.



757

PARTS CATALOG (MAINTENANCE)

FIG ITEM	PART NUMBER	1 2 3 4 5 6 7	NOMENCLATURE	EFFECT FROM TO	UNITS PER ASSY
22					
95	BAC29PPS9782		.PLACARD-SPANISH POST RAPID REVISION: RR92003-21	904949	2
- 500	414N5009-5		PLACARD INSTL-CAB. INTR WUA FLYAWAY (OVERHEAD STOWAGE ONLY) POST RAPID REVISION: RR92003-19 FOR NHA/ADDITIONAL DET SEE: 25-20-00-10	904949	RF
- 505	BAC29PPS0897		.PLACARD- PLACARD CONTENT: LATCH CLOSED LOAD LIMIT 150 LB/68 KG	904949	1
- 510	BAC29PPS2455		.PLACARD- PLACARD CONTENT: LATCH CLOSED LOAD LIMIT 48 LB/21 KG	904949	1
- 515	BAC29PPS7731		.PLACARD- PLACARD CONTENT: LATCH CLOSED LOAD	904949	1
- 520	BAC29PPS7735		.PLACARD- PLACARD CONTENT: LATCH CLOSED LOAD	904949	1
- 525	BAC29PPS7854		.PLACARD-SPANISH PLACARD CONTENT: EMERGENCY EQUIPMENT ONLY	904949	1
- 530	BAC29PPS9782		.PLACARD-SPANISH PLACARD CONTENT: SOFT ARTICLES ONLY	904949	1
- 535	BAC29PPS7756		.DECAL- PLACARD CONTENT: CHILD LIFE JACKETS AND SEAT BELT EXTENSIONS	904949	1
- 540	BAC29PPS7757		.DECAL-SPANISH PLACARD CONTENT: CHILD LIFE JACKETS AND SEAT BELT EXTENSIONS INSIDE	904949	1

MISSING ITEM NUMBERS NOT APPLICABLE

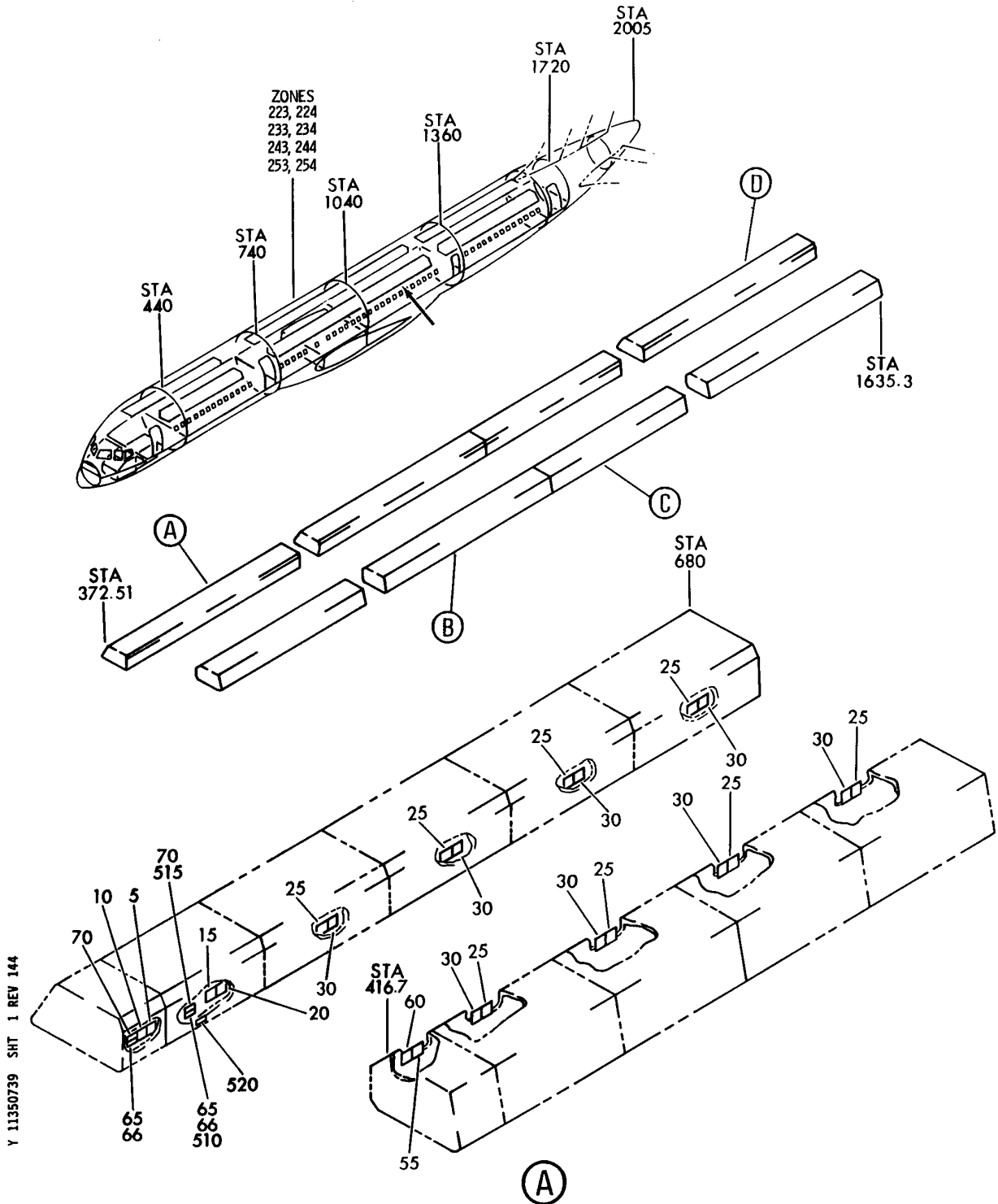
- ITEM NOT ILLUSTRATED

BRI

11-35-07-22

11-35-07
FIG. 22
PAGE 3
JAN 20/09

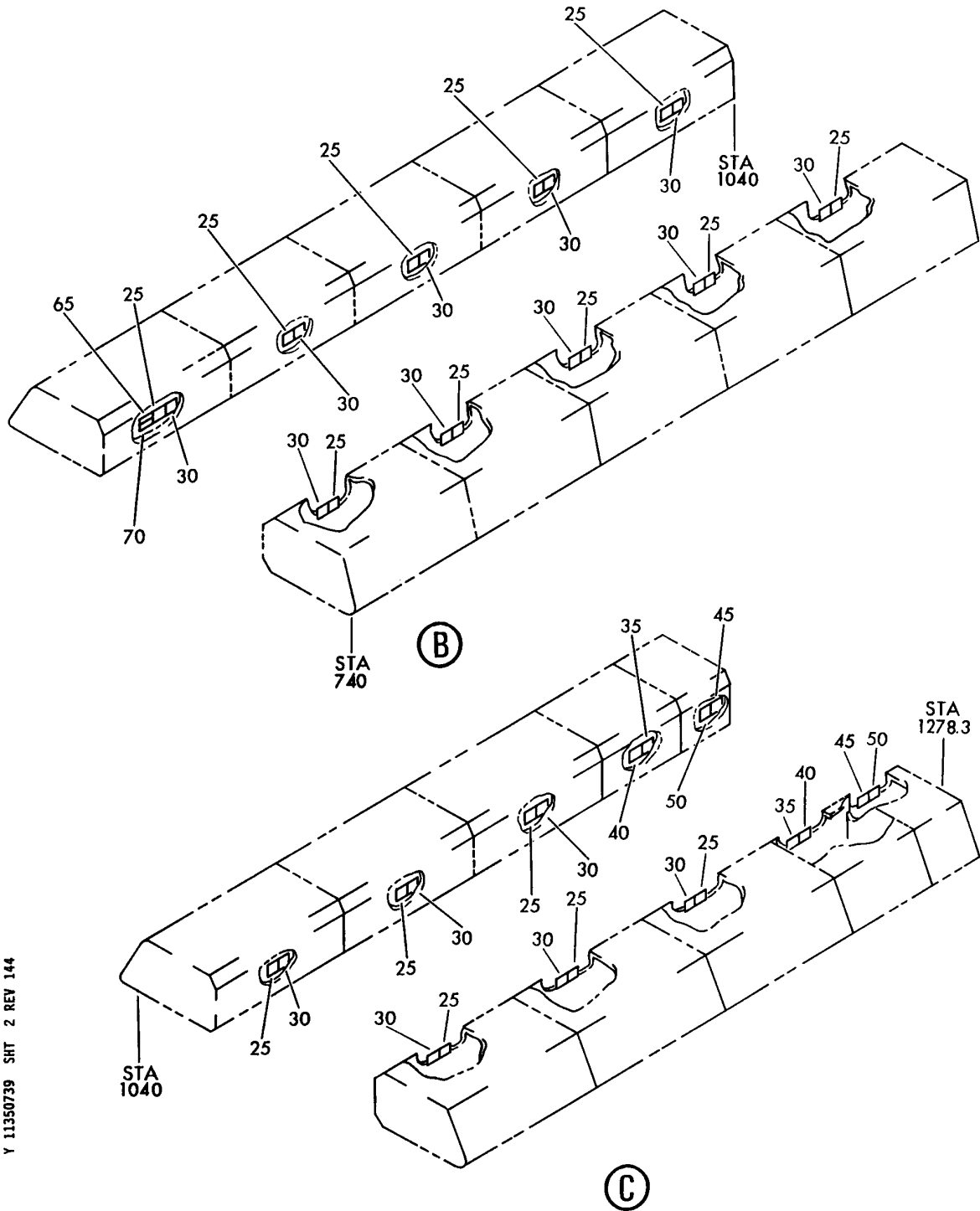
BOEING
757
PARTS CATALOG (MAINTENANCE)



PLACARD INSTL-CAB. INTR (OVERHEAD STORAGE ONLY)
FIGURE 39 (SHEET 1)

11-35-07-39

BOEING
757
PARTS CATALOG (MAINTENANCE)



Y 11350739 SHT 2 REV 144

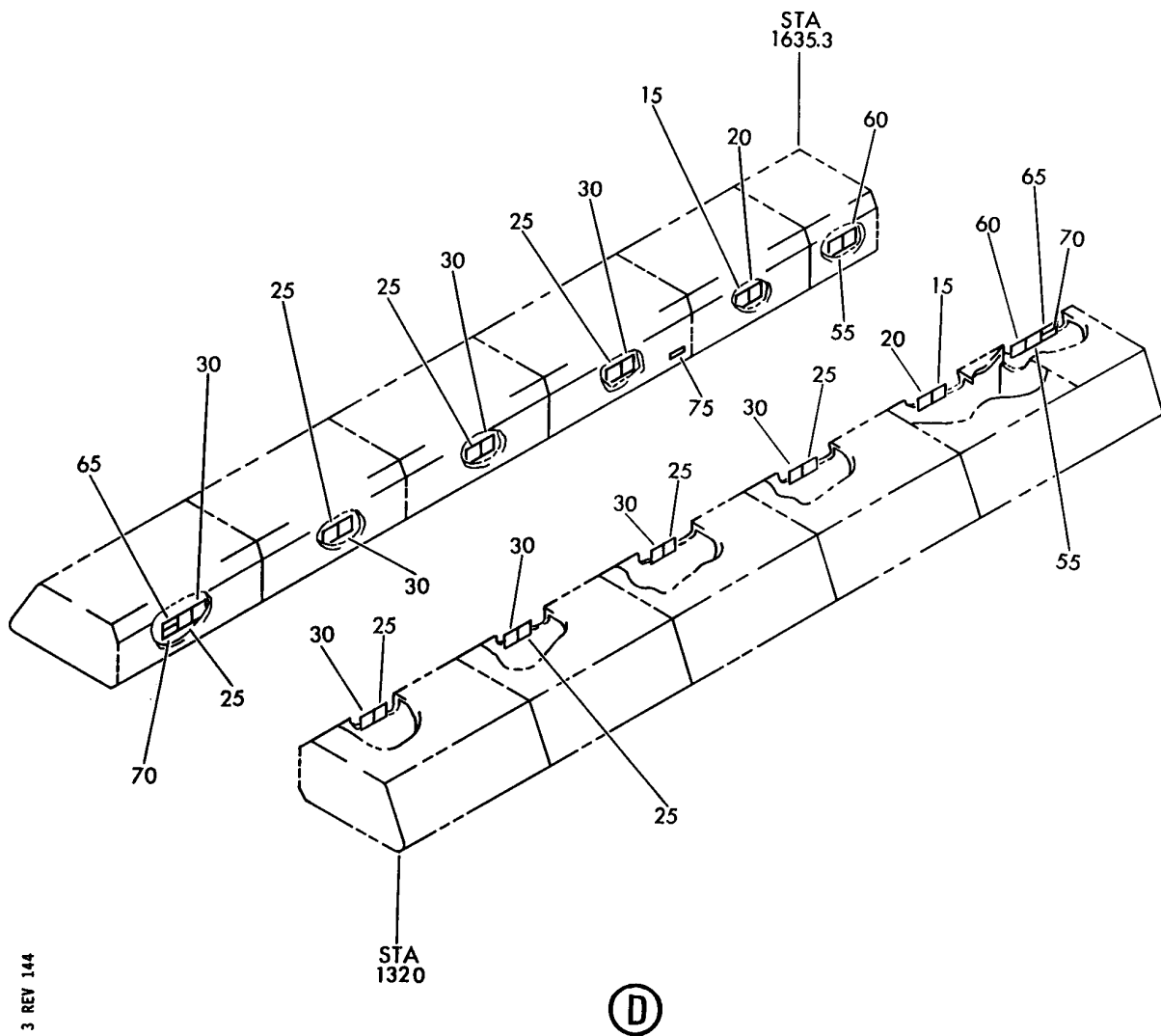
PLACARD INSTL-CAB. INTR (OVERHEAD STORAGE ONLY)
FIGURE 39 (SHEET 2)

11-35-07-39

BRI
JAN 20/09

11-35-07-39
PAGE 0A

BOEING
757
PARTS CATALOG (MAINTENANCE)



Y 11350739 SHT 3 REV 144

PLACARD INSTL-CAB. INTR (OVERHEAD STORAGE ONLY)
FIGURE 39 (SHEET 3)

11-35-07-39

BRI
JAN 20/09

11-35-07-39
PAGE 0B



757

PARTS CATALOG (MAINTENANCE)

FIG ITEM	PART NUMBER	1 2 3 4 5 6 7	NOMENCLATURE	EFFECT FROM TO	UNITS PER ASSY
39			PLACARD INSTL-CAB. INTR (OVERHEAD STORAGE ONLY)	121503	
- 1	414N5019-18		PLACARD INSTL-CAB. INTR (OVERHEAD STORAGE ONLY) FOR NHA/ADDITIONAL DET SEE: 25-20-00-01C	121503	RF
5	BAC29PPS2455		.PLACARD- PLACARD CONTENT: LATCH CLOSED LOAD LIMIT 48 LB/21 KG	121503	1
10	BAC29PPS7731		.PLACARD-SPANISH	121503	1
15	BAC29PPS0897		.PLACARD- PLACARD CONTENT: LATCH CLOSED LOAD LIMIT 150 LB/68 KG	121503	3
20	BAC29PPS7735		.PLACARD-SPANISH	121503	3
25	BAC29PPS2719		.PLACARD- PLACARD CONTENT: LATCH CLOSED LOAD LIMIT 180 LB/81KG	121503	32
30	BAC29PPS7736		.PLACARD-SPANISH	121503	32
35	BAC29PPS0894		.PLACARD- PLACARD CONTENT: LATCH CLOSED LOAD LIMIT 120 LB/54 KG	121503	2
40	BAC29PPS7734		.PLACARD-SPANISH	121503	2
45	BAC29PPS1313		.PLACARD- PLACARD CONTENT: LATCH CLOSED LOAD LIMIT 54 LB/24 KG	121503	2
50	BAC29PPS7732		.PLACARD-SPANISH	121503	2
55	BAC29PPS1315		.PLACARD- PLACARD CONTENT: LATCH CLOSED LOAD LIMIT 69 LB/31 KG	121503	3
60	BAC29PPS7733		.PLACARD-SPANISH	121503	3
65	BAC29PPS0619		.PLACARD- PLACARD CONTENT: SOFT ARTICLES ONLY	121503	5
70	BAC29PPS9782		.PLACARD-SPANISH	121503	5
75	BAC29PPS2298		.PLACARD- PLACARD CONTENT: VIDEO EQUIPMENT ONLY	121503	1
- 80	BAC29PPS3452		.PLACARD- PLACARD CONTENT: FULLY STOW AND LATCH IN UP POSITION FOR TAKEOFF AND LANDING	121503	1

MISSING ITEM NUMBERS NOT APPLICABLE

- ITEM NOT ILLUSTRATED

11-35-07-39

11-35-07
FIG. 39
PAGE 1
JAN 20/09

BRI



757

PARTS CATALOG (MAINTENANCE)

FIG ITEM	PART NUMBER	1 2 3 4 5 6 7	NOMENCLATURE	EFFECT FROM TO	UNITS PER ASSY
39 - 500	414N5019-2		PLACARD INSTL-CAB. INTR FLYAWAY (OVERHEAD STOWAGE ONLY) FOR NHA/ADDITIONAL DET SEE: 25-20-00-10	121503	RF
510	BAC29PPS0619		.PLACARD- PLACARD CONTENT: SOFT ARTICLES ONLY	121503	1
515	BAC29PPS9782		.PLACARD-SPANISH	121503	1
520	BAC29PPS7755		.PLACARD- PLACARD CONTENT: DEMO EQUIPMENT INSIDE	121503	1

MISSING ITEM NUMBERS NOT APPLICABLE

- ITEM NOT ILLUSTRATED

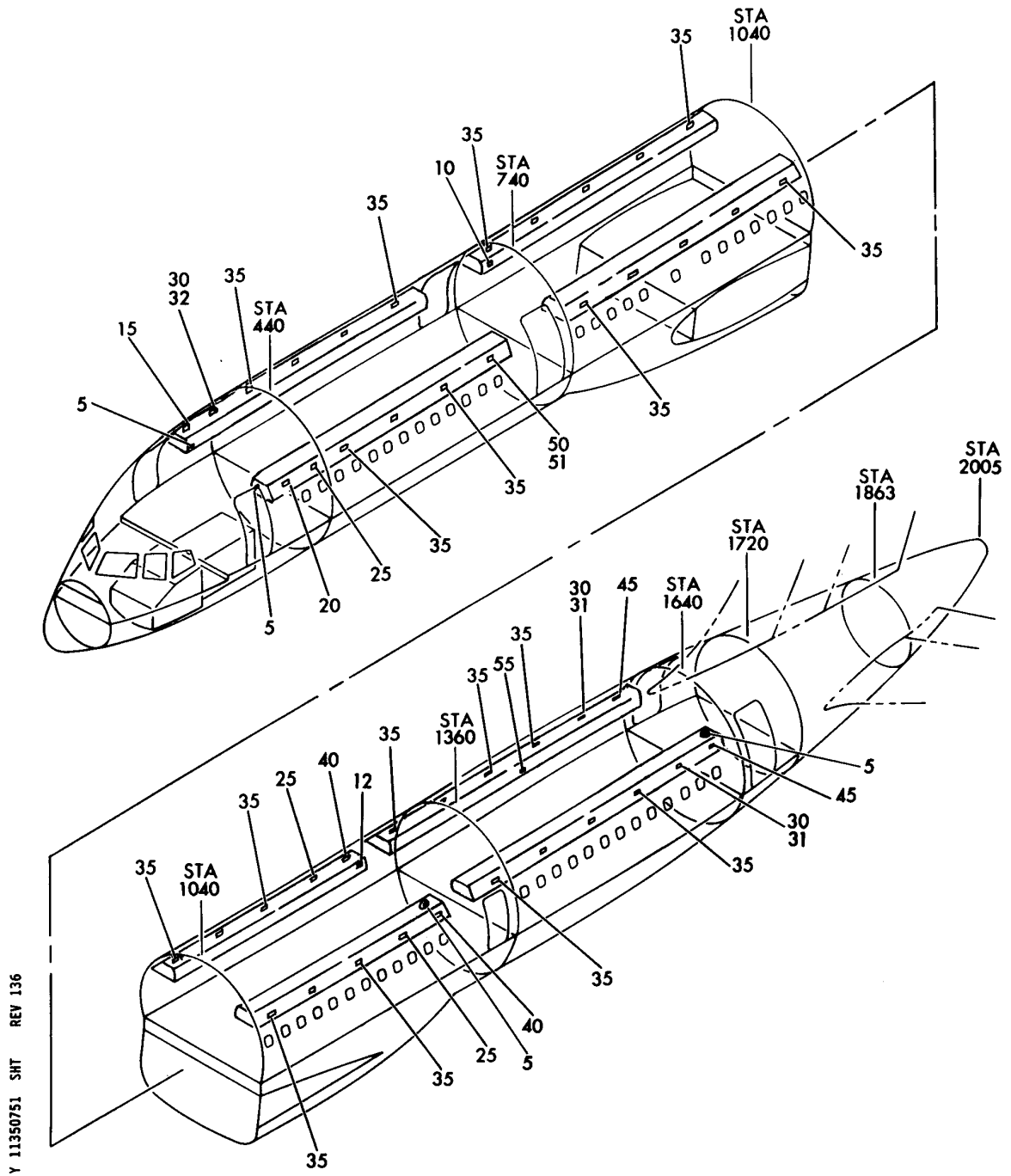
BRI

11-35-07-39

BOEING PROPRIETARY - Copyright © - Unpublished Work - See title page for details.

11-35-07
FIG. 39
PAGE 2
JAN 20/09

BOEING
757
PARTS CATALOG (MAINTENANCE)



Y 11350751 SHT REV 136

PLACARD INSTL-CAB. INTR (OVERHEAD STORAGE ONLY)
FIGURE 51

11-35-07-51

BRI
JAN 20/09

11-35-07-51
PAGE 0



757

PARTS CATALOG (MAINTENANCE)

FIG ITEM	PART NUMBER	1 2 3 4 5 6 7	NOMENCLATURE	EFFECT FROM TO	UNITS PER ASSY
51			PLACARD INSTL-CAB. INTR (OVERHEAD STORAGE ONLY)	504903 952999	
- 1	414N5019-10		PLACARD INSTL-CAB. INTR (OVERHEAD STORAGE ONLY) FOR NHA SEE: 25-20-00-01J	952952	RF
- 1	414N5019-23		PLACARD INSTL-CAB. INTR (OVERHEAD STORAGE ONLY) FOR NHA SEE: 25-20-00-01J	953999	RF
5	BAC29PPS0627		.PLACARD- PLACARD CONTENT: MAGAZINE STOWAGE	504903 952999	4
10	BAC29PPS0619		.PLACARD- PLACARD CONTENT: SOFT ARTICLES ONLY	504903 952999	1
12	BAC29PPS0619		.PLACARD- PLACARD CONTENT: SOFT ARTICLES ONLY	952952	1
15	BAC29PPS1830		.PLACARD- PLACARD CONTENT: LATCH CLOSED LOAD LIMIT 45 LB/20 KG	504903 952999	1
20	BAC29PPS2455		.PLACARD- PLACARD CONTENT: LATCH CLOSED LOAD LIMIT 48 LB/21 KG	504903 952999	1
25	BAC29PPS0894		.PLACARD- PLACARD CONTENT: LATCH CLOSED LOAD LIMIT 120 LB/54 KG	504903 952999	3
30	BAC29PPS0897		.PLACARD- PLACARD CONTENT: LATCH CLOSED LOAD LIMIT 150 LB/68 KG	504903 952999	3
35	BAC29PPS2719		.PLACARD- PLACARD CONTENT: LATCH CLOSED LOAT LIMIT 180 LB/81 KG	504903 952999	31
40	BAC29PPS1313		.PLACARD- PLACARD CONTENT: LATCH CLOSED LOAD LIMIT 54 LB/24 KG	504903 952999	2

MISSING ITEM NUMBERS NOT APPLICABLE

- ITEM NOT ILLUSTRATED

11-35-07-51

11-35-07
FIG. 51
PAGE 1
JAN 20/09

BRI



757

PARTS CATALOG (MAINTENANCE)

FIG ITEM	PART NUMBER	1 2 3 4 5 6 7	NOMENCLATURE	EFFECT FROM TO	UNITS PER ASSY
51					
45	BAC29PPS1315		.PLACARD- PLACARD CONTENT: LATCH CLOSED LOAD LIMIT 69 LB/31 KG	504903 952999	2
50	BAC29PPS1832		.PLACARD- PLACARD CONTENT: LATCH CLOSED LOAD LIMIT 78 LB/35 KG	504903 952999	1
55	BAC29PPS2298		.PLACARD- PLACARD CONTENT: VIDEO EQUIPMENT ONLY	504903 952999	1

MISSING ITEM NUMBERS NOT APPLICABLE

- ITEM NOT ILLUSTRATED

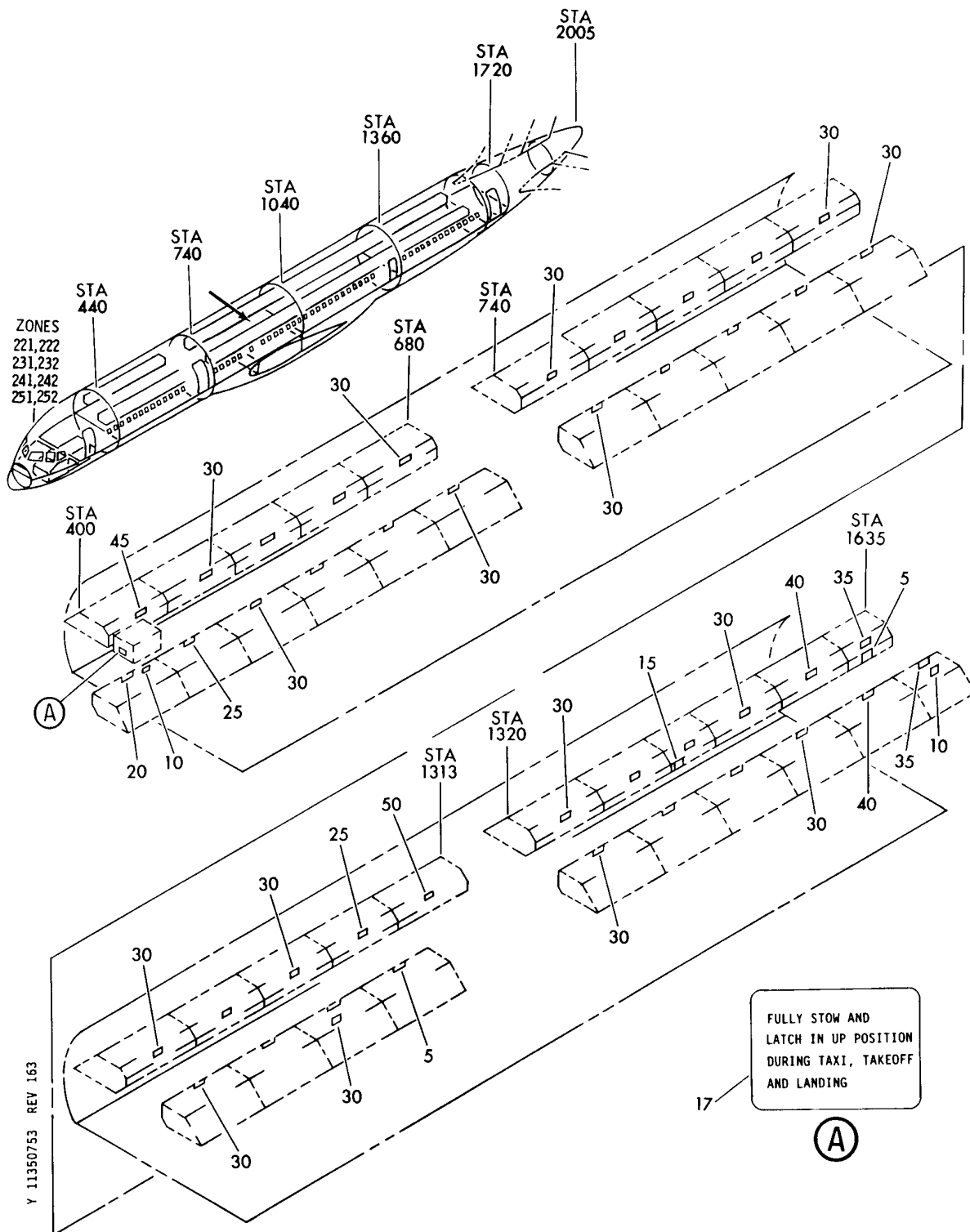
BRI

11-35-07-51

BOEING PROPRIETARY - Copyright © - Unpublished Work - See title page for details.

11-35-07
FIG. 51
PAGE 2
JAN 20/09

BOEING
757
PARTS CATALOG (MAINTENANCE)



PLACARD INSTL-CAB. INTR (OVERHEAD STORAGE ONLY)
FIGURE 53

11-35-07-53

BRI
MAY 28/07

11-35-07-53
PAGE 0



757

PARTS CATALOG (MAINTENANCE)

FIG ITEM	PART NUMBER	1 2 3 4 5 6 7	NOMENCLATURE	EFFECT FROM TO	UNITS PER ASSY
53			PLACARD INSTL-CAB. INTR (OVERHEAD STORAGE ONLY)	002004 006100	
- 1	414N5019-17		PLACARD INSTL-CAB. INTR (OVERHEAD STORAGE ONLY) FOR NHA/ADDITIONAL DET SEE: 25-20-00-01J	002004 006010	RF
- 1	414N5019-54		PLACARD INSTL-CAB. INTR (OVERHEAD STORAGE ONLY) FOR NHA/ADDITIONAL DET SEE: 25-20-00-01J	011017	RF
- 1	414N5019-70		PLACARD INSTL-CAB. INTR (OVERHEAD STORAGE ONLY) FOR NHA/ADDITIONAL DET SEE: 25-20-00-01J	018100	RF
5	BAC29PPS0627		.PLACARD- PLACARD CONTENT: MAGAZINE STOWAGE	002004 006100	2
10	BAC29PPS0619		.PLACARD- PLACARD CONTENT: SOFT ARTICLES ONLY	002004 006100	2
15	BAC29PPS2298		.PLACARD- PLACARD CONTENT: VIDEO EQUIPMENT ONLY	002004 006100	1
17	BAC29PPS3452		.PLACARD- PLACARD CONTENT: FULLY STOW AND LATCH IN UP POSITION FOR TAKEOFF AND LANDING	002004 006010	1
17	BAC29PPS21980		.PLACARD-	011100	1
20	BAC29PPS2455		.PLACARD- PLACARD CONTENT: LATCH CLOSED LOAD LIMIT 48 LB/21 KG	002004 006100	1
25	BAC29PPS0894		.PLACARD- PLACARD CONTENT: LATCH CLOSED LOAD LIMIT 120 LB/54 KG	002004 006100	2
30	BAC29PPS2719		.PLACARD- PLACARD CONTENT: LATCH CLOSED LOAD LIMIT LOAD LIMIT 180 LB/81 KG	002004 006100	32
35	BAC29PPS1315		.PLACARD- PLACARD CONTENT: LATCH CLOSED LOAD LIMIT 69 LB/31 KG	002004 006100	3
40	BAC29PPS0897		.PLACARD- PLACARD CONTENT: LATCH CLOSED LOAD LIMIT 150 LB/68 KG	002004 006100	2

MISSING ITEM NUMBERS NOT APPLICABLE

- ITEM NOT ILLUSTRATED

11-35-07-53

11-35-07
FIG. 53
PAGE 1
JAN 20/09

BRI

BOEING PROPRIETARY - Copyright © - Unpublished Work - See title page for details.



757

PARTS CATALOG (MAINTENANCE)

FIG ITEM	PART NUMBER	1 2 3 4 5 6 7	NOMENCLATURE	EFFECT FROM TO	UNITS PER ASSY
53					
45	BAC29PPS18395	.PLACARD-	PLACARD CONTENT: LATCH CLOSE LOAD LIMIT 90 LB/40 KG	002004 006100	1
50	BAC29PPS1313	.PLACARD-	PLACARD CONTENT: LATCH CLOSED LOAD LIMIT LOAD LIMIT 54 LB/24 KG	002004 006100	1

MISSING ITEM NUMBERS NOT APPLICABLE

- ITEM NOT ILLUSTRATED

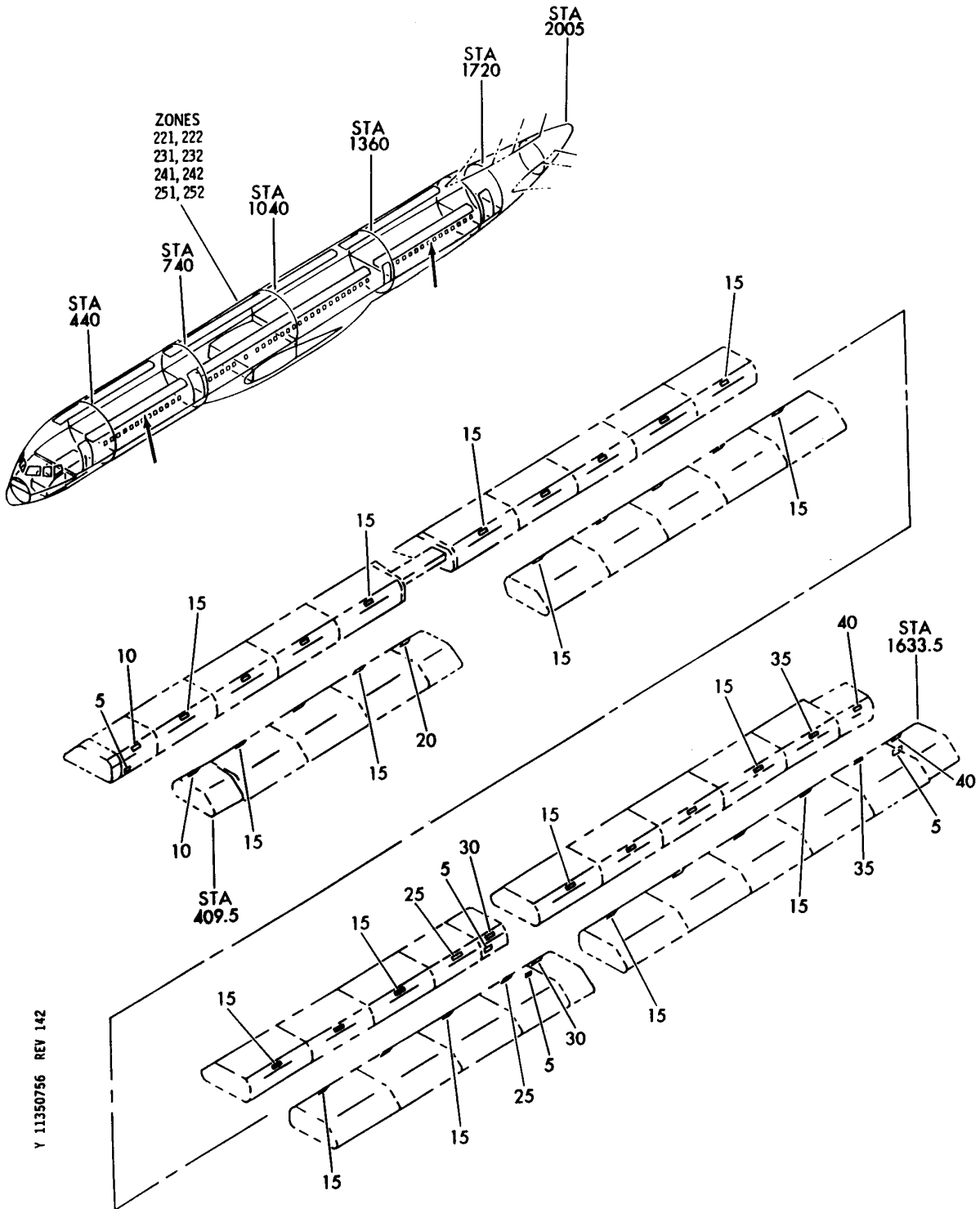
BRI

11-35-07-53

BOEING PROPRIETARY - Copyright © - Unpublished Work - See title page for details.

11-35-07
FIG. 53
PAGE 2
JAN 20/09

BOEING
757
PARTS CATALOG (MAINTENANCE)



PLACARD INSTL-CAB INTR (OVERHEAD STOWAGE ONLY)
FIGURE 56

11-35-07-56

BRI
JAN 20/09

11-35-07-56
PAGE 0



757

PARTS CATALOG (MAINTENANCE)

FIG ITEM	PART NUMBER	1 2 3 4 5 6 7	NOMENCLATURE	EFFECT FROM TO	UNITS PER ASSY
56			PLACARD INSTL-CAB INTR (OVERHEAD STOWAGE ONLY)	950951	
- 1	414N5019-51		PLACARD INSTL-CAB INTR (OVERHEAD STOWAGE ONLY) FOR NHA/OTHER SYS DET SEE: 25-20-00-01J	950951	RF
5	BAC29PPS0627		.PLACARD- PLACARD CONTENT: MAGAZINE STOWAGE	950951	4
10	BAC29PPS18395		.PLACARD- PLACARD CONTENT: LATCH CLOSED LOAD LIMIT 90 LB/40 KG	950951	2
15	BAC29PPS2719		.PLACARD- PLACARD CONTENT: LATCH CLOSED LOAD LIMIT 180 LB/81 KG	950951	31
20	BAC29PPS18396		.PLACARD- PLACARD CONTENT: LATCH CLOSED LOAD LIMIT 78 LB/35 KG	950951	1
25	BAC29PPS0894		.PLACARD- PLACARD CONTENT: LATCH CLOSED LOAD LIMIT 120 LB/54 KG	950951	2
30	BAC29PPS1313		.PLACARD- PLACARD CONTENT: LATCH CLOSED LOAD LIMIT 54 LB/24 KG	950951	2
35	BAC29PPS0897		.PLACARD- PLACARD CONTENT: LATCH CLOSED LOAD LIMIT 150 LB/68 KG	950951	2
40	BAC29PPS1315		.PLACARD- PLACARD CONTENT: LATCH CLOSED LOAD LIMIT 69 LB/31 KG	950951	2

MISSING ITEM NUMBERS NOT APPLICABLE

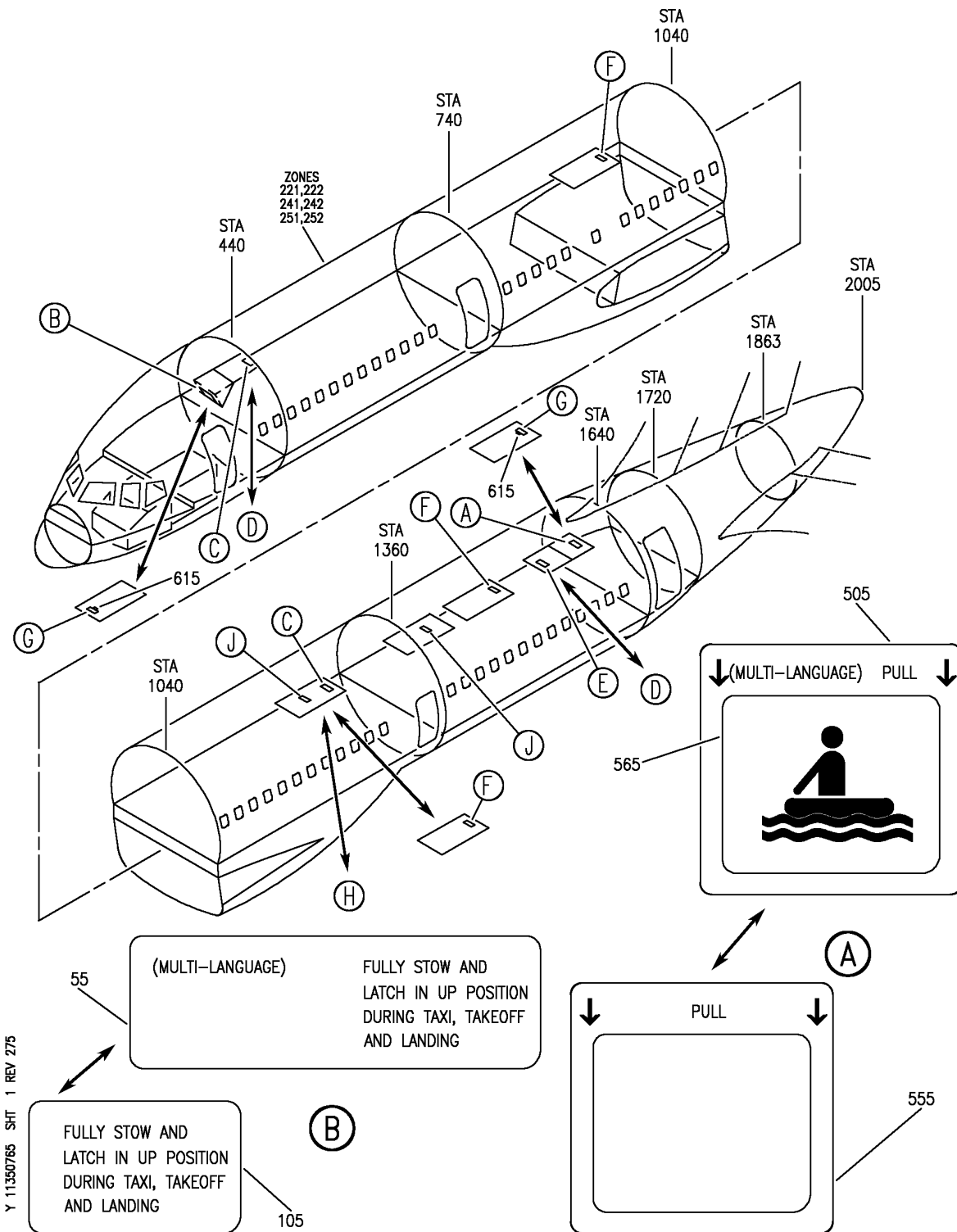
- ITEM NOT ILLUSTRATED

11-35-07-56

11-35-07
FIG. 56
PAGE 1
JAN 20/09

BRI

BOEING
757
PARTS CATALOG (MAINTENANCE)



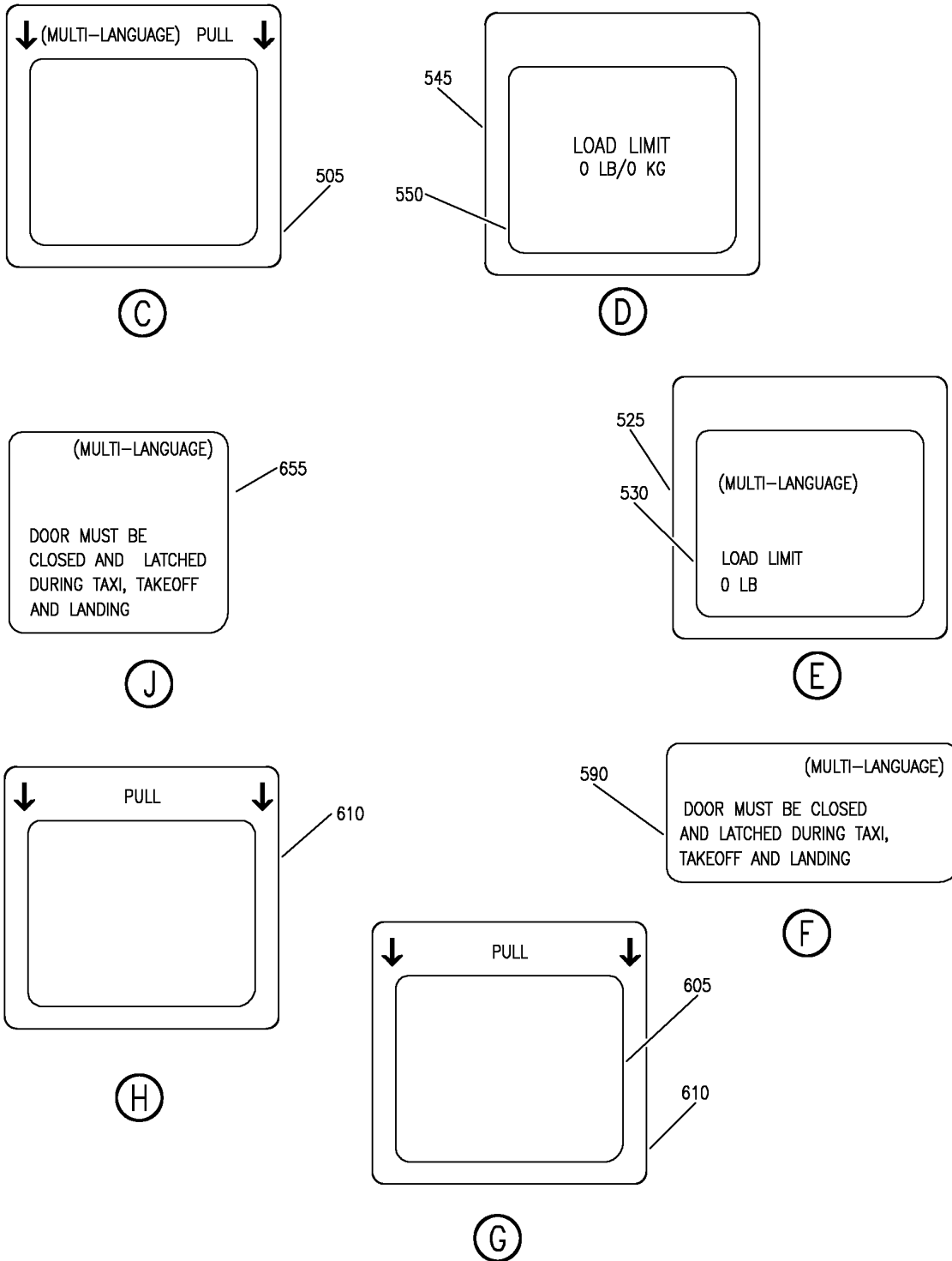
PLACARD INSTL-CAB. INTR (OVERHEAD STORAGE ONLY)
FIGURE 65 (SHEET 1)

11-35-07-65

BRI
MAY 28/07

11-35-07-65
PAGE 0


BOEING
 757
PARTS CATALOG (MAINTENANCE)



Y 11350765 SH1 2 REV 275

PLACARD INSTL-CAB. INTR (OVERHEAD STORAGE ONLY)
 FIGURE 65 (SHEET 2)

11-35-07-65



757

PARTS CATALOG (MAINTENANCE)

FIG ITEM	PART NUMBER	1 2 3 4 5 6 7	NOMENCLATURE	EFFECT FROM TO	UNITS PER ASSY
65			PLACARD INSTL-CAB. INTR (OVERHEAD STORAGE ONLY)	101102	
- 100	414N5108-2		PLACARD INSTL-CAB. INTR (OVERHEAD STORAGE ONLY)	101102	RF
105	BAC29PPS38906		FOR NHA SEE: 25-20-00-07B .PLACARD- PLACARD CONTENT: FULLY STOW AND LATCH IN UP POSITION DURING TAXI, TAKEOFF AND LANDING	101102	1

MISSING ITEM NUMBERS NOT APPLICABLE

- ITEM NOT ILLUSTRATED

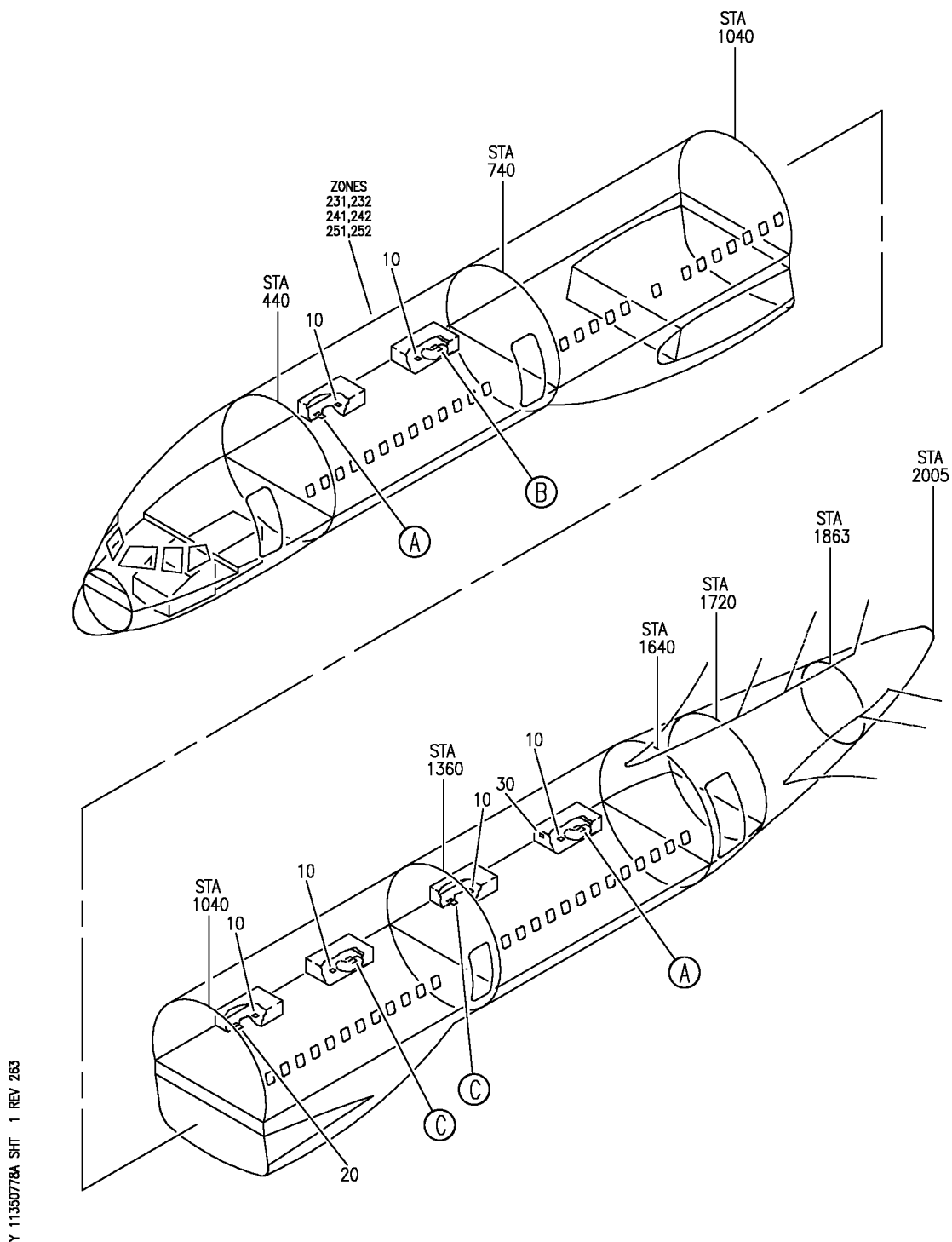
BRI

11-35-07-65

BOEING PROPRIETARY - Copyright © - Unpublished Work - See title page for details.

11-35-07
FIG. 65
PAGE 1
JAN 20/09

BOEING
757
PARTS CATALOG (MAINTENANCE)



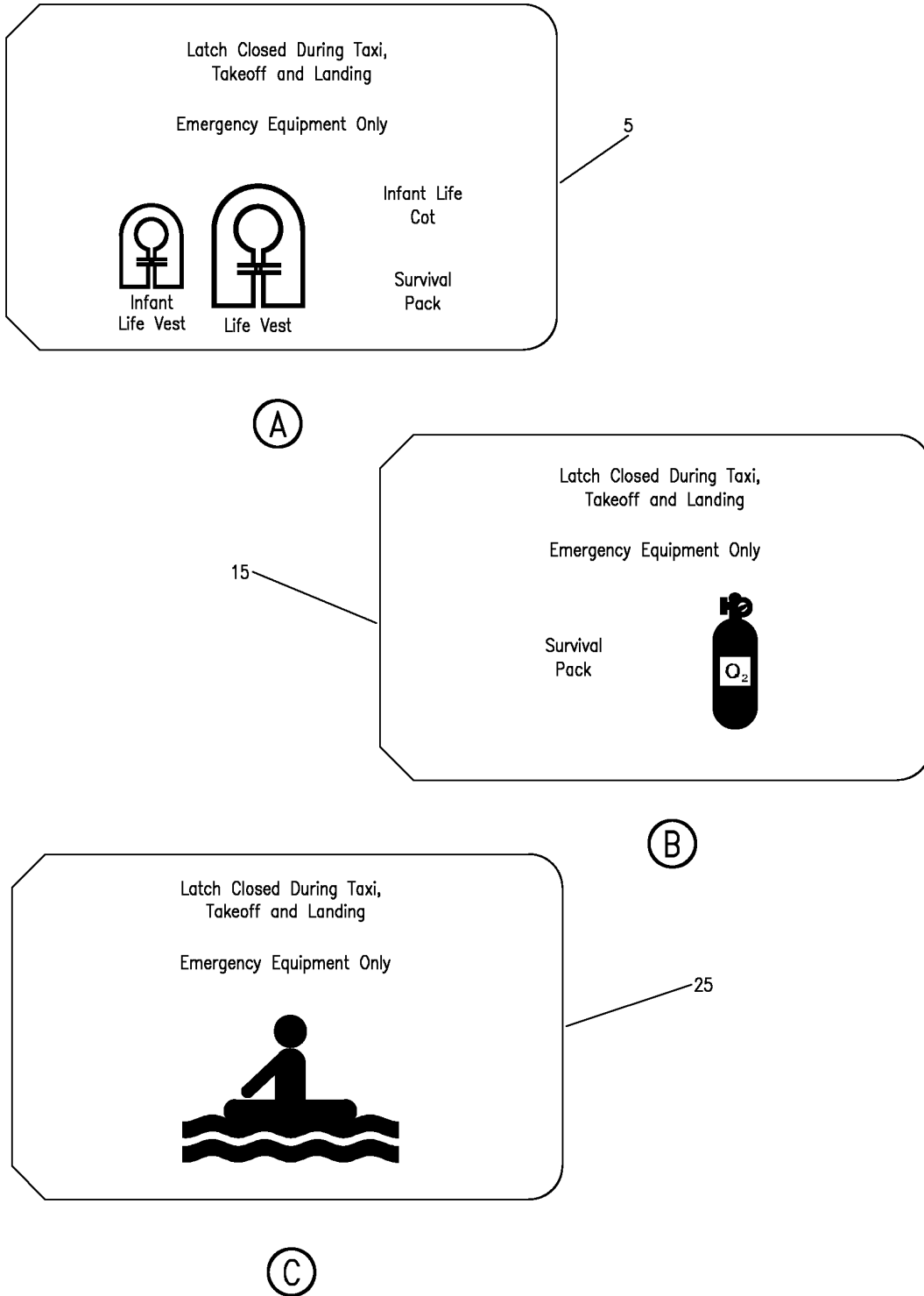
PLACARD INSTL-CAB. INTER CL STOWAGE (OVERHEAD STORAGE ONLY)
FIGURE 78A (SHEET 1)

BRI
JAN 20/09

11-35-07-78A

11-35-07-78A
PAGE 0

BOEING
757
PARTS CATALOG (MAINTENANCE)



Y 11350778A SHT 2 REV 261

PLACARD INSTL-CAB. INTER CL STOWAGE (OVERHEAD STORAGE ONLY)
FIGURE 78A (SHEET 2)

11-35-07-78A



757

PARTS CATALOG (MAINTENANCE)

FIG ITEM	PART NUMBER	1 2 3 4 5 6 7	NOMENCLATURE	EFFECT FROM TO	UNITS PER ASSY
78A			PLACARD INSTL-CAB. INTER CL STOWAGE (OVERHEAD STORAGE ONLY)	103106	
- 1	MODREF100280		PLACARD INSTL-CAB. INTER CL STOWAGE (OVERHEAD STORAGE ONLY) MODULE NUMBER: 414N5105-16 REV B FOR ADDITIONAL DETAILS SEE: 11-35-07-78A	103106	1
5	BAC29PPS53561		.MARKER	103106	2
10	BAC29PPS36218		.PLACARD- PLACARD CONTENT: DOOR MUST BE CLOSED AND LATCHED DURING TAXI, TAKEOFF AND LANDING	103106	6
15	BAC29PPS53560		.MARKER	103106	1
20	BAC29PPS53558		.PLACARD- PLACARD CONTENT: LATCH CLOSED DURING TAXI, TAKEOFF AND LANDING MISCELLANEOUS STOWAGE	103106	1
25	BAC29PPS53559		.PLACARD	103106	2
30	BAC29PPS38285		.PLACARD- PLACARD CONTENT: LOAD LIMIT 45 LB/20 KG	103106	1

MISSING ITEM NUMBERS NOT APPLICABLE

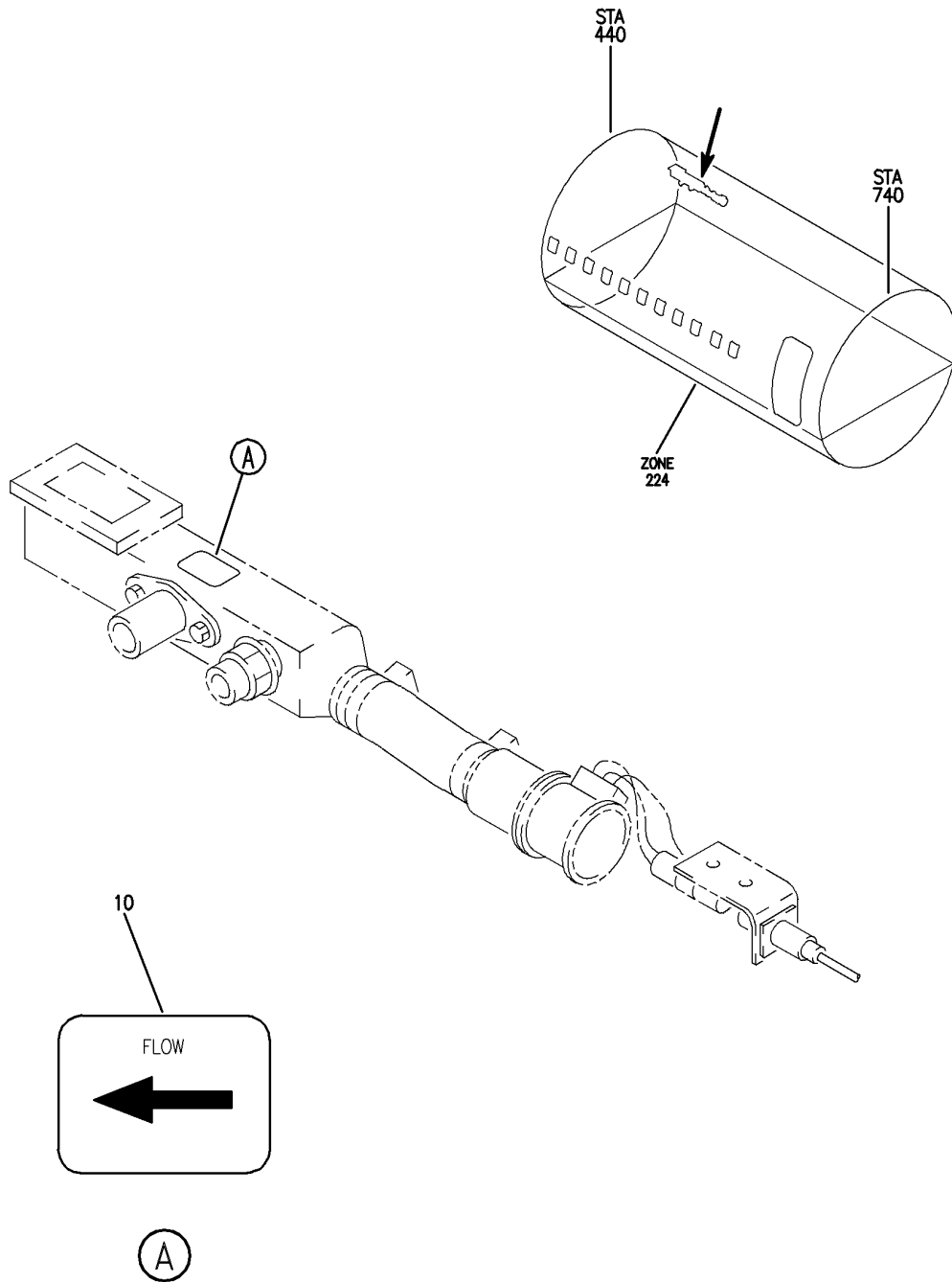
- ITEM NOT ILLUSTRATED

11-35-07-78A

11-35-07
FIG. 78A
PAGE 1
JAN 20/09

BRI

BOEING
757
PARTS CATALOG (MAINTENANCE)



Y 11350786A REV 243

SENSOR ASSY-PASS. COMPT TEMP (PLACARDS/MARKINGS ONLY)
FIGURE 86A

11-35-07-86A

BRI
JAN 20/09

11-35-07-86A
PAGE 0

BOEING PROPRIETARY - Copyright © - Unpublished Work - See title page for details.



757

PARTS CATALOG (MAINTENANCE)

FIG ITEM	PART NUMBER	1 2 3 4 5 6 7	NOMENCLATURE	EFFECT FROM TO	UNITS PER ASSY
86A			SENSOR ASSY-PASS. COMPT TEMP (PLACARDS/MARKINGS ONLY)	103106	
- 5	215N1002-80		SENSOR ASSY-PASS. COMPT TEMP SUPPLIER CODE: V89954 ELECTRICAL EQUIP NUMBER: M10025 FOR NHA/OTHER SYS DET SEE: 21-61-08-15 21-61-08-16	103106	RF
10	BAC27NEC0077		.MARKER-ALUMINUM FOIL	103106	1

MISSING ITEM NUMBERS NOT APPLICABLE

- ITEM NOT ILLUSTRATED

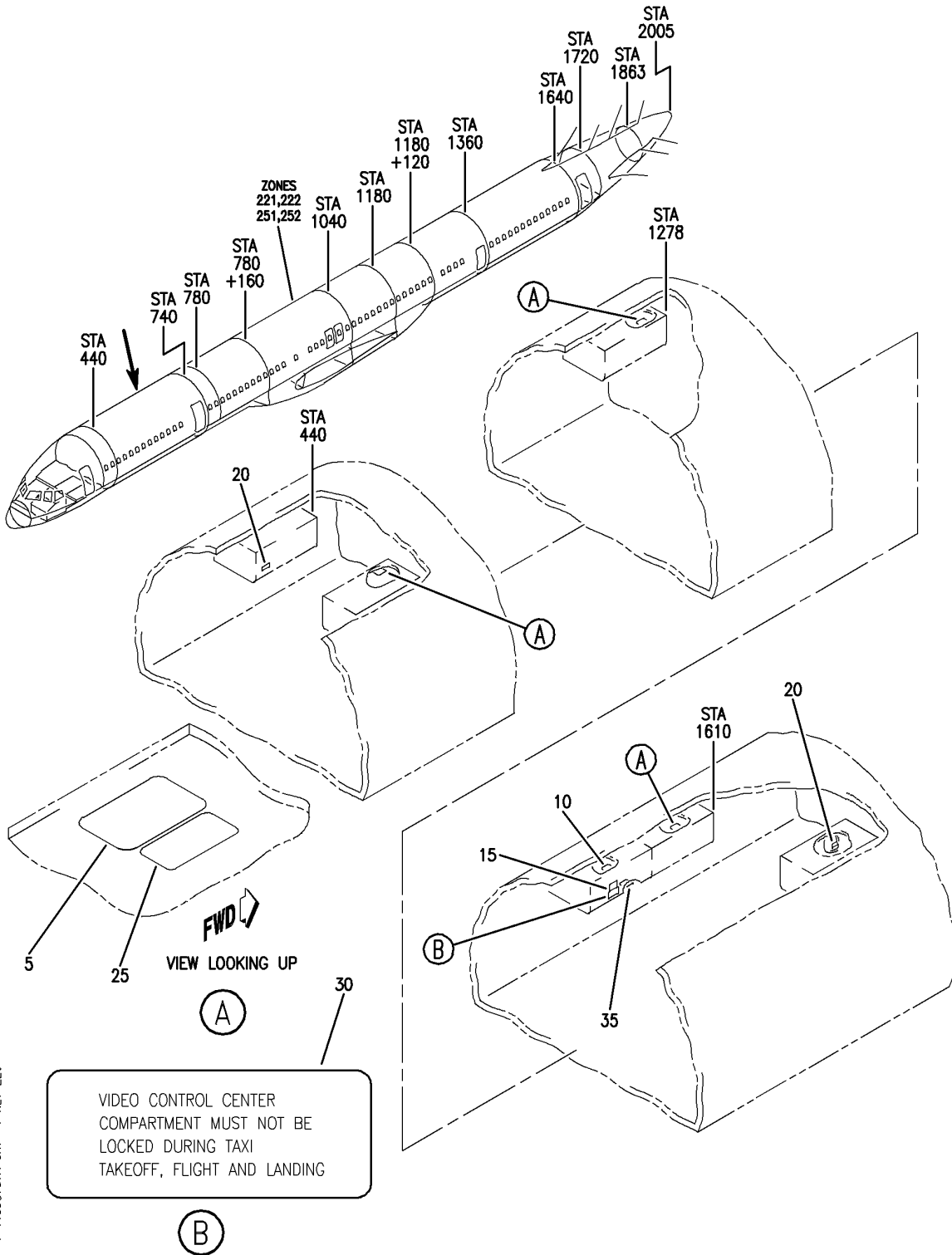
BRI

11-35-07-86A

BOEING PROPRIETARY - Copyright © - Unpublished Work - See title page for details.

11-35-07
FIG. 86A
PAGE 1
JAN 20/09

BOEING
757
PARTS CATALOG (MAINTENANCE)



PLACARD INSTL-CAB. INTR (OVERHEAD STORAGE ONLY)
FIGURE 87A



757

PARTS CATALOG (MAINTENANCE)

FIG ITEM	PART NUMBER	1 2 3 4 5 6 7	NOMENCLATURE	EFFECT FROM TO	UNITS PER ASSY
87A			PLACARD INSTL-CAB. INTR (OVERHEAD STORAGE ONLY)	108120	
- 1	414N5150-31		PLACARD INSTL-CAB. INTR (OVERHEAD STOWAGE ONLY) FOR NHA/ADDITIONAL DET SEE: 25-20-00-07B	108120	RF
5	BAC29PPS45184		.PLACARD-(MULTI-LANGUAGE) PLACARD CONTENT: EMERGENCY EQUIPMENT ONLY	108120	3
10	BAC29PPS45631		.PLACARD-(MULTI-LANGUAGE) PLACARD CONTENT: NO STOWAGE	108120	1
15	BAC29PPS45192		.PLACARD-(MULTI-LANGUAGE) PLACARD CONTENT: VIDEO EQUIPMENT ONLY	108120	1
20	BAC29PPS45186		.PLACARD-(MULTI-LANGUAGE) PLACARD CONTENT: MAGAZINE STOWAGE	108120	2
25	BAC29PPS46340		.PLACARD-(MULTI-LANGUAGE) PLACARD CONTENT: LATCH CLOSED	108120	4
30	BAC29PPS46968		.PLACARD-(MULTI-LANGUAGE)	108120	1
35	BAC29PPS46362		.PLACARD-(MULTI-LANGUAGE) PLACARD CONTENT: FWD VIDEO MONITOR MUST NOT BE DEPLOYED DURING TAXI, TAKEOFF OR LANDING	108120	1

MISSING ITEM NUMBERS NOT APPLICABLE

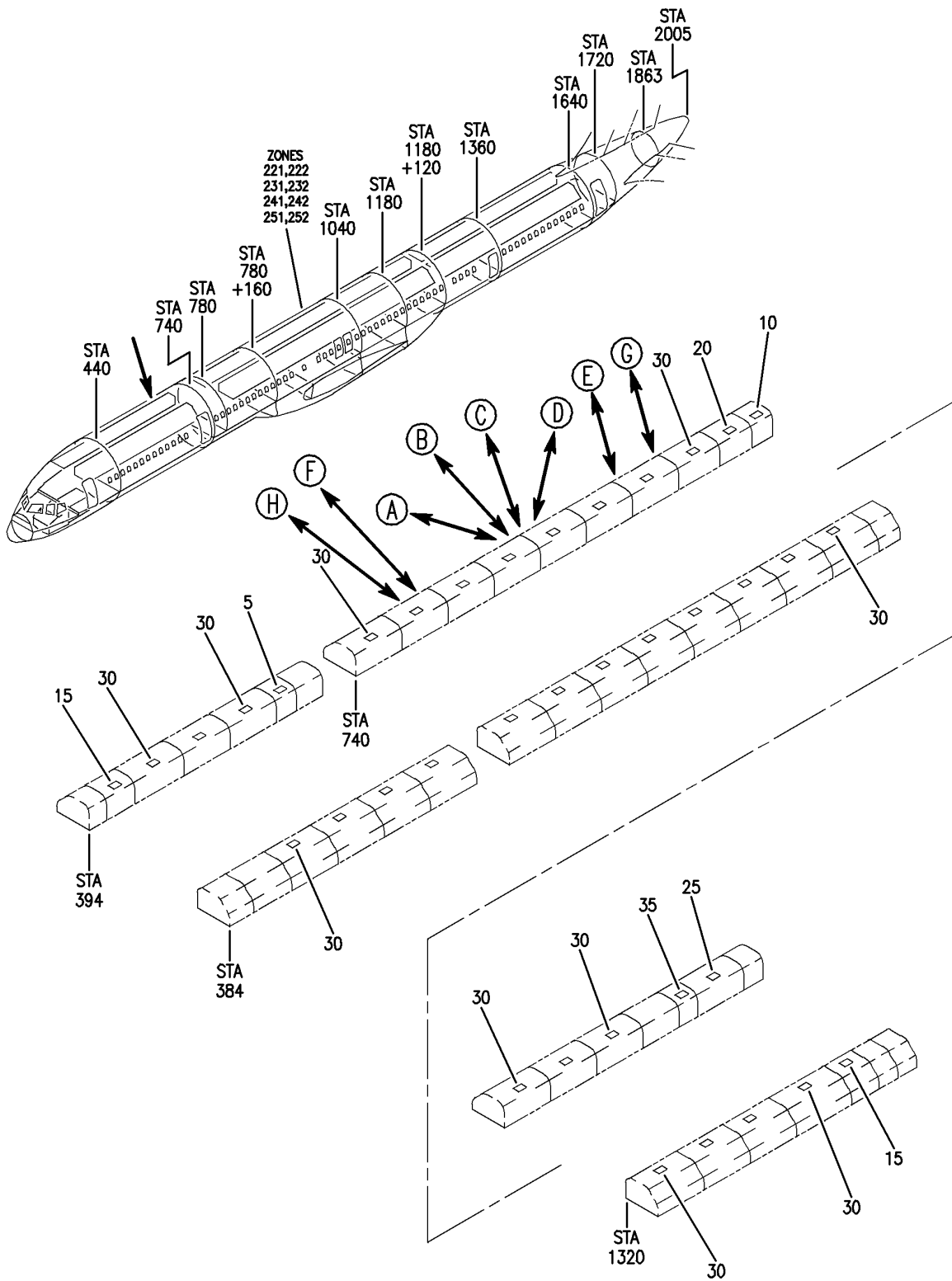
- ITEM NOT ILLUSTRATED

11-35-07-87A

11-35-07
FIG. 87A
PAGE 1
JAN 20/09

BRI

BOEING
757
PARTS CATALOG (MAINTENANCE)



Y 111350790 SHT 1 REV 234

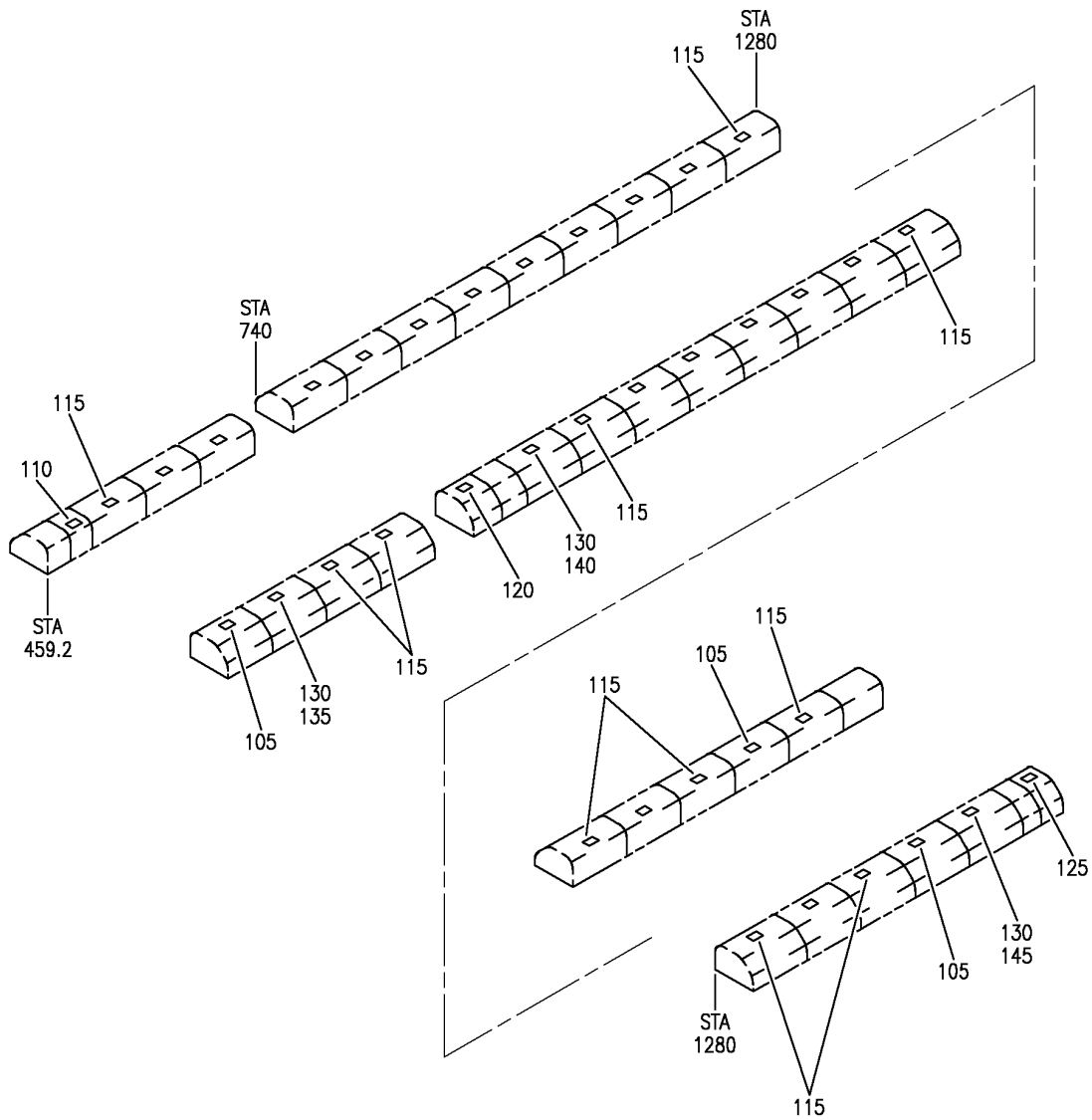
PLACARD INSTL- CAB. INTR OVERHEAD STORAGE
FIGURE 90 (SHEET 1)

11-35-07-90

BRI
MAY 28/07

11-35-07-90
PAGE 0

BOEING
757
PARTS CATALOG (MAINTENANCE)



(A)

Y 11350790 SH- 2 REV 279

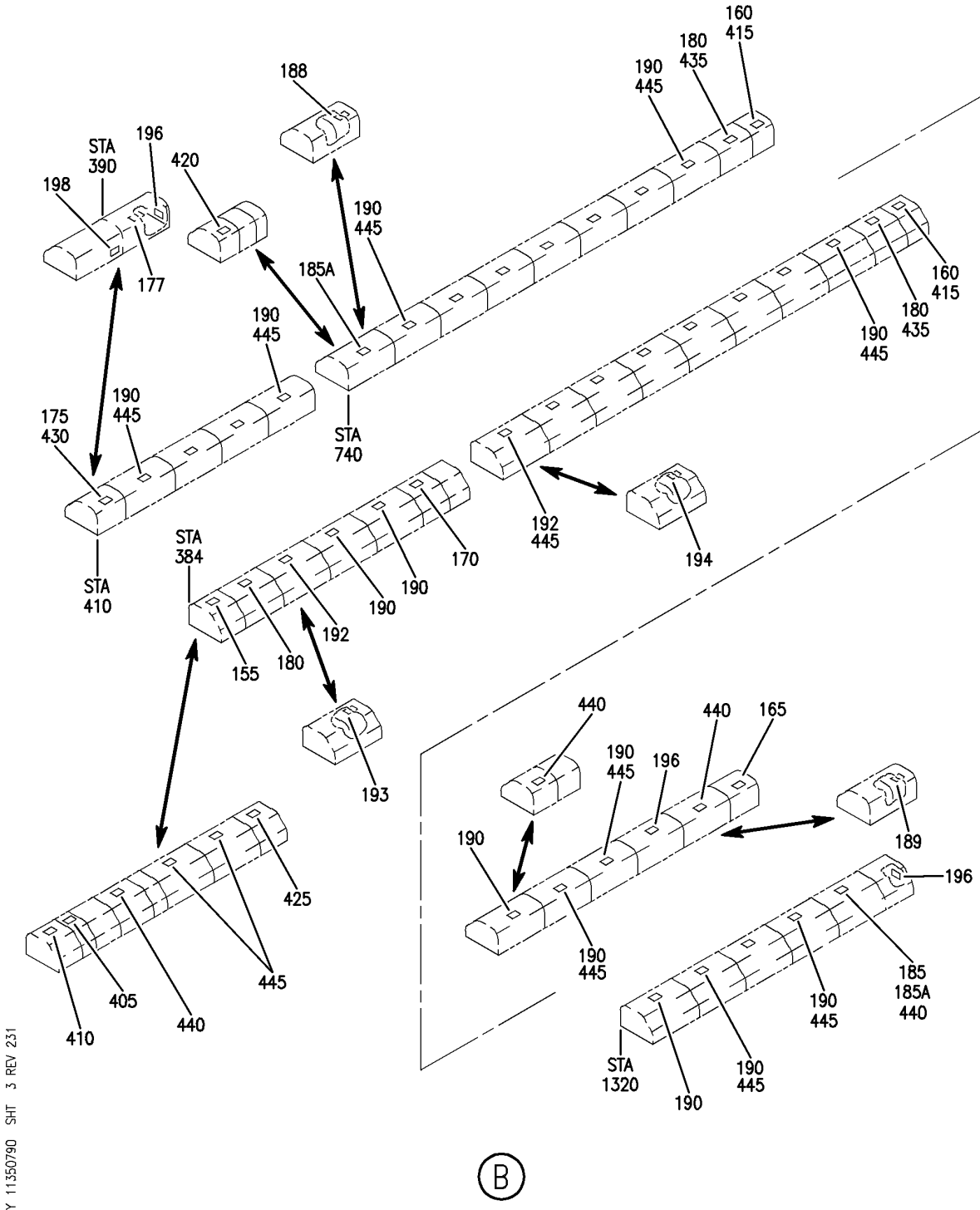
PLACARD INSTL- CAB. INTR OVERHEAD STORAGE
FIGURE 90 (SHEET 2)

11-35-07-90

BRI
MAY 28/07

11-35-07-90
PAGE 0A


BOEING
 757
PARTS CATALOG (MAINTENANCE)



Y 111350790 SHT 3 REV 231

PLACARD INSTL- CAB. INTR OVERHEAD STORAGE
FIGURE 90 (SHEET 3)

11-35-07-90

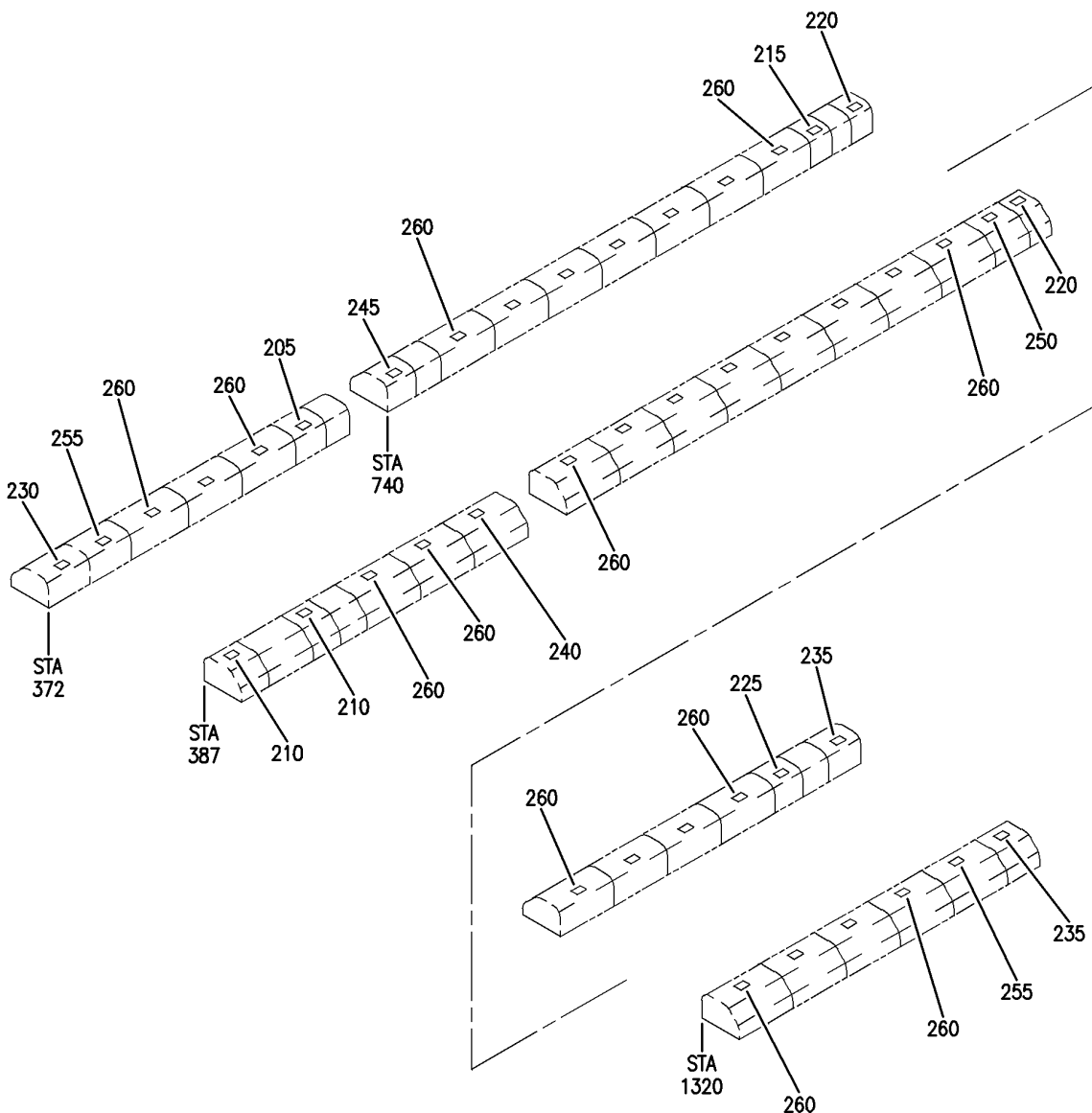
BRI
MAY 28/07

11-35-07-90
PAGE 0B

BOEING

757

PARTS CATALOG (MAINTENANCE)



(C)

Y 111350790 SHT 4 REV 223

PLACARD INSTL- CAB. INTR OVERHEAD STORAGE
FIGURE 90 (SHEET 4)

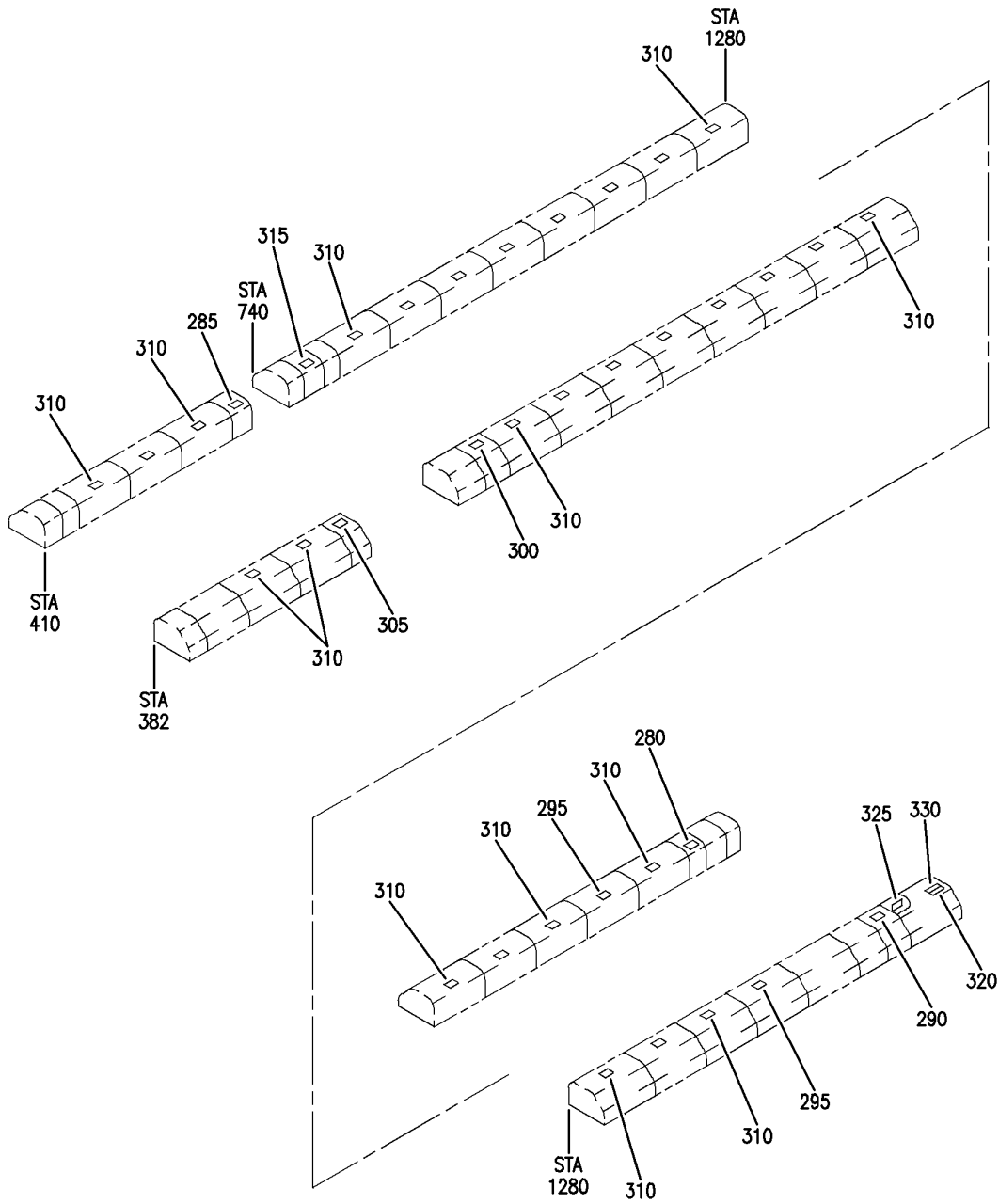
11-35-07-90

BRI
MAY 28/07

11-35-07-90
PAGE 0C

BOEING PROPRIETARY - Copyright © - Unpublished Work - See title page for details.

BOEING
757
PARTS CATALOG (MAINTENANCE)



(D)

Y 11350790 SHT 5 REV 228

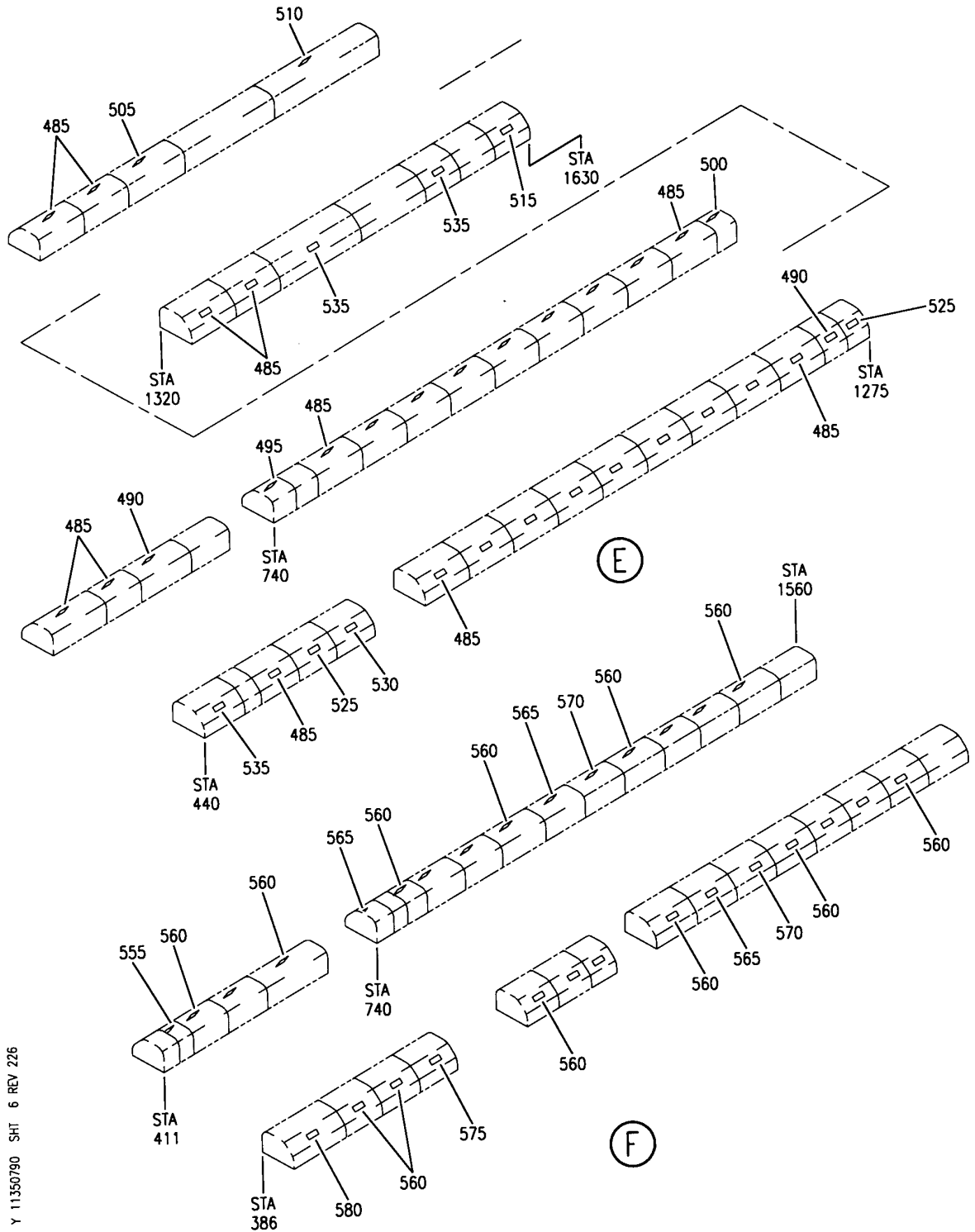
PLACARD INSTL- CAB. INTR OVERHEAD STORAGE
FIGURE 90 (SHEET 5)

11-35-07-90

BRI
MAY 28/07

11-35-07-90
PAGE 0D


BOEING
 757
PARTS CATALOG (MAINTENANCE)



Y 11350790 SHT 6 REV 226

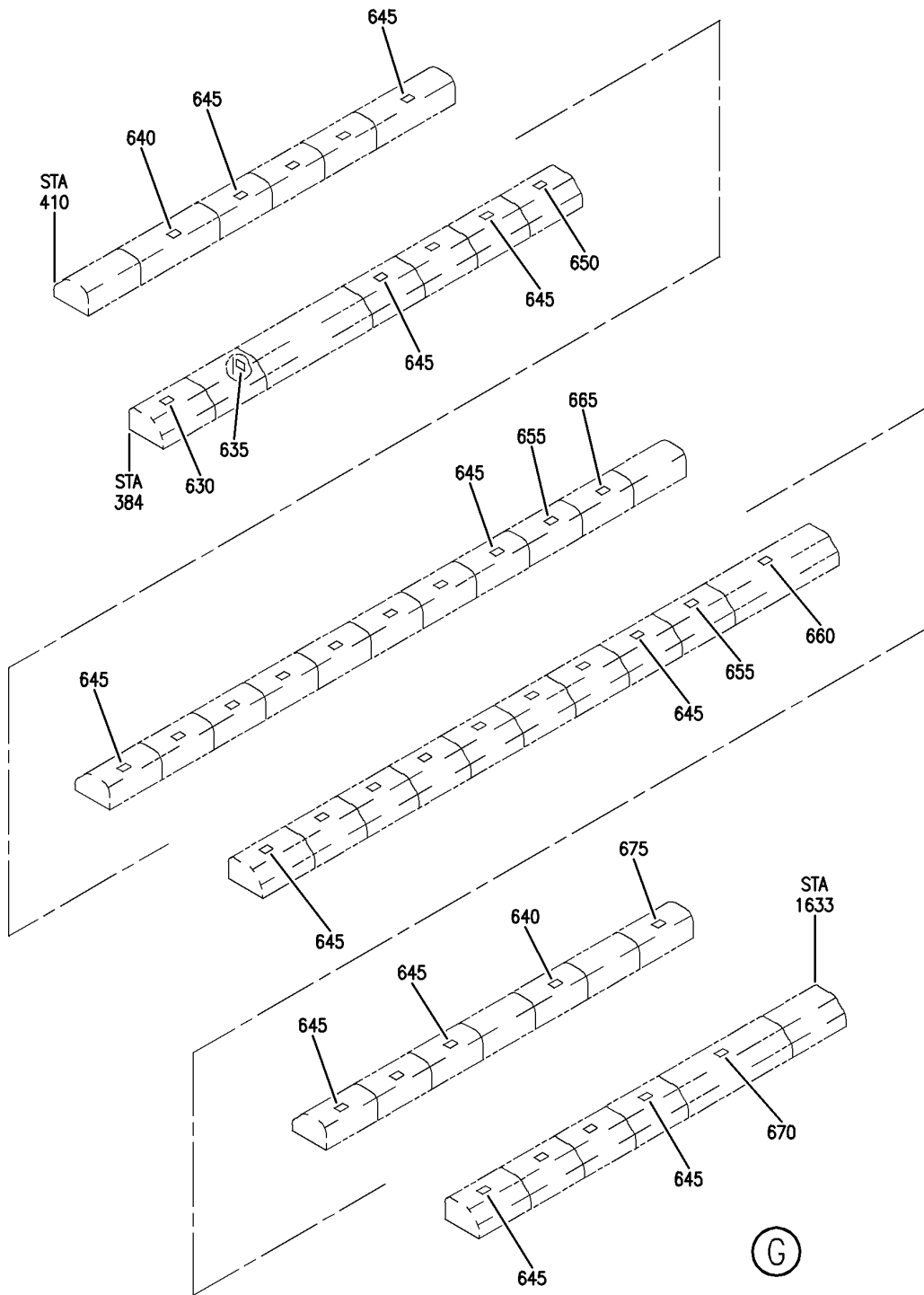
PLACARD INSTL- CAB. INTR OVERHEAD STORAGE
 FIGURE 90 (SHEET 6)

11-35-07-90

BRI
 MAY 28/07

11-35-07-90
 PAGE 0E

BOEING
757
PARTS CATALOG (MAINTENANCE)



Y 11350790 SHT 7 REV 226

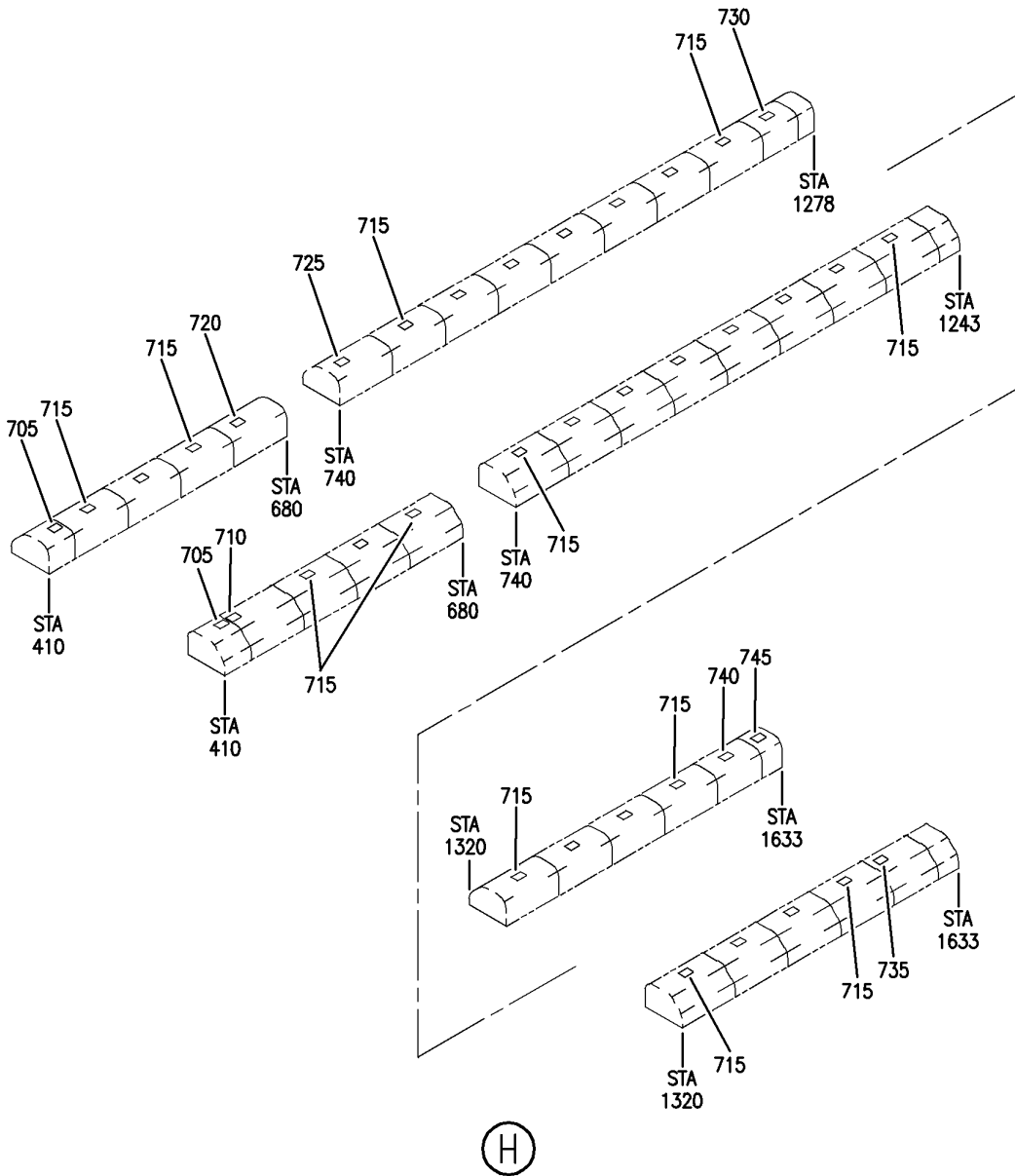
PLACARD INSTL- CAB. INTR OVERHEAD STORAGE
FIGURE 90 (SHEET 7)

11-35-07-90

BRI
MAY 28/07

11-35-07-90
PAGE OF

BOEING
757
PARTS CATALOG (MAINTENANCE)



Y 11350790 SHT 8 REV 234

PLACARD INSTL- CAB. INTR OVERHEAD STORAGE
FIGURE 90 (SHEET 8)

11-35-07-90

BRI
MAY 28/07

11-35-07-90
PAGE 0G



757

PARTS CATALOG (MAINTENANCE)

FIG ITEM	PART NUMBER	1 2 3 4 5 6 7	NOMENCLATURE	EFFECT FROM TO	UNITS PER ASSY
90			PLACARD INSTL- CAB. INTR OVERHEAD STORAGE	101102 108120	
- 1	414N5124-1		PLACARD INSTL-CAB. INTR OVERHEAD STORAGE FOR NHA SEE: 25-20-00-07B	101102	RF
5	BAC29PPS36273		.PLACARD- PLACARD CONTENT: LATCH CLOSED LOAD LIMIT 42 LBS/19 KG	101102	1
10	BAC29PPS36279		.PLACARD- PLACARD CONTENT: LATCH CLOSED LOAD LIMIT 54 LB/24 KG	101102	1
15	BAC29PPS36297		.PLACARD- PLACARD CONTENT: LATCH CLOSED LOAD LIMIT 90 LB/40 KG	101102	2
20	BAC29PPS36312		.PLACARD- PLACARD CONTENT: LATCH CLOSED LOAD LIMIT 120 LB/54 KG	101102	1
25	BAC29PPS36327		.PLACARD- PLACARD CONTENT: LATCH CLOSED LOAD LIMIT 150 LB/68 KG	101102	1
30	BAC29PPS36412		.PLACARD- PLACARD CONTENT: LATCH CLOSED LOAD LIMIT 180 LB/81 KG	101102	30
35	BAC29PPS36280		.PLACARD- PLACARD CONTENT: LATCH CLOSED LOAD LIMIT 56 LB/25 KG	101102	1
- 625	414N5124-9		PLACARD INSTL-CAB. INTR OVERHEAD STORAGE FOR NHA SEE: 25-20-00-07B	108120	RF
630	BAC29PPS45115		.PLACARD-(MULTI-LANGUAGE) PLACARD CONTENT: LATCH CLOSED LOAD LIMIT 48 LB/21 KG	108120	1
635	BAC29PPS45116		.PLACARD-(MULTI-LANGUAGE) PLACARD CONTENT: LATCH CLOSED LOAD LIMIT 50 LB/22 KG	108120	1

MISSING ITEM NUMBERS NOT APPLICABLE

- ITEM NOT ILLUSTRATED

11-35-07-90

11-35-07
FIG. 90
PAGE 1
JAN 20/09

BRI

BOEING PROPRIETARY - Copyright © - Unpublished Work - See title page for details.



757

PARTS CATALOG (MAINTENANCE)

FIG ITEM	PART NUMBER	1 2 3 4 5 6 7	NOMENCLATURE	EFFECT FROM TO	UNITS PER ASSY
90					
640	BAC29PPS45113		.PLACARD-(MULTI-LANGUAGE) PLACARD CONTENT: LATCH CLOSED LOAD LIMIT 44 LB/20 KG	108120	2
645	BAC29PPS45181		.PLACARD-(MULTI-LANGUAGE) PLACARD CONTENT: LATCH CLOSED LOAD LIMIT 180 LB/81 KG	108120	30
650	BAC29PPS45130		.PLACARD-(MULTI-LANGUAGE) PLACARD CONTENT: LATCH CLOSED LOAD LIMIT 78 LB/35 KG	108120	1
655	BAC29PPS45151		.PLACARD-(MULTI-LANGUAGE) PLACARD CONTENT: LATCH CLOSED LOAD LIMIT 120 LB/54 KG	108120	2
660	BAC29PPS45118		.PLACARD-(MULTI-LANGUAGE) PLACARD CONTENT: LATCH CLOSED LOAD LIMIT 54 LB/24 KG	108120	1
665	BAC29PPS45103		.PLACARD-(MULTI-LANGUAGE) PLACARD CONTENT: LATCH CLOSED LOAD LIMIT 24 LB/10 KG	108120	1
670	BAC29PPS45166		.PLACARD-(MULTI-LANGUAGE) PLACARD CONTENT: LATCH CLOSED LOAD LIMIT 150 LB/68 KG	108120	1
675	BAC29PPS45125		.PLACARD-(MULTI-LANGUAGE) PLACARD CONTENT: LATCH CLOSED LOAD LIMIT 68 LB/30 KG	108120	1

MISSING ITEM NUMBERS NOT APPLICABLE

- ITEM NOT ILLUSTRATED

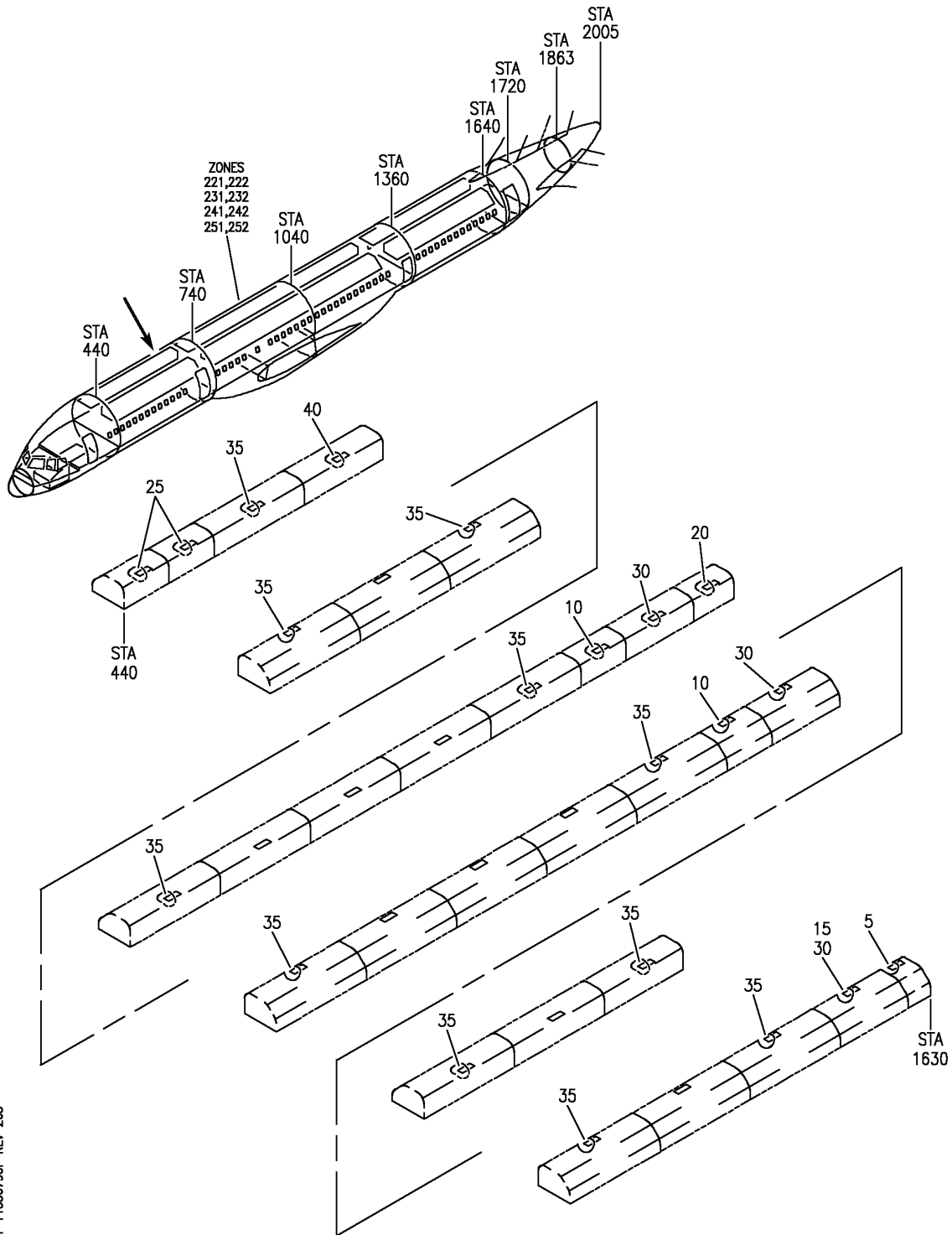
BRI

11-35-07-90

BOEING PROPRIETARY - Copyright © - Unpublished Work - See title page for details.

11-35-07
FIG. 90
PAGE 2
JAN 20/09


BOEING
 757
PARTS CATALOG (MAINTENANCE)



Y 11350790F REV 263

PLACARD INSTL-CAB. INTR BIN LOAD LIMITS
 FIGURE 90F

11-35-07-90F

BRI
JAN 20/09

11-35-07-90F
 PAGE 0



757

PARTS CATALOG (MAINTENANCE)

FIG ITEM	PART NUMBER	1 2 3 4 5 6 7	NOMENCLATURE	EFFECT FROM TO	UNITS PER ASSY
90F			PLACARD INSTL-CAB. INTR BIN LOAD LIMITS	103106	
- 1	MODREF100290		PLACARD INSTL-CAB. INTR, BIN LOAD LIMITS MODULE NUMBER: 414N5124-20 REV B	103106	1
5	BAC29PPS36262		.PLACARD- PLACARD CONTENT: LATCH CLOSED LOAD LIMIT 20 LB/9 KG	103106	1
10	BAC29PPS36272		.PLACARD- PLACARD CONTENT: LATCH CLOSED LOAD LIMIT 40 LB/18 KG	103106	2
15	BAC29PPS36282		.PLACARD- PLACARD CONTENT: LATCH CLOSED LOAD LIMIT 60 LB/27 KG	103106	1
20	BAC29PPS36287		.PLACARD- PLACARD CONTENT: LATCH CLOSED LOAD LIMIT 70 LB/31 KG	103106	1
25	BAC29PPS36292		.PLACARD- PLACARD CONTENT: LATCH CLOSED LOAD LIMIT 80 LB/36 KG	103106	2
30	BAC29PPS36312		.PLACARD- PLACARD CONTENT: LATCH CLOSED LOAD LIMIT 120 LB/54 KG	103106	3
35	BAC29PPS36332		.PLACARD- PLACARD CONTENT: LATCH CLOSED LOAD LIMIT 160 LB/72 KG	103106	20
40	BAC29PPS36322		.PLACARD- PLACARD CONTENT: LATCH CLOSED LOAD LIMIT 140 LB/63 KG	103106	1

MISSING ITEM NUMBERS NOT APPLICABLE

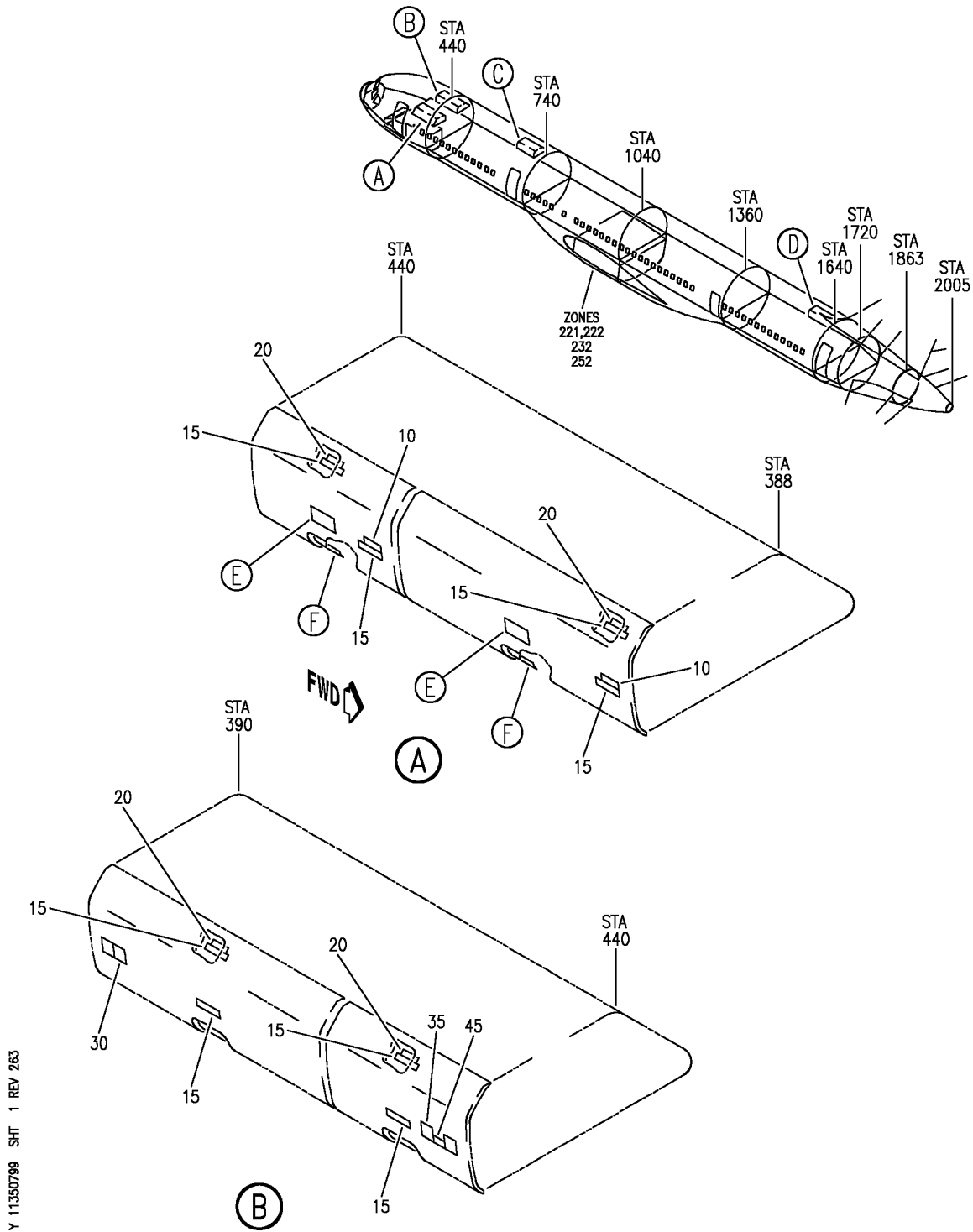
- ITEM NOT ILLUSTRATED

BRI

11-35-07-90F

11-35-07
FIG. 90F
PAGE 1
JAN 20/09

BOEING
757
PARTS CATALOG (MAINTENANCE)



Y 11350798 SH1 1 REV 263

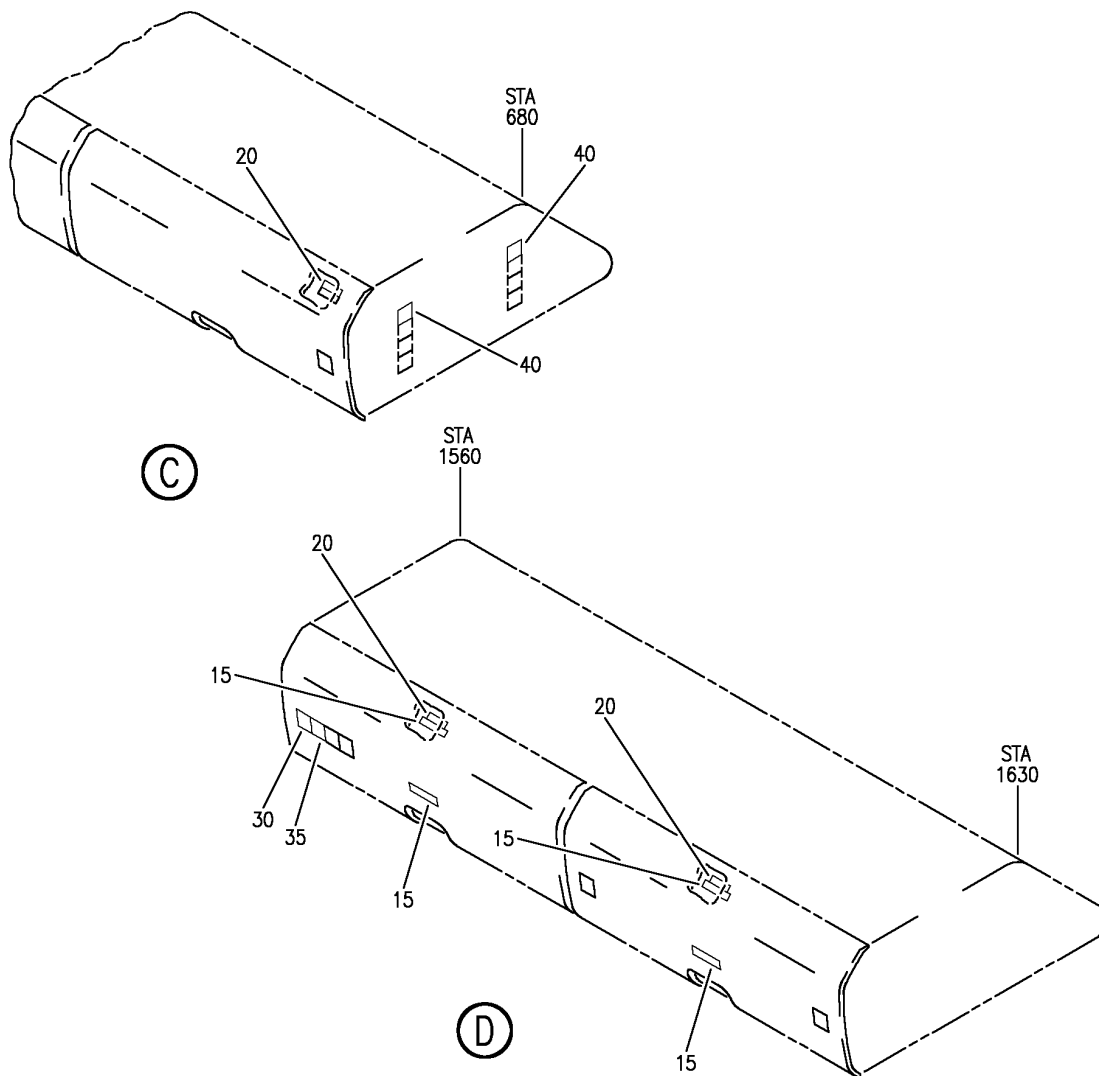
PLACARD INSTL-CAB. INTR MISC (OVERHEAD STORAGE ONLY)
FIGURE 99 (SHEET 1)

11-35-07-99

BRI
JAN 20/09

11-35-07-99
PAGE 0

BOEING
757
PARTS CATALOG (MAINTENANCE)



PSU VIDEO MONITORS MUST NOT BE DEPLOYED DURING TAXI, TAKEOFF AND LANDING EXCEPT WHEN SHOWING PASSENGER SAFETY VIDEO PRIOR TO TAKEOFF

VIDEO CONTROL CENTER COMPARTMENT MUST NOT BE LOCKED DURING TAXI, TAKEOFF, FLIGHT AND LANDING

Y 11350798 SHIT 2 REV 263

PLACARD INSTL-CAB. INTR MISC (OVERHEAD STORAGE ONLY)
FIGURE 99 (SHEET 2)

11-35-07-99



757

PARTS CATALOG (MAINTENANCE)

FIG ITEM	PART NUMBER	1 2 3 4 5 6 7	NOMENCLATURE	EFFECT FROM TO	UNITS PER ASSY
99			PLACARD INSTL-CAB. INTR MISC (OVERHEAD STORAGE ONLY)	103106	
- 1	MODREF103507		PLACARD INSTL-CAB. INTR (OVERHEAD STORAGE ONLY) MODULE NUMBER: 414N5150-62 REV. D FOR ADDITIONAL DETAILS SEE: 11-35-13-58 11-35-14-95 11-35-55-74 11-35-70-11 11-35-90-90	103106	1
5	BAC29PPS46968		.PLACARD	103106	2
10	BAC29PPS38881		.PLACARD- PLACARD CONTENT: VIDEO EQUIPMENT ONLY	103106	2
15	BAC29PPS38317		.PLACARD- PLACARD CONTENT: NO ADDITIONAL STOWAGE	103106	12
20	BAC29PPS38380		.PLACARD- PLACARD CONTENT: LATCH CLOSED	103106	7
25	BAC29PPS50766		.PLACARD	103106	2
30	BAC29PPS38318		.PLACARD- PLACARD CONTENT: SEAT BELT EXTENSIONS	103106	2
35	BAC29PPS40715		.PLACARD- PLACARD CONTENT: DEMO KIT	103106	2
40	BAC29PPS54082		.PLACARD- PLACARD CONTENT: FORWARD FACE OF ATTENDANT SEAT	103106	2
45	BAC29PPS53536		.PLACARD- PLACARD CONTENT: SEARCH MIRROR	103106	1

MISSING ITEM NUMBERS NOT APPLICABLE

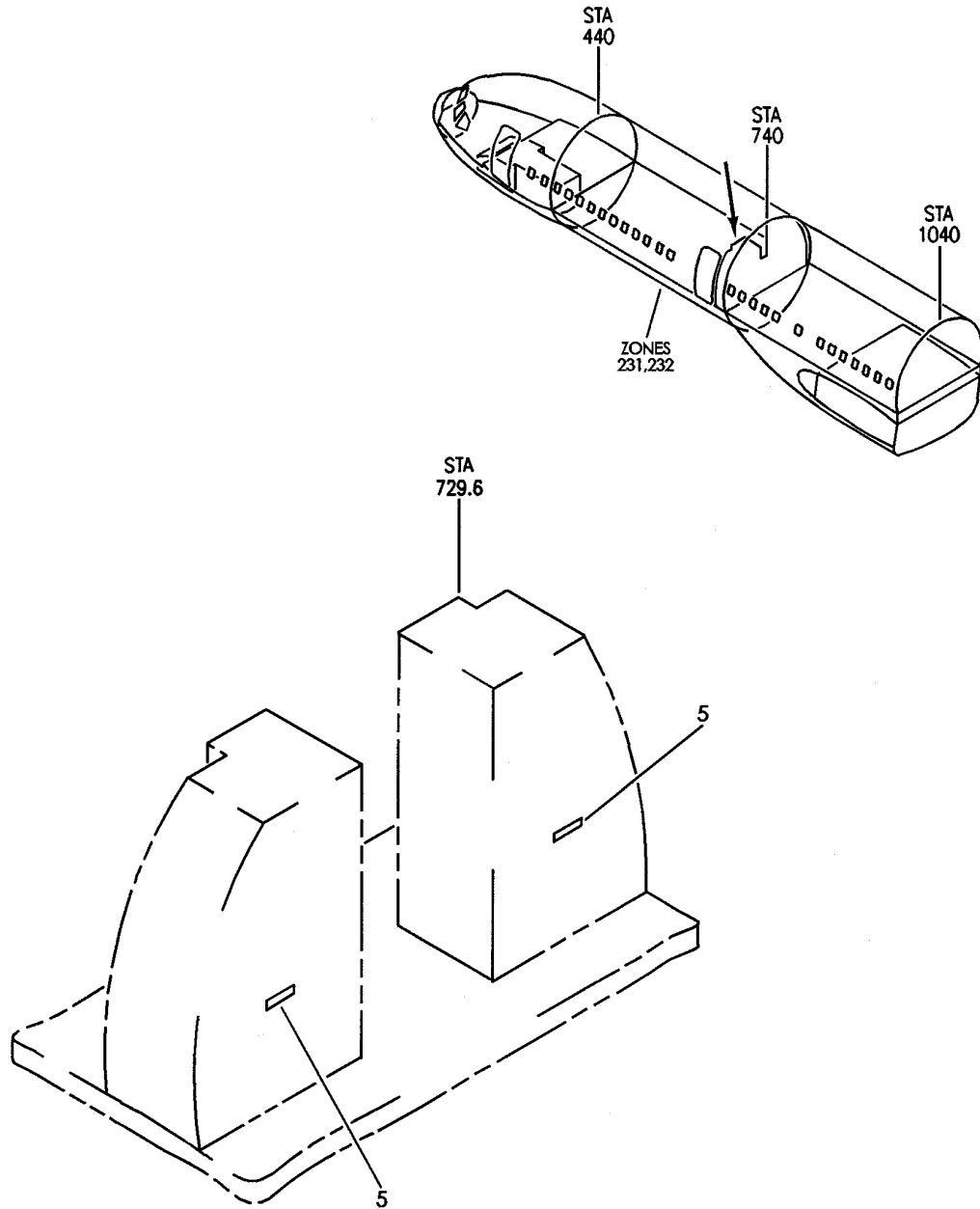
- ITEM NOT ILLUSTRATED

11-35-07-99

11-35-07
FIG. 99
PAGE 1
JAN 20/09

BRI

BOEING
757
PARTS CATALOG (MAINTENANCE)



Y 11350906 REV 212

PLACARD INSTL-CAB. INTR (GALLEYS ONLY) (FLYAWAY)
FIGURE 6

11-35-09-06

BRI
JAN 20/09

11-35-09-06
PAGE 0



757

PARTS CATALOG (MAINTENANCE)

FIG ITEM	PART NUMBER	1 2 3 4 5 6 7	NOMENCLATURE	EFFECT FROM TO	UNITS PER ASSY
6			PLACARD INSTL-CAB. INTR (GALLEYS ONLY) (FLYAWAY)	504504 506506	
- 1	414N5019-140		PLACARD INSTL-CAB. INTR (GALLEYS ONLY) FOR NHA/ADDITIONAL DET SEE: 25-20-00-07B	504504 506506	RF
5	BAC29PPS17055		.PLACARD- PLACARD CONTENT: LIFE VEST UNDER YOUR SEAT: FASTEN SEAT BELT WHILE SEATED	504504 506506	2

MISSING ITEM NUMBERS NOT APPLICABLE

- ITEM NOT ILLUSTRATED

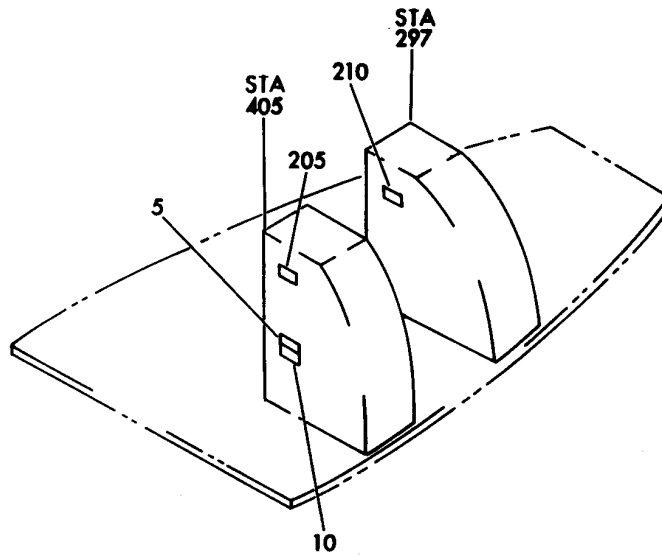
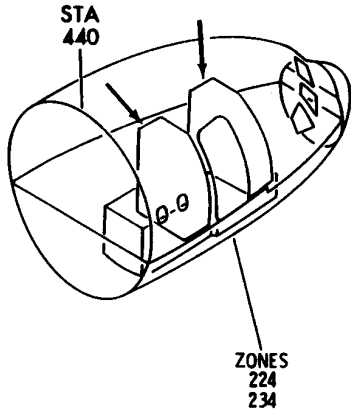
BRI

11-35-09-06

BOEING PROPRIETARY - Copyright © - Unpublished Work - See title page for details.

11-35-09
FIG. 06
PAGE 1
JAN 20/09

BOEING
757
PARTS CATALOG (MAINTENANCE)



Y 11350920 REV 139

PLACARD INSTL-CAB. INTR (GALLEYS ONLY)
FIGURE 20

BRI
MAY 28/07

11-35-09-20

11-35-09-20
PAGE 0



757

PARTS CATALOG (MAINTENANCE)

FIG ITEM	PART NUMBER	1 2 3 4 5 6 7	NOMENCLATURE	EFFECT FROM TO	UNITS PER ASSY
20			PLACARD INSTL-CAB. INTR (GALLEYS ONLY)	002004 006100	
- 200	414N5019-17		PLACARD INSTL-CAB. INTR (GALLEYS ONLY) FOR NHA SEE: 25-20-00-01J	002004 006010	RF
- 200	414N5019-54		PLACARD INSTL-CAB. INTR (GALLEYS ONLY) FOR NHA SEE: 25-20-00-01J	011017	RF
- 200	414N5019-70		PLACARD INSTL-CAB. INTR (GALLEYS ONLY) FOR NHA SEE: 25-20-00-01J	018100	RF
205	BAC29PPS17055		.PLACARD- PLACARD CONTENT: LIFE VEST UNDER YOUR SEAT: FASTEN SEAT BELT WHILE SEATED MISCELLANEOUS DATA: (QUANTITY OF ONE USED ON GALLEY G1B PART OF FLYAWAY KIT) POST RAPID REVISION: RR92034-8 RR92014-41	002004 006100	4
210	BAC29PPS17055		.PLACARD- PLACARD CONTENT: LIFE VEST UNDER YOUR SEAT: FASTEN SEAT BELT WHILE SEATED POST RAPID REVISION: RR92034-8 RR92014-41	006010	1

MISSING ITEM NUMBERS NOT APPLICABLE

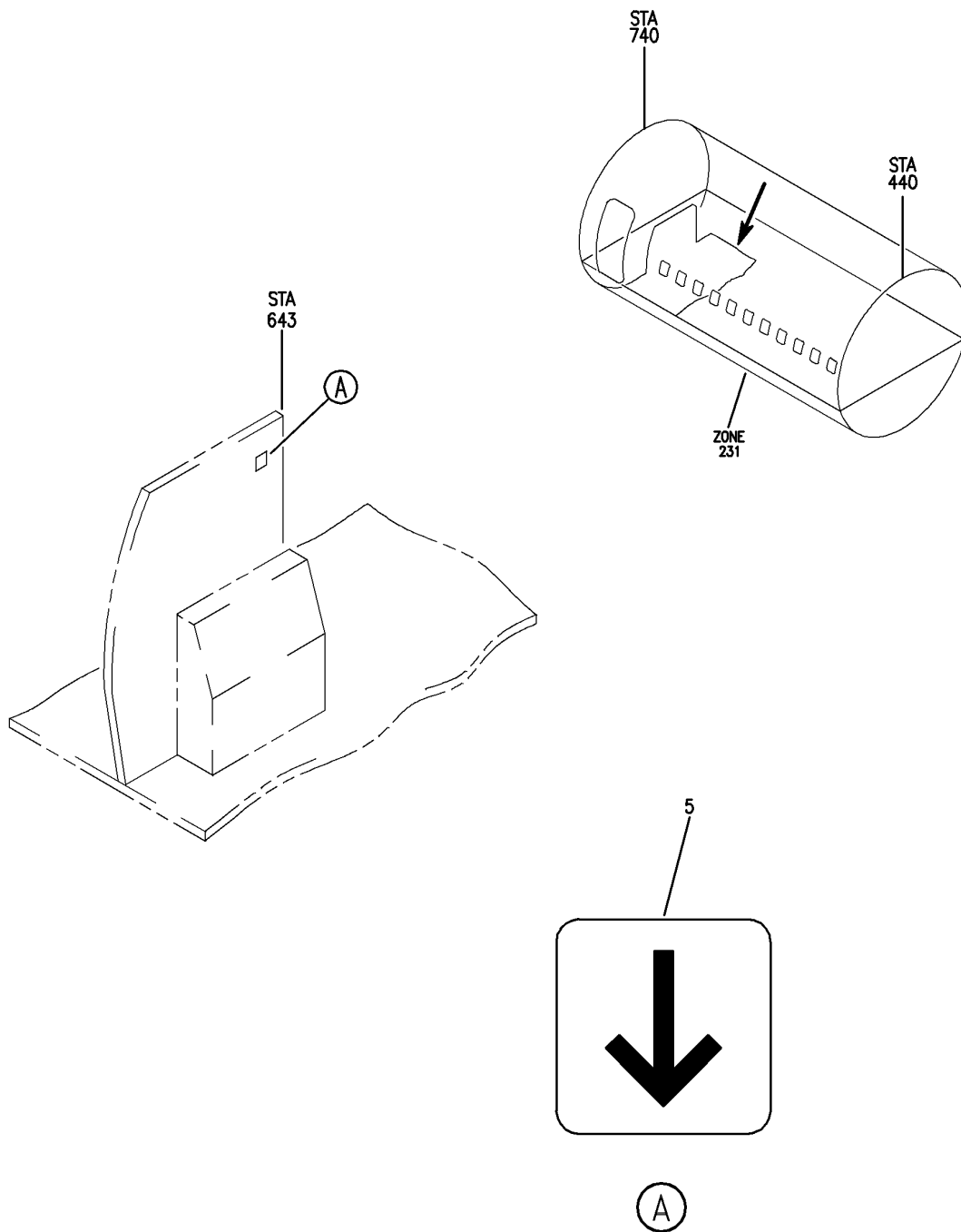
- ITEM NOT ILLUSTRATED

11-35-09-20

11-35-09
FIG. 20
PAGE 1
JAN 20/09

BRI

BOEING
757
PARTS CATALOG (MAINTENANCE)



Y 11350987A REV 225

PLACARD INSTL-CAB. INTR (GALLEYS ONLY)
FIGURE 87A

11-35-09-87A

BRI
JAN 20/09

11-35-09-87A
PAGE 0



757

PARTS CATALOG (MAINTENANCE)

FIG ITEM	PART NUMBER	1 2 3 4 5 6 7	NOMENCLATURE	EFFECT FROM TO	UNITS PER ASSY
87A			PLACARD INSTL-CAB. INTR (GALLEYS ONLY)	108120	
- 1	414N5150-31		PLACARD INSTL-CAB. INTR (GALLEYS ONLY)	108120	RF
5	BAC29PPS36208		FOR NHA/ADDITIONAL DET SEE: 25-20-00-07B .PLACARD	108120	1

MISSING ITEM NUMBERS NOT APPLICABLE

- ITEM NOT ILLUSTRATED

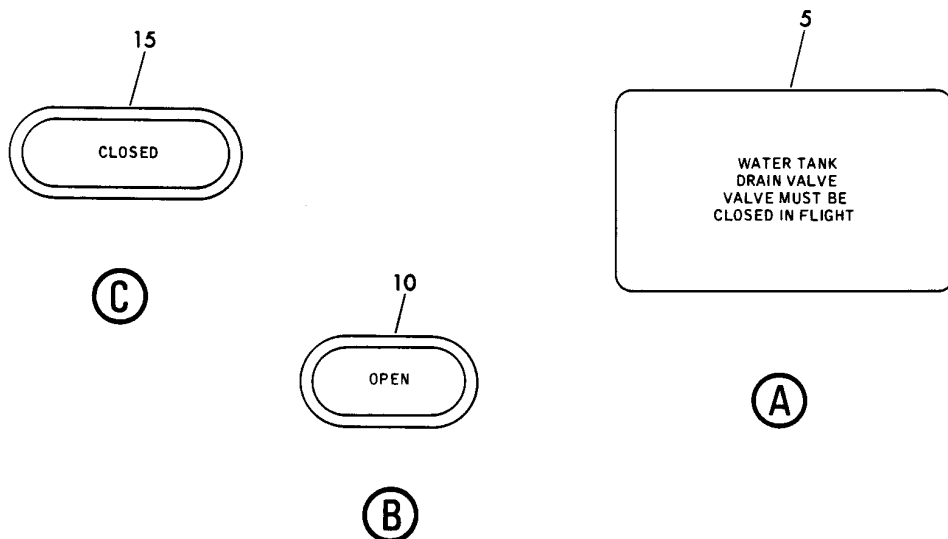
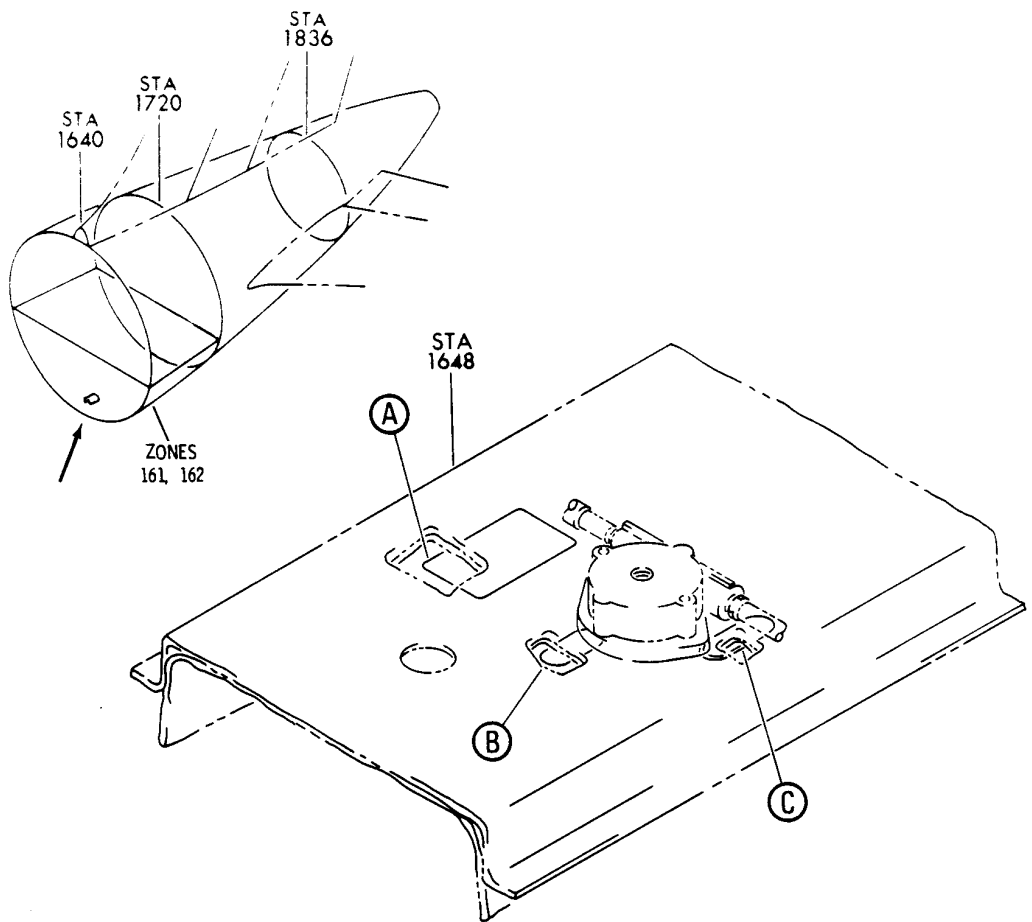
BRI

11-35-09-87A

BOEING PROPRIETARY - Copyright © - Unpublished Work - See title page for details.

11-35-09
FIG. 87A
PAGE 1
JAN 20/09

BOEING
757
PARTS CATALOG (MAINTENANCE)



Y 11351001 SHT 1 REV 005

PLACARD INSTL-PASS. WATER SYS WATER TANK
FIGURE 1

11-35-10-01

BRI
MAY 28/07

11-35-10-01
PAGE 0



757

PARTS CATALOG (MAINTENANCE)

FIG ITEM	PART NUMBER	1 2 3 4 5 6 7	NOMENCLATURE	EFFECT FROM TO	UNITS PER ASSY
1			PLACARD INSTL-PASS. WATER SYS WATER TANK	002004 006102 107999	
- 1	417N2521-2		PLACARD INSTL-PASS. WATER SYS WATER TANK FOR NHA SEE: 11-00-01-01 25-20-00-07D	002004 006102 107999	RF
5	BAC27NPA0146		.MARKER-ALUMINUM FOIL PLACARD CONTENT: WATER TANK DRAIN VALVE VALVE MUST BE CLOSED IN FLIGHT OPTIONAL PART: BAC27NPA1386	002004 006102 107999	1
5	BAC27NPA1386		.MARKER- FLUID RESISTANT PLACARD CONTENT: WATER TANK DRAIN VALVE VALVE MUST BE CLOSED IN FLIGHT OPTIONAL PART: BAC27NPA0146	002004 006102 107999	1
10	BACM10L10-1BNP		.MARKER-ALUMINUM FOIL PLACARD CONTENT: OPEN OPTIONAL PART: BAC27NPA1387	002004 006102 107999	1
10	BAC27NPA1387		.MARKER- FLUID RESISTANT PLACARD CONTENT: OPEN OPTIONAL PART: BACM10L10-1BNP	002004 006102 107999	1
15	BACM10L10-1BNR		.MARKER-ALUMINUM FOIL PLACARD CONTENT: CLOSED OPTIONAL PART: BAC27NPA1388	002004 006102 107999	1
15	BAC27NPA1388		.MARKER- PLACARD CONTENT: CLOSED OPTIONAL PART: BACM10L10-1BNR	002004 006102 107999	1

MISSING ITEM NUMBERS NOT APPLICABLE

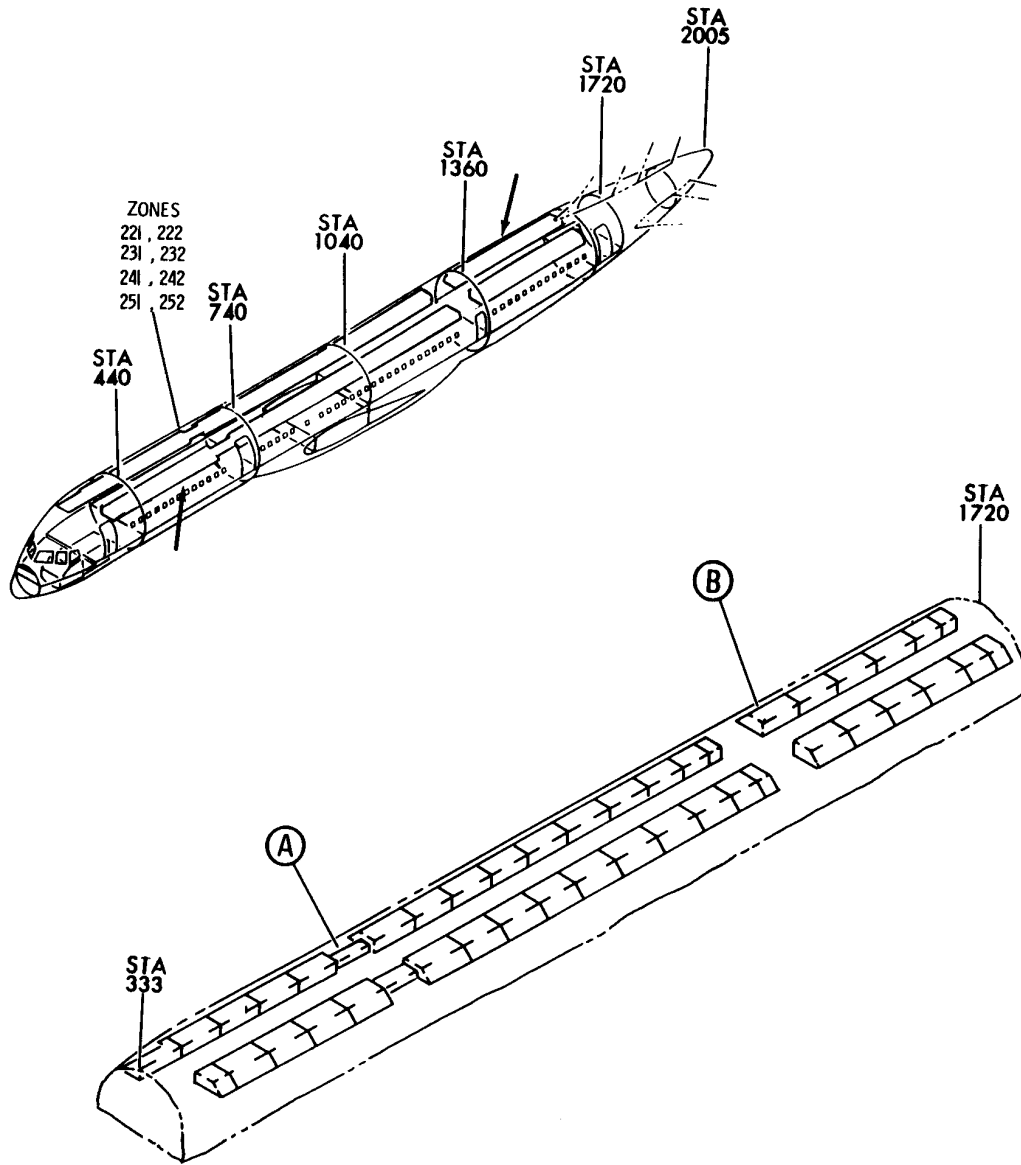
- ITEM NOT ILLUSTRATED

BRI

11-35-10-01

11-35-10
FIG. 01
PAGE 1
JAN 20/09

BOEING
757
PARTS CATALOG (MAINTENANCE)



Y 11351004 SHT 1 REV 130

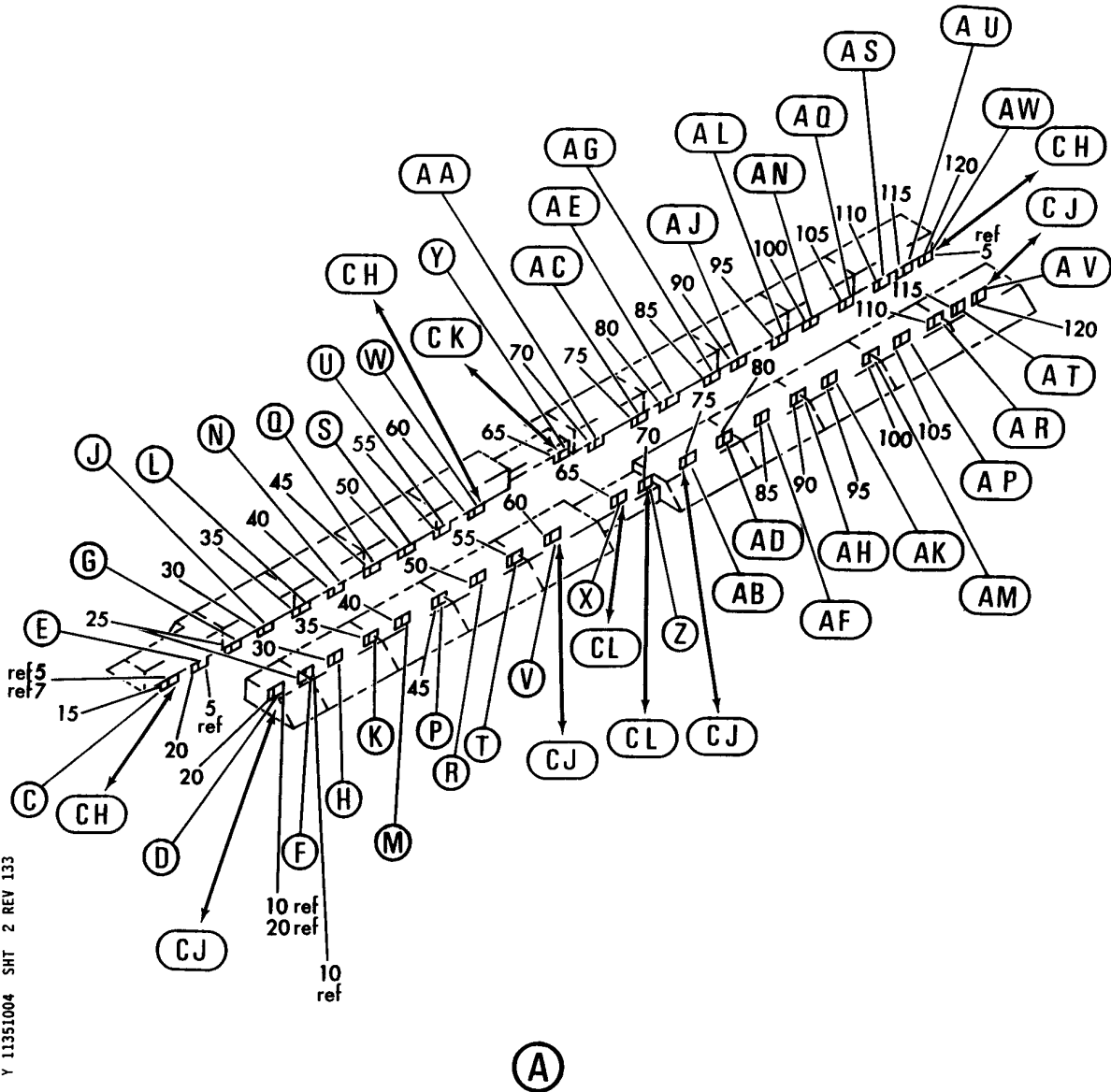
PLACARD INSTL-CAB. INTR (SEAT MARKERS ONLY)
FIGURE 4 (SHEET 1)

11-35-10-04

BRI
JAN 20/09

11-35-10-04
PAGE 0

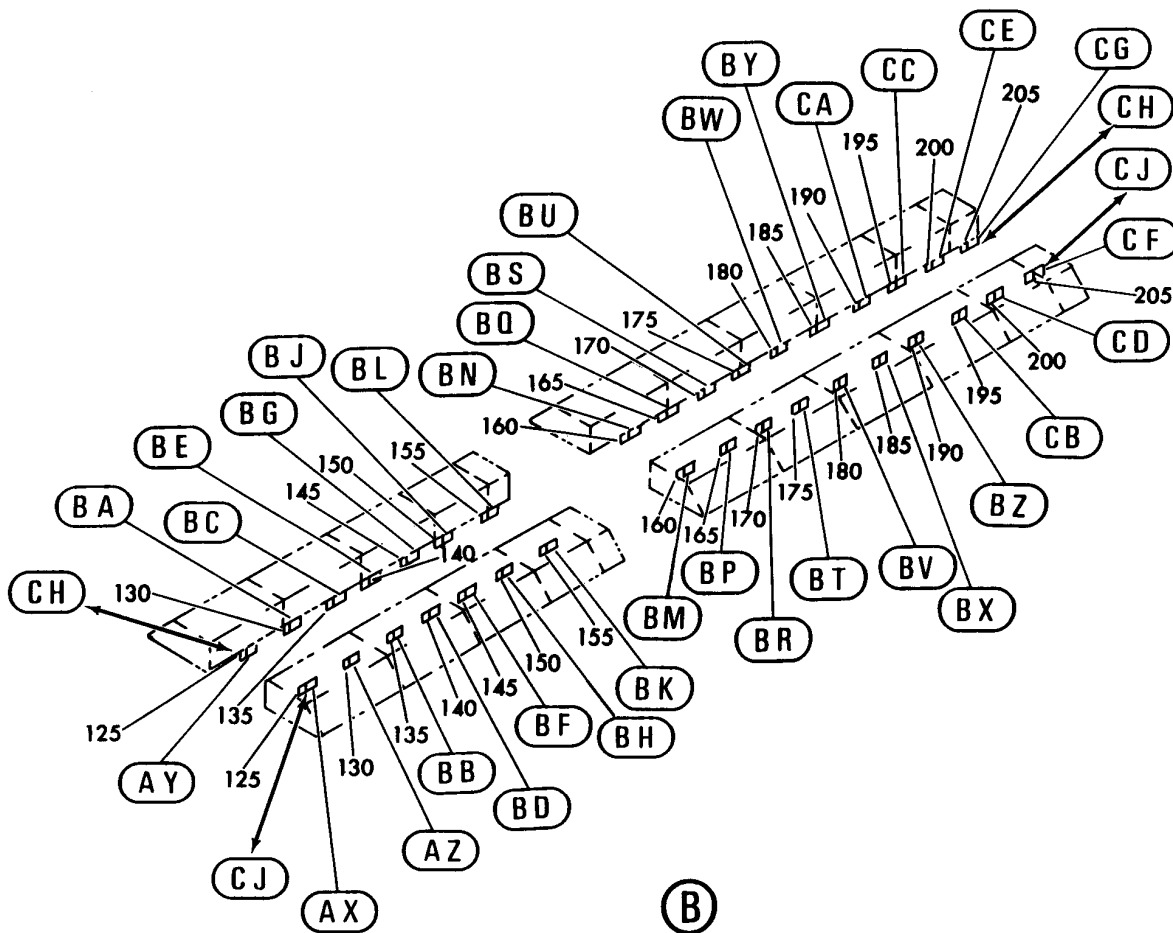
BOEING
757
PARTS CATALOG (MAINTENANCE)



PLACARD INSTL-CAB. INTR (SEAT MARKERS ONLY)
FIGURE 4 (SHEET 2)

11-35-10-04

BOEING
757
PARTS CATALOG (MAINTENANCE)




Y 11351004 SHT 3 REV 130

PLACARD INSTL-CAB. INTR (SEAT MARKERS ONLY)
FIGURE 4 (SHEET 3)

11-35-10-04

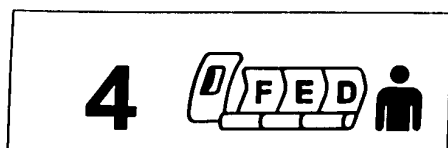
BRI
JAN 20/09

11-35-10-04
PAGE 0B




(K)

37



(J)

33



(H)

32




(G)

28



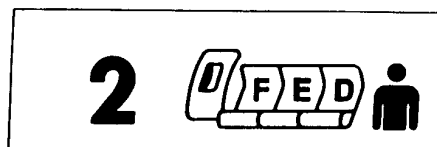
(C)

17




(D)

22



(E)

23



(F)

27

Y 11351004 SHT 4 REV 130

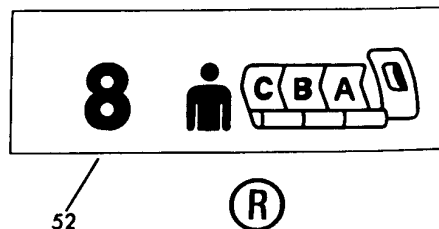
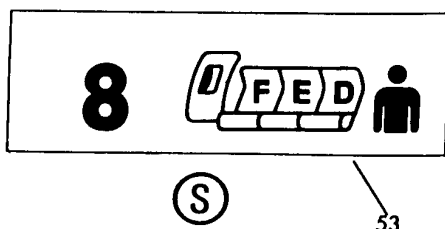
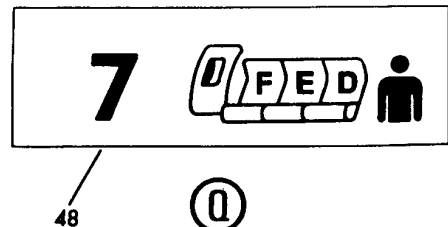
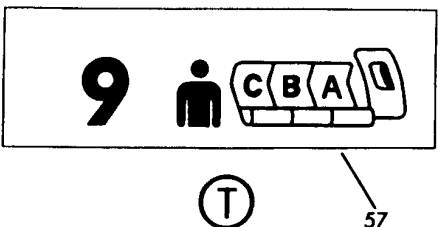
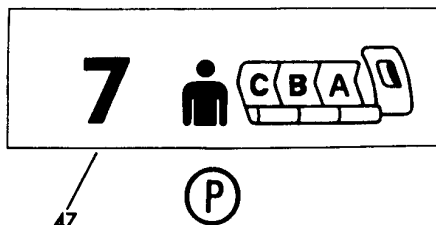
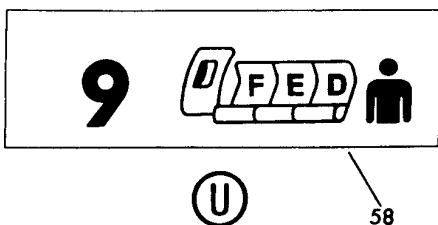
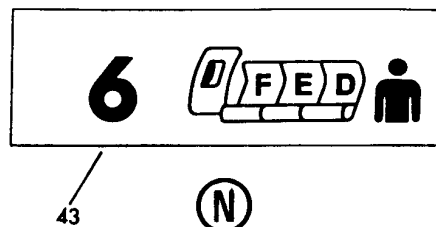
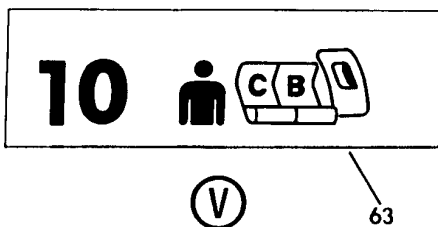
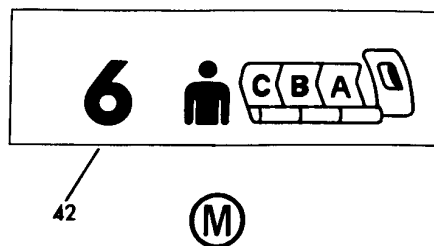
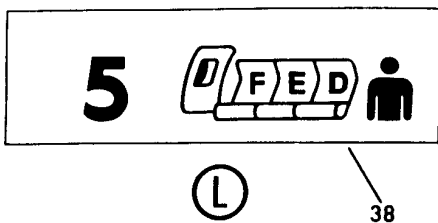
PLACARD INSTL-CAB. INTR (SEAT MARKERS ONLY)
FIGURE 4 (SHEET 4)

11-35-10-04

BRI
JAN 20/09

11-35-10-04
PAGE 0C

BOEING
757
PARTS CATALOG (MAINTENANCE)

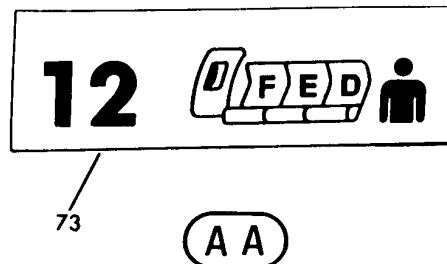
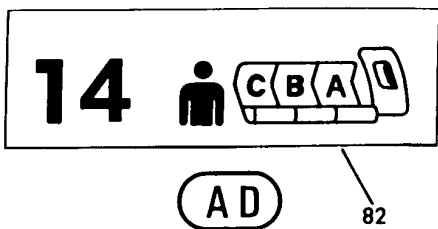

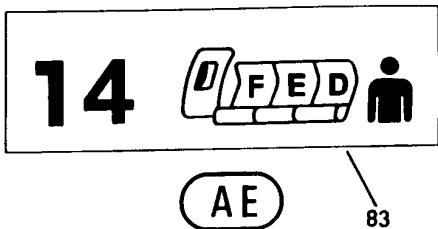
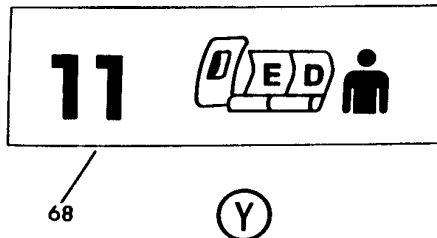
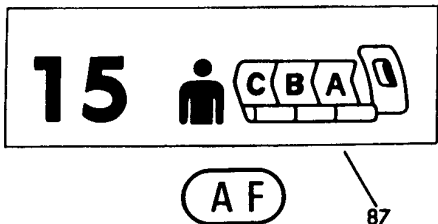
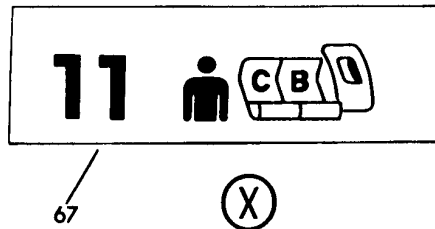
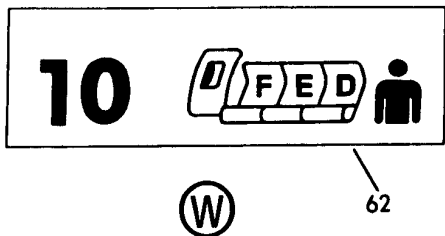


Y 11351004 SHT 5 REV 130

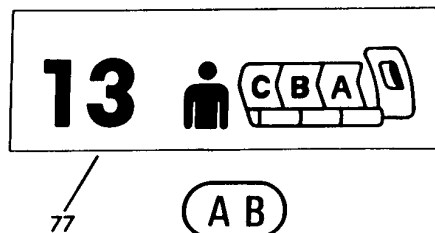
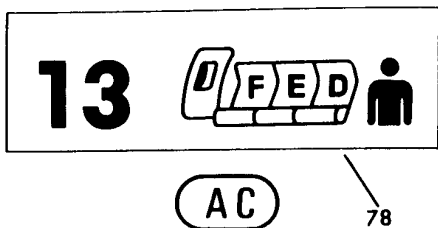
PLACARD INSTL-CAB. INTR (SEAT MARKERS ONLY)
FIGURE 4 (SHEET 5)

11-35-10-04

BOEING
757
PARTS CATALOG (MAINTENANCE)



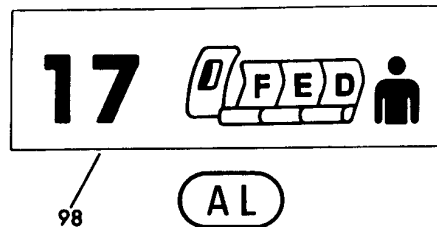
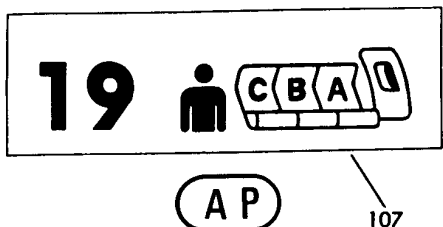
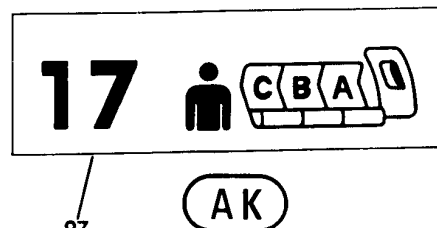
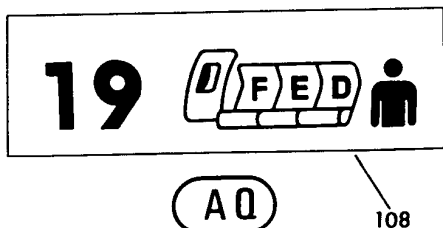
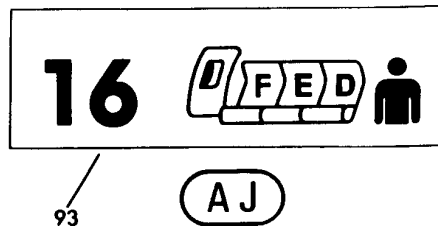
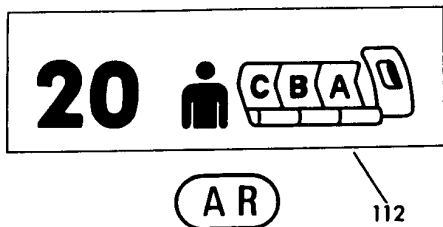
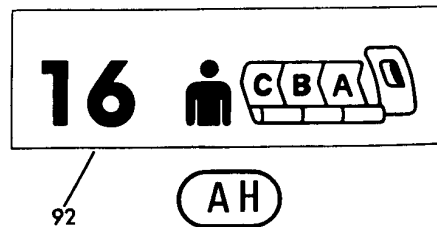
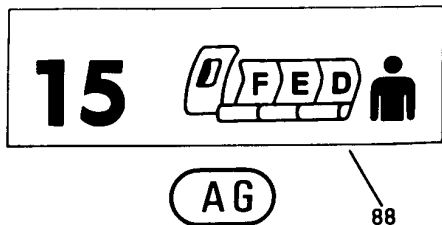
Y 11351004 SHT 6 REV 130



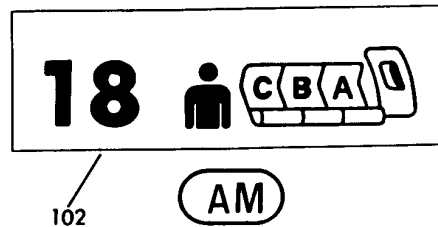
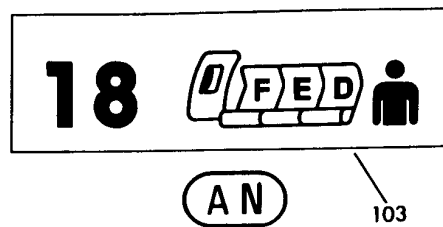
PLACARD INSTL-CAB. INTR (SEAT MARKERS ONLY)
FIGURE 4 (SHEET 6)

11-35-10-04

BOEING
757
PARTS CATALOG (MAINTENANCE)



Y 11351004 SHT 7 REV 130



PLACARD INSTL-CAB. INTR (SEAT MARKERS ONLY)
FIGURE 4 (SHEET 7)

11-35-10-04

BOEING
757
PARTS CATALOG (MAINTENANCE)




113

AS



117

AT



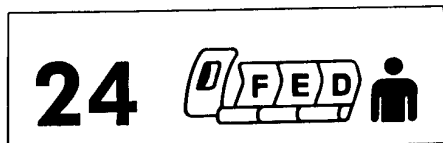
137

BB



118

AU



133


BA



122

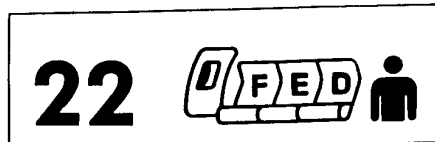
AV

Y 11351004 SHT 8 REV 130



132

AZ




123

AW



128

AY



127

AX

PLACARD INSTL-CAB. INTR (SEAT MARKERS ONLY)
FIGURE 4 (SHEET 8)


11-35-10-04

BOEING
757
PARTS CATALOG (MAINTENANCE)




138

BC



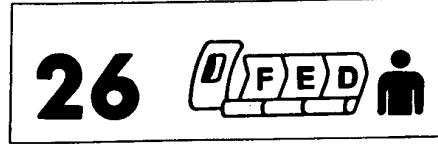
142

BD



162

BM



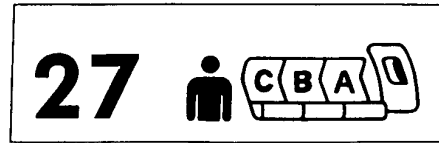
143

BE




158
225

BL



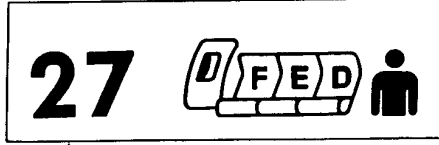
147

BF



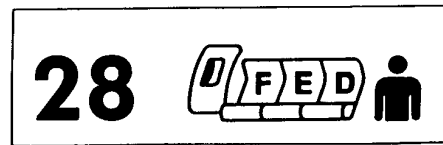
157
220

BK




148

BG



153

BJ



152

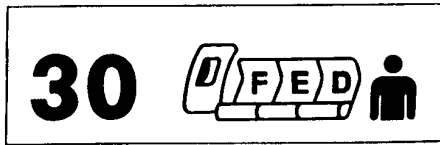
BH

Y 11351004 SHT 9 REV 130

PLACARD INSTL-CAB. INTR (SEAT MARKERS ONLY)
FIGURE 4 (SHEET 9)


11-35-10-04

BOEING
757
PARTS CATALOG (MAINTENANCE)




163

BN



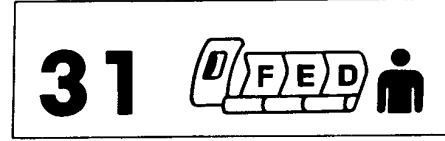
167

BP



192

BZ




168

BQ




188

BY



172

BR



187

BX




173

BS



183

BW



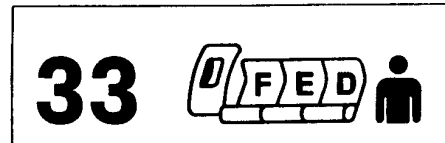
177

BT



182

BV



178

BU

Y 11351004 SHT 10 REV 130

PLACARD INSTL-CAB. INTR (SEAT MARKERS ONLY)
FIGURE 4 (SHEET 10)

11-35-10-04

BRI
JAN 20/09

11-35-10-04
PAGE 01

BOEING
757
PARTS CATALOG (MAINTENANCE)



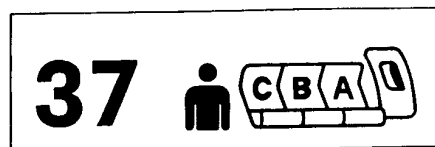
193

CA




208
235

CG



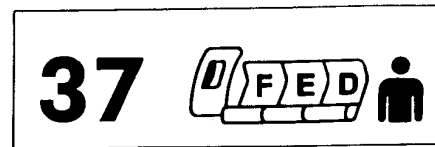
197

CB



207
230

CF



198

CC



203

CE



202

CD

Y 11351004 SHT 11 REV 130


PLACARD INSTL-CAB. INTR (SEAT MARKERS ONLY)
FIGURE 4 (SHEET 11)

11-35-10-04

BRI
JAN 20/09


11-35-10-04
PAGE 0J

BOEING
757
PARTS CATALOG (MAINTENANCE)




CH

5
7

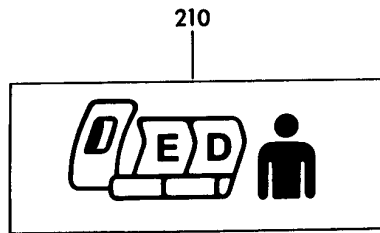


CJ



215

CL



CK

Y 11351004 SHT 12 REV 130

PLACARD INSTL-CAB. INTR (SEAT MARKERS ONLY)
FIGURE 4 (SHEET 12)

11-35-10-04

BRI
JAN 20/09

11-35-10-04
PAGE OK



757

PARTS CATALOG (MAINTENANCE)

FIG ITEM	PART NUMBER	1 2 3 4 5 6 7	NOMENCLATURE	EFFECT FROM TO	UNITS PER ASSY
4			PLACARD INSTL-CAB. INTR (SEAT MARKERS ONLY)	107107	
- 1	414N5011-14		PLACARD INSTL-CAB. INTR (SEAT MARKERS ONLY) FOR NHA/ADDITIONAL DET SEE: 25-20-00-01C	107107	RF
5	BAC29PPS5998		.PLACARD	107107	37
7	BAC29PPS5998		.PLACARD	107107	1
10	BAC29PPS5999		.PLACARD	107107	35
12	BAC29PPS5999		.PLACARD	107107	1
15	BAC29PPS6000		.PLACARD-	107107	1
			PLACARD CONTENT: SEAT ROW 1		
20	BAC29PPS6001		.PLACARD-	107107	2
			PLACARD CONTENT: SEAT ROW 2		
25	BAC29PPS6002		.PLACARD-	107107	2
			PLACARD CONTENT: SEAT ROW 3		
30	BAC29PPS6003		.PLACARD-	107107	2
			PLACARD CONTENT: SEAT ROW 4		
35	BAC29PPS6004		.PLACARD-	107107	2
			PLACARD CONTENT: SEAT ROW 5		
40	BAC29PPS6005		.PLACARD-	107107	2
			PLACARD CONTENT: SEAT ROW 6		
45	BAC29PPS6006		.PLACARD-	107107	2
			PLACARD CONTENT: SEAT ROW 7		
50	BAC29PPS6007		.PLACARD-	107107	2
			PLACARD CONTENT: SEAT ROW 8		
55	BAC29PPS6008		.PLACARD-	107107	2
			PLACARD CONTENT: SEAT ROW 9		
57	BAC29PPS10645		.PLACARD-	107107	1
58	BAC29PPS10646		.PLACARD-	107107	1
60	BAC29PPS6009		.PLACARD-	107107	2
			PLACARD CONTENT: SEAT ROW 10		
65	BAC29PPS6010		.PLACARD-	107107	2
			PLACARD CONTENT: SEAT ROW 11		
70	BAC29PPS6011		.PLACARD-	107107	2
			PLACARD CONTENT: SEAT ROW 12		

MISSING ITEM NUMBERS NOT APPLICABLE

- ITEM NOT ILLUSTRATED

11-35-10-04

11-35-10
FIG. 04
PAGE 1
JAN 20/09

BRI



757

PARTS CATALOG (MAINTENANCE)

FIG ITEM	PART NUMBER	1 2 3 4 5 6 7	NOMENCLATURE	EFFECT FROM TO	UNITS PER ASSY
4					
75	BAC29PPS6012		.PLACARD- PLACARD CONTENT: SEAT ROW 13	107107	2
80	BAC29PPS6013		.PLACARD- PLACARD CONTENT: SEAT ROW 14	107107	2
85	BAC29PPS6014		.PLACARD- PLACARD CONTENT: SEAT ROW 15	107107	2
90	BAC29PPS6015		.PLACARD- PLACARD CONTENT: SEAT ROW 16	107107	2
95	BAC29PPS6016		.PLACARD- PLACARD CONTENT: SEAT ROW 17	107107	2
100	BAC29PPS6017		.PLACARD- PLACARD CONTENT: SEAT ROW 18	107107	2
105	BAC29PPS6018		.PLACARD- PLACARD CONTENT: SEAT ROW 19	107107	2
110	BAC29PPS6019		.PLACARD- PLACARD CONTENT: SEAT ROW 20	107107	2
115	BAC29PPS6020		.PLACARD- PLACARD CONTENT: SEAT ROW 21	107107	2
120	BAC29PPS6021		.PLACARD- PLACARD CONTENT: SEAT ROW 22	107107	2
125	BAC29PPS6022		.PLACARD- PLACARD CONTENT: SEAT ROW 23	107107	2
130	BAC29PPS6023		.PLACARD- PLACARD CONTENT: SEAT ROW 24	107107	2
135	BAC29PPS6024		.PLACARD- PLACARD CONTENT: SEAT ROW 25	107107	2
140	BAC29PPS6025		.PLACARD- PLACARD CONTENT: SEAT ROW 26	107107	2
145	BAC29PPS6026		.PLACARD- PLACARD CONTENT: SEAT ROW 27	107107	2
150	BAC29PPS6027		.PLACARD- PLACARD CONTENT: SEAT ROW 28	107107	2

MISSING ITEM NUMBERS NOT APPLICABLE

- ITEM NOT ILLUSTRATED

11-35-10-04

11-35-10
FIG. 04
PAGE 2
JAN 20/09

BRI



757

PARTS CATALOG (MAINTENANCE)

FIG ITEM	PART NUMBER	1 2 3 4 5 6 7	NOMENCLATURE	EFFECT FROM TO	UNITS PER ASSY
4					
155	BAC29PPS6028	.	PLACARD- PLACARD CONTENT: SEAT ROW 29	107107	2
160	BAC29PPS6029	.	PLACARD- PLACARD CONTENT: SEAT ROW 30	107107	2
165	BAC29PPS6030	.	PLACARD- PLACARD CONTENT: SEAT ROW 31	107107	2
170	BAC29PPS6031	.	PLACARD- PLACARD CONTENT: SEAT ROW 32	107107	2
175	BAC29PPS6032	.	PLACARD- PLACARD CONTENT: SEAT ROW 33	107107	2
180	BAC29PPS6033	.	PLACARD- PLACARD CONTENT: SEAT ROW 34	107107	2
185	BAC29PPS6034	.	PLACARD- PLACARD CONTENT: SEAT ROW 35	107107	2
190	BAC29PPS6035	.	PLACARD- PLACARD CONTENT: SEAT ROW 36	107107	2
195	BAC29PPS6036	.	PLACARD- PLACARD CONTENT: SEAT ROW 37	107107	2
200	BAC29PPS6037	.	PLACARD- PLACARD CONTENT: SEAT ROW 38	107107	2
205	BAC29PPS6038	.	PLACARD- PLACARD CONTENT: SEAT ROW 39	107107	2
210	BAC29PPS6039	.	PLACARD	107107	1
215	BAC29PPS6040	.	PLACARD	107107	2
230	BAC29PPS6043	.	PLACARD	107107	1
235	BAC29PPS6044	.	PLACARD	107107	1

MISSING ITEM NUMBERS NOT APPLICABLE

- ITEM NOT ILLUSTRATED

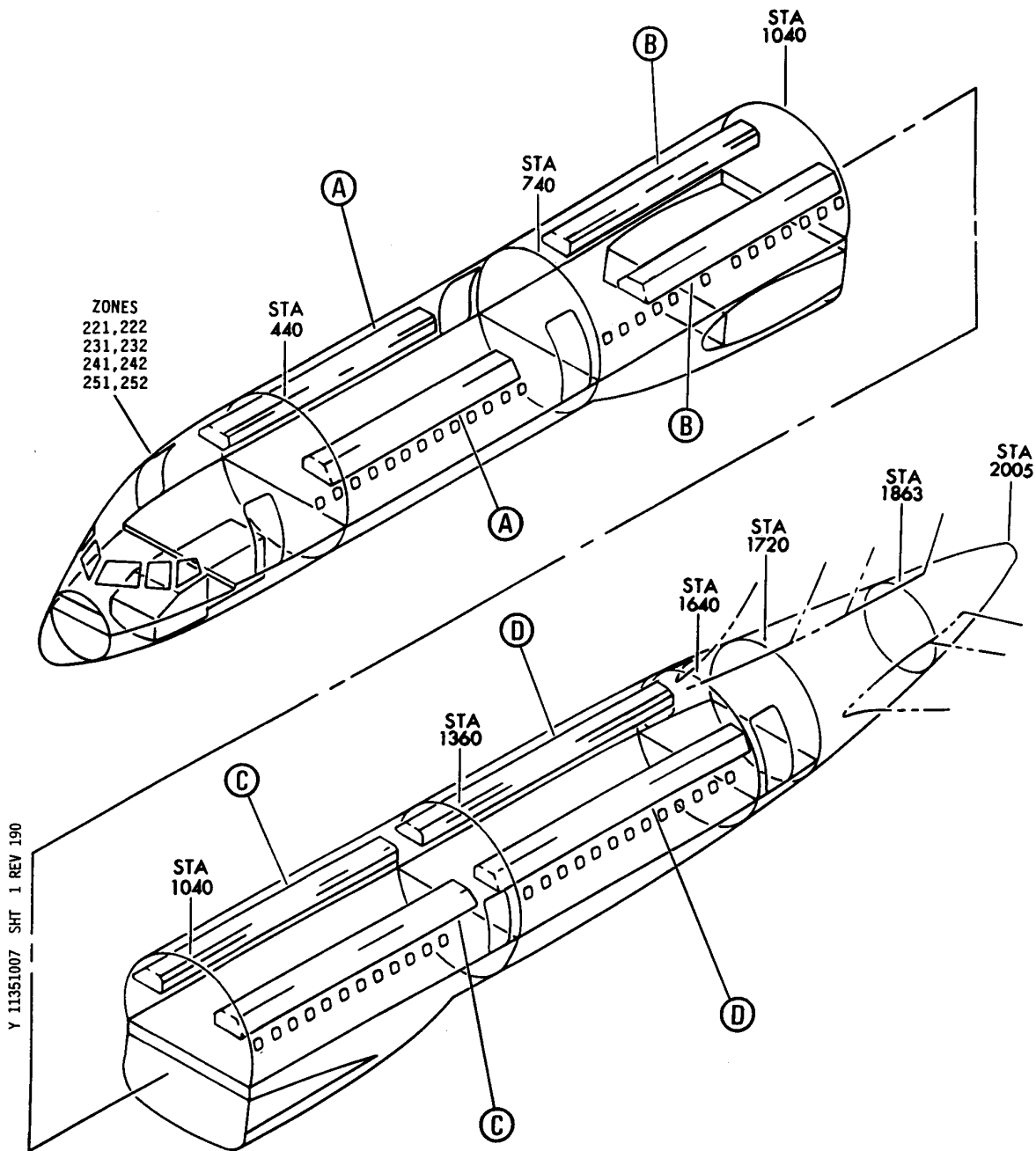
11-35-10-04

11-35-10
FIG. 04
PAGE 3
JAN 20/09

BRI

BOEING PROPRIETARY - Copyright © - Unpublished Work - See title page for details.

BOEING
757
PARTS CATALOG (MAINTENANCE)



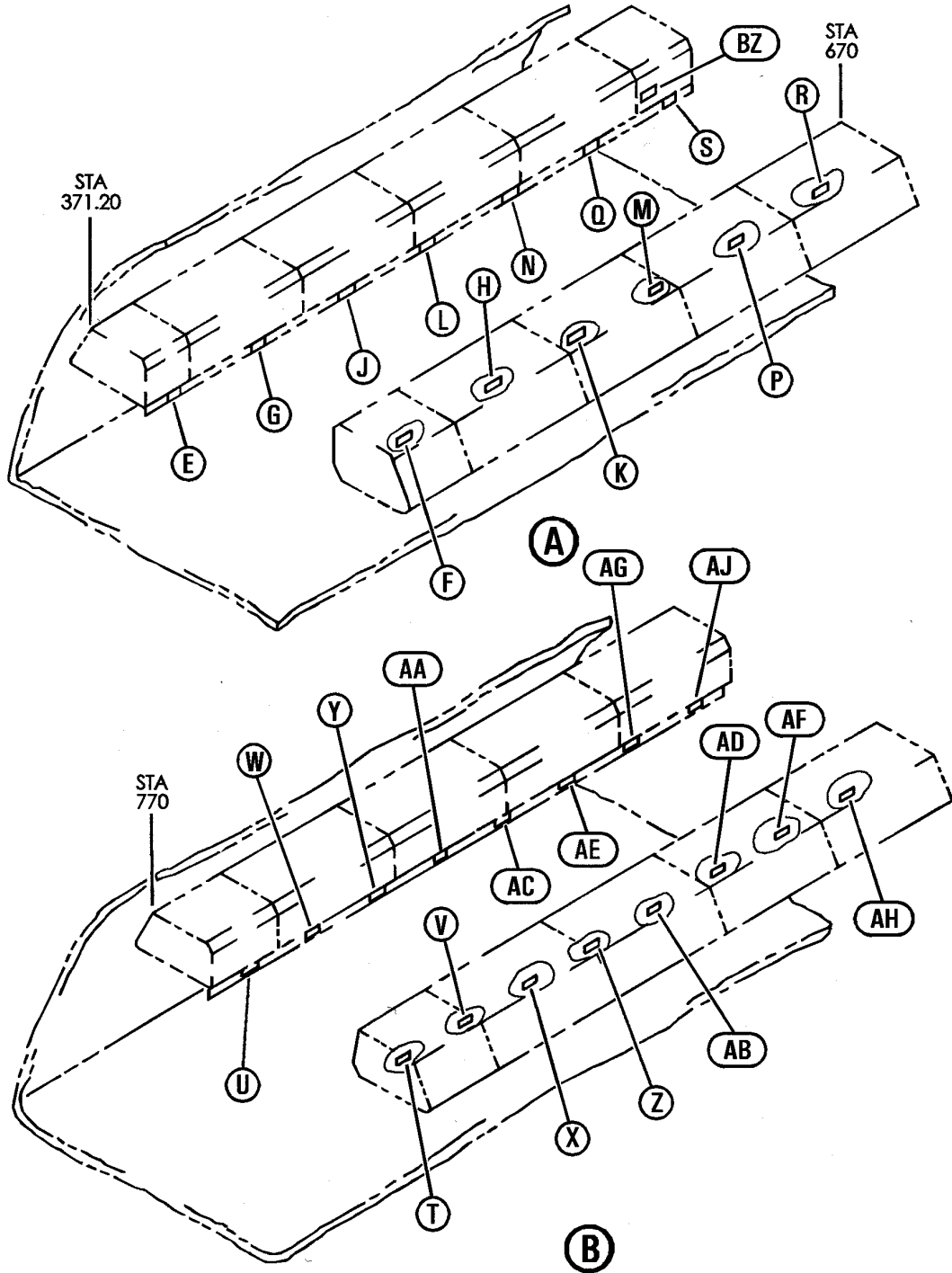
PLACARD INSTL-CAB. INTR (SEAT MARKERS ONLY)
FIGURE 7 (SHEET 1)

11-35-10-07

BRI
JAN 20/09

11-35-10-07
PAGE 0

BOEING
757
PARTS CATALOG (MAINTENANCE)



Y 11351007 SHT 2 REV 211

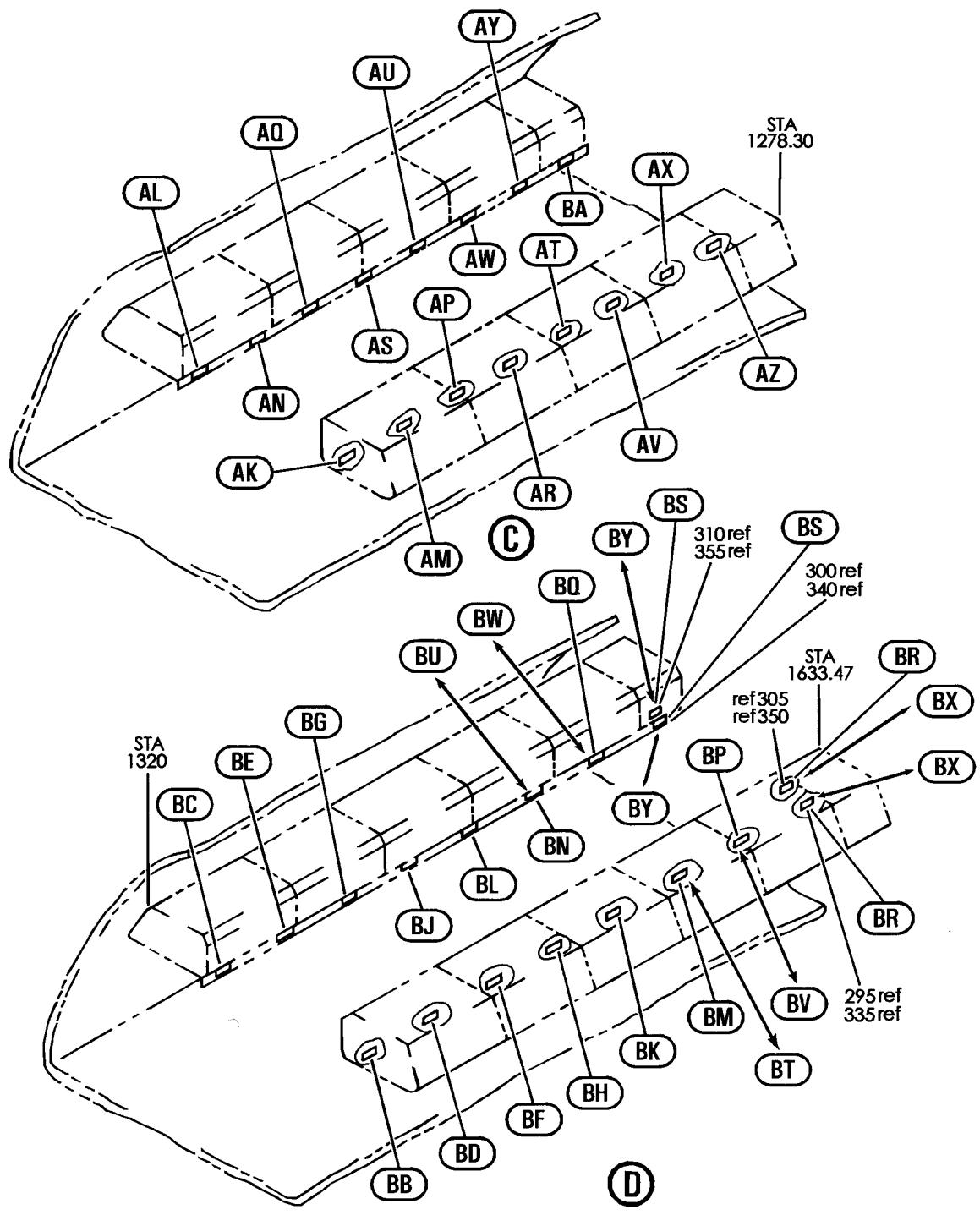
PLACARD INSTL-CAB. INTR (SEAT MARKERS ONLY)
FIGURE 7 (SHEET 2)

11-35-10-07

BRI
JAN 20/09

11-35-10-07
PAGE 0A

BOEING
757
PARTS CATALOG (MAINTENANCE)



Y 11351007 SHT 3 REV 206

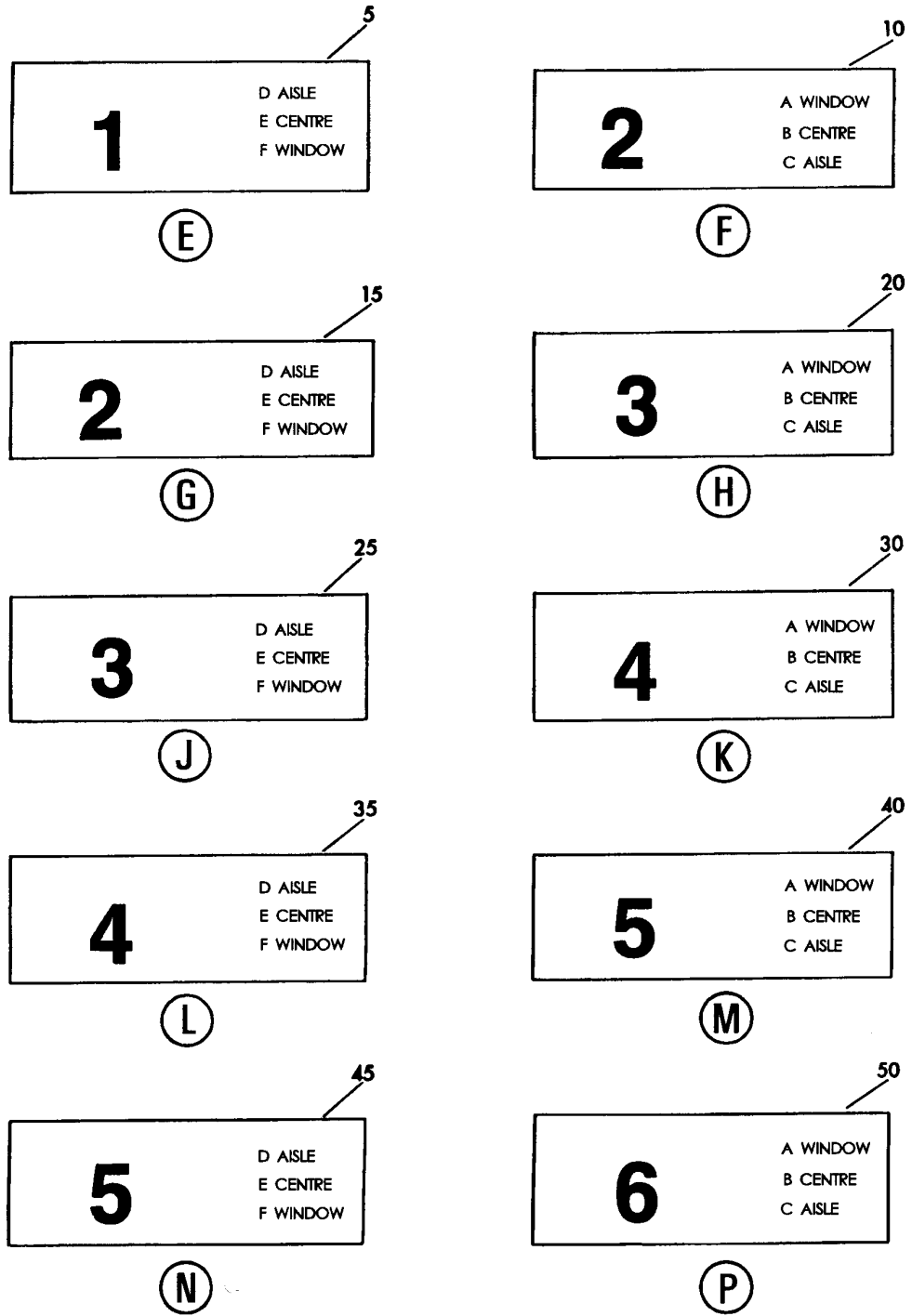
PLACARD INSTL-CAB. INTR (SEAT MARKERS ONLY)
FIGURE 7 (SHEET 3)

11-35-10-07

BRI
JAN 20/09

11-35-10-07
PAGE 0B

BOEING
757
PARTS CATALOG (MAINTENANCE)

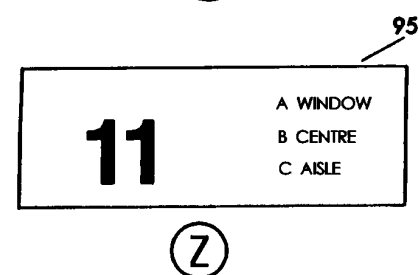
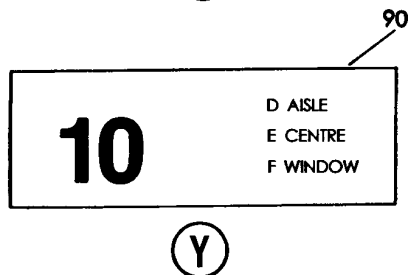
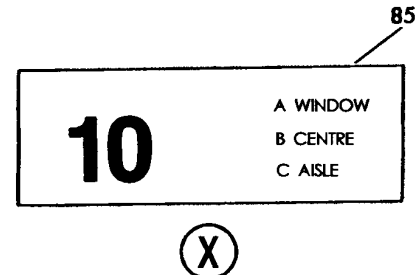
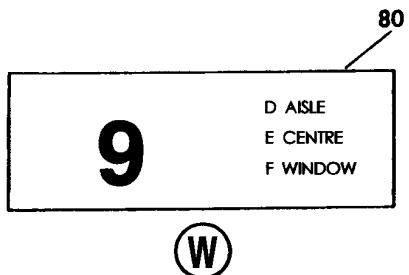
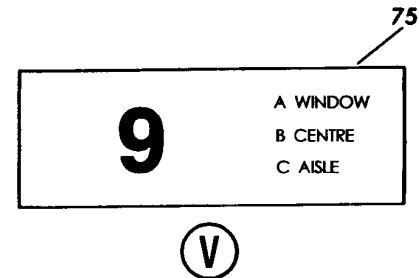
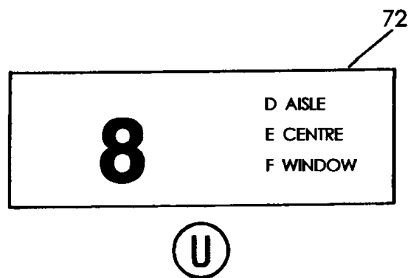
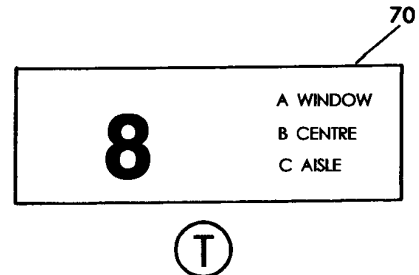
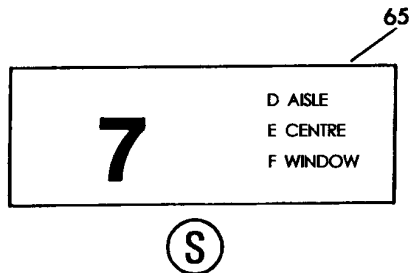
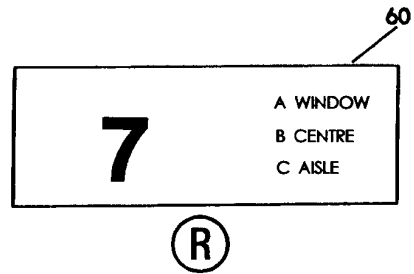
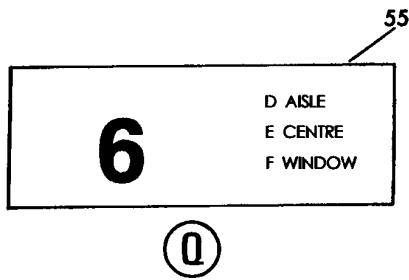


Y 11351007 SHT 4 REV 206

PLACARD INSTL-CAB. INTR (SEAT MARKERS ONLY)
FIGURE 7 (SHEET 4)

11-35-10-07


BOEING
 757
PARTS CATALOG (MAINTENANCE)

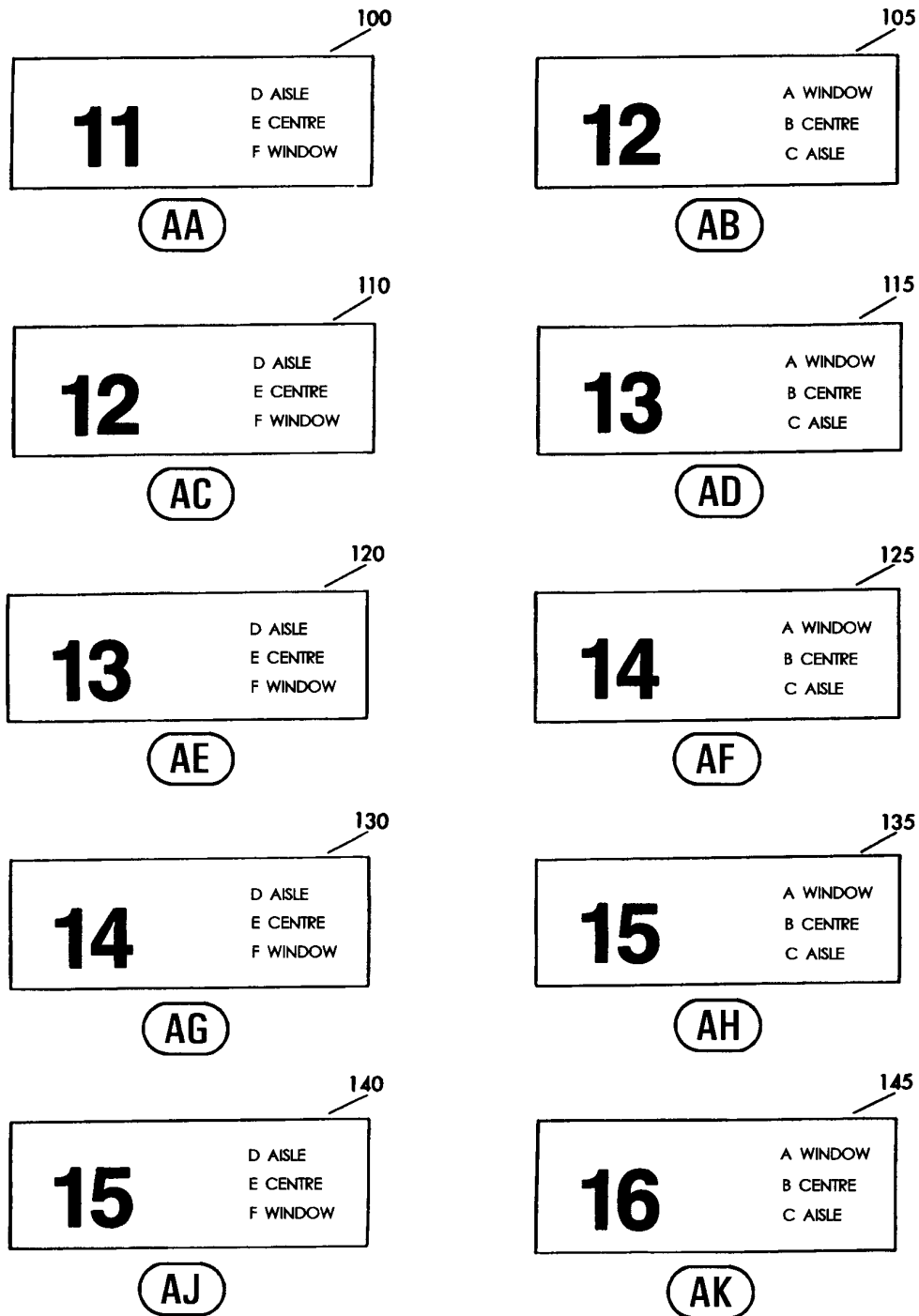


Y 11351007 SHT 5 REV 206

PLACARD INSTL-CAB. INTR (SEAT MARKERS ONLY)
 FIGURE 7 (SHEET 5)

11-35-10-07

BOEING
757
PARTS CATALOG (MAINTENANCE)

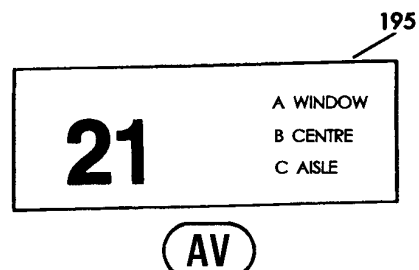
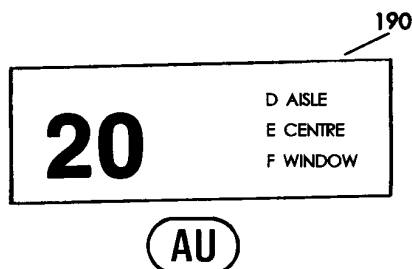
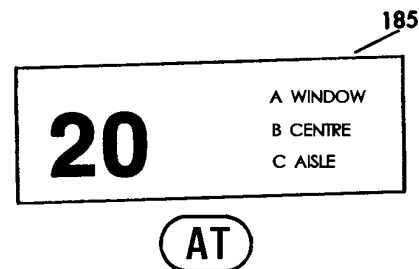
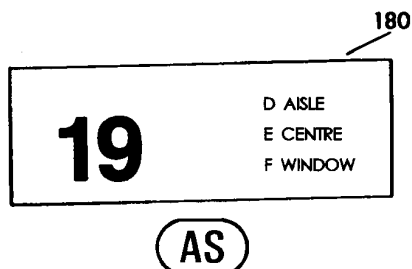
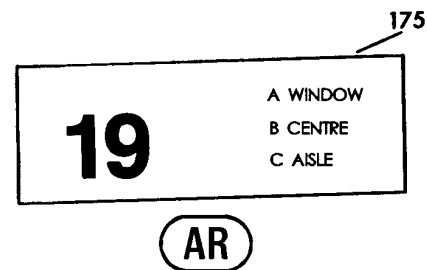
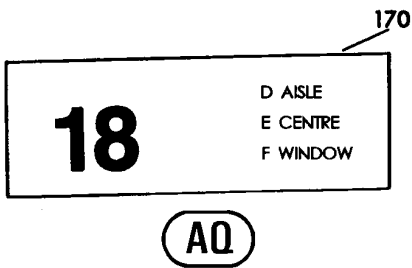
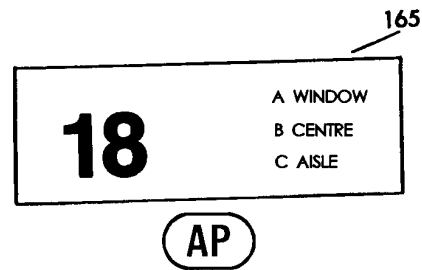
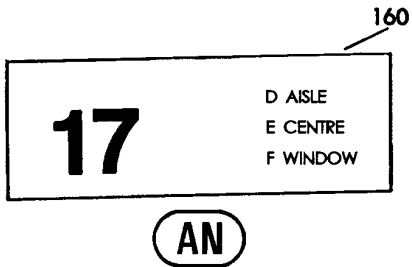
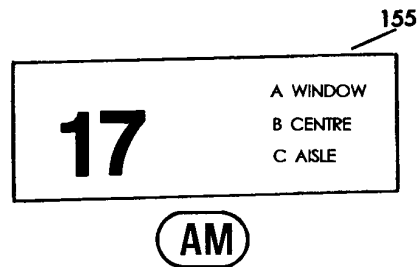
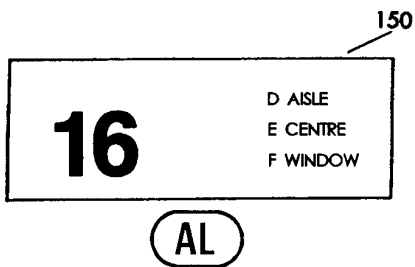


Y 11351007 SHT 6 REV 206

PLACARD INSTL-CAB. INTR (SEAT MARKERS ONLY)
FIGURE 7 (SHEET 6)

11-35-10-07


BOEING
 757
PARTS CATALOG (MAINTENANCE)

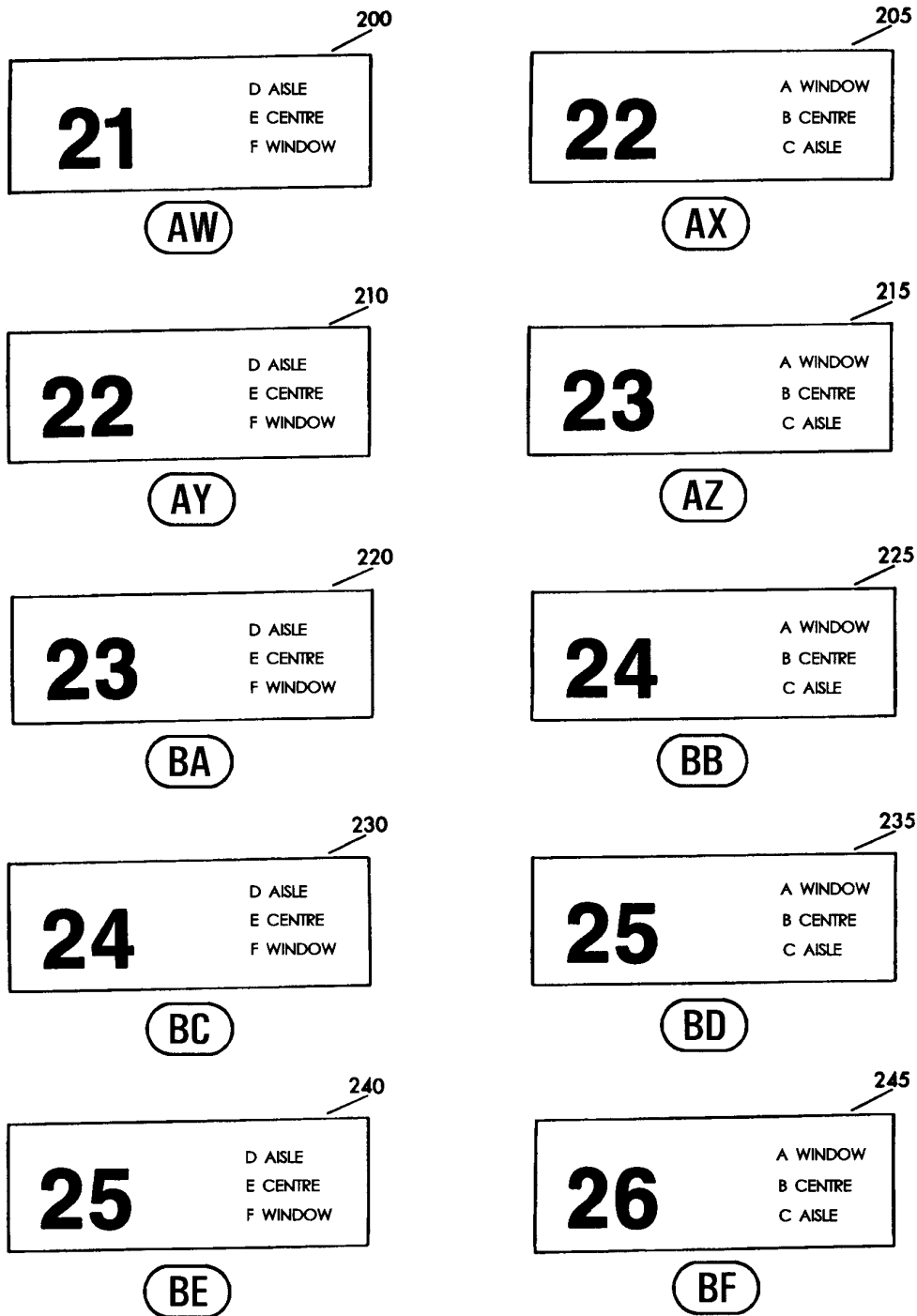


Y 11351007 SHT 7 REV 206

PLACARD INSTL-CAB. INTR (SEAT MARKERS ONLY)
 FIGURE 7 (SHEET 7)

11-35-10-07

BOEING
757
PARTS CATALOG (MAINTENANCE)



Y 11351007 SHT 8 REV 206

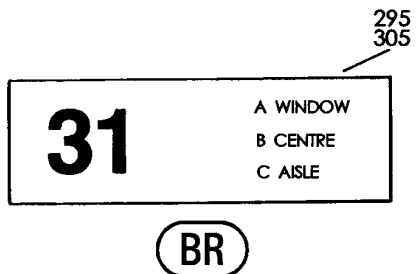
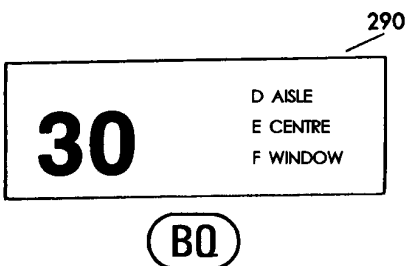
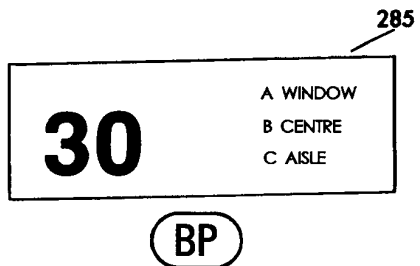
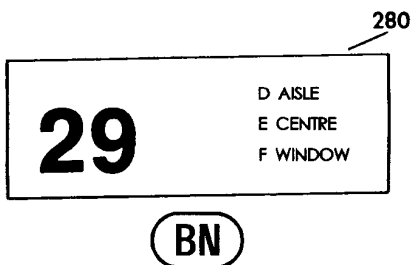
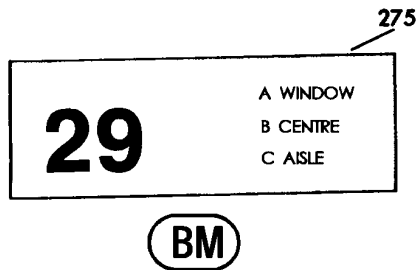
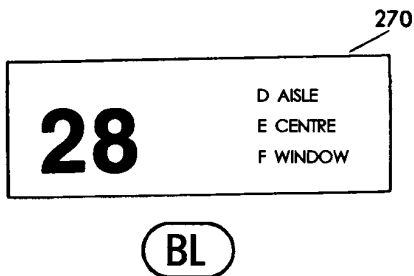
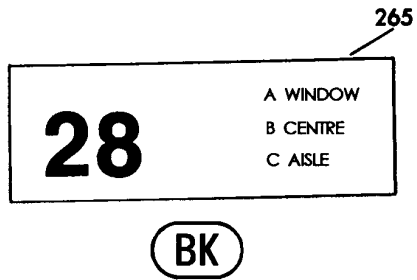
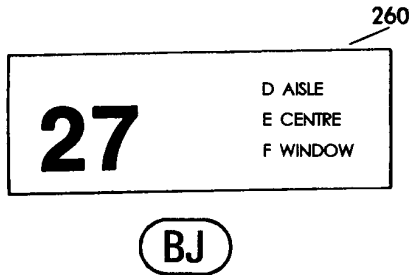
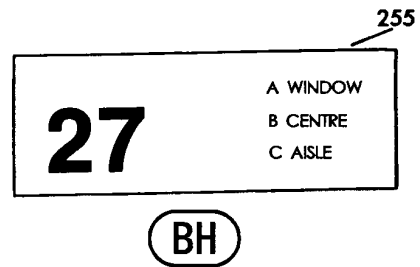
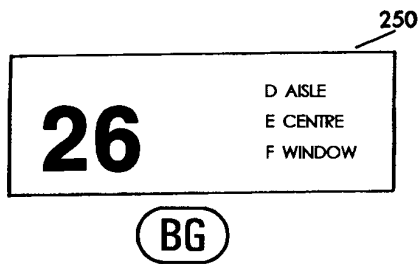
PLACARD INSTL-CAB. INTR (SEAT MARKERS ONLY)
FIGURE 7 (SHEET 8)

11-35-10-07

BRI
JAN 20/09

11-35-10-07
PAGE 0G

BOEING
757
PARTS CATALOG (MAINTENANCE)



Y 11351007 SHT 9 REV 206

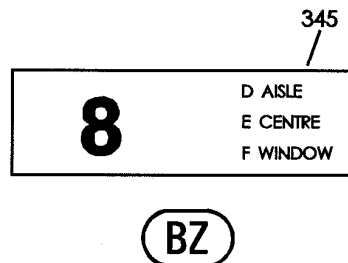
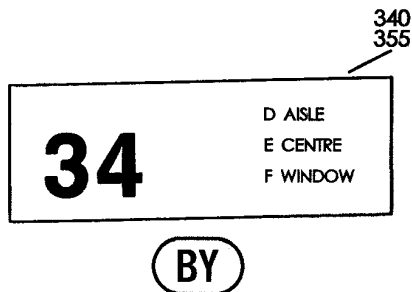
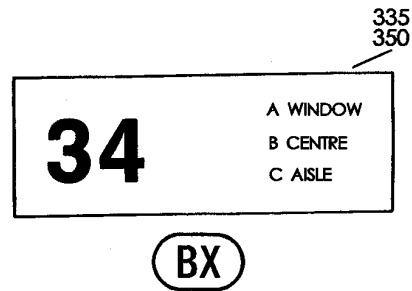
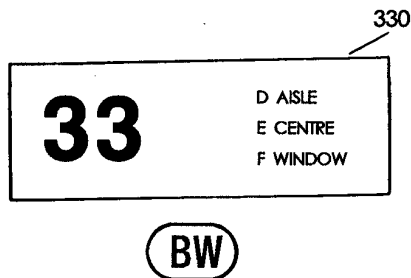
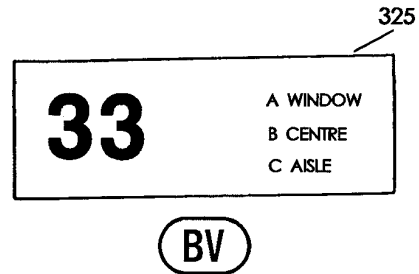
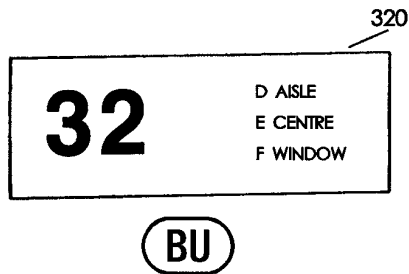
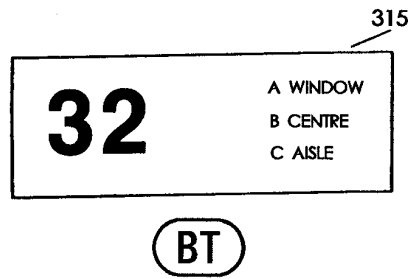
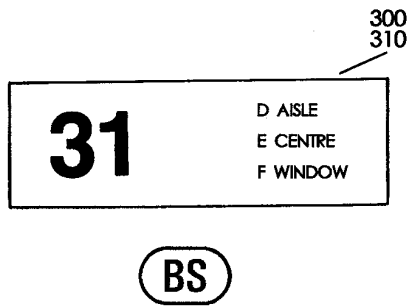
PLACARD INSTL-CAB. INTR (SEAT MARKERS ONLY)
FIGURE 7 (SHEET 9)

11-35-10-07

BRI
JAN 20/09

11-35-10-07
PAGE 0H

BOEING
757
PARTS CATALOG (MAINTENANCE)



Y 11351007 SHT 10 REV 211

PLACARD INSTL-CAB. INTR (SEAT MARKERS ONLY)
FIGURE 7 (SHEET 10)

11-35-10-07

BRI
JAN 20/09

11-35-10-07
PAGE 01



757

PARTS CATALOG (MAINTENANCE)

FIG ITEM	PART NUMBER	1 2 3 4 5 6 7	NOMENCLATURE	EFFECT FROM TO	UNITS PER ASSY
7			PLACARD INSTL-CAB. INTR (SEAT MARKERS ONLY)	504504 506506	
- 1	414N5019-140		PLACARD INSTL-CAB. INTR (SEAT MARKERS ONLY) FOR NHA/ADDITIONAL DET SEE: 25-20-00-07B	504504 506506	RF
15	BAC29PPS19027		.MARKER	504504 506506	1
20	BAC29PPS19028		.MARKER	504504 506506	1
25	BAC29PPS19029		.MARKER	504504 506506	1
30	BAC29PPS19030		.MARKER	504504 506506	1
35	BAC29PPS19031		.MARKER	504504 506506	1
40	BAC29PPS19032		.MARKER	504504 506506	1
45	BAC29PPS19033		.MARKER	504504 506506	1
50	BAC29PPS19034		.MARKER	504504 506506	1
55	BAC29PPS19035		.MARKER	504504 506506	1
60	BAC29PPS19036		.MARKER	504504 506506	1
65	BAC29PPS19037		.MARKER	504504 506506	1
70	BAC29PPS19038		.MARKER	504504 506506	1
72	BAC29PPS19039		.MARKER	504504 506506	1
75	BAC29PPS19040		.MARKER	504504 506506	1
95	BAC29PPS19044		.MARKER	504504 506506	1
100	BAC29PPS19045		.MARKER	504504 506506	1
105	BAC29PPS19046		.MARKER	504504 506506	1
110	BAC29PPS19047		.MARKER	504504 506506	1
115	BAC29PPS19048		.MARKER	504504 506506	1
120	BAC29PPS19049		.MARKER	504504 506506	1
125	BAC29PPS19050		.MARKER	504504 506506	1

MISSING ITEM NUMBERS NOT APPLICABLE

- ITEM NOT ILLUSTRATED

11-35-10-07

11-35-10
FIG. 07
PAGE 1
JAN 20/09

BRI



757

PARTS CATALOG (MAINTENANCE)

FIG ITEM	PART NUMBER	1 2 3 4 5 6 7	NOMENCLATURE	EFFECT FROM TO	UNITS PER ASSY
7					
130	BAC29PPS19051	.	MARKER	504504 506506	1
135	BAC29PPS19052	.	MARKER	504504 506506	1
140	BAC29PPS19053	.	MARKER	504504 506506	1
145	BAC29PPS19054	.	MARKER	504504 506506	1
150	BAC29PPS19055	.	MARKER	504504 506506	1
155	BAC29PPS19056	.	MARKER	504504 506506	1
160	BAC29PPS19057	.	MARKER	504504 506506	1
165	BAC29PPS19058	.	MARKER	504504 506506	1
170	BAC29PPS19059	.	MARKER	504504 506506	1
175	BAC29PPS19060	.	MARKER	504504 506506	1
180	BAC29PPS19061	.	MARKER	504504 506506	1
185	BAC29PPS19062	.	MARKER	504504 506506	1
190	BAC29PPS19063	.	MARKER	504504 506506	1
195	BAC29PPS19064	.	MARKER	504504 506506	1
200	BAC29PPS19065	.	MARKER	504504 506506	1
205	BAC29PPS19066	.	MARKER	504504 506506	1
210	BAC29PPS19067	.	MARKER	504504 506506	1
215	BAC29PPS19068	.	MARKER	504504 506506	1
220	BAC29PPS19069	.	MARKER	504504 506506	1
225	BAC29PPS19070	.	MARKER	504504 506506	1
230	BAC29PPS19071	.	MARKER	504504 506506	1
245	BAC29PPS19074	.	MARKER	504504 506506	1
250	BAC29PPS19075	.	MARKER	504504 506506	1
255	BAC29PPS19076	.	MARKER	504504 506506	1

MISSING ITEM NUMBERS NOT APPLICABLE

- ITEM NOT ILLUSTRATED

11-35-10-07

11-35-10
FIG. 07
PAGE 2
JAN 20/09

BRI

BOEING PROPRIETARY - Copyright © - Unpublished Work - See title page for details.



757

PARTS CATALOG (MAINTENANCE)

FIG ITEM	PART NUMBER	1 2 3 4 5 6 7	NOMENCLATURE	EFFECT FROM TO	UNITS PER ASSY
7					
260	BAC29PPS19077	.	MARKER	504504 506506	1
265	BAC29PPS19078	.	MARKER	504504 506506	1
270	BAC29PPS19079	.	MARKER	504504 506506	1
275	BAC29PPS19080	.	MARKER	504504 506506	1
280	BAC29PPS19081	.	MARKER	504504 506506	1
285	BAC29PPS19082	.	MARKER	504504 506506	1
290	BAC29PPS19083	.	MARKER	504504 506506	1
295	BAC29PPS19084	.	MARKER	504504 506506	1
300	BAC29PPS19085	.	MARKER	504504 506506	1
315	BAC29PPS19086	.	MARKER	504504 506506	1
320	BAC29PPS19087	.	MARKER	504504 506506	1
325	BAC29PPS19088	.	MARKER	504504 506506	1
330	BAC29PPS19089	.	MARKER	504504 506506	1
335	BAC29PPS19090	.	MARKER	504504 506506	1
340	BAC29PPS19091	.	MARKER	504504 506506	1
345	BAC29PPS31547	.	MARKER	504504 506506	1
350	BAC29PPS32284	.	MARKER	504504 506506	1
355	BAC29PPS32285	.	MARKER	504504 506506	1

MISSING ITEM NUMBERS NOT APPLICABLE

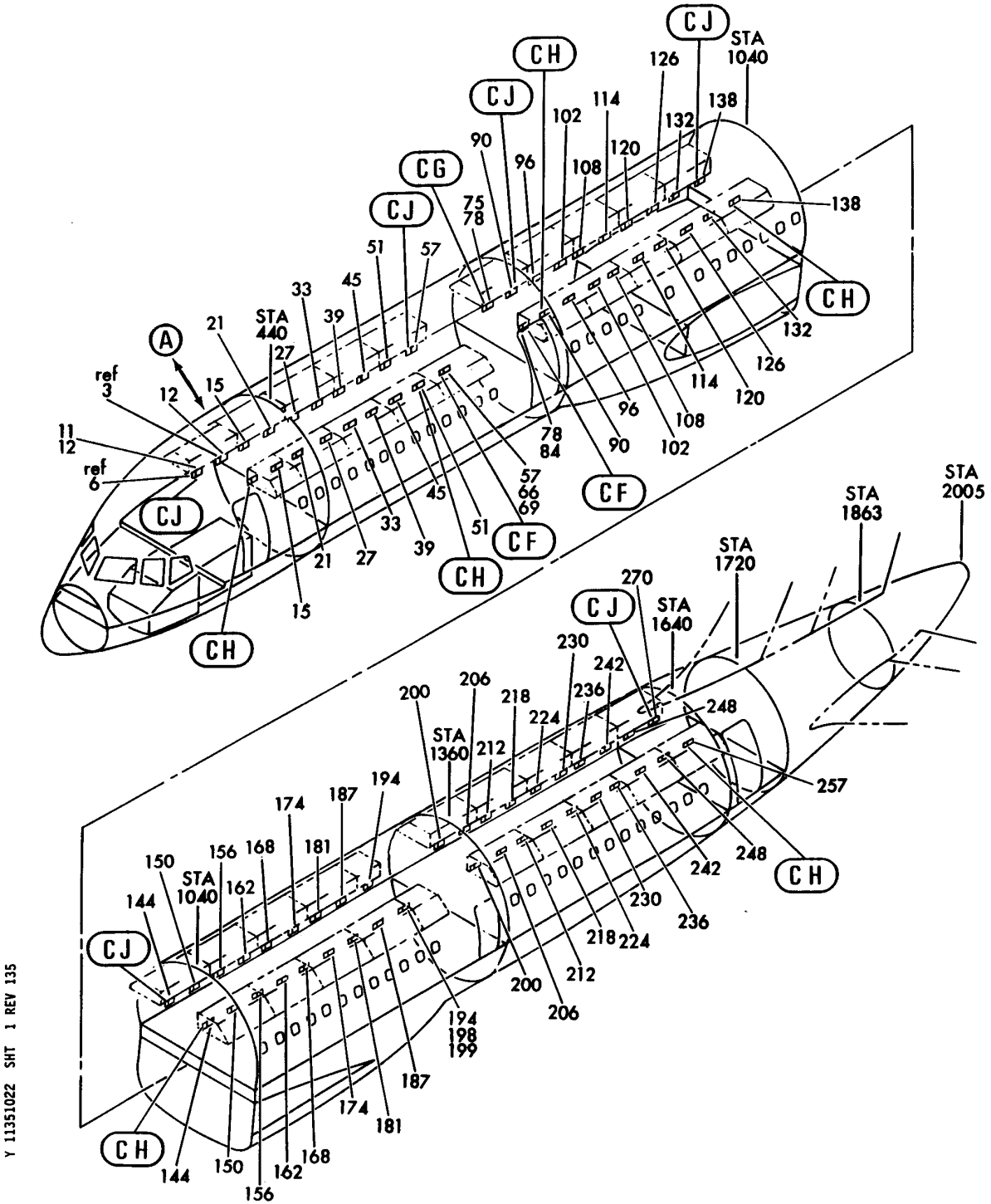
- ITEM NOT ILLUSTRATED

11-35-10-07

11-35-10
FIG. 07
PAGE 3
JAN 20/09

BRI

BOEING
757
PARTS CATALOG (MAINTENANCE)



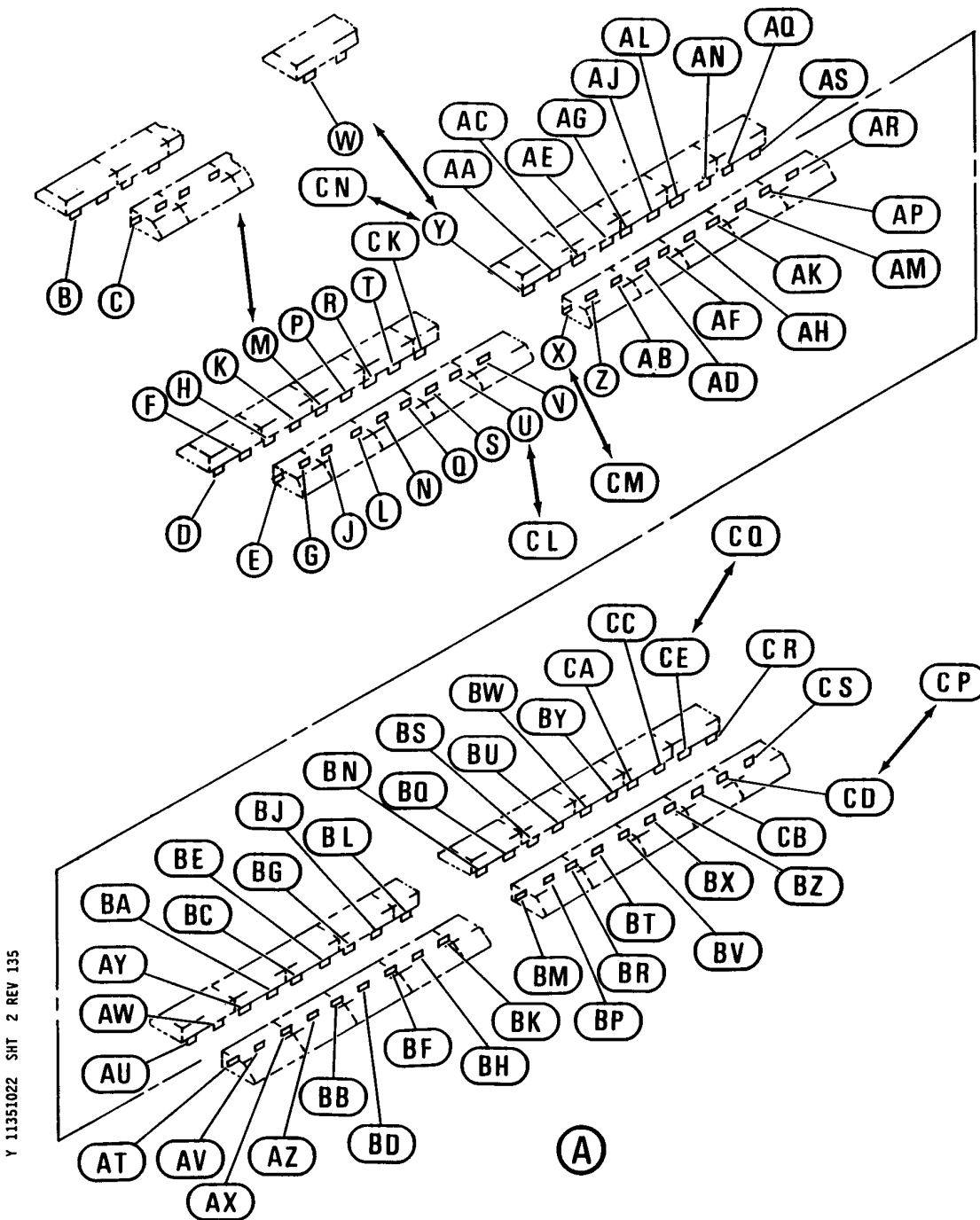
PLACARD INSTL-CAB. INTR (SEAT MARKERS ONLY) (WUA)
FIGURE 22 (SHEET 1)

11-35-10-22

BRI
MAY 28/07

11-35-10-22
PAGE 0


BOEING
 757
 PARTS CATALOG (MAINTENANCE)



Y 11351022 SHT 2 REV 135


PLACARD INSTL-CAB. INTR (SEAT MARKERS ONLY) (WUA)
 FIGURE 22 (SHEET 2)

11-35-10-22

BRI
 MAY 28/07

11-35-10-22
 PAGE 0A


BOEING
757
PARTS CATALOG (MAINTENANCE)



ⓐ 34
38



ⓓ 25
29



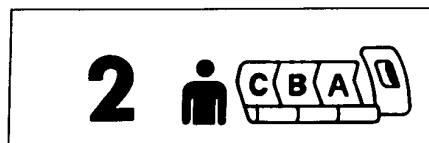
ⓖ 28
32



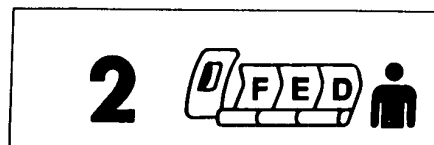
ⓕ 17
23




ⓑ 13



ⓒ 20



ⓓ 14
16



ⓔ 22
26

Y 11351022 SHT 3 REV 135


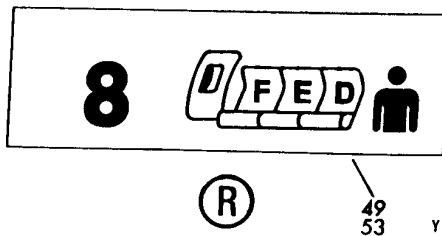
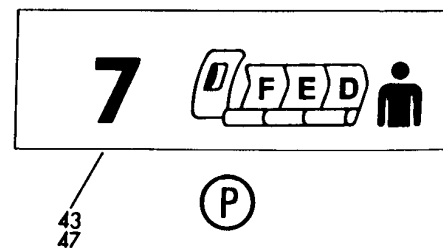


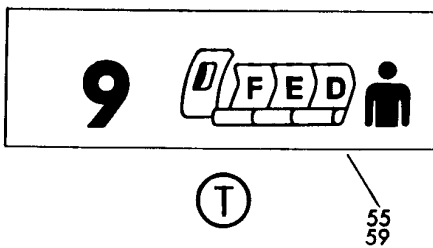
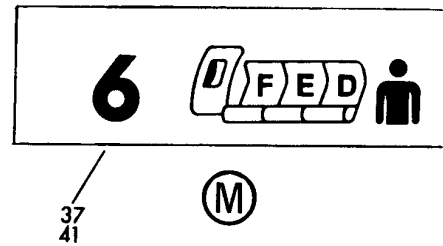
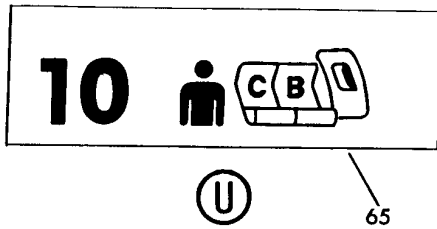
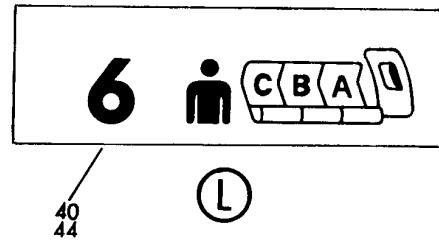
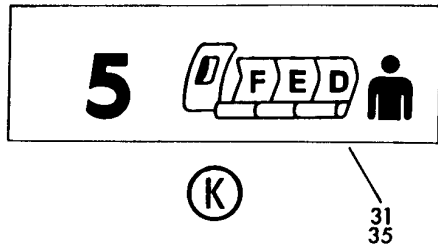
PLACARD INSTL-CAB. INTR (SEAT MARKERS ONLY) (WUA)
FIGURE 22 (SHEET 3)

11-35-10-22

BRI
MAY 28/07

11-35-10-22
PAGE 0B

BOEING
757
PARTS CATALOG (MAINTENANCE)



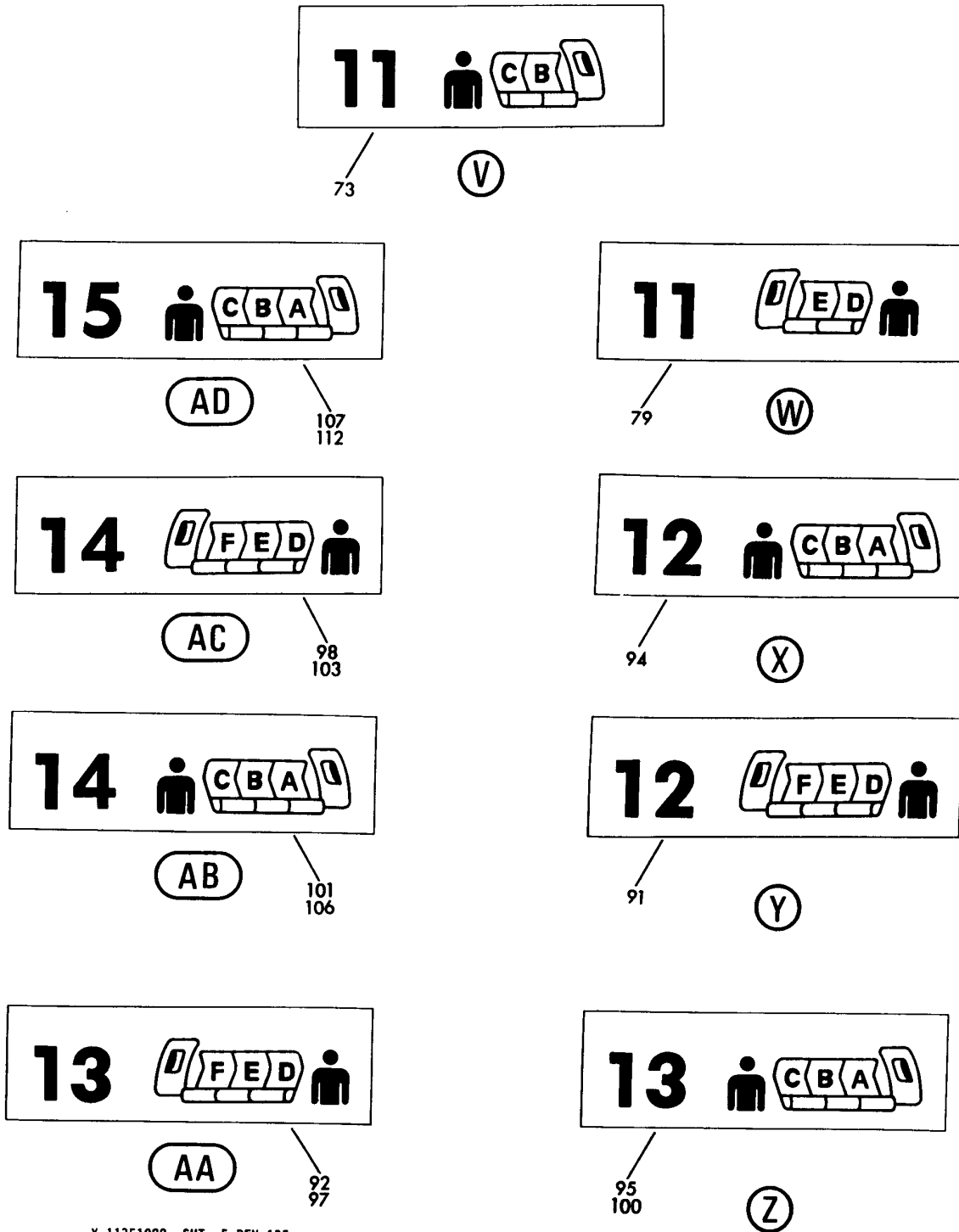
Y 11351022 SHT 4 REV 147

PLACARD INSTL-CAB. INTR (SEAT MARKERS ONLY) (WUA)
FIGURE 22 (SHEET 4)

11-35-10-22

BRI
MAY 28/07

11-35-10-22
PAGE 0C

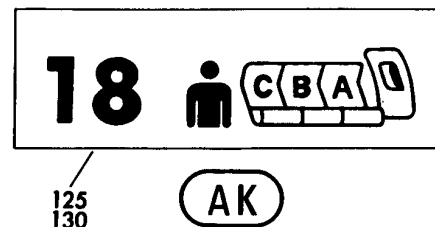
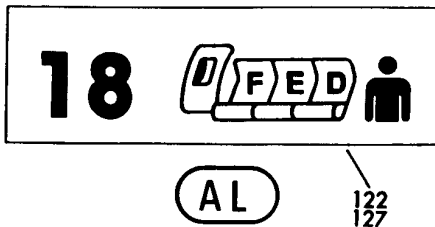
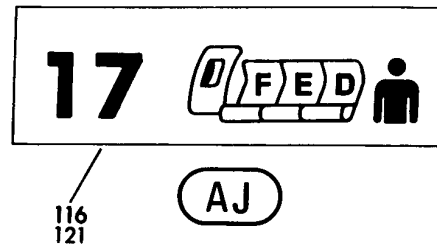

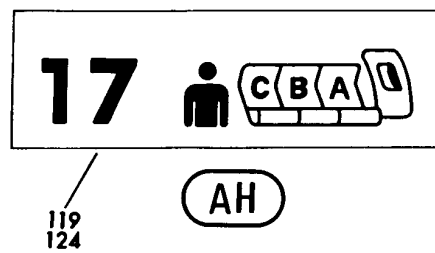
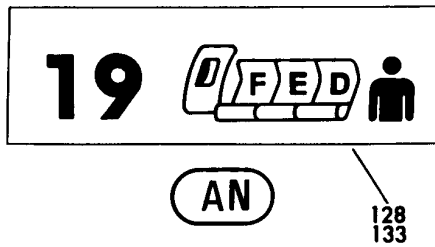
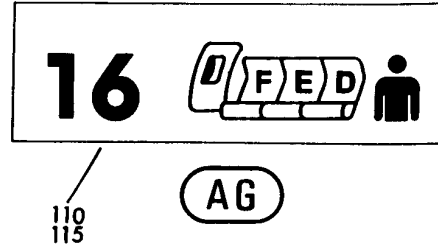
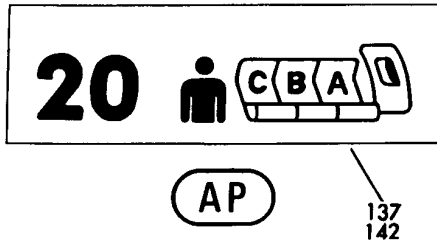
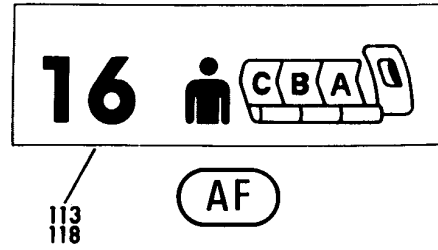
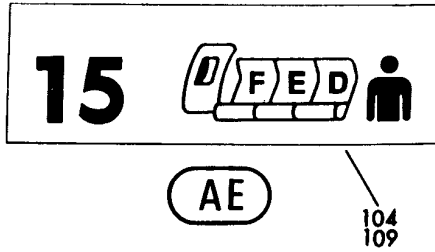


Y 11351022 SHT 5 REV 135

PLACARD INSTL-CAB. INTR (SEAT MARKERS ONLY) (WUA)
FIGURE 22 (SHEET 5)

11-35-10-22

BOEING
757
PARTS CATALOG (MAINTENANCE)



Y 11351022 SHT 6 REV 135

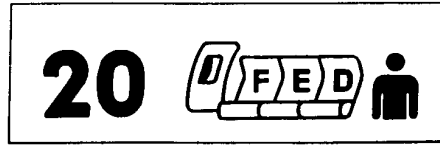
PLACARD INSTL-CAB. INTR (SEAT MARKERS ONLY) (WUA)
FIGURE 22 (SHEET 6)

11-35-10-22

BRI
MAY 28/07

11-35-10-22
PAGE 0E

BOEING
757
PARTS CATALOG (MAINTENANCE)




134
139

AQ



167
169

AZ




143
148

AR




158
163

AY



140
145

AS



161
166

AX




146
151

AU



152
157

AW



155
160

AV

Y 11351022 SHT 7 REV 135


PLACARD INSTL-CAB. INTR (SEAT MARKERS ONLY) (WUA)
FIGURE 22 (SHEET 7)

11-35-10-22

BRI
MAY 28/07


11-35-10-22
PAGE OF

BOEING
757
PARTS CATALOG (MAINTENANCE)




164

BA



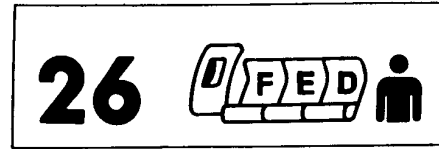
170
178

BB



202
207

BK



173
175

BC




189
195
199
199A

BJ



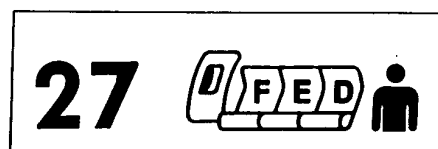
179
185

BD



193
196
198
198A

BH




176
182

BE



183
188

BG



186
192

BF

Y 11351022 SHT 8 REV 135

PLACARD INSTL-CAB. INTR (SEAT MARKERS ONLY) (WUA)
FIGURE 22 (SHEET 8)

11-35-10-22

BRI
MAY 28/07

11-35-10-22
PAGE 0G


BOEING PROPRIETARY - Copyright © - Unpublished Work - See title page for details.

BOEING
757
PARTS CATALOG (MAINTENANCE)



201
205

BL



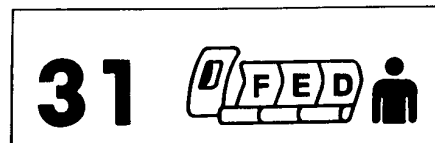
208
213

BM



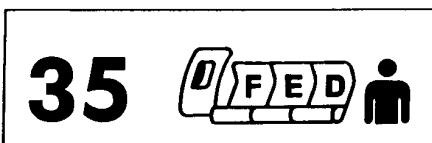
238
243

BX



204
210

BN



229
234

BW



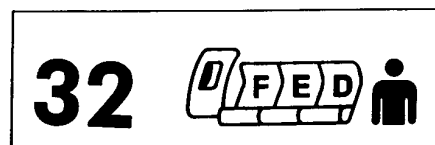
214
219

BP



232
237

BV




211
216

BQ




223
228

BU



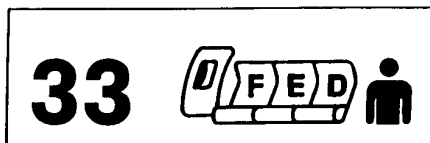
220
225

BR



226
231

BT



217
222

BS

Y 11351022 SHY 9 REV 135

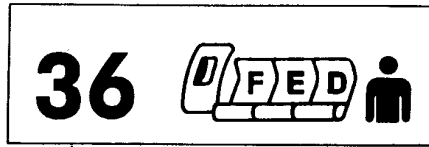
PLACARD INSTL-CAB. INTR (SEAT MARKERS ONLY) (WUA)
FIGURE 22 (SHEET 9)

11-35-10-22

BRI
MAY 28/07

11-35-10-22
PAGE 0H

BOEING
757
PARTS CATALOG (MAINTENANCE)




235
240

BY




253
254
258

CE



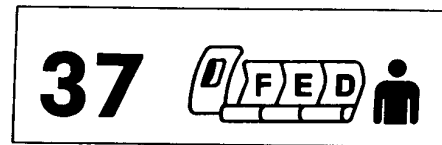
244
249

BZ



256
261

CD




241
246

CA



247
252

CC



250
255

CB

Y 11351022 SHT 10 REV 135

PLACARD INSTL-CAB. INTR (SEAT MARKERS ONLY) (WUA)
FIGURE 22 (SHEET 10)


11-35-10-22

BRI
MAY 28/07

11-35-10-22
PAGE 01

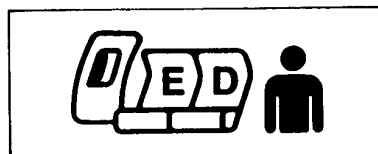
BOEING PROPRIETARY - Copyright © - Unpublished Work - See title page for details.

BOEING
757
PARTS CATALOG (MAINTENANCE)




66
84

CF




75

CG



3
6

CJ



9

CH

Y 11351022 SHT 11 REV 117

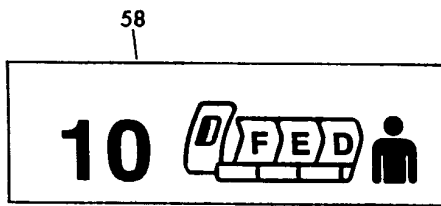
PLACARD INSTL-CAB. INTR (SEAT MARKERS ONLY) (WUA)
FIGURE 22 (SHEET 11)

11-35-10-22


BRI
MAY 28/07

11-35-10-22
PAGE 0J


BOEING
757
PARTS CATALOG (MAINTENANCE)




CK



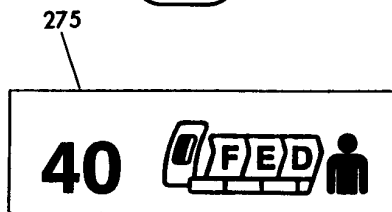
CL



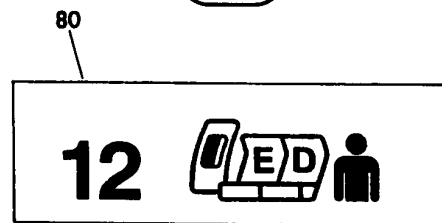
CS



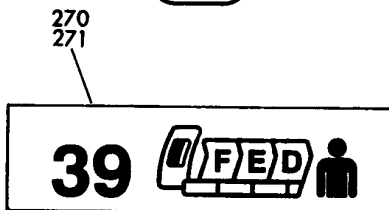
CM




CR



CN



CQ



CP

Y 11351022 SHT 12 REV 135

PLACARD INSTL-CAB. INTR (SEAT MARKERS ONLY) (WUA)
FIGURE 22 (SHEET 12)

11-35-10-22



757

PARTS CATALOG (MAINTENANCE)

FIG ITEM	PART NUMBER	1 2 3 4 5 6 7	NOMENCLATURE	EFFECT FROM TO	UNITS PER ASSY
22			PLACARD INSTL-CAB. INTR	904949	
			(SEAT MARKERS ONLY) (WUA)		
- 1	414N5009-3		PLACARD INSTL-CAB. INTR WUA	904949	RF
			(SEAT MARKERS ONLY)		
			FOR NHA/ADDITIONAL DET SEE:		
			25-20-00-01C		
13	BAC29PPS14208		.PLACARD	904949	1
16	BAC29PPS14210		.PLACARD	904949	1
20	BAC29PPS14209		.PLACARD	904949	1
23	BAC29PPS14212		.PLACARD	904949	1
26	BAC29PPS14211		.PLACARD	904949	1
29	BAC29PPS14214		.PLACARD	904949	1
32	BAC29PPS14213		.PLACARD	904949	1
35	BAC29PPS14216		.PLACARD	904949	1
38	BAC29PPS14215		.PLACARD	904949	1
41	BAC29PPS14218		.PLACARD	904949	1
44	BAC29PPS14217		.PLACARD	904949	1
47	BAC29PPS14220		.PLACARD	904949	1
49	BAC29PPS14222		.PLACARD	904949	1
50	BAC29PPS14219		.PLACARD	904949	1
53	BAC29PPS14222		.PLACARD	904949	1
56	BAC29PPS14221		.PLACARD	904949	1
59	BAC29PPS14224		.PLACARD	904949	1
62	BAC29PPS14223		.PLACARD	904949	1
65	BAC29PPS14225		.PLACARD	904949	1
79	BAC29PPS14227		.PLACARD	904949	1
91	BAC29PPS14229		.PLACARD	904949	1
94	BAC29PPS14228		.PLACARD-	904949	1
97	BAC29PPS14251		.PLACARD	904949	1
100	BAC29PPS14250		.PLACARD	904949	1
103	BAC29PPS14253		.PLACARD	904949	1
106	BAC29PPS14252		.PLACARD	904949	1
109	BAC29PPS14255		.PLACARD	904949	1
112	BAC29PPS14254		.PLACARD	904949	1
115	BAC29PPS14257		.PLACARD	904949	1
117	BAC29PPS14256		.PLACARD-SEAT ROW IND	904949	1
118	BAC29PPS14256		.PLACARD	904949	1
121	BAC29PPS14259		.PLACARD	904949	1
124	BAC29PPS14258		.PLACARD	904949	1
127	BAC29PPS14261		.PLACARD	904949	1
130	BAC29PPS14260		.PLACARD	904949	1
133	BAC29PPS14263		.PLACARD	904949	1
136	BAC29PPS14262		.PLACARD	904949	1
139	BAC29PPS14265		.PLACARD	904949	1
142	BAC29PPS14264		.PLACARD	904949	1
145	BAC29PPS14267		.PLACARD	904949	1
148	BAC29PPS14266		.PLACARD	904949	1
151	BAC29PPS14269		.PLACARD	904949	1
157	BAC29PPS14271		.PLACARD	904949	1

MISSING ITEM NUMBERS NOT APPLICABLE

- ITEM NOT ILLUSTRATED

11-35-10-22

11-35-10
FIG. 22
PAGE 1
JAN 20/09

BRI

 **BOEING**
757
PARTS CATALOG (MAINTENANCE)

FIG ITEM	PART NUMBER	1 2 3 4 5 6 7	NOMENCLATURE	EFFECT FROM TO	UNITS PER ASSY
22					
160	BAC29PPS14270	.	PLACARD	904949	1
163	BAC29PPS14273	.	PLACARD	904949	1
166	BAC29PPS14272	.	PLACARD	904949	1
169	BAC29PPS14274	.	PLACARD-	904949	1
175	BAC29PPS14277	.	PLACARD	904949	1
178	BAC29PPS14276	.	PLACARD	904949	1
179	BAC29PPS14278	.	PLACARD	904949	1
182	BAC29PPS14279	.	PLACARD	904949	1
185	BAC29PPS14278	.	PLACARD	904949	1
188	BAC29PPS14281	.	PLACARD	904949	1
192	BAC29PPS14280	.	PLACARD	904949	1
195	BAC29PPS14283	.	PLACARD	904949	1
196	BAC29PPS14282	.	PLACARD	904949	1
198	BAC29PPS15842	.	PLACARD-	904949	1
199	BAC29PPS15843	.	PLACARD-	904949	1
205	BAC29PPS14285	.	PLACARD	904949	1
207	BAC29PPS14284	.	PLACARD	904949	1
210	BAC29PPS14287	.	PLACARD	904949	1
213	BAC29PPS14286	.	PLACARD	904949	1
216	BAC29PPS14290	.	PLACARD	904949	1
219	BAC29PPS14289	.	PLACARD	904949	1
222	BAC29PPS14292	.	PLACARD	904949	1
225	BAC29PPS14291	.	PLACARD	904949	1
228	BAC29PPS14294	.	PLACARD	904949	1
231	BAC29PPS14293	.	PLACARD	904949	1
234	BAC29PPS14296	.	PLACARD	904949	1
237	BAC29PPS14295	.	PLACARD	904949	1
240	BAC29PPS14298	.	PLACARD	904949	1
243	BAC29PPS14297	.	PLACARD	904949	1
246	BAC29PPS14300	.	PLACARD	904949	1
249	BAC29PPS14299	.	PLACARD	904949	1
252	BAC29PPS14302	.	PLACARD	904949	1
255	BAC29PPS14301	.	PLACARD	904949	1
258	BAC29PPS14304	.	PLACARD	904949	1
261	BAC29PPS14303	.	PLACARD	904949	1
265	BAC29PPS15844	.	PLACARD-	904949	1
270	BAC29PPS15845	.	PLACARD-	904949	1
- 500	414N5009-5		PLACARD INSTL-CAB. INTR WUA FLYAWAY (SEAT MARKERS ONLY) POST RAPID REVISION: RR92003-19 FOR NHA/ADDITIONAL DET SEE: 25-20-00-10	904949	RF
- 515	BAC29PPS10414	.	PLACARD	904949	1
- 520	BAC29PPS10415	.	PLACARD	904949	1
- 525	BAC29PPS14208	.	PLACARD	904949	1
- 530	BAC29PPS8932	.	PLACARD	904949	1
- 535	BAC29PPS9074	.	PLACARD	904949	1

MISSING ITEM NUMBERS NOT APPLICABLE

- ITEM NOT ILLUSTRATED

BRI

11-35-10-22

11-35-10
FIG. 22
PAGE 2
JAN 20/09



757

PARTS CATALOG (MAINTENANCE)

FIG ITEM	PART NUMBER	1 2 3 4 5 6 7	NOMENCLATURE	EFFECT FROM TO	UNITS PER ASSY
22					
- 540	BAC29PPS9075	.	PLACARD	904949	1
- 545	BAC29PPS1837	.	PLACARD	904949	1

MISSING ITEM NUMBERS NOT APPLICABLE

- ITEM NOT ILLUSTRATED

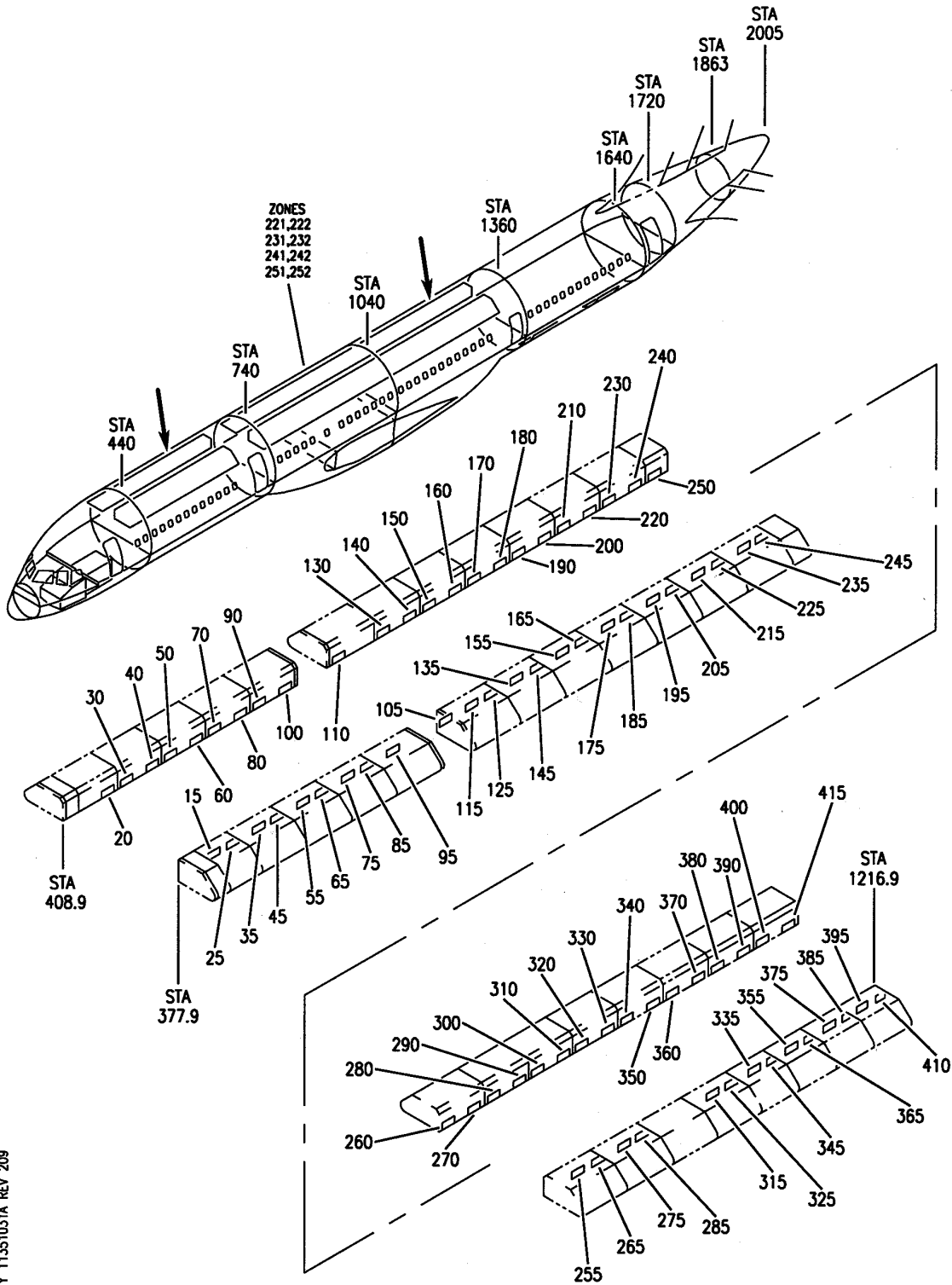
BRI

11-35-10-22

BOEING PROPRIETARY - Copyright © - Unpublished Work - See title page for details.

11-35-10
FIG. 22
PAGE 3
JAN 20/09

BOEING
757
PARTS CATALOG (MAINTENANCE)



Y 1135/031A REV 209

PLACARD INSTL- CAB. INTR (SEAT MARKERS ONLY)
FIGURE 31A

11-35-10-31A

BRI
MAY 28/07

11-35-10-31A
PAGE 0



757

PARTS CATALOG (MAINTENANCE)

FIG ITEM	PART NUMBER	1 2 3 4 5 6 7	NOMENCLATURE	EFFECT FROM TO	UNITS PER ASSY
31A			PLACARD INSTL- CAB. INTR (SEAT MARKERS ONLY)	101102	
- 1	414N5122-2		PLACARD INSTL-CAB. INTR (SEAT MARKERS ONLY) FOR NHA SEE: 25-20-00-07B	101102	RF
15	BAC29PPS19121		.MARKER-SEAT ROW	101102	1
20	BAC29PPS19122		.MARKER-SEAT ROW	101102	1
25	BAC29PPS19123		.MARKER-SEAT ROW	101102	1
30	BAC29PPS19124		.MARKER-SEAT ROW	101102	1
35	BAC29PPS19125		.MARKER-SEAT ROW	101102	1
40	BAC29PPS19126		.MARKER-SEAT ROW	101102	1
45	BAC29PPS19127		.MARKER-SEAT ROW	101102	1
50	BAC29PPS19128		.MARKER-SEAT ROW	101102	1
55	BAC29PPS19129		.MARKER-SEAT ROW	101102	1
60	BAC29PPS19130		.MARKER-SEAT ROW	101102	1
65	BAC29PPS19131		.MARKER-SEAT ROW	101102	1
70	BAC29PPS19132		.MARKER-SEAT ROW	101102	1
75	BAC29PPS19133		.MARKER-SEAT ROW	101102	1
80	BAC29PPS19134		.MARKER-SEAT ROW	101102	1
85	BAC29PPS19135		.MARKER-SEAT ROW	101102	1
90	BAC29PPS19136		.MARKER-SEAT ROW	101102	1
95	BAC29PPS19137		.MARKER-SEAT ROW	101102	1
100	BAC29PPS19138		.MARKER-SEAT ROW	101102	1
105	BAC29PPS19139		.MARKER-SEAT ROW	101102	1
110	BAC29PPS19140		.MARKER-SEAT ROW	101102	1
115	BAC29PPS19141		.MARKER-SEAT ROW	101102	1
125	BAC29PPS19143		.MARKER-SEAT ROW	101102	1
130	BAC29PPS19144		.MARKER-SEAT ROW	101102	1
135	BAC29PPS19145		.MARKER-SEAT ROW	101102	1
140	BAC29PPS19146		.MARKER-SEAT ROW	101102	1
145	BAC29PPS19147		.MARKER-SEAT ROW	101102	1
150	BAC29PPS19148		.MARKER-SEAT ROW	101102	1
155	BAC29PPS19149		.MARKER-SEAT ROW	101102	1
160	BAC29PPS19150		.MARKER-SEAT ROW	101102	1
165	BAC29PPS19151		.MARKER-SEAT ROW	101102	1
170	BAC29PPS19152		.MARKER-SEAT ROW	101102	1
175	BAC29PPS19153		.MARKER-SEAT ROW	101102	1
180	BAC29PPS19154		.MARKER-SEAT ROW	101102	1
185	BAC29PPS19155		.MARKER-SEAT ROW	101102	1
190	BAC29PPS19156		.MARKER-SEAT ROW	101102	1
195	BAC29PPS19157		.MARKER-SEAT ROW	101102	1
200	BAC29PPS19158		.MARKER-SEAT ROW	101102	1
205	BAC29PPS19159		.MARKER-SEAT ROW	101102	1
210	BAC29PPS19160		.MARKER-SEAT ROW	101102	1
215	BAC29PPS19161		.MARKER-SEAT ROW	101102	1
220	BAC29PPS19162		.MARKER-SEAT ROW	101102	1
225	BAC29PPS19163		.MARKER-SEAT ROW	101102	1
230	BAC29PPS19164		.MARKER-SEAT ROW	101102	1

MISSING ITEM NUMBERS NOT APPLICABLE

- ITEM NOT ILLUSTRATED

11-35-10-31A

11-35-10
FIG. 31A
PAGE 1
JAN 20/09

BRI

BOEING PROPRIETARY - Copyright © - Unpublished Work - See title page for details.



757

PARTS CATALOG (MAINTENANCE)

FIG ITEM	PART NUMBER	1 2 3 4 5 6 7	NOMENCLATURE	EFFECT FROM TO	UNITS PER ASSY
31A					
235	BAC29PPS19165	.	MARKER-SEAT ROW	101102	1
240	BAC29PPS19166	.	MARKER-SEAT ROW	101102	1
245	BAC29PPS19167	.	MARKER-SEAT ROW	101102	1
250	BAC29PPS19168	.	MARKER-SEAT ROW	101102	1
255	BAC29PPS19169	.	MARKER-SEAT ROW	101102	1
260	BAC29PPS19170	.	MARKER-SEAT ROW	101102	1
265	BAC29PPS19171	.	MARKER-SEAT ROW	101102	1
270	BAC29PPS19172	.	MARKER-SEAT ROW	101102	1
275	BAC29PPS19173	.	MARKER-SEAT ROW	101102	1
280	BAC29PPS19174	.	MARKER-SEAT ROW	101102	1
285	BAC29PPS19175	.	MARKER-SEAT ROW	101102	1
290	BAC29PPS19176	.	MARKER-SEAT ROW	101102	1
300	BAC29PPS19178	.	MARKER-SEAT ROW	101102	1
310	BAC29PPS19180	.	MARKER-SEAT ROW	101102	1
315	BAC29PPS19181	.	MARKER-SEAT ROW	101102	1
320	BAC29PPS19182	.	MARKER-SEAT ROW	101102	1
325	BAC29PPS19183	.	MARKER-SEAT ROW	101102	1
330	BAC29PPS19184	.	MARKER-SEAT ROW	101102	1
335	BAC29PPS19185	.	MARKER-SEAT ROW	101102	1
340	BAC29PPS19186	.	MARKER-SEAT ROW	101102	1
345	BAC29PPS19187	.	MARKER-SEAT ROW	101102	1
350	BAC29PPS19188	.	MARKER-SEAT ROW	101102	1
355	BAC29PPS19189	.	MARKER-SEAT ROW	101102	1
360	BAC29PPS19190	.	MARKER-SEAT ROW	101102	1
365	BAC29PPS19191	.	MARKER-SEAT ROW	101102	1
370	BAC29PPS19192	.	MARKER-SEAT ROW	101102	1
375	BAC29PPS19193	.	MARKER-SEAT ROW	101102	1
380	BAC29PPS19194	.	MARKER-SEAT ROW	101102	1
385	BAC29PPS19195	.	MARKER-SEAT ROW	101102	1
390	BAC29PPS19196	.	MARKER-SEAT ROW	101102	1
395	BAC29PPS19197	.	MARKER-SEAT ROW	101102	1
400	BAC29PPS19198	.	MARKER-SEAT ROW	101102	1
410	BAC29PPS23070	.	MARKER-SEAT ROW	101102	1
415	BAC29PPS23071	.	MARKER-SEAT ROW	101102	1

MISSING ITEM NUMBERS NOT APPLICABLE

- ITEM NOT ILLUSTRATED

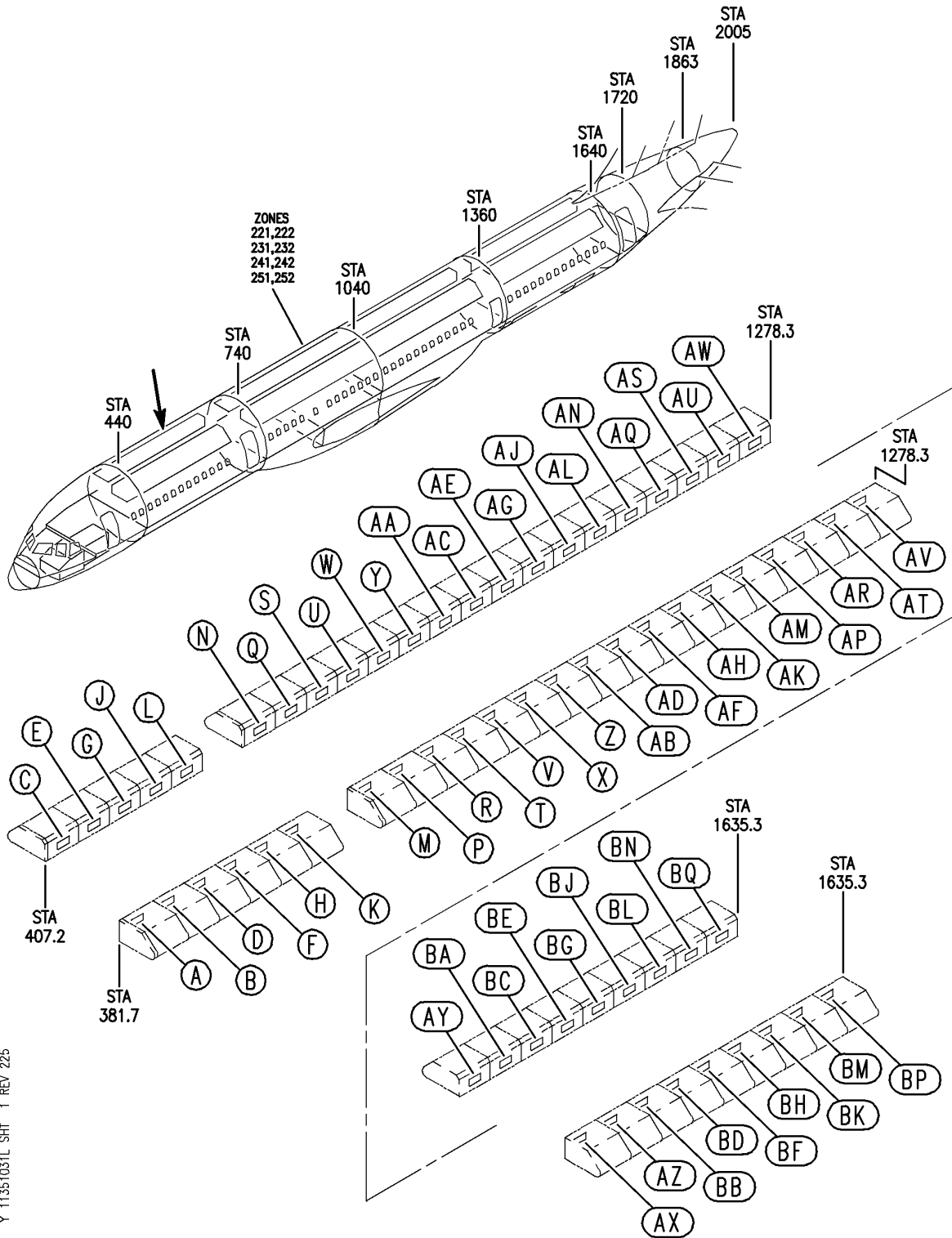
BRI

11-35-10-31A

BOEING PROPRIETARY - Copyright © - Unpublished Work - See title page for details.

11-35-10
FIG. 31A
PAGE 2
JAN 20/09

BOEING
757
PARTS CATALOG (MAINTENANCE)



Y 11351031L SHT 1 REV 225

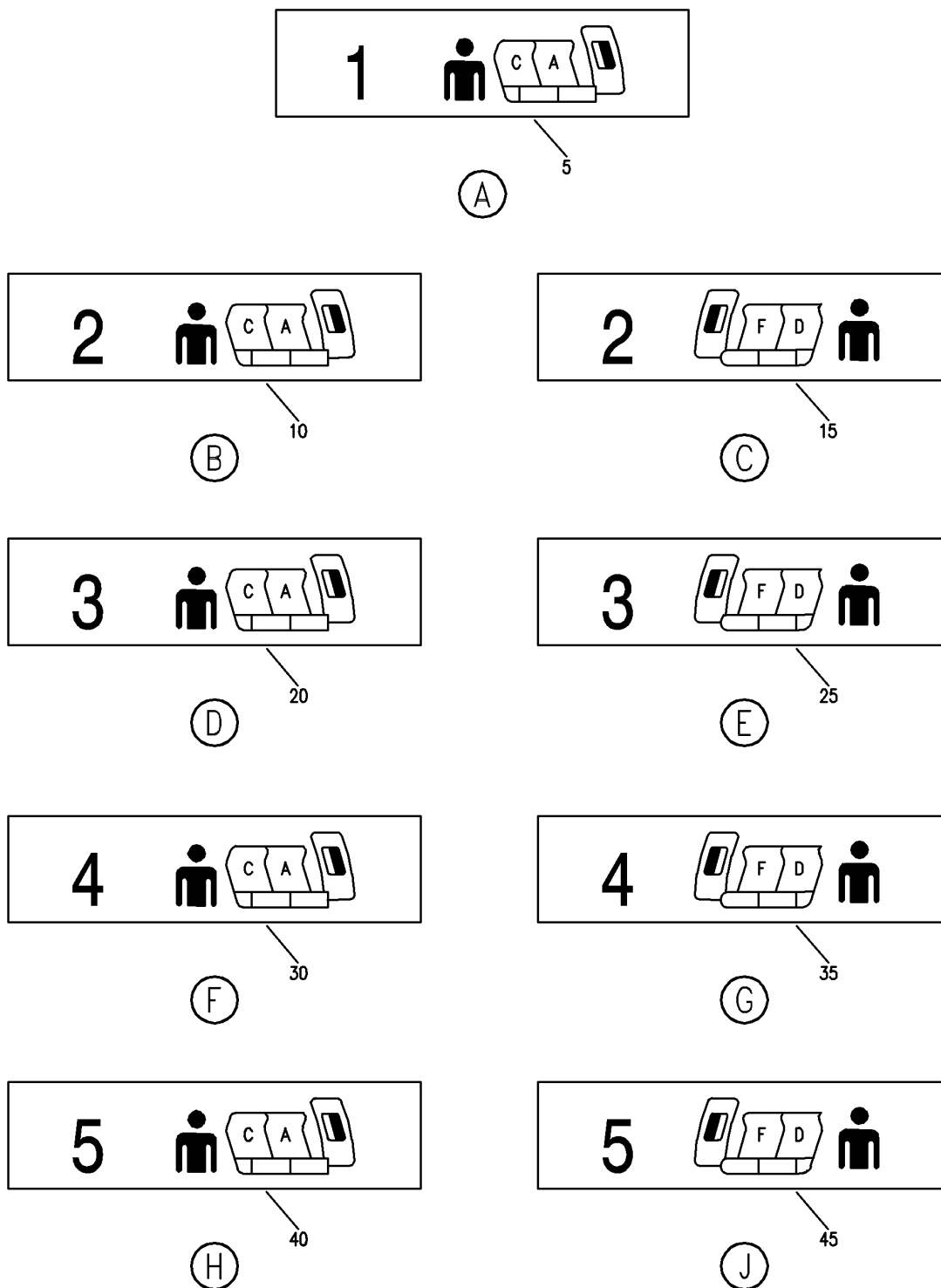
PLACARD INSTL-CAB. INTR SEAT MARKERS ONLY
FIGURE 31L (SHEET 1)

11-35-10-31L

BRI
JAN 20/09

11-35-10-31L
PAGE 0

BOEING
757
PARTS CATALOG (MAINTENANCE)



Y 11351031L SHT 2 REV 225

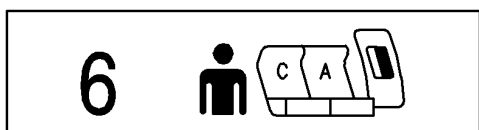
PLACARD INSTL-CAB. INTR SEAT MARKERS ONLY
FIGURE 31L (SHEET 2)

11-35-10-31L

BRI
JAN 20/09

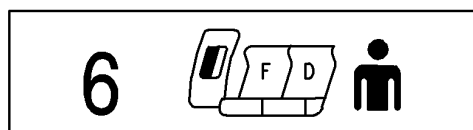
11-35-10-31L
PAGE 0A

BOEING
757
PARTS CATALOG (MAINTENANCE)



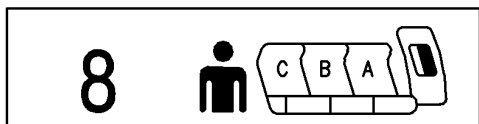
(K)

50



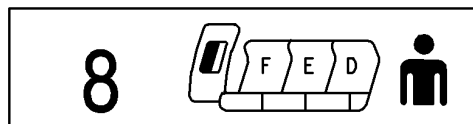
(L)

55



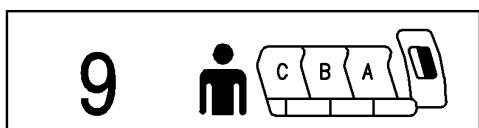
(M)

60



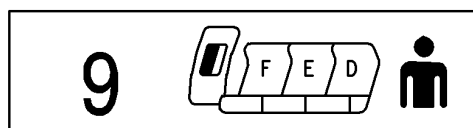
(N)

65



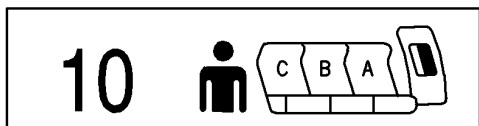
(P)

70



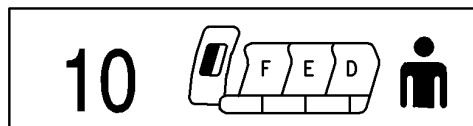
(Q)

75



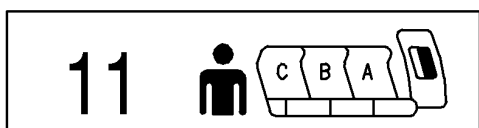
(R)

80



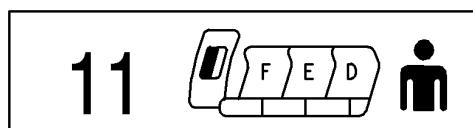
(S)

85



(T)

90



(U)

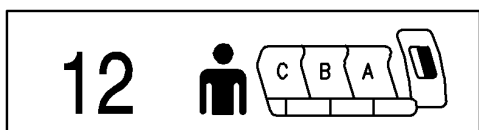
95

Y 11351031L SHT 3 REV 225

PLACARD INSTL-CAB. INTR SEAT MARKERS ONLY
FIGURE 31L (SHEET 3)

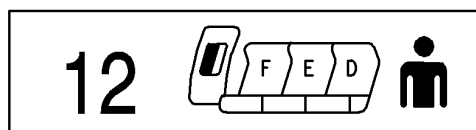
11-35-10-31L


BOEING
 757
PARTS CATALOG (MAINTENANCE)



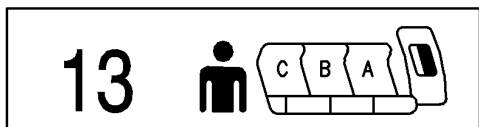
V

100



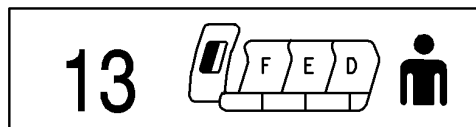
W

105



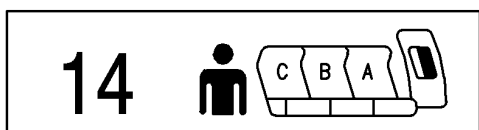
X

110



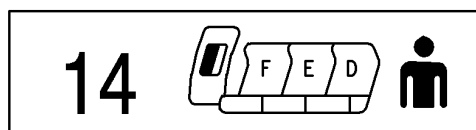
Y

115



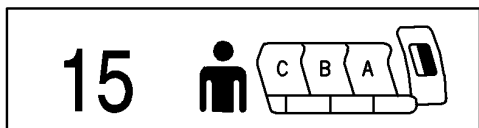
Z

120



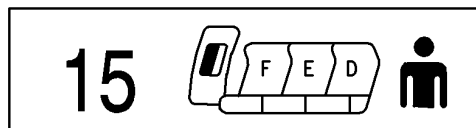
AA

125



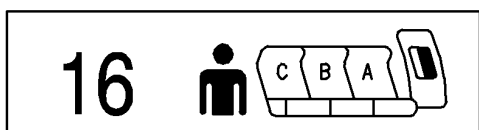
AB

130



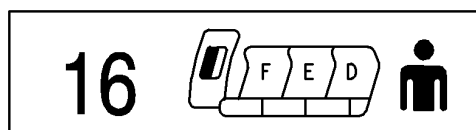
AC

135



AD

140



AE

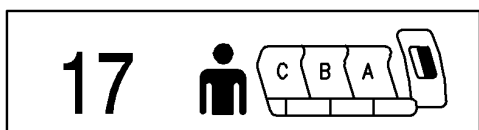
145

Y 11351031L SHT 4 REV 225

PLACARD INSTL-CAB. INTR SEAT MARKERS ONLY
 FIGURE 31L (SHEET 4)

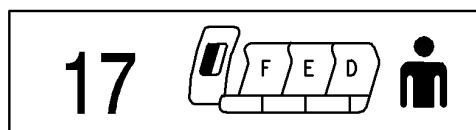
11-35-10-31L

BOEING
757
PARTS CATALOG (MAINTENANCE)



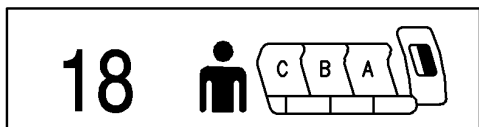
17
AF

150



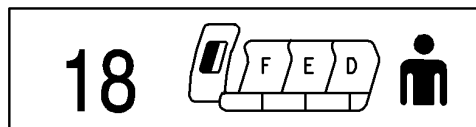
17
AG

155



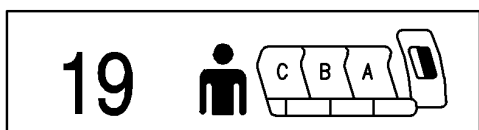
18
AH

160



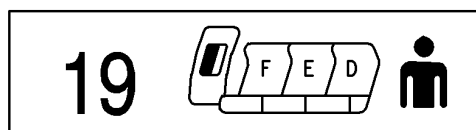
18
AJ

165



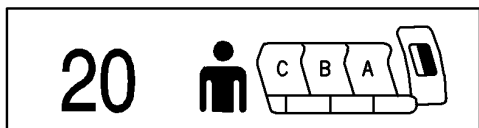
19
AK

170



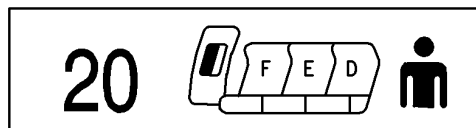
19
AL

175



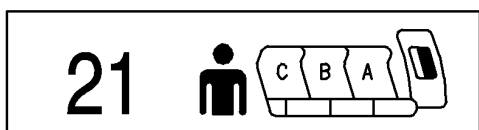
20
AM

180



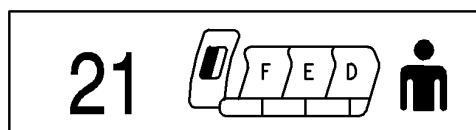
20
AN

185



21
AP

190



21
AQ

195

Y 11351031L SHT 5 REV 225

PLACARD INSTL-CAB. INTR SEAT MARKERS ONLY
FIGURE 31L (SHEET 5)

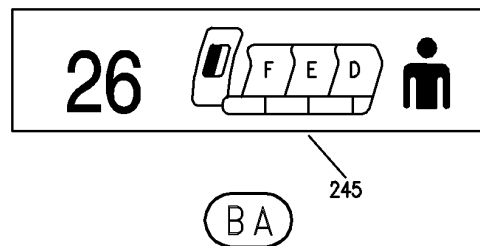
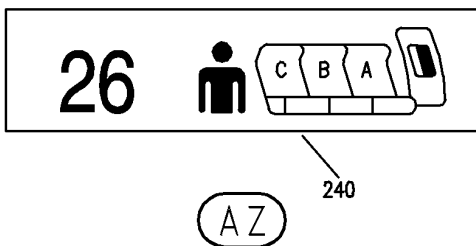
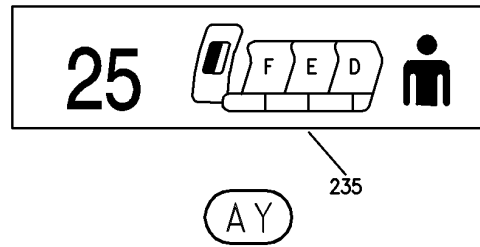
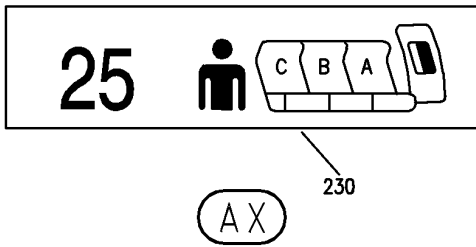
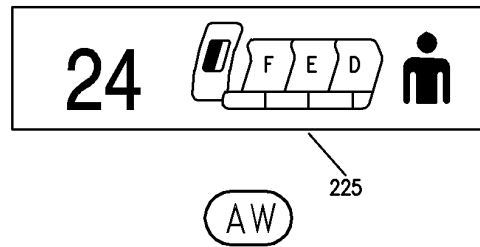
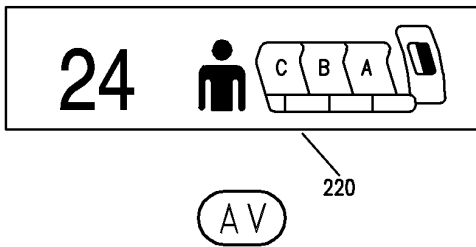
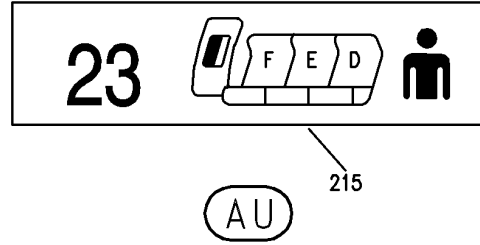
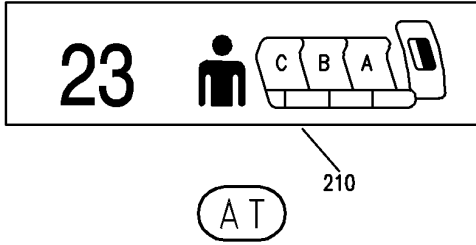
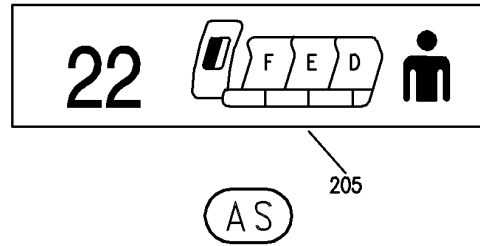
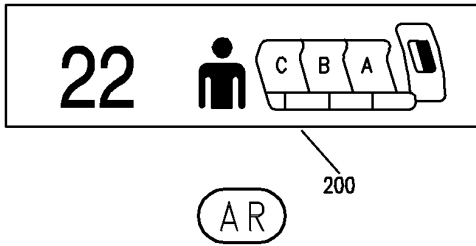
11-35-10-31L

BRI
JAN 20/09

11-35-10-31L
PAGE 0D

BOEING PROPRIETARY - Copyright © - Unpublished Work - See title page for details.

BOEING
757
PARTS CATALOG (MAINTENANCE)

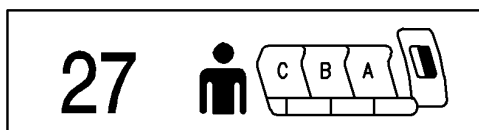


Y 11351031L SHT 6 REV 225

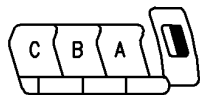
PLACARD INSTL-CAB. INTR SEAT MARKERS ONLY
FIGURE 31L (SHEET 6)

11-35-10-31L

BOEING
757
PARTS CATALOG (MAINTENANCE)

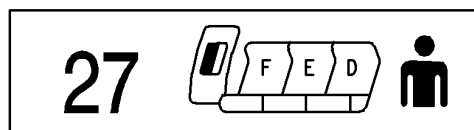


27

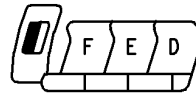


250

BB

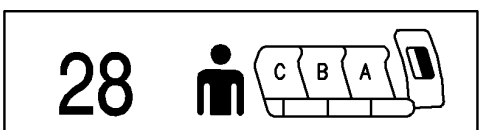


27

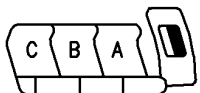


255

BC

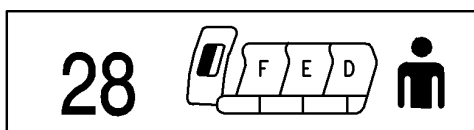


28

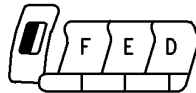


260

BD

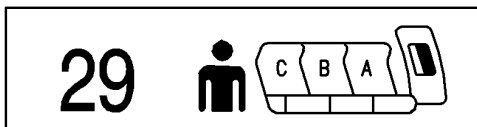


28

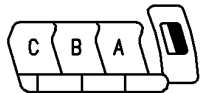


265

BE

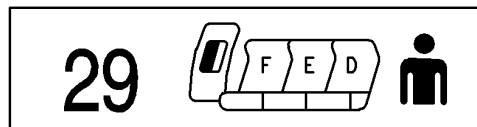


29

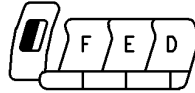


270

BF

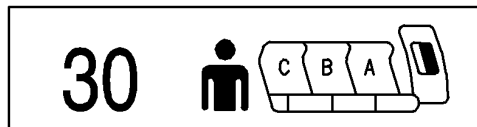


29

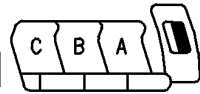


275

BG

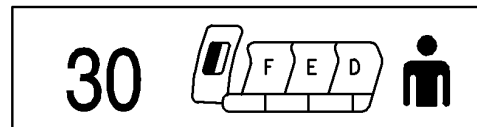


30



280

BH



30



285

BJ

Y 11351031L SHT 7 REV 225

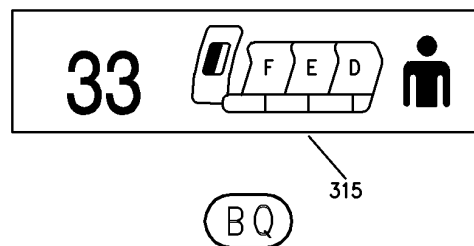
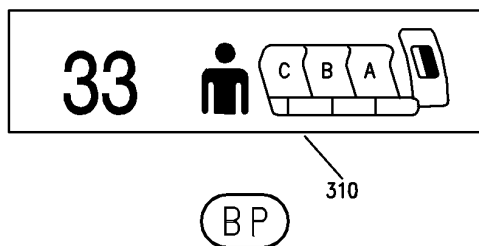
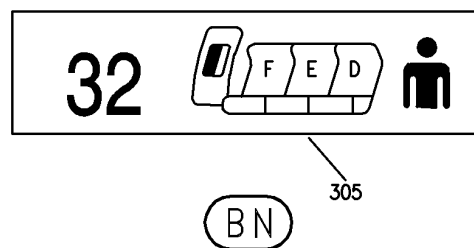
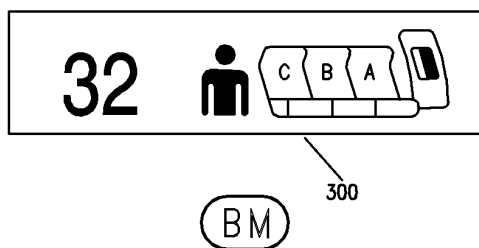
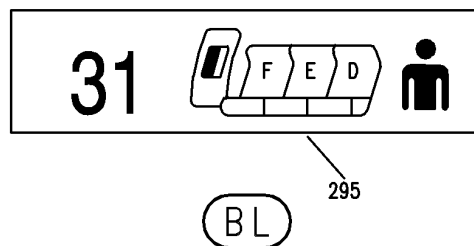
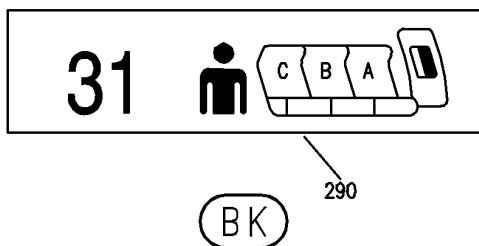
PLACARD INSTL-CAB. INTR SEAT MARKERS ONLY
FIGURE 31L (SHEET 7)

11-35-10-31L

BRI
JAN 20/09

11-35-10-31L
PAGE OF

BOEING
757
PARTS CATALOG (MAINTENANCE)



Y 11351031L SHT 8 REV 225

PLACARD INSTL-CAB. INTR SEAT MARKERS ONLY
FIGURE 31L (SHEET 8)

BRI
JAN 20/09

11-35-10-31L

11-35-10-31L
PAGE 08

 **BOEING**
757
PARTS CATALOG (MAINTENANCE)

FIG ITEM	PART NUMBER	1 2 3 4 5 6 7	NOMENCLATURE	EFFECT FROM TO	UNITS PER ASSY
31L			PLACARD INSTL-CAB. INTR SEAT MARKERS ONLY	108120	
- 1	414N5122-11		PLACARD INSTL-CAB. INTR FOR NHA SEE: 25-20-00-07B	108120	RF
5	BAC29PPS30569		.PLACARD	108120	1
10	BAC29PPS30571		.PLACARD	108120	1
15	BAC29PPS30572		.PLACARD	108120	1
20	BAC29PPS30573		.PLACARD	108120	1
25	BAC29PPS30574		.PLACARD	108120	1
30	BAC29PPS30575		.PLACARD	108120	1
35	BAC29PPS30576		.PLACARD	108120	1
40	BAC29PPS30577		.PLACARD	108120	1
45	BAC29PPS30578		.PLACARD	108120	1
50	BAC29PPS30579		.PLACARD	108120	1
55	BAC29PPS30580		.PLACARD	108120	1
60	BAC29PPS30063		.PLACARD	108120	1
65	BAC29PPS30064		.PLACARD	108120	1
70	BAC29PPS30065		.PLACARD	108120	1
75	BAC29PPS30066		.PLACARD	108120	1
80	BAC29PPS30067		.PLACARD	108120	1
85	BAC29PPS30068		.PLACARD	108120	1
90	BAC29PPS30069		.PLACARD	108120	1
95	BAC29PPS30070		.PLACARD	108120	1
100	BAC29PPS30071		.PLACARD	108120	1
105	BAC29PPS30072		.PLACARD	108120	1
110	BAC29PPS30073		.PLACARD	108120	1
115	BAC29PPS30074		.PLACARD	108120	1
120	BAC29PPS30075		.PLACARD	108120	1
125	BAC29PPS30076		.PLACARD	108120	1
130	BAC29PPS30077		.PLACARD	108120	1
135	BAC29PPS30078		.PLACARD	108120	1
140	BAC29PPS30079		.PLACARD	108120	1
145	BAC29PPS30080		.PLACARD	108120	1
150	BAC29PPS30081		.PLACARD	108120	1
155	BAC29PPS30082		.PLACARD	108120	1
160	BAC29PPS30083		.PLACARD	108120	1
165	BAC29PPS30084		.PLACARD	108120	1
170	BAC29PPS30085		.PLACARD	108120	1
175	BAC29PPS30086		.PLACARD	108120	1
180	BAC29PPS30087		.PLACARD	108120	1
185	BAC29PPS30088		.PLACARD	108120	1
190	BAC29PPS30089		.PLACARD	108120	1
195	BAC29PPS30090		.PLACARD	108120	1
200	BAC29PPS30091		.PLACARD	108120	1
205	BAC29PPS30092		.PLACARD	108120	1
210	BAC29PPS30093		.PLACARD	108120	1
215	BAC29PPS30094		.PLACARD	108120	1
220	BAC29PPS30095		.PLACARD	108120	1

MISSING ITEM NUMBERS NOT APPLICABLE

- ITEM NOT ILLUSTRATED

11-35-10-31L

11-35-10
FIG. 31L
PAGE 1
JAN 20/09

BRI



757

PARTS CATALOG (MAINTENANCE)

FIG ITEM	PART NUMBER	1 2 3 4 5 6 7	NOMENCLATURE	EFFECT FROM TO	UNITS PER ASSY
31L					
225	BAC29PPS30096	.	PLACARD	108120	1
230	BAC29PPS30097	.	PLACARD	108120	1
235	BAC29PPS30098	.	PLACARD	108120	1
240	BAC29PPS30099	.	PLACARD	108120	1
245	BAC29PPS30100	.	PLACARD	108120	1
250	BAC29PPS30101	.	PLACARD	108120	1
255	BAC29PPS30102	.	PLACARD	108120	1
260	BAC29PPS30103	.	PLACARD	108120	1
265	BAC29PPS30104	.	PLACARD	108120	1
270	BAC29PPS30105	.	PLACARD	108120	1
275	BAC29PPS30106	.	PLACARD	108120	1
280	BAC29PPS30107	.	PLACARD	108120	1
285	BAC29PPS30108	.	PLACARD	108120	1
290	BAC29PPS30109	.	PLACARD	108120	1
295	BAC29PPS30110	.	PLACARD	108120	1
300	BAC29PPS30111	.	PLACARD	108120	1
305	BAC29PPS30112	.	PLACARD	108120	1
310	BAC29PPS30113	.	PLACARD	108120	1
315	BAC29PPS30114	.	PLACARD	108120	1

MISSING ITEM NUMBERS NOT APPLICABLE

- ITEM NOT ILLUSTRATED

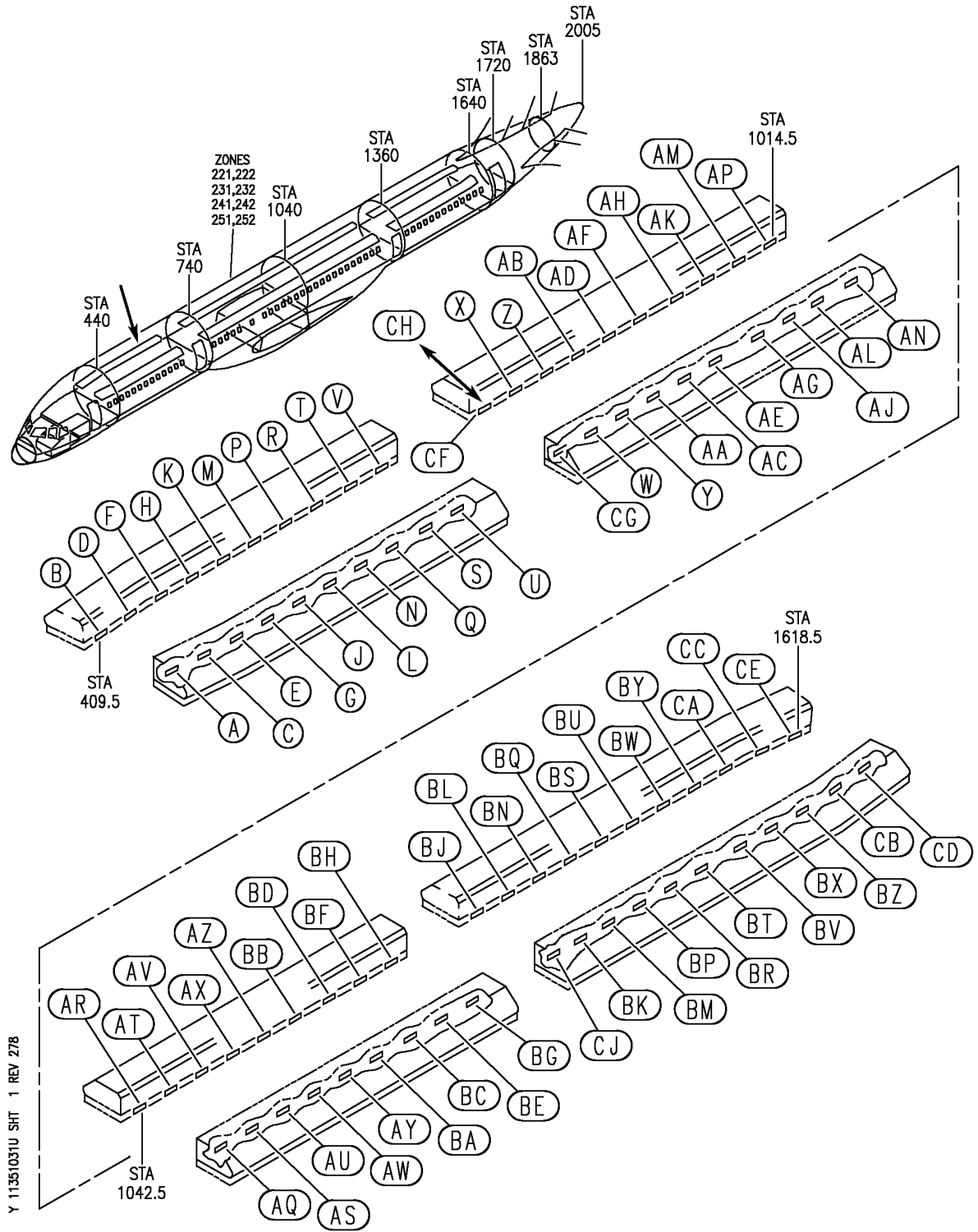
BRI

11-35-10-31L

BOEING PROPRIETARY - Copyright © - Unpublished Work - See title page for details.

11-35-10
FIG. 31L
PAGE 2
JAN 20/09

BOEING
 757
 PARTS CATALOG (MAINTENANCE)



PLACARD INSTL-CAB. INTR SEAT ROW MARKERS
 FIGURE 31U (SHEET 1)

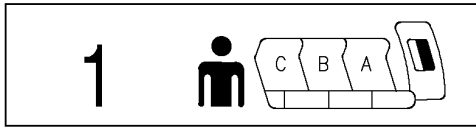
11-35-10-31U

BRI
 JAN 20/09

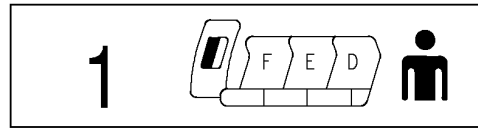
11-35-10-31U
 PAGE 0

BOEING PROPRIETARY - Copyright © - Unpublished Work - See title page for details.

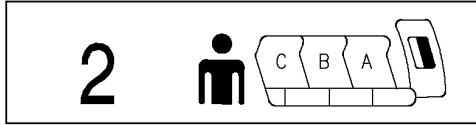
BOEING
757
PARTS CATALOG (MAINTENANCE)



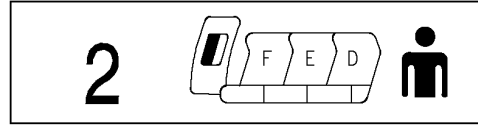
(A)



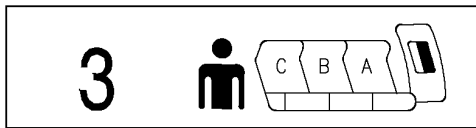
(B)



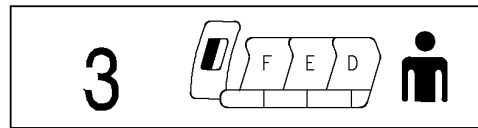
(C)



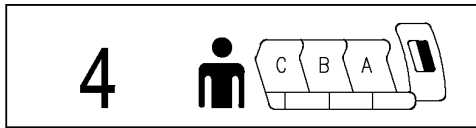
(D)



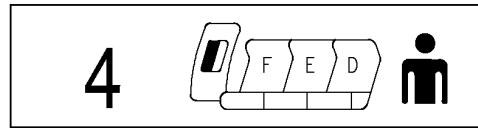
(E)



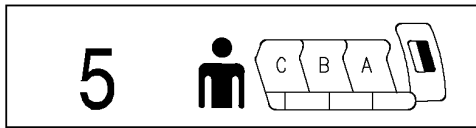
(F)



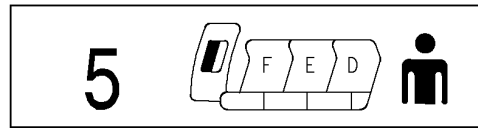
(G)



(H)



(J)



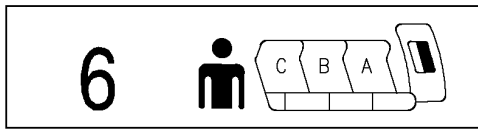
(K)

Y 11351031U SHT 2 REV 260

PLACARD INSTL-CAB. INTR SEAT ROW MARKERS
FIGURE 31U (SHEET 2)

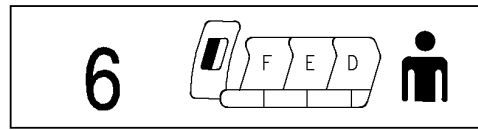
11-35-10-31U


BOEING
 757
PARTS CATALOG (MAINTENANCE)



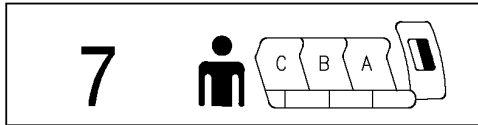
(L)

55



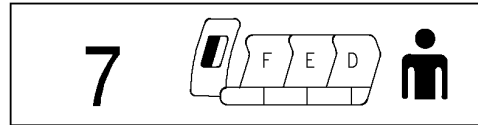
(M)

60



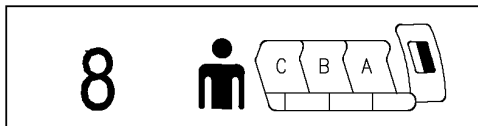
(N)

65



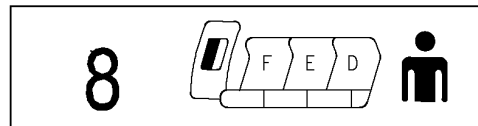
(P)

70



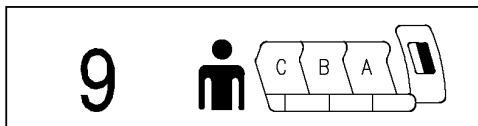
(Q)

75



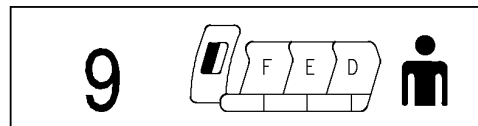
(R)

80



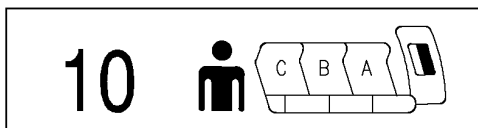
(S)

85



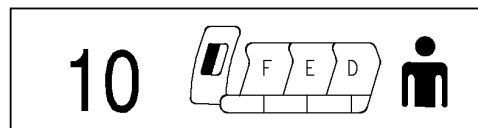
(T)

90



(U)

95



(V)

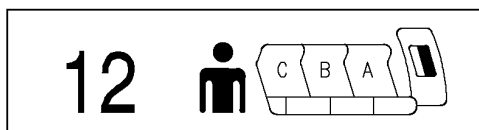
100

Y 11351031U SHT 3 REV 260

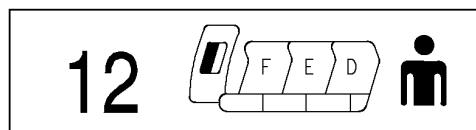
PLACARD INSTL-CAB. INTR SEAT ROW MARKERS
 FIGURE 31U (SHEET 3)

11-35-10-31U

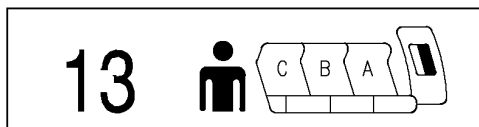
BOEING
757
PARTS CATALOG (MAINTENANCE)



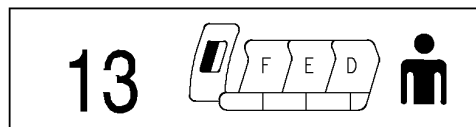
(W)



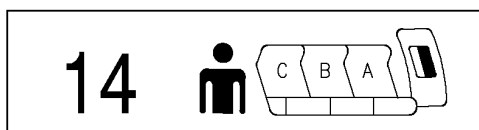
(X)



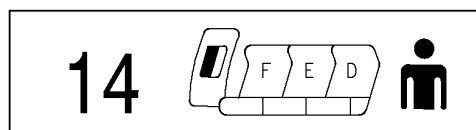
(Y)



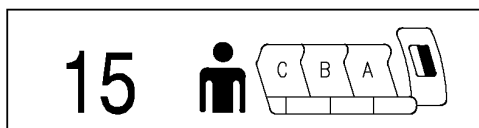
(Z)



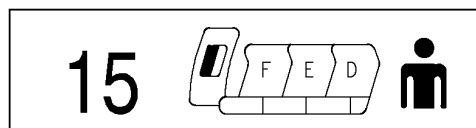
(AA)



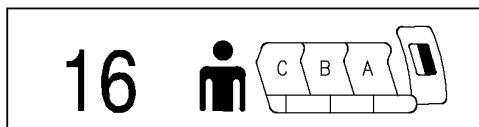
(AB)



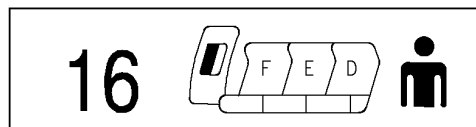
(AC)



(AD)



(AE)



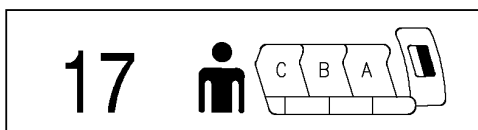
(AF)

Y 11351031U SHT 4 REV 260

PLACARD INSTL-CAB. INTR SEAT ROW MARKERS
FIGURE 31U (SHEET 4)

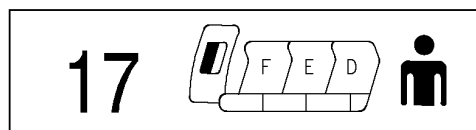
11-35-10-31U

BOEING
757
PARTS CATALOG (MAINTENANCE)



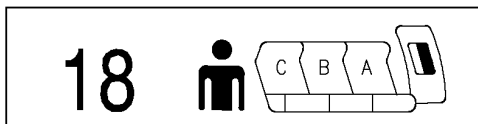
155

AG



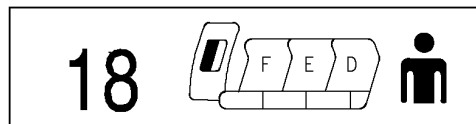
160

AH



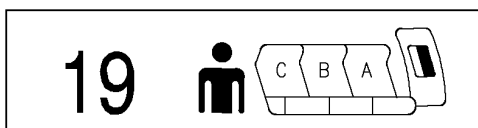
165

AJ



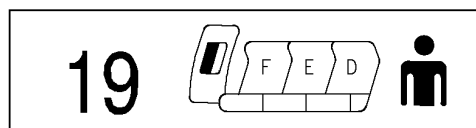
170

AK



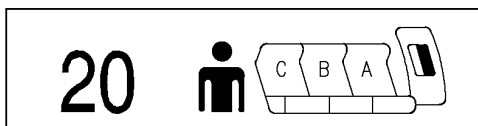
175

AL



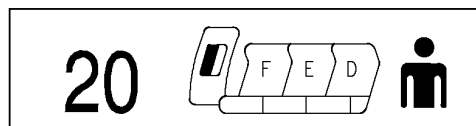
180

AM



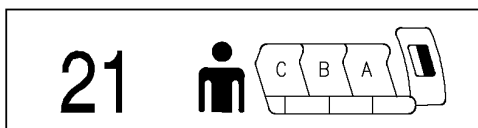
185

AN



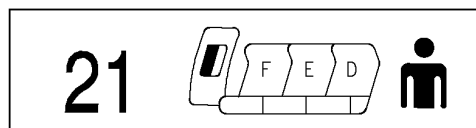
190

AP



195

AQ



200

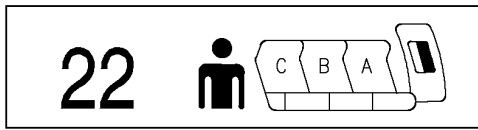
AR

Y 11351031U SHT 5 REV 260

PLACARD INSTL-CAB. INTR SEAT ROW MARKERS
FIGURE 31U (SHEET 5)

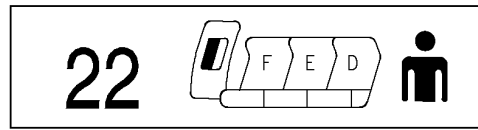
11-35-10-31U

BOEING
757
PARTS CATALOG (MAINTENANCE)



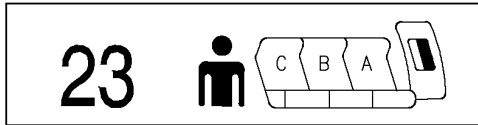
205

AS



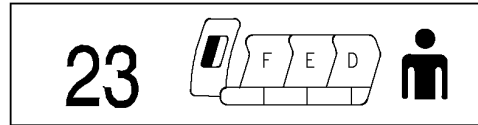
210

AT



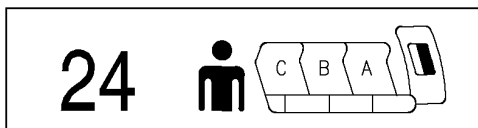
215

AU



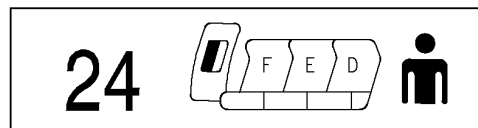
220

AV



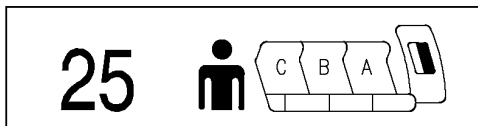
225

AW



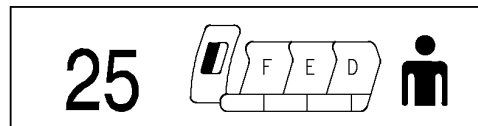
230

AX



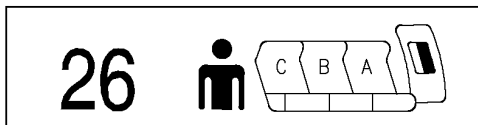
235

AY



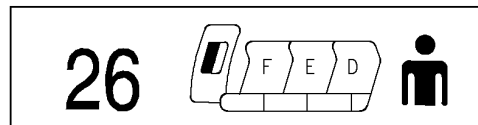
240

AZ



245

BA



250

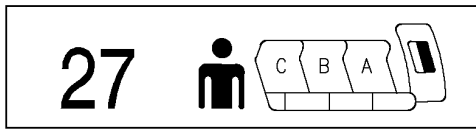
BB

Y 11351031U SHT 6 REV 260

PLACARD INSTL-CAB. INTR SEAT ROW MARKERS
FIGURE 31U (SHEET 6)

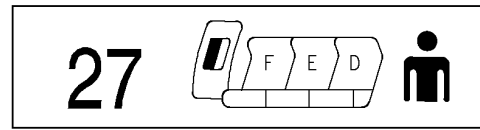
11-35-10-31U

BOEING
757
PARTS CATALOG (MAINTENANCE)



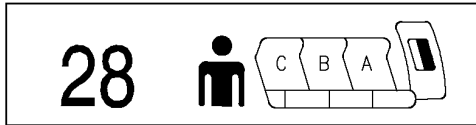
255

(BC)



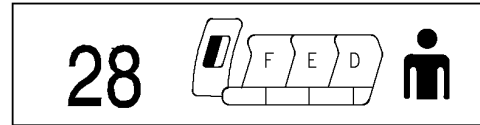
260

(BD)



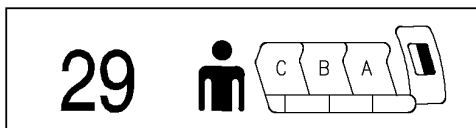
265

(BE)



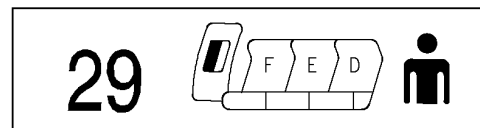
270

(BF)



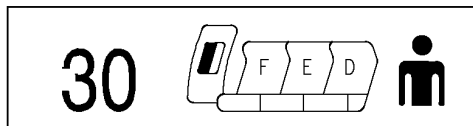
275

(BG)



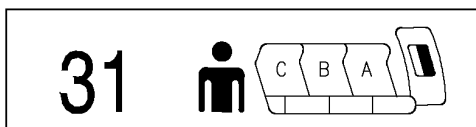
280

(BH)



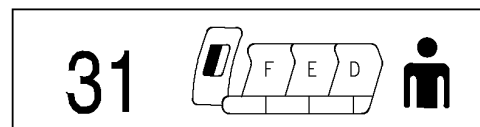
285

(BJ)



290

(BK)



295

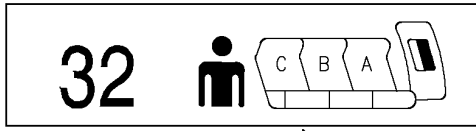
(BL)

Y 11351031U SHT 7 REV 260

PLACARD INSTL-CAB. INTR SEAT ROW MARKERS
FIGURE 31U (SHEET 7)

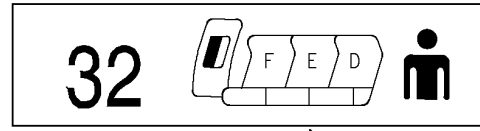
11-35-10-31U

BOEING
757
PARTS CATALOG (MAINTENANCE)



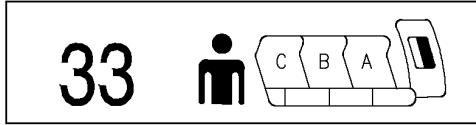
32
BM

300



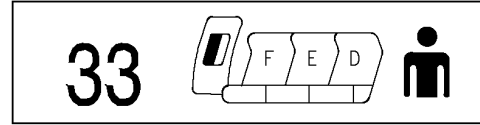
32
BN

305



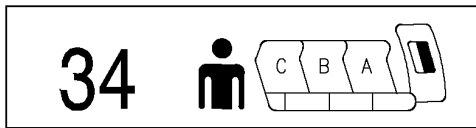
33
BP

310



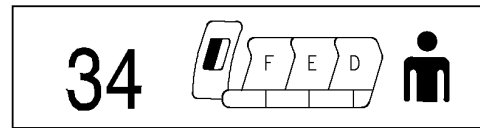
33
BQ

315



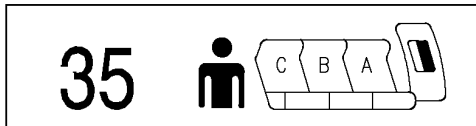
34
BR

320



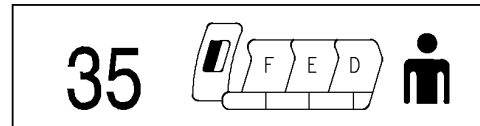
34
BS

325



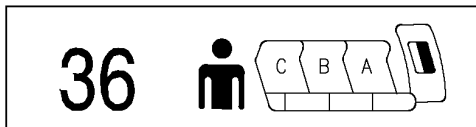
35
BT

330



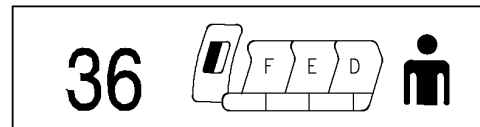
35
BU

335



36
BV

340



36
BW

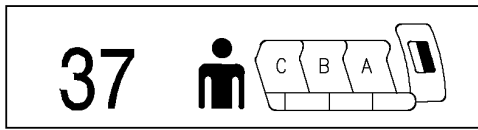
345

Y 11351031U SHT 8 REV 260

PLACARD INSTL-CAB. INTR SEAT ROW MARKERS
FIGURE 31U (SHEET 8)

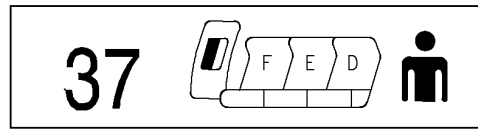
11-35-10-31U

BOEING
757
PARTS CATALOG (MAINTENANCE)



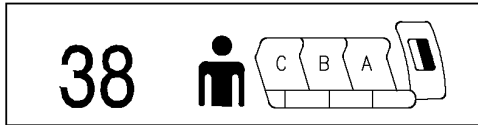
350

BX



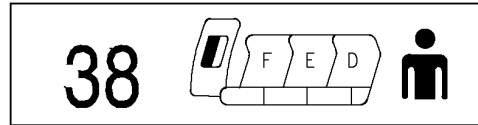
355

BY



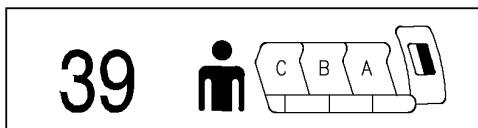
360

BZ



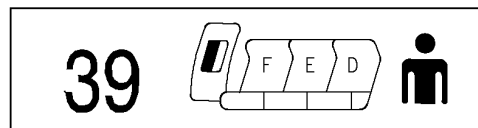
365

CA



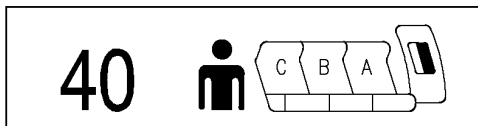
370

CB



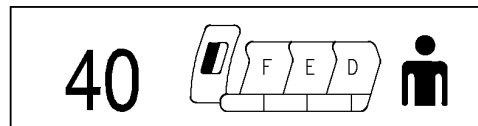
375

CC



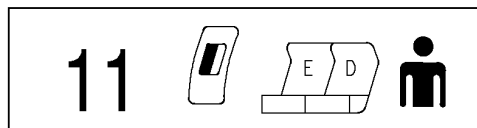
380

CD



385

CE



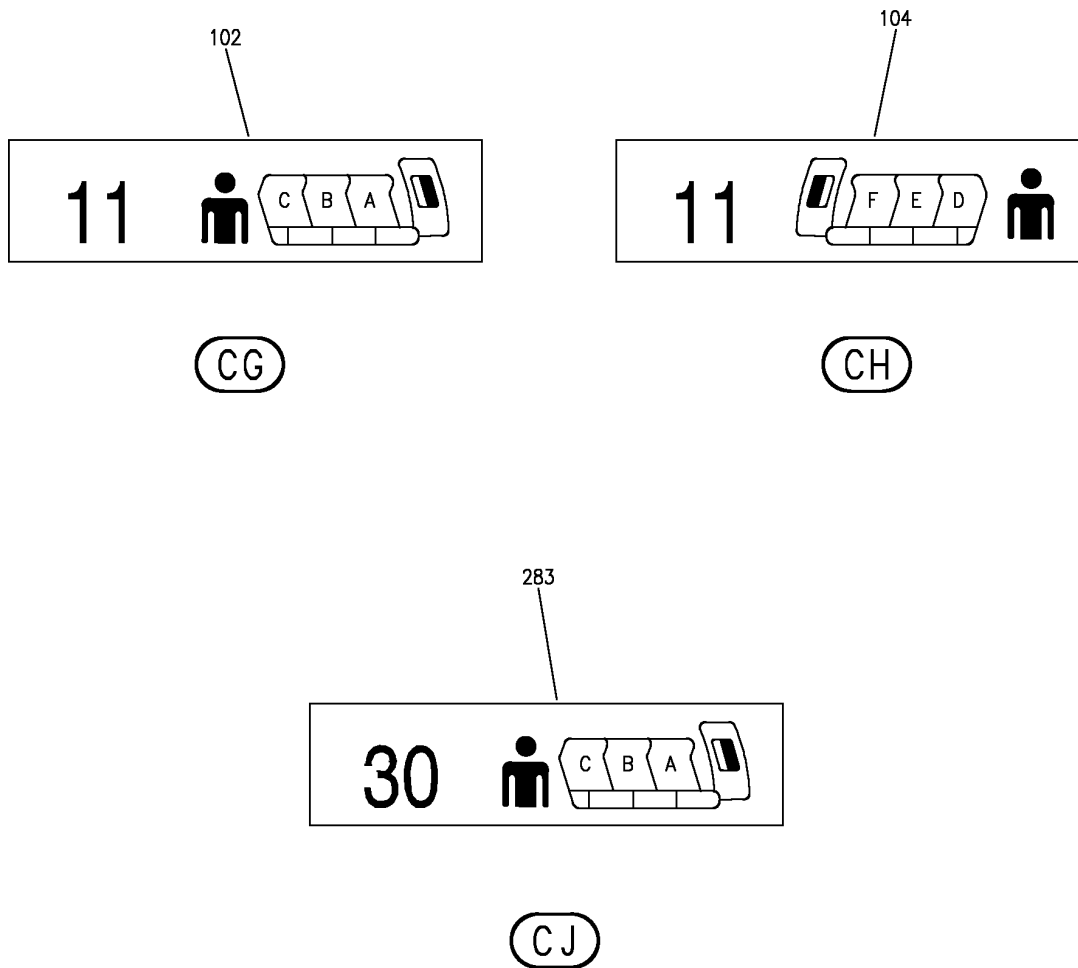
390

CF

Y 11351031U SHT. 9 REV 260

PLACARD INSTL-CAB. INTR SEAT ROW MARKERS
FIGURE 31U (SHEET 9)

BOEING
757
PARTS CATALOG (MAINTENANCE)



Y 11351031U SHT 10 REV 27B

PLACARD INSTL-CAB. INTR SEAT ROW MARKERS
FIGURE 31U (SHEET 10)

BRI
JAN 20/09

11-35-10-31U

11-35-10-31U
PAGE 01

 **BOEING**
757
PARTS CATALOG (MAINTENANCE)

FIG ITEM	PART NUMBER	1 2 3 4 5 6 7	NOMENCLATURE	EFFECT FROM TO	UNITS PER ASSY
31U			PLACARD INSTL-CAB. INTR SEAT ROW MARKERS	103106	
- 1	MODREF34527		PLACARD INSTL-CAB. INTR SEAT ROW MARKERS MODULE NUMBER: 414N5122-22 REV B	103106	1
5	BAC29PPS29258		.PLACARD	103106	1
10	BAC29PPS29259		.PLACARD	103106	1
15	BAC29PPS29260		.PLACARD	103106	1
20	BAC29PPS29261		.PLACARD	103106	1
25	BAC29PPS29262		.PLACARD	103106	1
30	BAC29PPS29263		.PLACARD	103106	1
35	BAC29PPS29264		.PLACARD	103106	1
40	BAC29PPS29265		.PLACARD	103106	1
45	BAC29PPS29266		.PLACARD	103106	1
50	BAC29PPS29267		.PLACARD	103106	1
55	BAC29PPS29268		.PLACARD	103106	1
60	BAC29PPS29269		.PLACARD	103106	1
65	BAC29PPS29270		.PLACARD	103106	1
70	BAC29PPS29271		.PLACARD	103106	1
75	BAC29PPS29272		.PLACARD	103106	1
80	BAC29PPS29273		.PLACARD	103106	1
85	BAC29PPS29274		.PLACARD	103106	1
90	BAC29PPS29275		.PLACARD	103106	1
95	BAC29PPS29276		.PLACARD	103106	1
100	BAC29PPS29277		.PLACARD	103106	1
105	BAC29PPS29280		.PLACARD	103106	1
110	BAC29PPS29281		.PLACARD	103106	1
115	BAC29PPS29282		.PLACARD	103106	1
120	BAC29PPS29283		.PLACARD	103106	1
125	BAC29PPS29284		.PLACARD	103106	1
130	BAC29PPS29285		.PLACARD	103106	1
135	BAC29PPS29286		.PLACARD	103106	1
140	BAC29PPS29287		.PLACARD	103106	1
145	BAC29PPS29288		.PLACARD	103106	1
150	BAC29PPS29289		.PLACARD	103106	1
155	BAC29PPS29290		.PLACARD	103106	1
160	BAC29PPS29291		.PLACARD	103106	1
165	BAC29PPS29292		.PLACARD	103106	1
170	BAC29PPS29293		.PLACARD	103106	1
175	BAC29PPS29294		.PLACARD	103106	1
180	BAC29PPS29295		.PLACARD	103106	1
185	BAC29PPS29296		.PLACARD	103106	1
190	BAC29PPS29297		.PLACARD	103106	1
195	BAC29PPS29298		.PLACARD	103106	1
200	BAC29PPS29299		.PLACARD	103106	1
205	BAC29PPS29300		.PLACARD	103106	1
210	BAC29PPS29301		.PLACARD	103106	1
215	BAC29PPS29302		.PLACARD	103106	1

MISSING ITEM NUMBERS NOT APPLICABLE

- ITEM NOT ILLUSTRATED

BRI

11-35-10-31U

11-35-10
FIG. 31U
PAGE 1
JAN 20/09



757

PARTS CATALOG (MAINTENANCE)

FIG ITEM	PART NUMBER	1 2 3 4 5 6 7	NOMENCLATURE	EFFECT FROM TO	UNITS PER ASSY
31U					
220	BAC29PPS29303	.	PLACARD	103106	1
225	BAC29PPS29304	.	PLACARD	103106	1
230	BAC29PPS29305	.	PLACARD	103106	1
235	BAC29PPS29306	.	PLACARD	103106	1
240	BAC29PPS29307	.	PLACARD	103106	1
245	BAC29PPS29308	.	PLACARD	103106	1
250	BAC29PPS29309	.	PLACARD	103106	1
255	BAC29PPS29310	.	PLACARD	103106	1
260	BAC29PPS29311	.	PLACARD	103106	1
265	BAC29PPS29312	.	PLACARD	103106	1
270	BAC29PPS29313	.	PLACARD	103106	1
275	BAC29PPS29314	.	PLACARD	103106	1
280	BAC29PPS29315	.	PLACARD	103106	1
285	BAC29PPS29317	.	PLACARD	103106	1
290	BAC29PPS29318	.	PLACARD	103106	1
295	BAC29PPS29319	.	PLACARD	103106	1
300	BAC29PPS29320	.	PLACARD	103106	1
305	BAC29PPS29321	.	PLACARD	103106	1
310	BAC29PPS29322	.	PLACARD	103106	1
315	BAC29PPS29323	.	PLACARD	103106	1
320	BAC29PPS29324	.	PLACARD	103106	1
325	BAC29PPS29325	.	PLACARD	103106	1
330	BAC29PPS29326	.	PLACARD	103106	1
335	BAC29PPS29327	.	PLACARD	103106	1
340	BAC29PPS29328	.	PLACARD	103106	1
345	BAC29PPS29329	.	PLACARD	103106	1
350	BAC29PPS29330	.	PLACARD	103106	1
355	BAC29PPS29331	.	PLACARD	103106	1
360	BAC29PPS29332	.	PLACARD	103106	1
365	BAC29PPS29333	.	PLACARD	103106	1
370	BAC29PPS29334	.	PLACARD	103106	1
375	BAC29PPS29335	.	PLACARD	103106	1
380	BAC29PPS29336	.	PLACARD	103106	1
385	BAC29PPS29337	.	PLACARD	103106	1
390	BAC29PPS29363	.	PLACARD	103106	1

MISSING ITEM NUMBERS NOT APPLICABLE

- ITEM NOT ILLUSTRATED

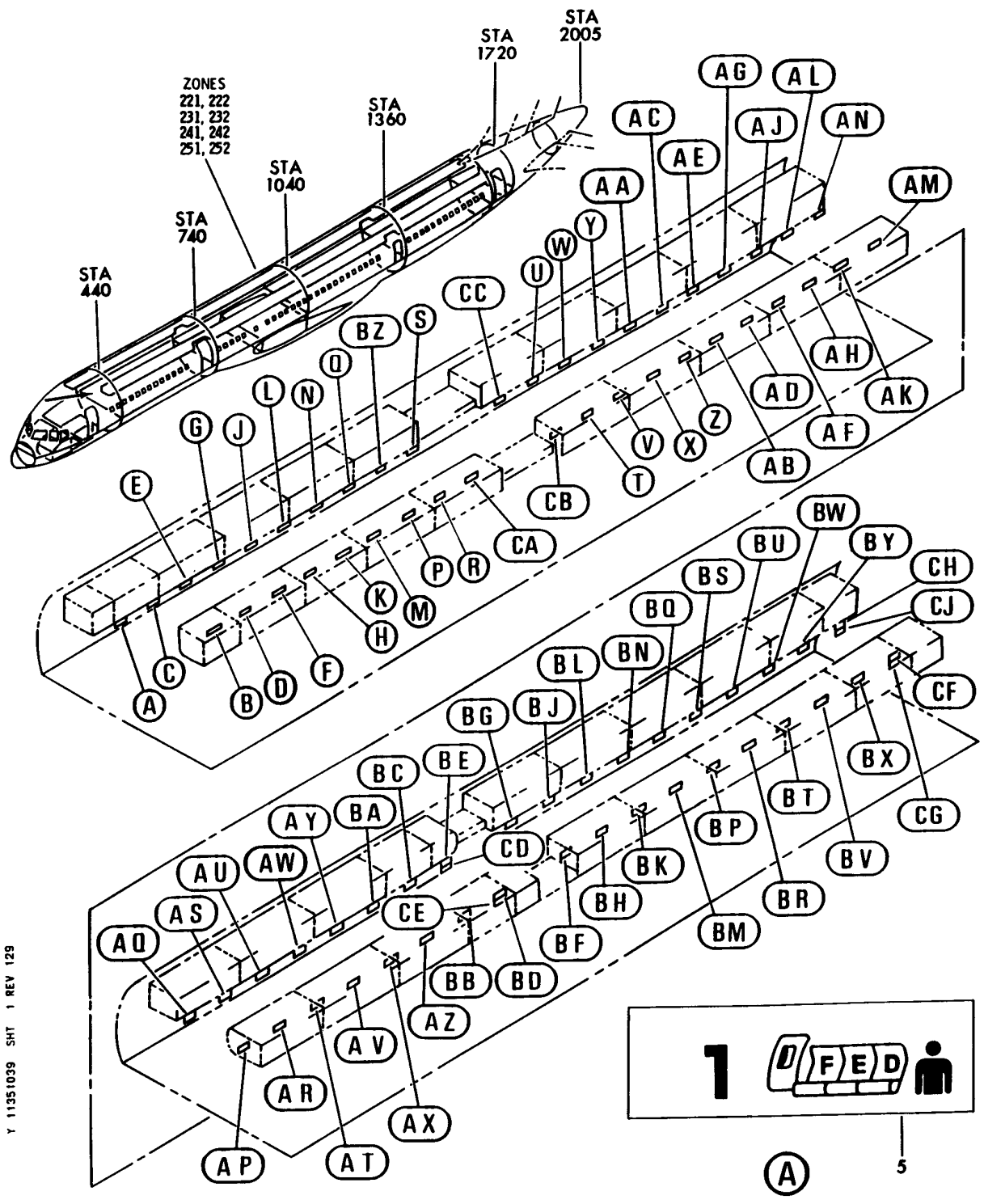
11-35-10-31U

11-35-10
FIG. 31U
PAGE 2
JAN 20/09

BRI

BOEING PROPRIETARY - Copyright © - Unpublished Work - See title page for details.

BOEING
 757
 PARTS CATALOG (MAINTENANCE)



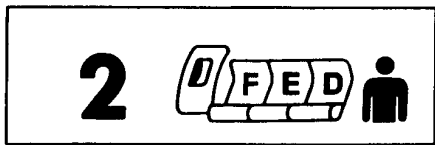
Y 11351039 SHT 1 REV 129

PLACARD INSTL-CAB. INTR (SEAT MARKERS ONLY)
 FIGURE 39 (SHEET 1)

11-35-10-39


BRI
 JAN 20/09

11-35-10-39
 PAGE 0



(B)

10



(C)

15



55

(L)




(D)

20




50

(K)



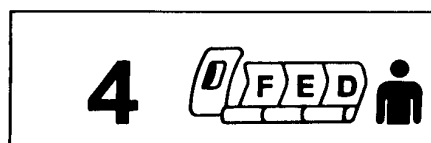
(E)

25



45

(J)




(F)

30



(H)

40



(G)

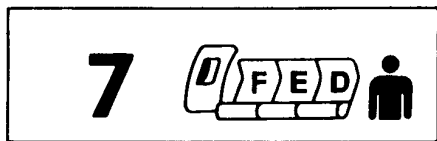
35

Y 11351039 SHT 2 REV 122

PLACARD INSTL-CAB. INTR (SEAT MARKERS ONLY)
FIGURE 39 (SHEET 2)

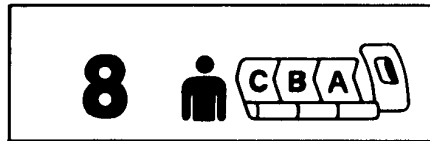
11-35-10-39

BOEING
757
PARTS CATALOG (MAINTENANCE)



60

(M)



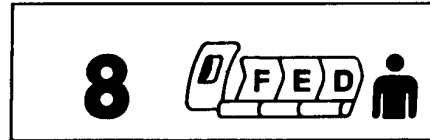
65

(N)




(W)

125




(P)

70



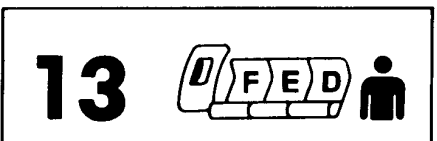
(V)

120



(Q)

75




(U)

115



(R)

80



110

(T)



95

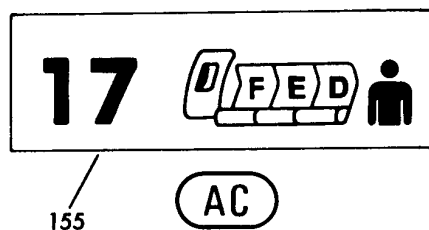
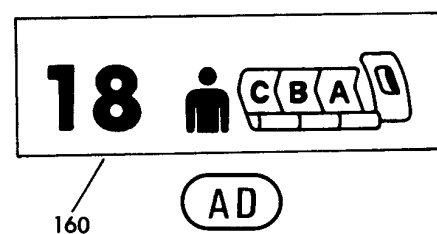
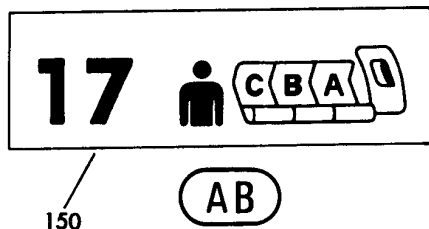
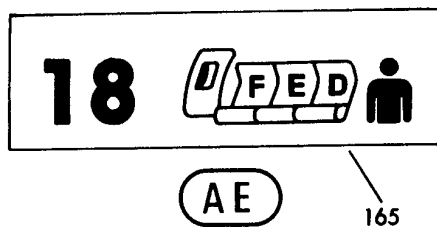
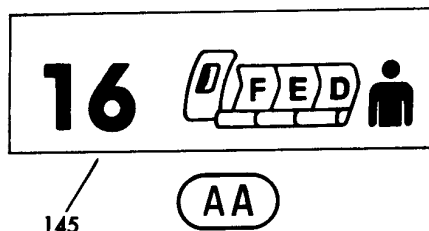
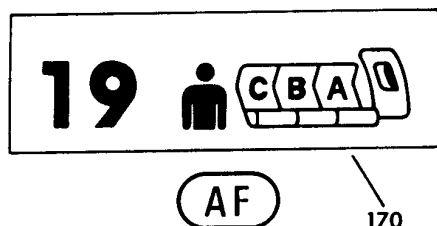
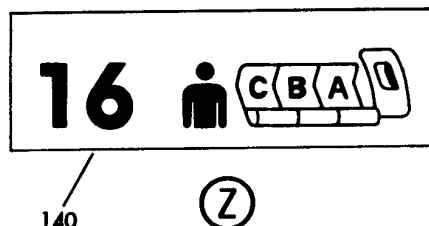
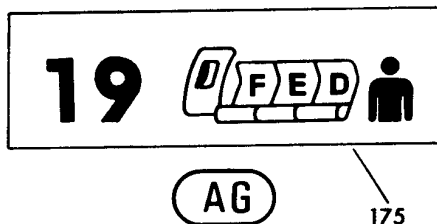
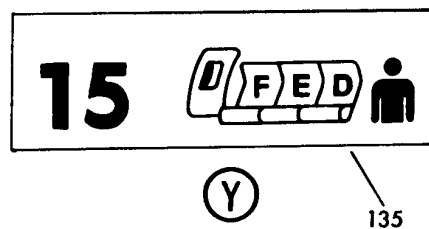

(S)

Y 11351039 SHT 3 REV 122

PLACARD INSTL-CAB. INTR (SEAT MARKERS ONLY)
FIGURE 39 (SHEET 3)

11-35-10-39

BOEING
757
PARTS CATALOG (MAINTENANCE)

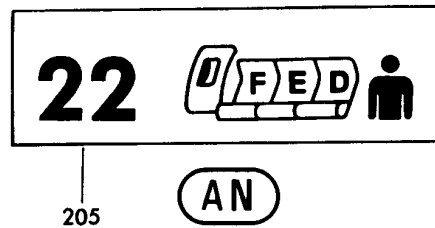
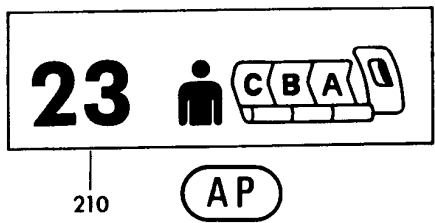

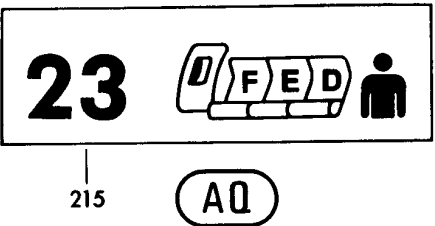
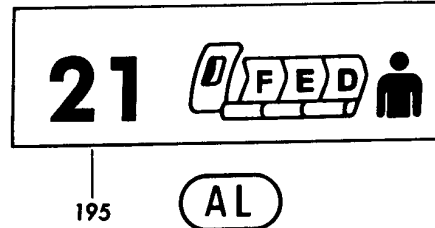
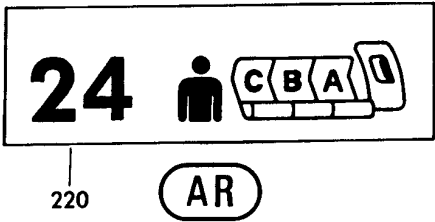
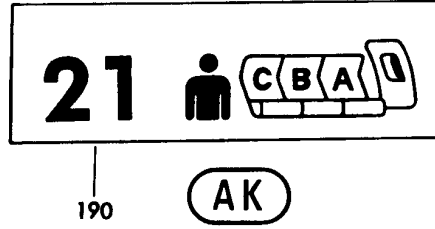
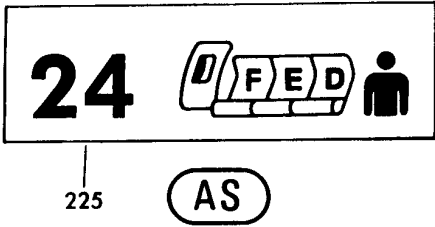
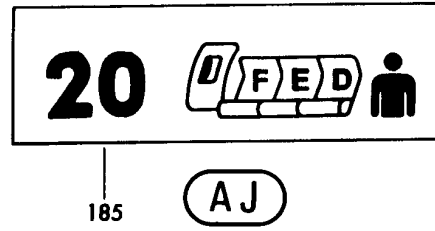
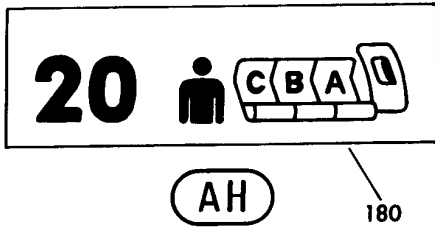


Y 11351039 SHT 4 REV 122

PLACARD INSTL-CAB. INTR (SEAT MARKERS ONLY)
FIGURE 39 (SHEET 4)

11-35-10-39

BOEING
757
PARTS CATALOG (MAINTENANCE)




Y 11351039 SH1 5 REV 122

PLACARD INSTL-CAB. INTR (SEAT MARKERS ONLY)
FIGURE 39 (SHEET 5)

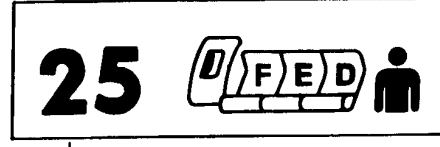
11-35-10-39

BOEING
757
PARTS CATALOG (MAINTENANCE)



230

AT




235

AU




275

BC



240

AV



270

BB




245

AW




265

BA



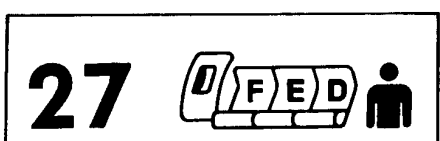
250

AX



260

AZ



255

AY

Y 11351039 SHT 6 REV 122

PLACARD INSTL-CAB. INTR (SEAT MARKERS ONLY)
FIGURE 39 (SHEET 6)

11-35-10-39

BOEING
757
PARTS CATALOG (MAINTENANCE)



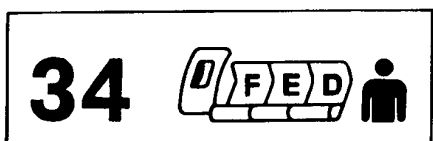
280

BD




285

BE



325

BN



290

BF




320

BM




295

BG




315

BL



300

BH



310

BK



305

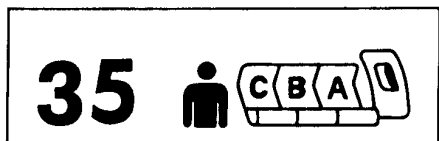
BJ

Y 11351039 SH7 7 REV 122

PLACARD INSTL-CAB. INTR (SEAT MARKERS ONLY)
FIGURE 39 (SHEET 7)

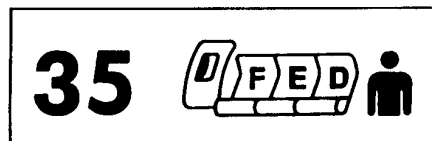
11-35-10-39

BOEING
757
PARTS CATALOG (MAINTENANCE)



330

BP



335

BQ




375

BY



340

BR



370

BX




345

BS



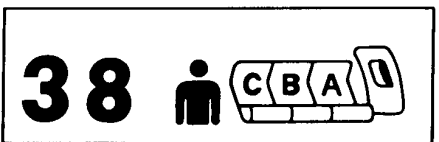
365

BW



350

BT



360

BV



355


BU

Y 11351039 SHT 8 REV 122

PLACARD INSTL-CAB. INTR (SEAT MARKERS ONLY)
FIGURE 39 (SHEET 8)

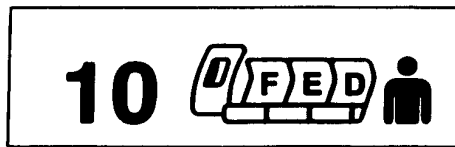
11-35-10-39

BOEING
757
PARTS CATALOG (MAINTENANCE)



85

BZ



90

CA



400

CJ



100

CB



385

CH



105

CC




382

CG



282

CD



380

CF



287

CE

Y 11351039 SH1 9 REV 129

PLACARD INSTL-CAB. INTR (SEAT MARKERS ONLY)
FIGURE 39 (SHEET 9)

11-35-10-39



757

PARTS CATALOG (MAINTENANCE)

FIG ITEM	PART NUMBER	1 2 3 4 5 6 7	NOMENCLATURE	EFFECT FROM TO	UNITS PER ASSY
39			PLACARD INSTL-CAB. INTR (SEAT MARKERS ONLY)	121503	
- 1	414N5019-18		PLACARD INSTL-CAB. INTR (SEAT MARKERS ONLY) FOR NHA/ADDITIONAL DET SEE: 25-20-00-01C	121503	RF
5	BAC29PPS14208		.PLACARD-	121503	1
10	BAC29PPS14210		.PLACARD-	121503	1
15	BAC29PPS14211		.PLACARD-	121503	1
20	BAC29PPS14212		.PLACARD-	121503	1
25	BAC29PPS14213		.PLACARD-	121503	1
30	BAC29PPS14214		.PLACARD-	121503	1
35	BAC29PPS14215		.PLACARD-	121503	1
40	BAC29PPS14216		.PLACARD-	121503	1
45	BAC29PPS14217		.PLACARD-	121503	1
50	BAC29PPS14218		.PLACARD-	121503	1
55	BAC29PPS14219		.PLACARD-	121503	1
60	BAC29PPS14220		.PLACARD-	121503	1
65	BAC29PPS14221		.PLACARD-	121503	1
70	BAC29PPS14222		.PLACARD-	121503	1
75	BAC29PPS14223		.PLACARD-	121503	1
80	BAC29PPS14224		.PLACARD-	121503	1
85	BAC29PPS14366		.PLACARD-	121503	1
90	BAC29PPS14367		.PLACARD-	121503	1
95	BAC29PPS14226		.PLACARD-	121503	1
100	BAC29PPS16452		.PLACARD-	121503	1
105	BAC29PPS16453		.PLACARD-	121503	1
110	BAC29PPS14250		.PLACARD-	121503	1
115	BAC29PPS14251		.PLACARD-	121503	1
120	BAC29PPS14252		.PLACARD-	121503	1
125	BAC29PPS14253		.PLACARD-	121503	1
130	BAC29PPS14254		.PLACARD-	121503	1
135	BAC29PPS14255		.PLACARD-	121503	1
140	BAC29PPS14256		.PLACARD-	121503	1
145	BAC29PPS14257		.PLACARD-	121503	1
150	BAC29PPS14258		.PLACARD-	121503	1
155	BAC29PPS14259		.PLACARD-	121503	1
160	BAC29PPS14260		.PLACARD-	121503	1
165	BAC29PPS14261		.PLACARD-	121503	1
170	BAC29PPS14262		.PLACARD-	121503	1
175	BAC29PPS14263		.PLACARD-	121503	1
180	BAC29PPS14264		.PLACARD-	121503	1
185	BAC29PPS14265		.PLACARD-	121503	1
190	BAC29PPS14266		.PLACARD-	121503	1
195	BAC29PPS14267		.PLACARD-	121503	1
200	BAC29PPS14268		.PLACARD-	121503	1
205	BAC29PPS14269		.PLACARD-	121503	1
210	BAC29PPS14270		.PLACARD-	121503	1
215	BAC29PPS14271		.PLACARD-	121503	1

MISSING ITEM NUMBERS NOT APPLICABLE

- ITEM NOT ILLUSTRATED

11-35-10-39

11-35-10
FIG. 39
PAGE 1
JAN 20/09

BRI



757

PARTS CATALOG (MAINTENANCE)

FIG ITEM	PART NUMBER	1 2 3 4 5 6 7	NOMENCLATURE	EFFECT FROM TO	UNITS PER ASSY
39					
220	BAC29PPS14272	.	PLACARD-	121503	1
225	BAC29PPS14273	.	PLACARD-	121503	1
230	BAC29PPS14274	.	PLACARD-	121503	1
235	BAC29PPS14275	.	PLACARD-	121503	1
240	BAC29PPS14276	.	PLACARD-	121503	1
245	BAC29PPS14277	.	PLACARD-	121503	1
250	BAC29PPS14278	.	PLACARD-	121503	1
255	BAC29PPS14279	.	PLACARD-	121503	1
260	BAC29PPS14280	.	PLACARD-	121503	1
265	BAC29PPS14281	.	PLACARD-	121503	1
270	BAC29PPS14282	.	PLACARD-	121503	1
275	BAC29PPS14283	.	PLACARD-	121503	1
280	BAC29PPS14284	.	PLACARD-	121503	1
282	BAC29PPS16456	.	PLACARD-	121503	1
285	BAC29PPS14285	.	PLACARD-	121503	1
287	BAC29PPS16457	.	PLACARD-	121503	1
290	BAC29PPS14286	.	PLACARD-	121503	1
295	BAC29PPS14287	.	PLACARD-	121503	1
300	BAC29PPS14289	.	PLACARD-	121503	1
305	BAC29PPS14290	.	PLACARD-	121503	1
310	BAC29PPS14291	.	PLACARD-	121503	1
315	BAC29PPS14292	.	PLACARD-	121503	1
320	BAC29PPS14293	.	PLACARD-	121503	1
325	BAC29PPS14294	.	PLACARD-	121503	1
330	BAC29PPS14295	.	PLACARD-	121503	1
335	BAC29PPS14296	.	PLACARD-	121503	1
340	BAC29PPS14297	.	PLACARD-	121503	1
345	BAC29PPS14298	.	PLACARD-	121503	1
350	BAC29PPS14299	.	PLACARD-	121503	1
355	BAC29PPS14300	.	PLACARD-	121503	1
360	BAC29PPS14301	.	PLACARD-	121503	1
365	BAC29PPS14302	.	PLACARD-	121503	1
370	BAC29PPS14303	.	PLACARD-	121503	1
375	BAC29PPS14304	.	PLACARD-	121503	1
380	BAC29PPS16454	.	PLACARD-	121503	1
382	BAC29PPS16458	.	PLACARD-	121503	1
385	BAC29PPS16455	.	PLACARD-	121503	1
400	BAC29PPS16459	.	PLACARD-	121503	1

MISSING ITEM NUMBERS NOT APPLICABLE

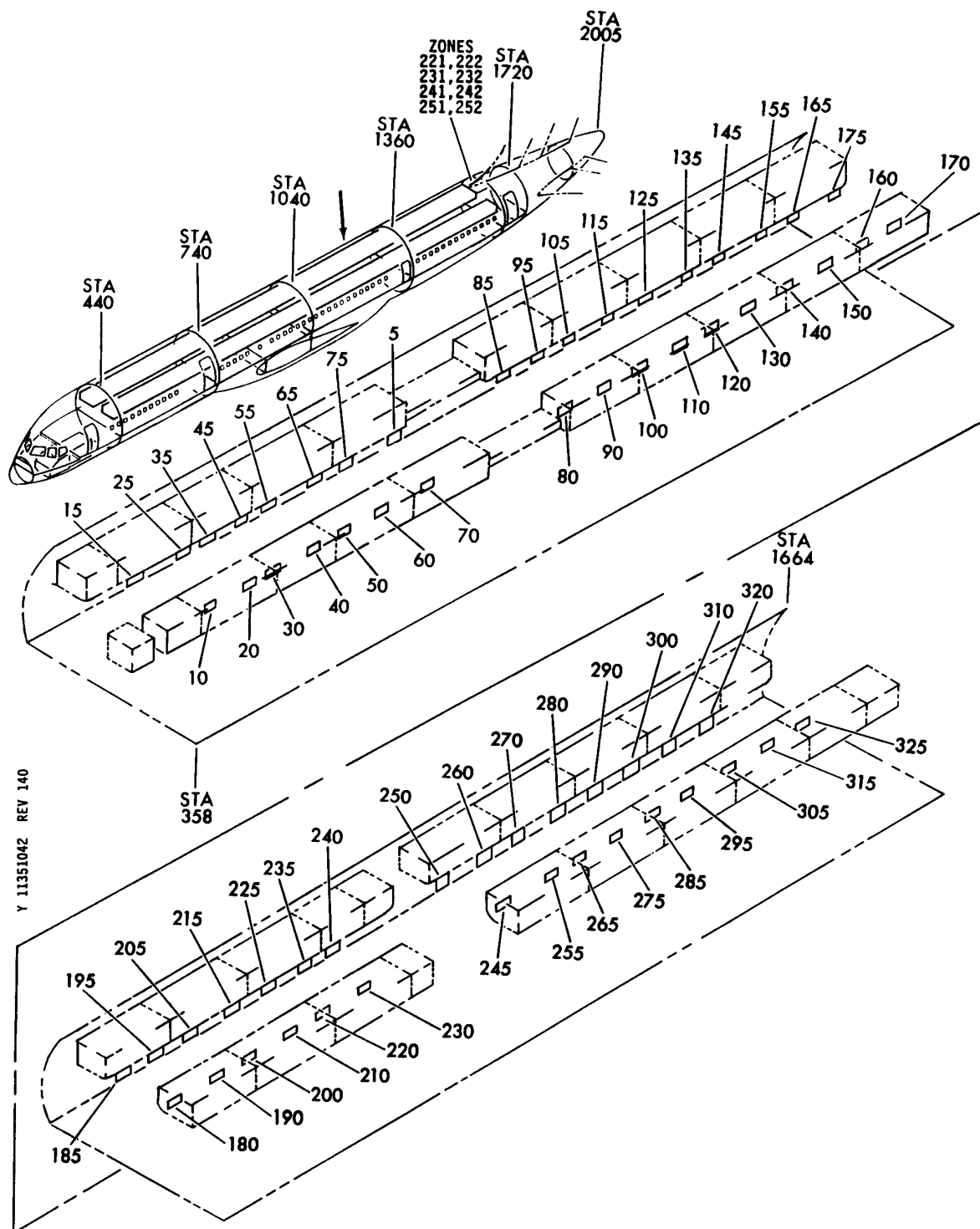
- ITEM NOT ILLUSTRATED

11-35-10-39

11-35-10
FIG. 39
PAGE 2
JAN 20/09

BRI

BOEING
757
PARTS CATALOG (MAINTENANCE)



Y 11351042 REV 140

PLACARD INSTL-CAB. INTR (SEAT MARKERS ONLY)
FIGURE 42

11-35-10-42

BRI
JAN 20/09

11-35-10-42
PAGE 0

 **BOEING**
757
PARTS CATALOG (MAINTENANCE)

FIG ITEM	PART NUMBER	1 2 3 4 5 6 7	NOMENCLATURE	EFFECT FROM TO	UNITS PER ASSY
42			PLACARD INSTL-CAB. INTR (SEAT MARKERS ONLY)	950951	
- 1	5X1140344-2		PLACARD INSTL-USA (SEAT MARKERS ONLY) SUPPLIER CODE: V8B250 POST AIRLINE MOD: E.O.MCR110191 VALP	950951	RF
5	5X1140344-8DF		.PLACARD- SUPPLIER CODE: V8B250 PLACARD CONTENT: 8 F WINDOW D AISLE	950951	1
10	5X1140344-1AC		.PLACARD- SUPPLIER CODE: V8B250 PLACARD CONTENT: 1 A WINDOW C AISLE	950951	1
15	5X1140344-1DF		.PLACARD- SUPPLIER CODE: V8B250 PLACARD CONTENT: 1 F WINDOW D AISLE	950951	1
20	5X1140344-2AC		.PLACARD- SUPPLIER CODE: V8B250 PLACARD CONTENT: 2 A WINDOW C AISLE	950951	1
25	5X1140344-2DF		.PLACARD- SUPPLIER CODE: V8B250 PLACARD CONTENT: 2 F WINDOW D AISLE	950951	1
30	5X1140344-3AC		.PLACARD- SUPPLIER CODE: V8B250 PLACARD CONTENT: 3 A WINDOW C AISLE	950951	1
35	5X1140344-3DF		.PLACARD- SUPPLIER CODE: V8B250 PLACARD CONTENT: 3 F WINDOW D AISLE	950951	1
40	5X1140344-4AC		.PLACARD- SUPPLIER CODE: V8B250 PLACARD CONTENT: 4 A WINDOW C AISLE	950951	1

MISSING ITEM NUMBERS NOT APPLICABLE

- ITEM NOT ILLUSTRATED

BRI

11-35-10-42

11-35-10
FIG. 42
PAGE 1
JAN 20/09



757

PARTS CATALOG (MAINTENANCE)

FIG ITEM	PART NUMBER	1 2 3 4 5 6 7	NOMENCLATURE	EFFECT FROM TO	UNITS PER ASSY
42					
45	5X1140344-4DF	.PLACARD-	SUPPLIER CODE: V8B250 PLACARD CONTENT: 4 F WINDOW D AISLE	950951	1
50	5X1140344-5ABC	.PLACARD-	SUPPLIER CODE: V8B250 PLACARD CONTENT: 5A WINDOW B CENTER C AISLE	950951	1
55	5X1140344-5DEF	.PLACARD-	SUPPLIER CODE: V8B250 PLACARD CONTENT: 5 F WINDOW E CENTER D AISLE	950951	1
60	5X1140344-6ABC	.PLACARD-	SUPPLIER CODE: V8B250 PLACARD CONTENT: 6 F WINDOW B CENTER C AISLE	950951	1
65	5X1140344-6DEF	.PLACARD-	SUPPLIER CODE: V8B250 PLACARD CONTENT: 6 F WINDOW E CENTER D AISLE	950951	1
70	5X1140344-7ABC	.PLACARD-	SUPPLIER CODE: V8B250 PLACARD CONTENT: 7 A WINDOW B CENTER C AISLE	950951	1
75	5X1140344-7DEF	.PLACARD-	SUPPLIER CODE: V8B250 PLACARD CONTENT: 7 F WINDOW E CENTER D AISLE	950951	1
80	5X1140344-9ABC	.PLACARD-	SUPPLIER CODE: V8B250 PLACARD CONTENT: 9 A WINDOW B CENTER C AISLE	950951	1

MISSING ITEM NUMBERS NOT APPLICABLE

- ITEM NOT ILLUSTRATED

11-35-10-42

11-35-10
FIG. 42
PAGE 2
JAN 20/09

BRI



757

PARTS CATALOG (MAINTENANCE)

FIG ITEM	PART NUMBER	1 2 3 4 5 6 7	NOMENCLATURE	EFFECT FROM TO	UNITS PER ASSY
42					
85	5X1140344-9DEF	.PLACARD-	SUPPLIER CODE: V8B250 PLACARD CONTENT: 9 F WINDOW E CENTER D AISLE	950951	1
90	5X1140344-10ABC	.PLACARD-	SUPPLIER CODE: V8B250 PLACARD CONTENT: 10 A WINDOW B CENTER C AISLE	950951	1
95	5X1140344-10DEF	.PLACARD-	SUPPLIER CODE: V8B250 PLACARD CONTENT: 10 F WINDOW E CENTER D AISLE	950951	1
100	5X1140344-11ABC	.PLACARD-	SUPPLIER CODE: V8B250 PLACARD CONTENT: 11 A WINDOW B CENTER C AISLE	950951	1
105	5X1140344-11DEF	.PLACARD-	SUPPLIER CODE: V8B250 PLACARD CONTENT: 11 F WINDOW E CENTER D AISLE	950951	1
110	5X1140344-12ABC	.PLACARD-	SUPPLIER CODE: V8B250 PLACARD CONTENT: 12 A WINDOW B CENTER C AISLE	950951	1
115	5X1140344-12DEF	.PLACARD-	SUPPLIER CODE: V8B250 PLACARD CONTENT: 12 F WINDOW E CENTER D AISLE	950951	1
120	5X1140344-13ABC	.PLACARD-	SUPPLIER CODE: V8B250 PLACARD CONTENT: 13 A WINDOW B CENTER C AISLE	950951	1

MISSING ITEM NUMBERS NOT APPLICABLE

- ITEM NOT ILLUSTRATED

11-35-10-42

11-35-10
FIG. 42
PAGE 3
JAN 20/09

BRI



757

PARTS CATALOG (MAINTENANCE)

FIG ITEM	PART NUMBER	1 2 3 4 5 6 7	NOMENCLATURE	EFFECT FROM TO	UNITS PER ASSY
42 125	5X1140344-13DEF	.PLACARD-	SUPPLIER CODE: V8B250 PLACARD CONTENT: 13 F WINDOW E CENTER D AISLE	950951	1
130	5X1140344-14ABC	.PLACARD-	SUPPLIER CODE: V8B250 PLACARD CONTENT: 14 A WINDOW B CENTER C AISLE	950951	1
135	5X1140344-14DEF	.PLACARD-	SUPPLIER CODE: V8B250 PLACARD CONTENT: 14 F WINDOW E CENTER D AISLE	950951	1
140	5X1140344-15ABC	.PLACARD-	SUPPLIER CODE: V8B250 PLACARD CONTENT: 15 A WINDOW B CENTER C AISLE	950951	1
145	5X1140344-15DEF	.PLACARD-	SUPPLIER CODE: V8B250 PLACARD CONTENT: 15 F WINDOW E CENTER D AISLE	950951	1
150	5X1140344-16ABC	.PLACARD-	SUPPLIER CODE: V8B250 PLACARD CONTENT: 16 A WINDOW B CENTER C AISLE	950951	1
155	5X1140344-16DEF	.PLACARD-	SUPPLIER CODE: V8B250 PLACARD CONTENT: 16 F WINDOW E CENTER D AISLE	950951	1
160	5X1140344-17ABC	.PLACARD-	SUPPLIER CODE: V8B250 PLACARD CONTENT: 17 A WINDOW B CENTER C AISLE	950951	1

MISSING ITEM NUMBERS NOT APPLICABLE

- ITEM NOT ILLUSTRATED

11-35-10-42

11-35-10
FIG. 42
PAGE 4
JAN 20/09

BRI



757

PARTS CATALOG (MAINTENANCE)

FIG ITEM	PART NUMBER	1 2 3 4 5 6 7	NOMENCLATURE	EFFECT FROM TO	UNITS PER ASSY
42 165	5X1140344-17DEF	.PLACARD-	SUPPLIER CODE: V8B250 PLACARD CONTENT: 17 F WINDOW E CENTER D AISLE	950951	1
170	5X1140344-18ABC	.PLACARD-	SUPPLIER CODE: V8B250 PLACARD CONTENT: 18 A WINDOW B CENTER C AISLE	950951	1
175	5X1140344-18DEF	.PLACARD-	SUPPLIER CODE: V8B250 PLACARD CONTENT: 18 F WINDOW E CENTER D AISLE	950951	1
180	5X1140344-19ABC	.PLACARD-	SUPPLIER CODE: V8B250 PLACARD CONTENT: 19 A WINDOW B CENTER C AISLE	950951	1
185	5X1140344-19DEF	.PLACARD-	SUPPLIER CODE: V8B250 PLACARD CONTENT: 19 F WINDOW E CENTER D AISLE	950951	1
190	5X1140344-20ABC	.PLACARD-	SUPPLIER CODE: V8B250 PLACARD CONTENT: 20 A WINDOW B CENTER C AISLE	950951	1
195	5X1140344-20DEF	.PLACARD-	SUPPLIER CODE: V8B250 PLACARD CONTENT: 20 F WINDOW E CENTER AISLE	950951	1
200	5X1140344-21ABC	.PLACARD-	SUPPLIER CODE: V8B250 PLACARD CONTENT: 21 A WINDOW B CENTER C AISLE	950951	1

MISSING ITEM NUMBERS NOT APPLICABLE

- ITEM NOT ILLUSTRATED

11-35-10-42

11-35-10
FIG. 42
PAGE 5
JAN 20/09

BRI



757

PARTS CATALOG (MAINTENANCE)

FIG ITEM	PART NUMBER	1 2 3 4 5 6 7	NOMENCLATURE	EFFECT FROM TO	UNITS PER ASSY
42 205	5X1140344-21DEF	.PLACARD-	SUPPLIER CODE: V8B250 PLACARD CONTENT: 21 F WINDOW E CENTER D AISLE	950951	1
210	5X1140344-22ABC	.PLACARD-	SUPPLIER CODE: V8B250 PLACARD CONTENT: 22 A WINDOW B CENTER C AISLE	950951	1
215	5X1140344-22DEF	.PLACARD-	SUPPLIER CODE: V8B250 PLACARD CONTENT: 22 F WINDOW E CENTER D AISLE	950951	1
220	5X1140344-23ABC	.PLACARD-	SUPPLIER CODE: V8B250 PLACARD CONTENT: 23 A WINDOW B CENTER C AISLE	950951	1
225	5X1140344-23DEF	.PLACARD-	SUPPLIER CODE: V8B250 PLACARD CONTENT: 23 F WINDOW E CENTER D AISLE	950951	1
230	5X1140344-24ABC	.PLACARD-	SUPPLIER CODE: V8B250 PLACARD CONTENT: 24 A WINDOW B CENTER C AISLE	950951	1
235	5X1140344-24DEF	.PLACARD-	SUPPLIER CODE: V8B250 PLACARD CONTENT: 24 F WINDOW E CENTER D AISLE	950951	1
240	5X1140344-25DEF	.PLACARD-	SUPPLIER CODE: V8B250 PLACARD CONTENT: 25 F WINDOW E CENTER D AISLE	950951	1

MISSING ITEM NUMBERS NOT APPLICABLE

- ITEM NOT ILLUSTRATED

BRI

11-35-10-42

BOEING PROPRIETARY - Copyright © - Unpublished Work - See title page for details.

11-35-10
FIG. 42
PAGE 6
JAN 20/09



757

PARTS CATALOG (MAINTENANCE)

FIG ITEM	PART NUMBER	1 2 3 4 5 6 7	NOMENCLATURE	EFFECT FROM TO	UNITS PER ASSY
42 245	5X1140344-26ABC	.PLACARD-	SUPPLIER CODE: V8B250 PLACARD CONTENT: 26 A WINDOW B CENTER C AISLE	950951	1
250	5X1140344-26DEF	.PLACARD-	SUPPLIER CODE: V8B250 PLACARD CONTENT: 26 F WINDOW E CENTER D AISLE	950951	1
255	5X1140344-27ABC	.PLACARD-	SUPPLIER CODE: V8B250 PLACARD CONTENT: 27 A WINDOW B CENTER C AISLE	950951	1
260	5X1140344-27DEF	.PLACARD-	SUPPLIER CODE: V8B250 PLACARD CONTENT: 27 F WINDOW E CENTER D AISLE	950951	1
265	5X1140344-28ABC	.PLACARD-	SUPPLIER CODE: V8B250 PLACARD CONTENT: 28 A WINDOW B CENTER C AISLE	950951	1
270	5X1140344-28DEF	.PLACARD-	SUPPLIER CODE: V8B250 PLACARD CONTENT: 28 F WINDOW E CENTER D AISLE	950951	1
275	5X1140344-29ABC	.PLACARD-	SUPPLIER CODE: V8B250 PLACARD CONTENT: 29 A WINDOW B CENTER C AISLE	950951	1
280	5X1140344-29DEF	.PLACARD-	SUPPLIER CODE: V8B250 PLACARD CONTENT: 29 F WINDOW E CENTER D AISLE	950951	1

MISSING ITEM NUMBERS NOT APPLICABLE

- ITEM NOT ILLUSTRATED

11-35-10-42

11-35-10
FIG. 42
PAGE 7
JAN 20/09

BRI



757

PARTS CATALOG (MAINTENANCE)

FIG ITEM	PART NUMBER	1 2 3 4 5 6 7	NOMENCLATURE	EFFECT FROM TO	UNITS PER ASSY
42 285	5X1140344-30ABC	.PLACARD-	SUPPLIER CODE: V8B250 PLACARD CONTENT: 30 A WINDOW B CENTER C AISLE	950951	1
290	5X1140344-30DEF	.PLACARD-	SUPPLIER CODE: V8B250 PLACARD CONTENT: 30 F WINDOW E CENTER D AISLE	950951	1
295	5X1140344-31ABC	.PLACARD-	SUPPLIER CODE: V8B250 PLACARD CONTENT: 31 A WINDOW B CENTER C AISLE	950951	1
300	5X1140344-31DEF	.PLACARD-	SUPPLIER CODE: V8B250 PLACARD CONTENT: 31 F WINDOW E CENTER D AISLE	950951	1
305	5X1140344-32ABC	.PLACARD-	SUPPLIER CODE: V8B250 PLACARD CONTENT: 32 A WINDOW B CENTER C AISLE	950951	1
310	5X1140344-32DEF	.PLACARD-	SUPPLIER CODE: V8B250 PLACARD CONTENT: 32 F WINDOW E CENTER D AISLE	950951	1
315	5X1140344-33ABC	.PLACARD-	SUPPLIER CODE: V8B250 PLACARD CONTENT: 33 A WINDOW B CENTER C AISLE	950951	1
320	5X1140344-33DEF	.PLACARD-	SUPPLIER CODE: V8B250 PLACARD CONTENT: 33 F WINDOW E CENTER D AISLE	950951	1

MISSING ITEM NUMBERS NOT APPLICABLE

- ITEM NOT ILLUSTRATED

11-35-10-42

11-35-10
FIG. 42
PAGE 8
JAN 20/09

BRI



757

PARTS CATALOG (MAINTENANCE)

FIG ITEM	PART NUMBER	1 2 3 4 5 6 7	NOMENCLATURE	EFFECT FROM TO	UNITS PER ASSY
42 325	5X1140344-34ABC		.PLACARD- SUPPLIER CODE: V8B250 PLACARD CONTENT: 34 A WINDOW B CENTER C AISLE	950951	1
- 330	5X1140344-34DEF		.PLACARD- SUPPLIER CODE: V8B250 PLACARD CONTENT: 34 F WINDOW E CENTER D AISLE	950951	1

MISSING ITEM NUMBERS NOT APPLICABLE

- ITEM NOT ILLUSTRATED

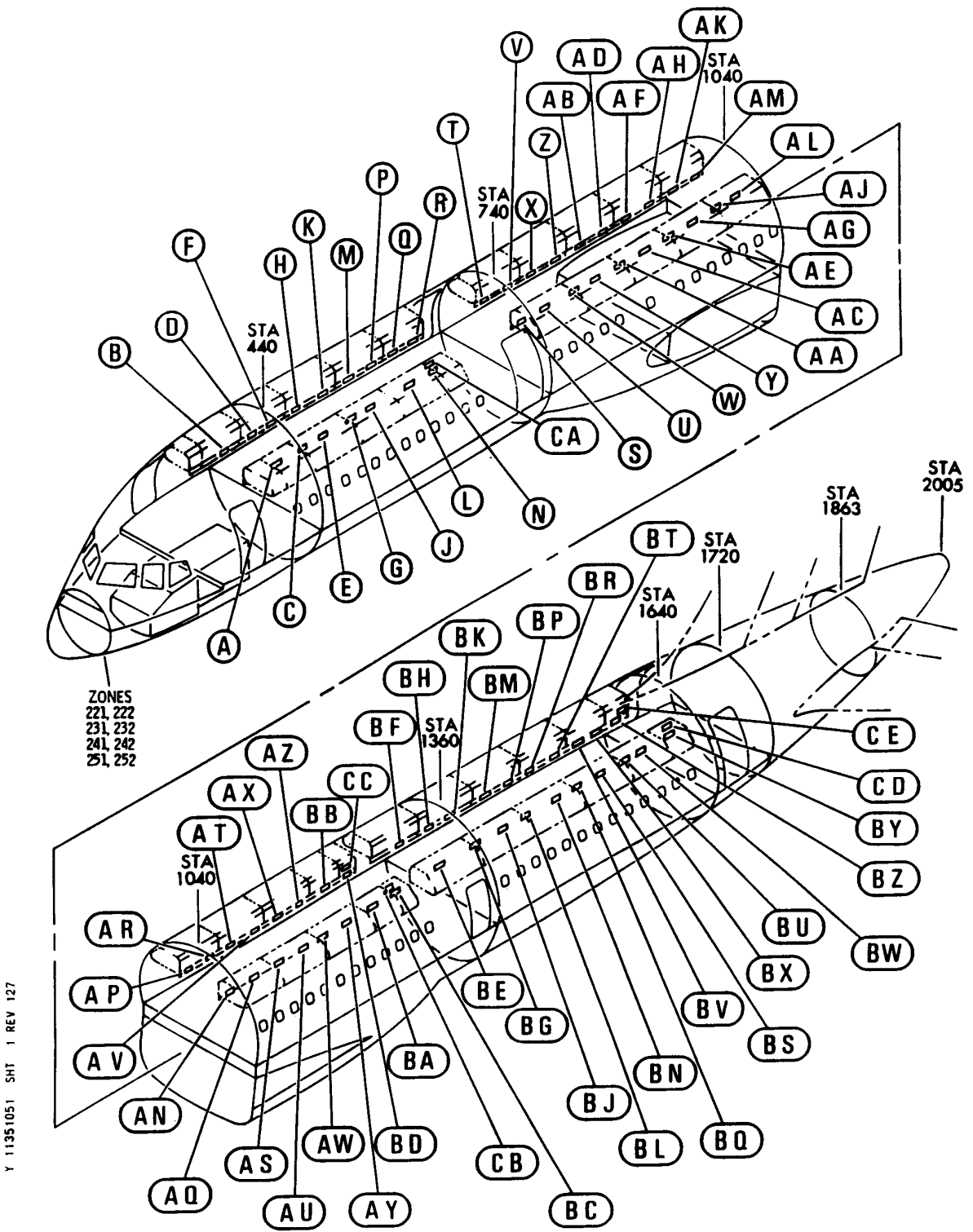
BRI

11-35-10-42

BOEING PROPRIETARY - Copyright © - Unpublished Work - See title page for details.

11-35-10
FIG. 42
PAGE 9
JAN 20/09

BOEING
757
PARTS CATALOG (MAINTENANCE)



Y 11351051 SHT 1 REV 127

PLACARD INSTL-CAB. INTR (SEAT MARKERS ONLY)
FIGURE 51 (SHEET 1)

11-35-10-51

BRI
JAN 20/09


11-35-10-51
PAGE 0

BOEING
757
PARTS CATALOG (MAINTENANCE)



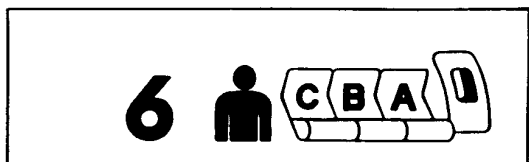
(M)

60



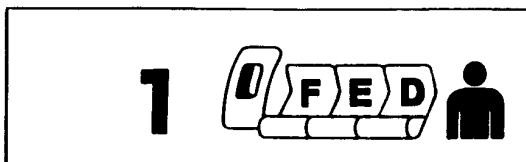
(A)

5



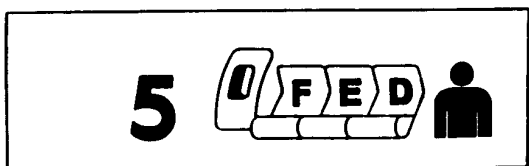
(L)

55




(B)

10




(K)

50




(C)

15



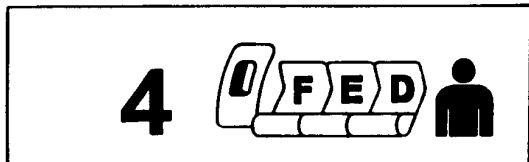
(J)

45




(D)

20




(H)

40



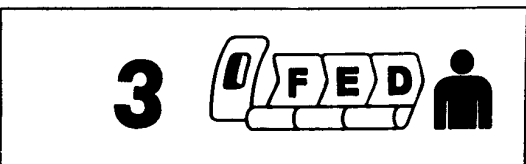
(E)

25



(G)

35



(F)

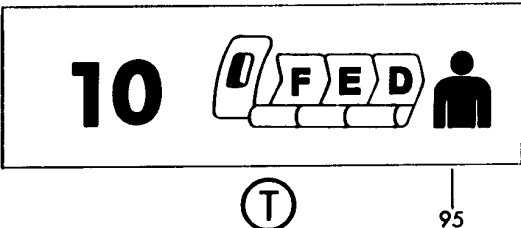


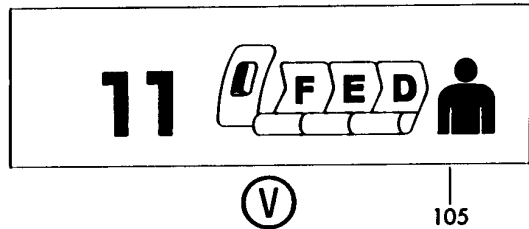
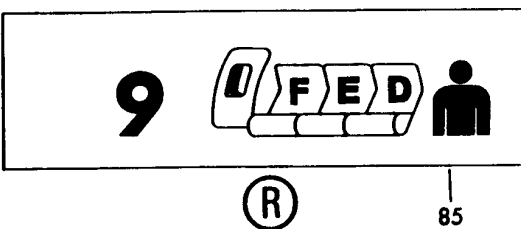

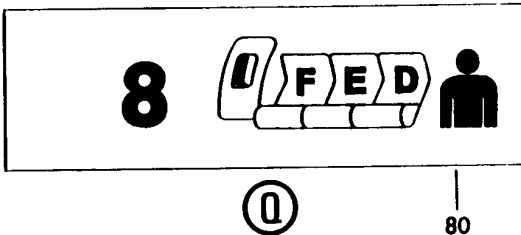
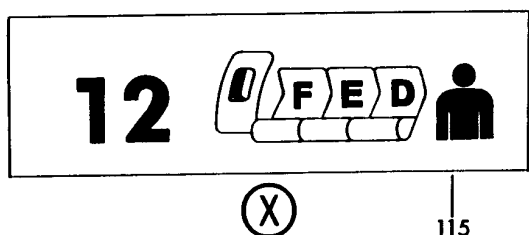
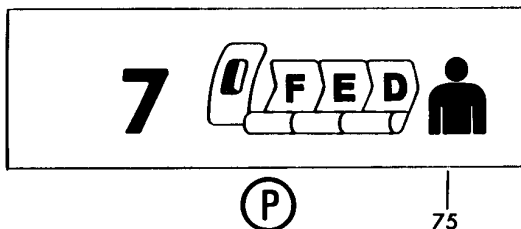
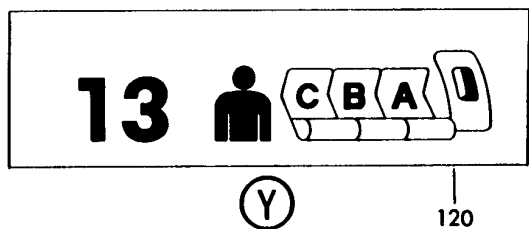
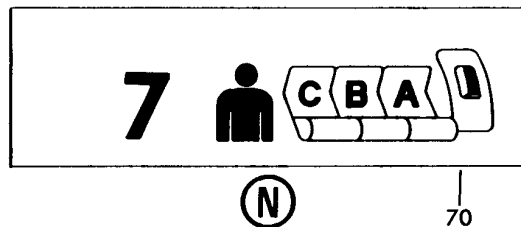
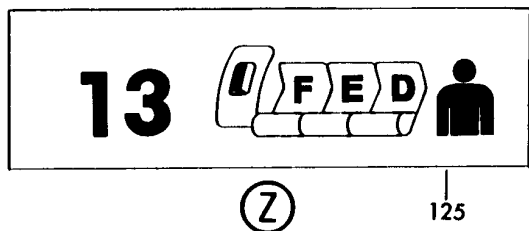
30

Y 11351051 SMT 2 REV 127

PLACARD INSTL-CAB. INTR (SEAT MARKERS ONLY)
FIGURE 51 (SHEET 2)

11-35-10-51

BOEING
757
PARTS CATALOG (MAINTENANCE)

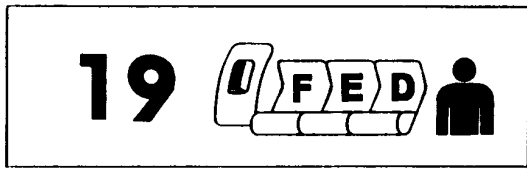


Y 11351051 SHT 3 REV 127

PLACARD INSTL-CAB. INTR (SEAT MARKERS ONLY)
FIGURE 51 (SHEET 3)


11-35-10-51

BOEING
757
PARTS CATALOG (MAINTENANCE)




AM

185



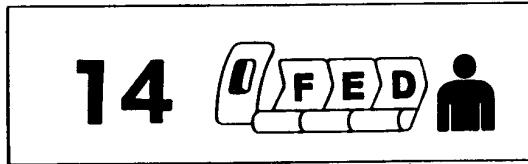
AA

130



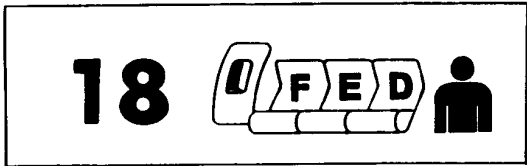
AL

180




AB

135




AK

175



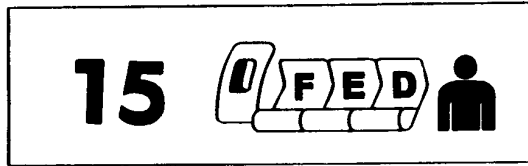
AC

140



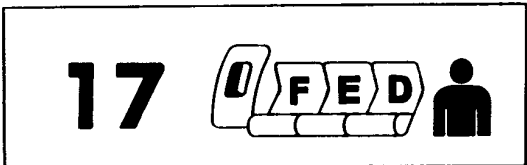
AJ

170



AD

145




AH

165



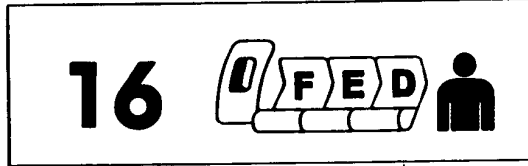
AE

150



AG

160



AF

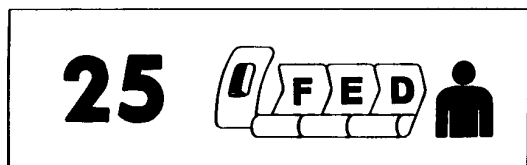
155

Y 11351051 SHT 4 REV 127

PLACARD INSTL-CAB. INTR (SEAT MARKERS ONLY)
FIGURE 51 (SHEET 4)


11-35-10-51

BOEING
757
PARTS CATALOG (MAINTENANCE)



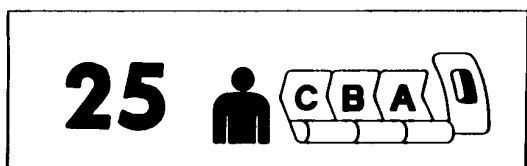
AZ

245



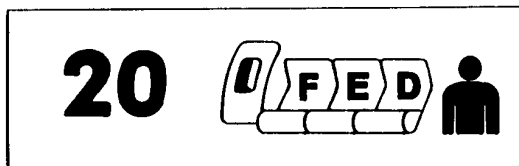
AN

190



AY

240




AP

195




AX

235




AQ

200



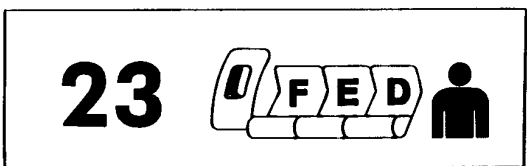
AW

230




AR

205




AV

225




AS

210



AU

220



AT

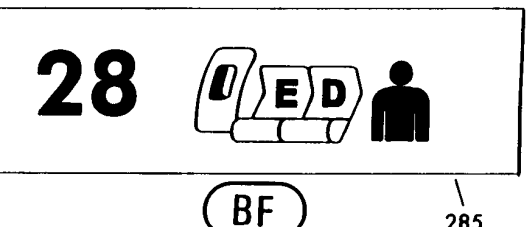
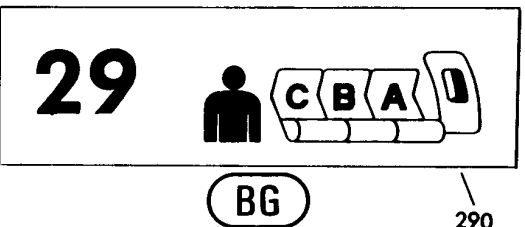

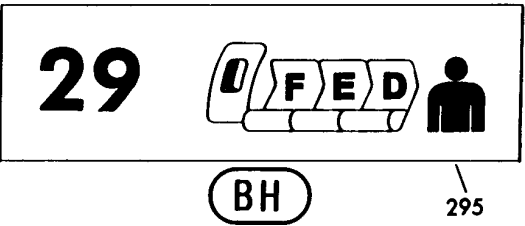
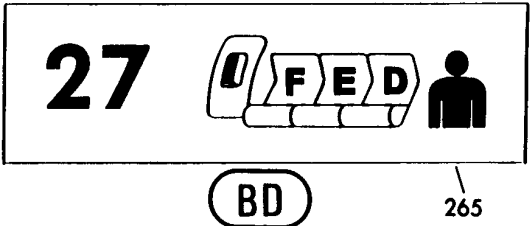
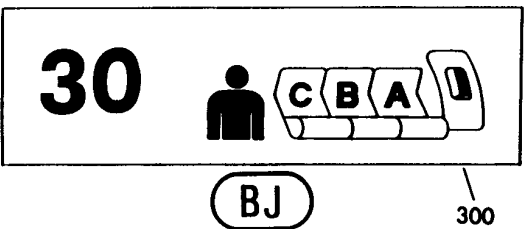

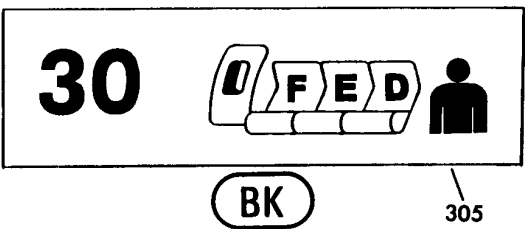
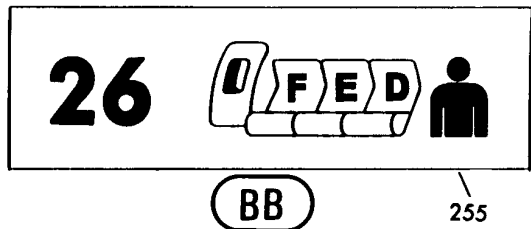
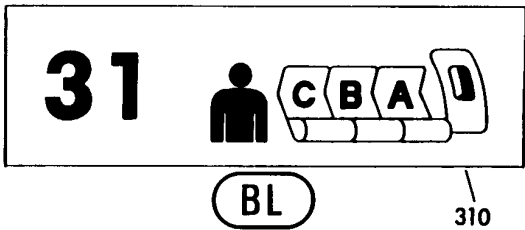
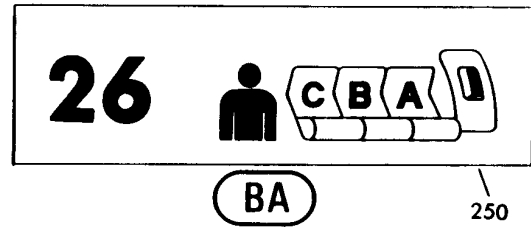
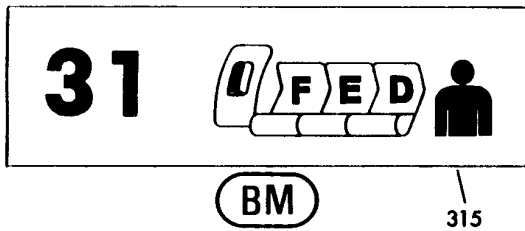
215

Y 11351051 SH1 5 REV 127

PLACARD INSTL-CAB. INTR (SEAT MARKERS ONLY)
FIGURE 51 (SHEET 5)

11-35-10-51

BOEING
757
PARTS CATALOG (MAINTENANCE)

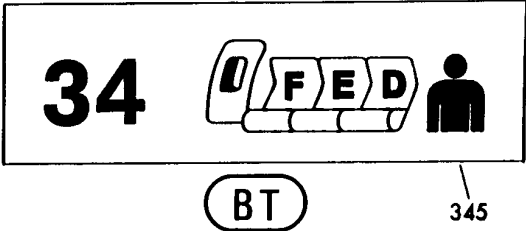
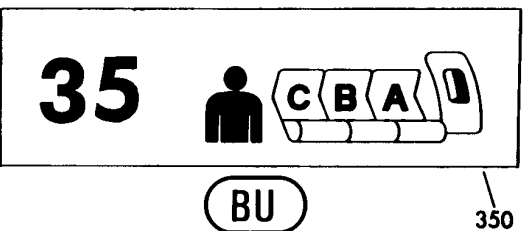
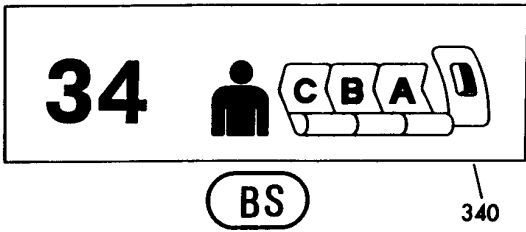
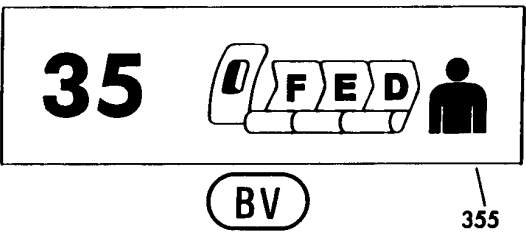
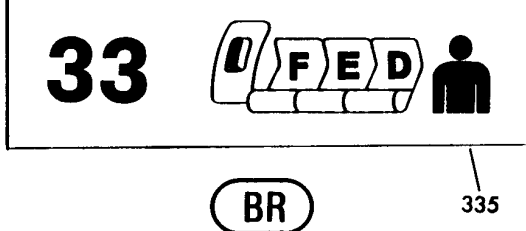
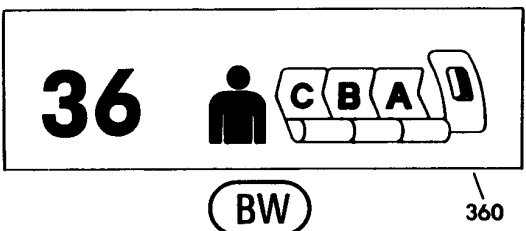
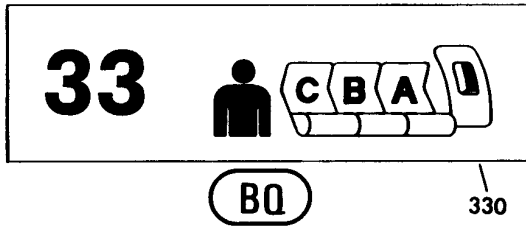
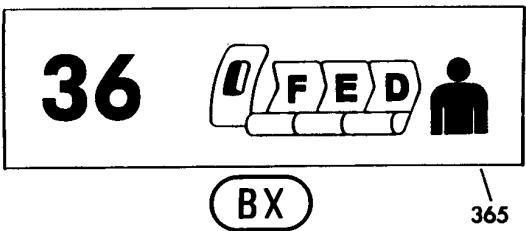
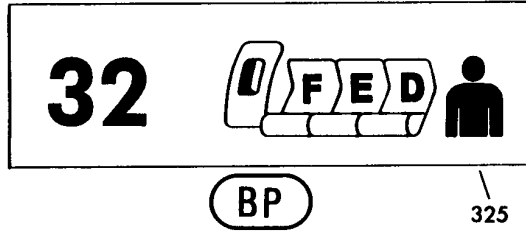
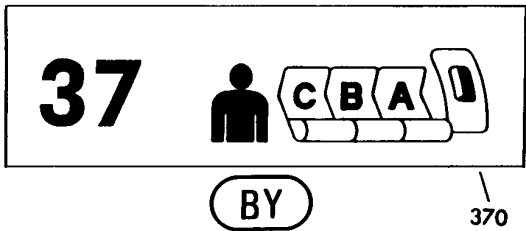

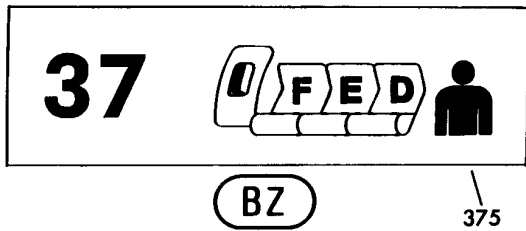


Y 11351051 SHT 6 REV 127

PLACARD INSTL-CAB. INTR (SEAT MARKERS ONLY)
FIGURE 51 (SHEET 6)

11-35-10-51

BOEING
757
PARTS CATALOG (MAINTENANCE)

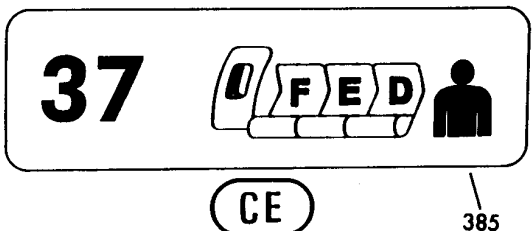
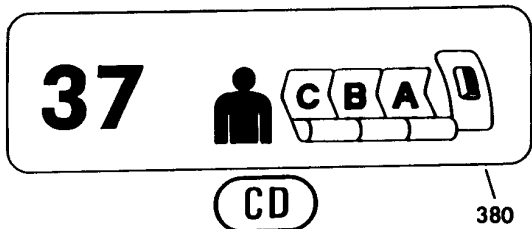
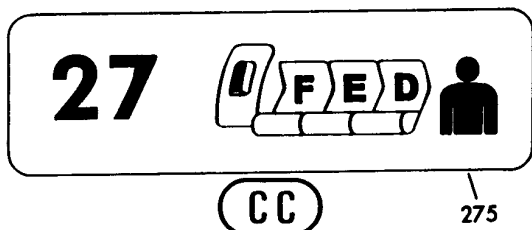
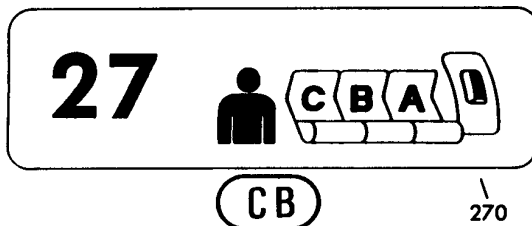
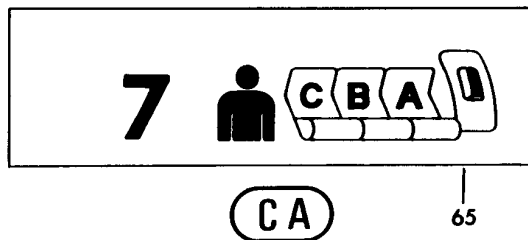


Y 11351051 SH7 7 REV 127

PLACARD INSTL-CAB. INTR (SEAT MARKERS ONLY)
FIGURE 51 (SHEET 7)

11-35-10-51

BOEING
757
PARTS CATALOG (MAINTENANCE)



Y 11351051 SHT 8 REV 127

PLACARD INSTL-CAB. INTR (SEAT MARKERS ONLY)
FIGURE 51 (SHEET 8)

11-35-10-51

BRI
JAN 20/09

11-35-10-51
PAGE 0G

 **BOEING**
757
PARTS CATALOG (MAINTENANCE)

FIG ITEM	PART NUMBER	1 2 3 4 5 6 7	NOMENCLATURE	EFFECT FROM TO	UNITS PER ASSY
51			PLACARD INSTL-CAB. INTR (SEAT MARKERS ONLY)	952999	
- 1	414N5019-10		PLACARD INSTL-CAB. INTR (SEAT MARKERS ONLY) FOR NHA/ADDITIONAL DET SEE: 25-20-00-01J	952952	RF
- 1	414N5019-23		PLACARD INSTL-CAB. INTR (SEAT MARKERS ONLY)	953999	RF
5	BAC29PPS14621		.PLACARD	952999	1
10	BAC29PPS14622		.PLACARD	952999	1
15	BAC29PPS14623		.PLACARD	952999	1
20	BAC29PPS14624		.PLACARD	952999	1
25	BAC29PPS14625		.PLACARD	952999	1
30	BAC29PPS14626		.PLACARD	952999	1
35	BAC29PPS14627		.PLACARD	952999	1
40	BAC29PPS14628		.PLACARD	952999	1
45	BAC29PPS14629		.PLACARD	952999	1
50	BAC29PPS14630		.PLACARD	952999	1
55	BAC29PPS14631		.PLACARD	952999	1
60	BAC29PPS14632		.PLACARD	952999	1
65	BAC29PPS17674		.PLACARD	952999	1
70	BAC29PPS14633		.PLACARD	952999	1
75	BAC29PPS14634		.PLACARD	952999	1
80	BAC29PPS14636		.PLACARD	952999	1
85	BAC29PPS14638		.PLACARD	952999	1
90	BAC29PPS14639		.PLACARD	952999	1
95	BAC29PPS14640		.PLACARD	952999	1
100	BAC29PPS14641		.PLACARD	952999	1
105	BAC29PPS14642		.PLACARD	952999	1
110	BAC29PPS14643		.PLACARD	952999	1
115	BAC29PPS14644		.PLACARD	952999	1
120	BAC29PPS10299		.PLACARD	952999	1
125	BAC29PPS10300		.PLACARD	952999	1
130	BAC29PPS10301		.PLACARD	952999	1
135	BAC29PPS10302		.PLACARD	952999	1
140	BAC29PPS14649		.PLACARD	952999	1
145	BAC29PPS14650		.PLACARD	952999	1
150	BAC29PPS14651		.PLACARD	952999	1
155	BAC29PPS14652		.PLACARD	952999	1
160	BAC29PPS14653		.PLACARD	952999	1
165	BAC29PPS14654		.PLACARD	952999	1
170	BAC29PPS14655		.PLACARD	952999	1
175	BAC29PPS14656		.PLACARD	952999	1
180	BAC29PPS14657		.PLACARD	952999	1
185	BAC29PPS14658		.PLACARD	952999	1
190	BAC29PPS14659		.PLACARD	952999	1
195	BAC29PPS14660		.PLACARD	952999	1
200	BAC29PPS14661		.PLACARD	952999	1
205	BAC29PPS14662		.PLACARD	952999	1

MISSING ITEM NUMBERS NOT APPLICABLE

- ITEM NOT ILLUSTRATED

11-35-10-51

11-35-10
FIG. 51
PAGE 1
JAN 20/09

BRI

 **BOEING**
757
PARTS CATALOG (MAINTENANCE)

FIG ITEM	PART NUMBER	1 2 3 4 5 6 7	NOMENCLATURE	EFFECT FROM TO	UNITS PER ASSY
51					
210	BAC29PPS14663	.	PLACARD	952999	1
215	BAC29PPS14664	.	PLACARD	952999	1
220	BAC29PPS14665	.	PLACARD	952999	1
225	BAC29PPS14666	.	PLACARD	952999	1
230	BAC29PPS14667	.	PLACARD	952999	1
235	BAC29PPS14668	.	PLACARD	952999	1
240	BAC29PPS14669	.	PLACARD	952999	1
245	BAC29PPS14670	.	PLACARD	952999	1
250	BAC29PPS14671	.	PLACARD	952999	1
255	BAC29PPS14672	.	PLACARD	952999	1
260	BAC29PPS14673	.	PLACARD	952999	1
265	BAC29PPS14674	.	PLACARD	952999	1
270	BAC29PPS17637	.	PLACARD	952999	1
275	BAC29PPS17638	.	PLACARD	952999	1
280	BAC29PPS17617	.	PLACARD	952999	1
285	BAC29PPS17618	.	PLACARD	952999	1
290	BAC29PPS14677	.	PLACARD	952999	1
295	BAC29PPS14678	.	PLACARD	952999	1
300	BAC29PPS14679	.	PLACARD	952999	1
305	BAC29PPS14680	.	PLACARD	952999	1
310	BAC29PPS14681	.	PLACARD	952999	1
315	BAC29PPS14682	.	PLACARD	952999	1
320	BAC29PPS14683	.	PLACARD	952999	1
325	BAC29PPS14684	.	PLACARD	952999	1
330	BAC29PPS14685	.	PLACARD	952999	1
335	BAC29PPS14686	.	PLACARD	952999	1
340	BAC29PPS14687	.	PLACARD	952999	1
345	BAC29PPS14688	.	PLACARD	952999	1
350	BAC29PPS14689	.	PLACARD	952999	1
355	BAC29PPS14690	.	PLACARD	952999	1
360	BAC29PPS14691	.	PLACARD	952999	1
365	BAC29PPS14692	.	PLACARD	952999	1
370	BAC29PPS14693	.	PLACARD	952999	1
375	BAC29PPS14694	.	PLACARD	952999	1
380	BAC29PPS17639	.	PLACARD	952999	1
385	BAC29PPS17640	.	PLACARD	952999	1

MISSING ITEM NUMBERS NOT APPLICABLE

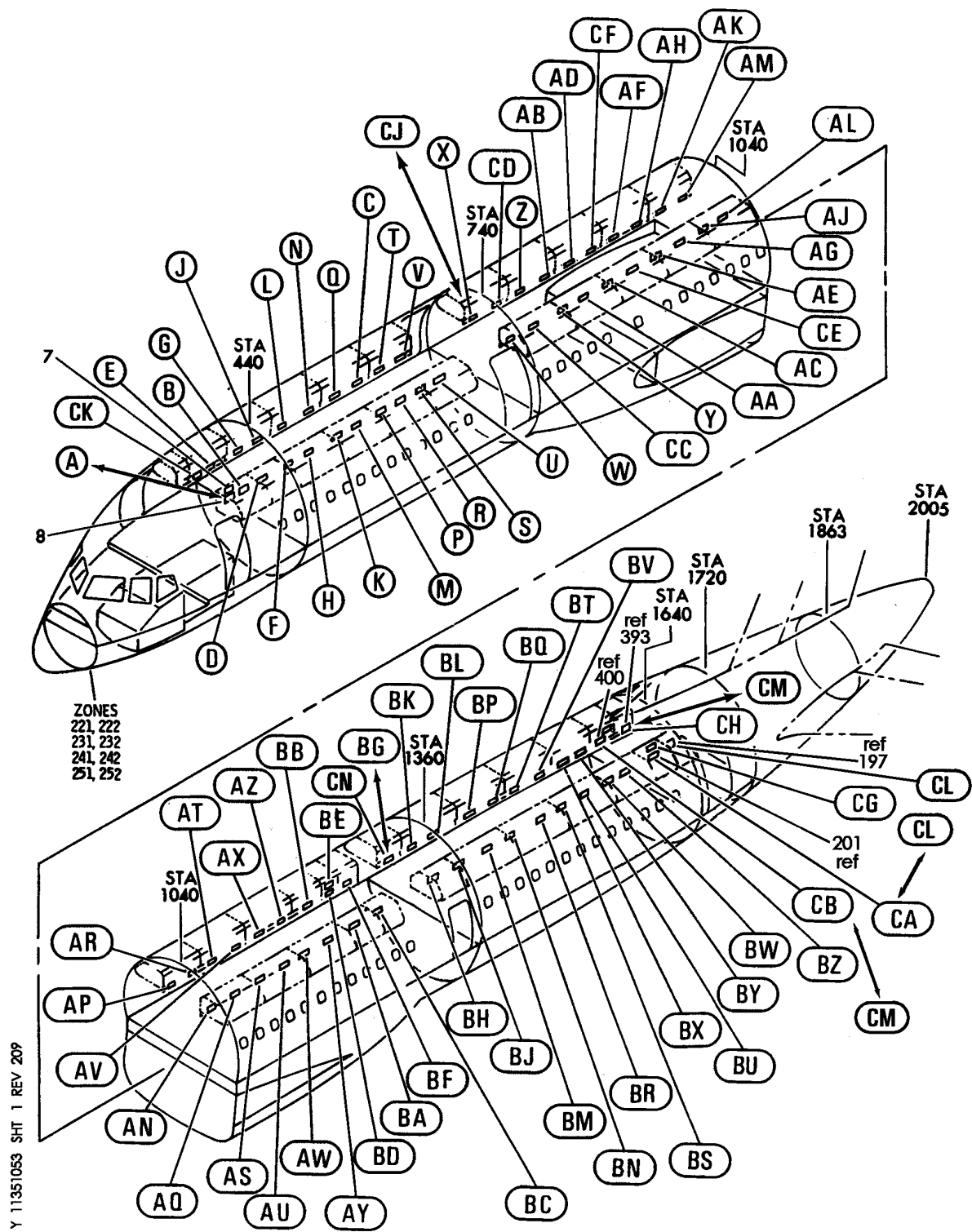
— ITEM NOT ILLUSTRATED

BRI

11-35-10-51

11-35-10
FIG. 51
PAGE 2
JAN 20/09

BOEING
757
PARTS CATALOG (MAINTENANCE)




Y 11351053 SHT 1 REV 20P

PLACARD INSTL-CAB. INTR (SEAT MARKERS ONLY)
FIGURE 53 (SHEET 1)

11-35-10-53

BRI
MAY 28/07

11-35-10-53
PAGE 0



(A)

5




(B)

10



(C)

235




(D)

15



(E)

205




(F)

20



(G)

210



(H)

25

Y 11351053 SHT 2 REV 134


PLACARD INSTL-CAB. INTR (SEAT MARKERS ONLY)
FIGURE 53 (SHEET 2)

11-35-10-53


BOEING
757
PARTS CATALOG (MAINTENANCE)




(J)



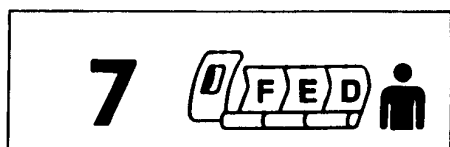
(K)




(L)



(M)




(N)



(P)



(Q)



(R)

Y 11351053 SHT 3 REV 134

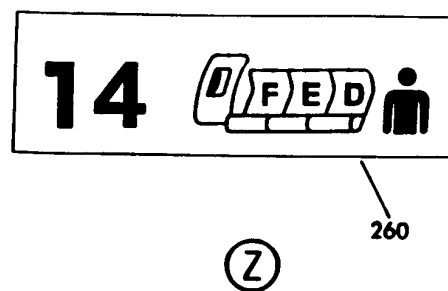

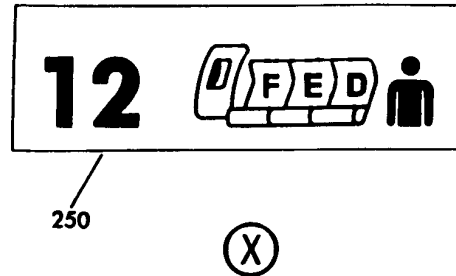

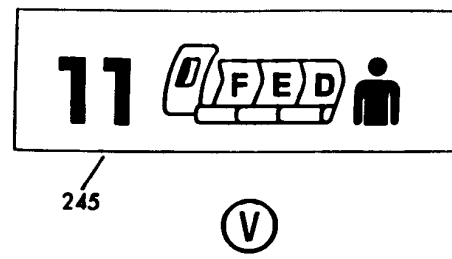

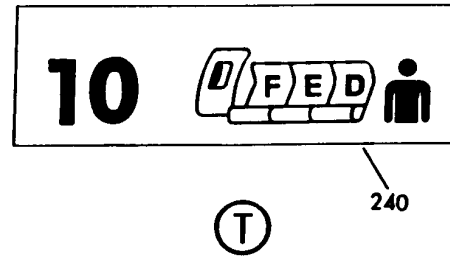
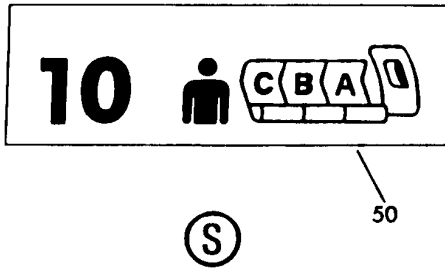
PLACARD INSTL-CAB. INTR (SEAT MARKERS ONLY)
FIGURE 53 (SHEET 3)

11-35-10-53

BRI
MAY 28/07

11-35-10-53
PAGE 0B

BOEING
757
PARTS CATALOG (MAINTENANCE)



Y 11351053 SHT 4 REV 134


PLACARD INSTL-CAB. INTR (SEAT MARKERS ONLY)
FIGURE 53 (SHEET 4)

11-35-10-53

BRI
MAY 28/07

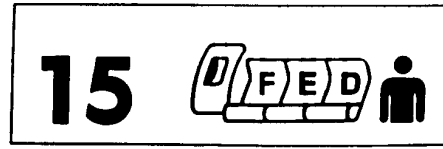
11-35-10-53
PAGE 0C

BOEING
757
PARTS CATALOG (MAINTENANCE)




75

AA



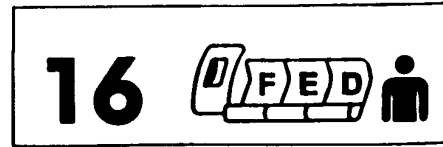
265

AB




80

AC



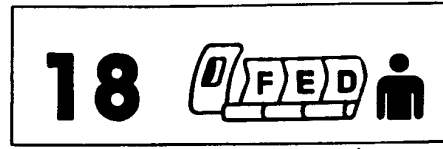
270

AD



90

AE



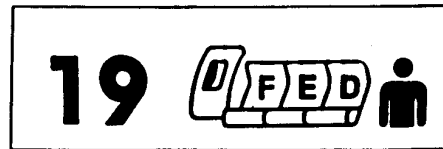
280

AF



95

AG



285

AH

Y 11351053 SH 5 REV 134


PLACARD INSTL-CAB. INTR (SEAT MARKERS ONLY)
FIGURE 53 (SHEET 5)

11-35-10-53

BRI
MAY 28/07

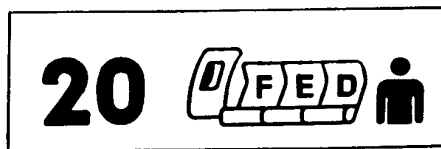
11-35-10-53
PAGE 0D

BOEING
757
PARTS CATALOG (MAINTENANCE)



100

AJ



290

AK




105

AL



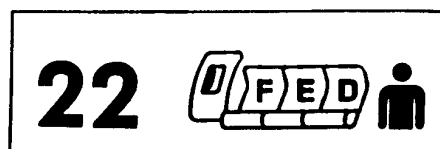
295

AM




110

AN



300

AP



115

AQ



305

AR

Y 11351053 SHT 6 REV 134

PLACARD INSTL-CAB. INTR (SEAT MARKERS ONLY)
FIGURE 53 (SHEET 6)

11-35-10-53

BRI
MAY 28/07

11-35-10-53
PAGE 0E

BOEING
757
PARTS CATALOG (MAINTENANCE)



120

AS




310

AT




125

AU



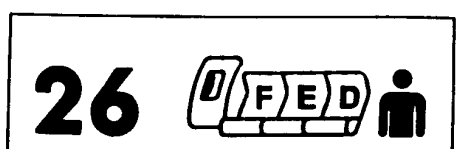
315

AV




130

AW



320

AX



135

AY



325

AZ

Y 11351053 SHT 7 REV 134

PLACARD INSTL-CAB. INTR (SEAT MARKERS ONLY)
FIGURE 53 (SHEET 7)


11-35-10-53

BRI
MAY 28/07

11-35-10-53
PAGE OF

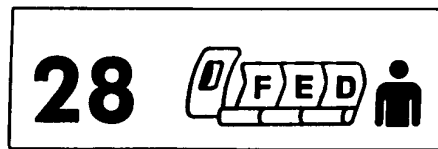
BOEING PROPRIETARY - Copyright © - Unpublished Work - See title page for details.

BOEING
757
PARTS CATALOG (MAINTENANCE)



140

BA



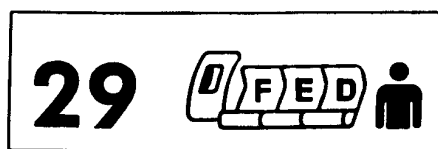
330

BB




145

BC



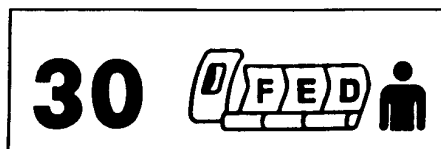
335

BD



332

BE




340

BF



345

BG



150

BH

Y 11351053 SHT 8 REV 134


PLACARD INSTL-CAB. INTR (SEAT MARKERS ONLY)
FIGURE 53 (SHEET 8)

11-35-10-53

BRI
MAY 28/07

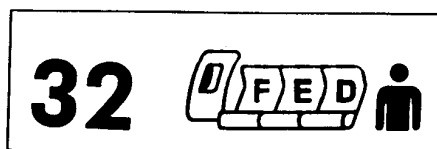
11-35-10-53
PAGE 0G

BOEING
757
PARTS CATALOG (MAINTENANCE)



155

(B J)




350

(B K)



355

(B L)



160

(B M)



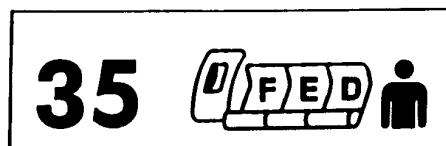
165

(B N)



360

(B P)



365

(B Q)



170

(B R)

Y 11351053 SHT 9 REV 134


PLACARD INSTL-CAB. INTR (SEAT MARKERS ONLY)
FIGURE 53 (SHEET 9)

11-35-10-53

BRI
MAY 28/07


11-35-10-53
PAGE 0H

BOEING
757
PARTS CATALOG (MAINTENANCE)




175

(B S)



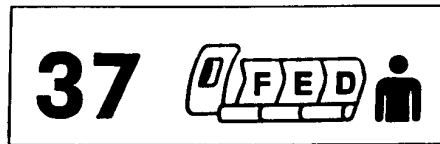
370

(B T)




180

(B U)



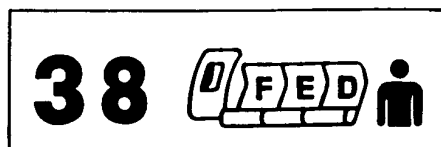
375

(B V)



185

(B W)



380

(B X)




385

(B Y)



190

(B Z)



195

(C A)



390

(C B)

Y 11351053 SHT 10 REV 134


PLACARD INSTL-CAB. INTR (SEAT MARKERS ONLY)
FIGURE 53 (SHEET 10)

11-35-10-53

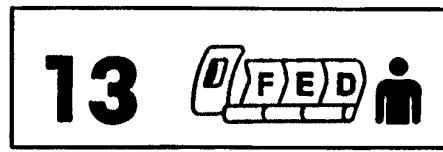
BRI
MAY 28/07

11-35-10-53
PAGE 01


BOEING
757
PARTS CATALOG (MAINTENANCE)



65
CC




CD
255



85
CE



275
CF



200
CG
251



395
CH
202



197
201
CJ



CK
393
400



CL



CM



CN
152

Y 11351053 SHT 11 REV 209

PLACARD INSTL-CAB. INTR (SEAT MARKERS ONLY)
FIGURE 53 (SHEET 11)

11-35-10-53



757

PARTS CATALOG (MAINTENANCE)

FIG ITEM	PART NUMBER	1 2 3 4 5 6 7	NOMENCLATURE	EFFECT FROM TO	UNITS PER ASSY
53			PLACARD INSTL-CAB. INTR (SEAT MARKERS ONLY)	002004 006100	
- 1	414N5019-17		PLACARD INSTL-CAB. INTR (SEAT MARKERS ONLY) FOR NHA/ADDITIONAL DET SEE: 25-20-00-01J	002004 006010	RF
- 1	414N5019-54		PLACARD INSTL-CAB. INTR (SEAT MARKERS ONLY) FOR NHA/ADDITIONAL DET SEE: 25-20-00-01J	011017	RF
- 1	414N5019-70		PLACARD INSTL-CAB. INTR (SEAT MARKERS ONLY) FOR NHA/ADDITIONAL DET SEE: 25-20-00-01J	018100	RF
5	BAC29PPS19199		.PLACARD	002004 006010	1
7	BAC29PPS24341		.PLACARD	011100	1
8	BAC29PPS24342		.PLACARD	011100	1
10	BAC29PPS19121		.MARKER	002004 006100	1
15	BAC29PPS19123		.MARKER	002004 006100	1
20	BAC29PPS19125		.MARKER	002004 006100	1
25	BAC29PPS19127		.MARKER	002004 006100	1
30	BAC29PPS19129		.MARKER	002004 006100	1
35	BAC29PPS19131		.MARKER	002004 006100	1
40	BAC29PPS19133		.MARKER	002004 006100	1
45	BAC29PPS19135		.MARKER	002004 006100	1
50	BAC29PPS19137		.MARKER	002004 006100	1
55	BAC29PPS19139		.MARKER	002004 006100	1
60	BAC29PPS19141		.MARKER	002004 006100	1
65	BAC29PPS19143		.MARKER	002004 006100	1
70	BAC29PPS19145		.MARKER	002004 006100	1
75	BAC29PPS19147		.MARKER	002004 006100	1
80	BAC29PPS19149		.MARKER	002004 006100	1

MISSING ITEM NUMBERS NOT APPLICABLE

- ITEM NOT ILLUSTRATED

11-35-10-53

11-35-10
FIG. 53
PAGE 1
JAN 20/09

BRI

 **BOEING**
757
PARTS CATALOG (MAINTENANCE)

FIG ITEM	PART NUMBER	1 2 3 4 5 6 7	NOMENCLATURE	EFFECT FROM TO	UNITS PER ASSY
53					
85	BAC29PPS19151	.	MARKER	002004 006100	1
90	BAC29PPS19153	.	MARKER	002004 006100	1
95	BAC29PPS19155	.	MARKER	002004 006100	1
100	BAC29PPS19157	.	MARKER	002004 006100	1
105	BAC29PPS19159	.	MARKER	002004 006100	1
110	BAC29PPS19161	.	MARKER	002004 006100	1
115	BAC29PPS19163	.	MARKER	002004 006100	1
120	BAC29PPS19165	.	MARKER	002004 006100	1
125	BAC29PPS19167	.	MARKER	002004 006100	1
130	BAC29PPS19169	.	MARKER	002004 006100	1
135	BAC29PPS19171	.	MARKER	002004 006100	1
140	BAC29PPS19173	.	MARKER	002004 006100	1
145	BAC29PPS19175	.	MARKER	002004 006100	1
150	BAC29PPS19179	.	MARKER	002004 006010	1
152	BAC29PPS23067	.	PLACARD	011100	1
155	BAC29PPS19181	.	MARKER	002004 006100	1
160	BAC29PPS19183	.	MARKER	002004 006100	1
165	BAC29PPS19185	.	MARKER	002004 006100	1
170	BAC29PPS19187	.	MARKER	002004 006100	1
175	BAC29PPS19189	.	MARKER	002004 006100	1
180	BAC29PPS19191	.	MARKER	002004 006100	1
185	BAC29PPS19193	.	MARKER	002004 006100	1
190	BAC29PPS19195	.	MARKER	002004 006100	1
195	BAC29PPS19197	.	MARKER	002004 006100	1
197	BAC29PPS23070	.	MARKER	011100	1

MISSING ITEM NUMBERS NOT APPLICABLE

— ITEM NOT ILLUSTRATED

BRI

11-35-10-53

11-35-10
FIG. 53
PAGE 2
JAN 20/09



757

PARTS CATALOG (MAINTENANCE)

FIG ITEM	PART NUMBER	1 2 3 4 5 6 7	NOMENCLATURE	EFFECT FROM TO	UNITS PER ASSY
53					
200	BAC29PPS19201	.	PLACARD-	002004 006010	1
201	BAC29PPS23068	.	PLACARD-	011100	1
202	BAC29PPS19122	.	MARKER	011100	1
205	BAC29PPS19124	.	MARKER	002004 006100	1
210	BAC29PPS19126	.	MARKER	002004 006100	1
215	BAC29PPS19128	.	MARKER	002004 006100	1
220	BAC29PPS19130	.	MARKER	002004 006100	1
225	BAC29PPS19132	.	MARKER	002004 006100	1
230	BAC29PPS19134	.	MARKER	002004 006100	1
235	BAC29PPS19136	.	MARKER	002004 006100	1
240	BAC29PPS19138	.	MARKER	002004 006100	1
245	BAC29PPS19140	.	MARKER	002004 006100	1
250	BAC29PPS19142	.	MARKER-	002004 006010	1
251	BAC29PPS23181	.	PLACARD-	011100	1
255	BAC29PPS19144	.	MARKER	002004 006100	1
260	BAC29PPS19146	.	MARKER	002004 006100	1
265	BAC29PPS19148	.	MARKER	002004 006100	1
270	BAC29PPS19150	.	MARKER	002004 006100	1
275	BAC29PPS19152	.	MARKER	002004 006100	1
280	BAC29PPS19154	.	MARKER	002004 006100	1
285	BAC29PPS19156	.	MARKER	002004 006100	1
290	BAC29PPS19158	.	MARKER	002004 006100	1
295	BAC29PPS19160	.	MARKER	002004 006100	1
300	BAC29PPS19162	.	MARKER	002004 006100	1
305	BAC29PPS19164	.	MARKER	002004 006100	1
310	BAC29PPS19166	.	MARKER	002004 006100	1

MISSING ITEM NUMBERS NOT APPLICABLE

- ITEM NOT ILLUSTRATED

11-35-10-53

11-35-10
FIG. 53
PAGE 3
JAN 20/09

BRI



757

PARTS CATALOG (MAINTENANCE)

FIG ITEM	PART NUMBER	1 2 3 4 5 6 7	NOMENCLATURE	EFFECT FROM TO	UNITS PER ASSY
53					
315	BAC29PPS19168	.	MARKER	002004 006100	1
320	BAC29PPS19170	.	MARKER	002004 006100	1
325	BAC29PPS19172	.	MARKER	002004 006100	1
330	BAC29PPS19174	.	MARKER	002004 006100	1
332	BAC29PPS19200	.	PLACARD	002004 006100	1
335	BAC29PPS19176	.	MARKER	002004 006100	1
340	BAC29PPS19178	.	MARKER	002004 006100	1
345	BAC29PPS19180	.	MARKER	002004 006100	1
350	BAC29PPS19182	.	MARKER	002004 006100	1
355	BAC29PPS19184	.	MARKER	002004 006100	1
360	BAC29PPS19186	.	MARKER	002004 006100	1
365	BAC29PPS19188	.	MARKER	002004 006100	1
370	BAC29PPS19190	.	MARKER	002004 006100	1
375	BAC29PPS19192	.	MARKER	002004 006100	1
380	BAC29PPS19194	.	MARKER	002004 006100	1
385	BAC29PPS19196	.	MARKER	002004 006100	1
390	BAC29PPS19198	.	MARKER	002004 006100	1
393	BAC29PPS23071	.	MARKER	011100	1
395	BAC29PPS19202	.	PLACARD-	002004 006010	1
400	BAC29PPS23069	.	PLACARD-	011100	1

MISSING ITEM NUMBERS NOT APPLICABLE

- ITEM NOT ILLUSTRATED

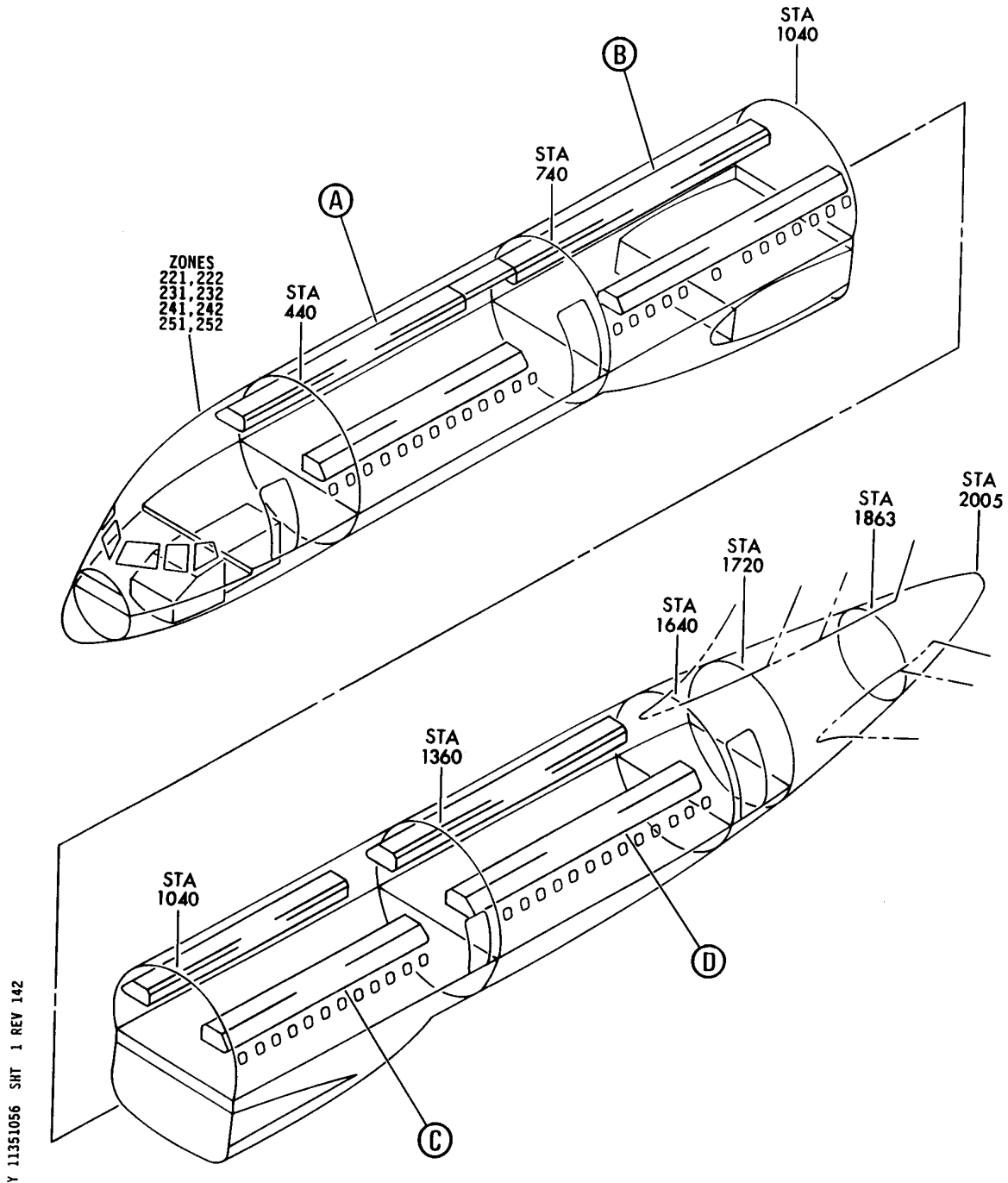
11-35-10-53

11-35-10
FIG. 53
PAGE 4
JAN 20/09

BRI

BOEING PROPRIETARY - Copyright © - Unpublished Work - See title page for details.

BOEING
757
PARTS CATALOG (MAINTENANCE)



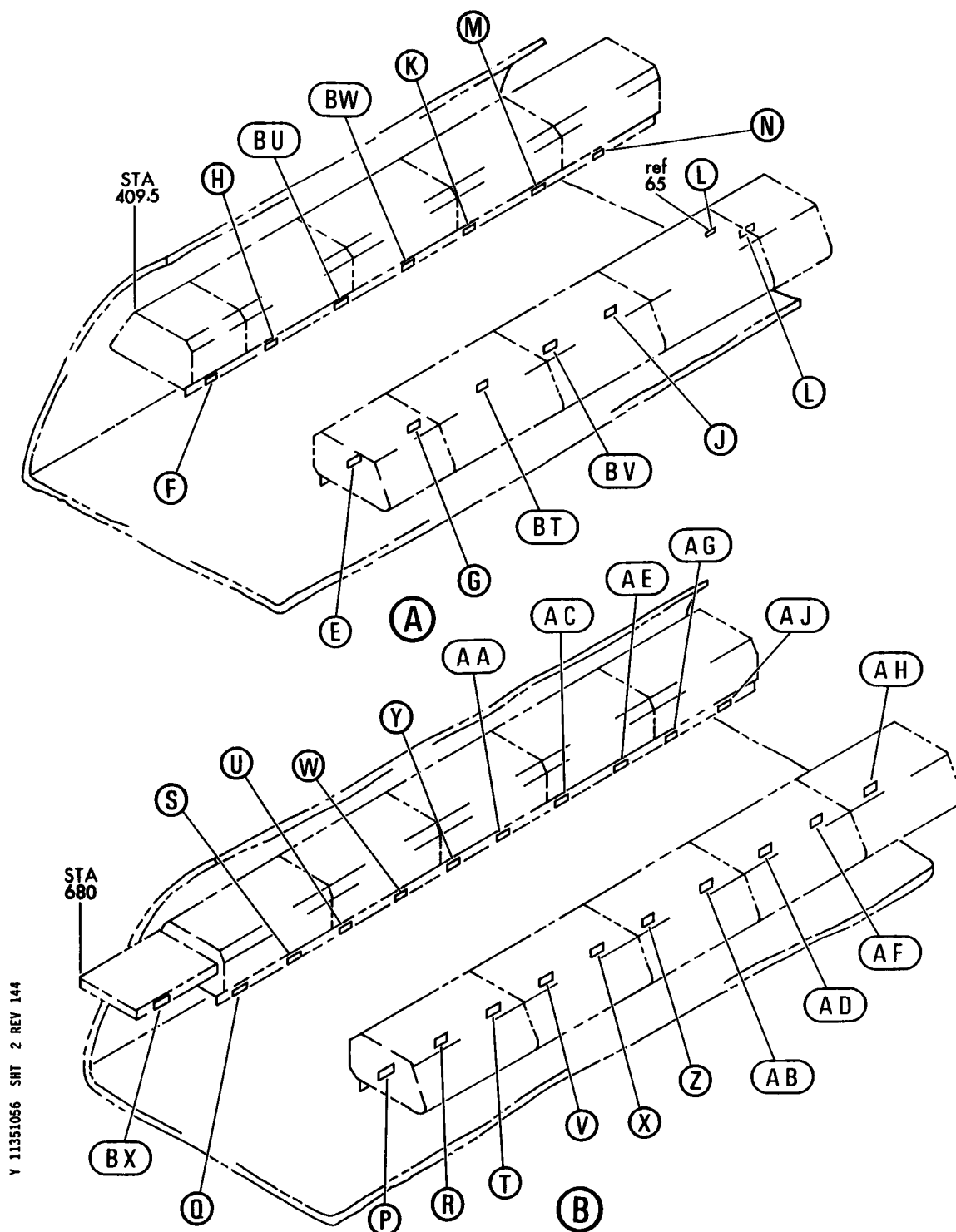
PLACARD INSTL-CAB INTR (SEAT MARKERS AND FLYAWAY ONLY)
FIGURE 56 (SHEET 1)

11-35-10-56

BRI
JAN 20/09

11-35-10-56
PAGE 0

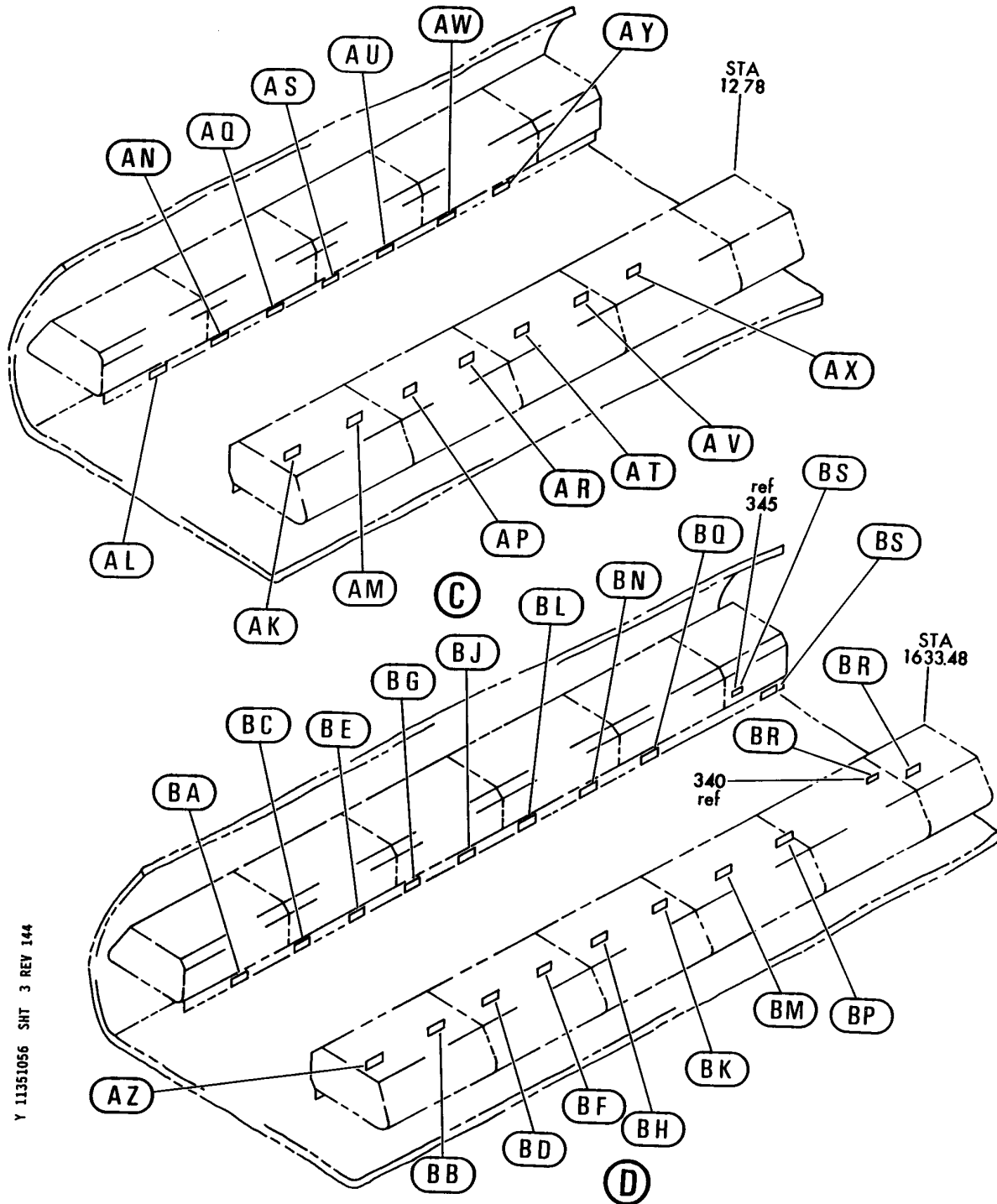
BOEING
757
PARTS CATALOG (MAINTENANCE)



PLACARD INSTL-CAB INTR (SEAT MARKERS AND FLYAWAY ONLY)
FIGURE 56 (SHEET 2)

11-35-10-56

BOEING
757
PARTS CATALOG (MAINTENANCE)



Y 11351056 SHT 3 REV 144


PLACARD INSTL-CAB INTR (SEAT MARKERS AND FLYAWAY ONLY)
FIGURE 56 (SHEET 3)

11-35-10-56

BRI
JAN 20/09

11-35-10-56
PAGE 0B


BOEING
 757
PARTS CATALOG (MAINTENANCE)



Y 11351056 SHT 4 REV 154

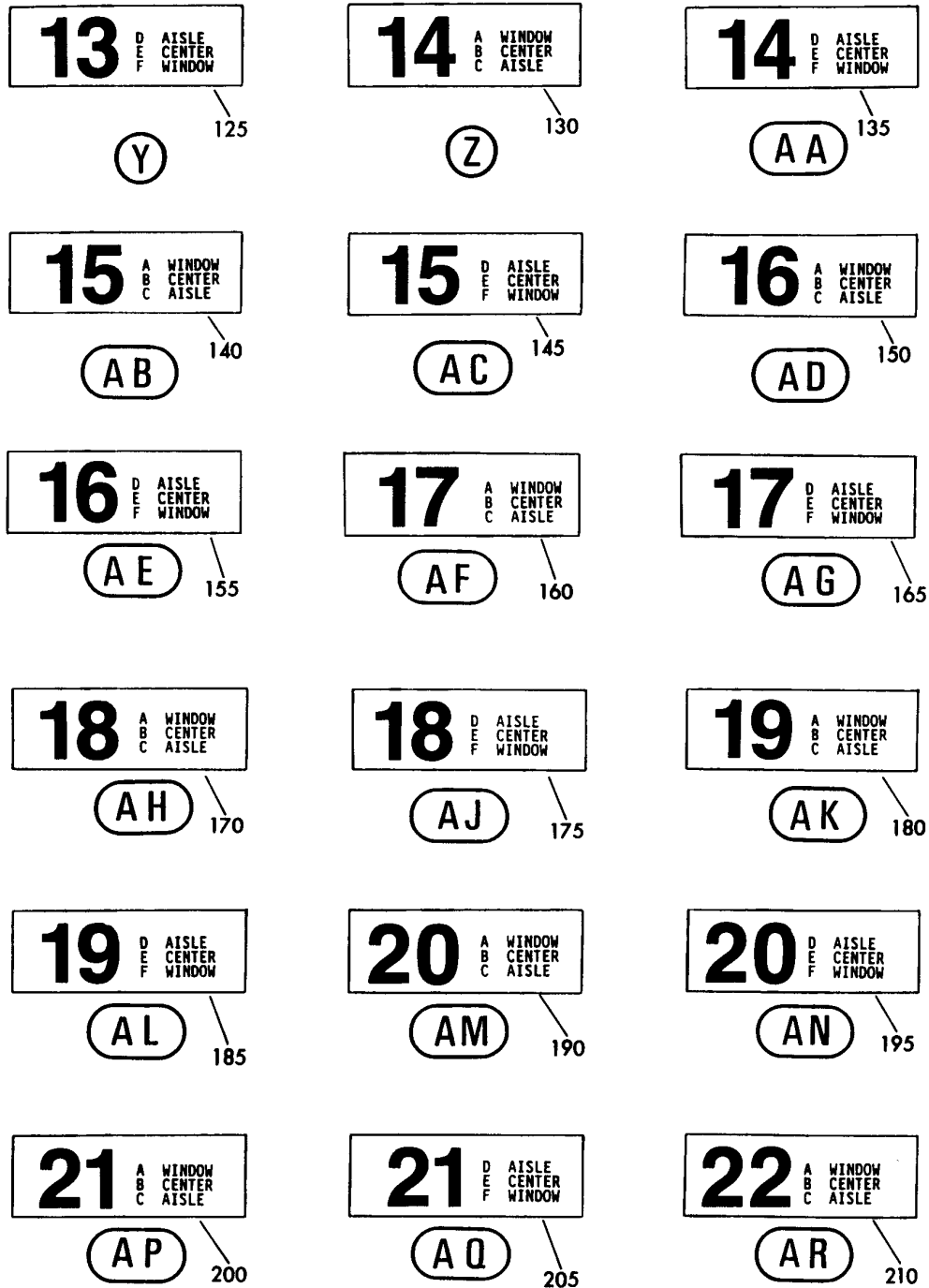
PLACARD INSTL-CAB INTR (SEAT MARKERS AND FLYAWAY ONLY)
FIGURE 56 (SHEET 4)

11-35-10-56

BRI
JAN 20/09

11-35-10-56
PAGE 0C

BOEING
757
PARTS CATALOG (MAINTENANCE)



Y 11351056 SHT 5 REV 142

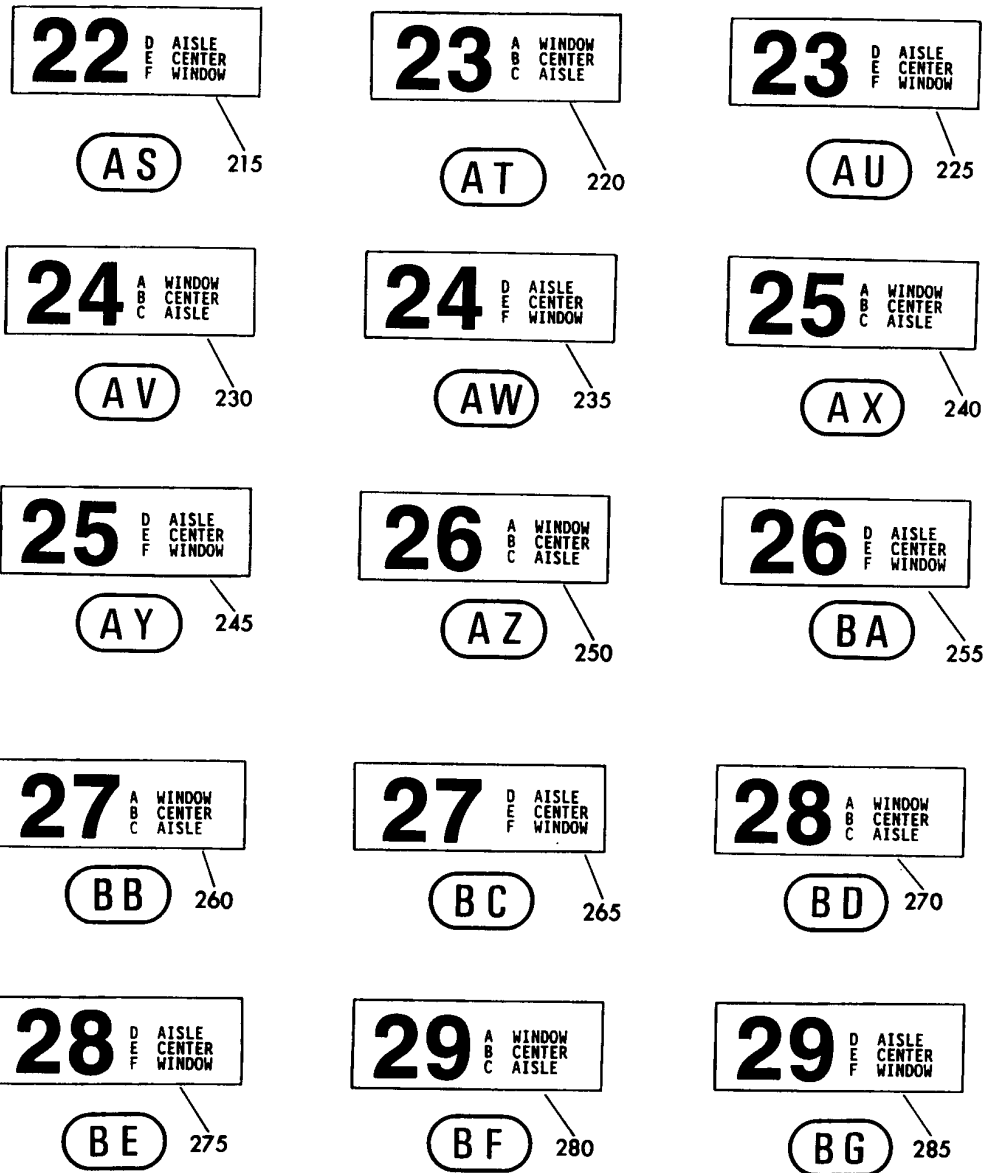
PLACARD INSTL-CAB INTR (SEAT MARKERS AND FLYAWAY ONLY)
FIGURE 56 (SHEET 5)

11-35-10-56

BRI
JAN 20/09

11-35-10-56
PAGE 0D

BOEING
757
PARTS CATALOG (MAINTENANCE)



Y 11351056 SHT 6 REV 142

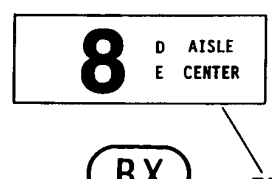
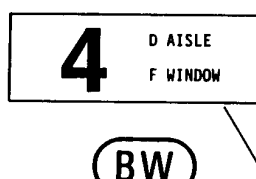
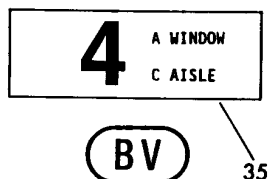


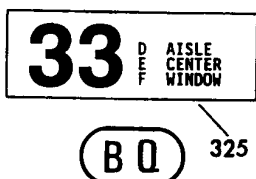
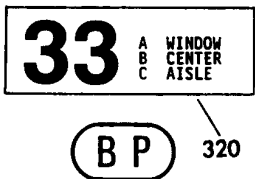
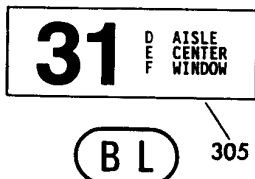
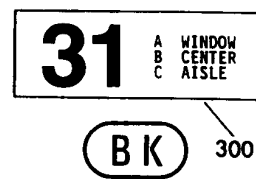
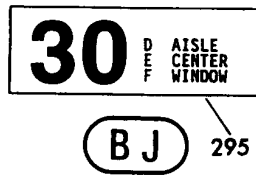
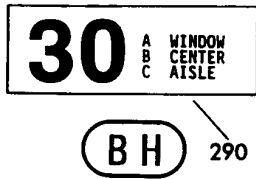
PLACARD INSTL-CAB INTR (SEAT MARKERS AND FLYAWAY ONLY)
FIGURE 56 (SHEET 6)

11-35-10-56

BRI
JAN 20/09

11-35-10-56
PAGE 0E


BOEING
 757
PARTS CATALOG (MAINTENANCE)



Y 11351056 SHT 7 REV 144

PLACARD INSTL-CAB INTR (SEAT MARKERS AND FLYAWAY ONLY)
FIGURE 56 (SHEET 7)

11-35-10-56



757

PARTS CATALOG (MAINTENANCE)

FIG ITEM	PART NUMBER	1 2 3 4 5 6 7	NOMENCLATURE	EFFECT FROM TO	UNITS PER ASSY
56			PLACARD INSTL-CAB INTR (SEAT MARKERS AND FLYAWAY ONLY)	950951	
- 1	414N5019-51		PLACARD INSTL-CAB INTR (SEAT MARKERS ONLY) FOR NHA/OTHER SYS DET SEE: 25-20-00-01J	950951	RF
5	BAC29PPS18204		.PLACARD	950951	1
10	BAC29PPS18205		.PLACARD	950951	1
15	BAC29PPS18206		.PLACARD	950951	1
20	BAC29PPS18207		.PLACARD	950951	1
25	BAC29PPS22923		.PLACARD-	950951	1
30	BAC29PPS22924		.PLACARD-	950951	1
35	BAC29PPS22925		.PLACARD-	950951	1
40	BAC29PPS22926		.PLACARD-	950951	1
45	BAC29PPS16102		.PLACARD-	950951	1
50	BAC29PPS16103		.PLACARD-	950951	1
55	BAC29PPS16104		.PLACARD-	950951	1
60	BAC29PPS16105		.PLACARD-	950951	1
65	BAC29PPS22931		.PLACARD-	950951	1
70	BAC29PPS16107		.PLACARD	950951	1
75	BAC29PPS22932		.PLACARD-	950951	1
80	BAC29PPS16110		.PLACARD	950951	1
85	BAC29PPS16111		.PLACARD	950951	1
90	BAC29PPS16112		.PLACARD	950951	1
95	BAC29PPS16113		.PLACARD	950951	1
100	BAC29PPS16114		.PLACARD	950951	1
105	BAC29PPS16115		.PLACARD	950951	1
110	BAC29PPS16116		.PLACARD	950951	1
115	BAC29PPS16117		.PLACARD	950951	1
120	BAC29PPS16118		.PLACARD	950951	1
125	BAC29PPS16119		.PLACARD	950951	1
130	BAC29PPS16120		.PLACARD	950951	1
135	BAC29PPS16121		.PLACARD	950951	1
140	BAC29PPS16122		.PLACARD	950951	1
145	BAC29PPS16123		.PLACARD	950951	1
150	BAC29PPS16124		.PLACARD	950951	1
155	BAC29PPS16125		.PLACARD	950951	1
160	BAC29PPS16126		.PLACARD	950951	1
165	BAC29PPS16127		.PLACARD	950951	1
170	BAC29PPS16128		.PLACARD	950951	1
175	BAC29PPS16129		.PLACARD	950951	1
180	BAC29PPS16130		.PLACARD	950951	1
185	BAC29PPS16131		.PLACARD	950951	1
190	BAC29PPS16132		.PLACARD	950951	1
195	BAC29PPS16133		.PLACARD	950951	1
200	BAC29PPS16134		.PLACARD	950951	1
205	BAC29PPS16135		.PLACARD	950951	1
210	BAC29PPS16136		.PLACARD	950951	1

MISSING ITEM NUMBERS NOT APPLICABLE

- ITEM NOT ILLUSTRATED

11-35-10-56

11-35-10
FIG. 56
PAGE 1
JAN 20/09

BRI



757

PARTS CATALOG (MAINTENANCE)

FIG ITEM	PART NUMBER	1 2 3 4 5 6 7	NOMENCLATURE	EFFECT FROM TO	UNITS PER ASSY
56					
215	BAC29PPS16137	.	PLACARD	950951	1
220	BAC29PPS16138	.	PLACARD	950951	1
225	BAC29PPS16139	.	PLACARD	950951	1
230	BAC29PPS16140	.	PLACARD	950951	1
235	BAC29PPS16141	.	PLACARD	950951	1
240	BAC29PPS16142	.	PLACARD	950951	1
245	BAC29PPS16143	.	PLACARD	950951	1
250	BAC29PPS16144	.	PLACARD	950951	1
255	BAC29PPS16145	.	PLACARD	950951	1
260	BAC29PPS16146	.	PLACARD	950951	1
265	BAC29PPS16147	.	PLACARD	950951	1
270	BAC29PPS16148	.	PLACARD	950951	1
275	BAC29PPS16149	.	PLACARD	950951	1
280	BAC29PPS16150	.	PLACARD	950951	1
285	BAC29PPS16151	.	PLACARD	950951	1
290	BAC29PPS16152	.	PLACARD	950951	1
295	BAC29PPS16153	.	PLACARD	950951	1
300	BAC29PPS16154	.	PLACARD	950951	1
305	BAC29PPS16155	.	PLACARD	950951	1
310	BAC29PPS16156	.	PLACARD	950951	1
315	BAC29PPS16157	.	PLACARD	950951	1
320	BAC29PPS16158	.	PLACARD	950951	1
325	BAC29PPS16159	.	PLACARD	950951	1
330	BAC29PPS16160	.	PLACARD	950951	1
335	BAC29PPS16161	.	PLACARD	950951	1
340	BAC29PPS22933	.	PLACARD-	950951	1
345	BAC29PPS22934	.	PLACARD-	950951	1

MISSING ITEM NUMBERS NOT APPLICABLE

- ITEM NOT ILLUSTRATED

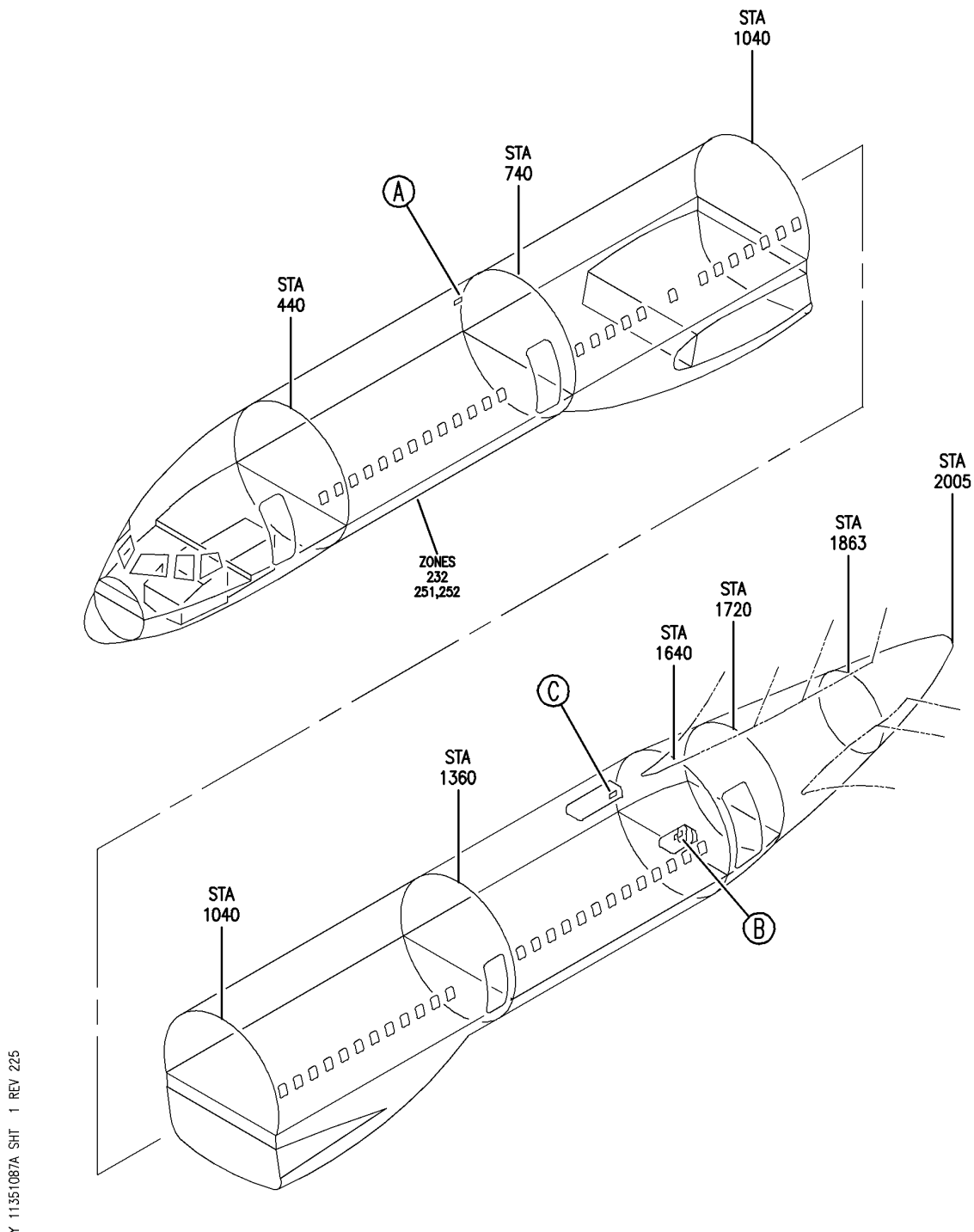
11-35-10-56

11-35-10
FIG. 56
PAGE 2
JAN 20/09

BRI

BOEING PROPRIETARY - Copyright © - Unpublished Work - See title page for details.

BOEING
757
PARTS CATALOG (MAINTENANCE)



Y 11351087A SH1 1 REV 225

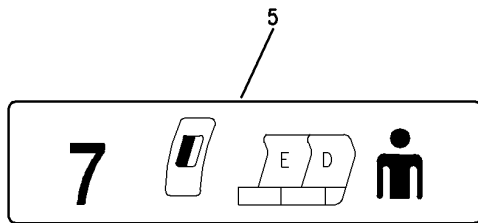
PLACARD INSTL-CAB. INTR (SEAT MARKERS ONLY)
FIGURE 87A (SHEET 1)

BRI
JAN 20/09

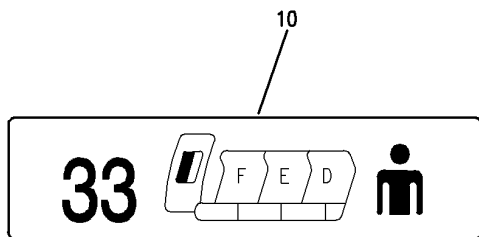
11-35-10-87A

11-35-10-87A
PAGE 0

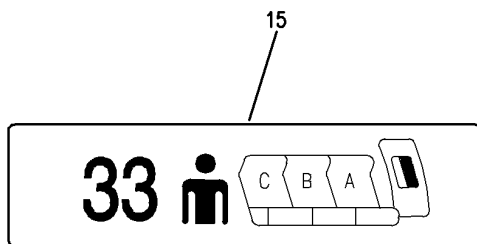
BOEING
757
PARTS CATALOG (MAINTENANCE)



(A)



(B)



(C)

Y 11351087A SH1 2 REV 225

PLACARD INSTL-CAB. INTR (SEAT MARKERS ONLY)
FIGURE 87A (SHEET 2)

BRI
JAN 20/09

11-35-10-87A

11-35-10-87A
PAGE 0A



757

PARTS CATALOG (MAINTENANCE)

FIG ITEM	PART NUMBER	1 2 3 4 5 6 7	NOMENCLATURE	EFFECT FROM TO	UNITS PER ASSY
87A			PLACARD INSTL-CAB. INTR (SEAT MARKERS ONLY)	108120	
- 1	414N5150-31		PLACARD INSTL-CAB. INTR (SEAT MARKERS ONLY) FOR NHA/ADDITIONAL DET SEE: 25-20-00-07B	108120	RF
5	BAC29PPS45632		.PLACARD	108120	1
10	BAC29PPS46026		.PLACARD	108120	1
15	BAC29PPS46027		.PLACARD	108120	1

MISSING ITEM NUMBERS NOT APPLICABLE

- ITEM NOT ILLUSTRATED

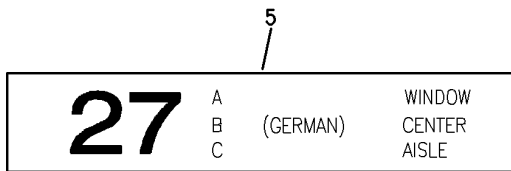
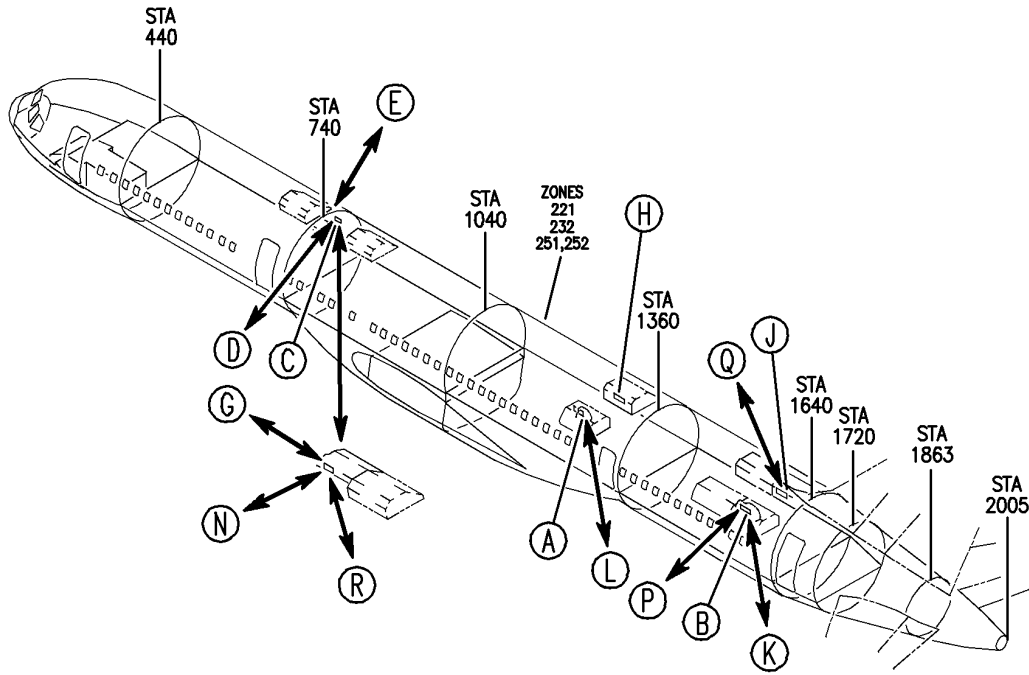
BRI

11-35-10-87A

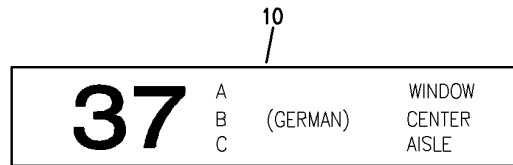
BOEING PROPRIETARY - Copyright © - Unpublished Work - See title page for details.

11-35-10
FIG. 87A
PAGE 1
JAN 20/09

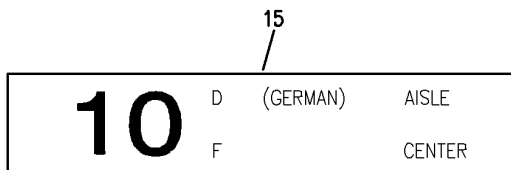
BOEING
757
PARTS CATALOG (MAINTENANCE)



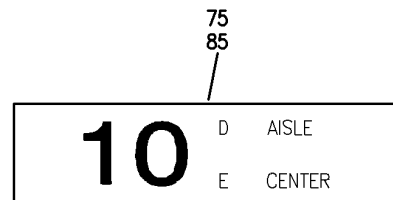
A



B



C



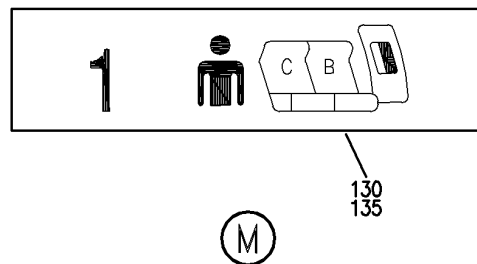
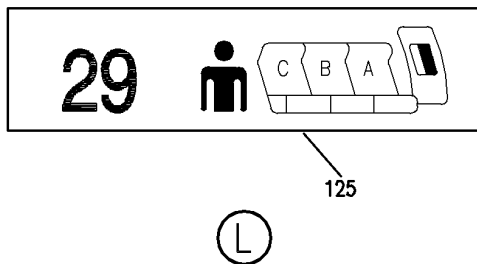
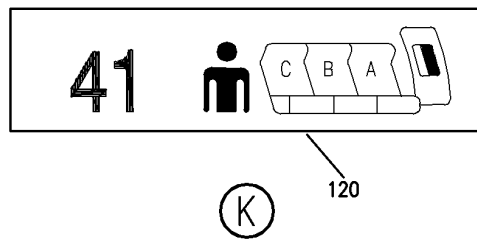
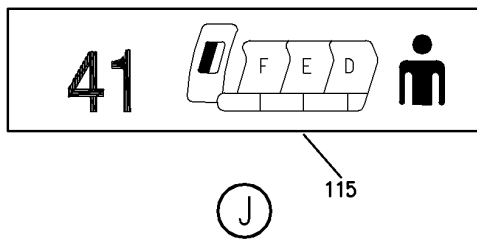
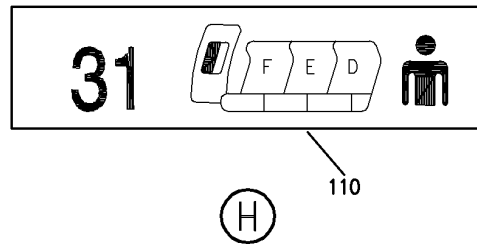
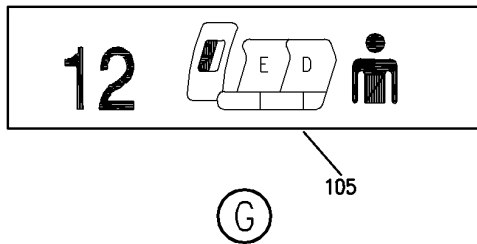
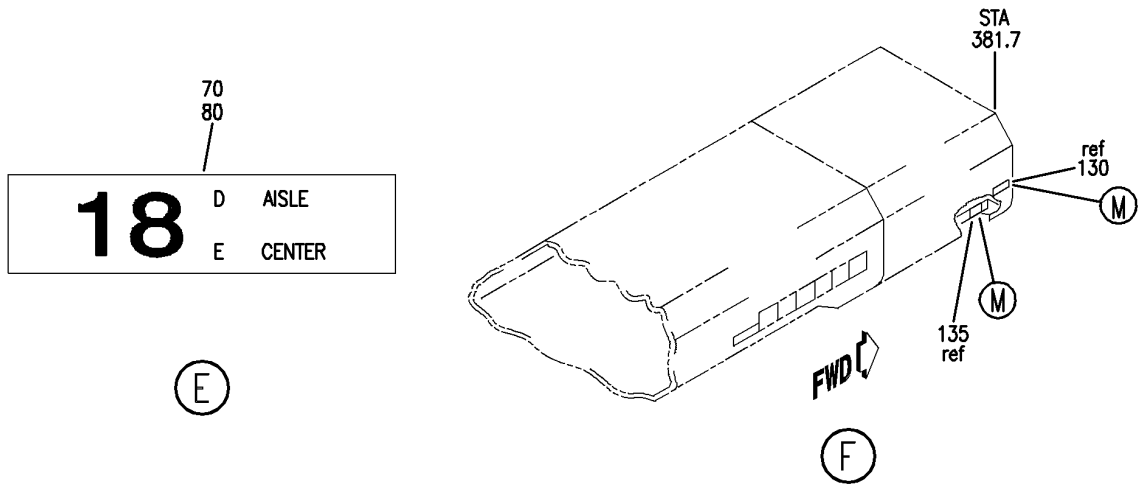
D

Y 11351090 SHT 1 REV 232

PLACARD INSTL-CAB. INTR (SEAT MARKERS ONLY)
FIGURE 90 (SHEET 1)

11-35-10-90

BOEING
757
PARTS CATALOG (MAINTENANCE)

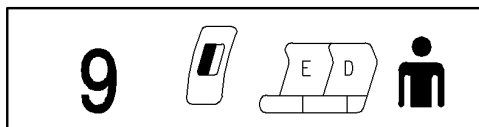


Y 11351090 SHT 2 REV 232

PLACARD INSTL-CAB. INTR (SEAT MARKERS ONLY)
FIGURE 90 (SHEET 2)

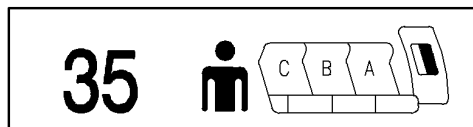
11-35-10-90

BOEING
757
PARTS CATALOG (MAINTENANCE)



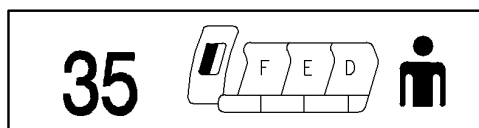
205

(N)



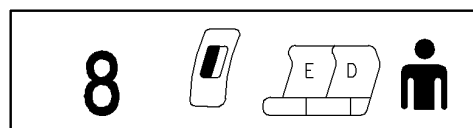
210

(P)



215

(Q)



305

(R)

Y 11351090 SHT 3 REV 225

PLACARD INSTL-CAB. INTR (SEAT MARKERS ONLY)
FIGURE 90 (SHEET 3)

11-35-10-90

BRI
MAY 28/07

11-35-10-90
PAGE 0B



757

PARTS CATALOG (MAINTENANCE)

FIG ITEM	PART NUMBER	1 2 3 4 5 6 7	NOMENCLATURE	EFFECT FROM TO	UNITS PER ASSY
90			PLACARD INSTL-CAB. INTR (SEAT MARKERS ONLY)	101102	
- 100	414N5150-2		PLACARD INSTL-CAB. INTR (SEAT MARKERS ONLY) FOR NHA/ADDITIONAL DET SEE: 25-20-00-07B	101102	RF
105	BAC29PPS23181		.PLACARD	101102	1
110	BAC29PPS23067		.PLACARD	101102	1
115	BAC29PPS23069		.PLACARD	101102	1
120	BAC29PPS23068		.PLACARD	101102	1
125	BAC29PPS19200		.PLACARD	101102	1
130	BAC29PPS24341		.PLACARD	101102	1
135	BAC29PPS24342		.PLACARD	101102	1

MISSING ITEM NUMBERS NOT APPLICABLE

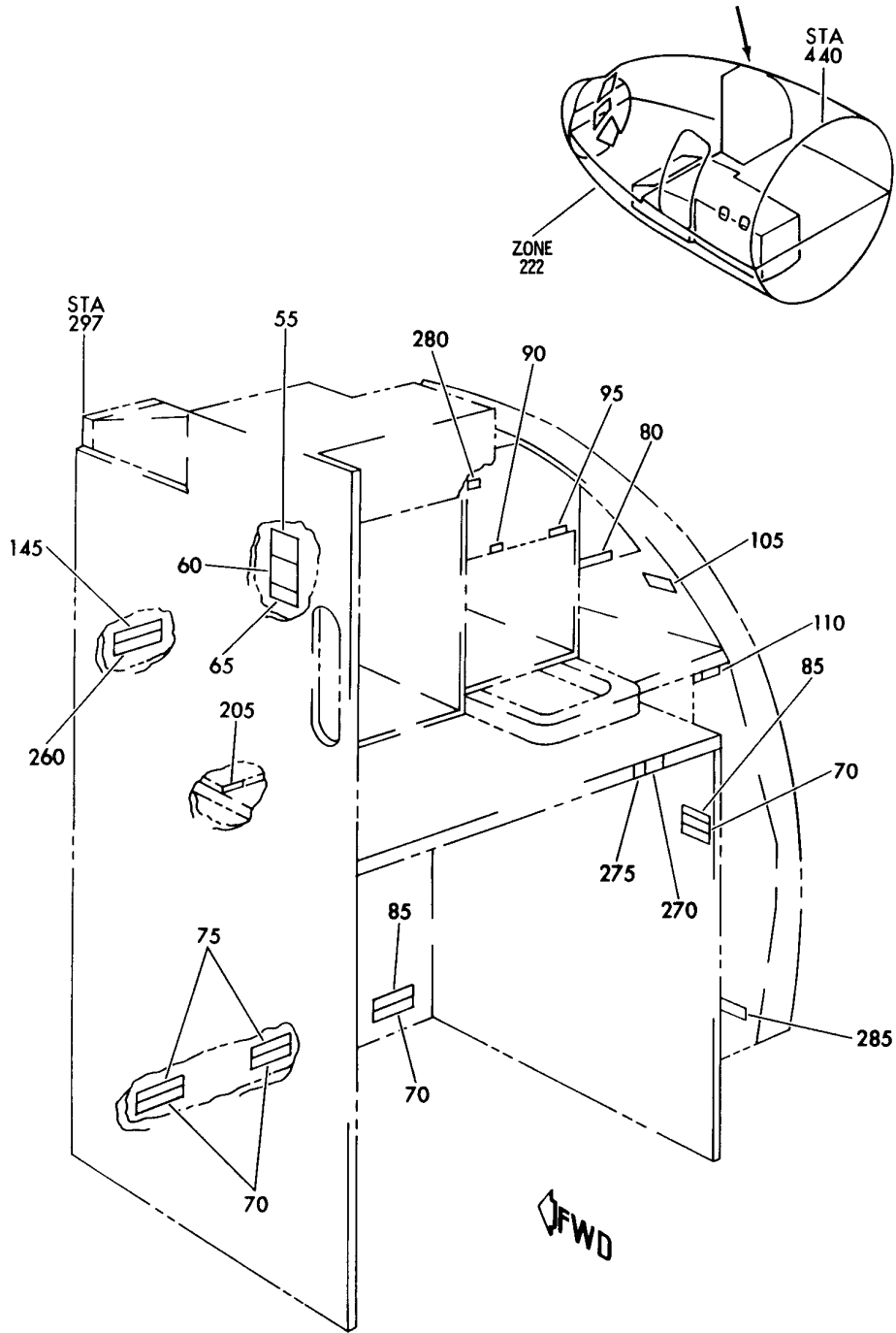
- ITEM NOT ILLUSTRATED

11-35-10-90

11-35-10
FIG. 90
PAGE 1
JAN 20/09

BRI

BOEING
757
PARTS CATALOG (MAINTENANCE)



Y 11351111 REV 161

PLACARDS INSTL-UNIT G1A
FIGURE 11

11-35-11-11

BRI
JAN 20/09

11-35-11-11
PAGE 0



757

PARTS CATALOG (MAINTENANCE)

FIG ITEM	PART NUMBER	1 2 3 4 5 6 7	NOMENCLATURE	EFFECT FROM TO	UNITS PER ASSY
11			PLACARDS INSTL-UNIT G1A	950951	
- 1	1002E11A60000		PLACARDS INSTL-UNIT G1A SUPPLIER CODE: VD2249 FOR NHA SEE: 25-31-01-68A	950951	RF
- 50	000600060-88-5		.PLACARD- SUPPLIER CODE: VD2249 PLACARD CONTENT: MAX. CAP. 88.5 KG; 195.1 LBS, COMPT NO. 1A2 AND 1A3	950951	2
55	0-161-007700091		.PLACARD- SUPPLIER CODE: VD2249	950951	1
60	0-161-070200091		.PLACARD- SUPPLIER CODE: VD2249	950951	1
65	000900060-517-6		.PLACARD- SUPPLIER CODE: VD2249 PLACARD CONTENT: MAX. GALLEY CAP, 517.6 KG; 1141.1 LBS CONFIG CHG DATA FROM A CMM: FOR FUTURE REPLACEMENT ORDER 002400060-517-6	950951	1
70	0-161-001000091		.PLACARD- SUPPLIER CODE: VD2249	950951	4
75	0-161-026300091		.PLACARD- SUPPLIER CODE: VD2249 PLACARD CONTENT: FULL SIZE CARTS ONLY	950951	2
80	0-161-064700010		.PLACARD- SUPPLIER CODE: VD2249 PLACARD CONTENT: WATER SHUTOFF VALVE	950951	1
85	0-161-032100091		.PLACARD- SUPPLIER CODE: VD2249	950951	2
90	0-161-010700010		.PLACARD- SUPPLIER CODE: VD2249 PLACARD CONTENT: COFFEE MAKER NO. 1	950951	1

MISSING ITEM NUMBERS NOT APPLICABLE

- ITEM NOT ILLUSTRATED

11-35-11-11

11-35-11
FIG. 11
PAGE 1
JAN 20/09

BRI



757

PARTS CATALOG (MAINTENANCE)

FIG ITEM	PART NUMBER	1 2 3 4 5 6 7	NOMENCLATURE	EFFECT FROM TO	UNITS PER ASSY
11 95	0-161-010800010		.PLACARD- SUPPLIER CODE: VD2249 PLACARD CONTENT: COFFEE MAKER NO. 2	950951	1
- 100	0-161-040400010		.PLACARD- SUPPLIER CODE: VD2249 PLACARD CONTENT: NO STOWAGE	950951	1
105	1002E11A61100		.PLACARD- SUPPLIER CODE: VD2249	950951	1
110	0-161-064300010		.PLACARD- SUPPLIER CODE: VD2249 PLACARD CONTENT: WASTE	950951	1
- 115	2E11A60000A1A1		.PLACARD- SUPPLIER CODE: VD2249 PLACARD CONTENT: COMPT. NO. "1A1"	950951	1
- 120	2E11A60000A1A2		.PLACARD- SUPPLIER CODE: VD2249 PLACARD CONTENT: COMPT. NO. "1A2"	950951	1
- 125	2E11A60000A1A3		.PLACARD- SUPPLIER CODE: VD2249 PLACARD CONTENT: COMPT. NO. "1A3"	950951	1
- 130	2E11A60000A1A4		.PLACARD- SUPPLIER CODE: VD2249 PLACARD CONTENT: COMPT. NO. "1A4"	950951	1
- 135	2E11A60000A1A5		.PLACARD- SUPPLIER CODE: VD2249 PLACARD CONTENT: COMPT. NO. "1A5"	950951	1
- 140	2E11A60000A1A6		.PLACARD- SUPPLIER CODE: VD2249 PLACARD CONTENT: COMPT. NO. "1A6"	950951	1

MISSING ITEM NUMBERS NOT APPLICABLE

- ITEM NOT ILLUSTRATED

11-35-11-11

11-35-11
FIG. 11
PAGE 2
JAN 20/09

BRI



757

PARTS CATALOG (MAINTENANCE)

FIG ITEM	PART NUMBER	1 2 3 4 5 6 7	NOMENCLATURE	EFFECT FROM TO	UNITS PER ASSY
11 145	2E11A60000A1A7		.PLACARD- SUPPLIER CODE: VD2249 PLACARD CONTENT: COMPT. NO. "1A7"	950951	1
- 150	2E11A60000A1A8		.PLACARD- SUPPLIER CODE: VD2249 PLACARD CONTENT: COMPT. NO. "1A8"	950951	1
- 155	2E11A60000A1A9		.PLACARD- SUPPLIER CODE: VD2249 PLACARD CONTENT: COMPT. NO. "1A9"	950951	1
- 160	2E11A60000A1A10		.PLACARD- SUPPLIER CODE: VD2249 PLACARD CONTENT: COMPT. NO. "1A10"	950951	1
- 165	2E11A60000A1A11		.PLACARD- SUPPLIER CODE: VD2249 PLACARD CONTENT: COMPT. NO. "1A11"	950951	1
- 170	2E11A60000A1A12		.PLACARD- SUPPLIER CODE: VD2249 PLACARD CONTENT: COMPT. NO. "1A12"	950951	1
- 175	2E11A60000B1A1		.PLACARD- SUPPLIER CODE: VD2249 PLACARD CONTENT: COMPT. NO. "1A1"	950951	1
- 180	2E11A60000B1A2		.PLACARD- SUPPLIER CODE: VD2249 PLACARD CONTENT: COMPT. NO. "1A2"	950951	1
- 185	2E11A60000B1A3		.PLACARD- SUPPLIER CODE: VD2249 PLACARD CONTENT: COMPT. NO. "1A3"	950951	1

MISSING ITEM NUMBERS NOT APPLICABLE

- ITEM NOT ILLUSTRATED

11-35-11-11

11-35-11
FIG. 11
PAGE 3
JAN 20/09

BRI



757

PARTS CATALOG (MAINTENANCE)

FIG ITEM	PART NUMBER	1 2 3 4 5 6 7	NOMENCLATURE	EFFECT FROM TO	UNITS PER ASSY
11					
- 190	2E11A60000B1A4		.PLACARD- SUPPLIER CODE: VD2249 PLACARD CONTENT: COMPT. NO. "1A4"	950951	1
- 195	2E11A60000B1A5		.PLACARD- SUPPLIER CODE: VD2249 PLACARD CONTENT: COMPT. NO. "1A5"	950951	1
- 200	2E11A60000B1A6		.PLACARD- SUPPLIER CODE: VD2249 PLACARD CONTENT: COMPT. NO. "1A6"	950951	1
205	2E11A60000B1A7		.PLACARD- SUPPLIER CODE: VD2249 PLACARD CONTENT: COMPT. NO. "1A7"	950951	1
- 210	2E11A60000B1A8		.PLACARD- SUPPLIER CODE: VD2249 PLACARD CONTENT: COMPT. NO. "1A8"	950951	1
- 215	2E11A60000B1A9		.PLACARD- SUPPLIER CODE: VD2249 PLACARD CONTENT: COMPT. NO. "1A9"	950951	1
- 220	2E11A60000B1A10		.PLACARD- SUPPLIER CODE: VD2249 PLACARD CONTENT: COMPT. NO. "1A10"	950951	1
- 225	2E11A60000B1A11		.PLACARD- SUPPLIER CODE: VD2249 PLACARD CONTENT: COMPT. NO. "1A11"	950951	1
- 230	2E11A60000B1A12		.PLACARD- SUPPLIER CODE: VD2249 PLACARD CONTENT: COMPT. NO. "1A12"	950951	1

MISSING ITEM NUMBERS NOT APPLICABLE

- ITEM NOT ILLUSTRATED

11-35-11-11

11-35-11
FIG. 11
PAGE 4
JAN 20/09

BRI



757

PARTS CATALOG (MAINTENANCE)

FIG ITEM	PART NUMBER	1 2 3 4 5 6 7	NOMENCLATURE	EFFECT FROM TO	UNITS PER ASSY
11 - 235	000600060-4-5		.PLACARD- SUPPLIER CODE: VD2249 PLACARD CONTENT: MAX. CAP. 4.5 KG; 9.9 LBS CONFIG CHG DATA FROM A CMM: FOR FUTURE REPLACEMENT ORDER 001600060-4-5	950951	1
- 240	000600060-6-8		.PLACARD-COMPT NO. 1A5 SUPPLIER CODE: VD2249 PLACARD CONTENT: MAX. CAP. 6.8 KG; 15 LBS CONFIG CHG DATA FROM A CMM: FOR FUTURE REPLACEMENT ORDER 001600060-6-8	950951	1
- 245	000600060-11-3		.PLACARD-COMPT NO. 1A9, 1A10 SUPPLIER CODE: VD2249 PLACARD CONTENT: MAX. CAP. 11.3 KG; 24.9 LBS CONFIG CHG DATA FROM A CMM: FOR FUTURE REPLACEMENT ORDER 001600060-6-8	950951	2
- 250	000600060-13-6		.PLACARD-COMPT 1A12 SUPPLIER CODE: VD2249 PLACARD CONTENT: MAX. CAP. 13.6 KG; 30 LBS CONFIG CHG DATA FROM A CMM: FOR FUTURE REPLACEMENT ORDER 001600060-11-3	950951	1
- 255	000600060-22-7		.PLACARD-COMPT 1A6 SUPPLIER CODE: VD2249 PLACARD CONTENT: MAX. CAP. 22.7 KG; 50 LBS CONFIG CHG DATA FROM A CMM: FOR FUTURE REPLACEMENT ORDER 001600060-13-6	950951	1

MISSING ITEM NUMBERS NOT APPLICABLE

- ITEM NOT ILLUSTRATED

11-35-11-11

11-35-11
FIG. 11
PAGE 5
JAN 20/09

BRI



757

PARTS CATALOG (MAINTENANCE)

FIG ITEM	PART NUMBER	1 2 3 4 5 6 7	NOMENCLATURE	EFFECT FROM TO	UNITS PER ASSY
11 260	000600060-49-9		.PLACARD-COMPT NO. 1A7, 1A8 SUPPLIER CODE: VD2249 PLACARD CONTENT: MAX. CAP. 49.9 KG; 110 LBS CONFIG CHG DATA FROM A CMM: FOR FUTURE REPLACEMENT ORDER 001600060-49-9	950951	2
- 265	000600060-57-2		.PLACARD-COMPT 1A4 SUPPLIER CODE: VD2249 PLACARD CONTENT: MAX. CAP. 57.2 KG; 126.1 LBS CONFIG CHG DATA FROM A CMM: FOR FUTURE REPLACEMENT ORDER 001600060-57-2	950951	1
270	0-161-008200091		.PLACARD- SUPPLIER CODE: VD2249	950951	2
275	0-161-000900071		.PLACARD- SUPPLIER CODE: VD2249 PLACARD CONTENT: LATCH DOWN SB DATA FROM A CMM: PRE SB E33-1-355SB	950951	1
275	0-161-000400071		.PLACARD- SUPPLIER CODE: VD2249 SB DATA FROM A CMM: POST SB E33-1-355SB	950951	1
280	0-161-036300011		.PLACARD- SUPPLIER CODE: VD2249 PLACARD CONTENT: LIFT FLAP BEFORE CLOSING	950951	1
285	0-161-065100090		.PLACARD- SUPPLIER CODE: VD2249 PLACARD CONTENT: SEAL WHEN REINSTALLED SB DATA FROM A CMM: POST SB E33-1-355SB	950951	1

MISSING ITEM NUMBERS NOT APPLICABLE

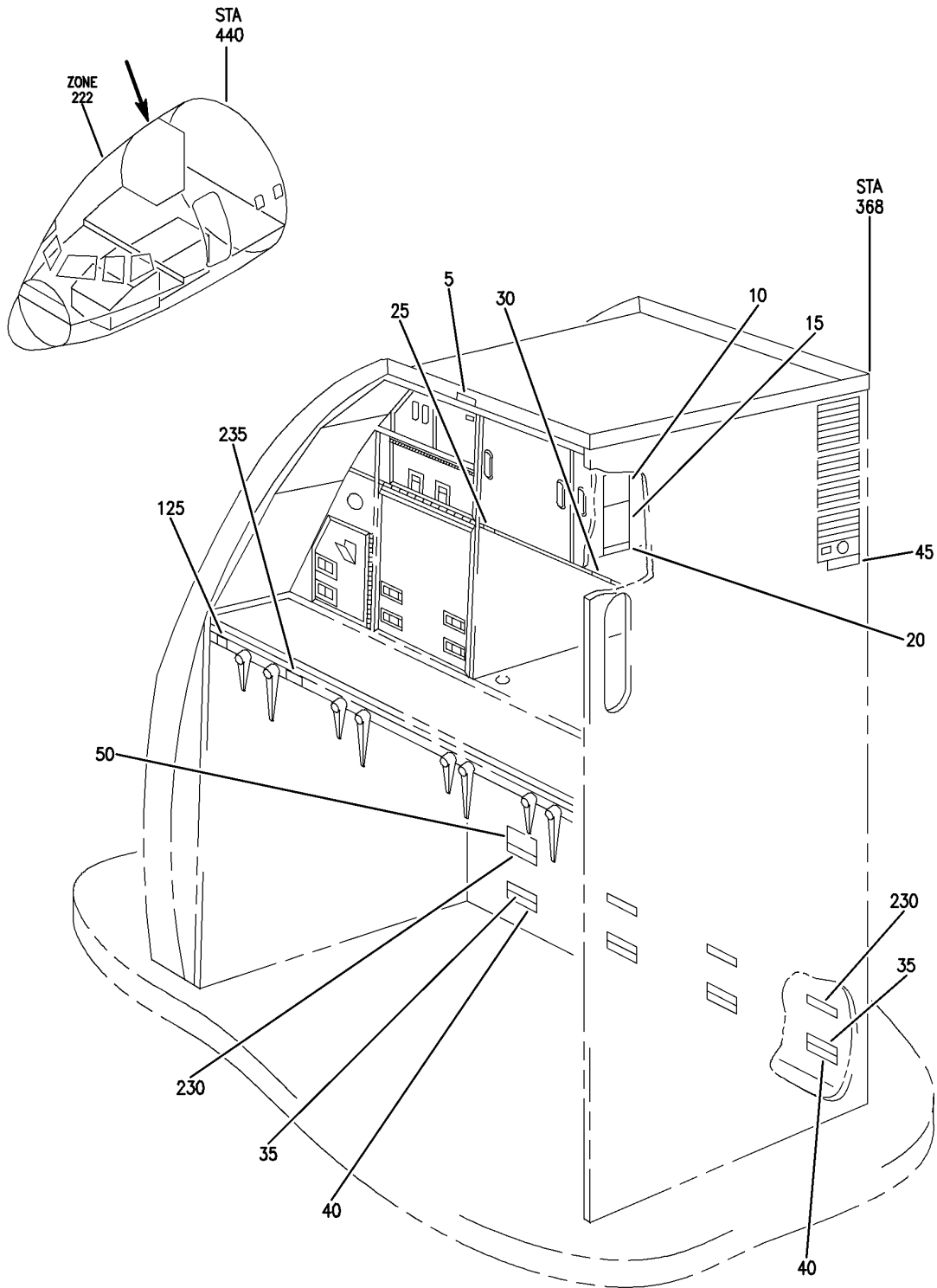
- ITEM NOT ILLUSTRATED

11-35-11-11

11-35-11
FIG. 11
PAGE 6
JAN 20/09

BRI

BOEING
757
PARTS CATALOG (MAINTENANCE)



Y 11351133 REV 228

PLACARD ASSY-GALLEY G1B
FIGURE 33

11-35-11-33

BRI
JAN 20/09

11-35-11-33
PAGE 0



757

PARTS CATALOG (MAINTENANCE)

FIG ITEM	PART NUMBER	1 2 3 4 5 6 7	NOMENCLATURE	EFFECT FROM TO	UNITS PER ASSY
33					
- 1	1002E12A60000		PLACARD ASSY-GALLEY G1B PLACARD ASSY-GALLEY G1B SUPPLIER CODE: VD2249 FOR NHA SEE: 25-31-01-68	950951 950951	RF
5	0-161-000100100		.PLACARD- SUPPLIER CODE: VD2249 PLACARD CONTENT: SELL	950951	1
10	0-161-007700091		.PLACARD- SUPPLIER CODE: VD2249 PLACARD CONTENT: CAUTION: NOTICE:	950951	1
15	0-161-070200091		.PLACARD- SUPPLIER CODE: VD2249 PLACARD CONTENT: THE GROSS WEIGHT	950951	1
20	000900060-540-4		.PLACARD- SUPPLIER CODE: VD2249 PLACARD CONTENT: MAX GALLEY CAPACITY 540.4 KG; 1191.4 LBS	950951	1
25	0-161-042500100		.PLACARD- SUPPLIER CODE: VD2249 PLACARD CONTENT: OVEN NO. 1	950951	1
30	0-161-042600100		.PLACARD- SUPPLIER CODE: VD2249 PLACARD CONTENT: OVEN NO. 2	950951	1
35	0-161-001000091		.PLACARD- SUPPLIER CODE: VD2249 PLACARD CONTENT: ALL CARTS OR	950951	4
40	0-161-026300091		.PLACARD- SUPPLIER CODE: VD2249 PLACARD CONTENT: FULL SIZE CARTS ONLY	950951	4

MISSING ITEM NUMBERS NOT APPLICABLE

- ITEM NOT ILLUSTRATED

11-35-11-33

11-35-11
FIG. 33
PAGE 1
JAN 20/09

BRI



757

PARTS CATALOG (MAINTENANCE)

FIG ITEM	PART NUMBER	1 2 3 4 5 6 7	NOMENCLATURE	EFFECT FROM TO	UNITS PER ASSY
33					
45	0-161-008000091		.PLACARD- SUPPLIER CODE: VD2249 PLACARD CONTENT: CLOSE AND LATCH TABLE	950951	1
50	2E11A60000A1B1		.PLACARD- SUPPLIER CODE: VD2249 PLACARD CONTENT: COMPT NO. 1B1	950951	1
- 55	2E11A60000A1B2		.PLACARD- SUPPLIER CODE: VD2249 PLACARD CONTENT: COMPT NO. 1B2	950951	1
- 60	2E11A60000A1B3		.PLACARD- SUPPLIER CODE: VD2249 PLACARD CONTENT: COMPT NO. 1B3	950951	1
- 65	2E11A60000A1B4		.PLACARD- SUPPLIER CODE: VD2249 PLACARD CONTENT: COMPT NO. 1B4	950951	1
- 70	2E11A60000A1B5		.PLACARD- SUPPLIER CODE: VD2249 PLACARD CONTENT: COMPT NO. 1B5	950951	1
- 75	2E11A60000A1B6		.PLACARD- SUPPLIER CODE: VD2249 PLACARD CONTENT: COMPT NO. 1B6	950951	1
- 80	2E11A60000A1B7		.PLACARD- SUPPLIER CODE: VD2249 PLACARD CONTENT: COMPT NO. 1B7	950951	1
- 85	2E11A60000A1B8		.PLACARD- SUPPLIER CODE: VD2249 PLACARD CONTENT: COMPT NO. 1B8	950951	1

MISSING ITEM NUMBERS NOT APPLICABLE

- ITEM NOT ILLUSTRATED

11-35-11-33

11-35-11
FIG. 33
PAGE 2
JAN 20/09

BRI



757

PARTS CATALOG (MAINTENANCE)

FIG ITEM	PART NUMBER	1 2 3 4 5 6 7	NOMENCLATURE	EFFECT FROM TO	UNITS PER ASSY
33					
- 90	2E11A60000A1B9		.PLACARD- SUPPLIER CODE: VD2249 PLACARD CONTENT: COMPT NO. 1B9	950951	1
- 95	2E11A60000A1B10		.PLACARD- SUPPLIER CODE: VD2249 PLACARD CONTENT: COMPT NO. 1B10	950951	1
- 100	2E11A60000A1B11		.PLACARD- SUPPLIER CODE: VD2249 PLACARD CONTENT: COMPT NO. 1B11	950951	1
- 105	2E11A60000A1B12		.PLACARD- SUPPLIER CODE: VD2249 PLACARD CONTENT: COMPT NO. 1B12	950951	1
- 110	2E11A60000A1B13		.PLACARD- SUPPLIER CODE: VD2249 PLACARD CONTENT: COMPT NO. 1B13	950951	1
- 115	2E11A60000A1B14		.PLACARD- SUPPLIER CODE: VD2249 PLACARD CONTENT: COMPT NO. 1B14	950951	1
- 120	2E11A60000A1B15		.PLACARD- SUPPLIER CODE: VD2249 PLACARD CONTENT: COMPT NO. 1B15	950951	1
125	2E11A60000A1B1		.PLACARD- SUPPLIER CODE: VD2249 PLACARD CONTENT: COMPT NO. 1B1	950951	1
- 130	2E11A60000A1B2		.PLACARD- SUPPLIER CODE: VD2249 PLACARD CONTENT: COMPT NO. 1B2	950951	1

MISSING ITEM NUMBERS NOT APPLICABLE

- ITEM NOT ILLUSTRATED

11-35-11-33

11-35-11
FIG. 33
PAGE 3
JAN 20/09

BRI



757

PARTS CATALOG (MAINTENANCE)

FIG ITEM	PART NUMBER	1 2 3 4 5 6 7	NOMENCLATURE	EFFECT FROM TO	UNITS PER ASSY
33					
- 135	2E11A60000A1B3		.PLACARD- SUPPLIER CODE: VD2249 PLACARD CONTENT: COMPT NO. 1B3	950951	1
- 140	2E11A60000A1B4		.PLACARD- SUPPLIER CODE: VD2249 PLACARD CONTENT: COMPT NO. 1B4	950951	1
- 145	2E11A60000A1B5		.PLACARD- SUPPLIER CODE: VD2249 PLACARD CONTENT: COMPT NO. 1B5	950951	1
- 150	2E11A60000A1B6		.PLACARD- SUPPLIER CODE: VD2249 PLACARD CONTENT: COMPT NO. 1B6	950951	1
- 155	2E11A60000A1B7		.PLACARD- SUPPLIER CODE: VD2249 PLACARD CONTENT: COMPT NO. 1B7	950951	1
- 160	2E11A60000A1B8		.PLACARD- SUPPLIER CODE: VD2249 PLACARD CONTENT: COMPT NO. 1B8	950951	1
- 165	2E11A60000A1B9		.PLACARD- SUPPLIER CODE: VD2249 PLACARD CONTENT: COMPT NO. 1B9	950951	1
- 170	2E11A60000A1B10		.PLACARD- SUPPLIER CODE: VD2249 PLACARD CONTENT: COMPT NO. 1B10	950951	1
- 175	2E11A60000A1B11		.PLACARD- SUPPLIER CODE: VD2249 PLACARD CONTENT: COMPT NO. 1B11	950951	1

MISSING ITEM NUMBERS NOT APPLICABLE

- ITEM NOT ILLUSTRATED

11-35-11-33

11-35-11
FIG. 33
PAGE 4
JAN 20/09

BRI



757

PARTS CATALOG (MAINTENANCE)

FIG ITEM	PART NUMBER	1 2 3 4 5 6 7	NOMENCLATURE	EFFECT FROM TO	UNITS PER ASSY
33 - 180	2E11A60000A1B12	.PLACARD-	SUPPLIER CODE: VD2249 PLACARD CONTENT: COMPT NO. 1B12	950951	1
- 185	2E11A60000A1B13	.PLACARD-	SUPPLIER CODE: VD2249 PLACARD CONTENT: COMPT NO. 1B13	950951	1
- 190	2E11A60000A1B14	.PLACARD-	SUPPLIER CODE: VD2249 PLACARD CONTENT: COMPT NO. 1B14	950951	1
- 195	2E11A60000A1B15	.PLACARD-	SUPPLIER CODE: VD2249 PLACARD CONTENT: COMPT NO. 1B15	950951	1
- 200	000600060-2	.PLACARD-	COMPT NO. 1B11, 1B12 SUPPLIER CODE: VD2249 PLACARD CONTENT: MAX. CAPACITY 2 KG; 4.4 LBS	950951	2
- 205	000600060-6-8	.PLACARD-	COMPT NO. 1B5, 1B10 SUPPLIER CODE: VD2249 PLACARD CONTENT: MAX. CAPACITY 6.8 KG; 15 LBS	950951	2
- 210	000600060-9-1	.PLACARD-	COMPT NO. 1B6, 1B15 SUPPLIER CODE: VD2249 PLACARD CONTENT: MAX. CAPACITY 9.1 KG; 20 LBS	950951	2
- 215	000600060-18	.PLACARD-	COMPT NO. 1B7 SUPPLIER CODE: VD2249 PLACARD CONTENT: MAX. CAPACITY 18 KG; 39.7 LBS	950951	1

MISSING ITEM NUMBERS NOT APPLICABLE

- ITEM NOT ILLUSTRATED

11-35-11-33

11-35-11
FIG. 33
PAGE 5
JAN 20/09

BRI



757

PARTS CATALOG (MAINTENANCE)

FIG ITEM	PART NUMBER	1 2 3 4 5 6 7	NOMENCLATURE	EFFECT FROM TO	UNITS PER ASSY
33 - 220	000600060-20-9		.PLACARD- COMPT NO. IB8, 1B9 SUPPLIER CODE: VD2249 PLACARD CONTENT: MAX. CAPACITY 20.9 KG; 46.1 LBS	950951	2
- 225	000600060-27-2		.PLACARD- COMPT NO. IB13, 1B14 SUPPLIER CODE: VD2249 PLACARD CONTENT: MAX. CAPACITY 27.2 KG; 60 LBS	950951	2
230	000600060-88-5		.PLACARD- COMPT NO. IB1, 1B2, 1B3, 1B4 SUPPLIER CODE: VD2249 PLACARD CONTENT: MAX. CAPACITY 88.5 KG; 195.1 LBS	950951	4
235	1002E12A60016		.PLACARD- SUPPLIER CODE: VD2249 PLACARD CONTENT: TO REMOVE CART	950951	1

MISSING ITEM NUMBERS NOT APPLICABLE

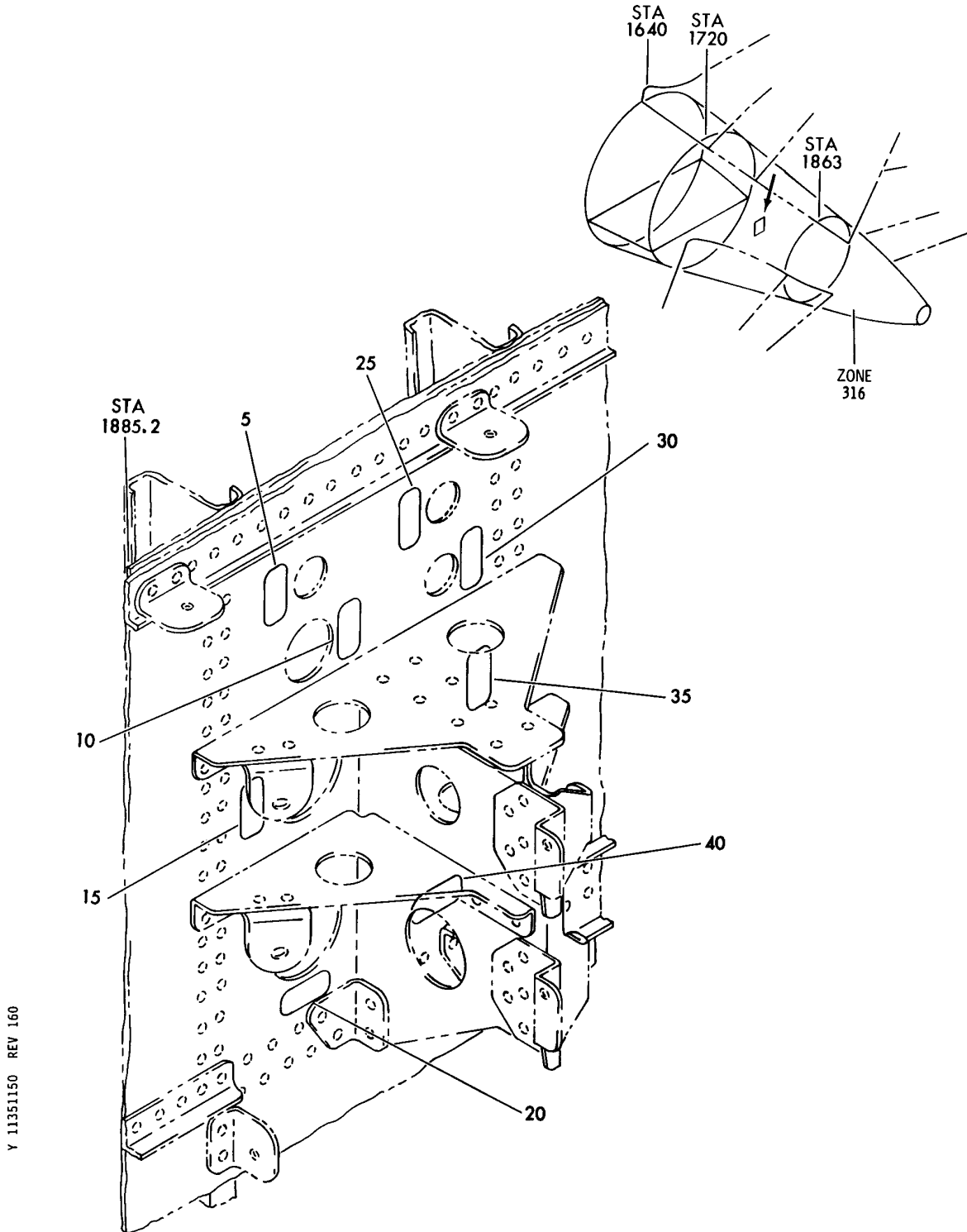
- ITEM NOT ILLUSTRATED

11-35-11-33

11-35-11
FIG. 33
PAGE 6
JAN 20/09

BRI

BOEING
757
PARTS CATALOG (MAINTENANCE)



Y 11351150 REV 160

MARKER INSTL-SECT. 48 FIREWALL STA 1885.2
FIGURE 50

11-35-11-50

BRI
MAY 28/07

11-35-11-50
PAGE 0



757

PARTS CATALOG (MAINTENANCE)

FIG ITEM	PART NUMBER	1 2 3 4 5 6 7	NOMENCLATURE	EFFECT FROM TO	UNITS PER ASSY
50			MARKER INSTL-SECT. 48 FIREWALL STA 1885.2	002004 006106 108903 950951 953999	
- 1	287N4821-3		MARKER INSTL-FIREWALL POSITION DATA: SECT. 48 STA. 1885.2 FOR NHA SEE: 24-00-60-01 24-00-60-20	002004 006102 108903 950951 953999	RF
- 1	MODREF11343		MARKER INSTL-FIREWALL MODULE NUMBER: 287N4821-3 REV A POSITION DATA: SECT. 48 STA. 1885.2	103106	1
5	BAC27NEX2759		.MARKER-ALUMINUM FOIL- PLACARD CONTENT: D40104J	002004 006106 108903 950951 953999	1
10	BAC27NEX2764		.MARKER-ALUMINUM FOIL- PLACARD CONTENT: D40230J	002004 006106 108903 950951 953999	1
15	BAC27NEX2763		.MARKER-ALUMINUM FOIL- PLACARD CONTENT: D40228J	002004 006106 108903 950951 953999	1
20	BAC27NEX2762		.MARKER-ALUMINUM FOIL- PLACARD CONTENT: D40222J	002004 006106 108903 950951 953999	1
25	BAC27NEX2765		.MARKER-ALUMINUM FOIL- PLACARD CONTENT: D40316J	002004 006106 108903 950951 953999	1
30	BAC27NEX2766		.MARKER-ALUMINUM FOIL- PLACARD CONTENT: D40318J	002004 006106 108903 950951 953999	1

MISSING ITEM NUMBERS NOT APPLICABLE

- ITEM NOT ILLUSTRATED

11-35-11-50

11-35-11
FIG. 50
PAGE 1
JAN 20/09

BRI



757

PARTS CATALOG (MAINTENANCE)

FIG ITEM	PART NUMBER	1 2 3 4 5 6 7	NOMENCLATURE	EFFECT FROM TO	UNITS PER ASSY
50					
35	BAC27NEX2760		.MARKER-ALUMINUM FOIL- PLACARD CONTENT: D40198J	002004 006106 108903 950951 953999	1
40	BAC27NEX2761		.MARKER-ALUMINUM FOIL- PLACARD CONTENT: D40200J	002004 006106 108903 950951 953999	1

MISSING ITEM NUMBERS NOT APPLICABLE

- ITEM NOT ILLUSTRATED

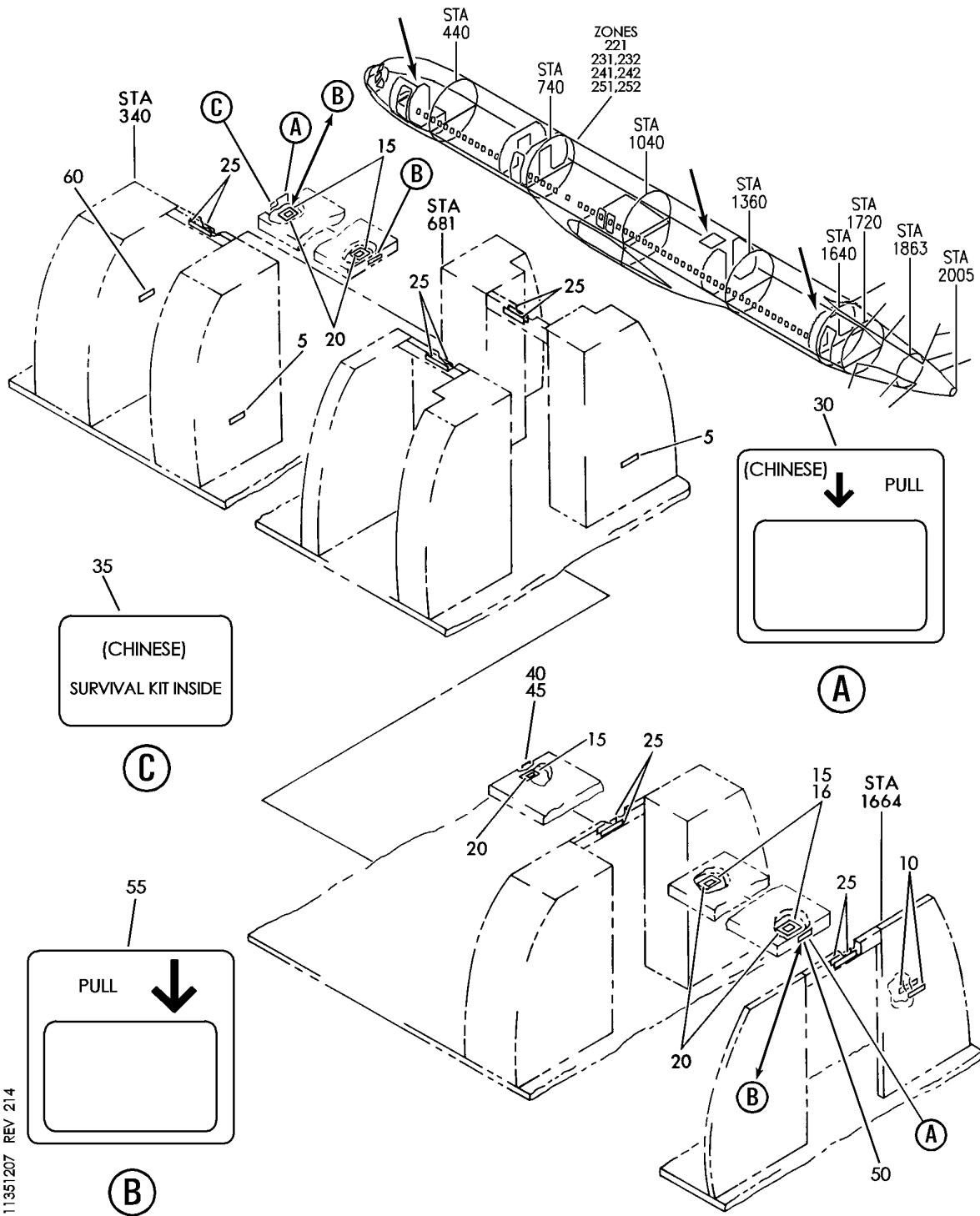
BRI

11-35-11-50

BOEING PROPRIETARY - Copyright © - Unpublished Work - See title page for details.

11-35-11
FIG. 50
PAGE 2
JAN 20/09

BOEING
757
PARTS CATALOG (MAINTENANCE)



PLACARD INSTL-CAB. INTR (COMPARTMENT DIVIDERS ONLY)
FIGURE 7

11-35-12-07

BRI
JAN 20/09

11-35-12-07
PAGE 0

Y 11351207 REV 214



757

PARTS CATALOG (MAINTENANCE)

FIG ITEM	PART NUMBER	1 2 3 4 5 6 7	NOMENCLATURE	EFFECT FROM TO	UNITS PER ASSY
7			PLACARD INSTL-CAB. INTR (COMPARTMENT DIVIDERS ONLY)	504504 506506	
- 1	414N5019-140		PLACARD INSTL-CAB. INTR (COMPARTMENT DIVIDERS ONLY)	504504 506506	RF
			FOR NHA/ADDITIONAL DET SEE: 25-20-00-07B		
	5 BAC29PPS17055		.PLACARD- PLACARD CONTENT: LIFE VEST UNDER YOUR SEAT FASTEN SEAT BELT WHILE SEATED	504504 506506	2
	10 BAC29PPS18030		.PLACARD- PLACARD CONTENT: LATCH CLOSED DURING TAXI, TAKEOFF, LANDING AND TURBULENCE	504504 506506	2
	15 BAC29PPS18932		.MARKER	504504 506506	5
	20 BAC29PPS18937		.MARKER- PLACARD CONTENT: LOAD LIMIT 0 LB/0 KG	504504 506506	5
	25 BAC29PPS21025		.PLACARD- PLACARD CONTENT: CURTAIN SHALL BE FASTENED OPEN DURING TAXI, TAKEOFF AND LANDING	504504 506506	10
	60 BAC27DPA4336		.PLACARD- PLACARD CONTENT: NO OCCUPANTS OR CARGO PERMITTED IN THIS COMPARTMENT DURING FLIGHT	504504 506506	1

MISSING ITEM NUMBERS NOT APPLICABLE

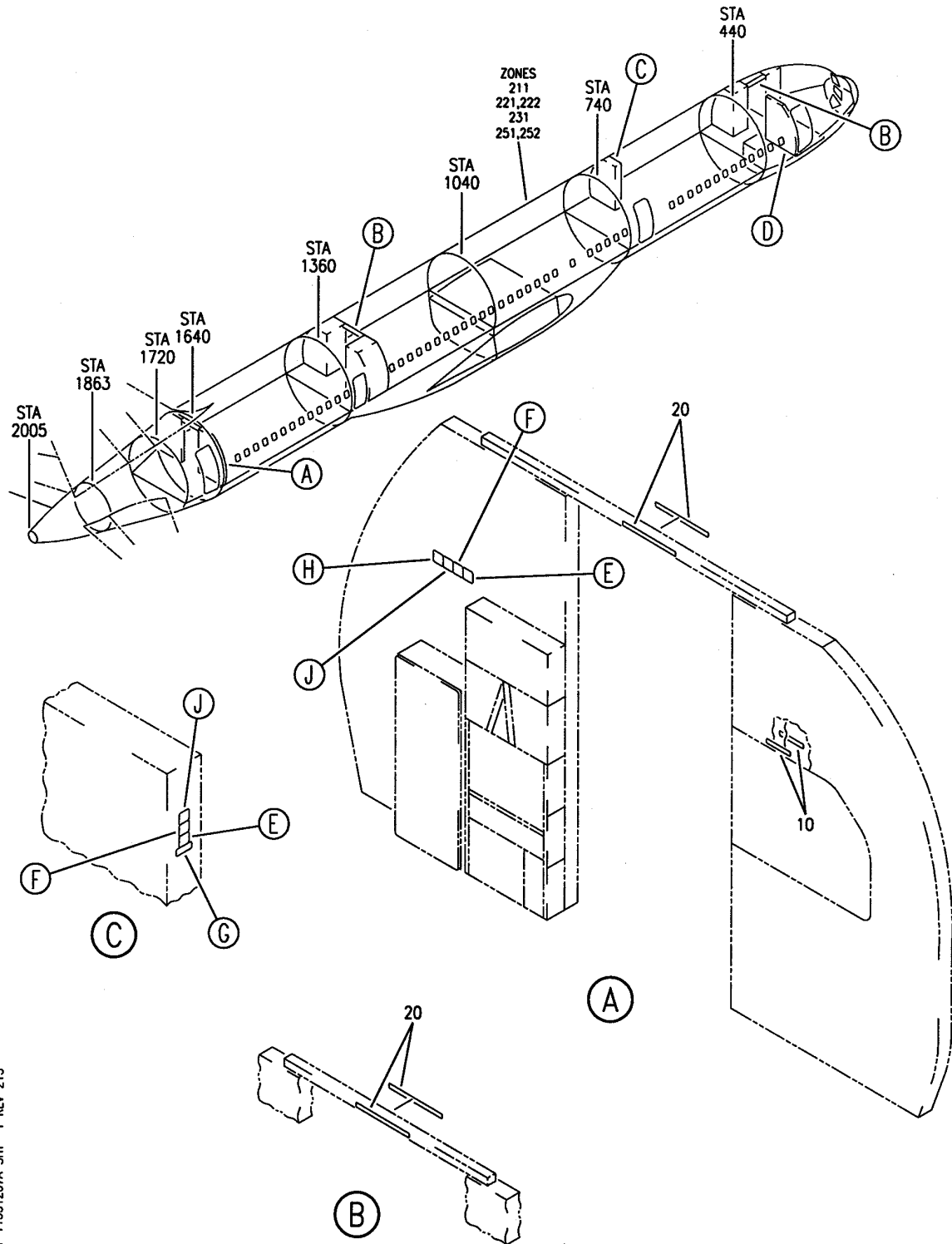
- ITEM NOT ILLUSTRATED

11-35-12-07

11-35-12
FIG. 07
PAGE 1
JAN 20/09

BRI

BOEING
757
PARTS CATALOG (MAINTENANCE)



Y 11351207A SHT 1 REV 215

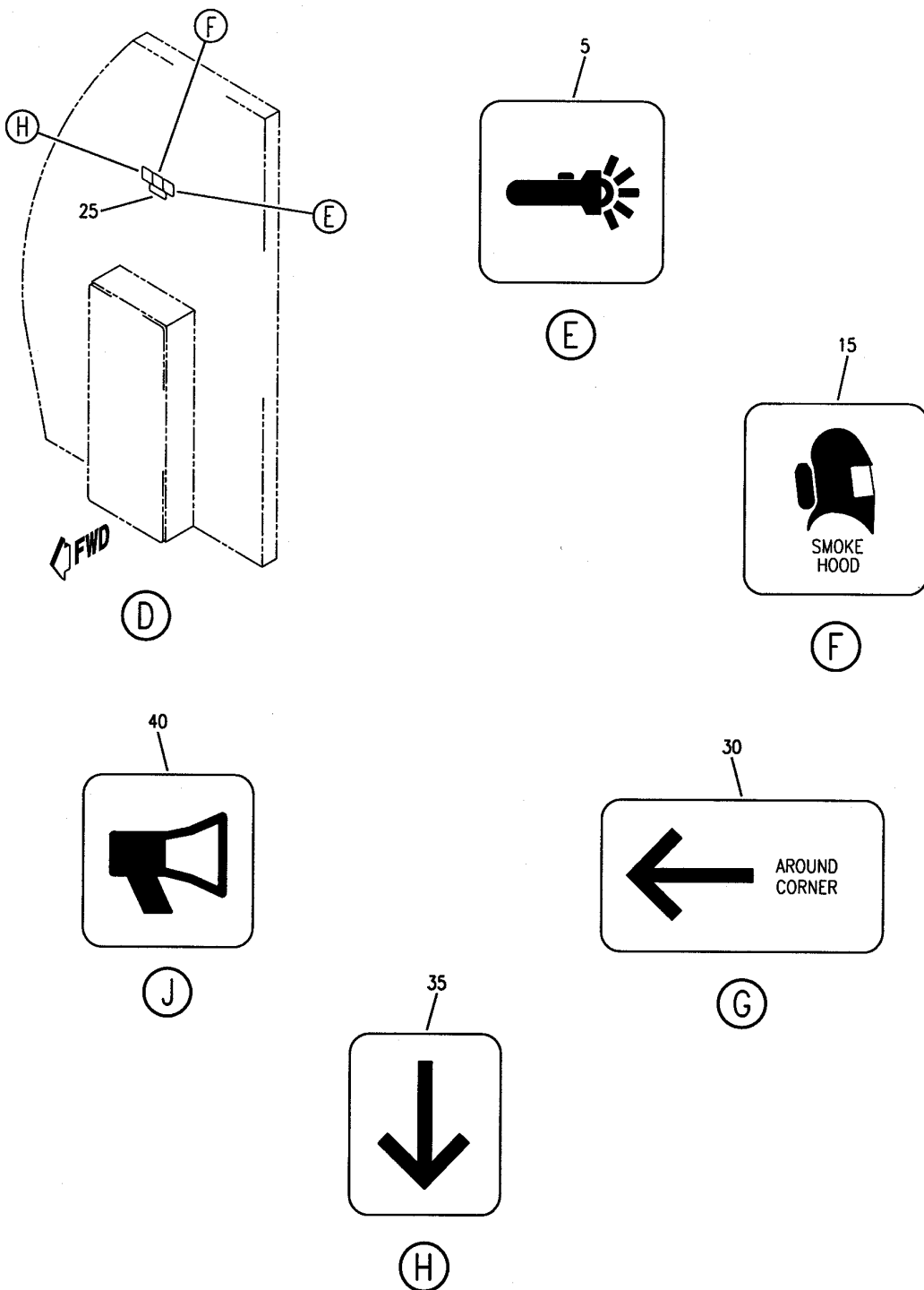
PLACARD INSTL-CAB. INTR (COMPARTMENT DIVIDERS ONLY) (BAB)
FIGURE 7A (SHEET 1)

11-35-12-07A

BRI
JAN 20/09

11-35-12-07A
PAGE 0

BOEING
757
PARTS CATALOG (MAINTENANCE)



Y 11351207A SHT 2 REV 215

PLACARD INSTL-CAB. INTR (COMPARTMENT DIVIDERS ONLY) (BAB)
FIGURE 7A (SHEET 2)

11-35-12-07A

BRI
JAN 20/09

11-35-12-07A
PAGE 0A



757

PARTS CATALOG (MAINTENANCE)

FIG ITEM	PART NUMBER	1 2 3 4 5 6 7	NOMENCLATURE	EFFECT FROM TO	UNITS PER ASSY
7A			PLACARD INSTL-CAB. INTR (COMPARTMENT DIVIDERS ONLY) (BAB)	505505 507903	
- 1	414N5019-145		PLACARD INSTL-CAB. INTR (COMPARTMENT DIVIDERS ONLY) (BAB)	505505 507903	RF
	5 BAC29PPS1319		.PLACARD	505505 507903	3
	10 BAC29PPS18030		.PLACARD- PLACARD CONTENT: LATCH CLOSED DURING TAXI, TAKEOFF, LANDING AND TURBULENCE	505505 507903	2
	15 BAC29PPS21001		.PLACARD	505505 507903	3
	20 BAC29PPS21025		.PLACARD- PLACARD CONTENT: CURTAIN SHALL BE FASTENED OPEN DURING TAXI, TAKEOFF AND LANDING	505505 507903	6
	25 BAC29PPS23501		.PLACARD- PLACARD CONTENT: DEMO EQUIPMENT	505505 507903	1
	30 BAC29PPS42394		.PLACARD	505505 507903	1
	35 BAC29PPS42401		.PLACARD	505505 507903	2
	40 BAC29UPPS0134		.PLACARD	505505 507903	2

MISSING ITEM NUMBERS NOT APPLICABLE

- ITEM NOT ILLUSTRATED

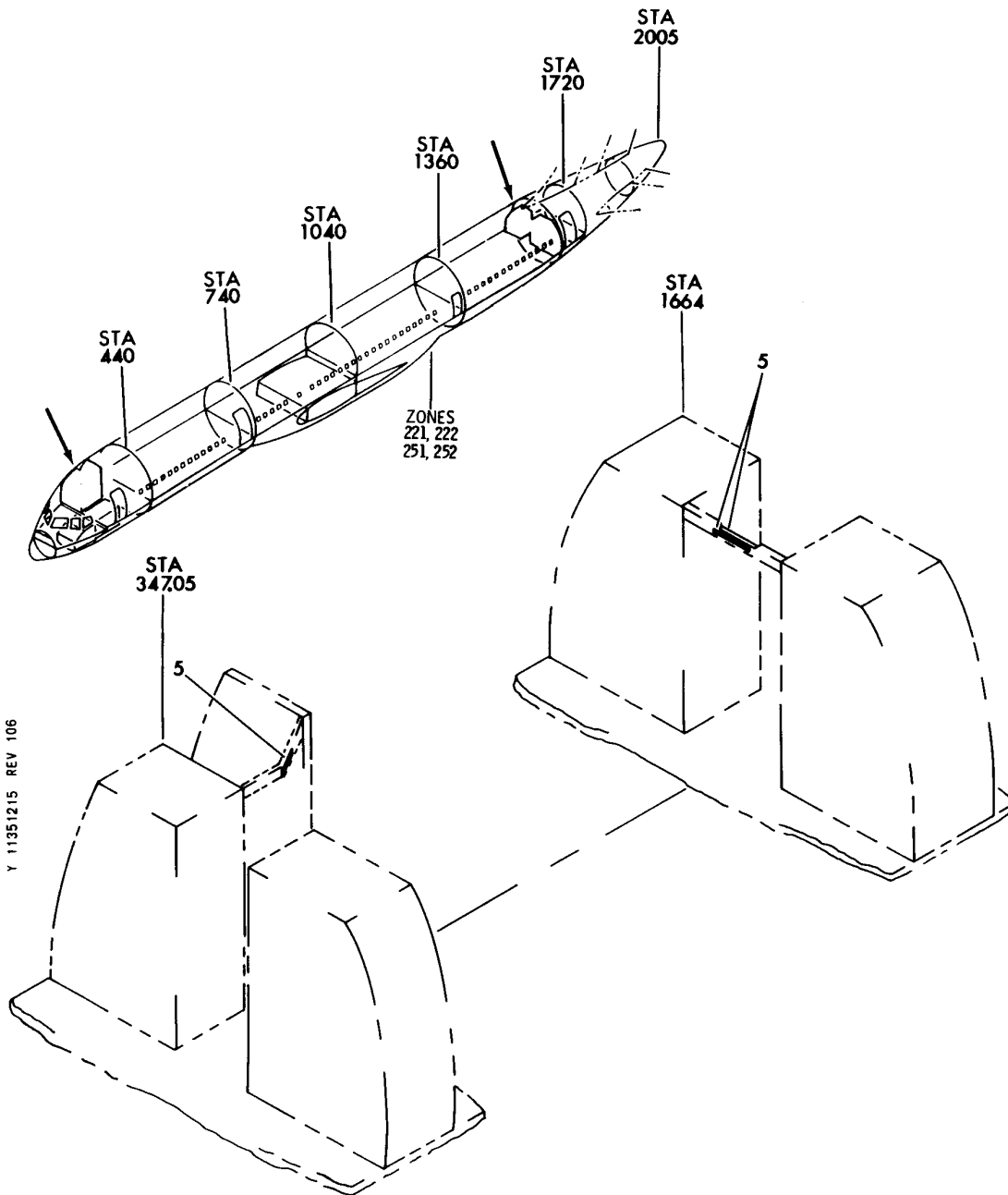
BRI

11-35-12-07A

BOEING PROPRIETARY - Copyright © - Unpublished Work - See title page for details.

11-35-12
FIG. 07A
PAGE 1
JAN 20/09

BOEING
757
PARTS CATALOG (MAINTENANCE)



PLACARD INSTL-CAB. INTR (COMPARTMENT DIVIDERS ONLY)
FIGURE 15

11-35-12-15

BRI
JAN 20/09

11-35-12-15
PAGE 0



757

PARTS CATALOG (MAINTENANCE)

FIG ITEM	PART NUMBER	1 2 3 4 5 6 7	NOMENCLATURE	EFFECT FROM TO	UNITS PER ASSY
15			PLACARD INSTL-CAB. INTR (COMPARTMENT DIVIDERS ONLY)	107107	
- 1	414N5011-14		PLACARD INSTL-CAB. INTR (COMPARTMENT DIVIDERS ONLY)	107107	RF
5	BAC29PPS0629		FOR NHA/ADDITIONAL DET SEE: 25-20-00-01C .PLACARD- PLACARD CONTENT: FASTEN CURTAIN OPEN DURING TAKEOFF AND LANDING	107107	3

MISSING ITEM NUMBERS NOT APPLICABLE

- ITEM NOT ILLUSTRATED

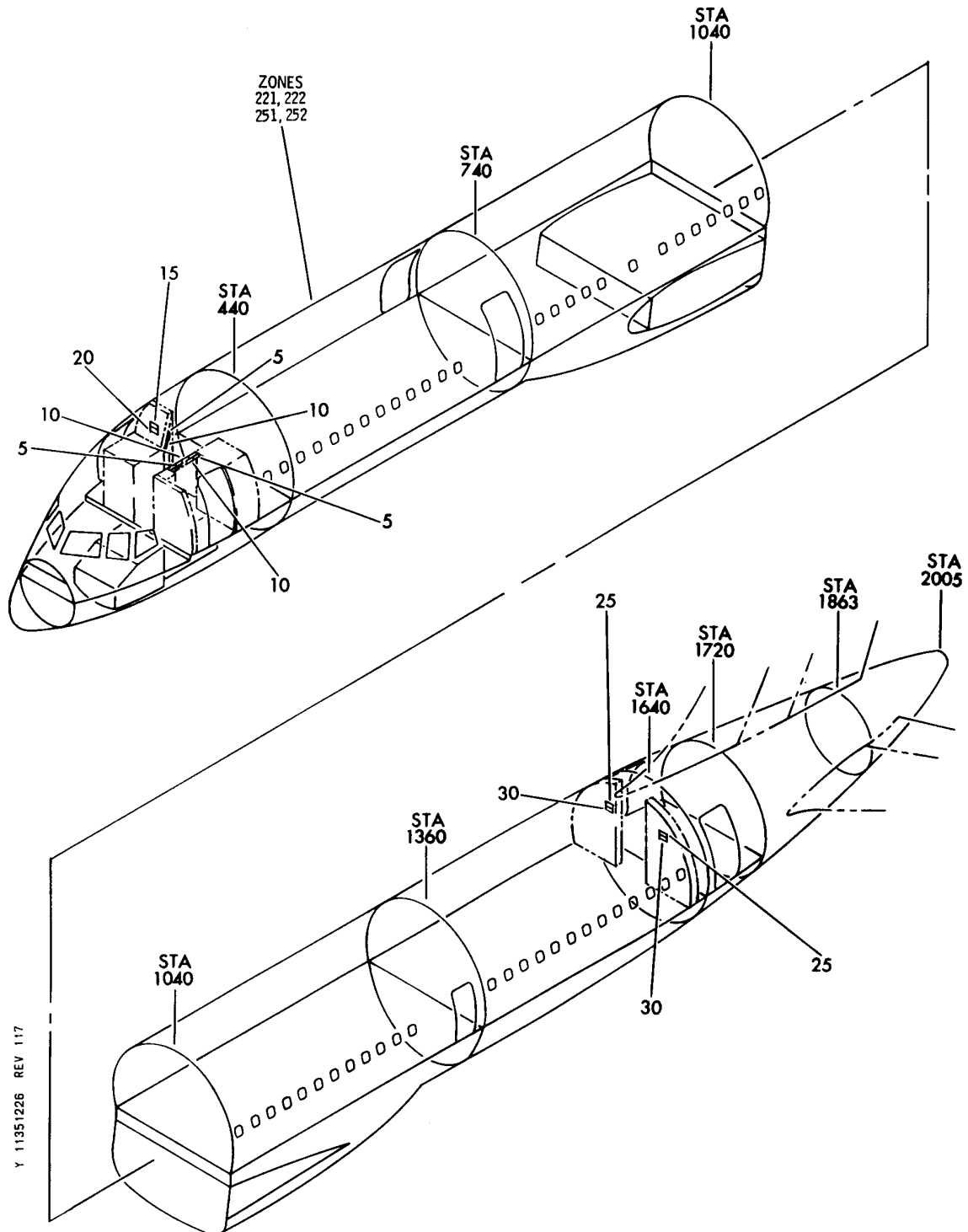
BRI

11-35-12-15

BOEING PROPRIETARY - Copyright © - Unpublished Work - See title page for details.

11-35-12
FIG. 15
PAGE 1
JAN 20/09

BOEING
757
PARTS CATALOG (MAINTENANCE)



PLACARD INSTL-CAB. INTR (COMPARTMENT DIVIDERS ONLY) (WUA)
FIGURE 26

11-35-12-26

BRI
MAY 28/07

11-35-12-26
PAGE 0



757

PARTS CATALOG (MAINTENANCE)

FIG ITEM	PART NUMBER	1 2 3 4 5 6 7	NOMENCLATURE	EFFECT FROM TO	UNITS PER ASSY
26			PLACARD INSTL- CAB. INTR (COMPARTMENT DIVIDERS ONLY) (WUA)	904949	
- 1	414N5009-3		PLACARD INSTL-CAB. INTR WUA (COMPARTMENT DIVIDERS ONLY)	904949	RF
			FOR NHA/ADDITIONAL DET SEE: 25-20-00-01C		
	5 BAC29PPS1302		.PLACARD- PLACARD CONTENT: CURTAIN SHALL BE FASTEN OPEN DURING TAKEOFF AND LANDING	904949	3
	10 BAC29PPS9786		.PLACARD-SPANISH	904949	3
	15 BAC29PPS0625		.PLACARD- PLACARD CONTENT: FASTEN SEAT BELT WHILE SEATED	904949	1
	20 BAC29PPS9783		.PLACARD-SPANISH	904949	1
	25 BAC29PPS0617		.PLACARD- PLACARD CONTENT: FOR CREW USE ONLY	904949	2
	30 BAC29PPS7747		.PLACARD-SPANISH	904949	2
- 500	414N5009-5		PLACARD INSTL-CAB. INTR WUA FLYAWAY (COMPARTMENT DIVIDERS ONLY)	904949	RF
			POST RAPID REVISION: RR92003-19		
			FOR NHA/ADDITIONAL DET SEE: 25-20-00-10		
- 505	BAC29PPS0625		.PLACARD- PLACARD CONTENT: FASTEN SEAT BELT WHILE SEATED	904949	1
- 510	BAC29PPS9783		.PLACARD-SPANISH	904949	1

MISSING ITEM NUMBERS NOT APPLICABLE

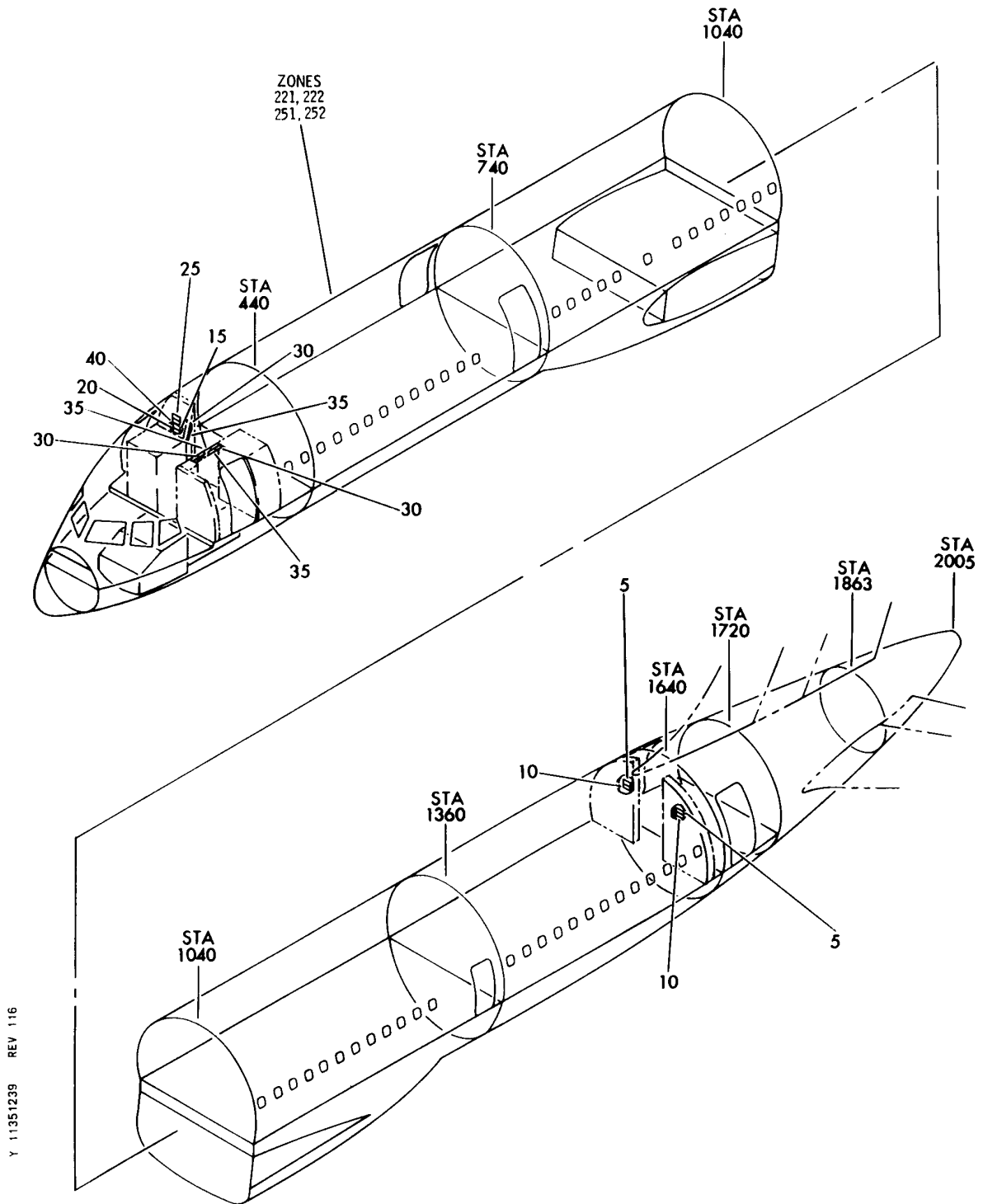
- ITEM NOT ILLUSTRATED

11-35-12-26

11-35-12
FIG. 26
PAGE 1
JAN 20/09

BRI

BOEING
757
PARTS CATALOG (MAINTENANCE)



Y 11351239 REV 116

PLACARD INSTL-CAB. INTR (COMPARTMENT DIVIDERS ONLY)
FIGURE 39

11-35-12-39

BRI
JAN 20/09

11-35-12-39
PAGE 0



757

PARTS CATALOG (MAINTENANCE)

FIG ITEM	PART NUMBER	1 2 3 4 5 6 7	NOMENCLATURE	EFFECT FROM TO	UNITS PER ASSY
39			PLACARD INSTL-CAB. INTR (COMPARTMENT DIVIDERS ONLY)	121503	
- 1	414N5019-18		PLACARD INSTL-CAB. INTR (COMPARTMENT DIVIDER ONLY)	121503	RF
			FOR NHA/ADDITIONAL DET SEE: 25-20-00-01C		
	5 BAC29PPS0617		.PLACARD- PLACARD CONTENT: FOR CREW USE ONLY	121503	2
	10 BAC29PPS7747		.PLACARD-SPANISH	121503	2
	15 BAC29PPS0625		.PLACARD- PLACARD CONTENT: FASTEN SEAT BELTS WHILE SEATED	121503	1
	20 BAC29PPS9783		.PLACARD-SPANISH	121503	1
	25 BAC29PPS4690		.PLACARD- PLACARD CONTENT: FOR DEMONSTRATION ONLY, OXYGEN MASK	121503	1
	30 BAC29PPS1302		.PLACARD- PLACARD CONTENT: CURTAIN SHALL BE FASTENED OPEN DURING TAKEOFF AND LANDING	121503	3
	35 BAC29PPS9786		.PLACARD-SPANISH	121503	3
	40 BAC29PPS0628		.PLACARD- PLACARD CONTENT: DOOR MUST BE CLOSED AND LATCHED DURING TAKEOFF AND LANDIND	121503	1

MISSING ITEM NUMBERS NOT APPLICABLE

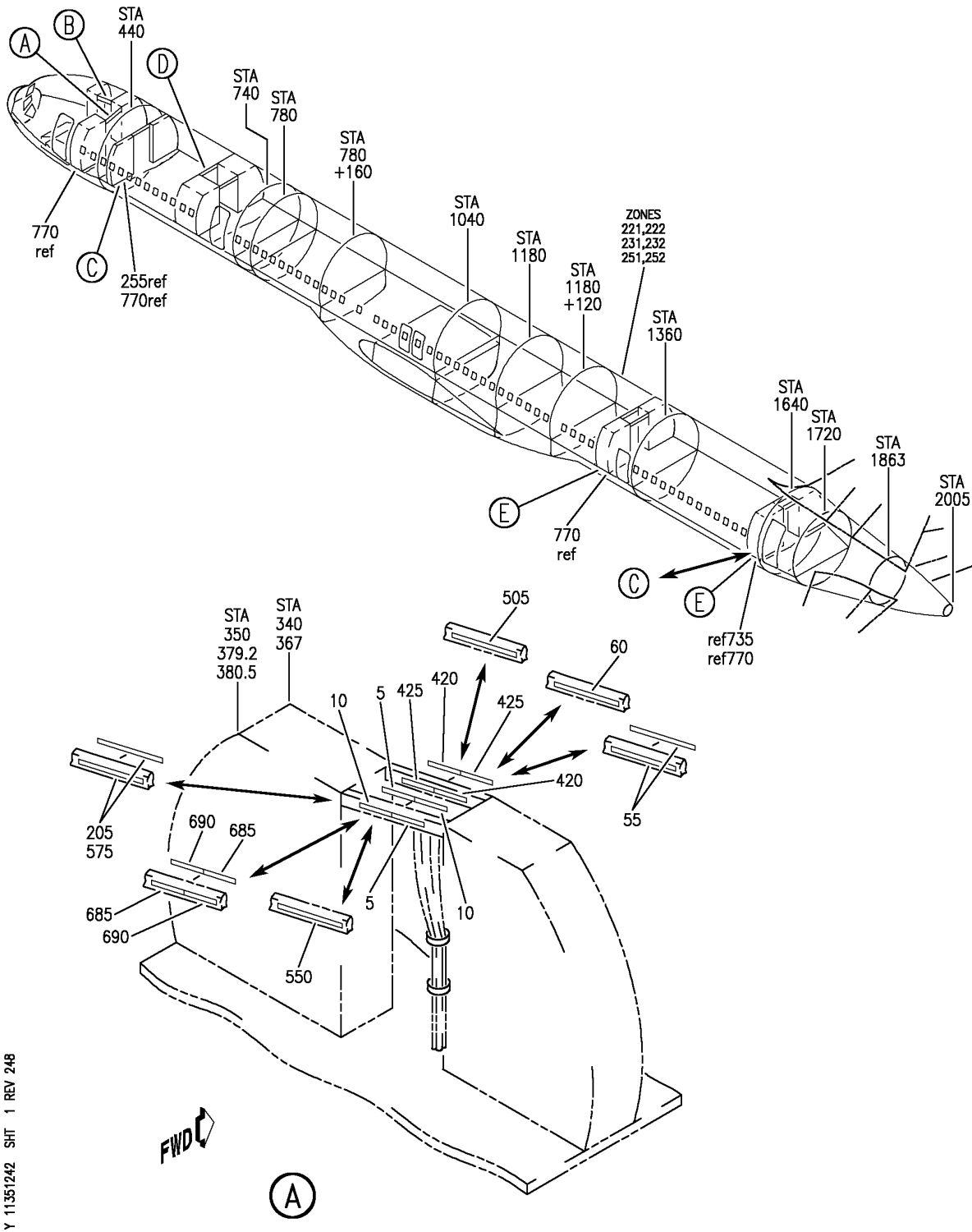
- ITEM NOT ILLUSTRATED

11-35-12-39

11-35-12
FIG. 39
PAGE 1
JAN 20/09

BRI

BOEING
757
PARTS CATALOG (MAINTENANCE)



Y 11351242 SHT 1 REV 248

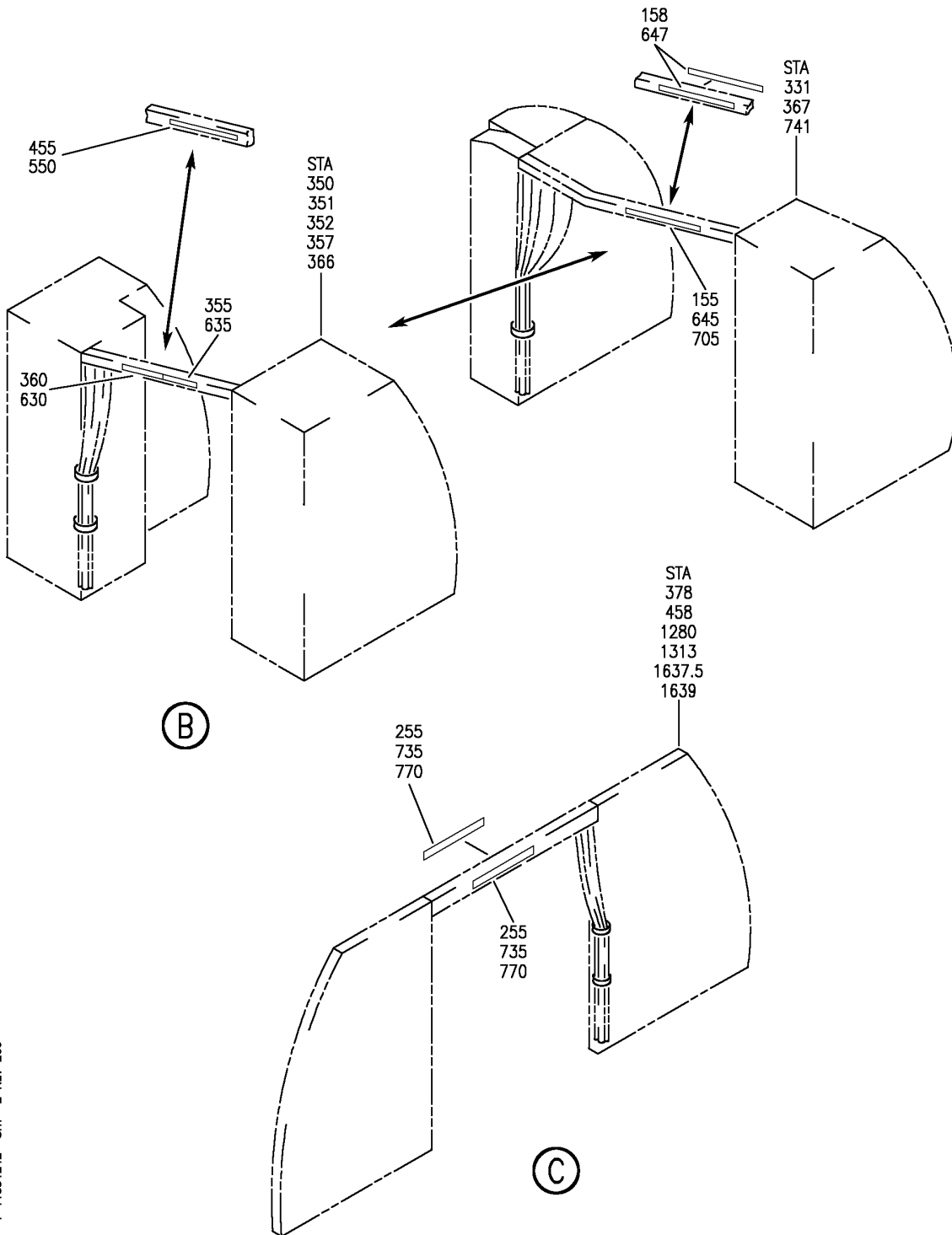
PLACARD INSTL-CAB. INTR
FIGURE 42 (SHEET 1)

11-35-12-42

BRI
MAY 28/07

11-35-12-42
PAGE 0

BOEING
757
PARTS CATALOG (MAINTENANCE)



Y 11351242 SH1 2 REV 260

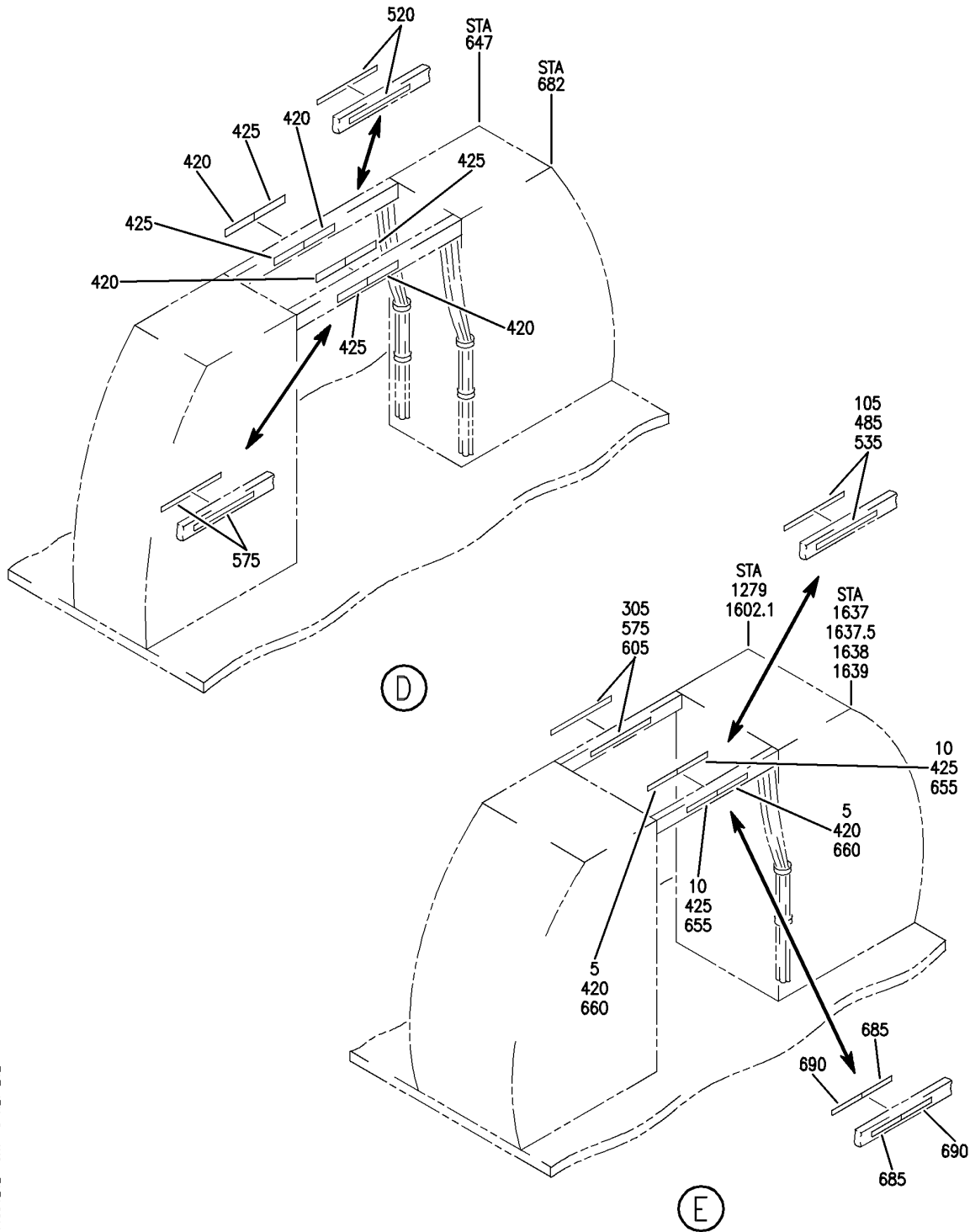
PLACARD INSTL-CAB. INTR
FIGURE 42 (SHEET 2)

11-35-12-42

BRI
MAY 28/07

11-35-12-42
PAGE 0A

BOEING
757
PARTS CATALOG (MAINTENANCE)



Y 11351242 SHT 3 REV 242

PLACARD INSTL-CAB. INTR
FIGURE 42 (SHEET 3)

11-35-12-42

BRI
MAY 28/07

11-35-12-42
PAGE 0B



757

PARTS CATALOG (MAINTENANCE)

FIG ITEM	PART NUMBER	1 2 3 4 5 6 7	NOMENCLATURE	EFFECT FROM TO	UNITS PER ASSY
42					
- 50	414N5106-2		PLACARD INSTL-CAB. INTR PLACARD INSTL-CAB. INTR POSITION DATA: STA 367 BL 10 WL 284 FOR NHA SEE: 25-20-00-07B	101106 101102	RF
55	BAC29PPS36214		.PLACARD- PLACARD CONTENT: FASTEN CURTAIN OPEN DURING TAXI, TAKEOFF AND LANDING	101102	2
- 100	414N5106-3		PLACARD INSTL-CAB. INTR POSITION DATA: STA 1637 BL 20 WL 284 FOR NHA SEE: 25-20-00-07B	101102	RF
105	BAC29PPS36214		.PLACARD- PLACARD CONTENT: FASTEN CURTAIN OPEN DURING TAXI, TAKEOFF AND LANDING	101102	2
- 574	MODREF16836		PLACARD INSTL-CAB. INTR MODULE NUMBER: 414N5106-33 REV A POSITION DATA: STA 1315.00 BL 0.0 WL 284	103106	1
575	BAC29PPS36214		.PLACARD- PLACARD CONTENT: FASTEN CURTAIN OPEN DURING TAXI, TAKEOFF AND LANDING	103106	2
- 765	MODREF20914		PLACARD INSTL-CAB. INTR MODULE NUMBER: 414N5106-56 REV A POSITION DATA: STA 1639.00 RBL 00.00 WL288.00	103106	1
770	BAC29PPS36214		.PLACARD- PLACARD CONTENT: FASTEN CURTAIN OPEN DURING TAXI, TAKEOFF AND LANDING	103106	2

MISSING ITEM NUMBERS NOT APPLICABLE

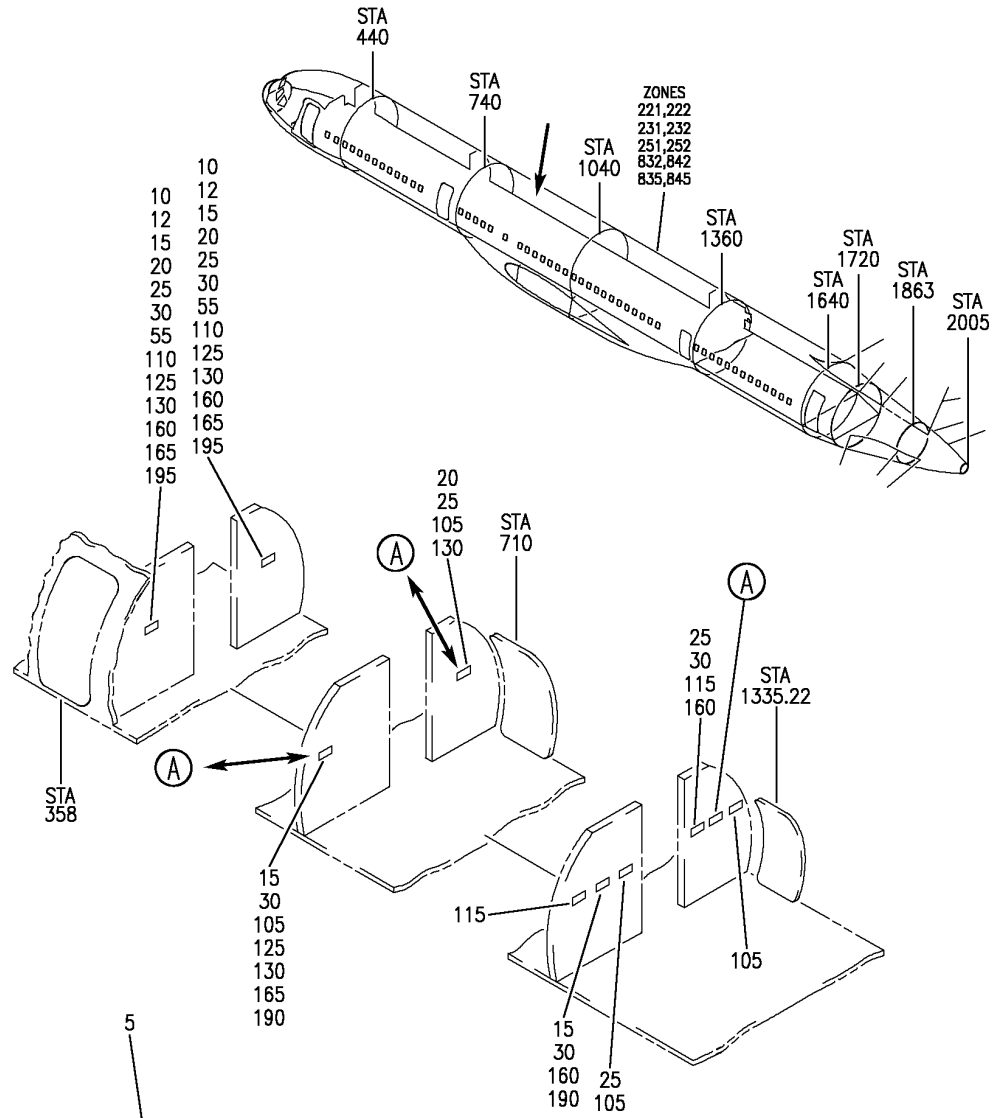
- ITEM NOT ILLUSTRATED

11-35-12-42

11-35-12
FIG. 42
PAGE 1
JAN 20/09

BRI

BOEING
757
PARTS CATALOG (MAINTENANCE)



(MULTI-LANGUAGE)

FASTEN SEAT BELT WHILE SEATED
LIFE VEST UNDER YOUR SEAT
USE SEAT BOTTOM CUSHION FOR FLOTATION

Y 11351250 REV 330

(A)

PLACARD INSTL-CAB. INTR (COMPARTMENT DIVIDERS ONLY)
FIGURE 50

11-35-12-50

BRI
JAN 20/09

11-35-12-50
PAGE 0



757

PARTS CATALOG (MAINTENANCE)

FIG ITEM	PART NUMBER	1 2 3 4 5 6 7	NOMENCLATURE	EFFECT FROM TO	UNITS PER ASSY
50			PLACARD INSTL-CAB. INTR (COMPARTMENT DIVIDERS ONLY)	108120	
- 100	414N5120-6		PLACARD INSTL-CAB. INTR (COMPARTMENT DIVIDERS ONLY)	108120	RF
105	BAC29PPS45183		FOR NHA/ADDITIONAL DET SEE: 25-20-00-07B .PLACARD-(MULTI-LANGUAGE) PLACARD CONTENT: LIFE VEST UNDER YOUR SEAT FASTEN SEAT BELT WHILE SEATED	108120	4
110	BAC29PPS46028		.PLACARD-(MULTI-LANGUAGE) PLACARD CONTENT: LIFE VEST UNDER CENTER ARMREST FASTEN SEAT BELT WHILE SEATED	108120	2

MISSING ITEM NUMBERS NOT APPLICABLE

- ITEM NOT ILLUSTRATED

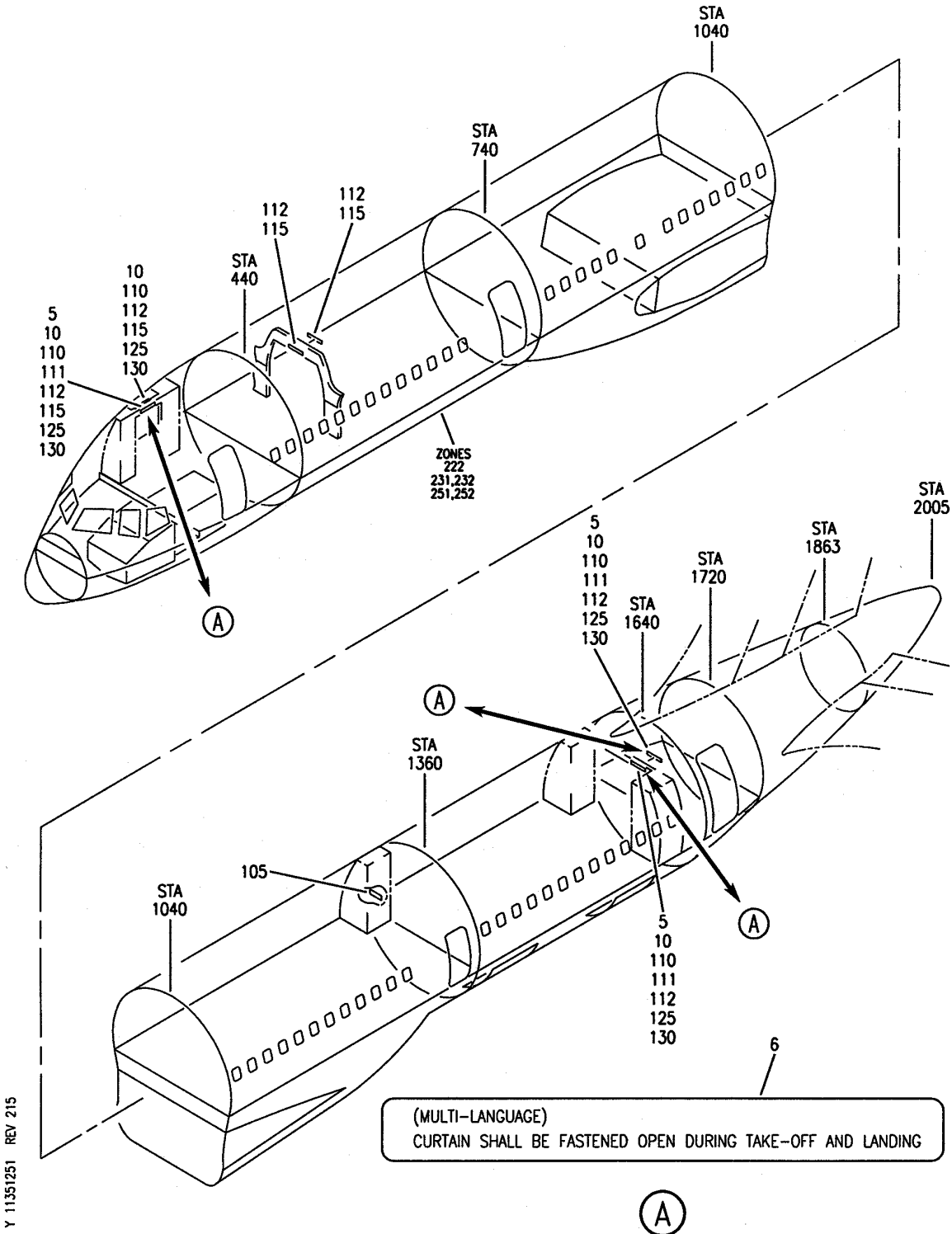
BRI

11-35-12-50

BOEING PROPRIETARY - Copyright © - Unpublished Work - See title page for details.

11-35-12
FIG. 50
PAGE 1
JAN 20/09

BOEING
757
PARTS CATALOG (MAINTENANCE)



Y 11351251 REV 215

PLACARD INSTL-CAB. INTR (COMPARTMENT DIVIDERS ONLY) FLYAWAY
FIGURE 51

11-35-12-51

BRI
MAY 28/07

11-35-12-51
PAGE 0



757

PARTS CATALOG (MAINTENANCE)

FIG ITEM	PART NUMBER	1 2 3 4 5 6 7	NOMENCLATURE	EFFECT FROM TO	UNITS PER ASSY
51			PLACARD INSTL-CAB. INTR (COMPARTMENT DIVIDERS ONLY) FLYAWAY	002004 006100 952999	
- 1	414N5019-10		PLACARD INSTL-CAB. INTR (COMPARTMENT DIVIDERS ONLY) FOR NHA/ADDITIONAL DET SEE: 25-20-00-01J	952952	RF
- 1	414N5019-17		PLACARD INSTL-CAB. INTR (COMPARTMENT DIVIDERS ONLY) FOR NHA/ADDITIONAL DET SEE: 25-20-00-01J	002004 006010	RF
- 1	414N5019-23		PLACARD INSTL-CAB. INTR (COMPARTMENT DIVIDERS ONLY) FOR NHA/ADDITIONAL DET SEE: 25-20-00-01J	953999	RF
- 1	414N5019-54		PLACARD INSTL-CAB. INTR (COMPARTMENT DIVIDERS ONLY) FOR NHA/ADDITIONAL DET SEE: 25-20-00-01J	011017	RF
- 1	414N5019-70		PLACARD INSTL-CAB. INTR (COMPARTMENT DIVIDERS ONLY) FOR NHA/ADDITIONAL DET SEE: 25-20-00-01J	018100	RF
5	BAC29PPS0629		.PLACARD- PLACARD CONTENT: FASTEN CURTAIN OPEN DURING TAKEOFF AND LANDING	002004 006010 952999	3
10	BAC29PPS21025		.PLACARD- PLACARD CONTENT: CURTAIN SHALL BE FASTENED OPEN DURING TAXI, TAKEOFF AND LANDING	011100	4

MISSING ITEM NUMBERS NOT APPLICABLE

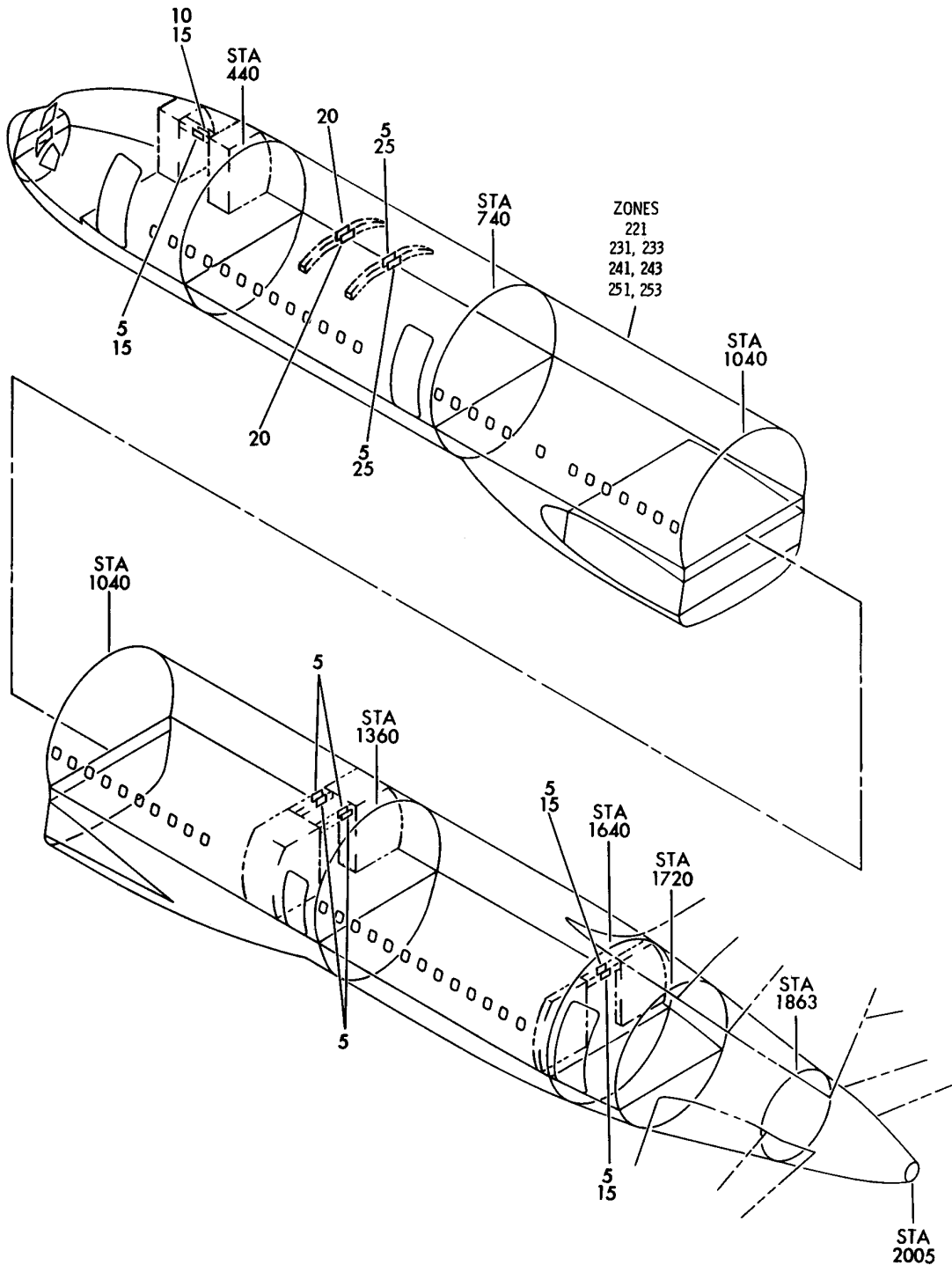
- ITEM NOT ILLUSTRATED

11-35-12-51

11-35-12
FIG. 51
PAGE 1
JAN 20/09

BRI

BOEING
757
PARTS CATALOG (MAINTENANCE)



Y 11351258 REV 153

PLACARD INSTL-CAB INTR (COMPARTMENT DIVIDERS)
FIGURE 58

11-35-12-58

BRI
JAN 20/09

11-35-12-58
PAGE 0



757

PARTS CATALOG (MAINTENANCE)

FIG ITEM	PART NUMBER	1 2 3 4 5 6 7	NOMENCLATURE	EFFECT FROM TO	UNITS PER ASSY
58			PLACARD INSTL-CAB INTR (COMPARTMENT DIVIDERS)	950951	
- 1	414N5019-51		PLACARD INSTL-CAB INTR (COMPARTMENT DIVIDERS) FOR NHA/OTHER SYS DET SEE: 25-20-00-01J	950951	RF
5	BAC29PPS20337		.PLACARD- PLACARD CONTENT: FASTEN CURTAIN OPEN DURING TAXI, TAKEOFF AND LANDING	950951	9
10	BAC29PPS20337		.PLACARD- PLACARD CONTENT: FASTEN CURTAIN OPEN DURING TAXI, TAKEOFF AND LANDING	950951	1

MISSING ITEM NUMBERS NOT APPLICABLE

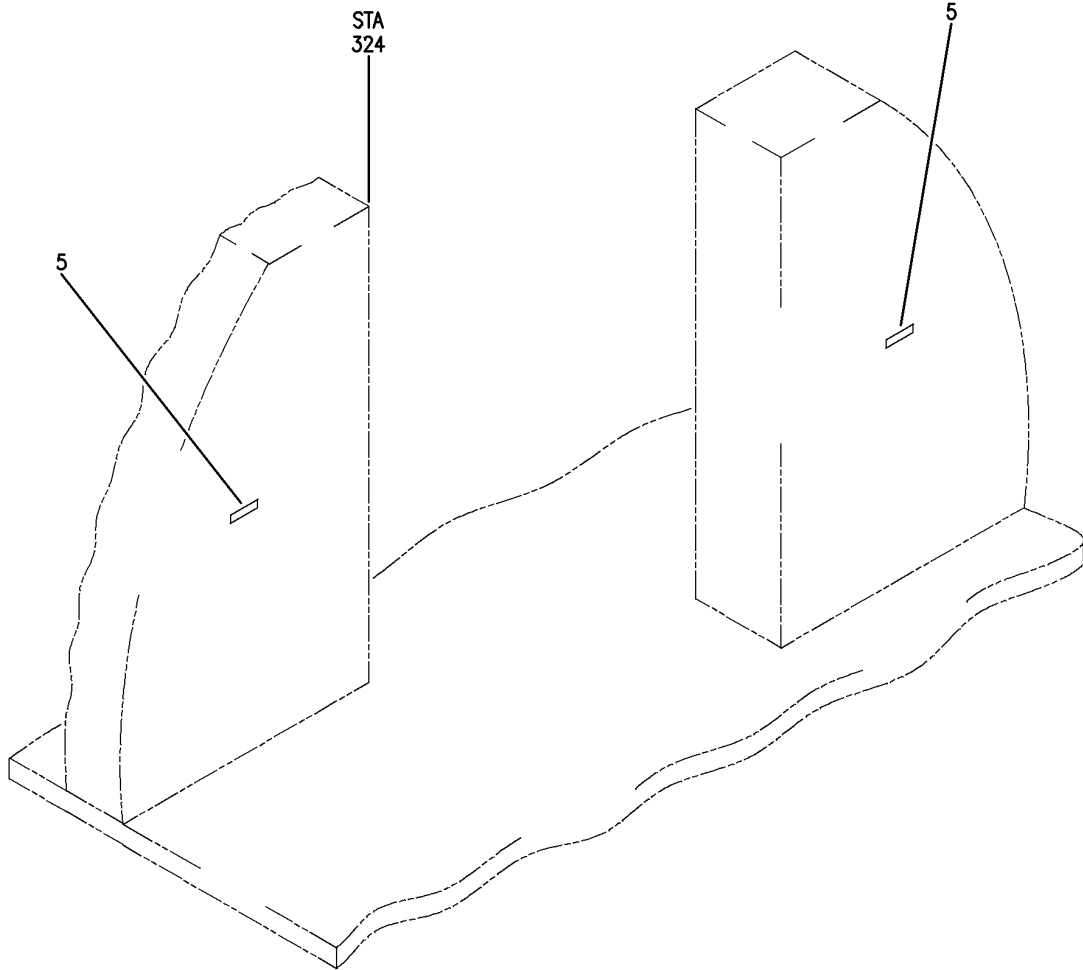
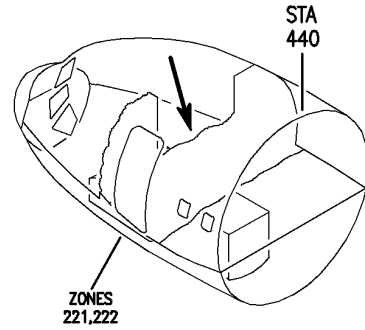
- ITEM NOT ILLUSTRATED

11-35-12-58

11-35-12
FIG. 58
PAGE 1
JAN 20/09

BRI

BOEING
757
PARTS CATALOG (MAINTENANCE)



Y 11351265 REV 224

PLACARD INSTL-CAB. INTR (COMPARTMENT DIVIDER LOCATIONS ONLY)
FIGURE 65

11-35-12-65

BRI
MAY 28/07

11-35-12-65
PAGE 0



757

PARTS CATALOG (MAINTENANCE)

FIG ITEM	PART NUMBER	1 2 3 4 5 6 7	NOMENCLATURE	EFFECT FROM TO	UNITS PER ASSY
65			PLACARD INSTL-CAB. INTR (COMPARTMENT DIVIDER LOCATIONS ONLY)	101102	
- 1	414N5150-2		PLACARD INSTL-CAB. INTR (COMPARTMENT DIVIDER LOCATIONS ONLY) FOR NHA/ADDITIONAL DET SEE: 25-20-00-07B	101102	RF
5	BAC29PPS39171		.PLACARD- PLACARD CONTENT: LIFE JACKET UNDER YOUR SEAT FASTEN SEAT BELT WHILE SEATED	101102	2

MISSING ITEM NUMBERS NOT APPLICABLE

- ITEM NOT ILLUSTRATED

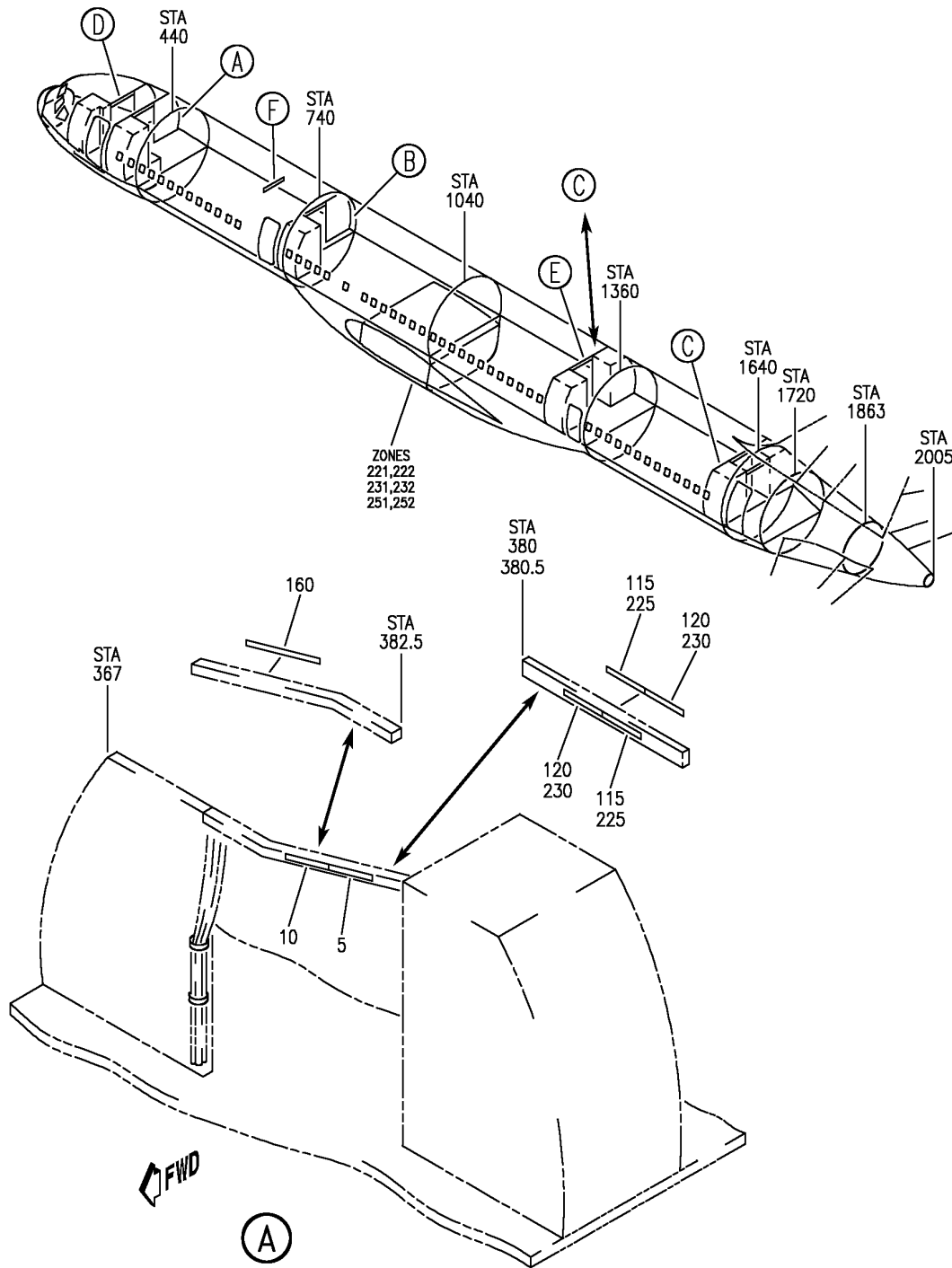
BRI

11-35-12-65

BOEING PROPRIETARY - Copyright © - Unpublished Work - See title page for details.

11-35-12
FIG. 65
PAGE 1
JAN 20/09

BOEING
757
PARTS CATALOG (MAINTENANCE)



Y 11351278 SH1 1 REV 277

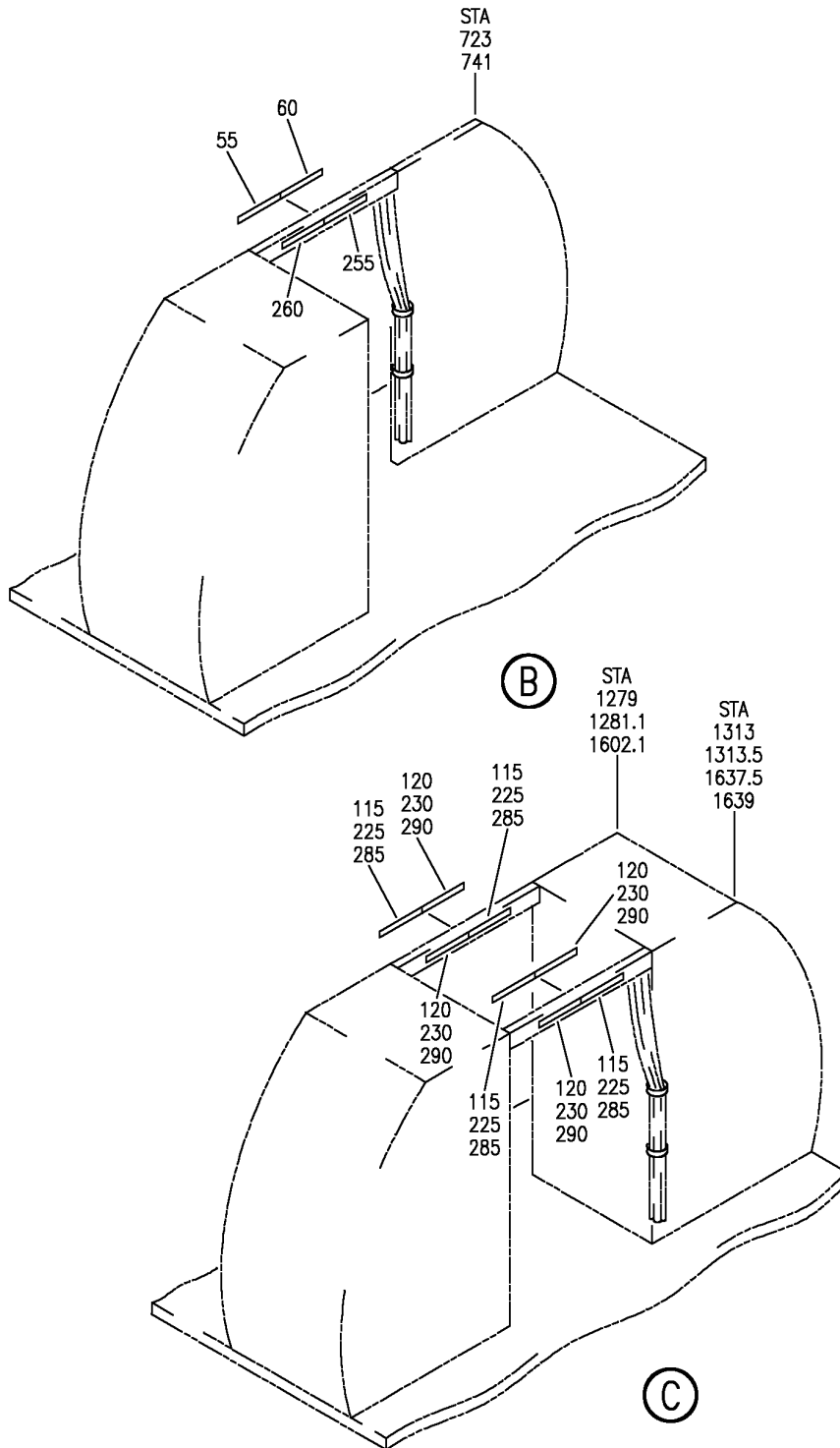
PLACARD INSTL-CAB. INTR CURTAINS
FIGURE 78 (SHEET 1)

11-35-12-78

BRI
JAN 20/09

11-35-12-78
PAGE 0

BOEING
757
PARTS CATALOG (MAINTENANCE)



Y 11351278 SH1 2 REV 277

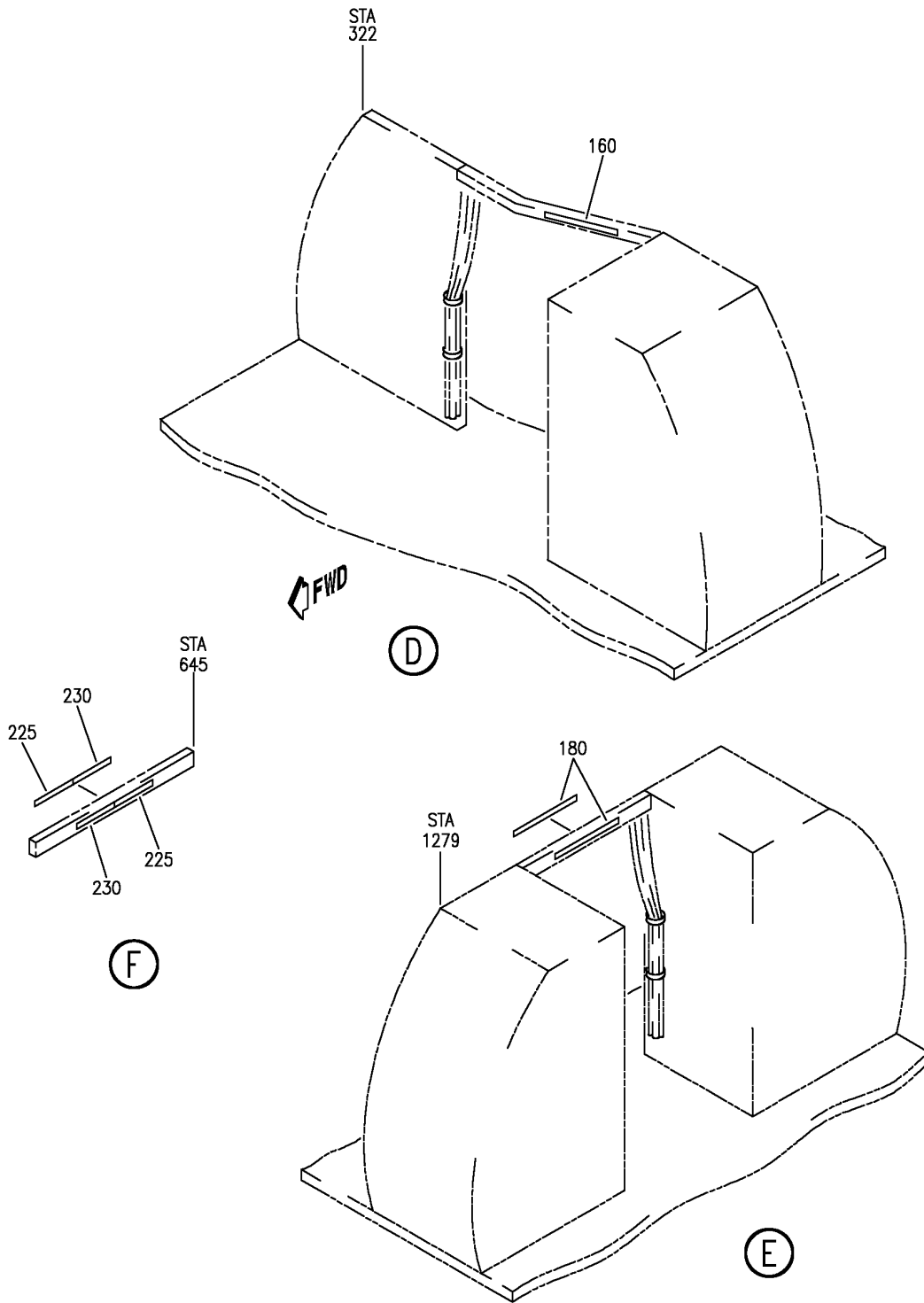
PLACARD INSTL-CAB. INTR CURTAINS
FIGURE 78 (SHEET 2)

11-35-12-78

BRI
JAN 20/09

11-35-12-78
PAGE 0A

BOEING
757
PARTS CATALOG (MAINTENANCE)



Y 11351278 SH1 3 REV 277

PLACARD INSTL-CAB. INTR CURTAINS
FIGURE 78 (SHEET 3)

11-35-12-78

BRI
JAN 20/09

11-35-12-78
PAGE 0B



757

PARTS CATALOG (MAINTENANCE)

FIG ITEM	PART NUMBER	1 2 3 4 5 6 7	NOMENCLATURE	EFFECT FROM TO	UNITS PER ASSY
78			PLACARD INSTL-CAB. INTR CURTAINS	103106	
- 150	MODREF100282		PLACARD INSTL-CAB. INTR CURTAINS MODULE NUMBER: 414N5106-60 REV B POSITION DATA: STA. 382.50 LBL 5 WL 288.00	103106	1
- 155	MODREF100281		PLACARD INSTL-CAB. INTR CURTAINS MODULE NUMBER: 414N5106-59 REV B POSITION DATA: STA. 322.00 RBL 2 WL 288.00	103106	1
160	BAC29PPS36214		.PLACARD- PLACARD CONTENT: FASTEN CURTAIN OPEN DURING TAXI TAKEOFF AND LANDING	103106	1
- 175	MODREF100283		PLACARD INSTL-CAB. INTR CURTAINS MODULE NUMBER: 414N5106-61 REV B POSITION DATA: STA. 1279.00 WL 288.00	103106	1
180	BAC29PPS36214		.PLACARD- PLACARD CONTENT: FASTEN CURTAIN OPEN DURING TAXI TAKEOFF AND LANDING	103106	2

MISSING ITEM NUMBERS NOT APPLICABLE

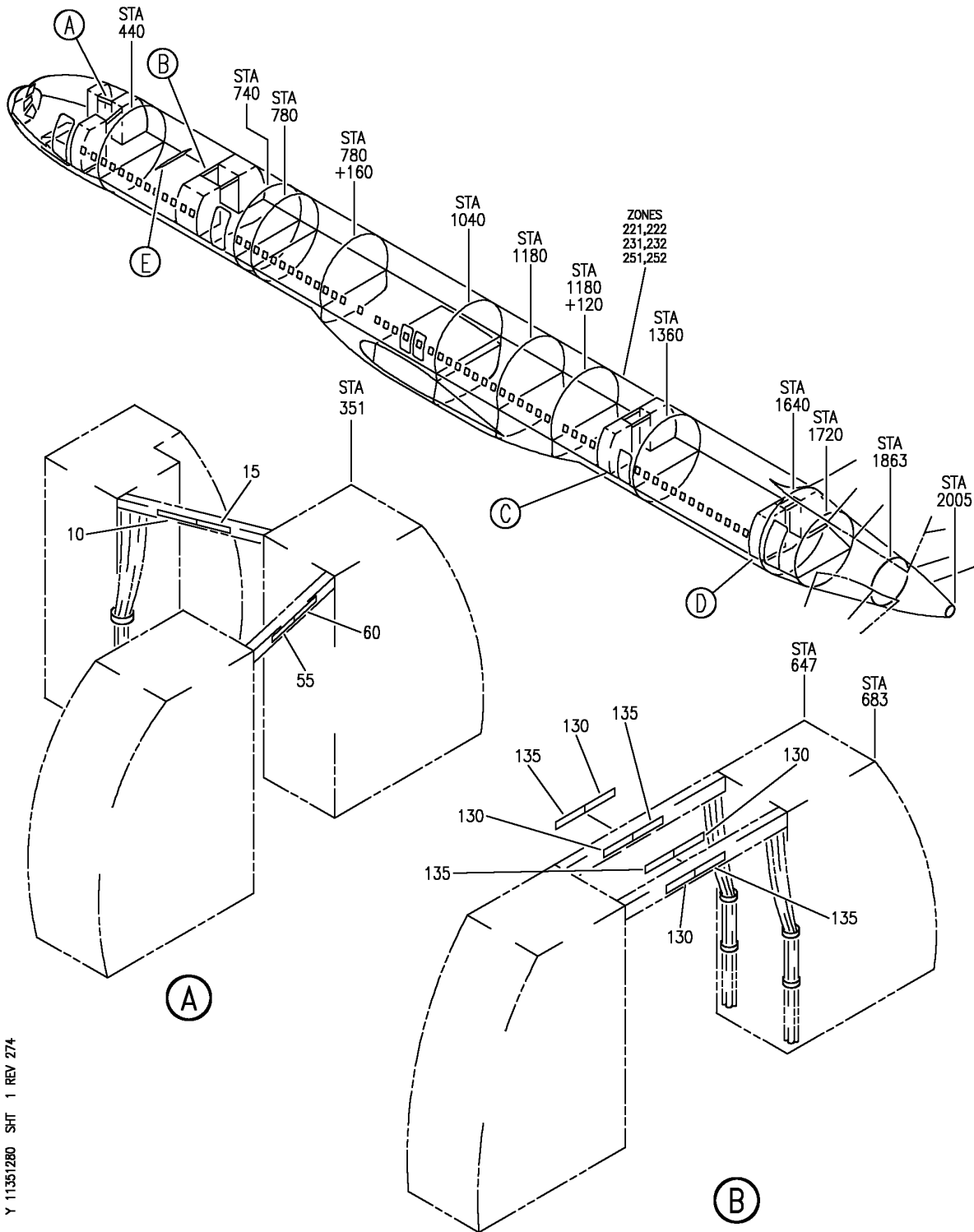
- ITEM NOT ILLUSTRATED

11-35-12-78

11-35-12
FIG. 78
PAGE 1
JAN 20/09

BRI

BOEING
757
PARTS CATALOG (MAINTENANCE)



Y 11351280 SH1 1 REV 274

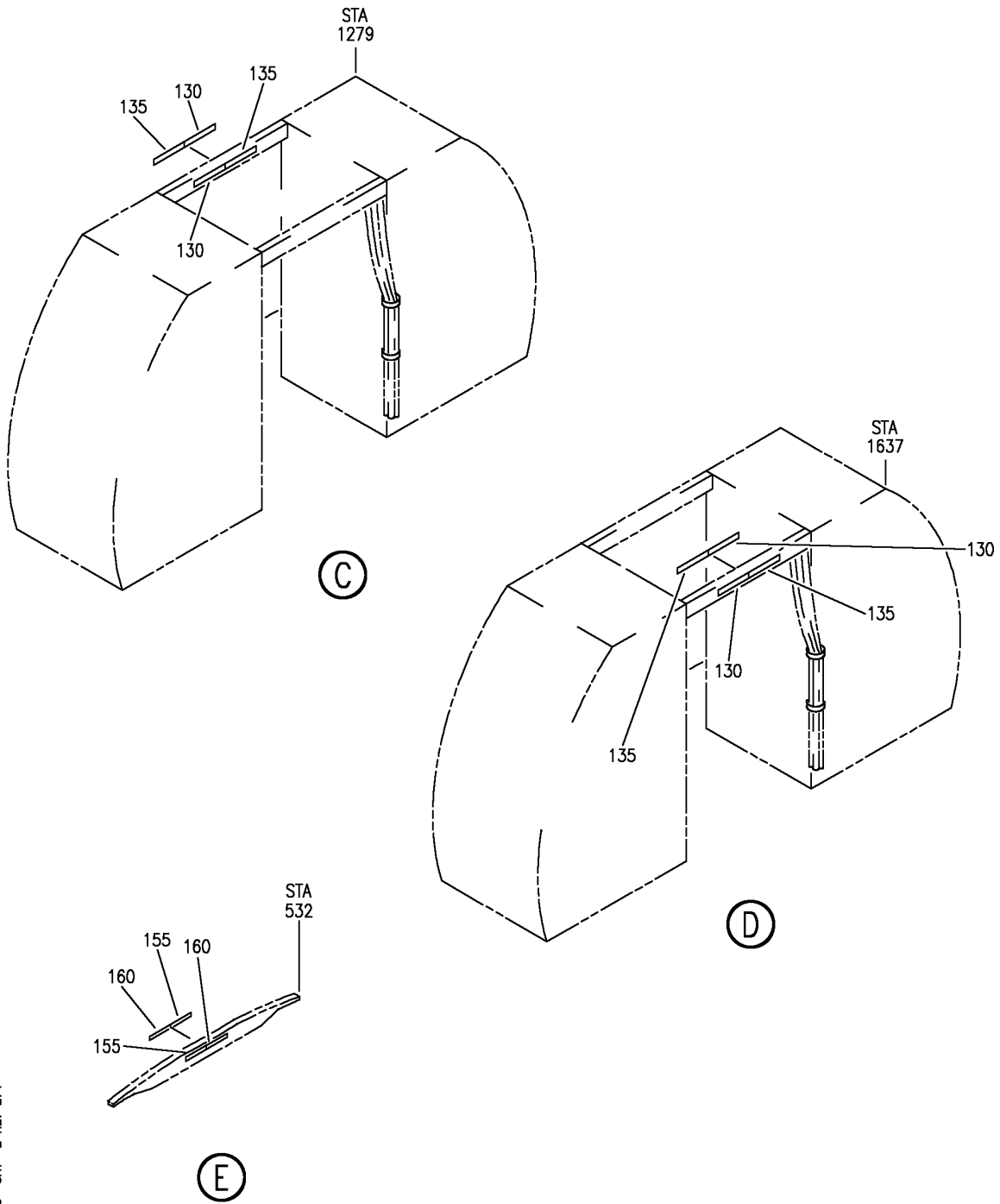
PLACARD INSTL-CAB. INTR CURTAINS
FIGURE 80 (SHEET 1)

11-35-12-80

BRI
JAN 20/09

11-35-12-80
PAGE 0

BOEING
757
PARTS CATALOG (MAINTENANCE)



Y 11351280 SH1 2 REV 274

PLACARD INSTL-CAB. INTR CURTAINS
FIGURE 80 (SHEET 2)

11-35-12-80

BRI
JAN 20/09

11-35-12-80
PAGE 0A



757

PARTS CATALOG (MAINTENANCE)

FIG ITEM	PART NUMBER	1 2 3 4 5 6 7	NOMENCLATURE	EFFECT FROM TO	UNITS PER ASSY
80			PLACARD INSTL-CAB. INTR CURTAINS	108120	
- 1	414N5106-24		PLACARD INSTL-CAB. INTR CURTAINS POSITION DATA: STA 351.00, BL 7.00, WL 284.00 FOR NHA SEE: 25-20-00-07B	108120	RF
10	BAC29PPS36214		.PLACARD- PLACARD CONTENT: FASTEN CURTAIN OPEN DURING TAXI, TAKEOFF AND LANDING	108120	1
15	BAC29PPS45182		.PLACARD-(MEXICAN SPANISH)	108120	1
- 125	414N5106-25		PLACARD INSTL-CAB. INTR CURTAINS POSITION DATA: STA 1637.00, BL 00.00, WL 284.00 FOR NHA SEE: 25-20-00-07B	108120	RF
130	BAC29PPS36214		.PLACARD- PLACARD CONTENT: FASTEN CURTAIN OPEN DURING TAXI, TAKEOFF AND LANDING	108120	2
135	BAC29PPS45182		.PLACARD-(MEXICAN SPANISH)	108120	2

MISSING ITEM NUMBERS NOT APPLICABLE

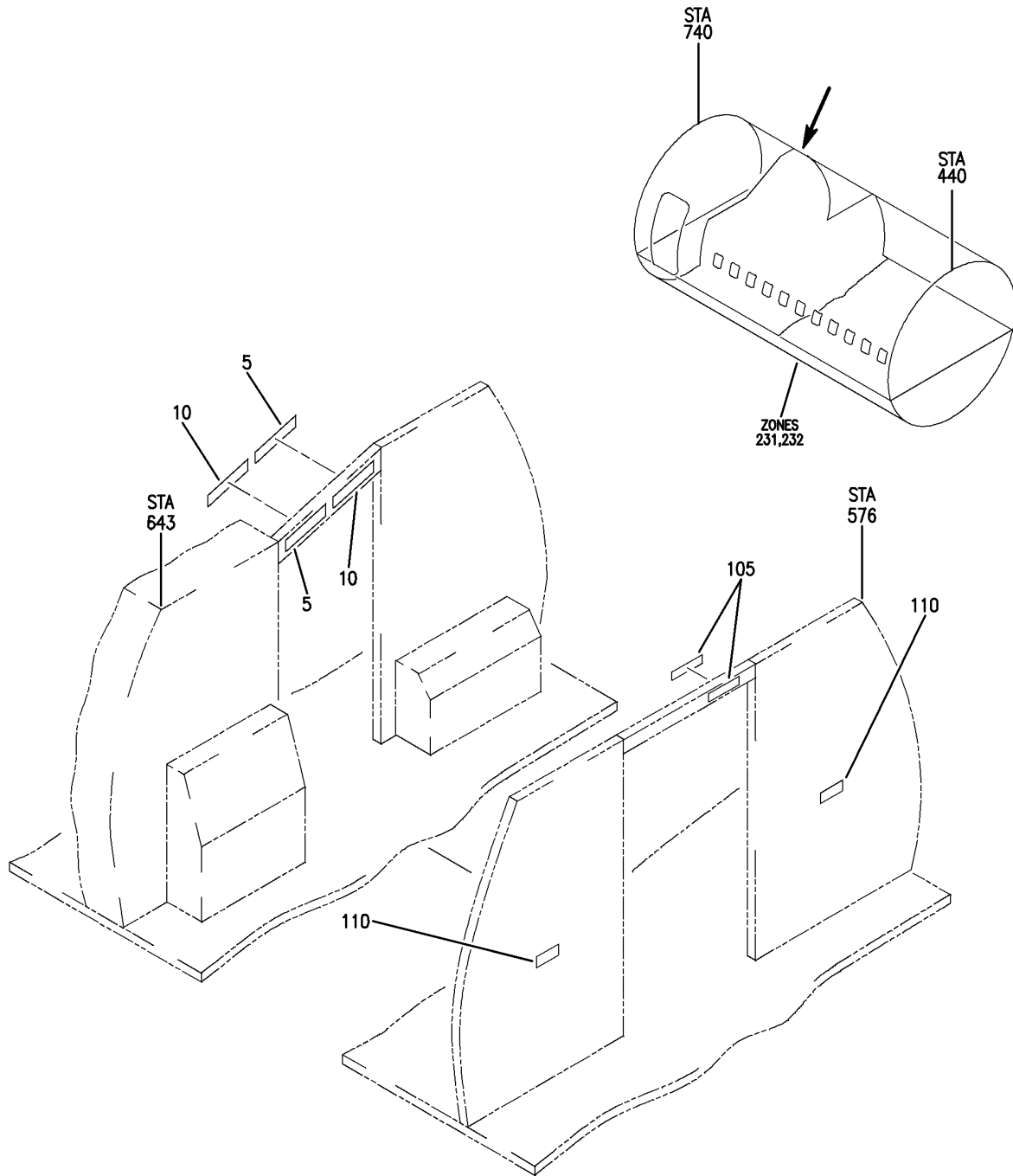
- ITEM NOT ILLUSTRATED

11-35-12-80

11-35-12
FIG. 80
PAGE 1
JAN 20/09

BRI

BOEING
757
PARTS CATALOG (MAINTENANCE)



Y 11351287A REV 234

PLACARD INSTL-CAB. INTR (COMPARTMENT DIVIDERS ONLY)
FIGURE 87A

11-35-12-87A

BRI
JAN 20/09

11-35-12-87A
PAGE 0

BOEING PROPRIETARY - Copyright © - Unpublished Work - See title page for details.



757

PARTS CATALOG (MAINTENANCE)

FIG ITEM	PART NUMBER	1 2 3 4 5 6 7	NOMENCLATURE	EFFECT FROM TO	UNITS PER ASSY
87A			PLACARD INSTL-CAB. INTR (COMPARTMENT DIVIDERS ONLY)	108120	
- 1	414N5150-31		PLACARD INSTL-CAB. INTR (COMPARTMENT DIVIDERS ONLY)	108120	RF
5	BAC29PPS45182		FOR NHA/ADDITIONAL DET SEE: 25-20-00-07B	108120	2
10	BAC29PPS36214		.PLACARD-(SPANISH) .PLACARD- PLACARD CONTENT: FASTEN CURTAIN OPEN DURING TAXI, TAKEOFF AND LANDING	108120	2

MISSING ITEM NUMBERS NOT APPLICABLE

- ITEM NOT ILLUSTRATED

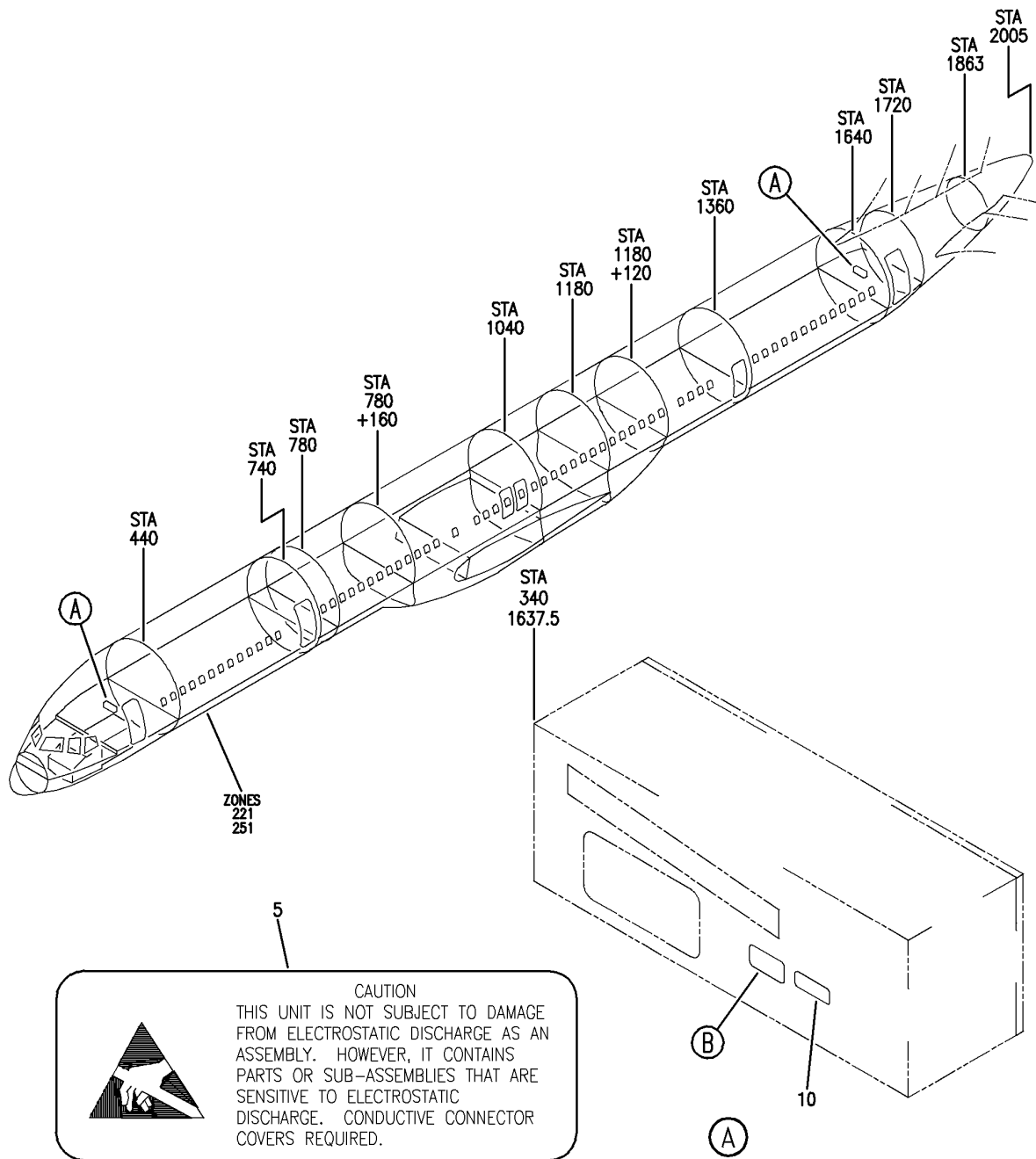
BRI

11-35-12-87A

BOEING PROPRIETARY - Copyright © - Unpublished Work - See title page for details.

11-35-12
FIG. 87A
PAGE 1
JAN 20/09

BOEING
757
PARTS CATALOG (MAINTENANCE)



Y 11351301 REV 238

(B)

PANEL ASSY-ATTENDANT STATIONS
FIGURE 1

11-35-13-01

BRI
JAN 20/09

11-35-13-01
PAGE 0



757

PARTS CATALOG (MAINTENANCE)

FIG ITEM	PART NUMBER	1 2 3 4 5 6 7	NOMENCLATURE	EFFECT FROM TO	UNITS PER ASSY
1			PANEL ASSY-ATTENDANT STATIONS	103106	
- 1	417N6351-100		PANEL ASSY-ATTENDANT STATIONS SUPPLIER CODE: V89954 FOR NHA/OTHER SYS DET SEE: 31-17-11-04 31-17-11-05	103106	RF
5	BAC27DEX6075		.DECAL	103106	1
10	BAC27WEX1066		.DECAL- SUPPLIER CODE: V89954 PLACARD CONTENT: CAUTION 115 VOLTS	103106	1

MISSING ITEM NUMBERS NOT APPLICABLE

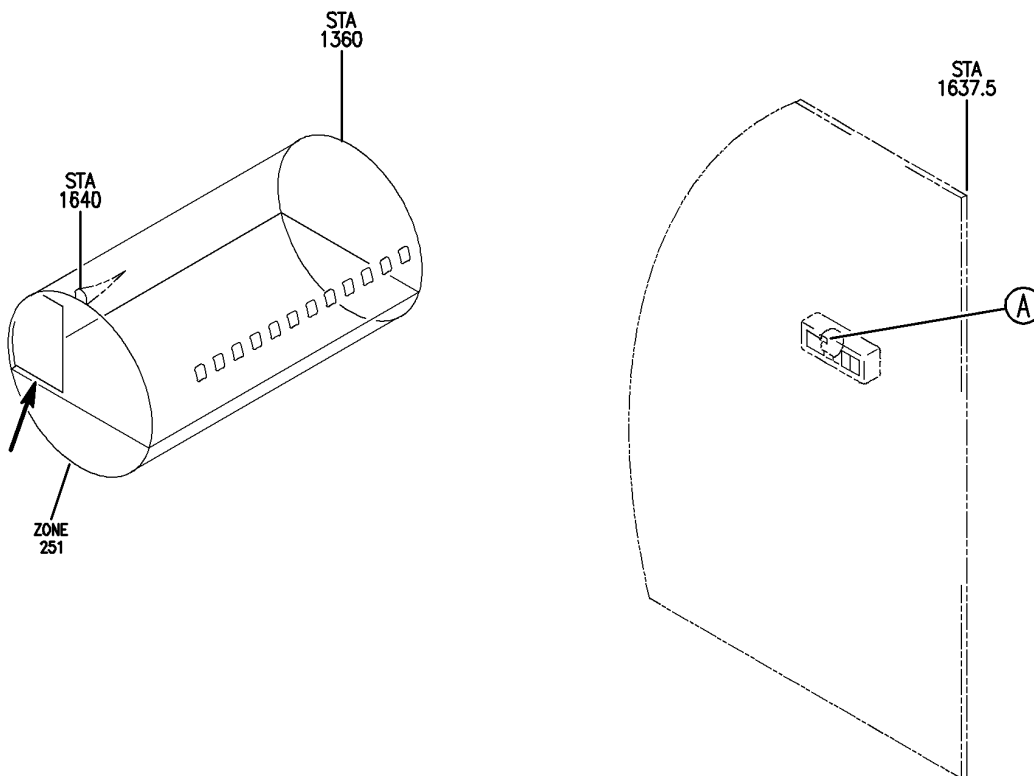
- ITEM NOT ILLUSTRATED

BRI


11-35-13-01

11-35-13
FIG. 01
PAGE 1
JAN 20/09

BOEING
757
PARTS CATALOG (MAINTENANCE)



5



CAUTION

THIS UNIT IS NOT SUBJECT TO DAMAGE FROM ELECTROSTATIC DISCHARGE AS AN ASSEMBLY. HOWEVER, IT CONTAINS PARTS OR SUB-ASSEMBLIES THAT ARE SENSITIVE TO ELECTROSTATIC DISCHARGE. CONDUCTIVE CONNECTOR COVERS REQUIRED.

A

Y 11351301A REV 238

MODULE ASSY-POTABLE WATER/ VAC WASTER, ATTENDANT PNL
FIGURE 1A

11-35-13-01A

BRI
JAN 20/09

11-35-13-01A
PAGE 0



757

PARTS CATALOG (MAINTENANCE)

FIG ITEM	PART NUMBER	1 2 3 4 5 6 7	NOMENCLATURE	EFFECT FROM TO	UNITS PER ASSY
1 A					
- 1	285N0405-1		MODULE ASSY-POTABLE WATER/ VAC WASTER, ATTENDANT PNL MODULE ASSY-POTABLE WATER/ VAC WASTE, ATTENDANT PNL SUPPLIER CODE: V89954 ELECTRICAL EQUIP NUMBER: M11345 FOR NHA/OTHER SYS DET SEE: 31-17-11-04	103106 103106	RF
5	BAC27DEX6075		.DECAL	103106	1

MISSING ITEM NUMBERS NOT APPLICABLE

- ITEM NOT ILLUSTRATED

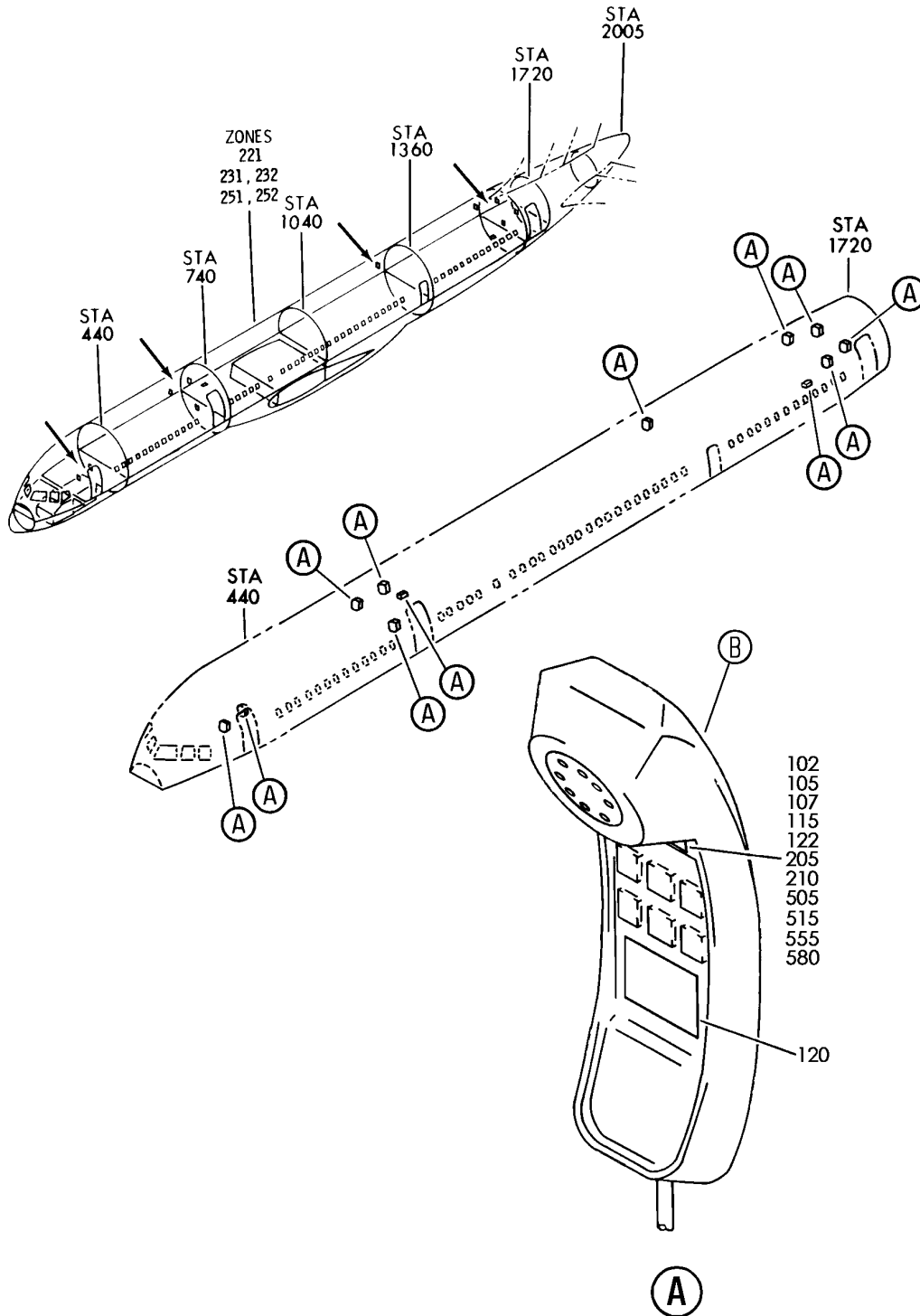
BRI

11-35-13-01A

BOEING PROPRIETARY - Copyright © - Unpublished Work - See title page for details.

11-35-13
FIG. 01A
PAGE 1
JAN 20/09

BOEING
757
PARTS CATALOG (MAINTENANCE)



Y 11351302 SH1 1 REV 256

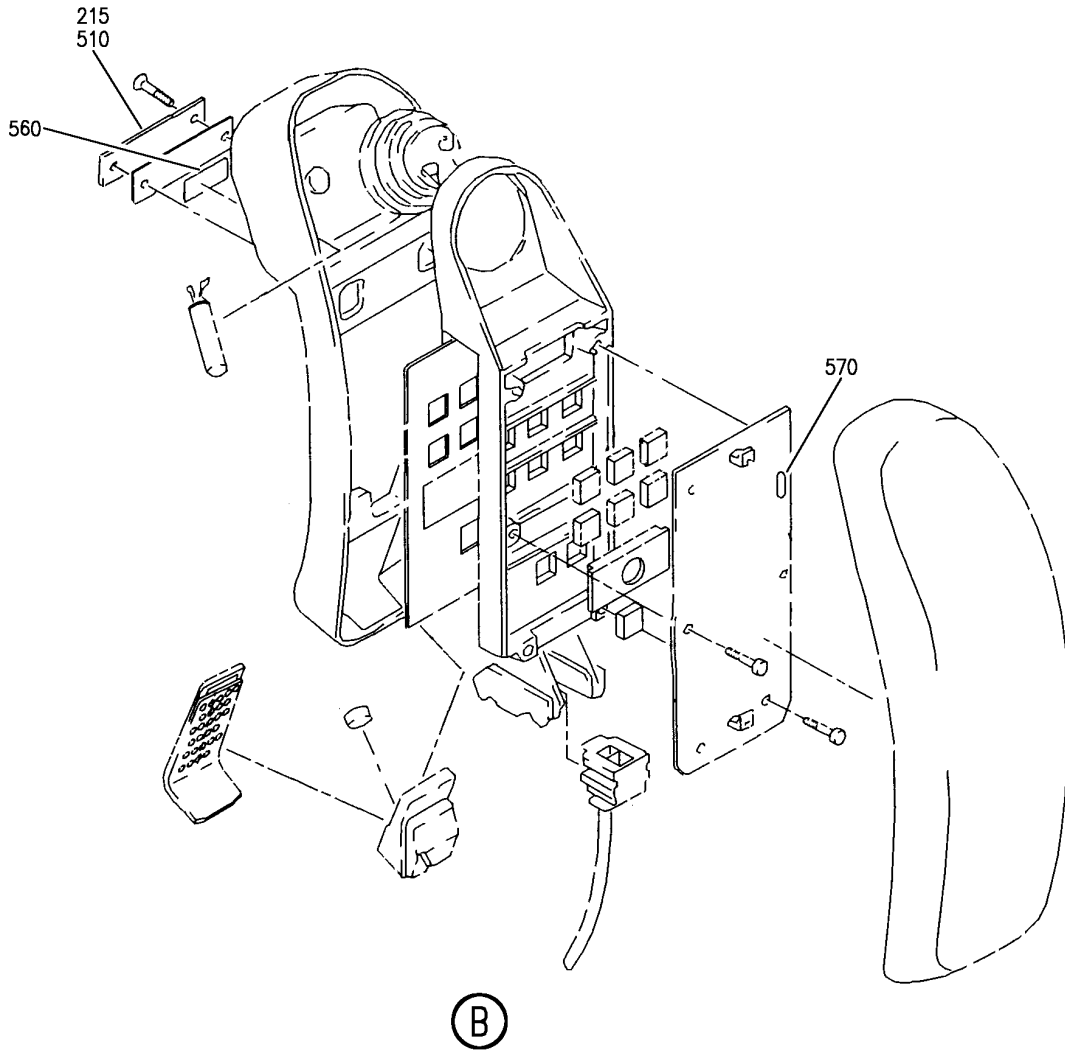
HANDSET AND INTERPHONE ASSY (PLACARDS AND MARKINGS ONLY)
FIGURE 2 (SHEET 1)

11-35-13-02

BRI
MAY 28/07

11-35-13-02
PAGE 0

BOEING
757
PARTS CATALOG (MAINTENANCE)



Y 11351302 SH1 2 REV 256

HANDSET AND INTERPHONE ASSY (PLACARDS AND MARKINGS ONLY)
FIGURE 2 (SHEET 2)

11-35-13-02

BRI
MAY 28/07

11-35-13-02
PAGE 0A



757

PARTS CATALOG (MAINTENANCE)

FIG ITEM	PART NUMBER	1 2 3 4 5 6 7	NOMENCLATURE	EFFECT FROM TO	UNITS PER ASSY
2			HANDSET AND INTERPHONE ASSY (PLACARDS AND MARKINGS ONLY)	002004 006106 108999	
- 500	285N0412-1		HANDSET ASSY-(PLACARDS AND MARKINGS ONLY) SUPPLIER CODE: V89954 COMPONENT MAINT MANUAL REF: 23-42-64 QUALIFIED I/W DATA: 285T0038-9 285N0412-1 AND -3 ARE INTERCHANGEABLE SUBJECT TO CUSTOMER PREFERENCE FOR NHA/OTHER SYS DET SEE: 23-42-52-06	108949 952999	RF
- 500	285N0412-1		HANDSET ASSY-(PLACARDS AND MARKINGS ONLY) SUPPLIER CODE: V89954 COMPONENT MAINT MANUAL REF: 23-42-64 QUALIFIED I/W DATA: 285T0038-9 285N0412-1 AND -3 ARE INTERCHANGEABLE SUBJECT TO CUSTOMER PREFERENCE FOR NHA/OTHER SYS DET SEE: 23-42-52-07	108949	RF
- 500	285N0412-1		HANDSET ASSY-(PLACARDS AND MARKINGS ONLY) SUPPLIER CODE: V89954 COMPONENT MAINT MANUAL REF: 23-42-64 QUALIFIED I/W DATA: 285T0038-9 285N0412-1 AND -3 ARE INTERCHANGEABLE SUBJECT TO CUSTOMER PREFERENCE FOR NHA/OTHER SYS DET SEE: 23-42-52-08	108949 952999	RF

MISSING ITEM NUMBERS NOT APPLICABLE

- ITEM NOT ILLUSTRATED

11-35-13-02

11-35-13
FIG. 02
PAGE 1
JAN 20/09

BRI



757

PARTS CATALOG (MAINTENANCE)

FIG ITEM	PART NUMBER	1 2 3 4 5 6 7	NOMENCLATURE	EFFECT FROM TO	UNITS PER ASSY
2 - 500	285N0412-1		HANDSET ASSY-(PLACARDS AND MARKINGS ONLY) SUPPLIER CODE: V89954 COMPONENT MAINT MANUAL REF: 23-42-64 QUALIFIED I/W DATA: 285T0038-9 285N0412-1 AND -3 ARE INTERCHANGEABLE SUBJECT TO CUSTOMER PREFERENCE FOR NHA/OTHER SYS DET SEE: 23-42-52-09	121503 904949 952999	RF
- 500	285N0412-1		HANDSET ASSY-(PLACARDS AND MARKINGS ONLY) SUPPLIER CODE: V89954 COMPONENT MAINT MANUAL REF: 23-42-64 QUALIFIED I/W DATA: 285T0038-9 285N0412-1 AND -3 ARE INTERCHANGEABLE SUBJECT TO CUSTOMER PREFERENCE FOR NHA/OTHER SYS DET SEE: 23-42-52-09	108120 504903	RF
- 500	285T0038-10		INTERPHONE ASSY-(PLACARDS AND MARKINGS ONLY) SUPPLIER CODE: V89954 COMPONENT MAINT MANUAL REF: 23-42-64 FOR NHA/OTHER SYS DET SEE: 23-42-52-06	108949 952999	RF
- 500	285T0038-10		INTERPHONE ASSY-(PLACARDS AND MARKINGS ONLY) SUPPLIER CODE: V89954 COMPONENT MAINT MANUAL REF: 23-42-64 FOR NHA/OTHER SYS DET SEE: 23-42-52-07	108949	RF

MISSING ITEM NUMBERS NOT APPLICABLE

- ITEM NOT ILLUSTRATED

11-35-13-02

11-35-13
FIG. 02
PAGE 2
JAN 20/09

BRI



757

PARTS CATALOG (MAINTENANCE)

FIG ITEM	PART NUMBER	1 2 3 4 5 6 7	NOMENCLATURE	EFFECT FROM TO	UNITS PER ASSY
2					
- 500	285T0038-10		INTERPHONE ASSY-(PLACARDS AND MARKINGS ONLY) SUPPLIER CODE: V89954 COMPONENT MAINT MANUAL REF: 23-42-64 FOR NHA/OTHER SYS DET SEE: 23-42-52-08	108949 952999	RF
- 500	285T0038-10		INTERPHONE ASSY-(PLACARDS AND MARKINGS ONLY) SUPPLIER CODE: V89954 COMPONENT MAINT MANUAL REF: 23-42-64 FOR NHA/OTHER SYS DET SEE: 23-42-52-09	121503 904949 952999	RF
- 500	285T0038-10		INTERPHONE ASSY-(PLACARDS AND MARKINGS ONLY) SUPPLIER CODE: V89954 COMPONENT MAINT MANUAL REF: 23-42-64 FOR NHA/OTHER SYS DET SEE: 23-42-52-09	108120 504903	RF
505	BAC27DEX5762		.DECAL- SUPPLIER CODE: V89954 QUALIFIED OPTIONAL DATA: GM247771 (V22670) OPT TO BAC27DEX5762 AND 087514-101 (V25397)	952999	1
505	BAC27DEX5762		.DECAL- SUPPLIER CODE: V89954 QUALIFIED OPTIONAL DATA: GM247771 (V22670) OPT TO BAC27DEX5762 AND 087514-101 (V25397)	121503 904949	1
505	BAC27DEX5762		.DECAL- SUPPLIER CODE: V89954 QUALIFIED OPTIONAL DATA: GM247771 (V22670) OPT TO BAC27DEX5762 AND 087514-101 (V25397)	108120 504903	1

MISSING ITEM NUMBERS NOT APPLICABLE

- ITEM NOT ILLUSTRATED

BRI

11-35-13-02

11-35-13
FIG. 02
PAGE 3
JAN 20/09



757

PARTS CATALOG (MAINTENANCE)

FIG ITEM	PART NUMBER	1 2 3 4 5 6 7	NOMENCLATURE	EFFECT FROM TO	UNITS PER ASSY
2 510	087514-101		.RETAINER- SUPPLIER CODE: V25397 QUALIFIED OPTIONAL DATA: GM247771 (V22670) OPT TO BAC27DEX5762 AND 087514-101 (V25397)	952999	1
510	087514-101		.RETAINER- SUPPLIER CODE: V25397 QUALIFIED OPTIONAL DATA: GM247771 (V22670) OPT TO BAC27DEX5762 AND 087514-101 (V25397)	121503 904949	1
510	087514-101		.RETAINER- SUPPLIER CODE: V25397 QUALIFIED OPTIONAL DATA: GM247771 (V22670) OPT TO BAC27DEX5762 AND 087514-101 (V25397)	108120 504903	1
515	GM247771		.DECAL ASSY- SUPPLIER CODE: V22670 QUALIFIED OPTIONAL DATA: GM247771 (V22670) OPT TO BAC27DEX5762 AND 087514-101 (V25397)	952999	1
515	GM247771		.DECAL ASSY- SUPPLIER CODE: V22670 QUALIFIED OPTIONAL DATA: GM247771 (V22670) OPT TO BAC27DEX5762 AND 087514-101 (V25397)	121503 904949	1
515	GM247771		.DECAL ASSY- SUPPLIER CODE: V22670 QUALIFIED OPTIONAL DATA: GM247771 (V22670) OPT TO BAC27DEX5762 AND 087514-101 (V25397)	108120 504903	1

MISSING ITEM NUMBERS NOT APPLICABLE

- ITEM NOT ILLUSTRATED

11-35-13-02

11-35-13
FIG. 02
PAGE 4
JAN 20/09

BRI



757

PARTS CATALOG (MAINTENANCE)

FIG ITEM	PART NUMBER	1 2 3 4 5 6 7	NOMENCLATURE	EFFECT FROM TO	UNITS PER ASSY
2 - 550	285N0412-9		HANDSET ASSY-(PLACARDS AND MARKINGS ONLY) SUPPLIER CODE: V89954 ELECTRICAL EQUIP NUMBER: B00061 COMPONENT MAINT MANUAL REF: 23-42-64 QUALIFIED I/W DATA: 285N0412-9 AND 285N0412-8 ARE INTERCHANGEABLE SUBJECT TO CUSTOMER PREFERENCE; -8 (COLOR BAC7801, PEPPERDUST) VS -9 (COLOR BAC70226, GRAY). FOR NHA/OTHER SYS DET SEE: 23-42-52-11A 23-42-52-35	103106	RF
- 550	285N0412-9		HANDSET ASSY-(PLACARDS AND MARKINGS ONLY) SUPPLIER CODE: V89954 COMPONENT MAINT MANUAL REF: 23-42-64 QUALIFIED I/W DATA: 285N0412-9 AND 285N0412-8 ARE INTERCHANGEABLE SUBJECT TO CUSTOMER PREFERENCE; -8 (COLOR BAC7801, PEPPERDUST) VS -9 (COLOR BAC70226, GRAY). FOR NHA/OTHER SYS DET SEE: 23-42-52-09	002004 006102 504903 950951	RF

MISSING ITEM NUMBERS NOT APPLICABLE

- ITEM NOT ILLUSTRATED

11-35-13-02

11-35-13
FIG. 02
PAGE 5
JAN 20/09

BRI



757

PARTS CATALOG (MAINTENANCE)

FIG ITEM	PART NUMBER	1 2 3 4 5 6 7	NOMENCLATURE	EFFECT FROM TO	UNITS PER ASSY
2 - 550	285N0412-9		HANDSET ASSY-(PLACARDS AND MARKINGS ONLY) SUPPLIER CODE: V89954 COMPONENT MAINT MANUAL REF: 23-42-64 QUALIFIED I/W DATA: 285N0412-9 AND 285N0412-8 ARE INTERCHANGEABLE SUBJECT TO CUSTOMER PREFERENCE; -8 (COLOR BAC7801, PEPPERDUST) VS -9 (COLOR BAC70226, GRAY). FOR NHA/OTHER SYS DET SEE: 23-42-52-08	002004 006102 504903 950951	RF
- 550	285N0412-9		HANDSET ASSY-(PLACARDS AND MARKINGS ONLY) SUPPLIER CODE: V89954 COMPONENT MAINT MANUAL REF: 23-42-64 QUALIFIED I/W DATA: 285N0412-9 AND 285N0412-8 ARE INTERCHANGEABLE SUBJECT TO CUSTOMER PREFERENCE; -8 (COLOR BAC7801, PEPPERDUST) VS -9 (COLOR BAC70226, GRAY). FOR NHA/OTHER SYS DET SEE: 23-42-52-07	002004 006102 950951	RF
- 550	285N0412-9		HANDSET ASSY-(PLACARDS AND MARKINGS ONLY) SUPPLIER CODE: V89954 COMPONENT MAINT MANUAL REF: 23-42-64 QUALIFIED I/W DATA: 285N0412-9 AND 285N0412-8 ARE INTERCHANGEABLE SUBJECT TO CUSTOMER PREFERENCE; -8 (COLOR BAC7801, PEPPERDUST) VS -9 (COLOR BAC70226, GRAY). FOR NHA/OTHER SYS DET SEE: 23-42-52-06	002004 006102 950951	RF

MISSING ITEM NUMBERS NOT APPLICABLE

- ITEM NOT ILLUSTRATED

11-35-13-02

11-35-13
FIG. 02
PAGE 6
JAN 20/09

BRI



757

PARTS CATALOG (MAINTENANCE)

FIG ITEM	PART NUMBER	1 2 3 4 5 6 7	NOMENCLATURE	EFFECT FROM TO	UNITS PER ASSY
2					
555	GM296288		.DECAL ASSY- SUPPLIER CODE: V22670	011100	1
555	GM296288		.DECAL ASSY- SUPPLIER CODE: V22670	504903	1
555	GM296288		.DECAL ASSY- SUPPLIER CODE: V22670	950951	1
555	GM296288		.DECAL ASSY- SUPPLIER CODE: V22670	002004 006010 101106	1
560	285N0412-7		.LABEL-STATIC SENSITIVE SUPPLIER CODE: V89954	504903	1
560	285N0412-7		.LABEL-STATIC SENSITIVE SUPPLIER CODE: V89954	950951	1
560	285N0412-7		.LABEL-STATIC SENSITIVE SUPPLIER CODE: V89954	011100	1
560	285N0412-7		.LABEL-STATIC SENSITIVE SUPPLIER CODE: V89954	002004 006010 101106	1
- 565	285N0413-3		CIRCUIT ASSY-PRINTED HANDSET INTERFACE SUPPLIER CODE: V89954 OPTIONAL PART: 285T1181-3 V89954 FOR NHA/ADDITIONAL DET SEE: 23-42-52-35	104106	RF
- 565	285T1181-3		CIRCUIT ASSY-PRINTED HANDSET INTERFACE SUPPLIER CODE: V89954 OPTIONAL PART: 285N0413-3 V89954 FOR NHA/ADDITIONAL DET SEE: 23-42-52-35	104106	RF
570	BAC27TEX1486		.DECAL- PLACARD CONTENT: STATIC SENSITIVE	104105	1

MISSING ITEM NUMBERS NOT APPLICABLE

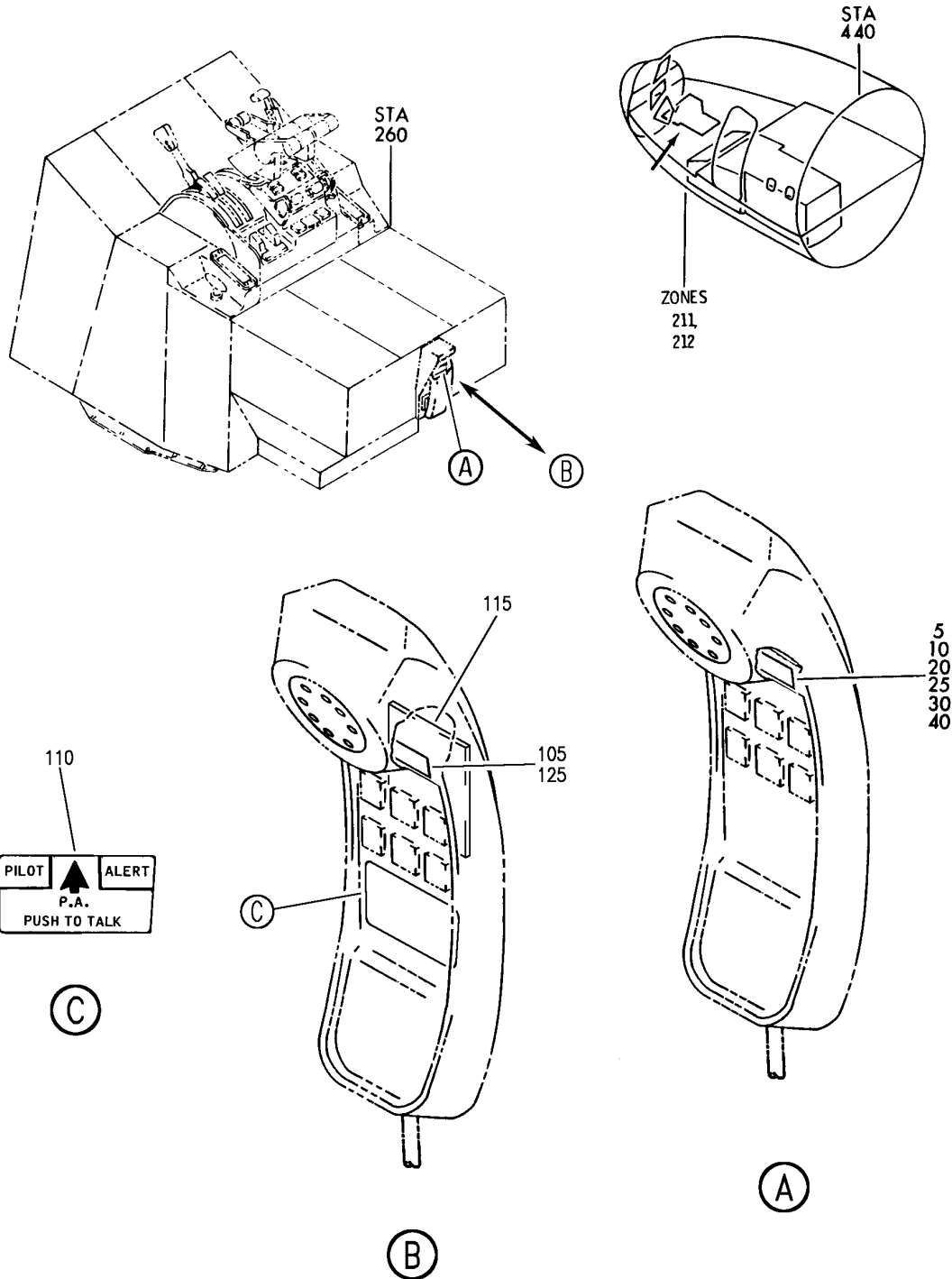
- ITEM NOT ILLUSTRATED

11-35-13-02

11-35-13
FIG. 02
PAGE 7
JAN 20/09

BRI

BOEING
757
PARTS CATALOG (MAINTENANCE)



Y 11351303 REV 266

HANDSET AND INTERPHONE ASSY
FIGURE 3

11-35-13-03

BRI
JAN 20/09

11-35-13-03
PAGE 0



757

PARTS CATALOG (MAINTENANCE)

FIG ITEM	PART NUMBER	1 2 3 4 5 6 7	NOMENCLATURE	EFFECT FROM TO	UNITS PER ASSY
3			HANDSET AND INTERPHONE ASSY	950951	
- 1	285N0412-9		HANDSET ASSY- SUPPLIER CODE: V89954 COMPONENT MAINT MANUAL REF: 23-42-64 STOWED ITEM DATA: (INSTALL HANDSET IN HOLDER ON AFT END OF AISLE STAND) FOR NHA/OTHER SYS DET SEE: 23-42-51-10	950951	RF
20	B637		. LABEL- SUPPLIER CODE: V8R602	950951	1
40	GM296288		. DECAL ASSY- SUPPLIER CODE: V22670	950951	1

MISSING ITEM NUMBERS NOT APPLICABLE

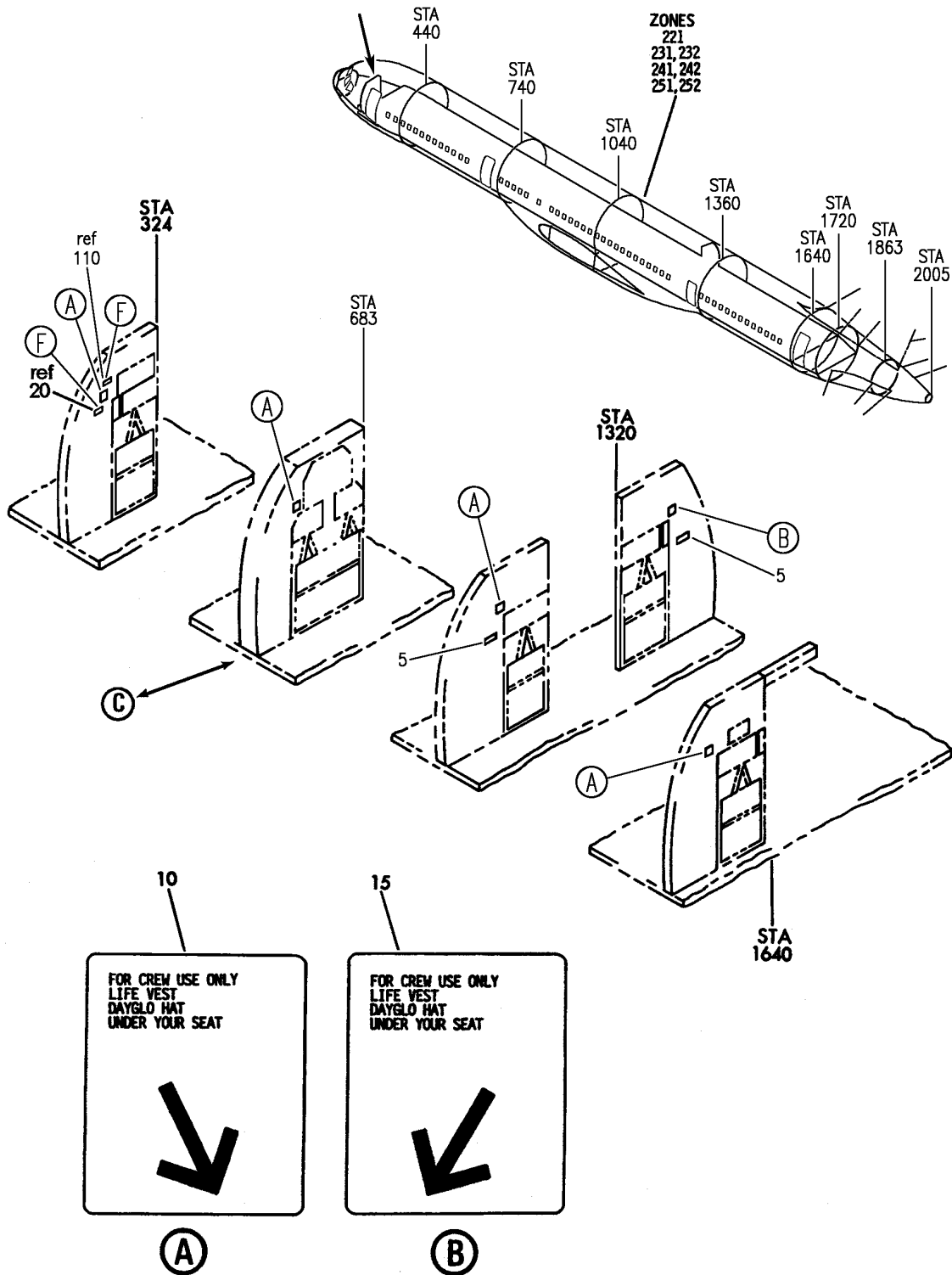
- ITEM NOT ILLUSTRATED

11-35-13-03

11-35-13
FIG. 03
PAGE 1
JAN 20/09

BRI

BOEING
757
PARTS CATALOG (MAINTENANCE)

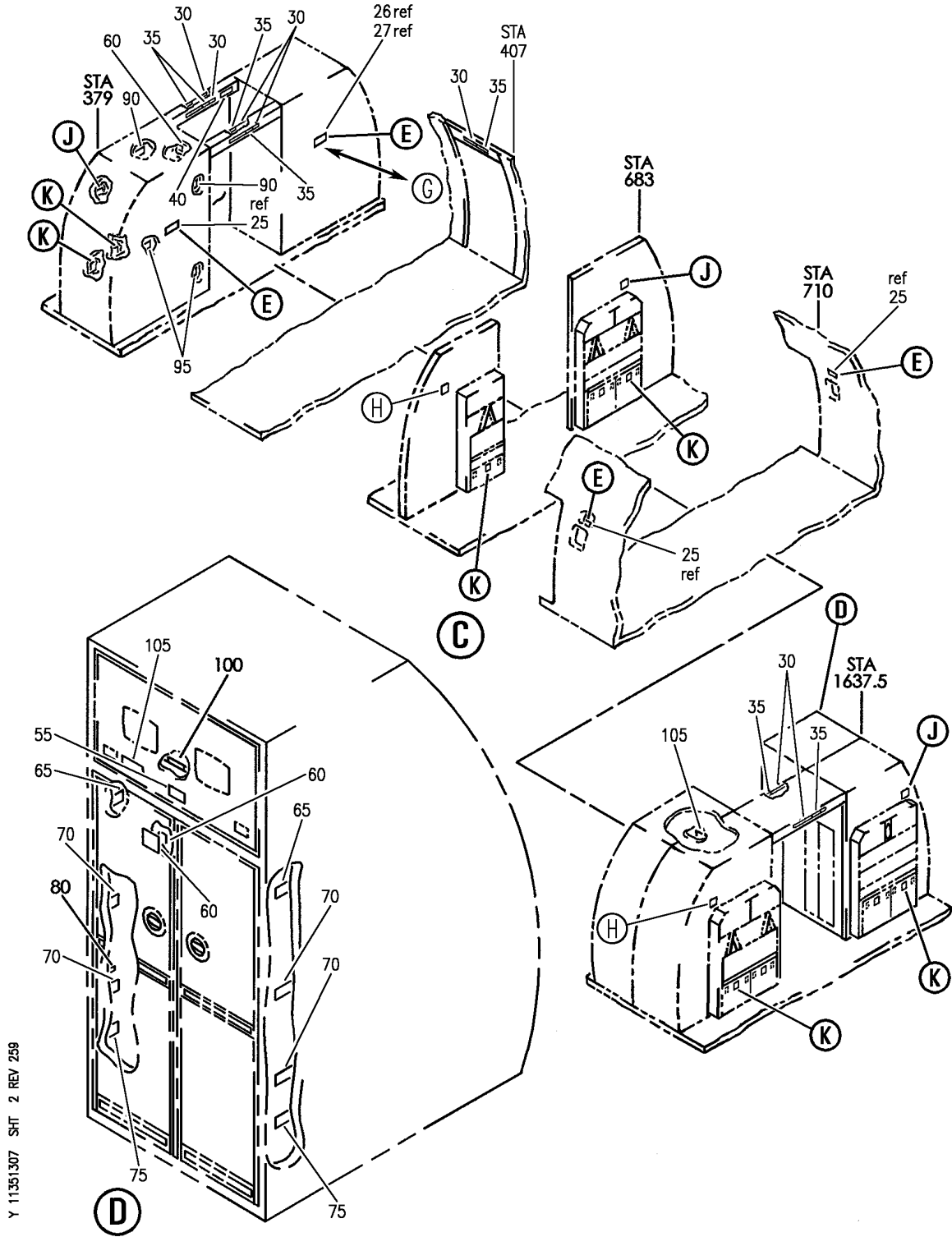


Y 11351307 SH-1 REV 259

PLACARD INSTL-CAB. INTR (ATTENDANT STATIONS ONLY)
FIGURE 7 (SHEET 1)

11-35-13-07

BOEING
757
PARTS CATALOG (MAINTENANCE)



Y 11351307 SHT 2 REV 259

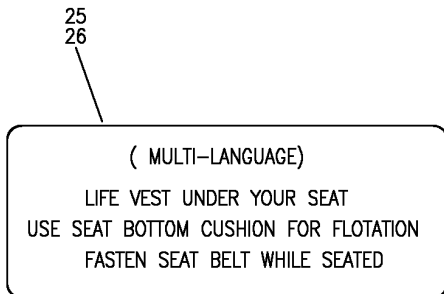
PLACARD INSTL-CAB. INTR (ATTENDANT STATIONS ONLY)
FIGURE 7 (SHEET 2)

11-35-13-07

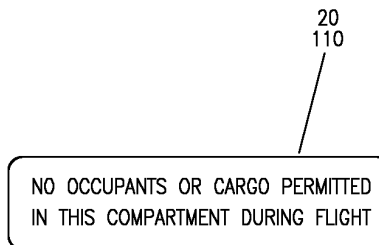
BRI
JAN 20/09

11-35-13-07
PAGE 0A

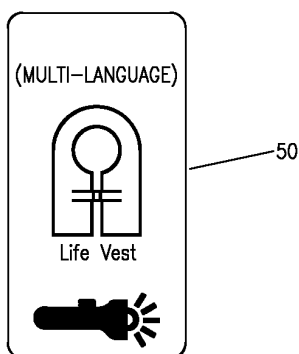
BOEING
757
PARTS CATALOG (MAINTENANCE)



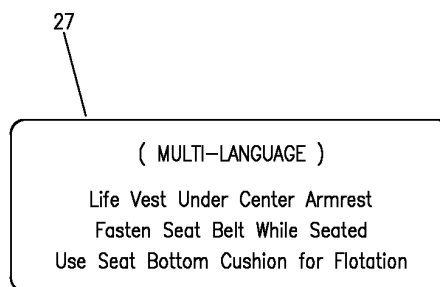
(E)



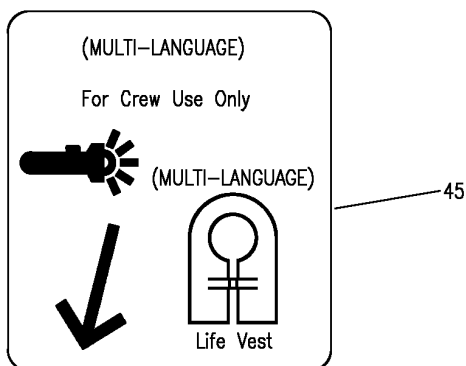
(F)



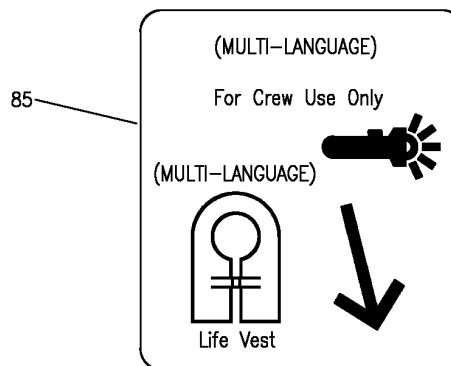
(K)



(G)



(J)



(H)

Y 11351307 SHT 3 REV 258

PLACARD INSTL-CAB. INTR (ATTENDANT STATIONS ONLY)
FIGURE 7 (SHEET 3)

11-35-13-07

BRI
JAN 20/09

11-35-13-07
PAGE 0B



757

PARTS CATALOG (MAINTENANCE)

FIG ITEM	PART NUMBER	1 2 3 4 5 6 7	NOMENCLATURE	EFFECT FROM TO	UNITS PER ASSY
7			PLACARD INSTL-CAB. INTR (ATTENDANT STATIONS ONLY)	504903	
- 1	414N5019-140		PLACARD INSTL-CAB. INTR (ATTENDANT STATIONS ONLY) FOR NHA/ADDITIONAL DET SEE: 25-20-00-07B	504504 506506	RF
- 1	414N5019-145		PLACARD INSTL-CAB. INTR (ATTENDANT STATIONS ONLY) FOR NHA/ADDITIONAL DET SEE: 25-20-00-07B	505505 507903	RF
5	BAC29PPS17055		.PLACARD- PLACARD CONTENT: LIFE VEST UNDER YOUR SEAT FASTEN SEAT BELT WHILE SEATED	504504 506506	2
10	BAC29PPS23393		.PLACARD	504504 506506	4
15	BAC29PPS23394		.PLACARD	504504 506506	1
110	BAC27DPA4336		.PLACARD- POST RAPID REVISION: RR92002-132A-E	505505 507903	1

MISSING ITEM NUMBERS NOT APPLICABLE

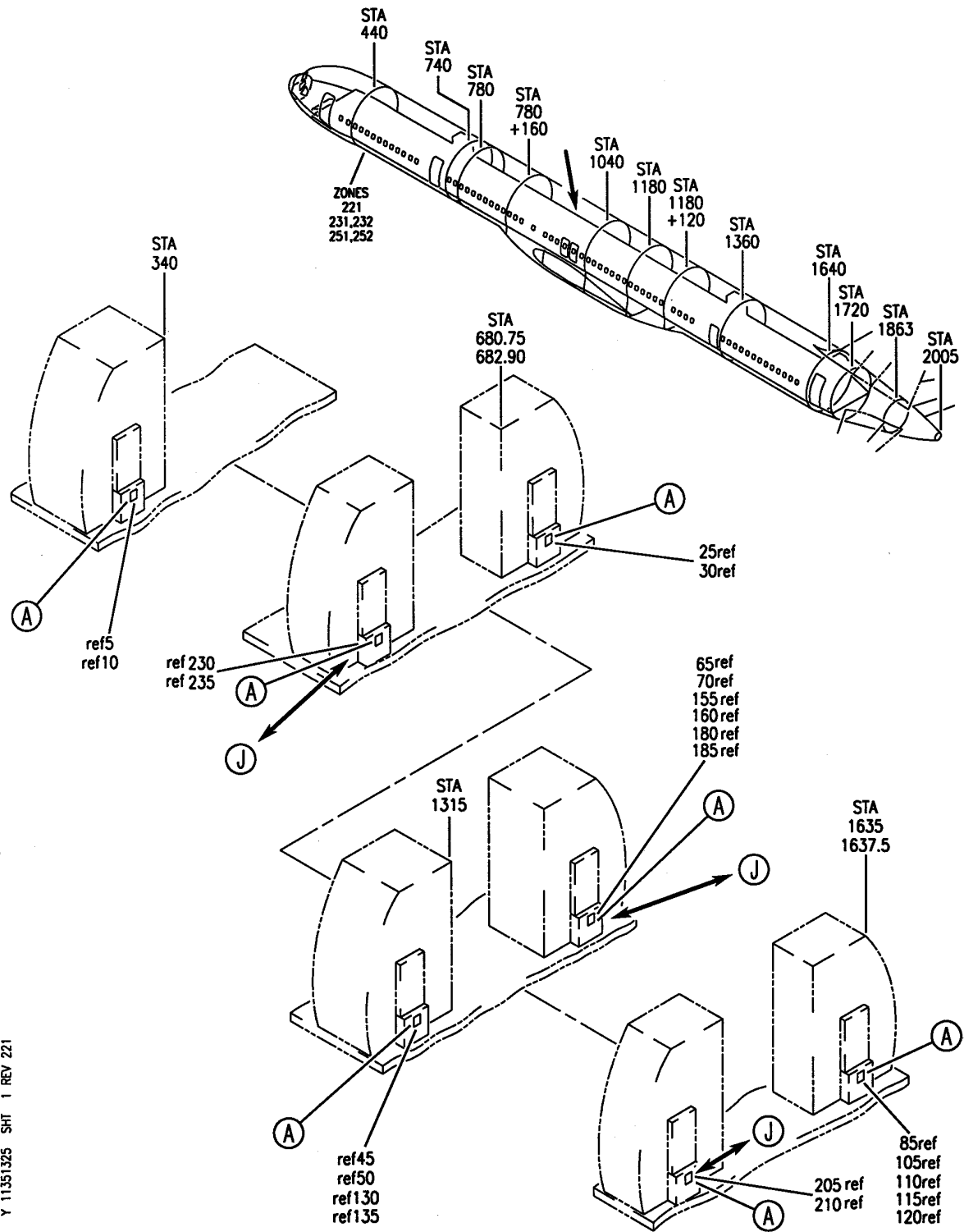
- ITEM NOT ILLUSTRATED

11-35-13-07

11-35-13
FIG. 07
PAGE 1
JAN 20/09

BRI

BOEING
757
PARTS CATALOG (MAINTENANCE)



Y 11351325 SH1 1 REV 221

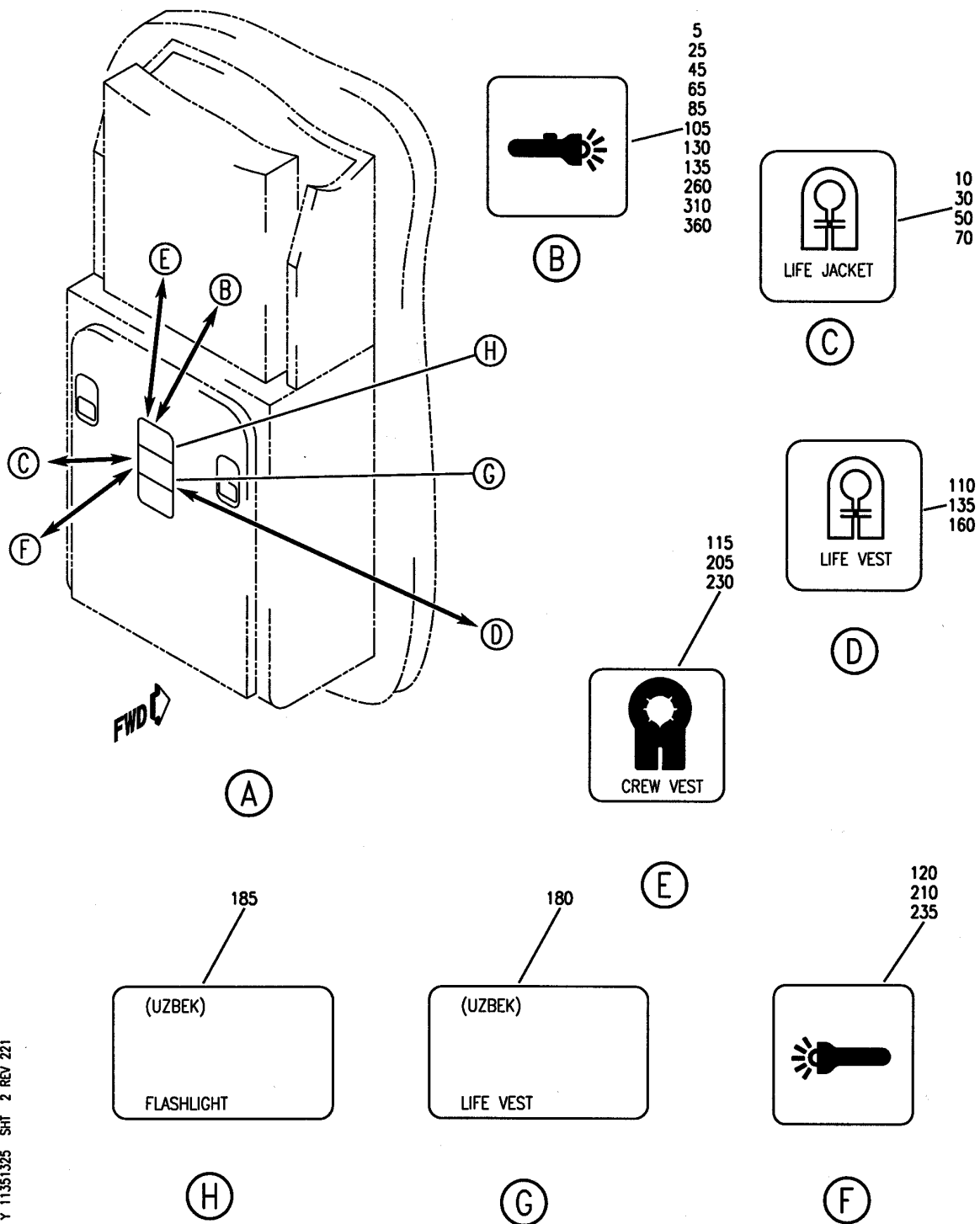
PLACARD INSTL- CAB. INTR ATTENDANT SEAT STOWAGE BOX
FIGURE 25 (SHEET 1)

11-35-13-25

BRI
MAY 28/07

11-35-13-25
PAGE 0

BOEING
757
PARTS CATALOG (MAINTENANCE)



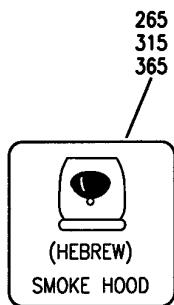
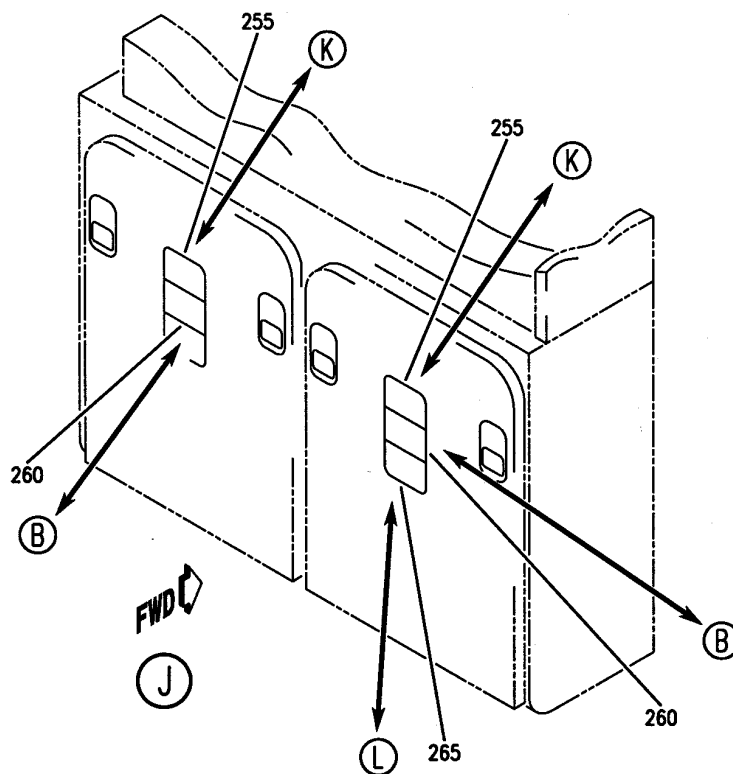
PLACARD INSTL- CAB. INTR ATTENDANT SEAT STOWAGE BOX
FIGURE 25 (SHEET 2)

11-35-13-25

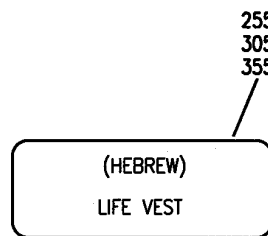
BRI
MAY 28/07

11-35-13-25
PAGE 0A

BOEING
757
PARTS CATALOG (MAINTENANCE)



(L)



(K)

Y 11351325 SH1 3 REV 221

PLACARD INSTL- CAB. INTR ATTENDANT SEAT STOWAGE BOX
FIGURE 25 (SHEET 3)

11-35-13-25

BRI
MAY 28/07

11-35-13-25
PAGE 0B



757

PARTS CATALOG (MAINTENANCE)

FIG ITEM	PART NUMBER	1 2 3 4 5 6 7	NOMENCLATURE	EFFECT FROM TO	UNITS PER ASSY
25			PLACARD INSTL- CAB. INTR ATTENDANT SEAT STOWAGE BOX	101102 108120	
- 1	414N5117-1		PLACARD INSTL-CAB. INTR ATTENDANT SEAT STOWAGE BOX POSITION DATA: STA 340.00 LBL 20.25 FOR NHA SEE: 25-20-00-07B	101102	RF
5	BAC29PPS36225		.PLACARD	101102	1
10	BAC29PPS38658		.PLACARD	101102	1
- 20	414N5117-3		PLACARD INSTL-CAB. INTR ATTENDANT SEAT STOWAGE BOX POSITION DATA: STA 680.75 RBL 47.25 FOR NHA SEE: 25-20-00-07B	101102	RF
25	BAC29PPS36225		.PLACARD	101102	1
30	BAC29PPS38658		.PLACARD	101102	1
- 40	414N5117-4		PLACARD INSTL-CAB. INTR ATTENDANT SEAT STOWAGE BOX POSITION DATA: STA 1315.00 LBL 22.00 FOR NHA SEE: 25-20-00-07B	101102	RF
45	BAC29PPS36225		.PLACARD	101102	1
50	BAC29PPS38658		.PLACARD	101102	1
- 60	414N5117-5		PLACARD INSTL-CAB. INTR ATTENDANT SEAT STOWAGE BOX POSITION DATA: STA 1315.00 RBL 40.25 FOR NHA SEE: 25-20-00-07B	101102	RF
65	BAC29PPS36225		.PLACARD	101102	1
70	BAC29PPS38658		.PLACARD	101102	1
- 80	414N5117-7		PLACARD INSTL-CAB. INTR ATTENDANT SEAT STOWAGE BOX POSITION DATA: STA 1637.50 RBL 37.00 FOR NHA/ADDITIONAL DET SEE: 25-20-00-07B	101102	RF
85	BAC29PPS36225		.PLACARD	101102	1

MISSING ITEM NUMBERS NOT APPLICABLE

- ITEM NOT ILLUSTRATED

11-35-13-25

11-35-13
FIG. 25
PAGE 1
JAN 20/09

BRI



757

PARTS CATALOG (MAINTENANCE)

FIG ITEM	PART NUMBER	1 2 3 4 5 6 7	NOMENCLATURE	EFFECT FROM TO	UNITS PER ASSY
25					
- 125	414N5117-29		PLACARD INSTL-CAB. INTR ATTENDANT SEAT STOWAGE BOX POSITION DATA: STA 1315.00 LBL 41.17 FOR NHA SEE: 25-20-00-07B	108120	RF
130	BAC29PPS36225		.PLACARD	108120	1
135	BAC29PPS36236		.PLACARD	108120	1
- 150	414N5117-30		PLACARD INSTL-CAB. INTR ATTENDANT SEAT STOWAGE BOX POSITION DATA: STA 1315.00 RBL 58.60 FOR NHA SEE: 25-20-00-07B	108120	RF
155	BAC29PPS36225		.PLACARD	108120	1
160	BAC29PPS36236		.PLACARD	108120	1

MISSING ITEM NUMBERS NOT APPLICABLE

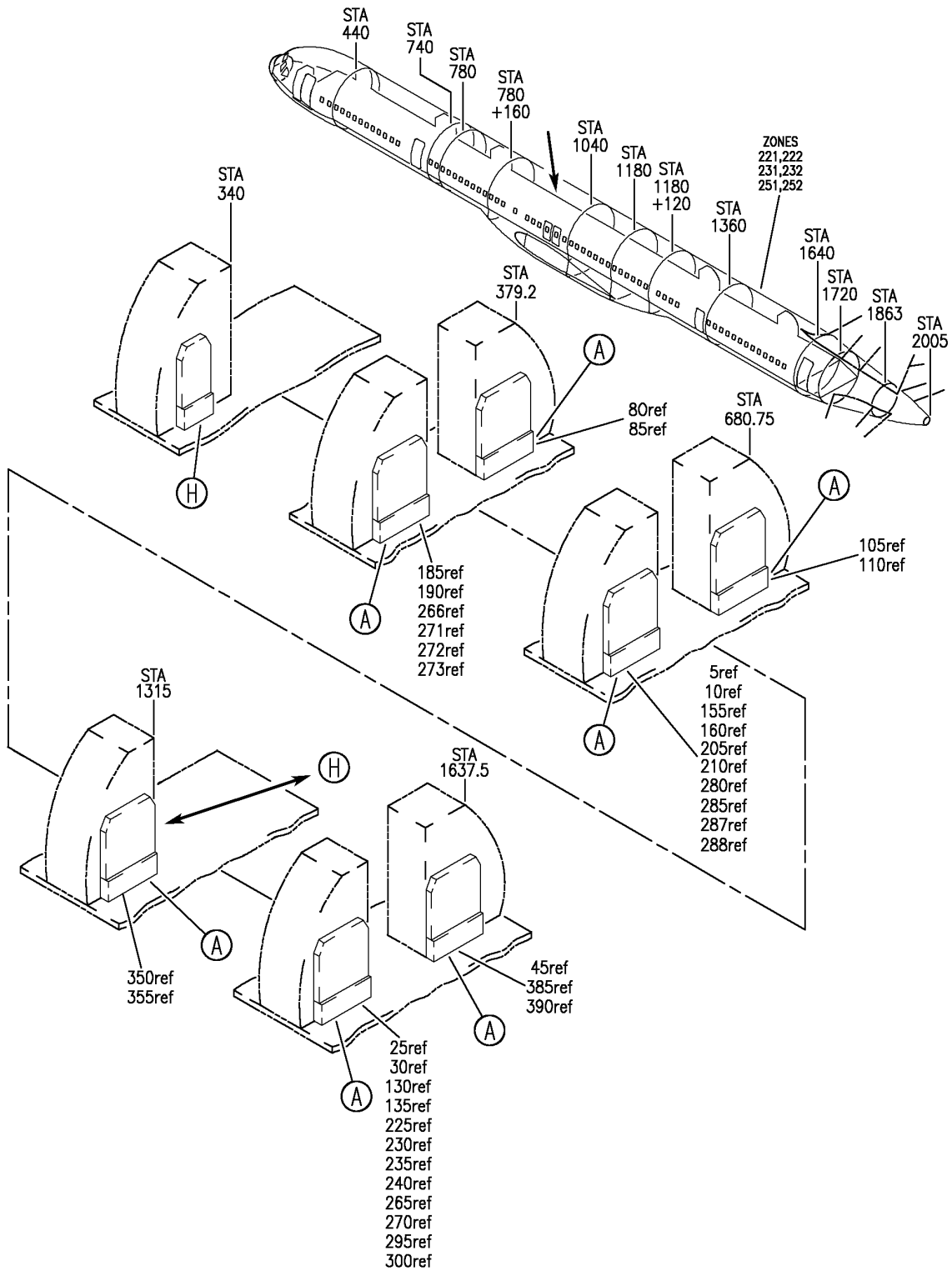
- ITEM NOT ILLUSTRATED

11-35-13-25

11-35-13
FIG. 25
PAGE 2
JAN 20/09

BRI

BOEING
757
PARTS CATALOG (MAINTENANCE)



Y 11351325A SH1 1 REV 246

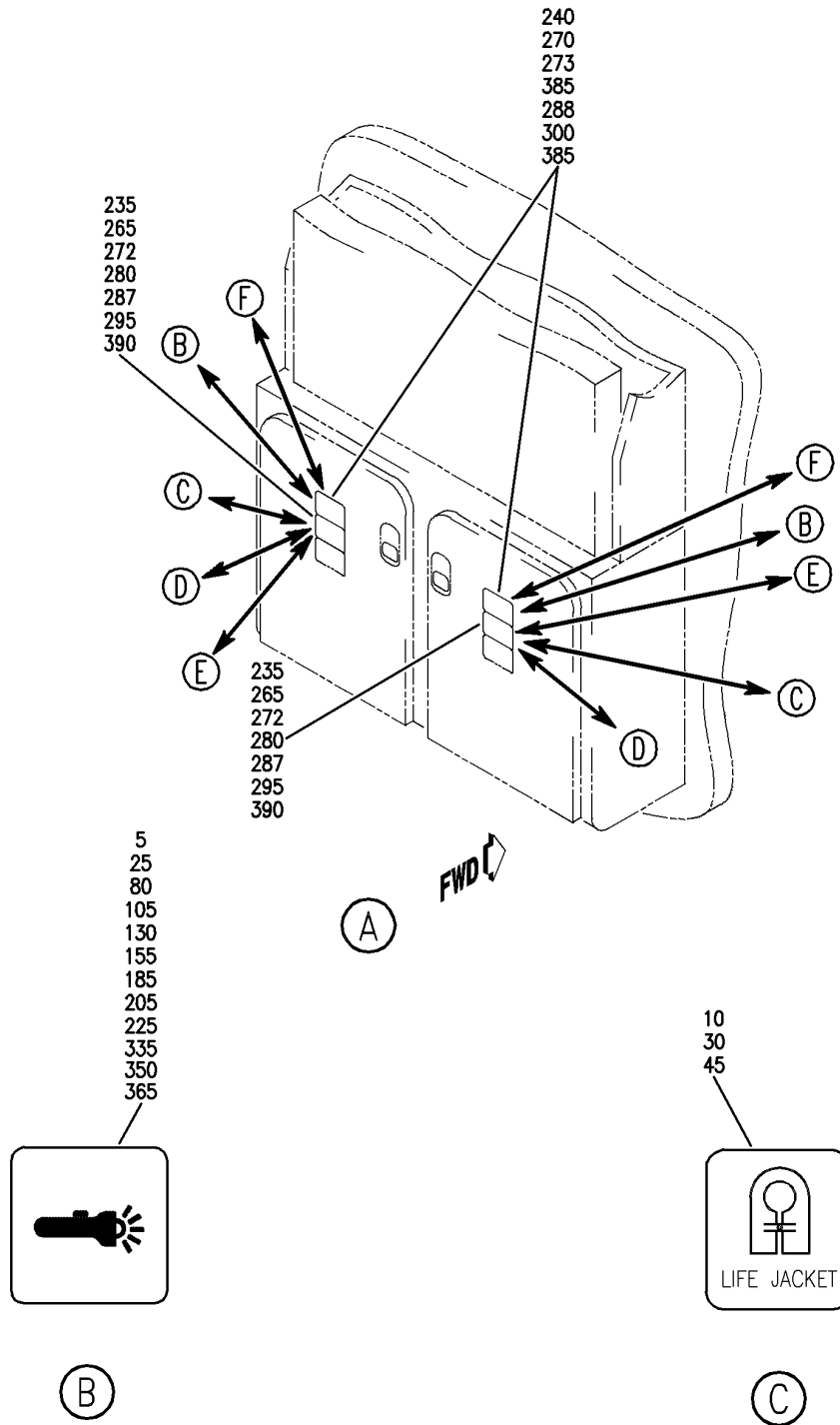
PLACARD INSTL- CAB. INTR ATTENDANT SEAT STOWAGE BOX
FIGURE 25A (SHEET 1)

11-35-13-25A

BRI
MAY 28/07

11-35-13-25A
PAGE 0

BOEING
757
PARTS CATALOG (MAINTENANCE)



Y 11351325A SH1 2 REV 244

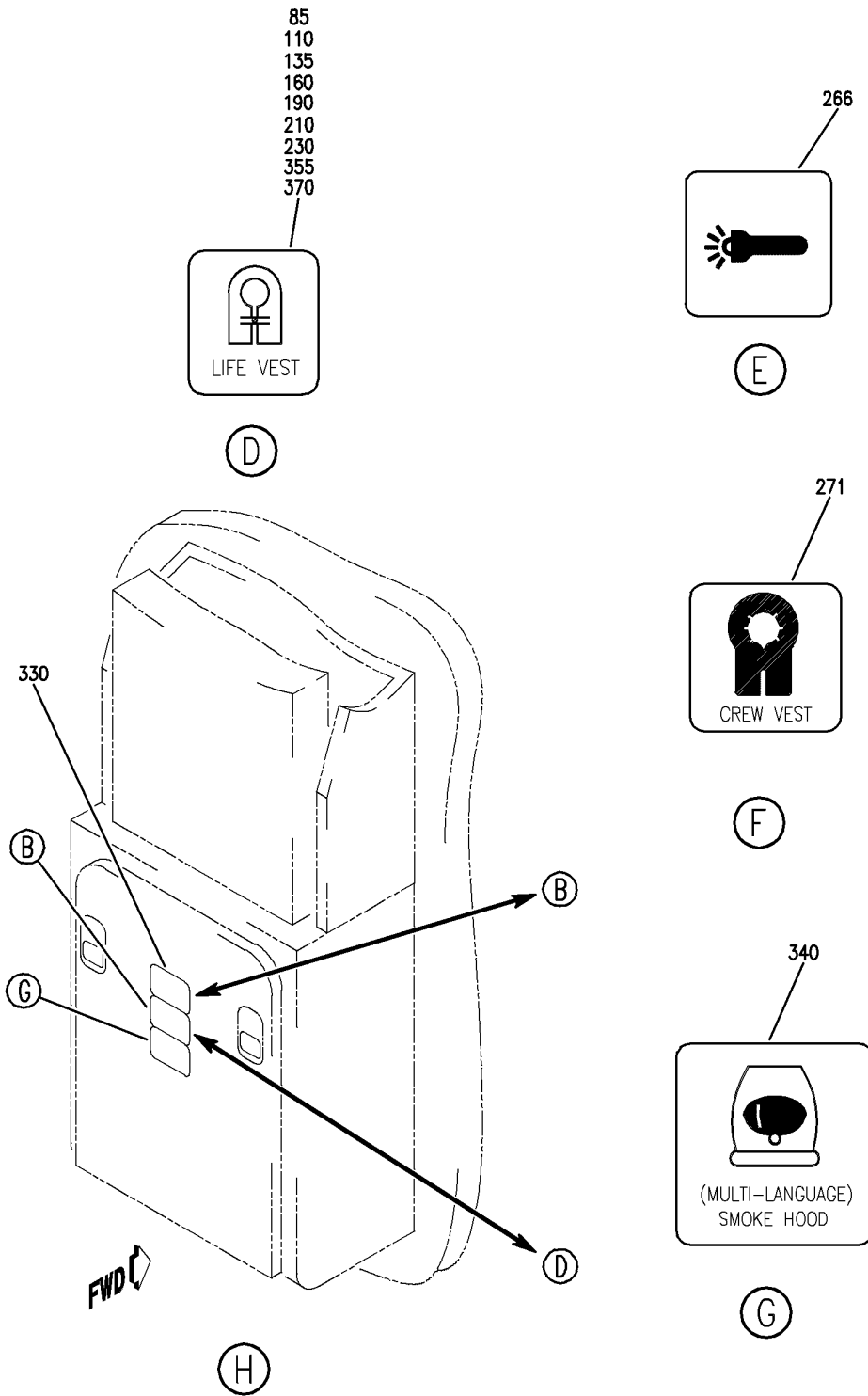
PLACARD INSTL- CAB. INTR ATTENDANT SEAT STOWAGE BOX
FIGURE 25A (SHEET 2)

11-35-13-25A

BRI
MAY 28/07

11-35-13-25A
PAGE 0A

BOEING
757
PARTS CATALOG (MAINTENANCE)



Y 11351325A SH1 3 REV 242

PLACARD INSTL- CAB. INTR ATTENDANT SEAT STOWAGE BOX
FIGURE 25A (SHEET 3)

11-35-13-25A

BRI
MAY 28/07

11-35-13-25A
PAGE 0B



757

PARTS CATALOG (MAINTENANCE)

FIG ITEM	PART NUMBER	1 2 3 4 5 6 7	NOMENCLATURE	EFFECT FROM TO	UNITS PER ASSY
25A			PLACARD INSTL- CAB. INTR ATTENDANT SEAT STOWAGE BOX	101102 108120	
- 1	414N5117-2		PLACARD INSTL-CAB. INTR ATTENDANT SEAT STOWAGE BOX POSITION DATA: STA 680.75 LBL 14.25 FOR NHA SEE: 25-20-00-07B	101102	RF
5	BAC29PPS36225		.PLACARD	101102	2
10	BAC29PPS38658		.PLACARD	101102	2
- 20	414N5117-6		PLACARD INSTL-CAB. INTR ATTENDANT SEAT STOWAGE BOX POSITION DATA: STA 1637.50 LBL 18.75 FOR NHA SEE: 25-20-00-07B	101102	RF
25	BAC29PPS36225		.PLACARD	101102	2
30	BAC29PPS38658		.PLACARD	101102	2
- 40	414N5117-7		PLACARD INSTL-CAB. INTR ATTENDANT SEAT STOWAGE BOX POSITION DATA: STA 1637.50 RBL 37.00 FOR NHA/ADDITIONAL DET SEE: 25-20-00-07B	101102	RF
45	BAC29PPS38658		.PLACARD	101102	2
- 180	414N5117-26		PLACARD INSTL-CAB. INTR ATTENDANT SEAT STOWAGE BOX POSITION DATA: STA 380.50 LBL 54.50 FOR NHA SEE: 25-20-00-07B	108120	RF
185	BAC29PPS36225		.PLACARD	108120	2
190	BAC29PPS36236		.PLACARD	108120	2
- 200	414N5117-27		PLACARD INSTL-CAB. INTR ATTENDANT SEAT STOWAGE BOX POSITION DATA: STA 682.90 LBL 13.25 FOR NHA SEE: 25-20-00-07B	108120	RF
210	BAC29PPS36236		.PLACARD	108120	2

MISSING ITEM NUMBERS NOT APPLICABLE

- ITEM NOT ILLUSTRATED

11-35-13-25A

11-35-13
FIG. 25A
PAGE 1
JAN 20/09

BRI

BOEING PROPRIETARY - Copyright © - Unpublished Work - See title page for details.



757

PARTS CATALOG (MAINTENANCE)

FIG ITEM	PART NUMBER	1 2 3 4 5 6 7	NOMENCLATURE	EFFECT FROM TO	UNITS PER ASSY
25A - 220	414N5117-28		PLACARD INSTL-CAB. INTR ATTENDANT SEAT STOWAGE BOX POSITION DATA: STA 1637.50 LBL 11.00 FOR NHA SEE: 25-20-00-07B	108120	RF
225	BAC29PPS36225		.PLACARD	108120	2
230	BAC29PPS36236		.PLACARD	108120	2

MISSING ITEM NUMBERS NOT APPLICABLE

- ITEM NOT ILLUSTRATED

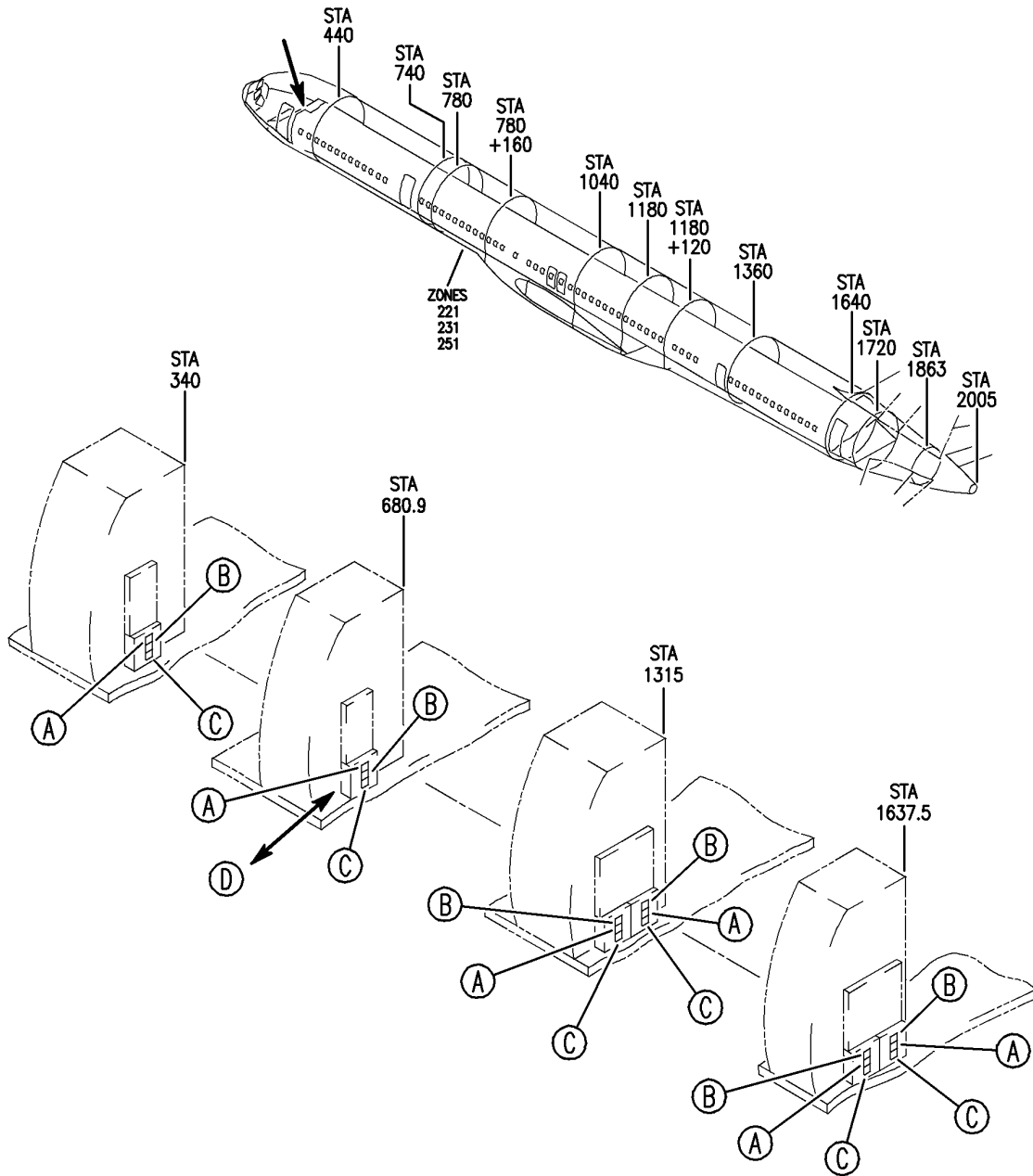
BRI

11-35-13-25A

BOEING PROPRIETARY - Copyright © - Unpublished Work - See title page for details.

11-35-13
FIG. 25A
PAGE 2
JAN 20/09

BOEING
757
PARTS CATALOG (MAINTENANCE)



Y 11351325E SHT 1 REV 238

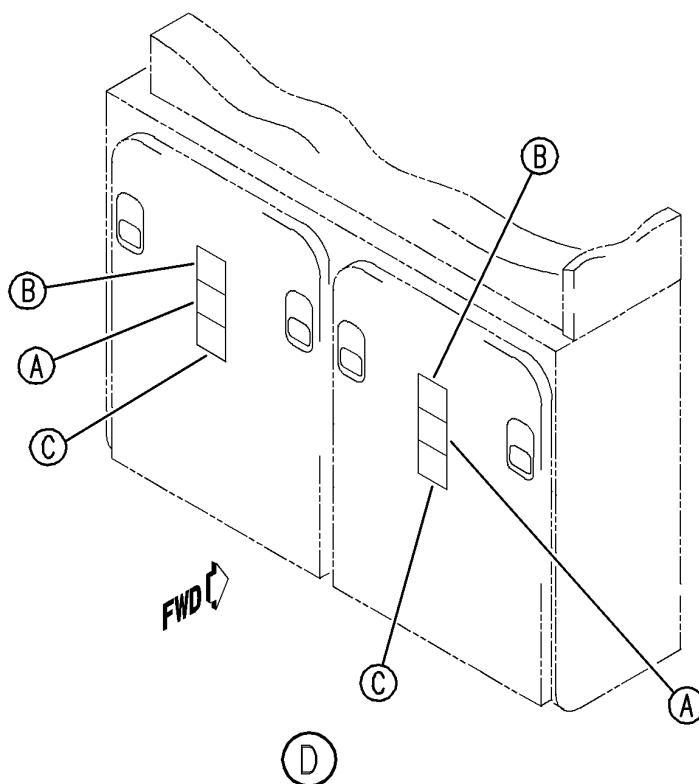
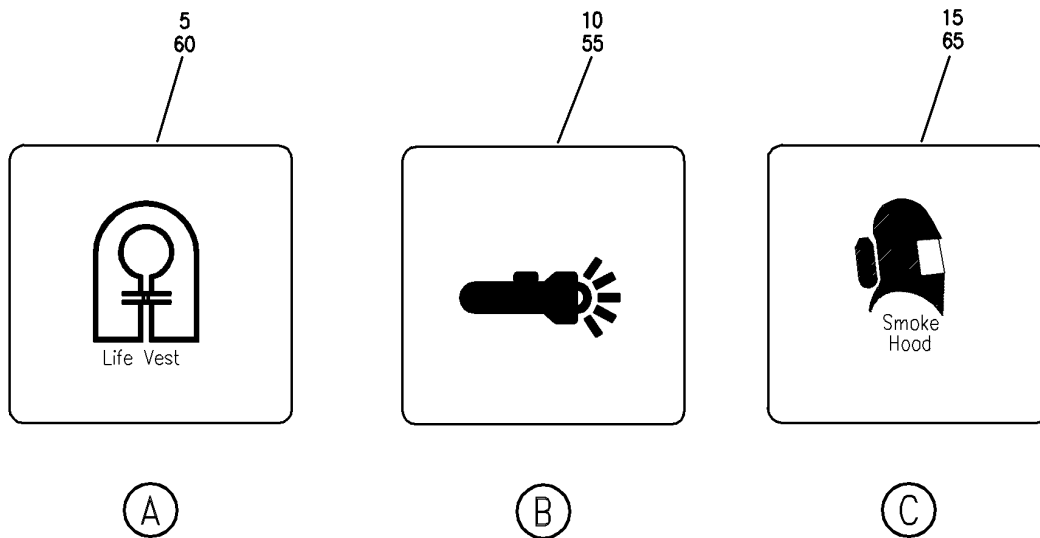
PLACARD INSTL-CAB. INTR ATTENDANT SEAT STORAGE BOX
FIGURE 25E (SHEET 1)

11-35-13-25E

BRI
JAN 20/09

11-35-13-25E
PAGE 0

BOEING
757
PARTS CATALOG (MAINTENANCE)



Y 11351325E SH1 2 REV 238

PLACARD INSTL-CAB. INTR ATTENDANT SEAT STORAGE BOX
FIGURE 25E (SHEET 2)

11-35-13-25E

BRI
JAN 20/09

11-35-13-25E
PAGE 0A



757

PARTS CATALOG (MAINTENANCE)

FIG ITEM	PART NUMBER	1 2 3 4 5 6 7	NOMENCLATURE	EFFECT FROM TO	UNITS PER ASSY
25E			PLACARD INSTL-CAB. INTR ATTENDANT SEAT STOWAGE BOX	103106	
- 53	MODREF17028		PLACARD INSTL-CAB. INTR ATTENDANT SEAT STOWAGE BOX MODULE NUMBER: 414N5117-47 REV A POSITION DATA: STA. 1315.00 LBL 47.50	103106	1
55	BAC29PPS36225		.PLACARD	103106	2
60	BAC29PPS36236		.PLACARD	103106	2
65	BAC29PPS36232		.PLACARD	103106	2

MISSING ITEM NUMBERS NOT APPLICABLE

- ITEM NOT ILLUSTRATED

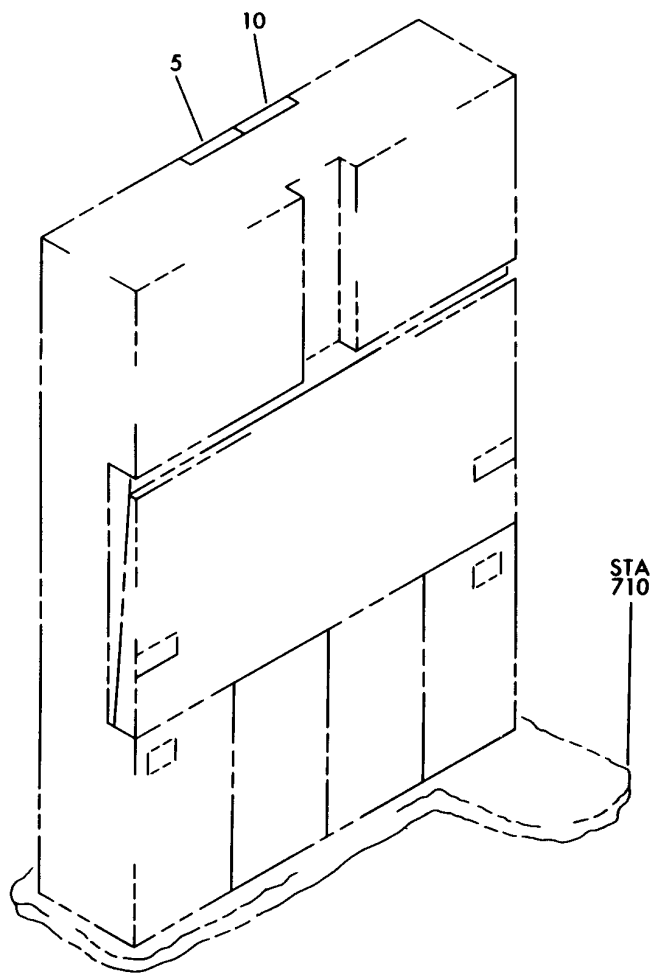
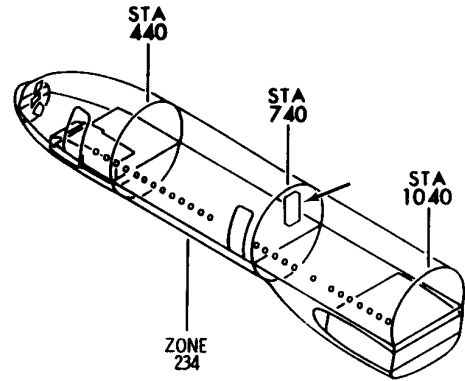
BRI

11-35-13-25E

BOEING PROPRIETARY - Copyright © - Unpublished Work - See title page for details.

11-35-13
FIG. 25E
PAGE 1
JAN 20/09

BOEING
757
PARTS CATALOG (MAINTENANCE)



Y 11351339 REV 116

PLACARD INSTL-CAB. INTR (ATTENDANTS STATION ONLY)
FIGURE 39

11-35-13-39

BRI
JAN 20/09

11-35-13-39
PAGE 0



757

PARTS CATALOG (MAINTENANCE)

FIG ITEM	PART NUMBER	1 2 3 4 5 6 7	NOMENCLATURE	EFFECT FROM TO	UNITS PER ASSY
39			PLACARD INSTL-CAB. INTR (ATTENDANTS STATION ONLY)	121503	
1	414N5019-18		PLACARD INSTL-CAB. INTR (ATTENDANTS STATION ONLY) FOR NHA/ADDITIONAL DET SEE: 25-20-00-01C	121503	RF
5	BAC29PPS5348		.PLACARD- PLACARD CONTENT: FOR CREW USE ONLY	121503	1
10	BAC29PPS7675		.PLACARD-SPANISH	121503	1

MISSING ITEM NUMBERS NOT APPLICABLE

- ITEM NOT ILLUSTRATED

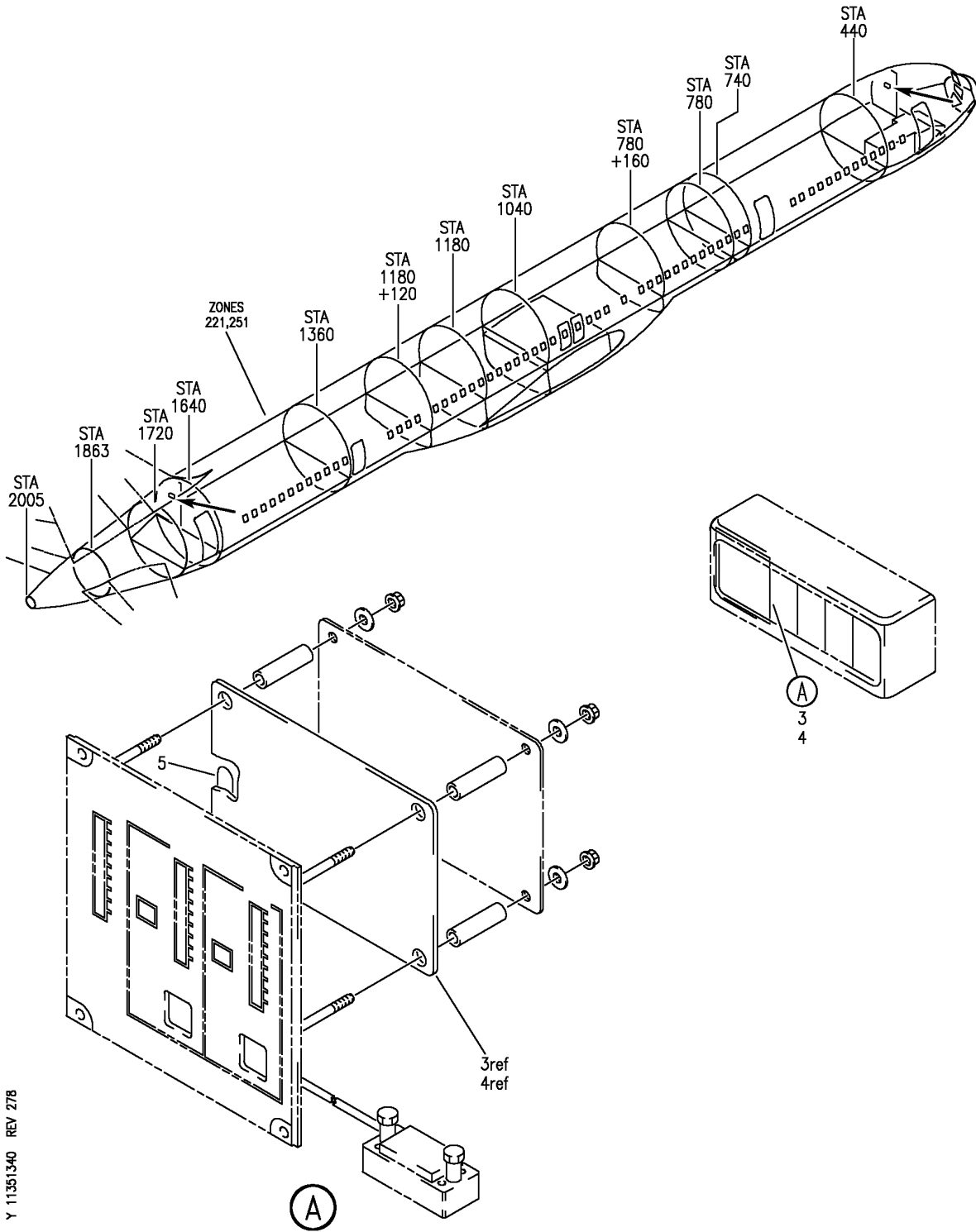
BRI

11-35-13-39

BOEING PROPRIETARY - Copyright © - Unpublished Work - See title page for details.

11-35-13
FIG. 39
PAGE 1
JAN 20/09

BOEING
757
PARTS CATALOG (MAINTENANCE)



Y 11351340 REV 278

WIRING ASSY-PRINTED
FIGURE 40

11-35-13-40

BRI
JAN 20/09

11-35-13-40
PAGE 0



757

PARTS CATALOG (MAINTENANCE)

FIG ITEM	PART NUMBER	1 2 3 4 5 6 7	NOMENCLATURE	EFFECT FROM TO	UNITS PER ASSY
40					
- 1	285N0405-3		WIRING ASSY-PRINTED SUBKIT ASSY-PRINTED SUPPLIER CODE: V89954 ELECTRICAL EQUIP NUMBER: A00001 OPTIONAL PART: 285N0405-2 V89954 FOR NHA SEE: 38-33-04-01	104105 104105	RF
- 1	285N0405-2		SUBKIT ASSY-PRINTED SUPPLIER CODE: V89954 ELECTRICAL EQUIP NUMBER: A00001 OPTIONAL PART: 285N0405-3 V89954 FOR NHA SEE: 38-33-04-01	104105	RF
3	285N1002-2		.WIRING ASSY-PRINTED SUPPLIER CODE: V89954 USED ON: 285N0405-3	104105	1
4	285N1002-1		.WIRING ASSY-PRINTED SUPPLIER CODE: V89954 USED ON: 285N0405-2	104105	1
5	BAC27TEX1486		..DECAL- PLACARD CONTENT: STATIC SENSITIVE	104105	1

MISSING ITEM NUMBERS NOT APPLICABLE

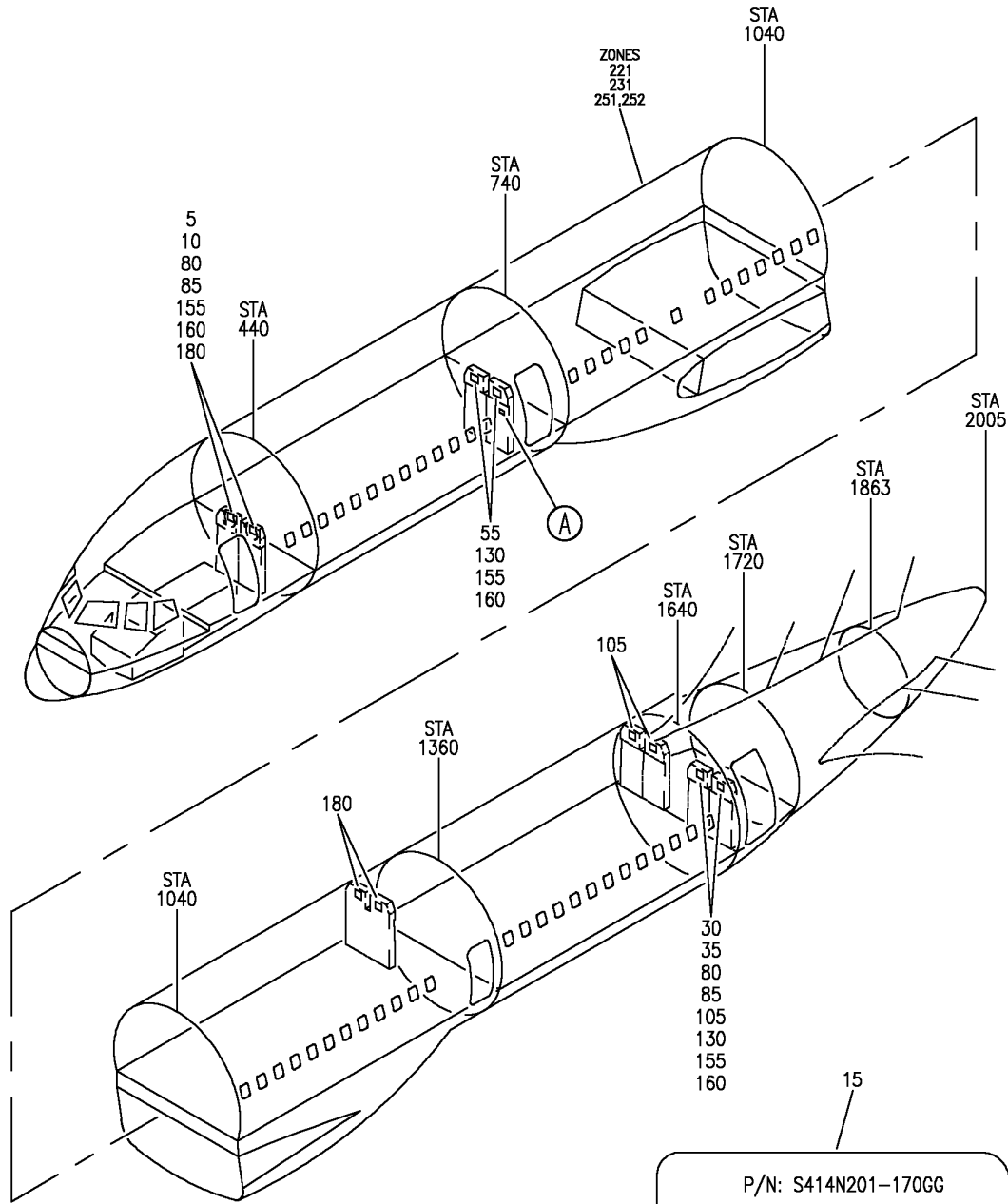
- ITEM NOT ILLUSTRATED

11-35-13-40

11-35-13
FIG. 40
PAGE 1
JAN 20/09

BRI

BOEING
757
PARTS CATALOG (MAINTENANCE)



P/N: S414N201-170GG
THIS TSO'D SEAT HAS BEEN MODIFIED
BY BOEING INSTALLATION DRAWING
414N2600-48

(A)

Y 11351346A REV 256

SEAT INSTL-ATTENDANT (PLACARDS AND MARKINGS ONLY)
FIGURE 46A

11-35-13-46A

BRI
MAY 28/07

11-35-13-46A
PAGE 0



757

PARTS CATALOG (MAINTENANCE)

FIG ITEM	PART NUMBER	1 2 3 4 5 6 7	NOMENCLATURE	EFFECT FROM TO	UNITS PER ASSY
46A			SEAT INSTL-ATTENDANT (PLACARDS AND MARKINGS ONLY)	101106 504903	
- 25	414N2600-44		SEAT INSTL-(BRI) ATTENDANT (PLACARDS AND MARKINGS ONLY) FOR NHA/OTHER SYS DET SEE: 25-20-00-07B	101102	RF
35	BAC27NPA1515		.MARKER- PLACARD CONTENT: INSTALL HEADREST WITH .50 INCH BETWEEN EDGE OF HANDSET AND EDGE OF HEADREST.	101102	2
- 50	414N2600-31		SEAT INSTL-ATTENDANT (PLACARDS AND MARKINGS ONLY) FOR NHA/OTHER SYS DET SEE: 25-20-00-07B	504903	RF
55	BAC27NPA1355		.MARKER- PLACARD CONTENT: INSTALL HEADREST WITH .50 INCH BETWEEN EDGE OF HANDSET AND EDGE OF HEADREST.	504903	2
- 175	MODREF31729		SEAT INSTL-ATTENDANT (PLACARDS AND MARKINGS ONLY) MODULE NUMBER: 414N2600-68 REV A FOR OTHER SYS DETAILS SEE: 25-25-02-65 25-25-02-65A FOR ADDITIONAL DETAILS SEE: 11-35-13-46B	103106	1
180	BAC27NPA1515		.MARKER- PLACARD CONTENT: INSTALL HEADREST WITH .50 INCH BETWEEN EDGE OF HANDSET AND EDGE OF HEADREST.	103106	4

MISSING ITEM NUMBERS NOT APPLICABLE

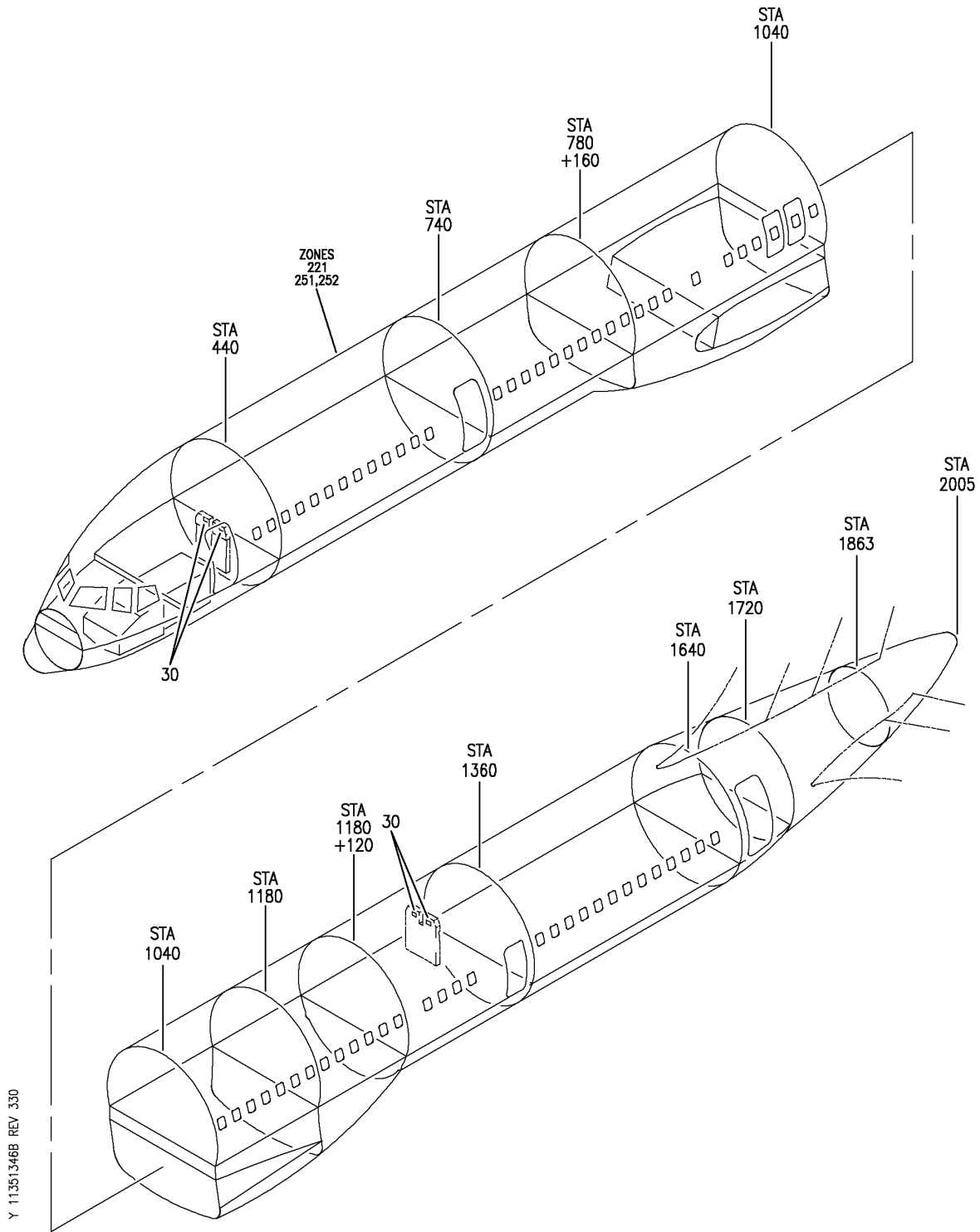
- ITEM NOT ILLUSTRATED

BRI

11-35-13-46A

11-35-13
FIG. 46A
PAGE 1
JAN 20/09

BOEING
757
PARTS CATALOG (MAINTENANCE)



Y 11351346B REV 330

SEAT INSTL-ATTENDANT (PLACARDS AND MARKINGS ONLY)
FIGURE 46B

11-35-13-46B

BRI
JAN 20/09

11-35-13-46B
PAGE 0



757

PARTS CATALOG (MAINTENANCE)

FIG ITEM	PART NUMBER	1 2 3 4 5 6 7	NOMENCLATURE	EFFECT FROM TO	UNITS PER ASSY
46B			SEAT INSTL-ATTENDANT (PLACARDS AND MARKINGS ONLY)	103106	
- 25	MODREF31729		SEAT INSTL-ATTENDANT (PLACARDS AND MARKINGS ONLY)	103106	1
			MODULE NUMBER: 414N2600-68 REV A FOR OTHER SYS DETAILS SEE: 25-25-02-65 25-25-02-65A FOR ADDITIONAL DETAILS SEE: 11-35-13-46B		
30	BAC27NPA1515		.MARKER- PLACARD CONTENT: INSTALL HEADREST WITH .50 INCH BETWEEN EDGE OF HANDSET AND EDGE OF HEADREST.	103106	4

MISSING ITEM NUMBERS NOT APPLICABLE

- ITEM NOT ILLUSTRATED

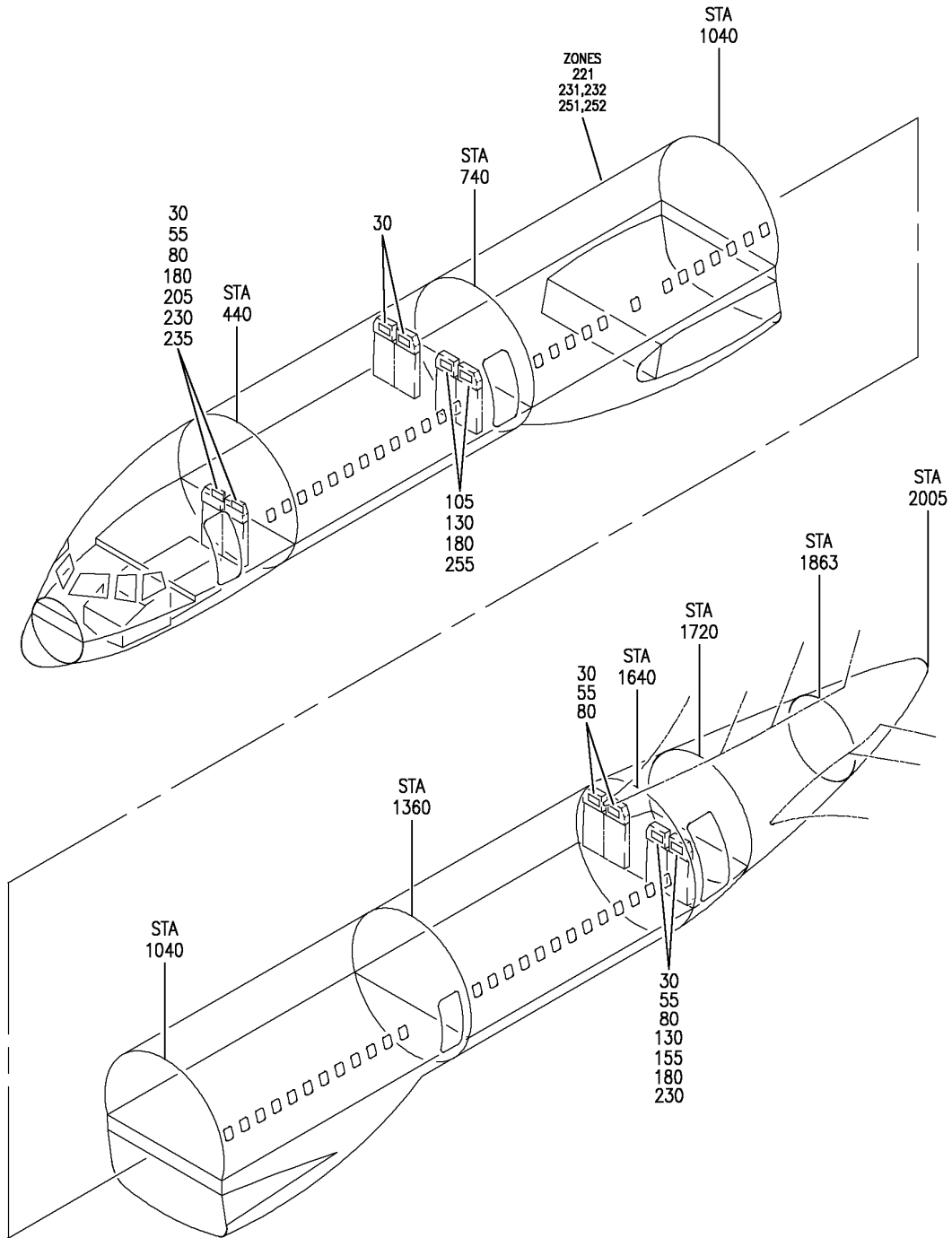
BRI

11-35-13-46B

BOEING PROPRIETARY - Copyright © - Unpublished Work - See title page for details.

11-35-13
FIG. 46B
PAGE 1
JAN 20/09

BOEING
757
PARTS CATALOG (MAINTENANCE)



Y 11351349 REV 330

SEAT INSTL-ATTENDANT (PLACARDS AND MARKINGS ONLY)
FIGURE 49

11-35-13-49

BRI
JAN 20/09

11-35-13-49
PAGE 0



757

PARTS CATALOG (MAINTENANCE)

FIG ITEM	PART NUMBER	1 2 3 4 5 6 7	NOMENCLATURE	EFFECT FROM TO	UNITS PER ASSY
49			SEAT INSTL-ATTENDANT (PLACARDS AND MARKINGS ONLY)	011100 121503 950999	
- 125	414N2000-111		SEAT INSTL-ATTENDANT (PLACARDS AND MARKINGS ONLY) FOR NHA/OTHER SYS DET SEE: 25-20-00-01J	950951	RF
130	BAC27NPA1355		.MARKER- PLACARD CONTENT: INSTALL HEADREST WITH .50 INCH BETWEEN EDGE OF HANDSET AND EDGE OF HEADREST	950951	4
- 150	414N2000-205		SEAT INSTL-ATTENDANT (PLACARDS AND MARKINGS ONLY) FOR NHA/OTHER SYS DET SEE: 25-20-00-01C	121503	RF
- 150	414N2000-118		SEAT INSTL-ATTENDANT (PLACARDS AND MARKINGS ONLY) FOR NHA/OTHER SYS DET SEE: 25-20-00-01J	011100	RF
155	BAC27NPA1355		.MARKER- PLACARD CONTENT: INSTALL HEADREST WITH .50 INCH BETWEEN EDGE OF HANDSET AND EDGE OF HEADREST	011100 121503	2
- 175	414N2000-201		SEAT INSTL-ATTENDANT (PLACARDS AND MARKINGS ONLY) FOR NHA SEE: 25-20-00-01J	952999	RF
180	BAC27NPA1355		.MARKER- PLACARD CONTENT: INSTALL HEADREST WITH .50 INCH BETWEEN EDGE OF HANDSET AND EDGE OF HEADREST	952999	6

MISSING ITEM NUMBERS NOT APPLICABLE

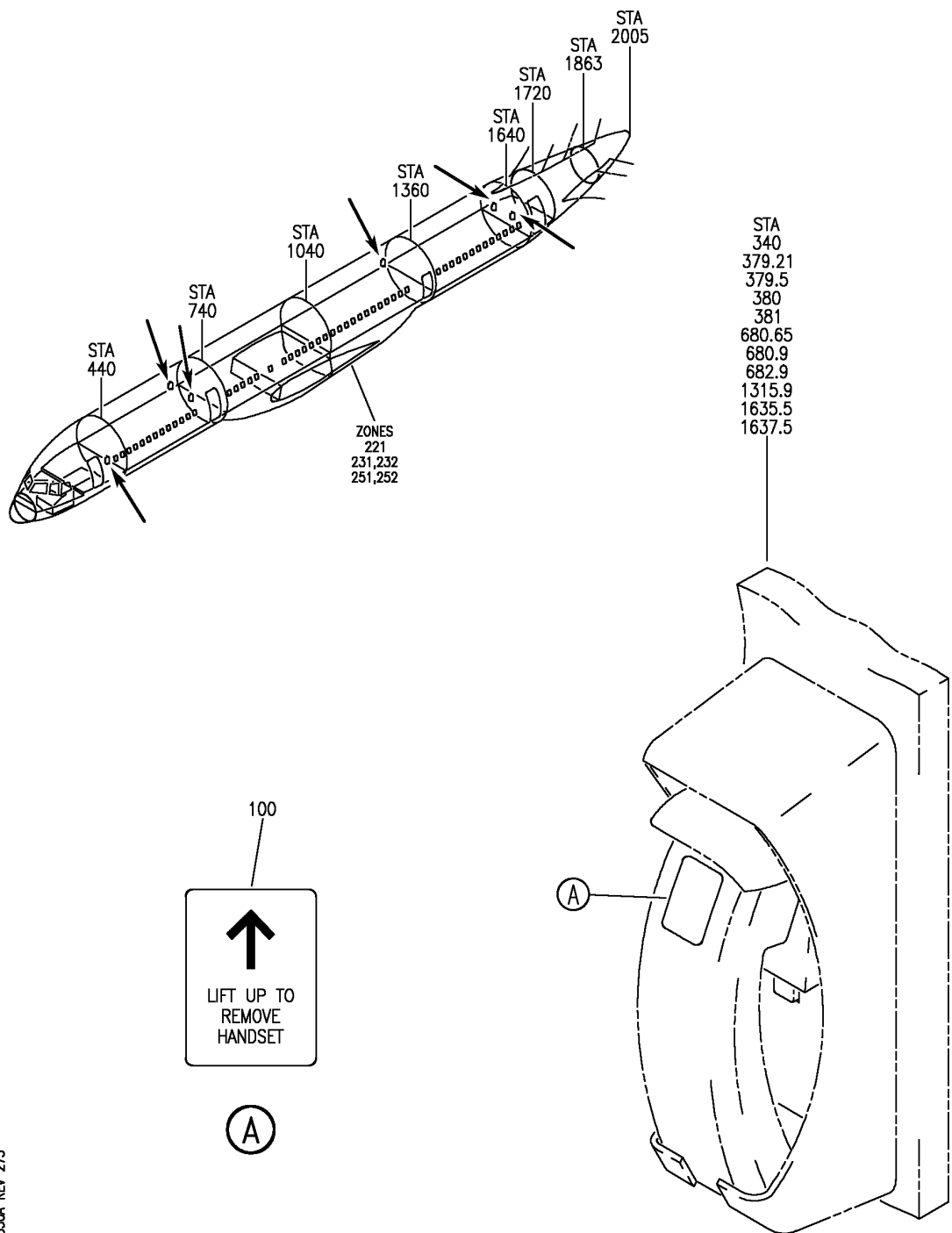
- ITEM NOT ILLUSTRATED

11-35-13-49

11-35-13
FIG. 49
PAGE 1
JAN 20/09

BRI

BOEING
757
PARTS CATALOG (MAINTENANCE)



Y 11351350A REV 275

HANDSET INSTL-ATTENDANT 200 PASSENGER, 4 DOOR
FIGURE 50A

11-35-13-50A

BRI
JAN 20/09

11-35-13-50A
PAGE 0



757

PARTS CATALOG (MAINTENANCE)

FIG ITEM	PART NUMBER	1 2 3 4 5 6 7	NOMENCLATURE	EFFECT FROM TO	UNITS PER ASSY
50A			HANDSET INSTL-ATTENDANT 200 PASSENGER, 4 DOOR	103106	
- 4	MODREF33619		HANDSET INSTL-DOOR 1 WINDSCREEN DBL SEAT (PLACARDS AND MARKINGS ONLY) MODULE NUMBER: 417N6303-102B REV B POSITION DATA: STA 381.00 LBL 36.62 WL 259.73 LH FOR OTHER SYS DETAILS SEE: 23-42-52-35	103106	1
- 17	MODREF17902		HANDSET INSTL-DOOR 3 LAV D DBL SEAT (PLACARDS AND MARKINGS ONLY) MODULE NUMBER: 417N6303-300B REV A POSITION DATA: STA 1315.90, RBL 29.62, WL 259.73 RH FOR OTHER SYS DETAILS SEE: 23-42-52-11A	103103	1
- 17	MODREF29338		HANDSET INSTL-DOOR 3 LAV D DBL SEAT (PLACARDS AND MARKINGS ONLY) MODULE NUMBER: 417N6303-300B REV B POSITION DATA: STA 1315.90, RBL 29.62, WL 259.73 RH FOR OTHER SYS DETAILS SEE: 23-42-52-11A	104106	1
- 30	MODREF33027		HANDSET INSTL-DOOR 4 DBL DBL SEAT (PLACARDS AND MARKINGS ONLY) MODULE NUMBER: 417N6303-405B REV A POSITION DATA: STA 1637.50 RBL 17.58 WL 259.73, RH FOR OTHER SYS DETAILS SEE: 23-42-52-11A	103106	1

MISSING ITEM NUMBERS NOT APPLICABLE

- ITEM NOT ILLUSTRATED

11-35-13-50A

11-35-13
FIG. 50A
PAGE 1
JAN 20/09

BRI



757

PARTS CATALOG (MAINTENANCE)

FIG ITEM	PART NUMBER	1 2 3 4 5 6 7	NOMENCLATURE	EFFECT FROM TO	UNITS PER ASSY
50A - 45	MODREF33026		HANDSET INSTL-ATTENDANT PARTITION, DBL SEAT (PLACARDS AND MARKINGS ONLY) MODULE NUMBER: 417N6303-404B REV A POSITION DATA: STA 1637.50, LBL 30.88, WL 259.90, LH FOR OTHER SYS DETAILS SEE: 23-42-52-11A	103106	1
- 48	MODREF33435		HANDSET INSTL-ATTENDANT SEAT, DOUBLE TRACK MTG (PLACARDS AND MARKINGS ONLY) MODULE NUMBER: 417N6303-203B REV A POSITION DATA: STA 680.65, RBL 28.50, WL 258.92, RH FOR OTHER SYS DETAILS SEE: 23-42-52-11A	103106	1
100	BAC29PPS38766		.MARKER	103106	1

MISSING ITEM NUMBERS NOT APPLICABLE

- ITEM NOT ILLUSTRATED

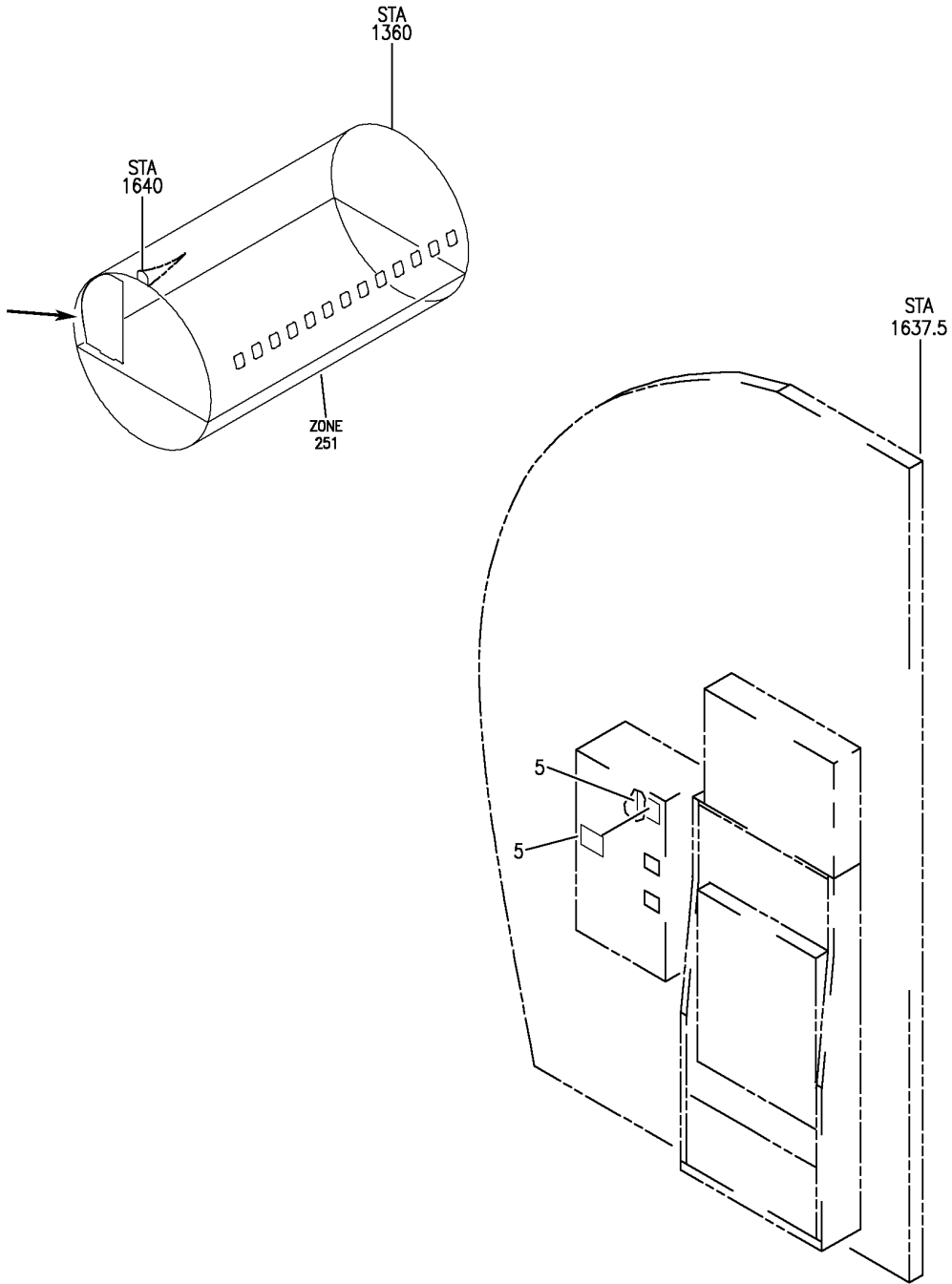
BRI

11-35-13-50A

BOEING PROPRIETARY - Copyright © - Unpublished Work - See title page for details.

11-35-13
FIG. 50A
PAGE 2
JAN 20/09

BOEING
757
PARTS CATALOG (MAINTENANCE)



Y 11351358 REV 260

PLACARD INSTL-CAB. INTR MISC ATTENDANTS STATION ONLY)
FIGURE 58

11-35-13-58

BRI
JAN 20/09

11-35-13-58
PAGE 0



757

PARTS CATALOG (MAINTENANCE)

FIG ITEM	PART NUMBER	1 2 3 4 5 6 7	NOMENCLATURE	EFFECT FROM TO	UNITS PER ASSY
58			PLACARD INSTL-CAB. INTR MISC (ATTENDANTS STATION ONLY)	103106	
- 1	MODREF103507		PLACARD INSTL-CAB. INTR (ATTENDANTS STATION ONLY) MODULE NUMBER: 414N5150-62 REV. D FOR ADDITIONAL DETAILS SEE: 11-35-07-99 11-35-14-95 11-35-55-74 11-35-70-11 11-35-90-90	103106	1
5	BAC29PPS36218		.PLACARD- PLACARD CONTENT: DOOR MUST BE CLOSED AND LATCHED DURING TAXI, TAKEOFF AND LANDING	103106	2

MISSING ITEM NUMBERS NOT APPLICABLE

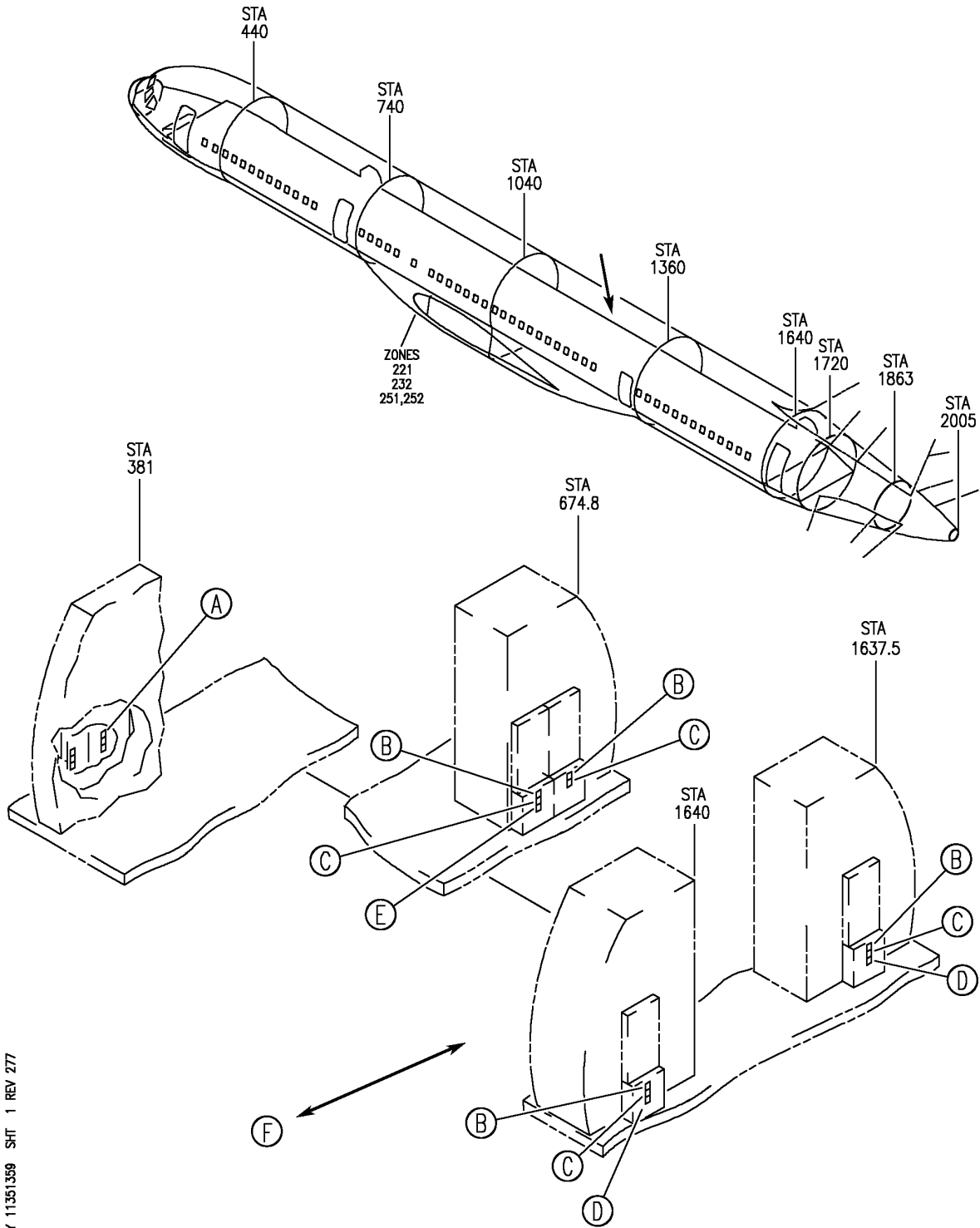
- ITEM NOT ILLUSTRATED

BRI

11-35-13-58

11-35-13
FIG. 58
PAGE 1
JAN 20/09

BOEING
757
PARTS CATALOG (MAINTENANCE)



Y 11351359 SH1 1 REV 277

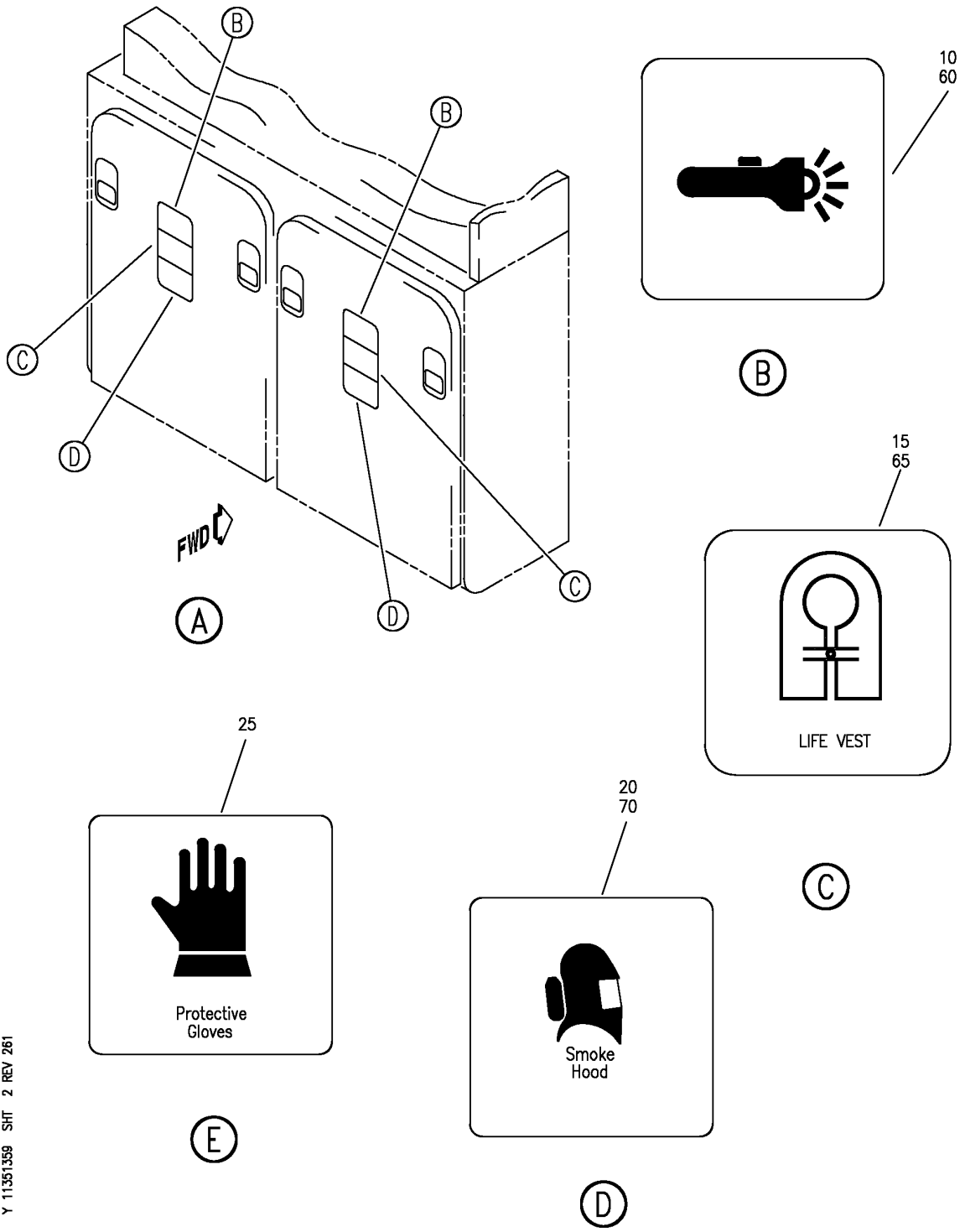
PLACARD INSTL-CAB. INTR ATTENDANT SEAT STORAGE BOX
FIGURE 59 (SHEET 1)

11-35-13-59

BRI
JAN 20/09

11-35-13-59
PAGE 0

BOEING
757
PARTS CATALOG (MAINTENANCE)



Y 11351359 SHT 2 REV 261

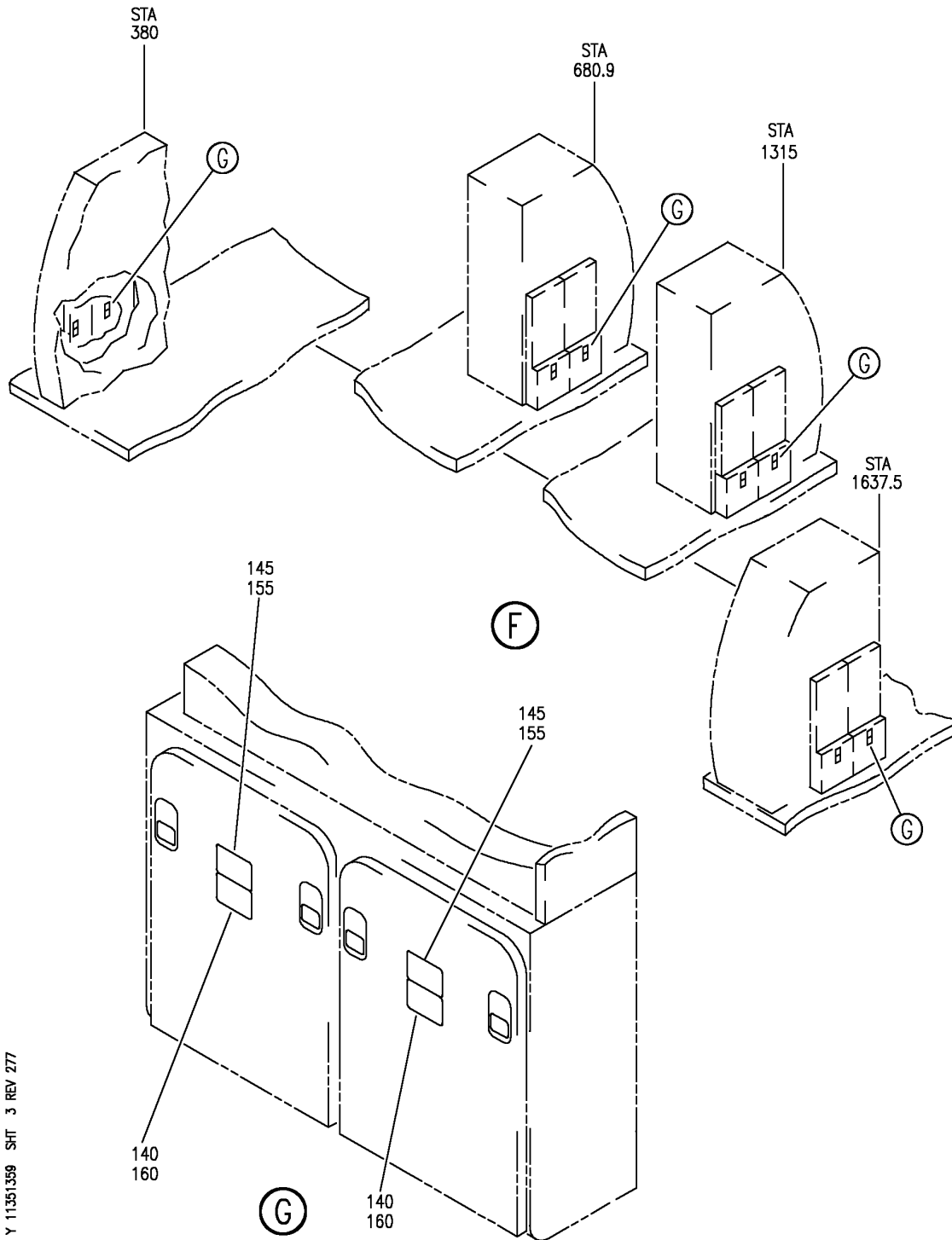
PLACARD INSTL-CAB. INTR ATTENDANT SEAT STOWAGE BOX
FIGURE 59 (SHEET 2)

11-35-13-59

BRI
JAN 20/09

11-35-13-59
PAGE 0A

BOEING
757
PARTS CATALOG (MAINTENANCE)



Y 11351359 SH1 3 REV 277

PLACARD INSTL-CAB. INTR ATTENDANT SEAT STORAGE BOX
FIGURE 59 (SHEET 3)

11-35-13-59

BRI
JAN 20/09

11-35-13-59
PAGE 0B



757

PARTS CATALOG (MAINTENANCE)

FIG ITEM	PART NUMBER	1 2 3 4 5 6 7	NOMENCLATURE	EFFECT FROM TO	UNITS PER ASSY
59			PLACARD INSTL-CAB. INTR ATTENDANT SEAT STOWAGE BOX	103106	
- 1	MODREF34428		PLACARD INSTL-CAB. INTR ATTENDANT SEAT STOWAGE BOX MODULE NUMBER: 414N5117-65 REV A POSITION DATA: STA. 381.00 LBL 54.45	103106	1
- 5	MODREF34429		PLACARD INSTL-CAB. INTR ATTENDANT SEAT STOWAGE BOX MODULE NUMBER: 414N5117-66 REV A POSITION DATA: STA. 674.80 RBL 46.50	103106	1
10	BAC29PPS36225		.PLACARD	103106	2
15	BAC29PPS36236		.PLACARD	103106	2
20	BAC29PPS36232		.PLACARD- USED ON: MODREF34428	103106	2
25	BAC29PPS36235		.PLACARD- USED ON: MODREF34429	103106	1
- 50	MODREF34430		PLACARD INSTL-CAB. INTR ATTENDANT SEAT STOWAGE BOX MODULE NUMBER: 414N5117-67 REV A POSITION DATA: STA. 1640.00 LBL 16.82	103106	1
- 55	MODREF34431		PLACARD INSTL-CAB. INTR ATTENDANT SEAT STOWAGE BOX MODULE NUMBER: 414N5117-68 REV A POSITION DATA: STA. 1637.50 RBL 34.22	103106	1
60	BAC29PPS36225		.PLACARD	103106	1
65	BAC29PPS36236		.PLACARD	103106	1
70	BAC29PPS36232		.PLACARD	103106	1

MISSING ITEM NUMBERS NOT APPLICABLE

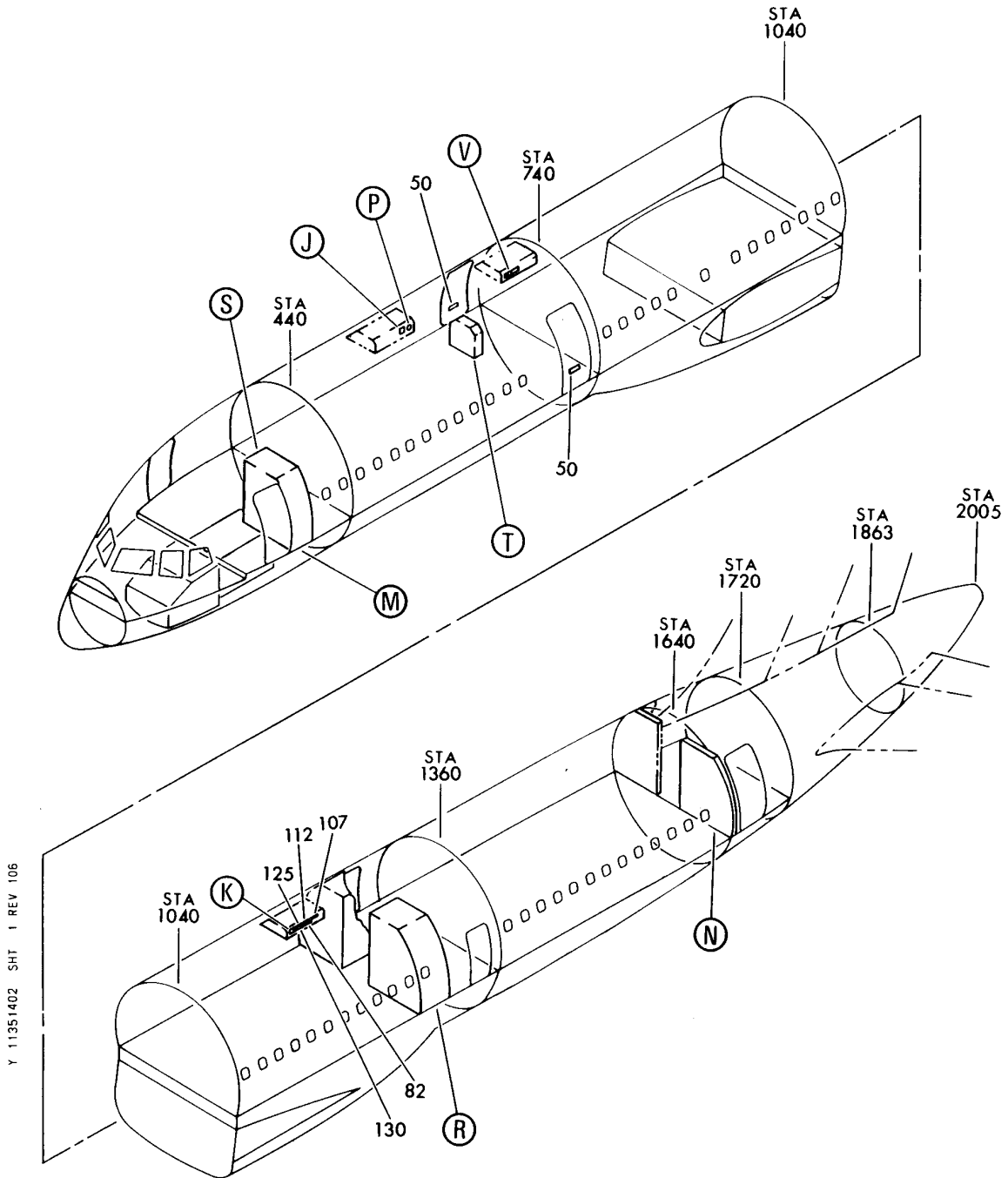
- ITEM NOT ILLUSTRATED

11-35-13-59

11-35-13
FIG. 59
PAGE 1
JAN 20/09

BRI

BOEING
757
PARTS CATALOG (MAINTENANCE)



Y 11351402 SHT 1 REV 106

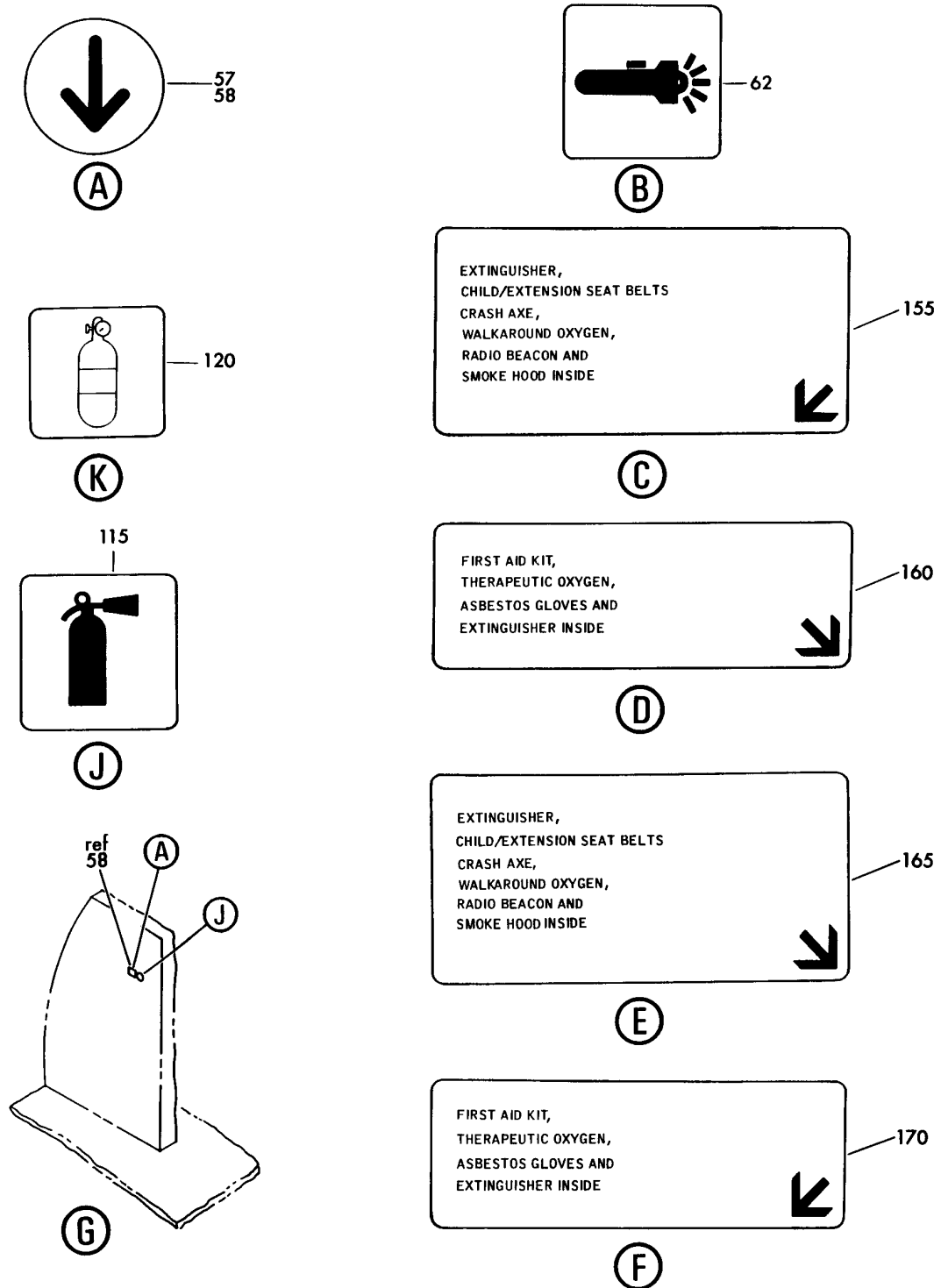
PLACARD INSTL-CAB. INTR (EMERGENCY EQUIPMENT ONLY)
FIGURE 2 (SHEET 1)

11-35-14-02

BRI
JAN 20/09

11-35-14-02
PAGE 0

BOEING
757
PARTS CATALOG (MAINTENANCE)



Y 11351402 SH1 2 REV 130

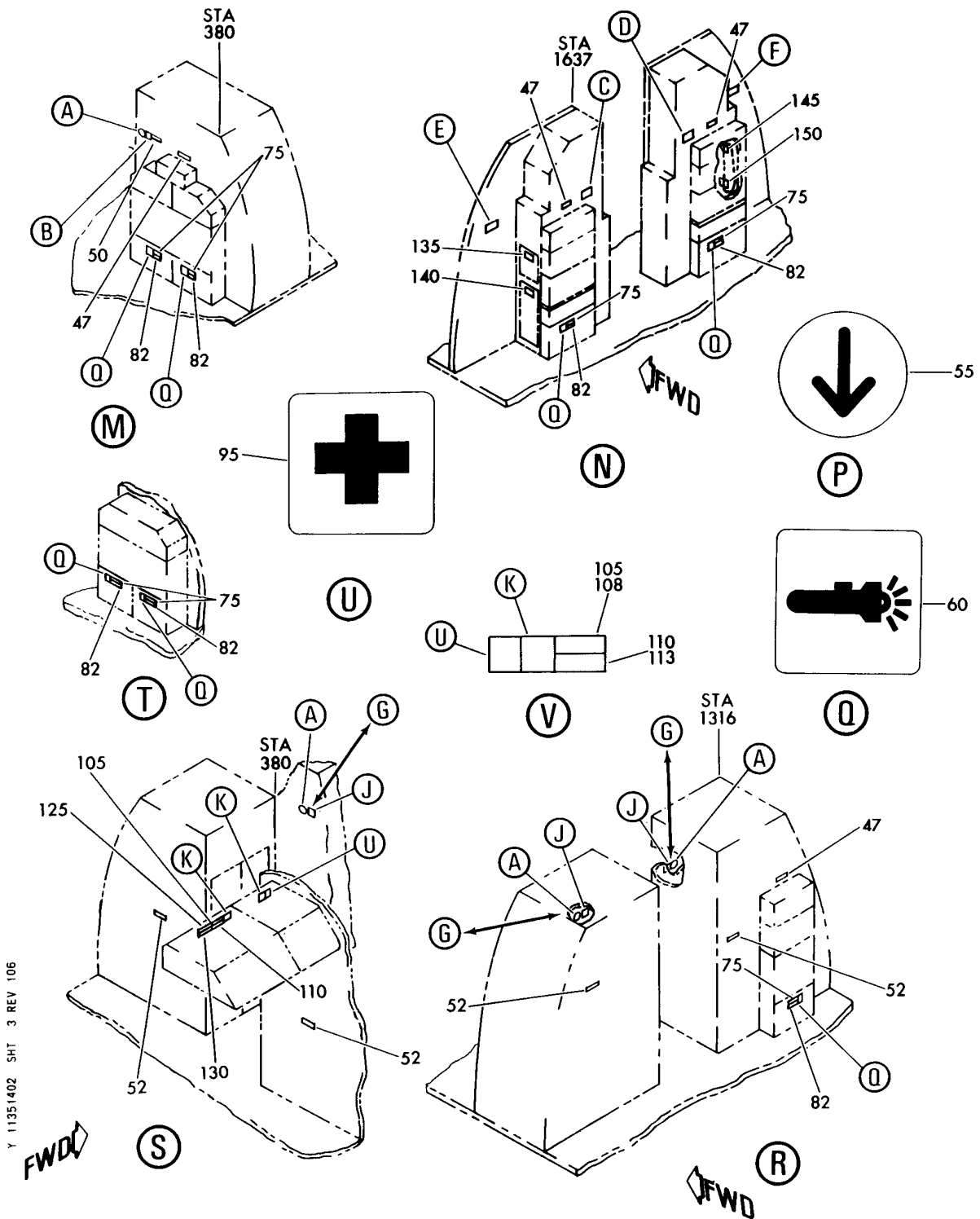
PLACARD INSTL-CAB. INTR (EMERGENCY EQUIPMENT ONLY)
FIGURE 2 (SHEET 2)

11-35-14-02

BRI
JAN 20/09

11-35-14-02
PAGE 0A

BOEING
757
PARTS CATALOG (MAINTENANCE)



PLACARD INSTL-CAB. INTR (EMERGENCY EQUIPMENT ONLY)
FIGURE 2 (SHEET 3)

11-35-14-02

 **BOEING**
757
PARTS CATALOG (MAINTENANCE)

FIG ITEM	PART NUMBER	1 2 3 4 5 6 7	NOMENCLATURE	EFFECT FROM TO	UNITS PER ASSY
2			PLACARD INSTL-CAB. INTR (EMERGENCY EQUIPMENT ONLY)	107107	
- 1	414N5011-14		PLACARD INSTL-CAB. INTR (EMERGENCY EQUIPMENT ONLY) FOR NHA/ADDITIONAL DET SEE: 25-20-00-01C	107107	RF
50	BAC29PPS0853		.PLACARD- PLACARD CONTENT: LIFE VEST UNDER SEAT	107107	7
55	BAC29PPS0648		.PLACARD	107107	1
57	BAC29PPS0648		.PLACARD	107107	4
60	BAC29PPS1319		.PLACARD	107107	7
62	BAC29PPS1319		.PLACARD	107107	1
75	BAC29PPS0802		.PLACARD- PLACARD CONTENT: LIFE VEST INSIDE	107107	7
95	BAC29UPPS0135		.PLACARD	107107	2
105	BAC29PPS4533		.PLACARD- PLACARD CONTENT: SMOKE HOODS INSIDE	107107	2
107	BAC29PPS4533		.PLACARD- PLACARD CONTENT: SMOKE HOODS INSIDE	107107	1
110	BAC29PPS3783		.PLACARD- PLACARD CONTENT: LIFE VESTS INSIDE	107107	2
112	BAC29PPS3783		.PLACARD- PLACARD CONTENT: LIFE VESTS INSIDE	107107	1
115	BAC29UPPS0136		.PLACARD-	107107	4
120	BAC29UPPS0137		.PLACARD-	107107	4
135	BAC27NPA0509		.PLACARD- PLACARD CONTENT: EXTINGUISHER, CHILD EXTENSION SEAT BELTS AND CRASH AXE INSIDE	107107	1
140	BAC27NPA0508		.PLACARD- PLACARD CONTENT: WALKAROUND OXYGEN, RADIO BEACON AND SMOKE HOOD INSIDE	107107	1
145	BAC27NPA0511		.PLACARD	107107	1
150	BAC27NPA0510		.PLACARD- PLACARD CONTENT: THERAPEUTIC OXYGEN ASBESTOS GLOVES AND EXTINGUISHER INSIDE	107107	1

MISSING ITEM NUMBERS NOT APPLICABLE

- ITEM NOT ILLUSTRATED

11-35-14-02

11-35-14
FIG. 02
PAGE 1
JAN 20/09

BRI



757

PARTS CATALOG (MAINTENANCE)

FIG ITEM	PART NUMBER	1 2 3 4 5 6 7	NOMENCLATURE	EFFECT FROM TO	UNITS PER ASSY
2					
155	BAC27NPA1238	.	PLACARD	107107	1
160	BAC27NPA1239	.	PLACARD	107107	1
165	BAC27NPA1247	.	PLACARD	107107	1
170	BAC27NPA1248	.	PLACARD	107107	1

MISSING ITEM NUMBERS NOT APPLICABLE

- ITEM NOT ILLUSTRATED

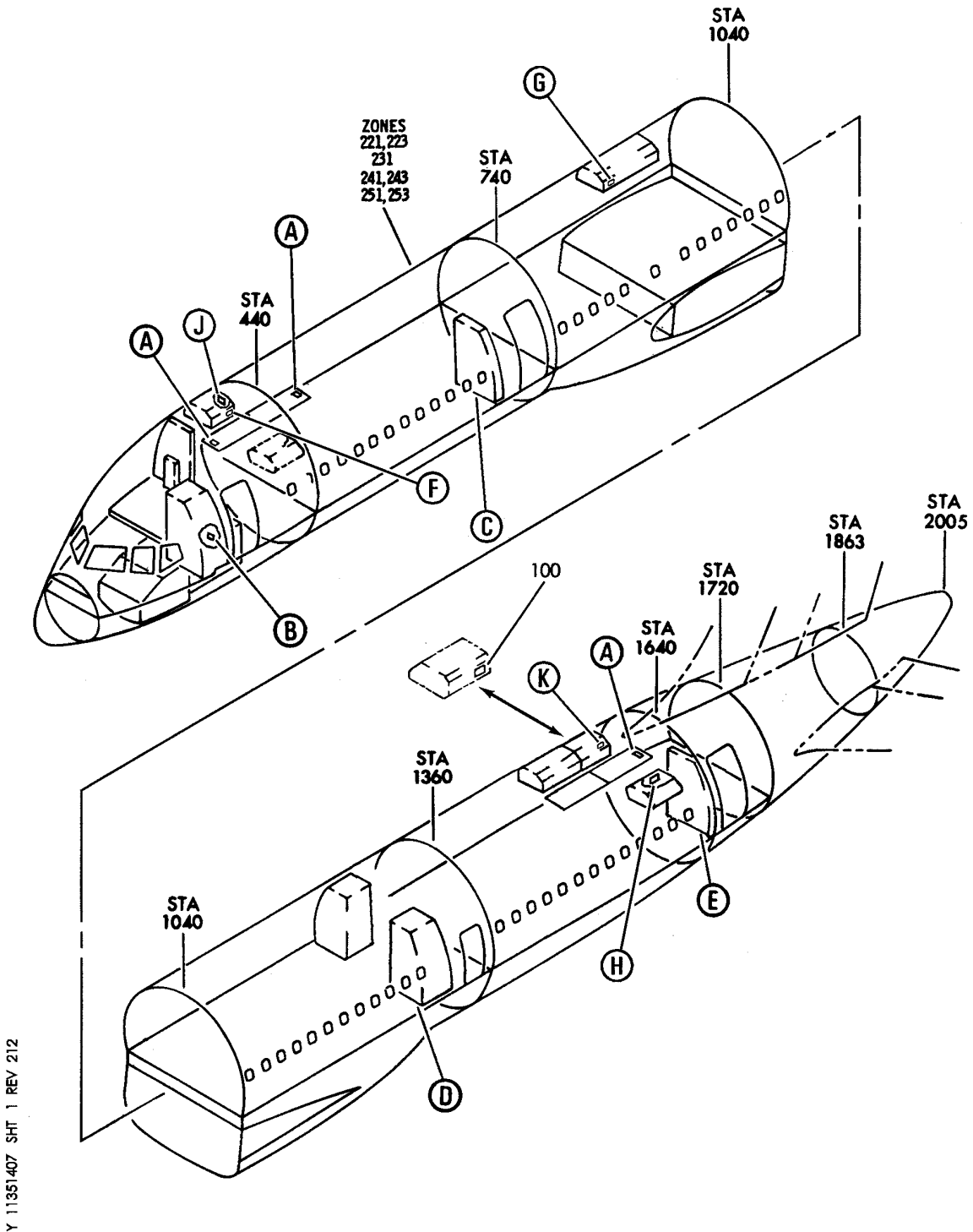
BRI

11-35-14-02

BOEING PROPRIETARY - Copyright © - Unpublished Work - See title page for details.

11-35-14
FIG. 02
PAGE 2
JAN 20/09

BOEING
757
PARTS CATALOG (MAINTENANCE)



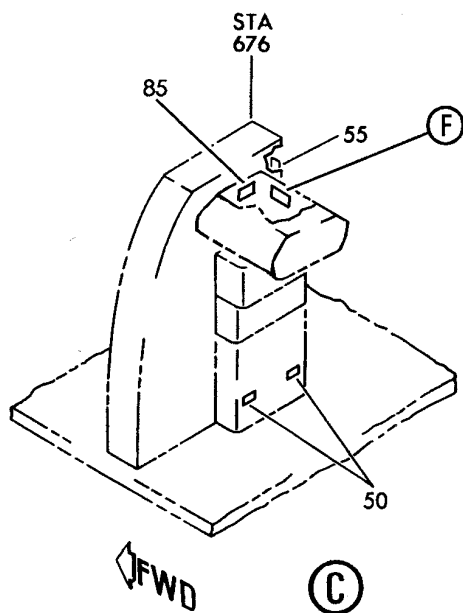
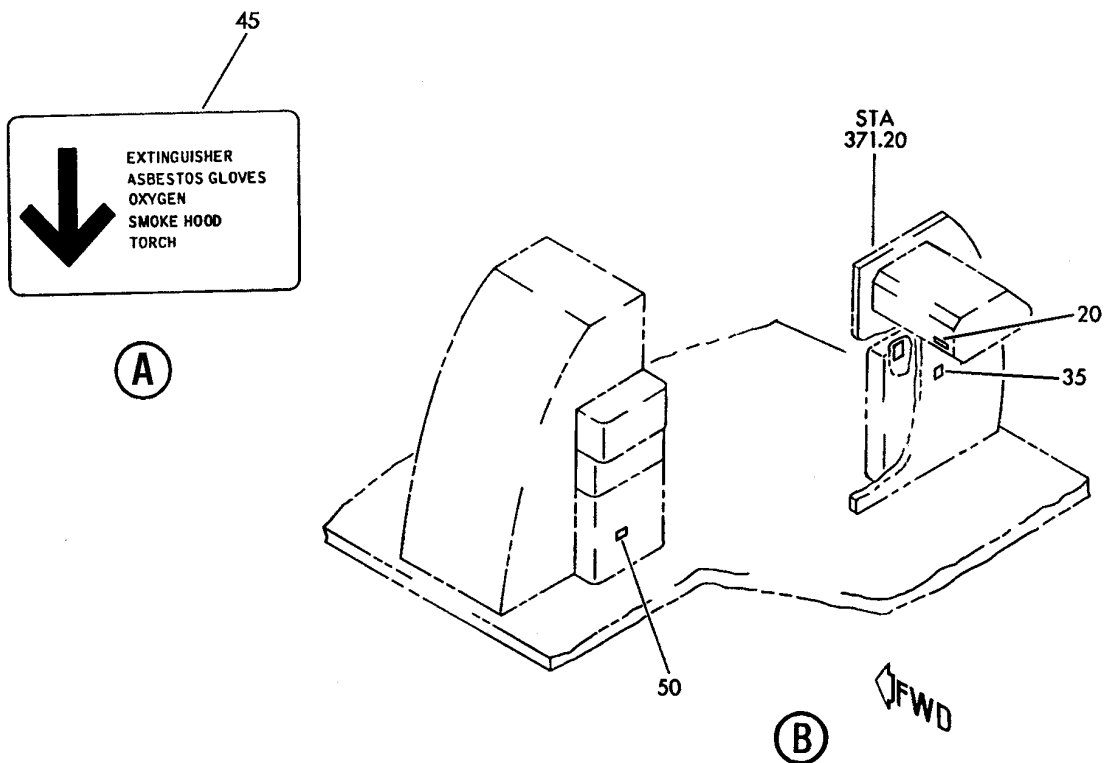
PLACARD INSTL-CAB. INTR (EMERGENCY EQUIPMENT ONLY)
FIGURE 7 (SHEET 1)

11-35-14-07

BRI
JAN 20/09

11-35-14-07
PAGE 0

BOEING
757
PARTS CATALOG (MAINTENANCE)



Y 11351407 SHT 2 REV 212

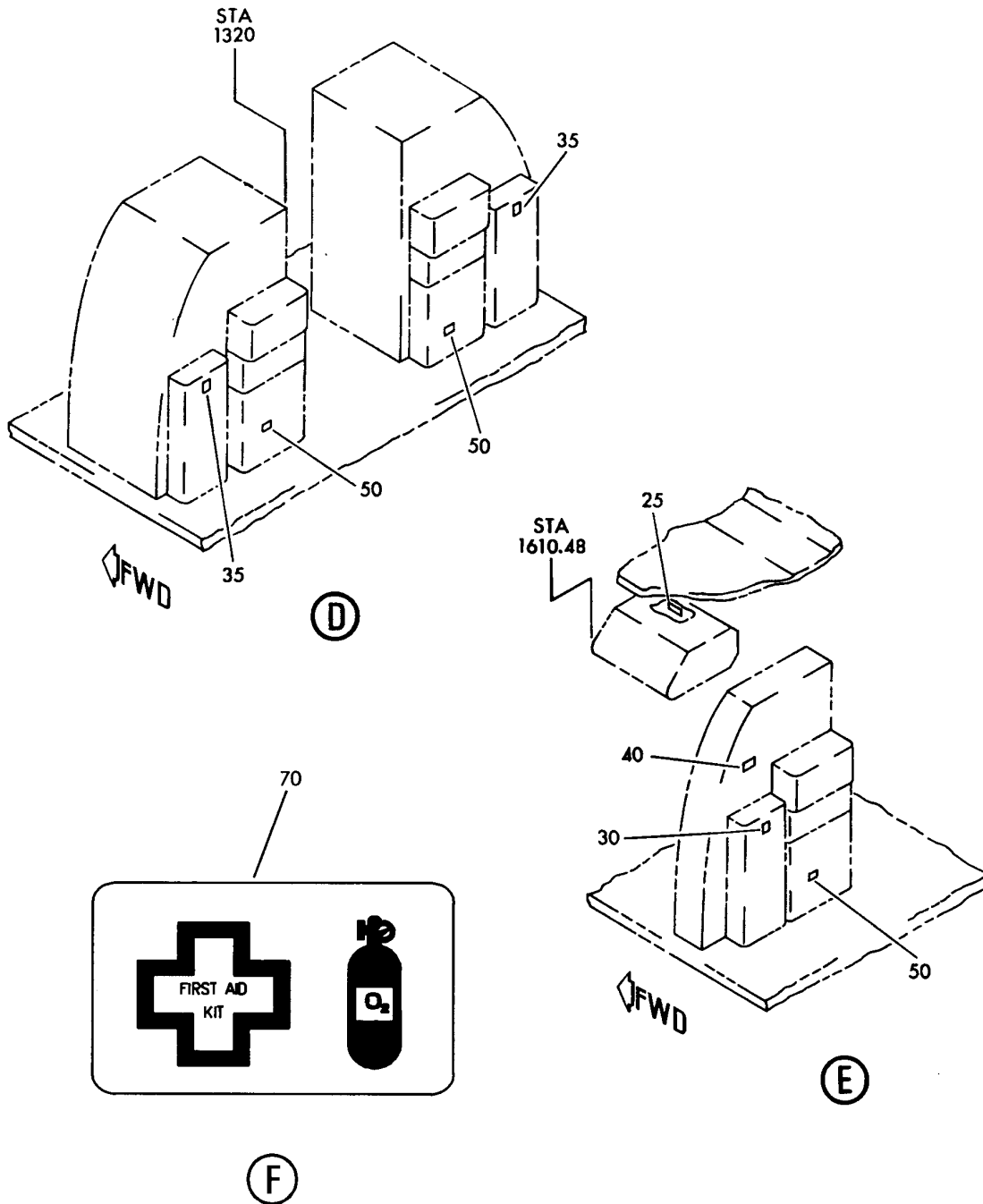
PLACARD INSTL-CAB. INTR (EMERGENCY EQUIPMENT ONLY)
FIGURE 7 (SHEET 2)

11-35-14-07

BRI
JAN 20/09

11-35-14-07
PAGE 0A

BOEING
757
PARTS CATALOG (MAINTENANCE)



Y 11351407 SHT 3 REV 207

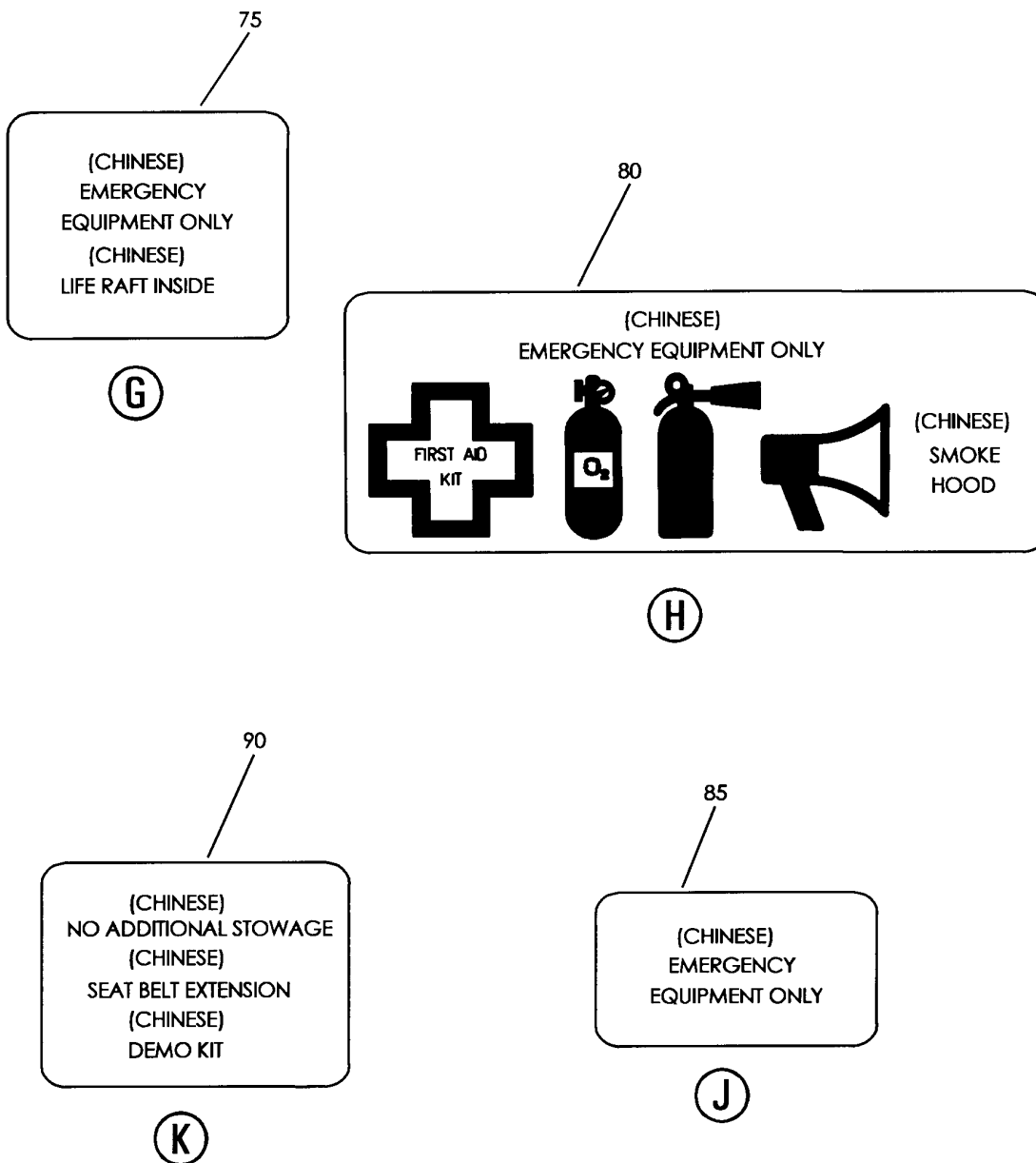
PLACARD INSTL-CAB. INTR (EMERGENCY EQUIPMENT ONLY)
FIGURE 7 (SHEET 3)

11-35-14-07

BRI
JAN 20/09

11-35-14-07
PAGE 0B

BOEING
757
PARTS CATALOG (MAINTENANCE)



Y 11351407 SHT 4 REV 211

PLACARD INSTL-CAB. INTR (EMERGENCY EQUIPMENT ONLY)
FIGURE 7 (SHEET 4)

11-35-14-07

BRI
JAN 20/09

11-35-14-07
PAGE 0C



757

PARTS CATALOG (MAINTENANCE)

FIG ITEM	PART NUMBER	1 2 3 4 5 6 7	NOMENCLATURE	EFFECT FROM TO	UNITS PER ASSY
7			PLACARD INSTL-CAB. INTR (EMERGENCY EQUIPMENT ONLY)	504504 506506	
- 1	414N5019-140		PLACARD INSTL-CAB. INTR (EMERGENCY EQUIPMENT ONLY)	504504 506506	RF
			FOR NHA/ADDITIONAL DET SEE: 25-20-00-07B		
20	BAC29PPS23389		.PLACARD- PLACARD CONTENT: INFANTS LIFE JACKETS SEAT BELT EXTENSIONS	504504 506506	1
25	BAC29PPS23390		.PLACARD- PLACARD CONTENT: FIRE EXTINGUISHER INFANTS LIFE JACKETS SEAT BELT EXTENSIONS	504504 506506	1
30	BAC29PPS23395		.PLACARD	504504 506506	1
35	BAC29PPS23396		.PLACARD	504504 506506	3
40	BAC29PPS23397		.PLACARD	504504 506506	1
45	BAC29PPS23398		.PLACARD	504504 506506	3
50	BAC29PPS23400		.PLACARD- PLACARD CONTENT: LIFE VEST DAYGLO HAT	504504 506506	6
55	BAC29PPS23500		.PLACARD	504504 506506	1

MISSING ITEM NUMBERS NOT APPLICABLE

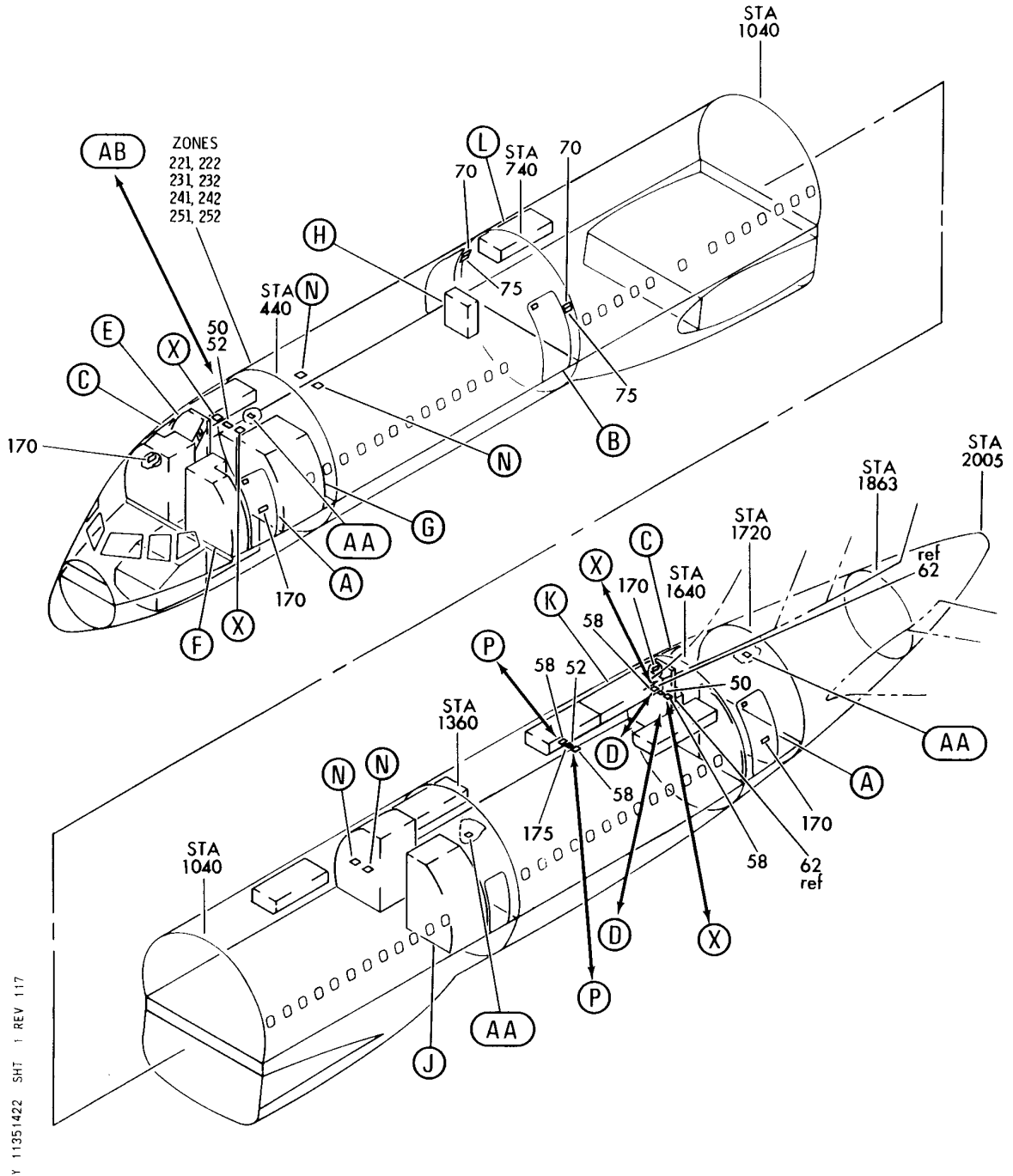
- ITEM NOT ILLUSTRATED

11-35-14-07

11-35-14
FIG. 07
PAGE 1
JAN 20/09

BRI

BOEING
757
PARTS CATALOG (MAINTENANCE)



Y 11351422 SHT 1 REV 117

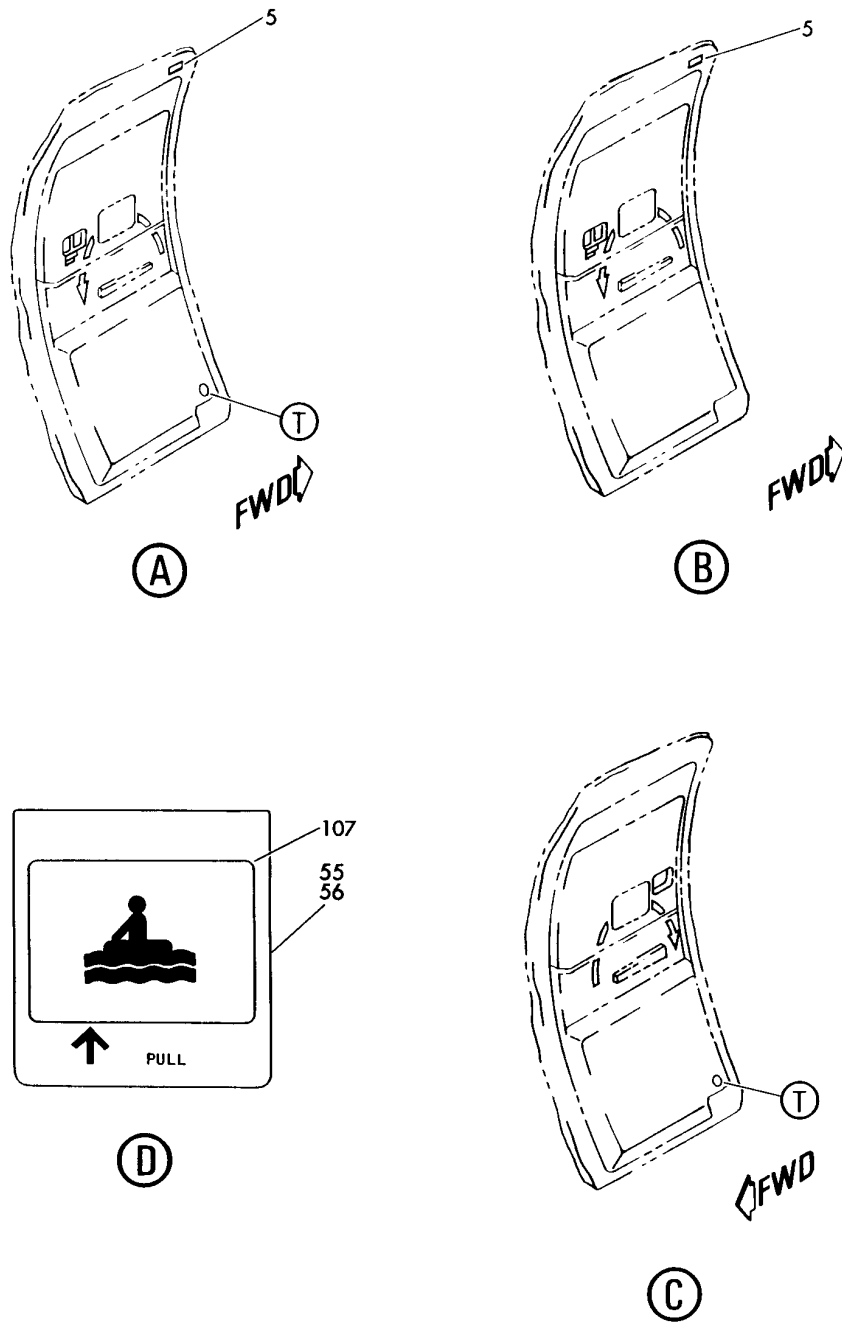
PLACARD INSTL-CAB. INTR (WUA) (EMERGENCY EQUIPMENT ONLY)
FIGURE 22 (SHEET 1)

11-35-14-22

BRI
MAY 28/07

11-35-14-22
PAGE 0

BOEING
757
PARTS CATALOG (MAINTENANCE)



Y 11351422 SHT 2 REV 117

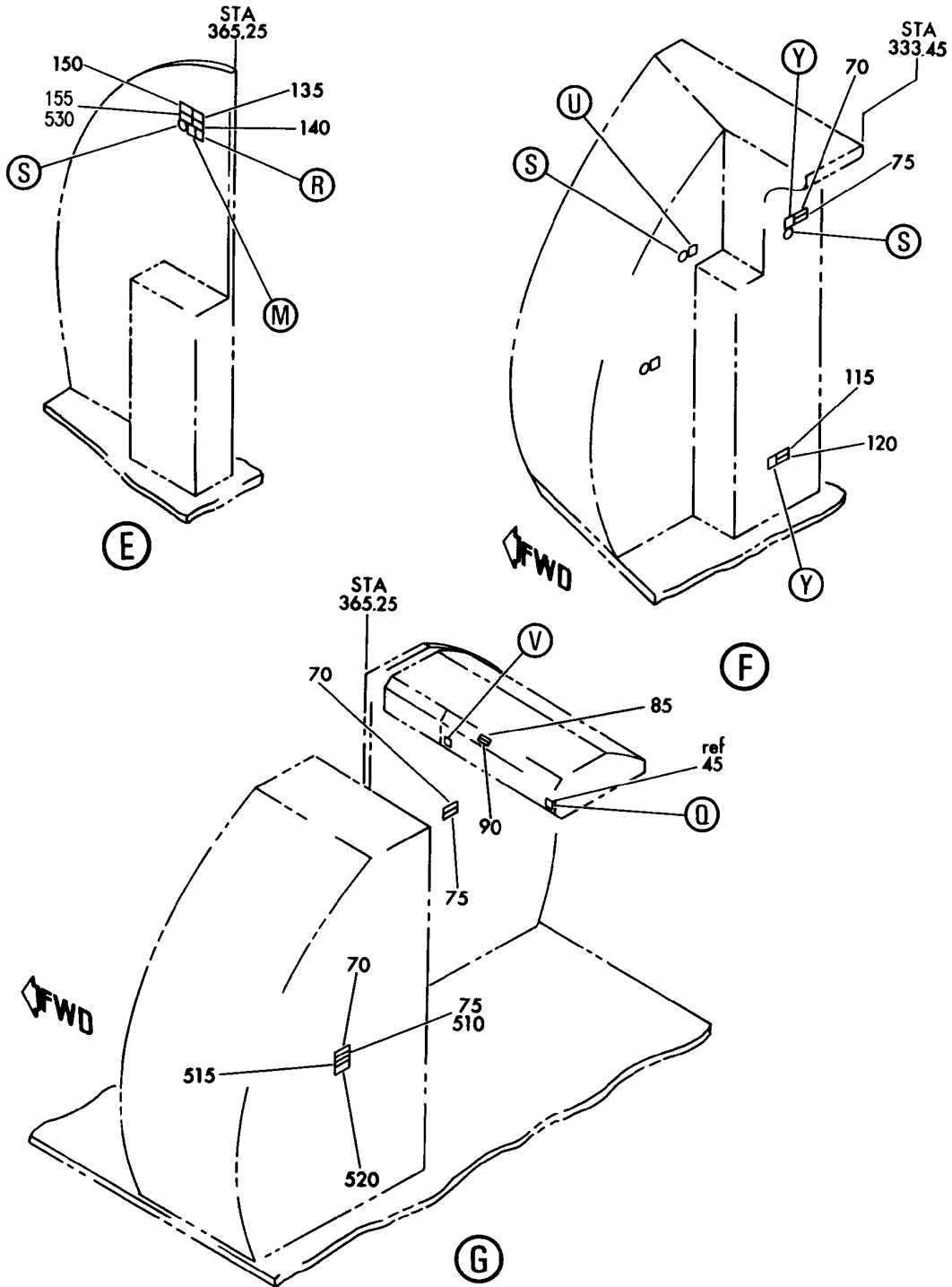
PLACARD INSTL-CAB. INTR (WUA) (EMERGENCY EQUIPMENT ONLY)
FIGURE 22 (SHEET 2)

11-35-14-22

BRI
MAY 28/07

11-35-14-22
PAGE 0A

BOEING
757
PARTS CATALOG (MAINTENANCE)



Y 11351422 SHT 3 REV 243

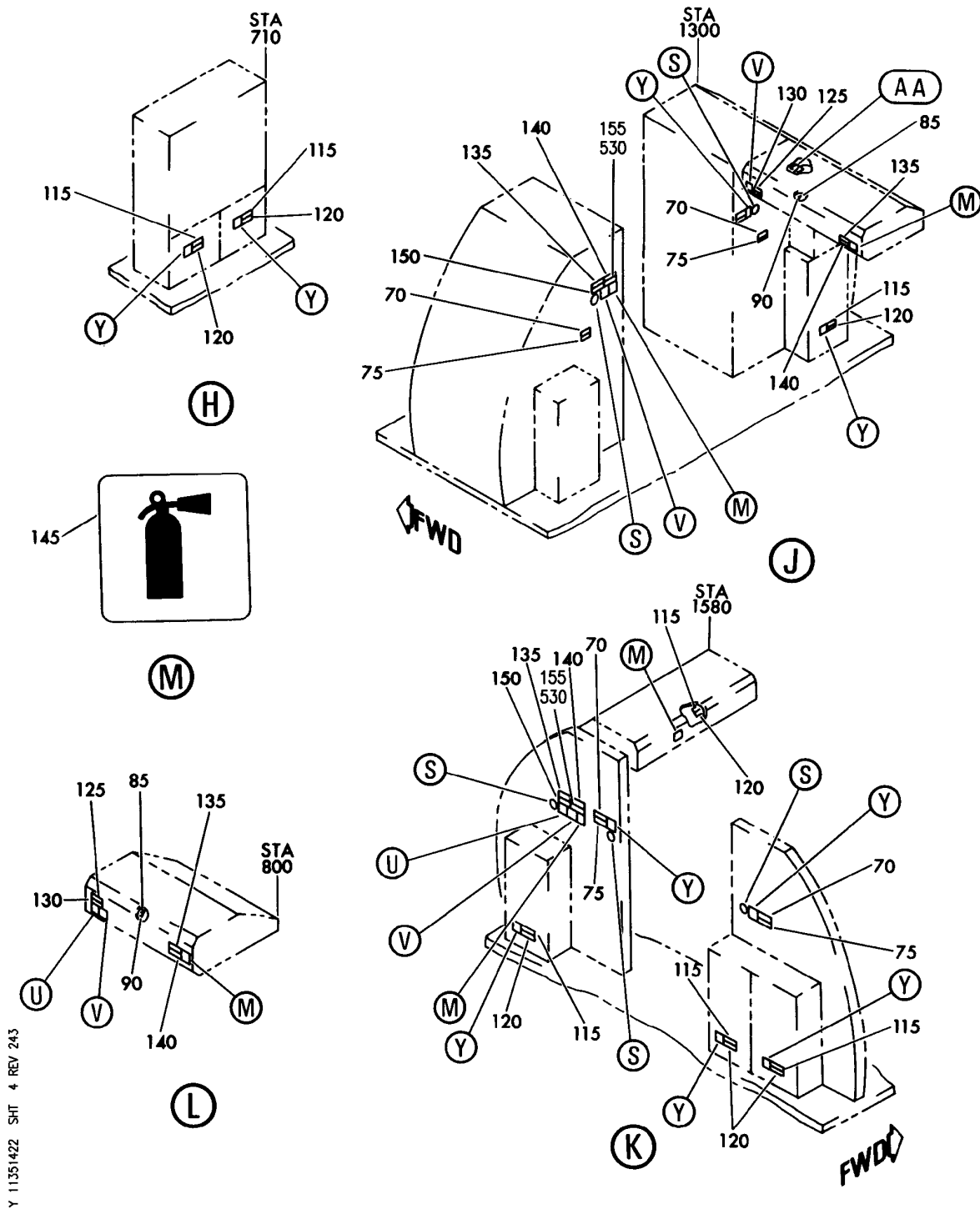
PLACARD INSTL-CAB. INTR (WUA) (EMERGENCY EQUIPMENT ONLY)
FIGURE 22 (SHEET 3)

11-35-14-22

BRI
MAY 28/07

11-35-14-22
PAGE 0B

BOEING
757
PARTS CATALOG (MAINTENANCE)



Y 11351422 SHT 4 REV 243

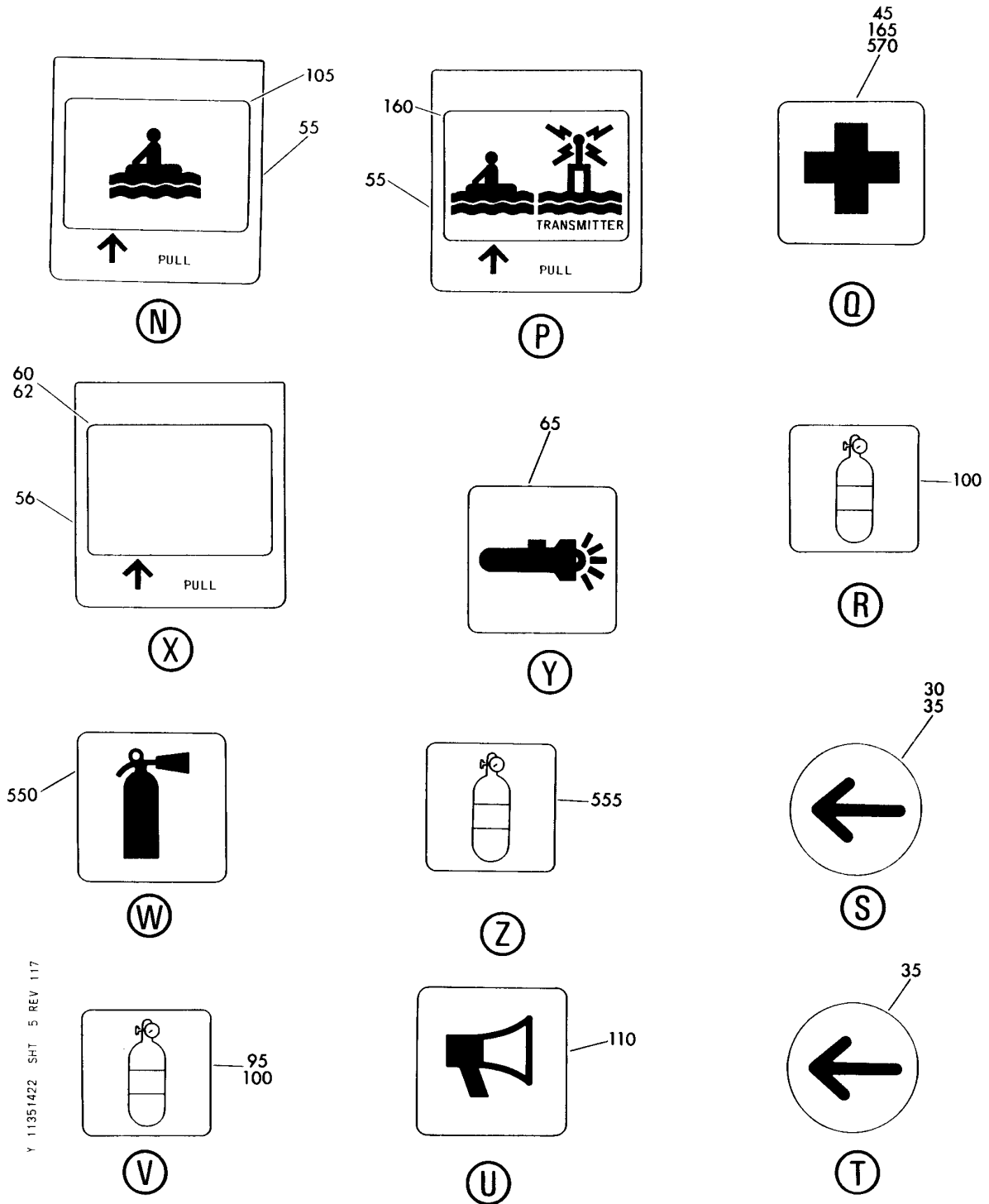
PLACARD INSTL-CAB. INTR (WUA) (EMERGENCY EQUIPMENT ONLY)
FIGURE 22 (SHEET 4)

11-35-14-22

BRI
MAY 28/07

11-35-14-22
PAGE 0C

BOEING
757
PARTS CATALOG (MAINTENANCE)

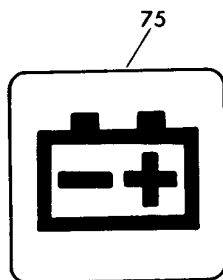


Y 11351422 SHT 5 REV 117

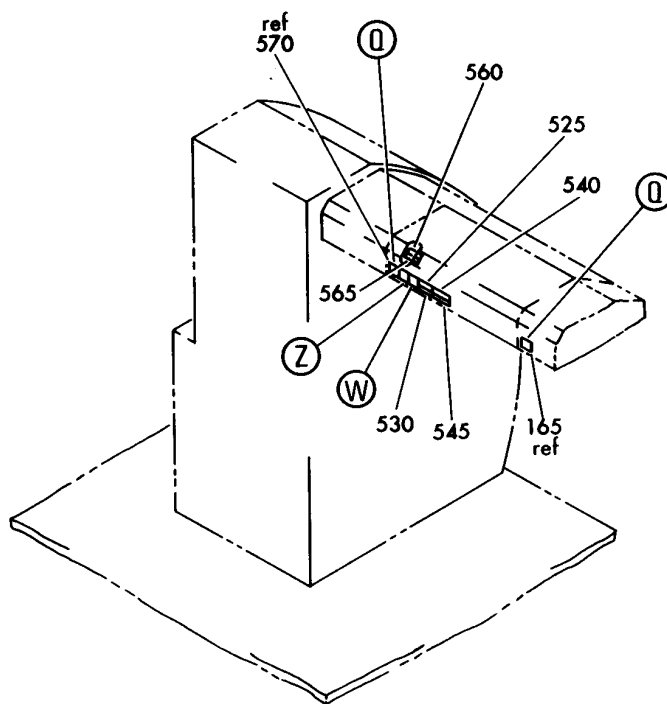
PLACARD INSTL-CAB. INTR (WUA) (EMERGENCY EQUIPMENT ONLY)
FIGURE 22 (SHEET 5)

11-35-14-22

BOEING
757
PARTS CATALOG (MAINTENANCE)



AA



AB

Y 11351422 SHT 6 REV 109

PLACARD INSTL-CAB. INTR (WUA) (EMERGENCY EQUIPMENT ONLY)
FIGURE 22 (SHEET 6)

11-35-14-22

BRI
MAY 28/07

11-35-14-22
PAGE 0E

 **BOEING**
757
PARTS CATALOG (MAINTENANCE)

FIG ITEM	PART NUMBER	1 2 3 4 5 6 7	NOMENCLATURE	EFFECT FROM TO	UNITS PER ASSY
22			PLACARD INSTL-CAB. INTR (WUA) (EMERGENCY EQUIPMENT ONLY)	904949	
1	414N5009-3		PLACARD INSTL-CAB. INTR WUA (EMERGENCY EQUIPMENT ONLY) FOR NHA/ADDITIONAL DET SEE: 25-20-00-01C	904949	RF
5	BAC29PPS1873		.PLACARD- PLACARD CONTENT: EMERGENCY LIGHT TEST	904949	3
35	BAC29PPS0648		.PLACARD- PRE SERVICE BULLETIN: 32-0087	904949	12
50	BAC29PPS1329		.PLACARD- PLACARD CONTENT: SURVIVAL PACK INSIDE PRE SERVICE BULLETIN: 32-0087	904949	2
55	BAC29PPS1331		.PLACARD	904949	6
56	BAC29PPS1331		.PLACARD- PRE SERVICE BULLETIN: 32-0087	904949	4
58	BAC29PPS1439		.PLACARD- POST SERVICE BULLETIN: 32-0087	904949	4
60	BAC29PPS1438		.PLACARD	904949	2
65	BAC29PPS1319		.PLACARD	904949	11
70	BAC29PPS2708		.PLACARD- PLACARD CONTENT: LIFE JACKET UNDER YOUR SEAT	904949	9
75	BAC29PPS9779		.PLACARD-(SPANISH)	904949	9
80	BAC29PPS1325		.DECAL	904949	4
85	BAC29PPS3084		.PLACARD- PLACARD CONTENT: EMERGENCY EQUIPMENT ONLY	904949	4
90	BAC29PPS7854		.PLACARD-(SPANISH)	904949	4
95	BAC29UPPS0137		.PLACARD	904949	5
105	BAC29PPS1330		.PLACARD	904949	4
110	BAC29UPPS0134		.PLACARD	904949	3
115	BAC29PPS5790		.PLACARD- PLACARD CONTENT: LIFE JACKET INSIDE	904949	7
120	BAC29PPS7738		.PLACARD-(SPANISH)	904949	7
125	BAC29PPS4533		.PLACARD- PLACARD CONTENT: SMOKE HOOD INSIDE	904949	2

MISSING ITEM NUMBERS NOT APPLICABLE

— ITEM NOT ILLUSTRATED

BRI

11-35-14-22

11-35-14
FIG. 22
PAGE 1
JAN 20/09



757

PARTS CATALOG (MAINTENANCE)

FIG ITEM	PART NUMBER	1 2 3 4 5 6 7	NOMENCLATURE	EFFECT FROM TO	UNITS PER ASSY
22					
130	BAC29PPS9780	.	PLACARD-(SPANISH)	904949	2
135	BAC29PPS7295	.	PLACARD-	904949	5
			PLACARD CONTENT: PROTECTIVE GLOVES INSIDE		
140	BAC29PPS7742	.	PLACARD-(SPANISH)	904949	5
145	BAC29UPPS0136	.	PLACARD	904949	6
150	BAC29PPS7741	.	PLACARD-	904949	3
			PLACARD CONTENT: SMOKE HOOD INSIDE		
155	BAC29PPS9781	.	PLACARD-(SPANISH)	904949	3
160	BAC29PPS0651	.	PLACARD	904949	2
165	BAC29UPPS0135	.	PLACARD-	904949	1
			POST RAPID REVISION: RR92003-21		
170	BAC29PPS1600	.	PLACARD-	904949	4
			PLACARD CONTENT: SLIDE/RAFT COVER REMOVAL 1. RELEASE LOWER CENTER LATCH. 2. RELEASE TWO UPPER LATCHES AND USE LATCH HANDLES TO LIFT COVER		
- 500	414N5009-5		PLACARD INSTL-CAB. INTR FLYAWAY (EMERGENCY EQUIPMENT ONLY) POST RAPID REVISION: RR92003-19 FOR NHA/ADDITIONAL DET SEE: 25-20-00-10	904949	RF
- 505	BAC29PPS2708	.	PLACARD-	904949	1
			PLACARD CONTENT: LIFE JACKET UNDER YOUR SEAT		
510	BAC29PPS9779	.	PLACARD-(SPANISH)	904949	1
515	BAC29PPS0625	.	PLACARD-	904949	1
			PLACARD CONTENT: FASTEN SEAT BELT WHILE SEATED		
520	BAC29PPS9783	.	PLACARD-(SPANISH)	904949	1
525	BAC29PPS7741	.	PLACARD-	904949	1
			PLACARD CONTENT: SMOKE HOOD INSIDE		
530	BAC29PPS9781	.	PLACARD-(SPANISH)	904949	3
540	BAC29PPS7295	.	PLACARD-	904949	1
			PLACARD CONTENT: PROTECTIVE GLOVES INSIDE		
545	BAC29PPS7742	.	PLACARD-(SPANISH)	904949	1
550	BAC29UPPS0136	.	PLACARD	904949	1
555	BAC29UPPS0137	.	PLACARD	904949	1

MISSING ITEM NUMBERS NOT APPLICABLE

- ITEM NOT ILLUSTRATED

11-35-14-22

11-35-14
FIG. 22
PAGE 2
JAN 20/09

BRI



757

PARTS CATALOG (MAINTENANCE)

FIG ITEM	PART NUMBER	1 2 3 4 5 6 7	NOMENCLATURE	EFFECT FROM TO	UNITS PER ASSY
22 560	BAC29PPS3084		.PLACARD- PLACARD CONTENT: EMERGENCY EQUIPMENT ONLY	904949	1
565	BAC29PPS7854		.PLACARD-(SPANISH)	904949	1
570	BAC29UPPS0135		.PLACARD	904949	1

MISSING ITEM NUMBERS NOT APPLICABLE

- ITEM NOT ILLUSTRATED

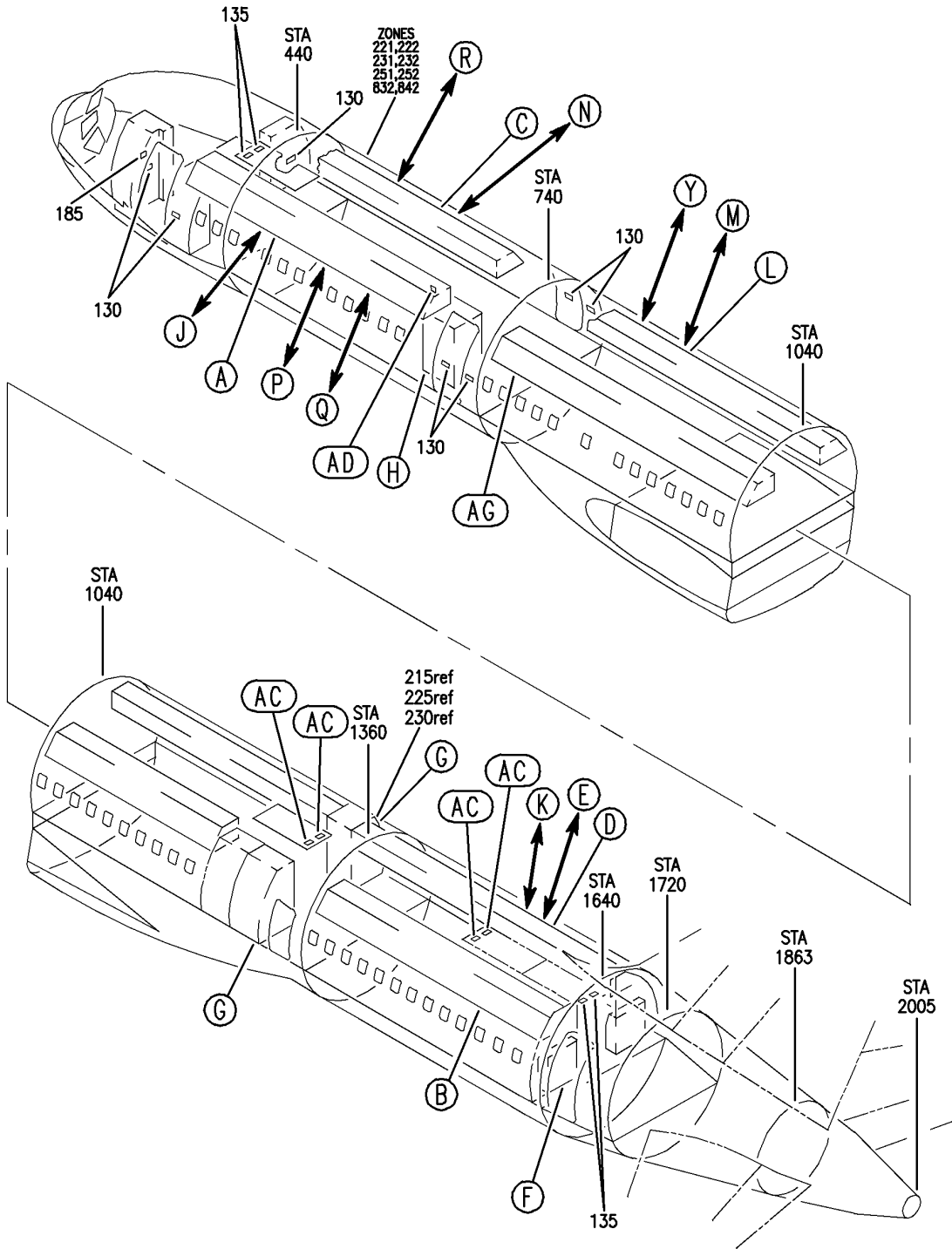
BRI

11-35-14-22

BOEING PROPRIETARY - Copyright © - Unpublished Work - See title page for details.

11-35-14
FIG. 22
PAGE 3
JAN 20/09

BOEING
757
PARTS CATALOG (MAINTENANCE)



Y 11351427 SHT 1 REV 229

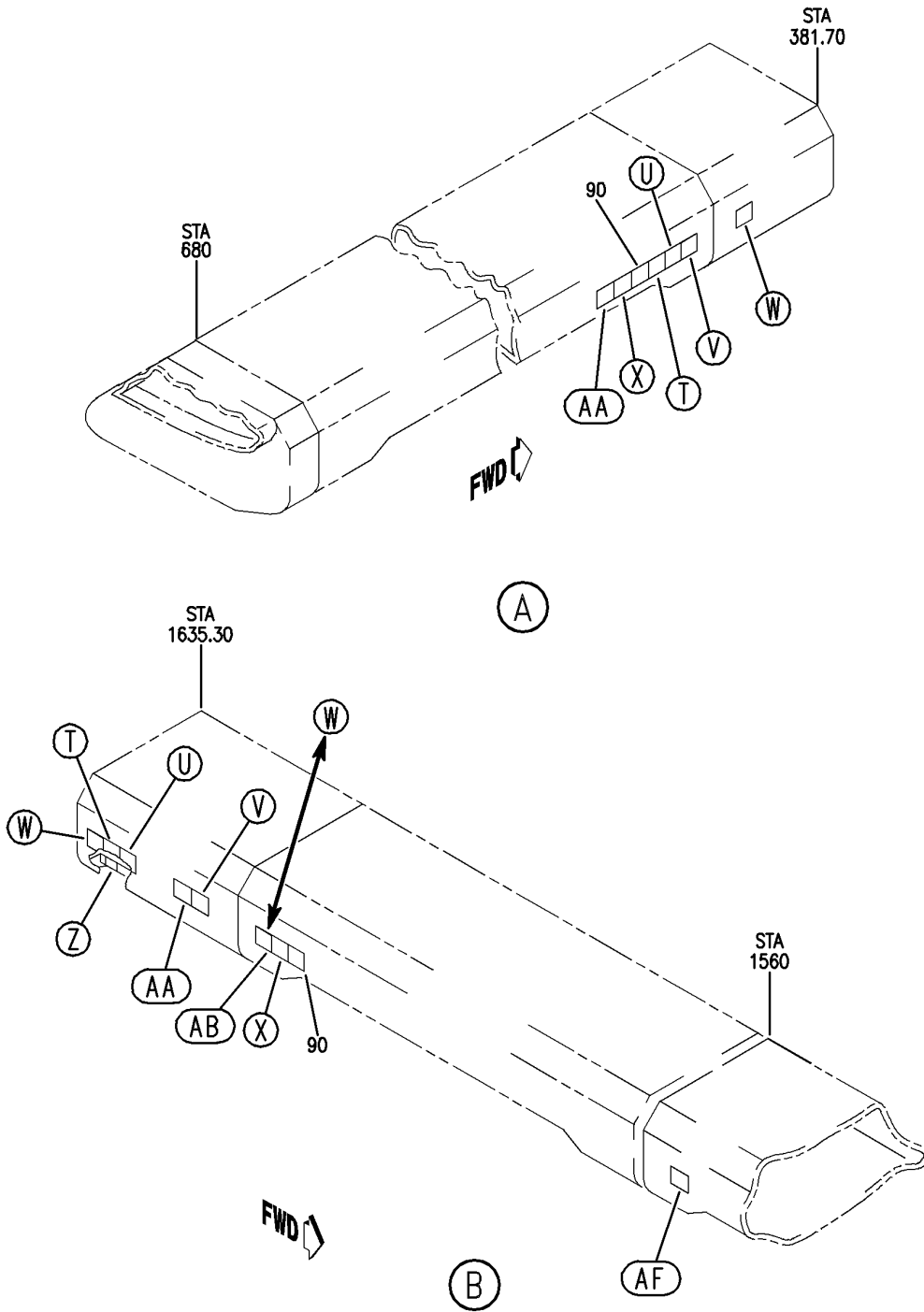
PLACARD INSTL-CAB. INTR (EMERGENCY EQUIPMENT ONLY)
FIGURE 27 (SHEET 1)

11-35-14-27

BRI
MAY 28/07

11-35-14-27
PAGE 0

BOEING
757
PARTS CATALOG (MAINTENANCE)



Y 11351427 SHT 2 REV 229

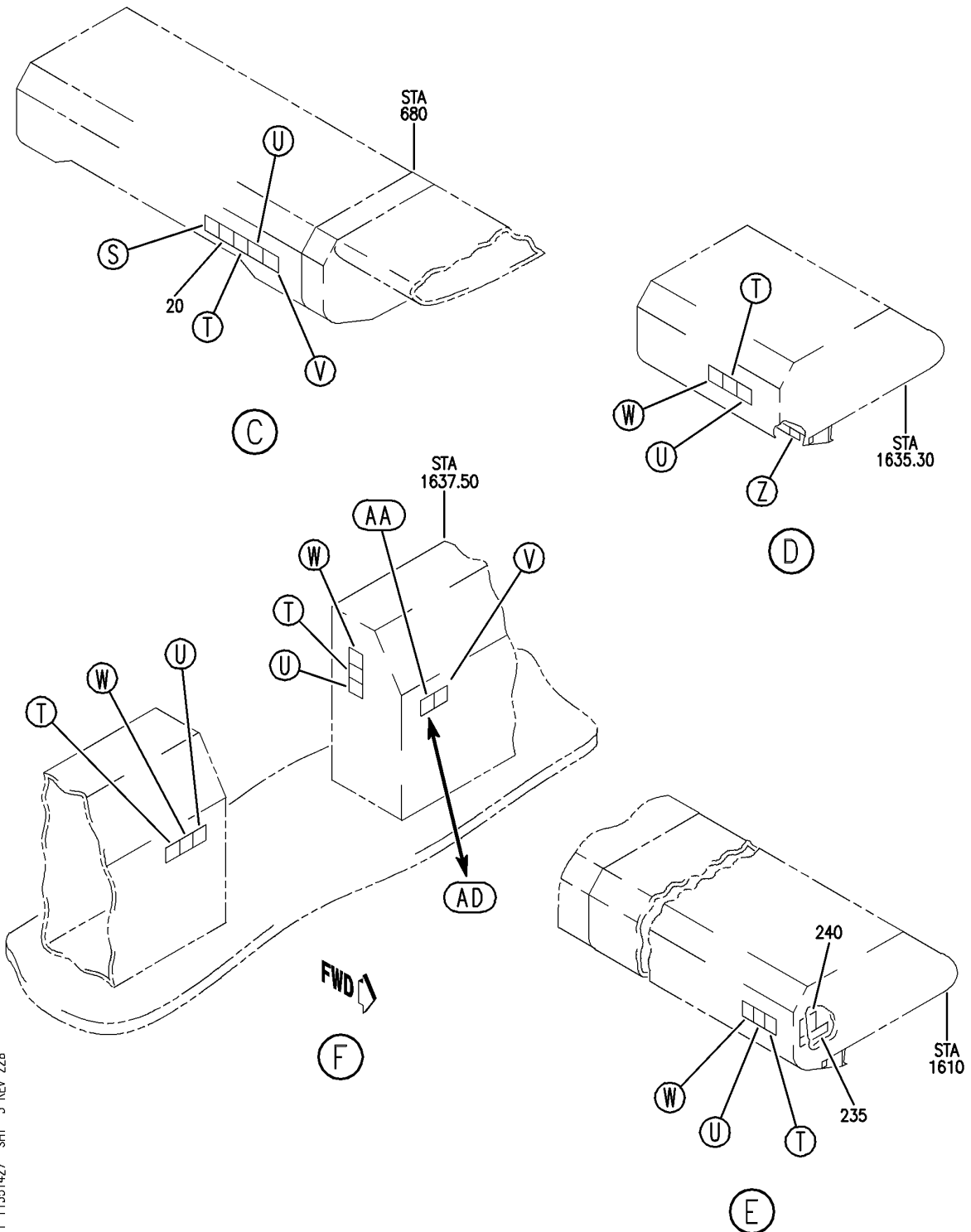
PLACARD INSTL-CAB. INTR (EMERGENCY EQUIPMENT ONLY)
FIGURE 27 (SHEET 2)

11-35-14-27

BRI
MAY 28/07

11-35-14-27
PAGE 0A

BOEING
757
PARTS CATALOG (MAINTENANCE)



Y 11351427 SHT 3 REV 228

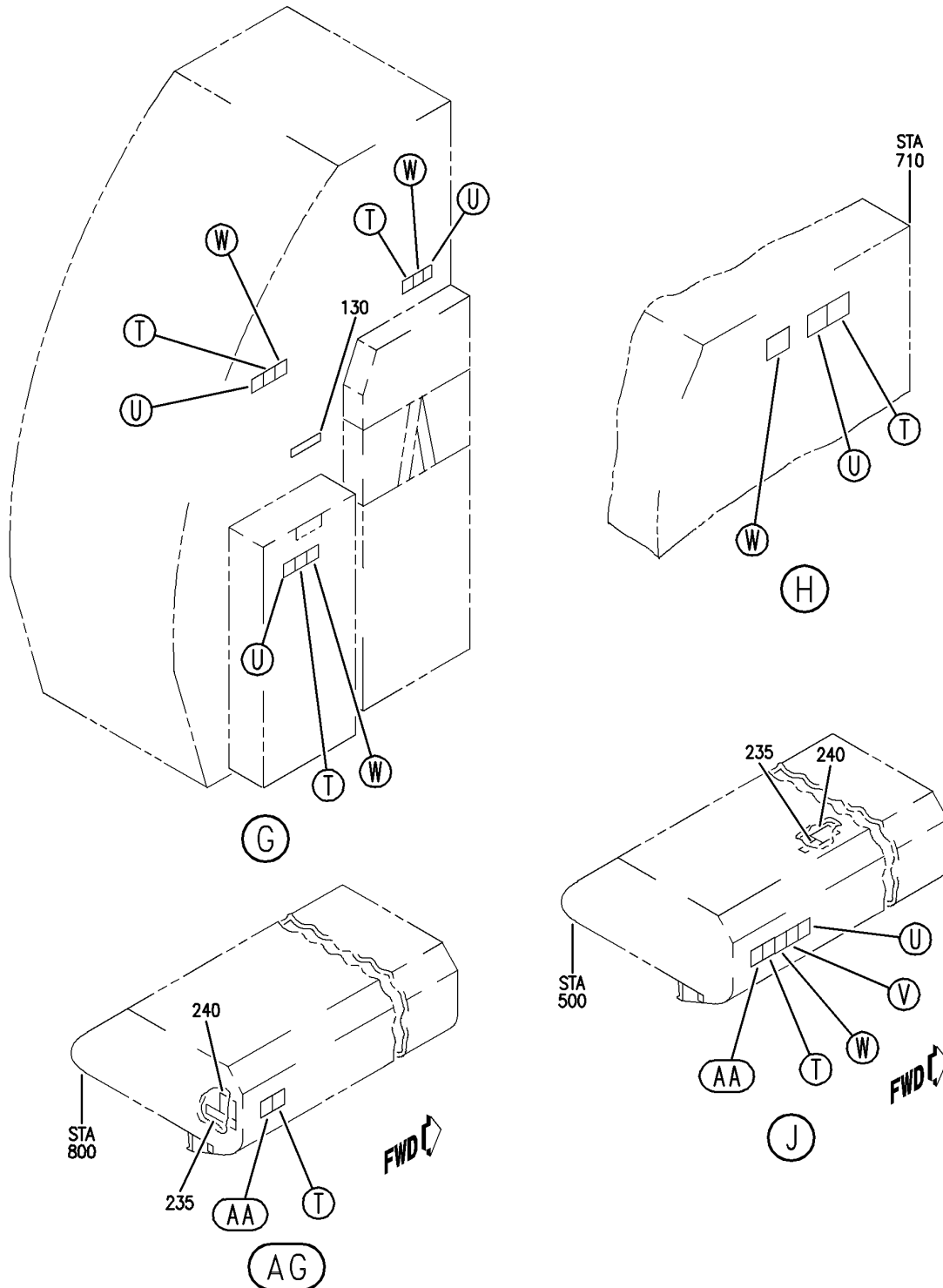
PLACARD INSTL-CAB. INTR (EMERGENCY EQUIPMENT ONLY)
FIGURE 27 (SHEET 3)

11-35-14-27

BRI
MAY 28/07

11-35-14-27
PAGE 0B

BOEING
757
PARTS CATALOG (MAINTENANCE)



Y 11351427 SHT 4 REV 228

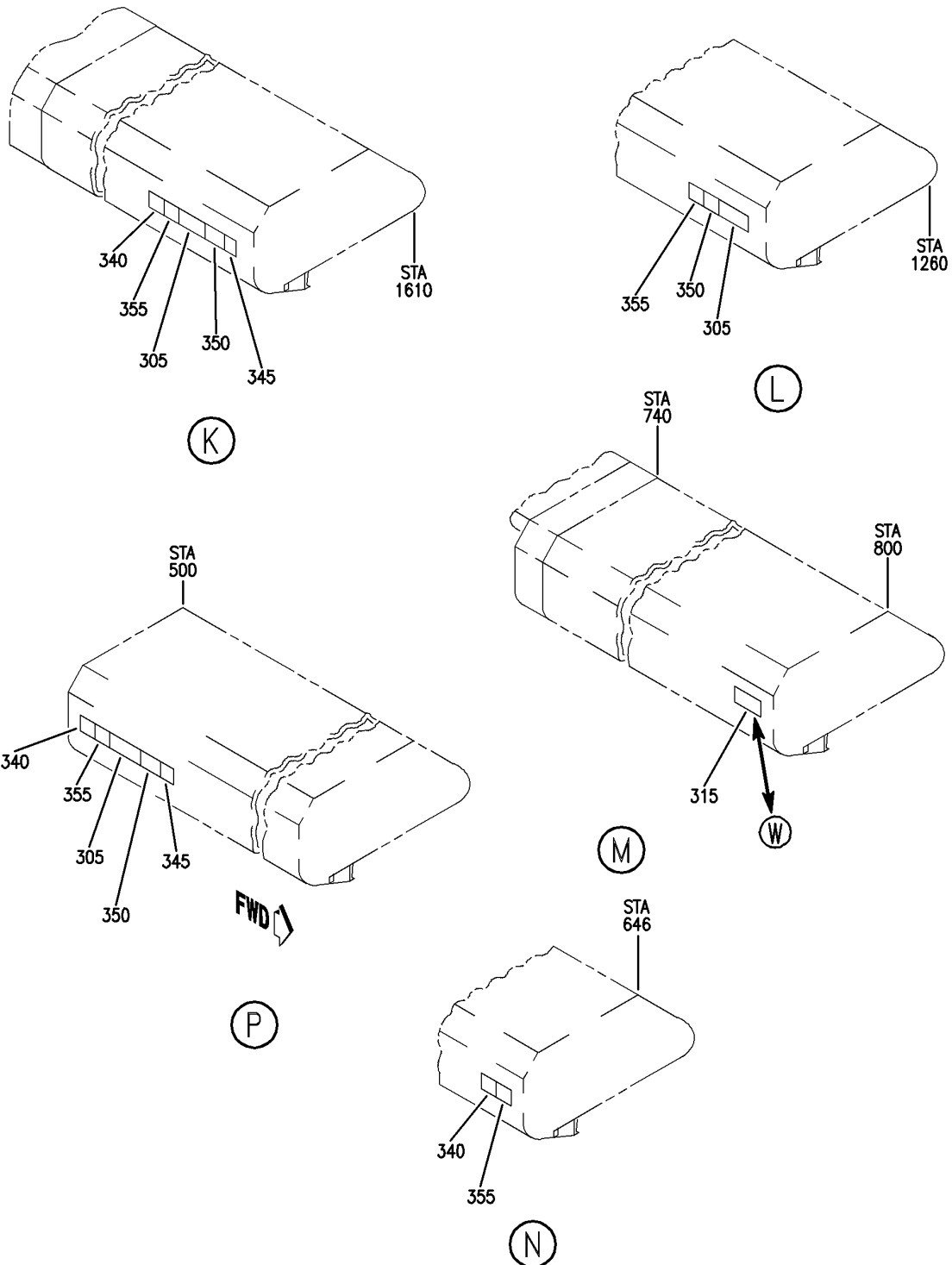
PLACARD INSTL-CAB. INTR (EMERGENCY EQUIPMENT ONLY)
FIGURE 27 (SHEET 4)

11-35-14-27

BRI
MAY 28/07

11-35-14-27
PAGE 0C

BOEING
757
PARTS CATALOG (MAINTENANCE)



Y 11351427 SHT 5 REV 229

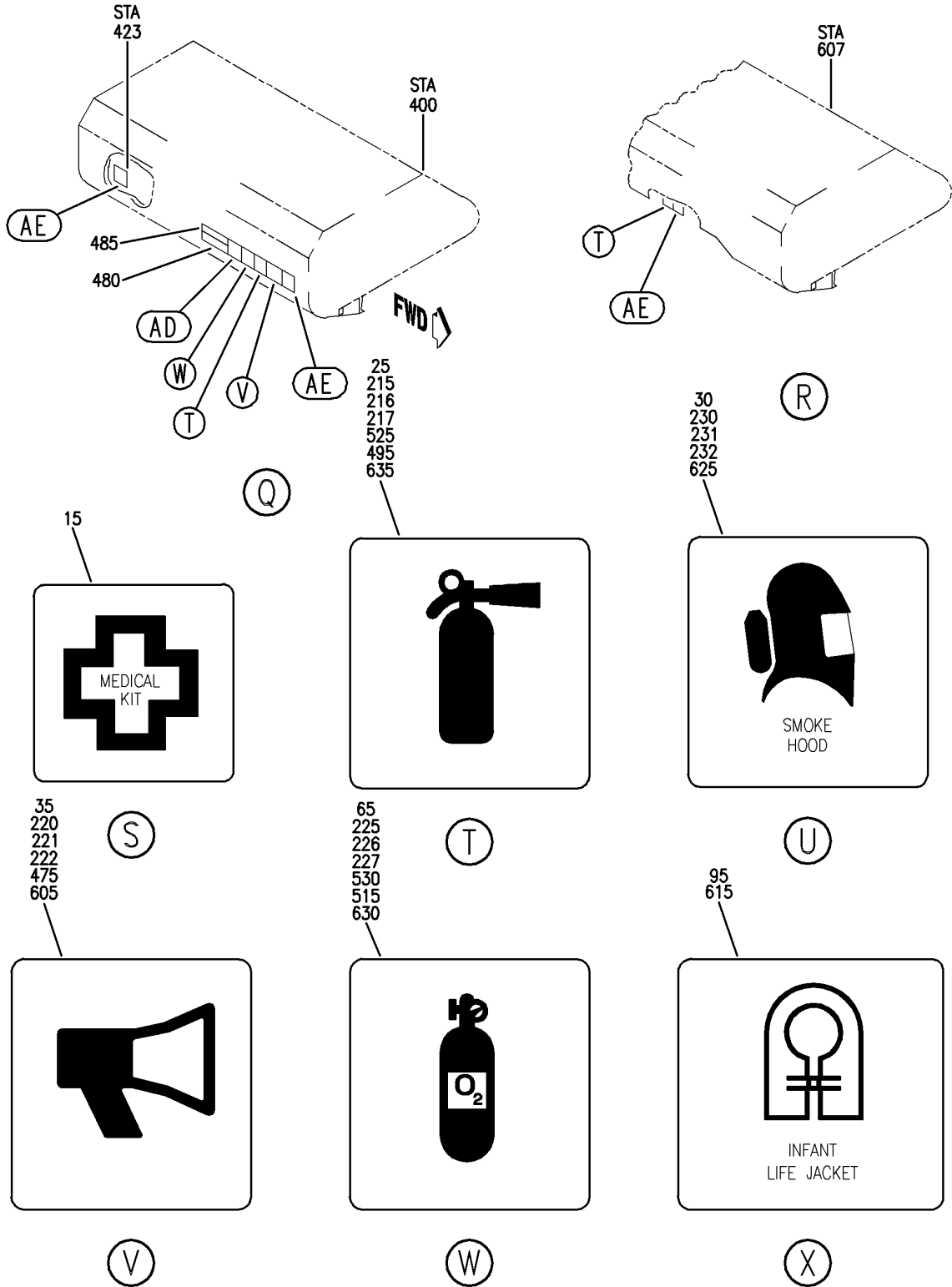
PLACARD INSTL-CAB. INTR (EMERGENCY EQUIPMENT ONLY)
FIGURE 27 (SHEET 5)

11-35-14-27

BRI
MAY 28/07

11-35-14-27
PAGE 0D

BOEING
757
PARTS CATALOG (MAINTENANCE)



Y 11351427 SH1 6 REV 232

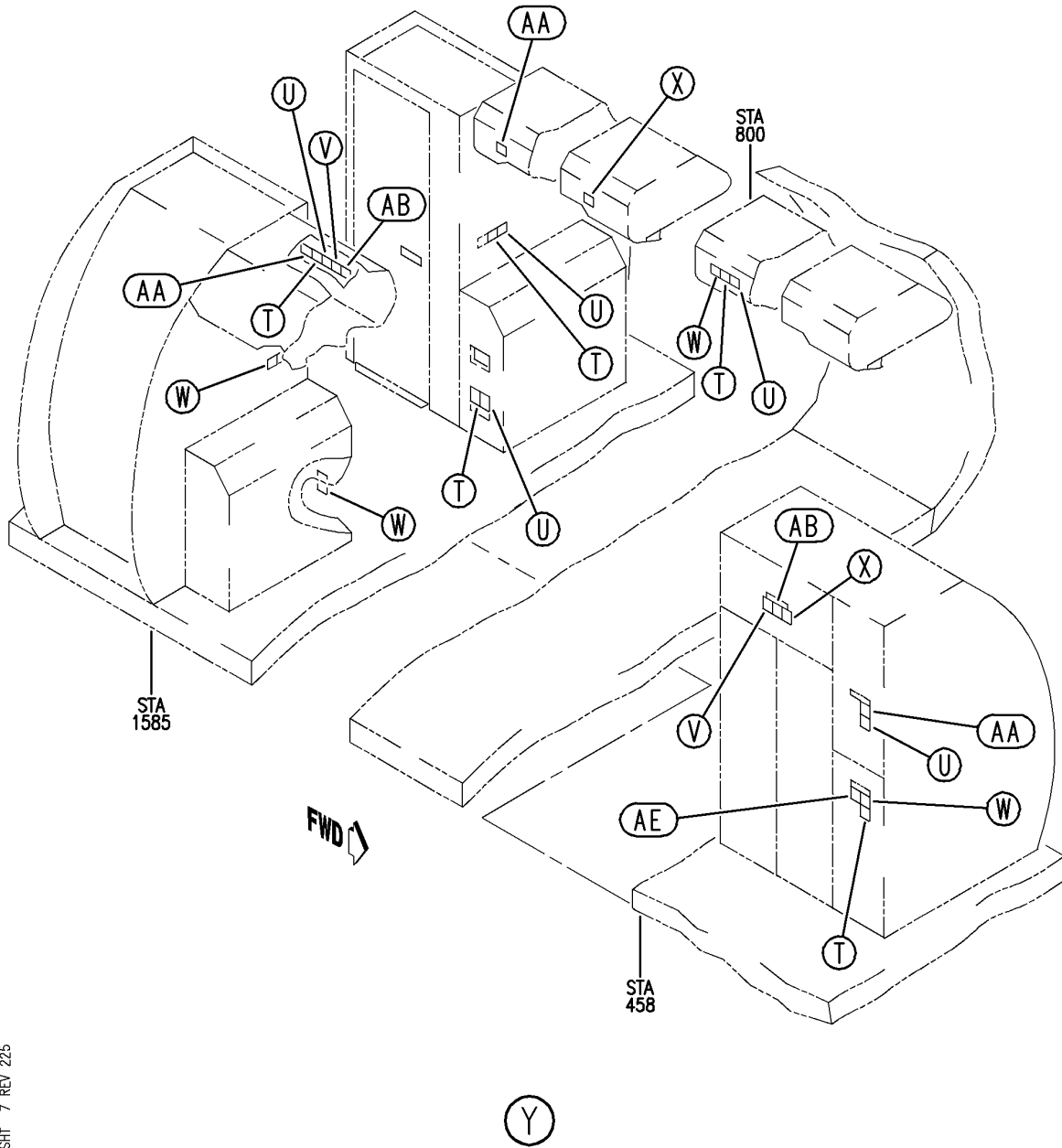
PLACARD INSTL-CAB. INTR (EMERGENCY EQUIPMENT ONLY)
FIGURE 27 (SHEET 6)

11-35-14-27

BRI
MAY 28/07

11-35-14-27
PAGE 0E

BOEING
757
PARTS CATALOG (MAINTENANCE)



Y 11351427 SHT 7 REV 225

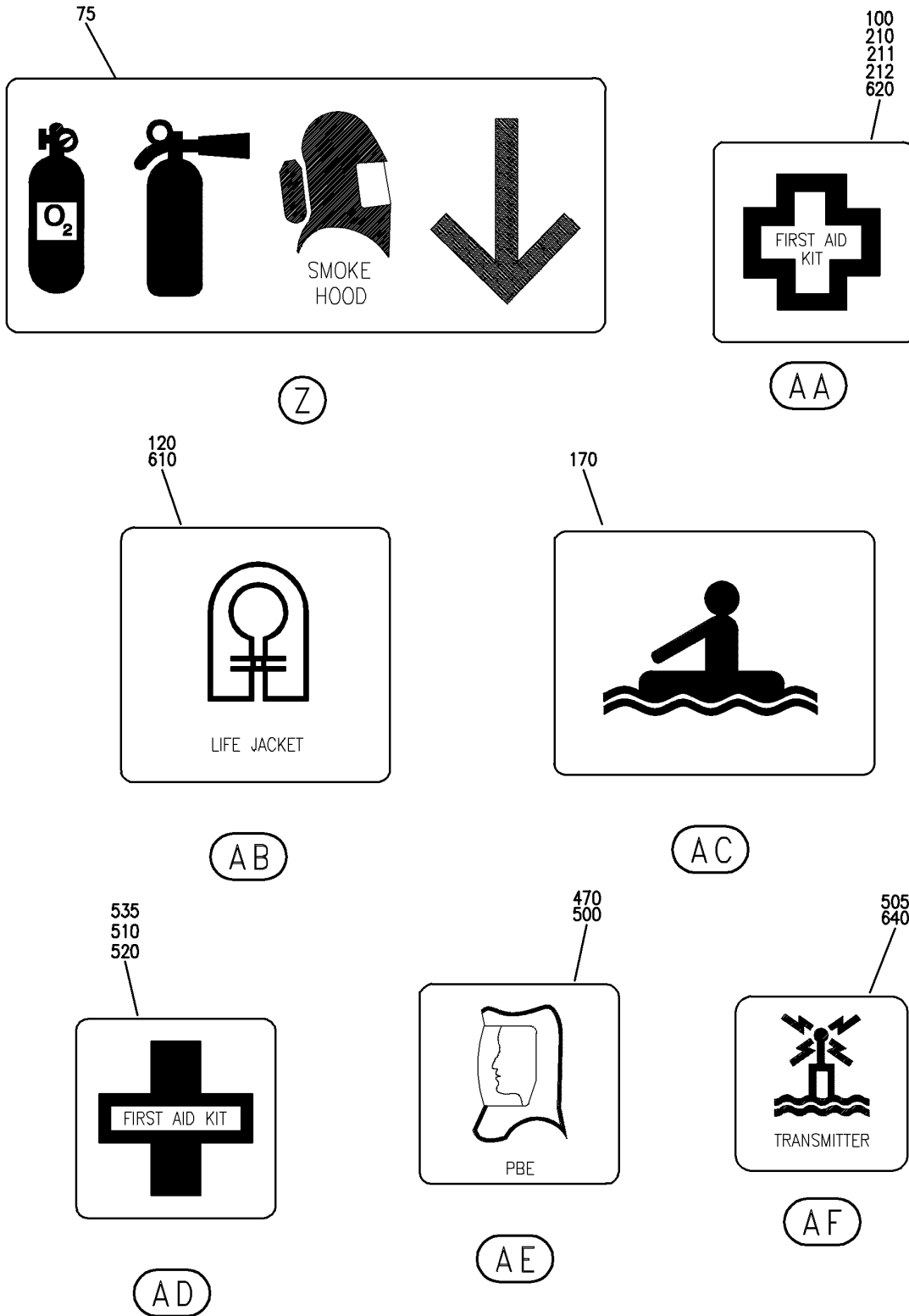
PLACARD INSTL-CAB. INTR (EMERGENCY EQUIPMENT ONLY)
FIGURE 27 (SHEET 7)

11-35-14-27

BRI
MAY 28/07

11-35-14-27
PAGE OF

BOEING
757
PARTS CATALOG (MAINTENANCE)



Y 11351427 SH1 8 REV 232

PLACARD INSTL-CAB. INTR (EMERGENCY EQUIPMENT ONLY)
FIGURE 27 (SHEET 8)

11-35-14-27



757

PARTS CATALOG (MAINTENANCE)

FIG ITEM	PART NUMBER	1 2 3 4 5 6 7	NOMENCLATURE	EFFECT FROM TO	UNITS PER ASSY
27			PLACARD INSTL-CAB. INTR (EMERGENCY EQUIPMENT ONLY)	101102	
- 1	414N5150-2		PLACARD INSTL-CAB. INTR (EMERGENCY EQUIPMENT ONLY) FOR NHA/ADDITIONAL DET SEE: 25-20-00-07B	101102	RF
15	BAC29PPS36226		.PLACARD	101102	1
20	BAC29PPS38765		.PLACARD- PLACARD CONTENT: SURVIVAL KIT	101102	1
25	BAC29PPS36229		.PLACARD	101102	11
30	BAC29PPS36232		.PLACARD	101102	11
35	BAC29PPS36230		.PLACARD	101102	3
65	BAC29PPS36231		.PLACARD	101102	10
75	BAC29PPS38677		.PLACARD	101102	2
90	BAC29PPS38661		.PLACARD- PLACARD CONTENT: INFANT LIFE COT	101102	2
95	BAC29PPS38659		.PLACARD	101102	2
100	BAC29PPS36227		.PLACARD	101102	2
120	BAC29PPS38658		.PLACARD	101102	1
130	BAC29PPS39171		.PLACARD- PLACARD CONTENT: LIFE JACKET UNDER YOUR SEAT FASTEN SEAT BELT WHILE SEATED	101102	9
135	BAC29PPS21984		.PLACARD	101102	4
170	BAC29PPS1330		.PLACARD	101102	4
185	BAC27DPA4336		.PLACARD- PLACARD CONTENT: NO OCCUPANTS OR CARGO PERMITTED IN THIS COMPARTMENT DURING FLIGHT POST RAPID REVISION: RR92014-178A RR92014-178A-RC-J	101102	1

MISSING ITEM NUMBERS NOT APPLICABLE

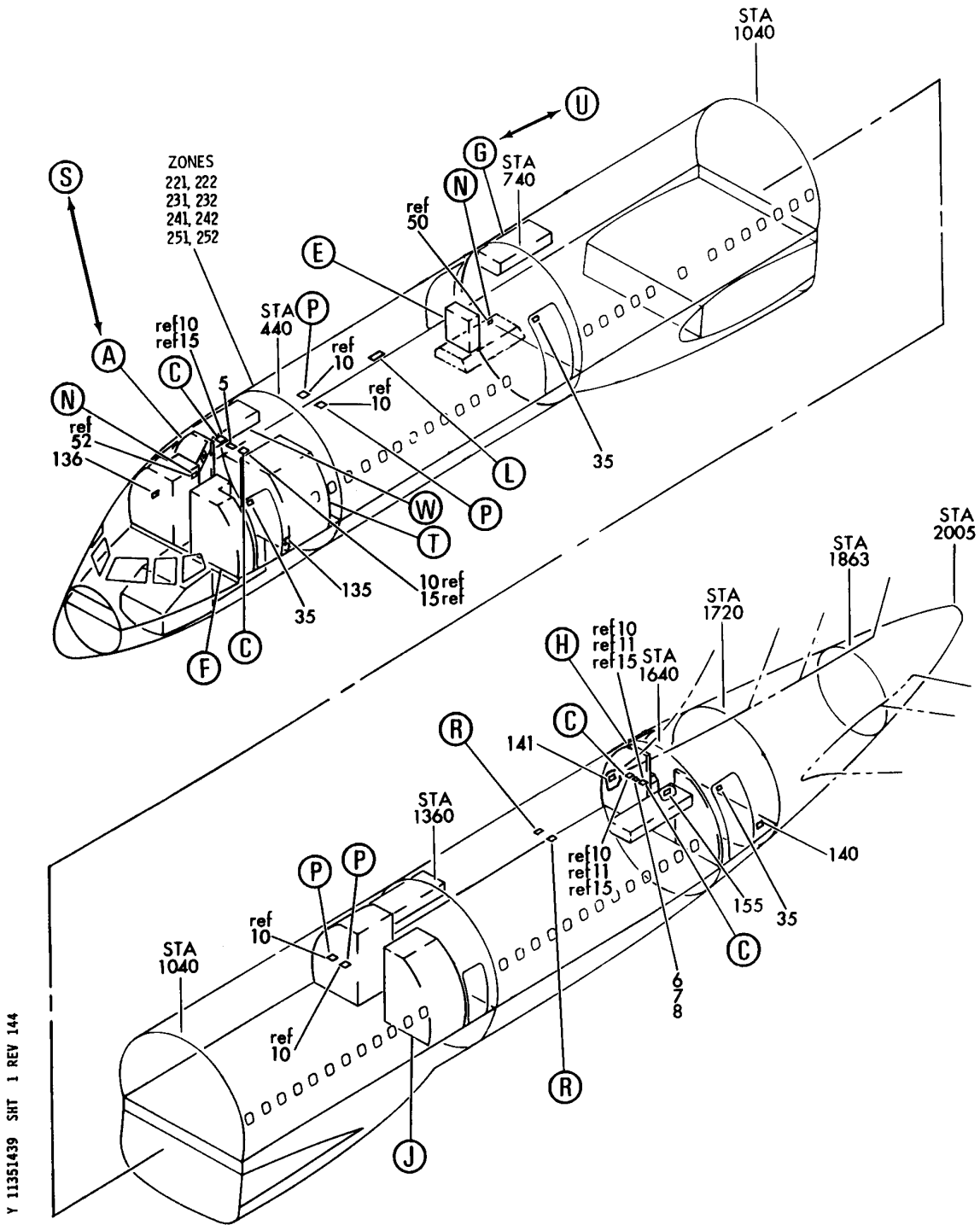
- ITEM NOT ILLUSTRATED

11-35-14-27

11-35-14
FIG. 27
PAGE 1
JAN 20/09

BRI

BOEING
757
PARTS CATALOG (MAINTENANCE)



Y 11351439 SHT 1 REV 144

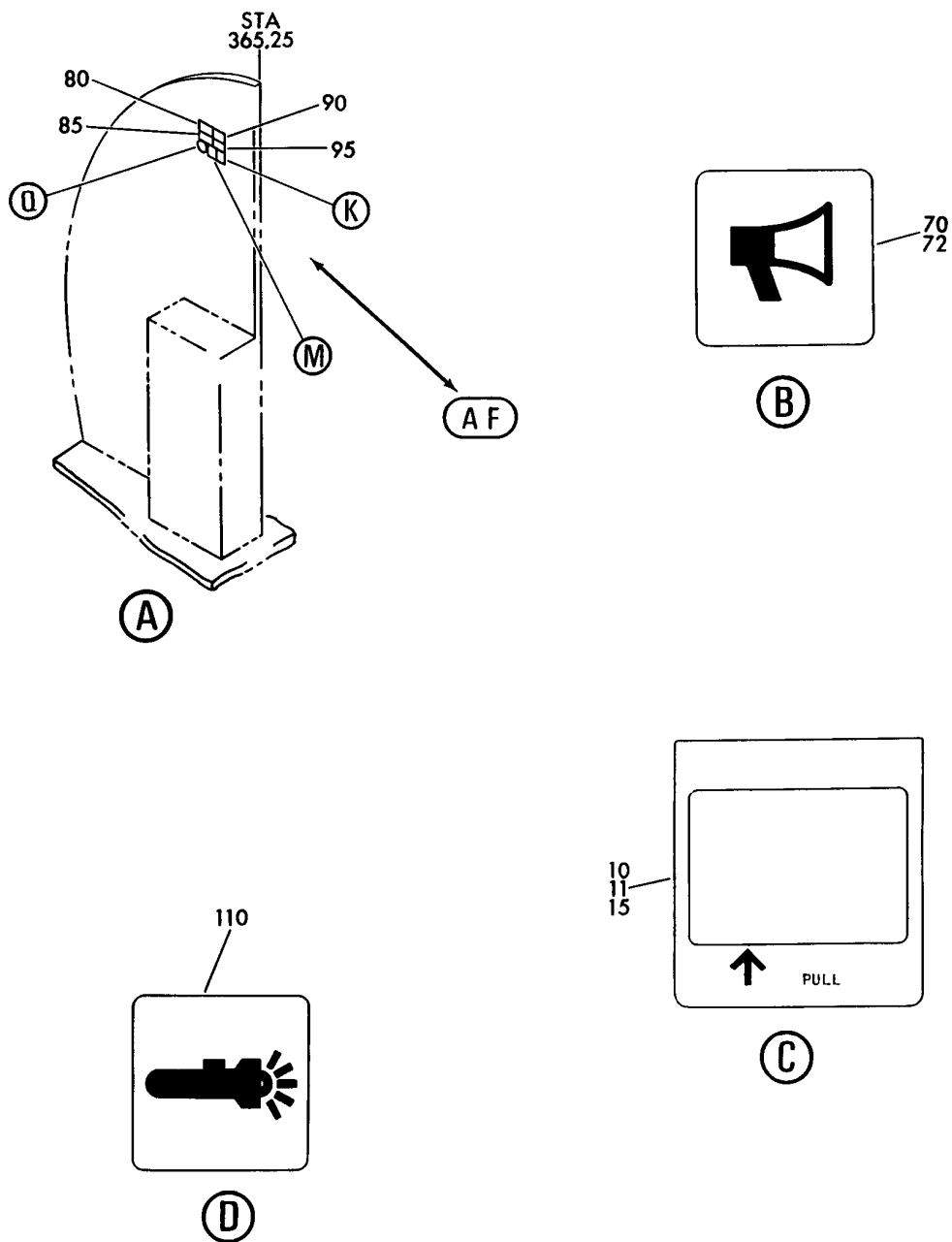
PLACARD INSTL-CAB. INTR (EMERGENCY EQUIPMENT ONLY)
FIGURE 39 (SHEET 1)

11-35-14-39

BRI
JAN 20/09

11-35-14-39
PAGE 0

BOEING
757
PARTS CATALOG (MAINTENANCE)



Y 11351439 SHT 2 REV 144

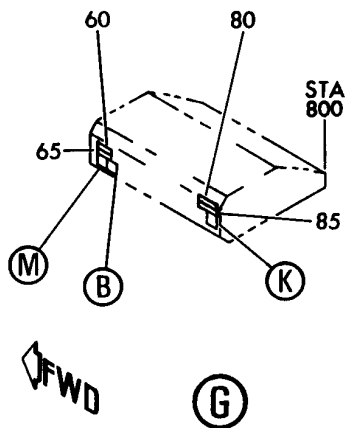
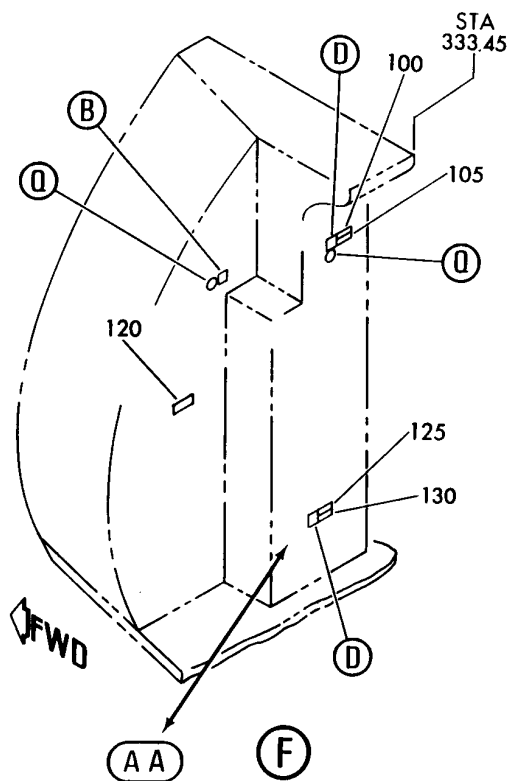
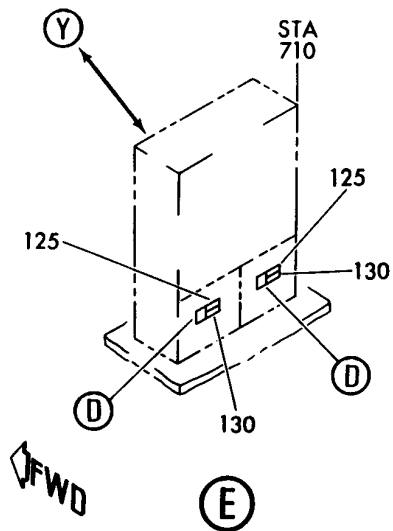
PLACARD INSTL-CAB. INTR (EMERGENCY EQUIPMENT ONLY)
FIGURE 39 (SHEET 2)

11-35-14-39

BRI
JAN 20/09

11-35-14-39
PAGE 0A


BOEING
 757
PARTS CATALOG (MAINTENANCE)



Y 11351439 SH1 3 REV 144

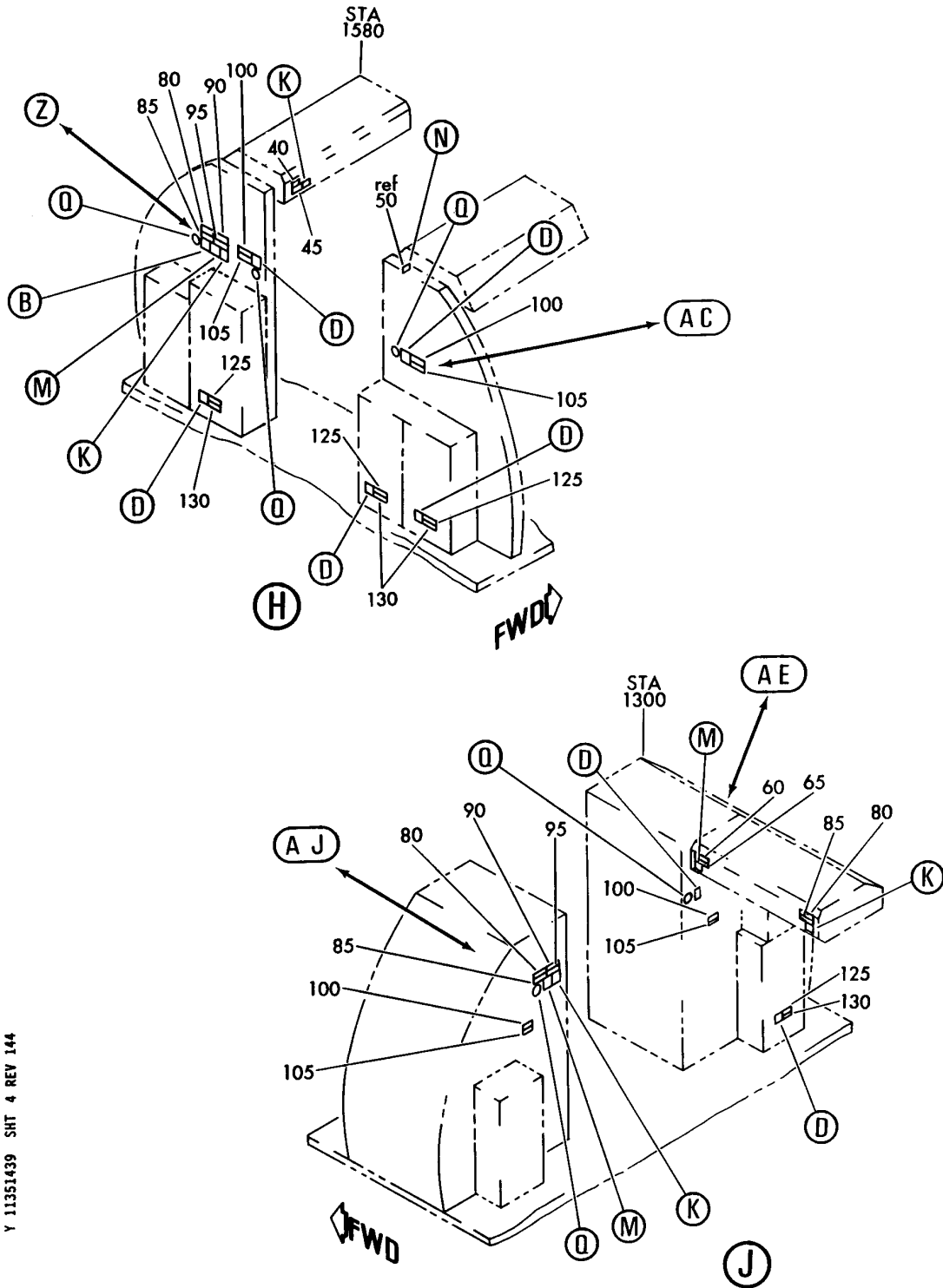
PLACARD INSTL-CAB. INTR (EMERGENCY EQUIPMENT ONLY)
 FIGURE 39 (SHEET 3)

11-35-14-39

BRI
JAN 20/09

11-35-14-39
 PAGE 0B

BOEING
757
PARTS CATALOG (MAINTENANCE)



Y 11351439 SHT 4 REV 144

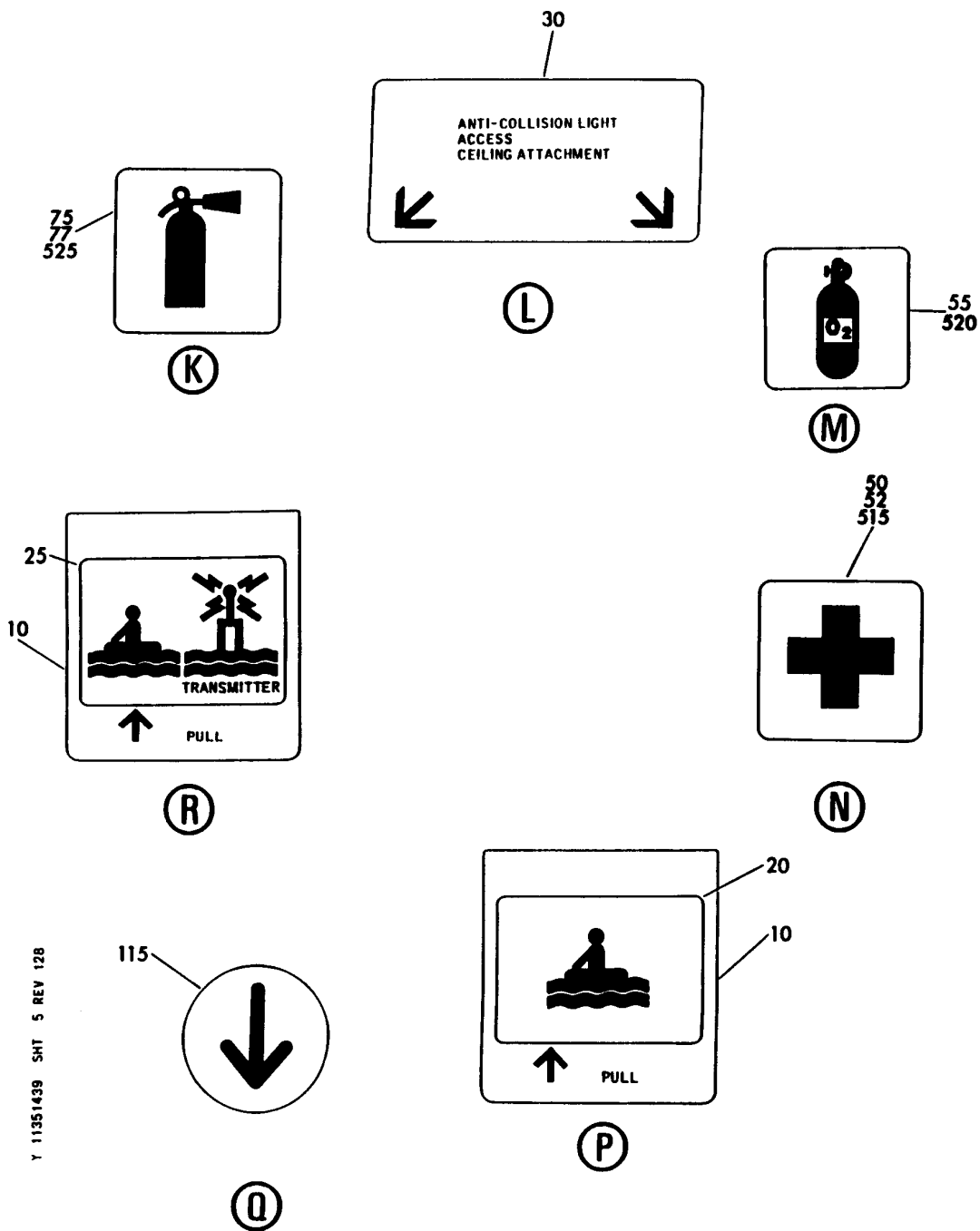
PLACARD INSTL-CAB. INTR (EMERGENCY EQUIPMENT ONLY)
FIGURE 39 (SHEET 4)

11-35-14-39

BRI
JAN 20/09

11-35-14-39
PAGE 0C

BOEING
757
PARTS CATALOG (MAINTENANCE)



Y 11351439 SMT 5 REV 128

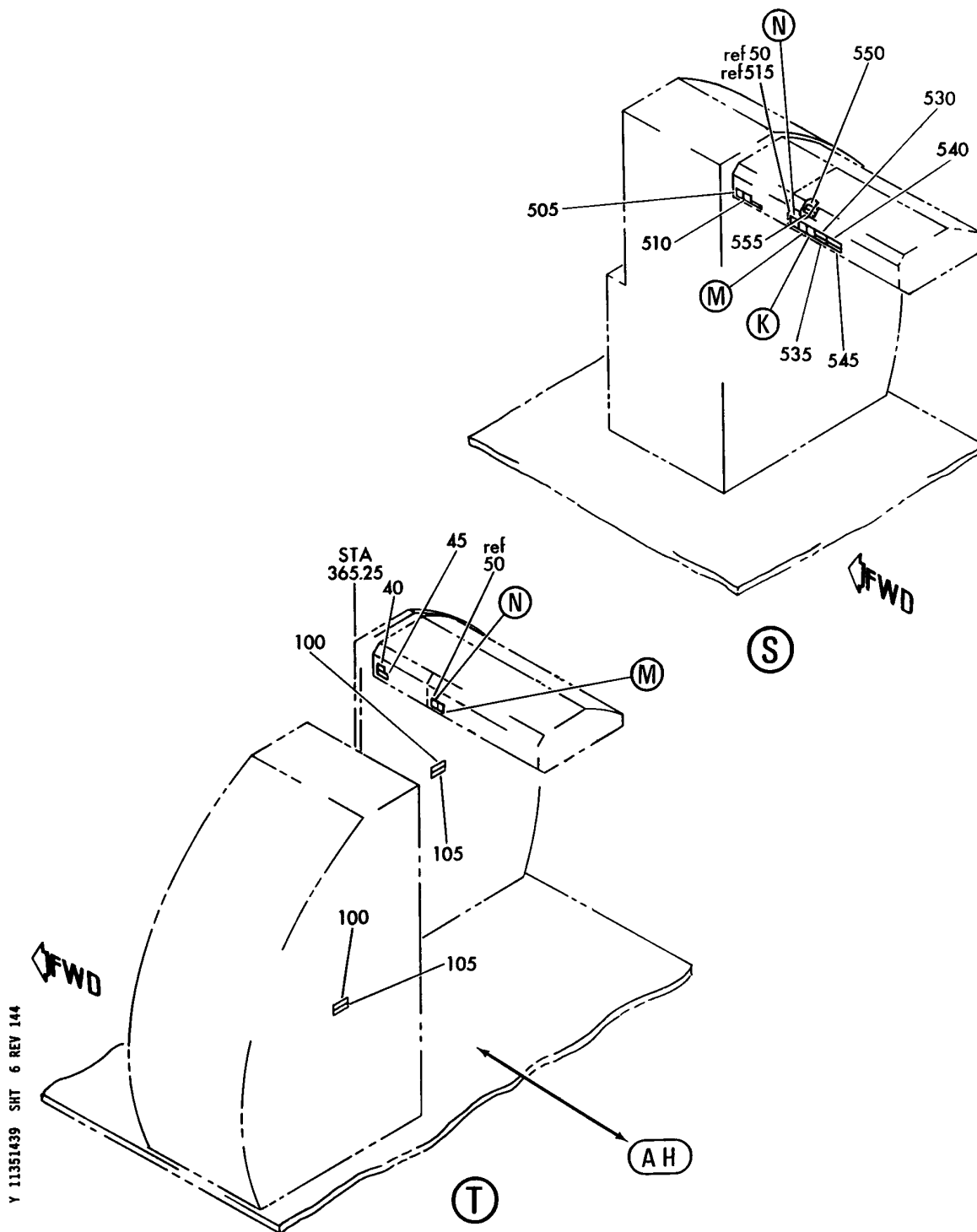
PLACARD INSTL-CAB. INTR (EMERGENCY EQUIPMENT ONLY)
FIGURE 39 (SHEET 5)

11-35-14-39

BRI
JAN 20/09

11-35-14-39
PAGE 0D

BOEING
757
PARTS CATALOG (MAINTENANCE)



Y 11351439 SHT 6 REV 144

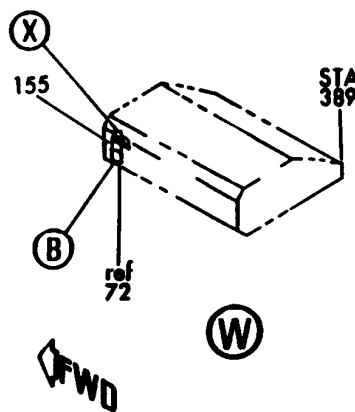
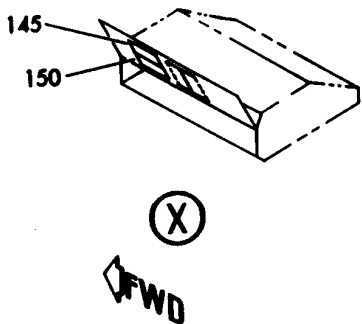
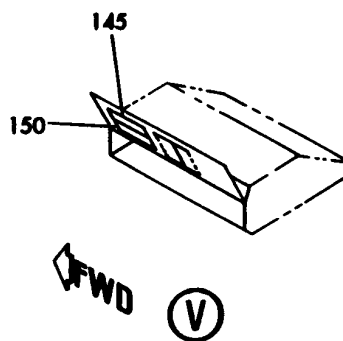
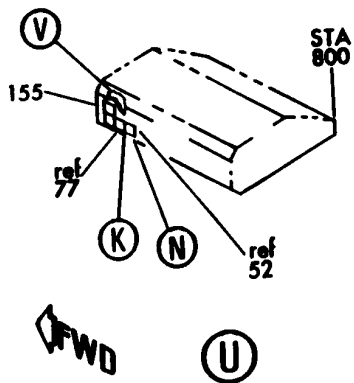
PLACARD INSTL-CAB. INTR (EMERGENCY EQUIPMENT ONLY)
FIGURE 39 (SHEET 6)

11-35-14-39

BRI
JAN 20/09

11-35-14-39
PAGE 0E

BOEING
757
PARTS CATALOG (MAINTENANCE)

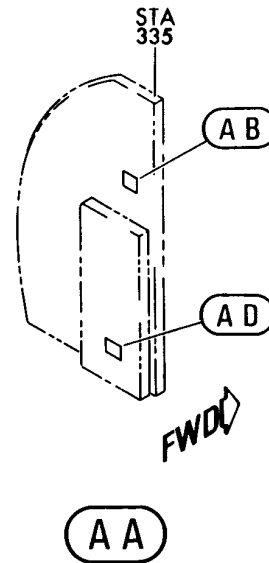
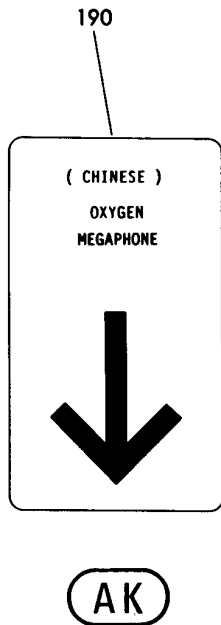
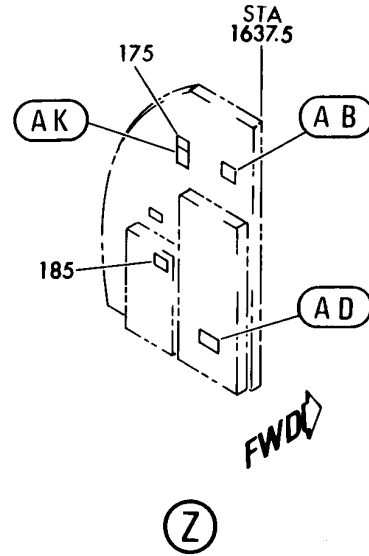
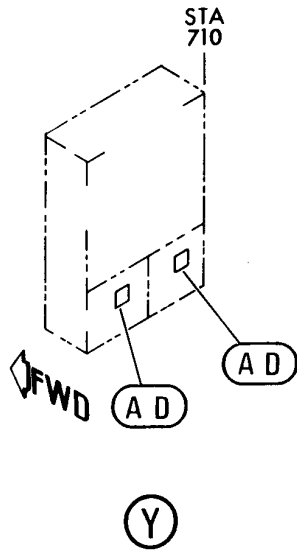


Y 11351439 SHT 7 REV 128

PLACARD INSTL-CAB. INTR (EMERGENCY EQUIPMENT ONLY)
FIGURE 39 (SHEET 7)

11-35-14-39

BOEING
757
PARTS CATALOG (MAINTENANCE)



Y 11351439 SHT 8 REV 163

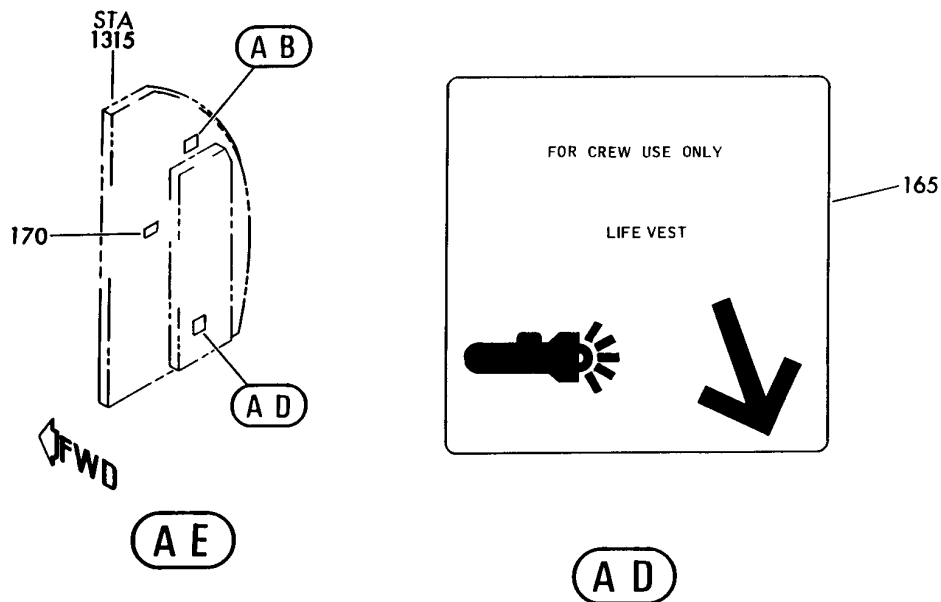
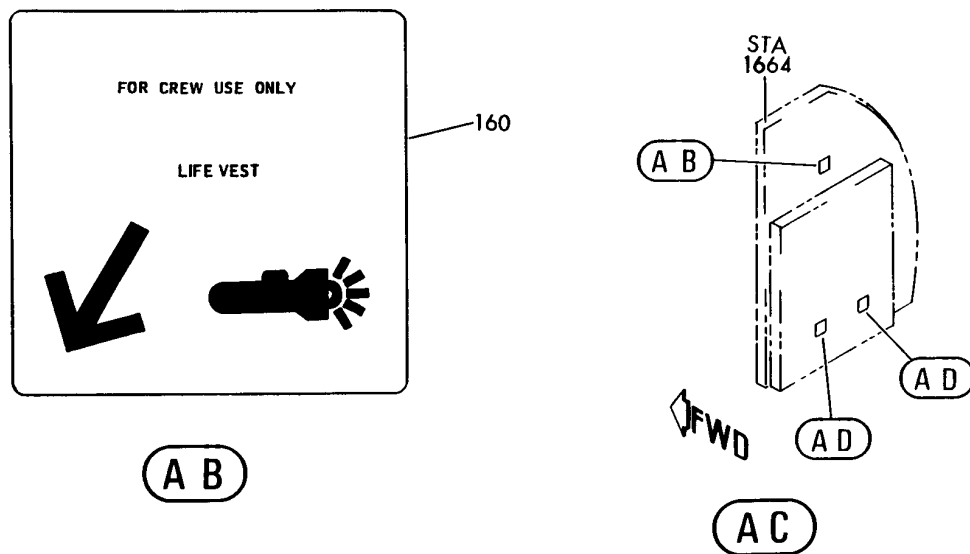
PLACARD INSTL-CAB. INTR (EMERGENCY EQUIPMENT ONLY)
FIGURE 39 (SHEET 8)

11-35-14-39

BRI
JAN 20/09

11-35-14-39
PAGE 0G

BOEING
757
PARTS CATALOG (MAINTENANCE)

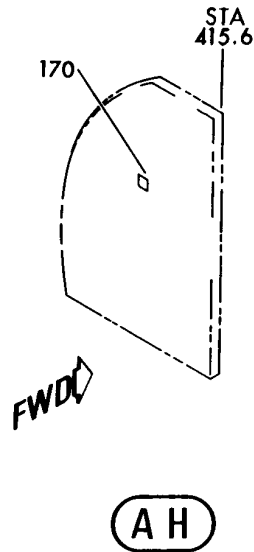
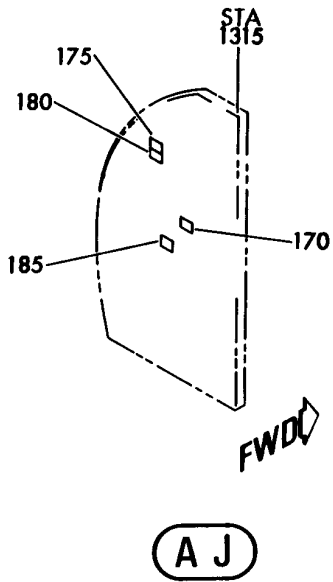
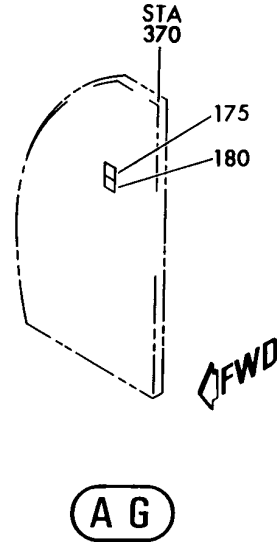
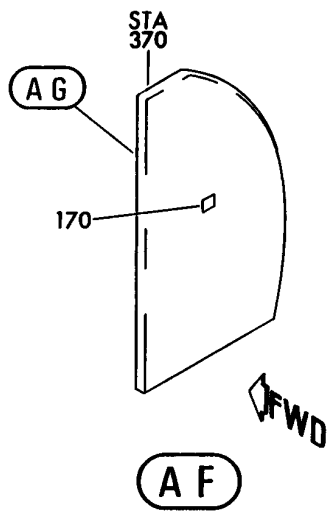


Y 11351439 SHT 9 REV 144

PLACARD INSTL-CAB. INTR (EMERGENCY EQUIPMENT ONLY)
FIGURE 39 (SHEET 9)

11-35-14-39

BOEING
757
PARTS CATALOG (MAINTENANCE)



Y 11351439 SHT 10 REV 144

PLACARD INSTL-CAB. INTR (EMERGENCY EQUIPMENT ONLY)
FIGURE 39 (SHEET 10)

11-35-14-39



757

PARTS CATALOG (MAINTENANCE)

FIG ITEM	PART NUMBER	1 2 3 4 5 6 7	NOMENCLATURE	EFFECT FROM TO	UNITS PER ASSY
39			PLACARD INSTL-CAB. INTR (EMERGENCY EQUIPMENT ONLY)	121503	
- 1	414N5019-18		PLACARD INSTL-CAB. INTR (EMERGENCY EQUIPMENT ONLY)	121503	RF
			FOR NHA/ADDITIONAL DET SEE: 25-20-00-01C		
5	BAC29PPS1329		.PLACARD- PLACARD CONTENT: SURVIVAL PACK INSIDE	121503	1
6	BAC29PPS1329		.PLACARD- PLACARD CONTENT: SURVIVAL PACK INSIDE	121503	1
10	BAC29PPS1331		.PLACARD-	121503	8
11	BAC29PPS1331		.PLACARD-	121503	2
15	BAC29PPS1438		.PLACARD	121503	4
20	BAC29PPS1330		.PLACARD	121503	4
25	BAC29PPS16316		.PLACARD	121503	2
30	BAC29PPS1328		.DECAL	121503	1
35	BAC29PPS1873		.PLACARD- PLACARD CONTENT: EMERGENCY LIGHT TEST	121503	3
40	BAC29PPS7756		.DECAL- PLACARD CONTENT: CHILD LIFE JACKETS AND SEATBELT EXTENSIONS INSIDE	121503	2
45	BAC29PPS7757		.DECAL-SPANISH	121503	2
50	BAC29UPPS0135		.PLACARD-	121503	3
55	BAC29UPPS0137		.PLACARD-	121503	6
60	BAC29PPS4533		.PLACARD- PLACARD CONTENT: SMOKE HOODS INSIDE	121503	2
65	BAC29PPS9780		.PLACARD-SPANISH	121503	2
70	BAC29UPPS0134		.PLACARD-	121503	3
75	BAC29UPPS0136		.PLACARD-	121503	6
80	BAC29PPS7295		.PLACARD- PLACARD CONTENT: PROTECTIVE GLOVES INSIDE	121503	5
85	BAC29PPS7742		.PLACARD-SPANISH	121503	5
90	BAC29PPS7741		.PLACARD- PLACARD CONTENT: SMOKE HOODS INSIDE	121503	3
95	BAC29PPS9781		.PLACARD-SPANISH	121503	3
100	BAC29PPS2708		.PLACARD- PLACARD CONTENT: LIFE JACKET UNDER YOUR SEAT	121503	7

MISSING ITEM NUMBERS NOT APPLICABLE

- ITEM NOT ILLUSTRATED

11-35-14-39

11-35-14
FIG. 39
PAGE 1
JAN 20/09

BRI



757

PARTS CATALOG (MAINTENANCE)

FIG ITEM	PART NUMBER	1 2 3 4 5 6 7	NOMENCLATURE	EFFECT FROM TO	UNITS PER ASSY
39					
105	BAC29PPS9779	.	PLACARD-SPANISH	121503	7
110	BAC29PPS1319	.	PLACARD-	121503	11
115	BAC29PPS0648	.	PLACARD-	121503	8
120	BAC29PPS7754	.	PLACARD-	121503	1
			PLACARD CONTENT: MEGAPHONE HANDLE MUST FACE AFT		
125	BAC29PPS5790	.	PLACARD-	121503	7
			PLACARD CONTENT: LIFE JACKET INSIDE		
130	BAC29PPS7738	.	PLACARD-SPANISH	121503	7
135	BAC29PPS2311	.	PLACARD-	121503	1
			PLACARD CONTENT: ATTATCH SURVIVAL KIT HERE		
136	BAC29PPS2311	.	PLACARD-	121503	1
			PLACARD CONTENT: ATTATCH SURVIVAL KIT HERE		
140	BAC29PPS2311	.	PLACARD-	121503	1
			PLACARD CONTENT: ATTATCH SURVIVAL KIT HERE		
141	BAC29PPS2311	.	PLACARD-	121503	1
			PLACARD CONTENT: ATTATCH SURVIVAL KIT HERE		
- 500	414N5019-2		PLACARD INSTL-CAB. INTR FLYAWAY (EMERGENCY EQUIPMENT ONLY) FOR NHA/OTHER SYS DET SEE: 25-20-00-10	121503	RF
505	BAC29PPS7757	.	DECAL-SPANISH	121503	1
510	BAC29PPS7756	.	DECAL-	121503	1
			PLACARD CONTENT: CHILD LIFE JACKETS AND SEAT BELT EXTENSIONS INSIDE		
515	BAC29UPPS0135	.	PLACARD	121503	1
520	BAC29UPPS0137	.	PLACARD	121503	1
525	BAC29UPPS0136	.	PLACARD	121503	1
530	BAC29PPS7741	.	PLACARD-	121503	1
			PLACARD CONTENT: SMOKE HOOD INSIDE		
535	BAC29PPS9781	.	PLACARD-SPANISH	121503	1
540	BAC29PPS7295	.	PLACARD-	121503	1
			PLACARD CONTENT: PROTECTIVE GLOVES INSIDE		
545	BAC29PPS7742	.	PLACARD-SPANISH	121503	1

MISSING ITEM NUMBERS NOT APPLICABLE

- ITEM NOT ILLUSTRATED

11-35-14-39

11-35-14
FIG. 39
PAGE 2
JAN 20/09

BRI



757

PARTS CATALOG (MAINTENANCE)

FIG ITEM	PART NUMBER	1 2 3 4 5 6 7	NOMENCLATURE	EFFECT FROM TO	UNITS PER ASSY
39					
550	BAC29PPS3084		.PLACARD- PLACARD CONTENT: EMERGENCY EQUIPMENT ONLY	121503	1
555	BAC29PPS7854		.PLACARD-SPANISH	121503	1

MISSING ITEM NUMBERS NOT APPLICABLE

- ITEM NOT ILLUSTRATED

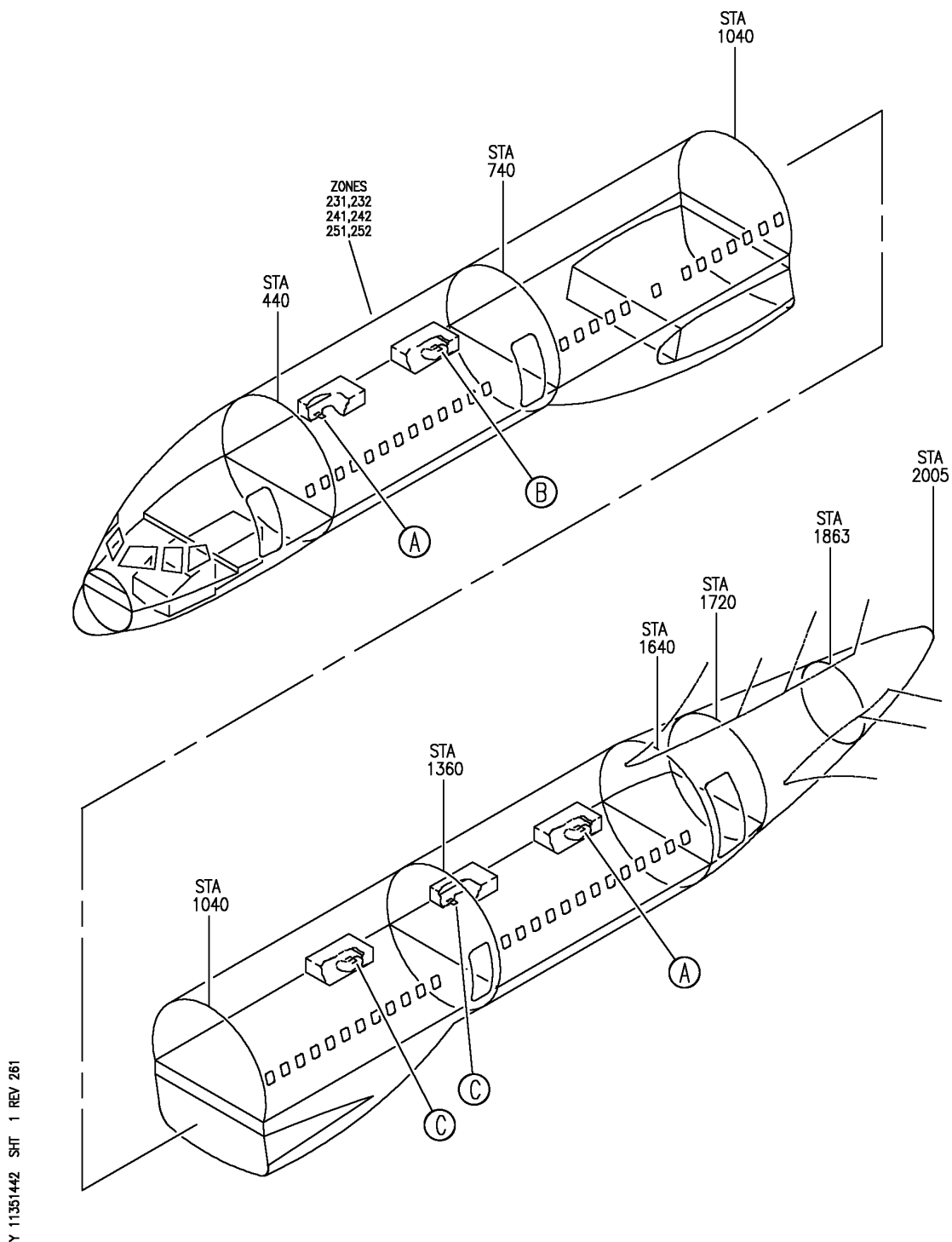
BRI

11-35-14-39

BOEING PROPRIETARY - Copyright © - Unpublished Work - See title page for details.

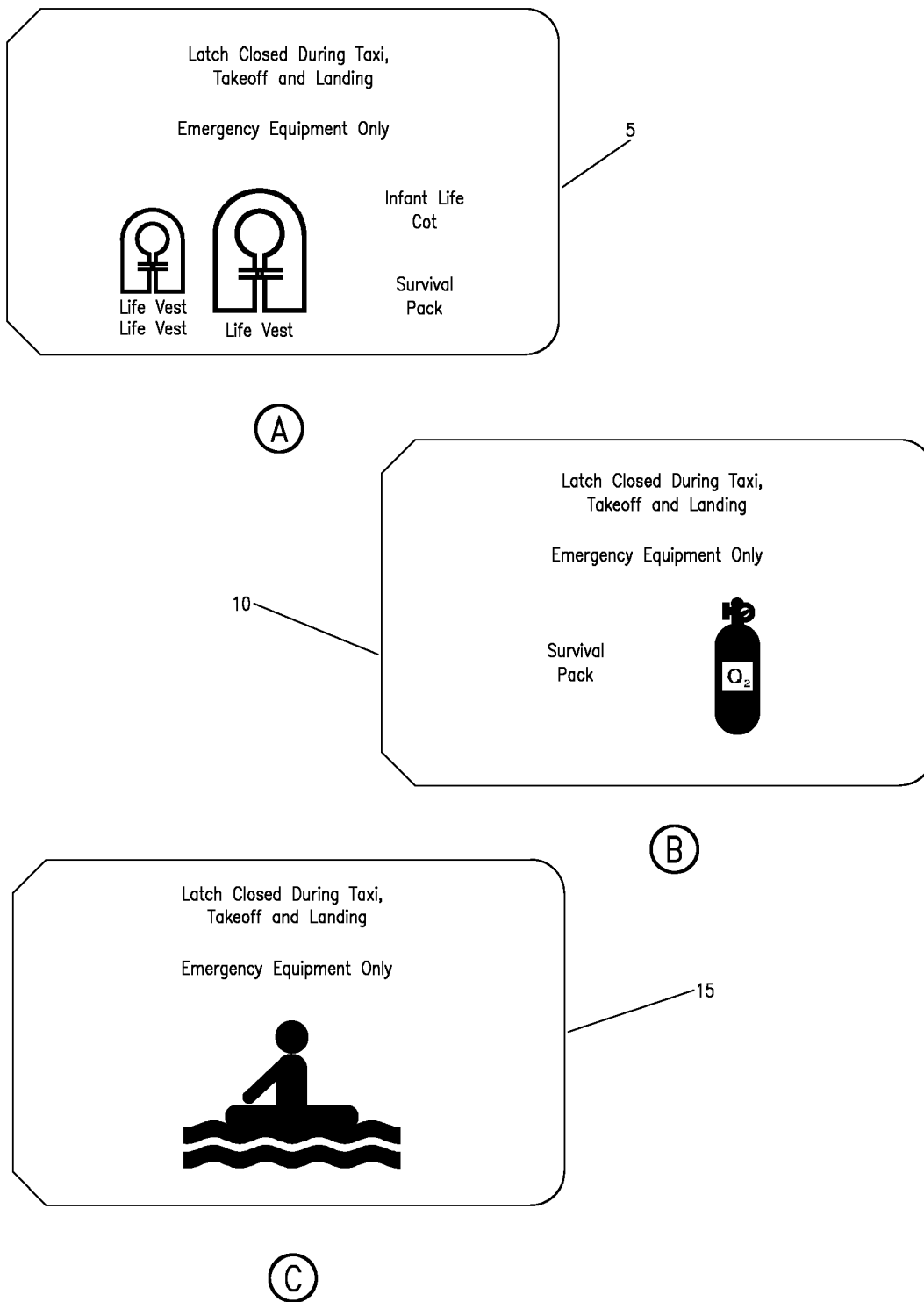
11-35-14
FIG. 39
PAGE 3
JAN 20/09

BOEING
757
PARTS CATALOG (MAINTENANCE)



PLACARD INSTL-CAB. INTER CL STOWAGE (EMERGENCY EQUIPMENT ONLY)
FIGURE 42 (SHEET 1)

11-35-14-42



Y 11351442 SH1 2 REV 261

PLACARD INSTL-CAB. INTER CL STOWAGE (EMERGENCY EQUIPMENT ONLY)
FIGURE 42 (SHEET 2)

11-35-14-42



757

PARTS CATALOG (MAINTENANCE)

FIG ITEM	PART NUMBER	1 2 3 4 5 6 7	NOMENCLATURE	EFFECT FROM TO	UNITS PER ASSY
42			PLACARD INSTL-CAB. INTER CL STOWAGE (EMERGENCY EQUIPMENT ONLY)	103106	
- 1	MODREF100280		PLACARD INSTL-CAB. INTER CL STOWAGE (EMERGENCY EQUIPMENT ONLY) MODULE NUMBER: 414N5105-16 REV B FOR ADDITIONAL DETAILS SEE: 11-35-07-78A	103106	1
5	BAC29PPS53561		.MARKER	103106	RF
10	BAC29PPS53560		.MARKER	103106	RF
15	BAC29PPS53559		.PLACARD	103106	RF

MISSING ITEM NUMBERS NOT APPLICABLE

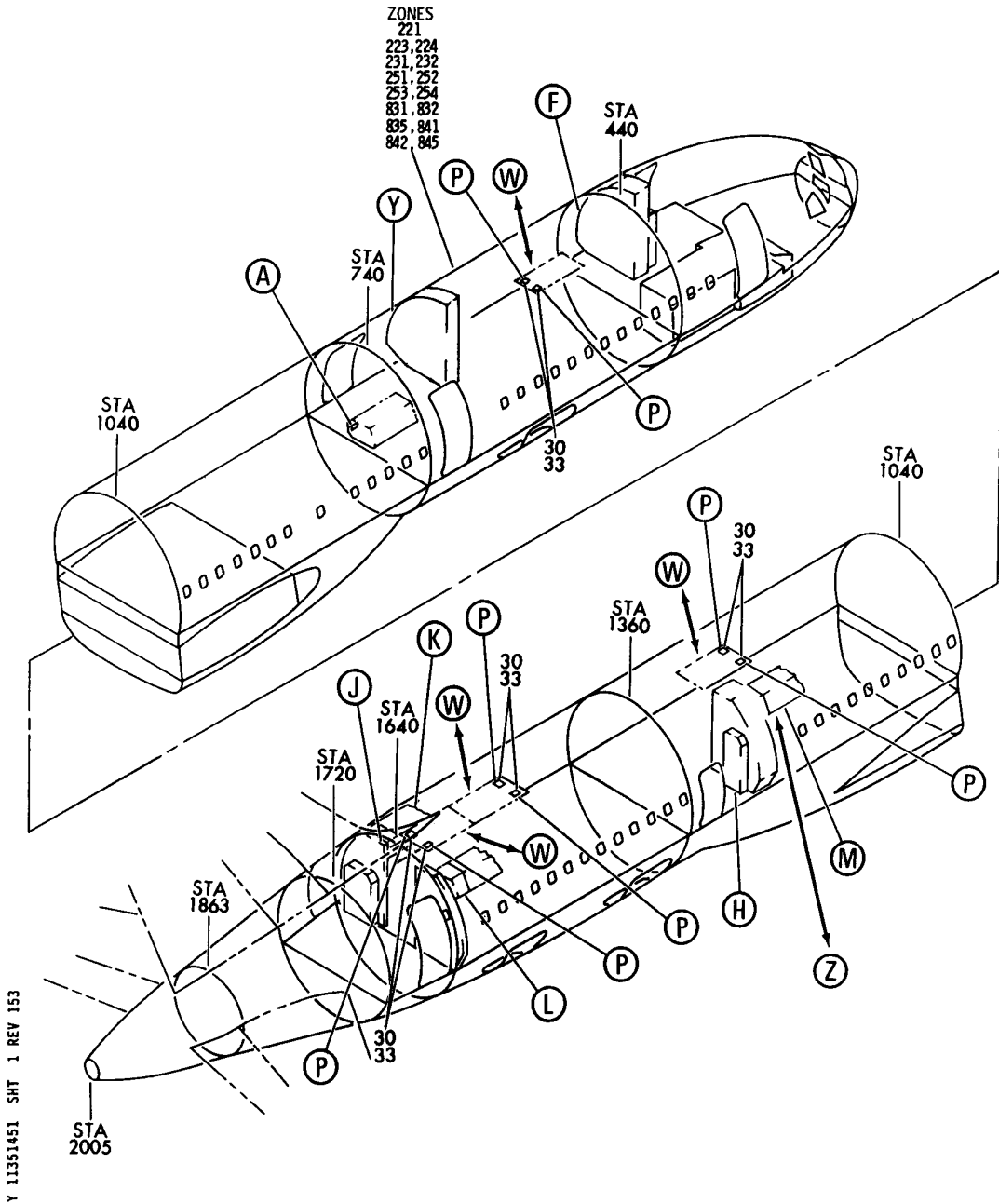
- ITEM NOT ILLUSTRATED

11-35-14-42

11-35-14
FIG. 42
PAGE 1
JAN 20/09

BRI

BOEING
757
PARTS CATALOG (MAINTENANCE)



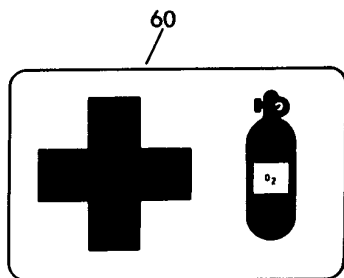
PLACARD INSTL-CAB. INTR AND FLYAWAY (EMERGENCY EQUIPMENT ONLY)
FIGURE 51 (SHEET 1)

11-35-14-51

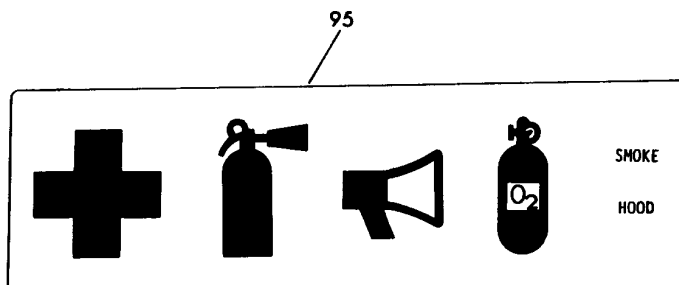
BRI
JAN 20/09

11-35-14-51
PAGE 0

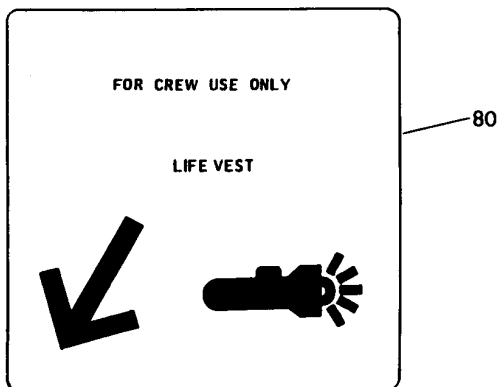
BOEING
757
PARTS CATALOG (MAINTENANCE)



(A)



(C)

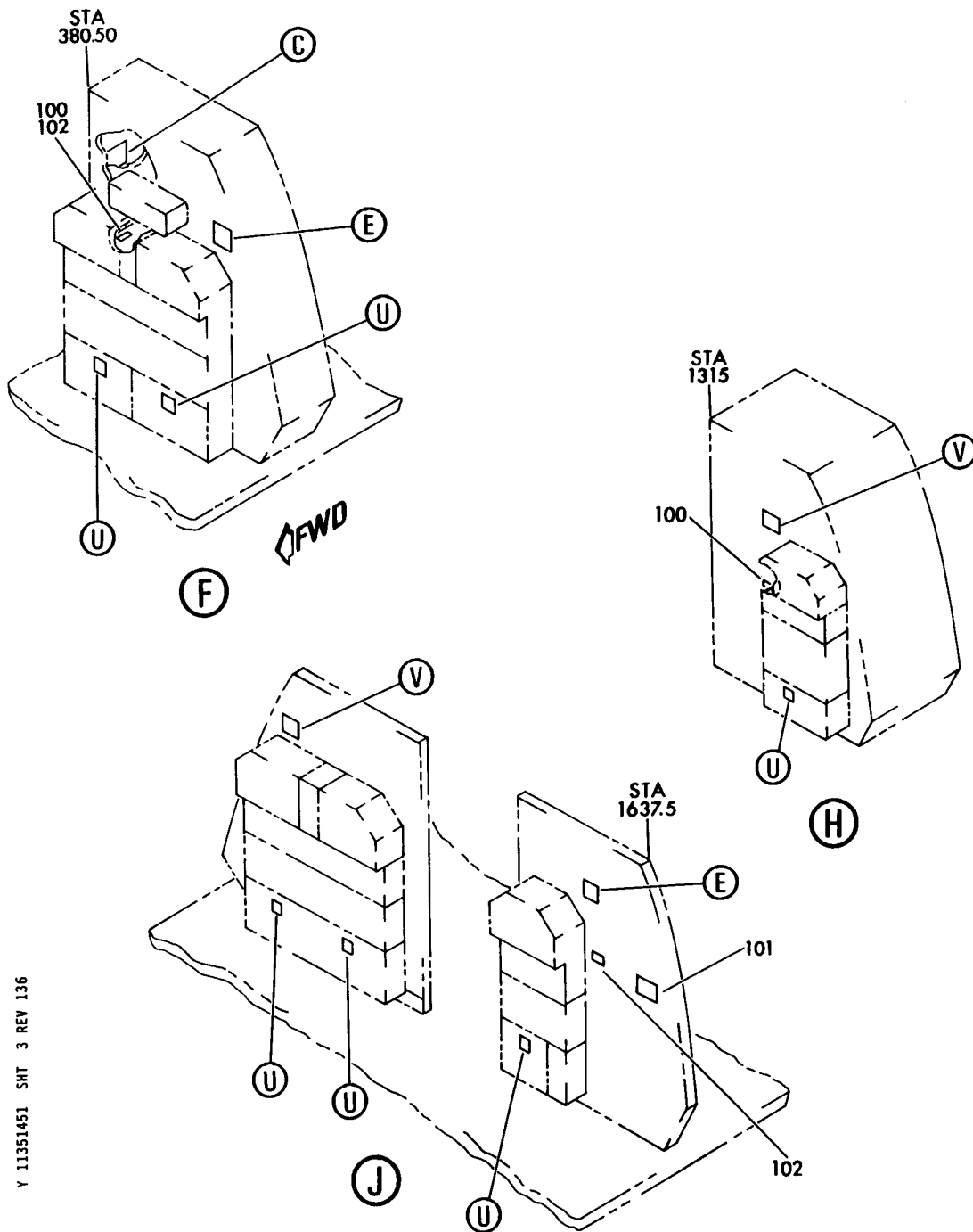


(E)

Y 11351451 SHT 2 REV 130

PLACARD INSTL-CAB. INTR AND FLYAWAY (EMERGENCY EQUIPMENT ONLY)
FIGURE 51 (SHEET 2)

11-35-14-51

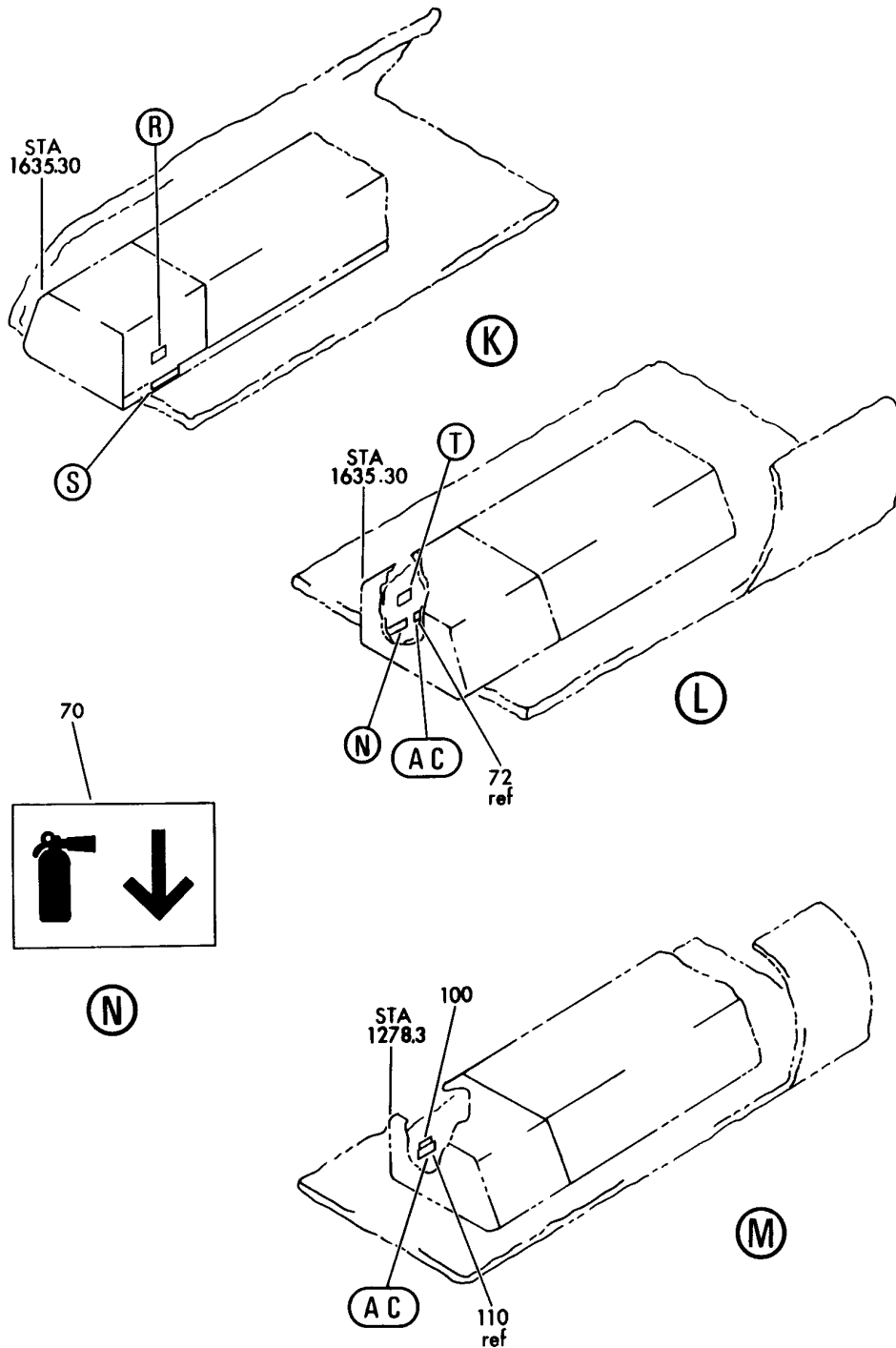


Y 11351451 SHT 3 REV 136

PLACARD INSTL-CAB. INTR AND FLYAWAY (EMERGENCY EQUIPMENT ONLY)
FIGURE 51 (SHEET 3)

11-35-14-51

BOEING
757
PARTS CATALOG (MAINTENANCE)



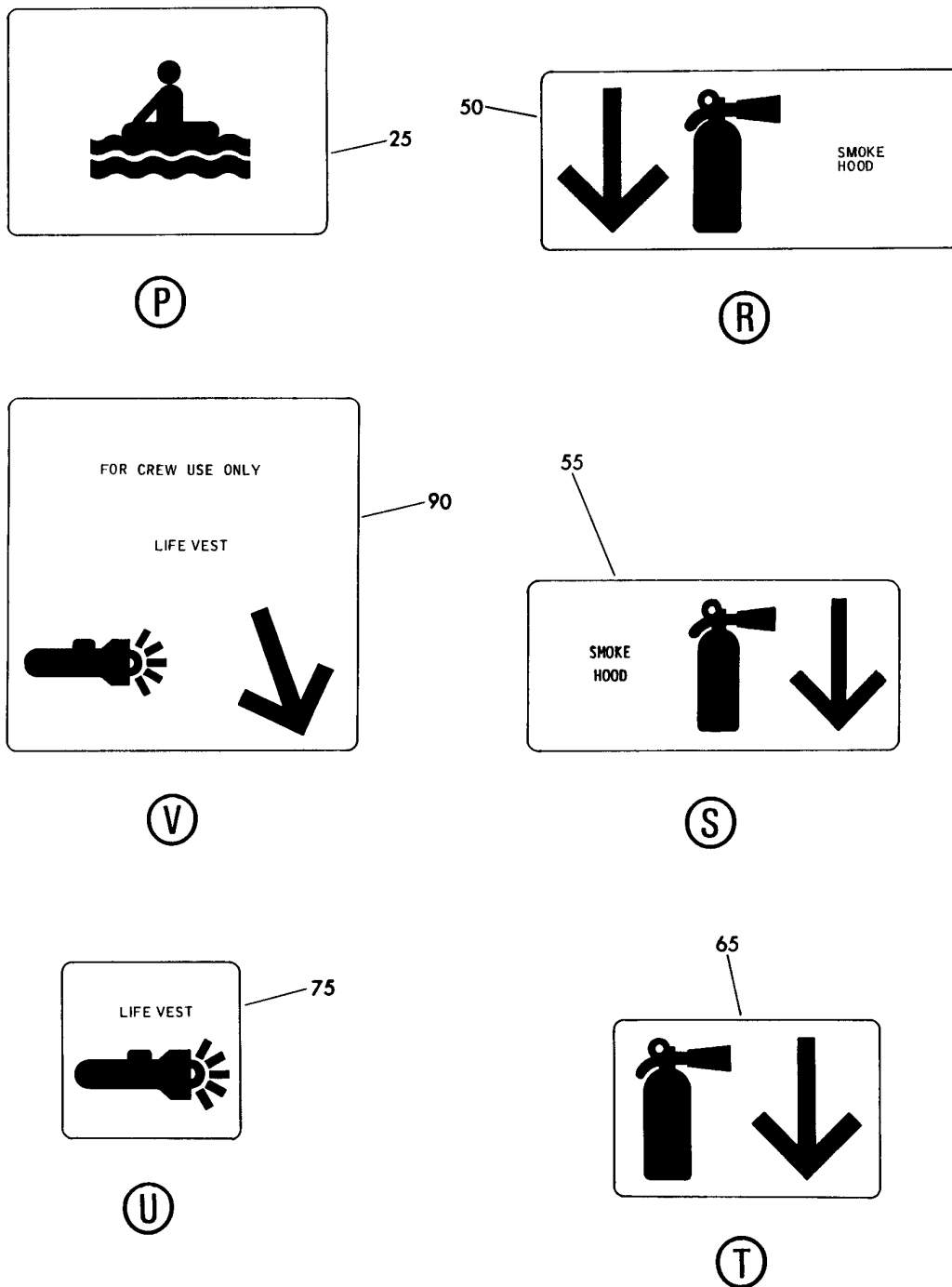
Y 11351451 SHT 4 REV 163

PLACARD INSTL-CAB. INTR AND FLYAWAY (EMERGENCY EQUIPMENT ONLY)
FIGURE 51 (SHEET 4)

11-35-14-51

BRI
JAN 20/09

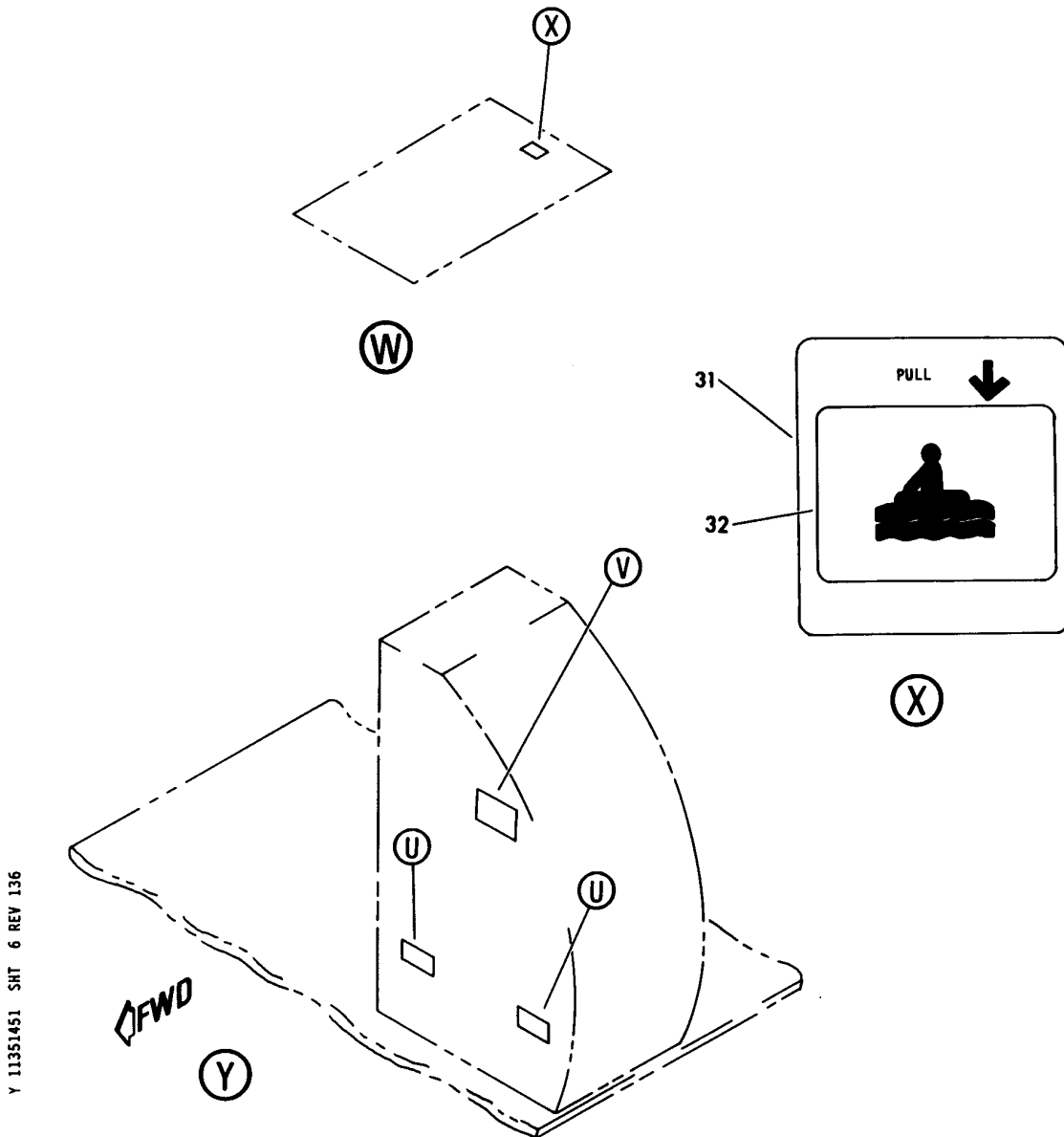
11-35-14-51
PAGE 0C



Y 11351451 SHT 5 REV 163

PLACARD INSTL-CAB. INTR AND FLYAWAY (EMERGENCY EQUIPMENT ONLY)
FIGURE 51 (SHEET 5)

11-35-14-51

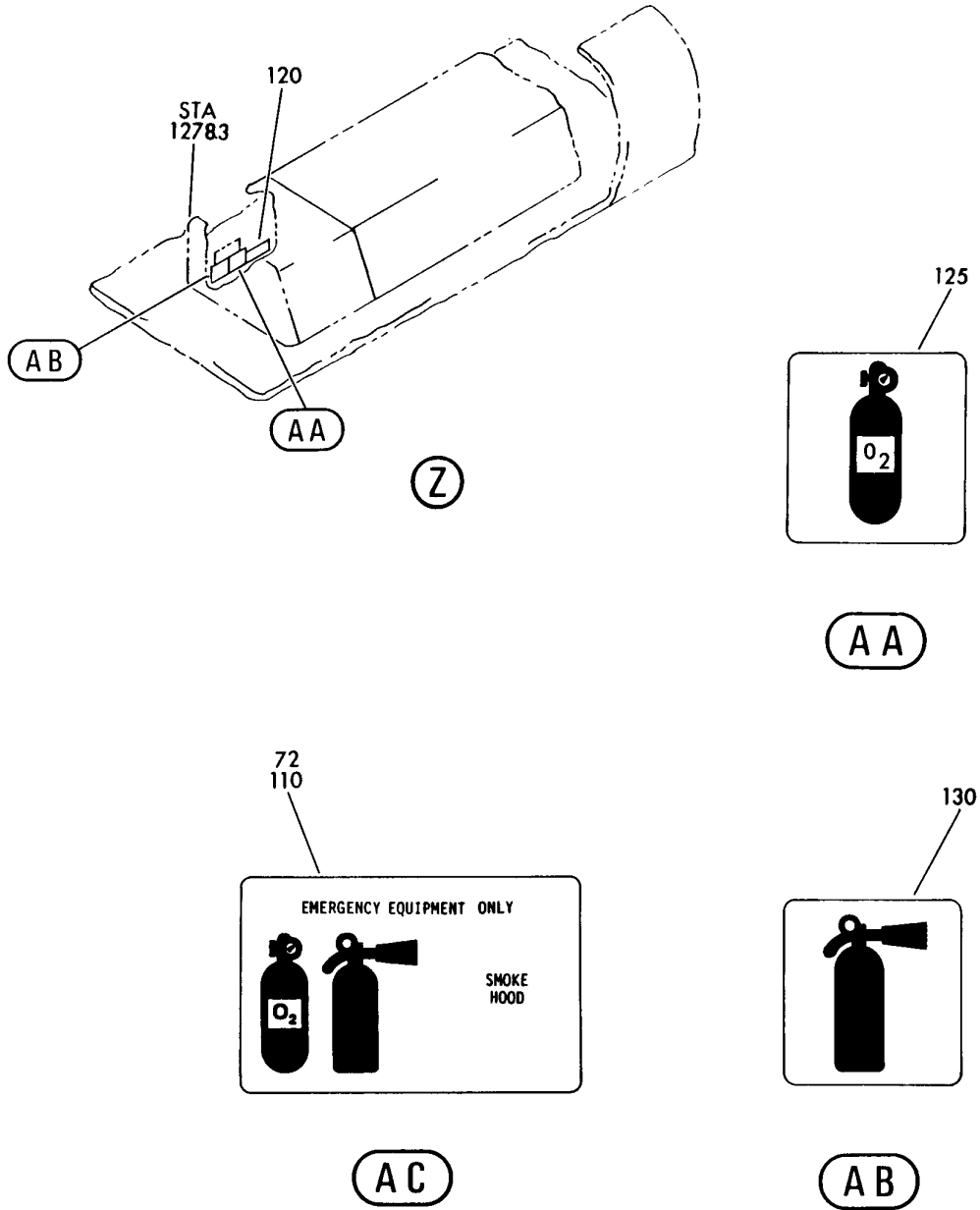


Y 11351451 SHT 6 REV 136

PLACARD INSTL-CAB. INTR AND FLYAWAY (EMERGENCY EQUIPMENT ONLY)
FIGURE 51 (SHEET 6)

11-35-14-51

BOEING
757
PARTS CATALOG (MAINTENANCE)



Y 11351451 SHT 7 REV 163

PLACARD INSTL-CAB. INTR AND FLYAWAY (EMERGENCY EQUIPMENT ONLY)
FIGURE 51 (SHEET 7)

11-35-14-51

BRI
JAN 20/09

11-35-14-51
PAGE OF



757

PARTS CATALOG (MAINTENANCE)

FIG ITEM	PART NUMBER	1 2 3 4 5 6 7	NOMENCLATURE	EFFECT FROM TO	UNITS PER ASSY
51			PLACARD INSTL-CAB. INTR AND FLYAWAY (EMERGENCY EQUIPMENT ONLY)	504903 952999	
- 1	414N5019-10		PLACARD INSTL-CAB. INTR (EMERGENCY EQUIPMENT ONLY) FOR NHA/ADDITIONAL DET SEE: 25-20-00-01J	952952	RF
- 1	414N5019-23		PLACARD INSTL-CAB. INTR (EMERGENCY EQUIPMENT ONLY) FOR NHA/ADDITIONAL DET SEE: 25-20-00-01J	953999	RF
25	BAC29PPS1330		.PLACARD	952952	8
30	BAC29PPS1331		.PLACARD- PLACARD CONTENT: PULL	952952	8
31	BAC29PPS18933		.MARKER	504903 953999	4
32	BAC29PPS18936		.PLACARD	504903 953999	4
50	BAC29PPS17641		.PLACARD-	504903 952999	1
55	BAC29PPS17635		.PLACARD-	504903 952999	1
60	BAC29PPS11796		.PLACARD	504903 952999	1
65	BAC29PPS17673		.PLACARD	504903 952999	1
70	BAC29PPS17677		.PLACARD	504903 952999	1
75	BAC29PPS17056		.PLACARD	504903 952999	8
80	BAC29PPS17048		.PLACARD-	504903 952999	2
90	BAC29PPS17047		.PLACARD-	504903 952999	3
95	BAC29PPS17000		.PLACARD-	504903 952999	1
100	BAC29PPS3084		.PLACARD- PLACARD CONTENT: EMERGENCY EQUIPMENT ONLY	504903 952999	3
101	BAC29PPS0628		.PLACARD- PLACARD CONTENT: DOOR MUST BE CLOSED AND LATCHED DURING TAKEOFF AND LANDING	504903 952999	1

MISSING ITEM NUMBERS NOT APPLICABLE

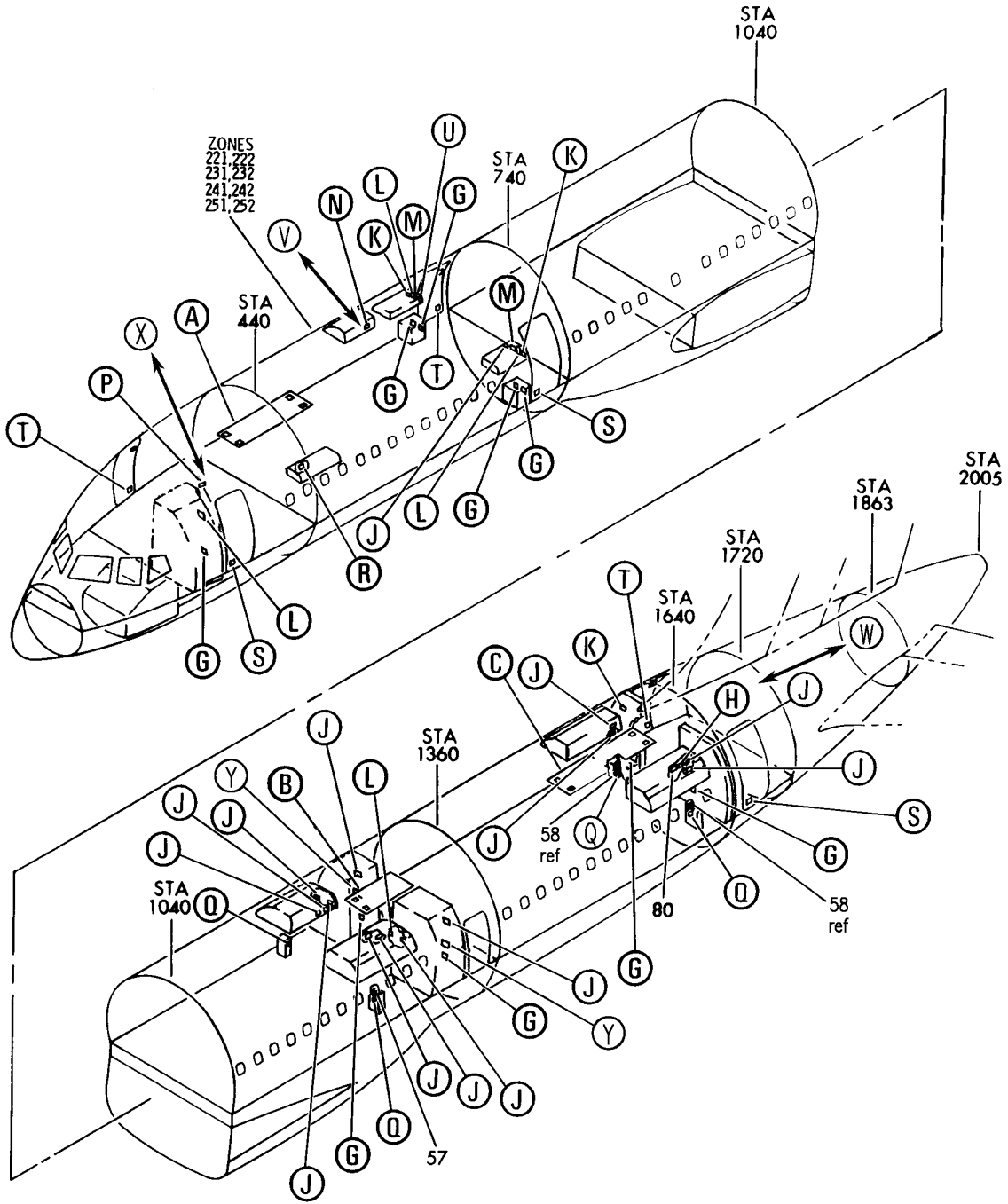
- ITEM NOT ILLUSTRATED

11-35-14-51

11-35-14
FIG. 51
PAGE 1
JAN 20/09

BRI

BOEING
757
PARTS CATALOG (MAINTENANCE)



Y 11351453 SHT 1 REV 245

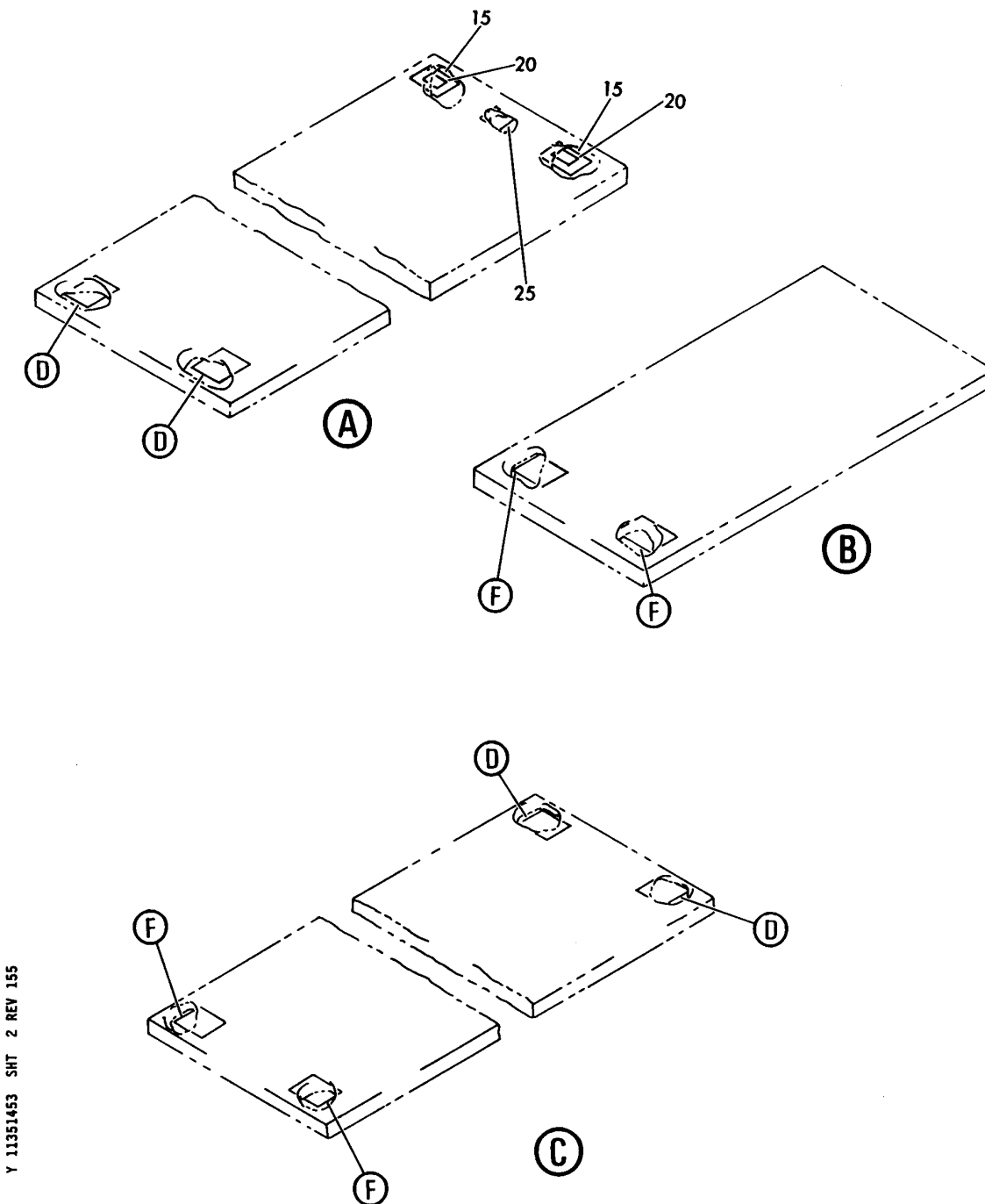
PLACARD INSTL-CAB. INTR (EMERGENCY EQUIPMENT ONLY)
FIGURE 53 (SHEET 1)

11-35-14-53

BRI
MAY 28/07

11-35-14-53
PAGE 0

BOEING
757
PARTS CATALOG (MAINTENANCE)



Y 11351453 SMT 2 REV 155

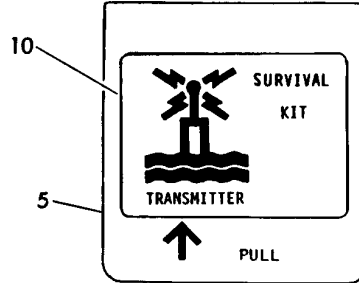
PLACARD INSTL-CAB. INTR (EMERGENCY EQUIPMENT ONLY)
FIGURE 53 (SHEET 2)

11-35-14-53

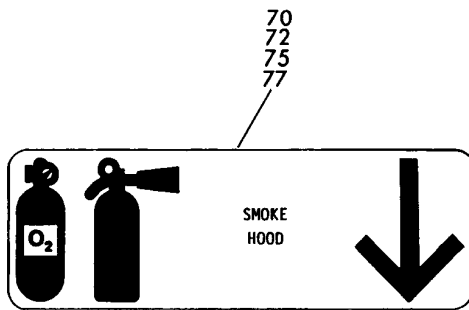
BRI
MAY 28/07

11-35-14-53
PAGE 0A

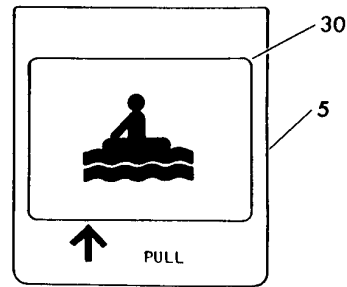
BOEING
757
PARTS CATALOG (MAINTENANCE)



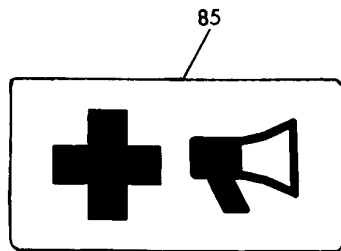
(D)




(J)



(F)



(H)



(G)

Y 11351453 SHT 3 REV 155

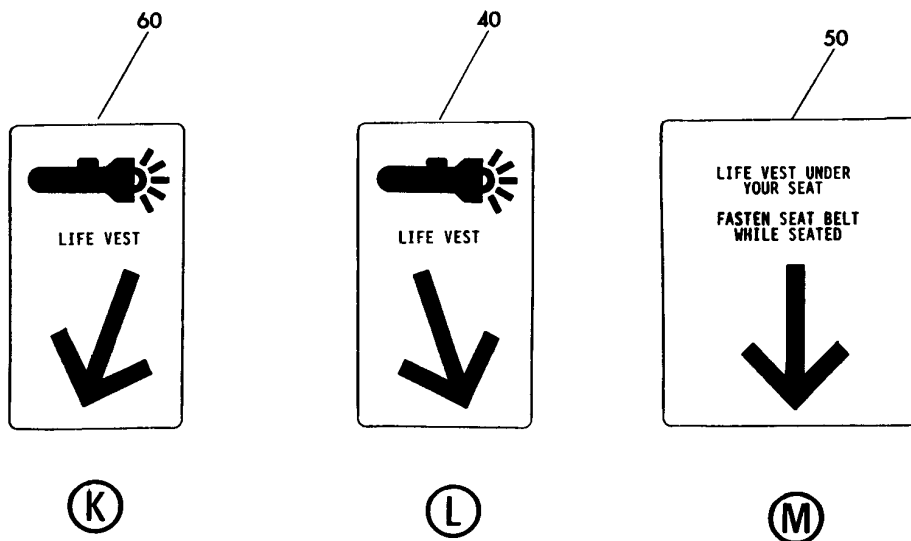
PLACARD INSTL-CAB. INTR (EMERGENCY EQUIPMENT ONLY)
FIGURE 53 (SHEET 3)

11-35-14-53

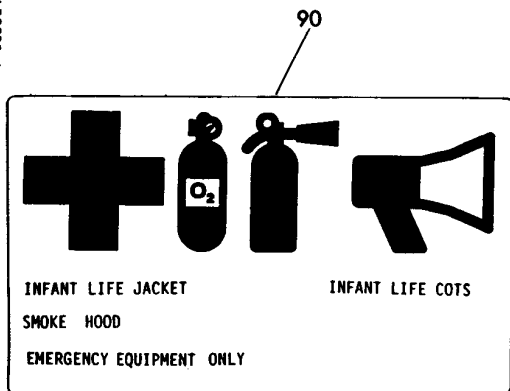
BRI
MAY 28/07

11-35-14-53
PAGE 0B

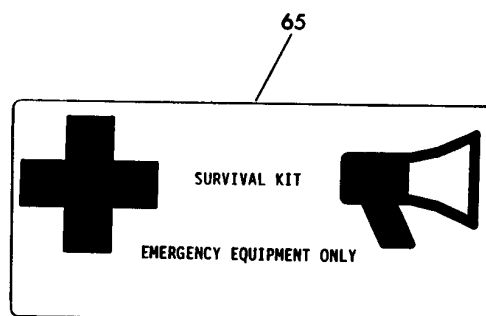
BOEING
757
PARTS CATALOG (MAINTENANCE)



Y 11351453 SHT 4 REV 134



(P)

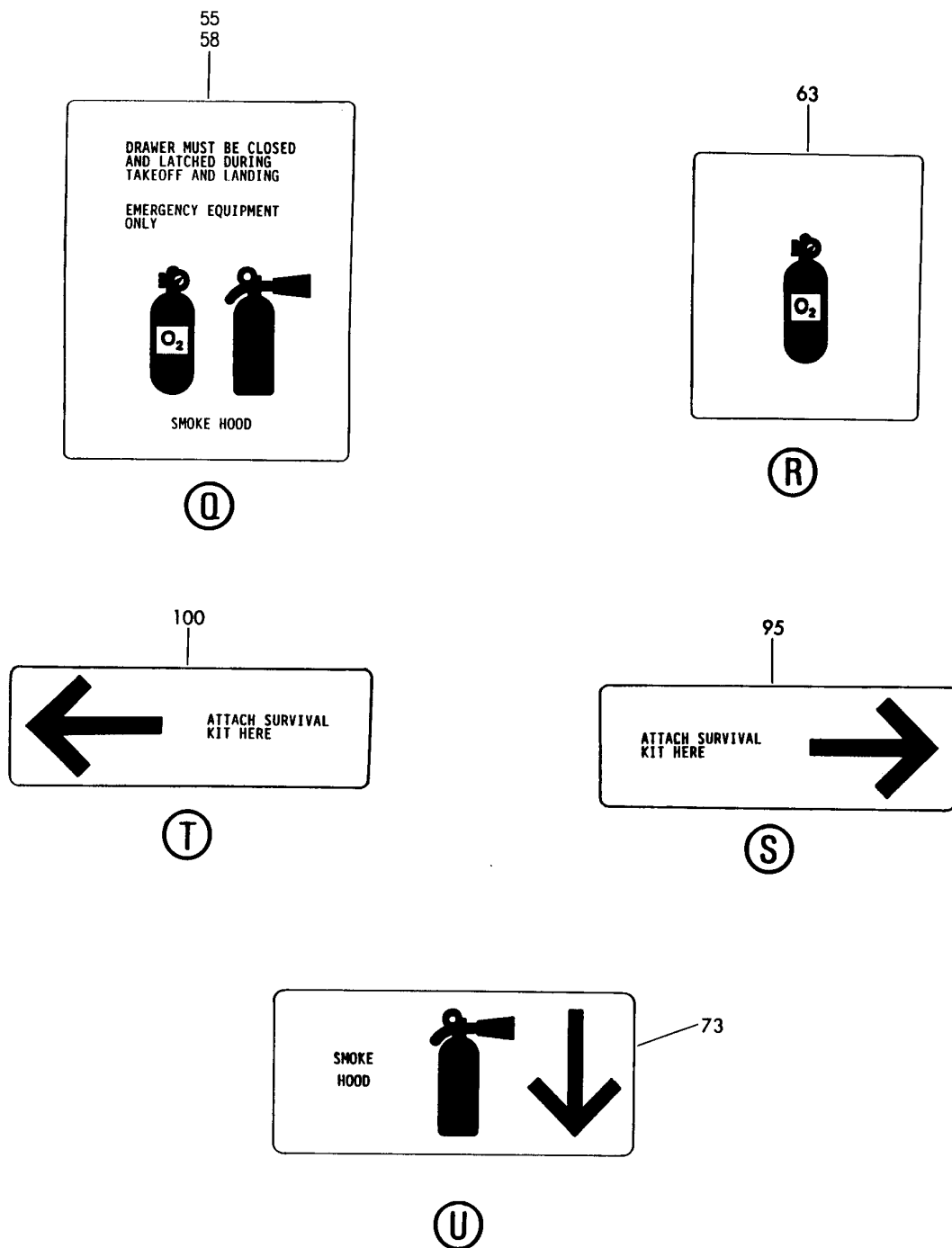


(N)

PLACARD INSTL-CAB. INTR (EMERGENCY EQUIPMENT ONLY)
FIGURE 53 (SHEET 4)

11-35-14-53

BOEING
757
PARTS CATALOG (MAINTENANCE)



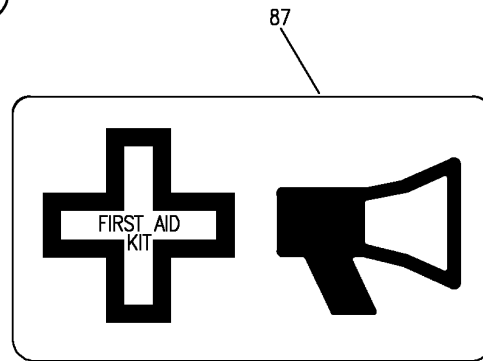
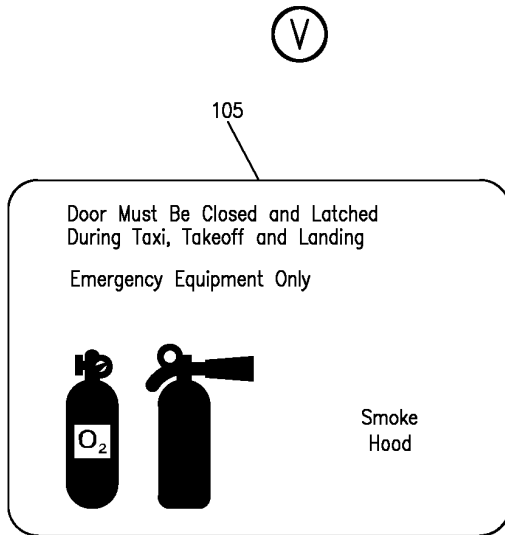
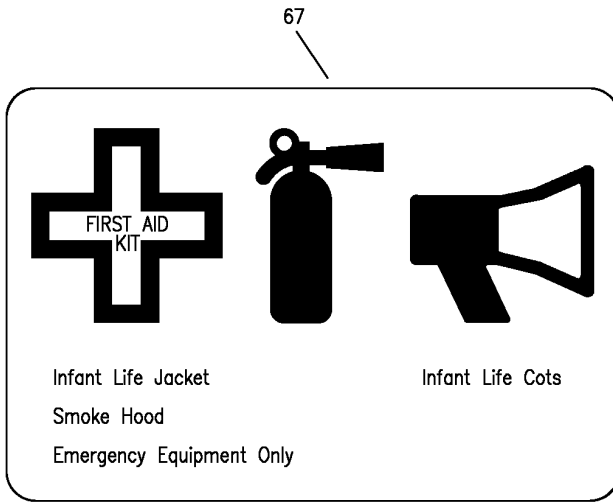
Y 11351453 SHIT 5 REV 245

PLACARD INSTL-CAB. INTR (EMERGENCY EQUIPMENT ONLY)
FIGURE 53 (SHEET 5)

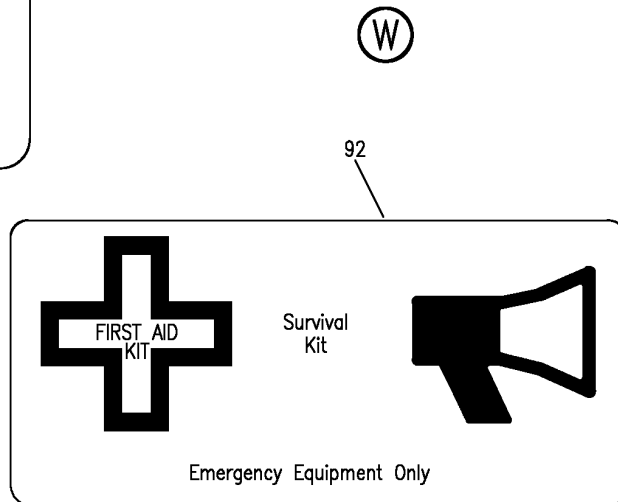
11-35-14-53

BRI
MAY 28/07

11-35-14-53
PAGE 0D



Y



X

Y 11351453 SH1 6 REV 245

PLACARD INSTL-CAB. INTR (EMERGENCY EQUIPMENT ONLY)
FIGURE 53 (SHEET 6)

11-35-14-53

BRI
MAY 28/07

11-35-14-53
PAGE 0E



757

PARTS CATALOG (MAINTENANCE)

FIG ITEM	PART NUMBER	1 2 3 4 5 6 7	NOMENCLATURE	EFFECT FROM TO	UNITS PER ASSY
53			PLACARD INSTL-CAB. INTR (EMERGENCY EQUIPMENT ONLY)	002004 006100	
- 1	414N5019-17		PLACARD INSTL-CAB. INTR (EMERGENCY EQUIPMENT ONLY)	002004 006010	RF
- 1	414N5019-54		FOR NHA/ADDITIONAL DET SEE: 25-20-00-01J PLACARD INSTL-CAB. INTR (EMERGENCY EQUIPMENT ONLY)	011017	RF
- 1	414N5019-70		FOR NHA/ADDITIONAL DET SEE: 25-20-00-01J PLACARD INSTL-CAB. INTR (EMERGENCY EQUIPMENT ONLY)	018100	RF
5	BAC29PPS1331		.PLACARD- PLACARD CONTENT: PULL	002004 006100	8
10	BAC29PPS18924		.PLACARD- PLACARD CONTENT: SURVIVAL PACK	002004	4
10	BAC29PPS21984		.PLACARD-	006100	4
15	BAC29PPS1439		.PLACARD	002004 006100	4
20	BAC29PPS1438		.PLACARD	002004 006100	2
25	BAC29PPS7752		.PLACARD- PLACARD CONTENT: LOAD LIMIT 0 LB/0 KG	002004 006100	1
30	BAC29PPS1330		.PLACARD	002004 006100	4
35	BAC29PPS1873		.PLACARD- PLACARD CONTENT: EMERGENCY LIGHT TEST	011100	1
40	BAC29PPS18711		.PLACARD	002004 006100	4
45	BAC29PPS17056		.PLACARD	002004 006100	9
50	BAC29PPS18960		.PLACARD	002004 006100	2
55	BAC29PPS18709		.PLACARD-	002004 006010	4

MISSING ITEM NUMBERS NOT APPLICABLE

- ITEM NOT ILLUSTRATED

11-35-14-53

11-35-14
FIG. 53
PAGE 1
JAN 20/09

BRI



757

PARTS CATALOG (MAINTENANCE)

FIG ITEM	PART NUMBER	1 2 3 4 5 6 7	NOMENCLATURE	EFFECT FROM TO	UNITS PER ASSY
53					
57	BAC29PPS23062	.	PLACARD- PLACARD CONTENT: DRAWER MUST BE CLOSED AND LATCHED DURING TAXI, TAKEOFF AND LANDING.	011100	1
58	BAC29PPS23092	.	PLACARD-	011100	2
60	BAC29PPS18712	.	PLACARD	002004 006100	3
63	BAC29UPPS0137	.	PLACARD	002004 006100	1
65	BAC29PPS20349	.	PLACARD-	002004 006017	1
67	BAC29PPS24846	.	PLACARD-	018100	1
70	BAC29PPS19015	.	PLACARD-	002004 006010	6
72	BAC29PPS19015	.	PLACARD	011100	5
73	BAC29PPS17642	.	PLACARD-	011100	1
75	BAC29PPS19226	.	PLACARD	002004 006010	4
77	BAC29PPS19226	.	PLACARD	011100	2
80	BAC29PPS18700	.	PLACARD- PLACARD CONTENT: LIFE VEST, INFANT LIFE COTS, INFANT LIFE JACKETS, EMERGENCY EQUIPMENT ONLY	002004 006100	1
85	BAC29PPS17177	.	PLACARD-	002004 006017	1
87	BAC29PPS24845	.	PLACARD-	018100	1
90	BAC29PPS19439	.	PLACARD-	002004 006017	1
92	BAC29PPS24773	.	PLACARD-	018100	1
95	BAC29PPS18373	.	PLACARD	002004 006100	3
100	BAC29PPS20353	.	PLACARD	002004 006100	3
105	BAC29PPS23090	.	PLACARD	011100	2

MISSING ITEM NUMBERS NOT APPLICABLE

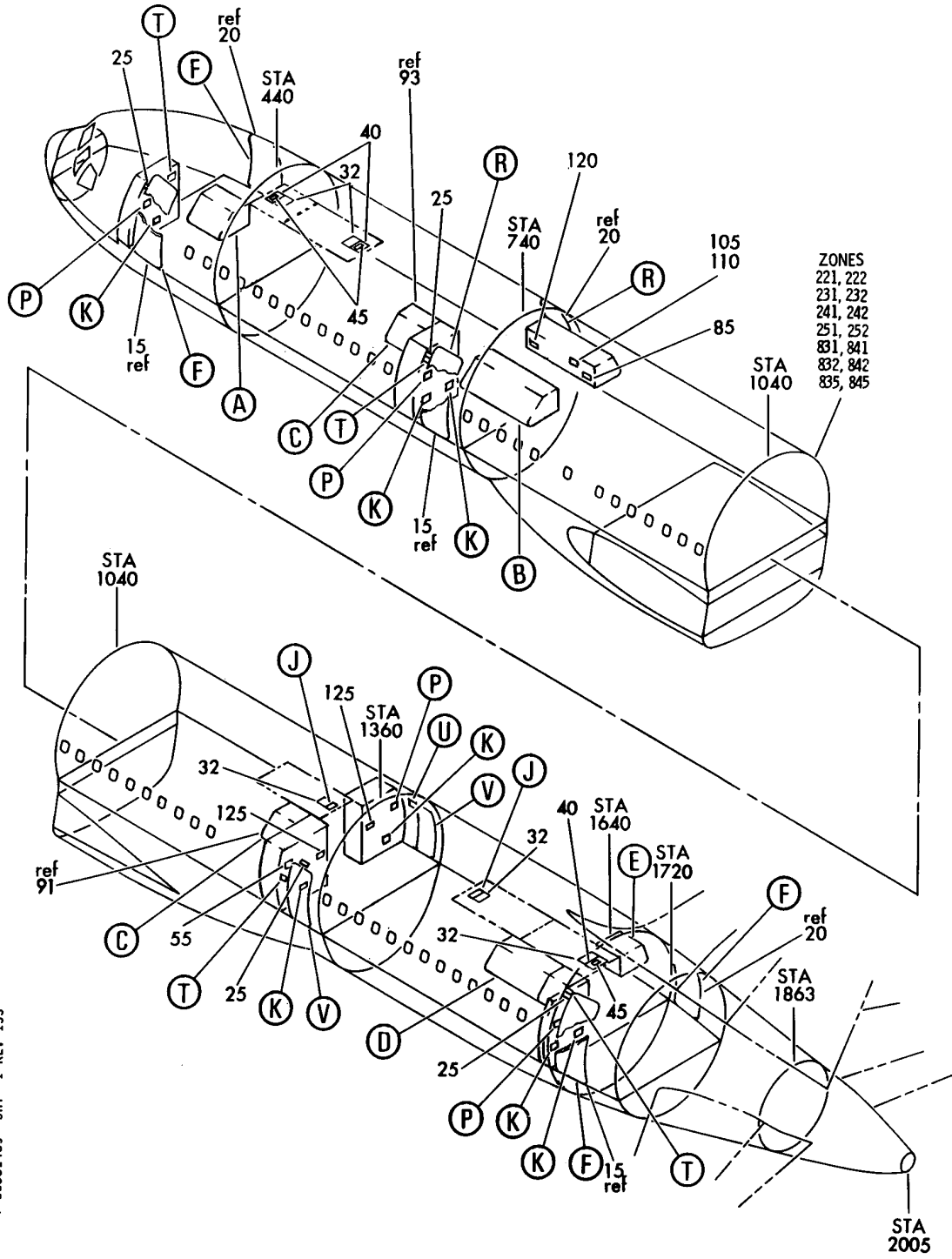
- ITEM NOT ILLUSTRATED

11-35-14-53

11-35-14
FIG. 53
PAGE 2
JAN 20/09

BRI

BOEING
757
PARTS CATALOG (MAINTENANCE)



Y 11351459 SHT 1 REV 155

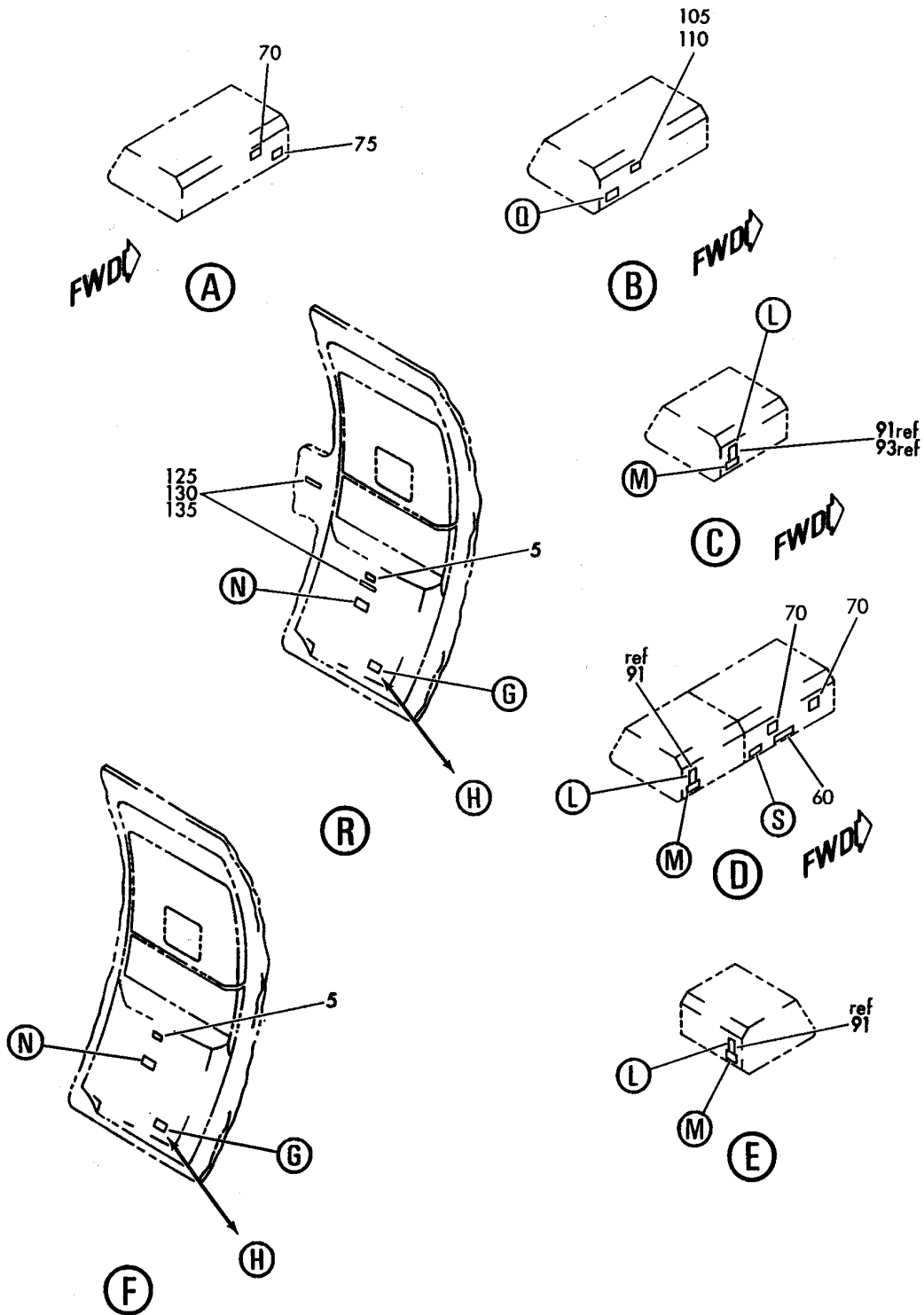
PLACARD INSTL-CAB INTR (EMERGENCY EQUIPMENT ONLY)
FIGURE 59 (SHEET 1)

11-35-14-59

BRI
JAN 20/09

11-35-14-59
PAGE 0

BOEING
757
PARTS CATALOG (MAINTENANCE)




PLACARD INSTL-CAB INTR (EMERGENCY EQUIPMENT ONLY)
FIGURE 59 (SHEET 2)

11-35-14-59


BOEING
757
PARTS CATALOG (MAINTENANCE)



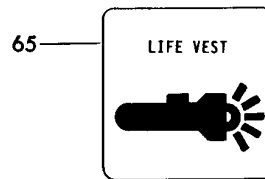
(G)




(H)



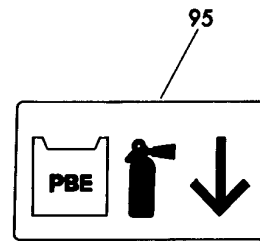
(J)



(K)



(L)



(M)

Y 11351459 SHT 3 REV 155

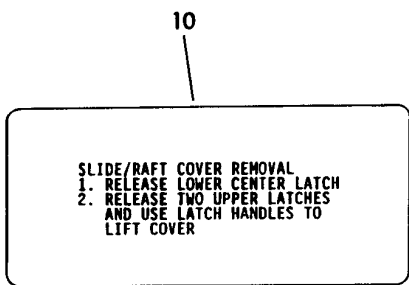
PLACARD INSTL-CAB INTR (EMERGENCY EQUIPMENT ONLY)
FIGURE 59 (SHEET 3)

11-35-14-59

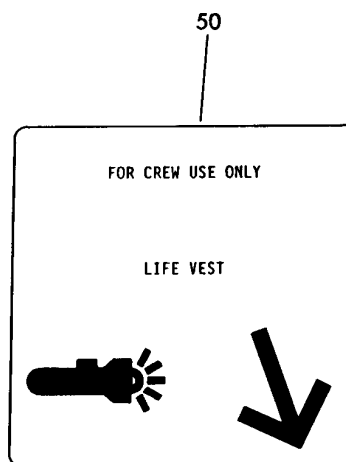
BRI
JAN 20/09

11-35-14-59
PAGE 0B

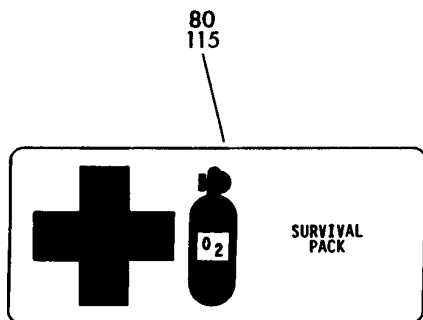
BOEING
757
PARTS CATALOG (MAINTENANCE)



(N)



(P)



(Q)

Y 11351459 SHT 4 REV 143

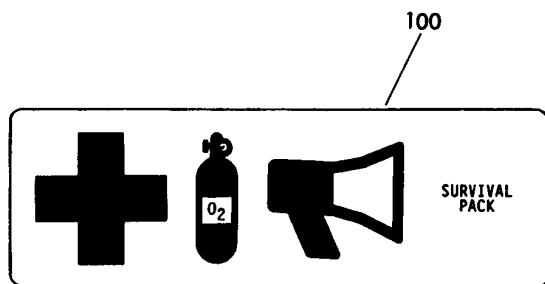
PLACARD INSTL-CAB INTR (EMERGENCY EQUIPMENT ONLY)
FIGURE 59 (SHEET 4)

11-35-14-59

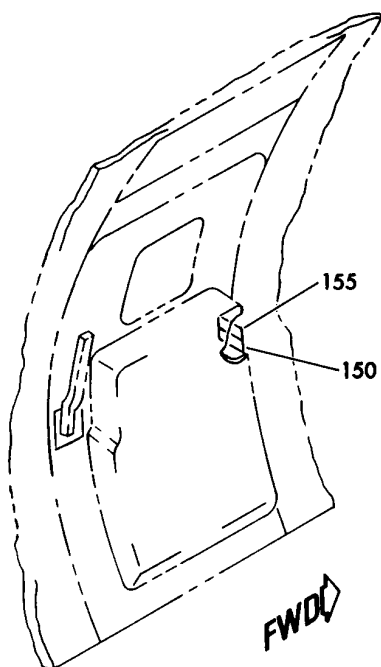
BRI
JAN 20/09

11-35-14-59
PAGE 0C

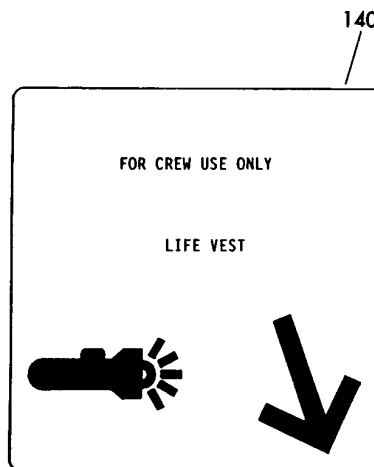
BOEING
757
PARTS CATALOG (MAINTENANCE)



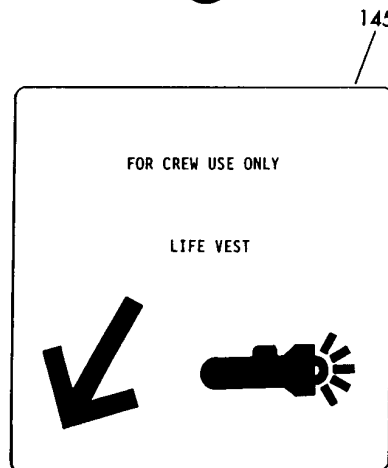
(S)



(V)



(T)



(U)

Y 11351459 SHT 5 REV 153

PLACARD INSTL-CAB INTR (EMERGENCY EQUIPMENT ONLY)
FIGURE 59 (SHEET 5)

11-35-14-59



757

PARTS CATALOG (MAINTENANCE)

FIG ITEM	PART NUMBER	1 2 3 4 5 6 7	NOMENCLATURE	EFFECT FROM TO	UNITS PER ASSY
59			PLACARD INSTL-CAB INTR (EMERGENCY EQUIPMENT ONLY)	950951	
- 1	414N5019-51		PLACARD INSTL-CAB INTR (EMERGENCY EQUIPMENT ONLY) FOR NHA/OTHER SYS DET SEE: 25-20-00-01J	950951	RF
5	BAC29PPS1442		.PLACARD-	950951	6
10	BAC29PPS1600		.PLACARD	950951	6
15	BAC29PPS18373		.PLACARD- PLACARD CONTENT: ATTACH SURVIVAL KIT HERE	950951	3
20	BAC29PPS20353		.PLACARD- PLACARD CONTENT: ATTACH SURVIVAL KIT HERE	950951	3
25	BAC29PPS1873		.PLACARD- PLACARD CONTENT: EMERGENCY LIGHT TEST	950951	4
30	BAC29PPS18933		.MARKER-	950951	2
35	BAC29PPS18936		.PLACARD-	950951	2
40	BAC29PPS18932		.MARKER-BLANK	950951	3
45	BAC29PPS18937		.MARKER- PLACARD CONTENT: LOAD LIMIT 0 LB/0 KG	950951	3
60	P940		.PLACARD- SUPPLIER CODE: VALPOO PLACARD CONTENT: NO STOWAGE POST AIRLINE MOD: EO 11R01396 VALP	950951	1
65	BAC29PPS17056		.PLACARD- PLACARD CONTENT: LIFE VEST	950951	7
70	BAC29PPS0619		.PLACARD- PLACARD CONTENT: SOFT ARTICLES ONLY	950951	3
75	BAC29PPS1329		.PLACARD- PLACARD CONTENT: SURVIVAL PACK INSIDE	950951	1
90	BAC29PPS20523		.PLACARD- PLACARD CONTENT: SMOKE HOOD	950951	4

MISSING ITEM NUMBERS NOT APPLICABLE

- ITEM NOT ILLUSTRATED

11-35-14-59

11-35-14
FIG. 59
PAGE 1
JAN 20/09

BRI



757

PARTS CATALOG (MAINTENANCE)

FIG ITEM	PART NUMBER	1 2 3 4 5 6 7	NOMENCLATURE	EFFECT FROM TO	UNITS PER ASSY
59					
95	BAC29PPS20372	.PLACARD-	PLACARD CONTENT: SMOKE HOOD	950951	4
100	BAC29PPS21262	.PLACARD-		950951	1
110	BAC29PPS0619	.PLACARD-	PLACARD CONTENT: SOFT ARTICLES ONLY POST RAPID REVISION: RR92039-1	950951	2
115	BAC29PPS21263	.PLACARD-	POST RAPID REVISION: RR92039-1	950951	1
120	BAC29PPS21261	.PLACARD-	PLACARD CONTENT: SURVIVAL PACK LIFE VEST POST RAPID REVISION: RR92039-1	950951	1
130	BAC29PPS17055	.PLACARD-	PLACARD CONTENT: LIFE VEST UNDER YOUR SEAT FASTEN SEAT BELT WHILE SEATED	950951	4
- 500	414N5019-49	PLACARD INSTL-CAB INTR FLYAWAY (EMERGENCY EQUIPMENT ONLY) FOR NHA/OTHER SYS DET SEE: 25-20-00-10		950951	RF
- 505	BAC29PPS22108	.PLACARD		950951	1
- 510	9X1116327-1	.PLACARD-	SUPPLIER CODE: V8B250 PLACARD CONTENT: INFANT LIFE VEST POST AIRLINE MOD: E.O 25X01727 VALP	950951	1

MISSING ITEM NUMBERS NOT APPLICABLE

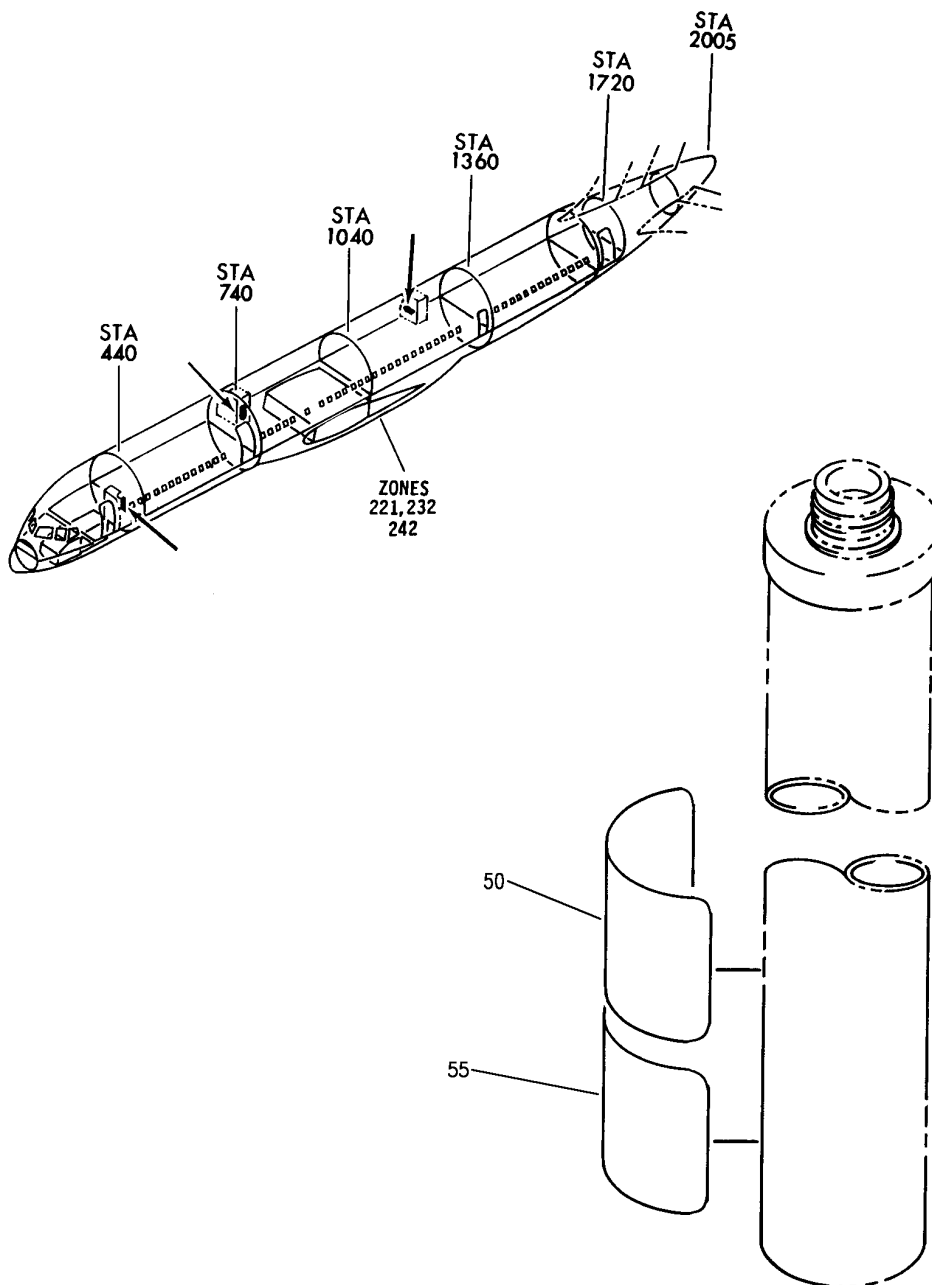
- ITEM NOT ILLUSTRATED

11-35-14-59

11-35-14
FIG. 59
PAGE 2
JAN 20/09

BRI

BOEING
757
PARTS CATALOG (MAINTENANCE)



Y 11351475 REV 266

EXTINGUISHER ASSY-FIRE LIQUID TYPE (PLACARDS AND MARKINGS ONLY)
FIGURE 75

11-35-14-75

BRI
JAN 20/09

11-35-14-75
PAGE 0



757

PARTS CATALOG (MAINTENANCE)

FIG ITEM	PART NUMBER	1 2 3 4 5 6 7	NOMENCLATURE	EFFECT FROM TO	UNITS PER ASSY
75			EXTINGUISHER ASSY-FIRE LIQUID TYPE (PLACARDS AND MARKINGS ONLY)	950999	
- 1	892480		EXTINGUISHER ASSY-FIRE LIQUID TYPE (PLACARDS AND MARKINGS ONLY) SUPPLIER CODE: V61423 FUNCTIONAL DESCRIPTION: PROVIDES PRESSURIZED EXTINGUISHING AGENT TO BE DISCHARGED IN CASE OF FIRE SB DATA FROM A CMM: POST 26-20-245 COMPONENT MAINT MANUAL REF: 26-20-20 FOR NHA/OTHER SYS DET SEE: 26-26-00-28 26-26-00-33 26-26-03-01G	950999	RF
50	263079		.LABEL-CAUTION SUPPLIER CODE: V61423	950999	1
50	263079		.LABEL-CAUTION SUPPLIER CODE: V61423	952999	1
55	214129		.LABEL-INSTRUCTION SUPPLIER CODE: V61423	950999	1
55	214129		.LABEL-INSTRUCTION SUPPLIER CODE: V61423	952999	1

MISSING ITEM NUMBERS NOT APPLICABLE

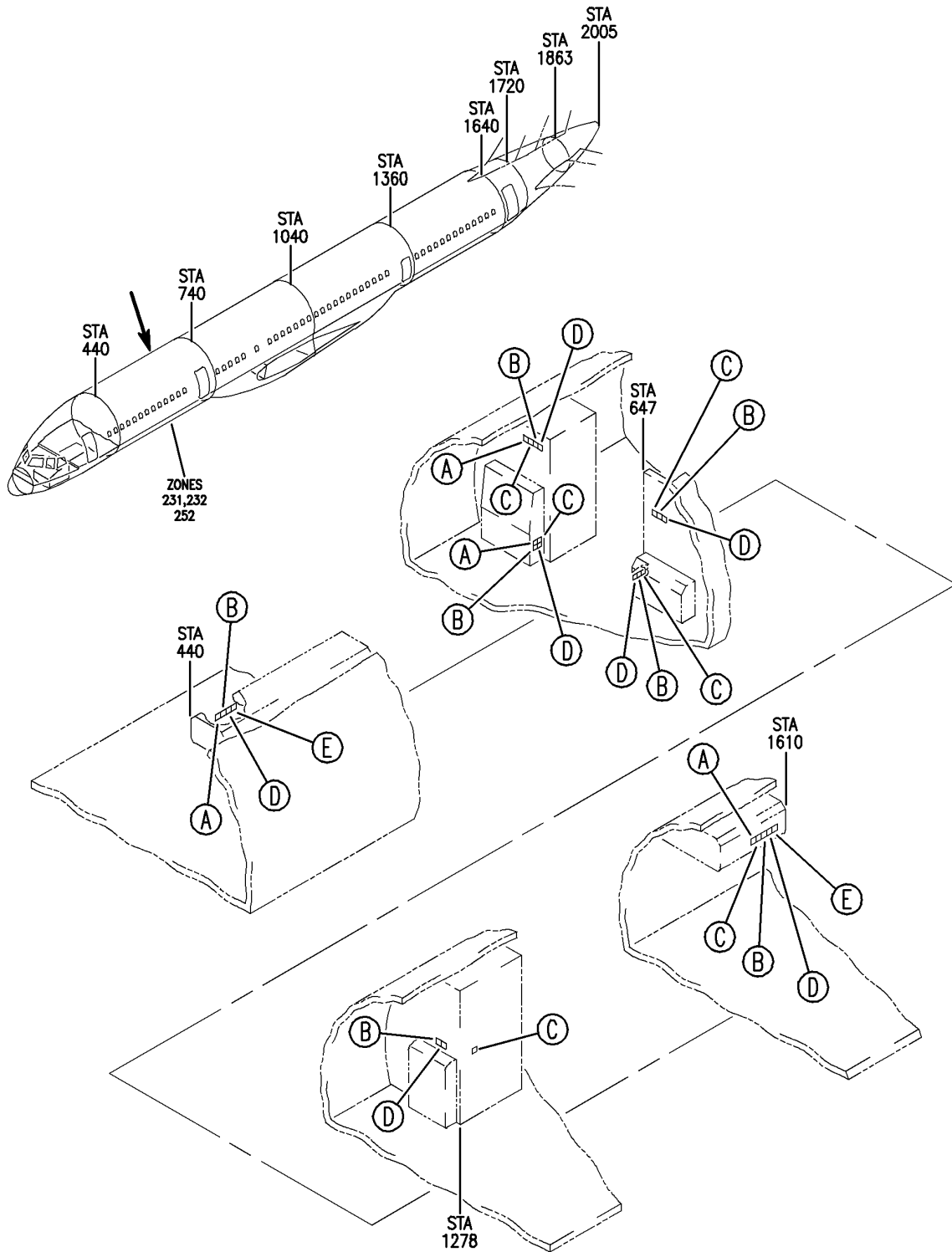
- ITEM NOT ILLUSTRATED

11-35-14-75

11-35-14
FIG. 75
PAGE 1
JAN 20/09

BRI

BOEING
757
PARTS CATALOG (MAINTENANCE)



Y 11351487A SH1 1 REV 225

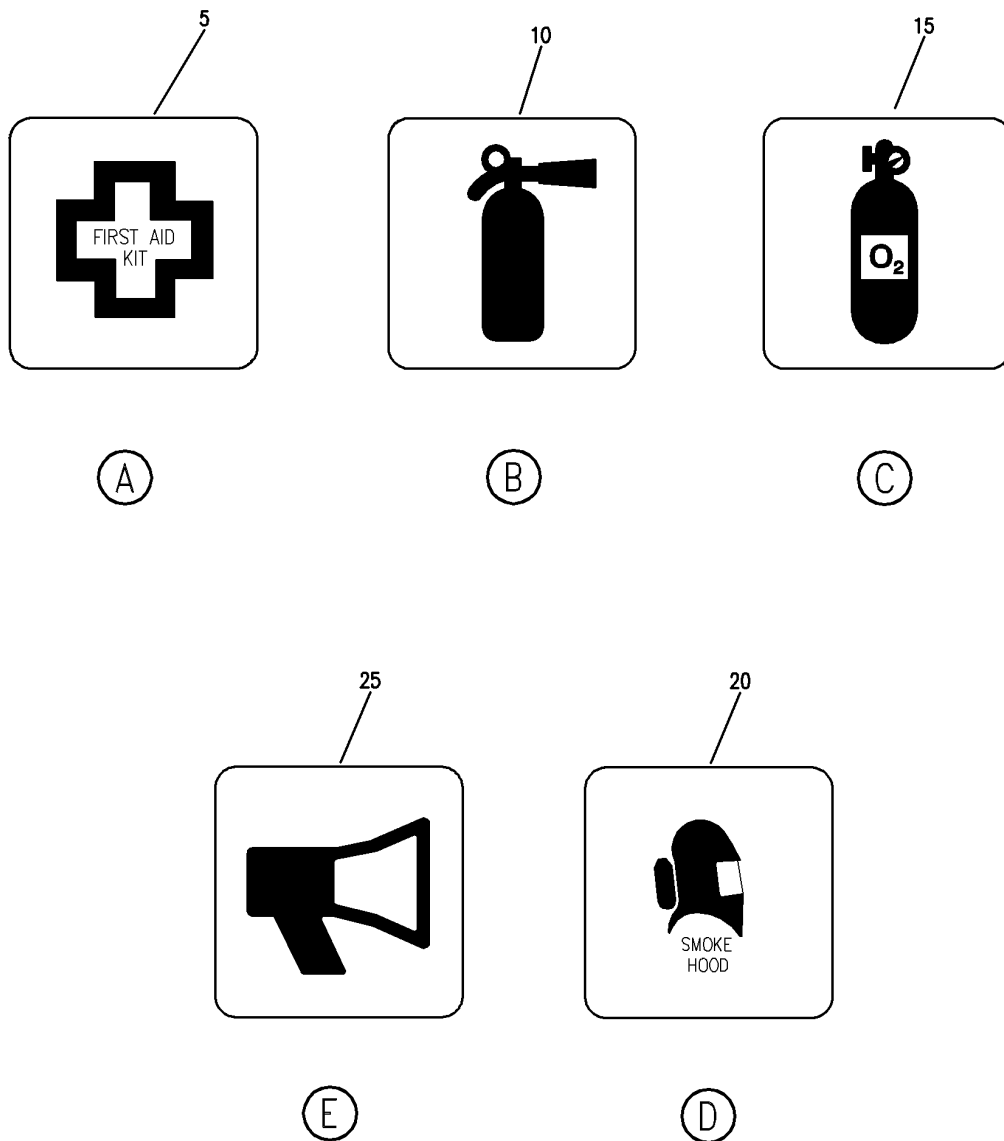
PLACARD INSTL-CAB. INTR (EMERGENCY EQUIPMENT ONLY)
FIGURE 87A (SHEET 1)

11-35-14-87A

BRI
JAN 20/09

11-35-14-87A
PAGE 0

BOEING
757
PARTS CATALOG (MAINTENANCE)



Y 11351487A SH1 2 REV 225

PLACARD INSTL-CAB. INTR (EMERGENCY EQUIPMENT ONLY)
FIGURE 87A (SHEET 2)

11-35-14-87A

BRI
JAN 20/09

11-35-14-87A
PAGE 0A



757

PARTS CATALOG (MAINTENANCE)

FIG ITEM	PART NUMBER	1 2 3 4 5 6 7	NOMENCLATURE	EFFECT FROM TO	UNITS PER ASSY
87A			PLACARD INSTL-CAB. INTR (EMERGENCY EQUIPMENT ONLY)	108120	
- 1	414N5150-31		PLACARD INSTL-CAB. INTR (EMERGENCY EQUIPMENT ONLY) FOR NHA/ADDITIONAL DET SEE: 25-20-00-07B	108120	RF
5	BAC29PPS36227		.PLACARD	108120	4
10	BAC29PPS36229		.PLACARD	108120	7
15	BAC29PPS36231		.PLACARD	108120	6
20	BAC29PPS36232		.PLACARD	108120	7
25	BAC29PPS36230		.PLACARD	108120	2

MISSING ITEM NUMBERS NOT APPLICABLE

- ITEM NOT ILLUSTRATED

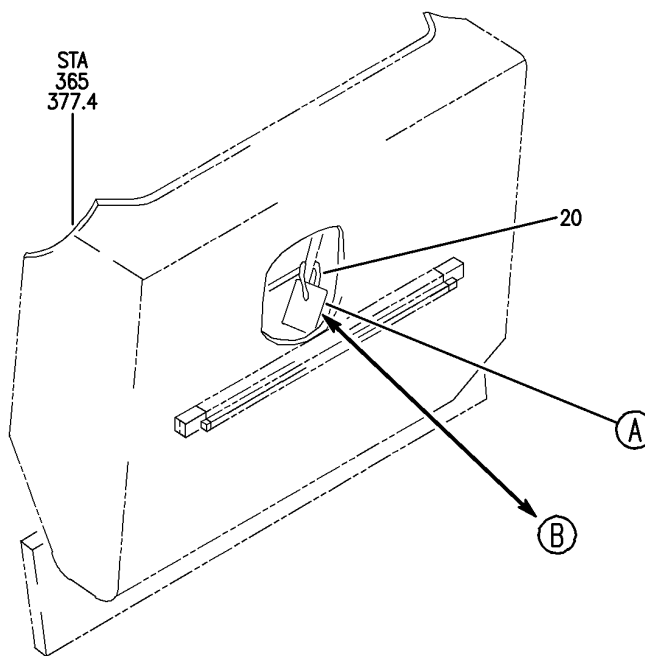
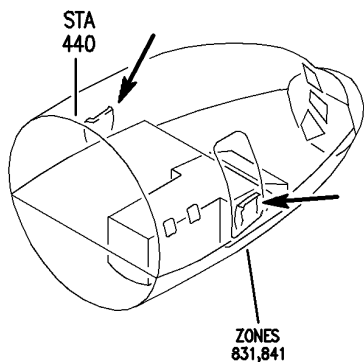
BRI

11-35-14-87A

BOEING PROPRIETARY - Copyright © - Unpublished Work - See title page for details.

11-35-14
FIG. 87A
PAGE 1
JAN 20/09

BOEING
757
PARTS CATALOG (MAINTENANCE)



Y 11351491 SHT 1 REV 223

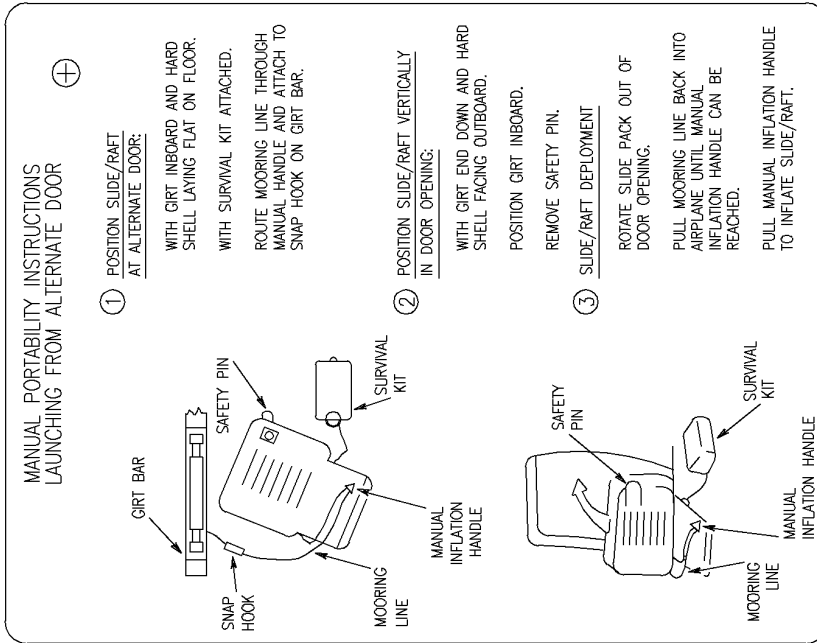
SLIDE AND RAFT INSTL-PASS. ESCAPE SYS NO. 1 DOOR (PLACARDS AND MARKINGS ONLY)
FIGURE 91 (SHEET 1)

BRI
JAN 20/09

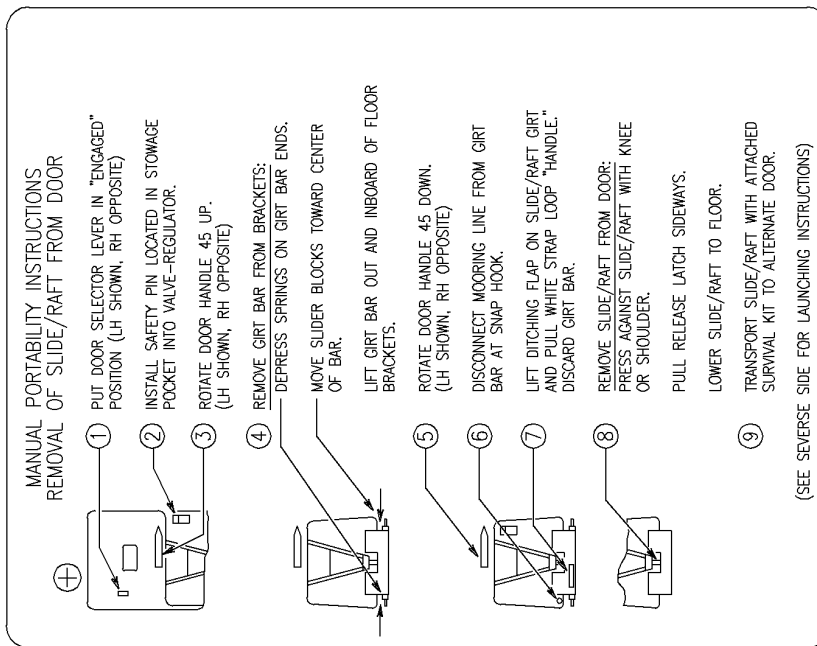
11-35-14-91

11-35-14-91
PAGE 0

Y 11351491 SHT 2 REV 223



25
SIDE TWO



ref 25
SIDE ONE

A

SLIDE AND RAFT INSTL-PASS. ESCAPE SYS NO. 1 DOOR (PLACARDS AND MARKINGS ONLY)
FIGURE 91 (SHEET 2)

11-35-14-91

BRI
JAN 20/09

11-35-14-91
PAGE 0A

BOEING
757
PARTS CATALOG (MAINTENANCE)

Y 11351491 SHT 3 REV 223

**MANUAL PORTABILITY INSTRUCTIONS
LAUNCHING FROM ALTERNATE DOOR**

⊕

① **POSITION SLIDE/RAFT AT ALTERNATE DOOR:**
WITH GIRT INBOARD AND HARD SHELL LAYING FLAT ON FLOOR.
WITH SURVIVAL KIT ATTACHED.
ROUTE MOORING LINE THROUGH MANUAL HANDLE AND ATTACH TO SNAP HOOK ON GIRT BAR.

② **POSITION SLIDE/RAFT VERTICALLY IN DOOR OPENING:**
WITH GIRT END DOWN AND HARD SHELL FACING OUTBOARD.
POSITION GIRT INBOARD.
REMOVE SAFETY PIN.
SLIDE/RAFT DEPLOYMENT
ROTATE SLIDE PACK OUT OF DOOR OPENING.
PULL MOORING LINE BACK INTO AIRPLANE UNTIL MANUAL INFLATION HANDLE CAN BE REACHED.
PULL MANUAL INFLATION HANDLE TO INFLATE SLIDE/RAFT.

30
SIDE TWO

**MANUAL PORTABILITY INSTRUCTIONS
REMOVAL OF SLIDE/RAFT FROM DOOR**

⊕

① PUT DOOR SELECTOR LEVER IN "ARMED" POSITION (LH SHOWN, RH OPPOSITE)

② INSTALL SAFETY PIN LOCATED IN STORAGE POCKET INTO VALVE-REGULATOR.

③ ROTATE DOOR HANDLE 45 UP.
(LH SHOWN, RH OPPOSITE)

④ REMOVE GIRT BAR FROM BRACKETS:
DEPRESS SPRINGS ON GIRT BAR ENDS.
MOVE SLIDER BLOCKS TOWARD CENTER OF BAR.
LIFT GIRT BAR OUT AND INBOARD OF FLOOR BRACKETS.

⑤ ROTATE DOOR HANDLE 45 DOWN.
(LH SHOWN, RH OPPOSITE)

⑥ DISCONNECT MOORING LINE FROM GIRT BAR AT SNAP HOOK.

⑦ LIFT DITCHING FLAP ON SLIDE/RAFT GIRT AND PULL WHITE STRAP LOOP "HANDLE."
DISCARD GIRT BAR.

⑧ REMOVE SLIDE/RAFT FROM DOOR:
PRESS AGAINST SLIDE/RAFT WITH KNEE OR SHOULDER.
PULL RELEASE LATCH SIDEWAYS.
LOWER SLIDE/RAFT TO FLOOR.

⑨ TRANSPORT SLIDE/RAFT WITH ATTACHED SURVIVAL KIT TO ALTERNATE DOOR.

(SEE REVERSE SIDE FOR LAUNCHING INSTRUCTIONS)

30
SIDE ONE

ⓑ

SLIDE AND RAFT INSTL-PASS. ESCAPE SYS NO. 1 DOOR (PLACARDS AND MARKINGS ONLY)
FIGURE 91 (SHEET 3)

11-35-14-91

BRI
JAN 20/09

11-35-14-91
PAGE 0B



757

PARTS CATALOG (MAINTENANCE)

FIG ITEM	PART NUMBER	1 2 3 4 5 6 7	NOMENCLATURE	EFFECT FROM TO	UNITS PER ASSY
91			SLIDE AND RAFT INSTL-PASS. ESCAPE SYS NO. 1 DOOR (PLACARDS AND MARKINGS ONLY)	103106 108120	
- 1	416N2002-2107P		SLIDE AND RAFT INSTL-PASS. ESCAPE SYS NO. 1 DOOR (PLACARDS AND MARKINGS ONLY) POSITION DATA: LH FOR NHA/OTHER SYS DET SEE: 25-20-00-07F	108120	RF
- 2	MODREF28624		SLIDE AND RAFT INSTL-PASS. ESCAPE SYS NO. 1 DOOR (PLACARDS AND MARKINGS ONLY) MODULE NUMBER: 416N2002-2115B REV B POSITION DATA: LH FOR OTHER SYS DETAILS SEE: 25-66-01-01D	103103	1
- 3	MODREF30089		SLIDE AND RAFT INSTL-PASS. ESCAPE SYS NO. 1 DOOR (PLACARDS AND MARKINGS ONLY) MODULE NUMBER: 416N2002-2115B REV C POSITION DATA: LH FOR OTHER SYS DETAILS SEE: 25-66-01-01D	104106	1
- 5	416N2002-2108P		SLIDE AND RAFT INSTL-PASS. ESCAPE SYS NO. 1 DOOR (PLACARDS AND MARKINGS ONLY) POSITION DATA: RH FOR NHA/OTHER SYS DET SEE: 25-20-00-07F	108120	RF

MISSING ITEM NUMBERS NOT APPLICABLE

- ITEM NOT ILLUSTRATED

11-35-14-91

11-35-14
FIG. 91
PAGE 1
JAN 20/09

BRI



757

PARTS CATALOG (MAINTENANCE)

FIG ITEM	PART NUMBER	1 2 3 4 5 6 7	NOMENCLATURE	EFFECT FROM TO	UNITS PER ASSY
91 - 6	MODREF28625		SLIDE AND RAFT INSTL-PASS. ESCAPE SYS NO. 1 DOOR (PLACARDS AND MARKINGS ONLY) MODULE NUMBER: 416N2002-2116B REV B POSITION DATA: RH FOR OTHER SYS DETAILS SEE: 25-66-01-01D	103103	1
- 6	MODREF30090		SLIDE AND RAFT INSTL-PASS. ESCAPE SYS NO. 1 DOOR (PLACARDS AND MARKINGS ONLY) MODULE NUMBER: 416N2002-2116B REV C POSITION DATA: RH FOR OTHER SYS DETAILS SEE: 25-66-01-01D	104106	1
25	BAC27NPA1334		.PLACARD-	103106 108120	1
25	BAC27NPA1335		.PLACARD-	103106 108120	1

MISSING ITEM NUMBERS NOT APPLICABLE

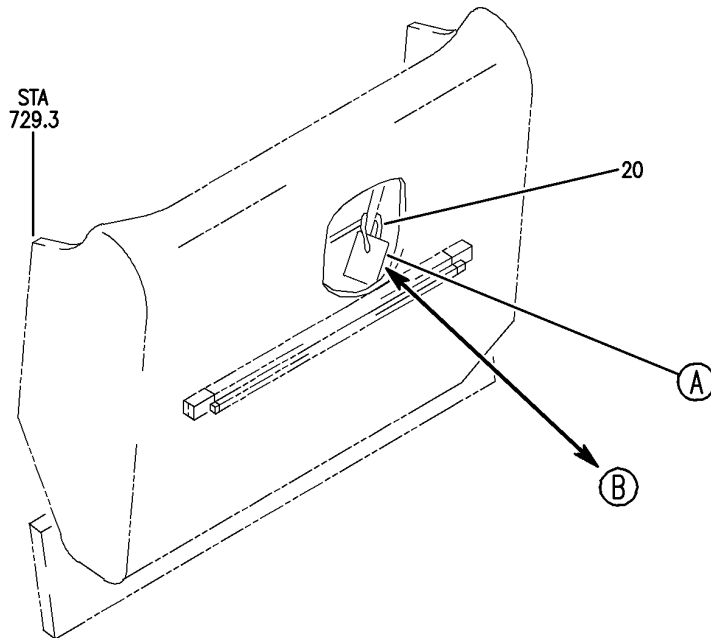
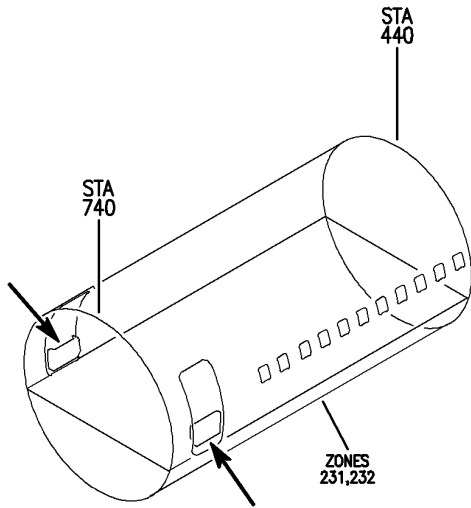
- ITEM NOT ILLUSTRATED

11-35-14-91

11-35-14
FIG. 91
PAGE 2
JAN 20/09

BRI

BOEING
757
PARTS CATALOG (MAINTENANCE)



Y 11351492 SHT 1 REV 224

SLIDE AND RAFT INSTL-PASS. ESCAPE SYS NO. 2 DOOR (PLACARDS AND MARKINGS ONLY)
FIGURE 92 (SHEET 1)

BRI
JAN 20/09

11-35-14-92

11-35-14-92
PAGE 0

Y 11351492 SHT 2 REV 224

MANUAL PORTABILITY INSTRUCTIONS
LAUNCHING FROM ALTERNATE DOOR

① POSITION SLIDE/RAFT AT ALTERNATE DOOR:

- WITH GIRT INBOARD AND HARD SHELL LAYING FLAT ON FLOOR.
- WITH SURVIVAL KIT ATTACHED.
- ROUTE MOORING LINE THROUGH MANUAL HANDLE AND ATTACH TO SNAP HOOK ON GIRT BAR.

② POSITION SLIDE/RAFT VERTICALLY IN DOOR OPENING:

- WITH GIRT END DOWN AND HARD SHELL FACING OUTBOARD.
- POSITION GIRT INBOARD.
- REMOVE SAFETY PIN.

③ SLIDE/RAFT DEPLOYMENT

- ROTATE SLIDE PACK OUT OF DOOR OPENING.
- PULL MOORING LINE BACK INTO AIRPLANE UNTIL MANUAL INFLATION HANDLE CAN BE REACHED.
- PULL MANUAL INFLATION HANDLE TO INFLATE SLIDE/RAFT.

SIDE TWO

ref 25

MANUAL PORTABILITY INSTRUCTIONS
REMOVAL OF SLIDE/RAFT FROM DOOR

① PUT DOOR SELECTOR LEVER IN "ENGAGED" POSITION (LH SHOWN, RH OPPOSITE)

② INSTALL SAFETY PIN LOCATED IN STORAGE POCKET INTO VALVE-REGULATOR.

③ ROTATE DOOR HANDLE 45 UP. (LH SHOWN, RH OPPOSITE)

④ REMOVE GIRT BAR FROM BRACKETS: DEPRESS SPRINGS ON GIRT BAR ENDS. MOVE SLIDER BLOCKS TOWARD CENTER OF BAR.

⑤ LIFT GIRT BAR OUT AND INBOARD OF FLOOR BRACKETS.

⑥ ROTATE DOOR HANDLE 45 DOWN. (LH SHOWN, RH OPPOSITE)

⑦ DISCONNECT MOORING LINE FROM GIRT BAR AT SNAP HOOK.

⑧ LIFT DITCHING FLAP ON SLIDE/RAFT GIRT AND PULL WHITE STRAP LOOP "HANDLE." DISCARD GIRT BAR.

⑨ REMOVE SLIDE/RAFT FROM DOOR: PRESS AGAINST SLIDE/RAFT WITH KNEE OR SHOULDER. PULL RELEASE LATCH SIDEWAYS. LOWER SLIDE/RAFT TO FLOOR. TRANSPORT SLIDE/RAFT WITH ATTACHED SURVIVAL KIT TO ALTERNATE DOOR.

(SEE REVERSE SIDE FOR LAUNCHING INSTRUCTIONS)

SIDE ONE

25

A

SLIDE AND RAFT INSTL-PASS. ESCAPE SYS NO. 2 DOOR (PLACARDS AND MARKINGS ONLY)
FIGURE 92 (SHEET 2)

11-35-14-92

BRI
JAN 20/09

11-35-14-92
PAGE 0A

BOEING
757
PARTS CATALOG (MAINTENANCE)

Y 11351492 SHT 3 REV 224

⊕

**MANUAL PORTABILITY INSTRUCTIONS
LAUNCHING FROM ALTERNATE DOOR**

① **POSITION SLIDE/RAFT AT ALTERNATE DOOR:**
WITH GIRT INBOARD AND HARD SHELL LAYING FLAT ON FLOOR.
WITH SURVIVAL KIT ATTACHED.
ROUTE MOORING LINE THROUGH MANUAL HANDLE AND ATTACH TO SNAP HOOK ON GIRT BAR.

② **POSITION SLIDE/RAFT VERTICALLY IN DOOR OPENING:**
WITH GIRT END DOWN AND HARD SHELL FACING OUTBOARD.
POSITION GIRT INBOARD.
REMOVE SAFETY PIN.

③ **SLIDE/RAFT DEPLOYMENT**
ROTATE SLIDE PACK OUT OF DOOR OPENING.
PULL MOORING LINE BACK INTO AIRPLANE UNTIL MANUAL INFLATION HANDLE CAN BE REACHED.
PULL MANUAL INFLATION HANDLE TO INFLATE SLIDE/RAFT.

SIDE TWO ref 30

⊕

**MANUAL PORTABILITY INSTRUCTIONS
REMOVAL OF SLIDE/RAFT FROM DOOR**

① PUT DOOR SELECTOR LEVER IN "ARMED" POSITION (LH SHOWN, RH OPPOSITE)

② INSTALL SAFETY PIN LOCATED IN STOWAGE POCKET INTO VALVE-REGULATOR.

③ ROTATE DOOR HANDLE 45 UP. (LH SHOWN, RH OPPOSITE)

④ REMOVE GIRT BAR FROM BRACKETS: DEPRESS SPRINGS ON GIRT BAR ENDS. MOVE SLIDER BLOCKS TOWARD CENTER OF BAR.

⑤ LIFT GIRT BAR OUT AND INBOARD OF FLOOR BRACKETS.

⑥ ROTATE DOOR HANDLE 45 DOWN. (LH SHOWN, RH OPPOSITE)

⑦ DISCONNECT MOORING LINE FROM GIRT BAR AT SNAP HOOK.

⑧ LIFT DITCHING FLAP ON SLIDE/RAFT GIRT AND PULL WHITE STRAP LOOP "HANDLE." DISCARD GIRT BAR.

⑨ REMOVE SLIDE/RAFT FROM DOOR: PRESS AGAINST SLIDE/RAFT WITH KNEE OR SHOULDER.
PULL RELEASE LATCH SIDEWAYS.
LOWER SLIDE/RAFT TO FLOOR.

TRANSPORT SLIDE/RAFT WITH ATTACHED SURVIVAL KIT TO ALTERNATE DOOR.

(SEE REVERSE SIDE FOR LAUNCHING INSTRUCTIONS)

SIDE ONE 30

ⓑ

SLIDE AND RAFT INSTL-PASS. ESCAPE SYS NO. 2 DOOR (PLACARDS AND MARKINGS ONLY)
FIGURE 92 (SHEET 3)

11-35-14-92

BRI
JAN 20/09

11-35-14-92
PAGE 0B



757

PARTS CATALOG (MAINTENANCE)

FIG ITEM	PART NUMBER	1 2 3 4 5 6 7	NOMENCLATURE	EFFECT FROM TO	UNITS PER ASSY
92			SLIDE AND RAFT INSTL-PASS. ESCAPE SYS NO. 2 DOOR (PLACARDS AND MARKINGS ONLY)	103106	
- 3	MODREF28637		SLIDE AND RAFT INSTL-PASS. ESCAPE SYS NO. 2 DOOR (PLACARDS AND MARKINGS ONLY) MODULE NUMBER: 416N2002-2227B REV B POSITION DATA: LH FOR OTHER SYS DETAILS SEE: 25-66-01-08	103106	1
- 6	MODREF28638		SLIDE AND RAFT INSTL-PASS. ESCAPE SYS NO. 2 DOOR (PLACARDS AND MARKINGS ONLY) MODULE NUMBER: 416N2002-2228B REV B POSITION DATA: RH FOR OTHER SYS DETAILS SEE: 25-66-01-08	103106	1
25	BAC27NPA1334		.PLACARD-	103106	1
25	BAC27NPA1335		.PLACARD-	103106	1

MISSING ITEM NUMBERS NOT APPLICABLE

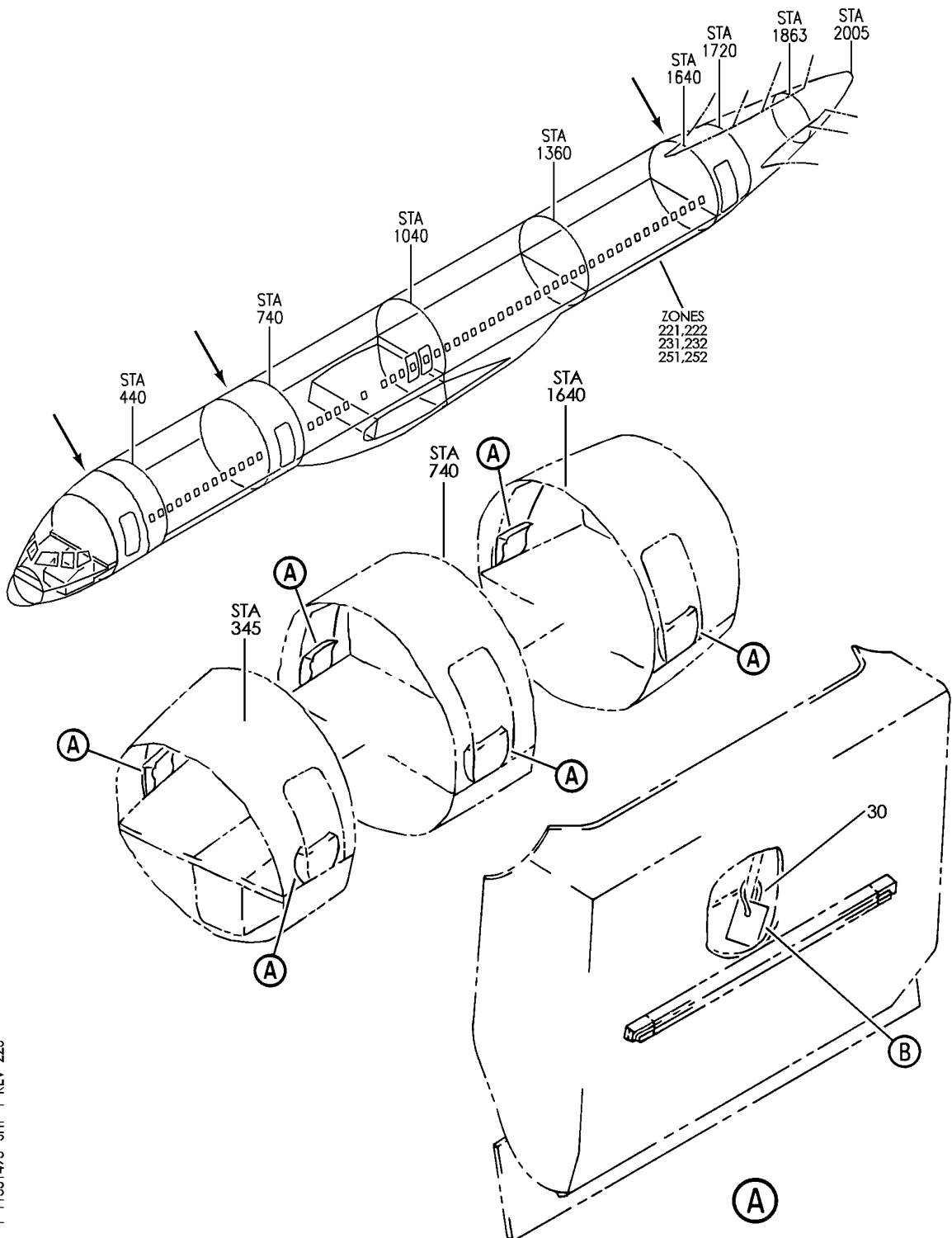
- ITEM NOT ILLUSTRATED

11-35-14-92

11-35-14
FIG. 92
PAGE 1
JAN 20/09

BRI

BOEING
757
PARTS CATALOG (MAINTENANCE)



Y 11351493 SHT 1 REV 226

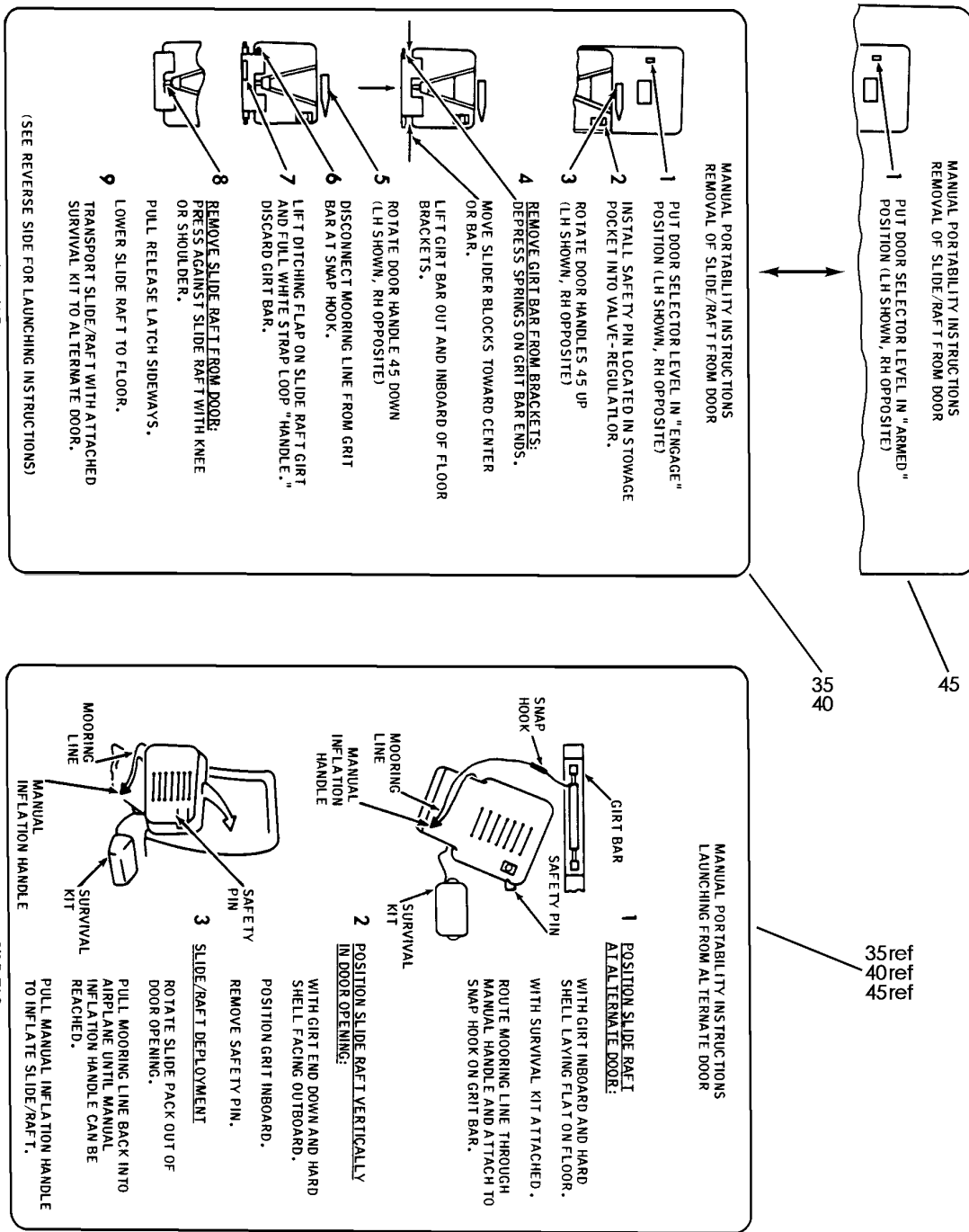
SLIDE AND RAFT INSTL-PASS. ESCAPE SYS (PLACARDS AND MARKINGS ONLY) (DOOR 1, 2 AND 4)
FIGURE 93 (SHEET 1)

BRI
MAY 28/07

11-35-14-93

11-35-14-93
PAGE 0

BOEING
757
PARTS CATALOG (MAINTENANCE)



(B)

SLIDE AND RAFT INSTL-PASS. ESCAPE SYS (PLACARDS AND MARKINGS ONLY) (DOOR 1, 2 AND 4)
FIGURE 93 (SHEET 2)

11-35-14-93

BRI
MAY 28/07

11-35-14-93
PAGE 0A



757

PARTS CATALOG (MAINTENANCE)

FIG ITEM	PART NUMBER	1 2 3 4 5 6 7	NOMENCLATURE	EFFECT FROM TO	UNITS PER ASSY
93			SLIDE AND RAFT INSTL-PASS. ESCAPE SYS (PLACARDS AND MARKINGS ONLY) (DOOR 1, 2 AND 4)	002004 006102 121503 904951 904949	
- 1	416N2002-805		SLIDE INSTL-PASS. ESCAPE SYS (PLACARDS AND MARKINGS ONLY) POSITION DATA: NO. 1 DOOR LH FOR NHA/OTHER SYS DET SEE: 25-20-00-01D		RF
- 1	416N2002-859		SLIDE AND RAFT INSTL-PASS. ESCAPE SYS (PLACARDS AND MARKINGS ONLY) POSITION DATA: NO.1 DOOR LH FOR NHA/OTHER SYS DET SEE: 25-20-00-01D	002004 121503	RF
- 1	416N2002-890		SLIDE AND RAFT INSTL-PASS. ESCAPE SYS (PLACARDS AND MARKINGS ONLY) POSITION DATA: NO. 1 DOOR LH FOR NHA/OTHER SYS DET SEE: 25-20-00-01D 25-20-00-01F	006006	RF
- 1	416N2002-1062		SLIDE AND RAFT INSTL-PASS. ESCAPE SYS (PLACARDS AND MARKINGS ONLY) POSITION DATA: NO. 1 DOOR LH FOR NHA/OTHER SYS DET SEE: 25-20-00-01F	007100 950951	RF
- 5	416N2002-811		SLIDE INSTL-PASS. ESCAPE SYS (PLACARDS AND MARKINGS ONLY) POSITION DATA: NO. 1 DOOR RH FOR NHA/OTHER SYS DET SEE: 25-20-00-01D	904949	RF
- 5	416N2002-865		SLIDE AND RAFT INSTL-PASS. ESCAPE SYS (PLACARDS AND MARKINGS ONLY) POSITION DATA: NO. 1 DOOR RH FOR NHA/OTHER SYS DET SEE: 25-20-00-01D 25-20-00-01F	002004 121503	RF

MISSING ITEM NUMBERS NOT APPLICABLE

- ITEM NOT ILLUSTRATED

11-35-14-93

11-35-14
FIG. 93
PAGE 1
JAN 20/09

BRI



757

PARTS CATALOG (MAINTENANCE)

FIG ITEM	PART NUMBER	1 2 3 4 5 6 7	NOMENCLATURE	EFFECT FROM TO	UNITS PER ASSY
93					
- 5	416N2002-893		SLIDE AND RAFT INSTL-PASS. ESCAPE SYS (PLACARDS AND MARKINGS ONLY) POSITION DATA: NO. 1 DOOR RH FOR NHA/OTHER SYS DET SEE: 25-20-00-01F	006006	RF
- 5	416N2002-1065		SLIDE AND RAFT INSTL-PASS. ESCAPE SYS (PLACARDS AND MARKINGS ONLY) POSITION DATA: NO. 1 DOOR RH FOR NHA/OTHER SYS DET SEE: 25-20-00-01F	007100 950951	RF
- 10	416N2002-1015		SLIDE AND RAFT INSTL-PASS. ESCAPE SYS (PLACARDS AND MARKINGS ONLY) POSITION DATA: NO. 2 DOOR LH FOR NHA/OTHER SYS DET SEE: 25-20-00-01F	002004	RF
- 10	416N2002-1017		SLIDE AND RAFT INSTL-PASS. ESCAPE SYS (PLACARDS AND MARKINGS ONLY) POSITION DATA: NO. 2 DOOR LH FOR NHA/OTHER SYS DET SEE: 25-20-00-01F	006006	RF
- 11	416N2002-1063		SLIDE AND RAFT INSTL-PASS. ESCAPE SYS (PLACARDS AND MARKINGS ONLY) POSITION DATA: NO. 2 DOOR LH FOR NHA/OTHER SYS DET SEE: 25-20-00-01F	950951	RF
- 11	416N2002-1080		SLIDE AND RAFT INSTL-PASS. ESCAPE SYS (PLACARDS AND MARKINGS ONLY) POSITION DATA: NO. 2 DOOR LH FOR NHA/OTHER SYS DET SEE: 25-20-00-01F	007100	RF
- 11	416N2002-2052SP		SLIDE AND RAFT INSTL-PASS. ESCAPE SYS (PLACARDS AND MARKINGS ONLY) POSITION DATA: NO. 2 DOOR RH FOR NHA/OTHER SYS DET SEE: 25-20-00-07F	101102	RF

MISSING ITEM NUMBERS NOT APPLICABLE

- ITEM NOT ILLUSTRATED

11-35-14-93

11-35-14
FIG. 93
PAGE 2
JAN 20/09

BRI



757

PARTS CATALOG (MAINTENANCE)

FIG ITEM	PART NUMBER	1 2 3 4 5 6 7	NOMENCLATURE	EFFECT FROM TO	UNITS PER ASSY
93					
- 15	416N2002-2051SP		SLIDE AND RAFT INSTL-PASS. ESCAPE SYS (PLACARDS AND MARKINGS ONLY) POSITION DATA: NO. 2 DOOR LH FOR NHA/OTHER SYS DET SEE: 25-20-00-07F	101102	RF
- 15	416N2002-1016		SLIDE AND RAFT INSTL-PASS. ESCAPE SYS (PLACARDS AND MARKINGS ONLY) POSITION DATA: NO. 2 DOOR RH FOR NHA/OTHER SYS DET SEE: 25-20-00-01F	002004	RF
- 16	416N2002-1018		SLIDE AND RAFT INSTL-PASS. ESCAPE SYS (PLACARDS AND MARKINGS ONLY) POSITION DATA: NO. 2 DOOR RH FOR NHA/OTHER SYS DET SEE: 25-20-00-01F	006006	RF
- 16	416N2002-1064		SLIDE AND RAFT INSTL-UASS. ESCAPE SYS (PLACARDS AND MARKINGS ONLY) POSITION DATA: NO. 2 DOOR RH FOR NHA/OTHER SYS DET SEE: 25-20-00-01F	950951	RF
- 16	416N2002-1081		SLIDE AND RAFT INSTL-PASS. ESCAPE SYS (PLACARDS AND MARKINGS ONLY) POSITION DATA: NO. 2 DOOR RH FOR NHA/OTHER SYS DET SEE: 25-20-00-01F	007100	RF
- 20	416N2002-815		SLIDE AND RAFT INSTL-PASS. ESCAPE SYS (PLACARDS AND MARKINGS ONLY) POSITION DATA: NO. 4 DOOR LH FOR NHA/OTHER SYS DET SEE: 25-20-00-01D	904949	RF

MISSING ITEM NUMBERS NOT APPLICABLE

- ITEM NOT ILLUSTRATED

11-35-14-93

11-35-14
FIG. 93
PAGE 3
JAN 20/09

BRI



757

PARTS CATALOG (MAINTENANCE)

FIG ITEM	PART NUMBER	1 2 3 4 5 6 7	NOMENCLATURE	EFFECT FROM TO	UNITS PER ASSY
93					
- 20	416N2002-1007		SLIDE AND RAFT INSTL-PASS. ESCAPE SYS (PLACARDS AND MARKINGS ONLY) POSITION DATA: NO. 4 DOOR LH FOR NHA/OTHER SYS DET SEE: 25-20-00-01D 25-20-00-01F	002004 121503	RF
- 20	416N2002-1021		SLIDE AND RAFT INSTL-PASS. ESCAPE SYS (PLACARDS AND MARKINGS ONLY) POSITION DATA: NO. 4 DOOR LH FOR NHA/OTHER SYS DET SEE: 25-20-00-01F	006006	RF
- 20	416N2002-1082		SLIDE AND RAFT INSTL-PASS. ESCAPE SYS (PLACARDS AND MARKINGS ONLY) POSITION DATA: NO. 4 DOOR LH FOR NHA/OTHER SYS DET SEE: 25-20-00-01F	007100	RF
- 21	416N2002-1066		SLIDE AND RAFT INSTL-PASS. ESCAPE SYS (PLACARDS AND MARKINGS ONLY) POSITION DATA: NO. 4 DOOR LH FOR NHA/OTHER SYS DET SEE: 25-20-00-01F	950951	RF
- 25	416N2002-816		SLIDE AND RAFT INSTL-PASS. ESCAPE SYS (PLACARDS AND MARKINGS ONLY) POSITION DATA: NO. 4 DOOR RH FOR NHA/OTHER SYS DET SEE: 25-20-00-01D	904949	RF
- 25	416N2002-1008		SLIDE AND RAFT INSTL-PASS. ESCAPE SYS (PLACARDS AND MARKINGS ONLY) POSITION DATA: NO. 4 DOOR RH FOR NHA/OTHER SYS DET SEE: 25-20-00-01D 25-20-00-01F	002004 121503	RF

MISSING ITEM NUMBERS NOT APPLICABLE

- ITEM NOT ILLUSTRATED

11-35-14-93

11-35-14
FIG. 93
PAGE 4
JAN 20/09

BRI



757

PARTS CATALOG (MAINTENANCE)

FIG ITEM	PART NUMBER	1 2 3 4 5 6 7	NOMENCLATURE	EFFECT FROM TO	UNITS PER ASSY
93					
- 25	416N2002-1022		SLIDE AND RAFT INSTL-PASS. ESCAPE SYS (PLACARDS AND MARKINGS ONLY) POSITION DATA: NO. 4 DOOR RH FOR NHA/OTHER SYS DET SEE: 25-20-00-01F	006006	RF
- 25	416N2002-1083		SLIDE AND RAFT INSTL-PASS. ESCAPE SYS (PLACARDS AND MARKINGS ONLY) POSITION DATA: NO. 4 DOOR RH FOR NHA/OTHER SYS DET SEE: 25-20-00-01F	007100	RF
- 26	416N2002-1067		SLIDE AND RAFT INSTL-PASS. ESCAPE SYS (PLACARDS AND MARKINGS ONLY) POSITION DATA: NO. 4 DOOR RH FOR NHA/OTHER SYS DET SEE: 25-20-00-01F	950951	RF
30	T05R0		.STRAP SUPPLIER CODE: V53421 SPECIFICATION NUMBER: BACS38K1 OPTIONAL PART: PLT2SM V06383	101102	1
30	T05R0		.STRAP SUPPLIER CODE: V53421 SPECIFICATION NUMBER: BACS38K1 OPTIONAL PART: PLT2SM V06383	007100 950951	1
30	MS3367-1-9		.STRAP	121503 904949	1
30	MS3367-1-9		.STRAP	002004 006006	1
40	BAC27NPA1334		.PLACARD-	101102	1
40	BAC27NPA1334		.PLACARD-	002004 121503 904951	1
40	BAC27NPA1334		.PLACARD-	006006	1
40	BAC27NPA1334		.PLACARD-	007100	1
40	BAC27NPA1335		.PLACARD-	101102	1

MISSING ITEM NUMBERS NOT APPLICABLE

- ITEM NOT ILLUSTRATED

11-35-14-93

11-35-14
FIG. 93
PAGE 5
JAN 20/09

BRI



757

PARTS CATALOG (MAINTENANCE)

FIG ITEM	PART NUMBER	1 2 3 4 5 6 7	NOMENCLATURE	EFFECT FROM TO	UNITS PER ASSY
93					
40	BAC27NPA1335	.	PLACARD-	002004 121503 904951	1
40	BAC27NPA1335	.	PLACARD-	006006	1
40	BAC27NPA1335	.	PLACARD-	007100	1

MISSING ITEM NUMBERS NOT APPLICABLE

- ITEM NOT ILLUSTRATED

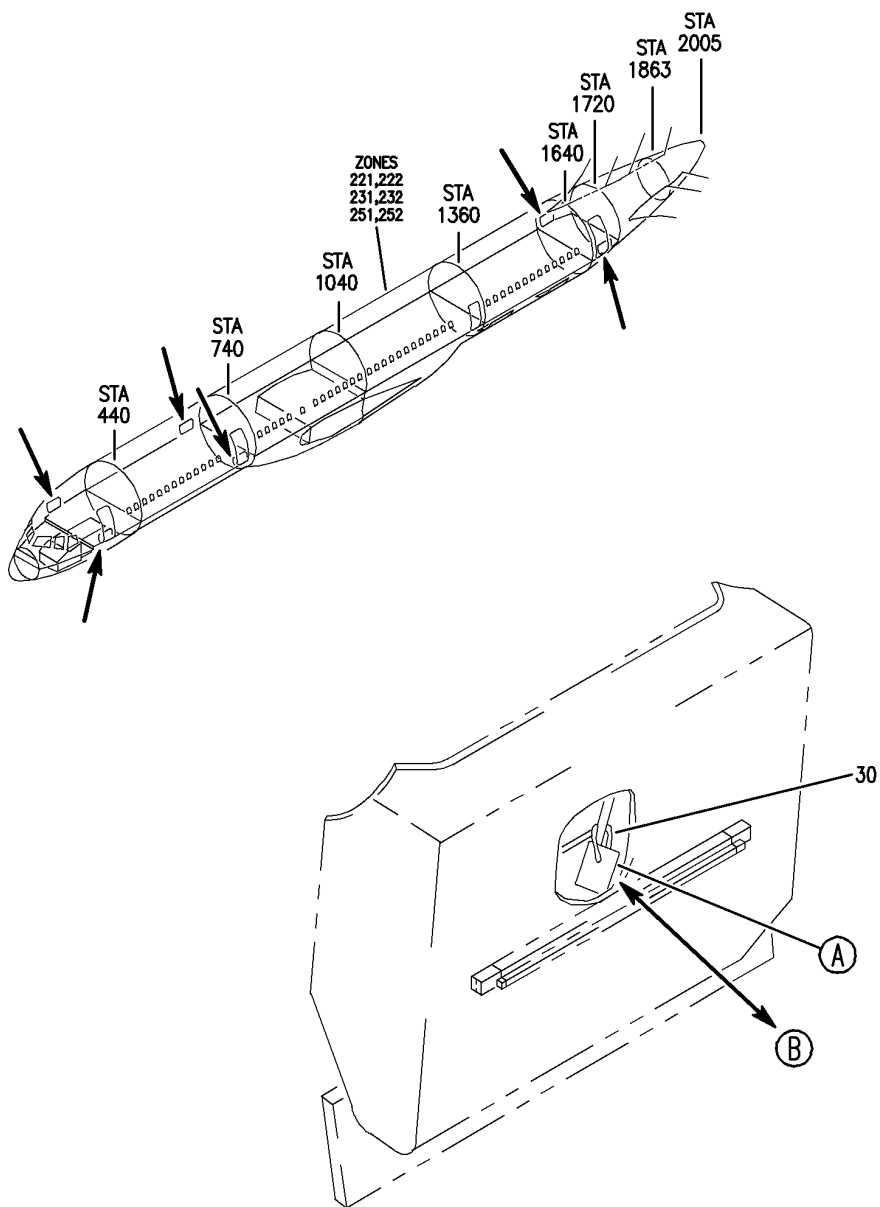
BRI

11-35-14-93

BOEING PROPRIETARY - Copyright © - Unpublished Work - See title page for details.

11-35-14
FIG. 93
PAGE 6
JAN 20/09

BOEING
757
PARTS CATALOG (MAINTENANCE)



Y 11351493A SH1 1 REV 227

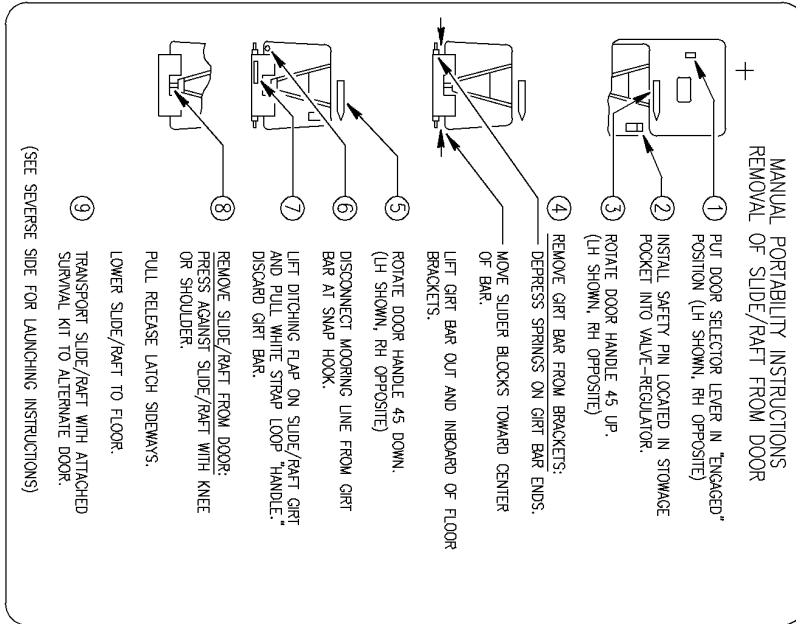
SLIDE AND RAFT INSTL-PASS. ESCAPE SYS (PLACARDS AND MARKINGS ONLY) (DOOR 1, 2 AND 4)
FIGURE 93A (SHEET 1)

BRI
MAY 28/07

11-35-14-93A

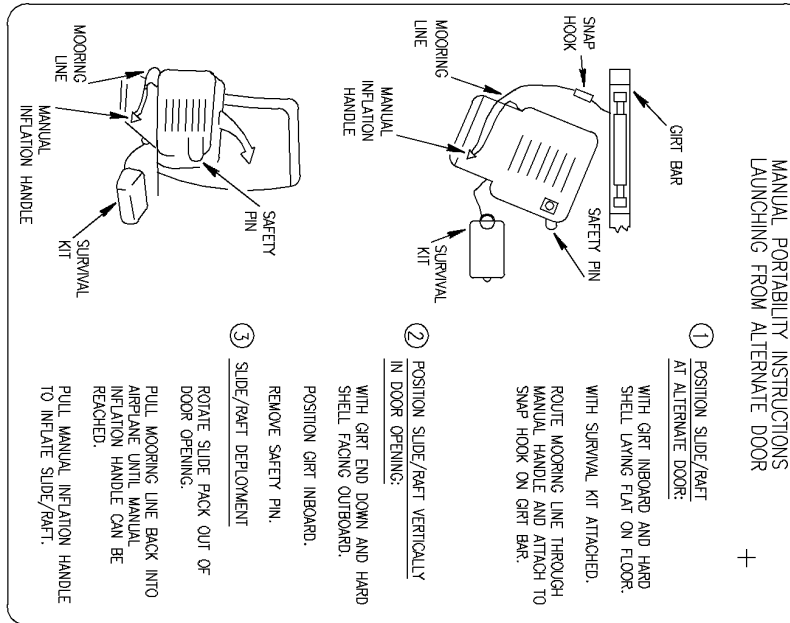
11-35-14-93A
PAGE 0

BOEING
757
PARTS CATALOG (MAINTENANCE)



SIDE ONE

35



SIDE TWO

ref 35

A

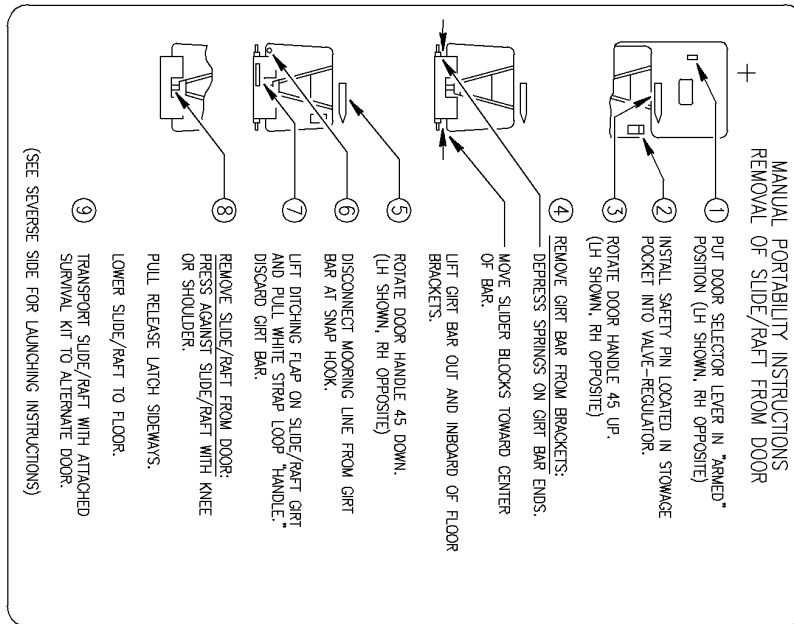
SLIDE AND RAFT INSTL-PASS. ESCAPE SYS (PLACARDS AND MARKINGS ONLY) (DOOR 1, 2 AND 4)
FIGURE 93A (SHEET 2)

11-35-14-93A

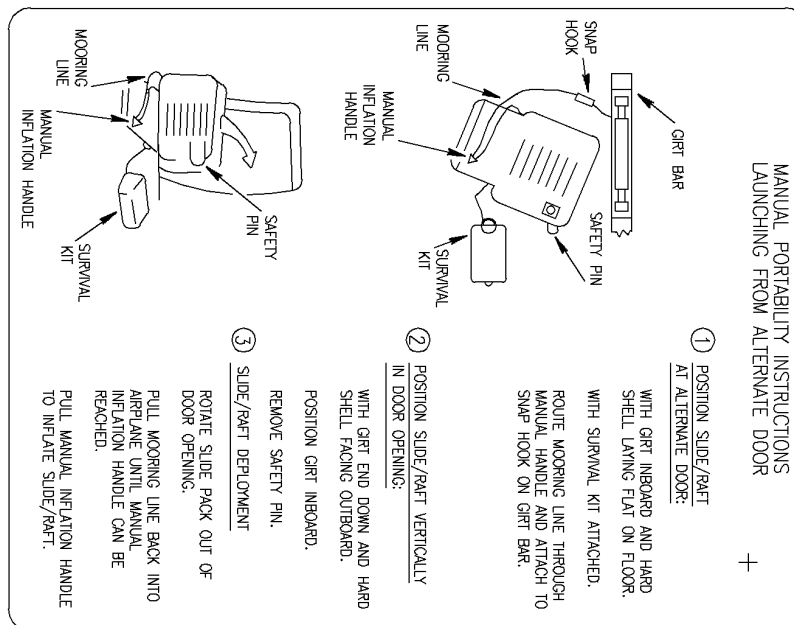
BRI
MAY 28/07

11-35-14-93A
PAGE 0A

BOEING
757
PARTS CATALOG (MAINTENANCE)



40



ref
40

B

SLIDE AND RAFT INSTL-PASS. ESCAPE SYS (PLACARDS AND MARKINGS ONLY) (DOOR 1, 2 AND 4)
FIGURE 93A (SHEET 3)

11-35-14-93A

BRI
MAY 28/07

11-35-14-93A
PAGE 0B



757

PARTS CATALOG (MAINTENANCE)

FIG ITEM	PART NUMBER	1 2 3 4 5 6 7	NOMENCLATURE	EFFECT FROM TO	UNITS PER ASSY
93A			SLIDE AND RAFT INSTL-PASS. ESCAPE SYS (PLACARDS AND MARKINGS ONLY) (DOOR 1, 2 AND 4)	101102	
- 1	416N2002-2032SP		SLIDE AND RAFT INSTL-PASS. ESCAPE SYS (PLACARDS AND MARKINGS ONLY) POSITION DATA: DOOR NO. 1 LH FOR NHA/OTHER SYS DET SEE: 25-20-00-07F	101102	RF
- 5	416N2002-2041SP		SLIDE AND RAFT INSTL-PASS. ESCAPE SYS (PLACARDS AND MARKINGS ONLY) POSITION DATA: DOOR NO. 1 RH FOR NHA/OTHER SYS DET SEE: 25-20-00-07F	101102	RF
- 20	416N2002-2055SP		SLIDE AND RAFT INSTL-PASS. ESCAPE SYS (PLACARDS AND MARKINGS ONLY) POSITION DATA: DOOR NO. 4 LH FOR NHA/OTHER SYS DET SEE: 25-20-00-07F	101102	RF
- 25	416N2002-2056SP		SLIDE AND RAFT INSTL-PASS. ESCAPE SYS (PLACARDS AND MARKINGS ONLY) POSITION DATA: DOOR NO. 4 RH FOR NHA/OTHER SYS DET SEE: 25-20-00-07F	101102	RF
30	T05R0		.STRAP SUPPLIER CODE: V53421 SPECIFICATION NUMBER: BACS38K1 OPTIONAL PART: PLT2SM V06383	101102	1
35	BAC27NPA1334		.PLACARD-	101102	1
35	BAC27NPA1335		.PLACARD-	101102	1

MISSING ITEM NUMBERS NOT APPLICABLE

- ITEM NOT ILLUSTRATED

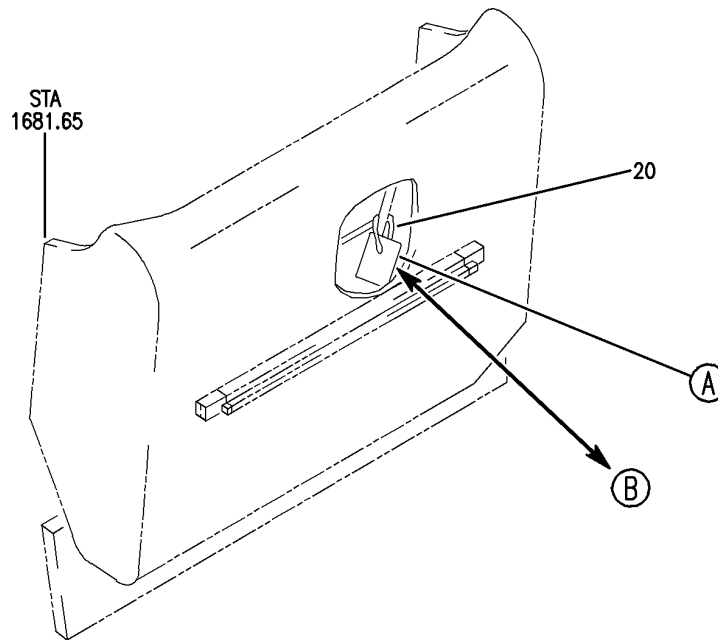
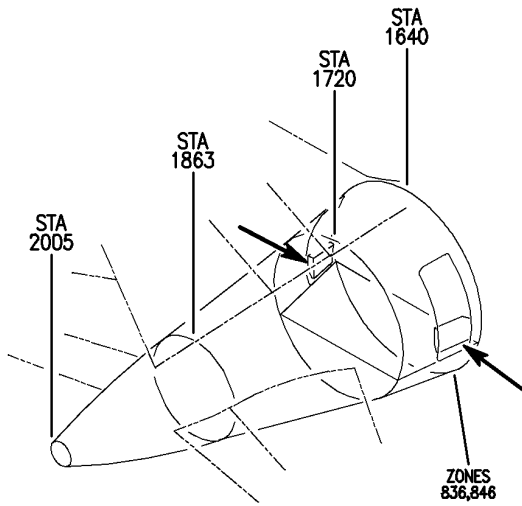
BRI

11-35-14-93A

BOEING PROPRIETARY - Copyright © - Unpublished Work - See title page for details.

11-35-14
FIG. 93A
PAGE 1
JAN 20/09

BOEING
757
PARTS CATALOG (MAINTENANCE)



Y 11351494 SHT 1 REV 224

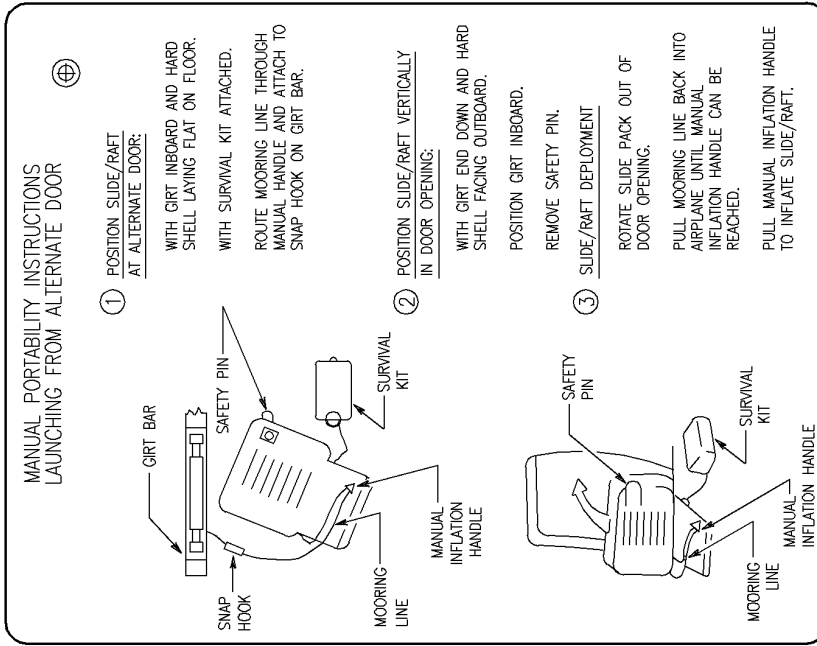
SLIDE AND RAFT INSTL-PASS. ESCAPE SYS NO. 4 DOOR (PLACARDS AND MARKINGS ONLY)
FIGURE 94 (SHEET 1)

BRI
JAN 20/09

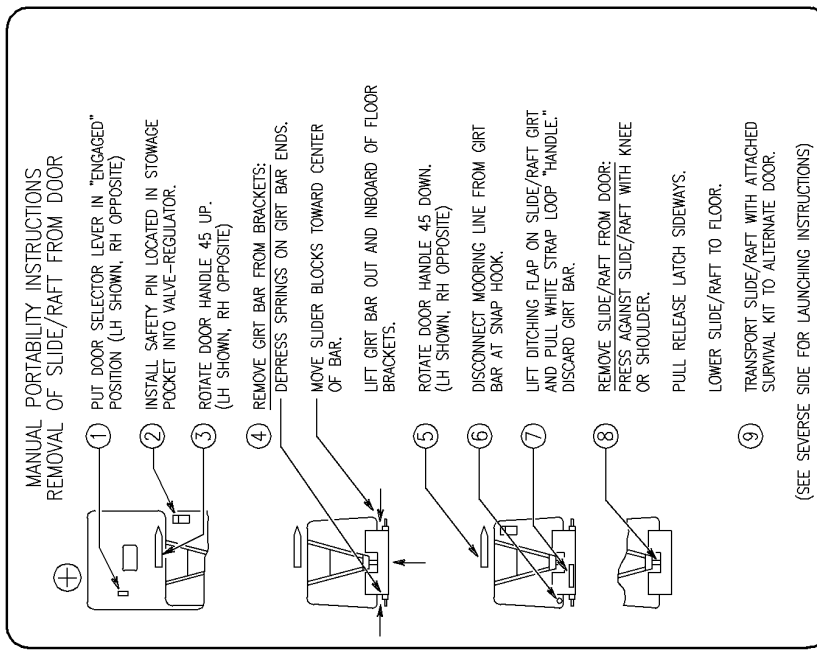
11-35-14-94

11-35-14-94
PAGE 0

Y 11351494 SHT 2 REV 224



25
SIDE TWO



ref 25
SIDE ONE

A

SLIDE AND RAFT INSTL-PASS. ESCAPE SYS NO. 4 DOOR (PLACARDS AND MARKINGS ONLY)
FIGURE 94 (SHEET 2)

11-35-14-94

BRI
JAN 20/09

11-35-14-94
PAGE 0A

BOEING
757
PARTS CATALOG (MAINTENANCE)

Y 11351494 SHT 3 REV 224

**MANUAL PORTABILITY INSTRUCTIONS
LAUNCHING FROM ALTERNATE DOOR**

① **POSITION SLIDE/RAFT AT ALTERNATE DOOR:**
WITH GIRT INBOARD AND HARD SHELL LAYING FLAT ON FLOOR.
WITH SURVIVAL KIT ATTACHED.
ROUTE MOORING LINE THROUGH MANUAL HANDLE AND ATTACH TO SNAP HOOK ON GIRT BAR.

② **POSITION SLIDE/RAFT VERTICALLY IN DOOR OPENING:**
WITH GIRT END DOWN AND HARD SHELL FACING OUTBOARD.
POSITION GIRT INBOARD.
REMOVE SAFETY PIN.

③ **SLIDE/RAFT DEPLOYMENT**
ROTATE SLIDE PACK OUT OF DOOR OPENING.
PULL MOORING LINE BACK INTO AIRPLANE UNTIL MANUAL INFLATION HANDLE CAN BE REACHED.
PULL MANUAL INFLATION HANDLE TO INFLATE SLIDE/RAFT.

SIDE TWO **30**

**MANUAL PORTABILITY INSTRUCTIONS
REMOVAL OF SLIDE/RAFT FROM DOOR**

① PUT DOOR SELECTOR LEVER IN "ARMED" POSITION (LH SHOWN, RH OPPOSITE)

② INSTALL SAFETY PIN LOCATED IN STORAGE POCKET INTO VALVE-REGULATOR.

③ ROTATE DOOR HANDLE 45 UP.
(LH SHOWN, RH OPPOSITE)

④ REMOVE GIRT BAR FROM BRACKETS:
DEPRESS SPRINGS ON GIRT BAR ENDS.
MOVE SLIDER BLOCKS TOWARD CENTER OF BAR.
LIFT GIRT BAR OUT AND INBOARD OF FLOOR BRACKETS.

⑤ ROTATE DOOR HANDLE 45 DOWN.
(LH SHOWN, RH OPPOSITE)

⑥ DISCONNECT MOORING LINE FROM GIRT BAR AT SNAP HOOK.

⑦ LIFT DITCHING FLAP ON SLIDE/RAFT GIRT AND PULL WHITE STRAP LOOP "HANDLE."
DISCARD GIRT BAR.

⑧ REMOVE SLIDE/RAFT FROM DOOR:
PRESS AGAINST SLIDE/RAFT WITH KNEE OR SHOULDER.
PULL RELEASE LATCH SIDEWAYS.
LOWER SLIDE/RAFT TO FLOOR.

⑨ TRANSPORT SLIDE/RAFT WITH ATTACHED SURVIVAL KIT TO ALTERNATE DOOR.

(SEE REVERSE SIDE FOR LAUNCHING INSTRUCTIONS)

SIDE ONE **30**

(B)

SLIDE AND RAFT INSTL-PASS. ESCAPE SYS NO. 4 DOOR (PLACARDS AND MARKINGS ONLY)
FIGURE 94 (SHEET 3)

11-35-14-94

BRI
JAN 20/09

11-35-14-94
PAGE 0B



757

PARTS CATALOG (MAINTENANCE)

FIG ITEM	PART NUMBER	1 2 3 4 5 6 7	NOMENCLATURE	EFFECT FROM TO	UNITS PER ASSY
94			SLIDE AND RAFT INSTL-PASS. ESCAPE SYS NO. 4 DOOR (PLACARDS AND MARKINGS ONLY)	103106 108120	
- 1	416N2002-2409P		SLIDE AND RAFT INSTL-PASS. ESCAPE SYS NO. 4 DOOR (PLACARDS AND MARKINGS ONLY)	108120	RF
- 2	MODREF31207		POSITION DATA: LH FOR NHA/OTHER SYS DET SEE: 25-20-00-07F	103106	1
- 10	416N2002-2410P		SLIDE AND RAFT INSTL-PASS. ESCAPE SYS NO. 4 DOOR (PLACARDS AND MARKINGS ONLY)	108120	RF
- 11	MODREF31208		MODULE NUMBER: 416N2002-2413B REV B POSITION DATA: LH FOR OTHER SYS DETAILS SEE: 25-66-01-10	103106	1
25	BAC27NPA1334		.PLACARD-	103106 108120	1
25	BAC27NPA1335		.PLACARD-	103106 108120	1

MISSING ITEM NUMBERS NOT APPLICABLE

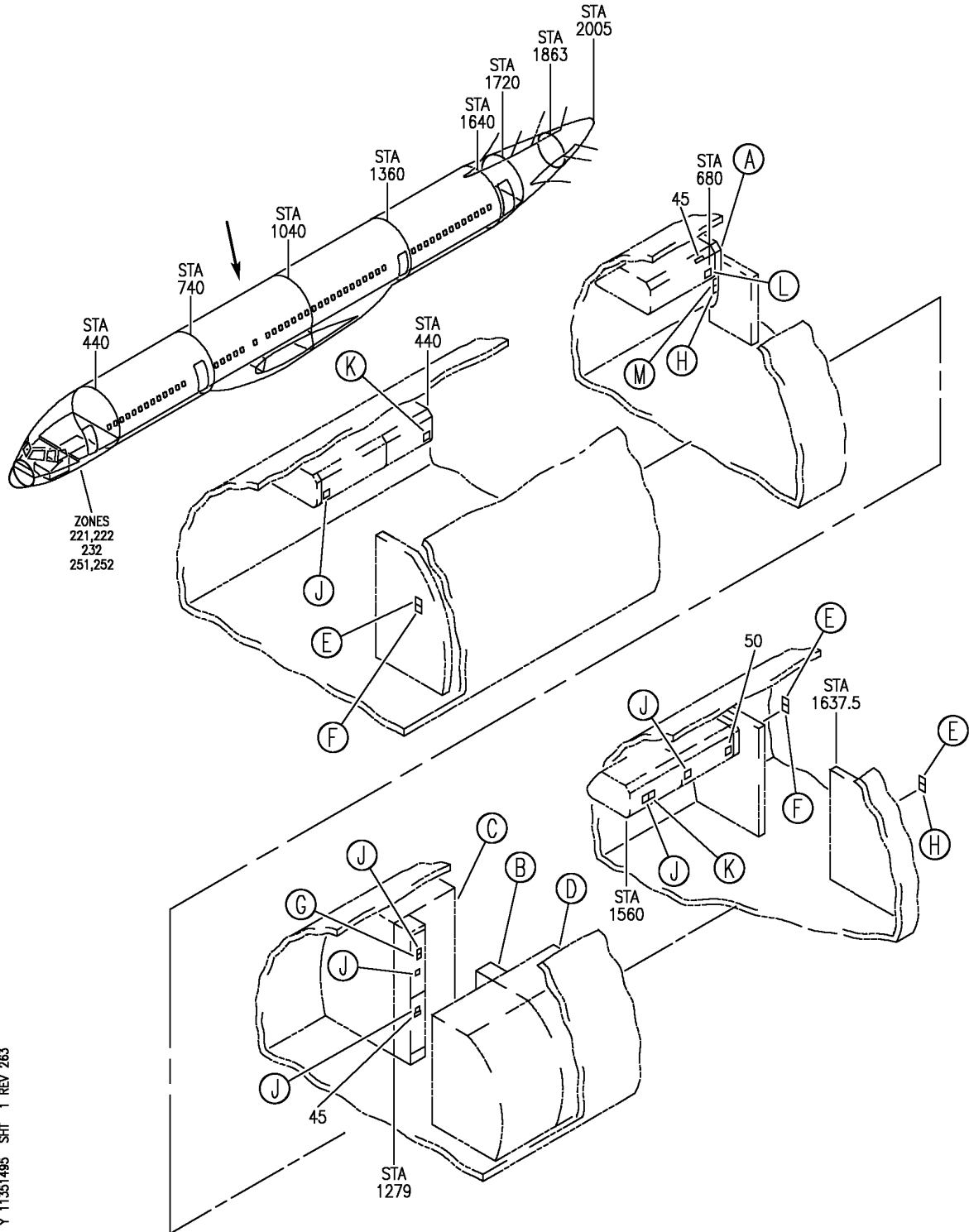
- ITEM NOT ILLUSTRATED

11-35-14-94

11-35-14
FIG. 94
PAGE 1
JAN 20/09

BRI


BOEING
 757
PARTS CATALOG (MAINTENANCE)



Y 11351495 SH1 1 REV 263

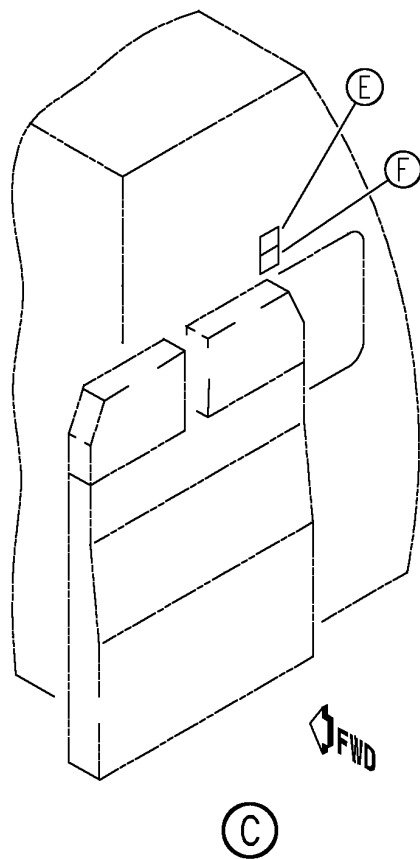
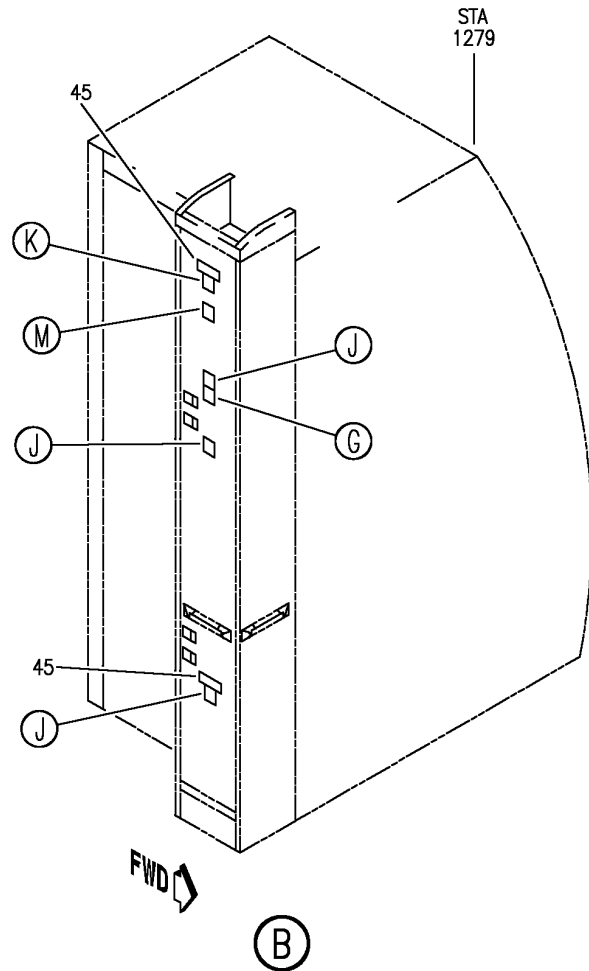
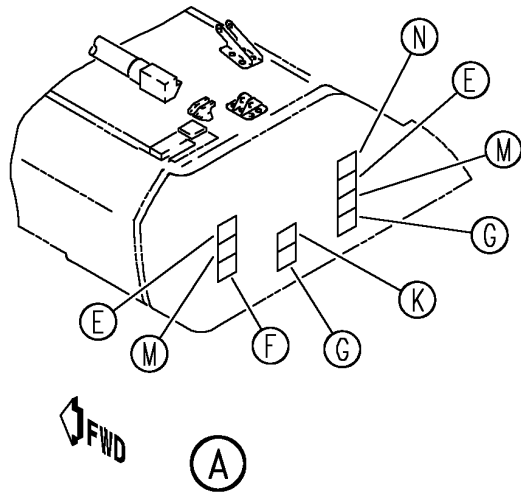
PLACARD INSTL-CAB. INTR MISC (EMERGENCY EQUIPMENT ONLY)
 FIGURE 95 (SHEET 1)

11-35-14-95

BRI
 JAN 20/09

11-35-14-95
 PAGE 0

BOEING
757
PARTS CATALOG (MAINTENANCE)

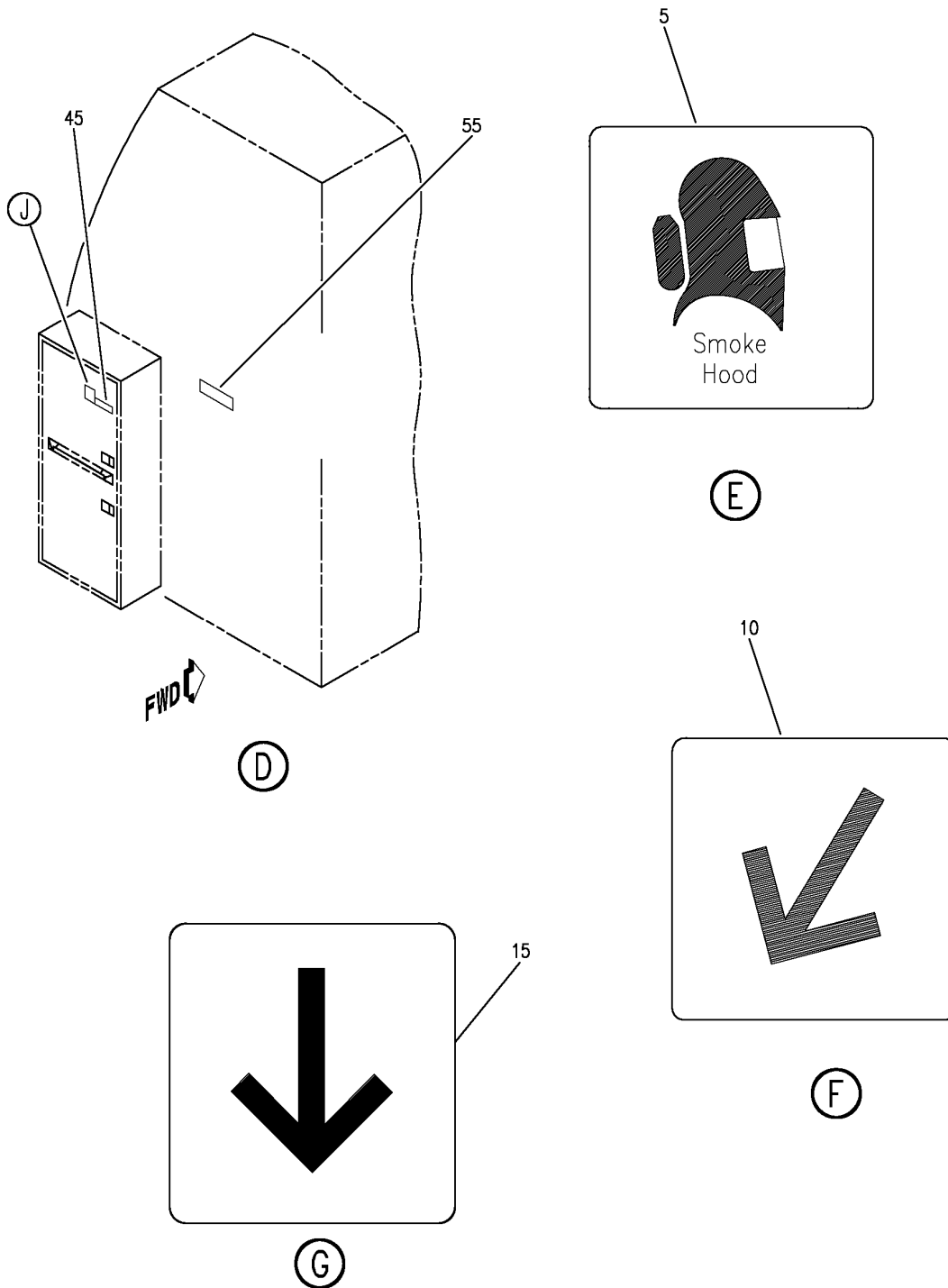


Y 11351495 SH1 2 REV 263

PLACARD INSTL-CAB. INTR MISC (EMERGENCY EQUIPMENT ONLY)
FIGURE 95 (SHEET 2)

11-35-14-95

BOEING
757
PARTS CATALOG (MAINTENANCE)



Y 11351495 SH1 3 REV 260


PLACARD INSTL-CAB. INTR MISC (EMERGENCY EQUIPMENT ONLY)
FIGURE 95 (SHEET 3)

11-35-14-95

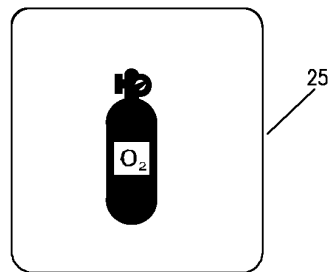
BRI
JAN 20/09

11-35-14-95
PAGE 0B


BOEING
757
PARTS CATALOG (MAINTENANCE)



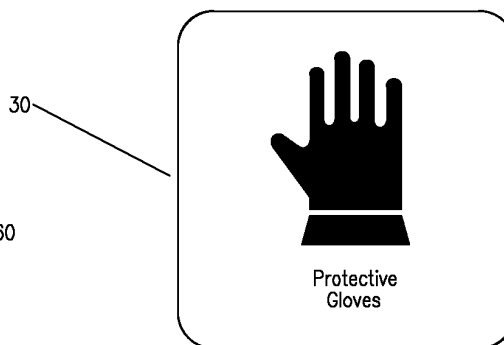
(H)



(J)




(N)



(K)



(M)



(L)

Y 11351495 SH1 4 REV 263

PLACARD INSTL-CAB. INTR MISC (EMERGENCY EQUIPMENT ONLY)
FIGURE 95 (SHEET 4)

11-35-14-95

BRI
JAN 20/09

11-35-14-95
PAGE 0C



757

PARTS CATALOG (MAINTENANCE)

FIG ITEM	PART NUMBER	1 2 3 4 5 6 7	NOMENCLATURE	EFFECT FROM TO	UNITS PER ASSY
95			PLACARD INSTL-CAB. INTR MISC (EMERGENCY EQUIPMENT ONLY)	103106	
- 1	MODREF103507		PLACARD INSTL-CAB. INTR (EMERGENCY EQUIPMENT ONLY) MODULE NUMBER: 414N5150-62 REV. D FOR ADDITIONAL DETAILS SEE: 11-35-07-99 11-35-13-58 11-35-55-74 11-35-70-11 11-35-90-90	103106	1
5	BAC29PPS36232		.PLACARD	103106	6
10	BAC29PPS36209		.PLACARD	103106	4
15	BAC29PPS36208		.PLACARD	103106	4
20	BAC29PPS36210		.PLACARD	103106	2
25	BAC29PPS36231		.PLACARD	103106	10
30	BAC29PPS36235		.PLACARD	103106	4
35	BAC29PPS36230		.PLACARD	103106	1
40	BAC29PPS36229		.PLACARD	103106	4
45	BAC29PPS38676		.PLACARD- PLACARD CONTENT: EMERGENCY EQUIPMENT ONLY	103106	5
50	BAC29PPS50034		.PLACARD- PLACARD CONTENT: OXYGEN MASKS	103106	1
55	BAC29PPS36216		.PLACARD- PLACARD CONTENT: LIFE VEST UNDER YOUR SEAT FASTEN SEAT BELT WHILE SEATED	103106	1
60	BAC29PPS36225		.PLACARD	103106	1

MISSING ITEM NUMBERS NOT APPLICABLE

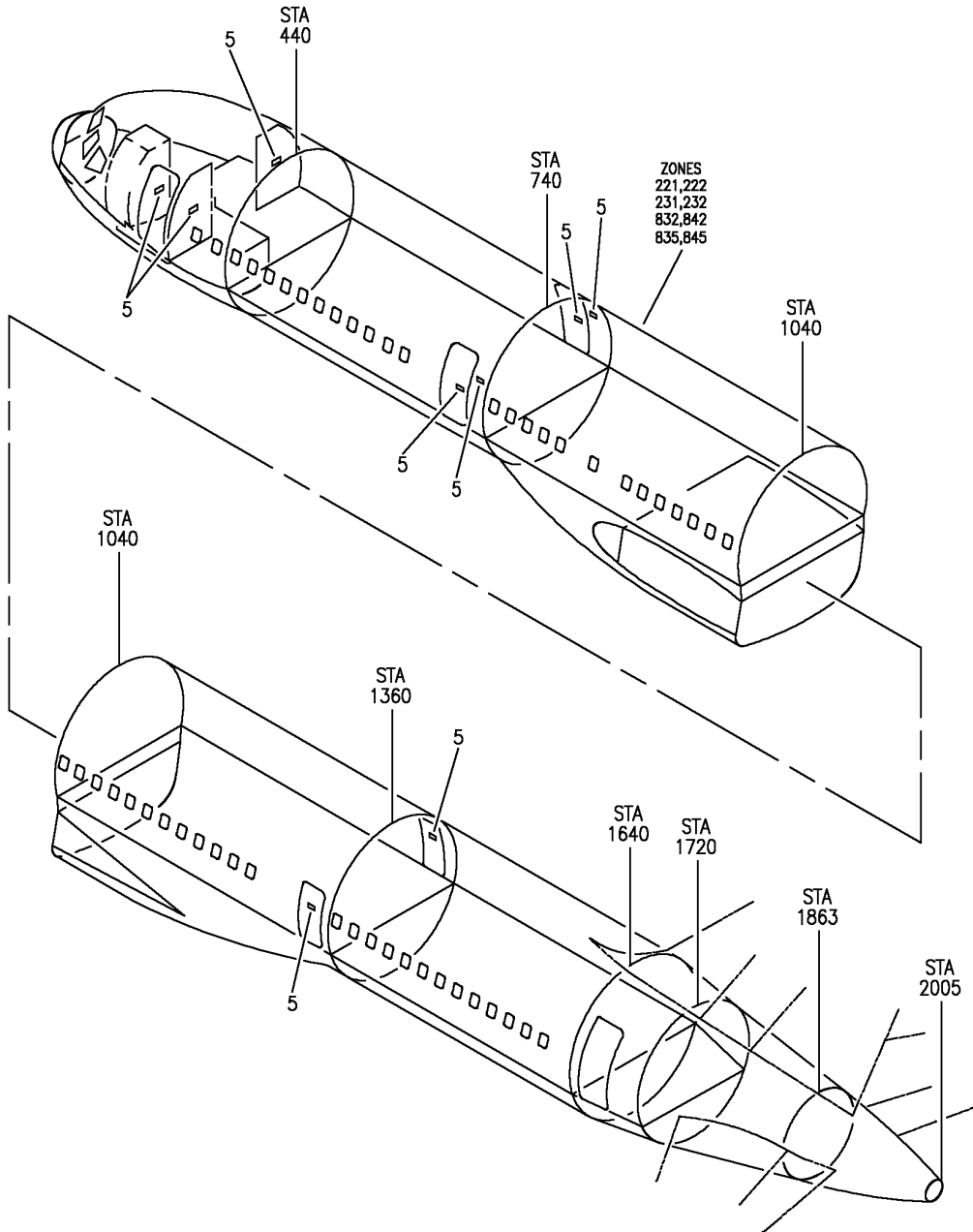
- ITEM NOT ILLUSTRATED

11-35-14-95

11-35-14
FIG. 95
PAGE 1
JAN 20/09

BRI

BOEING
757
PARTS CATALOG (MAINTENANCE)



Y 11351496 REV 261

PLACARD INSTL-CAB. INTR FSB (EMERGENCY EQUIPMENT ONLY)
FIGURE 96

11-35-14-96

BRI
JAN 20/09

11-35-14-96
PAGE 0



757

PARTS CATALOG (MAINTENANCE)

FIG ITEM	PART NUMBER	1 2 3 4 5 6 7	NOMENCLATURE	EFFECT FROM TO	UNITS PER ASSY
96			PLACARD INSTL-CAB. INTR FSB (EMERGENCY EQUIPMENT ONLY)	103106	
- 1	MODREF100289		PLACARD INSTL-CAB. INTR FSB (EMERGENCY EQUIPMENT ONLY)	103106	1
			MODULE NUMBER: 414N5120-17 REV B FOR ADDITIONAL DETAILS SEE: 11-35-35-90A 11-35-55-89		
5	BAC29PPS36216		.PLACARD- PLACARD CONTENT: LIFE VEST UNDER YOUR SEAT FASTEN SEAT BELT WHILE SEATED	103106	9

MISSING ITEM NUMBERS NOT APPLICABLE

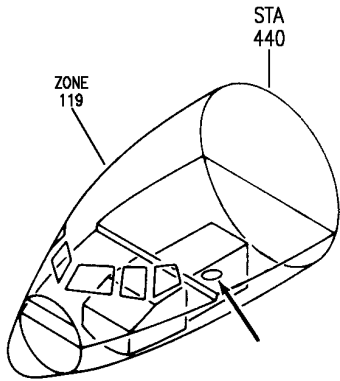
- ITEM NOT ILLUSTRATED

11-35-14-96

11-35-14
FIG. 96
PAGE 1
JAN 20/09

BRI

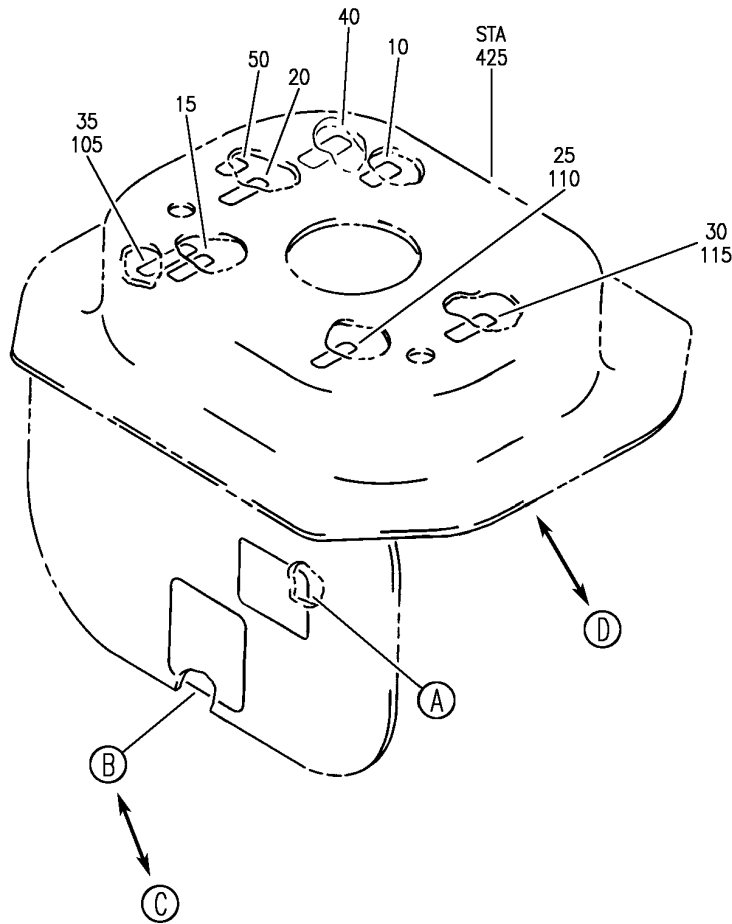
BOEING
757
PARTS CATALOG (MAINTENANCE)



WARNING
DO NOT ATTEMPT TO
CLOSE AND LATCH
DOOR UNTIL TOILET
DRAIN PLUG HAS
BEEN REINSTALLED

5

(A)



Y 11351501 SH1 1 REV 331

MARKER INSTL-FWD LAV ALUMINUM FOIL
FIGURE 1

11-35-15-01

BRI
JAN 20/09

11-35-15-01
PAGE 0

7
8
9

LAVATORY SERVICING PROCEDURE
WITHOUT DRAIN PLUG

1. OPEN OUTER TOILET DRAIN CAP AND CONNECT WASTE DRAIN LINE FROM TOILET SERVICE CART.
2. OPEN INNER CAP. DRAIN EACH TOILET TANK BY PULLING OUT WASTE DRAIN VALVE HANDLE, TURN HANDLE TO LOCK IN EXTENDED (OPEN) POSITION.
3. PUMP WATER THRU EACH FLUSH LINE RINSING INSIDE OF TOILET TANK AND VALVE SEAT.
4. RELEASE TOILET DRAIN HANDLE ALLOWING WASTE DRAIN VALVE TO CLOSE.
5. REPLENISH EACH TOILET TANK WITH 3 GALLONS OF PRECHARGE FLUID.
6. CLOSE INNER CAP AND LATCH CLOSE OUTER TOILET DRAIN CAP.

(B)

LAVATORY SERVICING PROCEDURE
WITHOUT DRAIN PLUG

1. OPEN OUTER TOILET DRAIN CAP AND CONNECT WASTE DRAIN LINE FROM TOILET SERVICE CART.
2. OPEN DRAIN VALVE BY PULLING-OUT VALVE HANDLE.
3. PUMP WATER THROUGH EACH FLUSH LINE. THIS WILL CAUSE TANK TO EMPTY, RINSE INSIDE OF TANK AND FILL PRECHARGE TANK. CONTINUE THIS OPERATION FOR 5 MINUTES.
4. CLOSE DRAIN VALVE BY PUSHING HANDLE.
5. DO NOT ATTEMPT TO ADD ANY PRECHARGE INTO TOILET TANK. PRECHARGE HAS AUTOMATICALLY BEEN INCLUDED WHILE FLUSHING.

45

(C)

Y 11351501 SH1 2 REV 331

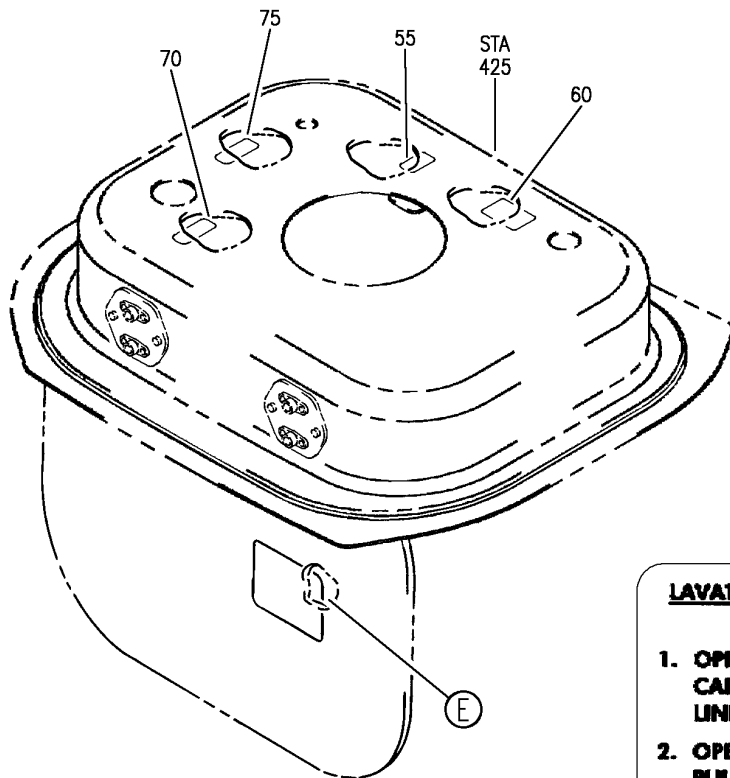
MARKER INSTL-FWD LAV ALUMINUM FOIL
FIGURE 1

11-35-15-01

BRI
JAN 20/09

11-35-15-01
PAGE 0A

BOEING
757
PARTS CATALOG (MAINTENANCE)



(D)

65

**LAVATORY SERVICING PROCEDURE
WITHOUT DRAIN PLUG**

1. OPEN OUTER TOILET DRAIN CAP AND CONNECT WASTE DRAIN LINE FROM TOILET SERVICE CART.
2. OPEN DRAIN VALVE BY PULLING-OUT VALVE HANDLE.
3. DRAIN EACH TOILET TANK BY PULLING-OUT WASTE DRAIN VALVE HANDLE. TURN HANDLE TO LOCK IN EXTENDED (OPEN) POSITION.
4. PUMP WATER THROUGH EACH FLUSH LINE RINSING INSIDE OF TOILET TANK AND VALVE SEAT.
5. RELEASE TOILET TANK DRAIN HANDLE ALLOWING WASTE DRAIN VALVE TO CLOSE.
6. REPLENISH EACH TOILET TANK WITH TWO (2) GALLONS OR 7.57 LITERS OF PRECHARGE FLUID. CLOSE TOILET DRAIN CAP.
7. CLOSE DRAIN VALVE BY PUSHING HANDLE.

(E)

Y 11351501 SHT 3 REV 331

MARKER INSTL-FWD LAV ALUMINUM FOIL
FIGURE 1

11-35-15-01

BRI
JAN 20/09

11-35-15-01
PAGE 0B



757

PARTS CATALOG (MAINTENANCE)

FIG ITEM	PART NUMBER	1 2 3 4 5 6 7	NOMENCLATURE	EFFECT FROM TO	UNITS PER ASSY
1			MARKER INSTL-FWD LAV ALUMINUM FOIL	107107 904949 952952	
- 1	417N8201-4		MARKER INSTL-LAV ALUMINUM FOIL POSITION DATA: FWD VARIABLE DRAWING REF: 417N8201-24 FOR NHA SEE: 11-00-01-01 25-20-00-01A	107107 904949 952952	RF
5	BAC27DPA3473		.MARKER-ALUMINUM FOIL- PLACARD CONTENT: WARNING DO NOT ATTEMPT TO CLOSE AND LATCH DOOR UNTIL TOILET DRAIN PLUG HAS BEEN RE-INSTALLED	107107 904949	1
8	BAC29PPS7936		.MARKER-ALUMINUM FOIL	952952	1
10	BAC27NPA0226		.MARKER-ALUMINUM FOIL PLACARD CONTENT: TOILET DRAIN	107107 904949 952952	1
15	BAC27NPA0227		.MARKER-ALUMINUM FOIL- POSITION DATA: LH FWD PLACARD CONTENT: FLUSH	107107 904949 952952	1
20	BAC27NPA0228		.MARKER-ALUMINUM FOIL- POSITION DATA: LH FWD PLACARD CONTENT: TOILET	107107 904949 952952	1
- 100	417N8201-5		MARKER INSTL-LAV ALUMINUM FOIL FOR NHA SEE: 11-00-01-01	107107 904949	RF
110	BAC27NPA0229		.MARKER-ALUMINUM FOIL POSITION DATA: LH AFT PLACARD CONTENT: FLUSH	107107 904949	1
115	BAC27NPA0230		.MARKER-ALUMINUM FOIL POSITION DATA: LH AFT PLACARD CONTENT: TOILET	107107 904949	1

MISSING ITEM NUMBERS NOT APPLICABLE

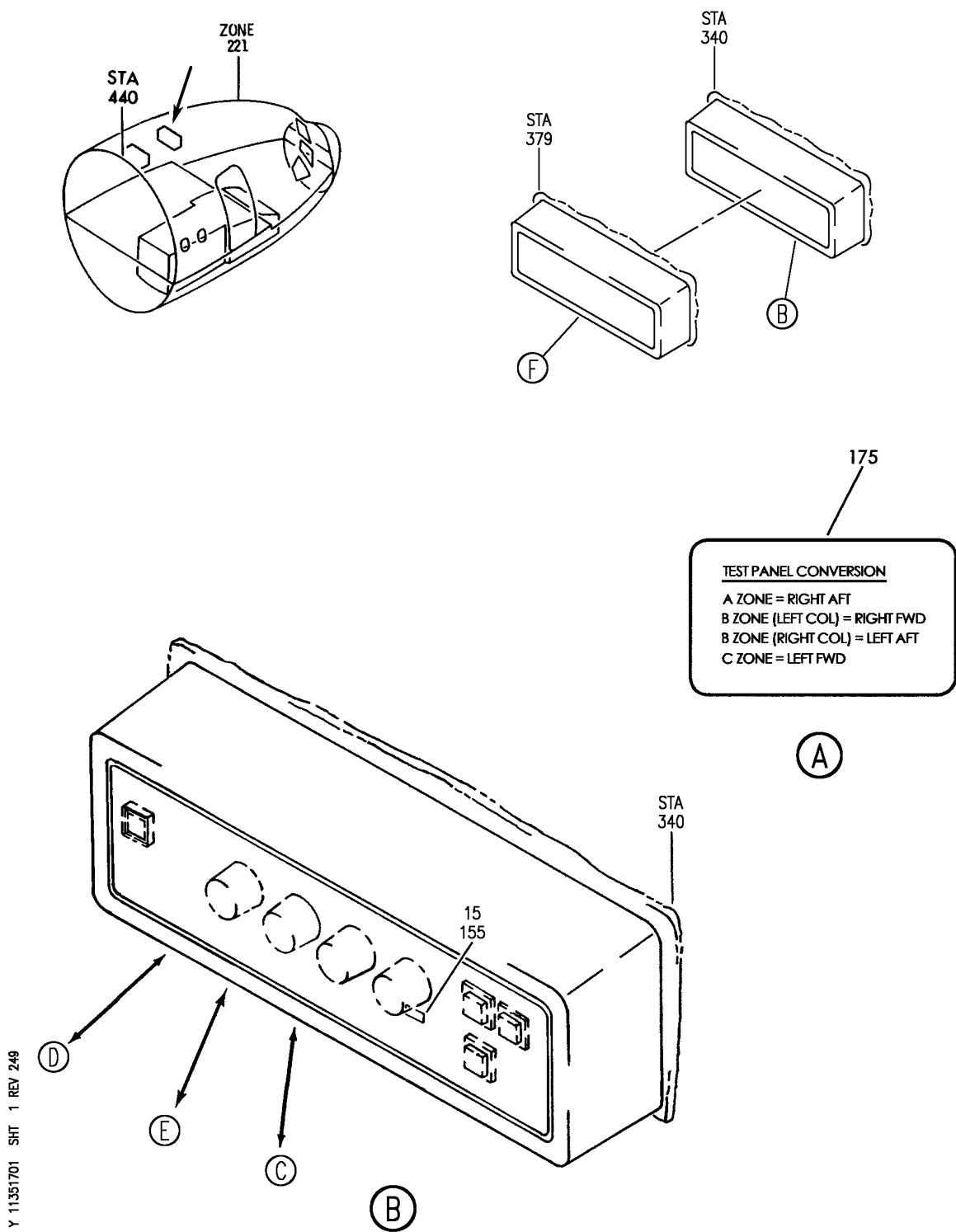
- ITEM NOT ILLUSTRATED

11-35-15-01

11-35-15
FIG. 01
PAGE 1
JAN 20/09

BRI

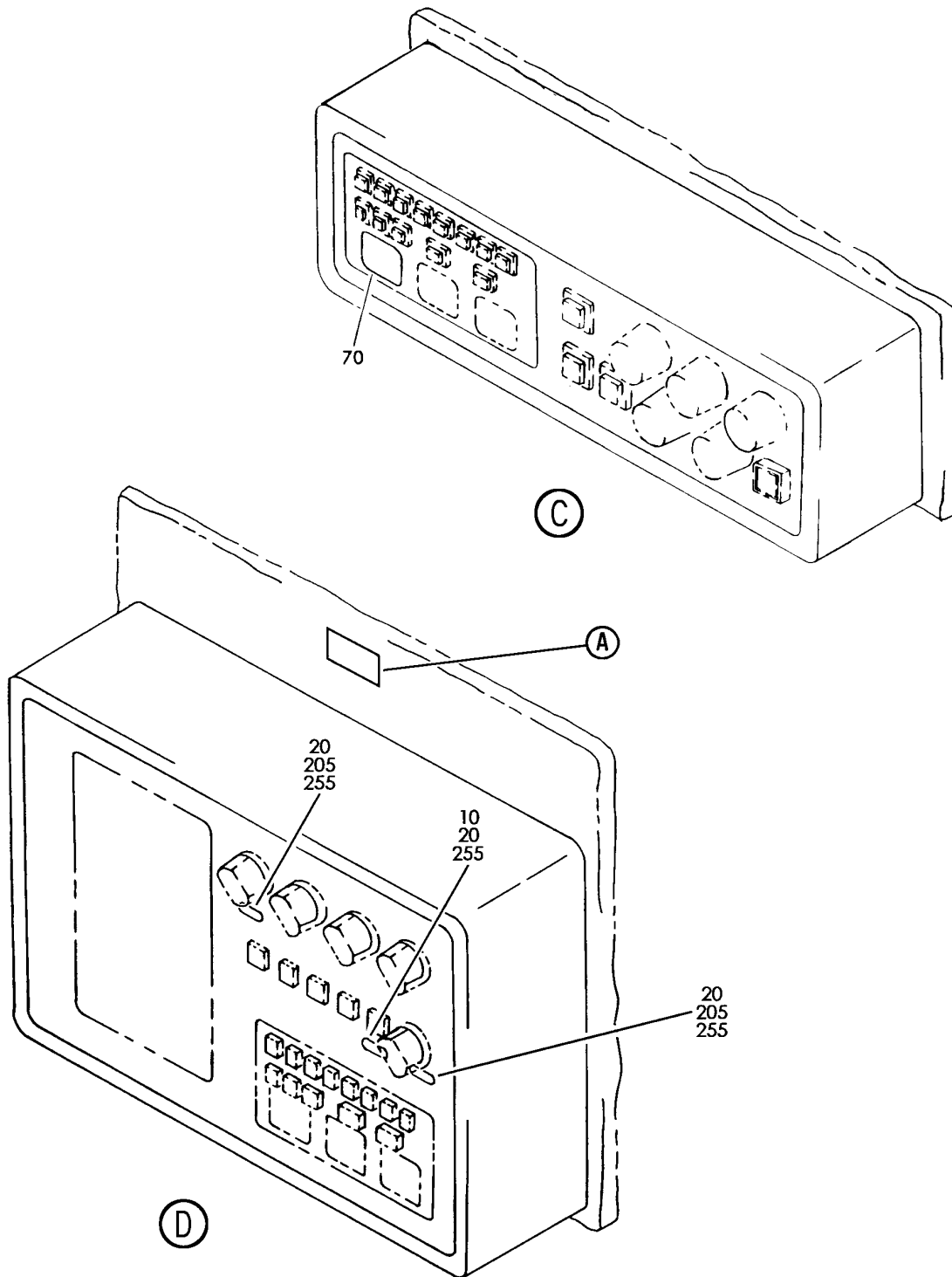
BOEING
757
PARTS CATALOG (MAINTENANCE)



PANEL AND PLACARD INSTL ATTENDANT (PLACARDS AND MARKINGS ONLY)
FIGURE 1 (SHEET 1)

11-35-17-01

BOEING
757
PARTS CATALOG (MAINTENANCE)



Y 11351701 SHT 2 REV 249

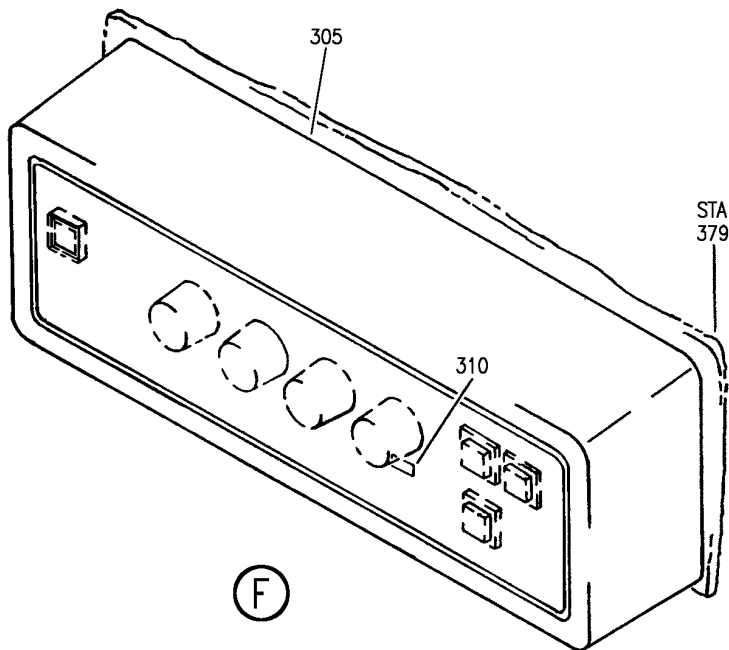
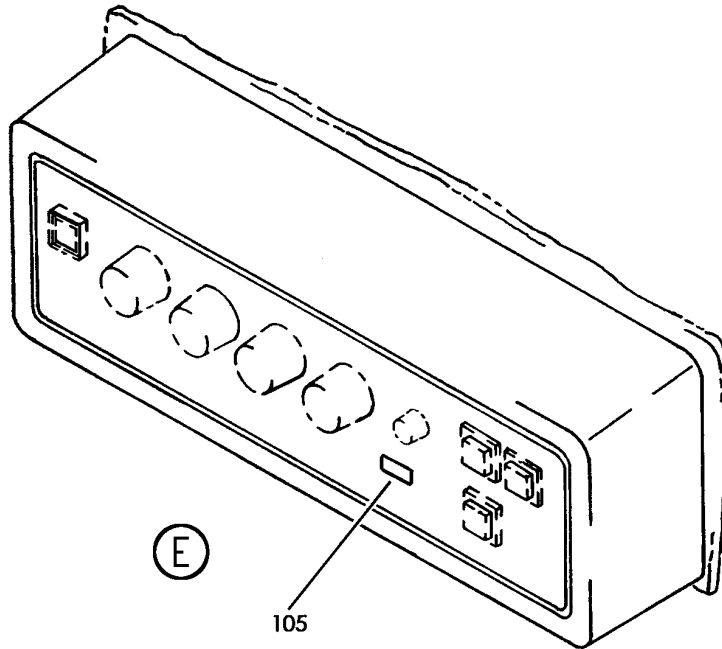
PANEL AND PLACARD INSTL ATTENDANT (PLACARDS AND MARKINGS ONLY)
FIGURE 1 (SHEET 2)

11-35-17-01

BRI
MAY 28/07

11-35-17-01
PAGE 0A

BOEING
757
PARTS CATALOG (MAINTENANCE)



Y 11351701 SHT 3 REV 249

PANEL AND PLACARD INSTL ATTENDANT (PLACARDS AND MARKINGS ONLY)
FIGURE 1 (SHEET 3)

11-35-17-01

BRI
MAY 28/07

11-35-17-01
PAGE 0B



757

PARTS CATALOG (MAINTENANCE)

FIG ITEM	PART NUMBER	1 2 3 4 5 6 7	NOMENCLATURE	EFFECT FROM TO	UNITS PER ASSY
1			PANEL AND PLACARD INSTL ATTENDANT (PLACARDS AND MARKINGS ONLY)	121949	
- 150	417N6001-31		PLACARD INSTL-ATTENDANT PANEL FOR NHA SEE: 25-20-00-01E	121503 904949	RF
155	BAC27NPA0114		.DECAL- PLACARD CONTENT: INOP	121503 904949	1
- 250	417N6001-209SP		PANEL INSTL-ATTENDANT (PLACARDS AND MARKINGS ONLY) POSITION DATA: STA 340 FOR NHA/OTHER SYS DET SEE: 25-20-00-07E	504903	RF
255	BAC27NPA0114		.DECAL- PLACARD CONTENT: INOP	504903	3

MISSING ITEM NUMBERS NOT APPLICABLE

- ITEM NOT ILLUSTRATED

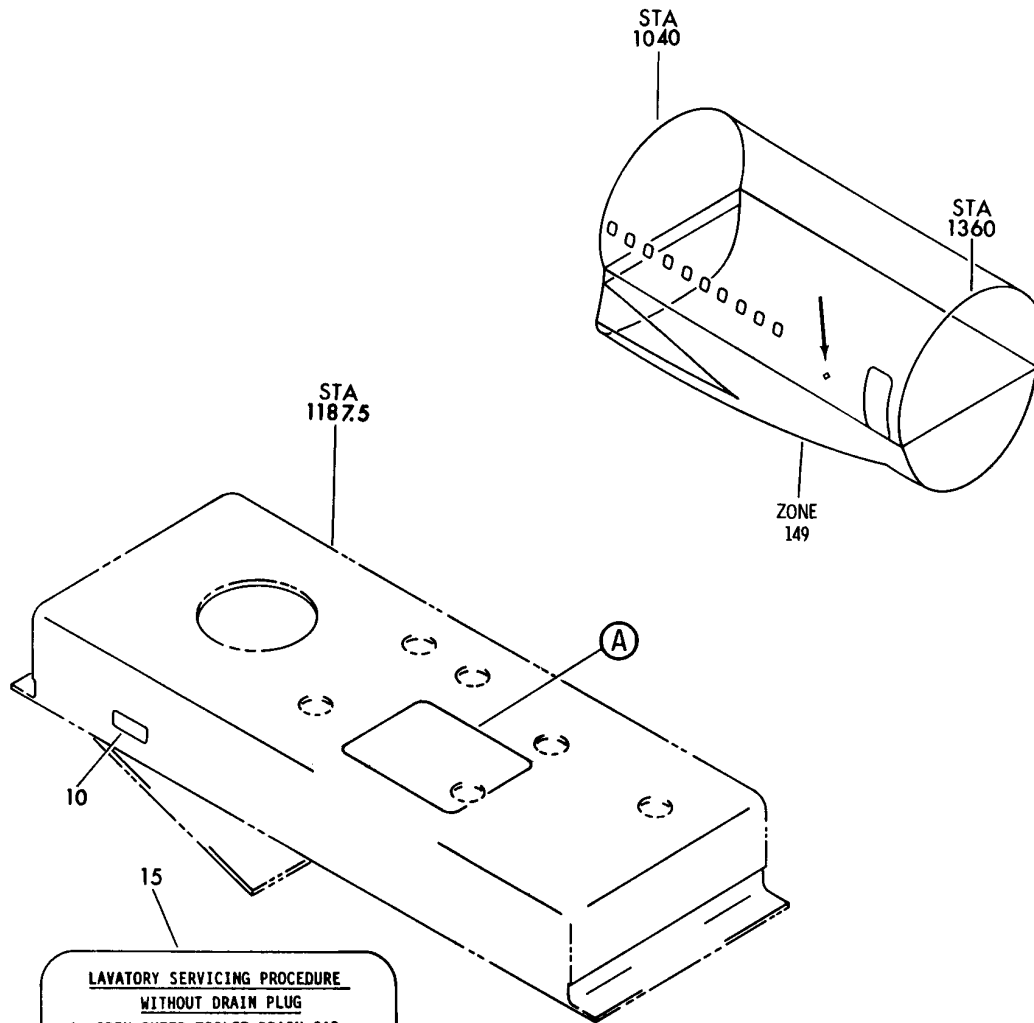
BRI

11-35-17-01

BOEING PROPRIETARY - Copyright © - Unpublished Work - See title page for details.

11-35-17
FIG. 01
PAGE 1
JAN 20/09

BOEING
757
PARTS CATALOG (MAINTENANCE)



**LAVATORY SERVICING PROCEDURE
WITHOUT DRAIN PLUG**

1. OPEN OUTER TOILET DRAIN CAP AND CONNECT WASTE DRAIN LINE FROM TOILET SERVICE CART.
2. OPEN INNER CAP. DRAIN EACH TOILET TANK BY PULLING OUT WASTE DRAIN VALVE HANDLE. TURN HANDLE TO LOCK IN EXTENDED (OPEN) POSITION.
3. PUMP WATER THRU EACH FLUSH LINE RINSING INSIDE OF TOILET TANK AND VALVE SEAT.
4. RELEASE TOILET DRAIN HANDLE ALLOWING WASTE DRAIN VALVE TO CLOSE.
5. REPLENISH EACH TOILET TANK WITH 2 GALLONS/7.57 LITERS PRECHARGED FLUID.
6. CLOSE INNER CAP AND LATCH CLOSE OUTER TOILET DRAIN CAP.

A

Y 11352001 REV 163

PLACARD INSTL-MID CAB. LAV W SYS
FIGURE 1

11-35-20-01

BRI
MAY 28/07

11-35-20-01
PAGE 0



757

PARTS CATALOG (MAINTENANCE)

FIG ITEM	PART NUMBER	1 2 3 4 5 6 7	NOMENCLATURE	EFFECT FROM TO	UNITS PER ASSY
1			PLACARD INSTL-MID CAB. LAV W SYS	107107 904949 952952	
- 1	417N8301-4		PLACARD INSTL-LAV W SYS POSITION DATA: MID CAB. VARIABLE DRAWING REF: 417N8301-14 FOR NHA SEE: 11-00-01-01 25-20-00-01A	107107 904949 952952	RF
5	BAC27DPA802		.MARKER-ALUMINUM FOIL PLACARD CONTENT: TOILET DRAIN	107107 904949 952952	1
10	BAC27DPA3473		.MARKER-ALUMINUM FOIL	107107 904949	1
10	BAC29PPS7936		.MARKER-	952952	1

MISSING ITEM NUMBERS NOT APPLICABLE

- ITEM NOT ILLUSTRATED

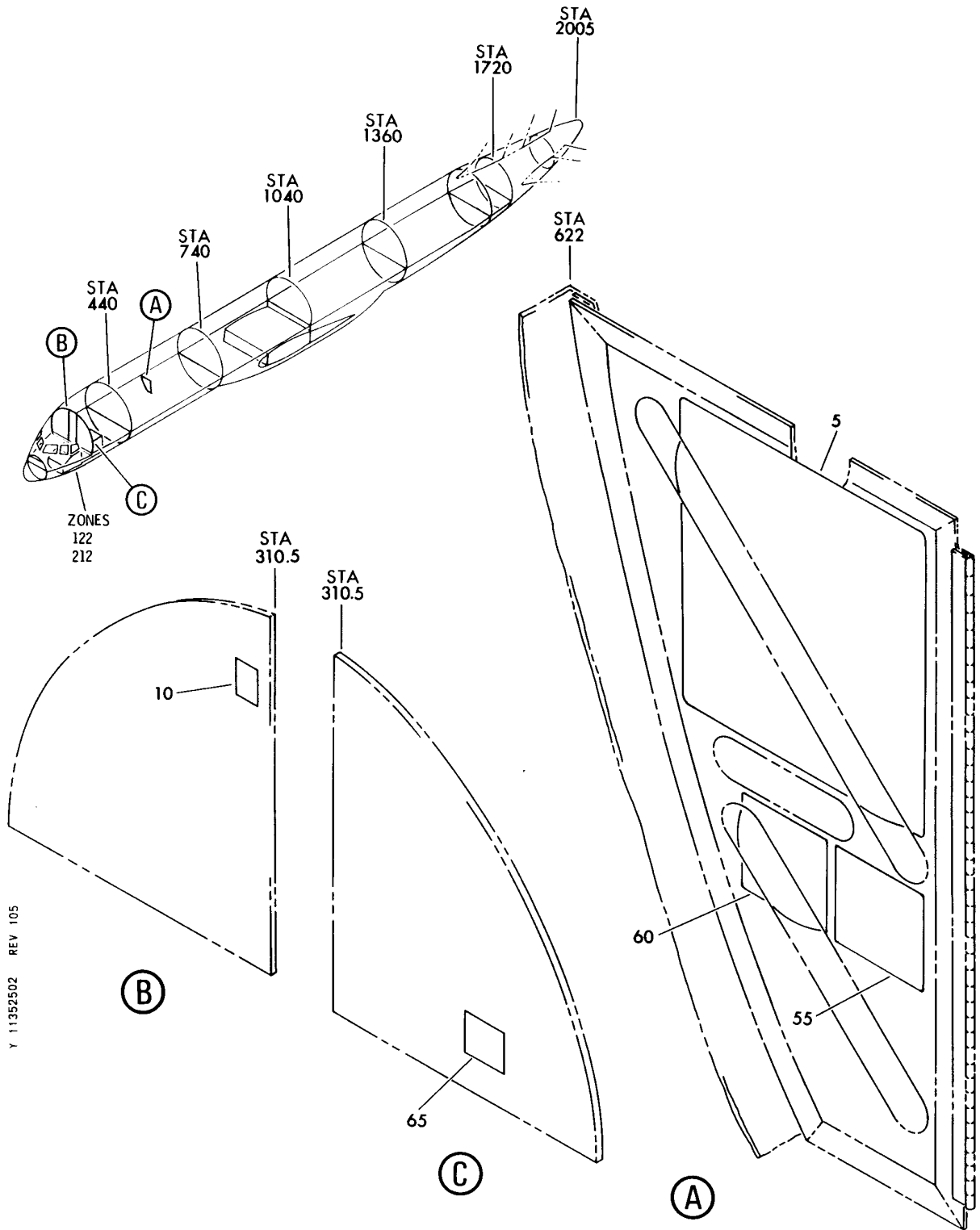
BRI

11-35-20-01

BOEING PROPRIETARY - Copyright © - Unpublished Work - See title page for details.

11-35-20
FIG. 01
PAGE 1
JAN 20/09

BOEING
757
PARTS CATALOG (MAINTENANCE)



Y 11352502 REV 105

DECAL INSTL-CREW OXY
FIGURE 2

11-35-25-02

BRI
MAY 28/07

11-35-25-02
PAGE 0



757

PARTS CATALOG (MAINTENANCE)

FIG ITEM	PART NUMBER	1 2 3 4 5 6 7	NOMENCLATURE	EFFECT FROM TO	UNITS PER ASSY
2			DECAL INSTL-CREW OXY	002004 006999	
- 1	417N4226-1		DECAL INSTL-CREW OXY FOR NHA SEE: 25-20-00-03A 25-20-00-08	002004 006102 107999	RF
- 1	MODREF18090		DECAL INSTL-CREW OXY MODULE NUMBER: 417N4226-1 REV A	103106	1
5	BAC27EPPS6787		.DECAL-MYLAR-OXY CYL REPLACEMENT PROCEDURE	002004 006999	1

MISSING ITEM NUMBERS NOT APPLICABLE

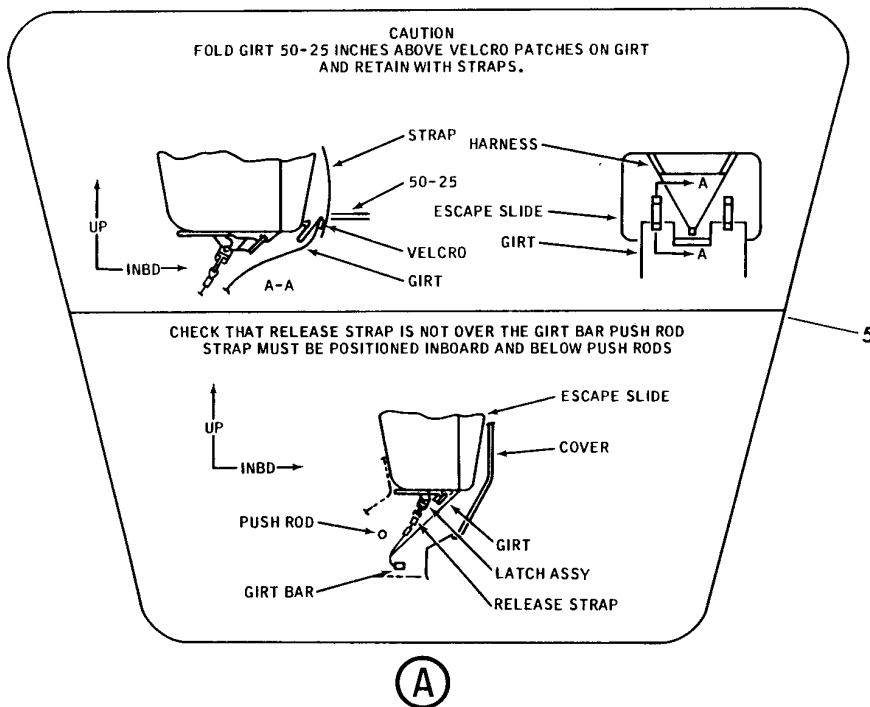
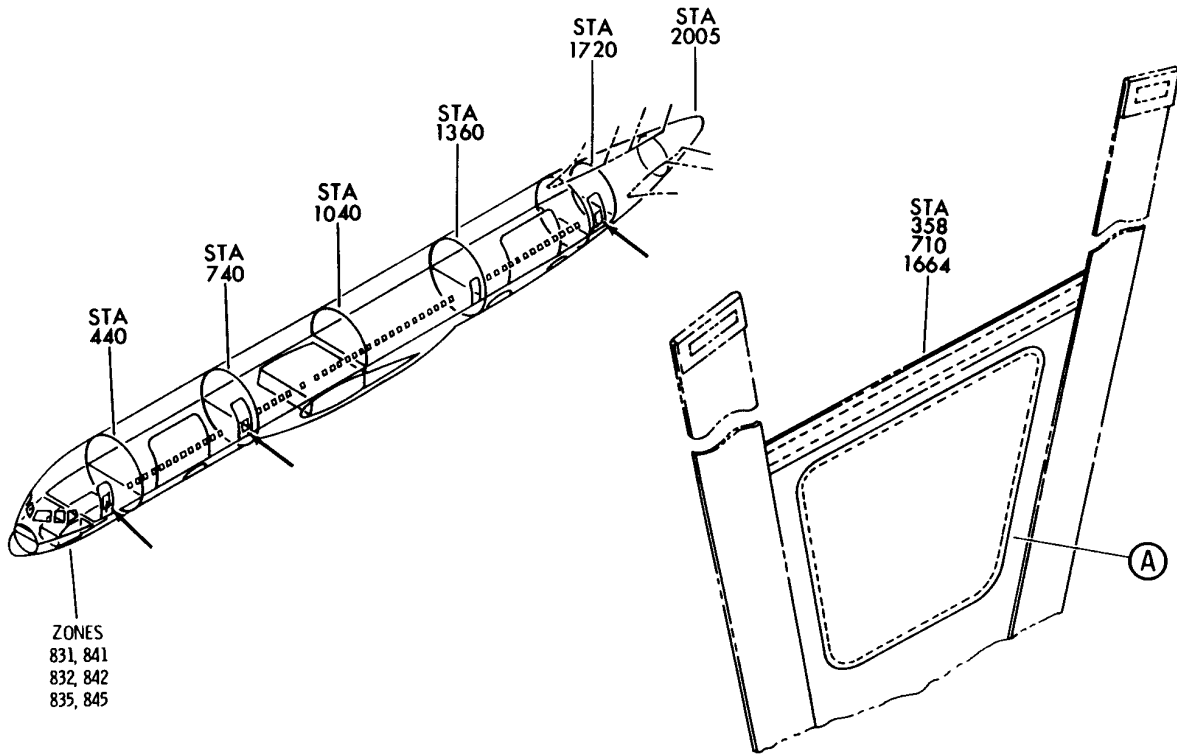
- ITEM NOT ILLUSTRATED

BRI

11-35-25-02

11-35-25
FIG. 02
PAGE 1
JAN 20/09

BOEING
757
PARTS CATALOG (MAINTENANCE)



Y 11352701 REV 027

WEBBING ASSY-HARNESS ESCAPE SLIDE
FIGURE 1

11-35-27-01

BRI
MAY 28/07

11-35-27-01
PAGE 0



757

PARTS CATALOG (MAINTENANCE)

FIG ITEM	PART NUMBER	1 2 3 4 5 6 7	NOMENCLATURE	EFFECT FROM TO	UNITS PER ASSY
1			WEBBING ASSY-HARNESS ESCAPE SLIDE	002004 006999	
- 2	416N2501-10		WEBBING ASSY-HARNESS ESCAPE SLIDE FOR NHA SEE: 25-66-01-01 25-66-01-01D 25-66-01-02 25-66-01-02D 25-66-01-04	002004 006102 107107 121999	RF
- 2	416N2501-25		WEBBING ASSY-HARNESS ESCAPE SLIDE FOR NHA SEE: 25-66-01-01 25-66-01-01D 25-66-01-02 25-66-01-02D 25-66-01-04 25-66-01-04D	002004 006106 121999	RF
- 2	416N2501-26		WEBBING ASSY-HARNESS ESCAPE SLIDE FOR NHA SEE: 25-66-01-01 25-66-01-01D 25-66-01-01E 25-66-01-02 25-66-01-02D 25-66-01-04 25-66-01-04D 25-66-01-08 25-66-01-09 25-66-01-10	002004 006999	RF
5	BAC27NPA1302		.DECAL- USED ON: 416N2501-10 416N2501-25	002004 006107 121999	1
5	BAC27NPA1548		.DECAL- USED ON: 416N2501-26	002004 006999	1

MISSING ITEM NUMBERS NOT APPLICABLE

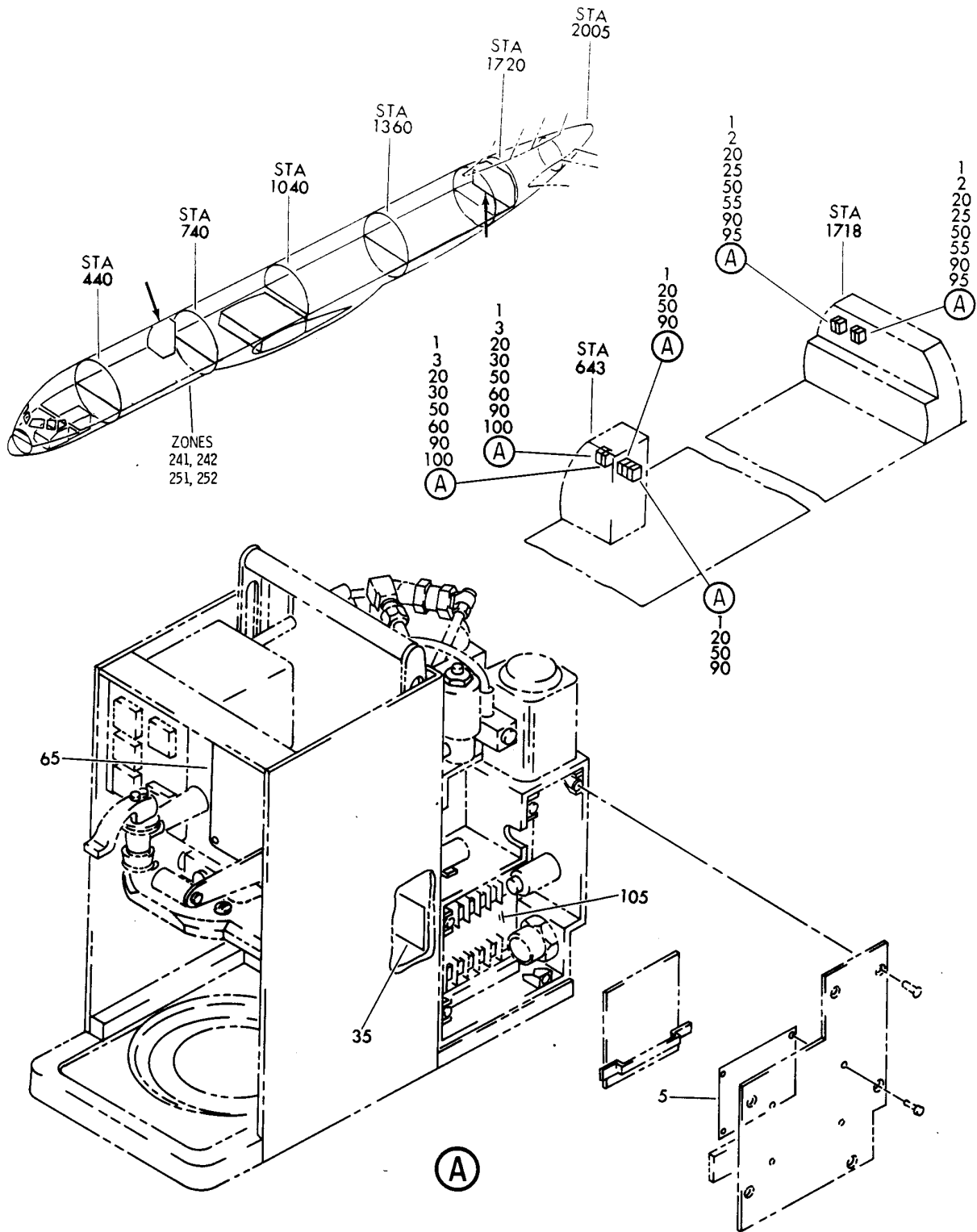
- ITEM NOT ILLUSTRATED

11-35-27-01

11-35-27
FIG. 01
PAGE 1
JAN 20/09

BRI

BOEING
757
PARTS CATALOG (MAINTENANCE)



Y 11353201 SHT 1 REV 044

COVER AND BEVERAGE MAKER ASSY-GALLEYS
FIGURE 1

11-35-32-01

BRI
MAY 28/07

11-35-32-01
PAGE 0



757

PARTS CATALOG (MAINTENANCE)

FIG ITEM	PART NUMBER	1 2 3 4 5 6 7	NOMENCLATURE	EFFECT FROM TO	UNITS PER ASSY
1			COVER AND BEVERAGE MAKER ASSY-GALLEYS	121503 904949	
1	61-0817-19		COVER ASSY-(PLACARDS AND MARKINGS ONLY) SUPPLIER CODE: V0434B FOR NHA/OTHER SYS DET SEE: 25-31-80-01	121503 904949	RF
5	61-1366-1		.PLATE-INSTRUCTIONS SUPPLIER CODE: V0434B	121503 904949	1
- 10	MS20426A2-3		ATTACHING PARTS .RIVET	121503 904949	4
20	409-0818-1		-----*----- BEVERAGE MAKER ASSY- (PLACARDS AND MARKINGS ONLY) SUPPLIER CODE: V0434B FOR NHA/OTHER SYS DET SEE: 25-31-80-01	121503 904949	RF
35	409-0070-1		.PLATE-IDENTIFICATION SUPPLIER CODE: V0434B	121503 904949	1
- 40	MS51957-46		ATTACHING PARTS .SCREW	121503 904949	2
50	409-0824-1		-----*----- BRACE ASSY-(PLACARDS AND MARKINGS ONLY) SUPPLIER CODE: V0434B FOR NHA/OTHER SYS DET SEE: 25-31-80-01	121503 904949	RF
65	409-0439-1		.PLATE-INSTRUCTIONS SUPPLIER CODE: V0434B	121503 904949	1
- 70	SC1641		ATTACHING PARTS .SCREW-MACHINE SUPPLIER CODE: V0434B	121503 904949	4
- 75	MS21043-04		.NUT	121503 904949	4
			-----*-----		

MISSING ITEM NUMBERS NOT APPLICABLE

- ITEM NOT ILLUSTRATED

11-35-32-01

11-35-32
FIG. 01
PAGE 1
JAN 20/09

BRI



**757
PARTS CATALOG (MAINTENANCE)**

FIG ITEM	PART NUMBER	1 2 3 4 5 6 7	NOMENCLATURE	EFFECT FROM TO	UNITS PER ASSY
1 90	60-2606-3		CONTROL ASSY- (PLACARDS AND MARKINGS ONLY) SUPPLIER CODE: V0434B FOR NHA/OTHER SYS DET SEE: 25-31-80-01	121503 904949	RF
105	61-0816-1		.PLATE-INSTRUCTION SUPPLIER CODE: V0434B	121503 904949	1

MISSING ITEM NUMBERS NOT APPLICABLE

— ITEM NOT ILLUSTRATED

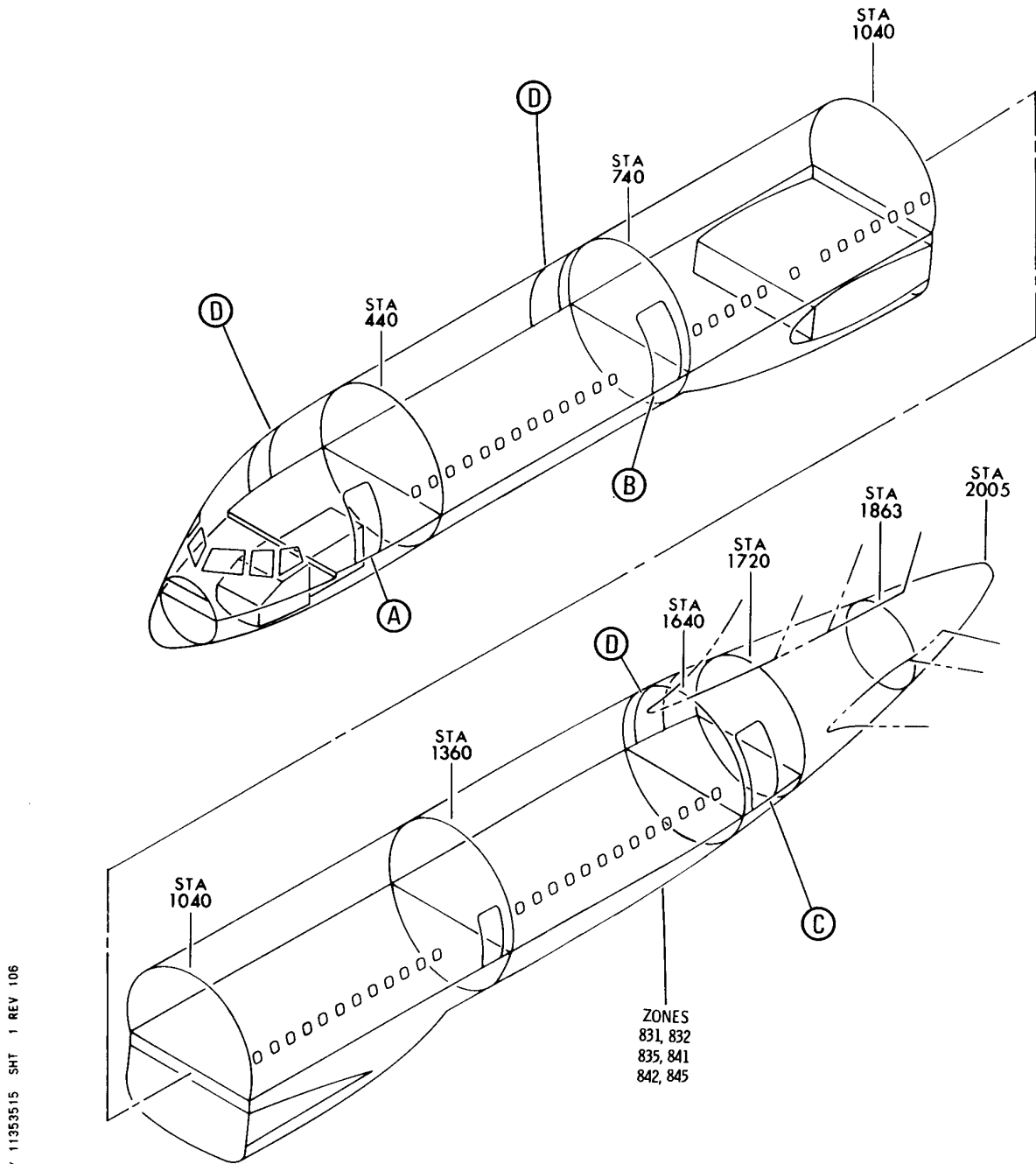
BRI

11-35-32-01

BOEING PROPRIETARY - Copyright © - Unpublished Work - See title page for details.

11-35-32
FIG. 01
PAGE 2
JAN 20/09

BOEING
757
PARTS CATALOG (MAINTENANCE)

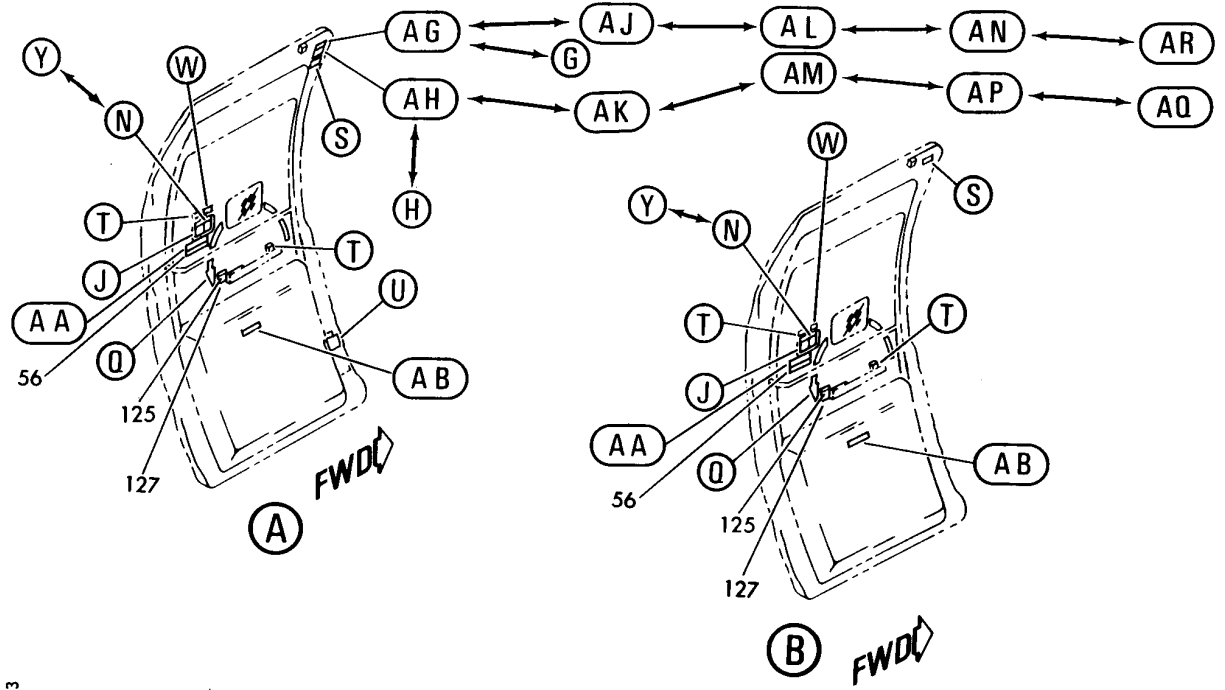


PLACARD INSTL-CAB. INTR (PASSENGER DOORS ONLY)
FIGURE 15 (SHEET 1)

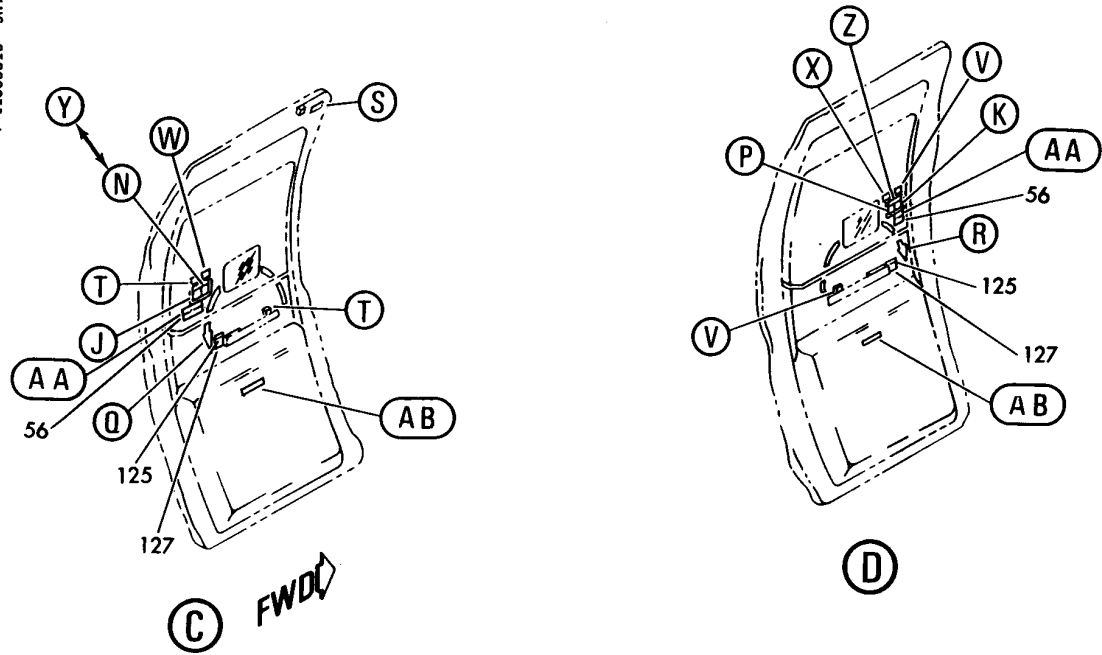
11-35-35-15

BRI
JAN 20/09

11-35-35-15
PAGE 0

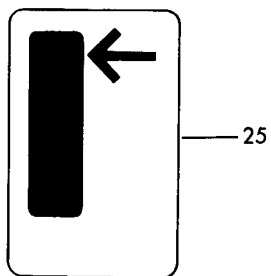


Y 11353515 SHT 2 REV 133

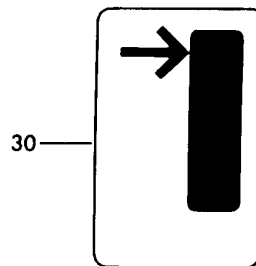


PLACARD INSTL-CAB. INTR (PASSENGER DOORS ONLY)
FIGURE 15 (SHEET 2)

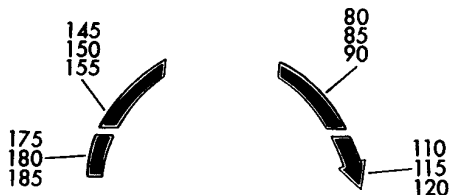
11-35-35-15



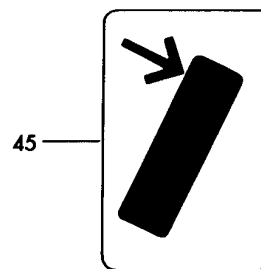
(J)



(K)

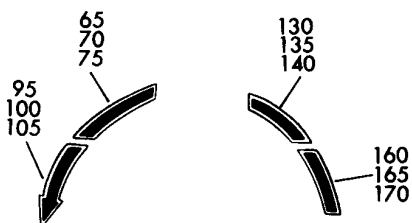


(R)

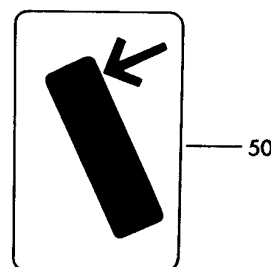


(N)

Y 11353515 SHT 3 REV 086



(Q)

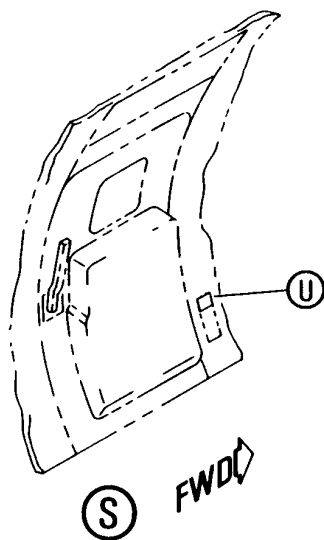


(P)

PLACARD INSTL-CAB. INTR (PASSENGER DOORS ONLY)
FIGURE 15 (SHEET 3)

11-35-35-15

BOEING
757
PARTS CATALOG (MAINTENANCE)



MODEL: BOEING 757-28A
REG. NO.: G-000B
MFG S/N: 23822
OPERATED BY AIR 2000 LIMITED

570

G

LIFT END
PULL

200

10A
15V
408C

U

575

THIS AIRCRAFT IS OWNED BY INTERNATIONAL
LEASE FINANCE CORPORATION, AS LESSOR
MANUFACTURER'S SERIAL NO. 24017
OWNERS ADDRESS:
INTERNATIONAL LEASE FINANCE CORPORATION
8484 WILSHIRE BOULEVARD, BEVERLY HILLS, CALIFORNIA
90211, USA
TELEX.: 69-1400 INTERLEASE BVHL

H

Y 11353515 SHT 4 REV 106

PLACARD INSTL-CAB. INTR (PASSENGER DOORS ONLY)
FIGURE 15 (SHEET 4)

11-35-35-15

BRI
JAN 20/09

11-35-35-15
PAGE 0C

BOEING
757
PARTS CATALOG (MAINTENANCE)

560

MODEL: BOEING 757-28A
REG. NO.: G-000A
MFG S/N: 23767
OPERATED BY AIR 2000 LIMITED

550

THIS AIRCRAFT IS OWNED BY INTERNATIONAL LEASE FINANCE CORPORATION, AS LESSOR
MANUFACTURER'S SERIAL NO. 23767
OWNER'S ADDRESS:
INTERNATIONAL LEASE FINANCE CORPORATION
8484 Wilshire Boulevard, Beverly Hills, California 90211, USA
Telex: 69-1400 INTERLEASE BVHL

AG

555

NOTICE OF OWNERSHIP
THIS AIRCRAFT IS OWNED BY FORWARD LEASING (B) LIMITED, IS LEASED TO CHEMCO EQUIPMENT FINANCE LIMITED ("CHEMCO"), AND IS SUB-LEASED TO OWNERS ABROAD (SECOND AIRCRAFT) LIMITED AND MAY NOT BE SUBLEASED TO OR OPERATED BY ANY THIRD PARTY OTHER THAN AIR 2000 LIMITED WITHOUT THE PRIOR WRITTEN CONSENT OF CHEMCO.

AH

565

MODEL: BOEING 757-28A
REG. NO.: G-000B
MFG S/N: 23822
OPERATED BY AIR 2000 LIMITED

AK

552

THIS AIRCRAFT IS OWNED BY INTERNATIONAL LEASE FINANCE CORPORATION, AS LESSOR
MANUFACTURER'S SERIAL NO. 24260
OWNER'S ADDRESS:
INTERNATIONAL LEASE FINANCE CORPORATION
8484 Wilshire Boulevard, Beverly Hills, California 90211, USA
Telex: 69-1400 INTERLEASE BVHL

AJ

562

MODEL: BOEING 757-28A
REG. NO.: C-FNBC
MFG S/N: 24260
OPERATED BY AIR 2000 LIMITED

AM

AL

Y 11353515 SHT 5 REV 086

PLACARD INSTL-CAB. INTR (PASSENGER DOORS ONLY)
FIGURE 15 (SHEET 5)

11-35-35-15

BRI
JAN 20/09

11-35-35-15
PAGE 0D

BOEING
757
PARTS CATALOG (MAINTENANCE)

585

THIS AIRCRAFT IS OWNED BY INTERNATIONAL
LEASE FINANCE CORPORATION, AS LESSOR
MANUFACTURER'S SERIAL NO. 24367
OWNERS ADDRESS:
INTERNATIONAL LEASE FINANCE CORPORATION
8484 WILSHIRE BOULEVARD, BEVERLY HILLS, CALIFORNIA
90211, USA
TELEX: 69-1400 INTERLEASE BVHL

580

MODEL: BOEING 757-28A
REG. NO.: C-GAWB
MFG S/N: 24367
OPERATED BY SOUNDAIR CORPORATION

AN

AP

590

THIS AIRCRAFT IS OWNED BY INTERNATIONAL
LEASE FINANCE CORPORATION, AS LESSOR
MANUFACTURER'S SERIAL NO. 24368
OWNERS ADDRESS:
INTERNATIONAL LEASE FINANCE CORPORATION
8484 WILSHIRE BOULEVARD, BEVERLY HILLS, CALIFORNIA
90211, USA
TELEX: 69-1400 INTERLEASE BVHL

595

MODEL: BOEING 757-28A
REG. NO.: G-MCKE
MFG S/N: 24368
OPERATED BY MONARCH AIRLINES

AR

AQ

Y 11353515 SHT 6 REV 106

PLACARD INSTL-CAB. INTR (PASSENGER DOORS ONLY)
FIGURE 15 (SHEET 6)

11-35-35-15

BRI
JAN 20/09

11-35-35-15
PAGE 0E

 **BOEING**
757
PARTS CATALOG (MAINTENANCE)

FIG ITEM	PART NUMBER	1 2 3 4 5 6 7	NOMENCLATURE	EFFECT FROM TO	UNITS PER ASSY
15			PLACARD INSTL-CAB. INTR (PASSENGER DOORS ONLY)	107107	
- 1	414N5011-14		PLACARD INSTL-CAB. INTR (PASSENGER DOORS ONLY) FOR NHA/ADDITIONAL DET SEE: 25-20-00-01C	107107	RF
3	BAC29PPS1873		.PLACARD- PLACARD CONTENT: EMERGENCY LIGHT TEST	107107	3
6	BAC29PPS1661		.PLACARD	107107	6
9	BAC29PPS1660		.PLACARD	107107	6
12	BAC29PPS1663		.PLACARD	107107	3
15	BAC29PPS1662		.PLACARD	107107	3
18	BAC29PPS1203		.PLACARD	107107	3
21	BAC29PPS1204		.PLACARD	107107	3
25	BAC29PPS5372		.DECAL	107107	3
30	BAC29PPS5375		.DECAL	107107	3
45	BAC29PPS5373		.DECAL	107107	3
50	BAC29PPS5374		.DECAL	107107	3
53	BAC29PPS1751		.PLACARD- PLACARD CONTENT: SLIDE INFLATES AUTOMATICALLY WHEN DOOR IS ENGAGED AND OPENED	107107	6
65	BAC29PPS3518		.PLACARD	107107	1
70	BAC29PPS3770		.PLACARD	107107	1
75	BAC29PPS3778		.PLACARD	107107	1
80	BAC29PPS3818		.PLACARD	107107	1
85	BAC29PPS3764		.PLACARD	107107	1
90	BAC29PPS3774		.PLACARD	107107	1
95	BAC29PPS3517		.PLACARD	107107	1
100	BAC29PPS3769		.PLACARD	107107	1
105	BAC29PPS3777		.PLACARD	107107	1
110	BAC29PPS3819		.PLACARD	107107	1
115	BAC29PPS3761		.PLACARD	107107	1
120	BAC29PPS3773		.PLACARD	107107	1
125	BAC29PPS0622		.PLACARD- PLACARD CONTENT: OPEN	107107	6
130	BAC29PPS3519		.PLACARD	107107	1
135	BAC29PPS3771		.PLACARD	107107	1
140	BAC29PPS3779		.PLACARD	107107	1
145	BAC29PPS3820		.PLACARD	107107	1
150	BAC29PPS3784		.PLACARD	107107	1
155	BAC29PPS3775		.PLACARD	107107	1
160	BAC29PPS3760		.PLACARD	107107	1
165	BAC29PPS3772		.PLACARD	107107	1
170	BAC29PPS3780		.PLACARD	107107	1
175	BAC29PPS3821		.PLACARD	107107	1

MISSING ITEM NUMBERS NOT APPLICABLE

- ITEM NOT ILLUSTRATED

11-35-35-15

11-35-35
FIG. 15
PAGE 1
JAN 20/09

BRI

BOEING PROPRIETARY - Copyright © - Unpublished Work - See title page for details.



757

PARTS CATALOG (MAINTENANCE)

FIG ITEM	PART NUMBER	1 2 3 4 5 6 7	NOMENCLATURE	EFFECT FROM TO	UNITS PER ASSY
15					
180	BAC29PPS3785	.	PLACARD	107107	1
185	BAC29PPS3776	.	PLACARD	107107	1
190	BAC29PPS0778	.	PLACARD-	107107	6
			PLACARD CONTENT: SLIDE INSIDE		
200	BAC29PPS0800	.	DECAL	107107	1
570	BAC29PPS9356	.	PLACARD-OWNERSHIP POST RAPID REVISION: RR92014-5	107107	1
575	BAC29PPS9357	.	PLACARD-OPERATOR'S POST RAPID REVISION: RR92014-5	107107	1

MISSING ITEM NUMBERS NOT APPLICABLE

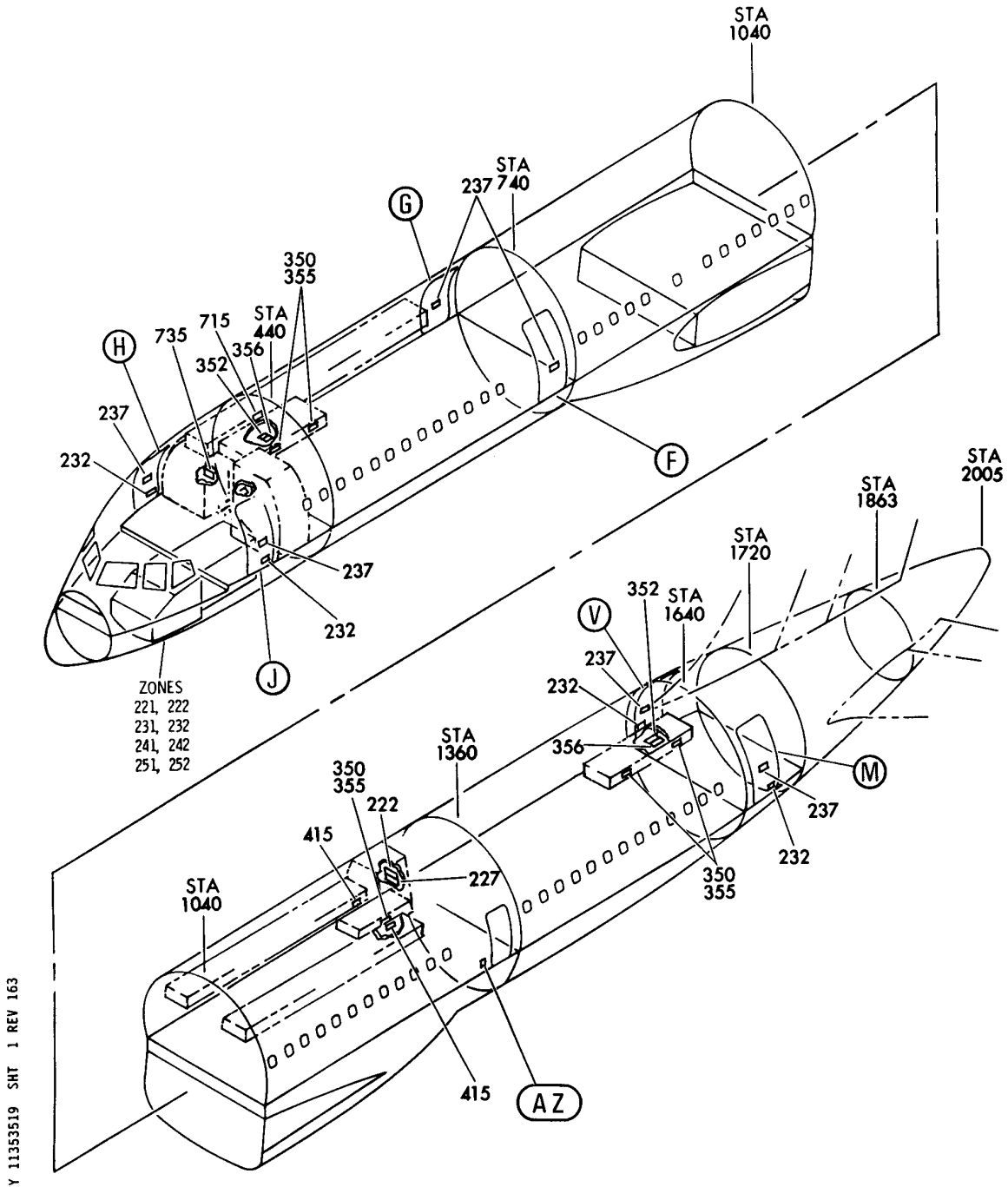
- ITEM NOT ILLUSTRATED

11-35-35-15

11-35-35
FIG. 15
PAGE 2
JAN 20/09

BRI

BOEING
757
PARTS CATALOG (MAINTENANCE)



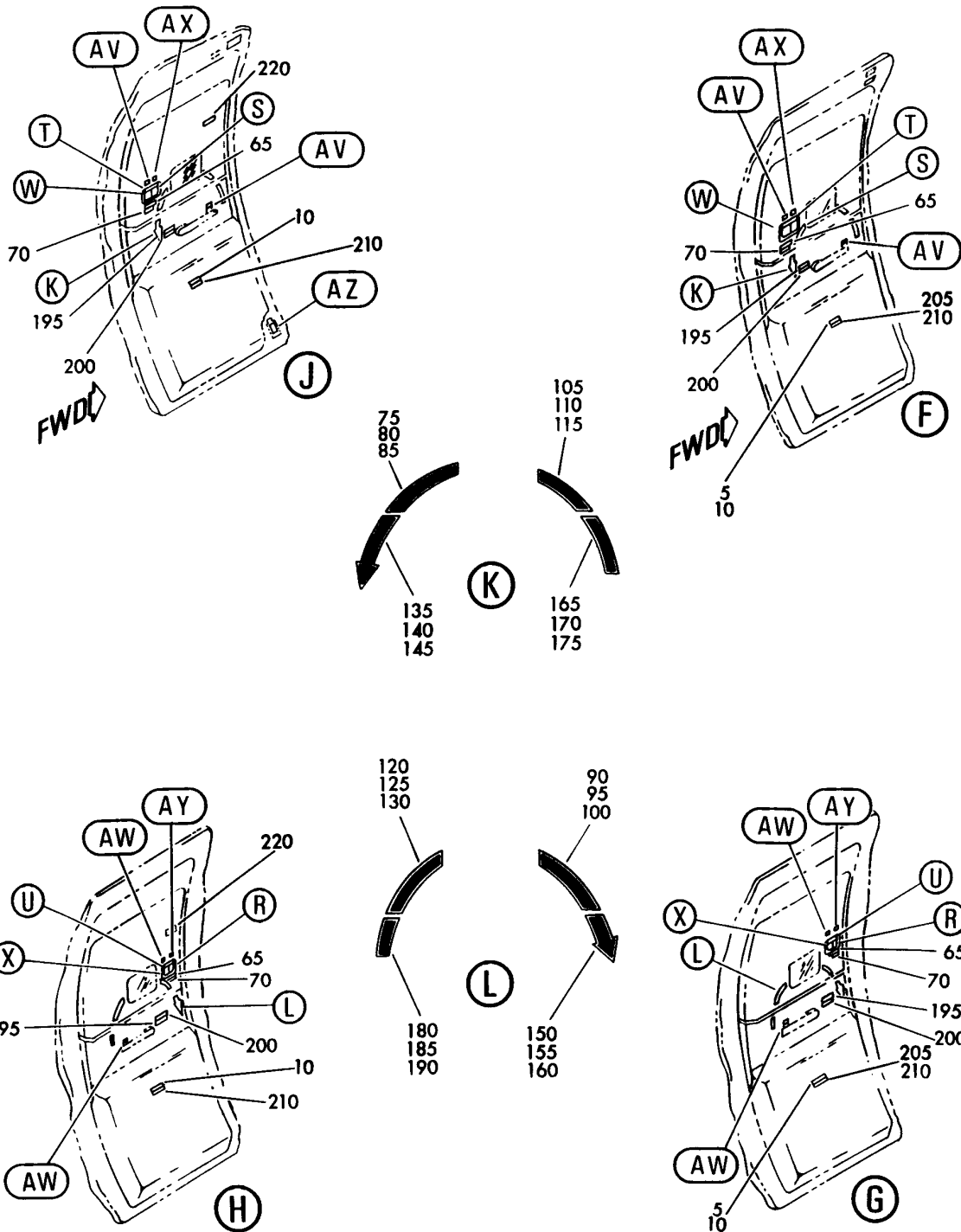
PLACARD INSTL-CAB INTR (WUA) (PASSENGER DOORS ONLY)
FIGURE 19 (SHEET 1)

11-35-35-19

BRI
MAY 28/07

11-35-35-19
PAGE 0

BOEING
757
PARTS CATALOG (MAINTENANCE)



Y 11353519 SHT 2 REV 133

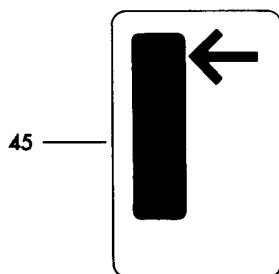
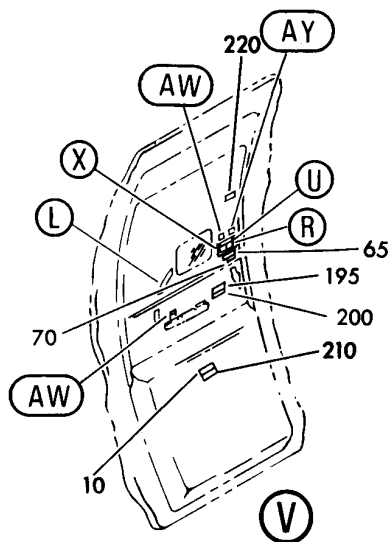
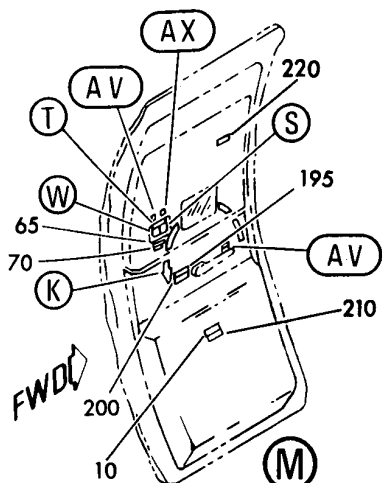
PLACARD INSTL-CAB INTR (WUA) (PASSENGER DOORS ONLY)
FIGURE 19 (SHEET 2)

11-35-35-19

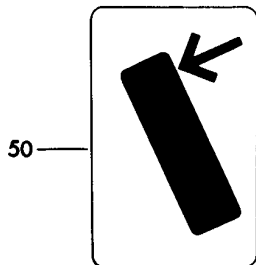
BRI
MAY 28/07

11-35-35-19
PAGE 0A

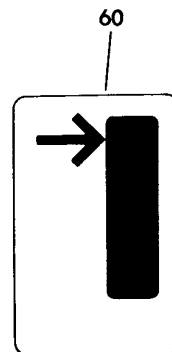
BOEING
757
PARTS CATALOG (MAINTENANCE)




(W)




(X)




(R)



(U)



(T)



(S)

Y 11353519 SH1 3 REV 163

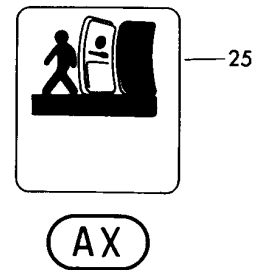
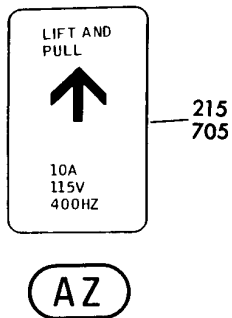
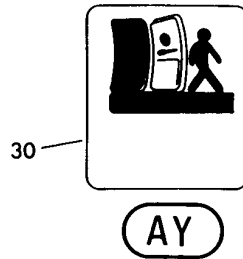
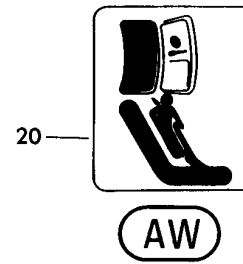
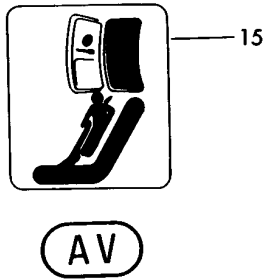
PLACARD INSTL-CAB INTR (WUA) (PASSENGER DOORS ONLY)
FIGURE 19 (SHEET 3)

11-35-35-19

BRI
MAY 28/07

11-35-35-19
PAGE 0B

BOEING
757
PARTS CATALOG (MAINTENANCE)



Y 11353519 SHT 4 REV 105

PLACARD INSTL-CAB INTR (WUA) (PASSENGER DOORS ONLY)
FIGURE 19 (SHEET 4)

11-35-35-19

BRI
MAY 28/07

11-35-35-19
PAGE 0C

BOEING PROPRIETARY - Copyright © - Unpublished Work - See title page for details.



757

PARTS CATALOG (MAINTENANCE)

FIG ITEM	PART NUMBER	1 2 3 4 5 6 7	NOMENCLATURE	EFFECT FROM TO	UNITS PER ASSY
19			PLACARD INSTL-CAB INTR (WUA) (PASSENGER DOORS ONLY)	904949	
1	414N5009-3		PLACARD INSTL-CAB INTR WUA (PASSENGER DOORS ONLY)	904949	RF
5	BAC29PPS0778		FOR NHA/ADDITIONAL DET SEE: 25-20-00-01C .PLACARD- PLACARD CONTENT: SLIDE INSIDE	904949	2
15	BAC29PPS1661		.PLACARD- POSITION DATA: L SIDE PLACARD CONTENT: SLIDE ENGAGED	904949	6
20	BAC29PPS1660		.PLACARD- POSITION DATA: R SIDE PLACARD CONTENT: SLIDE ENGAGED	904949	6
25	BAC29PPS1663		.PLACARD- POSITION DATA: L SIDE PLACARD CONTENT: SLIDE DETACHED	904949	3
30	BAC29PPS1662		.PLACARD- POSITION DATA: R SIDE PLACARD CONTENT: SLIDE DETACHED	904949	3
37	BAC29PPS9788		.PLACARD-MULTI-LANGUAGE PLACARD CONTENT: EVACUATION SLIDE	904949	3
42	BAC29PPS9789		.PLACARD-MULTI-LANGUAGE PLACARD CONTENT: EVACUATION SLIDE	904949	3
45	BAC29PPS5372		.DECAL	904949	3
50	BAC29PPS5374		.DECAL	904949	3
55	BAC29PPS5373		.DECAL	904949	3
60	BAC29PPS5375		.DECAL	904949	3
65	BAC29PPS1751		.PLACARD- PLACARD CONTENT: SLIDE INFLATES AUTOMATICALLY WHEN DOOR IS ENGAGED AND OPEN	904949	6
70	BAC29PPS7762		.PLACARD-SPANISH	904949	6
75	BAC29PPS3518		.PLACARD	904949	1
80	BAC29PPS3770		.PLACARD	904949	1

MISSING ITEM NUMBERS NOT APPLICABLE

- ITEM NOT ILLUSTRATED

11-35-35-19

11-35-35
FIG. 19
PAGE 1
JAN 20/09

BRI



757

PARTS CATALOG (MAINTENANCE)

FIG ITEM	PART NUMBER	1 2 3 4 5 6 7	NOMENCLATURE	EFFECT FROM TO	UNITS PER ASSY
19					
85	BAC29PPS3778	.	PLACARD	904949	1
90	BAC29PPS3818	.	PLACARD	904949	1
95	BAC29PPS3764	.	PLACARD	904949	1
100	BAC29PPS3774	.	PLACARD	904949	1
105	BAC29PPS3519	.	PLACARD	904949	1
110	BAC29PPS3771	.	PLACARD	904949	1
115	BAC29PPS3779	.	PLACARD	904949	1
120	BAC29PPS3820	.	PLACARD	904949	1
125	BAC29PPS3784	.	PLACARD	904949	1
130	BAC29PPS3775	.	PLACARD	904949	1
135	BAC29PPS3517	.	PLACARD	904949	1
140	BAC29PPS3769	.	PLACARD	904949	1
145	BAC29PPS3777	.	PLACARD	904949	1
150	BAC29PPS3819	.	PLACARD	904949	1
155	BAC29PPS3761	.	PLACARD	904949	1
160	BAC29PPS3773	.	PLACARD	904949	1
165	BAC29PPS3760	.	PLACARD	904949	1
170	BAC29PPS3772	.	PLACARD	904949	1
175	BAC29PPS3780	.	PLACARD	904949	1
180	BAC29PPS3821	.	PLACARD	904949	1
185	BAC29PPS3785	.	PLACARD	904949	1
190	BAC29PPS3776	.	PLACARD	904949	1
195	BAC29PPS0622	.	PLACARD-	904949	6
			PLACARD CONTENT: OPEN		
200	BAC29PPS5588	.	PLACARD-SPANISH	904949	6
205	BAC29PPS7761	.	PLACARD-SPANISH	904949	2
205	BAC29PPS9787	.	PLACARD-SPANISH	904949	2
215	BAC29PPS0800	.	DECAL-DOOR NO. 1 SYMBOL	904949	1
			POSITION DATA: L SIDE		
			PLACARD CONTENT: LIFT AND PULL 10 A 115 V 400 HZ		
220	BAC29PPS1442	.	PLACARD-	904949	4
			PLACARD CONTENT: SLIDE/RAFT INSIDE		
222	BAC29PPS0625	.	PLACARD-	904949	1
			PLACARD CONTENT: FASTEN SEAT BELT WHILE SEATED		
227	BAC29PPS9783	.	PLACARD-SPANISH	904949	1
232	BAC29PPS2311	.	PLACARD-	904949	4
			PLACARD CONTENT: ATTACH SURVIVAL KIT HERE PRE SERVICE BULLETIN: 32-0087		

MISSING ITEM NUMBERS NOT APPLICABLE

- ITEM NOT ILLUSTRATED

11-35-35-19

11-35-35
FIG. 19
PAGE 2
JAN 20/09

BRI



757

PARTS CATALOG (MAINTENANCE)

FIG ITEM	PART NUMBER	1 2 3 4 5 6 7	NOMENCLATURE	EFFECT FROM TO	UNITS PER ASSY
19 237	BAC29PPS1600		.PLACARD- PLACARD CONTENT: SLIDE/RAFT COVER REMOVAL 1 RELEASE LOWER CENTER LATCH 2 RELEASE TWO UPPER LATCHES AND USE LATCH HANDLES TO LIFT COVER PRE SERVICE BULLETIN: 32-0087	904949	6
350	BAC29PPS7752		.PLACARD- PLACARD CONTENT: LOAD LIMIT 0 LB/0 KG	904949	5
352	BAC29PPS7752		.PLACARD- PLACARD CONTENT: LOAD LIMIT POST SERVICE BULLETIN: 32-0087	904949	2
355	BAC29PPS7753		.PLACARD-SPANISH	904949	5
356	BAC29PPS7753		.PLACARD-SPANISH POST SERVICE BULLETIN: 32-0087	904949	2
415	BAC29PPS1313		.PLACARD- PLACARD CONTENT: LATCH CLOSED LOAD LIMIT 54 LB/24 KG	904949	2

MISSING ITEM NUMBERS NOT APPLICABLE

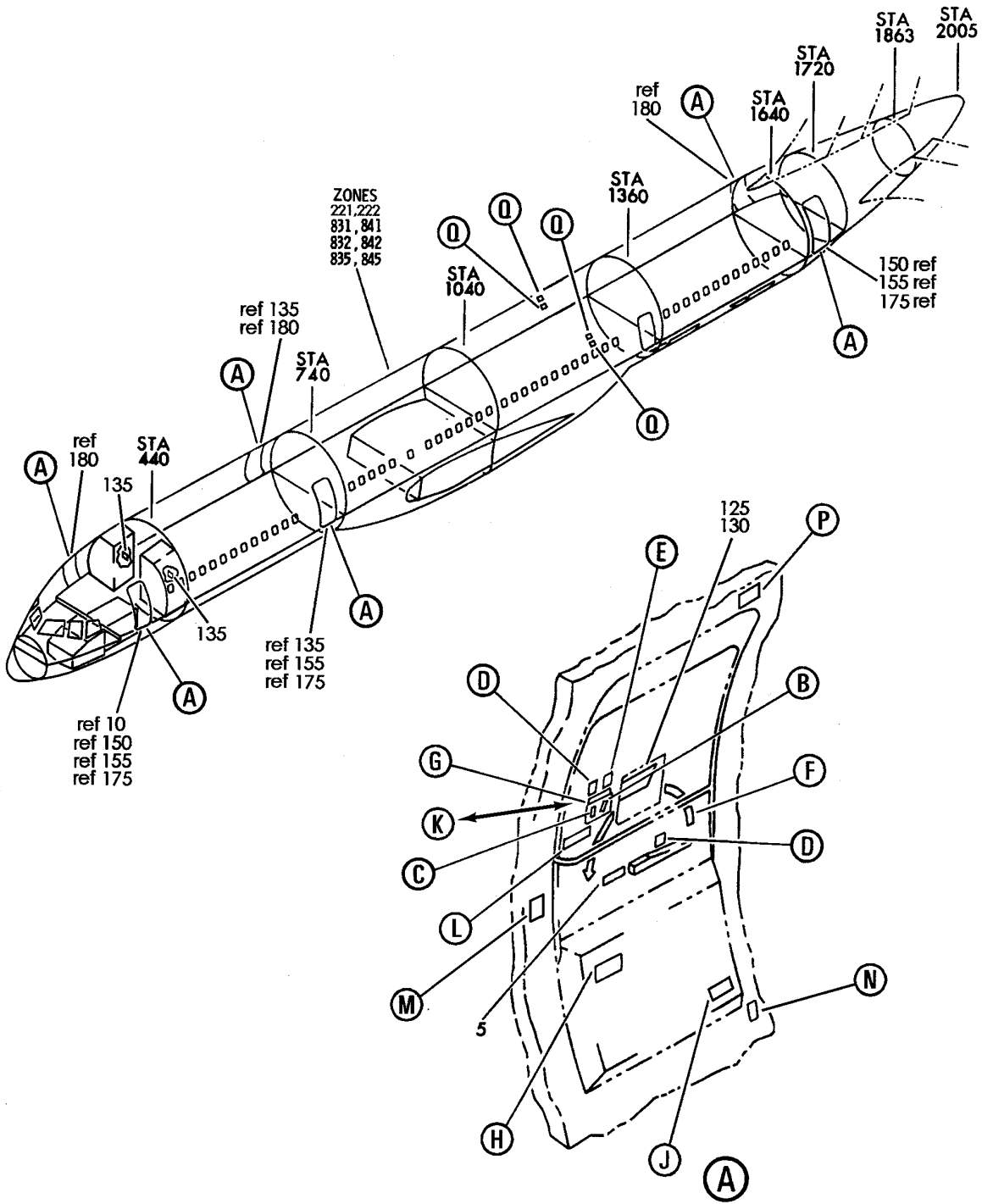
- ITEM NOT ILLUSTRATED

BRI

11-35-35-19

11-35-35
FIG. 19
PAGE 3
JAN 20/09

BOEING
757
PARTS CATALOG (MAINTENANCE)



Y 11353537 SHT 1 REV 212

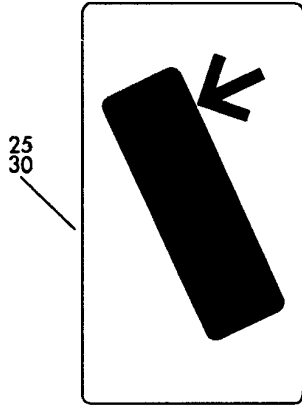
PLACARD INSTL-CAB. INTR (PASSENGER DOORS NO. 1, 2, AND 4 ONLY)
FIGURE 37 (SHEET 1)

11-35-35-37

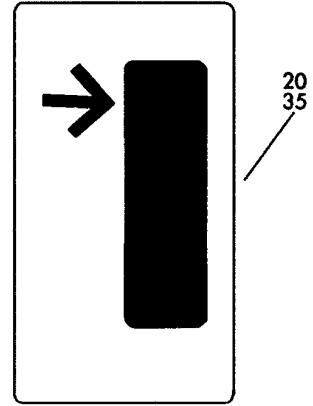
BRI
JAN 20/09

11-35-35-37
PAGE 0


BOEING
757
PARTS CATALOG (MAINTENANCE)




(B)



(C)



(E)



(D)

Y 11353537 SHT 2 REV 212

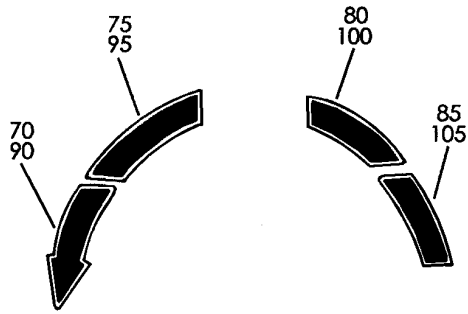
PLACARD INSTL-CAB. INTR (PASSENGER DOORS NO. 1, 2, AND 4 ONLY)
FIGURE 37 (SHEET 2)

11-35-35-37

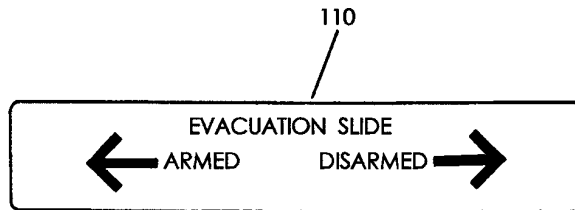
BRI
JAN 20/09

11-35-35-37
PAGE 0A

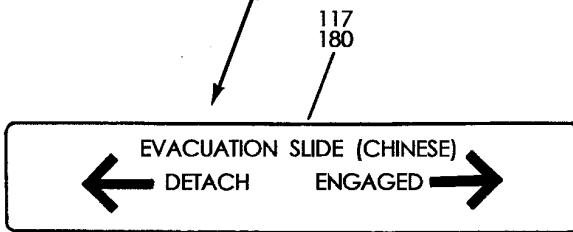
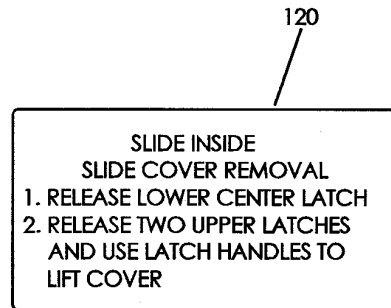
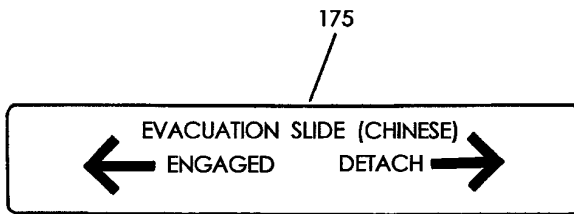
BOEING
757
PARTS CATALOG (MAINTENANCE)



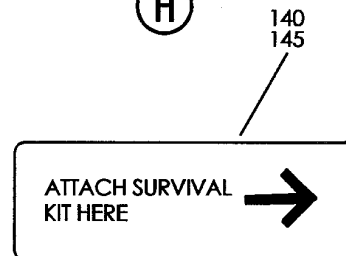
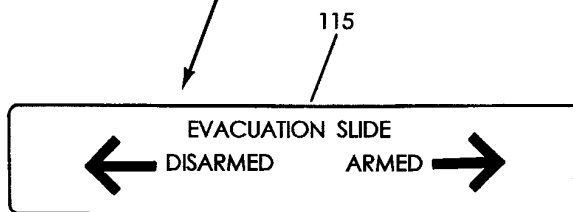
(F)



(G)



(H)



(K)

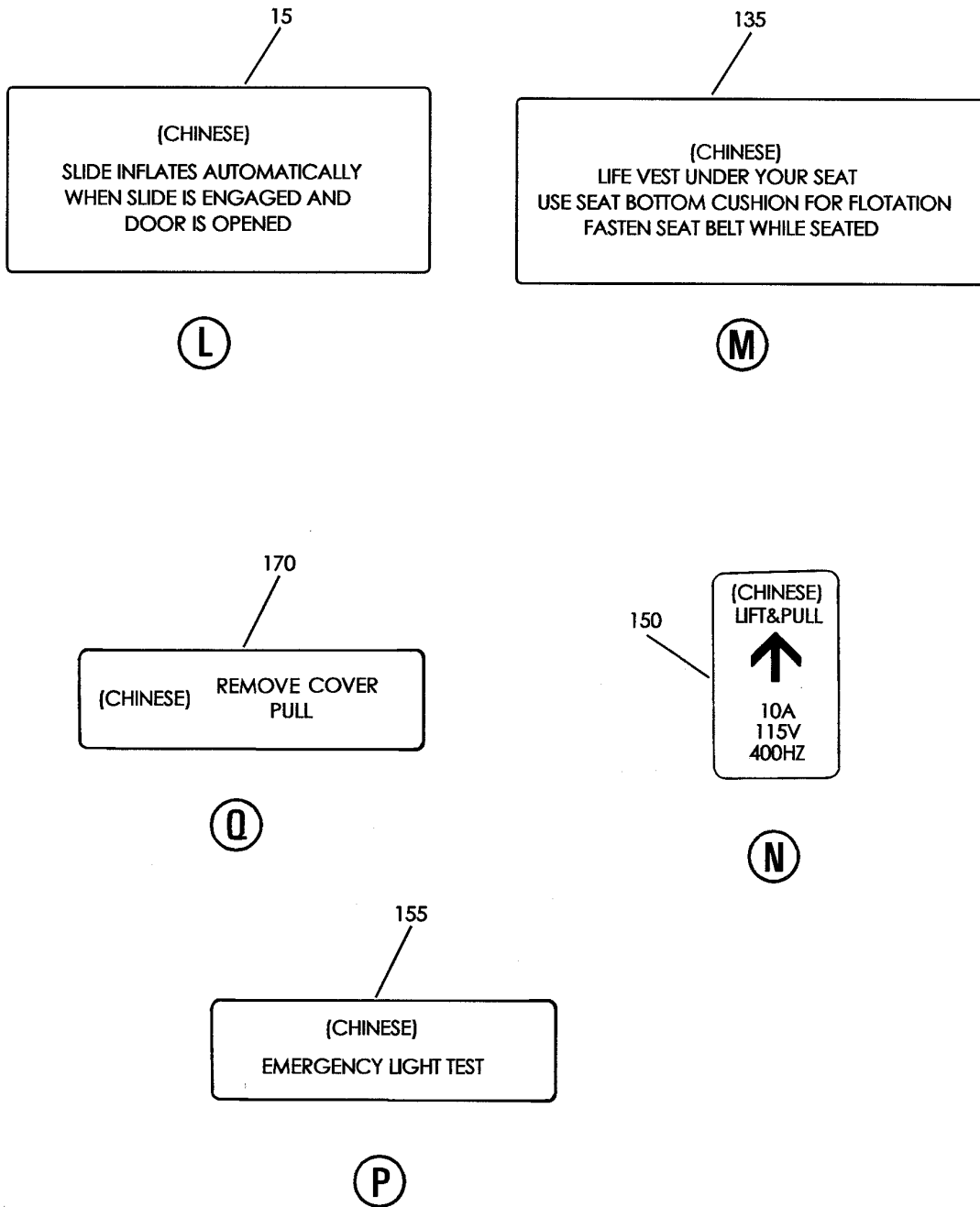
(J)

Y 11355537 SHT 3 REV 212

PLACARD INSTL-CAB. INTR (PASSENGER DOORS NO. 1, 2, AND 4 ONLY)
FIGURE 37 (SHEET 3)

11-35-35-37

BOEING
757
PARTS CATALOG (MAINTENANCE)



Y 11353537 SHT 4 REV 212

PLACARD INSTL-CAB. INTR (PASSENGER DOORS NO. 1, 2, AND 4 ONLY)
FIGURE 37 (SHEET 4)

11-35-35-37

BRI
JAN 20/09

11-35-35-37
PAGE 0C



757

PARTS CATALOG (MAINTENANCE)

FIG ITEM	PART NUMBER	1 2 3 4 5 6 7	NOMENCLATURE	EFFECT FROM TO	UNITS PER ASSY
37			PLACARD INSTL-CAB. INTR (PASSENGER DOORS NO. 1, 2, AND 4 ONLY)	504504 506506	
- 1	414N5019-140		PLACARD INSTL-CAB. INTR (PASSENGER DOORS NO. 1, 2, AND 4 ONLY) FOR NHA/ADDITIONAL DET SEE: 25-20-00-07B	504504 506506	RF
5	BAC29PPS0622		.PLACARD- PLACARD CONTENT: OPEN	504504 506506	6
15	BAC29PPS11590		.PLACARD- PLACARD CONTENT: SLIDE INFLATES AUTOMATICALLY WHEN SLIDE IS ARMED AND DOOR IS OPENED	504504 506506	6
20	BAC29PPS14956		.PLACARD- POSITION DATA: LH SIDE	504504 506506	3
25	BAC29PPS14957		.PLACARD- POSITION DATA: LH SIDE	504504 506506	3
30	BAC29PPS14958		.PLACARD- POSITION DATA: RH SIDE	504504 506506	3
35	BAC29PPS14959		.PLACARD- POSITION DATA: RH SIDE	504504 506506	3
40	BAC29PPS1660		.PLACARD- POSITION DATA: RH SIDE	504504 506506	6
45	BAC29PPS1661		.PLACARD- POSITION DATA: LH SIDE	504504 506506	6
50	BAC29PPS1662		.PLACARD- POSITION DATA: RH SIDE	504504 506506	3
55	BAC29PPS1663		.PLACARD- POSITION DATA: LH SIDE	504504 506506	3
70	BAC29PPS27313		.PLACARD- POSITION DATA: RH SIDE	504504 506506	3
75	BAC29PPS27314		.PLACARD- POSITION DATA: RH SIDE	504504 506506	3

MISSING ITEM NUMBERS NOT APPLICABLE

- ITEM NOT ILLUSTRATED

11-35-35-37

11-35-35
FIG. 37
PAGE 1
JAN 20/09

BRI



757

PARTS CATALOG (MAINTENANCE)

FIG ITEM	PART NUMBER	1 2 3 4 5 6 7	NOMENCLATURE	EFFECT FROM TO	UNITS PER ASSY
37					
80	BAC29PPS27315	.PLACARD-	POSITION DATA:	504504	3
			RH SIDE	506506	
85	BAC29PPS27316	.PLACARD-	POSITION DATA:	504504	3
			RH SIDE	506506	
90	BAC29PPS27317	.PLACARD-	POSITION DATA:	504504	3
			LH SIDE	506506	
95	BAC29PPS27318	.PLACARD-	POSITION DATA:	504504	3
			LH SIDE	506506	
100	BAC29PPS27319	.PLACARD-	POSITION DATA:	504504	3
			LH SIDE	506506	
105	BAC29PPS27320	.PLACARD-	POSITION DATA:	504504	3
			LH SIDE	506506	
110	BAC29PPS29060	.PLACARD-	POSITION DATA:	504504	3
			LH SIDE	506506	
115	BAC29PPS29061	.PLACARD-	POSITION DATA:	504504	3
			RH SIDE	506506	
120	BAC29PPS30036	.PLACARD		504504	6
				506506	

MISSING ITEM NUMBERS NOT APPLICABLE

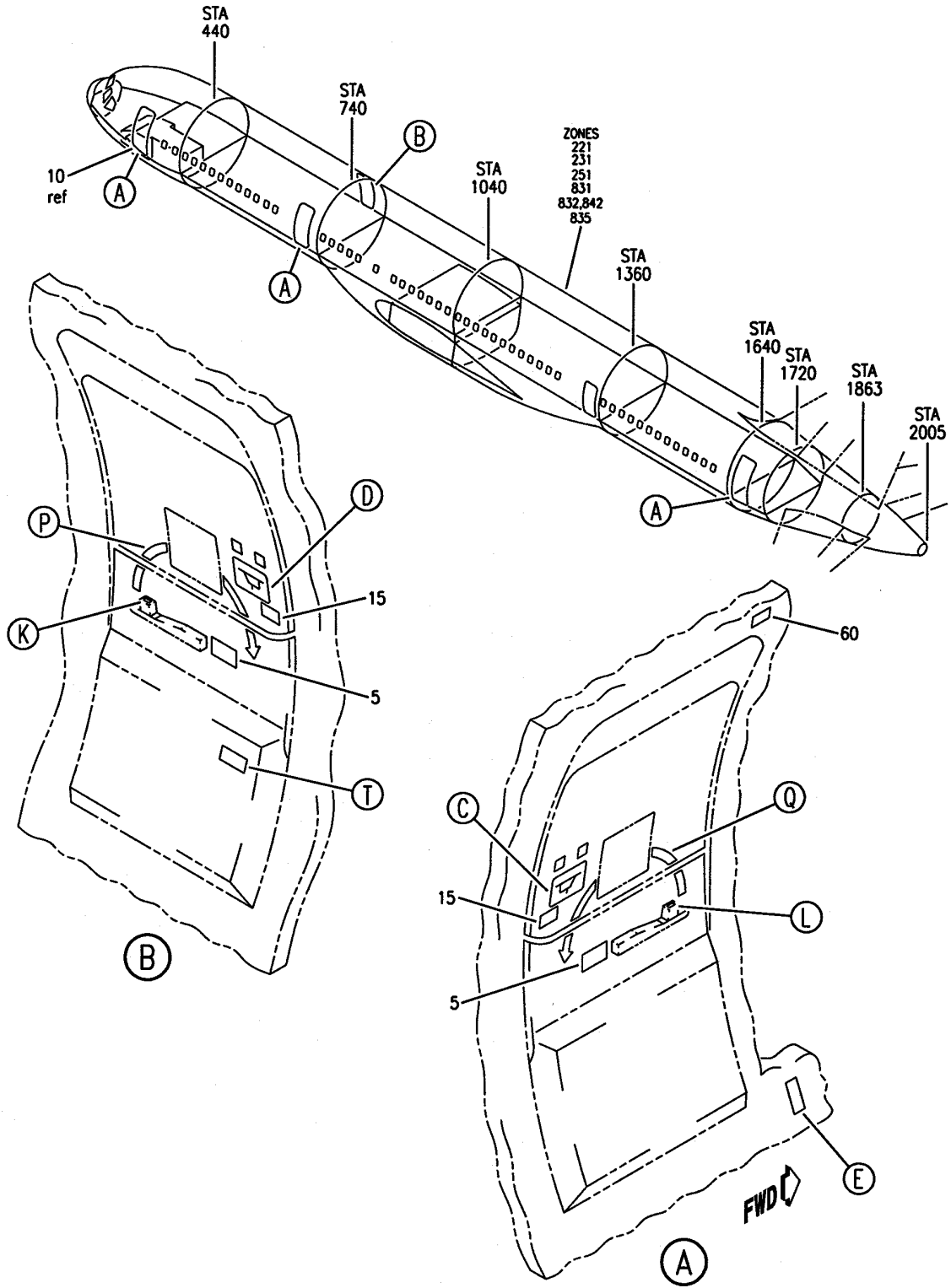
- ITEM NOT ILLUSTRATED

11-35-35-37

11-35-35
FIG. 37
PAGE 2
JAN 20/09

BRI

BOEING
757
PARTS CATALOG (MAINTENANCE)



Y 11353537A SHT 1 REV 215

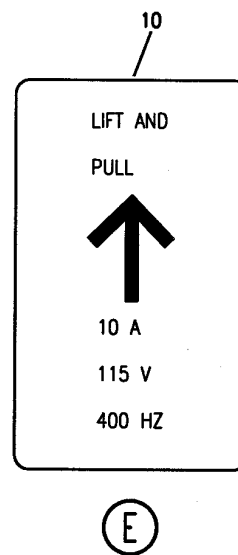
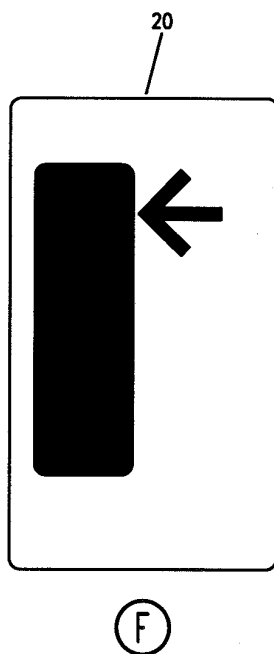

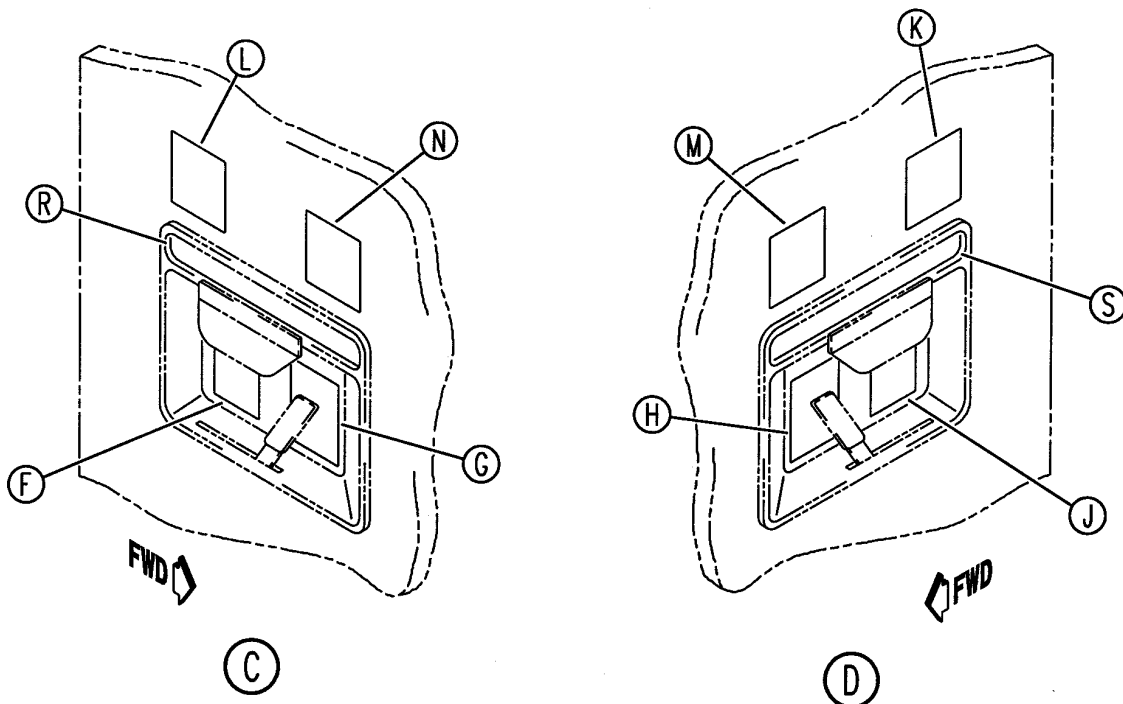
PLACARD INSTL-CAB. INTR (PASSENGER DOORS 1, 2 AND 4 ONLY)
FIGURE 37A (SHEET 1)

11-35-35-37A

BRI
JAN 20/09

11-35-35-37A
PAGE 0

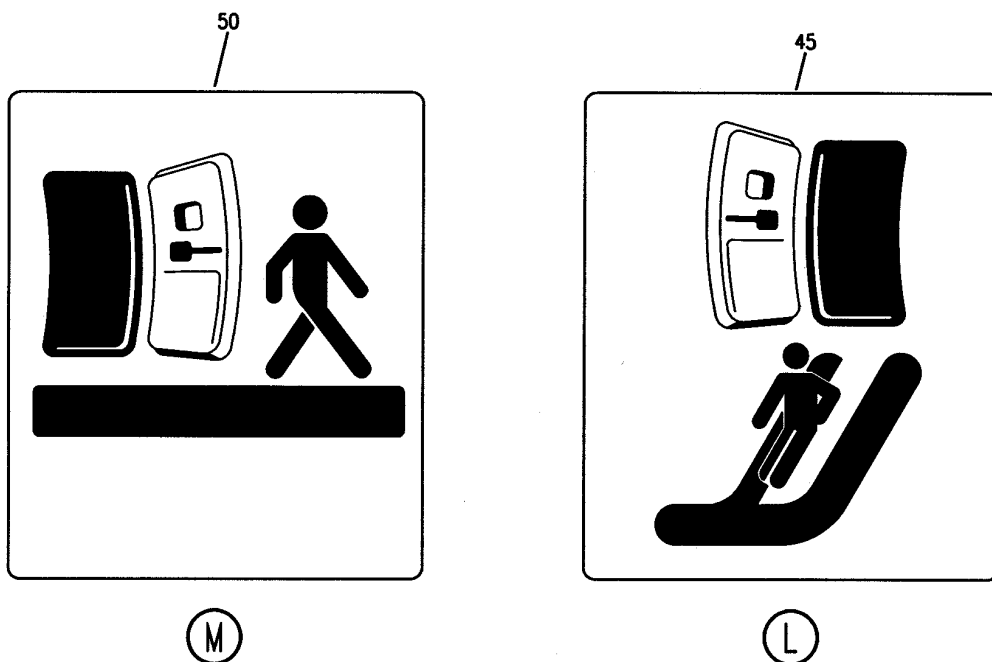
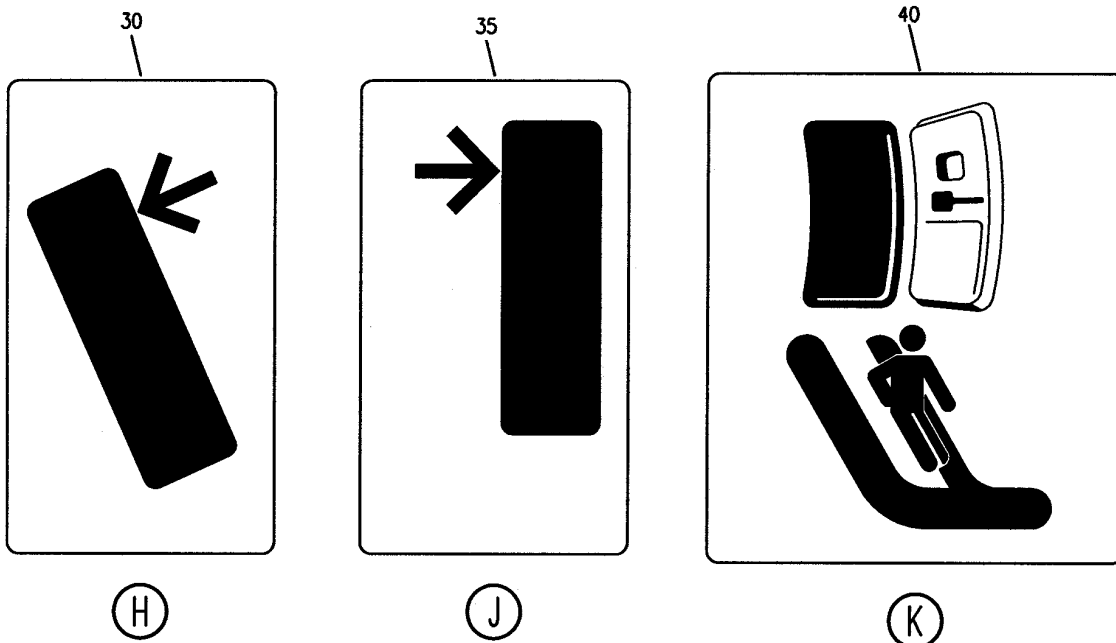
BOEING
757
PARTS CATALOG (MAINTENANCE)



Y 11353537A SHT 2 REV 217

PLACARD INSTL-CAB. INTR (PASSENGER DOORS 1, 2 AND 4 ONLY)
FIGURE 37A (SHEET 2)

BOEING
757
PARTS CATALOG (MAINTENANCE)



Y 11353537A SH1 3 REV 215

PLACARD INSTL-CAB. INTR (PASSENGER DOORS 1, 2 AND 4 ONLY)
FIGURE 37A (SHEET 3)

BRI
JAN 20/09

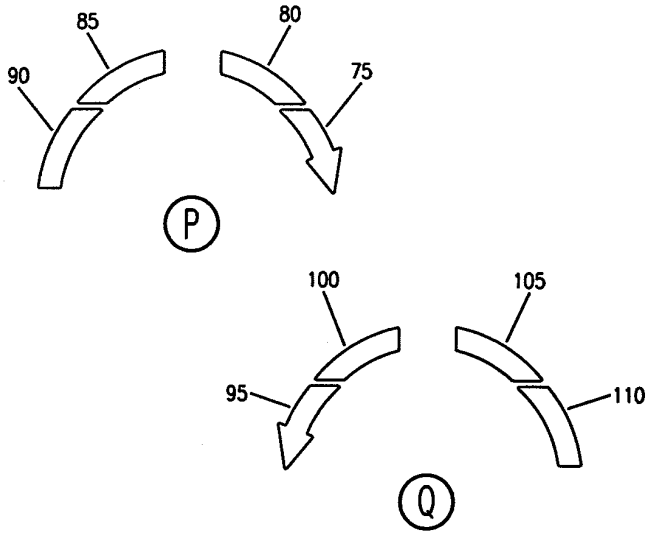
11-35-35-37A

11-35-35-37A
PAGE 0B

BOEING
757
PARTS CATALOG (MAINTENANCE)

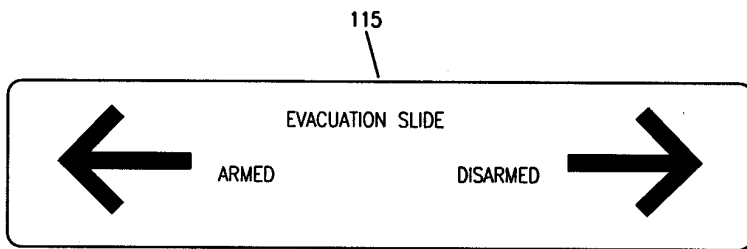


(N)

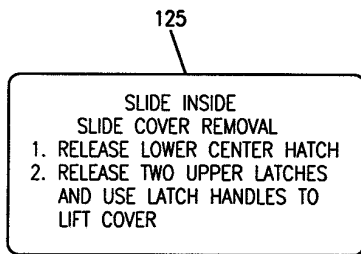


(P)

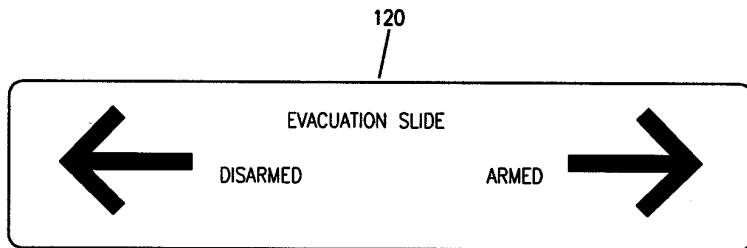
(Q)



(R)



(T)



(S)

Y 11353537A SHT 4 REV 215

PLACARD INSTL-CAB. INTR (PASSENGER DOORS 1, 2 AND 4 ONLY)
FIGURE 37A (SHEET 4)

11-35-35-37A

BRI
JAN 20/09

11-35-35-37A
PAGE 0C



757

PARTS CATALOG (MAINTENANCE)

FIG ITEM	PART NUMBER	1 2 3 4 5 6 7	NOMENCLATURE	EFFECT FROM TO	UNITS PER ASSY
37A			PLACARD INSTL-CAB. INTR (PASSENGER DOORS 1, 2 AND 4 ONLY)	505505 507903	
- 1	414N5019-145		PLACARD INSTL-CAB. INTR (PASSENGER DOORS 1, 2 AND 4 ONLY)	505505 507903	RF
			FOR NHA/ADDITIONAL DET SEE: 25-20-00-07B		
5	BAC29PPS0622		.PLACARD- PLACARD CONTENT: OPEN	505505 507903	4
10	BAC29PPS0800		.DECAL	505505 507903	1
15	BAC29PPS11590		.PLACARD- PLACARD CONTENT: SLIDE INFLATES AUTOMATICALLY WHEN SLIDE IS ARMED AND DOOR IS OPENED.	505505 507903	4
20	BAC29PPS14956		.PLACARD	505505 507903	3
25	BAC29PPS14957		.PLACARD	505505 507903	3
30	BAC29PPS14958		.PLACARD	505505 507903	1
35	BAC29PPS14959		.PLACARD	505505 507903	1
40	BAC29PPS1660		.PLACARD	505505 507903	2
45	BAC29PPS1661		.PLACARD	505505 507903	6
50	BAC29PPS1662		.PLACARD	505505 507903	1
55	BAC29PPS1663		.PLACARD	505505 507903	3
60	BAC29PPS1873		.PLACARD- PLACARD CONTENT: EMERGENCY LIGHT TEST	505505 507903	3
75	BAC29PPS27313		.PLACARD	505505 507903	1
80	BAC29PPS27314		.PLACARD	505505 507903	1
85	BAC29PPS27315		.PLACARD	505505 507903	1
90	BAC29PPS27316		.PLACARD	505505 507903	1
95	BAC29PPS27317		.PLACARD	505505 507903	3

MISSING ITEM NUMBERS NOT APPLICABLE

- ITEM NOT ILLUSTRATED

11-35-35-37A

11-35-35
FIG. 37A
PAGE 1
JAN 20/09

BRI

BOEING PROPRIETARY - Copyright © - Unpublished Work - See title page for details.



757

PARTS CATALOG (MAINTENANCE)

FIG ITEM	PART NUMBER	1 2 3 4 5 6 7	NOMENCLATURE	EFFECT FROM TO	UNITS PER ASSY
37A					
100	BAC29PPS27318	.	PLACARD	505505 507903	3
105	BAC29PPS27319	.	PLACARD	505505 507903	3
110	BAC29PPS27320	.	PLACARD	505505 507903	3
115	BAC29PPS29060	.	PLACARD	505505 507903	3
120	BAC29PPS29061	.	PLACARD	505505 507903	1
125	BAC29PPS30036	.	PLACARD	505505 507903	4

MISSING ITEM NUMBERS NOT APPLICABLE

- ITEM NOT ILLUSTRATED

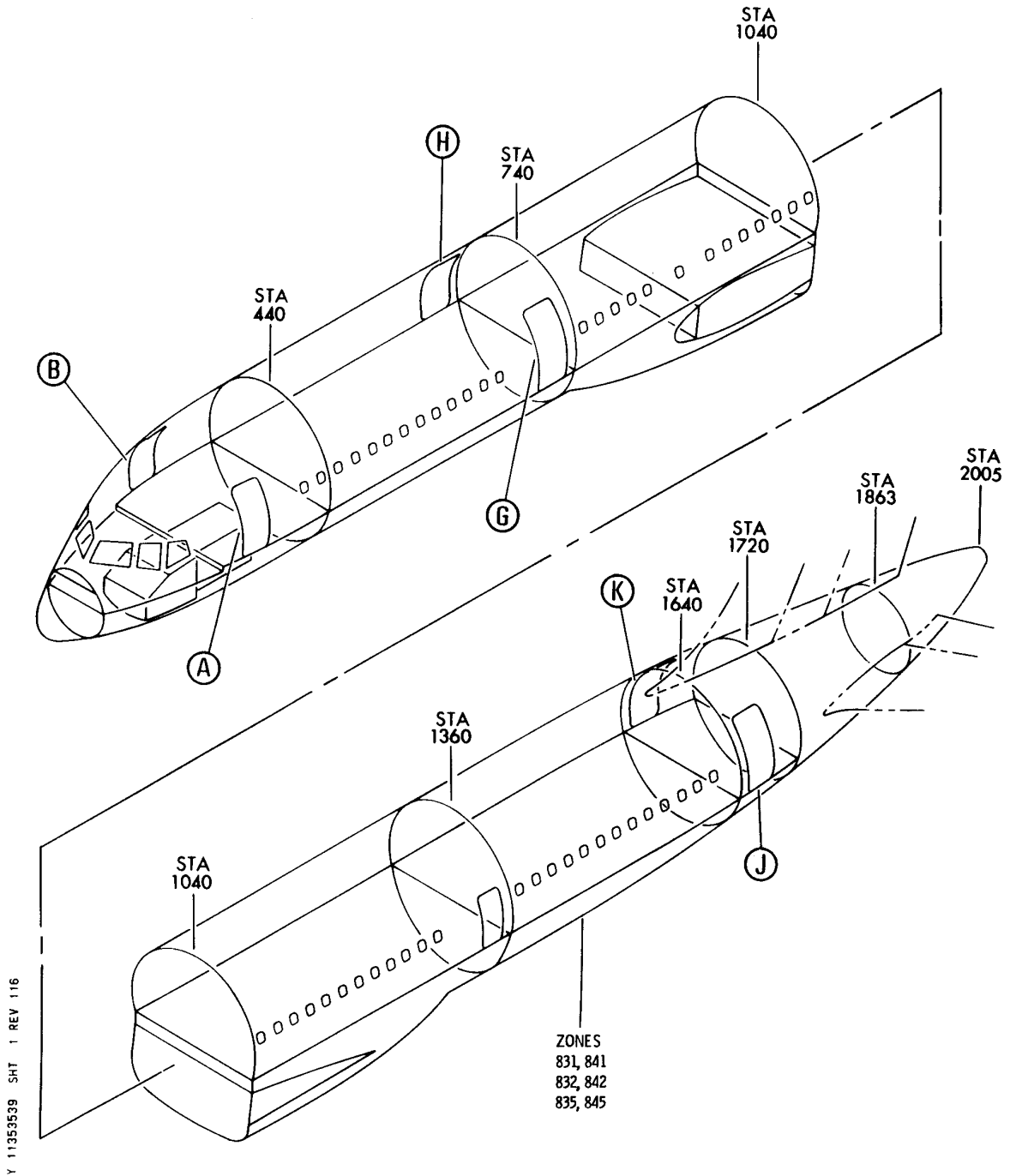
BRI

11-35-35-37A

BOEING PROPRIETARY - Copyright © - Unpublished Work - See title page for details.

11-35-35
FIG. 37A
PAGE 2
JAN 20/09

BOEING
757
PARTS CATALOG (MAINTENANCE)




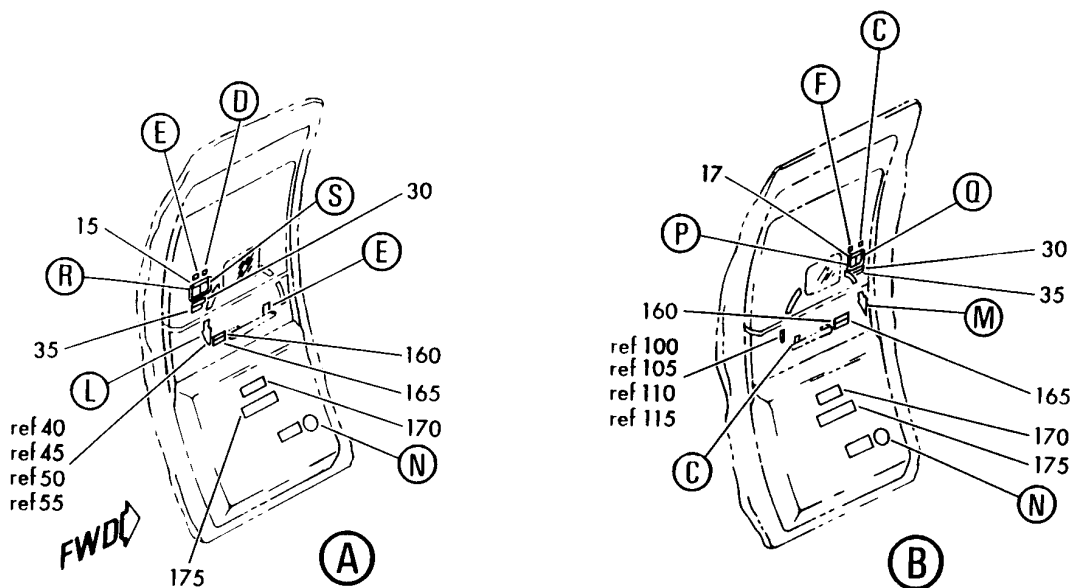
PLACARD INSTL-CAB. INTR (NO. 1, 2, AND 4 PASSENGER DOORS ONLY)
FIGURE 39 (SHEET 1)

BRI
JAN 20/09

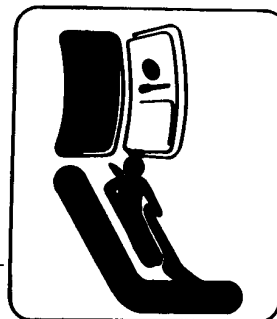
11-35-35-39

11-35-35-39
PAGE 0


BOEING
757
PARTS CATALOG (MAINTENANCE)




(F)



(C)



(E)



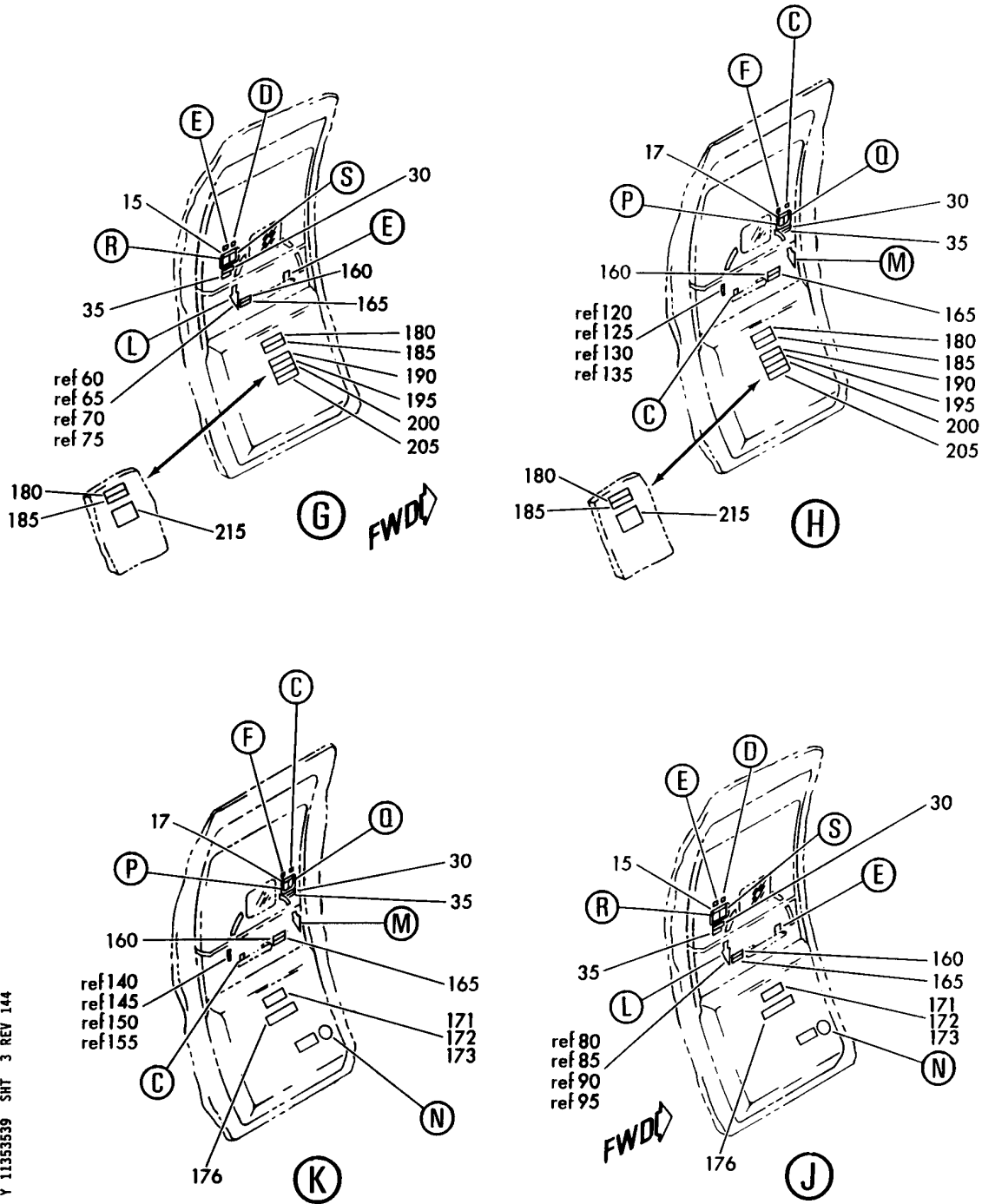
(D)

Y 11353539 SHT 2 REV 116

PLACARD INSTL-CAB. INTR (NO. 1, 2, AND 4 PASSENGER DOORS ONLY)
FIGURE 39 (SHEET 2)

11-35-35-39

BOEING
757
PARTS CATALOG (MAINTENANCE)



Y 11353539 SH1 3 REV 144

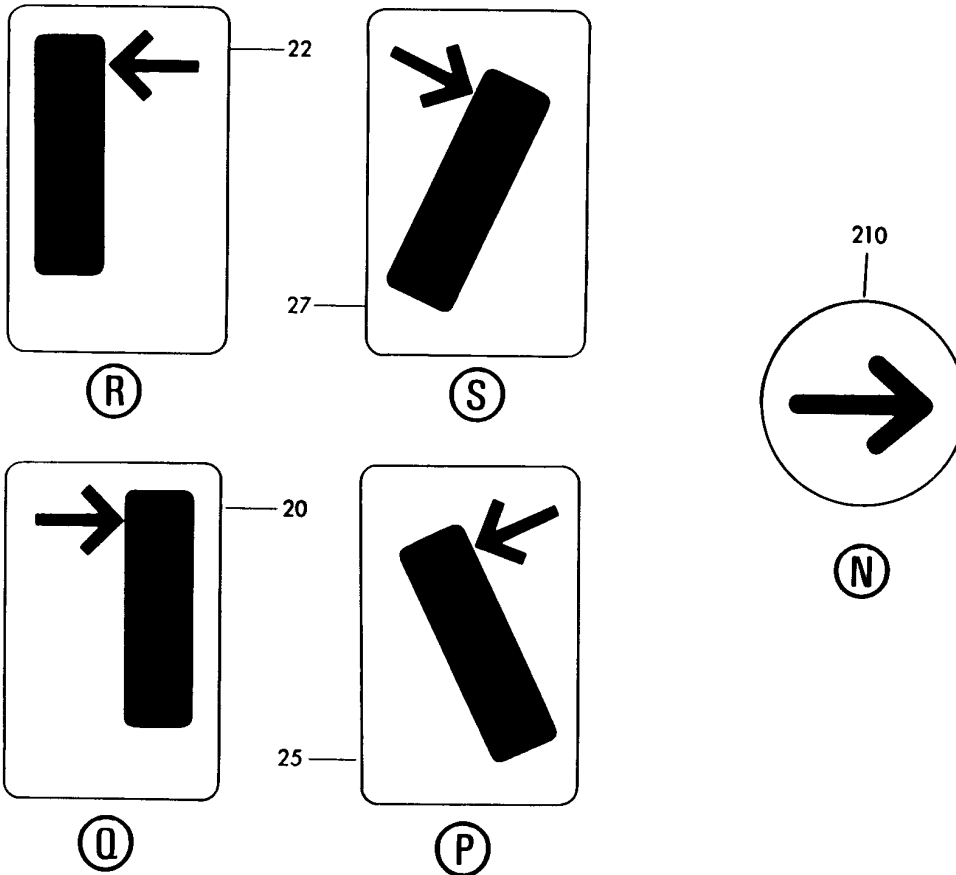
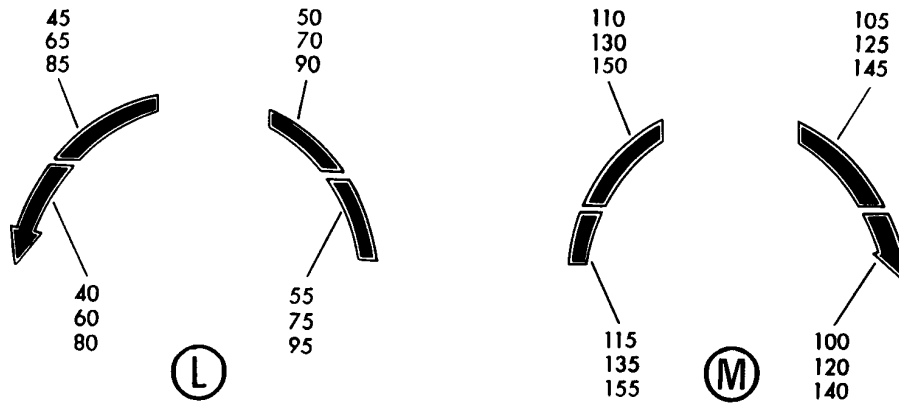
PLACARD INSTL-CAB. INTR (NO. 1, 2, AND 4 PASSENGER DOORS ONLY)
FIGURE 39 (SHEET 3)

11-35-35-39

BRI
JAN 20/09

11-35-35-39
PAGE 0B

BOEING
757
PARTS CATALOG (MAINTENANCE)



Y 11353539 SHT 4 REV 116

PLACARD INSTL-CAB. INTR (NO. 1, 2, AND 4 PASSENGER DOORS ONLY)
FIGURE 39 (SHEET 4)

11-35-35-39



757

PARTS CATALOG (MAINTENANCE)

FIG ITEM	PART NUMBER	1 2 3 4 5 6 7	NOMENCLATURE	EFFECT FROM TO	UNITS PER ASSY
39			PLACARD INSTL-CAB. INTR (NO. 1, 2, AND 4 PASSENGER DOORS ONLY)	121503	
- 1	414N5019-18		PLACARD INSTL-CAB. INTR (NO. 1, 2, AND 4 PASSENGER DOORS ONLY) FOR NHA/ADDITIONAL DET SEE: 25-20-00-01C	121503	RF
	5 BAC29PPS1661		.PLACARD	121503	6
	7 BAC29PPS1660		.PLACARD	121503	6
	10 BAC29PPS1663		.PLACARD	121503	3
	12 BAC29PPS1662		.PLACARD	121503	3
	15 BAC29PPS9788		.PLACARD-MULTI-LANGUAGE PLACARD CONTENT: EVACUATION SLIDE ENGAGE DETACH	121503	3
	17 BAC29PPS9789		.PLACARD-MULTI-LANGUAGE PLACARD CONTENT: EVACUATION SLIDE ENGAGE DETACH	121503	3
	20 BAC29PPS14956		.PLACARD	121503	3
	22 BAC29PPS14958		.PLACARD	121503	3
	25 BAC29PPS14957		.PLACARD	121503	3
	27 BAC29PPS14959		.PLACARD	121503	3
	30 BAC29PPS11590		.PLACARD- PLACARD CONTENT: SLIDE INFLATES AUTOMATICALLY WHEN SLIDE IS ARMED AND DOOR IS OPENED	121503	6
	35 BAC29PPS7762		.PLACARD-SPANISH	121503	6
	40 BAC29PPS3517		.PLACARD	121503	1
	45 BAC29PPS3518		.PLACARD	121503	1
	50 BAC29PPS3519		.PLACARD	121503	1
	55 BAC29PPS3760		.PLACARD	121503	1
	60 BAC29PPS3769		.PLACARD	121503	1
	65 BAC29PPS3770		.PLACARD	121503	1
	70 BAC29PPS3771		.PLACARD	121503	1
	75 BAC29PPS3772		.PLACARD	121503	1
	80 BAC29PPS3777		.PLACARD	121503	1
	85 BAC29PPS3778		.PLACARD	121503	1
	90 BAC29PPS3779		.PLACARD	121503	1
	95 BAC29PPS3780		.PLACARD	121503	1
	100 BAC29PPS3819		.PLACARD	121503	1
	105 BAC29PPS3818		.PLACARD	121503	1
	110 BAC29PPS3820		.PLACARD	121503	1
	115 BAC29PPS3821		.PLACARD	121503	1
	120 BAC29PPS3761		.PLACARD	121503	1
	125 BAC29PPS3764		.PLACARD	121503	1

MISSING ITEM NUMBERS NOT APPLICABLE

- ITEM NOT ILLUSTRATED

11-35-35-39

11-35-35
FIG. 39
PAGE 1
JAN 20/09

BRI



757

PARTS CATALOG (MAINTENANCE)

FIG ITEM	PART NUMBER	1 2 3 4 5 6 7	NOMENCLATURE	EFFECT FROM TO	UNITS PER ASSY
39					
130	BAC29PPS3784	.	PLACARD	121503	1
135	BAC29PPS3785	.	PLACARD	121503	1
140	BAC29PPS3773	.	PLACARD	121503	1
145	BAC29PPS3774	.	PLACARD	121503	1
150	BAC29PPS3775	.	PLACARD	121503	1
155	BAC29PPS3776	.	PLACARD	121503	1
160	BAC29PPS0622	.	PLACARD- PLACARD CONTENT: OPEN	121503	6
165	BAC29PPS5588	.	PLACARD-SPANISH	121503	6
170	BAC29PPS1442	.	PLACARD- PLACARD CONTENT: SLIDE/RAFT INSIDE	121503	2
171	BAC29PPS1442	.	PLACARD- PLACARD CONTENT: SLIDE/RAFT INSIDE	121503	2
175	BAC29PPS1600	.	PLACARD- PLACARD CONTENT: SLIDE/RAFT COVER REMOVAL 1. RELEASE LOWER CENTER LATCH 2. RELEASE TWO UPPER LATCHES AND USE LATCH HANDLES TO LIFT COVER	121503	2
176	BAC29PPS1600	.	PLACARD- PLACARD CONTENT: SLIDE/RAFT COVER REMOVAL 1. RELEASE LOWER CENTER LATCH 2. RELEASE TWO UPPER LATCHES AND USE LATCH HANDLES TO LIFT COVER	121503	2
180	BAC29PPS0778	.	PLACARD- PLACARD CONTENT: SLIDE INSIDE	121503	2
185	BAC29PPS9787	.	PLACARD-SPANISH	121503	2
190	BAC29PPS2708	.	PLACARD- PLACARD CONTENT: LIFE JACKET	121503	2
195	BAC29PPS9779	.	PLACARD-SPANISH	121503	2
200	BAC29PPS0625	.	PLACARD- PLACARD CONTENT: FASTEN SEAT BELT WHILE SEATED	121503	2
205	BAC29PPS9783	.	PLACARD-SPANISH	121503	2
210	BAC29PPS0648	.	PLACARD-	121503	4

MISSING ITEM NUMBERS NOT APPLICABLE

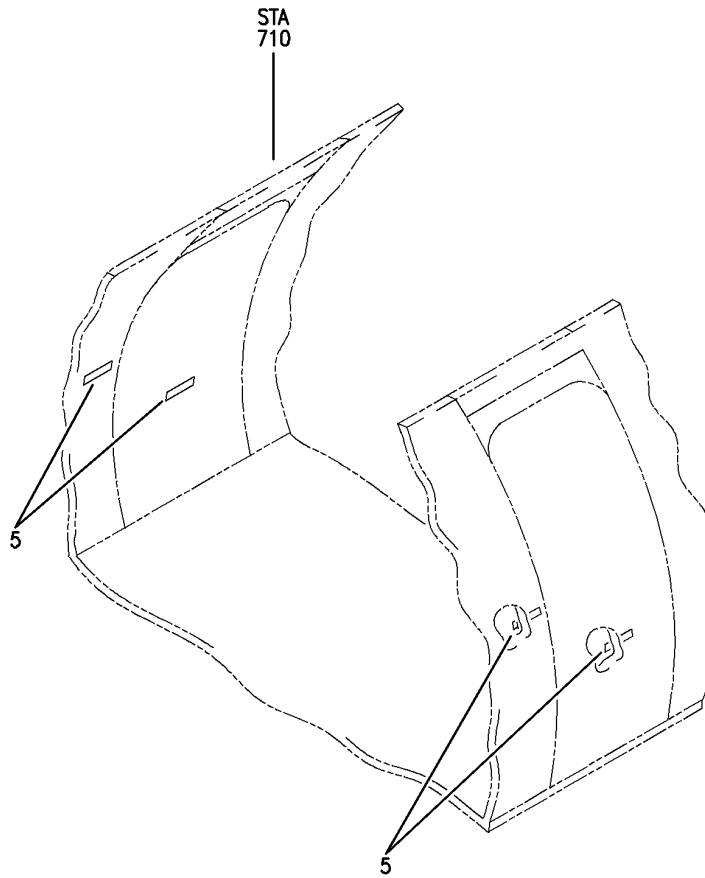
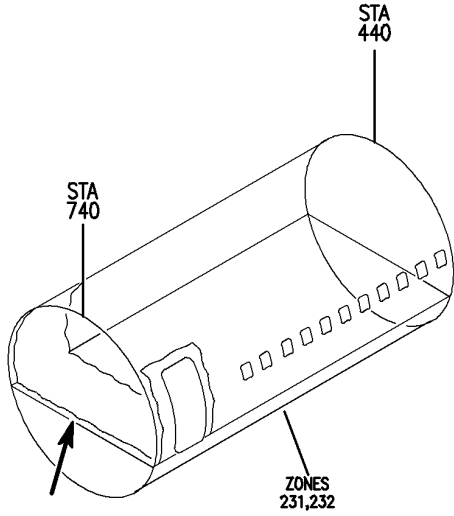
- ITEM NOT ILLUSTRATED

11-35-35-39

11-35-35
FIG. 39
PAGE 2
JAN 20/09

BRI

BOEING
757
PARTS CATALOG (MAINTENANCE)



Y 11353543 REV 224

PLACARD INSTL-CAB. INTR (PASSENGER DOOR LOCATIONS ONLY)
FIGURE 43

11-35-35-43

BRI
MAY 28/07

11-35-35-43
PAGE 0



757

PARTS CATALOG (MAINTENANCE)

FIG ITEM	PART NUMBER	1 2 3 4 5 6 7	NOMENCLATURE	EFFECT FROM TO	UNITS PER ASSY
43			PLACARD INSTL-CAB. INTR (PASSENGER DOOR LOCATIONS ONLY)	101102	
- 1	414N5150-2		PLACARD INSTL-CAB. INTR (PASSENGER DOOR LOCATIONS ONLY)	101102	RF
5	BAC29PPS39171		POSITION DATA: PASS. DOOR 2 LH RH SIDES FOR NHA/ADDITIONAL DET SEE: 25-20-00-07B .PLACARD- PLACARD CONTENT: LIFE JACKET UNDER YOUR SEAT FASTEN SEAT BELT WHILE SEATED	101102	4

MISSING ITEM NUMBERS NOT APPLICABLE

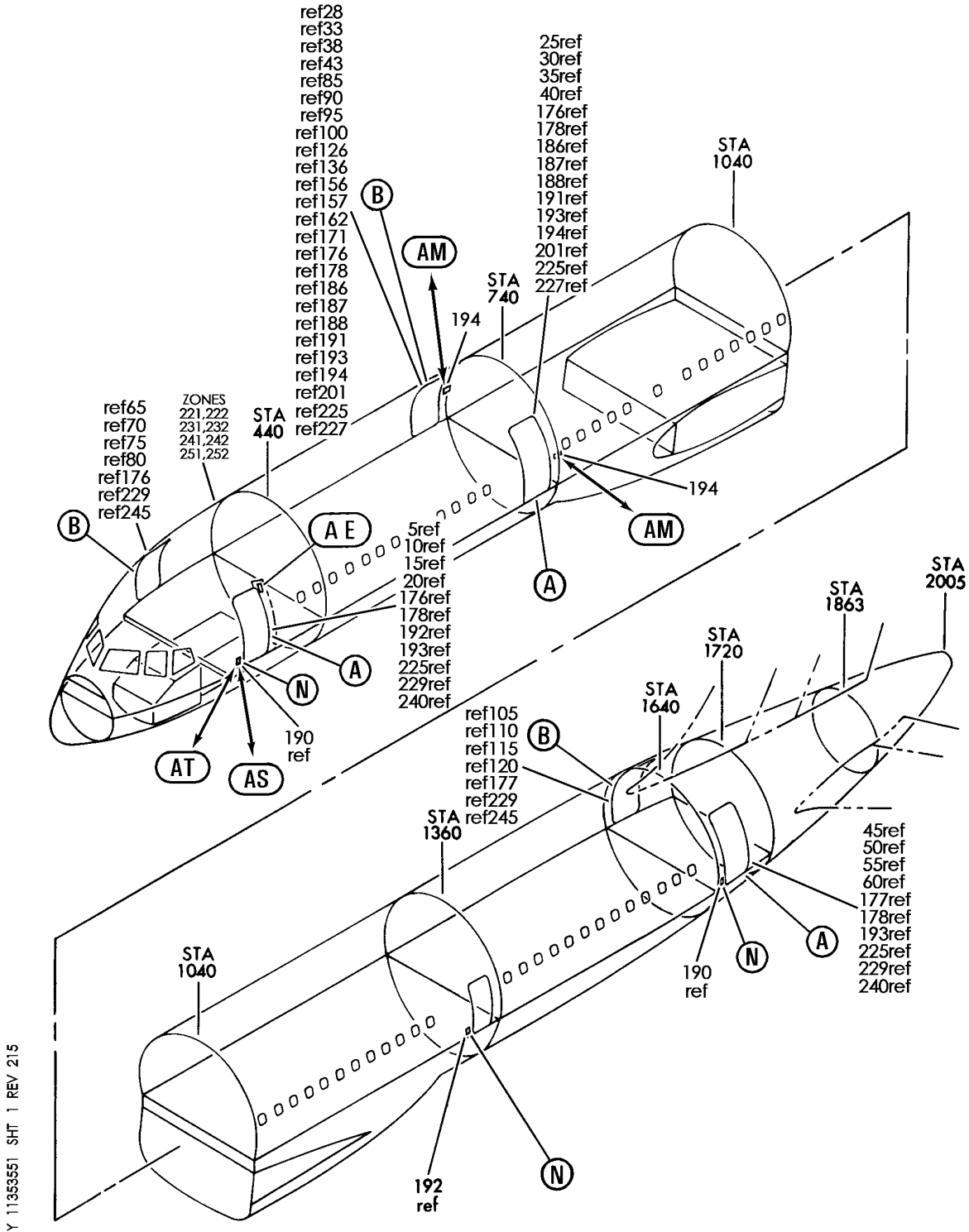
- ITEM NOT ILLUSTRATED

BRI

11-35-35-43

11-35-35
FIG. 43
PAGE 1
JAN 20/09

BOEING
757
PARTS CATALOG (MAINTENANCE)



Y 11353551 SHT 1 REV 215

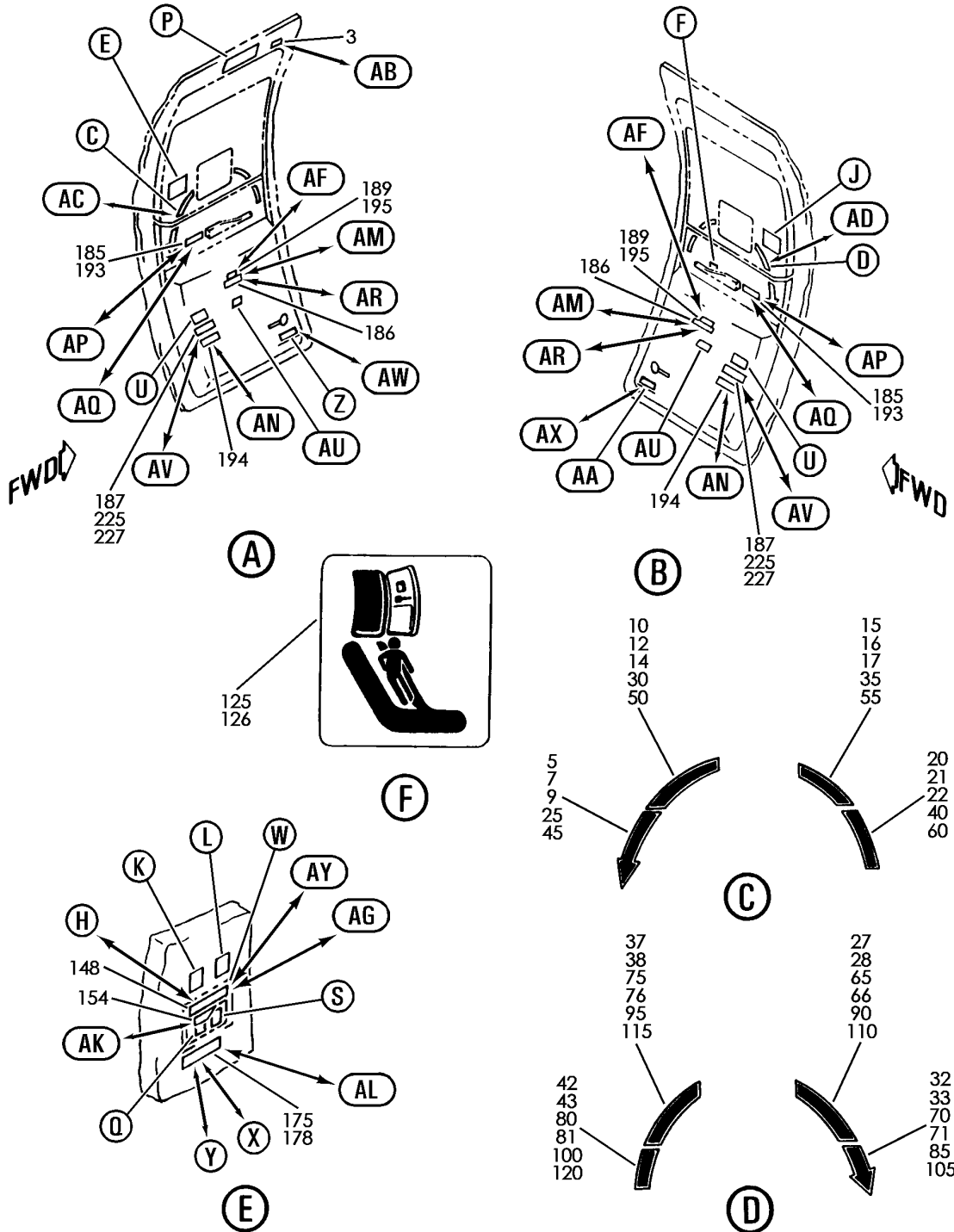
PLACARD INSTL-CAB. INTR (NO. 1, 2 AND 4 PASSENGER DOORS ONLY)
FIGURE 51 (SHEET 1)

11-35-35-51

BRI
MAY 28/07

11-35-35-51
PAGE 0

BOEING
757
PARTS CATALOG (MAINTENANCE)



Y 11353551 SHT 2 REV 215

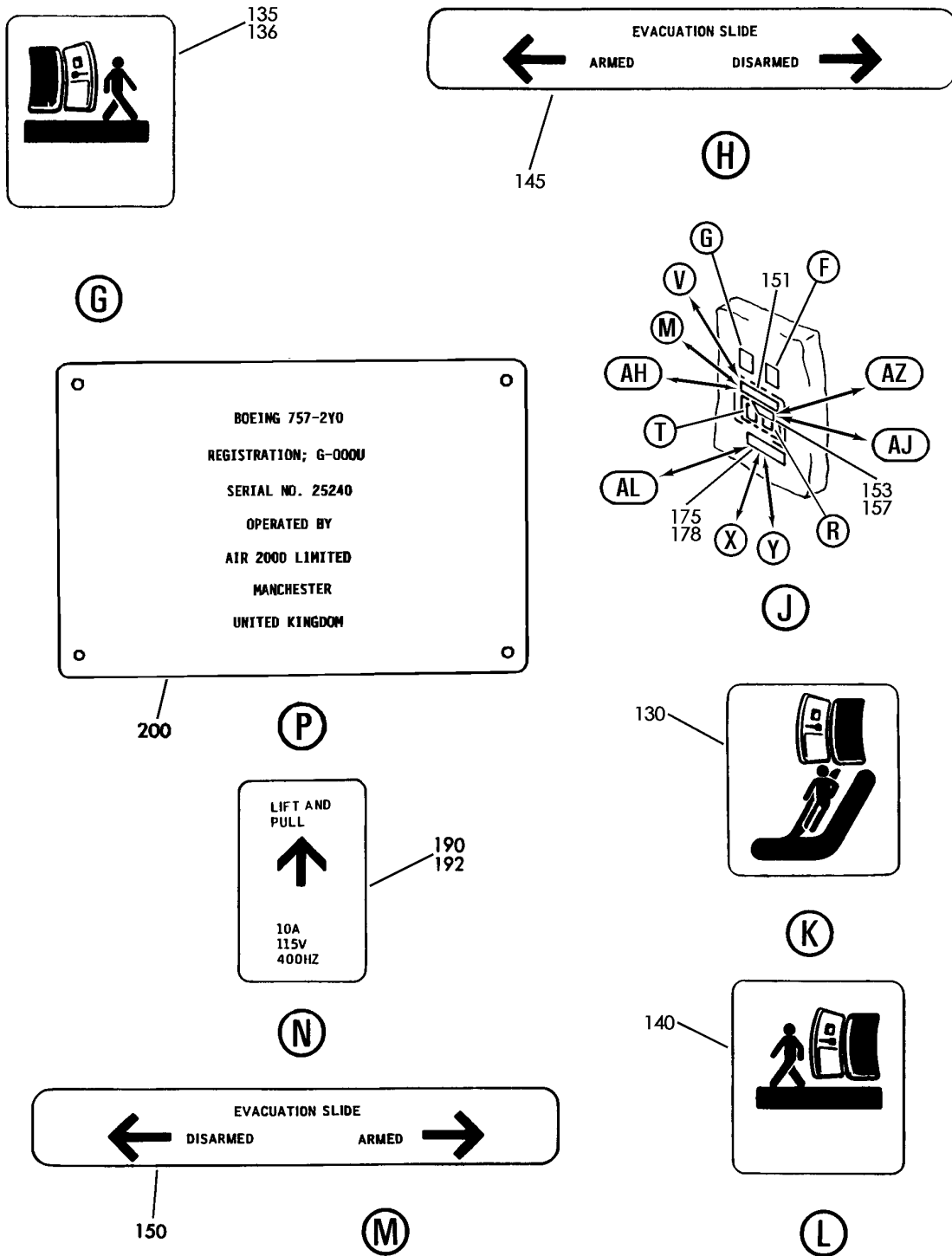
PLACARD INSTL-CAB. INTR (NO. 1, 2 AND 4 PASSENGER DOORS ONLY)
FIGURE 51 (SHEET 2)

11-35-35-51

BRI
MAY 28/07

11-35-35-51
PAGE 0A

BOEING
757
PARTS CATALOG (MAINTENANCE)

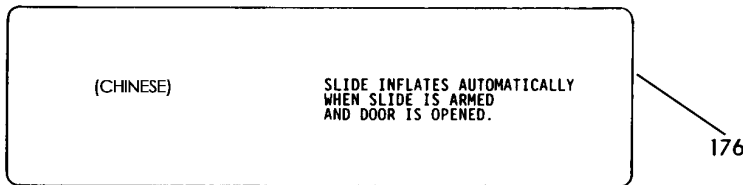
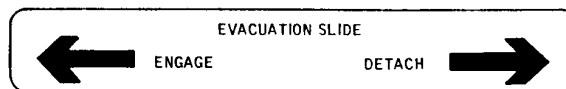
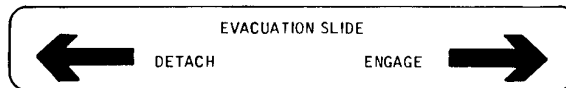
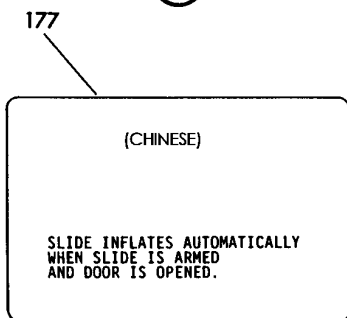
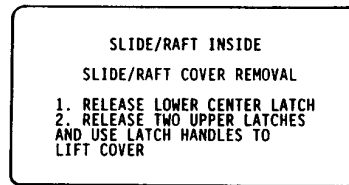
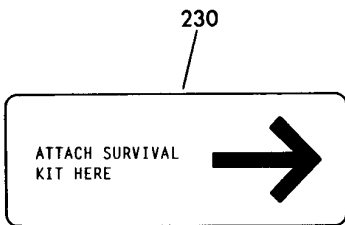
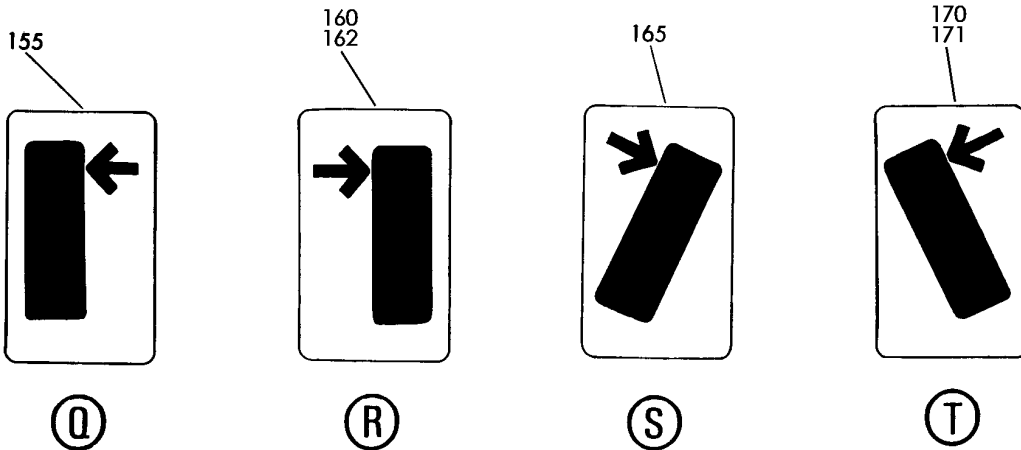


Y 11353551 SHT 3 REV 215

PLACARD INSTL-CAB. INTR (NO. 1, 2 AND 4 PASSENGER DOORS ONLY)
FIGURE 51 (SHEET 3)

11-35-35-51

BOEING
757
PARTS CATALOG (MAINTENANCE)

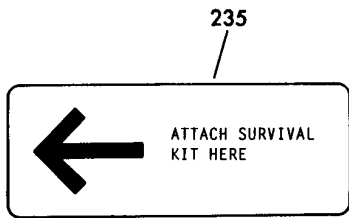


Y 11353551 SHT 4 REV 215

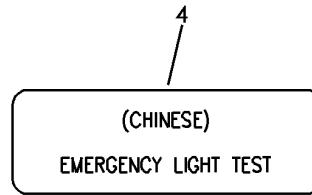
PLACARD INSTL-CAB. INTR (NO. 1, 2 AND 4 PASSENGER DOORS ONLY)
FIGURE 51 (SHEET 4)

11-35-35-51

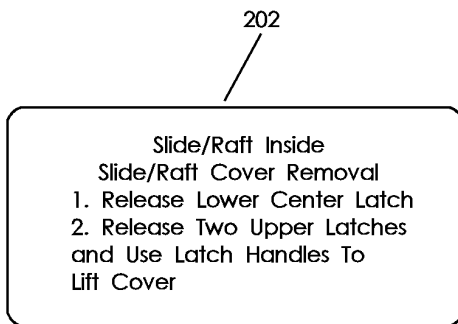
BOEING
757
PARTS CATALOG (MAINTENANCE)



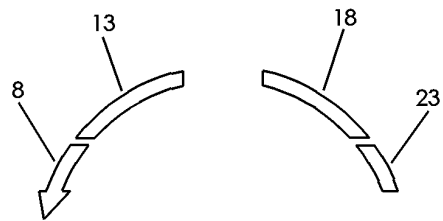
AA




AB



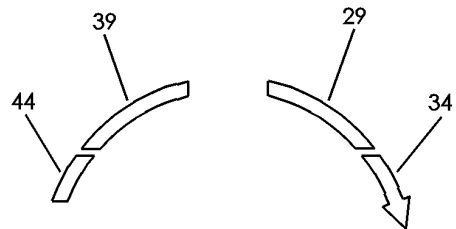
AF



AC



AE

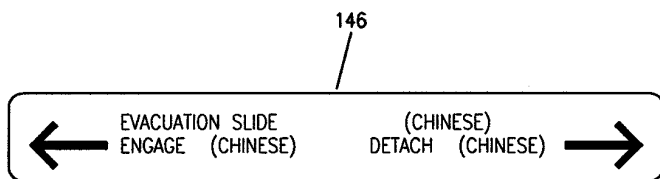


AD

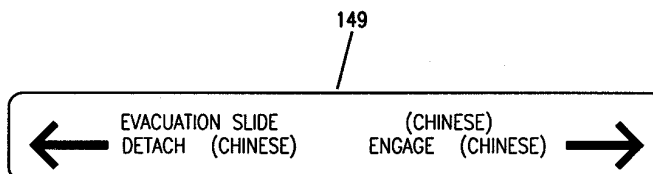
Y 11353551 SHT 5 REV 215

PLACARD INSTL-CAB. INTR (NO. 1, 2 AND 4 PASSENGER DOORS ONLY)
FIGURE 51 (SHEET 5)

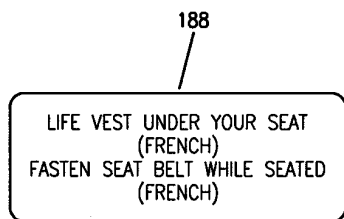
BOEING
757
PARTS CATALOG (MAINTENANCE)



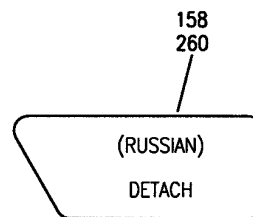
AG



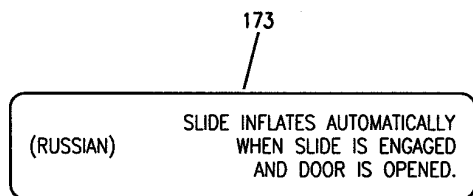
AH



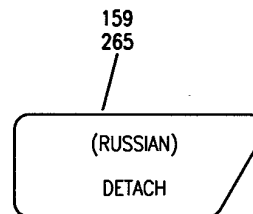
AM



AJ



AL



AK

Y 11353551 SHT 6 REV 215

PLACARD INSTL-CAB. INTR (NO. 1, 2 AND 4 PASSENGER DOORS ONLY)
FIGURE 51 (SHEET 6)

11-35-35-51

BRI
MAY 28/07

11-35-35-51
PAGE 0E

BOEING
757
PARTS CATALOG (MAINTENANCE)

191
(RUSSIAN) LIFE VEST UNDER YOUR SEAT
FASTEN SEAT BELT WHILE SEATED

AN

198
(CHINESE)
OPEN

AP

215
SLIDE/RAFT COVER REMOVAL
1. RELEASE LOWER CENTER LATCH
2. RELEASE TWO UPPER LATCHES
AND USE LATCH HANDLES TO
LIFT COVER

AU

199
(RUSSIAN)
OPEN

AQ

204
(RUSSIAN)
LIFT AND
PULL
↑
(RUSSIAN)
10A
115V
400HZ

AT

203
(MULTI-LANGUAGE)
LIFT AND
PULL
↑
10A
115V
400HZ

AS

201
(MULTI-LANGUAGE)
LIFE VEST UNDER YOUR SEAT

AR

Y 11353551 SHIT 7 REV 215

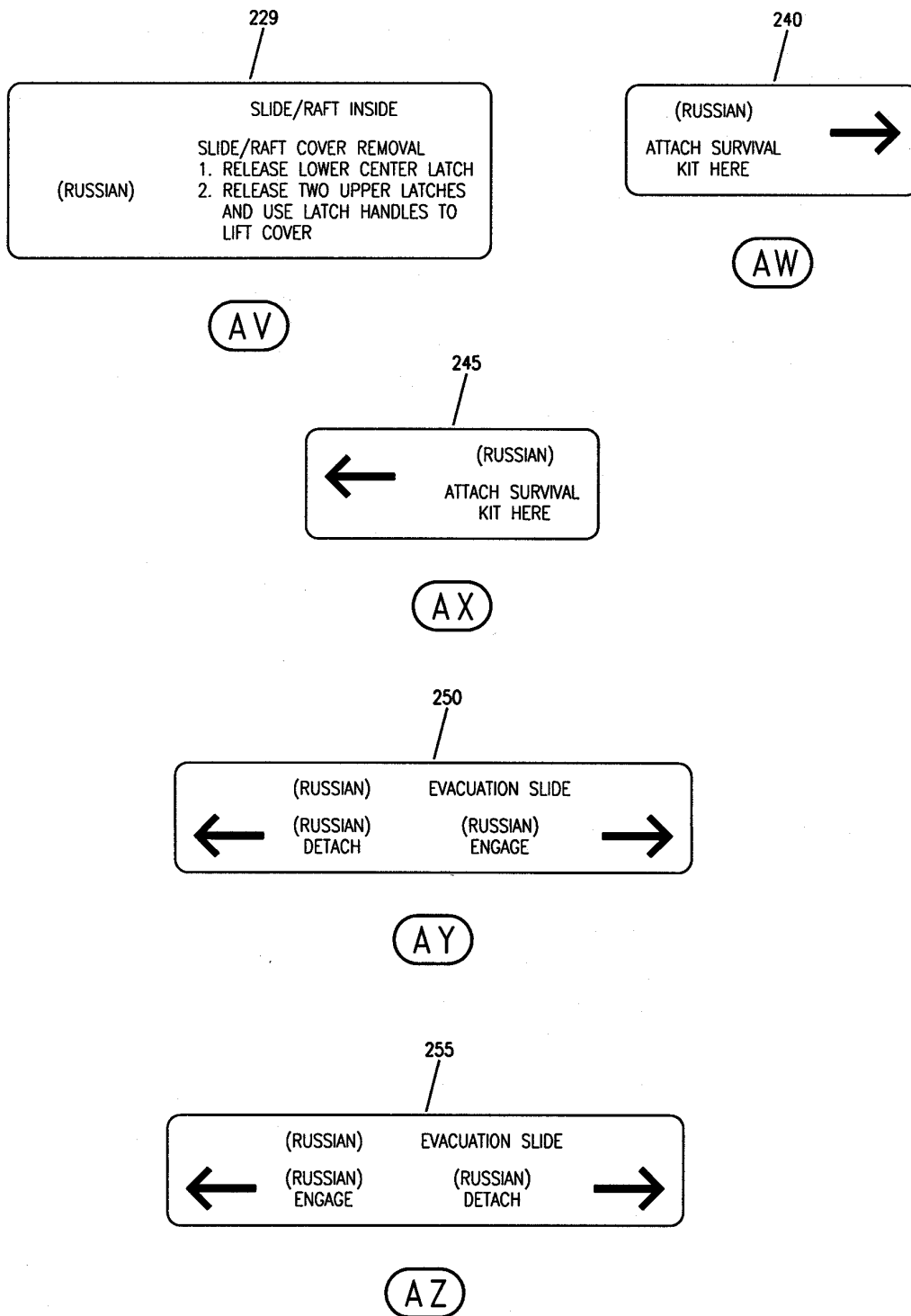
PLACARD INSTL-CAB. INTR (NO. 1, 2 AND 4 PASSENGER DOORS ONLY)
FIGURE 51 (SHEET 7)

11-35-35-51

BRI
MAY 28/07

11-35-35-51
PAGE OF

BOEING
757
PARTS CATALOG (MAINTENANCE)



Y 11353551 SHT 8 REV 215

PLACARD INSTL-CAB. INTR (NO. 1, 2 AND 4 PASSENGER DOORS ONLY)
FIGURE 51 (SHEET 8)

11-35-35-51

BRI
MAY 28/07

11-35-35-51
PAGE 0G



757

PARTS CATALOG (MAINTENANCE)

FIG ITEM	PART NUMBER	1 2 3 4 5 6 7	NOMENCLATURE	EFFECT FROM TO	UNITS PER ASSY
51			PLACARD INSTL-CAB. INTR (NO. 1, 2 AND 4 PASSENGER DOORS ONLY)	002004 006100 952999	
- 1	414N5019-10		PLACARD INSTL-CAB. INTR (NO. 1, 2 AND 4 PASSENGER DOORS ONLY) FOR NHA/ADDITIONAL DET SEE: 25-20-00-01J	952952	RF
- 1	414N5019-17		PLACARD INSTL-CAB. INTR (NO. 1, 2 AND 4 PASSENGER DOORS ONLY) FOR NHA/ADDITIONAL DET SEE: 25-20-00-01J	002004 006010	RF
- 1	414N5019-23		PLACARD INSTL-CAB. INTR (NO. 1, 2 AND 4 PASSENGER DOORS ONLY) FOR NHA/ADDITIONAL DET SEE: 25-20-00-01J	953999	RF
- 1	414N5019-54		PLACARD INSTL-CAB. INTR (NO. 1, 2 AND 4 PASSENGER DOORS ONLY) FOR NHA/ADDITIONAL DET SEE: 25-20-00-01J	011017	RF
- 1	414N5019-70		PLACARD INSTL-CAB. INTR (NO. 1, 2 AND 4 PASSENGER DOORS ONLY) FOR NHA/ADDITIONAL DET SEE: 25-20-00-01J	018100	RF
3	BAC29PPS1873		.PLACARD- PLACARD CONTENT: EMERGENCY LIGHT TEST	002004 006100 952999	3
5	BAC29PPS3517		.PLACARD-	002004 006010 952999	1
7	BAC29PPS3777		.PLACARD-	011100	3
10	BAC29PPS3518		.PLACARD-	002004 006010 952999	1
12	BAC29PPS3778		.PLACARD-	011100	3
15	BAC29PPS3519		.PLACARD-	002004 006010 952999	1
17	BAC29PPS3779		.PLACARD-	011100	3
20	BAC29PPS3760		.PLACARD-	002004 006010 952999	1
22	BAC29PPS3780		.PLACARD-	011100	3

MISSING ITEM NUMBERS NOT APPLICABLE

- ITEM NOT ILLUSTRATED

11-35-35-51

11-35-35
FIG. 51
PAGE 1
JAN 20/09

BRI



757

PARTS CATALOG (MAINTENANCE)

FIG ITEM	PART NUMBER	1 2 3 4 5 6 7	NOMENCLATURE	EFFECT FROM TO	UNITS PER ASSY
51					
25	BAC29PPS3769	.	PLACARD-	002004 006010 952999	1
27	BAC29PPS3774	.	PLACARD-	011100	3
30	BAC29PPS3770	.	PLACARD-	002004 006010 952999	1
32	BAC29PPS3773	.	PLACARD-	011100	3
35	BAC29PPS3771	.	PLACARD-	002004 006010 952999	1
37	BAC29PPS3775	.	PLACARD-	011100	3
40	BAC29PPS3772	.	PLACARD-	002004 006010 952999	1
42	BAC29PPS3776	.	PLACARD-	011100	3
45	BAC29PPS3777	.	PLACARD	002004 006010 952999	1
50	BAC29PPS3778	.	PLACARD	002004 006010 952999	1
55	BAC29PPS3779	.	PLACARD	002004 006010 952999	1
60	BAC29PPS3780	.	PLACARD	002004 006010 952999	1
65	BAC29PPS3818	.	PLACARD-	002004 006010 952999	1
70	BAC29PPS3819	.	PLACARD-	002004 006010 952999	1
75	BAC29PPS3820	.	PLACARD-	002004 006010 952999	1
80	BAC29PPS3821	.	PLACARD-	002004 006010 952999	1
85	BAC29PPS3761	.	PLACARD-	002004 006010 952999	1
90	BAC29PPS3764	.	PLACARD-	002004 006010 952999	1
95	BAC29PPS3784	.	PLACARD-	002004 006010 952999	1

MISSING ITEM NUMBERS NOT APPLICABLE

- ITEM NOT ILLUSTRATED

11-35-35-51

11-35-35
FIG. 51
PAGE 2
JAN 20/09

BRI

BOEING PROPRIETARY - Copyright © - Unpublished Work - See title page for details.

 **BOEING**
757
PARTS CATALOG (MAINTENANCE)

FIG ITEM	PART NUMBER	1 2 3 4 5 6 7	NOMENCLATURE	EFFECT FROM TO	UNITS PER ASSY
51					
100	BAC29PPS3785	.	PLACARD-	002004 006010 952999	1
105	BAC29PPS3773	.	PLACARD	002004 006010 952999	1
110	BAC29PPS3774	.	PLACARD	002004 006010 952999	1
115	BAC29PPS3775	.	PLACARD	002004 006010 952999	1
120	BAC29PPS3776	.	PLACARD	002004 006010 952999	1
125	BAC29PPS1660	.	PLACARD	002004 006100 952999	6
130	BAC29PPS1661	.	PLACARD	002004 006100 952999	6
135	BAC29PPS1662	.	PLACARD	002004 006100 952999	3
140	BAC29PPS1663	.	PLACARD	002004 006100 952999	3
145	BAC29PPS2084	.	PLACARD-	002004 006100 952999	3
150	BAC29PPS2085	.	PLACARD-	002004 006100 952999	3
153	BAC29PPS21606	.	MARKER- PLACARD CONTENT: DISARMED	011100	3
154	BAC29PPS21607	.	MARKER- PLACARD CONTENT: DESARMED	011100	3
155	BAC29PPS14956	.	PLACARD	002004 006100 952999	3
160	BAC29PPS14959	.	PLACARD	002004 006100 952999	3
165	BAC29PPS14957	.	PLACARD	002004 006100 952999	3

MISSING ITEM NUMBERS NOT APPLICABLE

- ITEM NOT ILLUSTRATED

BRI

11-35-35-51

11-35-35
FIG. 51
PAGE 3
JAN 20/09



757

PARTS CATALOG (MAINTENANCE)

FIG ITEM	PART NUMBER	1 2 3 4 5 6 7	NOMENCLATURE	EFFECT FROM TO	UNITS PER ASSY
51					
170	BAC29PPS14958	.	PLACARD	002004 006100 952999	3
175	BAC29PPS11590	.	PLACARD- PLACARD CONTENT: SLIDE INFLATES AUTOMATICALLY WHEN SLIDE IS ARMED AND DOOR IS OPENED	002004 006100 952999	6
185	BAC29PPS0622	.	PLACARD- PLACARD CONTENT: OPEN	002004 006100 952999	6
186	BAC29PPS17055	.	PLACARD- PLACARD CONTENT: LIFE VEST UNDER YOUR SEAT FASTEN SEAT BELT WHILE SEATED	952999	2
189	BAC29PPS0778	.	PLACARD	952999	6
192	BAC29PPS0800	.	DECAL-	002004 006100 952999	1
194	BAC29PPS17055	.	PLACARD- PLACARD CONTENT: LIFE VEST UNDER YOUR SEAT FASTEN SEAT BELT WHILE SEATED POST RAPID REVISION: RR92033-22	002004 006100	4
195	BAC29PPS1442	.	PLACARD- PLACARD CONTENT: SLIDE/RAFT INSIDE	002004 006010	6
197	BAC29PPS22935	.	PLACARD-	011100	6
215	BAC29PPS1600	.	PLACARD	002004 006010	6
230	BAC29PPS18373	.	PLACARD	002004 006100	3
235	BAC29PPS20353	.	PLACARD	002004 006100	3

MISSING ITEM NUMBERS NOT APPLICABLE

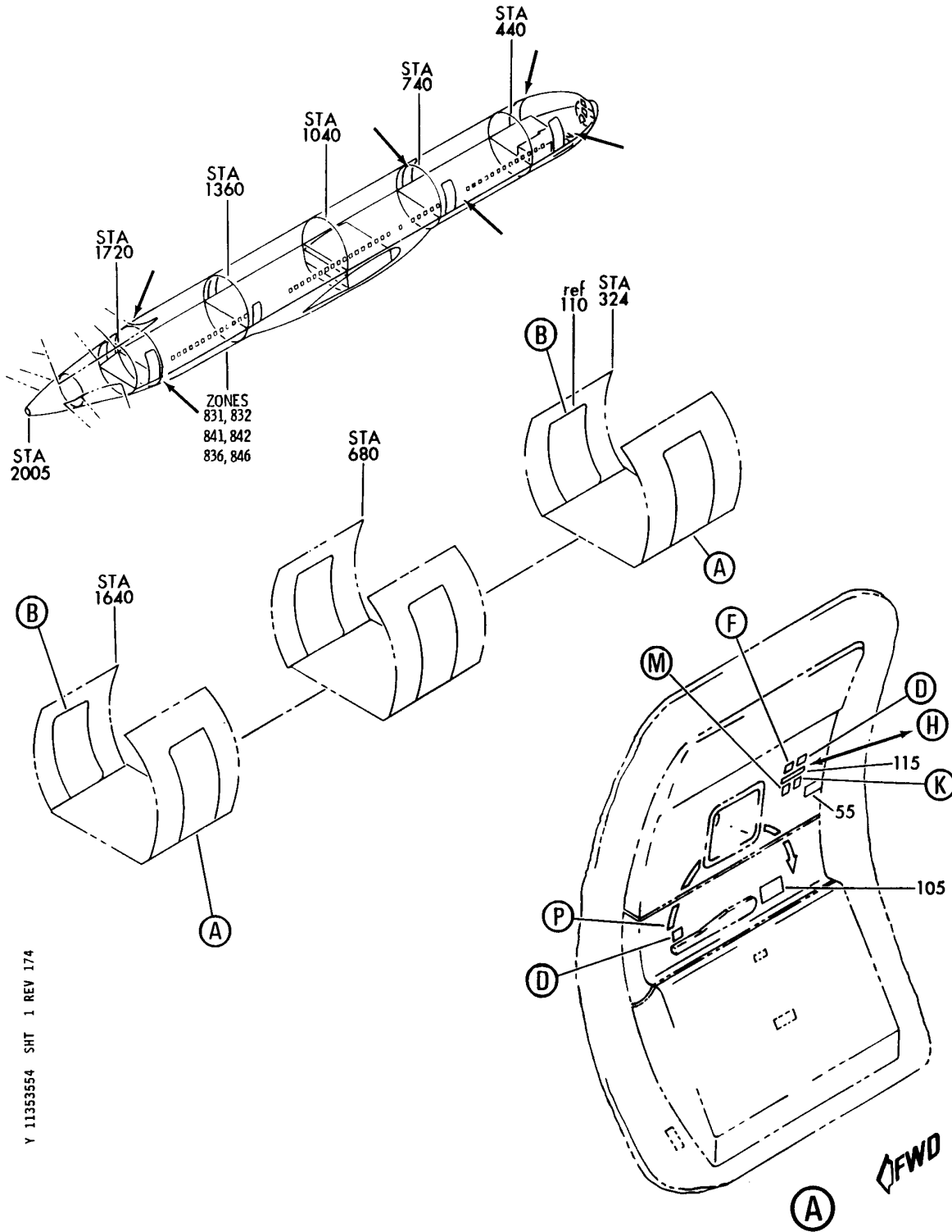
- ITEM NOT ILLUSTRATED

11-35-35-51

11-35-35
FIG. 51
PAGE 4
JAN 20/09

BRI

BOEING
757
PARTS CATALOG (MAINTENANCE)



Y 1135354 SHT 1 REV 174

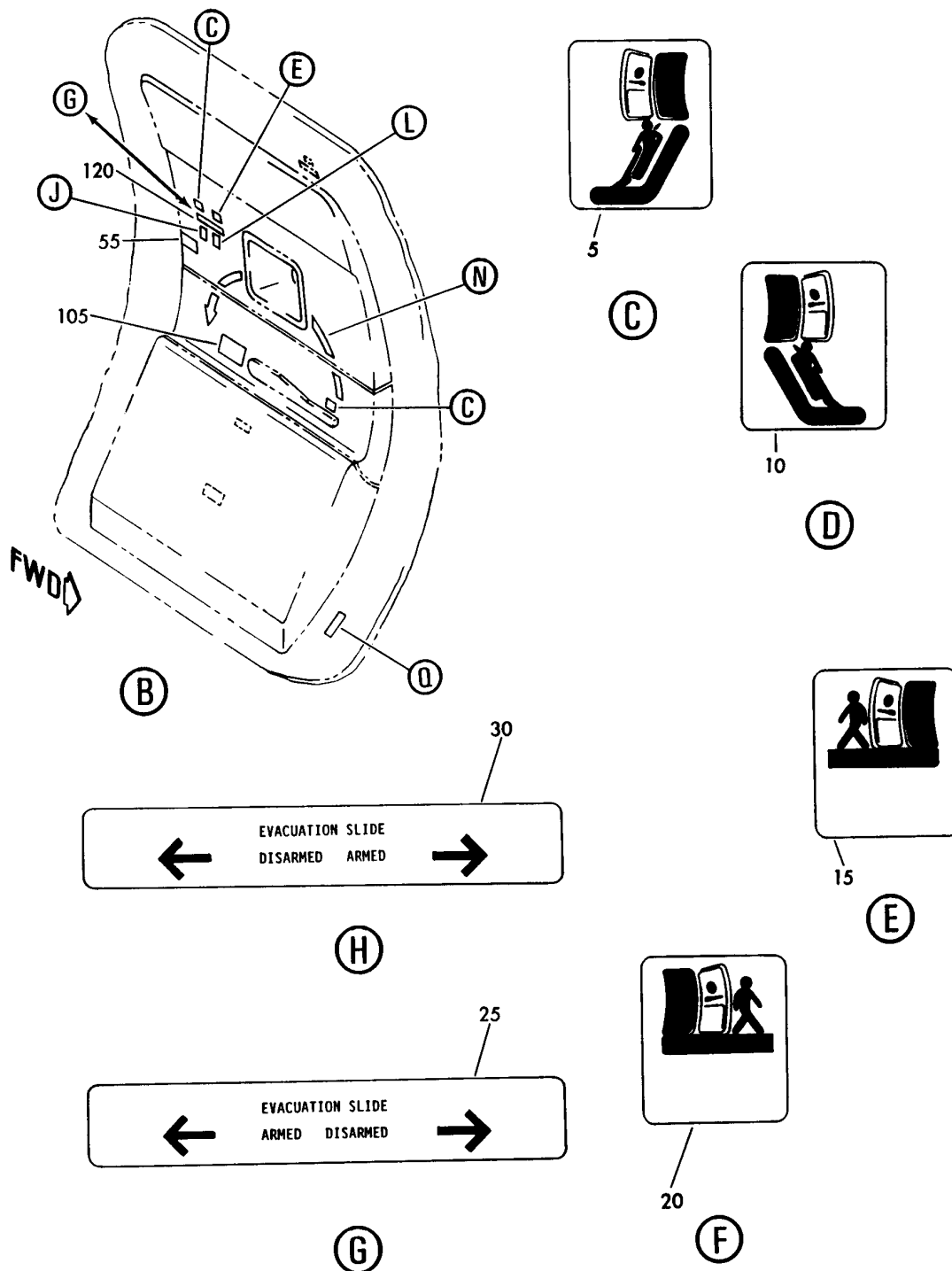
PLACARD INSTL-CAB INTR (PASSENGER DOORS ONLY)
FIGURE 54 (SHEET 1)

11-35-35-54

BRI
JAN 20/09

11-35-35-54
PAGE 0

BOEING
757
PARTS CATALOG (MAINTENANCE)

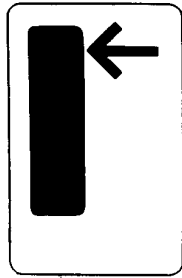


Y 11353554 SH1 2 REV 245

PLACARD INSTL-CAB INTR (PASSENGER DOORS ONLY)
FIGURE 54 (SHEET 2)

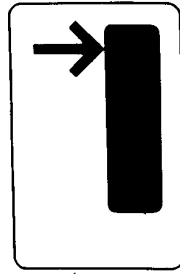
11-35-35-54

BOEING
757
PARTS CATALOG (MAINTENANCE)




35

(J)




40

(K)



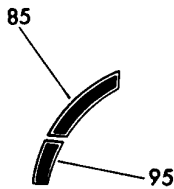
45

(L)

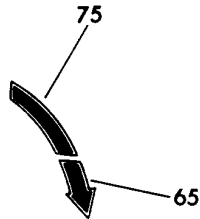


50

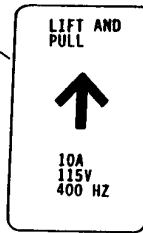
(M)



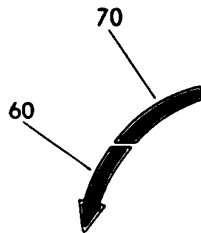
(P)



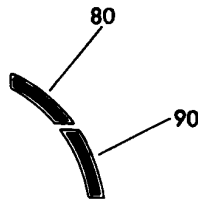
110



(Q)



(N)



Y 11353554 SHT 3 REV 142

PLACARD INSTL-CAB INTR (PASSENGER DOORS ONLY)
FIGURE 54 (SHEET 3)

11-35-35-54



757

PARTS CATALOG (MAINTENANCE)

FIG ITEM	PART NUMBER	1 2 3 4 5 6 7	NOMENCLATURE	EFFECT FROM TO	UNITS PER ASSY
54			PLACARD INSTL-CAB INTR (PASSENGER DOORS ONLY)	950951	
- 1	414N5019-51		PLACARD INSTL-CAB INTR (PASSENGER DOORS ONLY) FOR NHA/OTHER SYS DET SEE: 25-20-00-01J	950951	RF
5	BAC29PPS1661		.PLACARD	950951	6
10	BAC29PPS1660		.PLACARD	950951	6
15	BAC29PPS1663		.PLACARD	950951	3
20	BAC29PPS1662		.PLACARD	950951	3
25	BAC29PPS2084		.PLACARD	950951	3
30	BAC29PPS2085		.PLACARD	950951	3
35	BAC29PPS14956		.PLACARD	950951	3
40	BAC29PPS14959		.PLACARD	950951	3
45	BAC29PPS14957		.PLACARD	950951	3
50	BAC29PPS14958		.PLACARD	950951	3
55	BAC29PPS11590		.PLACARD	950951	6
60	BAC29PPS3517		.PLACARD	950951	3
65	BAC29PPS3819		.PLACARD	950951	3
70	BAC29PPS3518		.PLACARD	950951	3
75	BAC29PPS3818		.PLACARD	950951	3
80	BAC29PPS3519		.PLACARD	950951	3
85	BAC29PPS3820		.PLACARD	950951	3
90	BAC29PPS3760		.PLACARD	950951	3
95	BAC29PPS3821		.PLACARD	950951	3
105	BAC29PPS0622		.PLACARD	950951	6
110	BAC29PPS0800		.DECAL	950951	1
115	BAC29PPS21606		.MARKER-ENGLISH POSITION DATA: RH DOORS PLACARD CONTENT: DISARMED POST SERVICE BULLETIN: 25-0158	950951	3
120	BAC29PPS21607		.MARKER-ENGLISH POSITION DATA: LH DOORS PLACARD CONTENT: DISARMED POST SERVICE BULLETIN: 25-0158	950951	3

MISSING ITEM NUMBERS NOT APPLICABLE

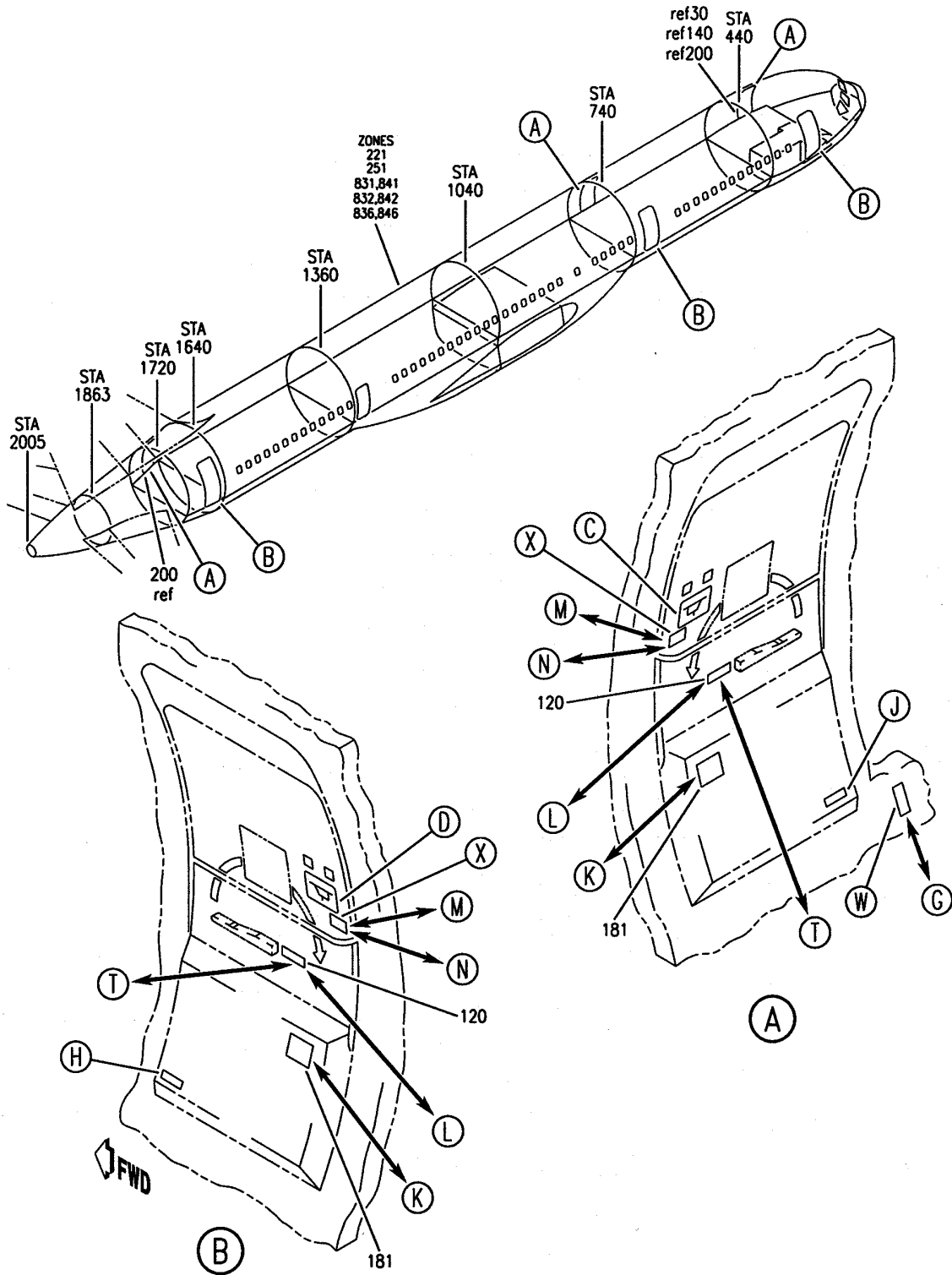
- ITEM NOT ILLUSTRATED

11-35-35-54

11-35-35
FIG. 54
PAGE 1
JAN 20/09

BRI

BOEING
757
PARTS CATALOG (MAINTENANCE)



Y 11353563 SHT 1 REV 215

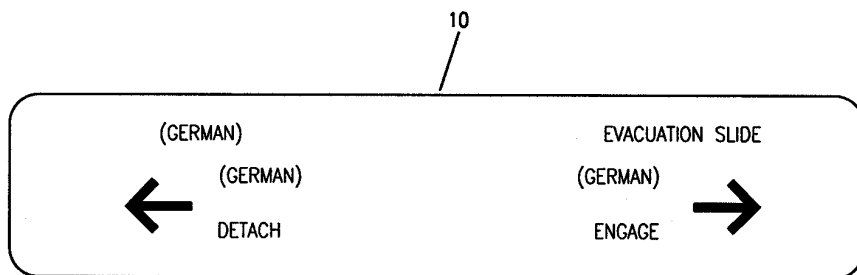
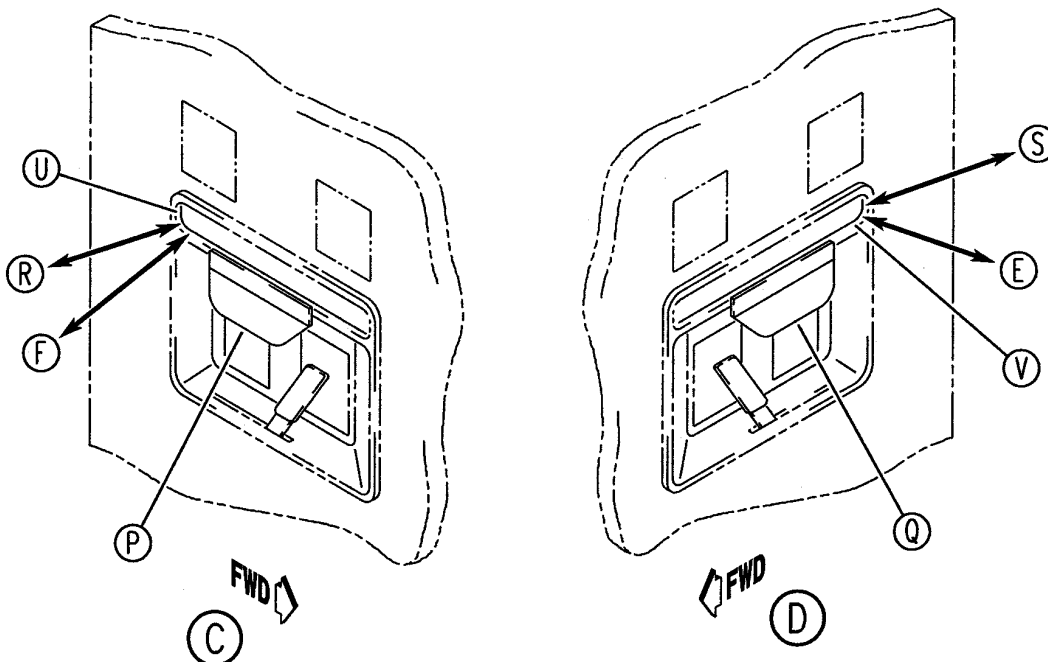
PLACARD INSTL-CAB. INTR PASSENGER DOORS ONLY
FIGURE 63 (SHEET 1)

11-35-35-63

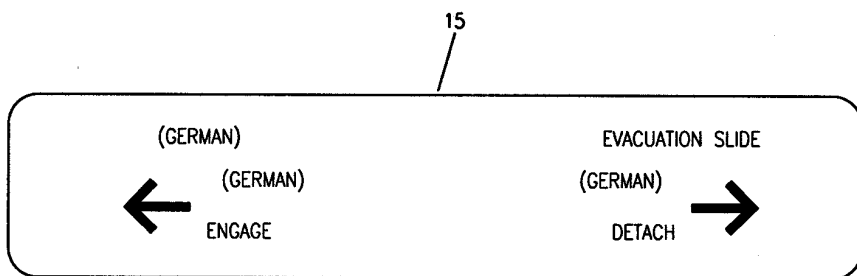
BRI
MAY 28/07

11-35-35-63
PAGE 0

BOEING
757
PARTS CATALOG (MAINTENANCE)



(E)



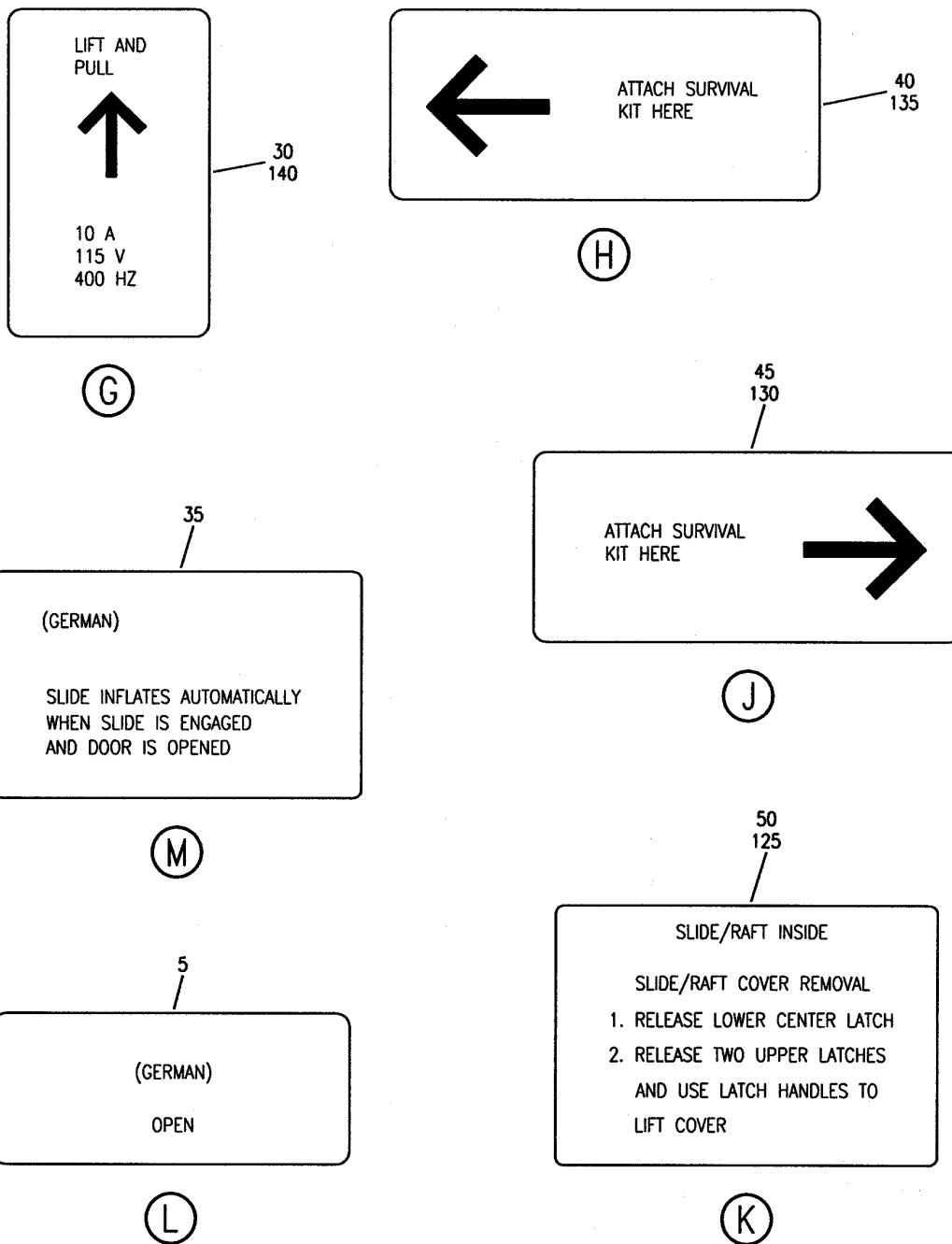
(F)

Y 11353563 SHT 2 REV 215

PLACARD INSTL-CAB. INTR PASSENGER DOORS ONLY
FIGURE 63 (SHEET 2)

11-35-35-63

BOEING
757
PARTS CATALOG (MAINTENANCE)

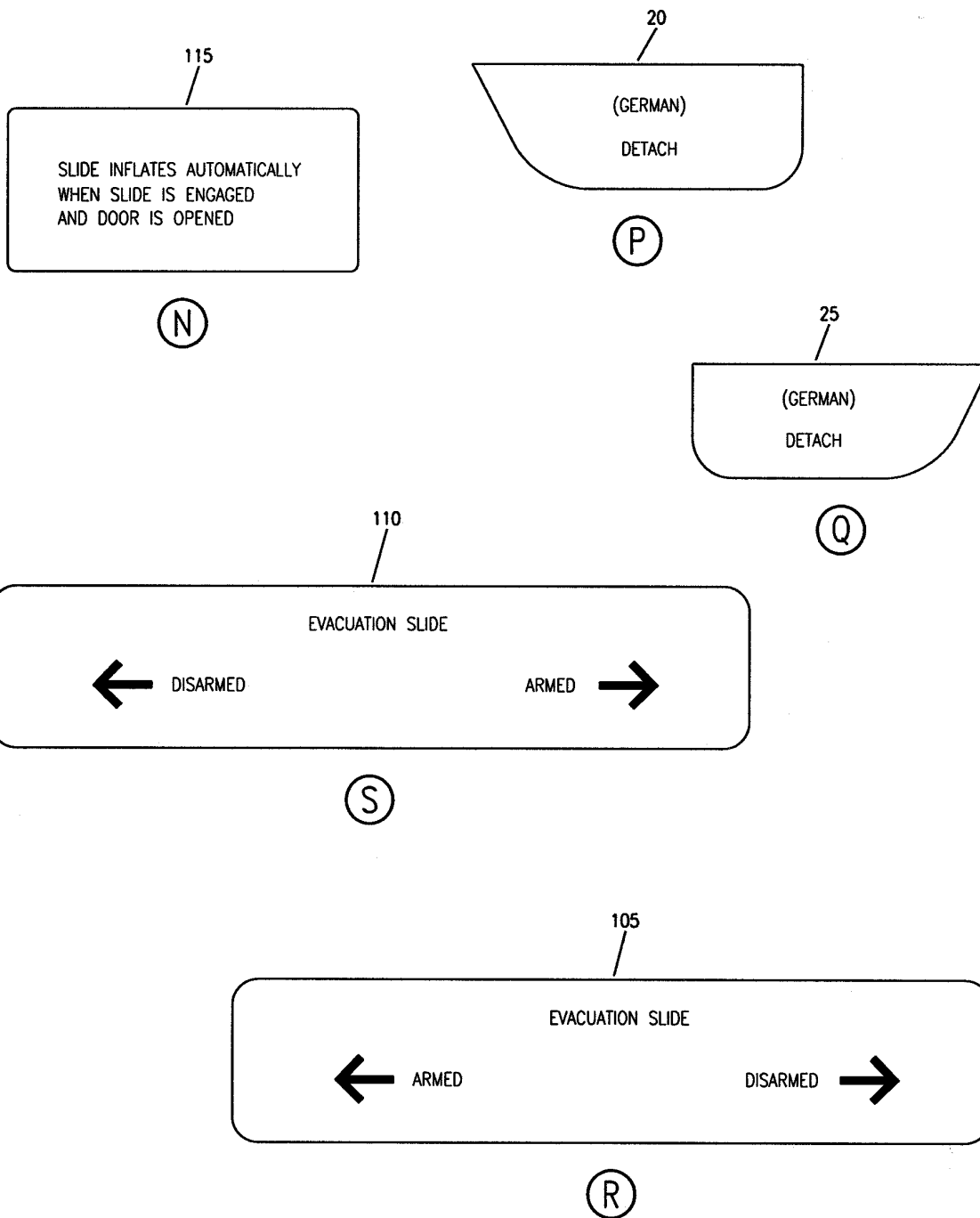


Y 11353563 SHT 3 REV 215

PLACARD INSTL-CAB. INTR PASSENGER DOORS ONLY
FIGURE 63 (SHEET 3)

11-35-35-63

BOEING
757
PARTS CATALOG (MAINTENANCE)



Y 11353563 SH1 4 REV 215

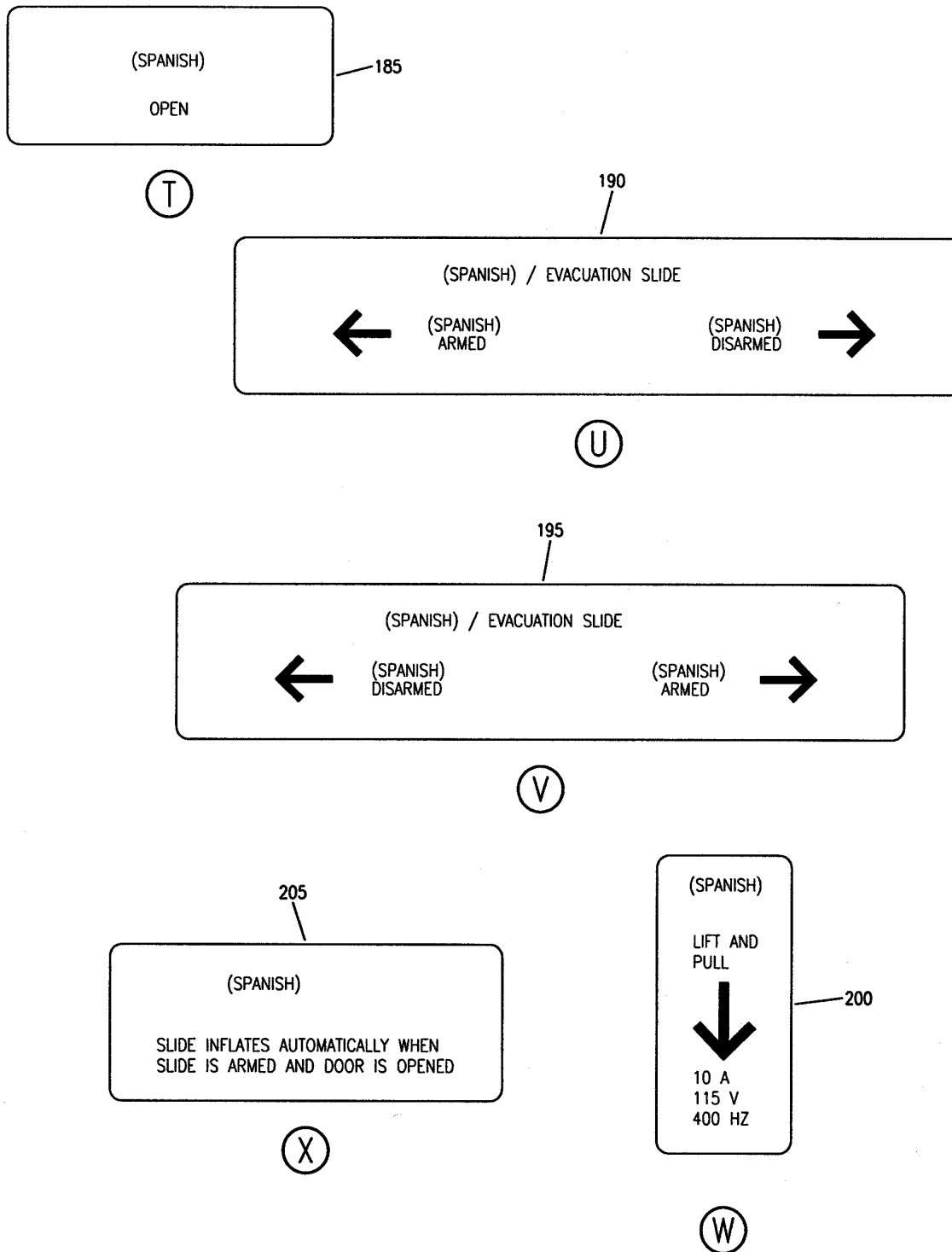
PLACARD INSTL-CAB. INTR PASSENGER DOORS ONLY
FIGURE 63 (SHEET 4)

11-35-35-63

BRI
MAY 28/07

11-35-35-63
PAGE 0C

BOEING
757
PARTS CATALOG (MAINTENANCE)



Y 11353563 SHT 5 REV 215

PLACARD INSTL-CAB. INTR PASSENGER DOORS ONLY
FIGURE 63 (SHEET 5)

11-35-35-63

BRI
MAY 28/07

11-35-35-63
PAGE 0D



757

PARTS CATALOG (MAINTENANCE)

FIG ITEM	PART NUMBER	1 2 3 4 5 6 7	NOMENCLATURE	EFFECT FROM TO	UNITS PER ASSY
63			PLACARD INSTL-CAB. INTR PASSENGER DOORS ONLY	101102	
- 100	414N5109-3		PLACARD INSTL-CAB. INTR PASSENGER DOORS ONLY FOR NHA SEE: 25-20-00-07B	101102	RF
105	BAC29PPS38907		.PLACARD	101102	3
110	BAC29PPS38908		.PLACARD	101102	3
115	BAC29PPS38932		.PLACARD	101102	6
120	BAC29PPS36221		.PLACARD- PLACARD CONTENT: OPEN	101102	6
125	BAC29PPS37519		.PLACARD	101102	6
130	BAC29PPS37502		.PLACARD	101102	3
135	BAC29PPS37501		.PLACARD	101102	3
140	BAC29PPS37492		.PLACARD	101102	1

MISSING ITEM NUMBERS NOT APPLICABLE

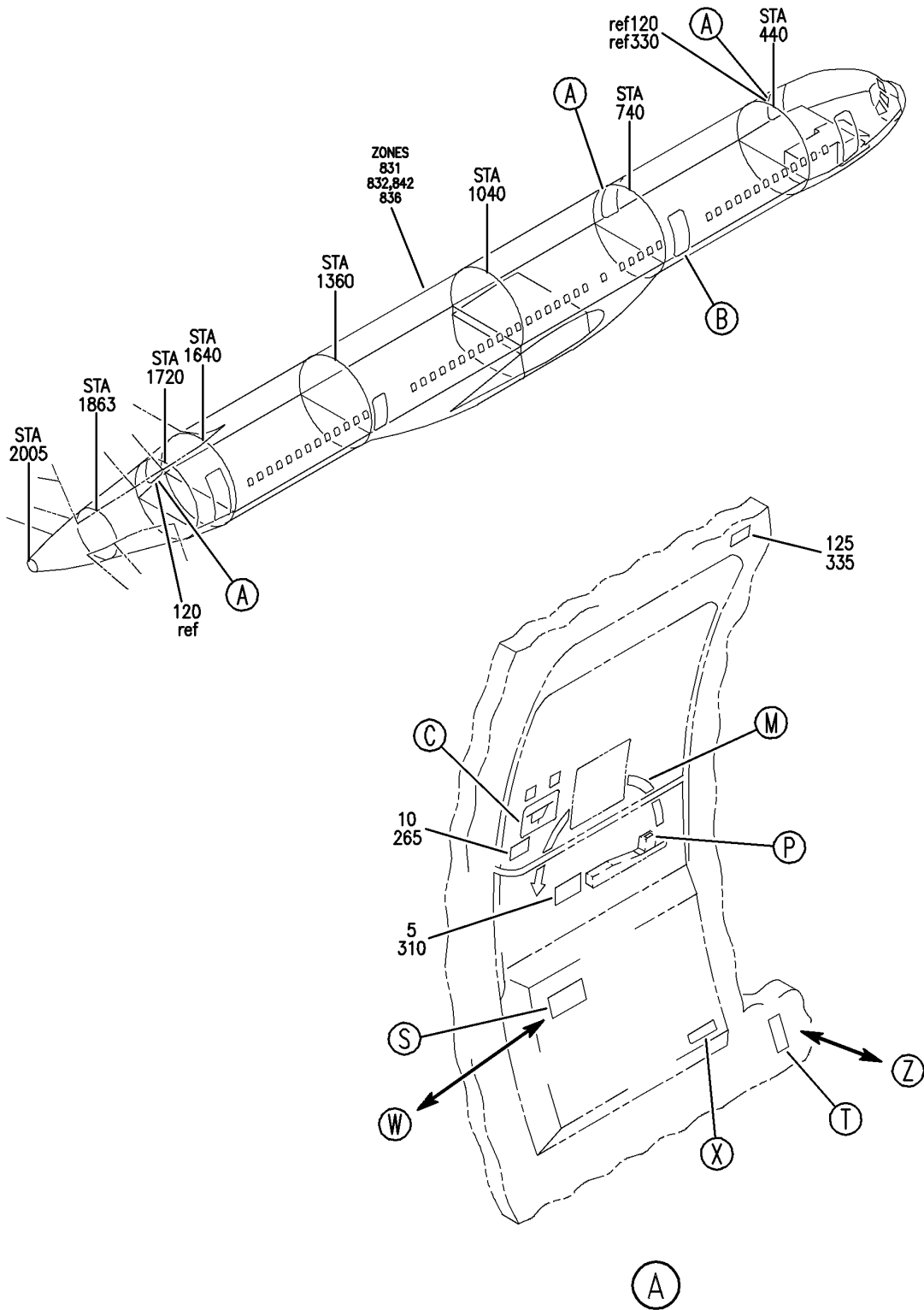
- ITEM NOT ILLUSTRATED

11-35-35-63

11-35-35
FIG. 63
PAGE 1
JAN 20/09

BRI

BOEING
757
PARTS CATALOG (MAINTENANCE)



Y 11353563D SHT 1 REV 234

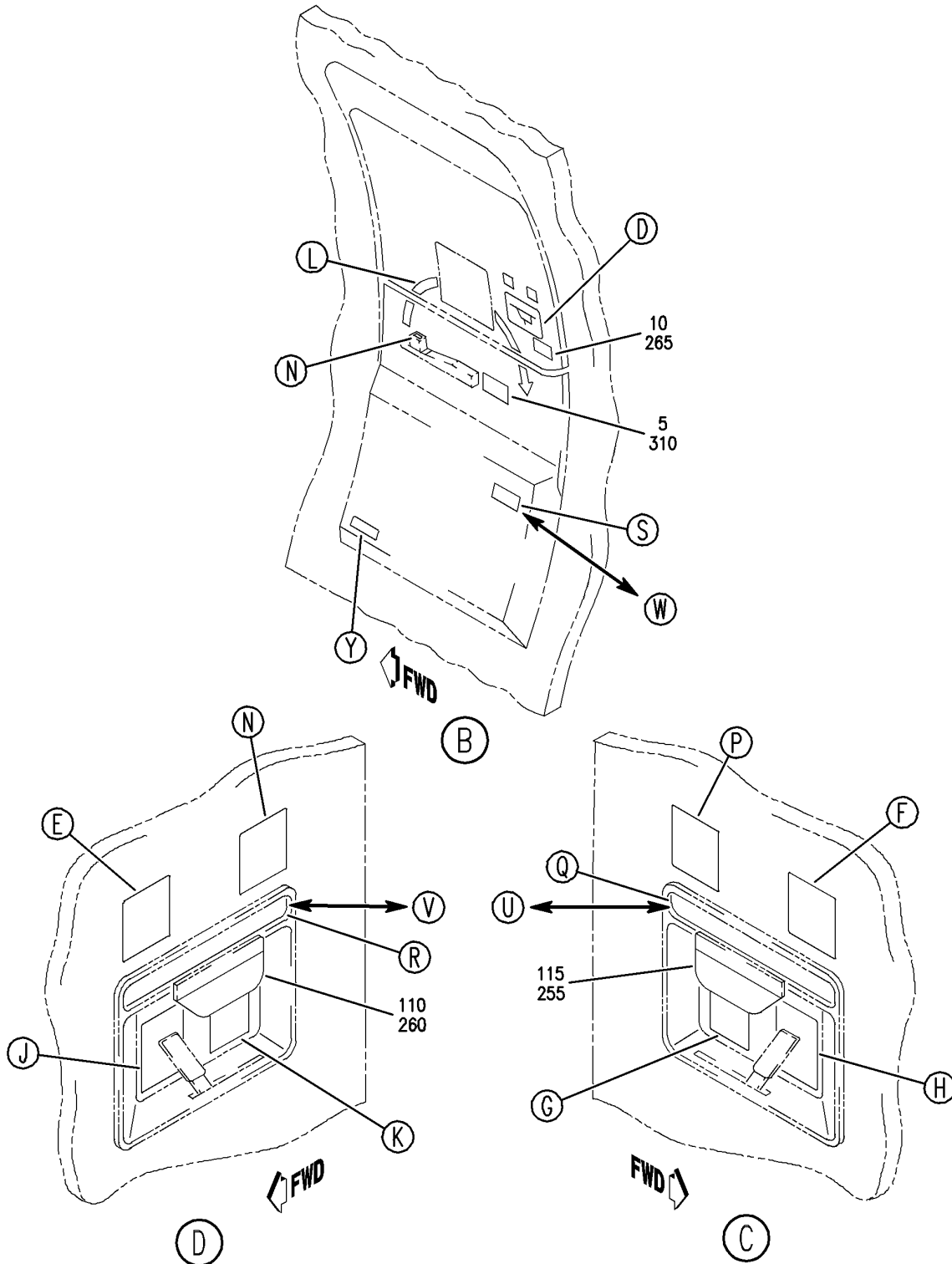
PLACARD INSTL-CAB. INTR (PASSENGER DOORS ONLY)
FIGURE 63D (SHEET 1)

11-35-35-63D

BRI
JAN 20/09

11-35-35-63D
PAGE 0

BOEING
757
PARTS CATALOG (MAINTENANCE)



Y 1135563D SHT 2 REV 234

PLACARD INSTL-CAB. INTR (PASSENGER DOORS ONLY)
FIGURE 63D (SHEET 2)

11-35-35-63D

BOEING
757
PARTS CATALOG (MAINTENANCE)




(E)

15
220



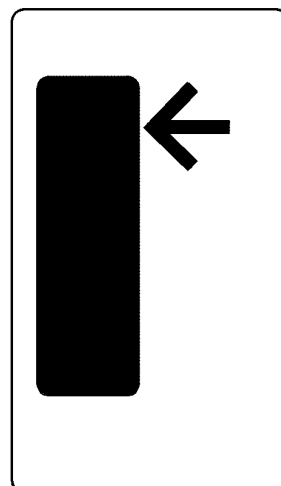
(F)

20
215



(H)

30
245



(G)

25
235

Y 11353563D SHT 3 REV 234


PLACARD INSTL-CAB. INTR (PASSENGER DOORS ONLY)
FIGURE 63D (SHEET 3)

11-35-35-63D

BRI
JAN 20/09


11-35-35-63D
PAGE 0B

BOEING
757
PARTS CATALOG (MAINTENANCE)



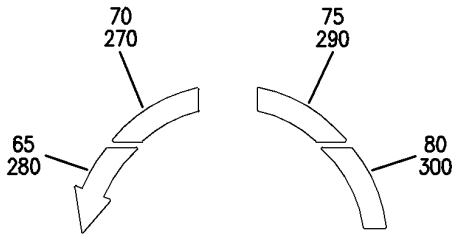
(J)

35
250

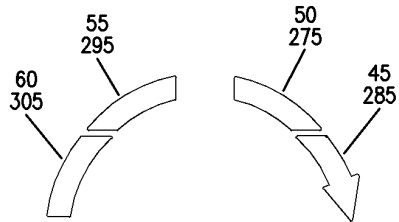


(K)

40
240



(M)



(L)

Y 11353563D SH1 4 REV 234

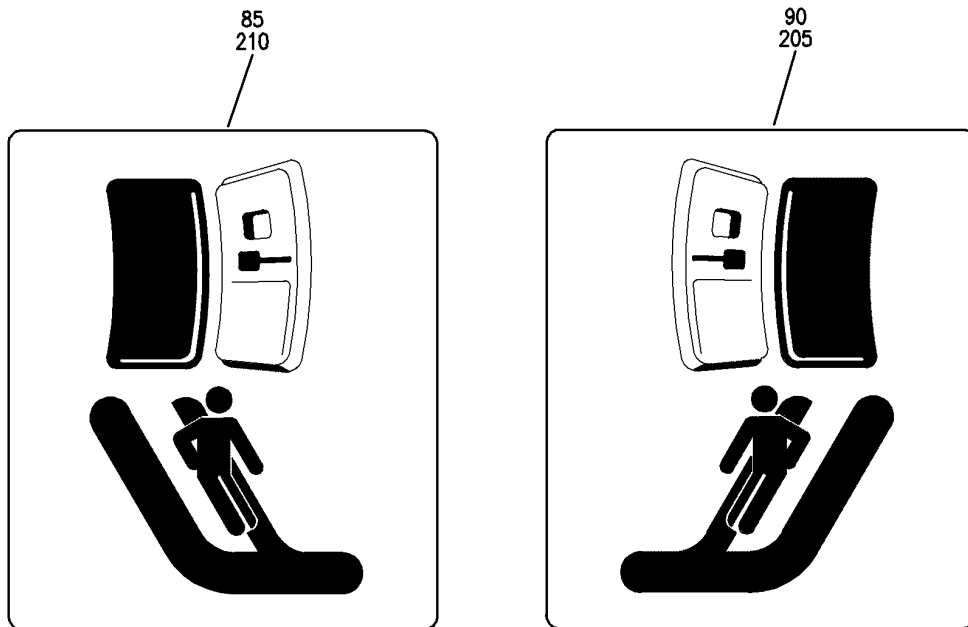
PLACARD INSTL-CAB. INTR (PASSENGER DOORS ONLY)
FIGURE 63D (SHEET 4)

11-35-35-63D

BRI
JAN 20/09

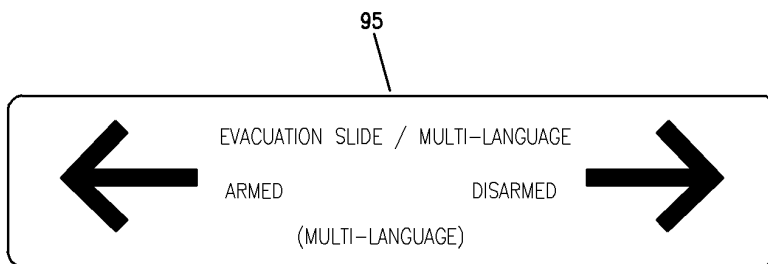
11-35-35-63D
PAGE 0C

BOEING
757
PARTS CATALOG (MAINTENANCE)

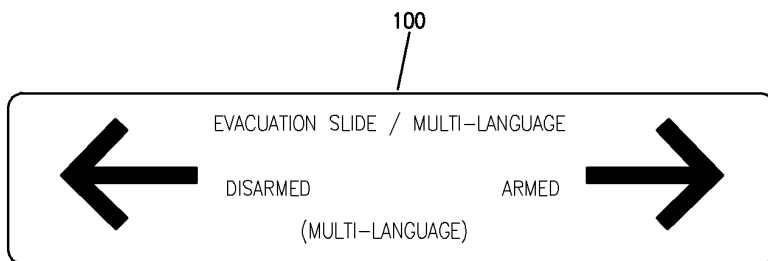


(N)

(P)



(Q)



(R)

Y 1135563D SHT 5 REV 234

PLACARD INSTL-CAB. INTR (PASSENGER DOORS ONLY)
FIGURE 63D (SHEET 5)

11-35-35-63D

BRI
JAN 20/09


11-35-35-63D
PAGE 0D

BOEING
757
PARTS CATALOG (MAINTENANCE)

SLIDE/RAFT COVER REMOVAL
 1. RELEASE LOWER CENTER LATCH
 2. RELEASE TWO UPPER LATCHES AND USE
 LATCH HANDLES TO LIFT COVER
 (MULTI-LANGUAGE)

(S)

105

LIFT AND PULL
 (MULTI-LANGUAGE)

 10 A
 115 V
 400 Hz

(T)

120

225
 EVACUATION SLIDE
 ← ARMED → DISARMED →

(U)

230
 EVACUATION SLIDE
 ← DISARMED → ARMED →

(V)

Y 1135563D SHT 6 REV 234

PLACARD INSTL-CAB. INTR (PASSENGER DOORS ONLY)
 FIGURE 63D (SHEET 6)

11-35-35-63D

BRI
 JAN 20/09


11-35-35-63D
 PAGE 0E

BOEING
757
PARTS CATALOG (MAINTENANCE)

SLIDE/RAFT INSIDE
SLIDE/RAFT COVER REMOVAL
1. RELEASE LOWER CENTER LATCH
2. RELEASE TWO UPPER LATCHES AND USE LATCH HANDLES TO LIFT COVER


315



ATTACH SURVIVAL KIT HERE 

320



LIFT AND PULL

10 A
115 V
400 Hz

330



 ATTACH SURVIVAL KIT HERE

325



Y 11353563D SH1 7 REV 234

PLACARD INSTL-CAB. INTR (PASSENGER DOORS ONLY)
FIGURE 63D (SHEET 7)

11-35-35-63D

BRI
JAN 20/09

11-35-35-63D
PAGE OF



757

PARTS CATALOG (MAINTENANCE)

FIG ITEM	PART NUMBER	1 2 3 4 5 6 7	NOMENCLATURE	EFFECT FROM TO	UNITS PER ASSY
63D					
- 1	414N5109-15		PLACARD INSTL-CAB. INTR (PASSENGER DOORS ONLY)	108120	
			PLACARD INSTL-CAB. INTR (PASSENGER DOORS ONLY)	108120	RF
			POSITION DATA: DOORS 1, 2 AND 4 LH SIDE AND DOOR 2 RH SIDE FOR NHA/ADDITIONAL DET SEE: 25-20-00-07B		
5	BAC29PPS45200		.PLACARD-(MULTI-LANGUAGE) PLACARD CONTENT: OPEN	108120	4
10	BAC29PPS45208		.PLACARD-(MULTI-LANGUAGE) PLACARD CONTENT: SLIDE INFLATES AUTOMATICALLY WHEN ENGAGED AND DOOR IS OPENED	108120	4
15	BAC29PPS36895		.PLACARD	108120	1
20	BAC29PPS36896		.PLACARD	108120	3
25	BAC29PPS36897		.PLACARD	108120	3
30	BAC29PPS36898		.PLACARD	108120	3
35	BAC29PPS36899		.PLACARD	108120	1
40	BAC29PPS36900		.PLACARD	108120	1
45	BAC29PPS36901		.PLACARD	108120	1
50	BAC29PPS36902		.PLACARD	108120	1
55	BAC29PPS36903		.PLACARD	108120	1
60	BAC29PPS36904		.PLACARD	108120	1
65	BAC29PPS36905		.PLACARD	108120	3
70	BAC29PPS36906		.PLACARD	108120	3
75	BAC29PPS36907		.PLACARD	108120	3
80	BAC29PPS36908		.PLACARD	108120	3
85	BAC29PPS36909		.PLACARD	108120	2
90	BAC29PPS36910		.PLACARD	108120	6
95	BAC29PPS45206		.PLACARD-(MULTI-LANGUAGE)	108120	3
100	BAC29PPS45207		.PLACARD-(MULTI-LANGUAGE)	108120	1
105	BAC29PPS45203		.PLACARD-(MULTI-LANGUAGE)	108120	4
110	BAC29PPS42601		.PLACARD- PLACARD CONTENT: DISARMED	108120	1
115	BAC29PPS42602		.PLACARD- PLACARD CONTENT: DISARMED	108120	3
120	BAC29PPS45202		.PLACARD-(MULTI-LANGUAGE)	108120	2
125	BAC29PPS45197		.PLACARD-(MULTI-LANGUAGE) PLACARD CONTENT: EMERGENCY LIGHT TEST	108120	3

MISSING ITEM NUMBERS NOT APPLICABLE

- ITEM NOT ILLUSTRATED

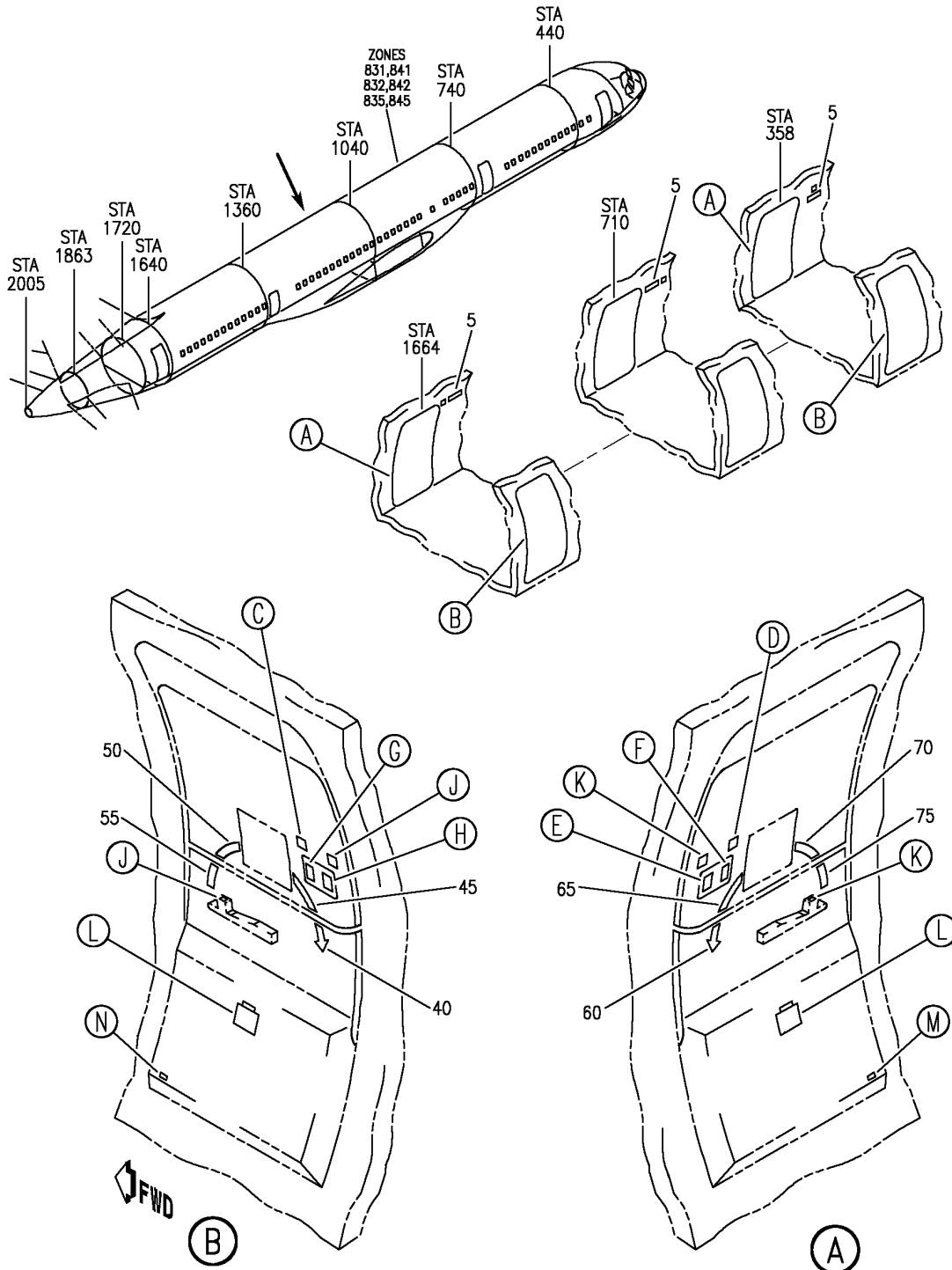
11-35-35-63D

11-35-35
FIG. 63D
PAGE 1
JAN 20/09

BRI

BOEING PROPRIETARY - Copyright © - Unpublished Work - See title page for details.

BOEING
757
PARTS CATALOG (MAINTENANCE)



Y 11353568 SH1 1 REV 279

PLACARD INSTL-CAB. INTR (PASSENGER DOORS ONLY)
FIGURE 69 (SHEET 1)

11-35-35-69

BRI
MAY 28/07

11-35-35-69
PAGE 0

BOEING
757
PARTS CATALOG (MAINTENANCE)




(C)

10



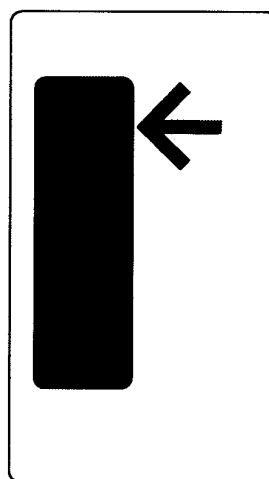
(D)

15



(F)

25



(E)

20

Y 11353569 SHT 2 REV 214


PLACARD INSTL-CAB. INTR (PASSENGER DOORS ONLY)
FIGURE 69 (SHEET 2)

11-35-35-69

BRI
MAY 28/07


11-35-35-69
PAGE 0A

BOEING
757
PARTS CATALOG (MAINTENANCE)



(G)

30



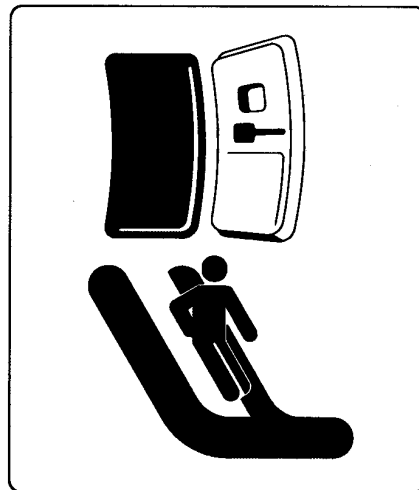
(H)

35



(K)

85



(J)

80

Y 11353569 SH1 3 REV 214

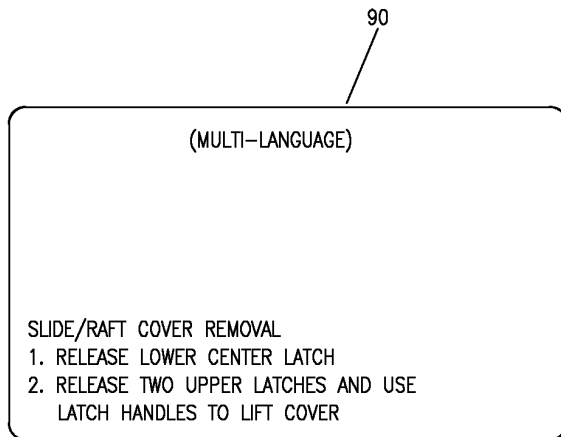
PLACARD INSTL-CAB. INTR (PASSENGER DOORS ONLY)
FIGURE 69 (SHEET 3)

11-35-35-69

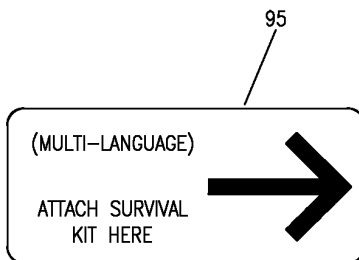
BRI
MAY 28/07

11-35-35-69
PAGE 0B

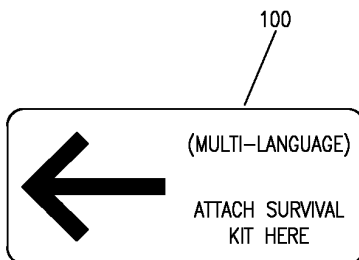
BOEING
757
PARTS CATALOG (MAINTENANCE)



(L)



(M)



(N)

Y 11353568 SH1 4 REV 279

PLACARD INSTL-CAB. INTR (PASSENGER DOORS ONLY)
FIGURE 69 (SHEET 4)

11-35-35-69

BRI
MAY 28/07

11-35-35-69
PAGE 0C

 **BOEING**
757
PARTS CATALOG (MAINTENANCE)

FIG ITEM	PART NUMBER	1 2 3 4 5 6 7	NOMENCLATURE	EFFECT FROM TO	UNITS PER ASSY
69			PLACARD INSTL-CAB. INTR (PASSENGER DOORS ONLY)	101102	
- 1	414N5201-1		PLACARD INSTL-CAB. INTR (PASSENGER DOORS ONLY)	101102	RF
			FOR NHA SEE: 25-20-00-08A		
	5 BAC29PPS36894		.PLACARD- PLACARD CONTENT: EMERGENCY LIGHT TEST	101102	3
	10 BAC29PPS36895		.PLACARD	101102	3
	15 BAC29PPS36896		.PLACARD	101102	3
	20 BAC29PPS36897		.PLACARD	101102	3
	25 BAC29PPS36898		.PLACARD	101102	3
	30 BAC29PPS36899		.PLACARD	101102	3
	35 BAC29PPS36900		.PLACARD	101102	3
	40 BAC29PPS36901		.PLACARD	101102	3
	45 BAC29PPS36902		.PLACARD	101102	3
	50 BAC29PPS36903		.PLACARD	101102	3
	55 BAC29PPS36904		.PLACARD	101102	3
	60 BAC29PPS36905		.PLACARD	101102	3
	65 BAC29PPS36906		.PLACARD	101102	3
	70 BAC29PPS36907		.PLACARD	101102	3
	75 BAC29PPS36908		.PLACARD	101102	3
	80 BAC29PPS36909		.PLACARD	101102	6
	85 BAC29PPS36910		.PLACARD	101102	6

MISSING ITEM NUMBERS NOT APPLICABLE

- ITEM NOT ILLUSTRATED

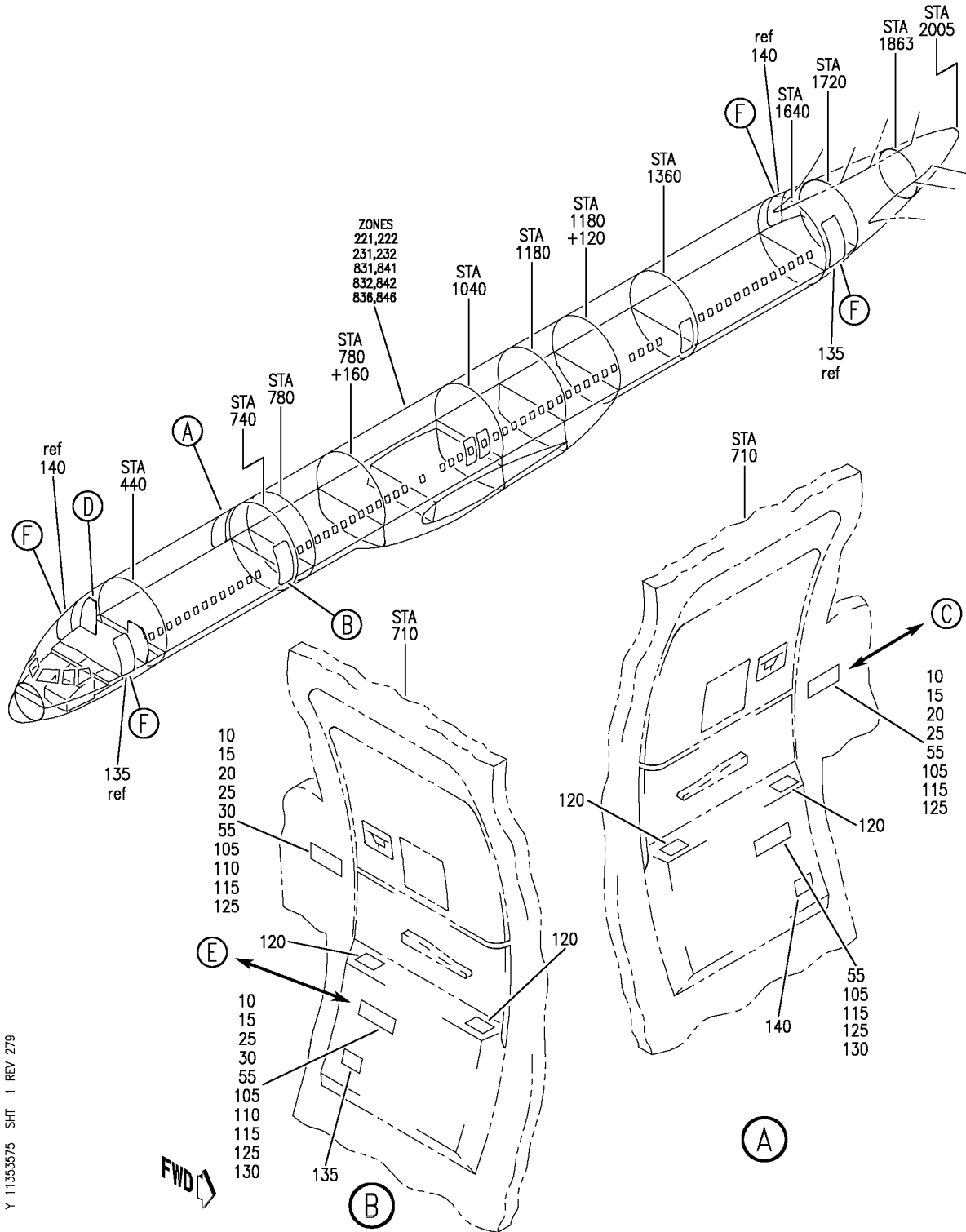
BRI

11-35-35-69

BOEING PROPRIETARY - Copyright © - Unpublished Work - See title page for details.

11-35-35
FIG. 69
PAGE 1
JAN 20/09

BOEING
757
PARTS CATALOG (MAINTENANCE)



Y 11353575 SH1 1 REV 279

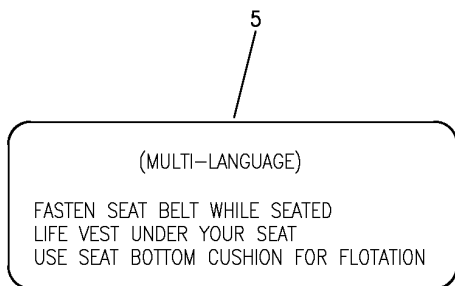
PLACARD INSTL-CAB. INTR (NO. 1, 2 AND 4 PASSENGER DOORS ONLY)
FIGURE 75 (SHEET 1)

11-35-35-75

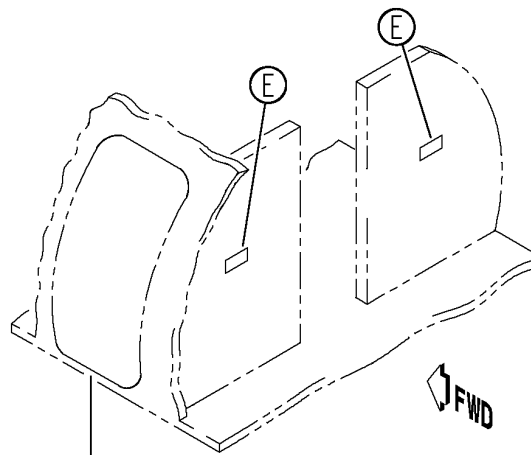
BRI
JAN 20/09

11-35-35-75
PAGE 0

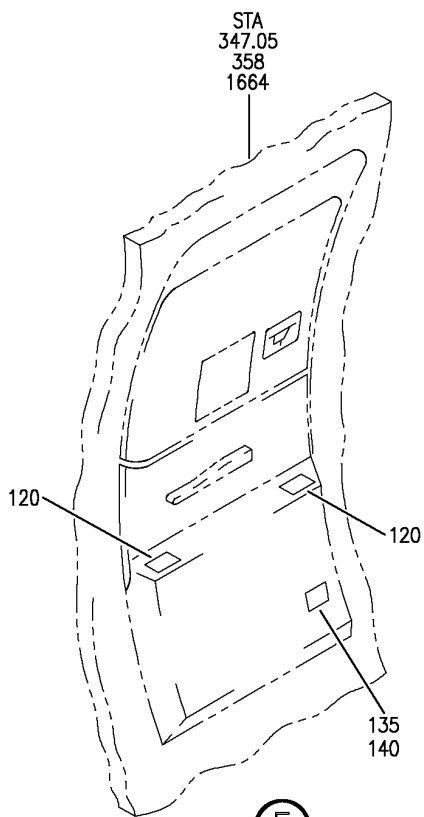
BOEING
757
PARTS CATALOG (MAINTENANCE)



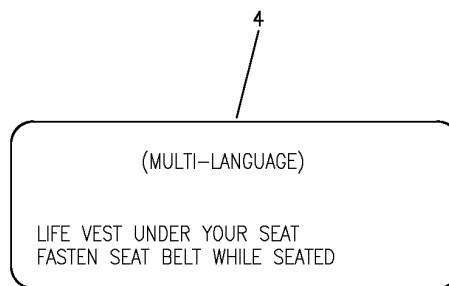
(C)



(D)



(F)



(E)

Y 11353575 SH1 2 REV 279

PLACARD INSTL-CAB. INTR (NO. 1, 2 AND 4 PASSENGER DOORS ONLY)
FIGURE 75 (SHEET 2)



757

PARTS CATALOG (MAINTENANCE)

FIG ITEM	PART NUMBER	1 2 3 4 5 6 7	NOMENCLATURE	EFFECT FROM TO	UNITS PER ASSY
75			PLACARD INSTL-CAB. INTR (NO. 1, 2 AND 4 PASSENGER DOORS ONLY)	108120	
- 100	414N5120-6		PLACARD INSTL-CAB. INTR (NO. 1, 2 AND 4 PASSENGER DOORS ONLY)	108120	RF
105	BAC29PPS45183		FOR NHA/ADDITIONAL DET SEE: 25-20-00-07B .PLACARD-(MULTI-LANGUAGE) PLACARD CONTENT: LIFE VEST UNDER YOUR SEAT FASTEN SEAT BELT WHILE SEATED	108120	4

MISSING ITEM NUMBERS NOT APPLICABLE

- ITEM NOT ILLUSTRATED

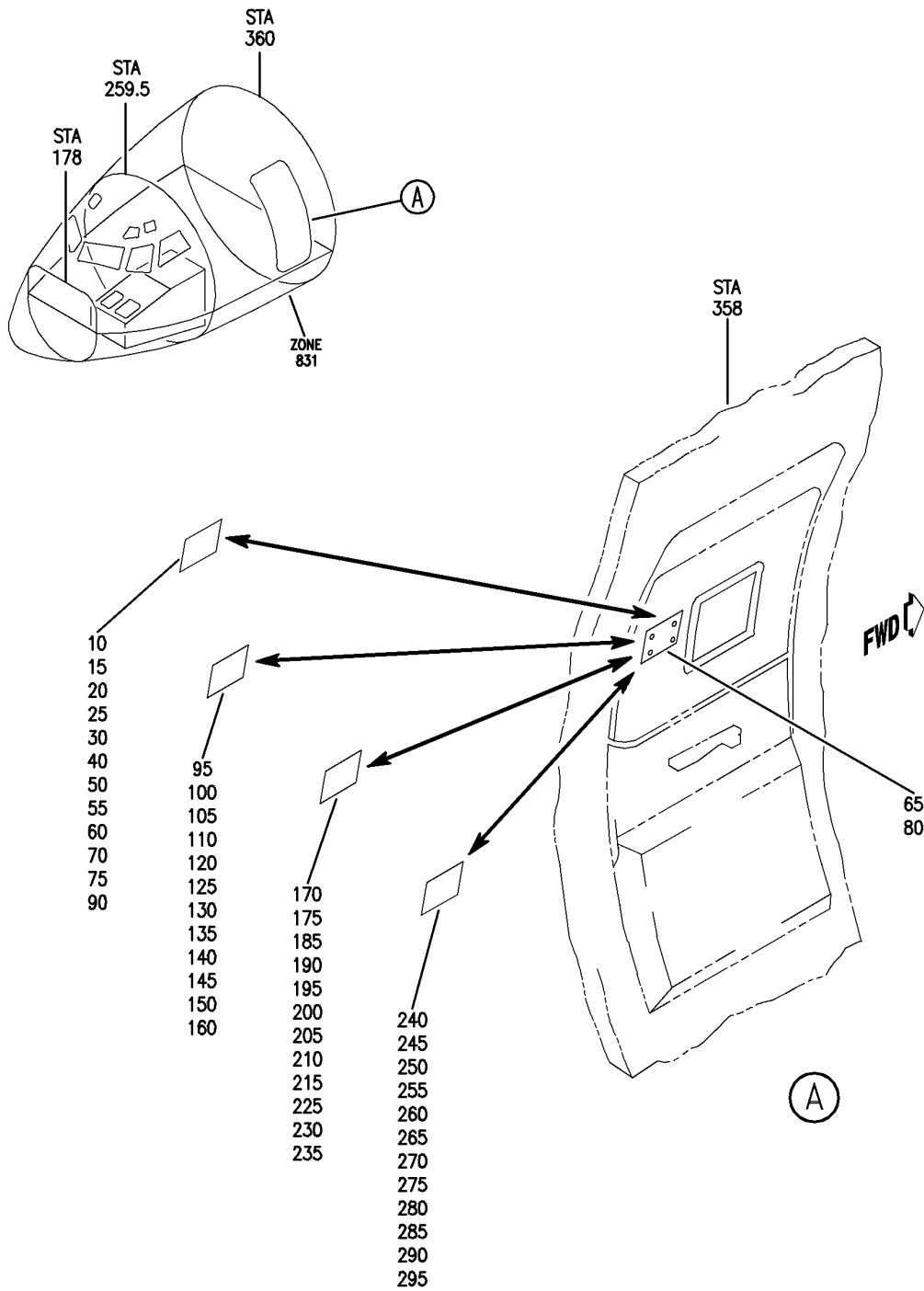
BRI

11-35-35-75

BOEING PROPRIETARY - Copyright © - Unpublished Work - See title page for details.

11-35-35
FIG. 75
PAGE 1
JAN 20/09

BOEING
757
PARTS CATALOG (MAINTENANCE)



Y 11353583 SH1 1 REV 232

NAMEPLATE INSTL
FIGURE 83 (SHEET 1)

11-35-35-83

BRI
MAY 28/07

11-35-35-83
PAGE 0

 **BOEING**
757
PARTS CATALOG (MAINTENANCE)

10

THIS AIRCRAFT IS OWNED BY INTERNATIONAL LEASE FINANCE CORPORATION.
MANUFACTURER'S SERIAL NO. 25161
OWNER'S ADDRESS
INTERNATIONAL LEASE FINANCE CORPORATION
1999 Avenue of the Stars
39th Floor
Los Angeles, California 90067
Telex: 69-1400 INTERLEAS BVHL

15

THIS AIRCRAFT IS OWNED BY INTERNATIONAL LEASE FINANCE CORPORATION.
MANUFACTURER'S SERIAL NO. 24965
OWNER'S ADDRESS
INTERNATIONAL LEASE FINANCE CORPORATION
1999 Avenue of the Stars
39th Floor
Los Angeles, California 90067
Telex: 69-1400 INTERLEAS BVHL
Fax: (310) 788-1990

20

THIS AIRCRAFT IS OWNED BY INTERNATIONAL LEASE FINANCE CORPORATION.
MANUFACTURER'S SERIAL NO. 25621
OWNER'S ADDRESS
INTERNATIONAL LEASE FINANCE CORPORATION
1999 Avenue of the Stars
39th Floor
Los Angeles, California 90067
Telex: 69-1400 INTERLEAS BVHL
Fax: (310) 788-1990

25

THIS AIRCRAFT IS OWNED BY INTERNATIONAL LEASE FINANCE CORPORATION.
MANUFACTURER'S SERIAL NO. 25131
OWNER'S ADDRESS
INTERNATIONAL LEASE FINANCE CORPORATION
1999 Avenue of the Stars
39th Floor
Los Angeles, California 90067
Telex: 69-1400 INTERLEAS BVHL
Fax: (310) 788-1990

30

BOEING 757-204ER SERIAL NO. 26963 G-BYAD
OPERATOR:
BRITANNIA AIRWAYS LTD.
LUTON BEDS
OWNER:
NATWEST LEASING FACILITIES LTD.

40

BOEING 757-204ER SERIAL NO. 26964 G-BYAE
OPERATOR:
BRITANNIA AIRWAYS LTD.
LUTON BEDS
OWNER:
NATWEST LEASING FACILITIES LTD.

Y 11353583 SH1 2 REV 232

NAMEPLATE INSTL
FIGURE 83 (SHEET 2)

11-35-35-83

BRI
MAY 28/07

11-35-35-83
PAGE 0A

BOEING
757
PARTS CATALOG (MAINTENANCE)

50

BOEING 757-2Y0
REGISTRATION: EI-CEZ
SERIAL NO. 26154
OPERATED BY
AVIANCA
BOGOTA
COLOMBIA

55

BOEING 757-2Y0
REGISTRATION: EI-CEY
SERIAL NO. 26152
OPERATED BY
AVIANCA
BOGOTA
COLOMBIA

60

BOEING 757-2Y0
REGISTRATION: G-000X
SERIAL NO. 26158
OPERATED BY
AIR 2000 LIMITED
MANCHESTER
UNITED KINGDOM

70

THIS AIRCRAFT IS OWNED BY INTERNATIONAL LEASE
FINANCE CORPORATION.
MANUFACTURER'S SERIAL NO. 25622
OWNER'S ADDRESS
INTERNATIONAL LEASE FINANCE CORPORATION
1999 Avenue of the Stars
39th Floor
Los Angeles, California 90067
Telex: 69-1400 INTERLEAS BVHL
Fax: (310) 788-1990

75

This Aircraft is owned by Ansett Worldwide Aviation
Sales Limited, is leased to Air Transat A.T. Inc.
and is subject to a first priority mortgage in favour
of Poppyhurst Limited acting as Security Trustee.

90

THIS AIRCRAFT IS OWNED BY INTERNATIONAL LEASE
FINANCE CORPORATION.
MANUFACTURER'S SERIAL NO. 25624
OWNER'S ADDRESS:
INTERNATIONAL LEASE FINANCE CORPORATION
1999 Avenue of the Stars
39th Floor
Los Angeles, California 90067
Telex: 69-1400 INTERLEAS BVHL

Y 11353583 SH1 3 REV 232

NAMEPLATE INSTL
FIGURE 83 (SHEET 3)

11-35-35-83

BRI
MAY 28/07

11-35-35-83
PAGE 0B

 **BOEING**
757
PARTS CATALOG (MAINTENANCE)

95

THIS AIRCRAFT IS OWNED BY INTERNATIONAL LEASE FINANCE CORPORATION.
MANUFACTURER'S SERIAL NO. 26270
OWNER'S ADDRESS
INTERNATIONAL LEASE FINANCE CORPORATION
1999 Avenue of the Stars
39th Floor
Los Angeles, California 90067
Telex: 69-1400 INTERLEAS BVHL

100

THIS AIRCRAFT IS OWNED BY INTERNATIONAL LEASE FINANCE CORPORATION.
MANUFACTURER'S SERIAL NO. 26268
OWNER'S ADDRESS
INTERNATIONAL LEASE FINANCE CORPORATION
1999 Avenue of the Stars
39th Floor
Los Angeles, California 90067
Telex: 69-1400 INTERLEAS BVHL

105

THIS AIRCRAFT IS OWNED BY INTERNATIONAL LEASE FINANCE CORPORATION.
MANUFACTURER'S SERIAL NO. 26271
OWNER'S ADDRESS
INTERNATIONAL LEASE FINANCE CORPORATION
1999 Avenue of the Stars
39th Floor
Los Angeles, California 90067
Telex: 69-1400 INTERLEAS BVHL

110

THIS AIRCRAFT IS OWNED BY INTERNATIONAL LEASE FINANCE CORPORATION, AS LESSOR, AND IS OPERATED BY BRITANNIA AIRWAYS LIMITED.
MANUFACTURER'S SERIAL NO. 27219
REGISTRATION NO. G-BYAN
OWNER'S ADDRESS
INTERNATIONAL LEASE FINANCE CORPORATION
1999 Avenue of the Stars
39th Floor
Los Angeles, California 90067
Telex: 69-1400 INTERLEAS BVHL

120

This Aircraft is owned by R. B. EQUIPMENT LEASING LIMITED and is leased to ITID LEASING AG and is subleased to, and operated by BRITANNIA AIRWAYS LIMITED
BOEING 757-204 SERIAL NUMBER 27235
REGISTRATION G-BYAO

125

THIS AIRCRAFT IS OWNED BY INTERNATIONAL LEASE FINANCE CORPORATION.
MANUFACTURER'S SERIAL NO. 26272
OWNER'S ADDRESS
INTERNATIONAL LEASE FINANCE CORPORATION
1999 Avenue of the Stars
39th Floor
Los Angeles, California 90067
Telex: 69-1400 INTERLEAS BVHL

Y 11353583 SHT 4 REV 232

NAMEPLATE INSTL
FIGURE 83 (SHEET 4)

11-35-35-83

BRI
MAY 28/07

11-35-35-83
PAGE 0C

 **BOEING**
757
PARTS CATALOG (MAINTENANCE)

130

THIS AIRCRAFT IS OWNED BY INTERNATIONAL LEASE FINANCE CORPORATION.
MANUFACTURER'S SERIAL NO. 26273
OWNER'S ADDRESS
INTERNATIONAL LEASE FINANCE CORPORATION
1999 Avenue of the Stars
39th Floor
Los Angeles, California 90067
Telex: 69-1400 INTERLEAS BVHL

135

This Aircraft is owned by R. B. EQUIPMENT LEASING LIMITED and is leased to ITID LEASING AG and is subleased to, and operated by BRITANNIA AIRWAYS LIMITED BOEING 757-204 SERIAL NUMBER 27236 REGISTRATION G-BYAP

140

This aircraft is owned by ITOCHU AIRLEASE (EUROPE) LIMITED and is leased to and operated by BRITANNIA AIRWAYS LIMITED and may not be operated by a third party without ITOCHU AIRLEASE (EUROPE) LIMITED'S prior written consent.
BOEING 757-204 SERIAL NUMBER 27237
REGISTRATION G-BYAR

145

This aircraft is owned by ITOCHU AIRLEASE (EUROPE) LIMITED and is leased to and operated by BRITANNIA AIRWAYS LIMITED and may not be operated by a third party without ITOCHU AIRLEASE (EUROPE) LIMITED'S prior written consent.
BOEING 757-204 SERIAL NUMBER 27238
REGISTRATION G-BYAS

150

THIS AIRCRAFT IS OWNED BY INTERNATIONAL LEASE FINANCE CORPORATION, AS LESSOR, AND IS OPERATED BY BRITANNIA AIRWAYS LIMITED.
MANUFACTURER'S SERIAL NO. 27208
REGISTRATION NO. G-BYAT
OWNER'S ADDRESS
INTERNATIONAL LEASE FINANCE CORPORATION
1999 Avenue of the Stars
39th Floor
Los Angeles, California 90067
Telex: 69-1400 INTERLEAS BVHL

160

THIS AIRCRAFT IS OWNED BY INTERNATIONAL LEASE FINANCE CORPORATION.
MANUFACTURER'S SERIAL NO. 26269
OWNER'S ADDRESS
INTERNATIONAL LEASE FINANCE CORPORATION
1999 Avenue of the Stars
39th Floor
Los Angeles, California 90067
Telex: 69-1400 INTERLEAS BVHL
Fax: (310) 788-1990

Y 11353583 SH1 5 REV 232

NAMEPLATE INSTL
FIGURE 83 (SHEET 5)

11-35-35-83

BRI
MAY 28/07

11-35-35-83
PAGE 0D

BOEING
757
PARTS CATALOG (MAINTENANCE)

170

Wilmington Trust Company, as Owner Trustee and Lessor;
First Security Bank of Utah, N.A., as Security Trustee;
Shawmut Bank Connecticut, National Association,
as Lessee Trustee and Sublessor.

175

THIS AIRCRAFT IS OWNED BY INTERNATIONAL LEASE
FINANCE CORPORATION, AS LESSOR, AND IS
OPERATED BY BRITANNIA AIRWAYS LIMITED.

MANUFACTURER'S SERIAL NO. 27220
REGISTRATION NO. G-BYAU

OWNER'S ADDRESS
INTERNATIONAL LEASE FINANCE CORPORATION
1999 Avenue of the Stars
39th Floor
Los Angeles, California 90067
Telex: 69-1400 INTERLEAS BVHL

185

THIS AIRCRAFT IS OWNED BY INTERNATIONAL LEASE
FINANCE CORPORATION.

MANUFACTURER'S SERIAL NO. 27351

OWNER'S ADDRESS
INTERNATIONAL LEASE FINANCE CORPORATION
1999 Avenue of the Stars
39th Floor
Los Angeles, California 90067
Telex: 69-1400 INTERLEAS BVHL

190

THIS AIRCRAFT IS OWNED BY INTERNATIONAL LEASE
FINANCE CORPORATION.

MANUFACTURER'S SERIAL NO. 26277

OWNER'S ADDRESS
INTERNATIONAL LEASE FINANCE CORPORATION
1999 Avenue of the Stars
39th Floor
Los Angeles, California 90067
Telex: 69-1400 INTERLEAS BVHL
Fax: (310) 788-1990

195

THIS AIRCRAFT IS OWNED BY INTERNATIONAL LEASE
FINANCE CORPORATION.

MANUFACTURER'S SERIAL NO. 26278

OWNER'S ADDRESS:
INTERNATIONAL LEASE FINANCE CORPORATION
1999 Avenue of the Stars
39th Floor
Los Angeles, California 90067
Telex: 69-1400 INTERLEAS BVHL

200

THIS AIRCRAFT IS OWNED BY DIA LUTON LTD., J.L.
ALBION LEASE CO., LTD., AND S.B. EAGLE AIR LEASE
CO., LTD. AND IS SUBJECT TO A FIRST PRIORITY
MORTGAGE IN FAVOUR OF THE MITSUBISHI BANK
LIMITED AS SECURITY TRUSTEE FOR ITSELF AND OTHERS.

BRITISH NATIONALITY
BOEING 757-204, SERIAL NO. 27234
REGISTRATION G-BYAW

Y 11353583 SHT 6 REV 232

NAMEPLATE INSTL
FIGURE 83 (SHEET 6)

11-35-35-83

BRI
MAY 28/07

11-35-35-83
PAGE 0E

 **BOEING**
757
PARTS CATALOG (MAINTENANCE)

205

THIS AIRCRAFT IS OWNED BY INTERNATIONAL LEASE FINANCE CORPORATION.
MANUFACTURER'S SERIAL NO. 26275
OWNER'S ADDRESS
INTERNATIONAL LEASE FINANCE CORPORATION
1999 Avenue of the Stars
39th Floor
Los Angeles, California 90067
Telex: 69-1400 INTERLEAS BVHL
Fax: (310) 788-1990

210

THIS AIRCRAFT IS OWNED BY INTERNATIONAL LEASE FINANCE CORPORATION.
MANUFACTURER'S SERIAL NO. 26274
OWNER'S ADDRESS
INTERNATIONAL LEASE FINANCE CORPORATION
1999 Avenue of the Stars
39th Floor
Los Angeles, California 90067
Telex: 69-1400 INTERLEAS BVHL
Fax: (310) 788-1990

215

THIS AIRCRAFT IS OWNED BY INTERNATIONAL LEASE FINANCE CORPORATION.
MANUFACTURER'S SERIAL NO. 26332
OWNER'S ADDRESS
INTERNATIONAL LEASE FINANCE CORPORATION
1999 Avenue of the Stars
39th Floor
Los Angeles, California 90067
Telex: 69-1400 INTERLEAS BVHL
Fax: (310) 788-1990

225

THIS AIRCRAFT IS OWNED BY GATX THIRD AIRCRAFT CORPORATION AND LEASED TO AMERICAN TRANS AIR, INC.

230

THIS AIRCRAFT IS OWNED BY INTERNATIONAL LEASE FINANCE CORPORATION.
MANUFACTURER'S SERIAL NO. 27599
OWNER'S ADDRESS
INTERNATIONAL LEASE FINANCE CORPORATION
1999 Avenue of the Stars
39th Floor
Los Angeles, California 90067
Telex: 69-1400 INTERLEAS BVHL

235

THIS AIRCRAFT IS OWNED BY INTERNATIONAL LEASE FINANCE CORPORATION.
MANUFACTURER'S SERIAL NO. 26276
OWNER'S ADDRESS
INTERNATIONAL LEASE FINANCE CORPORATION
1999 Avenue of the Stars
39th Floor
Los Angeles, California 90067
Telex: 69-1400 INTERLEAS BVHL

Y 11353583 SH7 7 REV 232

NAMEPLATE INSTL
FIGURE 83 (SHEET 7)

11-35-35-83

BRI
MAY 28/07

11-35-35-83
PAGE OF

 **BOEING**
757
PARTS CATALOG (MAINTENANCE)

240

THIS AIRCRAFT IS OWNED BY INTERNATIONAL LEASE FINANCE CORPORATION.
MANUFACTURER'S SERIAL NO. 27598
OWNER'S ADDRESS
INTERNATIONAL LEASE FINANCE CORPORATION
1999 Avenue of the Stars
39th Floor
Los Angeles, California 90067
Telex: 69-1400 INTERLEAS BVHL
Fax: (310) 788-1990

245

This Airframe is the property of First Security Bank of Utah, National Association, not in its individual capacity but solely as Owner Trustee, has been leased to American Trans Air, Inc., and a security interest in this airframe has been granted to First Fidelity Bank of Connecticut, as Indenture Trustee.

250

THIS AIRCRAFT IS OWNED BY INTERNATIONAL LEASE FINANCE CORPORATION.
MANUFACTURER'S SERIAL NO. 28160
OWNER'S ADDRESS
INTERNATIONAL LEASE FINANCE CORPORATION
1999 Avenue of the Stars
39th Floor
Los Angeles, California 90067
Telex: 69-1400 INTERLEAS BVHL

255

THIS AIRCRAFT IS OWNED BY INTERNATIONAL LEASE FINANCE CORPORATION.
MANUFACTURER'S SERIAL NO. 28162
OWNER'S ADDRESS
INTERNATIONAL LEASE FINANCE CORPORATION
1999 Avenue of the Stars
39th Floor
Los Angeles, California 90067
Telex: 69-1400 INTERLEAS BVHL

260

THIS AIRCRAFT IS OWNED BY ILFC INTERNATIONAL LEASE FINANCE CANADA, LTD.
MANUFACTURER'S SERIAL NO. 28161
OWNER'S ADDRESS
ILFC INTERNATIONAL LEASE FINANCE CANADA, LTD.
29 Richmond Road
Pembroke HM08
Bermuda
Telex: 3313 AMINT-A-BA
Fax: (441) 295-6983

265

THIS AIRCRAFT IS OWNED BY INTERNATIONAL LEASE FINANCE CORPORATION.
MANUFACTURER'S SERIAL NO. 27620
OWNER'S ADDRESS
INTERNATIONAL LEASE FINANCE CORPORATION
1999 Avenue of the Stars
39th Floor
Los Angeles, California 90067
Telex: 69-1400 INTERLEAS BVHL

Y 11353583 SHT 8 REV 23Z

NAMEPLATE INSTL
FIGURE 83 (SHEET 8)

11-35-35-83

BRI
MAY 28/07

11-35-35-83
PAGE 0G

 **BOEING**
757
PARTS CATALOG (MAINTENANCE)

270

THIS AIRCRAFT IS OWNED BY INTERNATIONAL LEASE FINANCE CORPORATION.
MANUFACTURER'S SERIAL NO. 28163
OWNER'S ADDRESS
INTERNATIONAL LEASE FINANCE CORPORATION
1999 Avenue of the Stars
39th Floor
Los Angeles, California 90067
Telex: 69-1400 INTERLEAS BVHL

275

THIS AIRCRAFT IS OWNED BY INTERNATIONAL LEASE FINANCE CORPORATION.
MANUFACTURER'S SERIAL NO. 28165
OWNER'S ADDRESS
INTERNATIONAL LEASE FINANCE CORPORATION
1999 Avenue of the Stars
39th Floor
Los Angeles, California 90067
Telex: 69-1400 INTERLEAS BVHL

280

THIS AIRCRAFT IS OWNED BY INTERNATIONAL LEASE FINANCE CORPORATION.
MANUFACTURER'S SERIAL NO. 27625
OWNER'S ADDRESS
INTERNATIONAL LEASE FINANCE CORPORATION
1999 Avenue of the Stars
39th Floor
Los Angeles, California 90067
Telex: 69-1400 INTERLEAS BVHL

285

THIS AIRCRAFT IS OWNED BY INTERNATIONAL LEASE FINANCE CORPORATION.
MANUFACTURER'S SERIAL NO. 28168
OWNER'S ADDRESS
INTERNATIONAL LEASE FINANCE CORPORATION
1999 Avenue of the Stars
39th Floor
Los Angeles, California 90067
Telex: 69-1400 INTERLEAS BVHL

290

THIS AIRCRAFT IS OWNED BY INTERNATIONAL LEASE FINANCE CORPORATION.
MANUFACTURER'S SERIAL NO. 28169
OWNER'S ADDRESS
INTERNATIONAL LEASE FINANCE CORPORATION
1999 Avenue of the Stars
39th Floor
Los Angeles, California 90067
Telex: 69-1400 INTERLEAS BVHL

295

THIS AIRCRAFT IS OWNED BY INTERNATIONAL LEASE FINANCE CORPORATION.
MANUFACTURER'S SERIAL NO. 27624
OWNER'S ADDRESS
INTERNATIONAL LEASE FINANCE CORPORATION
1999 Avenue of the Stars
39th Floor
Los Angeles, California 90067
Telex: 69-1400 INTERLEAS BVHL

Y 11353583 SHT 9 REV 232

NAMEPLATE INSTL
FIGURE 83 (SHEET 9)

11-35-35-83

BRI
MAY 28/07

11-35-35-83
PAGE 0H



757

PARTS CATALOG (MAINTENANCE)

FIG ITEM	PART NUMBER	1 2 3 4 5 6 7	NOMENCLATURE	EFFECT FROM TO	UNITS PER ASSY
83			NAMEPLATE INSTL	002004 011100 953999	
- 1	019N1099-1		NAMEPLATE INSTL-OWNERSHIP PLACARDS VARIABLE DRAWING REF: 019N1099-5001	002004 011100 953999	RF
	30 BAC29PPS20691		.PLACARD	002002	1
- 35	BAC29PPS20691		.PLACARD	002002	1
	40 BAC29PPS20695		.PLACARD	003004	1
- 45	BAC29PPS20695		.PLACARD	003004	1
	60 BAC29PPS21146		.PLACARD	953999	1
	110 BAC29PPS24623		.PLACARD	011011	1
- 115	BAC29PPS24623		.PLACARD	011011	1
	120 BAC29PPS24884		.PLACARD	012012	1
	135 BAC29PPS25102		.PLACARD	013014	1
	145 BAC29PPS25108		.PLACARD	015015	1
	150 BAC29PPS25111		.PLACARD	016016	1
- 155	BAC29PPS25111		.PLACARD	016016	1
	175 BAC29PPS25271		.PLACARD	017017	1
- 180	BAC29PPS25271		.PLACARD	017017	1
	200 BAC29PPS27311		.PLACARD	018100	1
- 500	NAS601-4P		ATTACHING PARTS .SCREW	002004 011100 953999	4
			-----*		

MISSING ITEM NUMBERS NOT APPLICABLE

- ITEM NOT ILLUSTRATED

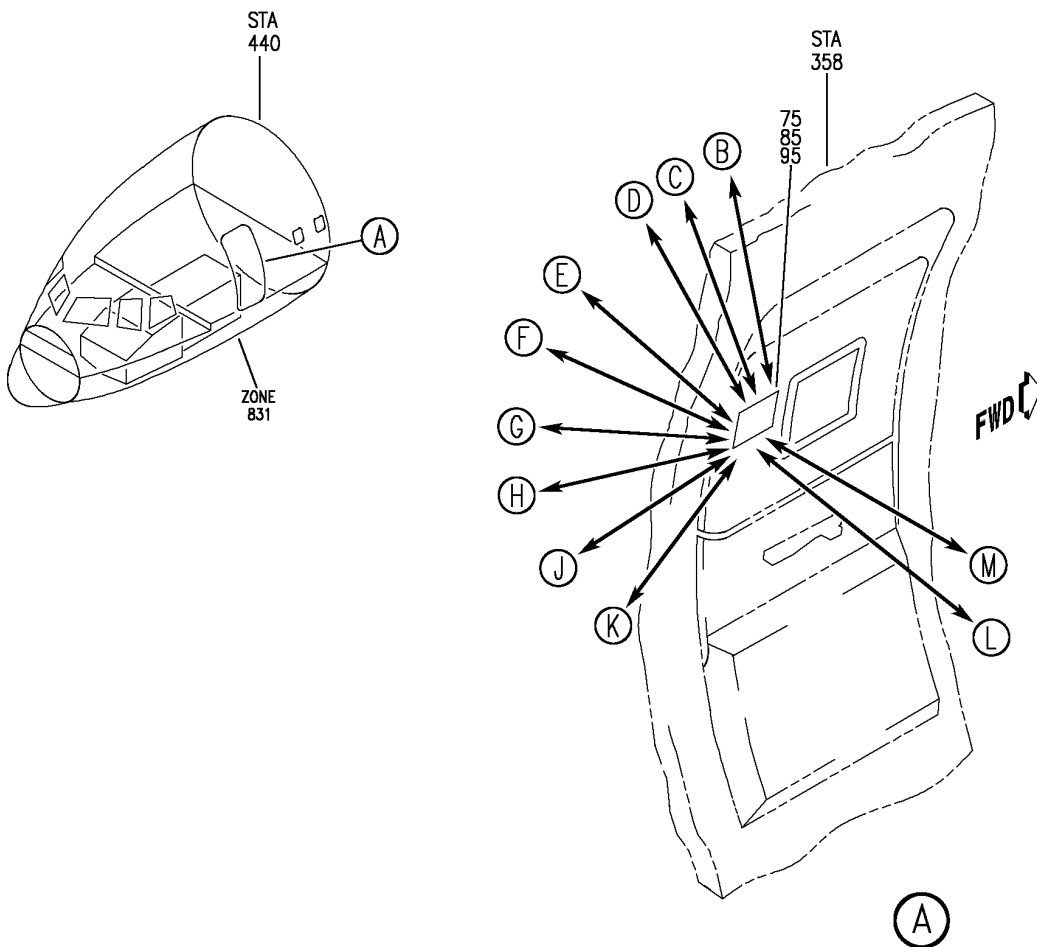
11-35-35-83

11-35-35
FIG. 83
PAGE 1
JAN 20/09

BRI

BOEING PROPRIETARY - Copyright © - Unpublished Work - See title page for details.

BOEING
757
PARTS CATALOG (MAINTENANCE)



MODEL: BOEING 757-28A
 REG. NO.: C-FX00
 MFG S/N: 25621
 OPERATED BY CANADA 3000 AIRLINES LIMITED

10 (B)

Y 11353584 SH1 1 REV 330

NAMEPLATE INSTL
 FIGURE 84 (SHEET 1)

11-35-35-84

BRI
 JAN 20/09

11-35-35-84
 PAGE 0

 **BOEING**
757
PARTS CATALOG (MAINTENANCE)

BOEING 757-204ER SERIAL NO. 26962 G-BYAC
OPERATOR:
BRITANNIA AIRWAYS LTD.
LUTON AIRPORT, LUTON BEDS
OWNER: THIS AIRCRAFT IS OWNED BY
BOULLIOUN AVIATION SERVICES (NETHERLANDS) B.V.
C/O HOLLAND INTERTRUST CORPORATION B.V.
MUSEUMPLEIN 11, 1071 DJ AMSTERDAM, THE NETHERLANDS,
SUBJECT TO A MORTGAGE IN FAVOR OF THE
SUMITOMO TRUST & BANKING CO., LTD

15

Ⓒ

BOEING 757-204ER SERIAL NO. 26266 G-BYAF
THIS AIRCRAFT IS OWNED BY INTERNATIONAL
LEASE FINANCE CORPORATION 8484 WILSHIRE
BOULEVARD, BEVERLY HILLS
CALIFORNIA 90211 U.S.A.
OPERATOR:
BRITANNIA AIRWAYS LTD:
LUTON INTERNATIONAL AIRPORT
LUTON BEDFORDSHIRE LU2 9ND.

20

Ⓓ

BOEING 757-204ER SERIAL NO. 26966 G-BYAH
THIS AIRCRAFT IS OWNED BY ABBEY NATIONAL
MARCH LEASING (2) LTD. ABBEY HOUSE
BAKER ST. LONDON NW1 6XL AND IS LEASED
TO THOMSON INTERNATIONAL FINANCE AG
AND SUBLEASED TO AND OPERATED BY
BRITANNIA AIRWAYS LTD.
LUTON INTERNATIONAL AIRPORT
LUTON BEDFORDSHIRE LU2 9ND.

30

Ⓔ

Y 11353584 SH1 2 REV 330

NAMEPLATE INSTL
FIGURE 84 (SHEET 2)

11-35-35-84

BRI
JAN 20/09

11-35-35-84
PAGE 0A

BOEING
757
PARTS CATALOG (MAINTENANCE)

BOEING 757-204ER SERIAL NO. 26967 G-BYAI
THIS AIRCRAFT IS OWNED BY ABBEY NATIONAL
MARCH LEASING (2) LTD. ABBEY HOUSE
BAKER ST. LONDON NW1 6XL AND IS LEASED
TO THOMSON INTERNATIONAL FINANCE AG
AND SUBLEASED TO AND OPERATED BY
BRITANNIA AIRWAYS LTD:
LUTON INTERNATIONAL AIRPORT
LUTON BEDFORDSHIRE LU2 9ND.

35

(F)

THIS AIRCRAFT IS OWNED BY INTERNATIONAL
NATIONAL LEASE FINANCE CORPORATION, AS LESSOR,
AND IS OPERATED BY BRITANNIA AIRWAYS LIMITED

MANUFACTURER'S SERIAL NO. 25624
REGISTRATION NO. G-BYAJ
OWNER'S ADDRESS:
INTERNATIONAL LEASE FINANCE CORPORATION
1999 AVENUE OF THE STARS, 39TH FLOOR
LOS ANGELES, CALIFORNIA 90067, USA

TELEX: 69-1400 INTERLEAS BVHL

40

(G)

THIS AIRCRAFT IS OWNED BY INTERNATIONAL LEASE
FINANCE CORPORATION, AS LESSOR, AND IS
OPERATED BY BRITANNIA AIRWAYS LIMITED.

MANUFACTURER'S SERIAL NO. 26267
REGISTRATION NO. G-BYAK

OWNER'S ADDRESS

INTERNATIONAL LEASE FINANCE CORPORATION
1999 AVENUE OF THE STARS
39TH FLOOR
LOS ANGELES, CALIFORNIA 90067, USA

TELEX: 69-1400 INTERLEAS BVHL

50

(H)

Y 11353584 SHT 3 REV 330

NAMEPLATE INSTL
FIGURE 84 (SHEET 3)

11-35-35-84

BRI
JAN 20/09

11-35-35-84
PAGE 0B

 **BOEING**
757
PARTS CATALOG (MAINTENANCE)

THIS AIRCRAFT IS OWNED BY INTERNATIONAL LEASE
FINANCE CORPORATION, AS LESSOR, AND IS
OPERATED BY BRITANNIA AIRWAYS LIMITED.

MANUFACTURER'S SERIAL NO. 25626
REGISTRATION NO. G-BYAL

OWNER'S ADDRESS

INTERNATIONAL LEASE FINANCE CORPORATION
1999 AVENUE OF THE STARS
39TH FLOOR
LOS ANGELES, CALIFORNIA 90067, USA
TELEX: 69-1400 INTERLEAS BVHL

60

J

THIS AIRCRAFT IS OWNED BY INTERNATIONAL LEASE
FINANCE CORPORATION.

MANUFACTURER'S SERIAL NO. 27621

OWNER'S ADDRESS

INTERNATIONAL LEASE FINANCE CORPORATION
1999 AVENUE OF THE STARS
39TH FLOOR
LOS ANGELES, CALIFORNIA 90067, USA
UNITED STATES OF AMERICA

TELEX: 69-1400 INTERLEAS BVHL
FAX: (310) (788-1990)

70

K

Y 11353584 SH1 4 REV 330

NAMEPLATE INSTL
FIGURE 84 (SHEET 4)

11-35-35-84

BRI
JAN 20/09

11-35-35-84
PAGE 0C

 **BOEING**
757
PARTS CATALOG (MAINTENANCE)

THIS AIRCRAFT IS OWNED BY INTERNATIONAL LEASE
FINANCE CORPORATION.

MANUFACTURER'S SERIAL NO. 28164

OWNER'S ADDRESS

INTERNATIONAL LEASE FINANCE CORPORATION
1999 AVENUE OF THE STARS
39TH FLOOR
LOS ANGELES, CALIFORNIA 90067, USA
UNITED STATES OF AMERICA

TELEX: 69-1400 INTERLEAS BVHL
FAX: (310) (788-1990)

80



THIS AIRCRAFT IS OWNED BY
GATX 757 PARTNERS LDC

MANUFACTURER'S SERIAL NO. 28718

OWNER'S ADDRESS

% GATX CAPITAL CORPORATION
FOUR EMBARCADERO CENTER, SUITE 2200
SAN FRANCISCO, CALIFORNIA 94111

SITA: SFOGXCR

90



Y 11353584 SH1 5 REV 330

NAMEPLATE INSTL
FIGURE 84 (SHEET 5)

11-35-35-84

BRI
JAN 20/09

11-35-35-84
PAGE 0D



757

PARTS CATALOG (MAINTENANCE)

FIG ITEM	PART NUMBER	1 2 3 4 5 6 7	NOMENCLATURE	EFFECT FROM TO	UNITS PER ASSY
84					
- 1	019N1099-1		NAMEPLATE INSTL NAMEPLATE INSTL-OWNERSHIP PLACARDS VARIABLE DRAWING REF: 019N1099-5002 019N1099-5010 019N1099-5011	006010 006010	RF
30	BAC29PPS22439	.	PLACARD	006006	1
35	BAC29PPS22507	.	PLACARD	007007	1
40	BAC29PPS22535	.	PLACARD	008008	1
- 45	BAC29PPS22535	.	PLACARD	008008	1
50	BAC29PPS22942	.	PLACARD	009009	1
- 55	BAC29PPS22942	.	PLACARD	009009	1
60	BAC29PPS23241	.	PLACARD	010010	1
- 65	BAC29PPS23241	.	PLACARD	010010	1
- 500	NAS602-3P		ATTACHING PARTS .SCREW -----*-----	006010	4

MISSING ITEM NUMBERS NOT APPLICABLE

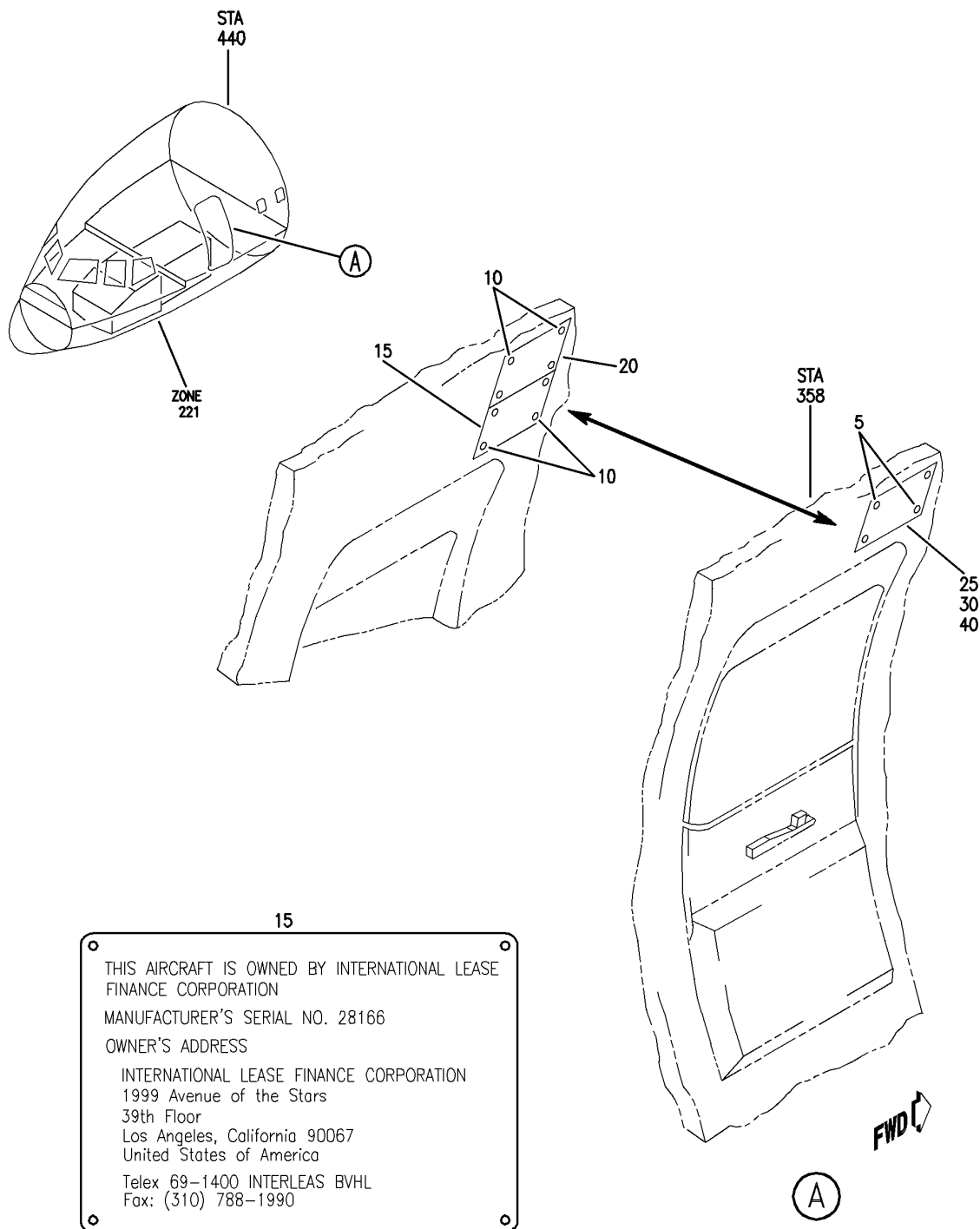
- ITEM NOT ILLUSTRATED

11-35-35-84

11-35-35
FIG. 84
PAGE 1
JAN 20/09

BRI

BOEING
757
PARTS CATALOG (MAINTENANCE)



15

<p>THIS AIRCRAFT IS OWNED BY INTERNATIONAL LEASE FINANCE CORPORATION MANUFACTURER'S SERIAL NO. 28166 OWNER'S ADDRESS INTERNATIONAL LEASE FINANCE CORPORATION 1999 Avenue of the Stars 39th Floor Los Angeles, California 90067 United States of America Telex 69-1400 INTERLEAS BVHL Fax: (310) 788-1990</p>
--

Y 11353586 SHT 1 REV 232

NAMEPLATE INSTL
FIGURE 86 (SHEET 1)

11-35-35-86

BRI
MAY 28/07

11-35-35-86
PAGE 0

 **BOEING**
757
PARTS CATALOG (MAINTENANCE)

25

THIS AIRCRAFT IS OWNED BY INTERNATIONAL LEASE
FINANCE CORPORATION
MANUFACTURER'S SERIAL NO. 28833
OWNERS ADDRESS
INTERNATIONAL LEASE FINANCE CORPORATION
1999 Avenue of the Stars
39th Floor
Los Angeles, California 90067
USA

30

THIS AIRCRAFT IS OWNED BY INTERNATIONAL
LEASE FINANCE CORPORATION AND LEASED TO
AND OPERATED BY BRITANNIA AIRWAYS LIMITED.
MANUFACTURER'S SERIAL NO. 28834
REGISTRATION: G-BYAX
OWNER'S ADDRESS:
INTERNATIONAL LEASE FINANCE CORPORATION
1999 Avenue of the Stars, 39th Floor
Los Angeles, California 90067, USA
Fax: (310)788-1990

40

THIS AIRCRAFT IS OWNED BY INTERNATIONAL
LEASE FINANCE CORPORATION AND LEASED TO
AND OPERATED BY BRITANNIA AIRWAYS LIMITED.
MANUFACTURER'S SERIAL NO. 28836
REGISTRATION: G-BYAX
OWNER'S ADDRESS:
INTERNATIONAL LEASE FINANCE CORPORATION
1999 Avenue of the Stars, 39th Floor
Los Angeles, California 90067, USA
Fax: (310)788-1990

Y 11353586 SH1 2 REV 232

NAMEPLATE INSTL
FIGURE 86 (SHEET 2)

11-35-35-86

BRI
MAY 28/07

11-35-35-86
PAGE 0A



757

PARTS CATALOG (MAINTENANCE)

FIG ITEM	PART NUMBER	1 2 3 4 5 6 7	NOMENCLATURE	EFFECT FROM TO	UNITS PER ASSY
86					
- 1	019N1099-1		NAMEPLATE INSTL NAMEPLATE INSTL-OWNERSHIP PLACARDS VARIABLE DRAWING REF: 019N1099-5008 019N1099-5009	101102 101102	RF
5	NAS602-3P		.SCREW	101102	4
30	BAC29PPS41749		.PLACARD	101101	1
- 35	BAC29PPS41749		.PLACARD	101101	1
40	BAC29PPS43235		.PLACARD	102102	1
- 45	BAC29PPS43235		.PLACARD	102102	1

MISSING ITEM NUMBERS NOT APPLICABLE

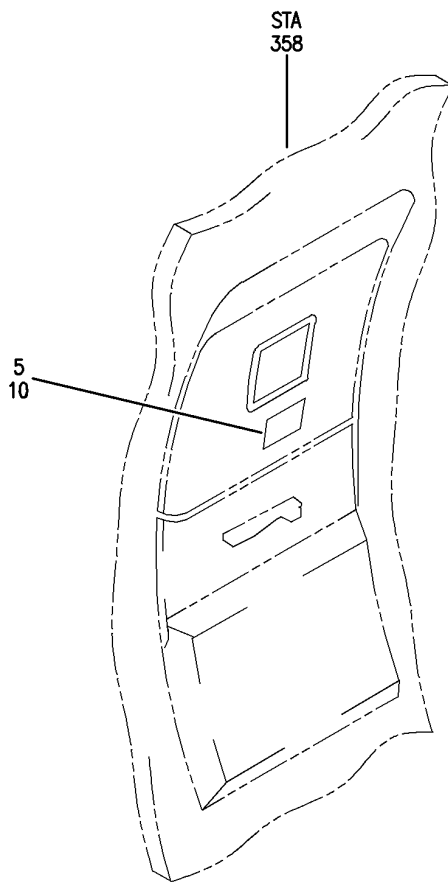
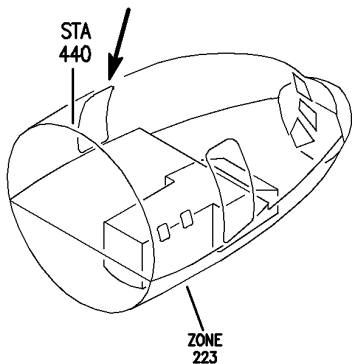
- ITEM NOT ILLUSTRATED

11-35-35-86

11-35-35
FIG. 86
PAGE 1
JAN 20/09

BRI

BOEING
757
PARTS CATALOG (MAINTENANCE)



Y 11353587 REV 231

NAMEPLATE INSTL
FIGURE 87

11-35-35-87

BRI
JAN 20/09

11-35-35-87
PAGE 0

BOEING
757
PARTS CATALOG (MAINTENANCE)

FIG ITEM	PART NUMBER	1 2 3 4 5 6 7	NOMENCLATURE	EFFECT FROM TO	UNITS PER ASSY
87			NAMEPLATE INSTL	504504 506506	
- 1	019N1099-1		NAMEPLATE INSTL-OWNERSHIP PLACARDS VARIABLE DRAWING REF: 019N1099-5012	504504 506506	RF
5	BAC29PPS43440		.PLACARD- PLACARD CONTENT: G-CPEU	504504	1
10	BAC29PPS43441		.PLACARD- PLACARD CONTENT: G-CPEV	506506	1
- 200	NAS602-3P		ATTACHING PARTS .SCREW -----*-----	504504 506506	4

MISSING ITEM NUMBERS NOT APPLICABLE

- ITEM NOT ILLUSTRATED

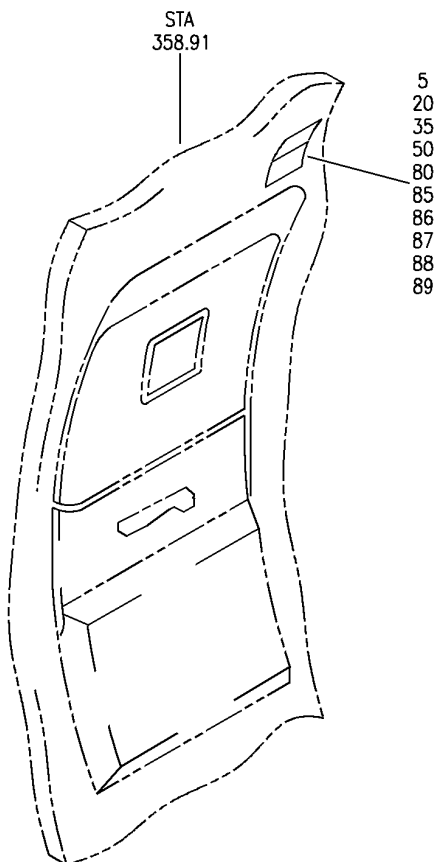
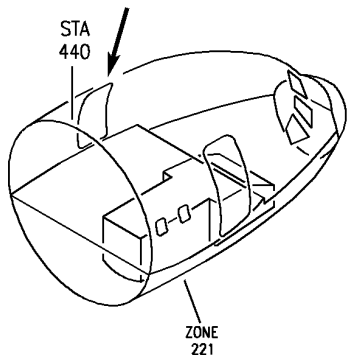
BRI

11-35-35-87

BOEING PROPRIETARY - Copyright © - Unpublished Work - See title page for details.

11-35-35
FIG. 87
PAGE 1
JAN 20/09

BOEING
757
PARTS CATALOG (MAINTENANCE)



For Details See Subsequent Pages

Y 11-35-35-87A SHT 1 REV 283

OWNERSHIP NAMEPLATE INSTL (NO. 1 PASSENGER DOOR ONLY)
FIGURE 87A (SHEET 1)

11-35-35-87A

BRI
JAN 20/09

11-35-35-87A
PAGE 0

BOEING PROPRIETARY - Copyright © - Unpublished Work - See title page for details.

 **BOEING**
757
PARTS CATALOG (MAINTENANCE)

5

This Aircraft is leased from C.I.T.
Leasing Corporation, as Lessor
Aircraft Serial Number: 33099

G-00BE

20

This Aircraft is leased from C.I.T.
Leasing Corporation, as Lessor
Aircraft Serial Number: 33100

G-00BE

50

This Aircraft is leased from C.I.T.
Leasing Corporation, as Lessor
Aircraft Serial Number: 33098

G-00BC

80

This Aircraft is leased from C.I.T.
Leasing Corporation, as Lessor.
Aircraft Serial Number: 33101

G-00BF

Y 11353587A SHT 2 REV 278

OWNERSHIP NAMEPLATE INSTL (NO. 1 PASSENGER DOOR ONLY)
FIGURE 87A (SHEET 2)

11-35-35-87A

BRI
JAN 20/09

11-35-35-87A
PAGE 0A

BOEING PROPRIETARY - Copyright © - Unpublished Work - See title page for details.

BOEING
757
PARTS CATALOG (MAINTENANCE)

FIG ITEM	PART NUMBER	1 2 3 4 5 6 7	NOMENCLATURE	EFFECT FROM TO	UNITS PER ASSY
87A			OWNERSHIP NAMEPLATE INSTL (NO. 1 PASSENGER DOOR ONLY)	103106	
- 1	MODREF170190		NAMEPLATE INSTL-OWNERSHIP (NO. 1 PASSENGER DOOR ONLY) MODULE NUMBER: 414N5203-6 REV. A FOR ADDITIONAL DETAILS SEE: 11-25-12-35 11-31-04-03	104104	1
5	BAC29PPS54868		.PLACARD-OWNERSHIP ATTACHING PARTS	104104	1
- 10	NAS602-3P		.SCREW -----*-----	104104	4
- 15	MODREF170996		NAMEPLATE INSTL-OWNERSHIP (NO. 1 PASSENGER DOOR ONLY) MODULE NUMBER: 414N5203-7 REV. A FOR ADDITIONAL DETAILS SEE: 11-25-12-35 11-31-04-03	105105	1
20	BAC29PPS54873		.PLACARD-OWNERSHIP ATTACHING PARTS	105105	1
- 25	NAS602-3P		.SCREW -----*-----	105105	4
45	MODREF135496		NAMEPLATE INSTL-OWNERSHIP (NO. 1 PASSENGER DOOR ONLY) MODULE NUMBER: 414N5203-5 REV. A FOR ADDITIONAL DETAILS SEE: 11-25-12-35 11-31-04-03	103103	1
50	BAC29PPS54862		.PLACARD-OWNERSHIP ATTACHING PARTS	103103	1
- 55	NAS602-3P		.SCREW -----*-----	103103	4
75	MODREF218360		NAMEPLATE INSTL-OWNERSHIP (NO. 1 PASSENGER DOOR ONLY) MODULE NUMBER: 414N5203-10 REV. B FOR OTHER SYS DETAILS SEE: 11-25-12-35 11-31-04-03	106106	1
80	BAC29PPS56208		.PLACARD-OWNERSHIP	106106	1

MISSING ITEM NUMBERS NOT APPLICABLE

- ITEM NOT ILLUSTRATED

BRI

11-35-35-87A

11-35-35
FIG. 87A
PAGE 1
JAN 20/09

BOEING PROPRIETARY - Copyright © - Unpublished Work - See title page for details.



757

PARTS CATALOG (MAINTENANCE)

FIG ITEM	PART NUMBER	1 2 3 4 5 6 7	NOMENCLATURE	EFFECT FROM TO	UNITS PER ASSY
87A			ATTACHING PARTS		
- 90	NAS602-3P		.SCREW-	106106	4
			OPTIONAL PART:		
			BACS12CK08-3		
- 90	BACS12CK08-3		.SCREW-	106106	4
			OPTIONAL PART:		
			NAS602-3P		
- 95	BACI12AD08-07		.INSERT	106106	4
			-----*-----		

MISSING ITEM NUMBERS NOT APPLICABLE

- ITEM NOT ILLUSTRATED

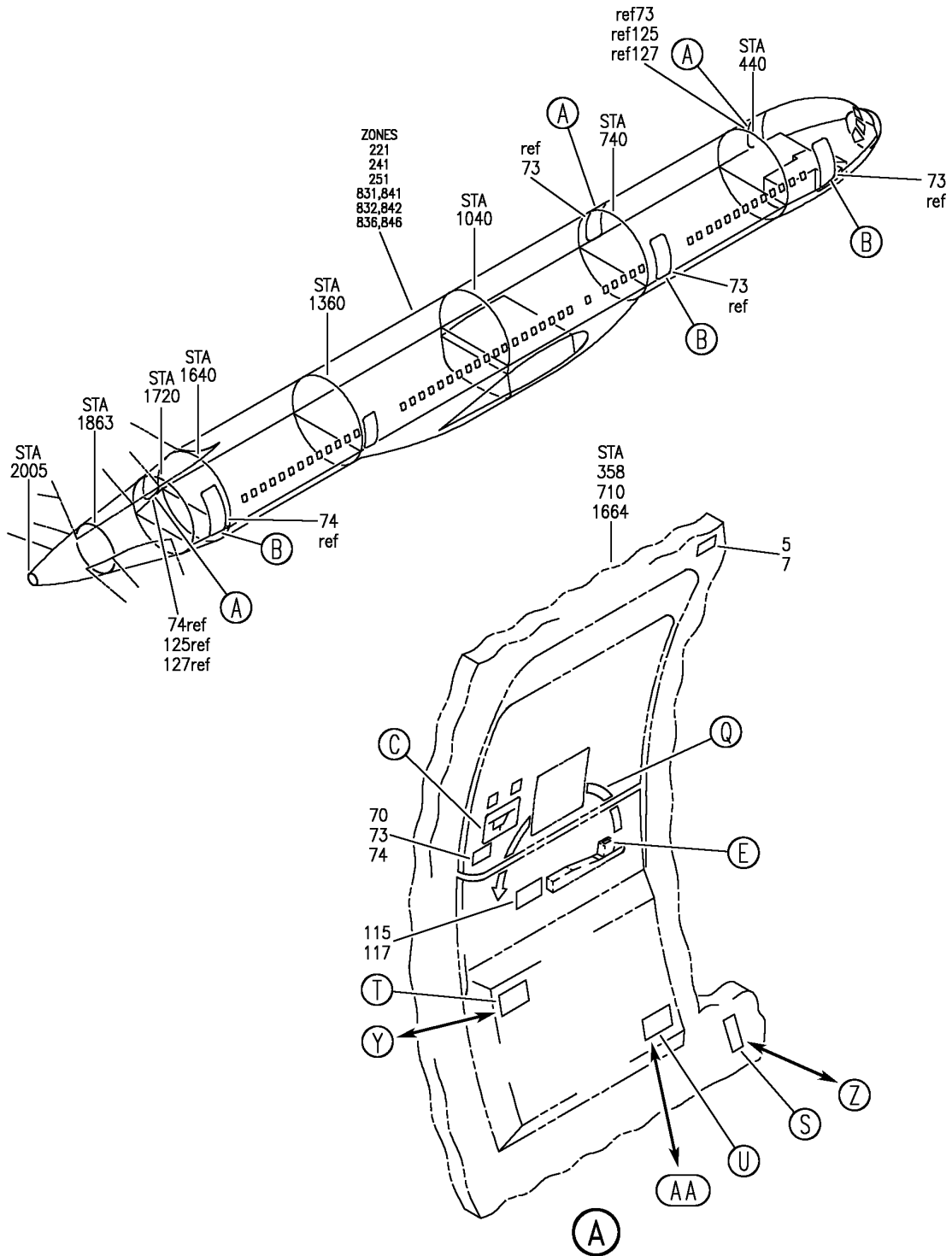
BRI

11-35-35-87A

BOEING PROPRIETARY - Copyright © - Unpublished Work - See title page for details.

11-35-35
FIG. 87A
PAGE 2
JAN 20/09

BOEING
757
PARTS CATALOG (MAINTENANCE)



Y 11353590 SH1 1 REV 278

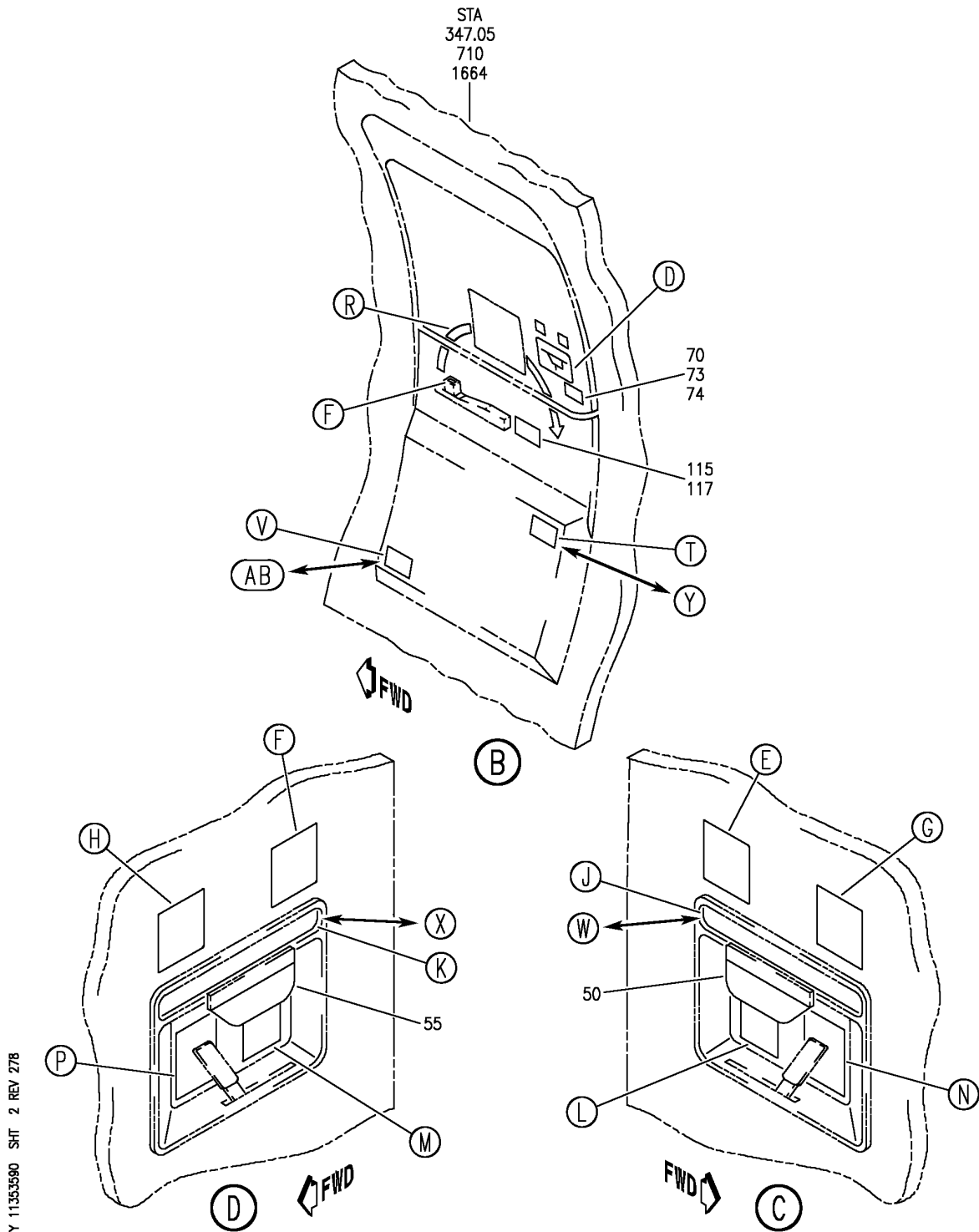
PLACARD INSTL-CAB. INTR (NO. 1, 2, AND 4 PASSENGER DOOR ONLY)
FIGURE 90 (SHEET 1)

11-35-35-90

BRI
JAN 20/09

11-35-35-90
PAGE 0

BOEING
757
PARTS CATALOG (MAINTENANCE)



Y 11353590 SHT 2 REV 27B


PLACARD INSTL-CAB. INTR (NO. 1, 2, AND 4 PASSENGER DOOR ONLY)
FIGURE 90 (SHEET 2)

11-35-35-90


BRI
JAN 20/09

11-35-35-90
PAGE 0A

BOEING
757
PARTS CATALOG (MAINTENANCE)



(E)



(F)



(H)



(G)

Y 11353590 SHT 3 REV 261

PLACARD INSTL-CAB. INTR (NO. 1, 2, AND 4 PASSENGER DOOR ONLY)
FIGURE 90 (SHEET 3)

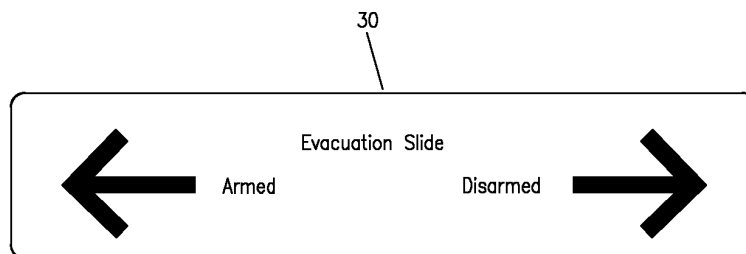
11-35-35-90

BRI
JAN 20/09

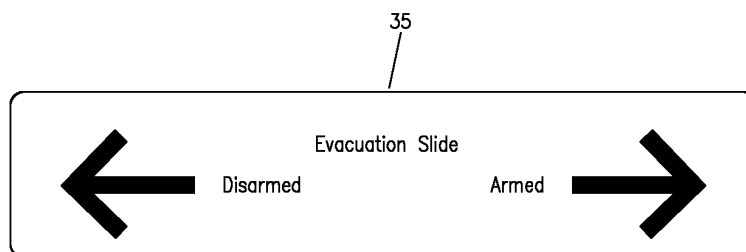
11-35-35-90
PAGE 0B

BOEING PROPRIETARY - Copyright © - Unpublished Work - See title page for details.

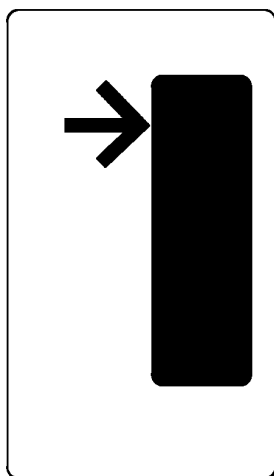
BOEING
757
PARTS CATALOG (MAINTENANCE)



(J)

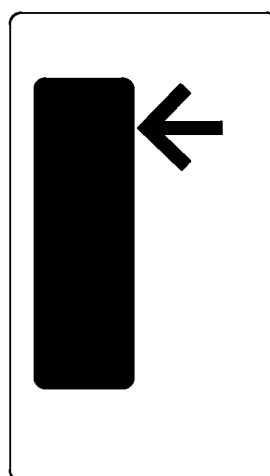


(K)



(M)

45



(L)

40

Y 11353590 SHT 4 REV 261


PLACARD INSTL-CAB. INTR (NO. 1, 2, AND 4 PASSENGER DOOR ONLY)
FIGURE 90 (SHEET 4)

11-35-35-90

BRI
JAN 20/09


11-35-35-90
PAGE 0C

BOEING
757
PARTS CATALOG (MAINTENANCE)




(N)

60



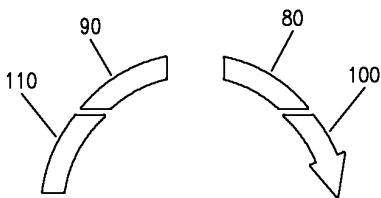
(P)

65

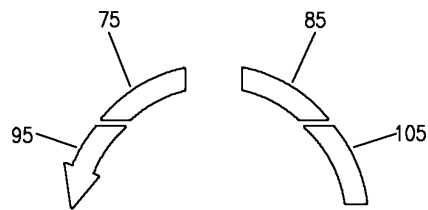


125

(S)



(R)



(Q)

Y 11353590 SH1 5 REV 261


PLACARD INSTL-CAB. INTR (NO. 1, 2, AND 4 PASSENGER DOOR ONLY)
FIGURE 90 (SHEET 5)

11-35-35-90

BRI
JAN 20/09

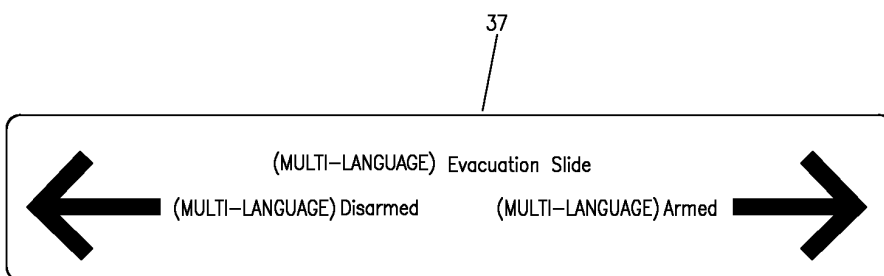
11-35-35-90
PAGE 0D

BOEING
757
PARTS CATALOG (MAINTENANCE)

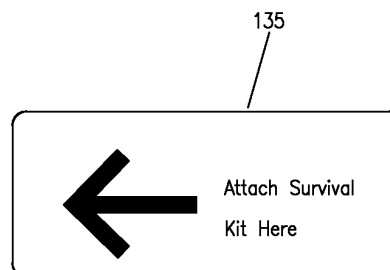


(T)

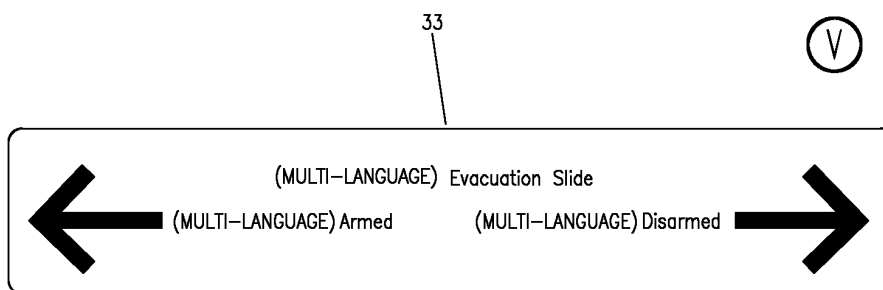
(U)



(X)



(V)



(W)

Y 11353590 SH1 6 REV 276

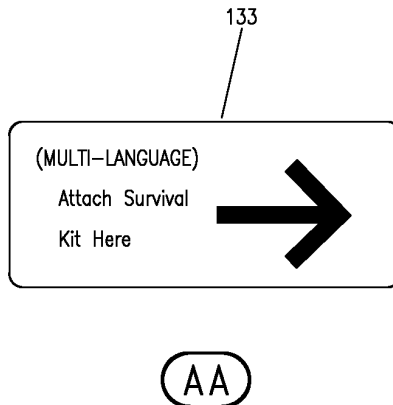
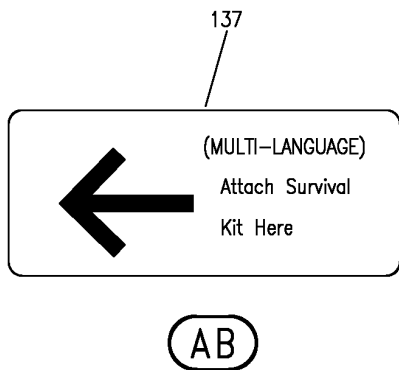
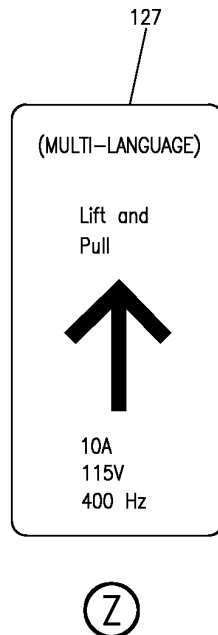
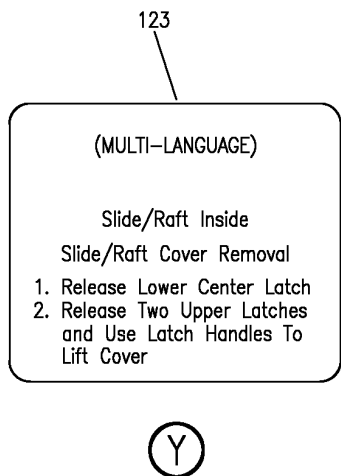
PLACARD INSTL-CAB. INTR (NO. 1, 2, AND 4 PASSENGER DOOR ONLY)
FIGURE 90 (SHEET 6)

11-35-35-90

BRI
JAN 20/09

11-35-35-90
PAGE 0E

BOEING
757
PARTS CATALOG (MAINTENANCE)



Y 11353590 SH1 7 REV 27B

PLACARD INSTL-CAB. INTR (NO. 1, 2, AND 4 PASSENGER DOOR ONLY)
FIGURE 90 (SHEET 7)



757

PARTS CATALOG (MAINTENANCE)

FIG ITEM	PART NUMBER	1 2 3 4 5 6 7	NOMENCLATURE	EFFECT FROM TO	UNITS PER ASSY
90			PLACARD INSTL-CAB. INTR (NO. 1, 2, AND 4 PASSENGER DOOR ONLY)	103106	
- 1	MODREF103263		PLACARD INSTL-CAB. INTR (NO. 1, 2, AND 4 PASSENGER DOOR ONLY) MODULE NUMBER: 414N5109-30 REV. C FOR ADDITIONAL DETAILS SEE: 11-35-05-83	103106	1
5	BAC29PPS36894		.PLACARD- PLACARD CONTENT: EMERGENCY LIGHT TEST	103106	3
10	BAC29PPS36910		.PLACARD- POSITION DATA: LH SIDE	103106	6
15	BAC29PPS36909		.PLACARD- POSITION DATA: RH SIDE	103106	6
20	BAC29PPS36896		.PLACARD- POSITION DATA: LH SIDE	103106	3
25	BAC29PPS36895		.PLACARD- POSITION DATA: RH SIDE	103106	3
30	BAC29PPS38907		.PLACARD	103106	3
35	BAC29PPS38908		.PLACARD	103106	3
40	BAC29PPS36897		.PLACARD- POSITION DATA: LH SIDE	103106	3
45	BAC29PPS36900		.PLACARD- POSITION DATA: RH SIDE	103106	3
50	BAC29PPS41877		.PLACARD- POSITION DATA: LH SIDE PLACARD CONTENT: DISARMED	103106	3
55	BAC29PPS41876		.PLACARD- POSITION DATA: RH SIDE PLACARD CONTENT: DISARMED	103106	3
60	BAC29PPS36898		.PLACARD- POSITION DATA: LH SIDE	103106	3
65	BAC29PPS36899		.PLACARD- POSITION DATA: RH SIDE	103106	3

MISSING ITEM NUMBERS NOT APPLICABLE

- ITEM NOT ILLUSTRATED

11-35-35-90

11-35-35
FIG. 90
PAGE 1
JAN 20/09

BRI



757

PARTS CATALOG (MAINTENANCE)

FIG ITEM	PART NUMBER	1 2 3 4 5 6 7	NOMENCLATURE	EFFECT FROM TO	UNITS PER ASSY
90					
70	BAC29PPS38932		.PLACARD- PLACARD CONTENT: SLIDE INFLATES AUTOMATICALLY WHEN SLIDE IS ARMED AND DOOR IS OPENED	103106	6
75	BAC29PPS36906		.PLACARD- POSITION DATA: LH SIDE	103106	3
80	BAC29PPS36902		.PLACARD- POSITION DATA: RH SIDE	103106	3
85	BAC29PPS36907		.PLACARD- POSITION DATA: LH SIDE	103106	3
90	BAC29PPS36903		.PLACARD- POSITION DATA: RH SIDE	103106	3
95	BAC29PPS46318		.PLACARD- POSITION DATA: LH SIDE	103106	3
100	BAC29PPS46317		.PLACARD- POSITION DATA: RH SIDE	103106	3
105	BAC29PPS46310		.PLACARD- POSITION DATA: LH SIDE	103106	3
110	BAC29PPS46311		.PLACARD- POSITION DATA: RH SIDE	103106	3
115	BAC29PPS36221		.PLACARD- PLACARD CONTENT: OPEN	103106	6
120	BAC29PPS37519		.PLACARD-	103106	6
125	BAC29PPS37492		.PLACARD	103106	2
130	BAC29PPS37502		.PLACARD	103106	3
135	BAC29PPS37501		.PLACARD	103106	3

MISSING ITEM NUMBERS NOT APPLICABLE

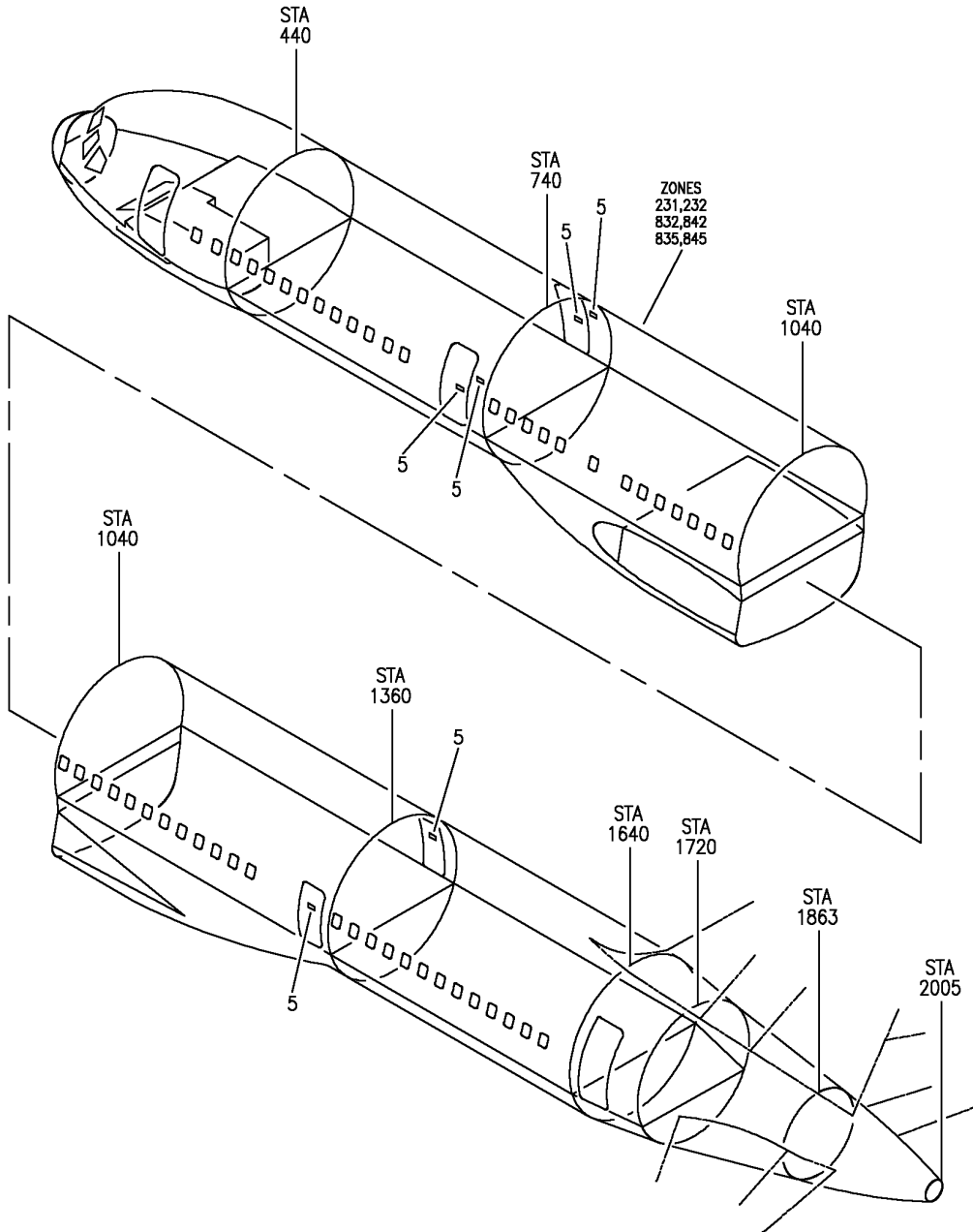
- ITEM NOT ILLUSTRATED

11-35-35-90

11-35-35
FIG. 90
PAGE 2
JAN 20/09

BRI

BOEING
757
PARTS CATALOG (MAINTENANCE)



Y 11353590A REV 261

PLACARD INSTL-CAB. INTR FSB (PASSENGER DOORS ONLY)
FIGURE 90A

11-35-35-90A

BRI
JAN 20/09

11-35-35-90A
PAGE 0



757

PARTS CATALOG (MAINTENANCE)

FIG ITEM	PART NUMBER	1 2 3 4 5 6 7	NOMENCLATURE	EFFECT FROM TO	UNITS PER ASSY
90A			PLACARD INSTL-CAB. INTR FSB (PASSENGER DOORS ONLY)	103106	
- 1	MODREF100289		PLACARD INSTL-CAB. INTR FSB (PASSENGER DOORS ONLY)	103106	1
5	BAC29PPS36216		MODULE NUMBER: 414N5120-17 REV B FOR ADDITIONAL DETAILS SEE: 11-35-14-96 11-35-55-89 .PLACARD- PLACARD CONTENT: LIFE VEST UNDER YOUR SEAT FASTEN SEAT BELT WHILE SEATED	103106	RF

MISSING ITEM NUMBERS NOT APPLICABLE

- ITEM NOT ILLUSTRATED

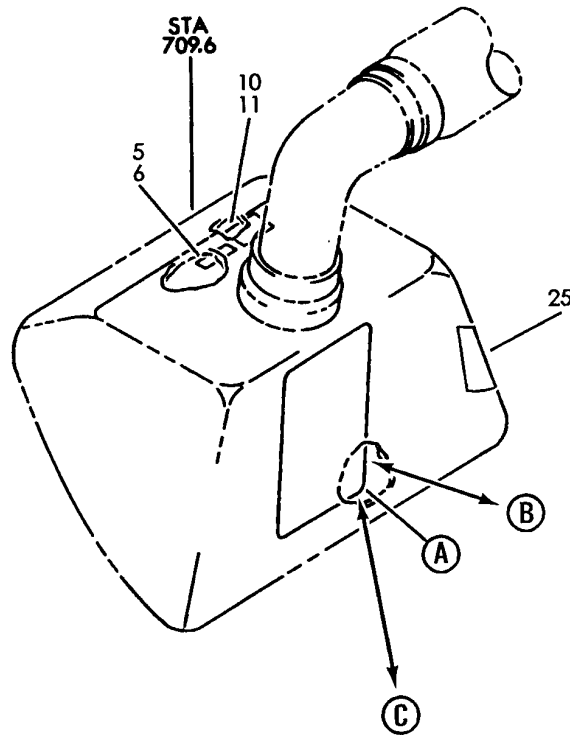
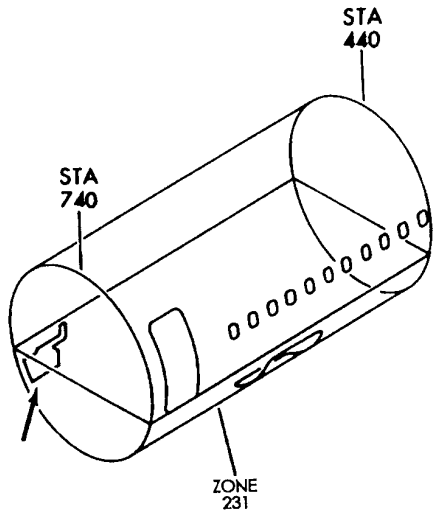
BRI

11-35-35-90A

BOEING PROPRIETARY - Copyright © - Unpublished Work - See title page for details.

11-35-35
FIG. 90A
PAGE 1
JAN 20/09

BOEING
757
PARTS CATALOG (MAINTENANCE)



Y 11354302 SH1 1 REV 223

DUCT INSTL-FWD LAV (PLACARDS AND MARKINGS ONLY)
FIGURE 2 (SHEET 1)

11-35-43-02

BRI
JAN 20/09

11-35-43-02
PAGE 0

BOEING
757
PARTS CATALOG (MAINTENANCE)

LAVATORY SERVICING PROCEDURE
WITHOUT DRAIN PLUG

1. OPEN OUTER TOILET DRAIN CAP AND CONNECT WASTE DRAIN LINE FROM TOILET SERVICE CART.
2. OPEN DRAIN VALVE BY PULLING-OUT VALVE HANDLE.
3. PUMP WATER THROUGH EACH FLUSH LINE. THIS WILL CAUSE TANK TO EMPTY, RINSE INSIDE OF TANK AND FILL PRECHARGE TANK. CONTINUE THIS OPERATION FOR 5 MINUTES.
4. CLOSE DRAIN VALVE BY PUSHING HANDLE.
5. DO NOT ATTEMPT TO ADD ANY PRECHARGE INTO TOILET TANK. PRECHARGE HAS AUTOMATICALLY BEEN INCLUDED WHILE FLUSHING.

15

LAVATORY SERVICING PROCEDURE
WITHOUT DRAIN PLUG

1. OPEN OUTER TOILET DRAIN CAP AND CONNECT WASTE DRAIN LINE FROM TOILET SERVICE CART.
2. OPEN DRAIN VALVE BY PULLING-OUT VALVE HANDLE.
3. DRAIN EACH TOILET TANK BY PULLING-OUT WASTE DRAIN VALVE HANDLE. TURN HANDLE TO LOCK IN EXTENDED (OPEN) POSITION.
4. PUMP WATER THROUGH EACH FLUSH LINE RINSING INSIDE OF TOILET TANK AND VALVE SEAT.
5. RELEASE TOILET TANK DRAIN HANDLE ALLOWING WASTE DRAIN VALVE TO CLOSE.
6. REPLENISH EACH TOILET TANK WITH TWO (2) GALLONS OR 7.57 LITERS OF PRECHARGE FLUID. CLOSE TOILET DRAIN CAP.
7. CLOSE DRAIN VALVE BY PUSHING HANDLE.

20

(A)

LAVATORY SERVICING PROCEDURE
WITHOUT DRAIN PLUG

1. OPEN OUTER TOILET DRAIN CAP AND CONNECT WASTE DRAIN LINE FROM TOILET SERVICE CART.
2. OPEN INNER CAP DRAIN EACH TOILET TANK BY PULLING-OUT WASTE DRAIN VALVE HANDLE. TURN HANDLE TO LOCK IN EXTENDED (OPEN) POSITION.
3. PUMP WATER THRU EACH FLUSH LINE RINSING INSIDE OF TOILET TANK AND VALVE SEAT.
4. RELEASE TOILET DRAIN HANDLE ALLOWING WASTE DRAIN VALVE TO CLOSE.
5. REPLENISH EACH TOILET TANK WITH 2 GALLONS OR 7.57 LITERS OF PRECHARGE FLUID.
6. CLOSE AND LATCH OUTER TOILET DRAIN CAP.

30

(B)

(C)

Y 11354302 SHT 2 REV 223

DUCT INSTL-FWD LAV (PLACARDS AND MARKINGS ONLY)
FIGURE 2 (SHEET 2)

11-35-43-02

BRI
JAN 20/09

11-35-43-02
PAGE 0A



757

PARTS CATALOG (MAINTENANCE)

FIG ITEM	PART NUMBER	1 2 3 4 5 6 7	NOMENCLATURE	EFFECT FROM TO	UNITS PER ASSY
2			DUCT INSTL-FWD LAV (PLACARDS AND MARKINGS ONLY)	108120	
- 1	417N8501-49		DUCT INSTL-LAV (PLACARDS AND MARKINGS ONLY) POSITION DATA: FWD FOR NHA SEE: 25-20-00-11B	108120	RF
- 2	417N8501-45		VALVE INSTL-SHAW 1-PC (PLACARDS AND MARKINGS ONLY) POSITION DATA: FWD FOR NHA/OTHER SYS DET SEE: 25-20-00-11B	108120	RF
11	BAC27DPA5059		.MARKER-ALUMINUM FOIL PLACARD CONTENT: TOILET DRAIN USED ON: 417N8501-34 417N8501-45 MODREF18967	108120	1
25	BAC27DPA3473		.MARKER-ALUMINUM FOIL USED ON: 417N8501-43 417N8501-49 MODREF18971	108120	1
30	BAC27PPS14920		.MARKER-ALUMINUM FOIL USED ON: 417N8501-34 417N8501-45 MODREF18967	108120	1

MISSING ITEM NUMBERS NOT APPLICABLE

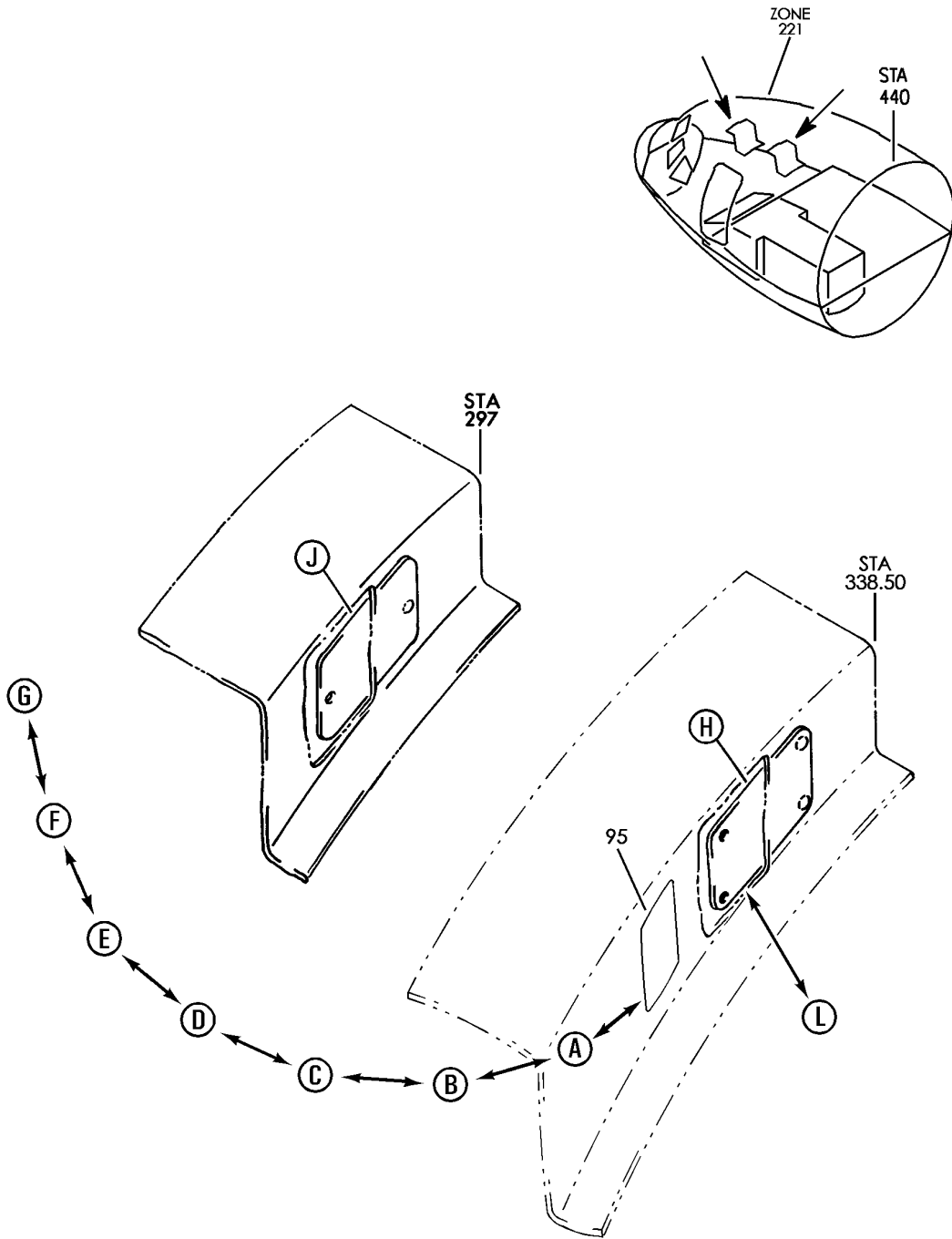
- ITEM NOT ILLUSTRATED

11-35-43-02

11-35-43
FIG. 02
PAGE 1
JAN 20/09

BRI

BOEING
757
PARTS CATALOG (MAINTENANCE)



Y 11355001 SH1 1 REV 330

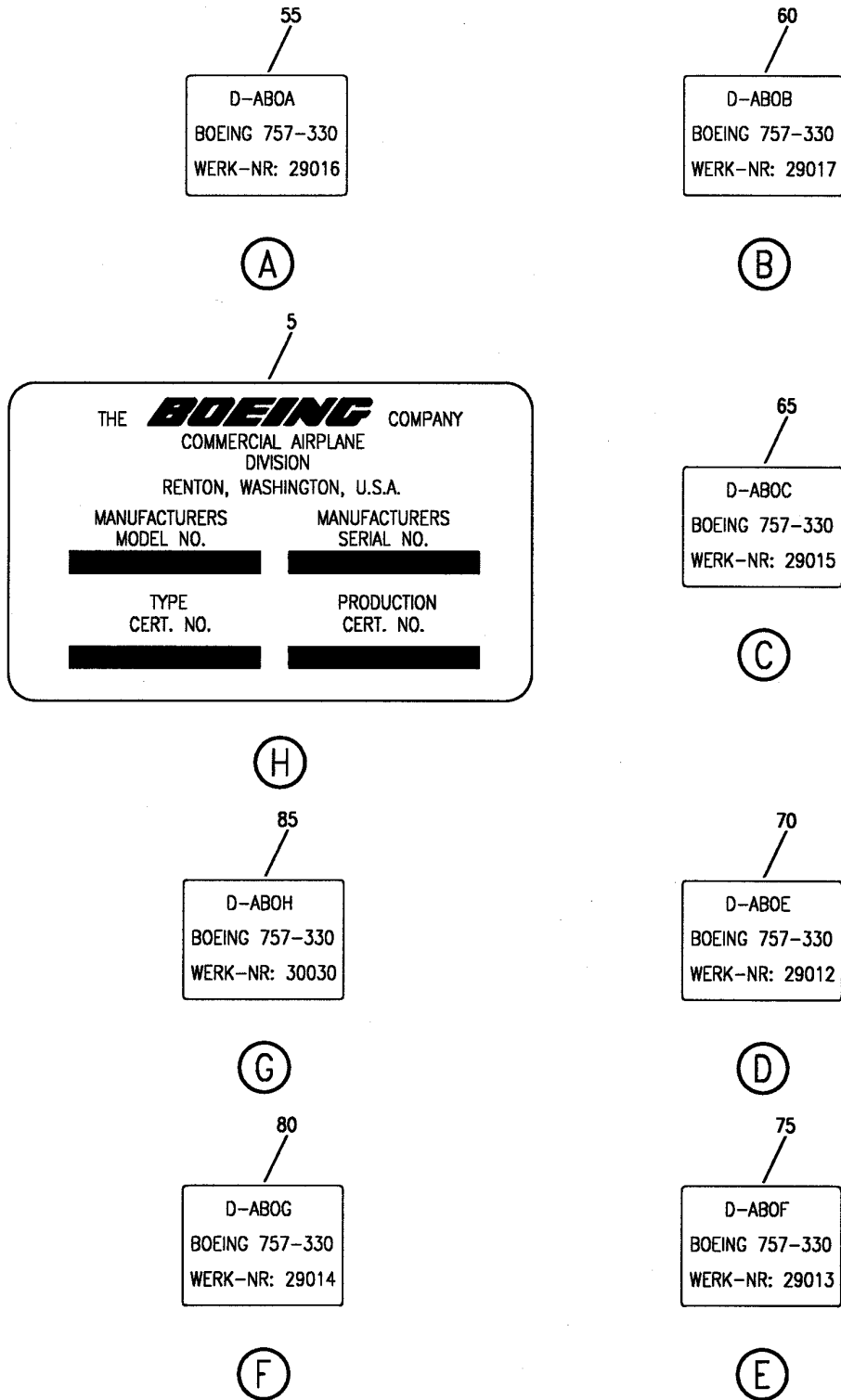
NAMEPLATE INSTL
FIGURE 1 (SHEET 1)

11-35-50-01

BRI
JAN 20/09

11-35-50-01
PAGE 0

BOEING
757
PARTS CATALOG (MAINTENANCE)




Y 11355001 SH1 2 REV 219

NAMEPLATE INSTL
FIGURE 1 (SHEET 2)

11-35-50-01


BOEING
757
PARTS CATALOG (MAINTENANCE)

15

	
THE BOEING COMPANY COMMERCIAL AIRPLANE DIVISION RENTON, WASHINGTON, U.S.A.	
MANUFACTURERS MODEL NO.	MANUFACTURERS SERIAL NO.
_____	_____
TYPE CERT. NO.	PRODUCTION CERT. NO.
_____	_____

ⓐ

155

	
SEATTLE, WASHINGTON, U.S.A.	
MANUFACTURERS MODEL NO.	MANUFACTURERS SERIAL NO.
_____	_____
TYPE CERT. NO.	PRODUCTION CERT. NO.
_____	_____

ⓑ

Y 11355001 SH1 3 REV 330

NAMEPLATE INSTL
FIGURE 1 (SHEET 3)

11-35-50-01

BRI
JAN 20/09

11-35-50-01
PAGE 0B

BOEING
757
PARTS CATALOG (MAINTENANCE)

FIG ITEM	PART NUMBER	1 2 3 4 5 6 7	NOMENCLATURE	EFFECT FROM TO	UNITS PER ASSY
1			NAMEPLATE INSTL	002004 006999	
- 1	414N5003-1		NAMEPLATE INSTL- FOR NHA SEE: 25-20-00-03A 25-20-00-08A	002004 006102 107107 121999	RF
5	414T5103-1		.NAMEPLATE	002004 006102 107107 121999	1
- 10	MS20604B3W2		ATTACHING PARTS .RIVET	002004 006102 107107 121999	4
- 150	414N5003-6		-----*----- NAMEPLATE INSTL- FOR NHA SEE: 25-20-00-08A	108120	RF
- 150	MODREF16723		NAMEPLATE INSTL- MODULE NUMBER: 414N5003-6 REV A	103106	1
155	BAC27TPPS6474		.NAMEPLATE	103106 108120	1
- 160	AF5140-3C2		ATTACHING PARTS .RIVET SUPPLIER CODE: V53551 SPECIFICATION NUMBER: BACR15DR3PAC2 OPTIONAL PART: CCR274CS3-2IT V11815 RV540A3C2 V98996 -----*-----	103106 108120	4

MISSING ITEM NUMBERS NOT APPLICABLE

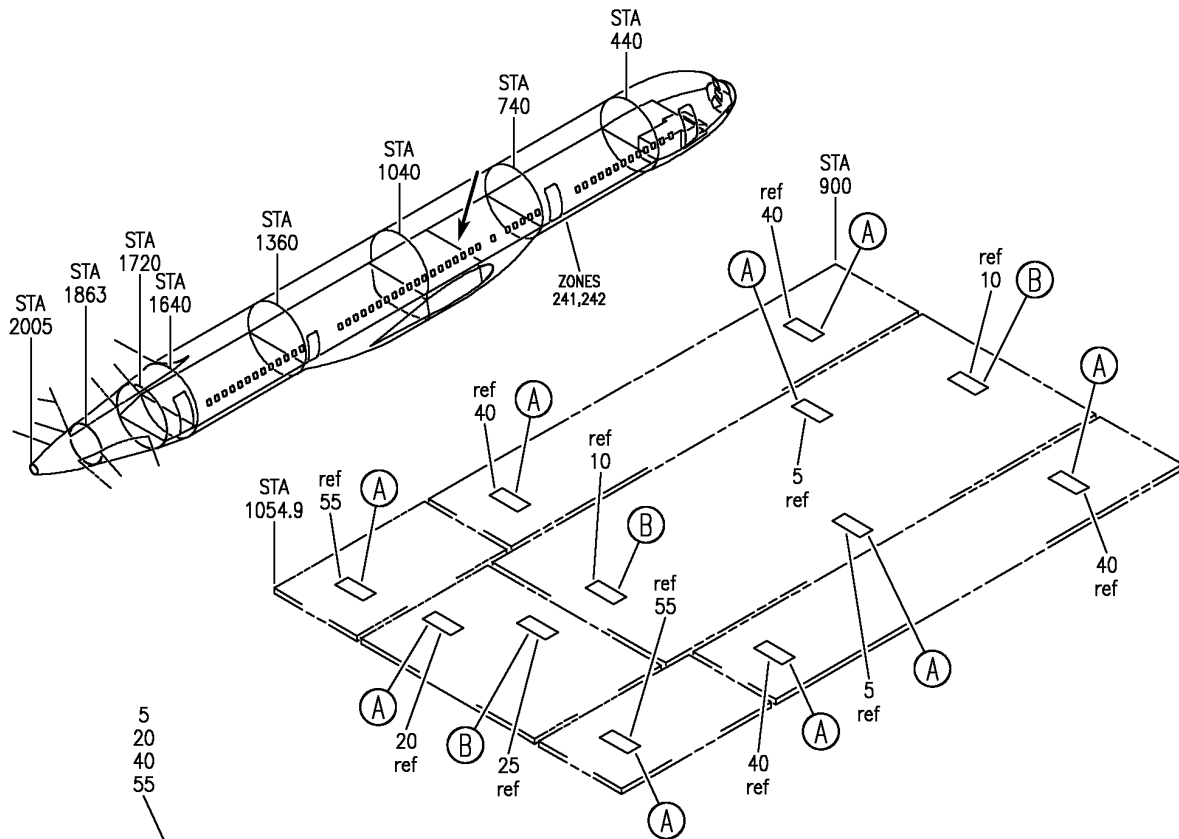
- ITEM NOT ILLUSTRATED

BRI

11-35-50-01

11-35-50
FIG. 01
PAGE 1
JAN 20/09

BOEING
757
PARTS CATALOG (MAINTENANCE)



WARNING	
<p>15/16 INCH (.938 INCH OR 2.38 CM) MAXIMUM</p>	<p>CONTROL CABLES BELOW THIS FLOOR PANEL. USE ONLY A BACS12GP3L15 SCREW ON THIS PANEL COMMON TO SEAT TRACK. CONTROL CABLES WILL CATCH ON LONGER SCREWS AND WILL BE DANGEROUS IN SOME CONDITIONS.</p>

Ⓐ

WARNING	
<p>17/16 INCH (1.063 INCH OR 2.70 CM) MAXIMUM</p>	<p>CONTROL CABLES BELOW THIS FLOOR PANEL. USE ONLY A BACS12GP3L17 SCREW ON THIS PANEL COMMON TO CENTER FLOOR BEAM. CONTROL CABLES WILL CATCH ON LONGER SCREWS AND WILL BE DANGEROUS IN SOME CONDITIONS.</p>

Ⓑ

Y 11355107 REV 268

PANEL ASSY-SECT. 44 FLOOR (PLACARDS AND MARKINGS ONLY)
FIGURE 7

11-35-51-07

BRI
JAN 20/09

11-35-51-07
PAGE 0



757

PARTS CATALOG (MAINTENANCE)

FIG ITEM	PART NUMBER	1 2 3 4 5 6 7	NOMENCLATURE	EFFECT FROM TO	UNITS PER ASSY
7			PANEL ASSY-SECT. 44 FLOOR (PLACARDS AND MARKINGS ONLY)	106106	
- 1	144N5330-254		PANEL ASSY-FLOOR (PLACARDS AND MARKINGS ONLY) POSITION DATA: SECT. 44	106106	RF
5	BAC27DCA780		.MARKER	106106	2
10	BAC27NCA130		.MARKER	106106	2
- 15	144N5330-256		PANEL ASSY-FLOOR (PLACARDS AND MARKINGS ONLY) POSITION DATA: SECT. 44	106106	RF
20	BAC27DCA780		.MARKER	106106	1
25	BAC27NCA130		.MARKER	106106	1
- 30	144N5330-252		PANEL ASSY-FLOOR (PLACARDS AND MARKINGS ONLY) POSITION DATA: SECT. 44	106106	RF
- 35	144N5330-253		FOR NHA/OTHER SYS DET SEE: 53-01-01-20A PANEL ASSY-FLOOR (PLACARDS AND MARKINGS ONLY) POSITION DATA: SECT. 44	106106	RF
			FOR NHA/OTHER SYS DET SEE: 53-01-01-20A		
40	BAC27DCA780		.MARKER	106106	2
- 45	144N5330-263		PANEL ASSY-FLOOR (PLACARDS AND MARKINGS ONLY) POSITION DATA: SECT. 44	106106	RF
			FOR NHA/OTHER SYS DET SEE: 53-01-01-20A		
- 50	144N5330-262		PANEL ASSY-FLOOR (PLACARDS AND MARKINGS ONLY) POSITION DATA: SECT. 44	106106	RF
			FOR NHA/OTHER SYS DET SEE: 53-01-01-20A		
55	BAC27DCA780		.MARKER	106106	1

MISSING ITEM NUMBERS NOT APPLICABLE

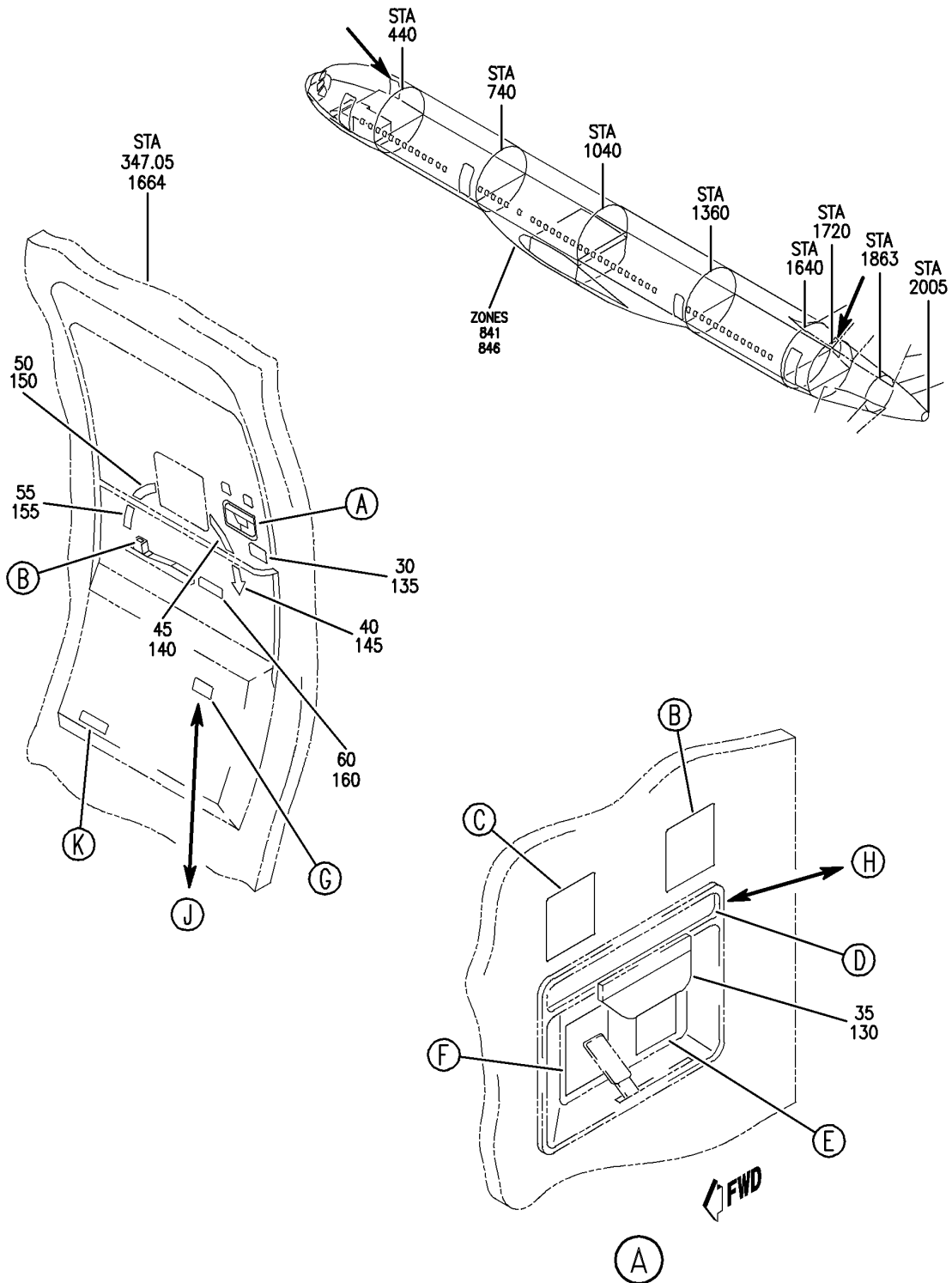
- ITEM NOT ILLUSTRATED

11-35-51-07

11-35-51
FIG. 07
PAGE 1
JAN 20/09

BRI

BOEING
757
PARTS CATALOG (MAINTENANCE)



Y 11355406C SHT 1 REV 234

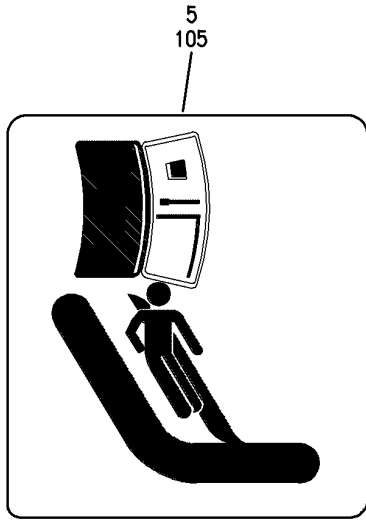
PLACARD INSTL-CAB. INSTL (GALLEY SERVICE DOORS ONLY)
FIGURE 6C (SHEET 1)

11-35-54-06C


BRI
JAN 20/09

11-35-54-06C
PAGE 0

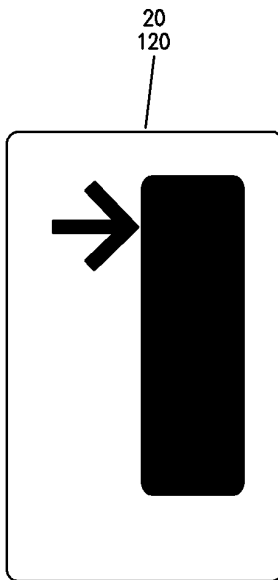
BOEING
757
PARTS CATALOG (MAINTENANCE)



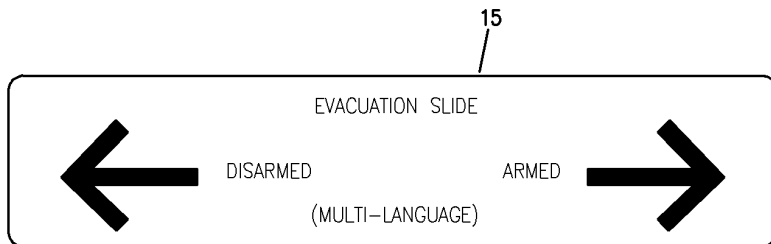
(B)



(C)



(E)



(D)

Y 11355406C SHT 2 REV 234

PLACARD INSTL-CAB. INSTL (GALLEY SERVICE DOORS ONLY)
FIGURE 6C (SHEET 2)


11-35-54-06C

BRI
JAN 20/09

11-35-54-06C
PAGE 0A

BOEING PROPRIETARY - Copyright © - Unpublished Work - See title page for details.

BOEING
757
PARTS CATALOG (MAINTENANCE)



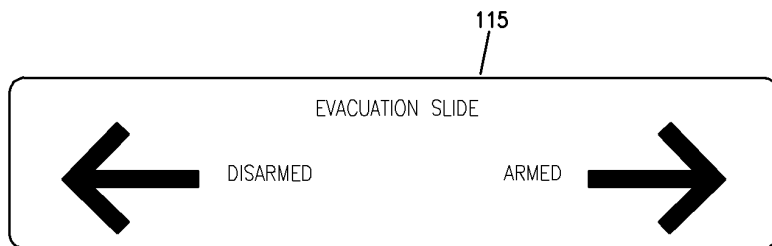
65

SLIDE/RAFT COVER REMOVAL
1. RELEASE LOWER CENTER LATCH
2. RELEASE TWO UPPER LATCHES AND USE LATCH HANDLES TO LIFT COVER

(MULTI-LANGUAGE)

(G)

(F)



(H)



170

(K)

165

SLIDE/RAFT INSIDE
SLIDE/RAFT COVER REMOVAL
1. RELEASE LOWER CENTER LATCH
2. RELEASE TWO UPPER LATCHES AND USE LATCH HANDLES TO LIFT COVER

165

(J)

Y 11355406C SHT 3 REV 234

PLACARD INSTL-CAB. INSTL (GALLEY SERVICE DOORS ONLY)
FIGURE 6C (SHEET 3)

11-35-54-06C

BRI
JAN 20/09

11-35-54-06C
PAGE 0B



757

PARTS CATALOG (MAINTENANCE)

FIG ITEM	PART NUMBER	1 2 3 4 5 6 7	NOMENCLATURE	EFFECT FROM TO	UNITS PER ASSY
6C			PLACARD INSTL-CAB. INSTL (GALLEY SERVICE DOORS ONLY)	108120	
- 1	414N5109-15		PLACARD INSTL-CAB.INTR (GALLEY SERVICE DOORS ONLY) FOR NHA/ADDITIONAL DET SEE: 25-20-00-07B	108120	RF
5	BAC29PPS36909		.PLACARD	108120	4
10	BAC29PPS36895		.PLACARD	108120	2
15	BAC29PPS45207		.PLACARD-(MULTI-LANGUAGE)	108120	2
20	BAC29PPS36900		.PLACARD	108120	2
25	BAC29PPS36899		.PLACARD	108120	2
30	BAC29PPS45208		.PLACARD-(MULTI-LANGUAGE) PLACARD CONTENT: SLIDE INFLATES AUTOMATICALLY WHEN ENGAGED AND DOOR IS OPENED	108120	2
35	BAC29PPS42601		.PLACARD- PLACARD CONTENT: DISARMED	108120	2
40	BAC29PPS36901		.PLACARD	108120	2
45	BAC29PPS36902		.PLACARD	108120	2
50	BAC29PPS36903		.PLACARD	108120	2
55	BAC29PPS36904		.PLACARD	108120	2
60	BAC29PPS45200		.PLACARD-(MULTI-LANGUAGE) PLACARD CONTENT: OPEN	108120	2
65	BAC29PPS45203		.PLACARD-(MULTI-LANGUAGE)	108120	2

MISSING ITEM NUMBERS NOT APPLICABLE

- ITEM NOT ILLUSTRATED

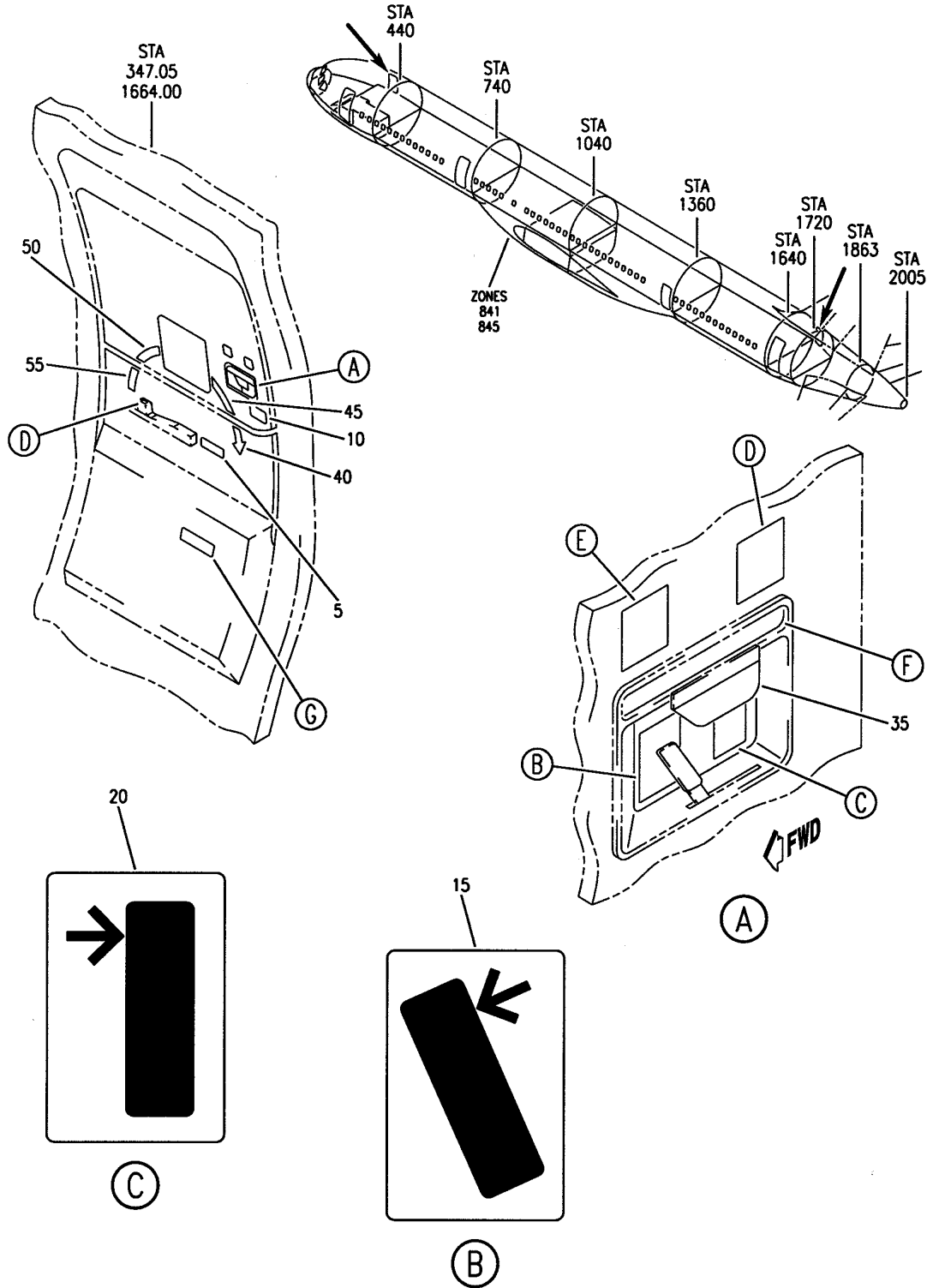
11-35-54-06C

11-35-54
FIG. 06C
PAGE 1
JAN 20/09

BRI

BOEING PROPRIETARY - Copyright © - Unpublished Work - See title page for details.

BOEING
757
PARTS CATALOG (MAINTENANCE)



Y 11355407 SHT 1 REV 214

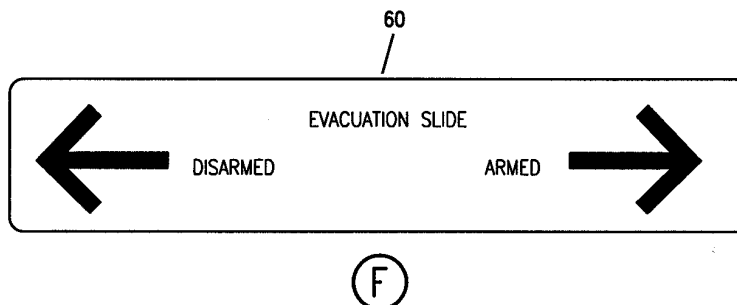
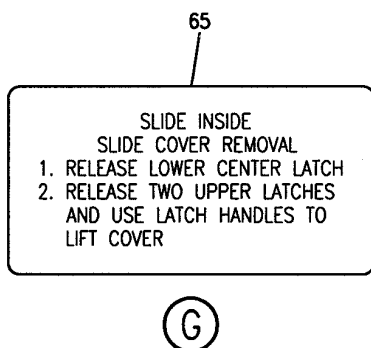
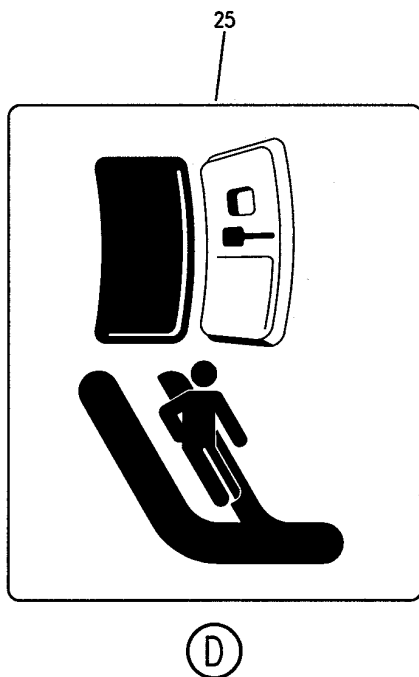
PLACARD INSTL-CAB. INTR (GALLEY SERVICE DOORS ONLY)
FIGURE 7 (SHEET 1)

11-35-54-07

BRI
JAN 20/09

11-35-54-07
PAGE 0

BOEING
757
PARTS CATALOG (MAINTENANCE)



Y 11355407 SH1 2 REV 214

PLACARD INSTL-CAB. INTR (GALLEY SERVICE DOORS ONLY)
FIGURE 7 (SHEET 2)

11-35-54-07

BRI
JAN 20/09

11-35-54-07
PAGE 0A

BOEING PROPRIETARY - Copyright © - Unpublished Work - See title page for details.



757

PARTS CATALOG (MAINTENANCE)

FIG ITEM	PART NUMBER	1 2 3 4 5 6 7	NOMENCLATURE	EFFECT FROM TO	UNITS PER ASSY
7			PLACARD INSTL-CAB. INTR (GALLEY SERVICE DOORS ONLY)	505505 507903	
- 1	414N5019-145		PLACARD INSTL-CAB. INTR (GALLEY SERVICE DOORS ONLY)	505505 507903	RF
			FOR NHA/ADDITIONAL DET SEE: 25-20-00-07B		
5	BAC29PPS0622		.PLACARD- PLACARD CONTENT: OPEN	505505 507903	2
10	BAC29PPS11590		.PLACARD- PLACARD CONTENT: SLIDE INFLATES AUTOMATICALLY WHEN SLIDE IS ARMED AND DOOR IS OPENED.	505505 507903	2
15	BAC29PPS14958		.PLACARD	505505 507903	2
20	BAC29PPS14959		.PLACARD	505505 507903	2
25	BAC29PPS1660		.PLACARD	505505 507903	4
30	BAC29PPS1662		.PLACARD	505505 507903	2
35	BAC29PPS21606		.MARKER- PLACARD CONTENT: DISARMED	505505 507903	2
40	BAC29PPS27313		.PLACARD	505505 507903	2
45	BAC29PPS27314		.PLACARD	505505 507903	2
50	BAC29PPS27315		.PLACARD	505505 507903	2
55	BAC29PPS27316		.PLACARD	505505 507903	2
60	BAC29PPS29061		.PLACARD	505505 507903	2
65	BAC29PPS30036		.PLACARD	505505 507903	2

MISSING ITEM NUMBERS NOT APPLICABLE

- ITEM NOT ILLUSTRATED

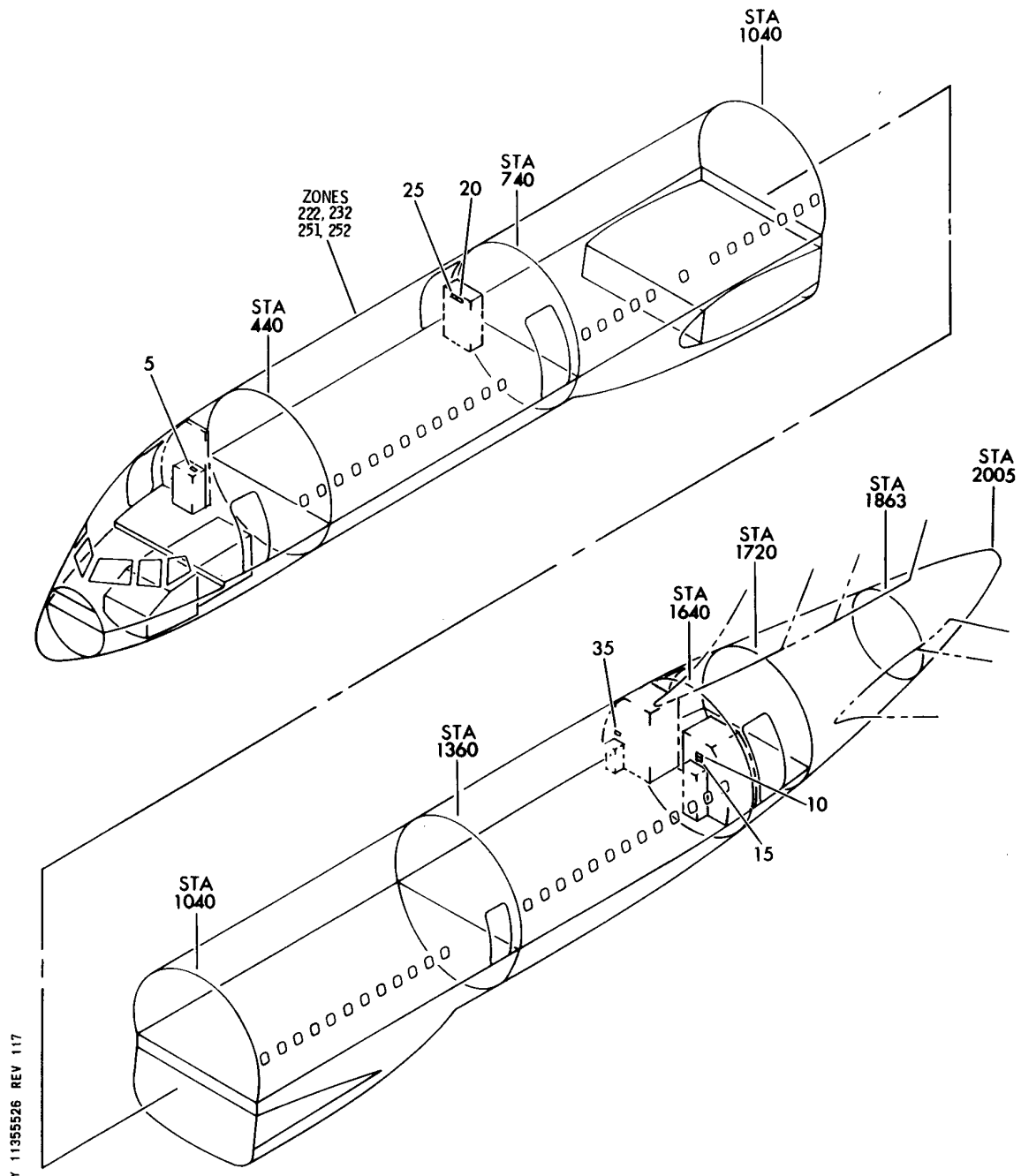
11-35-54-07

11-35-54
FIG. 07
PAGE 1
JAN 20/09

BRI

BOEING PROPRIETARY - Copyright © - Unpublished Work - See title page for details.

BOEING
757
PARTS CATALOG (MAINTENANCE)



Y 11355526 REV 117

PLACARD INSTL-CAB. INTR (WUA) (CLOSETS/CABINETS ONLY)
FIGURE 26

11-35-55-26

BRI
MAY 28/07

11-35-55-26
PAGE 0



757

PARTS CATALOG (MAINTENANCE)

FIG ITEM	PART NUMBER	1 2 3 4 5 6 7	NOMENCLATURE	EFFECT FROM TO	UNITS PER ASSY
26			PLACARD INSTL-CAB. INTR (WUA) (CLOSETS/CABINETS ONLY)	904949	
- 1	414N5009-3		PLACARD INSTL-CAB. INTR WUA (CLOSETS/CABINETS ONLY)	904949	RF
			FOR NHA/ADDITIONAL DET SEE: 25-20-00-01C		
5	BAC29PPS7755		.PLACARD- PLACARD CONTENT: DEMO EQUIPMENT INSIDE	904949	1
10	BAC29PPS0617		.PLACARD- PLACARD CONTENT: FOR CREW USE ONLY	904949	1
15	BAC29PPS7747		.PLACARD-SPANISH	904949	1
20	BAC29PPS5348		.PLACARD- PLACARD CONTENT: FOR CREW USE ONLY	904949	1
25	BAC29PPS7675		.PLACARD-SPANISH	904949	1
35	BAC29PPS4717		.PLACARD- PLACARD CONTENT: LOAD LIMIT 5 LB/ 2.25 KG	904949	1

MISSING ITEM NUMBERS NOT APPLICABLE

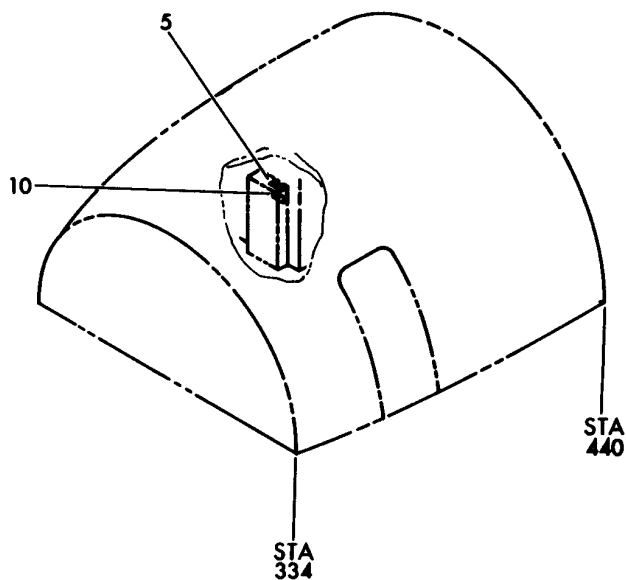
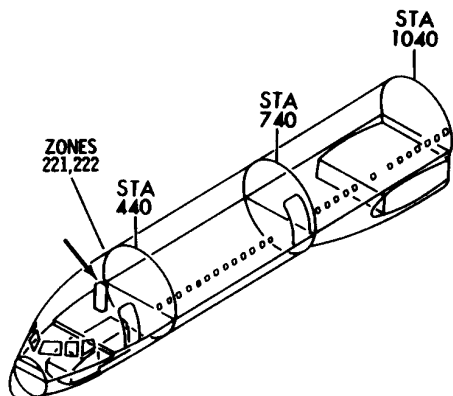
- ITEM NOT ILLUSTRATED

11-35-55-26

11-35-55
FIG. 26
PAGE 1
JAN 20/09

BRI

BOEING
757
PARTS CATALOG (MAINTENANCE)



Y 1135539 REV 116

PLACARD INSTL-CAB. INTR (CLOSETS/CABINETS ONLY)
FIGURE 39

11-35-55-39

BRI
JAN 20/09

11-35-55-39
PAGE 0



757

PARTS CATALOG (MAINTENANCE)

FIG ITEM	PART NUMBER	1 2 3 4 5 6 7	NOMENCLATURE	EFFECT FROM TO	UNITS PER ASSY
39			PLACARD INSTL-CAB. INTR (CLOSETS/CABINETS ONLY)	121503	
- 1	414N5019-18		PLACARD INSTL-CAB. INTR (CLOSETS/CABINETS ONLY) FOR NHA/ADDITIONAL DET SEE: 25-20-00-01C	121503	RF
5	BAC29PPS7755		.PLACARD- PLACARD CONTENT: DEMO EQUIPMENT INSIDE	121503	1
10	BAC29PPS4717		.PLACARD- PLACARD CONTENT: LOAD LIMIT 5 LB/2.2 KG	121503	1

MISSING ITEM NUMBERS NOT APPLICABLE

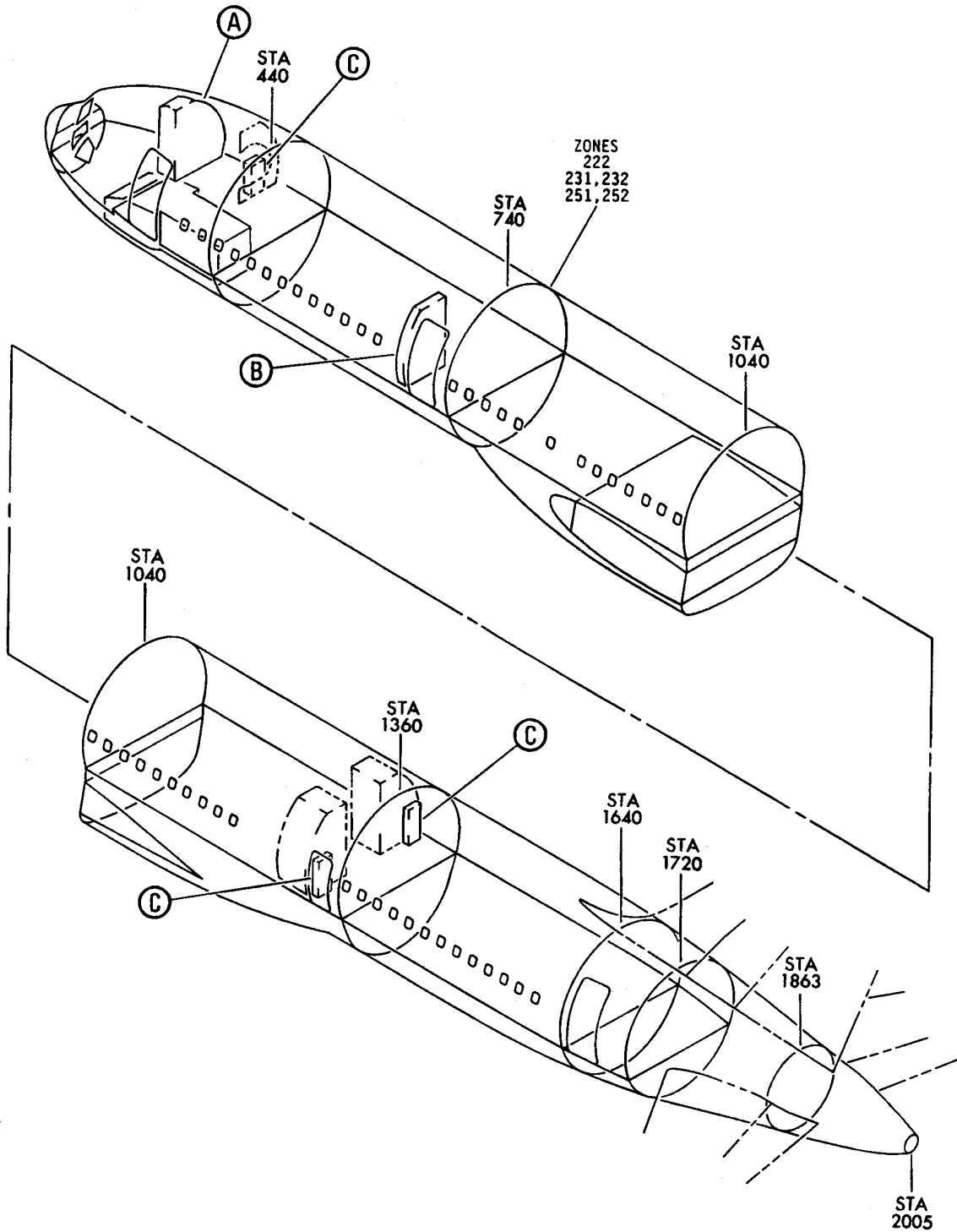
- ITEM NOT ILLUSTRATED

BRI

11-35-55-39

11-35-55
FIG. 39
PAGE 1
JAN 20/09

BOEING
757
PARTS CATALOG (MAINTENANCE)



Y 11355542 SHT 1 REV 212

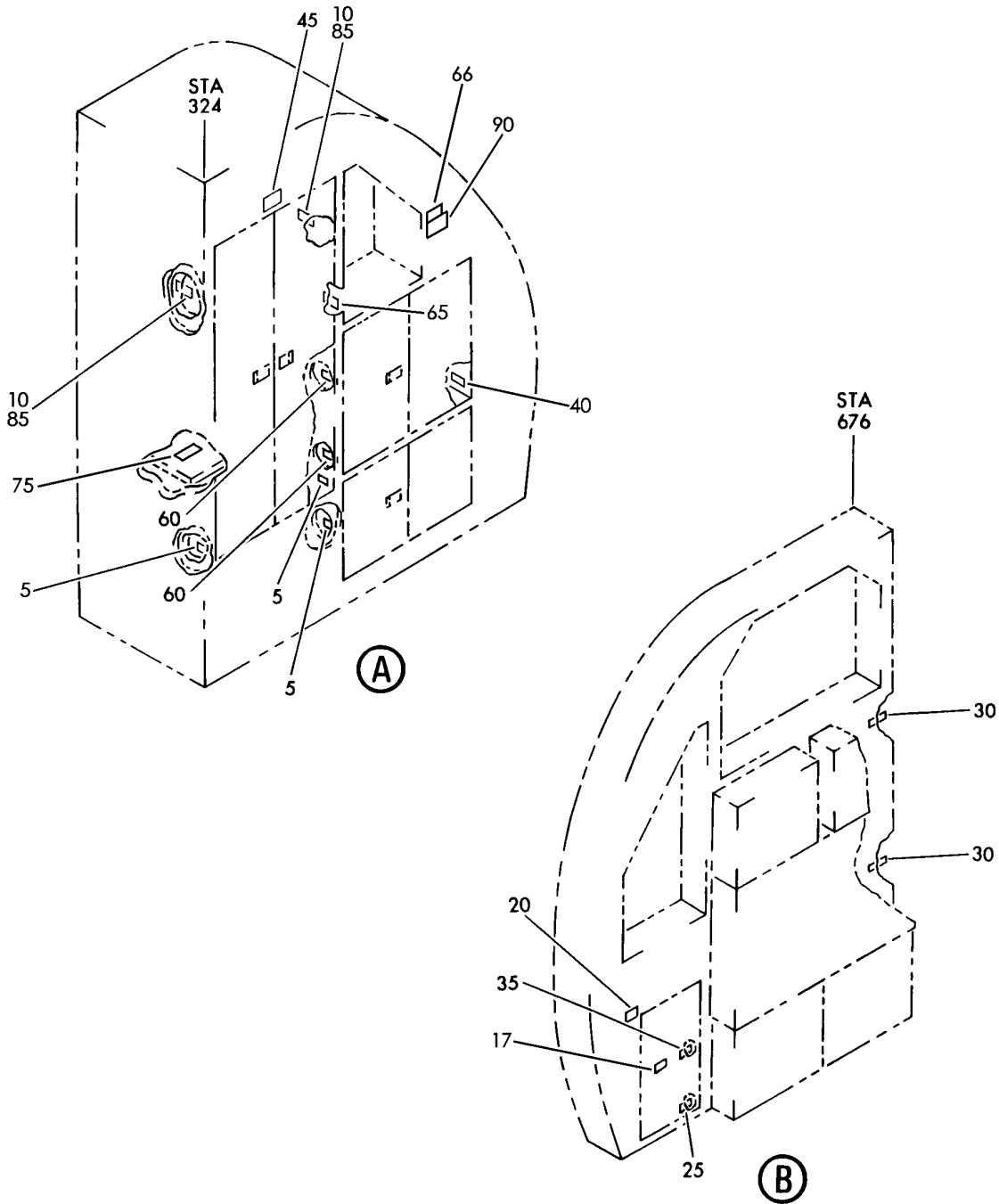
PLACARD INSTL-CAB. INTR (CLOSETS/CABINETS ONLY)
FIGURE 42 (SHEET 1)

11-35-55-42

BRI
JAN 20/09

11-35-55-42
PAGE 0

BOEING
757
PARTS CATALOG (MAINTENANCE)



Y 11355542 SHT 2 REV 234

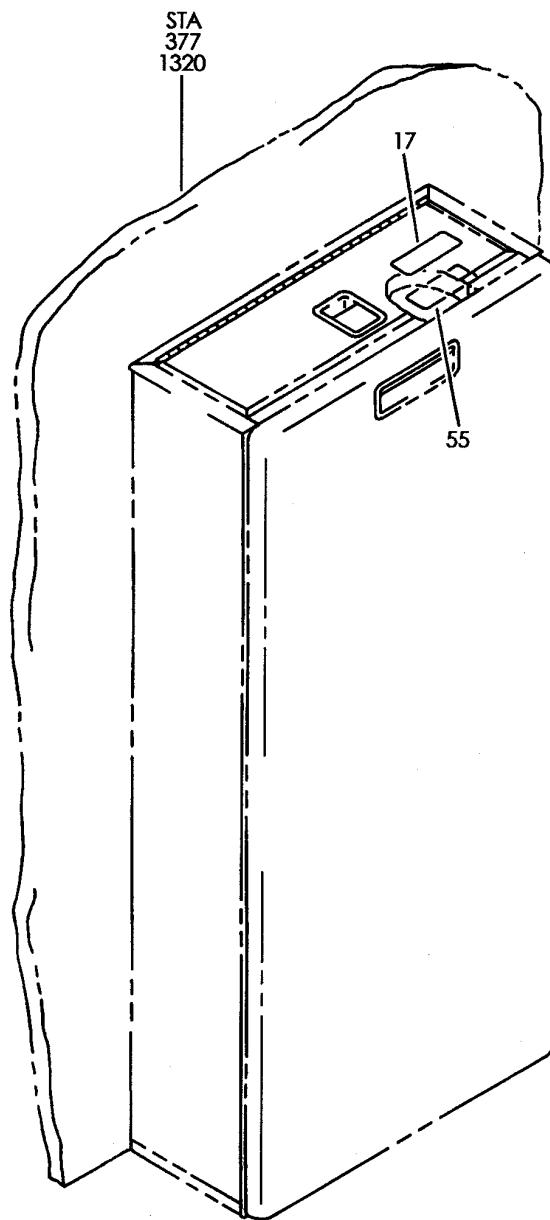
PLACARD INSTL-CAB. INTR (CLOSETS/CABINETS ONLY)
FIGURE 42 (SHEET 2)

11-35-55-42

BRI
JAN 20/09

11-35-55-42
PAGE 0A

BOEING
757
PARTS CATALOG (MAINTENANCE)



Ⓒ

Y 11355542 SHT 3 REV 212

PLACARD INSTL-CAB. INTR (CLOSETS/CABINETS ONLY)
FIGURE 42 (SHEET 3)

11-35-55-42

BRI
JAN 20/09

11-35-55-42
PAGE 0B



757

PARTS CATALOG (MAINTENANCE)

FIG ITEM	PART NUMBER	1 2 3 4 5 6 7	NOMENCLATURE	EFFECT FROM TO	UNITS PER ASSY
42			PLACARD INSTL-CAB. INTR (CLOSETS/CABINETS ONLY)	504504 506506	
- 1	414N5019-140		PLACARD INSTL-CAB. INTR (CLOSETS/CABINETS ONLY) FOR NHA/ADDITIONAL DET SEE: 25-20-00-07B	504504 506506	RF
5	BAC29PPS15248		.PLACARD- PLACARD CONTENT: FLOOR LOAD LIMIT 40 LB/18 KG	504504 506506	3
17	BAC29PPS23501		.PLACARD- PLACARD CONTENT: DEMO EQUIPMENT	504504 506506	4
20	BAC29PPS23502		.PLACARD- PLACARD CONTENT: DOOR MUST BE CLOSED AND LATCHED DURING TAXI, TAKEOFF AND LANDING	504504 506506	1
25	BAC29PPS23509		.PLACARD- PLACARD CONTENT: SHELF LOAD LIMIT 6LB/2.7 KG	504504 506506	1
30	BAC29PPS14174		.PLACARD- PLACARD CONTENT: NO STOWAGE	504504 506506	2
35	BAC29PPS2946		.PLACARD- PLACARD CONTENT: SHELF LOAD LIMIT 13 LB/6 KG	504504 506506	1
40	BAC29PPS2963		.PLACARD- PLACARD CONTENT: SHELF LOAD LIMIT 20 LB/ 9 KG	504504 506506	1
45	BAC29PPS23401		.PLACARD- PLACARD CONTENT: OXYGEN DOORS MUST BE CLOSED AND LATCHED DURING TAXI, TAKEOFF AND LANDING	504504 506506	1
55	BAC29PPS3726		.PLACARD- PLACARD CONTENT: LOAD LIMIT 5 LB/2 KG	504504 506506	3
60	BAC29PPS4580		.PLACARD- PLACARD CONTENT: SHELF LOAD LIMIT 10 LB/4.5 KG	504504 506506	2
66	BAC29PPS26442		.PLACARD- PLACARD CONTENT: NO ADDITIONAL STOWAGE	504504 506506	1

MISSING ITEM NUMBERS NOT APPLICABLE

- ITEM NOT ILLUSTRATED

11-35-55-42

11-35-55
FIG. 42
PAGE 1
JAN 20/09

BRI



757

PARTS CATALOG (MAINTENANCE)

FIG ITEM	PART NUMBER	1 2 3 4 5 6 7	NOMENCLATURE	EFFECT FROM TO	UNITS PER ASSY
42					
75	BAC29PPS14174		.PLACARD- PLACARD CONTENT: NO STOWAGE	504504 506506	1
85	BAC29PPS40874		.PLACARD- PLACARD CONTENT: LOAD LIMIT PER ROD 70 LB/31 KG	504504 506506	2
90	BAC29PPS40875		.PLACARD- PLACARD CONTENT: MEGAPHONE EYE WASH KIT MEDICAL KIT RESUSCITATOR KIT	504504 506506	1

MISSING ITEM NUMBERS NOT APPLICABLE

- ITEM NOT ILLUSTRATED

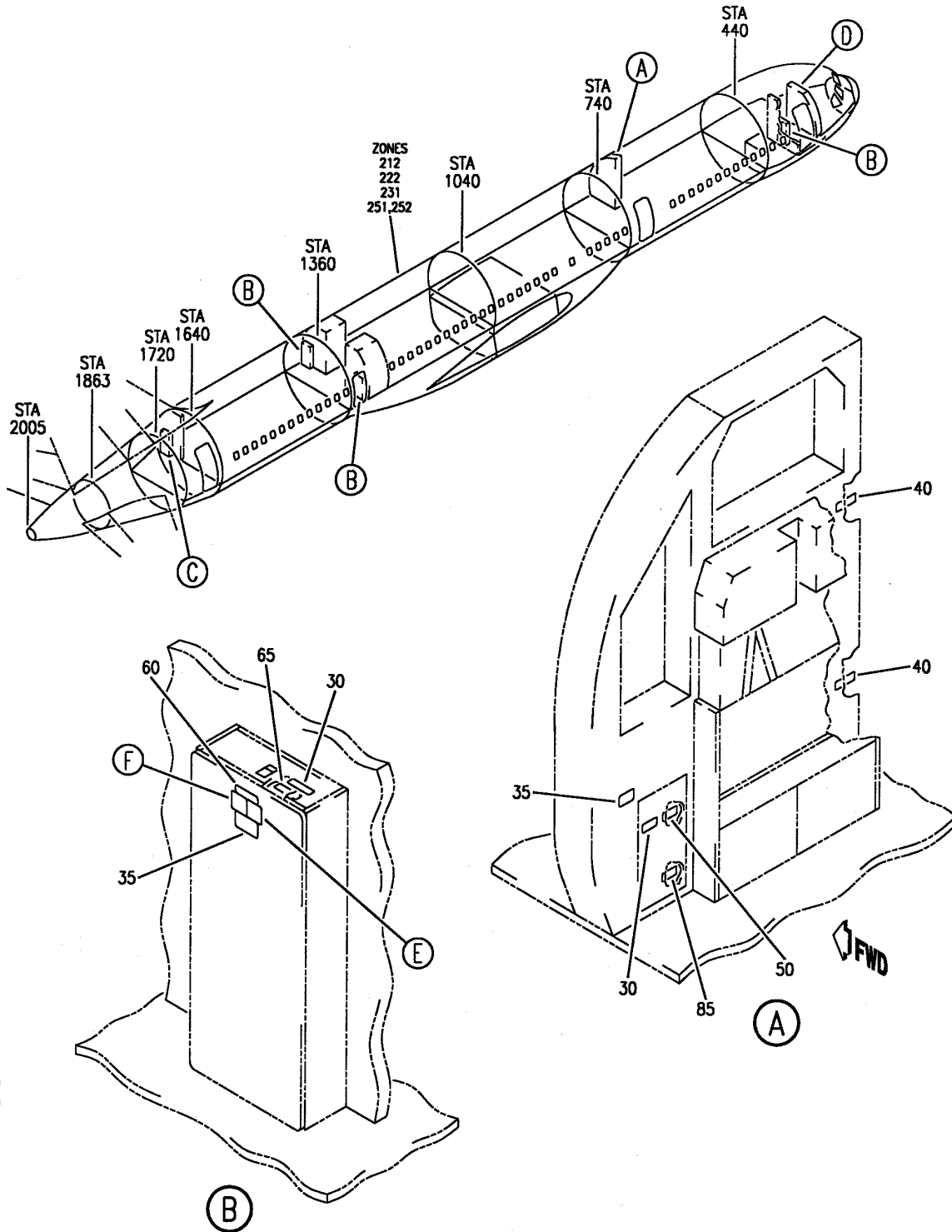
BRI

11-35-55-42

BOEING PROPRIETARY - Copyright © - Unpublished Work - See title page for details.

11-35-55
FIG. 42
PAGE 2
JAN 20/09

BOEING
757
PARTS CATALOG (MAINTENANCE)



Y 11355542A SHIT 1 REV 217

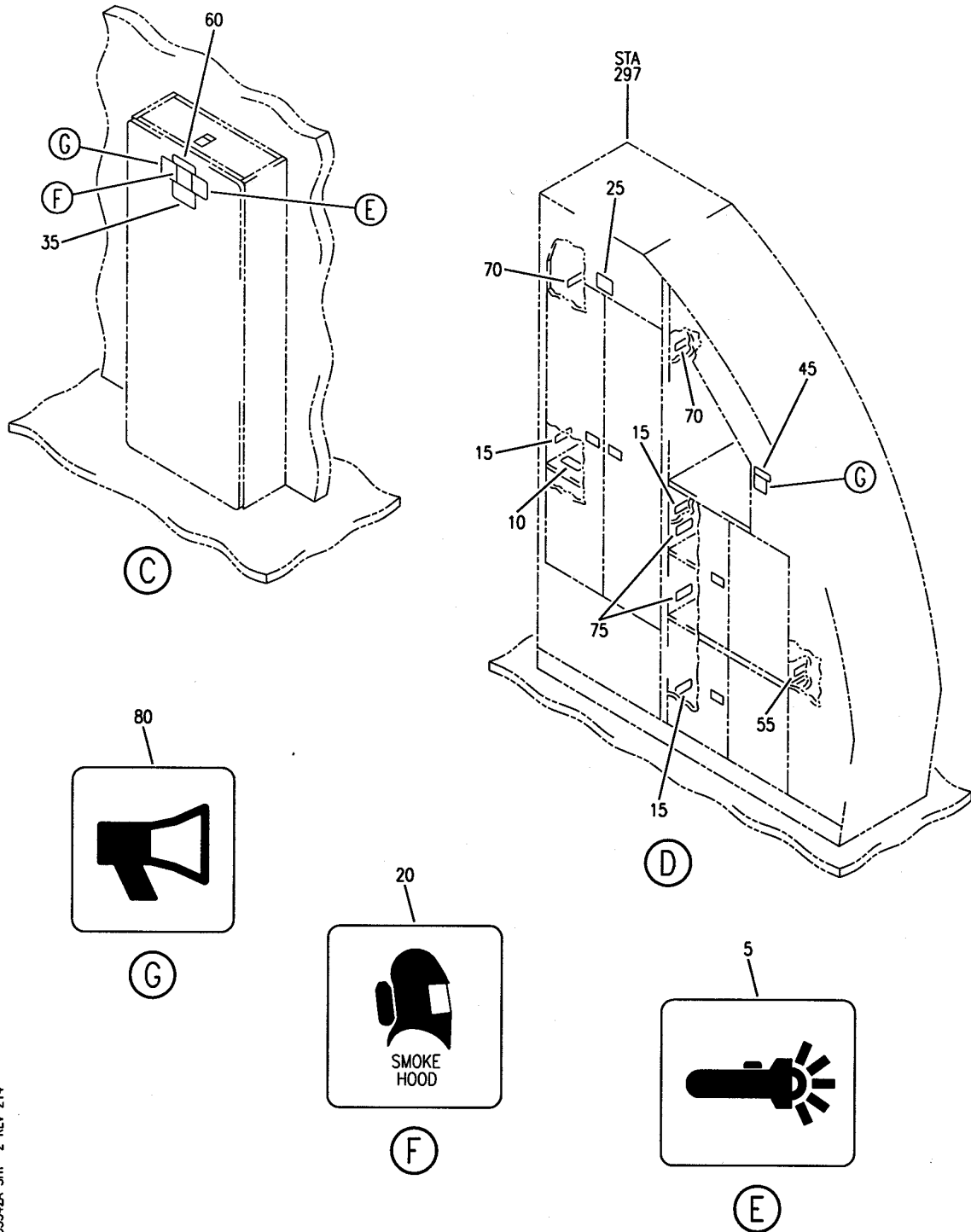
PLACARD INSTL-CAB. INTR (CLOSETS/CABINETS ONLY) (BAB)
FIGURE 42A (SHEET 1)

11-35-55-42A

BRI
JAN 20/09

11-35-55-42A
PAGE 0

BOEING
757
PARTS CATALOG (MAINTENANCE)



Y 11355542A SHT 2 REV 214

PLACARD INSTL-CAB. INTR (CLOSETS/CABINETS ONLY) (BAB)
FIGURE 42A (SHEET 2)

11-35-55-42A

BRI
JAN 20/09

11-35-55-42A
PAGE 0A



757

PARTS CATALOG (MAINTENANCE)

FIG ITEM	PART NUMBER	1 2 3 4 5 6 7	NOMENCLATURE	EFFECT FROM TO	UNITS PER ASSY
42A			PLACARD INSTL-CAB. INTR (CLOSETS/CABINETS ONLY) (BAB)	505505 507903	
- 1	414N5019-145		PLACARD INSTL-CAB. INTR (CLOSETS/CABINETS ONLY) (BAB)	505505 507903	RF
			FOR NHA/ADDITIONAL DET SEE: 25-20-00-07B		
5	BAC29PPS1319		.PLACARD	505505 507903	4
10	BAC29PPS14174		.PLACARD- PLACARD CONTENT: NO STOWAGE	505505 507903	1
15	BAC29PPS15248		.PLACARD- PLACARD CONTENT: FLOOR LOAD LIMIT 40 LB/ 18 KG	505505 507903	3
20	BAC29PPS21001		.PLACARD	505505 507903	4
25	BAC29PPS22953		.PLACARD- PLACARD CONTENT: DOORS MUST BE CLOSED AND LATCHED DURING TAXI, TAKEOFF AND LANDING	505505 507903	1
30	BAC29PPS23501		.PLACARD- PLACARD CONTENT: DEMO EQUIPMENT	505505 507903	4
35	BAC29PPS23502		.PLACARD- PLACARD CONTENT: DOOR MUST BE CLOSED AND LATCHED DURING TAXI, TAKEOFF AND LANDING	505505 507903	5
40	BAC29PPS14174		.PLACARD- PLACARD CONTENT: NO STOWAGE	505505 507903	2
45	BAC29PPS26442		.PLACARD- PLACARD CONTENT: NO ADDITIONAL STOWAGE	505505 507903	1
50	BAC29PPS2946		.PLACARD- PLACARD CONTENT: SHELF LOAD LIMIT 13 LB/ 6 KG	505505 507903	1
55	BAC29PPS2963		.PLACARD- PLACARD CONTENT: SHELF LOAD LIMIT 20 LB/ 9 KG	505505 507903	1
60	BAC29PPS3084		.PLACARD- PLACARD CONTENT: EMERGENCY EQUIPMENT ONLY	505505 507903	4

MISSING ITEM NUMBERS NOT APPLICABLE

- ITEM NOT ILLUSTRATED

11-35-55-42A

11-35-55
FIG. 42A
PAGE 1
JAN 20/09

BRI

BOEING PROPRIETARY - Copyright © - Unpublished Work - See title page for details.



757

PARTS CATALOG (MAINTENANCE)

FIG ITEM	PART NUMBER	1 2 3 4 5 6 7	NOMENCLATURE	EFFECT FROM TO	UNITS PER ASSY
42A					
65	BAC29PPS3726	.PLACARD-	PLACARD CONTENT: LOAD LIMIT 5 LB/ 2 KG	505505 507903	3
70	BAC29PPS40874	.PLACARD-	PLACARD CONTENT: LOAD LIMIT PER ROD 70 LB/ 31 KG	505505 507903	2
75	BAC29PPS4580	.PLACARD-	PLACARD CONTENT: SHELF LOAD LIMIT 10 LB/ 4.5 KG	505505 507903	2
80	BAC29UPPS0134	.PLACARD		505505 507903	2
85	BAC29PPS23509	.PLACARD-	PLACARD CONTENT: SHELF LOAD LIMIT 6 LB/2.7 KG	505505 507903	1

MISSING ITEM NUMBERS NOT APPLICABLE

- ITEM NOT ILLUSTRATED

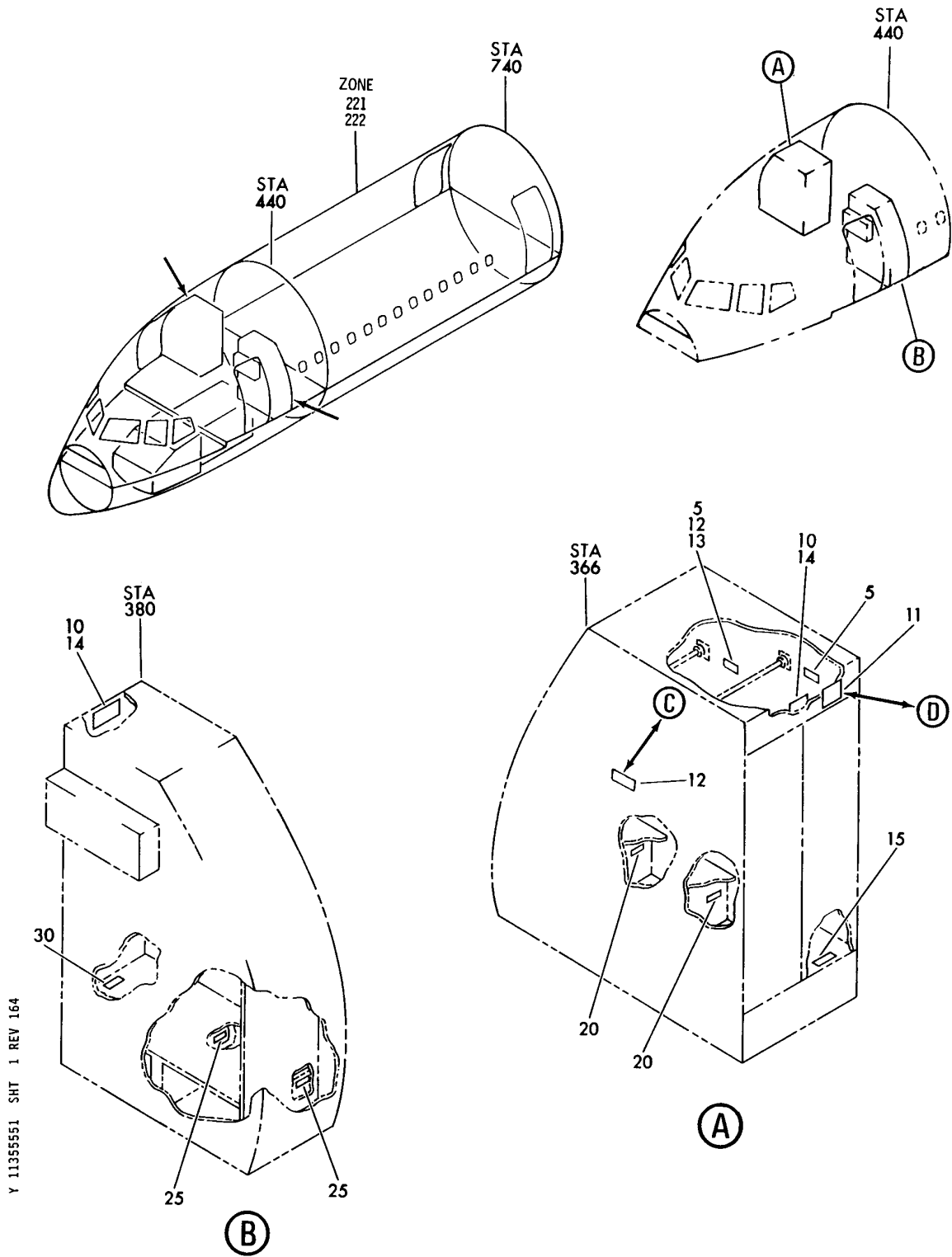
11-35-55-42A

11-35-55
FIG. 42A
PAGE 2
JAN 20/09

BRI

BOEING PROPRIETARY - Copyright © - Unpublished Work - See title page for details.

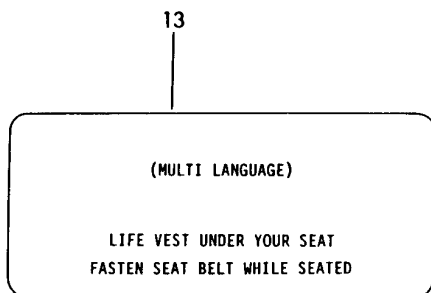
BOEING
757
PARTS CATALOG (MAINTENANCE)



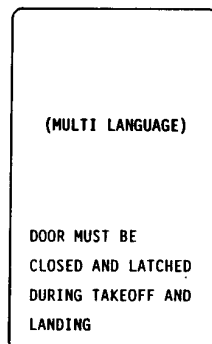
PLACARD INSTL-CAB. INTR (CLOSETS/CABINETS ONLY)
FIGURE 51 (SHEET 1)

11-35-55-51

BOEING
757
PARTS CATALOG (MAINTENANCE)



Ⓒ



14

Ⓓ

Y 1135551 SHT 2 REV 164

PLACARD INSTL-CAB. INTR (CLOSETS/CABINETS ONLY)
FIGURE 51 (SHEET 2)

11-35-55-51

BRI
JAN 20/09

11-35-55-51
PAGE 0A



757

PARTS CATALOG (MAINTENANCE)

FIG ITEM	PART NUMBER	1 2 3 4 5 6 7	NOMENCLATURE	EFFECT FROM TO	UNITS PER ASSY
51			PLACARD INSTL-CAB. INTR (CLOSETS/CABINETS ONLY)	504903 952999	
- 1	414N5019-10		PLACARD INSTL-CAB. INTR (CLOSETS/CABINETS ONLY) FOR NHA/ADDITIONAL DET SEE: 25-20-00-01J	952952	RF
- 1	414N5019-23		PLACARD INSTL-CAB. INTR (CLOSETS/CABINETS ONLY) FOR NHA/ADDITIONAL DET SEE: 25-20-00-01J	953999	RF
5	BAC29PPS7072		.PLACARD- PLACARD CONTENT: ROD LOAD LIMIT 65 LB/25 KG	504903 952999	2
10	BAC29PPS0628		.PLACARD- PLACARD CONTENT: DOOR MUST BE CLOSED AND LATCHED DURING TAKEOFF AND LANDING	504903 952999	2
12	BAC29PPS17055		.PLACARD- PLACARD CONTENT: LIFE VEST UNDER YOUR SEAT FASTEN SEAT BELT WHILE SEATED	504903 952999	2
15	BAC29PPS3066		.PLACARD- PLACARD CONTENT: FLOOR LOAD LIMIT 120 LB/54 KG	504903 952999	1
20	BAC29PPS2582		.PLACARD- PLACARD CONTENT: LOAD LIMIT 20 LB	504903 952999	2
25	BAC29PPS1244		.PLACARD- PLACARD CONTENT: LOAD LIMIT 25 LB	504903 952999	2
30	BAC29PPS5198		.PLACARD- PLACARD CONTENT: FLOOR LOAD LIMIT 30 LB/14 KG	504903 952999	1

MISSING ITEM NUMBERS NOT APPLICABLE

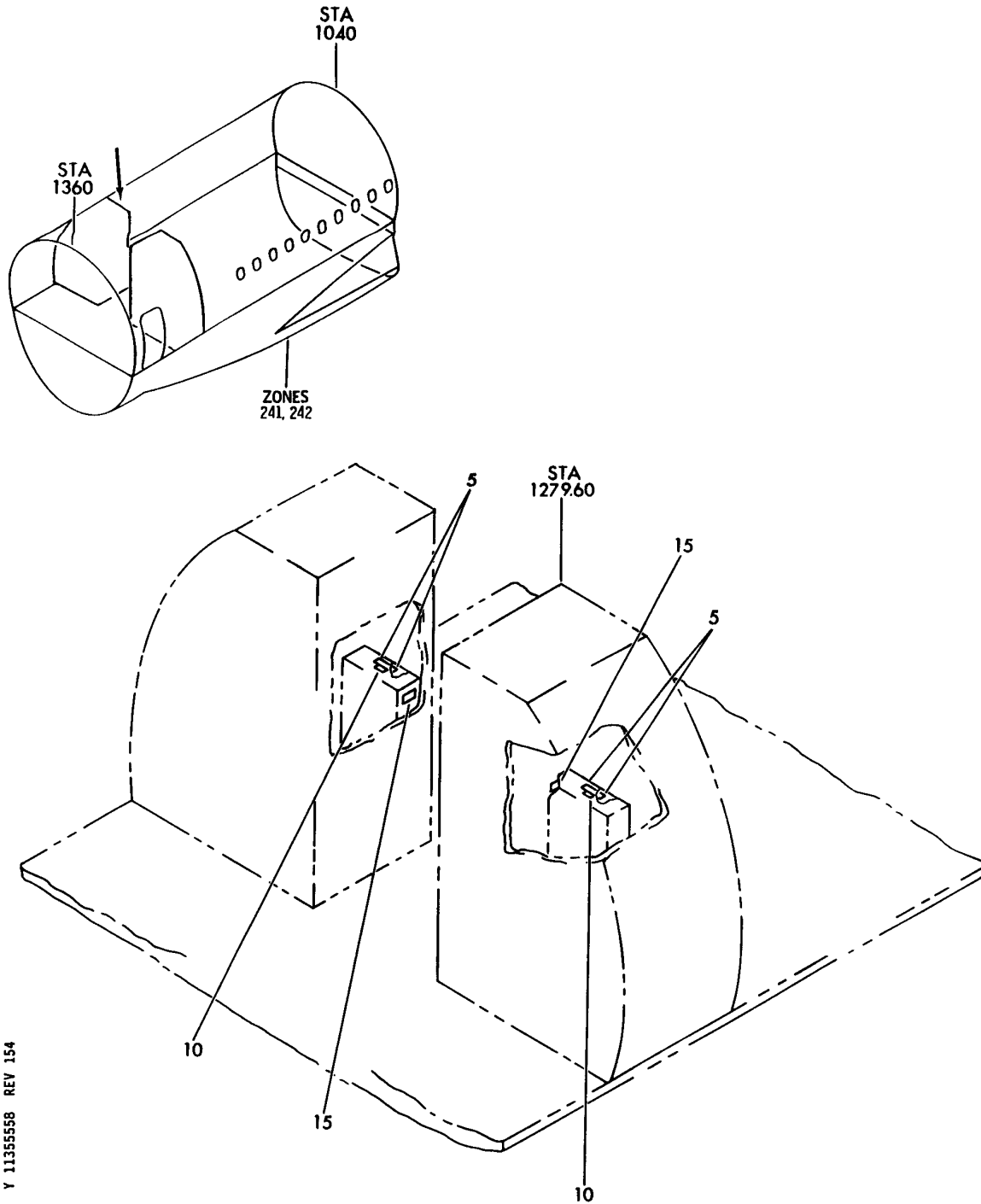
- ITEM NOT ILLUSTRATED

11-35-55-51

11-35-55
FIG. 51
PAGE 1
JAN 20/09

BRI

BOEING
757
PARTS CATALOG (MAINTENANCE)



Y 11355558 REV 154

PLACARD INSTL-CAB INTR (CLOSETS/CABINETS ONLY)
FIGURE 58

11-35-55-58

BRI
JAN 20/09

11-35-55-58
PAGE 0



757

PARTS CATALOG (MAINTENANCE)

FIG ITEM	PART NUMBER	1 2 3 4 5 6 7	NOMENCLATURE	EFFECT FROM TO	UNITS PER ASSY
58			PLACARD INSTL-CAB INTR (CLOSETS/CABINETS ONLY)	950951	
- 1	414N5019-51		PLACARD INSTL-CAB INTR (CLOSETS/CABINETS ONLY)	950951	RF
15	BAC29PPS2959		FOR NHA/OTHER SYS DET SEE: 25-20-00-01J .PLACARD- PLACARD CONTENT: LATCH CLOSED DURING TAXI, TAKEOFF AND LANDING	950951	2

MISSING ITEM NUMBERS NOT APPLICABLE

- ITEM NOT ILLUSTRATED

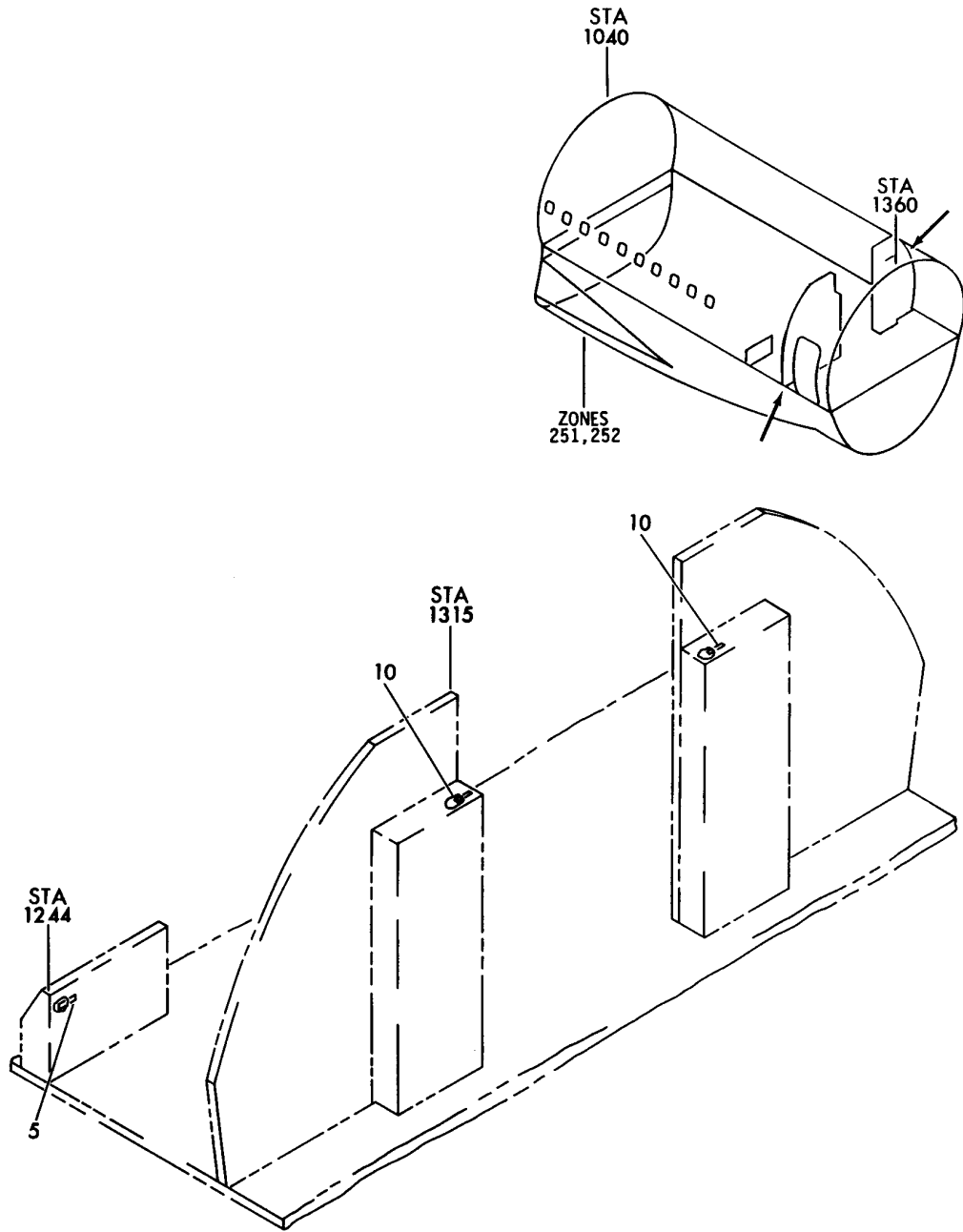
BRI

11-35-55-58

BOEING PROPRIETARY - Copyright © - Unpublished Work - See title page for details.

11-35-55
FIG. 58
PAGE 1
JAN 20/09

BOEING
757
PARTS CATALOG (MAINTENANCE)



Y 1135561 REV 154

PLACARD INSTL-CAB. INTR (CLOSETS/CABINETS ONLY)
FIGURE 61

11-35-55-61

BRI
MAY 28/07

11-35-55-61
PAGE 0



757

PARTS CATALOG (MAINTENANCE)

FIG ITEM	PART NUMBER	1 2 3 4 5 6 7	NOMENCLATURE	EFFECT FROM TO	UNITS PER ASSY
61			PLACARD INSTL-CAB. INTR (CLOSETS/CABINETS ONLY)	011100	
- 1	414N5019-54		PLACARD INSTL-CAB. INTR (CLOSETS/CABINETS ONLY) FOR NHA/ADDITIONAL DET SEE: 25-20-00-01J	011017	RF
- 1	414N5019-70		PLACARD INSTL-CAB. INTR (CLOSETS/CABINETS ONLY) FOR NHA/ADDITIONAL DET SEE: 25-20-00-01J	018100	RF
- 5	BAC29PPS1244		.PLACARD- PLACARD CONTENT: LOAD LIMIT 25LB	011100	1
- 10	BAC29PPS3726		.PLACARD- PLACARD CONTENT: LOAD LIMIT 5 LB/2 KG	011100	2

MISSING ITEM NUMBERS NOT APPLICABLE

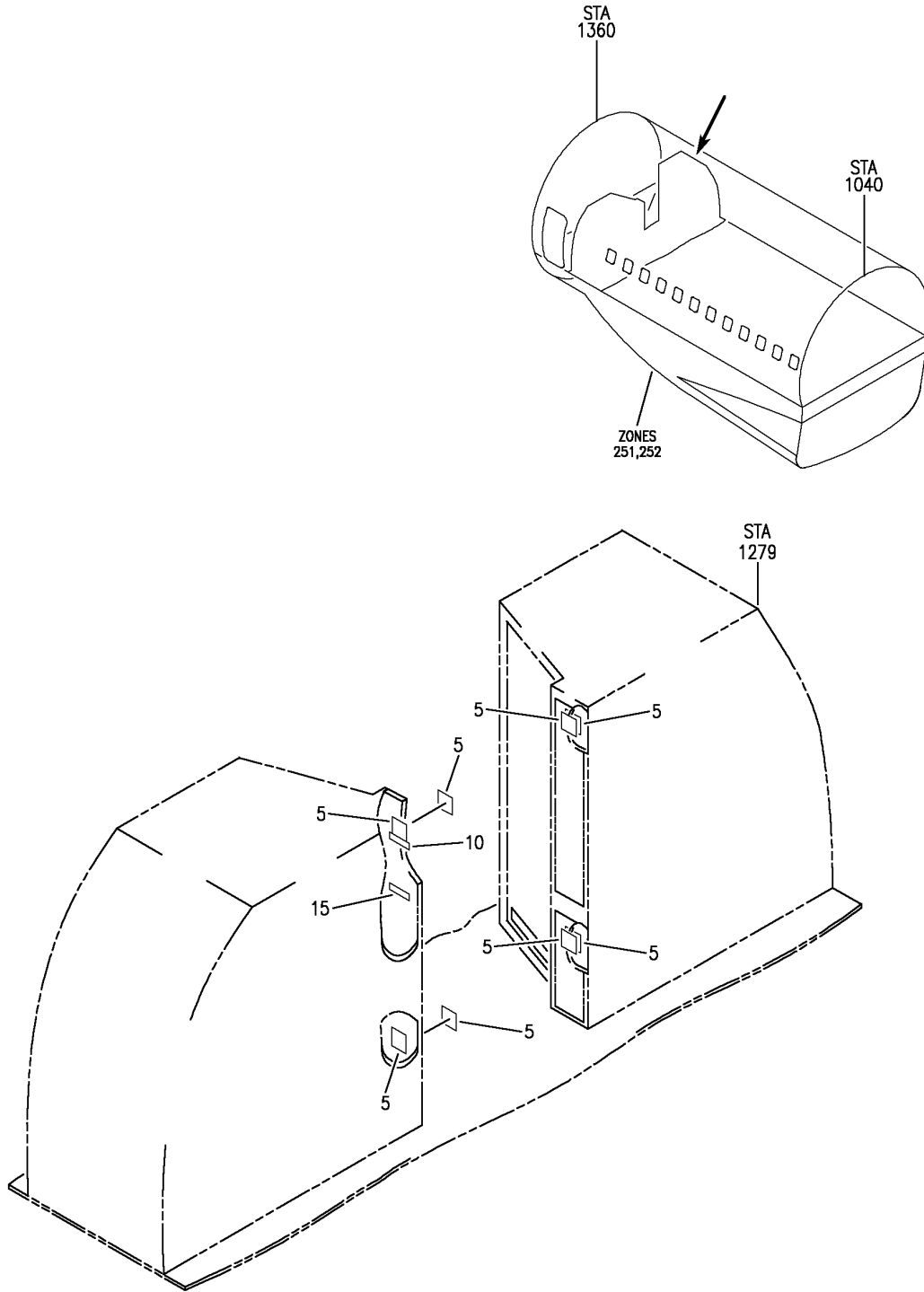
- ITEM NOT ILLUSTRATED

11-35-55-61

11-35-55
FIG. 61
PAGE 1
JAN 20/09

BRI

BOEING
757
PARTS CATALOG (MAINTENANCE)



Y 11355574 REV 260

PLACARD INSTL-CAB. INTR MISC (CLOSETS/CABINETS GENERAL ST ONLY)
FIGURE 74

11-35-55-74

BRI
JAN 20/09

11-35-55-74
PAGE 0



757

PARTS CATALOG (MAINTENANCE)

FIG ITEM	PART NUMBER	1 2 3 4 5 6 7	NOMENCLATURE	EFFECT FROM TO	UNITS PER ASSY
74			PLACARD INSTL-CAB. INTR MISC (CLOSETS/CABINETS GENERAL ST ONLY)	103106	
- 1	MODREF103507		PLACARD INSTL-CAB. INTR (CLOSETS/CABINETS GENERAL STOWAGE ONLY) MODULE NUMBER: 414N5150-62 REV. D FOR ADDITIONAL DETAILS SEE: 11-35-07-99 11-35-13-58 11-35-14-95 11-35-70-11 11-35-90-90	103106	1
5	BAC29PPS36218		.PLACARD- PLACARD CONTENT: DOOR MUST BE CLOSED AND LATCHED DURING TAXI, TAKEOFF AND LANDING	103106	8
10	BAC29PPS40855		.MARKER- PLACARD CONTENT: LOAD LIMIT 10 LB/5 KG	103106	1
15	BAC29PPS40857		.MARKER- PLACARD CONTENT: LOAD LIMIT 20 LB/9 KG	103106	1

MISSING ITEM NUMBERS NOT APPLICABLE

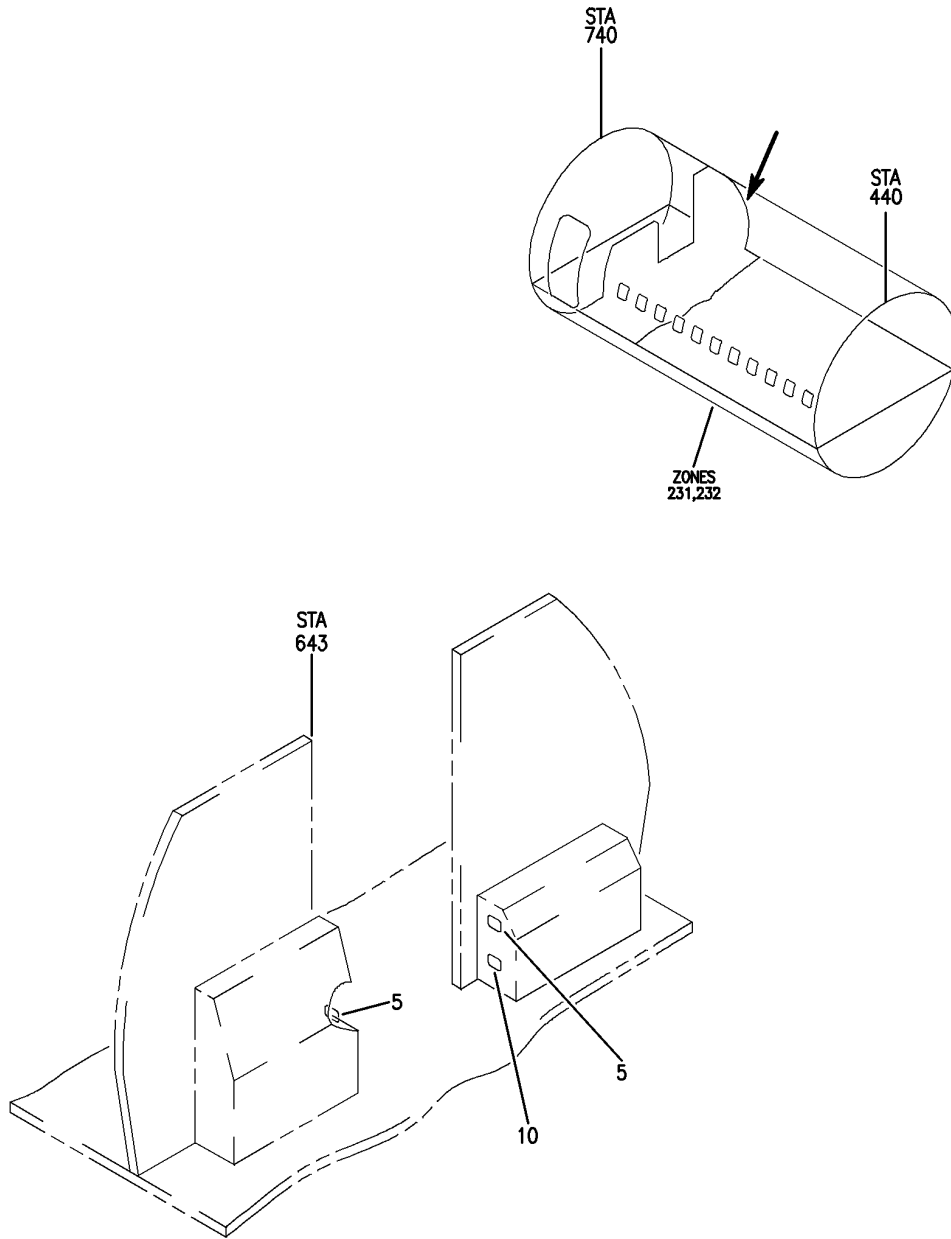
- ITEM NOT ILLUSTRATED

11-35-55-74

11-35-55
FIG. 74
PAGE 1
JAN 20/09

BRI

BOEING
757
PARTS CATALOG (MAINTENANCE)



Y 11355587A REV 225

PLACARD INSTL-CAB. INTR (CLOSETS/CABINETS ONLY)
FIGURE 87A

11-35-55-87A

BRI
JAN 20/09

11-35-55-87A
PAGE 0



757

PARTS CATALOG (MAINTENANCE)

FIG ITEM	PART NUMBER	1 2 3 4 5 6 7	NOMENCLATURE	EFFECT FROM TO	UNITS PER ASSY
87A			PLACARD INSTL-CAB. INTR (CLOSETS/CABINETS ONLY)	108120	
- 1	414N5150-31		PLACARD INSTL-CAB. INTR (CLOSETS/CABINETS ONLY) FOR NHA/ADDITIONAL DET SEE: 25-20-00-07B	108120	RF
5	BAC29PPS45184		.PLACARD-(MULTI-LANGUAGE) PLACARD CONTENT: EMERGENCY EQUIPMENT ONLY	108120	2
10	BAC29PPS45187		.PLACARD-(MULTI-LANGUAGE) PLACARD CONTENT: LATCH DOOR CLOSED DURING TAXI, TAKEOFF AND LANDING	108120	1

MISSING ITEM NUMBERS NOT APPLICABLE

- ITEM NOT ILLUSTRATED

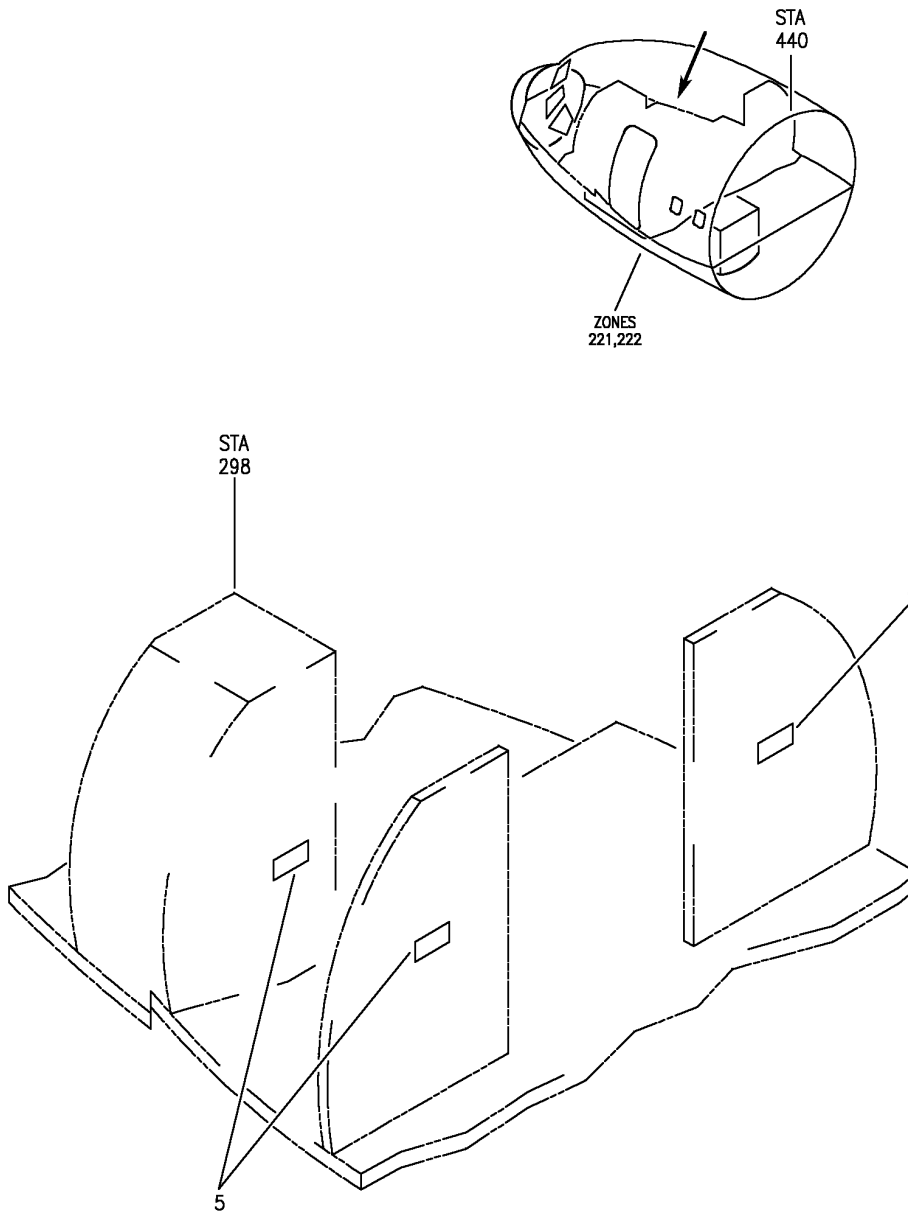
BRI

11-35-55-87A

BOEING PROPRIETARY - Copyright © - Unpublished Work - See title page for details.

11-35-55
FIG. 87A
PAGE 1
JAN 20/09

BOEING
757
PARTS CATALOG (MAINTENANCE)



Y 11-35-55-89 REV 261

PLACARD INSTL-CAB. INTR FSB (CLOSETS/CABINTS ONLY)
FIGURE 89

11-35-55-89

BRI
JAN 20/09

11-35-55-89
PAGE 0



757

PARTS CATALOG (MAINTENANCE)

FIG ITEM	PART NUMBER	1 2 3 4 5 6 7	NOMENCLATURE	EFFECT FROM TO	UNITS PER ASSY
89			PLACARD INSTL-CAB. INTR FSB (CLOSETS/CABINTS ONLY)	103106	
- 1	MODREF100289		PLACARD INSTL-CAB. INTR FSB (CLOSETS/CABINETS ONLY)	103106	1
5	BAC29PPS36216		MODULE NUMBER: 414N5120-17 REV B FOR ADDITIONAL DETAILS SEE: 11-35-14-96 11-35-35-90A .PLACARD- PLACARD CONTENT: LIFE VEST UNDER YOUR SEAT FASTEN SEAT BELT WHILE SEATED	103106	RF

MISSING ITEM NUMBERS NOT APPLICABLE

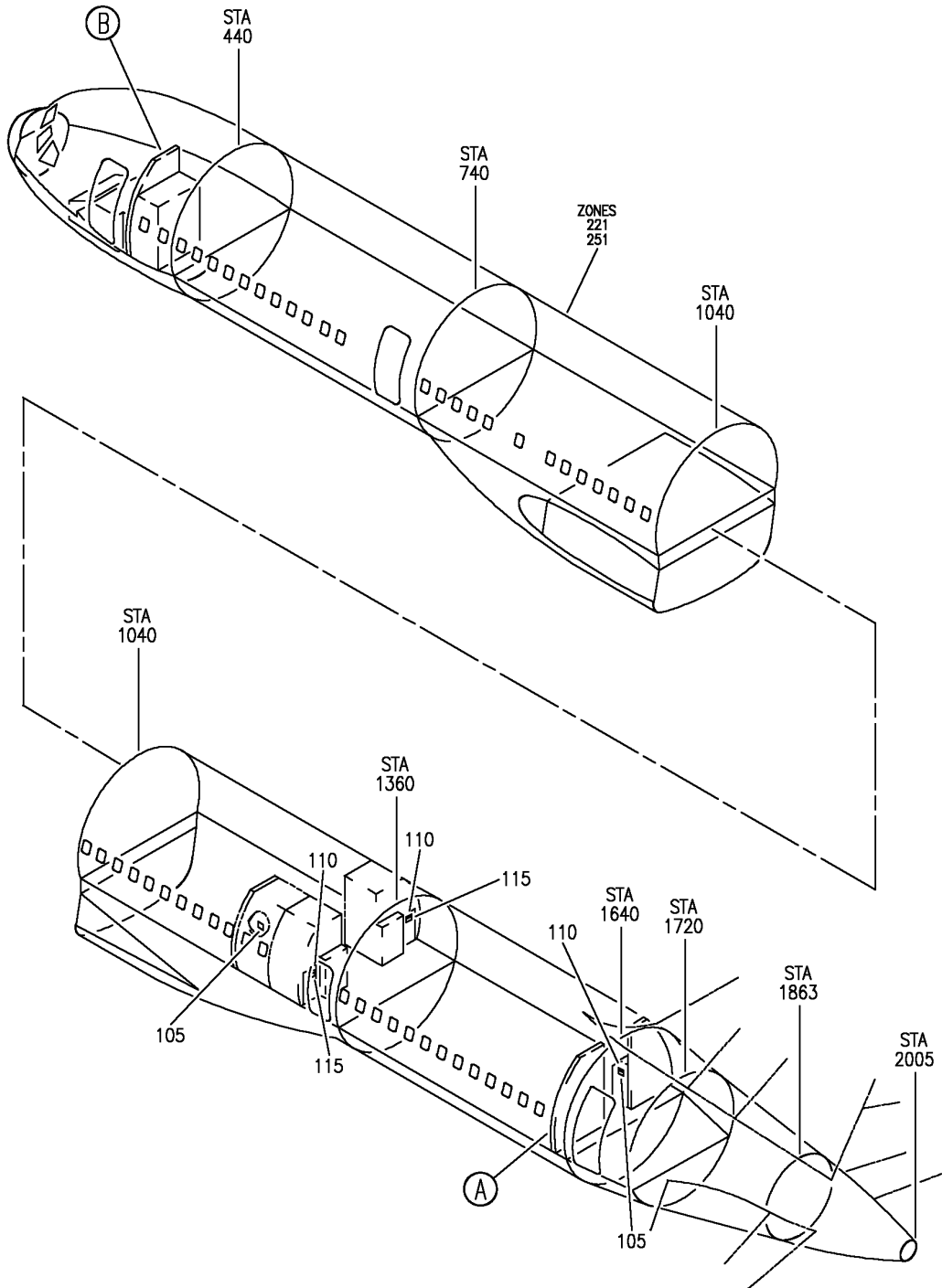
- ITEM NOT ILLUSTRATED

BRI

11-35-55-89

11-35-55
FIG. 89
PAGE 1
JAN 20/09

BOEING
757
PARTS CATALOG (MAINTENANCE)



Y 11355595 SH1 1 REV 306

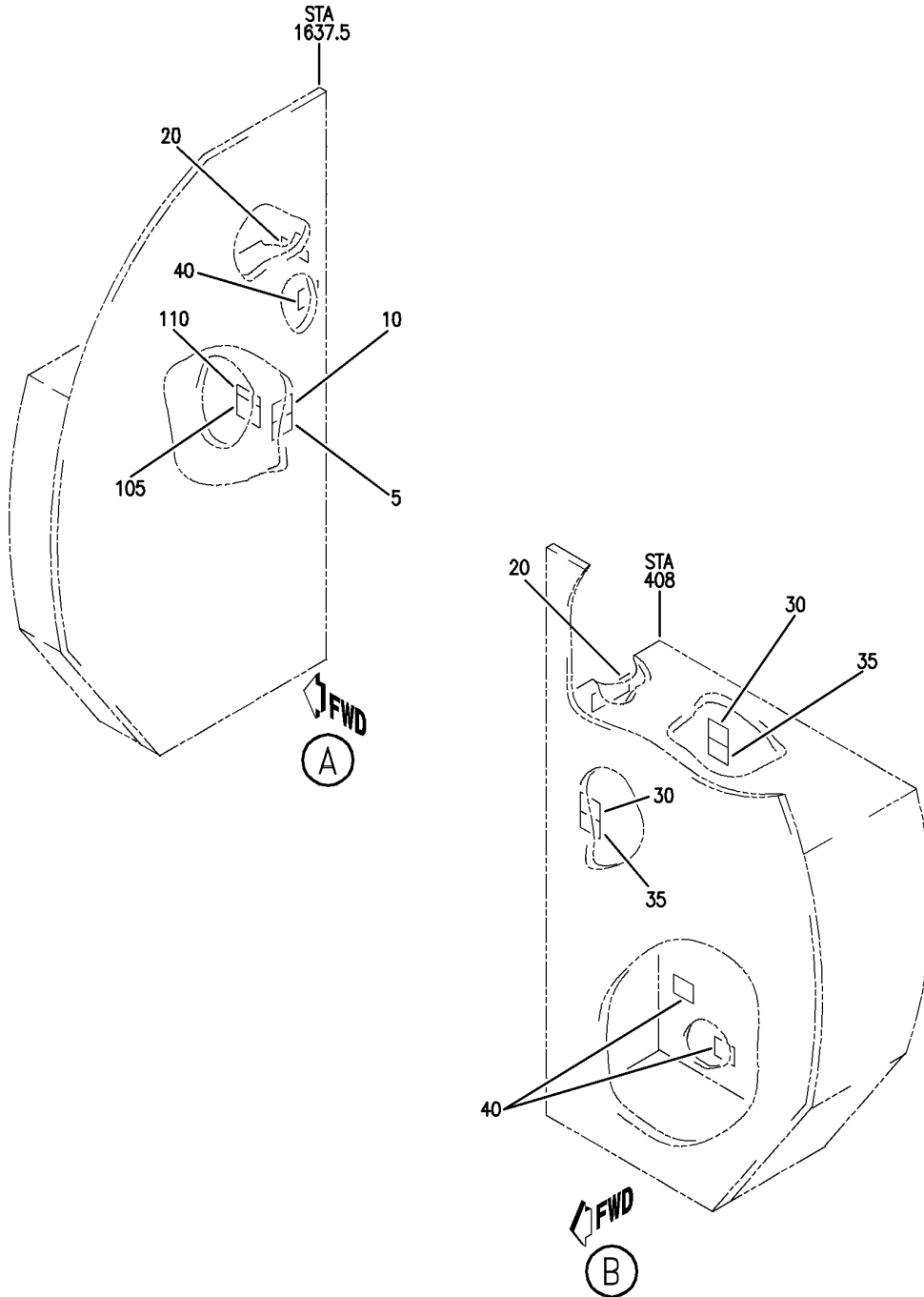
PLACARD INSTL-CAB. INTR (CLOSET/CABINET SURFACES ONLY)
FIGURE 95 (SHEET 1)

11-35-55-95

BRI
MAY 28/07

11-35-55-95
PAGE 0

BOEING
757
PARTS CATALOG (MAINTENANCE)



Y 11355595 SHT 2 REV 225

PLACARD INSTL-CAB. INTR (CLOSET/CABINET SURFACES ONLY)
FIGURE 95 (SHEET 2)

11-35-55-95

BRI
MAY 28/07

11-35-55-95
PAGE 0A



757

PARTS CATALOG (MAINTENANCE)

FIG ITEM	PART NUMBER	1 2 3 4 5 6 7	NOMENCLATURE	EFFECT FROM TO	UNITS PER ASSY
95			PLACARD INSTL-CAB. INTR (CLOSET/CABINET SURFACES ONLY)	101102	
- 100	414N5150-2		PLACARD INSTL-CAB. INTR (CLOSET/CABINET SURFACES ONLY) FOR NHA/ADDITIONAL DET SEE: 25-20-00-07B	101102	RF
105	BAC29PPS38660		.PLACARD- PLACARD CONTENT: DRAWER MUST BE CLOSED AND LATCHED DURING TAXI, TAKEOFF AND LANDING	101102	3
110	BAC29PPS38676		.PLACARD- PLACARD CONTENT: EMERGENCY EQUIPMENT ONLY	101102	4
115	BAC29PPS36218		.PLACARD- PLACARD CONTENT: DOOR MUST BE CLOSED AND LATCHED DURING TAXI, TAKEOFF AND LANDING	101102	2

MISSING ITEM NUMBERS NOT APPLICABLE

- ITEM NOT ILLUSTRATED

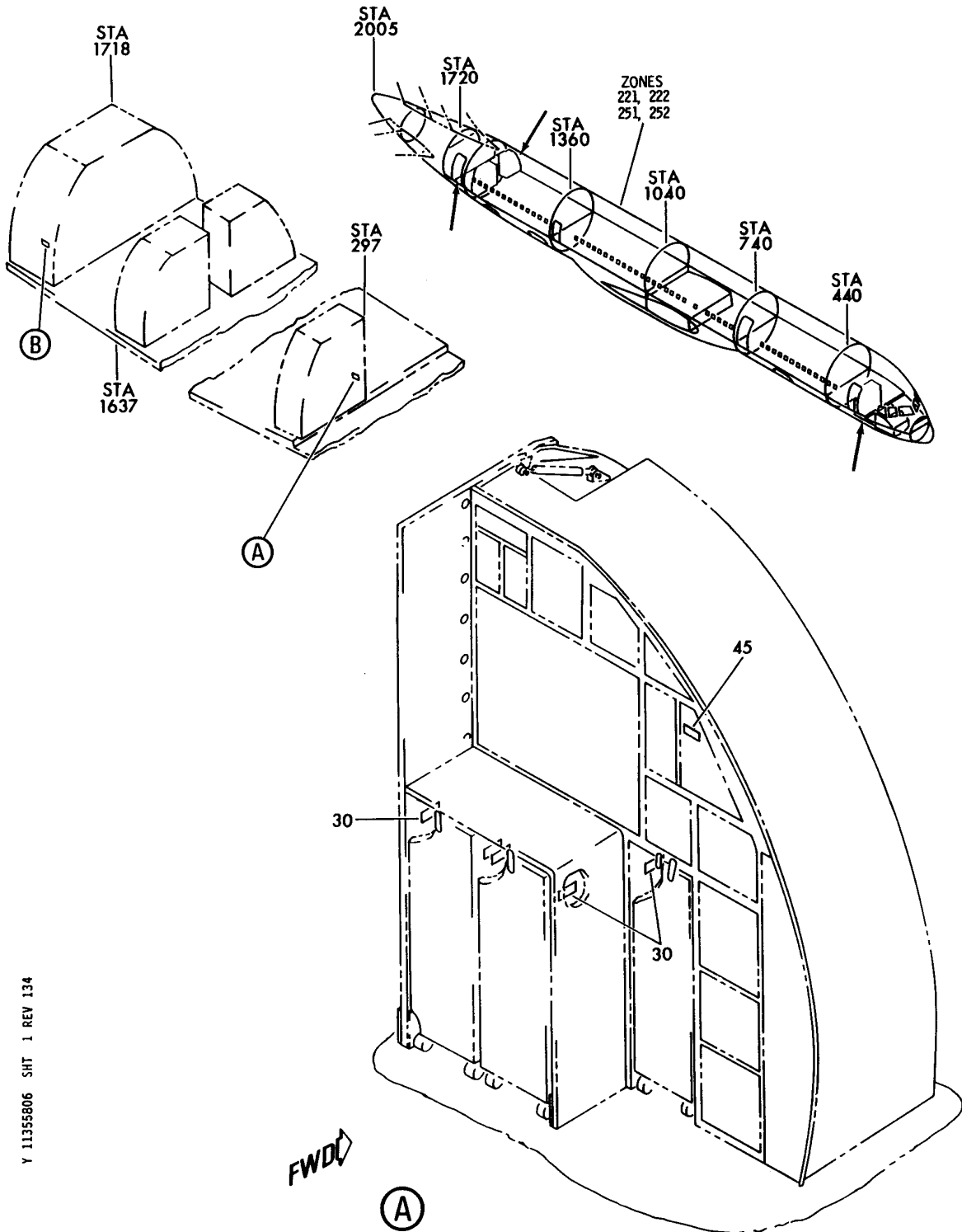
BRI

11-35-55-95

BOEING PROPRIETARY - Copyright © - Unpublished Work - See title page for details.

11-35-55
FIG. 95
PAGE 1
JAN 20/09

BOEING
757
PARTS CATALOG (MAINTENANCE)



Y 11355806 SH1 1 REV 134

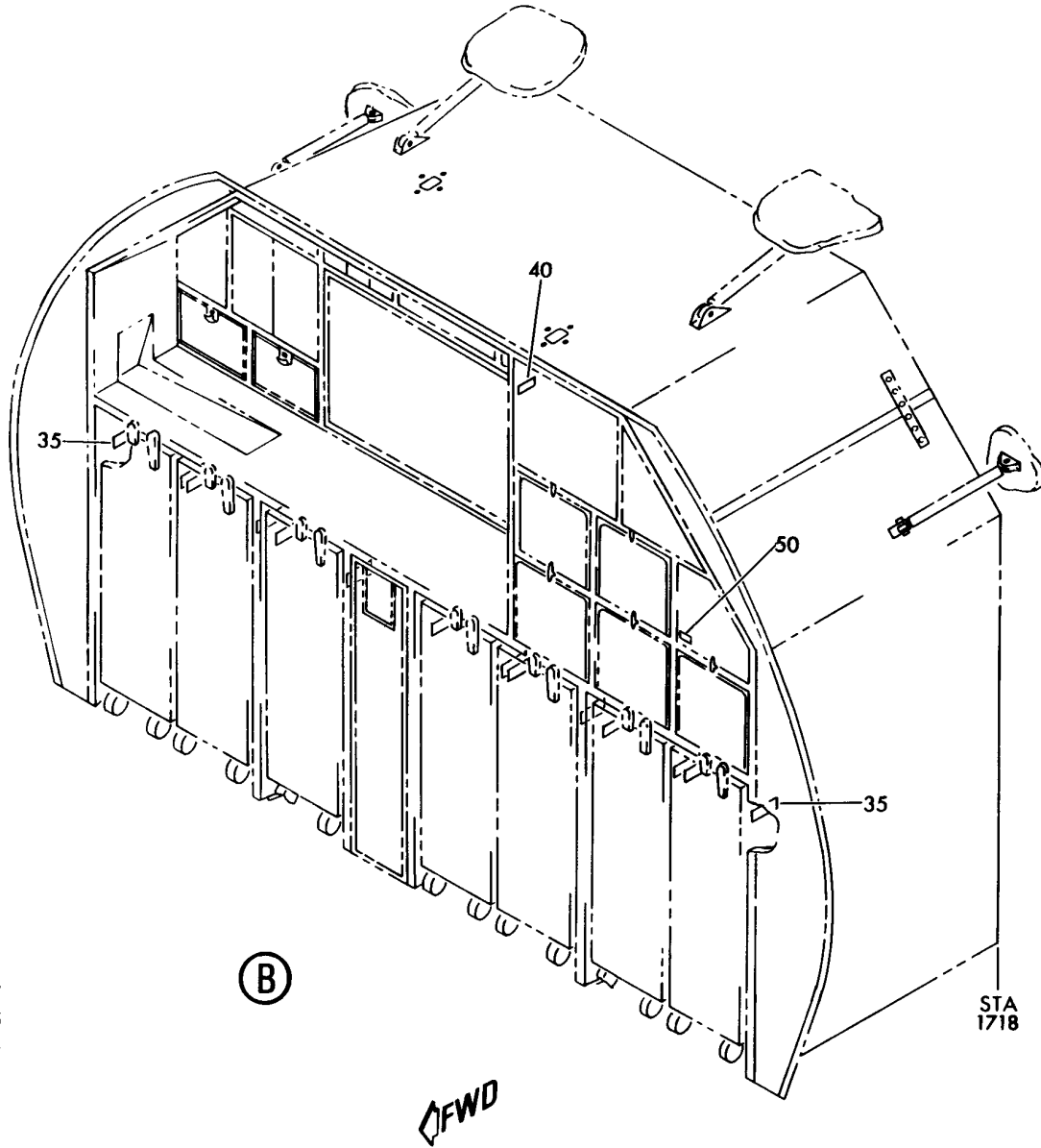
GALLEY INSTL-AIR 2000 AND ILF G1A AND G4B (PLACARDS AND MARKINGS ONLY)
FIGURE 6 (SHEET 1)

11-35-58-06

BRI
JAN 20/09

11-35-58-06
PAGE 0

BOEING
757
PARTS CATALOG (MAINTENANCE)



Y 11355806 SHT 2 REV 134

GALLEY INSTL-AIR 2000 AND ILF G1A AND G4B (PLACARDS AND MARKINGS ONLY)
FIGURE 6 (SHEET 2)

BRI
JAN 20/09

11-35-58-06

11-35-58-06
PAGE 0A



757

PARTS CATALOG (MAINTENANCE)

FIG ITEM	PART NUMBER	1 2 3 4 5 6 7	NOMENCLATURE	EFFECT FROM TO	UNITS PER ASSY
6			GALLEY INSTL-AIR 2000 AND ILF G1A AND G4B (PLACARDS AND MARKINGS ONLY)	107107	
- 1	415N1018-1		GALLEY INSTL-AIR 2000 AND ILF G1A (PLACARDS AND MARKINGS ONLY) FOR NHA/OTHER SYS DET SEE: 25-20-00-01D	107107	RF
- 3	415N1018-2		GALLEY INSTL-AIR 2000 AND ILF G4A (PLACARDS AND MARKINGS ONLY) FOR NHA/OTHER SYS DET SEE: 25-20-00-01D	107107	RF
- 5	415N1018-3		GALLEY INSTL-AIR 2000 AND ILF G4C (PLACARDS AND MARKINGS ONLY) FOR NHA/OTHER SYS DET SEE: 25-20-00-01D	107107	RF
- 7	415N1018-4		GALLEY INSTL-AIR 2000 AND ILF G4B (PLACARDS AND MARKINGS ONLY) FOR NHA/OTHER SYS DET SEE: 25-20-00-01D	107107	RF
- 10	415N1018-11		.INSERT INSTL-G1A	107107	1
- 15	415N1018-12		.INSERT INSTL-G4A	107107	1
- 20	415N1018-13		.INSERT INSTL-G4C	107107	1
- 25	415N1018-14		.INSERT INSTL-G4B	107107	1
30	BAC29PPS6472		..PLACARD-VINYL USED ON: 415N1018-11	107107	5
35	BAC29PPS6472		..PLACARD-VINYL USED ON: 415N1018-14	107107	14
40	BAC29PPS6471		..PLACARD-VINYL USED ON: 415N1018-12 415N1018-13	107107	1
45	BAC29PPS6471		.PLACARD-VINYL USED ON: 415N1018-1 415N1018-4	107107	1

MISSING ITEM NUMBERS NOT APPLICABLE

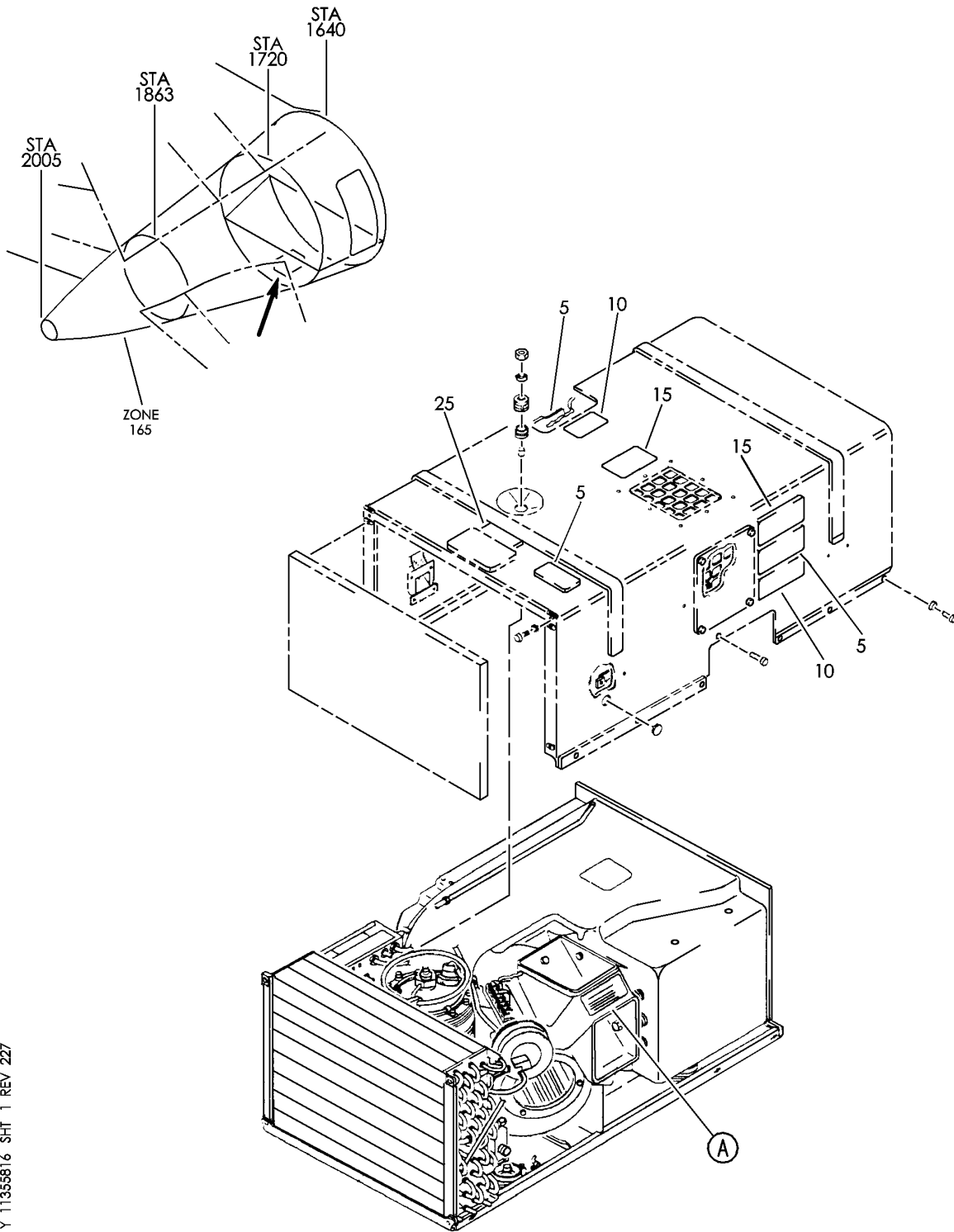
- ITEM NOT ILLUSTRATED

11-35-58-06

11-35-58
FIG. 06
PAGE 1
JAN 20/09

BRI

BOEING
757
PARTS CATALOG (MAINTENANCE)



Y 11355816 SHT 1 REV 227

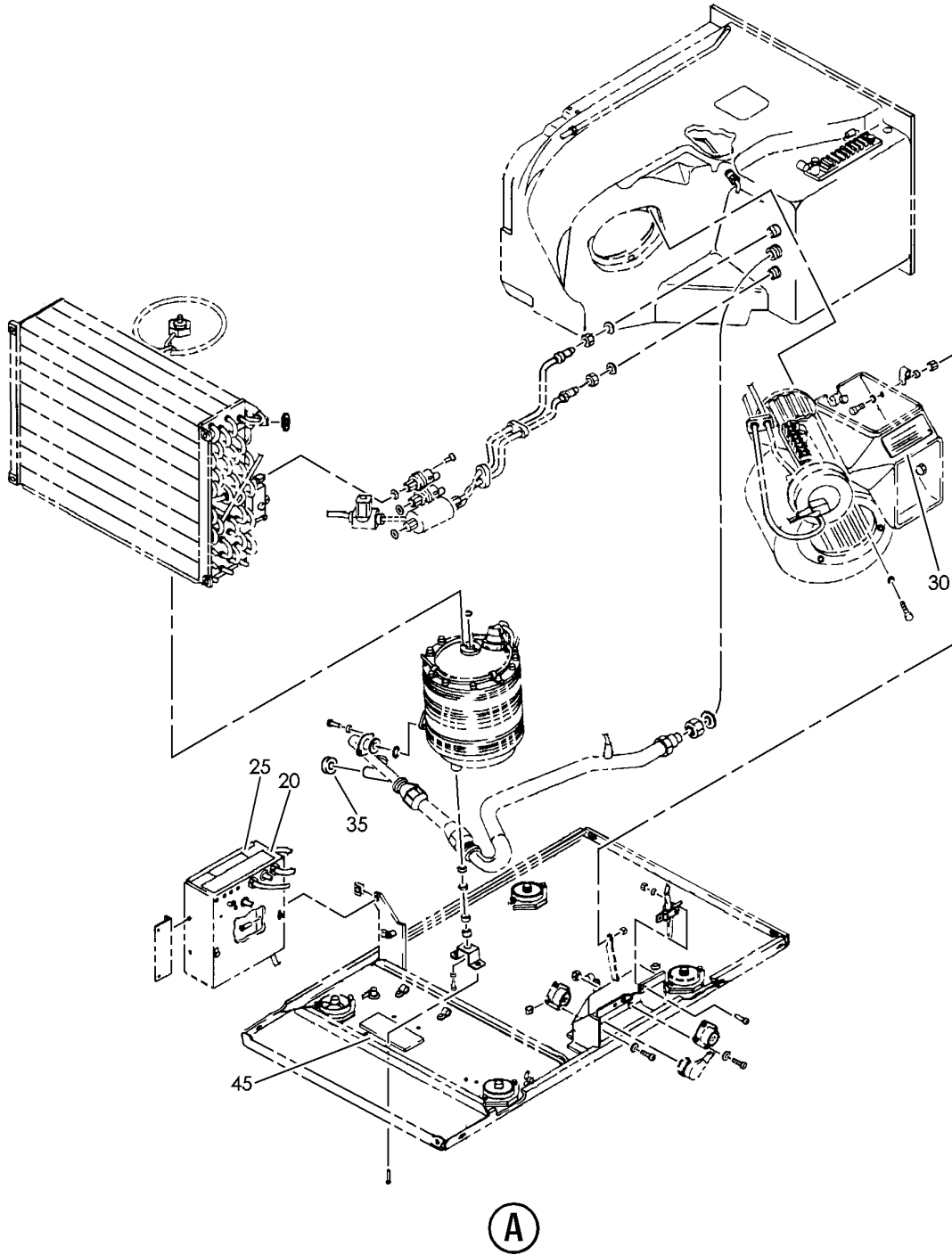
CHILLER ASSY-AIR GALLEY G4B (PLACARDS AND MARKINGS ONLY)
FIGURE 16 (SHEET 1)

11-35-58-16

BRI
MAY 28/07

11-35-58-16
PAGE 0

BOEING
757
PARTS CATALOG (MAINTENANCE)



Y 11355816 SHT 2 REV 227

CHILLER ASSY-AIR GALLEY G4B (PLACARDS AND MARKINGS ONLY)
FIGURE 16 (SHEET 2)

11-35-58-16

BRI
MAY 28/07

11-35-58-16
PAGE 0A



757

PARTS CATALOG (MAINTENANCE)

FIG ITEM	PART NUMBER	1 2 3 4 5 6 7	NOMENCLATURE	EFFECT FROM TO	UNITS PER ASSY
16			CHILLER ASSY-AIR GALLEY G4B (PLACARDS AND MARKINGS ONLY)	002004 006100 102102	
- 1	267-6		CHILLER-AIR GALLEY G4B (PLACARDS AND MARKINGS ONLY) SUPPLIER CODE: V60299 FUNCTIONAL DESCRIPTION: PROVIDES CHILLED AIR TO GALLEY CARTS AND CART COMPARTMENT COMPONENT MAINT MANUAL REF: 25-30-17	002004 006100 102102	RF
5	5131-1		.LABEL-CAUTION REFRIGERANT SUPPLIER CODE: V60299 SB DATA FROM A CMM: SB9	002004 006100 102102	3
10	4673-1		.LABEL-CAUTION RECEPTACLE SUPPLIER CODE: V60299	002004 006100 102102	2
10	4763-1		.LABEL-CAUTION RECEPTACLE SUPPLIER CODE: V60299	002004 006100 102102	2
15	4672-1		.PLATE-CAUTION SUPPLIER CODE: V60299	002004 006100 102102	2
20	2284-1		.LABEL-WARNING HI PRESSURE SUPPLIER CODE: V60299	002004 006100 102102	1
25	2628-1		.LABEL-WARNING HI VOLTAGE SUPPLIER CODE: V60299	002004 006100 102102	2
30	3303-1		.LABEL-WARNING BLOWER WHEEL SUPPLIER CODE: V60299	002004 006100 102102	1
35	5130-1		.LABEL-REFRIGERANT SUPPLIER CODE: V60299 SB DATA FROM A CMM: SB9	002004 006100 102102	1
- 40	5130-2		.LABEL-REFRIGERANT SUPPLIER CODE: V60299 SB DATA FROM A CMM: SB9	002004 006100 102102	1

MISSING ITEM NUMBERS NOT APPLICABLE

- ITEM NOT ILLUSTRATED

11-35-58-16

11-35-58
FIG. 16
PAGE 1
JAN 20/09

BRI



757

PARTS CATALOG (MAINTENANCE)

FIG ITEM	PART NUMBER	1 2 3 4 5 6 7	NOMENCLATURE	EFFECT FROM TO	UNITS PER ASSY
16 45	5577-1		. LABEL-WARNING COMPRESSOR OIL SUPPLIER CODE: V60299 SB DATA FROM A CMM: SB9	002004 006100 102102	1

MISSING ITEM NUMBERS NOT APPLICABLE

- ITEM NOT ILLUSTRATED

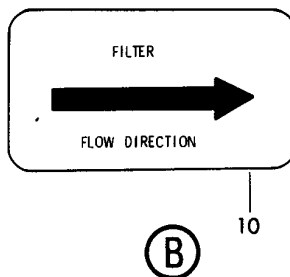
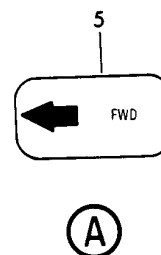
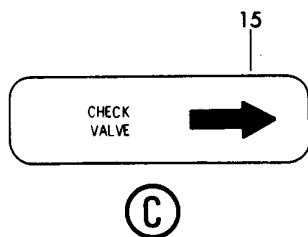
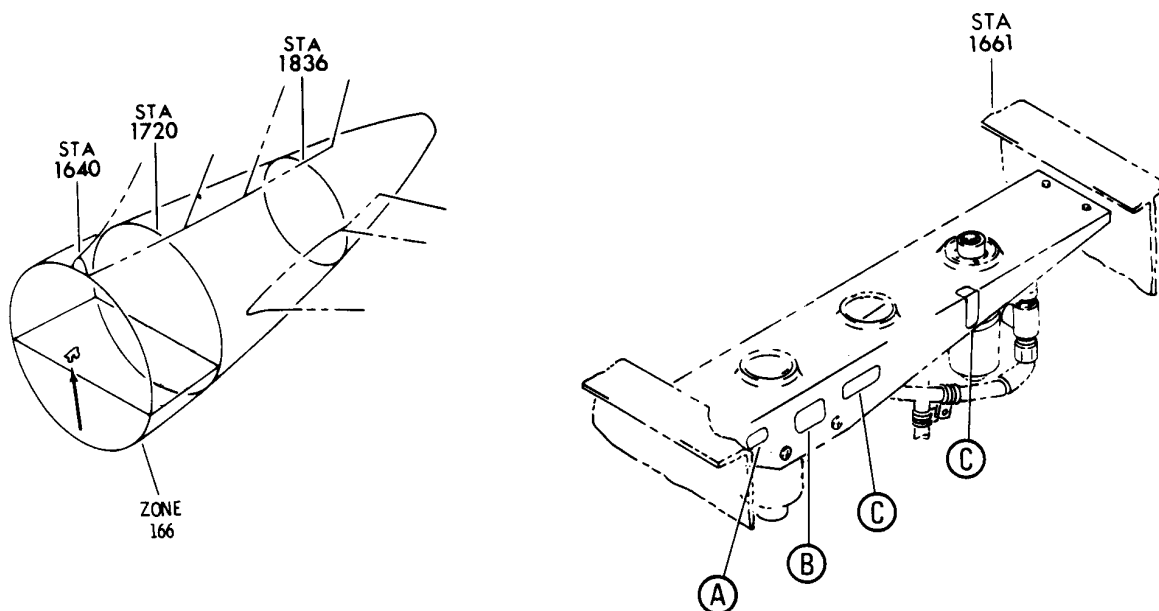
BRI

11-35-58-16

BOEING PROPRIETARY - Copyright © - Unpublished Work - See title page for details.

11-35-58
FIG. 16
PAGE 2
JAN 20/09

BOEING
757
PARTS CATALOG (MAINTENANCE)



Y 11356201 SHT 1 REV 044

EQUIPMENT ASSY-PNEU SYS
FIGURE 1

11-35-62-01

BRI
MAY 28/07

11-35-62-01
PAGE 0



757

PARTS CATALOG (MAINTENANCE)

FIG ITEM	PART NUMBER	1 2 3 4 5 6 7	NOMENCLATURE	EFFECT FROM TO	UNITS PER ASSY
1			EQUIPMENT ASSY-PNEU SYS	002004 006102 107999	
- 1	417N2608-28		EQUIPMENT ASSY-PNEU SYS (PLACARDS AND MARKINGS ONLY) FOR NHA SEE: 38-15-51-05	018102 108120 504903	RF
- 1	417N2608-19		EQUIPMENT ASSY-PNEU SYS POST SERVICE BULLETIN: 38-0014R1 38-0014 FOR NHA/OTHER SYS DET SEE: 38-15-51-05	002004 006017 107107 121503 904999	RF
5	BACM10A48BB		.MARKER-ALUMINUM FOIL	002004 006102 107999	1
10	BACM10F11-3AG		.MARKER-ALUMINUM FOIL	002004 006102 107999	1
15	BACM10V2AUJ		.MARKER-ALUMINUM FOIL	002004 006102 107999	2

MISSING ITEM NUMBERS NOT APPLICABLE

- ITEM NOT ILLUSTRATED

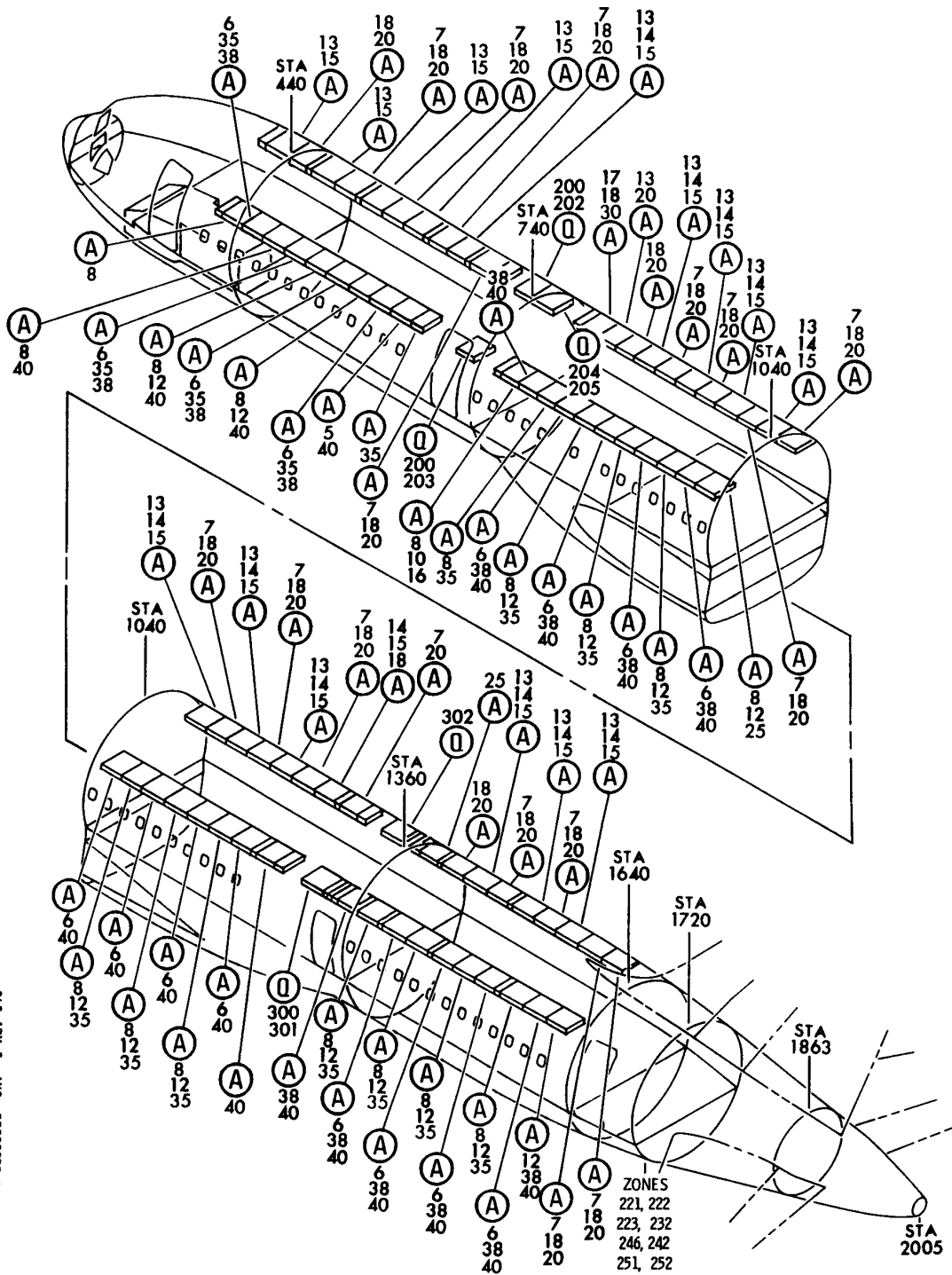
BRI

11-35-62-01

BOEING PROPRIETARY - Copyright © - Unpublished Work - See title page for details.

11-35-62
FIG. 01
PAGE 1
JAN 20/09

BOEING
757
PARTS CATALOG (MAINTENANCE)

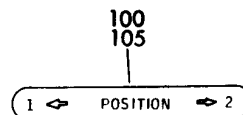
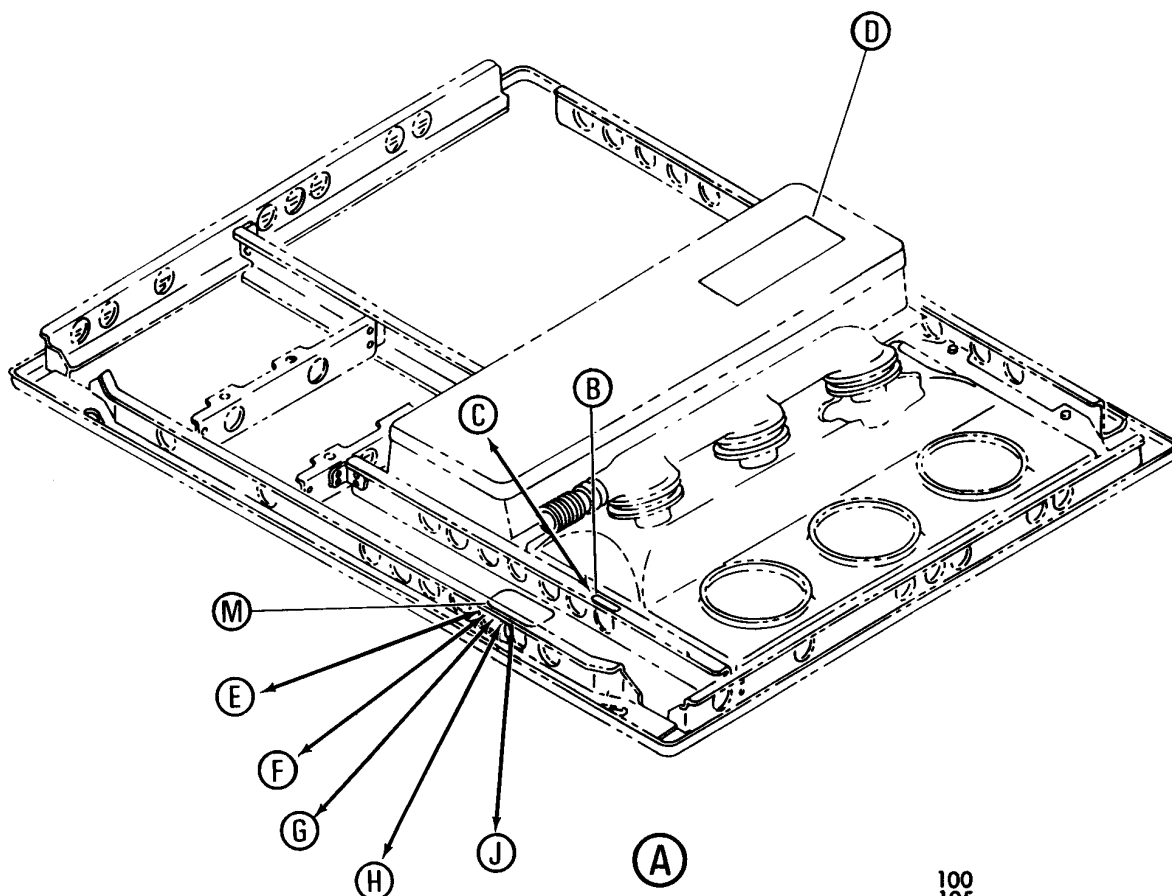


Y 11356511 SHT 1 REV 140

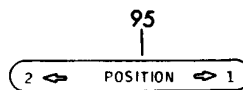
SERVICE UNIT ASSY-UNDERBIN AND OVERDOOR PASS. AND ATTENDANT (PLACARDS AND MARKINGS ONLY)
FIGURE 11 (SHEET 1)

BOEING PROPRIETARY - Copyright © - Unpublished Work - See title page for details.

BOEING
757
PARTS CATALOG (MAINTENANCE)



(B)



(C)

50
52

ATTENTION

FOR REMOVAL AND RELOCATION INFORMATION SEE
MAINTENANCE MANUAL CHAPTER 25
FOR MASK STOWAGE INSTRUCTION SEE MAINTENANCE
MANUAL CHAPTER 35
FOR CLEANING INSTRUCTIONS SEE DOCUMENT D67127

(D)

Y 11356511 SHT 2 REV 133

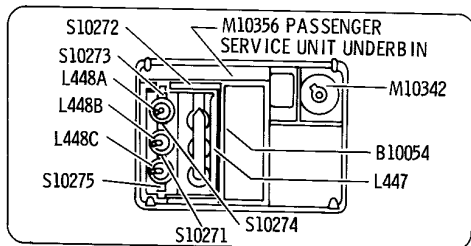
SERVICE UNIT ASSY-UNDERBIN AND OVERDOOR PASS. AND ATTENDANT (PLACARDS AND MARKINGS ONLY)
FIGURE 11 (SHEET 2)

BRI
JAN 20/09

11-35-65-11

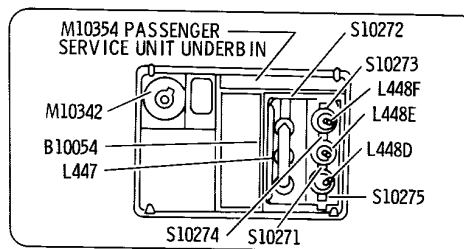
11-35-65-11
PAGE 0A

BOEING
757
PARTS CATALOG (MAINTENANCE)



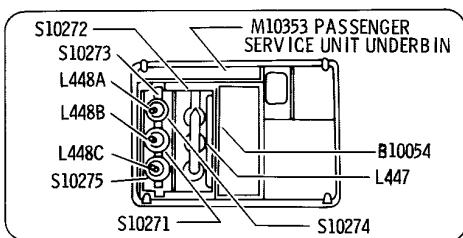
70

(E)



55

(F)



60
62

(G)

Y 11356511 SHT 3 REV 095

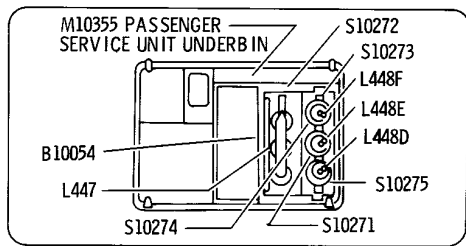
SERVICE UNIT ASSY-UNDERBIN AND OVERDOOR PASS. AND ATTENDANT (PLACARDS AND MARKINGS ONLY)
FIGURE 11 (SHEET 3)

BRI
JAN 20/09

11-35-65-11

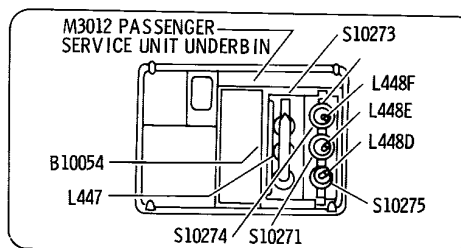
11-35-65-11
PAGE 0B

BOEING
757
PARTS CATALOG (MAINTENANCE)



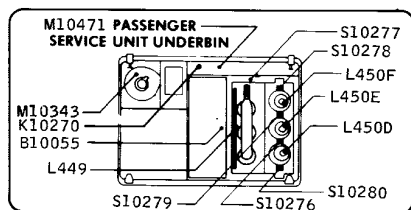
65

(H)



75

(J)



90

(M)

Y 11356511 SHT 4 REV 095

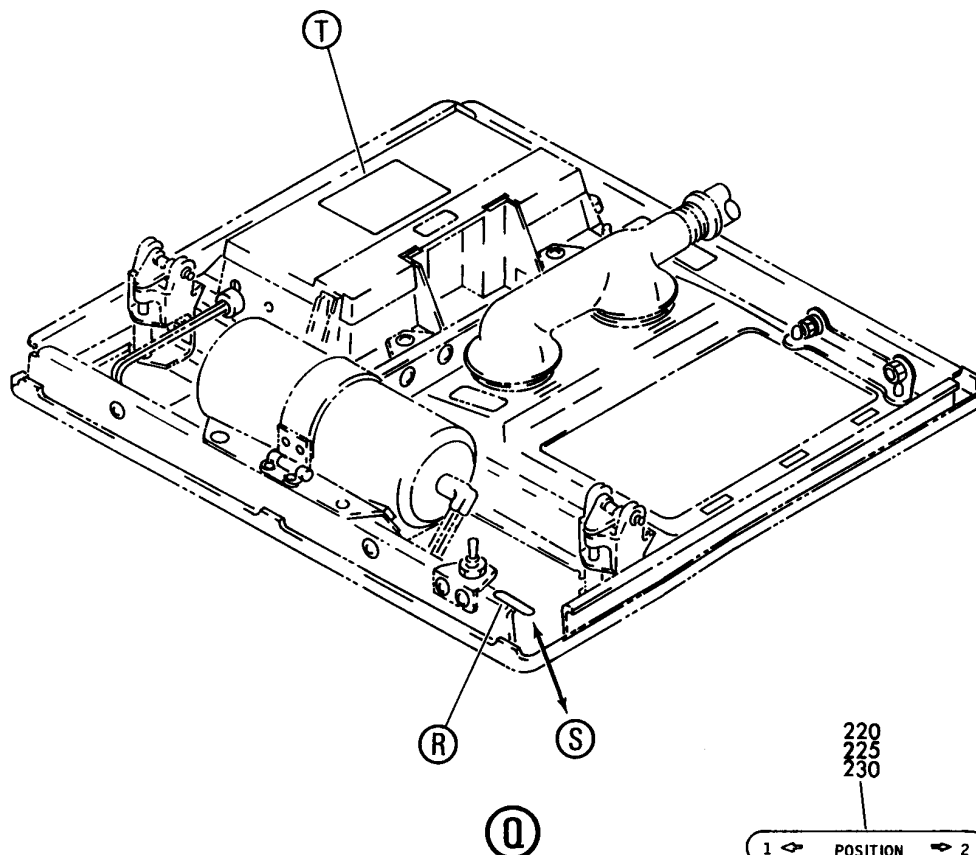
SERVICE UNIT ASSY-UNDERBIN AND OVERDOOR PASS. AND ATTENDANT (PLACARDS AND MARKINGS ONLY)
FIGURE 11 (SHEET 4)

BRI
JAN 20/09

11-35-65-11

11-35-65-11
PAGE 0C

BOEING
757
PARTS CATALOG (MAINTENANCE)



220
225
230

1 ← POSITION → 2

(R)

210
305

Y 11356511 SHIT 5 REV 140

ATTENTION

FOR REMOVAL AND RELOCATION INFORMATION SEE
MAINTENANCE MANUAL CHAPTER 25
FOR MASK STOWAGE INSTRUCTIONS SEE MAINTENANCE
MANUAL CHAPTER 35
FOR CLEANING INSTRUCTIONS SEE DOCUMENT D67127

215
225
230

2 ← POSITION → 1

(S)

(T)

SERVICE UNIT ASSY-UNDERBIN AND OVERDOOR PASS. AND ATTENDANT (PLACARDS AND MARKINGS ONLY)
FIGURE 11 (SHEET 5)



757

PARTS CATALOG (MAINTENANCE)

FIG ITEM	PART NUMBER	1 2 3 4 5 6 7	NOMENCLATURE	EFFECT FROM TO	UNITS PER ASSY
11			SERVICE UNIT ASSY-UNDERBIN AND OVERDOOR PASS. AND ATTENDANT (PLACARDS AND MARKINGS ONLY)	107107	
5	417N3100-323SP		SERVICE UNIT ASSY-PASS. (PLACARDS AND MARKINGS ONLY) POSITION DATA: UNDERBIN COMPONENT MAINT MANUAL REF: 25-23-32 FOR NHA/OTHER SYS DET SEE: 25-23-01-03	107107	RF
5	417N3100-513SP		SERVICE UNIT ASSY-PASS. (PLACARDS AND MARKINGS ONLY) POSITION DATA: UNDERBIN COMPONENT MAINT MANUAL REF: 25-23-33 FOR NHA/OTHER SYS DET SEE: 25-23-01-03	107107	RF
8	417N3100-391SP		SERVICE UNIT ASSY-PASS. (PLACARDS AND MARKINGS ONLY) POSITION DATA: UNDERBIN COMPONENT MAINT MANUAL REF: 25-23-30 FOR NHA/OTHER SYS DET SEE: 25-23-01-03 25-23-01-07 25-23-01-12	107107	RF
13	417N3100-382SP		SERVICE UNIT ASSY-PASS. (PLACARDS AND MARKINGS ONLY) POSITION DATA: UNDERBIN COMPONENT MAINT MANUAL REF: 25-23-33 FOR NHA/OTHER SYS DET SEE: 25-23-01-03 25-23-01-07 25-23-01-12	107107	RF

MISSING ITEM NUMBERS NOT APPLICABLE

- ITEM NOT ILLUSTRATED

11-35-65-11

11-35-65
FIG. 11
PAGE 1
JAN 20/09

BRI



757

PARTS CATALOG (MAINTENANCE)

FIG ITEM	PART NUMBER	1 2 3 4 5 6 7	NOMENCLATURE	EFFECT FROM TO	UNITS PER ASSY
11 18	417N3100-384SP		SERVICE UNIT ASSY-PASS. (PLACARDS AND MARKINGS ONLY) POSITION DATA: UNDERBIN COMPONENT MAINT MANUAL REF: 25-23-33 FOR NHA/OTHER SYS DET SEE: 25-23-01-03 25-23-01-07 25-23-01-12	107107	RF
25	417N3100-386SP		SERVICE UNIT ASSY-PASS. (PLACARDS AND MARKINGS ONLY) POSITION DATA: UNDERBIN COMPONENT MAINT MANUAL REF: 25-23-33 FOR NHA/OTHER SYS DET SEE: 25-23-01-12	107107	RF
38	417N3100-393SP		SERVICE UNIT ASSY-PASS. (PLACARDS AND MARKINGS ONLY) POSITION DATA: UNDERBIN COMPONENT MAINT MANUAL REF: 25-23-30 FOR NHA/OTHER SYS DET SEE: 25-23-01-03 25-23-01-07 25-23-01-12	107107	RF

MISSING ITEM NUMBERS NOT APPLICABLE

- ITEM NOT ILLUSTRATED

11-35-65-11

11-35-65
FIG. 11
PAGE 2
JAN 20/09

BRI



757

PARTS CATALOG (MAINTENANCE)

FIG ITEM	PART NUMBER	1 2 3 4 5 6 7	NOMENCLATURE	EFFECT FROM TO	UNITS PER ASSY
11 50	BAC27DPA2272		.DECAL-VINYL USED ON: 417N3100-56SP 417N3100-58SP 417N3100-115SP 417N3100-119SP 417N3100-128SP 417N3100-325SP 417N3100-327SP 417N3100-328SP 417N3100-334SP 417N3100-338SP 417N3100-382SP 417N3100-384SP 417N3100-386SP 417N3100-391SP 417N3100-393SP 417N3100-400SP 417N3100-436SP 417N3100-438SP 417N3100-442SP 417N3100-467SP 417N3100-469SP 417N3100-496SP 417N3100-498SP 417N3100-653SP 417N3100-655SP	107107	1
52	BAC27DPA2272		.DECAL-VINYL USED ON: 417N3100-111SP 417N3100-323SP 417N3100-513SP	107107	1
55	BAC27NPA0661		.MARKER-ALUMINUM FOIL USED ON: 417N3100-58SP 417N3100-384SP 417N3100-438SP 417N3100-496SP	107107	1
60	BAC27NPA0662		.MARKER-ALUMINUM FOIL USED ON: 417N3100-119SP 417N3100-327SP 417N3100-391SP 417N3100-469SP 417N3100-653SP	107107	1

MISSING ITEM NUMBERS NOT APPLICABLE

- ITEM NOT ILLUSTRATED

11-35-65-11

11-35-65
FIG. 11
PAGE 3
JAN 20/09

BRI



757

PARTS CATALOG (MAINTENANCE)

FIG ITEM	PART NUMBER	1 2 3 4 5 6 7	NOMENCLATURE	EFFECT FROM TO	UNITS PER ASSY
11 62	BAC27NPA0662		.MARKER-ALUMINUM FOIL USED ON: 417N3100-111SP 417N3100-323SP 417N3100-513SP	107107	1
65	BAC27NPA0663		.MARKER-ALUMINUM FOIL USED ON: 417N3100-56SP 417N3100-328SP 417N3100-382SP 417N3100-400SP 417N3100-436SP	107107	1
70	BAC27NPA0660		.MARKER-ALUMINUM FOIL USED ON: 417N3100-115SP 417N3100-325SP 417N3100-393SP 417N3100-467SP 417N3100-655SP	107107	1
90	BAC27NPA0667		.MARKER-ALUMINUM FOIL USED ON: 417N3100-128SP 417N3100-338SP 417N3100-386SP 417N3100-442SP 417N3100-498SP	107107	1
95	BAC27NPA0609		.MARKER-ALUMINUM FOIL USED ON: 417N3100-56SP 417N3100-58SP 417N3100-128SP 417N3100-328SP 417N3100-334SP 417N3100-338SP 417N3100-382SP 417N3100-384SP 417N3100-386SP 417N3100-400SP 417N3100-436SP 417N3100-438SP 417N3100-442SP 417N3100-496SP 417N3100-498SP	107107	1

MISSING ITEM NUMBERS NOT APPLICABLE

- ITEM NOT ILLUSTRATED

11-35-65-11

11-35-65
FIG. 11
PAGE 4
JAN 20/09

BRI



757

PARTS CATALOG (MAINTENANCE)

FIG ITEM	PART NUMBER	1 2 3 4 5 6 7	NOMENCLATURE	EFFECT FROM TO	UNITS PER ASSY
11 100	BAC27NPA0610		.MARKER-ALUMINUM FOIL USED ON: 417N3100-115SP 417N3100-119SP 417N3100-325SP 417N3100-327SP 417N3100-391SP 417N3100-393SP 417N3100-467SP 417N3100-469SP 417N3100-653SP 417N3100-655SP	107107	1
105	BAC27NPA0610		.MARKER-ALUMINUM FOIL USED ON: 417N3100-111SP 417N3100-323SP 417N3100-513SP	107107	1
200	417N3200-65SP		SERVICE UNIT ASSY-PASS. (PLACARDS AND MARKINGS ONLY) POSITION DATA: OVERDOOR COMPONENT MAINT MANUAL REF: 35-21-04 FOR NHA/OTHER SYS DET SEE: 25-23-01-03	107107	RF
205	417N3200-66SP		SERVICE UNIT ASSY-PASS. (PLACARDS AND MARKINGS ONLY) POSITION DATA: OVERDOOR COMPONENT MAINT MANUAL REF: 35-21-04 FOR NHA/OTHER SYS DET SEE: 25-23-01-03	107107	RF
210	BAC27DPA2272		.DECAL-VINYL	107107	1
215	BAC27NPA0609		.MARKER-ALUMINUM FOIL USED ON: 417N3200-6SP 417N3200-66SP	107107	1
220	BAC27NPA0610		.MARKER-ALUMINUM FOIL USED ON: 417N3200-5SP 417N3200-65SP	107107	1

MISSING ITEM NUMBERS NOT APPLICABLE

- ITEM NOT ILLUSTRATED

11-35-65-11

11-35-65
FIG. 11
PAGE 5
JAN 20/09

BRI



757

PARTS CATALOG (MAINTENANCE)

FIG ITEM	PART NUMBER	1 2 3 4 5 6 7	NOMENCLATURE	EFFECT FROM TO	UNITS PER ASSY
11 300	417N3700-2SP		SERVICE UNIT ASSY-ATTENDANT (PLACARDS AND MARKINGS ONLY) POSITION DATA: UNDERBIN COMPONENT MAINT MANUAL REF: 35-21-05 FOR NHA/OTHER SYS DET SEE: 25-23-01-12	107107	RF
305	BAC27DPA2272		.DECAL-VINYL	107107	1

MISSING ITEM NUMBERS NOT APPLICABLE

- ITEM NOT ILLUSTRATED

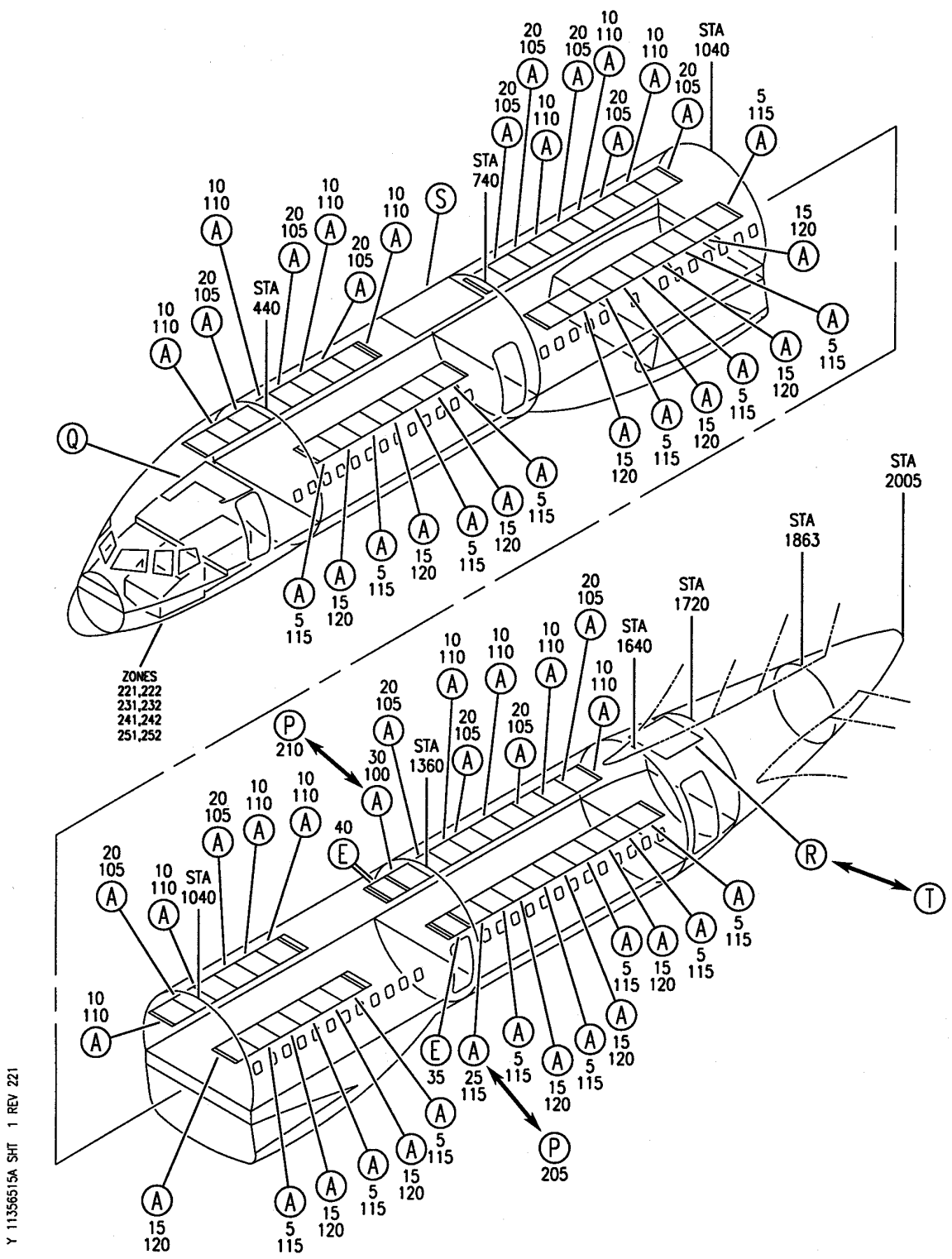
BRI

11-35-65-11

BOEING PROPRIETARY - Copyright © - Unpublished Work - See title page for details.

11-35-65
FIG. 11
PAGE 6
JAN 20/09

BOEING
757
PARTS CATALOG (MAINTENANCE)



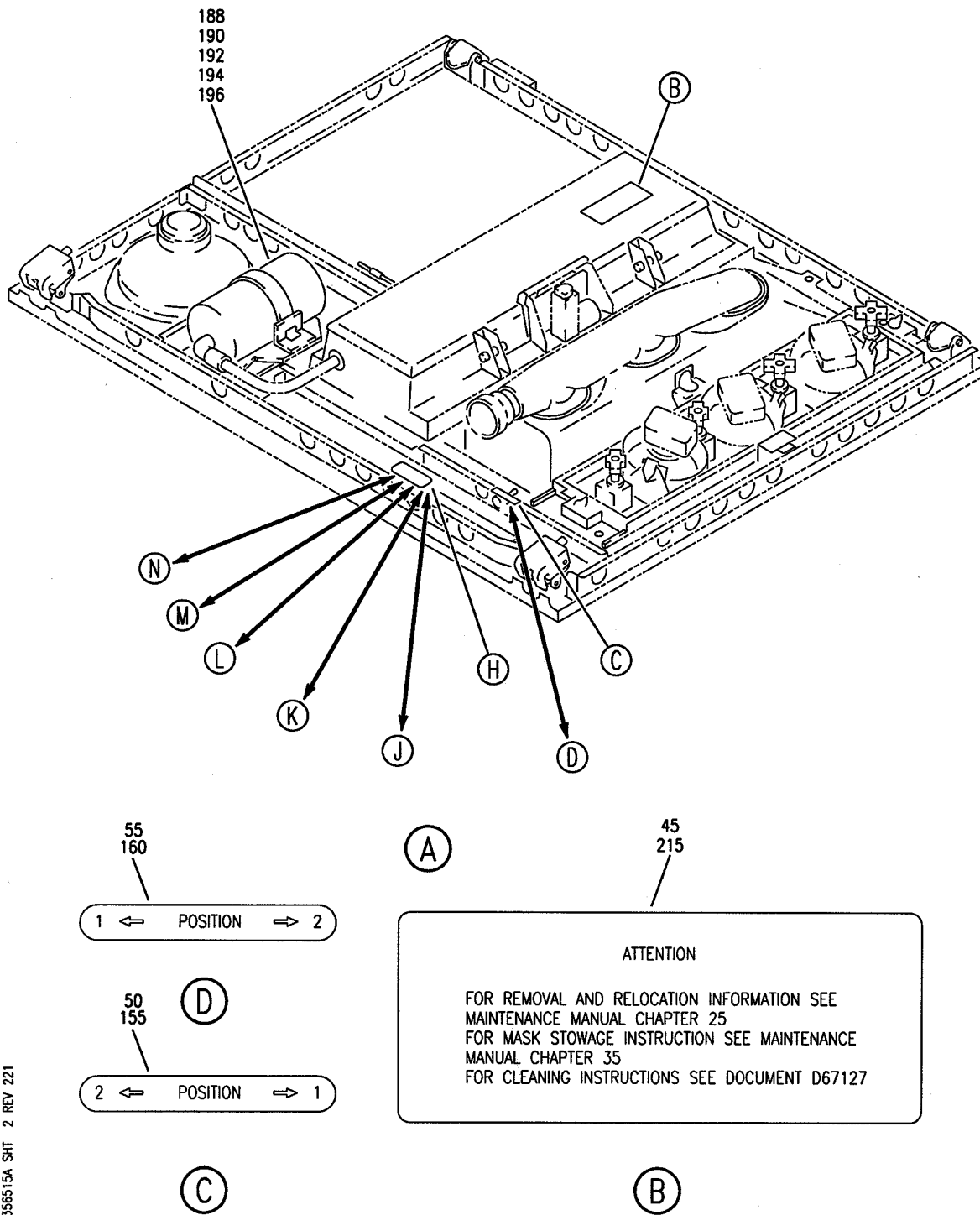
SERVICE UNIT INSTL-PASS. (PLACARDS AND MARKINGS ONLY)
FIGURE 15A (SHEET 1)

11-35-65-15A

BRI
JAN 20/09

11-35-65-15A
PAGE 0

BOEING
757
PARTS CATALOG (MAINTENANCE)



Y 11356515A SHIT 2 REV 221

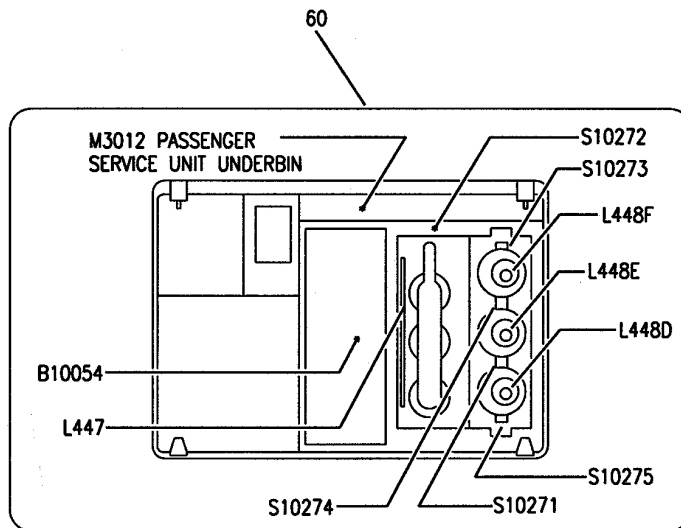
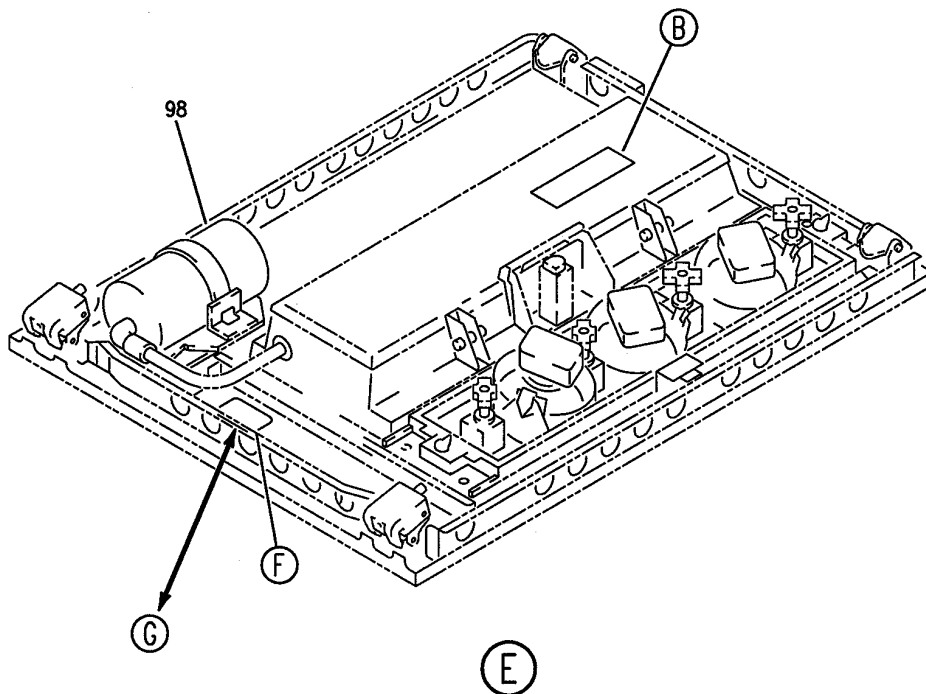
SERVICE UNIT INSTL-PASS. (PLACARDS AND MARKINGS ONLY)
FIGURE 15A (SHEET 2)

11-35-65-15A

BRI
JAN 20/09

11-35-65-15A
PAGE 0A

BOEING
757
PARTS CATALOG (MAINTENANCE)



Y 11356515A SHT 3 REV 221

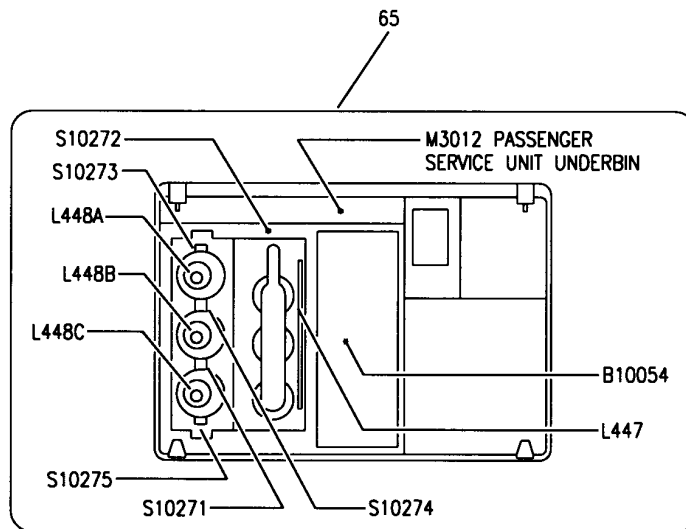
SERVICE UNIT INSTL-PASS. (PLACARDS AND MARKINGS ONLY)
FIGURE 15A (SHEET 3)

11-35-65-15A

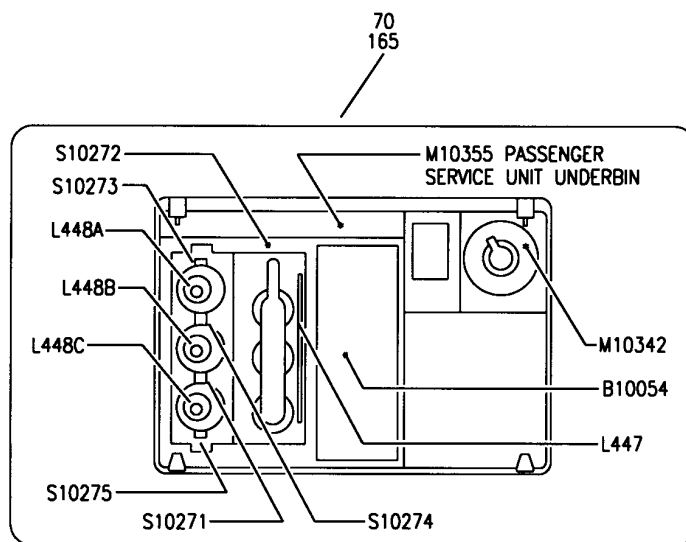
BRI
JAN 20/09

11-35-65-15A
PAGE 0B

BOEING
757
PARTS CATALOG (MAINTENANCE)



(G)



(H)

Y 11356515A SH1 4 REV 195

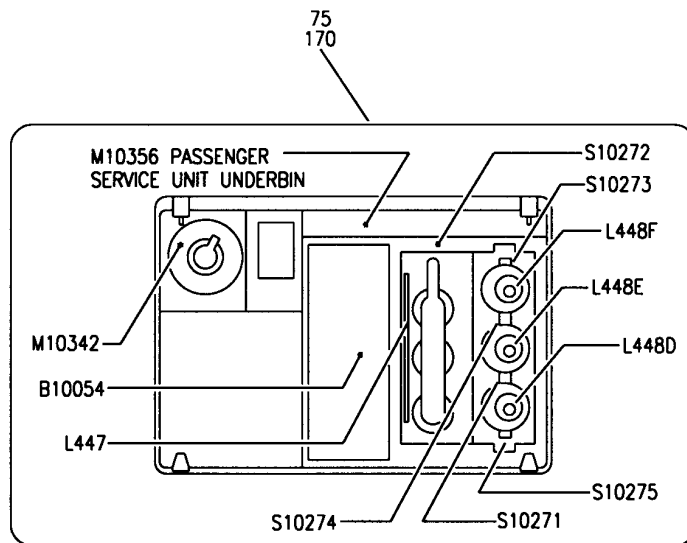
SERVICE UNIT INSTL-PASS. (PLACARDS AND MARKINGS ONLY)
FIGURE 15A (SHEET 4)

11-35-65-15A

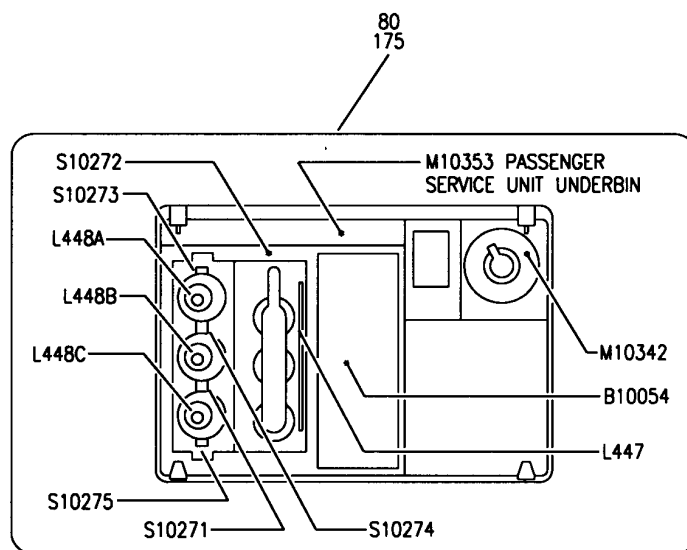
BRI
JAN 20/09

11-35-65-15A
PAGE 0C

BOEING
757
PARTS CATALOG (MAINTENANCE)



J



K

Y 11356515A SHF 5 REV 195

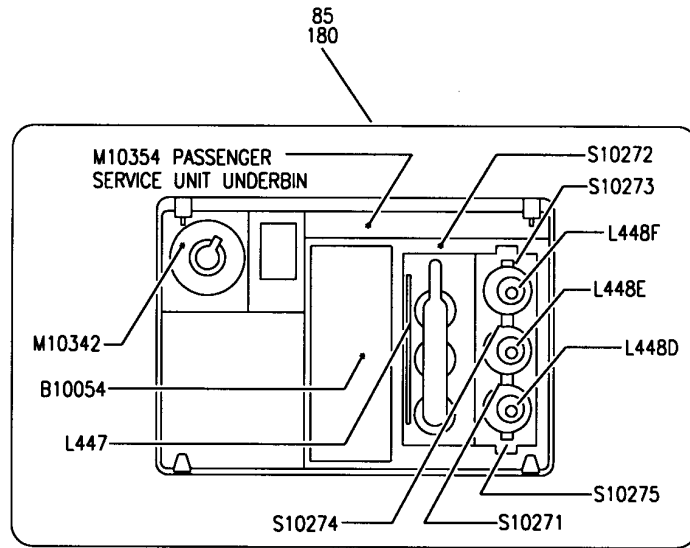
SERVICE UNIT INSTL-PASS. (PLACARDS AND MARKINGS ONLY)
FIGURE 15A (SHEET 5)

11-35-65-15A

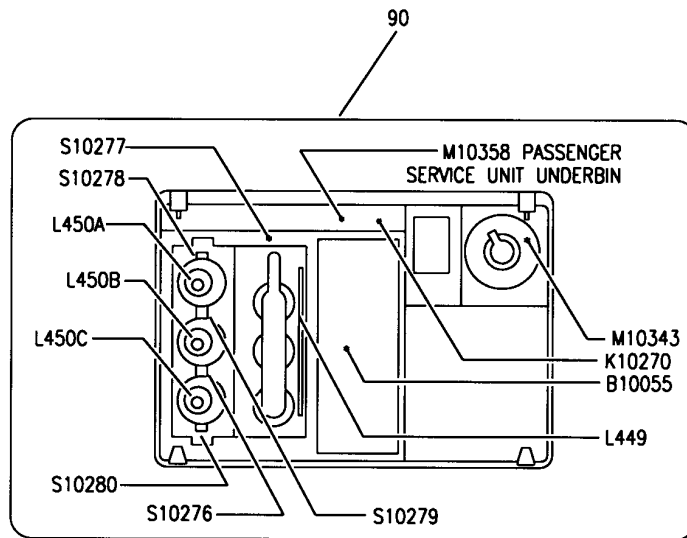
BRI
JAN 20/09

11-35-65-15A
PAGE 0D

BOEING
757
PARTS CATALOG (MAINTENANCE)



(L)



(M)

Y 11356515A SHT 6 REV 195

SERVICE UNIT INSTL-PASS. (PLACARDS AND MARKINGS ONLY)
FIGURE 15A (SHEET 6)

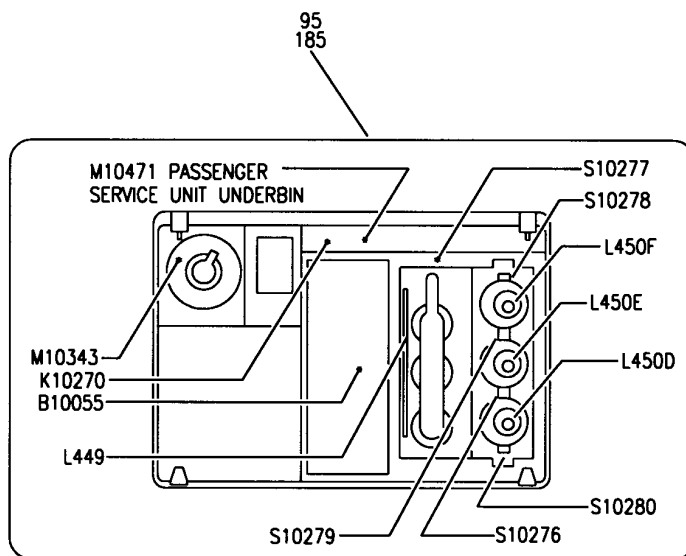
11-35-65-15A

BRI
JAN 20/09

11-35-65-15A
PAGE 0E

BOEING PROPRIETARY - Copyright © - Unpublished Work - See title page for details.

BOEING
757
PARTS CATALOG (MAINTENANCE)



(N)

Y 11356515A SHT 7 REV 195

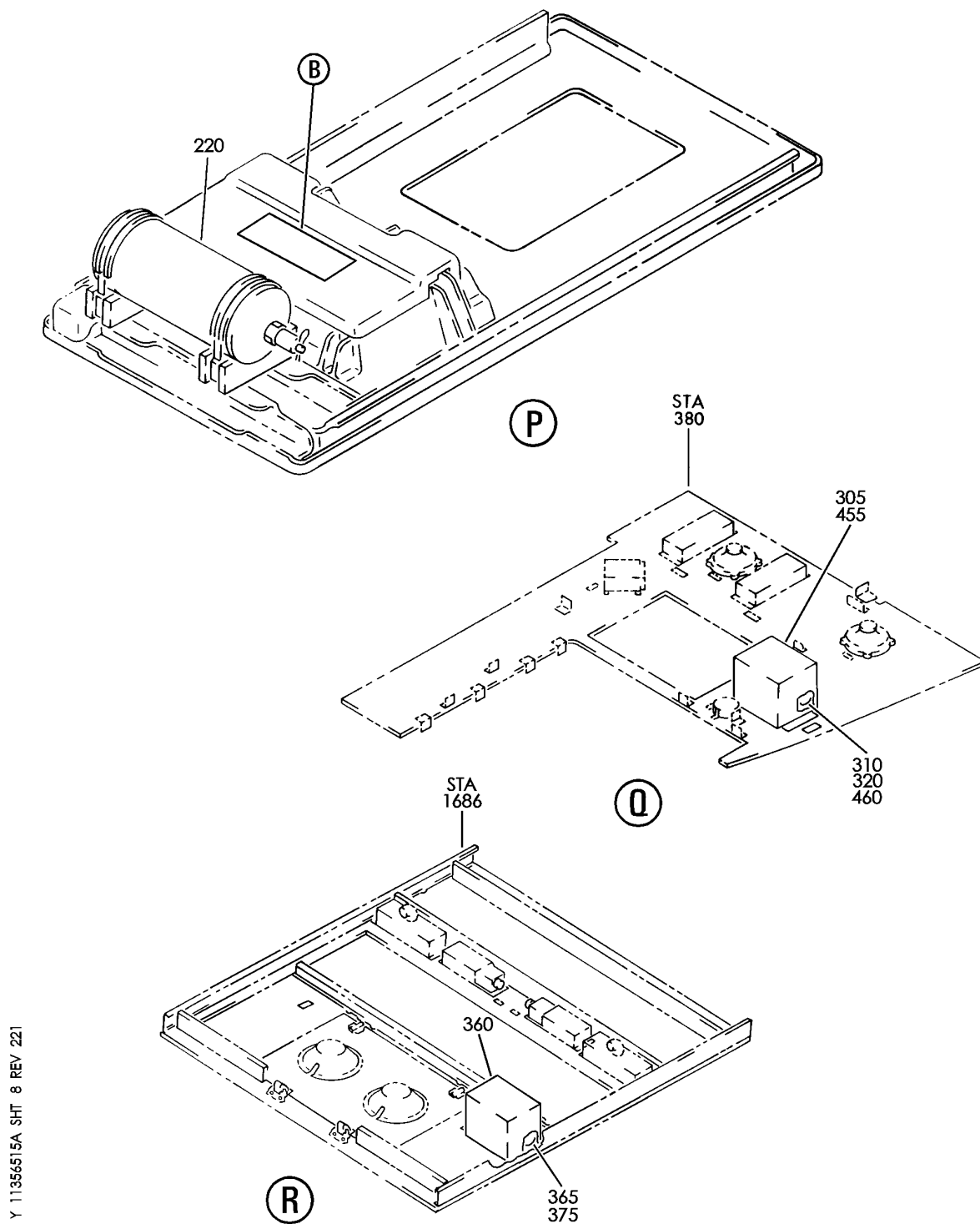
SERVICE UNIT INSTL-PASS. (PLACARDS AND MARKINGS ONLY)
FIGURE 15A (SHEET 7)

11-35-65-15A

BRI
JAN 20/09

11-35-65-15A
PAGE OF

BOEING
757
PARTS CATALOG (MAINTENANCE)



Y 11356515A SHT 8 REV 221

SERVICE UNIT INSTL-PASS. (PLACARDS AND MARKINGS ONLY)
FIGURE 15A (SHEET 8)

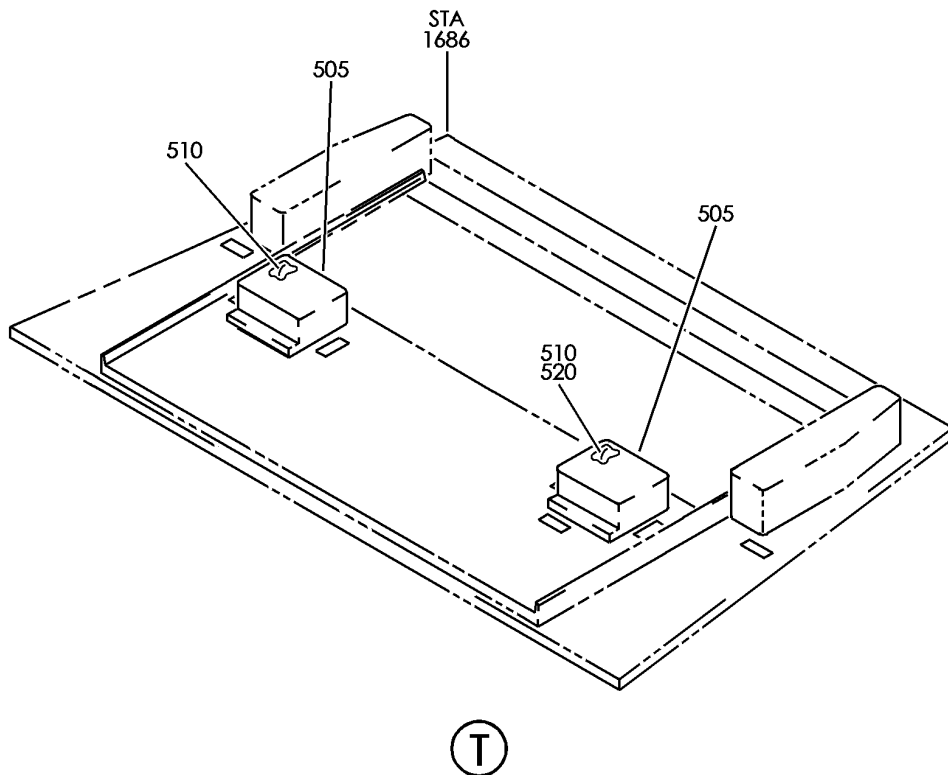
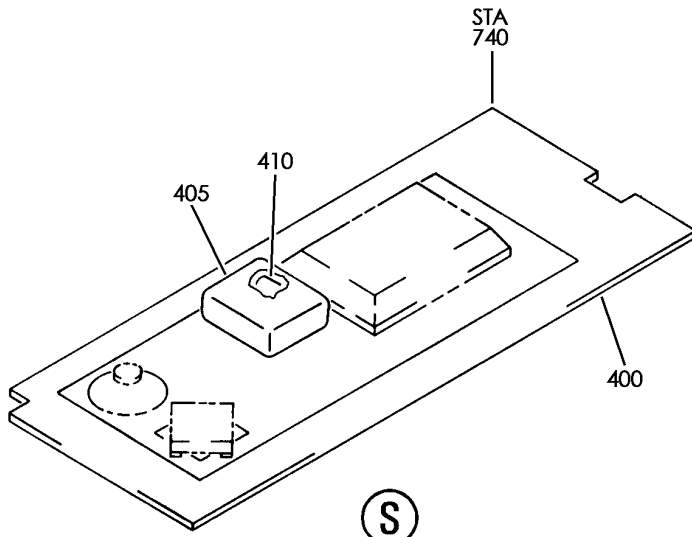
11-35-65-15A

BRI
JAN 20/09

11-35-65-15A
PAGE 08

BOEING PROPRIETARY - Copyright © - Unpublished Work - See title page for details.

BOEING
757
PARTS CATALOG (MAINTENANCE)



Y 11356515A SHT 9 REV 221

SERVICE UNIT INSTL-PASS. (PLACARDS AND MARKINGS ONLY)
FIGURE 15A (SHEET 9)

11-35-65-15A

BRI
JAN 20/09

11-35-65-15A
PAGE 0H



757

PARTS CATALOG (MAINTENANCE)

FIG ITEM	PART NUMBER	1 2 3 4 5 6 7	NOMENCLATURE	EFFECT FROM TO	UNITS PER ASSY
15A			SERVICE UNIT INSTL-PASS. (PLACARDS AND MARKINGS ONLY)	504504 506506	
- 450	411N3260-499SP		PANEL ASSY-FLAT FLYAWAY (PLACARDS AND MARKINGS ONLY)	504504 506506	RF
455	417N3810-121SP		FOR NHA/OTHER SYS DET SEE: 25-22-02-19F .BOX ASSY-OXY ELECTRICAL EQUIP NUMBER: M10373 COMPONENT MAINT MANUAL REF: 35-21-34 FOR DETAILS SEE: 35-21-05-02 35-21-06-04	504504 506506	1
460	117003-22		..GENERATOR- SUPPLIER CODE: V16827 SPECIFICATION NUMBER: S417T401-22 OPTIONAL PART: E72220-10 VD1379	504504 506506	1
460	E72220-10		..GENERATOR- SUPPLIER CODE: VD1379 SPECIFICATION NUMBER: S417T401-51 OPTIONAL PART: 117003-22 V16827	504504 506506	1
- 465	PCBM8674		...PLACARD- SUPPLIER CODE: VK6807 POST AIRLINE MOD: CIC/B757/IPC/99-0186 VBAA	504504 506506	1

MISSING ITEM NUMBERS NOT APPLICABLE

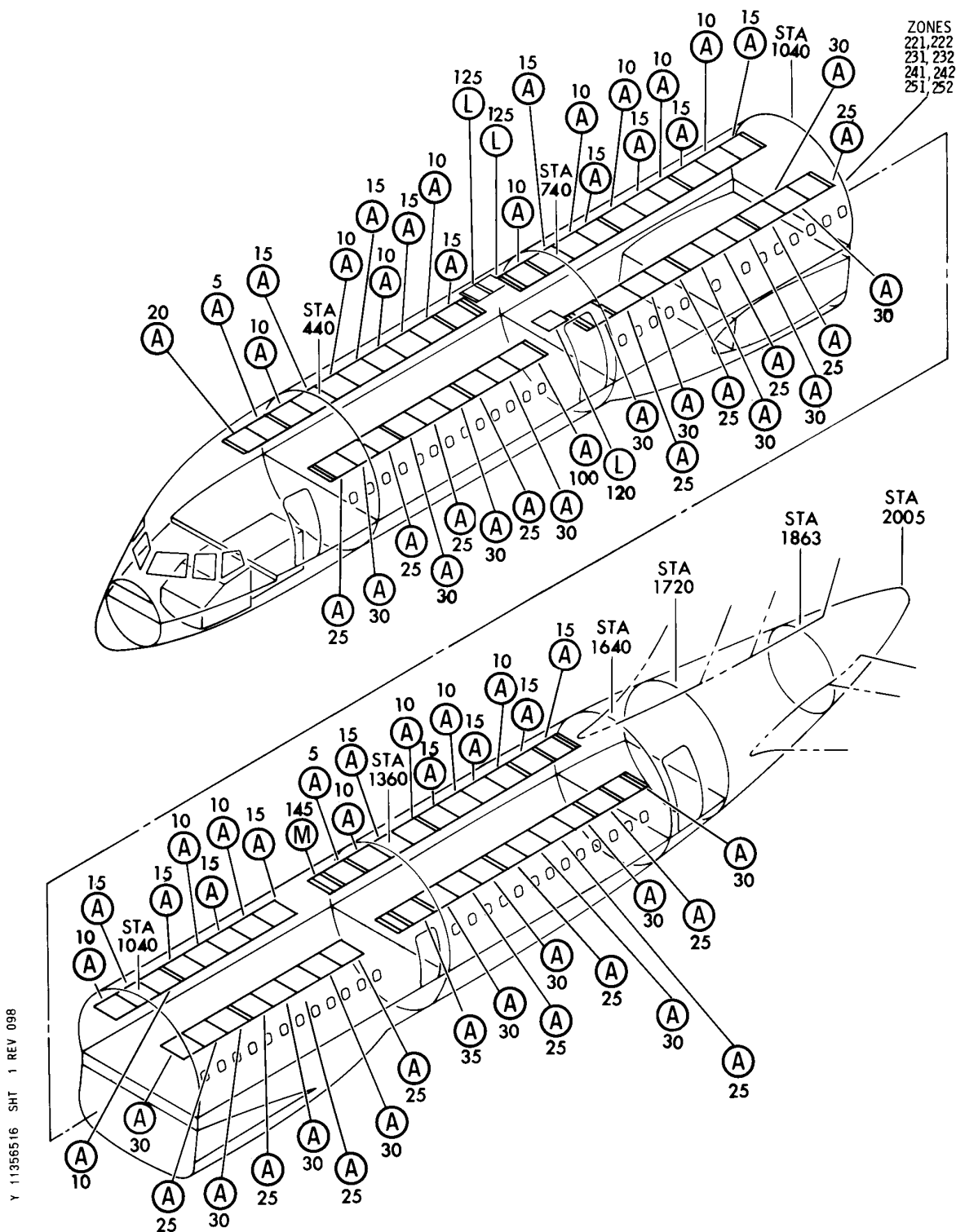
- ITEM NOT ILLUSTRATED

11-35-65-15A

11-35-65
FIG. 15A
PAGE 1
MAY 20/09

BRI

BOEING
757
PARTS CATALOG (MAINTENANCE)



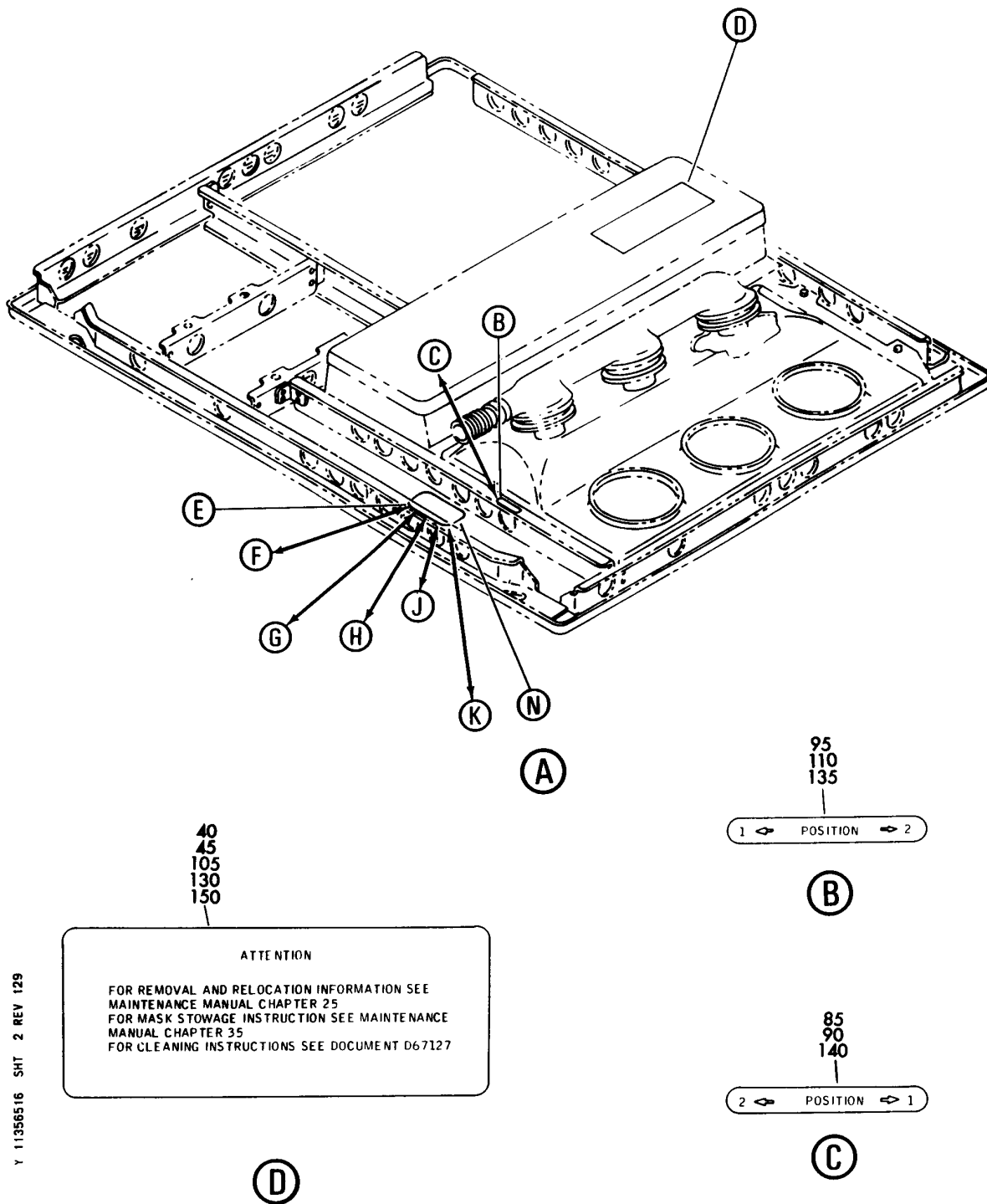
SERVICE UNIT INSTL-PASS. AND PASS. FLYAWAY KIT (PLACARDS AND MARKINGS ONLY)
FIGURE 16 (SHEET 1)

BRI
MAY 28/07

11-35-65-16

11-35-65-16
PAGE 0

BOEING
757
PARTS CATALOG (MAINTENANCE)



Y 11356516 SH1 2 REV 129

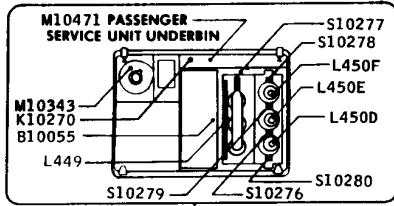
SERVICE UNIT INSTL-PASS. AND PASS. FLYAWAY KIT (PLACARDS AND MARKINGS ONLY)
FIGURE 16 (SHEET 2)

11-35-65-16

BRI
MAY 28/07

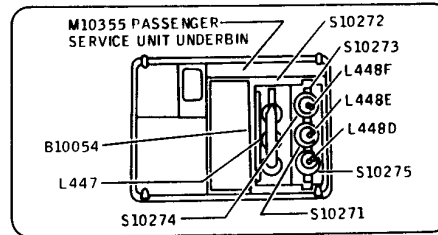
11-35-65-16
PAGE 0A

BOEING
757
PARTS CATALOG (MAINTENANCE)



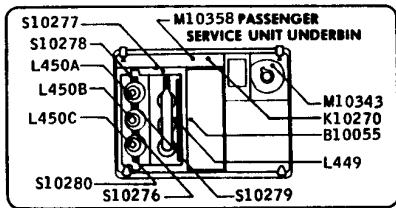
50

(E)



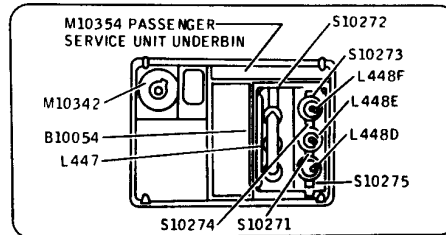
55

(F)



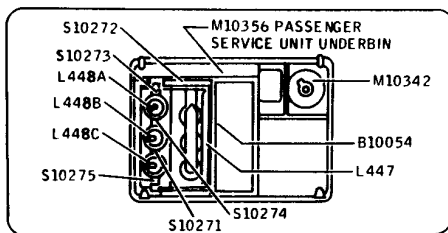
80

(K)



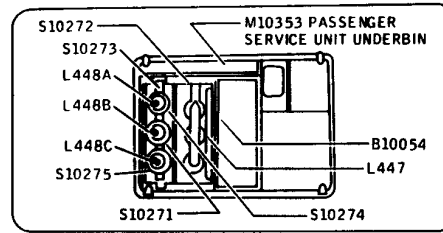
60
65

(G)



75

(J)



70

(H)

Y 11356516 SHT 3 REV 098

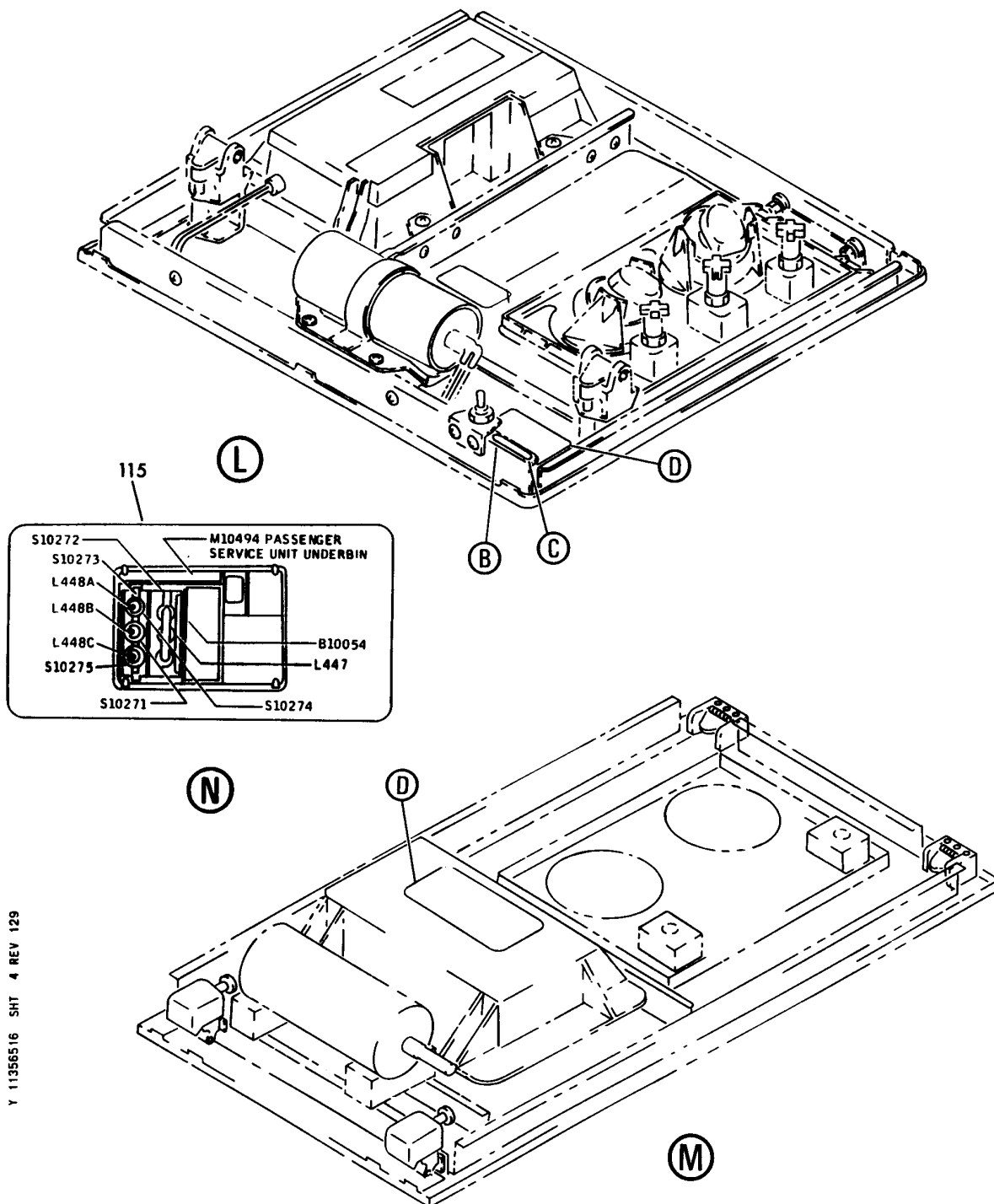
SERVICE UNIT INSTL-PASS. AND PASS. FLYAWAY KIT (PLACARDS AND MARKINGS ONLY)
FIGURE 16 (SHEET 3)

11-35-65-16

BRI
MAY 28/07

11-35-65-16
PAGE 0B

BOEING
757
PARTS CATALOG (MAINTENANCE)



SERVICE UNIT INSTL-PASS. AND PASS. FLYAWAY KIT (PLACARDS AND MARKINGS ONLY)
FIGURE 16 (SHEET 4)

BRI
MAY 28/07

11-35-65-16

11-35-65-16
PAGE 0C



757

PARTS CATALOG (MAINTENANCE)

FIG ITEM	PART NUMBER	1 2 3 4 5 6 7	NOMENCLATURE	EFFECT FROM TO	UNITS PER ASSY
16			SERVICE UNIT INSTL-PASS. AND PASS. FLYAWAY KIT (PLACARDS AND MARKINGS ONLY)	121503 904949	
- 1	417N3001-60		SERVICE UNIT INSTL-PASS. (PLACARDS AND MARKINGS ONLY) FOR NHA/OTHER SYS DET SEE: 25-20-00-20A	904949	RF
- 1	417N3001-63		SERVICE UNIT INSTL-PASS. ALTERNATE CONFIG. TO -60 INSTL FLYAWAY KIT DETAILS SHOWN FOR -60 INSTL TO BE SALVAGED AND INSTALLED UNDER -63 INSTL. (PLACARDS AND MARKINGS ONLY) POST RAPID REVISION: RR92003-19 FOR NHA/OTHER SYS DET SEE: 25-20-00-10	904949	RF
- 1	417N3001-137		SERVICE UNIT INSTL-PASS. (PLACARDS AND MARKINGS ONLY) FOR NHA/OTHER SYS DET SEE: 25-20-00-20A	121503	RF
- 1	417N3001-138		SERVICE UNIT INSTL-PASS. ALTERNATE CONFIG. TO -137 INSTL FLYAWAY KIT DETAILS SHOWN FOR -137 INSTL TO BE SALVAGED AND INSTALLED UNDER -138 INSTL. (PLACARDS AND MARKINGS ONLY) FOR NHA/OTHER SYS DET SEE: 25-20-00-10	121503	RF
5	417N3100-402SP		.SERVICE UNIT ASSY-UNDERBIN COMPONENT MAINT MANUAL REF: 25-23-33	121503 904949	RF
10	417N3100-406SP		.SERVICE UNIT ASSY-UNDERBIN COMPONENT MAINT MANUAL REF: 25-23-33	121503 904949	RF
15	417N3100-408SP		.SERVICE UNIT ASSY-UNDERBIN COMPONENT MAINT MANUAL REF: 25-23-33	121503 904949	RF

MISSING ITEM NUMBERS NOT APPLICABLE

- ITEM NOT ILLUSTRATED

11-35-65-16

11-35-65
FIG. 16
PAGE 1
JAN 20/09

BRI



757

PARTS CATALOG (MAINTENANCE)

FIG ITEM	PART NUMBER	1 2 3 4 5 6 7	NOMENCLATURE	EFFECT FROM TO	UNITS PER ASSY
16					
20	417N3100-408SP	.	SERVICE UNIT ASSY-UNDERBIN COMPONENT MAINT MANUAL REF: 25-23-33 USED ON: 417N3001-63 417N3001-74 POST RAPID REVISION: RR92003-19	121503 904949	RF
25	417N3100-643SP	.	SERVICE UNIT ASSY-UNDERBIN POSITION DATA: UNDERBIN	121503 904949	RF
30	417N3100-645SP	.	SERVICE UNIT ASSY-UNDERBIN POSITION DATA: UNDERBIN	121503 904949	RF
35	417N3100-647SP	.	SERVICE UNIT ASSY-UNDERBIN	121503 904949	RF
40	BAC27DPA2272	..	DECAL-ALUMINUM FOIL	121503 904949	1
45	BAC27DPA2272	..	DECAL-ALUMINUM FOIL USED ON: 417N3100-408SP	121503 904949	1
50	BAC27NPA0667	..	MARKER-ALUMINUM FOIL USED ON: 417N3100-402SP	121503 904949	1
55	BAC27NPA0663	..	MARKER-ALUMINUM FOIL USED ON: 417N3100-406SP	121503 904949	1
60	BAC27NPA0661	..	MARKER-ALUMINUM FOIL USED ON: 417N3100-408SP	121503 904949	1
65	BAC27NPA0661	..	MARKER-ALUMINUM FOIL USED ON: 417N3100-408SP	121503 904949	1
70	BAC27NPA0662	..	MARKER-ALUMINUM FOIL USED ON: 417N3100-643SP	121503 904949	1
75	BAC27NPA0660	..	MARKER-ALUMINUM FOIL USED ON: 417N3100-645SP	121503 904949	1
80	BAC27NPA0666	..	MARKER-ALUMINUM FOIL USED ON: 417N3100-647SP	121503 904949	1
85	BAC27NPA0609	..	MARKER-ALUMINUM FOIL USED ON: 417N3100-402SP 417N3100-406SP 417N3100-408SP	121503 904949	1

MISSING ITEM NUMBERS NOT APPLICABLE

- ITEM NOT ILLUSTRATED

11-35-65-16

11-35-65
FIG. 16
PAGE 2
JAN 20/09

BRI



757

PARTS CATALOG (MAINTENANCE)

FIG ITEM	PART NUMBER	1 2 3 4 5 6 7	NOMENCLATURE	EFFECT FROM TO	UNITS PER ASSY
16					
90	BAC27NPA0609	..	MARKER-LUMINUM FOIL USED ON: 417N3100-408SP	121503 904949	1
95	BAC27NPA0610	..	MARKER-ALUMINUM FOIL USED ON: 417N3100-643SP 417N3100-645SP 417N3100-647SP	121503 904949	1
100	417N3100-641SP	.SERVICE	UNIT ASSY-UNDERBIN	121503 904949	RF
105	BAC27DPA2272	..	DECAL-ALUMINUM FOIL	121503 904949	1
110	BAC27NPA0610	..	MARKER-ALUMINUM FOIL	121503 904949	1
115	BAC29PPS11240	..	PLACARD-	121503 904949	1
120	417N3200-77SP	.SERVICE	UNIT ASSY-OVERDOOR COMPONENT MAINT MANUAL REF: 35-21-04	121503 904949	RF
125	417N3200-78SP	.SERVICE	UNIT ASSY-OVERDOOR COMPONENT MAINT MANUAL REF: 35-21-04	121503 904949	RF
130	BAC27DPA2272	..	DECAL-ALUMINUM FOIL	121503 904949	1
135	BAC27NPA0610	..	MARKER-ALUMINUM FOIL USED ON: 417N3200-77SP	121503 904949	1
140	BAC27NPA0609	..	MARKER-ALUMINUM FOIL USED ON: 417N3200-78SP	121503 904949	1
145	417N3700-18SP	.SERVICE	UNIT ASSY-UNDERBIN ATTENDANT	121503 904949	RF
150	BAC27DPA2272	..	DECAL-ALUMINUM FOIL	121503 904949	1

MISSING ITEM NUMBERS NOT APPLICABLE

- ITEM NOT ILLUSTRATED

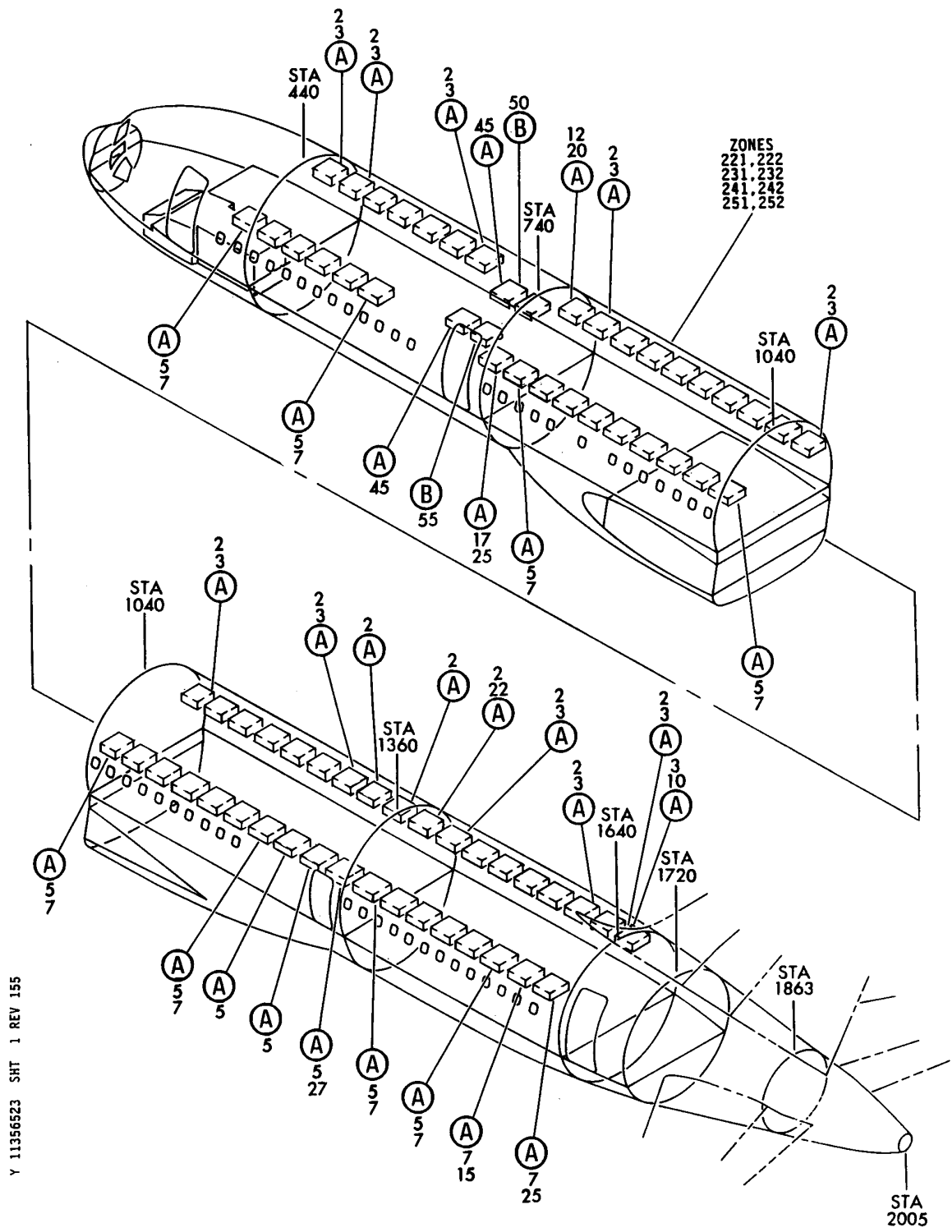
11-35-65-16

11-35-65
FIG. 16
PAGE 3
JAN 20/09

BRI

BOEING PROPRIETARY - Copyright © - Unpublished Work - See title page for details.


BOEING
 757
PARTS CATALOG (MAINTENANCE)



Y 11356523 SHT 1 REV 155

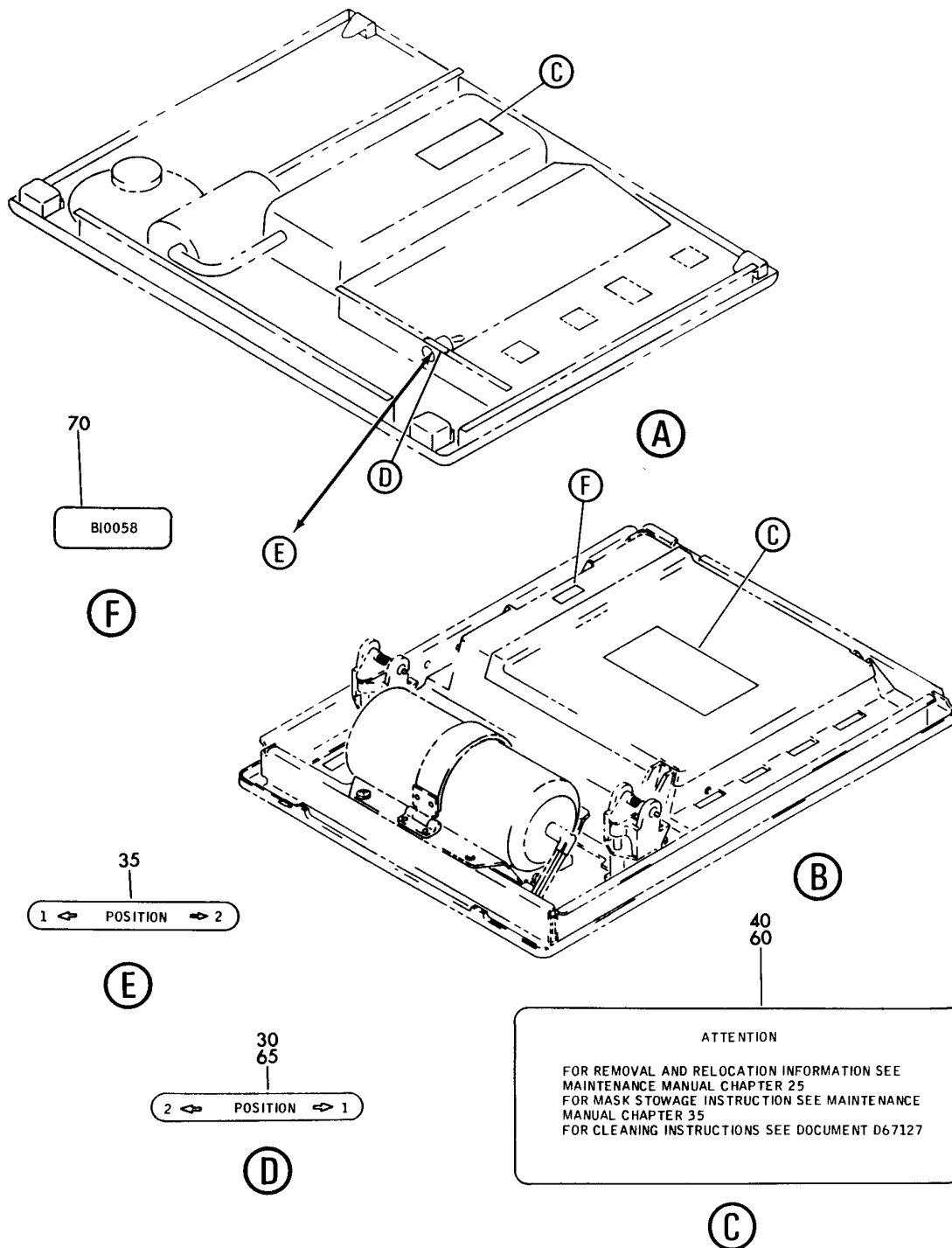
SERVICE UNIT ASSY-UNDERBIN AND OVERDOOR PASS. (PLACARDS AND MARKINGS ONLY)
 FIGURE 23 (SHEET 1)

11-35-65-23

BRI
JAN 20/09

11-35-65-23
 PAGE 0

BOEING
757
PARTS CATALOG (MAINTENANCE)



SERVICE UNIT ASSY-UNDERBIN AND OVERDOOR PASS. (PLACARDS AND MARKINGS ONLY)
FIGURE 23 (SHEET 2)

11-35-65-23

BRI
JAN 20/09

11-35-65-23
PAGE 0A



757

PARTS CATALOG (MAINTENANCE)

FIG ITEM	PART NUMBER	1 2 3 4 5 6 7	NOMENCLATURE	EFFECT FROM TO	UNITS PER ASSY
23			SERVICE UNIT ASSY-UNDERBIN AND OVERDOOR PASS. (PLACARDS AND MARKINGS ONLY)	950951	
- 1	417N3001-159		SERVICE UNIT INSTL-PASS. (PLACARDS AND MARKINGS ONLY) FOR NHA/OTHER SYS DET SEE: 25-20-00-20A	950951	RF
3	417N3100-424SP		.SERVICE UNIT ASSY-UNDERBIN PASS. ELECTRICAL EQUIP NUMBER: M03012 COMPONENT MAINT MANUAL REF: 25-23-34	950951	RF
7	417N3100-415SP		.SERVICE UNIT ASSY-UNDERBIN PASS. ELECTRICAL EQUIP NUMBER: M03012 COMPONENT MAINT MANUAL REF: 25-23-34	950951	RF
12	417N3100-538SP		.SERVICE UNIT ASSY-UNDERBIN PASS. ELECTRICAL EQUIP NUMBER: M03012 COMPONENT MAINT MANUAL REF: 25-23-36 QUALIFIED I/W DATA: I/W EXCEPT N/I FOR NC001-NC010	950951	RF
17	417N3100-537SP		.SERVICE UNIT ASSY-UNDERBIN PASS. ELECTRICAL EQUIP NUMBER: M03012 COMPONENT MAINT MANUAL REF: 25-23-36 QUALIFIED I/W DATA: I/W EXCEPT N/I FOR NC001NC010	950951	RF
22	417N3100-596SP		.SERVICE UNIT ASSY-UNDERBIN PASS. ELECTRICAL EQUIP NUMBER: M03012 COMPONENT MAINT MANUAL REF: 25-23-34	950951	RF

MISSING ITEM NUMBERS NOT APPLICABLE

- ITEM NOT ILLUSTRATED

11-35-65-23

11-35-65
FIG. 23
PAGE 1
JAN 20/09

BRI



757

PARTS CATALOG (MAINTENANCE)

FIG ITEM	PART NUMBER	1 2 3 4 5 6 7	NOMENCLATURE	EFFECT FROM TO	UNITS PER ASSY
23					
27	417N3100-595SP	.	SERVICE UNIT ASSY-UNDERBIN PASS. ELECTRICAL EQUIP NUMBER: M03012 COMPONENT MAINT MANUAL REF: 25-23-34	950951	RF
30	BAC27NPA0609	..	MARKER-ALUMINUM FOIL USED ON: 417N3100-424SP 417N3100-538SP 417N3100-544SP 417N3100-596SP	950951	1
35	BAC27NPA0610	..	MARKER-ALUMINUM FOIL USED ON: 417N3100-415SP 417N3100-537SP 417N3100-595SP	950951	1
40	BAC27DPA2272	..	DECAL- USED ON: 417N3100-415SP 417N3100-424SP 417N3100-595SP 417N3100-596SP	950951	1
- 45	417N3200-62SP	.	SERVICE UNIT ASSY-OVERDOOR PASS. ELECTRICAL EQUIP NUMBER: M10363 COMPONENT MAINT MANUAL REF: 35-21-04	950951	RF
- 50	417N3200-54SP	.	SERVICE UNIT ASSY-OVERDOOR PASS. ELECTRICAL EQUIP NUMBER: M10362 COMPONENT MAINT MANUAL REF: 35-21-04	950951	RF
- 55	417N3200-53SP	.	SERVICE UNIT ASSY-OVERDOOR PASS. ELECTRICAL EQUIP NUMBER: M10362 COMPONENT MAINT MANUAL REF: 35-21-04	950951	RF
60	BAC27DPA2272	..	DECAL	950951	1
65	BAC27NPA0609	..	MARKER-ALUMINUM FOIL USED ON: 417N3200-62SP	950951	1

MISSING ITEM NUMBERS NOT APPLICABLE

- ITEM NOT ILLUSTRATED

11-35-65-23

11-35-65
FIG. 23
PAGE 2
JAN 20/09

BRI



757

PARTS CATALOG (MAINTENANCE)

FIG ITEM	PART NUMBER	1 2 3 4 5 6 7	NOMENCLATURE	EFFECT FROM TO	UNITS PER ASSY
23 70	BAC27NPA0348		..MARKER-ALUMINUM FOIL- PLACARD CONTENT: B10058 USED ON: 417N3200-53SP 417N3200-54SP	950951	1

MISSING ITEM NUMBERS NOT APPLICABLE

- ITEM NOT ILLUSTRATED

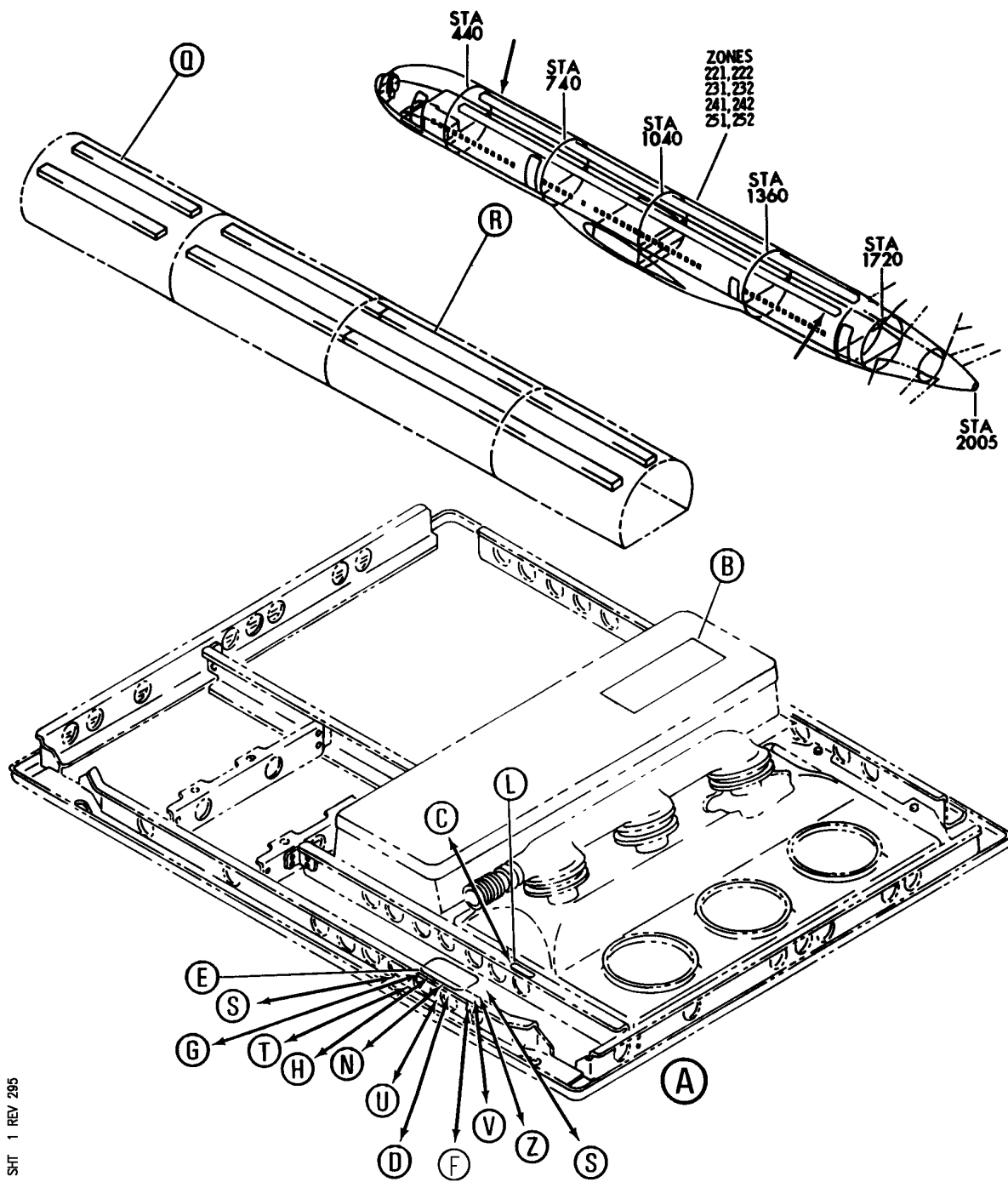
BRI

11-35-65-23

BOEING PROPRIETARY - Copyright © - Unpublished Work - See title page for details.

11-35-65
FIG. 23
PAGE 3
JAN 20/09

BOEING
757
PARTS CATALOG (MAINTENANCE)



Y 11356527 SH-1 REV 295

SERVICE UNIT INSTL-PASS. (PLACARDS AND MARKINGS ONLY)
FIGURE 27 (SHEET 1)

11-35-65-27

BRI
MAY 28/07

11-35-65-27
PAGE 0

BOEING

757

PARTS CATALOG (MAINTENANCE)

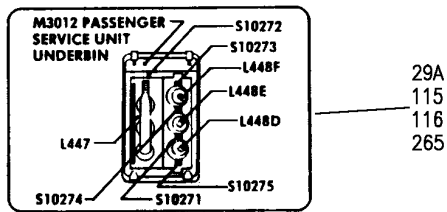
ATTENTION

FOR REMOVAL AND RELOCATION INFORMATION SEE
 MAINTENANCE MANUAL CHAPTER 25
 FOR MASK STOWAGE INSTRUCTION SEE MAINTENANCE
 MANUAL CHAPTER 35
 FOR CLEANING INSTRUCTIONS SEE DOCUMENT D67127

25
26
27
28
81
85
88
140
205
335
370
420
460
505

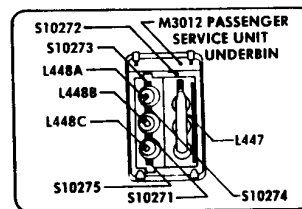
30
31
33
34
90
92
93
145
210
260

C



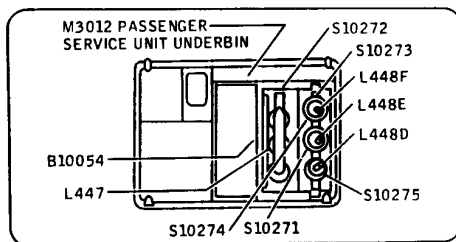
29A
115
116
265

D



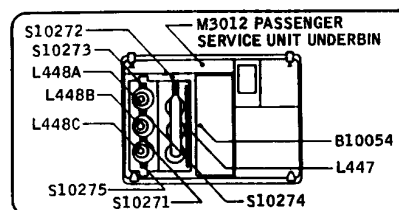
29B
120
121
275

E



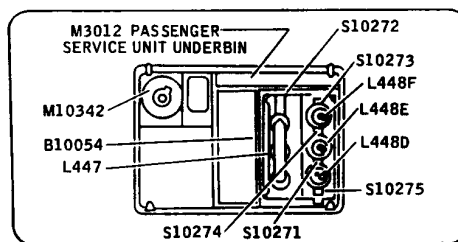
40
41
43
44

F



45
46
100
103
104

G



50
51
53
54
105
108
109

H

Y 11356527 SH-T 2 REV 315

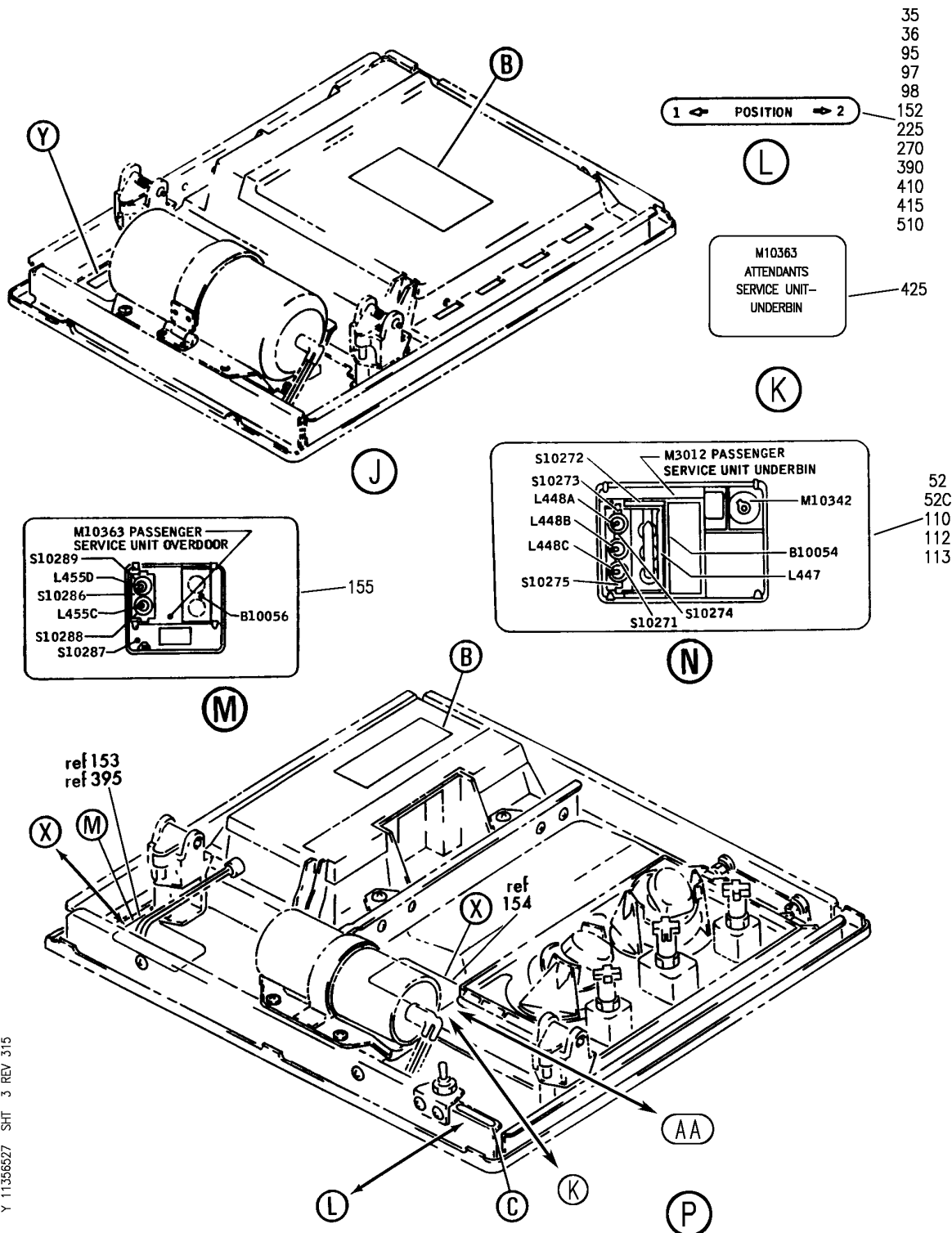
SERVICE UNIT INSTL-PASS. (PLACARDS AND MARKINGS ONLY)
 FIGURE 27 (SHEET 2)

11-35-65-27

BRI
SEP 28/07

11-35-65-27
PAGE 0A

BOEING
757
PARTS CATALOG (MAINTENANCE)



Y 11356527 SHT 3 REV 315

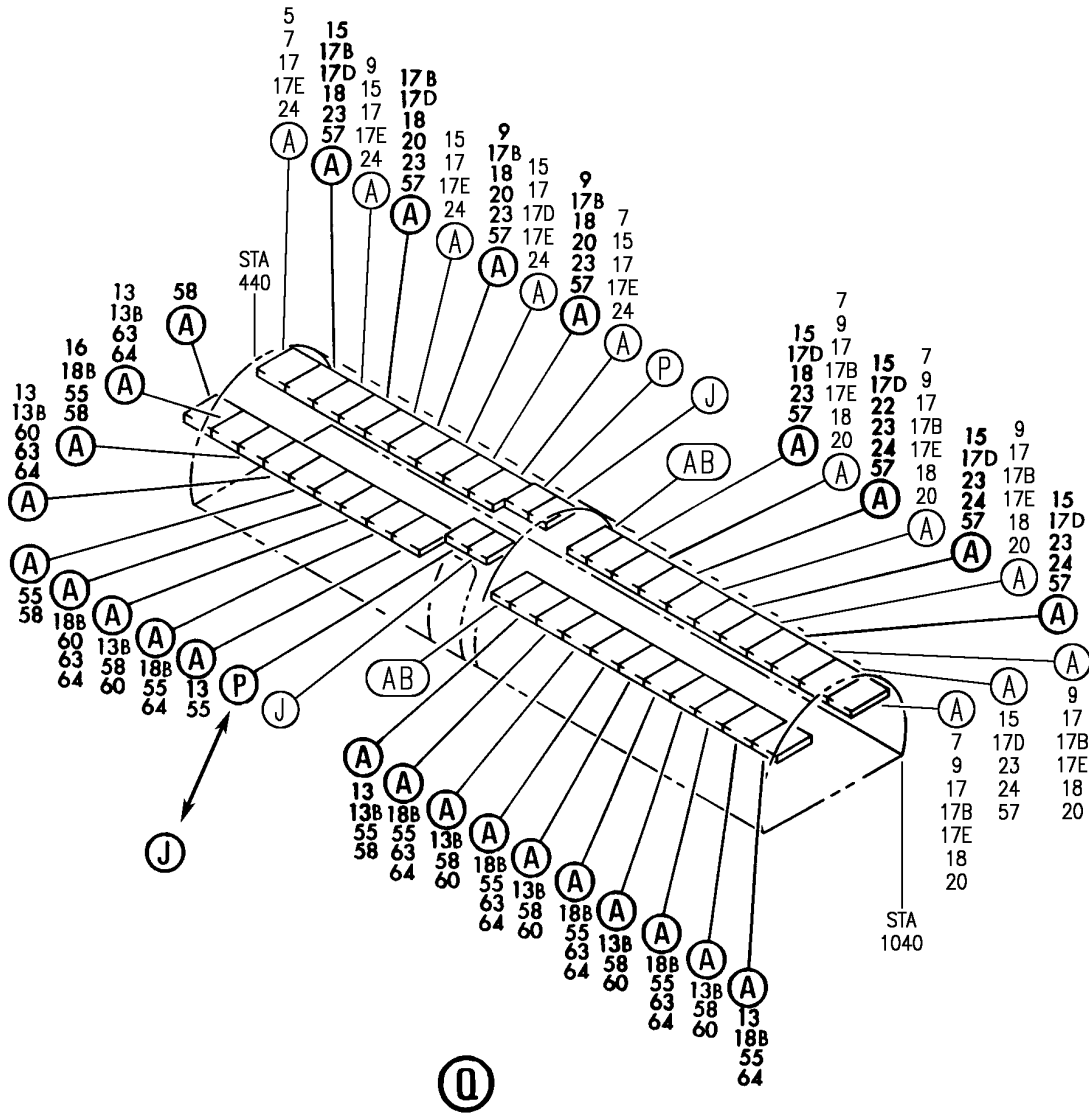
SERVICE UNIT INSTL-PASS. (PLACARDS AND MARKINGS ONLY)
FIGURE 27 (SHEET 3)

11-35-65-27

BRI
SEP 28/07

11-35-65-27
PAGE 0B

BOEING
757
PARTS CATALOG (MAINTENANCE)



Y 11356527 SH1 4 REV 315

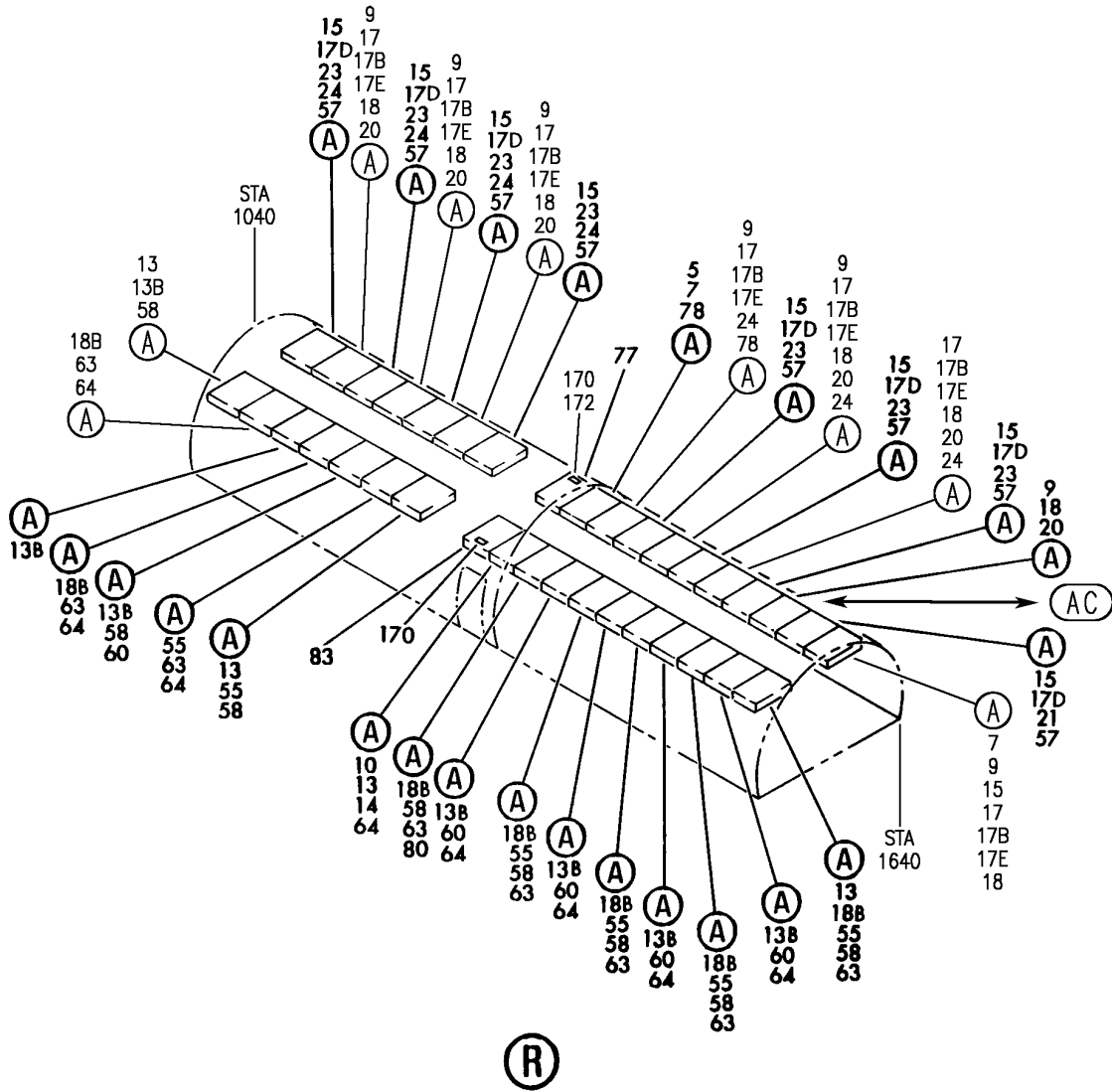
SERVICE UNIT INSTL-PASS. (PLACARDS AND MARKINGS ONLY)
FIGURE 27 (SHEET 4)

11-35-65-27

BRI
SEP 28/07

11-35-65-27
PAGE 0C

BOEING
757
PARTS CATALOG (MAINTENANCE)



Y 11356527 SHT 5 REV 315

SERVICE UNIT INSTL-PASS. (PLACARDS AND MARKINGS ONLY)
FIGURE 27 (SHEET 5)

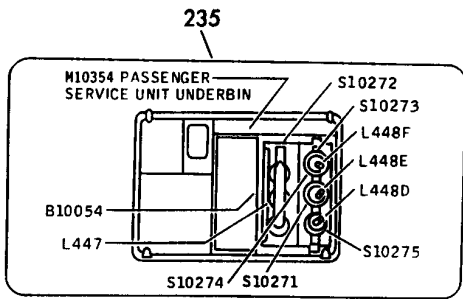
11-35-65-27

BRI
SEP 28/07

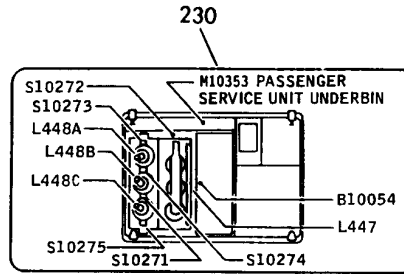
11-35-65-27
PAGE 0D

BOEING PROPRIETARY - Copyright © - Unpublished Work - See title page for details.

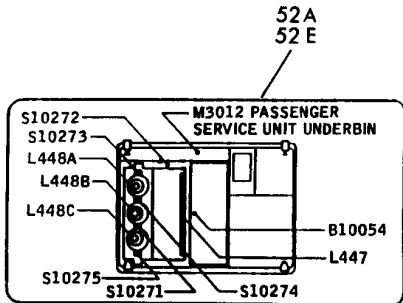
BOEING
757
PARTS CATALOG (MAINTENANCE)



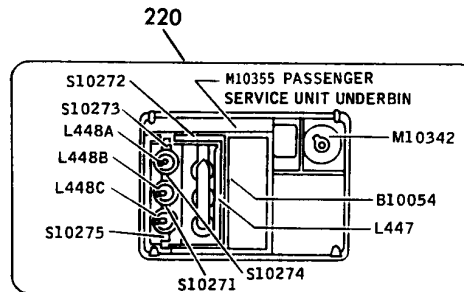
S



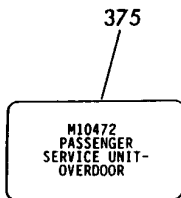
T



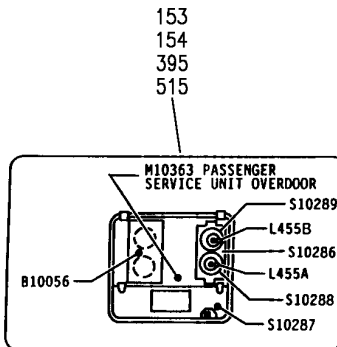
U



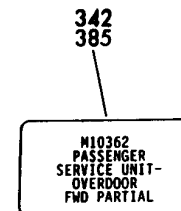
V



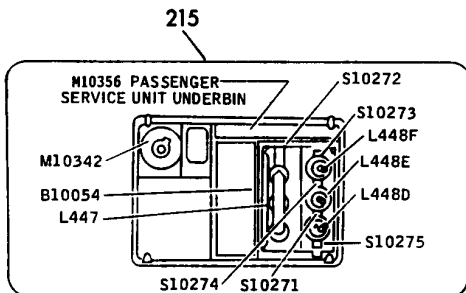
W



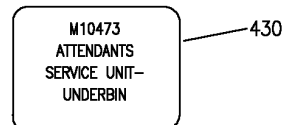
X



Y



Z



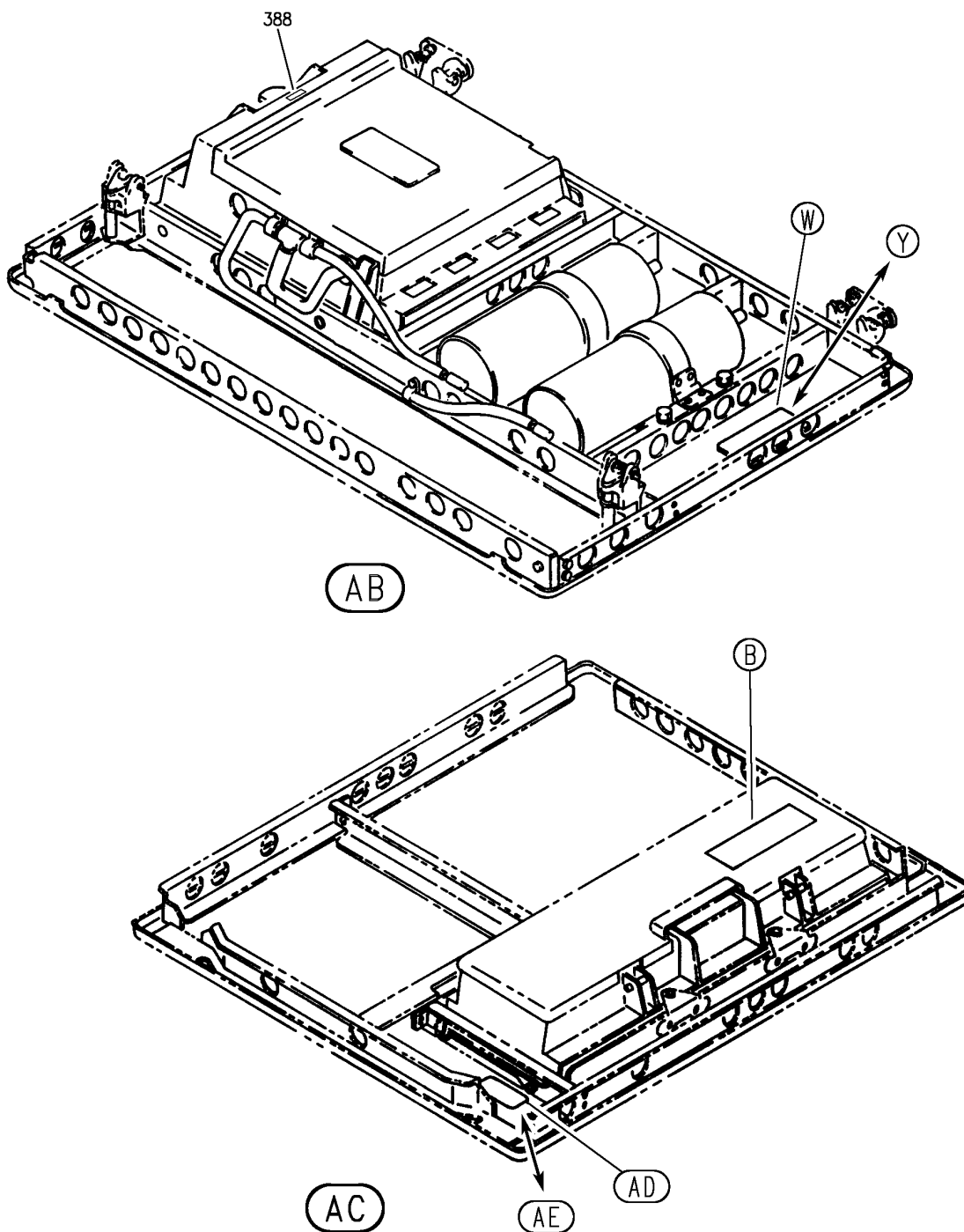
AA

Y 11356527 SH-T 6 REV 315

SERVICE UNIT INSTL-PASS. (PLACARDS AND MARKINGS ONLY)
FIGURE 27 (SHEET 6)

11-35-65-27

BOEING
757
PARTS CATALOG (MAINTENANCE)



Y 11356527 SH7 7 REV 315

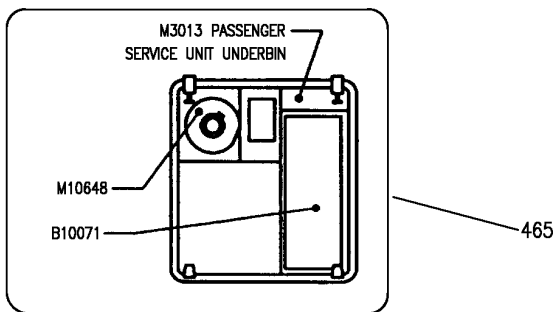
SERVICE UNIT INSTL-PASS. (PLACARDS AND MARKINGS ONLY)
FIGURE 27 (SHEET 7)

11-35-65-27

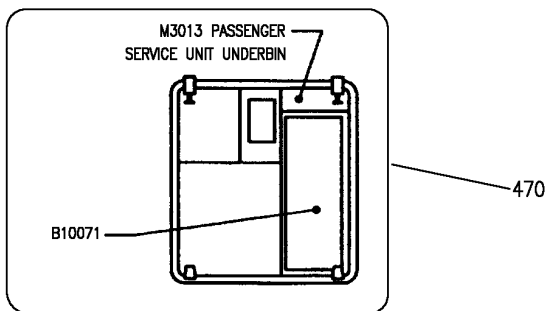
BRI
SEP 28/07

11-35-65-27
PAGE OF

BOEING
757
PARTS CATALOG (MAINTENANCE)



AD



AE

Y 11356527 SHIT 8 REV 295

SERVICE UNIT INSTL-PASS. (PLACARDS AND MARKINGS ONLY)
FIGURE 27 (SHEET 8)

11-35-65-27

BRI
MAY 28/07

11-35-65-27
PAGE 06



757

PARTS CATALOG (MAINTENANCE)

FIG ITEM	PART NUMBER	1 2 3 4 5 6 7	NOMENCLATURE	EFFECT FROM TO	UNITS PER ASSY
27			SERVICE UNIT INSTL-PASS. (PLACARDS AND MARKINGS ONLY)	002004 006010 952999	
- 1	417N3001-132		SERVICE UNIT INSTL-PASS. (PLACARDS AND MARKINGS ONLY) FOR NHA/OTHER SYS DET SEE: 25-20-00-20A	952952	RF
- 1	417N3001-88		SERVICE UNIT INSTL-PASS. (PLACARDS AND MARKINGS ONLY) FOR NHA/OTHER SYS DET SEE: 25-20-00-20A	002004	RF
- 1	417N3001-155		SERVICE UNIT INSTL-PASS. (PLACARDS AND MARKINGS ONLY) FOR NHA/OTHER SYS DET SEE: 25-20-00-20A	953999	RF
- 1	417N3001-157		SERVICE UNIT INSTL-PASS. (PLACARDS AND MARKINGS ONLY) FOR NHA/OTHER SYS DET SEE: 25-20-00-20A	006010	RF
7	417N3100-444SP		.SERVICE UNIT ASSY-UNDERBIN PASS. COMPONENT MAINT MANUAL REF: 25-23-30	002004 006010	RF
13	417N3100-427SP		.SERVICE UNIT ASSY-UNDERBIN PASS. COMPONENT MAINT MANUAL REF: 25-23-33	002004 006010	RF
14	417N3100-425SP		.SERVICE UNIT ASSY-UNDERBIN PASS. COMPONENT MAINT MANUAL REF: 25-23-33	002004 006010	RF
16	417N3100-505SP		.SERVICE UNIT ASSY-UNDERBIN PASS. COMPONENT MAINT MANUAL REF: 25-23-37	002004 006010	RF
17	417N3100-426SP		.SERVICE UNIT ASSY-UNDERBIN COMPONENT MAINT MANUAL REF: 25-23-34	952999	RF
21	417N3100-506SP		.SERVICE UNIT ASSY-UNDERBIN PARTIAL POSITION DATA: RIGHT SIDE COMPONENT MAINT MANUAL REF: 25-23-37	952999	RF

MISSING ITEM NUMBERS NOT APPLICABLE

- ITEM NOT ILLUSTRATED

11-35-65-27

11-35-65
FIG. 27
PAGE 1
JAN 20/09

BRI



757

PARTS CATALOG (MAINTENANCE)

FIG ITEM	PART NUMBER	1 2 3 4 5 6 7	NOMENCLATURE	EFFECT FROM TO	UNITS PER ASSY
27					
22	417N3100-508SP	.	SERVICE UNIT ASSY-UNDERBIN PASS. COMPONENT MAINT MANUAL REF: 25-23-37	002004 006010	RF
23	417N3100-428SP	.	SERVICE UNIT ASSY-UNDERBIN COMPONENT MAINT MANUAL REF: 25-23-34	952999	RF
23	417N3100-296SP	.	SERVICE UNIT ASSY-UNDERBIN COMPONENT MAINT MANUAL REF: 25-23-34	952999	RF
26	BAC27DPA2272	..	DECAL-VINYL USED ON: 417N3100-425SP 417N3100-427SP 417N3100-444SP 417N3100-505SP 417N3100-508SP	002004 006010	1
27	BAC27DPA2272	..	DECAL-VINYL USED ON: 417N3100-428SP 417N3100-506SP 849N6001-60 849N6001-54	952999	1
27	BAC27DPA2272	..	DECAL-VINYL USED ON: 417N3100-426SP 849N6001-59	952999	1
29A	BAC29PPS1428	..	MARKER-ALUMINUM FOIL USED ON: 417N3100-540SP	002004 006010	1
29B	BAC29PPS1429	..	PLACARD-ALUMINUM FOIL USED ON: 417N3100-539SP	002004 006010	1
31	BAC27NPA0609	..	MARKER-ALUMINUM FOIL USED ON: 417N3100-444SP 417N3100-508SP 417N3100-540SP	002004 006010	1
33	BAC27NPA0609	..	MARKER-ALUMINUM FOIL USED ON: 417N3100-428SP 417N3100-506SP 849N6001-54 849N6001-60	952999	1
33	BAC27NPA0609	..	MARKER-ALUMINUM FOIL USED ON: 417N3100-426SP 849N6001-59	952999	1

MISSING ITEM NUMBERS NOT APPLICABLE

- ITEM NOT ILLUSTRATED

11-35-65-27

11-35-65
FIG. 27
PAGE 2
JAN 20/09

BRI

 **BOEING**
757
PARTS CATALOG (MAINTENANCE)

FIG ITEM	PART NUMBER	1 2 3 4 5 6 7	NOMENCLATURE	EFFECT FROM TO	UNITS PER ASSY
27					
36	BAC27NPA0610	..	MARKER-ALUMINUM FOIL USED ON: 417N3100-425SP 417N3100-427SP 417N3100-505SP 417N3100-539SP	002004 006010	1
41	BAC27NPA0644	..	MARKER-ALUMINUM FOIL USED ON: 417N3100-508SP	002004 006010	1
43	BAC27NPA0644	..	MARKER-ALUMINUM FOIL USED ON: 417N3100-428SP 417N3100-506SP 849N6001-54 849N6001-60	952999	1
46	BAC27NPA0645	..	MARKER-ALUMINUM FOIL USED ON: 417N3100-505SP	002004 006010	1
51	BAC27NPA0676	..	MARKER-ALUMINUM FOIL USED ON: 417N3100-444SP	002004 006010	1
52	BAC27NPA0677	..	MARKER-ALUMINUM FOIL USED ON: 417N3100-427SP	002004 006010	1
52A	BAC27NPA0675	..	MARKER-ALUMINUM FOIL USED ON: 417N3100-425SP	002004 006010	1
53	BAC27NPA0646	..	MARKER-ALUMINUM FOIL USED ON: 417N3100-426SP 849N6001-59	952999	1
57	417N3100-419SP	.	SERVICE UNIT ASSY-UNDERBIN COMPONENT MAINT MANUAL REF: 25-23-34	952999	RF
63	417N3100-421SP	.	SERVICE UNIT ASSY-UNDERBIN COMPONENT MAINT MANUAL REF: 25-23-34	952999	RF
77	417N3100-596SP	.	SERVICE UNIT ASSY-UNDERBIN COMPONENT MAINT MANUAL REF: 25-23-34	952999	RF
83	417N3100-595SP	.	SERVICE UNIT ASSY-UNDERBIN COMPONENT MAINT MANUAL REF: 25-23-34	952999	RF
87	BAC27DPA2272	..	DECAL-VINYL	952999	1
93	BAC27NPA0609	..	MARKER-ALUMINUM FOIL USED ON: 417N3100-596SP 849N6001-58	952999	1

MISSING ITEM NUMBERS NOT APPLICABLE

— ITEM NOT ILLUSTRATED

BRI

11-35-65-27

11-35-65
FIG. 27
PAGE 3
JAN 20/09



757

PARTS CATALOG (MAINTENANCE)

FIG ITEM	PART NUMBER	1 2 3 4 5 6 7	NOMENCLATURE	EFFECT FROM TO	UNITS PER ASSY
27 97	BAC27NPA0610	..	MARKER-ALUMINUM FOIL USED ON: 417N3100-419SP 417N3100-421SP 417N3100-595SP 849N6001-53 849N6001-55 849N6001-57	952999	1
103	BAC27NPA0645	..	MARKER-ALUMINUM FOIL USED ON: 417N3100-421SP 849N6001-53	952999	1
108	BAC27NPA0646	..	MARKER-ALUMINUM FOIL USED ON: 417N3100-596SP 849N6001-58	952999	1
112	BAC27NPA0647	..	MARKER-ALUMINUM FOIL USED ON: 417N3100-419SP 417N3100-595SP 849N6001-55 849N6001-57	952999	1
- 125	417N3200-62SP		SERVICE UNIT ASSY-OVERDOOR (PLACARDS AND MARKINGS ONLY) COMPONENT MAINT MANUAL REF: 35-21-04 FOR NHA/OTHER SYS DET SEE: 25-23-01-01A	952999	RF
140	BAC27DPA2272	.	DECAL-VINYL	952999	1
145	BAC27NPA0609	.	MARKER-ALUMINUM FOIL	952999	1
155	BAC29PPS1414	.	MARKER-ALUMINUM FOIL	952999	1
- 160	417N3700-22SP		SERVICE UNIT ASSY-UNDERBIN ATTENDANT (PLACARDS AND MARKINGS ONLY) COMPONENT MAINT MANUAL REF: 35-21-05 FOR NHA/OTHER SYS DET SEE: 25-23-01-03A	002004 006010	RF
- 165	417N3700-21SP		SERVICE UNIT ASSY-UNDERBIN ATTENDANT (PLACARDS AND MARKINGS ONLY) COMPONENT MAINT MANUAL REF: 35-21-05 FOR NHA/OTHER SYS DET SEE: 25-23-01-03A	002004 006010	RF
170	BAC27DPA2272	.	DECAL-VINYL	002004 006010	1

MISSING ITEM NUMBERS NOT APPLICABLE

- ITEM NOT ILLUSTRATED

11-35-65-27

11-35-65
FIG. 27
PAGE 4
JAN 20/09

BRI



757

PARTS CATALOG (MAINTENANCE)

FIG ITEM	PART NUMBER	1 2 3 4 5 6 7	NOMENCLATURE	EFFECT FROM TO	UNITS PER ASSY
27 - 240	417N3100-538SP		SERVICE UNIT ASSY-PASS. PARTIAL (WITH GASPERS) (PLACARDS AND MARKINGS ONLY) POSITION DATA: UNDERBIN, AFT ELECTRICAL EQUIP NUMBER: M03012 COMPONENT MAINT MANUAL REF: 25-23-36 QUALIFIED I/W DATA: I/W EXCEPT N/I FOR NCO01-NC010 FOR NHA/OTHER SYS DET SEE: 25-23-01-02A 25-23-01-03A	952999	RF
- 240	417N3100-540SP		SERVICE UNIT ASSY-PASS. PARTIAL (PLACARDS AND MARKINGS ONLY) POSITION DATA: UNDERBIN, AFT ELECTRICAL EQUIP NUMBER: M03012 COMPONENT MAINT MANUAL REF: 25-23-33 FOR NHA/OTHER SYS DET SEE: 25-23-01-02A	002004 006010	RF
- 245	417N3100-537SP		SERVICE UNIT ASSY-PASS. PARTIAL (WITH GASPERS) (PLACARDS AND MARKINGS ONLY) POSITION DATA: UNDERBIN, AFT ELECTRICAL EQUIP NUMBER: M03012 COMPONENT MAINT MANUAL REF: 25-23-36 QUALIFIED I/W DATA: I/W EXCEPT N/I FOR NCO01NC010 FOR NHA/OTHER SYS DET SEE: 25-23-01-02A	952999	RF

MISSING ITEM NUMBERS NOT APPLICABLE

- ITEM NOT ILLUSTRATED

11-35-65-27

11-35-65
FIG. 27
PAGE 5
JAN 20/09

BRI



757

PARTS CATALOG (MAINTENANCE)

FIG ITEM	PART NUMBER	1 2 3 4 5 6 7	NOMENCLATURE	EFFECT FROM TO	UNITS PER ASSY
27 - 245	417N3100-539SP		SERVICE UNIT ASSY-PASS. PARTIAL (PLACARDS AND MARKINGS ONLY) POSITION DATA: UNDERBIN, AFT ELECTRICAL EQUIP NUMBER: M03012 COMPONENT MAINT MANUAL REF: 25-23-33 FOR NHA/OTHER SYS DET SEE: 25-23-01-01A 25-23-01-02A	002004 006010	RF
260	BAC27NPA0609		.MARKER-ALUMINUM FOIL USED ON: 417N3100-538SP 417N3100-540SP	002004 006010	1
261	BAC27NPA0609		.MARKER-ALUMINUM FOIL USED ON: 417N3100-538SP 417N3100-540SP	952999	1
265	BAC27NPA0648		.MARKER-ALUMINUM FOIL USED ON: 417N3100-538SP	952999	1
270	BAC27NPA0610		.MARKER-ALUMINUM FOIL USED ON: 417N3100-539SP	002004 006010	1
270	BAC27NPA0610		.MARKER-ALUMINUM FOIL USED ON: 417N3100-537SP 417N3100-539SP	952999	1
275	BAC27NPA0649		.MARKER-ALUMINUM FOIL USED ON: 417N3100-537SP	952999	1
282	BAC29PPS1429		.PLACARD-VINYL USED ON: 417N3100-539SP	002004 006010	1
287	BAC29PPS1428		.MARKER-VINYL USED ON: 417N3100-540SP	002004 006010	1
- 325	417N3200-54SP		SERVICE UNIT ASSY-OVERDOOR (PLACARDS AND MARKINGS ONLY) COMPONENT MAINT MANUAL REF: 35-21-04 FOR NHA/OTHER SYS DET SEE: 25-23-01-01A	002004 006010 952999	RF

MISSING ITEM NUMBERS NOT APPLICABLE

- ITEM NOT ILLUSTRATED

11-35-65-27

11-35-65
FIG. 27
PAGE 6
JAN 20/09

BRI



757

PARTS CATALOG (MAINTENANCE)

FIG ITEM	PART NUMBER	1 2 3 4 5 6 7	NOMENCLATURE	EFFECT FROM TO	UNITS PER ASSY
27 - 330	417N3200-53SP		SERVICE UNIT ASSY-OVERDOOR (PLACARDS AND MARKINGS ONLY) COMPONENT MAINT MANUAL REF: 35-21-04 FOR NHA/OTHER SYS DET SEE: 25-23-01-01A	002004 006010 952999	RF
335	BAC27DPA2272		.DECAL-VINYL	002004 006010 952999	1
342	BAC27NPA0315		.MARKER-ALUMINUM FOIL PLACARD CONTENT: M10362 PASSENGER SERVICE UNIT OVERDOOR FWD PARTIAL	002004 006010 952999	1
- 400	417N3200-77SP		SERVICE UNIT ASSY-OVERDOOR (PLACARDS AND MARKINGS ONLY) COMPONENT MAINT MANUAL REF: 35-21-04 FOR NHA/OTHER SYS DET SEE: 25-23-01-01A	002004 006010	RF
- 405	417N3200-78SP		SERVICE UNIT ASSY-OVERDOOR (PLACARDS AND MARKINGS ONLY) COMPONENT MAINT MANUAL REF: 35-21-04 FOR NHA/OTHER SYS DET SEE: 25-23-01-01A	002004 006010	RF
410	BAC27NPA0610		.MARKER-ALUMINUM FOIL USED ON: 417N3200-77SP	002004 006010	1
415	BAC27NPA0609		.MARKER-ALUMINUM FOIL USED ON: 417N3200-78SP	002004 006010	1
420	BAC27DPA2272		.DECAL	002004 006010	1
425	BAC27NPA0316		.MARKER-ALUMINUM FOIL PLACARD CONTENT: M10363 PASSENGER SERVICE UNIT OVERDOOR USED ON: 417N3200-77SP	002004 006010	1

MISSING ITEM NUMBERS NOT APPLICABLE

- ITEM NOT ILLUSTRATED

11-35-65-27

11-35-65
FIG. 27
PAGE 7
JAN 20/09

BRI



757

PARTS CATALOG (MAINTENANCE)

FIG ITEM	PART NUMBER	1 2 3 4 5 6 7	NOMENCLATURE	EFFECT FROM TO	UNITS PER ASSY
27 430	BAC27NPA0320		.MARKER-ALUMINUM FOIL PLACARD CONTENT: M10473 PASSENGER SERVICE UNIT OVERDOOR USED ON: 417N3200-78SP	002004 006010	1
- 455	417N3100-520SP		SERVICE UNIT ASSY-UNDERBIN PARTIAL (PLACARDS AND MARKINGS ONLY) POSITION DATA: AFT COMPONENT MAINT MANUAL REF: 25-23-37 FOR NHA/OTHER SYS DET SEE: 25-23-01-03A	952999	RF
460	BAC27DPA2272		.DECAL-VINYL	952999	1
465	BAC29PPS1424		.MARKER-ALUMINUM FOIL	952999	1

MISSING ITEM NUMBERS NOT APPLICABLE

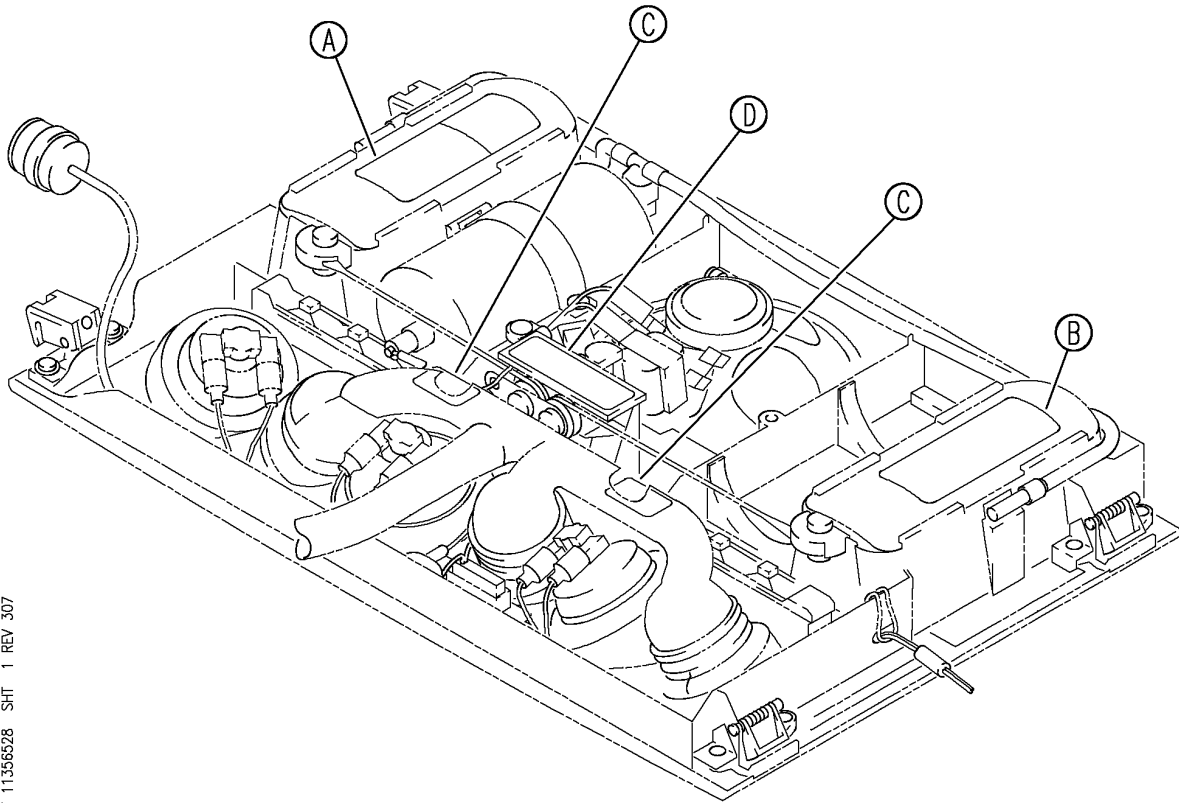
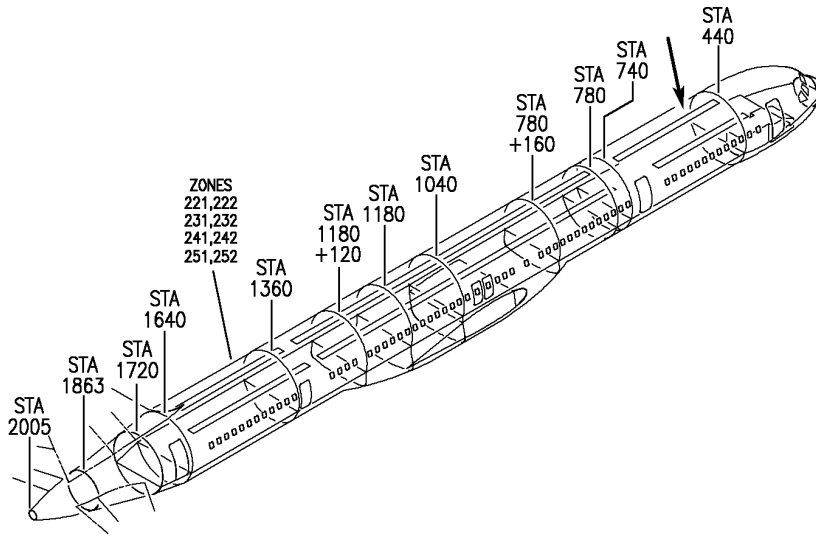
- ITEM NOT ILLUSTRATED

11-35-65-27

11-35-65
FIG. 27
PAGE 8
JAN 20/09

BRI

BOEING
757
PARTS CATALOG (MAINTENANCE)



Y 11356528 SH-T 1 REV 307

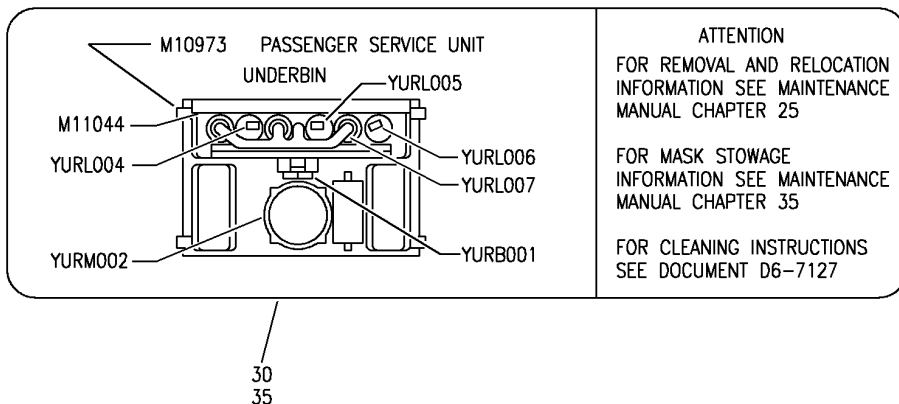
SERVICE UNIT ASSY-PASS. (PLACARDS AND MARKINGS ONLY)
FIGURE 28 (SHEET 1)

11-35-65-28

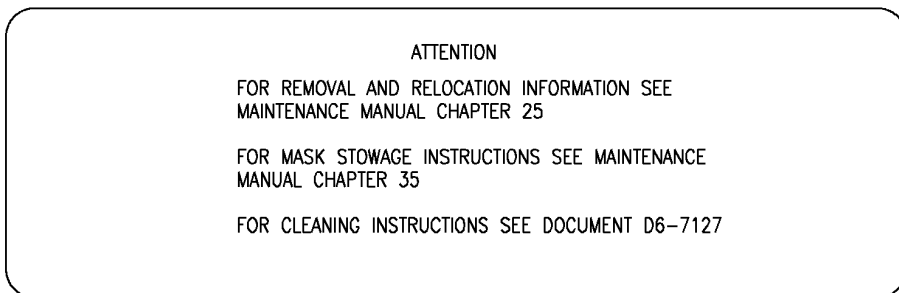
BRI
JAN 20/09

11-35-65-28
PAGE 0

BOEING
757
PARTS CATALOG (MAINTENANCE)



(A)



40
45

(B)

Y 11-356528 SH1 2 REV 290

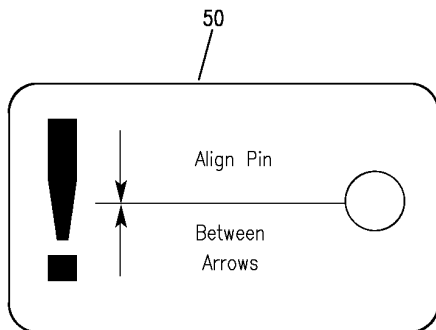
SERVICE UNIT ASSY-PASS. (PLACARDS AND MARKINGS ONLY)
FIGURE 28 (SHEET 2)

11-35-65-28

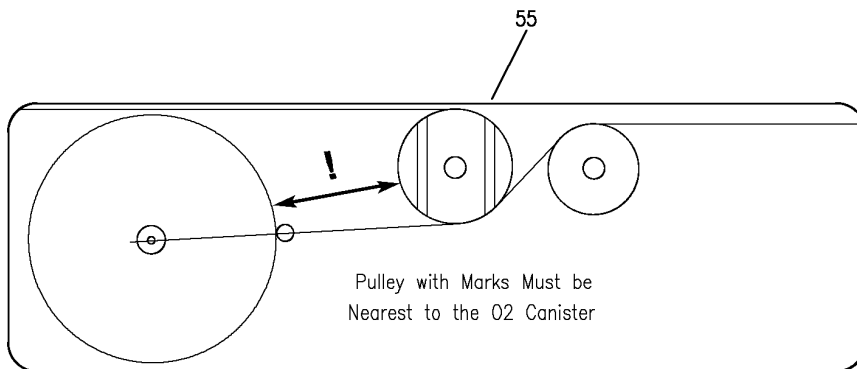
BRI
JAN 20/09

11-35-65-28
PAGE 0A

BOEING
757
PARTS CATALOG (MAINTENANCE)



(C)



(D)

Y 11356528 SH1 3 REV 307

SERVICE UNIT ASSY-PASS. (PLACARDS AND MARKINGS ONLY)
FIGURE 28 (SHEET 3)

11-35-65-28

BRI
JAN 20/09

11-35-65-28
PAGE 0B



757

PARTS CATALOG (MAINTENANCE)

FIG ITEM	PART NUMBER	1 2 3 4 5 6 7	NOMENCLATURE	EFFECT FROM TO	UNITS PER ASSY
28			SERVICE UNIT ASSY-PASS. (PLACARDS AND MARKINGS ONLY)	103106 108120	
- 5	417N3011-202SP		SERVICE UNIT ASSY-PASS. WITH SPKR AND GASPER (PLACARDS AND MARKINGS ONLY) POSITION DATA: RH ELECTRICAL EQUIP NUMBER: M10973 COMPONENT MAINT MANUAL REF: 25-23-38 FOR NHA/OTHER SYS DET SEE: 25-23-01-52B	103106	RF
- 5	417N3011-402SP		SERVICE UNIT ASSY-PASS. WITH SPKR AND GASPER (PLACARDS AND MARKINGS ONLY) POSITION DATA: RH ELECTRICAL EQUIP NUMBER: M10973 COMPONENT MAINT MANUAL REF: 25-23-38 FOR NHA/OTHER SYS DET SEE: 25-23-01-34A 25-23-01-52B 25-23-01-76A	103106 108120	RF
- 15	417N3011-214SP		SERVICE UNIT ASSY-PASS. NO SPKR WITH GASPER (PLACARDS AND MARKINGS ONLY) POSITION DATA: RH ELECTRICAL EQUIP NUMBER: M10973 COMPONENT MAINT MANUAL REF: 25-23-38 FOR NHA/OTHER SYS DET SEE: 25-23-01-52B	103106	RF

MISSING ITEM NUMBERS NOT APPLICABLE

- ITEM NOT ILLUSTRATED

11-35-65-28

11-35-65
FIG. 28
PAGE 1
JAN 20/09

BRI



757

PARTS CATALOG (MAINTENANCE)

FIG ITEM	PART NUMBER	1 2 3 4 5 6 7	NOMENCLATURE	EFFECT FROM TO	UNITS PER ASSY
28 - 15	417N3011-414SP		SERVICE UNIT ASSY-PASS. NO SPKR WITH GASPER (PLACARDS AND MARKINGS ONLY) POSITION DATA: RH ELECTRICAL EQUIP NUMBER: M10973 COMPONENT MAINT MANUAL REF: 25-23-38 FOR NHA/OTHER SYS DET SEE: 25-23-01-34A 25-23-01-52B 25-23-01-76A	103106 108120	RF
35	BAC27NPA1361	.	DECAL	108120	1
35	BAC27NPA1361	.	DECAL	105106	1
35	BAC27NPA1361	.	DECAL	103104	1
45	BAC27DPA2272	.	DECAL	108120	1
45	BAC27DPA2272	.	DECAL	105106	1
45	BAC27DPA2272	.	DECAL	103104	1

MISSING ITEM NUMBERS NOT APPLICABLE

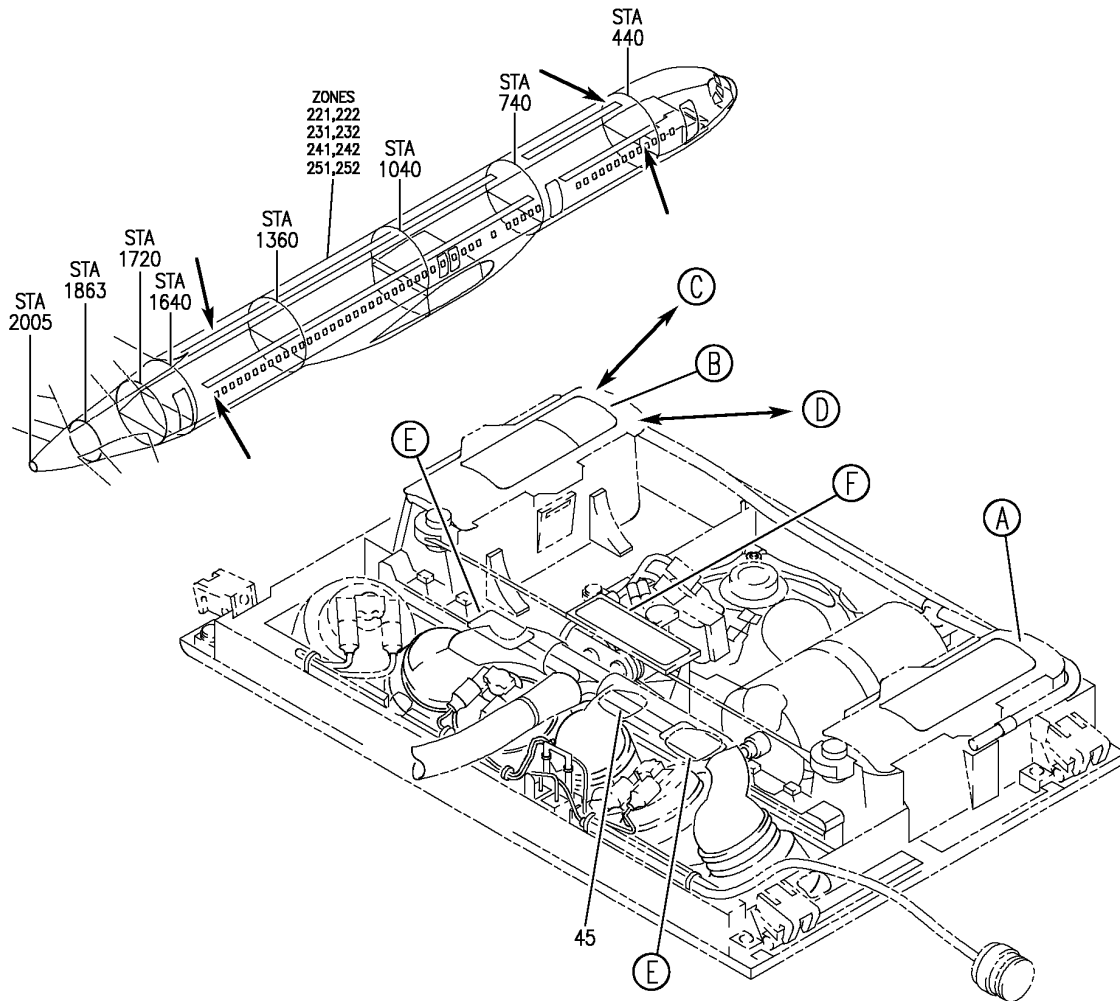
- ITEM NOT ILLUSTRATED

11-35-65-28

11-35-65
FIG. 28
PAGE 2
JAN 20/09

BRI

BOEING
757
PARTS CATALOG (MAINTENANCE)



ATTENTION

FOR REMOVAL AND RELOCATION INFORMATION SEE
MAINTENANCE MANUAL CHAPTER 25

FOR MASK STOWAGE INSTRUCTIONS SEE MAINTENANCE
MANUAL CHAPTER 35

FOR CLEANING INSTRUCTIONS SEE DOCUMENT D6-7127

Y 11356531B SHT 1 REV 307

25 (A)

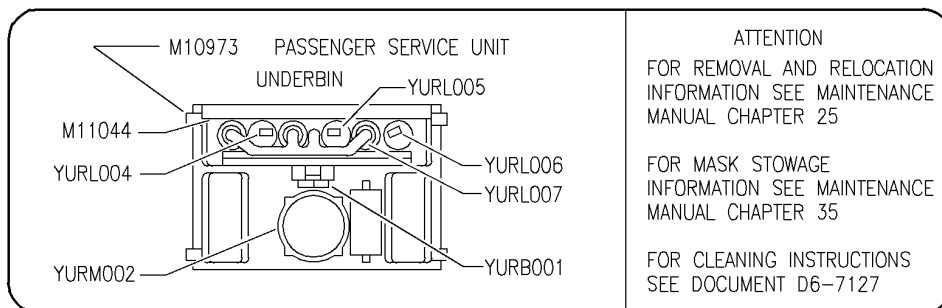
SERVICE UNIT ASSY-PASS. (PLACARDS AND MARKINGS ONLY)
FIGURE 31B (SHEET 1)

11-35-65-31B

BRI
JAN 20/09

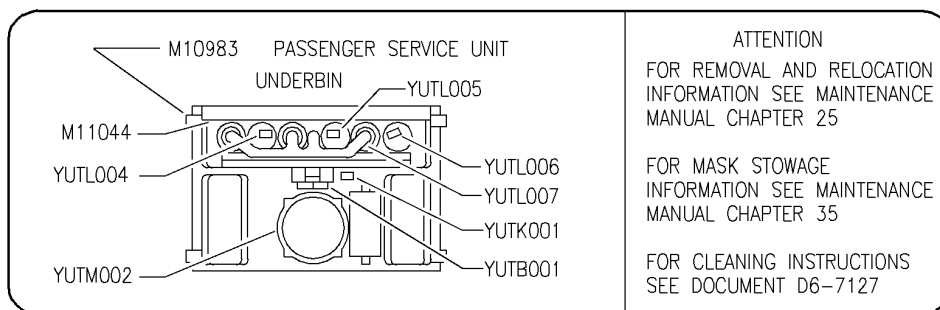
11-35-65-31B
PAGE 0

BOEING
757
PARTS CATALOG (MAINTENANCE)



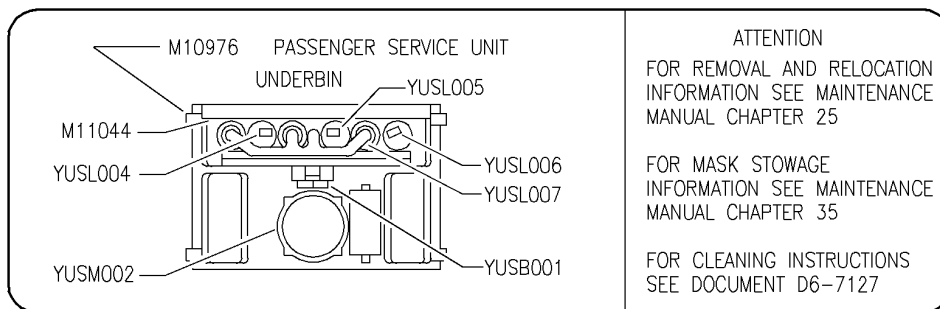
30

B



35

C



40

D

Y 11356531B SH1 2 REV 241

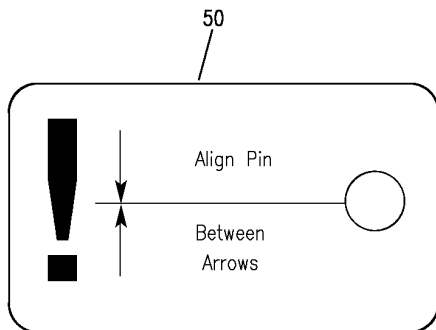
SERVICE UNIT ASSY-PASS. (PLACARDS AND MARKINGS ONLY)
FIGURE 31B (SHEET 2)

11-35-65-31B

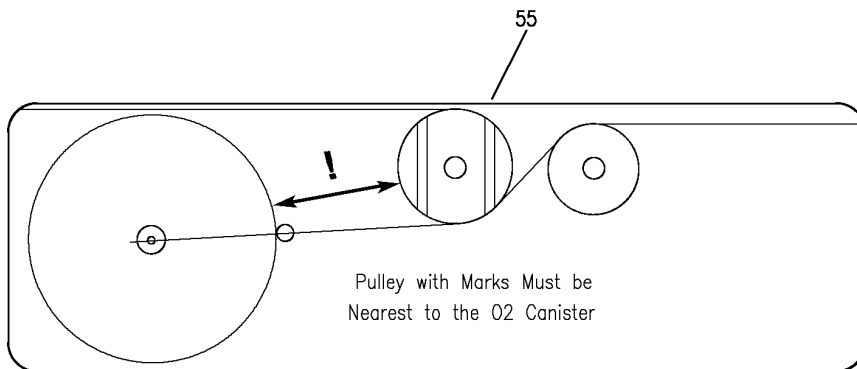
BRI
JAN 20/09

11-35-65-31B
PAGE 0A

BOEING
757
PARTS CATALOG (MAINTENANCE)



(E)



(F)

Y 11356531B SHT 3 REV 307

SERVICE UNIT ASSY-PASS. (PLACARDS AND MARKINGS ONLY)
FIGURE 31B (SHEET 3)

11-35-65-31B

BRI
JAN 20/09

11-35-65-31B
PAGE 0B



757

PARTS CATALOG (MAINTENANCE)

FIG ITEM	PART NUMBER	1 2 3 4 5 6 7	NOMENCLATURE	EFFECT FROM TO	UNITS PER ASSY
31B			SERVICE UNIT ASSY-PASS. (PLACARDS AND MARKINGS ONLY)	103106 108120	
- 1	417N3011-401W		SERVICE UNIT ASSY-PASS. WITH SPKR AND GASPER (PLACARDS AND MARKINGS ONLY) POSITION DATA: LH ELECTRICAL EQUIP NUMBER: M10973 COMPONENT MAINT MANUAL REF: 25-23-38 FOR NHA/OTHER SYS DET SEE: 25-23-01-34A 25-23-01-76A	108120	RF
- 1	417N3011-401B		SERVICE UNIT ASSY-PASS. WITH 2K SPKR AND GASPER (PLACARDS AND MARKINGS ONLY) POSITION DATA: LH ELECTRICAL EQUIP NUMBER: M10973 FOR NHA/OTHER SYS DET SEE: 25-23-01-52B	103106	RF
- 10	417N3011-413M		SERVICE UNIT ASSY-PASS. NO SPKR WITH GASPER (PLACARDS AND MARKINGS ONLY) POSITION DATA: LH ELECTRICAL EQUIP NUMBER: M10973 COMPONENT MAINT MANUAL REF: 25-23-38 FOR NHA/OTHER SYS DET SEE: 25-23-01-34A 25-23-01-76A	108120	RF
- 10	417N3011-413B		SERVICE UNIT ASSY-PASS. NO SPKR WITH GASPER (PLACARDS AND MARKINGS ONLY) POSITION DATA: LH ELECTRICAL EQUIP NUMBER: M10973 FOR NHA/OTHER SYS DET SEE: 25-23-01-52B	103106	RF

MISSING ITEM NUMBERS NOT APPLICABLE

- ITEM NOT ILLUSTRATED

11-35-65-31B

11-35-65
FIG. 31B
PAGE 1
JAN 20/09

BRI



757

PARTS CATALOG (MAINTENANCE)

FIG ITEM	PART NUMBER	1 2 3 4 5 6 7	NOMENCLATURE	EFFECT FROM TO	UNITS PER ASSY
31B - 10	417N3011-713B		SERVICE UNIT ASSY-PASS. NO SPKR WITH GASPER (PLACARDS AND MARKINGS ONLY) POSITION DATA: LH ELECTRICAL EQUIP NUMBER: M10973 FOR NHA/OTHER SYS DET SEE: 25-23-01-34A 25-23-01-76A	108120	RF
- 20	417N3011-421D		SERVICE UNIT ASSY-PASS. WITH SPKR AND GASPER (PLACARDS AND MARKINGS ONLY) POSITION DATA: LH ELECTRICAL EQUIP NUMBER: M10983 COMPONENT MAINT MANUAL REF: 25-23-38 FOR NHA/OTHER SYS DET SEE: 25-23-01-34A 25-23-01-76A	108120	RF
- 20	417N3011-421B		SERVICE UNIT ASSY-PASS. WITH 2K SPKR, MUTING RELAY AND GASPER (PLACARDS AND MARKINGS ONLY) ELECTRICAL EQUIP NUMBER: M10983 FOR NHA/OTHER SYS DET SEE: 25-23-01-52B	103106	RF
25	BAC27DPA2272		.DECAL	108120	1
25	BAC27DPA2272		.DECAL	103106	1
30	BAC27NPA1361		.DECAL- USED ON: 417N3011-401W 417N3011-413M	108120	1
30	BAC27NPA1361		.DECAL- USED ON: 417N3011-401W 417N3011-413M	105106	1
30	BAC27NPA1361		.DECAL- USED ON: 417N3011-401W 417N3011-413M	103104	1

MISSING ITEM NUMBERS NOT APPLICABLE

- ITEM NOT ILLUSTRATED

11-35-65-31B

11-35-65
FIG. 31B
PAGE 2
JAN 20/09

BRI

BOEING PROPRIETARY - Copyright © - Unpublished Work - See title page for details.



757

PARTS CATALOG (MAINTENANCE)

FIG ITEM	PART NUMBER	1 2 3 4 5 6 7	NOMENCLATURE	EFFECT FROM TO	UNITS PER ASSY
31B 35	BAC27NPA1362	.DECAL-	USED ON: 417N3011-421D 417N3011-421B 417N3011-421G 417N3011-421SP	108120	1
35	BAC27NPA1362	.DECAL-	USED ON: 417N3011-421SP 417N3011-421C 417N3011-421B 417N3011-421J	103104	1
35	BAC27NPA1362	.DECAL-	USED ON: 417N3011-421B	105106	1

MISSING ITEM NUMBERS NOT APPLICABLE

- ITEM NOT ILLUSTRATED

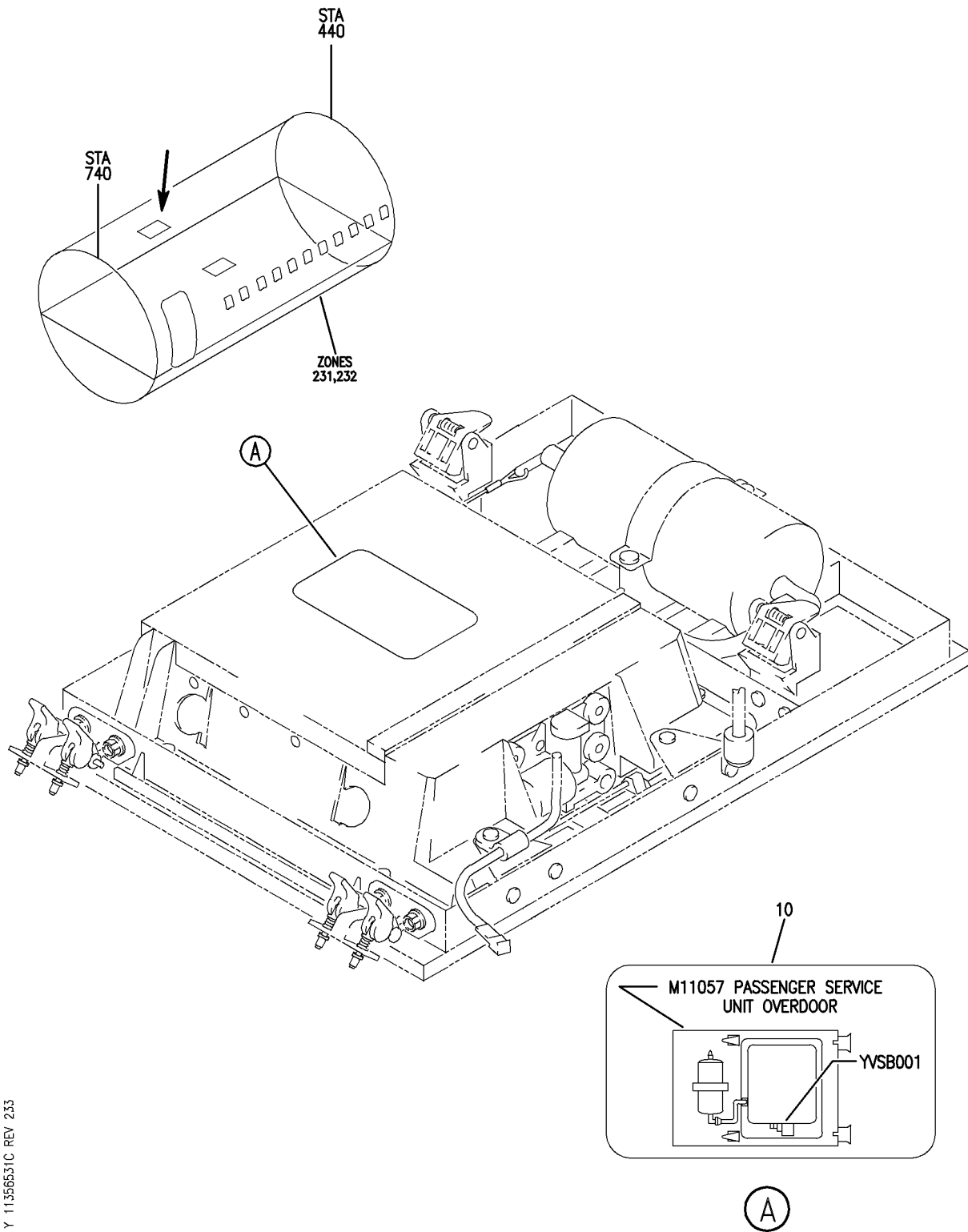
BRI

11-35-65-31B

BOEING PROPRIETARY - Copyright © - Unpublished Work - See title page for details.

11-35-65
FIG. 31B
PAGE 3
JAN 20/09

BOEING
757
PARTS CATALOG (MAINTENANCE)



Y 11-35-65-31C REV 233

SERVICE UNIT ASSY-PASS. (PLACARDS AND MARKINGS ONLY)
FIGURE 31C

11-35-65-31C

BRI
JAN 20/09

11-35-65-31C
PAGE 0



757

PARTS CATALOG (MAINTENANCE)

FIG ITEM	PART NUMBER	1 2 3 4 5 6 7	NOMENCLATURE	EFFECT FROM TO	UNITS PER ASSY
31C			SERVICE UNIT ASSY-PASS. (PLACARDS AND MARKINGS ONLY)	109120	
- 5	417N3051-151B		SERVICE UNIT ASSY-PASS. OXYGEN 12 MIN. WITH STREAMER (PLACARDS AND MARKINGS ONLY) ELECTRICAL EQUIP NUMBER: M11057 COMPONENT MAINT MANUAL REF: 25-23-39 FOR NHA/OTHER SYS DET SEE: 25-23-01-34A	109120	RF
10	BAC27NPA1371		.MARKER	109120	1

MISSING ITEM NUMBERS NOT APPLICABLE

- ITEM NOT ILLUSTRATED

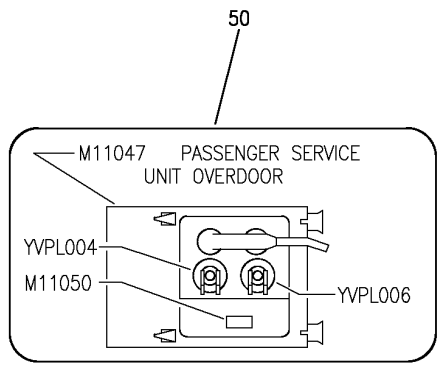
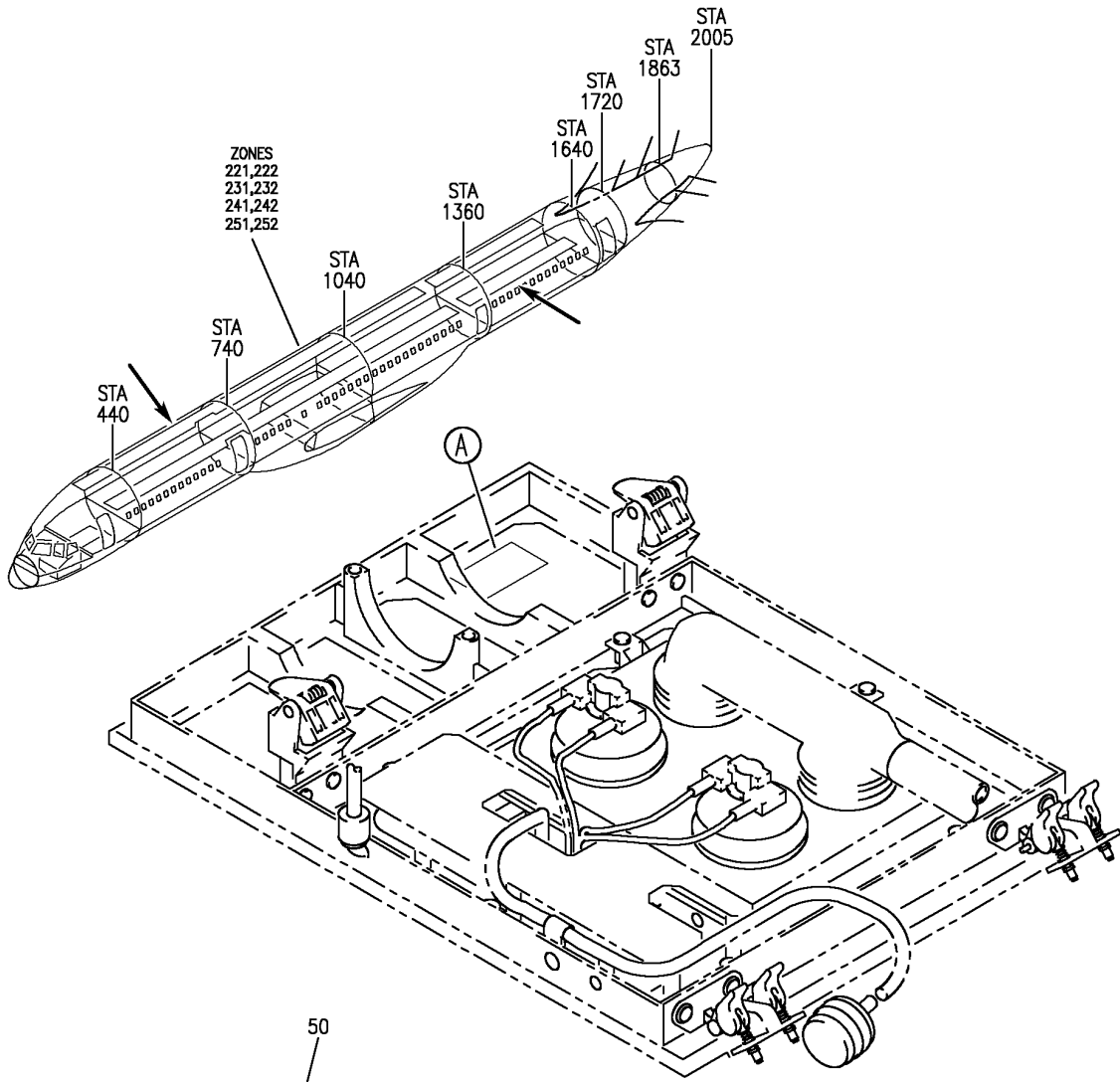
BRI

11-35-65-31C

BOEING PROPRIETARY - Copyright © - Unpublished Work - See title page for details.

11-35-65
FIG. 31C
PAGE 1
JAN 20/09

BOEING
757
PARTS CATALOG (MAINTENANCE)



(A)

Y 11356531D REV 254

SERVICE UNIT ASSY-PASS. (PLACARDS AND MARKINGS ONLY)
FIGURE 31D

11-35-65-31D

BRI
JAN 20/09

11-35-65-31D
PAGE 0

BOEING PROPRIETARY - Copyright © - Unpublished Work - See title page for details.



757

PARTS CATALOG (MAINTENANCE)

FIG ITEM	PART NUMBER	1 2 3 4 5 6 7	NOMENCLATURE	EFFECT FROM TO	UNITS PER ASSY
31D			SERVICE UNIT ASSY-PASS. (PLACARDS AND MARKINGS ONLY)	108120	
- 1	417N3051-55C		SERVICE UNIT ASSY-PASS. LIGHT/GASPER (PLACARDS AND MARKINGS ONLY) POSITION DATA: RH ELECTRICAL EQUIP NUMBER: M11047 COMPONENT MAINT MANUAL REF: 25-23-39 FOR NHA/OTHER SYS DET SEE: 25-23-01-76A 25-23-01-34A	108120	RF
50	BAC27NPA1369		.PLACARD	108120	1

MISSING ITEM NUMBERS NOT APPLICABLE

- ITEM NOT ILLUSTRATED

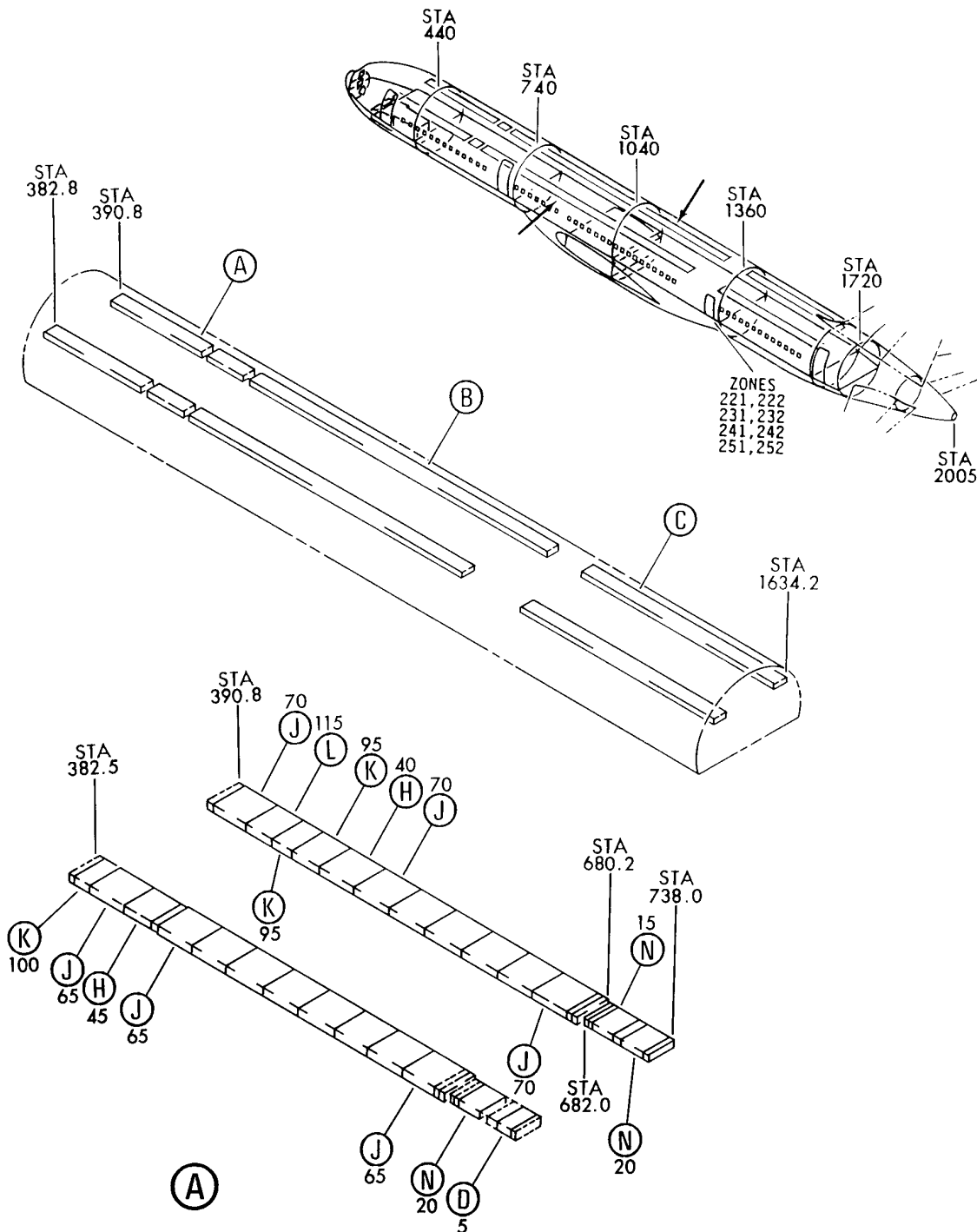
BRI

11-35-65-31D

BOEING PROPRIETARY - Copyright © - Unpublished Work - See title page for details.

11-35-65
FIG. 31D
PAGE 1
JAN 20/09

BOEING
757
PARTS CATALOG (MAINTENANCE)



Y 11356533 SHT 1 REV 155

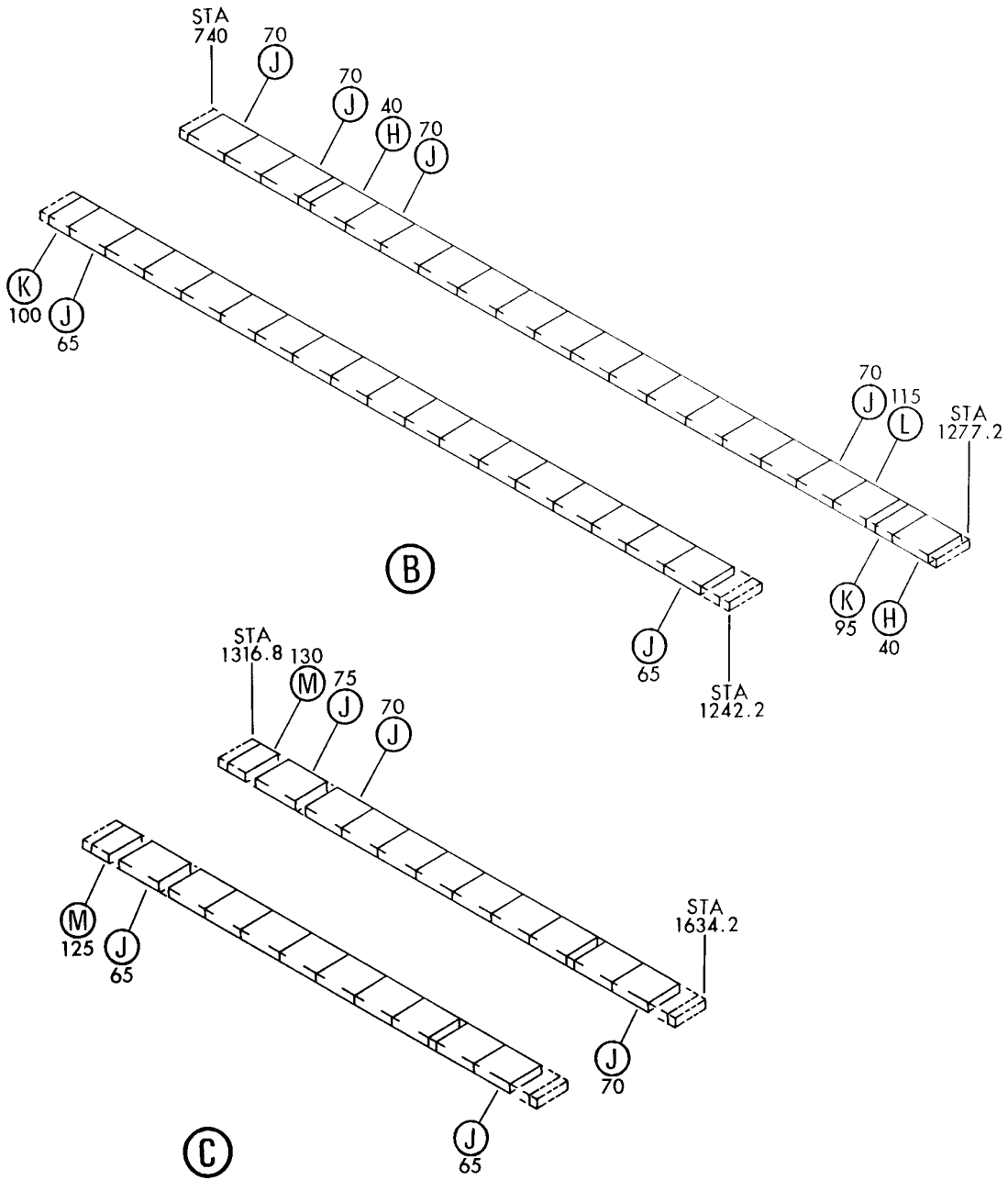
SERVICE UNIT INSTL-PASS. (PLACARDS AND MARKINGS ONLY)
FIGURE 33 (SHEET 1)

11-35-65-33

BRI
MAY 28/07

11-35-65-33
PAGE 0

BOEING
757
PARTS CATALOG (MAINTENANCE)



Y 11356533 SHT 2 REV 155

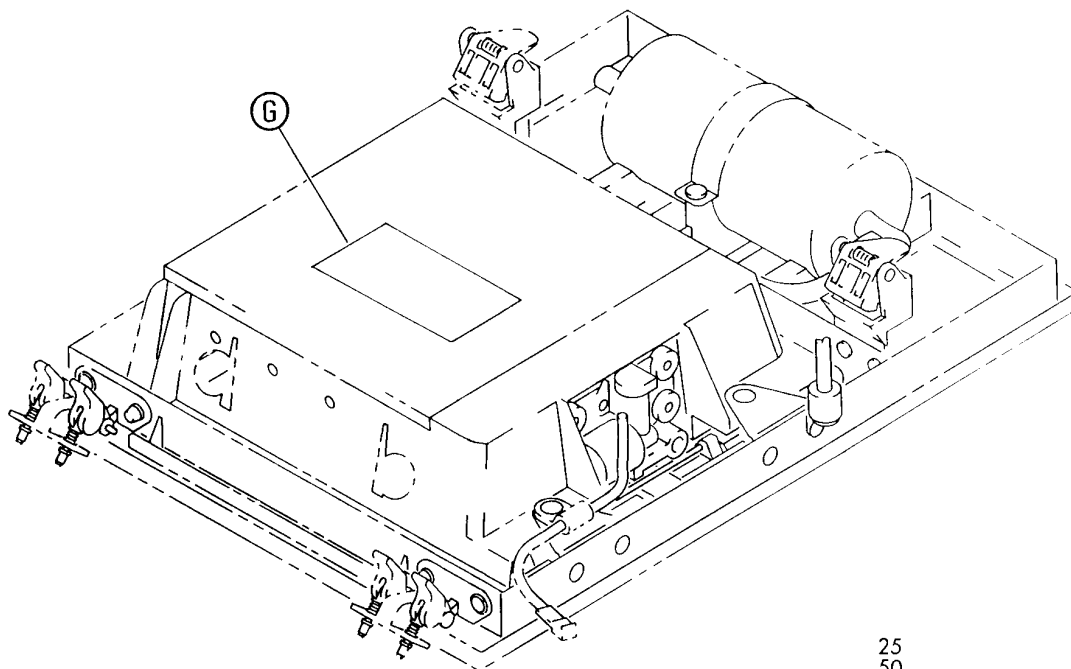
SERVICE UNIT INSTL-PASS. (PLACARDS AND MARKINGS ONLY)
FIGURE 33 (SHEET 2)

11-35-65-33

BRI
MAY 28/07

11-35-65-33
PAGE 0A

BOEING
757
PARTS CATALOG (MAINTENANCE)



(D)

25
50
80
105

2 ← POSITION → 1

(E)

30
55
85
110

1 ← POSITION → 2

(F)

ATTENTION
FOR REMOVAL AND RELOCATION INFORMATION SEE
MAINTENANCE MANUAL CHAPTER 25
FOR MASK STOWAGE INSTRUCTION SEE MAINTENANCE
MANUAL CHAPTER 35
FOR CLEANING INSTRUCTIONS SEE DOCUMENT D67127

(G)

10
35
60
90
120
135

Y 11356533 SHT 3 REV 155

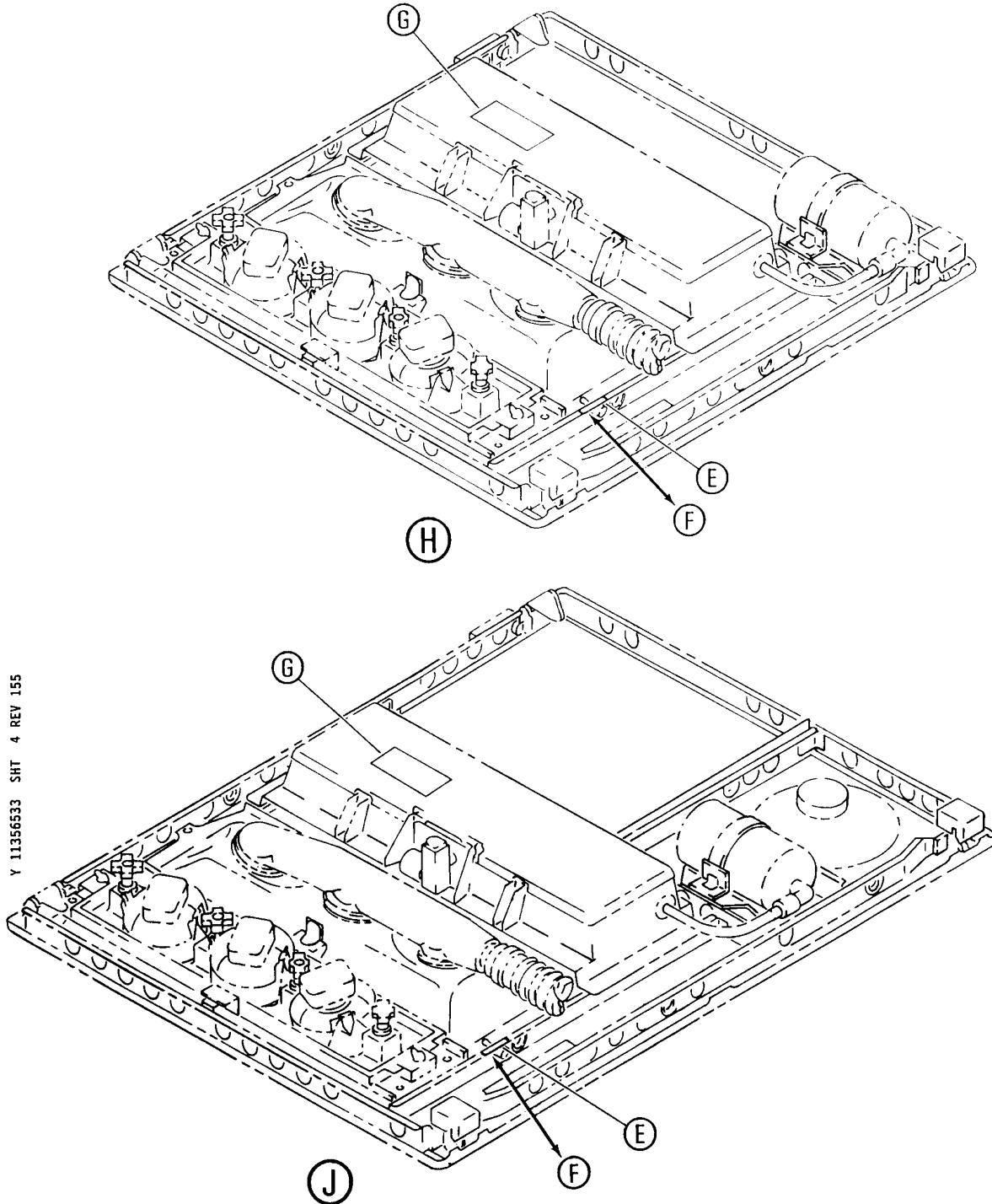
SERVICE UNIT INSTL-PASS. (PLACARDS AND MARKINGS ONLY)
FIGURE 33 (SHEET 3)

11-35-65-33

BRI
MAY 28/07

11-35-65-33
PAGE 0B

BOEING
757
PARTS CATALOG (MAINTENANCE)



Y 11356533 SHT 4 REV 155

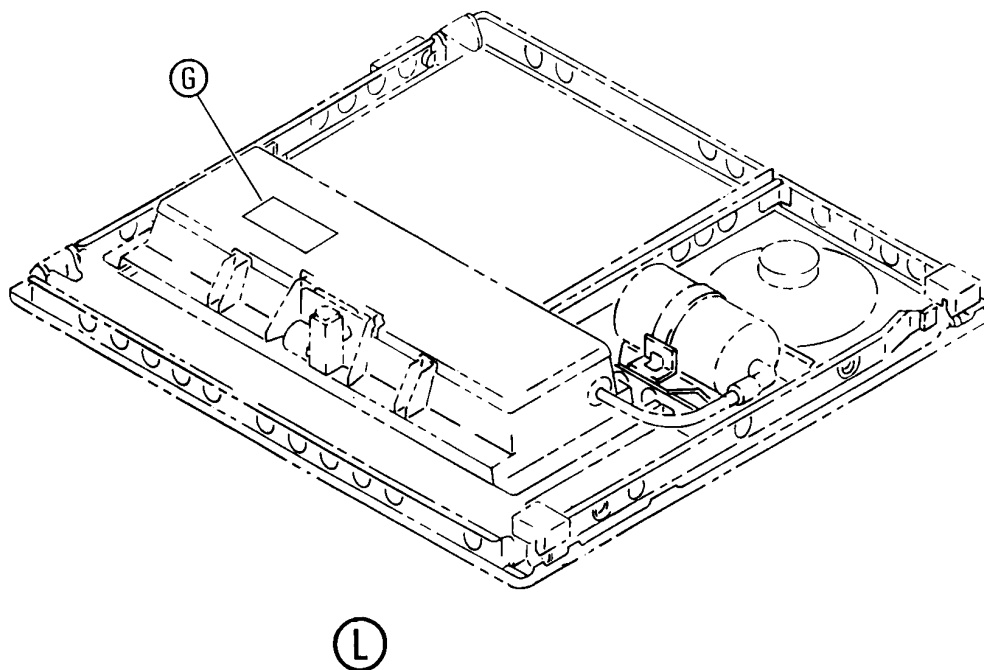
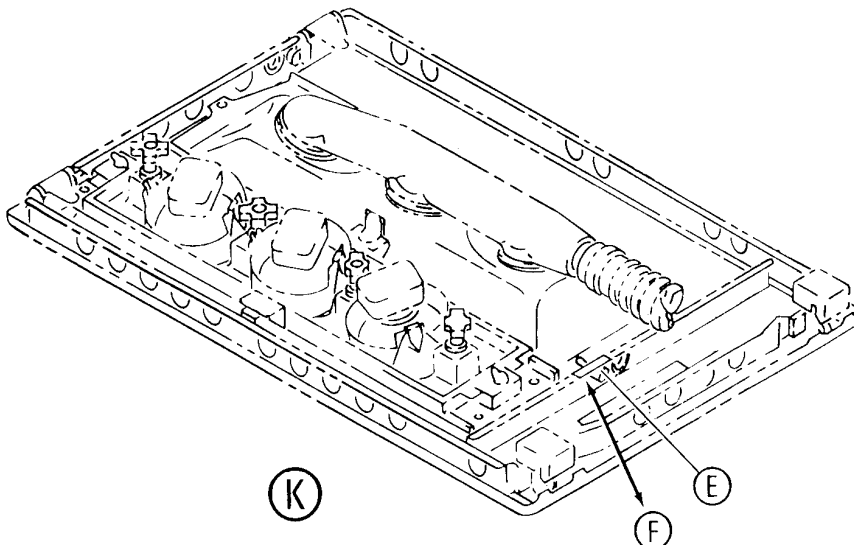
SERVICE UNIT INSTL-PASS. (PLACARDS AND MARKINGS ONLY)
FIGURE 33 (SHEET 4)

11-35-65-33

BRI
MAY 28/07

11-35-65-33
PAGE 0C

BOEING
757
PARTS CATALOG (MAINTENANCE)



Y 11356533 SHT 5 REV 155

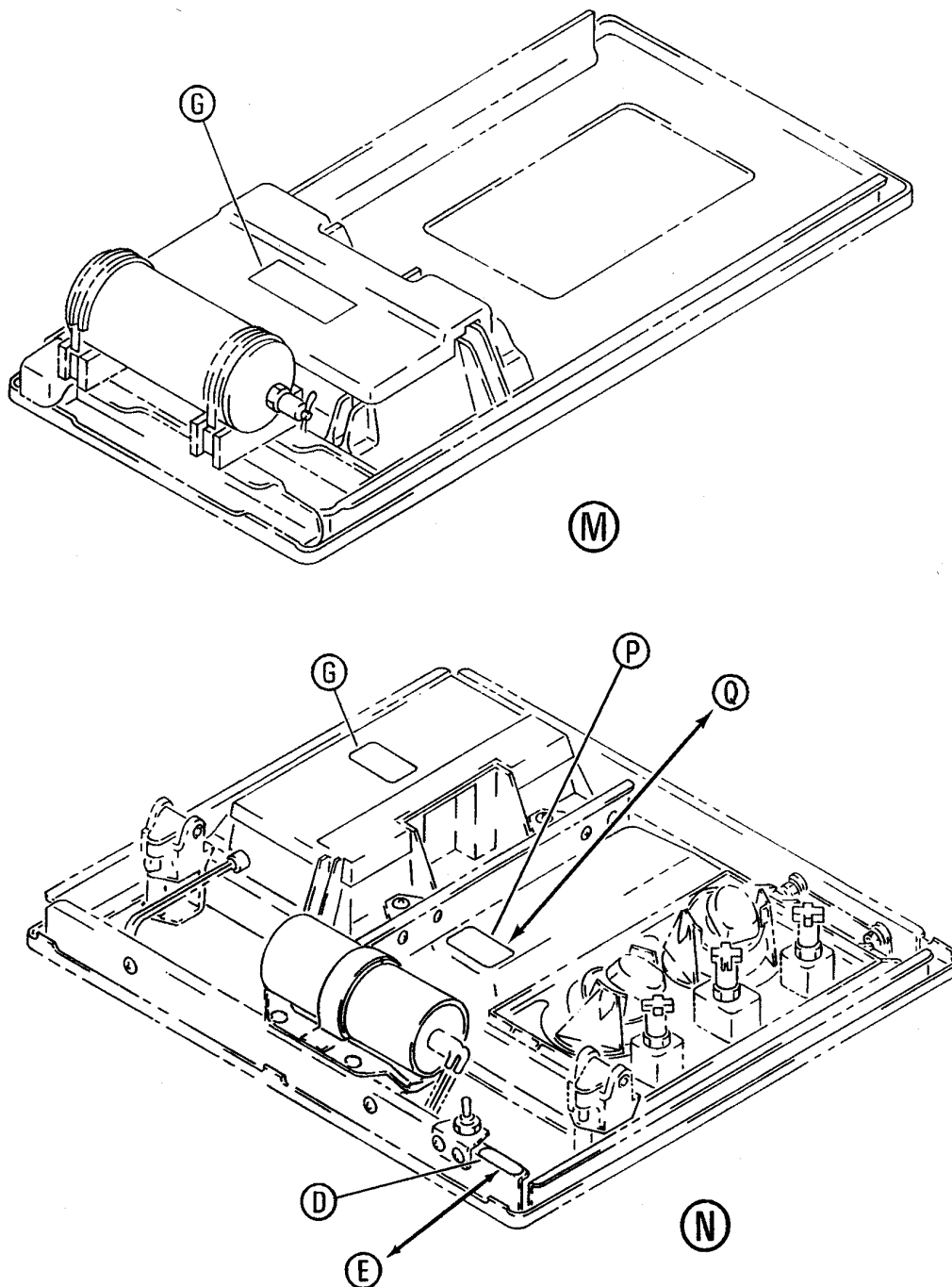
SERVICE UNIT INSTL-PASS. (PLACARDS AND MARKINGS ONLY)
FIGURE 33 (SHEET 5)

11-35-65-33

BRI
MAY 28/07

11-35-65-33
PAGE 0D

BOEING
757
PARTS CATALOG (MAINTENANCE)



Y 11356533 SH1 6 REV 212

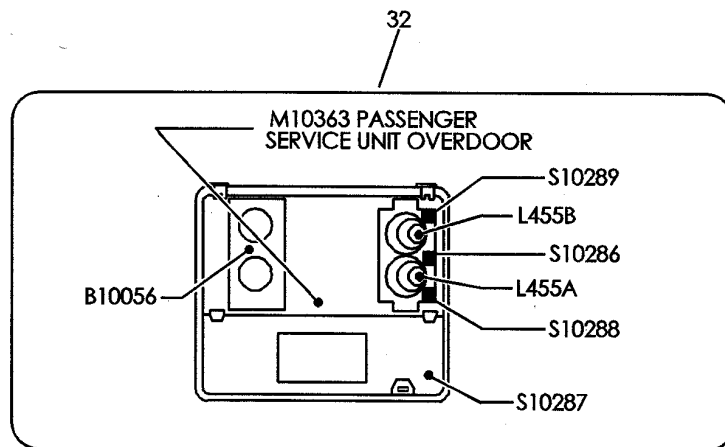
SERVICE UNIT INSTL-PASS. (PLACARDS AND MARKINGS ONLY)
FIGURE 33 (SHEET 6)

BRI
MAY 28/07

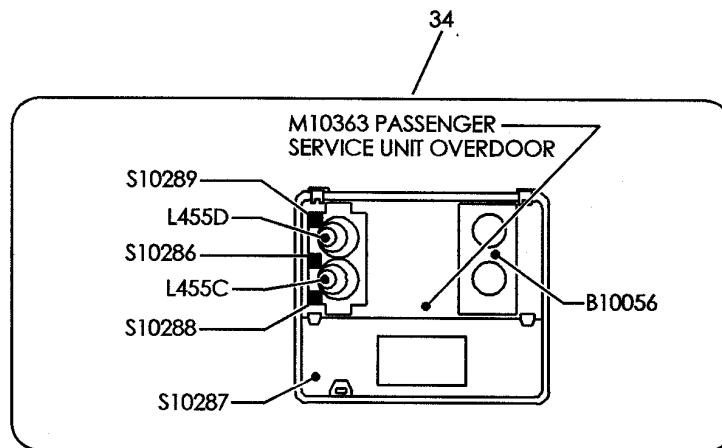
11-35-65-33

11-35-65-33
PAGE 0E

BOEING
757
PARTS CATALOG (MAINTENANCE)



(P)



(Q)

Y 11356533 SH7 7 REV 212

SERVICE UNIT INSTL-PASS. (PLACARDS AND MARKINGS ONLY)
FIGURE 33 (SHEET 7)

11-35-65-33

BRI
MAY 28/07

11-35-65-33
PAGE OF

BOEING PROPRIETARY - Copyright © - Unpublished Work - See title page for details.



757

PARTS CATALOG (MAINTENANCE)

FIG ITEM	PART NUMBER	1 2 3 4 5 6 7	NOMENCLATURE	EFFECT FROM TO	UNITS PER ASSY
33			SERVICE UNIT INSTL-PASS. (PLACARDS AND MARKINGS ONLY)	011102	
- 1	417N3001-98		SERVICE UNIT INSTL-PASS. (PLACARDS AND MARKINGS ONLY)	011100	RF
- 1	417N3001-164SP		FOR NHA/OTHER SYS DET SEE: 25-20-00-20A SERVICE UNIT INSTL-PASS. (PLACARDS AND MARKINGS ONLY)	101102	RF
5	417N3200-53SP		.SERVICE UNIT ASSY-PASS. ELECTRICAL EQUIP NUMBER: M10363 COMPONENT MAINT MANUAL REF: 35-21-04	011100	RF
5	417N3200-153SP		.SERVICE UNIT ASSY-PASS. POSITION DATA: FWD	101102	RF
10	BAC27DPA2272		..DECAL	011102	1
15	417N3200-55SP		.SERVICE UNIT ASSY-PASS. WITHOUT GASPERS ELECTRICAL EQUIP NUMBER: M10363 COMPONENT MAINT MANUAL REF: 35-21-04	011100	RF
15	417N3200-155SP		.SERVICE UNIT ASSY-PASS. WITHOUT GASPERS COMPONENT MAINT MANUAL REF: 35-21-04	101102	RF
20	417N3200-56SP		.SERVICE UNIT ASSY-PASS. WITHOUT GASPERS ELECTRICAL EQUIP NUMBER: M10363 COMPONENT MAINT MANUAL REF: 35-21-04	011100	RF
20	417N3200-156SP		.SERVICE UNIT ASSY-PASS. WITHOUT GASPERS COMPONENT MAINT MANUAL REF: 35-21-04	101102	RF
25	BAC27NPA0609		..MARKER-ALUMINUM FOIL USED ON: 417N3200-56SP 417N3200-156SP	011102	1

MISSING ITEM NUMBERS NOT APPLICABLE

- ITEM NOT ILLUSTRATED

11-35-65-33

11-35-65
FIG. 33
PAGE 1
JAN 20/09

BRI



757

PARTS CATALOG (MAINTENANCE)

FIG ITEM	PART NUMBER	1 2 3 4 5 6 7	NOMENCLATURE	EFFECT FROM TO	UNITS PER ASSY
33					
30	BAC27NPA0610	..	MARKER-ALUMINUM FOIL USED ON: 417N3200-55SP 417N3200-155SP	011102	1
32	BAC27NPA0668	..	MARKER-ALUMINUM FOIL USED ON: 417N3200-55SP 417N3200-155SP	011102	1
34	BAC29PPS1414	..	MARKER-ALUMINUM FOIL USED ON: 417N3200-56SP 417N3200-156SP	011102	1
35	BAC27DPA2272	..	DECAL	011102	1
40	417N3100-508SP	.	SERVICE UNIT ASSY-PASS. 22 IN. PARTIAL WITHOUT SPKR POSITION DATA: UNBERBIN ELECTRICAL EQUIP NUMBER: M03012 COMPONENT MAINT MANUAL REF: 25-23-37	011100	RF
40	417N3100-729B	.	SERVICE UNIT ASSY-PASS. 22 IN. PARTIAL WITHOUT SPKR POSITION DATA: UNDERBIN ELECTRICAL EQUIP NUMBER: M03012 COMPONENT MAINT MANUAL REF: 25-23-37	101102	RF
45	417N3100-709SP	.	SERVICE UNIT ASSY-PASS. 22 IN. PARTIAL WITHOUT SPKR POSITION DATA: UNDERBIN ELECTRICAL EQUIP NUMBER: M03012 COMPONENT MAINT MANUAL REF: 25-23-37	011100	RF
45	417N3100-725B	.	SERVICE UNIT ASSY-PASS. 22 IN. PARTIAL WITHOUT SPKR POSITION DATA: UNDERBIN ELECTRICAL EQUIP NUMBER: M03012	101102	RF

MISSING ITEM NUMBERS NOT APPLICABLE

- ITEM NOT ILLUSTRATED

11-35-65-33

11-35-65
FIG. 33
PAGE 2
JAN 20/09

BRI



757

PARTS CATALOG (MAINTENANCE)

FIG ITEM	PART NUMBER	1 2 3 4 5 6 7	NOMENCLATURE	EFFECT FROM TO	UNITS PER ASSY
33					
50	BAC27NPA0609	..	MARKER-ALUMINUM FOIL USED ON: 417N3100-508SP 417N3100-729B	011102	1
55	BAC27NPA0610	..	MARKER-ALUMINUM FOIL USED ON: 417N3100-709SP 417N3100-725B	011102	1
60	BAC27DPA2272	..	DECAL	011102	1
65	417N3100-707SP	.S	SERVICE UNIT ASSY-PASS. FULL WITH SPEAKER POSITION DATA: UNDERBIN ELECTRICAL EQUIP NUMBER: M03012 COMPONENT MAINT MANUAL REF: 25-23-30	011100	RF
65	417N3100-723B	.S	SERVICE UNIT ASSY-PASS. FULL WITH SPKR POSITION DATA: UNDERBIN ELECTRICAL EQUIP NUMBER: M03012 COMPONENT MAINT MANUAL REF: 25-23-30	101102	RF
70	417N3100-708SP	.S	SERVICE UNIT ASSY-PASS. FULL WITH SPKR POSITION DATA: UNDERBIN ELECTRICAL EQUIP NUMBER: M03012 COMPONENT MAINT MANUAL REF: 25-23-30	011100	RF
70	417N3100-724B	.S	SERVICE UNIT ASSY-PASS. FULL WITH SPKR POSITION DATA: UNDERBIN ELECTRICAL EQUIP NUMBER: M03012 COMPONENT MAINT MANUAL REF: 25-23-30	101102	RF
75	417N3100-712SP	.S	SERVICE UNIT ASSY-PASS. FULL WITH MUTED SPKR POSITION DATA: UNDERBIN ELECTRICAL EQUIP NUMBER: M10471 COMPONENT MAINT MANUAL REF: 25-23-30	011100	RF

MISSING ITEM NUMBERS NOT APPLICABLE

- ITEM NOT ILLUSTRATED

11-35-65-33

11-35-65
FIG. 33
PAGE 3
JAN 20/09

BRI

BOEING PROPRIETARY - Copyright © - Unpublished Work - See title page for details.



757

PARTS CATALOG (MAINTENANCE)

FIG ITEM	PART NUMBER	1 2 3 4 5 6 7	NOMENCLATURE	EFFECT FROM TO	UNITS PER ASSY
33					
75	417N3100-728B	.	SERVICE UNIT ASSY-PASS. FULL WITH MUTED SPKR POSITION DATA: UNDERBIN ELECTRICAL EQUIP NUMBER: M10471 COMPONENT MAINT MANUAL REF: 25-23-30	101102	RF
80	BAC27NPA0609	..	MARKER-ALUMINUM FOIL USED ON: 417N3100-708SP 417N3100-712SP 417N3100-724B 417N3100-728B	011102	1
85	BAC27NPA0610	..	MARKER-ALUMINUM FOIL USED ON: 417N3100-707SP 417N3100-723B	011102	1
90	BAC27DPA2272	..	DECAL	011102	1
95	417N3100-710A	.	SERVICE UNIT ASSY-PASS. POSITION DATA: UNDERBIN ELECTRICAL EQUIP NUMBER: M03012	011102	RF
100	417N3100-711A	.	SERVICE UNIT ASSY-PASS. POSITION DATA: UNDERBIN ELECTRICAL EQUIP NUMBER: M03012	011102	RF
105	BAC27NPA0609	..	MARKER-ALUMINUM FOIL USED ON: 417N3100-710A	011102	1
110	BAC27NPA0610	..	MARKER-ALUMINUM FOIL USED ON: 417N3100-711A	011102	1
115	417N3100-516SP	.	SERVICE UNIT ASSY-PASS. PARTIAL WITH SPKR POSITION DATA: UNDERBIN ELECTRICAL EQUIP NUMBER: M03013 COMPONENT MAINT MANUAL REF: 25-23-37	011100	RF
115	417N3100-730B	.	SERVICE UNIT ASSY-PASS. PARTIAL WITH SPKR POSITION DATA: UNDERBIN ELECTRICAL EQUIP NUMBER: M03013	101102	RF

MISSING ITEM NUMBERS NOT APPLICABLE

- ITEM NOT ILLUSTRATED

11-35-65-33

11-35-65
FIG. 33
PAGE 4
JAN 20/09

BRI



757

PARTS CATALOG (MAINTENANCE)

FIG ITEM	PART NUMBER	1 2 3 4 5 6 7	NOMENCLATURE	EFFECT FROM TO	UNITS PER ASSY
33					
120	BAC27DPA2272	..	DECAL	011102	1
125	417N3700-21SP	.SERVICE UNIT ASSY-PASS. ATTENDANT POSITION DATA: UNDERBIN COMPONENT MAINT MANUAL REF: 35-21-05		011100	RF
125	417N3700-121SP	.SERVICE UNIT ASSY-PASS. ATTENDANT POSITION DATA: UNDERBIN COMPONENT MAINT MANUAL REF: 35-21-05		101102	RF
130	417N3700-22SP	.SERVICE UNIT ASSY-PASS. ATTENDANT COMPONENT MAINT MANUAL REF: 35-21-05		011100	RF
130	417N3700-122SP	.SERVICE UNIT ASSY-PASS. ATTENDANT COMPONENT MAINT MANUAL REF: 35-21-05		101102	RF
135	BAC27DPA2272	..	DECAL	011102	1

MISSING ITEM NUMBERS NOT APPLICABLE

- ITEM NOT ILLUSTRATED

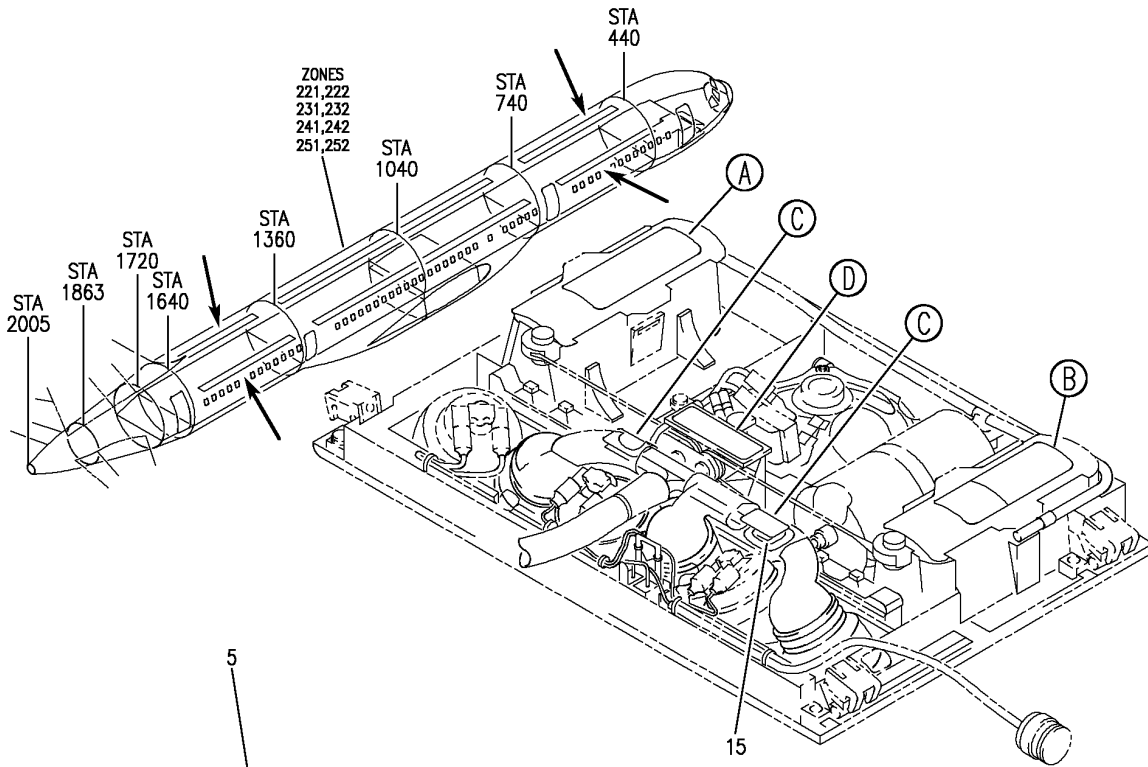
BRI

11-35-65-33

BOEING PROPRIETARY - Copyright © - Unpublished Work - See title page for details.

11-35-65
FIG. 33
PAGE 5
JAN 20/09

BOEING
757
PARTS CATALOG (MAINTENANCE)



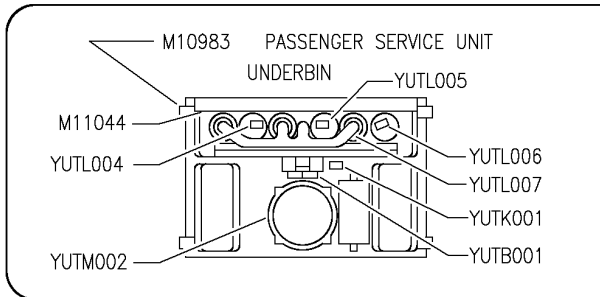
ATTENTION

FOR REMOVAL AND RELOCATION INFORMATION SEE
MAINTENANCE MANUAL CHAPTER 25

FOR MASK STOWAGE INSTRUCTIONS SEE MAINTENANCE
MANUAL CHAPTER 35

FOR CLEANING INSTRUCTIONS SEE DOCUMENT D6-7127

(A)



ATTENTION

FOR REMOVAL AND RELOCATION
INFORMATION SEE MAINTENANCE
MANUAL CHAPTER 25

FOR MASK STOWAGE
INFORMATION SEE MAINTENANCE
MANUAL CHAPTER 35

FOR CLEANING INSTRUCTIONS
SEE DOCUMENT D6-7127

(B)

Y 11356534A SHIT 1 REV 322

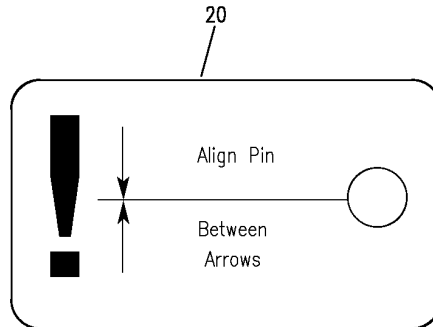
SERVICE UNIT ASSY-PASS. (PLACARDS AND MARKINGS ONLY)
FIGURE 34A

11-35-65-34A

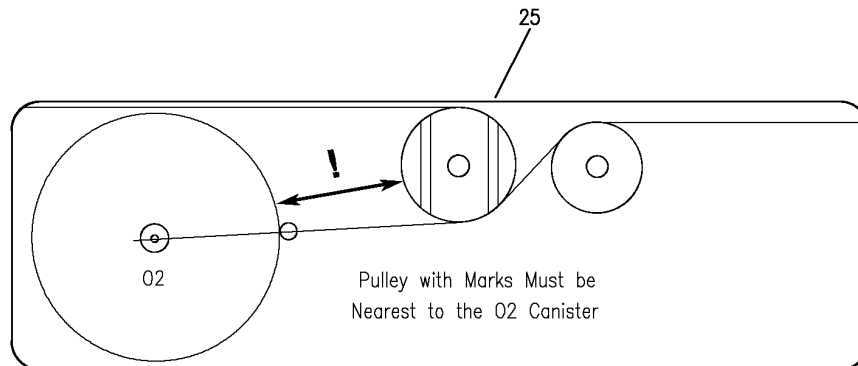
BRI
JAN 20/09

11-35-65-34A
PAGE 0

BOEING
757
PARTS CATALOG (MAINTENANCE)



(C)



(D)

Y 11356534A SHIT 2 REV 322

SERVICE UNIT ASSY-PASS. (PLACARDS AND MARKINGS ONLY)
FIGURE 34A

11-35-65-34A

BRI
JAN 20/09

11-35-65-34A
PAGE 0A

BOEING PROPRIETARY - Copyright © - Unpublished Work - See title page for details.



757

PARTS CATALOG (MAINTENANCE)

FIG ITEM	PART NUMBER	1 2 3 4 5 6 7	NOMENCLATURE	EFFECT FROM TO	UNITS PER ASSY
34A			SERVICE UNIT ASSY-PASS. (PLACARDS AND MARKINGS ONLY)	103106 108120	
- 1	417N3011-422C		SERVICE UNIT ASSY-PASS. WITH SPKR AND GASPER (PLACARDS AND MARKINGS ONLY) ELECTRICAL EQUIP NUMBER: M10983 COMPONENT MAINT MANUAL REF: 25-23-38 FOR NHA/OTHER SYS DET SEE: 25-23-01-34A 25-23-01-76A	108120	RF
- 1	417N3011-422B		SERVICE UNIT ASSY-PASS. WITH 2K SPKR, MUTING RELAY AND GASPER (PLACARDS MARKINGS ONLY) ELECTRICAL EQUIP NUMBER: M10983 COMPONENT MAINT MANUAL REF: 25-23-38 FOR NHA/OTHER SYS DET SEE: 25-23-01-52B	103106	RF
5	BAC27DPA2272		.DECAL	108120	1
5	BAC27DPA2272		.DECAL	103104	1
5	BAC27DPA2272		.DECAL	105106	1
10	BAC27NPA1362		.DECAL	108120	1
10	BAC27NPA1362		.DECAL	103104	1
10	BAC27NPA1362		.DECAL	105106	1

MISSING ITEM NUMBERS NOT APPLICABLE

- ITEM NOT ILLUSTRATED

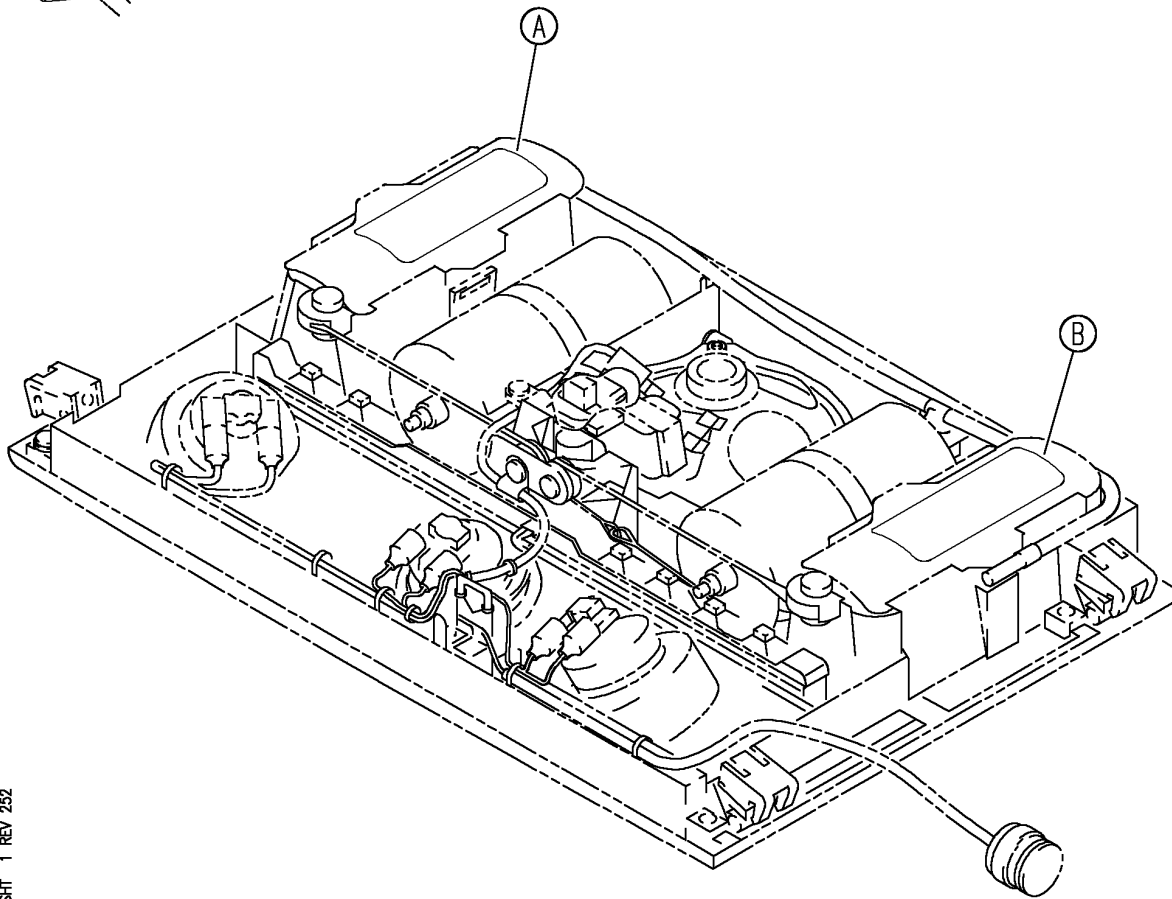
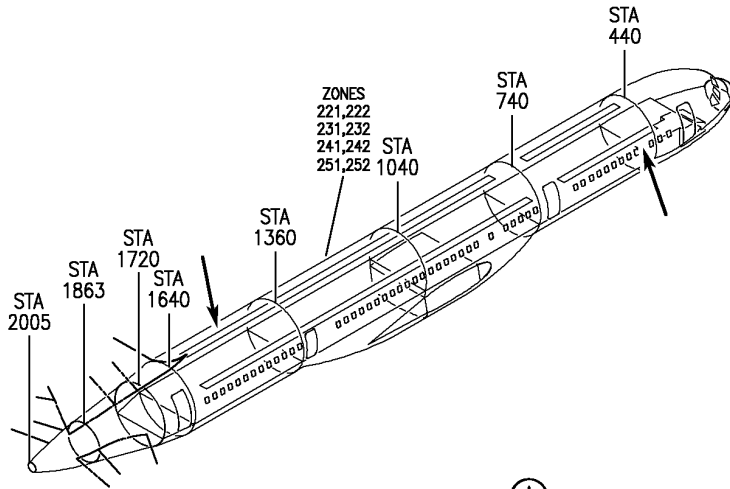
BRI

11-35-65-34A

BOEING PROPRIETARY - Copyright © - Unpublished Work - See title page for details.

11-35-65
FIG. 34A
PAGE 1
JAN 20/09

BOEING
757
PARTS CATALOG (MAINTENANCE)



Y 11356566D SHT 1 REV 252

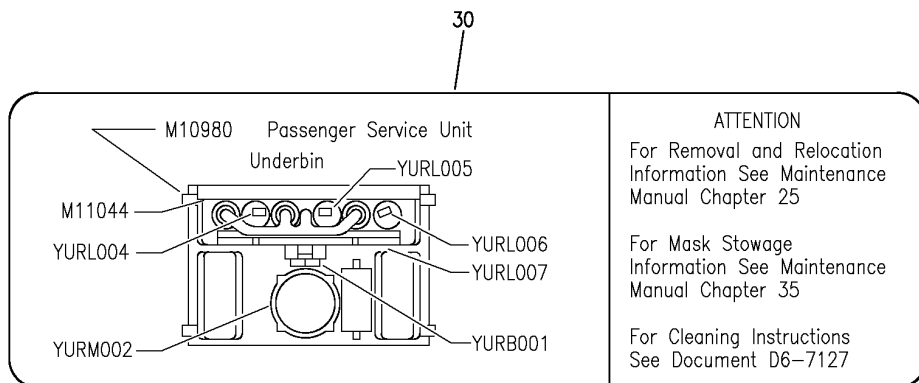
SERVICE UNIT ASSY-PASS. (PLACARDS AND MARKINGS ONLY)
FIGURE 66D (SHEET 1)

BRI
JAN 20/09

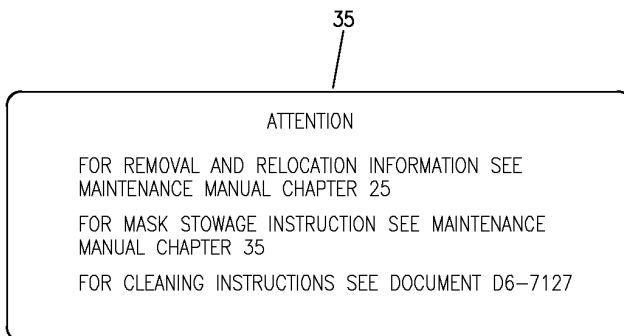
11-35-65-66D

11-35-65-66D
PAGE 0

BOEING
757
PARTS CATALOG (MAINTENANCE)



(A)



(B)

Y 11356566D SHT 2 REV 252

SERVICE UNIT ASSY-PASS. (PLACARDS AND MARKINGS ONLY)
FIGURE 66D (SHEET 2)

11-35-65-66D

BRI
JAN 20/09

11-35-65-66D
PAGE 0A



757

PARTS CATALOG (MAINTENANCE)

FIG ITEM	PART NUMBER	1 2 3 4 5 6 7	NOMENCLATURE	EFFECT FROM TO	UNITS PER ASSY
66D			SERVICE UNIT ASSY-PASS. (PLACARDS AND MARKINGS ONLY)	504903	
- 1	417N3011-363B		SERVICE UNIT ASSY-PASS. WITH SPKR AND GASPER 22 MIN. OXY (PLACARDS AND MARKINGS ONLY) POSITION DATA: LH ELECTRICAL EQUIP NUMBER: M10979 COMPONENT MAINT MANUAL REF: 25-23-38 FOR NHA/OTHER SYS DET SEE: 25-23-01-50B	504903	RF
- 3	417N3011-364B		SERVICE UNIT ASSY-PASS. WITH SPKR AND GASPER 22 MIN. OXY (PLACARDS AND MARKINGS ONLY) POSITION DATA: RH ELECTRICAL EQUIP NUMBER: M10979 COMPONENT MAINT MANUAL REF: 25-23-38 FOR NHA/OTHER SYS DET SEE: 25-23-01-50B	504903	RF
- 5	417N3011-365B		SERVICE UNIT ASSY-PASS. NO SPKR WITH GASPER 22 MIN. OXY (PLACARDS AND MARKINGS ONLY) POSITION DATA: LH ELECTRICAL EQUIP NUMBER: M10979 COMPONENT MAINT MANUAL REF: 25-23-38 FOR NHA/OTHER SYS DET SEE: 25-23-01-50B	504903	RF

MISSING ITEM NUMBERS NOT APPLICABLE

- ITEM NOT ILLUSTRATED

BRI

11-35-65-66D

11-35-65
FIG. 66D
PAGE 1
JAN 20/09



757

PARTS CATALOG (MAINTENANCE)

FIG ITEM	PART NUMBER	1 2 3 4 5 6 7	NOMENCLATURE	EFFECT FROM TO	UNITS PER ASSY
66D - 7	417N3011-366B		SERVICE UNIT ASSY-PASS. NO SPKR WITH GASPER 22 MIN. OXY (PLACARDS AND MARKINGS ONLY) POSITION DATA: RH ELECTRICAL EQUIP NUMBER: M10979 COMPONENT MAINT MANUAL REF: 25-23-38 FOR NHA/OTHER SYS DET SEE: 25-23-01-50B	504903	RF
30	BAC27NPA1360		.MARKER	504903	1
35	BAC27DPA2272		.DECAL	504903	1

MISSING ITEM NUMBERS NOT APPLICABLE

- ITEM NOT ILLUSTRATED

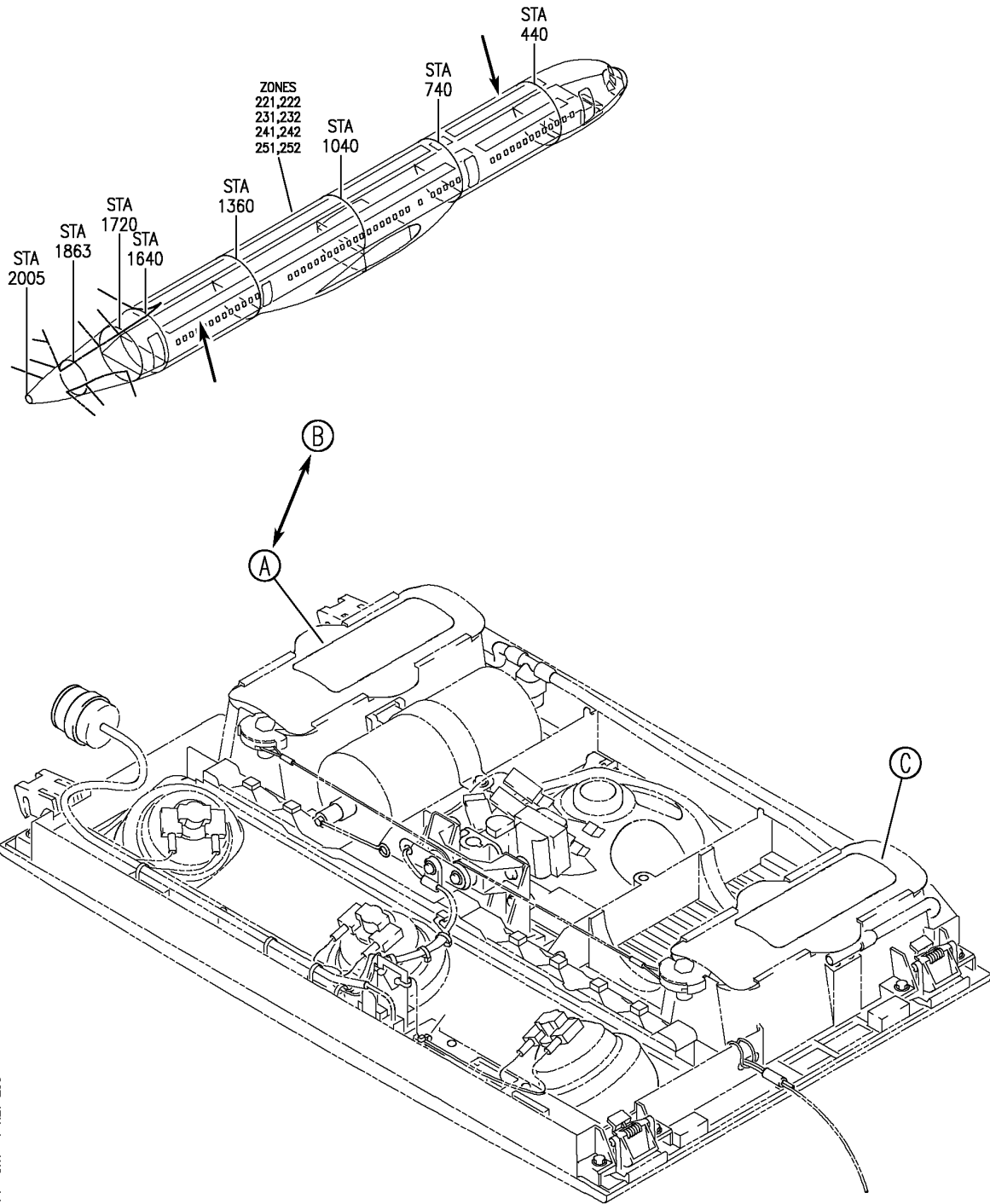
BRI

11-35-65-66D

BOEING PROPRIETARY - Copyright © - Unpublished Work - See title page for details.

11-35-65
FIG. 66D
PAGE 2
JAN 20/09

BOEING
757
PARTS CATALOG (MAINTENANCE)



Y 11356571 SHT 1 REV 253

SERVICE UNIT ASSY-PASS. (PLACARDS AND MARKINGS ONLY)
FIGURE 71 (SHEET 1)

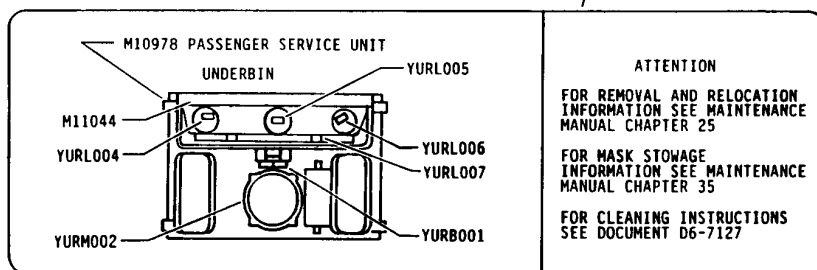
11-35-65-71

BRI
JAN 20/09

11-35-65-71
PAGE 0

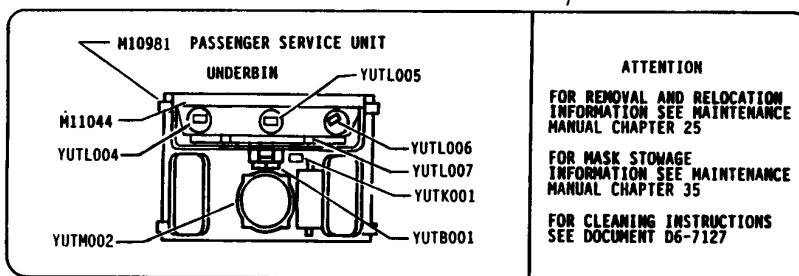
BOEING
757
PARTS CATALOG (MAINTENANCE)

35



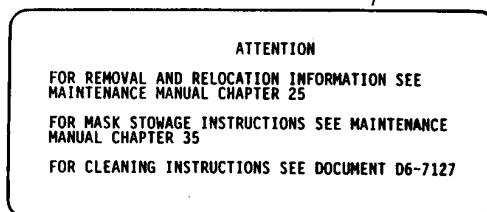
(A)

50



(B)

55



(C)

Y 11356571 SHT 2 REV 253

SERVICE UNIT ASSY-PASS. (PLACARDS AND MARKINGS ONLY)
FIGURE 71 (SHEET 2)

11-35-65-71

BRI
JAN 20/09

11-35-65-71
PAGE 0A



757

PARTS CATALOG (MAINTENANCE)

FIG ITEM	PART NUMBER	1 2 3 4 5 6 7	NOMENCLATURE	EFFECT FROM TO	UNITS PER ASSY
71			SERVICE UNIT ASSY-PASS. (PLACARDS AND MARKINGS ONLY)	108120	
- 1	417N3011-309B		SERVICE UNIT ASSY-PASS. WITH SPKR AND NO GASPER (PLACARDS AND MARKINGS ONLY) POSITION DATA: LH ELECTRICAL EQUIP NUMBER: M10978 COMPONENT MAINT MANUAL REF: 25-23-38 FOR NHA/OTHER SYS DET SEE: 25-23-01-58B	108120	RF
- 5	417N3011-317B		SERVICE UNIT ASSY-PASS. NO SPKR AND NO GASPER (PLACARDS AND MARKINGS ONLY) POSITION DATA: LH ELECTRICAL EQUIP NUMBER: M10978 COMPONENT MAINT MANUAL REF: 25-23-38 FOR NHA/OTHER SYS DET SEE: 25-23-01-58B	108120	RF
- 10	417N3011-310B		SERVICE UNIT ASSY-PASS. WITH SPKR AND NO GASPER (PLACARDS AND MARKINGS ONLY) POSITION DATA: RH ELECTRICAL EQUIP NUMBER: M10978 COMPONENT MAINT MANUAL REF: 25-23-38 FOR NHA/OTHER SYS DET SEE: 25-23-01-58B	108120	RF

MISSING ITEM NUMBERS NOT APPLICABLE

- ITEM NOT ILLUSTRATED

11-35-65-71

11-35-65
FIG. 71
PAGE 1
JAN 20/09

BRI



757

PARTS CATALOG (MAINTENANCE)

FIG ITEM	PART NUMBER	1 2 3 4 5 6 7	NOMENCLATURE	EFFECT FROM TO	UNITS PER ASSY
71 - 15	417N3011-318B		SERVICE UNIT ASSY-PASS. NO SPKR AND NO GASPER (PLACARDS AND MARKINGS ONLY) POSITION DATA: RH ELECTRICAL EQUIP NUMBER: M10978 COMPONENT MAINT MANUAL REF: 25-23-38 FOR NHA/OTHER SYS DET SEE: 25-23-01-58B	108120	RF
- 20	417N3011-324B		SERVICE UNIT ASSY-PASS. WITH MUTED SPKR AND NO GASPER (PLACARDS AND MARKINGS ONLY) POSITION DATA: RH ELECTRICAL EQUIP NUMBER: M10981 COMPONENT MAINT MANUAL REF: 25-23-38 FOR NHA/OTHER SYS DET SEE: 25-23-01-58B	108120	RF
35	BAC27NPA1359		.DECAL- USED ON: 417N3011-309B 417N3011-310B 417N3011-317B 417N3011-318B	108120	1
50	BAC27NPA1363		.DECAL- USED ON: 417N3011-324B	108120	1
55	BAC27DPA2272		.DECAL	108120	1

MISSING ITEM NUMBERS NOT APPLICABLE

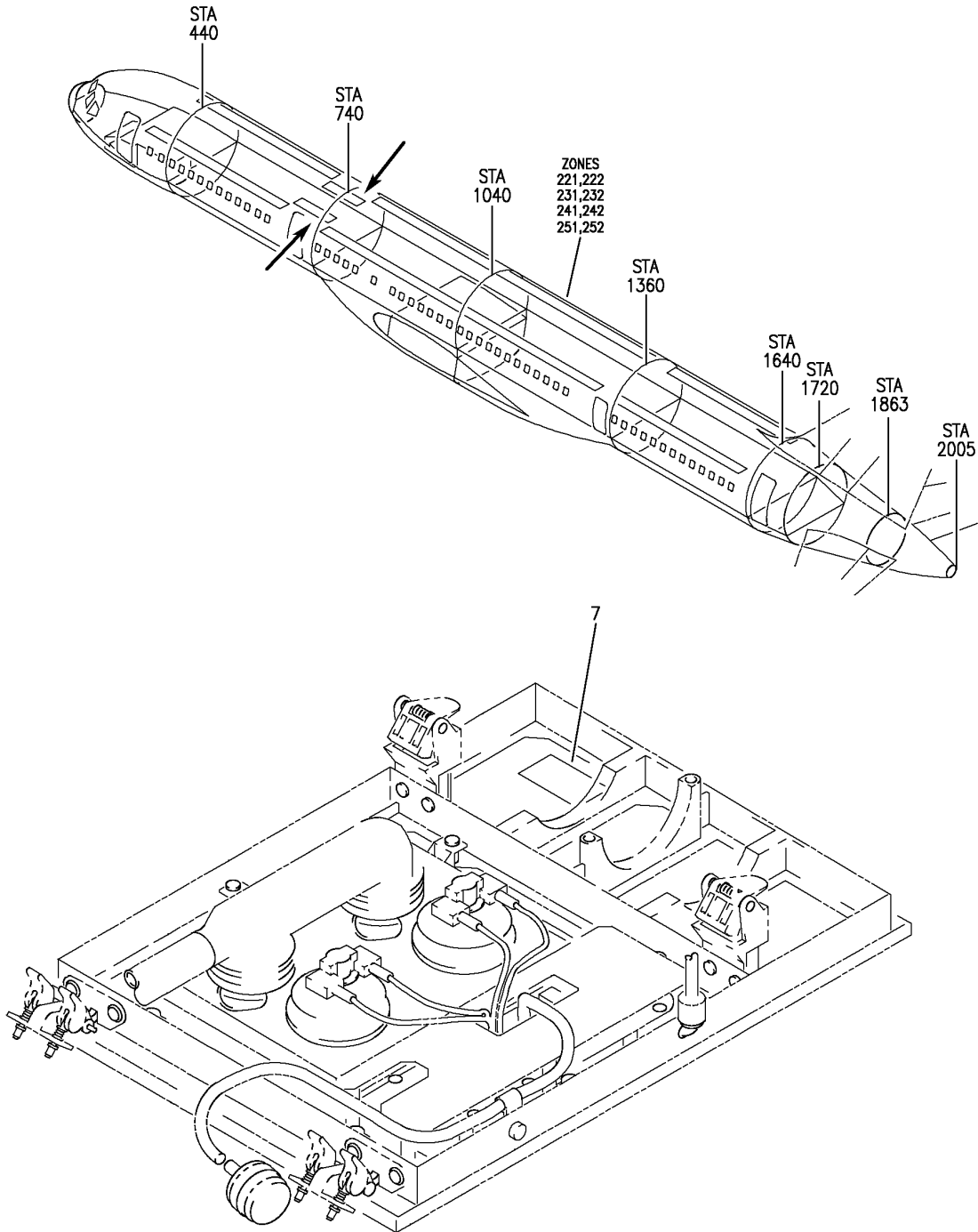
- ITEM NOT ILLUSTRATED

11-35-65-71

11-35-65
FIG. 71
PAGE 2
JAN 20/09

BRI

BOEING
757
PARTS CATALOG (MAINTENANCE)



Y 11356574 REV 251

SERVICE UNIT INSTL-PASS. (PLACARDS AND MARKINGS ONLY)
FIGURE 74

11-35-65-74

BRI
JAN 20/09

11-35-65-74
PAGE 0



757

PARTS CATALOG (MAINTENANCE)

FIG ITEM	PART NUMBER	1 2 3 4 5 6 7	NOMENCLATURE	EFFECT FROM TO	UNITS PER ASSY
74			SERVICE UNIT INSTL-PASS. (PLACARDS AND MARKINGS ONLY)	108120	
- 1	417N3051-45B		SERVICE UNIT ASSY-PASS. (PLACARDS AND MARKINGS ONLY) ELECTRICAL EQUIP NUMBER: M11045 COMPONENT MAINT MANUAL REF: 25-23-39 FOR NHA/OTHER SYS DET SEE: 25-23-01-58B	108120	RF
- 3	417N3051-46C		SERVICE UNIT ASSY-PASS. LIGHT (PLACARDS AND MARKINGS ONLY) ELECTRICAL EQUIP NUMBER: M11045 COMPONENT MAINT MANUAL REF: 25-23-39 FOR NHA/OTHER SYS DET SEE: 25-23-01-58B	108120	RF
7	BAC27NPA1368		.MARKER-ALUMINUM FOIL	108120	1

MISSING ITEM NUMBERS NOT APPLICABLE

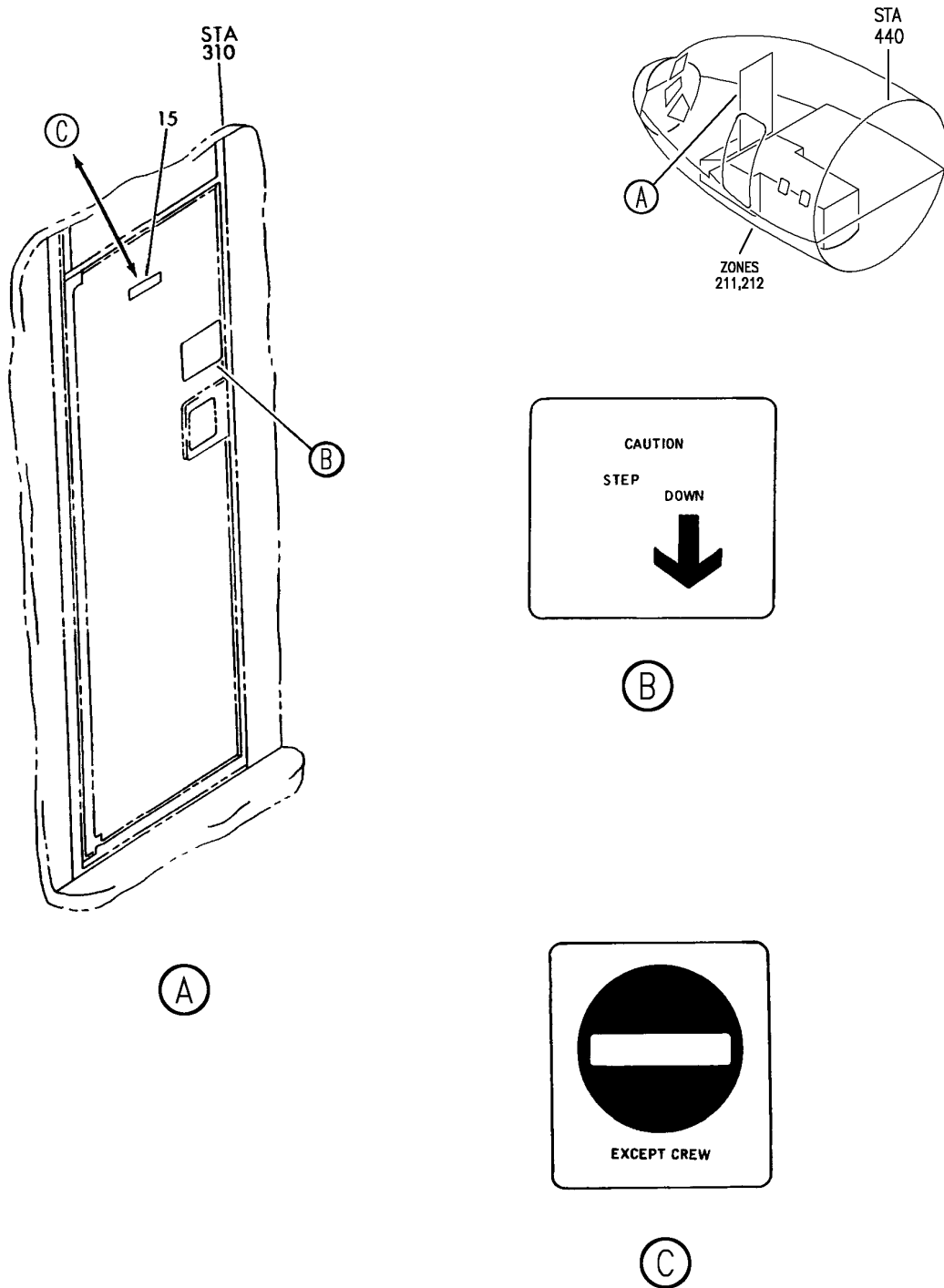
- ITEM NOT ILLUSTRATED

BRI

11-35-65-74

11-35-65
FIG. 74
PAGE 1
JAN 20/09

BOEING
757
PARTS CATALOG (MAINTENANCE)



Y 11357001 REV 330

PLACARD INSTL-CREW CAB. DOOR
FIGURE 1 (SHEET 1)

11-35-70-01

BRI
JAN 20/09

11-35-70-01
PAGE 0



**757
PARTS CATALOG (MAINTENANCE)**

FIG ITEM	PART NUMBER	1 2 3 4 5 6 7	NOMENCLATURE	EFFECT FROM TO	UNITS PER ASSY
1			PLACARD INSTL-CREW CAB. DOOR	002004 006999	
- 1	414N5005-1		PLACARD INSTL-CREW CAB. DOOR	002004 006999	RF
5	BAC27NPA0487		FOR NHA SEE: 25-20-00-08A 25-20-00-03A .PLACARD-	002004 006999	1

MISSING ITEM NUMBERS NOT APPLICABLE

- ITEM NOT ILLUSTRATED

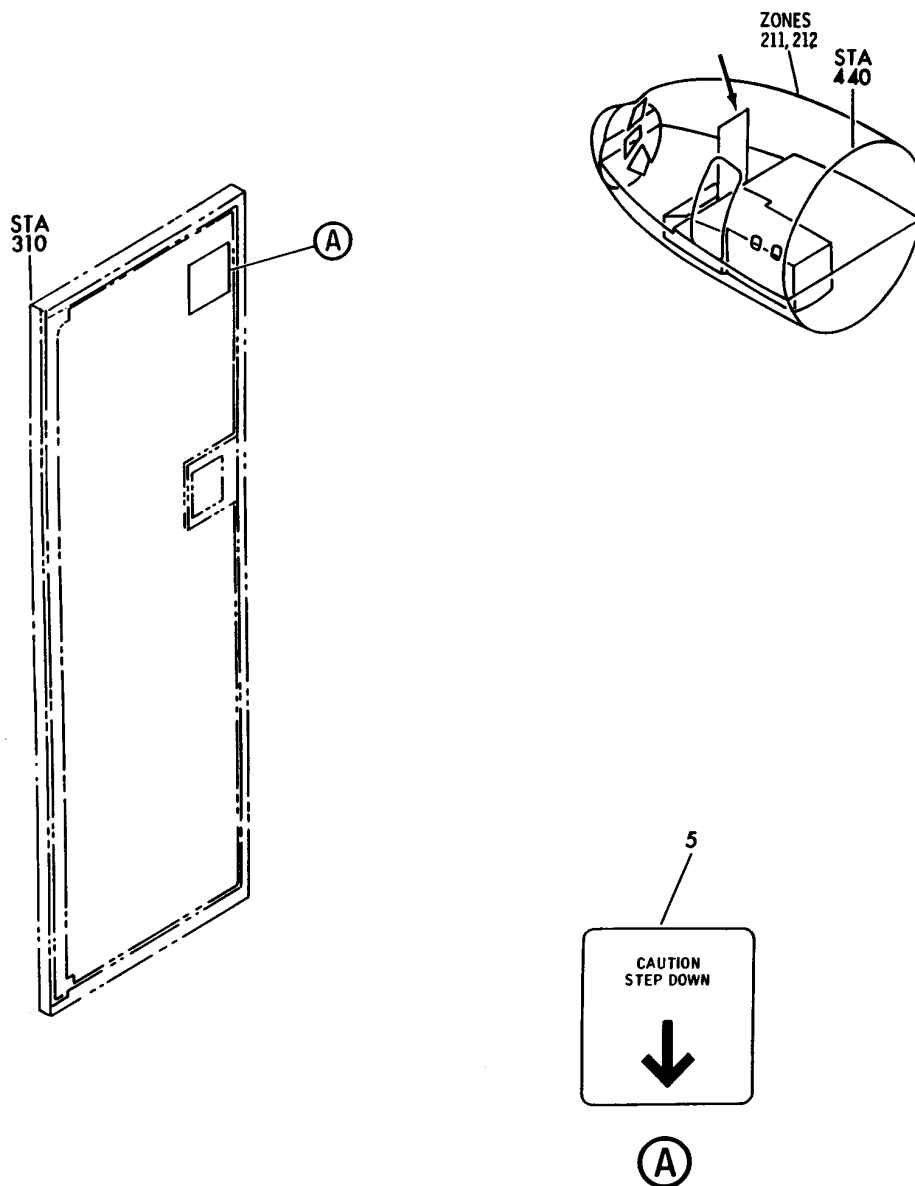
BRI

11-35-70-01

BOEING PROPRIETARY - Copyright © - Unpublished Work - See title page for details.

11-35-70
FIG. 01
PAGE 1
SEP 20/08

BOEING
757
PARTS CATALOG (MAINTENANCE)



Y 11357002 REV 136

PLACARD INSTL-CAB. INTR (CREW CABIN DOOR ONLY)
FIGURE 2

11-35-70-02

BRI
JAN 20/09

11-35-70-02
PAGE 0



757

PARTS CATALOG (MAINTENANCE)

FIG ITEM	PART NUMBER	1 2 3 4 5 6 7	NOMENCLATURE	EFFECT FROM TO	UNITS PER ASSY
2			PLACARD INSTL-CAB. INTR (CREW CABIN DOOR ONLY)	504903 952999	
- 1	414N5019-10		PLACARD INSTL-CAB. INTR (CREW CABIN DOOR ONLY) FOR NHA/ADDITIONAL DET SEE: 25-20-00-01J	952952	RF
- 1	414N5019-23		PLACARD INSTL-CAB. INTR (CREW CABIN DOOR ONLY) FOR NHA/ADDITIONAL DET SEE: 25-20-00-01J	953999	RF
5	BAC29PPS1323		.PLACARD	504903 952999	1

MISSING ITEM NUMBERS NOT APPLICABLE

- ITEM NOT ILLUSTRATED

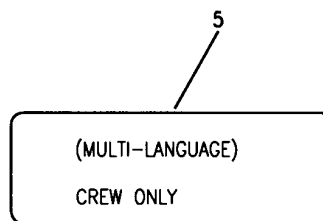
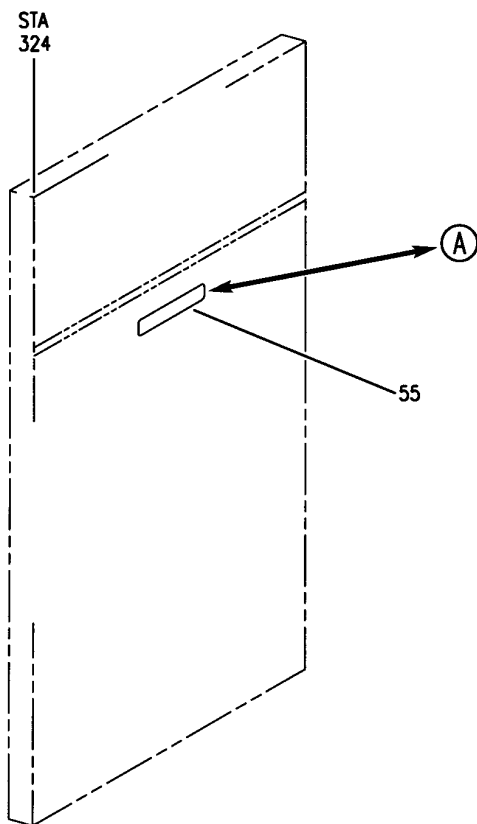
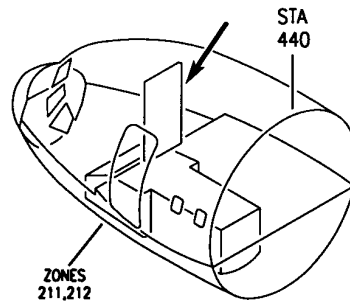
BRI

11-35-70-02

BOEING PROPRIETARY - Copyright © - Unpublished Work - See title page for details.

11-35-70
FIG. 02
PAGE 1
JAN 20/09

BOEING
757
PARTS CATALOG (MAINTENANCE)



(A)

Y 11357005 REV 209

PLACARD INSTL-CAB. INTR (CREW CABIN DOOR ONLY)
FIGURE 5

11-35-70-05

BRI
MAY 28/07

11-35-70-05
PAGE 0



757

PARTS CATALOG (MAINTENANCE)

FIG ITEM	PART NUMBER	1 2 3 4 5 6 7	NOMENCLATURE	EFFECT FROM TO	UNITS PER ASSY
5			PLACARD INSTL-CAB. INTR (CREW CABIN DOOR ONLY)	101102	
- 50	414N5107-2		PLACARD INSTL-CAB. INTR (CREW CABIN DOOR ONLY)	101102	RF
55	BAC29PPS36212		FOR NHA SEE: 25-20-00-07B .PLACARD- PLACARD CONTENT: CREW ONLY	101102	1

MISSING ITEM NUMBERS NOT APPLICABLE

- ITEM NOT ILLUSTRATED

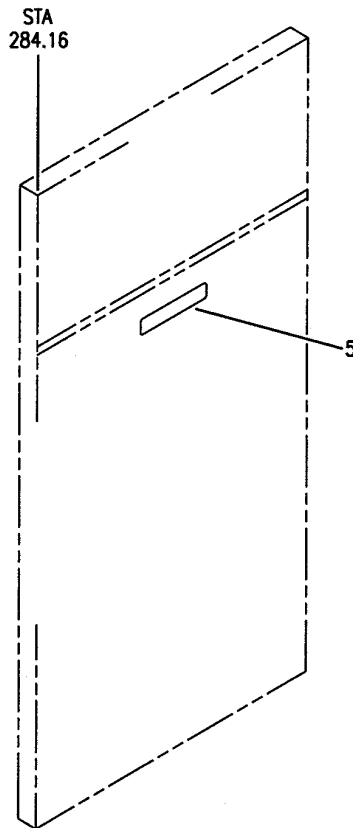
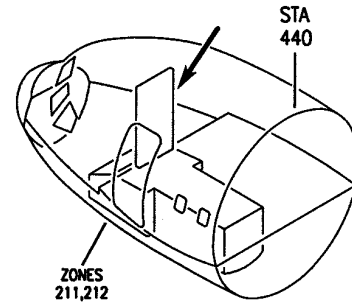
BRI

11-35-70-05

BOEING PROPRIETARY - Copyright © - Unpublished Work - See title page for details.

11-35-70
FIG. 05
PAGE 1
JAN 20/09

BOEING
757
PARTS CATALOG (MAINTENANCE)



Y 11357007 REV 214

PLACARD INSTL-CAB. INTR (CREW CABIN DOOR ONLY) (BAB)
FIGURE 7

11-35-70-07

BRI
JAN 20/09

11-35-70-07
PAGE 0



757

PARTS CATALOG (MAINTENANCE)

FIG ITEM	PART NUMBER	1 2 3 4 5 6 7	NOMENCLATURE	EFFECT FROM TO	UNITS PER ASSY
7			PLACARD INSTL-CAB. INTR (CREW CABIN DOOR ONLY) (BAB)	505505 507903	
- 1	414N5019-145		PLACARD INSTL-CAB. INTR (CREW CABIN DOOR ONLY) (BAB)	505505 507903	RF
5	BAC29UPPS0288		FOR NHA/ADDITIONAL DET SEE: 25-20-00-07B .PLACARD- PLACARD CONTENT: CREW ONLY	505505 507903	1

MISSING ITEM NUMBERS NOT APPLICABLE

- ITEM NOT ILLUSTRATED

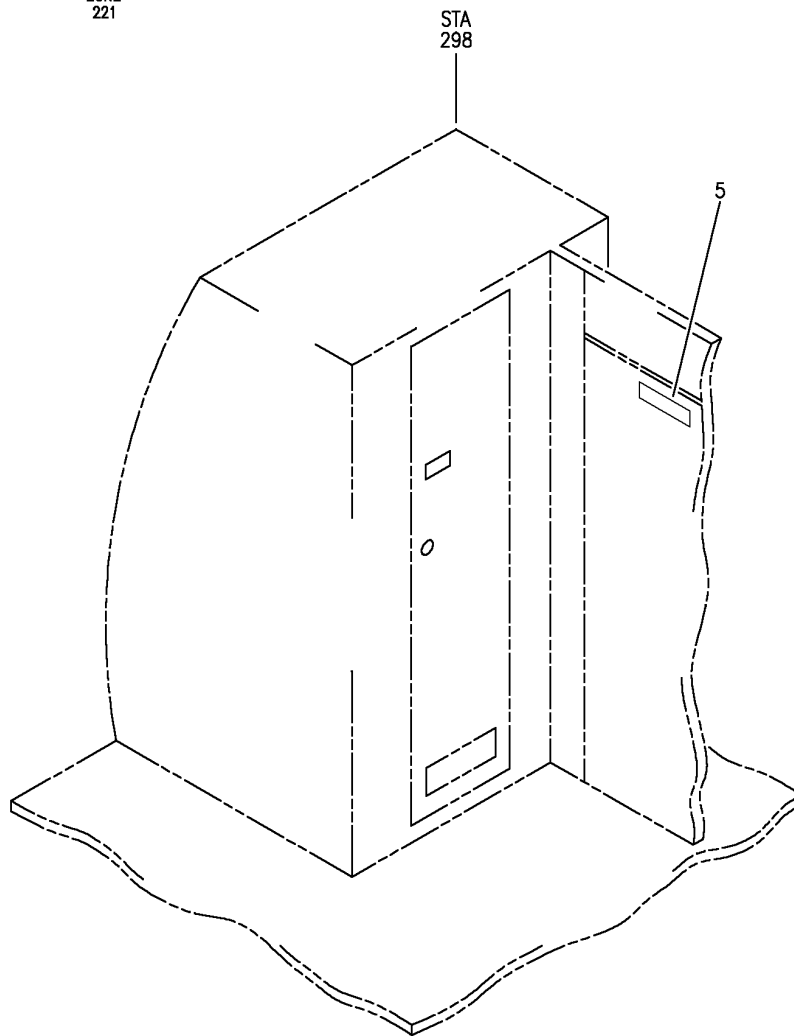
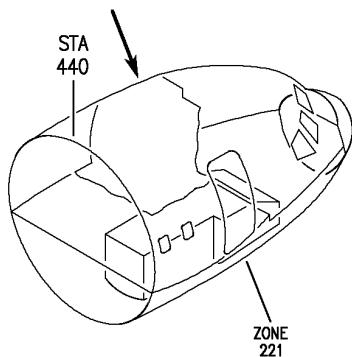
BRI

11-35-70-07

BOEING PROPRIETARY - Copyright © - Unpublished Work - See title page for details.

11-35-70
FIG. 07
PAGE 1
JAN 20/09

BOEING
757
PARTS CATALOG (MAINTENANCE)



Y 11357011 REV 260

PLACARD INSTL-CAB. INTR, MISC (CREW CABIN DOOR ONLY)
FIGURE 11

11-35-70-11

BRI
JAN 20/09

11-35-70-11
PAGE 0



757

PARTS CATALOG (MAINTENANCE)

FIG ITEM	PART NUMBER	1 2 3 4 5 6 7	NOMENCLATURE	EFFECT FROM TO	UNITS PER ASSY
11			PLACARD INSTL-CAB. INTR, MISC (CREW CABIN DOOR ONLY)	103106	
- 1	MODREF103507		PLACARD INSTL-CAB. INTR (CREW CABIN DOOR ONLY) MODULE NUMBER: 414N5150-62 REV. D FOR ADDITIONAL DETAILS SEE: 11-35-07-99 11-35-13-58 11-35-14-95 11-35-55-74 11-35-90-90	103106	1
5	BAC29PPS36212		.PLACARD- PLACARD CONTENT: CREW ONLY	103106	1

MISSING ITEM NUMBERS NOT APPLICABLE

- ITEM NOT ILLUSTRATED

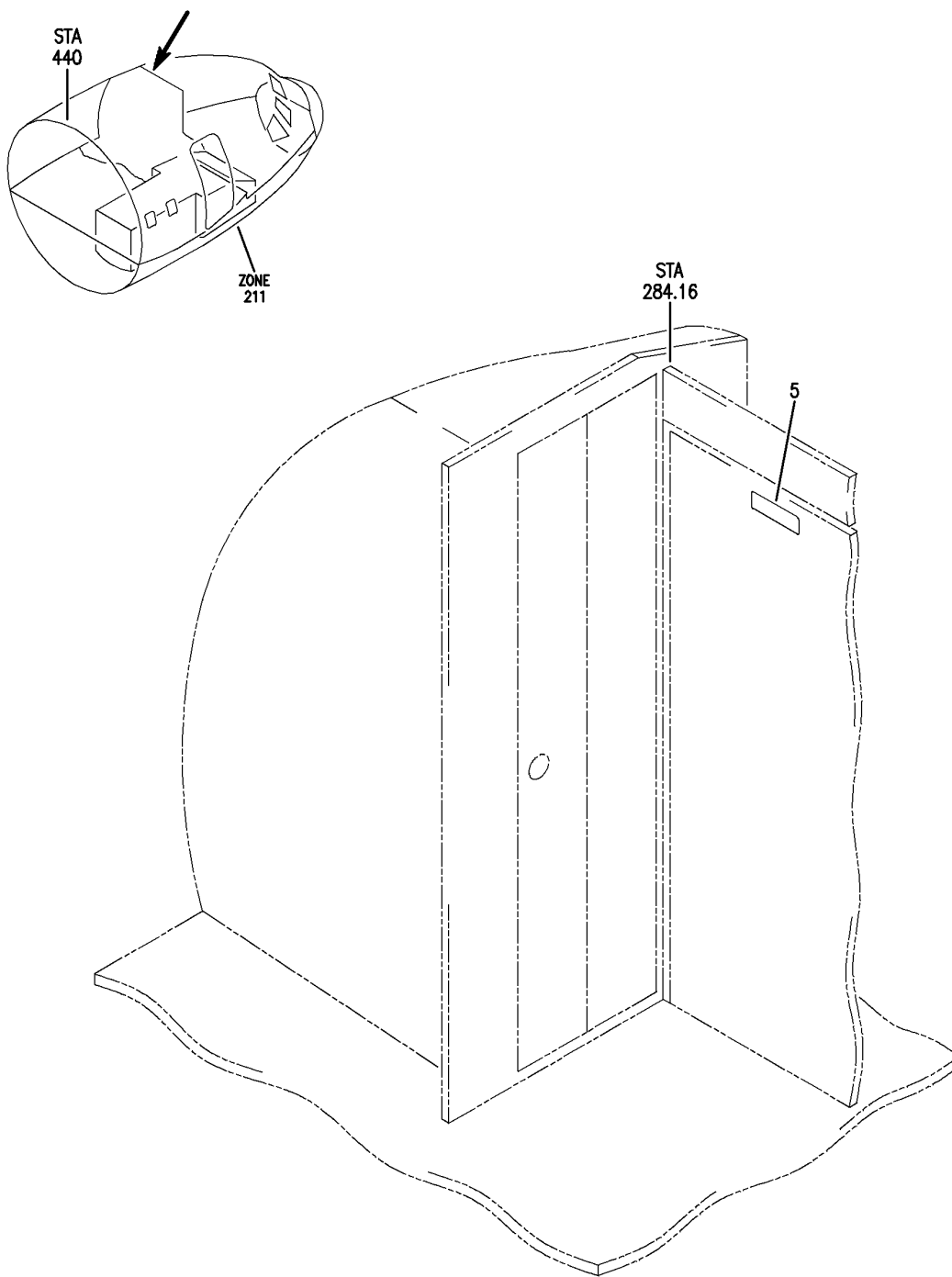
BRI

11-35-70-11

BOEING PROPRIETARY - Copyright © - Unpublished Work - See title page for details.

11-35-70
FIG. 11
PAGE 1
JAN 20/09

BOEING
757
PARTS CATALOG (MAINTENANCE)



Y 11357087A REV 225

PLACARD INSTL-CAB. INTR (CREW CABIN DOOR ONLY)
FIGURE 87A

11-35-70-87A

BRI
JAN 20/09

11-35-70-87A
PAGE 0



757

PARTS CATALOG (MAINTENANCE)

FIG ITEM	PART NUMBER	1 2 3 4 5 6 7	NOMENCLATURE	EFFECT FROM TO	UNITS PER ASSY
87A			PLACARD INSTL-CAB. INTR (CREW CABIN DOOR ONLY)	108120	
- 1	414N5150-31		PLACARD INSTL-CAB. INTR (CREW CABIN DOOR ONLY)	108120	RF
			FOR NHA/ADDITIONAL DET SEE: 25-20-00-07B		
5	BAC29PPS45630		.PLACARD-(MULTI-LANGUAGE) PLACARD CONTENT: CREW ONLY	108120	1

MISSING ITEM NUMBERS NOT APPLICABLE

- ITEM NOT ILLUSTRATED

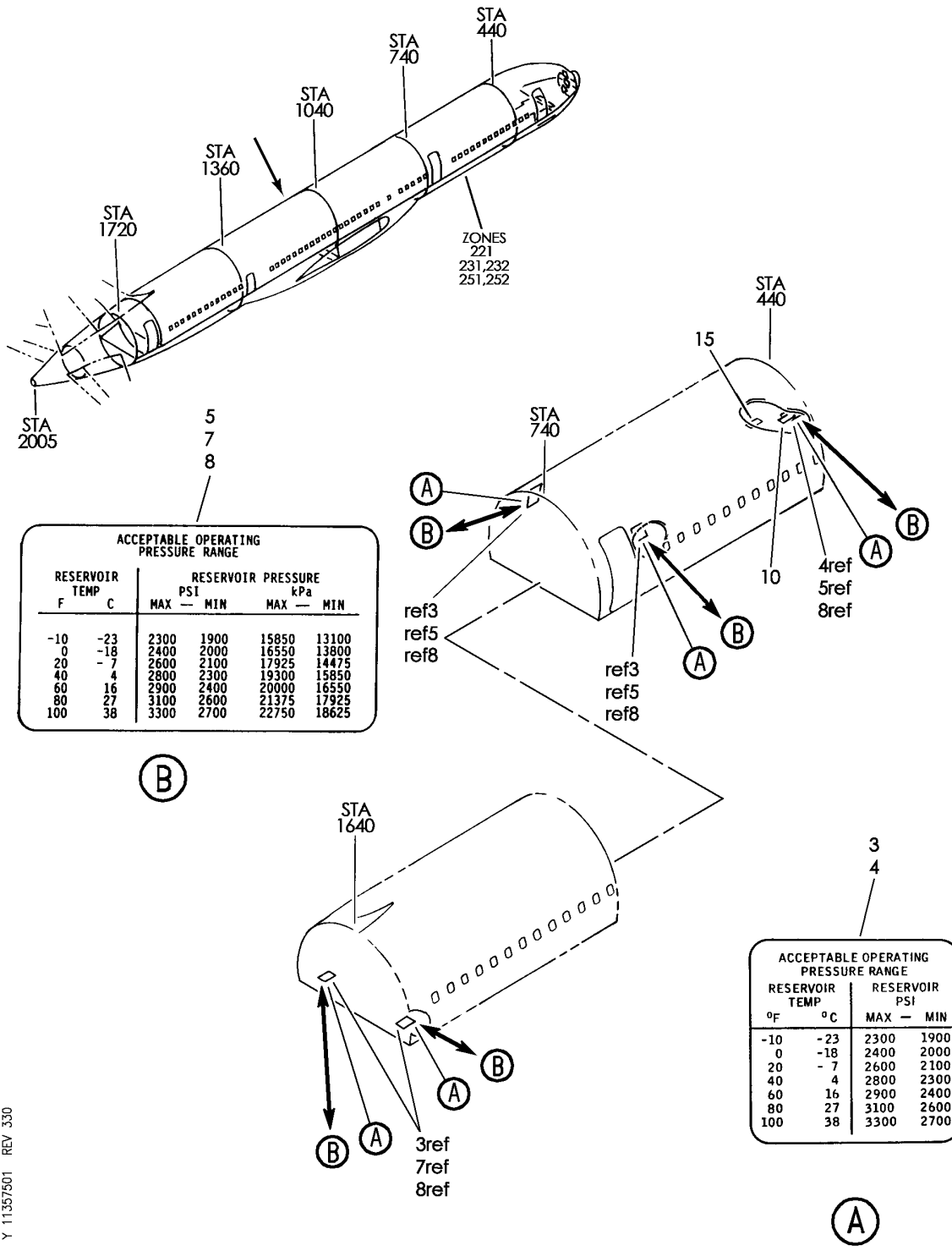
BRI

11-35-70-87A

BOEING PROPRIETARY - Copyright © - Unpublished Work - See title page for details.

11-35-70
FIG. 87A
PAGE 1
JAN 20/09

BOEING
757
PARTS CATALOG (MAINTENANCE)



ACCEPTABLE OPERATING PRESSURE RANGE

RESERVOIR TEMP		RESERVOIR PRESSURE			
F	C	MAX	MIN	MAX	MIN
		PSI		kPa	
-10	-23	2300	1900	15850	13100
0	-18	2400	2000	16550	13800
20	-7	2600	2100	17925	14475
40	4	2800	2300	19300	15850
60	16	2900	2400	20000	16550
80	27	3100	2600	21375	17925
100	38	3300	2700	22750	18625

ACCEPTABLE OPERATING PRESSURE RANGE

RESERVOIR TEMP		RESERVOIR PRESSURE	
°F	°C	MAX	MIN
		PSI	
-10	-23	2300	1900
0	-18	2400	2000
20	-7	2600	2100
40	4	2800	2300
60	16	2900	2400
80	27	3100	2600
100	38	3300	2700

Y 11357501 REV 330

PLACARD INSTL-PRESSURE RANGE DOOR PWR ASSIST BOTTLE
FIGURE 1

11-35-75-01

BRI
JAN 20/09

11-35-75-01
PAGE 0



757

PARTS CATALOG (MAINTENANCE)

FIG ITEM	PART NUMBER	1 2 3 4 5 6 7	NOMENCLATURE	EFFECT FROM TO	UNITS PER ASSY
1			PLACARD INSTL-PRESSURE RANGE DOOR PWR ASSIST BOTTLE	002004 006999	
- 1	414N5007-1		PLACARD INSTL-PRESSURE RANGE DOOR PWR ASSIST BOTTLE FOR NHA SEE: 25-20-00-03A	002004 006100 107107 121503 904999	RF
- 1	414N5007-2		PLACARD INSTL-PRESSURE RANGE DOOR PWR ASSIST BOTTLE FOR NHA SEE: 25-20-00-08A	101102 108120 504903	RF
- 1	MODREF16726		PLACARD INSTL-PRESSURE RANGE DOOR PWR ASSIST BOTTLE MODULE NUMBER: 414N5007-4 REV A	103106	1
3	BAC27NPA1060		.PLACARD-	002004 006100 107107 121503 904999	4
4	BAC27NPA1060		.PLACARD	002004 006100 107107 121503 904999	1
5	BAC29PPS13292		.PLACARD- USED ON: 414N5007-1	002004 006100 107107 121503 904999	3
7	BAC29PPS13292		.PLACARD- USED ON: 414N5007-1	002004 006100 103106 121503 904999	2
8	BAC29PPS13292		.PLACARD- USED ON: 414N5007-2 414N5007-4 MODREF16725 MODREF16726	101106 108120 504903	5

MISSING ITEM NUMBERS NOT APPLICABLE

- ITEM NOT ILLUSTRATED

11-35-75-01

11-35-75
FIG. 01
PAGE 1
JAN 20/09

BRI

 **BOEING**
757
PARTS CATALOG (MAINTENANCE)

FIG ITEM	PART NUMBER	1 2 3 4 5 6 7	NOMENCLATURE	EFFECT FROM TO	UNITS PER ASSY
1 10	BAC29PPS12858		.MARKER- PLACARD CONTENT: CAUTION EPA RESERVOIR DOOR NO. 1, L USED ON: 414N5007-1 414N5007-2 414N5007-4 MODREF16725 MODREF16726 POST SERVICE BULLETIN: 11-0017	002004 006999	1
15	BAC29PPS12859		.MARKER- PLACARD CONTENT: CAUTION EPA RESERVOIR DOOR NO. 1, R USED ON: 414N5007-1 414N5007-2 414N5007-4 MODREF16725 MODREF16726 POST SERVICE BULLETIN: 11-0017	002004 006999	1

MISSING ITEM NUMBERS NOT APPLICABLE

— ITEM NOT ILLUSTRATED

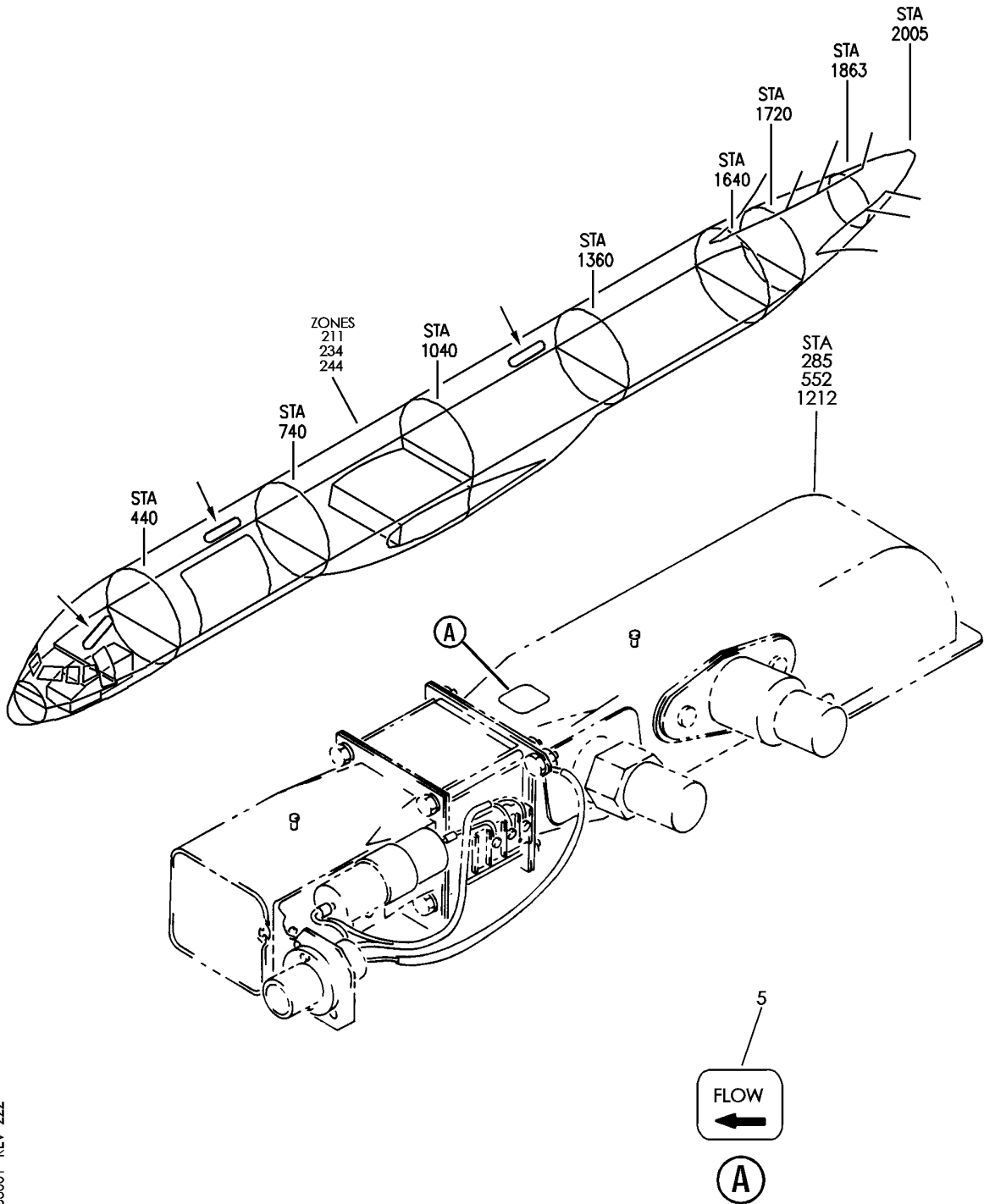
BRI

11-35-75-01

BOEING PROPRIETARY - Copyright © - Unpublished Work - See title page for details.

11-35-75
FIG. 01
PAGE 2
JAN 20/09

BOEING
757
PARTS CATALOG (MAINTENANCE)



Y 11358001 REV 222

SENSOR ASSY-FLIGHT DECK COMP TEMP (PLACARDS AND MARKINGS ONLY)
FIGURE 1

11-35-80-01

BRI
MAY 28/07

11-35-80-01
PAGE 0



757

PARTS CATALOG (MAINTENANCE)

FIG ITEM	PART NUMBER	1 2 3 4 5 6 7	NOMENCLATURE	EFFECT FROM TO	UNITS PER ASSY
1			SENSOR ASSY-FLIGHT DECK COMP TEMP (PLACARDS AND MARKINGS ONLY)	002004 006100 107107 121503 904999	
- 1	215N1002-15		SENSOR ASSY-COMP TEMP FLIGHT DECK (PLACARDS AND MARKINGS ONLY) SUPPLIER CODE: V89954 ELECTRICAL EQUIP NUMBER: M10452 FOR NHA/OTHER SYS DET SEE: 21-61-08-01	107107 904949 952952	RF
- 1	215N1002-28		SENSOR ASSY-COMP TEMP FLIGHT DECK VARIABLE (PLACARDS AND MARKINGS ONLY) SUPPLIER CODE: V89954 FOR NHA/OTHER SYS DET SEE: 21-61-08-01	904949 952952	RF
- 1	215N1002-34		SENSOR ASSY-COMP TEMP FLIGHT DECK (PLACARDS AND MARKINGS ONLY) SUPPLIER CODE: V89954 ELECTRICAL EQUIP NUMBER: M10452 FOR NHA/OTHER SYS DET SEE: 21-61-08-01	002004 006100 107107 121503 904999	RF
- 1	215N1002-15		SENSOR ASSY-COMP TEMP FLIGHT DECK (PLACARDS AND MARKINGS ONLY) SUPPLIER CODE: V89954 ELECTRICAL EQUIP NUMBER: M10024 M10025 FOR NHA/OTHER SYS DET SEE: 21-61-08-01	107107	RF

MISSING ITEM NUMBERS NOT APPLICABLE

- ITEM NOT ILLUSTRATED

11-35-80-01

11-35-80
FIG. 01
PAGE 1
JAN 20/09

BRI



757

PARTS CATALOG (MAINTENANCE)

FIG ITEM	PART NUMBER	1 2 3 4 5 6 7	NOMENCLATURE	EFFECT FROM TO	UNITS PER ASSY
1					
- 1	215N1002-34		SENSOR ASSY-COMP TEMP FLIGHT DECK (PLACARDS AND MARKINGS ONLY) SUPPLIER CODE: V89954 ELECTRICAL EQUIP NUMBER: M10024 M10025 FOR NHA/OTHER SYS DET SEE: 21-61-08-01	107107	RF
- 1	215N1002-35		SENSOR ASSY-COMP TEMP FLIGHT DECK VARIABLE (PLACARDS AND MARKINGS ONLY) SUPPLIER CODE: V89954 QUALIFIED I/W DATA: 215N1002-35 I/W -76 T/W 215N1004-5 BRACKET AY FOR NHA/OTHER SYS DET SEE: 21-61-08-01	002004 006100 121503 904999	RF
5	BAC27NEC0077		.MARKER-ALUMINUM FOIL	006100 107107 121503 904999	1

MISSING ITEM NUMBERS NOT APPLICABLE

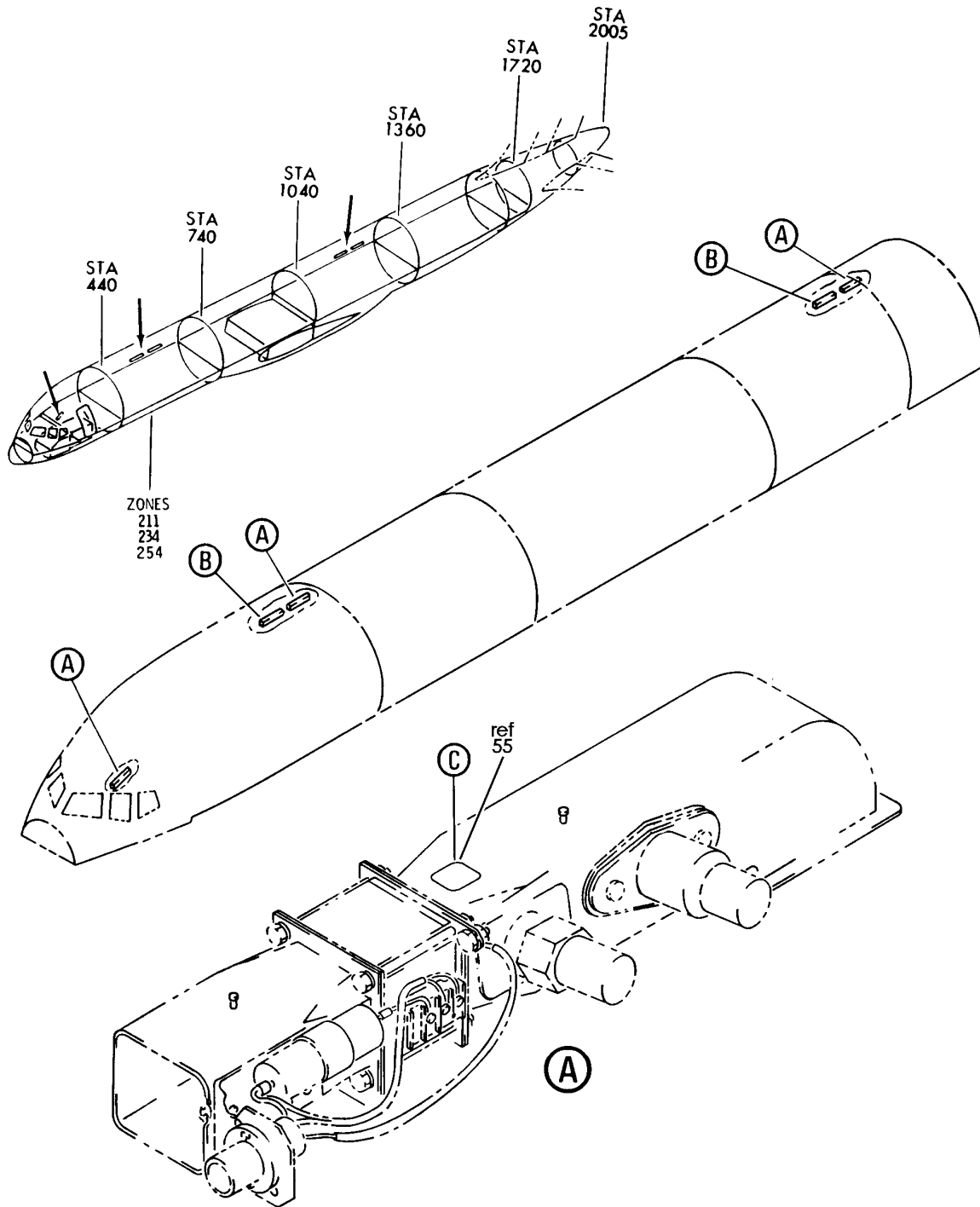
- ITEM NOT ILLUSTRATED

BRI

11-35-80-01

11-35-80
FIG. 01
PAGE 2
JAN 20/09

BOEING
757
PARTS CATALOG (MAINTENANCE)



Y 11358001A SHT 1 REV 224

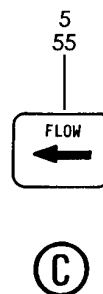
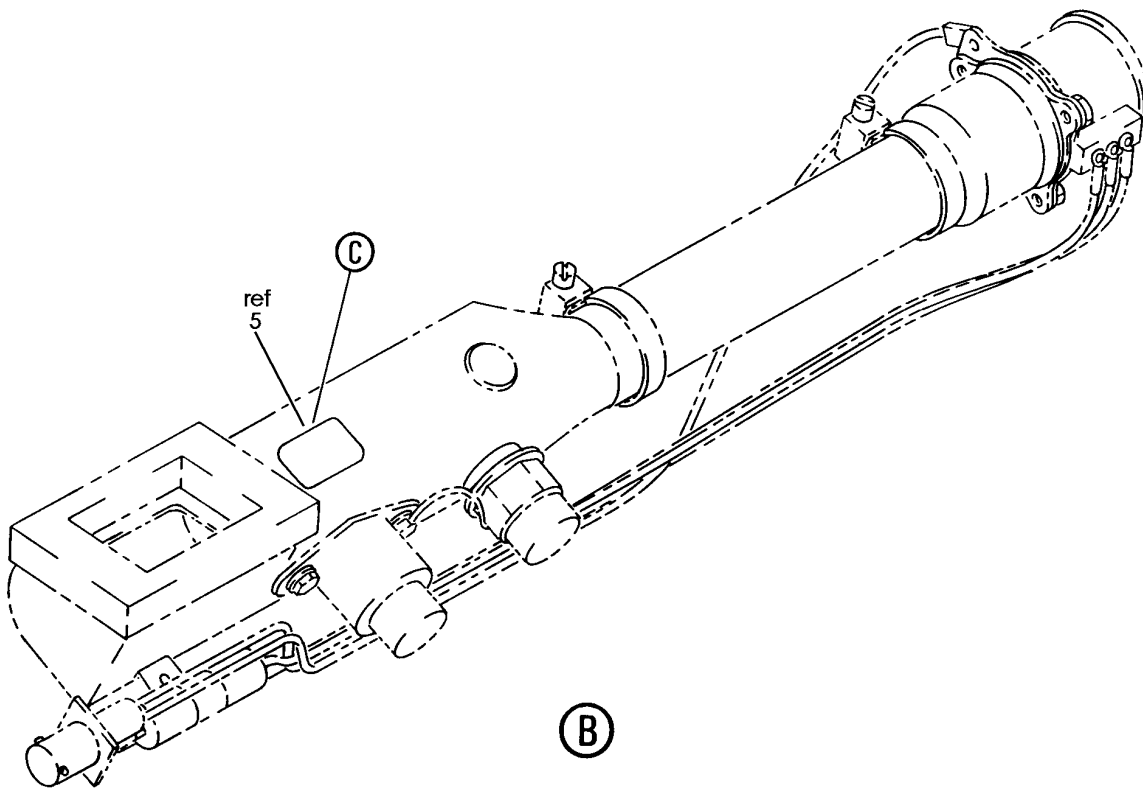
SENSOR ASSY-MAIN AND FLIGHT DECK COMPT TEMP (PLACARDS AND MARKINGS ONLY)
FIGURE 1A (SHEET 1)

BRI
MAY 28/07

11-35-80-01A

11-35-80-01A
PAGE 0

BOEING
757
PARTS CATALOG (MAINTENANCE)



Y 11358001A SHT 2 REV 224

SENSOR ASSY-MAIN AND FLIGHT DECK COMPT TEMP (PLACARDS AND MARKINGS ONLY)
FIGURE 1A (SHEET 2)

BRI
MAY 28/07

11-35-80-01A

11-35-80-01A
PAGE 0A



757

PARTS CATALOG (MAINTENANCE)

FIG ITEM	PART NUMBER	1 2 3 4 5 6 7	NOMENCLATURE	EFFECT FROM TO	UNITS PER ASSY
1 A			SENSOR ASSY-MAIN AND FLIGHT DECK COMPT TEMP (PLACARDS AND MARKINGS ONLY)	101106 108120 504903	
- 1	215N1002-78		SENSOR ASSY-COMP TEMP (PLACARDS AND MARKINGS ONLY) SUPPLIER CODE: V89954 POSITION DATA: MAIN DECK ELECTRICAL EQUIP NUMBER: M10024 M10025 FOR NHA/OTHER SYS DET SEE: 21-61-08-01A	101102 108120 504903	RF
- 1	215N1002-76		SENSOR ASSY-MAIN DECK COMP TEMP (PLACARDS AND MARKINGS ONLY) SUPPLIER CODE: V89954 ELECTRICAL EQUIP NUMBER: M10024 M10025 FOR NHA/OTHER SYS DET SEE: 21-61-08-01A	101102 108120 504903	RF
5	BAC27NEC0077		.MARKER-ALUMINUM FOIL	101102 108120 504903	1
- 50	215N1002-34		SENSOR ASSY-TEMP (PLACARDS AND MARKINGS ONLY) SUPPLIER CODE: V89954 ELECTRICAL EQUIP NUMBER: M10452 FOR NHA/OTHER SYS DET SEE: 21-61-08-01A	101106 108120 504903	RF
55	BAC27NEC0077		.MARKER-ALUMINUM FOIL	101106 108120 504903	1

MISSING ITEM NUMBERS NOT APPLICABLE

- ITEM NOT ILLUSTRATED

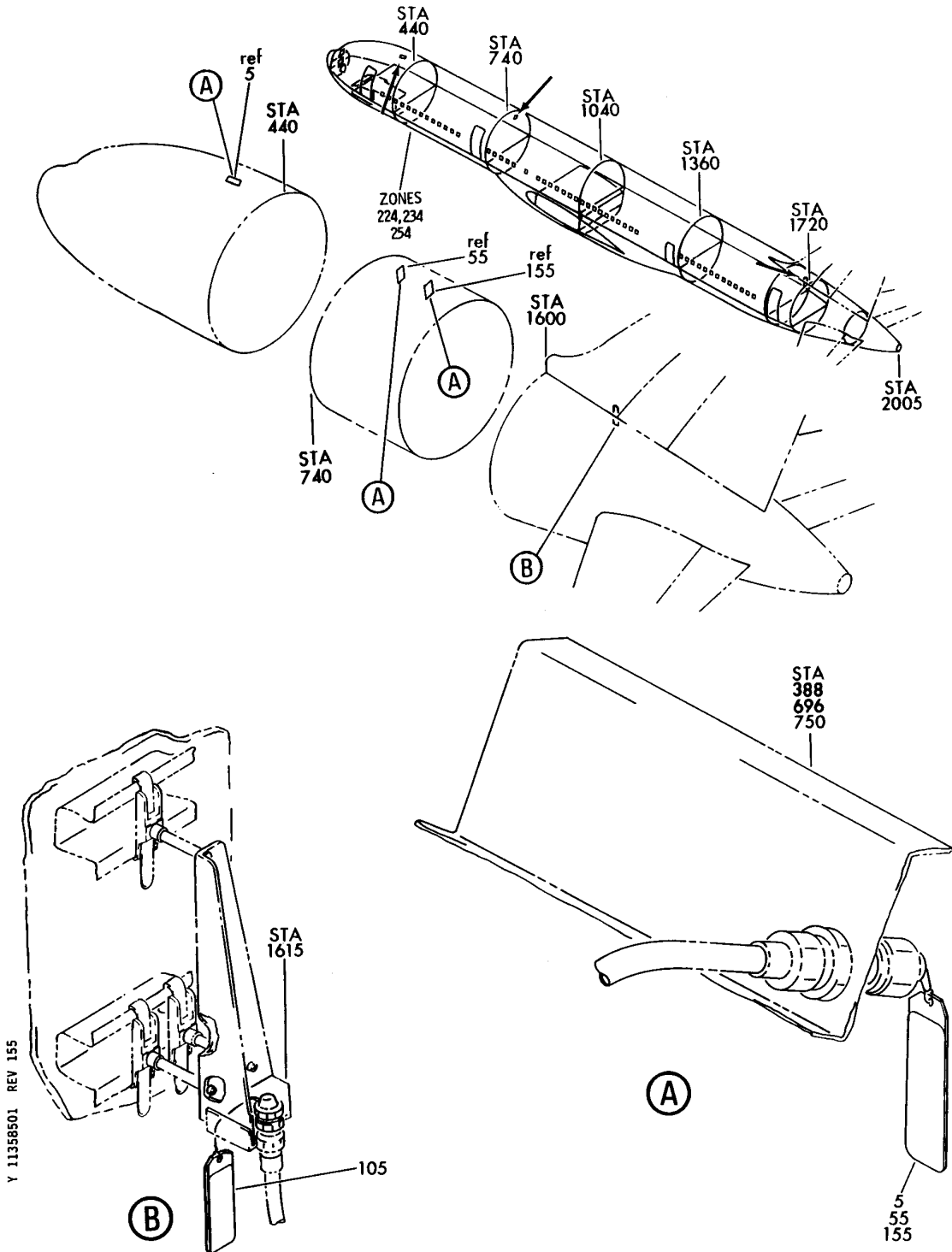
BRI

11-35-80-01A

BOEING PROPRIETARY - Copyright © - Unpublished Work - See title page for details.

11-35-80
FIG. 01A
PAGE 1
JAN 20/09

BOEING
757
PARTS CATALOG (MAINTENANCE)



TAG ASSY-(PLACARDS AND MARKINGS)
FIGURE 1

11-35-85-01

BRI
MAY 28/07

11-35-85-01
PAGE 0



757

PARTS CATALOG (MAINTENANCE)

FIG ITEM	PART NUMBER	1 2 3 4 5 6 7	NOMENCLATURE	EFFECT FROM TO	UNITS PER ASSY
1			TAG ASSY-(PLACARDS AND MARKINGS)	002004 006100 121503 904999	
- 1	417N2205-1		TAG ASSY-(PLACARDS AND MARKINGS ONLY) POSITION DATA: FWD STA 387 FOR NHA/OTHER SYS DET SEE: 38-11-62-01	002004 006100 121503 904999	RF
	5 BAC27NPA0699		.MARKER-ALUMINUM FOIL PLACARD CONTENT: ATTENTION REMOVE INTERNAL SEAL AND RETAINER AT MAIN LINE JUNCTION FOR WATER SUPPLY	002004 006100 121503 904999	1
- 50	417N2205-1		TAG ASSY-(PLACARDS AND MARKINGS ONLY) POSITION DATA: MID STA 696 FOR NHA SEE: 38-11-62-02	952999	RF
	55 BAC27NPA0699		.MARKER-ALUMINUM FOIL PLACARD CONTENT: ATTENTION REMOVE INTERNAL SEAL AND RETAINER AT MAIN LINE JUNCTION FOR WATER SUPPLY	952999	1
- 150	417N2205-1		TAG ASSY-(PLACARDS AND MARKINGS ONLY) POSITION DATA: MID STA 750 FOR NHA SEE: 38-11-62-02	904949 952999	RF
	155 BAC27NPA0699		.MARKER-ALUMINUM FOIL PLACARD CONTENT: ATTENTION REMOVE INTERNAL SEAL AND RETAINER AT MAIN LINE JUNCTION FOR WATER SUPPLY	904949 952999	1

MISSING ITEM NUMBERS NOT APPLICABLE

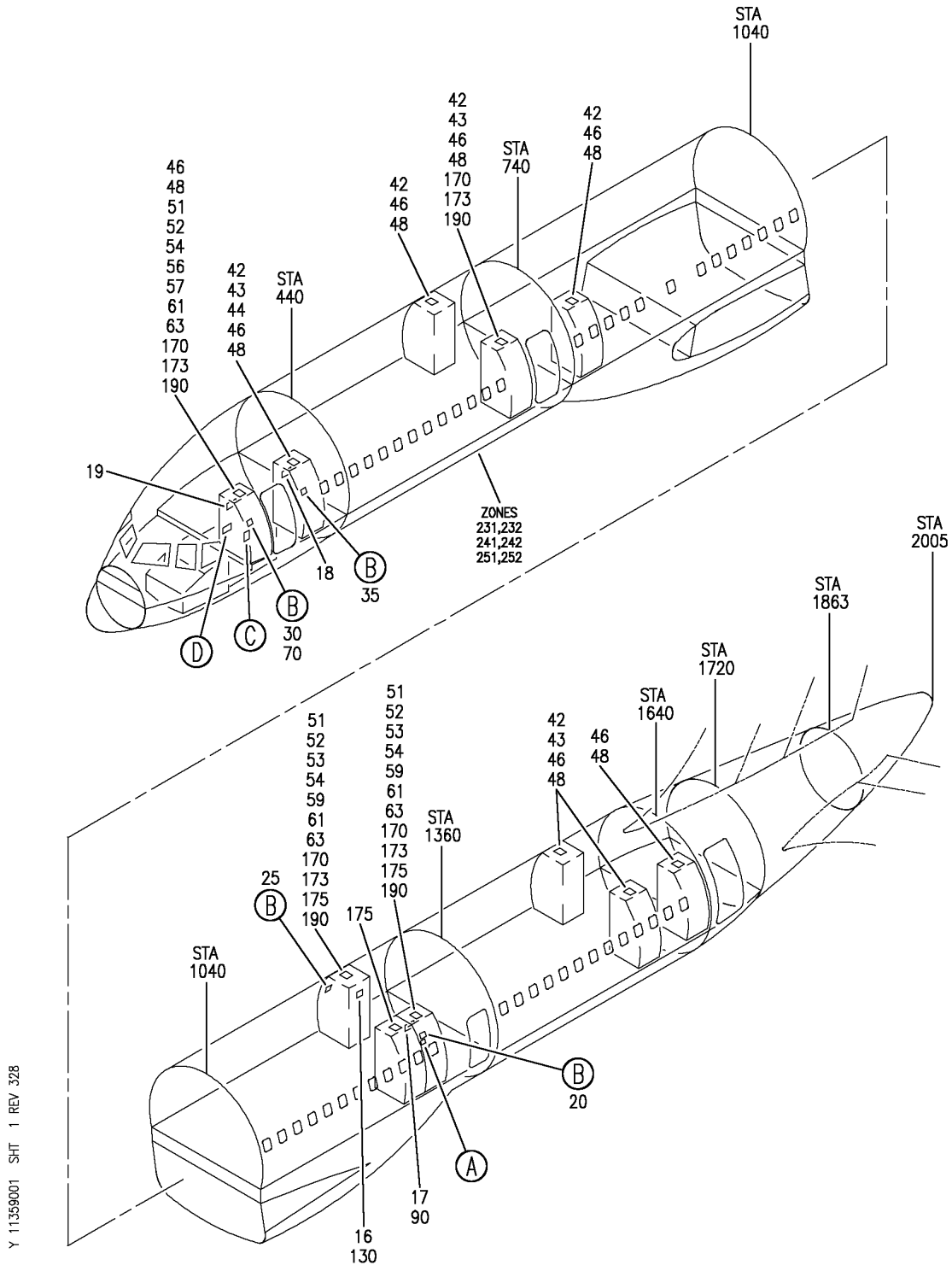
- ITEM NOT ILLUSTRATED

11-35-85-01

11-35-85
FIG. 01
PAGE 1
JAN 20/09

BRI

BOEING
757
PARTS CATALOG (MAINTENANCE)



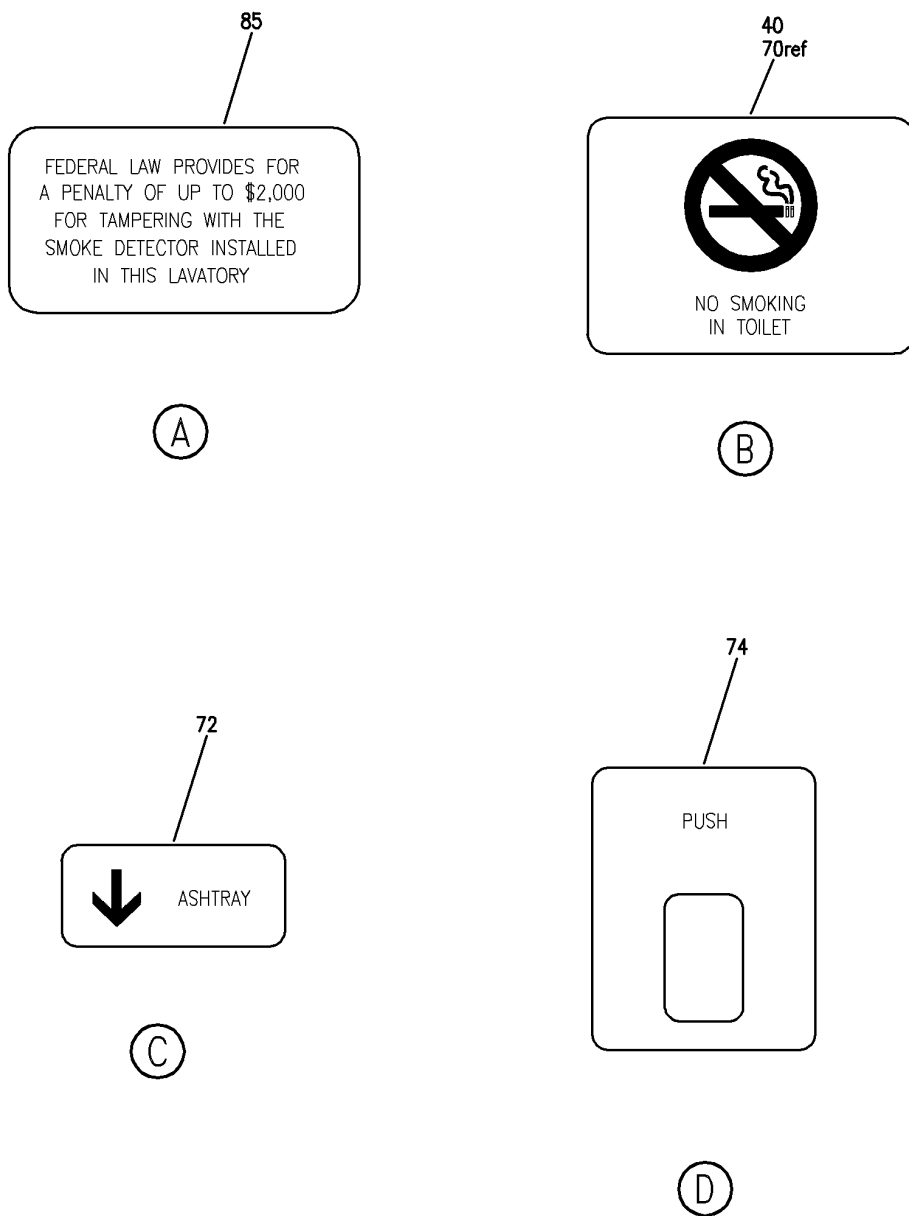
LAVATORY INSTL-MODS A, C, D, AND F (PLACARDS AND MARKINGS ONLY)
FIGURE 1 (SHEET 1)

11-35-90-01

BRI
JAN 20/09

11-35-90-01
PAGE 0

BOEING
757
PARTS CATALOG (MAINTENANCE)



Y 11359001 SHT 2 REV 233

LAVATORY INSTL-MODS A, C, D, AND F (PLACARDS AND MARKINGS ONLY)
FIGURE 1 (SHEET 2)

11-35-90-01

BRI
JAN 20/09

11-35-90-01
PAGE 0A



757

PARTS CATALOG (MAINTENANCE)

FIG ITEM	PART NUMBER	1 2 3 4 5 6 7	NOMENCLATURE	EFFECT FROM TO	UNITS PER ASSY
1			LAVATORY INSTL-MODS A, C, D, AND F (PLACARDS AND MARKINGS ONLY)	504504 506506	
- 160	417N1140-327SP		LAVATORY INSTL-BAB, LAV A, C, D, AND F SEAT TRACK MOUNTED (PLACARDS AND MARKINGS ONLY) FOR NHA/OTHER SYS DET SEE: 25-20-00-07D	504504 506506	RF
170	417N3810-130SP		.BOX ASSY-OXY ELECTRICAL EQUIP NUMBER: M10373	504504 506506	4
175	117003-22		..GENERATOR- SUPPLIER CODE: V16827 SPECIFICATION NUMBER: S417T401-22 OPTIONAL PART: E7220-10 VD1379	504504 506506	1
175	E72220-10		..GENERATOR- SUPPLIER CODE: VD1379 SPECIFICATION NUMBER: S417T401-51 OPTIONAL PART: 117003-22 V16827	504504 506506	1
- 180	PCBM8674		...PLACARD- SUPPLIER CODE: VK6807 POST AIRLINE MOD: CIC/B757/IPC/99-0189 VBAA	504504 506506	1

MISSING ITEM NUMBERS NOT APPLICABLE

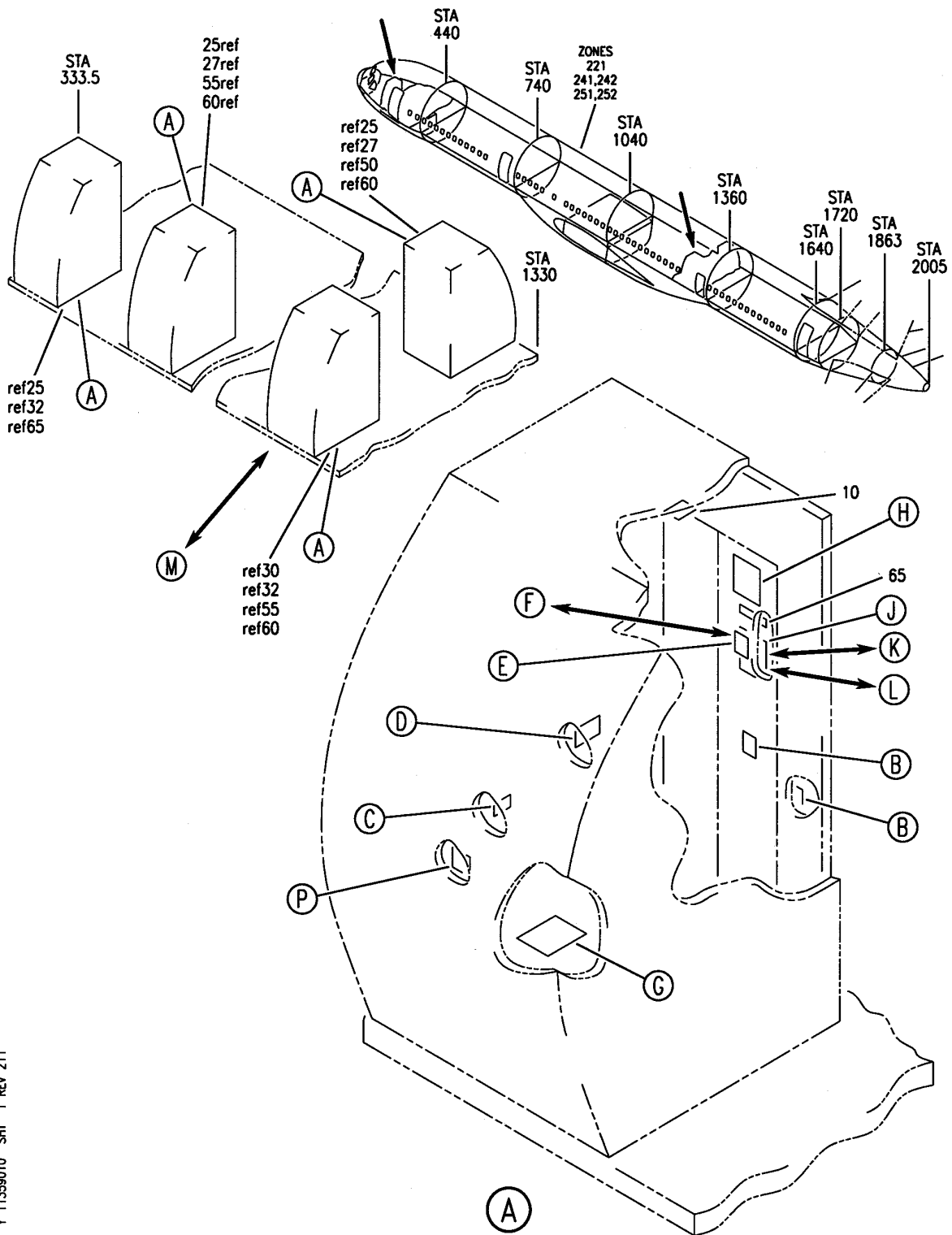
- ITEM NOT ILLUSTRATED

11-35-90-01

11-35-90
FIG. 01
PAGE 1
JAN 20/09

BRI

BOEING
757
PARTS CATALOG (MAINTENANCE)



Y 11359010 SHT 1 REV 211

PLACARD INSTL-CAB. INTR (LAVATORIES ONLY)
FIGURE 10 (SHEET 1)

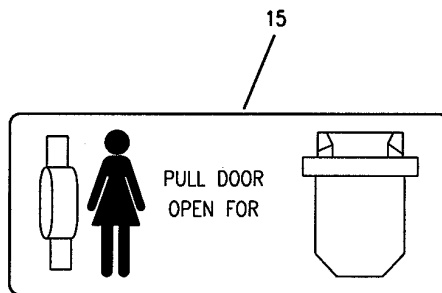
11-35-90-10

BRI
JAN 20/09


11-35-90-10
PAGE 0



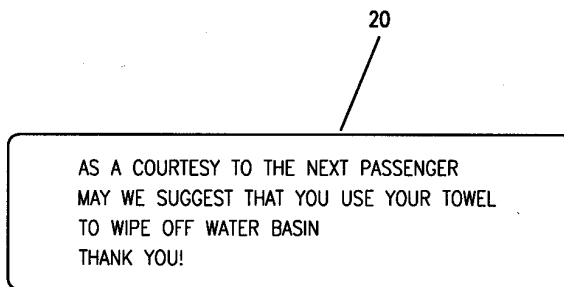
(B)




(C)




(G)



(D)



(F)



(E)

Y 11359010 SHT 2 REV 211

PLACARD INSTL-CAB. INTR (LAVATORIES ONLY)
FIGURE 10 (SHEET 2)

11-35-90-10

BOEING
757
PARTS CATALOG (MAINTENANCE)



(H)



(J)



(K)



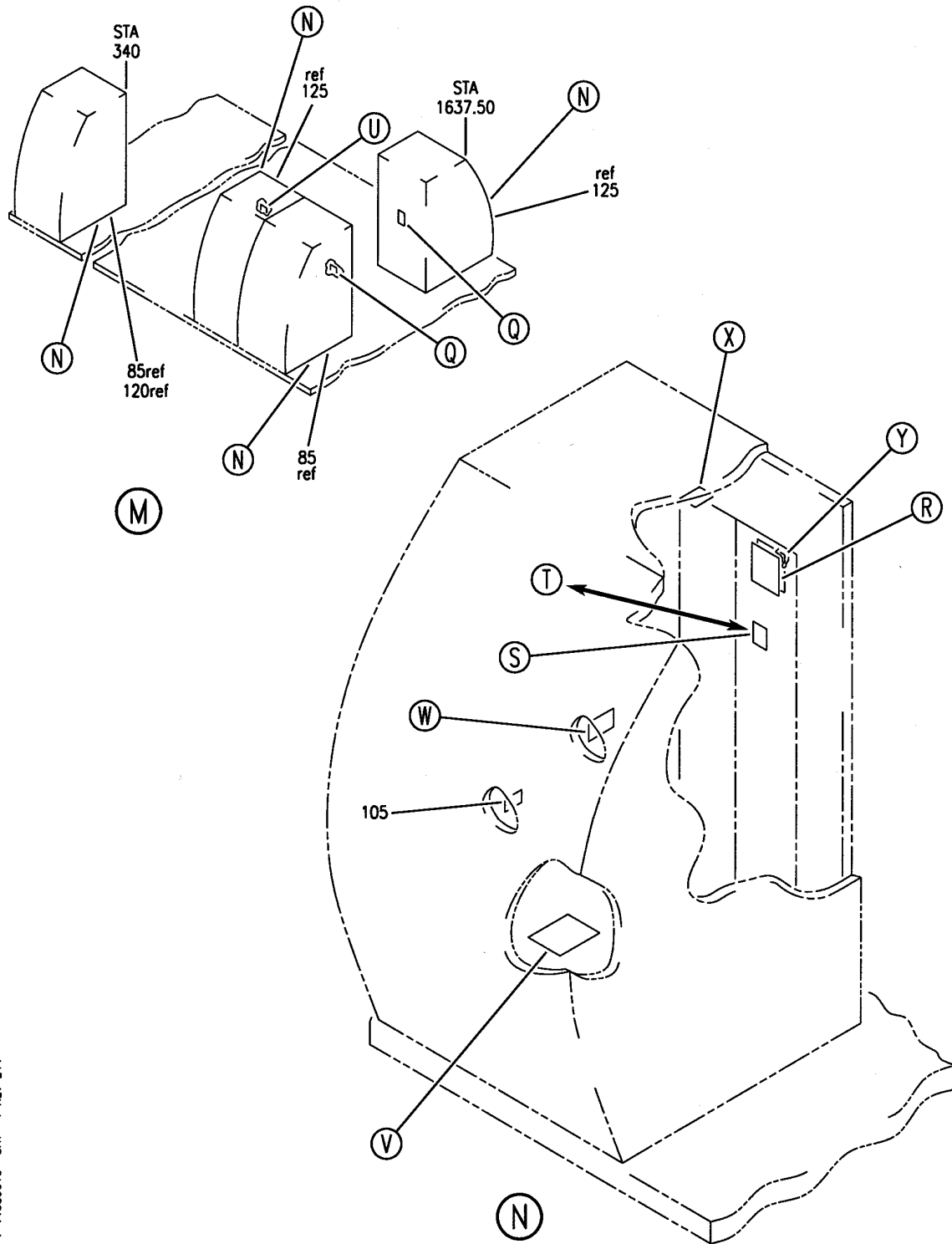
(L)

Y 11359010 SHT 3 REV 207

PLACARD INSTL-CAB. INTR (LAVATORIES ONLY)
FIGURE 10 (SHEET 3)

11-35-90-10

BOEING
757
PARTS CATALOG (MAINTENANCE)



Y 11359010 SHT 4 REV 211

PLACARD INSTL-CAB. INTR (LAVATORIES ONLY)
FIGURE 10 (SHEET 4)

11-35-90-10

BRI
JAN 20/09

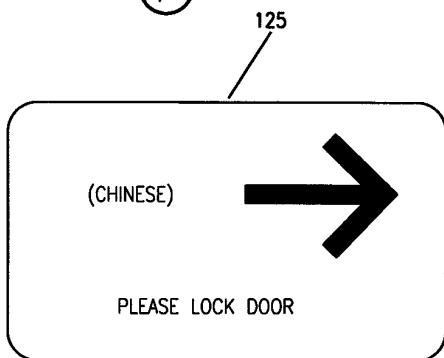
11-35-90-10
PAGE 0C

BOEING
757
PARTS CATALOG (MAINTENANCE)

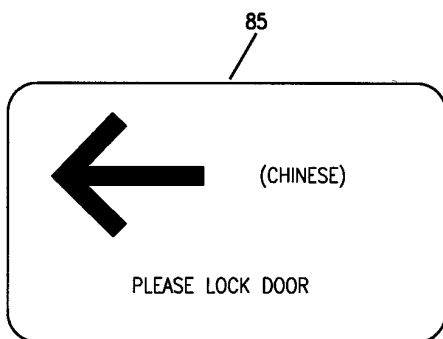


(P)

(Q)



(T)



(R)

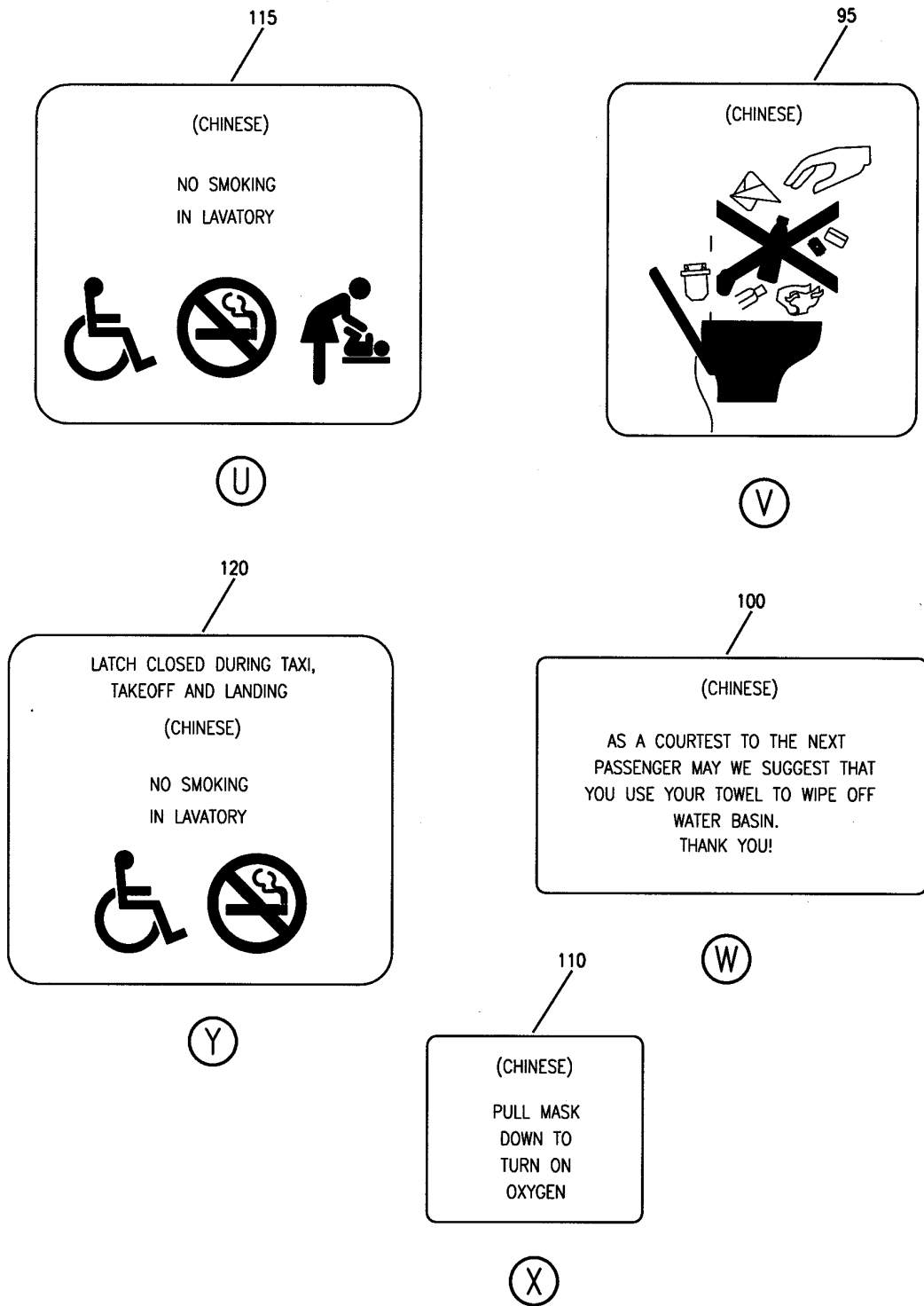
(S)

Y 11359010 SHT 5 REV 211

PLACARD INSTL-CAB. INTR (LAVATORIES ONLY)
FIGURE 10 (SHEET 5)

11-35-90-10

BOEING
757
PARTS CATALOG (MAINTENANCE)



Y 11359010 SHT 6 REV 211

PLACARD INSTL-CAB. INTR (LAVATORIES ONLY)
FIGURE 10 (SHEET 6)

11-35-90-10

BRI
JAN 20/09

11-35-90-10
PAGE 0E



757

PARTS CATALOG (MAINTENANCE)

FIG ITEM	PART NUMBER	1 2 3 4 5 6 7	NOMENCLATURE	EFFECT FROM TO	UNITS PER ASSY
10			PLACARD INSTL-CAB. INTR (LAVATORIES ONLY)	504504 506506	
- 1	414N5019-140		PLACARD INSTL-CAB. INTR (LAVATORIES ONLY)	504504 506506	RF
			FOR NHA/ADDITIONAL DET SEE: 25-20-00-07B		
5	BAC29PPS0877		.PLACARD	504504 506506	8
10	BAC29PPS13849		.PLACARD- PLACARD CONTENT: PULL MASK DOWN TO TURN ON OXYGEN	504504 506506	4
15	BAC29PPS16319		.PLACARD	504504 506506	4
20	BAC29PPS16753		.PLACARD	504504 506506	4
27	BAC29PPS1826		.PLACARD	504504 506506	2
32	BAC29PPS1827		.PLACARD	504504 506506	2
35	BAC29PPS20283		.PLACARD	504504 506506	4
40	BAC29PPS30141		.PLACARD	504504 506506	4
45	BAC29PPS30462		.PLACARD	504504 506506	1
50	BAC29PPS30463		.PLACARD	504504 506506	1
55	BAC29PPS30464		.PLACARD	504504 506506	2
60	BAC29UPPS0011		.PLACARD	504504 506506	3
65	BAC29UPPS0288		.PLACARD- PLACARD CONTENT: CREW ONLY	504504 506506	1

MISSING ITEM NUMBERS NOT APPLICABLE

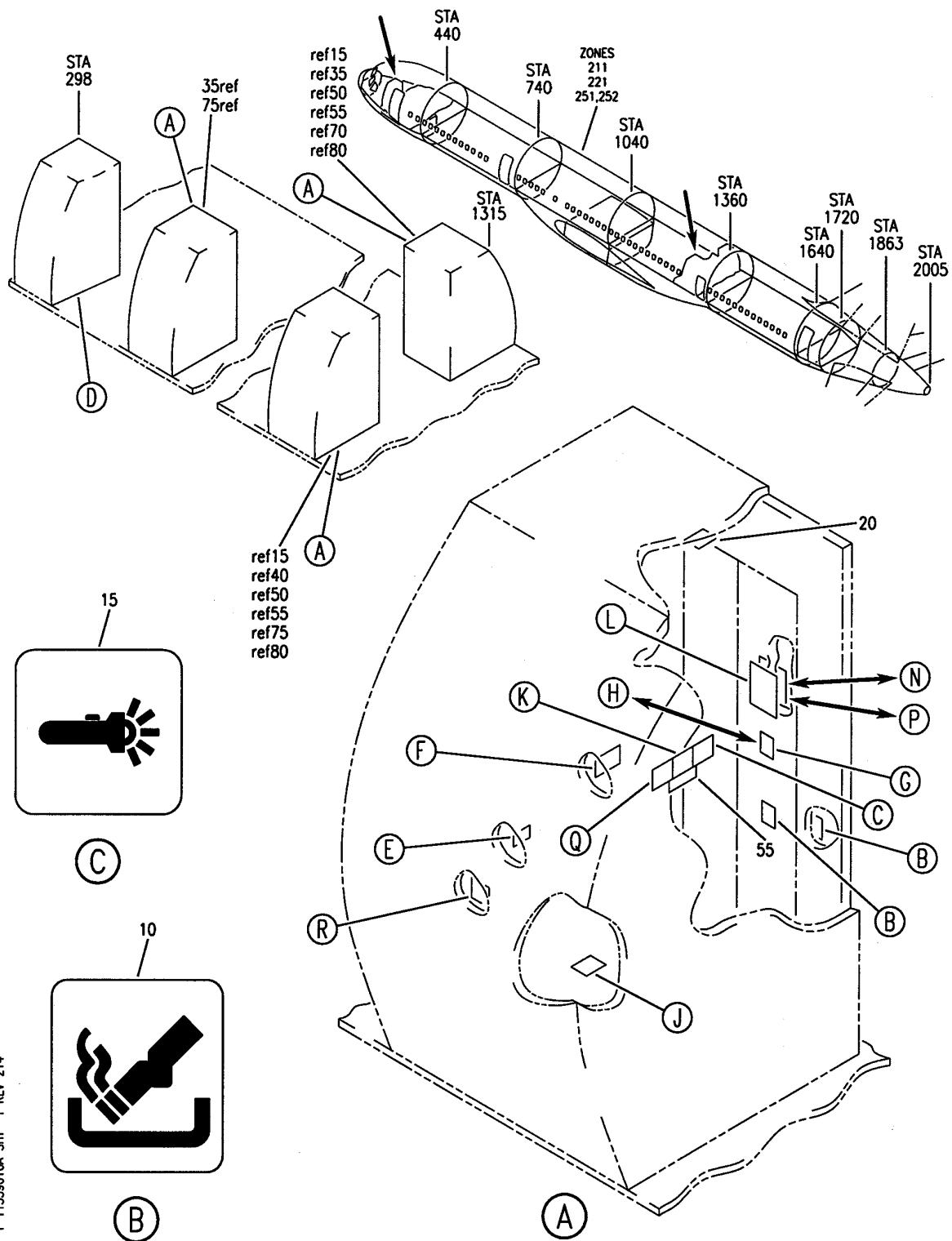
- ITEM NOT ILLUSTRATED

11-35-90-10

11-35-90
FIG. 10
PAGE 1
JAN 20/09

BRI

BOEING
757
PARTS CATALOG (MAINTENANCE)



Y 11359010A SHT 1 REV 214

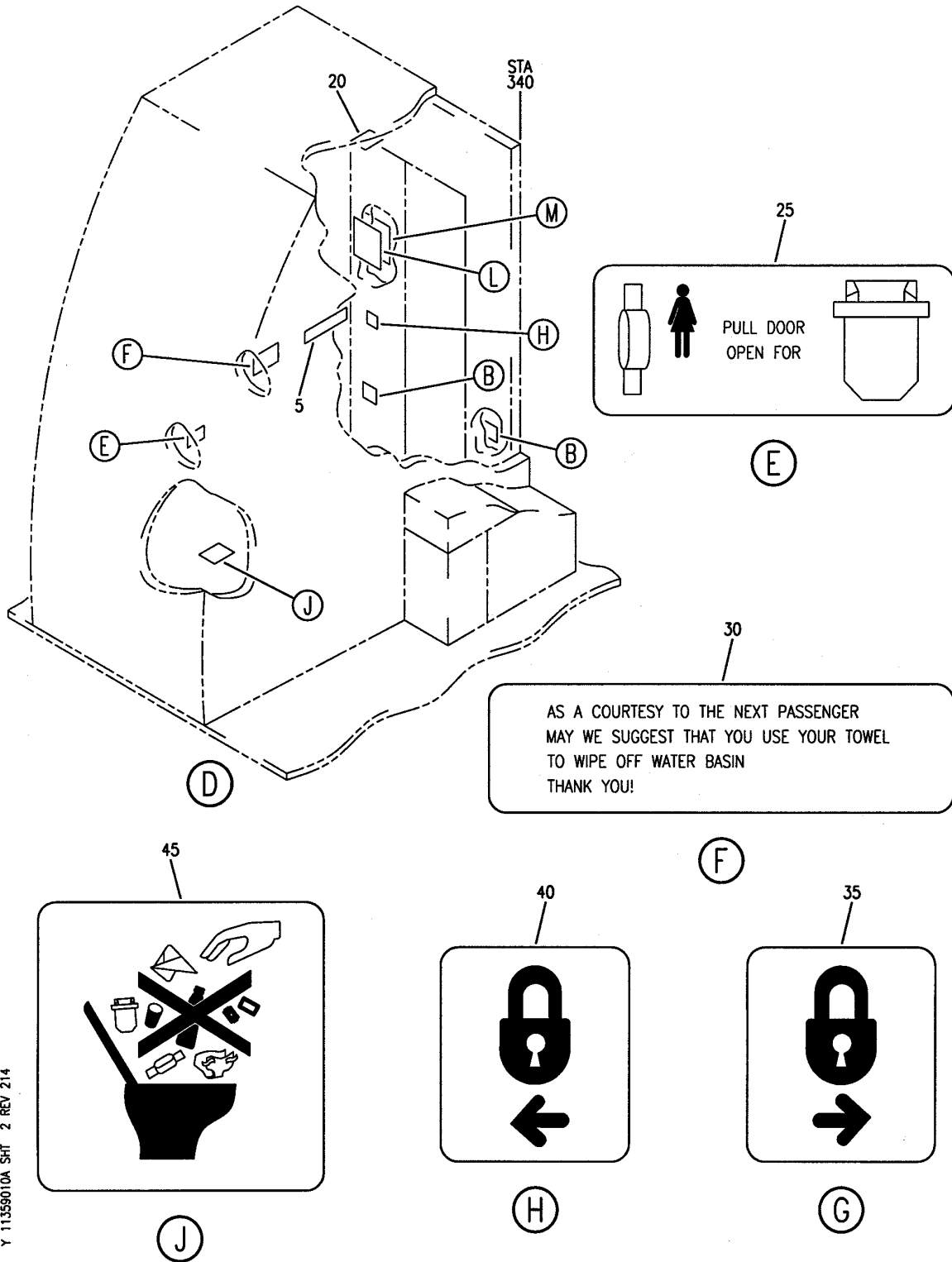
PLACARD INSTL-CAB. INTR (LAVATORIES ONLY) (BAB)
FIGURE 10A (SHEET 1)

11-35-90-10A

BRI
JAN 20/09

11-35-90-10A
PAGE 0

BOEING
757
PARTS CATALOG (MAINTENANCE)



Y 11359010A SH1 2 REV 214


PLACARD INSTL-CAB. INTR (LAVATORIES ONLY) (BAB)
FIGURE 10A (SHEET 2)

11-35-90-10A

BRI
JAN 20/09

11-35-90-10A
PAGE 0A


BOEING
757
PARTS CATALOG (MAINTENANCE)



(K)



(L)



(Q)



(R)



(M)



(P)



(N)

Y 11359010A SHT 3 REV 214

PLACARD INSTL-CAB. INTR (LAVATORIES ONLY) (BAB)
FIGURE 10A (SHEET 3)

11-35-90-10A



757

PARTS CATALOG (MAINTENANCE)

FIG ITEM	PART NUMBER	1 2 3 4 5 6 7	NOMENCLATURE	EFFECT FROM TO	UNITS PER ASSY
10A			PLACARD INSTL-CAB. INTR (LAVATORIES ONLY) (BAB)	505505 507903	
- 1	414N5019-145		PLACARD INSTL-CAB. INTR (LAVATORIES ONLY) (BAB)	505505 507903	RF
			FOR NHA/ADDITIONAL DET SEE: 25-20-00-07B		
	5 BAC27DPA4336		.PLACARD- PLACARD CONTENT: NO OCCUPANTS OR CARGO PERMITTED IN THIS COMPARTMENT DURING FLIGHT	505505 507903	1
	10 BAC29PPS0877		.PLACARD	505505 507903	8
	15 BAC29PPS1319		.PLACARD	505505 507903	2
	20 BAC29PPS13849		.PLACARD- PLACARD CONTENT: PULL MASK DOWN TO TURN ON OXYGEN	505505 507903	4
	25 BAC29PPS16319		.PLACARD	505505 507903	4
	30 BAC29PPS16753		.PLACARD	505505 507903	4
	35 BAC29PPS1826		.PLACARD	505505 507903	2
	40 BAC29PPS1827		.PLACARD	505505 507903	2
	45 BAC29PPS20283		.PLACARD	505505 507903	4
	50 BAC29PPS21001		.PLACARD	505505 507903	2
	55 BAC29PPS23501		.PLACARD- PLACARD CONTENT: DEMO EQUIPMENT	505505 507903	2
	60 BAC29PPS30141		.PLACARD	505505 507903	4
	65 BAC29PPS30462		.PLACARD	505505 507903	1
	70 BAC29PPS30463		.PLACARD	505505 507903	1
	75 BAC29PPS30464		.PLACARD	505505 507903	2
	80 BAC29PPS42401		.PLACARD	505505 507903	2
	85 BAC29UPPS0011		.PLACARD	505505 507903	3

MISSING ITEM NUMBERS NOT APPLICABLE

- ITEM NOT ILLUSTRATED

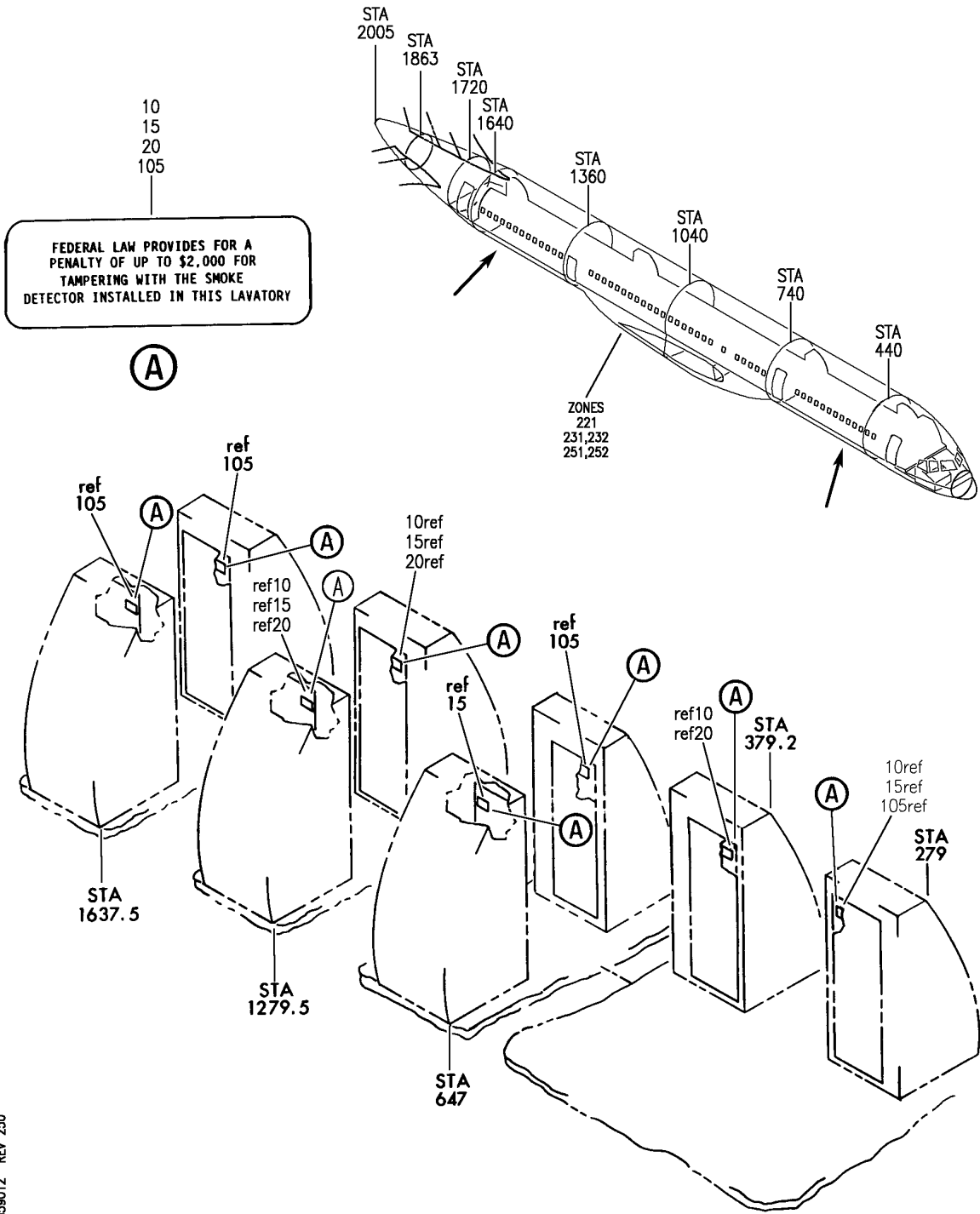
11-35-90-10A

11-35-90
FIG. 10A
PAGE 1
JAN 20/09

BRI

BOEING PROPRIETARY - Copyright © - Unpublished Work - See title page for details.

BOEING
757
PARTS CATALOG (MAINTENANCE)



Y 11359012 REV 250

PLACARD INSTL AND FLYAWAY CAB. INTR LAVATORIES ONLY
FIGURE 12

11-35-90-12

BRI
MAY 28/07

11-35-90-12
PAGE 0



757

PARTS CATALOG (MAINTENANCE)

FIG ITEM	PART NUMBER	1 2 3 4 5 6 7	NOMENCLATURE	EFFECT FROM TO	UNITS PER ASSY
12			PLACARD INSTL AND FLYAWAY CAB. INTR LAVATORIES ONLY	121503 904949	
- 1	414N5017-2		PLACARD INSTL-CAB. INTR LAVATORIES ONLY FOR NHA SEE: 25-20-00-01C	121503 904949	RF
10	BAC29PPS12022		.PLACARD	121503 904949	4

MISSING ITEM NUMBERS NOT APPLICABLE

- ITEM NOT ILLUSTRATED

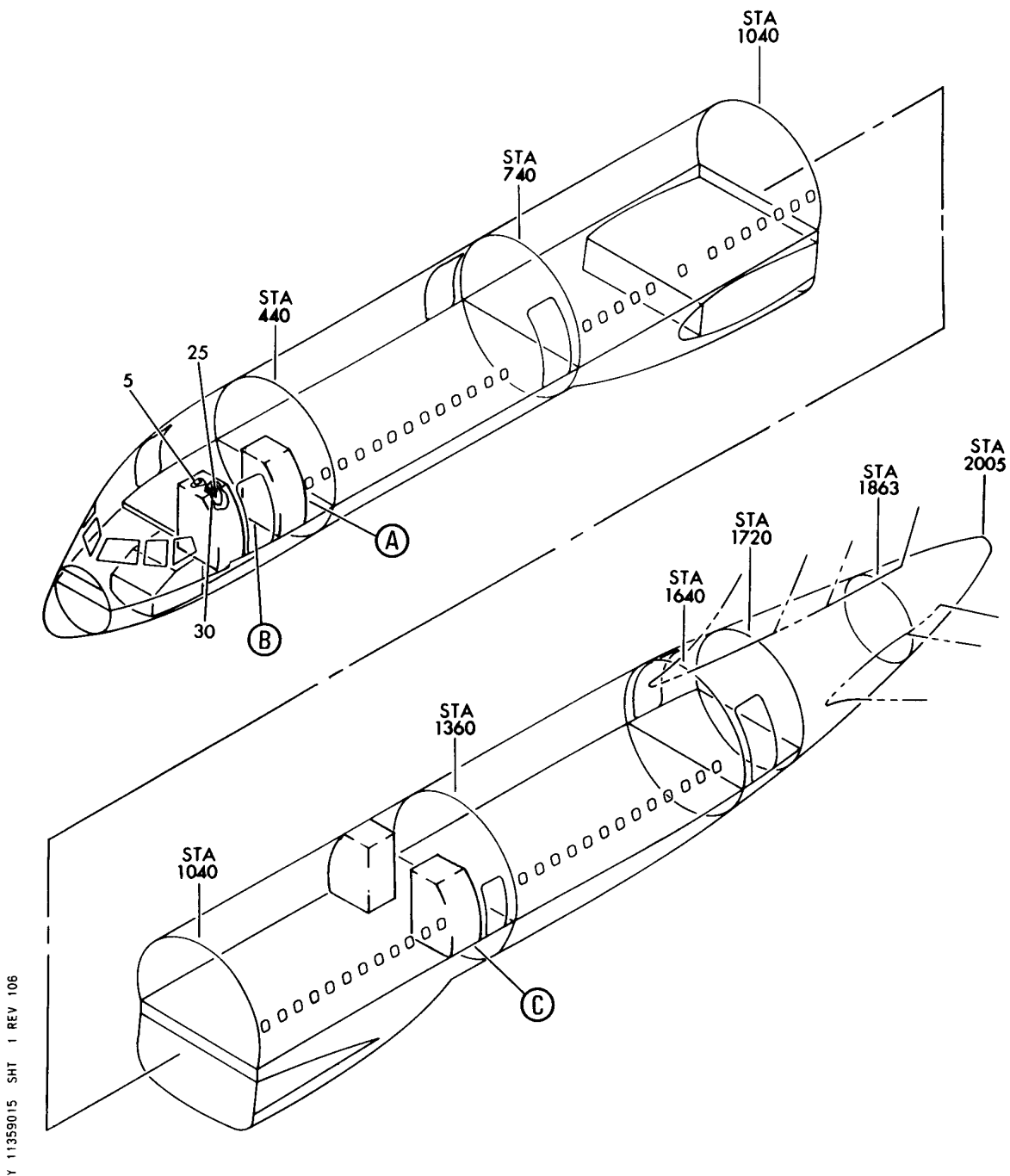
BRI

11-35-90-12

BOEING PROPRIETARY - Copyright © - Unpublished Work - See title page for details.

11-35-90
FIG. 12
PAGE 1
JAN 20/09

BOEING
757
PARTS CATALOG (MAINTENANCE)



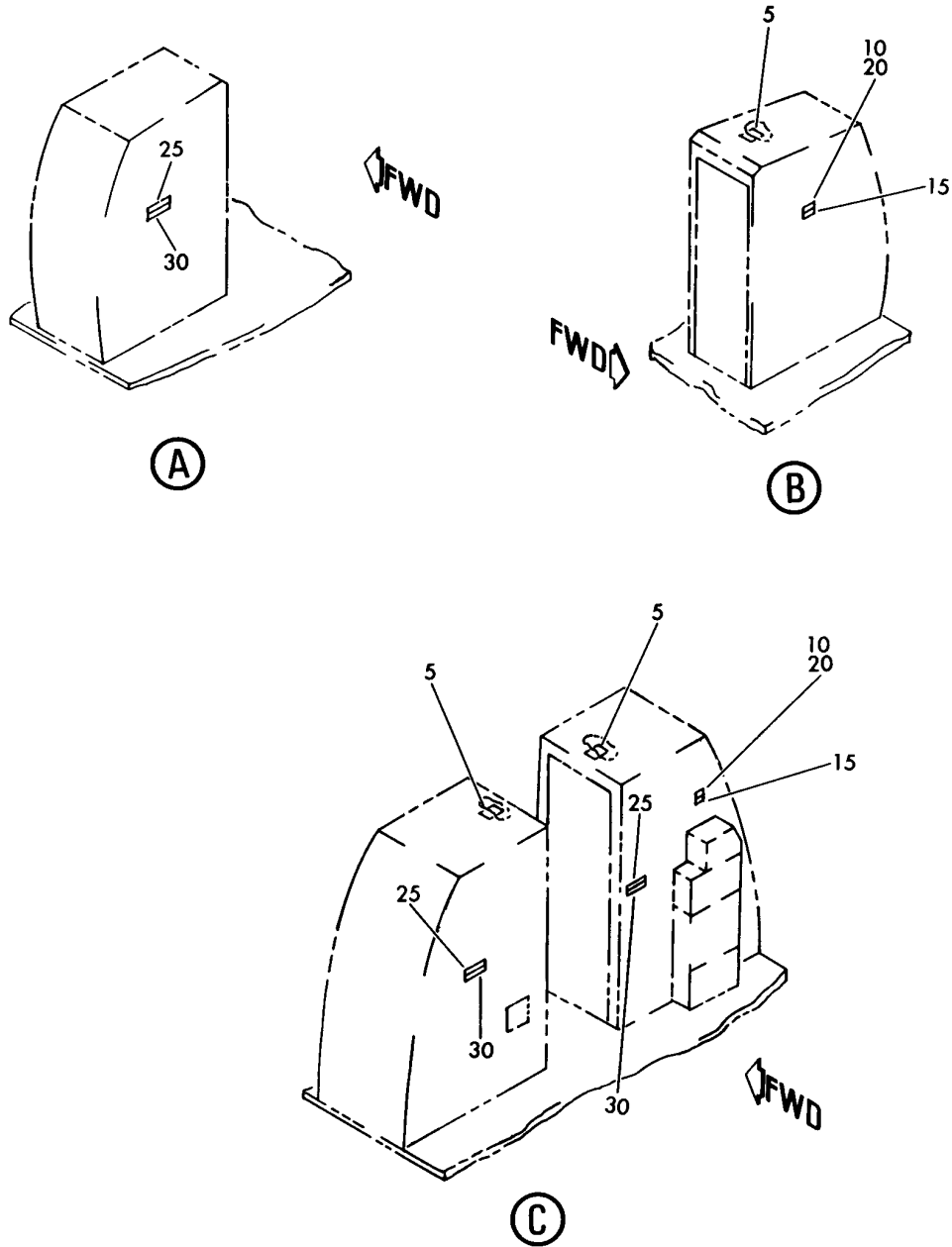
PLACARD INSTL-CAB. INTR (LAVATORIES ONLY)
FIGURE 15 (SHEET 1)

11-35-90-15

BRI
JAN 20/09

11-35-90-15
PAGE 0

BOEING
757
PARTS CATALOG (MAINTENANCE)



Y 11359015 SH1 2 REV 106

PLACARD INSTL-CAB. INTR (LAVATORIES ONLY)
FIGURE 15 (SHEET 2)

11-35-90-15

BRI
JAN 20/09

11-35-90-15
PAGE 0A



757

PARTS CATALOG (MAINTENANCE)

FIG ITEM	PART NUMBER	1 2 3 4 5 6 7	NOMENCLATURE	EFFECT FROM TO	UNITS PER ASSY
15			PLACARD INSTL-CAB. INTR (LAVATORIES ONLY)	107107	
- 1	414N5011-14		PLACARD INSTL-CAB. INTR (LAVATORIES ONLY) FOR NHA/ADDITIONAL DET SEE: 25-20-00-01C	107107	RF
20	BAC29PPS0617		.PLACARD- PLACARD CONTENT: FOR CREW USE ONLY	107107	2
25	BAC29PPS0625		.PLACARD- PLACARD CONTENT: FASTEN SEAT BELT WHILE SEATED	107107	4

MISSING ITEM NUMBERS NOT APPLICABLE

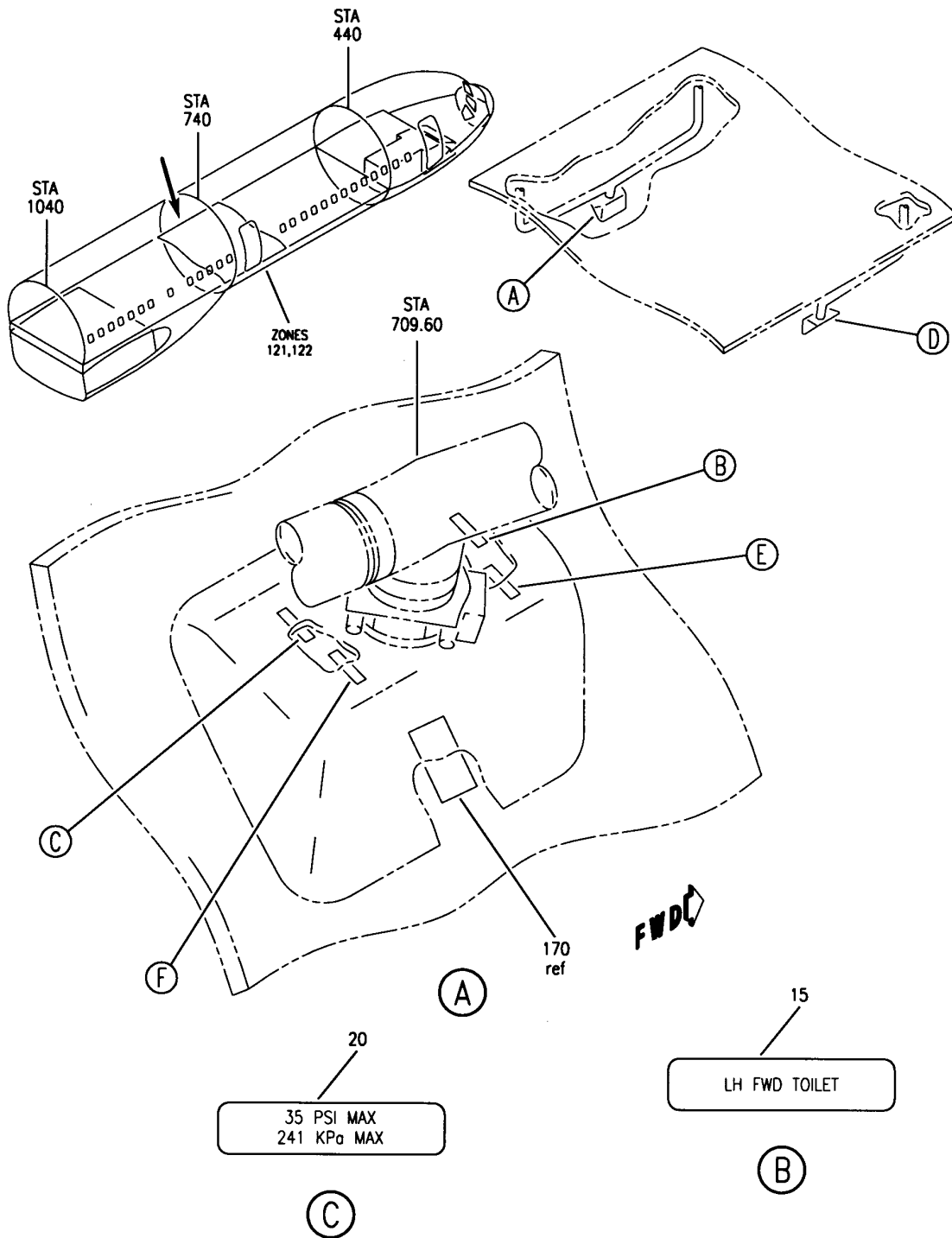
- ITEM NOT ILLUSTRATED

11-35-90-15

11-35-90
FIG. 15
PAGE 1
JAN 20/09

BRI

BOEING
757
PARTS CATALOG (MAINTENANCE)



Y 11359018 SHT 1 REV 200

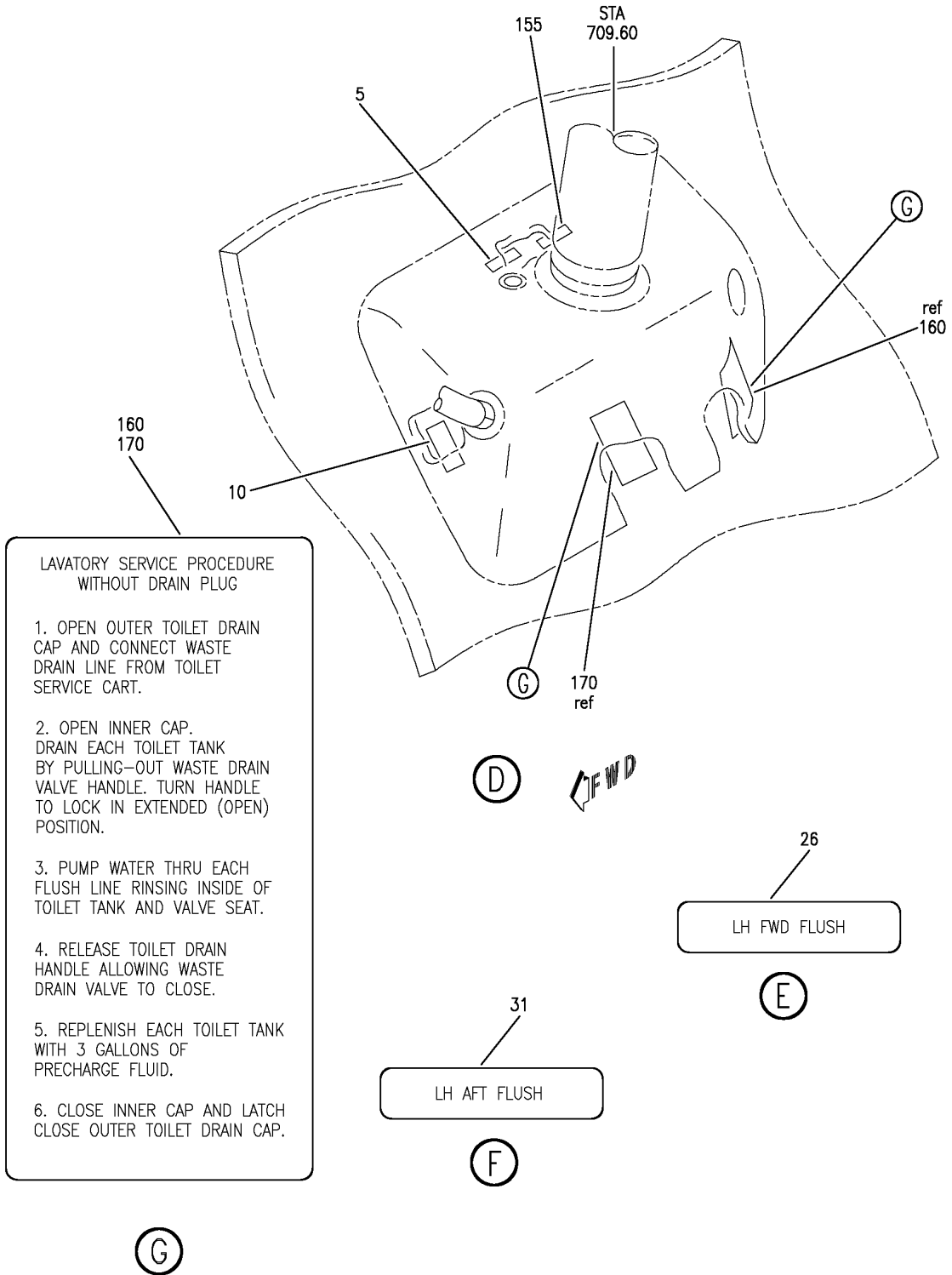
PLACARD INSTL-DUCT AND FLUSH LINE AND CABLE FWD LAVS
FIGURE 18 (SHEET 1)

11-35-90-18

BRI
JAN 20/09

11-35-90-18
PAGE 0

BOEING
757
PARTS CATALOG (MAINTENANCE)



Y 11359018 SH1 2 REV 330

PLACARD INSTL-DUCT AND FLUSH LINE AND CABLE FWD LAVS
FIGURE 18 (SHEET 2)

11-35-90-18

BRI
JAN 20/09

11-35-90-18
PAGE 0A



757

PARTS CATALOG (MAINTENANCE)

FIG ITEM	PART NUMBER	1 2 3 4 5 6 7	NOMENCLATURE	EFFECT FROM TO	UNITS PER ASSY
18			PLACARD INSTL-DUCT AND FLUSH LINE AND CABLE FWD LAVS	108120 950999	
- 1	417N8551-5		PLACARD INSTL-FLUSH LINE AND CABLE LAV S POSITION DATA: FWD FOR NHA SEE: 25-20-00-01A	952952	RF
- 1	417N8551-21		PLACARD INSTL-FLUSH LINE AND CABLE LAV S POSITION DATA: FWD FOR NHA SEE: 25-20-00-01A 25-20-00-11B	108120 950951 953999	RF
5	BAC27DPA804		.MARKER-ALUMINUM FOIL PLACARD CONTENT: LH TOILET	108120 950999	1
5	BAC27DPA803		.MARKER-ALUMINUM FOIL PLACARD CONTENT: LH FWD TOILET	108120 950951 953999	1
10	BAC27DPA800		.MARKER-ALUMINUM FOIL PLACARD CONTENT: LH FLUSH	108120 950999	1
10	BAC27DPA801		.MARKER-ALUMINUM FOIL PLACARD CONTENT: LH FWD FLUSH	108120 950951 953999	1
- 150	417N8501-5		PLACARD INSTL-DUCT LAV S POSITION DATA: FWD FOR NHA SEE: 25-20-00-01A	950951	RF
155	BAC27DPA802		.MARKER-ALUMINUM FOIL PLACARD CONTENT: TOILET DRAIN	950951	1

MISSING ITEM NUMBERS NOT APPLICABLE

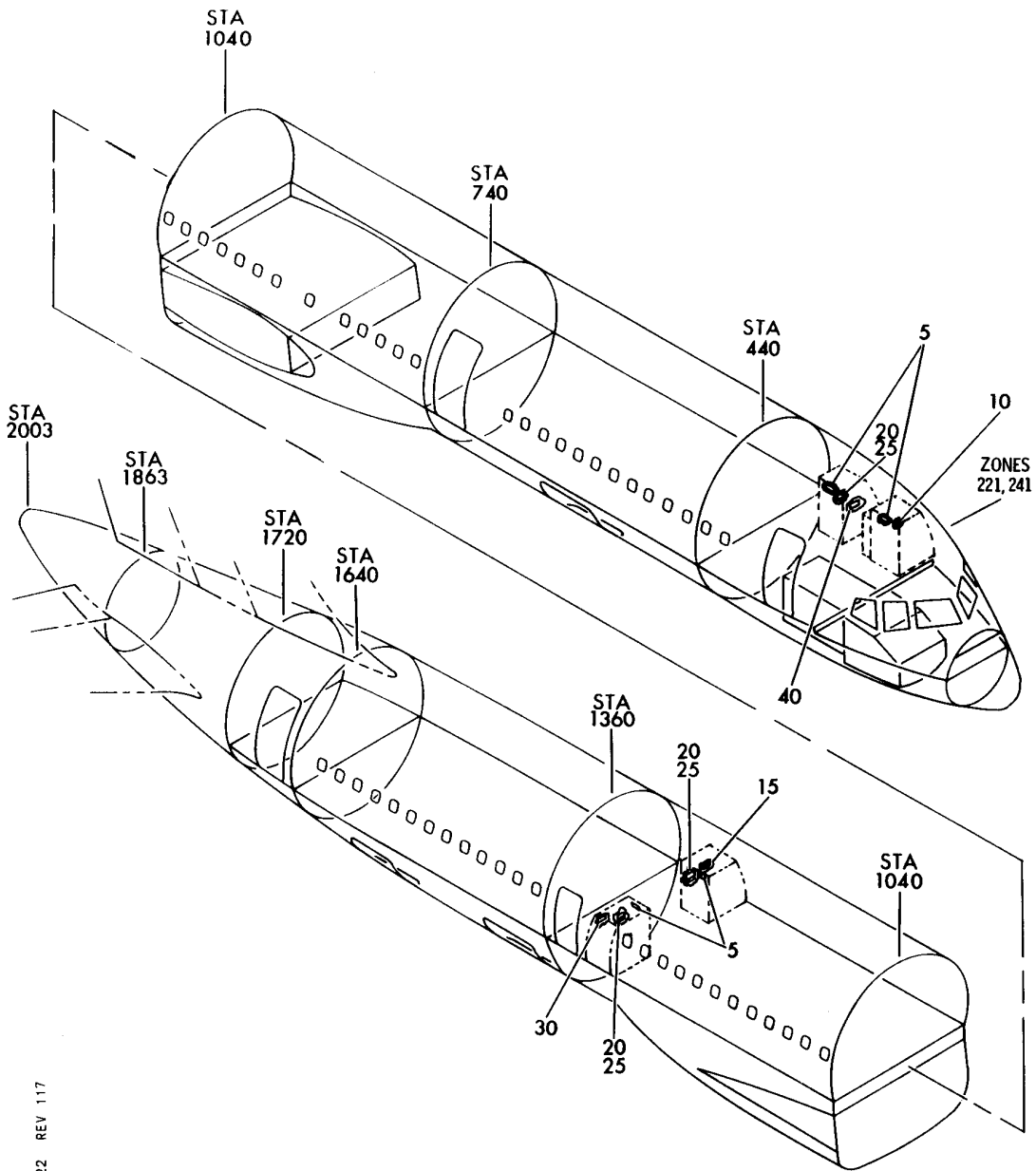
- ITEM NOT ILLUSTRATED

11-35-90-18

11-35-90
FIG. 18
PAGE 1
JAN 20/09

BRI

BOEING
757
PARTS CATALOG (MAINTENANCE)



Y 11359022 REV 117

PLACARD INSTL-CAB. INTR (WUA) (LAVATORIES ONLY)
FIGURE 22

11-35-90-22

BRI
MAY 28/07

11-35-90-22
PAGE 0



757

PARTS CATALOG (MAINTENANCE)

FIG ITEM	PART NUMBER	1 2 3 4 5 6 7	NOMENCLATURE	EFFECT FROM TO	UNITS PER ASSY
22			PLACARD INSTL-CAB. INTR (WUA) (LAVATORIES ONLY)	904949	
- 1	414N5009-3		PLACARD INSTL-CAB. INTR WUA (LAVATORIES ONLY) FOR NHA/ADDITIONAL DET SEE: 25-20-00-01C	904949	RF
5	BAC29PPS13849		.PLACARD- PLACARD CONTENT: PULL MASK DOWN TO TURN ON OXYGEN	904949	4
10	BAC29PPS7754		.PLACARD- PLACARD CONTENT: MEGAPHONE HANDLE MUST FACE AFT	904949	1
15	BAC29PPS0628		.PLACARD- PLACARD CONTENT: DOOR MUST BE CLOSED AND LATCHED DURING TAKE OFF AND LANDING	904949	1
20	BAC29PPS0625		.PLACARD- PLACARD CONTENT: FASTEN SEAT BELT WHILE SEATED	904949	4
25	BAC29PPS9783		.PLACARD-SPANISH	904949	4
30	BAC29PPS0617		.PLACARD- PLACARD CONTENT: FOR CREW USE ONLY	904949	1
35	BAC29PPS7747		.PLACARD-SPANISH	904949	1
40	BAC29PPS0628		.PLACARD- PLACARD CONTENT: DOOR MUST BE CLOSED AND LATCHED DURING TAKE OFF AND LANDING	904949	1

MISSING ITEM NUMBERS NOT APPLICABLE

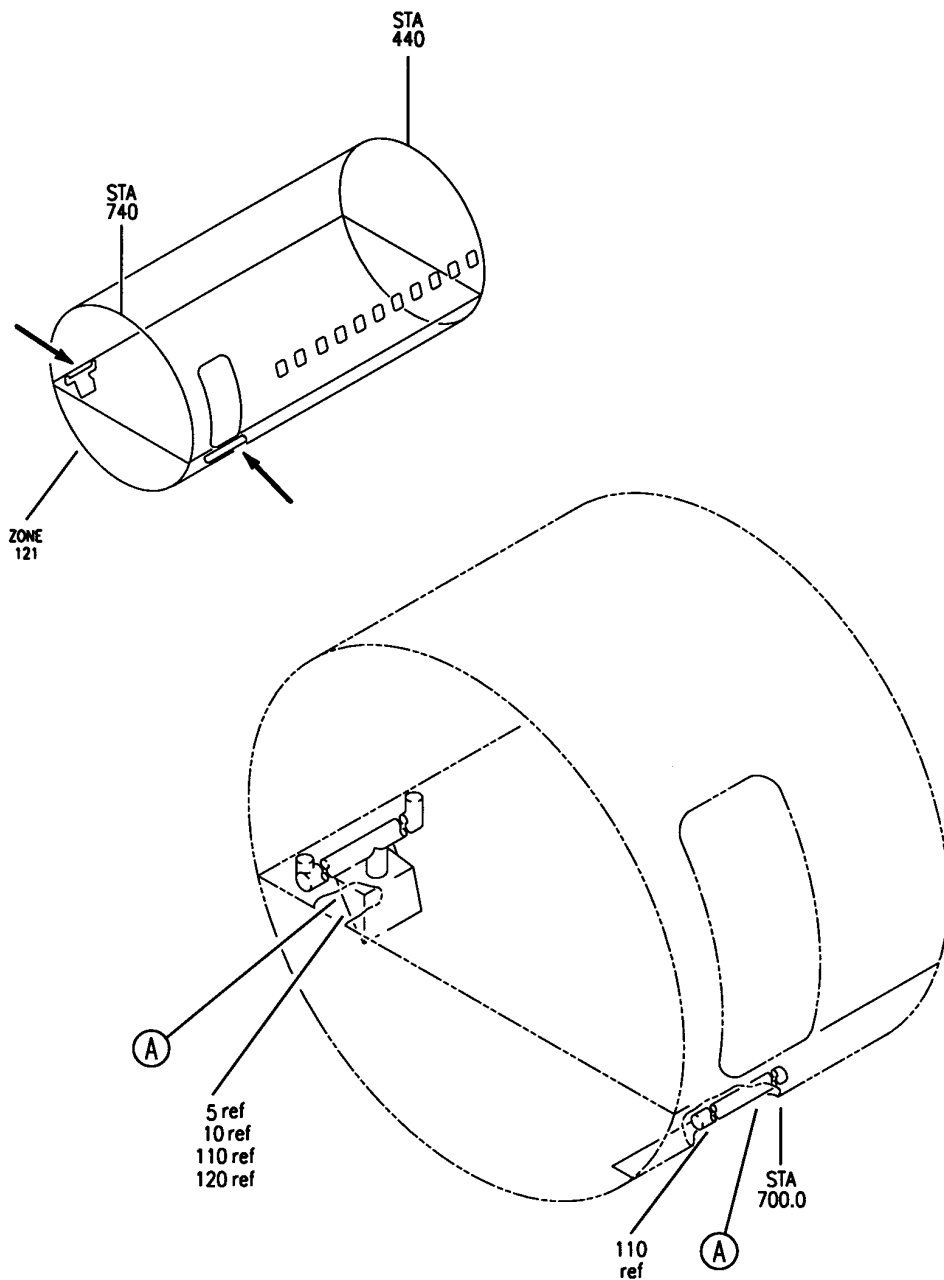
- ITEM NOT ILLUSTRATED

11-35-90-22

11-35-90
FIG. 22
PAGE 1
JAN 20/09

BRI

BOEING
757
PARTS CATALOG (MAINTENANCE)



Y 11359027 SHT 1 REV 205

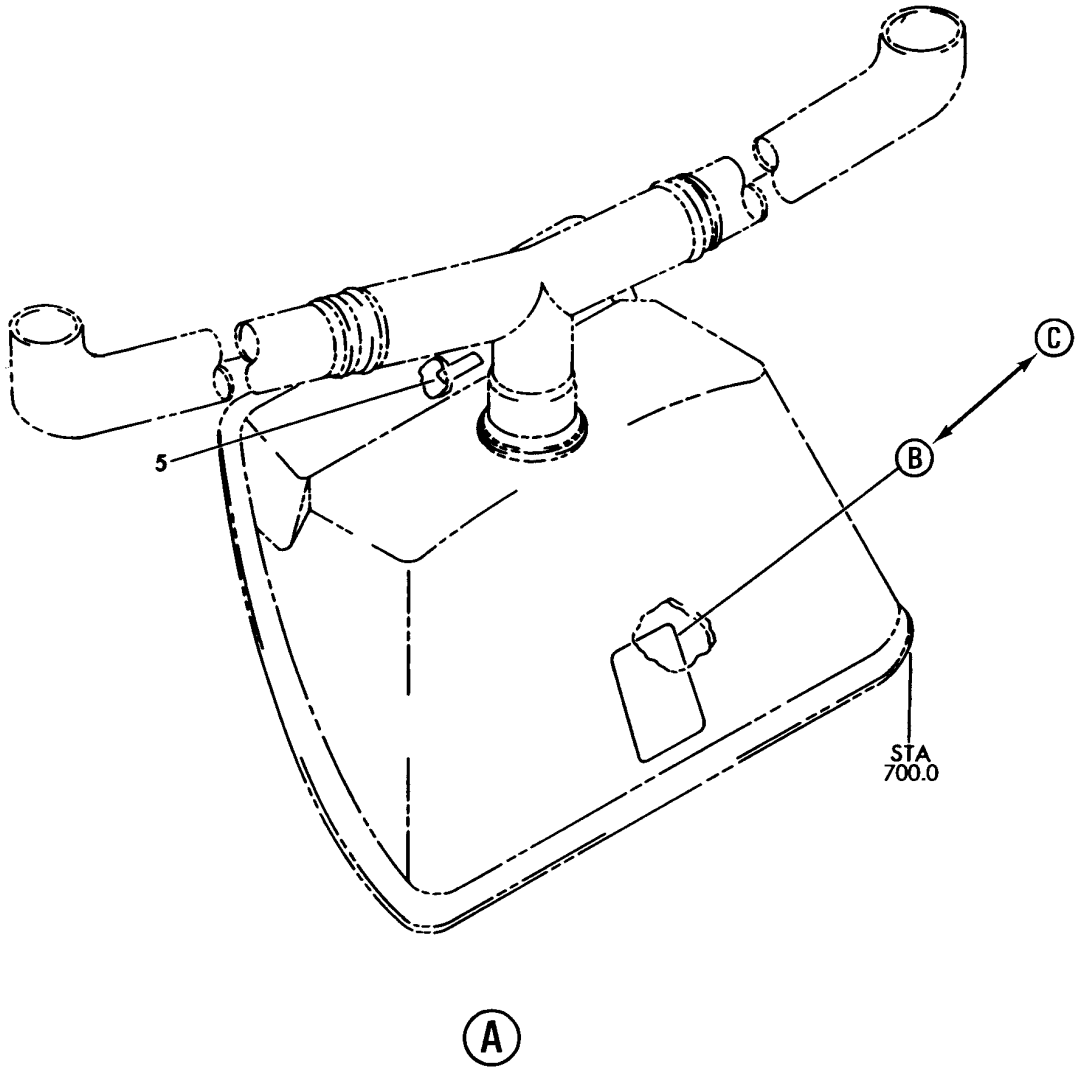
PLACARD INSTL-FWD LAV (PLACARDS AND MARKINGS ONLY)
FIGURE 27 (SHEET 1)

11-35-90-27

BRI
JAN 20/09

11-35-90-27
PAGE 0

BOEING
757
PARTS CATALOG (MAINTENANCE)



Y 11359027 SHT 2 REV 205

PLACARD INSTL-FWD LAV (PLACARDS AND MARKINGS ONLY)
FIGURE 27 (SHEET 2)

11-35-90-27

BRI
JAN 20/09

11-35-90-27
PAGE 0A

10
110

LAVATORY SERVICING PROCEDURE
WITHOUT DRAIN PLUG

1. OPEN OUTER TOILET DRAIN CAP AND CONNECT WASTE DRAIN LINE FROM TOILET SERVICE CHART.
2. OPEN INNER CAP DRAIN EACH TOILET TANK BY PULLING-OUT WASTE DRAIN VALVE HANDLE. TURN HANDLE TO LOCK IN EXTENDED (OPEN) POSITION.
3. PUMP WATER THRU EACH FLUSH LINE RINSING INSIDE OF TOILET TANK AND VALVE SEAT.
4. RELEASE TOILET DRAIN HANDLE ALLOWING WASTE DRAIN VALVE TO CLOSE.
5. REPLENISH EACH TOILET TANK WITH 2 GALLONS OF PRECHARGE FLUID.
6. CLOSE INNER CAP AND LATCH. CLOSE OUTER TOILET DRAIN CAP.

(B)

120

(MULTI-LANGUAGE)
LAVATORY SERVICING PROCEDURE
WITHOUT DRAIN PLUG

1. OPEN OUTER TOILET DRAIN CAP AND CONNECT WASTE DRAIN LINE FROM TOILET SERVICE CART.
2. OPEN INNER CAP. DRAIN EACH TOILET TANK BY PULLING-OUT WASTE DRAIN VALVE HANDLE. TURN HANDLE TO LOCK IN EXTENDED (OPEN) POSITION.
3. PUMP WATER THRU EACH FLUSH LINE RINSING INSIDE OF TOILET TANK AND VALVE SEAT.
4. RELEASE TOILET DRAIN HANDLE ALLOWING WASTE DRAIN VALVE TO CLOSE.
5. REPLENISH EACH TOILET TANK WITH 2 GALLONS OR 7.57 LITERS OF PRECHARGE FLUID.
6. CLOSE AND LATCH OUTER TOILET DRAIN CAP.

(C)

Y 11359027 SHT 3 REV 205

PLACARD INSTL-FWD LAV (PLACARDS AND MARKINGS ONLY)
FIGURE 27 (SHEET 3)

11-35-90-27

BRI
JAN 20/09

11-35-90-27
PAGE 0B



757

PARTS CATALOG (MAINTENANCE)

FIG ITEM	PART NUMBER	1 2 3 4 5 6 7	NOMENCLATURE	EFFECT FROM TO	UNITS PER ASSY
27			PLACARD INSTL-FWD LAV (PLACARDS AND MARKINGS ONLY)	952999	
- 1	417N8501-20		PLACARD INSTL-FWD LAV (PLACARDS AND MARKINGS ONLY) FOR NHA SEE: 25-20-00-01A	952999	RF
5	BAC27DPA802		.MARKER-ALUMINUM FOIL PLACARD CONTENT: TOILET DRAIN	952999	1
10	BAC29PPS14920		.DECAL	952999	1

MISSING ITEM NUMBERS NOT APPLICABLE

- ITEM NOT ILLUSTRATED

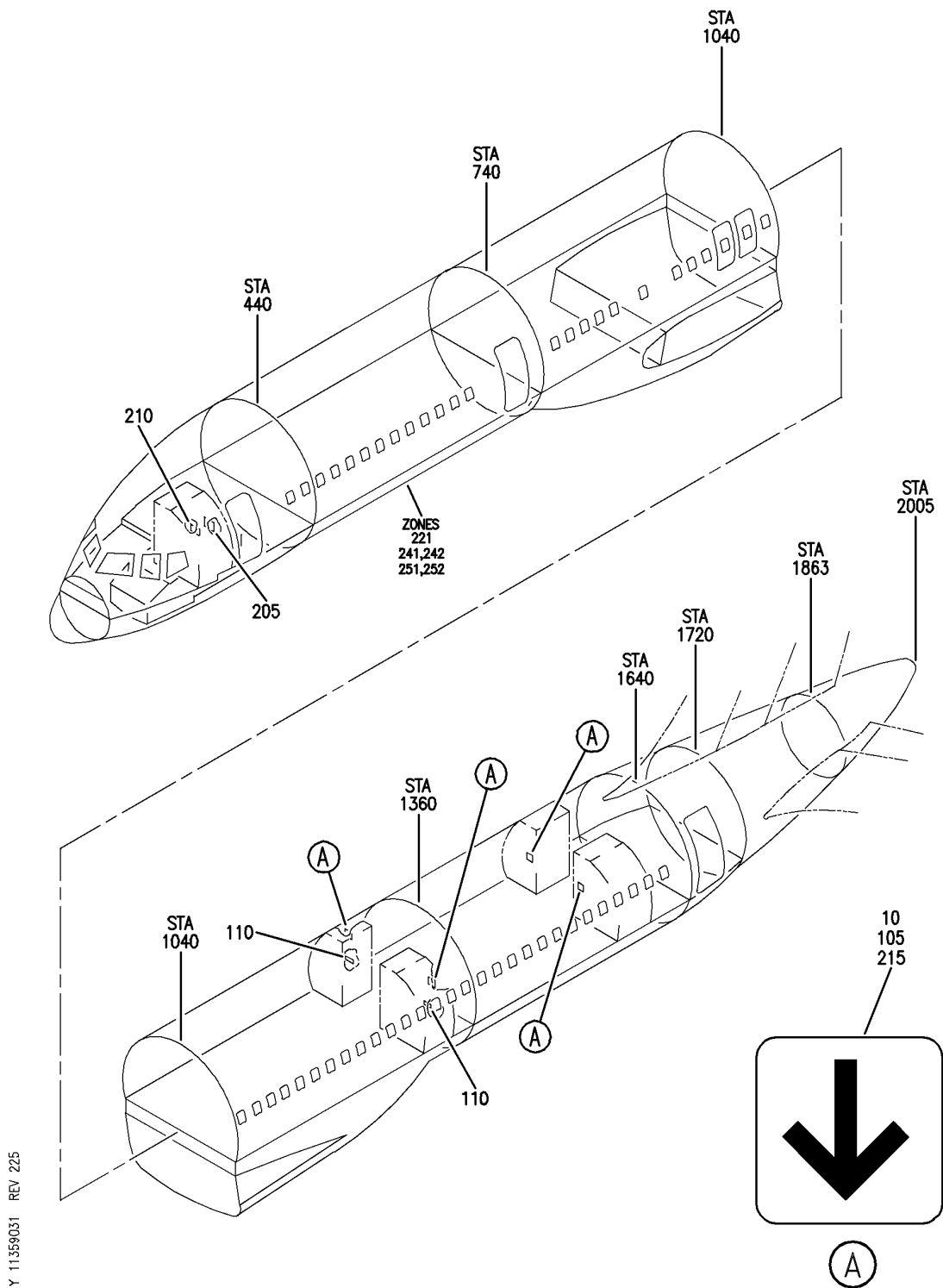
BRI

11-35-90-27

BOEING PROPRIETARY - Copyright © - Unpublished Work - See title page for details.

11-35-90
FIG. 27
PAGE 1
JAN 20/09

BOEING
757
PARTS CATALOG (MAINTENANCE)




PLACARD INSTL-CAB. INTR (LAVATORIES ONLY)
FIGURE 31 (SHEET 1)


11-35-90-31

BRI
MAY 28/07


11-35-90-31
PAGE 0



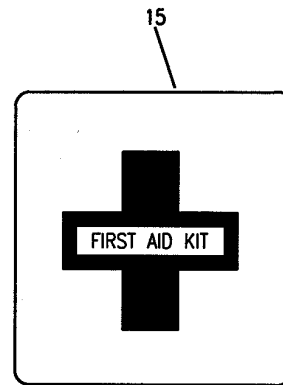
(A)



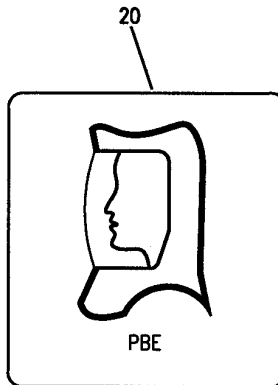
(B)



(E)



(C)



(D)

Y 11359031 SH 2 REV 216

PLACARD INSTL-CAB. INTR (LAVATORIES ONLY)
FIGURE 31 (SHEET 2)

11-35-90-31

BRI
MAY 28/07

11-35-90-31
PAGE 0A



757

PARTS CATALOG (MAINTENANCE)

FIG ITEM	PART NUMBER	1 2 3 4 5 6 7	NOMENCLATURE	EFFECT FROM TO	UNITS PER ASSY
31			PLACARD INSTL-CAB. INTR (LAVATORIES ONLY)	101102	
- 100	414N5150-2		PLACARD INSTL-CAB. INTR (LAVATORIES ONLY)	101102	RF
			FOR NHA/ADDITIONAL DET SEE: 25-20-00-07B		
105	BAC29PPS36208		.PLACARD	101102	2
110	BAC29PPS39171		.PLACARD-	101102	2
			PLACARD CONTENT: LIFE JACKET UNDER YOUR SEAT FASTEN SEAT BELT WHILE SEATED		

MISSING ITEM NUMBERS NOT APPLICABLE

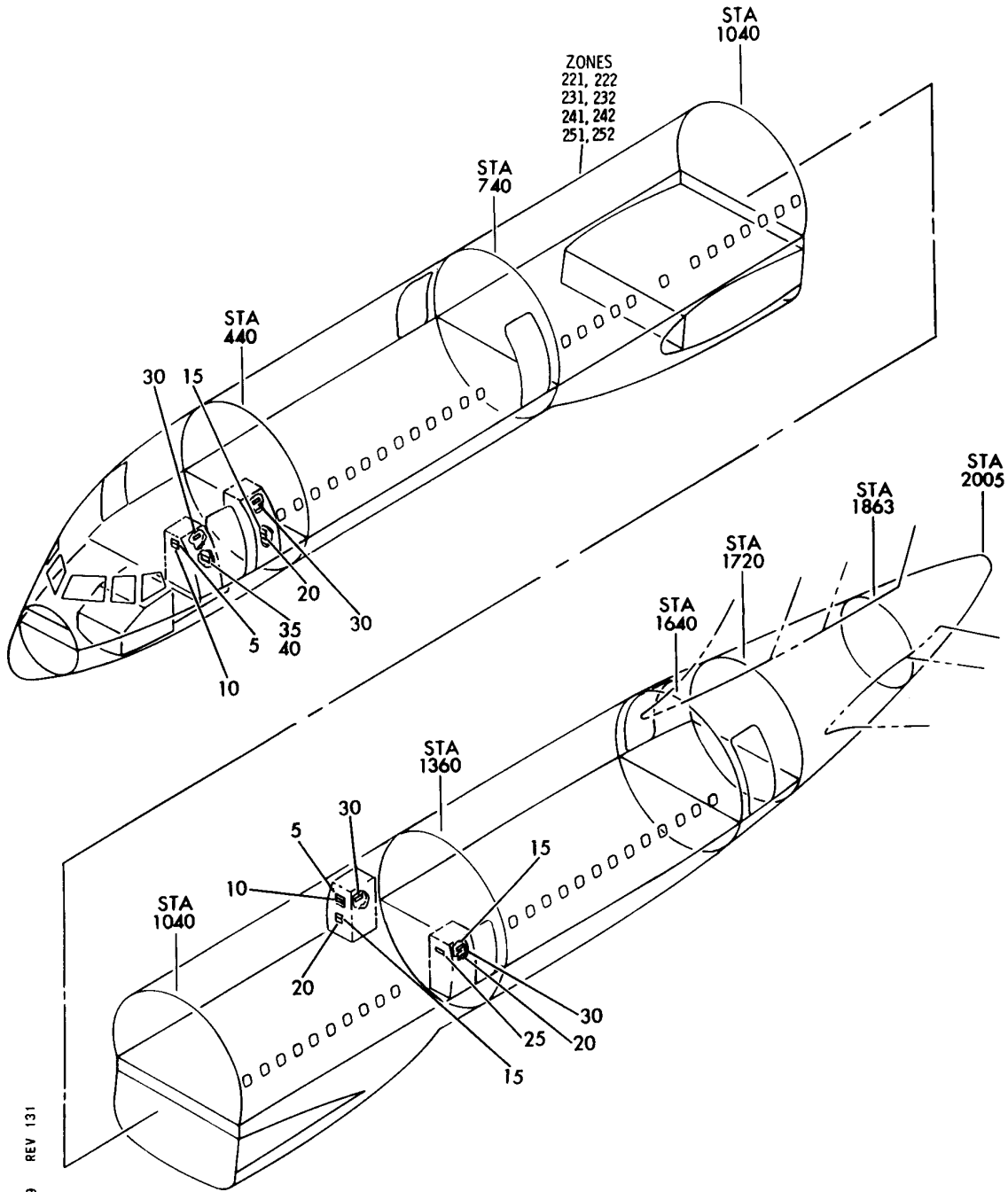
- ITEM NOT ILLUSTRATED

BRI

11-35-90-31

11-35-90
FIG. 31
PAGE 1
JAN 20/09

BOEING
 757
 PARTS CATALOG (MAINTENANCE)



Y 11359039 REV 131

PLACARD INSTL-CAB. INTR (LAVATORIES ONLY)
 FIGURE 39

11-35-90-39

BRI
 JAN 20/09

11-35-90-39
 PAGE 0



757

PARTS CATALOG (MAINTENANCE)

FIG ITEM	PART NUMBER	1 2 3 4 5 6 7	NOMENCLATURE	EFFECT FROM TO	UNITS PER ASSY
39			PLACARD INSTL-CAB. INTR (LAVATORIES ONLY)	121503	
- 1	414N5019-18		PLACARD INSTL-CAB. INTR (LAVATORIES ONLY)	121503	RF
			FOR NHA/ADDITIONAL DET SEE: 25-20-00-01C		
5	BAC29PPS0617		.PLACARD- PLACARD CONTENT: FOR CREW USE ONLY	121503	2
10	BAC29PPS7747		.PLACARD-SPANISH	121503	2
15	BAC29PPS0625		.PLACARD- PLACARD CONTENT: FASTEN SEAT BELT WHILE SEATED	121503	3
20	BAC29PPS9783		.PLACARD-SPANISH	121503	3
25	BAC29PPS0628		.PLACARD- PLACARD CONTENT: DOOR MUST BE CLOSED AND LATCHED DURING TAKEOFF AND LANDING	121503	1
30	BAC29PPS13849		.PLACARD- PLACARD CONTENT: PULL MASK DOWN TO TURN ON OXYGEN	121503	4

MISSING ITEM NUMBERS NOT APPLICABLE

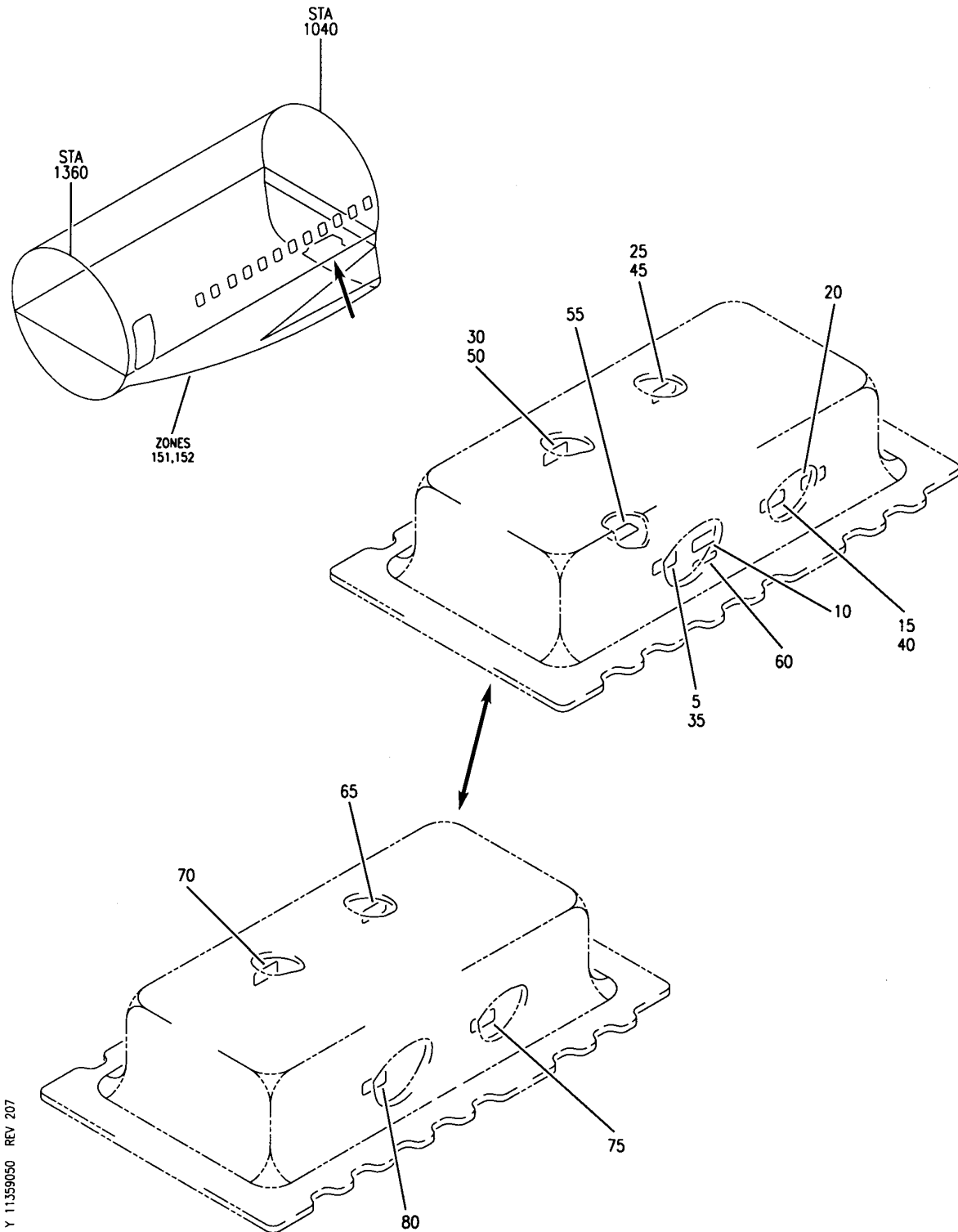
- ITEM NOT ILLUSTRATED

11-35-90-39

11-35-90
FIG. 39
PAGE 1
JAN 20/09

BRI

BOEING
757
PARTS CATALOG (MAINTENANCE)



Y 11359050 REV 207

PLACARD INSTL-FLUSHLINE AND CONT CABLE MID CAB. LAV
FIGURE 50

11-35-90-50

BRI
MAY 28/07

11-35-90-50
PAGE 0



757

PARTS CATALOG (MAINTENANCE)

FIG ITEM	PART NUMBER	1 2 3 4 5 6 7	NOMENCLATURE	EFFECT FROM TO	UNITS PER ASSY
50			PLACARD INSTL-FLUSHLINE AND CONT CABLE MID CAB. LAV	002004 006102 107999	
- 1	417N8351-5		PLACARD INSTL-FLUSHLINE AND CONT CABLE LAV POSITION DATA: MID CAB. VARIABLE DRAWING REF: 417N8351-6 FOR NHA SEE: 25-20-00-11B 11-00-01-01 25-20-00-01A	002004 006102 107107 121503 904999	RF
- 1	417N8351-45		PLACARD INSTL-FLUSHLINE AND CONT CABLE LAV POSITION DATA: MID CAB. FOR NHA SEE: 25-20-00-11B	108120 504903	RF
- 1	417N8351-13		PLACARD INSTL-DEACTIVATION LAV B FLUSHLINE (VARIABLE) FOR NHA SEE: 25-20-00-11B 11-00-01-01	107120	RF
- 3	417N8351-35		CABLE INSTL-FLUSHLINE AND CONTROL POSITION DATA: MID-CABIN LAV VARIABLE DRAWING REF: 417N8351-41 FOR NHA/OTHER SYS DET SEE: 25-20-00-03A	017100	RF
5	BAC27DPA800		.MARKER-ALUMINUM FOIL PLACARD CONTENT: LH AFT FLUSH	002004 006100 107107 121503 904999	1
10	BAC27DPA801		.MARKER-ALUMINUM FOIL PLACARD CONTENT: LH FWD FLUSH	002004 006100 107107 121503 904999	1
15	BAC27DPA804		.MARKER-ALUMINUM FOIL PLACARD CONTENT: LH AFT TOILET	002004 006100 107107 121503 904999	1

MISSING ITEM NUMBERS NOT APPLICABLE

- ITEM NOT ILLUSTRATED

11-35-90-50

11-35-90
FIG. 50
PAGE 1
JAN 20/09

BRI



757

PARTS CATALOG (MAINTENANCE)

FIG ITEM	PART NUMBER	1 2 3 4 5 6 7	NOMENCLATURE	EFFECT FROM TO	UNITS PER ASSY
50					
20	BAC27DPA803	.	MARKER-ALUMINUM FOIL PLACARD CONTENT: LH FWD TOILET	002004 006100 107107 121503 904999	1
25	BAC27DPA798	.	MARKER-ALUMINUM FOIL PLACARD CONTENT: RH TOILET	002004 006100 107107 121503 904999	1
30	BAC27DPA799	.	MARKER-ALUMINUM FOIL PLACARD CONTENT: RH FLUSH	002004 006100 107107 121503 904999	1
35	BACM10L10-1BMS	.	MARKER-ALUMINUM FOIL PLACARD CONTENT: LH FLUSH	121503 904951	1
40	BACM10L10-1BMU	.	MARKER-ALUMINUM FOIL PLACARD CONTENT: LH TOILET	121503 904951	1
45	BACM10L10-1BMV	.	MARKER-ALUMINUM FOIL PLACARD CONTENT: RH TOILET	121503 904951	1
50	BACM10L10-1BMT	.	MARKER-ALUMINUM FOIL PLACARD CONTENT: RH FLUSH	121503 904951	1
60	BAC27NPA0720	.	MARKER-ALUMINUM FOIL PLACARD CONTENT: DEACTIVATED	107120	1

MISSING ITEM NUMBERS NOT APPLICABLE


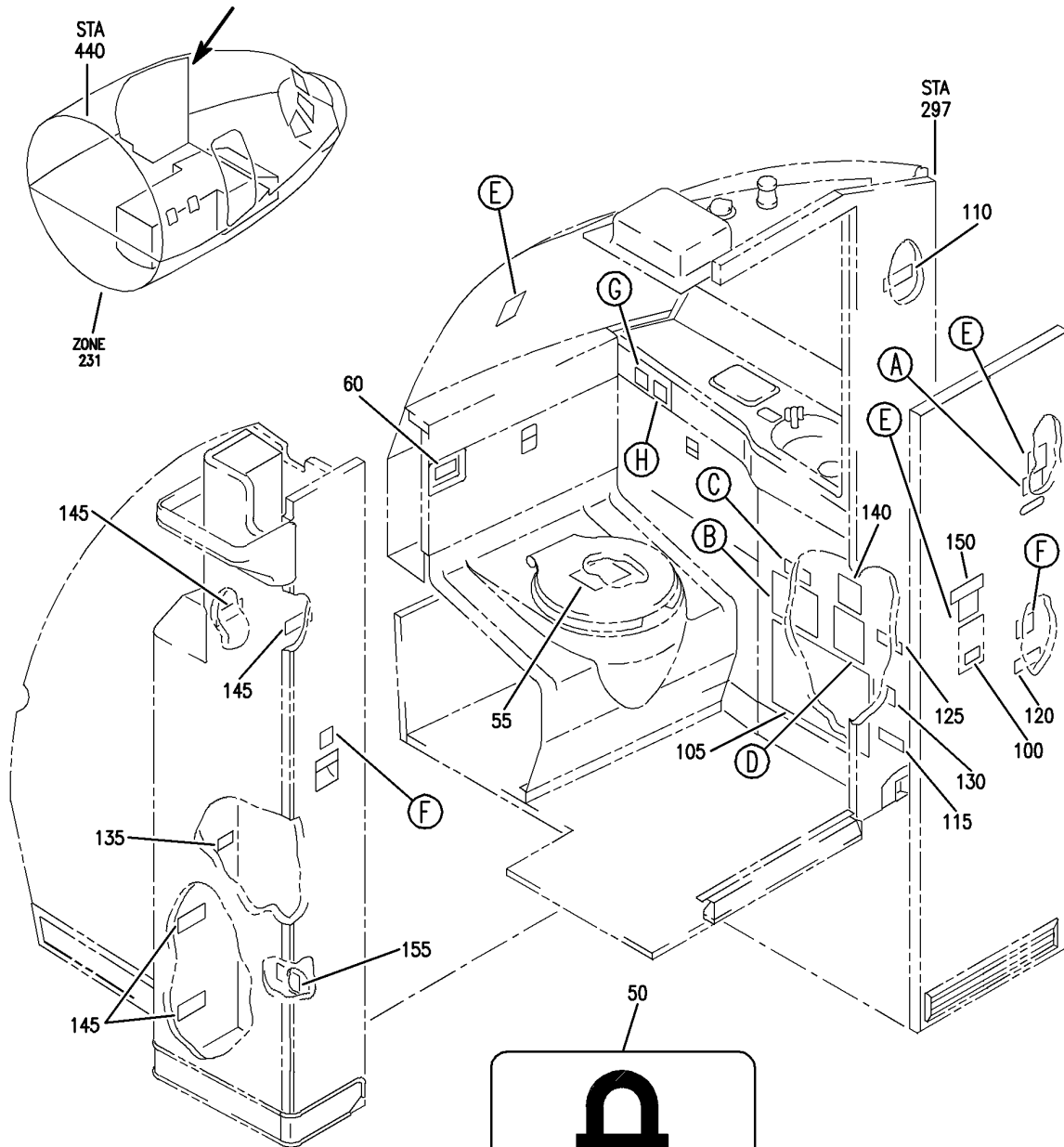
- ITEM NOT ILLUSTRATED

11-35-90-50

11-35-90
FIG. 50
PAGE 2
JAN 20/09

BRI

BOEING
757
PARTS CATALOG (MAINTENANCE)



(A)

Y 11359050D SHT 1 REV 233

PLACARD ASSY-LAV
FIGURE 50D (SHEET 1)

11-35-90-50D

BRI
JAN 20/09

11-35-90-50D
PAGE 0

BOEING
757
PARTS CATALOG (MAINTENANCE)

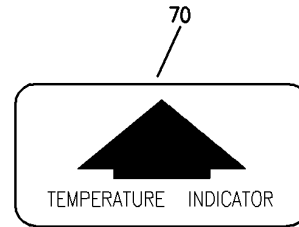
65

CHECK THE FOUR WHITE DOTS ON
TEMPERATURE INDICATOR
LOCATED ABOVE WASTE CONTAINER


IF ANY WHITE DOT HAS TURNED BLACK

CHECK FOR FIRE DAMAGE
REPLACE FIRE EXTINGUISHER
REPLACE TEMPERATURE INDICATOR

(B)



(C)



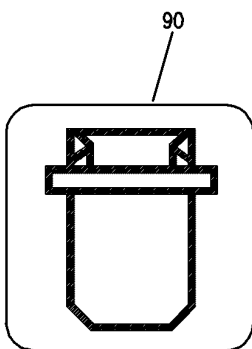
(H)

75

RESET INSTRUCTIONS
WATER HEATER-OVERHEAT SWITCH

1. TURN HEATER POWER OFF.
2. ENSURE HEATER IS COOL,
FLUSH WITH COLD WATER
IF REQUIRED BY OPENING
HOT WATER FAUCET.
3. DEPRESS RESET BUTTON USING
FINGER PRESSURE ONLY.
CAUTION: DO NOT USE TOOLS.
4. TURN HEATER POWER ON, LIGHTS
SHOULD COME ON.
5. IF OVERHEAT SWITCH(S)
TRIP AGAIN (LIGHT OUT)
INVESTIGATE CAUSE.

(D)



(G)



(F)



(E)

Y 11359050D SH1 2 REV 233

PLACARD ASSY-LAV
FIGURE 50D (SHEET 2)

11-35-90-50D

BRI
JAN 20/09

11-35-90-50D
PAGE 0A



757

PARTS CATALOG (MAINTENANCE)

FIG ITEM	PART NUMBER	1 2 3 4 5 6 7	NOMENCLATURE	EFFECT FROM TO	UNITS PER ASSY
50D			PLACARD ASSY-LAV	952999	
- 1	3A114-0114-29		PLACARD INSTL-LAV A SUPPLIER CODE: VS5825 FOR NHA SEE: 25-41-01-06	952999	RF
50	BAC29PPS1220		.PLACARD	952999	1
55	BAC29PPS0616		.PLACARD- PLACARD CONTENT: FLUSHING TOILET PLEASE DO NOT PUT OBJECTS SUCH AS AIRSICK BAGS, DIAPERS, OR TOWELS IN TOILET	952999	1
60	BAC29PPS1222		.PLACARD- PLACARD CONTENT: FLUSH	952999	1
65	BAC27NPA0216		.PLACARD	952999	1
70	BAC27NPA0217		.PLACARD- PLACARD CONTENT: TEMPERATURE	952999	1
75	BAC27NPA0218		.PLACARD	952999	1
80	BAC29PPS10979		.PLACARD	952999	3
85	BAC29PPS0877		.PLACARD	952999	2
90	BAC29PPS1218		.PLACARD	952999	1
95	BAC29PPS1219		.PLACARD	952999	1
100	BAC29PPS0628		.PLACARD- PLACARD CONTENT: DOOR MUST BE CLOSED AND LATCHED DURING TAKEOFF AND LANDING	952999	1
105	3A114-0104-161		.PLACARD- SUPPLIER CODE: VS5825 PLACARD CONTENT: WIRING	952999	1
110	3A114-0104-4		.PLACARD- SUPPLIER CODE: VS5825 PLACARD CONTENT: LAMP LIST	952999	1
115	3A114-0208-1		.PLACARD- SUPPLIER CODE: VS5825 PLACARD CONTENT: M NO.	952999	1

MISSING ITEM NUMBERS NOT APPLICABLE

- ITEM NOT ILLUSTRATED

11-35-90-50D

11-35-90
FIG. 50D
PAGE 1
JAN 20/09

BRI

BOEING PROPRIETARY - Copyright © - Unpublished Work - See title page for details.



757

PARTS CATALOG (MAINTENANCE)

FIG ITEM	PART NUMBER	1 2 3 4 5 6 7	NOMENCLATURE	EFFECT FROM TO	UNITS PER ASSY
50D					
120	2A114-0219-1		.PLACARD-NAME SUPPLIER CODE: VS5825	952999	1
125	2A114-0302-1		.PLACARD- SUPPLIER CODE: VS5825 PLACARD CONTENT: SHUT-OFF VALVE	952999	1
130	2A114-0302-2		.PLACARD- SUPPLIER CODE: VS5825 PLACARD CONTENT: DRAIN VALVE	952999	1
135	BAC27NPA1279		.PLACARD- PLACARD CONTENT: REMOVE THIS END	952999	1
140	BAC29PPS0950		.PLACARD- PLACARD CONTENT: NO STOWAGE	952999	1
145	BAC29PPS0951		.PLACARD- PLACARD CONTENT: LOAD LIMIT 5LB/ 2.25 KG	952999	4
150	BAC29PPS4279		.PLACARD- PLACARD CONTENT: OPEN DOOR SLOWLY	952999	1
155	3A114-0104-14		.PLACARD- SUPPLIER CODE: VS5825 PLACARD CONTENT: TAPE REPRODUCER	952999	1

MISSING ITEM NUMBERS NOT APPLICABLE

- ITEM NOT ILLUSTRATED

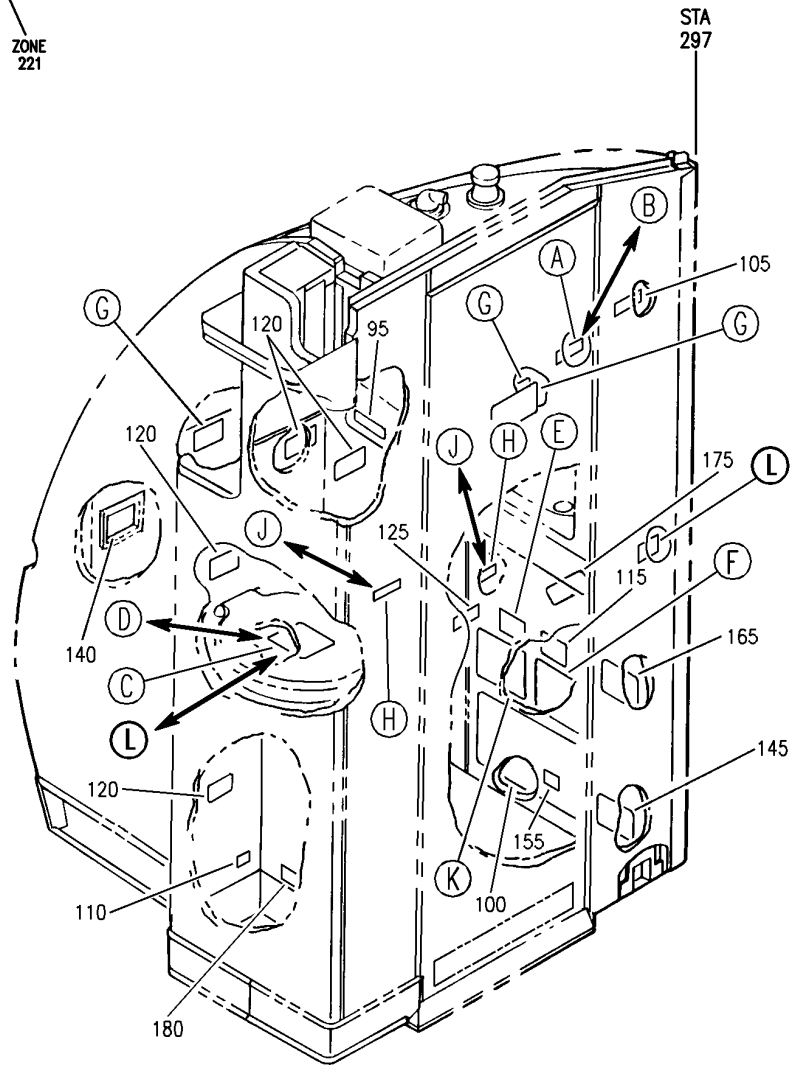
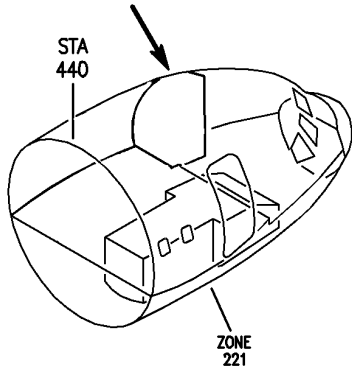
BRI

11-35-90-50D

BOEING PROPRIETARY - Copyright © - Unpublished Work - See title page for details.

11-35-90
FIG. 50D
PAGE 2
JAN 20/09

BOEING
757
PARTS CATALOG (MAINTENANCE)



Y 11359050E SHT 1 REV 233


MODULE ASSY-LAV A (PLACARDS AND MARKINGS ONLY)
FIGURE 50E (SHEET 1)

11-35-90-50E


BRI
JAN 20/09

11-35-90-50E
PAGE 0

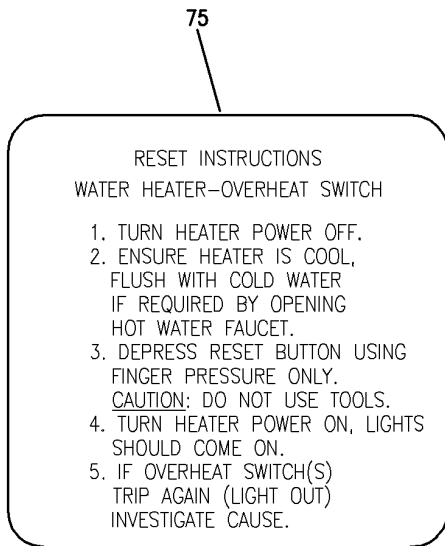
BOEING
757
PARTS CATALOG (MAINTENANCE)



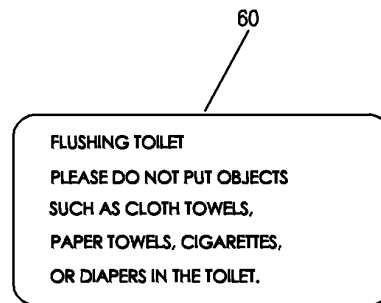
(A)



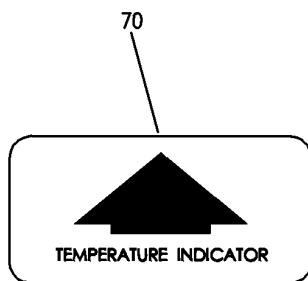
(B)



(F)



(C)



(E)



(D)

Y 11359050E SHT 2 REV 233

MODULE ASSY-LAV A (PLACARDS AND MARKINGS ONLY)
FIGURE 50E (SHEET 2)

11-35-90-50E

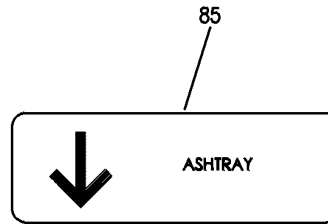
BRI
JAN 20/09

11-35-90-50E
PAGE 0A


BOEING
757
PARTS CATALOG (MAINTENANCE)




(G)



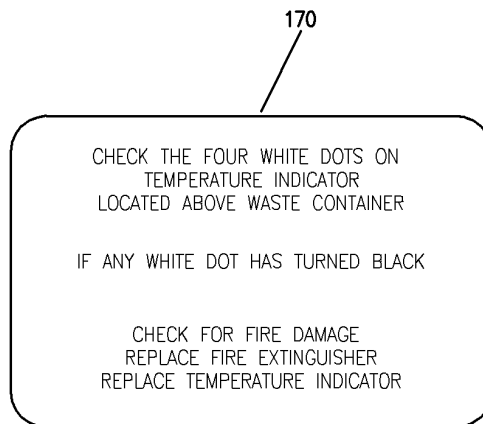
(H)



(L)



(J)



(K)

Y 11359050E SHT 3 REV 233

MODULE ASSY-LAV A (PLACARDS AND MARKINGS ONLY)
FIGURE 50E (SHEET 3)

11-35-90-50E

BRI
JAN 20/09

11-35-90-50E
PAGE 0B



757

PARTS CATALOG (MAINTENANCE)

FIG ITEM	PART NUMBER	1 2 3 4 5 6 7	NOMENCLATURE	EFFECT FROM TO	UNITS PER ASSY
50E			MODULE ASSY-LAV A (PLACARDS AND MARKINGS ONLY)	107107	
- 1	0A111-0001-301		MODULE ASSY-LAV A (PLACARDS AND MARKINGS ONLY) SUPPLIER CODE: VS5825 POSITION DATA: FWD CAB. SPECIFICATION NUMBER: S417N101-175A COMPONENT MAINT MANUAL REF: 25-40-13 FOR NHA/OTHER SYS DET SEE: 25-41-01-16	107107	RF
50	BAC27NPA0203		.PLACARD	107107	1
60	BAC27NPA0969		.PLACARD	107107	1
70	BAC27NPA0217		.PLACARD	107107	1
75	BAC27NPA0218		.PLACARD	107107	1
80	BAC27NPA0577		.PLACARD	107107	3
85	BAC27NPA0936		.PLACARD	107107	2
95	BAC27NPA0953		.PLACARD- PLACARD CONTENT: AIRSICK BAGS	107107	1
100	3A114-0104-111		.PLACARD-WIRING SUPPLIER CODE: VS5825	107107	1
105	3A114-0104-4		.PLACARD- SUPPLIER CODE: VS5825 PLACARD CONTENT: LAMP LIST	107107	1
110	BAC27NPA1279		.PLACARD- PLACARD CONTENT: REMOVE THIS END	107107	1
115	BAC29PPS0950		.PLACARD- PLACARD CONTENT: NO STOWAGE	107107	1
120	BAC29PPS0951		.PLACARD- PLACARD CONTENT: LOAD LIMIT 5 LB/ 2.25KG	107107	4
125	BAC29PPS2959		.PLACARD- PLACARD CONTENT: LATCH CLOSED DURING TAXI, TAKEOFF AND LANDING	107107	1

MISSING ITEM NUMBERS NOT APPLICABLE

- ITEM NOT ILLUSTRATED

11-35-90-50E

11-35-90
FIG. 50E
PAGE 1
JAN 20/09

BRI

BOEING PROPRIETARY - Copyright © - Unpublished Work - See title page for details.



757

PARTS CATALOG (MAINTENANCE)

FIG ITEM	PART NUMBER	1 2 3 4 5 6 7	NOMENCLATURE	EFFECT FROM TO	UNITS PER ASSY
50E 140	BAC27NPA0702		.PLACARD- PLACARD CONTENT: FLUSH	107107	1
- 150	2A114-0302-12		.PLACARD- SUPPLIER CODE: VS5825 PLACARD CONTENT: DRAIN VALVE	107107	1
155	3A114-0208-1		.PLACARD- SUPPLIER CODE: VS5825 PLACARD CONTENT: M NUMBER	107107	1
- 160	2A114-0302-11		.PLACARD- SUPPLIER CODE: VS5825 PLACARD CONTENT: SHUTOFF VALVE	107107	1
170	BAC27NPA0216		.PLACARD	107107	1
175	2A114-0219-1		.PLACARD-NAME SUPPLIER CODE: VS5825	107107	1
180	3A114-0104-15		.PLACARD- SUPPLIER CODE: VS5825 PLACARD CONTENT: TAPE REPRODUCER	107107	1

MISSING ITEM NUMBERS NOT APPLICABLE

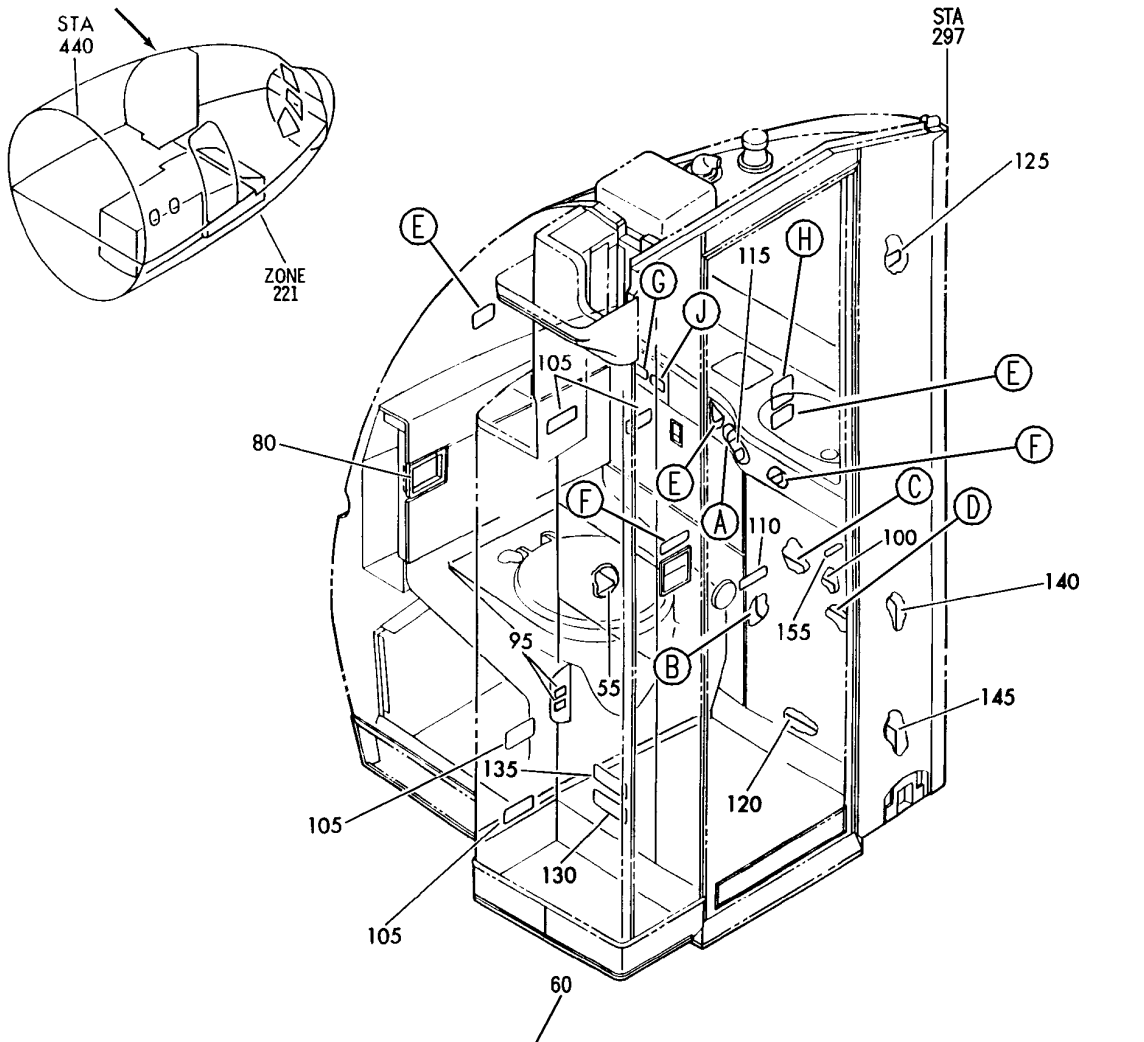
- ITEM NOT ILLUSTRATED

11-35-90-50E

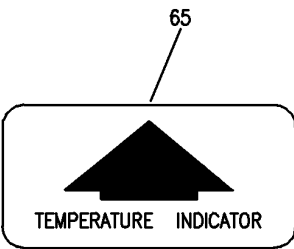
11-35-90
FIG. 50E
PAGE 2
JAN 20/09

BRI

BOEING
757
PARTS CATALOG (MAINTENANCE)



Y 11359050G SHT 1 REV 233



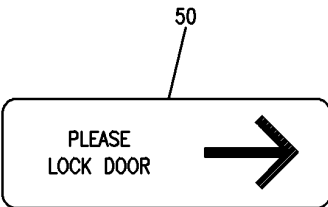
(C)

CHECK THE FOUR WHITE DOTS ON
TEMPERATURE INDICATOR
LOCATED ABOVE WASTE CONTAINER

IF ANY WHITE DOT HAS TURNED BLACK

CHECK FOR FIRE DAMAGE
REPLACE FIRE EXTINGUISHER
REPLACE TEMPERATURE INDICATOR

(B)



(A)

MODULE ASSY-LAV A (PLACARDS AND MARKINGS ONLY)
FIGURE 50G (SHEET 1)

11-35-90-50G

BRI
MAY 28/07

11-35-90-50G
PAGE 0

BOEING
757
PARTS CATALOG (MAINTENANCE)

70

RESET INSTRUCTIONS
WATER HEATER-OVERHEAT SWITCH

1. TURN HEATER POWER OFF.
2. ENSURE HEATER IS COOL,
FLUSH WITH COLD WATER
IF REQUIRED BY OPENING
HOT WATER FAUCET.
3. DEPRESS RESET BUTTON USING
FINGER PRESSURE ONLY.
CAUTION: DO NOT USE TOOLS.
4. TURN HEATER POWER ON, LIGHTS
SHOULD COME ON.
5. IF OVERHEAT SWITCH(S)
TRIP AGAIN (LIGHT OUT)
INVESTIGATE CAUSE.


75



NO SMOKING
IN TOILET

(E)

165 (D)



(J)

85




(F)

160



(H)

90



(G)

Y 11359050G SHT 2 REV 233

MODULE ASSY-LAV A (PLACARDS AND MARKINGS ONLY)
FIGURE 50G (SHEET 2)

11-35-90-50G

BRI
MAY 28/07

11-35-90-50G
PAGE 0A



757

PARTS CATALOG (MAINTENANCE)

FIG ITEM	PART NUMBER	1 2 3 4 5 6 7	NOMENCLATURE	EFFECT FROM TO	UNITS PER ASSY
50G			MODULE ASSY-LAV A (PLACARDS AND MARKINGS ONLY)	002004 006100	
- 1	0A111-0001-731		MODULE ASSY-LAV A (PLACARDS AND MARKINGS ONLY) SUPPLIER CODE: VS5825 SPECIFICATION NUMBER: S417N101-1006A COMPONENT MAINT MANUAL REF: 25-40-30 PRE SERVICE BULLETIN: D75D-25-99 VS5825 FOR NHA/OTHER SYS DET SEE: 25-41-01-55Z	002004 006010	RF
- 1	0A111-0001-871		MODULE ASSY-LAV A (PLACARDS AND MARKINGS ONLY) SUPPLIER CODE: VS5825 SPECIFICATION NUMBER: S417N101-1020A COMPONENT MAINT MANUAL REF: 25-40-30 PRE SERVICE BULLETIN: D75D-25-99 VS5825 FOR NHA/OTHER SYS DET SEE: 25-41-01-55Z	011100	RF
- 1	0A111-0001-731A		MODULE ASSY-LAV A (PLACARDS AND MARKINGS ONLY) SUPPLIER CODE: VS5825 POST SERVICE BULLETIN: D75D-25-99 VS5825	002004 006010	RF
- 1	0A111-0001-871A		MODULE ASSY-LAV A (PLACARDS AND MARKINGS ONLY) SUPPLIER CODE: VS5825 POST SERVICE BULLETIN: D75D-25-99 VS5825	011100	RF

MISSING ITEM NUMBERS NOT APPLICABLE

- ITEM NOT ILLUSTRATED

11-35-90-50G

11-35-90
FIG. 50G
PAGE 1
JAN 20/09

BRI



757

PARTS CATALOG (MAINTENANCE)

FIG ITEM	PART NUMBER	1 2 3 4 5 6 7	NOMENCLATURE	EFFECT FROM TO	UNITS PER ASSY
50G					
50	BAC29PPS0879	.PLACARD-	PLACARD CONTENT: PLEASE LOCK DOOR	002004 006100	1
55	BAC29PPS18959	.PLACARD-	PLACARD CONTENT: FLUSHING TOILET	002004 006100	1
60	BAC27NPA0216	.PLACARD-	PLACARD CONTENT: CHECK THE FOUR WHITE	002004 006100	1
65	BAC27NPA0217	.PLACARD-	PLACARD CONTENT: TEMPERATURE INDICATOR	002004 006100	1
70	BAC27NPA0218	.PLACARD		002004 006100	1
75	BAC29PPS10978	.PLACARD-	PLACARD CONTENT: NO SMOKING	002004 006100	3
80	BAC29PPS1222	.PLACARD-	PLACARD CONTENT: TOILET FLUSH TIMER	002004 006100	1
85	BAC29PPS0877	.PLACARD-	PLACARD CONTENT: ASHTRAY	002004 006100	2
90	BAC29PPS1218	.PLACARD-	PLACARD CONTENT: AIRSICK BAG	002004 006100	1
95	BAC27NPA1279	.PLACARD-	PLACARD CONTENT: REMOVE THIS END	002004 006100	2
100	BAC29PPS0950	.PLACARD-	PLACARD CONTENT: NO STOWAGE	002004 006100	1
105	BAC29PPS0951	.PLACARD-	PLACARD CONTENT: LOAD LIMIT 5 LB/ 2.25KG	002004 006100	4
110	BAC29PPS0628	.PLACARD-	PLACARD CONTENT: LATCH CLOSED	002004 006100	1
115	BAC29PPS4279	.PLACARD-	PLACARD CONTENT: OPEN DOOR SLOWLY	002004 006100	1
120	3A114-0104-281	.PLACARD-	SUPPLIER CODE: VS5825 PLACARD CONTENT: WIRING DIAGRAM	002004 006100	1

MISSING ITEM NUMBERS NOT APPLICABLE

- ITEM NOT ILLUSTRATED

11-35-90-50G

11-35-90
FIG. 50G
PAGE 2
JAN 20/09

BRI

BOEING PROPRIETARY - Copyright © - Unpublished Work - See title page for details.



757

PARTS CATALOG (MAINTENANCE)

FIG ITEM	PART NUMBER	1 2 3 4 5 6 7	NOMENCLATURE	EFFECT FROM TO	UNITS PER ASSY
50G 125	3A114-0104-4		.PLACARD- SUPPLIER CODE: VS5825 PLACARD CONTENT: LAMP LIST	002004 006100	1
130	3A114-0104-3		.PLACARD- SUPPLIER CODE: VS5825 PLACARD CONTENT: INTERPHONE	002004 006100	1
135	3A114-0104-2		.PLACARD- SUPPLIER CODE: VS5825 PLACARD CONTENT: ATTENDANT PANEL	002004 006100	1
140	2A114-0302-1		.PLACARD- SUPPLIER CODE: VS5825 PLACARD CONTENT: SHUTOFF VALVE	002004 006100	1
145	2A114-0302-12		.PLACARD- SUPPLIER CODE: VS5825 PLACARD CONTENT: DRAIN VALVE	002004 006100	1
- 150	3A114-0208-1		.PLACARD- SUPPLIER CODE: VS5825 PLACARD CONTENT: M NUMBER	002004 006100	1
155	2A114-0219-1		.PLACARD-NAME SUPPLIER CODE: VS5825	002004 006100	1
160	BAC29PPS0984		.PLACARD	002004 006100	1
165	BAC29PPS1219		.PLACARD- PLACARD CONTENT: SANITARY NAPKINS	002004 006100	1

MISSING ITEM NUMBERS NOT APPLICABLE

- ITEM NOT ILLUSTRATED

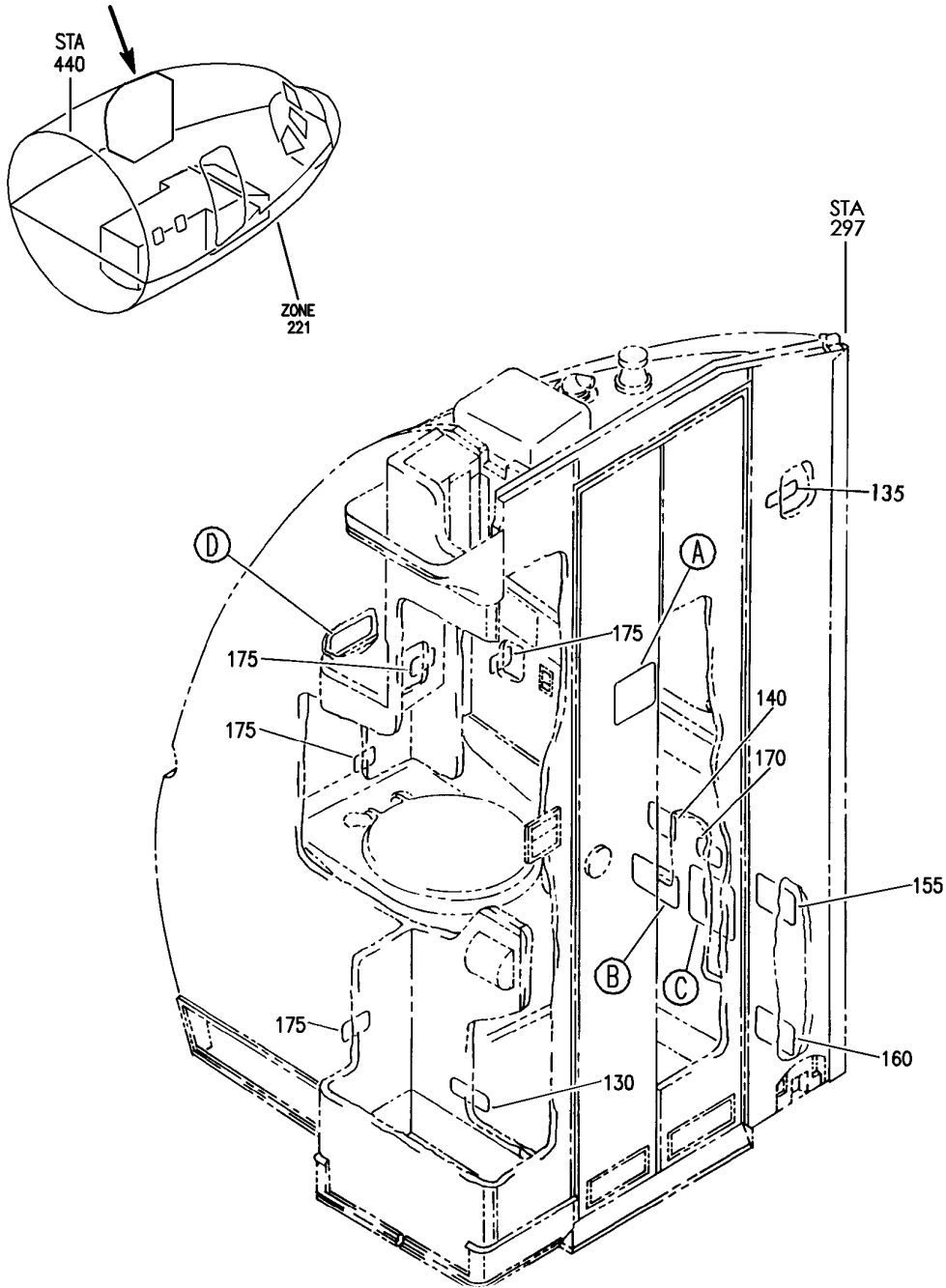
11-35-90-50G

11-35-90
FIG. 50G
PAGE 3
JAN 20/09

BRI

BOEING PROPRIETARY - Copyright © - Unpublished Work - See title page for details.

BOEING
757
PARTS CATALOG (MAINTENANCE)



Y 11-35-90-50P SHT 1 REV 2-33

PLACARD INSTL-LAV
FIGURE 50P (SHEET 1)

11-35-90-50P

BRI
MAY 28/07

11-35-90-50P
PAGE 0

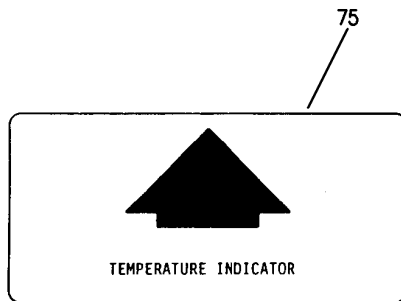
BOEING
757
PARTS CATALOG (MAINTENANCE)

70


CHECK THE FOUR WHITE DOTS ON
TEMPERATURE INDICATOR
LOCATED ABOVE WASTE CONTAINER
IF ANY WHITE DOT HAS TURNED BLACK

CHECK FOR FIRE DAMAGE
REPLACE FIRE EXTINGUISHER
REPLACE TEMPERATURE INDICATOR

(A)



(B)



(D)

RESET INSTRUCTIONS
WATER HEATER-OVERHEAT SWITCH

1. TURN HEATER POWER OFF.
2. ENSURE HEATER IS COOL.
FLUSH WITH COLD WATER
IF REQUIRED BY OPENING
HOT WATER FAUCET.
3. DEPRESS RESET BUTTON USING
FINGER PRESSURE ONLY.
CAUTION: DO NOT USE TOOLS.
4. TURN HEATER POWER ON. LIGHTS
SHOULD COME ON.
5. IF OVERHEAT SWITCH(S)
TRIP AGAIN (LIGHT OUT)
INVESTIGATE CAUSE.

(C)

Y 11359050P SHT 2 REV 233

PLACARD INSTL-LAV
FIGURE 50P (SHEET 2)

11-35-90-50P

BRI
MAY 28/07

11-35-90-50P
PAGE 0A



757

PARTS CATALOG (MAINTENANCE)

FIG ITEM	PART NUMBER	1 2 3 4 5 6 7	NOMENCLATURE	EFFECT FROM TO	UNITS PER ASSY
50P			PLACARD INSTL-LAV	121503 904949	
- 1	3A114-0114-6		PLACARD INSTL-LAV A SUPPLIER CODE: VS5825 FOR NHA SEE: 25-41-01-06H	121503 904949	RF
- 55	BAC29PPS0861		.PLACARD	121503 904949	1
- 60	BAC29PPS1218		.PLACARD	121503 904949	1
- 65	BAC29PPS1219		.PLACARD	121503 904949	1
	70 BAC27NPA0216		.PLACARD	121503 904949	1
	75 BAC27NPA0217		.PLACARD	121503 904949	1
	80 BAC27NPA0218		.PLACARD	121503 904949	1
- 95	BAC29PPS5933		.PLACARD-SPANISH	121503 904949	3
- 100	BAC29PPS4080		.PLACARD- PLACARD CONTENT: NO SMOKING IN TOILET	121503 904949	3
- 105	BAC29PPS0650		.PLACARD	121503 904949	3
- 110	BAC29PPS0877		.PLACARD	121503 904949	2
- 120	3A114-0104-101		.PLACARD- SUPPLIER CODE: VS5825	121503 904949	1
- 125	3A114-0104-8		.PLACARD- SUPPLIER CODE: VS5825	121503 904949	1
	130 3A114-0104-3		.PLACARD- SUPPLIER CODE: VS5825	121503 904949	1
	135 3A114-0104-4		.PLACARD- SUPPLIER CODE: VS5825	121503 904949	1
	140 2A114-0219-1		.PLACARD- SUPPLIER CODE: VS5825	121503 904949	1
- 150	BAC29PPS7366		.PLACARD	904949	1
155	2A114-0302-1		.PLACARD- SUPPLIER CODE: VS5825	121503 904949	1

MISSING ITEM NUMBERS NOT APPLICABLE

- ITEM NOT ILLUSTRATED

11-35-90-50P

11-35-90
FIG. 50P
PAGE 1
JAN 20/09

BRI

BOEING PROPRIETARY - Copyright © - Unpublished Work - See title page for details.



757

PARTS CATALOG (MAINTENANCE)

FIG ITEM	PART NUMBER	1 2 3 4 5 6 7	NOMENCLATURE	EFFECT FROM TO	UNITS PER ASSY
50P 160	2A114-0302-2		.PLACARD- SUPPLIER CODE: VS5825	121503 904949	1
- 165	BAC27NPA1279		.PLACARD- PLACARD CONTENT: REMOVE THIS END	121503 904949	1
170	BAC29PPS0950		.PLACARD- PLACARD CONTENT: NO STOWAGE	121503 904949	1
175	BAC29PPS0951		.PLACARD- PLACARD CONTENT: LOAD LIMIT 5 LB/ 2.25 KG	121503 904949	4
- 185	3A114-0208-1		.PLACARD- SUPPLIER CODE: VS5825	121503 904949	1

MISSING ITEM NUMBERS NOT APPLICABLE

- ITEM NOT ILLUSTRATED

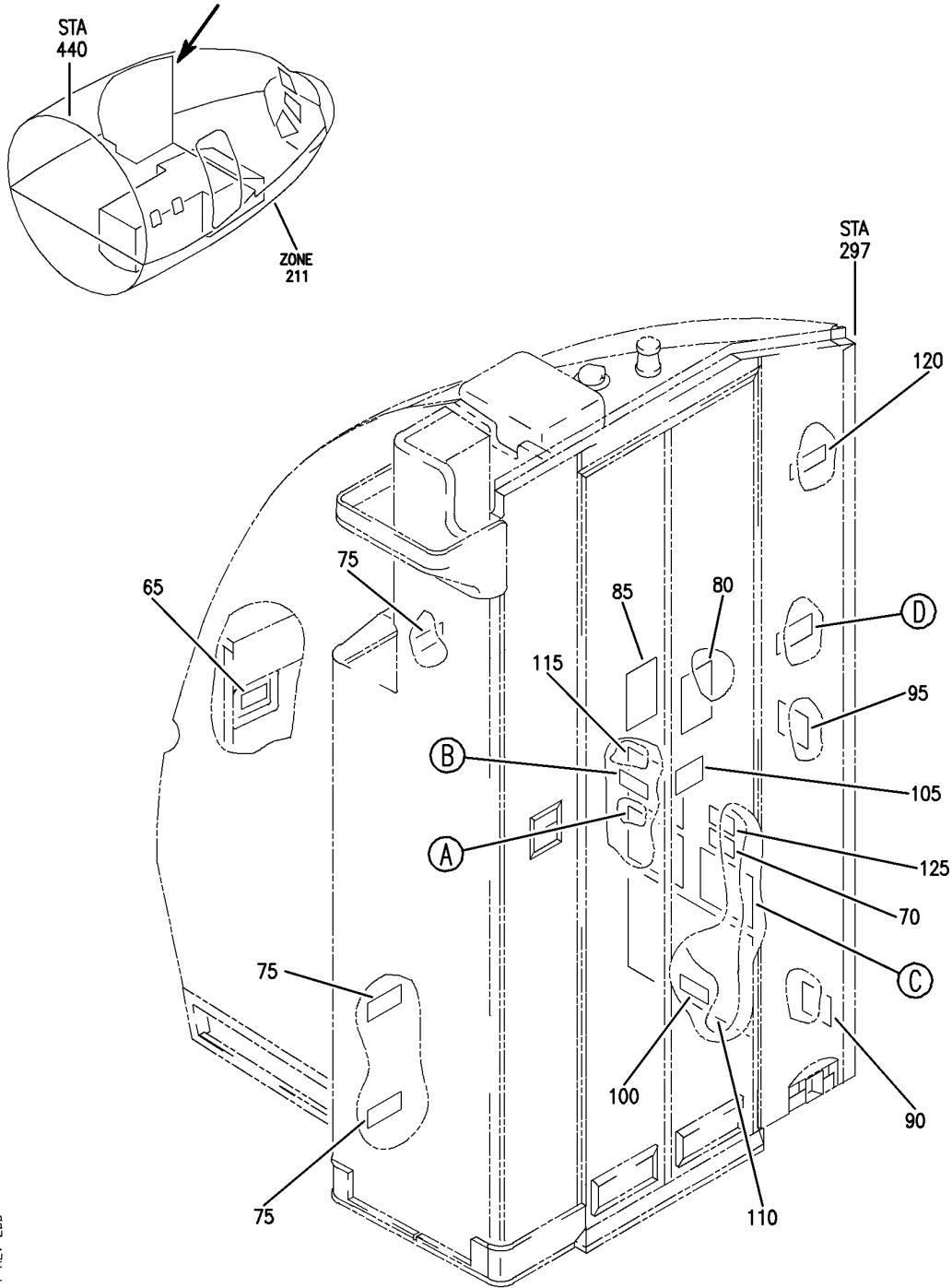
BRI

11-35-90-50P

BOEING PROPRIETARY - Copyright © - Unpublished Work - See title page for details.

11-35-90
FIG. 50P
PAGE 2
JAN 20/09

BOEING
757
PARTS CATALOG (MAINTENANCE)



Y 11359050T SHT 1 REV 233

MODULE ASSY-LAV A (PLACARDS AND MARKINGS ONLY)
FIGURE 50T (SHEET 1)

11-35-90-50T

BRI
JAN 20/09

11-35-90-50T
PAGE 0

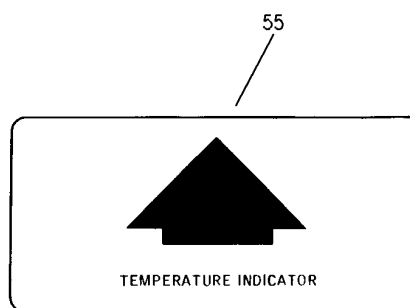
BOEING
757
PARTS CATALOG (MAINTENANCE)

50

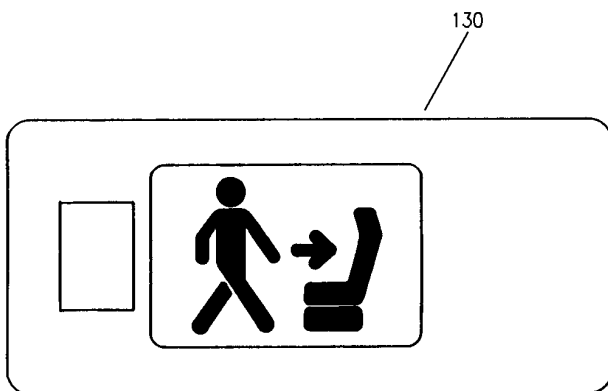
CHECK THE FOUR WHITE DOTS ON
TEMPERATURE INDICATOR
LOCATED ABOVE WASTE CONTAINER

IF ANY WHITE DOT HAS TURNED BLACK
CHECK FOR FIRE DAMAGE
REPLACE FIRE EXTINGUISHER
REPLACE TEMPERATURE INDICATOR

(A)



(B)



(D)

60

RESET INSTRUCTIONS
WATER HEATER-OVERHEAT SWITCH

1. TURN HEATER POWER OFF.
2. ENSURE HEATER IS COOL,
FLUSH WITH COLD WATER
IF REQUIRED BY OPENING
HOT WATER FAUCET.
3. DEPRESS RESET BUTTON USING
FINGER PRESSURE ONLY.
4. **CAUTION:** DO NOT USE TOOLS.
TURN HEATER POWER ON, LIGHTS
SHOULD COME ON.
5. IF OVERHEAT SWITCH(S)
TRIP AGAIN (LIGHT OUT)
INVESTIGATE CAUSE.

(C)

Y 11359050T SHT 2 REV 233

MODULE ASSY-LAV A (PLACARDS AND MARKINGS ONLY)
FIGURE 50T (SHEET 2)

11-35-90-50T

BRI
JAN 20/09

11-35-90-50T
PAGE 0A



757

PARTS CATALOG (MAINTENANCE)

FIG ITEM	PART NUMBER	1 2 3 4 5 6 7	NOMENCLATURE	EFFECT FROM TO	UNITS PER ASSY
50T			MODULE ASSY-LAV A (PLACARDS AND MARKINGS ONLY)	950951	
- 1	0A111-0001-771		MODULE ASSY-LAV A (PLACARDS AND MARKINGS ONLY) SUPPLIER CODE: VS5825 SPECIFICATION NUMBER: S417N101-1011A COMPONENT MAINT MANUAL REF: 25-40-33 FOR NHA/OTHER SYS DET SEE: 25-41-00-03	950951	RF
50	BAC27NPA0216		.PLACARD	950951	1
55	BAC27NPA0217		.PLACARD	950951	1
60	BAC27NPA0218		.PLACARD	950951	1
65	BAC29PPS1222		.PLACARD- PLACARD CONTENT: FLUSH	950951	1
70	BAC29PPS0950		.PLACARD- PLACARD CONTENT: NO STOWAGE	950951	1
75	BAC29PPS0951		.PLACARD- PLACARD CONTENT: LOAD LIMIT 5 LB/2.25 KG	950951	3
80	BAC29PPS2076		.MARKER- PLACARD CONTENT: PULL	950951	1
85	BAC29PPS2078		.MARKER- PLACARD CONTENT: PUSH HERE	950951	1
90	2A114-0302-11		.PLACARD- SUPPLIER CODE: VS5825 PLACARD CONTENT: SHUTOFF VALVE	950951	1
95	2A114-0302-12		.PLACARD- SUPPLIER CODE: VS5825 PLACARD CONTENT: DRAIN VALVE	950951	1
100	3A114-0208-1		.PLACARD- SUPPLIER CODE: VS5825 PLACARD CONTENT: M NO.	950951	1

MISSING ITEM NUMBERS NOT APPLICABLE

- ITEM NOT ILLUSTRATED

11-35-90-50T

11-35-90
FIG. 50T
PAGE 1
JAN 20/09

BRI



757

PARTS CATALOG (MAINTENANCE)

FIG ITEM	PART NUMBER	1 2 3 4 5 6 7	NOMENCLATURE	EFFECT FROM TO	UNITS PER ASSY
50T 105	2A114-0219-1		.PLACARD-NAME SUPPLIER CODE: VS5825	950951	1
110	1A114-0378-101		.PLACARD- SUPPLIER CODE: VS5825 PLACARD CONTENT: WIRING	950951	1
115	3A114-0104-3		.PLACARD- SUPPLIER CODE: VS5825 PLACARD CONTENT: ATTENDANT INTERPHONE	950951	1
120	3A114-0104-4		.PLACARD- SUPPLIER CODE: VS5825 PLACARD CONTENT: LAMP LIST	950951	1
125	3A114-0104-2		.PLACARD- SUPPLIER CODE: VS5825 PLACARD CONTENT: ATTENDANT PNL WIRING	950951	1
130	BAC29PPS1807		.PLACARD	950951	1

MISSING ITEM NUMBERS NOT APPLICABLE

- ITEM NOT ILLUSTRATED

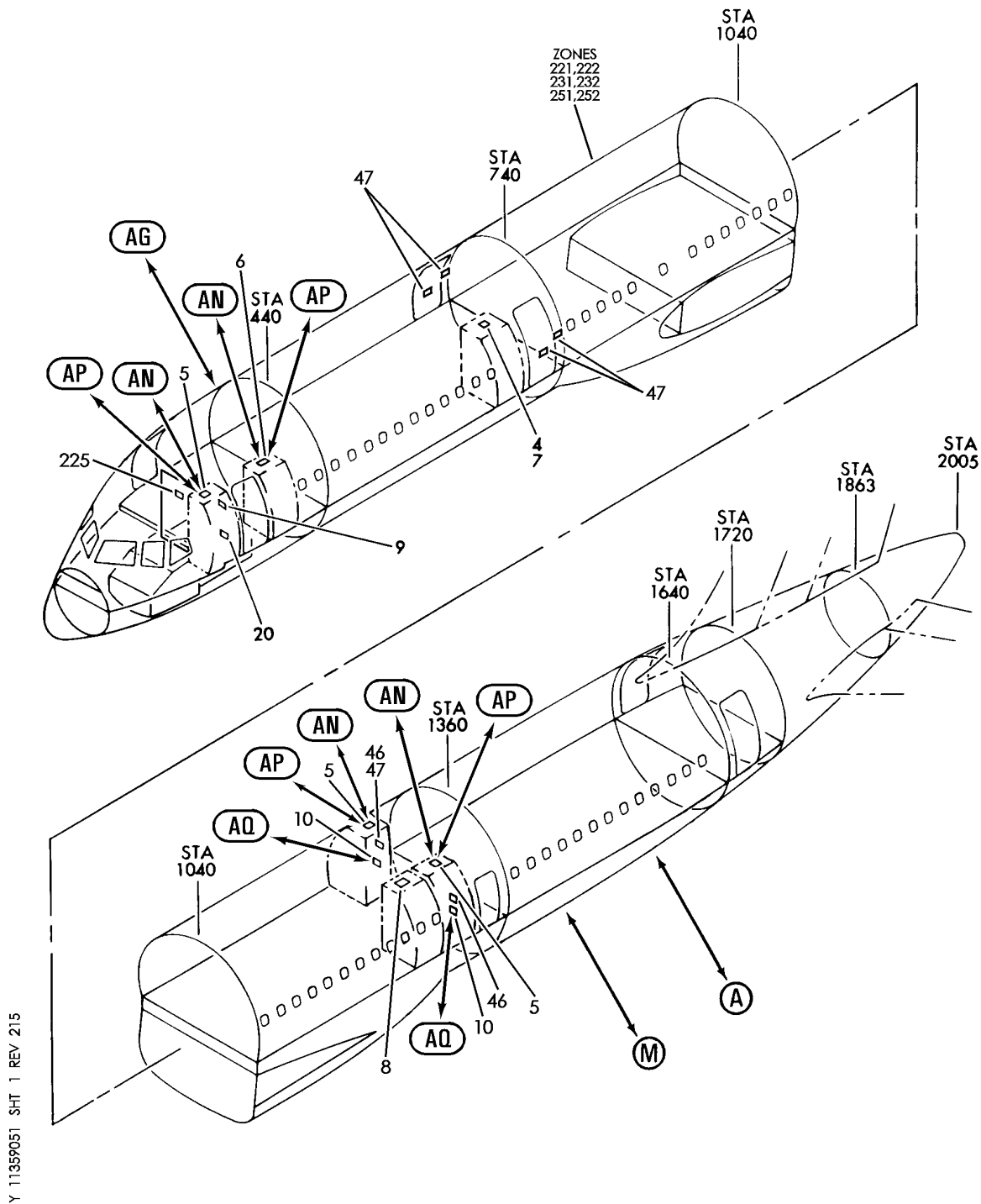
BRI

11-35-90-50T

BOEING PROPRIETARY - Copyright © - Unpublished Work - See title page for details.

11-35-90
FIG. 50T
PAGE 2
JAN 20/09

BOEING
757
PARTS CATALOG (MAINTENANCE)



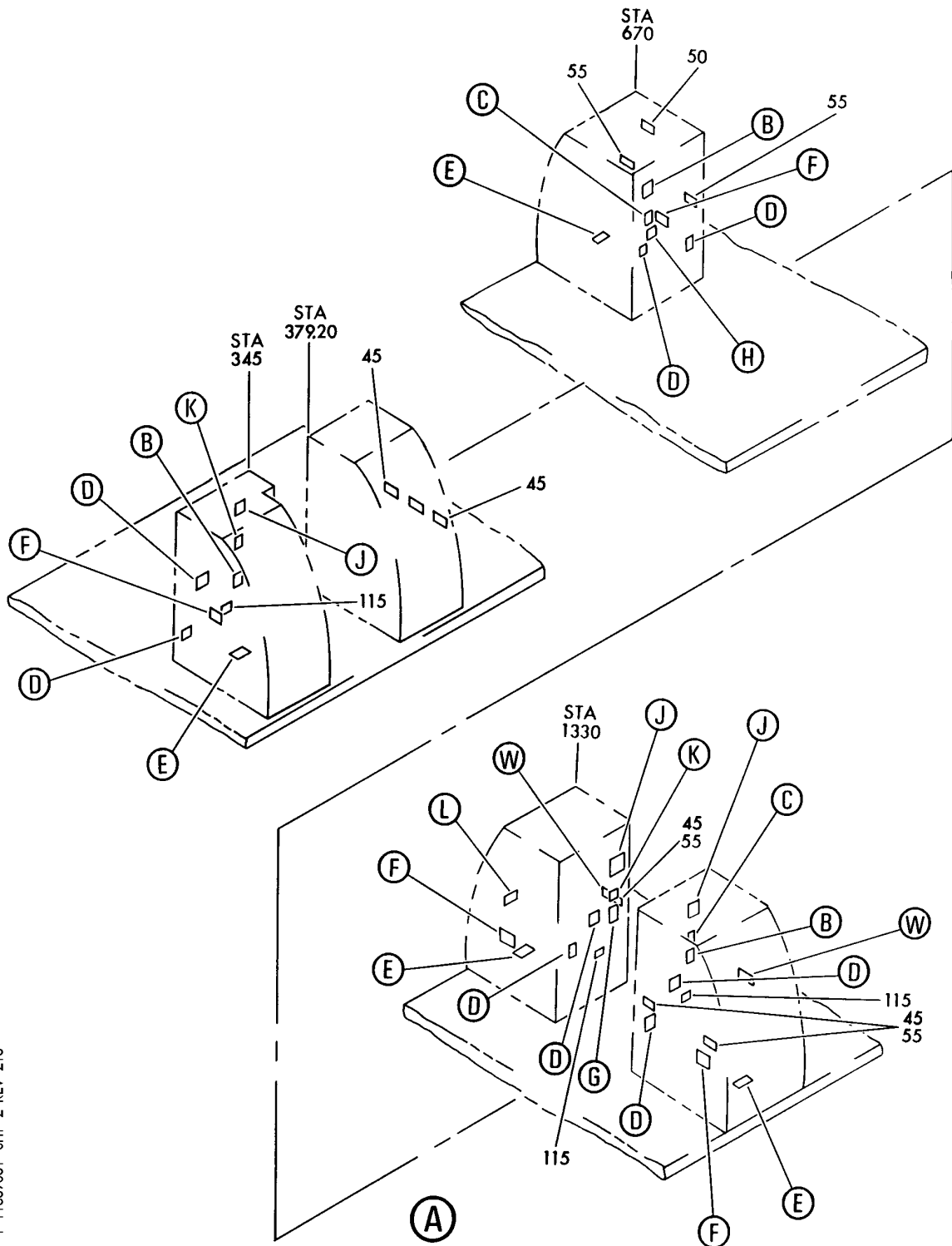
PLACARD INSTL-CAB. INTR (LAVATORIES ONLY)
FIGURE 51 (SHEET 1)

11-35-90-51

BRI
MAY 28/07

11-35-90-51
PAGE 0

BOEING
757
PARTS CATALOG (MAINTENANCE)



Y 11359051 SHT 2 REV 215

PLACARD INSTL-CAB. INTR (LAVATORIES ONLY)
FIGURE 51 (SHEET 2)

11-35-90-51


BRI
MAY 28/07

11-35-90-51
PAGE 0A



60

(B)



65

(C)



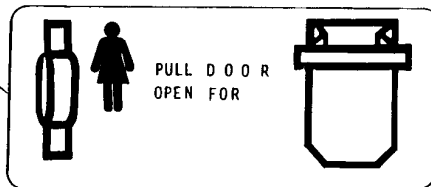
90

(G)



70

(D)



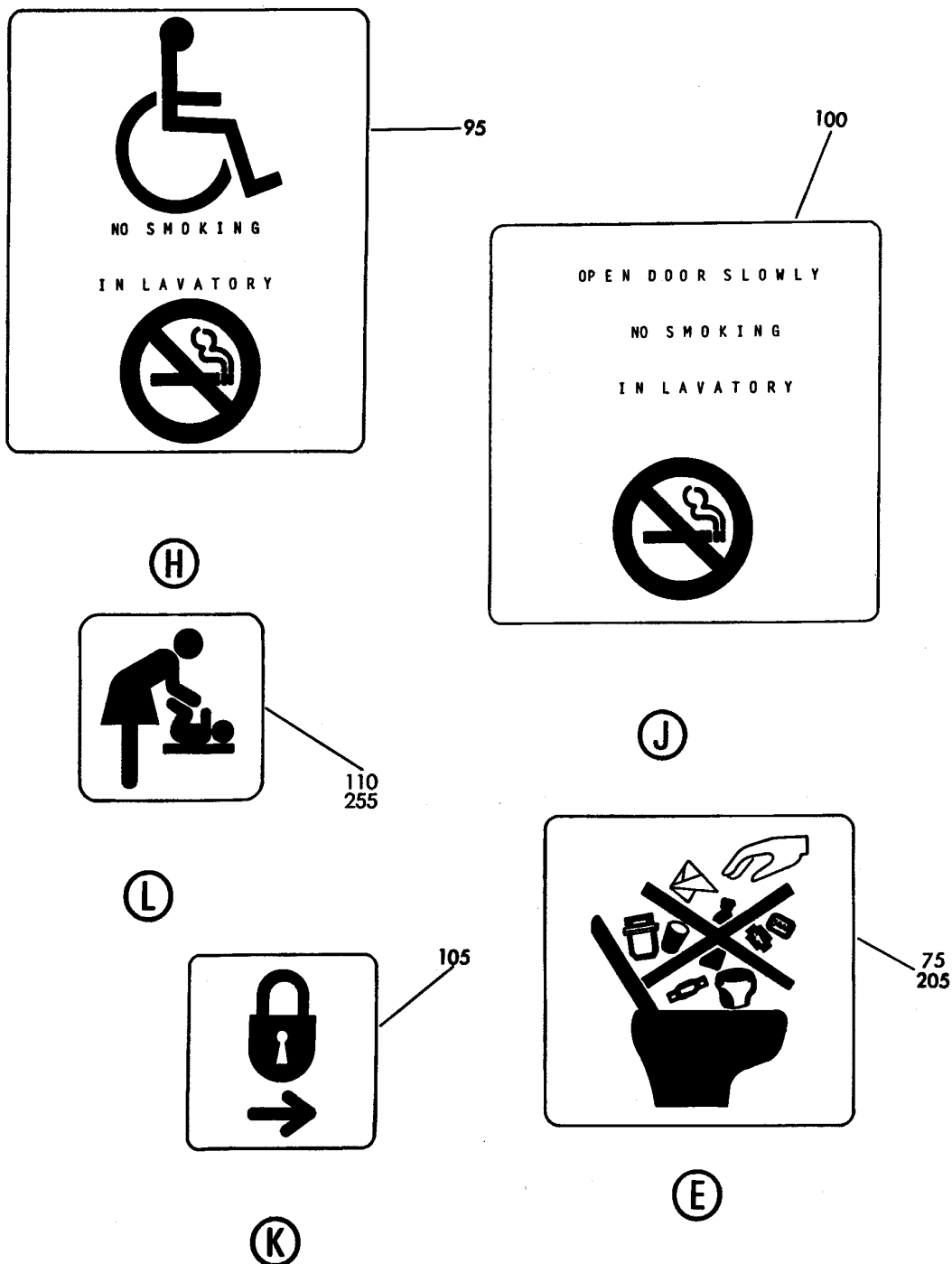
80
85

(F)

Y 11359051 SHT 3 REV 169

PLACARD INSTL-CAB. INTR (LAVATORIES ONLY)
FIGURE 51 (SHEET 3)

11-35-90-51

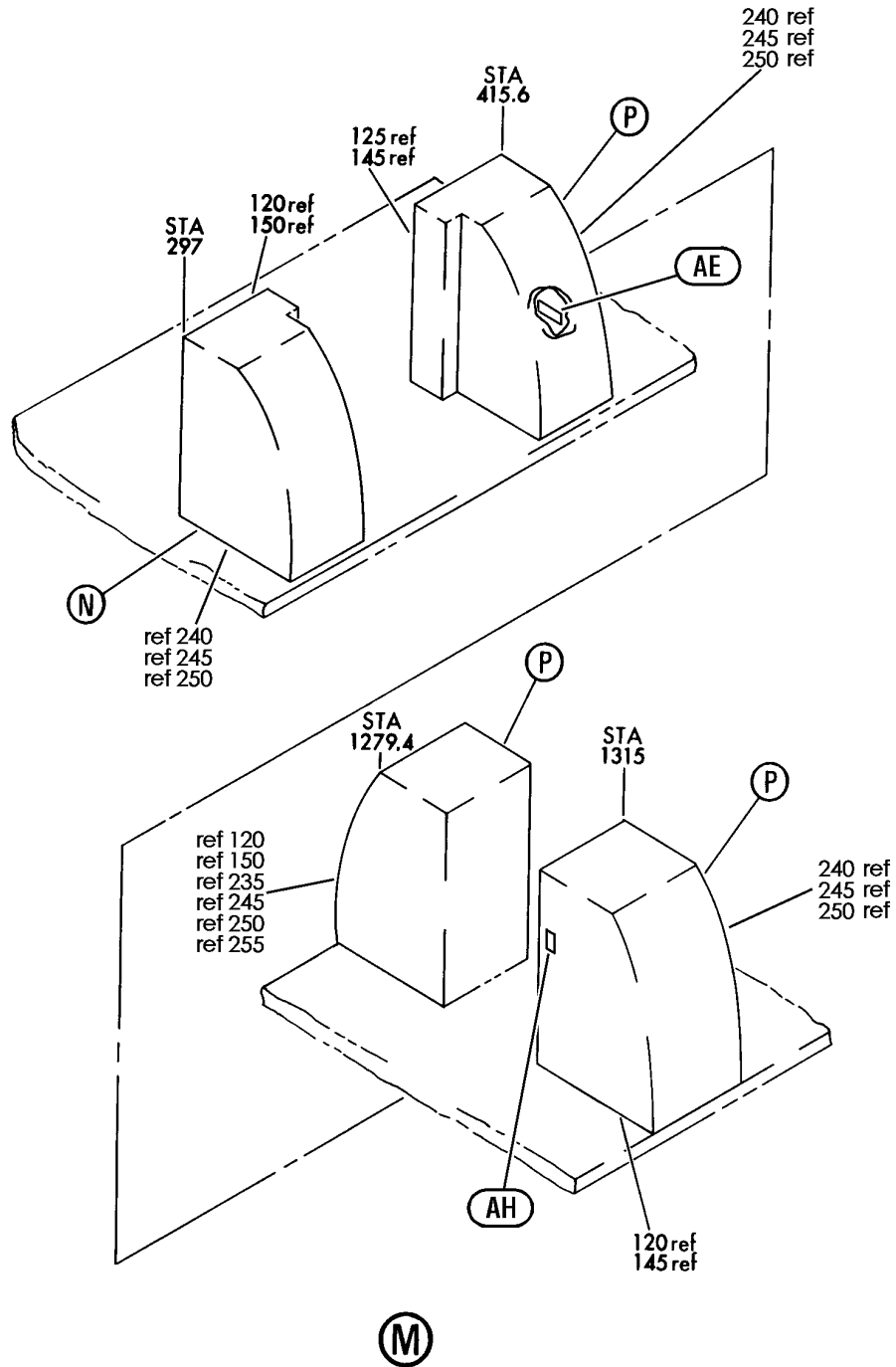


Y 11359051 SHT 4 REV 209

PLACARD INSTL-CAB. INTR (LAVATORIES ONLY)
FIGURE 51 (SHEET 4)

11-35-90-51

BOEING
757
PARTS CATALOG (MAINTENANCE)



Y 11359051 SHT 5 REV 215

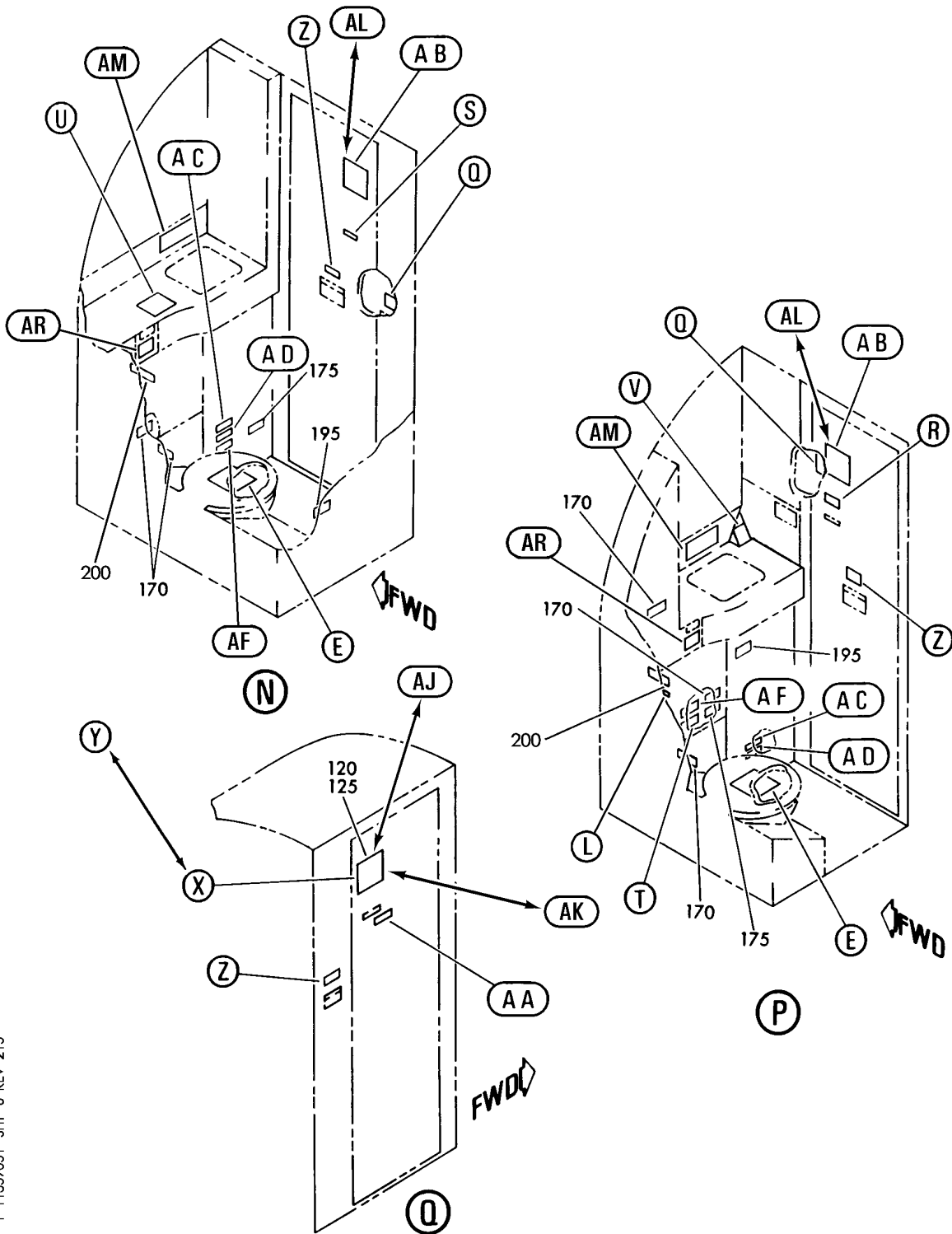
PLACARD INSTL-CAB. INTR (LAVATORIES ONLY)
FIGURE 51 (SHEET 5)

11-35-90-51

BRI
MAY 28/07

11-35-90-51
PAGE 0D

BOEING
757
PARTS CATALOG (MAINTENANCE)



Y 11359051 SHT 6 REV 215

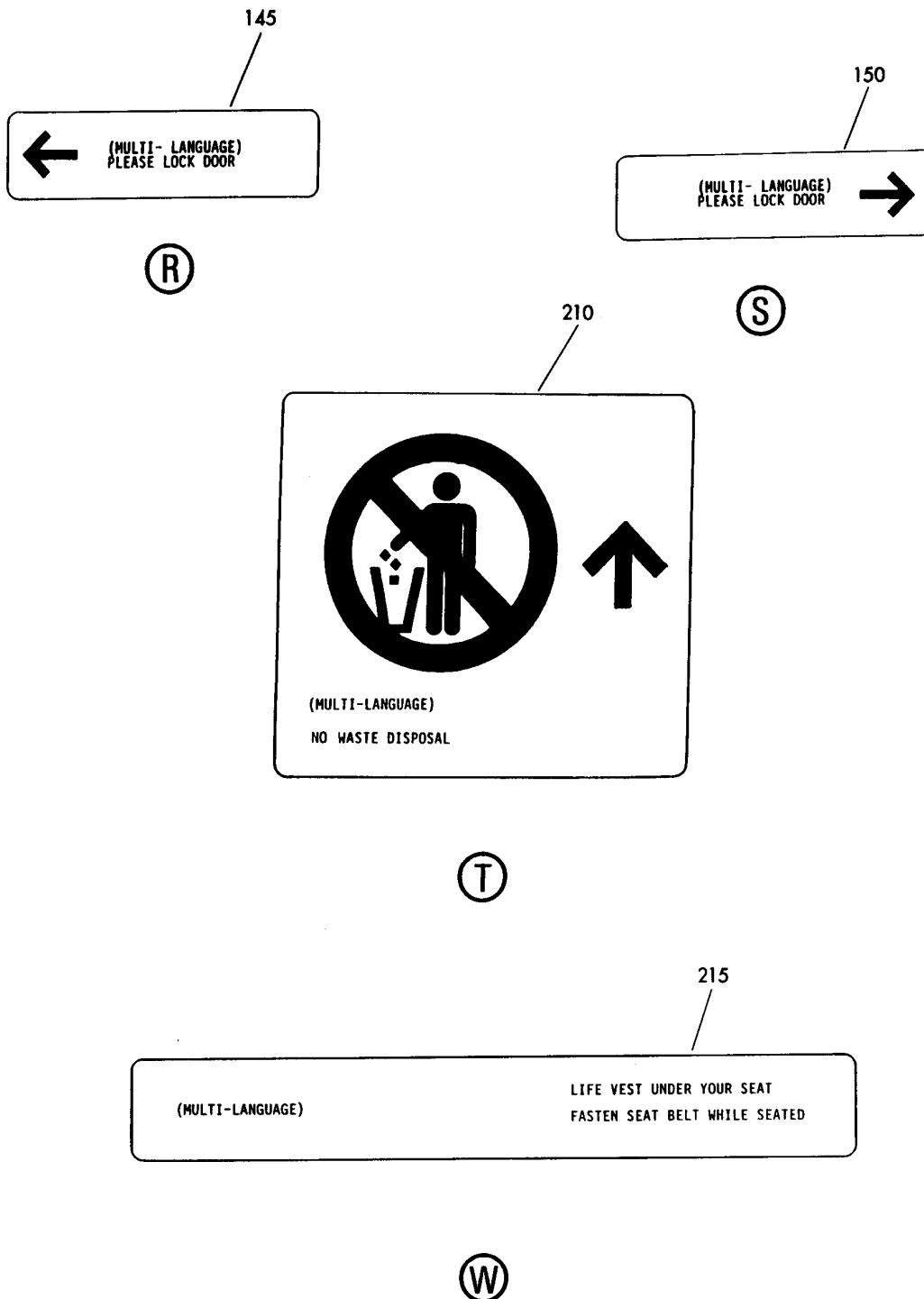
PLACARD INSTL-CAB. INTR (LAVATORIES ONLY)
FIGURE 51 (SHEET 6)

11-35-90-51

BRI
MAY 28/07

11-35-90-51
PAGE 0E

BOEING
757
PARTS CATALOG (MAINTENANCE)



Y 11359051 SHT 7 REV 170


PLACARD INSTL-CAB. INTR (LAVATORIES ONLY)
FIGURE 51 (SHEET 7)

11-35-90-51

BRI
MAY 28/07

11-35-90-51
PAGE OF

BOEING
757
PARTS CATALOG (MAINTENANCE)



Y 11359051 SHT 8 REV 168

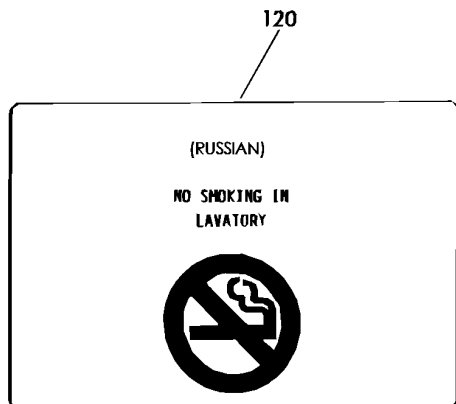
PLACARD INSTL-CAB. INTR (LAVATORIES ONLY)
FIGURE 51 (SHEET 8)

11-35-90-51

BRI
MAY 28/07

11-35-90-51
PAGE 0G

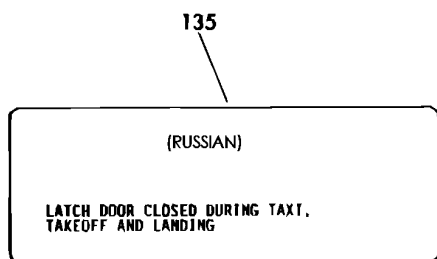
BOEING
757
PARTS CATALOG (MAINTENANCE)



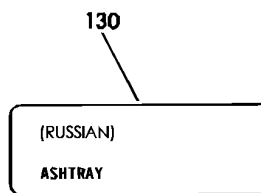
(X)



(Y)



(AA)



(Z)

Y 11359051 SHT 9 REV 215

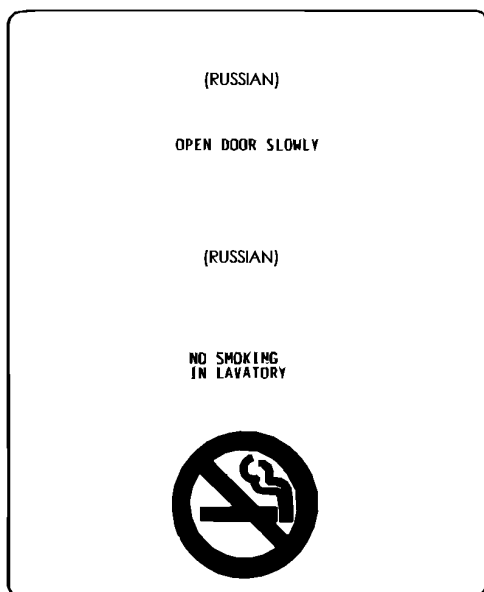
PLACARD INSTL-CAB. INTR (LAVATORIES ONLY)
FIGURE 51 (SHEET 9)

11-35-90-51

BRI
MAY 28/07

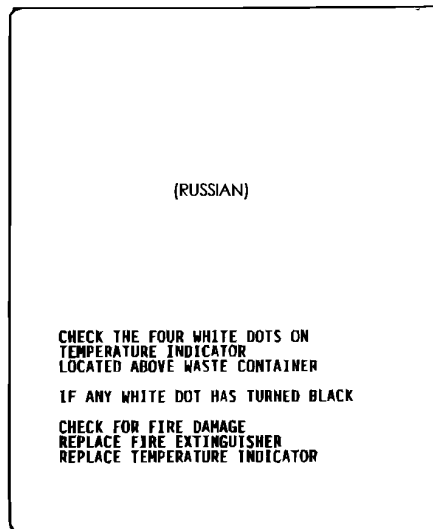
11-35-90-51
PAGE 0H

BOEING
757
PARTS CATALOG (MAINTENANCE)



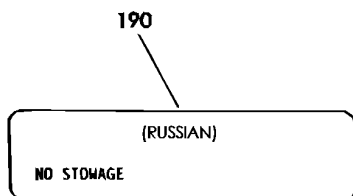
AB

140



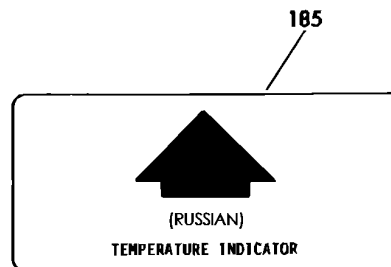
AC

180



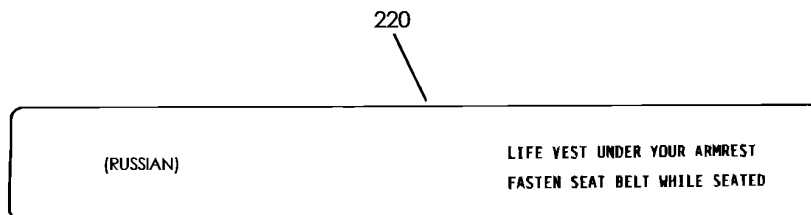
AF

190



AD

185



AE

220

Y 11359051 SH1 10 REV 215

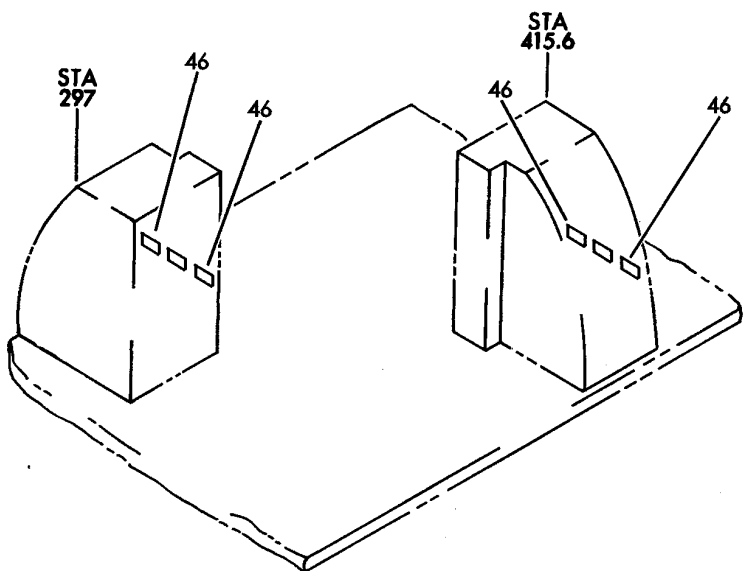
PLACARD INSTL-CAB. INTR (LAVATORIES ONLY)
FIGURE 51 (SHEET 10)

11-35-90-51

BRI
MAY 28/07

11-35-90-51
PAGE 01

BOEING
757
PARTS CATALOG (MAINTENANCE)



AG



230

AH

235



AJ

Y 11359051 SHT 11 REV 209

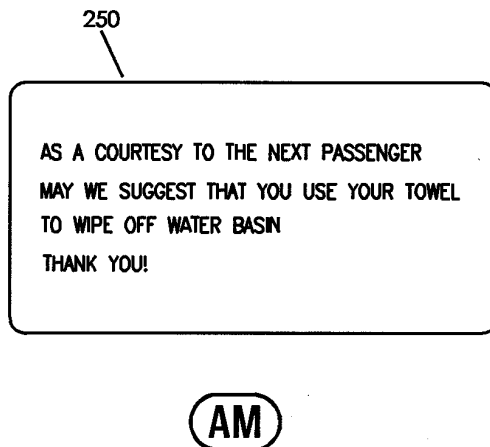
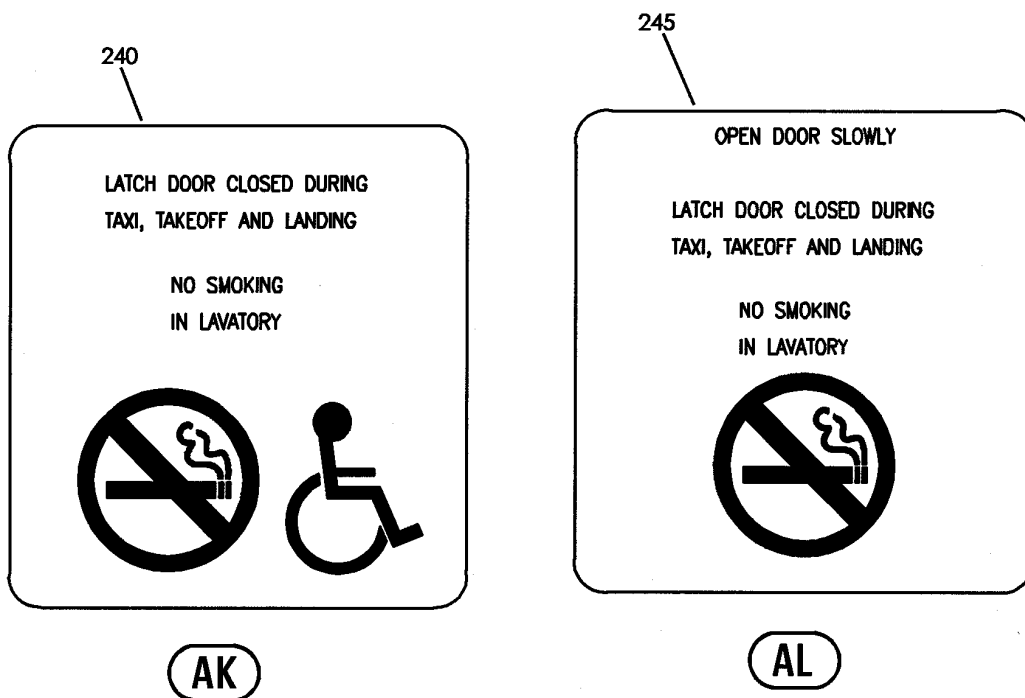
PLACARD INSTL-CAB. INTR (LAVATORIES ONLY)
FIGURE 51 (SHEET 11)

11-35-90-51

BRI
MAY 28/07

11-35-90-51
PAGE 0J

BOEING
757
PARTS CATALOG (MAINTENANCE)



Y 11359051 SHT 12 REV 209

PLACARD INSTL-CAB. INTR (LAVATORIES ONLY)
FIGURE 51 (SHEET 12)

11-35-90-51

BRI
MAY 28/07

11-35-90-51
PAGE OK

BOEING
757
PARTS CATALOG (MAINTENANCE)

4
(CHINESE)
PULL MASK
DOWN TO
TURN ON
OXYGEN

AN

11
(RUSSIAN)
PULL MASK DOWN
TO TURN ON
OXYGEN

AP

165
(RUSSIAN)
AIRSICK BAGS, SANITARY NAPKINS

AR

12
(MULTI-LANGUAGE)
LIFE VEST UNDER YOUR SEAT

AQ

Y 11359051 SHT 13 REV 215

PLACARD INSTL-CAB. INTR (LAVATORIES ONLY)
FIGURE 51 (SHEET 13)

11-35-90-51

BRI
MAY 28/07

11-35-90-51
PAGE 01



757

PARTS CATALOG (MAINTENANCE)

FIG ITEM	PART NUMBER	1 2 3 4 5 6 7	NOMENCLATURE	EFFECT FROM TO	UNITS PER ASSY
51			PLACARD INSTL-CAB. INTR (LAVATORIES ONLY)	002004 006100 952999	
- 1	414N5019-10		PLACARD INSTL-CAB. INTR (LAVATORIES ONLY) FOR NHA/ADDITIONAL DET SEE: 25-20-00-01J	952952	RF
- 1	414N5019-17		PLACARD INSTL-CAB. INTR (LAVATORIES ONLY) FOR NHA/ADDITIONAL DET SEE: 25-20-00-01J	002004 006010	RF
- 1	414N5019-23		PLACARD INSTL-CAB. INTR (LAVATORIES ONLY) FOR NHA/ADDITIONAL DET SEE: 25-20-00-01J	953999	RF
- 1	414N5019-54		PLACARD INSTL-CAB. INTR (LAVATORIES ONLY) FOR NHA/ADDITIONAL DET SEE: 25-20-00-01J	011017	RF
- 1	414N5019-70		PLACARD INSTL-CAB. INTR (LAVATORIES ONLY) FOR NHA/ADDITIONAL DET SEE: 25-20-00-01J	018100	RF
5	BAC29PPS13849		.PLACARD- PLACARD CONTENT: PULL MASK DOWN TO TURN ON OXYGEN	002004 006100 952999	3
7	BAC29PPS13849		.PLACARD- PLACARD CONTENT: PULL MASK DOWN TO TURN ON OXYGEN	952999	1
8	BAC29PPS13849		.PLACARD- PLACARD CONTENT: PULL MASK DOWN TO TURN ON OXYGEN	002004 006100	1
9	BAC27DPA4336		.PLACARD- PLACARD CONTENT: NO OCCUPANTS OR CARGO PERMITTED IN THIS COMPARTMENT DURING FLIGHT	953999	1
10	BAC29PPS17055		.PLACARD- PLACARD CONTENT: LIFE VEST UNDER YOUR SEAT FASTEN SEAT BELT WHILE SEATED	002004 006100 952999	2

MISSING ITEM NUMBERS NOT APPLICABLE

- ITEM NOT ILLUSTRATED

11-35-90-51

11-35-90
FIG. 51
PAGE 1
JAN 20/09

BRI



757

PARTS CATALOG (MAINTENANCE)

FIG ITEM	PART NUMBER	1 2 3 4 5 6 7	NOMENCLATURE	EFFECT FROM TO	UNITS PER ASSY
51 20	BAC29PPS17055		.PLACARD- PLACARD CONTENT: LIFE VEST UNDER YOUR SEAT FASTEN SEAT BELT WHILE SEATED	002004 006100	1

MISSING ITEM NUMBERS NOT APPLICABLE

- ITEM NOT ILLUSTRATED

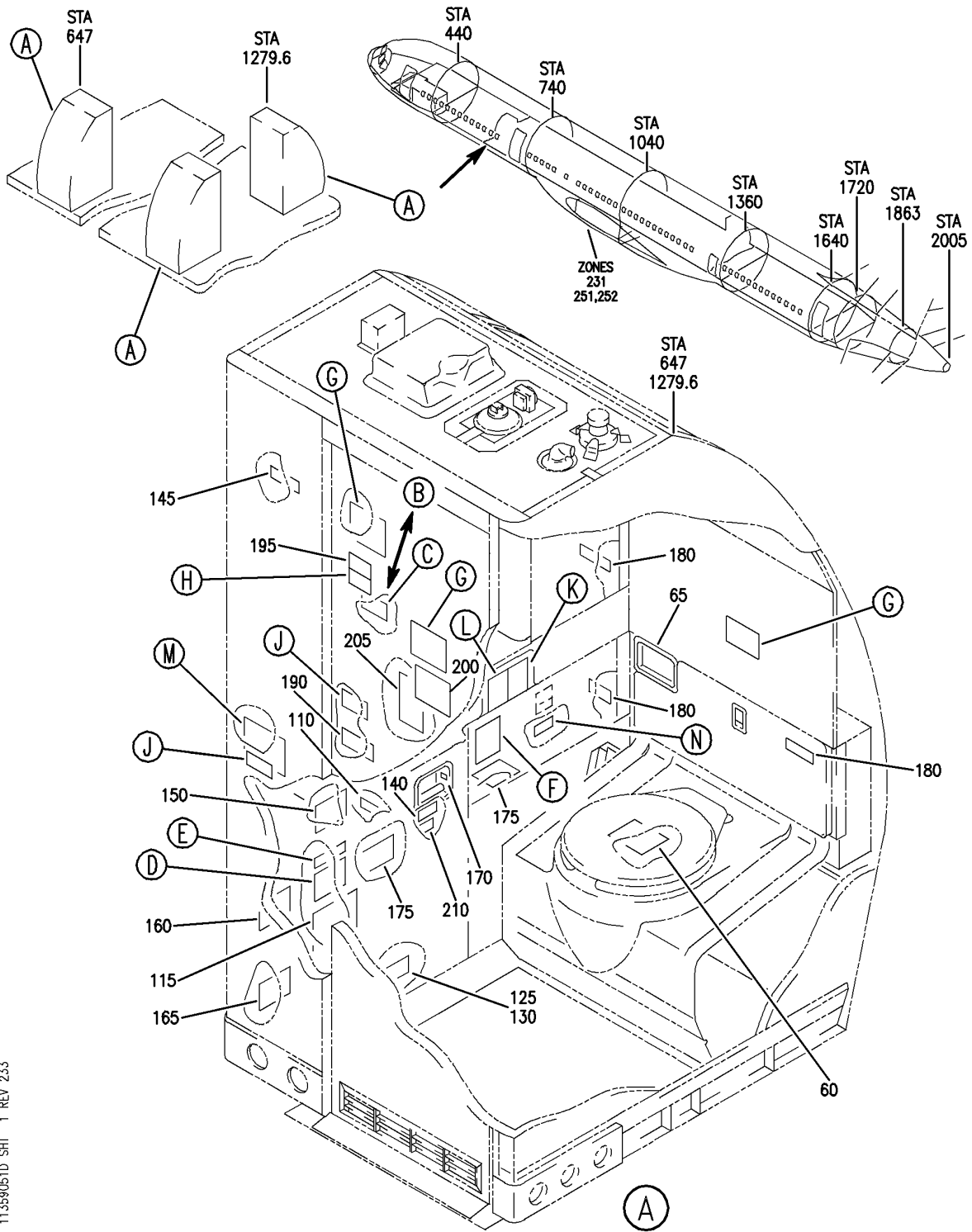
BRI

11-35-90-51

BOEING PROPRIETARY - Copyright © - Unpublished Work - See title page for details.

11-35-90
FIG. 51
PAGE 2
JAN 20/09

BOEING
757
PARTS CATALOG (MAINTENANCE)



Y 11359051D SH1 1 REV 233


PLACARD INSTL-LAV
FIGURE 51D (SHEET 1)

11-35-90-51D


BRI
JAN 20/09

11-35-90-51D
PAGE 0

BOEING
757
PARTS CATALOG (MAINTENANCE)



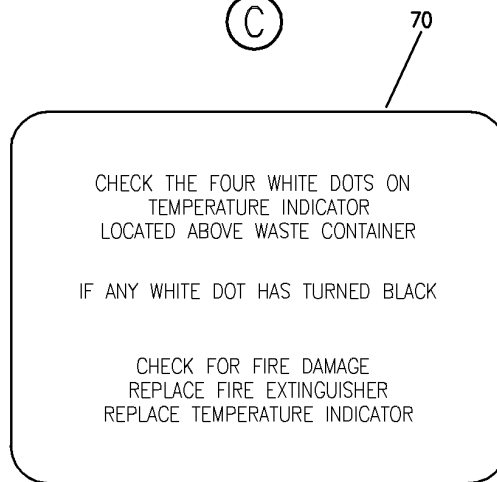
(B)



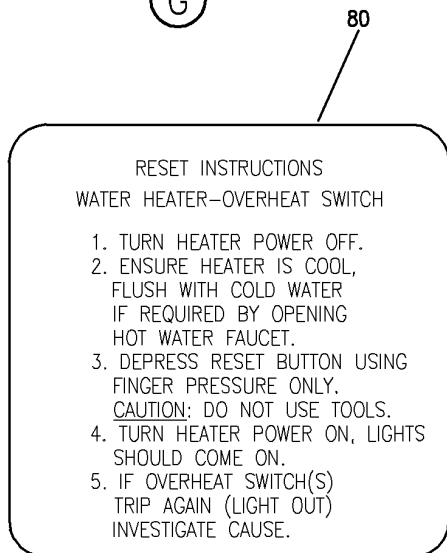
(C)



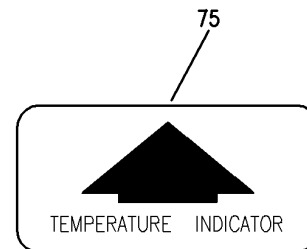
(G)



(D)



(F)



(E)

Y 11359051D SHT 2 REV 233

PLACARD INSTL-LAV
FIGURE 51D (SHEET 2)

11-35-90-51D

BRI
JAN 20/09

11-35-90-51D
PAGE 0A

BOEING
757
PARTS CATALOG (MAINTENANCE)



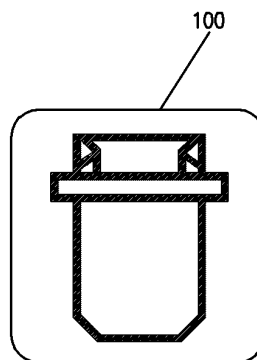
(H)



(J)




(N)



(K)



(M)



(L)

Y 11359051D SHT 3 REV 233

PLACARD INSTL-LAV
FIGURE 51D (SHEET 3)

11-35-90-51D

BRI
JAN 20/09

11-35-90-51D
PAGE 0B



757

PARTS CATALOG (MAINTENANCE)

FIG ITEM	PART NUMBER	1 2 3 4 5 6 7	NOMENCLATURE	EFFECT FROM TO	UNITS PER ASSY
51D					
- 1	3A114-0114-29		PLACARD INSTL-LAV PLACARD INSTL-LAV C SUPPLIER CODE: VS5825 FOR NHA SEE: 25-41-04-60	952999 952999	RF
- 5	3A114-0114-29		PLACARD INSTL-LAV D SUPPLIER CODE: VS5825 FOR NHA SEE: 25-41-04-57	952999	RF
- 10	3A114-0114-29		PLACARD INSTL-LAV S SUPPLIER CODE: VS5825 FOR NHA SEE: 25-41-03-08C	952952	RF
50	BAC29PPS1221		.PLACARD-LAV C	952999	1
55	BAC29PPS1220		.PLACARD-LAV D	952999	1
55	BAC29PPS1220		.PLACARD-LAV D AND S	952952	1
60	BAC29PPS0616		.PLACARD-LAV C AND D PLACARD CONTENT: FLUSHING TOILET PLEASE DO NOT PUT OBJECTS SUCH AS AIRSICK BAGS, DIAPERS, OR TOWELS IN TOILET	953999	1
60	BAC29PPS0616		.PLACARD- PLACARD CONTENT: FLUSHING TOILET PLEASE DO NOT PUT OBJECTS SUCH AS AIRSICK BAGS, DIAPERS, OR TOWELS IN TOILET	952952	1
65	BAC29PPS1222		.PLACARD-LAV C AND D PLACARD CONTENT: FLUSH	953999	1
65	BAC29PPS1222		.PLACARD- PLACARD CONTENT: FLUSH	952952	1
70	BAC27NPA0216		.PLACARD- LAV C AND D	953999	1
70	BAC27NPA0216		.PLACARD	952952	1
75	BAC27NPA0217		.PLACARD-LAV C AND D PLACARD CONTENT: TEMPERATURE	953999	1
75	BAC27NPA0217		.PLACARD- PLACARD CONTENT: TEMPERATURE	952952	1

MISSING ITEM NUMBERS NOT APPLICABLE

- ITEM NOT ILLUSTRATED

11-35-90-51D

11-35-90
FIG. 51D
PAGE 1
JAN 20/09

BRI

BOEING PROPRIETARY - Copyright © - Unpublished Work - See title page for details.



757

PARTS CATALOG (MAINTENANCE)

FIG ITEM	PART NUMBER	1 2 3 4 5 6 7	NOMENCLATURE	EFFECT FROM TO	UNITS PER ASSY
51D					
80	BAC27NPA0218	.	PLACARD-LAV C AND D PLACARD CONTENT: WATER HEATER INSTRUCTION	953999	1
85	BAC29PPS10979	.	PLACARD-LAV C AND D PLACARD CONTENT: NO SMOKING IN LAVATORY	953999	3
85	BAC29PPS10979	.	PLACARD- PLACARD CONTENT: LAVATORY	952952	3
90	BAC29PP0984	.	PLACARD-LAV C	952999	1
95	BAC29PP0877	.	PLACARD-LAV C AND D	953999	2
95	BAC29PP0877	.	PLACARD	952952	2
100	BAC29PP1218	.	PLACARD-LAV C AND D	953999	1
100	BAC29PP1218	.	PLACARD	952952	1
105	BAC29PP1219	.	PLACARD-LAV C AND D	953999	1
105	BAC29PP1219	.	PLACARD	952952	1
110	BAC29PPS0628	.	PLACARD-LAV C AND D PLACARD CONTENT: DOOR MUST BE CLOSED AND LATCHED DURING TAKEOFF AND LANDING	952999	1
115	3A124-0105-221	.	PLACARD-WIRING LAV C AND D SUPPLIER CODE: VS5825	952999	1
- 120	3A124-0105-411	.	PLACARD-WIRING LAV S SUPPLIER CODE: VS5825	952952	1
125	3A114-0208-3	.	PLACARD-M NO. LAV C SUPPLIER CODE: VS5825	952999	1
130	3A114-0208-4	.	PLACARD-M NO. LAV D SUPPLIER CODE: VS5825	952999	1
- 135	3A114-0208-10	.	PLACARD-M NO. LAV S SUPPLIER CODE: VS5825	952952	1
140	3A124-0105-2	.	PLACARD-LAV D SUPPLIER CODE: VS5825 PLACARD CONTENT: INTERPHONE WIRING	953999	1

MISSING ITEM NUMBERS NOT APPLICABLE

- ITEM NOT ILLUSTRATED

11-35-90-51D

11-35-90
FIG. 51D
PAGE 2
JAN 20/09

BRI

BOEING PROPRIETARY - Copyright © - Unpublished Work - See title page for details.



757

PARTS CATALOG (MAINTENANCE)

FIG ITEM	PART NUMBER	1 2 3 4 5 6 7	NOMENCLATURE	EFFECT FROM TO	UNITS PER ASSY
51D 140	3A124-0105-2		.PLACARD-LAV D AND S SUPPLIER CODE: VS5825 PLACARD CONTENT: INTERPHONE WIRING	952952	1
145	3A124-0105-3		.PLACARD-LAV C AND D SUPPLIER CODE: VS5825 PLACARD CONTENT: LAMP LIST	953999	1
145	3A124-0105-3		.PLACARD- SUPPLIER CODE: VS5825 PLACARD CONTENT: LAMP LIST	952952	1
150	2A114-0219-1		.PLACARD-NAME LAV C AND D SUPPLIER CODE: VS5825	953999	1
150	2A114-0219-1		.PLACARD-NAME SUPPLIER CODE: VS5825	952952	1
155	BAC29PPS0880		.PLACARD-LAV C AND D	953999	1
155	BAC29PPS0880		.PLACARD	952952	1
160	2A114-0302-1		.PLACARD-LAV C AND D SUPPLIER CODE: VS5825 PLACARD CONTENT: SHUT-OFF VALVE	952999	1
160	2A114-0302-1		.PLACARD- SUPPLIER CODE: VS5825 PLACARD CONTENT: SHUT OFF VALVE	952952	1
165	2A114-0302-2		.PLACARD-LAV C AND D SUPPLIER CODE: VS5825 PLACARD CONTENT: DRAIN VALVE	953999	1
165	2A114-0302-2		.PLACARD- SUPPLIER CODE: VS5825 PLACARD CONTENT: DRAIN VALVE	952952	1
170	BAC27NPA1279		.PLACARD-LAV C AND D PLACARD CONTENT: REMOVE THIS END	953999	1

MISSING ITEM NUMBERS NOT APPLICABLE

- ITEM NOT ILLUSTRATED

11-35-90-51D

11-35-90
FIG. 51D
PAGE 3
JAN 20/09

BRI



757

PARTS CATALOG (MAINTENANCE)

FIG ITEM	PART NUMBER	1 2 3 4 5 6 7	NOMENCLATURE	EFFECT FROM TO	UNITS PER ASSY
51D 170	BAC27NPA1279	.	PLACARD- PLACARD CONTENT: REMOVE THIS END	952952	1
175	BAC29PPS0950	.	PLACARD-LAV C AND D PLACARD CONTENT: NO STOWAGE	953999	2
175	BAC29PPS0950	.	PLACARD- PLACARD CONTENT: NO STOWAGE	952952	2
180	BAC29PPS0951	.	PLACARD-LAV C AND D PLACARD CONTENT: LOAD LIMIT 5 LB/2.25 KG	953999	3
180	BAC29PPS0951	.	PLACARD- PLACARD CONTENT: LOAD LIMIT 5 LB/2.25 KG	952952	3
185	BAC29PPS0861	.	PLACARD-LAV C AND D PLACARD CONTENT: NO WASTE DISPOSAL	953999	1
185	BAC29PPS0861	.	PLACARD- PLACARD CONTENT: NO WASTE DISPOSAL	952952	1
190	BAC29PPS4279	.	PLACARD-LAV C AND D PLACARD CONTENT: OPEN DOOR SLOWLY	952999	1
195	BAC29PPS0011	.	PLACARD-LAV C	952999	1
200	BAC29PPS2078	.	MARKER-LAV S PLACARD CONTENT: PUSH HERE	952952	1
205	BAC29PPS2077	.	PLACARD-LAV S PLACARD CONTENT: PULL	952952	1
210	3A124-0105-7	.	PLACARD-LAV S SUPPLIER CODE: VS5825 PLACARD CONTENT: ATTENDANT PANEL	952952	1

MISSING ITEM NUMBERS NOT APPLICABLE

- ITEM NOT ILLUSTRATED

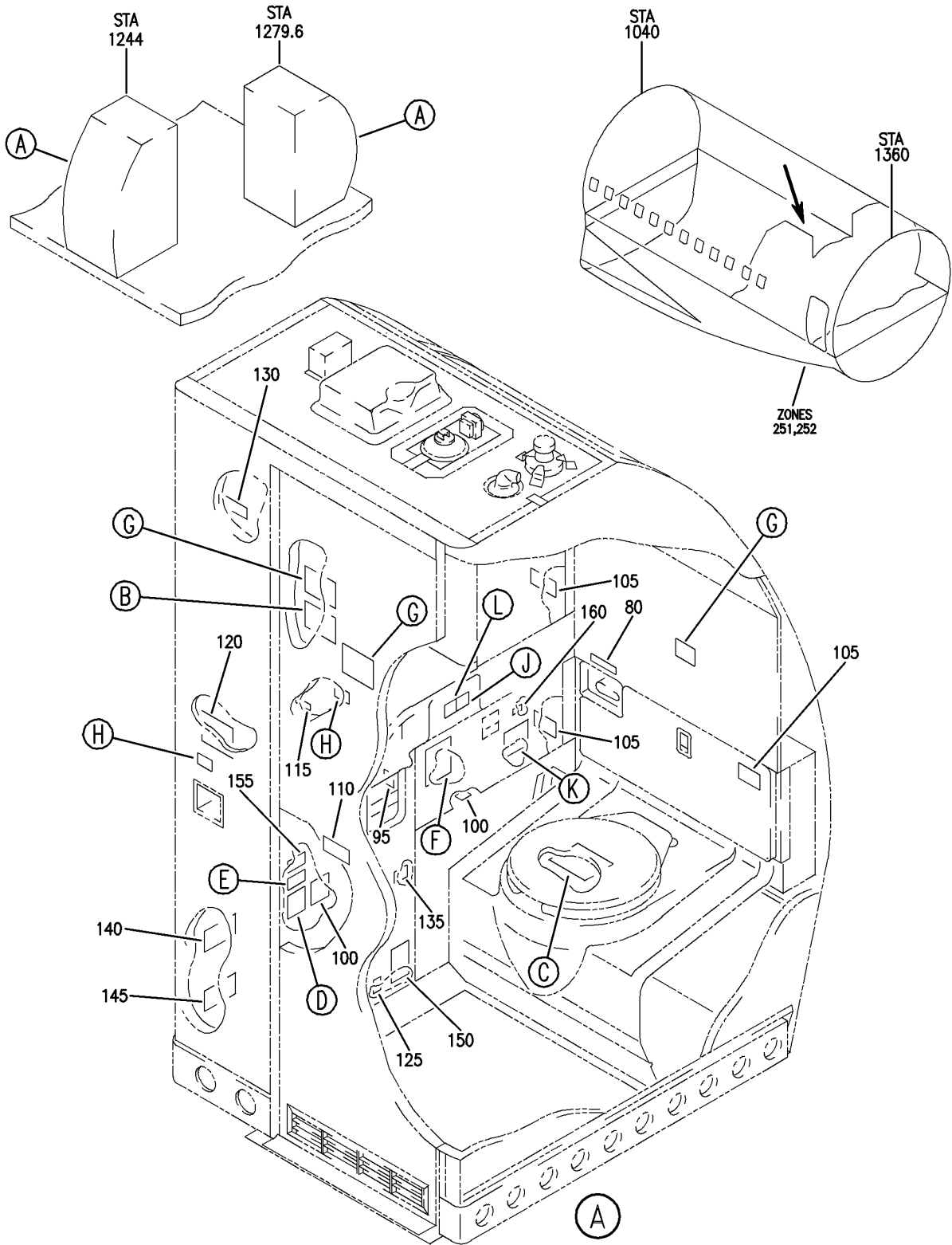
11-35-90-51D

11-35-90
FIG. 51D
PAGE 4
JAN 20/09

BRI

BOEING PROPRIETARY - Copyright © - Unpublished Work - See title page for details.

BOEING
757
PARTS CATALOG (MAINTENANCE)



Y 11359051E SHT 1 REV 233

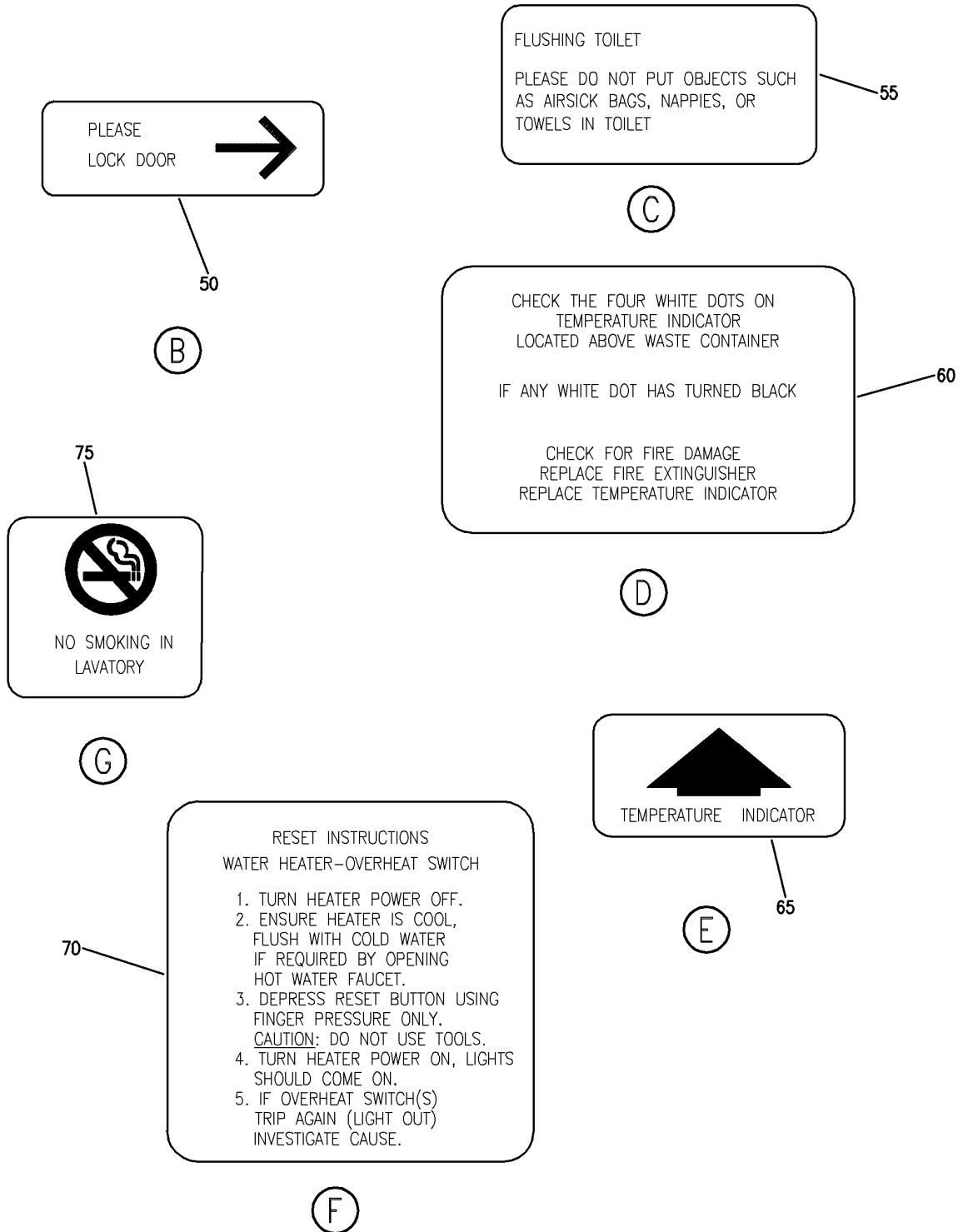
MODULE ASSY-LAV B AND D (PLACARDS AND MARKINGS ONLY)
FIGURE 51E (SHEET 1)

BRI
MAY 28/07

11-35-90-51E

11-35-90-51E
PAGE 0

BOEING
757
PARTS CATALOG (MAINTENANCE)





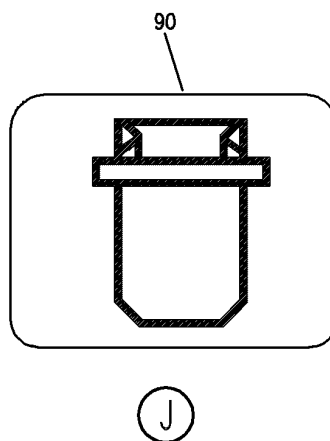
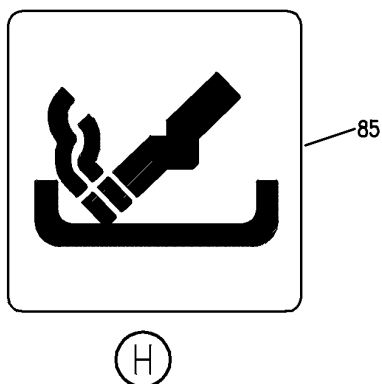
Y 11359051E SH1 2 REV 233

MODULE ASSY-LAV B AND D (PLACARDS AND MARKINGS ONLY)
FIGURE 51E (SHEET 2)

11-35-90-51E

BRI
MAY 28/07

11-35-90-51E
PAGE 0A



Y 11359051E SHT 3 REV 233

MODULE ASSY-LAV B AND D (PLACARDS AND MARKINGS ONLY)
FIGURE 51E (SHEET 3)

11-35-90-51E

BRI
MAY 28/07

11-35-90-51E
PAGE 0B



757

PARTS CATALOG (MAINTENANCE)

FIG ITEM	PART NUMBER	1 2 3 4 5 6 7	NOMENCLATURE	EFFECT FROM TO	UNITS PER ASSY
51E			MODULE ASSY-LAV B AND D (PLACARDS AND MARKINGS ONLY)	002004 006100	
- 1	0A121-0002-891		MODULE ASSY-LAV B (PLACARDS AND MARKINGS ONLY) SUPPLIER CODE: VS5825 SPECIFICATION NUMBER: S417N101-2002A COMPONENT MAINT MANUAL REF: 25-40-30 PRE SERVICE BULLETIN: D75D-25-99 VS5825 FOR NHA/OTHER SYS DET SEE: 25-41-03-20Z	002004 006010	RF
- 1	0A121-0002-1171		MODULE ASSY-LAV B (PLACARDS AND MARKINGS ONLY) SUPPLIER CODE: VS5825 SPECIFICATION NUMBER: S417N101-2008A COMPONENT MAINT MANUAL REF: 25-40-30 PRE SERVICE BULLETIN: D75D-25-99 VS5825 FOR NHA/OTHER SYS DET SEE: 25-41-03-20Z	011100	RF
- 1	0A121-0002-891A		MODULE ASSY-LAV B (PLACARDS AND MARKINGS ONLY) SUPPLIER CODE: VS5825 POST SERVICE BULLETIN: D75D-25-99 VS5825	002004 006010	RF
- 1	BCREF50819		MODULE ASSY-LAV B (PLACARDS AND MARKINGS ONLY) SUPPLIER CODE: VS5825 OVERLENGTH PART NUMBER: 0A121-0002-1171A POST SERVICE BULLETIN: D75D-25-99 VS5825	011100	RF

MISSING ITEM NUMBERS NOT APPLICABLE

- ITEM NOT ILLUSTRATED

11-35-90-51E

11-35-90
FIG. 51E
PAGE 1
JAN 20/09

BRI



757

PARTS CATALOG (MAINTENANCE)

FIG ITEM	PART NUMBER	1 2 3 4 5 6 7	NOMENCLATURE	EFFECT FROM TO	UNITS PER ASSY
51E - 5	0A121-0002-901		MODULE ASSY-LAV D (PLACARDS AND MARKINGS ONLY) SUPPLIER CODE: VS5825 SPECIFICATION NUMBER: S417N101-3505A COMPONENT MAINT MANUAL REF: 25-40-30 PRE SERVICE BULLETIN: D75D-25-99 VS5825 FOR NHA/OTHER SYS DET SEE: 25-41-03-20Z	002004 006010	RF
- 5	0A121-0002-1181		MODULE ASSY-LAV D (PLACARDS AND MARKINGS ONLY) SUPPLIER CODE: VS5825 SPECIFICATION NUMBER: S417N101-3524A COMPONENT MAINT MANUAL REF: 25-40-30 PRE SERVICE BULLETIN: D75D-25-99 VS5825 FOR NHA/OTHER SYS DET SEE: 25-41-03-20Z	011100	RF
- 5	0A121-0002-901A		MODULE ASSY-LAV D (PLACARDS AND MARKINGS ONLY) SUPPLIER CODE: VS5825 POST SERVICE BULLETIN: D75D-25-99 VS5825	002004 006010	RF
- 5	BCREF50820		MODULE ASSY-LAV D (PLACARDS AND MARKINGS ONLY) SUPPLIER CODE: VS5825 OVERLENGTH PART NUMBER: 0A121-0002-1181A POST SERVICE BULLETIN: D75D-25-99 VS5825	011100	RF
50	BAC29PPS0879		.PLACARD- PLACARD CONTENT: PLEASE LOCK DOORS	002004 006100	1

MISSING ITEM NUMBERS NOT APPLICABLE

- ITEM NOT ILLUSTRATED

BRI

11-35-90-51E

BOEING PROPRIETARY - Copyright © - Unpublished Work - See title page for details.

11-35-90
FIG. 51E
PAGE 2
JAN 20/09



757

PARTS CATALOG (MAINTENANCE)

FIG ITEM	PART NUMBER	1 2 3 4 5 6 7	NOMENCLATURE	EFFECT FROM TO	UNITS PER ASSY
51E					
55	BAC29PPS18959	.PLACARD-	PLACARD CONTENT: FLUSHING TOILET	002004 006100	1
60	BAC27NPA0216	.PLACARD-	PLACARD CONTENT: CHECK THE FOUR WHITE	002004 006100	1
65	BAC27NPA0217	.PLACARD-	PLACARD CONTENT: TEMPERATURE INDICATOR	002004 006100	1
70	BAC27NPA0218	.PLACARD		002004 006100	1
75	BAC29PPS10978	.PLACARD-	PLACARD CONTENT: NO SMOKING	002004 006100	3
80	BAC29PPS1222	.PLACARD-	PLACARD CONTENT: TOILET FLUSH TIMER	002004 006100	1
85	BAC29PPS0877	.PLACARD-	PLACARD CONTENT: ASHTRAY	002004 006100	2
90	BAC29PPS1218	.PLACARD-	PLACARD CONTENT: AIRSICK BAG	002004 006100	1
95	BAC27NPA1279	.PLACARD-	PLACARD CONTENT: REMOVE THIS END	002004 006100	1
100	BAC29PPS0950	.PLACARD-	PLACARD CONTENT: NO STOWAGE	002004 006100	2
105	BAC29PPS0951	.PLACARD-	PLACARD CONTENT: LOAD LIMIT 5 LB/ 2.25 KG	002004 006100	3
110	BAC29PPS0628	.PLACARD-	PLACARD CONTENT: LATCH CLOSED	002004 006100	1
115	BAC29PPS4279	.PLACARD-	PLACARD CONTENT: OPEN DOOR SLOWLY	002004 006100	1
120	3A114-0104-281	.PLACARD-	SUPPLIER CODE: VS5825 PLACARD CONTENT: WIRING DIAGRAM	002004 006100	1
125	3A114-0104-4	.PLACARD-	SUPPLIER CODE: VS5825 PLACARD CONTENT: LAMP LIST	002004 006100	1

MISSING ITEM NUMBERS NOT APPLICABLE

- ITEM NOT ILLUSTRATED

11-35-90-51E

11-35-90
FIG. 51E
PAGE 3
JAN 20/09

BRI

BOEING PROPRIETARY - Copyright © - Unpublished Work - See title page for details.



757

PARTS CATALOG (MAINTENANCE)

FIG ITEM	PART NUMBER	1 2 3 4 5 6 7	NOMENCLATURE	EFFECT FROM TO	UNITS PER ASSY
51E 130	3A124-0105-3		.PLACARD- SUPPLIER CODE: VS5825 PLACARD CONTENT: LAMP LIST	002004 006100	1
135	3A124-0105-2		.PLACARD-LAV D SUPPLIER CODE: VS5825 PLACARD CONTENT: INTERPHONE	002004 006100	1
140	2A114-0302-1		.PLACARD- SUPPLIER CODE: VS5825 PLACARD CONTENT: SHUTOFF VALVE	002004 006100	1
145	2A114-0302-2		.PLACARD- SUPPLIER CODE: VS5825 PLACARD CONTENT: DRAIN VALVE	002004 006100	1
150	3A114-0208-4		.PLACARD-LAV D SUPPLIER CODE: VS5825 PLACARD CONTENT: M NUMBER	002004 006100	1
155	2A114-0219-1		.PLACARD-NAME SUPPLIER CODE: VS5825	002004 006100	1
160	2A114-0219-1		.PLACARD-NAME SUPPLIER CODE: VS5825	002004 006100	1
165	BAC29PPS1219		.PLACARD- PLACARD CONTENT: SANITARY NAPKINS	002004 006100	1

MISSING ITEM NUMBERS NOT APPLICABLE

- ITEM NOT ILLUSTRATED

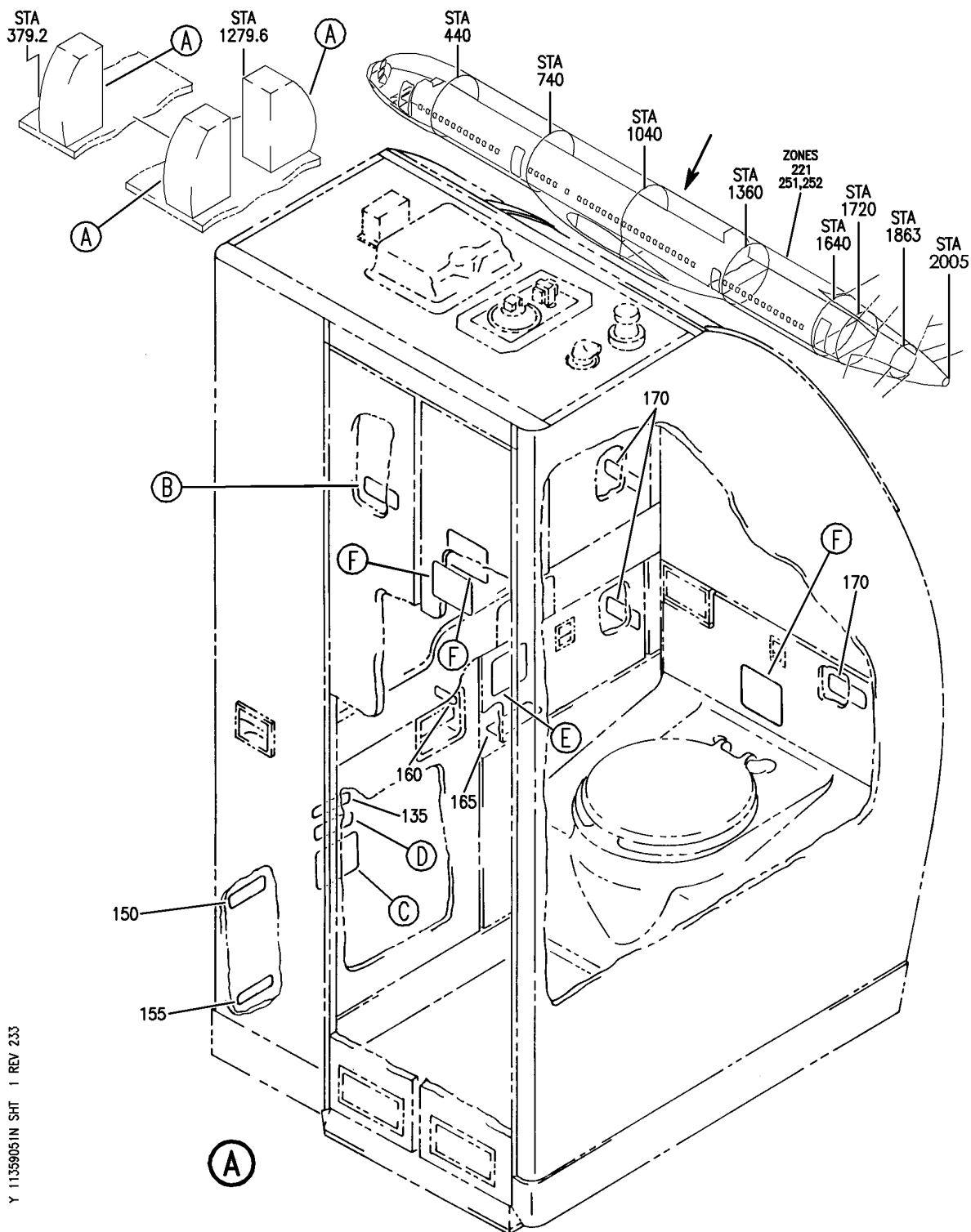
BRI

11-35-90-51E

BOEING PROPRIETARY - Copyright © - Unpublished Work - See title page for details.

11-35-90
FIG. 51E
PAGE 4
JAN 20/09

BOEING
757
PARTS CATALOG (MAINTENANCE)



Y 1135905IN SH1 1 REV 233

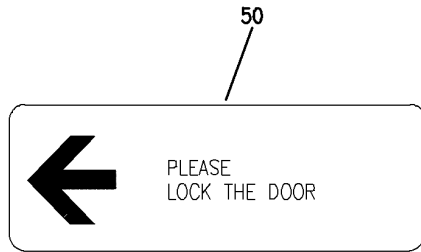
PLACARD INSTL-LAV
FIGURE 51N (SHEET 1)

11-35-90-51N

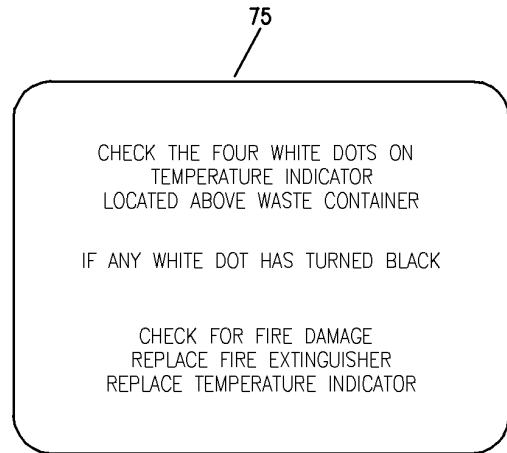
BRI
MAY 28/07

11-35-90-51N
PAGE 0

 **BOEING**
757
PARTS CATALOG (MAINTENANCE)



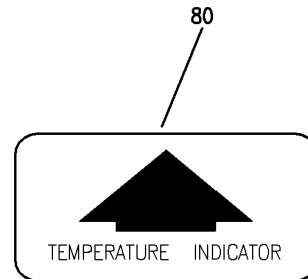
(B)



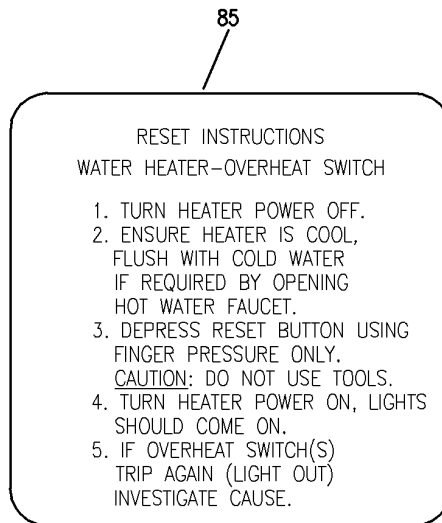
(C)



(F)



(D)



(E)

Y 11359051N SHT 2 REV 233

PLACARD INSTL-LAV
FIGURE 51N (SHEET 2)

11-35-90-51N

BRI
MAY 28/07

11-35-90-51N
PAGE 0A

 **BOEING**
757
PARTS CATALOG (MAINTENANCE)

FIG ITEM	PART NUMBER	1 2 3 4 5 6 7	NOMENCLATURE	EFFECT FROM TO	UNITS PER ASSY
51N			PLACARD INSTL-LAV	121503 904949	
- 1	3A114-0114-6		PLACARD INSTL-LAV C, D AND F SUPPLIER CODE: VS5825 FOR NHA SEE: 25-41-04-96 25-41-01-09D 25-41-04-95	121503 904949	RF
- 55	BAC29PPS1221		.PLACARD-LAV C AND D	121503 904949	1
- 60	BAC29PPS0861		.PLACARD	121503 904949	1
- 65	BAC29PPS1218		.PLACARD	121503 904949	1
- 70	BAC29PPS1219		.PLACARD	121503 904949	1
	75 BAC27NPA0216		.PLACARD	121503 904949	1
	80 BAC27NPA0217		.PLACARD	121503 904949	1
- 100	BAC29PPS5933		.PLACARD-SPANISH	121503 904949	3
- 105	BAC29PPS4080		.PLACARD- PLACARD CONTENT: NO SMOKING IN TOILET	121503 904949	3
- 110	BAC29PPS0650		.PLACARD	121503 904949	3
- 115	BAC29PPS0877		.PLACARD	121503 904949	2
- 120	3A124-0105-191		.PLACARD-LAV C AND D SUPPLIER CODE: VS5825	121503 904949	1
	135 2A114-0219-1		.PLACARD- SUPPLIER CODE: VS5825	121503 904949	1
- 145	BAC29PPS7366		.PLACARD	904949	1
	150 2A114-0302-1		.PLACARD- SUPPLIER CODE: VS5825	121503 904949	1
	155 2A114-0302-2		.PLACARD- SUPPLIER CODE: VS5825	121503 904949	1
	160 BAC27NPA1279		.PLACARD- PLACARD CONTENT: REMOVE THIS END	121503 904949	1

MISSING ITEM NUMBERS NOT APPLICABLE

- ITEM NOT ILLUSTRATED

BRI

11-35-90-51N

11-35-90
FIG. 51N
PAGE 1
JAN 20/09

BOEING PROPRIETARY - Copyright © - Unpublished Work - See title page for details.



757

PARTS CATALOG (MAINTENANCE)

FIG ITEM	PART NUMBER	1 2 3 4 5 6 7	NOMENCLATURE	EFFECT FROM TO	UNITS PER ASSY
51N 165	BAC29PPS0950		.PLACARD- PLACARD CONTENT: NO STOWAGE	121503 904949	1
170	BAC29PPS0951		.PLACARD- PLACARD CONTENT: LOAD LIMIT 5 LB/ 2.25KG	121503 904949	3
- 180	BAC29PPS4279		.PLACARD- PLACARD CONTENT: OPEN DOOR SLOWLY	121503 904949	1
- 190	BAC29PPS0880		.PLACARD	121503 904949	1
- 195	3A114-0208-3		.PLACARD-LAV C SUPPLIER CODE: VS5825	121503 904949	1
- 200	3A114-0208-4		.PLACARD-LAV D SUPPLIER CODE: VS5825	121503 904949	1
- 205	3A114-0208-2		.PLACARD-LAV F SUPPLIER CODE: VS5825	121503 904949	1
- 210	BAC29PPS7365		.PLACARD	121503 904949	1
- 215	BAC29PPS9495		.PLACARD-LAV F	121503 904949	1
- 220	BAC29PPS9496		.PLACARD-LAV F	121503 904949	1

MISSING ITEM NUMBERS NOT APPLICABLE

- ITEM NOT ILLUSTRATED

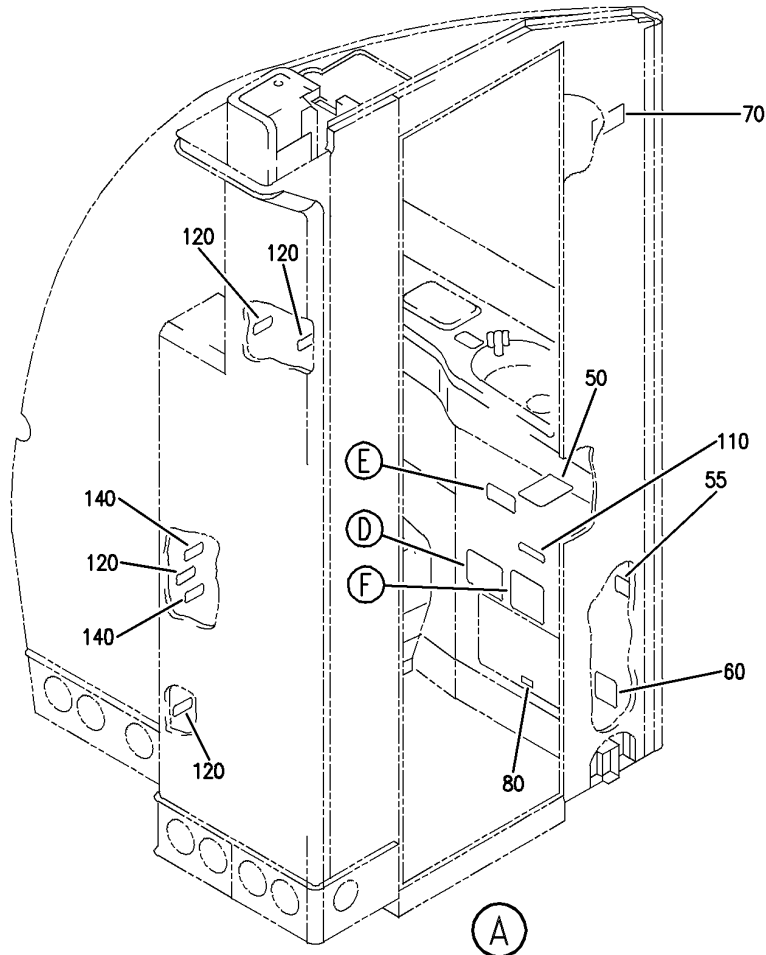
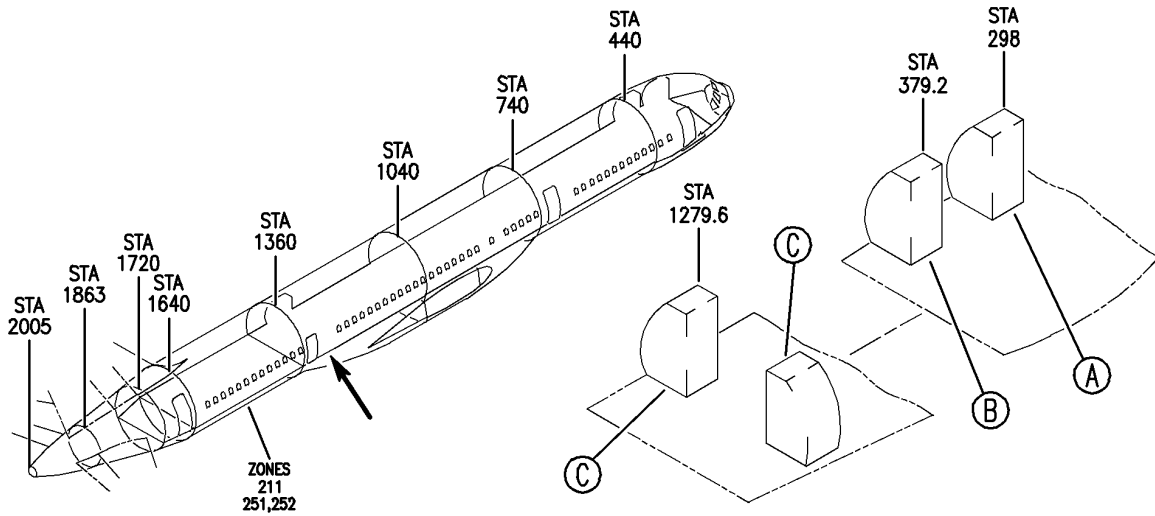
BRI

11-35-90-51N

BOEING PROPRIETARY - Copyright © - Unpublished Work - See title page for details.

11-35-90
FIG. 51N
PAGE 2
JAN 20/09

BOEING
757
PARTS CATALOG (MAINTENANCE)



Y 11359051S SHT 1 REV 237

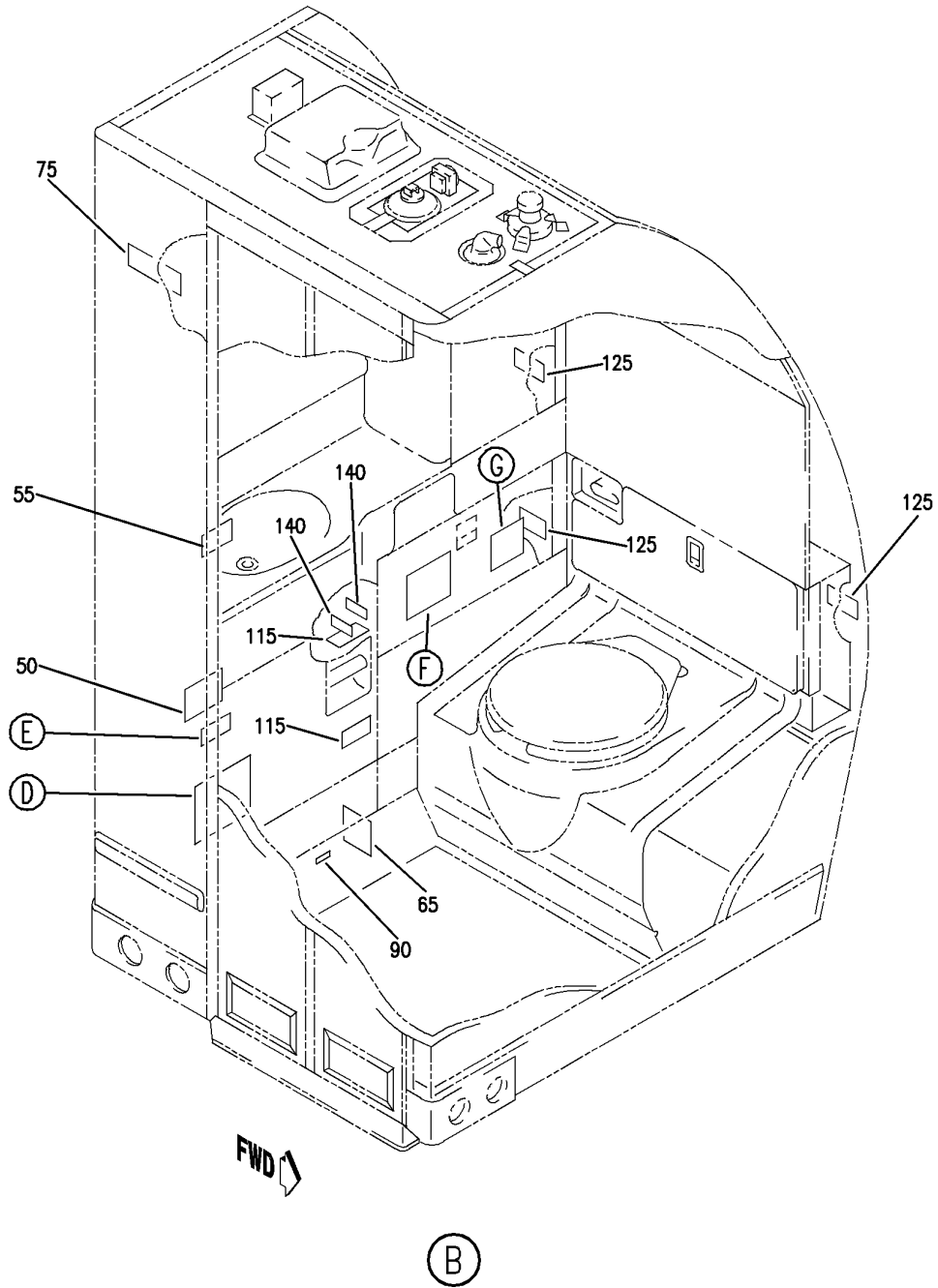
MODULE ASSY- LAV (PLACARDS AND MARKINGS ONLY)
FIGURE 51S (SHEET 1)

BRI
JAN 20/09

11-35-90-51S

11-35-90-51S
PAGE 0

BOEING
757
PARTS CATALOG (MAINTENANCE)



Y 11359051S SH1 2 REV 237

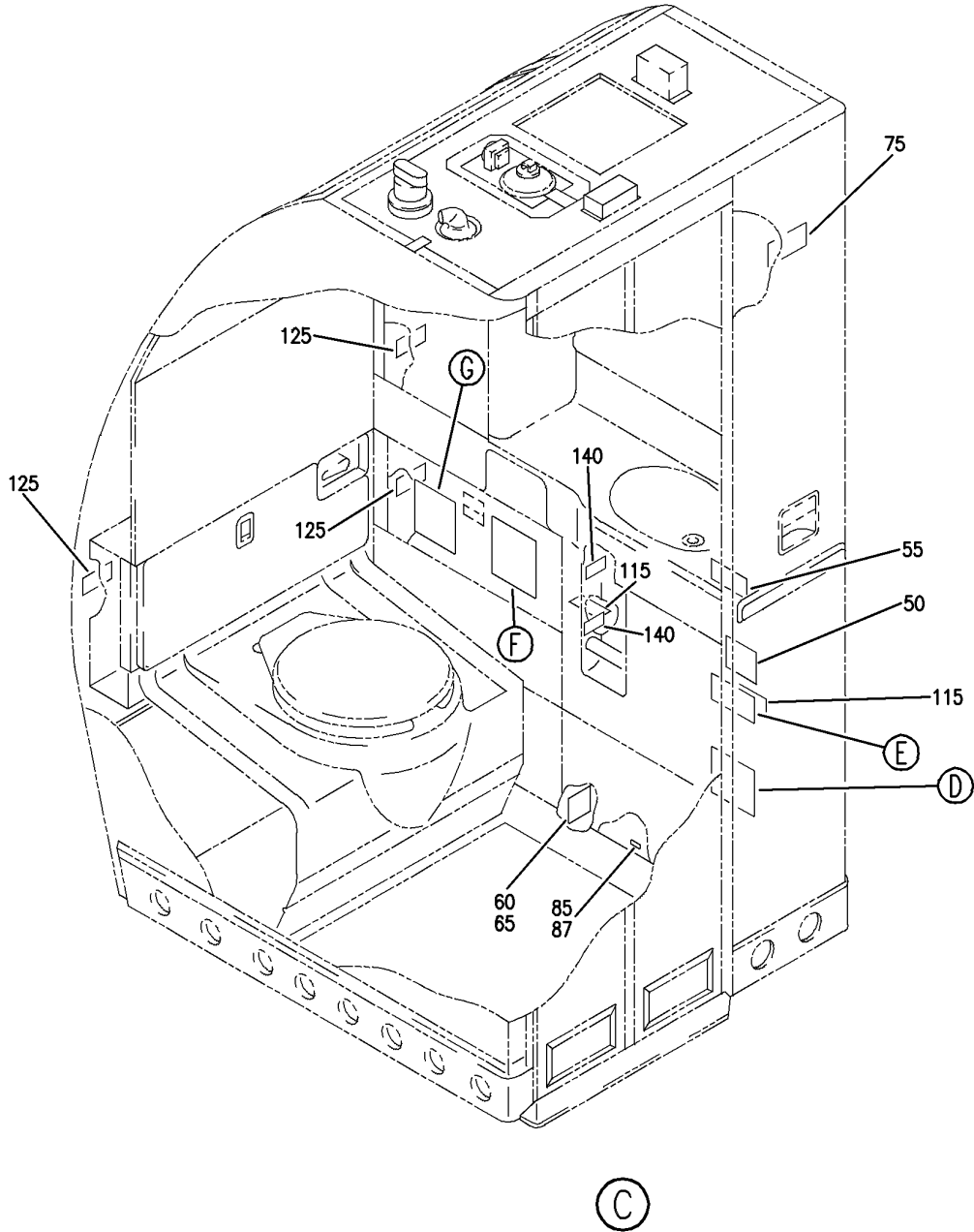
MODULE ASSY- LAV (PLACARDS AND MARKINGS ONLY)
FIGURE 51S (SHEET 2)

11-35-90-51S

BRI
JAN 20/09

11-35-90-51S
PAGE 0A

BOEING
757
PARTS CATALOG (MAINTENANCE)



Y 11359051S SHT 3 REV 237

MODULE ASSY- LAV (PLACARDS AND MARKINGS ONLY)
FIGURE 51S (SHEET 3)

11-35-90-51S

BRI
JAN 20/09

11-35-90-51S
PAGE 0B

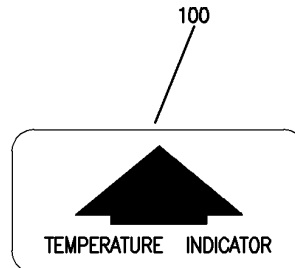
BOEING
757
PARTS CATALOG (MAINTENANCE)

95

CHECK THE FOUR WHITE DOTS ON
TEMPERATURE INDICATOR
LOCATED ABOVE WASTE CONTAINER

IF ANY WHITE DOT HAS TURNED BLACK

CHECK FOR FIRE DAMAGE
REPLACE FIRE EXTINGUISHER
REPLACE TEMPERATURE INDICATOR



(E)

(D)



105

RESET INSTRUCTIONS
WATER HEATER-OVERHEAT SWITCH

1. TURN HEATER POWER OFF.
2. ENSURE HEATER IS COOL,
FLUSH WITH COLD WATER
IF REQUIRED BY OPENING
HOT WATER FAUCET.
3. DEPRESS RESET BUTTON USING
FINGER PRESSURE ONLY.
CAUTION: DO NOT USE TOOLS.
4. TURN HEATER POWER ON, LIGHTS
SHOULD COME ON.
5. IF OVERHEAT SWITCH(S)
TRIP AGAIN (LIGHT OUT)
INVESTIGATE CAUSE.

(G)

(F)

Y 11359051S SHT 4 REV 234

MODULE ASSY- LAV (PLACARDS AND MARKINGS ONLY)
FIGURE 51S (SHEET 4)

11-35-90-51S

BRI
JAN 20/09

11-35-90-51S
PAGE 0C



757

PARTS CATALOG (MAINTENANCE)

FIG ITEM	PART NUMBER	1 2 3 4 5 6 7	NOMENCLATURE	EFFECT FROM TO	UNITS PER ASSY
51S			MODULE ASSY- LAV (PLACARDS AND MARKINGS ONLY)	504903	
- 1	D75DOA035-111		MODULE ASSY-LAV A (PLACARDS AND MARKINGS ONLY) SUPPLIER CODE: VS5825 SPECIFICATION NUMBER: S417N101-1336A COMPONENT MAINT MANUAL REF: 25-40-51 FOR NHA/OTHER SYS DET SEE: 25-41-01-55T	504903	RF
- 5	D75DOC030-111		MODULE ASSY-LAV C (PLACARDS AND MARKINGS ONLY) SUPPLIER CODE: VS5825 SPECIFICATION NUMBER: S417N101-2628A COMPONENT MAINT MANUAL REF: 25-40-51 FOR NHA/OTHER SYS DET SEE: 25-41-03-20T	504903	RF
- 10	D75DOD032-111		MODULE ASSY-LAV D (PLACARDS AND MARKINGS ONLY) SUPPLIER CODE: VS5825 SPECIFICATION NUMBER: S417N101-3628A COMPONENT MAINT MANUAL REF: 25-40-51 FOR NHA/OTHER SYS DET SEE: 25-41-03-20T	504903	RF
- 15	D75DOF014-111		MODULE ASSY-LAV F (PLACARDS AND MARKINGS ONLY) SUPPLIER CODE: VS5825 SPECIFICATION NUMBER: S417N101-4616A COMPONENT MAINT MANUAL REF: 25-40-51 FOR NHA/OTHER SYS DET SEE: 25-41-01-55T	504903	RF

MISSING ITEM NUMBERS NOT APPLICABLE

- ITEM NOT ILLUSTRATED

BRI

11-35-90-51S

BOEING PROPRIETARY - Copyright © - Unpublished Work - See title page for details.

11-35-90
FIG. 51S
PAGE 1
JAN 20/09



757

PARTS CATALOG (MAINTENANCE)

FIG ITEM	PART NUMBER	1 2 3 4 5 6 7	NOMENCLATURE	EFFECT FROM TO	UNITS PER ASSY
51S					
50	2A114-0219-1	.	PLACARD-NAME SUPPLIER CODE: VS5825	504903	1
55	2A114-0302-11	.	PLACARD-SHUTOFF VALVE SUPPLIER CODE: VS5825	504903	1
60	2A114-0302-15	.	PLACARD-DRAIN VALVE LAV C SUPPLIER CODE: VS5825	504903	1
60	2A114-0302-15	.	PLACARD-DRAIN VALVE LAV A SUPPLIER CODE: VS5825 CONFIG CHG DATA FROM A CMM: SUPSD BY D75D80808-111	504903	1
65	2A114-0302-12	.	PLACARD-DRAIN VALVE LAV D AND F SUPPLIER CODE: VS5825	504903	1
70	3A114-0104-4	.	PLACARD-LAMP LIST LAV A SUPPLIER CODE: VS5825	504903	1
75	3A124-0105-3	.	PLACARD-LAV C, D AND F LAMP LIST SUPPLIER CODE: VS5825	504903	1
80	3A114-0208-1	.	PLACARD-M NUMBER LAV A SUPPLIER CODE: VS5825	504903	1
85	3A114-0208-3	.	PLACARD-M NUMBER LAV C SUPPLIER CODE: VS5825	504903	1
87	3A114-0208-4	.	PLACARD-M NUMBER LAV D SUPPLIER CODE: VS5825	504903	1
90	3A114-0208-12	.	PLACARD-M NUMBER LAV F SUPPLIER CODE: VS5825	504903	1
95	BAC27NPA0216	.	PLACARD	504903	1
100	BAC27NPA0217	.	PLACARD	504903	1
105	BAC27NPA0218	.	PLACARD	504903	1
110	BAC29PPS0950	.	PLACARD-LAV A PLACARD CONTENT: NO STOWAGE	504903	1
115	BAC29PPS0950	.	PLACARD-LAV C, D AND F PLACARD CONTENT: NO STOWAGE	504903	2

MISSING ITEM NUMBERS NOT APPLICABLE

- ITEM NOT ILLUSTRATED

11-35-90-51S

11-35-90
FIG. 51S
PAGE 2
JAN 20/09

BRI

BOEING PROPRIETARY - Copyright © - Unpublished Work - See title page for details.



757

PARTS CATALOG (MAINTENANCE)

FIG ITEM	PART NUMBER	1 2 3 4 5 6 7	NOMENCLATURE	EFFECT FROM TO	UNITS PER ASSY
51S 120	BAC29PPS0951		.PLACARD-LAV A PLACARD CONTENT: LOAD LIMIT 5LB/2.25 KG	504903	4
125	BAC29PPS0951		.PLACARD-LAV C, D AND F PLACARD CONTENT: LOAD LIMIT 5LB/2.25 KG	504903	3
140	BAC27NPA1279		.PLACARD- PLACARD CONTENT: REMOVE THIS END	504903	2
145	BAC29PPS3732		.PLACARD-LAV C, D AND F	504903	1
- 150	BAC29PPS38374		.PLACARD-LAV C, D AND F	504903	1

MISSING ITEM NUMBERS NOT APPLICABLE

- ITEM NOT ILLUSTRATED

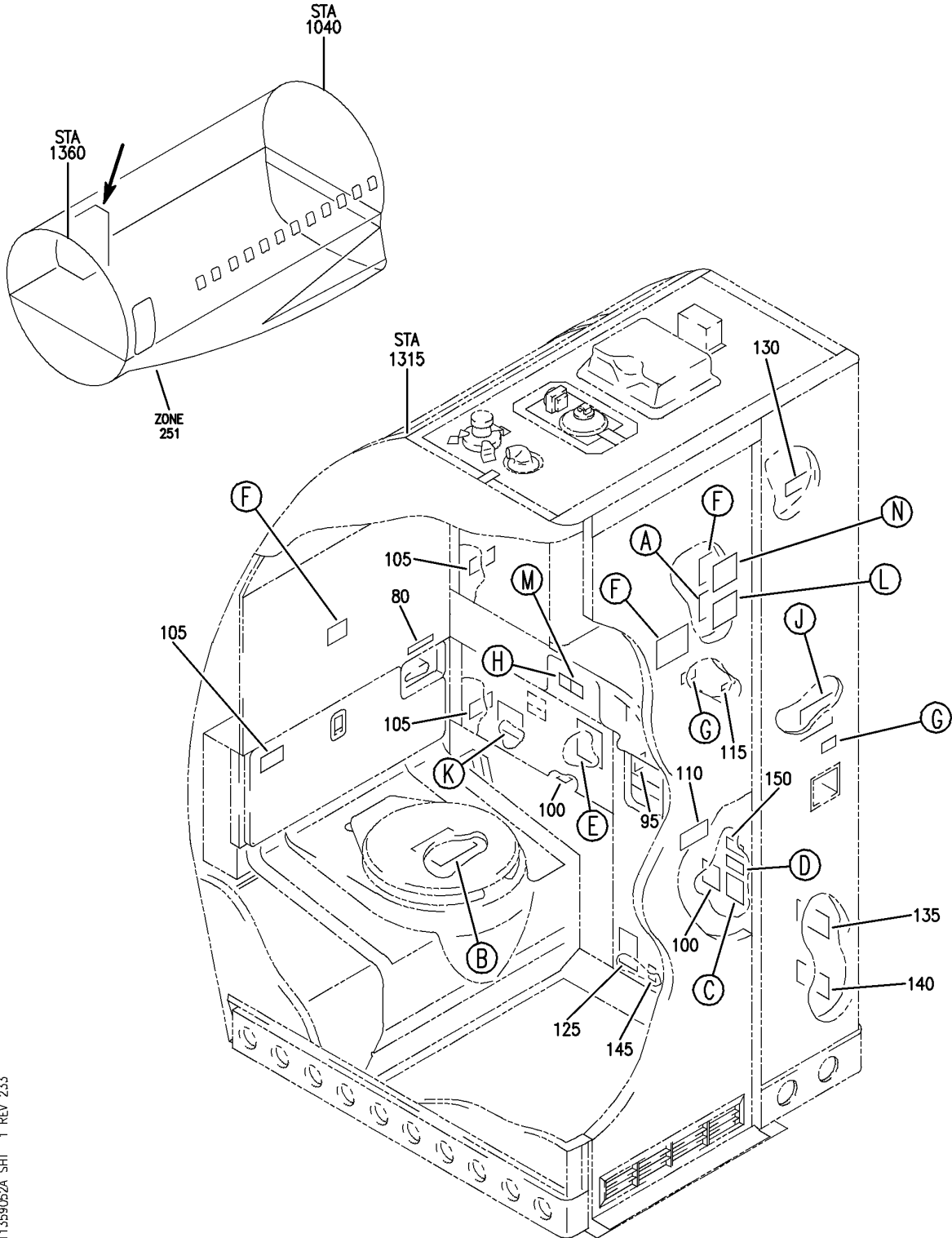
BRI

11-35-90-51S

BOEING PROPRIETARY - Copyright © - Unpublished Work - See title page for details.

11-35-90
FIG. 51S
PAGE 3
JAN 20/09

BOEING
757
PARTS CATALOG (MAINTENANCE)



Y 11359052A SHT 1 REV 233

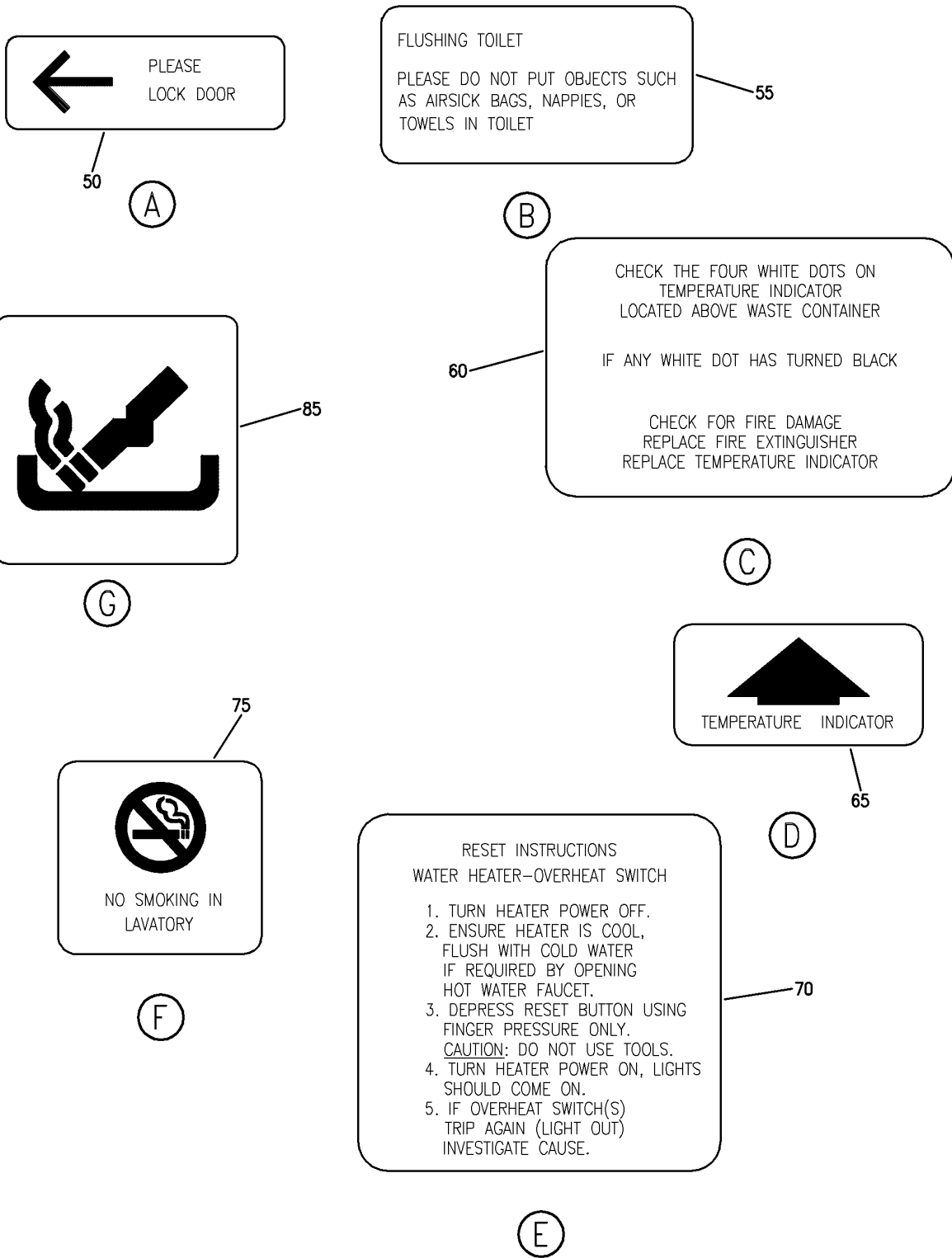
MODULE ASSY-LAV C (PLACARDS AND MARKINGS ONLY)
FIGURE 52A (SHEET 1)

11-35-90-52A

BRI
MAY 28/07

11-35-90-52A
PAGE 0

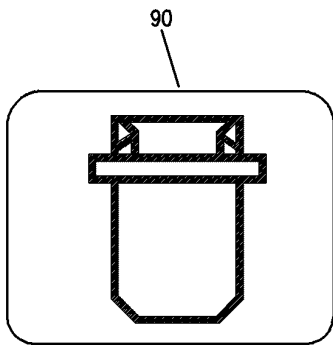
BOEING
757
PARTS CATALOG (MAINTENANCE)



Y 11359052A SHT 2 REV 233

MODULE ASSY-LAV C (PLACARDS AND MARKINGS ONLY)
FIGURE 52A (SHEET 2)

11-35-90-52A



(H)

120



(J)



(N)

170

155



(K)

165



(M)



(L)

160

Y 11359052A SHT 3 REV 233

MODULE ASSY-LAV C (PLACARDS AND MARKINGS ONLY)
FIGURE 52A (SHEET 3)

11-35-90-52A



757

PARTS CATALOG (MAINTENANCE)

FIG ITEM	PART NUMBER	1 2 3 4 5 6 7	NOMENCLATURE	EFFECT FROM TO	UNITS PER ASSY
52A			MODULE ASSY-LAV C (PLACARDS AND MARKINGS ONLY)	002004 006100	
- 1	0A121-0002-912		MODULE ASSY-LAV C (PLACARDS AND MARKINGS ONLY) SUPPLIER CODE: VS5825 SPECIFICATION NUMBER: S417N101-2505A COMPONENT MAINT MANUAL REF: 25-40-30 PRE SERVICE BULLETIN: D75D-25-99 VS5825 FOR NHA/OTHER SYS DET SEE: 25-41-03-20Z	002004 006010	RF
- 1	0A121-0002-1182		MODULE ASSY-LAV C (PLACARDS AND MARKINGS ONLY) SUPPLIER CODE: VS5825 SPECIFICATION NUMBER: S417N101-2519A COMPONENT MAINT MANUAL REF: 25-40-30 PRE SERVICE BULLETIN: D75D-25-99 VS5825 FOR NHA/OTHER SYS DET SEE: 25-41-03-20Z	011100	RF
- 1	0A121-0002-912A		MODULE ASSY-LAV C (PLACARDS AND MARKINGS ONLY) SUPPLIER CODE: VS5825 POST SERVICE BULLETIN: D75D-25-99 VS5825	002004 006010	RF
- 1	BCREF50821		MODULE ASSY-LAV C (PLACARDS AND MARKINGS ONLY) SUPPLIER CODE: VS5825 OVERLENGTH PART NUMBER: 0A121-0002-1182A POST SERVICE BULLETIN: D75D-25-99 VS5825	011100	RF

MISSING ITEM NUMBERS NOT APPLICABLE

- ITEM NOT ILLUSTRATED

11-35-90-52A

11-35-90
FIG. 52A
PAGE 1
JAN 20/09

BRI



757

PARTS CATALOG (MAINTENANCE)

FIG ITEM	PART NUMBER	1 2 3 4 5 6 7	NOMENCLATURE	EFFECT FROM TO	UNITS PER ASSY
52A					
50	BAC29PPS0878	.PLACARD-	PLACARD CONTENT: PLEASE LOCK DOOR	002004 006100	1
55	BAC29PPS18959	.PLACARD-	PLACARD CONTENT: FLUSHING TOILET	002004 006100	1
60	BAC27NPA0216	.PLACARD-	PLACARD CONTENT: CHECK THE FOUR WHITE	002004 006100	1
65	BAC27NPA0217	.PLACARD-	PLACARD CONTENT: TEMPERATURE INDICATOR	002004 006100	1
70	BAC27NPA0218	.PLACARD		002004 006100	1
75	BAC29PPS10978	.PLACARD-	PLACARD CONTENT: NO SMOKING	002004 006100	3
80	BAC29PPS1222	.PLACARD-	PLACARD CONTENT: TOILET FLUSH TIMER	002004 006100	1
85	BAC29PPS0877	.PLACARD-	PLACARD CONTENT: ASHTRAY	002004 006100	2
90	BAC29PPS1218	.PLACARD-	PLACARD CONTENT: AIRSICK BAG	002004 006100	1
95	BAC27NPA1279	.PLACARD-	PLACARD CONTENT: REMOVE THIS END	002004 006100	1
100	BAC29PPS0950	.PLACARD-	PLACARD CONTENT: NO STOWAGE	002004 006100	2
105	BAC29PPS0951	.PLACARD-	PLACARD CONTENT: LOAD LIMIT 5 LB/2.25 KG	002004 006100	3
110	BAC29PPS0628	.PLACARD-	PLACARD CONTENT: LATCH CLOSED	002004 006100	1
115	BAC29PPS4279	.PLACARD-	PLACARD CONTENT: OPEN DOOR SLOWLY	002004 006100	1
120	BAC29PPS0880	.PLACARD-	PLACARD CONTENT: NO CIGARETTE DISPOSAL	002004 006100	1
125	3A124-0105-431	.PLACARD-WIRING	DIAGRAM SUPPLIER CODE: VS5825	002004 006100	1

MISSING ITEM NUMBERS NOT APPLICABLE

- ITEM NOT ILLUSTRATED

11-35-90-52A

11-35-90
FIG. 52A
PAGE 2
JAN 20/09

BRI

BOEING PROPRIETARY - Copyright © - Unpublished Work - See title page for details.



757

PARTS CATALOG (MAINTENANCE)

FIG ITEM	PART NUMBER	1 2 3 4 5 6 7	NOMENCLATURE	EFFECT FROM TO	UNITS PER ASSY
52A 130	3A124-0105-3		.PLACARD- SUPPLIER CODE: VS5825 PLACARD CONTENT: LAMP LIST	002004 006100	1
135	2A114-0302-1		.PLACARD- SUPPLIER CODE: VS5825 PLACARD CONTENT: SHUTOFF VALVE	002004 006100	1
140	2A114-0302-2		.PLACARD- SUPPLIER CODE: VS5825 PLACARD CONTENT: DRAIN VALVE	002004 006100	1
145	3A114-0208-3		.PLACARD- SUPPLIER CODE: VS5825 PLACARD CONTENT: M NUMBER	002004 006100	1
150	2A114-0219-1		.PLACARD-NAME SUPPLIER CODE: VS5825	002004 006100	1
155	BAC29PPS0861		.PLACARD- PLACARD CONTENT: NO WASTE DISPOSAL	002004 006100	1
160	BAC29PPS0984		.PLACARD-HANDICAP	002004 006100	1
165	BAC29PPS1219		.PLACARD- PLACARD CONTENT: SANITARY NAPKINS	002004 006100	1
170	BAC29UPPS0011		.PLACARD- PLACARD CONTENT: DIAPER CHANGE TABLE	002004 006100	1

MISSING ITEM NUMBERS NOT APPLICABLE

- ITEM NOT ILLUSTRATED

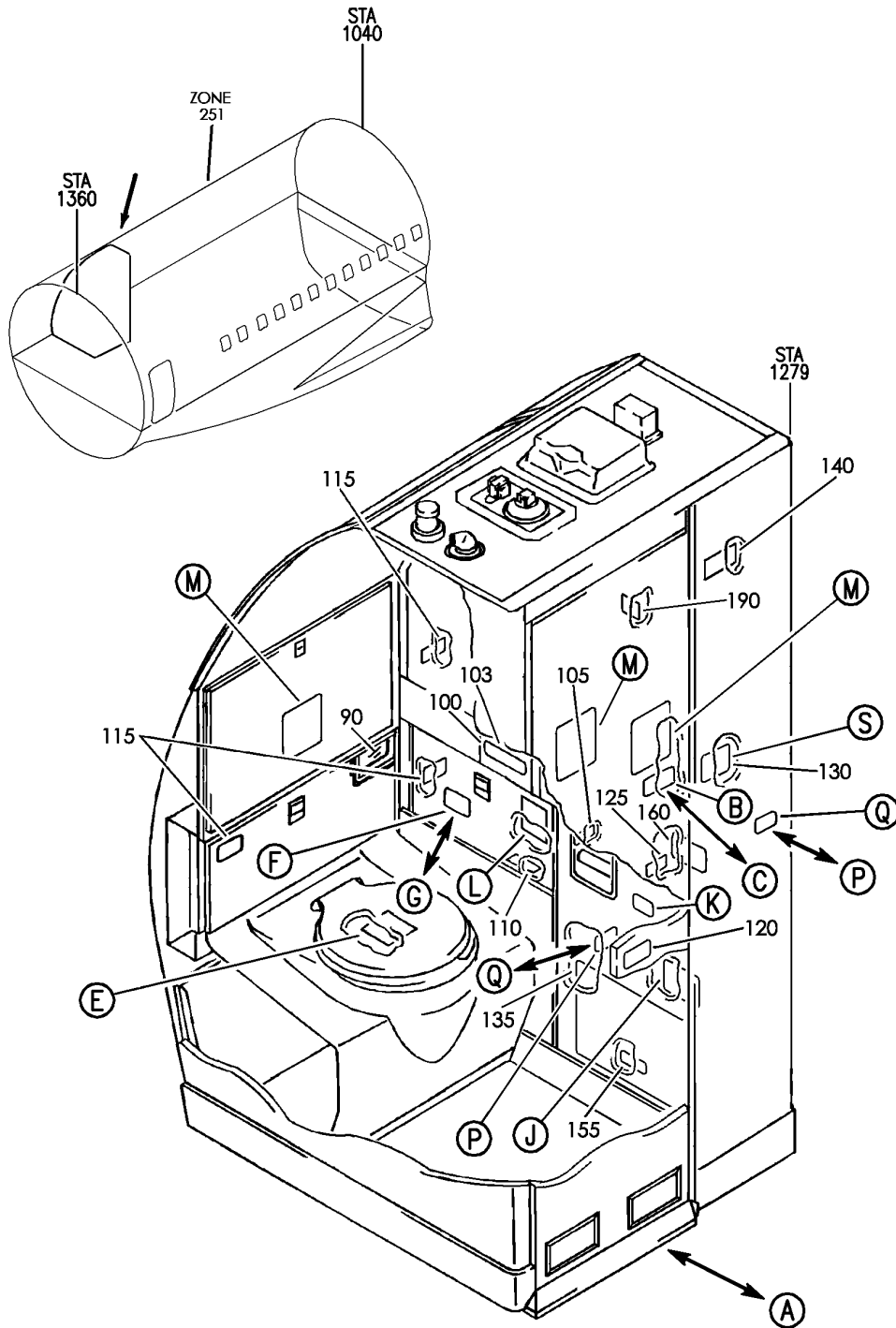
11-35-90-52A

11-35-90
FIG. 52A
PAGE 3
JAN 20/09

BRI

BOEING PROPRIETARY - Copyright © - Unpublished Work - See title page for details.

BOEING
757
PARTS CATALOG (MAINTENANCE)



Y 11359052B SHT 1 REV 233

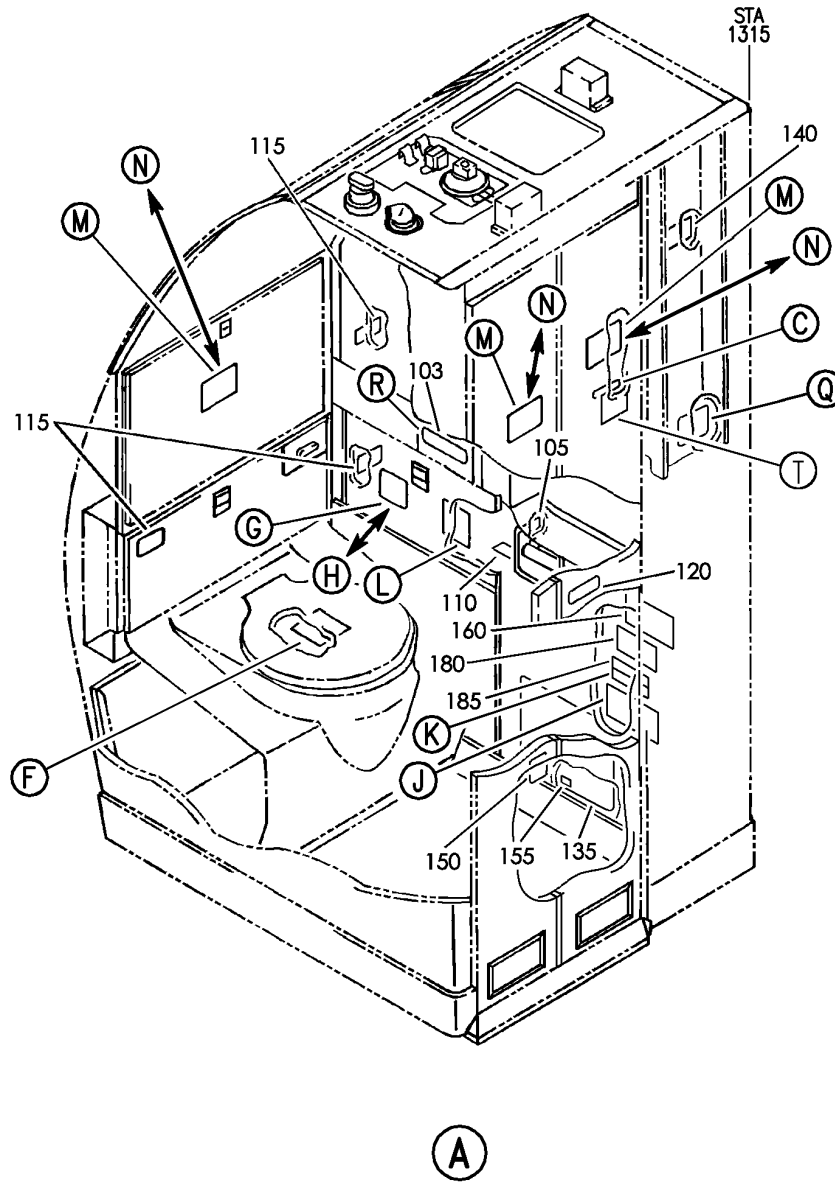
MODULE ASSY-LAV C (PLACARDS AND MARKINGS ONLY)
FIGURE 52B (SHEET 1)

11-35-90-52B

BRI
JAN 20/09

11-35-90-52B
PAGE 0

BOEING
757
PARTS CATALOG (MAINTENANCE)



Y 11359052B SHT 2 REV 261


MODULE ASSY-LAV C (PLACARDS AND MARKINGS ONLY)
FIGURE 52B (SHEET 2)

11-35-90-52B

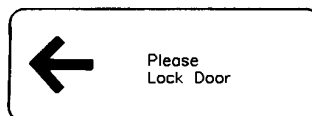
BRI
JAN 20/09

11-35-90-52B
PAGE 0A


BOEING
757
PARTS CATALOG (MAINTENANCE)




(B) 50



(C) 52



(H) 65 58



53 (D)

Flushing Toilet
Please do not put objects
such as cloth towels,
paper towels, cigarettes,
or diapers in toilet.

(E) 55



(G)



(F)

Y 11359052B SHT 3 REV 233

MODULE ASSY-LAV C (PLACARDS AND MARKINGS ONLY)
FIGURE 52B (SHEET 3)

11-35-90-52B

BRI
JAN 20/09

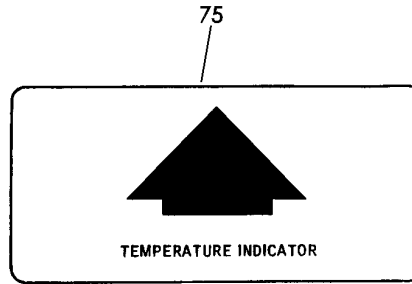
11-35-90-52B
PAGE 0B

BOEING
757
PARTS CATALOG (MAINTENANCE)

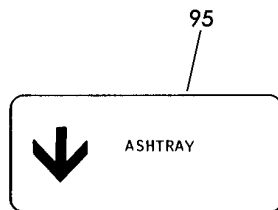
70

CHECK THE FOUR WHITE DOTS ON
TEMPERATURE INDICATOR
LOCATED ABOVE WASTE CONTAINER
IF ANY WHITE DOT HAS TURNED BLACK
CHECK FOR FIRE DAMAGE
REPLACE FIRE EXTINGUISHER
REPLACE TEMPERATURE INDICATOR

(J)



(K)




(P)

80

RESET INSTRUCTIONS
WATER HEATER - OVERHEAT SWITCH

1. TURN HEATER POWER OFF.
2. ENSURE HEATER IS COOL,
FLUSH WITH COLD WATER
IF REQUIRED BY OPENING
HOT WATER FAUCET.
3. DEPRESS RESET BUTTON USING
FINGER PRESSURE ONLY.
CAUTION: DO NOT USE TOOLS.
4. TURN HEATER POWER ON. LIGHTS
SHOULD COME ON.
5. IF OVERHEAT SWITCH (S)
TRIP AGAIN (LIGHT OUT)
INVESTIAGE CAUSE.

(L)



(N)



(M)

Y 11359052B SHT 4 REV 233


MODULE ASSY-LAV C (PLACARDS AND MARKINGS ONLY)
FIGURE 52B (SHEET 4)

11-35-90-52B

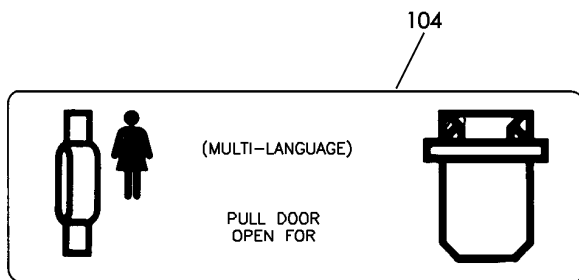
BRI
JAN 20/09

11-35-90-52B
PAGE 0C


BOEING
757
PARTS CATALOG (MAINTENANCE)




Q



R



T



S

Y 11359052B SHT 5 REV 261

MODULE ASSY-LAV C (PLACARDS AND MARKINGS ONLY)
FIGURE 52B (SHEET 5)

11-35-90-52B

BRI
JAN 20/09

11-35-90-52B
PAGE 0D



757

PARTS CATALOG (MAINTENANCE)

FIG ITEM	PART NUMBER	1 2 3 4 5 6 7	NOMENCLATURE	EFFECT FROM TO	UNITS PER ASSY
52B			MODULE ASSY-LAV C (PLACARDS AND MARKINGS ONLY)	107107	
- 1	OA121-0002-482		MODULE ASSY-LAV C (PLACARDS AND MARKINGS ONLY) SUPPLIER CODE: VS5825 POSITION DATA: MID CAB. SPECIFICATION NUMBER: S417N101-173C ELECTRICAL EQUIP NUMBER: M10014 COMPONENT MAINT MANUAL REF: 25-40-13 FOR NHA/OTHER SYS DET SEE: 25-41-03-06	107107	RF
50	BAC27NPA0202		.PLACARD	107107	1
55	BAC27NPA0969		.PLACARD	107107	1
70	BAC27NPA0216		.PLACARD	107107	1
75	BAC27NPA0217		.PLACARD	107107	1
80	BAC27NPA0218		.PLACARD	107107	1
85	BAC27NPA0577		.PLACARD	107107	3
90	BAC27NPA0702		.PLACARD- PLACARD CONTENT: FLUSH	107107	1
95	BAC27NPA0936		.PLACARD	107107	2
100	BAC27NPA0953		.PLACARD- PLACARD CONTENT: AIRSICK BAGS	107107	1
105	BAC27NPA1279		.PLACARD- PLACARD CONTENT: REMOVE THIS END	107107	1
110	BAC29PPS0950		.PLACARD- PLACARD CONTENT: NO STOWAGE	107107	1
115	BAC29PPS0951		.PLACARD- PLACARD CONTENT: LOAD LIMIT 5 LB/ 2.25 KG	107107	3
120	BAC29PPS2959		.PLACARD- PLACARD CONTENT: LATCH CLOSED DURING TAXI, TAKEOFF AND LANDING	107107	1
125	BAC29PPS4279		.PLACARD- PLACARD CONTENT: OPEN DOOR SLOWLY	107107	1

MISSING ITEM NUMBERS NOT APPLICABLE

- ITEM NOT ILLUSTRATED

11-35-90-52B

11-35-90
FIG. 52B
PAGE 1
JAN 20/09

BRI

BOEING PROPRIETARY - Copyright © - Unpublished Work - See title page for details.



757

PARTS CATALOG (MAINTENANCE)

FIG ITEM	PART NUMBER	1 2 3 4 5 6 7	NOMENCLATURE	EFFECT FROM TO	UNITS PER ASSY
52B 130	BAC27NPA0700		.PLACARD- PLACARD CONTENT: WASTE DISPOSAL PUSH NO CIGARETTE DISPOSAL	107107	1
135	3A124-0105-191		.PLACARD-WIRING DIAGRAM SUPPLIER CODE: VS5825	107107	1
140	3A124-0105-3		.PLACARD-LAMP LIST SUPPLIER CODE: VS5825	107107	1
145	2A114-0302-11		.PLACARD-SHUTOFF VALVE SUPPLIER CODE: VS5825	107107	1
150	2A114-0302-12		.PLACARD-DRAIN VALVE SUPPLIER CODE: VS5825	107107	1
155	3A114-0208-3		.PLACARD-M NUMBER SUPPLIER CODE: VS5825	107107	1
160	2A114-0219-1		.PLACARD-NAME SUPPLIER CODE: VS5825	107107	1

MISSING ITEM NUMBERS NOT APPLICABLE

- ITEM NOT ILLUSTRATED

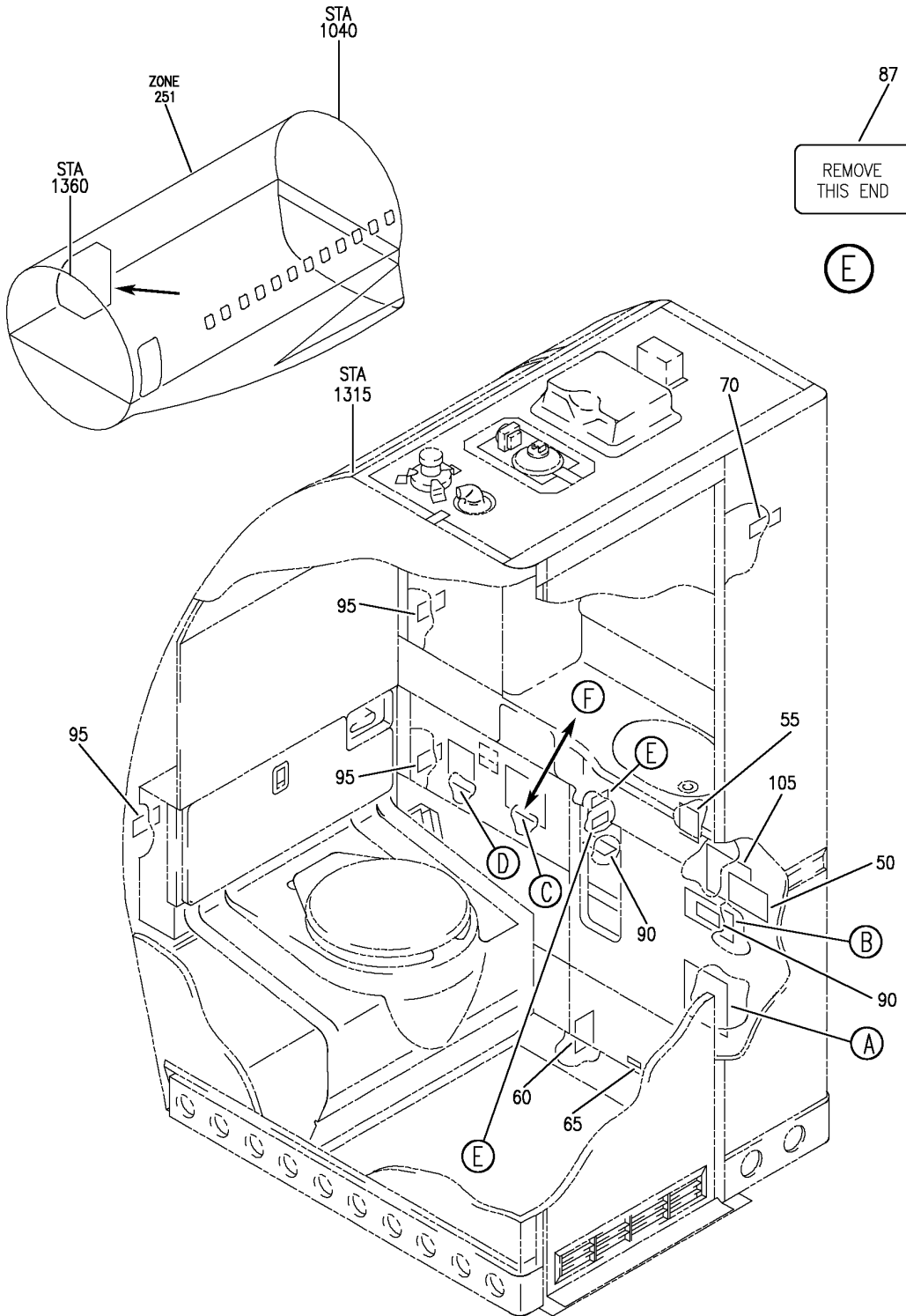
BRI

11-35-90-52B

BOEING PROPRIETARY - Copyright © - Unpublished Work - See title page for details.

11-35-90
FIG. 52B
PAGE 2
JAN 20/09

BOEING
757
PARTS CATALOG (MAINTENANCE)



Y 11359052D SHT 1 REV 253

MODULE ASSY-LAV C (PLACARDS AND MARKINGS ONLY)
FIGURE 52D (SHEET 1)

11-35-90-52D

BRI
JAN 20/09

11-35-90-52D
PAGE 0

BOEING
757
PARTS CATALOG (MAINTENANCE)

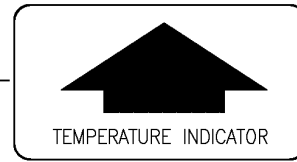
CHECK THE FOUR WHITE DOTS ON
TEMPERATURE INDICATOR
LOCATED ABOVE WASTE CONTAINER

IF ANY WHITE DOT HAS TURNED BLACK

CHECK FOR FIRE DAMAGE
REPLACE FIRE EXTINGUISHER
REPLACE TEMPERATURE INDICATOR

(A)

80



(B)

75

RESET INSTRUCTIONS
WATER HEATER—OVERHEAT SWITCH

1. TURN HEATER POWER OFF.
2. ENSURE HEATER IS COOL, FLUSH WITH COLD WATER IF REQUIRED BY OPENING HOT WATER FAUCET.
3. DEPRESS RESET BUTTON USING FINGER PRESSURE ONLY. CAUTION: DO NOT USE TOOLS.
4. TURN HEATER POWER ON, LIGHTS SHOULD COME ON.
5. IF OVERHEAT SWITCH(S) TRIP AGAIN (LIGHT OUT) INVESTIGATE CAUSE.

85

(MULTI-LANGUAGE)

RESET-INSTRUCTIONS
WATER HEATER—OVERHEAT SWITCH

1. TURN HEATER POWER OFF.
2. ENSURE HEATER IS COOL, FLUSH WITH COLD WATER IF REQUIRED BY OPENING HOT WATER FAUCET.
3. DEPRESS RESET BUTTON USING FINGER PRESSURE ONLY. CAUTION: DO NOT USE TOOLS.
4. TURN HEATER POWER ON, LIGHTS SHOULD COME ON.
5. IF OVERHEAT SWITCH(S) TRIP AGAIN (LIGHT OUT). INVESTIGATE CAUSE.

110

(C)

100



(D)

(F)

Y 11359052D SHT 2 REV 253

MODULE ASSY-LAV C (PLACARDS AND MARKINGS ONLY)
FIGURE 52D (SHEET 2)

11-35-90-52D

BRI
JAN 20/09

11-35-90-52D
PAGE 0A



757

PARTS CATALOG (MAINTENANCE)

FIG ITEM	PART NUMBER	1 2 3 4 5 6 7	NOMENCLATURE	EFFECT FROM TO	UNITS PER ASSY
52D			MODULE ASSY-LAV C (PLACARDS AND MARKINGS ONLY)	108120	
- 1	D75D0C035-111		MODULE ASSY-LAV C (PLACARDS AND MARKINGS ONLY) SUPPLIER CODE: VS5825 SPECIFICATION NUMBER: S417N101-2637A ELECTRICAL EQUIP NUMBER: M10014 COMPONENT MAINT MANUAL REF: 25-40-62 FOR NHA/OTHER SYS DET SEE: 25-41-03-20A	108120	RF
50	2A114-0219-1		.PLACARD-NAME SUPPLIER CODE: VS5825	108120	1
55	2A114-0302-11		.PLACARD-SHUTOFF VALVE SUPPLIER CODE: VS5825	108120	1
60	2A114-0302-15		.PLACARD-DRAIN VALVE SUPPLIER CODE: VS5825	108120	1
65	3A114-0208-3		.PLACARD-M NUMBER SUPPLIER CODE: VS5825	108120	1
70	3A114-0105-3		.PLACARD-LAMP LIST SUPPLIER CODE: VS5825	108120	1
75	BAC27NPA0216		.PLACARD	108120	1
80	BAC27NPA0217		.PLACARD	108120	1
87	BAC27NPA1279		.PLACARD	108120	2
90	BAC29PPS0950		.PLACARD- PLACARD CONTENT: NO STOWAGE	108120	2
95	BAC29PPS0951		.PLACARD- PLACARD CONTENT: LOAD LIMIT 5 LB/ 2.25KG	108120	3
100	BAC29PPS3732		.PLACARD	108120	1
105	D73D71579-101		.PLACARD-LIQUID SOAP INSTL SUPPLIER CODE: VS5825	108120	1
110	BAC27EPPS6786		.PLACARD	108120	1

MISSING ITEM NUMBERS NOT APPLICABLE

- ITEM NOT ILLUSTRATED

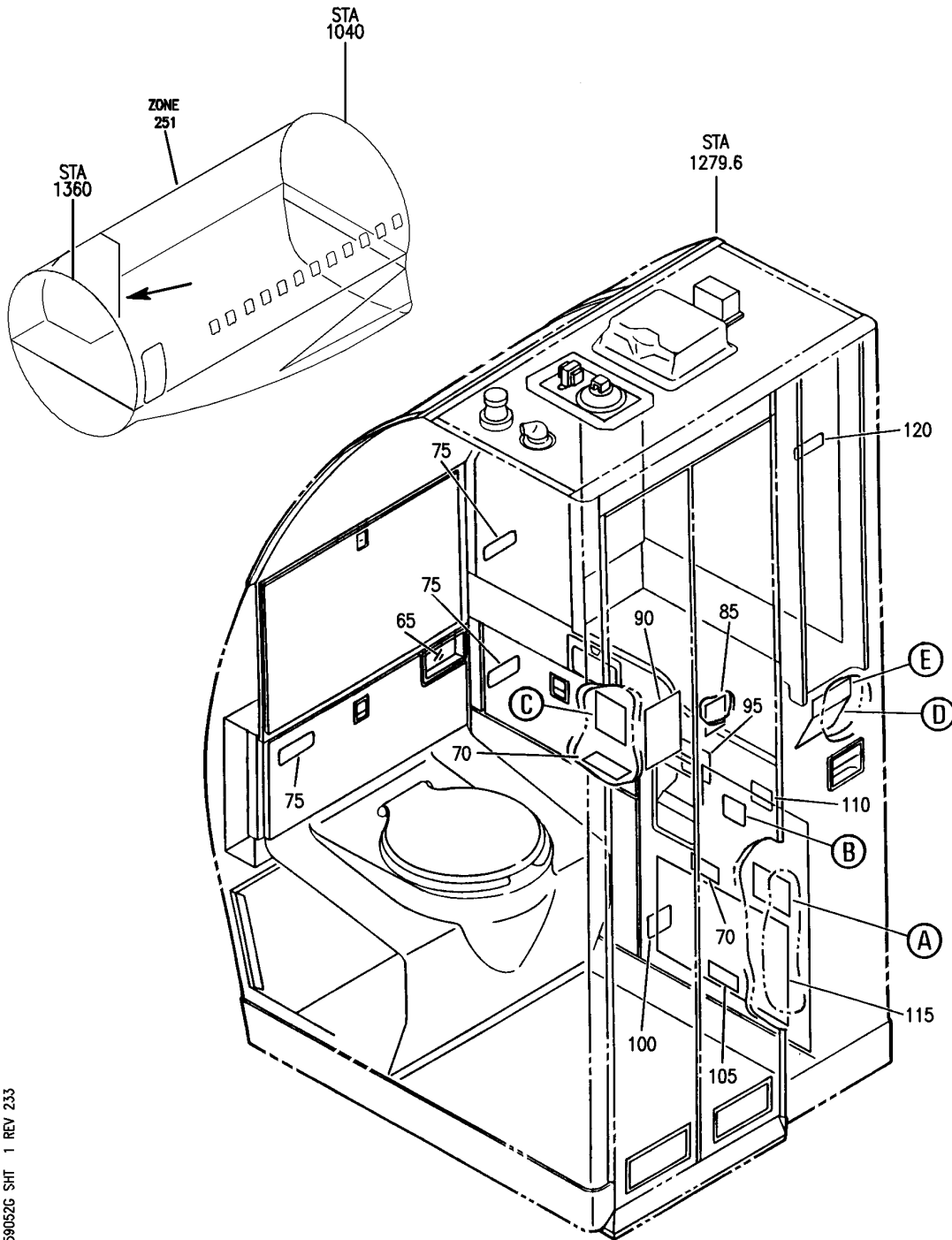
11-35-90-52D

11-35-90
FIG. 52D
PAGE 1
JAN 20/09

BRI

BOEING PROPRIETARY - Copyright © - Unpublished Work - See title page for details.

BOEING
757
PARTS CATALOG (MAINTENANCE)



Y 11359052G SHT 1 REV 233

MODULE ASSY-LAV C (PLACARDS AND MARKINGS ONLY)
FIGURE 52G (SHEET 1)

11-35-90-52G

BRI
JAN 20/09

11-35-90-52G
PAGE 0

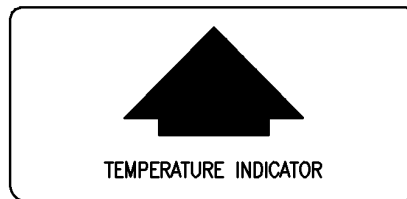
BOEING
757
PARTS CATALOG (MAINTENANCE)

CHECK THE FOUR WHITE DOTS ON
TEMPERATURE INDICATOR
LOCATED ABOVE WASTE CONTAINER

IF ANY WHITE DOT HAS TURNED BLACK

CHECK FOR FIRE DAMAGE
REPLACE FIRE EXTINGUISHER
REPLACE TEMPERATURE INDICATOR

50 (A)



TEMPERATURE INDICATOR

(B) 55



(E) 125

RESET INSTRUCTIONS
WATER HEATER – OVERHEAT SWITCH

1. TURN HEATER POWER OFF.
2. ENSURE HEATER IS COOL,
FLUSH WITH COLD WATER
IF REQUIRED BY OPENING
HOT WATER FAUCET.
3. DEPRESS RESET BUTTON USING
FINGER PRESSURE ONLY.
CAUTION: DO NOT USE TOOLS.
4. TURN HEATER POWER ON, LIGHTS
SHOULD COME ON.
5. IF OVERHEAT SWITCH(S)
TRIP AGAIN (LIGHT OUT)
INVESTIGATE CAUSE.

(C) 60



PUSH
NO CIGARETTE DISPOSAL

(D) 80

Y 11359052G SHT 2 REV 233

MODULE ASSY-LAV C (PLACARDS AND MARKINGS ONLY)
FIGURE 52G (SHEET 2)

11-35-90-52G

BRI
JAN 20/09

11-35-90-52G
PAGE 0A



757

PARTS CATALOG (MAINTENANCE)

FIG ITEM	PART NUMBER	1 2 3 4 5 6 7	NOMENCLATURE	EFFECT FROM TO	UNITS PER ASSY
52G			MODULE ASSY-LAV C (PLACARDS AND MARKINGS ONLY)	950951	
- 1	0A121-0002-992		MODULE ASSY-LAV C (PLACARDS AND MARKINGS ONLY) SUPPLIER CODE: VS5825 SPECIFICATION NUMBER: S417N101-2510A COMPONENT MAINT MANUAL REF: 25-40-33 FOR NHA/OTHER SYS DET SEE: 25-41-00-03	950951	RF
50	BAC27NPA0216		.PLACARD	950951	1
55	BAC27NPA0217		.PLACARD	950951	1
60	BAC27NPA0218		.PLACARD	950951	1
65	BAC29PPS1222		.PLACARD- PLACARD CONTENT: FLUSH	950951	1
70	BAC29PPS0950		.PLACARD- PLACARD CONTENT: NO STOWAGE	950951	2
75	BAC29PPS0951		.PLACARD- PLACARD CONTENT: LOAD LIMIT 5 LB/2.25 KG	950951	3
80	BAC29PPS0880		.PLACARD	950951	1
85	BAC29PPS2076		.MARKER- PLACARD CONTENT: PULL	950951	1
90	BAC29PPS2078		.MARKER- PLACARD CONTENT: PUSH	950951	1
95	2A114-0302-11		.PLACARD- SUPPLIER CODE: VS5825 PLACARD CONTENT: SHUTOFF VALVE	950951	1
100	2A114-0302-12		.PLACARD- SUPPLIER CODE: VS5825 PLACARD CONTENT: DRAIN VALVE	950951	1
105	3A114-0208-3		.PLACARD- SUPPLIER CODE: VS5825 PLACARD CONTENT: M NUMBER	950951	1

MISSING ITEM NUMBERS NOT APPLICABLE

- ITEM NOT ILLUSTRATED

11-35-90-52G

11-35-90
FIG. 52G
PAGE 1
JAN 20/09

BRI



757

PARTS CATALOG (MAINTENANCE)

FIG ITEM	PART NUMBER	1 2 3 4 5 6 7	NOMENCLATURE	EFFECT FROM TO	UNITS PER ASSY
52G 110	2A114-0219-1		.PLACARD-NAME SUPPLIER CODE: VS5825	950951	1
115	1A124-0379-21		.PLACARD- SUPPLIER CODE: VS5825 PLACARD CONTENT: WIRING DIAGRAM	950951	1
120	3A124-0105-3		.PLACARD- SUPPLIER CODE: VS5825 PLACARD CONTENT: LAMP LIST	950951	1
125	BAC29PPS1807		.PLACARD	950951	1

MISSING ITEM NUMBERS NOT APPLICABLE

- ITEM NOT ILLUSTRATED

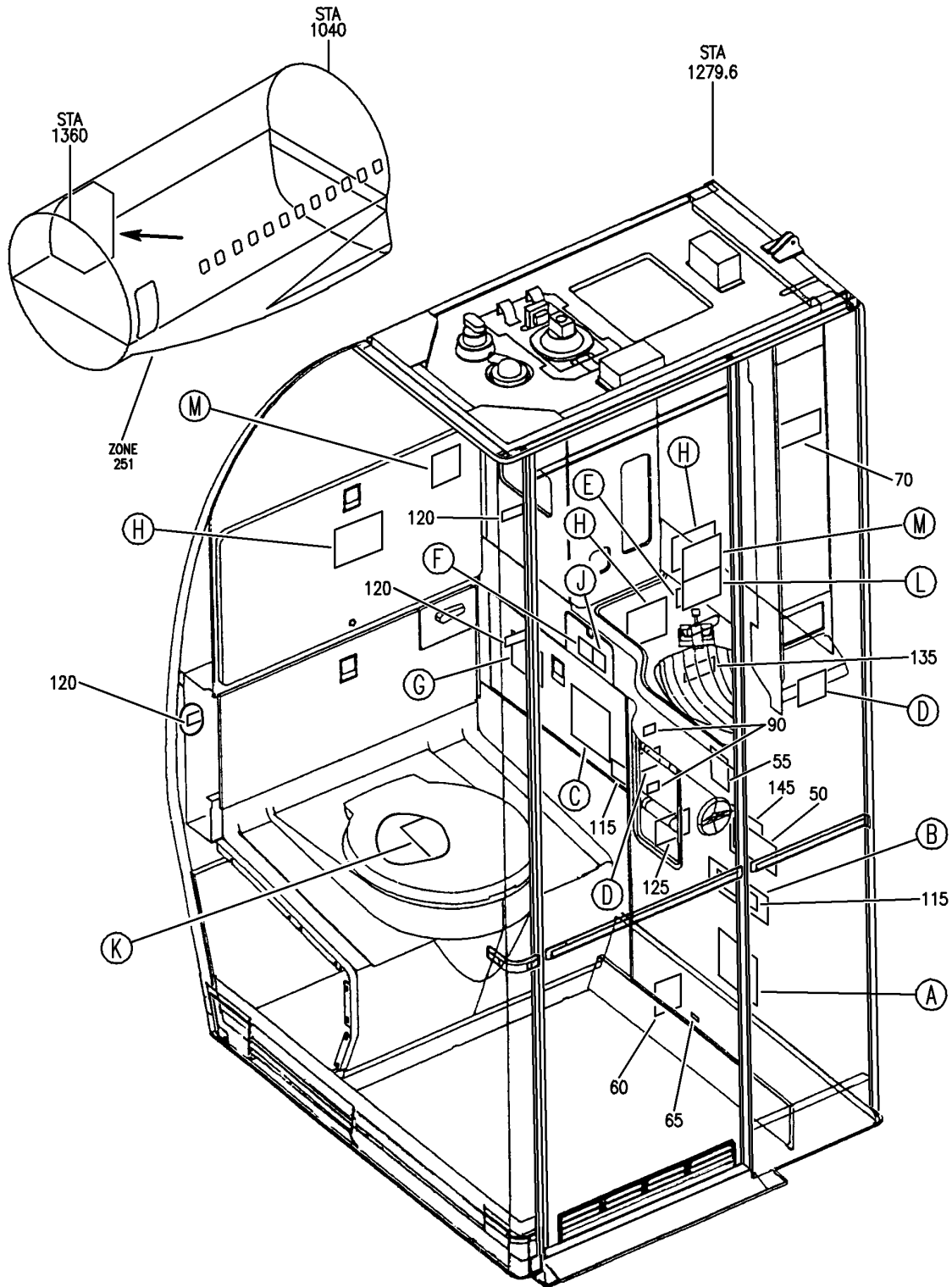
BRI

11-35-90-52G

BOEING PROPRIETARY - Copyright © - Unpublished Work - See title page for details.

11-35-90
FIG. 52G
PAGE 2
JAN 20/09

BOEING
757
PARTS CATALOG (MAINTENANCE)



Y 11359052S SHT 1 REV 246

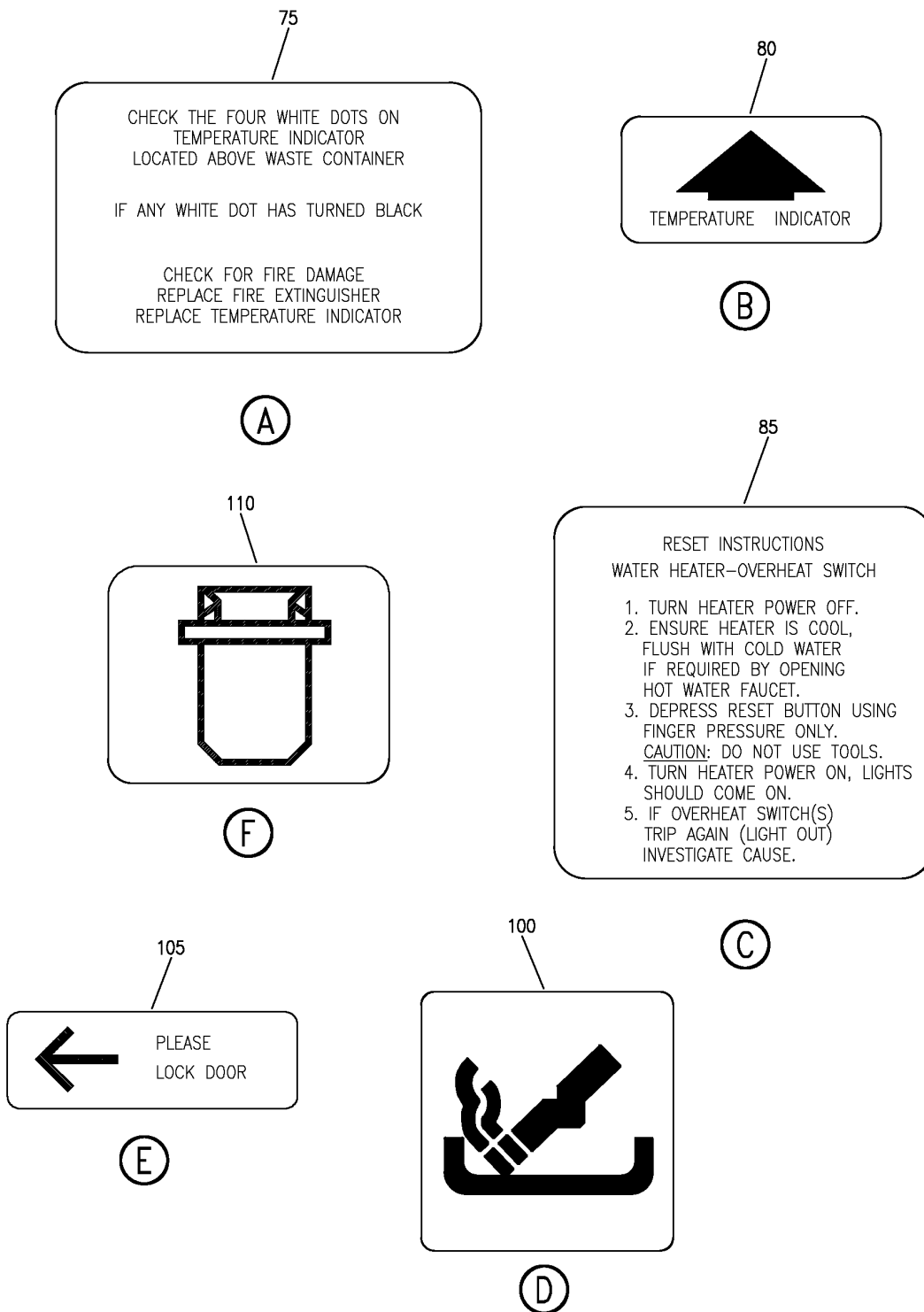
MODULE ASSY-LAV (PLACARDS AND MARKINGS ONLY)
FIGURE 52S (SHEET 1)

BRI
MAY 28/07

11-35-90-52S

11-35-90-52S
PAGE 0

BOEING
757
PARTS CATALOG (MAINTENANCE)



Y 11359052S SH1 2 REV 246

MODULE ASSY-LAV (PLACARDS AND MARKINGS ONLY)
FIGURE 52S (SHEET 2)

11-35-90-52S

BRI
MAY 28/07

11-35-90-52S
PAGE 0A


BOEING
757
PARTS CATALOG (MAINTENANCE)



(G)



(H)



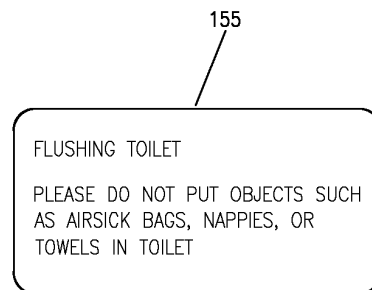
(J)



(M)



(L)



(K)

Y 11359052S SH1 3 REV 246

MODULE ASSY-LAV (PLACARDS AND MARKINGS ONLY)
FIGURE 52S (SHEET 3)

11-35-90-52S

BRI
MAY 28/07

11-35-90-52S
PAGE 0B



757

PARTS CATALOG (MAINTENANCE)

FIG ITEM	PART NUMBER	1 2 3 4 5 6 7	NOMENCLATURE	EFFECT FROM TO	UNITS PER ASSY
52S			MODULE ASSY-LAV (PLACARDS AND MARKINGS ONLY)	101102	
- 1	D75D0C028-111		MODULE ASSY-LAV C (PLACARDS AND MARKINGS ONLY) SUPPLIER CODE: VS5825 SPECIFICATION NUMBER: S417N101-2542B COMPONENT MAINT MANUAL REF: 25-40-59 PRE SERVICE BULLETIN: D75D-25-99 VS5825 FOR NHA/OTHER SYS DET SEE: 25-41-03-20Z	101102	RF
- 1	D75D0C028-111A		MODULE ASSY-LAV C (PLACARDS AND MARKINGS ONLY) SUPPLIER CODE: VS5825 POST SERVICE BULLETIN: D75D-25-99 VS5825	101102	RF
50	2A114-0219-1		.PLACARD- SUPPLIER CODE: VS5825	101102	1
55	2A114-0302-11		.PLACARD-SHUT OFF VALVE SUPPLIER CODE: VS5825	101102	1
60	2A114-0302-15		.PLACARD-SHUT OFF VALVE SUPPLIER CODE: VS5825	101102	1
65	3A114-0208-2		.PLACARD-M NUMBER SUPPLIER CODE: VS5825	101102	1
70	3A124-0105-3		.PLACARD-LAMP LIST SUPPLIER CODE: VS5825	101102	1
75	BAC27NPA0216		.PLACARD	101102	1
80	BAC27NPA0217		.PLACARD	101102	1
85	BAC27NPA0218		.PLACARD	101102	1
90	BAC27NPA1279		.PLACARD- PLACARD CONTENT: REMOVE THIS END	101102	2
100	BAC29PPS0877		.PLACARD	101102	2
105	BAC29PPS0878		.PLACARD	101102	1
110	BAC29PPS1218		.PLACARD	101102	1

MISSING ITEM NUMBERS NOT APPLICABLE

- ITEM NOT ILLUSTRATED

11-35-90-52S

11-35-90
FIG. 52S
PAGE 1
JAN 20/09

BRI



757

PARTS CATALOG (MAINTENANCE)

FIG ITEM	PART NUMBER	1 2 3 4 5 6 7	NOMENCLATURE	EFFECT FROM TO	UNITS PER ASSY
52S 115	BAC29PPS0950		.PLACARD- PLACARD CONTENT: NO STOWAGE	101102	2
120	BAC29PPS0951		.PLACARD- PLACARD CONTENT: LOAD LIMIT 5 LB/2.25 KG	101102	3
125	BAC29PPS0628		.PLACARD- PLACARD CONTENT: DOOR MUST BE CLOSED AND LATCHED DURING TAKEOFF AND LANDING	101102	1
130	BAC29PPS0861		.PLACARD	101102	1
135	BAC29PPS4279		.PLACARD- PLACARD CONTENT: OPEN DOOR SLOWLY	101102	1
140	BAC29PPS10978		.PLACARD	101102	3
145	D75D80453-111		.PLACARD-LIQUID SOAP INST SUPPLIER CODE: VS5825	101102	1
150	BAC29PPS1219		.PLACARD	101102	1
155	BAC29PPS18959		.PLACARD	101102	1
160	BAC29PPS0984		.PLACARD-HANDICAP	101102	1
165	BAC29UPPS0011		.PLACARD	101102	2

MISSING ITEM NUMBERS NOT APPLICABLE

- ITEM NOT ILLUSTRATED

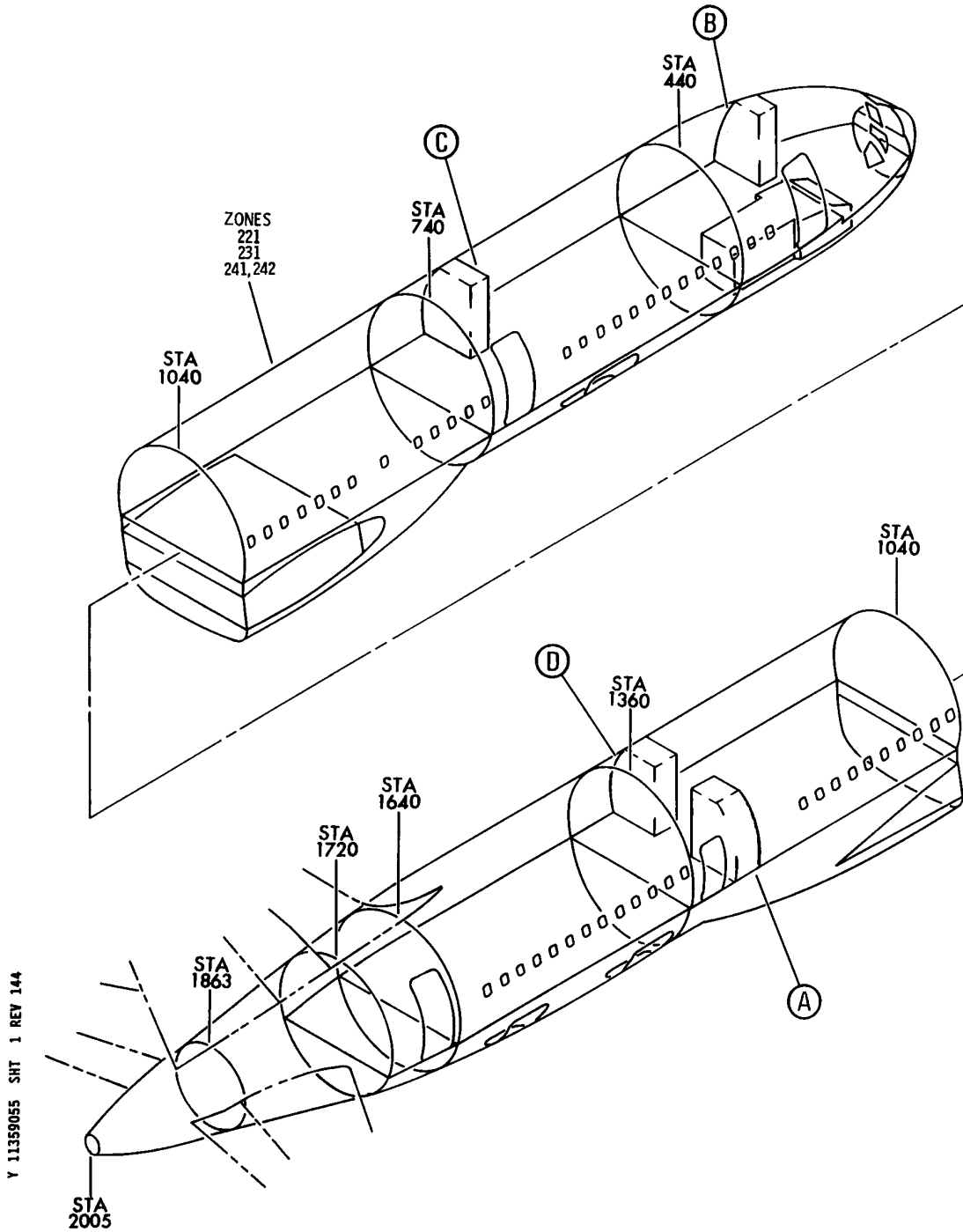
BRI

11-35-90-52S

BOEING PROPRIETARY - Copyright © - Unpublished Work - See title page for details.

11-35-90
FIG. 52S
PAGE 2
JAN 20/09

BOEING
757
PARTS CATALOG (MAINTENANCE)

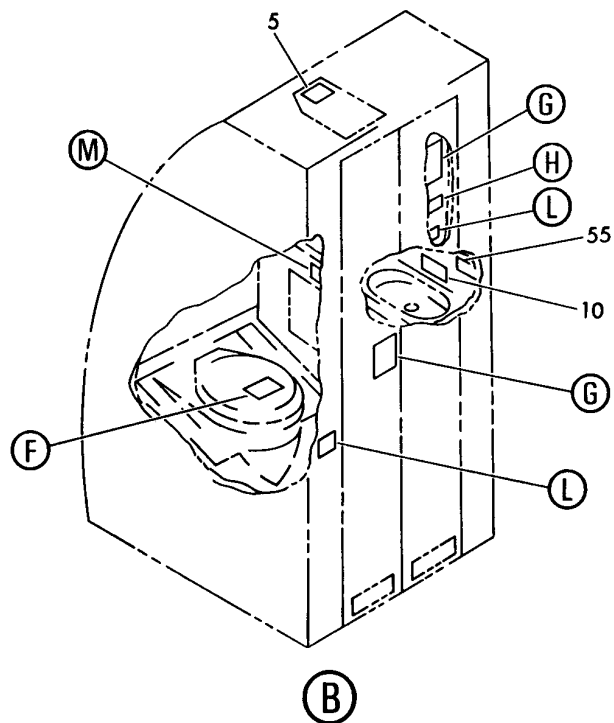
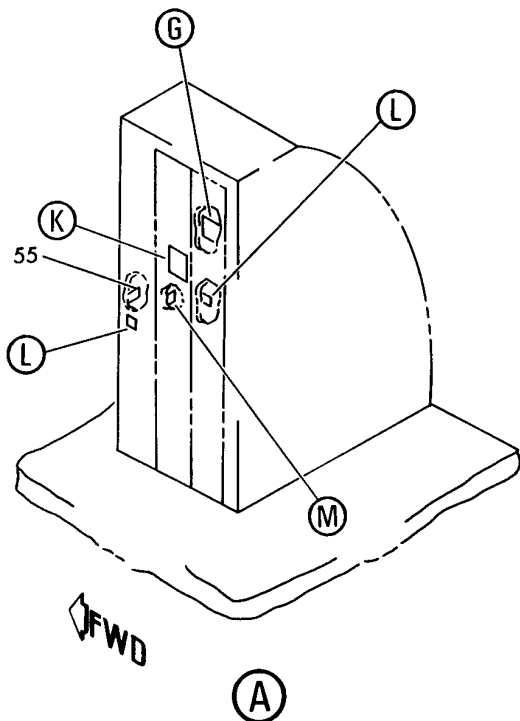


PLACARD INSTL-CAB INTR (LAVATORIES ONLY)
FIGURE 55 (SHEET 1)

11-35-90-55

BRI
JAN 20/09

11-35-90-55
PAGE 0

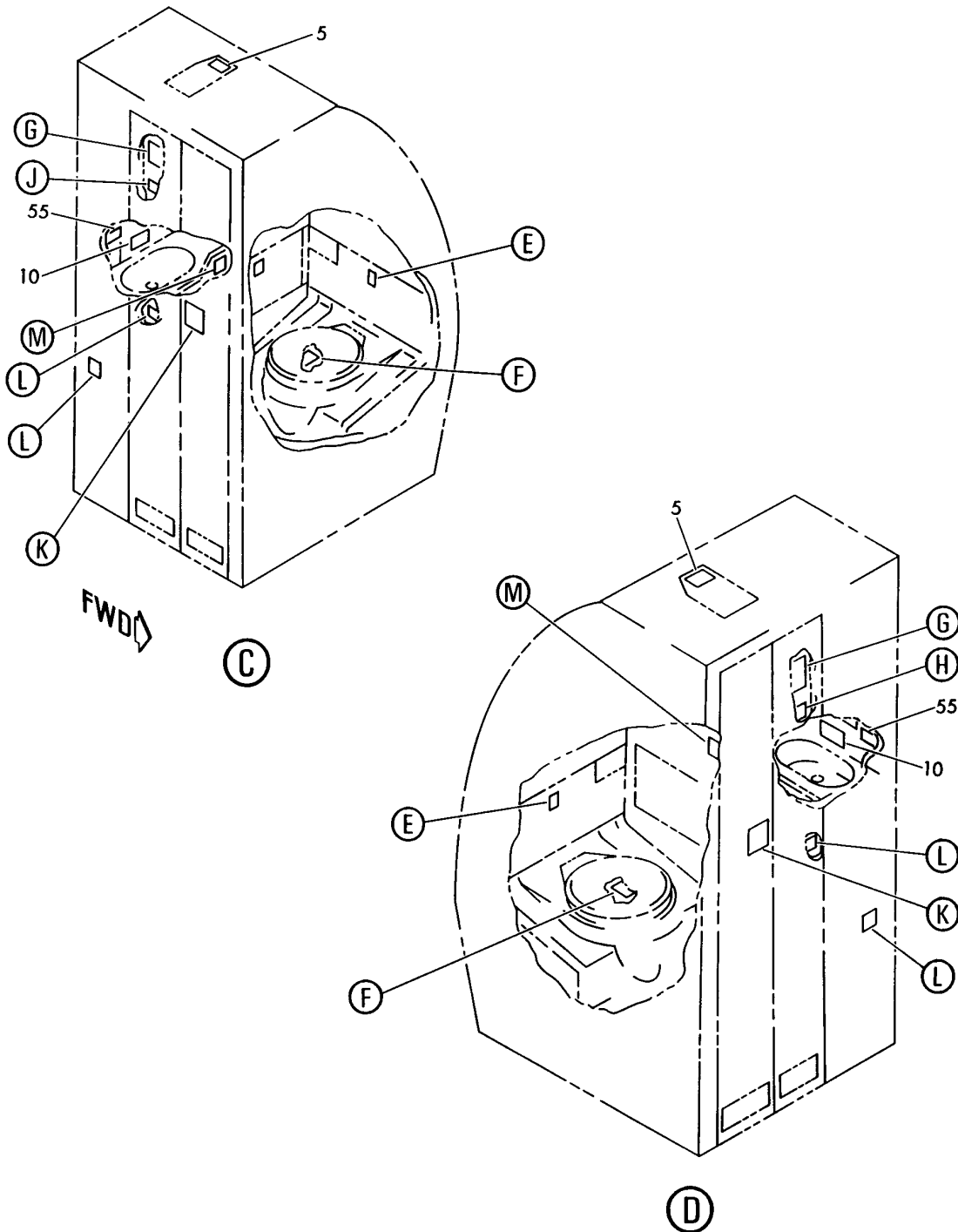


Y 11359055 SHT 2 REV 164

PLACARD INSTL-CAB INTR (LAVATORIES ONLY)
FIGURE 55 (SHEET 2)

11-35-90-55

BOEING
757
PARTS CATALOG (MAINTENANCE)



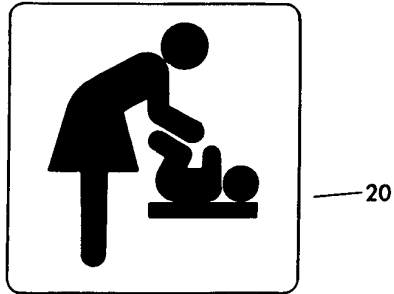
Y 11359055 SHT 3 REV 164

PLACARD INSTL-CAB INTR (LAVATORIES ONLY)
FIGURE 55 (SHEET 3)

11-35-90-55

BRI
JAN 20/09


11-35-90-55
PAGE 0B



(E)




(F)



(J)



(G)



(H)

Y 11359055 SHT 4 REV 143


PLACARD INSTL-CAB INTR (LAVATORIES ONLY)
FIGURE 55 (SHEET 4)

11-35-90-55


BOEING
757
PARTS CATALOG (MAINTENANCE)



(K)



(M)



(L)

Y 11359055 SHT 5 REV 164

PLACARD INSTL-CAB INTR (LAVATORIES ONLY)
FIGURE 55 (SHEET 5)

11-35-90-55



757

PARTS CATALOG (MAINTENANCE)

FIG ITEM	PART NUMBER	1 2 3 4 5 6 7	NOMENCLATURE	EFFECT FROM TO	UNITS PER ASSY
55			PLACARD INSTL-CAB INTR (LAVATORIES ONLY)	950951	
- 1	414N5019-51		PLACARD INSTL-CAB INTR (LAVATORIES ONLY)	950951	RF
			FOR NHA/OTHER SYS DET SEE: 25-20-00-01J		
	5 BAC29PPS13849		.PLACARD- PLACARD CONTENT: PULL MASK DOWN TO TURN ON OXYGEN	950951	4
	10 BAC29PPS16753		.PLACARD- PLACARD CONTENT: AS A COURTESY TO THE NEXT PASSENGER MAY WE SUGGEST THAT YOU USE YOUR TOWEL TO WIPE OFF WATER BASIN. THANK YOU	950951	4
	15 BAC29PPS16319		.PLACARD	950951	4
	20 BAC29UPPS0011		.PLACARD	950951	3
	25 BAC29PPS20283		.PLACARD	950951	4
	30 BAC29PPS10979		.PLACARD- PLACARD CONTENT: NO SMOKING IN LAVATORY	950951	5
	35 BAC29PPS1827		.PLACARD	950951	2
	40 BAC29PPS1826		.PLACARD	950951	2
	45 BAC29PPS0877		.PLACARD	950951	8
	50 BAC29PPS18961		.PLACARD- PLACARD CONTENT: NO SMOKING IN LAVATORY	950951	3
	55 BAC29PPS12022		.PLACARD- PLACARD CONTENT: FEDERAL LAW PROVIDES FOR A PENALTY OF UP TO \$2,000 FOR TAMPERING WITH THE SMOKE DETECTOR INSTALLED IN THIS LAVATORY	950951	4

MISSING ITEM NUMBERS NOT APPLICABLE

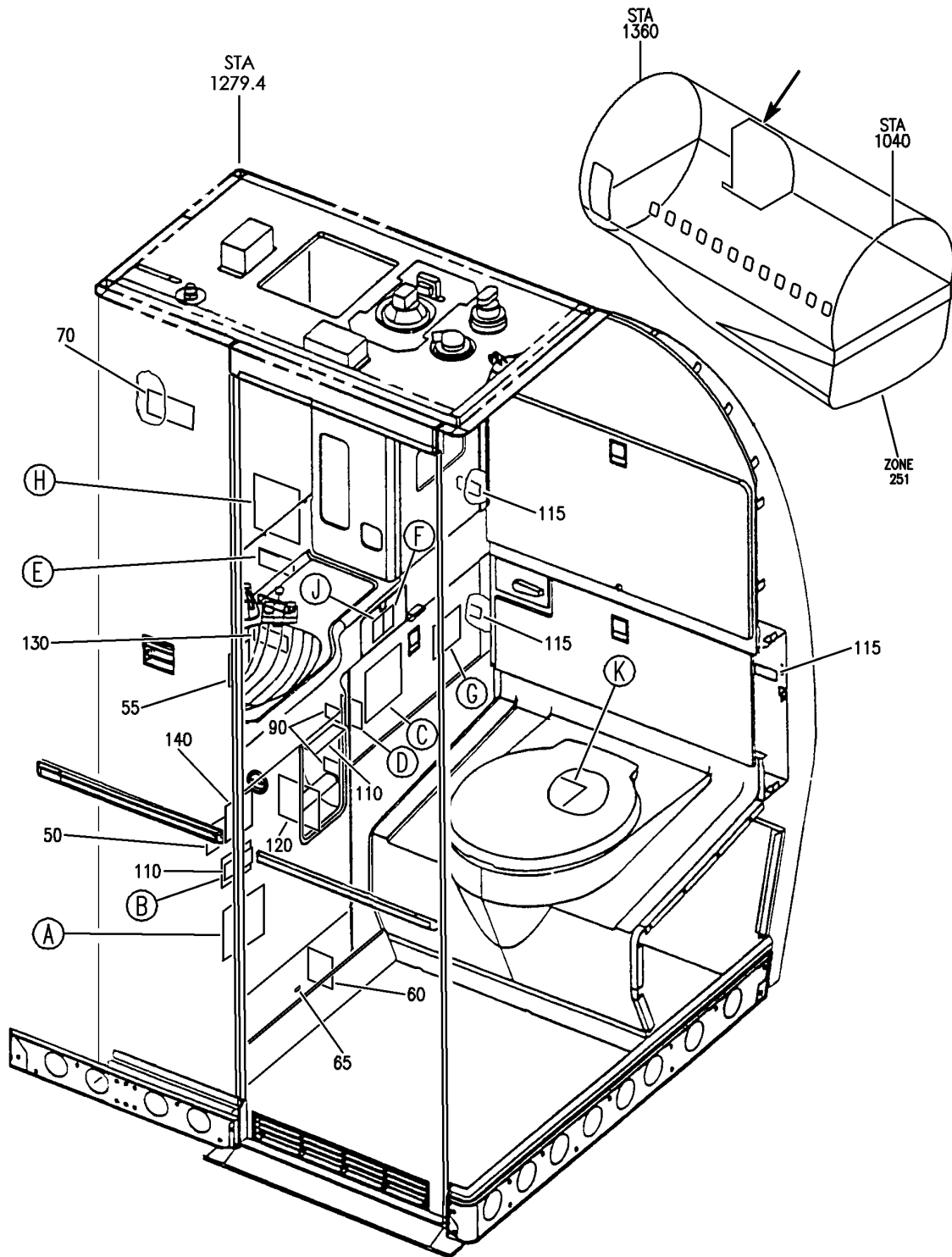
- ITEM NOT ILLUSTRATED

11-35-90-55

11-35-90
FIG. 55
PAGE 1
JAN 20/09

BRI

BOEING
757
PARTS CATALOG (MAINTENANCE)



Y 11359055F SHT 1 REV 246

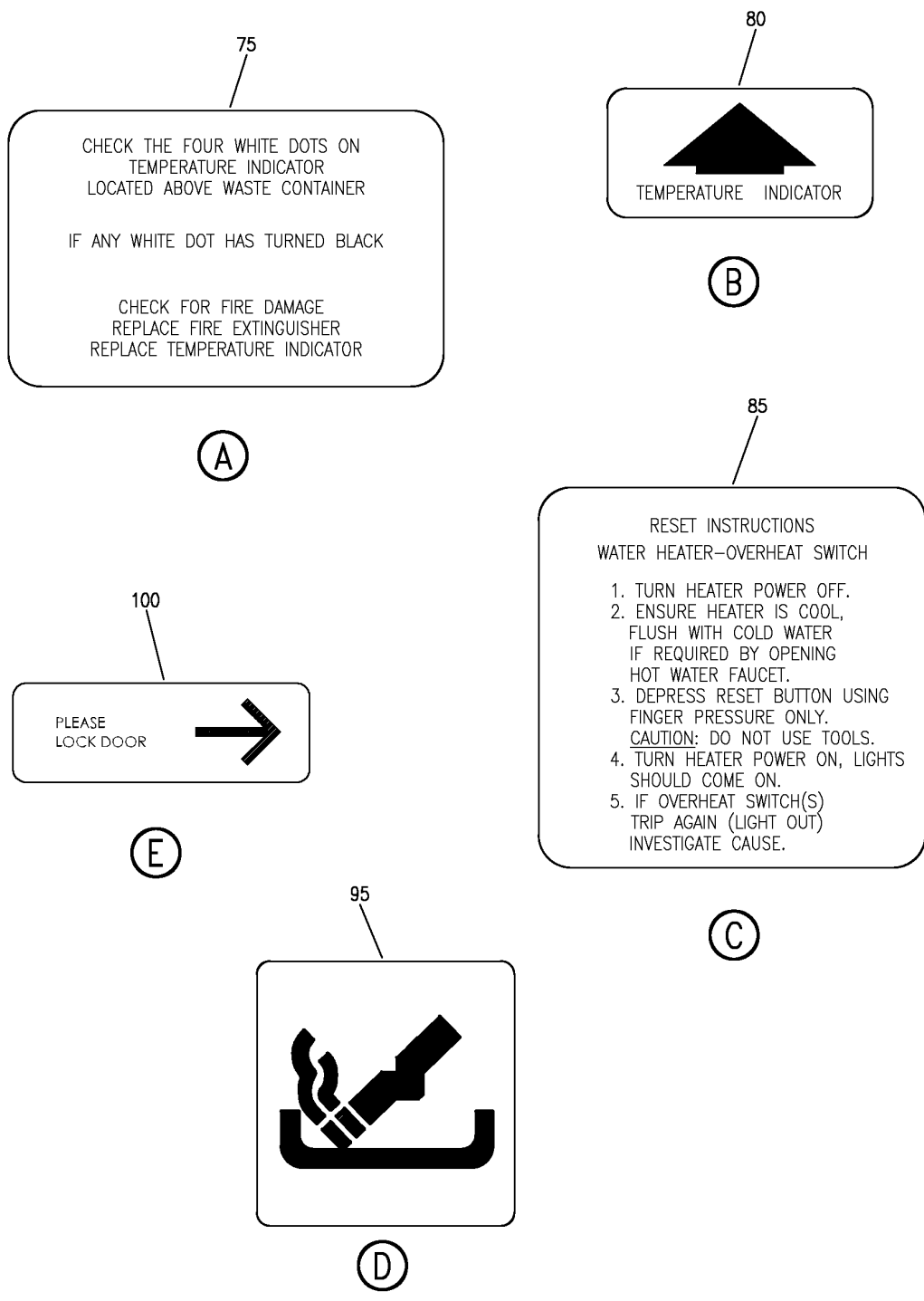
MODULE ASSY-LAV (PLACARDS AND MARKINGS ONLY)
FIGURE 55F (SHEET 1)

11-35-90-55F

BRI
MAY 28/07

11-35-90-55F
PAGE 0

BOEING
757
PARTS CATALOG (MAINTENANCE)



Y 11359055F SHT 2 REV 246


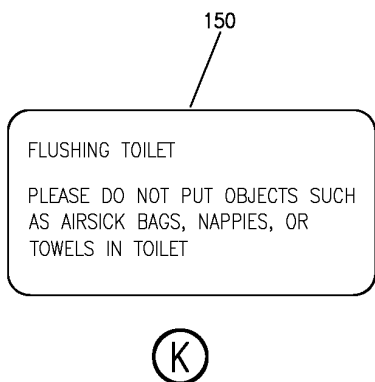
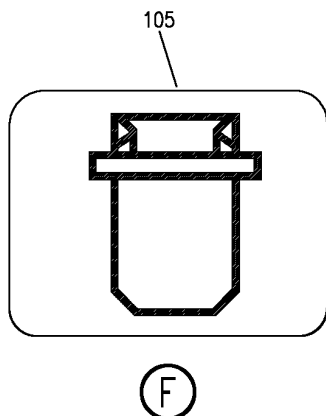
MODULE ASSY-LAV (PLACARDS AND MARKINGS ONLY)
FIGURE 55F (SHEET 2)

11-35-90-55F

BRI
MAY 28/07

11-35-90-55F
PAGE 0A

BOEING
757
PARTS CATALOG (MAINTENANCE)



Y 11359055F SHT 3 REV 246

MODULE ASSY-LAV (PLACARDS AND MARKINGS ONLY)
FIGURE 55F (SHEET 3)

11-35-90-55F

BRI
MAY 28/07

11-35-90-55F
PAGE 0B



757

PARTS CATALOG (MAINTENANCE)

FIG ITEM	PART NUMBER	1 2 3 4 5 6 7	NOMENCLATURE	EFFECT FROM TO	UNITS PER ASSY
55 F			MODULE ASSY-LAV (PLACARDS AND MARKINGS ONLY)	101102	
- 1	D75D0B009-111		MODULE ASSY-LAV B (PLACARDS AND MARKINGS ONLY) SUPPLIER CODE: VS5825 SPECIFICATION NUMBER: S417N101-2020B COMPONENT MAINT MANUAL REF: 25-40-59 PRE SERVICE BULLETIN: D75D-25-99 VS5825 FOR NHA/OTHER SYS DET SEE: 25-41-03-20Z	101102	RF
- 1	D75D0B009-111A		MODULE ASSY-LAV B (PLACARDS AND MARKINGS ONLY) SUPPLIER CODE: VS5825 PRE SERVICE BULLETIN: D75D-25-99 VS5825	101102	RF
50	2A114-0219-1		.PLACARD-NAMEPLATE SUPPLIER CODE: VS5825	101102	1
55	2A114-0302-11		.PLACARD-SHUTOFF VALVE SUPPLIER CODE: VS5825	101102	1
60	2A114-0302-12		.PLACARD-SHUTOFF VALVE SUPPLIER CODE: VS5825	101102	1
65	3A114-0208-2		.PLACARD-M NUMBER SUPPLIER CODE: VS5825	101102	1
70	3A124-0105-3		.PLACARD-LAMP LIST SUPPLIER CODE: VS5825	101102	1
75	BAC27NPA0216		.PLACARD	101102	1
80	BAC27NPA0217		.PLACARD	101102	1
85	BAC27NPA0218		.PLACARD	101102	1
90	BAC27NPA1279		.PLACARD- PLACARD CONTENT: REMOVE THIS END	101102	2
95	BAC29PPS0877		.PLACARD	101102	2
100	BAC29PPS0879		.PLACARD	101102	1
105	BAC29PPS1218		.PLACARD	101102	1
110	BAC29PPS0950		.PLACARD- PLACARD CONTENT: NO STOWAGE	101102	2

MISSING ITEM NUMBERS NOT APPLICABLE

- ITEM NOT ILLUSTRATED

11-35-90-55F

11-35-90
FIG. 55F
PAGE 1
JAN 20/09

BRI



757

PARTS CATALOG (MAINTENANCE)

FIG ITEM	PART NUMBER	1 2 3 4 5 6 7	NOMENCLATURE	EFFECT FROM TO	UNITS PER ASSY
55 F 115	BAC29PPS0951	.	PLACARD- PLACARD CONTENT: LOAD LIMIT 5 LB/2.25 KG	101102	3
120	BAC29PPS0628	.	PLACARD- PLACARD CONTENT: DOOR MUST BE CLOSED AND LATCHED DURING TAKEOFF AND LANDING	101102	1
125	BAC29PPS0861	.	PLACARD	101102	1
130	BAC29PPS4279	.	PLACARD- PLACARD CONTENT: OPEN DOOR SLOWLY	101102	1
135	BAC29PPS10978	.	PLACARD	101102	3
140	D75D80453-111	.	PLACARD-LIQUID SOAP INST SUPPLIER CODE: VS5825	101102	1
145	BAC29PPS1219	.	PLACARD	101102	1
150	BAC29PPS18959	.	PLACARD	101102	1

MISSING ITEM NUMBERS NOT APPLICABLE

- ITEM NOT ILLUSTRATED

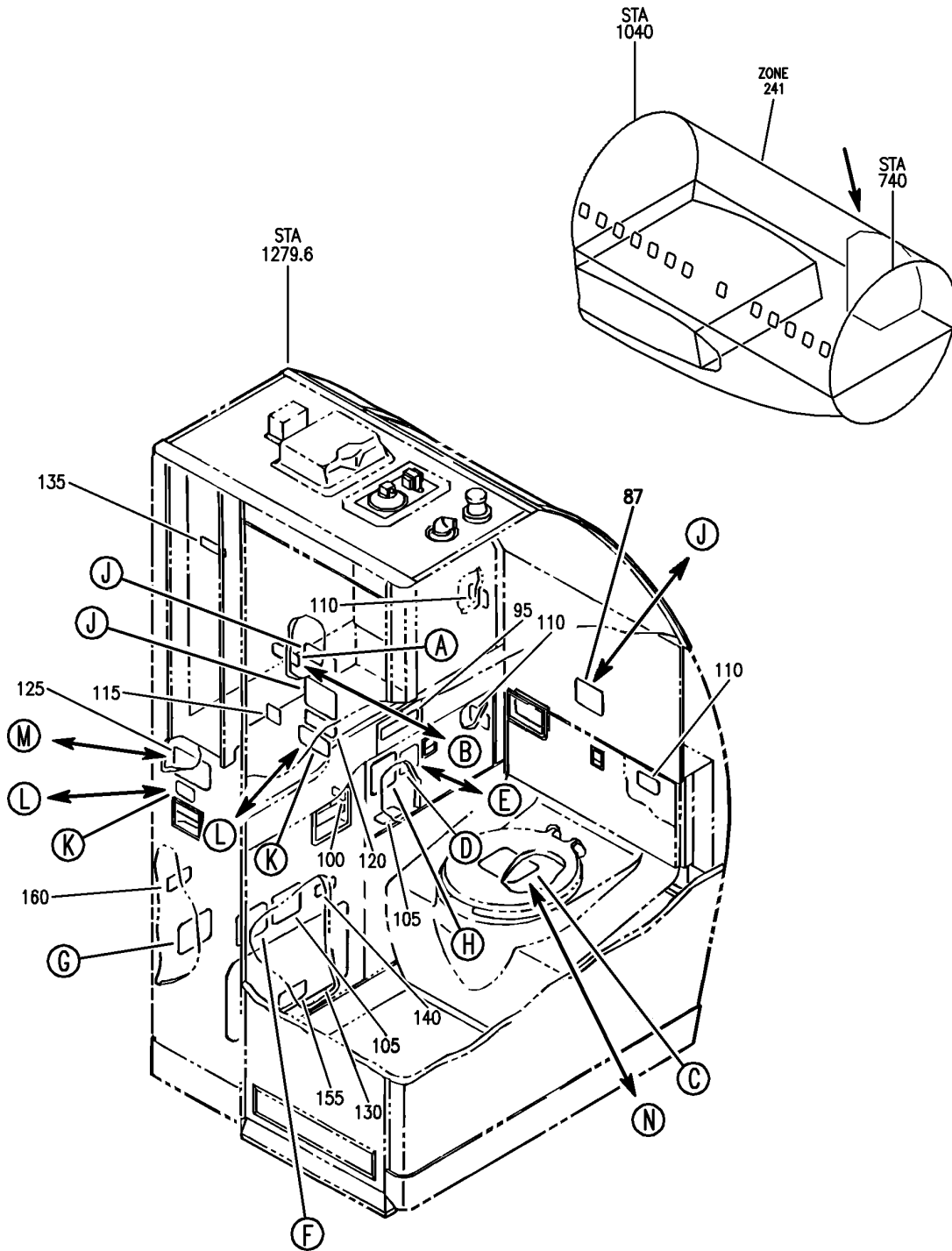
BRI

11-35-90-55F

BOEING PROPRIETARY - Copyright © - Unpublished Work - See title page for details.

11-35-90
FIG. 55F
PAGE 2
JAN 20/09

BOEING
757
PARTS CATALOG (MAINTENANCE)



Y 11359056A SHT 1 REV 233


MODULE ASSY-MID CAB. LAV D (PLACARDS AND MARKINGS ONLY)
FIGURE 56A (SHEET 1)

11-35-90-56A

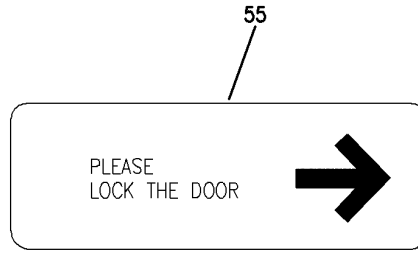
BRI
JAN 20/09

11-35-90-56A
PAGE 0

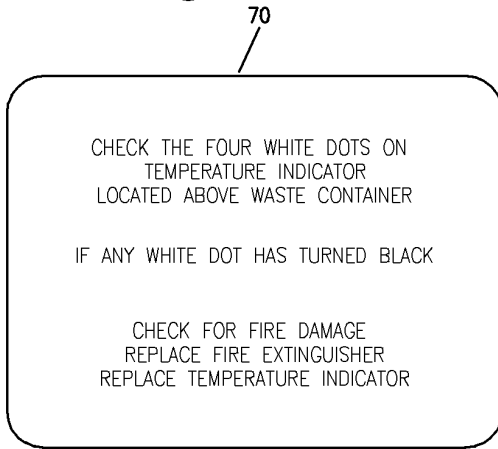
BOEING
757
PARTS CATALOG (MAINTENANCE)



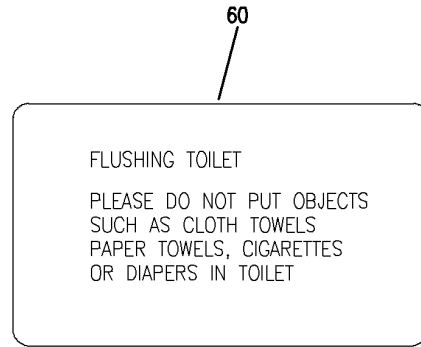
(A)




(B)



(F)



(C)



(E)



(D)

Y 11359056A SHT 2 REV 233

MODULE ASSY-MID CAB. LAV D (PLACARDS AND MARKINGS ONLY)
FIGURE 56A (SHEET 2)

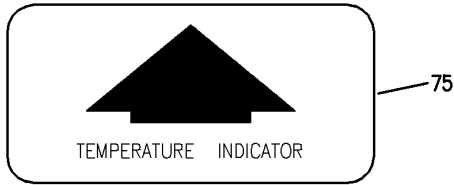
11-35-90-56A

BRI
JAN 20/09

11-35-90-56A
PAGE 0A

BOEING PROPRIETARY - Copyright © - Unpublished Work - See title page for details.

BOEING
757
PARTS CATALOG (MAINTENANCE)



(G)

RESET INSTRUCTIONS
WATER HEATER-OVERHEAT SWITCH

1. TURN HEATER POWER OFF.
2. ENSURE HEATER IS COOL, FLUSH WITH COLD WATER IF REQUIRED BY OPENING HOT WATER FAUCET.
3. DEPRESS RESET BUTTON USING FINGER PRESSURE ONLY.
CAUTION: DO NOT USE TOOLS.
4. TURN HEATER POWER ON, LIGHTS SHOULD COME ON.
5. IF OVERHEAT SWITCH(S) TRIP AGAIN (LIGHT OUT) INVESTIGATE CAUSE.

80

(H)



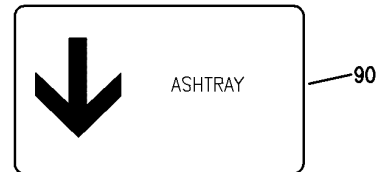
(N)




(J)



(M)



(K)



(L)

Y 11359056A SH1 3 REV 233

MODULE ASSY-MID CAB. LAV D (PLACARDS AND MARKINGS ONLY)
FIGURE 56A (SHEET 3)

11-35-90-56A

BRI
JAN 20/09

11-35-90-56A
PAGE 0B



757

PARTS CATALOG (MAINTENANCE)

FIG ITEM	PART NUMBER	1 2 3 4 5 6 7	NOMENCLATURE	EFFECT FROM TO	UNITS PER ASSY
56A			MODULE ASSY-MID CAB. LAV D (PLACARDS AND MARKINGS ONLY)	107107	
- 1	OA121-0002-411		MODULE ASSY-LAV D (PLACARDS AND MARKINGS ONLY) SUPPLIER CODE: VS5825 POSITION DATA: MID CAB. SPECIFICATION NUMBER: S417N101-174B ELECTRICAL EQUIP NUMBER: M10015 COMPONENT MAINT MANUAL REF: 25-40-13 FOR NHA/OTHER SYS DET SEE: 25-41-03-04	107107	RF
50	BAC27NPA0203		.PLACARD	107107	1
60	BAC27NPA0969		.PLACARD	107107	1
70	BAC27NPA0216		.PLACARD	107107	1
75	BAC27NPA0217		.PLACARD	107107	1
80	BAC27NPA0218		.PLACARD	107107	1
85	BAC27NPA0577		.PLACARD	107107	3
90	BAC27NPA0936		.PLACARD	107107	2
95	BAC27NPA0953		.PLACARD- PLACARD CONTENT: AIR SICK BAGS	107107	1
100	BAC27NPA1279		.PLACARD- PLACARD CONTENT: REMOVE THIS END	107107	1
105	BAC27PPS0950		.PLACARD- PLACARD CONTENT: NO STOWAGE	107107	2
110	BAC29PPS0951		.PLACARD- PLACARD CONTENT: LOAD LIMIT 5 LB/ 2.25 KG	107107	3
115	BAC29PPS2959		.PLACARD- PLACARD CONTENT: LATCH CLOSED DURING TAXI, TAKEOFF LANDING	107107	1
120	BAC29PPS4279		.PLACARD- PLACARD CONTENT: OPEN DOOR SLOWLY	107107	1

MISSING ITEM NUMBERS NOT APPLICABLE

- ITEM NOT ILLUSTRATED

11-35-90-56A

11-35-90
FIG. 56A
PAGE 1
JAN 20/09

BRI



757

PARTS CATALOG (MAINTENANCE)

FIG ITEM	PART NUMBER	1 2 3 4 5 6 7	NOMENCLATURE	EFFECT FROM TO	UNITS PER ASSY
56A 125	BAC27NPA0700		.PLACARD- PLACARD CONTENT: WASTE DISPOSAL PUSH NO CIGARETTE DISPOSAL	107107	1
130	3A124-0105-191		.PLACARD-WIRING DIAGRAM SUPPLIER CODE: VS5825	107107	1
135	3A124-0105-3		.PLACARD-LAMP LIST SUPPLIER CODE: VS5825	107107	1
140	3A124-0105-2		.PLACARD-ATTENDANT INTPH SUPPLIER CODE: VS5825	107107	1
- 145	2A114-0302-11		.PLACARD-SHUTOFF VALVE SUPPLIER CODE: VS5825	107107	1
- 150	2A114-0302-12		.PLACARD-DRAIN VALVE SUPPLIER CODE: VS5825	107107	1
155	3A114-0208-4		.PLACARD-M NUMBER SUPPLIER CODE: VS5825	107107	1
160	2A114-0219-1		.PLACARD-NAME SUPPLIER CODE: VS5825	107107	1

MISSING ITEM NUMBERS NOT APPLICABLE

- ITEM NOT ILLUSTRATED

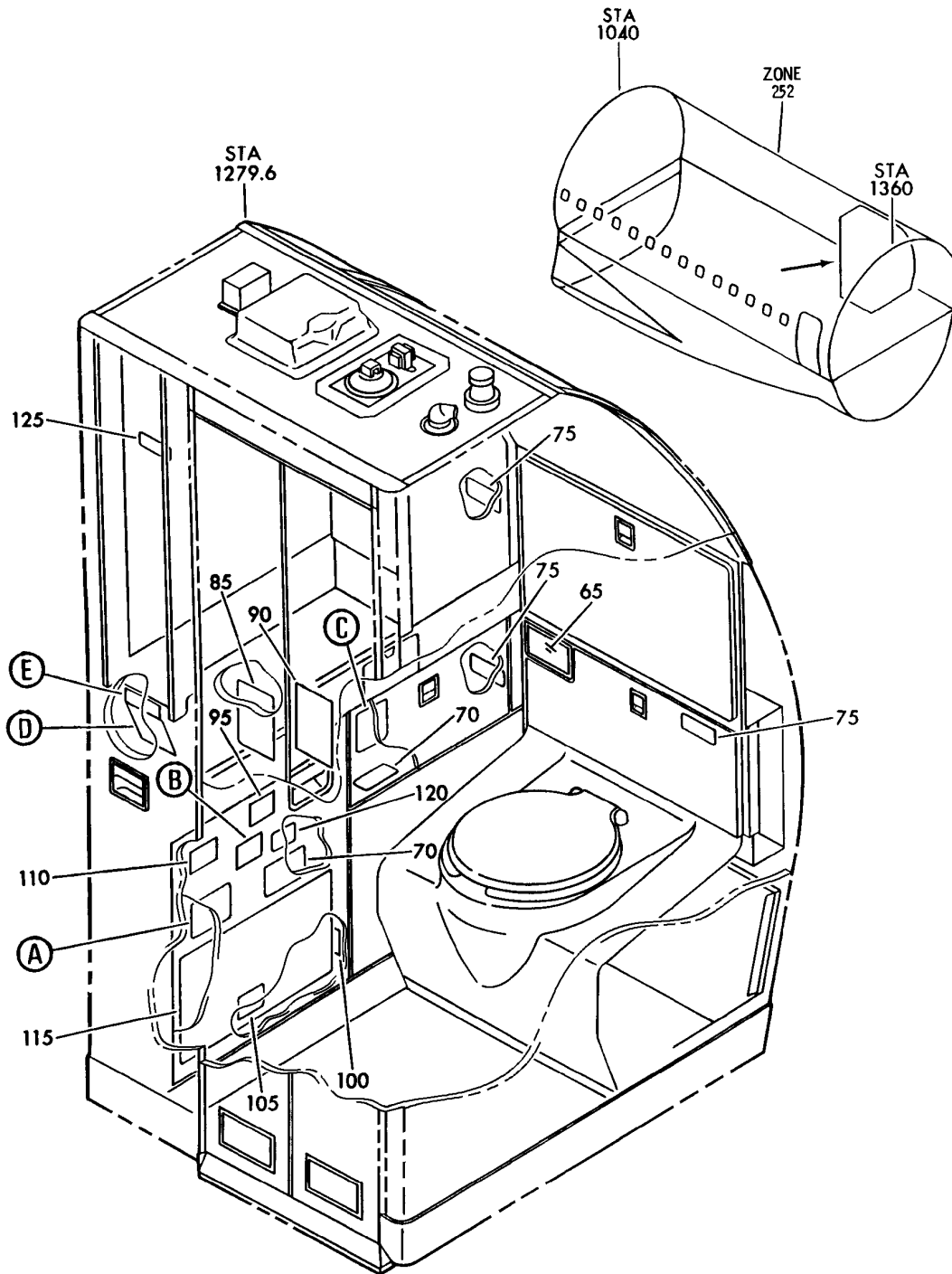
BRI

11-35-90-56A

BOEING PROPRIETARY - Copyright © - Unpublished Work - See title page for details.

11-35-90
FIG. 56A
PAGE 2
JAN 20/09

BOEING
757
PARTS CATALOG (MAINTENANCE)



Y 11359056G SHT 1 REV 233

MODULE ASSY-LAV D (PLACARDS AND MARKINGS ONLY)
FIGURE 56G (SHEET 1)

BRI
JAN 20/09

11-35-90-56G

11-35-90-56G
PAGE 0

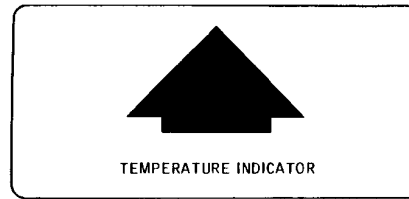
BOEING
757
PARTS CATALOG (MAINTENANCE)

CHECK THE FOUR WHITE DOTS ON
TEMPERATURE INDICATOR
LOCATED ABOVE WASTE CONTAINER

IF ANY WHITE DOT HAS TURNED BLACK
CHECK FOR FIRE DAMAGE
REPLACE FIRE EXTINGUISHER
REPLACE TEMPERATURE INDICATOR

50

(A)



(B)

55



(E)

130

RESET INSTRUCTIONS
WATER HEATER-OVERHEAT SWITCH

1. TURN HEATER POWER OFF.
2. ENSURE HEATER IS COOL,
FLUSH WITH COLD WATER
IF REQUIRED BY OPENING
HOT WATER FAUCET.
3. DEPRESS RESET BUTTON USING
FINGER PRESSURE ONLY.
CAUTION: DO NOT USE TOOLS.
4. TURN HEATER POWER ON, LIGHTS
SHOULD COME ON.
5. IF OVERHEAT SWITCH(S)
TRIP AGAIN (LIGHT OUT)
INVESTIGATE CAUSE.

(C)

60



(D)

80

Y 11359056G SHT 2 REV 233

MODULE ASSY-LAV D (PLACARDS AND MARKINGS ONLY)
FIGURE 56G (SHEET 2)

11-35-90-56G

BRI
JAN 20/09

11-35-90-56G
PAGE 0A



757

PARTS CATALOG (MAINTENANCE)

FIG ITEM	PART NUMBER	1 2 3 4 5 6 7	NOMENCLATURE	EFFECT FROM TO	UNITS PER ASSY
56G			MODULE ASSY-LAV D (PLACARDS AND MARKINGS ONLY)	950951	
- 1	0A121-0002-991		MODULE ASSY-LAV D (PLACARDS AND MARKINGS ONLY) SUPPLIER CODE: VS5825 SPECIFICATION NUMBER: S417N101-3510A COMPONENT MAINT MANUAL REF: 25-40-33 FOR NHA/OTHER SYS DET SEE: 25-41-00-03	950951	RF
50	BAC27NPA0216		.PLACARD	950951	1
55	BAC27NPA0217		.PLACARD	950951	1
60	BAC27NPA0218		.PLACARD	950951	1
65	BAC29PPS1222		.PLACARD- PLACARD CONTENT: FLUSH	950951	1
70	BAC29PPS0950		.PLACARD- PLACARD CONTENT: NO STOWAGE	950951	2
75	BAC29PPS0951		.PLACARD- PLACARD CONTENT: LOAD LIMIT 5 LB/2.25 KG	950951	3
80	BAC29PPS0880		.PLACARD	950951	1
85	BAC29PPS2077		.PLACARD- PLACARD CONTENT: PULL	950951	1
90	BAC29PPS2078		.MARKER- PLACARD CONTENT: PUSH HERE	950951	1
95	2A114-0302-11		.PLACARD- SUPPLIER CODE: VS5825 PLACARD CONTENT: SHUTOFF VALVE	950951	1
100	2A114-0302-12		.PLACARD- SUPPLIER CODE: VS5825 PLACARD CONTENT: DRAIN VALVE	950951	1
105	3A114-0208-4		.PLACARD- SUPPLIER CODE: VS5825 PLACARD CONTENT: M NUMBER	950951	1

MISSING ITEM NUMBERS NOT APPLICABLE

- ITEM NOT ILLUSTRATED

11-35-90-56G

11-35-90
FIG. 56G
PAGE 1
JAN 20/09

BRI



757

PARTS CATALOG (MAINTENANCE)

FIG ITEM	PART NUMBER	1 2 3 4 5 6 7	NOMENCLATURE	EFFECT FROM TO	UNITS PER ASSY
56G 110	2A114-0219-1		.PLACARD-NAME SUPPLIER CODE: VS5825	950951	1
115	1A124-0379-21		.PLACARD-WIRING DIAGRAM SUPPLIER CODE: VS5825	950951	1
120	3A124-0105-2		.PLACARD- SUPPLIER CODE: VS5825 PLACARD CONTENT: ATTENDANT INTERPHONE	950951	1
125	3A124-0105-3		.PLACARD- SUPPLIER CODE: VS5825 PLACARD CONTENT: LAMP LIST	950951	1
130	BAC29PPS1807		.PLACARD	950951	1

MISSING ITEM NUMBERS NOT APPLICABLE

- ITEM NOT ILLUSTRATED

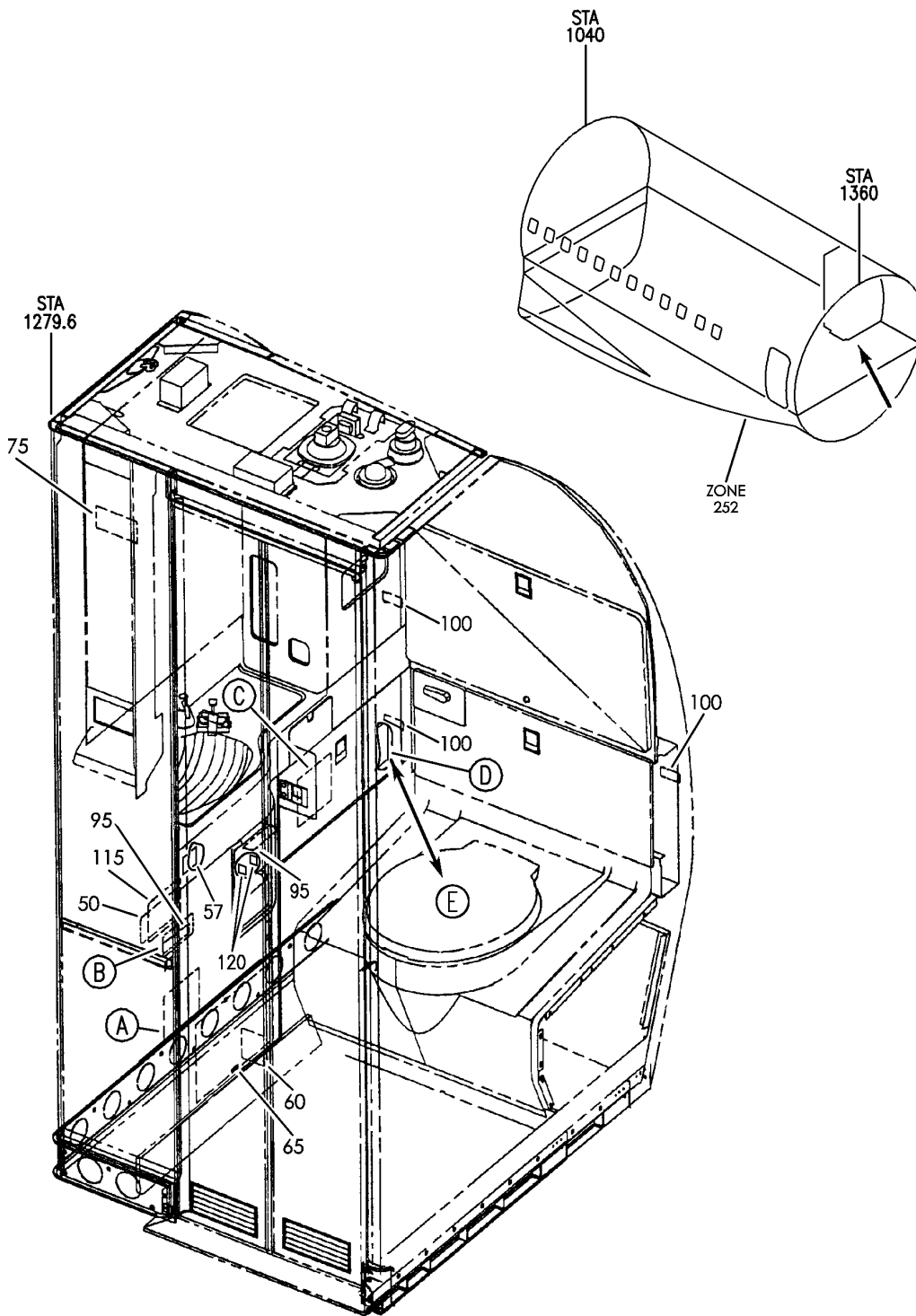
BRI

11-35-90-56G

BOEING PROPRIETARY - Copyright © - Unpublished Work - See title page for details.

11-35-90
FIG. 56G
PAGE 2
JAN 20/09

BOEING
757
PARTS CATALOG (MAINTENANCE)



Y 11359056K SHT 1 REV 250

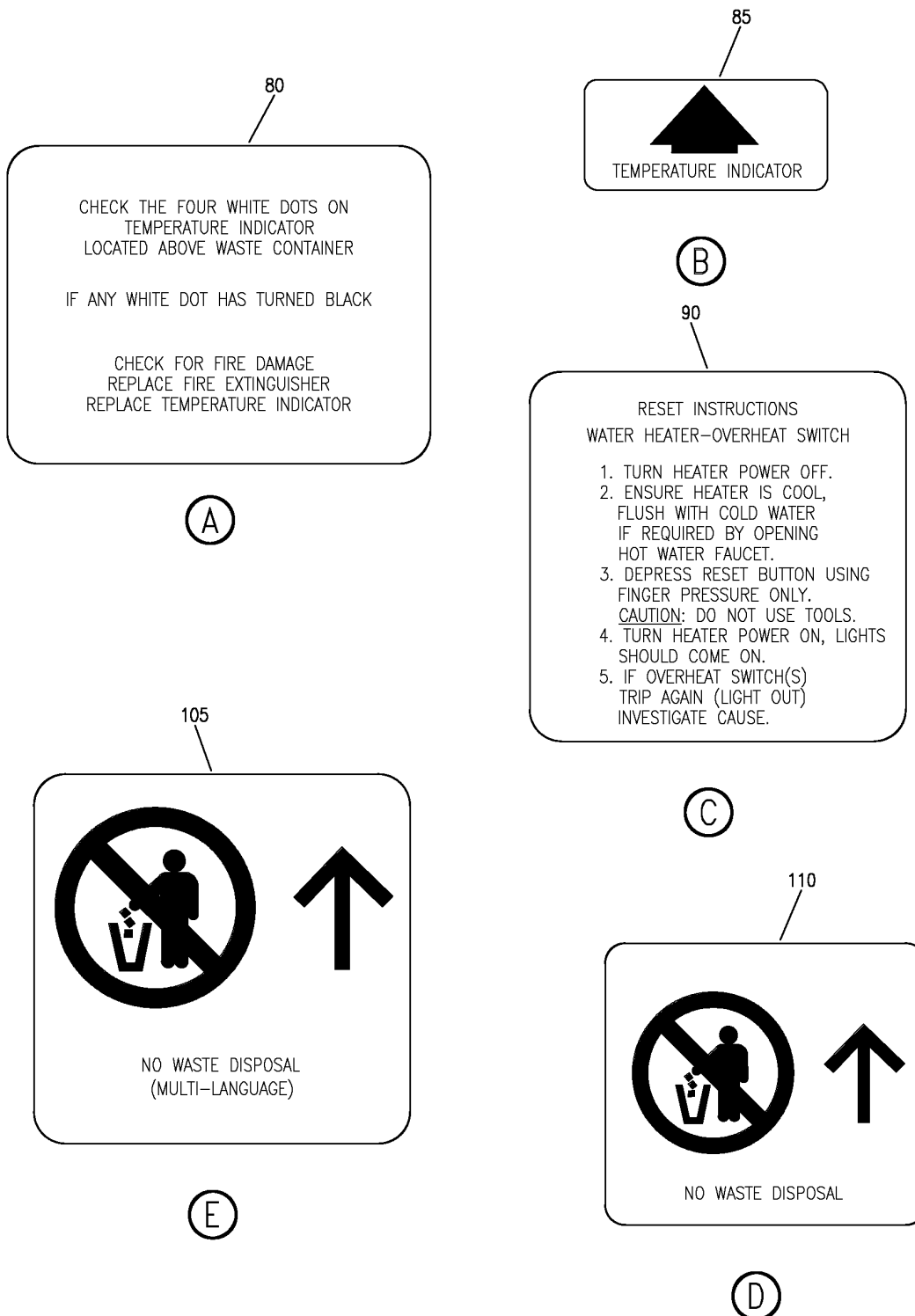
MODULE ASSY-LAV D (PLACARDS AND MARKINGS ONLY)
FIGURE 56K (SHEET 1)

11-35-90-56K

BRI
JAN 20/09

11-35-90-56K
PAGE 0

BOEING
757
PARTS CATALOG (MAINTENANCE)



Y 11359056K SHT 2 REV 250

MODULE ASSY-LAV D (PLACARDS AND MARKINGS ONLY)
FIGURE 56K (SHEET 2)

11-35-90-56K

BRI
JAN 20/09

11-35-90-56K
PAGE 0A



757

PARTS CATALOG (MAINTENANCE)

FIG ITEM	PART NUMBER	1 2 3 4 5 6 7	NOMENCLATURE	EFFECT FROM TO	UNITS PER ASSY
56K			MODULE ASSY-LAV D (PLACARDS AND MARKINGS ONLY)	108120	
- 1	D75D0D038-111		MODULE ASSY-LAV D (PLACARDS AND MARKINGS ONLY) SUPPLIER CODE: VS5825 SPECIFICATION NUMBER: S417N101-3638A COMPONENT MAINT MANUAL REF: 25-40-62 FOR NHA/OTHER SYS DET SEE: 25-41-03-20A	108120	RF
50	2A114-0219-1		.PLACARD-NAME SUPPLIER CODE: VS5825	108120	1
57	2A114-0302-11		.PLACARD-SHUTOFF VALVE SUPPLIER CODE: VS5825	108120	1
60	2A114-0302-12		.PLACARD-SHUTOFF VALVE SUPPLIER CODE: VS5825	108120	1
65	3A114-0208-4		.PLACARD-M NUMBER SUPPLIER CODE: VS5825	108120	1
75	3A124-0105-3		.PLACARD-LAMP LIST SUPPLIER CODE: VS5825	108120	1
80	BAC27NPA0216		.PLACARD	108120	1
85	BAC27NPA0217		.PLACARD	108120	1
95	BAC29PPS0950		.PLACARD- PLACARD CONTENT: NO STOWAGE	108120	2
100	BAC29PPS0951		.PLACARD- PLACARD CONTENT: LOAD LIMIT 5 LB/2.25 KG	108120	3
110	BAC29PPS3732		.PLACARD	108120	1
115	D73D71579-101		.PLACARD-LIQUID SOAP INST SUPPLIER CODE: VS5825	108120	1
120	BAC27NPA1279		.PLACARD- PLACARD CONTENT: REMOVE THIS END	108120	2
- 130	BAC27EPPS6786		.PLACARD	108120	1

MISSING ITEM NUMBERS NOT APPLICABLE

- ITEM NOT ILLUSTRATED

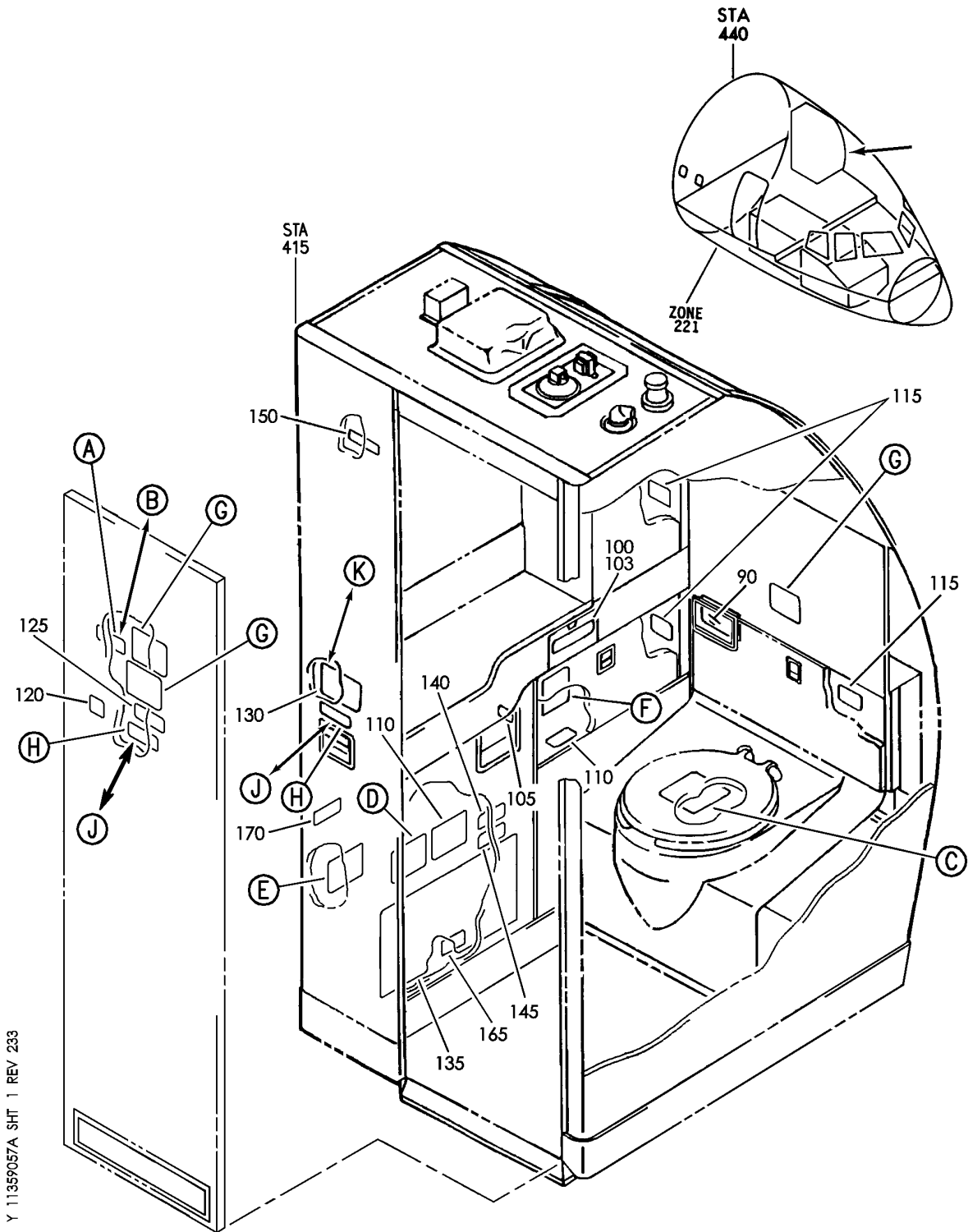
11-35-90-56K

11-35-90
FIG. 56K
PAGE 1
JAN 20/09

BRI

BOEING PROPRIETARY - Copyright © - Unpublished Work - See title page for details.

BOEING
 757
 PARTS CATALOG (MAINTENANCE)



Y 11359057A SHT 1 REV 233

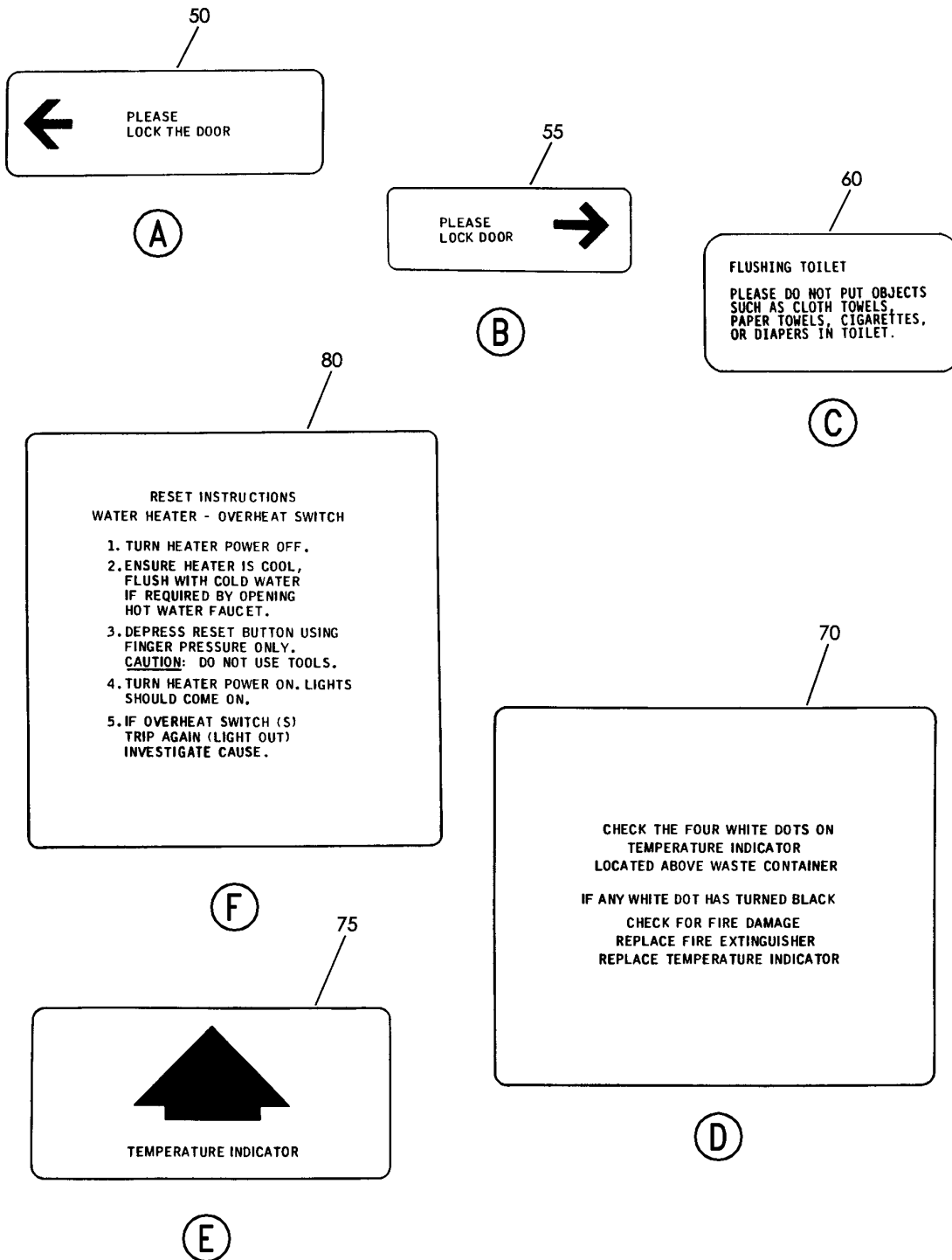
MODULE ASSY-LAV F (PLACARDS AND MARKINGS ONLY)
 FIGURE 57A (SHEET 1)

11-35-90-57A

BRI
 JAN 20/09

11-35-90-57A
 PAGE 0

BOEING
757
PARTS CATALOG (MAINTENANCE)



Y 11359057A SH1 2 REV 233

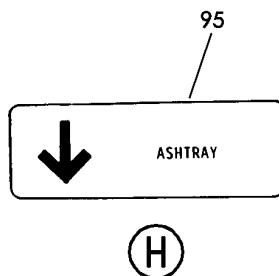
MODULE ASSY-LAV F (PLACARDS AND MARKINGS ONLY)
FIGURE 57A (SHEET 2)

11-35-90-57A

BRI
JAN 20/09

11-35-90-57A
PAGE 0A

BOEING
757
PARTS CATALOG (MAINTENANCE)



Y 11359057A SH1 3 REV 233

MODULE ASSY-LAV F (PLACARDS AND MARKINGS ONLY)
FIGURE 57A (SHEET 3)

11-35-90-57A

BRI
JAN 20/09

11-35-90-57A
PAGE 0B



757

PARTS CATALOG (MAINTENANCE)

FIG ITEM	PART NUMBER	1 2 3 4 5 6 7	NOMENCLATURE	EFFECT FROM TO	UNITS PER ASSY
57A			MODULE ASSY-LAV F (PLACARDS AND MARKINGS ONLY)	107107	
- 1	0A131-0064-91A		MODULE ASSY-LAV F (PLACARDS AND MARKINGS ONLY) SUPPLIER CODE: VS5825 POSITION DATA: FWD CAB. POST SERVICE BULLETIN: 25-0163 FOR NHA/OTHER SYS DET SEE: 25-41-01-01	107107	RF
50	BAC27NPA0202		.PLACARD	107107	1
60	BAC27NPA0969		.PLACARD	107107	1
70	BAC27NPA0216		.PLACARD	107107	1
75	BAC27NPA0217		.PLACARD	107107	1
80	BAC27NPA0218		.PLACARD	107107	1
85	BAC27NPA0577		.PLACARD	107107	3
90	BAC27NPA0702		.PLACARD- PLACARD CONTENT: FLUSH	107107	1
95	BAC27NPA0936		.PLACARD	107107	2
100	BAC27NPA0953		.PLACARD- PLACARD CONTENT: AIRSICK BAGS	107107	1
105	BAC27NPA1279		.PLACARD- PLACARD CONTENT: REMOVE THIS END	107107	1
110	BAC27PPS0950		.PLACARD- PLACARD CONTENT: NO STOWAGE	107107	1
115	BAC29PPS0951		.PLACARD- PLACARD CONTENT: LOAD LIMIT 5 LB/ 2.25 KG	107107	3
120	BAC29PPS2959		.PLACARD- PLACARD CONTENT: LATCH CLOSED DURING TAXI TAKEOFF AND LANDING	107107	1
125	BAC29PPS4279		.PLACARD- PLACARD CONTENT: OPEN DOOR SLOWLY	107107	1
130	BAC27NPA0700		.PLACARD- PLACARD CONTENT: WASTE DISPOSAL PUSH NO CIGARETTE DISPOSAL	107107	1

MISSING ITEM NUMBERS NOT APPLICABLE

- ITEM NOT ILLUSTRATED

11-35-90-57A

11-35-90
FIG. 57A
PAGE 1
JAN 20/09

BRI

BOEING PROPRIETARY - Copyright © - Unpublished Work - See title page for details.



757

PARTS CATALOG (MAINTENANCE)

FIG ITEM	PART NUMBER	1 2 3 4 5 6 7	NOMENCLATURE	EFFECT FROM TO	UNITS PER ASSY
57A 135	3A124-0105-201		.PLACARD-WIRING DIAGRAM SUPPLIER CODE: VS5825	107107	1
140	3A124-0105-2		.PLACARD-ATTENDANT INTPH SUPPLIER CODE: VS5825	107107	1
145	3A124-0105-4		.PLACARD-ATTENDANT PNL WIRING SUPPLIER CODE: VS5825	107107	1
150	3A124-0105-3		.PLACARD-LAMP LIST SUPPLIER CODE: VS5825	107107	1
- 155	2A114-0302-11		.PLACARD-SHUTOFF VALVE SUPPLIER CODE: VS5825	107107	1
- 160	2A114-0302-12		.PLACARD-DRAIN VALVE SUPPLIER CODE: VS5825	107107	1
165	3A114-0208-2		.PLACARD-M NUMBER SUPPLIER CODE: VS5825	107107	1
170	2A114-0219-1		.PLACARD-NAME SUPPLIER CODE: VS5825	107107	1

MISSING ITEM NUMBERS NOT APPLICABLE

- ITEM NOT ILLUSTRATED

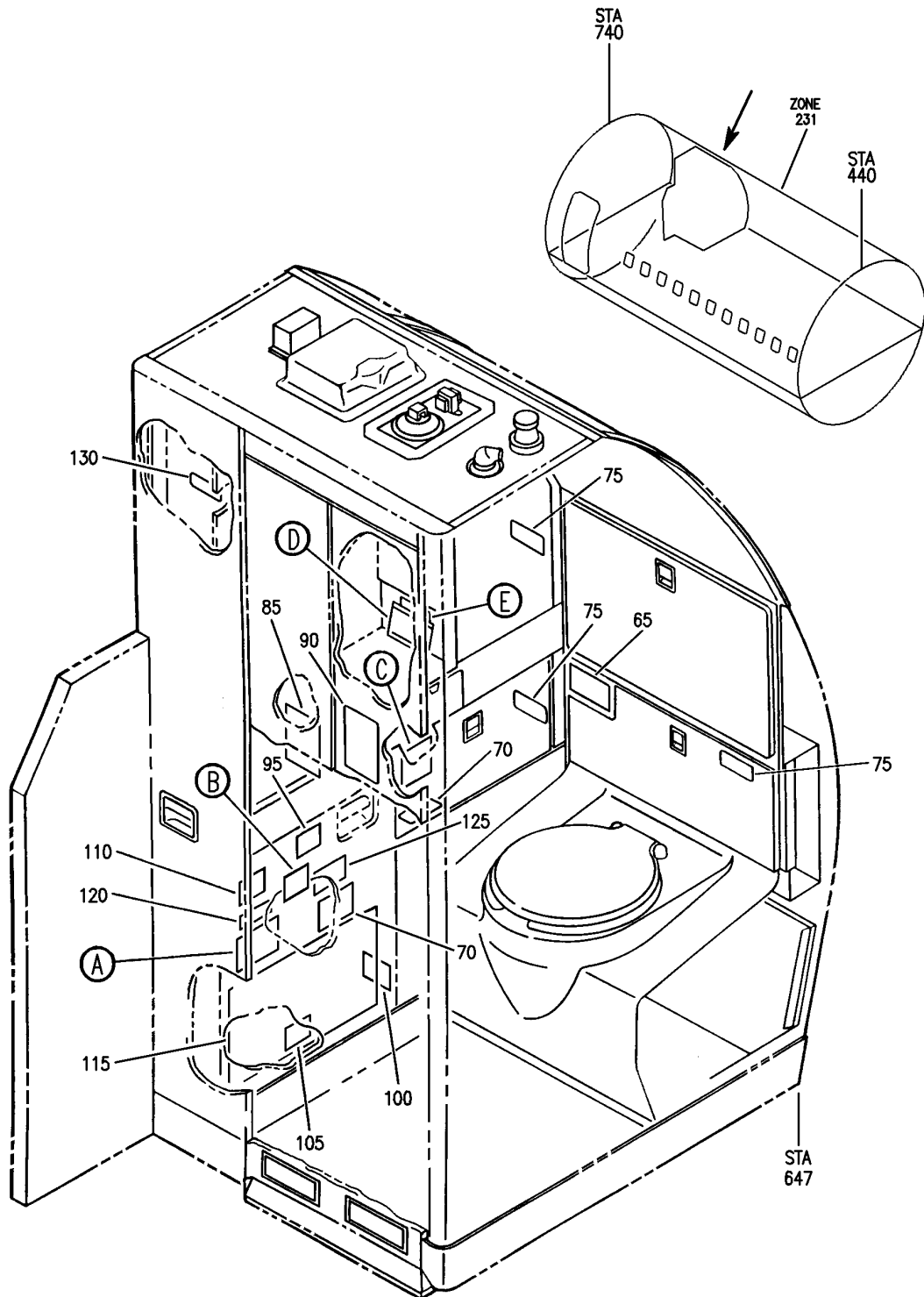
BRI

11-35-90-57A

BOEING PROPRIETARY - Copyright © - Unpublished Work - See title page for details.

11-35-90
FIG. 57A
PAGE 2
JAN 20/09

BOEING
757
PARTS CATALOG (MAINTENANCE)



Y 11359058D SHT 1 REV 233

MODULE ASSY-LAV S (PLACARDS AND MARKINGS ONLY)
FIGURE 58D (SHEET 1)

11-35-90-58D

BRI
JAN 20/09

11-35-90-58D
PAGE 0

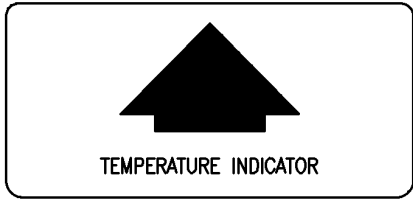
BOEING
757
PARTS CATALOG (MAINTENANCE)

CHECK THE FOUR WHITE DOTS ON
TEMPERATURE INDICATOR
LOCATED ABOVE WASTE CONTAINER

IF ANY WHITE DOT HAS TURNED BLACK

CHECK FOR FIRE DAMAGE
REPLACE FIRE EXTINGUISHER
REPLACE TEMPERATURE INDICATOR

50 (A)



TEMPERATURE INDICATOR

(B) 55



(E) 135

RESET INSTRUCTIONS
WATER HEATER – OVERHEAT SWITCH

1. TURN HEATER POWER OFF.
2. ENSURE HEATER IS COOL,
FLUSH WITH COLD WATER
IF REQUIRED BY OPENING
HOT WATER FAUCET.
3. DEPRESS RESET BUTTON USING
FINGER PRESSURE ONLY.
CAUTION: DO NOT USE TOOLS.
4. TURN HEATER POWER ON, LIGHTS
SHOULD COME ON.
5. IF OVERHEAT SWITCH(S)
TRIP AGAIN (LIGHT OUT)
INVESTIGATE CAUSE.

(C) 60



PUSH
NO CIGARETTE DISPOSAL

(D) 80

Y 11359058D SHT 2 REV 233

MODULE ASSY-LAV S (PLACARDS AND MARKINGS ONLY)
FIGURE 58D (SHEET 2)

11-35-90-58D

BRI
JAN 20/09

11-35-90-58D
PAGE 0A



757

PARTS CATALOG (MAINTENANCE)

FIG ITEM	PART NUMBER	1 2 3 4 5 6 7	NOMENCLATURE	EFFECT FROM TO	UNITS PER ASSY
58D			MODULE ASSY-LAV S (PLACARDS AND MARKINGS ONLY)	950951	
- 1	0A141-0073-391		MODULE ASSY-LAV S (PLACARDS AND MARKINGS ONLY) SUPPLIER CODE: VS5825 SPECIFICATION NUMBER: S417N101-8503B COMPONENT MAINT MANUAL REF: 25-40-33 FOR NHA/OTHER SYS DET SEE: 25-41-00-03	950951	RF
- 1	0A141-0073-401		MODULE ASSY-LAV S (PLACARDS AND MARKINGS ONLY) SUPPLIER CODE: VS5825 SPECIFICATION NUMBER: S417N101-8507A COMPONENT MAINT MANUAL REF: 25-40-33	950951	RF
- 1	0A141-0073-351		MODULE ASSY-LAV S (PLACARDS AND MARKINGS ONLY) SUPPLIER CODE: VS5825 SPECIFICATION NUMBER: S417N101-8503A COMPONENT MAINT MANUAL REF: 25-40-33 FOR NHA/OTHER SYS DET SEE: 25-41-00-03	950951	RF
50	BAC27NPA0216		.PLACARD	950951	1
55	BAC27NPA0217		.PLACARD	950951	1
60	BAC27NPA0218		.PLACARD	950951	1
65	BAC29PPS1222		.PLACARD- PLACARD CONTENT: FLUSH	950951	1
70	BAC29PPS0950		.PLACARD- PLACARD CONTENT: NO STOWAGE	950951	2
75	BAC29PPS0951		.PLACARD- PLACARD CONTENT: LOAD LIMIT 5 LB/2.25 KG	950951	3
80	BAC29PPS0880		.PLACARD	950951	1

MISSING ITEM NUMBERS NOT APPLICABLE

- ITEM NOT ILLUSTRATED

11-35-90-58D

11-35-90
FIG. 58D
PAGE 1
JAN 20/09

BRI

BOEING PROPRIETARY - Copyright © - Unpublished Work - See title page for details.



757

PARTS CATALOG (MAINTENANCE)

FIG ITEM	PART NUMBER	1 2 3 4 5 6 7	NOMENCLATURE	EFFECT FROM TO	UNITS PER ASSY
58D 85	BAC29PPS2077	.	PLACARD- PLACARD CONTENT: PULL	950951	1
90	BAC29PPS2078	.	MARKER- PLACARD CONTENT: PUSH HERE	950951	1
95	2A114-0302-11	.	PLACARD- SUPPLIER CODE: VS5825 PLACARD CONTENT: SHUTOFF VALVE	950951	1
100	2A114-0302-12	.	PLACARD- SUPPLIER CODE: VS5825 PLACARD CONTENT: DRAIN VALVE	950951	1
105	3A114-0208-10	.	PLACARD- SUPPLIER CODE: VS5825 PLACARD CONTENT: M NUMBER	950951	1
110	2A114-0219-1	.	PLACARD-NAME SUPPLIER CODE: VS5825	950951	1
115	1A124-0379-171	.	PLATE-WIRING DIAGRAM SUPPLIER CODE: VS5825	950951	1
120	3A124-0105-7	.	PLACARD- SUPPLIER CODE: VS5825 PLACARD CONTENT: ATTENDANT PANEL	950951	1
125	3A124-0105-2	.	PLACARD- SUPPLIER CODE: VS5825 PLACARD CONTENT: ATTENDANT INTERPHONE	950951	1
130	3A124-0105-3	.	PLACARD- SUPPLIER CODE: VS5825 PLACARD CONTENT: LAMP LIST	950951	1
135	BAC29PPS1807	.	PLACARD	950951	1

MISSING ITEM NUMBERS NOT APPLICABLE

- ITEM NOT ILLUSTRATED

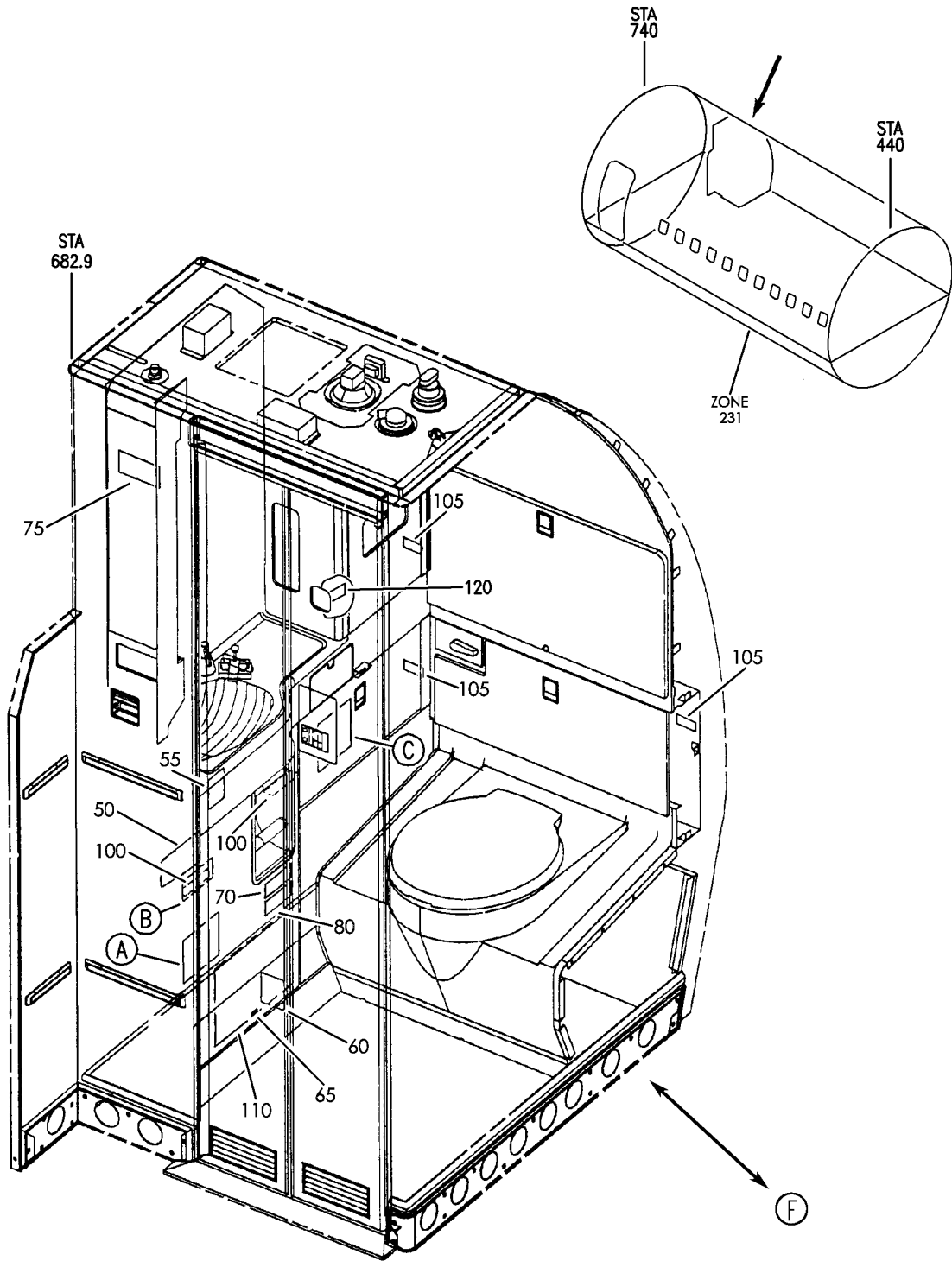
BRI

11-35-90-58D

BOEING PROPRIETARY - Copyright © - Unpublished Work - See title page for details.

11-35-90
FIG. 58D
PAGE 2
JAN 20/09

BOEING
757
PARTS CATALOG (MAINTENANCE)



Y 11359058F SHT 1 REV 250

MODULE ASSY-LAV S (PLACARDS AND MARKINGS ONLY)
FIGURE 58F (SHEET 1)

11-35-90-58F

BRI
JAN 20/09

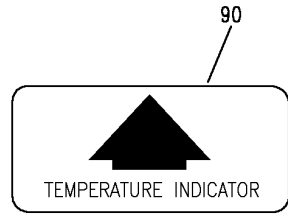
11-35-90-58F
PAGE 0

CHECK THE FOUR WHITE DOTS ON
TEMPERATURE INDICATOR
LOCATED ABOVE WASTE CONTAINER

IF ANY WHITE DOT HAS TURNED BLACK

CHECK FOR FIRE DAMAGE
REPLACE FIRE EXTINGUISHER
REPLACE TEMPERATURE INDICATOR

(A)



(B)

RESET INSTRUCTIONS
WATER HEATER—OVERHEAT SWITCH

1. TURN HEATER POWER OFF.
2. ENSURE HEATER IS COOL, FLUSH WITH COLD WATER IF REQUIRED BY OPENING HOT WATER FAUCET.
3. DEPRESS RESET BUTTON USING FINGER PRESSURE ONLY.
CAUTION: DO NOT USE TOOLS.
4. TURN HEATER POWER ON, LIGHTS SHOULD COME ON.
5. IF OVERHEAT SWITCH(S) TRIP AGAIN (LIGHT OUT) INVESTIGATE CAUSE.

(C)

(MULTI- LANGUAGE)

RESET-INSTRUCTIONS

WATER HEATER – OVERHEAT SWITCH

1. TURN HEATER POWER OFF.
2. ENSURE HEATER IS COOL, FLUSH WITH COLD WATER IF REQUIRED BY OPENING HOT WATER FAUCET.
3. DEPRESS RESET BUTTON USING FINGER PRESSURE ONLY.
CAUTION: DO NOT USE TOOLS.
4. TURN HEATER POWER ON, LIGHTS SHOULD COME ON.
5. IF OVERHEAT SWITCH(S) TRIP AGAIN (LIGHT OUT) INVESTIGATE CAUSE.

(E)



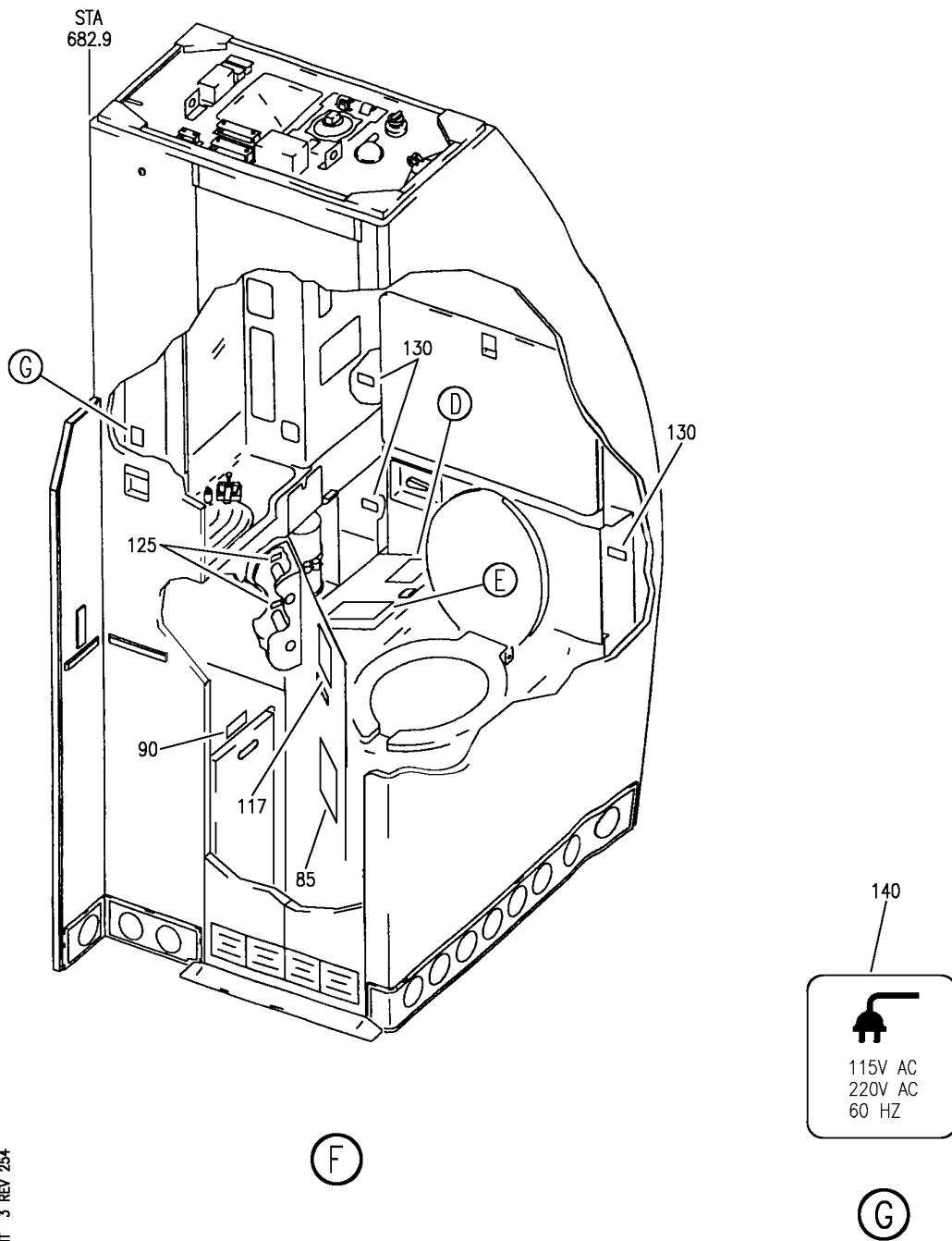
(D)

Y 11359058F SHT 2 REV 264

MODULE ASSY-LAV S (PLACARDS AND MARKINGS ONLY)
FIGURE 58F (SHEET 2)

11-35-90-58F

BOEING
757
PARTS CATALOG (MAINTENANCE)



Y 11359058F SHT 3 REV 254

MODULE ASSY-LAV S (PLACARDS AND MARKINGS ONLY)
FIGURE 58F (SHEET 3)

11-35-90-58F

BRI
JAN 20/09

11-35-90-58F
PAGE 0B



757

PARTS CATALOG (MAINTENANCE)

FIG ITEM	PART NUMBER	1 2 3 4 5 6 7	NOMENCLATURE	EFFECT FROM TO	UNITS PER ASSY
58F			MODULE ASSY-LAV S (PLACARDS AND MARKINGS ONLY)	108120	
- 1	D75D0S025-111		MODULE ASSY-LAV S (PLACARDS AND MARKINGS ONLY) SUPPLIER CODE: VS5825 SPECIFICATION NUMBER: S417N101-8628A COMPONENT MAINT MANUAL REF: 25-40-62 FOR NHA/OTHER SYS DET SEE: 25-41-03-20A	108120	RF
50	2A114-0219-1		.PLACARD-NAME SUPPLIER CODE: VS5825	108120	1
55	2A114-0302-11		.PLACARD-SHUTOFF VALVE SUPPLIER CODE: VS5825	108120	1
60	2A114-0302-12		.PLACARD-SHUTOFF VALVE SUPPLIER CODE: VS5825	108120	1
65	3A114-0208-10		.PLACARD-M NUMBER SUPPLIER CODE: VS5825	108120	1
75	3A114-0105-3		.PLACARD-LAMP LIST SUPPLIER CODE: VS5825	108120	1
85	BAC27NPA0216		.PLACARD	108120	1
90	BAC27NPA0217		.PLACARD	108120	1
100	BAC29PPS0950		.PLACARD- PLACARD CONTENT: NO STOWAGE	108120	2
117	D73D71579-101		.PLACARD-LIQUID SOAP INST SUPPLIER CODE: VS5825	108120	1
125	BAC27NPA1279		.PLACARD- PLACARD CONTENT: REMOVE THIS END	108120	2
135	BAC29PPS3732		.PLACARD	108120	1
145	BAC27EPPS6786		.PLACARD-(MULTI-LANGUAGE)	108120	1

MISSING ITEM NUMBERS NOT APPLICABLE

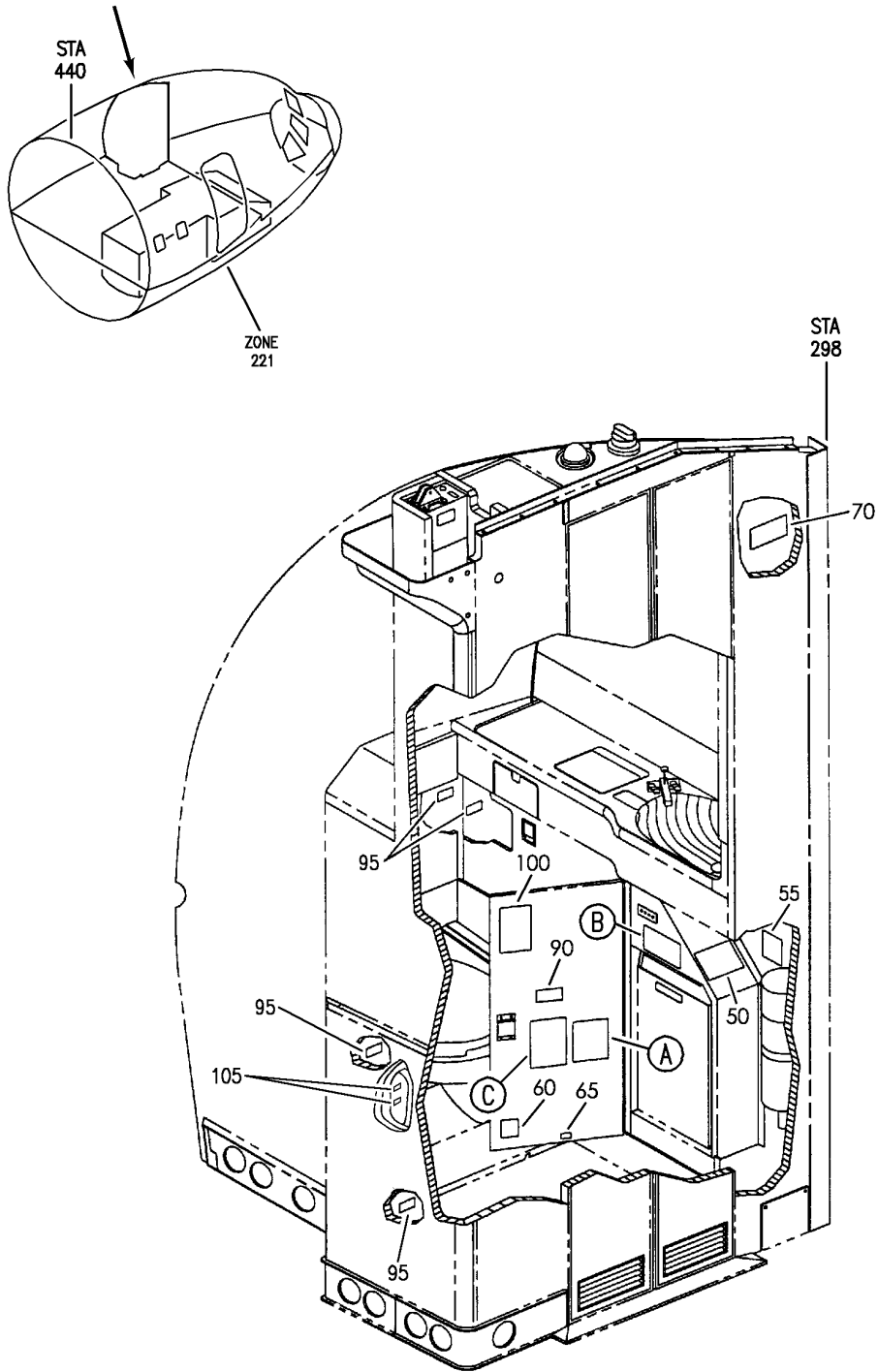
- ITEM NOT ILLUSTRATED

11-35-90-58F

11-35-90
FIG. 58F
PAGE 1
JAN 20/09

BRI

BOEING
757
PARTS CATALOG (MAINTENANCE)



Y 11359065M SHT 1 REV 253

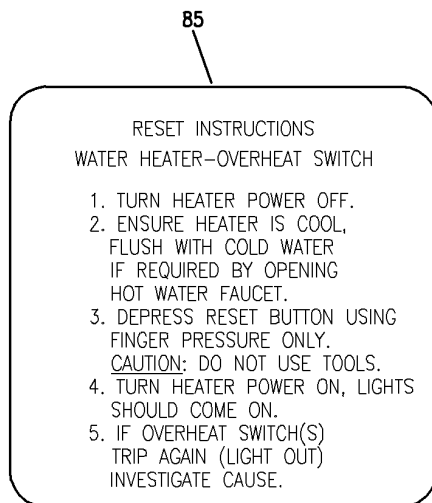
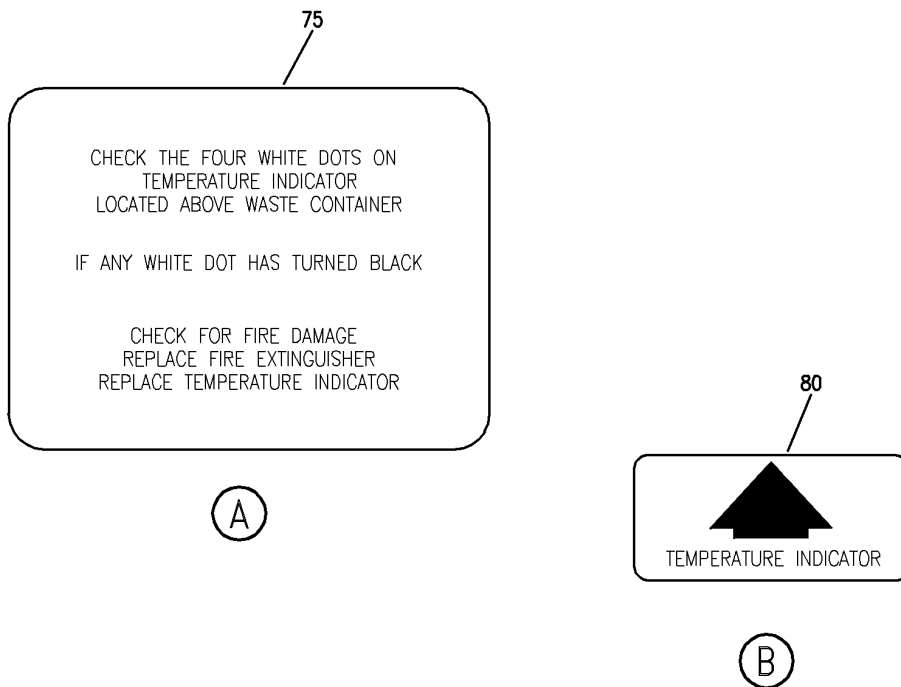
MODULE ASSY-LAV (PLACARDS AND MARKINGS ONLY)
FIGURE 65M (SHEET 1)

BRI
JAN 20/09

11-35-90-65M

11-35-90-65M
PAGE 0

BOEING
757
PARTS CATALOG (MAINTENANCE)



Y 11359065M SH1 2 REV 234

MODULE ASSY-LAV (PLACARDS AND MARKINGS ONLY)
FIGURE 65M (SHEET 2)

11-35-90-65M

BRI
JAN 20/09

11-35-90-65M
PAGE 0A



757

PARTS CATALOG (MAINTENANCE)

FIG ITEM	PART NUMBER	1 2 3 4 5 6 7	NOMENCLATURE	EFFECT FROM TO	UNITS PER ASSY
65M			MODULE ASSY-LAV (PLACARDS AND MARKINGS ONLY)	108120	
- 1	D75D0A044-111		MODULE ASSY-LAV A (PLACARDS AND MARKINGS ONLY) SUPPLIER CODE: VS5825 SPECIFICATION NUMBER: S417N101-1346A ELECTRICAL EQUIP NUMBER: M10012 COMPONENT MAINT MANUAL REF: 25-40-62 FOR NHA/OTHER SYS DET SEE: 25-41-01-55A	108120	RF
50	2A114-0219-1		.PLACARD- SUPPLIER CODE: VS5825 PLACARD CONTENT: NAME PLATE	108120	1
55	2A114-0302-11		.PLACARD- SUPPLIER CODE: VS5825 PLACARD CONTENT: SHUTOFF VALVE	108120	1
60	D75D80808-111		.PLACARD- SUPPLIER CODE: VS5825 PLACARD CONTENT: DRAIN VALVE	108120	1
65	3A114-0208-1		.PLACARD- SUPPLIER CODE: VS5825 PLACARD CONTENT: M NUMBER	108120	1
70	3A114-0104-4		.PLACARD- SUPPLIER CODE: VS5825 PLACARD CONTENT: LAMP LIST	108120	1
75	BAC27NPA0216		.PLACARD	108120	1
80	BAC27NPA0217		.PLACARD	108120	1
85	BAC27NPA0218		.PLACARD	108120	1
90	BAC29PPS0950		.PLACARD- PLACARD CONTENT: NO STOWAGE	108120	1
95	BAC29PPS0951		.PLACARD- PLACARD CONTENT: LOAD LIMIT 5LB/2.25KG	108120	4

MISSING ITEM NUMBERS NOT APPLICABLE

- ITEM NOT ILLUSTRATED

11-35-90-65M

11-35-90
FIG. 65M
PAGE 1
JAN 20/09

BRI



757

PARTS CATALOG (MAINTENANCE)

FIG ITEM	PART NUMBER	1 2 3 4 5 6 7	NOMENCLATURE	EFFECT FROM TO	UNITS PER ASSY
65M 100	D73D71579-101		.PLACARD- SUPPLIER CODE: VS5825 PLACARD CONTENT: LIQUID SOAP INST	108120	1
105	BAC27NPA1279		.PLACARD- PLACARD CONTENT: REMOVE THIS END	108120	2

MISSING ITEM NUMBERS NOT APPLICABLE

- ITEM NOT ILLUSTRATED

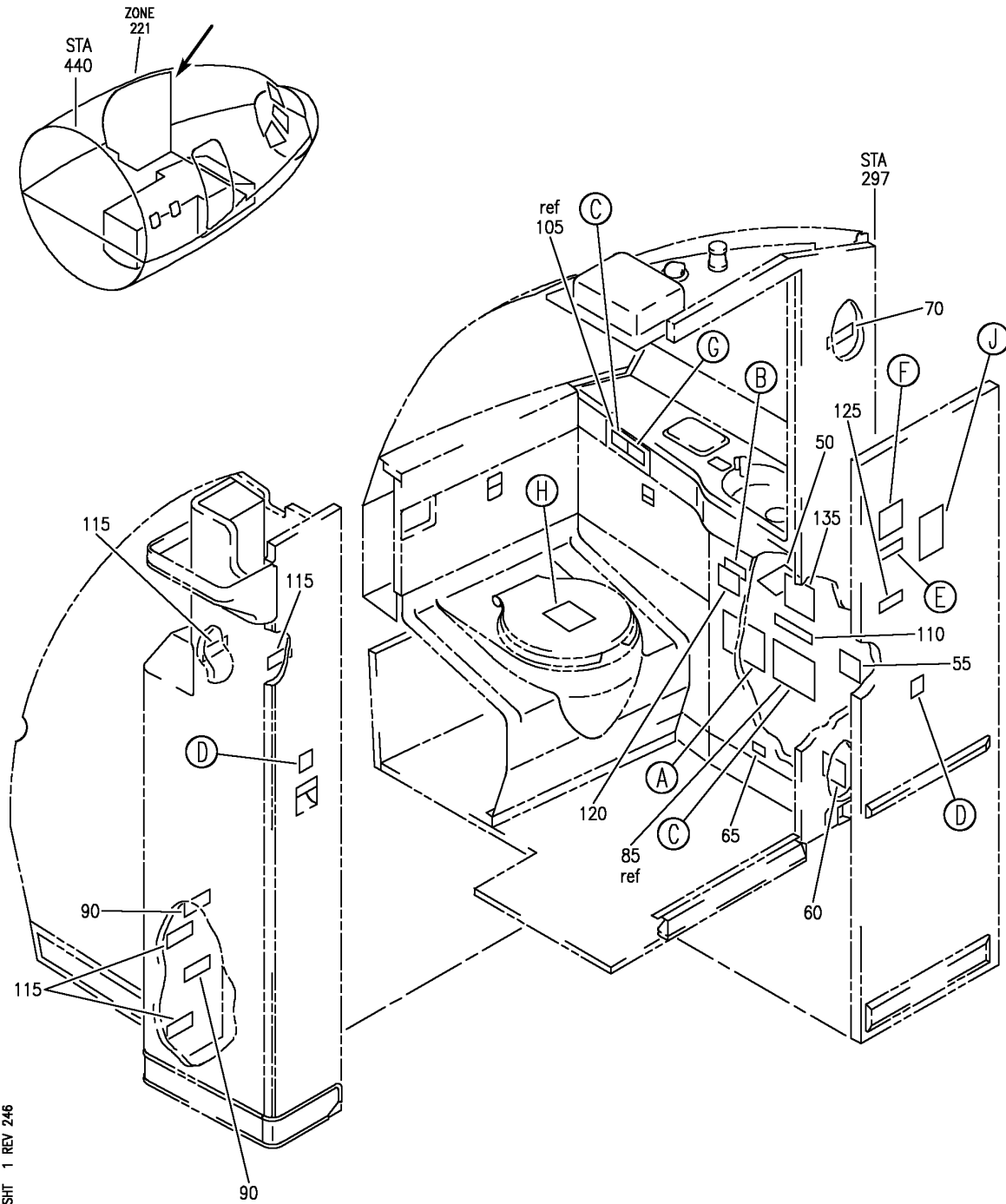
BRI

11-35-90-65M

BOEING PROPRIETARY - Copyright © - Unpublished Work - See title page for details.

11-35-90
FIG. 65M
PAGE 2
JAN 20/09

BOEING
757
PARTS CATALOG (MAINTENANCE)



Y 11359065U SHT 1 REV 246

MODULE ASSY-LAV A (PLACARDS AND MARKINGS ONLY)
FIGURE 65U (SHEET 1)

11-35-90-65U

BRI
MAY 28/07

11-35-90-65U
PAGE 0

BOEING
757
PARTS CATALOG (MAINTENANCE)

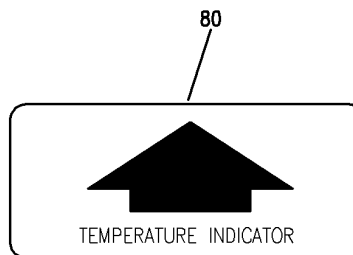
75

CHECK THE FOUR WHITE DOTS ON
TEMPERATURE INDICATOR
LOCATED ABOVE WASTE CONTAINER

IF ANY WHITE DOT HAS TURNED BLACK

CHECK FOR FIRE DAMAGE
REPLACE FIRE EXTINGUISHER
REPLACE TEMPERATURE INDICATOR

(A)



(B)



(D)

85
105

RESET INSTRUCTIONS
WATER HEATER—OVERHEAT SWITCH

1. TURN HEATER POWER OFF.
2. ENSURE HEATER IS COOL,
FLUSH WITH COLD WATER
IF REQUIRED BY OPENING
HOT WATER FAUCET.
3. DEPRESS RESET BUTTON USING
FINGER PRESSURE ONLY.
CAUTION: DO NOT USE TOOLS.
4. TURN HEATER POWER ON, LIGHTS
SHOULD COME ON.
5. IF OVERHEAT SWITCH(S)
TRIP AGAIN (LIGHT OUT)
INVESTIGATE CAUSE.

(C)

Y 11359065U SHT 2 REV 246

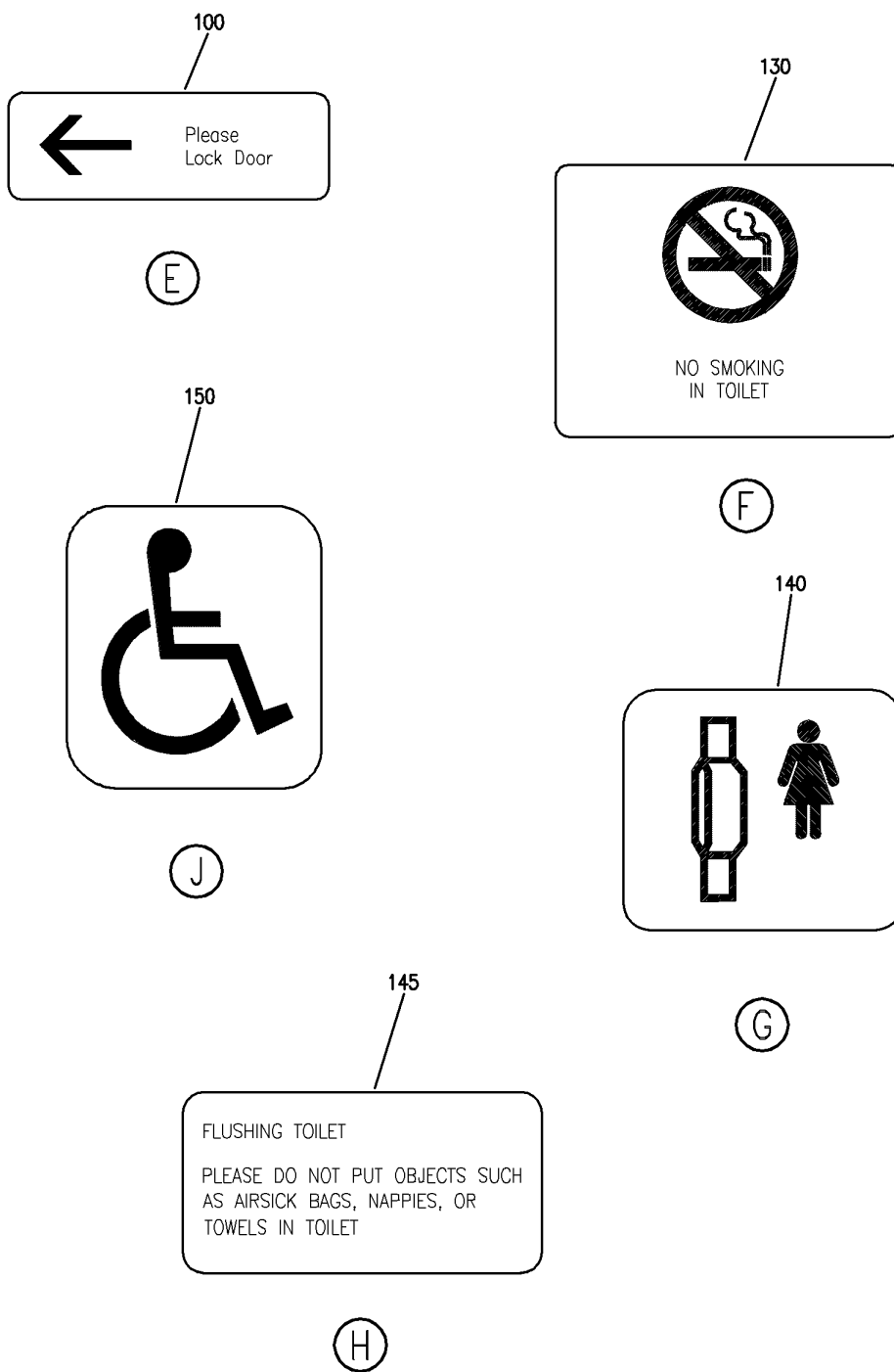
MODULE ASSY-LAV A (PLACARDS AND MARKINGS ONLY)
FIGURE 65U (SHEET 2)

11-35-90-65U

BRI
MAY 28/07

11-35-90-65U
PAGE 0A

BOEING
757
PARTS CATALOG (MAINTENANCE)



Y 11359065U SHT 3 REV 246

MODULE ASSY-LAV A (PLACARDS AND MARKINGS ONLY)
FIGURE 65U (SHEET 3)

11-35-90-65U

BRI
MAY 28/07

11-35-90-65U
PAGE 0B



757

PARTS CATALOG (MAINTENANCE)

FIG ITEM	PART NUMBER	1 2 3 4 5 6 7	NOMENCLATURE	EFFECT FROM TO	UNITS PER ASSY
65U			MODULE ASSY-LAV A (PLACARDS AND MARKINGS ONLY)	101102	
- 1	D75D0A033-111		MODULE ASSY-LAV A (PLACARDS AND MARKINGS ONLY) SUPPLIER CODE: VS5825 SPECIFICATION NUMBER: S417N101-1037B COMPONENT MAINT MANUAL REF: 25-40-59 PRE SERVICE BULLETIN: D75D-25-99 VS5825 FOR NHA/OTHER SYS DET SEE: 25-41-01-55Z	101102	RF
- 1	D75D0A033-111A		MODULE ASSY-LAV A (PLACARDS AND MARKINGS ONLY) SUPPLIER CODE: VS5825 POST SERVICE BULLETIN: D75D-25-99 VS5825	101102	RF
50	2A114-0219-1		.PLACARD-NAME PLATE SUPPLIER CODE: VS5825	101102	1
55	2A114-0302-1		.PLACARD- SUPPLIER CODE: VS5825 PLACARD CONTENT: SHUT-OFF VALVE	101102	1
60	D75D80808-111		.PLACARD-DRAIN VALVE SUPPLIER CODE: VS5825	101102	1
65	3A114-0208-1		.PLACARD-M NUMBER SUPPLIER CODE: VS5825	101102	1
70	3A114-0104-4		.PLACARD-LAMP LIST SUPPLIER CODE: VS5825	101102	1
75	BAC27NPA0216		.PLACARD	101102	1
80	BAC27NPA0217		.PLACARD	101102	1
85	BAC27NPA0218		.PLACARD	101102	1
90	BAC27NPA1279		.PLACARD- PLACARD CONTENT: REMOVE THIS END	101102	2
95	BAC29PPS0877		.PLACARD	101102	2
100	BAC29PPS0879		.PLACARD	101102	1
105	BAC27NPA0218		.PLACARD	101102	1

MISSING ITEM NUMBERS NOT APPLICABLE

- ITEM NOT ILLUSTRATED

11-35-90-65U

11-35-90
FIG. 65U
PAGE 1
JAN 20/09

BRI



757

PARTS CATALOG (MAINTENANCE)

FIG ITEM	PART NUMBER	1 2 3 4 5 6 7	NOMENCLATURE	EFFECT FROM TO	UNITS PER ASSY
65U					
110	BAC29PPS0950		.PLACARD- PLACARD CONTENT: NO STOWAGE	101102	1
115	BAC29PPS0951		.PLACARD- PLACARD CONTENT: LOAD LIMIT 5 LB/2.25 KG	101102	4
120	BAC29PPS0628		.PLACARD- PLACARD CONTENT: DOOR MUST BE CLOSED AND LATCHED DURING TAKEOFF AND LANDING	101102	1
125	BAC29PPS4279		.PLACARD- PLACARD CONTENT: OPEN DOOR SLOWLY	101102	1
130	BAC29PPS10978		.PLACARD- PLACARD CONTENT: NO SMOKING	101102	3
135	D75D71579-101		.PLACARD-LIQUID SOAP INST SUPPLIER CODE: VS5825	101102	1
140	BAC29PPS1219		.PLACARD- PLACARD CONTENT: SANITARY NAPKINS	101102	1
145	BAC29PPS18959		.PLACARD	101102	1
150	BAC29PPS0984		.PLACARD-HANDICAP	101102	1

MISSING ITEM NUMBERS NOT APPLICABLE

- ITEM NOT ILLUSTRATED

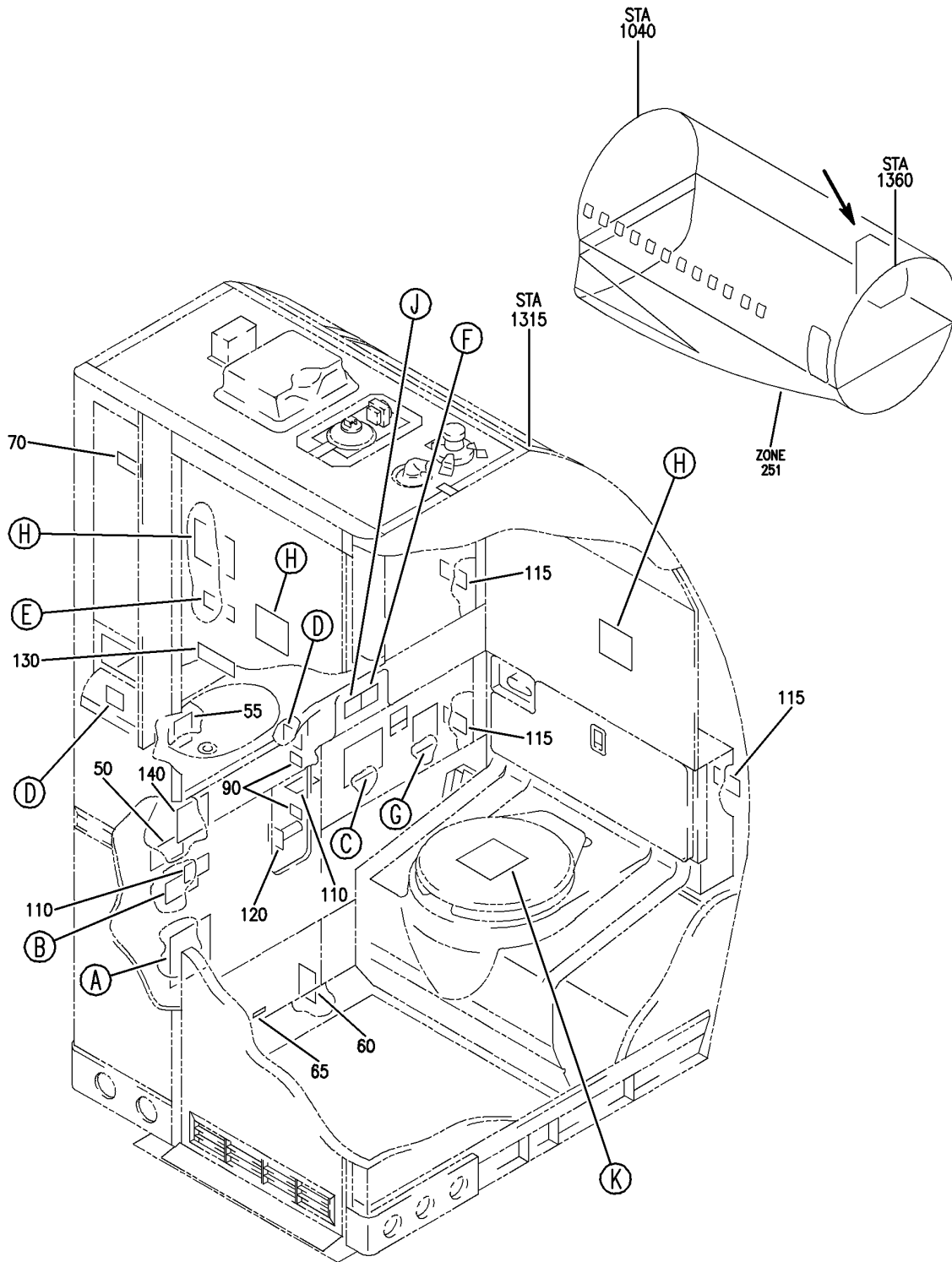
BRI

11-35-90-65U

BOEING PROPRIETARY - Copyright © - Unpublished Work - See title page for details.

11-35-90
FIG. 65U
PAGE 2
JAN 20/09

BOEING
757
PARTS CATALOG (MAINTENANCE)



Y 11359065W SH1 1 REV 246

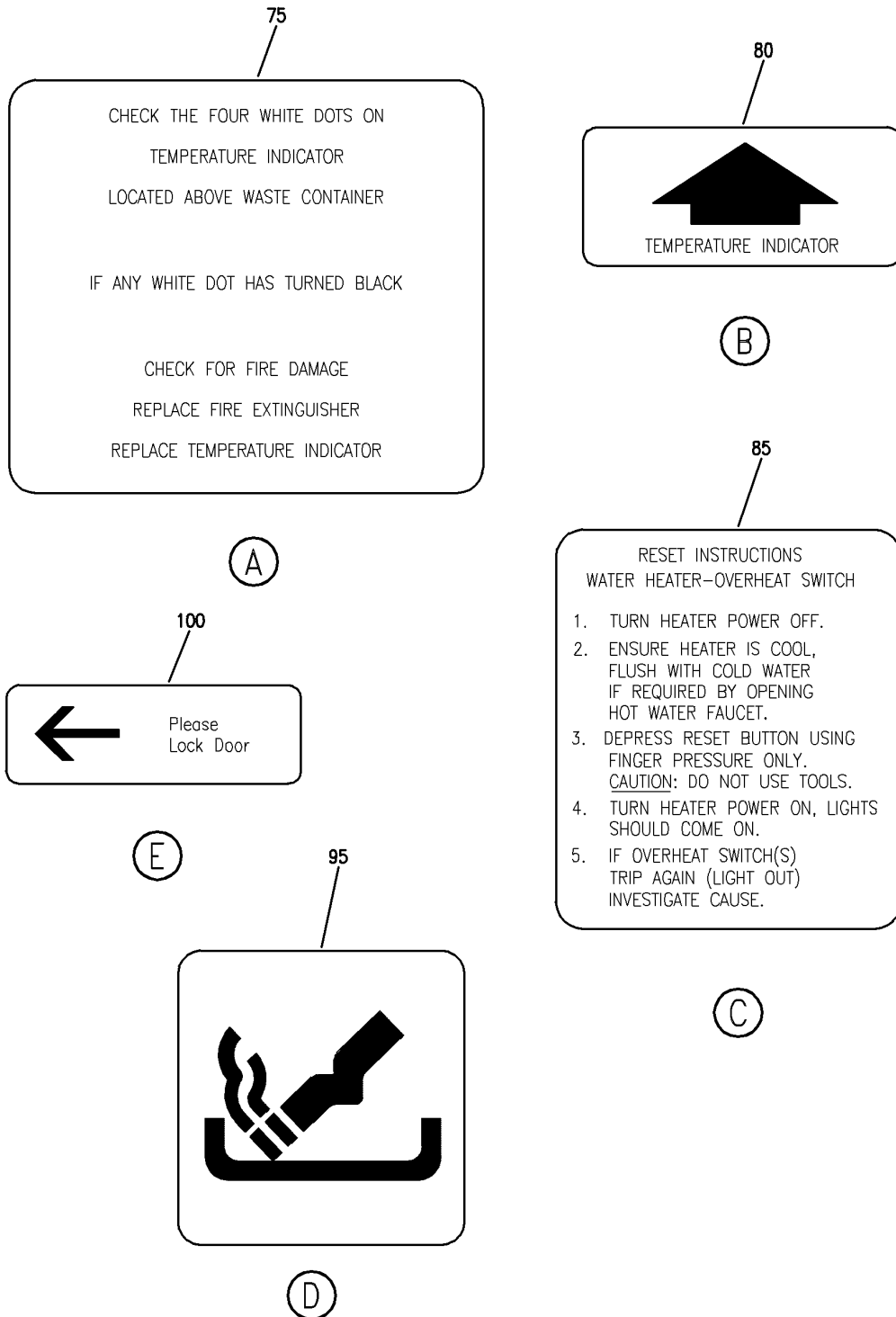
MODULE ASSY-LAV (PLACARDS AND MARKINGS ONLY)
FIGURE 65W (SHEET 1)

11-35-90-65W

BRI
MAY 28/07

11-35-90-65W
PAGE 0

BOEING
757
PARTS CATALOG (MAINTENANCE)



Y 11359065W SHT 2 REV 246

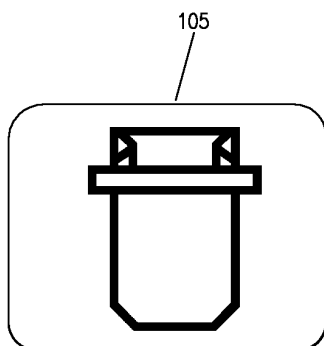
MODULE ASSY-LAV (PLACARDS AND MARKINGS ONLY)
FIGURE 65W (SHEET 2)

11-35-90-65W

BRI
MAY 28/07

11-35-90-65W
PAGE 0A

BOEING
757
PARTS CATALOG (MAINTENANCE)



(F)



(G)


150

FLUSHING TOILET
PLEASE DO NOT PUT OBJECTS SUCH
AS AIRSICK BAGS, NAPPIES, OR
TOWELS IN TOILET

(K)



(H)



(J)

Y 11359065W SHT 3 REV 246

MODULE ASSY-LAV (PLACARDS AND MARKINGS ONLY)
FIGURE 65W (SHEET 3)

11-35-90-65W

BRI
MAY 28/07

11-35-90-65W
PAGE 0B



757

PARTS CATALOG (MAINTENANCE)

FIG ITEM	PART NUMBER	1 2 3 4 5 6 7	NOMENCLATURE	EFFECT FROM TO	UNITS PER ASSY
65W			MODULE ASSY-LAV (PLACARDS AND MARKINGS ONLY)	101102	
- 1	D75D0D030-111		MODULE ASSY-LAV D (PLACARDS AND MARKINGS ONLY) SUPPLIER CODE: VS5825 SPECIFICATION NUMBER: S417N101-3542B COMPONENT MAINT MANUAL REF: 25-40-59 PRE SERVICE BULLETIN: D75D-25-99 VS5825 FOR NHA/OTHER SYS DET SEE: 25-41-03-20Z	101102	RF
- 1	D75D0D030-111A		MODULE ASSY-LAV D (PLACARDS AND MARKINGS ONLY) SUPPLIER CODE: VS5825 POST SERVICE BULLETIN: D75D-25-99 VS5825	101102	RF
50	2A114-0219-1		.PLACARD- SUPPLIER CODE: VS5825	101102	1
55	2A114-0302-11		.PLACARD-SHUT OFF VALVE SUPPLIER CODE: VS5825	101102	1
60	2A114-0302-12		.PLACARD-SHUT OFF VALVE SUPPLIER CODE: VS5825	101102	1
65	3A114-0208-4		.PLACARD-M NUMBER SUPPLIER CODE: VS5825	101102	1
70	3A124-0105-3		.PLACARD- SUPPLIER CODE: VS5825	101102	1
75	BAC27NPA0216		.PLACARD	101102	1
80	BAC27NPA0217		.PLACARD	101102	1
85	BAC27NPA0218		.PLACARD	101102	1
90	BAC27NPA1279		.PLACARD- PLACARD CONTENT: REMOVE THIS END	101102	2
95	BAC29PPS0877		.PLACARD	101102	2
100	BAC29PPS0879		.PLACARD	101102	1
105	BAC29PPS1218		.PLACARD	101102	1

MISSING ITEM NUMBERS NOT APPLICABLE

- ITEM NOT ILLUSTRATED

11-35-90-65W

11-35-90
FIG. 65W
PAGE 1
JAN 20/09

BRI

BOEING PROPRIETARY - Copyright © - Unpublished Work - See title page for details.



757

PARTS CATALOG (MAINTENANCE)

FIG ITEM	PART NUMBER	1 2 3 4 5 6 7	NOMENCLATURE	EFFECT FROM TO	UNITS PER ASSY
65W 110	BAC29PPS0950	.	PLACARD- PLACARD CONTENT: NO STOWAGE	101102	2
115	BAC29PPS0951	.	PLACARD- PLACARD CONTENT: LOAD LIMIT 5 LB/2.25 KG	101102	3
120	BAC29PPS0628	.	PLACARD- PLACARD CONTENT: DOOR MUST BE CLOSED AND LATCHED DURING TAKEOFF AND LANDING	101102	1
125	BAC29PPS0861	.	PLACARD	101102	1
130	BAC29PPS4279	.	PLACARD- PLACARD CONTENT: OPEN DOOR SLOWLY	101102	1
135	BAC29PPS10978	.	PLACARD	101102	3
140	D75D80453-111	.	PLACARD-LIQUID SOAP INST SUPPLIER CODE: VS5825	101102	1
145	BAC29PPS1219	.	PLACARD	101102	1
150	BAC29PPS18959	.	PLACARD	101102	1

MISSING ITEM NUMBERS NOT APPLICABLE

- ITEM NOT ILLUSTRATED

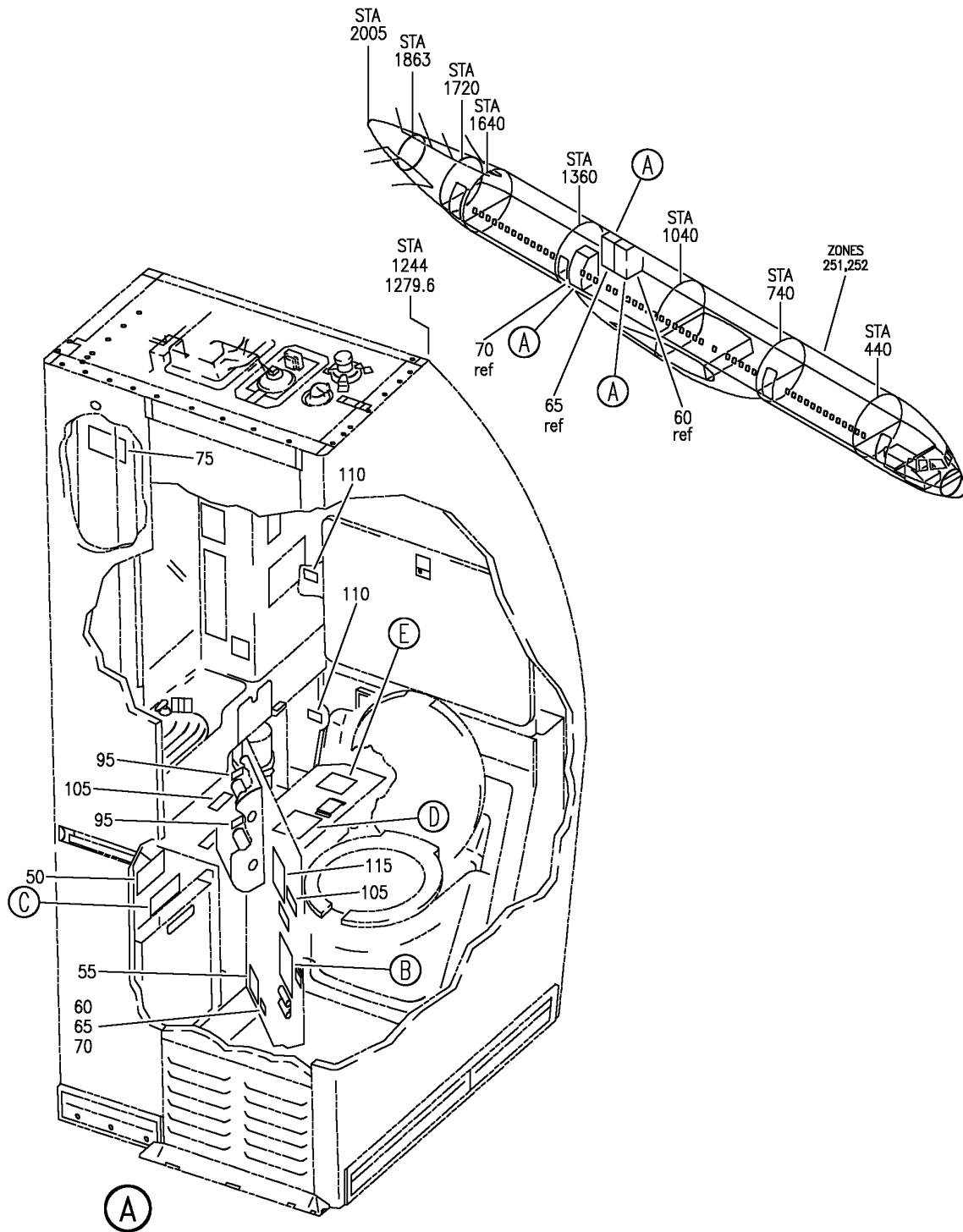
BRI

11-35-90-65W

BOEING PROPRIETARY - Copyright © - Unpublished Work - See title page for details.

11-35-90
FIG. 65W
PAGE 2
JAN 20/09

BOEING
757
PARTS CATALOG (MAINTENANCE)



Y 11359065Z SHT 1 REV 262

MODULE ASSY-LAV B, C, AND D (PLACARDS AND MARKINGS ONLY)
FIGURE 65Z (SHEET 1)

BRI
JAN 20/09

11-35-90-65Z

11-35-90-65Z
PAGE 0

BOEING
757
PARTS CATALOG (MAINTENANCE)

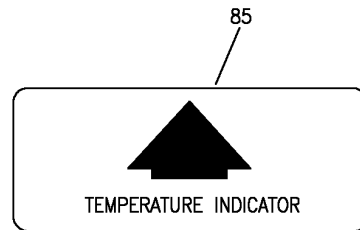
80

CHECK THE FOUR WHITE DOTS ON
TEMPERATURE INDICATOR
LOCATED ABOVE WASTE CONTAINER

IF ANY WHITE DOT HAS TURNED BLACK

CHECK FOR FIRE DAMAGE
REPLACE FIRE EXTINGUISHER
REPLACE TEMPERATURE INDICATOR

(B)



(C)



(E)

90

RESET INSTRUCTIONS
WATER HEATER-OVERHEAT SWITCH

1. TURN HEATER POWER OFF.
2. ENSURE HEATER IS COOL,
FLUSH WITH COLD WATER
IF REQUIRED BY OPENING
HOT WATER FAUCET.
3. DEPRESS RESET BUTTON USING
FINGER PRESSURE ONLY.
CAUTION: DO NOT USE TOOLS.
4. TURN HEATER POWER ON, LIGHTS
SHOULD COME ON.
5. IF OVERHEAT SWITCH(S)
TRIP AGAIN (LIGHT OUT)
INVESTIGATE CAUSE.

(D)

Y 11359065Z SH1 2 REV 262

MODULE ASSY-LAV B, C, AND D (PLACARDS AND MARKINGS ONLY)
FIGURE 65Z (SHEET 2)

11-35-90-65Z

BRI
JAN 20/09

11-35-90-65Z
PAGE 0A



757

PARTS CATALOG (MAINTENANCE)

FIG ITEM	PART NUMBER	1 2 3 4 5 6 7	NOMENCLATURE	EFFECT FROM TO	UNITS PER ASSY
65Z			MODULE ASSY-LAV B, C, AND D (PLACARDS AND MARKINGS ONLY)	103106	
- 1	D71D0B007-111		MODULE ASSY-LAV B (PLACARDS AND MARKINGS ONLY) SUPPLIER CODE: VS5825 SPECIFICATION NUMBER: S417N104-2207A ELECTRICAL EQUIP NUMBER: M10013 COMPONENT MAINT MANUAL REF: 25-44-10 FOR NHA/OTHER SYS DET SEE: 25-41-03-07K	103106	RF
- 5	D71D0C009-111		MODULE ASSY-LAV C (PLACARDS AND MARKINGS ONLY) SUPPLIER CODE: VS5825 SPECIFICATION NUMBER: S417N104-2609A ELECTRICAL EQUIP NUMBER: M10014 COMPONENT MAINT MANUAL REF: 25-44-10 FOR NHA/OTHER SYS DET SEE: 25-41-03-07K	103106	RF
- 10	D71D0D009-111		MODULE ASSY-LAV D (PLACARDS AND MARKINGS ONLY) SUPPLIER CODE: VS5825 SPECIFICATION NUMBER: S417N104-3609A ELECTRICAL EQUIP NUMBER: M10015 COMPONENT MAINT MANUAL REF: 25-44-10 FOR NHA/OTHER SYS DET SEE: 25-41-03-07K	103106	RF
50	D71D80093-111		.PLATE-NAME SUPPLIER CODE: VS5825	103106	1
55	D71D80089-111		.PLACARD-SELECTOR VALVE SUPPLIER CODE: VS5825	103106	1

MISSING ITEM NUMBERS NOT APPLICABLE

- ITEM NOT ILLUSTRATED

11-35-90-65Z

11-35-90
FIG. 65Z
PAGE 1
JAN 20/09

BRI



757

PARTS CATALOG (MAINTENANCE)

FIG ITEM	PART NUMBER	1 2 3 4 5 6 7	NOMENCLATURE	EFFECT FROM TO	UNITS PER ASSY
65Z					
60	3A114-0208-2		.PLACARD-M NUMBER, LAV B SUPPLIER CODE: VS5825	103106	1
65	3A114-0208-3		.PLACARD-M NUMBER, LAV C SUPPLIER CODE: VS5825	103106	1
70	3A114-0208-4		.PLACARD-M NUMBER, LAV D SUPPLIER CODE: VS5825	103106	1
75	D71D80228-111		.PLACARD-LAMP LIST SUPPLIER CODE: VS5825	103106	1
80	BAC27NPA0216		.PLACARD	103106	1
85	BAC27NPA0217		.PLACARD	103106	1
90	BAC27NPA0218		.PLACARD	103106	1
95	BAC27NPA1279		.PLACARD- PLACARD CONTENT: REMOVE THIS END	103106	2
100	BAC29PPS3732		.PLACARD	103106	1
105	BAC29PPS0950		.PLACARD- PLACARD CONTENT: NO STOWAGE	103106	2
110	BAC29PPS0951		.PLACARD- PLACARD CONTENT: LOAD LIMIT 5 LB/2.25 KG	103106	2
115	D73D71579-101		.PLACARD-LIQUID SOAP INSTL SUPPLIER CODE: VS5825	103106	1

MISSING ITEM NUMBERS NOT APPLICABLE

- ITEM NOT ILLUSTRATED

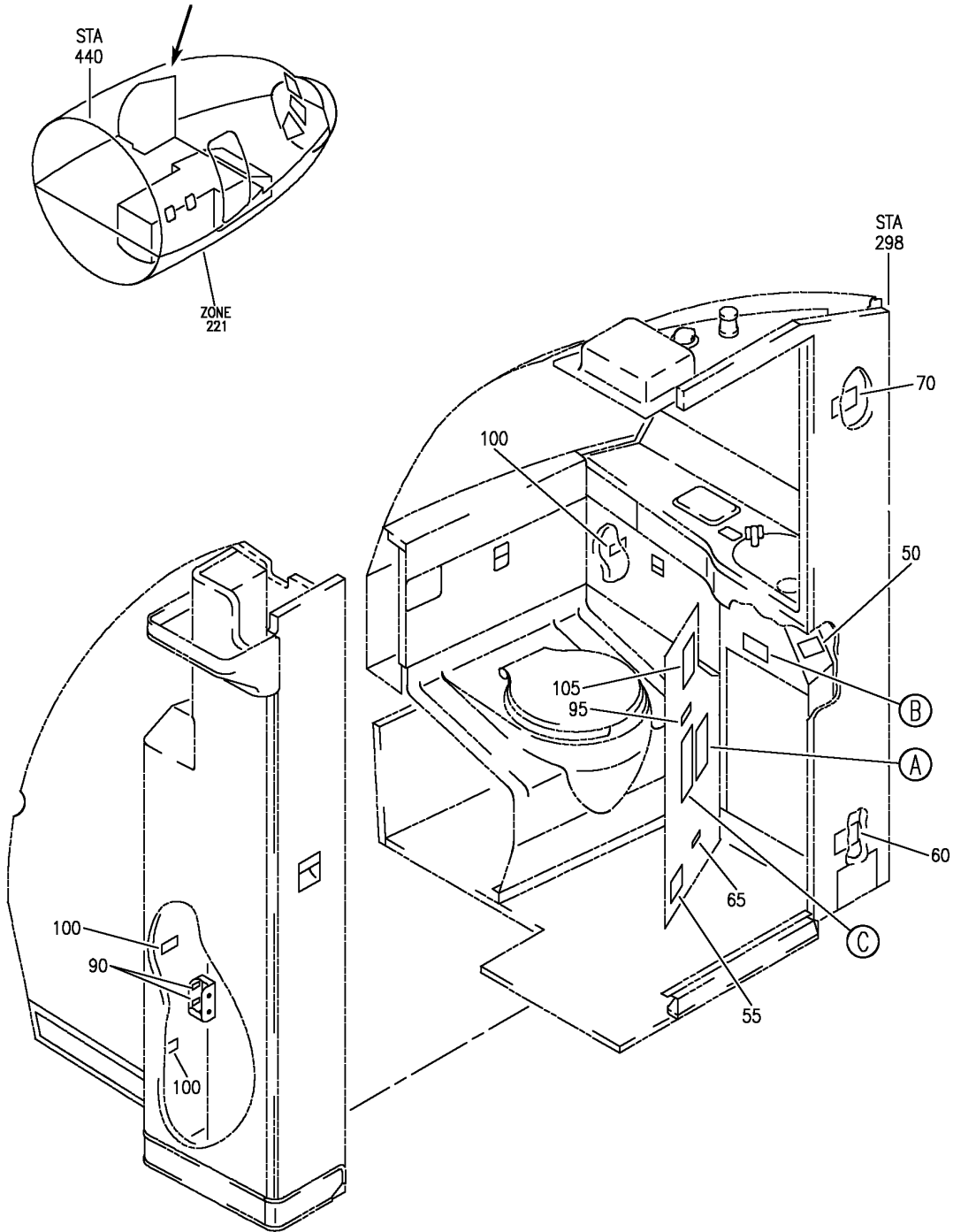
11-35-90-65Z

11-35-90
FIG. 65Z
PAGE 2
JAN 20/09

BRI

BOEING PROPRIETARY - Copyright © - Unpublished Work - See title page for details.

BOEING
757
PARTS CATALOG (MAINTENANCE)



Y 11359066B SHT 1 REV 262

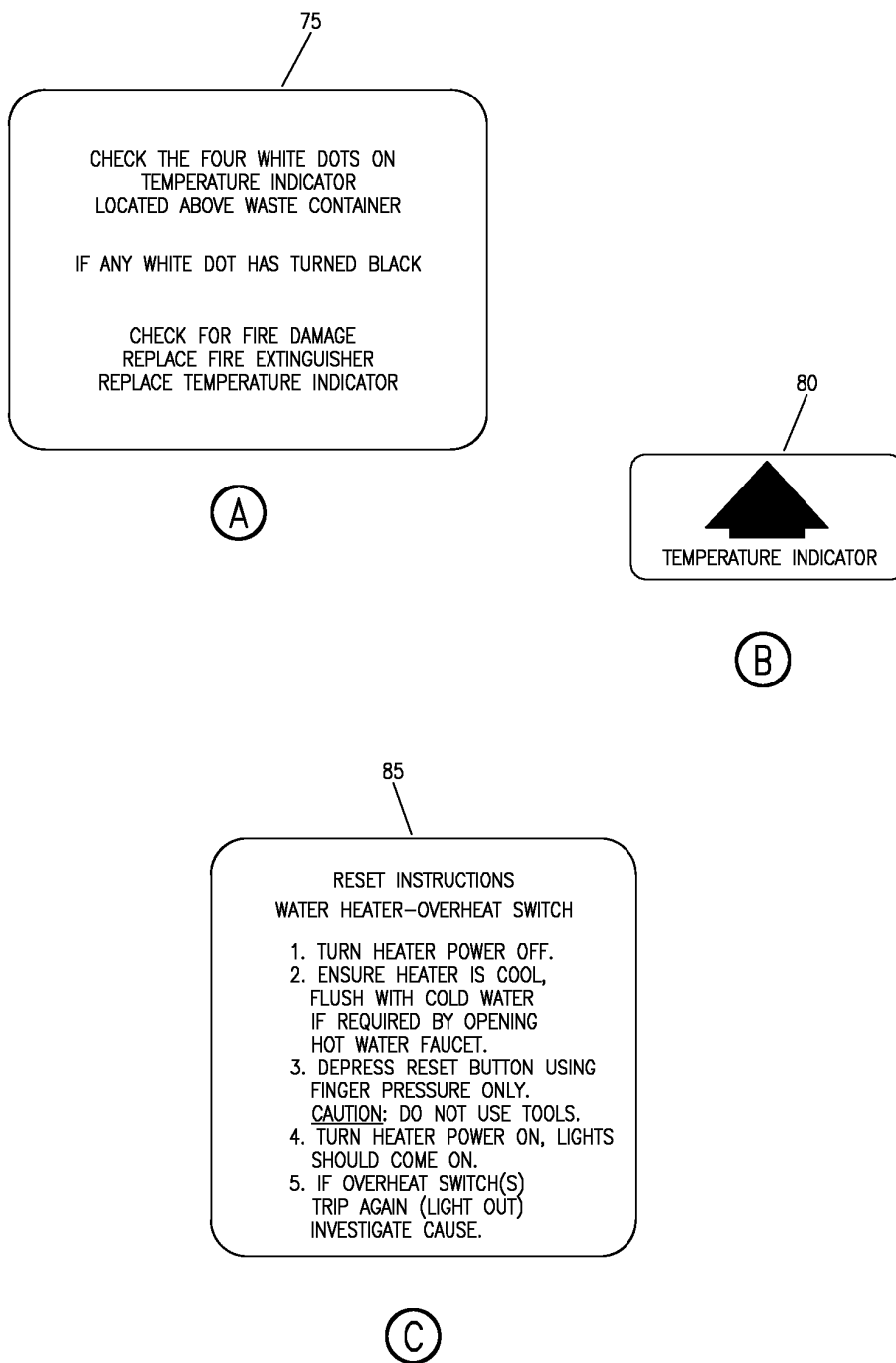
MODULE ASSY-LAV A (PLACARDS AND MARKINGS ONLY)
FIGURE 66B (SHEET 1)

11-35-90-66B

BRI
JAN 20/09

11-35-90-66B
PAGE 0

 **BOEING**
757
PARTS CATALOG (MAINTENANCE)



Y 11359066B SH1 2 REV 262

MODULE ASSY-LAV A (PLACARDS AND MARKINGS ONLY)
FIGURE 66B (SHEET 2)

11-35-90-66B

BRI
JAN 20/09

11-35-90-66B
PAGE 0A



757

PARTS CATALOG (MAINTENANCE)

FIG ITEM	PART NUMBER	1 2 3 4 5 6 7	NOMENCLATURE	EFFECT FROM TO	UNITS PER ASSY
66B			MODULE ASSY-LAV A (PLACARDS AND MARKINGS ONLY)	103106	
- 1	D71D0A012-111		MODULE ASSY-LAV A (PLACARDS AND MARKINGS ONLY) SUPPLIER CODE: VS5825 SPECIFICATION NUMBER: S417N104-1312A COMPONENT MAINT MANUAL REF: 25-44-10 FOR NHA/OTHER SYS DET SEE: 25-41-01-40E	103106	1
50	D71D80093-111		.PLATE-NAME SUPPLIER CODE: VS5825	103106	1
55	D71D80089-111		.PLACARD- SUPPLIER CODE: VS5825	103106	1
60	D71D80117-111		.PLACARD- SUPPLIER CODE: VS5825	103106	1
65	3A114-0208-1		.PLACARD- SUPPLIER CODE: VS5825	103106	1
70	D71D80227-111		.PLACARD- SUPPLIER CODE: VS5825	103106	1
75	BAC27NPA0216		.PLACARD	103106	1
80	BAC27NPA0217		.PLACARD	103106	1
85	BAC27NPA0218		.PLACARD	103106	1
90	BAC27NPA1279		.PLACARD- PLACARD CONTENT: REMOVE THIS END	103106	2
95	BAC29PPS0950		.PLACARD- PLACARD CONTENT: NO STOWAGE	103106	1
100	BAC29PPS0951		.PLACARD- PLACARD CONTENT: LOAD LIMIT 5LB/2.25KG	103106	3
105	D73D71579-101		.PLACARD- SUPPLIER CODE: VS5825	103106	1

MISSING ITEM NUMBERS NOT APPLICABLE

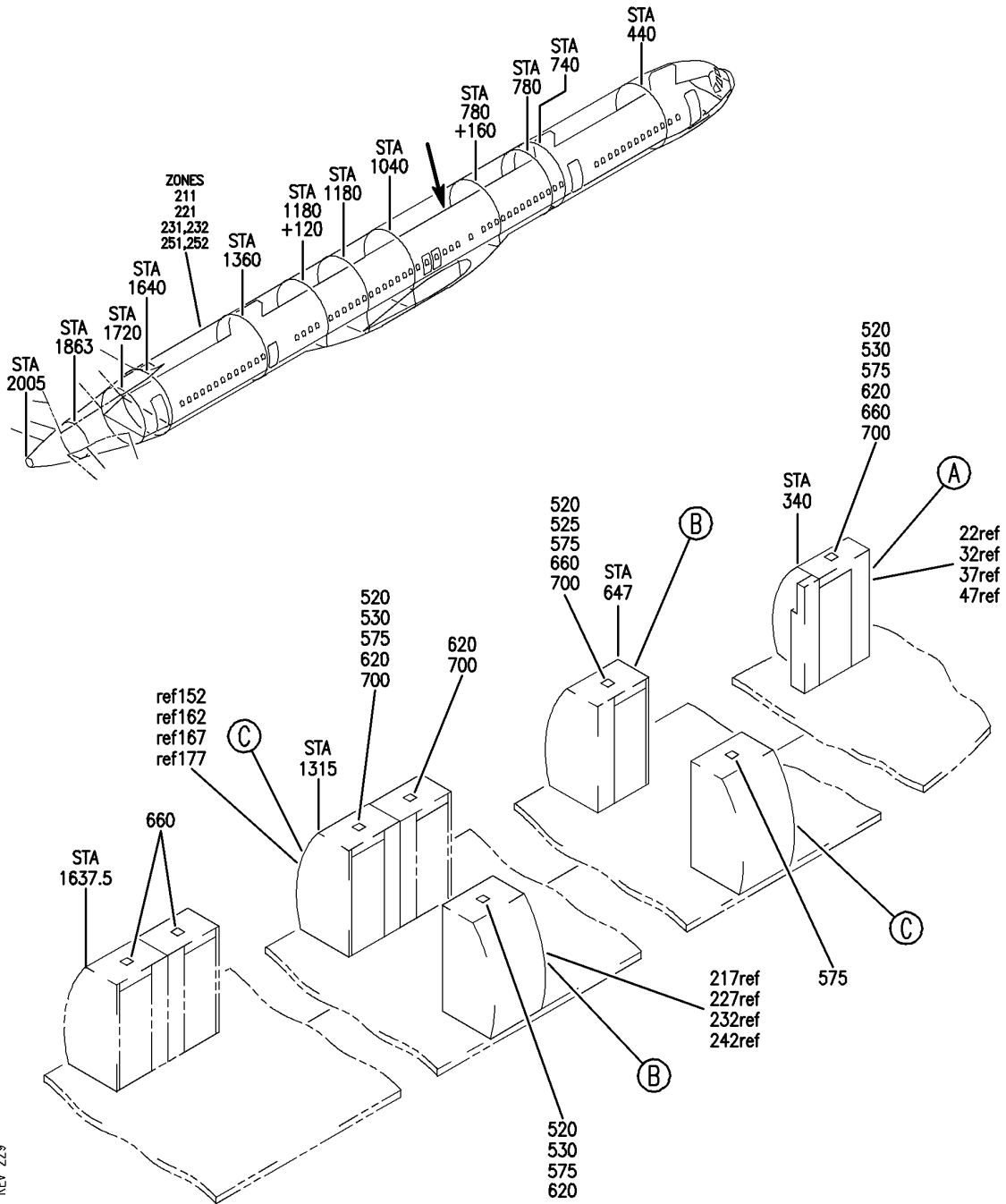
- ITEM NOT ILLUSTRATED

11-35-90-66B

11-35-90
FIG. 66B
PAGE 1
JAN 20/09

BRI

BOEING
757
PARTS CATALOG (MAINTENANCE)



Y 11359080 SHT 1 REV 229

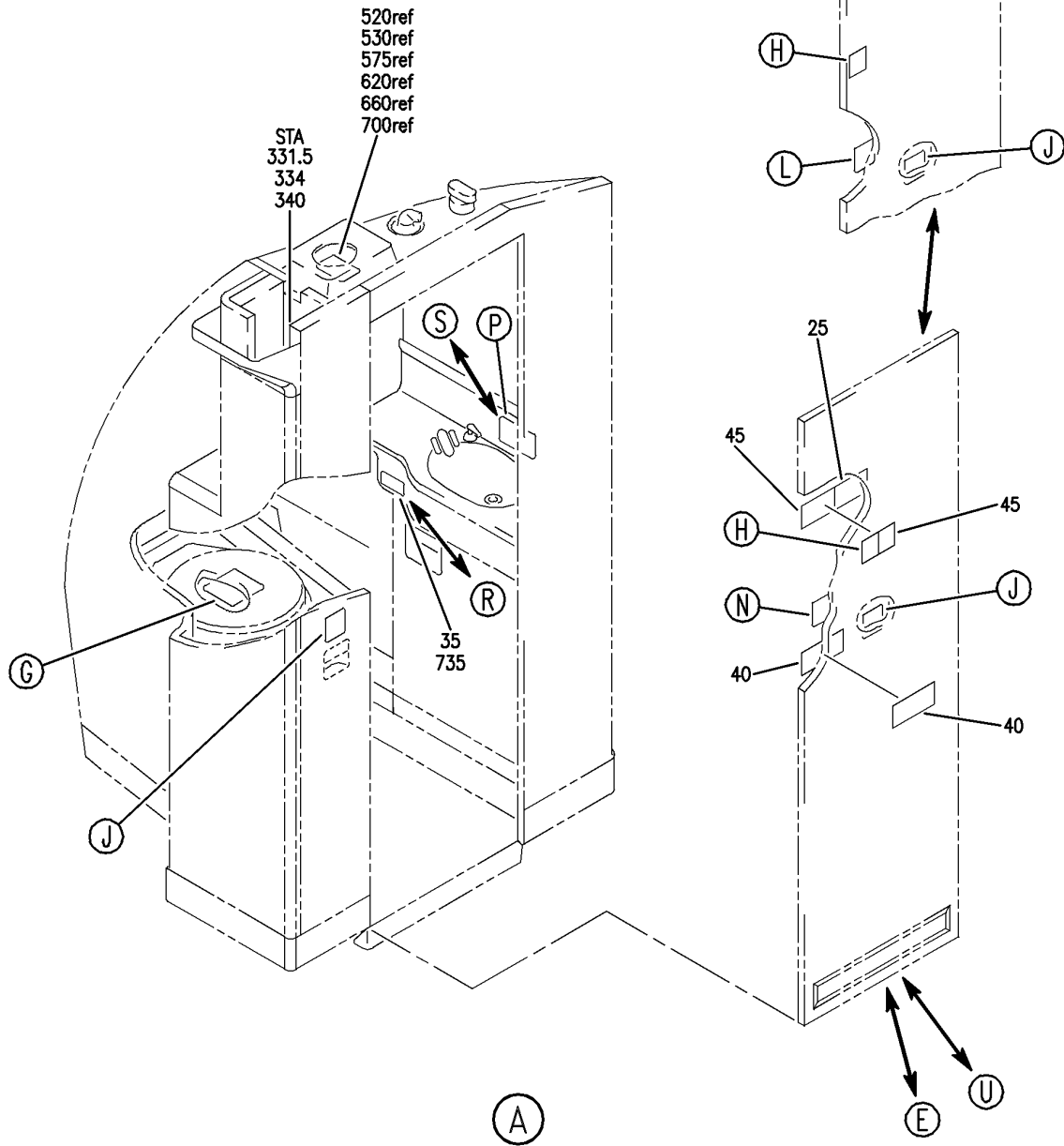
PLACARD INSTL-CAB. INTR LAVATORIES
FIGURE 80 (SHEET 1)

11-35-90-80

BRI
MAY 28/07

11-35-90-80
PAGE 0

BOEING
757
PARTS CATALOG (MAINTENANCE)



Y 11359080 SHT 2 REV 229

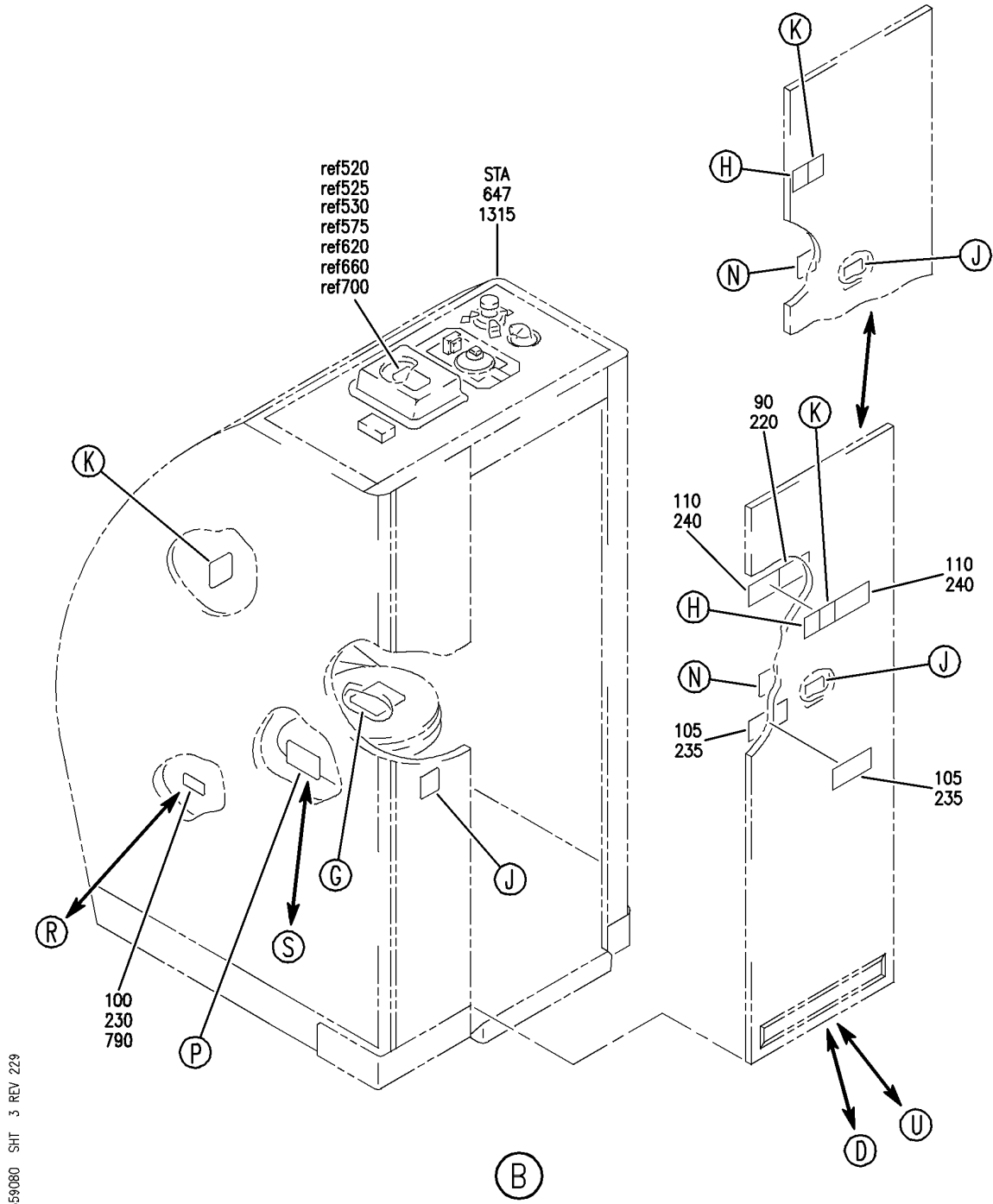
PLACARD INSTL-CAB. INTR LAVATORIES
FIGURE 80 (SHEET 2)

11-35-90-80

BRI
MAY 28/07

11-35-90-80
PAGE 0A

BOEING
757
PARTS CATALOG (MAINTENANCE)



Y 11359080 SHT 3 REV 229

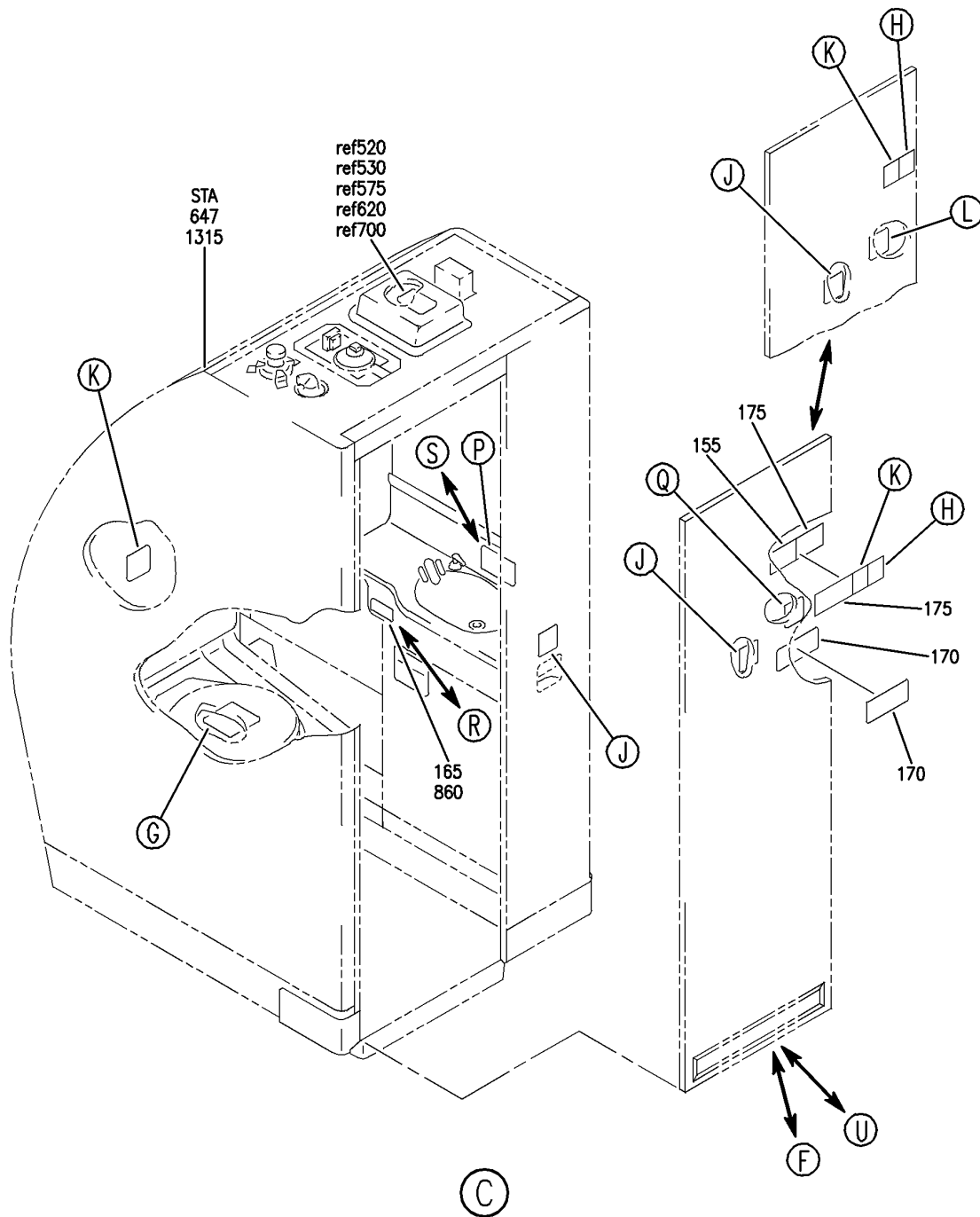
PLACARD INSTL-CAB. INTR LAVATORIES
FIGURE 80 (SHEET 3)

11-35-90-80

BRI
MAY 28/07

11-35-90-80
PAGE 0B

BOEING
757
PARTS CATALOG (MAINTENANCE)



Y 11359080 SHT 4 REV 229

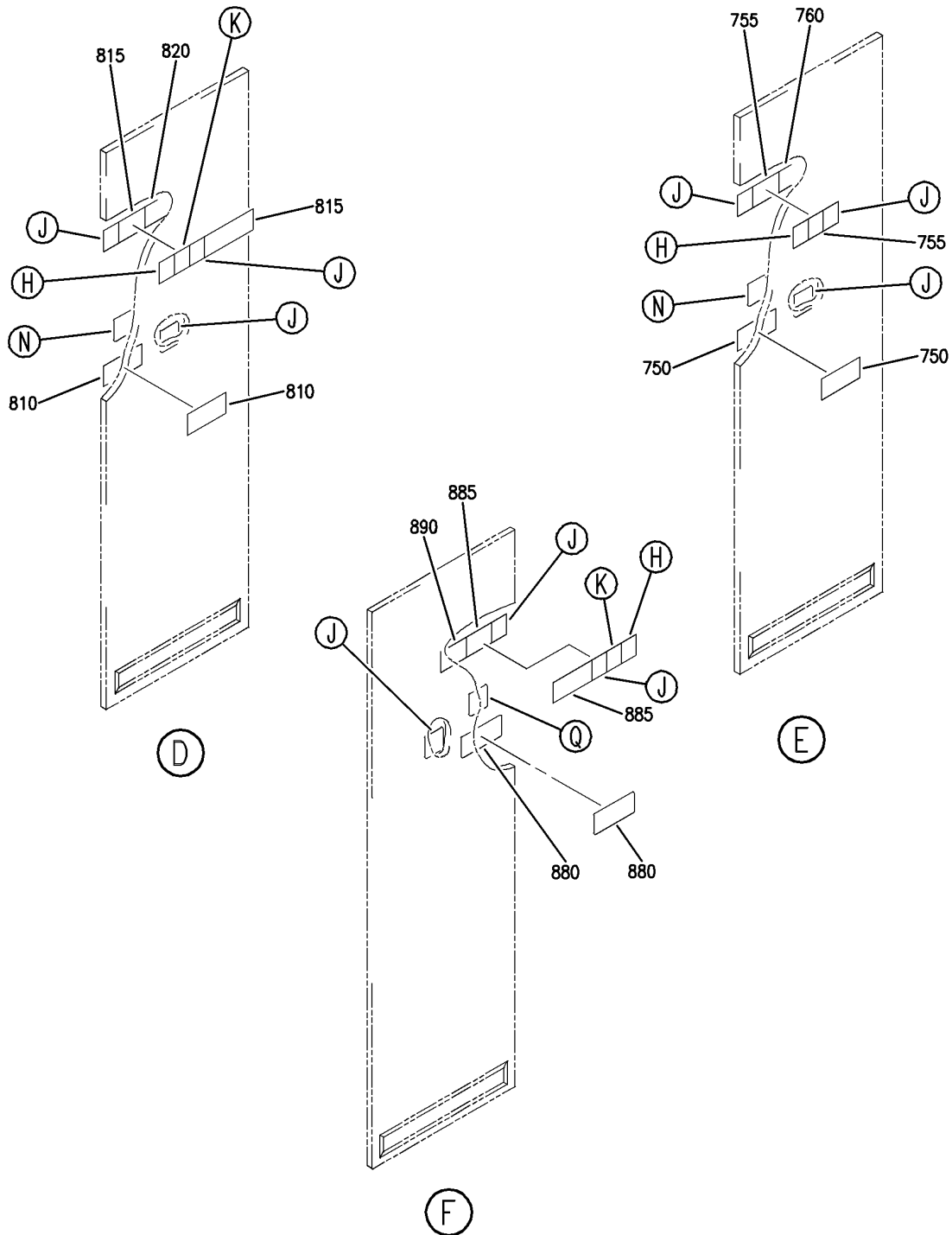
PLACARD INSTL-CAB. INTR LAVATORIES
FIGURE 80 (SHEET 4)

11-35-90-80

BRI
MAY 28/07

11-35-90-80
PAGE 0C


BOEING
 757
PARTS CATALOG (MAINTENANCE)



Y 11359080 SH1 5 REV 225

PLACARD INSTL-CAB. INTR LAVATORIES
 FIGURE 80 (SHEET 5)

11-35-90-80

BRI
MAY 28/07

11-35-90-80
 PAGE 0D

BOEING
757
PARTS CATALOG (MAINTENANCE)

5
70
135
200
270
320
360
740
800
870



(G)

10
75
140
205
275
325
365
770
830
900



(H)

15
80
145
210
280
330
370
745
805
875




(J)

65
130
195
260
310
795
865




(K)

152
265
355



(L)

22
217
315



(M)

Y 11359080 SHT 6 REV 229

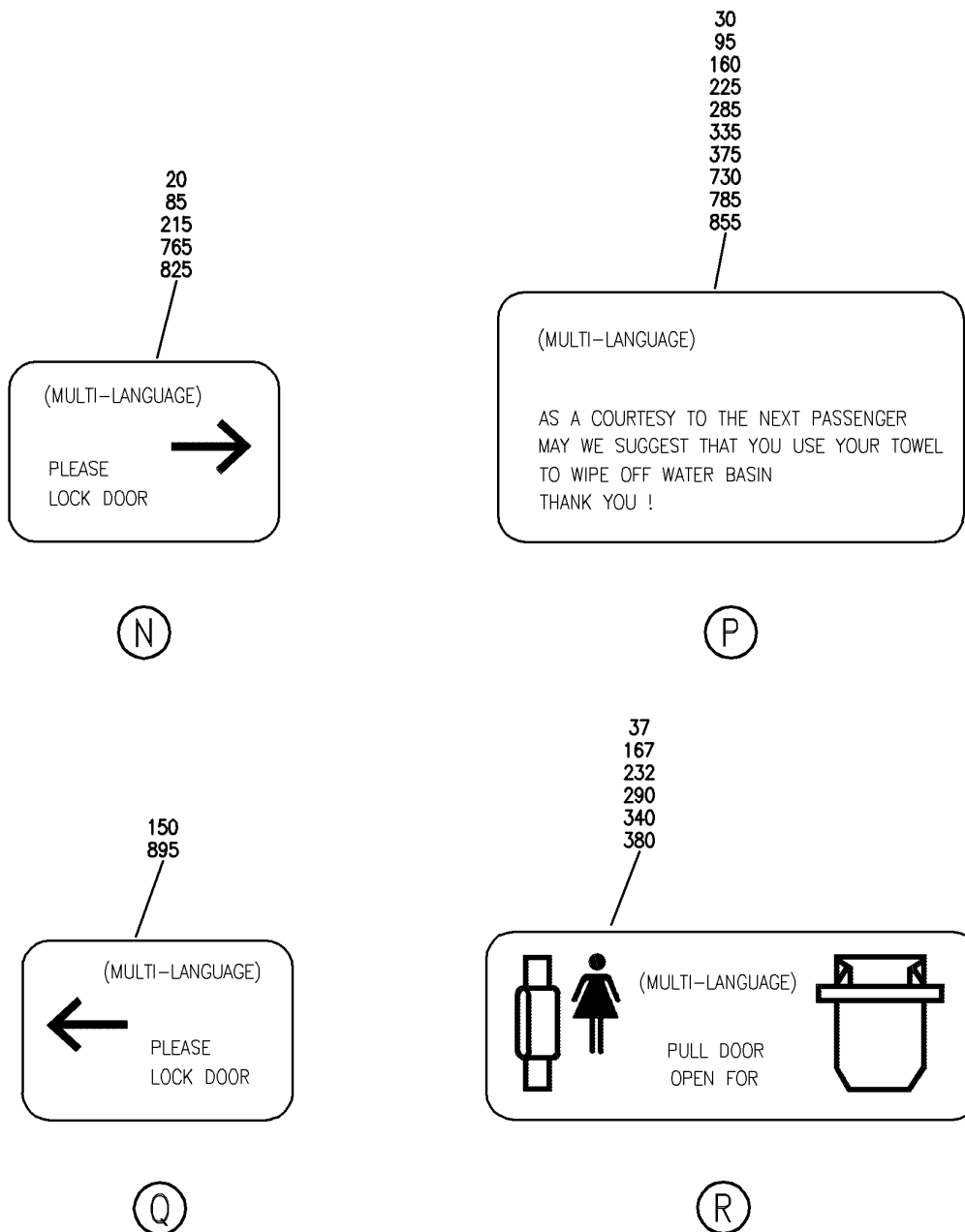
PLACARD INSTL-CAB. INTR LAVATORIES
FIGURE 80 (SHEET 6)

11-35-90-80

BRI
MAY 28/07

11-35-90-80
PAGE 0E

BOEING
757
PARTS CATALOG (MAINTENANCE)



Y 11359080 SH7 7 REV 229

PLACARD INSTL-CAB. INTR LAVATORIES
FIGURE 80 (SHEET 7)

11-35-90-80

BRI
MAY 28/07

11-35-90-80
PAGE OF

BOEING
757
PARTS CATALOG (MAINTENANCE)

32
162
227

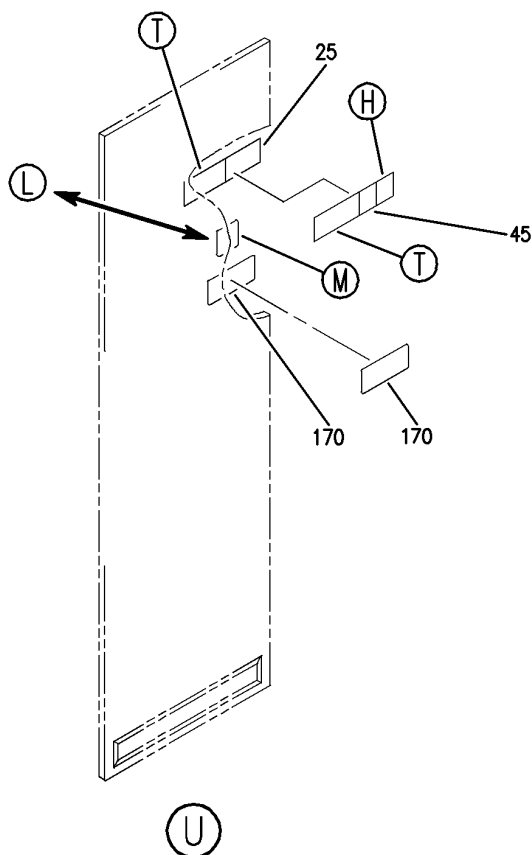
AS A COURTESY TO THE NEXT PASSENGER
MAY WE SUGGEST THAT YOU USE YOUR TOWEL
TO WIPE OFF WATER BASIN
THANK YOU!

(S)

47
177
242

 NO SMOKING
IN LAVATORY

(T)



Y 11359080 SHT 8 REV 229

PLACARD INSTL-CAB. INTR LAVATORIES
FIGURE 80 (SHEET 8)

11-35-90-80

BRI
MAY 28/07

11-35-90-80
PAGE 0G



757

PARTS CATALOG (MAINTENANCE)

FIG ITEM	PART NUMBER	1 2 3 4 5 6 7	NOMENCLATURE	EFFECT FROM TO	UNITS PER ASSY
80			PLACARD INSTL-CAB. INTR LAVATORIES	102106	
- 600	414N5118-23		PLACARD INSTL-CAB. INTR LAVATORIES POSITION DATA: STA 331.55 LBL 20.00 FOR NHA SEE: 25-20-00-07B	102102	RF
- 605	414N5118-24		PLACARD INSTL-CAB. INTR LAVATORIES POSITION DATA: STA 1244.00 LBL 22.00 FOR NHA SEE: 25-20-00-07B	102102	RF
- 605	MODREF20951		PLACARD INSTL-CAB. INTR LAVATORIES MODULE NUMBER: 414N5118-24 REV A POSITION DATA: STA 1244.00 LBL 22.00	103106	1
- 610	414N5118-25		PLACARD INSTL-CAB. INTR LAVATORIES POSITION DATA: STA 1315.00 LBL 22.00 FOR NHA SEE: 25-20-00-07B	102102	RF
- 615	414N5118-26		PLACARD INSTL-CAB. INTR LAVATORIES POSITION DATA: STA 1315.00 RBL 22.00 FOR NHA SEE: 25-20-00-07B	102102	RF
- 615	MODREF17098		PLACARD INSTL-CAB. INTR LAVATORIES MODULE NUMBER: 414N5118-26 REV A POSITION DATA: STA 1315.00 RBL 22.00	103106	1
620	BAC29PPS36204		.PLACARD- PLACARD CONTENT: PULL MASK DOWN TO TURN ON OXYGEN	102102	1
620	BAC29PPS36204		.PLACARD- PLACARD CONTENT: PULL MASK DOWN TO TURN ON OXYGEN	103106	1

MISSING ITEM NUMBERS NOT APPLICABLE

- ITEM NOT ILLUSTRATED

11-35-90-80

11-35-90
FIG. 80
PAGE 1
JAN 20/09

BRI



757

PARTS CATALOG (MAINTENANCE)

FIG ITEM	PART NUMBER	1 2 3 4 5 6 7	NOMENCLATURE	EFFECT FROM TO	UNITS PER ASSY
80 - 640	MODREF17094		PLACARD INSTL-CAB. INTR LAVATORIES MODULE NUMBER: 414N5118-19 REV A POSITION DATA: STA 298.00 LBL 20.00	103106	1
660	BAC29PPS36536		.PLACARD- PLACARD CONTENT: PULL MASK DOWN TO TURN ON OXYGEN	103106	1

MISSING ITEM NUMBERS NOT APPLICABLE

- ITEM NOT ILLUSTRATED

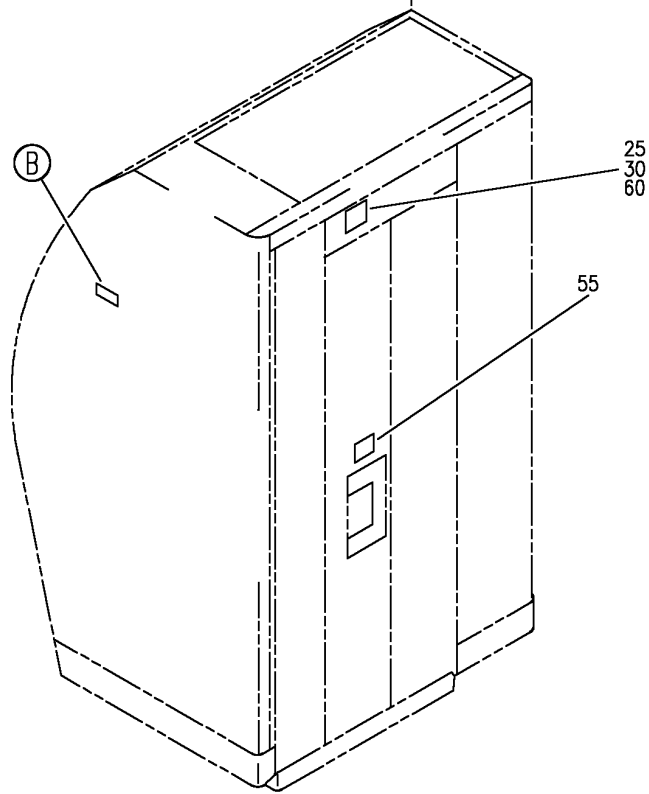
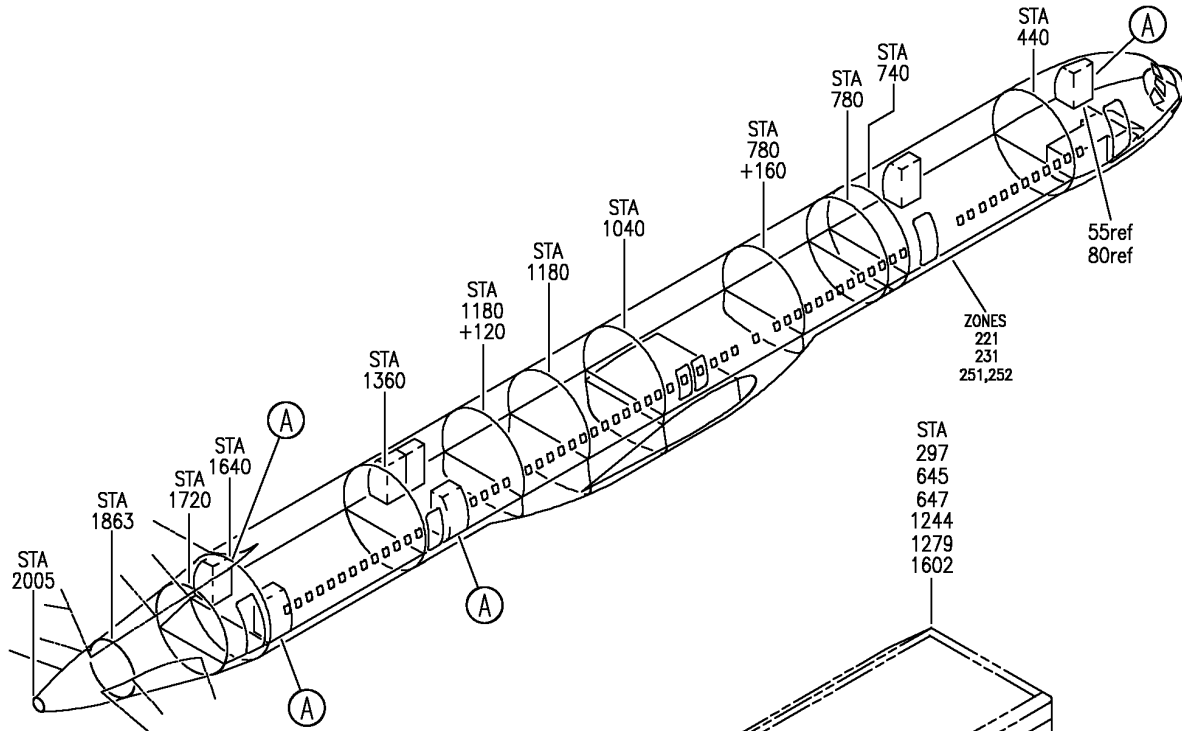
BRI

11-35-90-80

BOEING PROPRIETARY - Copyright © - Unpublished Work - See title page for details.

11-35-90
FIG. 80
PAGE 2
JAN 20/09

BOEING
757
PARTS CATALOG (MAINTENANCE)



80

757-5800 FLEET
(757-300)
FAA MINIMUM CABIN CREW OF 5 REQUIRED

(B)

(A)

Y 11359080B REV 257

PLACARD INSTL-CAB. INTR LAVATORIES
FIGURE 80B



757

PARTS CATALOG (MAINTENANCE)

FIG ITEM	PART NUMBER	1 2 3 4 5 6 7	NOMENCLATURE	EFFECT FROM TO	UNITS PER ASSY
80B			PLACARD INSTL-CAB. INTR LAVATORIES	108120	
- 15	414N5118-56		PLACARD INSTL-CAB. INTR LAVATORIES POSITION DATA: STA 1315.00 RBL 22.00 FOR NHA SEE: 25-20-00-07B	108120	RF
- 20	414N5118-57		PLACARD INSTL-CAB. INTR LAVATORIES POSITION DATA: STA 647.00 LBL 22.00 FOR NHA SEE: 25-20-00-07B	108120	RF
- 23	414N5118-59		PLACARD INSTL-CAB. INTR LAVATORIES POSITION DATA: STA 1315.00 LBL 22.00 FOR NHA SEE: 25-20-00-07B	108120	RF
25	BAC29PPS46299		.PLACARD- PLACARD CONTENT: CLOSE DOOR DURING TAXI, TAKEOFF AND LANDING	108120	1

MISSING ITEM NUMBERS NOT APPLICABLE

- ITEM NOT ILLUSTRATED

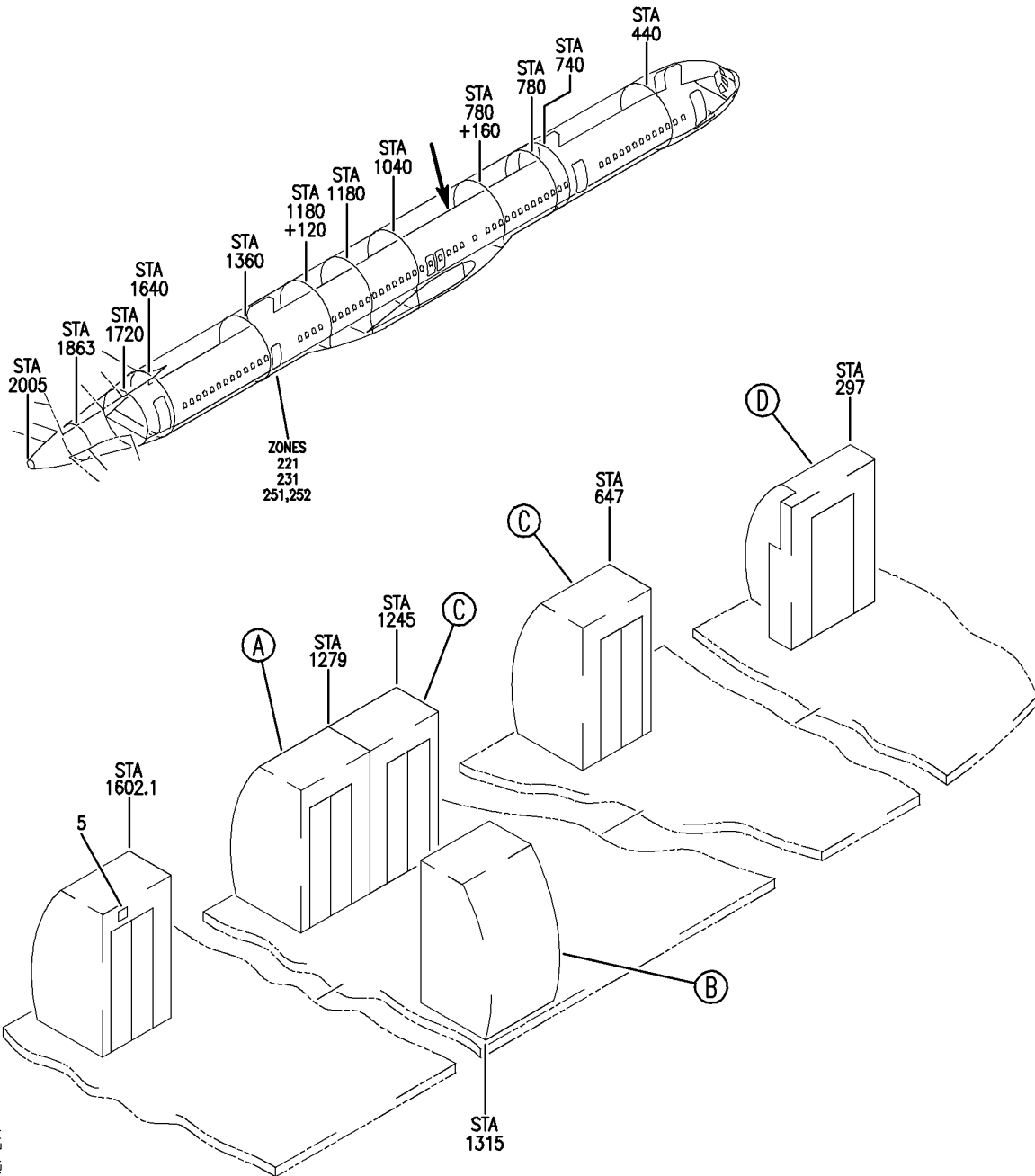
BRI

11-35-90-80B

BOEING PROPRIETARY - Copyright © - Unpublished Work - See title page for details.

11-35-90
FIG. 80B
PAGE 1
JAN 20/09

BOEING
757
PARTS CATALOG (MAINTENANCE)



Y 11359080D SHT 1 REV 244

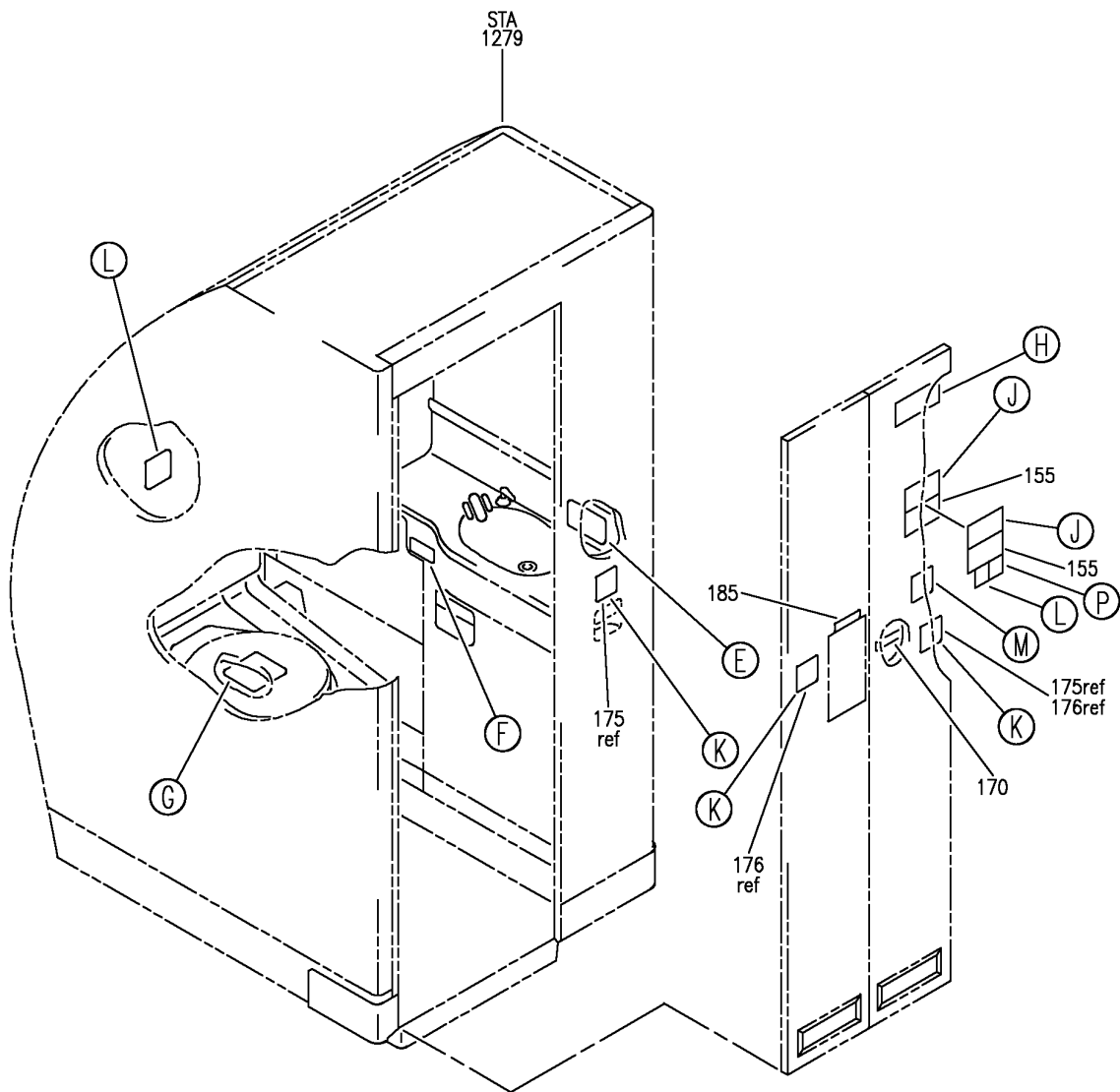
PLACARD INSTL-CAB. INTR LAVATORIES ONLY
FIGURE 80D (SHEET 1)

BRI
JAN 20/09

11-35-90-80D

11-35-90-80D
PAGE 0

BOEING
757
PARTS CATALOG (MAINTENANCE)



(A)

Y 11359080D SHT 2 REV 271

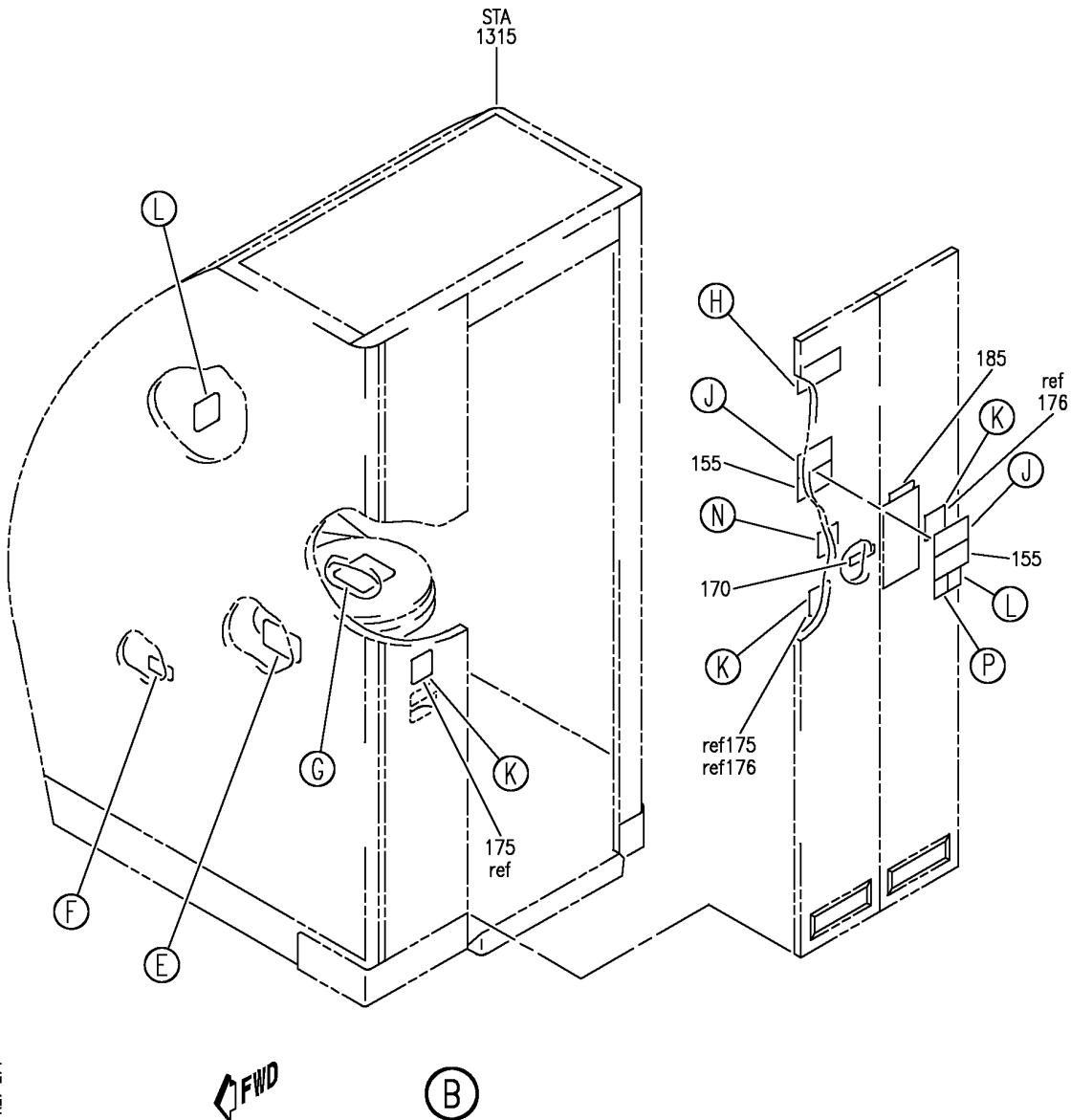
PLACARD INSTL-CAB. INTR LAVATORIES ONLY
FIGURE 80D (SHEET 2)

11-35-90-80D

BRI
JAN 20/09

11-35-90-80D
PAGE 0A

BOEING
757
PARTS CATALOG (MAINTENANCE)



Y 11359080D SHT 3 REV 271

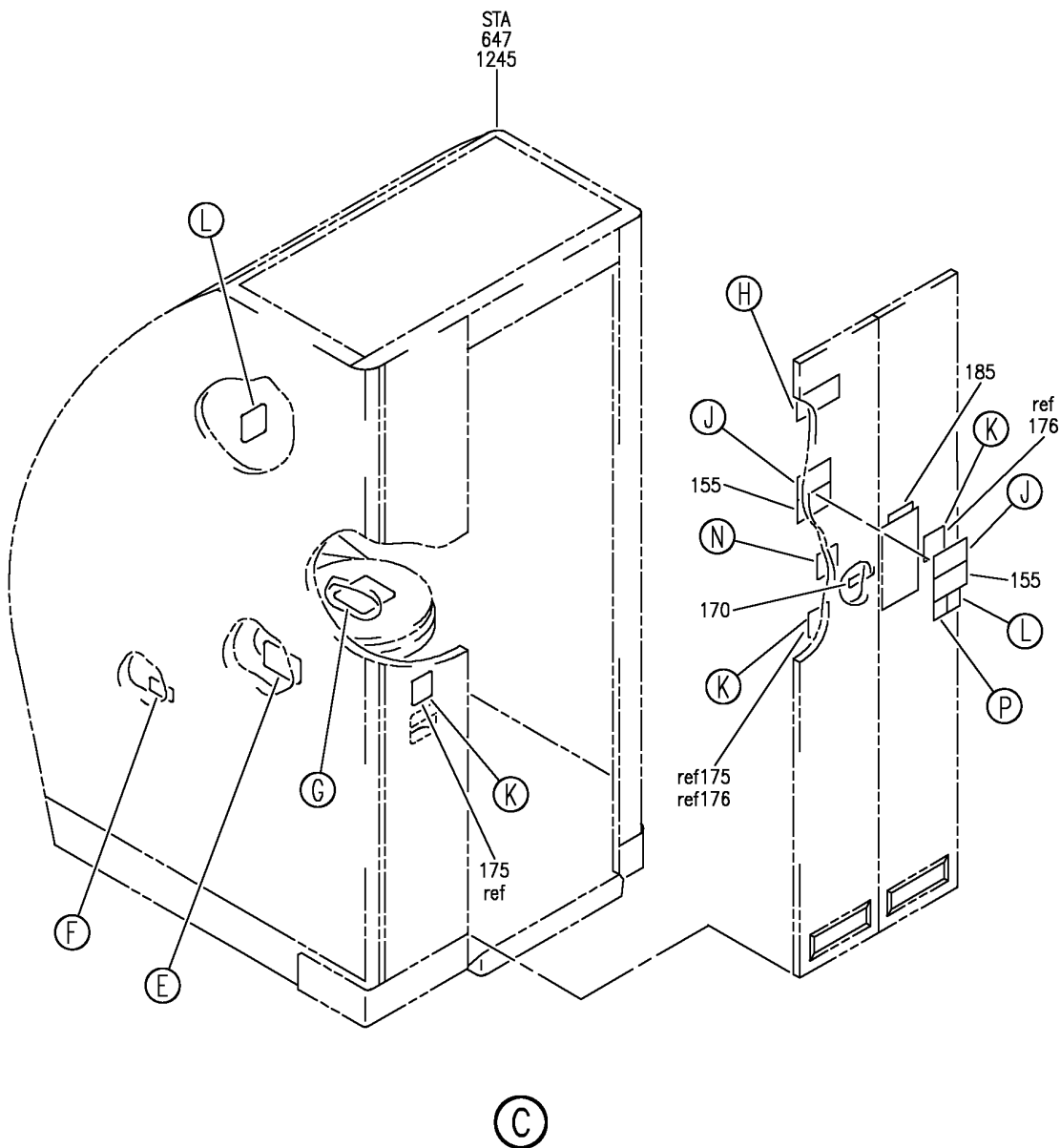
PLACARD INSTL-CAB. INTR LAVATORIES ONLY
FIGURE 80D (SHEET 3)

11-35-90-80D

BRI
JAN 20/09

11-35-90-80D
PAGE 0B

BOEING
757
PARTS CATALOG (MAINTENANCE)



Y 11359080D SHT 4 REV 271

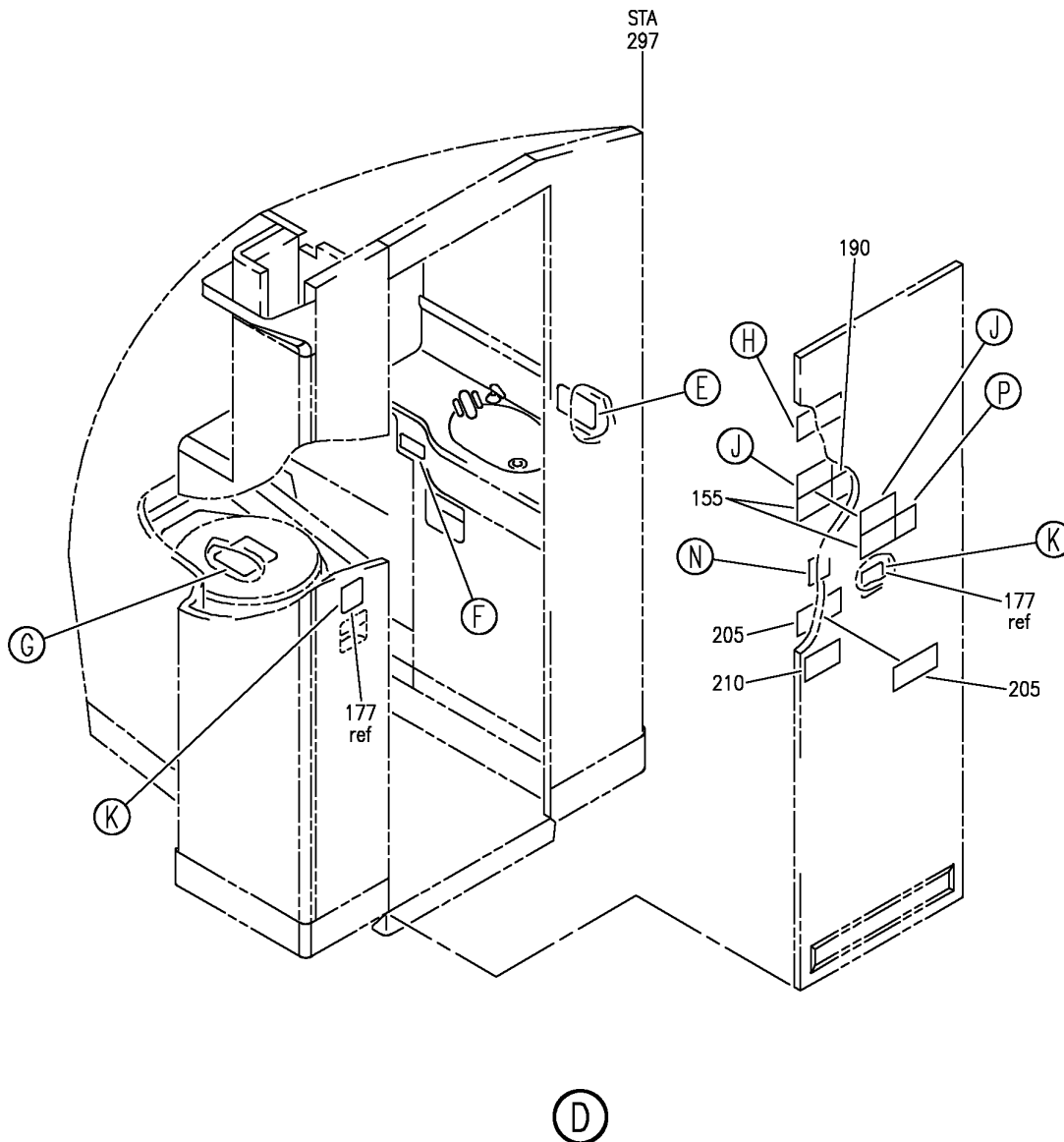
PLACARD INSTL-CAB. INTR LAVATORIES ONLY
FIGURE 80D (SHEET 4)

11-35-90-80D

BRI
JAN 20/09

11-35-90-80D
PAGE 0C

BOEING
757
PARTS CATALOG (MAINTENANCE)



Y 11359080D SHT 5 REV 271

PLACARD INSTL-CAB. INTR LAVATORIES ONLY
FIGURE 80D (SHEET 5)

11-35-90-80D

BRI
JAN 20/09

11-35-90-80D
PAGE 0D

BOEING
757
PARTS CATALOG (MAINTENANCE)

125
126

AS A COURTESY TO THE NEXT PASSENGER MAY WE SUGGEST THAT YOU USE YOUR TOWEL TO WIPE OFF WATER BASIN. THANK YOU!

(MULTI-LANGUAGE)


130




(E)

(F)

195



140



(J)

(G)

145

FEDERAL LAW PROVIDES FOR A PENALTY OF UP TO \$2,200 FOR TAMPERING WITH THE SMOKE DETECTOR INSTALLED IN THIS LAVATORY

(MULTI-LANGUAGE)

(H)

Y 11359080D SHT 6 REV 246

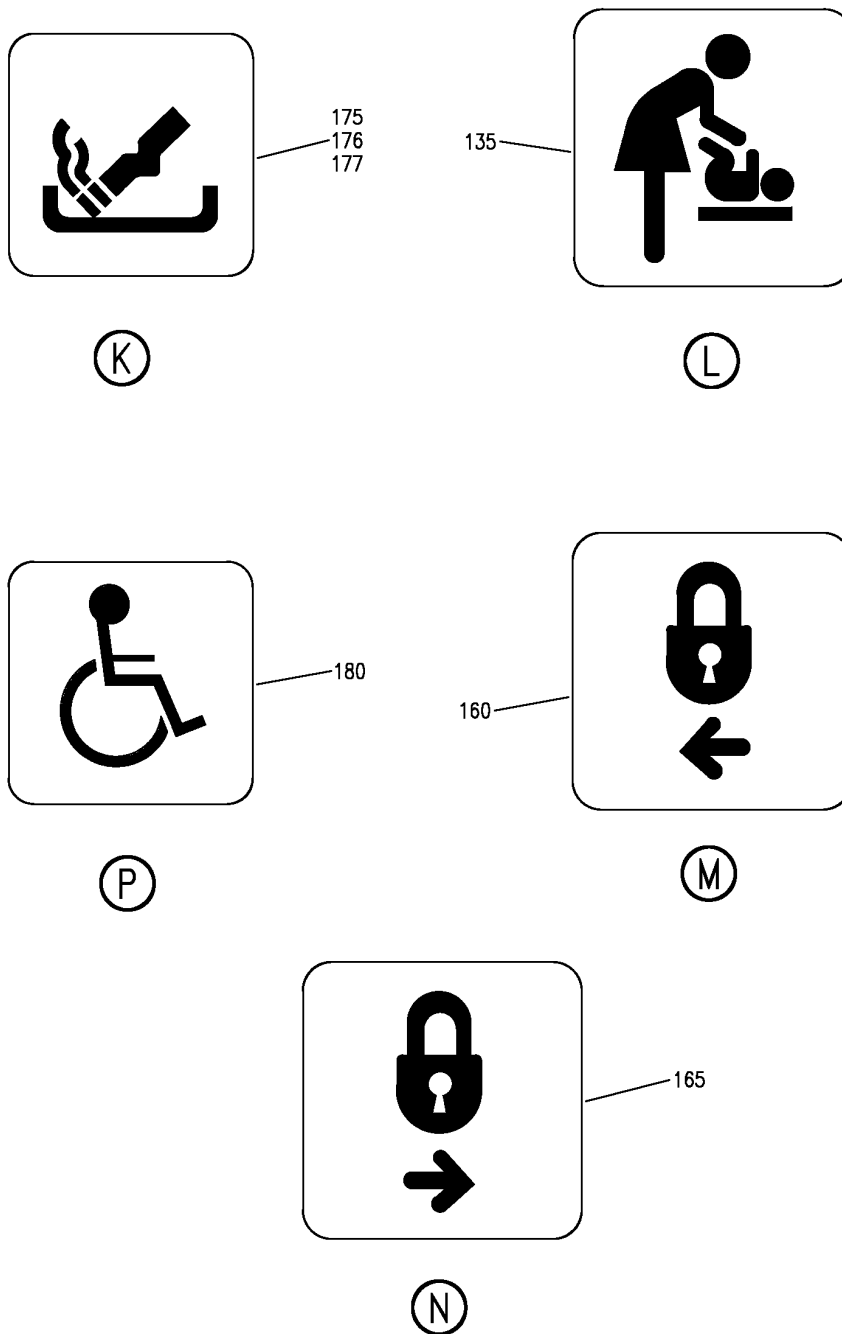
PLACARD INSTL-CAB. INTR LAVATORIES ONLY
FIGURE 80D (SHEET 6)

11-35-90-80D

BRI
JAN 20/09

11-35-90-80D
PAGE 0E

BOEING
757
PARTS CATALOG (MAINTENANCE)



Y 11359080D SHT 7 REV 248

PLACARD INSTL-CAB. INTR LAVATORIES ONLY
FIGURE 80D (SHEET 7)

11-35-90-80D

BRI
JAN 20/09

11-35-90-80D
PAGE OF



757

PARTS CATALOG (MAINTENANCE)

FIG ITEM	PART NUMBER	1 2 3 4 5 6 7	NOMENCLATURE	EFFECT FROM TO	UNITS PER ASSY
80D			PLACARD INSTL-CAB. INTR LAVATORIES ONLY	108120	
- 100	414N5118-47		PLACARD INSTL-CAB. INTR LAVATORIES ONLY POSITION DATA: STA 1279.00 LBL 22.00 FOR NHA SEE: 25-20-00-07B	108120	RF
- 105	414N5118-49		PLACARD INSTL-CAB. INTR LAVATORIES ONLY POSITION DATA: STA 1315.00 RBL 22.00 FOR NHA SEE: 25-20-00-07B	108120	RF
- 110	414N5118-51		PLACARD INSTL-CAB. INTR LAVATORIES ONLY POSITION DATA: STA 647.00 LBL 22.00 FOR NHA SEE: 25-20-00-07B	108120	RF
- 115	414N5118-45		PLACARD INSTL-CAB. INTR LAVATORIES ONLY POSITION DATA: STA 297.00 LBL 20.00 FOR NHA SEE: 25-20-00-07B	108120	RF
125	BAC29PPS45195		.PLACARD-(MULTI-LANGUAGE)	108120	1
130	BAC29PPS45194		.PLACARD-(MULTI-LANGUAGE)	108120	1
135	BAC29PPS36194		.PLACARD- USED ON: 414N5118-47	108120	2
140	BAC29PPS36213		.PLACARD	108120	1
145	BAC29PPS45188		.PLACARD-(MULTI-LANGUAGE)	108120	1
155	BAC29PPS45189		.PLACARD-(SPANISH)	108120	2
160	BAC29PPS36201		.PLACARD- USED ON: 414N5118-47 414N5118-134 MODREF21992	108120	1
165	BAC29PPS36200		.PLACARD- USED ON: 414N5118-49 414N5118-51 414N5118-45	108120	1
170	BAC29PPS29196		.PLACARD-(SPANISH) USED ON: 414N5118-47 414N5118-49 414N5118-51	108120	1

MISSING ITEM NUMBERS NOT APPLICABLE

- ITEM NOT ILLUSTRATED

11-35-90-80D

11-35-90
FIG. 80D
PAGE 1
JAN 20/09

BRI

BOEING PROPRIETARY - Copyright © - Unpublished Work - See title page for details.



757

PARTS CATALOG (MAINTENANCE)

FIG ITEM	PART NUMBER	1 2 3 4 5 6 7	NOMENCLATURE	EFFECT FROM TO	UNITS PER ASSY
80D 175	BAC29PPS36206		.PLACARD- USED ON: 414N5118-47 414N5118-49 414N5118-51	108120	2
177	BAC29PPS36206		.PLACARD- USED ON: 414N5118-45 MODREF204041	108120	2
180	BAC29PPS38297		.PLACARD- USED ON: 414N5118-45 414N5118-47 414N5118-51	108120	1
185	BAC29PPS29202		.PLACARD-(SPANISH) USED ON: 414N5118-47 414N5118-49 414N5118-51	108120	1
190	BAC29PPS45193		.PLACARD-(MULTI-LANGUAGE) PLACARD CONTENT: OPEN DOOR SLOWLY USED ON: 414N5118-45 MODREF204041	108120	1
195	BAC29PPS44376		.PLACARD	108120	2
205	BAC29PPS45187		.PLACARD-(MULTI-LANGUAGE) PLACARD CONTENT: LATCH DOOR CLOSED DURING TAXI, TAKEOFF AND LANDING USED ON: 414N5118-45	108120	2

MISSING ITEM NUMBERS NOT APPLICABLE

- ITEM NOT ILLUSTRATED

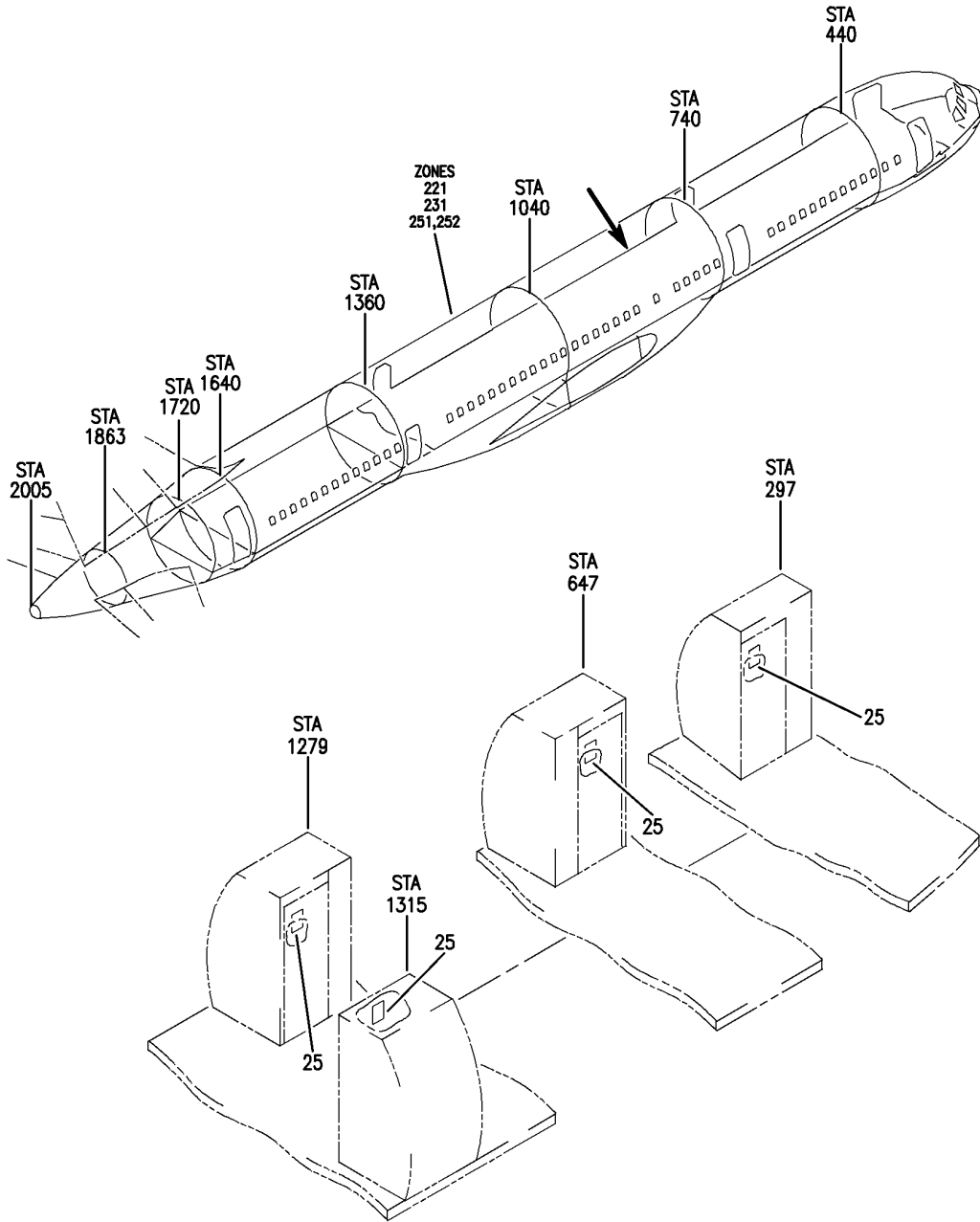
BRI

11-35-90-80D

BOEING PROPRIETARY - Copyright © - Unpublished Work - See title page for details.

11-35-90
FIG. 80D
PAGE 2
JAN 20/09

BOEING
757
PARTS CATALOG (MAINTENANCE)



Y 11359080E REV 229

PLACARD INSTL-ICE CAB. INTR LAVATORIES ONLY
FIGURE 80E

11-35-90-80E

BRI
JAN 20/09

11-35-90-80E
PAGE 0



757

PARTS CATALOG (MAINTENANCE)

FIG ITEM	PART NUMBER	1 2 3 4 5 6 7	NOMENCLATURE	EFFECT FROM TO	UNITS PER ASSY
80E					
- 1	414N5118-46		PLACARD INSTL-ICE CAB. INTR LAVATORIES ONLY	108120	
			PLACARD INSTL-ICE CAB. INTR LAVATORIES ONLY POSITION DATA: STA 297.00, LBL 20.00 FOR NHA SEE: 25-20-00-07B	108120	RF
- 5	414N5118-48		PLACARD INSTL-ICE CAB. INTR LAVATORIES ONLY	108120	RF
			POSITION DATA: STA 1279.00, LBL 22.00 FOR NHA SEE: 25-20-00-07B		
- 10	414N5118-50		PLACARD INSTL-ICE CAB. INTR LAVATORIES ONLY	108120	RF
			POSITION DATA: STA 1315.00, LBL 22.00 FOR NHA SEE: 25-20-00-07B		
- 15	414N5118-52		PLACARD INSTL-ICE CAB. INTR LAVATORIES ONLY	108120	RF
			POSITION DATA: STA 647.00, LBL 22.00 FOR NHA SEE: 25-20-00-07B		
25	BAC29PPS45196		.PLACARD-(MULTI-LANGUAGE) PLACARD CONTENT: PULL DOWN MASK TO TURN ON OXYGEN	108120	1

MISSING ITEM NUMBERS NOT APPLICABLE

- ITEM NOT ILLUSTRATED

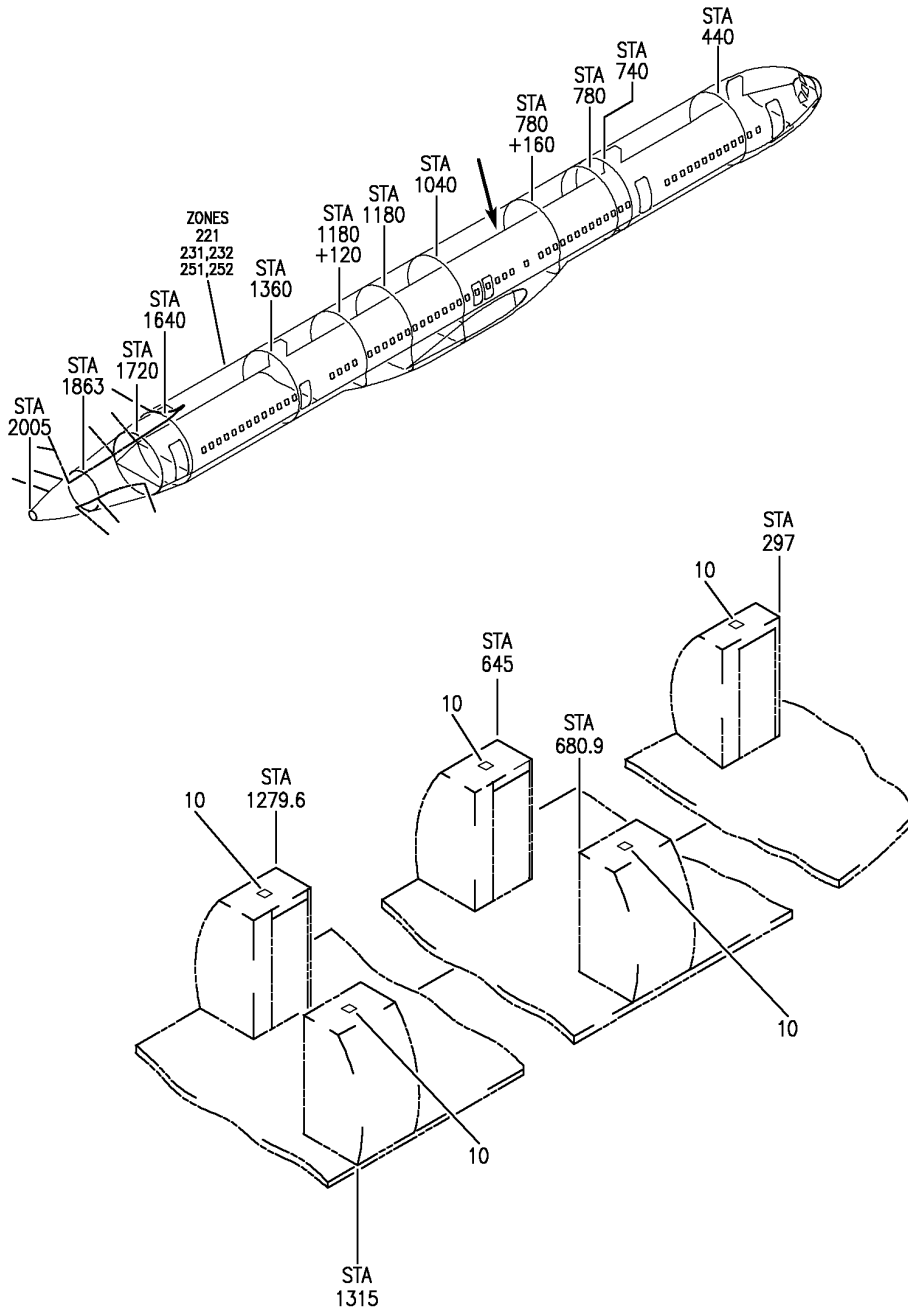
BRI

11-35-90-80E

BOEING PROPRIETARY - Copyright © - Unpublished Work - See title page for details.

11-35-90
FIG. 80E
PAGE 1
JAN 20/09

BOEING
757
PARTS CATALOG (MAINTENANCE)



Y 11359080G REV 246

PLACARD INSTL-CAB. INTR LAVATORIES
FIGURE 80G

BRI
JAN 20/09

11-35-90-80G

11-35-90-80G
PAGE 0



757

PARTS CATALOG (MAINTENANCE)

FIG ITEM	PART NUMBER	1 2 3 4 5 6 7	NOMENCLATURE	EFFECT FROM TO	UNITS PER ASSY
80G			PLACARD INSTL-CAB. INTR LAVATORIES	103106	
- 3	MODREF17193		PLACARD INSTL-CAB. INTR LAV MODULE NUMBER: 414N5118-78 REV A POSITION DATA: STA 1279.60 LBL 22.00	103106	1
10	BAC29PPS36204		.PLACARD- PLACARD CONTENT: PULL MASK DOWN TO TURN ON OXYGEN	103106	1

MISSING ITEM NUMBERS NOT APPLICABLE

- ITEM NOT ILLUSTRATED

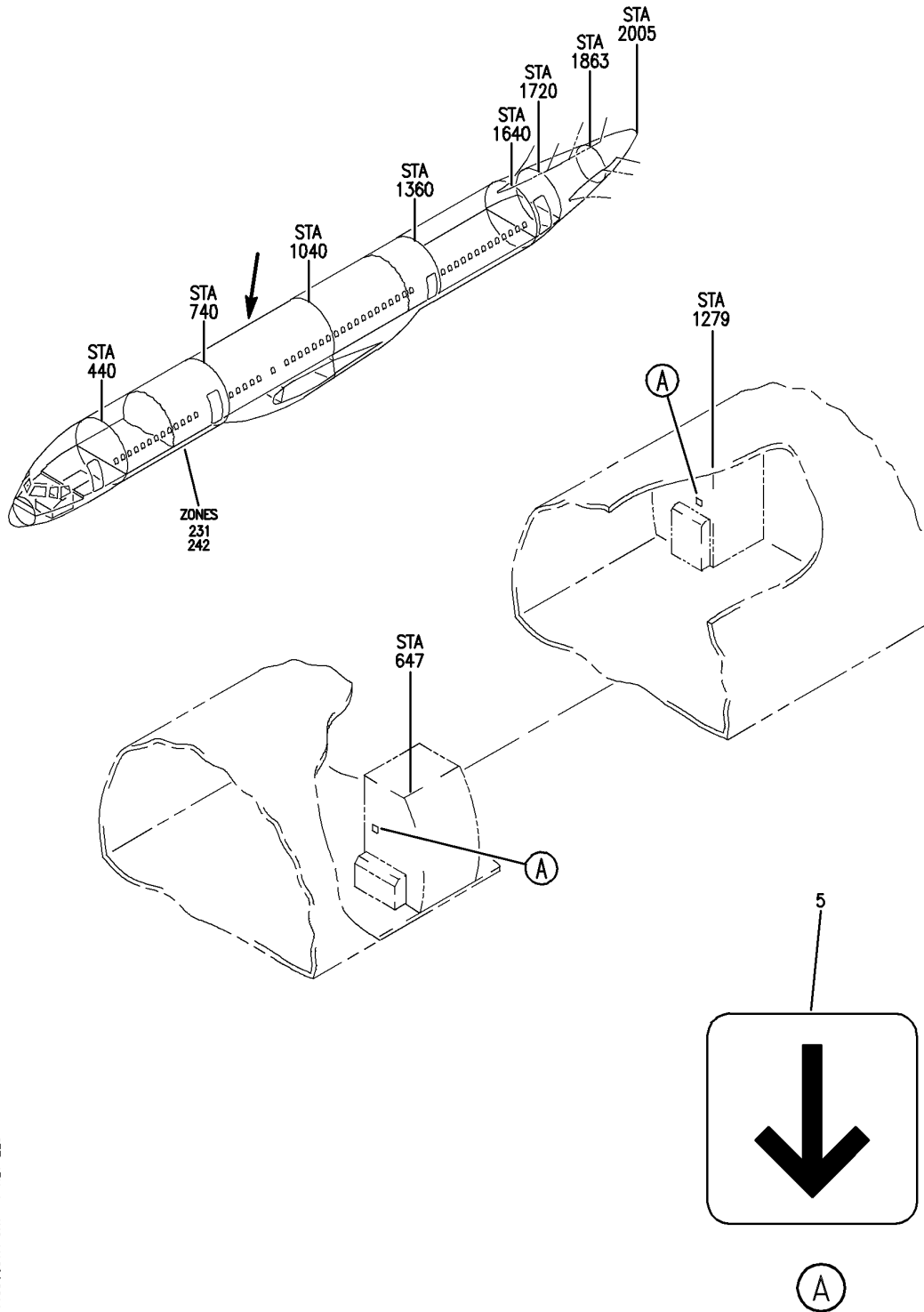
BRI

11-35-90-80G

BOEING PROPRIETARY - Copyright © - Unpublished Work - See title page for details.

11-35-90
FIG. 80G
PAGE 1
JAN 20/09

BOEING
757
PARTS CATALOG (MAINTENANCE)



Y 11359087A SH1 1 REV 225

PLACARD INSTL-CAB. INTR (LAVATORIES ONLY)
FIGURE 87A

11-35-90-87A

BRI
JAN 20/09

11-35-90-87A
PAGE 0



757

PARTS CATALOG (MAINTENANCE)

FIG ITEM	PART NUMBER	1 2 3 4 5 6 7	NOMENCLATURE	EFFECT FROM TO	UNITS PER ASSY
87A			PLACARD INSTL-CAB. INTR (LAVATORIES ONLY)	108120	
- 1	414N5150-31		PLACARD INSTL-CAB. INTR (LAVATORIES ONLY)	108120	RF
5	BAC29PPS36208		FOR NHA/ADDITIONAL DET SEE: 25-20-00-07B .PLACARD	108120	2

MISSING ITEM NUMBERS NOT APPLICABLE

- ITEM NOT ILLUSTRATED

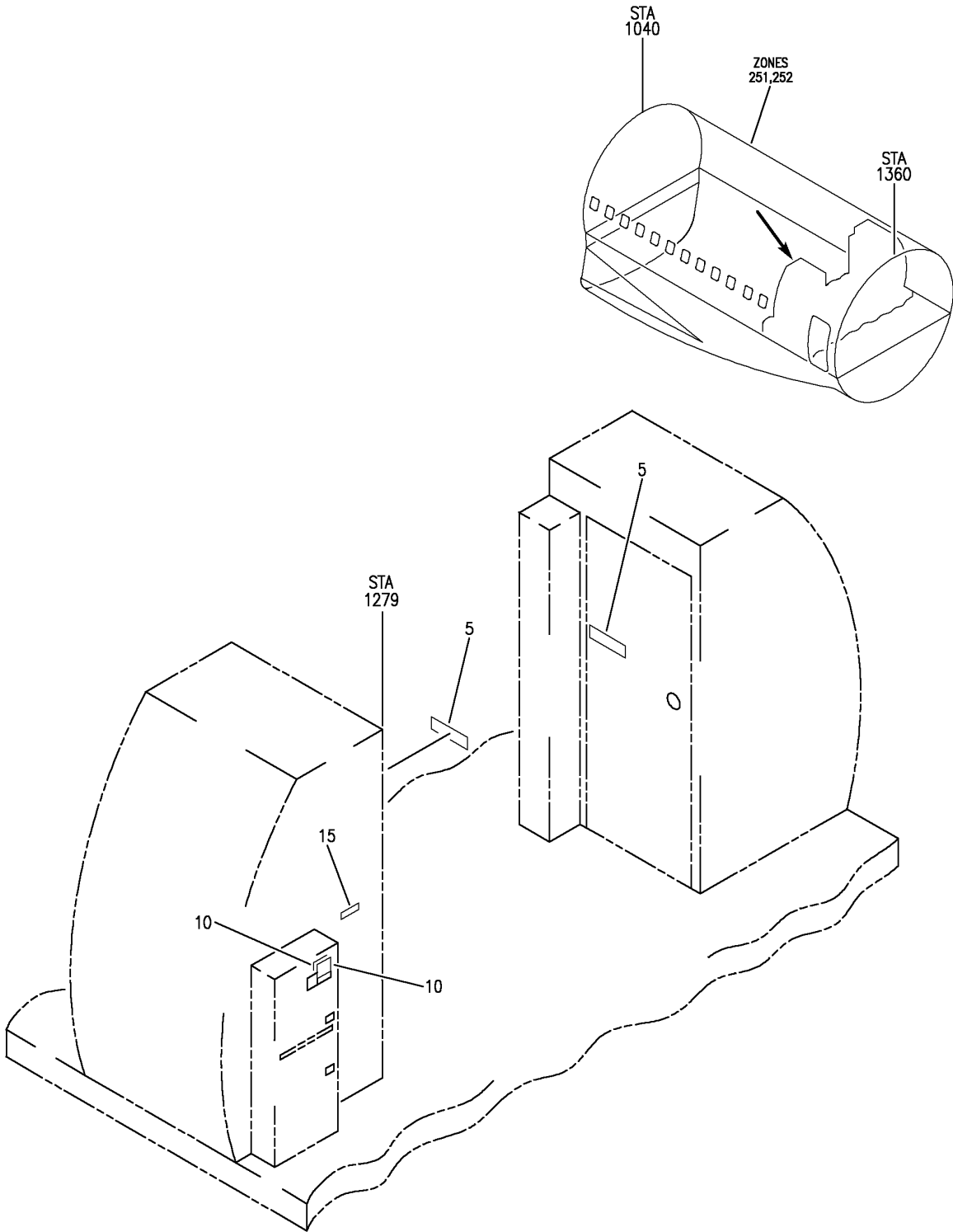
BRI

11-35-90-87A

BOEING PROPRIETARY - Copyright © - Unpublished Work - See title page for details.

11-35-90
FIG. 87A
PAGE 1
JAN 20/09

BOEING
757
PARTS CATALOG (MAINTENANCE)



Y 11359080 REV 260

PLACARD INSTL-CAB. INTR MISC (LAVATORIES ONLY)
FIGURE 90

11-35-90-90

BRI
JAN 20/09

11-35-90-90
PAGE 0



757

PARTS CATALOG (MAINTENANCE)

FIG ITEM	PART NUMBER	1 2 3 4 5 6 7	NOMENCLATURE	EFFECT FROM TO	UNITS PER ASSY
90			PLACARD INSTL-CAB. INTR MISC (LAVATORIES ONLY)	103106	
- 1	MODREF103507		PLACARD INSTL-CAB. INTR (LAVATORIES ONLY) MODULE NUMBER: 414N5150-62 REV. D FOR ADDITIONAL DETAILS SEE: 11-35-07-99 11-35-13-58 11-35-14-95 11-35-55-74 11-35-70-11	103106	1
5	BAC29PPS43954		.PLACARD- PLACARD CONTENT: AISLE BETWEEN CURTAINS NOT TO BE OCCUPIED WHEN CURTAINS ARE CLOSED AND LAVATORY IS IN USE	103106	2
10	BAC29PPS36218		.PLACARD- PLACARD CONTENT: DOOR MUST BE CLOSED AND LATCHED DURING TAXI, TAKEOFF AND LANDING	103106	2
15	BAC29PPS36216		.PLACARD- PLACARD CONTENT: LIFE VEST UNDER YOUR SEAT FASTEN SEAT BELT WHILE SEATED	103106	RF

MISSING ITEM NUMBERS NOT APPLICABLE

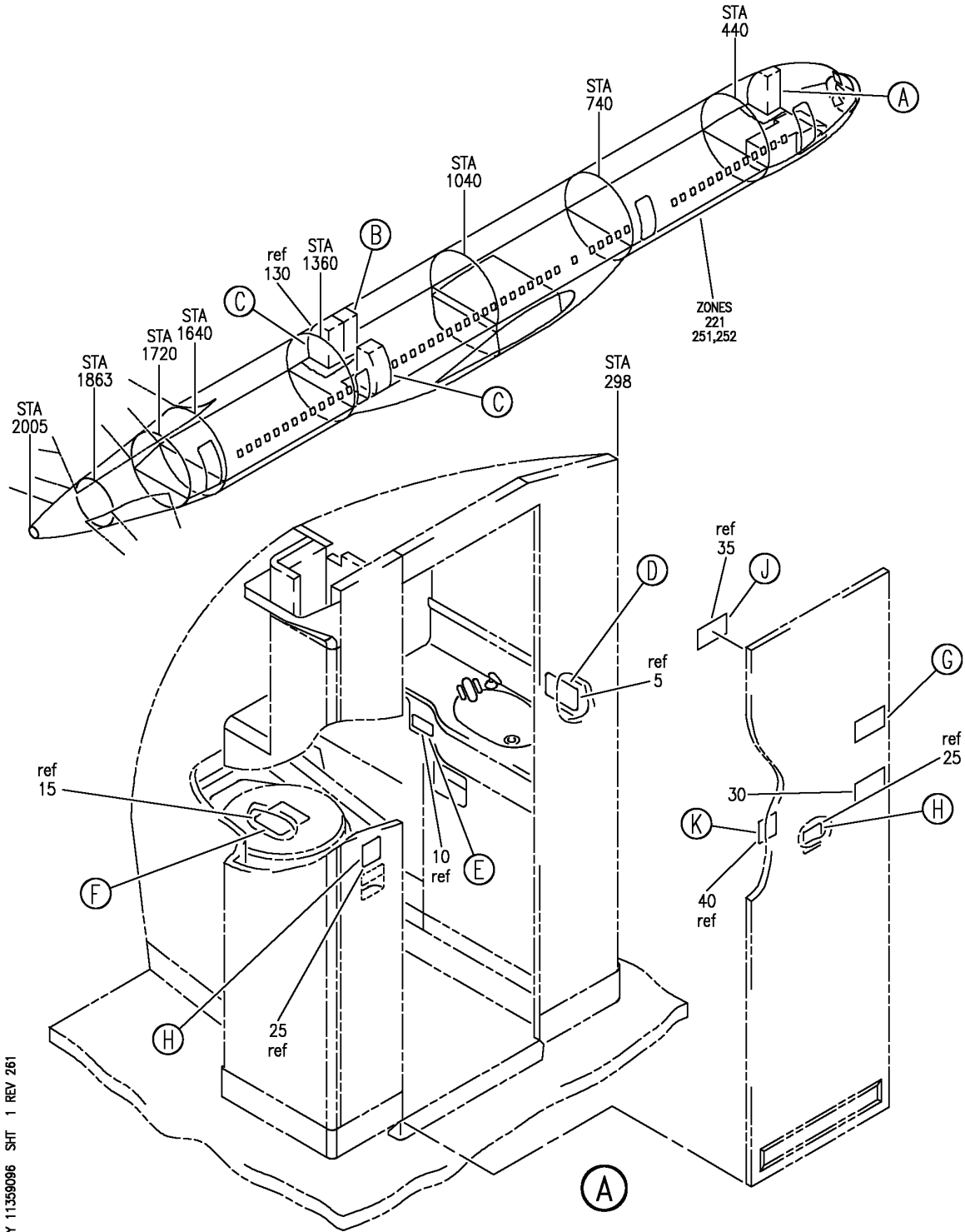
- ITEM NOT ILLUSTRATED

11-35-90-90

11-35-90
FIG. 90
PAGE 1
JAN 20/09

BRI

BOEING
757
PARTS CATALOG (MAINTENANCE)



Y 11359096 SH1 1 REV 261

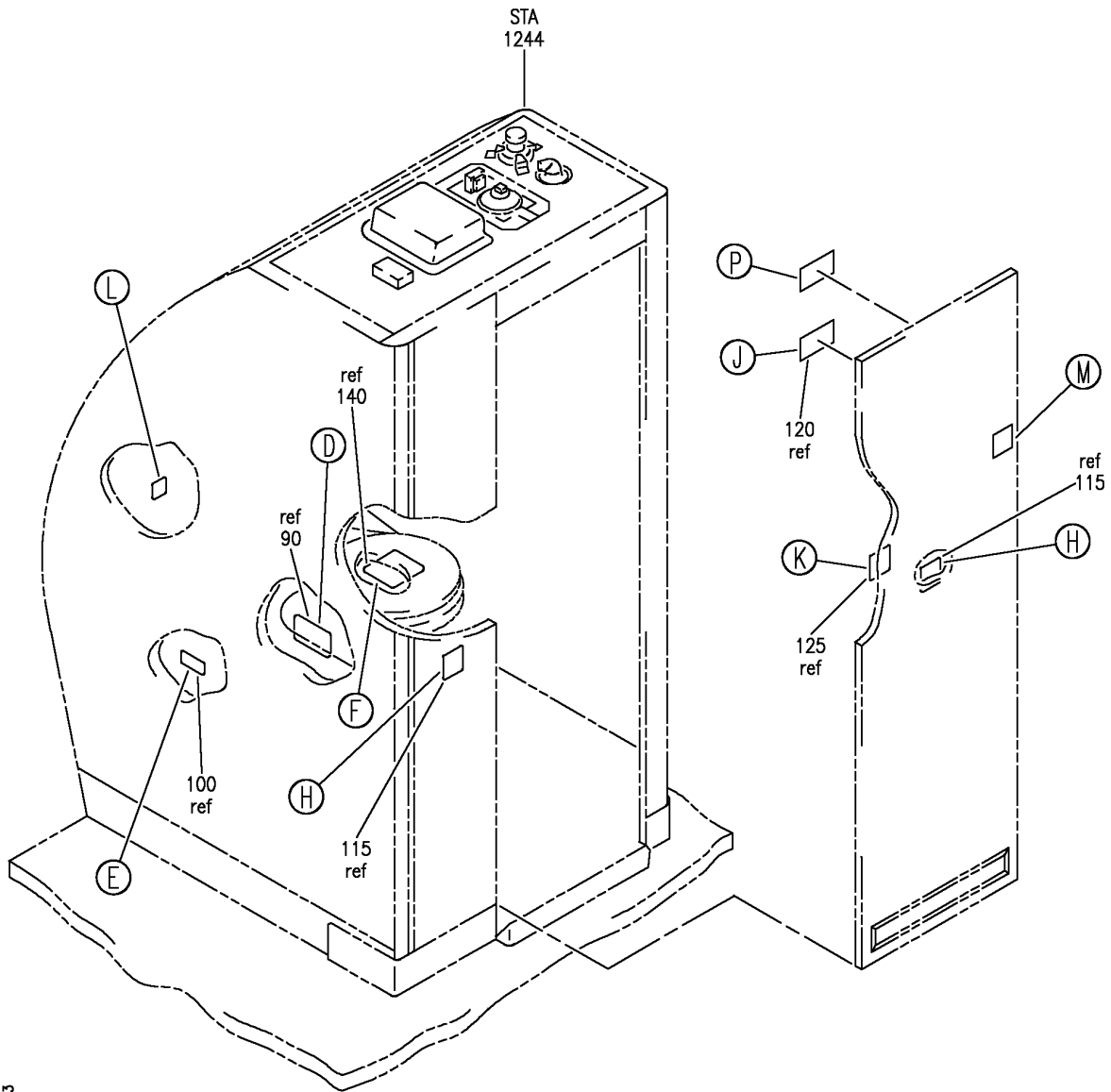
PLACARD INSTL-CAB. INTR LAV
FIGURE 96 (SHEET 1)

11-35-90-96

BRI
JAN 20/09

11-35-90-96
PAGE 0

BOEING
757
PARTS CATALOG (MAINTENANCE)



(B)

Y 11359096 SH1 2 REV 263

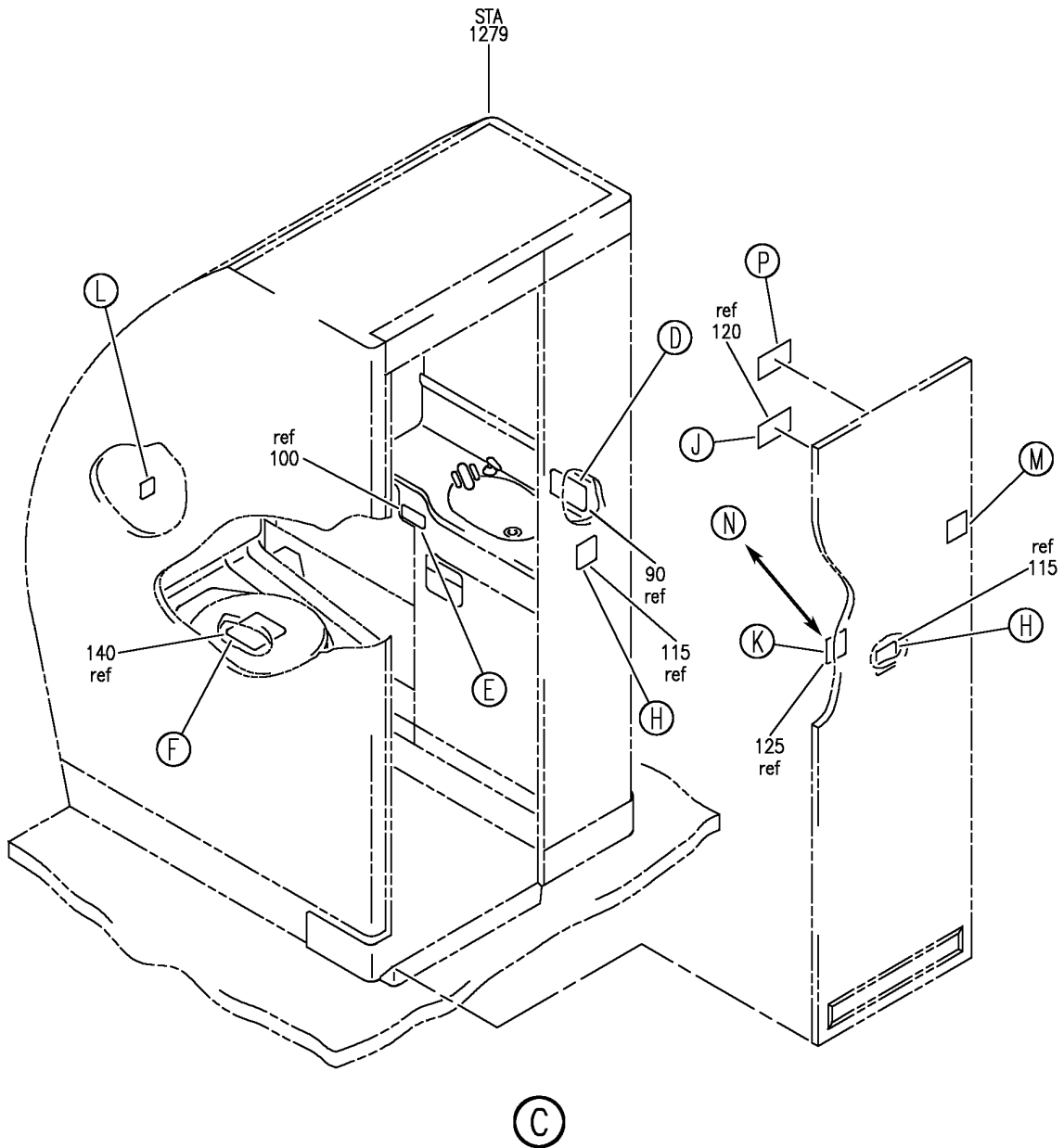
PLACARD INSTL-CAB. INTR LAV
FIGURE 96 (SHEET 2)

11-35-90-96

BRI
JAN 20/09

11-35-90-96
PAGE 0A

BOEING
757
PARTS CATALOG (MAINTENANCE)



Y 11359096 SH1 3 REV 263

PLACARD INSTL-CAB. INTR LAV
FIGURE 96 (SHEET 3)

11-35-90-96

BRI
JAN 20/09

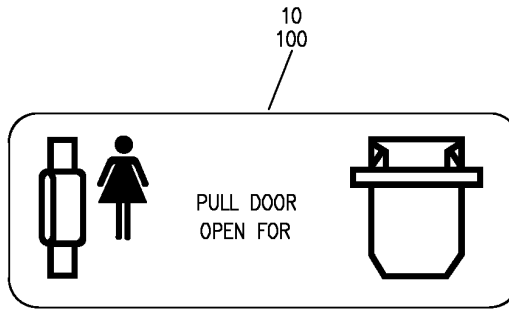
11-35-90-96
PAGE 0B

BOEING
757
PARTS CATALOG (MAINTENANCE)

5
90

AS A COURTESY TO THE NEXT PASSENGER
MAY WE SUGGEST THAT YOU USE YOUR TOWEL
TO WIPE OFF WATER BASIN
THANK YOU!

(D)



(E)

35
120

Open Door Slowly
Latch Door Closed During
Taxi, Takeoff and Landing

NO SMOKING
IN LAVATORY



(F)



(H)

20

Latch Door Closed During
Taxi, Takeoff and Landing

NO SMOKING
IN LAVATORY

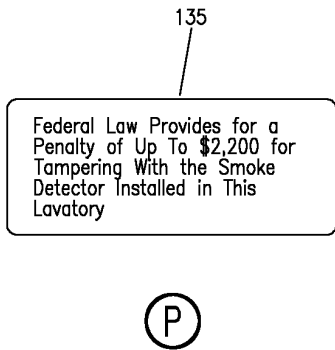

(G)

Y 11359096 SH1 4 REV 263

PLACARD INSTL-CAB. INTR LAV
FIGURE 96 (SHEET 4)

11-35-90-96

BOEING
757
PARTS CATALOG (MAINTENANCE)



Y 11359096 SH1 5 REV 263

PLACARD INSTL-CAB. INTR LAV
FIGURE 96 (SHEET 5)

11-35-90-96



757

PARTS CATALOG (MAINTENANCE)

FIG ITEM	PART NUMBER	1 2 3 4 5 6 7	NOMENCLATURE	EFFECT FROM TO	UNITS PER ASSY
96			PLACARD INSTL-CAB. INTR LAV	103106	
- 1	MODREF100285		PLACARD INSTL-CAB. INTR LAV MODULE NUMBER: 414N5118-144 REV B POSITION DATA: STA. 298.00 LBL 20.00	103106	1
5	BAC29PPS36202		.PLACARD	103106	1
10	BAC29PPS36203		.PLACARD	103106	1
15	BAC29PPS36213		.PLACARD	103106	1
20	BAC29PPS36197		.MARKER-	103106	1
25	BAC29PPS36206		.PLACARD	103106	2
30	BAC29PPS53469		.PLACARD- PLACARD CONTENT: CLOSE DOOR IMMEDIATELY WHEN NOT IN USE	103106	1
35	BAC29PPS36199		.MARKER	103106	1
40	BAC29PPS36200		.PLACARD	103106	1
- 75	MODREF100286		PLACARD INSTL-CAB. INTR LAV MODULE NUMBER: 414N5118-145 REV B POSITION DATA: STA. 1244.00 LBL 22.00	103106	1
- 80	MODREF100287		PLACARD INSTL-CAB. INTR LAV MODULE NUMBER: 414N5118-146 REV B POSITION DATA: STA. 1279.60 LBL 22.00	103106	1
- 85	MODREF100288		PLACARD INSTL-CAB. INTR LAV MODULE NUMBER: 414N5118-147 REV B POSITION DATA: STA. 1315.00 RBL 22.00	103106	1
90	BAC29PPS36202		.PLACARD	103106	1
95	BAC29PPS36194		.PLACARD	103106	1
100	BAC29PPS36203		.PLACARD	103106	1
110	BAC29PPS36195		.MARKER	103106	1
115	BAC29PPS36206		.PLACARD	103106	2
120	BAC29PPS36199		.MARKER	103106	1
125	BAC29PPS36200		.PLACARD- USED ON: MODREF100286 MODREF100288	103106	1

MISSING ITEM NUMBERS NOT APPLICABLE

- ITEM NOT ILLUSTRATED

11-35-90-96

11-35-90
FIG. 96
PAGE 1
JAN 20/09

BRI



757

PARTS CATALOG (MAINTENANCE)

FIG ITEM	PART NUMBER	1 2 3 4 5 6 7	NOMENCLATURE	EFFECT FROM TO	UNITS PER ASSY
96					
130	BAC29PPS36201		.PLACARD- USED ON: MODREF100287	103106	1
135	BAC29PPS36205		.PLACARD	103106	1
140	BAC29PPS36213		.PLACARD	103106	1

MISSING ITEM NUMBERS NOT APPLICABLE

- ITEM NOT ILLUSTRATED

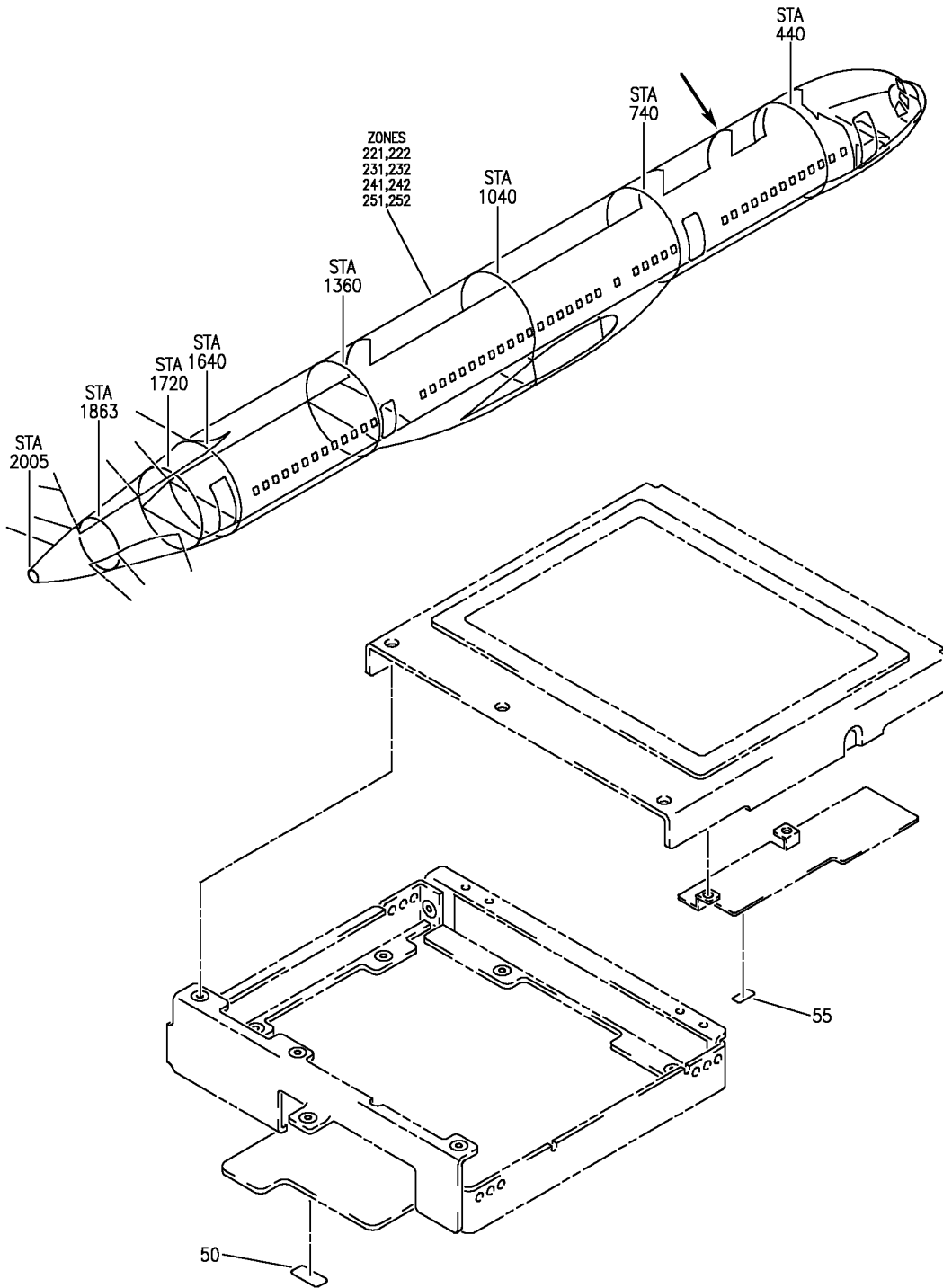
BRI

11-35-90-96

BOEING PROPRIETARY - Copyright © - Unpublished Work - See title page for details.

11-35-90
FIG. 96
PAGE 2
JAN 20/09

BOEING
757
PARTS CATALOG (MAINTENANCE)



Y 11359701 REV 298

MONITOR-9.0 IN. LCD (PLACARDS AND MARKINGS ONLY)
FIGURE 1

11-35-97-01

BRI
JAN 20/09

11-35-97-01
PAGE 0



757

PARTS CATALOG (MAINTENANCE)

FIG ITEM	PART NUMBER	1 2 3 4 5 6 7	NOMENCLATURE	EFFECT FROM TO	UNITS PER ASSY
1			MONITOR-9.0 IN. LCD (PLACARDS AND MARKINGS ONLY)	103106	
- 1	RDAV7093-01		MONITOR-9.0 IN. LCD (PLACARDS AND MARKINGS ONLY) SUPPLIER CODE: VOFF57 FUNCTIONAL DESCRIPTION: ALLOWS PASSENGER VIEWING OF VIDEO ENTERTAINMENT PROGRAMS. ELECTRICAL EQUIP NUMBER: M11547 M11548 M11866 M11867 COMPONENT MAINT MANUAL REF: 44-20-31 FOR NHA SEE: 23-32-07-20	103106	RF
50	R6QA297ZA		.LABEL-ESD CAUTION SUPPLIER CODE: VOFF57	103106	1
55	R8Q1AV301101		.LABEL-HIGH-VOLTAGE WARNING SUPPLIER CODE: VOFF57	103106	1

MISSING ITEM NUMBERS NOT APPLICABLE

- ITEM NOT ILLUSTRATED

BRI

11-35-97-01

BOEING PROPRIETARY - Copyright © - Unpublished Work - See title page for details.

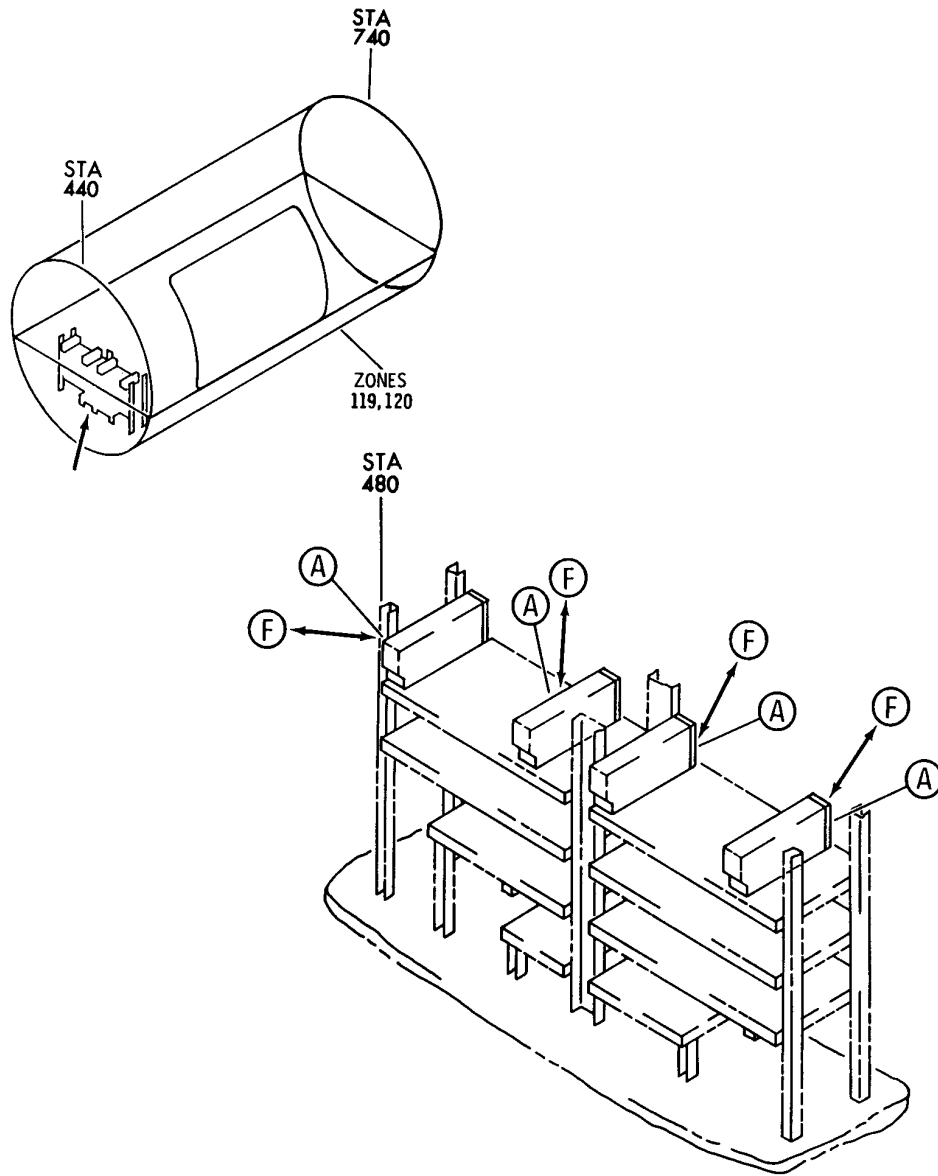
11-35-97
FIG. 01
PAGE 1
JAN 20/09

ELECTRICAL / ELECTRONICS COMPARTMENT

BRI
MAY 28/07

11-36-00
SECTION TITLE
PAGE 1

BOEING
757
PARTS CATALOG (MAINTENANCE)



Y 11360010 SHT 1 REV 160

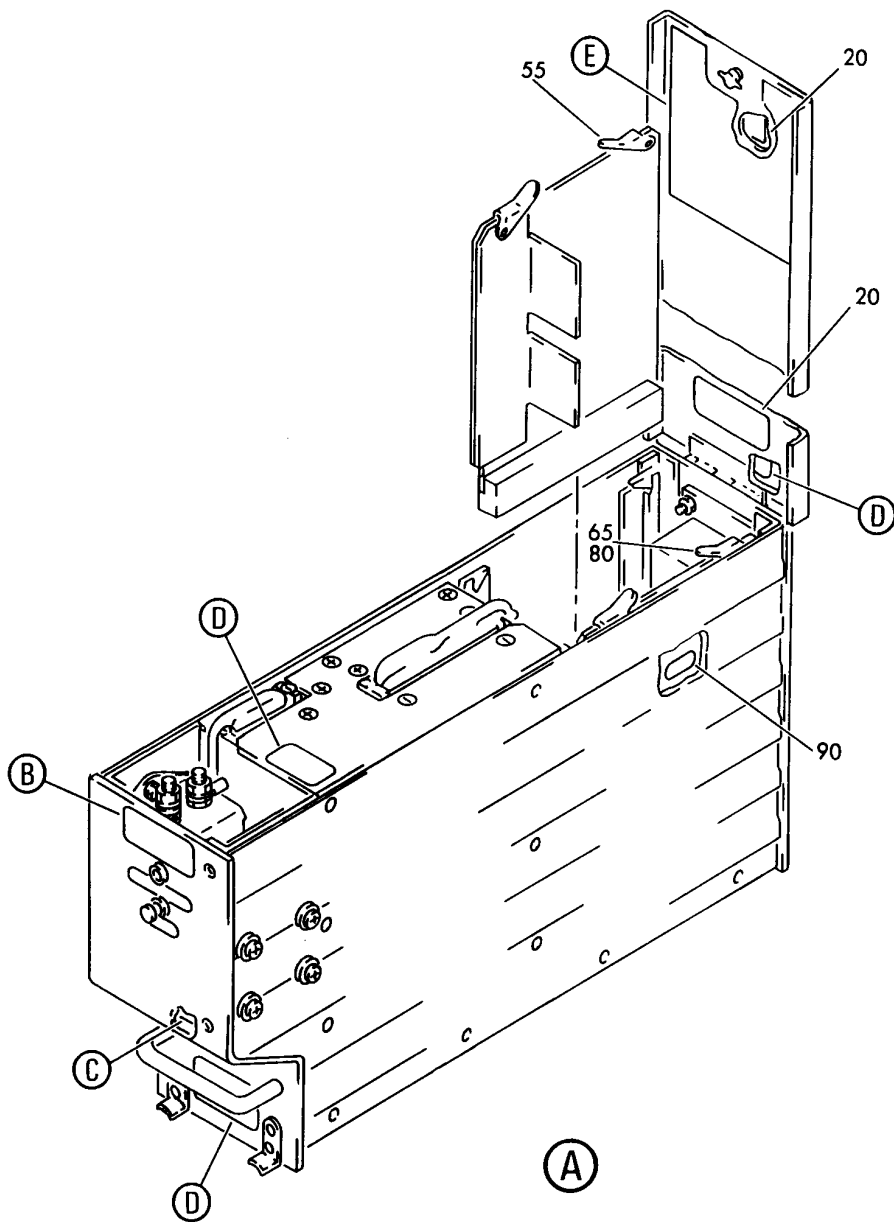
MODULE ASSY-PWR SUPPLY (PLACARDS AND MARKINGS ONLY)
FIGURE 10 (SHEET 1)

11-36-00-10

BRI
MAY 28/07

11-36-00-10
PAGE 0

BOEING
757
PARTS CATALOG (MAINTENANCE)



Y 11360010 SHT 2 REV 168

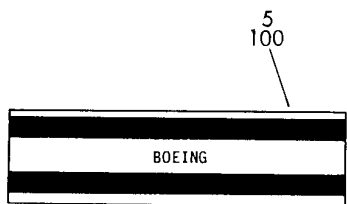
MODULE ASSY-PWR SUPPLY (PLACARDS AND MARKINGS ONLY)
FIGURE 10 (SHEET 2)

11-36-00-10

BRI
MAY 28/07

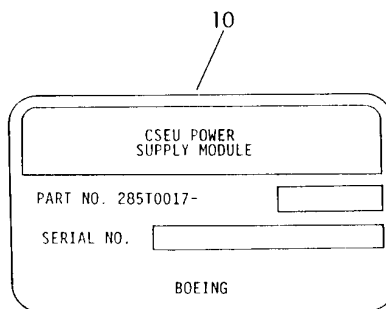
11-36-00-10
PAGE 0A

BOEING
757
PARTS CATALOG (MAINTENANCE)



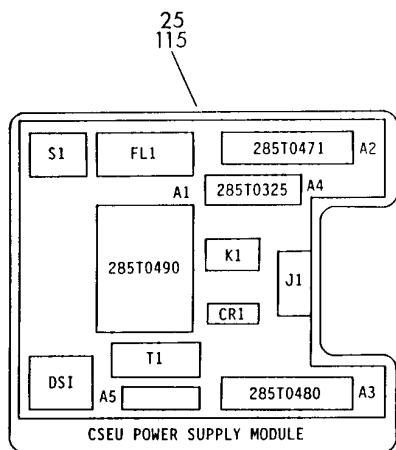
5
100

(B)

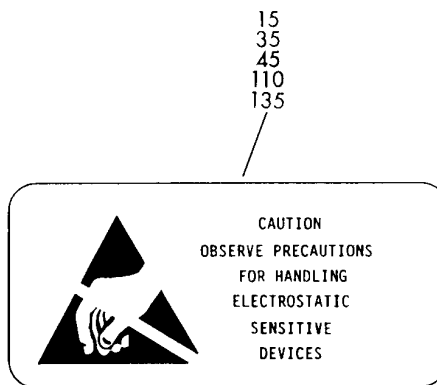


10

(C)



(E)



(D)

Y 11360010 SHT 3 REV 155

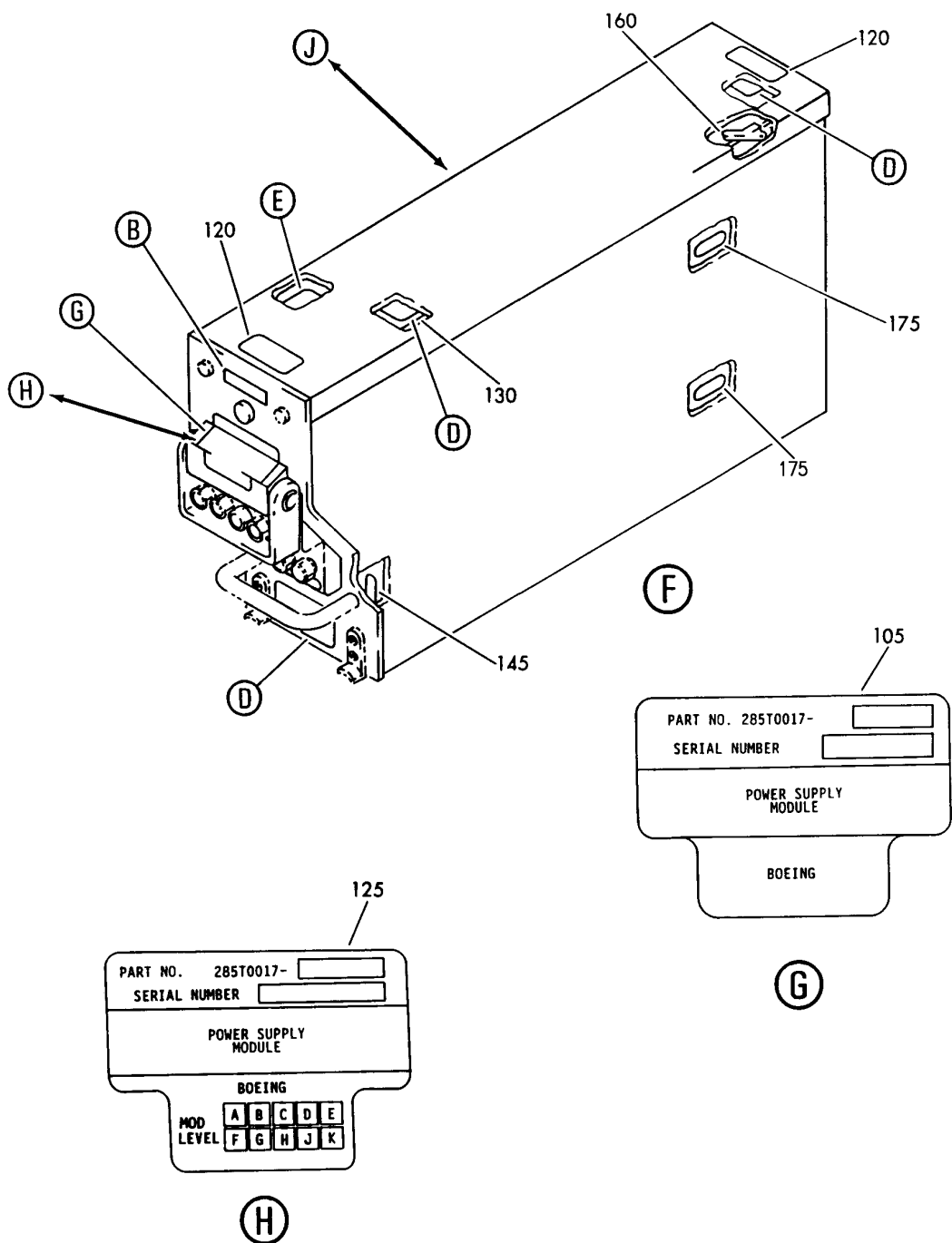
MODULE ASSY-PWR SUPPLY (PLACARDS AND MARKINGS ONLY)
FIGURE 10 (SHEET 3)

11-36-00-10

BRI
MAY 28/07

11-36-00-10
PAGE 0B

BOEING
757
PARTS CATALOG (MAINTENANCE)



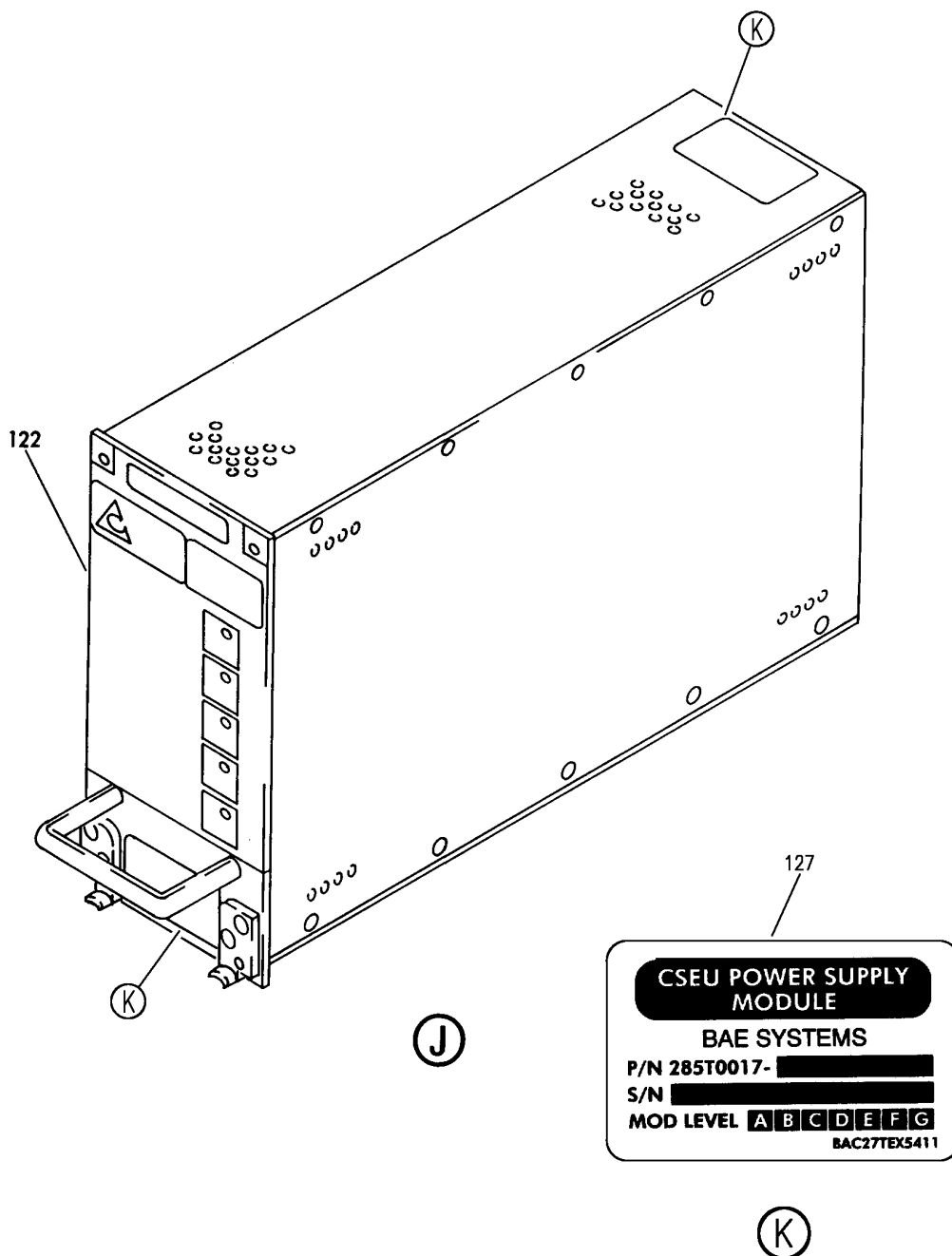
MODULE ASSY-PWR SUPPLY (PLACARDS AND MARKINGS ONLY)
FIGURE 10 (SHEET 4)

11-36-00-10

BRI
JAN 20/09

11-36-00-10
PAGE 0C

BOEING
757
PARTS CATALOG (MAINTENANCE)



Y 11360010 SH1 5 REV 330

MODULE ASSY-PWR SUPPLY (PLACARDS AND MARKINGS ONLY)
FIGURE 10 (SHEET 5)

11-36-00-10

BRI
JAN 20/09

11-36-00-10
PAGE 0D



757

PARTS CATALOG (MAINTENANCE)

FIG ITEM	PART NUMBER	1 2 3 4 5 6 7	NOMENCLATURE	EFFECT FROM TO	UNITS PER ASSY
10			MODULE ASSY-PWR SUPPLY (PLACARDS AND MARKINGS ONLY)	002004 006102 107999	
- 1	285T0017-103		MODULE ASSY-PWR SUPPLY (PLACARDS AND MARKINGS ONLY) SUPPLIER CODE: V89954 ELECTRICAL EQUIP NUMBER: M00536 M00537 M00538 M00539 COMPONENT MAINT MANUAL REF: 27-09-56 FOR NHA/OTHER SYS DET SEE: 27-09-01-01	107107	RF
- 1	285T0017-102		MODULE ASSY-PWR SUPPLY (PLACARDS AND MARKINGS ONLY) SUPPLIER CODE: V89954 ELECTRICAL EQUIP NUMBER: M00536 M00537 M00538 M00539 COMPONENT MAINT MANUAL REF: 27-09-56 FOR NHA/OTHER SYS DET SEE: 27-09-01-01	107107	RF
- 1	285T0017-103		MODULE ASSY-PWR SUPPLY (PLACARDS AND MARKINGS ONLY) SUPPLIER CODE: V89954 ELECTRICAL EQUIP NUMBER: M00536 M00537 M00538 M00539 COMPONENT MAINT MANUAL REF: 27-09-56 FOR NHA/OTHER SYS DET SEE: 27-09-01-01	002004 006102 108999	RF
5	BAC27TEX3647		.DECAL- SUPPLIER CODE: V89954	002004 006102 107999	1

MISSING ITEM NUMBERS NOT APPLICABLE

- ITEM NOT ILLUSTRATED

11-36-00-10

11-36-00
FIG. 10
PAGE 1
JAN 20/09

BRI



757

PARTS CATALOG (MAINTENANCE)

FIG ITEM	PART NUMBER	1 2 3 4 5 6 7	NOMENCLATURE	EFFECT FROM TO	UNITS PER ASSY
10					
10	BAC27TEX1685		.MARKER-ALUMINUM FOIL SUPPLIER CODE: V89954	002004 006102 107999	1
15	BAC27TEX1		.DECAL	002004 006102 107999	2
20	BAC27TEX1586		.DECAL- OPTIONAL PART: BAC27TEX3199 V89954	002004 006102 107999	2
20	BAC27TEX3199		.DECAL- SUPPLIER CODE: V89954 OPTIONAL PART: BAC27TEX1586	002004 006102 107999	2
25	BAC27TEX2246		.DECAL- SUPPLIER CODE: V89954	002004 006102 107999	1

MISSING ITEM NUMBERS NOT APPLICABLE

- ITEM NOT ILLUSTRATED

BRI

11-36-00-10

BOEING PROPRIETARY - Copyright © - Unpublished Work - See title page for details.

11-36-00
FIG. 10
PAGE 2
JAN 20/09



757

PARTS CATALOG (MAINTENANCE)

FIG ITEM	PART NUMBER	1 2 3 4 5 6 7	NOMENCLATURE	EFFECT FROM TO	UNITS PER ASSY
10 - 95	285T0017-104		MODULE ASSY-PWR SUPPLY (PLACARDS AND MARKINGS ONLY) SUPPLIER CODE: V89954 MISCELLANEOUS DATA: (-5001 OPTIONAL TO -5002 OPTIONAL TO -5003) IF THE -103 AND -104 ARE INTERMIXED, IT IS RECOMMENDED THAT THE -104 BE INSTALLED IN THE PSM 1 LEFT AND PSM 1 RIGHT POSITIONS TO TAKE ADVANTAGE OF THE PRODUCT IMPROVEMENTS INCORPORATED IN THE -104 PSM. FOR DETAILS SEE THE APPLICABLE SERVICE LETTER 747-SL-27-102, 757-SL-27-50, OR 767-SL-27-55. ELECTRICAL EQUIP NUMBER: M00536 M00537 M00538 M00539 COMPONENT MAINT MANUAL REF: 27-09-57 VARIABLE DRAWING REF: 285T0017-5001 285T0017-5002 285T0017-5003 FOR NHA/OTHER SYS DET SEE: 27-09-01-01	107107	RF

MISSING ITEM NUMBERS NOT APPLICABLE

- ITEM NOT ILLUSTRATED

BRI

11-36-00-10

BOEING PROPRIETARY - Copyright © - Unpublished Work - See title page for details.

11-36-00
FIG. 10
PAGE 3
JAN 20/09



757

PARTS CATALOG (MAINTENANCE)

FIG ITEM	PART NUMBER	1 2 3 4 5 6 7	NOMENCLATURE	EFFECT FROM TO	UNITS PER ASSY
10	285T0017-201		MODULE ASSY-PWR SUPPLY (PLACARDS AND MARKINGS ONLY) SUPPLIER CODE: V89954 FUNCTIONAL DESCRIPTION: THE CONTROL SYSTEM ELECTRONIC POWER SUPPLY MODULE (PSM) CONSISTS OF LEFT AND RIGHT CSEU POWER SUPPLY SUB-SYSTEMS. EACH CONTAINS TWO CSEU POWER SUPPLY MODULES. ELECTRICAL EQUIP NUMBER: M00536 M00537 M00538 M00539 COMPONENT MAINT MANUAL REF: 27-09-58 VARIABLE DRAWING REF: 285T0017-5004 285T0014-5005 FOR NHA/OTHER SYS DET SEE: 27-09-01-01	002004 006102 108999	RF

R
R
R
R
R
R
R
R
R
R
R
R
R
R
R
R
R
R
R
R
R
R
R

MISSING ITEM NUMBERS NOT APPLICABLE

- ITEM NOT ILLUSTRATED

11-36-00-10

11-36-00
FIG. 10
PAGE 4
MAY 20/09

BRI



757

PARTS CATALOG (MAINTENANCE)

FIG ITEM	PART NUMBER	1 2 3 4 5 6 7	NOMENCLATURE	EFFECT FROM TO	UNITS PER ASSY
10 - 95	285T0017-104		MODULE ASSY-PWR SUPPLY (PLACARDS AND MARKINGS ONLY) SUPPLIER CODE: V89954 MISCELLANEOUS DATA: (-5001 OPTIONAL TO -5002 OPTIONAL TO -5003) IF THE -103 AND -104 ARE INTERMIXED, IT IS RECOMMENDED THAT THE -104 BE INSTALLED IN THE PSM 1 LEFT AND PSM 1 RIGHT POSITIONS TO TAKE ADVANTAGE OF THE PRODUCT IMPROVEMENTS INCORPORATED IN THE -104 PSM. FOR DETAILS SEE THE APPLICABLE SERVICE LETTER 747-SL-27-102, 757-SL-27-50, OR 767-SL-27-55. ELECTRICAL EQUIP NUMBER: M00536 M00537 M00538 M00539 COMPONENT MAINT MANUAL REF: 27-09-57 VARIABLE DRAWING REF: 285T0017-5001 285T0017-5002 285T0017-5003 FOR NHA/OTHER SYS DET SEE: 27-09-01-01	002004 006102 108999	RF

MISSING ITEM NUMBERS NOT APPLICABLE

- ITEM NOT ILLUSTRATED

BRI

11-36-00-10

BOEING PROPRIETARY - Copyright © - Unpublished Work - See title page for details.

11-36-00
FIG. 10
PAGE 5
MAY 20/09



757

PARTS CATALOG (MAINTENANCE)

FIG ITEM	PART NUMBER	1 2 3 4 5 6 7	NOMENCLATURE	EFFECT FROM TO	UNITS PER ASSY
10					
- 95	285T0017-201		MODULE ASSY-PWR SUPPLY (PLACARDS AND MARKINGS ONLY) SUPPLIER CODE: V89954 FUNCTIONAL DESCRIPTION: THE CONTROL SYSTEM ELECTRONIC POWER SUPPLY MODULE (PSM) CONSISTS OF LEFT AND RIGHT CSEU POWER SUPPLY SUB-SYSTEMS. EACH CONTAINS TWO CSEU POWER SUPPLY MODULES. ELECTRICAL EQUIP NUMBER: M00536 M00537 M00538 M00539 COMPONENT MAINT MANUAL REF: 27-09-58 FOR NHA/OTHER SYS DET SEE: 27-09-01-01	107107	RF
100	BAC27TEX3647		.DECAL- SUPPLIER CODE: V89954 USED ON: 285T0017-104	002004 006102 107999	1
105	BAC27TEX4409		.MARKER-ALUMINUM FOIL SUPPLIER CODE: V89954 USED ON: 285T0017-104	002004 006102 107999	1
110	BAC27TEX1		.DECAL- USED ON: 285T0017-104	002004 006102 107999	2
115	BAC27TEX2246		.DECAL- SUPPLIER CODE: V89954 USED ON: 285T0017-104	002004 006102 107999	1
120	BAC27TEX1586		.DECAL- OPTIONAL PART: BAC27TEX3199 V89954 USED ON: 285T0017-104	002004 006102 107999	2

MISSING ITEM NUMBERS NOT APPLICABLE

- ITEM NOT ILLUSTRATED

11-36-00-10

11-36-00
FIG. 10
PAGE 6
MAY 20/09

BRI



757

PARTS CATALOG (MAINTENANCE)

FIG ITEM	PART NUMBER	1 2 3 4 5 6 7	NOMENCLATURE	EFFECT FROM TO	UNITS PER ASSY
10 120	BAC27TEX3199	.DECAL-	SUPPLIER CODE: V89954 OPTIONAL PART: BAC27TEX1586 USED ON: 285T0017-104	002004 006102 107999	2
122	GM344183	.DECAL-	SUPPLIER CODE: V22670 OPTIONAL PART: GM359846 V22670 USED ON: 285T0017-201	002004 006102 107999	1
122	GM359846	.DECAL-	SUPPLIER CODE: V22670 OPTIONAL PART: GM344183 V22670 USED ON: 285T0017-201	002004 006102 107999	1
127	BAC27TEX5411	.DECAL-ALUMINUM FOIL	SUPPLIER CODE: V89954 USED ON: 285T0017-201	002004 006102 107999	2

MISSING ITEM NUMBERS NOT APPLICABLE

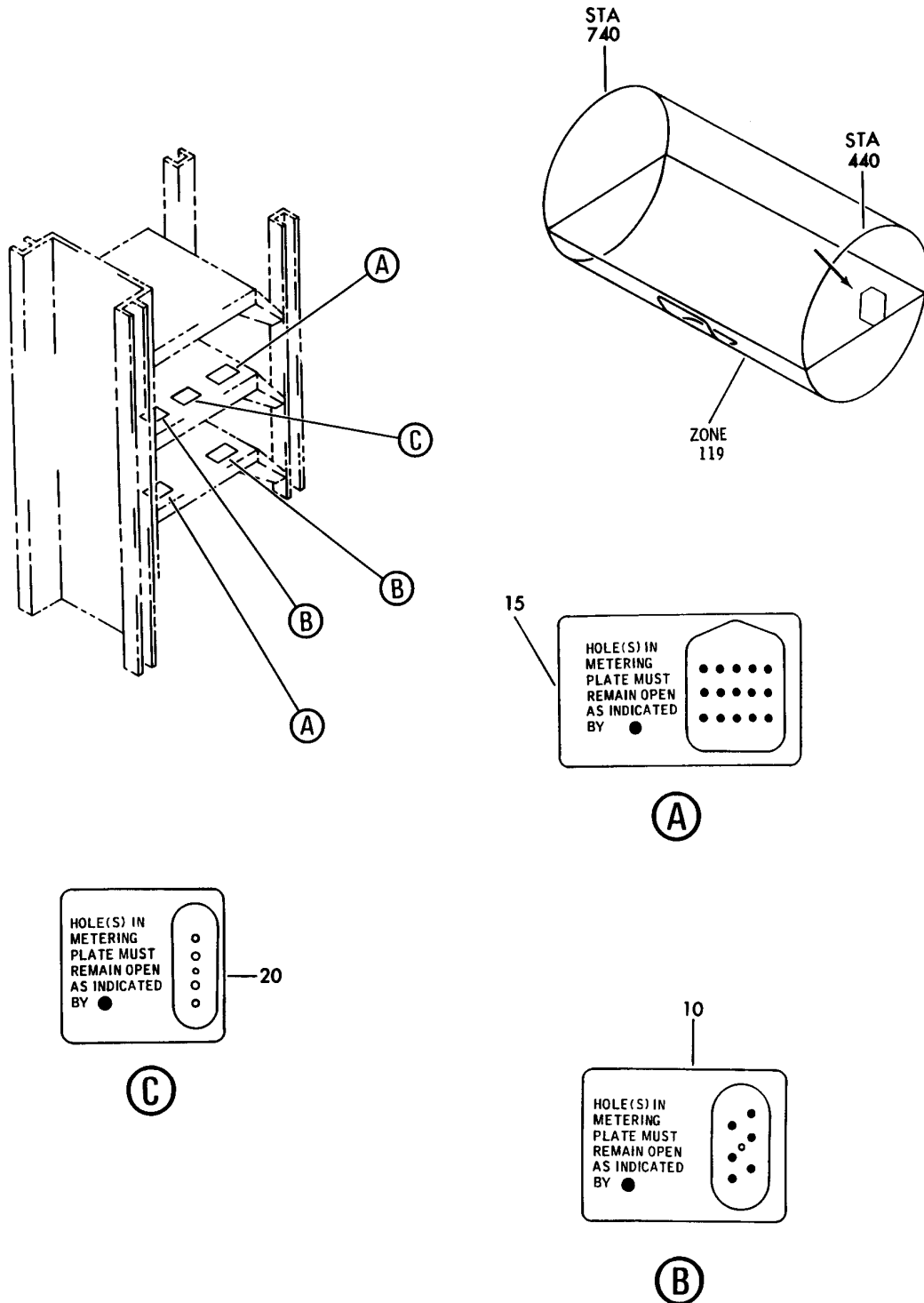
- ITEM NOT ILLUSTRATED

BRI

11-36-00-10

11-36-00
FIG. 10
PAGE 7
MAY 20/09

BOEING
757
PARTS CATALOG (MAINTENANCE)



Y 11360201 REV 155

COOLING INSTL-ELECTRICAL/ ELECTRONICS CENTER/ ELECTRONIC EQPT RACK E1 (PLACARDS AND MARKING ONLY)

FIGURE 1

11-36-02-01

BRI
MAY 28/07

11-36-02-01
PAGE 0



757

PARTS CATALOG (MAINTENANCE)

FIG ITEM	PART NUMBER	1 2 3 4 5 6 7	NOMENCLATURE	EFFECT FROM TO	UNITS PER ASSY
1			COOLING INSTL-ELECTRICAL/ ELECTRONICS CENTER/ ELECTRONIC EQPT RACK E1 (PLACARDS AND MARKING ONLY)	002004 006017 107107 121503 904999	
- 2	284N1053-37		COOLING INSTL-ELECTRICAL/ ELECTRONICS CENTER/ ELECTRONIC EQPT RACK E1 (PLACARDS AND MARKINGS ONLY) FOR NHA/OTHER SYS DET SEE: 24-00-58-01C	107107	RF
- 2	284N1053-43		COOLING INSTL-ELECTRICAL/ ELECTRONICS CENTER/ ELECTRONIC EQPT RACK E1 (PLACARDS AND MARKINGS ONLY) FOR NHA/OTHER SYS DET SEE: 24-00-58-01C	121503 904949	RF
- 4	284N1053-62		COOLING INSTL-ELECTRICAL/ ELECTROODICS CENTER/ ELECTRONIC EQPT RACK E1 (PLACARDS AND MARKINGS ONLY) FOR NHA/OTHER SYS DET SEE: 24-00-58-01C	952999	RF
- 4	284N1053-63		COOLING INSTL-ELECTRICAL/ ELECTRONICS CENTER/ ELECTRONIC EQPT RACK E1 (PLACARDS AND MARKINGS ONLY) FOR NHA/OTHER SYS DET SEE: 24-00-58-01C	002004 006017	RF
- 4	284N1053-68		COOLING INSTL-ELECTRICAL/ ELECTRONICS CENTER/ ELECTRONIC EQPT RACK E1 (PLACARDS AND MARKINGS ONLY) FOR NHA/OTHER SYS DET SEE: 24-00-58-01C	950951	RF
10	BAC27TEX2034		.DECAL-	002004 006017 107107 121503 904999	2

MISSING ITEM NUMBERS NOT APPLICABLE

- ITEM NOT ILLUSTRATED

11-36-02-01

11-36-02
FIG. 01
PAGE 1
JAN 20/09

BRI



**757
PARTS CATALOG (MAINTENANCE)**

FIG ITEM	PART NUMBER	1 2 3 4 5 6 7	NOMENCLATURE	EFFECT FROM TO	UNITS PER ASSY
1	15 BAC27TEX2086	.	DECAL-	002004 006017 107107 121503 904999	2
	20 BAC27TEX2033	.	DECAL	002004 006017 121503 953999	1

MISSING ITEM NUMBERS NOT APPLICABLE

- ITEM NOT ILLUSTRATED

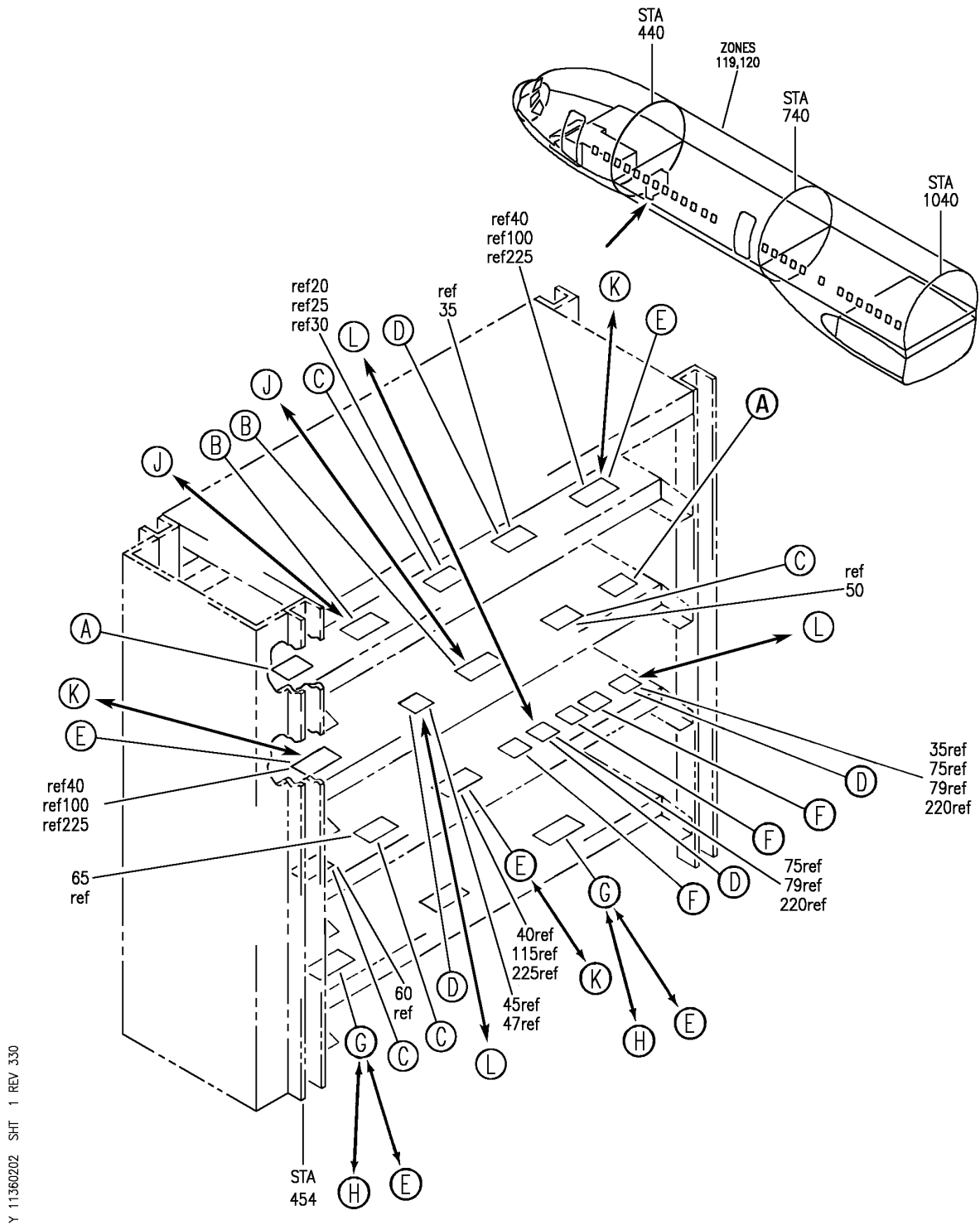
BRI

11-36-02-01

BOEING PROPRIETARY - Copyright © - Unpublished Work - See title page for details.

11-36-02
FIG. 01
PAGE 2
JAN 20/09

BOEING
757
PARTS CATALOG (MAINTENANCE)



Y 11360202 SH-T 1 REV 330

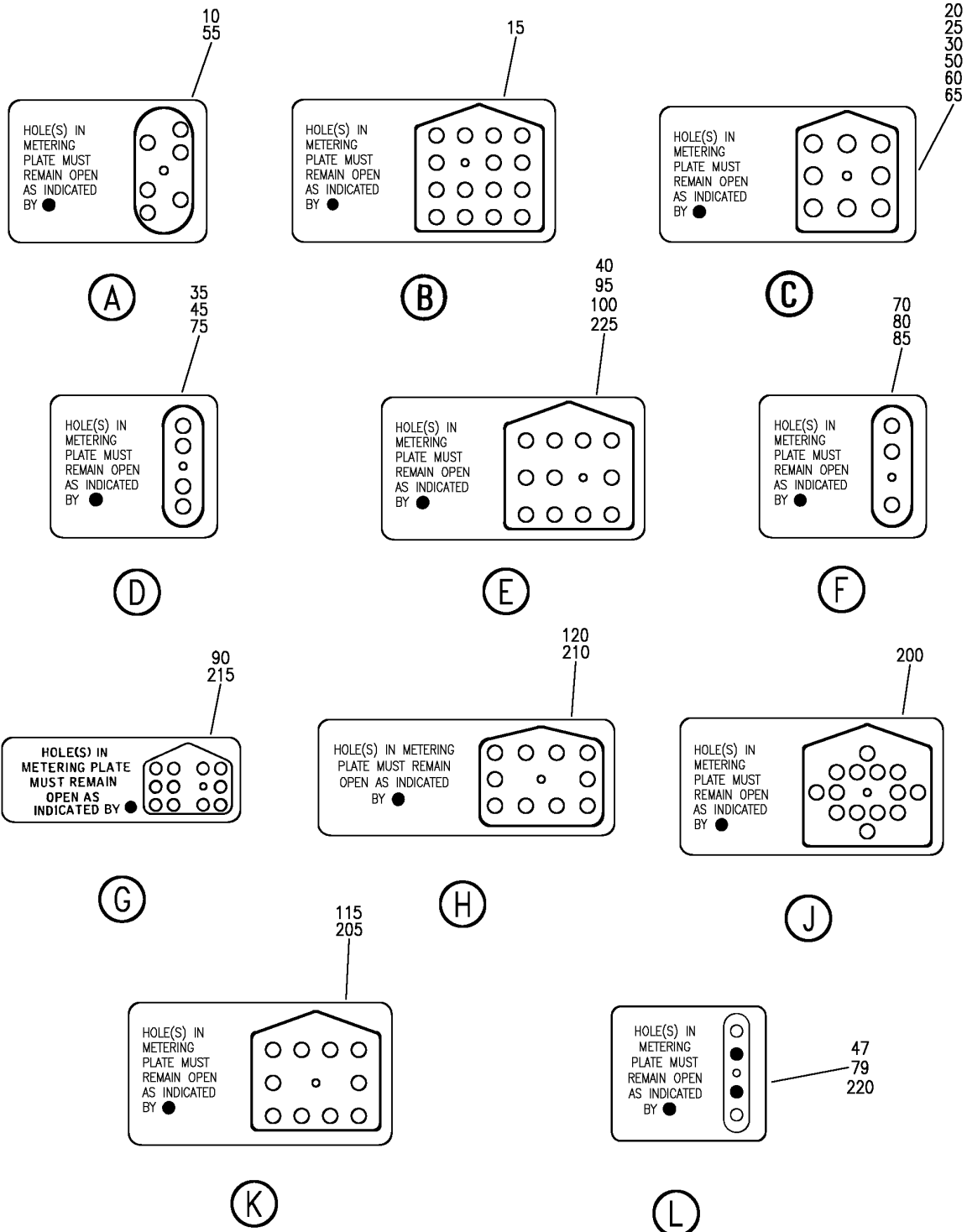
COOLING INSTL-ELECTRICAL/ ELECTRONICS CENTER/ ELECTRONIC EQPT RACK E2 (PLACARDS AND MARKING ONLY)
FIGURE 2 (SHEET 1)

BRI
JAN 20/09

11-36-02-02

11-36-02-02
PAGE 0

BOEING
757
PARTS CATALOG (MAINTENANCE)



Y 11360202 SHT 2 REV 330

COOLING INSTL-ELECTRICAL/ ELECTRONICS CENTER/ ELECTRONIC EQPT RACK E2 (PLACARDS AND MARKING ONLY)
FIGURE 2 (SHEET 2)

BRI
JAN 20/09

11-36-02-02

11-36-02-02
PAGE 0A



757

PARTS CATALOG (MAINTENANCE)

FIG ITEM	PART NUMBER	1 2 3 4 5 6 7	NOMENCLATURE	EFFECT FROM TO	UNITS PER ASSY
2			COOLING INSTL-ELECTRICAL/ ELECTRONICS CENTER/ ELECTRONIC EQPT RACK E2 (PLACARDS AND MARKING ONLY)	002004 006017 107107 121503 904999	
- 2	284N1053-37		COOLING INSTL-ELECTRICAL/ ELECTRONICS CENTER/ ELECTRONIC EQPT RACK E2 (PLACARDS AND MARKINGS ONLY) FOR NHA/OTHER SYS DET SEE: 24-00-58-01C	107107	RF
- 2	284N1053-43		COOLING INSTL-ELECTRICAL/ ELECTRONICS CENTER/ ELECTRONIC EQPT RACK E2 (PLACARDS AND MARKINGS ONLY) FOR NHA/OTHER SYS DET SEE: 24-00-58-01C	121503 904949	RF
- 4	284N1053-62		COOLING INSTL-ELECTRICAL/ ELECTRONICS CENTER/ ELECTRONIC EQPT RACK E2 (PLACARDS AND MARKINGS ONLY) FOR NHA/OTHER SYS DET SEE: 24-00-58-01C	952999	RF
- 4	284N1053-63		COOLING INSTL-ELECTRICAL/ ELECTRONICS CENTER/ ELECTRONIC EQPT RACK E2 (PLACARDS AND MARKINGS ONLY) FOR NHA/OTHER SYS DET SEE: 24-00-58-01C	002004 006017	RF
- 4	284N1053-68		COOLING INSTL-ELECTRICAL/ ELECTRONICS CENTER/ ELECTRONIC EQPT RACK E2 (PLACARDS AND MARKINGS ONLY) FOR NHA/OTHER SYS DET SEE: 24-00-58-01C	950951	RF
10	BAC27TEX2034		.DECAL-	002004 006017 107107 121503 904999	1

MISSING ITEM NUMBERS NOT APPLICABLE

- ITEM NOT ILLUSTRATED

11-36-02-02

11-36-02
FIG. 02
PAGE 1
JAN 20/09

BRI



757

PARTS CATALOG (MAINTENANCE)

FIG ITEM	PART NUMBER	1 2 3 4 5 6 7	NOMENCLATURE	EFFECT FROM TO	UNITS PER ASSY
2					
15	BAC27TEX3273	.DECAL-		002004 006017 107107 121503 904999	2
20	BAC27TEX2036	.DECAL-		002004 006017 107107 121503 904999	1
25	BAC27TEX2036	.DECAL-		002004 006017 121503 950951 953999	1
30	BAC27TEX2036	.DECAL		952952	1
35	BAC27TEX2033	.DECAL-		107107 904949	2
40	BAC27TEX3274	.DECAL-		002004 006017 107107 121503 904999	3
45	BAC27TEX2033	.DECAL-		002004 006017 107107 121503 904999	1
50	BAC27TEX2036	.DECAL-		002004 006017 107107 121503 904999	1
55	BAC27TEX2034	.DECAL-		002004 006017 107107 121503 904999	1
60	BAC27TEX2036	.DECAL-		002004 006017 107107 121503 904999	1
65	BAC27TEX2036	.DECAL-		002004 006017 107107 121503 904999	1

MISSING ITEM NUMBERS NOT APPLICABLE

- ITEM NOT ILLUSTRATED

11-36-02-02

11-36-02
FIG. 02
PAGE 2
JAN 20/09

BRI



757

PARTS CATALOG (MAINTENANCE)

FIG ITEM	PART NUMBER	1 2 3 4 5 6 7	NOMENCLATURE	EFFECT FROM TO	UNITS PER ASSY
2	70	BAC27TEX2032	.DECAL-	002004 006017 107107 121503 904999	1
	75	BAC27TEX2033	.DECAL-	002004 006017 121503 950999	2
	80	BAC27TEX2032	.DECAL	107107 121503 904949 952999	1
	85	BAC27TEX2032	.DECAL-	002004 006017 107107 121503 904999	1
	90	BAC27TEX2022	.DECAL	002004 006017 107107 950999	3
	95	BAC27TEX3274	.DECAL-	121503 904949	3
	200	BAC27TEX2242	.DECAL-ALTERNATE COOLING CONFIGURATION	107107 121503 904949	2
	205	BAC27TEX2037	.DECAL-ALTERNATE COOLING CONFIGURATION	107107 121503 904949	3
	210	BAC27TEX2129	.DECAL-ALTERNATE COOLING CONFIGURATION	107107 121503 904949	3

MISSING ITEM NUMBERS NOT APPLICABLE

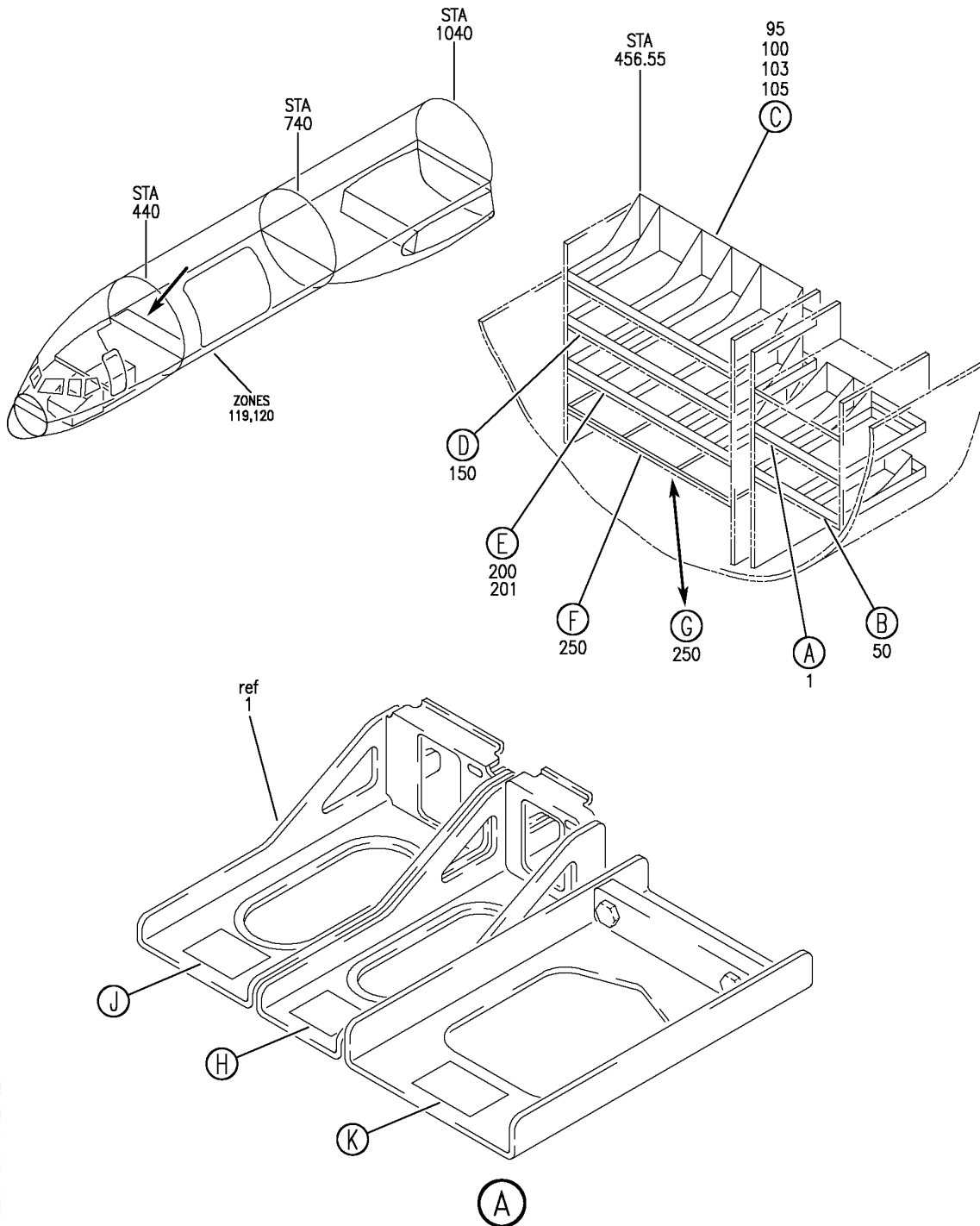
- ITEM NOT ILLUSTRATED

BRI

11-36-02-02

11-36-02
FIG. 02
PAGE 3
JAN 20/09

BOEING
757
PARTS CATALOG (MAINTENANCE)



Y 11360204 SH1 1 REV 327

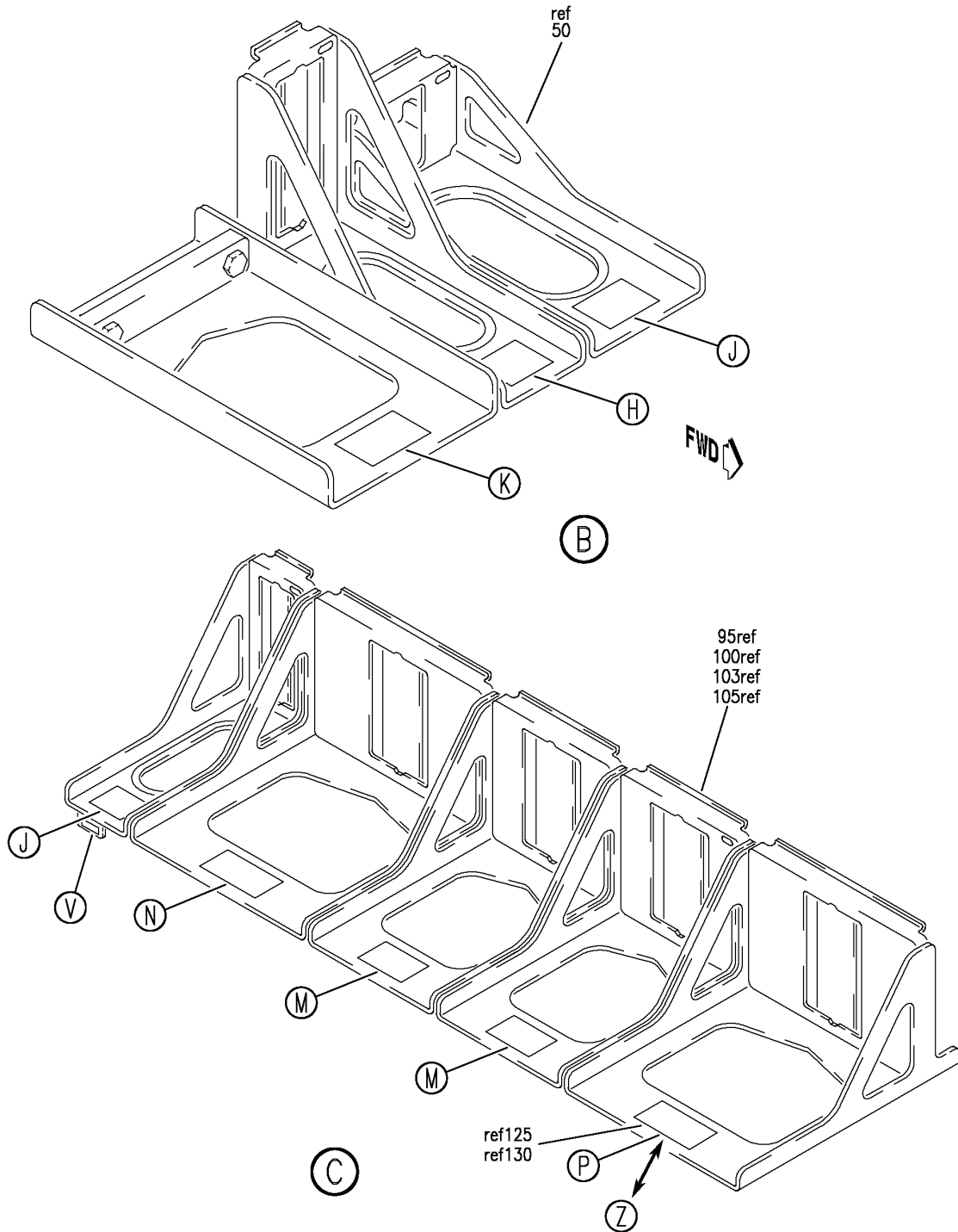
SHELF ASSY-ELECTRONICS EQPT E1/E2 (PLACARDS AND MARKINGS ONLY)
FIGURE 4 (SHEET 1)

BRI
SEP 20/08

11-36-02-04

11-36-02-04
PAGE 0

BOEING
757
PARTS CATALOG (MAINTENANCE)



Y 11360204 SH1 2 REV 327

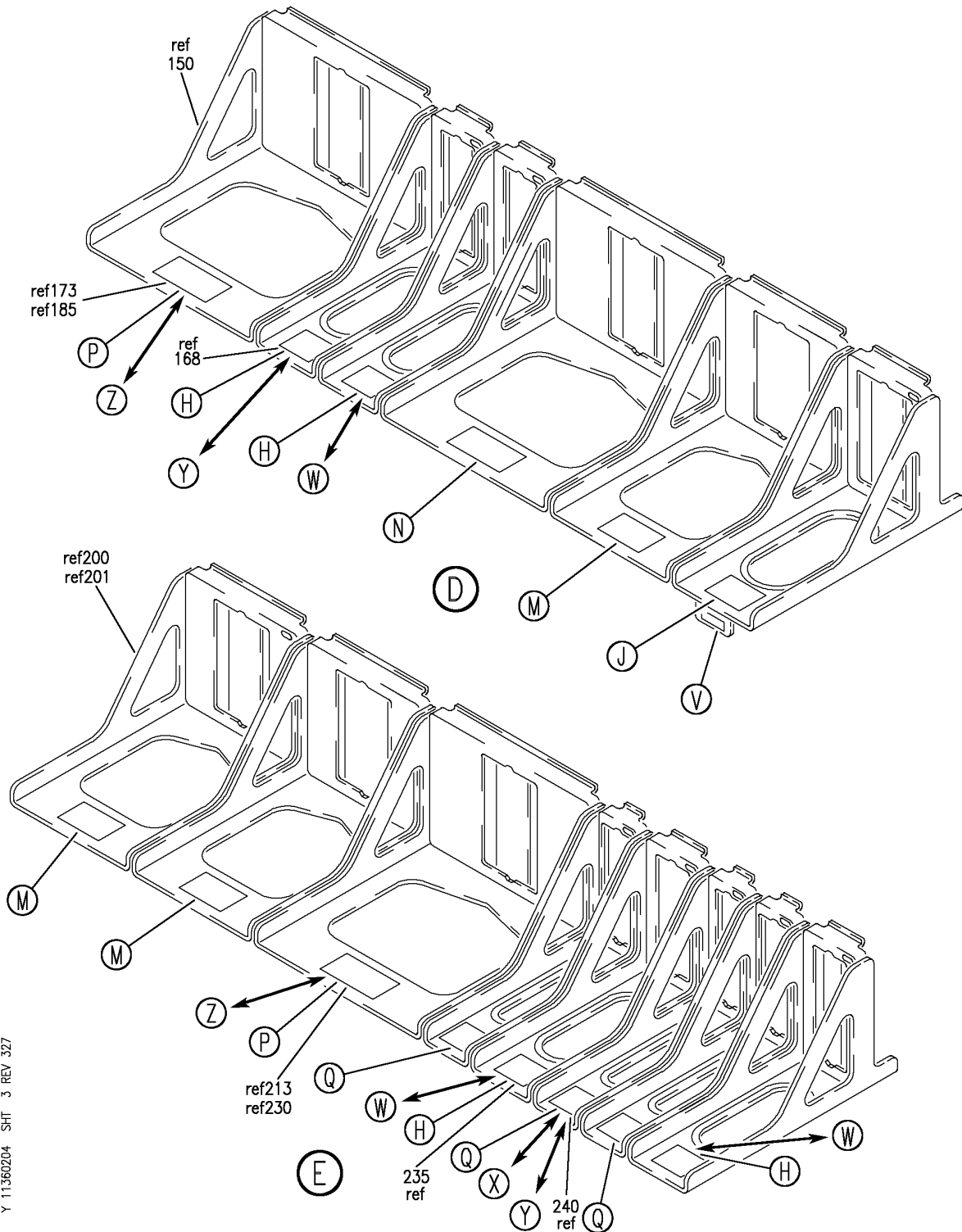
SHELF ASSY-ELECTRONICS EQPT E1/E2 (PLACARDS AND MARKINGS ONLY)
FIGURE 4 (SHEET 2)

11-36-02-04

BRI
SEP 20/08

11-36-02-04
PAGE 0A


BOEING
 757
PARTS CATALOG (MAINTENANCE)



Y 11360204 SHT 3 REV 327

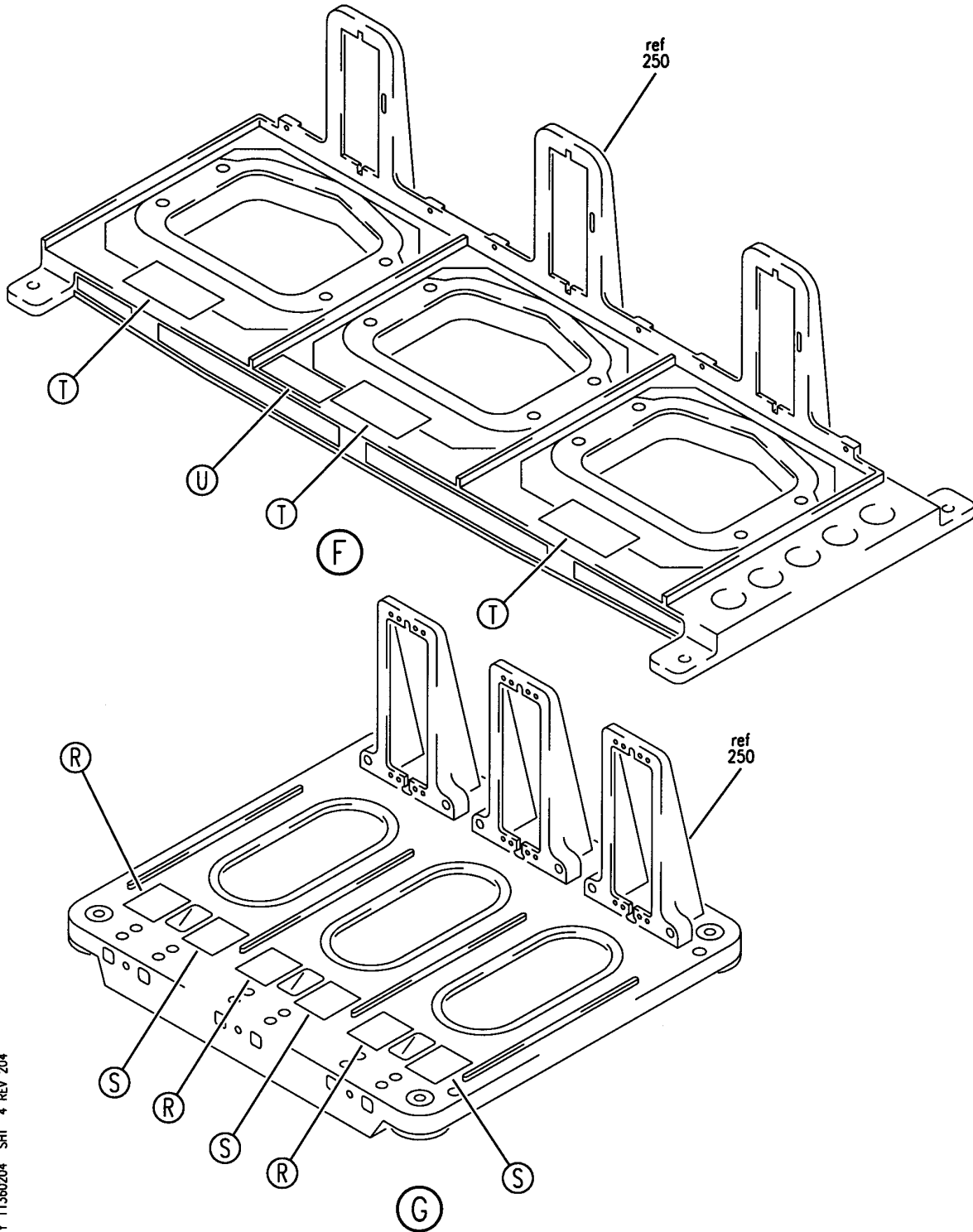
SHELF ASSY-ELECTRONICS EQPT E1/E2 (PLACARDS AND MARKINGS ONLY)
 FIGURE 4 (SHEET 3)

11-36-02-04

BRI
 SEP 20/08

11-36-02-04
 PAGE 08

BOEING
757
PARTS CATALOG (MAINTENANCE)



Y 11360204 SHT 4 REV 204

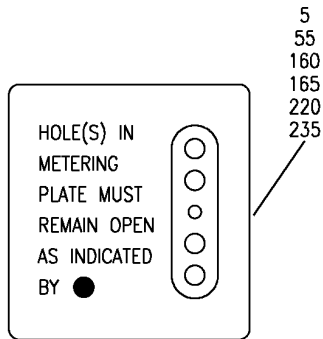
SHELF ASSY-ELECTRONICS EQPT E1/E2 (PLACARDS AND MARKINGS ONLY)
FIGURE 4 (SHEET 4)

11-36-02-04

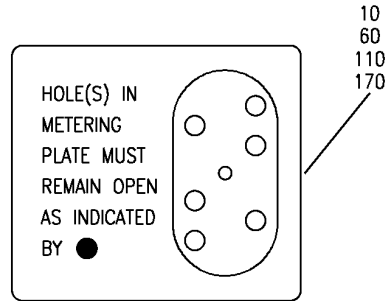
BRI
MAY 28/07

11-36-02-04
PAGE 0C

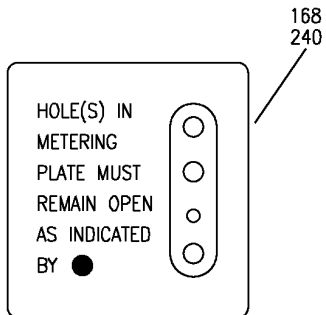

BOEING
 757
PARTS CATALOG (MAINTENANCE)



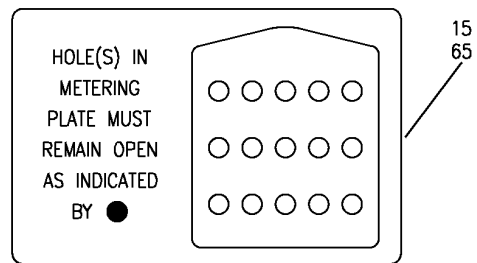
Ⓜ



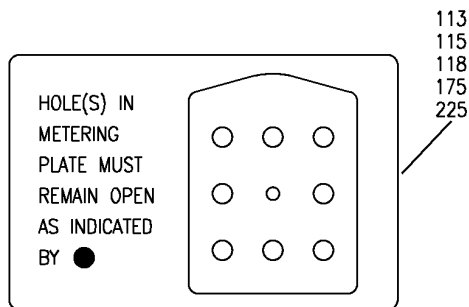
Ⓜ



Ⓜ



Ⓜ



Ⓜ

Y 11360204 SH1 5 REV 305

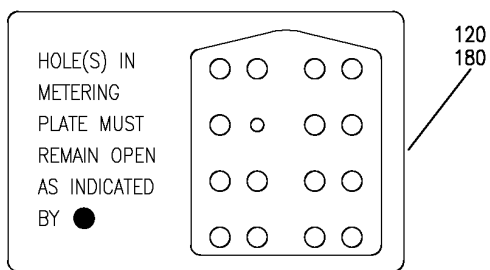
SHELF ASSY-ELECTRONICS EQPT E1/E2 (PLACARDS AND MARKINGS ONLY)
 FIGURE 4 (SHEET 5)

11-36-02-04

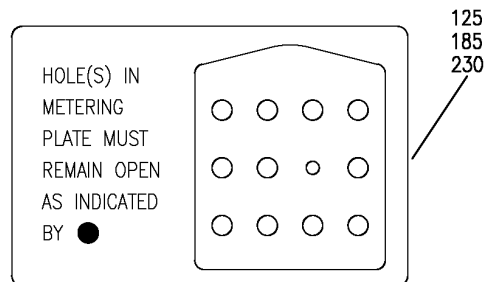
BRI
MAY 28/07

11-36-02-04
PAGE 0D

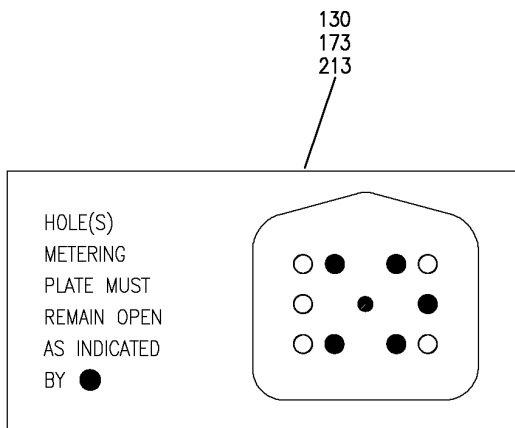
BOEING
757
PARTS CATALOG (MAINTENANCE)



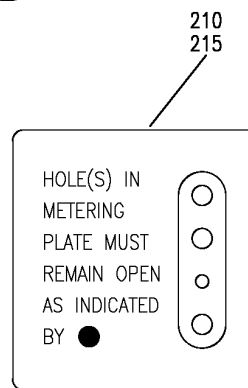
(N)



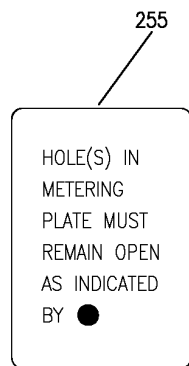
(P)



(Z)



(Q)



(R)

Y 11360204 SHT 6 REV 327

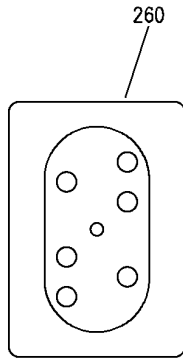
SHELF ASSY-ELECTRONICS EQPT E1/E2 (PLACARDS AND MARKINGS ONLY)
FIGURE 4 (SHEET 6)

11-36-02-04

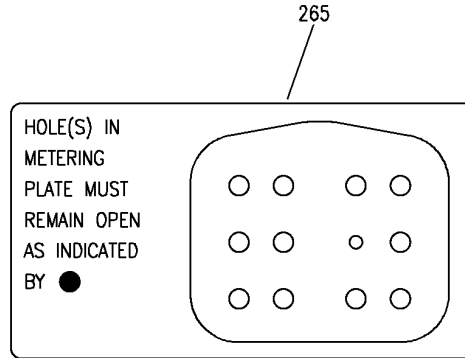
BRI
SEP 20/08

11-36-02-04
PAGE 0E

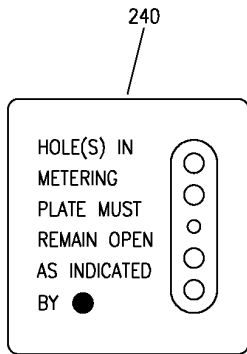
BOEING
757
PARTS CATALOG (MAINTENANCE)



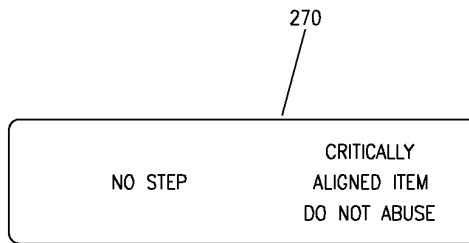
(S)



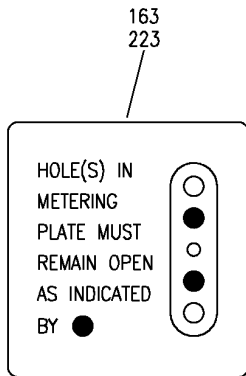
(T)



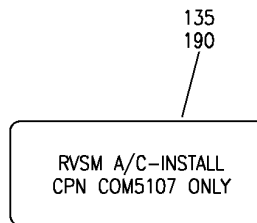
(X)



(U)



(W)



(V)

Y 11360204 SHT 7 REV 283

SHELF ASSY-ELECTRONICS EQPT E1/E2 (PLACARDS AND MARKINGS ONLY)
FIGURE 4 (SHEET 7)

11-36-02-04

BRI
MAY 28/07

11-36-02-04
PAGE OF

BOEING PROPRIETARY - Copyright © - Unpublished Work - See title page for details.



757

PARTS CATALOG (MAINTENANCE)

FIG ITEM	PART NUMBER	1 2 3 4 5 6 7	NOMENCLATURE	EFFECT FROM TO	UNITS PER ASSY
4			SHELF ASSY-ELECTRONICS EQPT E1/E2 (PLACARDS AND MARKINGS ONLY)	002004 006999	
1	284N1511-7		SHELF ASSY-ELECTRONICS EQPT E1-1 (PLACARDS AND MARKINGS ONLY) FOR NHA/OTHER SYS DET SEE: 24-00-58-05D	504903	RF
1	284N1511-8		SHELF ASSY-ELECTRONICS EQPT E1-1 (PLACARDS AND MARKINGS ONLY) FOR NHA/OTHER SYS DET SEE: 24-00-58-05D	101102	RF
5	BAC27TEX2033		.DECAL-	101102	1
10	BAC27TEX2034		.DECAL	101102	1
15	BAC27TEX2086		.DECAL	504903 101102	1
50	284N1512-8		SHELF ASSY-ELECTRONICS EQPT E1-2 (PLACARDS AND MARKINGS ONLY) FOR NHA/OTHER SYS DET SEE: 24-00-58-05D	101102 504903	RF
60	BAC27TEX2034		.DECAL	101102	1
65	BAC27TEX2086		.DECAL	504903 101102	1
100	284N1521-19		SHELF ASSY-ELECTRONICS EQPT E2-1 (PLACARDS AND MARKINGS ONLY) FOR NHA/OTHER SYS DET SEE: 24-00-58-05D	504903	RF
103	284N1521-20		SHELF ASSY-ELECTRONICS EQPT E2-1 (PLACARDS AND MARKINGS ONLY) FOR NHA/OTHER SYS DET SEE: 24-00-58-05D	101102	RF
105	284N1521-9		SHELF ASSY-ELECTRONICS EQPT E2-1 (PLACARDS AND MARKINGS ONLY) FOR NHA/OTHER SYS DET SEE: 25-70-51-02	009009	RF
110	BAC27TEX2034		.DECAL-	108120	1
115	BAC27TEX2036		.DECAL-	108120	2
120	BAC27TEX3273		.DECAL	108120	1
125	BAC27TEX3274		.DECAL-	009009	1
			POST SERVICE BULLETIN: 22-0077	108120	

MISSING ITEM NUMBERS NOT APPLICABLE

- ITEM NOT ILLUSTRATED

11-36-02-04

11-36-02
FIG. 04
PAGE 1
JAN 20/09

BRI



757

PARTS CATALOG (MAINTENANCE)

FIG ITEM	PART NUMBER	1 2 3 4 5 6 7	NOMENCLATURE	EFFECT FROM TO	UNITS PER ASSY
4					
150	284N1522-1		SHELF ASSY-ELECTRONICS EQPT E2-2 (PLACARDS AND MARKINGS ONLY) FOR NHA/OTHER SYS DET SEE: 25-70-51-02	002004 006100 121503 950999	RF
150	284N1522-2		SHELF ASSY-ELECTRONICS EQPT E2-2 (PLACARDS AND MARKINGS ONLY) FOR NHA/OTHER SYS DET SEE: 25-70-51-02	107107 904949	RF
150	284N1522-10		SHELF ASSY-ELECTRONICS EQPT E2-2 (PLACARDS AND MARKINGS ONLY) FOR NHA/OTHER SYS DET SEE: 24-00-58-05D	101102 504903	RF
160	BAC27TEX2033		.DECAL-	101102 504903	1
170	BAC27TEX2034		.DECAL	101102 504903	1
175	BAC27TEX2036		.DECAL	101102 504903	1
180	BAC27TEX3273		.DECAL	101102 504903	1
185	BAC27TEX3274		.DECAL- POST SERVICE BULLETIN: 22-0077	009009 101102 504903	1
200	284N1523-12		SHELF ASSY-ELECTRONICS EQPT E2-3 (PLACARDS AND MARKINGS ONLY) FOR NHA/OTHER SYS DET SEE: 25-70-51-02	904949	RF
200	284N1523-14		SHELF ASSY-ELECTRONICS EQPT E2-3 (PLACARDS AND MARKINGS ONLY) FOR NHA/OTHER SYS DET SEE: 25-70-51-02	121503 952999	RF
200	284N1523-15		SHELF ASSY-ELECTRONICS EQPT E2-3 (PLACARDS AND MARKINGS ONLY) FOR NHA/OTHER SYS DET SEE: 25-70-51-02	002004 006100	RF
200	284N1523-16		SHELF ASSY-ELECTRONICS EQPT E2-3 (PLACARDS AND MARKINGS ONLY) FOR NHA/OTHER SYS DET SEE: 25-70-51-02	950951	RF

MISSING ITEM NUMBERS NOT APPLICABLE

- ITEM NOT ILLUSTRATED

11-36-02-04

11-36-02
FIG. 04
PAGE 2
JAN 20/09

BRI



757

PARTS CATALOG (MAINTENANCE)

FIG ITEM	PART NUMBER	1 2 3 4 5 6 7	NOMENCLATURE	EFFECT FROM TO	UNITS PER ASSY
4					
201	284N1523-11		SHELF ASSY-ELECTRONICS EQPT E2-3 (PLACARDS AND MARKINGS ONLY) POST SERVICE BULLETIN: 24-0048 FOR NHA/OTHER SYS DET SEE: 25-70-51-02	107107	RF
201	284N1523-31		SHELF ASSY-ELECTRONICS EQPT E2-3 (PLACARDS AND MARKINGS ONLY) FOR NHA/OTHER SYS DET SEE: 24-00-58-05D	101102	RF
201	284N1523-32		SHELF ASSY-ELECTRONICS EQPT E2-3 (PLACARDS AND MARKINGS ONLY) FOR NHA/OTHER SYS DET SEE: 24-00-58-05D	504903	RF
210	BAC27TEX2032		.DECAL-	101102 504903	2
220	BAC27TEX2033		.DECAL-	101102 504903	2
225	BAC27TEX2036		.DECAL-	101102 504903	2
230	BAC27TEX3274		.DECAL- POST SERVICE BULLETIN: 22-0077	009009 101102 504903	1
250	284N1524-2		SHELF ASSY-ELECTRONICSEQPT E2-4 (PLACARDS AND MARKINGS ONLY) FOR NHA/OTHER SYS DET SEE: 25-70-51-02	107107 121503 904949	RF
250	284N1524-3		SHELF ASSY-ELECTRONICS EQPT E2-4 (PLACARDS AND MARKINGS ONLY) FOR NHA/OTHER SYS DET SEE: 25-70-51-02	002004 006100 950999	RF
250	284N1524-23		SHELF ASSY-ELECTRONICS EQPT E2-4 (PLACARDS AND MARKINGS ONLY) FOR NHA/OTHER SYS DET SEE: 24-00-58-05D	101102 504903	RF
265	BAC27NEX2022		.DECAL	101106 504903	3
270	BAC27TEX0954		.DECAL- PLACARD CONTENT: NO STEP CRITICALLY ALIGNED ITEM DO NOT ABUSE	002004 006102 107107 121999	1

MISSING ITEM NUMBERS NOT APPLICABLE

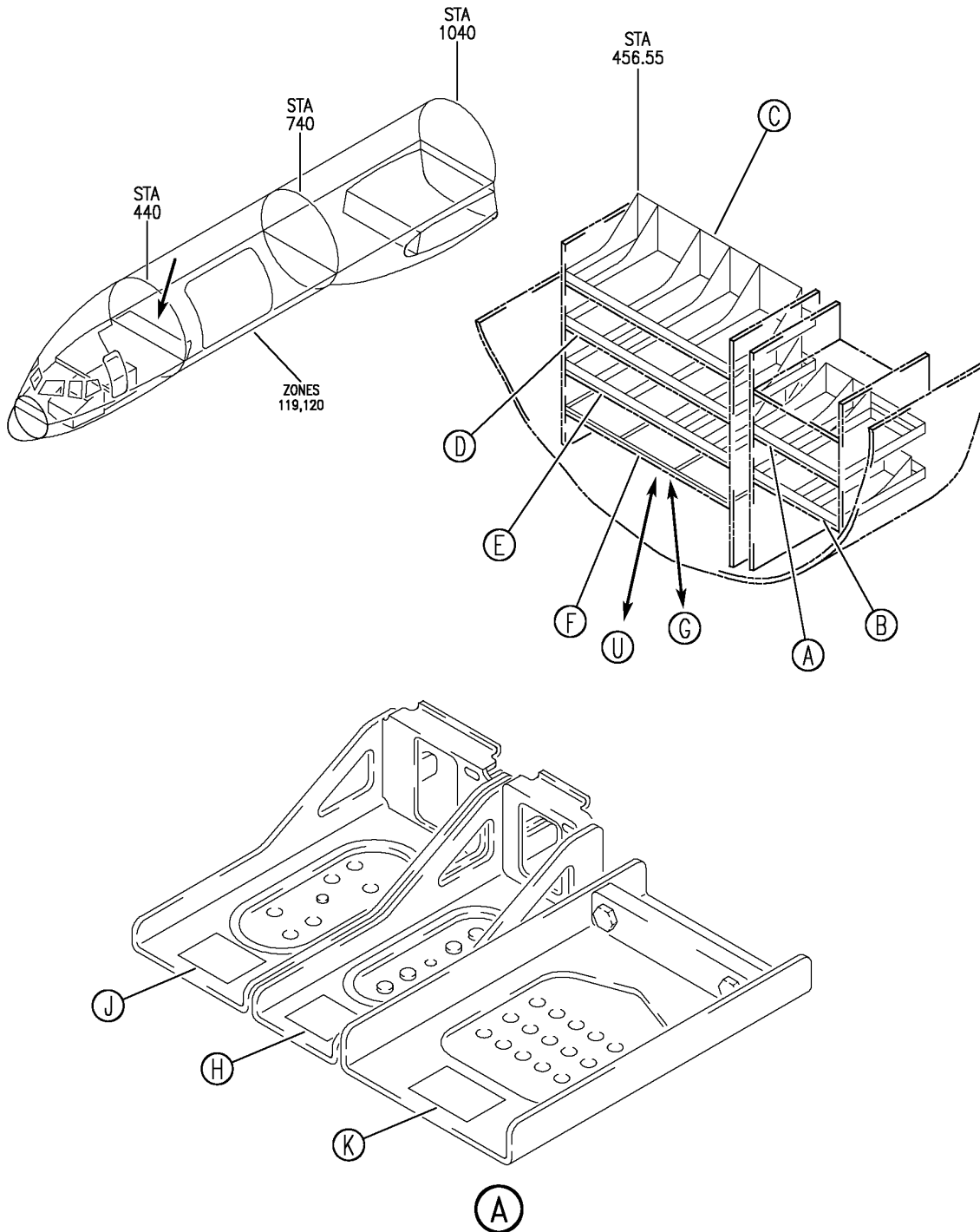
- ITEM NOT ILLUSTRATED

11-36-02-04

11-36-02
FIG. 04
PAGE 3
JAN 20/09

BRI

BOEING
757
PARTS CATALOG (MAINTENANCE)



Y 11360204B SHT 1 REV 258

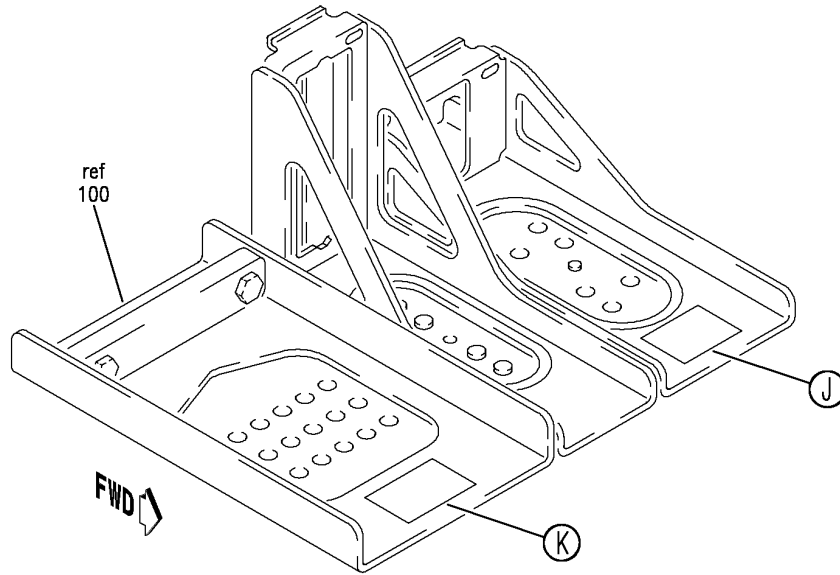
SHelf SUBASSY-ELECTRONICS EQPT E1/E2 (PLACARDS AND MARKINGS ONLY)
FIGURE 4B (SHEET 1)

BRI
JAN 20/09

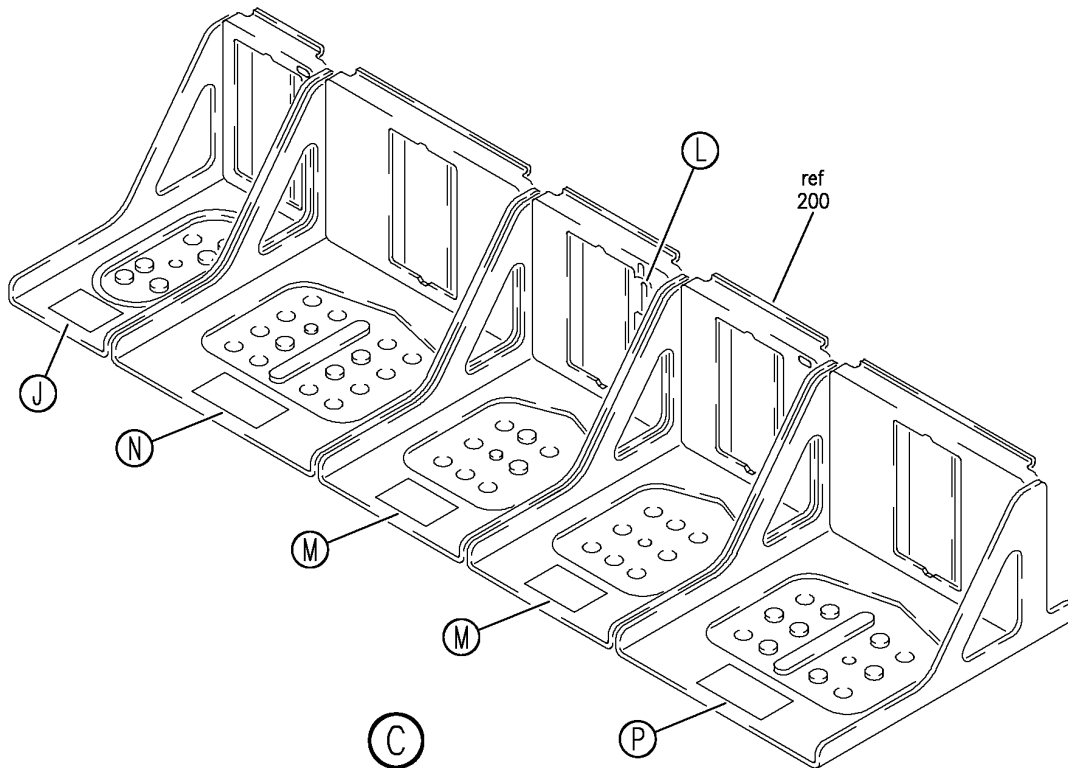
11-36-02-04B

11-36-02-04B
PAGE 0

BOEING
757
PARTS CATALOG (MAINTENANCE)



(B)



(C)

SHELF SUBASSY-ELECTRONICS EQPT E1/E2 (PLACARDS AND MARKINGS ONLY)
FIGURE 4B (SHEET 2)

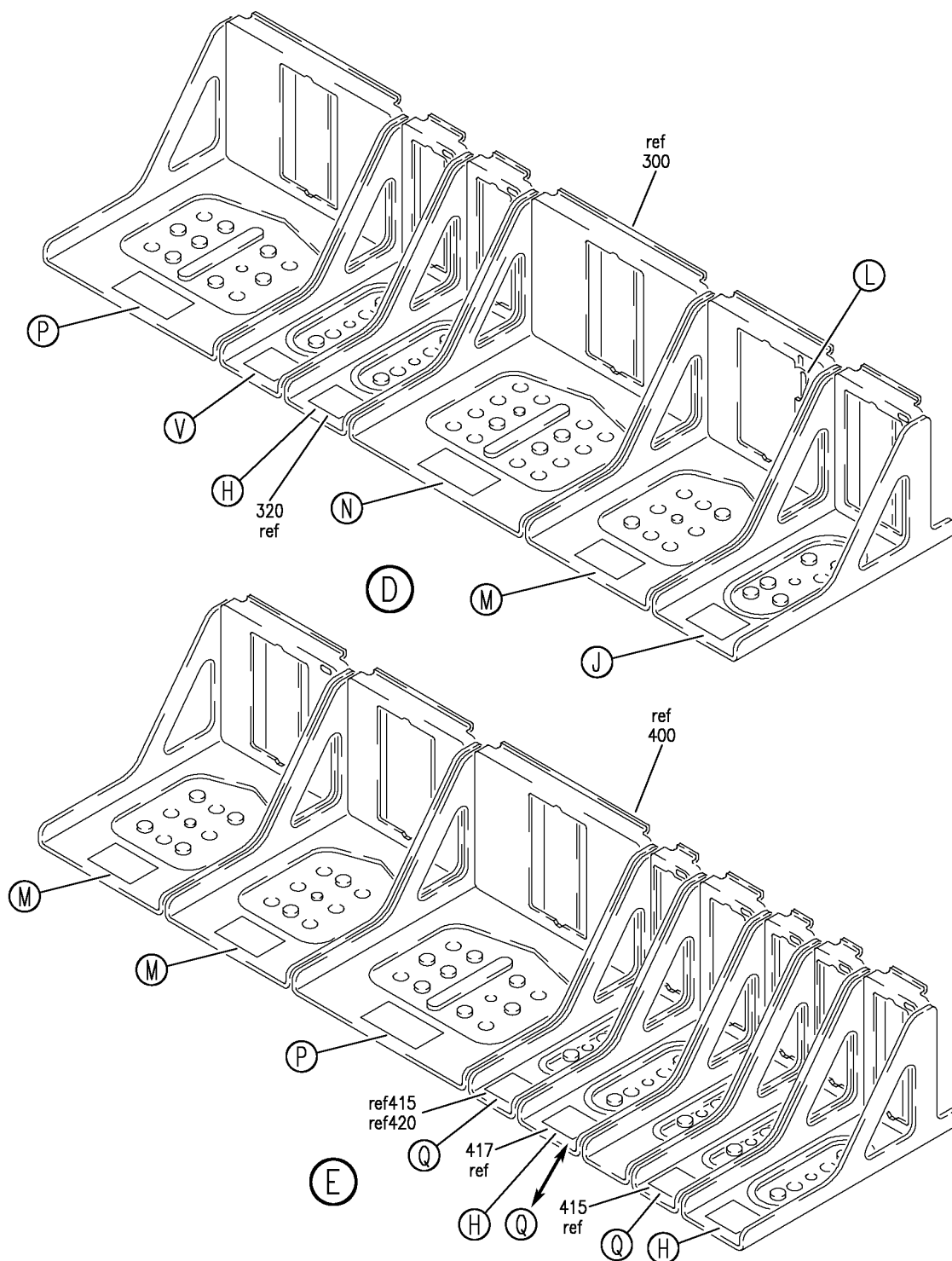
11-36-02-04B

BRI
JAN 20/09

11-36-02-04B
PAGE 0A

Y 11360204B SHT 2 REV 329

BOEING
757
PARTS CATALOG (MAINTENANCE)



Y 11360204B SHT 3 REV 329

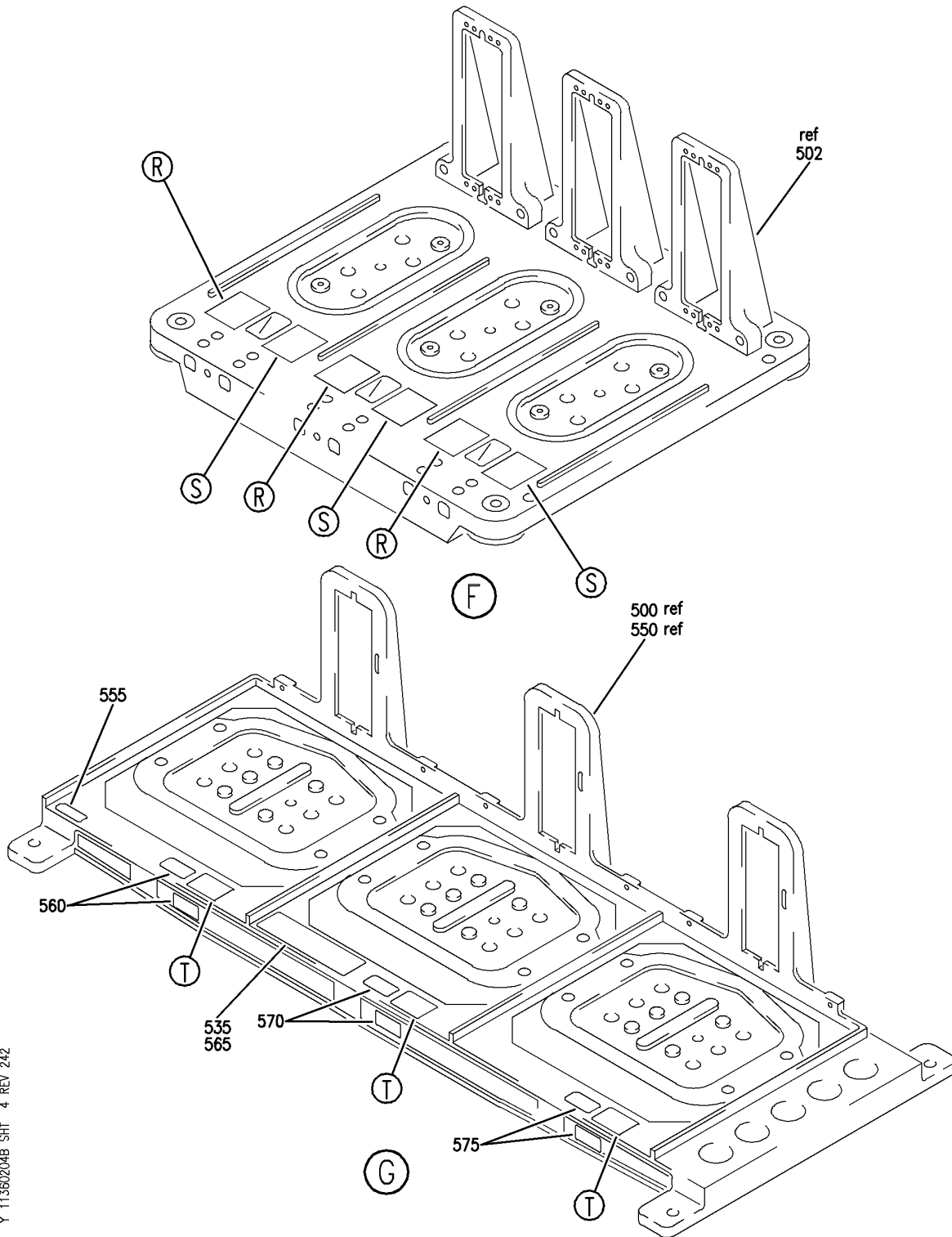
SHELF SUBASSY-ELECTRONICS EQPT E1/E2 (PLACARDS AND MARKINGS ONLY)
FIGURE 4B (SHEET 3)

BRI
JAN 20/09

11-36-02-04B

11-36-02-04B
PAGE 0B

BOEING
757
PARTS CATALOG (MAINTENANCE)



Y 11360204B SH 4 REV 242

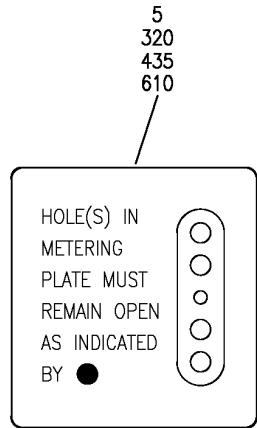
SHelf SUBASSY-ELECTRONICS EQPT E1/E2 (PLACARDS AND MARKINGS ONLY)
FIGURE 4B (SHEET 4)

BRI
JAN 20/09

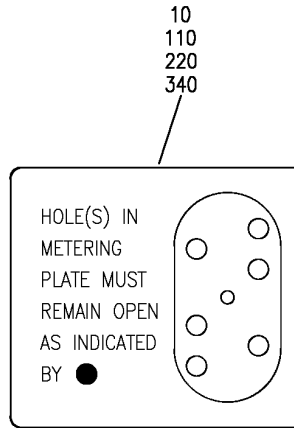
11-36-02-04B

11-36-02-04B
PAGE 0C

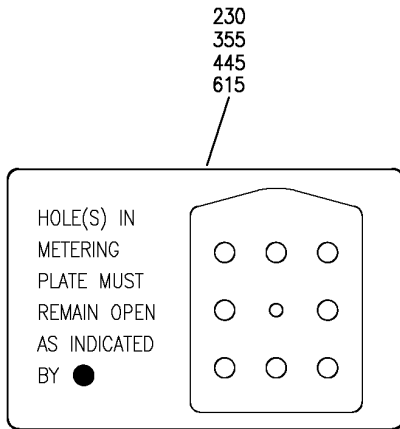
BOEING
757
PARTS CATALOG (MAINTENANCE)



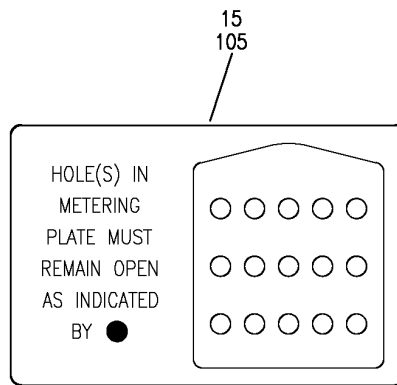
(H)



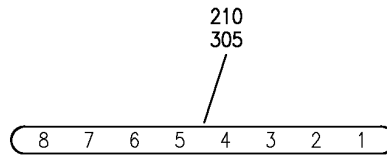
(J)



(M)



(K)



(L)

Y 11360204B SHT 5 REV 329

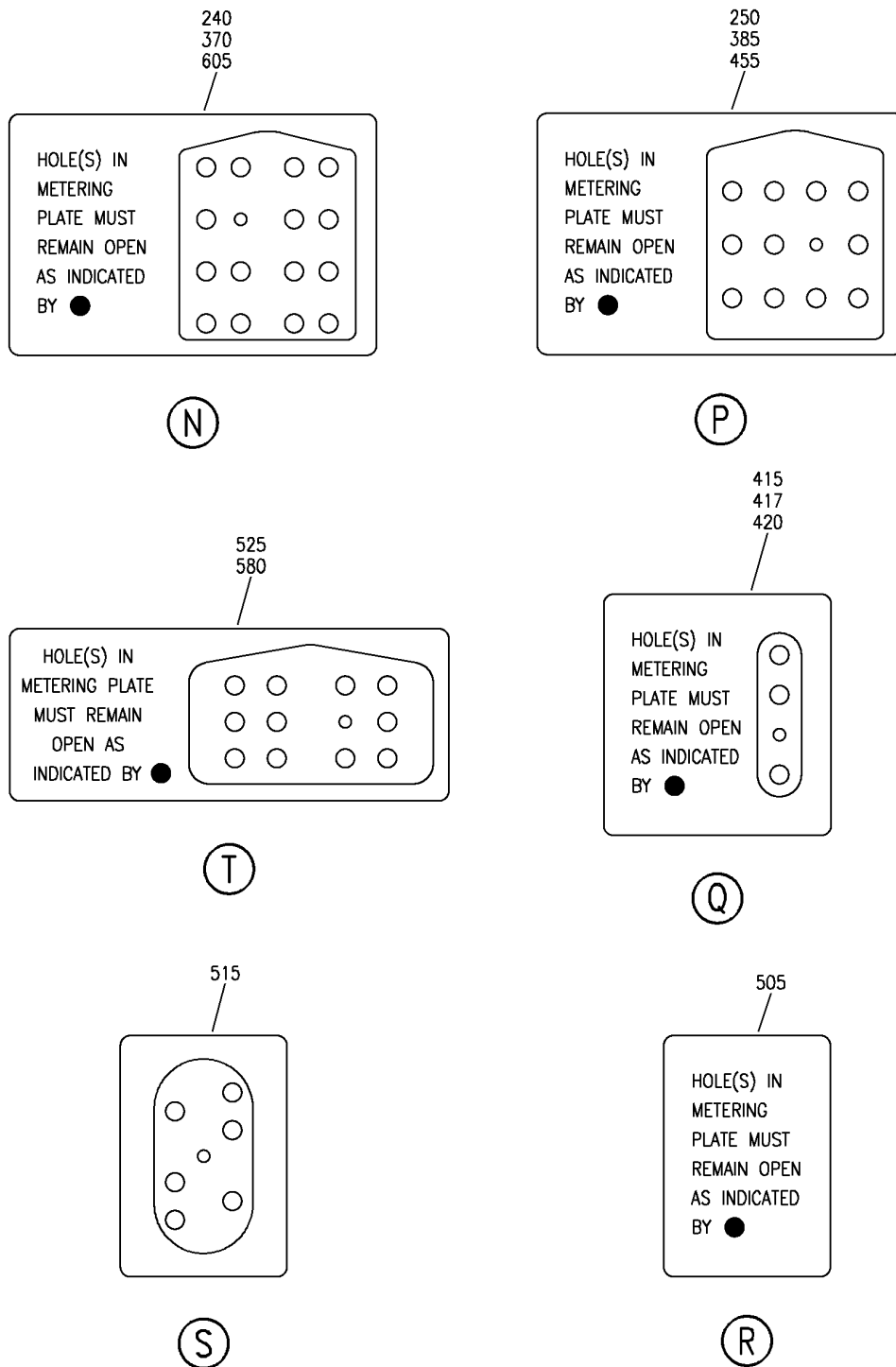
SHELF SUBASSY-ELECTRONICS EQPT E1/E2 (PLACARDS AND MARKINGS ONLY)
FIGURE 4B (SHEET 5)

BRI
JAN 20/09

11-36-02-04B

11-36-02-04B
PAGE 0D

BOEING
757
PARTS CATALOG (MAINTENANCE)



Y 11360204B SHT 6 REV 293

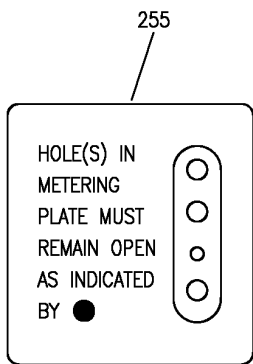
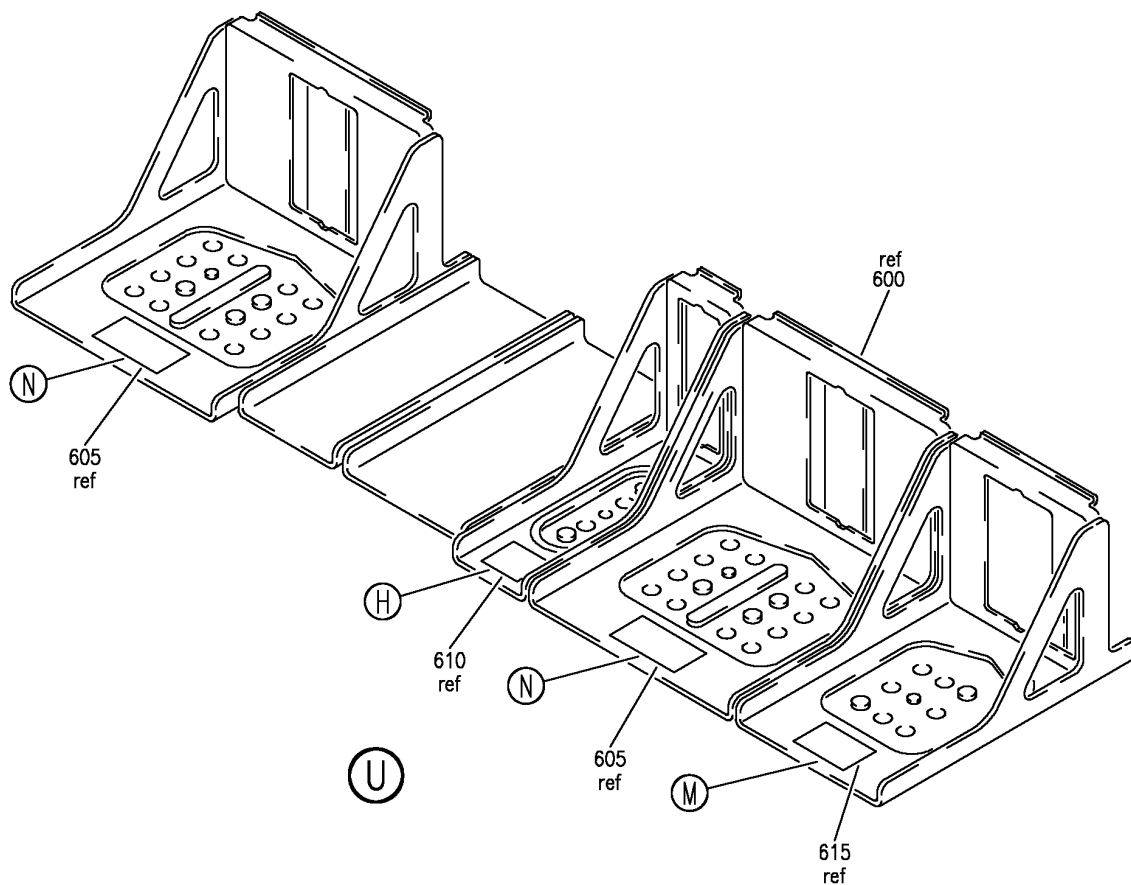
SHELF SUBASSY-ELECTRONICS EQPT E1/E2 (PLACARDS AND MARKINGS ONLY)
FIGURE 4B (SHEET 6)

BRI
JAN 20/09

11-36-02-04B

11-36-02-04B
PAGE 0E

BOEING
757
PARTS CATALOG (MAINTENANCE)



V

Y 11360204B SHT 7 REV 305

SHELF SUBASSY-ELECTRONICS EQPT E1/E2 (PLACARDS AND MARKINGS ONLY)
FIGURE 4B (SHEET 7)

11-36-02-04B

BRI
JAN 20/09

11-36-02-04B
PAGE OF



757

PARTS CATALOG (MAINTENANCE)

FIG ITEM	PART NUMBER	1 2 3 4 5 6 7	NOMENCLATURE	EFFECT FROM TO	UNITS PER ASSY
4B			SHELF SUBASSY-ELECTRONICS EQPT E1/E2 (PLACARDS AND MARKINGS ONLY)	103106 108120	
- 1	284N1511-11		SHELF SUBASSY-ELECTRONICS EQPT E1-1 (PLACARDS AND MARKINGS ONLY) FOR NHA/OTHER SYS DET SEE: 25-70-51-11	103106 108120	RF
	5 BAC27TEX2033		.DECAL-	103106 108120	1
	10 BAC27TEX2034		.DECAL	103106 108120	1
	15 BAC27TEX2086		.DECAL	103106 108120	1
- 100	284N1512-10		SHELF SUBASSY-ELECTRONICS EQPT E1-2 (PLACARDS AND MARKINGS ONLY) FOR NHA/OTHER SYS DET SEE: 25-70-51-12	103106 108120	RF
	105 BAC27TEX2086		.DECAL	103106 108120	1
	110 BAC27TEX2034		.DECAL	103106 108120	1
- 200	284N1521-24		SHELF SUBASSY-ELECTRONICS EQPT E2-1 (PLACARDS AND MARKINGS ONLY) FOR NHA/OTHER SYS DET SEE: 25-70-51-21	108120	RF
- 200	284N1521-26		SHELF SUBASSY-ELECTRONICS EQPT E2-1 (PLACARDS AND MARKINGS ONLY) FOR NHA/OTHER SYS DET SEE: 25-70-51-21	103105	RF
	210 BAC27TEX1267		.DECAL- PLACARD CONTENT: 1 THRU 8	103105 108120	1
	220 BAC27TEX2034		.DECAL	108120	1
	230 BAC27TEX2036		.DECAL	103105 108120	2
	240 BAC27TEX3273		.DECAL	103105 108120	1
	250 BAC27TEX3274		.DECAL	103105 108120	1
- 300	284N1522-18		SHELF SUBASSY-ELECTRONICS EQPT E2-2 (PLACARDS AND MARKINGS ONLY) FOR NHA/OTHER SYS DET SEE: 25-70-51-22	108120	RF

MISSING ITEM NUMBERS NOT APPLICABLE

- ITEM NOT ILLUSTRATED

11-36-02-04B

11-36-02
FIG. 04B
PAGE 1
JAN 20/09

BRI

BOEING PROPRIETARY - Copyright © - Unpublished Work - See title page for details.

 **BOEING**
757
PARTS CATALOG (MAINTENANCE)

FIG ITEM	PART NUMBER	1 2 3 4 5 6 7	NOMENCLATURE	EFFECT FROM TO	UNITS PER ASSY	
4B						
305	BAC27TEX1267	.	DECAL- PLACARD CONTENT: 1 THRU 8	108120	1	
320	BAC27TEX2033	.	DECAL	108120	1	
340	BAC27TEX2034	.	DECAL	108120	1	
355	BAC27TEX2036	.	DECAL	108120	1	
370	BAC27TEX3273	.	DECAL	108120	1	
385	BAC27TEX3274	.	DECAL	108120	1	
- 400	284N1523-42		SHELF SUBASSY-ELECTRONICS EQPT E2-3 (PLACARDS AND MARKINGS ONLY) FOR NHA/OTHER SYS DET SEE: 25-70-51-23A	108120	RF	
415	BAC27TEX2032	.	DECAL	108120	2	
435	BAC27TEX2033	.	DECAL	108120	2	
445	BAC27TEX2036	.	DECAL	108120	2	
455	BAC27TEX3274	.	DECAL	108120	1	
- 550	284N1524-36		SHELF SUBASSY-ELECTRONICS EQPT E2-4 (PLACARDS AND MARKINGS ONLY) FOR NHA/OTHER SYS DET SEE: 25-70-51-24A	108120	RF	
R	555	BAC27NEX0511	.	DECAL- PLACARD CONTENT: E2-4	108120	1
R	560	BAC27TEX1325	.	DECAL- PLACARD CONTENT: M159 IRU-LEFT	108120	2
R	565	BAC27TEX0954	.	DECAL- PLACARD CONTENT: NO STEP CRITICALLY ALIGNED ITEM DO NOT ABUSE	108120	1
R	570	BAC27TEX1324	.	DECAL- PLACARD CONTENT: M160 IRU-CENTER	108120	2
R	575	BAC27TEX1323	.	DECAL- PLACARD CONTENT: M161 IRU-RIGHT	108120	2
R	580	BAC27NEX2022	.	DECAL	108120	3
-	600	284N1522-24		SHELF SUBASSY-E2-2 HARD PARTS COLLECTOR FOR NHA SEE: 25-70-51-22B	103106	RF
605	BAC27TEX3273	.	DECAL	103106	2	
610	BAC27TEX2033	.	DECAL	103106	1	
615	BAC27TEX2036	.	DECAL	103106	1	

MISSING ITEM NUMBERS NOT APPLICABLE

- ITEM NOT ILLUSTRATED

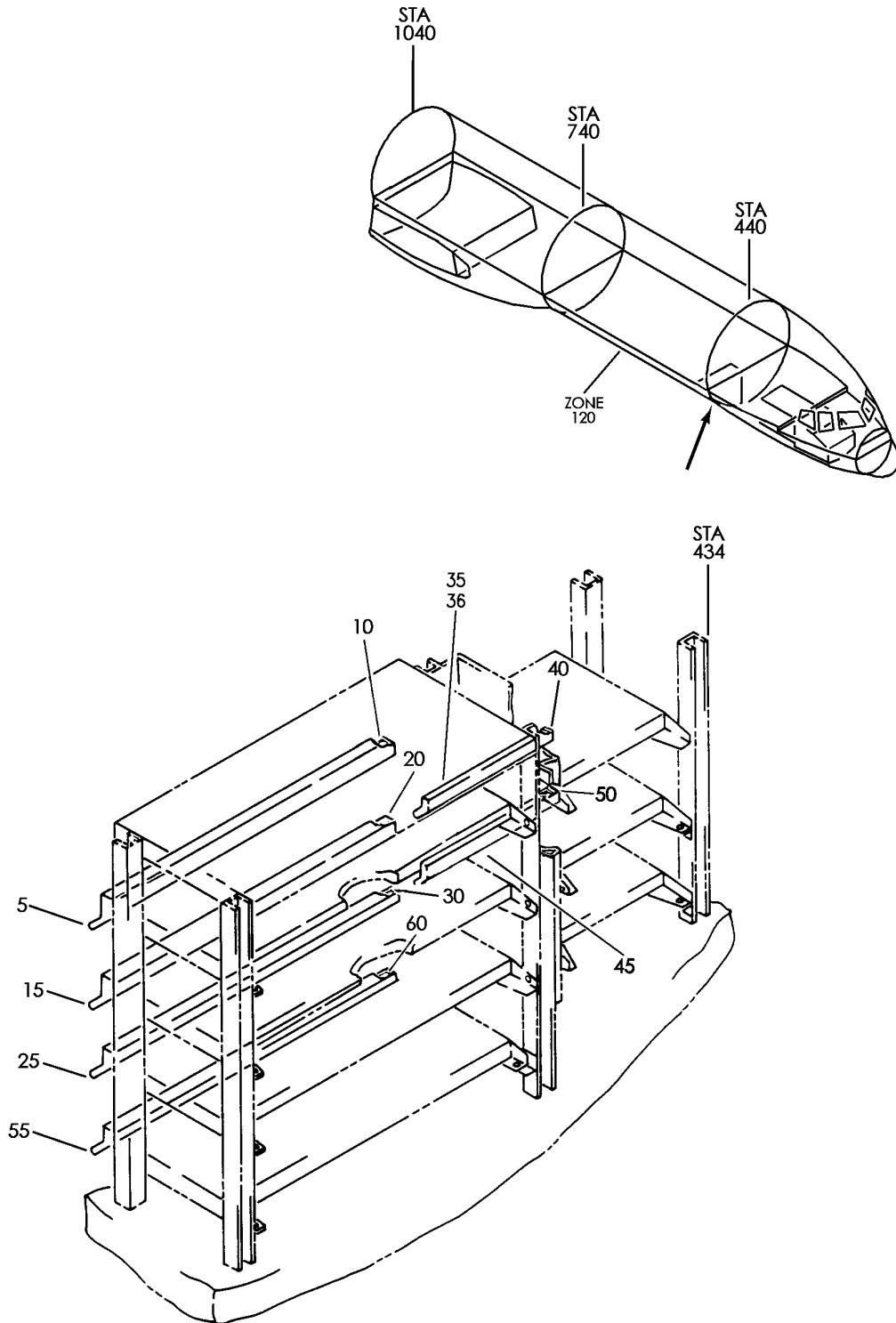
BRI

11-36-02-04B

BOEING PROPRIETARY - Copyright © - Unpublished Work - See title page for details.

11-36-02
FIG. 04B
PAGE 2
MAY 20/09

BOEING
757
PARTS CATALOG (MAINTENANCE)



Y 11360205 REV 291

DISCONNECT ASSY-MODULE ELEC/ELECTRONIC RACKS E1/E2 (PLACARDS AND MARKINGS ONLY)
FIGURE 5

BRI
MAY 28/07

11-36-02-05

11-36-02-05
PAGE 0



757

PARTS CATALOG (MAINTENANCE)

FIG ITEM	PART NUMBER	1 2 3 4 5 6 7	NOMENCLATURE	EFFECT FROM TO	UNITS PER ASSY
5			DISCONNECT ASSY-MODULE ELEC/ELECTRONIC RACKS E1/E2 (PLACARDS AND MARKINGS ONLY)	002004 006999	
5	287N1406-72		DISCONNECT ASSY-MODULE ELEC/ELECTRONIC RACKS E2-1 (PLACARDS AND MARKINGS ONLY) FOR NHA/OTHER SYS DET SEE: 25-70-53-05 25-70-52-06 25-70-53-10	002004 006102 107999	RF
10	BAC27NEL0923		.DECAL- PLACARD CONTENT: 1 THRU 123	002004 006102 107999	1
15	287N1406-73		DISCONNECT ASSY-MODULE ELEC/ELECTRONIC RACKS E2-2 (PLACARDS AND MARKINGS ONLY) FOR NHA/OTHER SYS DET SEE: 25-70-53-06 25-70-52-06A	002004 006102 107999	RF
20	BAC27NEL0923		.DECAL- PLACARD CONTENT: 1 THRU 123	002004 006102 107999	1
25	287N1406-74		DISCONNECT ASSY-MODULE ELEC/ELECTRONIC RACKS E2-3 (PLACARDS AND MARKINGS ONLY) FOR NHA/OTHER SYS DET SEE: 25-70-53-07 25-70-52-06B	002004 006102 107999	RF
30	BAC27NEL0923		.DECAL- PLACARD CONTENT: 1 THRU 123	002004 006102 107999	1
35	287N1406-107		DISCONNECT ASSY-MODULE ELEC/ELECTRONIC RACKS E1-19PLACARDS AND MARKINGS ONLY) FOR NHA/OTHER SYS DET SEE: 25-70-52-03 25-70-52-05	002004 006102 108503 953999	RF
35	287N1406-50		DISCONNECT ASSY-MODULE ELEC/ELECTRONIC RACKS E1-19PLACARDS AND MARKINGS ONLY) FOR NHA/OTHER SYS DET SEE: 25-70-52-03 25-70-52-05	107107 504952	RF

MISSING ITEM NUMBERS NOT APPLICABLE

- ITEM NOT ILLUSTRATED

11-36-02-05

11-36-02
FIG. 05
PAGE 1
JAN 20/09

BRI



757

PARTS CATALOG (MAINTENANCE)

FIG ITEM	PART NUMBER	1 2 3 4 5 6 7	NOMENCLATURE	EFFECT FROM TO	UNITS PER ASSY
5					
36	287N1089-55		DISCONNECT ASSY-MODULE ELEC/ELECTRONIC RACKS E1-19 PLACARDS AND MARKINGS ONLY) FOR NHA/OTHER SYS DET SEE: 25-70-52-05	103106	RF
40	BAC27NEL0923		.DECAL- PLACARD CONTENT: 1 THRU 123	002004 006999	1
45	287N1406-87		DISCONNECT ASSY-MODULE ELEC/ELECTRONIC RACKS E1-2 (PLACARDS AND MARKINGS ONLY) FOR NHA/OTHER SYS DET SEE: 25-70-52-04 25-70-52-05A	002004 006999	RF
50	BAC27NEL0923		.DECAL- PLACARD CONTENT: 1 THRU 123	002004 006999	1
55	287N1406-48		DISCONNECT ASSY-MODULE ELEC/ELECTRONIC RACKS E2-4 (PLACARDS AND MARKINGS ONLY) FOR NHA/OTHER SYS DET SEE: 25-70-53-08 25-70-52-07	504903 950951	RF
55	287N1406-84		DISCONNECT ASSY-MODULE ELEC/ELECTRONIC RACKS E2-4 (PLACARDS AND MARKINGS ONLY) POST SERVICE BULLETIN: 24-0048 FOR NHA/OTHER SYS DET SEE: 25-70-53-08 25-70-52-07	002004 006102 107503 904949 952999	RF
60	BAC27NEL0923		.DECAL- PLACARD CONTENT: 1 THRU 123	002004 006102 107999	1

MISSING ITEM NUMBERS NOT APPLICABLE

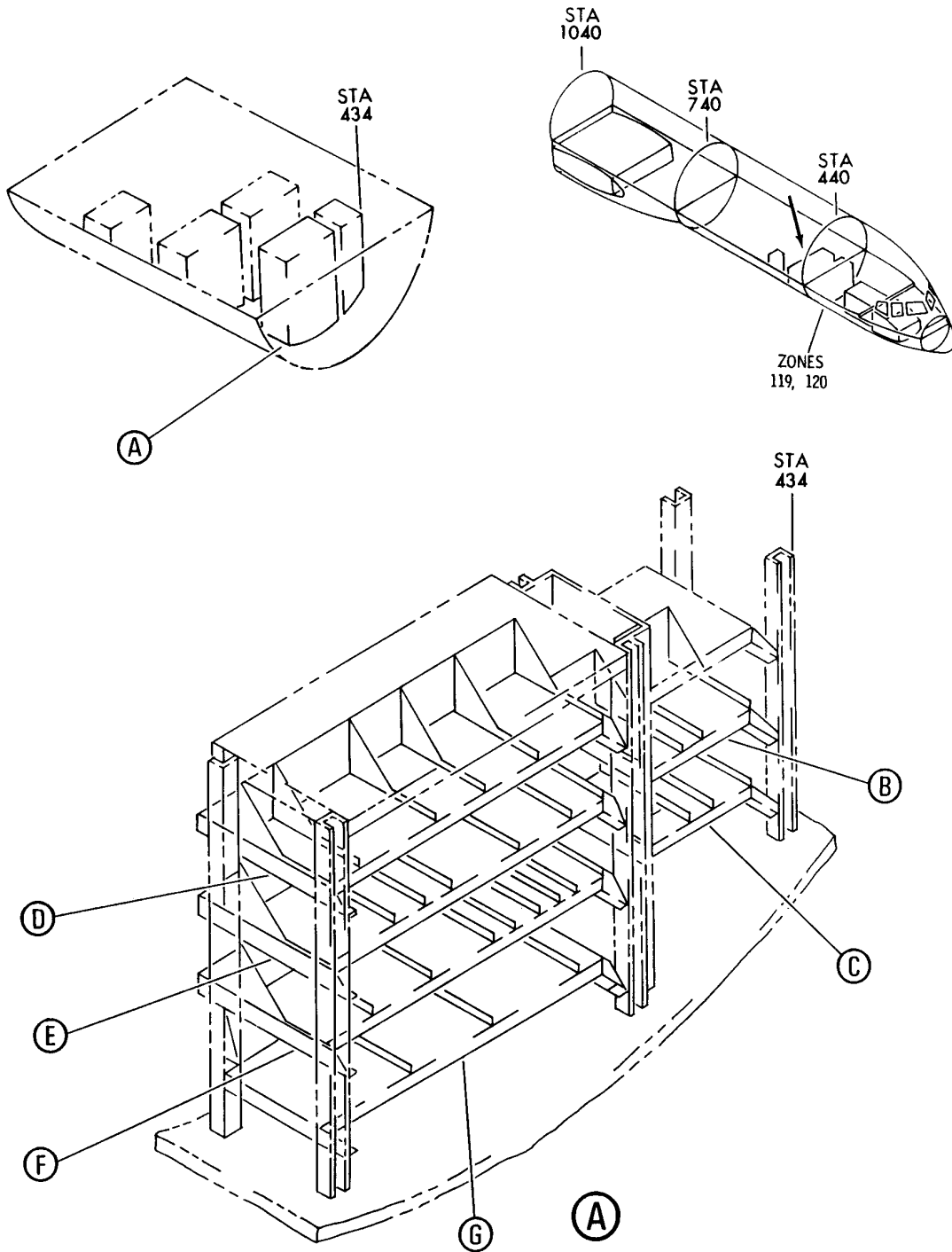
- ITEM NOT ILLUSTRATED

BRI

11-36-02-05

11-36-02
FIG. 05
PAGE 2
JAN 20/09

BOEING
757
PARTS CATALOG (MAINTENANCE)



Y 11360206 SHT 1 REV 214

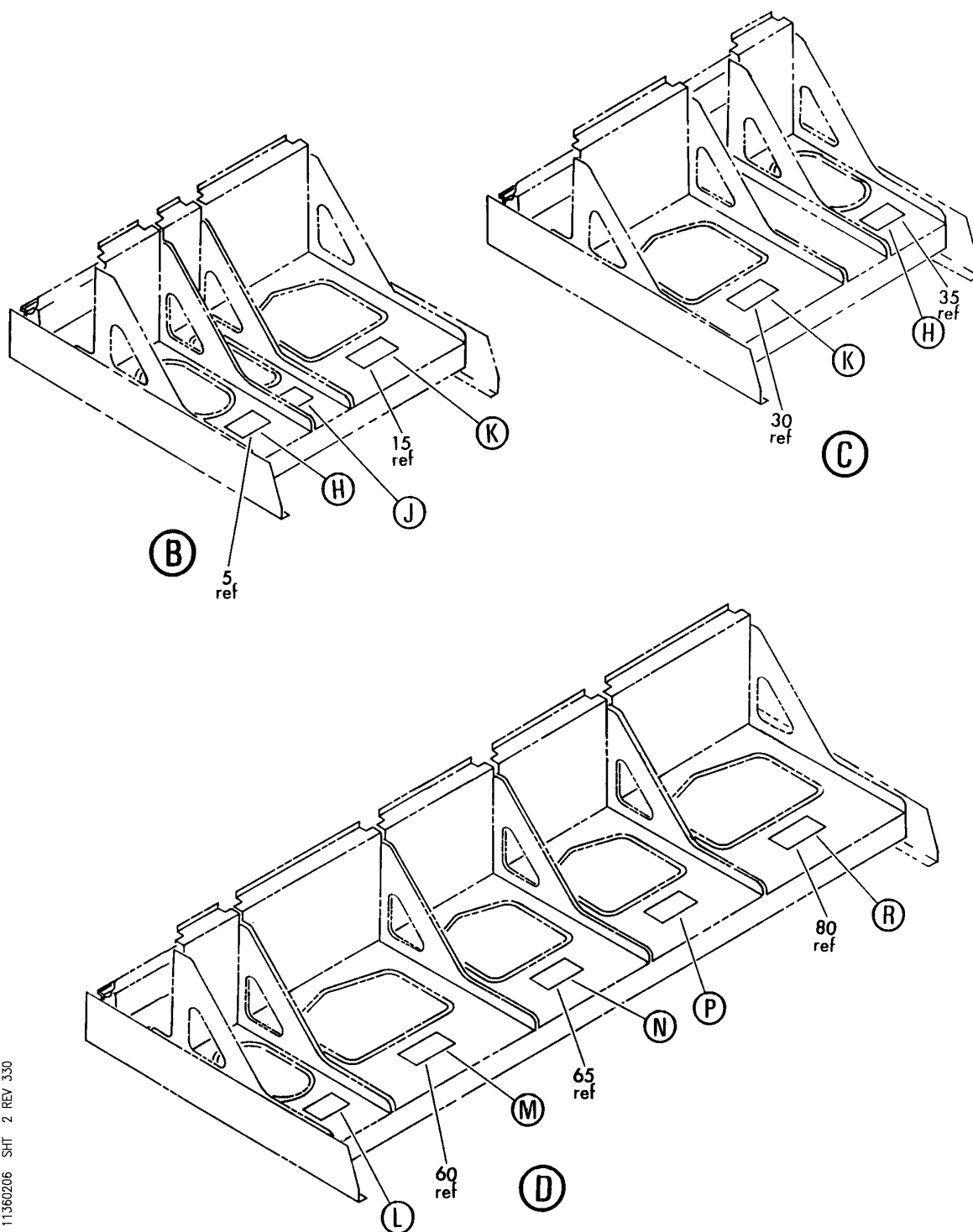
COOLING ASSY-E1 AND E2 (PLACARDS AND MARKINGS ONLY)
FIGURE 6 (SHEET 1)

11-36-02-06

BRI
MAY 28/07

11-36-02-06
PAGE 0

BOEING
757
PARTS CATALOG (MAINTENANCE)



Y 11360206 SH1 2 REV 330

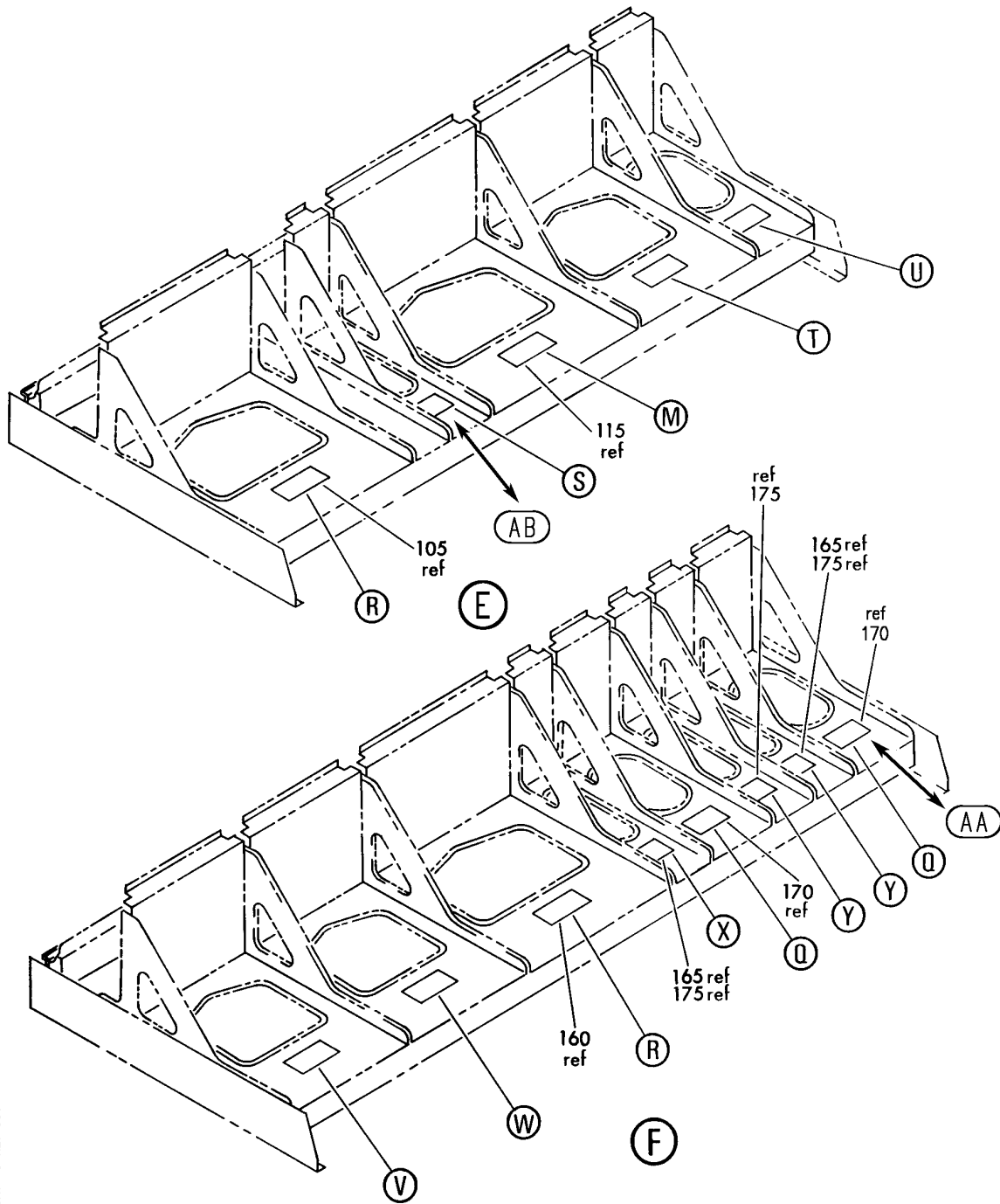
COOLING ASSY-E1 AND E2 (PLACARDS AND MARKINGS ONLY)
FIGURE 6 (SHEET 2)

11-36-02-06

BRI
JAN 20/09

11-36-02-06
PAGE 0A

BOEING
757
PARTS CATALOG (MAINTENANCE)



Y 11360206 SH-T 3 REV 330

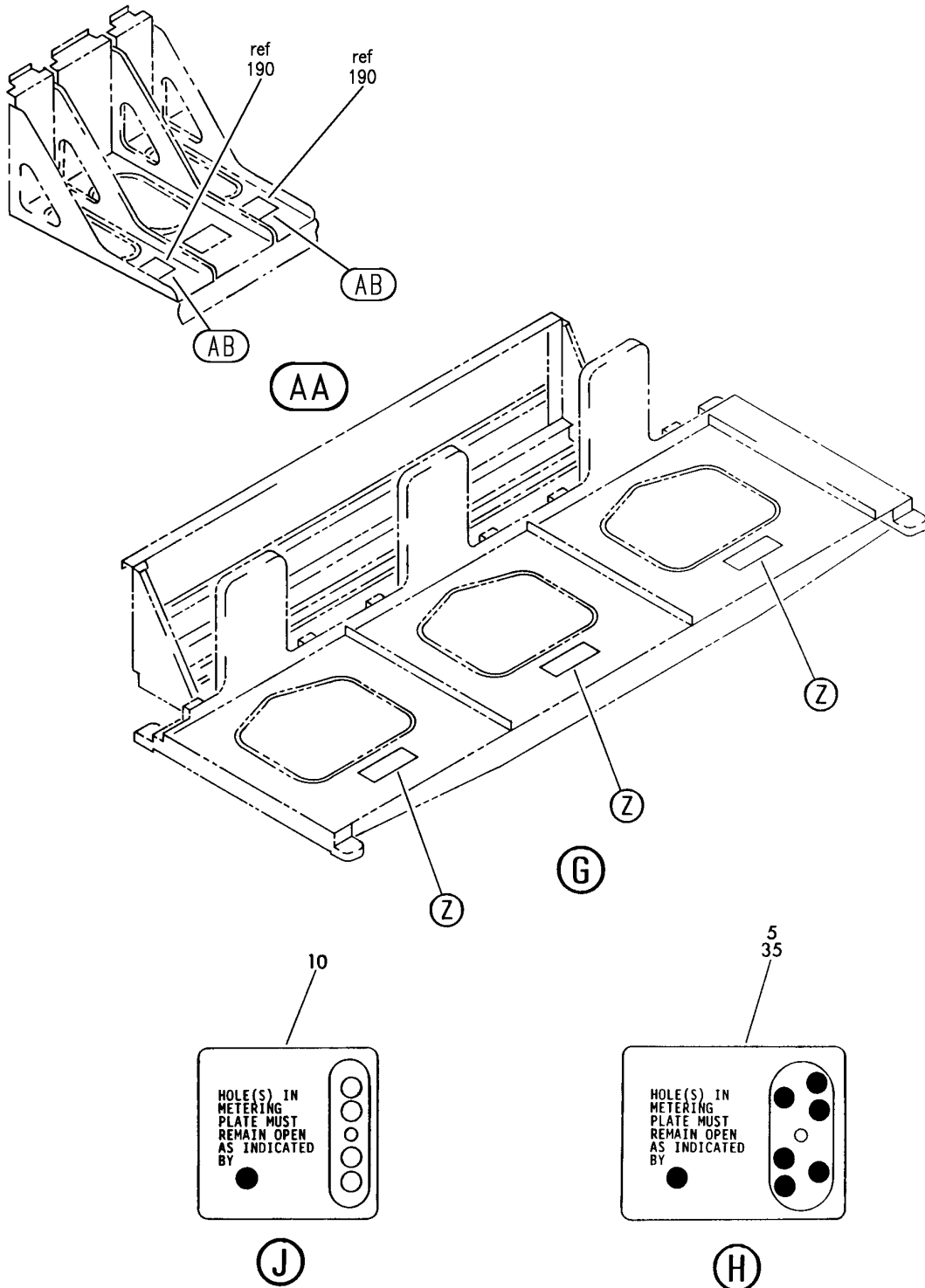
COOLING ASSY-E1 AND E2 (PLACARDS AND MARKINGS ONLY)
FIGURE 6 (SHEET 3)

11-36-02-06

BRI
JAN 20/09

11-36-02-06
PAGE 0B

BOEING
757
PARTS CATALOG (MAINTENANCE)



Y 11360206 SH- 4 REV 286

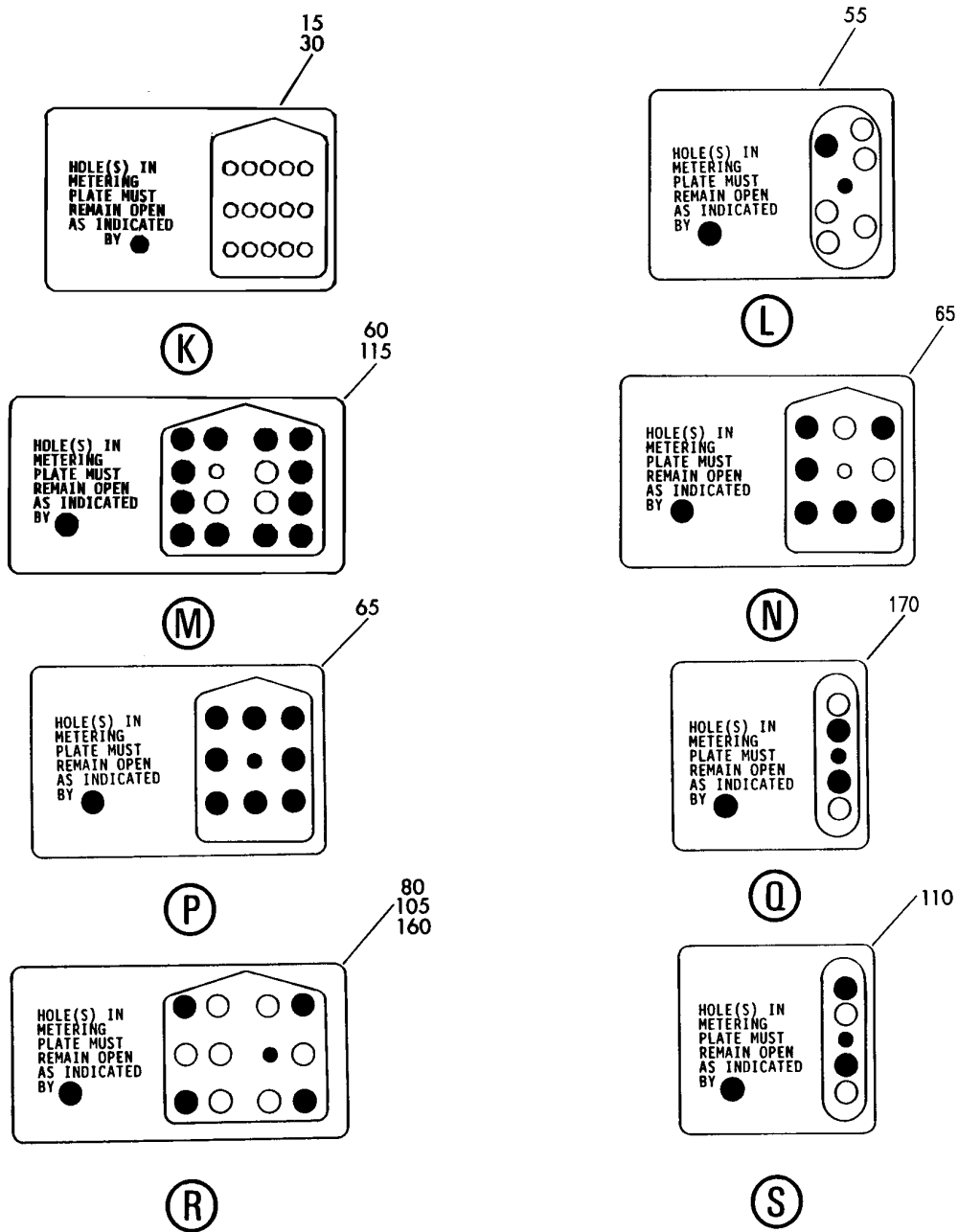
COOLING ASSY-E1 AND E2 (PLACARDS AND MARKINGS ONLY)
FIGURE 6 (SHEET 4)

11-36-02-06

BRI
MAY 28/07

11-36-02-06
PAGE 0C

BOEING
757
PARTS CATALOG (MAINTENANCE)



Y 11360206 SH-T 5 REV 330

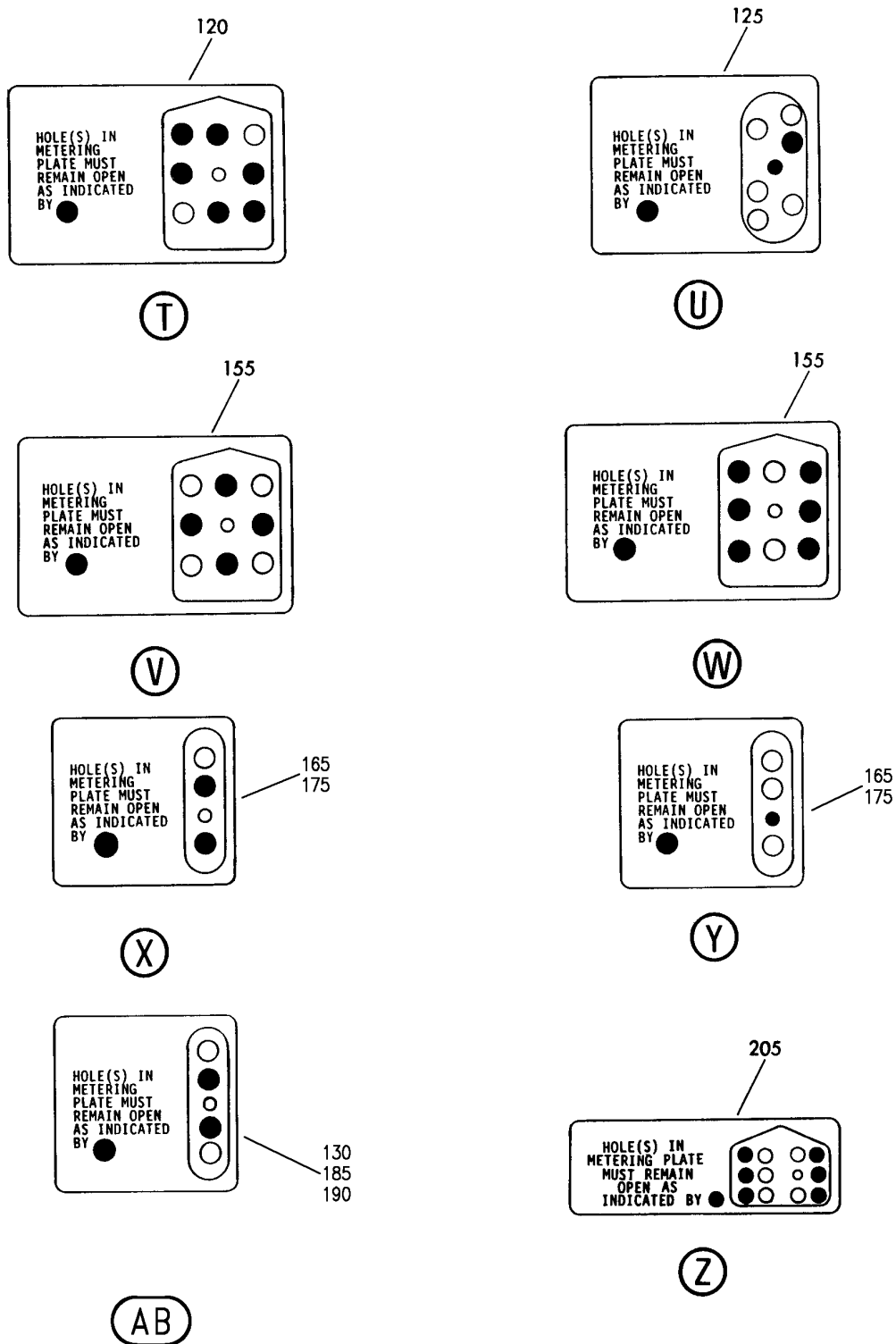
COOLING ASSY-E1 AND E2 (PLACARDS AND MARKINGS ONLY)
FIGURE 6 (SHEET 5)

11-36-02-06

BRI
JAN 20/09

11-36-02-06
PAGE 0D

BOEING
757
PARTS CATALOG (MAINTENANCE)



Y 11360206 SH-T 6 REV 286

COOLING ASSY-E1 AND E2 (PLACARDS AND MARKINGS ONLY)
FIGURE 6 (SHEET 6)

11-36-02-06

BRI
MAY 28/07

11-36-02-06
PAGE 0E



757

PARTS CATALOG (MAINTENANCE)

FIG ITEM	PART NUMBER	1 2 3 4 5 6 7	NOMENCLATURE	EFFECT FROM TO	UNITS PER ASSY
6			COOLING ASSY-E1 AND E2 (PLACARDS AND MARKINGS ONLY)	018100	
- 1	284N1911-2		COOLING ASSY-E1-1 SHELF (PLACARDS AND MARKINGS ONLY) FOR NHA SEE: 21-58-58-01	018100	RF
	5 BAC27TEX2034		.DECAL	018100	1
	10 BAC27TEX2033		.DECAL	018100	1
	15 BAC27TEX2086		.DECAL	018100	1
- 25	284N1912-1		COOLING ASSY-E1-2 SHELF (PLACARDS AND MARKINGS ONLY) FOR NHA SEE: 21-58-58-01	018100	RF
	30 BAC27TEX2086		.DECAL	018100	1
	35 BAC27TEX2034		.DECAL	018100	1
- 50	284N1921-1		COOLING ASSY-E2-1 SHELF (PLACARDS AND MARKINGS ONLY) FOR NHA SEE: 21-58-58-01	018100	RF
	55 BAC27TEX2034		.DECAL	018100	1
	60 BAC27TEX3273		.DECAL	018100	1
	65 BAC27TEX2036		.DECAL	018100	2
	80 BAC27TEX3274		.DECAL	018100	1
- 100	284N1922-1		COOLING ASSY-E2-2 SHELF (PLACARDS AND MARKINGS ONLY) FOR NHA SEE: 21-58-58-01	018100	RF
	105 BAC27TEX3274		.DECAL	018100	1
	110 BAC27TEX2033		.DECAL-	018100	1
	115 BAC27TEX3273		.DECAL	018100	1
	120 BAC27TEX2036		.DECAL	018100	1
	125 BAC27TEX2034		.DECAL	018100	1
- 150	284N1923-1		COOLING ASSY-E2-3 SHELF (PLACARDS AND MARKINGS ONLY) FOR NHA SEE: 21-58-58-01	018100	RF
	155 BAC27TEX2036		.DECAL	018100	2
	160 BAC27TEX3274		.DECAL	018100	1
	165 BAC27TEX2032		.DECAL	018100	2
	170 BAC27TEX2033		.DECAL-	018100	2

MISSING ITEM NUMBERS NOT APPLICABLE

- ITEM NOT ILLUSTRATED

11-36-02-06

11-36-02
FIG. 06
PAGE 1
JAN 20/09

BRI



757

PARTS CATALOG (MAINTENANCE)

FIG ITEM	PART NUMBER	1 2 3 4 5 6 7	NOMENCLATURE	EFFECT FROM TO	UNITS PER ASSY
6 - 200	284N1924-1		COOLING ASSY-E2-4 SHELF (PLACARDS AND MARKINGS ONLY)	018100	RF
205	BAC27NEX2022		FOR NHA SEE: 21-58-58-01 .DECAL-	018100	3

MISSING ITEM NUMBERS NOT APPLICABLE

- ITEM NOT ILLUSTRATED

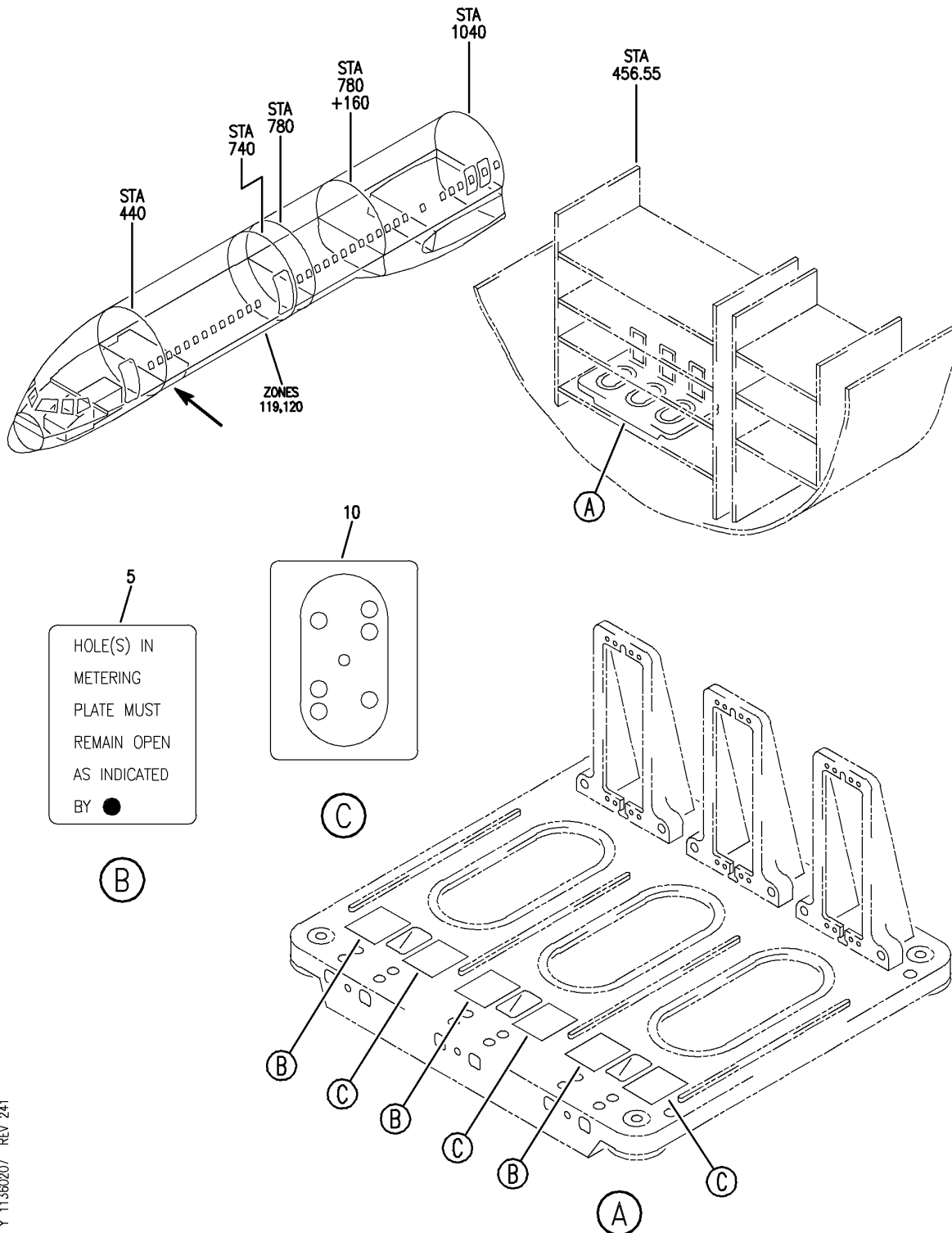
BRI

11-36-02-06

BOEING PROPRIETARY - Copyright © - Unpublished Work - See title page for details.

11-36-02
FIG. 06
PAGE 2
JAN 20/09

BOEING
757
PARTS CATALOG (MAINTENANCE)



Y 11360207 REV 241

SHELF ASSY-ELECTRONICS EQPT CTR E2-4
FIGURE 7

11-36-02-07

BRI
JAN 20/09

11-36-02-07
PAGE 0



757

PARTS CATALOG (MAINTENANCE)

FIG ITEM	PART NUMBER	1 2 3 4 5 6 7	NOMENCLATURE	EFFECT FROM TO	UNITS PER ASSY
7			SHELF ASSY-ELECTRONICS	103106	
- 1	284N1524-42		EQPT CTR E2-4	103106	RF
			SHELF-ELECTRONICS		
			EQPT CTR E2-4		
			FOR NHA SEE:		
			25-70-51-24B		
5	BAC27DEX6515		.DECAL	103106	3
10	BAC27DEX6516		.DECAL	103106	3

MISSING ITEM NUMBERS NOT APPLICABLE

- ITEM NOT ILLUSTRATED

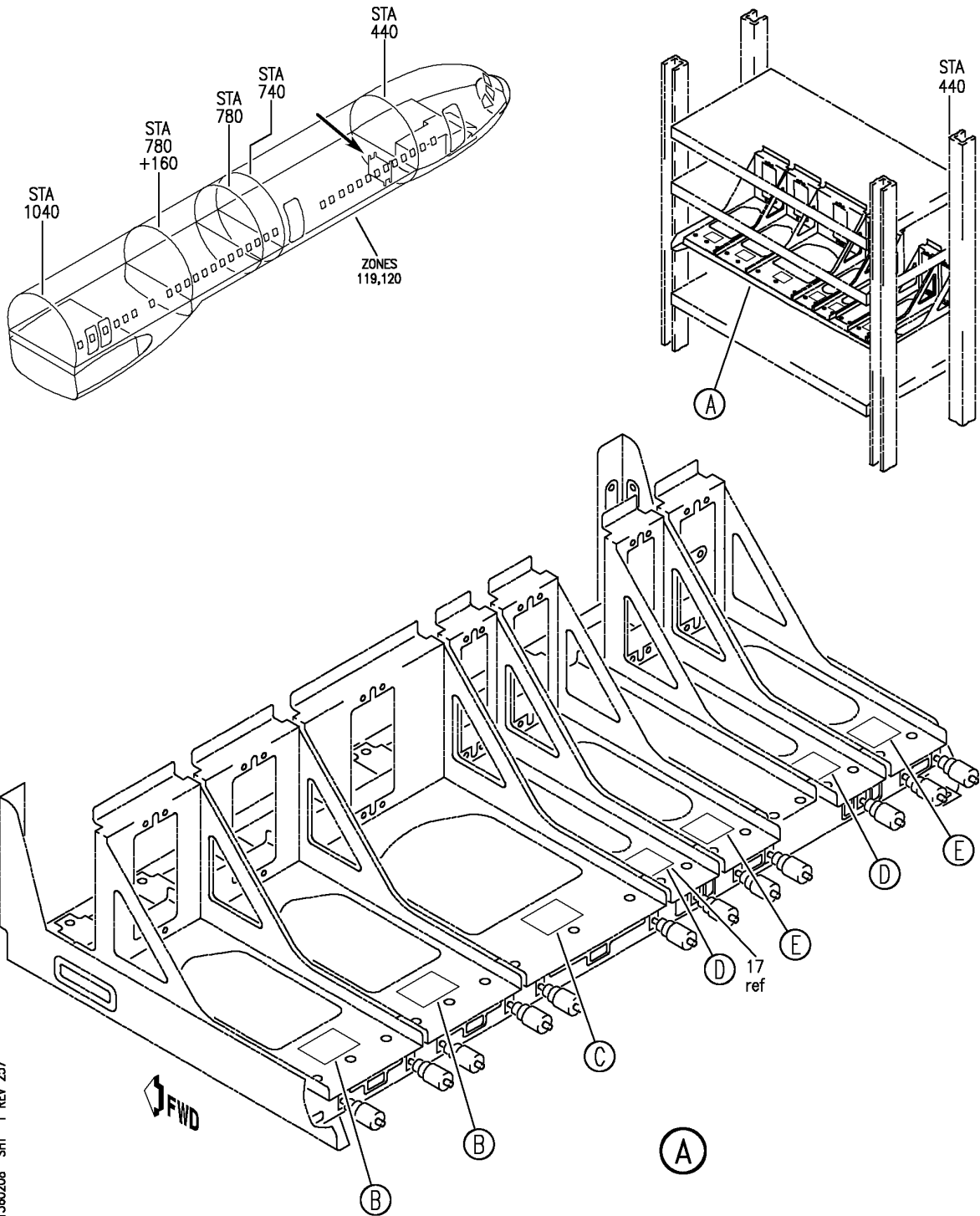
BRI

11-36-02-07

BOEING PROPRIETARY - Copyright © - Unpublished Work - See title page for details.

11-36-02
FIG. 07
PAGE 1
JAN 20/09

BOEING
757
PARTS CATALOG (MAINTENANCE)



Y 11360208 SHT 1 REV 257

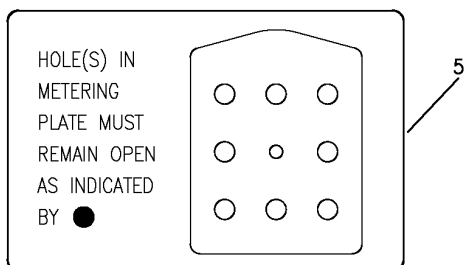
SHELF SUBASSY-ELECTRONICS EQPT CTR E2-3 (PLACARDS AND MARKINGS ONLY)
FIGURE 8 (SHEET 1)

BRI
JAN 20/09

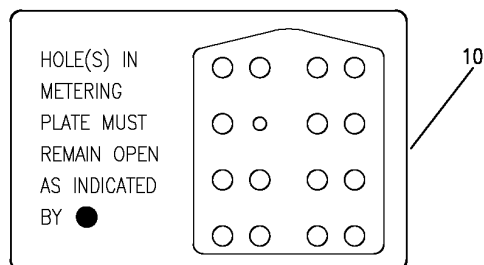
11-36-02-08

11-36-02-08
PAGE 0

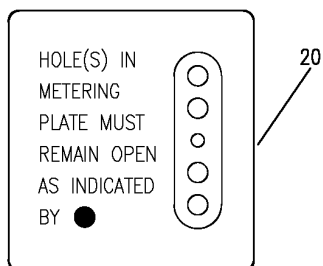

BOEING
 757
PARTS CATALOG (MAINTENANCE)



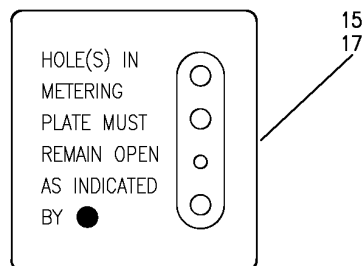
Ⓑ



Ⓒ



Ⓔ



Ⓓ

Y 11360208 SH1 2 REV 257

SHELF SUBASSY-ELECTRONICS EQPT CTR E2-3 (PLACARDS AND MARKINGS ONLY)
 FIGURE 8 (SHEET 2)

11-36-02-08

BRI
 JAN 20/09

11-36-02-08
 PAGE 0A



757

PARTS CATALOG (MAINTENANCE)

FIG ITEM	PART NUMBER	1 2 3 4 5 6 7	NOMENCLATURE	EFFECT FROM TO	UNITS PER ASSY
8			SHELF SUBASSY-ELECTRONICS EQPT CTR E2-3 (PLACARDS AND MARKINGS ONLY)	103105	
- 1	284N1523-60		SHELF SUBASSY-ELECTRONICS EQPT CTR E2-3 (PLACARDS AND MARKINGS ONLY) FOR NHA SEE: 25-70-51-23B	103105	RF
5	BAC27TEX2036	.DECAL		103105	2
10	BAC27TEX3273	.DECAL		103105	1
17	BAC27TEX2032	.DECAL		103105	1
20	BAC27TEX2033	.DECAL		103105	2

MISSING ITEM NUMBERS NOT APPLICABLE

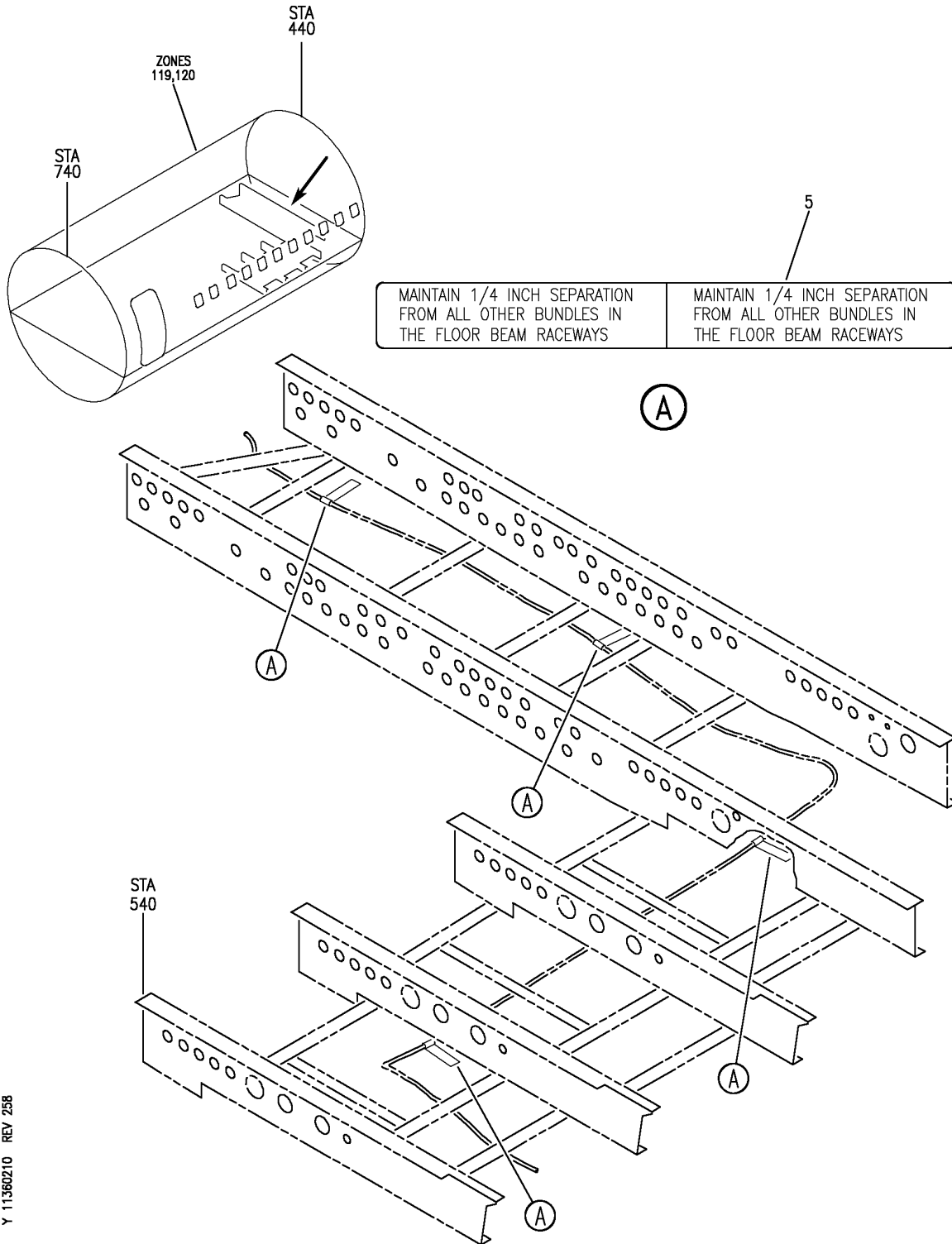
- ITEM NOT ILLUSTRATED

11-36-02-08

11-36-02
FIG. 08
PAGE 1
JAN 20/09

BRI

BOEING
757
PARTS CATALOG (MAINTENANCE)



Y 11360210 REV 258

DECAL INSTL
FIGURE 10

11-36-02-10

BRI
MAY 28/07

11-36-02-10
PAGE 0



757

PARTS CATALOG (MAINTENANCE)

FIG ITEM	PART NUMBER	1 2 3 4 5 6 7	NOMENCLATURE	EFFECT FROM TO	UNITS PER ASSY
10			DECAL INSTL	002004 006106 108120 505903 950950	
- 1	MODREF33286		DECAL INSTL- MODULE NUMBER: 287N3004-1 REV A	103106	1
- 3	012N8947-1		KIT INSTL-WIRE SEPARATION POST SERVICE BULLETIN: 32-0151 32-0151R1	002004 006102 108120 505903 950950	1
5	BAC27NEX3245		.DECAL- PLACARD CONTENT: MAINTAIN 1/4 INCH SEPARATION FROM ALL OTHER BUNDLES IN THE FLOOR BEAM RACEWAYS POST SERVICE BULLETIN: 32-0151 32-0151R1	002004 006106 108120 505903 950950	4

MISSING ITEM NUMBERS NOT APPLICABLE

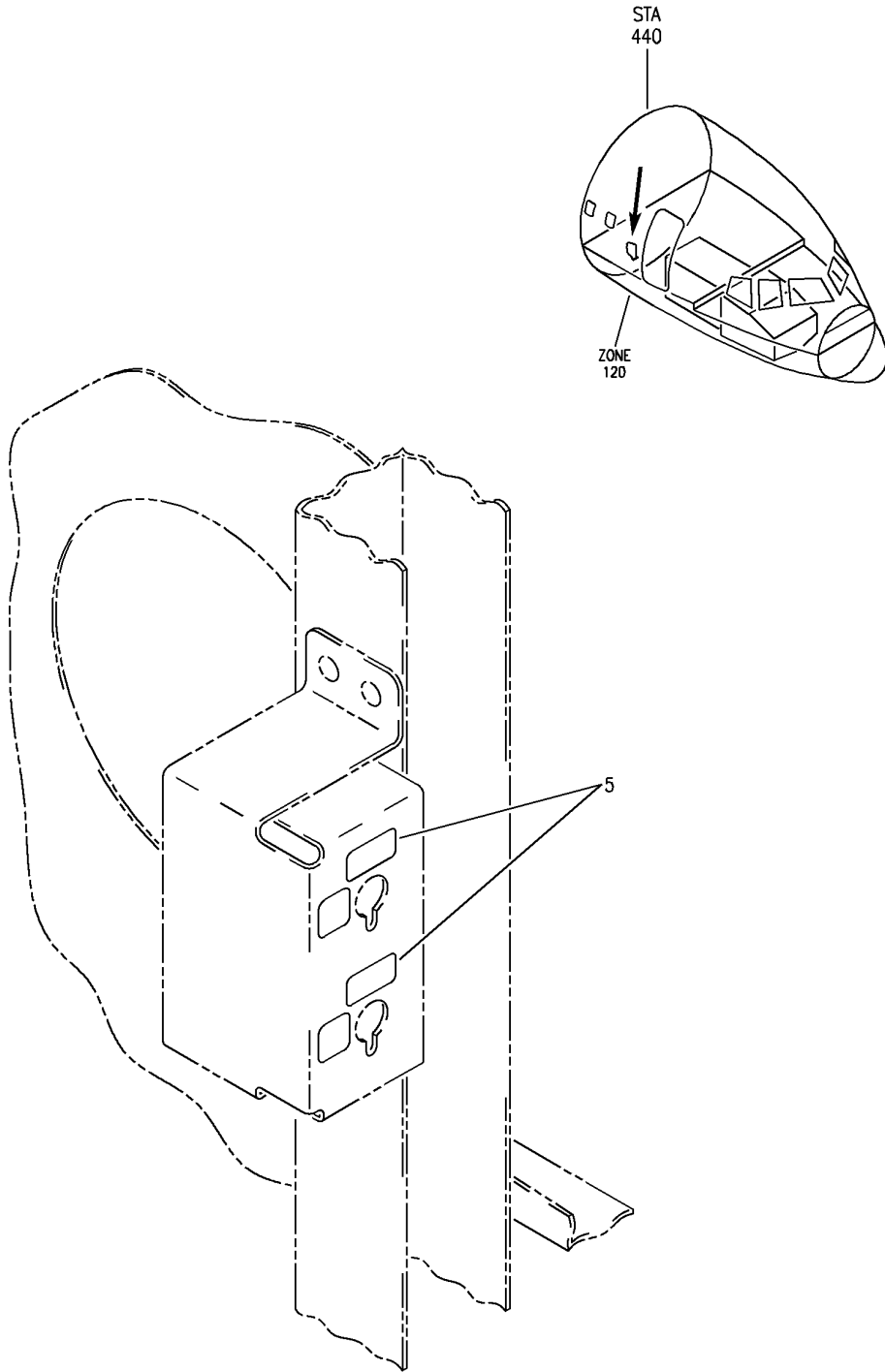
- ITEM NOT ILLUSTRATED

BRI

11-36-02-10

11-36-02
FIG. 10
PAGE 1
JAN 20/09

BOEING
757
PARTS CATALOG (MAINTENANCE)



Y 11360211 REV 299

BRACKET ASSY-SWITCH SPRT (PLACARDS AND MARKINGS ONLY)
FIGURE 11

11-36-02-11

BRI
MAY 28/07

11-36-02-11
PAGE 0



757

PARTS CATALOG (MAINTENANCE)

FIG ITEM	PART NUMBER	1 2 3 4 5 6 7	NOMENCLATURE	EFFECT FROM TO	UNITS PER ASSY
11			BRACKET ASSY-SWITCH SPRT (PLACARDS AND MARKINGS ONLY)	002004 006999	
- 1	284N1016-92		BRACKET ASSY-SWITCH SPRT (PLACARDS AND MARKINGS ONLY)	002004 006999	RF
5	BACM8L9BF		POST ALERT SB: 28A0081 FOR NHA/OTHER SYS DET SEE: 28-22-11-02A MARKER- PLACARD CONTENT: INOP	002004 006999	2

MISSING ITEM NUMBERS NOT APPLICABLE

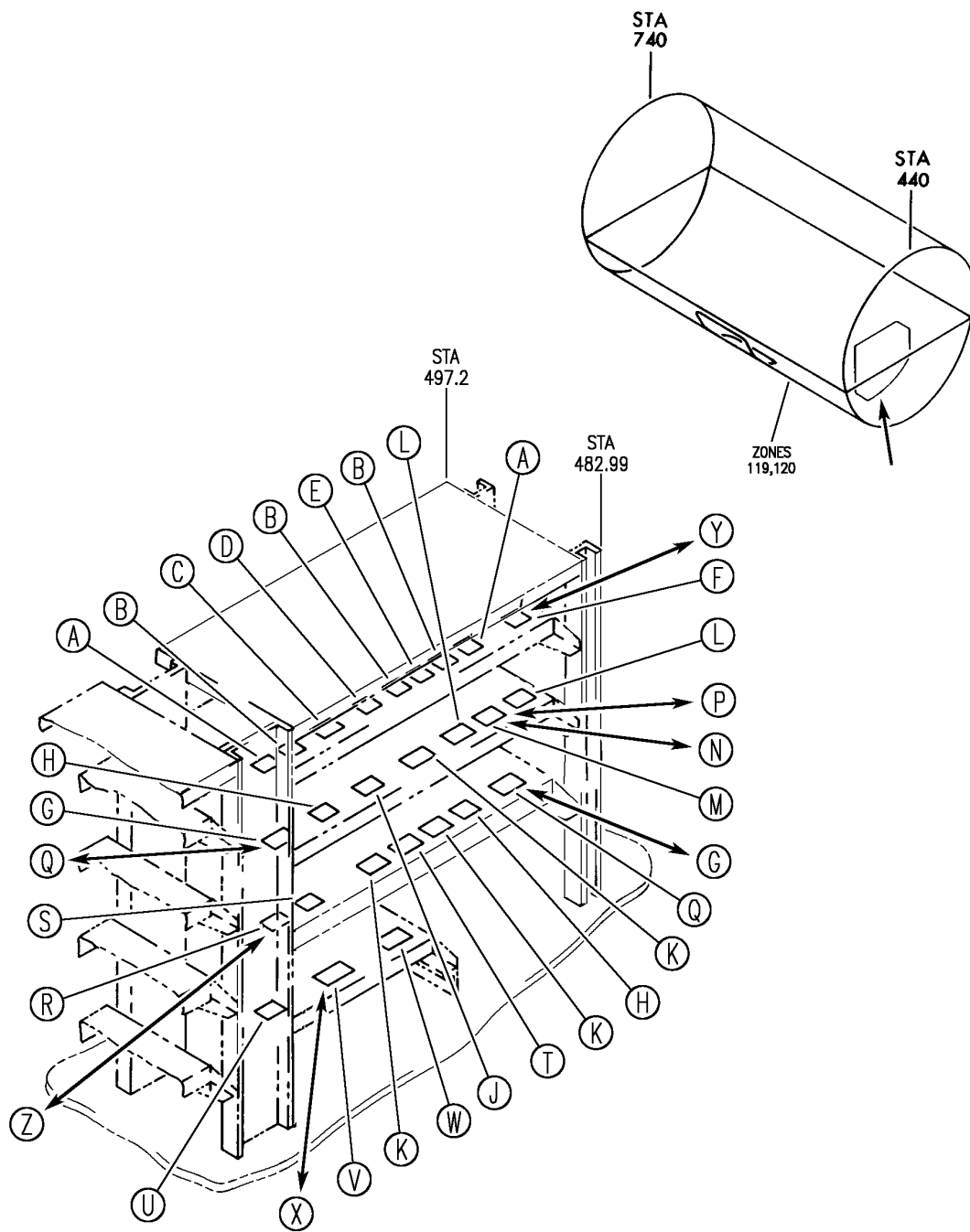
- ITEM NOT ILLUSTRATED

BRI

11-36-02-11

11-36-02
FIG. 11
PAGE 1
SEP 20/08

BOEING
757
PARTS CATALOG (MAINTENANCE)



Y 11360301 SH1 1 REV 283

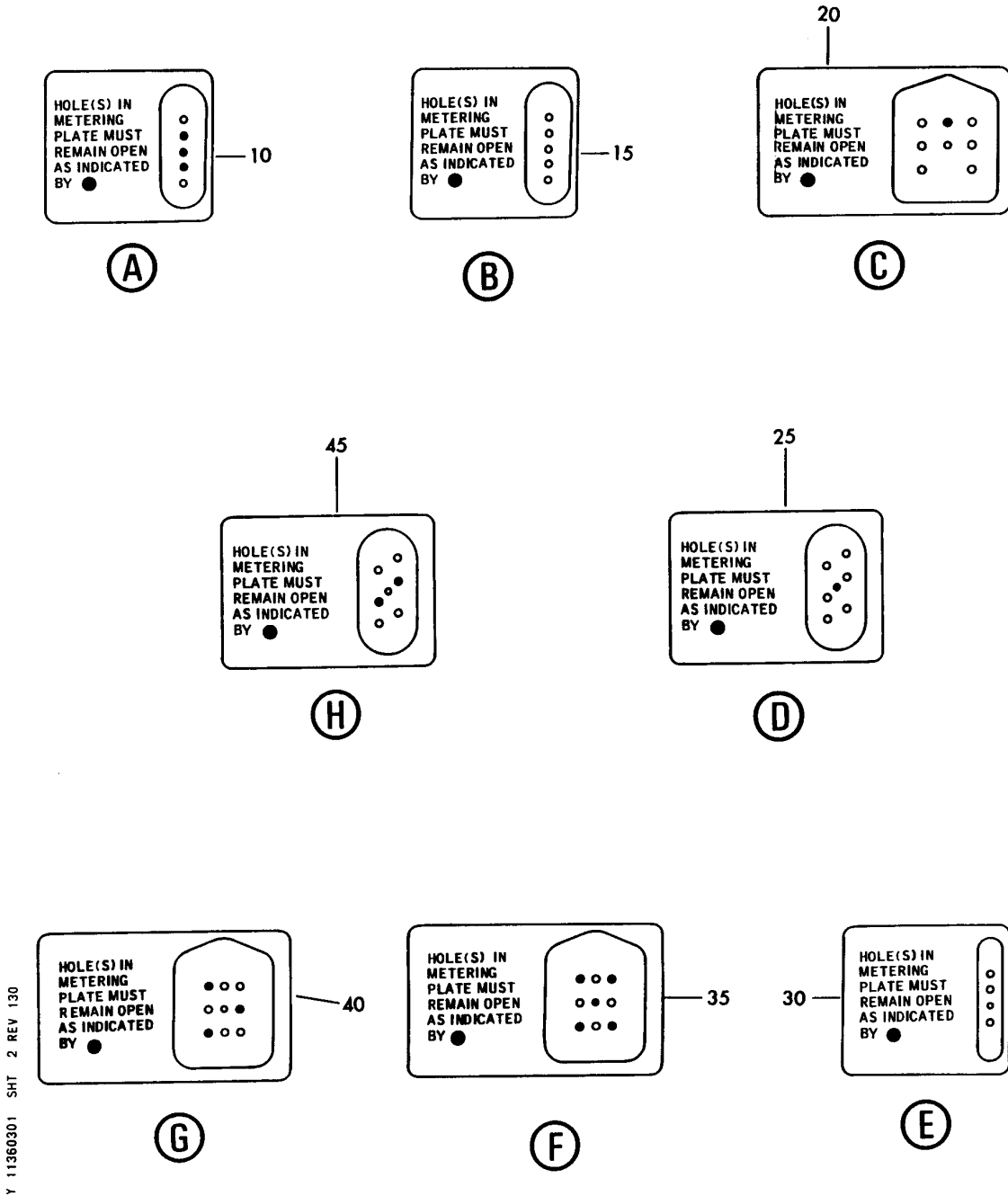
COOLING INSTL-ELECTRICAL/ ELECTRONICS CENTER/ ELECTRONIC EQPT RACK E3 (PLACARDS AND MARKING ONLY)
FIGURE 1 (SHEET 1)

BRI
MAY 28/07

11-36-03-01

11-36-03-01
PAGE 0


BOEING
 757
PARTS CATALOG (MAINTENANCE)



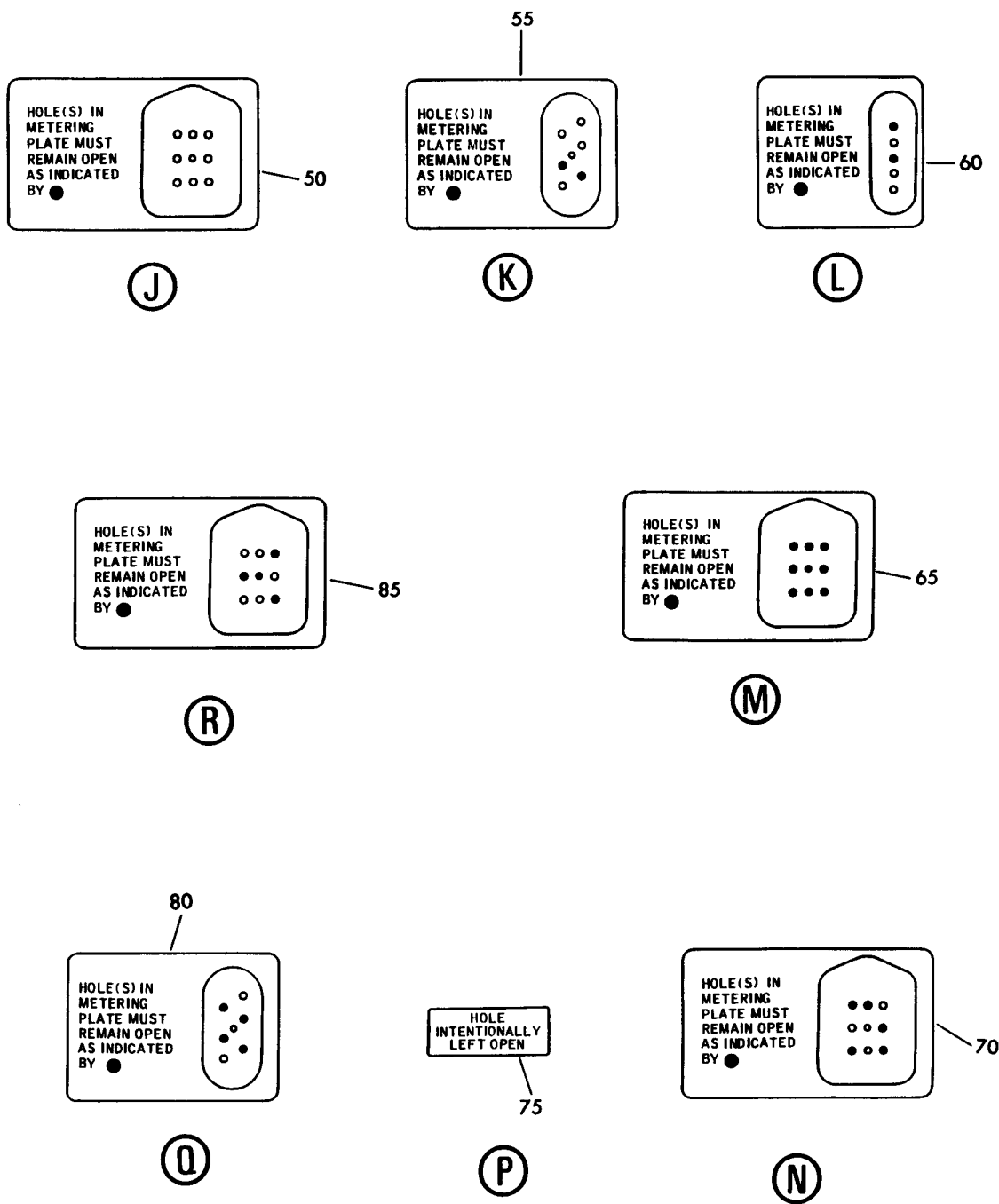
COOLING INSTL-ELECTRICAL/ ELECTRONICS CENTER/ ELECTRONIC EQPT RACK E3 (PLACARDS AND MARKING ONLY)
 FIGURE 1 (SHEET 2)

BRI
 MAY 28/07

11-36-03-01

11-36-03-01
 PAGE 0A

BOEING
757
PARTS CATALOG (MAINTENANCE)



Y 11360301 SHT 3 REV 130

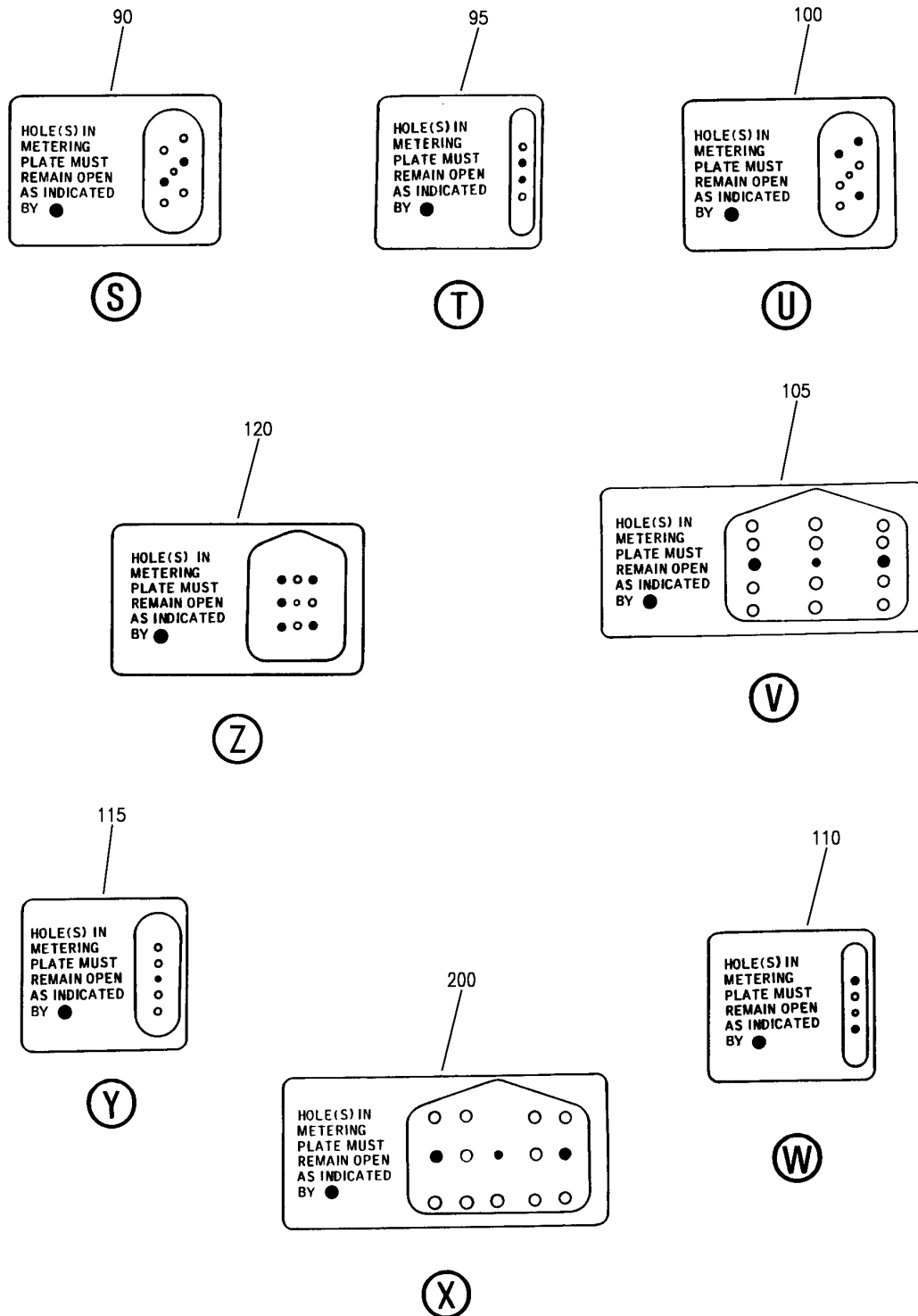
COOLING INSTL-ELECTRICAL/ ELECTRONICS CENTER/ ELECTRONIC EQPT RACK E3 (PLACARDS AND MARKING ONLY)
FIGURE 1 (SHEET 3)

BRI
MAY 28/07

11-36-03-01

11-36-03-01
PAGE 0B

BOEING
757
PARTS CATALOG (MAINTENANCE)



Y 11360301 SH-T 4 REV 283

COOLING INSTL-ELECTRICAL/ ELECTRONICS CENTER/ ELECTRONIC EQPT RACK E3 (PLACARDS AND MARKING ONLY)
FIGURE 1 (SHEET 4)

11-36-03-01

BRI
MAY 28/07

11-36-03-01
PAGE 0C



757

PARTS CATALOG (MAINTENANCE)

FIG ITEM	PART NUMBER	1 2 3 4 5 6 7	NOMENCLATURE	EFFECT FROM TO	UNITS PER ASSY
1			COOLING INSTL-ELECTRICAL/ ELECTRONICS CENTER/ ELECTRONIC EQPT RACK E3 (PLACARDS AND MARKING ONLY)	002004 006017 107107 121503 904999	
- 2	284N1053-37		COOLING INSTL-ELECTRICAL/ ELECTRONICS CENTER/ ELECTRONIC EQPT RACK E3 (PLACARDS AND MARKINGS ONLY) FOR NHA/OTHER SYS DET SEE: 24-00-58-01C	107107	RF
- 2	284N1053-43		COOLING INSTL-ELECTRICAL/ ELECTRONICS CENTER/ ELECTRONIC EQPT RACK E3 (PLACARDS AND MARKINGS ONLY) FOR NHA/OTHER SYS DET SEE: 24-00-58-01C	121503 904949	RF
- 4	284N1053-62		COOLING INSTL-ELECTRICAL/ ELECTRONICS CENTER/ ELECTRONIC EQPT RACK E3 (PLACARDS AND MARKINGS ONLY) FOR NHA/OTHER SYS DET SEE: 24-00-58-01C	952999	RF
- 4	284N1053-63		COOLING INSTL-ELECTRICAL/ ELECTRONICS CENTER/ ELECTRONIC EQPT RACK E3 (PLACARDS AND MARKINGS ONLY) FOR NHA/OTHER SYS DET SEE: 24-00-58-01C	002004 006017	RF
- 4	284N1053-68		COOLING INSTL-ELECTRICAL/ ELECTRONICS CENTER/ ELECTRONIC EQPT RACK E3 (PLACARDS AND MARKINGS ONLY) FOR NHA/OTHER SYS DET SEE: 24-00-58-01C	950951	RF
10	BAC27TEX2033		.DECAL-	002004 006017 107107 121503 904999	2

MISSING ITEM NUMBERS NOT APPLICABLE

- ITEM NOT ILLUSTRATED

11-36-03-01

11-36-03
FIG. 01
PAGE 1
JAN 20/09

BRI



757

PARTS CATALOG (MAINTENANCE)

FIG ITEM	PART NUMBER	1 2 3 4 5 6 7	NOMENCLATURE	EFFECT FROM TO	UNITS PER ASSY
1					
15	BAC27TEX2033	.	DECAL-	002004 006017 107107 121503 904999	3
20	BAC27TEX2035	.	DECAL-	002004 006017 107107 121503 904999	1
25	BAC27TEX2034	.	DECAL-	002004 006017 107107 121503 904999	1
30	BAC27TEX2032	.	DECAL-	002004 006017 107107 121503 904999	1
40	BAC27TEX2036	.	DECAL-	107107	2
45	BAC27TEX2034	.	DECAL-	002004 006017 107107 121503 904999	2
50	BAC27TEX2036	.	DECAL-	002004 006017 107107 121503 904999	1
55	BAC27TEX2034	.	DECAL	002004 006017 107107 950999	3
60	BAC27TEX2033	.	DECAL	002004 006017 107107 950999	2
65	BAC27TEX2036	.	DECAL	002004 006017 107107 950999	1
80	BAC27TEX2034	.	DECAL	002004 006017 121503 904999	2

MISSING ITEM NUMBERS NOT APPLICABLE

- ITEM NOT ILLUSTRATED

11-36-03-01

11-36-03
FIG. 01
PAGE 2
JAN 20/09

BRI



757

PARTS CATALOG (MAINTENANCE)

FIG ITEM	PART NUMBER	1 2 3 4 5 6 7	NOMENCLATURE	EFFECT FROM TO	UNITS PER ASSY
1	85	BAC27TEX2036	.DECAL-	002004 006017 107107 121503 904999	1
	90	BAC27TEX2034	.DECAL	002004 006017 121503 904949	1
	95	BAC27TEX2032	.DECAL	002004 006017 107107 950999	1
	100	BAC27TEX2034	.DECAL-	002004 006017 107107 121503 904999	1
	105	BAC27TEX3277	.DECAL-	002004 006017 107107 121503 904999	1
	110	BAC27TEX2032	.DECAL	002004 006017 107107 950999	1
	200	BAC27TEX2038	.DECAL-ALTERNATE COOLING CONFIGURATION	107107 121503 904951	1

MISSING ITEM NUMBERS NOT APPLICABLE

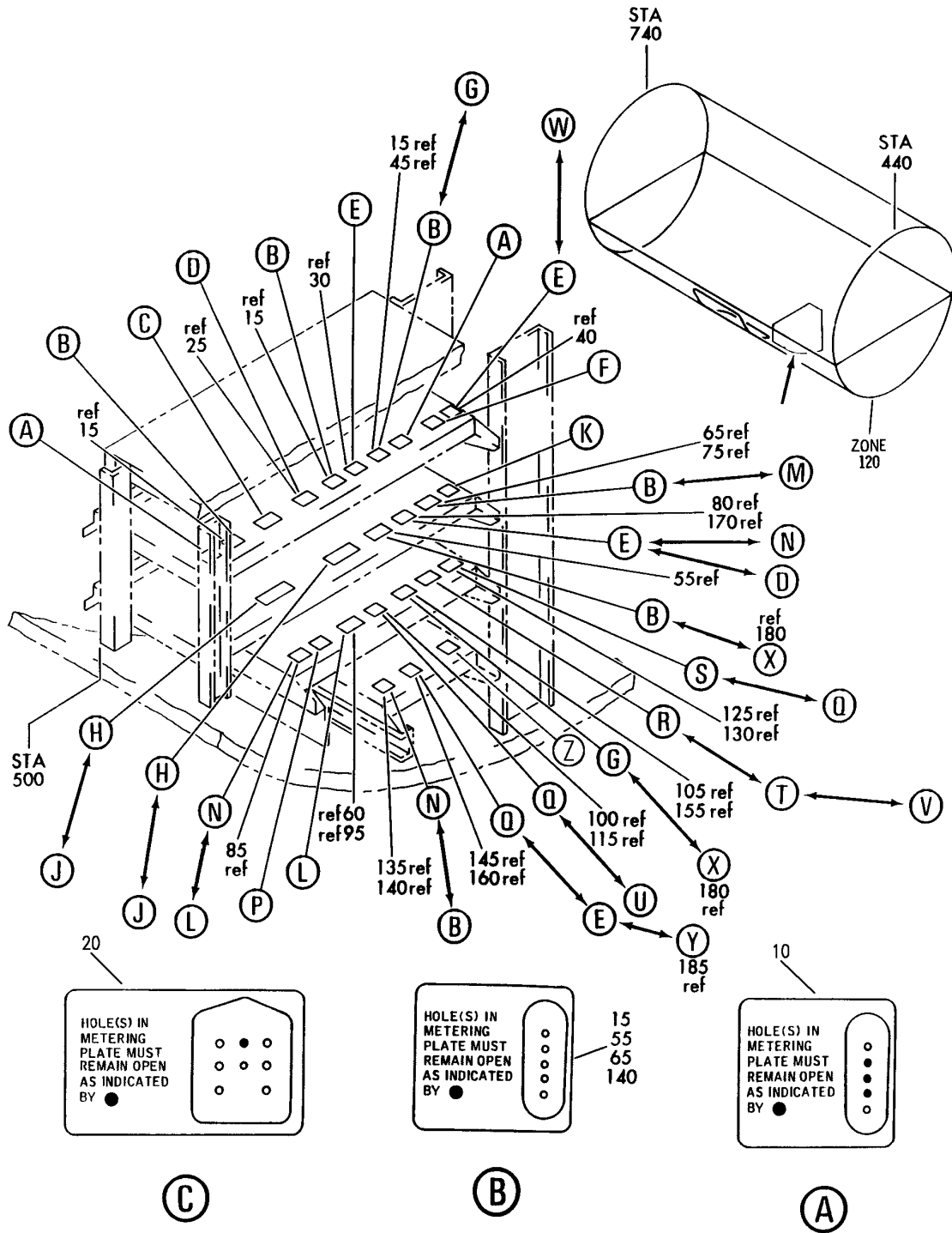
- ITEM NOT ILLUSTRATED

BRI

11-36-03-01

11-36-03
FIG. 01
PAGE 3
JAN 20/09

BOEING
757
PARTS CATALOG (MAINTENANCE)



Y 11360302 SHT 1 REV 268

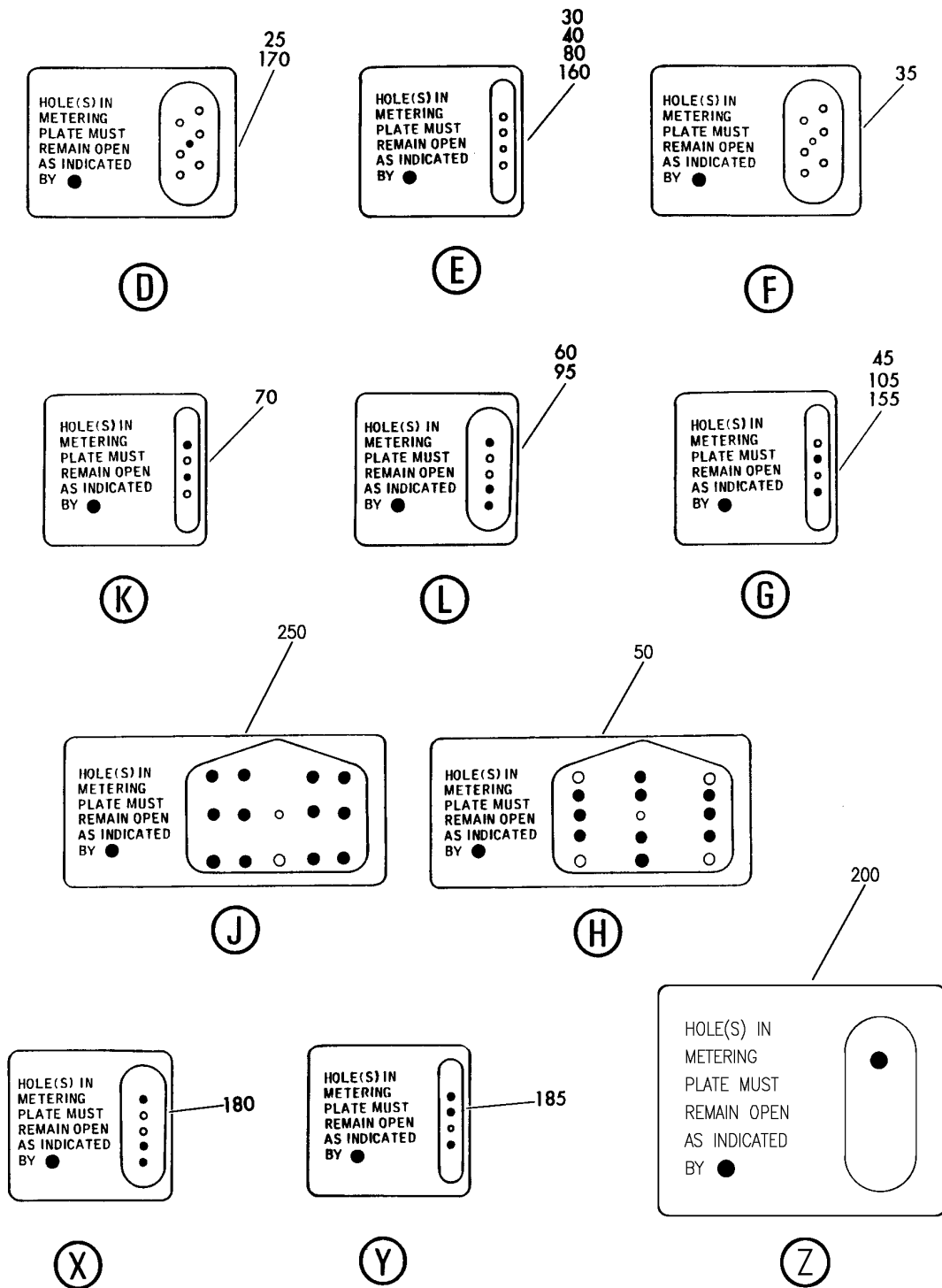
COOLING INSTL-ELECTRICAL/ ELECTRONICS CENTER/ ELECTRONIC EQPT RACK E4 (PLACARDS AND MARKING ONLY)
FIGURE 2 (SHEET 1)

BRI
MAY 28/07

11-36-03-02

11-36-03-02
PAGE 0

BOEING
757
PARTS CATALOG (MAINTENANCE)



Y 11360302 SHT 2 REV 268

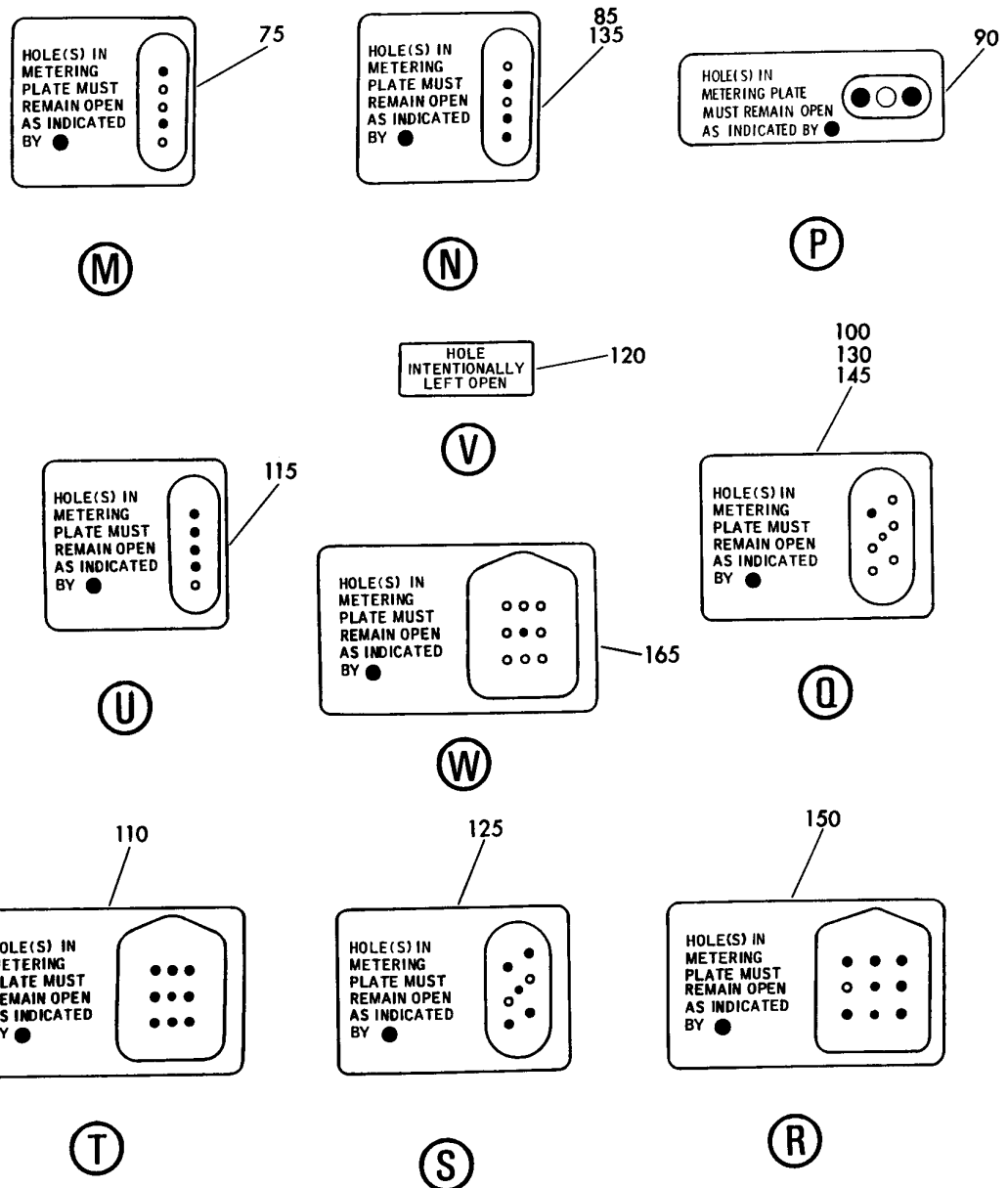
COOLING INSTL-ELECTRICAL/ ELECTRONICS CENTER/ ELECTRONIC EQPT RACK E4 (PLACARDS AND MARKING ONLY)
FIGURE 2 (SHEET 2)

BRI
MAY 28/07

11-36-03-02

11-36-03-02
PAGE 0A

BOEING
757
PARTS CATALOG (MAINTENANCE)



Y 11360302 SHT 3 REV 145

COOLING INSTL-ELECTRICAL/ ELECTRONICS CENTER/ ELECTRONIC EQPT RACK E4 (PLACARDS AND MARKING ONLY)
FIGURE 2 (SHEET 3)

BRI
MAY 28/07

11-36-03-02

11-36-03-02
PAGE 0B



757

PARTS CATALOG (MAINTENANCE)

FIG ITEM	PART NUMBER	1 2 3 4 5 6 7	NOMENCLATURE	EFFECT FROM TO	UNITS PER ASSY
2			COOLING INSTL-ELECTRICAL/ ELECTRONICS CENTER/ ELECTRONIC EQPT RACK E4 (PLACARDS AND MARKING ONLY)	002004 006017 107107 121503 904999	
- 2	284N1053-37		COOLING INSTL-ELECTRICAL/ ELECTRONICS CENTER/ ELECTRONIC EQPT RACK E4 (PLACARDS AND MARKINGS ONLY) FOR NHA/OTHER SYS DET SEE: 24-00-58-01C	107107	RF
- 2	284N1053-43		COOLING INSTL-ELECTRICAL/ ELECTRONICS CENTER/ ELECTRONIC EQPT RACK E4 (PLACARDS AND MARKINGS ONLY) FOR NHA/OTHER SYS DET SEE: 24-00-58-01C	121503 904949	RF
- 4	284N1053-62		COOLING INSTL-ELECTRICAL/ ELECTRONICS CENTER/ ELECTRONIC EQPT RACK E4 (PLACARDS AND MARKINGS ONLY) FOR NHA/OTHER SYS DET SEE: 24-00-58-01C	952999	RF
- 4	284N1053-63		COOLING INSTL-ELECTRICAL/ ELECTRONICS CENTER/ ELECTRONIC EQPT RACK E4 (PLACARDS AND MARKINGS ONLY) FOR NHA/OTHER SYS DET SEE: 24-00-58-01C	002004 006017	RF
- 4	284N1053-68		COOLING INSTL-ELECTRICAL/ ELECTRONICS CENTER/ ELECTRONIC EQPT RACK E4 (PLACARDS AND MARKINGS ONLY) FOR NHA/OTHER SYS DET SEE: 24-00-58-01C	950951	RF
10	BAC27TEX2033		.DECAL-	002004 006017 107107 121503 904999	2

MISSING ITEM NUMBERS NOT APPLICABLE

- ITEM NOT ILLUSTRATED

BRI

11-36-03-02

11-36-03
FIG. 02
PAGE 1
JAN 20/09



757

PARTS CATALOG (MAINTENANCE)

FIG ITEM	PART NUMBER	1 2 3 4 5 6 7	NOMENCLATURE	EFFECT FROM TO	UNITS PER ASSY
2					
15	BAC27TEX2033	.DECAL-		002004 006017 107107 121503 904999	3
20	BAC27TEX2035	.DECAL-		002004 006017 107107 121503 904999	1
25	BAC27TEX2034	.DECAL-		002004 006017 107107 121503 904999	1
30	BAC27TEX2032	.DECAL-		002004 006017 107107 121503 904999	1
35	BAC27TEX2034	.DECAL		002004 006017	1
40	BAC27TEX2032	.DECAL		002004 006017	1
50	BAC27TEX3277	.DECAL-		002004 006017 107107 121503 904999	2
55	BAC27TEX2033	.DECAL-		002004 006017 107107 121503 904999	1
65	BAC27TEX2033	.DECAL		002004 006017 107107 121503 904999	1
68	BAC27TEX5671	.DECAL-		950951	1
			POST SERVICE BULLETIN: 34-0236		
70	BAC27TEX2032	.DECAL-		002004 006017 107107 121503 904999	1

MISSING ITEM NUMBERS NOT APPLICABLE

- ITEM NOT ILLUSTRATED

11-36-03-02

11-36-03
FIG. 02
PAGE 2
JAN 20/09

BRI



757

PARTS CATALOG (MAINTENANCE)

FIG ITEM	PART NUMBER	1 2 3 4 5 6 7	NOMENCLATURE	EFFECT FROM TO	UNITS PER ASSY
2					
85	BAC27TEX2033	.	DECAL-	002004 006017 107107 121503 904999	1
90	BAC27TEX2147	.	DECAL-	002004 006017 107107 121503 904999	1
95	BAC27TEX2033	.	DECAL-	002004 006017 107107 121503 904999	1
100	BAC27TEX2034	.	DECAL-	002004 006017 107107 121503 904999	1
105	BAC27TEX2032	.	DECAL-	002004 006017 107107 121503 904999	1
110	BAC27TEX2036	.	DECAL-	002004 006017 107107 950999	1
125	BAC27TEX2034	.	DECAL-	002004 006017 107107 950951	1
135	BAC27TEX2033	.	DECAL-	002004 006017 950999	1
250	BAC27TEX2038	.	DECAL-ALTERNATE COOLING CONFIGURATION	107107 121503 904951	2

MISSING ITEM NUMBERS NOT APPLICABLE

- ITEM NOT ILLUSTRATED

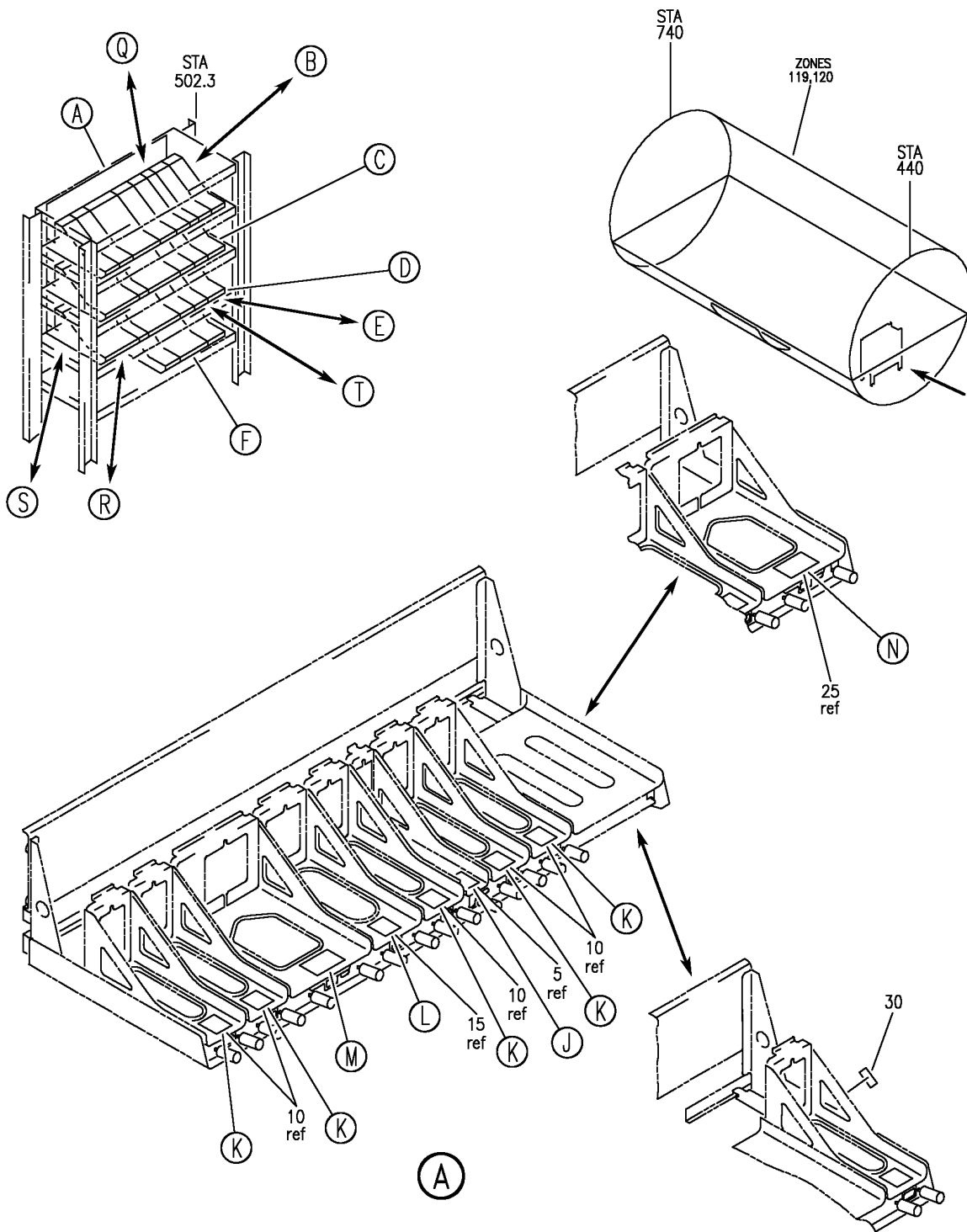
BRI

11-36-03-02

BOEING PROPRIETARY - Copyright © - Unpublished Work - See title page for details.

11-36-03
FIG. 02
PAGE 3
JAN 20/09

BOEING
757
PARTS CATALOG (MAINTENANCE)



Y 11360303 SHT 1 REV 264

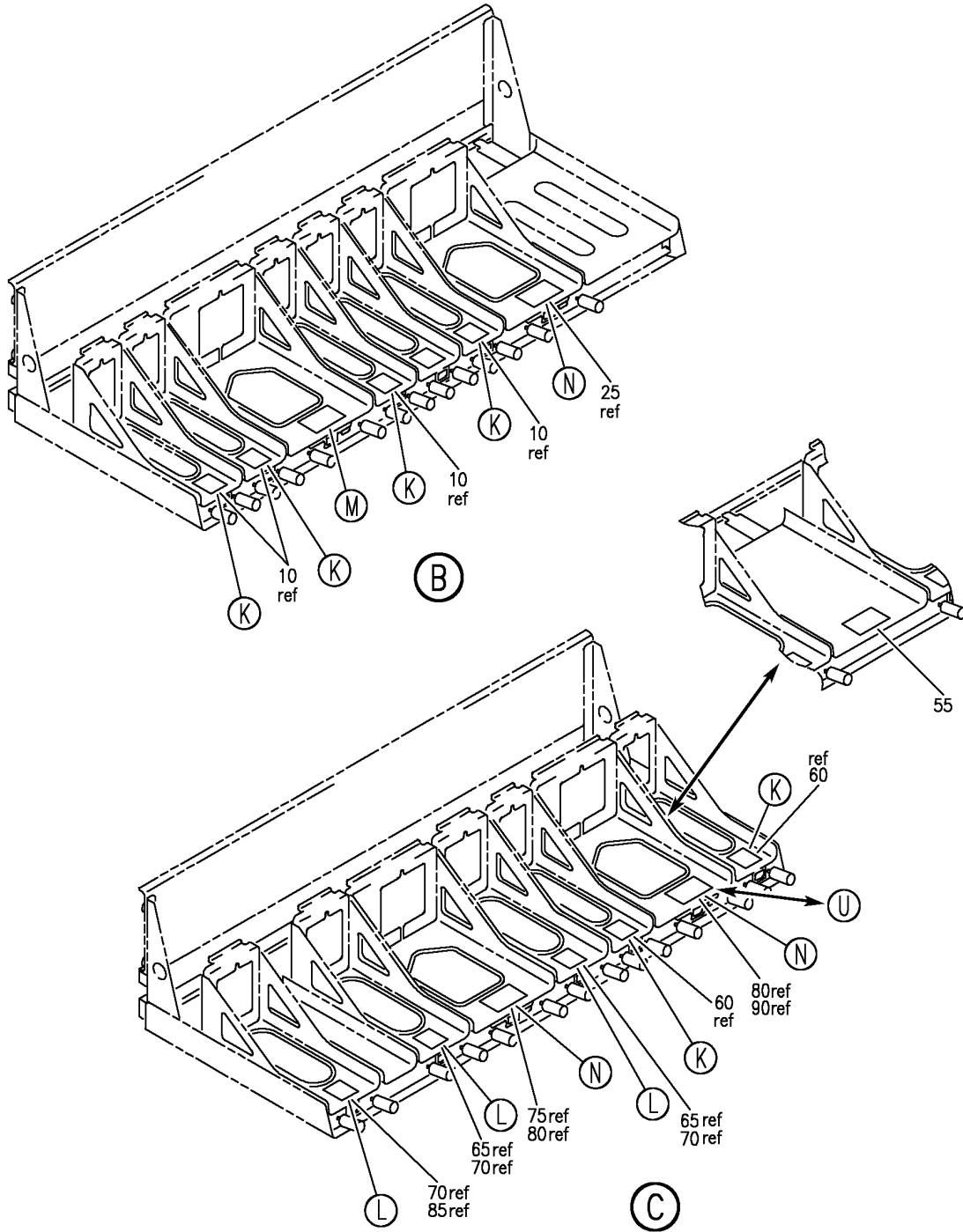
SHELF ASSY-ELECT. EQPT E3 (PLACARDS AND MARKINGS ONLY)
FIGURE 3 (SHEET 1)

11-36-03-03

BRI
MAY 28/07

11-36-03-03
PAGE 0

BOEING
757
PARTS CATALOG (MAINTENANCE)



Y 11360303 SH1 2 REV 275

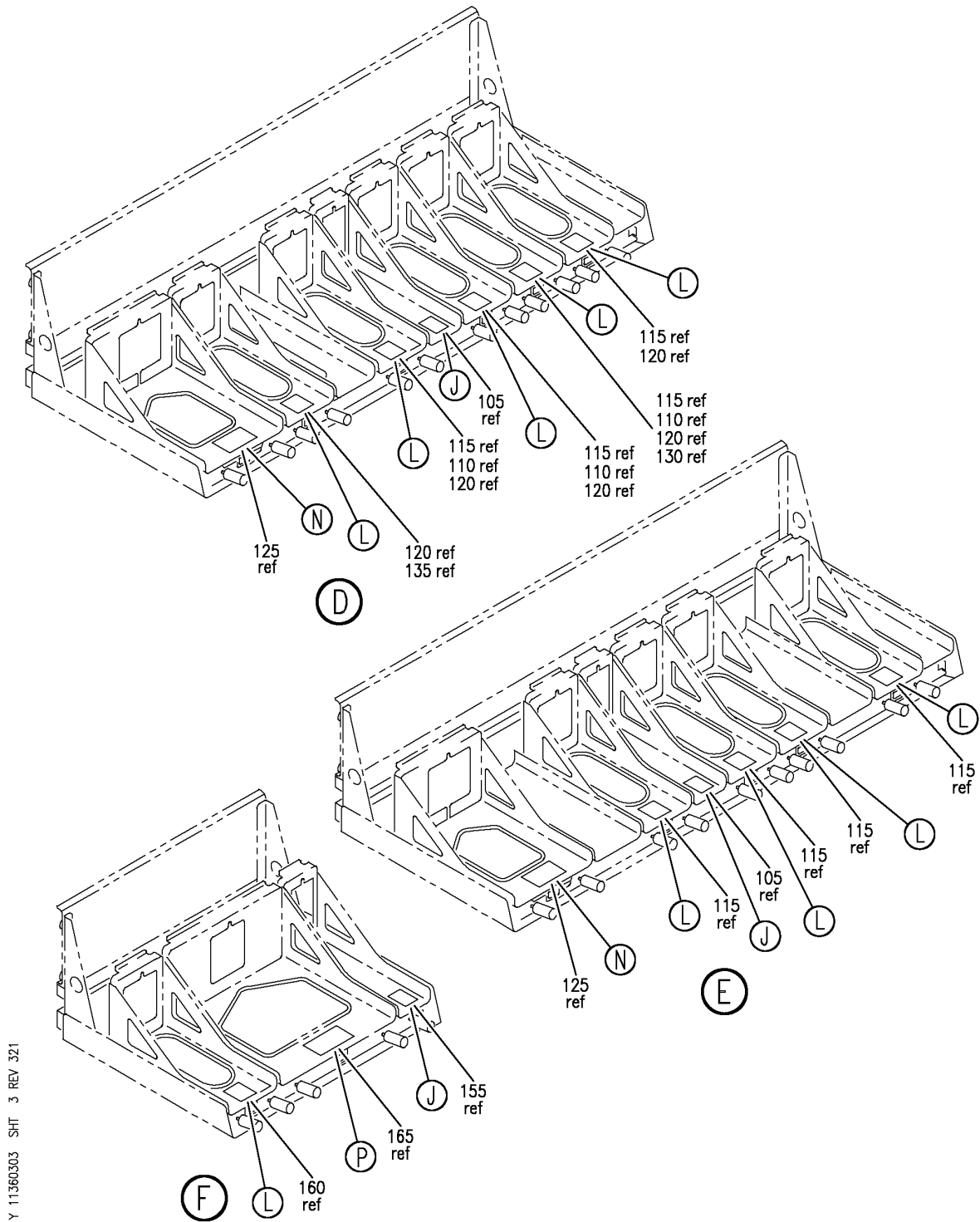
SHELF ASSY-ELECT. EQPT E3 (PLACARDS AND MARKINGS ONLY)
FIGURE 3 (SHEET 2)

11-36-03-03

BRI
MAY 28/07

11-36-03-03
PAGE 0A

BOEING
757
PARTS CATALOG (MAINTENANCE)



Y 11360303 SHT 3 REV 321

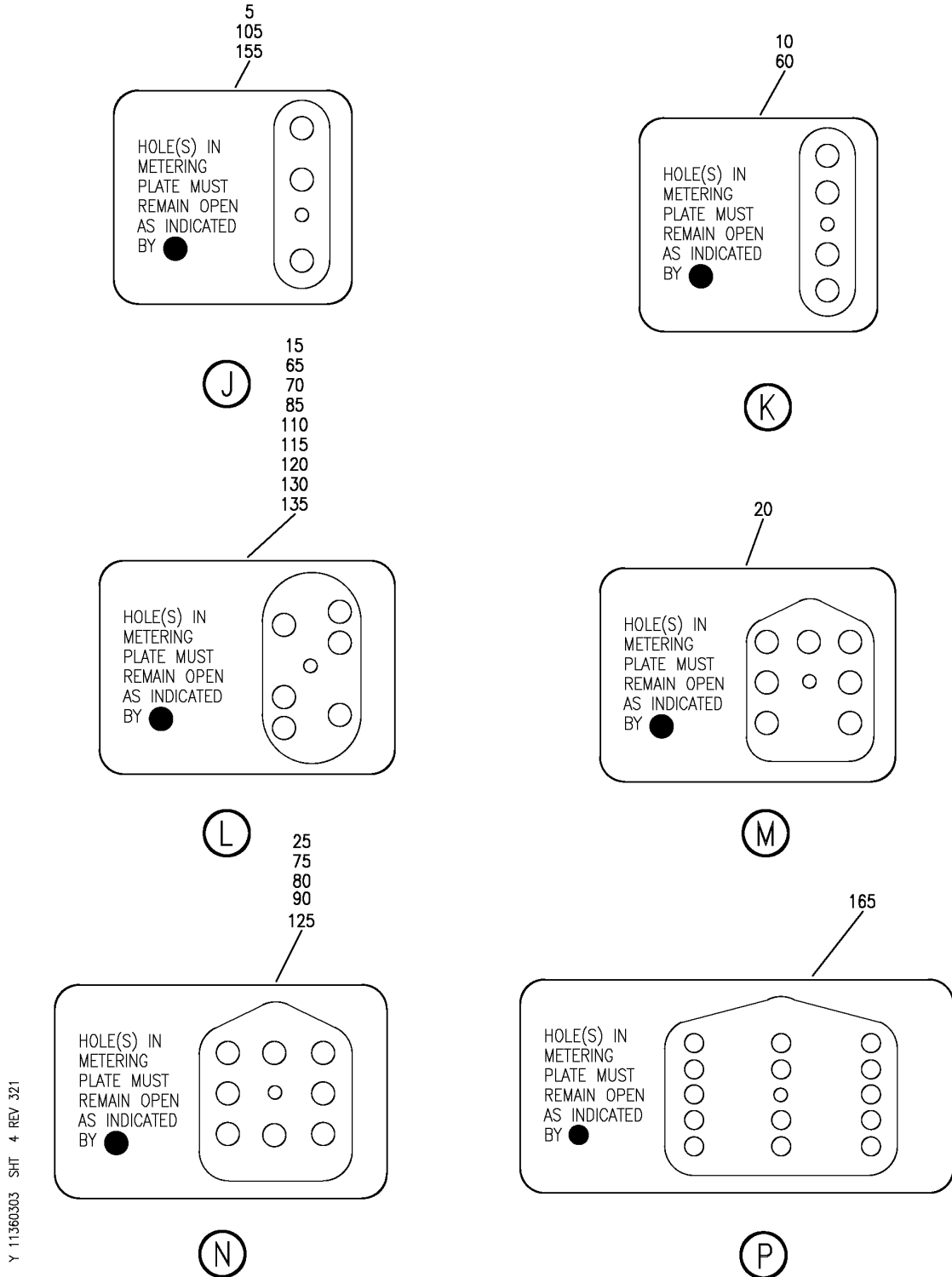
SHELF ASSY-ELECT. EQPT E3 (PLACARDS AND MARKINGS ONLY)
FIGURE 3 (SHEET 3)

11-36-03-03

BRI
MAY 20/08

11-36-03-03
PAGE 0B

BOEING
757
PARTS CATALOG (MAINTENANCE)



Y 11360303 SH1 4 REV 321

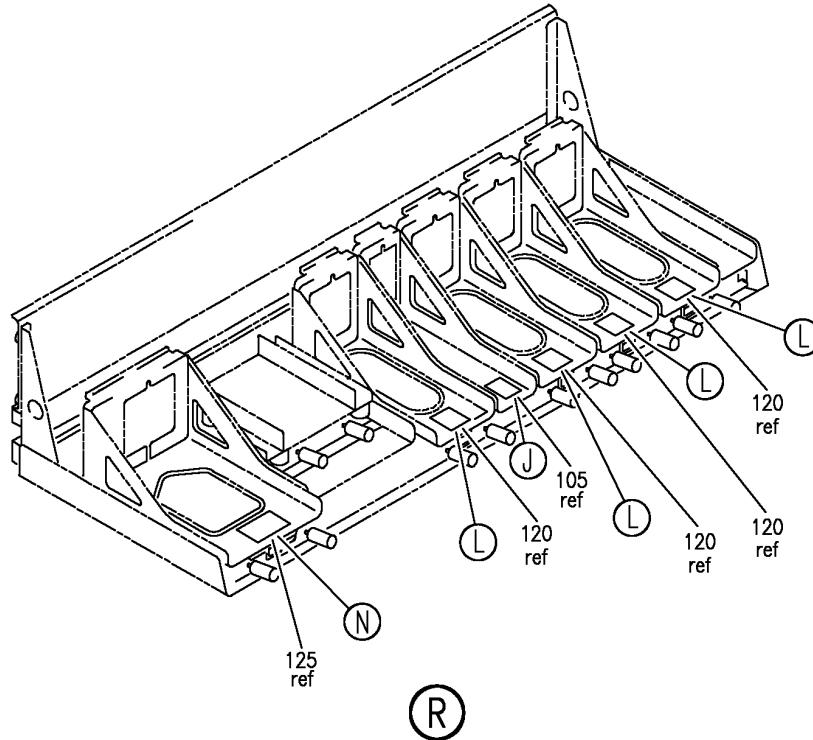
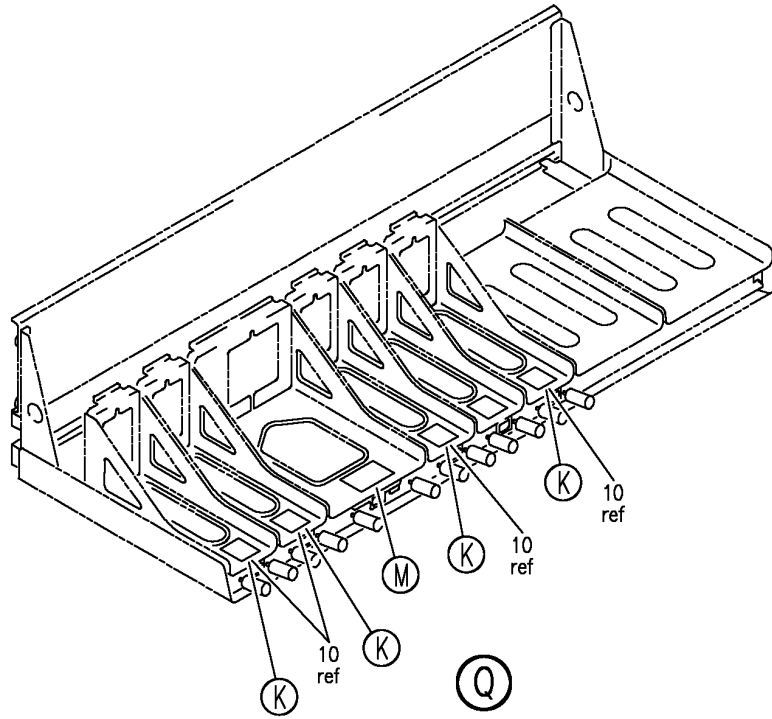
SHELF ASSY-ELECT. EQPT E3 (PLACARDS AND MARKINGS ONLY)
FIGURE 3 (SHEET 4)

11-36-03-03

BRI
MAY 20/08

11-36-03-03
PAGE 0C

BOEING
757
PARTS CATALOG (MAINTENANCE)



Y 11360303 SHIT 5 REV 264

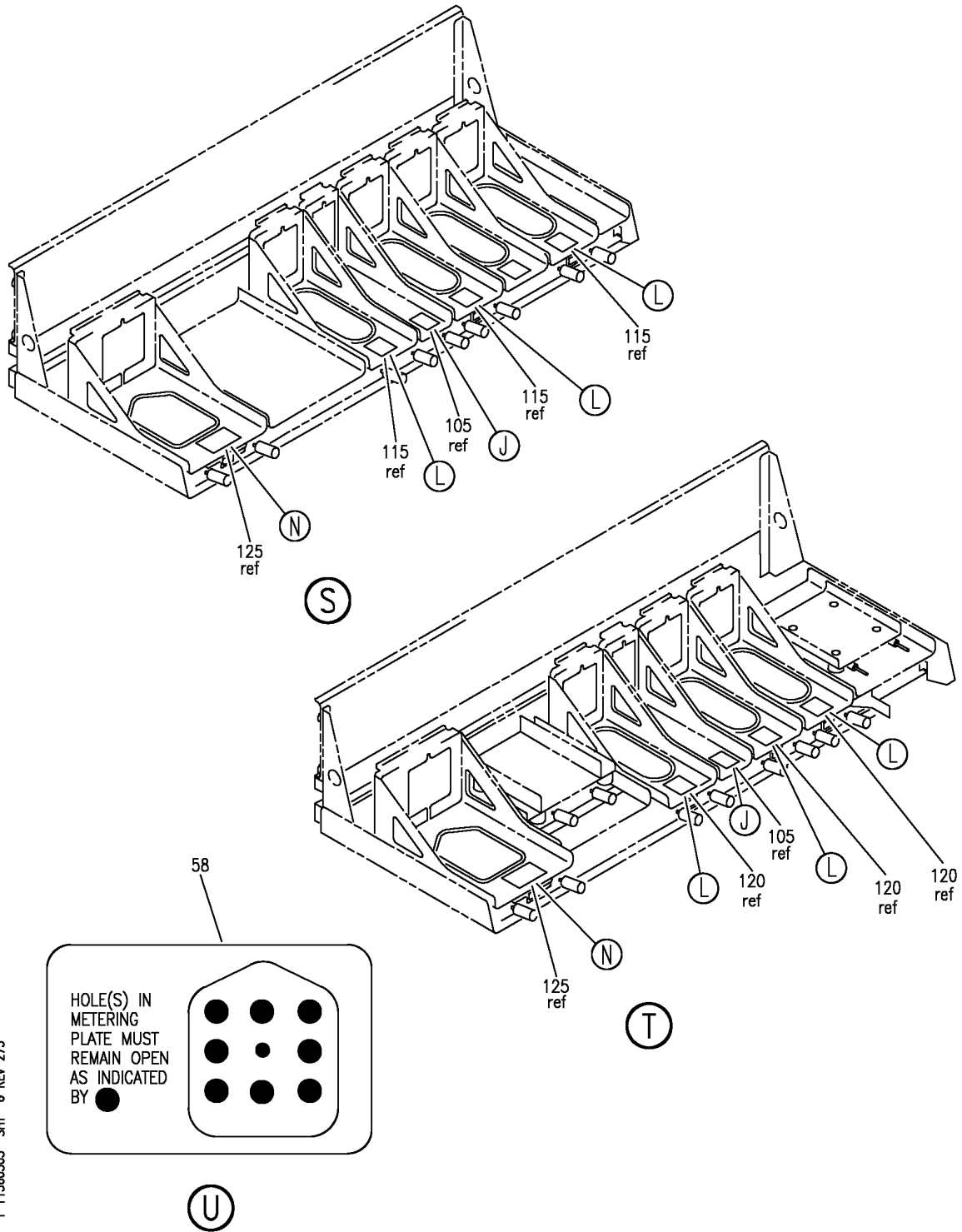
SHELF ASSY-ELECT. EQPT E3 (PLACARDS AND MARKINGS ONLY)
FIGURE 3 (SHEET 5)

11-36-03-03

BRI
MAY 28/07

11-36-03-03
PAGE 0D

BOEING
757
PARTS CATALOG (MAINTENANCE)



SHELF ASSY-ELECT. EQPT E3 (PLACARDS AND MARKINGS ONLY)
FIGURE 3 (SHEET 6)

11-36-03-03

BRI
MAY 28/07

11-36-03-03
PAGE 0E



757

PARTS CATALOG (MAINTENANCE)

FIG ITEM	PART NUMBER	1 2 3 4 5 6 7	NOMENCLATURE	EFFECT FROM TO	UNITS PER ASSY
3			SHELF ASSY-ELECT. EQPT E3 (PLACARDS AND MARKINGS ONLY)	002004 006102 504903 950999	
- 50	284N1532-6		SHELF ASSY-ELECT. EQPT E3-2 (PLACARDS AND MARKINGS ONLY) FOR NHA/OTHER SYS DET SEE: 25-70-51-02	002004 006100 950999	RF
- 50	284N1532-17		SHELF ASSY-ELECT. EQPT E3-2 (PLACARDS AND MARKINGS ONLY) FOR NHA/OTHER SYS DET SEE: 24-00-58-05D	101102 504903	RF
60	BAC27TEX2033		.DECAL	101102 504903	2
70	BAC27TEX2034		.DECAL	101102	3
80	BAC27TEX2036		.DECAL	101102	2
85	BAC27TEX2034		.DECAL-	002004 006100 950999	1
- 100	284N1533-10		SHELF ASSY-ELECT. EQPT E3-3 (PLACARDS AND MARKINGS ONLY) FOR NHA/OTHER SYS DET SEE: 25-70-51-02	950951 953999	RF
- 100	284N1533-26		SHELF ASSY-ELECT. EQPT E3-3 (PLACARDS AND MARKINGS ONLY) FOR NHA/OTHER SYS DET SEE: 24-00-58-05D	101102	RF
105	BAC27TEX2032		.DECAL	101102	1
115	BAC27TEX2034		.DECAL	101102	4
125	BAC27TEX2036		.DECAL	101102	1
130	BAC27TEX2034		.DECAL-	002004 006100 950999	1
- 150	284N1534-5		SHELF ASSY-ELECT. EQPT E3-4 (PLACARDS AND MARKINGS ONLY) FOR NHA/OTHER SYS DET SEE: 24-00-58-05A 24-00-58-05D	101102 504504	RF
155	BAC27TEX2032		.DECAL	101102 504504	1
160	BAC27TEX2034		.DECAL	101102 504504	1
165	BAC27TEX3277		.DECAL	101102 504504	1

MISSING ITEM NUMBERS NOT APPLICABLE

- ITEM NOT ILLUSTRATED

11-36-03-03

11-36-03
FIG. 03
PAGE 1
JAN 20/09

BRI

BOEING
757
PARTS CATALOG (MAINTENANCE)

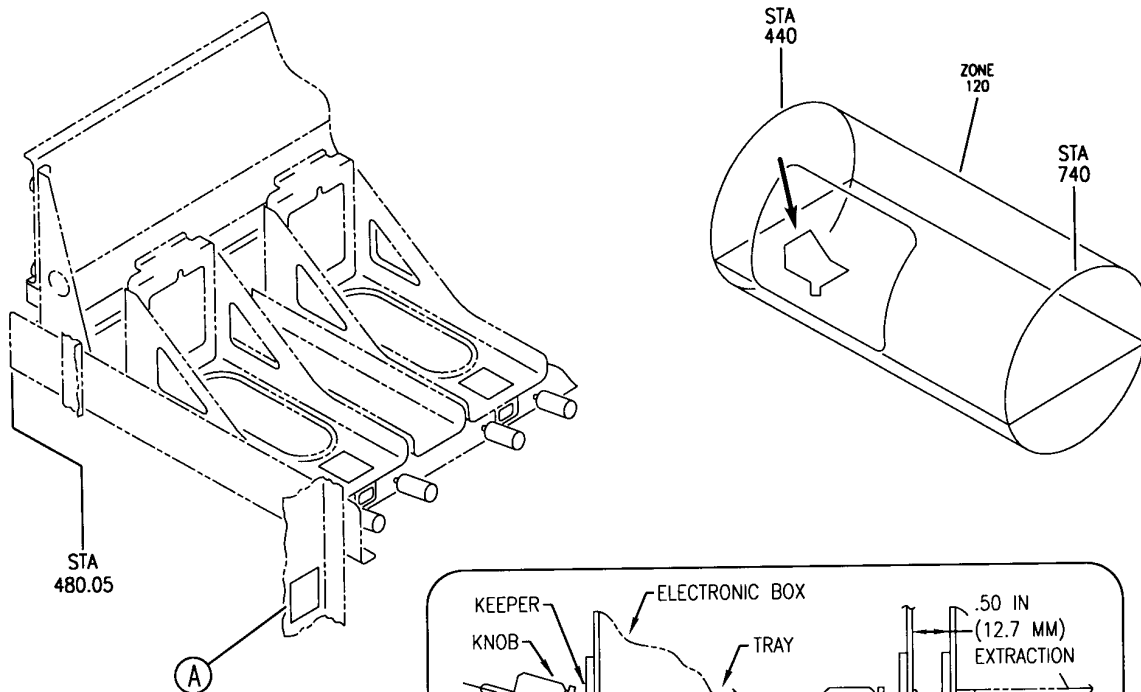


FIG I

FIG II

KEEPER KNOB

ELECTRONIC BOX

TRAY

EXTRACTOR

.50 IN (12.7 MM) EXTRACTION

FREE POSITION

INSTRUCTIONS FOR INSTALLATION AND REMOVAL OF ELECTRIC BOXES

1. TO INSTALL, PLACE BOX ON TRAY AND SLIDE INTO POSITION TO MATE REAR CONECTOR. APPLY A HORIZONTAL FORCE BY HAND TO FULLY ENGAGE THE CONECTOR.
2. PLACE KEEPER RING OF HOLD DOWNS OVER HOOKS ON BOX. ROTATE KEEPER SO THAT SMALL SLOT ALIGNS WITH HOOK. (SEE FIG I)
3. TURN HOLD DOWN KNOBS CW UNTIL CLUTCH LIMIT IS REACHED. (REPEATED CLICKING IS FELT AS KNOB IS TURNED)
4. TO REMOVE BOX, TURN KNOBS CCW WHILE APPLYING A SLIGHT DOWNWARD PRESSURE BY HAND TO THE BOX HANDLE. BACK THE BOX OUT OF THE CONECTOR APPROX. .50 INCH (12.7 MM). (SEE FIG II)
5. ROTATE KEEPER RING TO RELEASE HOLD DOWNS AND SLIDE BOX FROM THE TRAY.

(A)

Y 11360303A REV 229

SHELF INSTL-ELECTRONICS EQPT CTR E3-2 (PLACARDS AND MARKINGS ONLY)
FIGURE 3A

11-36-03-03A

BRI
MAY 28/07

11-36-03-03A
PAGE 0



757

PARTS CATALOG (MAINTENANCE)

FIG ITEM	PART NUMBER	1 2 3 4 5 6 7	NOMENCLATURE	EFFECT FROM TO	UNITS PER ASSY
3A			SHELF INSTL-ELECTRONICS	101102	
			EQPT CTR E3-2 (PLACARDS	108120	
			AND MARKINGS ONLY)	504903	
- 1	284N2132-7		SHELF INSTL-ELECTRONICS	101102	RF
			EQPT CTR E3-2 (PLACARDS	504903	
			AND MARKINGS ONLY)		
			FOR NHA/OTHER SYS DET SEE:		
			24-00-58-05A		
			24-00-58-05F		
- 1	284N2132-9		SHELF INSTL-ELECTRONICS	108120	RF
			EQPT CTR E3-2 (PLACARDS		
			AND MARKINGS ONLY)		
			FOR NHA/OTHER SYS DET SEE:		
			24-00-58-05A		
5	BAC27NEX2409		.DECAL	101102	1
				108120	
				504903	

MISSING ITEM NUMBERS NOT APPLICABLE

- ITEM NOT ILLUSTRATED

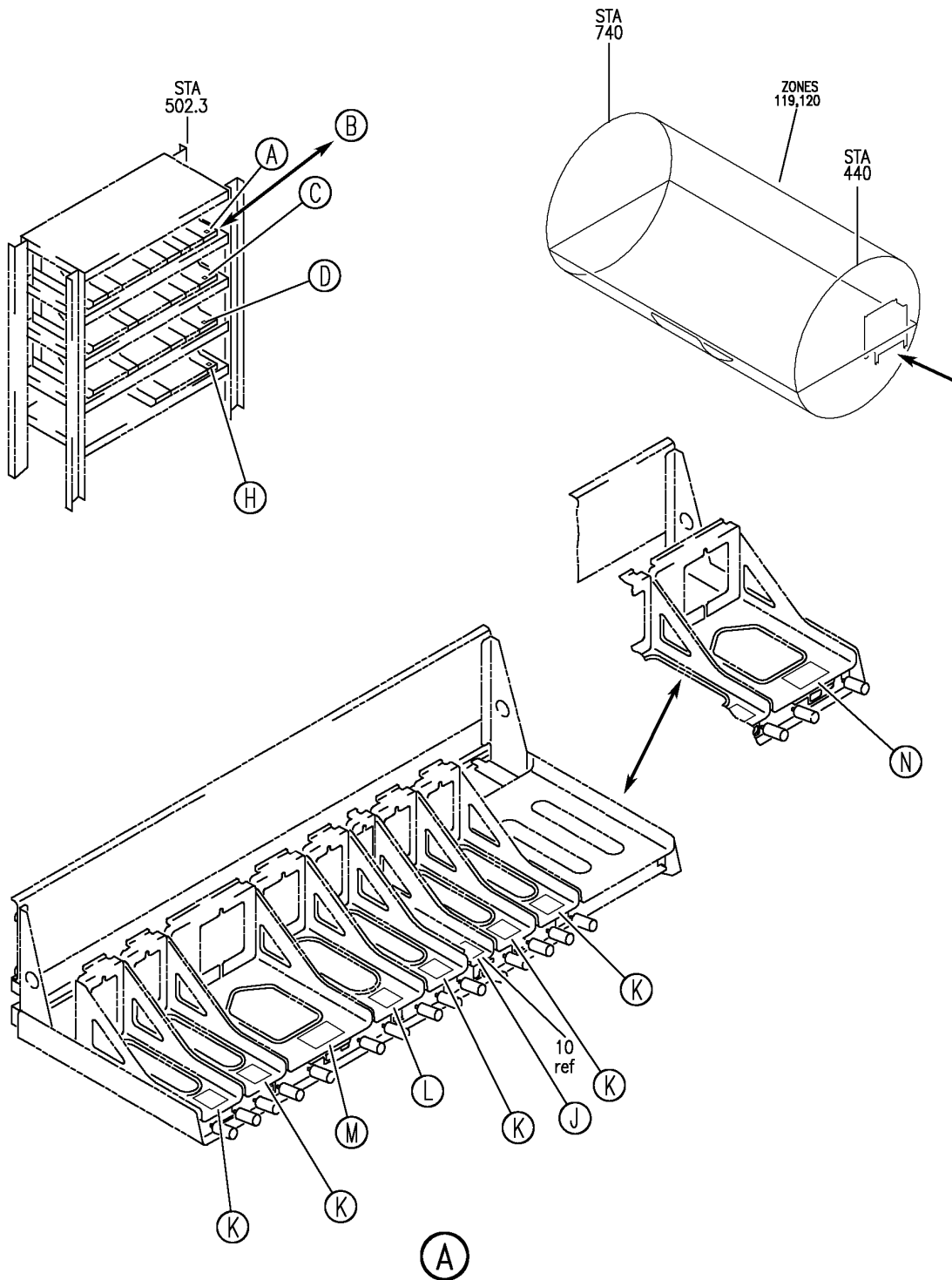
BRI

11-36-03-03A

BOEING PROPRIETARY - Copyright © - Unpublished Work - See title page for details.

11-36-03
FIG. 03A
PAGE 1
JAN 20/09

BOEING
757
PARTS CATALOG (MAINTENANCE)



Y 11360303B SHT 1 REV 257

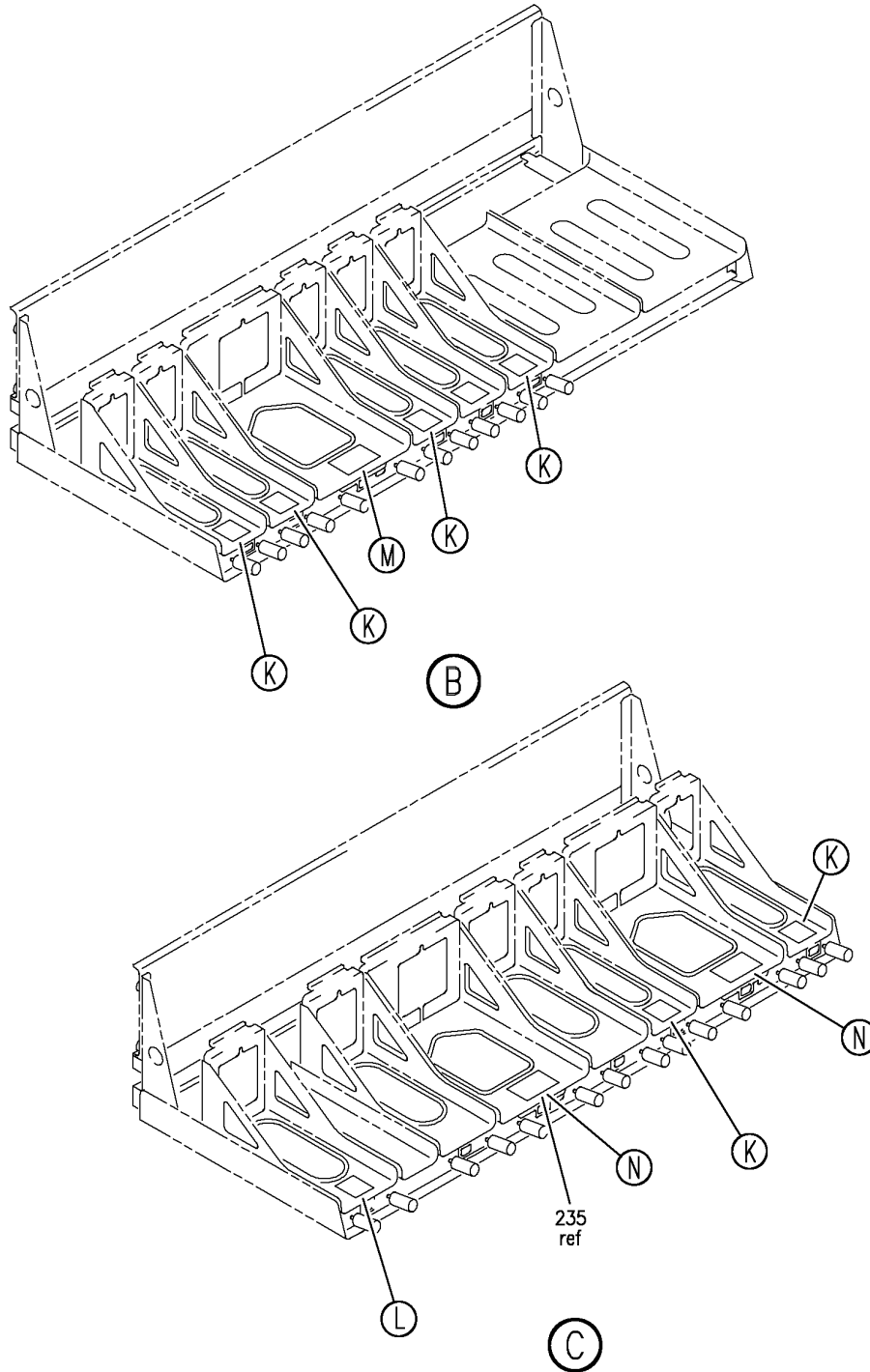
SHELF SUBASSY-ELECTRONICS EQPT E3 (PLACARDS AND MARKINGS ONLY)
FIGURE 3B (SHEET 1)

11-36-03-03B

BRI
MAY 28/07

11-36-03-03B
PAGE 0

BOEING
757
PARTS CATALOG (MAINTENANCE)



Y 11360303B SHT 2 REV 330

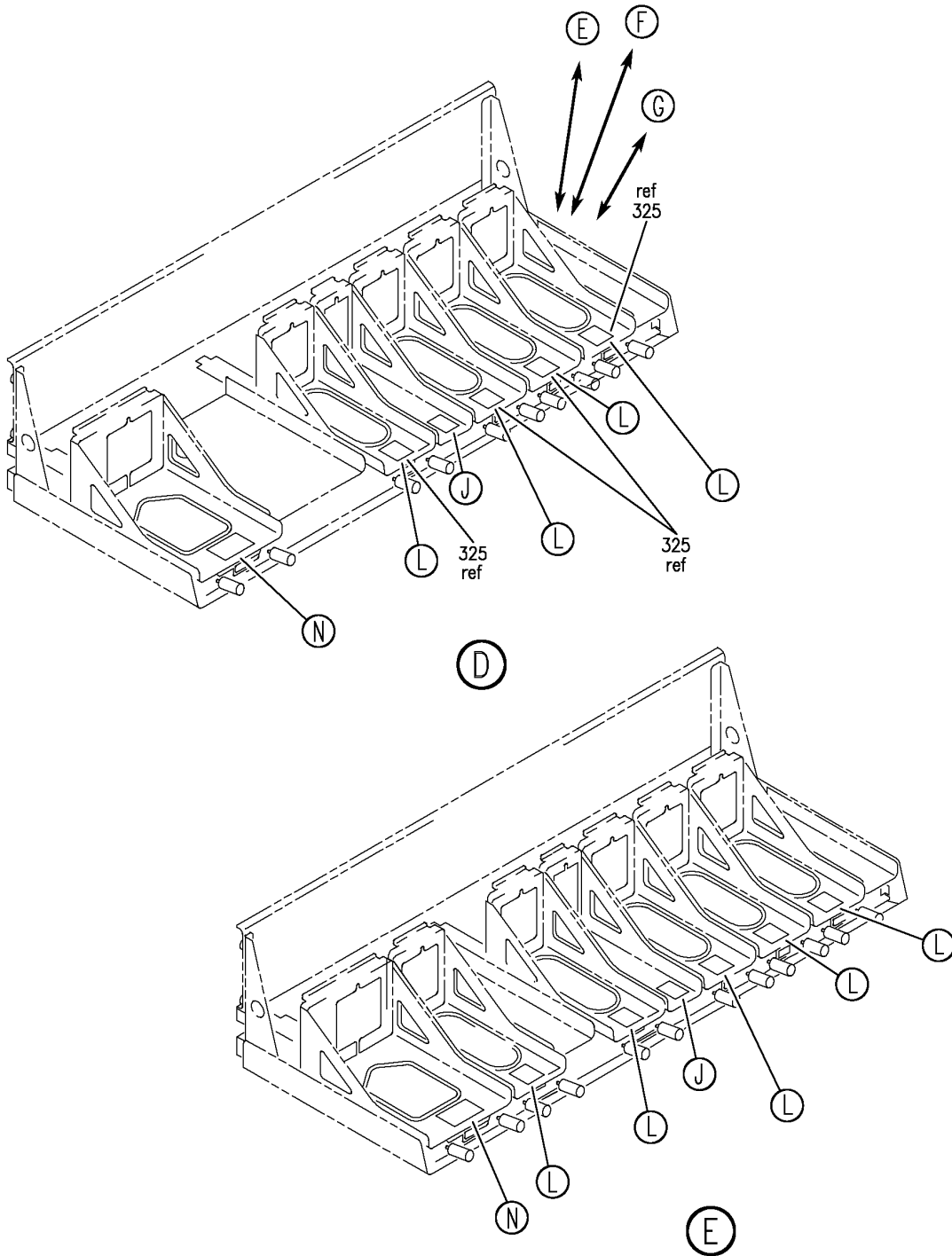
SHELF SUBASSY-ELECTRONICS EQPT E3 (PLACARDS AND MARKINGS ONLY)
FIGURE 3B (SHEET 2)

11-36-03-03B

BRI
JAN 20/09

11-36-03-03B
PAGE 0A

BOEING
757
PARTS CATALOG (MAINTENANCE)



Y 11360303B SHT 3 REV 330

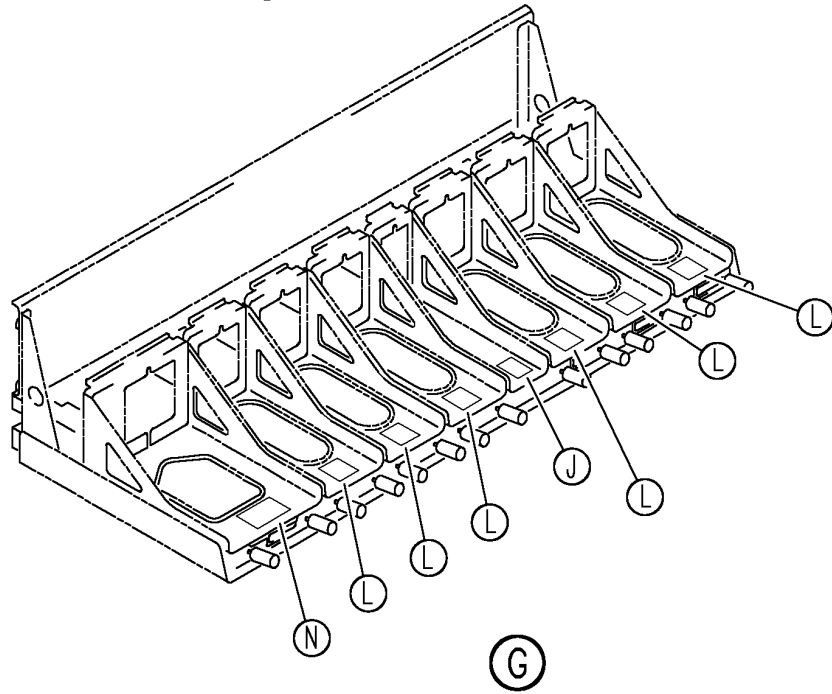
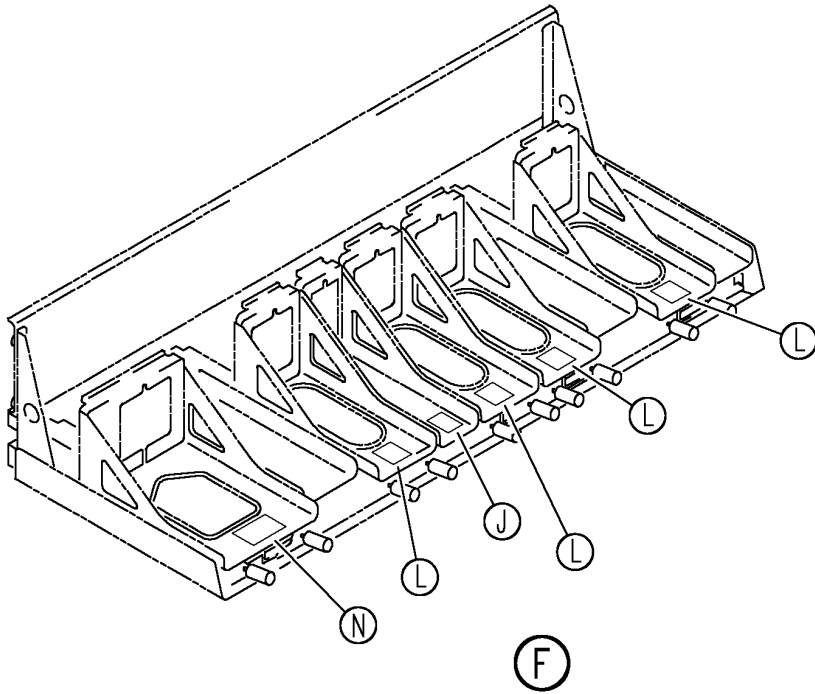
SHELF SUBASSY-ELECTRONICS EQPT E3 (PLACARDS AND MARKINGS ONLY)
FIGURE 3B (SHEET 3)

BRI
JAN 20/09

11-36-03-03B

11-36-03-03B
PAGE 0B

BOEING
757
PARTS CATALOG (MAINTENANCE)



Y 11360303B SHT 4 REV 257

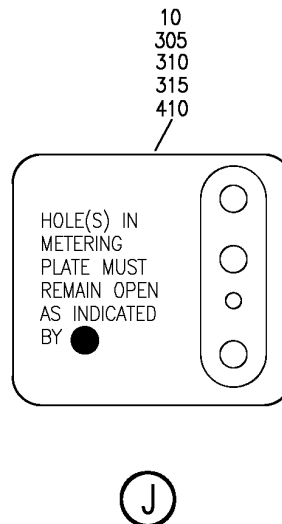
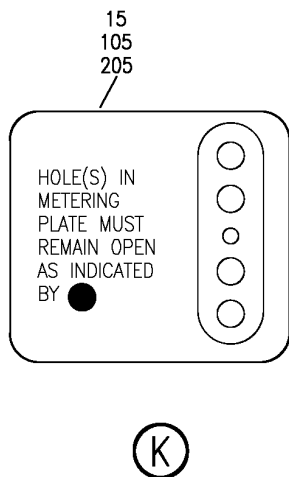
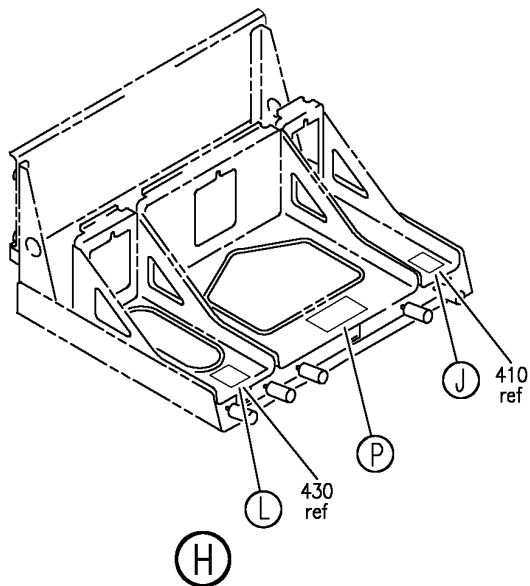
SHELF SUBASSY-ELECTRONICS EQPT E3 (PLACARDS AND MARKINGS ONLY)
FIGURE 3B (SHEET 4)

BRI
MAY 28/07

11-36-03-03B

11-36-03-03B
PAGE 0C

BOEING
757
PARTS CATALOG (MAINTENANCE)



Y 11360303B SHT 5 REV 257

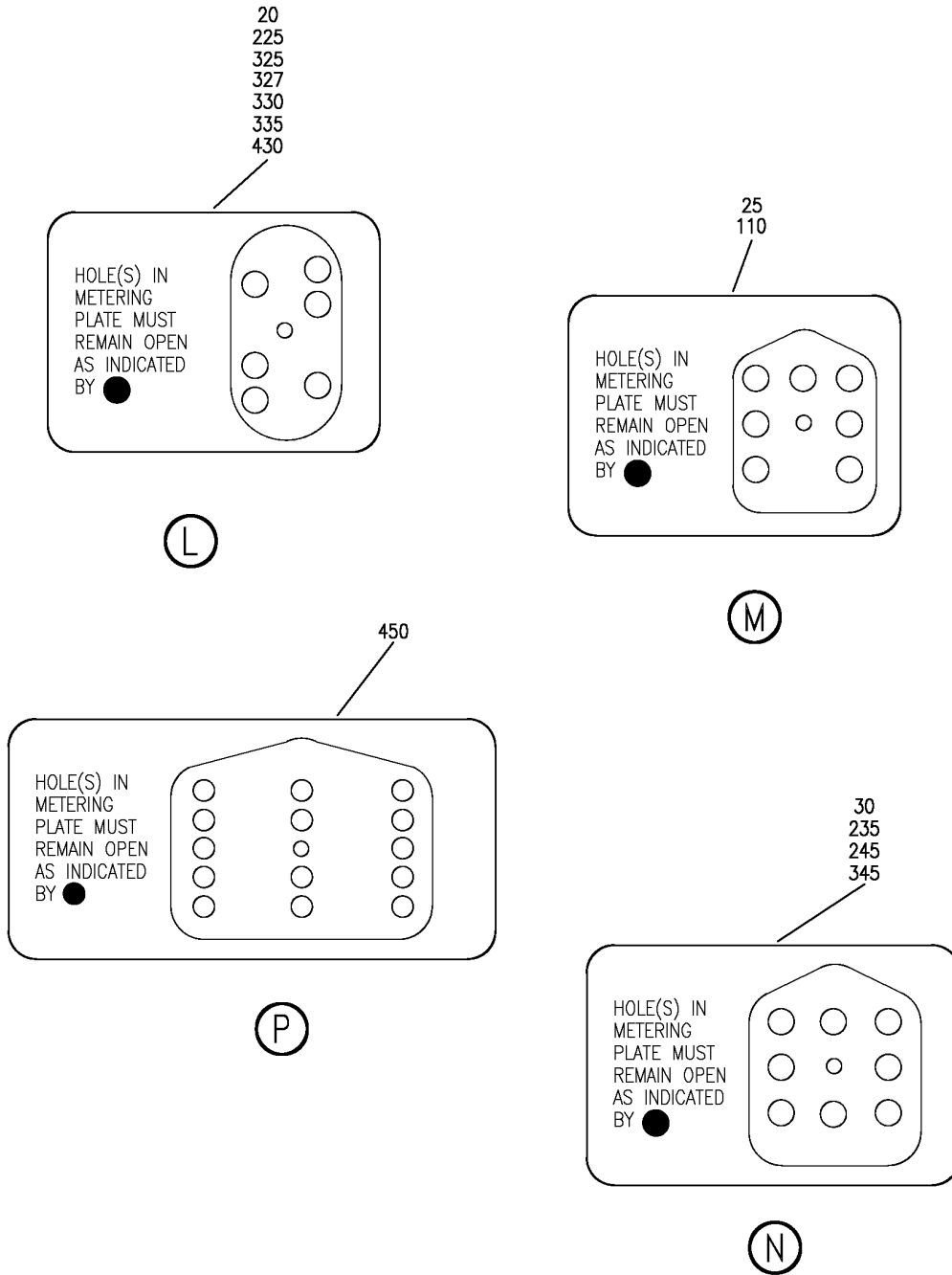
SHELF SUBASSY-ELECTRONICS EQPT E3 (PLACARDS AND MARKINGS ONLY)
FIGURE 3B (SHEET 5)

BRI
MAY 28/07

11-36-03-03B

11-36-03-03B
PAGE 0D

BOEING
757
PARTS CATALOG (MAINTENANCE)



Y 11360303B SHT 6 REV 330

SHELF SUBASSY-ELECTRONICS EQPT E3 (PLACARDS AND MARKINGS ONLY)
FIGURE 3B (SHEET 6)

BRI
JAN 20/09

11-36-03-03B

11-36-03-03B
PAGE 0E



757

PARTS CATALOG (MAINTENANCE)

FIG ITEM	PART NUMBER	1 2 3 4 5 6 7	NOMENCLATURE	EFFECT FROM TO	UNITS PER ASSY
3B			SHELF SUBASSY-ELECTRONICS EQPT E3 (PLACARDS AND MARKINGS ONLY)	101106 108120 504903	
- 1	284N1531-25		SHELF SUBASSY-ELECTRONICS EQPT E3-1 (PLACARDS AND MARKINGS ONLY) FOR NHA/OTHER SYS DET SEE: 25-70-51-31	101102	RF
- 1	284N1531-27		SHELF SUBASSY-ELECTRONICS EQPT E3-1 (PLACARDS AND MARKINGS ONLY) FOR NHA/OTHER SYS DET SEE: 25-70-51-31	108120	RF
- 1	284N1531-31		SHELF SUBASSY-ELECTRONICS EQPT E3-1 (PLACARDS AND MARKINGS ONLY) FOR NHA/OTHER SYS DET SEE: 25-70-51-31	504903	RF
10	BAC27TEX2032		.DECAL	101102 108120 504903	1
15	BAC27TEX2033		.DECAL	101102 108120 504903	5
20	BAC27TEX2034		.DECAL	101102 108120 504903	1
25	BAC27TEX2035		.DECAL	101102 108120 504903	1
30	BAC27TEX2036		.DECAL	101102 108120 504903	1
- 200	284N1532-24		SHELF SUBASSY-ELECTRONICS EQPT E3-2 (PLACARDS AND MARKINGS ONLY) FOR NHA/OTHER SYS DET SEE: 25-70-51-32A	504903 108120	RF
- 200	284N1532-34		SHELF SUBASSY-ELECTRONICS EQPT E3-2 (PLACARDS AND MARKINGS ONLY) FOR NHA/OTHER SYS DET SEE: 25-70-51-32B	103106	RF
205	BAC27TEX2033		.DECAL	103106 108120	2
225	BAC27TEX2034		.DECAL	103106 108120	3
245	BAC27TEX2036		.DECAL	103106 108120	2

MISSING ITEM NUMBERS NOT APPLICABLE

- ITEM NOT ILLUSTRATED

11-36-03-03B

11-36-03
FIG. 03B
PAGE 1
JAN 20/09

BRI



757

PARTS CATALOG (MAINTENANCE)

FIG ITEM	PART NUMBER	1 2 3 4 5 6 7	NOMENCLATURE	EFFECT FROM TO	UNITS PER ASSY
3B					
- 300	284N1533-33		SHELF SUBASSY-ELECTRONICS EQPT E3-3 (PLACARDS AND MARKINGS ONLY) FOR NHA/OTHER SYS DET SEE: 25-70-51-33A	108120	RF
- 300	284N1533-37		SHELF SUBASSY-ELECTRONICS EQPT E3-3 (PLACARDS AND MARKINGS ONLY) FOR NHA/OTHER SYS DET SEE: 25-70-51-33A	504903	RF
- 300	284N1533-60		SHELF SUBASSY-ELECTRONICS EQPT E3-3 (PLACARDS AND MARKINGS ONLY) FOR NHA/OTHER SYS DET SEE: 25-70-54-13	103105	RF
- 300	284N1533-66		SHELF SUBASSY-ELECTRONICS EQPT E3-3 (PLACARDS AND MARKINGS ONLY) FOR NHA/OTHER SYS DET SEE: 25-70-54-13	106106	RF
305	BAC27TEX2032		.DECAL	108120 504903	1
310	BAC27TEX2032		.DECAL	103106	1
325	BAC27TEX2034		.DECAL	108120	4
330	BAC27TEX2034		.DECAL	504903	5
335	BAC27TEX2034		.DECAL	103106	6
345	BAC27TEX2036		.DECAL	103106	1
- 400	284N1534-7		SHELF SUBASSY-ELECTRONICS EQPT E3-4 (PLACARDS AND MARKINGS ONLY) FOR NHA/OTHER SYS DET SEE: 25-70-51-34	108120 504903 505903	RF
- 400	284N1534-9		SHELF SUBASSY-ELECTRONICS EQPT E3-4 (PLACARDS AND MARKINGS ONLY) FOR NHA/OTHER SYS DET SEE: 25-70-51-34A	103106	RF
- 400	284N1534-11		SHELF SUBASSY-ELECTRONICS EQPT E3-4 (PLACARDS AND MARKINGS ONLY) FOR NHA/OTHER SYS DET SEE: 25-70-51-34A	108120	RF
410	BAC27TEX2032		.DECAL	103106 108120 505903	1

MISSING ITEM NUMBERS NOT APPLICABLE

- ITEM NOT ILLUSTRATED

11-36-03-03B

11-36-03
FIG. 03B
PAGE 2
JAN 20/09

BRI

BOEING PROPRIETARY - Copyright © - Unpublished Work - See title page for details.



757
PARTS CATALOG (MAINTENANCE)

FIG ITEM	PART NUMBER	1 2 3 4 5 6 7	NOMENCLATURE	EFFECT FROM TO	UNITS PER ASSY
3B 430	BAC27TEX2034	.	DECAL	103106 108120 505903	1
450	BAC27TEX3277	.	DECAL	103106 108120 505903	1

MISSING ITEM NUMBERS NOT APPLICABLE

- ITEM NOT ILLUSTRATED

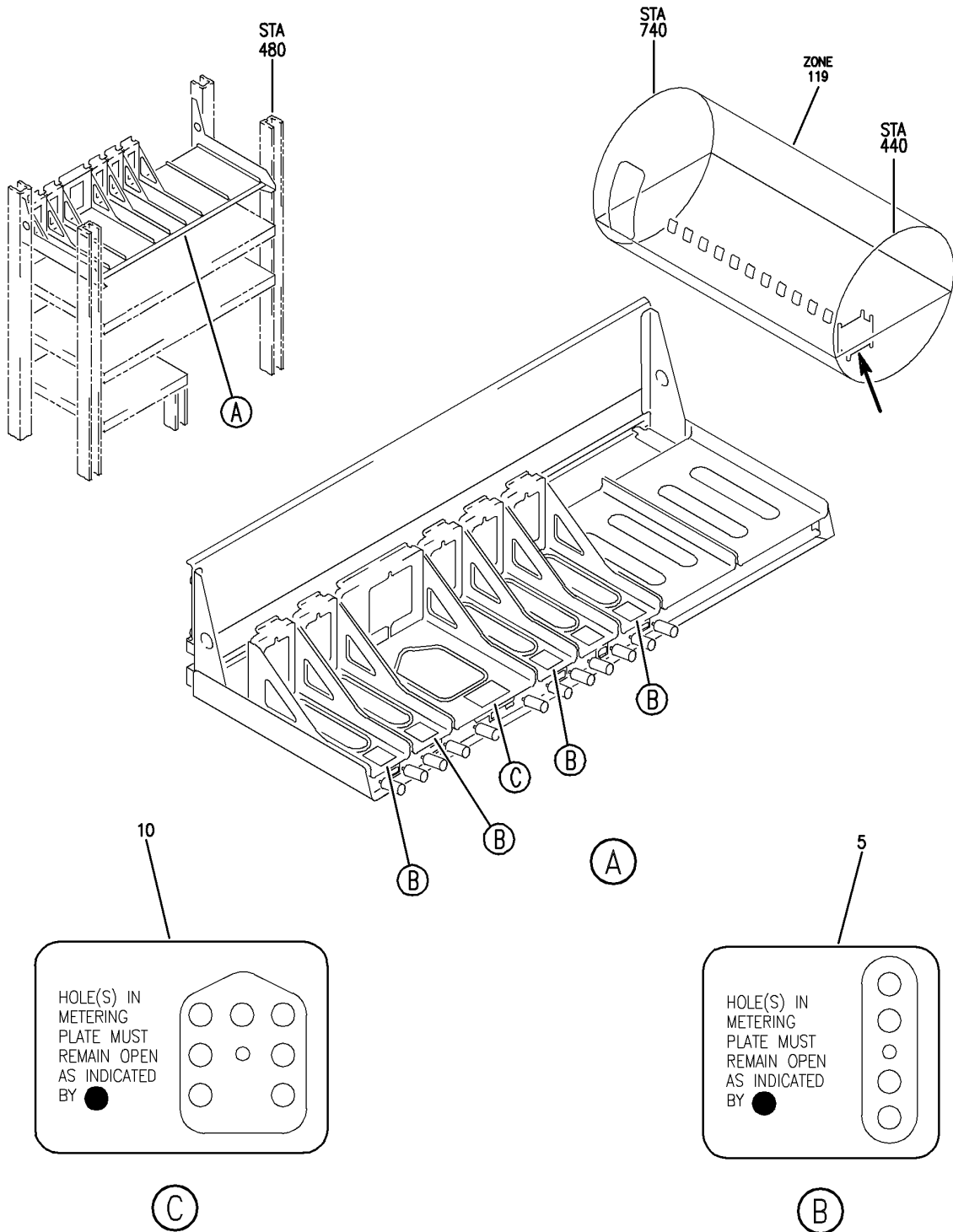
BRI

11-36-03-03B

BOEING PROPRIETARY - Copyright © - Unpublished Work - See title page for details.

11-36-03
FIG. 03B
PAGE 3
JAN 20/09

BOEING
757
PARTS CATALOG (MAINTENANCE)



Y 11360303C REV 241

SHELF SUBASSY-ELECTRONIC EQPT CTR E3-1 (PLACARDS AND MARKINGS ONLY)
FIGURE 3C

BRI
JAN 20/09

11-36-03-03C

11-36-03-03C
PAGE 0



757

PARTS CATALOG (MAINTENANCE)

FIG ITEM	PART NUMBER	1 2 3 4 5 6 7	NOMENCLATURE	EFFECT FROM TO	UNITS PER ASSY
3C			SHELF SUBASSY-ELECTRONIC EQPT CTR E3-1 (PLACARDS AND MARKINGS ONLY)	103106	
- 1	284N1531-36		SHELF SUBASSY-ELECTRONICS EQPT CTR E3-1 (PLACARDS AND MARKINGS ONLY)	103106	RF
	5 BAC27TEX2033		FOR NHA SEE: 25-70-55-05L .DECAL	103106	5
10	BAC27TEX2035		.DECAL	103106	1

MISSING ITEM NUMBERS NOT APPLICABLE

- ITEM NOT ILLUSTRATED

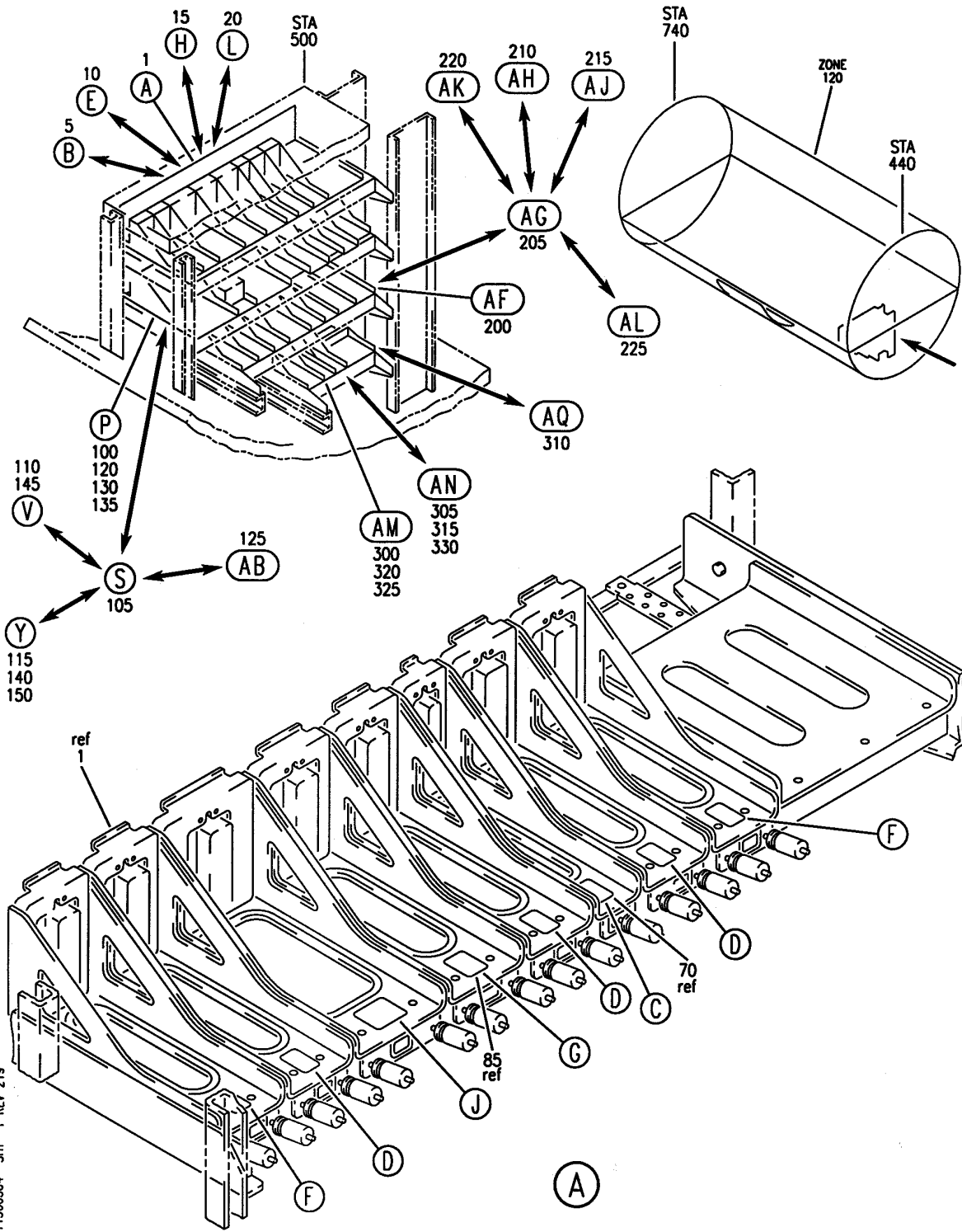
BRI

11-36-03-03C

BOEING PROPRIETARY - Copyright © - Unpublished Work - See title page for details.

11-36-03
FIG. 03C
PAGE 1
JAN 20/09


BOEING
 757
PARTS CATALOG (MAINTENANCE)



Y 11360304 SHT 1 REV 219

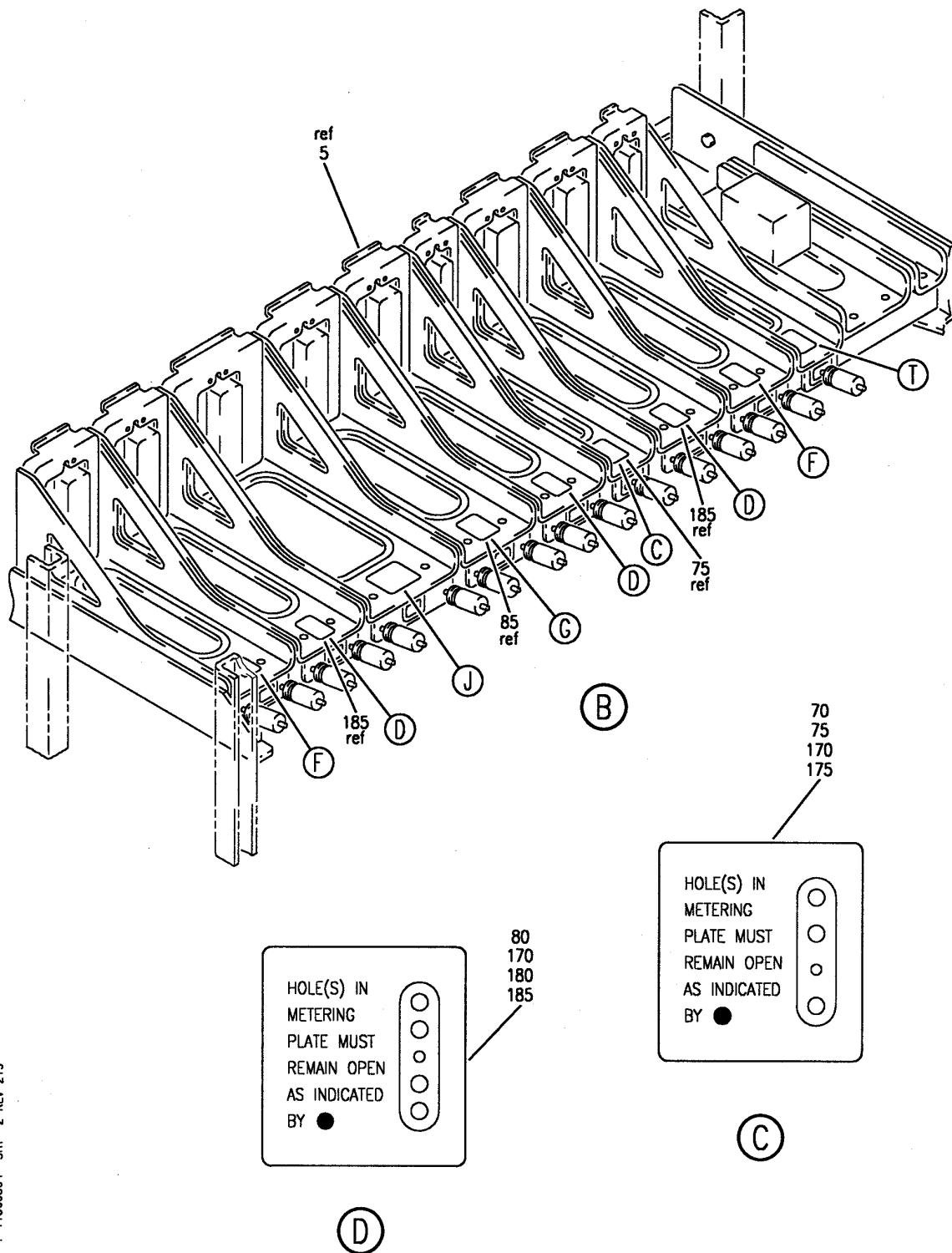
SHELF ASSY-ELECTRONICS EQPT CTR E4 (PLACARDS AND MARKINGS ONLY)
 FIGURE 4 (SHEET 1)

11-36-03-04

BRI
 MAY 28/07

11-36-03-04
 PAGE 0

BOEING
757
PARTS CATALOG (MAINTENANCE)



Y 11-360304 SHIT 2 REV 219

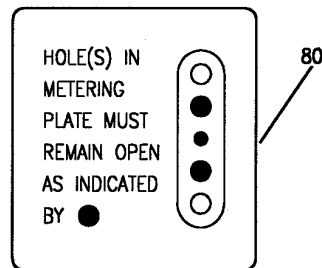
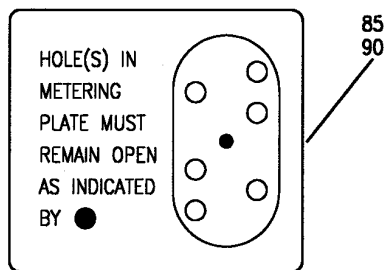
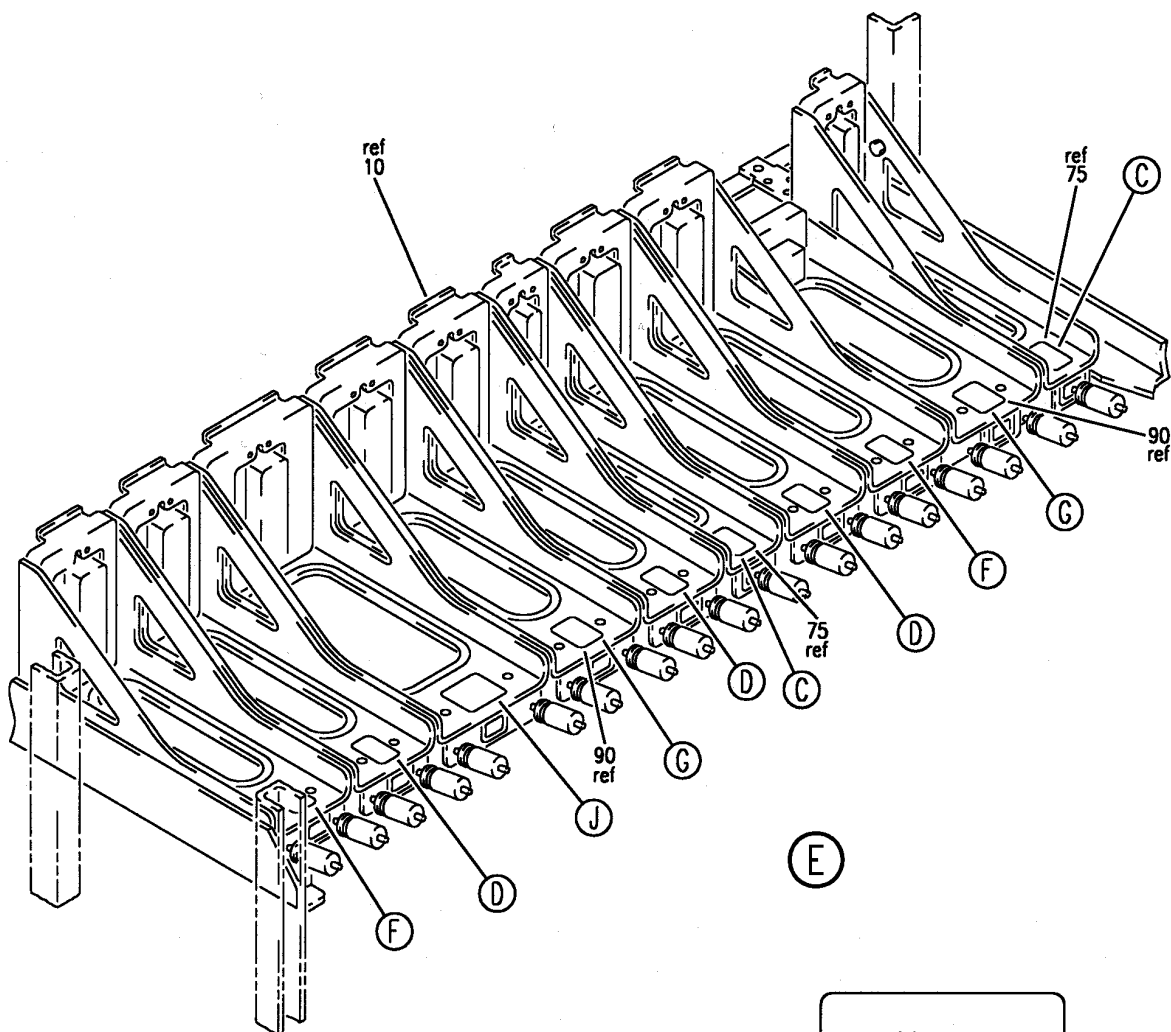
SHELF ASSY-ELECTRONICS EQPT CTR E4 (PLACARDS AND MARKINGS ONLY)
FIGURE 4 (SHEET 2)

11-36-03-04

BRI
MAY 28/07

11-36-03-04
PAGE 0A

BOEING
757
PARTS CATALOG (MAINTENANCE)



Y 11360304 SH1 3 REV 213

(G)

(F)

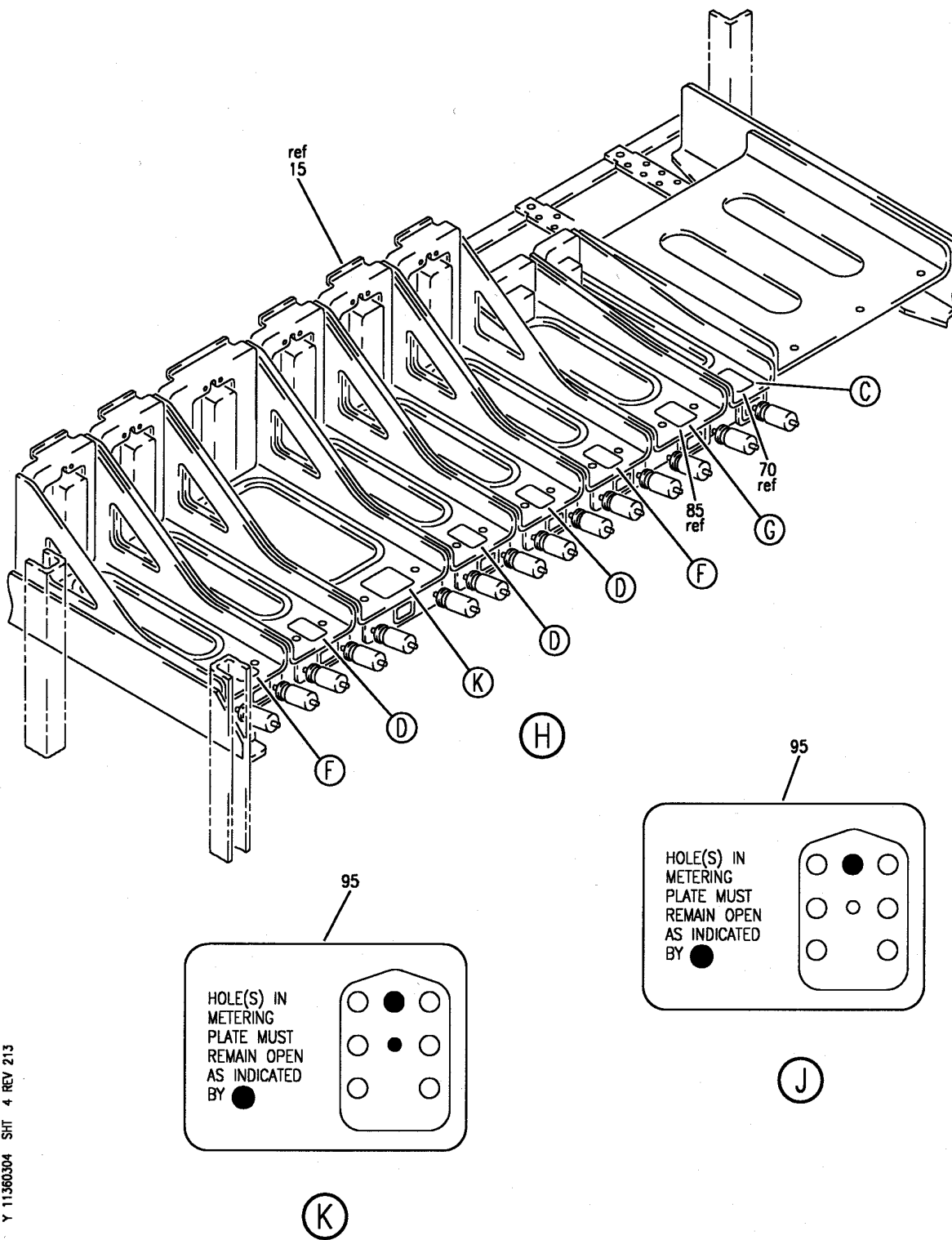
SHELF ASSY-ELECTRONICS EQPT CTR E4 (PLACARDS AND MARKINGS ONLY)
FIGURE 4 (SHEET 3)

11-36-03-04

BRI
MAY 28/07

11-36-03-04
PAGE 0B

BOEING
757
PARTS CATALOG (MAINTENANCE)



Y 11360304 SHIT 4 REV 213

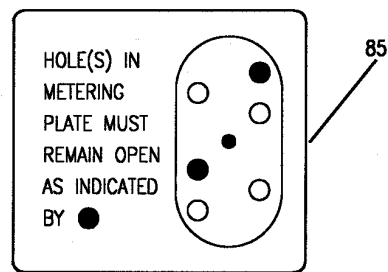
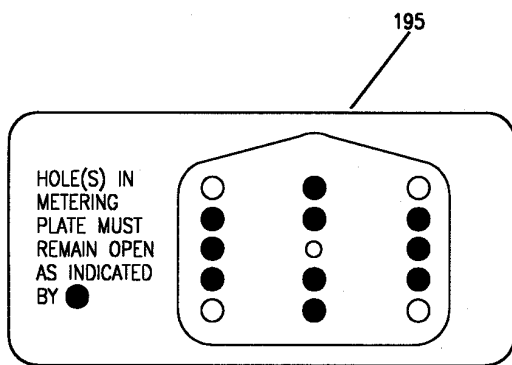
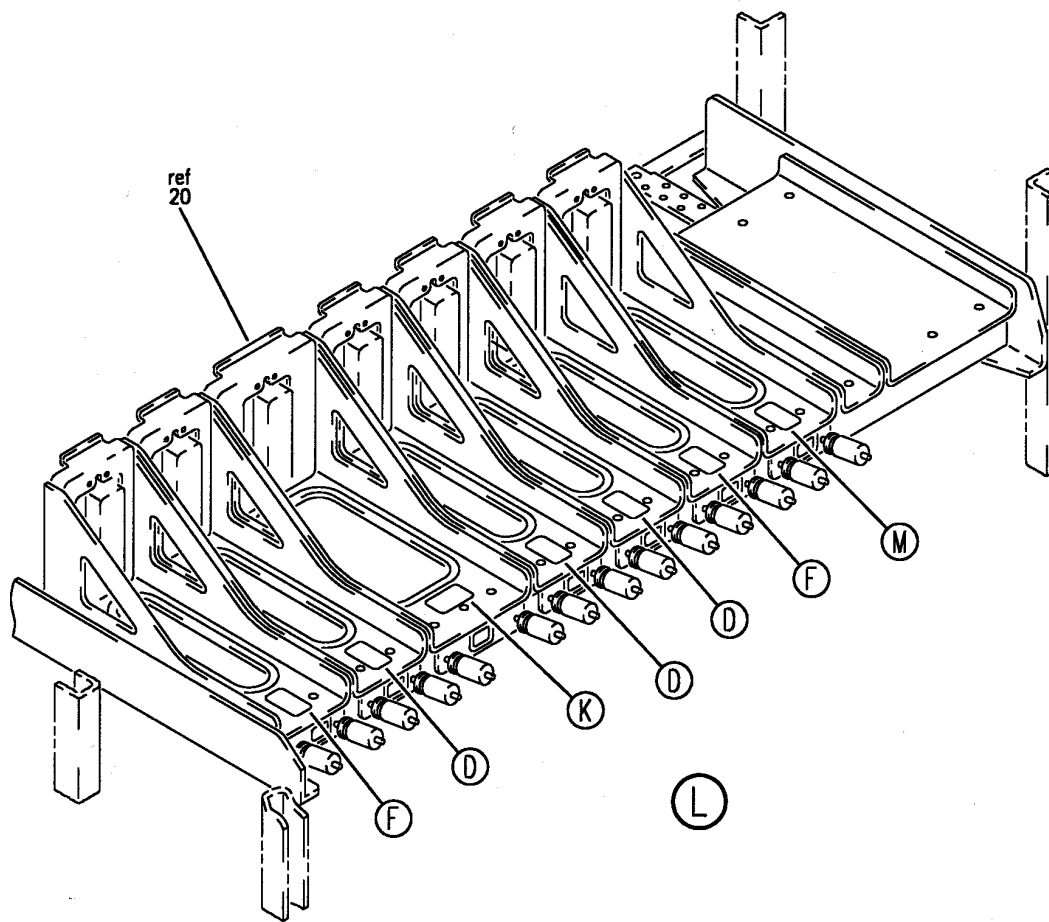
SHELF ASSY-ELECTRONICS EQPT CTR E4 (PLACARDS AND MARKINGS ONLY)
FIGURE 4 (SHEET 4)

11-36-03-04

BRI
MAY 28/07

11-36-03-04
PAGE 0C

BOEING
757
PARTS CATALOG (MAINTENANCE)



Y 11360304 SHT 5 REV 213

(N)

(M)

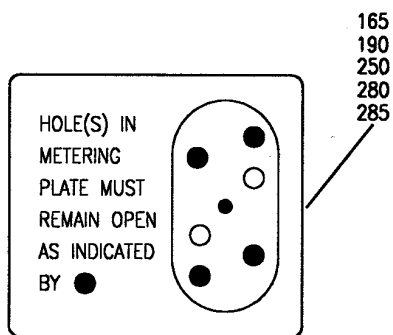
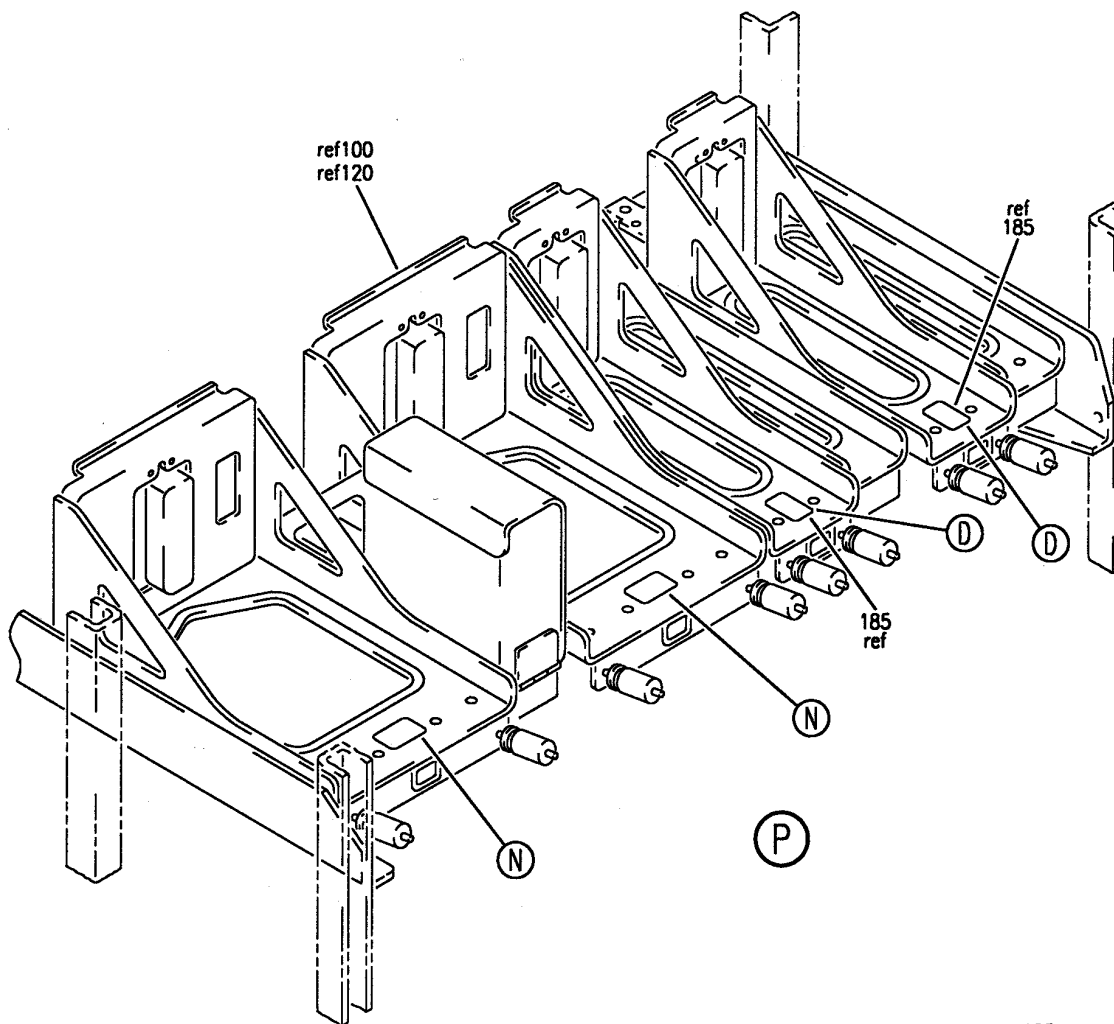
SHELF ASSY-ELECTRONICS EQPT CTR E4 (PLACARDS AND MARKINGS ONLY)
FIGURE 4 (SHEET 5)

11-36-03-04

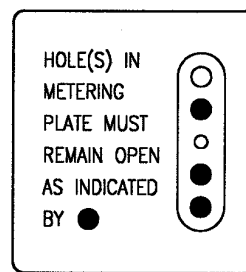
BRI
MAY 28/07

11-36-03-04
PAGE 0D

BOEING
757
PARTS CATALOG (MAINTENANCE)



(R)



(Q)

Y 11360304 SHIT 6 REV 219

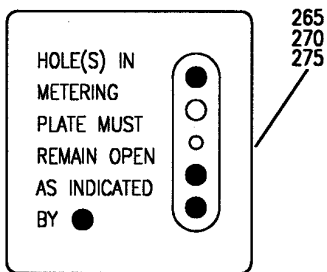
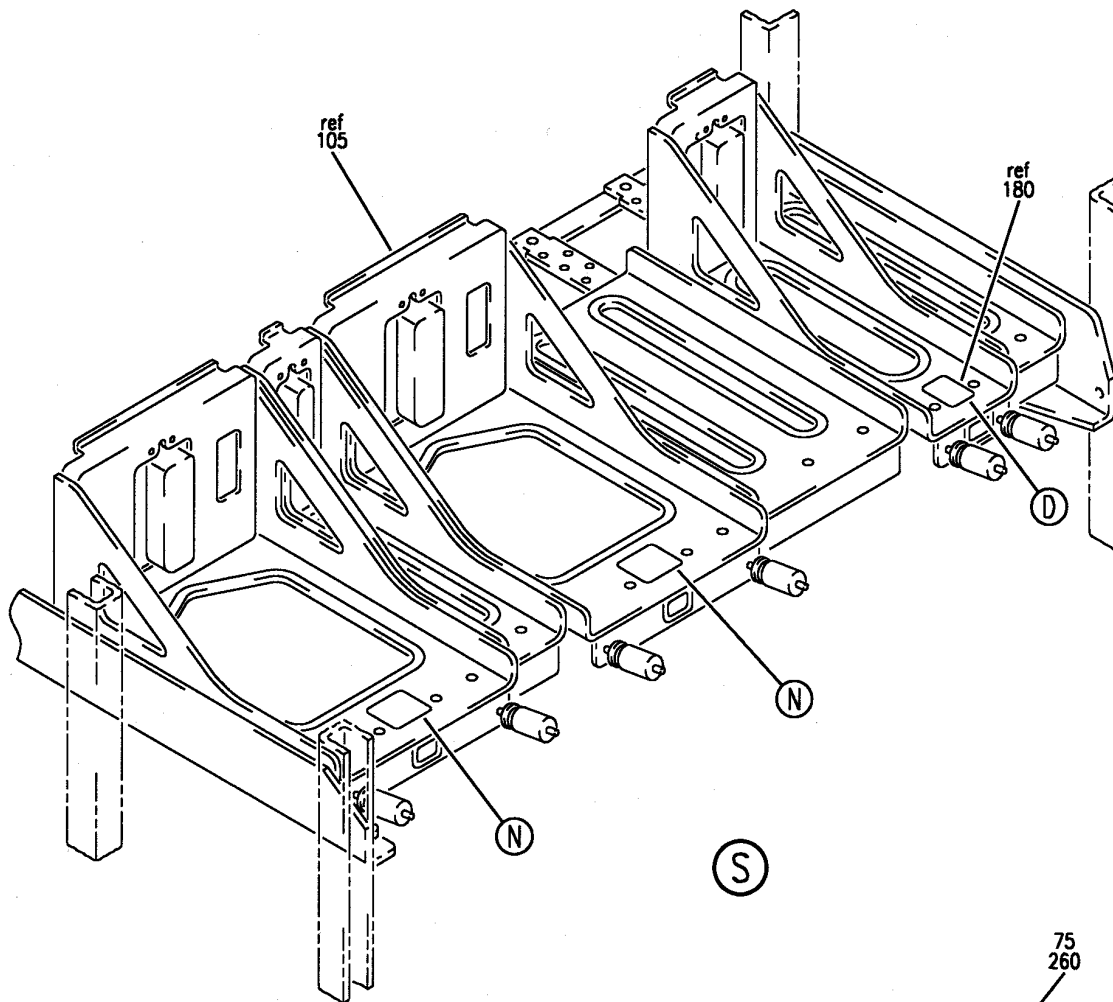
SHELF ASSY-ELECTRONICS EQPT CTR E4 (PLACARDS AND MARKINGS ONLY)
FIGURE 4 (SHEET 6)

11-36-03-04

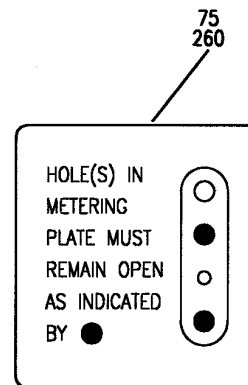
BRI
MAY 28/07

11-36-03-04
PAGE 0E

BOEING
757
PARTS CATALOG (MAINTENANCE)



U



T

Y 11360304 SHIT 7 REV 213

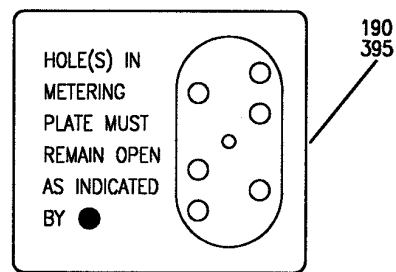
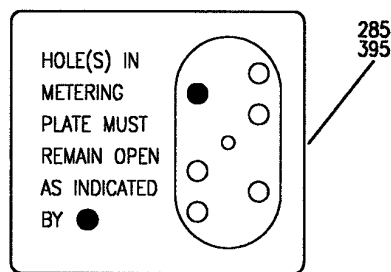
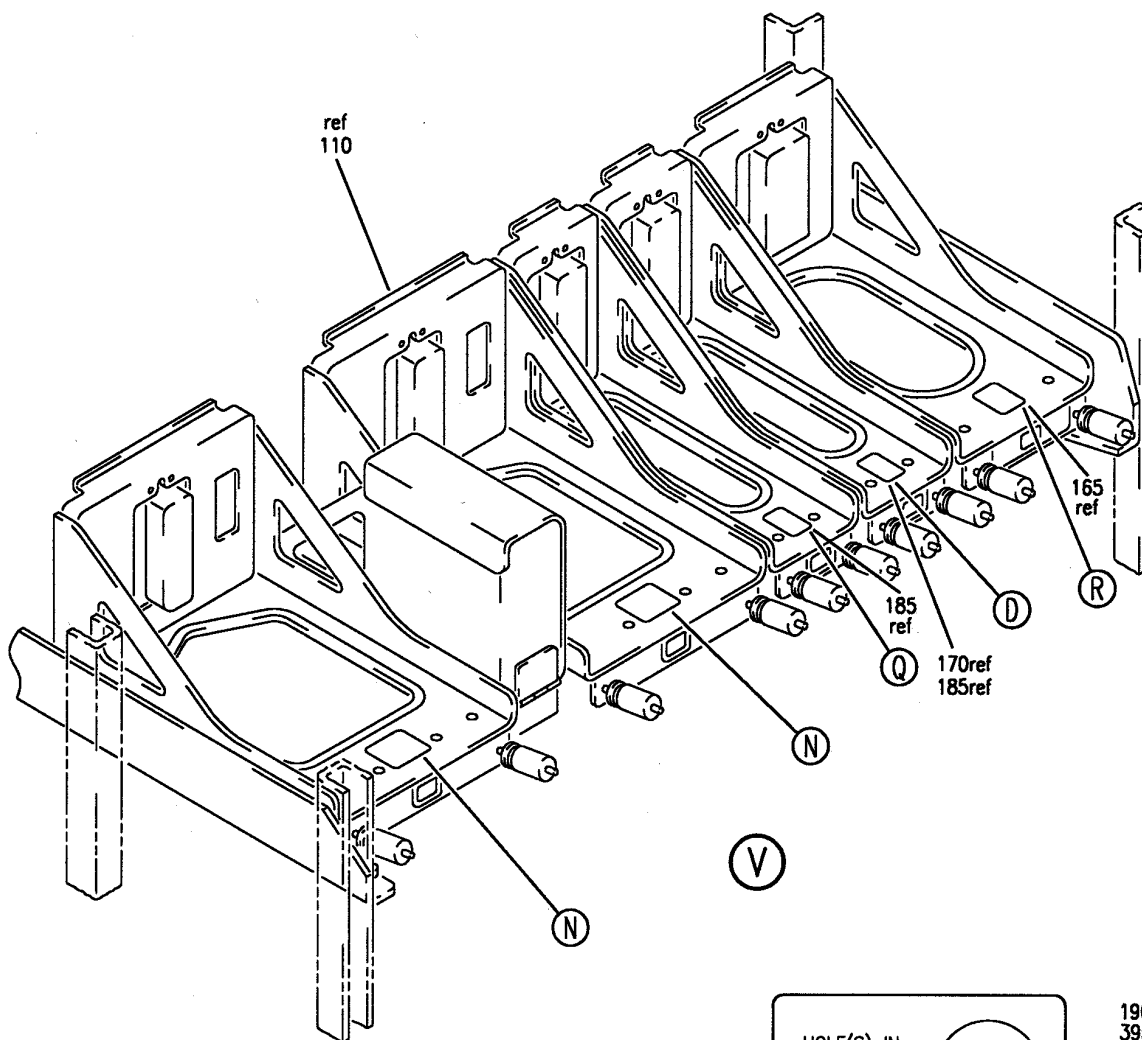
SHELF ASSY-ELECTRONICS EQPT CTR E4 (PLACARDS AND MARKINGS ONLY)
FIGURE 4 (SHEET 7)

11-36-03-04

BRI
MAY 28/07

11-36-03-04
PAGE OF

BOEING
757
PARTS CATALOG (MAINTENANCE)



Y 11360304 SHT 8 REV 219

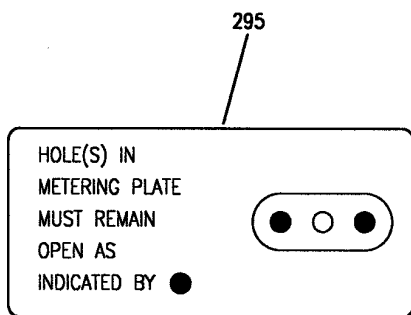
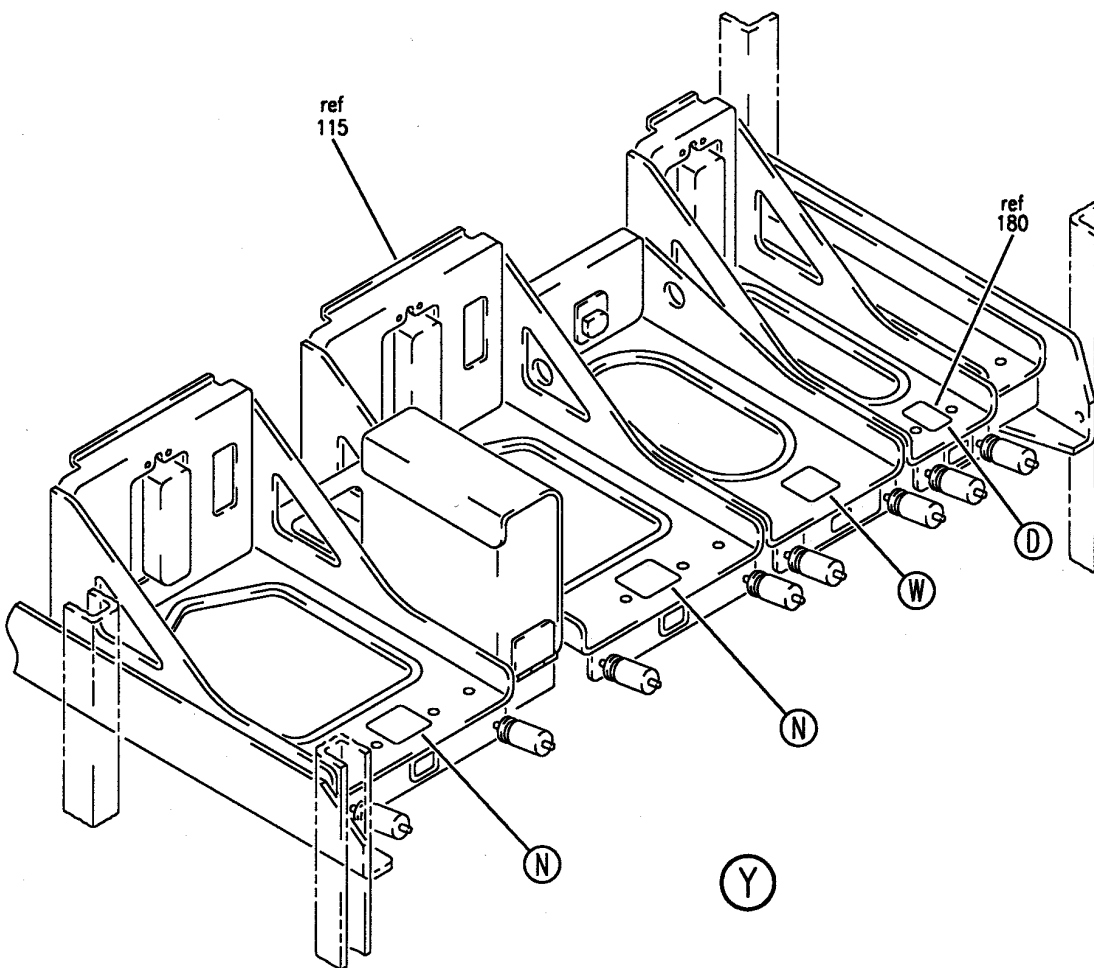
SHELF ASSY-ELECTRONICS EQPT CTR E4 (PLACARDS AND MARKINGS ONLY)
FIGURE 4 (SHEET 8)

11-36-03-04

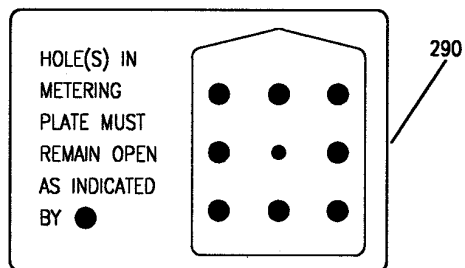
BRI
MAY 28/07

11-36-03-04
PAGE 0G

BOEING
757
PARTS CATALOG (MAINTENANCE)



AA



Z

Y 11360304 SHT 9 REV 219

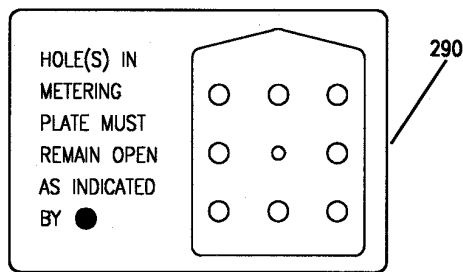
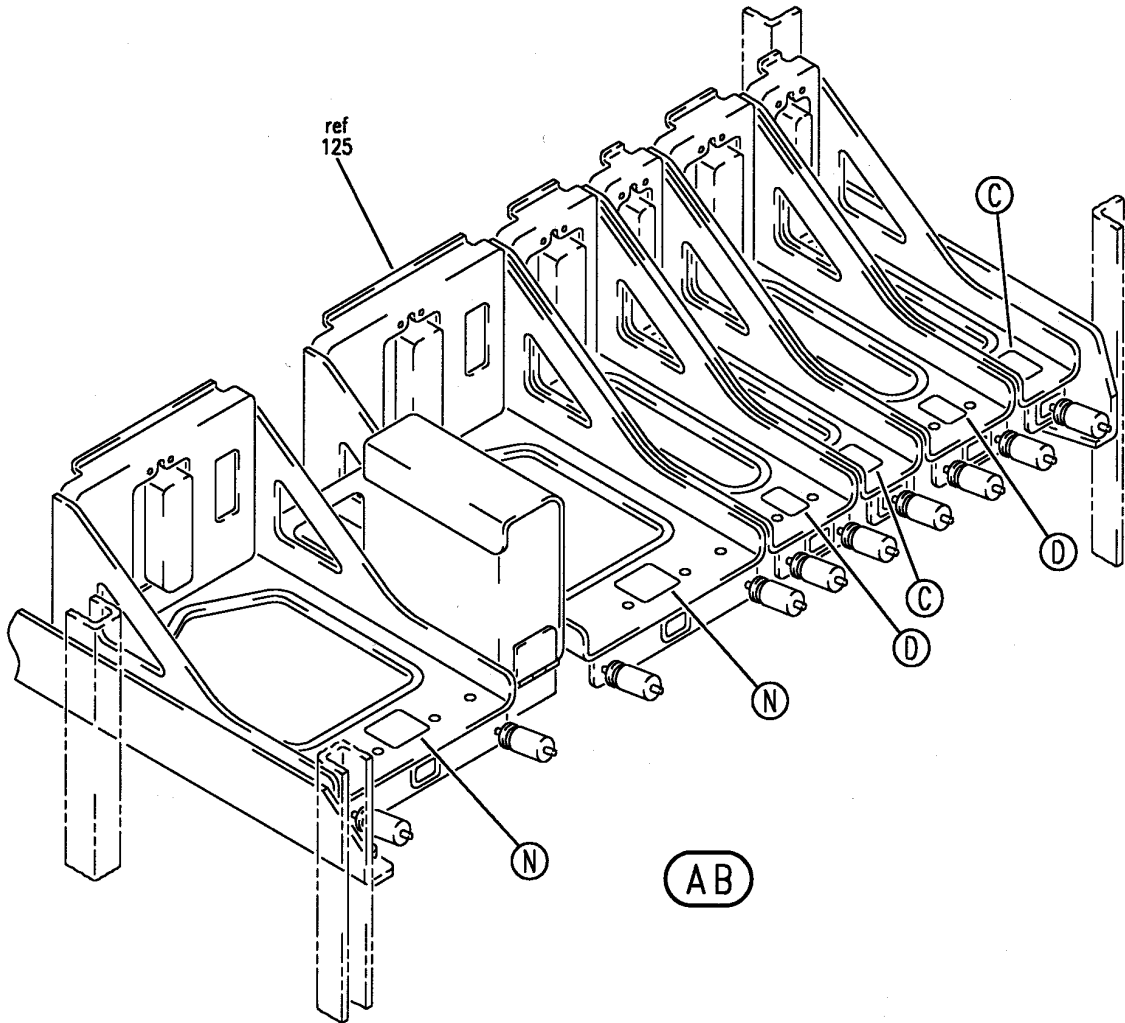
SHELF ASSY-ELECTRONICS EQPT CTR E4 (PLACARDS AND MARKINGS ONLY)
FIGURE 4 (SHEET 9)

11-36-03-04

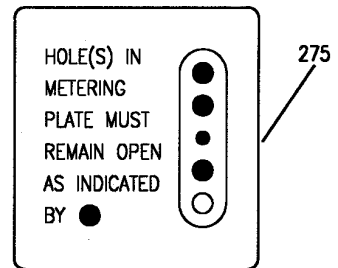
BRI
MAY 28/07

11-36-03-04
PAGE 0H

BOEING
757
PARTS CATALOG (MAINTENANCE)



(AD)



(AC)

Y 11360304 SH1 10 REV 213

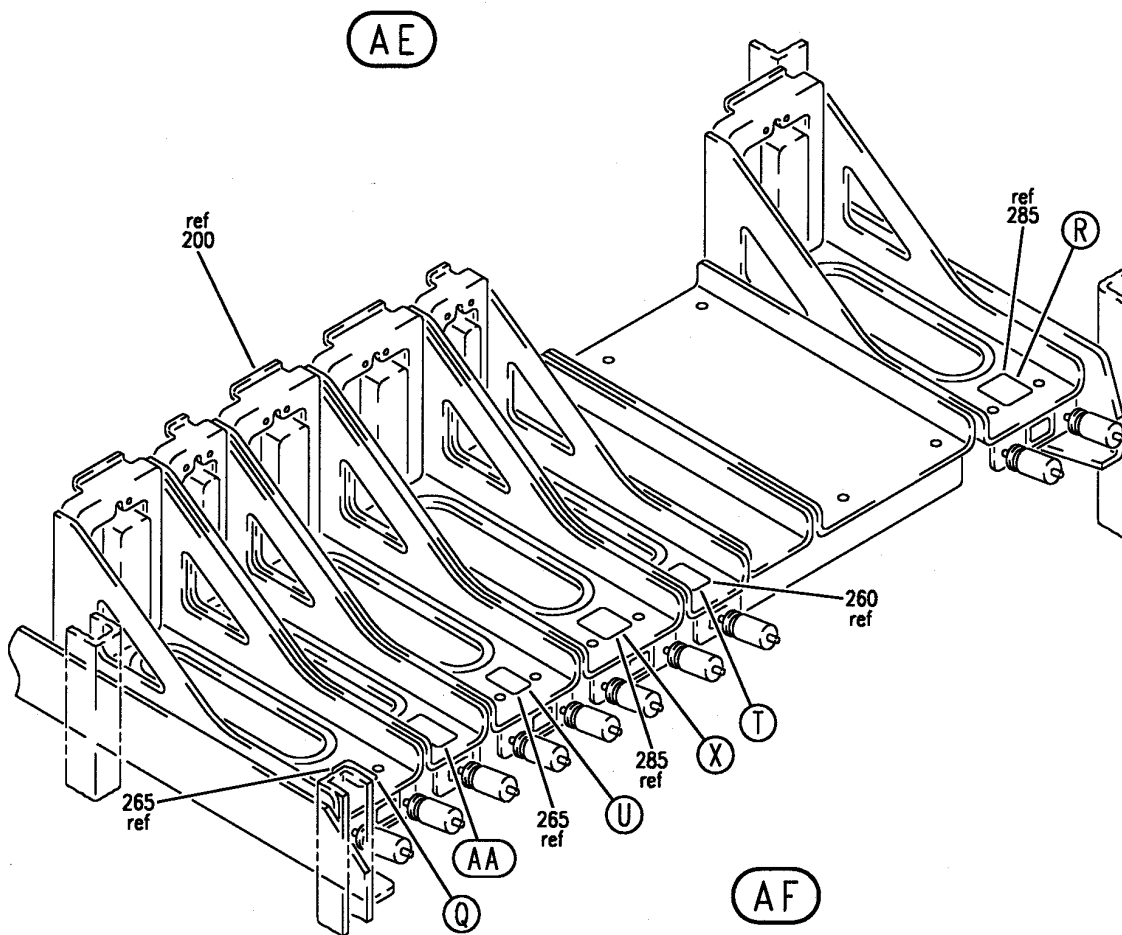
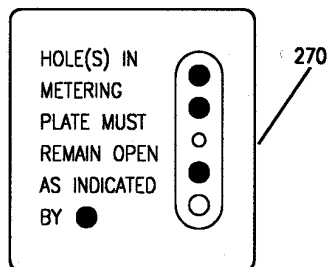
SHELF ASSY-ELECTRONICS EQPT CTR E4 (PLACARDS AND MARKINGS ONLY)
FIGURE 4 (SHEET 10)

11-36-03-04

BRI
MAY 28/07

11-36-03-04
PAGE 01

BOEING
757
PARTS CATALOG (MAINTENANCE)



Y 11360304 SHT 11 REV 213

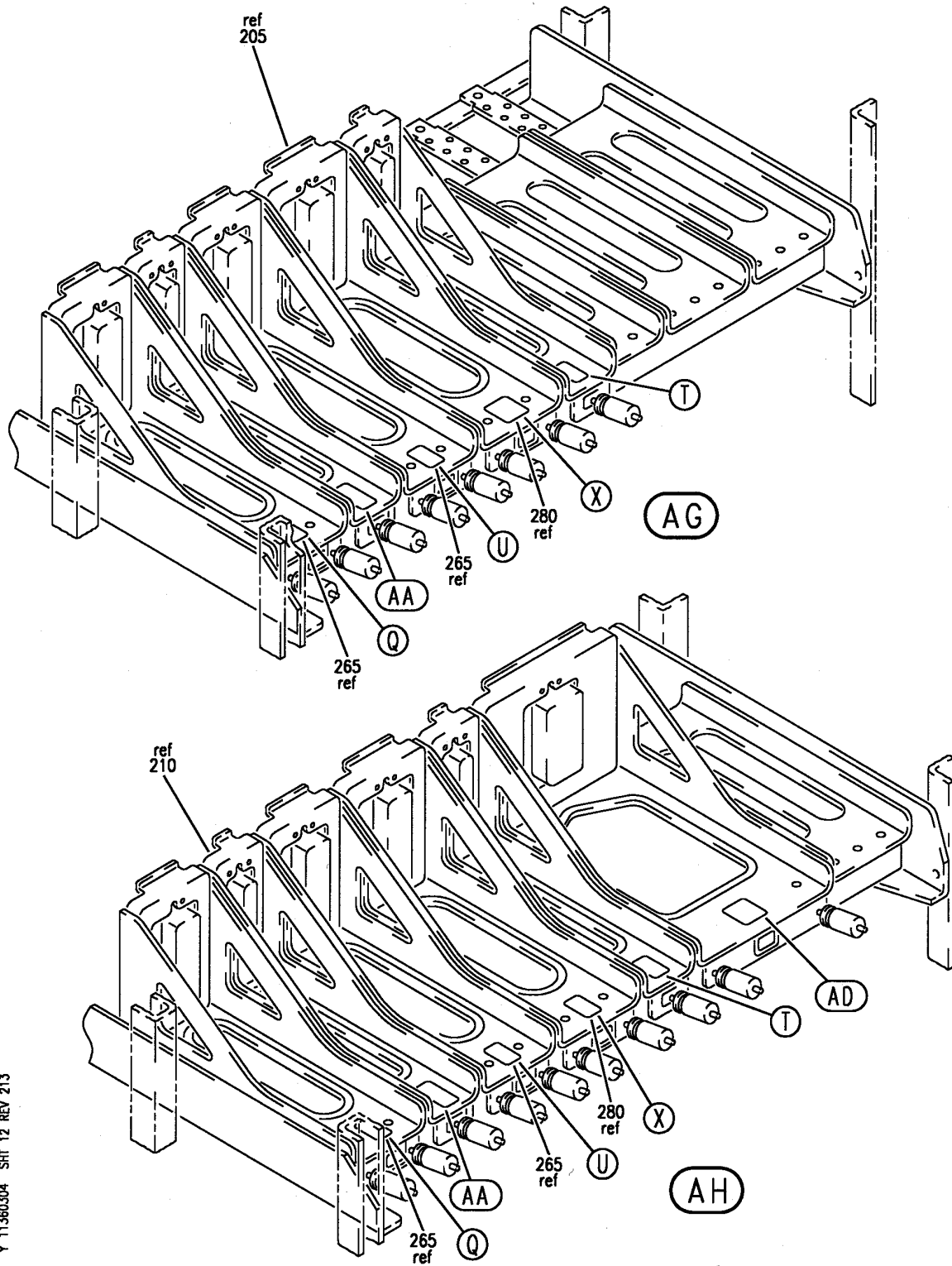
SHELF ASSY-ELECTRONICS EQPT CTR E4 (PLACARDS AND MARKINGS ONLY)
FIGURE 4 (SHEET 11)

BRI
MAY 28/07

11-36-03-04

11-36-03-04
PAGE 0J

BOEING
757
PARTS CATALOG (MAINTENANCE)



Y 11360304 SH12 REV 213

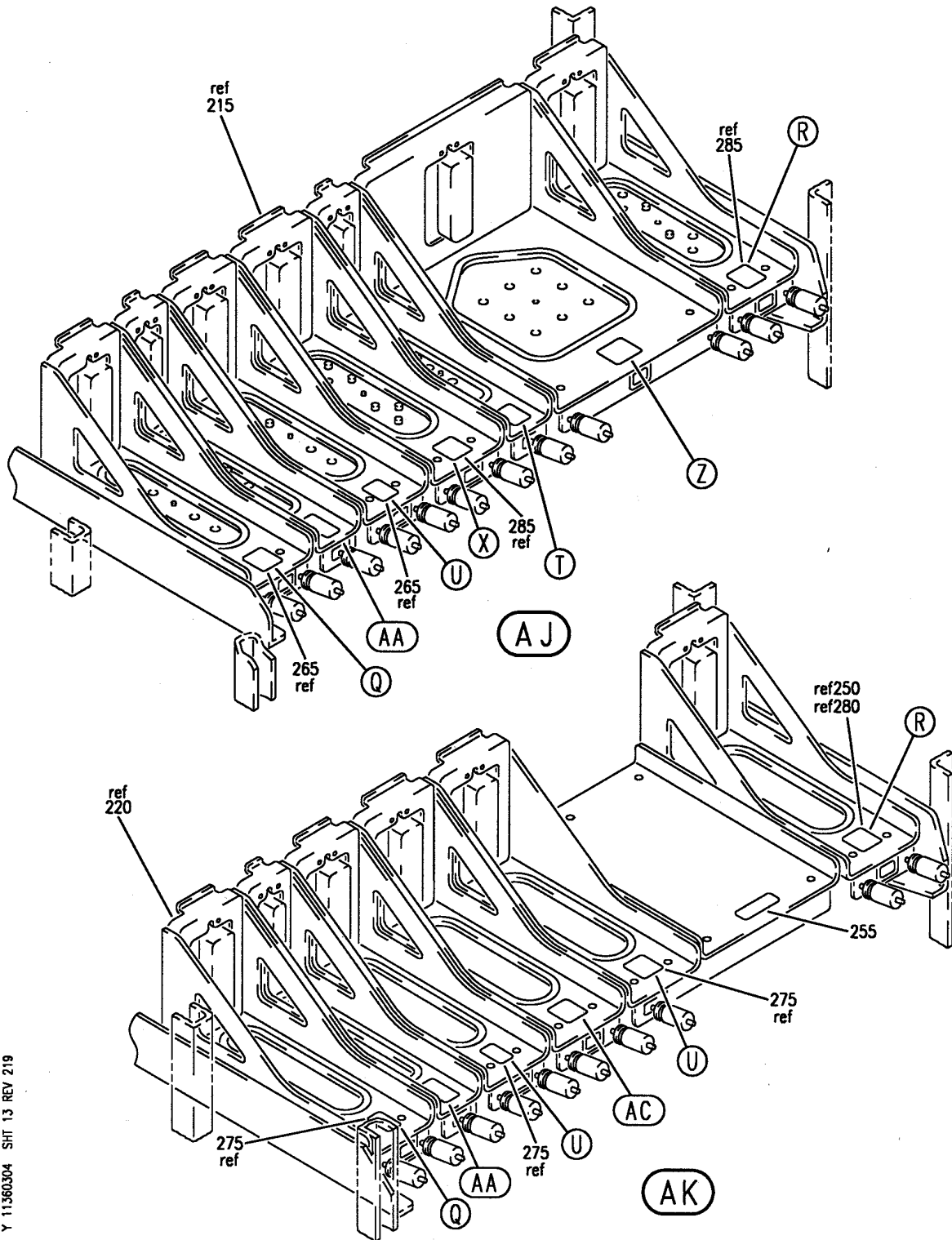
SHELF ASSY-ELECTRONICS EQPT CTR E4 (PLACARDS AND MARKINGS ONLY)
FIGURE 4 (SHEET 12)

BRI
MAY 28/07

11-36-03-04

11-36-03-04
PAGE OK

BOEING
757
PARTS CATALOG (MAINTENANCE)



Y 11360304 SHIT 13 REV 219

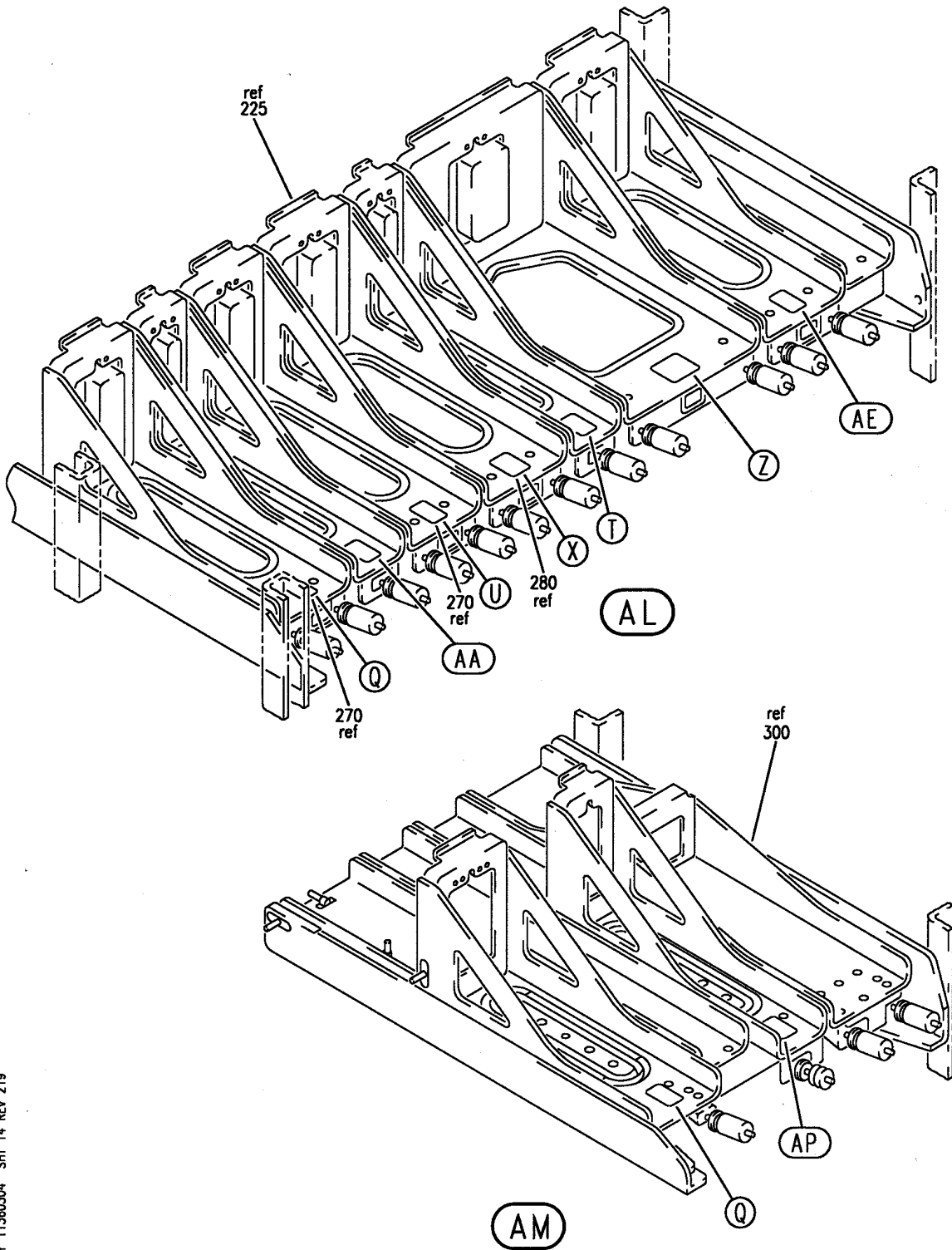
SHELF ASSY-ELECTRONICS EQPT CTR E4 (PLACARDS AND MARKINGS ONLY)
FIGURE 4 (SHEET 13)

BRI
MAY 28/07

11-36-03-04

11-36-03-04
PAGE 01

BOEING
757
PARTS CATALOG (MAINTENANCE)



Y 11360304 SHIT 14 REV 219

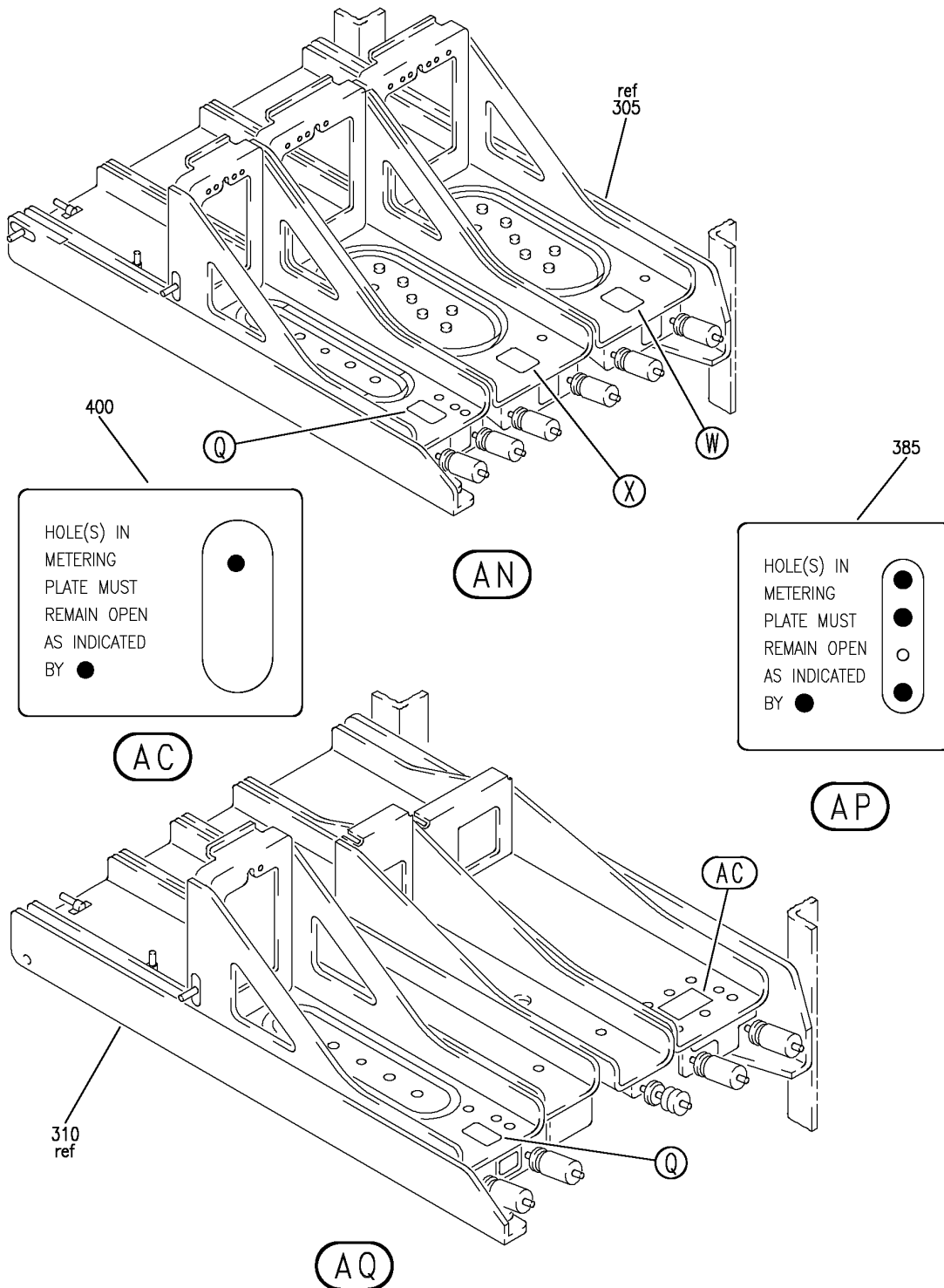
SHELF ASSY-ELECTRONICS EQPT CTR E4 (PLACARDS AND MARKINGS ONLY)
FIGURE 4 (SHEET 14)

11-36-03-04

BRI
MAY 28/07

11-36-03-04
PAGE 0M

BOEING
757
PARTS CATALOG (MAINTENANCE)



Y 11360304 SHT 15 REV 268

SHELF ASSY-ELECTRONICS EQPT CTR E4 (PLACARDS AND MARKINGS ONLY)
FIGURE 4 (SHEET 15)

11-36-03-04

BRI
MAY 28/07

11-36-03-04
PAGE ON



757

PARTS CATALOG (MAINTENANCE)

FIG ITEM	PART NUMBER	1 2 3 4 5 6 7	NOMENCLATURE	EFFECT FROM TO	UNITS PER ASSY
4			SHELF ASSY-ELECTRONICS EQPT CTR E4 (PLACARDS AND MARKINGS ONLY)	101102 504903	
- 100	284N1542-37		SHELF ASSY-ELECTRONICS EQPT CTR E4-2 (PLACARDS AND MARKINGS ONLY) FOR NHA/OTHER SYS DET SEE: 24-00-58-05D	101102	RF
185	BAC27TEX2033		.DECAL	101102	2
195	BAC27TEX3277		.DECAL	101102	2
- 215	284N1543-39		SHELF ASSY-ELECTRONICS EQPT CTR E4-3 (PLACARDS AND MARKINGS ONLY) FOR NHA/OTHER SYS DET SEE: 24-00-58-05D	101102 504903	RF
265	BAC27TEX2033		.DECAL	101102 504903	2
285	BAC27TEX2034		.DECAL	101102 504903	2
290	BAC27TEX2036		.DECAL	101102 504903	1
295	BAC27TEX2147		.DECAL	101102 504903	1
- 305	284N1544-42		SHELF ASSY-ELECTRONICS EQPT CTR E4-4 (PLACARDS AND MARKINGS ONLY) FOR NHA/OTHER SYS DET SEE: 24-00-58-05D	504903 504903	RF
390	BAC27TEX2033		.DECAL	504903	1
395	BAC27TEX2034		.DECAL	504903	2

MISSING ITEM NUMBERS NOT APPLICABLE

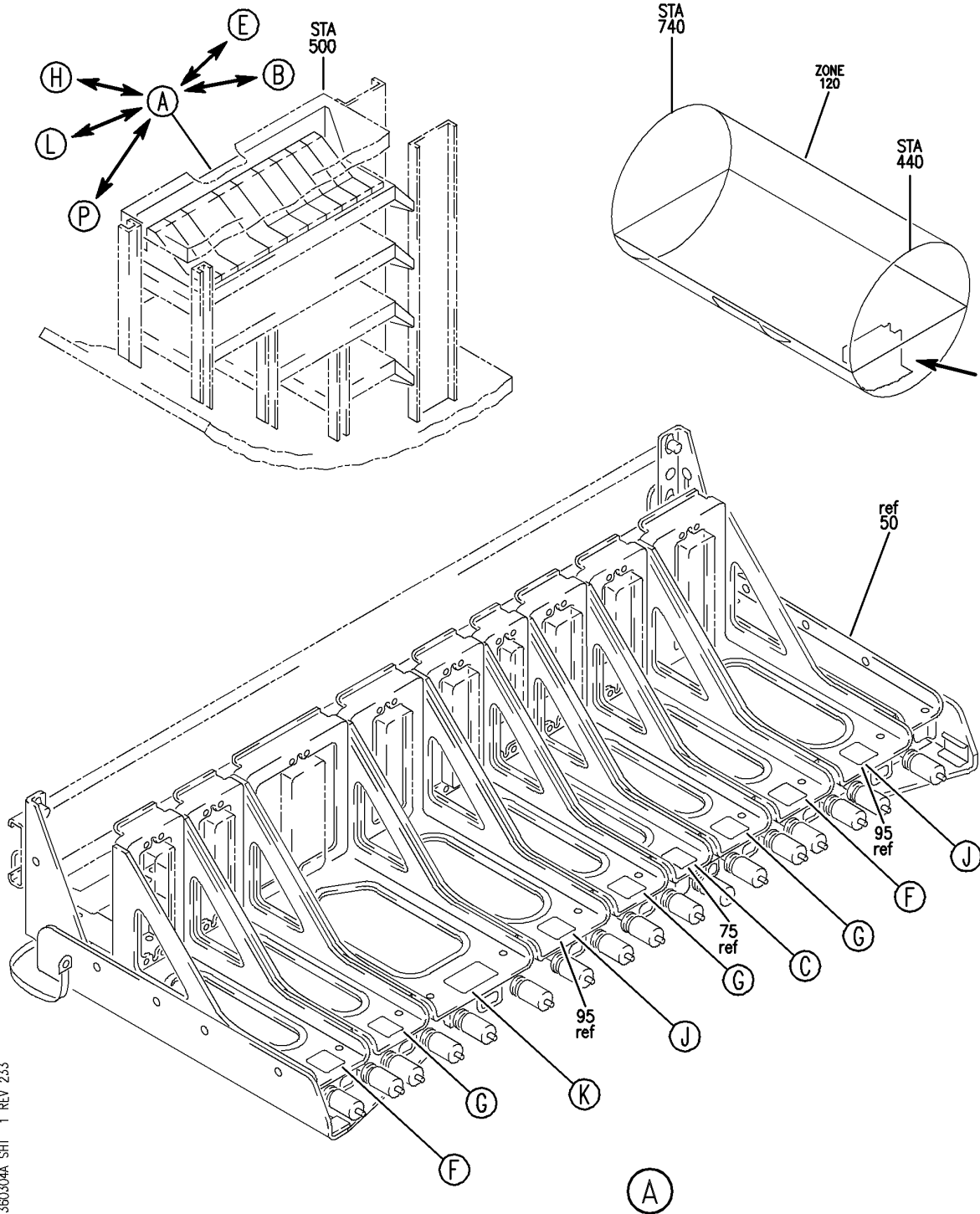
- ITEM NOT ILLUSTRATED

11-36-03-04

11-36-03
FIG. 04
PAGE 1
JAN 20/09

BRI

BOEING
757
PARTS CATALOG (MAINTENANCE)



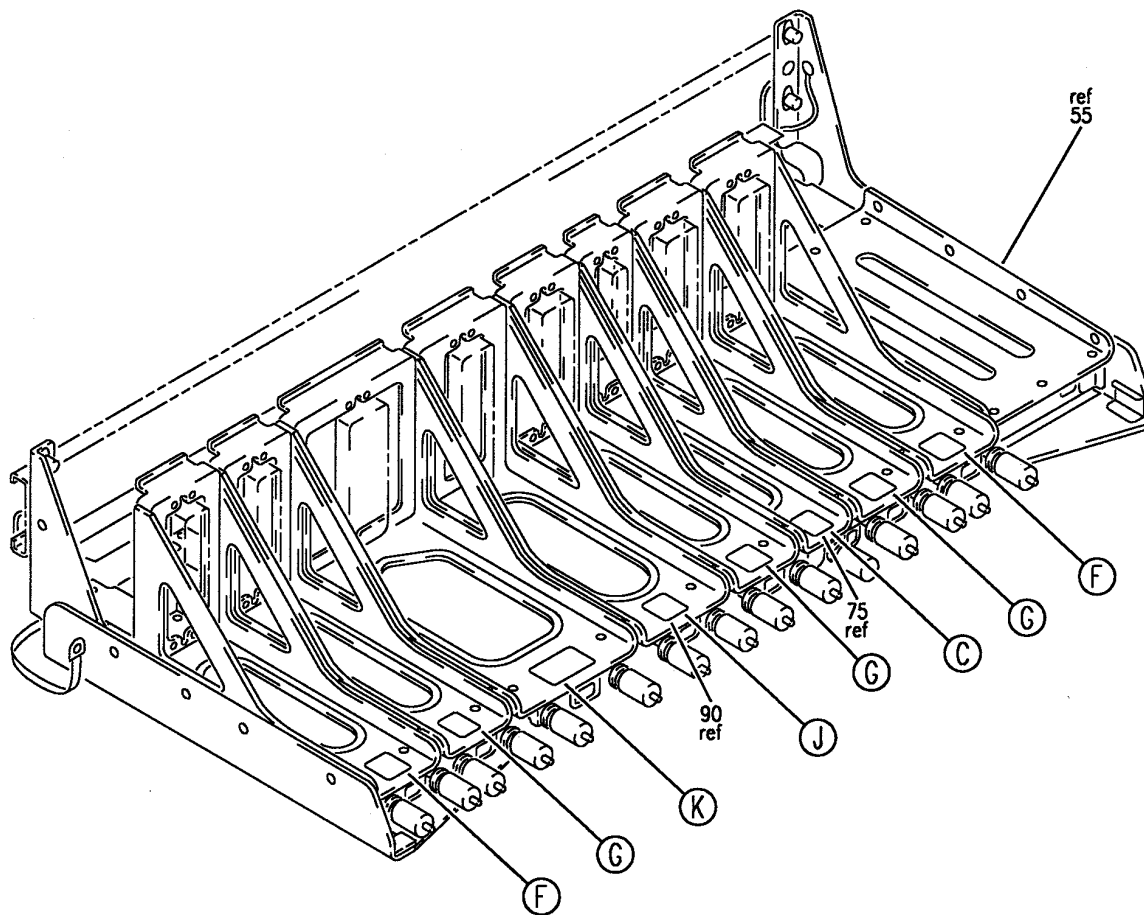
SHELF SUBASSY-ELECTRONICS EQPT CTR E4-1 (PLACARDS AND MARKINGS ONLY)
FIGURE 4A (SHEET 1)

BRI
MAY 28/07

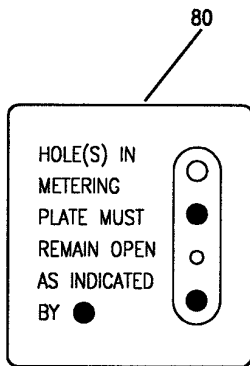
11-36-03-04A

11-36-03-04A
PAGE 0

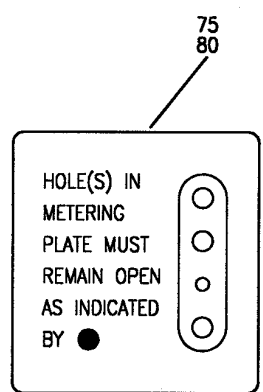
BOEING
757
PARTS CATALOG (MAINTENANCE)



(B)



(D)



(C)

Y 11360304A SHT 2 REV 219

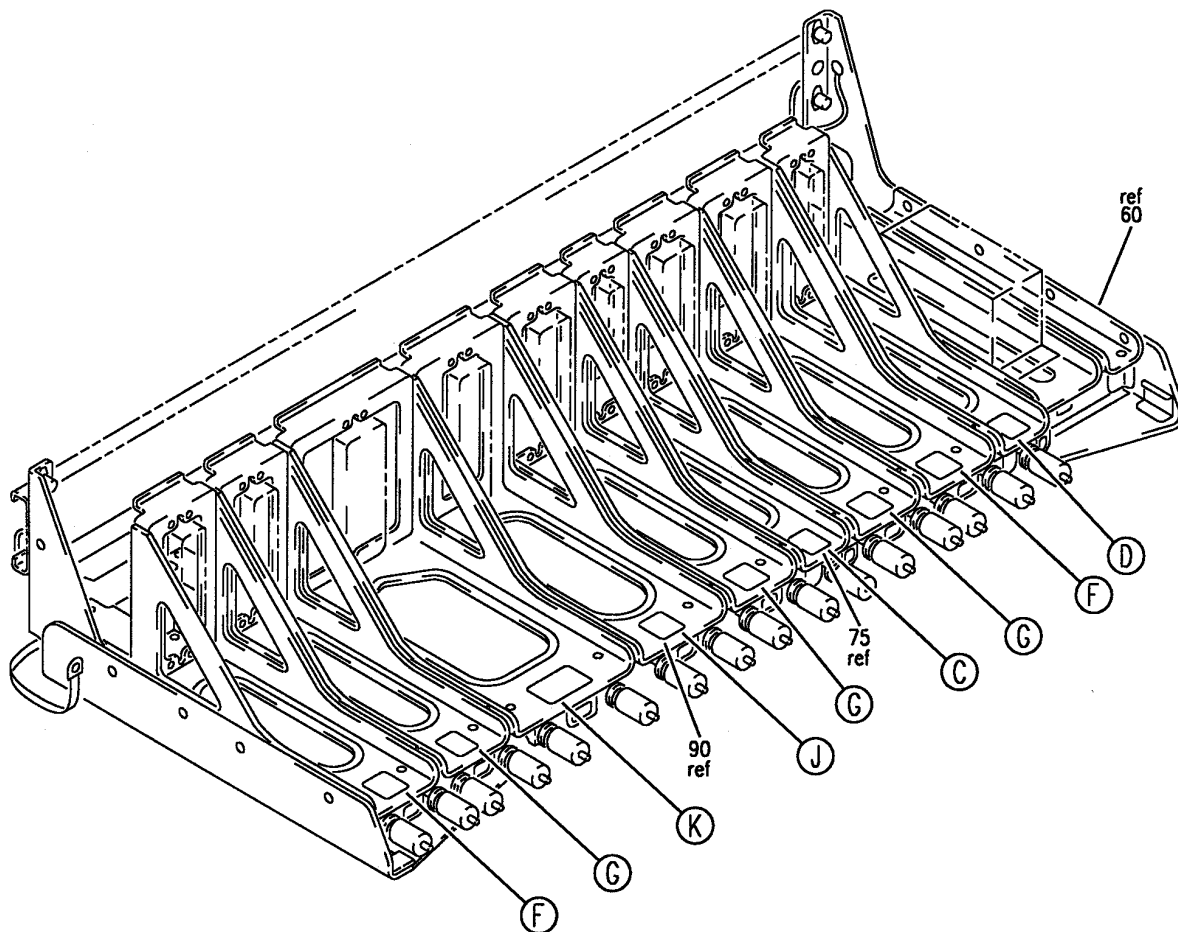
SHELF SUBASSY-ELECTRONICS EQPT CTR E4-1 (PLACARDS AND MARKINGS ONLY)
FIGURE 4A (SHEET 2)

BRI
MAY 28/07

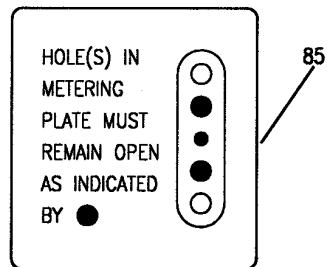
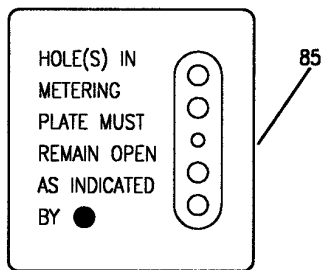
11-36-03-04A

11-36-03-04A
PAGE 0A

BOEING
757
PARTS CATALOG (MAINTENANCE)



(E)



Y 11360304A SHT 3 REV 219

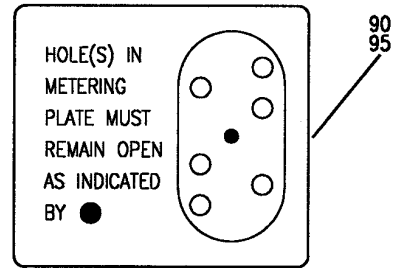

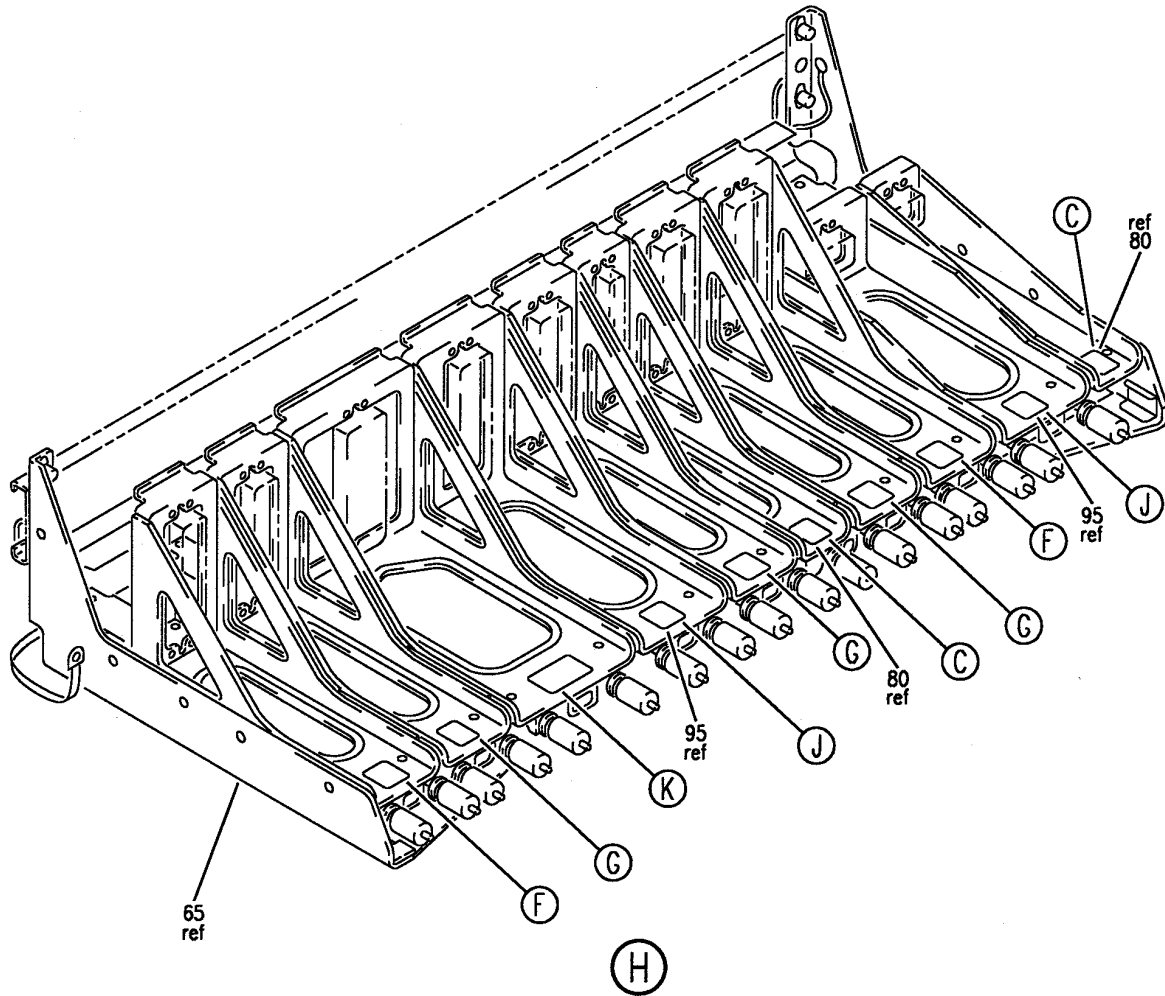
SHELF SUBASSY-ELECTRONICS EQPT CTR E4-1 (PLACARDS AND MARKINGS ONLY)
FIGURE 4A (SHEET 3)

BRI
MAY 28/07

11-36-03-04A

11-36-03-04A
PAGE 0B

BOEING
757
PARTS CATALOG (MAINTENANCE)



Y 11360304A SHT 4 REV 219

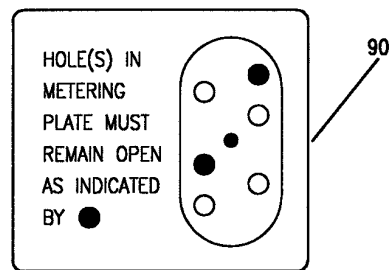

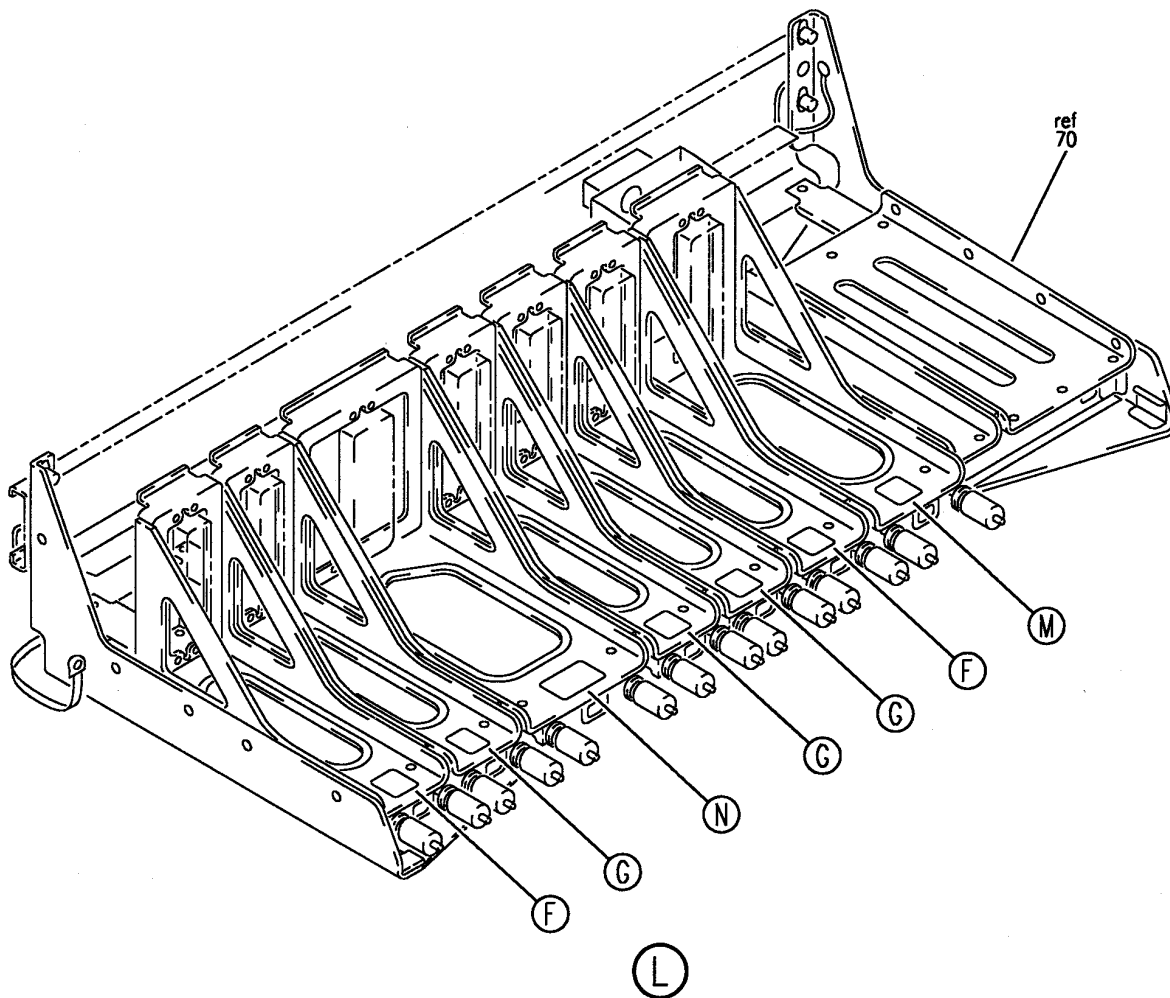
SHELF SUBASSY-ELECTRONICS EQPT CTR E4-1 (PLACARDS AND MARKINGS ONLY)
FIGURE 4A (SHEET 4)

BRI
MAY 28/07

11-36-03-04A

11-36-03-04A
PAGE 0C

BOEING
757
PARTS CATALOG (MAINTENANCE)



Y 11360304A SHT 5 REV 219

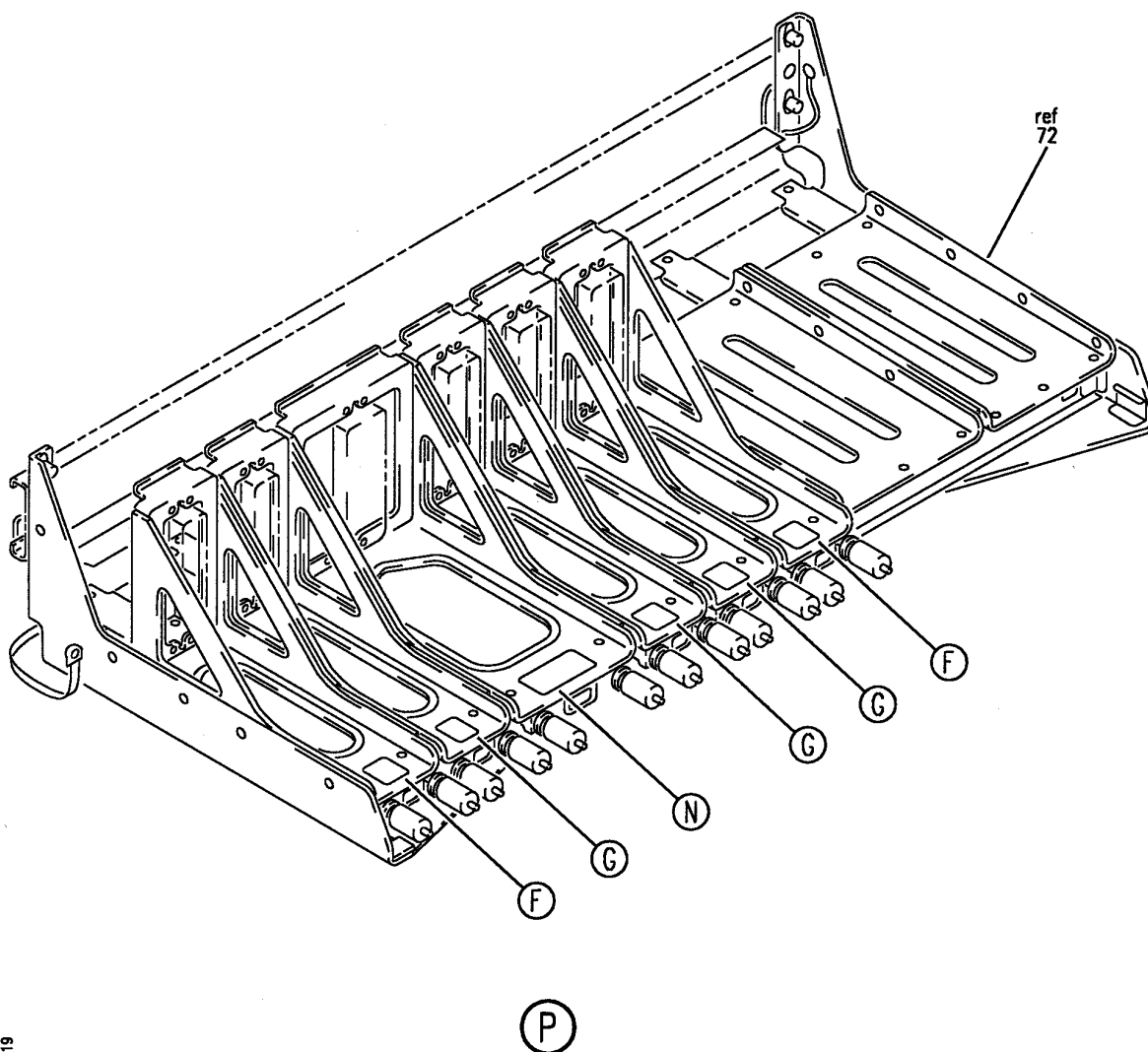
SHELF SUBASSY-ELECTRONICS EQPT CTR E4-1 (PLACARDS AND MARKINGS ONLY)
FIGURE 4A (SHEET 5)

BRI
MAY 28/07

11-36-03-04A

11-36-03-04A
PAGE 0D

BOEING
757
PARTS CATALOG (MAINTENANCE)



Y 11360304A SHT 6 REV 219

SHELF SUBASSY-ELECTRONICS EQPT CTR E4-1 (PLACARDS AND MARKINGS ONLY)
FIGURE 4A (SHEET 6)

BRI
MAY 28/07

11-36-03-04A

11-36-03-04A
PAGE 0E



757

PARTS CATALOG (MAINTENANCE)

FIG ITEM	PART NUMBER	1 2 3 4 5 6 7	NOMENCLATURE	EFFECT FROM TO	UNITS PER ASSY
4 A			SHELF SUBASSY-ELECTRONICS EQPT CTR E4-1 (PLACARDS AND MARKINGS ONLY)	101106 108120 504903	
- 1	284N1541-66		SHELF SUBASSY-ELECTRONICS EQPT CTR E4-1 (PLACARDS AND MARKINGS ONLY) FOR NHA/OTHER SYS DET SEE: 25-70-55-05K	103106	RF
- 55	284N1541-35		SHELF SUBASSY-ELECTRONICS EQPT CTR E4-1 (PLACARDS AND MARKINGS ONLY) FOR NHA SEE: 25-70-55-05F	108120	RF
- 65	284N1541-47		SHELF SUBASSY-ELECTRONICS EQPT CTR E4-1 (PLACARDS AND MARKINGS ONLY) FOR NHA SEE: 25-70-55-05B	101102 504903	RF
75	BAC27TEX2032	.DECAL		108120	1
80	BAC27TEX2032	.DECAL		101102 504903	2
85	BAC27TEX2033	.DECAL		101106 108120 504903	5
90	BAC27TEX2034	.DECAL		108120	1
95	BAC27TEX2034	.DECAL		101102 504903	2
100	BAC27TEX2035	.DECAL		101106 108120 504903	1

MISSING ITEM NUMBERS NOT APPLICABLE

- ITEM NOT ILLUSTRATED

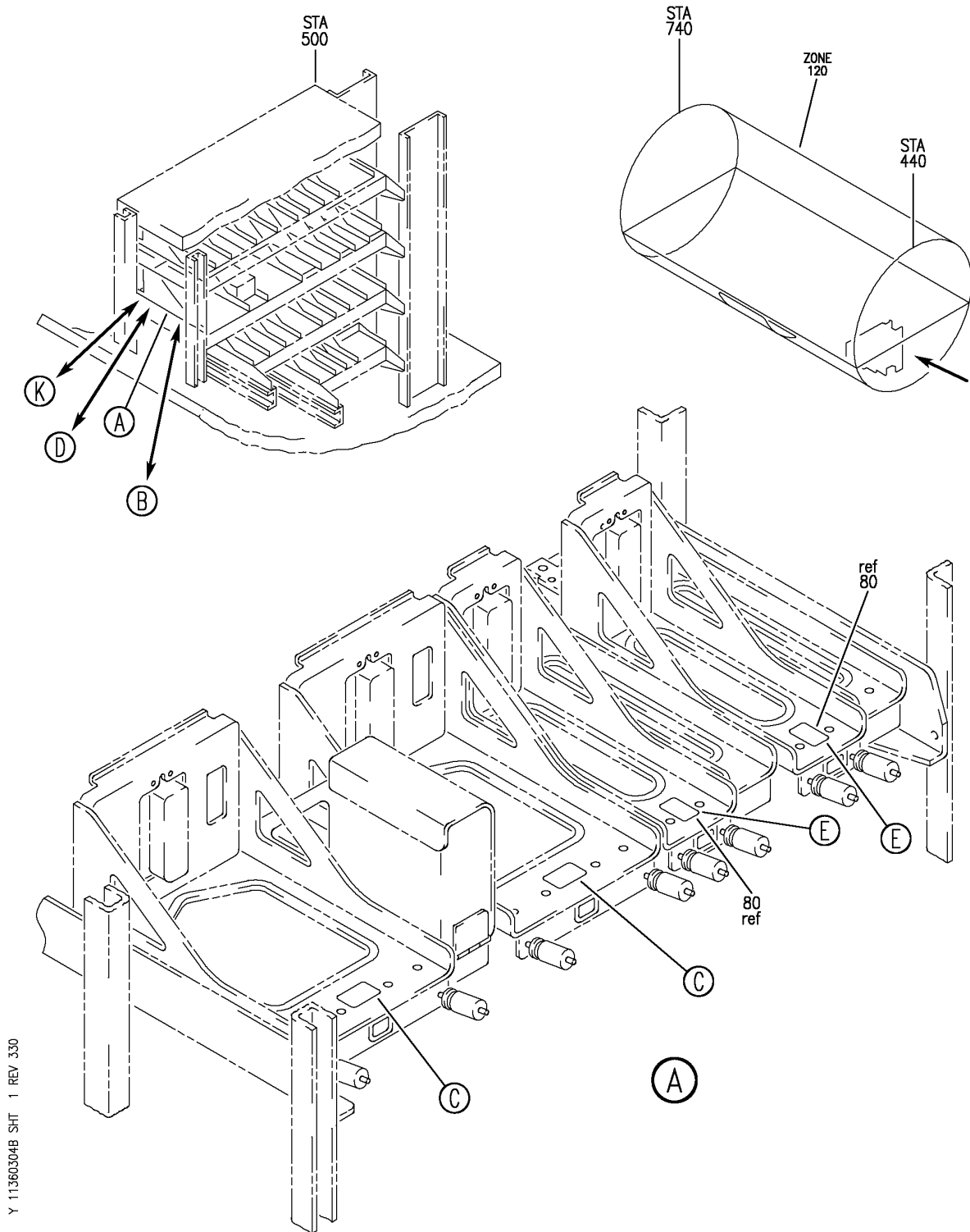
BRI

11-36-03-04A

BOEING PROPRIETARY - Copyright © - Unpublished Work - See title page for details.

11-36-03
FIG. 04A
PAGE 1
JAN 20/09

BOEING
757
PARTS CATALOG (MAINTENANCE)



Y 11360304B SHT 1 REV 330

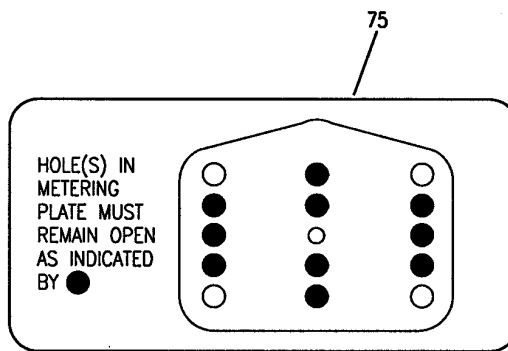
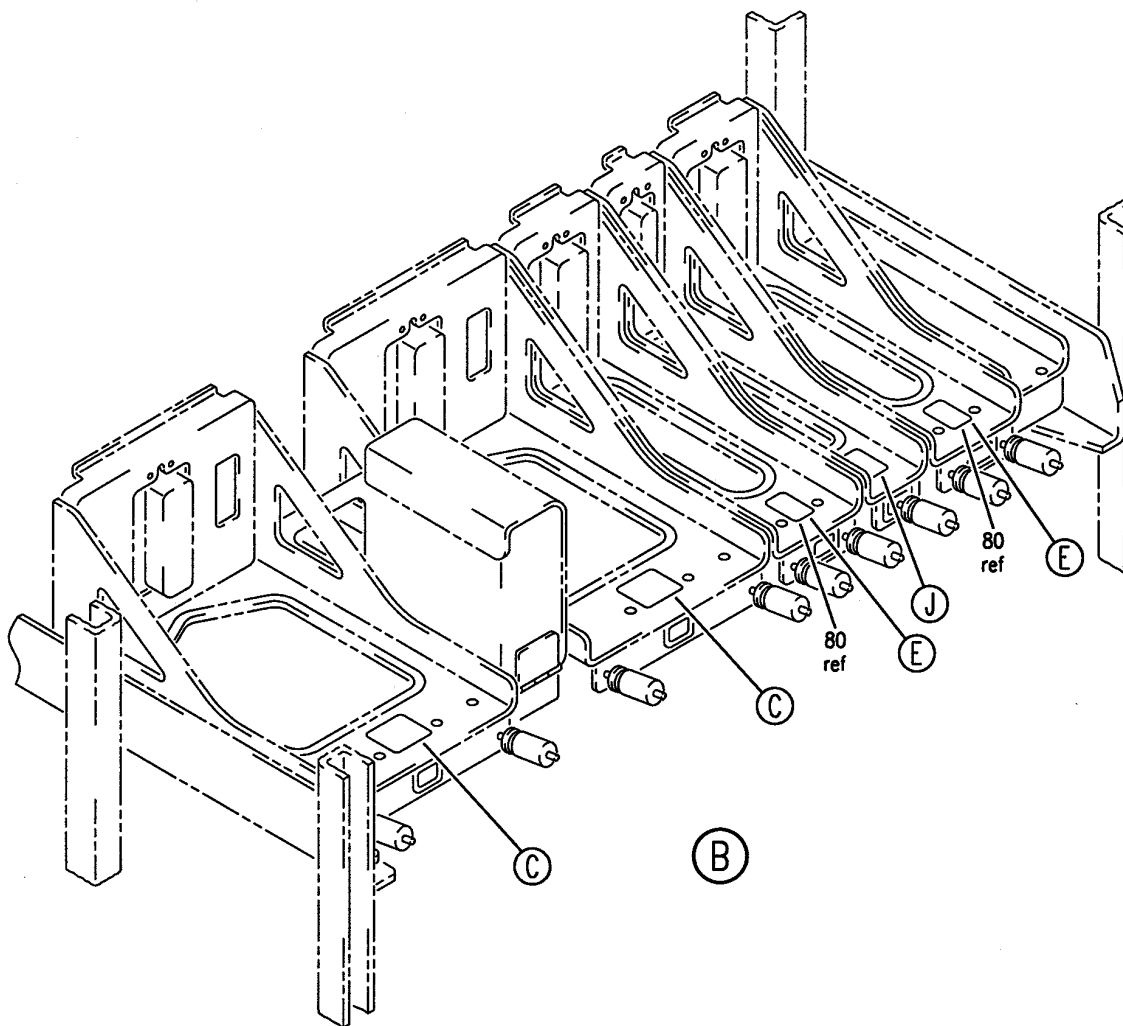
SHELF SUBASSY-HARD PARTS COLLECTOR E4-2 (PLACARDS AND MARKINGS ONLY)
FIGURE 4B (SHEET 1)

BRI
JAN 20/09

11-36-03-04B

11-36-03-04B
PAGE 0

BOEING
757
PARTS CATALOG (MAINTENANCE)



(C)

Y 11360304B SHT 2 REV 219

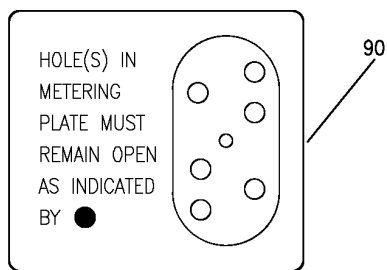
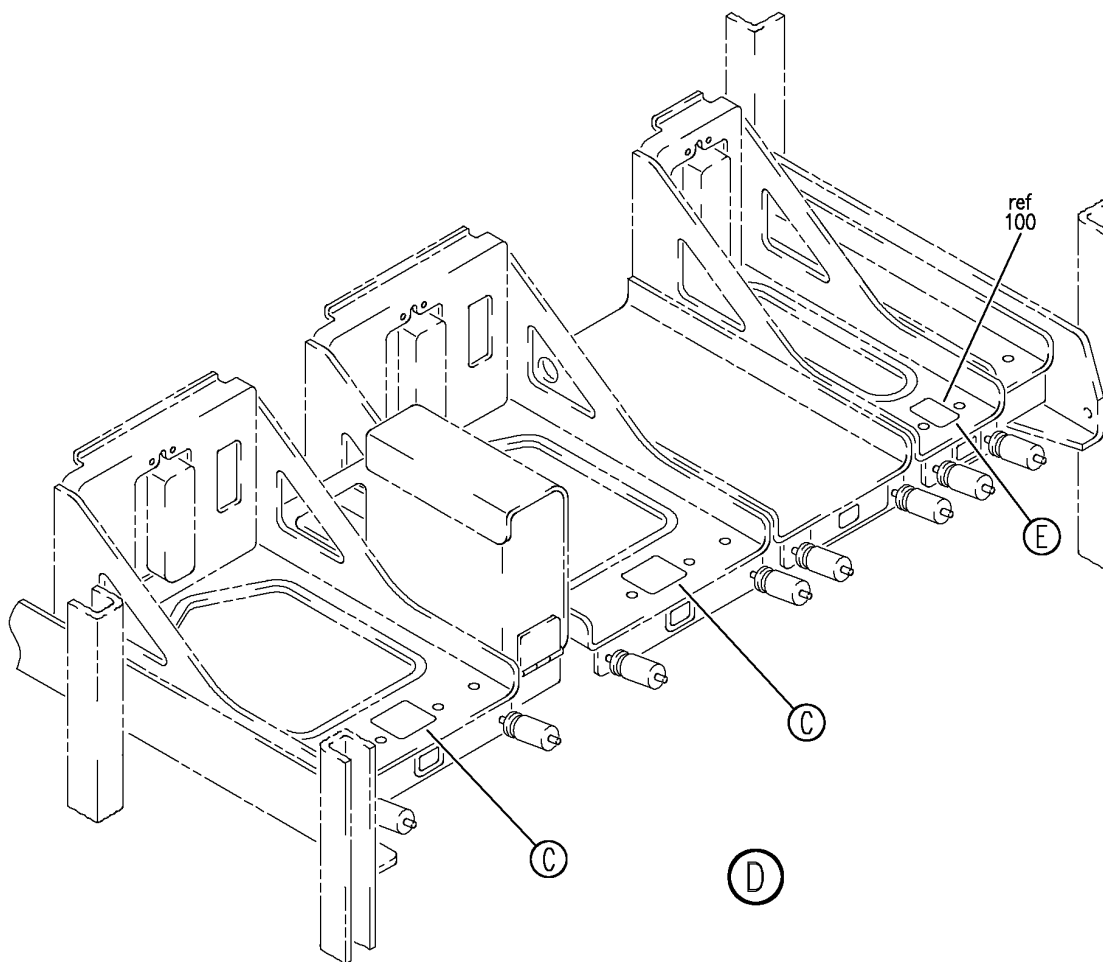
SHELF SUBASSY-HARD PARTS COLLECTOR E4-2 (PLACARDS AND MARKINGS ONLY)
FIGURE 4B (SHEET 2)

11-36-03-04B

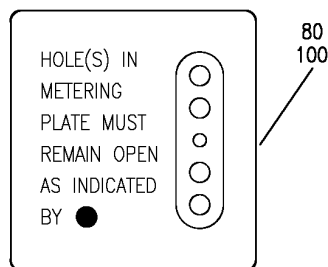
BRI
JAN 20/09

11-36-03-04B
PAGE 0A

BOEING
757
PARTS CATALOG (MAINTENANCE)



(H)



(E)

Y 11360304B SHT 3 REV 330

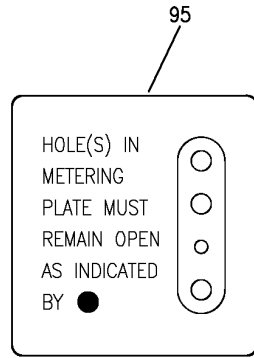
SHELF SUBASSY-HARD PARTS COLLECTOR E4-2 (PLACARDS AND MARKINGS ONLY)
FIGURE 4B (SHEET 3)

BRI
JAN 20/09

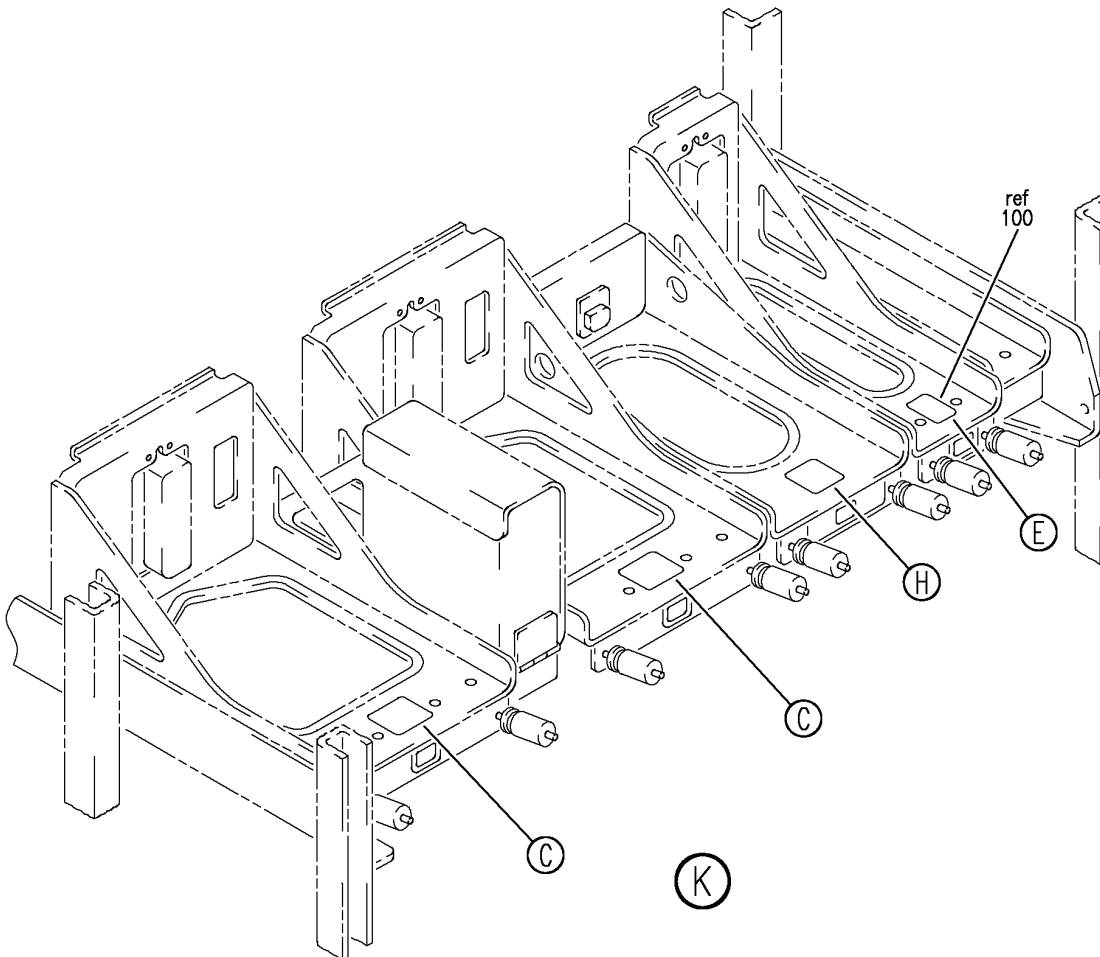
11-36-03-04B

11-36-03-04B
PAGE 0B

BOEING
757
PARTS CATALOG (MAINTENANCE)



(J)



Y 11360304B SHT 4 REV 330

SHELF SUBASSY-HARD PARTS COLLECTOR E4-2 (PLACARDS AND MARKINGS ONLY)
FIGURE 4B (SHEET 4)

BRI
JAN 20/09

11-36-03-04B

11-36-03-04B
PAGE 0C



757

PARTS CATALOG (MAINTENANCE)

FIG ITEM	PART NUMBER	1 2 3 4 5 6 7	NOMENCLATURE	EFFECT FROM TO	UNITS PER ASSY
4B			SHELF SUBASSY-HARD PARTS COLLECTOR E4-2 (PLACARDS AND MARKINGS ONLY)	108120 504903	
- 50	284N1542-53		SHELF SUBASSY-HARD PARTS COLLECTOR E4-2 (PLACARDS AND MARKINGS) FOR NHA SEE: 25-70-55-11A	108120	RF
- 55	284N1542-51		SHELF SUBASSY-HARD PARTS COLLECTOR E4-2 (PLACARDS AND MARKINGS ONLY) FOR NHA SEE: 25-70-55-11J	504903	RF
75	BAC27TEX3277		.DECAL	108120 504903	2
80	BAC27TEX2033		.DECAL	108120 504903	2
95	BAC27TEX2032		.DECAL	504903	1

MISSING ITEM NUMBERS NOT APPLICABLE

- ITEM NOT ILLUSTRATED

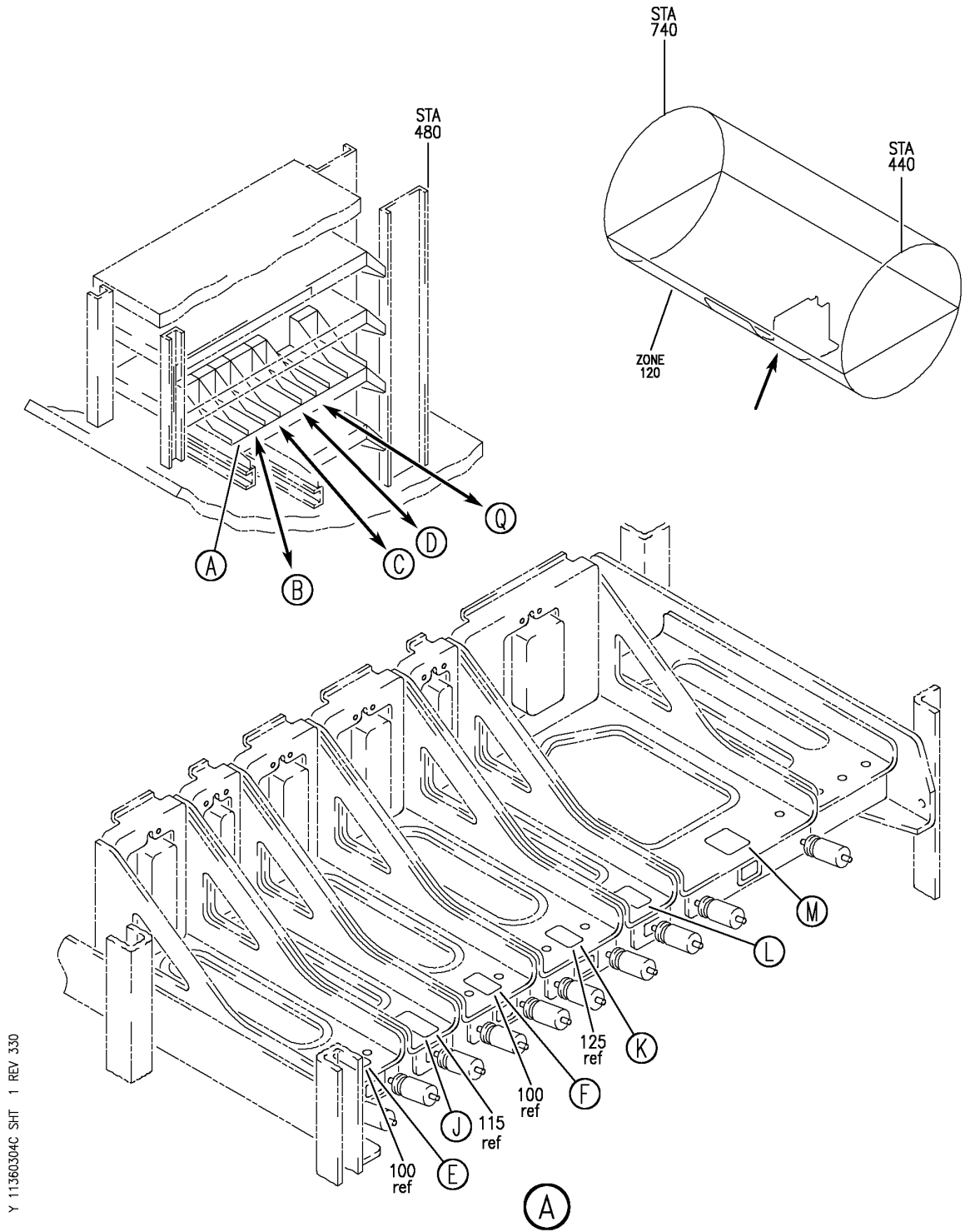
BRI

11-36-03-04B

BOEING PROPRIETARY - Copyright © - Unpublished Work - See title page for details.

11-36-03
FIG. 04B
PAGE 1
JAN 20/09

BOEING
757
PARTS CATALOG (MAINTENANCE)



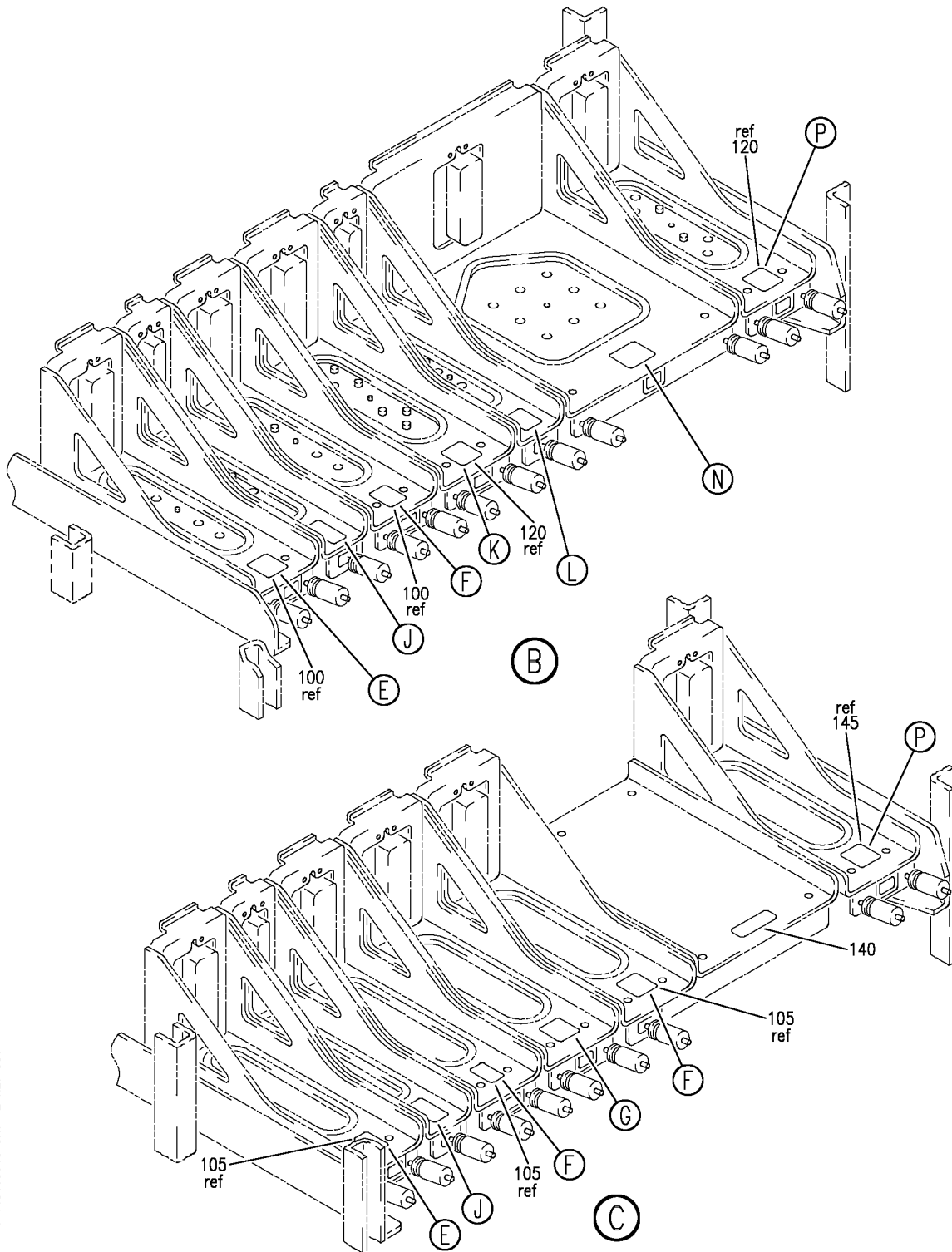
SHELF SUBASSY-HARD PARTS COLLECTOR (PLACARDS AND MARKINGS ONLY)
FIGURE 4C (SHEET 1)

BRI
JAN 20/09

11-36-03-04C

11-36-03-04C
PAGE 0

BOEING
757
PARTS CATALOG (MAINTENANCE)



Y 11360304C SHT 2 REV 330

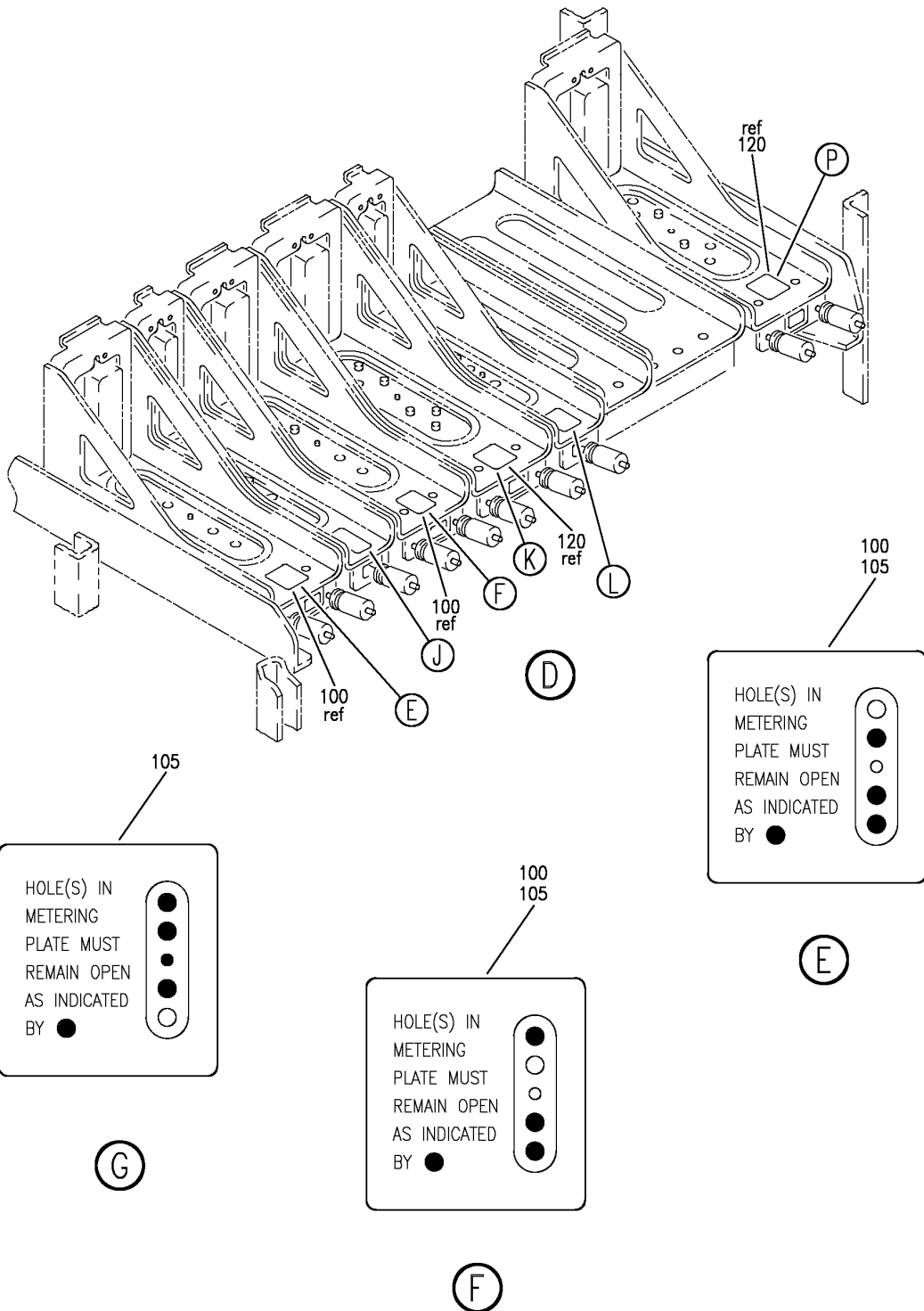
SHELF SUBASSY-HARD PARTS COLLECTOR (PLACARDS AND MARKINGS ONLY)
FIGURE 4C (SHEET 2)

BRI
JAN 20/09

11-36-03-04C

11-36-03-04C
PAGE 0A

BOEING
757
PARTS CATALOG (MAINTENANCE)



Y 11360304C SHT 3 REV 330

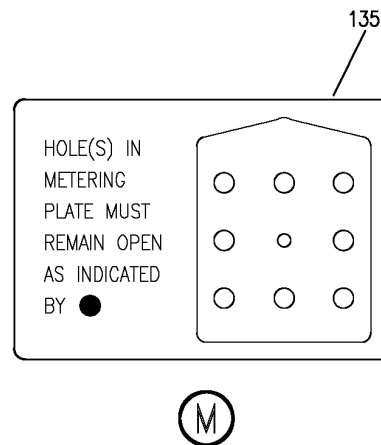
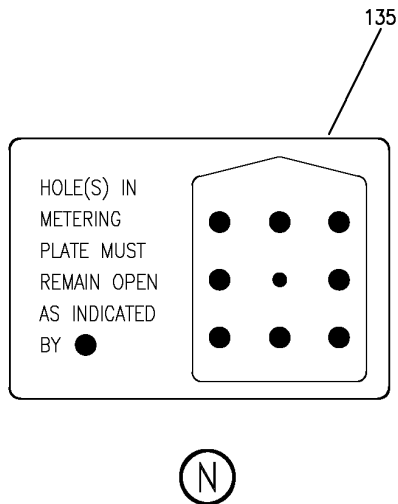
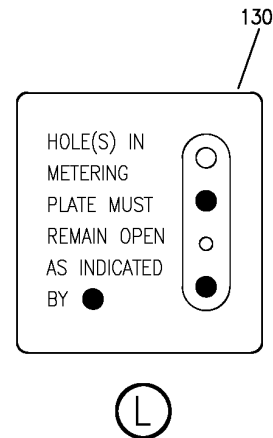
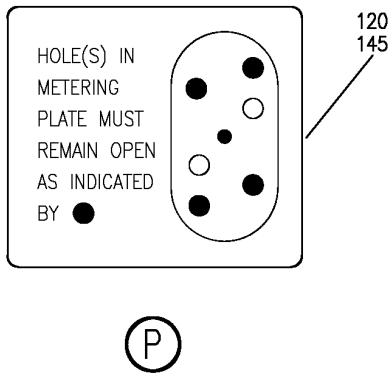
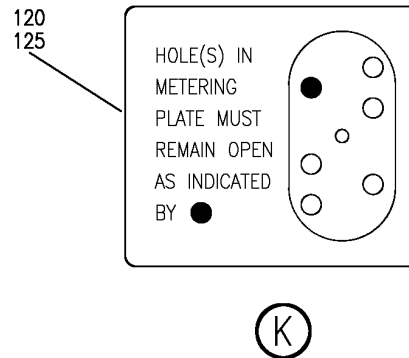
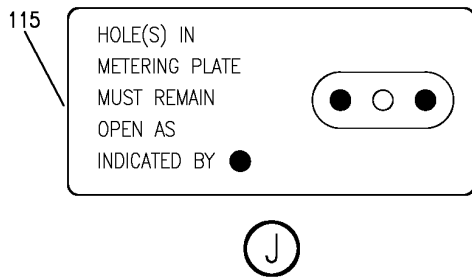
SHELF SUBASSY-HARD PARTS COLLECTOR (PLACARDS AND MARKINGS ONLY)
FIGURE 4C (SHEET 3)

BRI
JAN 20/09

11-36-03-04C

11-36-03-04C
PAGE 0B

BOEING
757
PARTS CATALOG (MAINTENANCE)



Y 11360304C SHT 4 REV 330

SHELF SUBASSY-HARD PARTS COLLECTOR (PLACARDS AND MARKINGS ONLY)
FIGURE 4C (SHEET 4)

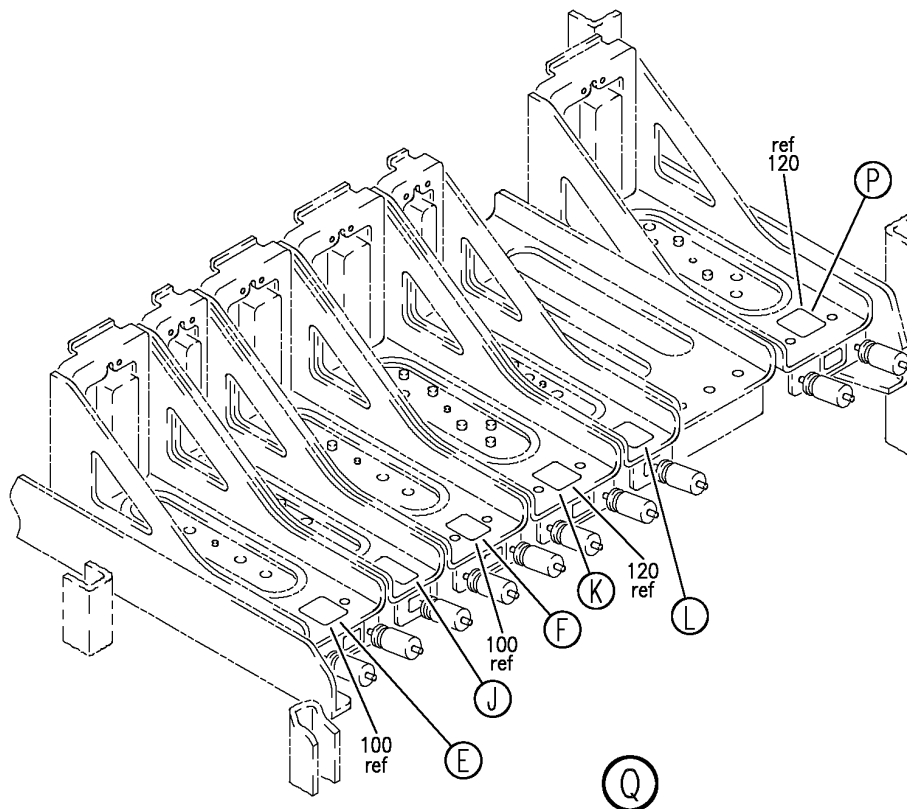
BRI
JAN 20/09

11-36-03-04C

11-36-03-04C
PAGE 0C

BOEING PROPRIETARY - Copyright © - Unpublished Work - See title page for details.

BOEING
757
PARTS CATALOG (MAINTENANCE)



Y 11360304C SHT 5 REV 330

SHELF SUBASSY-HARD PARTS COLLECTOR (PLACARDS AND MARKINGS ONLY)
FIGURE 4C (SHEET 5)

BRI
JAN 20/09

11-36-03-04C

11-36-03-04C
PAGE 0D



757

PARTS CATALOG (MAINTENANCE)

FIG ITEM	PART NUMBER	1 2 3 4 5 6 7	NOMENCLATURE	EFFECT FROM TO	UNITS PER ASSY
4 C			SHELF SUBASSY-HARD PARTS COLLECTOR (PLACARDS AND MARKINGS ONLY)	108120	
- 55	284N1543-49		SHELF SUBASSY-HARD PARTS COLLECTOR FOR NHA SEE: 25-70-55-16D	108120	RF
100	BAC27TEX2033		.DECAL	108120	2
115	BAC27TEX2147		.DECAL	108120	1
125	BAC27TEX2034		.DECAL	108120	1
130	BAC27TEX2032		.DECAL	108120	1
135	BAC27TEX2036		.DECAL	108120	1

MISSING ITEM NUMBERS NOT APPLICABLE

- ITEM NOT ILLUSTRATED

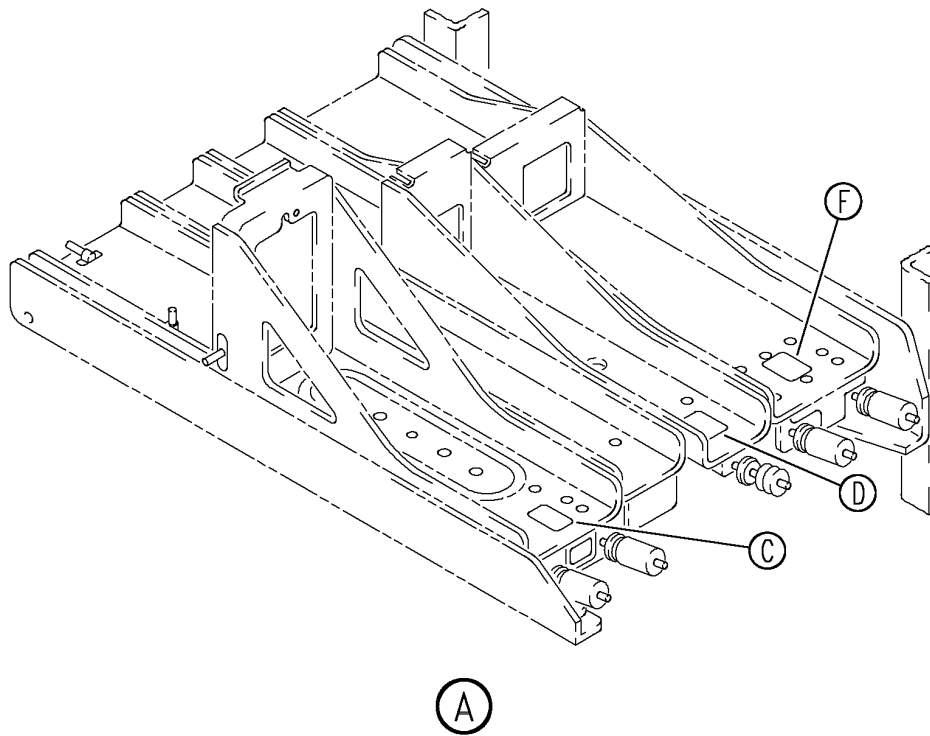
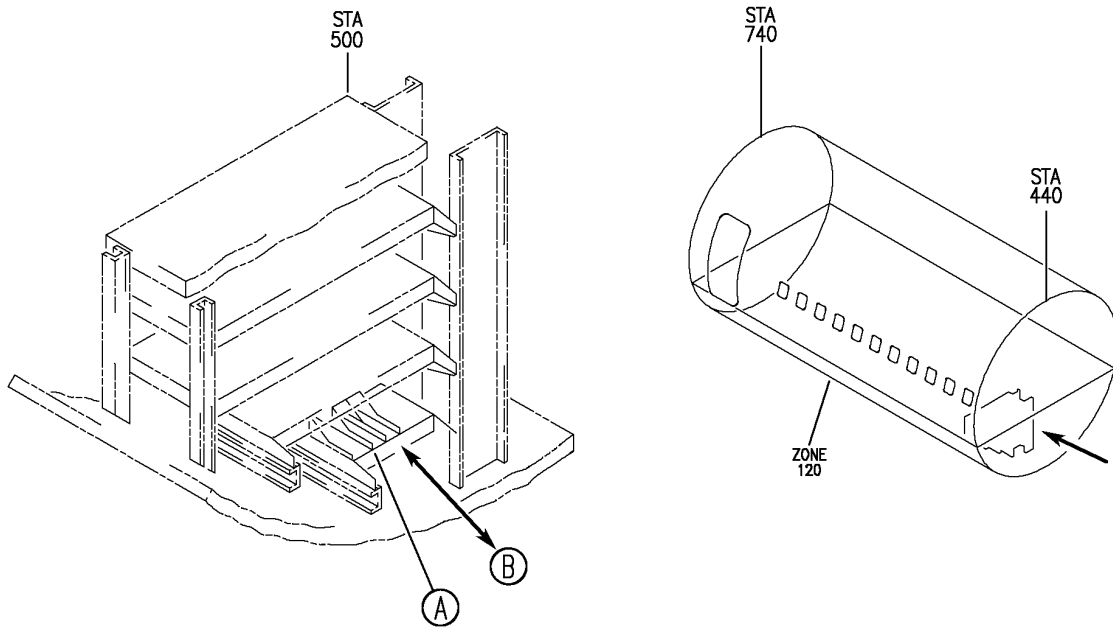
BRI

11-36-03-04C

BOEING PROPRIETARY - Copyright © - Unpublished Work - See title page for details.

11-36-03
FIG. 04C
PAGE 1
JAN 20/09

BOEING
757
PARTS CATALOG (MAINTENANCE)



Y 11360304D SHT 1 REV 269

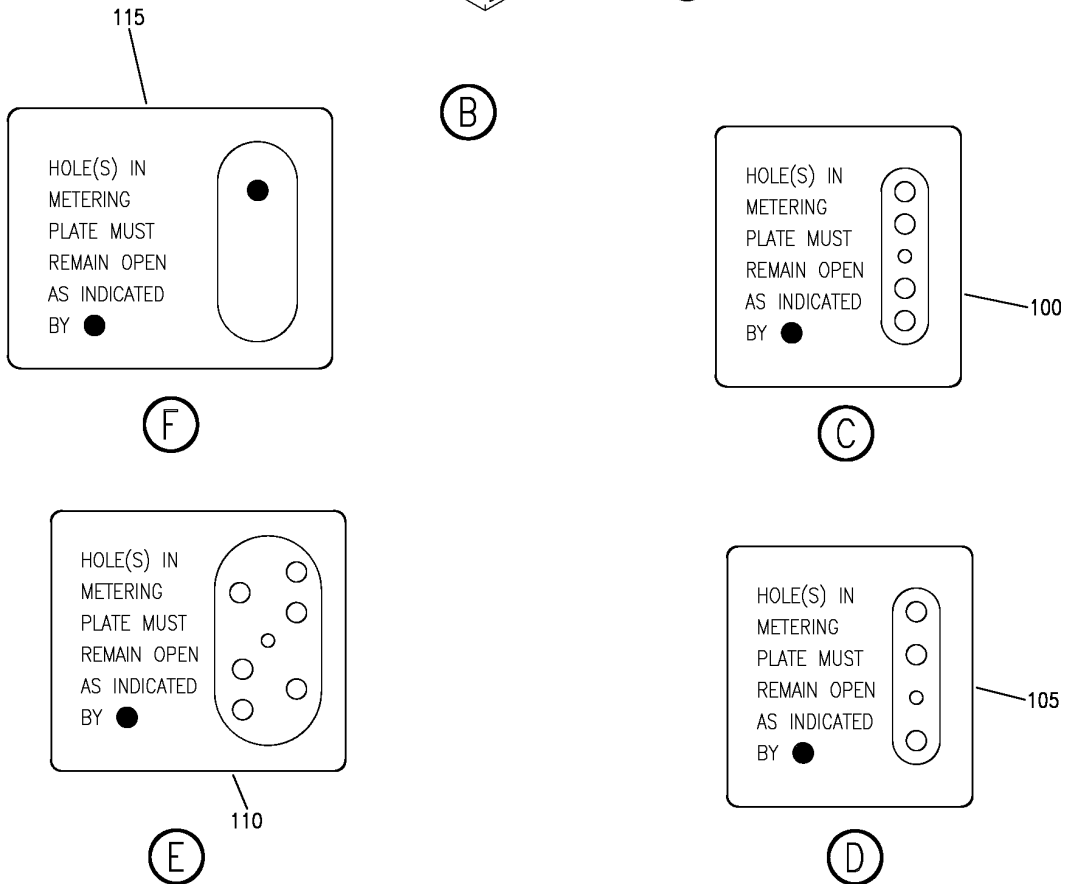
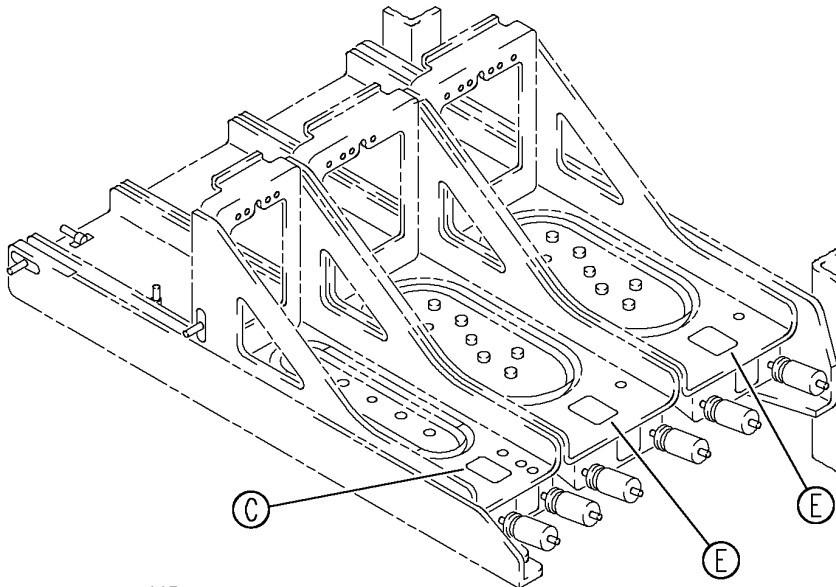
SHELF SUBASSY-HARD PARTS COLLECTOR (PLACARDS AND MARKINGS ONLY)
FIGURE 4D (SHEET 1)

BRI
MAY 28/07

11-36-03-04D

11-36-03-04D
PAGE 0

BOEING
757
PARTS CATALOG (MAINTENANCE)



Y 11360304D SHT 2 REV 269

SHELF SUBASSY-HARD PARTS COLLECTOR (PLACARDS AND MARKINGS ONLY)
FIGURE 4D (SHEET 2)

BRI
MAY 28/07

11-36-03-04D

11-36-03-04D
PAGE 0A



757

PARTS CATALOG (MAINTENANCE)

FIG ITEM	PART NUMBER	1 2 3 4 5 6 7	NOMENCLATURE	EFFECT FROM TO	UNITS PER ASSY
4 D			SHELF SUBASSY-HARD PARTS COLLECTOR (PLACARDS AND MARKINGS ONLY)	101106 108120	
- 1	284N1544-94		SHELF SUBASSY-HARD PARTS COLLECTOR FOR NHA/OTHER SYS DET SEE: 25-70-51-17N	103106	RF
- 1	284N1544-49		SHELF SUBASSY-HARD PARTS COLLECTOR FOR NHA/OTHER SYS DET SEE: 25-70-55-17F	101102	RF
- 1	284N1544-90		SHELF SUBASSY-HARD PARTS COLLECTOR FOR NHA/OTHER SYS DET SEE: 25-70-55-17M	108120	RF
100	BAC27TEX2033		.DECAL	101106	1
105	BAC27TEX2032		.DECAL	103106 108120	1

MISSING ITEM NUMBERS NOT APPLICABLE

- ITEM NOT ILLUSTRATED

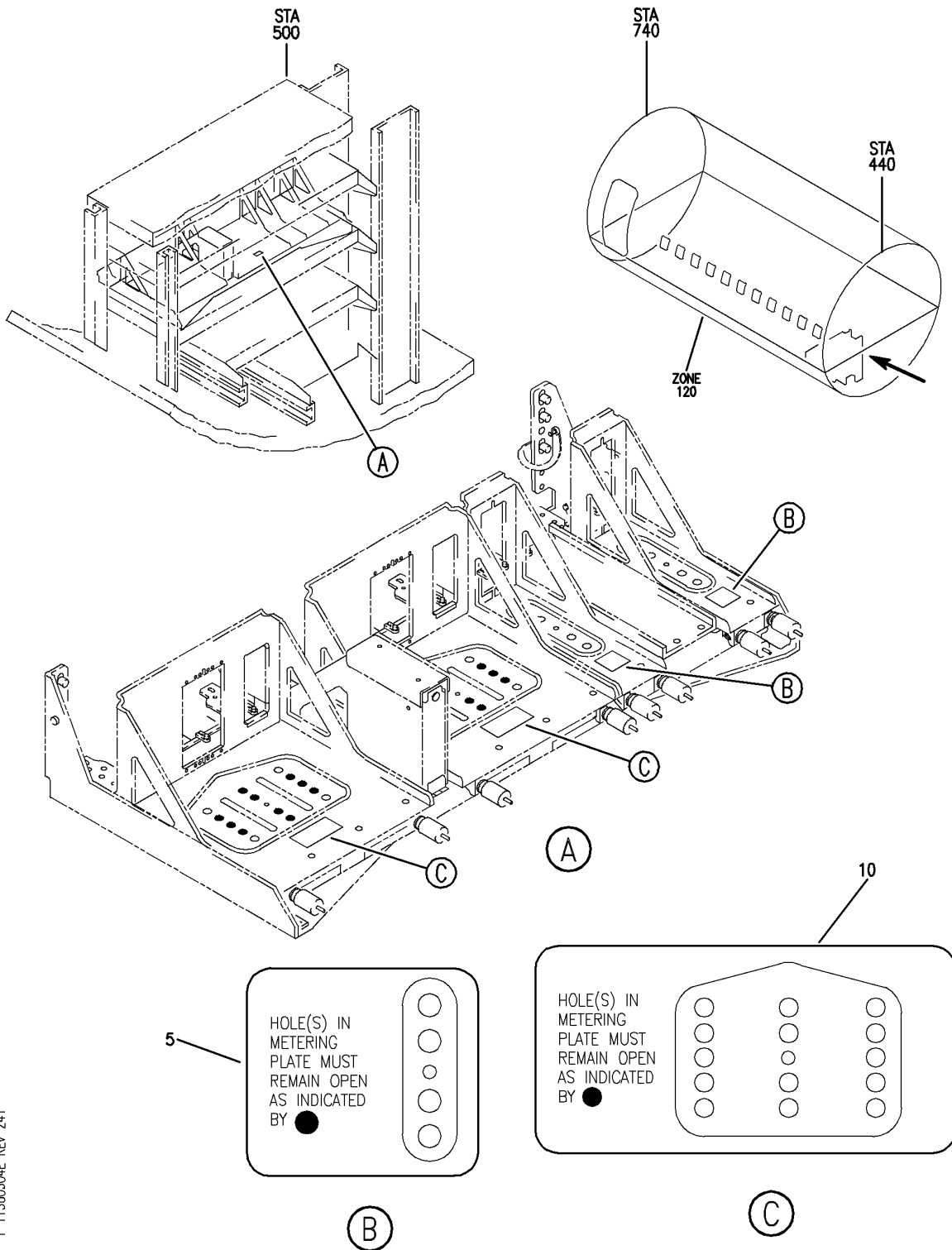
BRI

11-36-03-04D

BOEING PROPRIETARY - Copyright © - Unpublished Work - See title page for details.

11-36-03
FIG. 04D
PAGE 1
JAN 20/09

BOEING
757
PARTS CATALOG (MAINTENANCE)



Y 11360304E REV 241

SHELF SUBASSY-HARD PARTS COLLECTOR E4-2 (PLACARDS AND MARKINGS ONLY)
FIGURE 4E

11-36-03-04E

BRI
JAN 20/09

11-36-03-04E
PAGE 0



757

PARTS CATALOG (MAINTENANCE)

FIG ITEM	PART NUMBER	1 2 3 4 5 6 7	NOMENCLATURE	EFFECT FROM TO	UNITS PER ASSY
4 E			SHELF SUBASSY-HARD PARTS COLLECTOR E4-2 (PLACARDS AND MARKINGS ONLY)	103106	
- 1	284N1542-66		SHELF SUBASSY-HARD PARTS COLLECTOR E4-2 (PLACARDS AND MARKINGS ONLY) FOR NHA/OTHER SYS DET SEE: 25-70-55-11K	103106	RF
5	BAC27TEX2033		.DECAL	103106	2
15	BAC27TEX3277		.DECAL	103106	2

MISSING ITEM NUMBERS NOT APPLICABLE

- ITEM NOT ILLUSTRATED

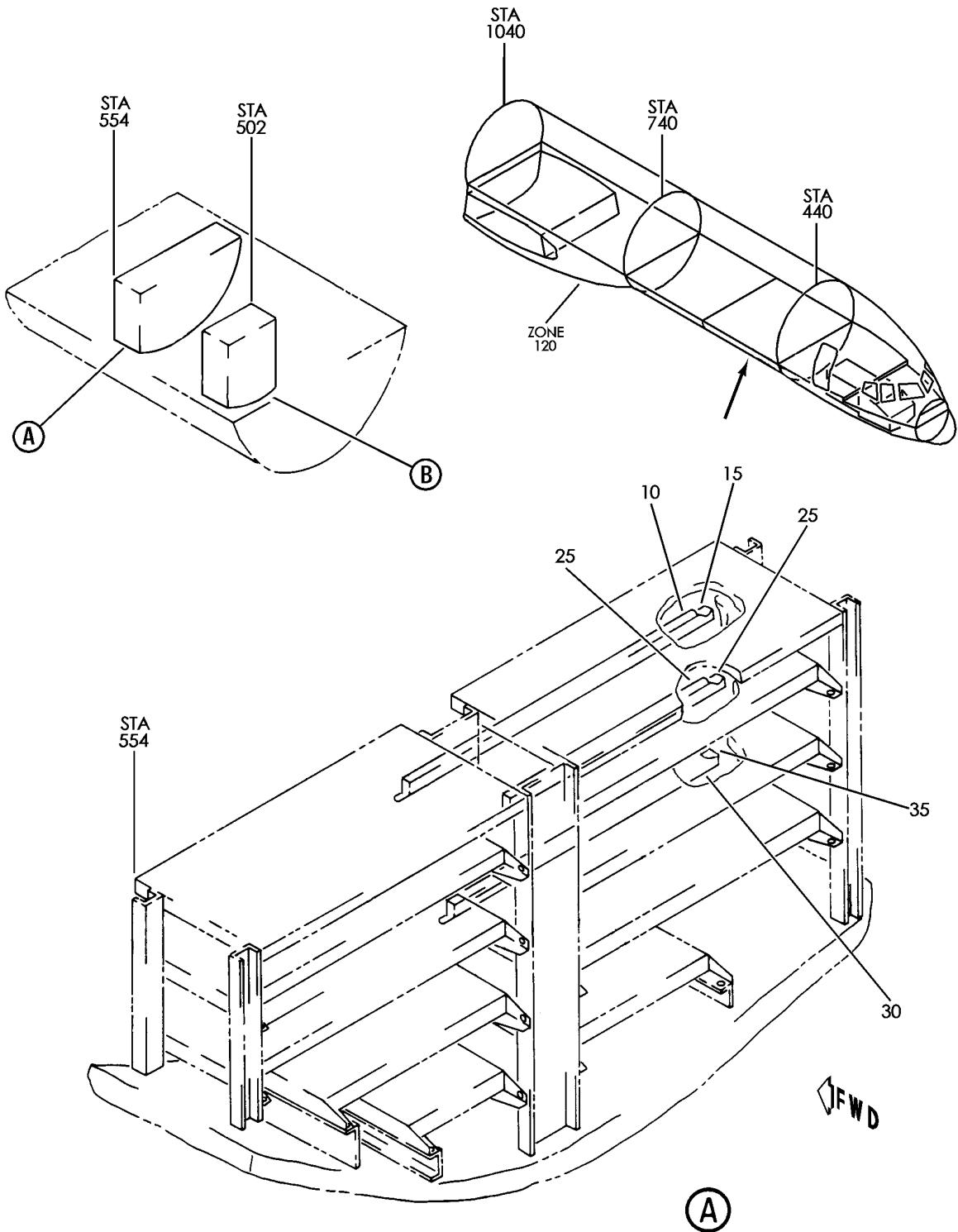
BRI

11-36-03-04E

BOEING PROPRIETARY - Copyright © - Unpublished Work - See title page for details.

11-36-03
FIG. 04E
PAGE 1
JAN 20/09

BOEING
757
PARTS CATALOG (MAINTENANCE)



Y 11360305 SHT 1 REV 219

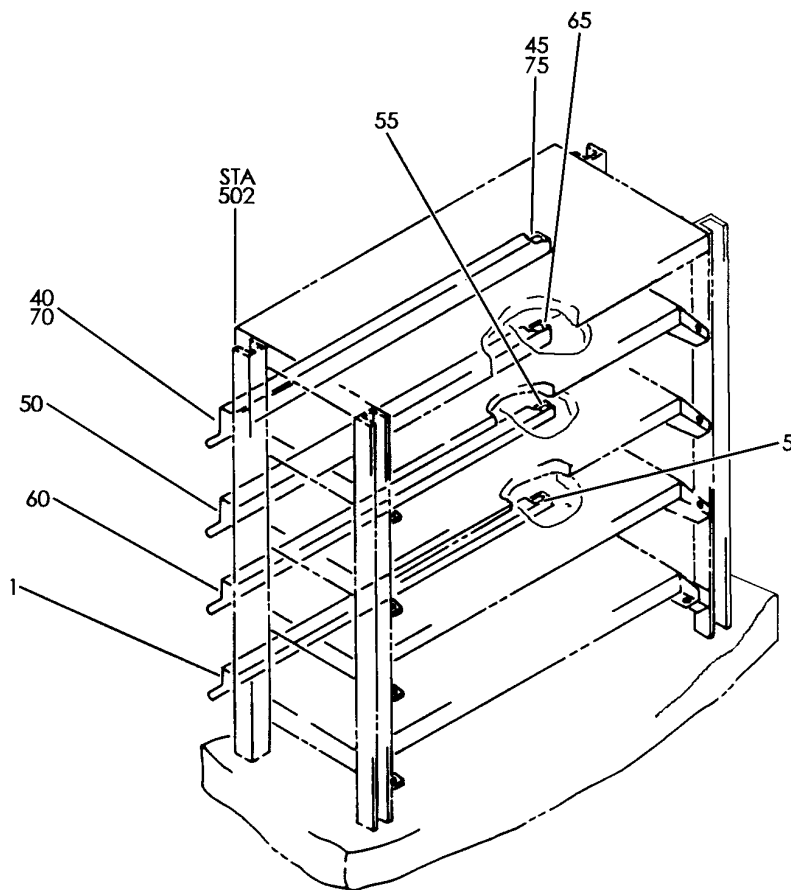
DISCONNECT ASSY-MODULE ELEC/ELECTRONIC RACKS E3/E4 (PLACARDS AND MARKINGS ONLY)
FIGURE 5 (SHEET 1)

11-36-03-05

BRI
MAY 28/07

11-36-03-05
PAGE 0

BOEING
757
PARTS CATALOG (MAINTENANCE)



(B)

Y 11360305 SHT 2 REV 203

DISCONNECT ASSY-MODULE ELEC/ELECTRONIC RACKS E3/E4 (PLACARDS AND MARKINGS ONLY)
FIGURE 5 (SHEET 2)

BRI
MAY 28/07

11-36-03-05

11-36-03-05
PAGE 0A



757

PARTS CATALOG (MAINTENANCE)

FIG ITEM	PART NUMBER	1 2 3 4 5 6 7	NOMENCLATURE	EFFECT FROM TO	UNITS PER ASSY
5			DISCONNECT ASSY-MODULE ELEC/ELECTRONIC RACKS E3/E4 (PLACARDS AND MARKINGS ONLY)	002004 006102 107999	
1	287N1406-10		DISCONNECT ASSY-MODULE ELEC/ELECTRONIC ROCKS E3-4 (PLACARDS AND MARKINGS ONLY)	107107 904949	RF
1	287N1406-106		FOR NHA/OTHER SYS DET SEE: 25-70-54-08 DISCONNECT ASSY-MODULE ELEC/ELECTRONIC ROCKS E3-4 (PLACARDS AND MARKINGS ONLY)	002004 006102 108903 950999	RF
5	BAC27NEL0923		.DECAL- PLACARD CONTENT: 1 THRU 123	002004 006102 107999	1
10	287N1406-75		DISCONNECT ASSY-MODULE ELEC/ELECTRONIC RACKS E4-1 (PLACARDS AND MARKINGS ONLY)	002004 006102 107999	RF
15	BAC27NEL0923		FOR NHA/OTHER SYS DET SEE: 25-70-55-05 25-70-52-10 .DECAL- PLACARD CONTENT: 1 THRU 123	002004 006102 107999	1
20	287N1406-77		DISCONNECT ASSY-MODULE ELEC/ELECTRONIC RACKS E4-2 (PLACARDS AND MARKINGS ONLY)	002004 006102 108120 504903 950999	RF
20	287N1406-76		FOR NHA/OTHER SYS DET SEE: 25-70-55-06 25-70-55-11 25-70-52-21 DISCONNECT ASSY-MODULE ELEC/ELECTRONIC RACKS E4-2 (PLACARDS AND MARKINGS ONLY)	107107 121503 904949	RF
25	BAC27NEL0923		FOR NHA/OTHER SYS DET SEE: 25-70-55-06 .DECAL- PLACARD CONTENT: 1 THRU 123	002004 006102 107999	1

MISSING ITEM NUMBERS NOT APPLICABLE

- ITEM NOT ILLUSTRATED

11-36-03-05

11-36-03
FIG. 05
PAGE 1
JAN 20/09

BRI



757

PARTS CATALOG (MAINTENANCE)

FIG ITEM	PART NUMBER	1 2 3 4 5 6 7	NOMENCLATURE	EFFECT FROM TO	UNITS PER ASSY
5					
30	287N1406-78		DISCONNECT ASSY-MODULE ELEC/ELECTRONIC RACKS E4-3 (PLACARDS AND MARKINGS ONLY) FOR NHA/OTHER SYS DET SEE: 25-70-55-07 25-70-52-11	002004 006100 107999	RF
35	BAC27NEL0923		.DECAL- PLACARD CONTENT: 1 THRU 123	002004 006100 107999	1
40	287N1406-7		DISCONNECT ASSY-MODULE ELEC/ELECTRONIC RACKS E3-1 (PLACARDS AND MARKINGS ONLY) FOR NHA/OTHER SYS DET SEE: 25-70-54-05 25-70-52-08	002004 006102 107503 904999	RF
40	287N1406-97		DISCONNECT ASSY-MODULE ELEC/ELECTRONIC RACKS E3-1 (PLACARDS AND MARKINGS ONLY) FOR NHA/OTHER SYS DET SEE: 25-70-52-08	504903	RF
45	BAC27NEL0923		.DECAL- PLACARD CONTENT: 1 THRU 123	002004 006102 107999	1
50	287N1406-8		DISCONNECT ASSY-MODULE ELEC/ELECTRONIC RACKS E3-2 (PLACARDS AND MARKINGS ONLY) FOR NHA/OTHER SYS DET SEE: 25-70-54-06	121503 904949	RF
50	287N1406-94		DISCONNECT ASSY-MODULE ELEC/ELECTRONIC RACKS E3-2 (PLACARDS AND MARKINGS ONLY) FOR NHA/OTHER SYS DET SEE: 25-70-54-06	002004 006010 101102 107120 504903 950999	RF
50	287N1406-109		DISCONNECT ASSY-MODULE ELEC/ELECTRONIC RACKS E3-2 (PLACARDS AND MARKINGS ONLY) FOR NHA/OTHER SYS DET SEE: 25-70-54-06 25-70-52-08B	011102 108120 504903	RF
55	BAC27NEL0923		.DECAL- PLACARD CONTENT: 1 THRU 123	002004 006102 107503 904999	1

MISSING ITEM NUMBERS NOT APPLICABLE

- ITEM NOT ILLUSTRATED

11-36-03-05

11-36-03
FIG. 05
PAGE 2
JAN 20/09

BRI



757

PARTS CATALOG (MAINTENANCE)

FIG ITEM	PART NUMBER	1 2 3 4 5 6 7	NOMENCLATURE	EFFECT FROM TO	UNITS PER ASSY
5					
60	287N1406-44		DISCONNECT ASSY-MODULE ELEC/ELECTRONIC RACKS E3-3 (PLACARDS AND MARKINGS ONLY) FOR NHA/OTHER SYS DET SEE: 25-70-54-07	904949	RF
60	287N1406-95		DISCONNECT ASSY-MODULE ELEC/ELECTRONIC RACKS E3-3 (PLACARDS AND MARKINGS ONLY) FOR NHA/OTHER SYS DET SEE: 25-70-54-09	107107	RF
60	287N1406-100		DISCONNECT ASSY-MODULE ELEC/ELECTRONIC RACKS E3-3 (PLACARDS AND MARKINGS ONLY) FOR NHA/OTHER SYS DET SEE: 25-70-54-10	002004	RF
60	287N1406-101		DISCONNECT ASSY-MODULE ELEC/ELECTRONIC RACKS E3-3 (PLACARDS AND MARKINGS ONLY) FOR NHA/OTHER SYS DET SEE: 25-70-54-07	121503	RF
60	287N1406-103		DISCONNECT ASSY-MODULE ELEC/ELECTRONIC RACKS E3-3 (PLACARDS AND MARKINGS ONLY) FOR NHA/OTHER SYS DET SEE: 25-70-54-10 25-70-52-09	006102 108120 504903 950999	RF
65	BAC27NEL0923		.DECAL- PLACARD CONTENT: 1 THRU 123	002004 006102 107999	1

MISSING ITEM NUMBERS NOT APPLICABLE

- ITEM NOT ILLUSTRATED

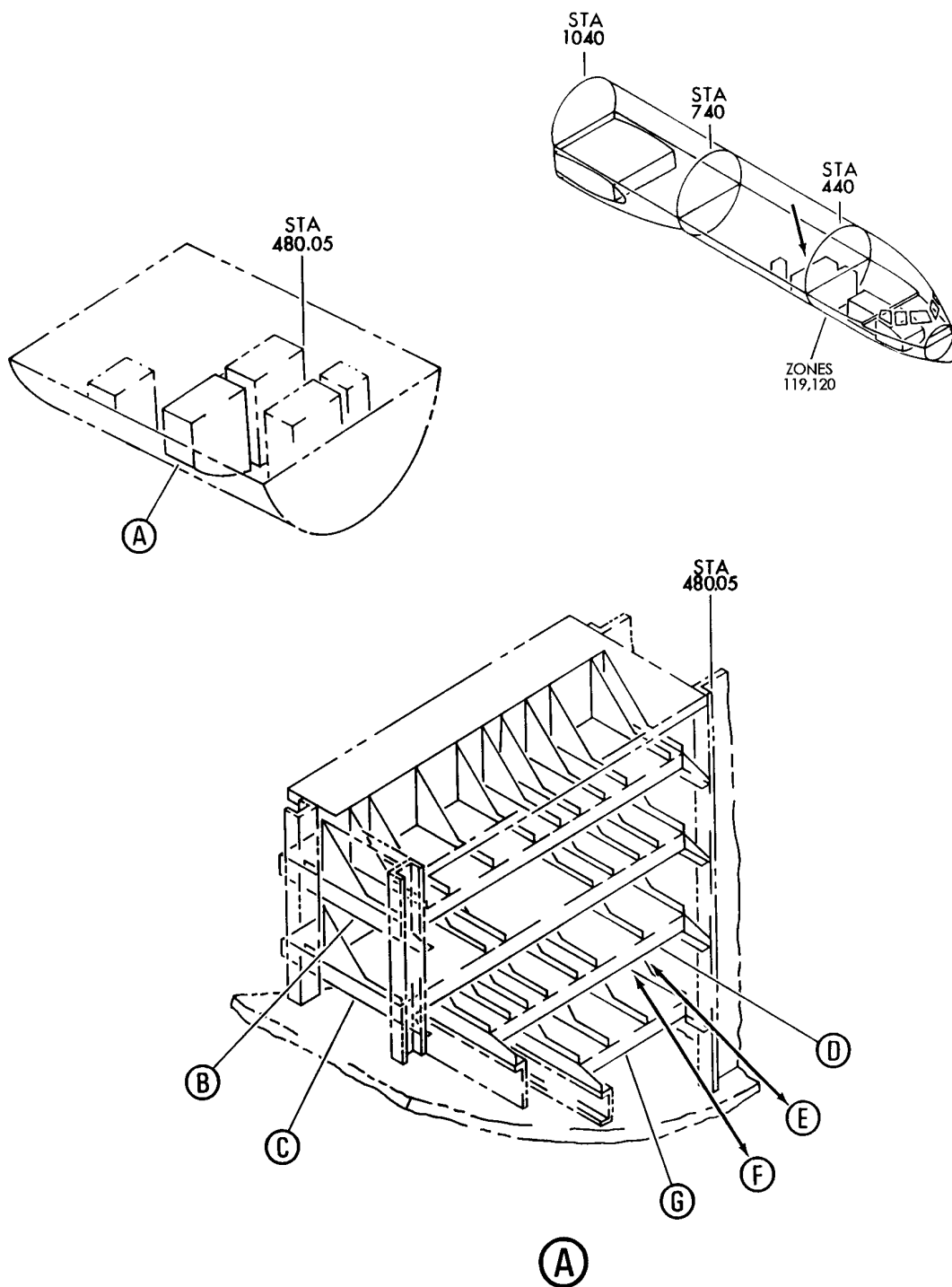
11-36-03-05

11-36-03
FIG. 05
PAGE 3
JAN 20/09

BRI

BOEING PROPRIETARY - Copyright © - Unpublished Work - See title page for details.

BOEING
757
PARTS CATALOG (MAINTENANCE)



Y 11360306 SHT 1 REV 214

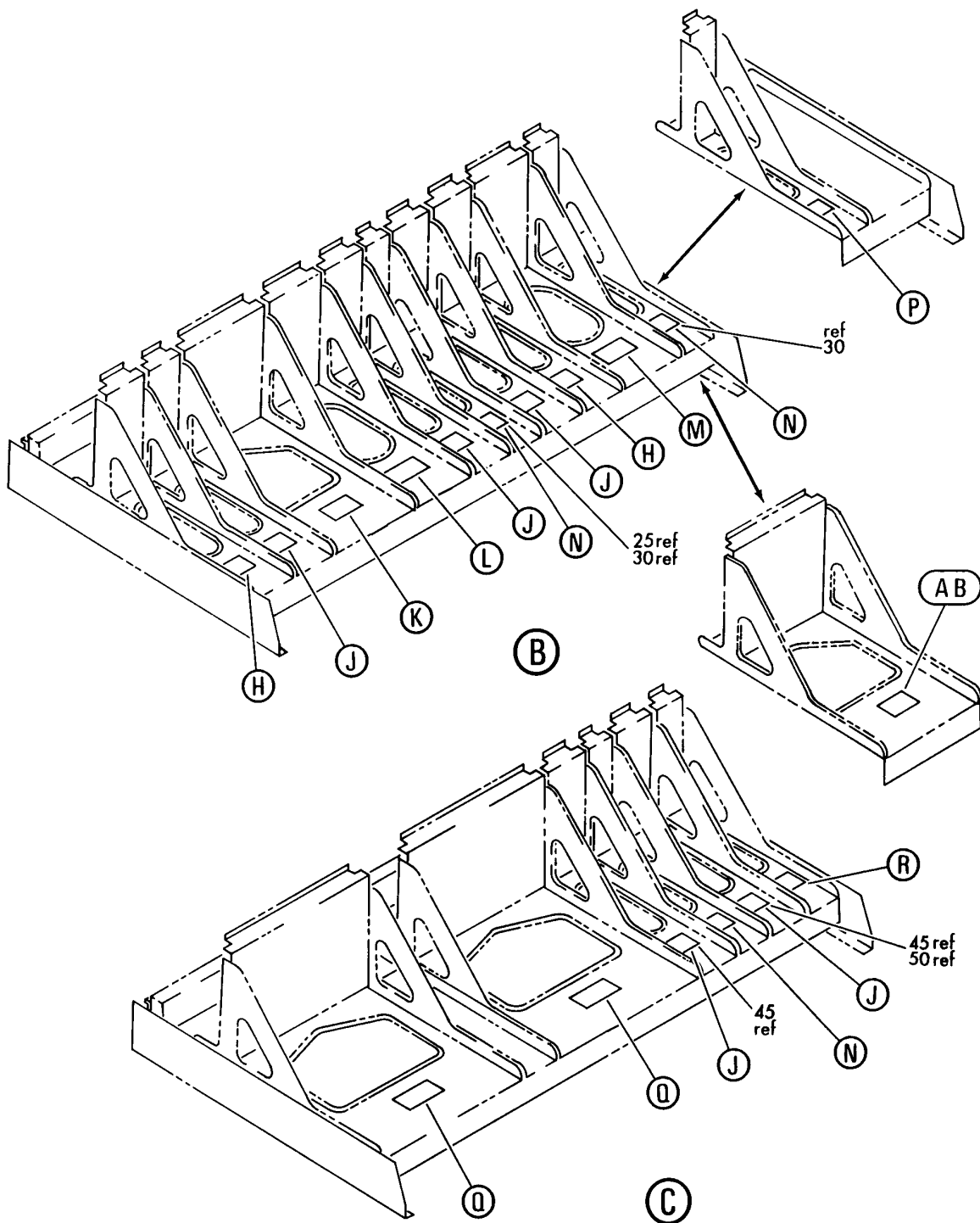
COOLING ASSY-E4 SHELF (PLACARDS AND MARKINGS ONLY)
FIGURE 6 (SHEET 1)

11-36-03-06

BRI
MAY 28/07

11-36-03-06
PAGE 0

BOEING
757
PARTS CATALOG (MAINTENANCE)



Y 11360306 SHT 2 REV 214

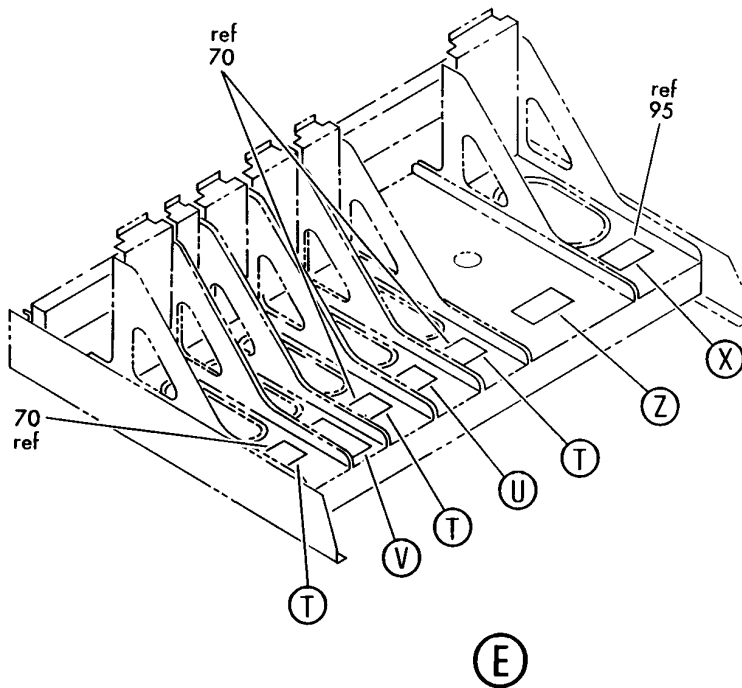
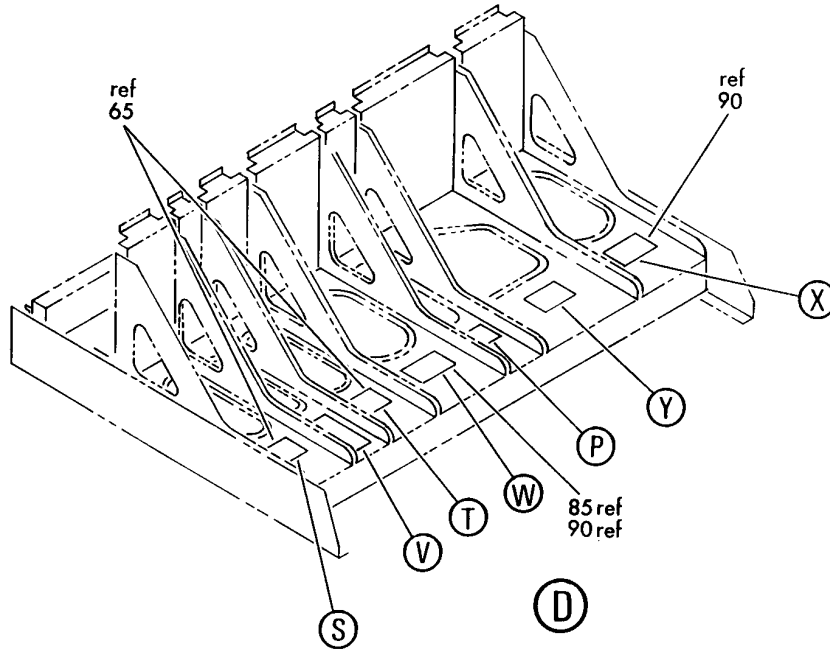
COOLING ASSY-E4 SHELF (PLACARDS AND MARKINGS ONLY)
FIGURE 6 (SHEET 2)

11-36-03-06

BRI
MAY 28/07

11-36-03-06
PAGE 0A

BOEING
757
PARTS CATALOG (MAINTENANCE)



Y 11360306 SHT 3 REV 214

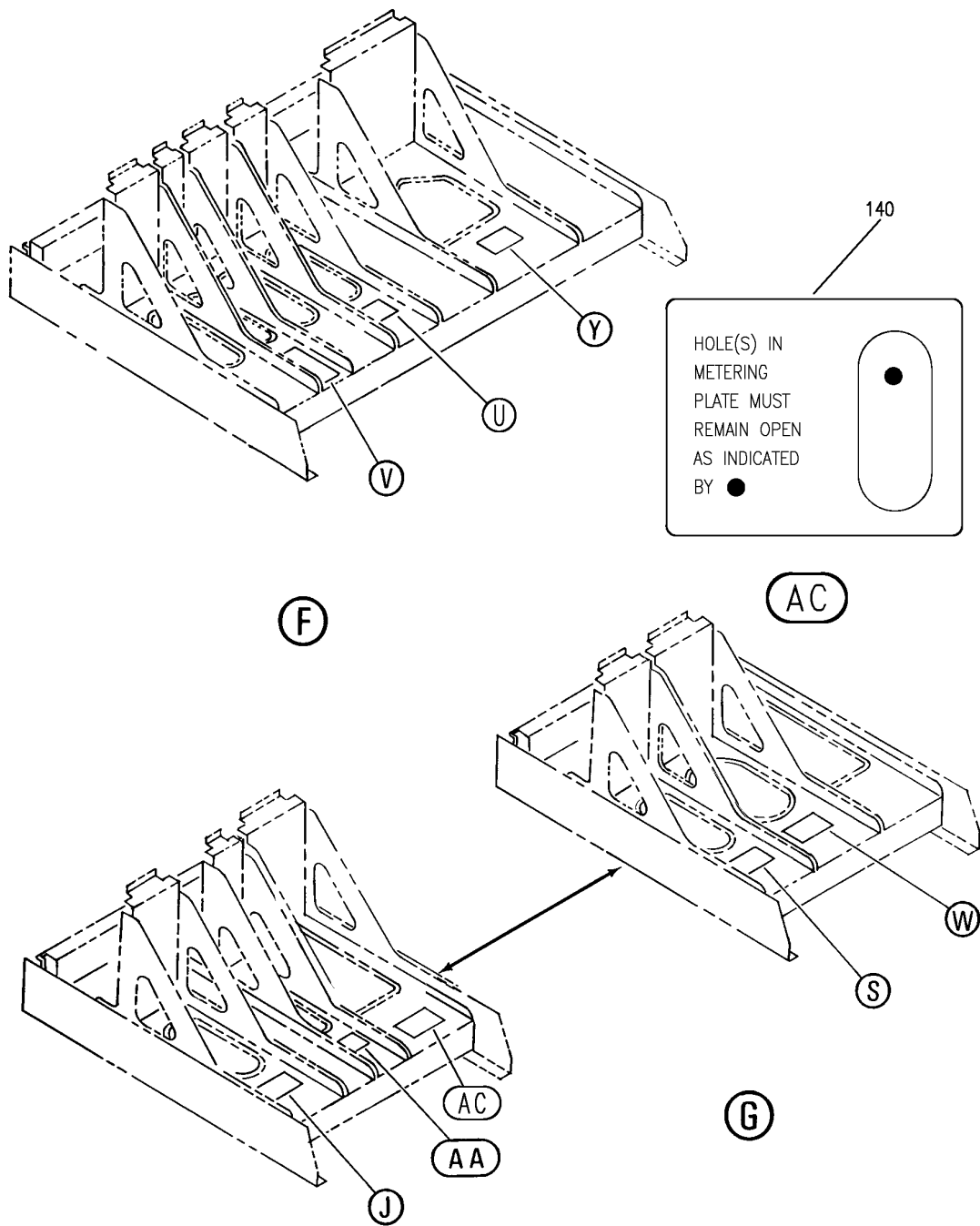
COOLING ASSY-E4 SHELF (PLACARDS AND MARKINGS ONLY)
FIGURE 6 (SHEET 3)

11-36-03-06

BRI
MAY 28/07

11-36-03-06
PAGE 0B

BOEING
757
PARTS CATALOG (MAINTENANCE)



Y 11360306 SH1 4 REV 330

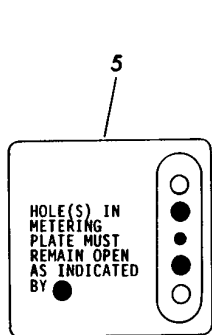
COOLING ASSY-E4 SHELF (PLACARDS AND MARKINGS ONLY)
FIGURE 6 (SHEET 4)

11-36-03-06

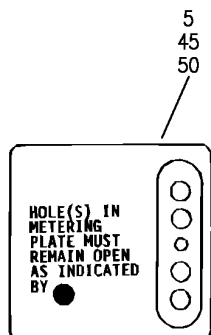
BRI
JAN 20/09

11-36-03-06
PAGE 0C

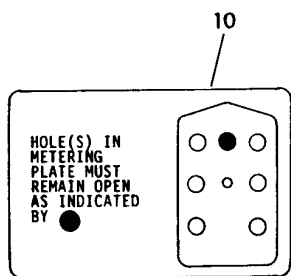
BOEING
757
PARTS CATALOG (MAINTENANCE)



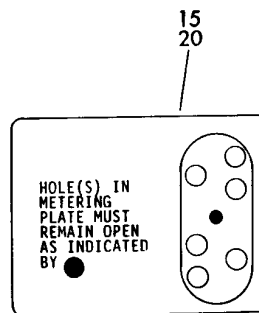
(H)



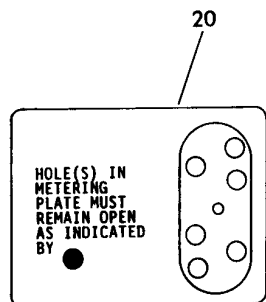
(J)



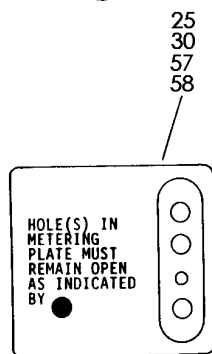
(K)



(L)



(M)



(N)

Y 11360306 SHT 5 REV 330

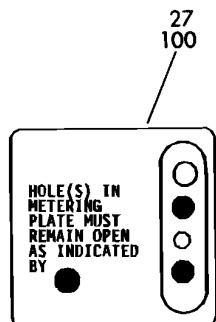
COOLING ASSY-E4 SHELF (PLACARDS AND MARKINGS ONLY)
FIGURE 6 (SHEET 5)

11-36-03-06

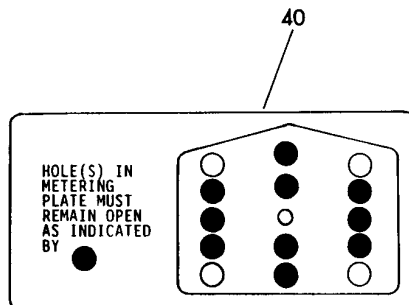
BRI
JAN 20/09

11-36-03-06
PAGE 0D

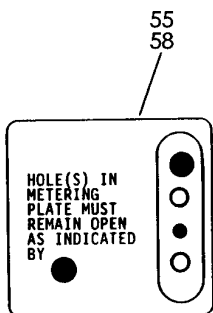

BOEING
 757
PARTS CATALOG (MAINTENANCE)



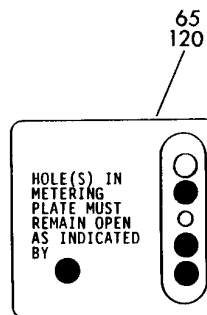
P



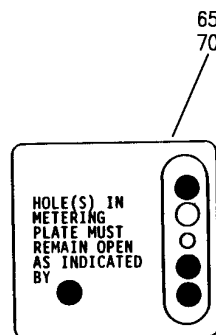
Q



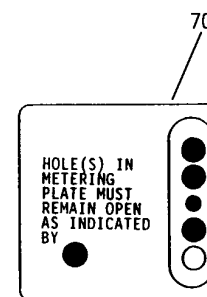
R



S



T



U

Y 11360306 SH-T 6 REV 330

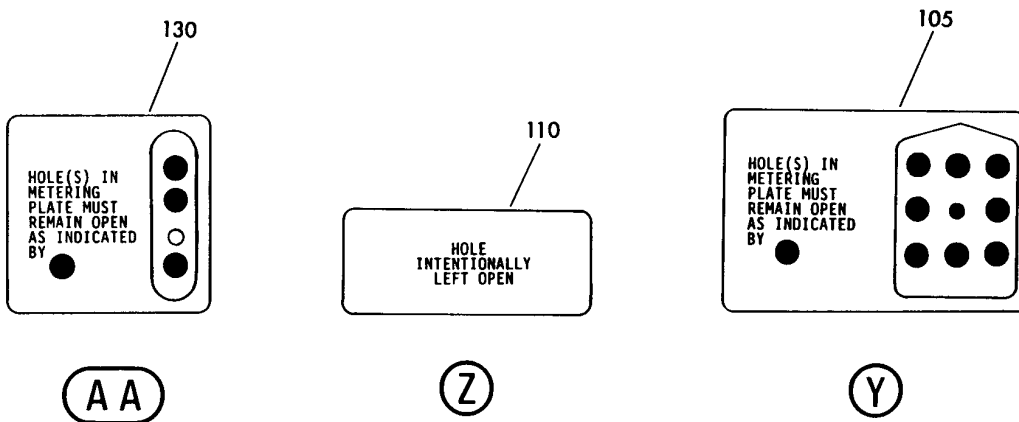
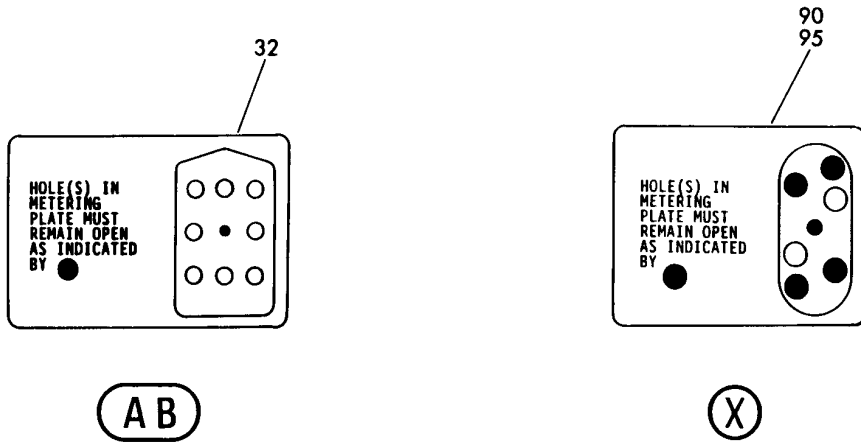
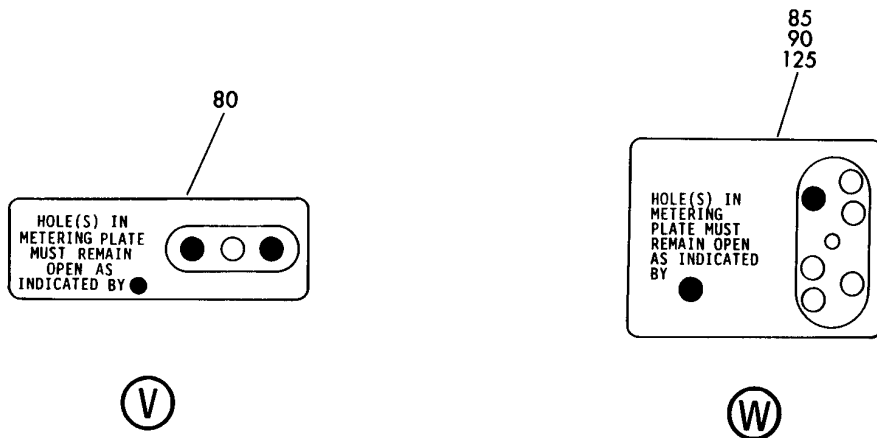
COOLING ASSY-E4 SHELF (PLACARDS AND MARKINGS ONLY)
FIGURE 6 (SHEET 6)

11-36-03-06

BRI
JAN 20/09

11-36-03-06
PAGE 0E

BOEING
757
PARTS CATALOG (MAINTENANCE)



Y 11360306 SHT 7 REV 214

COOLING ASSY-E4 SHELF (PLACARDS AND MARKINGS ONLY)
FIGURE 6 (SHEET 7)

11-36-03-06



757

PARTS CATALOG (MAINTENANCE)

FIG ITEM	PART NUMBER	1 2 3 4 5 6 7	NOMENCLATURE	EFFECT FROM TO	UNITS PER ASSY
6			COOLING ASSY-E4 SHELF (PLACARDS AND MARKINGS ONLY)	018100	
- 1	284N1941-2		COOLING ASSY-E4-1 SHELF (PLACARDS AND MARKINGS ONLY) FOR NHA SEE: 21-58-58-01	018100	RF
5	BAC27TEX2033		.DECAL	018100	5
10	BAC27TEX2035		.DECAL	018100	1
20	BAC27TEX2034		.DECAL	018100	2
30	BAC27TEX2032		.DECAL	018100	2
- 35	284N1942-1		COOLING ASSY-E4-2 SHELF (PLACARDS AND MARKINGS ONLY) FOR NHA SEE: 21-58-58-01	018100	RF
40	BAC27TEX3277		.DECAL	018100	2
45	BAC27TEX2033		.DECAL	018100	2
55	BAC27TEX2032		.DECAL	018100	1
- 60	284N1943-4		COOLING ASSY-E4-3 SHELF (PLACARDS AND MARKINGS ONLY) FOR NHA SEE: 21-58-58-01	018100	RF
65	BAC27TEX2033		.DECAL	018100	2
80	BAC27TEX2147		.DECAL	018100	1
90	BAC27TEX2034		.DECAL	018100	2
100	BAC27TEX2032		.DECAL	018100	1
105	BAC27TEX2036		.DECAL-	018100	1
- 115	284N1944-9		COOLING ASSY-E4-4 SHELF (PLACARDS AND MARKINGS ONLY) FOR NHA SEE: 21-58-58-01	018100	RF
120	BAC27TEX2033		.DECAL	018100	1

MISSING ITEM NUMBERS NOT APPLICABLE

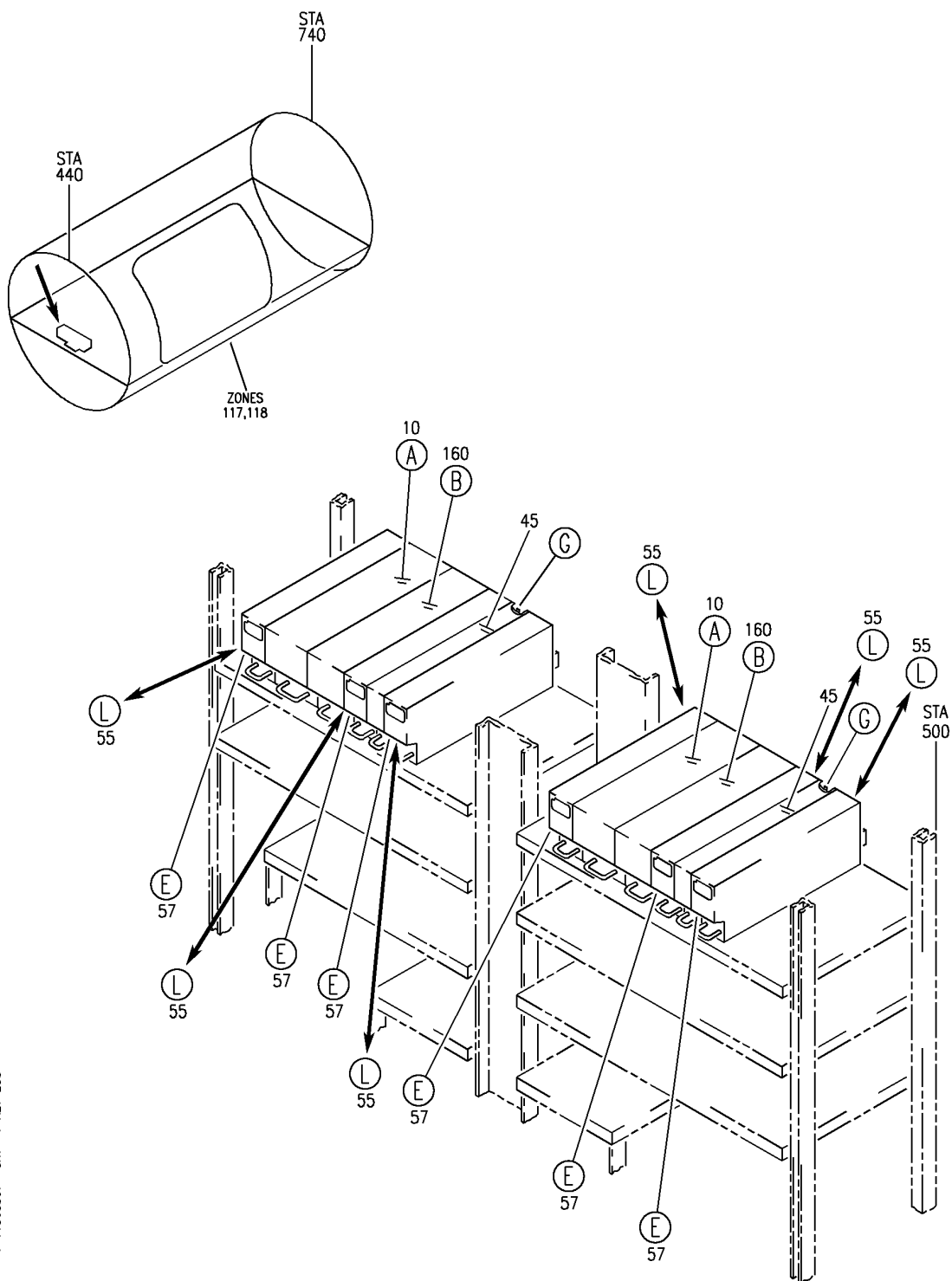
- ITEM NOT ILLUSTRATED

11-36-03-06

11-36-03
FIG. 06
PAGE 1
JAN 20/09

BRI

BOEING
757
PARTS CATALOG (MAINTENANCE)



Y 11360307 SHT 1 REV 298

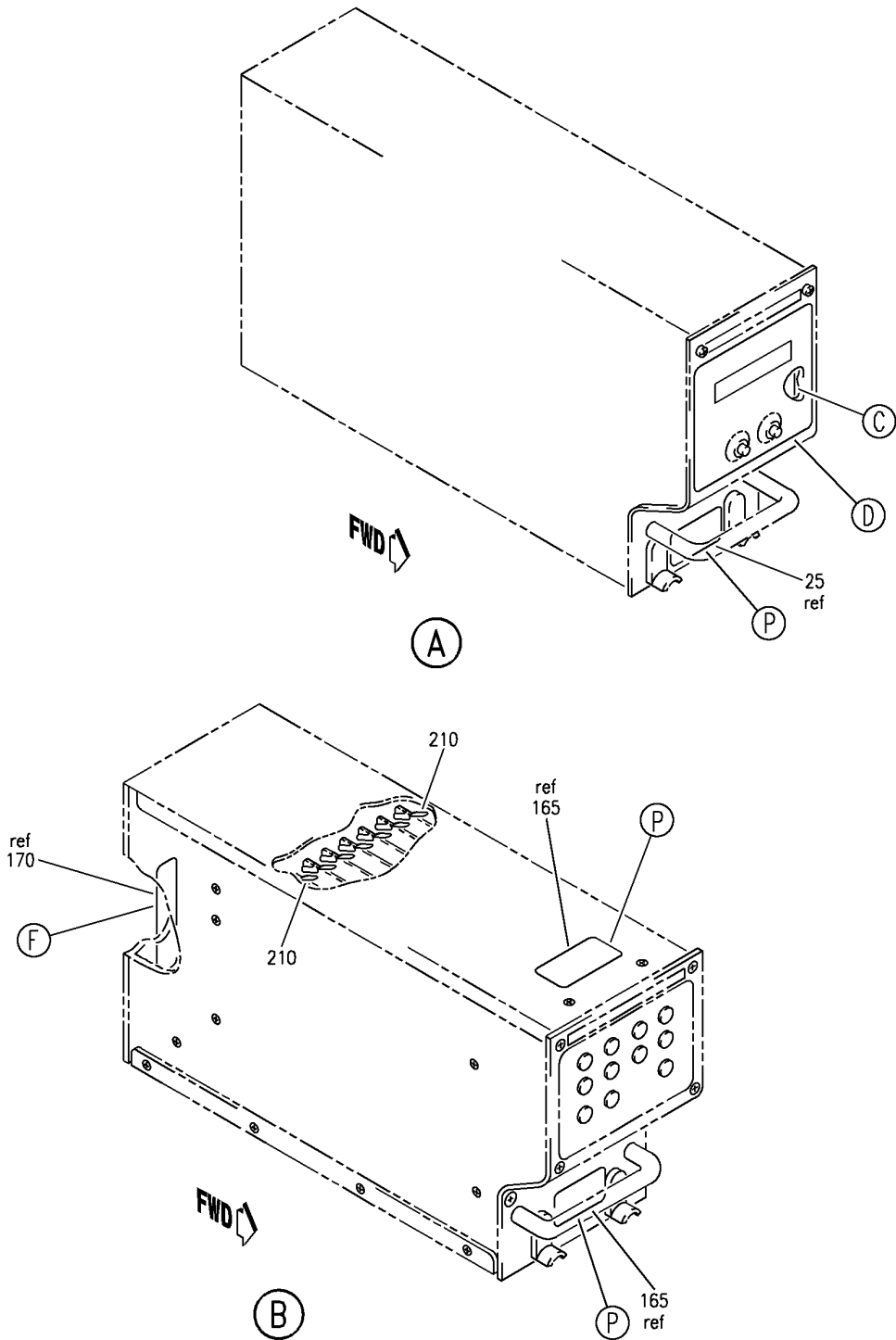
EQUIPMENT INSTL-MAIN ELECTRONICS EQPT CTR E3/E4 (PLACARDS AND MARKINGS ONLY)
FIGURE 7 (SHEET 1)

11-36-03-07

BRI
JAN 20/09

11-36-03-07
PAGE 0

BOEING
757
PARTS CATALOG (MAINTENANCE)



Y 11360307 SHT 2 REV 298

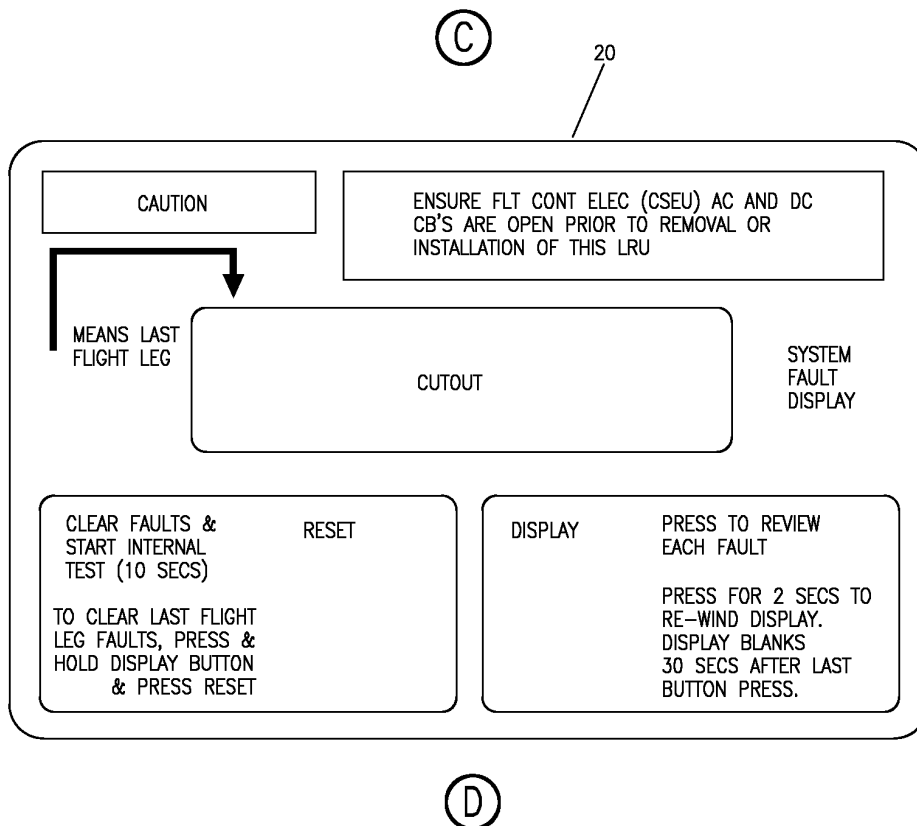
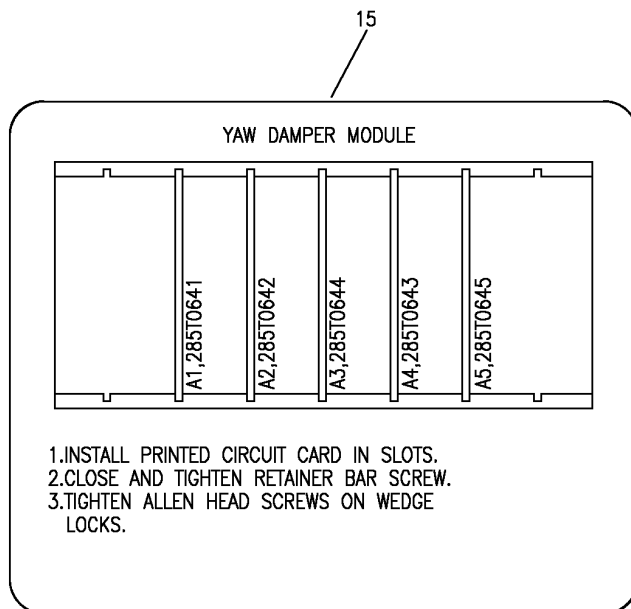
EQUIPMENT INSTL-MAIN ELECTRONICS EQPT CTR E3/E4 (PLACARDS AND MARKINGS ONLY)
FIGURE 7 (SHEET 2)

11-36-03-07

BRI
JAN 20/09

11-36-03-07
PAGE 0A

BOEING
757
PARTS CATALOG (MAINTENANCE)



Y 11360307 SH1 3 REV 269

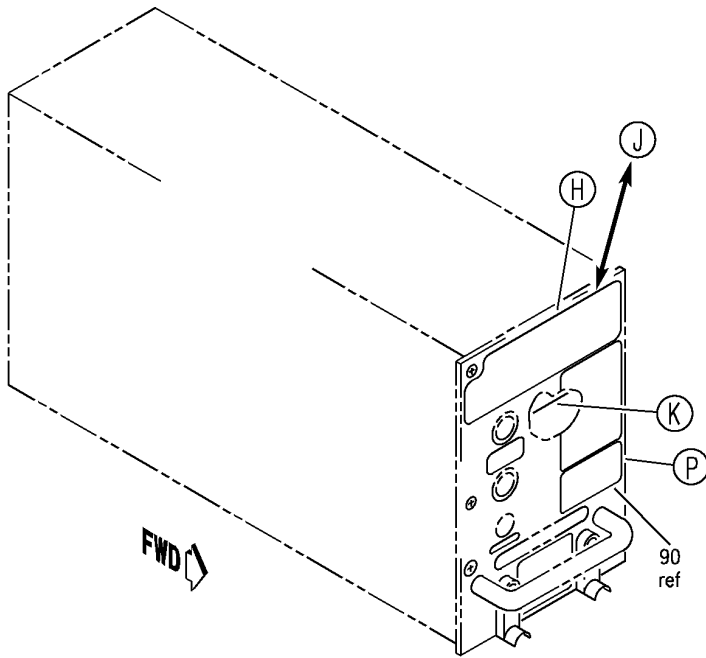
EQUIPMENT INSTL-MAIN ELECTRONICS EQPT CTR E3/E4 (PLACARDS AND MARKINGS ONLY)
FIGURE 7 (SHEET 3)

BRI
JAN 20/09

11-36-03-07

11-36-03-07
PAGE 0B

BOEING
757
PARTS CATALOG (MAINTENANCE)



(E)

75
170

CAUTION
ELECTROSTATIC SENSITIVE DEVICE.
CONDUCTIVE CONNECTOR DUST COVER REQUIRED.

(F)

60

INSTRUCTIONS:
PUSH ON/OFF TO START OR END BITE DISPLAY.
PUSH YES OR NO TO REPLY TO QUESTIONS(?).
PUSH ↓ TO MOVE DOWN IN LIST.
PUSH ↑ TO MOVE UP IN LIST.
PUSH MENU TO RETURN TO PREVIOUS MENU.

BITE MAIN MENU:
EXISTING FAULTS—SHOWS EXISTING FAULTS.
FAULT HISTORY—SHOWS PAST FAULTS BY FLIGHT LEG.
GROUND TESTS—SHOWS LIST OF GROUND TESTS.
OTHER FUNCTIONS—SHOWS OTHER FUNCTIONS.

(H)

50

CAUTION
ELECTROSTATIC SENSITIVE DEVICE + CONDUCTIVE CONNECTOR DUST COVER REQUIRED

(G)

Y 11360307 SH1 4 REV 298

EQUIPMENT INSTL-MAIN ELECTRONICS EQPT CTR E3/E4 (PLACARDS AND MARKINGS ONLY)
FIGURE 7 (SHEET 4)

BRI
JAN 20/09

11-36-03-07

11-36-03-07
PAGE 0C

BOEING
757
PARTS CATALOG (MAINTENANCE)

63

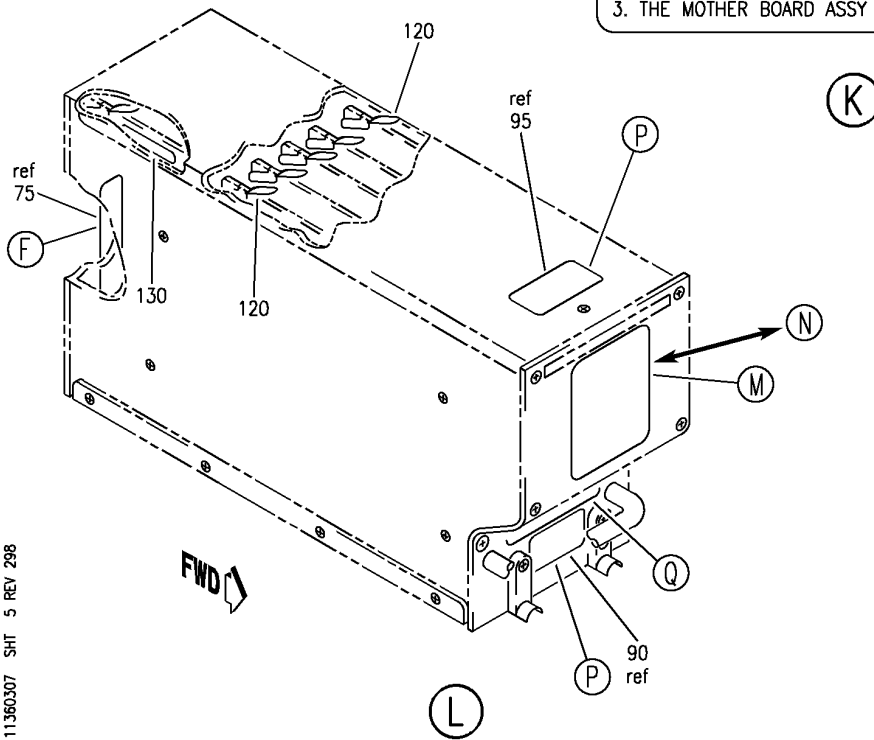
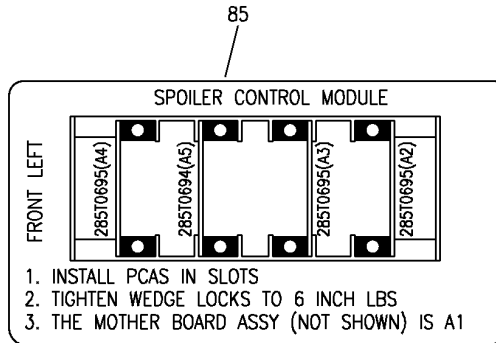
INSTRUCTIONS:

PUSH ON/OFF TO START OR END BITE DISPLAY.
 PUSH YES OR NO TO REPLY TO QUESTIONS(?).
 PUSH ↓ TO MOVE DOWN IN LIST.
 PUSH ↑ TO MOVE UP IN LIST.
 PUSH MENU TO RETURN TO PREVIOUS MENU.

BITE MAIN MENU:

EXISTING FAULTS—SHOWS EXISTING FAULTS.
 FAULT HISTORY—SHOWS PAST FAULTS BY FLIGHT LEG.
 SYSTEM TESTS—SHOWS LIST OF SYSTEM TESTS.
 OTHER FUNCTIONS—SHOWS OTHER FUNCTIONS.

(J)



Y 11360307 SHT 5 REV 298

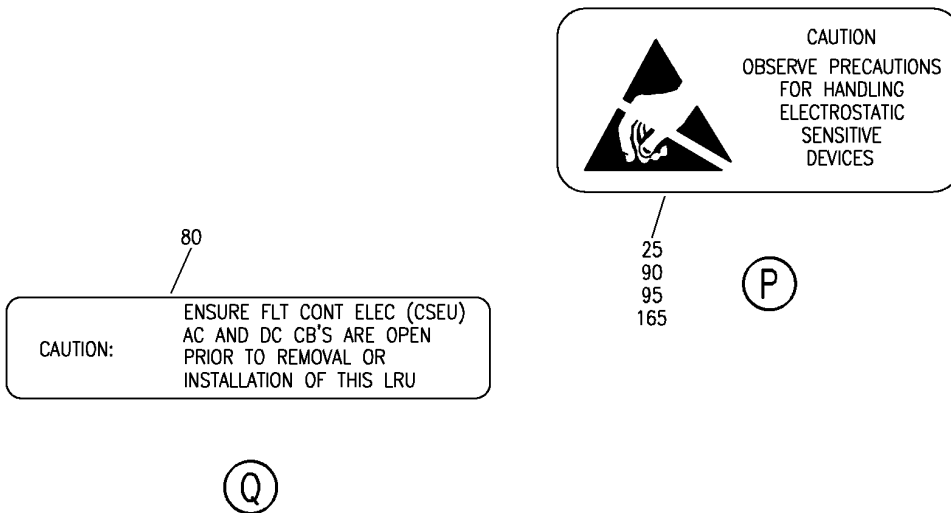
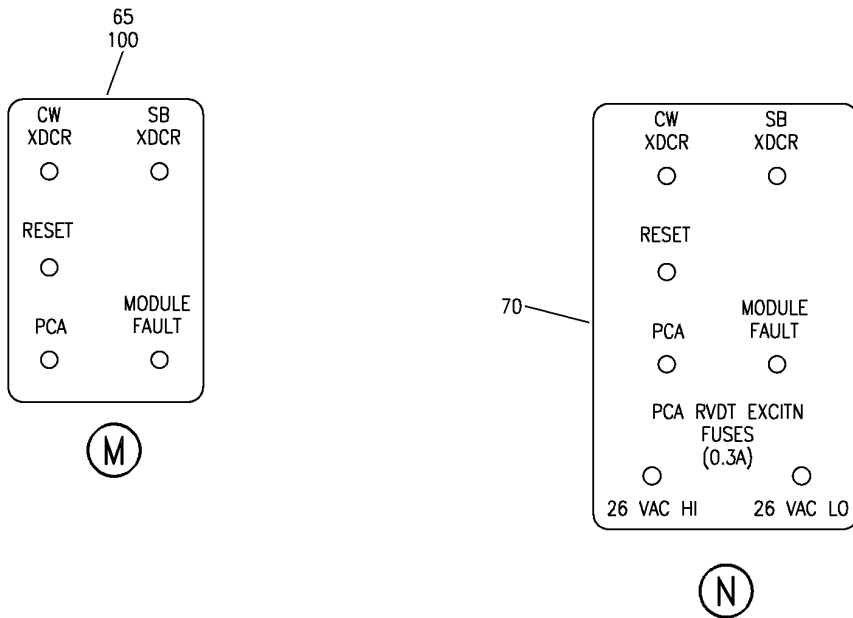
EQUIPMENT INSTL-MAIN ELECTRONICS EQPT CTR E3/E4 (PLACARDS AND MARKINGS ONLY)
 FIGURE 7 (SHEET 5)

BRI
 JAN 20/09

11-36-03-07

11-36-03-07
 PAGE 0D


BOEING
 757
PARTS CATALOG (MAINTENANCE)



Y 11360307 SH1 6 REV 298

EQUIPMENT INSTL-MAIN ELECTRONICS EQPT CTR E3/E4 (PLACARDS AND MARKINGS ONLY)
FIGURE 7 (SHEET 6)

BRI
JAN 20/09

11-36-03-07

11-36-03-07
PAGE 0E



757

PARTS CATALOG (MAINTENANCE)

FIG ITEM	PART NUMBER	1 2 3 4 5 6 7	NOMENCLATURE	EFFECT FROM TO	UNITS PER ASSY
7			EQUIPMENT INSTL-MAIN ELECTRONICS EQPT CTR E3/E4 (PLACARDS AND MARKINGS ONLY)	504903	
- 1	284N1800-88		EQUIPMENT INSTL-MAIN ELECTRONICS EQPT CTR E3/E4 (PLACARDS AND MARKINGS ONLY)	505505	RF
- 2	284N1800-190		FOR NHA/OTHER SYS DET SEE: 24-00-58-05E EQUIPMENT INSTL-MAIN ELECTRONICS EQPT CTR E3/E4 (PLACARDS AND MARKINGS ONLY)	504504 506903	RF
10	285T0013-126		.MODULE ASSY-YAW DAMPER SUPPLIER CODE: V89954 ELECTRICAL EQUIP NUMBER: M00522 M00523 COMPONENT MAINT MANUAL REF: 22-21-31	504903	RF
10	285T0013-102		.MODULE ASSY-YAW DAMPER SUPPLIER CODE: V89954 ELECTRICAL EQUIP NUMBER: M00522 M00523 COMPONENT MAINT MANUAL REF: 22-21-51	504903	RF
10	285T0013-103		.MODULE ASSY-YAW DAMPER SUPPLIER CODE: V89954 ELECTRICAL EQUIP NUMBER: M00522 M00523 COMPONENT MAINT MANUAL REF: 22-21-51	504903	RF
10	285T0013-105		.MODULE ASSY-YAW DAMPER SUPPLIER CODE: V89954 ELECTRICAL EQUIP NUMBER: M00522 M00523 COMPONENT MAINT MANUAL REF: 22-21-51	504903	RF

MISSING ITEM NUMBERS NOT APPLICABLE

- ITEM NOT ILLUSTRATED

11-36-03-07

11-36-03
FIG. 07
PAGE 1
JAN 20/09

BRI



757

PARTS CATALOG (MAINTENANCE)

FIG ITEM	PART NUMBER	1 2 3 4 5 6 7	NOMENCLATURE	EFFECT FROM TO	UNITS PER ASSY
7					
10	285T0013-106		.MODULE ASSY-YAW DAMPER SUPPLIER CODE: V89954 ELECTRICAL EQUIP NUMBER: M00522 M00523 COMPONENT MAINT MANUAL REF: 22-21-51	504903	RF
10	285T0013-107		.MODULE ASSY-YAW DAMPER SUPPLIER CODE: V89954 ELECTRICAL EQUIP NUMBER: M00522 M00523 COMPONENT MAINT MANUAL REF: 22-21-51	504903	RF
10	285T0013-109		.MODULE ASSY-YAW DAMPER SUPPLIER CODE: V89954 ELECTRICAL EQUIP NUMBER: M00522 M00523 COMPONENT MAINT MANUAL REF: 22-21-51	504903	RF
10	285T0013-122		.MODULE ASSY-YAW DAMPER SUPPLIER CODE: V89954 ELECTRICAL EQUIP NUMBER: M00522 M00523 COMPONENT MAINT MANUAL REF: 22-21-31	504903	RF
10	285T0013-123		.MODULE ASSY-YAW DAMPER SUPPLIER CODE: V89954 ELECTRICAL EQUIP NUMBER: M00522 M00523 COMPONENT MAINT MANUAL REF: 22-21-31	504903	RF
10	285T0013-124		.MODULE ASSY-YAW DAMPER SUPPLIER CODE: V89954 ELECTRICAL EQUIP NUMBER: M00522 M00523 COMPONENT MAINT MANUAL REF: 22-21-31	504903	RF

MISSING ITEM NUMBERS NOT APPLICABLE

- ITEM NOT ILLUSTRATED

11-36-03-07

11-36-03
FIG. 07
PAGE 2
JAN 20/09

BRI



757

PARTS CATALOG (MAINTENANCE)

FIG ITEM	PART NUMBER	1 2 3 4 5 6 7	NOMENCLATURE	EFFECT FROM TO	UNITS PER ASSY
7					
10	285T0013-125		.MODULE ASSY-YAW DAMPER SUPPLIER CODE: V89954 ELECTRICAL EQUIP NUMBER: M00522 M00523 COMPONENT MAINT MANUAL REF: 22-21-31	504903	RF
10	285T0013-25		.MODULE ASSY-YAW DAMPER SUPPLIER CODE: V89954 ELECTRICAL EQUIP NUMBER: M00522 M00523 COMPONENT MAINT MANUAL REF: 22-21-31	504903	RF
			TEMPORARY BREAKDOWN FOR: 285T0013-25	504903	
15	BAC27TEX4013		..DECAL- SUPPLIER CODE: V89954 OPTIONAL PART: BAC27TEX4954 V89954	504903	1
15	BAC27TEX4954		..DECAL- SUPPLIER CODE: V89954 OPTIONAL PART: BAC27TEX4013 V89954	504903	1
20	BAC27TEX4100		..MARKER-ALUMINUM FOIL SUPPLIER CODE: V89954	504903	1
25	BAC27TEX1		..DECAL	504903	1
45	285T0014-103		.MODULE ASSY-RUD RATIO CHANGER SUPPLIER CODE: V89954 ELECTRICAL EQUIP NUMBER: M00528 M00529 COMPONENT MAINT MANUAL REF: 27-21-30 OPTIONAL PART: 285T0014-104 V89954	504903	RF

MISSING ITEM NUMBERS NOT APPLICABLE

- ITEM NOT ILLUSTRATED

11-36-03-07

11-36-03
FIG. 07
PAGE 3
JAN 20/09

BRI



757

PARTS CATALOG (MAINTENANCE)

FIG ITEM	PART NUMBER	1 2 3 4 5 6 7	NOMENCLATURE	EFFECT FROM TO	UNITS PER ASSY
7 45	285T0014-104		.MODULE ASSY-RUD RATIO CHANGER SUPPLIER CODE: V89954 ELECTRICAL EQUIP NUMBER: M00528 M00529 COMPONENT MAINT MANUAL REF: 27-21-30 OPTIONAL PART: 285T0014-103 V89954	504903	RF
50	BAC27TEX3366		..DECAL- SUPPLIER CODE: V89954	504903	1
57	285T0012-201		.MODULE ASSY-SPOILER CONT SUPPLIER CODE: V89954 ELECTRICAL EQUIP NUMBER: M00530 M00531 M00532 M00533 M00534 M00535 COMPONENT MAINT MANUAL REF: 27-61-02 QUALIFIED I/W DATA: P/N'S 285T0012-112,-114, -117, -118 AND -201 ARE FULLY INTERCHANGEABLE FOR 757-200 ONLY. THEN FOR THE 757-300 MODEL, 285T0012-201 MUST BE USED	504903	RF
60	BAC27TEX4880		..MARKER- SUPPLIER CODE: V89954 OPTIONAL PART: BAC27TEX4488 V89954 USED ON: 285T0012-201	504903	1

MISSING ITEM NUMBERS NOT APPLICABLE

- ITEM NOT ILLUSTRATED

11-36-03-07

11-36-03
FIG. 07
PAGE 4
JAN 20/09

BRI

BOEING PROPRIETARY - Copyright © - Unpublished Work - See title page for details.



757

PARTS CATALOG (MAINTENANCE)

FIG ITEM	PART NUMBER	1 2 3 4 5 6 7	NOMENCLATURE	EFFECT FROM TO	UNITS PER ASSY
7 63	BAC27TEX4488		..MARKER- SUPPLIER CODE: V89954 OPTIONAL PART: BAC27TEX4880 V89954 USED ON: 285T0012-201	504903	1
85	BAC27TEX4879		..DECAL- SUPPLIER CODE: V89954 USED ON: 285T0012-201	504903	1
90 - 135	BAC27TEX1 285T0694-3		..DECAL ..PRINTED CIRCUIT ASSY- MANAGEMENT MON SUPPLIER CODE: V89954 COMPONENT MAINT MANUAL REF: 27-61-03 QUALIFIED OPTIONAL DATA: OPT 285T0694-7, -8, AND -9 USED WITH ASSOCIATED ITEMS USED ON: 285T0012-201	504903 504903	1 RF
- 135	285T0694-7		..PRINTED CIRCUIT ASSY- MANAGEMENT MON SUPPLIER CODE: V89954 COMPONENT MAINT MANUAL REF: 27-61-03 QUALIFIED OPTIONAL DATA: OPT 285T0694-3, -8, AND -9 USED WITH ASSOCIATED ITEMS USED ON: 285T0012-201	504903	RF

MISSING ITEM NUMBERS NOT APPLICABLE

- ITEM NOT ILLUSTRATED

11-36-03-07

11-36-03
FIG. 07
PAGE 5
JAN 20/09

BRI



757

PARTS CATALOG (MAINTENANCE)

FIG ITEM	PART NUMBER	1 2 3 4 5 6 7	NOMENCLATURE	EFFECT FROM TO	UNITS PER ASSY
7 - 135	285T0694-8		..PRINTED CIRCUIT ASSY- MANAGEMENT MON SUPPLIER CODE: V89954 COMPONENT MAINT MANUAL REF: 27-61-03 QUALIFIED OPTIONAL DATA: OPT 285T0694-3, -7, AND -9 USED WITH ASSOCIATED ITEMS USED ON: 285T0012-201	504903	RF
- 135	285T0694-9		..PRINTED CIRCUIT ASSY- MANAGEMENT MON SUPPLIER CODE: V89954 COMPONENT MAINT MANUAL REF: 27-61-03 QUALIFIED OPTIONAL DATA: OPT 285T0694-3, -7, AND -8 USED WITH ASSOCIATED ITEMS USED ON: 285T0012-201	504903	RF
- 140	285T0695-3		..PRINTED CIRCUIT ASSY- SPOILER SUBCHANNEL SUPPLIER CODE: V89954 COMPONENT MAINT MANUAL REF: 27-61-04 USED ON: 285T0012-201	504903	RF
- 145	BAC27TEX1486		...DECAL- PLACARD CONTENT: STATIC SENSITIVE	504903	1
160	285T0015-116		.MODULE ASSY-STAB. TRIM AND AIL. LOCKOUT SUPPLIER CODE: V89954 ELECTRICAL EQUIP NUMBER: M00524 M00525 COMPONENT MAINT MANUAL REF: 27-41-51	504903	RF

MISSING ITEM NUMBERS NOT APPLICABLE

- ITEM NOT ILLUSTRATED

11-36-03-07

11-36-03
FIG. 07
PAGE 6
JAN 20/09

BRI



757

PARTS CATALOG (MAINTENANCE)

FIG ITEM	PART NUMBER	1 2 3 4 5 6 7	NOMENCLATURE	EFFECT FROM TO	UNITS PER ASSY
7 160	285T0015-107		.MODULE ASSY-STAB. TRIM AND AIL. LOCKOUT SUPPLIER CODE: V89954 ELECTRICAL EQUIP NUMBER: M00524 M00525 COMPONENT MAINT MANUAL REF: 27-41-51	504903	RF
160	285T0015-117		.MODULE ASSY-STAB. TRIM AND AIL. LOCKOUT SUPPLIER CODE: V89954 ELECTRICAL EQUIP NUMBER: M00524 M00525 COMPONENT MAINT MANUAL REF: 27-41-51	504903	RF
160	285T0015-113		.MODULE ASSY-STAB. TRIM AND AIL. LOCKOUT SUPPLIER CODE: V89954 ELECTRICAL EQUIP NUMBER: M00524 M00525 COMPONENT MAINT MANUAL REF: 27-41-51	504903	RF
160	285T0015-114		.MODULE ASSY-STAB. TRIM AND AIL. LOCKOUT SUPPLIER CODE: V89954 ELECTRICAL EQUIP NUMBER: M00524 M00525 COMPONENT MAINT MANUAL REF: 27-41-51	504903	RF
165	BAC27TEX1		..DECAL	504903	2
170	BAC27TEX3270		..DECAL	504903	1

MISSING ITEM NUMBERS NOT APPLICABLE

- ITEM NOT ILLUSTRATED

11-36-03-07

11-36-03
FIG. 07
PAGE 7
JAN 20/09

BRI



757

PARTS CATALOG (MAINTENANCE)

FIG ITEM	PART NUMBER	1 2 3 4 5 6 7	NOMENCLATURE	EFFECT FROM TO	UNITS PER ASSY
7 - 175	285T0362-23		..PRINTED CIRCUIT ASSY-ARM MC-SAM SUPPLIER CODE: V89954 COMPONENT MAINT MANUAL REF: 27-41-52 OPTIONAL PART: 285T0362-24 V89954 285T0362-29 V89954 USED ON: 285T0015-107	504903	RF
- 175	285T0362-24		..PRINTED CIRCUIT ASSY-ARM MC-SAM SUPPLIER CODE: V89954 COMPONENT MAINT MANUAL REF: 27-41-52 OPTIONAL PART: 285T0362-23 V89954 285T0362-29 V89954 USED ON: 285T0015-107	504903	RF
- 175	285T0362-29		..PRINTED CIRCUIT ASSY-ARM MC-SAM SUPPLIER CODE: V89954 COMPONENT MAINT MANUAL REF: 27-41-52 OPTIONAL PART: 285T0362-23 V89954 285T0362-24 V89954 USED ON: 285T0015-107	504903	RF
- 175	285T0362-38		..PRINTED CIRCUIT ASSY-ARM MC-SAM SUPPLIER CODE: V89954 COMPONENT MAINT MANUAL REF: 27-41-52 USED ON: 285T0015-113 285T0015-117	504903	RF

MISSING ITEM NUMBERS NOT APPLICABLE

- ITEM NOT ILLUSTRATED

11-36-03-07

11-36-03
FIG. 07
PAGE 8
JAN 20/09

BRI



757

PARTS CATALOG (MAINTENANCE)

FIG ITEM	PART NUMBER	1 2 3 4 5 6 7	NOMENCLATURE	EFFECT FROM TO	UNITS PER ASSY
7 - 175	285T0362-38		..PRINTED CIRCUIT ASSY-ARM MC-SAM SUPPLIER CODE: V89954 COMPONENT MAINT MANUAL REF: 27-41-52 QUALIFIED OPTIONAL DATA: OPT 285T0362-38, -40, -47, -48 USED WITH ASSOCIATED ITEMS USED ON: 285T0015-114	504903	RF
- 175	285T0362-40		..PRINTED CIRCUIT ASSY-ARM MC-SAM SUPPLIER CODE: V89954 COMPONENT MAINT MANUAL REF: 27-41-52 QUALIFIED OPTIONAL DATA: OPT 285T0362-38, -40, -47, -48 USED WITH ASSOCIATED ITEMS USED ON: 285T0015-114	504903	RF
- 175	285T0362-47		..PRINTED CIRCUIT ASSY-ARM MC-SAM SUPPLIER CODE: V89954 COMPONENT MAINT MANUAL REF: 27-41-52 QUALIFIED OPTIONAL DATA: OPT 285T0362-38, -40, -47, -48 USED WITH ASSOCIATED ITEMS USED ON: 285T0015-114	504903	RF
- 175	285T0362-48		..PRINTED CIRCUIT ASSY-ARM MC-SAM SUPPLIER CODE: V89954 COMPONENT MAINT MANUAL REF: 27-41-52 QUALIFIED OPTIONAL DATA: OPT 285T0362-38, -40, -47, -48 USED WITH ASSOCIATED ITEMS USED ON: 285T0015-114	504903	RF

MISSING ITEM NUMBERS NOT APPLICABLE

- ITEM NOT ILLUSTRATED

11-36-03-07

11-36-03
FIG. 07
PAGE 9
JAN 20/09

BRI



757

PARTS CATALOG (MAINTENANCE)

FIG ITEM	PART NUMBER	1 2 3 4 5 6 7	NOMENCLATURE	EFFECT FROM TO	UNITS PER ASSY
7 - 175	285T0362-43		..PRINTED CIRCUIT ASSY-ARM MC-SAM SUPPLIER CODE: V89954 COMPONENT MAINT MANUAL REF: 27-41-52 QUALIFIED OPTIONAL DATA: OPT 285T0362-43, -49, -63, -64, -67, -68 USED WITH ASSOCIATED ITEMS USED ON: 285T0015-116	504903	RF
- 175	285T0362-49		..PRINTED CIRCUIT ASSY-ARM MC-SAM SUPPLIER CODE: V89954 COMPONENT MAINT MANUAL REF: 27-41-52 QUALIFIED OPTIONAL DATA: OPT 285T0362-43, -49, -63, -64, -67, -68 USED WITH ASSOCIATED ITEMS USED ON: 285T0015-116	504903	RF
- 175	285T0362-63		..PRINTED CIRCUIT ASSY-ARM MC-SAM SUPPLIER CODE: V89954 COMPONENT MAINT MANUAL REF: 27-41-52 QUALIFIED OPTIONAL DATA: OPT 285T0362-43, -49, -63, -64, -67, -68 USED WITH ASSOCIATED ITEMS USED ON: 285T0015-116	504903	RF
- 175	285T0362-64		..PRINTED CIRCUIT ASSY-ARM MC-SAM SUPPLIER CODE: V89954 COMPONENT MAINT MANUAL REF: 27-41-52 QUALIFIED OPTIONAL DATA: OPT 285T0362-43, -49, -63, -64, -67, -68 USED WITH ASSOCIATED ITEMS USED ON: 285T0015-116	504903	RF

MISSING ITEM NUMBERS NOT APPLICABLE

- ITEM NOT ILLUSTRATED

11-36-03-07

11-36-03
FIG. 07
PAGE 10
JAN 20/09

BRI



757

PARTS CATALOG (MAINTENANCE)

FIG ITEM	PART NUMBER	1 2 3 4 5 6 7	NOMENCLATURE	EFFECT FROM TO	UNITS PER ASSY
7 - 175	285T0362-67		..PRINTED CIRCUIT ASSY-ARM MC-SAM SUPPLIER CODE: V89954 COMPONENT MAINT MANUAL REF: 27-41-52 QUALIFIED OPTIONAL DATA: OPT 285T0362-43, -49, -63, -64, -67, -68 USED WITH ASSOCIATED ITEMS USED ON: 285T0015-116	504903	RF
- 175	285T0362-68		..PRINTED CIRCUIT ASSY-ARM MC-SAM SUPPLIER CODE: V89954 COMPONENT MAINT MANUAL REF: 27-41-52 QUALIFIED OPTIONAL DATA: OPT 285T0362-43, -49, -63, -64, -67, -68 USED WITH ASSOCIATED ITEMS USED ON: 285T0015-116	504903	RF
- 180	285T0363-17		..PRINTED CIRCUIT ASSY-ARM MUX SUPPLIER CODE: V89954 COMPONENT MAINT MANUAL REF: 27-41-53 OPTIONAL PART: 285T0363-19 V89954 USED ON: 285T0015-107 285T0015-113 285T0015-117	504903	RF

MISSING ITEM NUMBERS NOT APPLICABLE

- ITEM NOT ILLUSTRATED

11-36-03-07

11-36-03
FIG. 07
PAGE 11
JAN 20/09

BRI

 **BOEING**
757
PARTS CATALOG (MAINTENANCE)

FIG ITEM	PART NUMBER	1 2 3 4 5 6 7	NOMENCLATURE	EFFECT FROM TO	UNITS PER ASSY
7 - 180	285T0363-19		..PRINTED CIRCUIT ASSY-ARM MUX SUPPLIER CODE: V89954 COMPONENT MAINT MANUAL REF: 27-41-53 OPTIONAL PART: 285T0363-17 V89954 USED ON: 285T0015-107 285T0015-113 285T0015-117	504903	RF
- 180	285T0363-17		..PRINTED CIRCUIT ASSY-ARM MUX SUPPLIER CODE: V89954 COMPONENT MAINT MANUAL REF: 27-41-53 QUALIFIED OPTIONAL DATA: OPT 285T0363-17, -19, -37 USED WITH ASSOCIATED ITEMS USED ON: 285T0015-114	504903	RF
- 180	285T0363-19		..PRINTED CIRCUIT ASSY-ARM MUX SUPPLIER CODE: V89954 COMPONENT MAINT MANUAL REF: 27-41-53 QUALIFIED OPTIONAL DATA: OPT 285T0363-17, -19, -37 USED WITH ASSOCIATED ITEMS USED ON: 285T0015-114	504903	RF
- 180	285T0363-37		..PRINTED CIRCUIT ASSY-ARM MUX SUPPLIER CODE: V89954 COMPONENT MAINT MANUAL REF: 27-41-53 QUALIFIED OPTIONAL DATA: OPT 285T0363-17, -19, -37 USED WITH ASSOCIATED ITEMS USED ON: 285T0015-114	504903	RF

MISSING ITEM NUMBERS NOT APPLICABLE

- ITEM NOT ILLUSTRATED

BRI

11-36-03-07

11-36-03
FIG. 07
PAGE 12
JAN 20/09



757

PARTS CATALOG (MAINTENANCE)

FIG ITEM	PART NUMBER	1 2 3 4 5 6 7	NOMENCLATURE	EFFECT FROM TO	UNITS PER ASSY
7 - 180	285T0363-40		..PRINTED CIRCUIT ASSY-ARM MUX SUPPLIER CODE: V89954 COMPONENT MAINT MANUAL REF: 27-41-53 QUALIFIED OPTIONAL DATA: OPT 285T0363-40, -42, -43, USED WITH ASSOCIATED ITEMS USED ON: 285T0015-116	504903	RF
- 180	285T0363-42		..PRINTED CIRCUIT ASSY-ARM MUX SUPPLIER CODE: V89954 COMPONENT MAINT MANUAL REF: 27-41-53 QUALIFIED OPTIONAL DATA: OPT 285T0363-40, -42, -43, USED WITH ASSOCIATED ITEMS USED ON: 285T0015-116	504903	RF
- 180	285T0363-43		..PRINTED CIRCUIT ASSY-ARM MUX SUPPLIER CODE: V89954 COMPONENT MAINT MANUAL REF: 27-41-53 QUALIFIED OPTIONAL DATA: OPT 285T0363-40, -42, -43, USED WITH ASSOCIATED ITEMS USED ON: 285T0015-116	504903	RF

MISSING ITEM NUMBERS NOT APPLICABLE

- ITEM NOT ILLUSTRATED

11-36-03-07

11-36-03
FIG. 07
PAGE 13
JAN 20/09

BRI



757

PARTS CATALOG (MAINTENANCE)

FIG ITEM	PART NUMBER	1 2 3 4 5 6 7	NOMENCLATURE	EFFECT FROM TO	UNITS PER ASSY
7 - 185	285T0364-23		..PRINTED CIRCUIT ASSY- MANUAL TRIM SAM SUPPLIER CODE: V89954 COMPONENT MAINT MANUAL REF: 27-41-54 OPTIONAL PART: 285T0364-24 V89954 285T0364-29 V89954 USED ON: 285T0015-107 285T0015-113 285T0015-117	504903	RF
- 185	285T0364-24		..PRINTED CIRCUIT ASSY- MANUAL TRIM SAM SUPPLIER CODE: V89954 COMPONENT MAINT MANUAL REF: 27-41-54 OPTIONAL PART: 285T0364-23 V89954 285T0364-29 V89954 USED ON: 285T0015-107 285T0015-113 285T0015-117	504903	RF
- 185	285T0364-29		..PRINTED CIRCUIT ASSY- MANUAL TRIM SAM SUPPLIER CODE: V89954 COMPONENT MAINT MANUAL REF: 27-41-54 OPTIONAL PART: 285T0364-23 V89954 285T0364-24 V89954 USED ON: 285T0015-107 285T0015-113 285T0015-117	504903	RF

MISSING ITEM NUMBERS NOT APPLICABLE

- ITEM NOT ILLUSTRATED

11-36-03-07

11-36-03
FIG. 07
PAGE 14
JAN 20/09

BRI



757

PARTS CATALOG (MAINTENANCE)

FIG ITEM	PART NUMBER	1 2 3 4 5 6 7	NOMENCLATURE	EFFECT FROM TO	UNITS PER ASSY
7 - 185	285T0364-23		..PRINTED CIRCUIT ASSY- MANUAL TRIM SAM SUPPLIER CODE: V89954 COMPONENT MAINT MANUAL REF: 27-41-54 QUALIFIED OPTIONAL DATA: OPT 285T0364-23, -24, -29, -37 USED WITH ASSOCIATED ITEMS USED ON: 285T0015-114	504903	RF
- 185	285T0364-24		..PRINTED CIRCUIT ASSY- MANUAL TRIM SAM SUPPLIER CODE: V89954 COMPONENT MAINT MANUAL REF: 27-41-54 QUALIFIED OPTIONAL DATA: OPT 285T0364-23, -24, -29, -37 USED WITH ASSOCIATED ITEMS USED ON: 285T0015-114	504903	RF
- 185	285T0364-29		..PRINTED CIRCUIT ASSY- MANUAL TRIM SAM SUPPLIER CODE: V89954 COMPONENT MAINT MANUAL REF: 27-41-54 QUALIFIED OPTIONAL DATA: OPT 285T0364-23, -24, -29, -37 USED WITH ASSOCIATED ITEMS USED ON: 285T0015-114	504903	RF
- 185	285T0364-37		..PRINTED CIRCUIT ASSY- MANUAL TRIM SAM SUPPLIER CODE: V89954 COMPONENT MAINT MANUAL REF: 27-41-54 QUALIFIED OPTIONAL DATA: OPT 285T0364-23, -24, -29, -37 USED WITH ASSOCIATED ITEMS USED ON: 285T0015-114	504903	RF

MISSING ITEM NUMBERS NOT APPLICABLE

- ITEM NOT ILLUSTRATED

11-36-03-07

11-36-03
FIG. 07
PAGE 15
JAN 20/09

BRI



757

PARTS CATALOG (MAINTENANCE)

FIG ITEM	PART NUMBER	1 2 3 4 5 6 7	NOMENCLATURE	EFFECT FROM TO	UNITS PER ASSY
7 - 185	285T0364-23		..PRINTED CIRCUIT ASSY- MANUAL TRIM SAM SUPPLIER CODE: V89954 COMPONENT MAINT MANUAL REF: 27-41-54 QUALIFIED OPTIONAL DATA: OPT 285T0364-23, -24, -29, -37, -38, -40, -41 USED WITH ASSOCIATED ITEMS USED ON: 285T0015-116	504903	RF
- 185	285T0364-24		..PRINTED CIRCUIT ASSY- MANUAL TRIM SAM SUPPLIER CODE: V89954 COMPONENT MAINT MANUAL REF: 27-41-54 QUALIFIED OPTIONAL DATA: OPT 285T0364-23, -24, -29, -37, -38, -40, -41 USED WITH ASSOCIATED ITEMS USED ON: 285T0015-116	504903	RF
- 185	285T0364-29		..PRINTED CIRCUIT ASSY- MANUAL TRIM SAM SUPPLIER CODE: V89954 COMPONENT MAINT MANUAL REF: 27-41-54 QUALIFIED OPTIONAL DATA: OPT 285T0364-23, -24, -29, -37, -38, -40, -41 USED WITH ASSOCIATED ITEMS USED ON: 285T0015-116	504903	RF

MISSING ITEM NUMBERS NOT APPLICABLE

- ITEM NOT ILLUSTRATED

11-36-03-07

11-36-03
FIG. 07
PAGE 16
JAN 20/09

BRI



757

PARTS CATALOG (MAINTENANCE)

FIG ITEM	PART NUMBER	1 2 3 4 5 6 7	NOMENCLATURE	EFFECT FROM TO	UNITS PER ASSY
7 - 185	285T0364-37		..PRINTED CIRCUIT ASSY- MANUAL TRIM SAM SUPPLIER CODE: V89954 COMPONENT MAINT MANUAL REF: 27-41-54 QUALIFIED OPTIONAL DATA: OPT 285T0364-23, -24, -29, -37, -38, -40, -41 USED WITH ASSOCIATED ITEMS USED ON: 285T0015-116	504903	RF
- 185	285T0364-38		..PRINTED CIRCUIT ASSY- MANUAL TRIM SAM SUPPLIER CODE: V89954 COMPONENT MAINT MANUAL REF: 27-41-54 QUALIFIED OPTIONAL DATA: OPT 285T0364-23, -24, -29, -37, -38, -40, -41 USED WITH ASSOCIATED ITEMS USED ON: 285T0015-116	504903	RF
- 185	285T0364-39		..PRINTED CIRCUIT ASSY- MANUAL TRIM SAM SUPPLIER CODE: V89954 COMPONENT MAINT MANUAL REF: 27-41-54 QUALIFIED OPTIONAL DATA: OPT 285T0364-23, -24, -29, -37, -38, -40, -41 USED WITH ASSOCIATED ITEMS USED ON: 285T0015-116	504903	RF

MISSING ITEM NUMBERS NOT APPLICABLE

- ITEM NOT ILLUSTRATED

11-36-03-07

11-36-03
FIG. 07
PAGE 17
JAN 20/09

BRI



757

PARTS CATALOG (MAINTENANCE)

FIG ITEM	PART NUMBER	1 2 3 4 5 6 7	NOMENCLATURE	EFFECT FROM TO	UNITS PER ASSY
7 - 185	285T0364-40		..PRINTED CIRCUIT ASSY- MANUAL TRIM SAM SUPPLIER CODE: V89954 COMPONENT MAINT MANUAL REF: 27-41-54 QUALIFIED OPTIONAL DATA: OPT 285T0364-23, -24, -29, -37, -38, -40, -41 USED WITH ASSOCIATED ITEMS USED ON: 285T0015-116	504903	RF
- 185	285T0364-41		..PRINTED CIRCUIT ASSY- MANUAL TRIM SAM SUPPLIER CODE: V89954 COMPONENT MAINT MANUAL REF: 27-41-54 QUALIFIED OPTIONAL DATA: OPT 285T0364-23, -24, -29, -37, -38, -40, -41 USED WITH ASSOCIATED ITEMS USED ON: 285T0015-116	504903	RF
- 190	285T0365-32		..PRINTED CIRCUIT ASSY-AIL. LOCKOUT SAM SUPPLIER CODE: V89954 COMPONENT MAINT MANUAL REF: 27-41-55 OPTIONAL PART: 285T0365-33 V89954 285T0365-34 V89954 USED ON: 285T0015-107	504903	RF

MISSING ITEM NUMBERS NOT APPLICABLE

- ITEM NOT ILLUSTRATED

11-36-03-07

11-36-03
FIG. 07
PAGE 18
JAN 20/09

BRI



757

PARTS CATALOG (MAINTENANCE)

FIG ITEM	PART NUMBER	1 2 3 4 5 6 7	NOMENCLATURE	EFFECT FROM TO	UNITS PER ASSY
7 - 190	285T0365-33		..PRINTED CIRCUIT ASSY-AIL. LOCKOUT SAM SUPPLIER CODE: V89954 COMPONENT MAINT MANUAL REF: 27-41-55 OPTIONAL PART: 285T0365-32 V89954 285T0365-34 V89954 USED ON: 285T0015-107	504903	RF
- 190	285T0365-34		..PRINTED CIRCUIT ASSY-AIL. LOCKOUT SAM SUPPLIER CODE: V89954 COMPONENT MAINT MANUAL REF: 27-41-55 OPTIONAL PART: 285T0365-32 V89954 285T0365-33 V89954 USED ON: 285T0015-107	504903	RF
- 190	285T0365-37		..PRINTED CIRCUIT ASSY-AIL. LOCKOUT SAM SUPPLIER CODE: V89954 COMPONENT MAINT MANUAL REF: 27-41-55 OPTIONAL PART: 285T0365-38 V89954 USED ON: 285T0015-113 285T0015-117	504903	RF

MISSING ITEM NUMBERS NOT APPLICABLE

- ITEM NOT ILLUSTRATED

11-36-03-07

11-36-03
FIG. 07
PAGE 19
JAN 20/09

BRI



757

PARTS CATALOG (MAINTENANCE)

FIG ITEM	PART NUMBER	1 2 3 4 5 6 7	NOMENCLATURE	EFFECT FROM TO	UNITS PER ASSY
7 - 190	285T0365-38		..PRINTED CIRCUIT ASSY-AIL. LOCKOUT SAM SUPPLIER CODE: V89954 COMPONENT MAINT MANUAL REF: 27-41-55 OPTIONAL PART: 285T0365-37 V89954 USED ON: 285T0015-113 285T0015-117	504903	RF
- 190	285T0365-37		..PRINTED CIRCUIT ASSY-AIL. LOCKOUT SAM SUPPLIER CODE: V89954 COMPONENT MAINT MANUAL REF: 27-41-55 QUALIFIED OPTIONAL DATA: OPT 285T0365-37, -38, -39, USED WITH ASSOCIATED ITEMS USED ON: 285T0015-114	504903	RF
- 190	285T0365-38		..PRINTED CIRCUIT ASSY-AIL. LOCKOUT SAM SUPPLIER CODE: V89954 COMPONENT MAINT MANUAL REF: 27-41-55 QUALIFIED OPTIONAL DATA: OPT 285T0365-37, -38, -39, USED WITH ASSOCIATED ITEMS USED ON: 285T0015-114	504903	RF
- 190	285T0365-39		..PRINTED CIRCUIT ASSY-AIL. LOCKOUT SAM STATIC SENSITIVE PART SUPPLIER CODE: V89954 COMPONENT MAINT MANUAL REF: 27-41-55 QUALIFIED OPTIONAL DATA: OPT 285T0365-37, -38, -39, USED WITH ASSOCIATED ITEMS USED ON: 285T0015-114	504903	RF

MISSING ITEM NUMBERS NOT APPLICABLE

- ITEM NOT ILLUSTRATED

11-36-03-07

11-36-03
FIG. 07
PAGE 20
JAN 20/09

BRI



757

PARTS CATALOG (MAINTENANCE)

FIG ITEM	PART NUMBER	1 2 3 4 5 6 7	NOMENCLATURE	EFFECT FROM TO	UNITS PER ASSY
7 - 190	285T0365-37		..PRINTED CIRCUIT ASSY-AIL. LOCKOUT SAM STATIC SENSITIVE PART SUPPLIER CODE: V89954 COMPONENT MAINT MANUAL REF: 27-41-55 QUALIFIED OPTIONAL DATA: OPT 285T0365-37, -38, -39, -40 USED WITH ASSOCIATED ITEMS USED ON: 285T0015-116	504903	RF
- 190	285T0365-38		..PRINTED CIRCUIT ASSY-AIL. LOCKOUT SAM STATIC SENSITIVE PART SUPPLIER CODE: V89954 COMPONENT MAINT MANUAL REF: 27-41-55 QUALIFIED OPTIONAL DATA: OPT 285T0365-37, -38, -39, -40 USED WITH ASSOCIATED ITEMS USED ON: 285T0015-116	504903	RF
- 190	285T0365-39		..PRINTED CIRCUIT ASSY-AIL. LOCKOUT SAM STATIC SENSITIVE PART SUPPLIER CODE: V89954 COMPONENT MAINT MANUAL REF: 27-41-55 QUALIFIED OPTIONAL DATA: OPT 285T0365-37, -38, -39, -40 USED WITH ASSOCIATED ITEMS USED ON: 285T0015-116	504903	RF

MISSING ITEM NUMBERS NOT APPLICABLE

- ITEM NOT ILLUSTRATED

11-36-03-07

11-36-03
FIG. 07
PAGE 21
JAN 20/09

BRI



757

PARTS CATALOG (MAINTENANCE)

FIG ITEM	PART NUMBER	1 2 3 4 5 6 7	NOMENCLATURE	EFFECT FROM TO	UNITS PER ASSY
7 - 190	285T0365-40		..PRINTED CIRCUIT ASSY-AIL. LOCKOUT SAM STATIC SENSITIVE PART SUPPLIER CODE: V89954 COMPONENT MAINT MANUAL REF: 27-41-55 QUALIFIED OPTIONAL DATA: OPT 285T0365-37, -38, -39, -40 USED WITH ASSOCIATED ITEMS USED ON: 285T0015-116	504903	RF
- 195	285T0366-17		..PRINTED CIRCUIT ASSY- CONT MUX SUPPLIER CODE: V89954 COMPONENT MAINT MANUAL REF: 27-41-56 OPTIONAL PART: 285T0366-19 V89954 USED ON: 285T0015-107 285T0015-113 285T0015-117	504903	RF
- 195	285T0366-19		..PRINTED CIRCUIT ASSY- CONT MUX SUPPLIER CODE: V89954 COMPONENT MAINT MANUAL REF: 27-41-56 OPTIONAL PART: 285T0366-17 V89954 USED ON: 285T0015-107 285T0015-113 285T0015-117	504903	RF

MISSING ITEM NUMBERS NOT APPLICABLE

- ITEM NOT ILLUSTRATED

11-36-03-07

11-36-03
FIG. 07
PAGE 22
JAN 20/09

BRI



757

PARTS CATALOG (MAINTENANCE)

FIG ITEM	PART NUMBER	1 2 3 4 5 6 7	NOMENCLATURE	EFFECT FROM TO	UNITS PER ASSY
7 - 195	285T0366-17		..PRINTED CIRCUIT ASSY- CONT MUX SUPPLIER CODE: V89954 COMPONENT MAINT MANUAL REF: 27-41-56 QUALIFIED OPTIONAL DATA: OPT 285T0366-17, -19, -37 USED WITH ASSOCIATED ITEMS USED ON: 285T0015-114	504903	RF
- 195	285T0366-19		..PRINTED CIRCUIT ASSY- CONT MUX SUPPLIER CODE: V89954 COMPONENT MAINT MANUAL REF: 27-41-56 QUALIFIED OPTIONAL DATA: OPT 285T0366-17, -19, -37 USED WITH ASSOCIATED ITEMS USED ON: 285T0015-114	504903	RF
- 195	285T0366-37		..PRINTED CIRCUIT ASSY- CONT MUX SUPPLIER CODE: V89954 COMPONENT MAINT MANUAL REF: 27-41-56 QUALIFIED OPTIONAL DATA: OPT 285T0366-17, -19, -37 USED WITH ASSOCIATED ITEMS USED ON: 285T0015-114	504903	RF
- 195	285T0366-38		..PRINTED CIRCUIT ASSY- CONT MUX SUPPLIER CODE: V89954 COMPONENT MAINT MANUAL REF: 27-41-56 QUALIFIED OPTIONAL DATA: OPT 285T0366-38, -42, -44, USED WITH ASSOCIATED ITEMS USED ON: 285T0015-116	504903	RF

MISSING ITEM NUMBERS NOT APPLICABLE

- ITEM NOT ILLUSTRATED

11-36-03-07

11-36-03
FIG. 07
PAGE 23
JAN 20/09

BRI



757

PARTS CATALOG (MAINTENANCE)

FIG ITEM	PART NUMBER	1 2 3 4 5 6 7	NOMENCLATURE	EFFECT FROM TO	UNITS PER ASSY
7 - 195	285T0366-42		..PRINTED CIRCUIT ASSY- CONT MUX SUPPLIER CODE: V89954 COMPONENT MAINT MANUAL REF: 27-41-56 QUALIFIED OPTIONAL DATA: OPT 285T0366-38, -42, -44, USED WITH ASSOCIATED ITEMS USED ON: 285T0015-116	504903	RF
- 195	285T0366-44		..PRINTED CIRCUIT ASSY- CONT MUX SUPPLIER CODE: V89954 COMPONENT MAINT MANUAL REF: 27-41-56 QUALIFIED OPTIONAL DATA: OPT 285T0366-38, -42, -44, USED WITH ASSOCIATED ITEMS USED ON: 285T0015-116	504903	RF
- 200	285T0367-17		..PRINTED CIRCUIT ASSY- SUPPLIER CODE: V89954 COMPONENT MAINT MANUAL REF: 27-41-57 OPTIONAL PART: 285T0367-19 V89954 285T0367-34 V89954 USED ON: 285T0015-107 285T0015-113 285T0015-117	504903	RF

MISSING ITEM NUMBERS NOT APPLICABLE

- ITEM NOT ILLUSTRATED

11-36-03-07

11-36-03
FIG. 07
PAGE 24
JAN 20/09

BRI



**757
PARTS CATALOG (MAINTENANCE)**

FIG ITEM	PART NUMBER	1 2 3 4 5 6 7	NOMENCLATURE	EFFECT FROM TO	UNITS PER ASSY
7 - 200	285T0367-19		..PRINTED CIRCUIT ASSY- SUPPLIER CODE: V89954 COMPONENT MAINT MANUAL REF: 27-41-57 OPTIONAL PART: 285T0367-17 V89954 285T0367-34 V89954 USED ON: 285T0015-107 285T0015-113 285T0015-117	504903	RF
- 200	285T0367-34		..PRINTED CIRCUIT ASSY- SUPPLIER CODE: V89954 COMPONENT MAINT MANUAL REF: 27-41-57 OPTIONAL PART: 285T0367-17 V89954 285T0367-19 V89954 USED ON: 285T0015-107 285T0015-113 285T0015-117	504903	RF
- 200	285T0367-17		..PRINTED CIRCUIT ASSY- SUPPLIER CODE: V89954 COMPONENT MAINT MANUAL REF: 27-41-57 QUALIFIED OPTIONAL DATA: OPT 285T0367-17, -19, -34, -38 USED WITH ASSOCIATED ITEMS USED ON: 285T0015-114	504903	RF

MISSING ITEM NUMBERS NOT APPLICABLE

- ITEM NOT ILLUSTRATED

11-36-03-07

11-36-03
FIG. 07
PAGE 25
JAN 20/09

BRI



757

PARTS CATALOG (MAINTENANCE)

FIG ITEM	PART NUMBER	1 2 3 4 5 6 7	NOMENCLATURE	EFFECT FROM TO	UNITS PER ASSY
7					
- 200	285T0367-19		..PRINTED CIRCUIT ASSY- SUPPLIER CODE: V89954 COMPONENT MAINT MANUAL REF: 27-41-57 QUALIFIED OPTIONAL DATA: OPT 285T0367-17, -19, -34, -38 USED WITH ASSOCIATED ITEMS USED ON: 285T0015-114	504903	RF
- 200	285T0367-34		..PRINTED CIRCUIT ASSY- SUPPLIER CODE: V89954 COMPONENT MAINT MANUAL REF: 27-41-57 QUALIFIED OPTIONAL DATA: OPT 285T0367-17, -19, -34, -38 USED WITH ASSOCIATED ITEMS USED ON: 285T0015-114	504903	RF
- 200	285T0367-38		..PRINTED CIRCUIT ASSY- SUPPLIER CODE: V89954 COMPONENT MAINT MANUAL REF: 27-41-57 QUALIFIED OPTIONAL DATA: OPT 285T0367-17, -19, -34, -38 USED WITH ASSOCIATED ITEMS USED ON: 285T0015-114	504903	RF
- 200	285T0367-17		..PRINTED CIRCUIT ASSY- SUPPLIER CODE: V89954 COMPONENT MAINT MANUAL REF: 27-41-57 QUALIFIED OPTIONAL DATA: OPT 285T0367-17, -19, -34, -38, -39, -40, -41, -42 USED WITH ASSOCIATED ITEMS USED ON: 285T0015-116	504903	RF

MISSING ITEM NUMBERS NOT APPLICABLE

- ITEM NOT ILLUSTRATED

11-36-03-07

11-36-03
FIG. 07
PAGE 26
JAN 20/09

BRI



757

PARTS CATALOG (MAINTENANCE)

FIG ITEM	PART NUMBER	1 2 3 4 5 6 7	NOMENCLATURE	EFFECT FROM TO	UNITS PER ASSY
7 - 200	285T0367-19		..PRINTED CIRCUIT ASSY- SUPPLIER CODE: V89954 COMPONENT MAINT MANUAL REF: 27-41-57 QUALIFIED OPTIONAL DATA: OPT 285T0367-17, -19, -34, -38, -39, -40, -41, -42 USED WITH ASSOCIATED ITEMS USED ON: 285T0015-116	504903	RF
- 200	285T0367-34		..PRINTED CIRCUIT ASSY- SUPPLIER CODE: V89954 COMPONENT MAINT MANUAL REF: 27-41-57 QUALIFIED OPTIONAL DATA: OPT 285T0367-17, -19, -34, -38, -39, -40, -41, -42 USED WITH ASSOCIATED ITEMS USED ON: 285T0015-116	504903	RF
- 200	285T0367-38		..PRINTED CIRCUIT ASSY- SUPPLIER CODE: V89954 COMPONENT MAINT MANUAL REF: 27-41-57 QUALIFIED OPTIONAL DATA: OPT 285T0367-17, -19, -34, -38, -39, -40, -41, -42 USED WITH ASSOCIATED ITEMS USED ON: 285T0015-116	504903	RF
- 200	285T0367-39		..PRINTED CIRCUIT ASSY- SUPPLIER CODE: V89954 COMPONENT MAINT MANUAL REF: 27-41-57 QUALIFIED OPTIONAL DATA: OPT 285T0367-17, -19, -34, -38, -39, -40, -41, -42 USED WITH ASSOCIATED ITEMS USED ON: 285T0015-116	504903	RF

MISSING ITEM NUMBERS NOT APPLICABLE

- ITEM NOT ILLUSTRATED

11-36-03-07

11-36-03
FIG. 07
PAGE 27
JAN 20/09

BRI



757

PARTS CATALOG (MAINTENANCE)

FIG ITEM	PART NUMBER	1 2 3 4 5 6 7	NOMENCLATURE	EFFECT FROM TO	UNITS PER ASSY
7 - 200	285T0367-40		..PRINTED CIRCUIT ASSY- SUPPLIER CODE: V89954 COMPONENT MAINT MANUAL REF: 27-41-57 QUALIFIED OPTIONAL DATA: OPT 285T0367-17, -19, -34, -38, -39, -40, -41, -42 USED WITH ASSOCIATED ITEMS USED ON: 285T0015-116	504903	RF
- 200	285T0367-41		..PRINTED CIRCUIT ASSY- SUPPLIER CODE: V89954 COMPONENT MAINT MANUAL REF: 27-41-57 QUALIFIED OPTIONAL DATA: OPT 285T0367-17, -19, -34, -38, -39, -40, -41, -42 USED WITH ASSOCIATED ITEMS USED ON: 285T0015-116	504903	RF
- 200	285T0367-42		..PRINTED CIRCUIT ASSY- SUPPLIER CODE: V89954 COMPONENT MAINT MANUAL REF: 27-41-57 QUALIFIED OPTIONAL DATA: OPT 285T0367-17, -19, -34, -38, -39, -40, -41, -42 USED WITH ASSOCIATED ITEMS USED ON: 285T0015-116	504903	RF
- 200	285T0367-38		..PRINTED CIRCUIT ASSY- SUPPLIER CODE: V89954 COMPONENT MAINT MANUAL REF: 27-41-57 USED ON: 285T0015-107 285T0015-113 285T0015-117	504903	RF

MISSING ITEM NUMBERS NOT APPLICABLE

- ITEM NOT ILLUSTRATED

11-36-03-07

11-36-03
FIG. 07
PAGE 28
JAN 20/09

BRI



757

PARTS CATALOG (MAINTENANCE)

FIG ITEM	PART NUMBER	1 2 3 4 5 6 7	NOMENCLATURE	EFFECT FROM TO	UNITS PER ASSY
7 - 205	285T0368-23		..PRINTED CIRCUIT ASSY-CONT SUPPLIER CODE: V89954 COMPONENT MAINT MANUAL REF: 27-41-58 OPTIONAL PART: 285T0368-24 V89954 285T0368-29 V89954 USED ON: 285T0015-107	504903	RF
- 205	285T0368-24		..PRINTED CIRCUIT ASSY-CONT SUPPLIER CODE: V89954 COMPONENT MAINT MANUAL REF: 27-41-58 OPTIONAL PART: 285T0368-23 V89954 285T0368-29 V89954 USED ON: 285T0015-107	504903	RF
- 205	285T0368-29		..PRINTED CIRCUIT ASSY-CONT SUPPLIER CODE: V89954 COMPONENT MAINT MANUAL REF: 27-41-58 OPTIONAL PART: 285T0368-23 V89954 285T0368-24 V89954 USED ON: 285T0015-107	504903	RF
- 205	285T0368-39		..PRINTED CIRCUIT ASSY-CONT SUPPLIER CODE: V89954 COMPONENT MAINT MANUAL REF: 27-41-58 USED ON: 285T0015-113 285T0015-117	504903	RF

MISSING ITEM NUMBERS NOT APPLICABLE

- ITEM NOT ILLUSTRATED

11-36-03-07

11-36-03
FIG. 07
PAGE 29
JAN 20/09

BRI



757

PARTS CATALOG (MAINTENANCE)

FIG ITEM	PART NUMBER	1 2 3 4 5 6 7	NOMENCLATURE	EFFECT FROM TO	UNITS PER ASSY
7 - 205	285T0368-39		..PRINTED CIRCUIT ASSY-CONT SUPPLIER CODE: V89954 COMPONENT MAINT MANUAL REF: 27-41-58 QUALIFIED OPTIONAL DATA: OPT 285T0368-39, -44, -55, -57 USED WITH ASSOCIATED USED ON: 285T0015-114	504903	RF
- 205	285T0368-44		..PRINTED CIRCUIT ASSY-CONT SUPPLIER CODE: V89954 COMPONENT MAINT MANUAL REF: 27-41-58 QUALIFIED OPTIONAL DATA: OPT 285T0368-39, -44, -55, -57 USED WITH ASSOCIATED USED ON: 285T0015-114	504903	RF
- 205	285T0368-55		..PRINTED CIRCUIT ASSY-CONT SUPPLIER CODE: V89954 COMPONENT MAINT MANUAL REF: 27-41-58 QUALIFIED OPTIONAL DATA: OPT 285T0368-39, -44, -55, -57 USED WITH ASSOCIATED USED ON: 285T0015-114	504903	RF
- 205	285T0368-57		..PRINTED CIRCUIT ASSY-CONT SUPPLIER CODE: V89954 COMPONENT MAINT MANUAL REF: 27-41-58 QUALIFIED OPTIONAL DATA: OPT 285T0368-39, -44, -55, -57 USED WITH ASSOCIATED USED ON: 285T0015-114	504903	RF

MISSING ITEM NUMBERS NOT APPLICABLE

- ITEM NOT ILLUSTRATED

11-36-03-07

11-36-03
FIG. 07
PAGE 30
JAN 20/09

BRI



757

PARTS CATALOG (MAINTENANCE)

FIG ITEM	PART NUMBER	1 2 3 4 5 6 7	NOMENCLATURE	EFFECT FROM TO	UNITS PER ASSY
7					
- 205	285T0368-47	..	PRINTED CIRCUIT ASSY-CONT SUPPLIER CODE: V89954 COMPONENT MAINT MANUAL REF: 27-41-58 QUALIFIED OPTIONAL DATA: OPT 285T0368-47, -58, -60, -61 USED WITH ASSOCIATED ITEMS USED ON: 285T0015-116	504903	RF
- 205	285T0368-58	..	PRINTED CIRCUIT ASSY-CONT SUPPLIER CODE: V89954 COMPONENT MAINT MANUAL REF: 27-41-58 QUALIFIED OPTIONAL DATA: OPT 285T0368-47, -58, -60, -61 USED WITH ASSOCIATED ITEMS USED ON: 285T0015-116	504903	RF
- 205	285T0368-60	..	PRINTED CIRCUIT ASSY-CONT SUPPLIER CODE: V89954 COMPONENT MAINT MANUAL REF: 27-41-58 QUALIFIED OPTIONAL DATA: OPT 285T0368-47, -58, -60, -61 USED WITH ASSOCIATED ITEMS USED ON: 285T0015-116	504903	RF
- 205	285T0368-61	..	PRINTED CIRCUIT ASSY-CONT SUPPLIER CODE: V89954 COMPONENT MAINT MANUAL REF: 27-41-58 QUALIFIED OPTIONAL DATA: OPT 285T0368-47, -58, -60, -61 USED WITH ASSOCIATED ITEMS USED ON: 285T0015-116	504903	RF
210	BAC27TEX1486	...	DECAL- PLACARD CONTENT: STATIC SENSITIVE	504903	1

MISSING ITEM NUMBERS NOT APPLICABLE

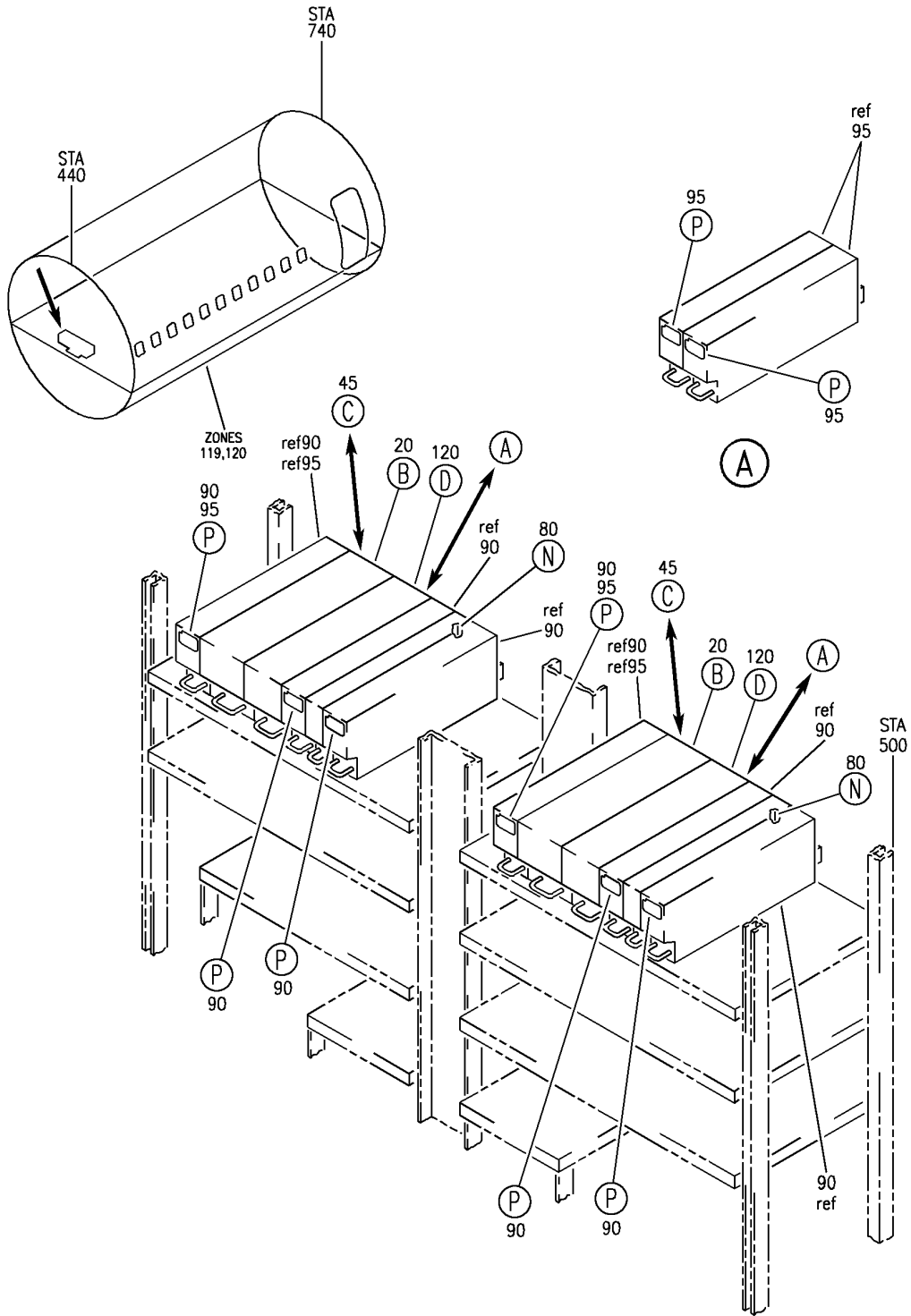
- ITEM NOT ILLUSTRATED

11-36-03-07

11-36-03
FIG. 07
PAGE 31
JAN 20/09

BRI


BOEING
 757
PARTS CATALOG (MAINTENANCE)



Y 11360307B SHT 1 REV 298

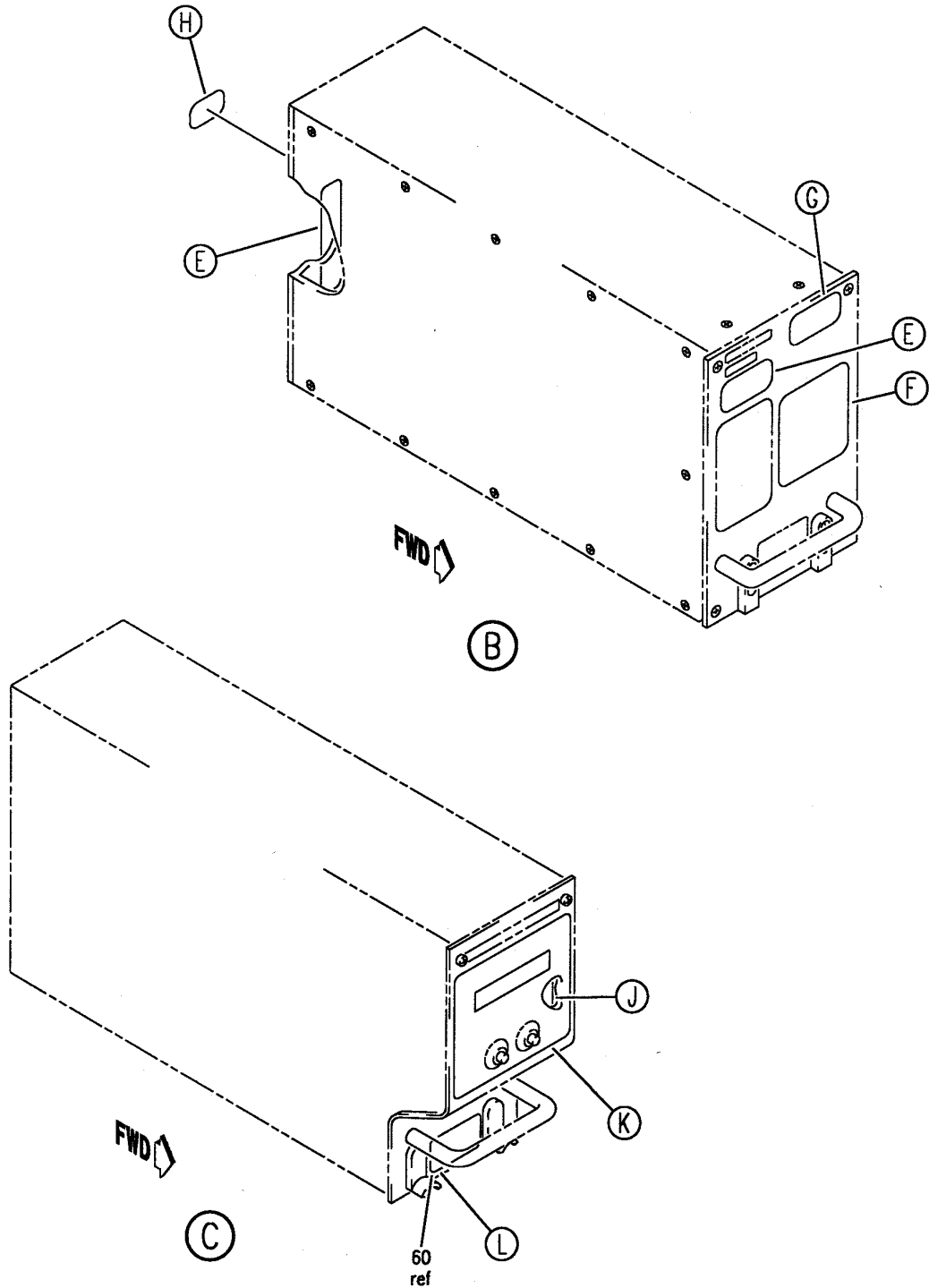
EQUIPMENT INSTL-MAIN ELECTRONICS EQPT CTR E3/E4 (PLACARDS AND MARKINGS ONLY)
 FIGURE 7B (SHEET 1)

BRI
 MAY 28/07

11-36-03-07B

11-36-03-07B
 PAGE 0

BOEING
757
PARTS CATALOG (MAINTENANCE)



Y 11360307B SHT 2 REV 215

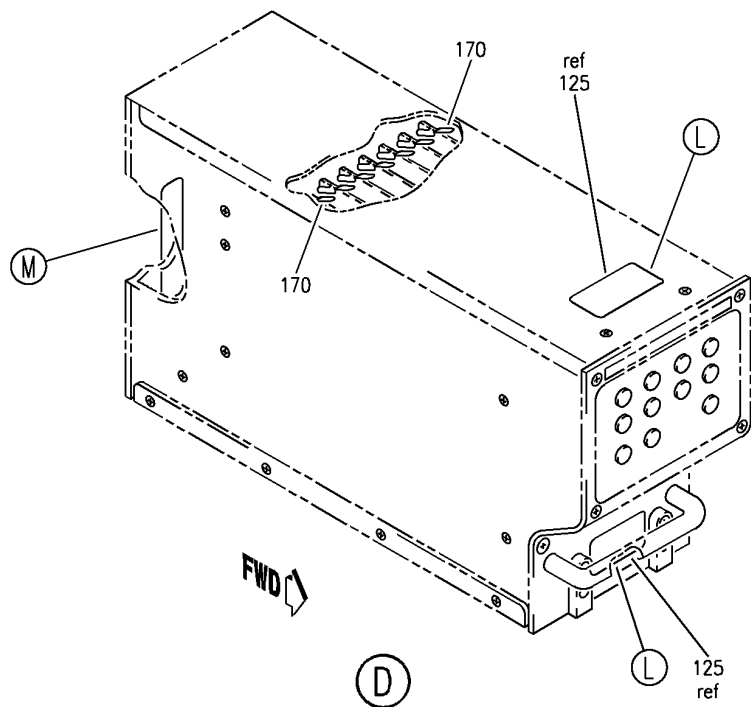
EQUIPMENT INSTL-MAIN ELECTRONICS EQPT CTR E3/E4 (PLACARDS AND MARKINGS ONLY)
FIGURE 7B (SHEET 2)

BRI
MAY 28/07


11-36-03-07B

11-36-03-07B
PAGE 0A

BOEING
757
PARTS CATALOG (MAINTENANCE)



25



CAUTION

THIS UNIT IS NOT SUBJECT TO
DAMAGE FROM ELECTROSTATIC
DISCHARGE AS AN ASSEMBLY.
HOWEVER, IT CONTAINS
PARTS OR SUB-ASSEMBLIES
THAT ARE SENSITIVE TO
ELECTROSTATIC DISCHARGE.
CONDUCTIVE CONNECTOR
COVERS REQUIRED.

E

Y 11360307B SH 3 REV 298

EQUIPMENT INSTL-MAIN ELECTRONICS EQPT CTR E3/E4 (PLACARDS AND MARKINGS ONLY)
FIGURE 7B (SHEET 3)

BRI
MAY 28/07



11-36-03-07B

11-36-03-07B
PAGE 0B

BOEING
757
PARTS CATALOG (MAINTENANCE)

30

BITE INSTRUCTIONS:

PUSH ON/OFF TO START OR STOP BITE DISPLAY.
PUSH YES OR NO IN REPLY TO QUESTIONS (?).
PUSH  TO MOVE DOWN IN LIST.
PUSH  TO MOVE UP IN LIST.
PUSH MENU TO RETURN TO PREVIOUS MENU.

BITE MAIN MENU:

EXISTING FAULTS: SHOWS EXISTING FAULTS.
FAULT HISTORY: SHOWS PREVIOUS FAULTS BY FLIGHT LEG.
GROUND TESTS: SHOWS LISTS OF GROUND TESTS.
OTHER FUNCTIONS; SHOWS OTHER FUNCTIONS.

LRU RESET:

PUSH YES AND NO SIMULTANEOUSLY FOR 1 SECOND.

F

40

ATTENTION:
REMOVE CONNECTOR
FOR FUSE ACCESS.
SEE ASSEMBLY
DRAWING FOR
REMOVAL
INSTRUCTIONS

H

35

- CAUTION -
REMOVE THE FRONT PANEL
SLOWLY TO PREVENT DAMAGE
TO INTERNAL CABLE

G

Y 11360307B SHT 4 REV 215

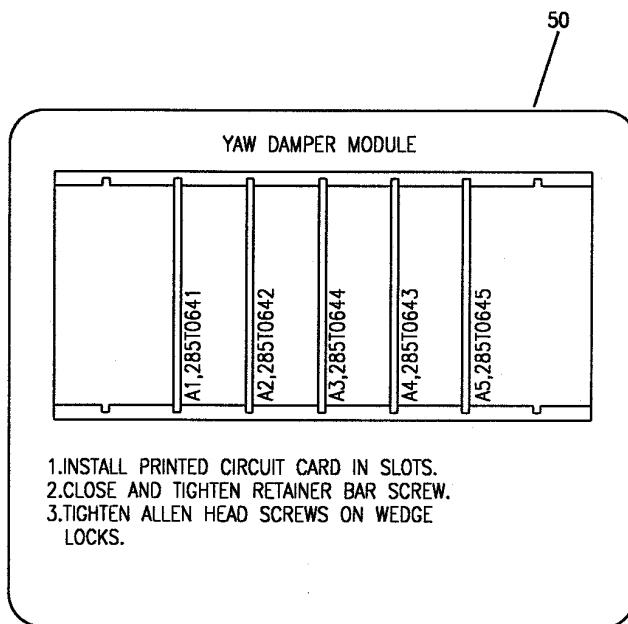
EQUIPMENT INSTL-MAIN ELECTRONICS EQPT CTR E3/E4 (PLACARDS AND MARKINGS ONLY)
FIGURE 7B (SHEET 4)

BRI
MAY 28/07

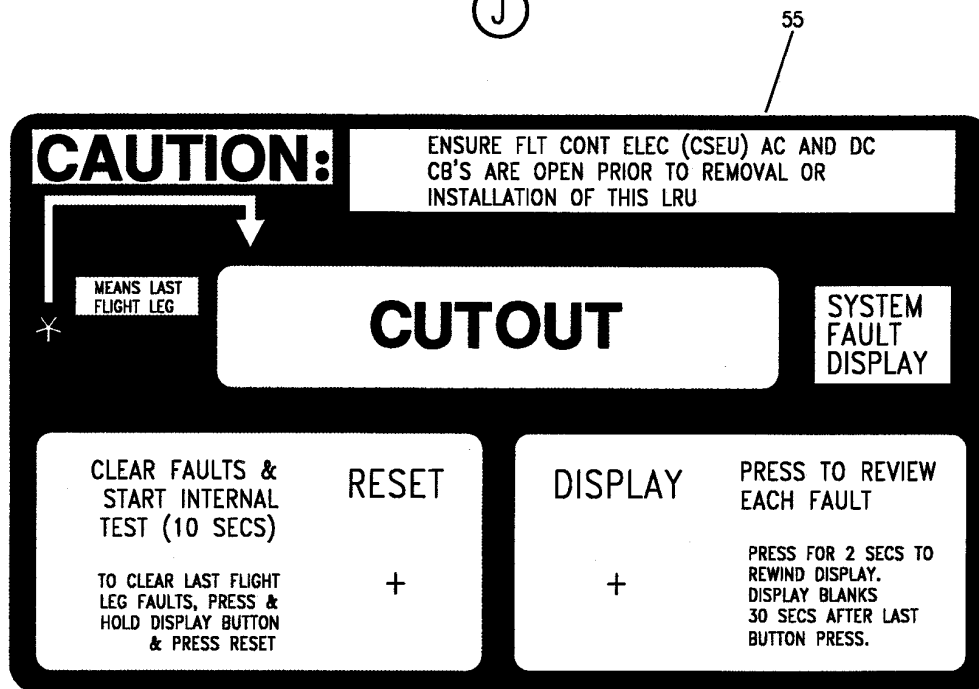
11-36-03-07B

11-36-03-07B
PAGE 0C

BOEING
757
PARTS CATALOG (MAINTENANCE)



(J)



(K)

Y 11360307B SH1 5 REV 215

EQUIPMENT INSTL-MAIN ELECTRONICS EQPT CTR E3/E4 (PLACARDS AND MARKINGS ONLY)
FIGURE 7B (SHEET 5)

BRI
MAY 28/07

11-36-03-07B

11-36-03-07B
PAGE 0D

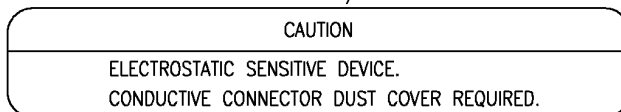
BOEING
757
PARTS CATALOG (MAINTENANCE)

60
125



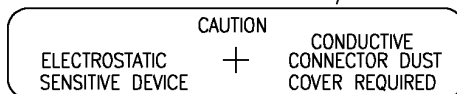
(L)

130



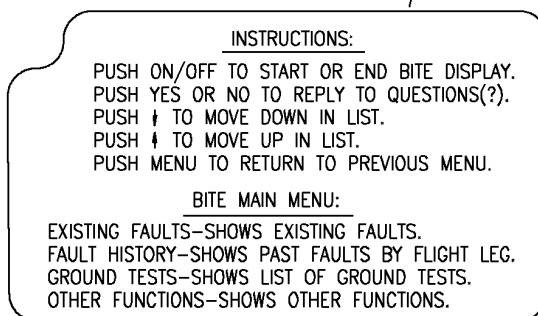
(M)

85



(N)

100



(P)

Y 11360307B SH1 6 REV 298

EQUIPMENT INSTL-MAIN ELECTRONICS EQPT CTR E3/E4 (PLACARDS AND MARKINGS ONLY)
FIGURE 7B (SHEET 6)

BRI
MAY 28/07

11-36-03-07B

11-36-03-07B
PAGE 0E



757

PARTS CATALOG (MAINTENANCE)

FIG ITEM	PART NUMBER	1 2 3 4 5 6 7	NOMENCLATURE	EFFECT FROM TO	UNITS PER ASSY
7B			EQUIPMENT INSTL-MAIN ELECTRONICS EQPT CTR E3/E4 (PLACARDS AND MARKINGS ONLY)	101102	
- 3	284N1800-140		EQUIPMENT INSTL-MAIN ELECTRONICS EQPT CTR E3/E4 (PLACARDS AND MARKINGS ONLY)	101101	RF
- 3	284N1800-141		FOR NHA/OTHER SYS DET SEE: 24-00-58-05E EQUIPMENT INSTL-MAIN ELECTRONICS EQPT CTR E3/E4 (PLACARDS AND MARKINGS ONLY)	102102	RF
45	285T0013-126		.MODULE ASSY-YAW DAMPER SUPPLIER CODE: V89954 ELECTRICAL EQUIP NUMBER: M00522 M00523 COMPONENT MAINT MANUAL REF: 22-21-31	101102	RF
45	285T0013-102		.MODULE ASSY-YAW DAMPER SUPPLIER CODE: V89954 ELECTRICAL EQUIP NUMBER: M00522 M00523 COMPONENT MAINT MANUAL REF: 22-21-51	101102	RF
45	285T0013-103		.MODULE ASSY-YAW DAMPER SUPPLIER CODE: V89954 ELECTRICAL EQUIP NUMBER: M00522 M00523 COMPONENT MAINT MANUAL REF: 22-21-51	101102	RF
45	285T0013-105		.MODULE ASSY-YAW DAMPER SUPPLIER CODE: V89954 ELECTRICAL EQUIP NUMBER: M00522 M00523 COMPONENT MAINT MANUAL REF: 22-21-51	101102	RF

MISSING ITEM NUMBERS NOT APPLICABLE

- ITEM NOT ILLUSTRATED

11-36-03-07B

11-36-03
FIG. 07B
PAGE 1
JAN 20/09

BRI



757

PARTS CATALOG (MAINTENANCE)

FIG ITEM	PART NUMBER	1 2 3 4 5 6 7	NOMENCLATURE	EFFECT FROM TO	UNITS PER ASSY
7B					
45	285T0013-106		.MODULE ASSY-YAW DAMPER SUPPLIER CODE: V89954 ELECTRICAL EQUIP NUMBER: M00522 M00523 COMPONENT MAINT MANUAL REF: 22-21-51	101102	RF
45	285T0013-107		.MODULE ASSY-YAW DAMPER SUPPLIER CODE: V89954 ELECTRICAL EQUIP NUMBER: M00522 M00523 COMPONENT MAINT MANUAL REF: 22-21-51	101102	RF
45	285T0013-109		.MODULE ASSY-YAW DAMPER SUPPLIER CODE: V89954 ELECTRICAL EQUIP NUMBER: M00522 M00523 COMPONENT MAINT MANUAL REF: 22-21-51	101102	RF
45	285T0013-122		.MODULE ASSY-YAW DAMPER SUPPLIER CODE: V89954 ELECTRICAL EQUIP NUMBER: M00522 M00523 COMPONENT MAINT MANUAL REF: 22-21-31	101102	RF
45	285T0013-123		.MODULE ASSY-YAW DAMPER SUPPLIER CODE: V89954 ELECTRICAL EQUIP NUMBER: M00522 M00523 COMPONENT MAINT MANUAL REF: 22-21-31	101102	RF
45	285T0013-124		.MODULE ASSY-YAW DAMPER SUPPLIER CODE: V89954 ELECTRICAL EQUIP NUMBER: M00522 M00523 COMPONENT MAINT MANUAL REF: 22-21-31	101102	RF

MISSING ITEM NUMBERS NOT APPLICABLE

- ITEM NOT ILLUSTRATED

11-36-03-07B

11-36-03
FIG. 07B
PAGE 2
JAN 20/09

BRI



757

PARTS CATALOG (MAINTENANCE)

FIG ITEM	PART NUMBER	1 2 3 4 5 6 7	NOMENCLATURE	EFFECT FROM TO	UNITS PER ASSY
7B					
45	285T0013-125	.	MODULE ASSY-YAW DAMPER SUPPLIER CODE: V89954 ELECTRICAL EQUIP NUMBER: M00522 M00523 COMPONENT MAINT MANUAL REF: 22-21-31	101102	RF
45	285T0013-25	.	MODULE ASSY-YAW DAMPER SUPPLIER CODE: V89954 ELECTRICAL EQUIP NUMBER: M00522 M00523 COMPONENT MAINT MANUAL REF: 22-21-31	101102	RF
			TEMPORARY BREAKDOWN FOR: 285T0013-25	101102	
50	BAC27TEX4013	..	DECAL- SUPPLIER CODE: V89954 OPTIONAL PART: BAC27TEX4954 V89954	101102	1
50	BAC27TEX4954	..	DECAL- SUPPLIER CODE: V89954 OPTIONAL PART: BAC27TEX4013 V89954	101102	1
55	BAC27TEX4100	..	MARKER-ALUMINUM FOIL SUPPLIER CODE: V89954	101102	1
60	BAC27TEX1	..	DECAL	101102	1
80	285T0014-103	.	MODULE ASSY-RUD RATIO CHANGER SUPPLIER CODE: V89954 ELECTRICAL EQUIP NUMBER: M00528 M00529 COMPONENT MAINT MANUAL REF: 27-21-30 OPTIONAL PART: 285T0014-104 V89954	101102	RF

MISSING ITEM NUMBERS NOT APPLICABLE

- ITEM NOT ILLUSTRATED

11-36-03-07B

11-36-03
FIG. 07B
PAGE 3
JAN 20/09

BRI

BOEING PROPRIETARY - Copyright © - Unpublished Work - See title page for details.



757

PARTS CATALOG (MAINTENANCE)

FIG ITEM	PART NUMBER	1 2 3 4 5 6 7	NOMENCLATURE	EFFECT FROM TO	UNITS PER ASSY
7B 80	285T0014-104	.	MODULE ASSY-RUD RATIO CHANGER SUPPLIER CODE: V89954 ELECTRICAL EQUIP NUMBER: M00528 M00529 COMPONENT MAINT MANUAL REF: 27-21-30 OPTIONAL PART: 285T0014-103 V89954 USED ON: 284N1800-102	101102	RF
85	BAC27TEX3366	..	DECAL- SUPPLIER CODE: V89954	101102	1
95	285T0012-201	.	MODULE ASSY-SPOILER CONT SUPPLIER CODE: V89954 ELECTRICAL EQUIP NUMBER: M00530 M00531 M00532 M00533 M00534 M00535 COMPONENT MAINT MANUAL REF: 27-61-02 QUALIFIED I/W DATA: P/N'S 285T0012-112,-114, -117, -118 AND -201 ARE FULLY INTERCHANGEABLE FOR 757-200 ONLY. THEN FOR THE 757-300 MODEL, 285T0012-201 MUST BE USED	101102	RF
100	BAC27TEX4880	..	MARKER-ALUMINUM FOIL SUPPLIER CODE: V89954 OPTIONAL PART: BAC27TEX4488 V89954	101102	1
100	BAC27TEX4488	..	MARKER-ALUMINUM FOIL SUPPLIER CODE: V89954 OPTIONAL PART: BAC27TEX4880 V89954	101102	1

MISSING ITEM NUMBERS NOT APPLICABLE

- ITEM NOT ILLUSTRATED

11-36-03-07B

11-36-03
FIG. 07B
PAGE 4
JAN 20/09

BRI



757

PARTS CATALOG (MAINTENANCE)

FIG ITEM	PART NUMBER	1 2 3 4 5 6 7	NOMENCLATURE	EFFECT FROM TO	UNITS PER ASSY
7B - 105	285T0694-3	..	PRINTED CIRCUIT ASSY- MANAGEMENT MON SUPPLIER CODE: V89954 COMPONENT MAINT MANUAL REF: 27-61-03 QUALIFIED OPTIONAL DATA: OPT 285T0694-7, -8, AND -9 USED WITH ASSOCIATED ITEMS	101102	RF
- 105	285T0694-7	..	PRINTED CIRCUIT ASSY- MANAGEMENT MON SUPPLIER CODE: V89954 COMPONENT MAINT MANUAL REF: 27-61-03 QUALIFIED OPTIONAL DATA: OPT 285T0694-3, -8, AND -9 USED WITH ASSOCIATED ITEMS	101102	RF
- 105	285T0694-8	..	PRINTED CIRCUIT ASSY- MANAGEMENT MON SUPPLIER CODE: V89954 COMPONENT MAINT MANUAL REF: 27-61-03 QUALIFIED OPTIONAL DATA: OPT 285T0694-3, -7, AND -9 USED WITH ASSOCIATED ITEMS	101102	RF
- 105	285T0694-9	..	PRINTED CIRCUIT ASSY- MANAGEMENT MON SUPPLIER CODE: V89954 COMPONENT MAINT MANUAL REF: 27-61-03 QUALIFIED OPTIONAL DATA: OPT 285T0694-3, -7, AND -8 USED WITH ASSOCIATED ITEMS	101102	RF
- 110	285T0695-3	..	PRINTED CIRCUIT ASSY- SPOILER SUBCHANNEL SUPPLIER CODE: V89954 COMPONENT MAINT MANUAL REF: 27-61-04	101102	RF
- 115	BAC27TEX1486	...	DECAL- PLACARD CONTENT: STATIC SENSITIVE	101102	1

MISSING ITEM NUMBERS NOT APPLICABLE

- ITEM NOT ILLUSTRATED

11-36-03-07B

11-36-03
FIG. 07B
PAGE 5
JAN 20/09

BRI



757

PARTS CATALOG (MAINTENANCE)

FIG ITEM	PART NUMBER	1 2 3 4 5 6 7	NOMENCLATURE	EFFECT FROM TO	UNITS PER ASSY
7B 120	285T0015-116		.MODULE ASSY-STAB. TRIM AND AIL. LOCKOUT SUPPLIER CODE: V89954 ELECTRICAL EQUIP NUMBER: M00524 M00525 COMPONENT MAINT MANUAL REF: 27-41-51	101102	RF
120	285T0015-107		.MODULE ASSY-STAB. TRIM AND AIL. LOCKOUT SUPPLIER CODE: V89954 ELECTRICAL EQUIP NUMBER: M00524 M00525 COMPONENT MAINT MANUAL REF: 27-41-51	101102	RF
120	285T0015-117		.MODULE ASSY-STAB. TRIM AND AIL. LOCKOUT SUPPLIER CODE: V89954 ELECTRICAL EQUIP NUMBER: M00524 M00525 COMPONENT MAINT MANUAL REF: 27-41-51	101102	RF
120	285T0015-113		.MODULE ASSY-STAB. TRIM AND AIL. LOCKOUT SUPPLIER CODE: V89954 ELECTRICAL EQUIP NUMBER: M00524 M00525 COMPONENT MAINT MANUAL REF: 27-41-51	101102	RF
120	285T0015-114		.MODULE ASSY-STAB. TRIM AND AIL. LOCKOUT SUPPLIER CODE: V89954 ELECTRICAL EQUIP NUMBER: M00524 M00525 COMPONENT MAINT MANUAL REF: 27-41-51	101102	RF
125	BAC27TEX1		..DECAL	101102	2
130	BAC27TEX3270		..DECAL	101102	1

MISSING ITEM NUMBERS NOT APPLICABLE

- ITEM NOT ILLUSTRATED

11-36-03-07B

11-36-03
FIG. 07B
PAGE 6
JAN 20/09

BRI

BOEING PROPRIETARY - Copyright © - Unpublished Work - See title page for details.



757

PARTS CATALOG (MAINTENANCE)

FIG ITEM	PART NUMBER	1 2 3 4 5 6 7	NOMENCLATURE	EFFECT FROM TO	UNITS PER ASSY
7B - 135	285T0362-23		..PRINTED CIRCUIT ASSY-ARM MC-SAM SUPPLIER CODE: V89954 COMPONENT MAINT MANUAL REF: 27-41-52 OPTIONAL PART: 285T0362-24 V89954 285T0362-29 V89954 USED ON: 285T0015-107	101102	RF
- 135	285T0362-24		..PRINTED CIRCUIT ASSY-ARM MC-SAM SUPPLIER CODE: V89954 COMPONENT MAINT MANUAL REF: 27-41-52 OPTIONAL PART: 285T0362-23 V89954 285T0362-29 V89954 USED ON: 285T0015-107	101102	RF
- 135	285T0362-29		..PRINTED CIRCUIT ASSY-ARM MC-SAM SUPPLIER CODE: V89954 COMPONENT MAINT MANUAL REF: 27-41-52 OPTIONAL PART: 285T0362-23 V89954 285T0362-24 V89954 USED ON: 285T0015-107	101102	RF
- 135	285T0362-38		..PRINTED CIRCUIT ASSY-ARM MC-SAM SUPPLIER CODE: V89954 COMPONENT MAINT MANUAL REF: 27-41-52 USED ON: 285T0015-113 285T0015-117	101102	RF

MISSING ITEM NUMBERS NOT APPLICABLE

- ITEM NOT ILLUSTRATED

11-36-03-07B

11-36-03
FIG. 07B
PAGE 7
JAN 20/09

BRI



757

PARTS CATALOG (MAINTENANCE)

FIG ITEM	PART NUMBER	1 2 3 4 5 6 7	NOMENCLATURE	EFFECT FROM TO	UNITS PER ASSY
7B - 135	285T0362-38		..PRINTED CIRCUIT ASSY-ARM MC-SAM SUPPLIER CODE: V89954 COMPONENT MAINT MANUAL REF: 27-41-52 QUALIFIED OPTIONAL DATA: OPT 285T0362-38, -40, -47, -48 USED WITH ASSOCIATED ITEMS USED ON: 285T0015-114	101102	RF
- 135	285T0362-40		..PRINTED CIRCUIT ASSY-ARM MC-SAM SUPPLIER CODE: V89954 COMPONENT MAINT MANUAL REF: 27-41-52 QUALIFIED OPTIONAL DATA: OPT 285T0362-38, -40, -47, -48 USED WITH ASSOCIATED ITEMS USED ON: 285T0015-114	101102	RF
- 135	285T0362-47		..PRINTED CIRCUIT ASSY-ARM MC-SAM SUPPLIER CODE: V89954 COMPONENT MAINT MANUAL REF: 27-41-52 QUALIFIED OPTIONAL DATA: OPT 285T0362-38, -40, -47, -48 USED WITH ASSOCIATED ITEMS USED ON: 285T0015-114	101102	RF
- 135	285T0362-48		..PRINTED CIRCUIT ASSY-ARM MC-SAM SUPPLIER CODE: V89954 COMPONENT MAINT MANUAL REF: 27-41-52 QUALIFIED OPTIONAL DATA: OPT 285T0362-38, -40, -47, -48 USED WITH ASSOCIATED ITEMS USED ON: 285T0015-114	101102	RF

MISSING ITEM NUMBERS NOT APPLICABLE

- ITEM NOT ILLUSTRATED

11-36-03-07B

11-36-03
FIG. 07B
PAGE 8
JAN 20/09

BRI



757

PARTS CATALOG (MAINTENANCE)

FIG ITEM	PART NUMBER	1 2 3 4 5 6 7	NOMENCLATURE	EFFECT FROM TO	UNITS PER ASSY
7B - 135	285T0362-43		..PRINTED CIRCUIT ASSY-ARM MC-SAM SUPPLIER CODE: V89954 COMPONENT MAINT MANUAL REF: 27-41-52 QUALIFIED OPTIONAL DATA: OPT 285T0362-43, -49, -63, -64, -67, -68 USED WITH ASSOCIATED ITEMS USED ON: 285T0015-116	101102	RF
- 135	285T0362-49		..PRINTED CIRCUIT ASSY-ARM MC-SAM SUPPLIER CODE: V89954 COMPONENT MAINT MANUAL REF: 27-41-52 QUALIFIED OPTIONAL DATA: OPT 285T0362-43, -49, -63, -64, -67, -68 USED WITH ASSOCIATED ITEMS USED ON: 285T0015-116	101102	RF
- 135	285T0362-63		..PRINTED CIRCUIT ASSY-ARM MC-SAM SUPPLIER CODE: V89954 COMPONENT MAINT MANUAL REF: 27-41-52 QUALIFIED OPTIONAL DATA: OPT 285T0362-43, -49, -63, -64, -67, -68 USED WITH ASSOCIATED ITEMS USED ON: 285T0015-116	101102	RF
- 135	285T0362-64		..PRINTED CIRCUIT ASSY-ARM MC-SAM SUPPLIER CODE: V89954 COMPONENT MAINT MANUAL REF: 27-41-52 QUALIFIED OPTIONAL DATA: OPT 285T0362-43, -49, -63, -64, -67, -68 USED WITH ASSOCIATED ITEMS USED ON: 285T0015-116	101102	RF

MISSING ITEM NUMBERS NOT APPLICABLE

- ITEM NOT ILLUSTRATED

11-36-03-07B

11-36-03
FIG. 07B
PAGE 9
JAN 20/09

BRI



757

PARTS CATALOG (MAINTENANCE)

FIG ITEM	PART NUMBER	1 2 3 4 5 6 7	NOMENCLATURE	EFFECT FROM TO	UNITS PER ASSY
7B - 135	285T0362-67		..PRINTED CIRCUIT ASSY-ARM MC-SAM SUPPLIER CODE: V89954 COMPONENT MAINT MANUAL REF: 27-41-52 QUALIFIED OPTIONAL DATA: OPT 285T0362-43, -49, -63, -64, -67, -68 USED WITH ASSOCIATED ITEMS USED ON: 285T0015-116	101102	RF
- 135	285T0362-68		..PRINTED CIRCUIT ASSY-ARM MC-SAM SUPPLIER CODE: V89954 COMPONENT MAINT MANUAL REF: 27-41-52 QUALIFIED OPTIONAL DATA: OPT 285T0362-43, -49, -63, -64, -67, -68 USED WITH ASSOCIATED ITEMS USED ON: 285T0015-116	101102	RF
- 140	285T0363-17		..PRINTED CIRCUIT ASSY-ARM MUX SUPPLIER CODE: V89954 COMPONENT MAINT MANUAL REF: 27-41-53 OPTIONAL PART: 285T0363-19 V89954 USED ON: 285T0015-107 285T0015-113 285T0015-117	101102	RF

MISSING ITEM NUMBERS NOT APPLICABLE

- ITEM NOT ILLUSTRATED

11-36-03-07B

11-36-03
FIG. 07B
PAGE 10
JAN 20/09

BRI



757

PARTS CATALOG (MAINTENANCE)

FIG ITEM	PART NUMBER	1 2 3 4 5 6 7	NOMENCLATURE	EFFECT FROM TO	UNITS PER ASSY
7B - 140	285T0363-19		..PRINTED CIRCUIT ASSY-ARM MUX SUPPLIER CODE: V89954 COMPONENT MAINT MANUAL REF: 27-41-53 OPTIONAL PART: 285T0363-17 V89954 USED ON: 285T0015-107 285T0015-113 285T0015-117	101102	RF
- 140	285T0363-17		..PRINTED CIRCUIT ASSY-ARM MUX SUPPLIER CODE: V89954 COMPONENT MAINT MANUAL REF: 27-41-53 QUALIFIED OPTIONAL DATA: OPT 285T0363-17, -19, -37 USED WITH ASSOCIATED ITEMS USED ON: 285T0015-114	101102	RF
- 140	285T0363-19		..PRINTED CIRCUIT ASSY-ARM MUX SUPPLIER CODE: V89954 COMPONENT MAINT MANUAL REF: 27-41-53 QUALIFIED OPTIONAL DATA: OPT 285T0363-17, -19, -37 USED WITH ASSOCIATED ITEMS USED ON: 285T0015-114	101102	RF
- 140	285T0363-37		..PRINTED CIRCUIT ASSY-ARM MUX SUPPLIER CODE: V89954 COMPONENT MAINT MANUAL REF: 27-41-53 QUALIFIED OPTIONAL DATA: OPT 285T0363-17, -19, -37 USED WITH ASSOCIATED ITEMS USED ON: 285T0015-114	101102	RF

MISSING ITEM NUMBERS NOT APPLICABLE

- ITEM NOT ILLUSTRATED

11-36-03-07B

11-36-03
FIG. 07B
PAGE 11
JAN 20/09

BRI



757

PARTS CATALOG (MAINTENANCE)

FIG ITEM	PART NUMBER	1 2 3 4 5 6 7	NOMENCLATURE	EFFECT FROM TO	UNITS PER ASSY
7B - 140	285T0363-40		..PRINTED CIRCUIT ASSY-ARM MUX SUPPLIER CODE: V89954 COMPONENT MAINT MANUAL REF: 27-41-53 QUALIFIED OPTIONAL DATA: OPT 285T0363-40, -42, -43, USED WITH ASSOCIATED ITEMS USED ON: 285T0015-116	101102	RF
- 140	285T0363-42		..PRINTED CIRCUIT ASSY-ARM MUX SUPPLIER CODE: V89954 COMPONENT MAINT MANUAL REF: 27-41-53 QUALIFIED OPTIONAL DATA: OPT 285T0363-40, -42, -43, USED WITH ASSOCIATED ITEMS USED ON: 285T0015-116	101102	RF
- 140	285T0363-43		..PRINTED CIRCUIT ASSY-ARM MUX SUPPLIER CODE: V89954 COMPONENT MAINT MANUAL REF: 27-41-53 QUALIFIED OPTIONAL DATA: OPT 285T0363-40, -42, -43, USED WITH ASSOCIATED ITEMS USED ON: 285T0015-116	101102	RF

MISSING ITEM NUMBERS NOT APPLICABLE

- ITEM NOT ILLUSTRATED

BRI

11-36-03-07B

BOEING PROPRIETARY - Copyright © - Unpublished Work - See title page for details.

11-36-03
FIG. 07B
PAGE 12
JAN 20/09



757

PARTS CATALOG (MAINTENANCE)

FIG ITEM	PART NUMBER	1 2 3 4 5 6 7	NOMENCLATURE	EFFECT FROM TO	UNITS PER ASSY
7B - 145	285T0364-23		..PRINTED CIRCUIT ASSY- MANUAL TRIM SAM SUPPLIER CODE: V89954 COMPONENT MAINT MANUAL REF: 27-41-54 OPTIONAL PART: 285T0364-24 V89954 285T0364-29 V89954 USED ON: 285T0015-107 285T0015-113 285T0015-117	101102	RF
- 145	285T0364-24		..PRINTED CIRCUIT ASSY- MANUAL TRIM SAM SUPPLIER CODE: V89954 COMPONENT MAINT MANUAL REF: 27-41-54 OPTIONAL PART: 285T0364-23 V89954 285T0364-29 V89954 USED ON: 285T0015-107 285T0015-113 285T0015-117	101102	RF
- 145	285T0364-29		..PRINTED CIRCUIT ASSY- MANUAL TRIM SAM SUPPLIER CODE: V89954 COMPONENT MAINT MANUAL REF: 27-41-54 OPTIONAL PART: 285T0364-23 V89954 285T0364-24 V89954 USED ON: 285T0015-107 285T0015-113 285T0015-117	101102	RF

MISSING ITEM NUMBERS NOT APPLICABLE

- ITEM NOT ILLUSTRATED

11-36-03-07B

11-36-03
FIG. 07B
PAGE 13
JAN 20/09

BRI



757

PARTS CATALOG (MAINTENANCE)

FIG ITEM	PART NUMBER	1 2 3 4 5 6 7	NOMENCLATURE	EFFECT FROM TO	UNITS PER ASSY
7B - 145	285T0364-23		..PRINTED CIRCUIT ASSY- MANUAL TRIM SAM SUPPLIER CODE: V89954 COMPONENT MAINT MANUAL REF: 27-41-54 QUALIFIED OPTIONAL DATA: OPT 285T0364-23, -24, -29, -37 USED WITH ASSOCIATED ITEMS USED ON: 285T0015-114	101102	RF
- 145	285T0364-24		..PRINTED CIRCUIT ASSY- MANUAL TRIM SAM SUPPLIER CODE: V89954 COMPONENT MAINT MANUAL REF: 27-41-54 QUALIFIED OPTIONAL DATA: OPT 285T0364-23, -24, -29, -37 USED WITH ASSOCIATED ITEMS USED ON: 285T0015-114	101102	RF
- 145	285T0364-29		..PRINTED CIRCUIT ASSY- MANUAL TRIM SAM SUPPLIER CODE: V89954 COMPONENT MAINT MANUAL REF: 27-41-54 QUALIFIED OPTIONAL DATA: OPT 285T0364-23, -24, -29, -37 USED WITH ASSOCIATED ITEMS USED ON: 285T0015-114	101102	RF
- 145	285T0364-37		..PRINTED CIRCUIT ASSY- MANUAL TRIM SAM SUPPLIER CODE: V89954 COMPONENT MAINT MANUAL REF: 27-41-54 QUALIFIED OPTIONAL DATA: OPT 285T0364-23, -24, -29, -37 USED WITH ASSOCIATED ITEMS USED ON: 285T0015-114	101102	RF

MISSING ITEM NUMBERS NOT APPLICABLE

- ITEM NOT ILLUSTRATED

11-36-03-07B

11-36-03
FIG. 07B
PAGE 14
JAN 20/09

BRI



757

PARTS CATALOG (MAINTENANCE)

FIG ITEM	PART NUMBER	1 2 3 4 5 6 7	NOMENCLATURE	EFFECT FROM TO	UNITS PER ASSY
7B - 145	285T0364-23		..PRINTED CIRCUIT ASSY- MANUAL TRIM SAM SUPPLIER CODE: V89954 COMPONENT MAINT MANUAL REF: 27-41-54 QUALIFIED OPTIONAL DATA: OPT 285T0364-23, -24, -29, -37, -38, -40, -41 USED WITH ASSOCIATED ITEMS USED ON: 285T0015-116	101102	RF
- 145	285T0364-24		..PRINTED CIRCUIT ASSY- MANUAL TRIM SAM SUPPLIER CODE: V89954 COMPONENT MAINT MANUAL REF: 27-41-54 QUALIFIED OPTIONAL DATA: OPT 285T0364-23, -24, -29, -37, -38, -40, -41 USED WITH ASSOCIATED ITEMS USED ON: 285T0015-116	101102	RF
- 145	285T0364-29		..PRINTED CIRCUIT ASSY- MANUAL TRIM SAM SUPPLIER CODE: V89954 COMPONENT MAINT MANUAL REF: 27-41-54 QUALIFIED OPTIONAL DATA: OPT 285T0364-23, -24, -29, -37, -38, -40, -41 USED WITH ASSOCIATED ITEMS USED ON: 285T0015-116	101102	RF

MISSING ITEM NUMBERS NOT APPLICABLE

- ITEM NOT ILLUSTRATED

BRI

11-36-03-07B

BOEING PROPRIETARY - Copyright © - Unpublished Work - See title page for details.

11-36-03
FIG. 07B
PAGE 15
JAN 20/09



757

PARTS CATALOG (MAINTENANCE)

FIG ITEM	PART NUMBER	1 2 3 4 5 6 7	NOMENCLATURE	EFFECT FROM TO	UNITS PER ASSY
7B - 145	285T0364-37		..PRINTED CIRCUIT ASSY- MANUAL TRIM SAM SUPPLIER CODE: V89954 COMPONENT MAINT MANUAL REF: 27-41-54 QUALIFIED OPTIONAL DATA: OPT 285T0364-23, -24, -29, -37, -38, -40, -41 USED WITH ASSOCIATED ITEMS USED ON: 285T0015-116	101102	RF
- 145	285T0364-38		..PRINTED CIRCUIT ASSY- MANUAL TRIM SAM SUPPLIER CODE: V89954 COMPONENT MAINT MANUAL REF: 27-41-54 QUALIFIED OPTIONAL DATA: OPT 285T0364-23, -24, -29, -37, -38, -40, -41 USED WITH ASSOCIATED ITEMS USED ON: 285T0015-116	101102	RF
- 145	285T0364-39		..PRINTED CIRCUIT ASSY- MANUAL TRIM SAM SUPPLIER CODE: V89954 COMPONENT MAINT MANUAL REF: 27-41-54 QUALIFIED OPTIONAL DATA: OPT 285T0364-23, -24, -29, -37, -38, -40, -41 USED WITH ASSOCIATED ITEMS USED ON: 285T0015-116	101102	RF

MISSING ITEM NUMBERS NOT APPLICABLE

- ITEM NOT ILLUSTRATED

11-36-03-07B

11-36-03
FIG. 07B
PAGE 16
JAN 20/09

BRI



757

PARTS CATALOG (MAINTENANCE)

FIG ITEM	PART NUMBER	1 2 3 4 5 6 7	NOMENCLATURE	EFFECT FROM TO	UNITS PER ASSY
7B - 145	285T0364-40		..PRINTED CIRCUIT ASSY- MANUAL TRIM SAM SUPPLIER CODE: V89954 COMPONENT MAINT MANUAL REF: 27-41-54 QUALIFIED OPTIONAL DATA: OPT 285T0364-23, -24, -29, -37, -38, -40, -41 USED WITH ASSOCIATED ITEMS USED ON: 285T0015-116	101102	RF
- 145	285T0364-41		..PRINTED CIRCUIT ASSY- MANUAL TRIM SAM SUPPLIER CODE: V89954 COMPONENT MAINT MANUAL REF: 27-41-54 QUALIFIED OPTIONAL DATA: OPT 285T0364-23, -24, -29, -37, -38, -40, -41 USED WITH ASSOCIATED ITEMS USED ON: 285T0015-116	101102	RF
- 150	285T0365-32		..PRINTED CIRCUIT ASSY-AIL. LOCKOUT SAM SUPPLIER CODE: V89954 COMPONENT MAINT MANUAL REF: 27-41-55 OPTIONAL PART: 285T0365-33 V89954 285T0365-34 V89954 USED ON: 285T0015-107	101102	RF

MISSING ITEM NUMBERS NOT APPLICABLE

- ITEM NOT ILLUSTRATED

BRI

11-36-03-07B

BOEING PROPRIETARY - Copyright © - Unpublished Work - See title page for details.

11-36-03
FIG. 07B
PAGE 17
JAN 20/09



757

PARTS CATALOG (MAINTENANCE)

FIG ITEM	PART NUMBER	1 2 3 4 5 6 7	NOMENCLATURE	EFFECT FROM TO	UNITS PER ASSY
7B - 150	285T0365-33		..PRINTED CIRCUIT ASSY-AIL. LOCKOUT SAM SUPPLIER CODE: V89954 COMPONENT MAINT MANUAL REF: 27-41-55 OPTIONAL PART: 285T0365-32 V89954 285T0365-34 V89954 USED ON: 285T0015-107	101102	RF
- 150	285T0365-34		..PRINTED CIRCUIT ASSY-AIL. LOCKOUT SAM SUPPLIER CODE: V89954 COMPONENT MAINT MANUAL REF: 27-41-55 OPTIONAL PART: 285T0365-32 V89954 285T0365-33 V89954 USED ON: 285T0015-107	101102	RF
- 150	285T0365-37		..PRINTED CIRCUIT ASSY-AIL. LOCKOUT SAM SUPPLIER CODE: V89954 COMPONENT MAINT MANUAL REF: 27-41-55 OPTIONAL PART: 285T0365-38 V89954 USED ON: 285T0015-113 285T0015-117	101102	RF

MISSING ITEM NUMBERS NOT APPLICABLE

- ITEM NOT ILLUSTRATED

BRI

11-36-03-07B

BOEING PROPRIETARY - Copyright © - Unpublished Work - See title page for details.

11-36-03
FIG. 07B
PAGE 18
JAN 20/09



757

PARTS CATALOG (MAINTENANCE)

FIG ITEM	PART NUMBER	1 2 3 4 5 6 7	NOMENCLATURE	EFFECT FROM TO	UNITS PER ASSY
7B - 150	285T0365-38		..PRINTED CIRCUIT ASSY-AIL. LOCKOUT SAM SUPPLIER CODE: V89954 COMPONENT MAINT MANUAL REF: 27-41-55 OPTIONAL PART: 285T0365-37 V89954 USED ON: 285T0015-113 285T0015-117	101102	RF
- 150	285T0365-37		..PRINTED CIRCUIT ASSY-AIL. LOCKOUT SAM SUPPLIER CODE: V89954 COMPONENT MAINT MANUAL REF: 27-41-55 QUALIFIED OPTIONAL DATA: OPT 285T0365-37, -38, -39, USED WITH ASSOCIATED ITEMS USED ON: 285T0015-114	101102	RF
- 150	285T0365-38		..PRINTED CIRCUIT ASSY-AIL. LOCKOUT SAM SUPPLIER CODE: V89954 COMPONENT MAINT MANUAL REF: 27-41-55 QUALIFIED OPTIONAL DATA: OPT 285T0365-37, -38, -39, USED WITH ASSOCIATED ITEMS USED ON: 285T0015-114	101102	RF
- 150	285T0365-39		..PRINTED CIRCUIT ASSY-AIL. LOCKOUT SAM STATIC SENSITIVE PART SUPPLIER CODE: V89954 COMPONENT MAINT MANUAL REF: 27-41-55 QUALIFIED OPTIONAL DATA: OPT 285T0365-37, -38, -39, USED WITH ASSOCIATED ITEMS USED ON: 285T0015-114	101102	RF

MISSING ITEM NUMBERS NOT APPLICABLE

- ITEM NOT ILLUSTRATED

11-36-03-07B

11-36-03
FIG. 07B
PAGE 19
JAN 20/09

BRI



757

PARTS CATALOG (MAINTENANCE)

FIG ITEM	PART NUMBER	1 2 3 4 5 6 7	NOMENCLATURE	EFFECT FROM TO	UNITS PER ASSY
7B - 150	285T0365-37		..PRINTED CIRCUIT ASSY-AIL. LOCKOUT SAM STATIC SENSITIVE PART SUPPLIER CODE: V89954 COMPONENT MAINT MANUAL REF: 27-41-55 QUALIFIED OPTIONAL DATA: OPT 285T0365-37, -38, -39, -40 USED WITH ASSOCIATED ITEMS USED ON: 285T0015-116	101102	RF
- 150	285T0365-38		..PRINTED CIRCUIT ASSY-AIL. LOCKOUT SAM STATIC SENSITIVE PART SUPPLIER CODE: V89954 COMPONENT MAINT MANUAL REF: 27-41-55 QUALIFIED OPTIONAL DATA: OPT 285T0365-37, -38, -39, -40 USED WITH ASSOCIATED ITEMS USED ON: 285T0015-116	101102	RF
- 150	285T0365-39		..PRINTED CIRCUIT ASSY-AIL. LOCKOUT SAM STATIC SENSITIVE PART SUPPLIER CODE: V89954 COMPONENT MAINT MANUAL REF: 27-41-55 QUALIFIED OPTIONAL DATA: OPT 285T0365-37, -38, -39, -40 USED WITH ASSOCIATED ITEMS USED ON: 285T0015-116	101102	RF

MISSING ITEM NUMBERS NOT APPLICABLE

- ITEM NOT ILLUSTRATED

11-36-03-07B

11-36-03
FIG. 07B
PAGE 20
JAN 20/09

BRI



757

PARTS CATALOG (MAINTENANCE)

FIG ITEM	PART NUMBER	1 2 3 4 5 6 7	NOMENCLATURE	EFFECT FROM TO	UNITS PER ASSY
7B - 150	285T0365-40		..PRINTED CIRCUIT ASSY-AIL. LOCKOUT SAM STATIC SENSITIVE PART SUPPLIER CODE: V89954 COMPONENT MAINT MANUAL REF: 27-41-55 QUALIFIED OPTIONAL DATA: OPT 285T0365-37, -38, -39, -40 USED WITH ASSOCIATED ITEMS USED ON: 285T0015-116	101102	RF
- 155	285T0366-17		..PRINTED CIRCUIT ASSY- CONT MUX SUPPLIER CODE: V89954 COMPONENT MAINT MANUAL REF: 27-41-56 OPTIONAL PART: 285T0366-19 V89954 USED ON: 285T0015-107 285T0015-113 285T0015-117	101102	RF
- 155	285T0365-33		..PRINTED CIRCUIT ASSY-AIL. LOCKOUT SAM SUPPLIER CODE: V89954 COMPONENT MAINT MANUAL REF: 27-41-55 OPTIONAL PART: 285T0365-32 V89954 285T0365-34 V89954 USED ON: 285T0015-107	101102	RF

MISSING ITEM NUMBERS NOT APPLICABLE

- ITEM NOT ILLUSTRATED

BRI

11-36-03-07B

BOEING PROPRIETARY - Copyright © - Unpublished Work - See title page for details.

11-36-03
FIG. 07B
PAGE 21
JAN 20/09



757

PARTS CATALOG (MAINTENANCE)

FIG ITEM	PART NUMBER	1 2 3 4 5 6 7	NOMENCLATURE	EFFECT FROM TO	UNITS PER ASSY
7B - 155	285T0366-17		..PRINTED CIRCUIT ASSY- CONT MUX SUPPLIER CODE: V89954 COMPONENT MAINT MANUAL REF: 27-41-56 QUALIFIED OPTIONAL DATA: OPT 285T0366-17, -19, -37 USED WITH ASSOCIATED ITEMS USED ON: 285T0015-114	101102	RF
- 155	285T0366-19		..PRINTED CIRCUIT ASSY- CONT MUX SUPPLIER CODE: V89954 COMPONENT MAINT MANUAL REF: 27-41-56 QUALIFIED OPTIONAL DATA: OPT 285T0366-17, -19, -37 USED WITH ASSOCIATED ITEMS USED ON: 285T0015-114	101102	RF
- 155	285T0366-37		..PRINTED CIRCUIT ASSY- CONT MUX SUPPLIER CODE: V89954 COMPONENT MAINT MANUAL REF: 27-41-56 QUALIFIED OPTIONAL DATA: OPT 285T0366-17, -19, -37 USED WITH ASSOCIATED ITEMS USED ON: 285T0015-114	101102	RF
- 155	285T0366-38		..PRINTED CIRCUIT ASSY- CONT MUX SUPPLIER CODE: V89954 COMPONENT MAINT MANUAL REF: 27-41-56 QUALIFIED OPTIONAL DATA: OPT 285T0366-38, -42, -44, USED WITH ASSOCIATED ITEMS USED ON: 285T0015-116	101102	RF

MISSING ITEM NUMBERS NOT APPLICABLE

- ITEM NOT ILLUSTRATED

11-36-03-07B

11-36-03
FIG. 07B
PAGE 22
JAN 20/09

BRI



757

PARTS CATALOG (MAINTENANCE)

FIG ITEM	PART NUMBER	1 2 3 4 5 6 7	NOMENCLATURE	EFFECT FROM TO	UNITS PER ASSY
7B - 155	285T0366-42		..PRINTED CIRCUIT ASSY- CONT MUX SUPPLIER CODE: V89954 COMPONENT MAINT MANUAL REF: 27-41-56 QUALIFIED OPTIONAL DATA: OPT 285T0366-38, -42, -44, USED WITH ASSOCIATED ITEMS USED ON: 285T0015-116	101102	RF
- 155	285T0366-44		..PRINTED CIRCUIT ASSY- CONT MUX SUPPLIER CODE: V89954 COMPONENT MAINT MANUAL REF: 27-41-56 QUALIFIED OPTIONAL DATA: OPT 285T0366-38, -42, -44, USED WITH ASSOCIATED ITEMS USED ON: 285T0015-116	101102	RF
- 160	285T0367-17		..PRINTED CIRCUIT ASSY- SUPPLIER CODE: V89954 COMPONENT MAINT MANUAL REF: 27-41-57 OPTIONAL PART: 285T0367-19 V89954 285T0367-34 V89954 USED ON: 285T0015-107 285T0015-113 285T0015-117	101102	RF

MISSING ITEM NUMBERS NOT APPLICABLE

- ITEM NOT ILLUSTRATED

BRI

11-36-03-07B

BOEING PROPRIETARY - Copyright © - Unpublished Work - See title page for details.

11-36-03
FIG. 07B
PAGE 23
JAN 20/09



757

PARTS CATALOG (MAINTENANCE)

FIG ITEM	PART NUMBER	1 2 3 4 5 6 7	NOMENCLATURE	EFFECT FROM TO	UNITS PER ASSY
7B - 160	285T0367-19		..PRINTED CIRCUIT ASSY- SUPPLIER CODE: V89954 COMPONENT MAINT MANUAL REF: 27-41-57 OPTIONAL PART: 285T0367-17 V89954 285T0367-34 V89954 USED ON: 285T0015-107 285T0015-113 285T0015-117	101102	RF
- 160	285T0367-34		..PRINTED CIRCUIT ASSY- SUPPLIER CODE: V89954 COMPONENT MAINT MANUAL REF: 27-41-57 OPTIONAL PART: 285T0367-17 V89954 285T0367-19 V89954 USED ON: 285T0015-107 285T0015-113 285T0015-117	101102	RF
- 160	285T0367-17		..PRINTED CIRCUIT ASSY- SUPPLIER CODE: V89954 COMPONENT MAINT MANUAL REF: 27-41-57 QUALIFIED OPTIONAL DATA: OPT 285T0367-17, -19, -34, -38 USED WITH ASSOCIATED ITEMS USED ON: 285T0015-114	101102	RF

MISSING ITEM NUMBERS NOT APPLICABLE

- ITEM NOT ILLUSTRATED

BRI

11-36-03-07B

BOEING PROPRIETARY - Copyright © - Unpublished Work - See title page for details.

11-36-03
FIG. 07B
PAGE 24
JAN 20/09



757

PARTS CATALOG (MAINTENANCE)

FIG ITEM	PART NUMBER	1 2 3 4 5 6 7	NOMENCLATURE	EFFECT FROM TO	UNITS PER ASSY
7B - 160	285T0367-19		..PRINTED CIRCUIT ASSY- SUPPLIER CODE: V89954 COMPONENT MAINT MANUAL REF: 27-41-57 QUALIFIED OPTIONAL DATA: OPT 285T0367-17, -19, -34, -38 USED WITH ASSOCIATED ITEMS USED ON: 285T0015-114	101102	RF
- 160	285T0367-34		..PRINTED CIRCUIT ASSY- SUPPLIER CODE: V89954 COMPONENT MAINT MANUAL REF: 27-41-57 QUALIFIED OPTIONAL DATA: OPT 285T0367-17, -19, -34, -38 USED WITH ASSOCIATED ITEMS USED ON: 285T0015-114	101102	RF
- 160	285T0367-38		..PRINTED CIRCUIT ASSY- SUPPLIER CODE: V89954 COMPONENT MAINT MANUAL REF: 27-41-57 QUALIFIED OPTIONAL DATA: OPT 285T0367-17, -19, -34, -38 USED WITH ASSOCIATED ITEMS USED ON: 285T0015-114	101102	RF
- 160	285T0367-17		..PRINTED CIRCUIT ASSY- SUPPLIER CODE: V89954 COMPONENT MAINT MANUAL REF: 27-41-57 QUALIFIED OPTIONAL DATA: OPT 285T0367-17, -19, -34, -38, -39, -40, -41, -42 USED WITH ASSOCIATED ITEMS USED ON: 285T0015-116	101102	RF

MISSING ITEM NUMBERS NOT APPLICABLE

- ITEM NOT ILLUSTRATED

11-36-03-07B

11-36-03
FIG. 07B
PAGE 25
JAN 20/09

BRI



757

PARTS CATALOG (MAINTENANCE)

FIG ITEM	PART NUMBER	1 2 3 4 5 6 7	NOMENCLATURE	EFFECT FROM TO	UNITS PER ASSY
7B - 160	285T0367-19		..PRINTED CIRCUIT ASSY- SUPPLIER CODE: V89954 COMPONENT MAINT MANUAL REF: 27-41-57 QUALIFIED OPTIONAL DATA: OPT 285T0367-17, -19, -34, -38, -39, -40, -41, -42 USED WITH ASSOCIATED ITEMS USED ON: 285T0015-116	101102	RF
- 160	285T0367-34		..PRINTED CIRCUIT ASSY- SUPPLIER CODE: V89954 COMPONENT MAINT MANUAL REF: 27-41-57 QUALIFIED OPTIONAL DATA: OPT 285T0367-17, -19, -34, -38, -39, -40, -41, -42 USED WITH ASSOCIATED ITEMS USED ON: 285T0015-116	101102	RF
- 160	285T0367-38		..PRINTED CIRCUIT ASSY- SUPPLIER CODE: V89954 COMPONENT MAINT MANUAL REF: 27-41-57 QUALIFIED OPTIONAL DATA: OPT 285T0367-17, -19, -34, -38, -39, -40, -41, -42 USED WITH ASSOCIATED ITEMS USED ON: 285T0015-116	101102	RF
- 160	285T0367-39		..PRINTED CIRCUIT ASSY- SUPPLIER CODE: V89954 COMPONENT MAINT MANUAL REF: 27-41-57 QUALIFIED OPTIONAL DATA: OPT 285T0367-17, -19, -34, -38, -39, -40, -41, -42 USED WITH ASSOCIATED ITEMS USED ON: 285T0015-116	101102	RF

MISSING ITEM NUMBERS NOT APPLICABLE

- ITEM NOT ILLUSTRATED

11-36-03-07B

11-36-03
FIG. 07B
PAGE 26
JAN 20/09

BRI



757

PARTS CATALOG (MAINTENANCE)

FIG ITEM	PART NUMBER	1 2 3 4 5 6 7	NOMENCLATURE	EFFECT FROM TO	UNITS PER ASSY
7B - 160	285T0367-40		..PRINTED CIRCUIT ASSY- SUPPLIER CODE: V89954 COMPONENT MAINT MANUAL REF: 27-41-57 QUALIFIED OPTIONAL DATA: OPT 285T0367-17, -19, -34, -38, -39, -40, -41, -42 USED WITH ASSOCIATED ITEMS USED ON: 285T0015-116	101102	RF
- 160	285T0367-41		..PRINTED CIRCUIT ASSY- SUPPLIER CODE: V89954 COMPONENT MAINT MANUAL REF: 27-41-57 QUALIFIED OPTIONAL DATA: OPT 285T0367-17, -19, -34, -38, -39, -40, -41, -42 USED WITH ASSOCIATED ITEMS USED ON: 285T0015-116	101102	RF
- 160	285T0367-42		..PRINTED CIRCUIT ASSY- SUPPLIER CODE: V89954 COMPONENT MAINT MANUAL REF: 27-41-57 QUALIFIED OPTIONAL DATA: OPT 285T0367-17, -19, -34, -38, -39, -40, -41, -42 USED WITH ASSOCIATED ITEMS USED ON: 285T0015-116	101102	RF
- 160	285T0367-38		..PRINTED CIRCUIT ASSY- SUPPLIER CODE: V89954 COMPONENT MAINT MANUAL REF: 27-41-57 USED ON: 285T0015-107 285T0015-113 285T0015-117	101102	RF

MISSING ITEM NUMBERS NOT APPLICABLE

- ITEM NOT ILLUSTRATED

11-36-03-07B

11-36-03
FIG. 07B
PAGE 27
JAN 20/09

BRI



757

PARTS CATALOG (MAINTENANCE)

FIG ITEM	PART NUMBER	1 2 3 4 5 6 7	NOMENCLATURE	EFFECT FROM TO	UNITS PER ASSY
7B - 165	285T0368-23		..PRINTED CIRCUIT ASSY-CONT SUPPLIER CODE: V89954 COMPONENT MAINT MANUAL REF: 27-41-58 OPTIONAL PART: 285T0368-24 V89954 285T0368-29 V89954 USED ON: 285T0015-107	101102	RF
- 165	285T0368-24		..PRINTED CIRCUIT ASSY-CONT SUPPLIER CODE: V89954 COMPONENT MAINT MANUAL REF: 27-41-58 OPTIONAL PART: 285T0368-23 V89954 285T0368-29 V89954 USED ON: 285T0015-107	101102	RF
- 165	285T0368-29		..PRINTED CIRCUIT ASSY-CONT SUPPLIER CODE: V89954 COMPONENT MAINT MANUAL REF: 27-41-58 OPTIONAL PART: 285T0368-23 V89954 285T0368-24 V89954 USED ON: 285T0015-107	101102	RF
- 165	285T0368-39		..PRINTED CIRCUIT ASSY-CONT SUPPLIER CODE: V89954 COMPONENT MAINT MANUAL REF: 27-41-58 USED ON: 285T0015-113 285T0015-117	101102	RF

MISSING ITEM NUMBERS NOT APPLICABLE

- ITEM NOT ILLUSTRATED

BRI

11-36-03-07B

BOEING PROPRIETARY - Copyright © - Unpublished Work - See title page for details.

11-36-03
FIG. 07B
PAGE 28
JAN 20/09



757

PARTS CATALOG (MAINTENANCE)

FIG ITEM	PART NUMBER	1 2 3 4 5 6 7	NOMENCLATURE	EFFECT FROM TO	UNITS PER ASSY
7B - 165	285T0368-39	..	PRINTED CIRCUIT ASSY-CONT SUPPLIER CODE: V89954 COMPONENT MAINT MANUAL REF: 27-41-58 QUALIFIED OPTIONAL DATA: OPT 285T0368-39, -44, -55, -57 USED WITH ASSOCIATED USED ON: 285T0015-114	101102	RF
- 165	285T0368-44	..	PRINTED CIRCUIT ASSY-CONT SUPPLIER CODE: V89954 COMPONENT MAINT MANUAL REF: 27-41-58 QUALIFIED OPTIONAL DATA: OPT 285T0368-39, -44, -55, -57 USED WITH ASSOCIATED USED ON: 285T0015-114	101102	RF
- 165	285T0368-55	..	PRINTED CIRCUIT ASSY-CONT SUPPLIER CODE: V89954 COMPONENT MAINT MANUAL REF: 27-41-58 QUALIFIED OPTIONAL DATA: OPT 285T0368-39, -44, -55, -57 USED WITH ASSOCIATED USED ON: 285T0015-114	101102	RF
- 165	285T0368-57	..	PRINTED CIRCUIT ASSY-CONT SUPPLIER CODE: V89954 COMPONENT MAINT MANUAL REF: 27-41-58 QUALIFIED OPTIONAL DATA: OPT 285T0368-39, -44, -55, -57 USED WITH ASSOCIATED USED ON: 285T0015-114	101102	RF

MISSING ITEM NUMBERS NOT APPLICABLE

- ITEM NOT ILLUSTRATED

BRI

11-36-03-07B

BOEING PROPRIETARY - Copyright © - Unpublished Work - See title page for details.

11-36-03
FIG. 07B
PAGE 29
JAN 20/09



757

PARTS CATALOG (MAINTENANCE)

FIG ITEM	PART NUMBER	1 2 3 4 5 6 7	NOMENCLATURE	EFFECT FROM TO	UNITS PER ASSY
7B - 165	285T0368-47	..	PRINTED CIRCUIT ASSY-CONT SUPPLIER CODE: V89954 COMPONENT MAINT MANUAL REF: 27-41-58 QUALIFIED OPTIONAL DATA: OPT 285T0368-47, -58, -60, -61 USED WITH ASSOCIATED ITEMS USED ON: 285T0015-116	101102	RF
- 165	285T0368-58	..	PRINTED CIRCUIT ASSY-CONT SUPPLIER CODE: V89954 COMPONENT MAINT MANUAL REF: 27-41-58 QUALIFIED OPTIONAL DATA: OPT 285T0368-47, -58, -60, -61 USED WITH ASSOCIATED ITEMS USED ON: 285T0015-116	101102	RF
- 165	285T0368-60	..	PRINTED CIRCUIT ASSY-CONT SUPPLIER CODE: V89954 COMPONENT MAINT MANUAL REF: 27-41-58 QUALIFIED OPTIONAL DATA: OPT 285T0368-47, -58, -60, -61 USED WITH ASSOCIATED ITEMS USED ON: 285T0015-116	101102	RF
- 165	285T0368-61	..	PRINTED CIRCUIT ASSY-CONT SUPPLIER CODE: V89954 COMPONENT MAINT MANUAL REF: 27-41-58 QUALIFIED OPTIONAL DATA: OPT 285T0368-47, -58, -60, -61 USED WITH ASSOCIATED ITEMS USED ON: 285T0015-116	101102	RF
170	BAC27TEX1486	...	DECAL- PLACARD CONTENT: STATIC SENSITIVE	101102	1

MISSING ITEM NUMBERS NOT APPLICABLE

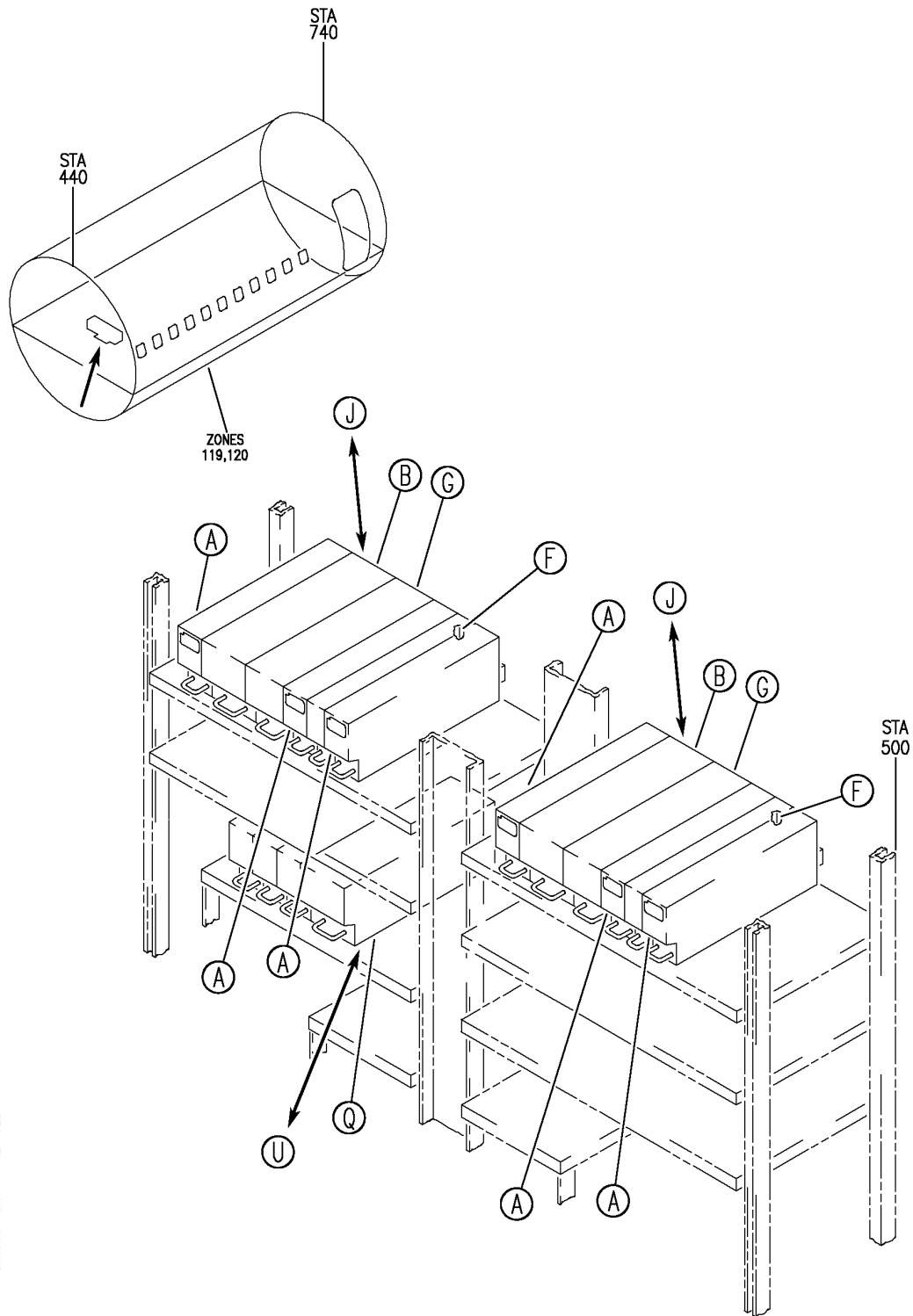
- ITEM NOT ILLUSTRATED

11-36-03-07B

11-36-03
FIG. 07B
PAGE 30
JAN 20/09

BRI

BOEING
757
PARTS CATALOG (MAINTENANCE)



Y 11360308 SH1 1 REV 328

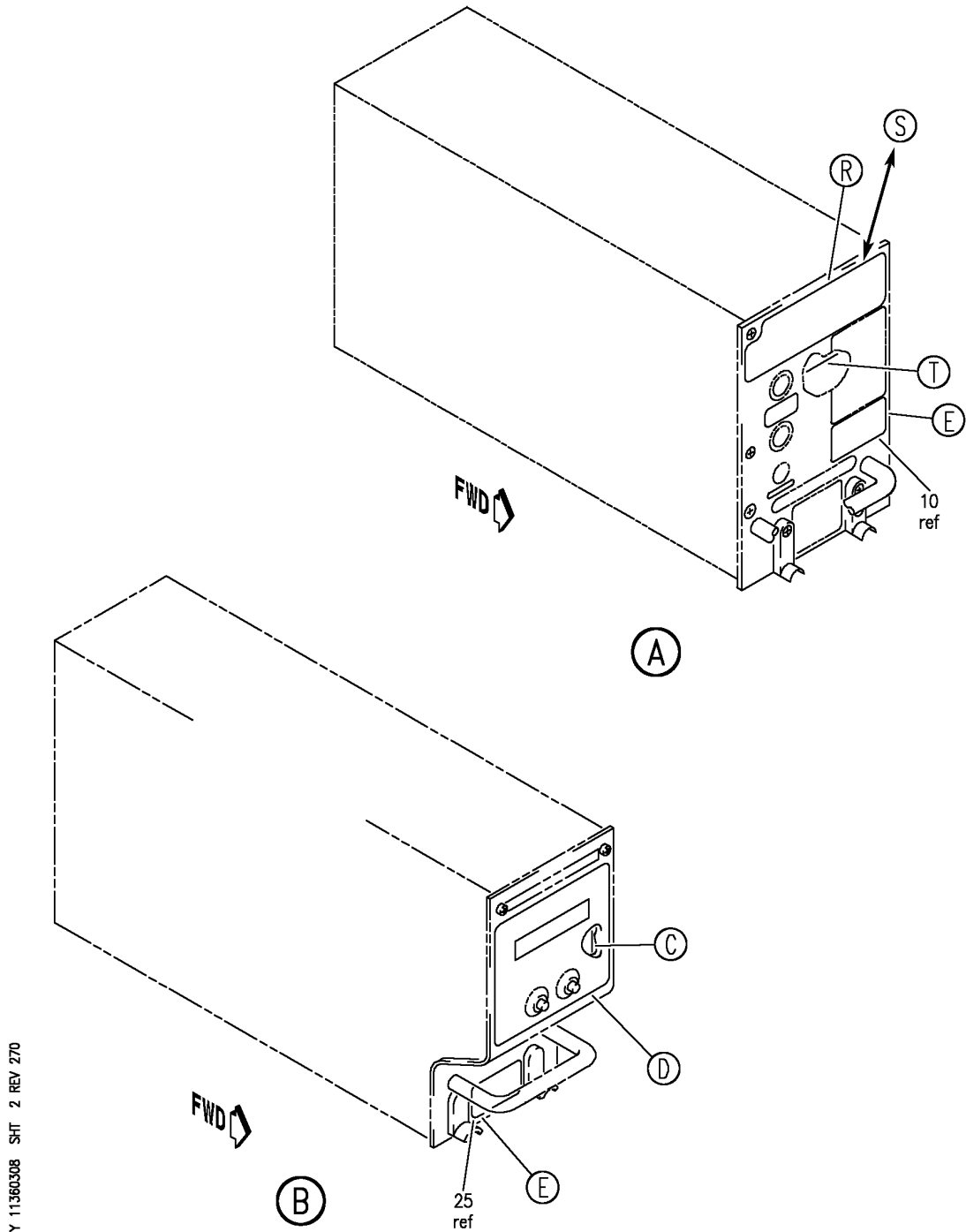
EQUIPMENT INSTL-MAIN ELECTRONICS EQPT CTR E3/E4 (PLACARDS AND MARKINGS ONLY)
FIGURE 8 (SHEET 1)

BRI
JAN 20/09

11-36-03-08

11-36-03-08
PAGE 0

BOEING
757
PARTS CATALOG (MAINTENANCE)



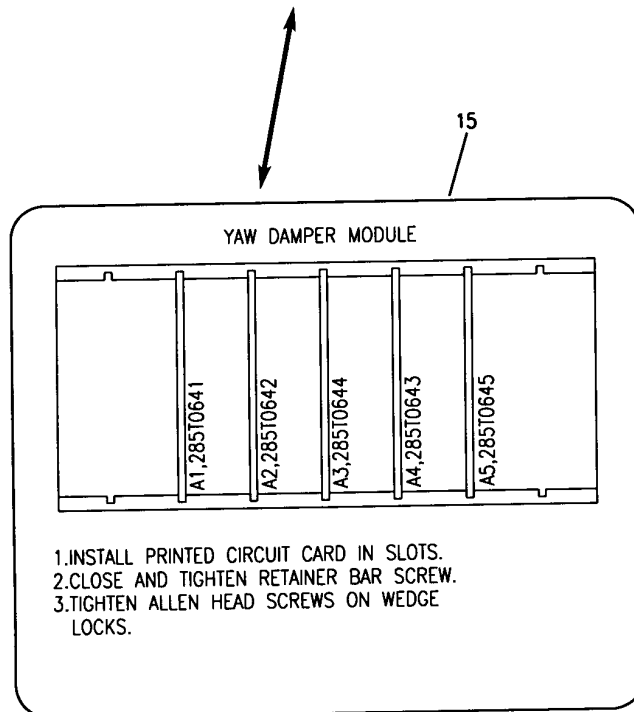
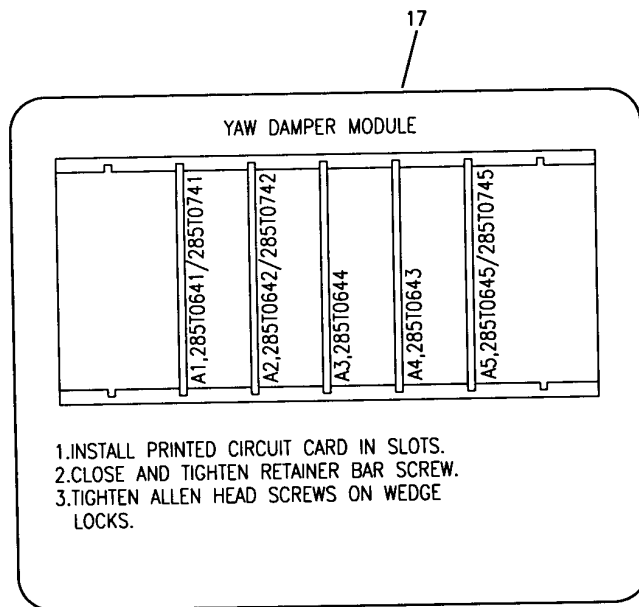
EQUIPMENT INSTL-MAIN ELECTRONICS EQPT CTR E3/E4 (PLACARDS AND MARKINGS ONLY)
FIGURE 8 (SHEET 2)

11-36-03-08

BRI
JAN 20/09

11-36-03-08
PAGE 0A

BOEING
757
PARTS CATALOG (MAINTENANCE)



(C)

Y 11360308 SHT 3 REV 222

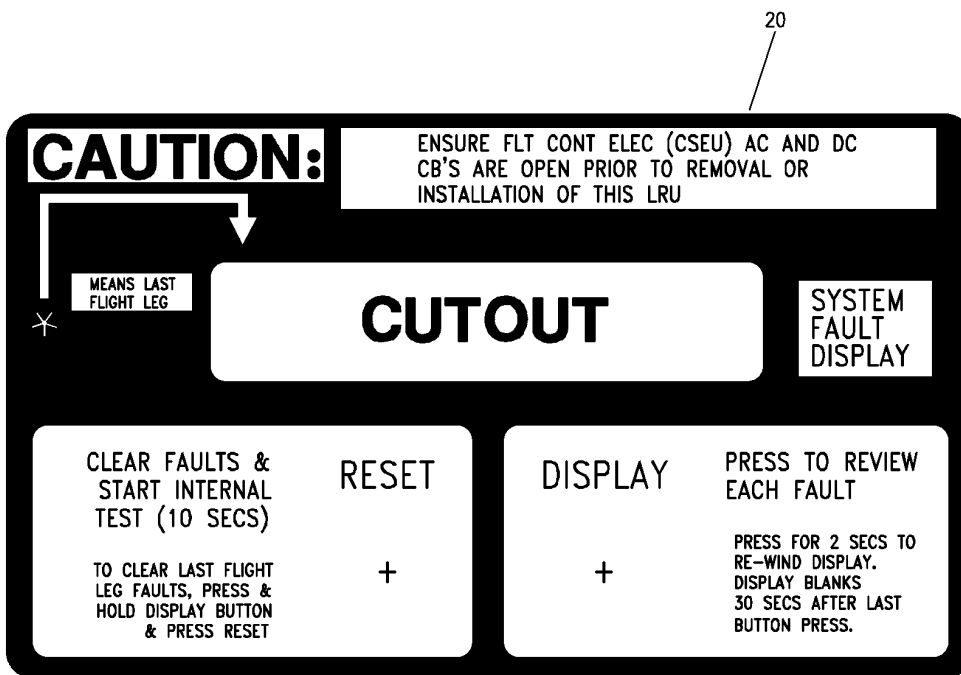
EQUIPMENT INSTL-MAIN ELECTRONICS EQPT CTR E3/E4 (PLACARDS AND MARKINGS ONLY)
FIGURE 8 (SHEET 3)

BRI
JAN 20/09

11-36-03-08

11-36-03-08
PAGE 08

BOEING
757
PARTS CATALOG (MAINTENANCE)



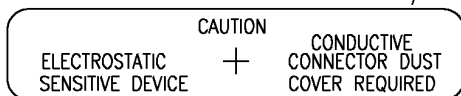
(D)

10
25
45
105



(E)

35



(F)

Y 11360308 SH1 4 REV 297

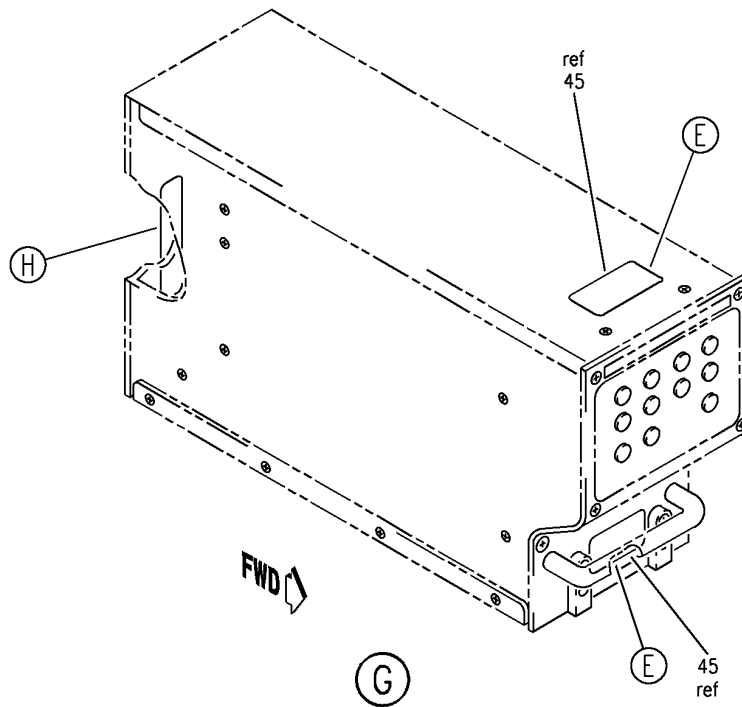
EQUIPMENT INSTL-MAIN ELECTRONICS EQPT CTR E3/E4 (PLACARDS AND MARKINGS ONLY)
FIGURE 8 (SHEET 4)

11-36-03-08

BRI
JAN 20/09

11-36-03-08
PAGE 0C

BOEING
757
PARTS CATALOG (MAINTENANCE)



50

CAUTION
ELECTROSTATIC SENSITIVE DEVICE. CONDUCTIVE CONNECTOR DUST COVER REQUIRED.

H

Y 11360308 SH1 5 REV 297

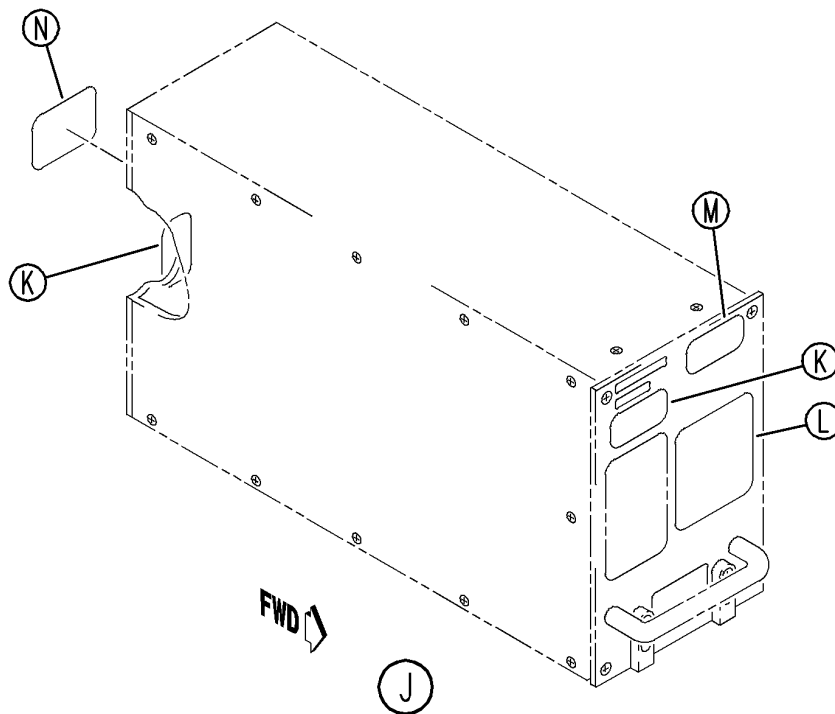
EQUIPMENT INSTL-MAIN ELECTRONICS EQPT CTR E3/E4 (PLACARDS AND MARKINGS ONLY)
FIGURE 8 (SHEET 5)

BRI
JAN 20/09


11-36-03-08

11-36-03-08
PAGE 08

BOEING
757
PARTS CATALOG (MAINTENANCE)



60
100



CAUTION

THIS UNIT IS NOT SUBJECT TO
DAMAGE FROM ELECTROSTATIC
DISCHARGE AS AN ASSEMBLY.
HOWEVER, IT CONTAINS
PARTS OR SUB-ASSEMBLIES
THAT ARE SENSITIVE TO
ELECTROSTATIC DISCHARGE.
CONDUCTIVE CONNECTOR
COVERS REQUIRED.

(K)

Y 11360308 SHT 6 REV 229

EQUIPMENT INSTL-MAIN ELECTRONICS EQPT CTR E3/E4 (PLACARDS AND MARKINGS ONLY)
FIGURE 8 (SHEET 6)

11-36-03-08



BRI
JAN 20/09

11-36-03-08
PAGE 0E

BOEING
757
PARTS CATALOG (MAINTENANCE)

65

BITE INSTRUCTIONS:

PUSH ON/OFF TO START OR STOP BITE DISPLAY.
PUSH YES OR NO IN REPLY TO QUESTIONS (?).
PUSH  TO MOVE DOWN IN LIST.
PUSH  TO MOVE UP IN LIST.
PUSH MENU TO RETURN TO PREVIOUS MENU.

BITE MAIN MENU:

EXISTING FAULTS: SHOWS EXISTING FAULTS.
FAULT HISTORY: SHOWS PREVIOUS FAULTS BY FLIGHT LEG.
GROUND TESTS: SHOWS LISTS OF GROUND TESTS.
OTHER FUNCTIONS; SHOWS OTHER FUNCTIONS.

LRU RESET:

PUSH YES AND NO SIMULTANEOUSLY FOR 1 SECOND.

(L)

75

ATTENTION:

REMOVE CONNECTOR
FOR FUSE ACCESS.
SEE ASSEMBLY
DRAWING FOR
REMOVAL
INSTRUCTIONS

(N)

70

- CAUTION -

REMOVE THE FRONT PANEL
SLOWLY TO PREVENT DAMAGE
TO INTERNAL CABLE

(M)

Y 11360308 SH1 7 REV 328

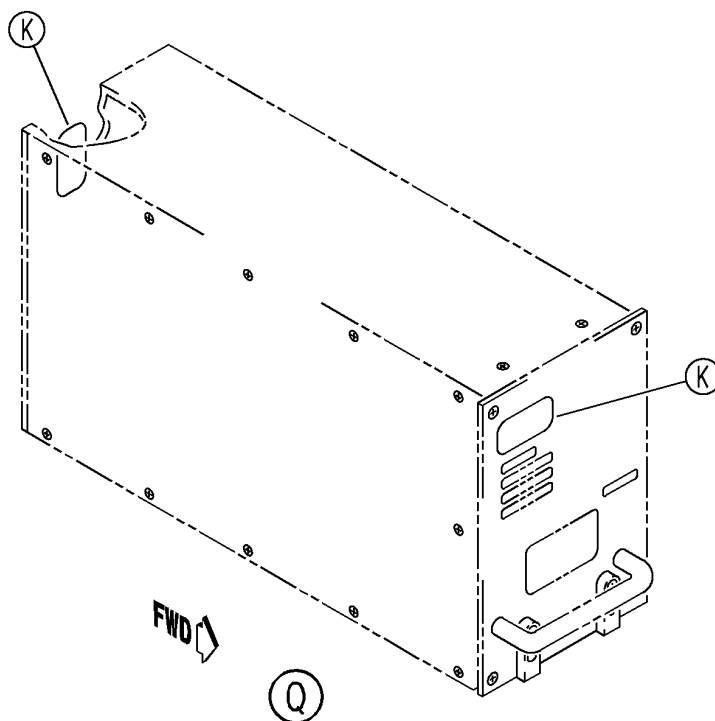
EQUIPMENT INSTL-MAIN ELECTRONICS EQPT CTR E3/E4 (PLACARDS AND MARKINGS ONLY)
FIGURE 8 (SHEET 7)

BRI
JAN 20/09

11-36-03-08

11-36-03-08
PAGE OF

BOEING
757
PARTS CATALOG (MAINTENANCE)



3

INSTRUCTIONS:
PUSH ON/OFF TO START OR END BITE DISPLAY.
PUSH YES OR NO TO REPLY TO QUESTIONS(?).
PUSH ↓ TO MOVE DOWN IN LIST.
PUSH ↑ TO MOVE UP IN LIST.
PUSH MENU TO RETURN TO PREVIOUS MENU.

BITE MAIN MENU:
EXISTING FAULTS—SHOWS EXISTING FAULTS.
FAULT HISTORY—SHOWS PAST FAULTS BY FLIGHT LEG.
SYSTEM TESTS—SHOWS LIST OF SYSTEM TESTS.
OTHER FUNCTIONS—SHOWS OTHER FUNCTIONS.

2

INSTRUCTIONS:
PUSH ON/OFF TO START OR END BITE DISPLAY.
PUSH YES OR NO TO REPLY TO QUESTIONS(?).
PUSH ↓ TO MOVE DOWN IN LIST.
PUSH ↑ TO MOVE UP IN LIST.
PUSH MENU TO RETURN TO PREVIOUS MENU.

BITE MAIN MENU:
EXISTING FAULTS—SHOWS EXISTING FAULTS.
FAULT HISTORY—SHOWS PAST FAULTS BY FLIGHT LEG.
GROUND TESTS—SHOWS LIST OF GROUND TESTS.
OTHER FUNCTIONS—SHOWS OTHER FUNCTIONS.

R

S

Y 11360308 SHT 8 REV 297

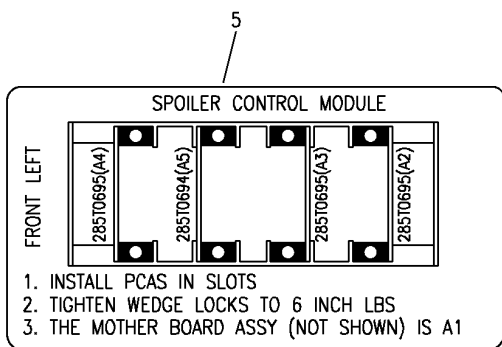
EQUIPMENT INSTL-MAIN ELECTRONICS EQPT CTR E3/E4 (PLACARDS AND MARKINGS ONLY)
FIGURE 8 (SHEET 8)

11-36-03-08

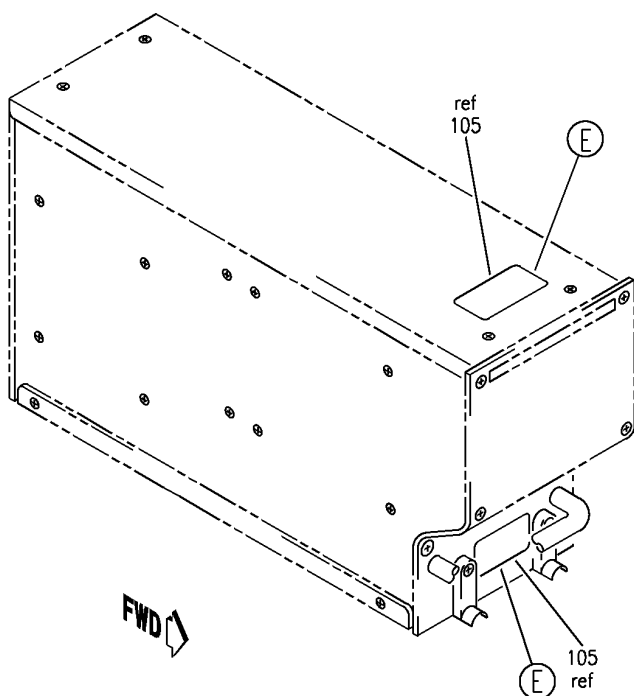
BRI
JAN 20/09

11-36-03-08
PAGE 06


BOEING
 757
PARTS CATALOG (MAINTENANCE)



T



U

Y 11360308 SH1 9 REV 297

EQUIPMENT INSTL-MAIN ELECTRONICS EQPT CTR E3/E4 (PLACARDS AND MARKINGS ONLY)
 FIGURE 8 (SHEET 9)

BRI
 JAN 20/09

11-36-03-08

11-36-03-08
 PAGE 0H



757

PARTS CATALOG (MAINTENANCE)

FIG ITEM	PART NUMBER	1 2 3 4 5 6 7	NOMENCLATURE	EFFECT FROM TO	UNITS PER ASSY
8			EQUIPMENT INSTL-MAIN ELECTRONICS EQPT CTR E3/E4 (PLACARDS AND MARKINGS ONLY)	103106 108120	
- 1	285T0012-201		MODULE ASSY-SPOILER CONT CSEU (PLACARDS AND MARKINGS ONLY) SUPPLIER CODE: V89954 ELECTRICAL EQUIP NUMBER: M00530 M00531 M00532 M00533 M00534 M00535 COMPONENT MAINT MANUAL REF: 27-61-02 QUALIFIED I/W DATA: P/N 285T0012-112, -114, -117, -118 AND -201 ARE FULLY INTERCHANGEABLE FOR 757-200 ONLY FOR 757-300 285T0012-201 MUST BE USED FOR NHA/OTHER SYS DET SEE: 27-61-51-08	103106 108120	RF
2	BAC27TEX4880		.MARKER-ALUMINUM FOIL SUPPLIER CODE: V89954 OPTIONAL PART: BAC27TEX4488 V89954	103106 108120	1
3	BAC27TEX4488		.MARKER-ALUMINUM FOIL SUPPLIER CODE: V89954 OPTIONAL PART: BAC27TEX4880 V89954	103106 108120	1
5	BAC27TEX4879		.DECAL- SUPPLIER CODE: V89954	103106 108120	1
10	BAC27TEX1		.DECAL	103106 108120	1

MISSING ITEM NUMBERS NOT APPLICABLE

- ITEM NOT ILLUSTRATED

11-36-03-08

11-36-03
FIG. 08
PAGE 1
JAN 20/09

BRI



757

PARTS CATALOG (MAINTENANCE)

FIG ITEM	PART NUMBER	1 2 3 4 5 6 7	NOMENCLATURE	EFFECT FROM TO	UNITS PER ASSY
8					
- 11	285T0694-3		.PRINTED CIRCUIT ASSY- MANAGEMENT MON SUPPLIER CODE: V89954 COMPONENT MAINT MANUAL REF: 27-61-03 QUALIFIED OPTIONAL DATA: OPT 285T0694-7, -8, AND -9 USED WITH ASSOCIATED ITEMS	103106 108120	RF
- 11	285T0694-7		.PRINTED CIRCUIT ASSY- MANAGEMENT MON SUPPLIER CODE: V89954 COMPONENT MAINT MANUAL REF: 27-61-03 QUALIFIED OPTIONAL DATA: OPT 285T0694-3, -8, AND -9 USED WITH ASSOCIATED ITEMS	103106 108120	RF
- 11	285T0694-8		.PRINTED CIRCUIT ASSY- MANAGEMENT MON SUPPLIER CODE: V89954 COMPONENT MAINT MANUAL REF: 27-61-03 QUALIFIED OPTIONAL DATA: OPT 285T0694-3, -7, AND -9 USED WITH ASSOCIATED ITEMS	103106 108120	RF
- 11	285T0694-9		.PRINTED CIRCUIT ASSY- MANAGEMENT MON SUPPLIER CODE: V89954 COMPONENT MAINT MANUAL REF: 27-61-03 QUALIFIED OPTIONAL DATA: OPT 285T0694-3, -7, AND -8 USED WITH ASSOCIATED ITEMS	103106 108120	RF
- 12	285T0695-3		.PRINTED CIRCUIT ASSY- SPOILER SUBCHANNEL SUPPLIER CODE: V89954 COMPONENT MAINT MANUAL REF: 27-61-04	103106 108120	RF
- 13	BAC27TEX1486		..DECAL- PLACARD CONTENT: STATIC SENSITIVE	103106 108120	1

MISSING ITEM NUMBERS NOT APPLICABLE

- ITEM NOT ILLUSTRATED

11-36-03-08

11-36-03
FIG. 08
PAGE 2
JAN 20/09

BRI



757

PARTS CATALOG (MAINTENANCE)

FIG ITEM	PART NUMBER	1 2 3 4 5 6 7	NOMENCLATURE	EFFECT FROM TO	UNITS PER ASSY
8					
- 14	285T0013-126		MODULE ASSY-YAW DAMPER MODULE (PLACARDS AND MARKINGS ONLY) SUPPLIER CODE: V89954 ELECTRICAL EQUIP NUMBER: M00522 M00523 COMPONENT MAINT MANUAL REF: 22-21-31 FOR NHA/OTHER SYS DET SEE: 22-21-04-08	103106 108120	RF
15	BAC27TEX4013		.DECAL- SUPPLIER CODE: V89954 OPTIONAL PART: BAC27TEX4954 V89954	103106 108120	1
17	BAC27TEX4954		.DECAL- SUPPLIER CODE: V89954 OPTIONAL PART: BAC27TEX4013 V89954	103106 108120	1
20	BAC27TEX4100		.MARKER-ALUMINUM FOIL SUPPLIER CODE: V89954	103106 108120	1
25	BAC27TEX1		.DECAL	103106 108120	1
- 30	285T0014-103		MODULE ASSY-RUD RATIO CHANGER CSEU (PLACARDS AND MARKINGS ONLY) SUPPLIER CODE: V89954 ELECTRICAL EQUIP NUMBER: M00528 M00529 COMPONENT MAINT MANUAL REF: 27-21-30 OPTIONAL PART: 285T0014-104 V89954 FOR NHA/OTHER SYS DET SEE: 27-21-51-08	103106 108120	RF

MISSING ITEM NUMBERS NOT APPLICABLE

- ITEM NOT ILLUSTRATED

11-36-03-08

11-36-03
FIG. 08
PAGE 3
JAN 20/09

BRI



757

PARTS CATALOG (MAINTENANCE)

FIG ITEM	PART NUMBER	1 2 3 4 5 6 7	NOMENCLATURE	EFFECT FROM TO	UNITS PER ASSY
8 - 30	285T0014-104		MODULE ASSY-RUD RATIO CHANGER CSEU (PLACARDS AND MARKINGS ONLY) SUPPLIER CODE: V89954 ELECTRICAL EQUIP NUMBER: M00528 M00529 COMPONENT MAINT MANUAL REF: 27-21-30 OPTIONAL PART: 285T0014-103 V89954 FOR NHA/OTHER SYS DET SEE: 27-21-51-08	103106 108120	RF
35	BAC27TEX3366		.DECAL- SUPPLIER CODE: V89954	103106 108120	1
- 40	285T0015-116		MODULE ASSY-STAB. TRIM CSEU (PLACARDS AND MARKINGS ONLY) SUPPLIER CODE: V89954 ELECTRICAL EQUIP NUMBER: M00524 M00525 COMPONENT MAINT MANUAL REF: 27-41-51 FOR NHA/OTHER SYS DET SEE: 22-24-51-08	103106 108120	RF
45	BAC27TEX1		.DECAL	103106 108120	2
50	BAC27TEX3270		.DECAL	103106 108120	1

MISSING ITEM NUMBERS NOT APPLICABLE

- ITEM NOT ILLUSTRATED

11-36-03-08

11-36-03
FIG. 08
PAGE 4
JAN 20/09

BRI

BOEING PROPRIETARY - Copyright © - Unpublished Work - See title page for details.



757

PARTS CATALOG (MAINTENANCE)

FIG ITEM	PART NUMBER	1 2 3 4 5 6 7	NOMENCLATURE	EFFECT FROM TO	UNITS PER ASSY
8 - 55	285T1122-102		MODULE ASSY-YAW DAMPER STAB. TRIM (PLACARDS AND MARKINGS ONLY) SUPPLIER CODE: V89954 ELECTRICAL EQUIP NUMBER: M11482 M11483 QUALIFIED I/W DATA: TWO 285T1122-102 ARE INTERCHANGEABLE WITH TWO 285T1122-101. THE 285T1122-101 AND 285T1122-102 CANNOT BE INTERMIXED PER SERVICE BULLETIN 757-27-0131. FOR NHA/OTHER SYS DET SEE: 22-21-51-08	103106	RF
60	BAC27DEX6075	.DECAL		103106	2
65	BAC27DEX6748	.DECAL-	SUPPLIER CODE: V89954	103106	1
70	BAC27DEX6749	.DECAL-	SUPPLIER CODE: V89954	103106	1
75	BAC27DEX6754	.DECAL-	SUPPLIER CODE: V89954	103106	1
- 95	285T0001-203		ACCESSORY UNIT ASSY- SUPPLIER CODE: V89954 ELECTRICAL EQUIP NUMBER: M00108 COMPONENT MAINT MANUAL REF: 23-42-68 FOR NHA/OTHER SYS DET SEE: 23-42-01-08	108120	RF
- 95	285T0001-209		ACCESSORY UNIT ASSY- SUPPLIER CODE: V89954 ELECTRICAL EQUIP NUMBER: M00108 COMPONENT MAINT MANUAL REF: 23-42-68 FOR NHA/OTHER SYS DET SEE: 23-42-01-08	108120	RF

MISSING ITEM NUMBERS NOT APPLICABLE

- ITEM NOT ILLUSTRATED

11-36-03-08

11-36-03
FIG. 08
PAGE 5
JAN 20/09

BRI



757

PARTS CATALOG (MAINTENANCE)

FIG ITEM	PART NUMBER	1 2 3 4 5 6 7	NOMENCLATURE	EFFECT FROM TO	UNITS PER ASSY
8 100	BAC27DEX6075		.DECAL- USED ON: 285T0001-201 285T0001-205 285T0001-210 285T0001-211	108120	2

MISSING ITEM NUMBERS NOT APPLICABLE

- ITEM NOT ILLUSTRATED

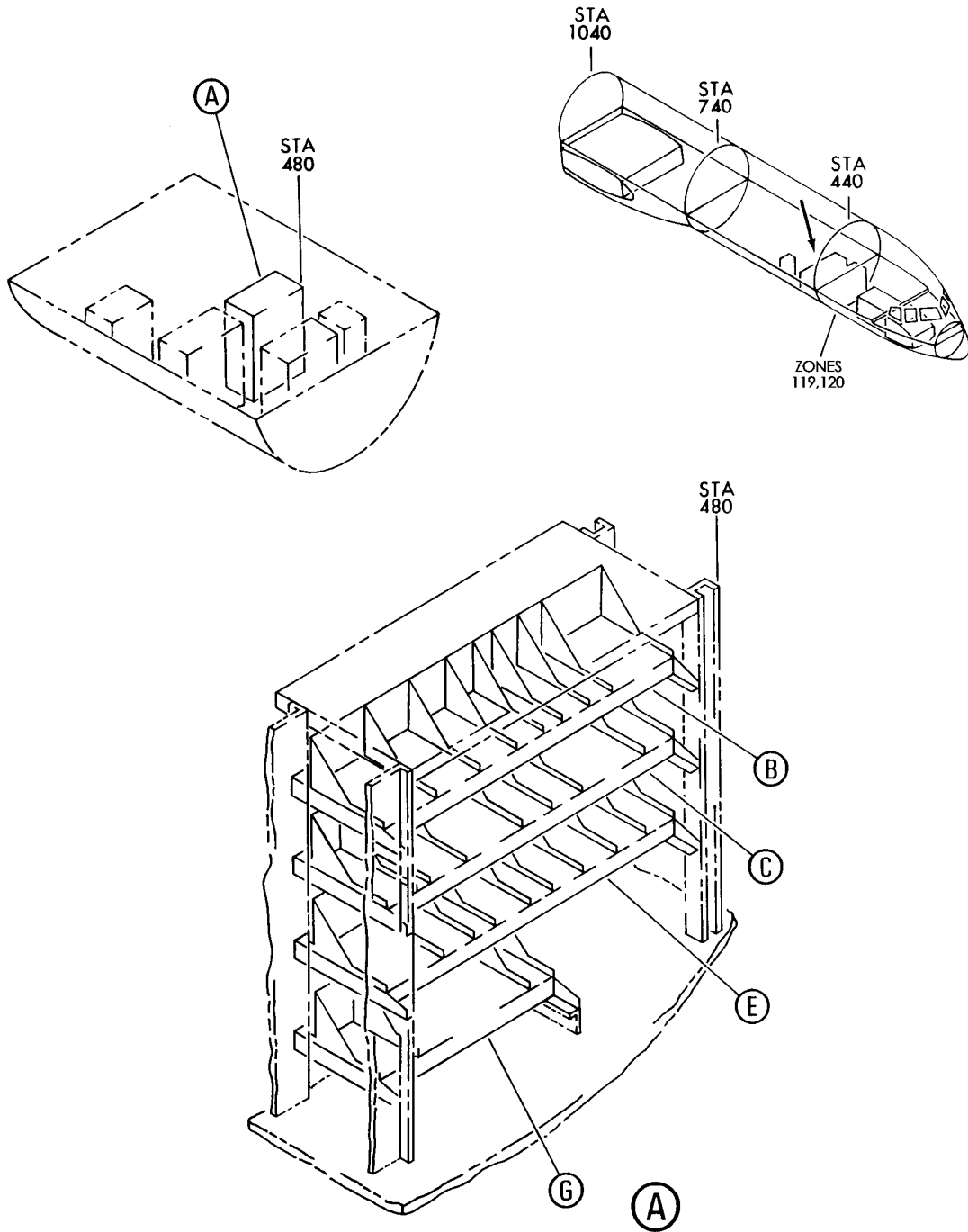
BRI

11-36-03-08

BOEING PROPRIETARY - Copyright © - Unpublished Work - See title page for details.

11-36-03
FIG. 08
PAGE 6
JAN 20/09

BOEING
757
PARTS CATALOG (MAINTENANCE)



Y 11360309 SH1 1 REV 330

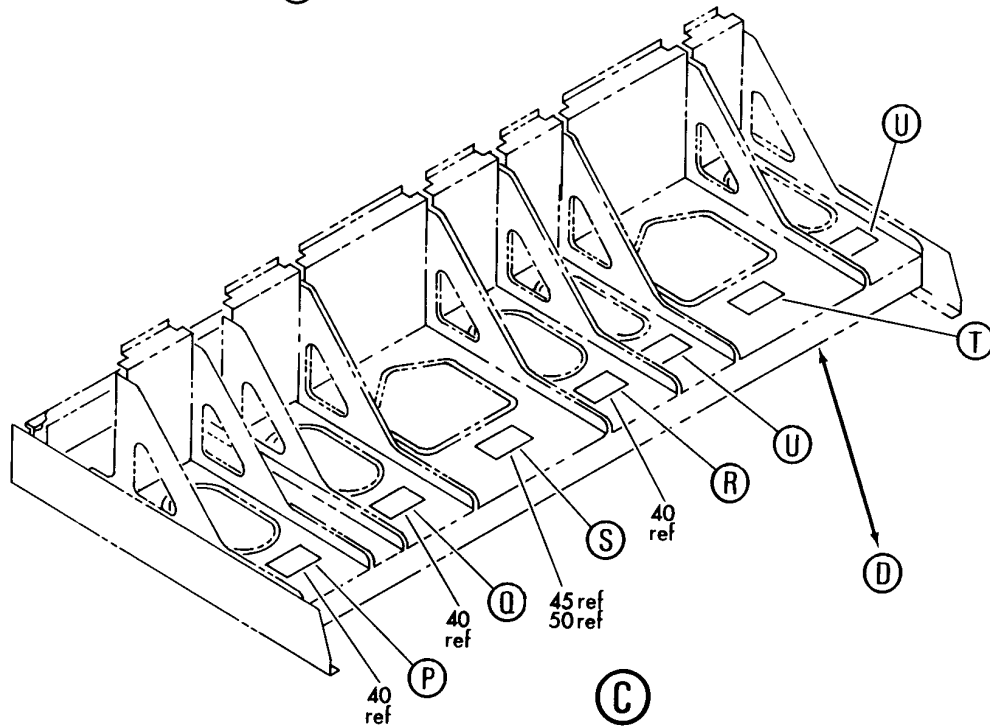
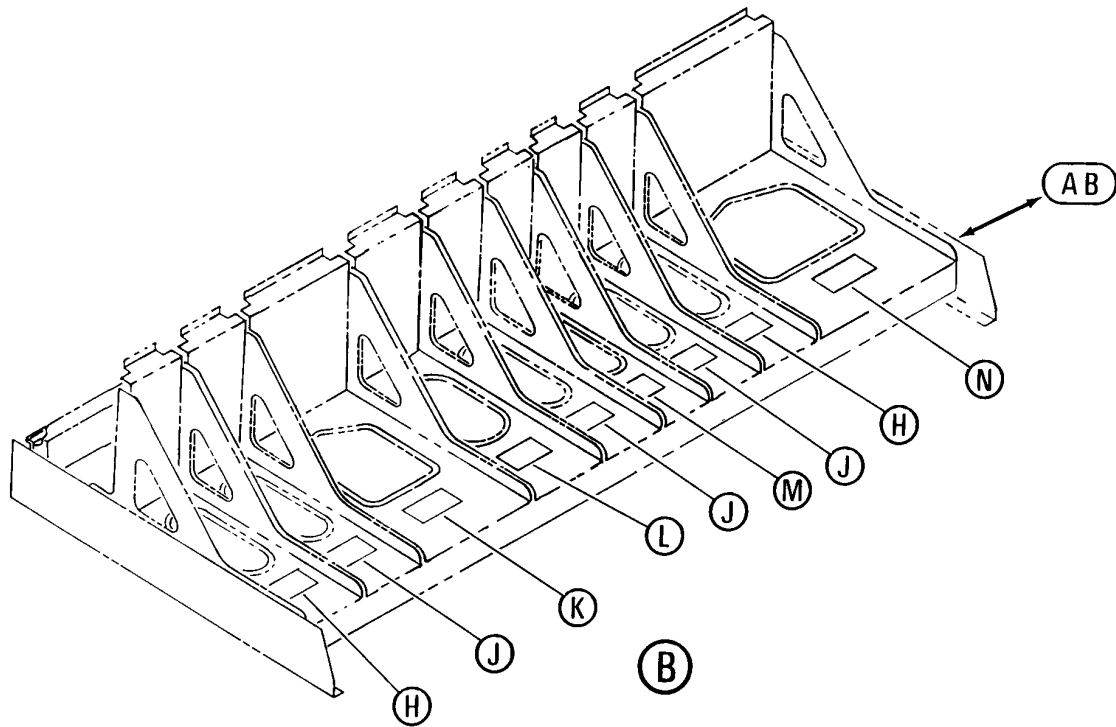
COOLING ASSY-E3 SHELF (PLACARDS AND MARKINGS ONLY)
FIGURE 9 (SHEET 1)

11-36-03-09

BRI
JAN 20/09

11-36-03-09
PAGE 0

BOEING
757
PARTS CATALOG (MAINTENANCE)



Y 11360309 SH1 2 REV 214

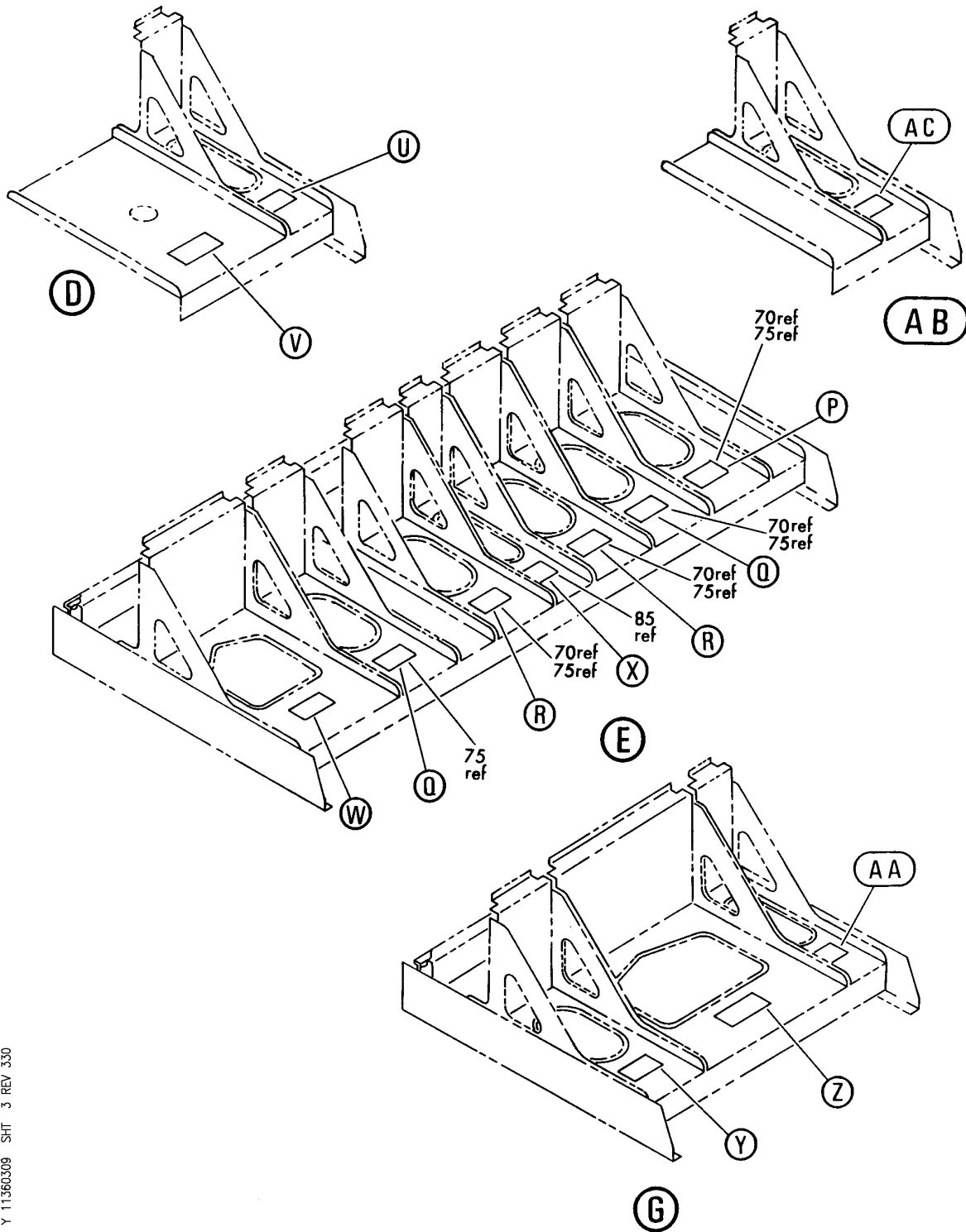
COOLING ASSY-E3 SHELF (PLACARDS AND MARKINGS ONLY)
FIGURE 9 (SHEET 2)

11-36-03-09

BRI
MAY 28/07

11-36-03-09
PAGE 0A

BOEING
757
PARTS CATALOG (MAINTENANCE)



Y 11360309 SH-T 3 REV 330

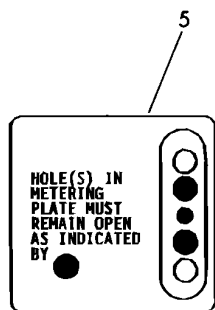
COOLING ASSY-E3 SHELF (PLACARDS AND MARKINGS ONLY)
FIGURE 9 (SHEET 3)

11-36-03-09

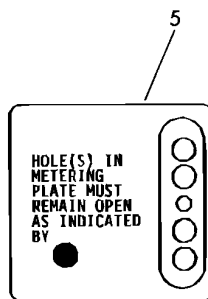
BRI
JAN 20/09

11-36-03-09
PAGE 0B

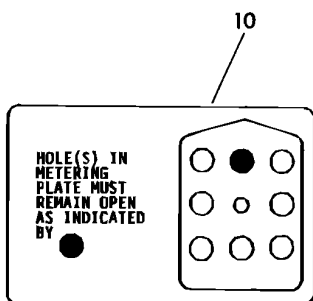

BOEING
 757
PARTS CATALOG (MAINTENANCE)



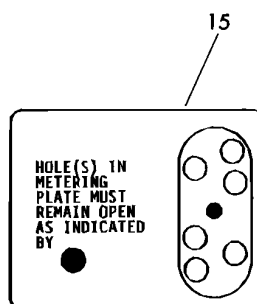
(H)



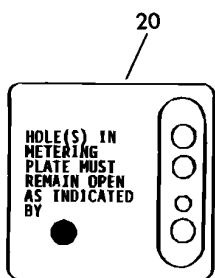
(J)



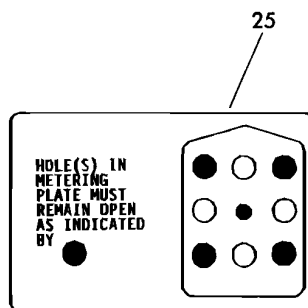
(K)



(L)



(M)



(N)

Y 11360309 SH1 4 REV 330

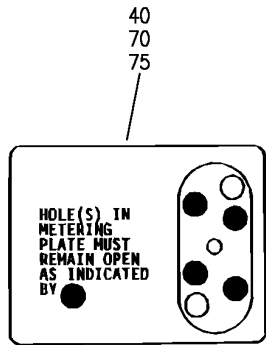
COOLING ASSY-E3 SHELF (PLACARDS AND MARKINGS ONLY)
FIGURE 9 (SHEET 4)

11-36-03-09

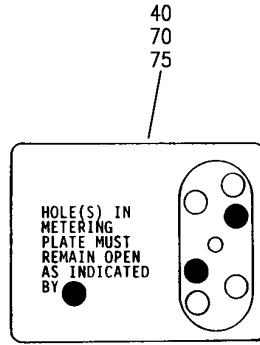
BRI
JAN 20/09

11-36-03-09
PAGE 0C

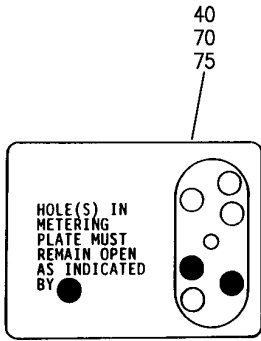
BOEING
757
PARTS CATALOG (MAINTENANCE)



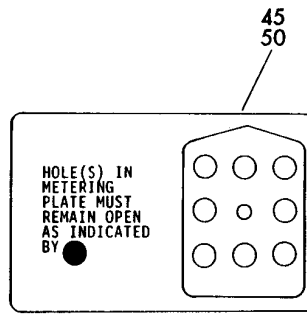
(P)



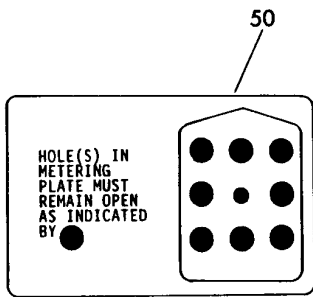
(Q)



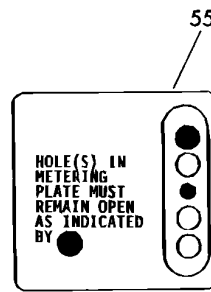
(R)



(S)



(T)



(U)

Y 11360309 SHT 5 REV 330

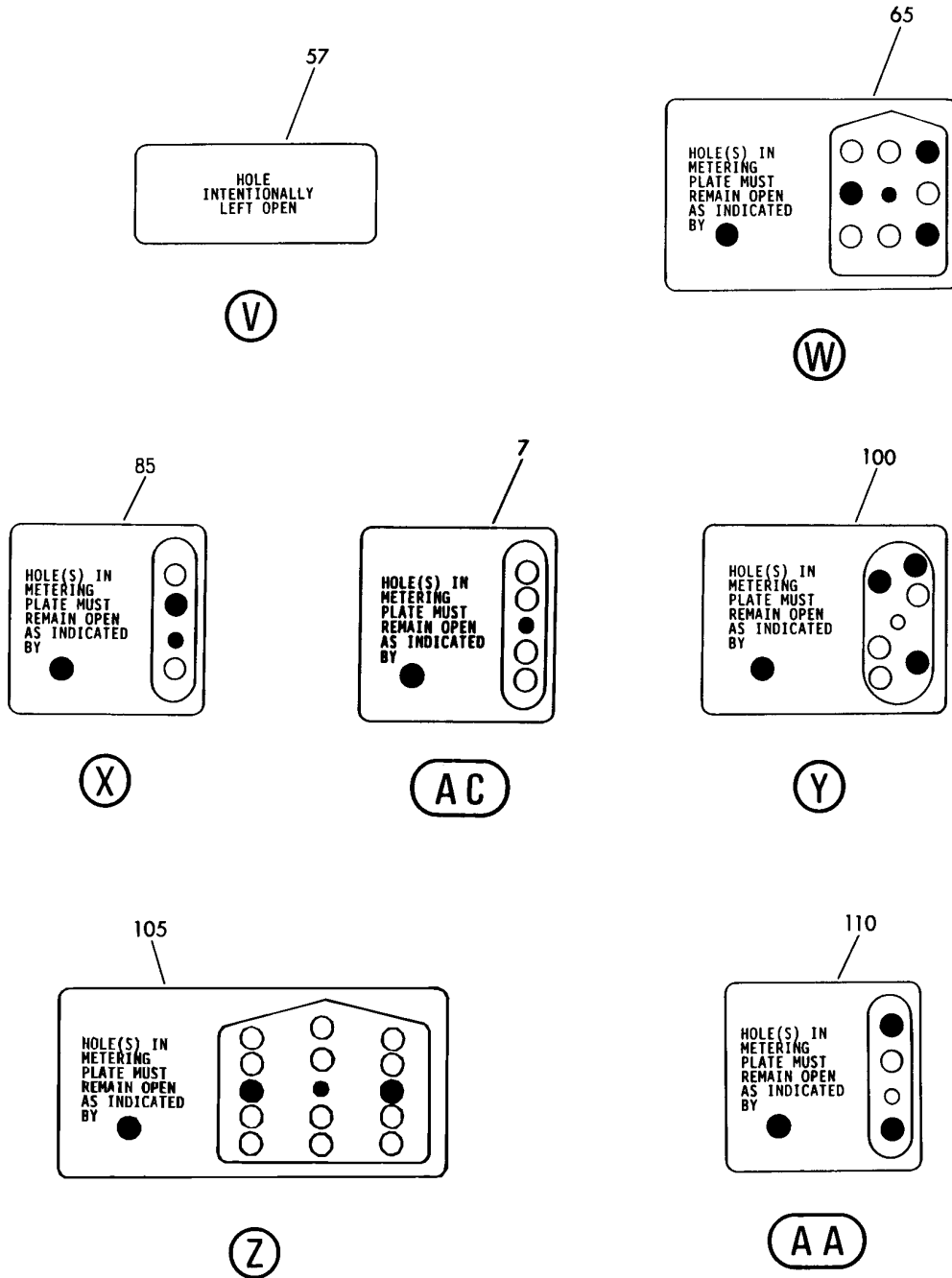
COOLING ASSY-E3 SHELF (PLACARDS AND MARKINGS ONLY)
FIGURE 9 (SHEET 5)

11-36-03-09

BRI
JAN 20/09

11-36-03-09
PAGE 00

BOEING
757
PARTS CATALOG (MAINTENANCE)



Y 11360309 SH-T 6 REV 330

COOLING ASSY-E3 SHELF (PLACARDS AND MARKINGS ONLY)
FIGURE 9 (SHEET 6)

11-36-03-09

BRI
JAN 20/09

11-36-03-09
PAGE 0E



757

PARTS CATALOG (MAINTENANCE)

FIG ITEM	PART NUMBER	1 2 3 4 5 6 7	NOMENCLATURE	EFFECT FROM TO	UNITS PER ASSY
9			COOLING ASSY-E3 SHELF (PLACARDS AND MARKINGS ONLY)	018100	
- 1	284N1931-1		COOLING ASSY-E3-1 SHELF (PLACARDS AND MARKINGS ONLY) FOR NHA SEE: 21-58-58-01	018100	RF
5	BAC27TEX2033		.DECAL	018100	5
10	BAC27TEX2035		.DECAL	018100	1
15	BAC27TEX2034		.DECAL	018100	1
20	BAC27TEX2032		.DECAL	018100	1
- 35	284N1932-2		COOLING ASSY-E3-2 SHELF (PLACARDS AND MARKINGS ONLY) FOR NHA SEE: 21-58-58-01	018100	RF
40	BAC27TEX2034		.DECAL	018100	3
50	BAC27TEX2036		.DECAL	018100	2
55	BAC27TEX2033		.DECAL	018100	2
- 60	284N1933-2		COOLING ASSY-E3-3 SHELF (PLACARDS AND MARKINGS ONLY) FOR NHA SEE: 21-58-58-01	018100	RF
65	BAC27TEX2036		.DECAL	018100	1
75	BAC27TEX2034		.DECAL	018100	5
85	BAC27TEX2032		.DECAL	018100	1
- 95	284N1934-1		COOLING ASSY-E3-4 SHELF (PLACARDS AND MARKINGS ONLY) FOR NHA SEE: 21-58-58-01	018100	RF
100	BAC27TEX2034		.DECAL	018100	1
105	BAC27TEX3277		.DECAL	018100	1
110	BAC27TEX2032		.DECAL	018100	1

MISSING ITEM NUMBERS NOT APPLICABLE

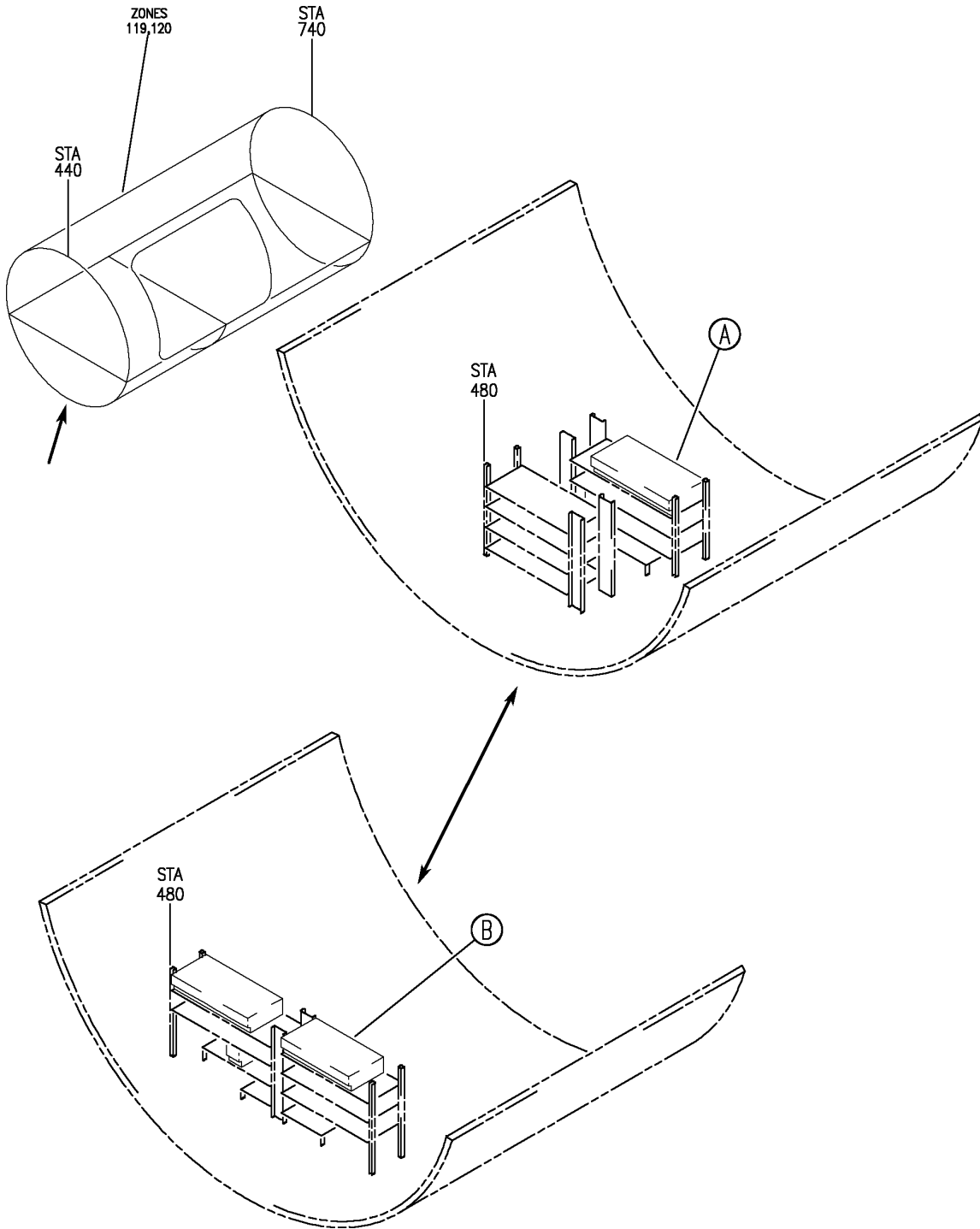
- ITEM NOT ILLUSTRATED

11-36-03-09

11-36-03
FIG. 09
PAGE 1
JAN 20/09

BRI

BOEING
757
PARTS CATALOG (MAINTENANCE)



Y 11360312 SHT 1 REV 250

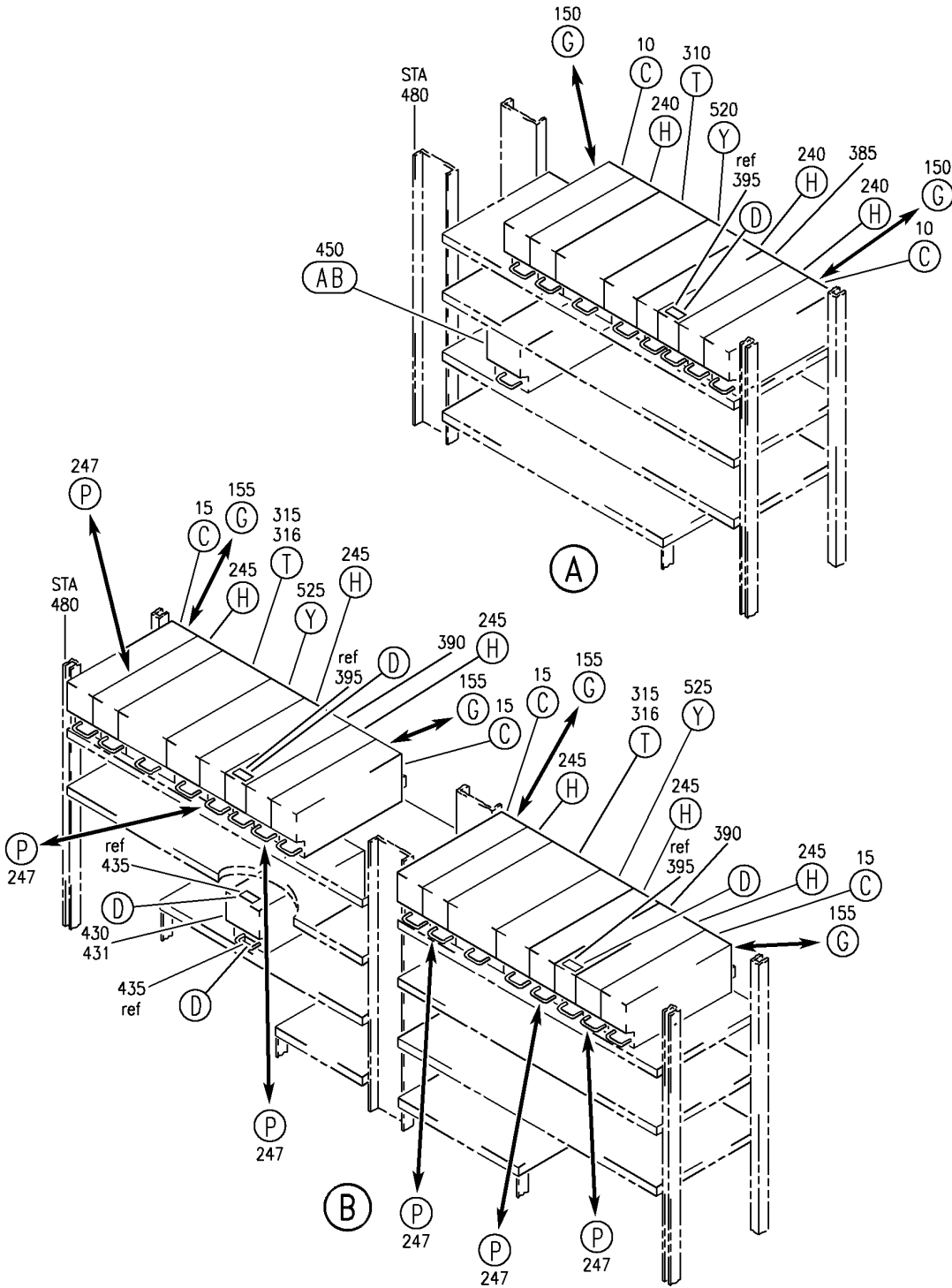
EQUIPMENT INSTL-MAIN ELECTRONIC EQPT CTR E3/E4 (PLACARDS AND MARKINGS ONLY)
FIGURE 12 (SHEET 1)

BRI
MAY 28/07

11-36-03-12

11-36-03-12
PAGE 0

BOEING
757
PARTS CATALOG (MAINTENANCE)



Y 11360312 SHT 2 REV 298

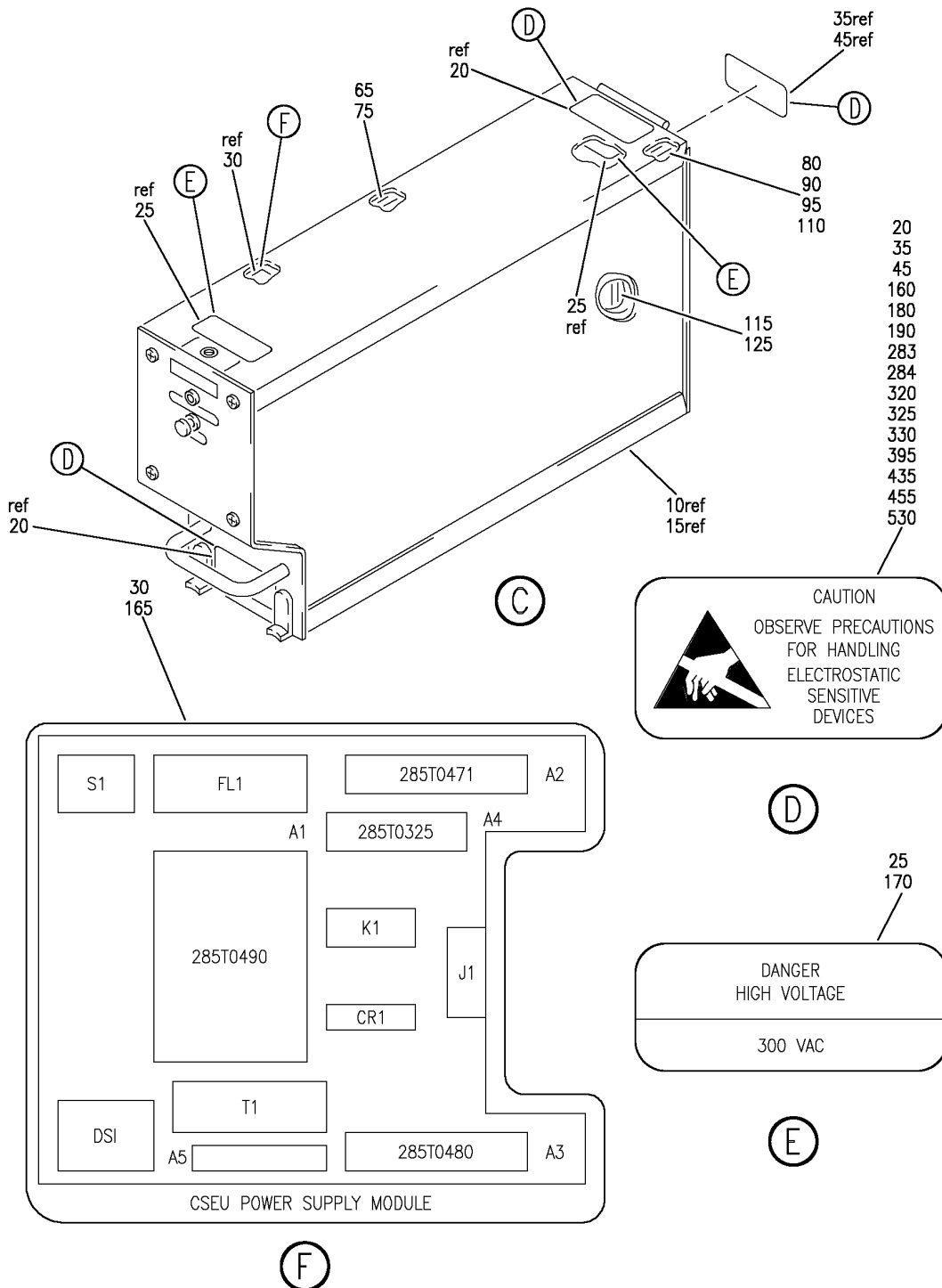
EQUIPMENT INSTL-MAIN ELECTRONIC EQPT CTR E3/E4 (PLACARDS AND MARKINGS ONLY)
FIGURE 12 (SHEET 2)

11-36-03-12

BRI
MAY 28/07

11-36-03-12
PAGE 0A

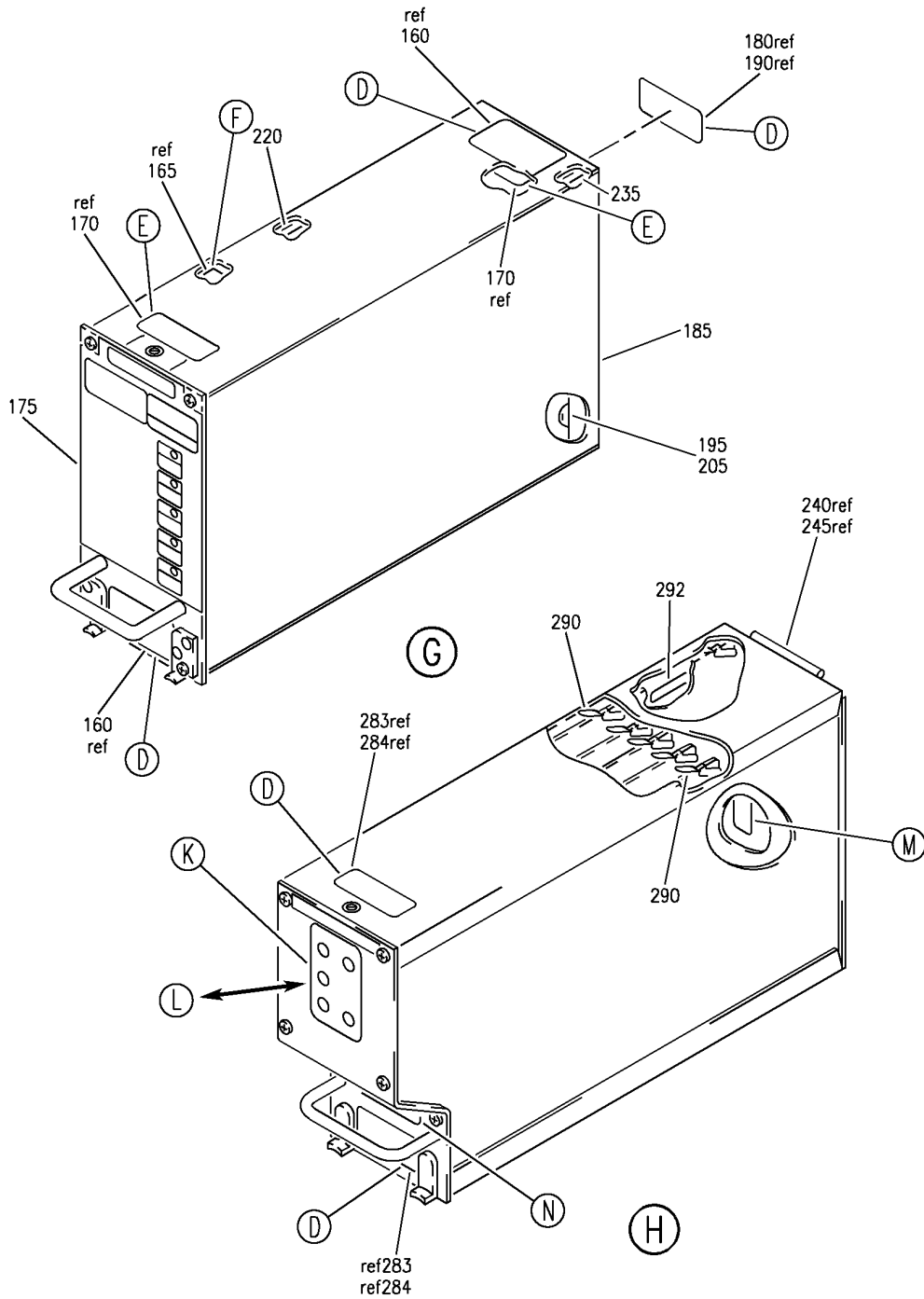
BOEING
757
PARTS CATALOG (MAINTENANCE)



Y 11360312 SH1 3 REV 330

EQUIPMENT INSTL-MAIN ELECTRONIC EQPT CTR E3/E4 (PLACARDS AND MARKINGS ONLY)
FIGURE 12 (SHEET 3)

BOEING
757
PARTS CATALOG (MAINTENANCE)



Y 11360312 SHT 4 REV 297

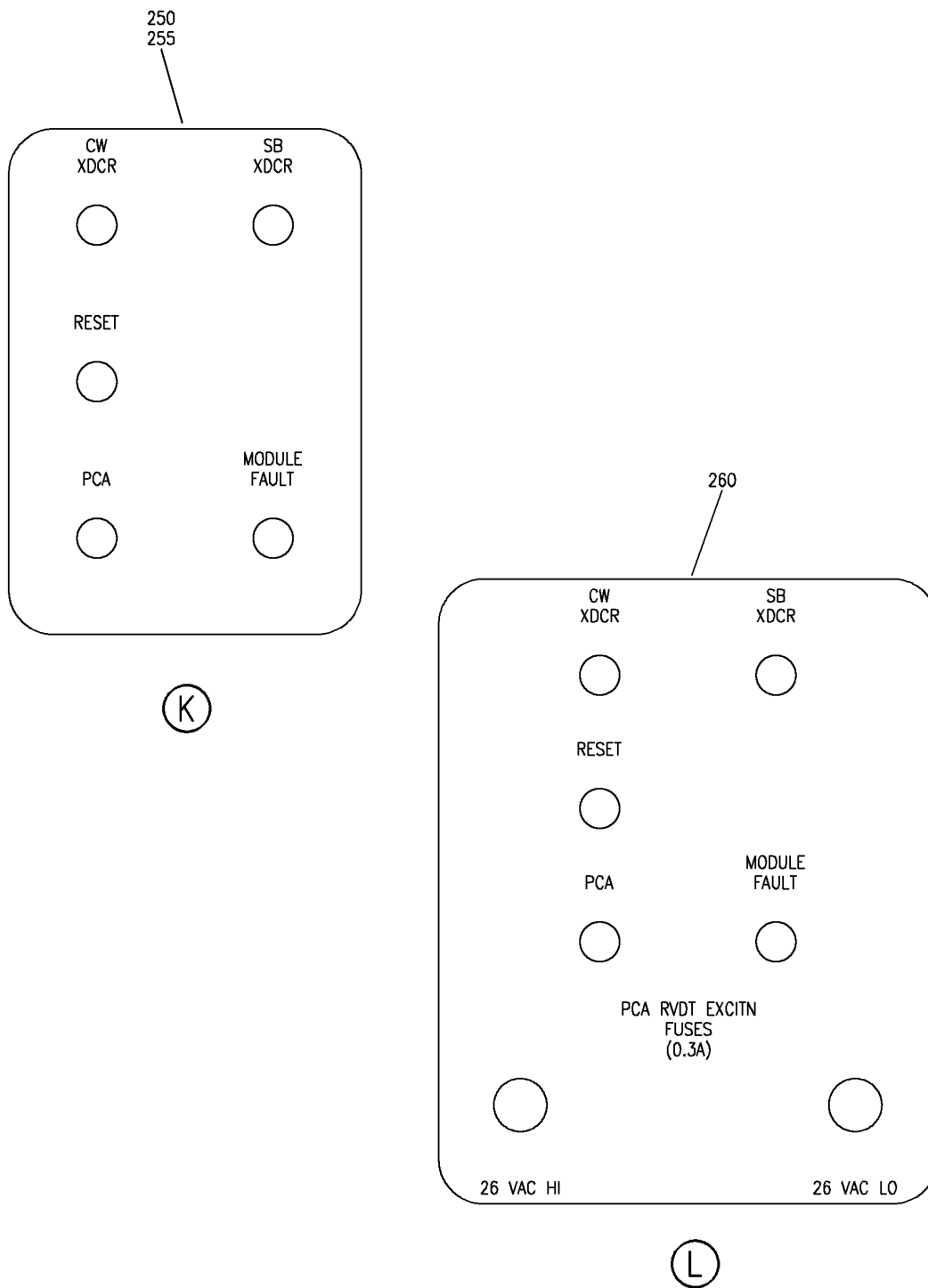
EQUIPMENT INSTL-MAIN ELECTRONIC EQPT CTR E3/E4 (PLACARDS AND MARKINGS ONLY)
FIGURE 12 (SHEET 4)

BRI
MAY 28/07

11-36-03-12

11-36-03-12
PAGE 0C

BOEING
757
PARTS CATALOG (MAINTENANCE)



Y 11360312 SH1 5 REV 297

EQUIPMENT INSTL-MAIN ELECTRONIC EQPT CTR E3/E4 (PLACARDS AND MARKINGS ONLY)
FIGURE 12 (SHEET 5)

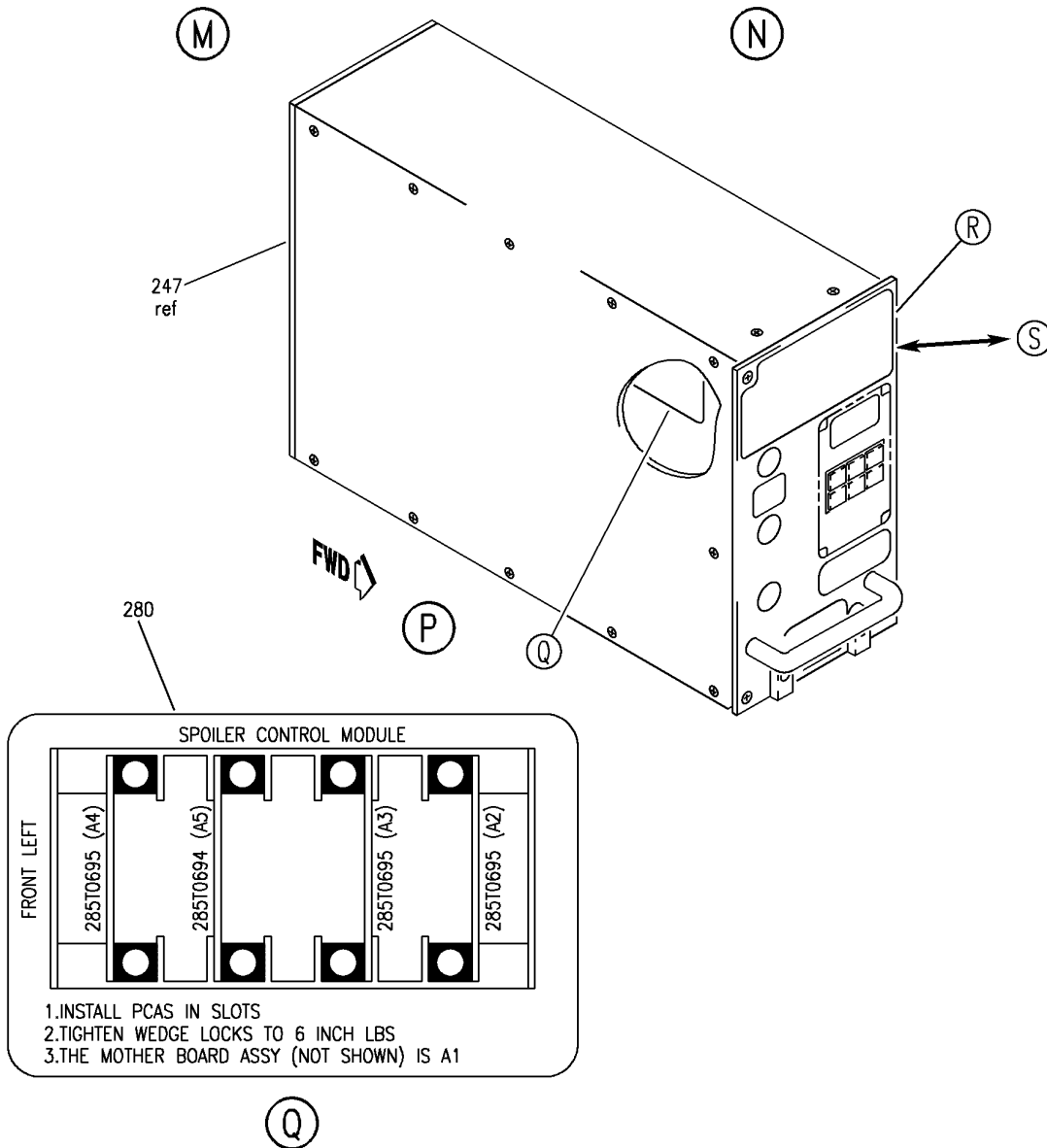
BRI
MAY 28/07

11-36-03-12

11-36-03-12
PAGE 0D

BOEING
757
PARTS CATALOG (MAINTENANCE)

<p align="center">265 500 540</p> <p align="center">CAUTION</p> <p>ELECTROSTATIC SENSITIVE DEVICE. CONDUCTIVE CONNECTOR DUST COVER REQUIRED.</p>	<p align="center">270</p> <p>ENSURE FLT CONT ELEC (CSEU) AC AND DC CB'S ARE OPEN CAUTION: PRIOR TO REMOVAL OR INSTALLATION OF THIS LRU</p>
---	---



Y 11360312 SH 6 REV 298

EQUIPMENT INSTL-MAIN ELECTRONIC EQPT CTR E3/E4 (PLACARDS AND MARKINGS ONLY)
FIGURE 12 (SHEET 6)

BRI
MAY 28/07

11-36-03-12

11-36-03-12
PAGE 0E

BOEING
757
PARTS CATALOG (MAINTENANCE)

281

INSTRUCTIONS:

PUSH ON/OFF TO START OR END BITE DISPLAY.
 PUSH YES OR NO TO REPLY TO QUESTIONS(?).
 PUSH ↓ TO MOVE DOWN IN LIST.
 PUSH ↑ TO MOVE UP IN LIST.
 PUSH MENU TO RETURN TO PREVIOUS MENU.

BITE MAIN MENU:

EXISTING FAULTS—SHOWS EXISTING FAULTS.
 FAULT HISTORY—SHOWS PAST FAULTS BY FLIGHT LEG.
 GROUND TESTS—SHOWS LIST OF GROUND TEST.
 OTHER FUNCTIONS—SHOWS OTHER FUNCTIONS.

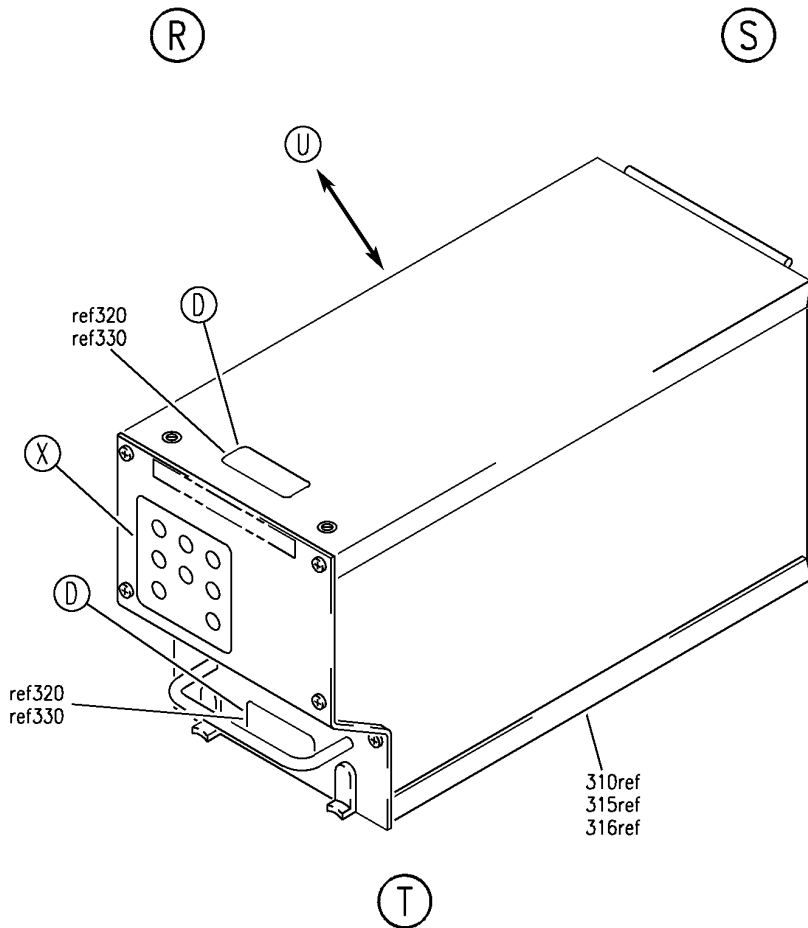
282

INSTRUCTIONS:

PUSH ON/OFF TO START OR END BITE DISPLAY.
 PUSH YES OR NO TO REPLY TO QUESTIONS(?).
 PUSH ↓ TO MOVE DOWN IN LIST.
 PUSH ↑ TO MOVE UP IN LIST.
 PUSH MENU TO RETURN TO PREVIOUS MENU.

BITE MAIN MENU:

EXISTING FAULTS—SHOWS EXISTING FAULTS.
 FAULT HISTORY—SHOWS PAST FAULTS BY FLIGHT LEG.
 SYSTEM TESTS—SHOWS LIST OF SYSTEM TESTS
 OTHER FUNCTIONS—SHOWS OTHER FUNCTIONS.



Y 11360312 SH7 7 REV 297

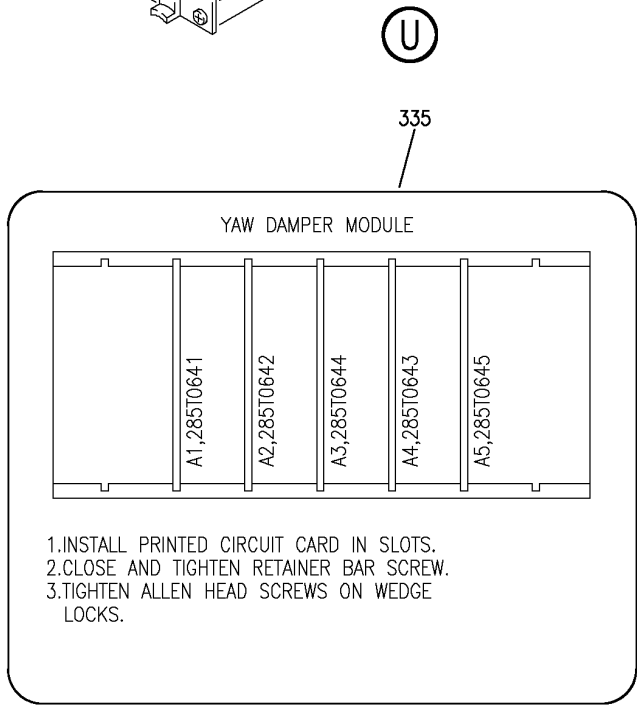
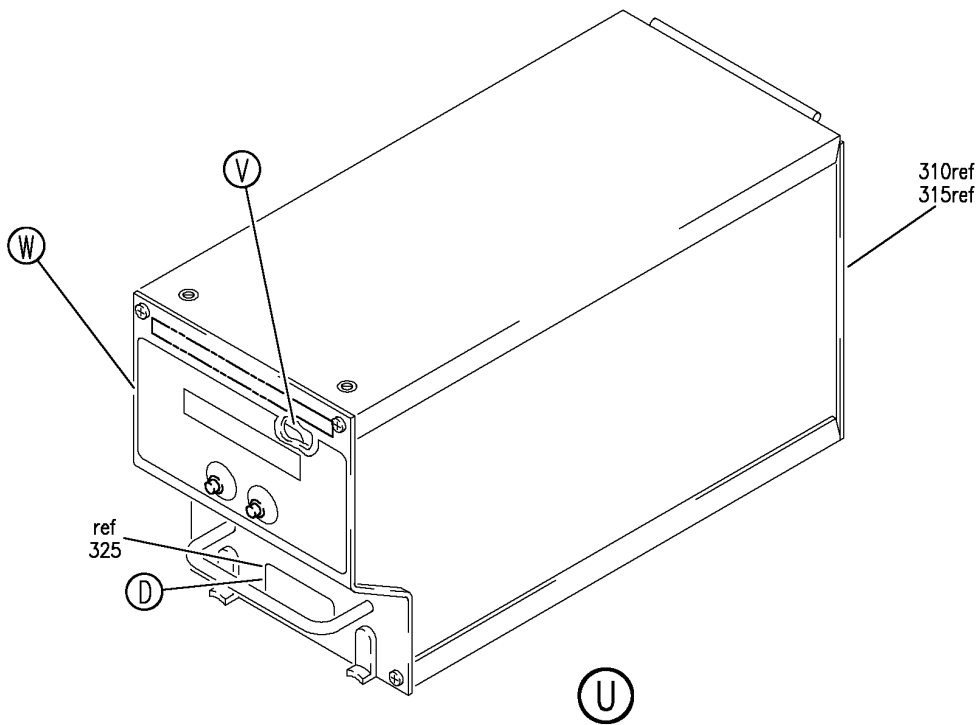
EQUIPMENT INSTL-MAIN ELECTRONIC EQPT CTR E3/E4 (PLACARDS AND MARKINGS ONLY)
 FIGURE 12 (SHEET 7)

BRI
MAY 28/07

11-36-03-12

11-36-03-12
PAGE OF

BOEING
757
PARTS CATALOG (MAINTENANCE)



Y 11360312 SH1 8 REV 250

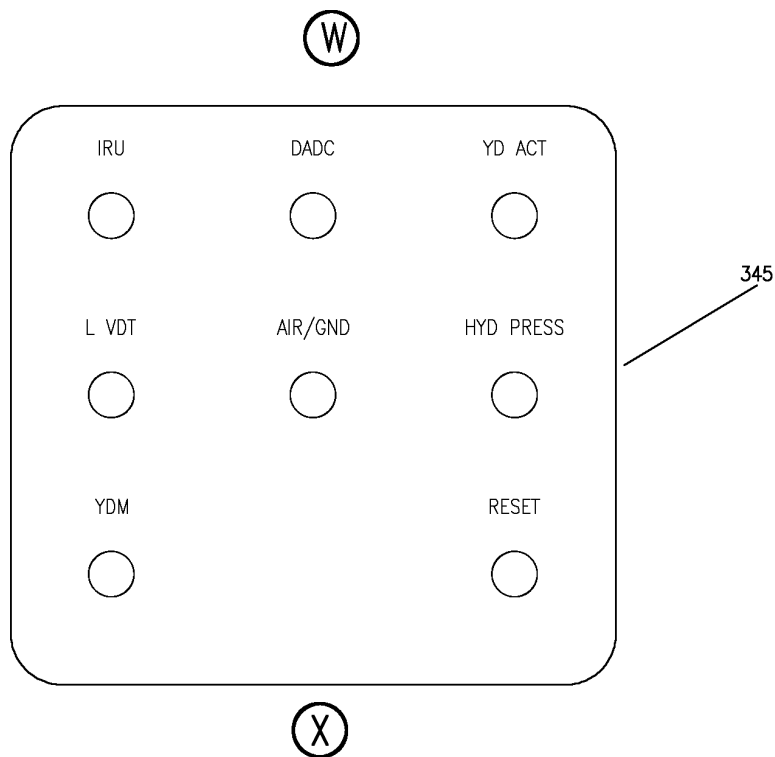
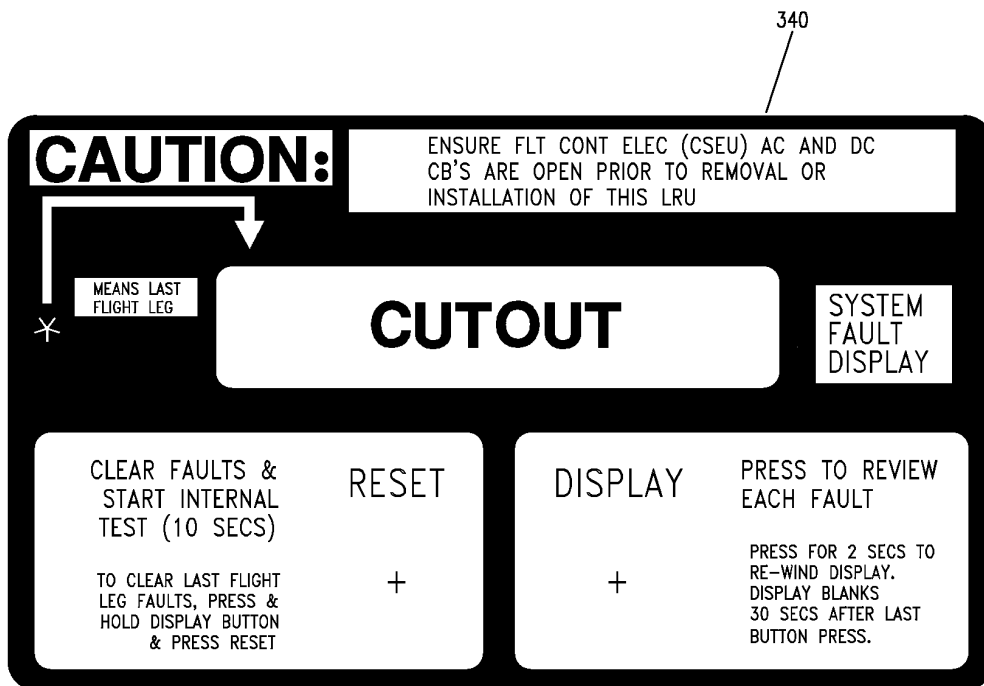
EQUIPMENT INSTL-MAIN ELECTRONIC EQPT CTR E3/E4 (PLACARDS AND MARKINGS ONLY)
FIGURE 12 (SHEET 8)

11-36-03-12

BRI
MAY 28/07

11-36-03-12
PAGE 0G

BOEING
757
PARTS CATALOG (MAINTENANCE)



Y 11360312 SHIT 9 REV 254

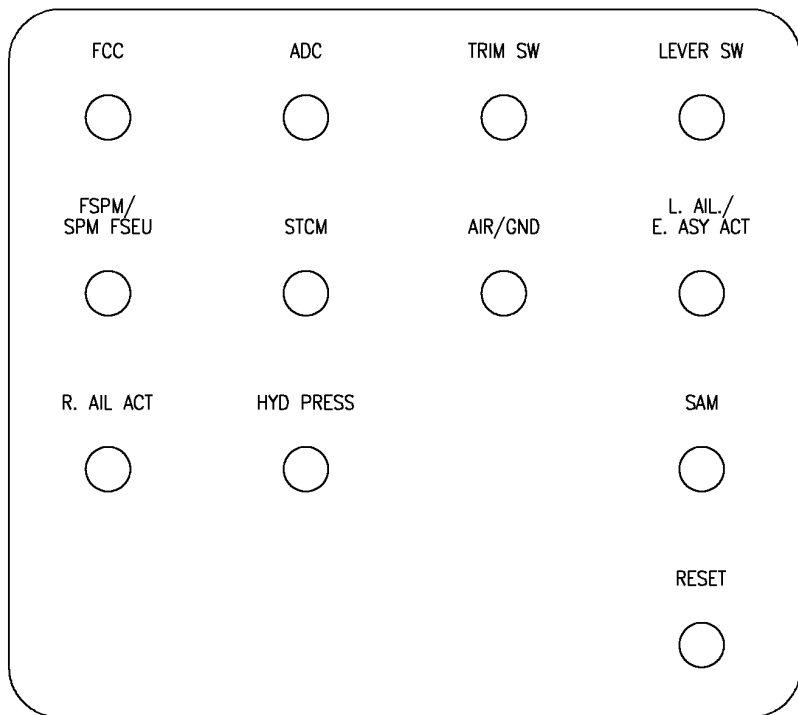
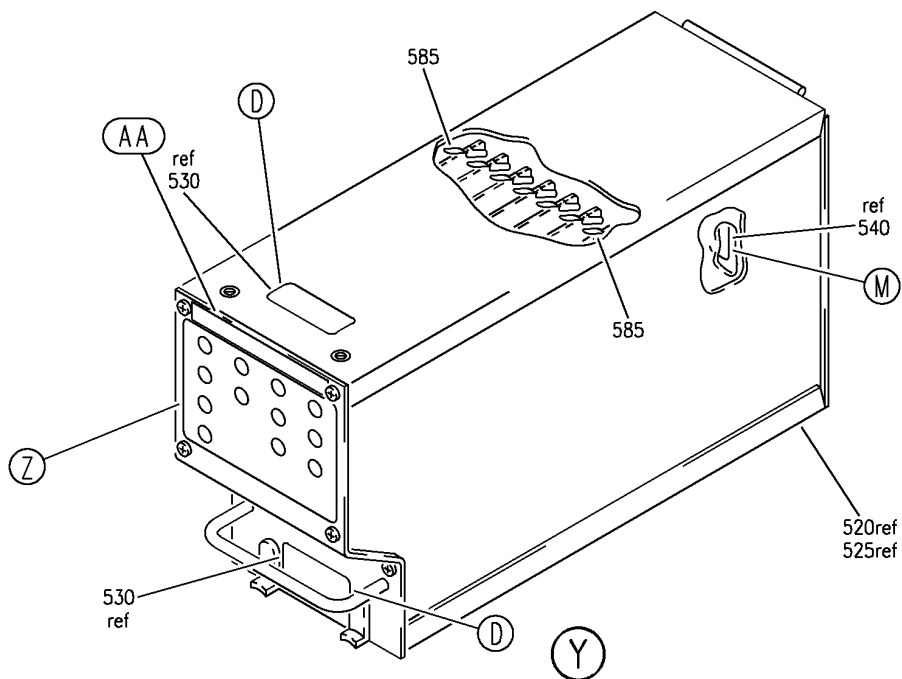
EQUIPMENT INSTL-MAIN ELECTRONIC EQPT CTR E3/E4 (PLACARDS AND MARKINGS ONLY)
FIGURE 12 (SHEET 9)

11-36-03-12

BRI
MAY 28/07

11-36-03-12
PAGE 0H

BOEING
757
PARTS CATALOG (MAINTENANCE)



Y 11360312 SH1 10 REV 298

Z

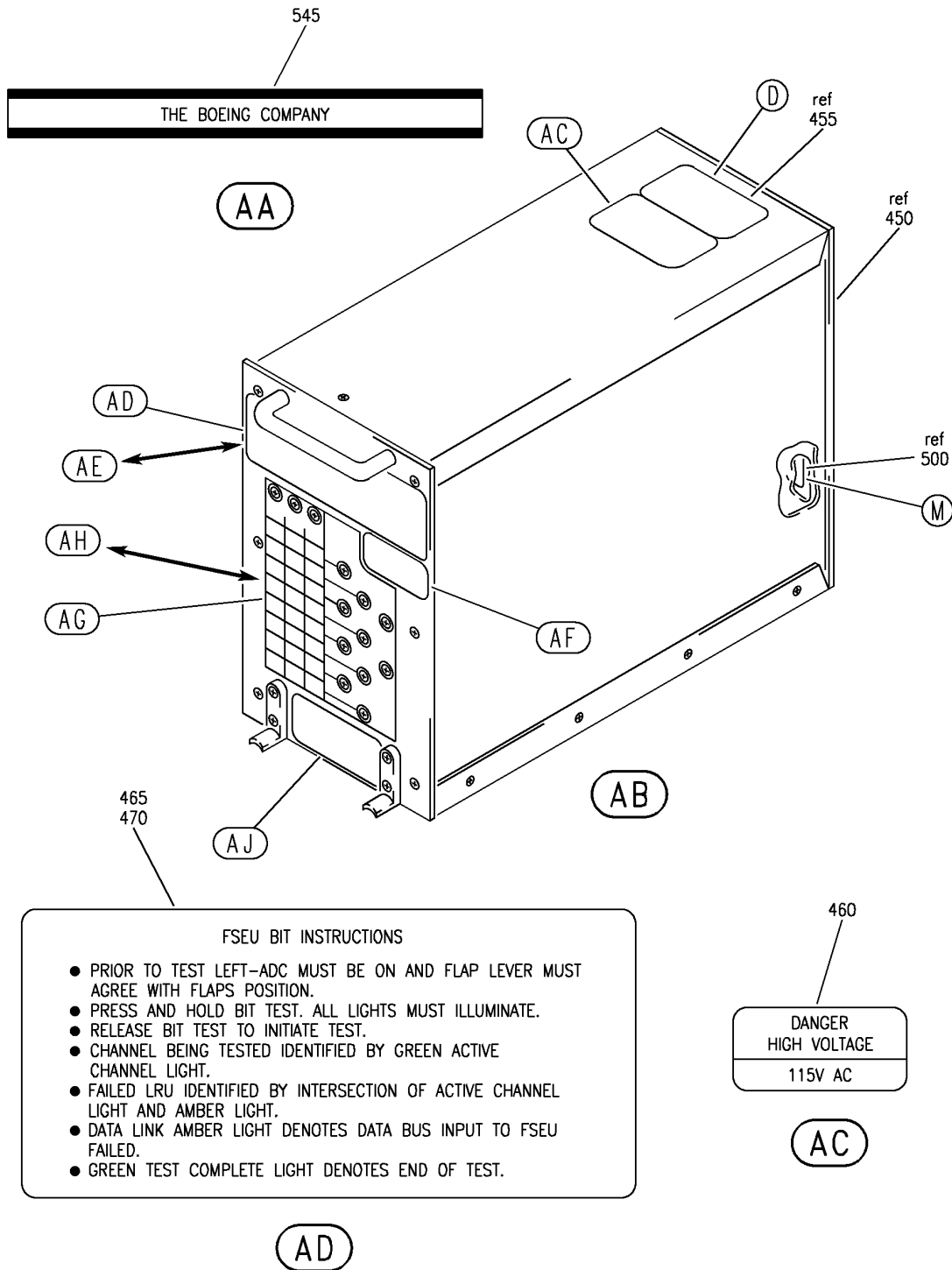
EQUIPMENT INSTL-MAIN ELECTRONIC EQPT CTR E3/E4 (PLACARDS AND MARKINGS ONLY)
FIGURE 12 (SHEET 10)

11-36-03-12

BRI
MAY 28/07

11-36-03-12
PAGE 01

BOEING
757
PARTS CATALOG (MAINTENANCE)



Y 11360312 SHT 11 REV 298

EQUIPMENT INSTL-MAIN ELECTRONIC EQPT CTR E3/E4 (PLACARDS AND MARKINGS ONLY)
FIGURE 12 (SHEET 11)

BRI
MAY 28/07

11-36-03-12

11-36-03-12
PAGE 0J

BOEING
757
PARTS CATALOG (MAINTENANCE)

BITE INSTRUCTIONS

PAST FAULTS
(LAST FLIGHT LEG ONLY)

- 1 -PRESS AND HOLD "BIT TEST" BUTTON UNTIL ALL LAMPS ILLUMINATE.
- 2 -RELEASE _ THE NUMBER OF GREEN LIGHTS IS THE ACTIVE CHANNEL.
- 3 -A FAULT IS NOTED BY THE INTERSECTION OF A GREEN AND AMBER LIGHT.
FLASHING LIGHTS = FLIGHT FAULT SOLID LIGHTS = GROUND FAULT
- 4 -"PAGE" WITH A SINGLE PUSH OF THE BIT BUTTON. ONLY ONE FAULT WILL BE DISPLAYED.

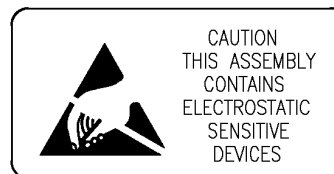
PRESENT FAULTS

CAUTION: "PAST FAULTS" WILL BE ERASED BY THE NEXT STEP

- 1 -PRESS THE BIT BUTTON THREE TIMES IN RAPID SUCCESSION.
- 2 -DISPLAY ALL FAULTS BY "PAGING" WITH SINGLE PUSHES OF THE BIT BUTTON.
NOTE FAULTS AFTER EACH PUSH UNTIL THE FAULTS REPEAT.
- 3 -THE "TEST COMPLETE" LIGHT WILL ILLUMINATE IF NO FAULTS PRESENT.

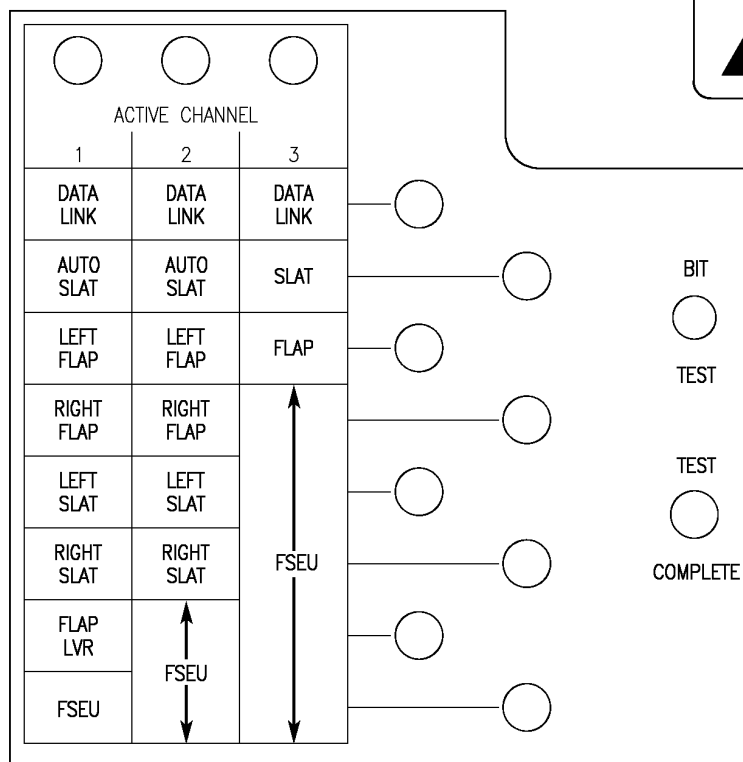
AE

475



AF

480



485

AG

Y 11360312 SH1 12 REV 254

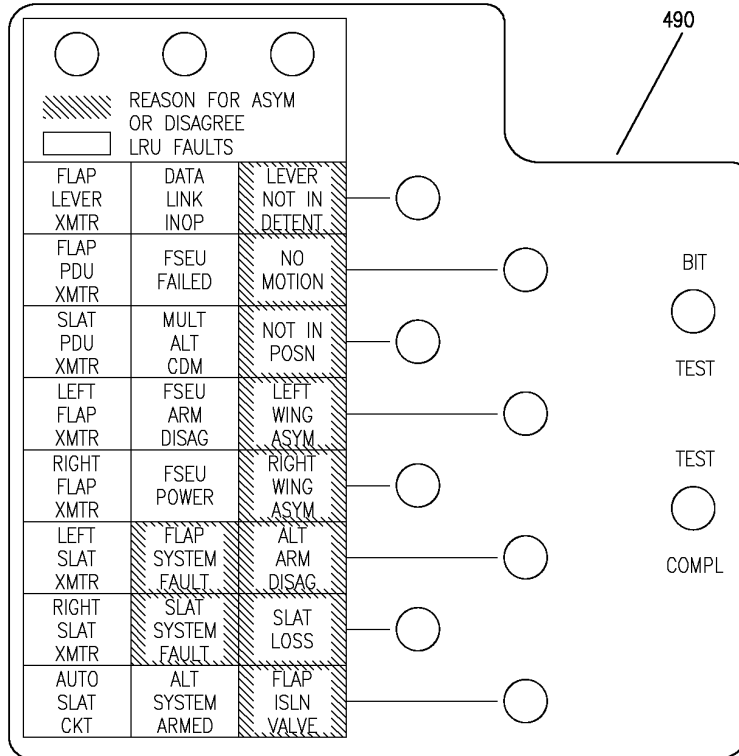
EQUIPMENT INSTL-MAIN ELECTRONIC EQPT CTR E3/E4 (PLACARDS AND MARKINGS ONLY)
FIGURE 12 (SHEET 12)

11-36-03-12

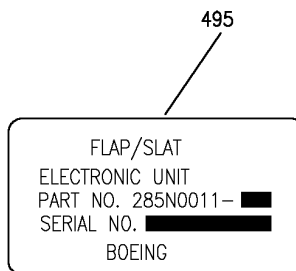
BRI
MAY 28/07

11-36-03-12
PAGE OK


BOEING
 757
PARTS CATALOG (MAINTENANCE)



(AH)



(AJ)

Y 11360312 SHT 13 REV 254

EQUIPMENT INSTL-MAIN ELECTRONIC EQPT CTR E3/E4 (PLACARDS AND MARKINGS ONLY)
 FIGURE 12 (SHEET 13)

11-36-03-12

BRI
MAY 28/07

11-36-03-12
PAGE 0L



757

PARTS CATALOG (MAINTENANCE)

FIG ITEM	PART NUMBER	1 2 3 4 5 6 7	NOMENCLATURE	EFFECT FROM TO	UNITS PER ASSY
12			EQUIPMENT INSTL-MAIN ELECTRONIC EQPT CTR E3/E4 (PLACARDS AND MARKINGS ONLY)	002004 006100 107107 121503 904999	
- 2	284N1307-33		EQUIPMENT INSTL-MAIN ELECTRONIC EQPT CTR E3/E4 (PLACARDS AND MARKINGS ONLY) FOR NHA/OTHER SYS DET SEE: 24-00-58-01	107107	RF
- 3	284N1800-16		EQUIPMENT INSTL-MAIN ELECTRONIC EQPT CTR E3/E4 (PLACARDS AND MARKINGS ONLY) FOR NHA/OTHER SYS DET SEE: 24-00-58-01	121503 904949	RF
- 4	284N1800-32		EQUIPMENT INSTL-MAIN ELECTRONIC EQPT CTR E3/E4 (PLACARDS AND MARKINGS ONLY) FOR NHA/OTHER SYS DET SEE: 24-00-58-01	952999	RF
- 4	284N1800-34		EQUIPMENT INSTL-MAIN ELECTRONIC EQPT CTR E3/E4 (PLACARDS AND MARKINGS ONLY) FOR NHA/OTHER SYS DET SEE: 24-00-58-01	002004 006100	RF
- 5	284N1800-38		EQUIPMENT INSTL-MAIN ELECTRONIC EQPT CTR E3/E4 (PLACARDS AND MARKINGS ONLY) FOR NHA/OTHER SYS DET SEE: 24-00-58-01	950951	RF

MISSING ITEM NUMBERS NOT APPLICABLE

- ITEM NOT ILLUSTRATED

BRI

11-36-03-12

11-36-03
FIG. 12
PAGE 1
JAN 20/09



757

PARTS CATALOG (MAINTENANCE)

FIG ITEM	PART NUMBER	1 2 3 4 5 6 7	NOMENCLATURE	EFFECT FROM TO	UNITS PER ASSY
12					
15	285T0017-102		.MODULE ASSY-PWR SUPPLY SUPPLIER CODE: V89954 ELECTRICAL EQUIP NUMBER: M00536 M00537 M00538 M00539 COMPONENT MAINT MANUAL REF: 27-09-56	107107	RF
15	285T0017-103		.MODULE ASSY-PWR SUPPLY SUPPLIER CODE: V89954 ELECTRICAL EQUIP NUMBER: M00536 M00537 M00538 M00539 COMPONENT MAINT MANUAL REF: 27-09-56	107107	RF
15	285T0017-103		.MODULE ASSY-PWR SUPPLY SUPPLIER CODE: V89954 ELECTRICAL EQUIP NUMBER: M00536 M00537 M00538 M00539 COMPONENT MAINT MANUAL REF: 27-09-56	002004 006100 121503 904999	RF
20	BAC27TEX1		..DECAL	002004 006100 107107 121503 904999	2
25	BAC27TEX1586		..DECAL- OPTIONAL PART: BAC27TEX3199 V89954	002004 006100 107107 121503 904999	2
25	BAC27TEX3199		..DECAL- SUPPLIER CODE: V89954 OPTIONAL PART: BAC27TEX1586	002004 006100 107107 121503 904999	2

MISSING ITEM NUMBERS NOT APPLICABLE

- ITEM NOT ILLUSTRATED

11-36-03-12

11-36-03
FIG. 12
PAGE 2
JAN 20/09

BRI



757

PARTS CATALOG (MAINTENANCE)

FIG ITEM	PART NUMBER	1 2 3 4 5 6 7	NOMENCLATURE	EFFECT FROM TO	UNITS PER ASSY
12					
30	BAC27TEX2246	..	DECAL- SUPPLIER CODE: V89954	002004 006100 107107 121503 904999	1
35	BAC27TEX1	..	DECAL	002004 006100 107107 121503 904999	1
65	BAC27TEX1486	..	DECAL- PLACARD CONTENT: STATIC SENSITIVE	002004 006100 107107 121503 904999	1
80	BAC27TEX1486	..	DECAL- PLACARD CONTENT: STATIC SENSITIVE	002004 006100 107107 121503 904999	1
95	BAC27TEX1486	..	DECAL- PLACARD CONTENT: STATIC SENSITIVE	002004 006100 107107 121503 904999	1
115	BAC27TEX1486	..	DECAL- PLACARD CONTENT: STATIC SENSITIVE	002004 006100 107107 121503 904999	1

MISSING ITEM NUMBERS NOT APPLICABLE

- ITEM NOT ILLUSTRATED

11-36-03-12

11-36-03
FIG. 12
PAGE 3
JAN 20/09

BRI

BOEING
757
PARTS CATALOG (MAINTENANCE)

FIG ITEM	PART NUMBER	1 2 3 4 5 6 7	NOMENCLATURE	EFFECT FROM TO	UNITS PER ASSY
12 155	285T0017-104		.MODULE ASSY-PWR SUPPLY SUPPLIER CODE: V89954 MISCELLANEOUS DATA: IF THE -103 AND -104 ARE INTERMIXED, IT IS RECOMMENDED THAT THE -104 BE INSTALLED IN THE PSM 1 LEFT AND PSM 1 RIGHT POSITIONS TO TAKE ADVANTAGE OF THE PRODUCT IMPROVEMENTS INCORPORATED IN THE -104 PSM. FOR DETAILS SEE THE APPLICABLE SERVICE LETTER 747-SL-27-102, 757-SL-27-50, OR 767-SL-27-55. ELECTRICAL EQUIP NUMBER: M00536 M00537 M00538 M00539 COMPONENT MAINT MANUAL REF: 27-09-57	107107	RF
R R	155	285T0017-201	.MODULE ASSY-PWR SUPPLY SUPPLIER CODE: V89954 FUNCTIONAL DESCRIPTION: THE CONTROL SYSTEM ELECTRONIC POWER SUPPLY MODULE (PSM) CONSISTS OF LEFT AND RIGHT CSEU POWER SUPPLY SUB-SYSTEMS. EACH CONTAINS TWO CSEU POWER SUPPLY MODULES. ELECTRICAL EQUIP NUMBER: M00536 M00537 M00538 M00539 COMPONENT MAINT MANUAL REF: 27-09-58 VARIABLE DRAWING REF: 285T0017-5004 285T0017-5005	002004 006100 121503 904999	RF

MISSING ITEM NUMBERS NOT APPLICABLE

- ITEM NOT ILLUSTRATED

BRI

11-36-03-12

11-36-03
FIG. 12
PAGE 4
MAY 20/09



757

PARTS CATALOG (MAINTENANCE)

FIG ITEM	PART NUMBER	1 2 3 4 5 6 7	NOMENCLATURE	EFFECT FROM TO	UNITS PER ASSY
12 155	285T0017-104		.MODULE ASSY-PWR SUPPLY SUPPLIER CODE: V89954 MISCELLANEOUS DATA: IF THE -103 AND -104 ARE INTERMIXED, IT IS RECOMMENDED THAT THE -104 BE INSTALLED IN THE PSM 1 LEFT AND PSM 1 RIGHT POSITIONS TO TAKE ADVANTAGE OF THE PRODUCT IMPROVEMENTS INCORPORATED IN THE -104 PSM. FOR DETAILS SEE THE APPLICABLE SERVICE LETTER 747-SL-27-102, 757-SL-27-50, OR 767-SL-27-55. ELECTRICAL EQUIP NUMBER: M00536 M00537 M00538 M00539 COMPONENT MAINT MANUAL REF: 27-09-57	002004 006100 121503 904999	RF
R R	155	285T0017-201	.MODULE ASSY-PWR SUPPLY SUPPLIER CODE: V89954 FUNCTIONAL DESCRIPTION: THE CONTROL SYSTEM ELECTRONIC POWER SUPPLY MODULE (PSM) CONSISTS OF LEFT AND RIGHT CSEU POWER SUPPLY SUB-SYSTEMS. EACH CONTAINS TWO CSEU POWER SUPPLY MODULES. ELECTRICAL EQUIP NUMBER: M00536 M00537 M00538 M00539 COMPONENT MAINT MANUAL REF: 27-09-58	107107	RF
160	BAC27TEX1		..DECAL- USED ON: 285T0017-104	002004 006100 107107 121503 904999	2

MISSING ITEM NUMBERS NOT APPLICABLE

- ITEM NOT ILLUSTRATED

11-36-03-12

11-36-03
FIG. 12
PAGE 5
MAY 20/09

BRI



757

PARTS CATALOG (MAINTENANCE)

FIG ITEM	PART NUMBER	1 2 3 4 5 6 7	NOMENCLATURE	EFFECT FROM TO	UNITS PER ASSY
12 165	BAC27TEX2246	..	DECAL- SUPPLIER CODE: V89954 USED ON: 285T0017-104	002004 006100 107107 121503 904999	1
170	BAC27TEX1586	..	DECAL- OPTIONAL PART: BAC27TEX3199 V89954 USED ON: 285T0017-104	002004 006100 107107 121503 904999	2
170	BAC27TEX3199	..	DECAL- SUPPLIER CODE: V89954 OPTIONAL PART: BAC27TEX1586 USED ON: 285T0017-104	002004 006100 107107 121503 904999	2
175	GM344183	..	DECAL- SUPPLIER CODE: V22670 OPTIONAL PART: GM359846 V22670 USED ON: 285T0017-201	002004 006100 107107 121503 904999	1
175	GM359846	..	DECAL- SUPPLIER CODE: V22670 OPTIONAL PART: GM344183 V22670 USED ON: 285T0017-201	002004 006100 107107 121503 904999	1
180	BAC27TEX1	..	DECAL	002004 006100 107107 121503 904999	1
195	BAC27TEX2	...	DECAL	002004 006100 107107 121503 904999	1

MISSING ITEM NUMBERS NOT APPLICABLE

- ITEM NOT ILLUSTRATED

11-36-03-12

11-36-03
FIG. 12
PAGE 6
MAY 20/09

BRI



757

PARTS CATALOG (MAINTENANCE)

FIG ITEM	PART NUMBER	1 2 3 4 5 6 7	NOMENCLATURE	EFFECT FROM TO	UNITS PER ASSY
12 - 210	285T0471-16		..PRINTED CIRCUIT ASSY-PWR SUPPLY REGULATOR SUPPLIER CODE: V89954 ELECTRICAL EQUIP NUMBER: A00002 OPTIONAL PART: 285T0471-17 V89954 USED ON: 285T0017-104	002004 006100 107107 121503 904999	RF
- 210	285T0471-17		..PRINTED CIRCUIT ASSY-PWR SUPPLY REGULATOR SUPPLIER CODE: V89954 ELECTRICAL EQUIP NUMBER: A00002 OPTIONAL PART: 285T0471-16 V89954 USED ON: 285T0017-104	002004 006100 107107 121503 904999	RF

MISSING ITEM NUMBERS NOT APPLICABLE

- ITEM NOT ILLUSTRATED

BRI

11-36-03-12

BOEING PROPRIETARY - Copyright © - Unpublished Work - See title page for details.

11-36-03
FIG. 12
PAGE 7
JAN 20/09



757

PARTS CATALOG (MAINTENANCE)

FIG ITEM	PART NUMBER	1 2 3 4 5 6 7 NOMENCLATURE	EFFECT FROM TO	UNITS PER ASSY
12 - 215	285T0480-23	..PRINTED CIRCUIT ASSY-MON SUPPLIER CODE: V89954 ELECTRICAL EQUIP NUMBER: A00003 OPTIONAL PART: 285T0480-22 V89954 285T0480-24 V89954 285T0480-25 V89954 285T0480-26 V89954 285T0480-27 V89954 285T0480-28 V89954 285T0480-29 V89954 285T0480-30 V89954 285T0480-31 V89954 285T0480-32 V89954 285T0480-33 V89954 USED ON: 285T0017-104	002004 006100 107107 121503 904999	RF

MISSING ITEM NUMBERS NOT APPLICABLE

- ITEM NOT ILLUSTRATED

BRI

11-36-03-12

BOEING PROPRIETARY - Copyright © - Unpublished Work - See title page for details.

11-36-03
FIG. 12
PAGE 8
JAN 20/09



757

PARTS CATALOG (MAINTENANCE)

FIG ITEM	PART NUMBER	1 2 3 4 5 6 7	NOMENCLATURE	EFFECT FROM TO	UNITS PER ASSY
12 - 215	285T0480-24		..PRINTED CIRCUIT ASSY-MON SUPPLIER CODE: V89954 ELECTRICAL EQUIP NUMBER: A00003 OPTIONAL PART: 285T0480-22 V89954 285T0480-23 V89954 285T0480-25 V89954 285T0480-26 V89954 285T0480-27 V89954 285T0480-28 V89954 285T0480-29 V89954 285T0480-30 V89954 285T0480-31 V89954 285T0480-32 V89954 285T0480-33 V89954 USED ON: 285T0017-104	002004 006100 107107 121503 904999	RF

MISSING ITEM NUMBERS NOT APPLICABLE

- ITEM NOT ILLUSTRATED

BRI

11-36-03-12

BOEING PROPRIETARY - Copyright © - Unpublished Work - See title page for details.

11-36-03
FIG. 12
PAGE 9
JAN 20/09



757

PARTS CATALOG (MAINTENANCE)

FIG ITEM	PART NUMBER	1 2 3 4 5 6 7 NOMENCLATURE	EFFECT FROM TO	UNITS PER ASSY
12 - 215	285T0480-25	..PRINTED CIRCUIT ASSY-MON SUPPLIER CODE: V89954 ELECTRICAL EQUIP NUMBER: A00003 OPTIONAL PART: 285T0480-22 V89954 285T0480-23 V89954 285T0480-24 V89954 285T0480-26 V89954 285T0480-27 V89954 285T0480-28 V89954 285T0480-29 V89954 285T0480-30 V89954 285T0480-31 V89954 285T0480-32 V89954 285T0480-33 V89954 USED ON: 285T0017-104	002004 006100 107107 121503 904999	RF

MISSING ITEM NUMBERS NOT APPLICABLE

- ITEM NOT ILLUSTRATED

11-36-03-12

11-36-03
FIG. 12
PAGE 10
JAN 20/09

BRI



757

PARTS CATALOG (MAINTENANCE)

FIG ITEM	PART NUMBER	1 2 3 4 5 6 7 NOMENCLATURE	EFFECT FROM TO	UNITS PER ASSY
12 - 215	285T0480-27	..PRINTED CIRCUIT ASSY-MON SUPPLIER CODE: V89954 ELECTRICAL EQUIP NUMBER: A00003 OPTIONAL PART: 285T0480-22 V89954 285T0480-23 V89954 285T0480-24 V89954 285T0480-25 V89954 285T0480-26 V89954 285T0480-28 V89954 285T0480-29 V89954 285T0480-30 V89954 285T0480-31 V89954 285T0480-32 V89954 285T0480-33 V89954 USED ON: 285T0017-104	002004 006100 107107 121503 904999	RF

MISSING ITEM NUMBERS NOT APPLICABLE

- ITEM NOT ILLUSTRATED

11-36-03-12

11-36-03
FIG. 12
PAGE 11
JAN 20/09

BRI



757

PARTS CATALOG (MAINTENANCE)

FIG ITEM	PART NUMBER	1 2 3 4 5 6 7 NOMENCLATURE	EFFECT FROM TO	UNITS PER ASSY
12 - 215	285T0480-28	..PRINTED CIRCUIT ASSY-MON SUPPLIER CODE: V89954 ELECTRICAL EQUIP NUMBER: A00003 OPTIONAL PART: 285T0480-22 V89954 285T0480-23 V89954 285T0480-24 V89954 285T0480-25 V89954 285T0480-26 V89954 285T0480-27 V89954 285T0480-29 V89954 285T0480-30 V89954 285T0480-31 V89954 285T0480-32 V89954 285T0480-33 V89954 USED ON: 285T0017-104	002004 006100 107107 121503 904999	RF

MISSING ITEM NUMBERS NOT APPLICABLE

- ITEM NOT ILLUSTRATED

BRI

11-36-03-12

11-36-03
FIG. 12
PAGE 12
JAN 20/09



757

PARTS CATALOG (MAINTENANCE)

FIG ITEM	PART NUMBER	1 2 3 4 5 6 7 NOMENCLATURE	EFFECT FROM TO	UNITS PER ASSY
12 - 215	285T0480-29	..PRINTED CIRCUIT ASSY-MON SUPPLIER CODE: V89954 ELECTRICAL EQUIP NUMBER: A00003 OPTIONAL PART: 285T0480-22 V89954 285T0480-23 V89954 285T0480-24 V89954 285T0480-25 V89954 285T0480-26 V89954 285T0480-27 V89954 285T0480-28 V89954 285T0480-30 V89954 285T0480-31 V89954 285T0480-32 V89954 285T0480-33 V89954 USED ON: 285T0017-104	002004 006100 107107 121503 904999	RF

MISSING ITEM NUMBERS NOT APPLICABLE

- ITEM NOT ILLUSTRATED

BRI

11-36-03-12

BOEING PROPRIETARY - Copyright © - Unpublished Work - See title page for details.

11-36-03
FIG. 12
PAGE 13
JAN 20/09



757

PARTS CATALOG (MAINTENANCE)

FIG ITEM	PART NUMBER	1 2 3 4 5 6 7 NOMENCLATURE	EFFECT FROM TO	UNITS PER ASSY
12 - 215	285T0480-31	..PRINTED CIRCUIT ASSY-MON SUPPLIER CODE: V89954 ELECTRICAL EQUIP NUMBER: A00003 OPTIONAL PART: 285T0480-22 V89954 285T0480-23 V89954 285T0480-24 V89954 285T0480-25 V89954 285T0480-26 V89954 285T0480-27 V89954 285T0480-28 V89954 285T0480-29 V89954 285T0480-30 V89954 285T0480-32 V89954 285T0480-33 V89954	002004 006100 107107 121503 904999	RF

MISSING ITEM NUMBERS NOT APPLICABLE

- ITEM NOT ILLUSTRATED

BRI

11-36-03-12

BOEING PROPRIETARY - Copyright © - Unpublished Work - See title page for details.

11-36-03
FIG. 12
PAGE 14
JAN 20/09



757

PARTS CATALOG (MAINTENANCE)

FIG ITEM	PART NUMBER	1 2 3 4 5 6 7	NOMENCLATURE	EFFECT FROM TO	UNITS PER ASSY
12 - 215	285T0480-32		..PRINTED CIRCUIT ASSY-MON SUPPLIER CODE: V89954 ELECTRICAL EQUIP NUMBER: A00003 OPTIONAL PART: 285T0480-22 V89954 285T0480-23 V89954 285T0480-24 V89954 285T0480-25 V89954 285T0480-26 V89954 285T0480-27 V89954 285T0480-28 V89954 285T0480-29 V89954 285T0480-30 V89954 285T0480-31 V89954 285T0480-33 V89954 USED ON: 285T0017-104	002004 006100 107107 121503 904999	RF

MISSING ITEM NUMBERS NOT APPLICABLE

- ITEM NOT ILLUSTRATED

BRI

11-36-03-12

BOEING PROPRIETARY - Copyright © - Unpublished Work - See title page for details.

11-36-03
FIG. 12
PAGE 15
JAN 20/09



757

PARTS CATALOG (MAINTENANCE)

FIG ITEM	PART NUMBER	1 2 3 4 5 6 7	NOMENCLATURE	EFFECT FROM TO	UNITS PER ASSY
12 - 216	285T0480-33		..PRINTED CIRCUIT ASSY-MON SUPPLIER CODE: V89954 ELECTRICAL EQUIP NUMBER: A00003 OPTIONAL PART: 285T0480-22 V89954 285T0480-23 V89954 285T0480-24 V89954 285T0480-25 V89954 285T0480-26 V89954 285T0480-27 V89954 285T0480-28 V89954 285T0480-29 V89954 285T0480-30 V89954 285T0480-31 V89954 285T0480-32 V89954 USED ON: 285T0017-104	002004 006100 107107 121503 904999	RF
220	BAC27TEX1486		...DECAL- PLACARD CONTENT: STATIC SENSITIVE	002004 006100 107107 121503 904999	1

MISSING ITEM NUMBERS NOT APPLICABLE

- ITEM NOT ILLUSTRATED

BRI

11-36-03-12

BOEING PROPRIETARY - Copyright © - Unpublished Work - See title page for details.

11-36-03
 FIG. 12
 PAGE 16
 JAN 20/09



757

PARTS CATALOG (MAINTENANCE)

FIG ITEM	PART NUMBER	1 2 3 4 5 6 7 NOMENCLATURE	EFFECT FROM TO	UNITS PER ASSY
12 - 225	285T0480-22	..PRINTED CIRCUIT ASSY-MON SUPPLIER CODE: V89954 ELECTRICAL EQUIP NUMBER: A00003 OPTIONAL PART: 285T0480-23 V89954 285T0480-24 V89954 285T0480-25 V89954 285T0480-26 V89954 285T0480-27 V89954 285T0480-28 V89954 285T0480-29 V89954 285T0480-30 V89954 285T0480-31 V89954 285T0480-32 V89954 285T0480-33 V89954 USED ON: 285T0017-104	002004 006100 107107 121503 904999	RF

MISSING ITEM NUMBERS NOT APPLICABLE

- ITEM NOT ILLUSTRATED

BRI

11-36-03-12

11-36-03
FIG. 12
PAGE 17
JAN 20/09



757

PARTS CATALOG (MAINTENANCE)

FIG ITEM	PART NUMBER	1 2 3 4 5 6 7 NOMENCLATURE	EFFECT FROM TO	UNITS PER ASSY
12 - 225	285T0480-26	..PRINTED CIRCUIT ASSY-MON SUPPLIER CODE: V89954 ELECTRICAL EQUIP NUMBER: A00003 OPTIONAL PART: 285T0480-22 V89954 285T0480-23 V89954 285T0480-24 V89954 285T0480-25 V89954 285T0480-27 V89954 285T0480-28 V89954 285T0480-29 V89954 285T0480-30 V89954 285T0480-31 V89954 285T0480-32 V89954 285T0480-33 V89954 USED ON: 285T0017-104	002004 006100 107107 121503 904999	RF

MISSING ITEM NUMBERS NOT APPLICABLE

- ITEM NOT ILLUSTRATED

11-36-03-12

11-36-03
FIG. 12
PAGE 18
JAN 20/09

BRI



757

PARTS CATALOG (MAINTENANCE)

FIG ITEM	PART NUMBER	1 2 3 4 5 6 7	NOMENCLATURE	EFFECT FROM TO	UNITS PER ASSY
12 - 225	285T0480-30		..PRINTED CIRCUIT ASSY-MON SUPPLIER CODE: V89954 ELECTRICAL EQUIP NUMBER: A00003 OPTIONAL PART: 285T0480-22 V89954 285T0480-23 V89954 285T0480-24 V89954 285T0480-25 V89954 285T0480-26 V89954 285T0480-27 V89954 285T0480-28 V89954 285T0480-29 V89954 285T0480-31 V89954 285T0480-32 V89954 285T0480-33 V89954 USED ON: 285T0017-104	002004 006100 107107 121503 904999	RF
- 230	285T0482-8		...PRINTED CIRCUIT ASSY-MON SUPPLIER CODE: V89954 ELECTRICAL EQUIP NUMBER: A00002 USED ON: 285T0480-22	002004 006100 107107 121503 904999	RF
- 230	285T0482-9		...PRINTED CIRCUIT ASSY-MON SUPPLIER CODE: V89954 ELECTRICAL EQUIP NUMBER: A00002 USED ON: 285T0480-26	002004 006100 107107 121503 904999	RF

MISSING ITEM NUMBERS NOT APPLICABLE

- ITEM NOT ILLUSTRATED

BRI

11-36-03-12

11-36-03
 FIG. 12
 PAGE 19
 JAN 20/09



757

PARTS CATALOG (MAINTENANCE)

FIG ITEM	PART NUMBER	1 2 3 4 5 6 7	NOMENCLATURE	EFFECT FROM TO	UNITS PER ASSY
12 - 230	285T0482-10		...PRINTED CIRCUIT ASSY-MON SUPPLIER CODE: V89954 ELECTRICAL EQUIP NUMBER: A00002 USED ON: 285T0480-30	002004 006100 107107 121503 904999	RF
235	BAC27TEX1486	DECAL- PLACARD CONTENT: STATIC SENSITIVE	002004 006100 107107 121503 904999	1
245	285T0012-112		.MODULE ASSY-SPOILER CONT SUPPLIER CODE: V89954 MISCELLANEOUS DATA: (USE OF 285T0012-112 NEGATES INTENT OF SB 27-0085 AND CSB 285T0012-27-04) ELECTRICAL EQUIP NUMBER: M00530 M00531 M00532 M00533 M00534 M00535 COMPONENT MAINT MANUAL REF: 27-61-52 QUALIFIED I/W DATA: P/N'S 285T0012-112,-114 -117, -118 AND -201 ARE FULLY INTERCHANGEABLE FOR 757-200 ONLY. THEN FOR THE 757-300 MODEL, 285T0012-201 MUST BE USED OPTIONAL PART: 285T0012-114 V89954	107107	RF

MISSING ITEM NUMBERS NOT APPLICABLE

- ITEM NOT ILLUSTRATED

BRI

11-36-03-12

11-36-03
FIG. 12
PAGE 20
JAN 20/09



757

PARTS CATALOG (MAINTENANCE)

FIG ITEM	PART NUMBER	1 2 3 4 5 6 7	NOMENCLATURE	EFFECT FROM TO	UNITS PER ASSY
12 245	285T0012-114		.MODULE ASSY-SPOILER CONT SUPPLIER CODE: V89954 MISCELLANEOUS DATA: (USE OF 285T0012-114 NEGATES INTENT OF SB 27-0085 AND CSB 285T0012-27-04) ELECTRICAL EQUIP NUMBER: M00530 M00531 M00532 M00533 M00534 M00535 COMPONENT MAINT MANUAL REF: 27-61-52 QUALIFIED I/W DATA: P/N'S 285T0012-112,-114, -117, -118 AND -201 ARE FULLY INTERCHANGEABLE FOR 757-200 ONLY. THEN FOR THE 757-300 MODEL 285T0012-201 MUST BE USED OPTIONAL PART: 285T0012-112 V89954	107107	RF

MISSING ITEM NUMBERS NOT APPLICABLE

- ITEM NOT ILLUSTRATED

BRI

11-36-03-12

BOEING PROPRIETARY - Copyright © - Unpublished Work - See title page for details.

11-36-03
FIG. 12
PAGE 21
JAN 20/09



757

PARTS CATALOG (MAINTENANCE)

FIG ITEM	PART NUMBER	1 2 3 4 5 6 7	NOMENCLATURE	EFFECT FROM TO	UNITS PER ASSY
12 245	285T0012-117		.MODULE ASSY-SPOILER CONT SUPPLIER CODE: V89954 ELECTRICAL EQUIP NUMBER: M00530 M00531 M00532 M00533 M00534 M00535 COMPONENT MAINT MANUAL REF: 27-61-52 QUALIFIED I/W DATA: P/N'S 285T0012-112,-114, -117, -118 AND -201 ARE FULLY INTERCHANGEABLE FOR 757-200 ONLY. THEN FOR THE 757-00 MODEL, 285T0012-201 MUST BE USED OPTIONAL PART: 285T0012-118 V89954	904949 952952	RF
245	285T0012-118		.MODULE ASSY-SPOILER CONT SUPPLIER CODE: V89954 ELECTRICAL EQUIP NUMBER: M00530 M00531 M00532 M00533 M00534 M00535 COMPONENT MAINT MANUAL REF: 27-61-52 QUALIFIED I/W DATA: P/N'S 285T0012-112,-114, -117, -188 AND -201 ARE FULLY INTERCHANGEABLE FOR 757-200 ONLY. THEN FOR THE 757-300 MODEL, 285T0012-201 MUST BE USED OPTIONAL PART: 285T0012-117 V89954	904949 952952	RF

MISSING ITEM NUMBERS NOT APPLICABLE

- ITEM NOT ILLUSTRATED

BRI

11-36-03-12

11-36-03
FIG. 12
PAGE 22
JAN 20/09



757

PARTS CATALOG (MAINTENANCE)

FIG ITEM	PART NUMBER	1 2 3 4 5 6 7	NOMENCLATURE	EFFECT FROM TO	UNITS PER ASSY
12 247	285T0012-201		.MODULE ASSY-SPOILER CONT SUPPLIER CODE: V89954 ELECTRICAL EQUIP NUMBER: M00530 M00531 M00532 M00533 M00534 M00535 COMPONENT MAINT MANUAL REF: 27-61-02 QUALIFIED I/W DATA: P/N'S 285T0012-112,-114, -117, -118 AND -201 ARE FULLY INTERCHANGEABLE FOR 757-200 ONLY. THEN FOR THE 757-300 MODEL, 285T0012-201 MUST BE USED	002004 006100 121503 950951 953999	RF
250	BAC27TEX3240		..DECAL- SUPPLIER CODE: V89954 USED ON: 285T0012-112	107107	1
255	BAC27TEX3304		..DECAL- SUPPLIER CODE: V89954 USED ON: 285T0012-114	107107	1
260	BAC27NEX2369		..DECAL- SUPPLIER CODE: V89954 USED ON: 285T0012-118	904949 952952	1
265	BAC27TEX3270		..DECAL- USED ON: 285T0012-112 285T0012-114 285T0012-118	904949 952952	1
270	BAC27EEX1171		..DECAL- SUPPLIER CODE: V89954 USED ON: 285T0012-118	904949 952952	1

MISSING ITEM NUMBERS NOT APPLICABLE

- ITEM NOT ILLUSTRATED

11-36-03-12

11-36-03
FIG. 12
PAGE 23
JAN 20/09

BRI



757

PARTS CATALOG (MAINTENANCE)

FIG ITEM	PART NUMBER	1 2 3 4 5 6 7	NOMENCLATURE	EFFECT FROM TO	UNITS PER ASSY
12 280	BAC27TEX4879	..	DECAL- SUPPLIER CODE: V89954 USED ON: 285T0012-201	002004 006100 121503 950951 953999	1
281	BAC27TEX4880	..	MARKER- SUPPLIER CODE: V89954 OPTIONAL PART: BAC27TEX4488 V89954 USED ON: 285T0012-201	002004 006100 121503 950951 953999	1
282	BAC27TEX4488	..	MARKER- SUPPLIER CODE: V89954 OPTIONAL PART: BAC27TEX4880 V89954 USED ON: 285T0012-201	002004 006100 121503 950951 953999	1
284	BAC27TEX1	..	DECAL	002004 006100 121503 904999 107107	2
- 286	285T0292-28	..	PRINTED CIRCUIT ASSY- REDUNDANCY MANAGEMENT SUPPLIER CODE: V89954 COMPONENT MAINT MANUAL REF: 27-61-53 OPTIONAL PART: 285T0292-30 V89954 USED ON: 285T0012-112	107107	RF
- 286	285T0292-28	..	PRINTED CIRCUIT ASSY- REDUNDANCY MANAGEMENT SUPPLIER CODE: V89954 COMPONENT MAINT MANUAL REF: 27-61-53 QUALIFIED OPTIONAL DATA: OPT 285T0292-30 AND -38 USED WITH ASSOCIATED ITEMS USED ON: 285T0012-114	107107	RF

MISSING ITEM NUMBERS NOT APPLICABLE

- ITEM NOT ILLUSTRATED

11-36-03-12

11-36-03
FIG. 12
PAGE 24
JAN 20/09

BRI



757

PARTS CATALOG (MAINTENANCE)

FIG ITEM	PART NUMBER	1 2 3 4 5 6 7	NOMENCLATURE	EFFECT FROM TO	UNITS PER ASSY
12 - 286	285T0292-30		..PRINTED CIRCUIT ASSY- REDUNDANCY MANAGEMENT SUPPLIER CODE: V89954 COMPONENT MAINT MANUAL REF: 27-61-53 OPTIONAL PART: 285T0292-28 V89954 USED ON: 285T0012-112	107107	RF
- 286	285T0292-30		..PRINTED CIRCUIT ASSY- REDUNDANCY MANAGEMENT SUPPLIER CODE: V89954 COMPONENT MAINT MANUAL REF: 27-61-53 QUALIFIED OPTIONAL DATA: OPT 285T0292-28 AND -38 USED WITH ASSOCIATED ITEMS USED ON: 285T0012-114	107107	RF
- 286	285T0292-38		..PRINTED CIRCUIT ASSY- REDUNDANCY MANAGEMENT SUPPLIER CODE: V89954 COMPONENT MAINT MANUAL REF: 27-61-53 QUALIFIED OPTIONAL DATA: OPT 285T0292-28 AND -30 USED WITH ASSOCIATED ITEMS USED ON: 285T0012-114	107107	RF
- 286	285T0292-41		..PRINTED CIRCUIT ASSY- REDUNDANCY MANAGEMENT SUPPLIER CODE: V89954 COMPONENT MAINT MANUAL REF: 27-61-53 USED ON: 285T0012-117 285T0012-118	904949 952952	RF

MISSING ITEM NUMBERS NOT APPLICABLE

- ITEM NOT ILLUSTRATED

11-36-03-12

11-36-03
FIG. 12
PAGE 25
JAN 20/09

BRI



757

PARTS CATALOG (MAINTENANCE)

FIG ITEM	PART NUMBER	1 2 3 4 5 6 7	NOMENCLATURE	EFFECT FROM TO	UNITS PER ASSY
12 - 287	285T0293-25		..PRINTED CIRCUIT ASSY- MAINT MON SUPPLIER CODE: V89954 COMPONENT MAINT MANUAL REF: 27-61-54 OPTIONAL PART: 285T0293-28 V89954 285T0293-26 V89954 USED ON: 285T0012-112	107107	RF
- 287	285T0293-25		..PRINTED CIRCUIT ASSY- MAINT MON SUPPLIER CODE: V89954 COMPONENT MAINT MANUAL REF: 27-61-54 QUALIFIED OPTIONAL DATA: OPT 285T0293-26, -28, AND -34 USED WITH ASSOCIATED ITEMS USED ON: 285T0012-114	107107	RF
- 287	285T0293-26		..PRINTED CIRCUIT ASSY- MAINT MON SUPPLIER CODE: V89954 COMPONENT MAINT MANUAL REF: 27-61-54 OPTIONAL PART: 285T0293-25 V89954 285T0293-28 V89954 USED ON: 285T0012-112	107107	RF

MISSING ITEM NUMBERS NOT APPLICABLE

- ITEM NOT ILLUSTRATED

11-36-03-12

11-36-03
FIG. 12
PAGE 26
JAN 20/09

BRI



757

PARTS CATALOG (MAINTENANCE)

FIG ITEM	PART NUMBER	1 2 3 4 5 6 7	NOMENCLATURE	EFFECT FROM TO	UNITS PER ASSY
12 - 287	285T0293-26		..PRINTED CIRCUIT ASSY- MAINT MON SUPPLIER CODE: V89954 COMPONENT MAINT MANUAL REF: 27-61-54 QUALIFIED OPTIONAL DATA: OPT 285T0293-25, -28, AND -34 USED WITH ASSOCIATED ITEMS USED ON: 285T0012-114	107107	RF
- 287	285T0293-28		..PRINTED CIRCUIT ASSY- MAINT MON SUPPLIER CODE: V89954 COMPONENT MAINT MANUAL REF: 27-61-54 OPTIONAL PART: 285T0293-25 V89954 285T0293-26 V89954 USED ON: 285T0012-112	107107	RF
- 287	285T0293-28		..PRINTED CIRCUIT ASSY- MAINT MON SUPPLIER CODE: V89954 COMPONENT MAINT MANUAL REF: 27-61-54 QUALIFIED OPTIONAL DATA: OPT 285T0293-25, -26, AND -34 USED WITH ASSOCIATED ITEMS USED ON: 285T0012-114	107107	RF
- 287	285T0293-34		..PRINTED CIRCUIT ASSY- MAINT MON SUPPLIER CODE: V89954 COMPONENT MAINT MANUAL REF: 27-61-54 QUALIFIED OPTIONAL DATA: OPT 285T0293-25, -26 AND -28 USED WITH ASSOCIATED ITEMS USED ON: 285T0012-114	107107	RF

MISSING ITEM NUMBERS NOT APPLICABLE

- ITEM NOT ILLUSTRATED

11-36-03-12

11-36-03
FIG. 12
PAGE 27
JAN 20/09

BRI



757

PARTS CATALOG (MAINTENANCE)

FIG ITEM	PART NUMBER	1 2 3 4 5 6 7	NOMENCLATURE	EFFECT FROM TO	UNITS PER ASSY
12					
- 287	285T0293-44		..PRINTED CIRCUIT ASSY- MAINT MON SUPPLIER CODE: V89954 COMPONENT MAINT MANUAL REF: 27-61-54	107107	RF
- 288	285T0293-37		..PRINTED CIRCUIT ASSY- MAINT MON SUPPLIER CODE: V89954 COMPONENT MAINT MANUAL REF: 27-61-54	107107	RF
- 288	285T0293-37		..PRINTED CIRCUIT ASSY- MAINT MON SUPPLIER CODE: V89954 COMPONENT MAINT MANUAL REF: 27-61-54 QUALIFIED OPTIONAL DATA: OPT 285T0293-44, -47, AND -40 USED WITH ASSOCIATED ITEMS USED ON: 285T0012-117 285T0012-118	904949 952952	RF
- 288	285T0293-40		..PRINTED CIRCUIT ASSY- MAINT MON SUPPLIER CODE: V89954 COMPONENT MAINT MANUAL REF: 27-61-54 QUALIFIED OPTIONAL DATA: OPT 285T0293-37, -44, AND -47 USED WITH ASSOCIATED ITEMS USED ON: 285T0012-117 285T0012-118	904949 952952	RF

MISSING ITEM NUMBERS NOT APPLICABLE

- ITEM NOT ILLUSTRATED

BRI

11-36-03-12

11-36-03
FIG. 12
PAGE 28
JAN 20/09



757

PARTS CATALOG (MAINTENANCE)

FIG ITEM	PART NUMBER	1 2 3 4 5 6 7	NOMENCLATURE	EFFECT FROM TO	UNITS PER ASSY
12 - 288	285T0293-44		..PRINTED CIRCUIT ASSY- MAINT MON SUPPLIER CODE: V89954 COMPONENT MAINT MANUAL REF: 27-61-54 QUALIFIED OPTIONAL DATA: OPT 285T0293-37, -40, AND -47 USED WITH ASSOCIATED ITEMS USED ON: 285T0012-117 285T0012-118	904949 952952	RF
- 288	285T0293-47		..PRINTED CIRCUIT ASSY- MAINT MON SUPPLIER CODE: V89954 COMPONENT MAINT MANUAL REF: 27-61-54 QUALIFIED OPTIONAL DATA: OPT 285T0293-37, -40, AND -44 USED WITH ASSOCIATED ITEMS USED ON: 285T0012-117 285T0012-118	904949 952952	RF
- 288	285T0293-34		..PRINTED CIRCUIT ASSY- MAINT MON SUPPLIER CODE: V89954 COMPONENT MAINT MANUAL REF: 27-61-54 USED ON: 285T0012-117 285T0012-118	904949 952952	RF
- 288	285T0293-34		..PRINTED CIRCUIT ASSY- MAINT MON SUPPLIER CODE: V89954 COMPONENT MAINT MANUAL REF: 27-61-54 USED ON: 285T0012-112	107107	RF

MISSING ITEM NUMBERS NOT APPLICABLE

- ITEM NOT ILLUSTRATED

11-36-03-12

11-36-03
FIG. 12
PAGE 29
JAN 20/09

BRI



757

PARTS CATALOG (MAINTENANCE)

FIG ITEM	PART NUMBER	1 2 3 4 5 6 7	NOMENCLATURE	EFFECT FROM TO	UNITS PER ASSY
12 - 288	285T0293-25		..PRINTED CIRCUIT ASSY- MAINT MON SUPPLIER CODE: V89954 COMPONENT MAINT MANUAL REF: 27-61-54 USED ON: 285T0012-117 285T0012-118	904949 952952	RF
- 288	285T0293-26		..PRINTED CIRCUIT ASSY- MAINT MON SUPPLIER CODE: V89954 COMPONENT MAINT MANUAL REF: 27-61-54 USED ON: 285T0012-117 285T0012-118	904949 952952	RF
- 288	285T0293-28		..PRINTED CIRCUIT ASSY- MAINT MON SUPPLIER CODE: V89954 COMPONENT MAINT MANUAL REF: 27-61-54 USED ON: 285T0012-117 285T0012-118	904949 952952	RF
- 289	285T0294-26		..PRINTED CIRCUIT ASSY- SPOILER SUBCHANNEL SUPPLIER CODE: V89954 COMPONENT MAINT MANUAL REF: 27-61-55 OPTIONAL PART: 285T0294-30 V89954 285T0294-27 V89954 USED ON: 285T0012-112	107107	RF

MISSING ITEM NUMBERS NOT APPLICABLE

- ITEM NOT ILLUSTRATED

11-36-03-12

11-36-03
FIG. 12
PAGE 30
JAN 20/09

BRI



757

PARTS CATALOG (MAINTENANCE)

FIG ITEM	PART NUMBER	1 2 3 4 5 6 7	NOMENCLATURE	EFFECT FROM TO	UNITS PER ASSY
12 - 289	285T0294-26		..PRINTED CIRCUIT ASSY- SPOILER SUBCHANNEL SUPPLIER CODE: V89954 COMPONENT MAINT MANUAL REF: 27-61-55 QUALIFIED OPTIONAL DATA: OPT 285T0294-27, -30 AND -36 USED WITH ASSOCIATED ITEMS USED ON: 285T0012-114	107107	RF
- 289	285T0294-27		..PRINTED CIRCUIT ASSY- SPOILER SUBCHANNEL SUPPLIER CODE: V89954 COMPONENT MAINT MANUAL REF: 27-61-55 OPTIONAL PART: 285T0294-30 V89954 285T0294-26 V89954 USED ON: 285T0012-112	107107	RF
- 289	285T0294-27		..PRINTED CIRCUIT ASSY- SPOILER SUBCHANNEL SUPPLIER CODE: V89954 COMPONENT MAINT MANUAL REF: 27-61-55 QUALIFIED OPTIONAL DATA: OPT 285T0294-26, -30 AND -36 USED WITH ASSOCIATED ITEMS USED ON: 285T0012-114	107107	RF

MISSING ITEM NUMBERS NOT APPLICABLE

- ITEM NOT ILLUSTRATED

11-36-03-12

11-36-03
FIG. 12
PAGE 31
JAN 20/09

BRI



757

PARTS CATALOG (MAINTENANCE)

FIG ITEM	PART NUMBER	1 2 3 4 5 6 7	NOMENCLATURE	EFFECT FROM TO	UNITS PER ASSY
12 - 289	285T0294-30		..PRINTED CIRCUIT ASSY- SPOILER SUBCHANNEL SUPPLIER CODE: V89954 COMPONENT MAINT MANUAL REF: 27-61-55 OPTIONAL PART: 285T0294-26 V89954 285T0294-27 V89954 USED ON: 285T0012-112	107107	RF
- 289	285T0294-30		..PRINTED CIRCUIT ASSY- SPOILER SUBCHANNEL SUPPLIER CODE: V89954 COMPONENT MAINT MANUAL REF: 27-61-55 QUALIFIED OPTIONAL DATA: OPT 285T0294-26, -27 AND -36 USED WITH ASSOCIATED ITEMS USED ON: 285T0012-114	107107	RF
- 289	285T0294-36		..PRINTED CIRCUIT ASSY- SPOILER SUBCHANNEL SUPPLIER CODE: V89954 COMPONENT MAINT MANUAL REF: 27-61-55 QUALIFIED OPTIONAL DATA: OPT 285T0294-26, -27 AND -30 USED WITH ASSOCIATED ITEMS USED ON: 285T0012-114	107107	RF
- 289	285T0294-44		..PRINTED CIRCUIT ASSY- SPOILER SUBCHANNEL SUPPLIER CODE: V89954 COMPONENT MAINT MANUAL REF: 27-61-55 OPTIONAL PART: 285T0294-50 V89954 USED ON: 285T0012-117 285T0012-118	904949 952952	RF

MISSING ITEM NUMBERS NOT APPLICABLE

- ITEM NOT ILLUSTRATED

11-36-03-12

11-36-03
FIG. 12
PAGE 32
JAN 20/09

BRI



757

PARTS CATALOG (MAINTENANCE)

FIG ITEM	PART NUMBER	1 2 3 4 5 6 7	NOMENCLATURE	EFFECT FROM TO	UNITS PER ASSY
12 - 289	285T0294-50		..PRINTED CIRCUIT ASSY- SPOILER SUBCHANNEL SUPPLIER CODE: V89954 COMPONENT MAINT MANUAL REF: 27-61-55 OPTIONAL PART: 285T0294-44 V89954 USED ON: 285T0012-117 285T0012-118	904949 952952	RF
290	BAC27TEX1486		...DECAL- PLACARD CONTENT: STATIC SENSITIVE	107107 904949 952952	1
- 291	285T0540-1		..PRINTED CIRCUIT ASSY-PNL POSITION MON SUPPLIER CODE: V89954 COMPONENT MAINT MANUAL REF: 27-61-57 USED ON: 285T0012-112	107107	RF
- 291	285T0540-1		..PRINTED CIRCUIT ASSY-PNL POSITION MON SUPPLIER CODE: V89954 COMPONENT MAINT MANUAL REF: 27-61-57 QUALIFIED OPTIONAL DATA: OPT 285T0540-4 USED WITH ASSOCIATED ITEMS USED ON: 285T0012-114	107107	RF
- 291	285T0540-4		..PRINTED CIRCUIT ASSY-PNL POSITION MON SUPPLIER CODE: V89954 COMPONENT MAINT MANUAL REF: 27-61-57 QUALIFIED OPTIONAL DATA: OPT 285T0540-1 USED WITH ASSOCIATED ITEMS USED ON: 285T0012-114	107107	RF

MISSING ITEM NUMBERS NOT APPLICABLE

- ITEM NOT ILLUSTRATED

11-36-03-12

11-36-03
FIG. 12
PAGE 33
JAN 20/09

BRI



757

PARTS CATALOG (MAINTENANCE)

FIG ITEM	PART NUMBER	1 2 3 4 5 6 7	NOMENCLATURE	EFFECT FROM TO	UNITS PER ASSY
12					
- 291	285T0540-4		..PRINTED CIRCUIT ASSY-PNL POSITION MON SUPPLIER CODE: V89954 COMPONENT MAINT MANUAL REF: 27-61-57 USED ON: 285T0012-117 285T0012-118	904949 952952	RF
292	BAC27TEX2		...DECAL- PLACARD CONTENT: STATIC SENSITIVE	107107 904949 952952	1
- 293	285T0694-3		..PRINTED CIRCUIT ASSY- MANAGEMENT MON SUPPLIER CODE: V89954 COMPONENT MAINT MANUAL REF: 27-61-03 QUALIFIED OPTIONAL DATA: OPT 285T0694-7, -8, AND -9 USED WITH ASSOCIATED ITEMS USED ON: 285T0012-201	002004 006100 121503 950951 953999	RF
- 293	285T0694-7		..PRINTED CIRCUIT ASSY- MANAGEMENT MON SUPPLIER CODE: V89954 COMPONENT MAINT MANUAL REF: 27-61-03 QUALIFIED OPTIONAL DATA: OPT 285T0694-3, -8, AND -9 USED WITH ASSOCIATED ITEMS USED ON: 285T0012-201	002004 006100 121503 950951 953999	RF
- 293	285T0694-8		..PRINTED CIRCUIT ASSY- MANAGEMENT MON SUPPLIER CODE: V89954 COMPONENT MAINT MANUAL REF: 27-61-03 QUALIFIED OPTIONAL DATA: OPT 285T0694-3, -7, AND -9 USED WITH ASSOCIATED ITEMS USED ON: 285T0012-201	002004 006100 121503 950951 953999	RF

MISSING ITEM NUMBERS NOT APPLICABLE

- ITEM NOT ILLUSTRATED

11-36-03-12

11-36-03
FIG. 12
PAGE 34
JAN 20/09

BRI



757

PARTS CATALOG (MAINTENANCE)

FIG ITEM	PART NUMBER	1 2 3 4 5 6 7	NOMENCLATURE	EFFECT FROM TO	UNITS PER ASSY
12 - 293	285T0694-9		..PRINTED CIRCUIT ASSY- MANAGEMENT MON SUPPLIER CODE: V89954 COMPONENT MAINT MANUAL REF: 27-61-03 QUALIFIED OPTIONAL DATA: OPT 285T0694-3, -7, AND -8 USED WITH ASSOCIATED ITEMS USED ON: 285T0012-201	002004 006100 121503 950951 953999	RF
- 294	285T0695-3		..PRINTED CIRCUIT ASSY- SPOILER SUBCHANNEL SUPPLIER CODE: V89954 COMPONENT MAINT MANUAL REF: 27-61-04 USED ON: 285T0012-201	002004 006100 121503 950951 953999	RF
- 296	BAC27TEX1486		...DECAL- PLACARD CONTENT: STATIC SENSITIVE	002004 006100 121503 950951 953999	1
315	285T0013-102		.MODULE ASSY-YAW DAMPER SUPPLIER CODE: V89954 ELECTRICAL EQUIP NUMBER: M00522 M00523 COMPONENT MAINT MANUAL REF: 22-21-51 OPTIONAL PART: 285T0013-103 V89954 USED ON: 284N1307-2 284N1307-3 284N1307-4 284N1307-6	107107	RF

MISSING ITEM NUMBERS NOT APPLICABLE

- ITEM NOT ILLUSTRATED

11-36-03-12

11-36-03
FIG. 12
PAGE 35
JAN 20/09

BRI



757

PARTS CATALOG (MAINTENANCE)

FIG ITEM	PART NUMBER	1 2 3 4 5 6 7	NOMENCLATURE	EFFECT FROM TO	UNITS PER ASSY
12 315	285T0013-103		.MODULE ASSY-YAW DAMPER SUPPLIER CODE: V89954 ELECTRICAL EQUIP NUMBER: M00522 M00523 COMPONENT MAINT MANUAL REF: 22-21-51 OPTIONAL PART: 285T0013-102 V89954 USED ON: 284N1307-2 284N1307-3 284N1307-4 284N1307-6	107107	RF
315	285T0013-105		.MODULE ASSY-YAW DAMPER SUPPLIER CODE: V89954 ELECTRICAL EQUIP NUMBER: M00522 M00523 COMPONENT MAINT MANUAL REF: 22-21-51 USED ON: 284N1307-10 284N1307-11 284N1307-12 284N1307-14 284N1307-15 284N1307-3 284N1307-4 284N1307-6 284N1307-8	107107	RF

MISSING ITEM NUMBERS NOT APPLICABLE

- ITEM NOT ILLUSTRATED

BRI

11-36-03-12

BOEING PROPRIETARY - Copyright © - Unpublished Work - See title page for details.

11-36-03
FIG. 12
PAGE 36
JAN 20/09



757

PARTS CATALOG (MAINTENANCE)

FIG ITEM	PART NUMBER	1 2 3 4 5 6 7	NOMENCLATURE	EFFECT FROM TO	UNITS PER ASSY
12 315	285T0013-106		.MODULE ASSY-YAW DAMPER SUPPLIER CODE: V89954 ELECTRICAL EQUIP NUMBER: M00522 M00523 COMPONENT MAINT MANUAL REF: 22-21-51 USED ON: 284N1307-10 284N1307-11 284N1307-12 284N1307-14 284N1307-15 284N1307-3 284N1307-4 284N1307-6 284N1307-8	107107	RF
315	285T0013-107		.MODULE ASSY-YAW DAMPER SUPPLIER CODE: V89954 ELECTRICAL EQUIP NUMBER: M00522 M00523 COMPONENT MAINT MANUAL REF: 22-21-51 USED ON: 284N1307-10 284N1307-14 284N1307-16 284N1307-17 284N1307-18 284N1307-23 284N1307-3 284N1307-36 284N1307-4 284N1307-8	107107	RF

MISSING ITEM NUMBERS NOT APPLICABLE

- ITEM NOT ILLUSTRATED

BRI

11-36-03-12

BOEING PROPRIETARY - Copyright © - Unpublished Work - See title page for details.

11-36-03
FIG. 12
PAGE 37
JAN 20/09



757

PARTS CATALOG (MAINTENANCE)

FIG ITEM	PART NUMBER	1 2 3 4 5 6 7	NOMENCLATURE	EFFECT FROM TO	UNITS PER ASSY
12 315	285T0013-109		.MODULE ASSY-YAW DAMPER SUPPLIER CODE: V89954 ELECTRICAL EQUIP NUMBER: M00522 M00523 COMPONENT MAINT MANUAL REF: 22-21-51 USED ON: 284N1307-11 284N1307-19 284N1307-20 284N1307-21 284N1307-25 284N1307-30 284N1307-31 284N1307-32 284N1307-33 284N1307-35 284N1307-36 284N1307-37 284N1307-38 284N1307-39 284N1307-4 284N1307-6 284N1307-8	107107	RF
315	285T0013-122		.MODULE ASSY-YAW DAMPER SUPPLIER CODE: V89954 ELECTRICAL EQUIP NUMBER: M00522 M00523 COMPONENT MAINT MANUAL REF: 22-21-31 USED ON: 284N1307-26 284N1307-30 284N1307-39 284N1307-4	107107	RF
315	285T0013-123		.MODULE ASSY-YAW DAMPER SUPPLIER CODE: V89954 ELECTRICAL EQUIP NUMBER: M00522 M00523 COMPONENT MAINT MANUAL REF: 22-21-31 USED ON: 284N1307-30	107107	RF

MISSING ITEM NUMBERS NOT APPLICABLE

- ITEM NOT ILLUSTRATED

11-36-03-12

11-36-03
FIG. 12
PAGE 38
JAN 20/09

BRI



757

PARTS CATALOG (MAINTENANCE)

FIG ITEM	PART NUMBER	1 2 3 4 5 6 7	NOMENCLATURE	EFFECT FROM TO	UNITS PER ASSY
12 315	285T0013-124		.MODULE ASSY-YAW DAMPER SUPPLIER CODE: V89954 ELECTRICAL EQUIP NUMBER: M00522 M00523 COMPONENT MAINT MANUAL REF: 22-21-31 USED ON: 284N1307-19 284N1307-22 284N1307-35	107107	RF
315	285T0013-125		.MODULE ASSY-YAW DAMPER SUPPLIER CODE: V89954 ELECTRICAL EQUIP NUMBER: M00522 M00523 COMPONENT MAINT MANUAL REF: 22-21-31 USED ON: 284N1307-20 284N1307-27 284N1307-29 284N1307-36	107107	RF
315	285T0013-126		.MODULE ASSY-YAW DAMPER SUPPLIER CODE: V89954 ELECTRICAL EQUIP NUMBER: M00522 M00523 COMPONENT MAINT MANUAL REF: 22-21-31	107107	RF
315	285T0013-109		.MODULE ASSY-YAW DAMPER SUPPLIER CODE: V89954 ELECTRICAL EQUIP NUMBER: M00522 M00523 COMPONENT MAINT MANUAL REF: 22-21-51 USED ON: 284N1800-10 284N1800-4 284N1800-5 284N1800-6 284N1800-7 284N1800-9	002004 006100 121503 904999	RF

MISSING ITEM NUMBERS NOT APPLICABLE

- ITEM NOT ILLUSTRATED

11-36-03-12

11-36-03
FIG. 12
PAGE 39
JAN 20/09

BRI



757

PARTS CATALOG (MAINTENANCE)

FIG ITEM	PART NUMBER	1 2 3 4 5 6 7	NOMENCLATURE	EFFECT FROM TO	UNITS PER ASSY
12 315	285T0013-122	.	MODULE ASSY-YAW DAMPER SUPPLIER CODE: V89954 ELECTRICAL EQUIP NUMBER: M00522 M00523 COMPONENT MAINT MANUAL REF: 22-21-31 USED ON: 284N1800-4	002004 006100 121503 904999	RF
315	285T0013-123	.	MODULE ASSY-YAW DAMPER SUPPLIER CODE: V89954 ELECTRICAL EQUIP NUMBER: M00522 M00523 COMPONENT MAINT MANUAL REF: 22-21-31 USED ON: 284N1800-10 284N1800-11 284N1800-12 284N1800-13 284N1800-14 284N1800-15 284N1800-16 284N1800-17 284N1800-18 284N1800-20 284N1800-21 284N1800-22 284N1800-5	002004 006100 121503 904999	RF

MISSING ITEM NUMBERS NOT APPLICABLE

- ITEM NOT ILLUSTRATED

BRI

11-36-03-12

BOEING PROPRIETARY - Copyright © - Unpublished Work - See title page for details.

11-36-03
FIG. 12
PAGE 40
JAN 20/09



757

PARTS CATALOG (MAINTENANCE)

FIG ITEM	PART NUMBER	1 2 3 4 5 6 7	NOMENCLATURE	EFFECT FROM TO	UNITS PER ASSY
12 315	285T0013-124		.MODULE ASSY-YAW DAMPER SUPPLIER CODE: V89954 ELECTRICAL EQUIP NUMBER: M00522 M00523 COMPONENT MAINT MANUAL REF: 22-21-31 USED ON: 284N1800-11 284N1800-12 284N1800-13 284N1800-15 284N1800-16 284N1800-17 284N1800-18 284N1800-20 284N1800-22 284N1800-23 284N1800-24 284N1800-25 284N1800-26 284N1800-27 284N1800-28 284N1800-29 284N1800-30 284N1800-31 284N1800-32 284N1800-33 284N1800-34 284N1800-4 284N1800-7 284N1800-8	002004 006100 121503 904999	RF

MISSING ITEM NUMBERS NOT APPLICABLE

- ITEM NOT ILLUSTRATED

11-36-03-12

11-36-03
FIG. 12
PAGE 41
JAN 20/09

BRI



757

PARTS CATALOG (MAINTENANCE)

FIG ITEM	PART NUMBER	1 2 3 4 5 6 7	NOMENCLATURE	EFFECT FROM TO	UNITS PER ASSY
12 315	285T0013-125		.MODULE ASSY-YAW DAMPER SUPPLIER CODE: V89954 ELECTRICAL EQUIP NUMBER: M00522 M00523 COMPONENT MAINT MANUAL REF: 22-21-51 USED ON: 284N1800-11 284N1800-12 284N1800-13 284N1800-14 284N1800-15 284N1800-16 284N1800-17 284N1800-18 284N1800-21 284N1800-22 284N1800-23 284N1800-25 284N1800-27 284N1800-28 284N1800-30 284N1800-31 284N1800-32 284N1800-33 284N1800-34 284N1800-35 284N1800-36 284N1800-37 284N1800-38 284N1800-39 284N1800-4 284N1800-40 284N1800-41 284N1800-42 284N1800-43 284N1800-6 284N1800-7 284N1800-8 284N1800-9	002004 006100 121503 904999	RF
315	285T0013-126		.MODULE ASSY-YAW DAMPER SUPPLIER CODE: V89954 ELECTRICAL EQUIP NUMBER: M00522 M00523 COMPONENT MAINT MANUAL REF:	002004 006100 121503 904999	RF

MISSING ITEM NUMBERS NOT APPLICABLE

- ITEM NOT ILLUSTRATED

11-36-03-12

11-36-03
FIG. 12
PAGE 42
JAN 20/09

BRI



757

PARTS CATALOG (MAINTENANCE)

FIG ITEM	PART NUMBER	1 2 3 4 5 6 7	NOMENCLATURE	EFFECT FROM TO	UNITS PER ASSY
12			22-21-51 USED ON: 284N1800-10 284N1800-11 284N1800-12 284N1800-13 284N1800-14 284N1800-17 284N1800-18 284N1800-2 284N1800-20 284N1800-22 284N1800-23 284N1800-26 284N1800-27 284N1800-28 284N1800-29 284N1800-3 284N1800-30 284N1800-31 284N1800-32 284N1800-33 284N1800-34 284N1800-35 284N1800-36 284N1800-37 284N1800-38 284N1800-39 284N1800-40 284N1800-41 284N1800-43 284N1800-44 284N1800-45 284N1800-46 284N1800-47 284N1800-48 284N1800-49 284N1800-50 284N1800-51 284N1800-65 284N1800-66 284N1800-67 284N1800-68		

MISSING ITEM NUMBERS NOT APPLICABLE

- ITEM NOT ILLUSTRATED

11-36-03-12

11-36-03
FIG. 12
PAGE 43
JAN 20/09

BRI



757

PARTS CATALOG (MAINTENANCE)

FIG ITEM	PART NUMBER	1 2 3 4 5 6 7	NOMENCLATURE	EFFECT FROM TO	UNITS PER ASSY
12 316	285T0013-102		.MODULE ASSY-YAW DAMPER SUPPLIER CODE: V89954 ELECTRICAL EQUIP NUMBER: M00522 M00523 COMPONENT MAINT MANUAL REF: 22-21-51	002004 006100 121503 904999	RF
316	285T0013-103		.MODULE ASSY-YAW DAMPER SUPPLIER CODE: V89954 ELECTRICAL EQUIP NUMBER: M00522 M00523 COMPONENT MAINT MANUAL REF: 22-21-51	002004 006100 121503 904999	RF
316	285T0013-105		.MODULE ASSY-YAW DAMPER SUPPLIER CODE: V89954 ELECTRICAL EQUIP NUMBER: M00522 M00523 COMPONENT MAINT MANUAL REF: 22-21-51	002004 006100 121503 904999	RF
316	285T0013-106		.MODULE ASSY-YAW DAMPER SUPPLIER CODE: V89954 ELECTRICAL EQUIP NUMBER: M00522 M00523 COMPONENT MAINT MANUAL REF: 22-21-51	002004 006100 121503 904999	RF
316	285T0013-107		.MODULE ASSY-YAW DAMPER SUPPLIER CODE: V89954 ELECTRICAL EQUIP NUMBER: M00522 M00523 COMPONENT MAINT MANUAL REF: 22-21-51	002004 006100 121503 904999	RF
316	285T0013-25		.MODULE ASSY-YAW DAMPER SUPPLIER CODE: V89954 ELECTRICAL EQUIP NUMBER: M00522 M00523 COMPONENT MAINT MANUAL REF: 22-21-31	002004 006100 121503 904999	RF

MISSING ITEM NUMBERS NOT APPLICABLE

- ITEM NOT ILLUSTRATED

11-36-03-12

11-36-03
FIG. 12
PAGE 44
JAN 20/09

BRI



757

PARTS CATALOG (MAINTENANCE)

FIG ITEM	PART NUMBER	1 2 3 4 5 6 7	NOMENCLATURE	EFFECT FROM TO	UNITS PER ASSY
12			TEMPORARY BREAKDOWN FOR: 285T0013-25	002004 006100 121503 904999 107107	
320	BAC27TEX1		..DECAL- USED ON: 285T0013-102 285T0013-103 285T0013-105		2
325	BAC27TEX1		..DECAL- USED ON: 285T0013-122 285T0013-123 285T0013-124 285T0013-125 285T0013-126	002004 006100 121503 904999	1
330	BAC27TEX1		..DECAL- USED ON: 285T0013-107 285T0013-109	002004 006100 121503 904999	1
335	BAC27TEX4013		..DECAL- SUPPLIER CODE: V89954 USED ON: 285T0013-122 285T0013-123 285T0013-124 285T0013-125 285T0013-126	002004 006100 121503 904999	1
340	BAC27TEX4100		..MARKER- SUPPLIER CODE: V89954 USED ON: 285T0013-122 285T0013-123 285T0013-124 285T0013-125 285T0013-126	002004 006100 121503 904999	1
345	BAC27TEX3241		..MARKER- SUPPLIER CODE: V89954 USED ON: 285T0013-102 285T0013-103 285T0013-105	002004 006100 121503 904999	1

MISSING ITEM NUMBERS NOT APPLICABLE

- ITEM NOT ILLUSTRATED

11-36-03-12

11-36-03
FIG. 12
PAGE 45
JAN 20/09

BRI



757

PARTS CATALOG (MAINTENANCE)

FIG ITEM	PART NUMBER	1 2 3 4 5 6 7	NOMENCLATURE	EFFECT FROM TO	UNITS PER ASSY
12 390	285T0014-104		.MODULE ASSY-RUD RATIO CHANGER SUPPLIER CODE: V89954 ELECTRICAL EQUIP NUMBER: M00528 COMPONENT MAINT MANUAL REF: 27-21-31 OPTIONAL PART: 285T0014-103 V89954	002004 006100 121503 904999	RF
390	285T0014-103		.MODULE ASSY-RUD RATIO CHANGER SUPPLIER CODE: V89954 ELECTRICAL EQUIP NUMBER: M00528 M00529 COMPONENT MAINT MANUAL REF: 27-21-31 OPTIONAL PART: 285T0014-104 V89954	002004 006100 121503 904999	RF
395	BAC27TEX1		..DECAL	002004 006100 121503 904999	1
430	285T0001-41		.ACCESSORY UNIT ASSY-AUDIO SUPPLIER CODE: V89954 ELECTRICAL EQUIP NUMBER: M00108 COMPONENT MAINT MANUAL REF: 23-42-52 OPTIONAL PART: 285T0001-33 V89954 USED ON: 284N1307-10 284N1307-11 284N1307-12 284N1307-14 284N1307-3	107107	RF

MISSING ITEM NUMBERS NOT APPLICABLE

- ITEM NOT ILLUSTRATED

BRI

11-36-03-12

11-36-03
FIG. 12
PAGE 46
JAN 20/09



757

PARTS CATALOG (MAINTENANCE)

FIG ITEM	PART NUMBER	1 2 3 4 5 6 7	NOMENCLATURE	EFFECT FROM TO	UNITS PER ASSY
12 430	285T0001-33		.ACCESSORY UNIT ASSY-AUDIO SUPPLIER CODE: V89954 ELECTRICAL EQUIP NUMBER: M00108 COMPONENT MAINT MANUAL REF: 23-42-52 OPTIONAL PART: 285T0001-41 V89954	107107	RF
430	285T0001-56		.ACCESSORY UNIT ASSY-AUDIO SUPPLIER CODE: V89954 ELECTRICAL EQUIP NUMBER: M00108 COMPONENT MAINT MANUAL REF: 23-42-52	107107	RF
430	285T0001-57		.ACCESSORY UNIT ASSY-AUDIO SUPPLIER CODE: V89954 ELECTRICAL EQUIP NUMBER: M00108 COMPONENT MAINT MANUAL REF: 23-42-52 QUALIFIED SB I/W DATA: (OPT TO 285T0001-50 PER B757/IPC/23-009P) (285T0001-77 PREFERRED ALTERNATIVE. PNC 93/359/A. PER BAA CIC 757/IPC/23-020)	121503 904949	RF
430	285T0001-69		.ACCESSORY UNIT ASSY-AUDIO SUPPLIER CODE: V89954 ELECTRICAL EQUIP NUMBER: M00108 COMPONENT MAINT MANUAL REF: 23-42-61	002004 006100 950999	RF
430	285T0001-75		.ACCESSORY UNIT ASSY-AUDIO SUPPLIER CODE: V89954 ELECTRICAL EQUIP NUMBER: M00108 COMPONENT MAINT MANUAL REF: 23-42-61	121503 904949	RF

MISSING ITEM NUMBERS NOT APPLICABLE

- ITEM NOT ILLUSTRATED

11-36-03-12

11-36-03
FIG. 12
PAGE 47
JAN 20/09

BRI



757

PARTS CATALOG (MAINTENANCE)

FIG ITEM	PART NUMBER	1 2 3 4 5 6 7	NOMENCLATURE	EFFECT FROM TO	UNITS PER ASSY
12 430	285T0001-32		.ACCESSORY UNIT ASSY-AUDIO SUPPLIER CODE: V89954 ELECTRICAL EQUIP NUMBER: M00108 COMPONENT MAINT MANUAL REF: 23-42-52 OPTIONAL PART: 285T0001-42 V89954	121503 904949	RF
430	285T0001-42		.ACCESSORY UNIT ASSY-AUDIO SUPPLIER CODE: V89954 ELECTRICAL EQUIP NUMBER: M00108 COMPONENT MAINT MANUAL REF: 23-42-52 OPTIONAL PART: 285T0001-32 V89954	121503 904949	RF
431	285T0001-205		.ACCESSORY UNIT ASSY-AUDIO SUPPLIER CODE: V89954 ELECTRICAL EQUIP NUMBER: M00108	002004 006100 950999	RF
431	285T0001-210		.ACCESSORY UNIT ASSY-AUDIO SUPPLIER CODE: V89954 ELECTRICAL EQUIP NUMBER: M00108 COMPONENT MAINT MANUAL REF: 23-42-68	002004 006100 121503 904999	RF
435	BAC27TEX1		..DECAL	002004 006100 121503 904999	2

MISSING ITEM NUMBERS NOT APPLICABLE

- ITEM NOT ILLUSTRATED

BRI

11-36-03-12

11-36-03
FIG. 12
PAGE 48
JAN 20/09



757

PARTS CATALOG (MAINTENANCE)

FIG ITEM	PART NUMBER	1 2 3 4 5 6 7	NOMENCLATURE	EFFECT FROM TO	UNITS PER ASSY
12 525	285T0015-107		.MODULE ASSY-STAB. TRIM AND AIL. LOCKOUT SUPPLIER CODE: V89954 ELECTRICAL EQUIP NUMBER: M00524 M00525 COMPONENT MAINT MANUAL REF: 27-41-51 USED ON: 284N1307-2 284N1307-3 284N1307-4 284N1307-6	107107	RF
525	285T0015-113		.MODULE ASSY-STAB. TRIM AND AIL. LOCKOUT SUPPLIER CODE: V89954 ELECTRICAL EQUIP NUMBER: M00524 M00525 COMPONENT MAINT MANUAL REF: 27-41-51 USED ON: 284N1307-10 284N1307-11 284N1307-12 284N1307-14 284N1307-15 284N1307-3 284N1307-4 284N1307-6 284N1307-8	107107	RF

MISSING ITEM NUMBERS NOT APPLICABLE

- ITEM NOT ILLUSTRATED

BRI

11-36-03-12

BOEING PROPRIETARY - Copyright © - Unpublished Work - See title page for details.

11-36-03
FIG. 12
PAGE 49
JAN 20/09



757

PARTS CATALOG (MAINTENANCE)

FIG ITEM	PART NUMBER	1 2 3 4 5 6 7	NOMENCLATURE	EFFECT FROM TO	UNITS PER ASSY
12 525	285T0015-114		.MODULE ASSY-STAB. TRIM AND AIL. LOCKOUT SUPPLIER CODE: V89954 ELECTRICAL EQUIP NUMBER: M00524 M00525 COMPONENT MAINT MANUAL REF: 27-41-51 USED ON: 284N1307-10 284N1307-11 284N1307-12 284N1307-14 284N1307-15 284N1307-3 284N1307-4 284N1307-6 284N1307-8	107107	RF

MISSING ITEM NUMBERS NOT APPLICABLE

- ITEM NOT ILLUSTRATED

BRI

11-36-03-12

BOEING PROPRIETARY - Copyright © - Unpublished Work - See title page for details.

11-36-03
FIG. 12
PAGE 50
JAN 20/09



757

PARTS CATALOG (MAINTENANCE)

FIG ITEM	PART NUMBER	1 2 3 4 5 6 7	NOMENCLATURE	EFFECT FROM TO	UNITS PER ASSY
12 525	285T0015-116		.MODULE ASSY-STAB. TRIM AND AIL. LOCKOUT SUPPLIER CODE: V89954 ELECTRICAL EQUIP NUMBER: M00524 M00525 COMPONENT MAINT MANUAL REF: 27-41-51 USED ON: 284N1307-10 284N1307-14 284N1307-16 284N1307-17 284N1307-18 284N1307-19 284N1307-20 284N1307-21 284N1307-22 284N1307-23 284N1307-25 284N1307-26 284N1307-27 284N1307-29 284N1307-3 284N1307-30 284N1307-31 284N1307-32 284N1307-33 284N1307-35 284N1307-36 284N1307-37 284N1307-38 284N1307-39 284N1307-4 284N1307-6 284N1307-8	107107	RF
525	285T0015-116		.MODULE ASSY-STAB. TRIM AND AIL. LOCKOUT SUPPLIER CODE: V89954 ELECTRICAL EQUIP NUMBER: M00524 M00525 COMPONENT MAINT MANUAL REF: 27-41-51	002004 006100 121503 904999	RF

MISSING ITEM NUMBERS NOT APPLICABLE

- ITEM NOT ILLUSTRATED

BRI

11-36-03-12

BOEING PROPRIETARY - Copyright © - Unpublished Work - See title page for details.

11-36-03
FIG. 12
PAGE 51
JAN 20/09



757

PARTS CATALOG (MAINTENANCE)

FIG ITEM	PART NUMBER	1 2 3 4 5 6 7	NOMENCLATURE	EFFECT FROM TO	UNITS PER ASSY
12 525	285T0015-107		.MODULE ASSY-STAB. TRIM AND AIL. LOCKOUT SUPPLIER CODE: V89954 ELECTRICAL EQUIP NUMBER: M00524 M00525 COMPONENT MAINT MANUAL REF: 27-41-51	002004 006100 121503 904999	RF
525	285T0015-117		.MODULE ASSY-STAB. TRIM AND AIL. LOCKOUT SUPPLIER CODE: V89954 COMPONENT MAINT MANUAL REF: 27-41-51 REWORKED BY SB: 27-0102R1	002004 006100 121503 904999	RF
525	285T0015-113		.MODULE ASSY-STAB. TRIM AND AIL. LOCKOUT SUPPLIER CODE: V89954 COMPONENT MAINT MANUAL REF: 27-41-51	002004 006100 121503 904999	RF
525	285T0015-114		.MODULE ASSY-STAB. TRIM AND AIL. LOCKOUT SUPPLIER CODE: V89954 COMPONENT MAINT MANUAL REF: 27-41-51	002004 006100 121503 904999	RF
530	BAC27TEX1		..DECAL	002004 006100 107107 121503 904999	2
535	BAC27TEX3243		..DECAL- SUPPLIER CODE: V89954 PLACARD CONTENT: A USED ON: 285T0015-107	002004 006100 107107 121503 904999	1
540	BAC27TEX3270		..DECAL- USED ON: 285T0015-114 285T0015-116	002004 006100 107107 121503 904999	1

MISSING ITEM NUMBERS NOT APPLICABLE

- ITEM NOT ILLUSTRATED

11-36-03-12

11-36-03
FIG. 12
PAGE 52
JAN 20/09

BRI



757

PARTS CATALOG (MAINTENANCE)

FIG ITEM	PART NUMBER	1 2 3 4 5 6 7	NOMENCLATURE	EFFECT FROM TO	UNITS PER ASSY
12 545	BAC27TEX3649		..DECAL- SUPPLIER CODE: V89954 USED ON: 285T0015-107 285T0015-113	002004 006100 107107 121503 904999	1
- 550	285T0362-23		..PRINTED CIRCUIT ASSY-ARM MC-SAM SUPPLIER CODE: V89954 COMPONENT MAINT MANUAL REF: 27-41-52 OPTIONAL PART: 285T0362-24 V89954 285T0362-29 V89954 USED ON: 285T0015-107	002004 006100 107107 121503 904999	RF
- 550	285T0362-24		..PRINTED CIRCUIT ASSY-ARM MC-SAM SUPPLIER CODE: V89954 COMPONENT MAINT MANUAL REF: 27-41-52 OPTIONAL PART: 285T0362-23 V89954 285T0362-29 V89954 USED ON: 285T0015-107	002004 006100 107107 121503 904999	RF
- 550	285T0362-29		..PRINTED CIRCUIT ASSY-ARM MC-SAM SUPPLIER CODE: V89954 COMPONENT MAINT MANUAL REF: 27-41-52 OPTIONAL PART: 285T0362-23 V89954 285T0362-24 V89954 USED ON: 285T0015-107	002004 006100 107107 121503 904999	RF

MISSING ITEM NUMBERS NOT APPLICABLE

- ITEM NOT ILLUSTRATED

11-36-03-12

11-36-03
FIG. 12
PAGE 53
JAN 20/09

BRI



757

PARTS CATALOG (MAINTENANCE)

FIG ITEM	PART NUMBER	1 2 3 4 5 6 7	NOMENCLATURE	EFFECT FROM TO	UNITS PER ASSY
12 - 550	285T0362-38		..PRINTED CIRCUIT ASSY-ARM MC-SAM SUPPLIER CODE: V89954 COMPONENT MAINT MANUAL REF: 27-41-52 USED ON: 285T0015-113 285T0015-117	002004 006100 107107 121503 904999	RF
- 550	285T0362-38		..PRINTED CIRCUIT ASSY-ARM MC-SAM SUPPLIER CODE: V89954 COMPONENT MAINT MANUAL REF: 27-41-52 QUALIFIED OPTIONAL DATA: OPT 285T0362-38, -40, -47, -48 USED WITH ASSOCIATED ITEMS USED ON: 285T0015-114	002004 006100 107107 121503 904999	RF
- 550	285T0362-40		..PRINTED CIRCUIT ASSY-ARM MC-SAM SUPPLIER CODE: V89954 COMPONENT MAINT MANUAL REF: 27-41-52 QUALIFIED OPTIONAL DATA: OPT 285T0362-38, -40, -47, -48 USED WITH ASSOCIATED ITEMS USED ON: 285T0015-114	002004 006100 107107 121503 904999	RF
- 550	285T0362-47		..PRINTED CIRCUIT ASSY-ARM MC-SAM SUPPLIER CODE: V89954 COMPONENT MAINT MANUAL REF: 27-41-52 QUALIFIED OPTIONAL DATA: OPT 285T0362-38, -40, -47, -48 USED WITH ASSOCIATED ITEMS USED ON: 285T0015-114	002004 006100 107107 121503 904999	RF

MISSING ITEM NUMBERS NOT APPLICABLE

- ITEM NOT ILLUSTRATED

11-36-03-12

11-36-03
FIG. 12
PAGE 54
JAN 20/09

BRI



757

PARTS CATALOG (MAINTENANCE)

FIG ITEM	PART NUMBER	1 2 3 4 5 6 7	NOMENCLATURE	EFFECT FROM TO	UNITS PER ASSY
12 - 550	285T0362-48		..PRINTED CIRCUIT ASSY-ARM MC-SAM SUPPLIER CODE: V89954 COMPONENT MAINT MANUAL REF: 27-41-52 QUALIFIED OPTIONAL DATA: OPT 285T0362-38, -40, -47, -48 USED WITH ASSOCIATED ITEMS USED ON: 285T0015-114	002004 006100 107107 121503 904999	RF
- 551	285T0362-43		..PRINTED CIRCUIT ASSY-ARM MC-SAM SUPPLIER CODE: V89954 COMPONENT MAINT MANUAL REF: 27-41-52 QUALIFIED OPTIONAL DATA: OPT 285T0362-43, -49, -63, -64, -67, -68 USED WITH ASSOCIATED ITEMS USED ON: 285T0015-116	002004 006100 107107 121503 904999	RF
- 551	285T0362-49		..PRINTED CIRCUIT ASSY-ARM MC-SAM SUPPLIER CODE: V89954 COMPONENT MAINT MANUAL REF: 27-41-52 QUALIFIED OPTIONAL DATA: OPT 285T0362-43, -49, -63, -64, -67, -68 USED WITH ASSOCIATED ITEMS USED ON: 285T0015-116	002004 006100 107107 121503 904999	RF
- 551	285T0362-63		..PRINTED CIRCUIT ASSY-ARM MC-SAM SUPPLIER CODE: V89954 COMPONENT MAINT MANUAL REF: 27-41-52 QUALIFIED OPTIONAL DATA: OPT 285T0362-43, -49, -63, -64, -67, -68 USED WITH ASSOCIATED ITEMS USED ON: 285T0015-116	002004 006100 107107 121503 904999	RF

MISSING ITEM NUMBERS NOT APPLICABLE

- ITEM NOT ILLUSTRATED

11-36-03-12

11-36-03
FIG. 12
PAGE 55
JAN 20/09

BRI



757

PARTS CATALOG (MAINTENANCE)

FIG ITEM	PART NUMBER	1 2 3 4 5 6 7	NOMENCLATURE	EFFECT FROM TO	UNITS PER ASSY
12 - 551	285T0362-64		..PRINTED CIRCUIT ASSY-ARM MC-SAM SUPPLIER CODE: V89954 COMPONENT MAINT MANUAL REF: 27-41-52 QUALIFIED OPTIONAL DATA: OPT 285T0362-43, -49, -63, -64, -67, -68 USED WITH ASSOCIATED ITEMS USED ON: 285T0015-116	002004 006100 107107 121503 904999	RF
- 551	285T0362-67		..PRINTED CIRCUIT ASSY-ARM MC-SAM SUPPLIER CODE: V89954 COMPONENT MAINT MANUAL REF: 27-41-52 QUALIFIED OPTIONAL DATA: OPT 285T0362-43, -49, -63, -64, -67, -68 USED WITH ASSOCIATED ITEMS USED ON: 285T0015-116	002004 006100 107107 121503 904999	RF
- 551	285T0362-68		..PRINTED CIRCUIT ASSY-ARM MC-SAM SUPPLIER CODE: V89954 COMPONENT MAINT MANUAL REF: 27-41-52 QUALIFIED OPTIONAL DATA: OPT 285T0362-43, -49, -63, -64, -67, -68 USED WITH ASSOCIATED ITEMS USED ON: 285T0015-116	002004 006100 107107 121503 904999	RF
- 555	285T0363-17		..PRINTED CIRCUIT ASSY-ARM MUX SUPPLIER CODE: V89954 COMPONENT MAINT MANUAL REF: 27-41-53 OPTIONAL PART: 285T0363-19 V89954 USED ON: 285T0015-107 285T0015-113 285T0015-117	002004 006100 107107 121503 904999	RF

MISSING ITEM NUMBERS NOT APPLICABLE

- ITEM NOT ILLUSTRATED

11-36-03-12

11-36-03
FIG. 12
PAGE 56
JAN 20/09

BRI



757

PARTS CATALOG (MAINTENANCE)

FIG ITEM	PART NUMBER	1 2 3 4 5 6 7	NOMENCLATURE	EFFECT FROM TO	UNITS PER ASSY
12 - 555	285T0363-19		..PRINTED CIRCUIT ASSY-ARM MUX SUPPLIER CODE: V89954 COMPONENT MAINT MANUAL REF: 27-41-53 OPTIONAL PART: 285T0363-17 V89954 USED ON: 285T0015-107 285T0015-113 285T0015-117	002004 006100 107107 121503 904999	RF
- 555	285T0363-17		..PRINTED CIRCUIT ASSY-ARM MUX SUPPLIER CODE: V89954 COMPONENT MAINT MANUAL REF: 27-41-53 QUALIFIED OPTIONAL DATA: OPT 285T0363-17, -19, -37 USED WITH ASSOCIATED ITEMS USED ON: 285T0015-114	002004 006100 107107 121503 904999	RF
- 555	285T0363-19		..PRINTED CIRCUIT ASSY-ARM MUX SUPPLIER CODE: V89954 COMPONENT MAINT MANUAL REF: 27-41-53 QUALIFIED OPTIONAL DATA: OPT 285T0363-17, -19, -37 USED WITH ASSOCIATED ITEMS USED ON: 285T0015-114	002004 006100 107107 121503 904999	RF
- 555	285T0363-37		..PRINTED CIRCUIT ASSY-ARM MUX SUPPLIER CODE: V89954 COMPONENT MAINT MANUAL REF: 27-41-53 QUALIFIED OPTIONAL DATA: OPT 285T0363-17, -19, -37 USED WITH ASSOCIATED ITEMS USED ON: 285T0015-114	002004 006100 107107 121503 904999	RF

MISSING ITEM NUMBERS NOT APPLICABLE

- ITEM NOT ILLUSTRATED

11-36-03-12

11-36-03
FIG. 12
PAGE 57
JAN 20/09

BRI



757

PARTS CATALOG (MAINTENANCE)

FIG ITEM	PART NUMBER	1 2 3 4 5 6 7	NOMENCLATURE	EFFECT FROM TO	UNITS PER ASSY
12 - 555	285T0363-40		..PRINTED CIRCUIT ASSY-ARM MUX SUPPLIER CODE: V89954 COMPONENT MAINT MANUAL REF: 27-41-53 QUALIFIED OPTIONAL DATA: OPT 285T0363-40, -42, -43, USED WITH ASSOCIATED ITEMS USED ON: 285T0015-116	002004 006100 107107 121503 904999	RF
- 555	285T0363-42		..PRINTED CIRCUIT ASSY-ARM MUX SUPPLIER CODE: V89954 COMPONENT MAINT MANUAL REF: 27-41-53 QUALIFIED OPTIONAL DATA: OPT 285T0363-40, -42, -43, USED WITH ASSOCIATED ITEMS USED ON: 285T0015-116	002004 006100 107107 121503 904999	RF
- 555	285T0363-43		..PRINTED CIRCUIT ASSY-ARM MUX SUPPLIER CODE: V89954 COMPONENT MAINT MANUAL REF: 27-41-53 QUALIFIED OPTIONAL DATA: OPT 285T0363-40, -42, -43, USED WITH ASSOCIATED ITEMS USED ON: 285T0015-116	002004 006100 107107 121503 904999	RF

MISSING ITEM NUMBERS NOT APPLICABLE

- ITEM NOT ILLUSTRATED

11-36-03-12

11-36-03
FIG. 12
PAGE 58
JAN 20/09

BRI



757

PARTS CATALOG (MAINTENANCE)

FIG ITEM	PART NUMBER	1 2 3 4 5 6 7	NOMENCLATURE	EFFECT FROM TO	UNITS PER ASSY
12 - 560	285T0364-23		..PRINTED CIRCUIT ASSY- MANUAL TRIM SAM SUPPLIER CODE: V89954 COMPONENT MAINT MANUAL REF: 27-41-54 OPTIONAL PART: 285T0364-24 V89954 285T0364-29 V89954 USED ON: 285T0015-107 285T0015-113 285T0015-117	002004 006100 107107 121503 904999	RF
- 560	285T0364-24		..PRINTED CIRCUIT ASSY- MANUAL TRIM SAM SUPPLIER CODE: V89954 COMPONENT MAINT MANUAL REF: 27-41-54 OPTIONAL PART: 285T0364-23 V89954 285T0364-29 V89954 USED ON: 285T0015-107 285T0015-113 285T0015-117	002004 006100 107107 121503 904999	RF
- 560	285T0364-29		..PRINTED CIRCUIT ASSY- MANUAL TRIM SAM SUPPLIER CODE: V89954 COMPONENT MAINT MANUAL REF: 27-41-54 OPTIONAL PART: 285T0364-23 V89954 285T0364-24 V89954 USED ON: 285T0015-107 285T0015-113 285T0015-117	002004 006100 107107 121503 904999	RF

MISSING ITEM NUMBERS NOT APPLICABLE

- ITEM NOT ILLUSTRATED

11-36-03-12

11-36-03
FIG. 12
PAGE 59
JAN 20/09

BRI



757

PARTS CATALOG (MAINTENANCE)

FIG ITEM	PART NUMBER	1 2 3 4 5 6 7	NOMENCLATURE	EFFECT FROM TO	UNITS PER ASSY
12 - 560	285T0364-23		..PRINTED CIRCUIT ASSY- MANUAL TRIM SAM SUPPLIER CODE: V89954 COMPONENT MAINT MANUAL REF: 27-41-54 QUALIFIED OPTIONAL DATA: OPT 285T0364-23, -24, -29, -37 USED WITH ASSOCIATED ITEMS USED ON: 285T0015-114	002004 006100 107107 121503 904999	RF
- 560	285T0364-24		..PRINTED CIRCUIT ASSY- MANUAL TRIM SAM SUPPLIER CODE: V89954 COMPONENT MAINT MANUAL REF: 27-41-54 QUALIFIED OPTIONAL DATA: OPT 285T0364-23, -24, -29, -37 USED WITH ASSOCIATED ITEMS USED ON: 285T0015-114	002004 006100 107107 121503 904999	RF
- 560	285T0364-29		..PRINTED CIRCUIT ASSY- MANUAL TRIM SAM SUPPLIER CODE: V89954 COMPONENT MAINT MANUAL REF: 27-41-54 QUALIFIED OPTIONAL DATA: OPT 285T0364-23, -24, -29, -37 USED WITH ASSOCIATED ITEMS USED ON: 285T0015-114	002004 006100 107107 121503 904999	RF
- 560	285T0364-37		..PRINTED CIRCUIT ASSY- MANUAL TRIM SAM SUPPLIER CODE: V89954 COMPONENT MAINT MANUAL REF: 27-41-54 QUALIFIED OPTIONAL DATA: OPT 285T0364-23, -24, -29, -37 USED WITH ASSOCIATED ITEMS USED ON: 285T0015-114	002004 006100 107107 121503 904999	RF

MISSING ITEM NUMBERS NOT APPLICABLE

- ITEM NOT ILLUSTRATED

11-36-03-12

11-36-03
FIG. 12
PAGE 60
JAN 20/09

BRI



757

PARTS CATALOG (MAINTENANCE)

FIG ITEM	PART NUMBER	1 2 3 4 5 6 7	NOMENCLATURE	EFFECT FROM TO	UNITS PER ASSY
12 - 560	285T0364-23		..PRINTED CIRCUIT ASSY- MANUAL TRIM SAM SUPPLIER CODE: V89954 COMPONENT MAINT MANUAL REF: 27-41-54 QUALIFIED OPTIONAL DATA: OPT 285T0364-23, -24, -29, -37, -38, -40, -41 USED WITH ASSOCIATED ITEMS USED ON: 285T0015-116	002004 006100 107107 121503 904999	RF
- 561	285T0364-24		..PRINTED CIRCUIT ASSY- MANUAL TRIM SAM SUPPLIER CODE: V89954 COMPONENT MAINT MANUAL REF: 27-41-54 QUALIFIED OPTIONAL DATA: OPT 285T0364-23, -24, -29, -37, -38, -40, -41 USED WITH ASSOCIATED ITEMS USED ON: 285T0015-116	002004 006100 107107 121503 904999	RF
- 561	285T0364-29		..PRINTED CIRCUIT ASSY- MANUAL TRIM SAM SUPPLIER CODE: V89954 COMPONENT MAINT MANUAL REF: 27-41-54 QUALIFIED OPTIONAL DATA: OPT 285T0364-23, -24, -29, -37, -38, -40, -41 USED WITH ASSOCIATED ITEMS USED ON: 285T0015-116	002004 006100 107107 121503 904999	RF

MISSING ITEM NUMBERS NOT APPLICABLE

- ITEM NOT ILLUSTRATED

11-36-03-12

11-36-03
FIG. 12
PAGE 61
JAN 20/09

BRI



757

PARTS CATALOG (MAINTENANCE)

FIG ITEM	PART NUMBER	1 2 3 4 5 6 7	NOMENCLATURE	EFFECT FROM TO	UNITS PER ASSY
12 - 561	285T0364-37		..PRINTED CIRCUIT ASSY- MANUAL TRIM SAM SUPPLIER CODE: V89954 COMPONENT MAINT MANUAL REF: 27-41-54 QUALIFIED OPTIONAL DATA: OPT 285T0364-23, -24, -29, -37, -38, -40, -41 USED WITH ASSOCIATED ITEMS USED ON: 285T0015-116	002004 006100 107107 121503 904999	RF
- 561	285T0364-38		..PRINTED CIRCUIT ASSY- MANUAL TRIM SAM SUPPLIER CODE: V89954 COMPONENT MAINT MANUAL REF: 27-41-54 QUALIFIED OPTIONAL DATA: OPT 285T0364-23, -24, -29, -37, -38, -40, -41 USED WITH ASSOCIATED ITEMS USED ON: 285T0015-116	002004 006100 107107 121503 904999	RF
- 561	285T0364-39		..PRINTED CIRCUIT ASSY- MANUAL TRIM SAM SUPPLIER CODE: V89954 COMPONENT MAINT MANUAL REF: 27-41-54 QUALIFIED OPTIONAL DATA: OPT 285T0364-23, -24, -29, -37, -38, -40, -41 USED WITH ASSOCIATED ITEMS USED ON: 285T0015-116	002004 006100 107107 121503 904999	RF

MISSING ITEM NUMBERS NOT APPLICABLE

- ITEM NOT ILLUSTRATED

11-36-03-12

11-36-03
FIG. 12
PAGE 62
JAN 20/09

BRI



757

PARTS CATALOG (MAINTENANCE)

FIG ITEM	PART NUMBER	1 2 3 4 5 6 7	NOMENCLATURE	EFFECT FROM TO	UNITS PER ASSY
12 - 561	285T0364-40		..PRINTED CIRCUIT ASSY- MANUAL TRIM SAM SUPPLIER CODE: V89954 COMPONENT MAINT MANUAL REF: 27-41-54 QUALIFIED OPTIONAL DATA: OPT 285T0364-23, -24, -29, -37, -38, -40, -41 USED WITH ASSOCIATED ITEMS USED ON: 285T0015-116	002004 006100 107107 121503 904999	RF
- 561	285T0364-41		..PRINTED CIRCUIT ASSY- MANUAL TRIM SAM SUPPLIER CODE: V89954 COMPONENT MAINT MANUAL REF: 27-41-54 QUALIFIED OPTIONAL DATA: OPT 285T0364-23, -24, -29, -37, -38, -40, -41 USED WITH ASSOCIATED ITEMS USED ON: 285T0015-116	002004 006100 107107 121503 904999	RF
- 565	285T0365-32		..PRINTED CIRCUIT ASSY-AIL. LOCKOUT SAM SUPPLIER CODE: V89954 COMPONENT MAINT MANUAL REF: 27-41-55 OPTIONAL PART: 285T0365-33 V89954 285T0365-34 V89954 USED ON: 285T0015-107	002004 006100 107107 121503 904999	RF

MISSING ITEM NUMBERS NOT APPLICABLE

- ITEM NOT ILLUSTRATED

11-36-03-12

11-36-03
FIG. 12
PAGE 63
JAN 20/09

BRI



757

PARTS CATALOG (MAINTENANCE)

FIG ITEM	PART NUMBER	1 2 3 4 5 6 7	NOMENCLATURE	EFFECT FROM TO	UNITS PER ASSY
12 - 565	285T0365-33		..PRINTED CIRCUIT ASSY-AIL. LOCKOUT SAM SUPPLIER CODE: V89954 COMPONENT MAINT MANUAL REF: 27-41-55 OPTIONAL PART: 285T0365-32 V89954 285T0365-34 V89954 USED ON: 285T0015-107	002004 006100 107107 121503 904999	RF
- 565	285T0365-34		..PRINTED CIRCUIT ASSY-AIL. LOCKOUT SAM SUPPLIER CODE: V89954 COMPONENT MAINT MANUAL REF: 27-41-55 OPTIONAL PART: 285T0365-32 V89954 285T0365-33 V89954 USED ON: 285T0015-107	002004 006100 107107 121503 904999	RF
- 565	285T0365-37		..PRINTED CIRCUIT ASSY-AIL. LOCKOUT SAM SUPPLIER CODE: V89954 COMPONENT MAINT MANUAL REF: 27-41-55 OPTIONAL PART: 285T0365-38 V89954 USED ON: 285T0015-113 285T0015-117	002004 006100 107107 121503 904999	RF

MISSING ITEM NUMBERS NOT APPLICABLE

- ITEM NOT ILLUSTRATED

BRI

11-36-03-12

11-36-03
FIG. 12
PAGE 64
JAN 20/09



757

PARTS CATALOG (MAINTENANCE)

FIG ITEM	PART NUMBER	1 2 3 4 5 6 7	NOMENCLATURE	EFFECT FROM TO	UNITS PER ASSY
12 - 565	285T0365-38		..PRINTED CIRCUIT ASSY-AIL. LOCKOUT SAM SUPPLIER CODE: V89954 COMPONENT MAINT MANUAL REF: 27-41-55 OPTIONAL PART: 285T0365-37 V89954 USED ON: 285T0015-113 285T0015-117	002004 006100 107107 121503 904999	RF
- 565	285T0365-37		..PRINTED CIRCUIT ASSY-AIL. LOCKOUT SAM SUPPLIER CODE: V89954 COMPONENT MAINT MANUAL REF: 27-41-55 QUALIFIED OPTIONAL DATA: OPT 285T0365-37, -38, -39, USED WITH ASSOCIATED ITEMS USED ON: 285T0015-114	002004 006100 107107 121503 904999	RF
- 565	285T0365-38		..PRINTED CIRCUIT ASSY-AIL. LOCKOUT SAM SUPPLIER CODE: V89954 COMPONENT MAINT MANUAL REF: 27-41-55 QUALIFIED OPTIONAL DATA: OPT 285T0365-37, -38, -39, USED WITH ASSOCIATED ITEMS USED ON: 285T0015-114	002004 006100 107107 121503 904999	RF
- 565	285T0365-39		..PRINTED CIRCUIT ASSY-AIL. LOCKOUT SAM STATIC SENSITIVE PART SUPPLIER CODE: V89954 COMPONENT MAINT MANUAL REF: 27-41-55 QUALIFIED OPTIONAL DATA: OPT 285T0365-37, -38, -39, USED WITH ASSOCIATED ITEMS USED ON: 285T0015-114	002004 006100 107107 121503 904999	RF

MISSING ITEM NUMBERS NOT APPLICABLE

- ITEM NOT ILLUSTRATED

11-36-03-12

11-36-03
FIG. 12
PAGE 65
JAN 20/09

BRI



757

PARTS CATALOG (MAINTENANCE)

FIG ITEM	PART NUMBER	1 2 3 4 5 6 7	NOMENCLATURE	EFFECT FROM TO	UNITS PER ASSY
12 - 566	285T0365-37		..PRINTED CIRCUIT ASSY-AIL. LOCKOUT SAM STATIC SENSITIVE PART SUPPLIER CODE: V89954 COMPONENT MAINT MANUAL REF: 27-41-55 QUALIFIED OPTIONAL DATA: OPT 285T0365-37, -38, -39, -40 USED WITH ASSOCIATED ITEMS USED ON: 285T0015-116	002004 006100 107107 121503 904999	RF
- 566	285T0365-38		..PRINTED CIRCUIT ASSY-AIL. LOCKOUT SAM STATIC SENSITIVE PART SUPPLIER CODE: V89954 COMPONENT MAINT MANUAL REF: 27-41-55 QUALIFIED OPTIONAL DATA: OPT 285T0365-37, -38, -39, -40 USED WITH ASSOCIATED ITEMS USED ON: 285T0015-116	002004 006100 107107 121503 904999	RF
- 566	285T0365-39		..PRINTED CIRCUIT ASSY-AIL. LOCKOUT SAM STATIC SENSITIVE PART SUPPLIER CODE: V89954 COMPONENT MAINT MANUAL REF: 27-41-55 QUALIFIED OPTIONAL DATA: OPT 285T0365-37, -38, -39, -40 USED WITH ASSOCIATED ITEMS USED ON: 285T0015-116	002004 006100 107107 121503 904999	RF

MISSING ITEM NUMBERS NOT APPLICABLE

- ITEM NOT ILLUSTRATED

11-36-03-12

11-36-03
FIG. 12
PAGE 66
JAN 20/09

BRI



757

PARTS CATALOG (MAINTENANCE)

FIG ITEM	PART NUMBER	1 2 3 4 5 6 7	NOMENCLATURE	EFFECT FROM TO	UNITS PER ASSY
12 - 566	285T0365-40		..PRINTED CIRCUIT ASSY-AIL. LOCKOUT SAM STATIC SENSITIVE PART SUPPLIER CODE: V89954 COMPONENT MAINT MANUAL REF: 27-41-55 QUALIFIED OPTIONAL DATA: OPT 285T0365-37, -38, -39, -40 USED WITH ASSOCIATED ITEMS USED ON: 285T0015-116	002004 006100 107107 121503 904999	RF
- 570	285T0366-17		..PRINTED CIRCUIT ASSY- CONT MUX SUPPLIER CODE: V89954 COMPONENT MAINT MANUAL REF: 27-41-56 OPTIONAL PART: 285T0366-19 V89954 USED ON: 285T0015-107 285T0015-113 285T0015-117	002004 006100 107107 121503 904999	RF
- 570	285T0366-19		..PRINTED CIRCUIT ASSY- CONT MUX SUPPLIER CODE: V89954 COMPONENT MAINT MANUAL REF: 27-41-56 OPTIONAL PART: 285T0366-17 V89954 USED ON: 285T0015-107 285T0015-113 285T0015-117	002004 006100 107107 121503 904999	RF

MISSING ITEM NUMBERS NOT APPLICABLE

- ITEM NOT ILLUSTRATED

BRI

11-36-03-12

11-36-03
FIG. 12
PAGE 67
JAN 20/09



757

PARTS CATALOG (MAINTENANCE)

FIG ITEM	PART NUMBER	1 2 3 4 5 6 7	NOMENCLATURE	EFFECT FROM TO	UNITS PER ASSY
12 - 570	285T0366-17		..PRINTED CIRCUIT ASSY- CONT MUX SUPPLIER CODE: V89954 COMPONENT MAINT MANUAL REF: 27-41-56 QUALIFIED OPTIONAL DATA: OPT 285T0366-17, -19, -37 USED WITH ASSOCIATED ITEMS USED ON: 285T0015-114	002004 006100 107107 121503 904999	RF
- 570	285T0366-19		..PRINTED CIRCUIT ASSY- CONT MUX SUPPLIER CODE: V89954 COMPONENT MAINT MANUAL REF: 27-41-56 QUALIFIED OPTIONAL DATA: OPT 285T0366-17, -19, -37 USED WITH ASSOCIATED ITEMS USED ON: 285T0015-114	002004 006100 107107 121503 904999	RF
- 570	285T0366-37		..PRINTED CIRCUIT ASSY- CONT MUX SUPPLIER CODE: V89954 COMPONENT MAINT MANUAL REF: 27-41-56 QUALIFIED OPTIONAL DATA: OPT 285T0366-17, -19, -37 USED WITH ASSOCIATED ITEMS USED ON: 285T0015-114	002004 006100 107107 121503 904999	RF
- 570	285T0366-38		..PRINTED CIRCUIT ASSY- CONT MUX SUPPLIER CODE: V89954 COMPONENT MAINT MANUAL REF: 27-41-56 QUALIFIED OPTIONAL DATA: OPT 285T0366-38, -42, -44, USED WITH ASSOCIATED ITEMS USED ON: 285T0015-116	002004 006100 107107 121503 904999	RF

MISSING ITEM NUMBERS NOT APPLICABLE

- ITEM NOT ILLUSTRATED

11-36-03-12

11-36-03
FIG. 12
PAGE 68
JAN 20/09

BRI



757

PARTS CATALOG (MAINTENANCE)

FIG ITEM	PART NUMBER	1 2 3 4 5 6 7	NOMENCLATURE	EFFECT FROM TO	UNITS PER ASSY
12 - 570	285T0366-42		..PRINTED CIRCUIT ASSY- CONT MUX SUPPLIER CODE: V89954 COMPONENT MAINT MANUAL REF: 27-41-56 QUALIFIED OPTIONAL DATA: OPT 285T0366-38, -42, -44, USED WITH ASSOCIATED ITEMS USED ON: 285T0015-116	002004 006100 107107 121503 904999	RF
- 570	285T0366-44		..PRINTED CIRCUIT ASSY- CONT MUX SUPPLIER CODE: V89954 COMPONENT MAINT MANUAL REF: 27-41-56 QUALIFIED OPTIONAL DATA: OPT 285T0366-38, -42, -44, USED WITH ASSOCIATED ITEMS USED ON: 285T0015-116	002004 006100 107107 121503 904999	RF
- 575	285T0367-17		..PRINTED CIRCUIT ASSY- SUPPLIER CODE: V89954 COMPONENT MAINT MANUAL REF: 27-41-57 OPTIONAL PART: 285T0367-19 V89954 285T0367-34 V89954 USED ON: 285T0015-107 285T0015-113 285T0015-117	002004 006100 107107 121503 904999	RF

MISSING ITEM NUMBERS NOT APPLICABLE

- ITEM NOT ILLUSTRATED

11-36-03-12

11-36-03
FIG. 12
PAGE 69
JAN 20/09

BRI



757

PARTS CATALOG (MAINTENANCE)

FIG ITEM	PART NUMBER	1 2 3 4 5 6 7	NOMENCLATURE	EFFECT FROM TO	UNITS PER ASSY
12 - 575	285T0367-19		..PRINTED CIRCUIT ASSY- SUPPLIER CODE: V89954 COMPONENT MAINT MANUAL REF: 27-41-57 OPTIONAL PART: 285T0367-17 V89954 285T0367-34 V89954 USED ON: 285T0015-107 285T0015-113 285T0015-117	002004 006100 107107 121503 904999	RF
- 575	285T0367-34		..PRINTED CIRCUIT ASSY- SUPPLIER CODE: V89954 COMPONENT MAINT MANUAL REF: 27-41-57 OPTIONAL PART: 285T0367-17 V89954 285T0367-19 V89954 USED ON: 285T0015-107 285T0015-113 285T0015-117	002004 006100 107107 121503 904999	RF
- 575	285T0367-17		..PRINTED CIRCUIT ASSY- SUPPLIER CODE: V89954 COMPONENT MAINT MANUAL REF: 27-41-57 QUALIFIED OPTIONAL DATA: OPT 285T0367-17, -19, -34, -38 USED WITH ASSOCIATED ITEMS USED ON: 285T0015-114	002004 006100 107107 121503 904999	RF

MISSING ITEM NUMBERS NOT APPLICABLE

- ITEM NOT ILLUSTRATED

11-36-03-12

11-36-03
FIG. 12
PAGE 70
JAN 20/09

BRI



757

PARTS CATALOG (MAINTENANCE)

FIG ITEM	PART NUMBER	1 2 3 4 5 6 7	NOMENCLATURE	EFFECT FROM TO	UNITS PER ASSY
12 - 575	285T0367-19		..PRINTED CIRCUIT ASSY- SUPPLIER CODE: V89954 COMPONENT MAINT MANUAL REF: 27-41-57 QUALIFIED OPTIONAL DATA: OPT 285T0367-17, -19, -34, -38 USED WITH ASSOCIATED ITEMS USED ON: 285T0015-114	002004 006100 107107 121503 904999	RF
- 575	285T0367-34		..PRINTED CIRCUIT ASSY- SUPPLIER CODE: V89954 COMPONENT MAINT MANUAL REF: 27-41-57 QUALIFIED OPTIONAL DATA: OPT 285T0367-17, -19, -34, -38 USED WITH ASSOCIATED ITEMS USED ON: 285T0015-114	002004 006100 107107 121503 904999	RF
- 575	285T0367-38		..PRINTED CIRCUIT ASSY- SUPPLIER CODE: V89954 COMPONENT MAINT MANUAL REF: 27-41-57 QUALIFIED OPTIONAL DATA: OPT 285T0367-17, -19, -34, -38 USED WITH ASSOCIATED ITEMS USED ON: 285T0015-114	002004 006100 107107 121503 904999	RF
- 575	285T0367-17		..PRINTED CIRCUIT ASSY- SUPPLIER CODE: V89954 COMPONENT MAINT MANUAL REF: 27-41-57 QUALIFIED OPTIONAL DATA: OPT 285T0367-17, -19, -34, -38, -39, -40, -41, -42 USED WITH ASSOCIATED ITEMS USED ON: 285T0015-116	002004 006100 107107 121503 904999	RF

MISSING ITEM NUMBERS NOT APPLICABLE

- ITEM NOT ILLUSTRATED

11-36-03-12

11-36-03
FIG. 12
PAGE 71
JAN 20/09

BRI



757

PARTS CATALOG (MAINTENANCE)

FIG ITEM	PART NUMBER	1 2 3 4 5 6 7	NOMENCLATURE	EFFECT FROM TO	UNITS PER ASSY
12 - 576	285T0367-19		..PRINTED CIRCUIT ASSY- SUPPLIER CODE: V89954 COMPONENT MAINT MANUAL REF: 27-41-57 QUALIFIED OPTIONAL DATA: OPT 285T0367-17, -19, -34, -38, -39, -40, -41, -42 USED WITH ASSOCIATED ITEMS USED ON: 285T0015-116	002004 006100 107107 121503 904999	RF
- 576	285T0367-34		..PRINTED CIRCUIT ASSY- SUPPLIER CODE: V89954 COMPONENT MAINT MANUAL REF: 27-41-57 QUALIFIED OPTIONAL DATA: OPT 285T0367-17, -19, -34, -38, -39, -40, -41, -42 USED WITH ASSOCIATED ITEMS USED ON: 285T0015-116	002004 006100 107107 121503 904999	RF
- 576	285T0367-38		..PRINTED CIRCUIT ASSY- SUPPLIER CODE: V89954 COMPONENT MAINT MANUAL REF: 27-41-57 QUALIFIED OPTIONAL DATA: OPT 285T0367-17, -19, -34, -38, -39, -40, -41, -42 USED WITH ASSOCIATED ITEMS USED ON: 285T0015-116	002004 006100 107107 121503 904999	RF
- 576	285T0367-39		..PRINTED CIRCUIT ASSY- SUPPLIER CODE: V89954 COMPONENT MAINT MANUAL REF: 27-41-57 QUALIFIED OPTIONAL DATA: OPT 285T0367-17, -19, -34, -38, -39, -40, -41, -42 USED WITH ASSOCIATED ITEMS USED ON: 285T0015-116	002004 006100 107107 121503 904999	RF

MISSING ITEM NUMBERS NOT APPLICABLE

- ITEM NOT ILLUSTRATED

11-36-03-12

11-36-03
FIG. 12
PAGE 72
JAN 20/09

BRI



757

PARTS CATALOG (MAINTENANCE)

FIG ITEM	PART NUMBER	1 2 3 4 5 6 7	NOMENCLATURE	EFFECT FROM TO	UNITS PER ASSY
12 - 576	285T0367-40		..PRINTED CIRCUIT ASSY- SUPPLIER CODE: V89954 COMPONENT MAINT MANUAL REF: 27-41-57 QUALIFIED OPTIONAL DATA: OPT 285T0367-17, -19, -34, -38, -39, -40, -41, -42 USED WITH ASSOCIATED ITEMS USED ON: 285T0015-116	002004 006100 107107 121503 904999	RF
- 576	285T0367-41		..PRINTED CIRCUIT ASSY- SUPPLIER CODE: V89954 COMPONENT MAINT MANUAL REF: 27-41-57 QUALIFIED OPTIONAL DATA: OPT 285T0367-17, -19, -34, -38, -39, -40, -41, -42 USED WITH ASSOCIATED ITEMS USED ON: 285T0015-116	002004 006100 107107 121503 904999	RF
- 576	285T0367-42		..PRINTED CIRCUIT ASSY- SUPPLIER CODE: V89954 COMPONENT MAINT MANUAL REF: 27-41-57 QUALIFIED OPTIONAL DATA: OPT 285T0367-17, -19, -34, -38, -39, -40, -41, -42 USED WITH ASSOCIATED ITEMS USED ON: 285T0015-116	002004 006100 107107 121503 904999	RF
- 577	285T0367-38		..PRINTED CIRCUIT ASSY- SUPPLIER CODE: V89954 COMPONENT MAINT MANUAL REF: 27-41-57 USED ON: 285T0015-107 285T0015-113 285T0015-117	002004 006100 107107 121503 904999	RF

MISSING ITEM NUMBERS NOT APPLICABLE

- ITEM NOT ILLUSTRATED

11-36-03-12

11-36-03
FIG. 12
PAGE 73
JAN 20/09

BRI



757

PARTS CATALOG (MAINTENANCE)

FIG ITEM	PART NUMBER	1 2 3 4 5 6 7	NOMENCLATURE	EFFECT FROM TO	UNITS PER ASSY
12 - 580	285T0368-23		..PRINTED CIRCUIT ASSY-CONT SUPPLIER CODE: V89954 COMPONENT MAINT MANUAL REF: 27-41-58 OPTIONAL PART: 285T0368-24 V89954 285T0368-29 V89954 USED ON: 285T0015-107	002004 006100 107107 121503 904999	RF
- 580	285T0368-24		..PRINTED CIRCUIT ASSY-CONT SUPPLIER CODE: V89954 COMPONENT MAINT MANUAL REF: 27-41-58 OPTIONAL PART: 285T0368-23 V89954 285T0368-29 V89954 USED ON: 285T0015-107	002004 006100 107107 121503 904999	RF
- 580	285T0368-29		..PRINTED CIRCUIT ASSY-CONT SUPPLIER CODE: V89954 COMPONENT MAINT MANUAL REF: 27-41-58 OPTIONAL PART: 285T0368-23 V89954 285T0368-24 V89954 USED ON: 285T0015-107	002004 006100 107107 121503 904999	RF
- 580	285T0368-39		..PRINTED CIRCUIT ASSY-CONT SUPPLIER CODE: V89954 COMPONENT MAINT MANUAL REF: 27-41-58 USED ON: 285T0015-113 285T0015-117	002004 006100 107107 121503 904999	RF

MISSING ITEM NUMBERS NOT APPLICABLE

- ITEM NOT ILLUSTRATED

11-36-03-12

11-36-03
FIG. 12
PAGE 74
JAN 20/09

BRI



757

PARTS CATALOG (MAINTENANCE)

FIG ITEM	PART NUMBER	1 2 3 4 5 6 7	NOMENCLATURE	EFFECT FROM TO	UNITS PER ASSY
12 - 580	285T0368-39	..	PRINTED CIRCUIT ASSY-CONT SUPPLIER CODE: V89954 COMPONENT MAINT MANUAL REF: 27-41-58 QUALIFIED OPTIONAL DATA: OPT 285T0368-39, -44, -55, -57 USED WITH ASSOCIATED USED ON: 285T0015-114	002004 006100 107107 121503 904999	RF
- 580	285T0368-44	..	PRINTED CIRCUIT ASSY-CONT SUPPLIER CODE: V89954 COMPONENT MAINT MANUAL REF: 27-41-58 QUALIFIED OPTIONAL DATA: OPT 285T0368-39, -44, -55, -57 USED WITH ASSOCIATED USED ON: 285T0015-114	002004 006100 107107 121503 904999	RF
- 580	285T0368-55	..	PRINTED CIRCUIT ASSY-CONT SUPPLIER CODE: V89954 COMPONENT MAINT MANUAL REF: 27-41-58 QUALIFIED OPTIONAL DATA: OPT 285T0368-39, -44, -55, -57 USED WITH ASSOCIATED USED ON: 285T0015-114	002004 006100 107107 121503 904999	RF
- 580	285T0368-57	..	PRINTED CIRCUIT ASSY-CONT SUPPLIER CODE: V89954 COMPONENT MAINT MANUAL REF: 27-41-58 QUALIFIED OPTIONAL DATA: OPT 285T0368-39, -44, -55, -57 USED WITH ASSOCIATED USED ON: 285T0015-114	002004 006100 107107 121503 904999	RF

MISSING ITEM NUMBERS NOT APPLICABLE

- ITEM NOT ILLUSTRATED

11-36-03-12

11-36-03
FIG. 12
PAGE 75
JAN 20/09

BRI



757

PARTS CATALOG (MAINTENANCE)

FIG ITEM	PART NUMBER	1 2 3 4 5 6 7	NOMENCLATURE	EFFECT FROM TO	UNITS PER ASSY
12 - 581	285T0368-47	..	PRINTED CIRCUIT ASSY-CONT SUPPLIER CODE: V89954 COMPONENT MAINT MANUAL REF: 27-41-58 QUALIFIED OPTIONAL DATA: OPT 285T0368-47, -58, -60, -61 USED WITH ASSOCIATED ITEMS USED ON: 285T0015-116	002004 006100 107107 121503 904999	RF
- 581	285T0368-58	..	PRINTED CIRCUIT ASSY-CONT SUPPLIER CODE: V89954 COMPONENT MAINT MANUAL REF: 27-41-58 QUALIFIED OPTIONAL DATA: OPT 285T0368-47, -58, -60, -61 USED WITH ASSOCIATED ITEMS USED ON: 285T0015-116	002004 006100 107107 121503 904999	RF
- 581	285T0368-60	..	PRINTED CIRCUIT ASSY-CONT SUPPLIER CODE: V89954 COMPONENT MAINT MANUAL REF: 27-41-58 QUALIFIED OPTIONAL DATA: OPT 285T0368-47, -58, -60, -61 USED WITH ASSOCIATED ITEMS USED ON: 285T0015-116	002004 006100 107107 121503 904999	RF
- 581	285T0368-61	..	PRINTED CIRCUIT ASSY-CONT SUPPLIER CODE: V89954 COMPONENT MAINT MANUAL REF: 27-41-58 QUALIFIED OPTIONAL DATA: OPT 285T0368-47, -58, -60, -61 USED WITH ASSOCIATED ITEMS USED ON: 285T0015-116	002004 006100 107107 121503 904999	RF
585	BAC27TEX1486	...	DECAL- PLACARD CONTENT: STATIC SENSITIVE	002004 006100 107107 121503 904999	1

MISSING ITEM NUMBERS NOT APPLICABLE

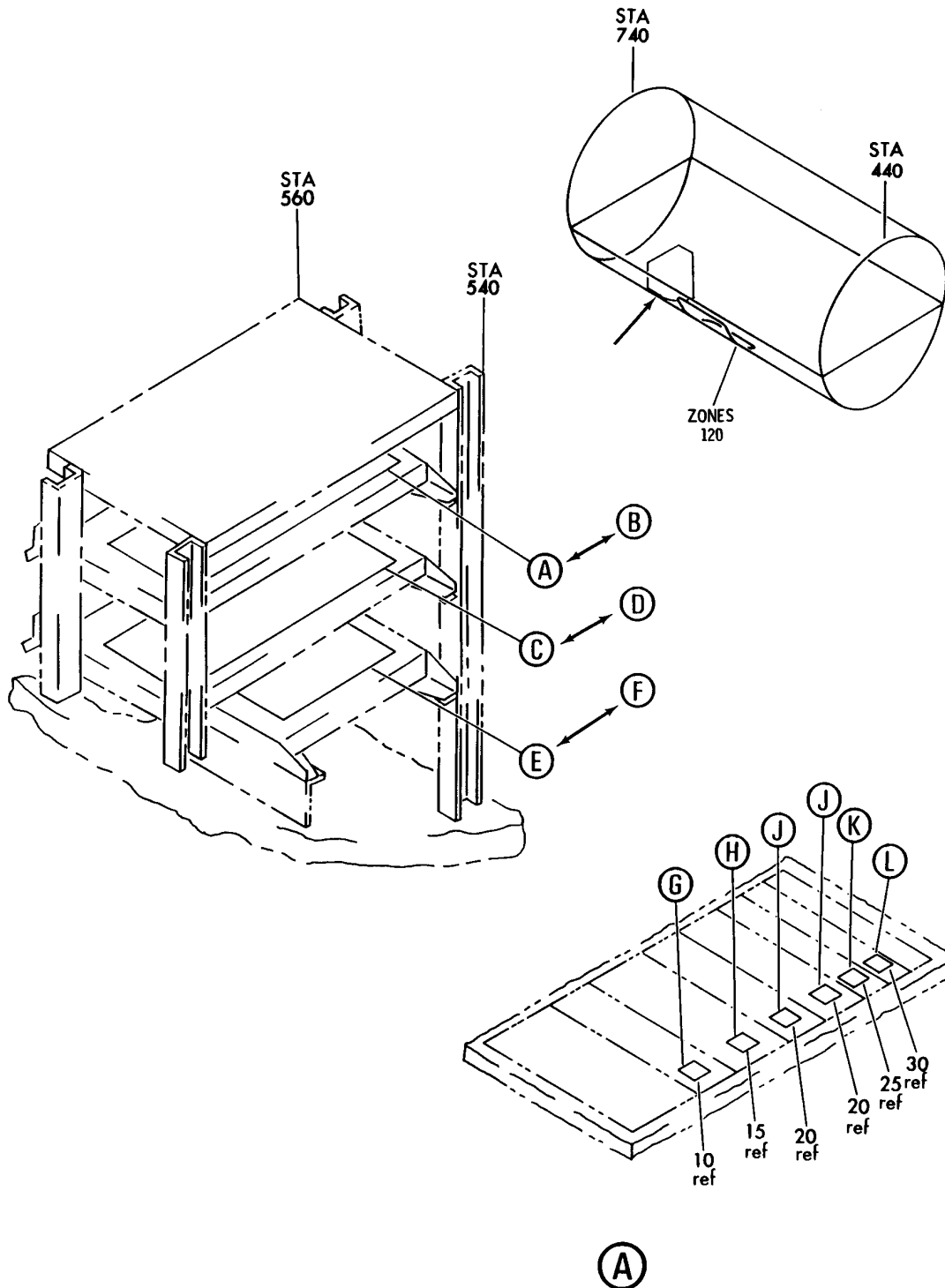
- ITEM NOT ILLUSTRATED

11-36-03-12

11-36-03
FIG. 12
PAGE 76
JAN 20/09

BRI

BOEING
757
PARTS CATALOG (MAINTENANCE)



Y 11360401 SHT 1 REV 155

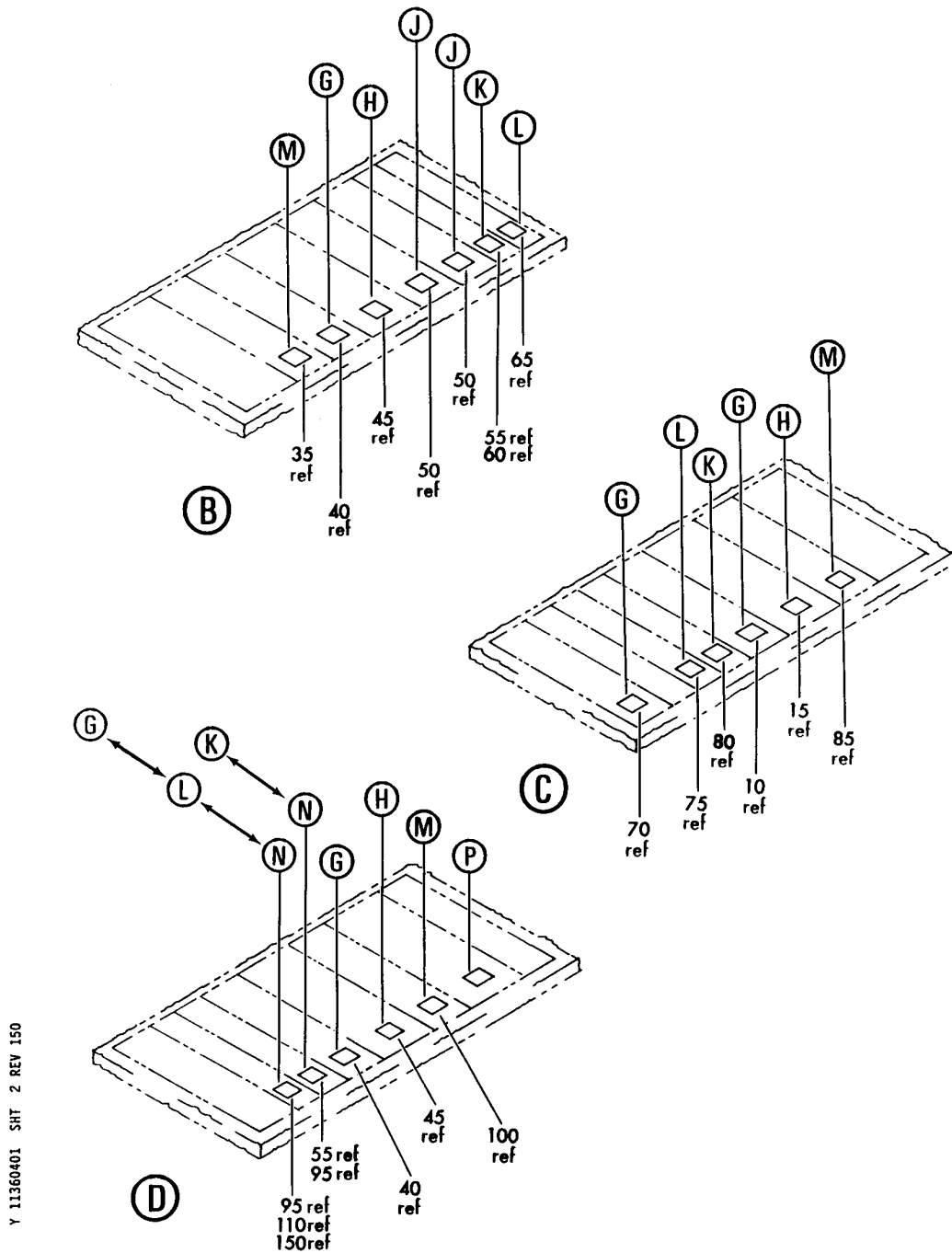
COOLING INSTL-ELECTRICAL/ ELECTRONICS CENTER/ ELECTRONIC EQPT RACK E5 (PLACARDS AND MARKING ONLY)
FIGURE 1 (SHEET 1)

BRI
MAY 28/07

11-36-04-01

11-36-04-01
PAGE 0

BOEING
757
PARTS CATALOG (MAINTENANCE)



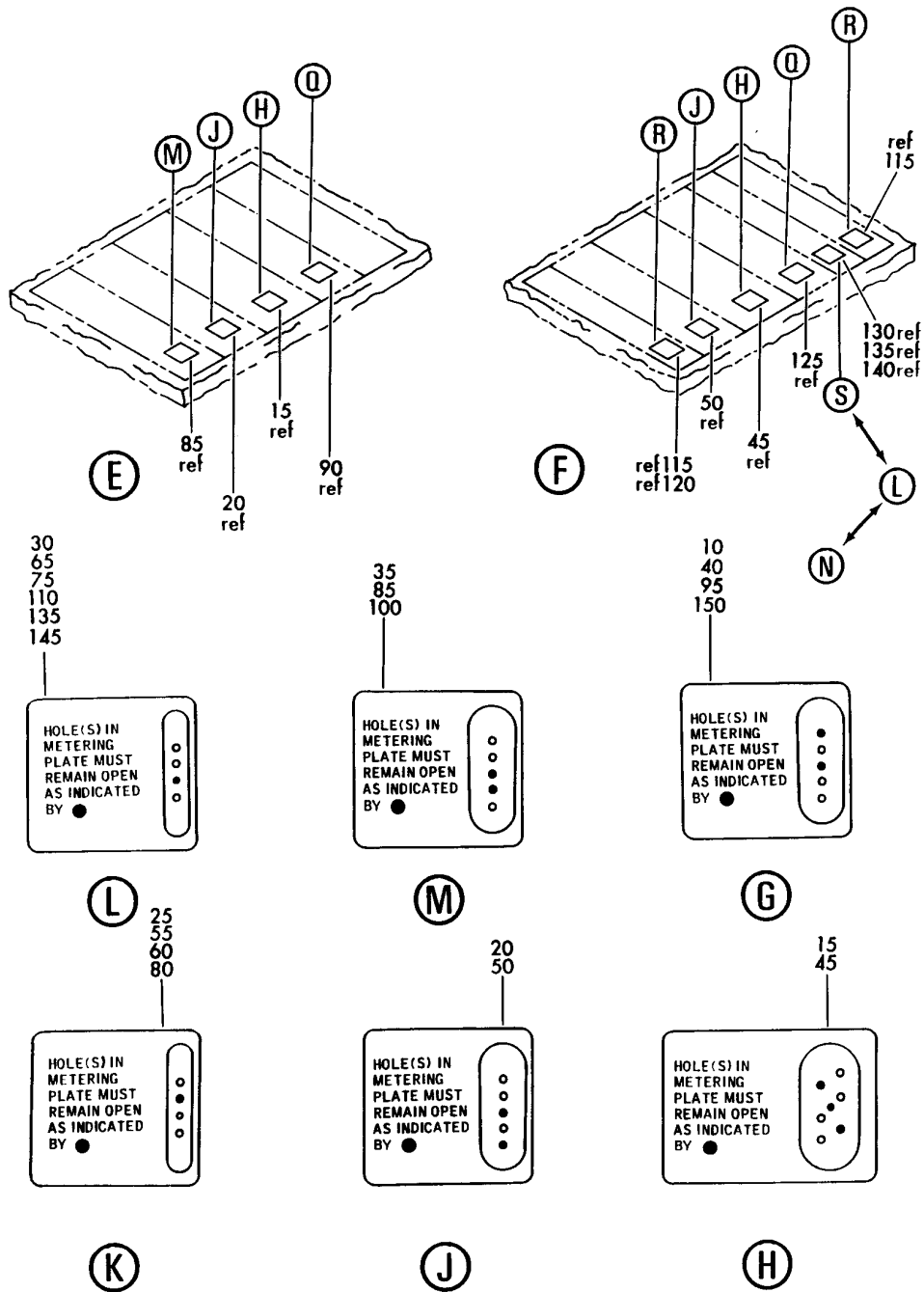
COOLING INSTL-ELECTRICAL/ ELECTRONICS CENTER/ ELECTRONIC EQPT RACK E5 (PLACARDS AND MARKING ONLY)
FIGURE 1 (SHEET 2)

BRI
MAY 28/07

11-36-04-01

11-36-04-01
PAGE 0A


BOEING
 757
PARTS CATALOG (MAINTENANCE)



Y 11360401 SHT 3 REV 150

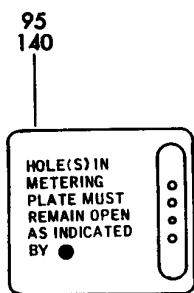
COOLING INSTL-ELECTRICAL/ ELECTRONICS CENTER/ ELECTRONIC EQPT RACK E5 (PLACARDS AND MARKING ONLY)
 FIGURE 1 (SHEET 3)

BRI
 MAY 28/07

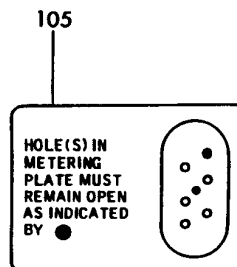
11-36-04-01

11-36-04-01
 PAGE 0B

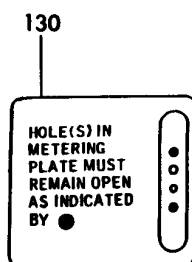
BOEING
757
PARTS CATALOG (MAINTENANCE)



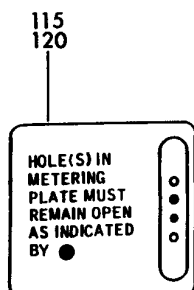
(N)



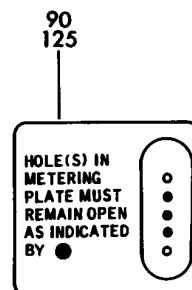
(P)



(S)



(R)



(Q)

Y 11360401 SHIT 4 REV 130

COOLING INSTL-ELECTRICAL/ ELECTRONICS CENTER/ ELECTRONIC EQPT RACK E5 (PLACARDS AND MARKING ONLY)
FIGURE 1 (SHEET 4)

BRI
MAY 28/07

11-36-04-01

11-36-04-01
PAGE 0C



757

PARTS CATALOG (MAINTENANCE)

FIG ITEM	PART NUMBER	1 2 3 4 5 6 7	NOMENCLATURE	EFFECT FROM TO	UNITS PER ASSY
1			COOLING INSTL-ELECTRICAL/ ELECTRONICS CENTER/ ELECTRONIC EQPT RACK E5 (PLACARDS AND MARKING ONLY)	002004 006017 107107 121503 904999	
- 2	284N1053-37		COOLING INSTL-ELECTRICAL/ ELECTRONICS CENTER/ ELECTRONIC EQPT RACK E5 (PLACARDS AND MARKINGS ONLY) FOR NHA/OTHER SYS DET SEE: 24-00-58-01C	107107	RF
- 2	284N1053-43		COOLING INSTL-ELECTRICAL/ ELECTRONICS CENTER/ ELECTRONIC EQPT RACK E5 (PLACARDS AND MARKINGS ONLY) FOR NHA/OTHER SYS DET SEE: 24-00-58-01C	121503 904949	RF
- 4	284N1053-62		COOLING INSTL-ELECTRICAL/ ELECTRONICS CENTER/ ELECTRONIC EQPT RACK E5 (PLACARDS AND MARKINGS ONLY) FOR NHA/OTHER SYS DET SEE: 24-00-58-01C	952999	RF
- 4	284N1053-63		COOLING INSTL-ELECTRICAL/ ELECTRONICS CENTER/ ELECTRONIC EQPT RACK E5 (PLACARDS AND MARKINGS ONLY) FOR NHA/OTHER SYS DET SEE: 24-00-58-01C	002004 006017	RF
- 4	284N1053-68		COOLING INSTL-ELECTRICAL/ ELECTRONICS CENTER/ ELECTRONIC EQPT RACK E5 (PLACARDS AND MARKINGS ONLY) FOR NHA/OTHER SYS DET SEE: 24-00-58-01C	950951	RF
10	BAC27TEX2033		.DECAL-	121503 904949	2
15	BAC27TEX2034		.DECAL-	121503 904949	3
20	BAC27TEX2033		.DECAL-	121503 904949	3

MISSING ITEM NUMBERS NOT APPLICABLE

- ITEM NOT ILLUSTRATED

11-36-04-01

11-36-04
FIG. 01
PAGE 1
JAN 20/09

BRI



757

PARTS CATALOG (MAINTENANCE)

FIG ITEM	PART NUMBER	1 2 3 4 5 6 7	NOMENCLATURE	EFFECT FROM TO	UNITS PER ASSY
1					
35	BAC27TEX2033	.	DECAL	002004 006017 107107 950999	1
40	BAC27TEX2033	.	DECAL	002004 006017 107107 950999	2
45	BAC27TEX2034	.	DECAL	002004 006017 107107 950999	3
50	BAC27TEX2033	.	DECAL	002004 006017 107107 950999	3
70	BAC27TEX2033	.	DECAL-	121503 904949	1
85	BAC27TEX2033	.	DECAL-	121503 904949	2
90	BAC27TEX2033	.	DECAL	121503 904949	1
100	BAC27TEX2033	.	DECAL	002004 006017 107107 950999	1
105	BAC27TEX2034	.	DECAL	002004 006017 107107 950999	1
125	BAC27TEX2033	.	DECAL	107107 950999	1
150	BAC27TEX2033	.	DECAL	002004 006017 107107 950999	1

MISSING ITEM NUMBERS NOT APPLICABLE

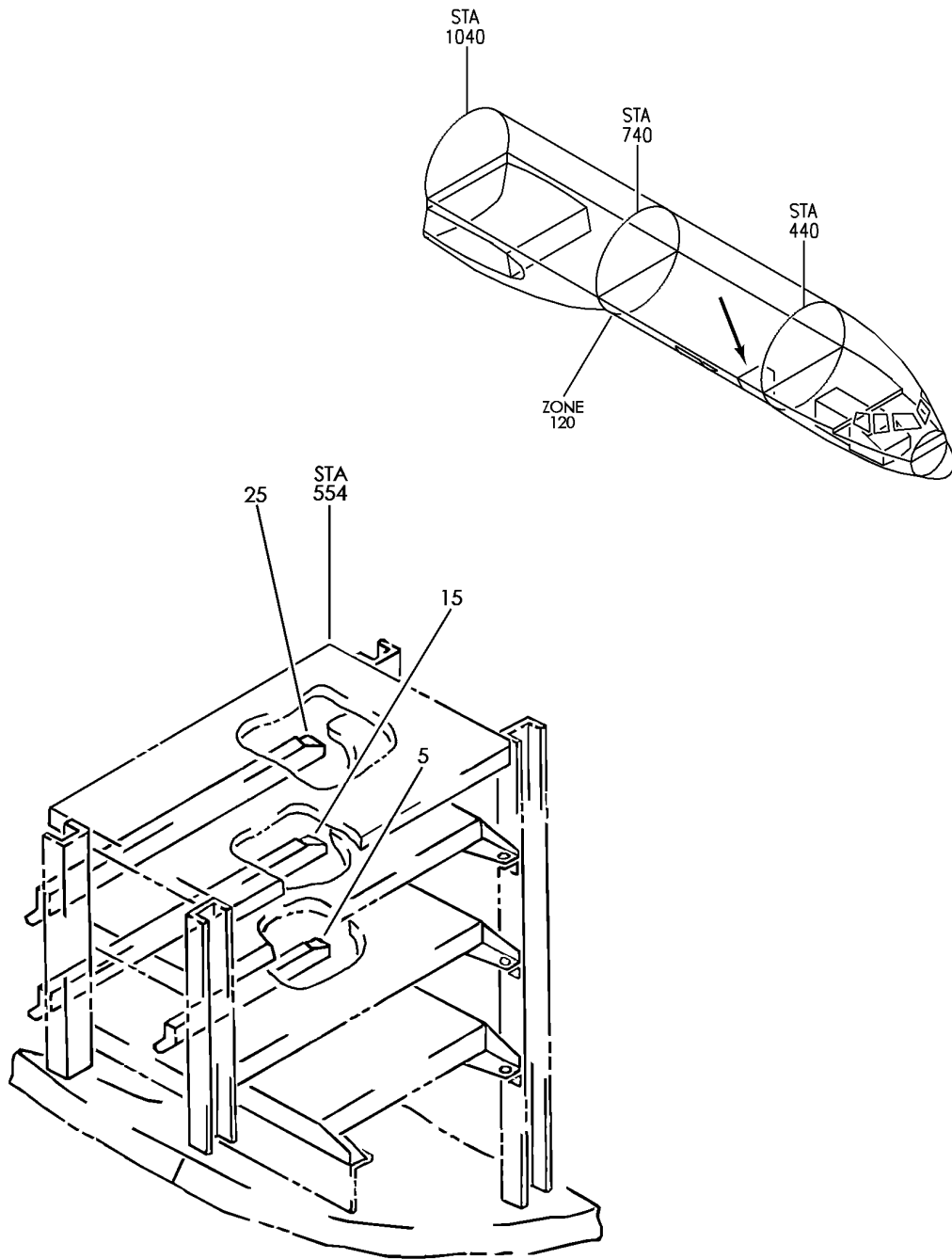
- ITEM NOT ILLUSTRATED

11-36-04-01

11-36-04
FIG. 01
PAGE 2
JAN 20/09

BRI

BOEING
757
PARTS CATALOG (MAINTENANCE)



Y 11360403 REV 242

DISCONNECT ASSY-MODULE ELEC/ELECTRONIC RACKS E5 (PLACARDS AND MARKINGS ONLY)

FIGURE 3

11-36-04-03

BRI
MAY 28/07

11-36-04-03
PAGE 0



757

PARTS CATALOG (MAINTENANCE)

FIG ITEM	PART NUMBER	1 2 3 4 5 6 7	NOMENCLATURE	EFFECT FROM TO	UNITS PER ASSY
3			DISCONNECT ASSY-MODULE ELEC/ELECTRONIC RACKS E5 (PLACARDS AND MARKINGS ONLY)	002004 006102 107999	
- 1	287N1406-63		DISCONNECT ASSY-MODULE E/E RACKS E5-3 (PLACARDS AND MARKINGS ONLY) FOR NHA/OTHER SYS DET SEE: 25-70-56-06 25-70-52-13 25-70-52-18	002004 006100 107999	RF
5	BAC27NEL0923		.DECAL- PLACARD CONTENT: 1 THRU 123	002004 006100 107999	1
- 10	287N1406-80		DISCONNECT ASSY-MODULE ELEC/ELECTRONIC RACKS E5-2 (PLACARDS AND MARKINGS ONLY) FOR NHA/OTHER SYS DET SEE: 25-70-56-05 25-70-56-08	107107 904949	RF
- 10	287N1406-104		DISCONNECT ASSY-MODULE ELEC/ELECTRONIC RACKS E5-2 (PLACARDS AND MARKINGS ONLY) FOR NHA/OTHER SYS DET SEE: 25-70-56-05	121503	RF
- 10	287N1406-105		DISCONNECT ASSY-MODULE E/E RACKS E5-2 (PLACARDS AND MARKINGS ONLY) FOR NHA/OTHER SYS DET SEE: 25-70-56-08 25-70-52-12A	002004 006102 108120 504903 950999	RF
15	BAC27NEL0923		.DECAL- PLACARD CONTENT: 1 THRU 123	002004 006102 107999	1
- 20	287N1406-110		DISCONNECT ASSY-MODULE E/E RACKS E5-1 (PLACARDS AND MARKINGS ONLY) FOR NHA/OTHER SYS DET SEE: 25-70-52-12	101102 504903	RF

MISSING ITEM NUMBERS NOT APPLICABLE

- ITEM NOT ILLUSTRATED

11-36-04-03

11-36-04
FIG. 03
PAGE 1
JAN 20/09

BRI



757

PARTS CATALOG (MAINTENANCE)

FIG ITEM	PART NUMBER	1 2 3 4 5 6 7	NOMENCLATURE	EFFECT FROM TO	UNITS PER ASSY
3 - 20	287N1406-79		DISCONNECT ASSY-MODULE ELEC/ELECTRONIC RACKS E5-1 (PLACARDS AND MARKINGS ONLY) FOR NHA/OTHER SYS DET SEE: 25-70-56-04 25-70-56-07	002004 006100 107107 121503 904999	RF
25	BAC27NEL0923		.DECAL- PLACARD CONTENT: 1 THRU 123	002004 006102 107999	1

MISSING ITEM NUMBERS NOT APPLICABLE

- ITEM NOT ILLUSTRATED

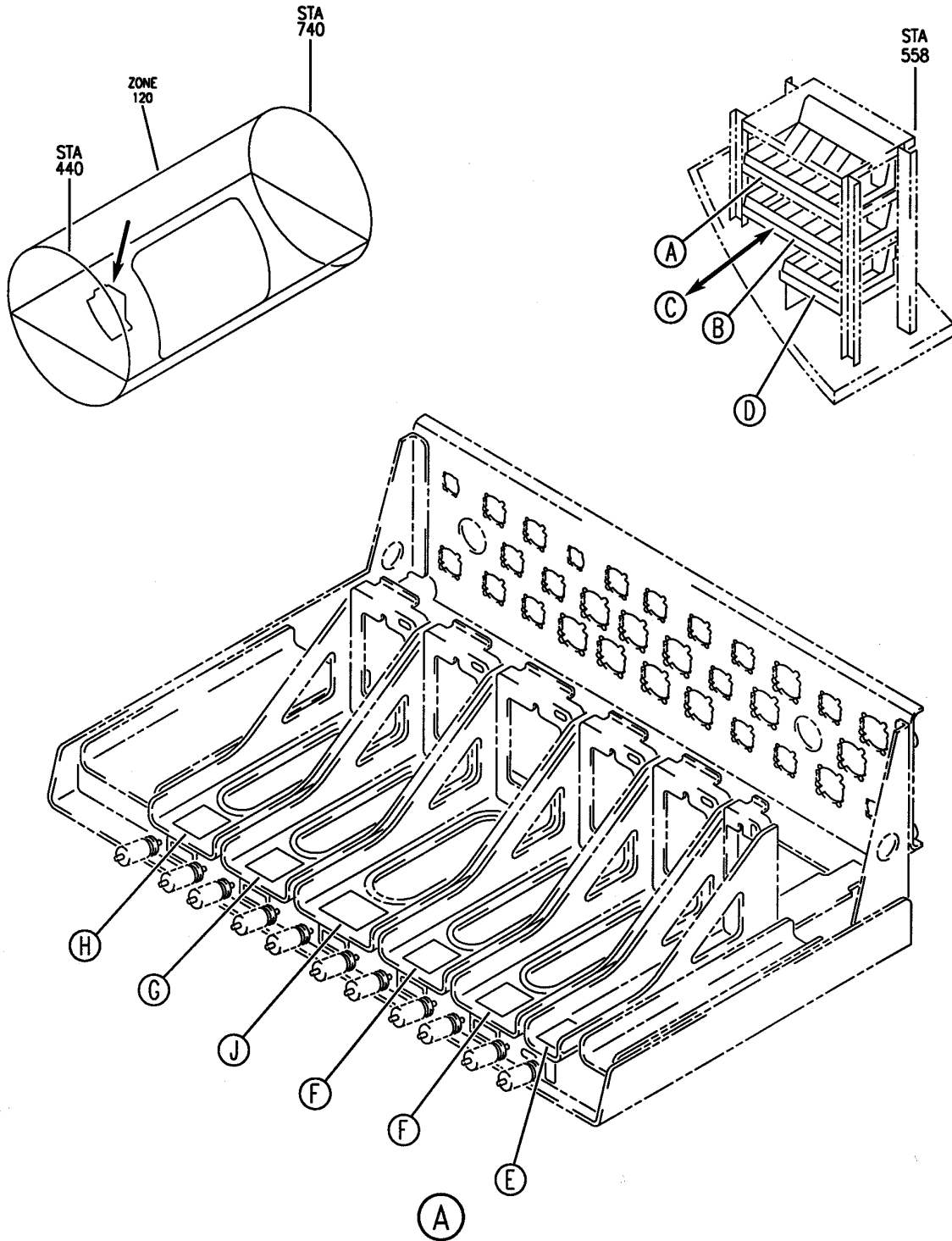
BRI

11-36-04-03

BOEING PROPRIETARY - Copyright © - Unpublished Work - See title page for details.

11-36-04
FIG. 03
PAGE 2
JAN 20/09

BOEING
757
PARTS CATALOG (MAINTENANCE)



Y 11360404 SHT 1 REV 219

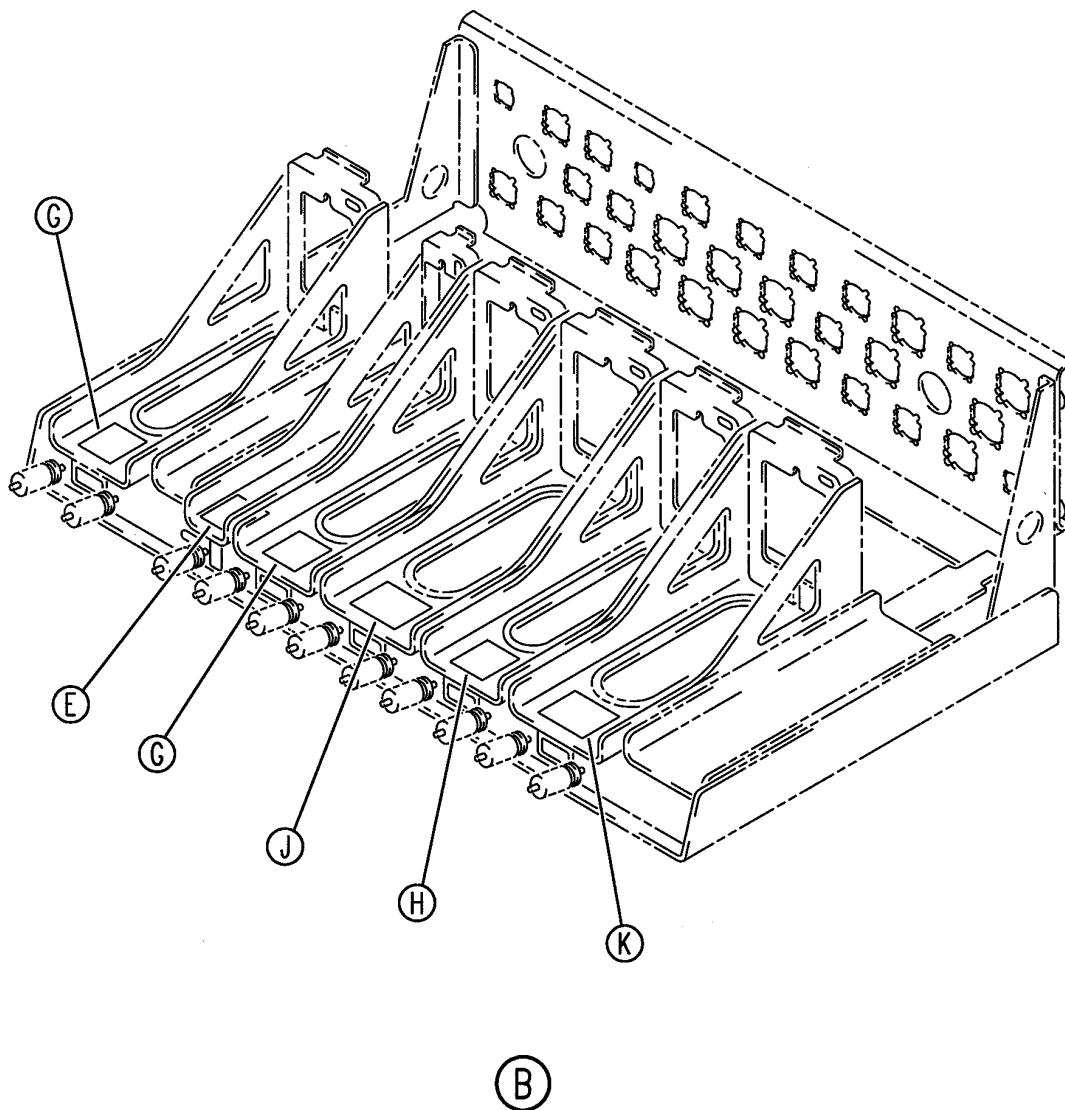
SHELF ASSY-ELECTRONICS EQPT CTR E5-1 (PLACARDS AND MARKINGS ONLY)
FIGURE 4 (SHEET 1)

BRI
MAY 28/07

11-36-04-04

11-36-04-04
PAGE 0

BOEING
757
PARTS CATALOG (MAINTENANCE)



Y 11360404 SHT 2 REV 211

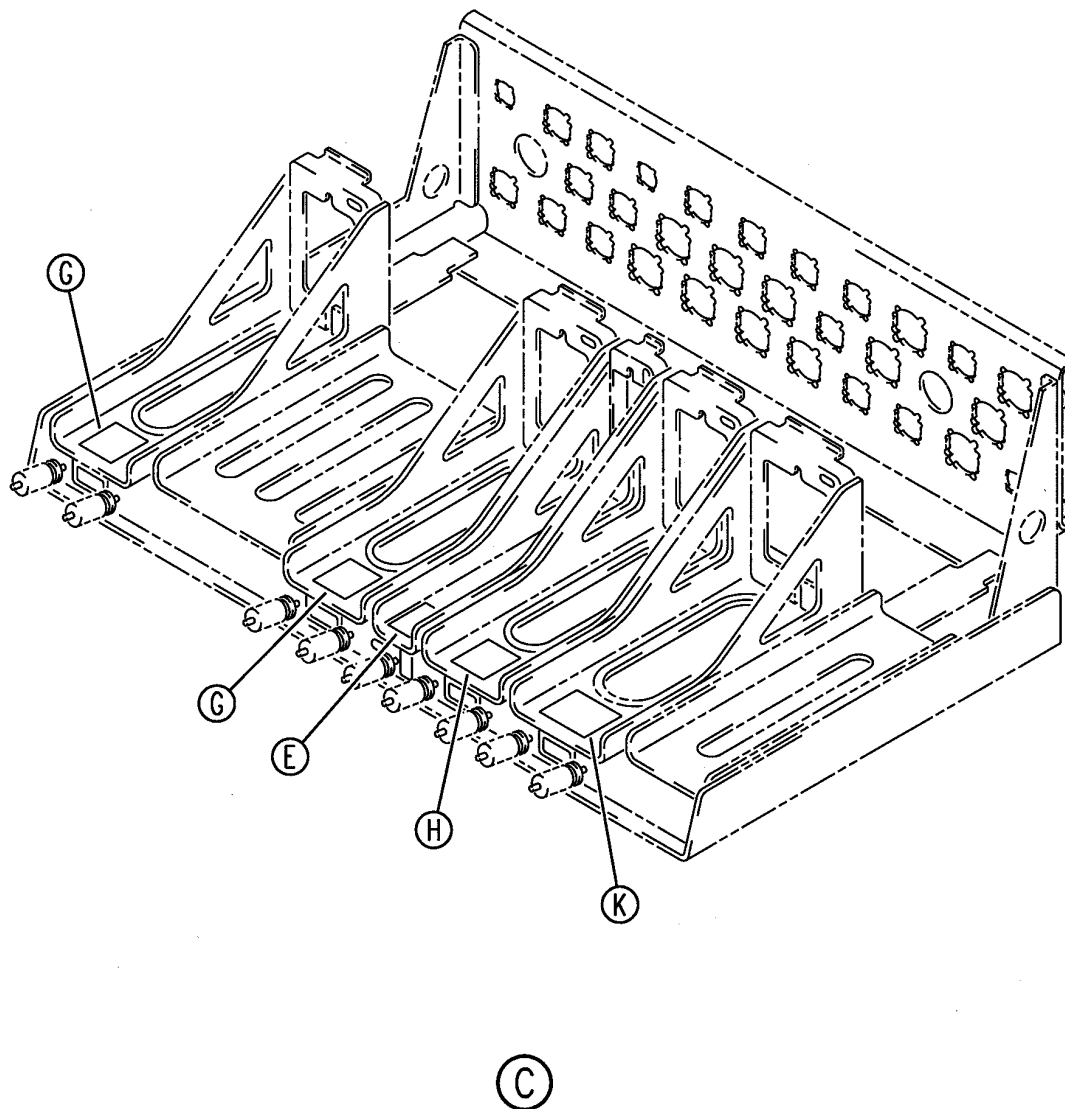
SHELF ASSY-ELECTRONICS EQPT CTR E5-1 (PLACARDS AND MARKINGS ONLY)
FIGURE 4 (SHEET 2)

BRI
MAY 28/07

11-36-04-04

11-36-04-04
PAGE 0A

BOEING
757
PARTS CATALOG (MAINTENANCE)



Y 11360404 SHT 3 REV 211

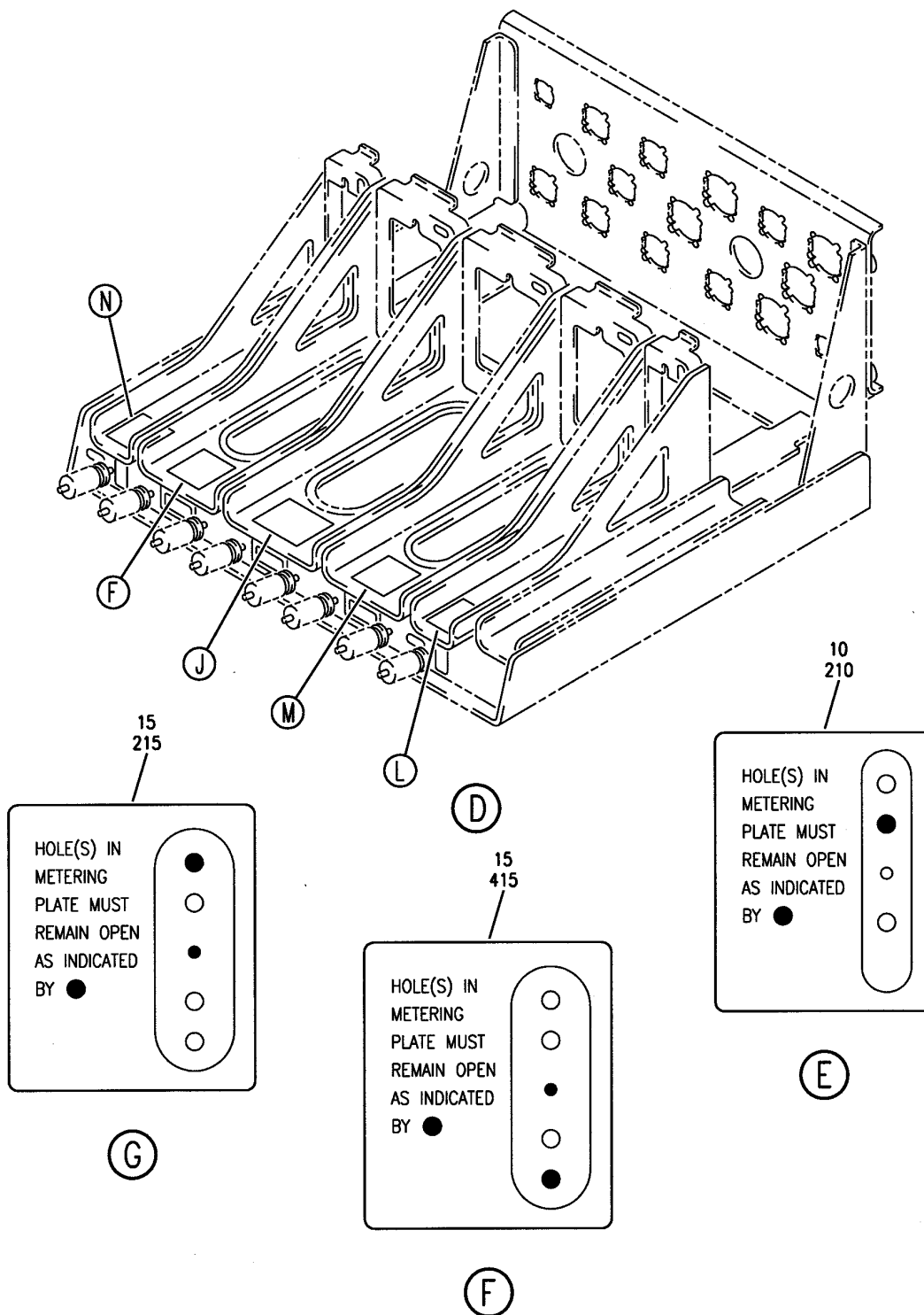
SHELF ASSY-ELECTRONICS EQPT CTR E5-1 (PLACARDS AND MARKINGS ONLY)
FIGURE 4 (SHEET 3)

BRI
MAY 28/07

11-36-04-04

11-36-04-04
PAGE 0B

BOEING
757
PARTS CATALOG (MAINTENANCE)



Y 11360404 SHT 4 REV 211

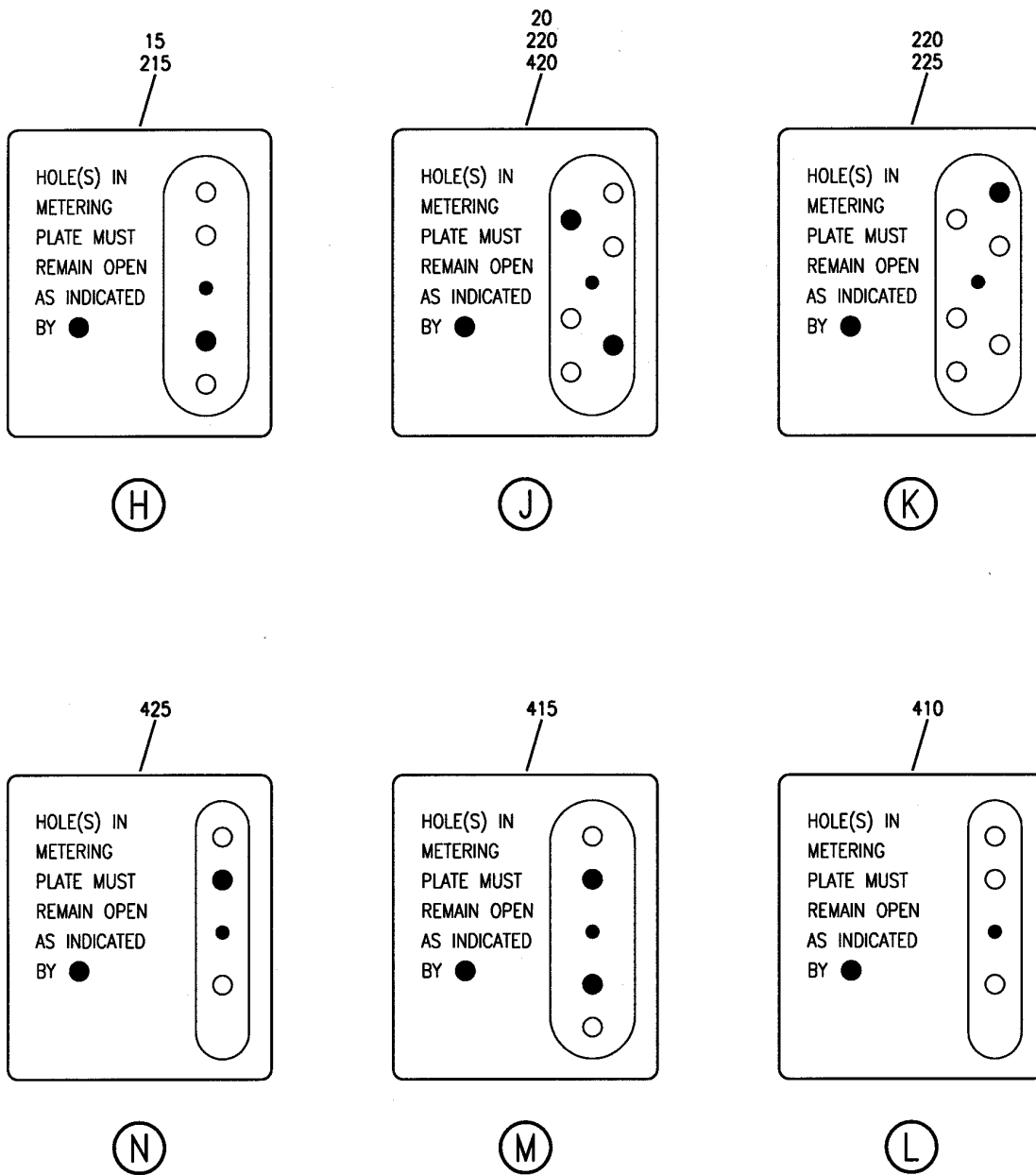
SHelf ASSY-ELECTRONICS EQPT CTR E5-1 (PLACARDS AND MARKINGS ONLY)
FIGURE 4 (SHEET 4)

11-36-04-04

BRI
MAY 28/07

11-36-04-04
PAGE 0C


BOEING
 757
PARTS CATALOG (MAINTENANCE)



Y 11360404 SHT 5 REV 211

SHELF ASSY-ELECTRONICS EQPT CTR E5-1 (PLACARDS AND MARKINGS ONLY)
 FIGURE 4 (SHEET 5)

11-36-04-04

BRI
MAY 28/07

11-36-04-04
 PAGE 0D



757

PARTS CATALOG (MAINTENANCE)

FIG ITEM	PART NUMBER	1 2 3 4 5 6 7	NOMENCLATURE	EFFECT FROM TO	UNITS PER ASSY
4			SHELF ASSY-ELECTRONICS EQPT CTR E5-1 (PLACARDS AND MARKINGS ONLY)	101102 504903	
- 1	284N1551-12		SHELF ASSY-ELECTRONICS EQPT CTR E5-1 (PLACARDS AND MARKINGS ONLY) FOR NHA/OTHER SYS DET SEE: 24-00-58-05D	101102 504903	RF
15	BAC27TEX2033		.DECAL	101102 504903	4
20	BAC27TEX2034		.DECAL	101102 504903	1
- 200	284N1552-15		SHELF ASSY-ELECTRONICS EQPT CTR E5-2 (PLACARDS AND MARKINGS ONLY) FOR NHA/OTHER SYS DET SEE: 24-00-58-05D	101102 504903	RF
215	BAC27TEX2033		.DECAL	101102 504903	3
220	BAC27TEX2034		.DECAL	101102 504903	2
- 400	284N1553-13		SHELF ASSY-ELECTRONICS EQPT CTR E5-3 (PLACARDS AND MARKINGS ONLY) FOR NHA/OTHER SYS DET SEE: 24-00-58-05D	101102 504903	RF
410	BAC27TEX2032		.DECAL	101102 504903	1
415	BAC27TEX2033		.DECAL	101102 504903	2
420	BAC27TEX2034		.DECAL	101102 504903	1

MISSING ITEM NUMBERS NOT APPLICABLE

- ITEM NOT ILLUSTRATED

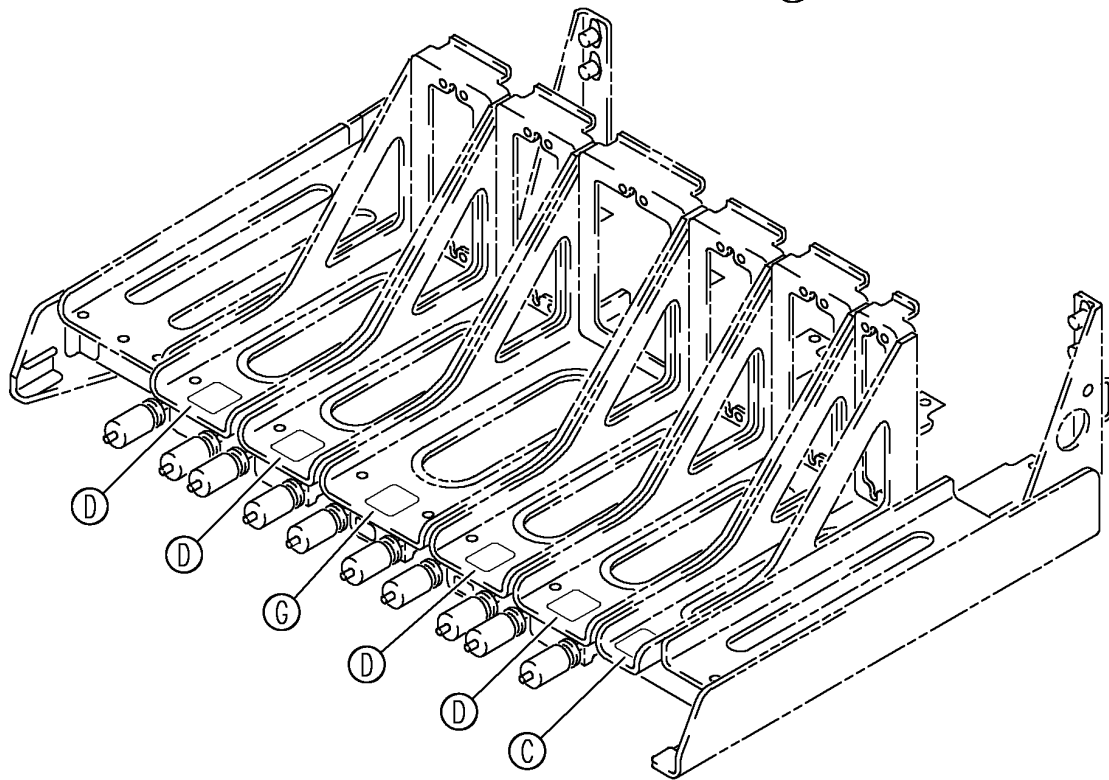
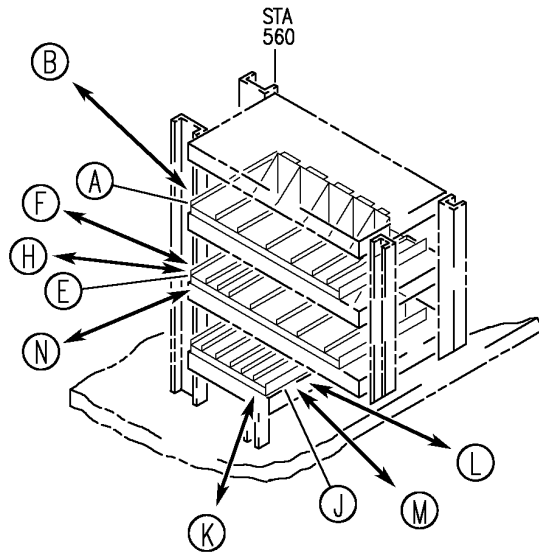
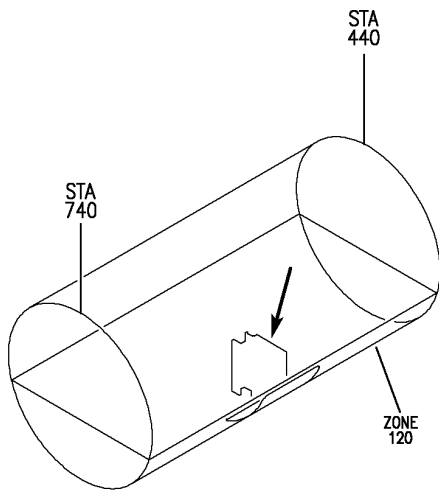
11-36-04-04

11-36-04
FIG. 04
PAGE 1
JAN 20/09

BRI

BOEING PROPRIETARY - Copyright © - Unpublished Work - See title page for details.

BOEING
757
PARTS CATALOG (MAINTENANCE)



(A)

Y 11360404A SHT 1 REV 257

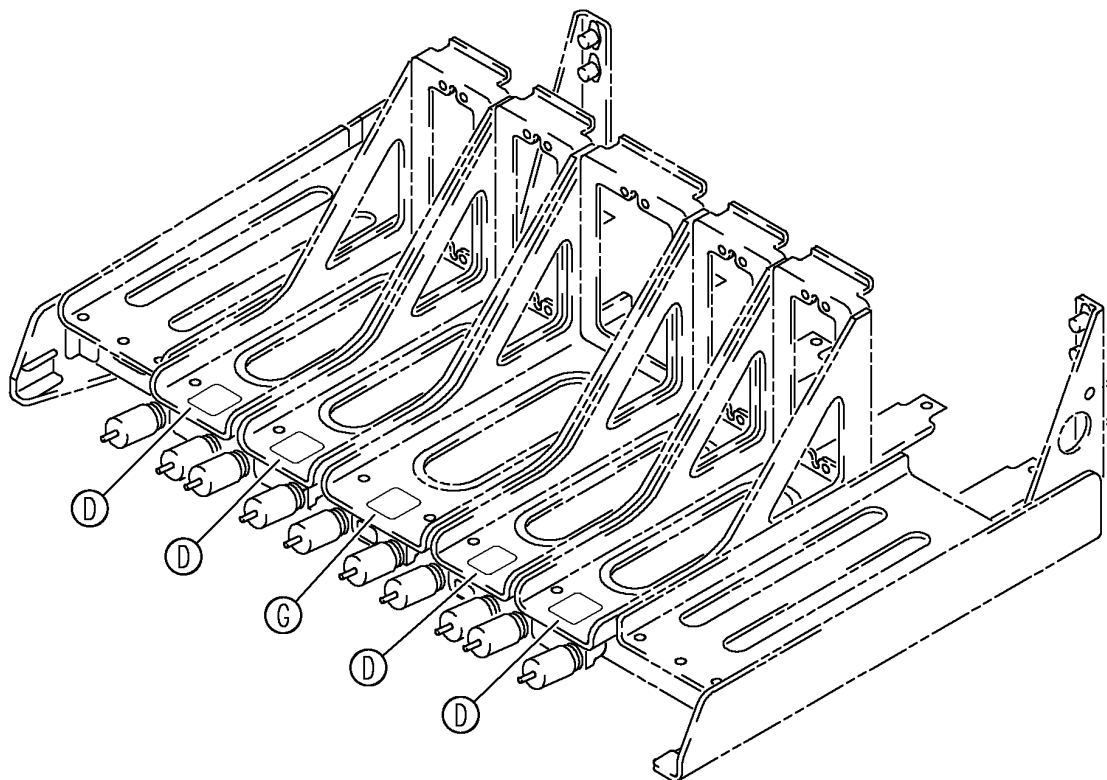
SHELF ASSY-ELECTRONICS EQPT CTR E5 (PLACARDS AND MARKINGS ONLY)
FIGURE 4A (SHEET 1)

BRI
JAN 20/09

11-36-04-04A

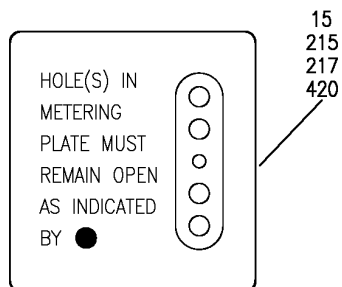
11-36-04-04A
PAGE 0

BOEING
757
PARTS CATALOG (MAINTENANCE)

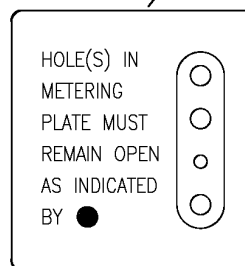


(B)

10
210
212
214
410
430



(D)



(C)

Y 11360404A SHT 2 REV 257

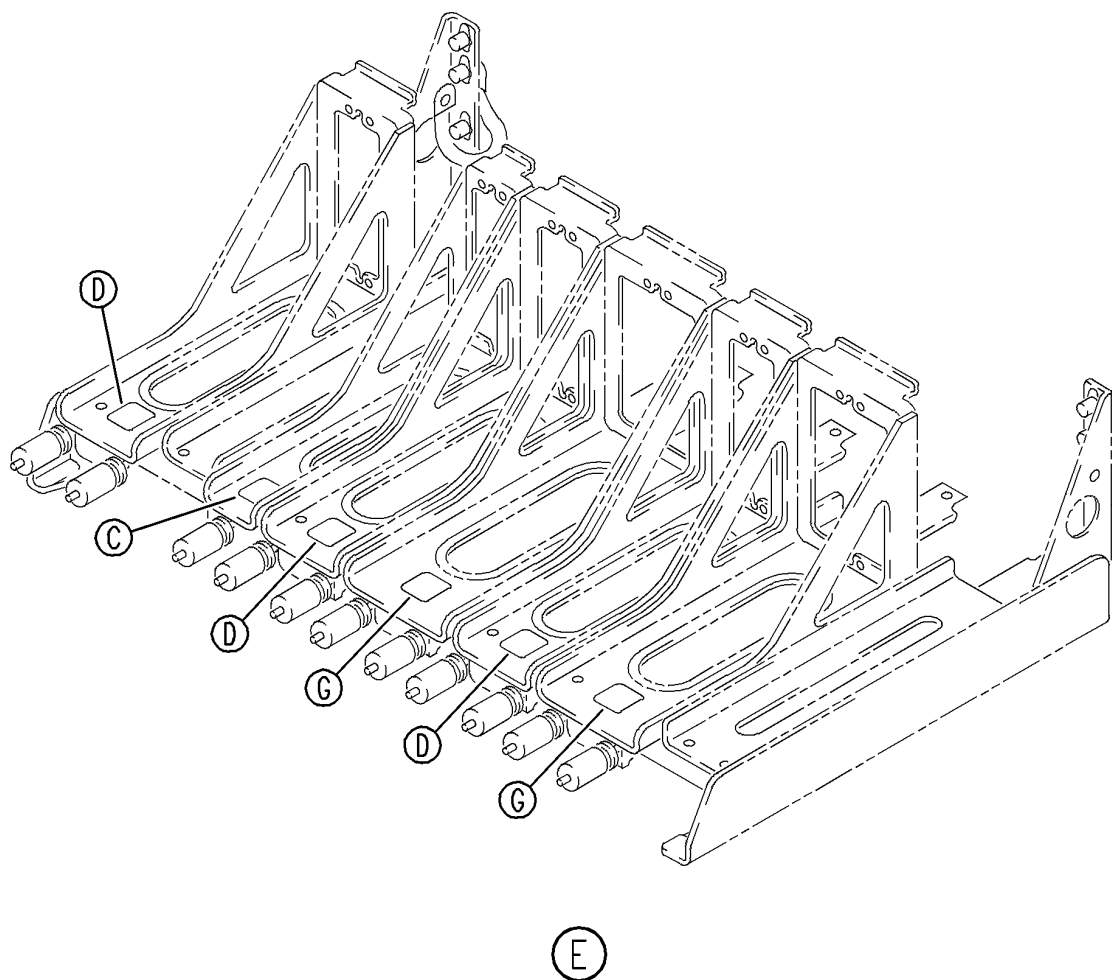
SHELF ASSY-ELECTRONICS EQPT CTR E5 (PLACARDS AND MARKINGS ONLY)
FIGURE 4A (SHEET 2)

11-36-04-04A

BRI
JAN 20/09

11-36-04-04A
PAGE 0A

BOEING
757
PARTS CATALOG (MAINTENANCE)



Y 11360404A SH1 3 REV 242

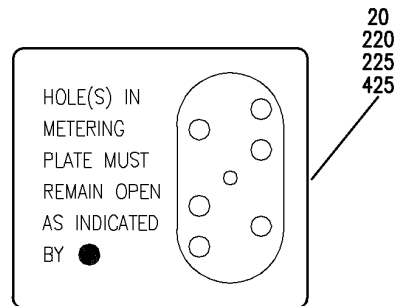
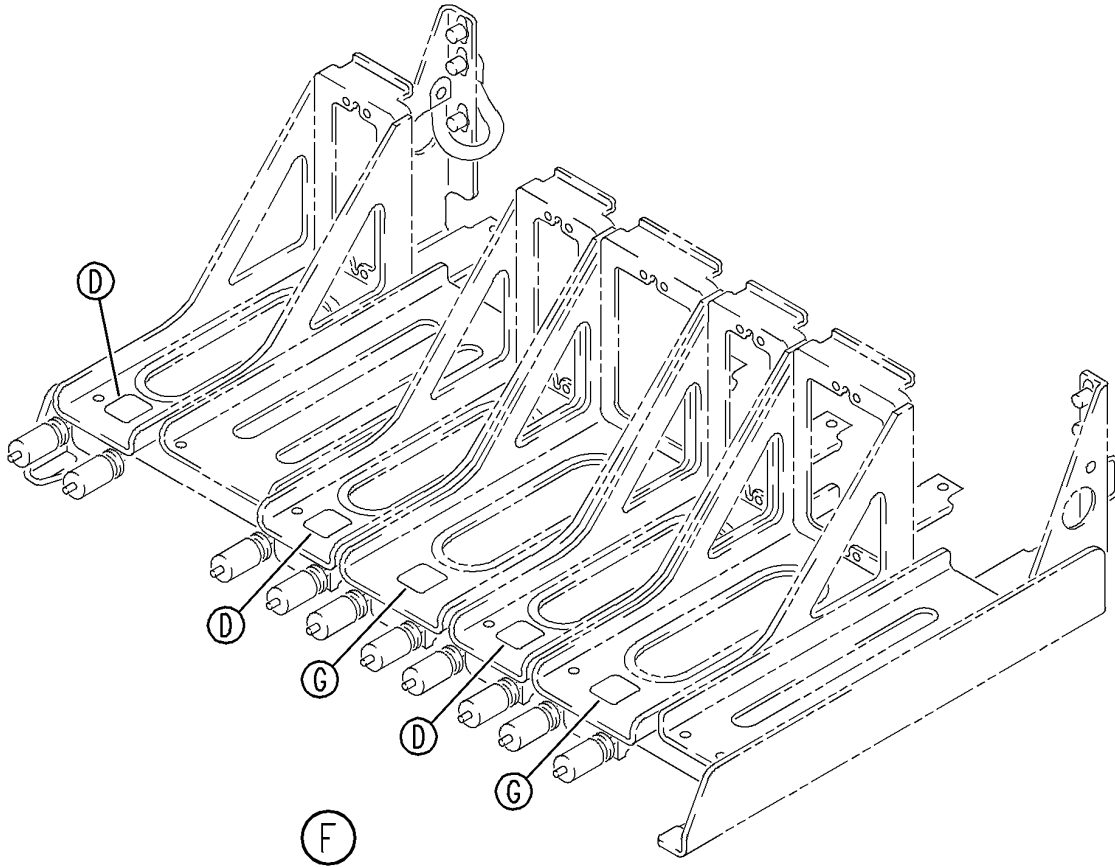
SHELF ASSY-ELECTRONICS EQPT CTR E5 (PLACARDS AND MARKINGS ONLY)
FIGURE 4A (SHEET 3)

BRI
JAN 20/09

11-36-04-04A

11-36-04-04A
PAGE 0B

BOEING
757
PARTS CATALOG (MAINTENANCE)



(G)

Y 11360404A SH1 4 REV 242

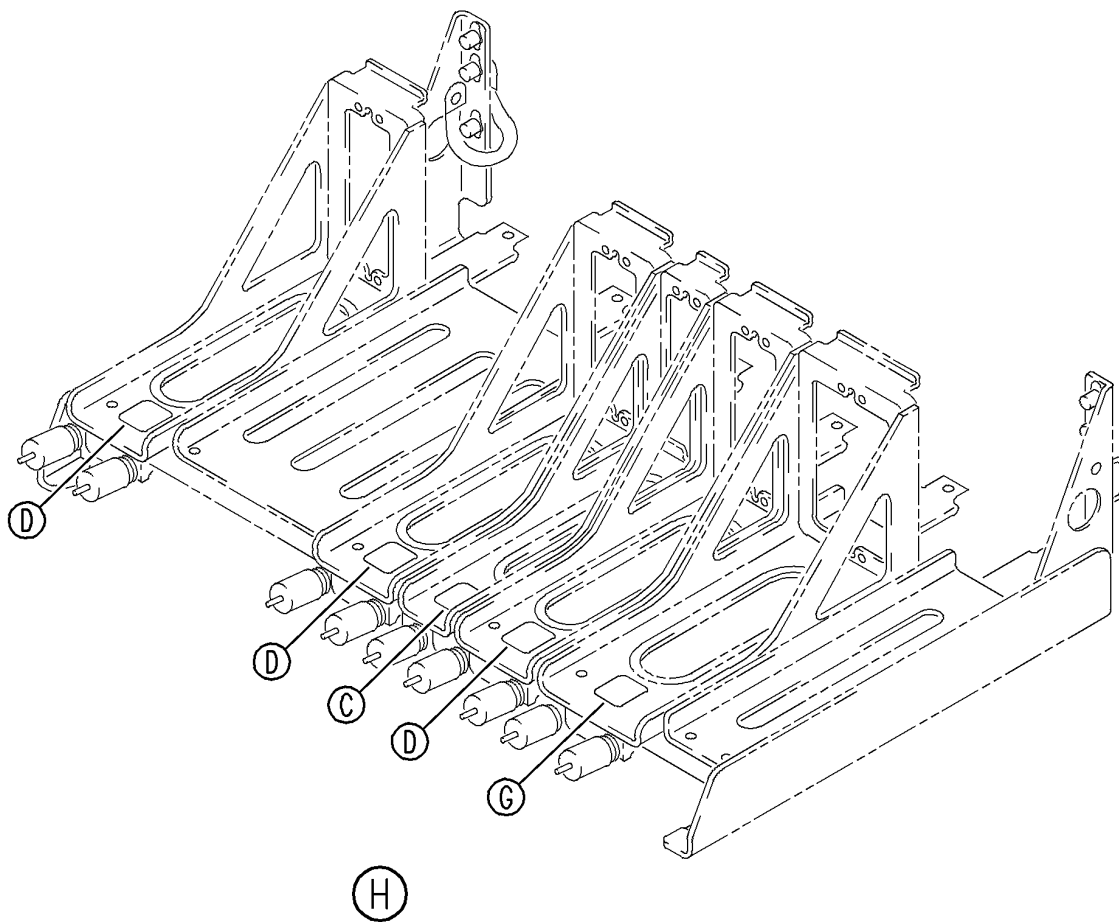
SHELF ASSY-ELECTRONICS EQPT CTR E5 (PLACARDS AND MARKINGS ONLY)
FIGURE 4A (SHEET 4)

11-36-04-04A

BRI
JAN 20/09

11-36-04-04A
PAGE 0C

BOEING
757
PARTS CATALOG (MAINTENANCE)



Y 11360404A SH1 5 REV 242

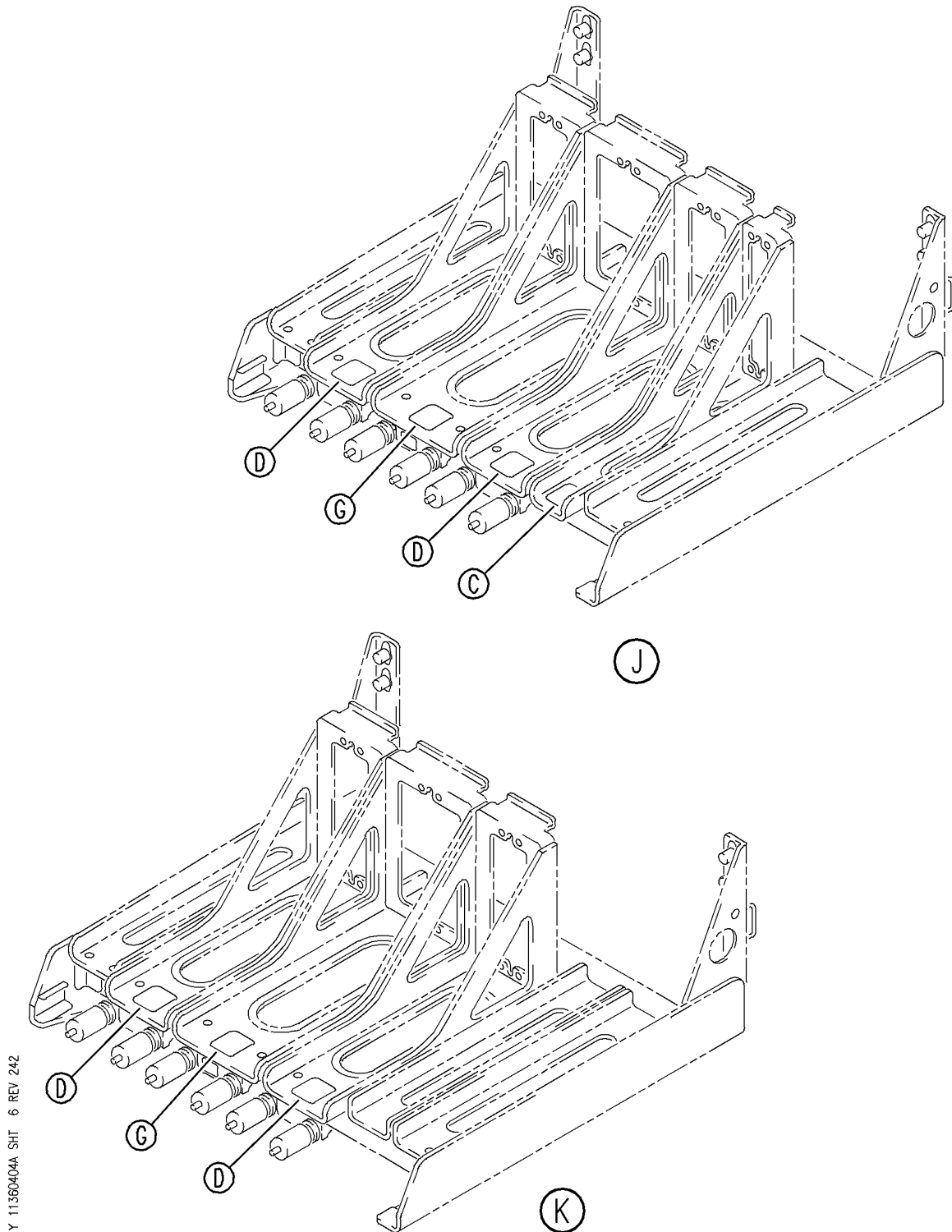
SHELF ASSY-ELECTRONICS EQPT CTR E5 (PLACARDS AND MARKINGS ONLY)
FIGURE 4A (SHEET 5)

BRI
JAN 20/09

11-36-04-04A

11-36-04-04A
PAGE 0D

BOEING
757
PARTS CATALOG (MAINTENANCE)



Y 11360404A SH1 6 REV 242

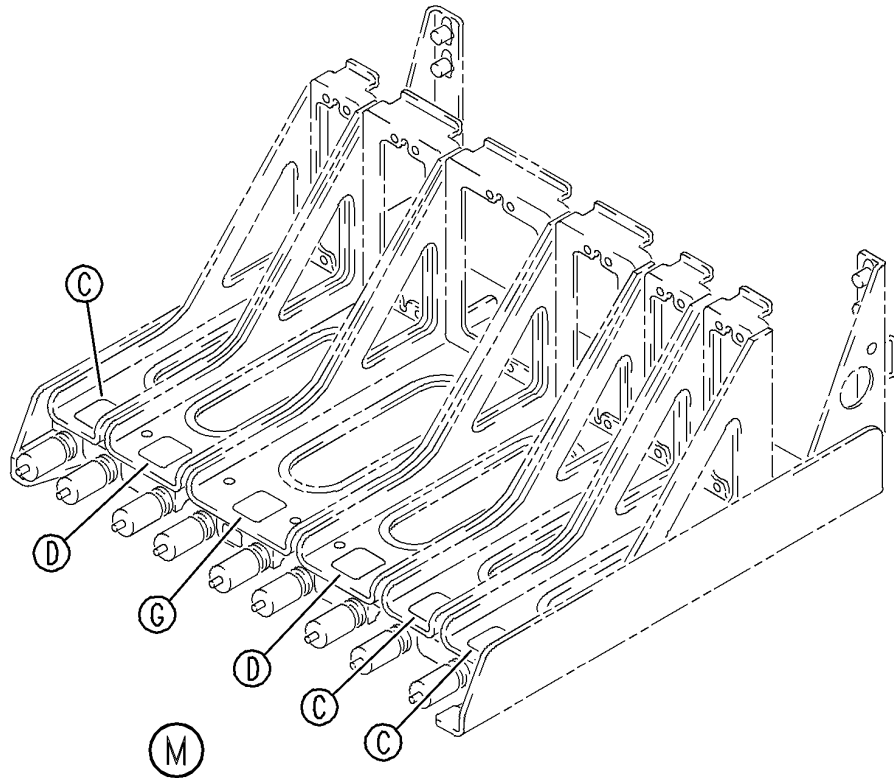
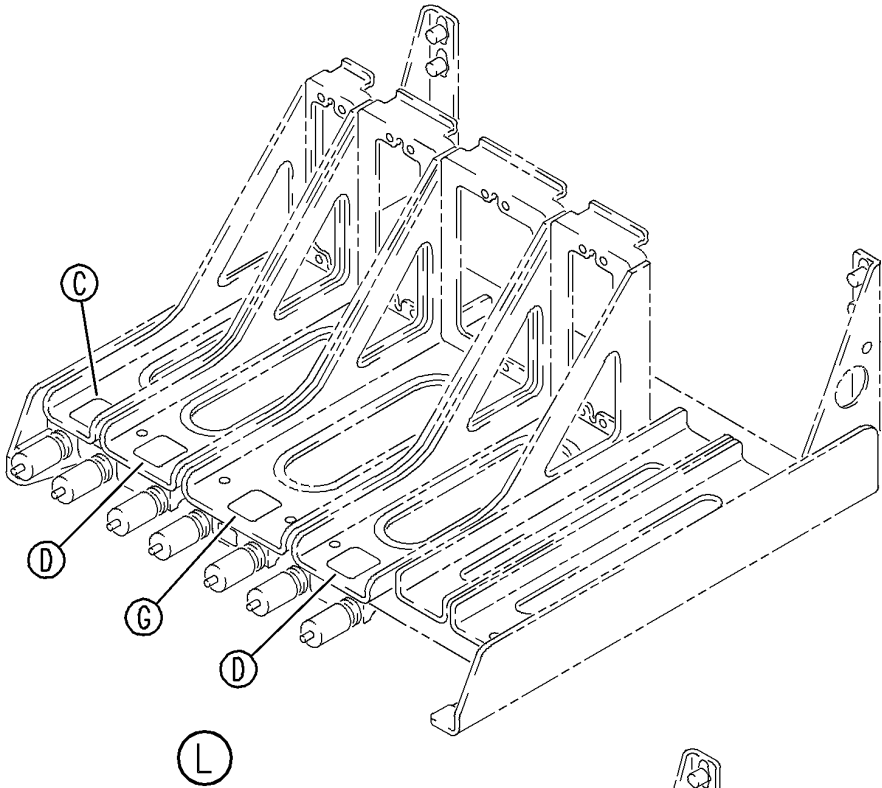
SHELF ASSY-ELECTRONICS EQPT CTR E5 (PLACARDS AND MARKINGS ONLY)
FIGURE 4A (SHEET 6)

BRI
JAN 20/09

11-36-04-04A

11-36-04-04A
PAGE 0E

BOEING
757
PARTS CATALOG (MAINTENANCE)



Y 11360404A SH7 7 REV 242

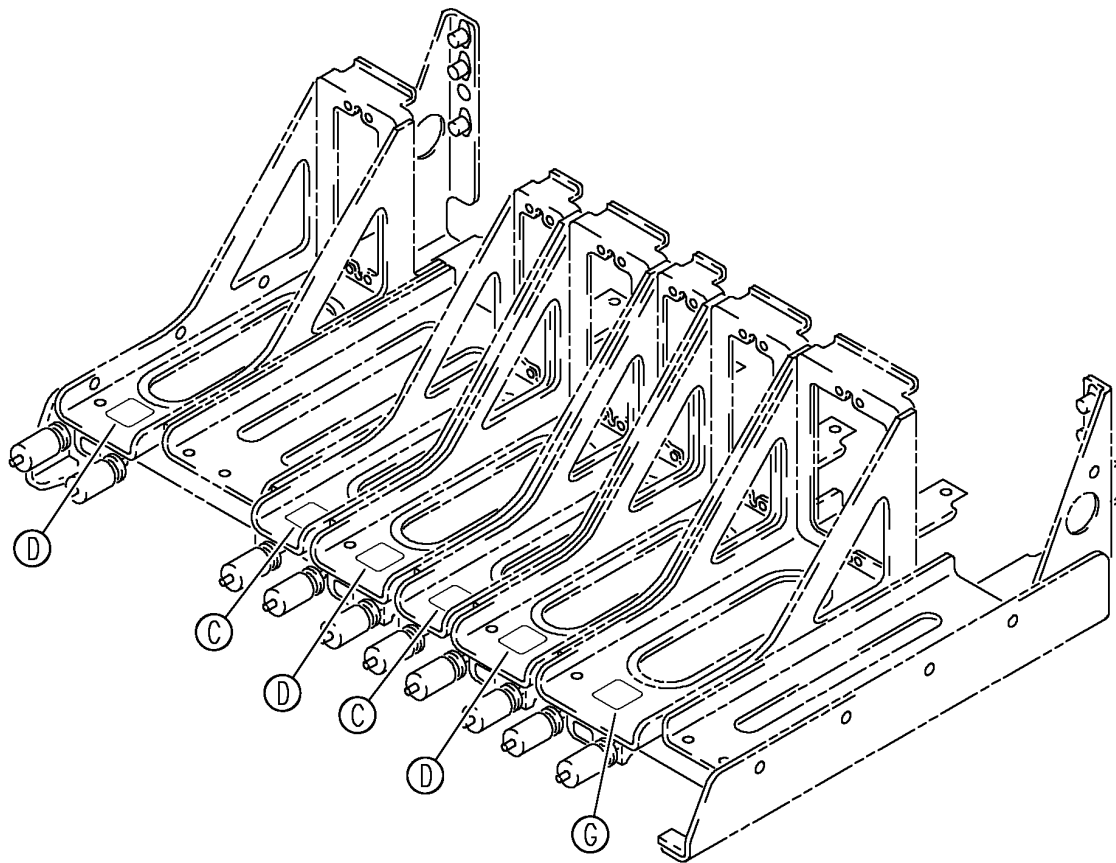
SHELF ASSY-ELECTRONICS EQPT CTR E5 (PLACARDS AND MARKINGS ONLY)
FIGURE 4A (SHEET 7)

BRI
JAN 20/09

11-36-04-04A

11-36-04-04A
PAGE OF

BOEING
757
PARTS CATALOG (MAINTENANCE)



(N)

Y 11360404A SHT 8 REV 257

SHELF ASSY-ELECTRONICS EQPT CTR E5 (PLACARDS AND MARKINGS ONLY)
FIGURE 4A (SHEET 8)

BRI
JAN 20/09

11-36-04-04A

11-36-04-04A
PAGE 08



757

PARTS CATALOG (MAINTENANCE)

FIG ITEM	PART NUMBER	1 2 3 4 5 6 7	NOMENCLATURE	EFFECT FROM TO	UNITS PER ASSY
4 A			SHELF ASSY-ELECTRONICS EQPT CTR E5 (PLACARDS AND MARKINGS ONLY)	103106 108120	
- 5	284N1551-16		SHELF SUBASSY- CTR E5-1 (PLACARDS AND MARKINGS ONLY) FOR NHA/OTHER SYS DET SEE: 25-70-51-08A	103106 108120	RF
15	BAC27TEX2033		.DECAL	103106 108120	4
20	BAC27TEX2034		.DECAL	103106 108120	1
- 202	284N1552-18		SHELF SUBASSY- CTR E5-2 (PLACARDS AND MARKINGS ONLY) FOR NHA/OTHER SYS DET SEE: 25-70-51-08B	108120	RF
- 205	284N1552-22		SHELF SUBASSY- CTR E5-2 (PLACARDS AND MARKINGS ONLY) FOR NHA/OTHER SYS DET SEE: 25-70-51-08B	103106	RF
212	BAC27TEX2032		.DECAL	103106	1
215	BAC27TEX2033		.DECAL	108120	3
217	BAC27TEX2033		.DECAL	103106	3
220	BAC27TEX2034		.DECAL	103106	1
225	BAC27TEX2034		.DECAL	108120	2
- 402	284N1553-16		SHELF SUBASSY- CTR E5-3 (PLACARDS AND MARKINGS ONLY) FOR NHA/OTHER SYS DET SEE: 25-70-51-08C	108120	RF
- 406	284N1553-26		SHELF SUBASSY- CTR E5-3 (PLACARDS AND MARKINGS ONLY) FOR NHA/OTHER SYS DET SEE: 25-70-51-08D	103106	RF
420	BAC27TEX2033		.DECAL	103106 108120	2
425	BAC27TEX2034		.DECAL	103106 108120	1
430	BAC27TEX2032		.DECAL	103106	3

MISSING ITEM NUMBERS NOT APPLICABLE

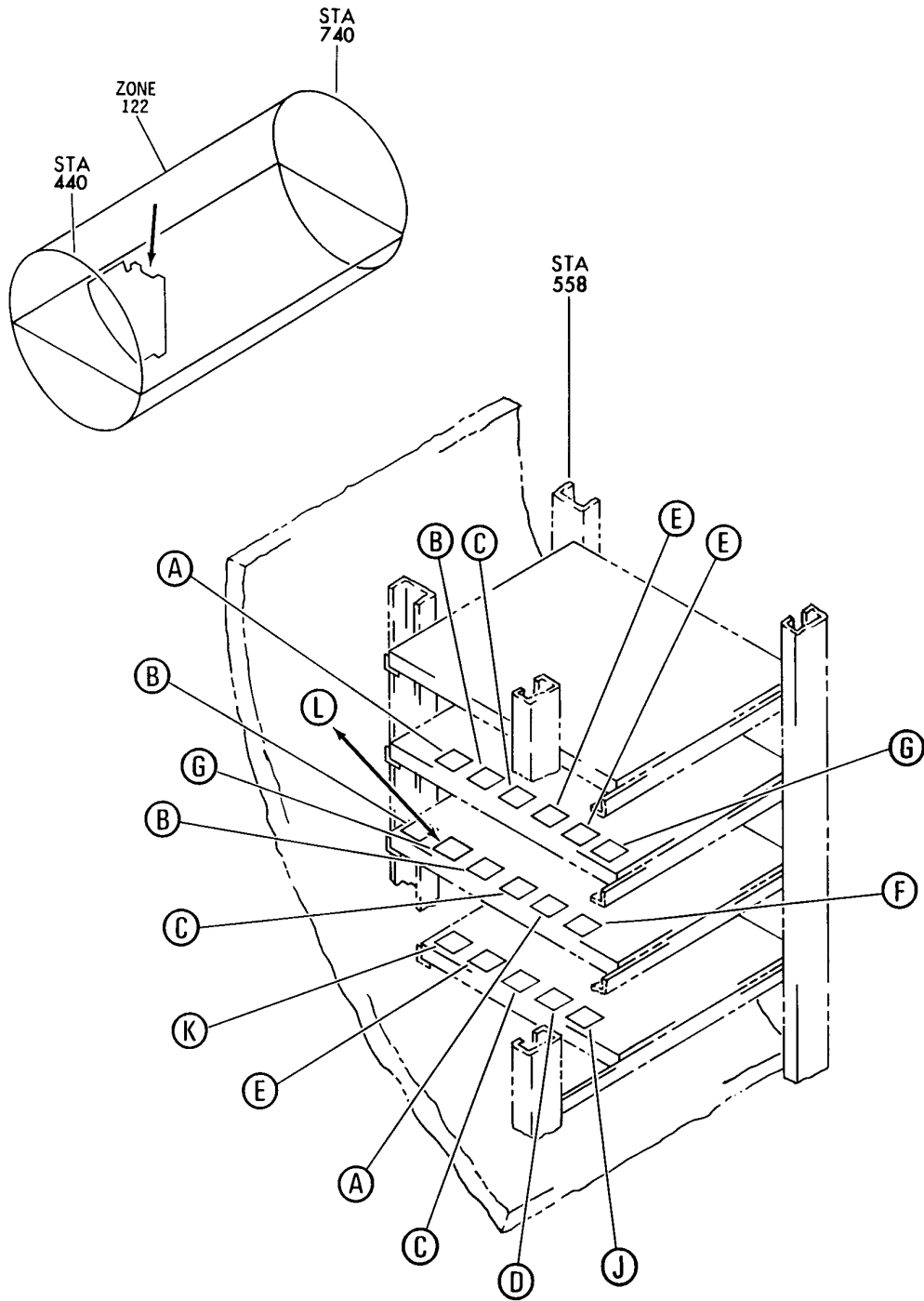
- ITEM NOT ILLUSTRATED

11-36-04-04A

11-36-04
FIG. 04A
PAGE 1
JAN 20/09

BRI

BOEING
757
PARTS CATALOG (MAINTENANCE)



Y 11360405 SH1 1 REV 330

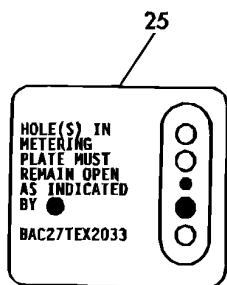
COOLING ASSY-E5 SHELF
FIGURE 5 (SHEET 1)

11-36-04-05

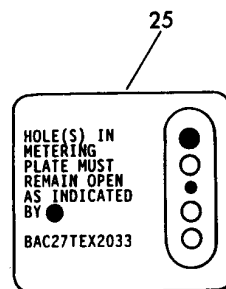
BRI
JAN 20/09

11-36-04-05
PAGE 0

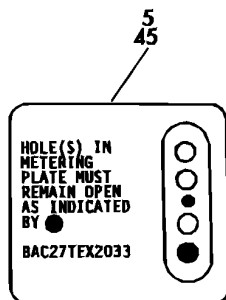
BOEING
757
PARTS CATALOG (MAINTENANCE)



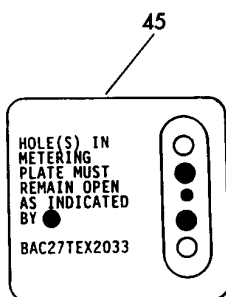
(A)



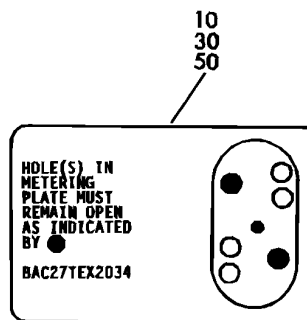
(B)



(E)



(D)



(C)

Y 11360405 SHT 2 REV 214

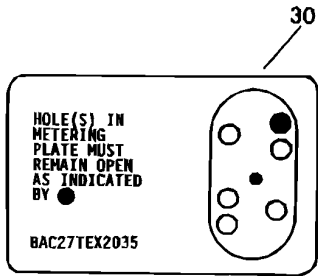
COOLING ASSY-E5 SHELF
FIGURE 5 (SHEET 2)

11-36-04-05

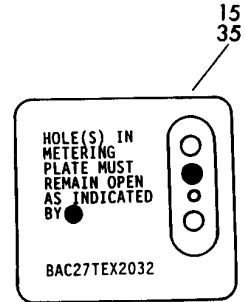
BRI
MAY 28/07

11-36-04-05
PAGE 0A

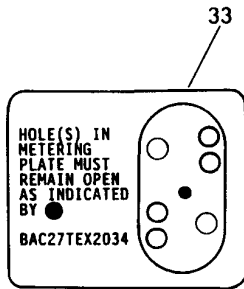
BOEING
757
PARTS CATALOG (MAINTENANCE)



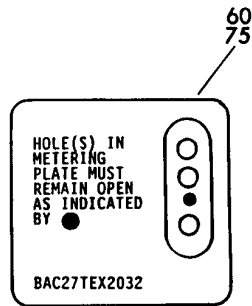
(F)



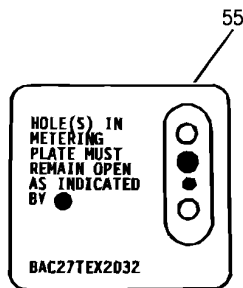
(G)



(L)



(J)



(K)

Y 11360405 SHT 3 REV 330

COOLING ASSY-E5 SHELF
FIGURE 5 (SHEET 3)

11-36-04-05

BRI
JAN 20/09

11-36-04-05
PAGE 08



**757
PARTS CATALOG (MAINTENANCE)**

FIG ITEM	PART NUMBER	1 2 3 4 5 6 7	NOMENCLATURE	EFFECT FROM TO	UNITS PER ASSY
5			COOLING ASSY-E5 SHELF	018100	
- 1	284N1951-1		COOLING ASSY-E5-1 SHELF (PLACARDS AND MARKINGS ONLY) FOR NHA SEE: 21-58-58-01	018100	RF
5	BAC27TEX2033		.DECAL	018100	4
10	BAC27TEX2034		.DECAL	018100	1
- 20	284N1952-1		COOLING ASSY-E5-2 SHELF (PLACARDS AND MARKINGS ONLY) FOR NHA SEE: 21-58-58-01	018100	RF
25	BAC27TEX2033		.DECAL	018100	3
30	BAC27TEX2034		.DECAL	018100	2
- 40	284N1953-1		COOLING ASSY-E5-3 SHELF (PLACARDS AND MARKINGS ONLY) FOR NHA SEE: 21-58-58-01	018100	RF
45	BAC27TEX2033		.DECAL	018100	2
50	BAC27TEX2034		.DECAL	018100	1

MISSING ITEM NUMBERS NOT APPLICABLE

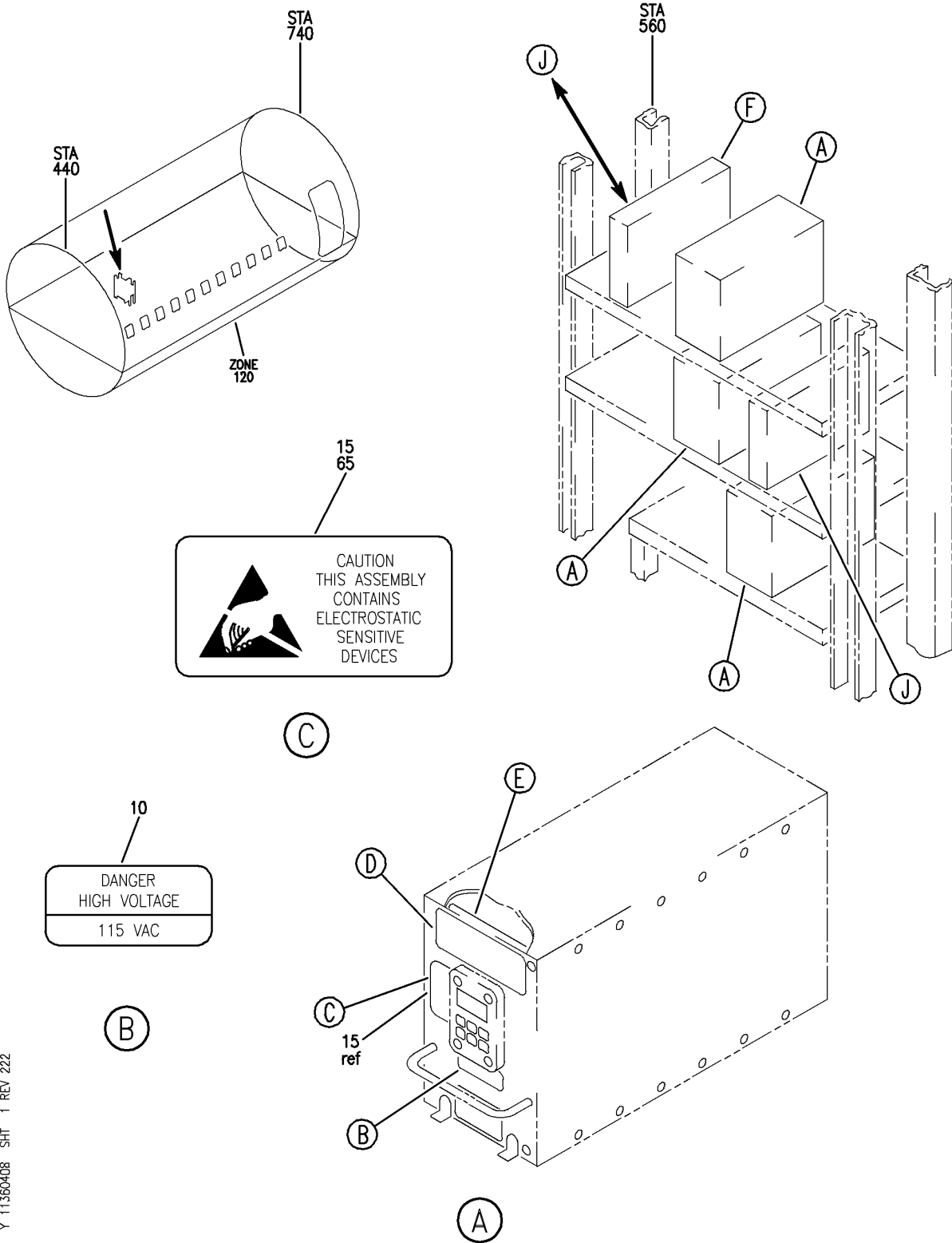
- ITEM NOT ILLUSTRATED

11-36-04-05

11-36-04
FIG. 05
PAGE 1
JAN 20/09

BRI

BOEING
757
PARTS CATALOG (MAINTENANCE)



Y 111360408 SHT 1 REV 222

EQUIPMENT INSTL-MAIN ELECTRONICS EQPT CTR E5 (PLACARDS AND MARKINGS ONLY)
FIGURE 8 (SHEET 1)

BRI
JAN 20/09

11-36-04-08

11-36-04-08
PAGE 0

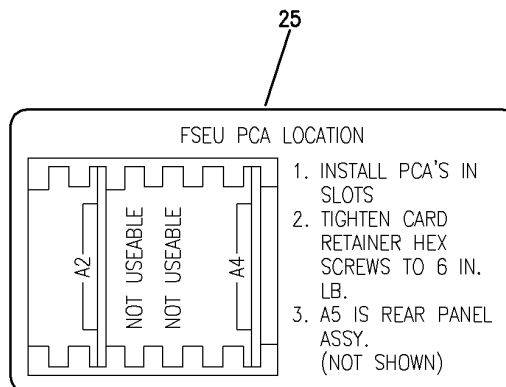
BOEING
757
PARTS CATALOG (MAINTENANCE)

20

INSTRUCTIONS:
 PUSH ON/OFF TO START OR END BITE DISPLAY.
 PUSH YES OR NO TO REPLY TO QUESTIONS (?).
 PUSH ↓ TO MOVE DOWN IN LIST.
 PUSH ↑ TO MOVE UP IN LIST.
 PUSH MENU TO RETURN TO PREVIOUS MENU.

BITE MAIN MENU:
 EXISTING FAULTS—SHOWS EXISTING FAULTS.
 FAULT HISTORY—SHOWS PAST FAULTS BY FLIGHT LEG.
 GROUND TESTS—SHOWS LIST OF GROUND TESTS.
 OTHER FUNCTIONS—SHOWS OTHER FUNCTIONS.

D



E

BITE INSTRUCTIONS

ON/OFF: TO START OR STOP BITE DISPLAY

MENU: TO DISPLAY MENU

YES/NO: IN RESPONSE TO QUESTIONS (?)

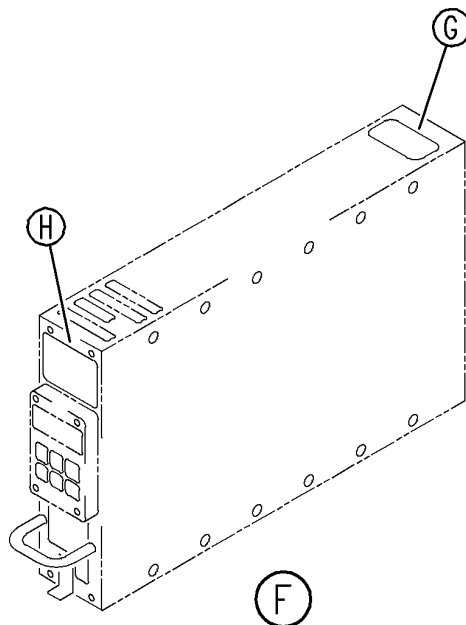
↓ OR ↑ TO SCROLL THROUGH MENU OR RESULTS

BITE MAIN MENU

EXISTING FAULTS	FAULT HISTORY
GROUND TEST	OTHER FUNCTIONS

40

H



35

CAUTION

THIS UNIT IS NOT SUBJECT TO DAMAGE FROM ELECTROSTATIC DISCHARGE AS AN ASSEMBLY. HOWEVER, IT CONTAINS PARTS OR SUB-ASSEMBLIES THAT ARE SENSITIVE TO ELECTROSTATIC DISCHARGE. CONDUCTIVE CONNECTOR COVERS REQUIRED.

G

Y 11360408 SHT 2 REV 222

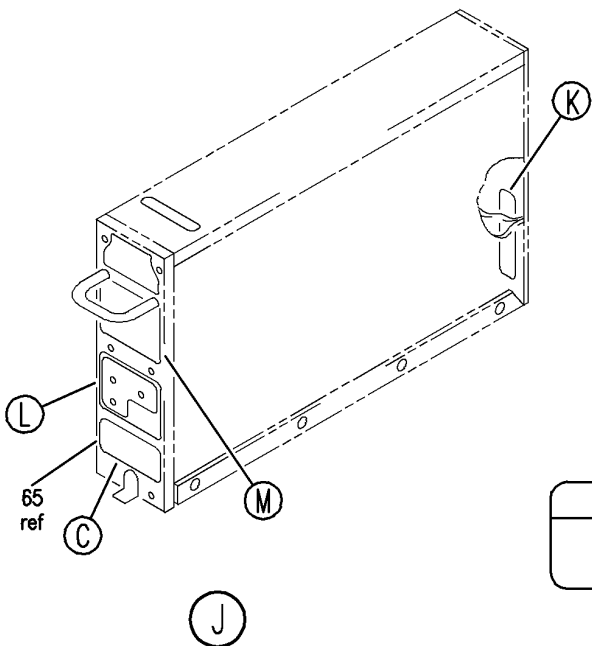
EQUIPMENT INSTL-MAIN ELECTRONICS EQPT CTR E5 (PLACARDS AND MARKINGS ONLY)
 FIGURE 8 (SHEET 2)

11-36-04-08

BRI
 JAN 20/09

11-36-04-08
 PAGE 0A

BOEING
757
PARTS CATALOG (MAINTENANCE)



50

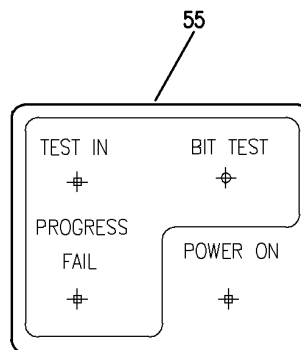
CAUTION
ELECTROSTATIC SENSITIVE DEVICE. CONDUCTIVE CONNECTOR DUST COVER REQUIRED.

K

60

<p>BIT TEST INSTRUCTIONS</p> <ul style="list-style-type: none"> ● PRESS BIT TEST SWITCH FOR AT LEAST 1.0 SECONDS-ALL LIGHTS MUST ILLUMINATE. ● RELEASE BIT TEST SWITCH TO INITIATE SELF TEST. ● ILLUMINATION OF GREEN TEST-IN-PROGRESS LIGHT DENOTES TEST IN PROGRESS. ● ILLUMINATION OF AMBER FAIL LIGHT DENOTES PDIU FAILURE.

M



L

Y 11360408 SHT 3 REV 222

EQUIPMENT INSTL-MAIN ELECTRONICS EQPT CTR E5 (PLACARDS AND MARKINGS ONLY)
FIGURE 8 (SHEET 3)

11-36-04-08

BRI
JAN 20/09

11-36-04-08
PAGE 08



757

PARTS CATALOG (MAINTENANCE)

FIG ITEM	PART NUMBER	1 2 3 4 5 6 7	NOMENCLATURE	EFFECT FROM TO	UNITS PER ASSY
8			EQUIPMENT INSTL-MAIN ELECTRONICS EQPT CTR E5 (PLACARDS AND MARKINGS ONLY)	103106 108120	
- 1	285N0011-40		UNIT ASSY-FLAP/SLAT UNIT (PLACARDS AND MARKINGS ONLY) SUPPLIER CODE: V89954 ELECTRICAL EQUIP NUMBER: M10331 M10332 M10333 COMPONENT MAINT MANUAL REF: 27-51-79 FOR NHA/OTHER SYS DET SEE: 27-51-01-08	108120	RF
- 5	285N0011-40		UNIT ASSY-FLAP/SLAT UNIT (PLACARDS AND MARKINGS ONLY) SUPPLIER CODE: V89954 ELECTRICAL EQUIP NUMBER: M10331 M10332 COMPONENT MAINT MANUAL REF: 27-51-79 FOR NHA/OTHER SYS DET SEE: 27-51-01-08	103106	RF
10	BAC27TEX1892		.DECAL- SUPPLIER CODE: V89954	108120	1
10	BAC27TEX1892		.DECAL- SUPPLIER CODE: V89954	103106	1
15	BAC27TEX3402		.DECAL- SUPPLIER CODE: V89954	108120	1
15	BAC27TEX3402		.DECAL- SUPPLIER CODE: V89954	103106	1
20	BAC27DEX5913		.DECAL- SUPPLIER CODE: V89954	108120	1
20	BAC27DEX5913		.DECAL- SUPPLIER CODE: V89954	103106	1

MISSING ITEM NUMBERS NOT APPLICABLE

- ITEM NOT ILLUSTRATED

11-36-04-08

11-36-04
FIG. 08
PAGE 1
JAN 20/09

BRI



757

PARTS CATALOG (MAINTENANCE)

FIG ITEM	PART NUMBER	1 2 3 4 5 6 7	NOMENCLATURE	EFFECT FROM TO	UNITS PER ASSY
8					
25	BAC27DEX5911	.	DECAL- SUPPLIER CODE: V89954	108120	1
25	BAC27DEX5911	.	DECAL- SUPPLIER CODE: V89954	103106	1
- 30	285N1234-1		MODULE-FLAP/SLAT ASYMMETRY MODULE (PLACARDS AND MARKINGS ONLY) SUPPLIER CODE: V89954 ELECTRICAL EQUIP NUMBER: M11393 COMPONENT MAINT MANUAL REF: 27-59-16 FOR NHA/OTHER SYS DET SEE: 27-59-01-08	103106	RF
35	BAC27DEX6075	.	DECAL	103106	1
40	BAC27DEX6740	.	MARKER- SUPPLIER CODE: V89954	103106	1

MISSING ITEM NUMBERS NOT APPLICABLE

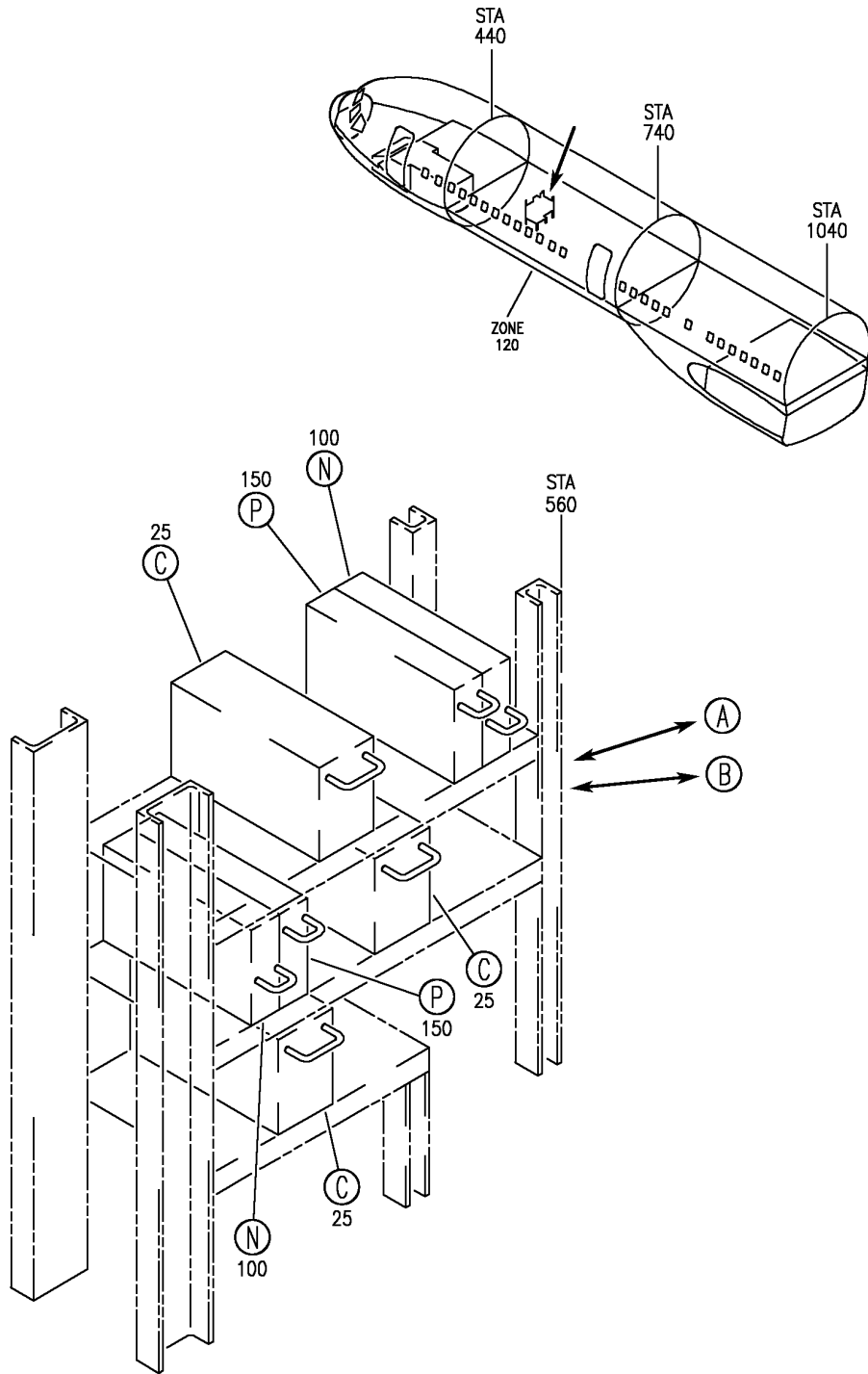
- ITEM NOT ILLUSTRATED

11-36-04-08

11-36-04
FIG. 08
PAGE 2
JAN 20/09

BRI

BOEING
757
PARTS CATALOG (MAINTENANCE)



Y 11360408 SH1 1 REV 250

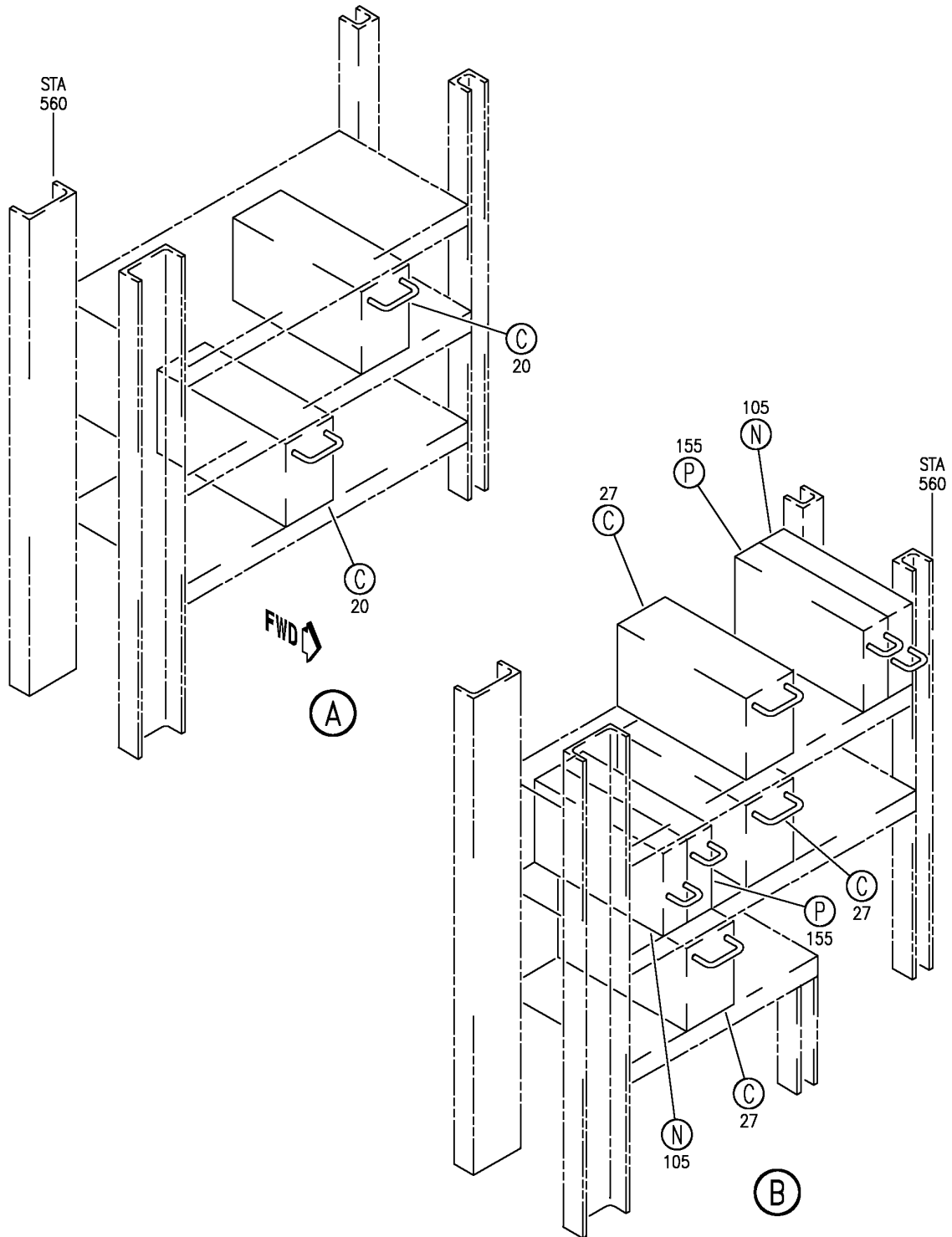
EQUIPMENT INSTL-MAIN ELECTRONIC EQPT CTR E5 (PLACARDS AND MARKINGS ONLY)
FIGURE 9 (SHEET 1)

BRI
MAY 28/07

11-36-04-09

11-36-04-09
PAGE 0

BOEING
757
PARTS CATALOG (MAINTENANCE)



Y 11360408 SH1 2 REV 250

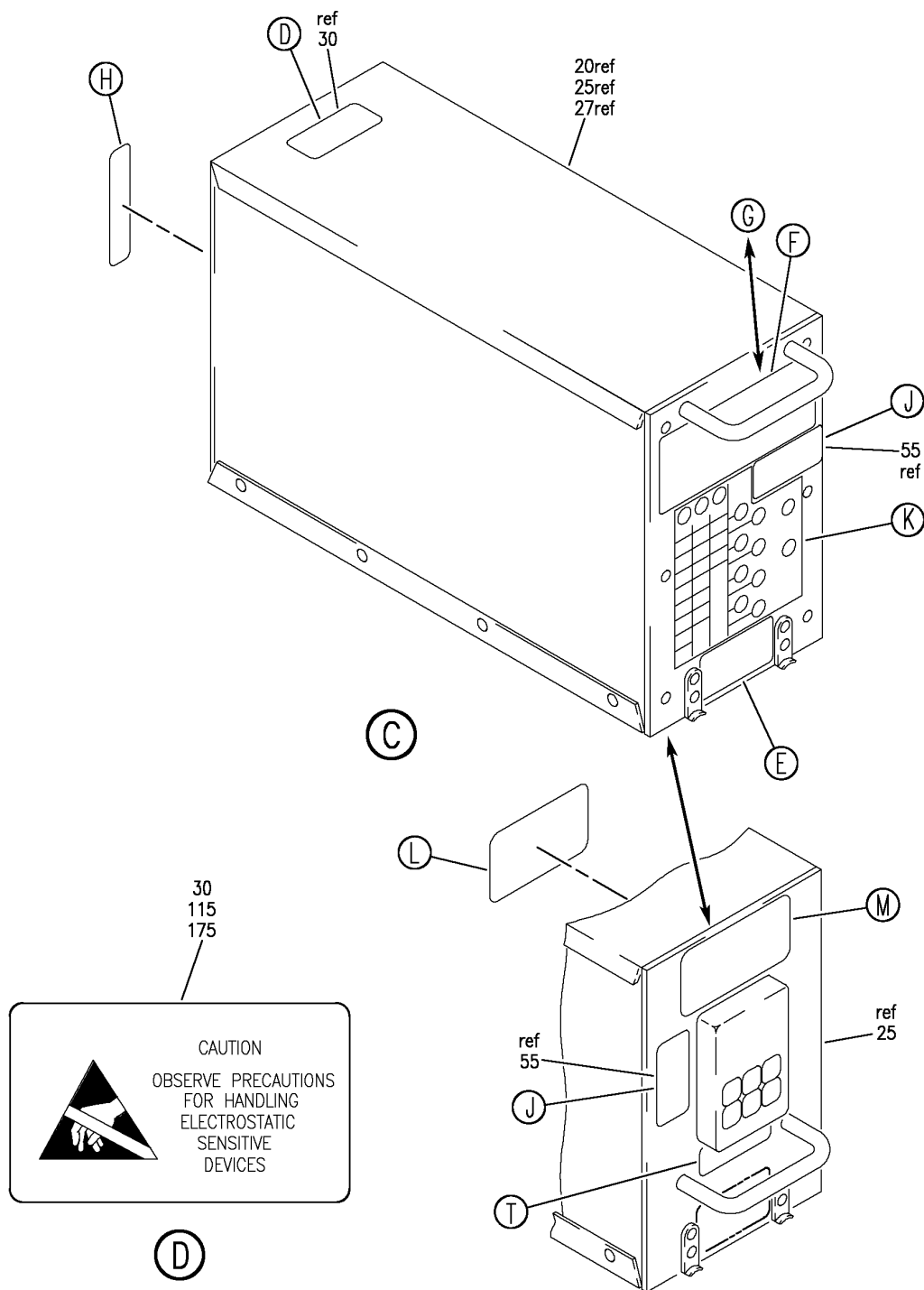
EQUIPMENT INSTL-MAIN ELECTRONIC EQPT CTR E5 (PLACARDS AND MARKINGS ONLY)
FIGURE 9 (SHEET 2)

BRI
MAY 28/07

11-36-04-09

11-36-04-09
PAGE 0A

BOEING
757
PARTS CATALOG (MAINTENANCE)



Y 11360408 SH-T 3 REV 255

EQUIPMENT INSTL-MAIN ELECTRONIC EQPT CTR E5 (PLACARDS AND MARKINGS ONLY)
FIGURE 9 (SHEET 3)

BRI
MAY 28/07

11-36-04-09

11-36-04-09
PAGE 0B


BOEING
 757
PARTS CATALOG (MAINTENANCE)

35

FLAP/SLAT
 ELECTRONIC UNIT
 PART NO. 285N0011-████
 SERIAL NO. ██████████
 BOEING

E


40
60

FSEU BIT INSTRUCTIONS

- PRIOR TO TEST LEFT-ADC MUST BE ON AND FLAP LEVER MUST AGREE WITH FLAPS POSITION.
- PRESS AND HOLD BIT TEST. ALL LIGHTS MUST ILLUMINATE.
- RELEASE BIT TEST TO INITIATE TEST.
- CHANNEL BEING TESTED IDENTIFIED BY GREEN ACTIVE CHANNEL LIGHT.
- FAILED LRU IDENTIFIED BY INTERSECTION OF ACTIVE CHANNEL LIGHT AND AMBER LIGHT.
- DATA LINK AMBER LIGHT DENOTES DATA BUS INPUT TO FSEU FAILED.
- GREEN TEST COMPLETE LIGHT DENOTES END OF TEST.

F

55
170



CAUTION
 THIS ASSEMBLY
 CONTAINS
 ELECTROSTATIC
 SENSITIVE
 DEVICES

J

45

FSEU BIT INSTRUCTIONS

- PRIOR TO TEST LEFT-ADC MUST BE ON AND FLAP LEVER MUST AGREE WITH FLAPS POSITION.
- PRESS LIGHT TEST-ALL LIGHTS MUST ILLUMINATE.
- PRESS AND RELEASE BIT TEST TO INITIATE TEST.
- CHANNEL BEING TESTED IDENTIFIED BY GREEN ACTIVE CHANNEL LIGHT.
- FAILED LRU IDENTIFIED BY INTERSECTION OF ACTIVE CHANNEL LIGHT AND AMBER LIGHT.
- DATA LINK AMBER LIGHT DENOTES DATA BUS INPUT TO FSEU FAILED.
- GREEN TEST COMPLETE LIGHT DENOTES END OF TEST.

G

50

CAUTION

Electrostatic Sensitive Device.
 Conductive Connector Dust Cover Required.

H

Y 11360408 SH1 4 REV 250

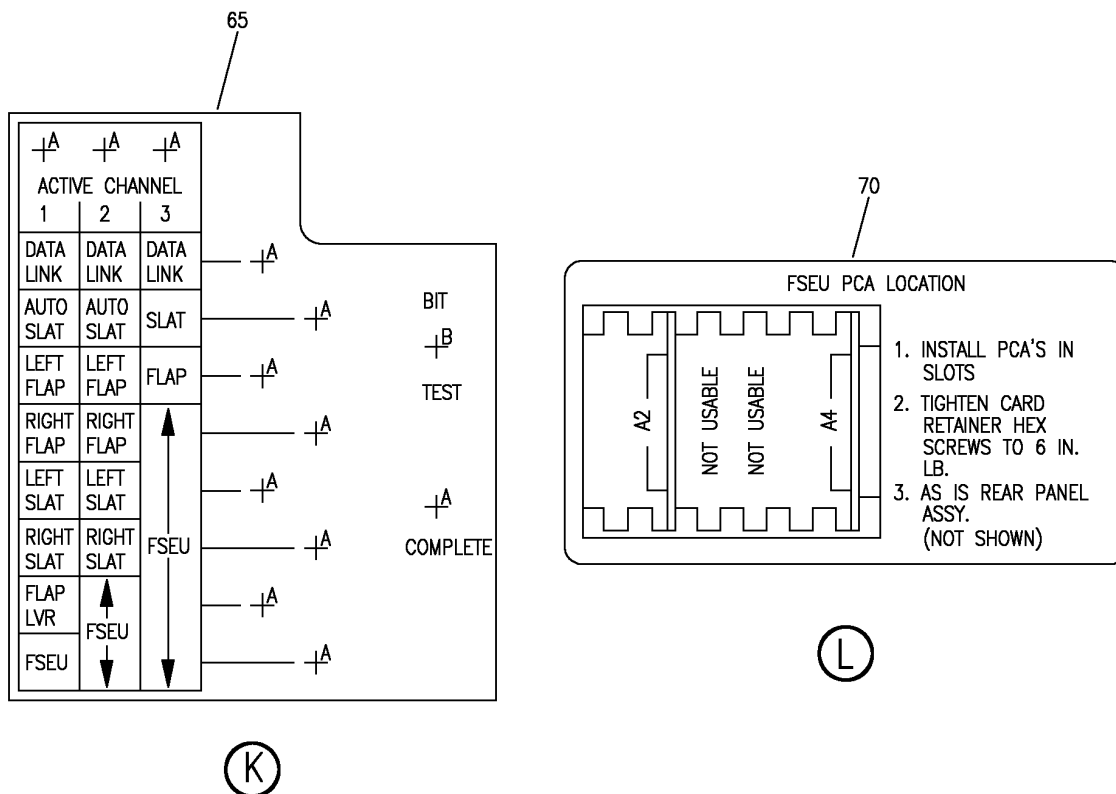
EQUIPMENT INSTL-MAIN ELECTRONIC EQPT CTR E5 (PLACARDS AND MARKINGS ONLY)
FIGURE 9 (SHEET 4)

BRI
MAY 28/07

11-36-04-09

11-36-04-09
PAGE 0C

BOEING
757
PARTS CATALOG (MAINTENANCE)



75

INSTRUCTIONS:

Push ON/OFF to start or end BITE display.
 Push YES or NO reply to question(?).
 Push ↓ to move down in list.
 Push ↑ to move up in list.
 Push menu to return to previous menu.

BITE MAIN MENU:

EXISTING FAULTS—Shows existing faults.
 FAULT HISTORY—Shows past faults by flight leg.
 GROUND TESTS—Shows list of ground tests.
 OTHER FUNCTIONS—Shows other functions.

(M)

Y 11360408 SH-T 5 REV 250

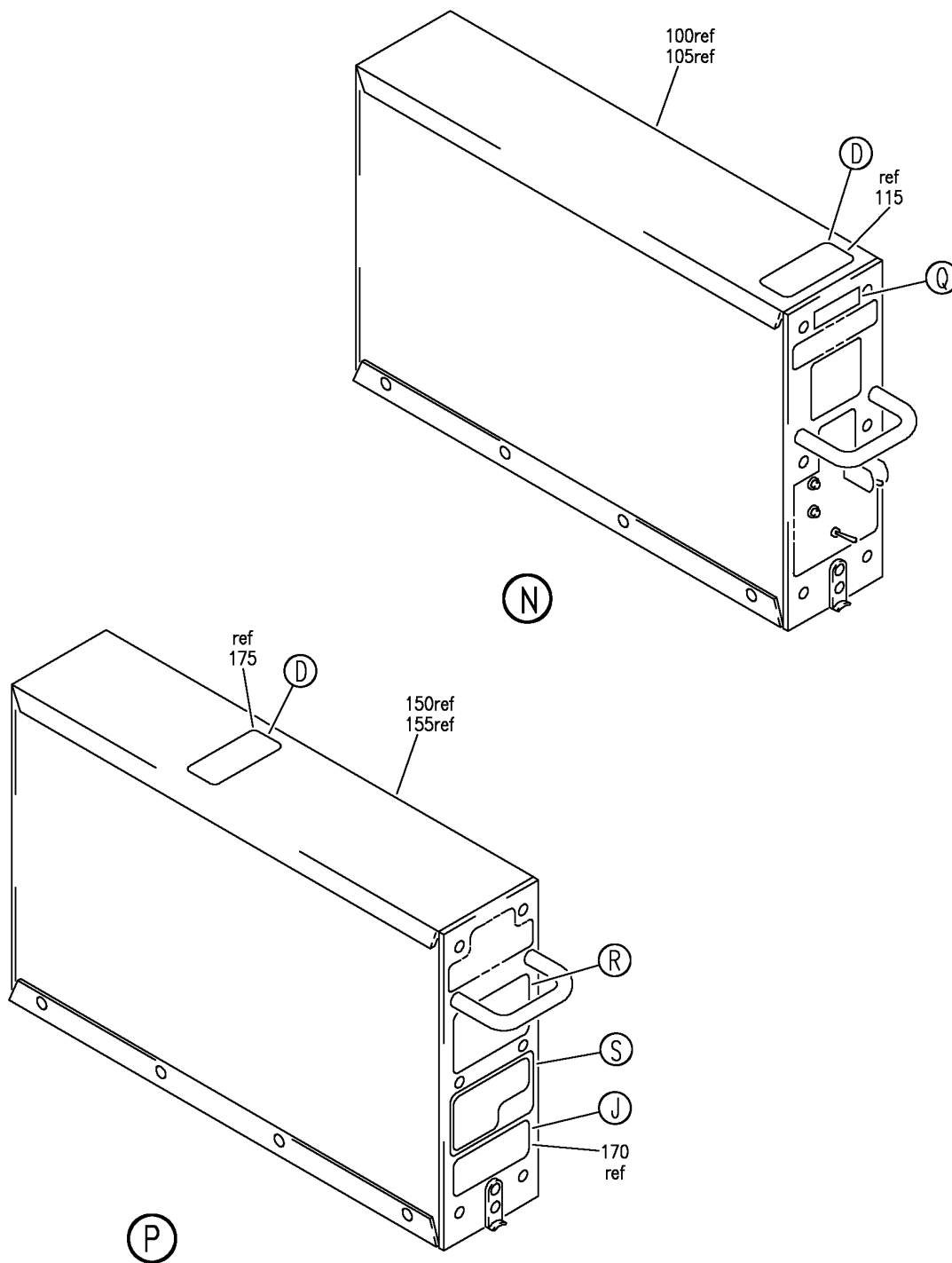
EQUIPMENT INSTL-MAIN ELECTRONIC EQPT CTR E5 (PLACARDS AND MARKINGS ONLY)
FIGURE 9 (SHEET 5)

BRI
MAY 28/07

11-36-04-09

11-36-04-09
PAGE 0D

BOEING
757
PARTS CATALOG (MAINTENANCE)



Y 11360408 SH1 6 REV 250

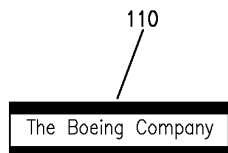
EQUIPMENT INSTL-MAIN ELECTRONIC EQPT CTR E5 (PLACARDS AND MARKINGS ONLY)
FIGURE 9 (SHEET 6)

BRI
MAY 28/07

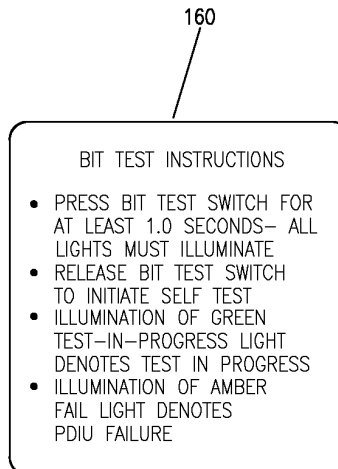
11-36-04-09

11-36-04-09
PAGE 0E

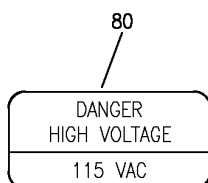
BOEING
757
PARTS CATALOG (MAINTENANCE)



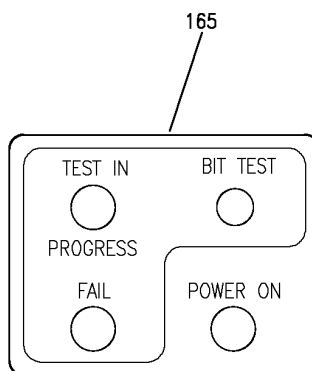
Q



R



T



S

Y 11360408 SH1 7 REV 255

EQUIPMENT INSTL-MAIN ELECTRONIC EQPT CTR E5 (PLACARDS AND MARKINGS ONLY)
FIGURE 9 (SHEET 7)

BRI
MAY 28/07

11-36-04-09

11-36-04-09
PAGE OF



757

PARTS CATALOG (MAINTENANCE)

FIG ITEM	PART NUMBER	1 2 3 4 5 6 7	NOMENCLATURE	EFFECT FROM TO	UNITS PER ASSY
9			EQUIPMENT INSTL-MAIN ELECTRONIC EQPT CTR E5 (PLACARDS AND MARKINGS ONLY)	002004 006100 107107 121503 904999	
- 2	284N1307-33		EQUIPMENT INSTL-MAIN ELECTRONIC EQPT CTR E5 (PLACARDS AND MARKINGS ONLY) FOR NHA/OTHER SYS DET SEE: 24-00-58-01	107107	RF
- 3	284N1800-16		EQUIPMENT INSTL-MAIN ELECTRONIC EQPT CTR E5 (PLACARDS AND MARKINGS ONLY) FOR NHA/OTHER SYS DET SEE: 24-00-58-01	121503 904949	RF
- 4	284N1800-32		EQUIPMENT INSTL-MAIN ELECTRONIC EQPT CTR E5 (PLACARDS AND MARKINGS ONLY) FOR NHA/OTHER SYS DET SEE: 24-00-58-01	952999	RF
- 4	284N1800-34		EQUIPMENT INSTL-MAIN ELECTRONIC EQPT CTR E5 (PLACARDS AND MARKINGS ONLY) FOR NHA/OTHER SYS DET SEE: 24-00-58-01	002004 006100	RF
- 5	284N1800-38		EQUIPMENT INSTL-MAIN ELECTRONIC EQPT CTR E5 (PLACARDS AND MARKINGS ONLY) FOR NHA/OTHER SYS DET SEE: 24-00-58-01	950951	RF

MISSING ITEM NUMBERS NOT APPLICABLE

- ITEM NOT ILLUSTRATED

11-36-04-09

11-36-04
FIG. 09
PAGE 1
JAN 20/09

BRI



757

PARTS CATALOG (MAINTENANCE)

FIG ITEM	PART NUMBER	1 2 3 4 5 6 7	NOMENCLATURE	EFFECT FROM TO	UNITS PER ASSY
9 25	285N0011-14		.UNIT ASSY-FLAP/SLAT ELECT. SUPPLIER CODE: V89954 ELECTRICAL EQUIP NUMBER: M10331 M10332 M10333 COMPONENT MAINT MANUAL REF: 27-51-52 QUALIFIED I/W DATA: 285N0011-17 OR -14 MAY REPLACE 285N0011-9 IN SHIPSETS ONLY OPTIONAL PART: 285N0011-17 V89954	107107 904949	RF
25	285N0011-14		.UNIT ASSY-FLAP/SLAT ELECT. SUPPLIER CODE: V89954 ELECTRICAL EQUIP NUMBER: M10331 M10332 M10333 COMPONENT MAINT MANUAL REF: 27-51-52 OPTIONAL PART: 285N0011-17 V89954	904949	RF
25	285N0011-17		.UNIT ASSY-FLAP/SLAT ELECT. SUPPLIER CODE: V89954 ELECTRICAL EQUIP NUMBER: M10331 M10332 M10333 COMPONENT MAINT MANUAL REF: 27-51-52 QUALIFIED I/W DATA: 285N0011-17 OR -14 MAY REPLACE 285N0011-9 IN SHIPSETS ONLY OPTIONAL PART: 285N0011-14 V89954	107107 904949	RF

MISSING ITEM NUMBERS NOT APPLICABLE

- ITEM NOT ILLUSTRATED

BRI

11-36-04-09

BOEING PROPRIETARY - Copyright © - Unpublished Work - See title page for details.

11-36-04
FIG. 09
PAGE 2
JAN 20/09



757

PARTS CATALOG (MAINTENANCE)

FIG ITEM	PART NUMBER	1 2 3 4 5 6 7	NOMENCLATURE	EFFECT FROM TO	UNITS PER ASSY
9 25	285N0011-17		.UNIT ASSY-FLAP/SLAT ELECT. SUPPLIER CODE: V89954 ELECTRICAL EQUIP NUMBER: M10331 M10332 M10333 COMPONENT MAINT MANUAL REF: 27-51-52 OPTIONAL PART: 285N0011-14 V89954	904949	RF
25	285N0011-32		.UNIT ASSY-FLAP/SLAT ELECT. SUPPLIER CODE: V89954 ELECTRICAL EQUIP NUMBER: M10331 M10332 M10333 COMPONENT MAINT MANUAL REF: 27-51-52 QUALIFIED I/W DATA: SUBJECT TO CUSTOMER REFERENCE THE 285N0011-32 IS I/W THE 285N0011-40 EXCEPT THE 285N0011-40 PROVIDES ADDITIONAL MAINTENANCE CAPABILITY FOR RIGGING	107107 904949	RF
25	285N0011-40		.UNIT ASSY-FLAP/SLAT ELECT. SUPPLIER CODE: V89954 ELECTRICAL EQUIP NUMBER: M10331 M10332 M10333 COMPONENT MAINT MANUAL REF: 27-51-79 QUALIFIED I/W DATA: SUBJECT TO CUSTOMER PREFERENCE THE 285N0011-32 IS I/W THE 285N0011-40 EXCEPT THE 285N0011-40 PROVIDES ADDITIONAL MAINTENANCE CAPABILITY FOR RIGGING	002004 006100 121503 950999	RF

MISSING ITEM NUMBERS NOT APPLICABLE

- ITEM NOT ILLUSTRATED

11-36-04-09

11-36-04
FIG. 09
PAGE 3
JAN 20/09

BRI

 **BOEING**
757
PARTS CATALOG (MAINTENANCE)

FIG ITEM	PART NUMBER	1 2 3 4 5 6 7	NOMENCLATURE	EFFECT FROM TO	UNITS PER ASSY
9					
30	BAC27TEX1	..	DECAL- USED ON: 285N0011-5 285N0011-9 285N0011-14 285N0011-17 285N0011-32	002004 006100 107107 121503 904999	1
35	BAC27TEX1999	..	DECAL- SUPPLIER CODE: V89954 USED ON: 285N0011-5 285N0011-9 285N0011-14 285N0011-17 285N0011-32	107107 904949	1
40	BAC27TEX3244	..	DECAL- USED ON: 285N0011-9 285N0011-17	107107 904949	1
50	BAC27TEX3270	..	DECAL- USED ON: 285N0011-14 285N0011-17 285N0011-32	107107 904949	1
55	BAC27TEX3402	..	DECAL- SUPPLIER CODE: V89954 USED ON: 285N0011-14 285N0011-17 285N0011-32 285N0011-40	002004 006100 107107 121503 904999	1
60	BAC27TEX3478	..	DECAL- USED ON: 285N0011-14	107107 904949	1
65	BAC27TEX3551	..	DECAL- SUPPLIER CODE: V89954 USED ON: 285N0011-14	107107 904949	1
70	BAC27DEX5911	..	DECAL- SUPPLIER CODE: V89954 USED ON: 285N0011-40	002004 006100 121503 950999	1

MISSING ITEM NUMBERS NOT APPLICABLE

— ITEM NOT ILLUSTRATED

BRI

11-36-04-09

11-36-04
FIG. 09
PAGE 4
JAN 20/09



757

PARTS CATALOG (MAINTENANCE)

FIG ITEM	PART NUMBER	1 2 3 4 5 6 7	NOMENCLATURE	EFFECT FROM TO	UNITS PER ASSY
9	75 BAC27DEX5913	..	DECAL- SUPPLIER CODE: V89954 USED ON: 285N0011-40	002004 006100 121503 950999	1
	80 BAC27TEX1892	..	DECAL- SUPPLIER CODE: V89954	107107 121503	1

MISSING ITEM NUMBERS NOT APPLICABLE

- ITEM NOT ILLUSTRATED

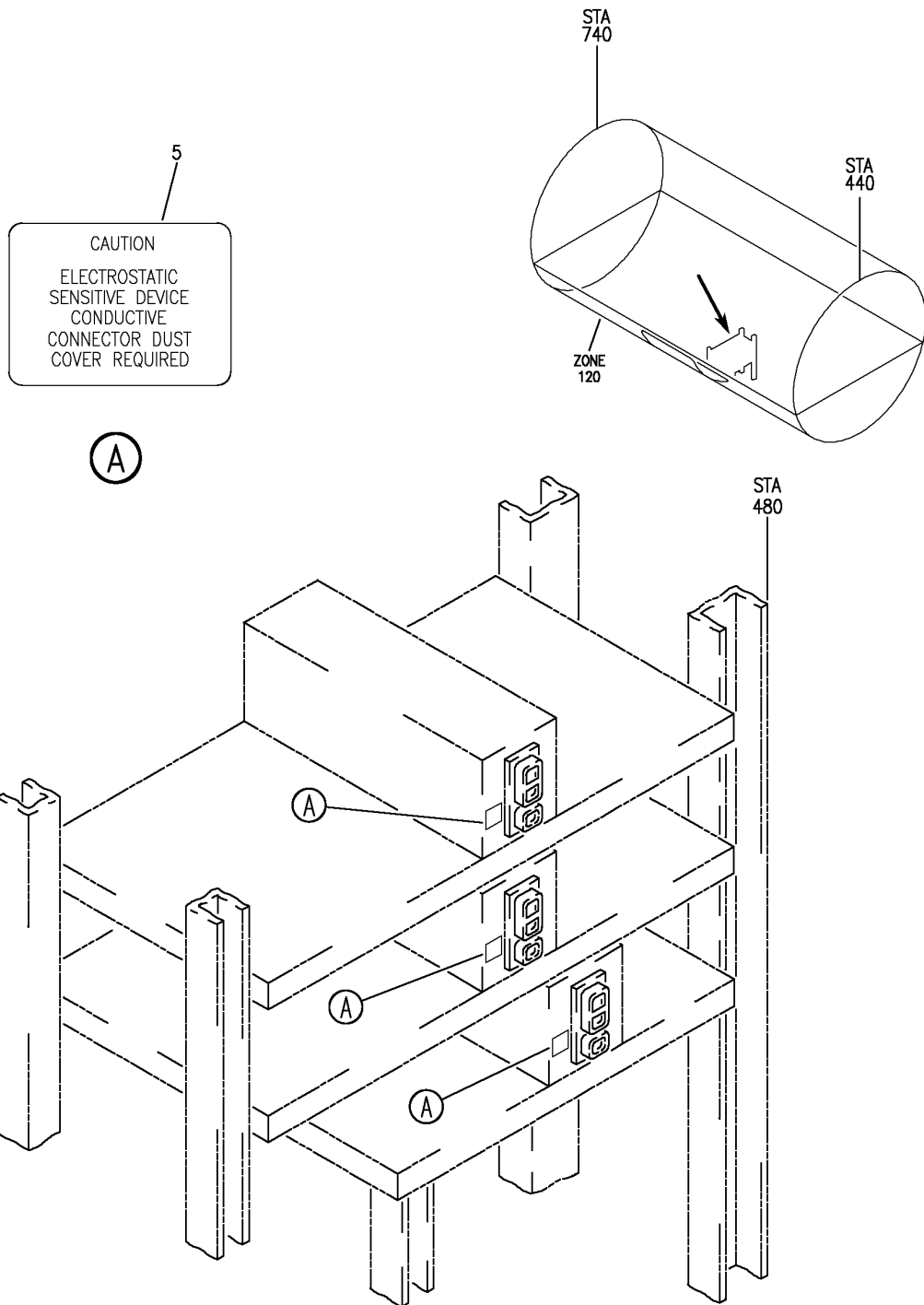
BRI

11-36-04-09

BOEING PROPRIETARY - Copyright © - Unpublished Work - See title page for details.

11-36-04
FIG. 09
PAGE 5
JAN 20/09

BOEING
757
PARTS CATALOG (MAINTENANCE)



Y 11360409A REV 255

PANEL ASSY-REAR
FIGURE 9A

11-36-04-09A

BRI
MAY 28/07

11-36-04-09A
PAGE 0



**757
PARTS CATALOG (MAINTENANCE)**

FIG ITEM	PART NUMBER	1 2 3 4 5 6 7	NOMENCLATURE	EFFECT FROM TO	UNITS PER ASSY
9A			PANEL ASSY-REAR	002004 006106 108903 950999	RF
- 1	285N0004-1		PANEL ASSY-REAR SUPPLIER CODE: V89954 FOR NHA/OTHER SYS DET SEE: 27-51-01-02 27-51-01-02B 27-51-01-08	002004 006106 108903 950999	RF
	5 BAC27TEX3263		.DECAL	103106	1
	5 BAC27TEX3263		.DECAL	002004 006102 108903 950999	1

MISSING ITEM NUMBERS NOT APPLICABLE

- ITEM NOT ILLUSTRATED

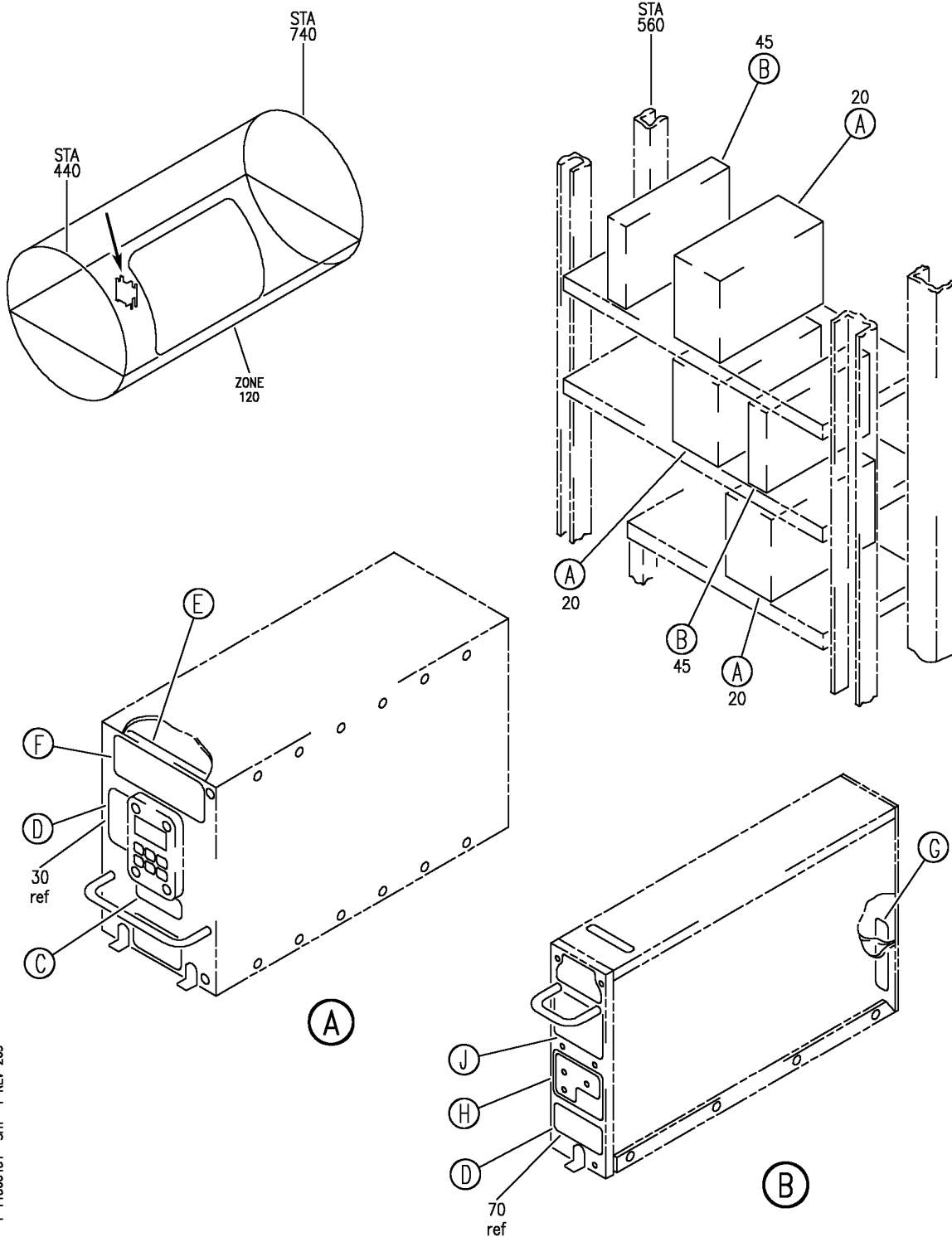
BRI

11-36-04-09A

BOEING PROPRIETARY - Copyright © - Unpublished Work - See title page for details.

11-36-04
FIG. 09A
PAGE 1
JAN 20/09

BOEING
757
PARTS CATALOG (MAINTENANCE)



Y 11360451 SHT 1 REV 269

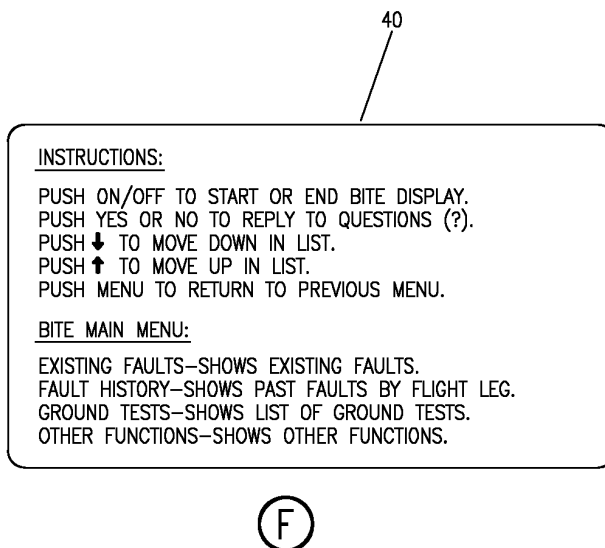
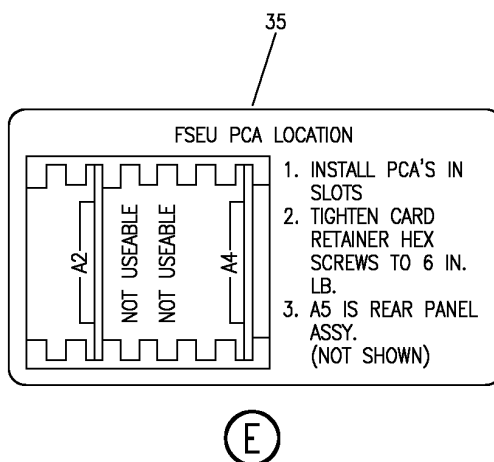
EQUIPMENT INSTL-MAIN ELECTRONICS EQPT CTR E5 (PLACARDS AND MARKINGS ONLY)
FIGURE 51 (SHEET 1)

BRI
JAN 20/09

11-36-04-51

11-36-04-51
PAGE 0

BOEING
757
PARTS CATALOG (MAINTENANCE)



Y 11360451 SH1 2 REV 269

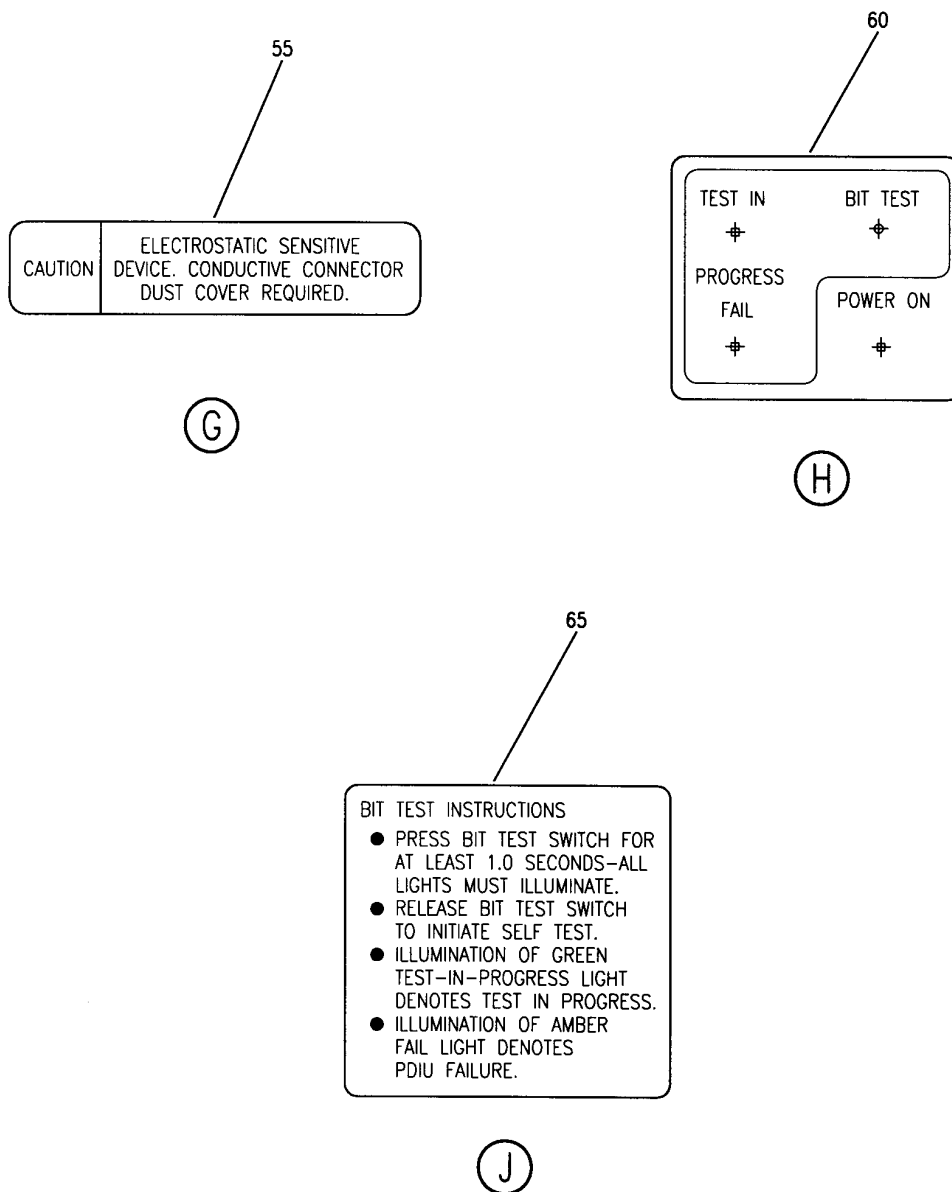
EQUIPMENT INSTL-MAIN ELECTRONICS EQPT CTR E5 (PLACARDS AND MARKINGS ONLY)
FIGURE 51 (SHEET 2)

11-36-04-51

BRI
JAN 20/09

11-36-04-51
PAGE 0A

BOEING
757
PARTS CATALOG (MAINTENANCE)



Y 11360451 SHT 3 REV 210

EQUIPMENT INSTL-MAIN ELECTRONICS EQPT CTR E5 (PLACARDS AND MARKINGS ONLY)
FIGURE 51 (SHEET 3)

11-36-04-51

BRI
JAN 20/09

11-36-04-51
PAGE 0B



757

PARTS CATALOG (MAINTENANCE)

FIG ITEM	PART NUMBER	1 2 3 4 5 6 7	NOMENCLATURE	EFFECT FROM TO	UNITS PER ASSY
51			EQUIPMENT INSTL-MAIN ELECTRONICS EQPT CTR E5 (PLACARDS AND MARKINGS ONLY)	504903	
- 1	284N1800-88		EQUIPMENT INSTL-MAIN ELECTRONICS EQPT CTR E5 (PLACARDS AND MARKINGS ONLY)	505505	RF
- 2	284N1800-190		FOR NHA/OTHER SYS DET SEE: 24-00-58-05E		
			EQUIPMENT INSTL-MAIN ELECTRONICS EQPT CTR E5 (PLACARDS AND MARKINGS ONLY)	504504 506903	RF
			FOR NHA/OTHER SYS DET SEE: 24-00-58-05E		
20	285N0011-40		.UNIT ASSY-FLAP/SLAT ELECT. SUPPLIER CODE: V89954 ELECTRICAL EQUIP NUMBER: M10331 M10332 M10333 COMPONENT MAINT MANUAL REF: 27-51-79 QUALIFIED I/W DATA: SUBJECT TO CUSTOMER PREFERENCE THE 285N0011-32 IS I/W THE 285N0011-40 EXCEPT THE 285N0011-40 PROVIDES ADDITIONAL MAINTENANCE CAPABILITY FOR RIGGING	504903	RF
25	BAC27TEX1892		..DECAL- SUPPLIER CODE: V89954	504903	1
30	BAC27TEX3402		..DECAL- SUPPLIER CODE: V89954	504903	1
35	BAC27DEX5911		..DECAL- SUPPLIER CODE: V89954	504903	1
40	BAC27DEX5913		..DECAL- SUPPLIER CODE: V89954	504903	1

MISSING ITEM NUMBERS NOT APPLICABLE

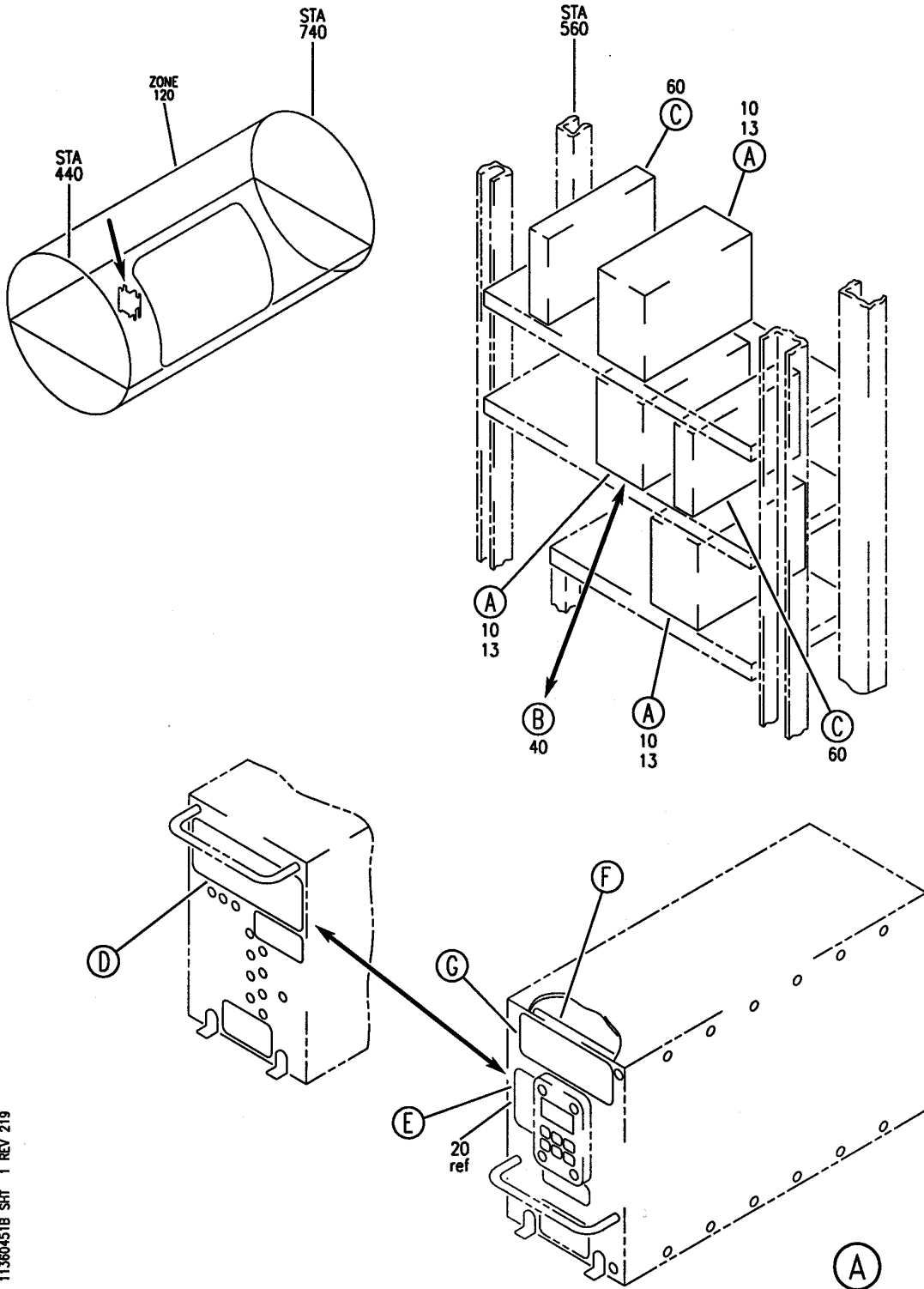
- ITEM NOT ILLUSTRATED

11-36-04-51

11-36-04
FIG. 51
PAGE 1
JAN 20/09

BRI

BOEING
757
PARTS CATALOG (MAINTENANCE)



Y 11360451B SHT 1 REV 219

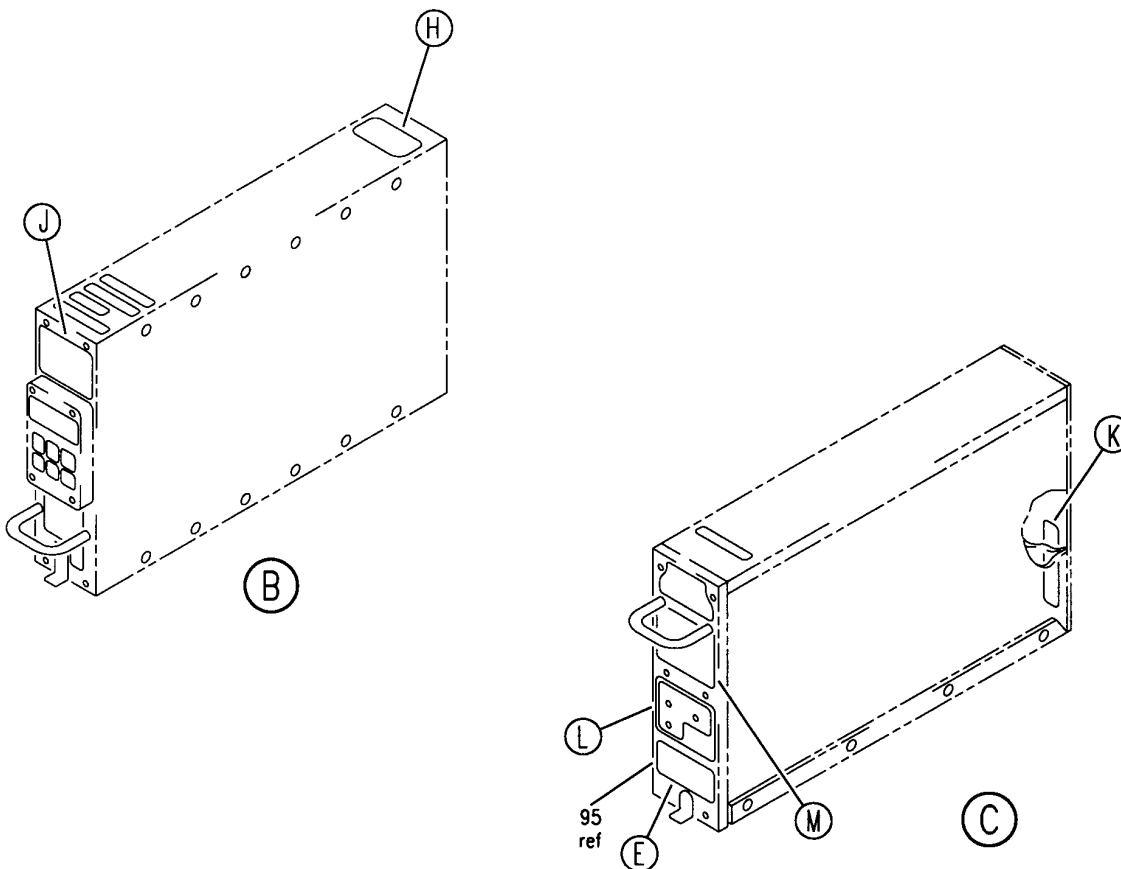
EQUIPMENT INSTL-MAIN ELECTRONICS EQPT CTR E5 (PLACARDS AND MARKINGS ONLY)
FIGURE 51B (SHEET 1)

BRI
MAY 28/07

11-36-04-51B

11-36-04-51B
PAGE 0


BOEING
 757
PARTS CATALOG (MAINTENANCE)



Y 11360451B SH1 2 REV 210

15

FSEU BIT INSTRUCTIONS

- PRIOR TO TEST LEFT-ADC MUST BE ON AND FLAP LEVER MUST AGREE WITH FLAPS POSITION.
- PRESS LIGHT TEST-ALL LIGHTS MUST ILLUMINATE.
- PRESS AND RELEASE BIT TEST TO INITIATE TEST.
- CHANNEL BEING TESTED IDENTIFIED BY GREEN ACTIVE CHANNEL LIGHT.
- FAILED LRU IDENTIFIED BY INTERSECTION OF ACTIVE CHANNEL LIGHT AND AMBER LIGHT.
- DATA LINK AMBER LIGHT DENOTES DATA BUS INPUT TO FSEU FAILED.
- GREEN TEST COMPLETE LIGHT DENOTES END OF TEST.

D

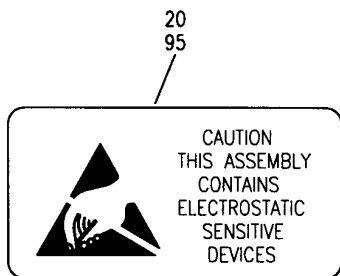
EQUIPMENT INSTL-MAIN ELECTRONICS EQPT CTR E5 (PLACARDS AND MARKINGS ONLY)
 FIGURE 51B (SHEET 2)

BRI
 MAY 28/07

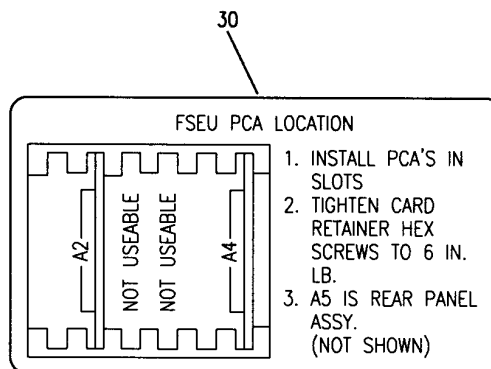
11-36-04-51B

11-36-04-51B
 PAGE 0A

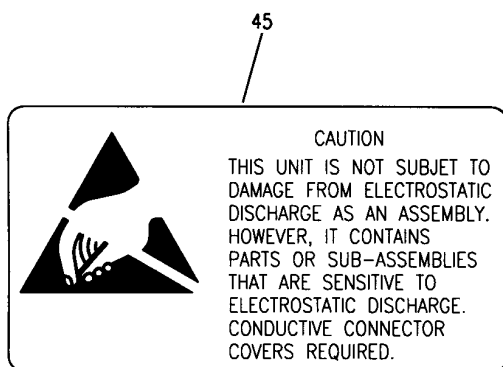
BOEING
757
PARTS CATALOG (MAINTENANCE)



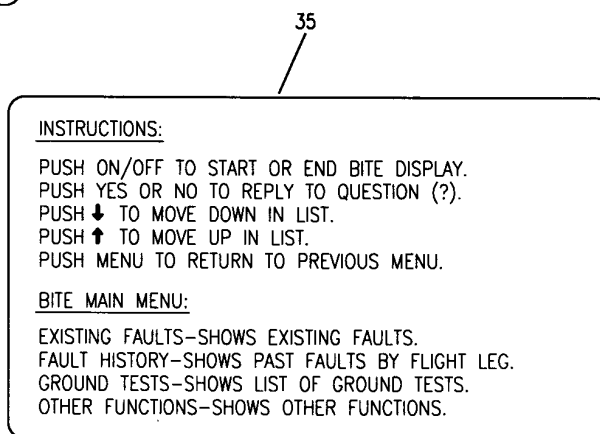
(E)



(F)



(H)



(G)

Y 11360451B SH1 3 REV 210

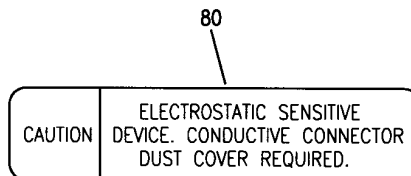
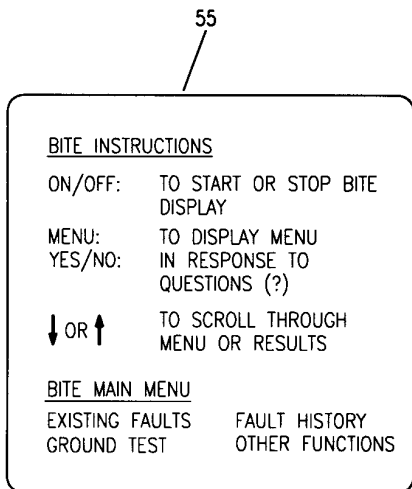
EQUIPMENT INSTL-MAIN ELECTRONICS EQPT CTR E5 (PLACARDS AND MARKINGS ONLY)
FIGURE 51B (SHEET 3)

BRI
MAY 28/07

11-36-04-51B

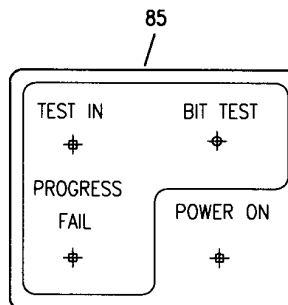
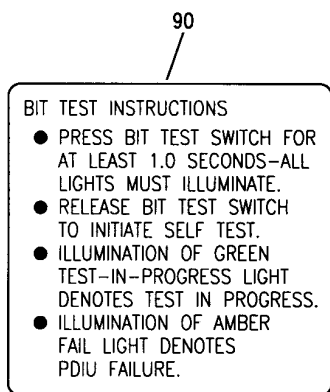
11-36-04-51B
PAGE 0B

BOEING
757
PARTS CATALOG (MAINTENANCE)



(K)

(J)



(L)

(M)

Y 11360451B SH1 4 REV 210

EQUIPMENT INSTL-MAIN ELECTRONICS EQPT CTR E5 (PLACARDS AND MARKINGS ONLY)
FIGURE 51B (SHEET 4)

11-36-04-51B

BRI
MAY 28/07

11-36-04-51B
PAGE 0C



757

PARTS CATALOG (MAINTENANCE)

FIG ITEM	PART NUMBER	1 2 3 4 5 6 7	NOMENCLATURE	EFFECT FROM TO	UNITS PER ASSY
51B			EQUIPMENT INSTL-MAIN ELECTRONICS EQPT CTR E5 (PLACARDS AND MARKINGS ONLY)	101102	
- 2	284N1800-140		EQUIPMENT INSTL-MAIN ELECTRONICS EQPT CTR E5 (PLACARDS AND MARKINGS ONLY)	101101	RF
- 3	284N1800-141		FOR NHA/OTHER SYS DET SEE: 24-00-58-05E EQUIPMENT INSTL-MAIN ELECTRONICS EQPT CTR E5 (PLACARDS AND MARKINGS ONLY)	102102	RF
13	285N0011-40		FOR NHA/OTHER SYS DET SEE: 24-00-58-05E .UNIT ASSY-FLAP/SLAT ELECT. SUPPLIER CODE: V89954 ELECTRICAL EQUIP NUMBER: M10331 M10332 M10333 COMPONENT MAINT MANUAL REF: 27-51-79 QUALIFIED I/W DATA: SUBJECT TO CUSTOMER PREFERENCE THE 285N0011-32 IS I/W THE 285N0011-40 EXCEPT THE 285N0011-40 PROVIDES ADDITIONAL MAINTENANCE CAPABILITY FOR RIGGING	101102	RF
15	BAC27TEX1892		..DECAL- SUPPLIER CODE: V89954	101102	1
20	BAC27TEX3402		..DECAL- SUPPLIER CODE: V89954	101102	1
30	BAC27DEX5911		..DECAL- SUPPLIER CODE: V89954	101102	1
35	BAC27DEX5913		..DECAL- SUPPLIER CODE: V89954	101102	1

MISSING ITEM NUMBERS NOT APPLICABLE

- ITEM NOT ILLUSTRATED

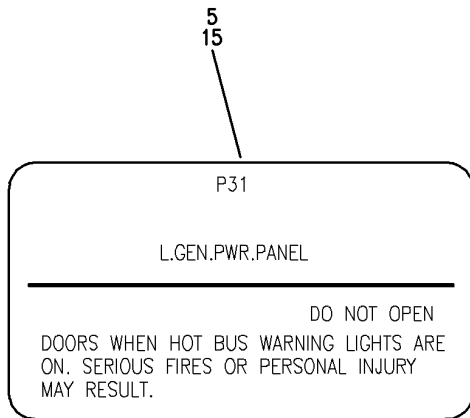
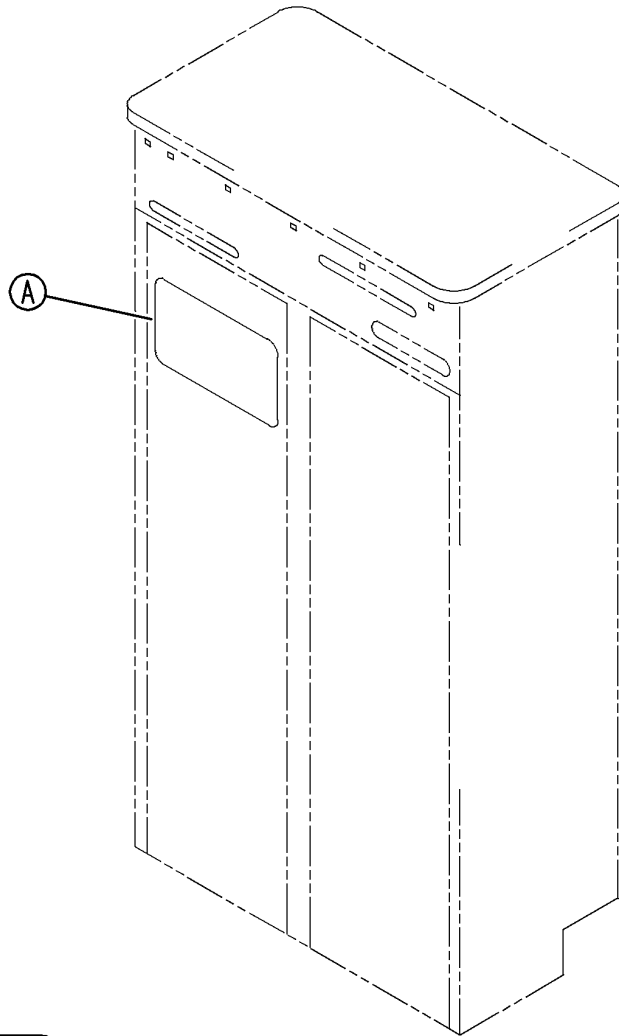
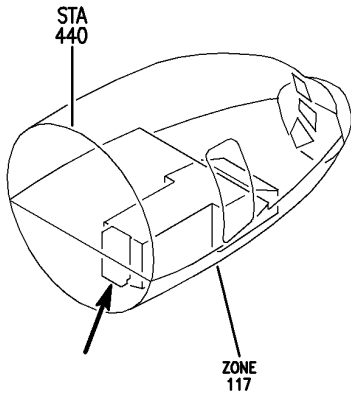
BRI

11-36-04-51B

BOEING PROPRIETARY - Copyright © - Unpublished Work - See title page for details.

11-36-04
FIG. 51B
PAGE 1
JAN 20/09

BOEING
757
PARTS CATALOG (MAINTENANCE)



Y 11360502 REV 226

EQUIPMENT ASSY-L GEN PWR PNL P31 (PLACARDS AND MARKINGS ONLY)
FIGURE 2

BRI
MAY 28/07

11-36-05-02

11-36-05-02
PAGE 0



757

PARTS CATALOG (MAINTENANCE)

FIG ITEM	PART NUMBER	1 2 3 4 5 6 7	NOMENCLATURE	EFFECT FROM TO	UNITS PER ASSY
2			EQUIPMENT ASSY-L GEN PWR PNL P31 (PLACARDS AND MARKINGS ONLY)	002004 006100 107107 121503 904999	
- 1	284N1314-1		EQUIPMENT ASSY-GEN PWR PNL P31 (PLACARDS AND MARKINGS ONLY) POSITION DATA: L VARIABLE DRAWING REF: 284N1314-5010 284N1314-5011 284N1314-5017 284N1314-5022 FOR NHA/OTHER SYS DET SEE: 31-01-31-02	002004 006100 107107 121503 904999	RF
5	BAC27TEX0061		.DECAL	002004 006100 107107 121503 904999	1

MISSING ITEM NUMBERS NOT APPLICABLE

- ITEM NOT ILLUSTRATED

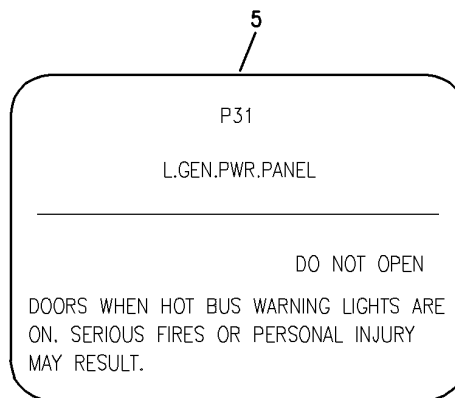
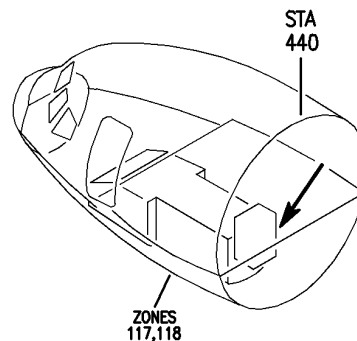
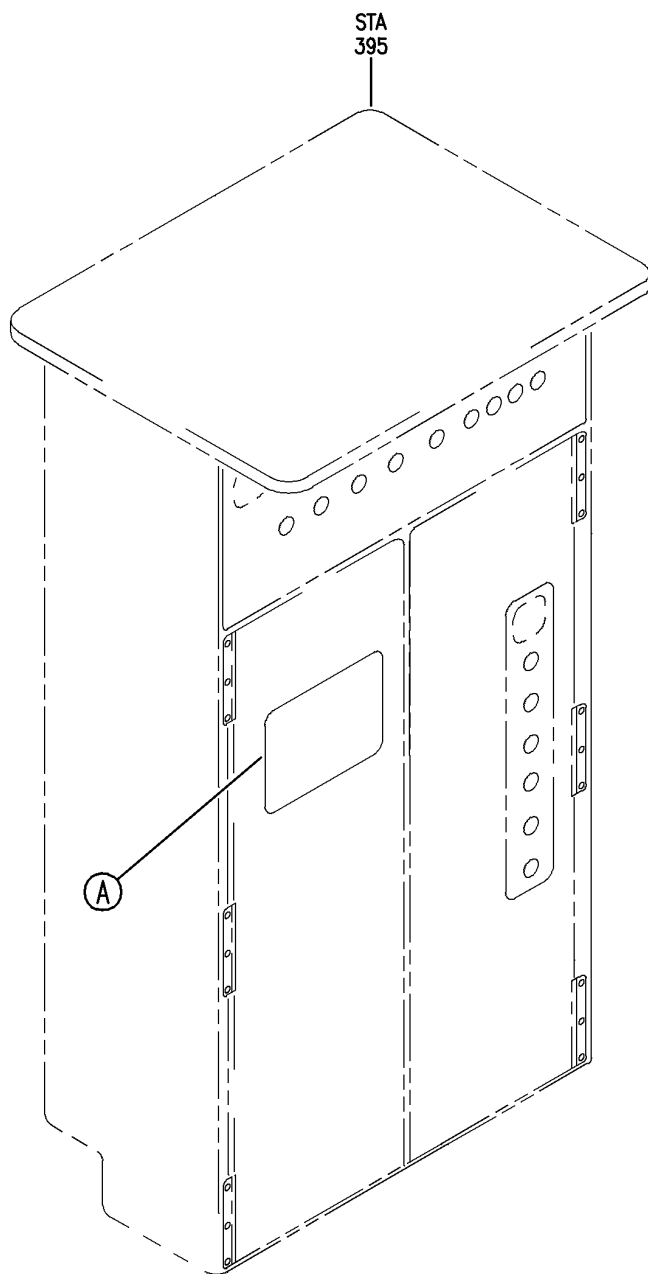
BRI

11-36-05-02

BOEING PROPRIETARY - Copyright © - Unpublished Work - See title page for details.

11-36-05
FIG. 02
PAGE 1
JAN 20/09

BOEING
757
PARTS CATALOG (MAINTENANCE)



(A)

Y 11-36-05-02A REV 231

PANEL ASSY-P31 PWR (PLACARDS AND MARKINGS ONLY)
FIGURE 2A

11-36-05-02A

BRI
JAN 20/09

11-36-05-02A
PAGE 0



757

PARTS CATALOG (MAINTENANCE)

FIG ITEM	PART NUMBER	1 2 3 4 5 6 7	NOMENCLATURE	EFFECT FROM TO	UNITS PER ASSY
2A			PANEL ASSY-P31 PWR (PLACARDS AND MARKINGS ONLY)	103106	
- 2	MODREF33208		PANEL ASSY-P31 PWR (PLACARDS AND MARKINGS ONLY) MODULE NUMBER: 284N1314-302 REV B FOR OTHER SYS DETAILS SEE: 24-21-51-01 24-22-51-08 24-51-51-26 24-53-00-01 25-31-04-66 31-01-31-05	103106	1
5	BAC27TEX0061		.DECAL	103106	1

MISSING ITEM NUMBERS NOT APPLICABLE

- ITEM NOT ILLUSTRATED

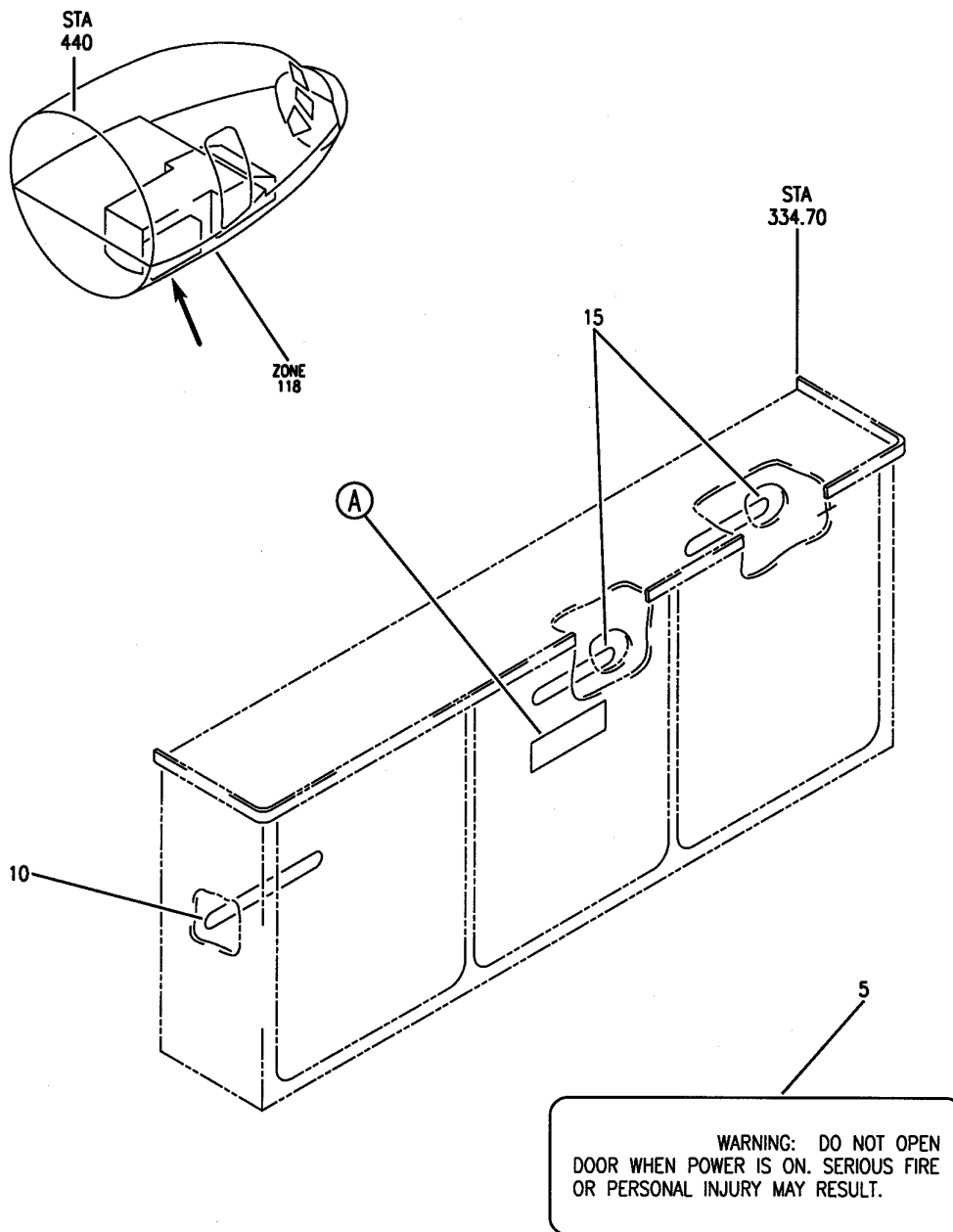
BRI

11-36-05-02A

BOEING PROPRIETARY - Copyright © - Unpublished Work - See title page for details.

11-36-05
FIG. 02A
PAGE 1
JAN 20/09

BOEING
757
PARTS CATALOG (MAINTENANCE)



Y 11360601 REV 219

PACKAGE ASSY-OPTION P33 MISC ELEC EQPT (PLACARDS AND MARKINGS ONLY)
FIGURE 1

11-36-06-01

BRI
MAY 28/07

11-36-06-01
PAGE 0



757

PARTS CATALOG (MAINTENANCE)

FIG ITEM	PART NUMBER	1 2 3 4 5 6 7	NOMENCLATURE	EFFECT FROM TO	UNITS PER ASSY
1			PACKAGE ASSY-OPTION P33 MISC ELEC EQPT (PLACARDS AND MARKINGS ONLY)	101102 108120 504903	
- 1	284N1318-1000		PACKAGE ASSY-OPTION P33 MISC ELEC EQPT (PLACARDS AND MARKINGS ONLY) FOR NHA/OTHER SYS DET SEE: 31-01-33-01	101102 108120 504903	RF
5	BAC27NEX1512		.DECAL- PLACARD CONTENT: WARNING	101102 108120 504903	1
10	BAC27NEX0265		.DECAL- PLACARD CONTENT: 1 THRU 26	101102 108120 504903	1
15	BAC27NEX0937		.DECAL- PLACARD CONTENT: 1 THRU 13	101102 108120 504903	2

MISSING ITEM NUMBERS NOT APPLICABLE

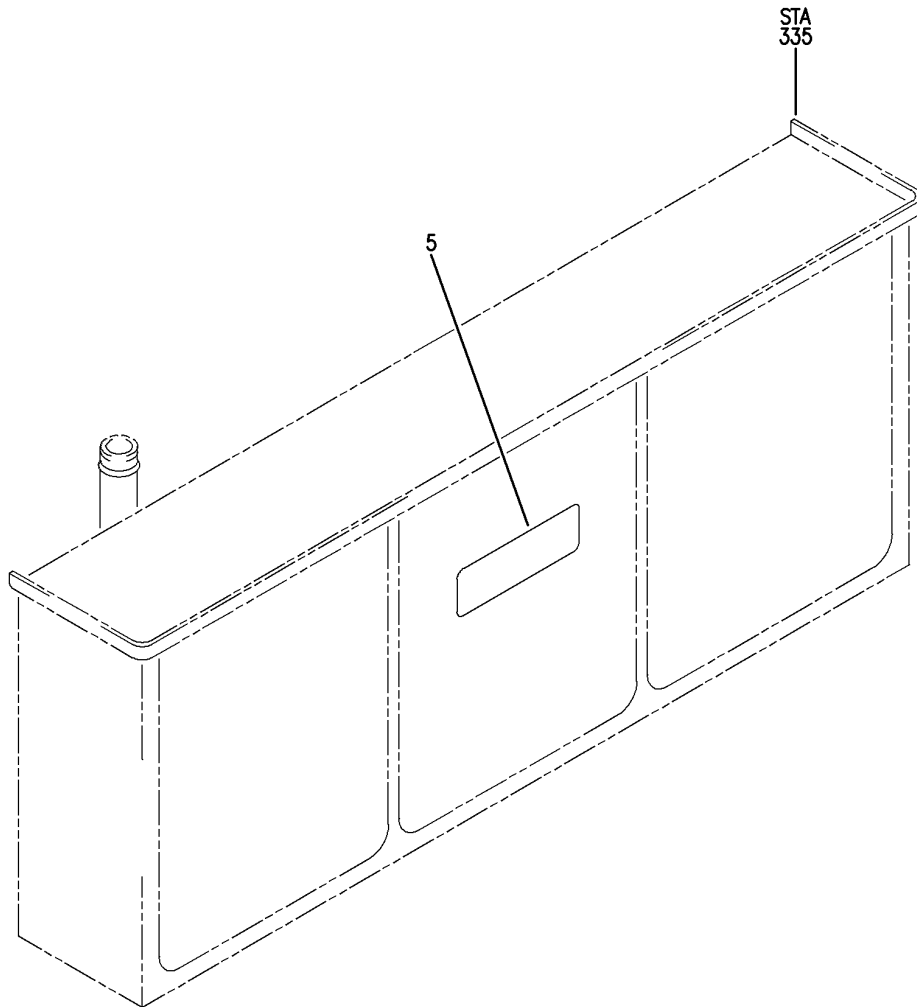
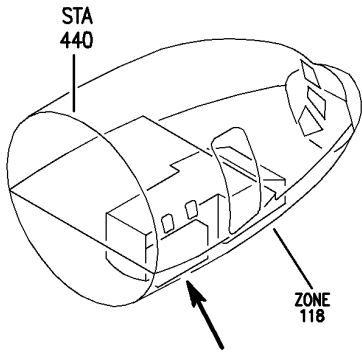
- ITEM NOT ILLUSTRATED

11-36-06-01

11-36-06
FIG. 01
PAGE 1
JAN 20/09

BRI

BOEING
757
PARTS CATALOG (MAINTENANCE)



Y 11360601B REV 223

SHIELD INSTL-P33 MISC ELEC EQPT (PLACARDS AND MARKINGS ONLY)
FIGURE 1B

BRI
JAN 20/09

11-36-06-01B

11-36-06-01B
PAGE 0



757

PARTS CATALOG (MAINTENANCE)

FIG ITEM	PART NUMBER	1 2 3 4 5 6 7	NOMENCLATURE	EFFECT FROM TO	UNITS PER ASSY
1B			SHIELD INSTL-P33 MISC ELEC EQPT (PLACARDS AND MARKINGS ONLY)	103106	
- 1	MODREF33173		SHIELD INSTL-P33 MISC ELEC EQPT (PLACARDS AND MARKINGS ONLY) MODULE NUMBER: 284N1318-107 REV B FOR OTHER SYS DETAILS SEE: 24-53-71-03B 26-15-71-01B 27-51-71-01B 27-81-71-01B 28-21-71-01B 28-22-71-01B 28-26-71-01B 29-11-71-01B 29-21-71-03B 29-22-71-01B 30-31-71-03B 30-32-71-03B 31-01-33-10 33-42-71-02B	103105	1
- 1	MODREF34797		SHIELD INSTL-P33 MISC ELEC EQPT (PLACARDS AND MARKINGS ONLY) MODULE NUMBER: 284N1318-107 REV C FOR OTHER SYS DETAILS SEE: 24-53-71-03B 26-15-71-01B 27-51-71-01B 27-81-71-01B 28-21-71-01B 28-22-71-01B 28-26-71-01B 29-11-71-01B 29-21-71-03B 29-22-71-01B 30-31-71-03B 30-32-71-03B 31-01-33-10 33-42-71-02B	106106	1
5	BAC27NEX1512		.DECAL- PLACARD CONTENT: WARNING: DO NOT OPEN DOORS WHEN POWER IS ON. SERIOUS FIRE OR PERSONAL INJURY MAY RESULT.	103106	1

MISSING ITEM NUMBERS NOT APPLICABLE

- ITEM NOT ILLUSTRATED

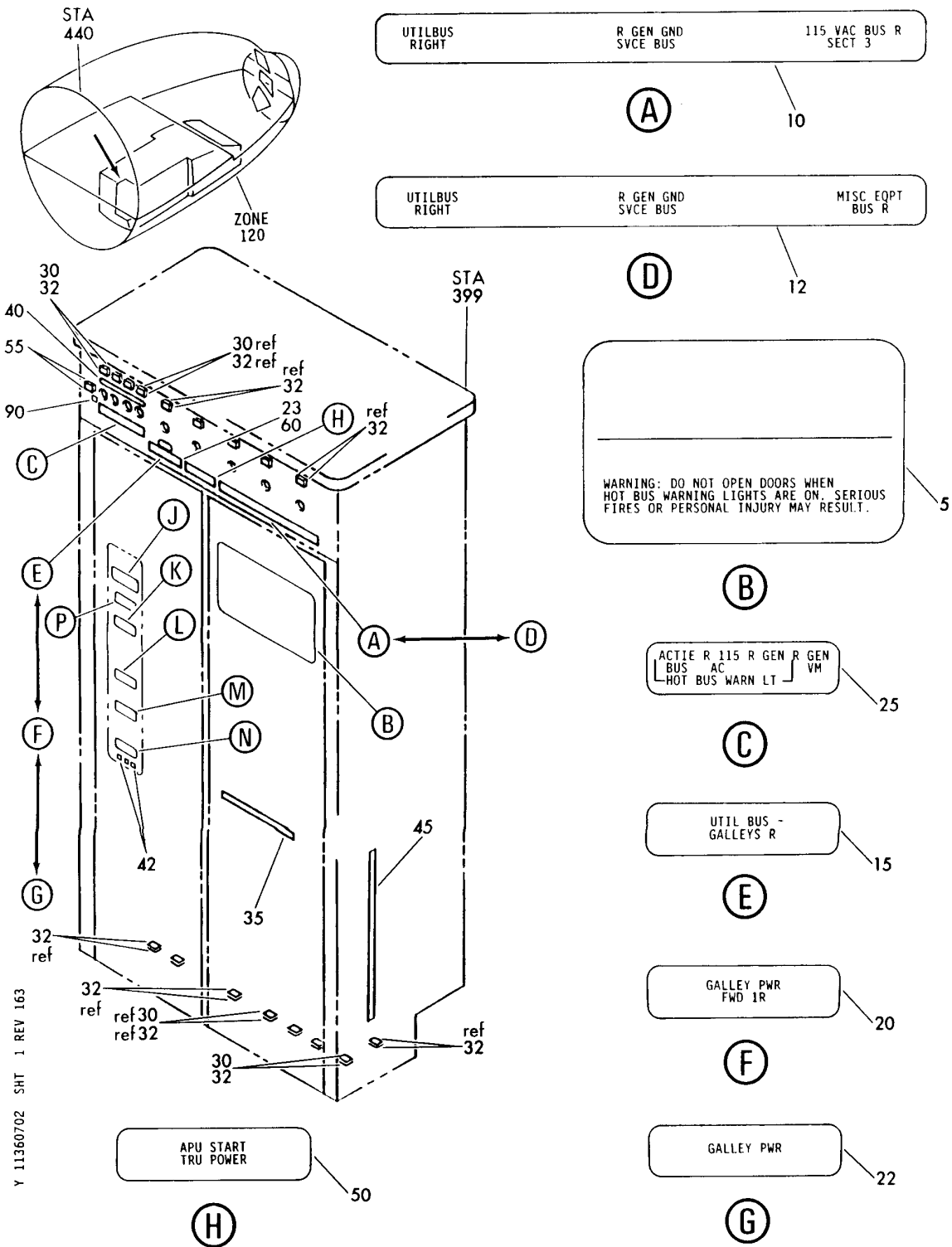
BRI

11-36-06-01B

BOEING PROPRIETARY - Copyright © - Unpublished Work - See title page for details.

11-36-06
FIG. 01B
PAGE 1
JAN 20/09

BOEING
757
PARTS CATALOG (MAINTENANCE)



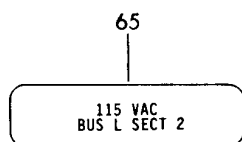
EQUIPMENT, PANEL ASSY-P32 GEN PWR PNL R (PLACARDS AND MARKINGS ONLY)
FIGURE 2 (SHEET 1)

BRI
MAY 28/07

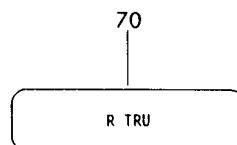
11-36-07-02

11-36-07-02
PAGE 0

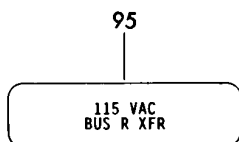
BOEING
757
PARTS CATALOG (MAINTENANCE)



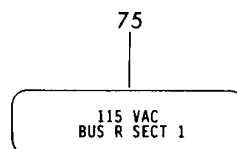
(J)



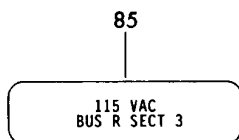
(K)



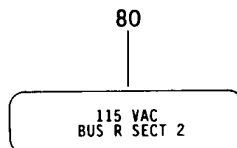
(P)



(L)



(N)



(M)

Y 11360702 SHT 2 REV 163

EQUIPMENT, PANEL ASSY-P32 GEN PWR PNL R (PLACARDS AND MARKINGS ONLY)
FIGURE 2 (SHEET 2)

BRI
MAY 28/07

11-36-07-02

11-36-07-02
PAGE 0A



**757
PARTS CATALOG (MAINTENANCE)**

FIG ITEM	PART NUMBER	1 2 3 4 5 6 7	NOMENCLATURE	EFFECT FROM TO	UNITS PER ASSY
2			EQUIPMENT, PANEL ASSY-P32 GEN PWR PNL R (PLACARDS AND MARKINGS ONLY)	002004 006100 103503 904999	
- 1	284N1315-1		EQUIPMENT ASSY-R GEN PWR PNL P32 (PLACARDS AND MARKINGS ONLY) VARIABLE DRAWING REF: 284N1315-5015 284N1315-5023 284N1315-5049 284N1315-5050 284N1315-5052 FOR NHA/OTHER SYS DET SEE: 31-01-32-02	002004 006100 107107 121503 904999	RF
- 1	284N1315-122		PANEL ASSY-R GEN PWR PNL P32 (PLACARDS AND MARKINGS ONLY) FOR NHA/OTHER SYS DET SEE: 24-00-58-05C	108120	RF
- 2	MODREF31489		PANEL ASSY-R GEN PWR PNL P32 (PLACARDS AND MARKINGS ONLY) MODULE NUMBER: 284N1315-206 REV A FOR OTHER SYS DETAILS SEE: 24-21-51-04 24-22-03-06A 24-22-51-07 24-23-01-02A 24-32-51-05 24-51-55-03 24-53-51-22 25-31-03-04 25-72-51-01 29-11-67-01	103106	1
5	BAC27TEX0062		.DECAL	002004 006100 103503 904999	1

MISSING ITEM NUMBERS NOT APPLICABLE

- ITEM NOT ILLUSTRATED

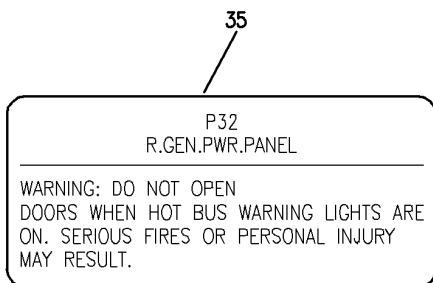
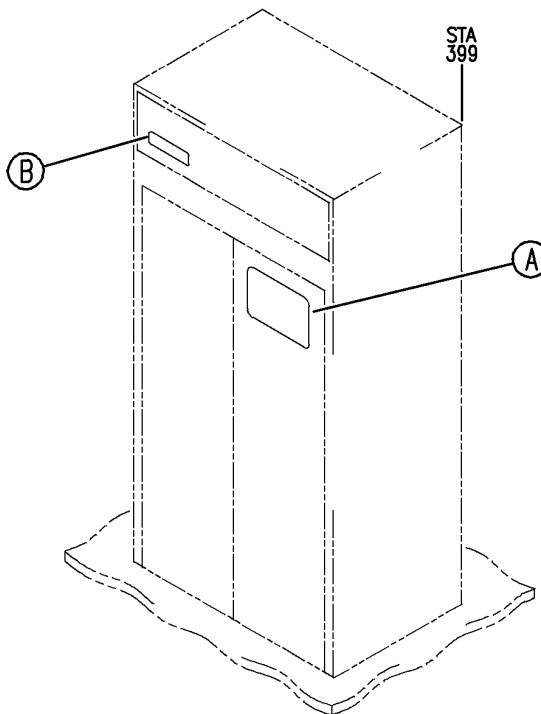
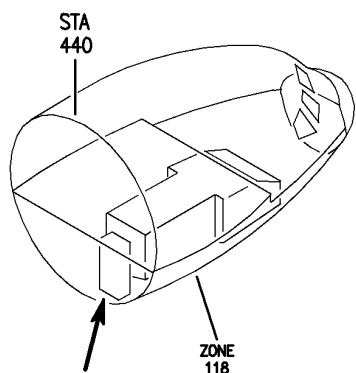
BRI

11-36-07-02

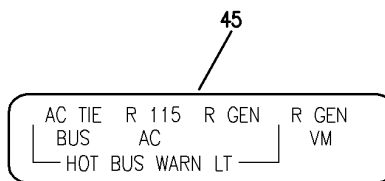
BOEING PROPRIETARY - Copyright © - Unpublished Work - See title page for details.

11-36-07
FIG. 02
PAGE 1
JAN 20/09

BOEING
757
PARTS CATALOG (MAINTENANCE)



A



B

Y 11360702A REV 229

PACKAGE ASSY-OPTION P32 GEN PWR PNL (PLACARDS AND MARKINGS ONLY)
FIGURE 2A

BRI
MAY 28/07

11-36-07-02A

11-36-07-02A
PAGE 0



**757
PARTS CATALOG (MAINTENANCE)**

FIG ITEM	PART NUMBER	1 2 3 4 5 6 7	NOMENCLATURE	EFFECT FROM TO	UNITS PER ASSY
2A			PACKAGE ASSY-OPTION P32 GEN PWR PNL (PLACARDS AND MARKINGS ONLY)	101102 504903	
- 1	284N1315-1000		PACKAGE ASSY-OPTION P32 (PLACARDS AND MARKINGS ONLY) MISCELLANEOUS DATA: 757 MAJOR MODEL OPTION FOR NHA/OTHER SYS DET SEE: 24-22-01-01C	101102 504903	RF
35	BAC27TEX0062		.DECAL	101102 504903	1
45	BAC27TEX39		.DECAL	101102 504903	1

MISSING ITEM NUMBERS NOT APPLICABLE

- ITEM NOT ILLUSTRATED

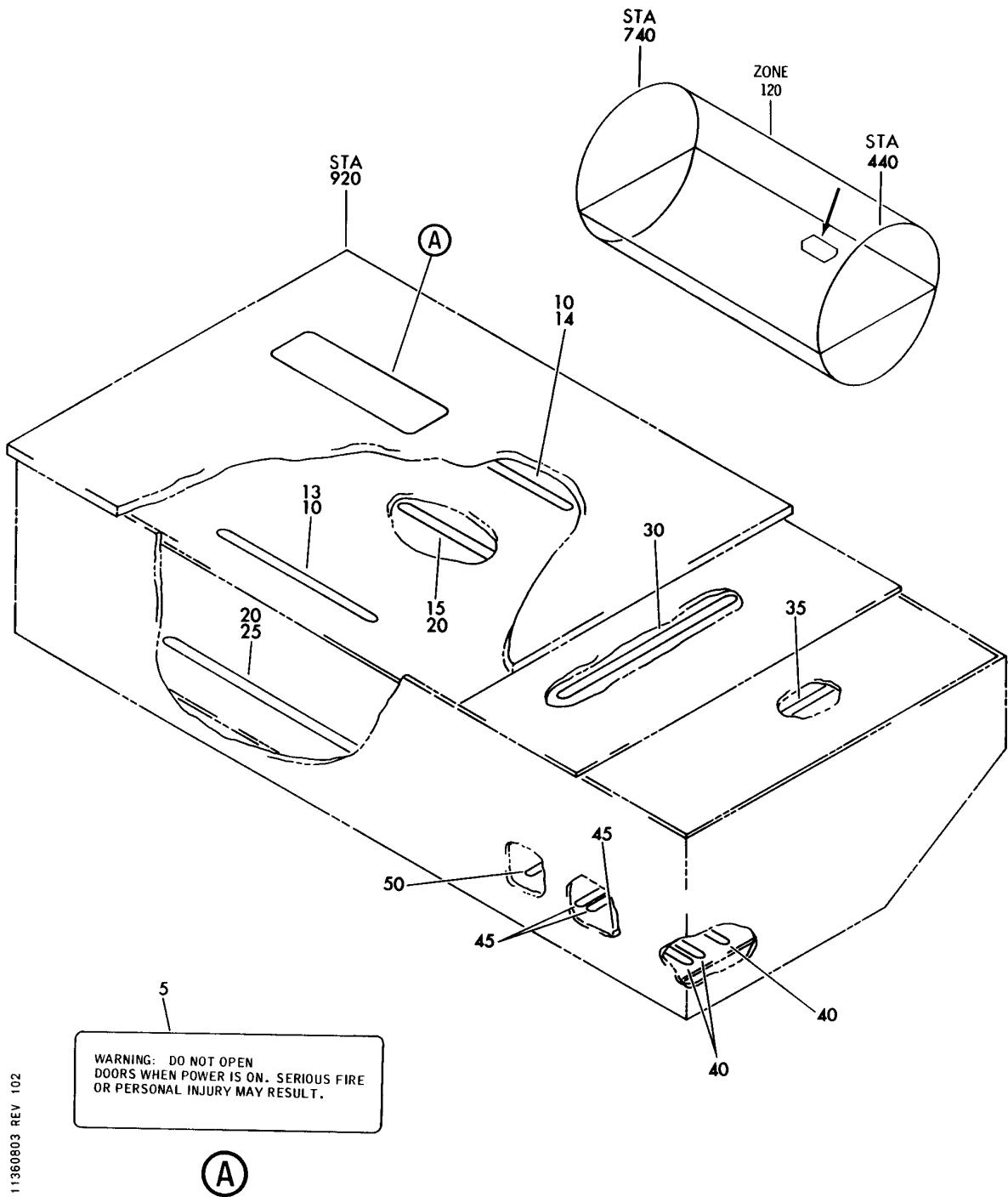
BRI

11-36-07-02A

BOEING PROPRIETARY - Copyright © - Unpublished Work - See title page for details.

11-36-07
FIG. 02A
PAGE 1
JAN 20/09

BOEING
757
PARTS CATALOG (MAINTENANCE)



Y 11360803 REV 102

PANEL ASSY-P36 MISC RELAY L (PLACARDS AND MARKINGS ONLY)
FIGURE 3

11-36-08-03

BRI
MAY 28/07

11-36-08-03
PAGE 0



757

PARTS CATALOG (MAINTENANCE)

FIG ITEM	PART NUMBER	1 2 3 4 5 6 7	NOMENCLATURE	EFFECT FROM TO	UNITS PER ASSY
3			PANEL ASSY-P36 MISC RELAY L (PLACARDS AND MARKINGS ONLY)	002004 006100 107107 121503 904999	
- 1	284N1125-1		PANEL ASSY-P36 MISC RELAY L (PLACARDS AND MARKINGS ONLY) VARIABLE DRAWING REF: 284N1125-5023 284N1125-5030 284N1125-5049 284N1125-5050 284N1125-5054 REWORKED BY SB: 34-0200 REWORKED BY ALERT SB: 27A0130 FOR NHA/OTHER SYS DET SEE: 31-01-36-01B	002004 006100 107107 121503 904999	RF
5	BAC27NEX1512		.DECAL-	002004 006100 107107 121503 904999	1
10	BAC27NEX0935		.DECAL- PLACARD CONTENT: 1 THRU 28	107107	2
10	BAC27NEX0933		.DECAL- PLACARD CONTENT: 1 THRU 36	002004 006100 950999	2
13	BAC27NEX0934		.DECAL- PLACARD CONTENT: 1 THRU 29	121503 904949	1
14	BAC27NEX0935		.DECAL- PLACARD CONTENT: 1 THRU 28	121503 904949	1
15	BAC27NEX0933		.DECAL- PLACARD CONTENT: 1 THRU 36	107107 121503 904949	1
20	BAC27NEX2420		.DECAL- PLACARD CONTENT: 1 THRU 39	002004 006100 950999	2
25	BAC27NEX0934		.DECAL- PLACARD CONTENT: 1 THRU 29	107107 121503 904949	1
30	BAC27NEX0935		.DECAL- PLACARD CONTENT: 1 THRU 28	002004 006100 950999	1

MISSING ITEM NUMBERS NOT APPLICABLE

- ITEM NOT ILLUSTRATED

11-36-08-03

11-36-08
FIG. 03
PAGE 1
JAN 20/09

BRI



757

PARTS CATALOG (MAINTENANCE)

FIG ITEM	PART NUMBER	1 2 3 4 5 6 7	NOMENCLATURE	EFFECT FROM TO	UNITS PER ASSY
3	35	BAC27NEX0937	.DECAL- PLACARD CONTENT: 1 THRU 17	002004 006100 950999	1
	40	BAC27TEX0384	.DECAL- PLACARD CONTENT: TB28	107107 121503 904949	3
	45	BAC27TEX0384	.DECAL- PLACARD CONTENT: TB28	002004 006100 950999	3
	50	BAC27NEX0933	.DECAL- PLACARD CONTENT: 1 THRU 36	002004 006100 107107 121503 904999	1

MISSING ITEM NUMBERS NOT APPLICABLE

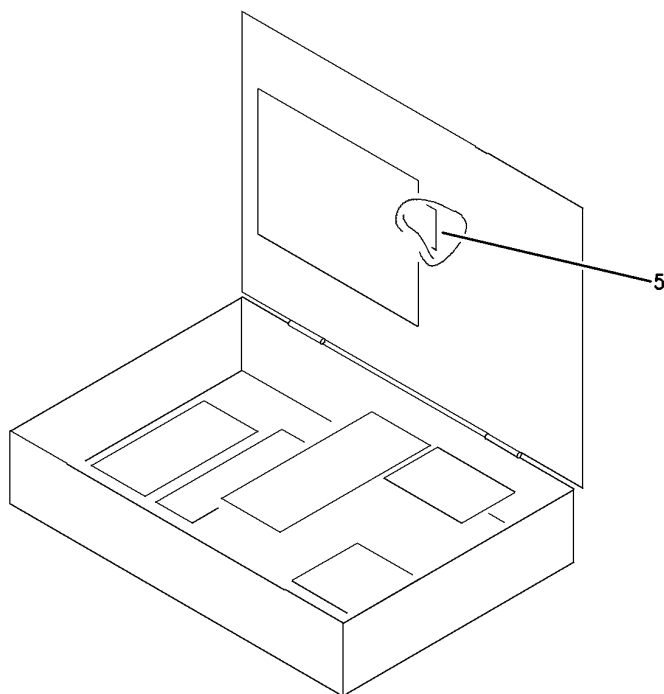
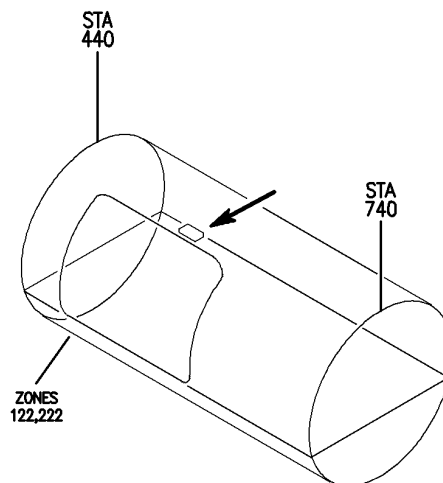
- ITEM NOT ILLUSTRATED

11-36-08-03

11-36-08
FIG. 03
PAGE 2
JAN 20/09

BRI

BOEING
757
PARTS CATALOG (MAINTENANCE)



Y 11360803A REV 225

OPTION PACKAGE ASSY-P36 MISC RELAY L (PLACARDS AND MARKINGS ONLY)
FIGURE 3A

BRI
MAY 28/07

11-36-08-03A

11-36-08-03A
PAGE 0



757

PARTS CATALOG (MAINTENANCE)

FIG ITEM	PART NUMBER	1 2 3 4 5 6 7	NOMENCLATURE	EFFECT FROM TO	UNITS PER ASSY
3A			OPTION PACKAGE ASSY-P36 MISC RELAY L (PLACARDS AND MARKINGS ONLY)	101102 504903	
- 1	284N1125-1018		OPTION PACKAGE ASSY-P36 MISC RELAY L (PLACARDS AND MARKINGS ONLY)	101102 504903	RF
5	BAC27NEX1512		REWORKED BY ALERT SB: 27A0130 FOR NHA/OTHER SYS DET SEE: 31-01-36-05 .DECAL- PLACARD CONTENT: WARNING: DO NOT OPEN DOORS WHEN POWER IS ON. SERIOUS FIRE OR PERSONAL INJURY MAY RESULT.	101102 504903	1

MISSING ITEM NUMBERS NOT APPLICABLE

- ITEM NOT ILLUSTRATED

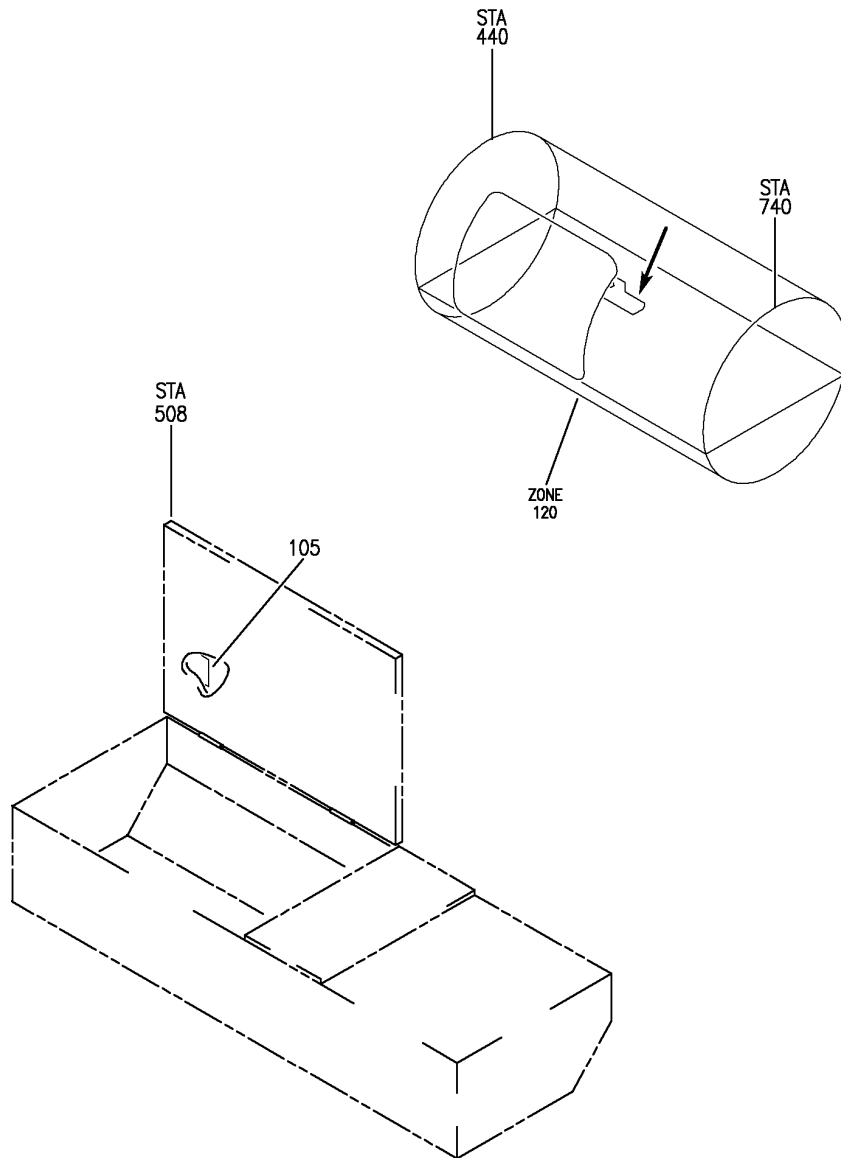
BRI

11-36-08-03A

BOEING PROPRIETARY - Copyright © - Unpublished Work - See title page for details.

11-36-08
FIG. 03A
PAGE 1
JAN 20/09

BOEING
757
PARTS CATALOG (MAINTENANCE)



Y 1136083C REV 250

PANEL INSTL-P36 L MISC RELAY (PLACARDS AND MARKINGS ONLY)
FIGURE 3C

BRI
JAN 20/09

11-36-08-03C

11-36-08-03C
PAGE 0



757

PARTS CATALOG (MAINTENANCE)

FIG ITEM	PART NUMBER	1 2 3 4 5 6 7	NOMENCLATURE	EFFECT FROM TO	UNITS PER ASSY
3C			PANEL INSTL-P36 L MISC RELAY (PLACARDS AND MARKINGS ONLY)	103106 108120	
- 3	284N1125-94		PANEL INSTL-P36 L MISC RELAY (PLACARDS AND MARKINGS ONLY) FOR NHA/OTHER SYS DET SEE: 24-00-58-05C	108120	RF

MISSING ITEM NUMBERS NOT APPLICABLE

- ITEM NOT ILLUSTRATED

BRI

11-36-08-03C

BOEING PROPRIETARY - Copyright © - Unpublished Work - See title page for details.

11-36-08
FIG. 03C
PAGE 1
JAN 20/09



757

PARTS CATALOG (MAINTENANCE)

FIG ITEM	PART NUMBER	1 2 3 4 5 6 7	NOMENCLATURE	EFFECT FROM TO	UNITS PER ASSY
3C - 7	MODREF31944		PANEL INSTL-P36 L MISC RELAY (PLACARDS AND MARKINGS ONLY) MODULE NUMBER: 284N1125-123 REV A FOR OTHER SYS DETAILS SEE: 21-25-71-02C 21-33-71-02C 21-51-56-01C 21-58-71-02C 23-12-00-05 23-31-54-01C 23-34-52-01C 24-21-51-01A 26-15-71-02C 26-16-71-01C 26-22-71-01C 27-48-52-03C 27-51-71-03C 27-58-71-02C 27-62-71-03C 29-11-71-03C 29-21-71-01C 30-21-71-03C 30-34-51-01C 31-01-36-01 32-09-02-03C 32-35-71-01C 32-42-71-02C 32-44-71-02C 32-61-71-02C 34-12-71-02C 34-21-71-02C 34-22-52-01C 34-61-52-01C 36-11-71-02C 73-21-55-01C 74-31-71-02C 76-11-71-02C 77-12-71-01C 78-34-71-02C 78-36-71-02C 80-11-71-02C	103106	1
105	BAC27NEX1512		.DECAL- PLACARD CONTENT: WARNING: DO NOT OPEN WHEN POWER IS ON. SERIOUS FIRE OR PERSONAL INJURY MAY RESULT. MISSING ITEM NUMBERS NOT APPLICABLE	103106 108120	1

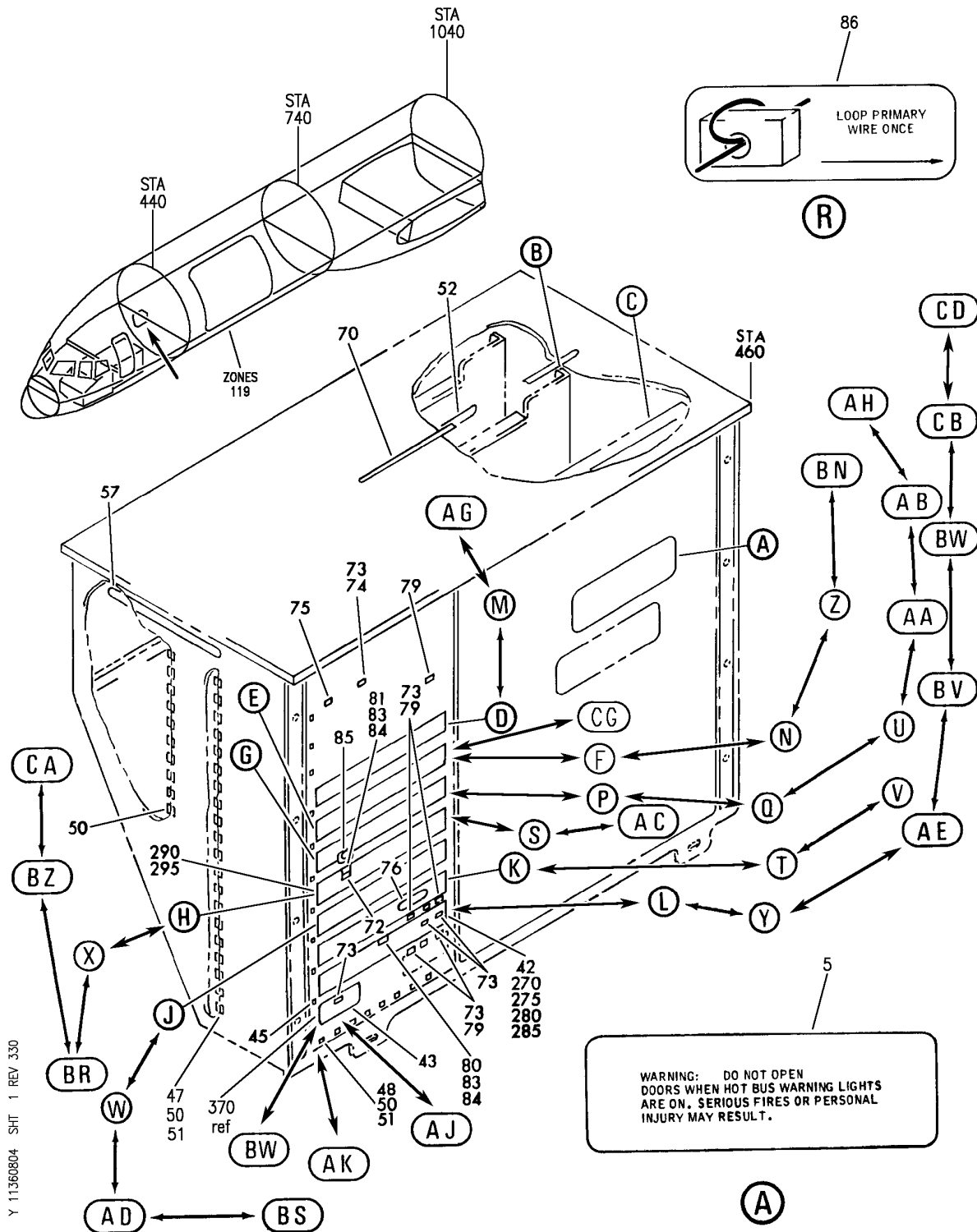
- ITEM NOT ILLUSTRATED

11-36-08-03C

11-36-08
FIG. 03C
PAGE 2
JAN 20/09

BRI

BOEING
757
PARTS CATALOG (MAINTENANCE)



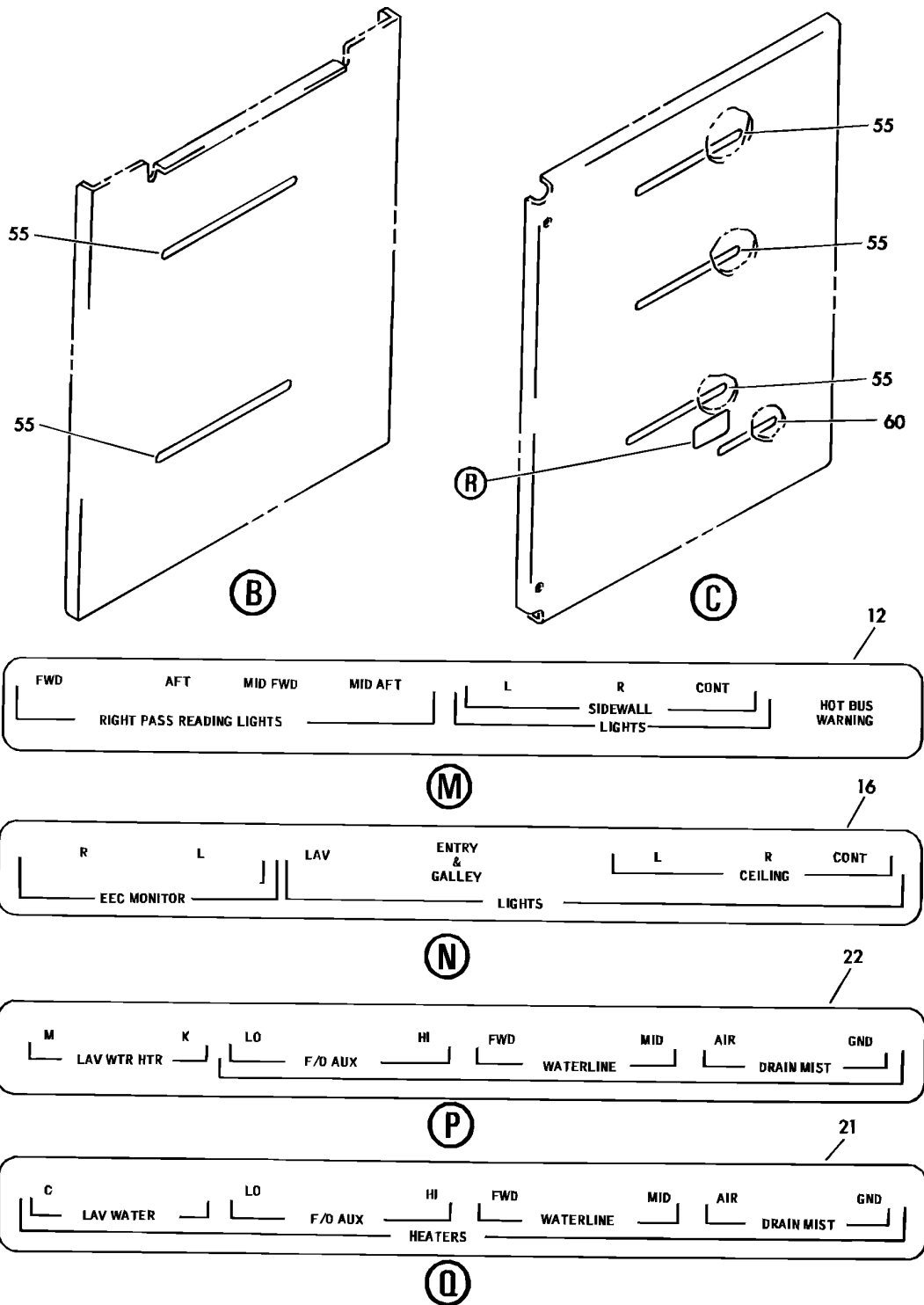
PANEL ASSY-P37 MISC RELAY R (PLACARDS AND MARKINGS ONLY)
FIGURE 4 (SHEET 1)

11-36-08-04

BRI
JAN 20/09

11-36-08-04
PAGE 0

BOEING
757
PARTS CATALOG (MAINTENANCE)



Y 11360804 SH1 2 REV 234

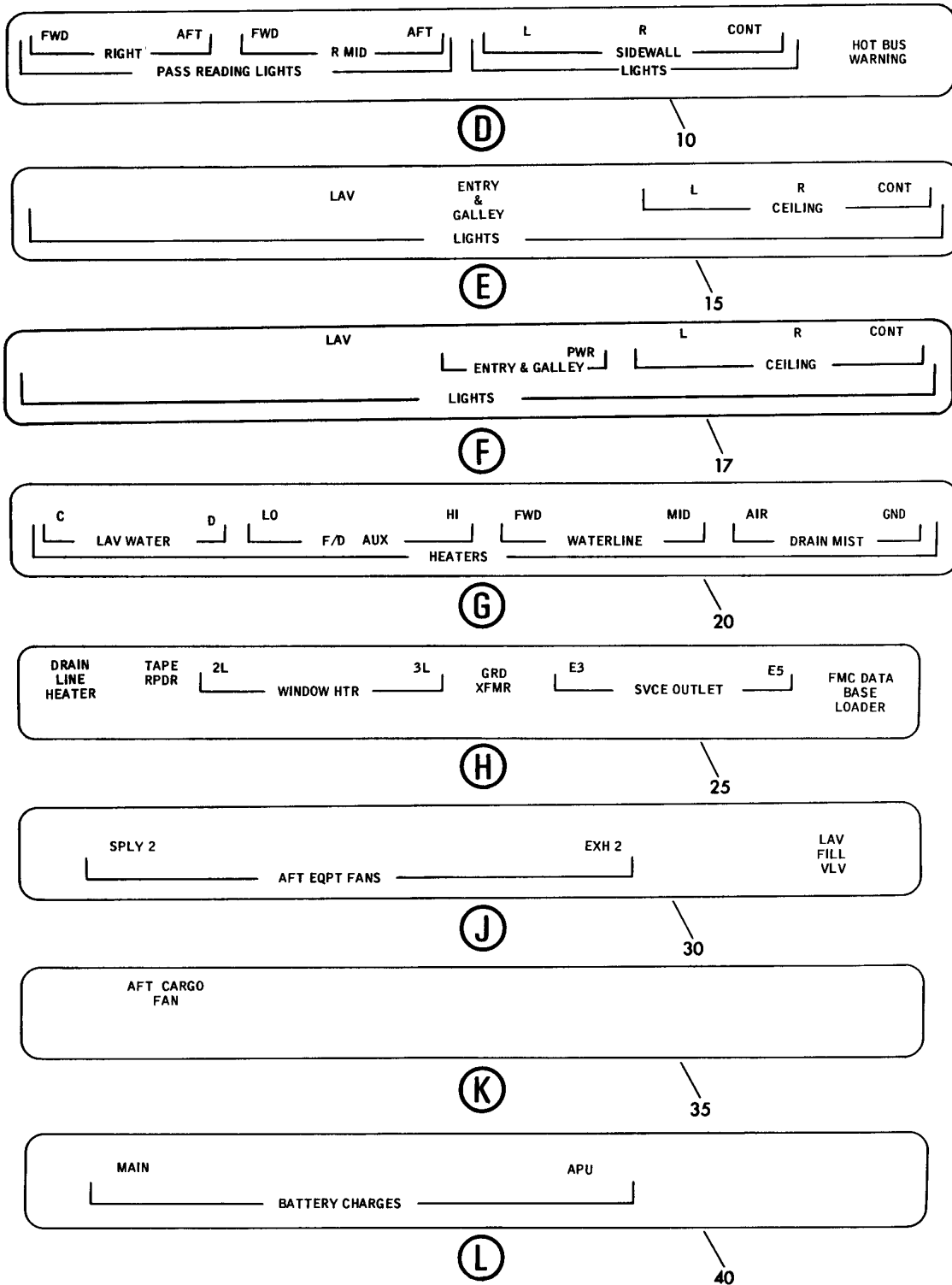
PANEL ASSY-P37 MISC RELAY R (PLACARDS AND MARKINGS ONLY)
FIGURE 4 (SHEET 2)

11-36-08-04

BRI
MAY 28/07

11-36-08-04
PAGE 0A

BOEING
757
PARTS CATALOG (MAINTENANCE)



Y 11360804 SHT 3 REV 234

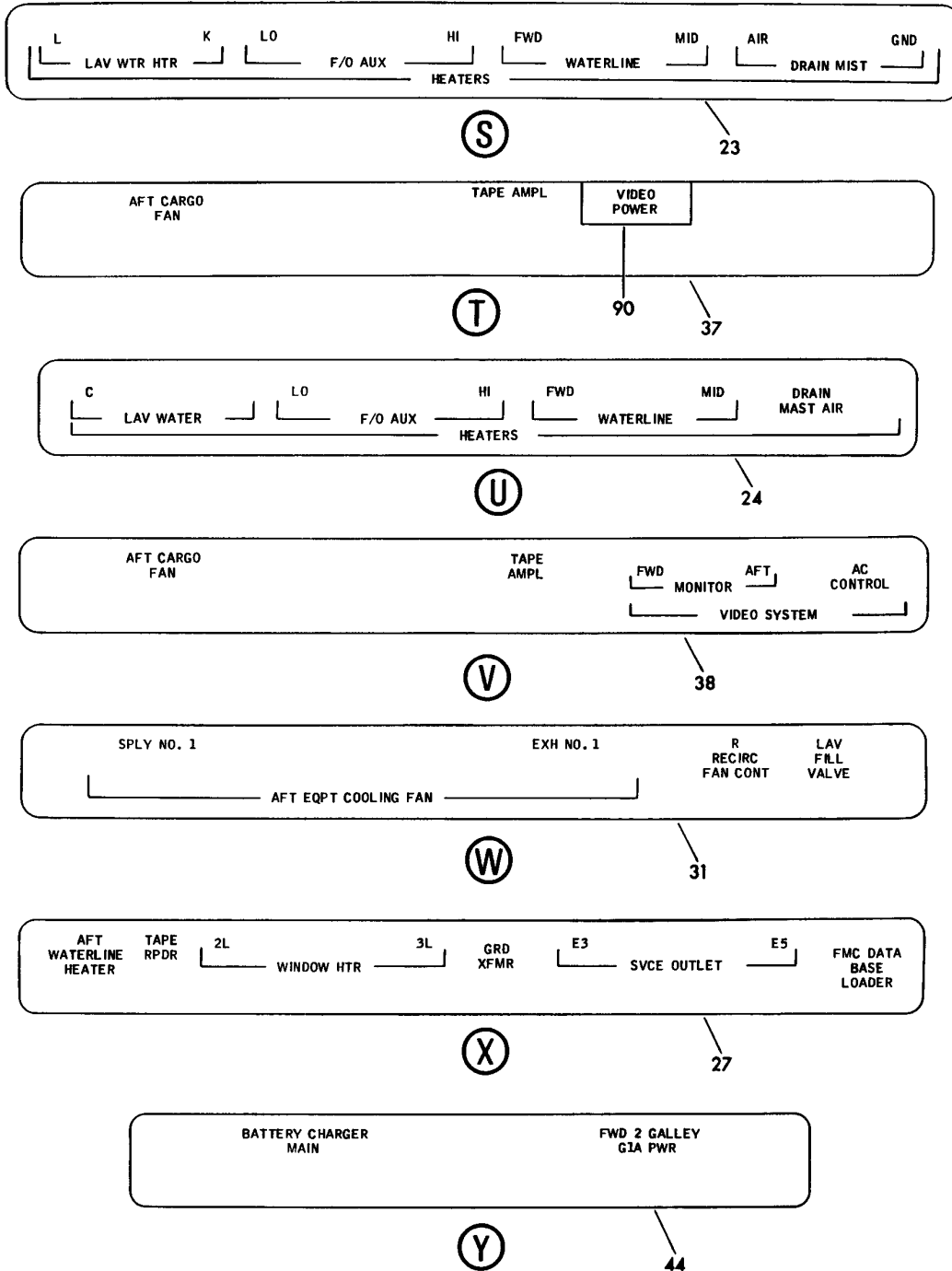
PANEL ASSY-P37 MISC RELAY R (PLACARDS AND MARKINGS ONLY)
FIGURE 4 (SHEET 3)

11-36-08-04

BRI
MAY 28/07

11-36-08-04
PAGE 0B

BOEING
757
PARTS CATALOG (MAINTENANCE)



Y 11360804 SH1 4 REV 330

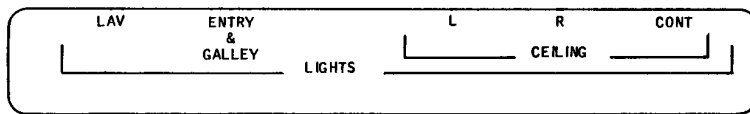
PANEL ASSY-P37 MISC RELAY R (PLACARDS AND MARKINGS ONLY)
FIGURE 4 (SHEET 4)

11-36-08-04

BRI
JAN 20/09

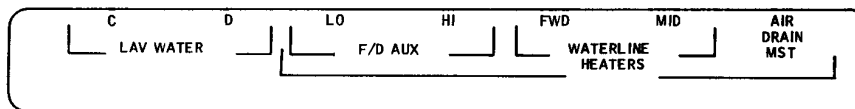
11-36-08-04
PAGE 0C

BOEING
757
PARTS CATALOG (MAINTENANCE)



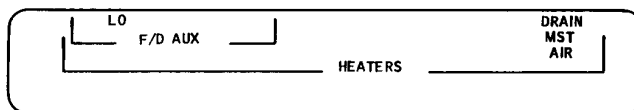
19

(Z)



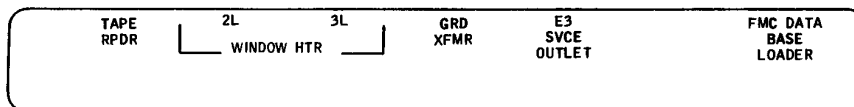
95

(AA)




100

(AB)



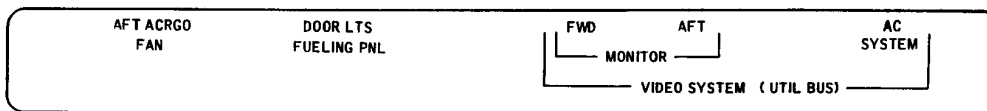
32
105

(AC)



110

(AD)



230

(AE)

Y 11360804 SH1 5 REV 330

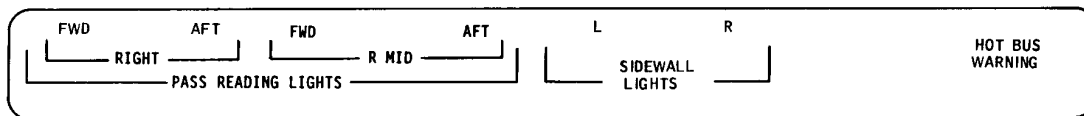
PANEL ASSY-P37 MISC RELAY R (PLACARDS AND MARKINGS ONLY)
FIGURE 4 (SHEET 5)

11-36-08-04

BRI
JAN 20/09

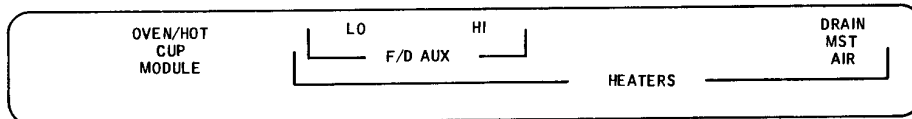
11-36-08-04
PAGE 0D

BOEING
757
PARTS CATALOG (MAINTENANCE)



AG

8




AH

125



AJ

130



CG

33

Y 11360804 SH1 6 REV 279

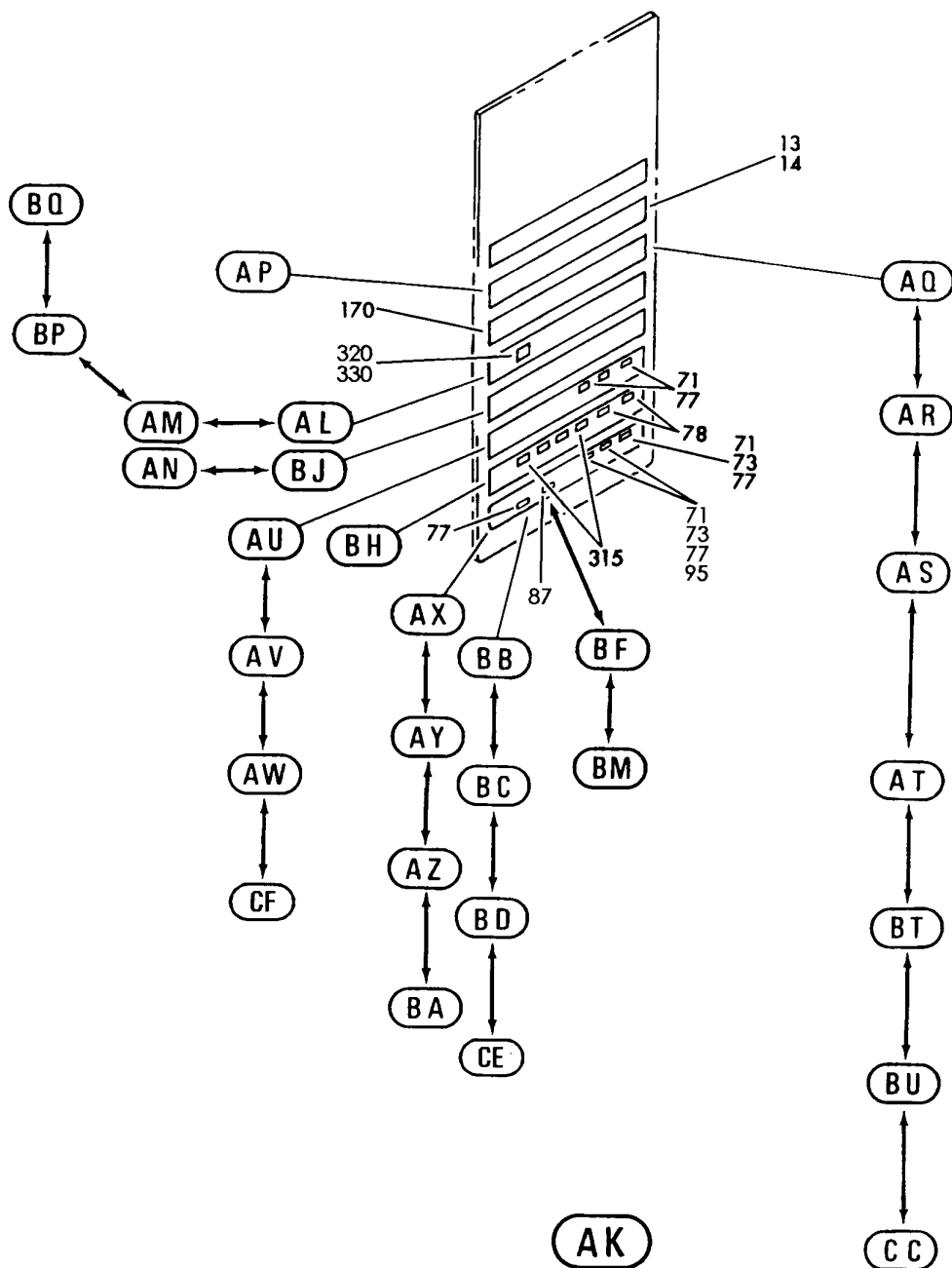
PANEL ASSY-P37 MISC RELAY R (PLACARDS AND MARKINGS ONLY)
FIGURE 4 (SHEET 6)

11-36-08-04

BRI
MAY 28/07

11-36-08-04
PAGE 0E

BOEING
757
PARTS CATALOG (MAINTENANCE)



Y 11360804 SH7 7 REV 330

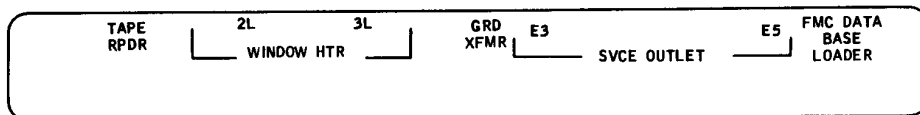
PANEL ASSY-P37 MISC RELAY R (PLACARDS AND MARKINGS ONLY)
FIGURE 4 (SHEET 7)

11-36-08-04

BRI
JAN 20/09

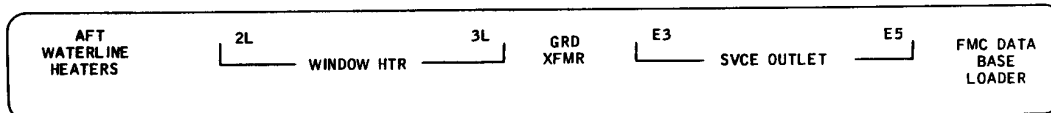
11-36-08-04
PAGE OF

BOEING
757
PARTS CATALOG (MAINTENANCE)



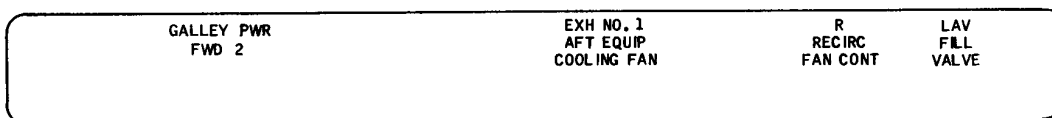
AL

107



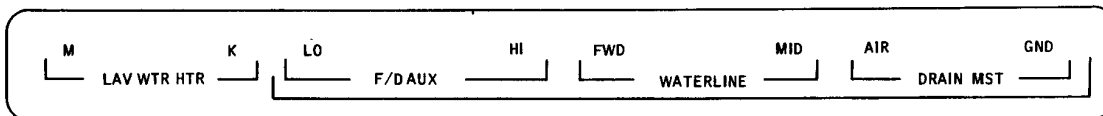
AM

108



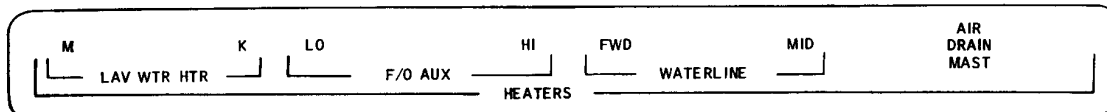
AN

112



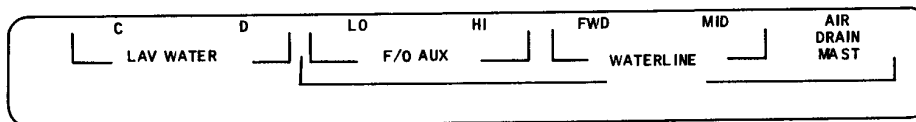
AP

135



AQ

140



AR

145

Y 11360804 SHT 8 REV 107

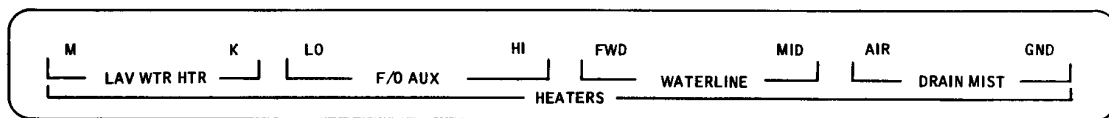
PANEL ASSY-P37 MISC RELAY R (PLACARDS AND MARKINGS ONLY)
FIGURE 4 (SHEET 8)

11-36-08-04

BRI
MAY 28/07

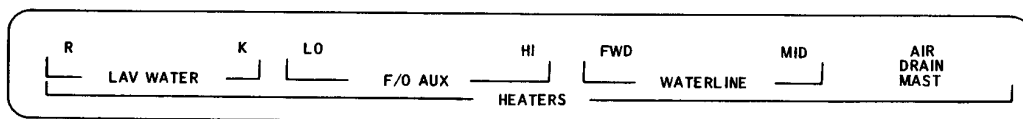
11-36-08-04
PAGE 06

BOEING
757
PARTS CATALOG (MAINTENANCE)



AS

150




AT

155




AU

175




AV

180



AW

185



AX

190

Y 11360804 SHT 9 REV 107


PANEL ASSY-P37 MISC RELAY R (PLACARDS AND MARKINGS ONLY)
FIGURE 4 (SHEET 9)

11-36-08-04

BRI
MAY 28/07

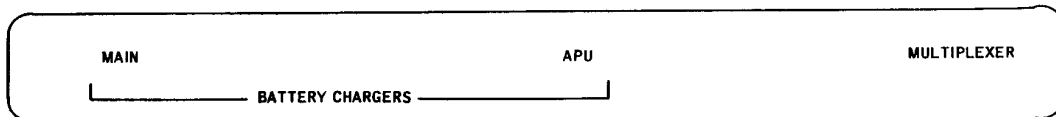
11-36-08-04
PAGE 0H

BOEING
757
PARTS CATALOG (MAINTENANCE)




AY

195



AZ

200



BA

205



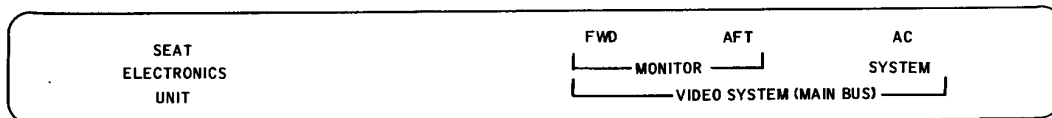
BB

210



BC

215



BD

220

Y 11360804 SHT 10 REV 107

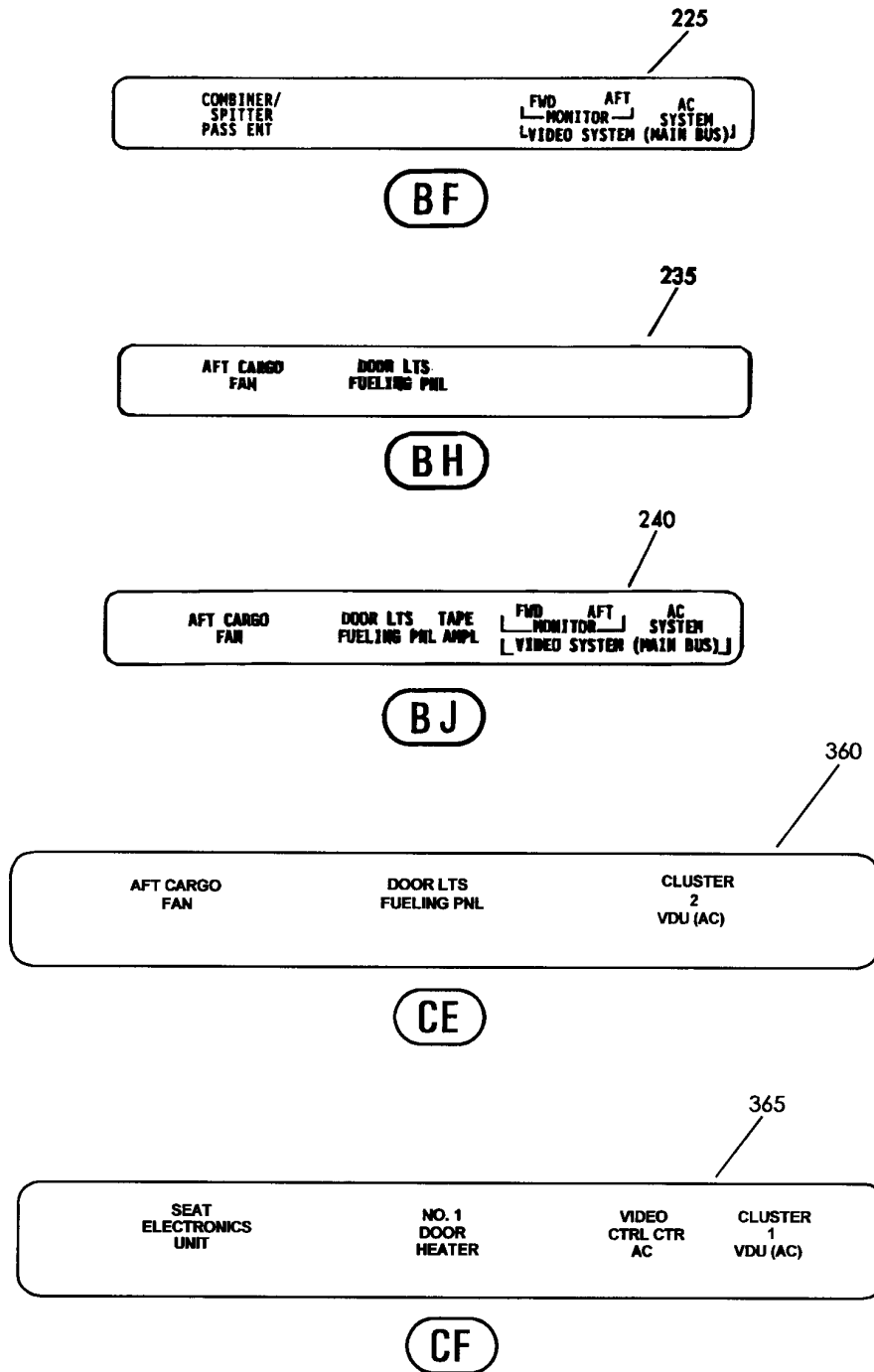
PANEL ASSY-P37 MISC RELAY R (PLACARDS AND MARKINGS ONLY)
FIGURE 4 (SHEET 10)

11-36-08-04

BRI
MAY 28/07

11-36-08-04
PAGE 01

BOEING
757
PARTS CATALOG (MAINTENANCE)



Y 11360804 SHT 11 REV 330

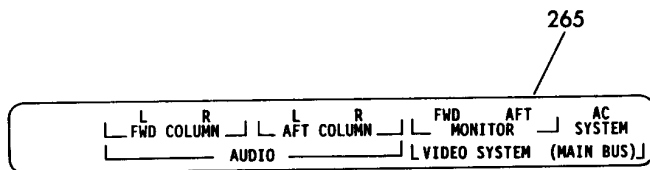
PANEL ASSY-P37 MISC RELAY R (PLACARDS AND MARKINGS ONLY)
FIGURE 4 (SHEET 11)

11-36-08-04

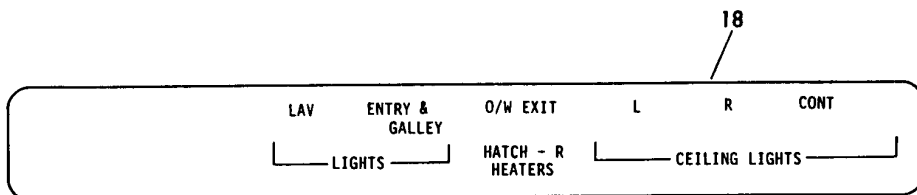
BRI
JAN 20/09

11-36-08-04
PAGE 0J

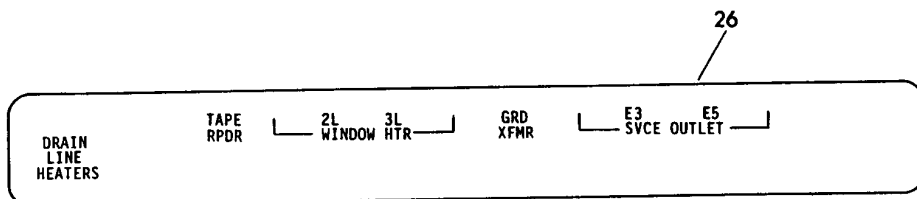
BOEING
757
PARTS CATALOG (MAINTENANCE)



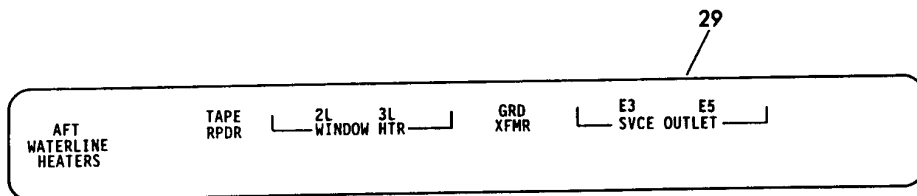
BM



BN



BP



BQ

Y 11360804 SH12 REV 330

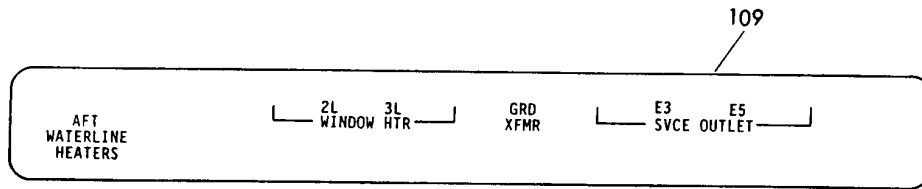
PANEL ASSY-P37 MISC RELAY R (PLACARDS AND MARKINGS ONLY)
FIGURE 4 (SHEET 12)

11-36-08-04

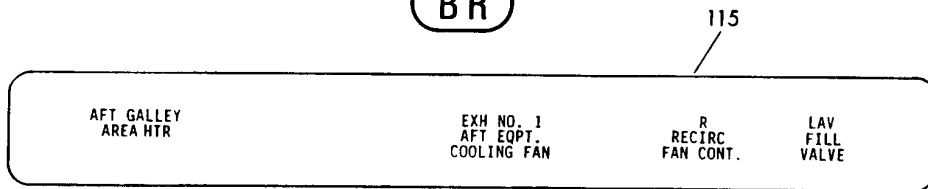
BRI
JAN 20/09

11-36-08-04
PAGE OK

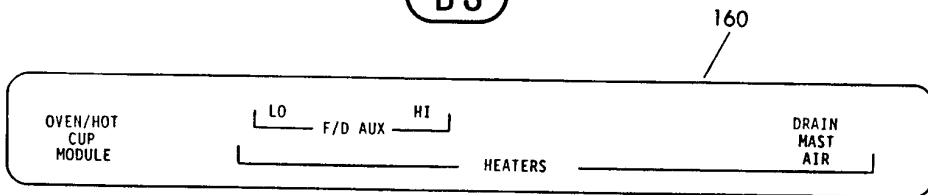
BOEING
757
PARTS CATALOG (MAINTENANCE)



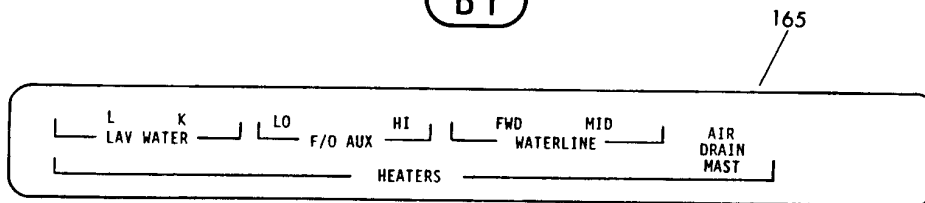
BR



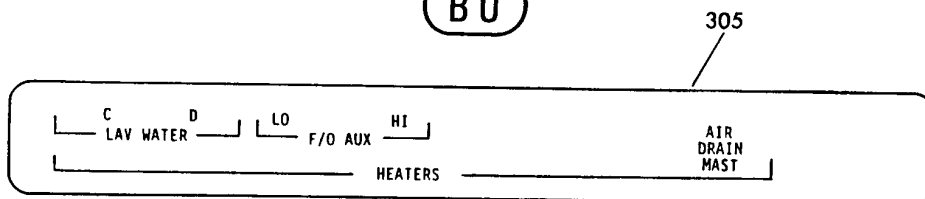
BS




BT



BU



CC



CD

Y 11360804 SHT 13 REV 183

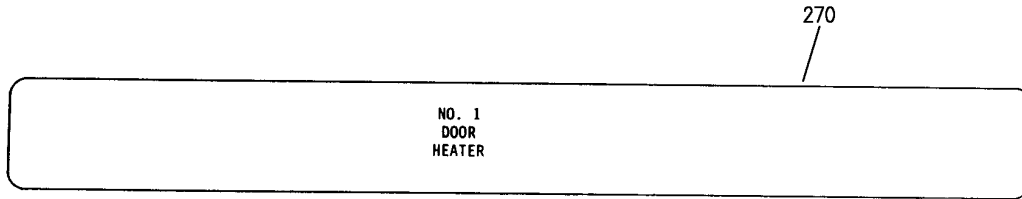
PANEL ASSY-P37 MISC RELAY R (PLACARDS AND MARKINGS ONLY)
FIGURE 4 (SHEET 13)

11-36-08-04

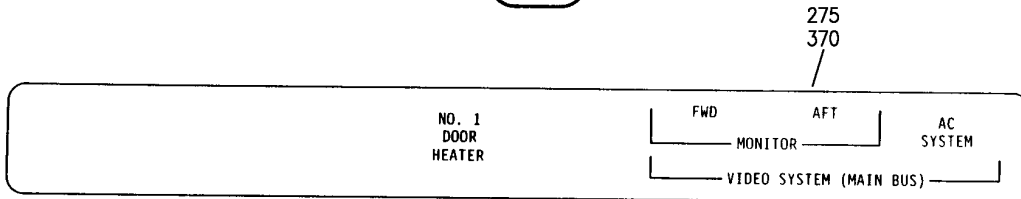
BRI
MAY 28/07

11-36-08-04
PAGE 01

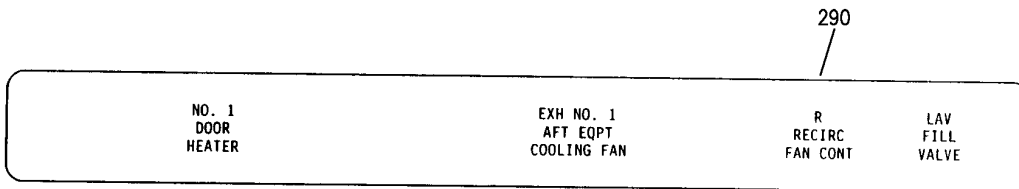
BOEING
757
PARTS CATALOG (MAINTENANCE)



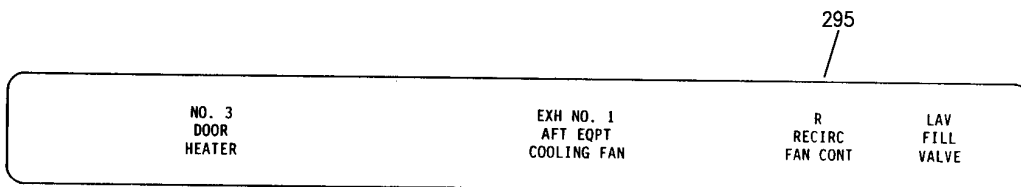
BV



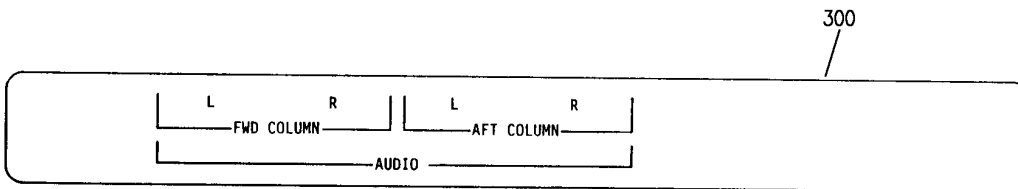
BW



BZ



CA



CB

Y 11360804 SH1 14 REV 330

PANEL ASSY-P37 MISC RELAY R (PLACARDS AND MARKINGS ONLY)
FIGURE 4 (SHEET 14)

11-36-08-04

BRI
JAN 20/09

11-36-08-04
PAGE 0M



757

PARTS CATALOG (MAINTENANCE)

FIG ITEM	PART NUMBER	1 2 3 4 5 6 7	NOMENCLATURE	EFFECT FROM TO	UNITS PER ASSY
4			PANEL ASSY-P37 MISC RELAY R (PLACARDS AND MARKINGS ONLY)	002004 006100 107107 121503 904999	
- 1	284N1127-1		PANEL ASSY-P37 MISC RELAY (PLACARDS AND MARKINGS ONLY) POSITION DATA: R VARIABLE DRAWING REF: 284N1127-5028 284N1127-5039 284N1127-5063 284N1127-5064 284N1127-5068 REWORKED BY SB: 34-0200 REWORKED BY ALERT SB: 27A0130 FOR NHA/OTHER SYS DET SEE: 31-01-37-01B	002004 006100 107107 121503 904999	RF
5	BAC27TEX0104		.DECAL-WARNING	002004 006100 107107 121503 904999	1
8	BAC27NEX2174		.DECAL-	107107	1
10	BAC27NEX1554		.DECAL-	107107 121503 904949	1
12	BAC27NEX1809		.DECAL-	002004 006100 950999	1
15	BAC27NEX1206		.DECAL-	107107	1
17	BAC27NEX1634		.DECAL-	121503 904949	1
19	BAC27NEX2175		.DECAL-	002004 006100 950999	1
21	BAC27NEX1888		.DECAL-	107107	1
27	BAC27NEX2117		.DECAL-	002004 006007 107107 121503 904949	1
29	BAC27NEX2672		.DECAL-	952952 008100 953999	1

MISSING ITEM NUMBERS NOT APPLICABLE

- ITEM NOT ILLUSTRATED

11-36-08-04

11-36-08
FIG. 04
PAGE 1
JAN 20/09

BRI



757

PARTS CATALOG (MAINTENANCE)

FIG ITEM	PART NUMBER	1 2 3 4 5 6 7	NOMENCLATURE	EFFECT FROM TO	UNITS PER ASSY
4					
31	BAC27NEX2102	.	DECAL-	121503 904949	1
35	BAC27NEX1202	.	DECAL-	107107	1
40	BAC27NEX1551	.	DECAL-	107107	1
45	BAC27TEX0105	.	DECAL- PLACARD CONTENT: A THRU T	950951 002004 006100 107107 121503 904999	1
51	BAC27TEX0114	.	DECAL- PLACARD CONTENT: 1 THRU 30	002004 006100 107107 121503 904999	2
52	BAC27NEX0935	.	DECAL- PLACARD CONTENT: 1 THRU 28	002004 006100 107107 121503 904999	1
55	BAC27NEX0265	.	DECAL- PLACARD CONTENT: 1 THRU 26	002004 006100 107107 121503 904999	5
57	BAC27NEX1642	.	DECAL- PLACARD CONTENT: 1 THRU 18	002004 006100 107107 121503 904999	1
60	BAC27NEX0264	.	DECAL- PLACARD CONTENT: 1 THRU 11	002004 006100 107107 121503 904999	1
70	BAC27NEX1593	.	DECAL- PLACARD CONTENT: 1 THRU 43	002004 006100 107107 121503 904999	1
71	BACM8L9BF	.	MARKER-	002004 006100 107107 121503 904999	6
75	BACM8L9BF	.	MARKER- PLACARD CONTENT: INOP	121503 904949 952999	1

MISSING ITEM NUMBERS NOT APPLICABLE

- ITEM NOT ILLUSTRATED

11-36-08-04

11-36-08
FIG. 04
PAGE 2
JAN 20/09

BRI

BOEING PROPRIETARY - Copyright © - Unpublished Work - See title page for details.



757

PARTS CATALOG (MAINTENANCE)

FIG ITEM	PART NUMBER	1 2 3 4 5 6 7	NOMENCLATURE	EFFECT FROM TO	UNITS PER ASSY
4					
79	BACM8L9BF		.MARKER- PLACARD CONTENT: INOP	952999	7
109	BAC27NEX2788		.DECAL-	950951	1
110	BAC27NEX2120		.DECAL-	002004	1
				006100	
				107107	
				950999	
145	BAC27NEX2336		.DECAL-	002004	1
				006100	
				121503	
				904999	
185	BAC27NEX2439		.DECAL-	904949	1
200	BAC27NEX2277		.DECAL-	121503	1
				904949	
205	BAC27NEX2353		.DECAL-	002004	1
				006100	
				952999	
215	BAC27NEX2435		.DECAL-	002004	1
				006100	
				121503	
				904949	
				952999	
230	BAC27NEX2654		.DECAL-	121503	1
				952999	
235	BAC27NEX2656		.DECAL-	002004	1
				006100	
				950951	
275	BAC27NEX2907		.DECAL-	009009	1
			POST SERVICE BULLETIN: 21-0060		
295	BAC27NEX2919		.DECAL-	009009	1
			POST SERVICE BULLETIN: 21-0060		

MISSING ITEM NUMBERS NOT APPLICABLE

- ITEM NOT ILLUSTRATED

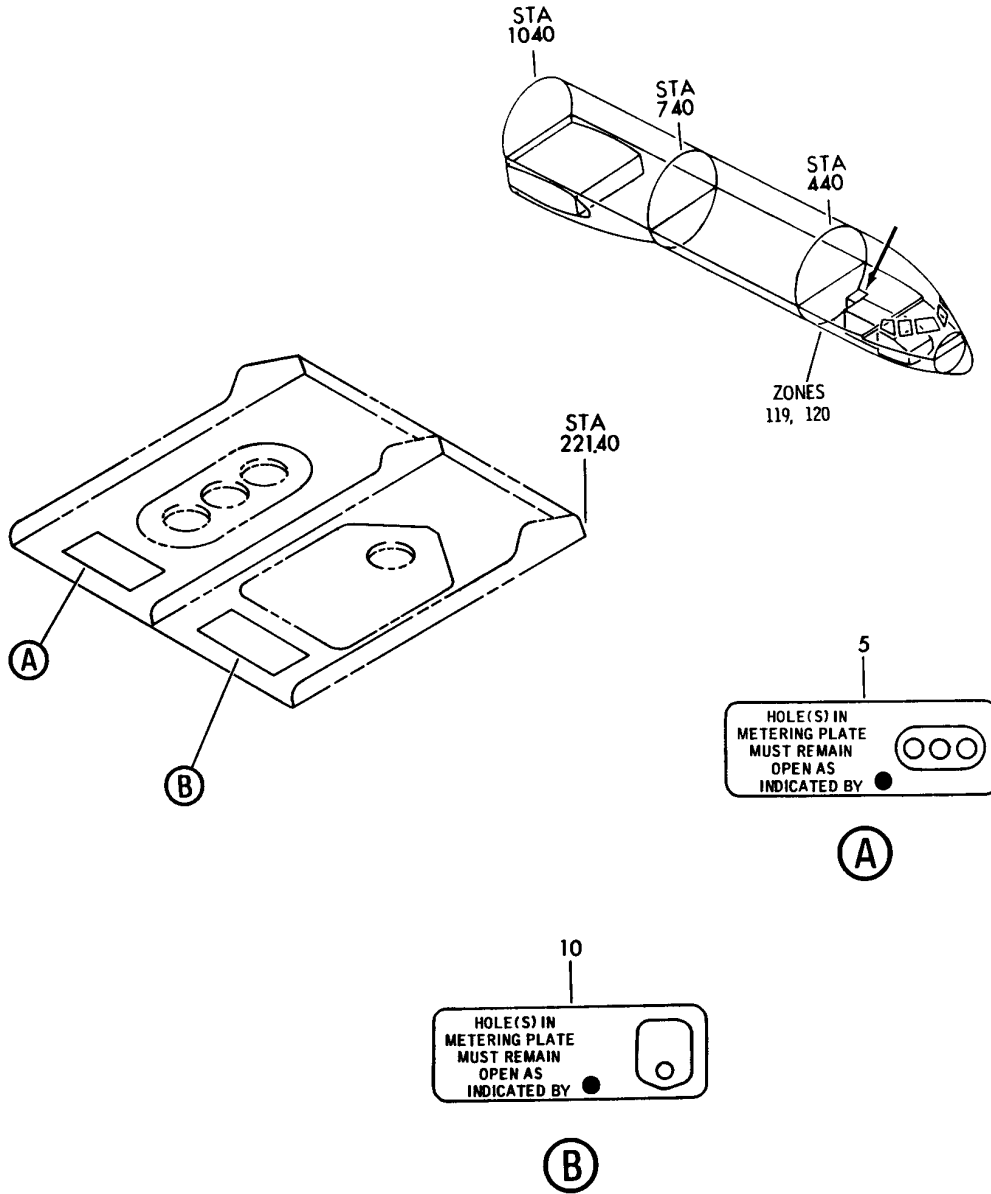
11-36-08-04

11-36-08
FIG. 04
PAGE 3
JAN 20/09

BRI

BOEING PROPRIETARY - Copyright © - Unpublished Work - See title page for details.

BOEING
757
PARTS CATALOG (MAINTENANCE)



Y 11360901 REV 156

COOLING ASSY-FWD E/E BAY (PLACARDS AND MARKINGS ONLY)
FIGURE 1

11-36-09-01

BRI
MAY 28/07

11-36-09-01
PAGE 0



**757
PARTS CATALOG (MAINTENANCE)**

FIG ITEM	PART NUMBER	1 2 3 4 5 6 7	NOMENCLATURE	EFFECT FROM TO	UNITS PER ASSY
1			COOLING ASSY-FWD E/E BAY (PLACARDS AND MARKINGS ONLY)	018100	
- 1	284N1901-1		COOLING ASSY-(PLACARDS AND MARKINGS ONLY) POSITION DATA: FWD E/E BAY FOR NHA SEE: 21-58-58-01	018100	RF
5	BAC27TEX2147		.DECAL	018100	1
10	BAC27NEX1976		.DECAL	018100	1

MISSING ITEM NUMBERS NOT APPLICABLE

- ITEM NOT ILLUSTRATED

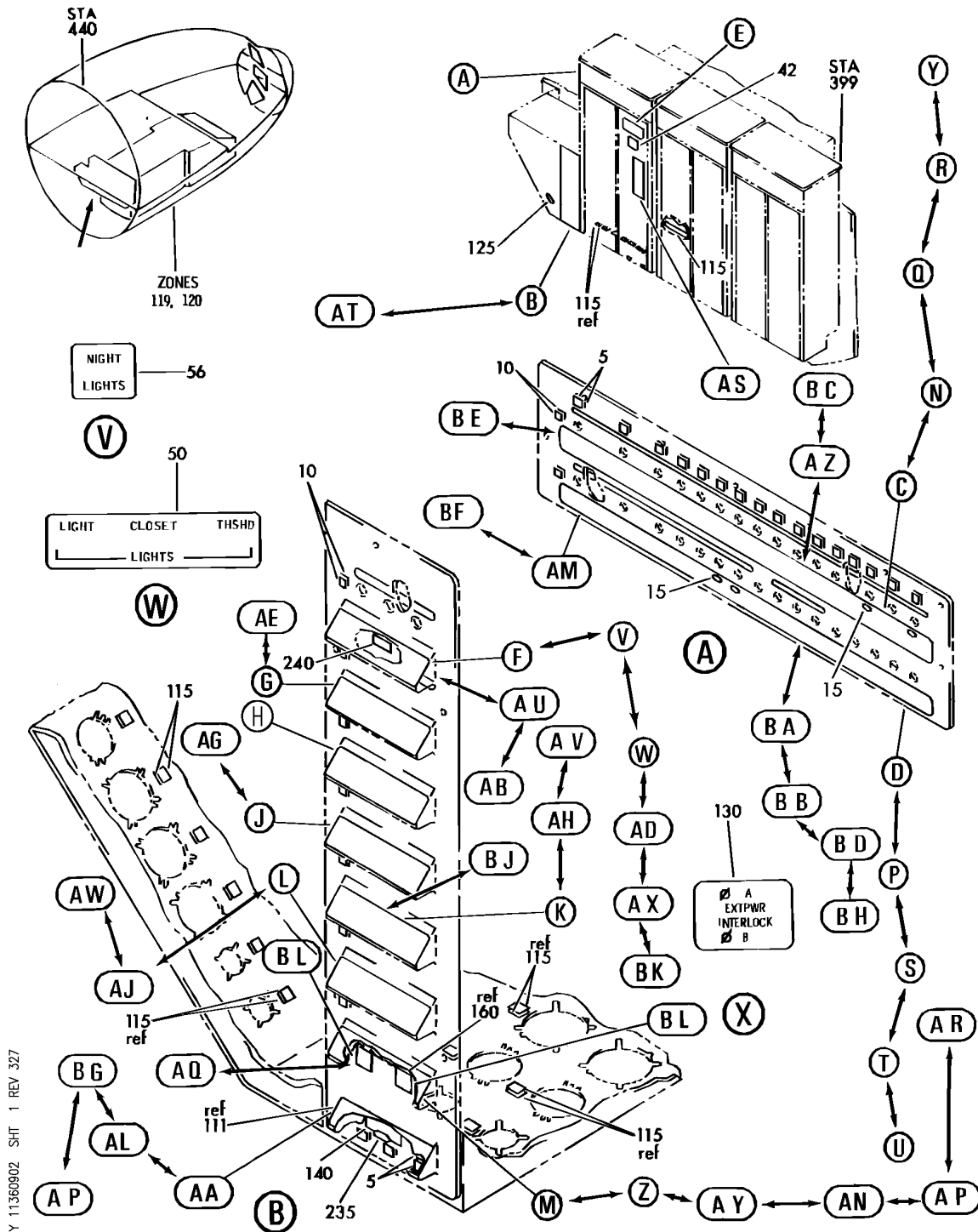
BRI

11-36-09-01

BOEING PROPRIETARY - Copyright © - Unpublished Work - See title page for details.

11-36-09
FIG. 01
PAGE 1
JAN 20/09

BOEING
757
PARTS CATALOG (MAINTENANCE)

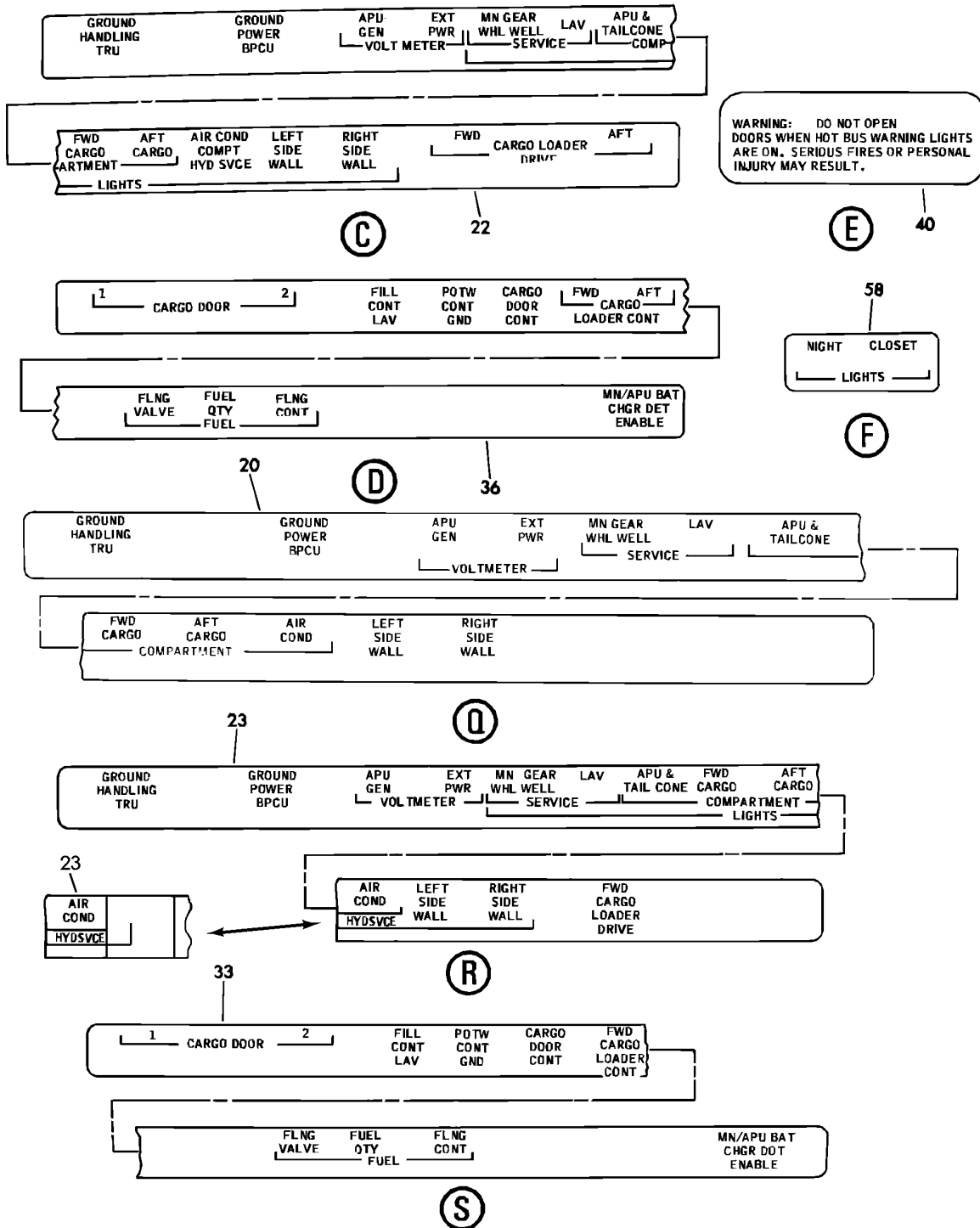


PANEL ASSY-P34 APU/EXT PWR (PLACARDS AND MARKINGS ONLY)
FIGURE 2 (SHEET 1)

BOEING

757

PARTS CATALOG (MAINTENANCE)



WARNING: DO NOT OPEN DOORS WHEN HOT BUS WARNING LIGHTS ARE ON. SERIOUS FIRES OR PERSONAL INJURY MAY RESULT.

Y 11360902 SHT 2 REV 237

PANEL ASSY-P34 APU/EXT PWR (PLACARDS AND MARKINGS ONLY)
FIGURE 2 (SHEET 2)

11-36-09-02

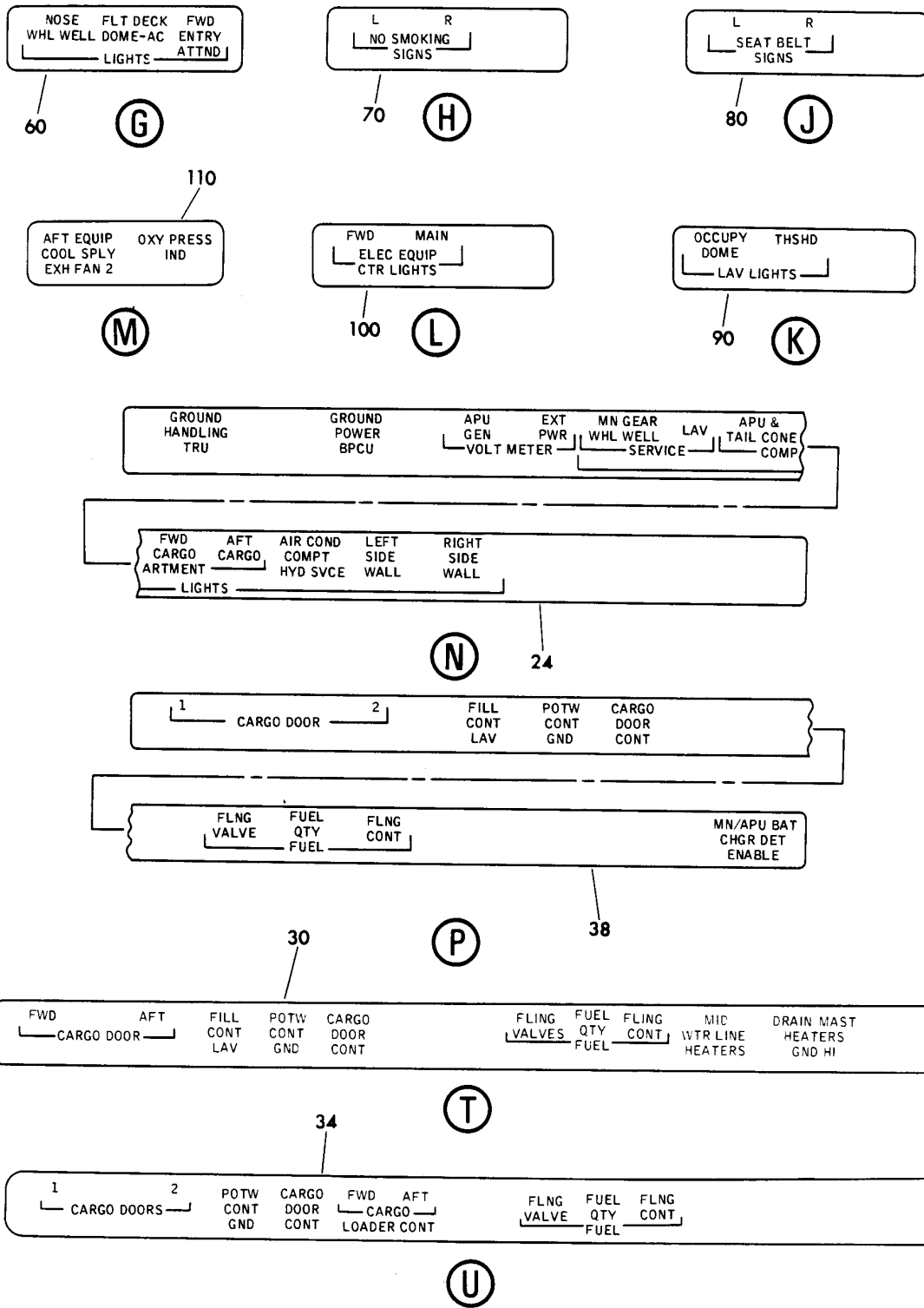
BRI
MAY 28/07

11-36-09-02
PAGE 0A

BOEING

757

PARTS CATALOG (MAINTENANCE)



Y 11360902 SH1 3 REV 083

PANEL ASSY-P34 APU/EXT PWR (PLACARDS AND MARKINGS ONLY)
FIGURE 2 (SHEET 3)

11-36-09-02

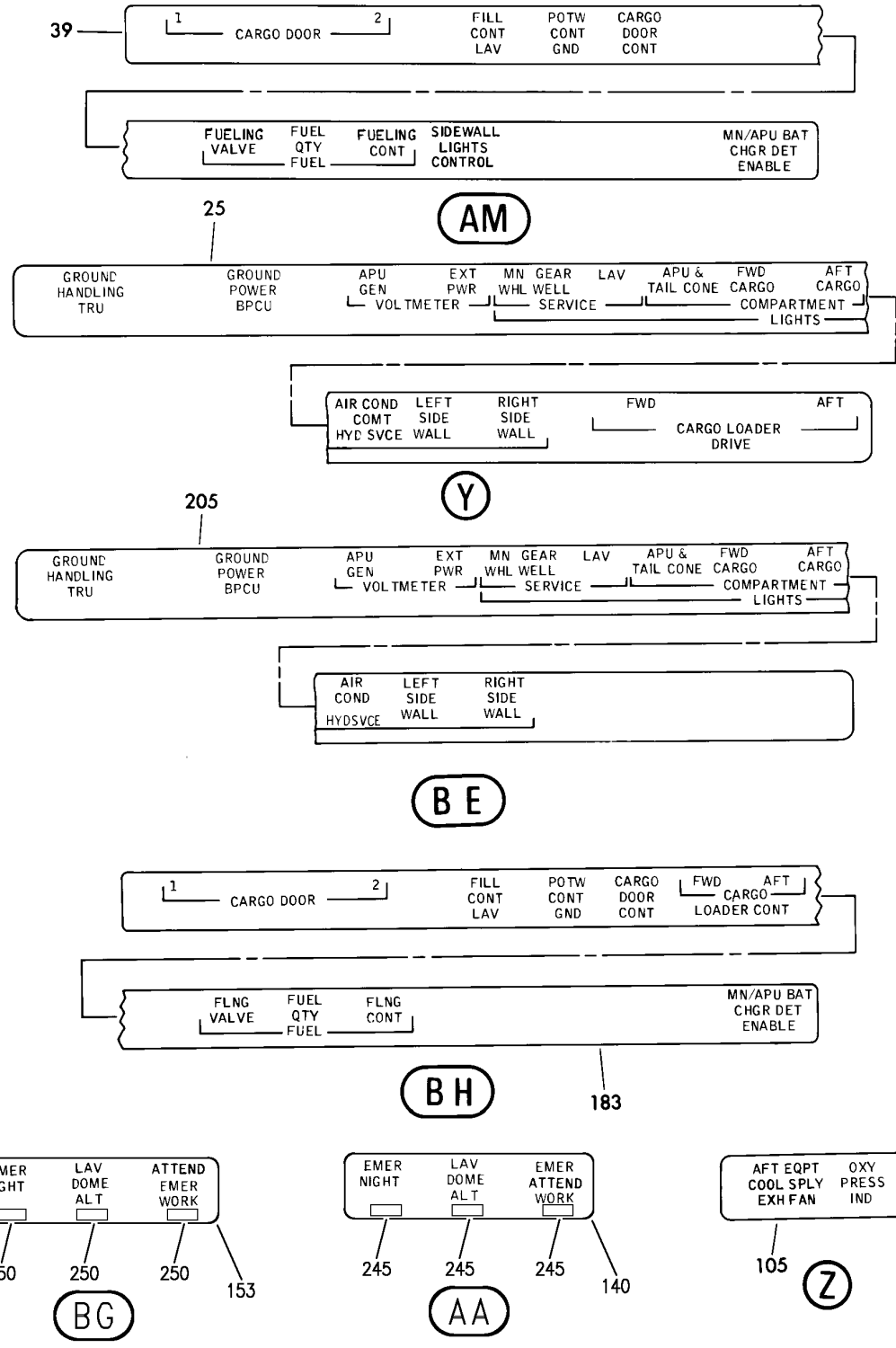
BRI
MAY 28/07

11-36-09-02
PAGE 0B

BOEING

757

PARTS CATALOG (MAINTENANCE)



Y 11360902 SH- 4 REV 327

PANEL ASSY-P34 APU/EXT PWR (PLACARDS AND MARKINGS ONLY)
FIGURE 2 (SHEET 4)

11-36-09-02

BRI
SEP 20/08

11-36-09-02
PAGE 0C

BOEING
757
PARTS CATALOG (MAINTENANCE)

L R
TANK DEFUEL VALVES
DRAIN MAST HTR GND

AR 165

55 EXN NO.2
AFT EQUIP
COOLING FAN

AD

112
AFT EQUIP
COOL
SUPPLY
EXH FAN

AQ

65 NOSE FLT DECK L
WHLWELL DOME RECIRC
LIGHTS AC FAN
CONT

AE

111
OXY
PRESS
IND

AP

85 CARGO CARGO HI
DOOR CONT CAPT
LIGHTING AC AUX HTR

AG

106
OXY DRAIN
PRESS MAST
IND HTR
GRD

AN

95
FWD L
CARGO FAN

AH

L R
LOGO LIGHTS 150

AL

FWD MAIN LO
ELEC EQUIP CTR LIGHTS CAPT
120
AUX HTR

AJ

Y 11360902 SHT 5 REV 173

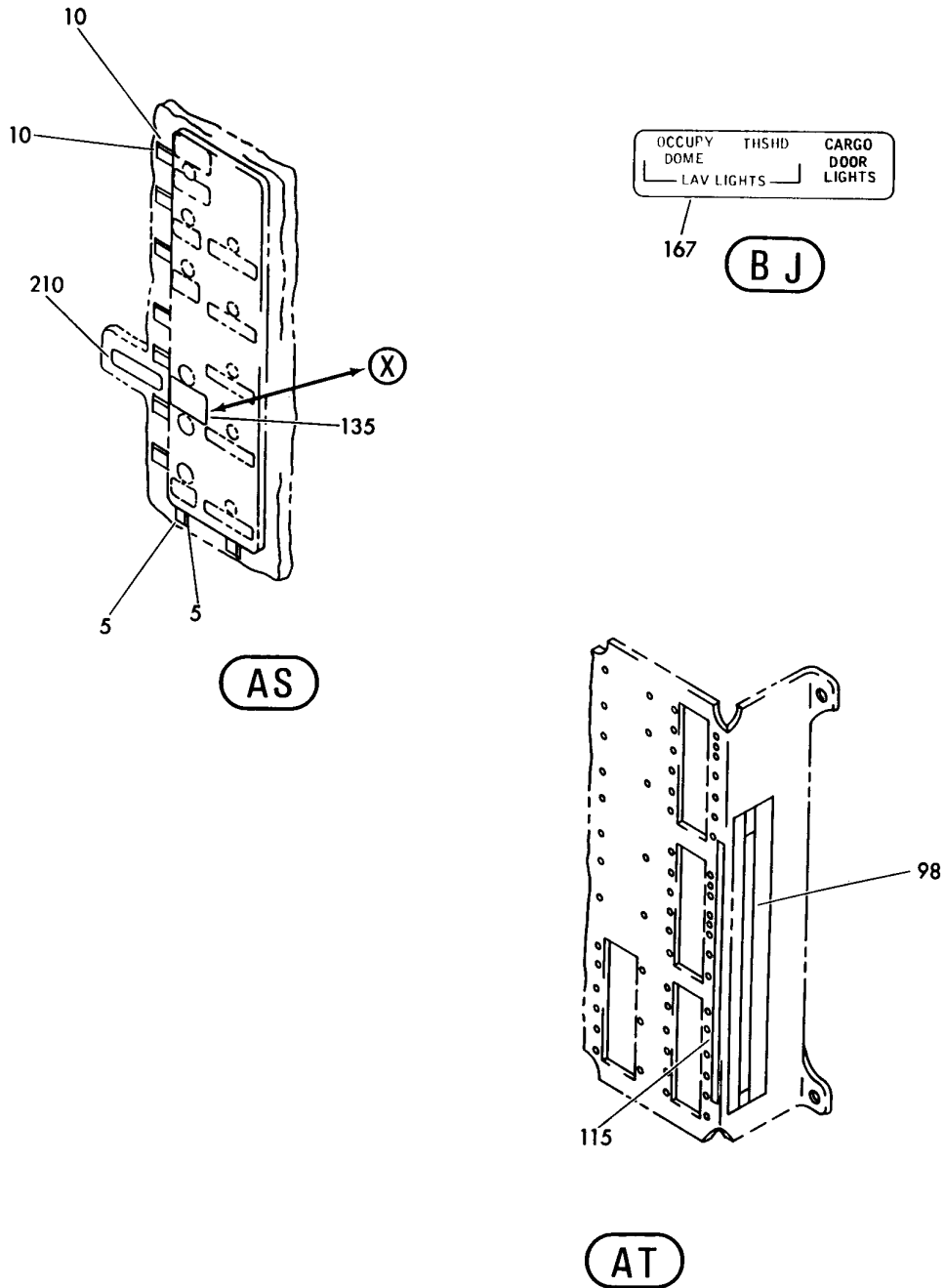
PANEL ASSY-P34 APU/EXT PWR (PLACARDS AND MARKINGS ONLY)
FIGURE 2 (SHEET 5)

11-36-09-02

BRI
MAY 28/07

11-36-09-02
PAGE 0D

BOEING
757
PARTS CATALOG (MAINTENANCE)



Y 11360902 SHT 6 REV 158

PANEL ASSY-P34 APU/EXT PWR (PLACARDS AND MARKINGS ONLY)
FIGURE 2 (SHEET 6)

11-36-09-02

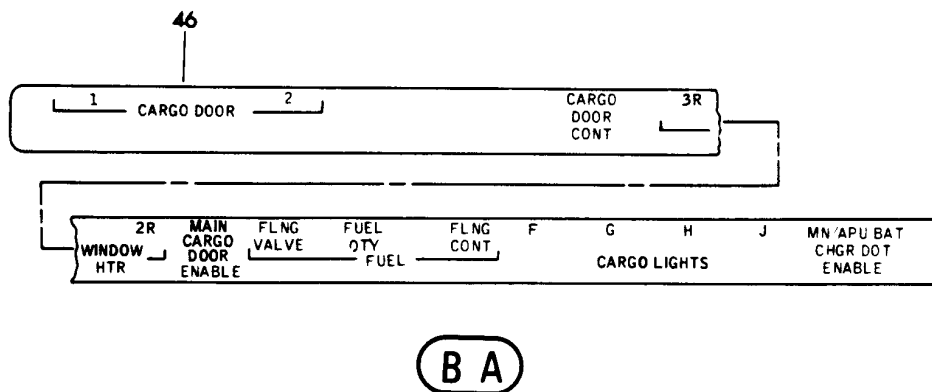
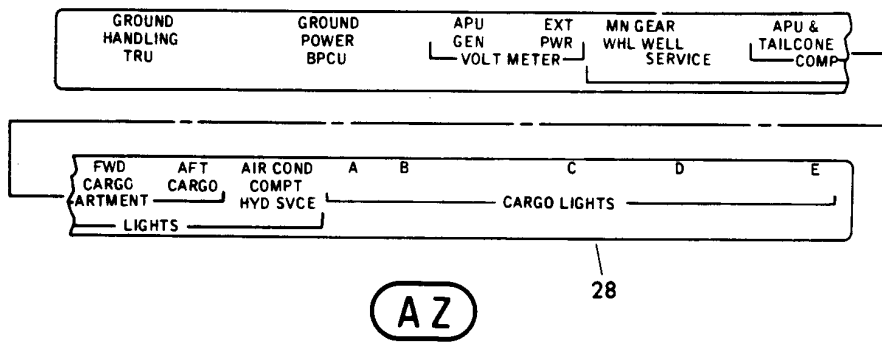
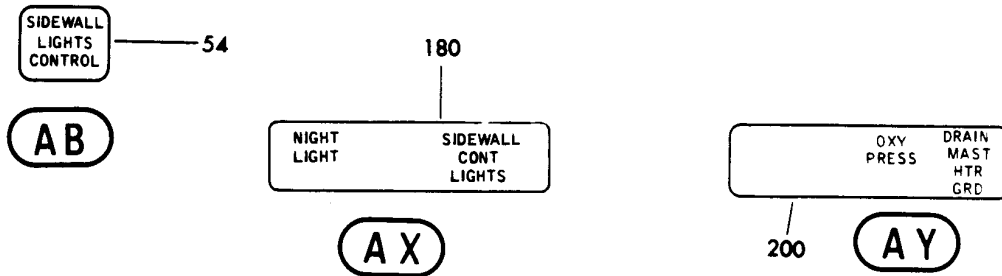
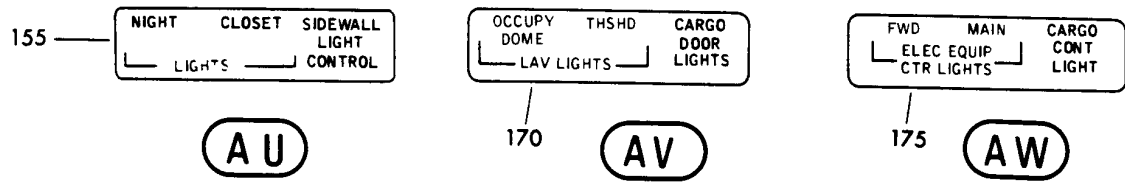
BRI
MAY 28/07

11-36-09-02
PAGE 0E

BOEING

757

PARTS CATALOG (MAINTENANCE)



Y 11360902 SMT 7 REV 094

PANEL ASSY-P34 APU/EXT PWR (PLACARDS AND MARKINGS ONLY)
FIGURE 2 (SHEET 7)

11-36-09-02

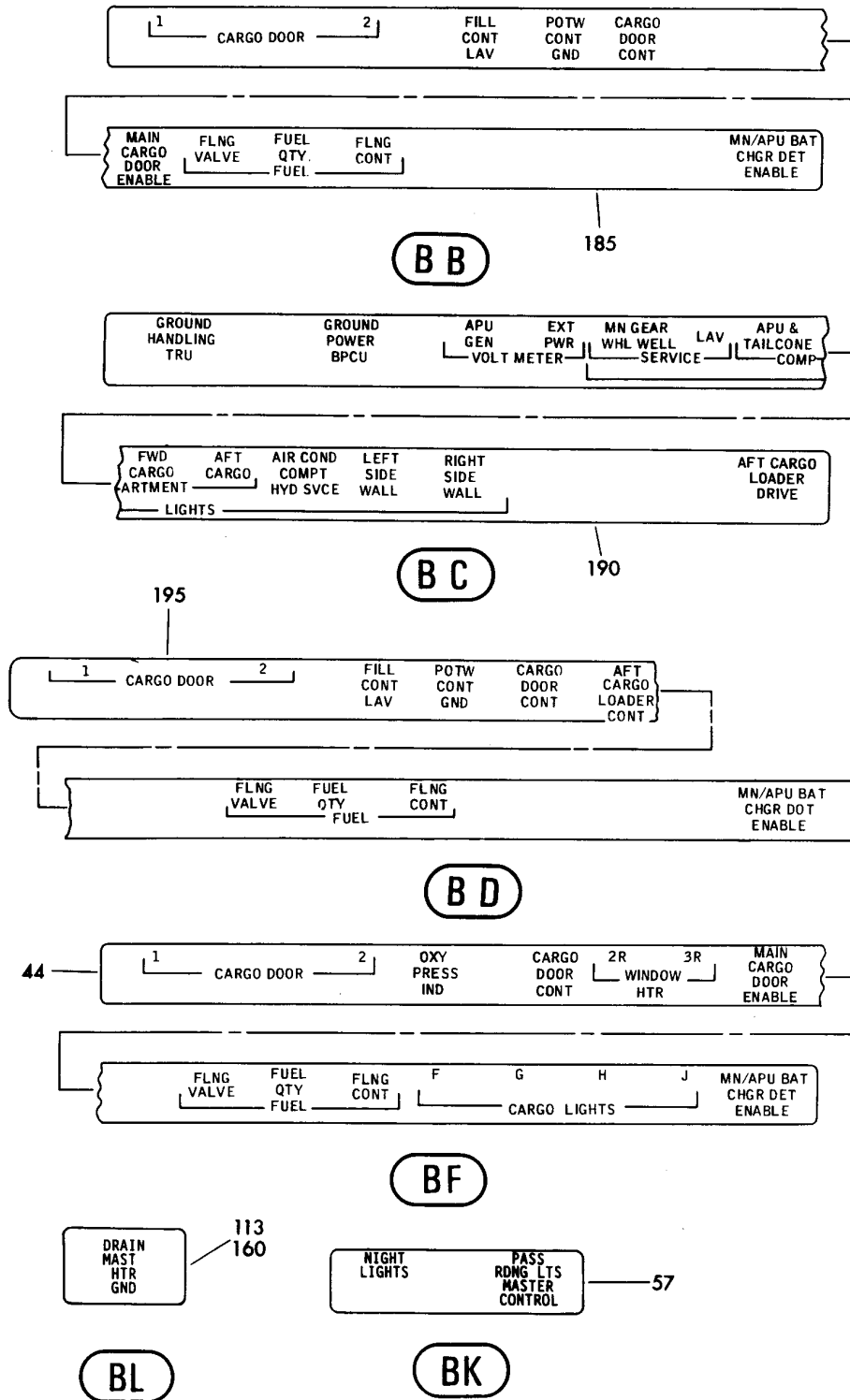
BRI
MAY 28/07

11-36-09-02
PAGE OF

BOEING

757

PARTS CATALOG (MAINTENANCE)



Y 11360902 SHT 8 REV 154

PANEL ASSY-P34 APU/EXT PWR (PLACARDS AND MARKINGS ONLY)
FIGURE 2 (SHEET 8)

11-36-09-02

BRI
MAY 28/07

11-36-09-02
PAGE 0G



757

PARTS CATALOG (MAINTENANCE)

FIG ITEM	PART NUMBER	1 2 3 4 5 6 7	NOMENCLATURE	EFFECT FROM TO	UNITS PER ASSY
2			PANEL ASSY-P34 APU/EXT PWR (PLACARDS AND MARKINGS ONLY)	002004 006102 107107 121503 904999	
- 1	284N1316-1		PANEL ASSY-P34 APU/EXT PWR (PLACARDS AND MARKINGS ONLY) VARIABLE DRAWING REF: 284N1316-5023 284N1316-5047 284N1316-5063 284N1316-5064 284N1316-5067 FOR NHA/OTHER SYS DET SEE: 31-01-34-02	002004 006100 107107 121503 904999	RF
5	BAC27TEX0114		.DECAL- PLACARD CONTENT: 1 THRU 30	002004 006102 107107 121503 904999	6
10	BAC27TEX0105		.DECAL- PLACARD CONTENT: A THRU T	002004 006102 107107 121503 904999	6
24	BAC27NEX1649		.DECAL-	002004 006100 107107 950999	1
25	BAC27NEX2087		.DECAL-	950951	1
36	BAC27NEX1628		.DECAL-	950951	1
38	BAC27NEX1613		.DECAL-	002004 006100 107107 952999	1
40	BAC27TEX0104		.DECAL	002004 006102 107107 121503 904999	1
42	BAC27NEX0274		.DECAL- PLACARD CONTENT: HOT BUS WARNING LIGHTS	002004 006102 107107 121503 904999	1

MISSING ITEM NUMBERS NOT APPLICABLE

- ITEM NOT ILLUSTRATED

11-36-09-02

11-36-09
FIG. 02
PAGE 1
JAN 20/09

BRI



757

PARTS CATALOG (MAINTENANCE)

FIG ITEM	PART NUMBER	1 2 3 4 5 6 7	NOMENCLATURE	EFFECT FROM TO	UNITS PER ASSY
2					
56	BAC27NEX1660	.	DECAL-	002004 006102 121503 904999	1
60	BAC27NEX1511	.	DECAL-	002004 006102 107107 121503 904999	1
70	BAC27NEX0393	.	DECAL-	002004 006102 107107 121503 904999	1
80	BAC27NEX0394	.	DECAL-	002004 006102 107107 121503 904999	1
90	BAC27NEX0395	.	DECAL-	107107 121503 904949	1
98	BAC27NEX1635	.	DECAL- PLACARD CONTENT: 26 THRU 50	002004 006102 107107 121503 904999	1
100	BAC27NEX0396	.	DECAL-	002004 006102 107107 121503 904999	1
106	BAC27NEX2090	.	DECAL-	008100 121503 904949	1
111	BAC27NEX2089	.	DECAL-	107107	1
115	BAC27TEX8	.	DECAL- PLACARD CONTENT: 1 THRU 25	002004 006102 107107 121503 904999	4
125	BAC27NEX0773	.	DECAL	002004 006102 107107 121503 904999	1

MISSING ITEM NUMBERS NOT APPLICABLE

- ITEM NOT ILLUSTRATED

BRI

11-36-09-02

11-36-09
FIG. 02
PAGE 2
JAN 20/09



757

PARTS CATALOG (MAINTENANCE)

FIG ITEM	PART NUMBER	1 2 3 4 5 6 7	NOMENCLATURE	EFFECT FROM TO	UNITS PER ASSY
2					
130	BAC27NEX0770	.	DECAL-	002004 006102 107107 121503 904999	1
140	BAC27NEX1954	.	DECAL- POST SERVICE BULLETIN: 24-0048	107107 121503 904949	1
153	BAC27NEX2556	.	DECAL-	002004 006102 952999	1
167	BAC27NEX2553	.	DECAL-	002004 006102 950999	1
180	BAC27NEX2250	.	DECAL-	107107	1
190	BAC27NEX2271	.	DECAL-	121503 904949	1
195	BAC27NEX2272	.	DECAL-	121503 904949	1
205	BAC27NEX2086	.	DECAL-	002004 006100 952999	1
210	BAC27TEX3323	.	DECAL- PLACARD CONTENT: EP INTLK FUSE	002004 006102 107107 121503 904999	1
245	BAC27NFDE0024	.	DECAL- PLACARD CONTENT: INOP POST SERVICE BULLETIN: 24-0126	107107	3
250	BAC27NFDE0024	.	DECAL- PLACARD CONTENT: INOP POST SERVICE BULLETIN: 24-0126	009009	3

MISSING ITEM NUMBERS NOT APPLICABLE

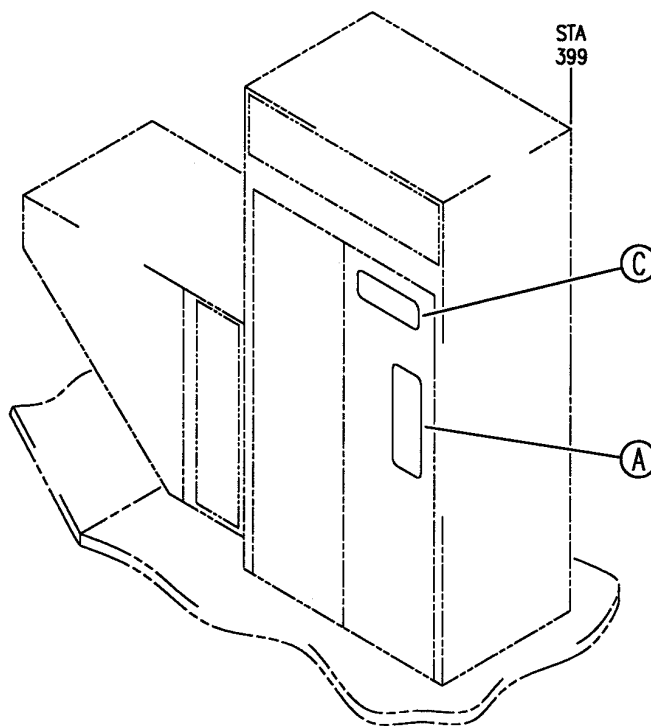
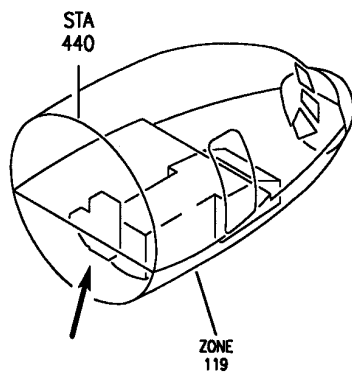
- ITEM NOT ILLUSTRATED

BRI

11-36-09-02

11-36-09
FIG. 02
PAGE 3
JAN 20/09

BOEING
757
PARTS CATALOG (MAINTENANCE)



20

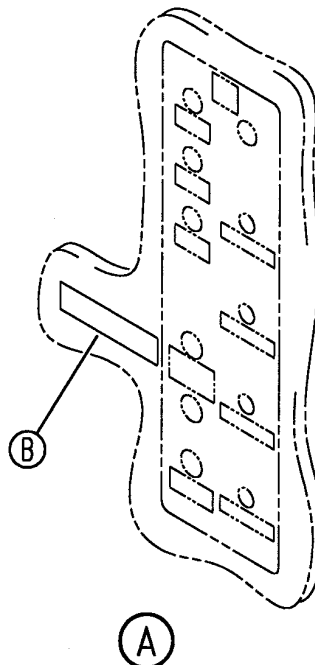
WARNING: DO NOT OPEN DOORS WHEN HOT BUS WARNING LIGHTS ARE ON. SERIOUS FIRES OR PERSONAL INJURY MAY RESULT.

(C)

25

EP INTLK FUSE
USE ONLY LITTELFUSE 322001 (1 AMP 250 V)
FAST BLOW OR EQUIVALENT

(B)



Y 11360902A REV 220

PACKAGE ASSY-OPTION P34 APU/EXT PWR (PLACARDS AND MARKINGS ONLY)
FIGURE 2A



757

PARTS CATALOG (MAINTENANCE)

FIG ITEM	PART NUMBER	1 2 3 4 5 6 7	NOMENCLATURE	EFFECT FROM TO	UNITS PER ASSY
2A			PACKAGE ASSY-OPTION P34 APU/EXT PWR (PLACARDS AND MARKINGS ONLY)	101102 504903	
- 1	284N1316-1000		PACKAGE ASSY-OPTION P34 (PLACARDS AND MARKINGS ONLY) MISCELLANEOUS DATA: 757 MAJOR MODEL OPTION FOR NHA/OTHER SYS DET SEE: 31-01-34-01	101102 504903	RF
20	BAC27TEX0104		.DECAL	101102 504903	1
25	BAC27TEX3323		.DECAL	101102 504903	1

MISSING ITEM NUMBERS NOT APPLICABLE

- ITEM NOT ILLUSTRATED

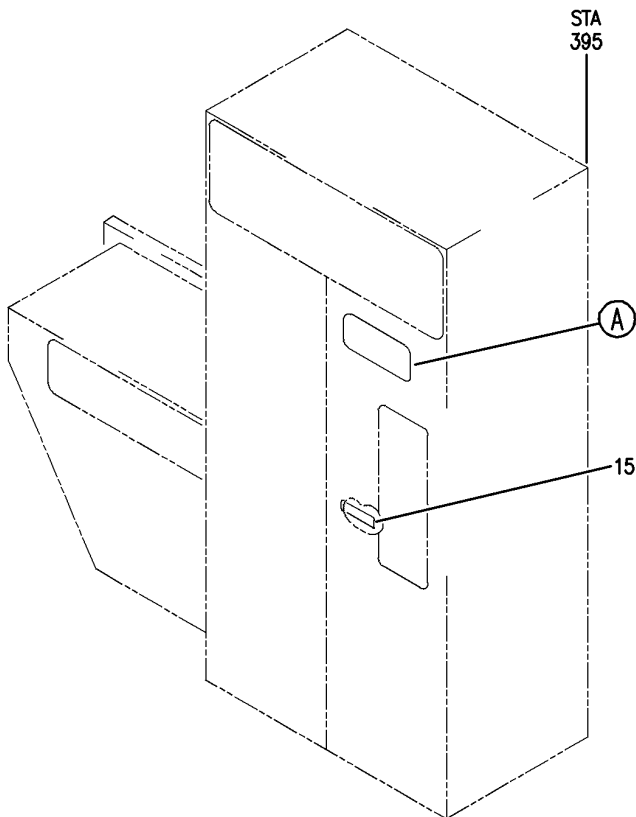
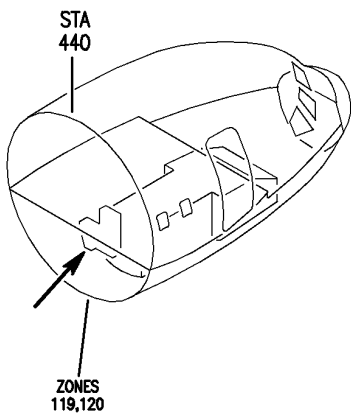
BRI

11-36-09-02A

BOEING PROPRIETARY - Copyright © - Unpublished Work - See title page for details.

11-36-09
FIG. 02A
PAGE 1
JAN 20/09

BOEING
757
PARTS CATALOG (MAINTENANCE)



WARNING: DO NOT OPEN
DOORS WHEN HOT BUS WARNING LIGHTS
ARE ON. SERIOUS FIRES OR PERSONAL
INJURY MAY RESULT.

A

10

Y 11360908 REV 227

PANEL ASSY-P34 APU/EXT PWR (PLACARDS AND MARKINGS ONLY)

FIGURE 8

11-36-09-08

BRI
JAN 20/09

11-36-09-08
PAGE 0



757

PARTS CATALOG (MAINTENANCE)

FIG ITEM	PART NUMBER	1 2 3 4 5 6 7	NOMENCLATURE	EFFECT FROM TO	UNITS PER ASSY
8			PANEL ASSY-P34 APU/EXT PWR (PLACARDS AND MARKINGS ONLY)	103106 108120	
- 2	284N1316-147		PANEL ASSY-P34 APU/EXT PWR (PLACARDS AND MARKINGS ONLY)	108120	RF
- 5	MODREF31492		FOR NHA/OTHER SYS DET SEE: 24-00-58-05C PANEL ASSY-P34 APU/EXT PWR (PLACARDS AND MARKINGS ONLY) MODULE NUMBER: 284N1316-207 REV A FOR OTHER SYS DETAILS SEE: 24-22-03-04 24-23-01-03 24-41-01-02 24-51-01-03 24-51-03-02 24-51-04-03 24-51-54-04 24-53-73-02 24-54-01-02 31-01-34-03 33-21-71-02 33-22-71-02 33-24-71-02 33-42-71-03 38-14-71-02	103105	1

MISSING ITEM NUMBERS NOT APPLICABLE

- ITEM NOT ILLUSTRATED

BRI

11-36-09-08

BOEING PROPRIETARY - Copyright © - Unpublished Work - See title page for details.

11-36-09
FIG. 08
PAGE 1
JAN 20/09



757

PARTS CATALOG (MAINTENANCE)

FIG ITEM	PART NUMBER	1 2 3 4 5 6 7	NOMENCLATURE	EFFECT FROM TO	UNITS PER ASSY
8 -	5 MODREF34794		PANEL ASSY-P34 APU/EXT PWR (PLACARDS AND MARKINGS ONLY) MODULE NUMBER: 284N1316-207 REV B FOR OTHER SYS DETAILS SEE: 24-22-03-04 24-23-01-03 24-41-01-02 24-51-01-03 24-51-03-02 24-51-04-03 24-51-54-04 24-53-73-02 24-54-01-02 31-01-34-03 33-21-71-02 33-22-71-02 33-24-71-02 33-42-71-03 38-14-71-02	106106	1
10	BAC27TEX0104		.DECAL	103106 108120	1
15	BAC27TEX3323		.DECAL- PLACARD CONTENT: EP INTLK FUSE USE ONLY LITTELFUSE 322001 (1 AMP 250 V) FAST BLOW OR EQUIVALENT.	103106 108120	1

MISSING ITEM NUMBERS NOT APPLICABLE

- ITEM NOT ILLUSTRATED

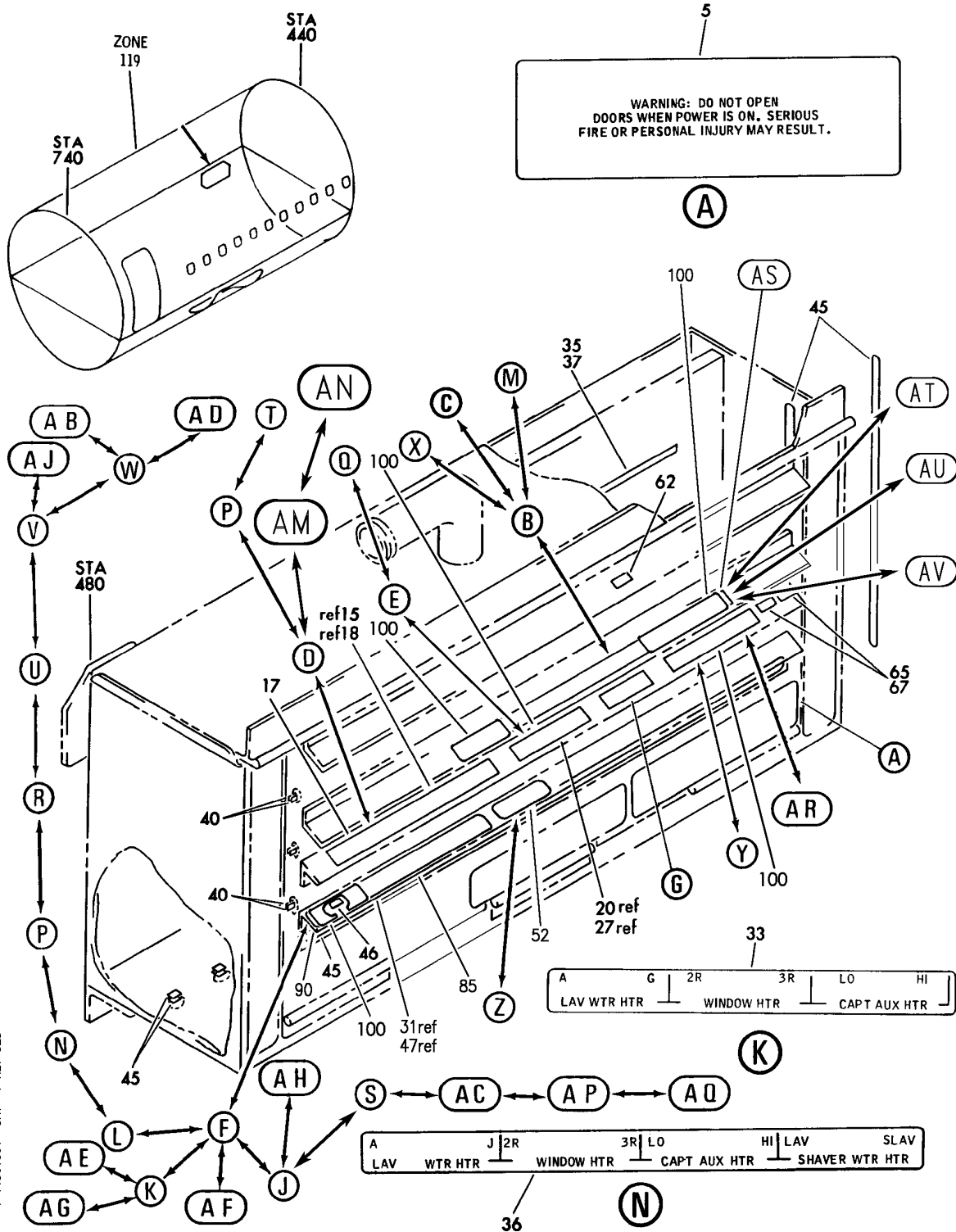
BRI

11-36-09-08

BOEING PROPRIETARY - Copyright © - Unpublished Work - See title page for details.

11-36-09
FIG. 08
PAGE 2
JAN 20/09

BOEING
757
PARTS CATALOG (MAINTENANCE)



Y 11361001_SHT 1 REV 328

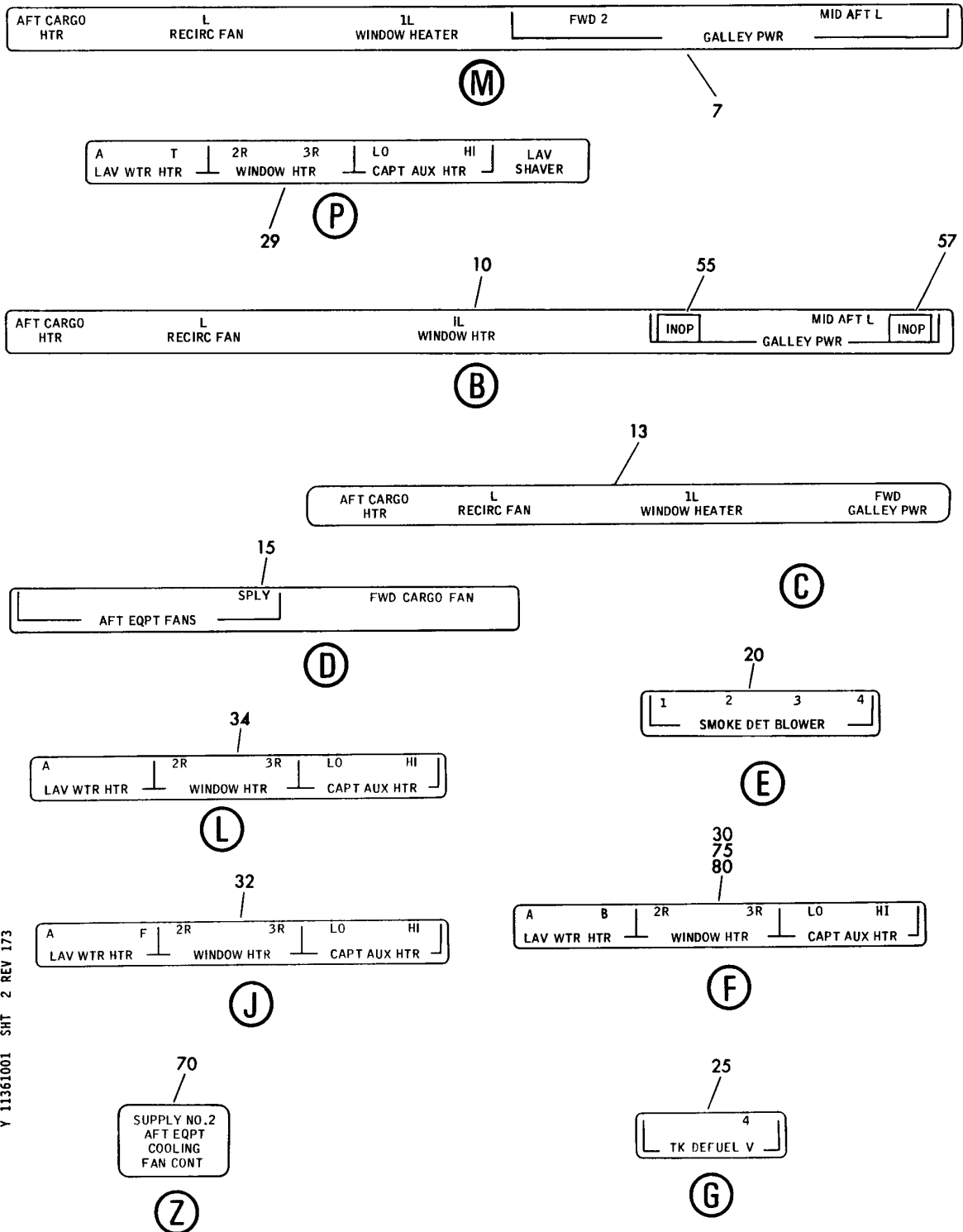
PANEL ASSY-P70 MISC RELAY (PLACARDS AND MARKINGS ONLY)
FIGURE 1 (SHEET 1)

11-36-10-01

BRI
JAN 20/09

11-36-10-01
PAGE 0

BOEING
757
PARTS CATALOG (MAINTENANCE)



Y 11361001 SHT 2 REV 173

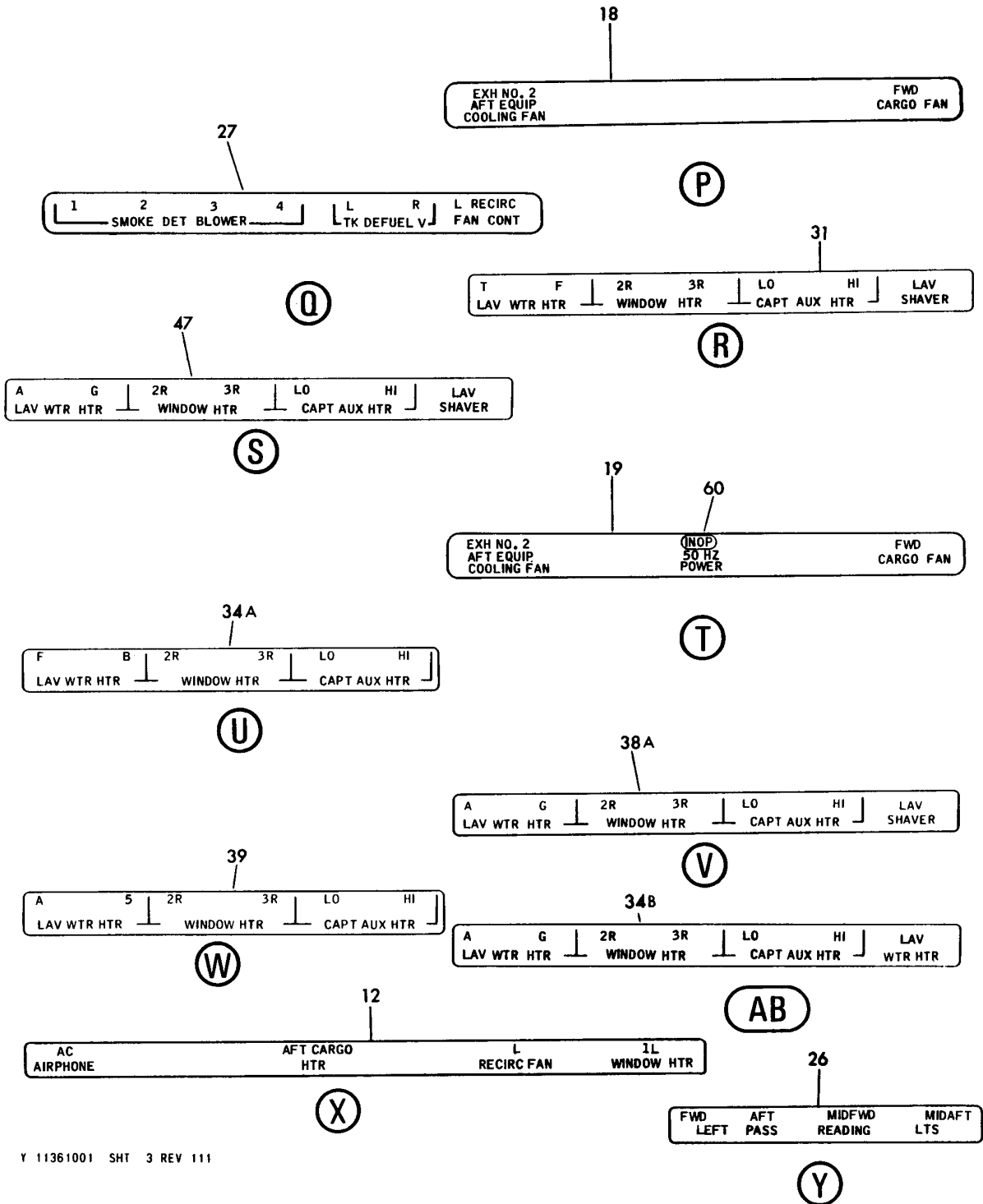
PANEL ASSY-P70 MISC RELAY (PLACARDS AND MARKINGS ONLY)
FIGURE 1 (SHEET 2)

11-36-10-01

BRI
MAY 28/07

11-36-10-01
PAGE 0A

BOEING
757
PARTS CATALOG (MAINTENANCE)



Y 11361001 SHT 3 REV 111

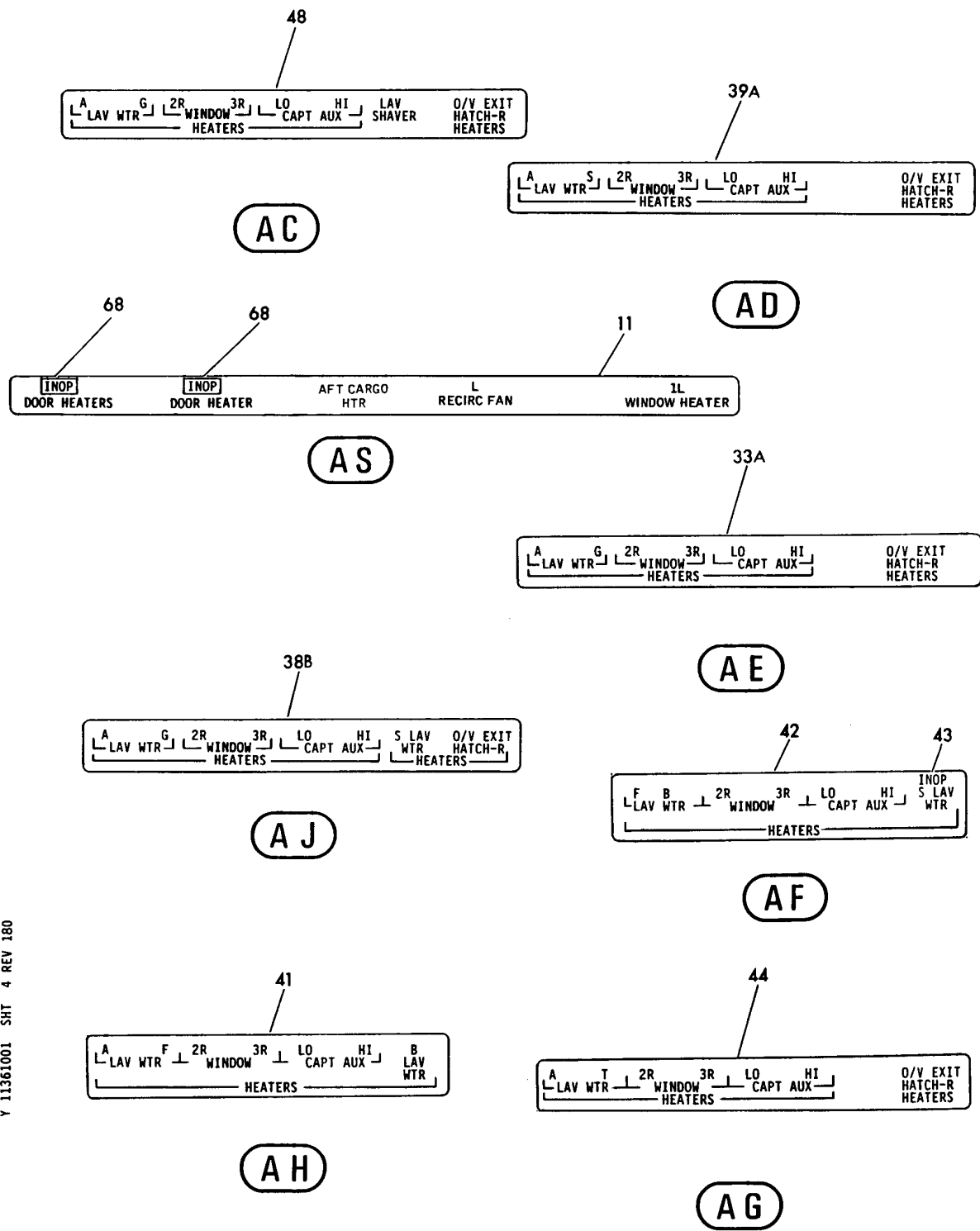
PANEL ASSY-P70 MISC RELAY (PLACARDS AND MARKINGS ONLY)
FIGURE 1 (SHEET 3)

11-36-10-01

BRI
MAY 28/07

11-36-10-01
PAGE 0B

BOEING
757
PARTS CATALOG (MAINTENANCE)



Y 11361001 SHT 4 REV 180

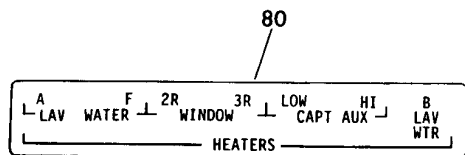
PANEL ASSY-P70 MISC RELAY (PLACARDS AND MARKINGS ONLY)
FIGURE 1 (SHEET 4)

11-36-10-01

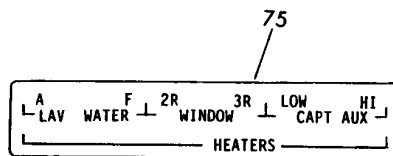
BRI
MAY 28/07

11-36-10-01
PAGE 0C

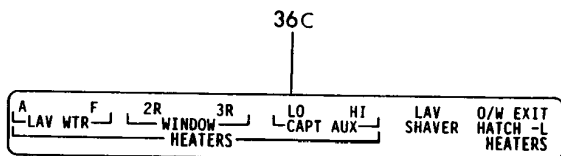
BOEING
757
PARTS CATALOG (MAINTENANCE)



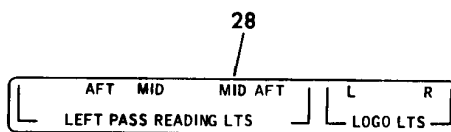
AP



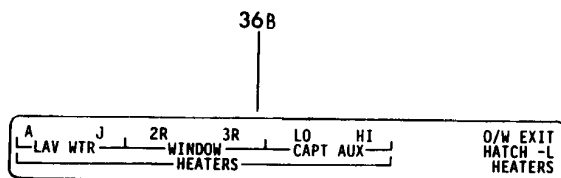
AQ



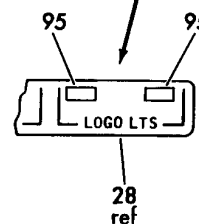
AN



AR



AM



Y 11361001 SH1 5 REV 328

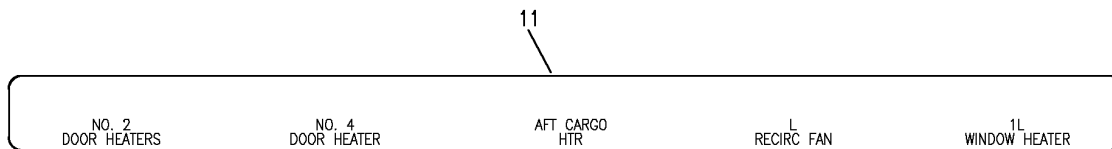
PANEL ASSY-P70 MISC RELAY (PLACARDS AND MARKINGS ONLY)
FIGURE 1 (SHEET 5)

11-36-10-01

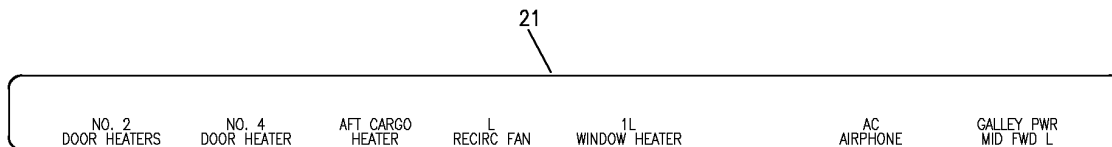
BRI
JAN 20/09

11-36-10-01
PAGE 00

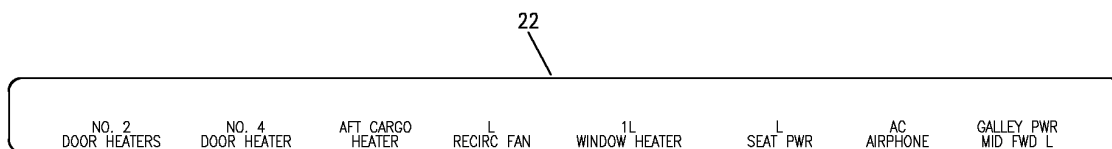
BOEING
757
PARTS CATALOG (MAINTENANCE)



AT



AU



AV

Y 11361001 SH1 6 REV 328

PANEL ASSY-P70 MISC RELAY (PLACARDS AND MARKINGS ONLY)
FIGURE 1 (SHEET 6)

11-36-10-01

BRI
JAN 20/09

11-36-10-01
PAGE 0E



757

PARTS CATALOG (MAINTENANCE)

FIG ITEM	PART NUMBER	1 2 3 4 5 6 7	NOMENCLATURE	EFFECT FROM TO	UNITS PER ASSY
1			PANEL ASSY-P70 MISC RELAY (PLACARDS AND MARKINGS ONLY)	002004 006100 107107 121503 904999	
- 1	284N1129-1		PANEL ASSY-P70 MISC RELAY (PLACARDS AND MARKINGS ONLY) VARIABLE DRAWING REF: 284N1129-5012 284N1129-5021 284N1129-5035 284N1129-5049 284N1129-5054 FOR NHA/OTHER SYS DET SEE: 53-33-00-02	002004 006100 107107 121503 904999	RF
5	BAC27NEX1512		.DECAL-	002004 006100 107107 121503 904999	1
7	BAC27NEX2015		.DECAL-	121503 904949	1
11	BAC27NEX2928		.DECAL- POST SERVICE BULLETIN: 21-0060	009009	1
13	BAC27NEX1513		.DECAL- PRE SERVICE BULLETIN: 21-0060	002004 006100 107107 950999	1
17	BAC27NEX2099		.DECAL-	121503 904949	1
18	BAC27NEX2119		.DECAL-	002004 006100 107107 950999	1
27	BAC27NEX2098		.DECAL-	002004 006100 107107 121503 904999	1
28	BAC27NEX1306		.DECAL-	002004 006100 107107 121503 904999	1
30	BAC27NEX1520		.DECAL-	002004 006100 950951	1

MISSING ITEM NUMBERS NOT APPLICABLE

- ITEM NOT ILLUSTRATED

11-36-10-01

11-36-10
FIG. 01
PAGE 1
JAN 20/09

BRI



757

PARTS CATALOG (MAINTENANCE)

FIG ITEM	PART NUMBER	1 2 3 4 5 6 7	NOMENCLATURE	EFFECT FROM TO	UNITS PER ASSY
1					
30A	BAC27NEX2711	.	DECAL-	952999	1
32	BAC27NEX1810	.	DECAL-	107107	1
				121503	
				904949	
37	BAC27NEX0938	.	DECAL-NUMERICS	002004	1
				006100	
				107107	
				121503	
				904999	
39	BAC27NEX1965	.	DECAL-	950951	1
40	BAC27TEX0105	.	DECAL-	002004	2
			PLACARD CONTENT:	006100	
			A THRU T	107107	
				121503	
				904999	
45	BAC27TEX0114	.	DECAL-	002004	5
			PLACARD CONTENT:	006100	
			1 THRU 30	107107	
				121503	
				904999	
55	BACM8L9BF	.	MARKER-	121503	1
			PLACARD CONTENT:	904949	
			INOP		
67	BACM8L9BF	.	MARKER-	952999	2
			PLACARD CONTENT:		
			INOP		

MISSING ITEM NUMBERS NOT APPLICABLE

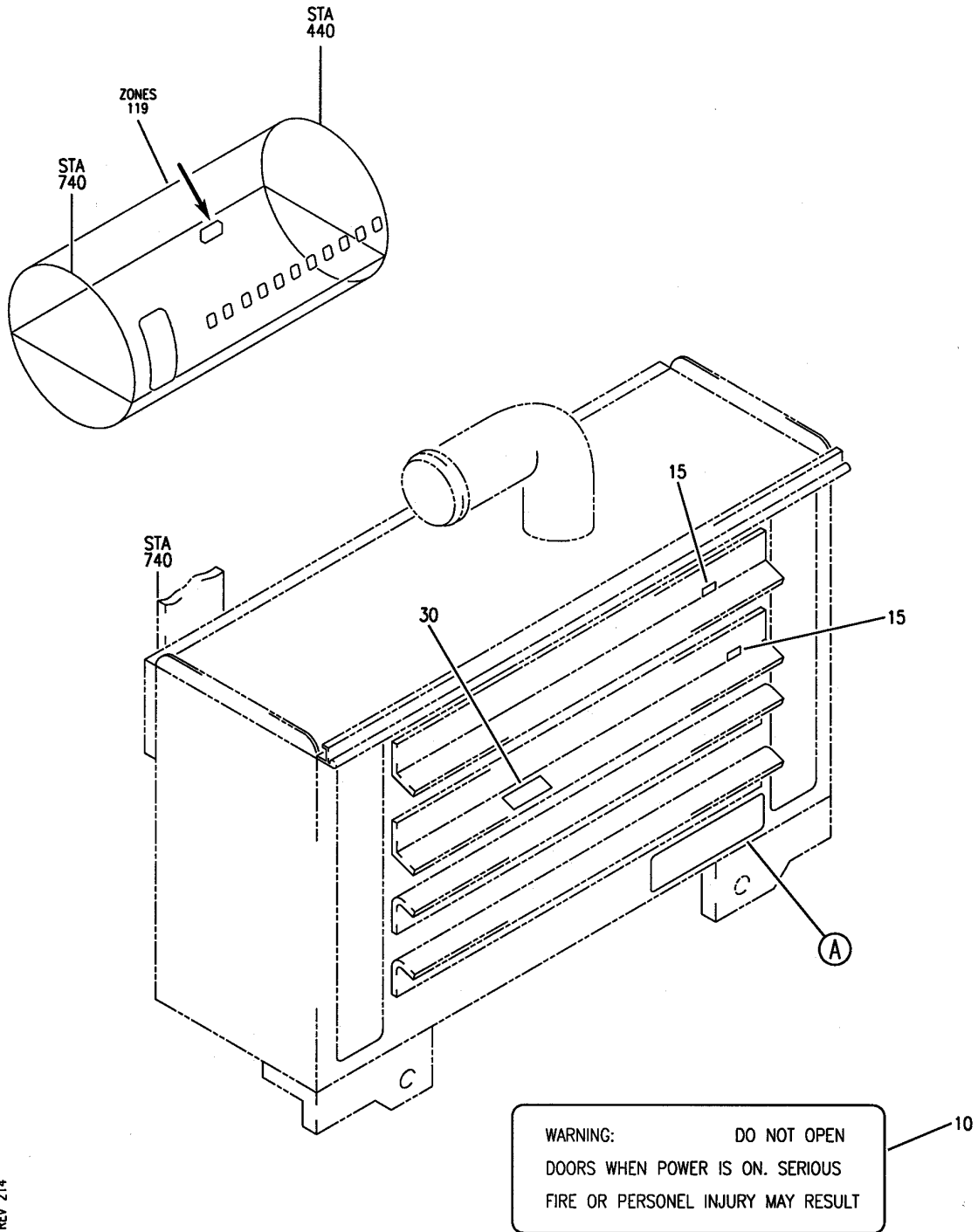
- ITEM NOT ILLUSTRATED

BRI

11-36-10-01

11-36-10
FIG. 01
PAGE 2
JAN 20/09

BOEING
757
PARTS CATALOG (MAINTENANCE)



Y 11361001A REV 214

PACKAGE ASSY-OPTION P70 MISC RELAY (PLACARDS AND MARKINGS ONLY)
FIGURE 1A

11-36-10-01A

BRI
MAY 28/07

11-36-10-01A
PAGE 0



757

PARTS CATALOG (MAINTENANCE)

FIG ITEM	PART NUMBER	1 2 3 4 5 6 7	NOMENCLATURE	EFFECT FROM TO	UNITS PER ASSY
1 A			PACKAGE ASSY-OPTION P70 MISC RELAY (PLACARDS AND MARKINGS ONLY)	101102 504903	
- 1	284N1129-1001		PACKAGE ASSY-OPTION P70 MISC RELAY (PLACARDS AND MARKINGS ONLY)	101102 504903	RF
10	BAC27NEX1512		FOR NHA/OTHER SYS DET SEE: 31-01-70-01 .DECAL- PLACARD CONTENT: WARNING LABEL	101102 504903	1

MISSING ITEM NUMBERS NOT APPLICABLE

- ITEM NOT ILLUSTRATED

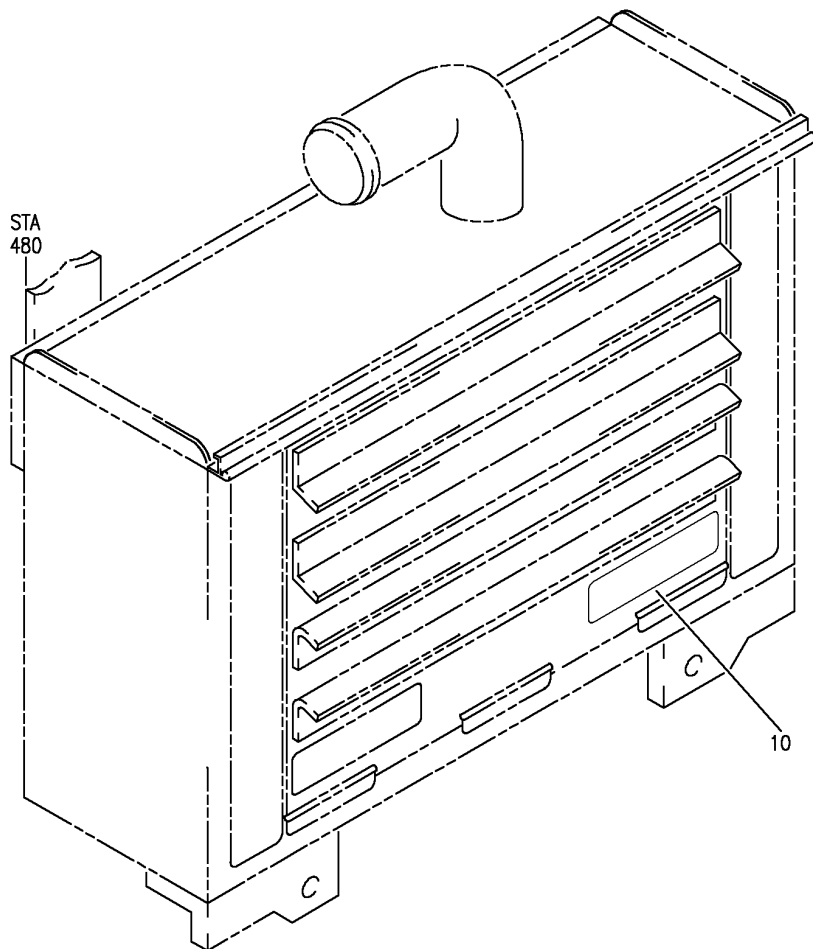
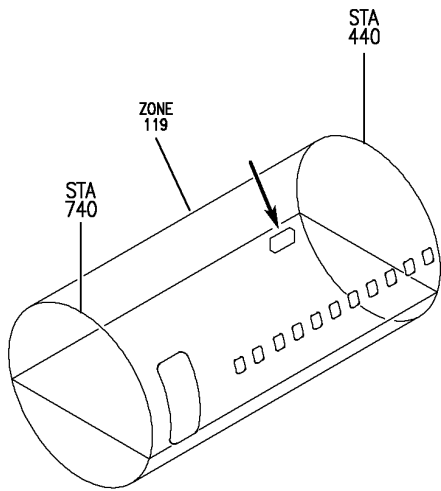
BRI

11-36-10-01A

BOEING PROPRIETARY - Copyright © - Unpublished Work - See title page for details.

11-36-10
FIG. 01A
PAGE 1
JAN 20/09

BOEING
757
PARTS CATALOG (MAINTENANCE)



Y 11361001B REV 250

PANEL INSTL-P70 MISC RELAY (PLACARDS AND MARKINGS ONLY)
FIGURE 1B

BRI
JAN 20/09

11-36-10-01B

11-36-10-01B
PAGE 0



757

PARTS CATALOG (MAINTENANCE)

FIG ITEM	PART NUMBER	1 2 3 4 5 6 7	NOMENCLATURE	EFFECT FROM TO	UNITS PER ASSY
1B			PANEL INSTL-P70 MISC RELAY (PLACARDS AND MARKINGS ONLY)	103106 108120	
- 2	284N1129-423		PANEL INSTL-P70 MISC RELAY (PLACARDS AND MARKINGS ONLY)	108120	RF
- 5	MODREF31428		FOR NHA/OTHER SYS DET SEE: 24-00-58-05C		
- 5	MODREF31428		PANEL INSTL-P70 MISC RELAY (PLACARDS AND MARKINGS ONLY)	103105	RF
			MODULE NUMBER: 284N1129-438 REV A		
			FOR OTHER SYS DETAILS SEE: 21-25-71-03C 21-43-71-02B 21-44-71-03B 21-45-61-01 23-32-55-03B 24-51-02-07 24-51-04-01 24-51-60-04 24-53-71-04B 27-51-71-04B 28-25-71-04B 31-01-70-05 33-45-51-02B		
- 5	MODREF170991		PANEL INSTL-P70 MISC RELAY (PLACARDS AND MARKINGS ONLY)	106106	RF
			MODULE NUMBER: 284N1129-438 REV C		
			FOR OTHER SYS DETAILS SEE: 21-25-71-03C 21-43-71-02B 21-44-71-03B 21-45-61-01 23-32-55-03B 24-51-02-07 24-51-04-01 24-51-60-04 24-53-71-04B 27-51-71-04B 28-25-71-04B 31-01-70-05 33-45-51-02B		

MISSING ITEM NUMBERS NOT APPLICABLE

- ITEM NOT ILLUSTRATED

BRI

11-36-10-01B

BOEING PROPRIETARY - Copyright © - Unpublished Work - See title page for details.

11-36-10
FIG. 01B
PAGE 1
JAN 20/09



757

PARTS CATALOG (MAINTENANCE)

FIG ITEM	PART NUMBER	1 2 3 4 5 6 7	NOMENCLATURE	EFFECT FROM TO	UNITS PER ASSY
1B 10	BAC27NEX1512		.DECAL- PLACARD CONTENT: WARNING: DO NOT OPEN DOORS WHEN POWER IS ON. SERIOUS FIRE OR PERSONAL INJURY MAY RESULT.	103106 108120	1

MISSING ITEM NUMBERS NOT APPLICABLE

- ITEM NOT ILLUSTRATED

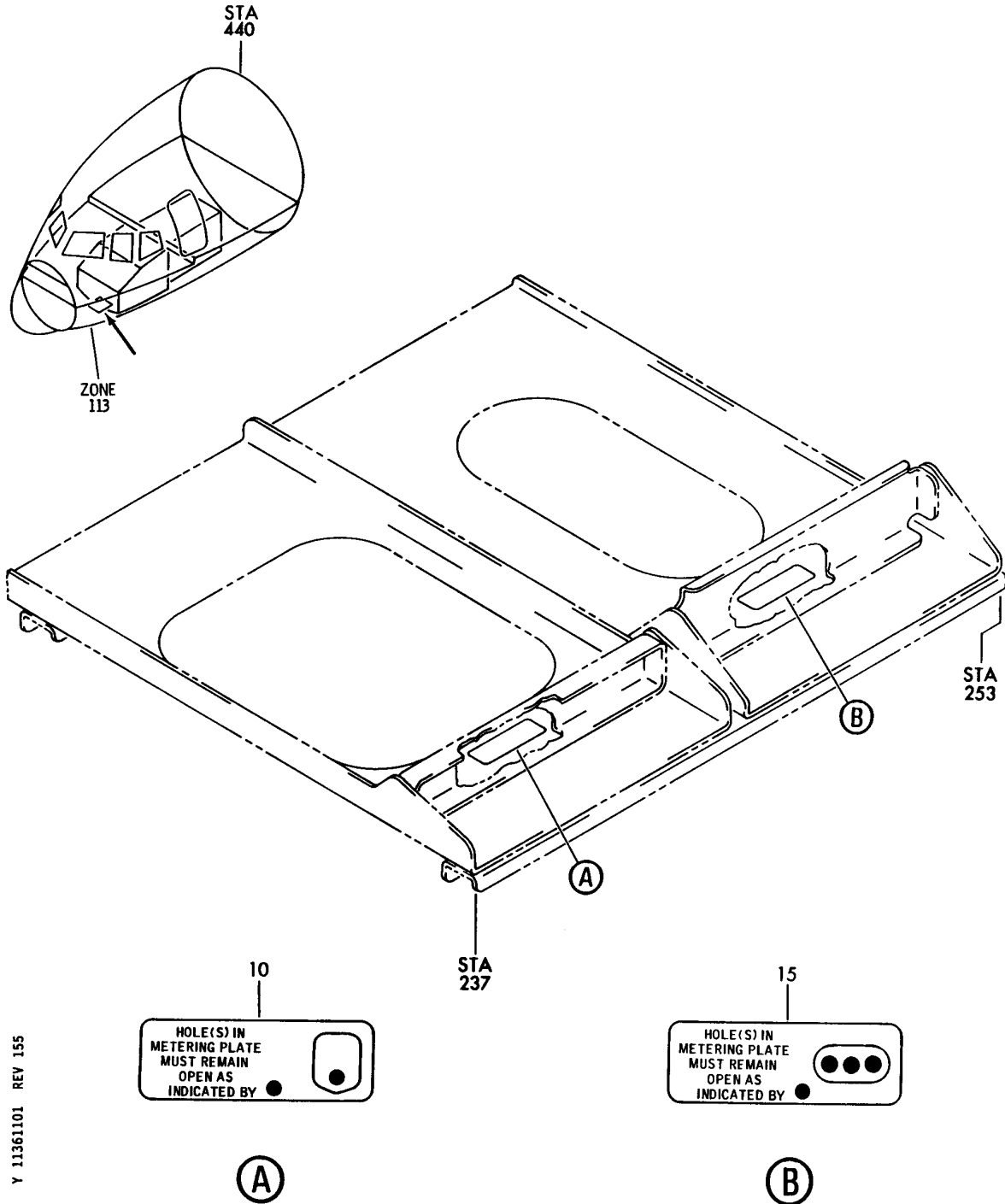
BRI

11-36-10-01B

BOEING PROPRIETARY - Copyright © - Unpublished Work - See title page for details.

11-36-10
FIG. 01B
PAGE 2
JAN 20/09

BOEING
757
PARTS CATALOG (MAINTENANCE)



Y 11361101 REV 155

COOLING INST-ELEC/ELECT. CTRS BATT CHGR AND INVRTR EQUIP RACK (PLACARDS AND MARKINGS ONLY)

FIGURE 1

11-36-11-01

BRI
MAY 28/07

11-36-11-01
PAGE 0



757

PARTS CATALOG (MAINTENANCE)

FIG ITEM	PART NUMBER	1 2 3 4 5 6 7	NOMENCLATURE	EFFECT FROM TO	UNITS PER ASSY
1			COOLING INST-ELEC/ELECT. CTRS BATT CHGR AND INVRTR EQUIP RACK (PLACARDS AND MARKINGS ONLY)	002004 006017 107107 121503 904999	
- 2	284N1053-37		COOLING INSTL-ELECTRICAL/ ELECTRONICS CENTERS/ BATTERY CHGR AND INVERTER EQPT RACK (PLACARDS AND MARKINGS ONLY) FOR NHA/OTHER SYS DET SEE: 24-00-58-01C	107107	RF
- 2	284N1053-43		COOLING INSTL-ELECTRICAL/ ELECTRONICS CENTERS/ BATTERY CHGR AND INVERTER EQPT RACK (PLACARDS AND MARKINGS ONLY) FOR NHA/OTHER SYS DET SEE: 24-00-58-01C	121503 904949	RF
- 3	284N1053-62		COOLING INSTL-ELECTRICAL/ ELECTRONICS CENTERS/ BATTERY CHGR AND INVERTER EQPT RACK (PLACARDS AND MARKINGS ONLY) FOR NHA/OTHER SYS DET SEE: 24-00-58-01C	952999	RF
- 4	284N1053-63		COOLING INSTL-ELECTRICAL/ ELECTRONICS CENTERS/ BATTERY CHGR AND INVERTER EQPT RACK (PLACARDS AND MARKINGS ONLY) FOR NHA/OTHER SYS DET SEE: 24-00-58-01C	002004 006017	RF
- 4	284N1053-68		COOLING INSTL-ELECTRICAL/ ELECTRONICS CENTERS/ BATTERY CHGR AND INVERTER EQPT RACK (PLACARDS AND MARKINGS ONLY) FOR NHA/OTHER SYS DET SEE: 24-00-58-01C	950951	RF
10	BAC27NEX1976		.DECAL-	002004 006017 107107 121503 904999	1

MISSING ITEM NUMBERS NOT APPLICABLE

- ITEM NOT ILLUSTRATED

BRI

11-36-11-01

11-36-11
FIG. 01
PAGE 1
JAN 20/09



757
PARTS CATALOG (MAINTENANCE)

FIG ITEM	PART NUMBER	1 2 3 4 5 6 7	NOMENCLATURE	EFFECT FROM TO	UNITS PER ASSY
1 15	BAC27TEX2147	.	DECAL-	002004 006017 107107 121503 904999	2

MISSING ITEM NUMBERS NOT APPLICABLE

- ITEM NOT ILLUSTRATED

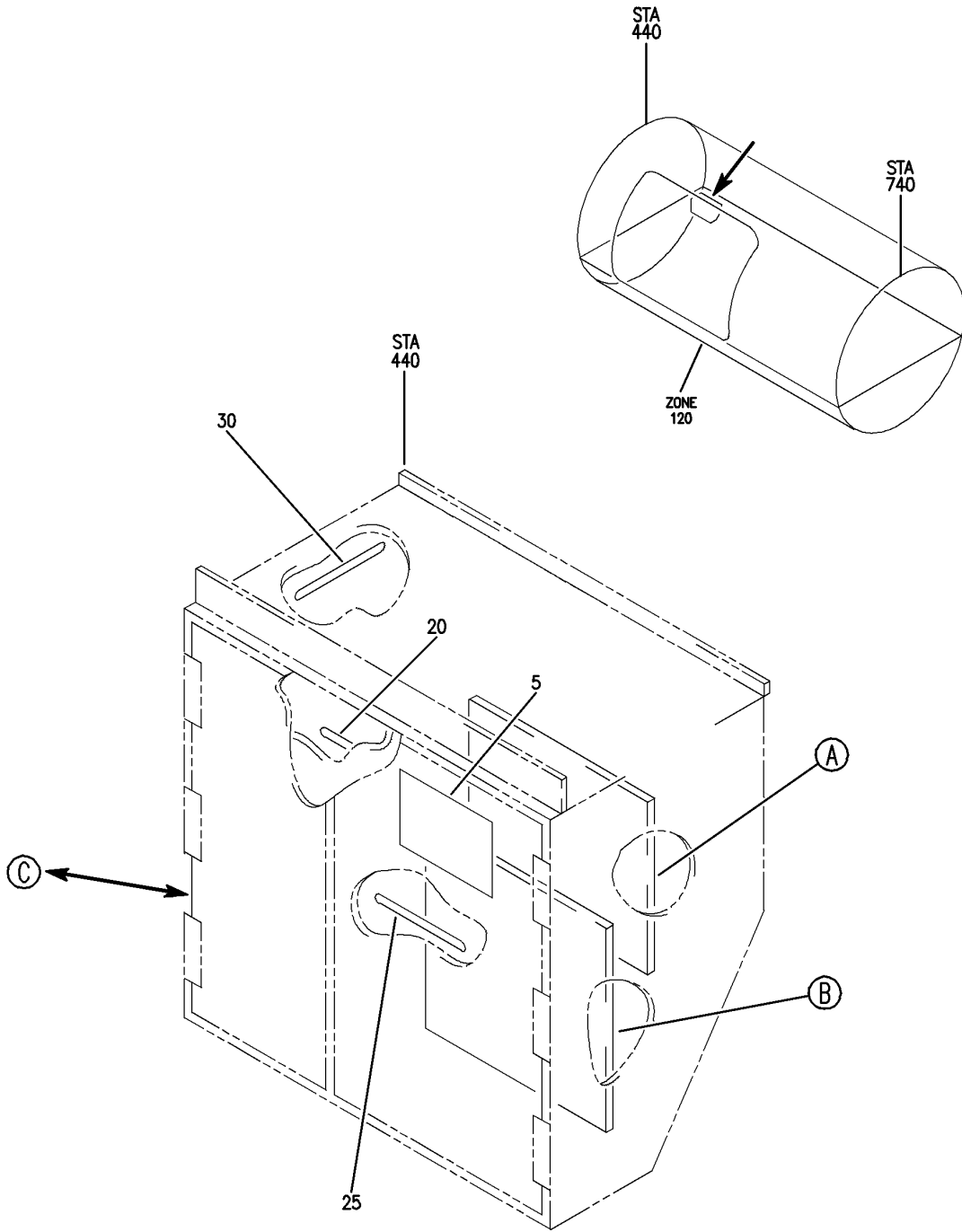
BRI

11-36-11-01

BOEING PROPRIETARY - Copyright © - Unpublished Work - See title page for details.

11-36-11
FIG. 01
PAGE 2
JAN 20/09

BOEING
757
PARTS CATALOG (MAINTENANCE)



Y 11361202 SHT 1 REV 229

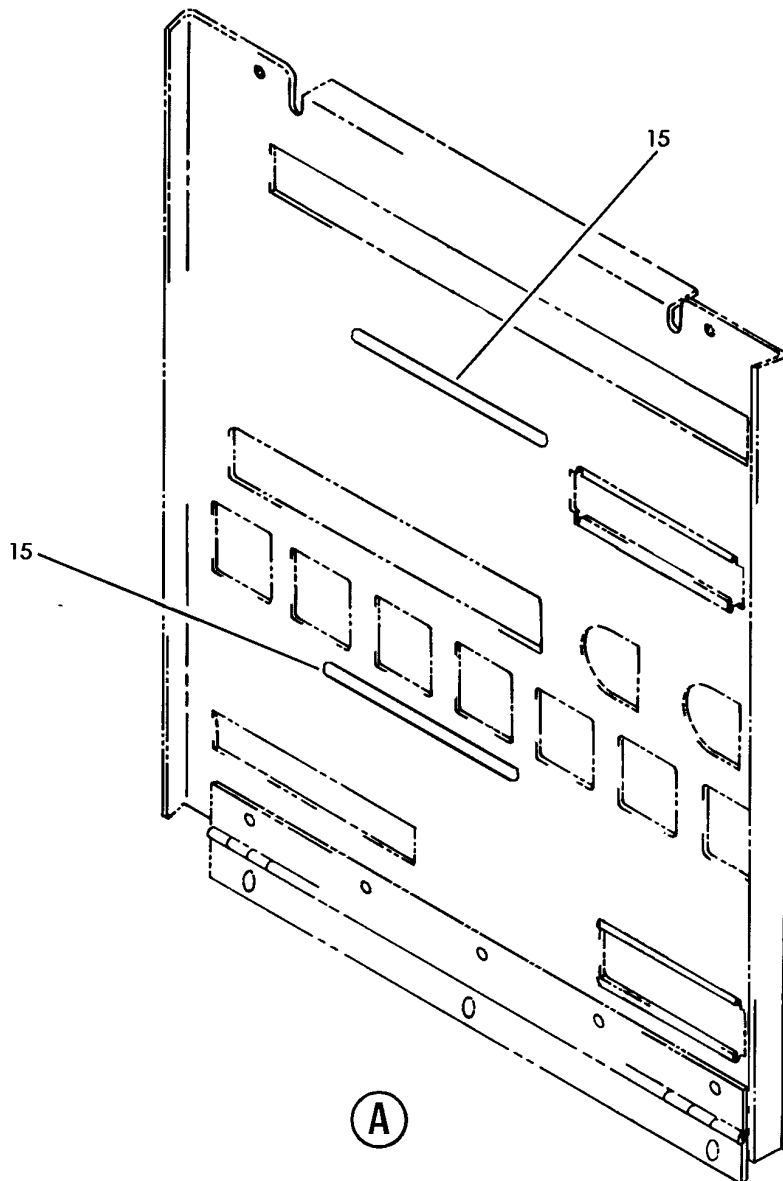
PACKAGE ASSY-OPTION P37 MISC RELAY (PLACARDS AND MARKINGS ONLY)
FIGURE 2 (SHEET 1)

BRI
MAY 28/07

11-36-12-02

11-36-12-02
PAGE 0

BOEING
757
PARTS CATALOG (MAINTENANCE)



Y 11361202 SHT 2 REV 202

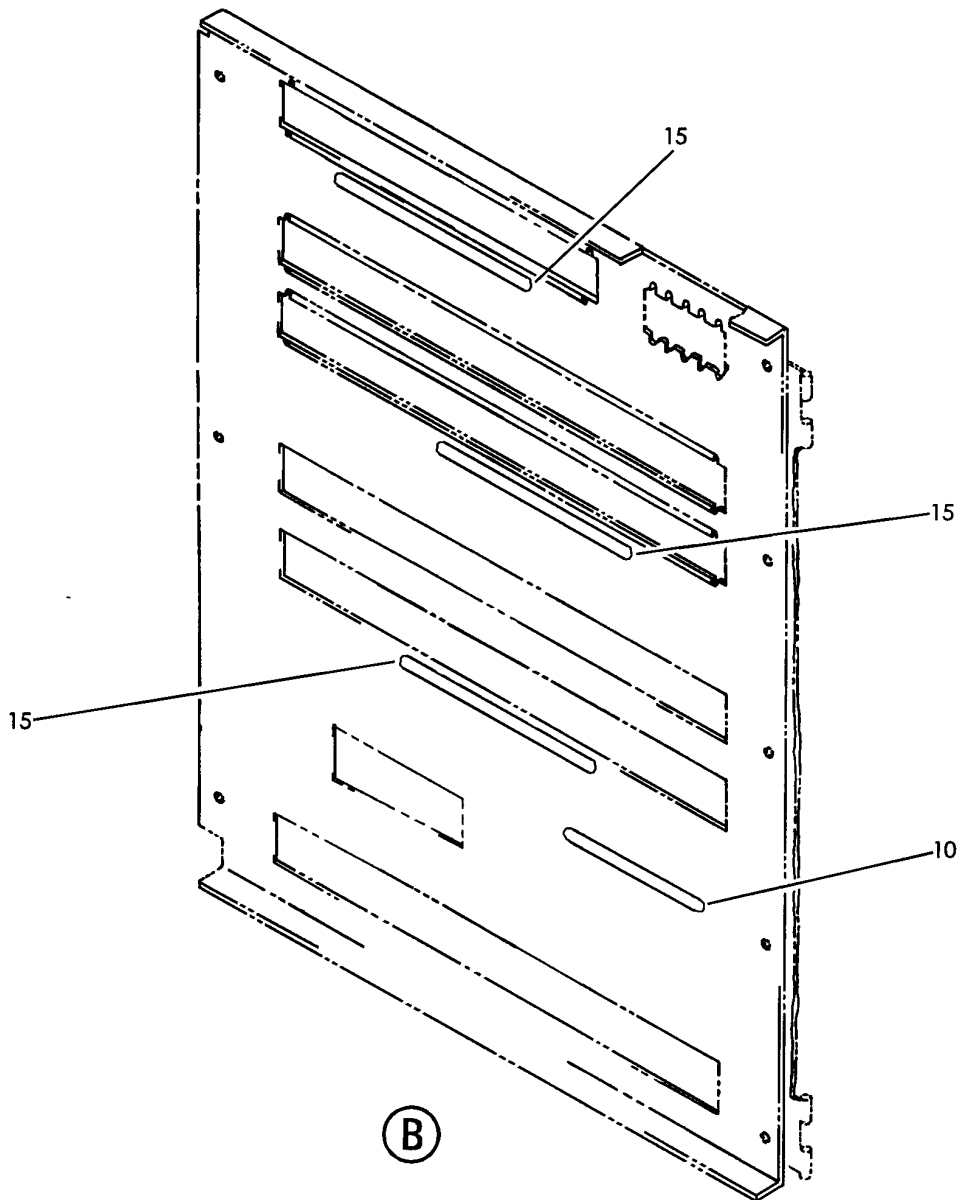
PACKAGE ASSY-OPTION P37 MISC RELAY (PLACARDS AND MARKINGS ONLY)
FIGURE 2 (SHEET 2)

BRI
MAY 28/07

11-36-12-02

11-36-12-02
PAGE 0A

BOEING
757
PARTS CATALOG (MAINTENANCE)



Y 11361202 SHT 3 REV 202

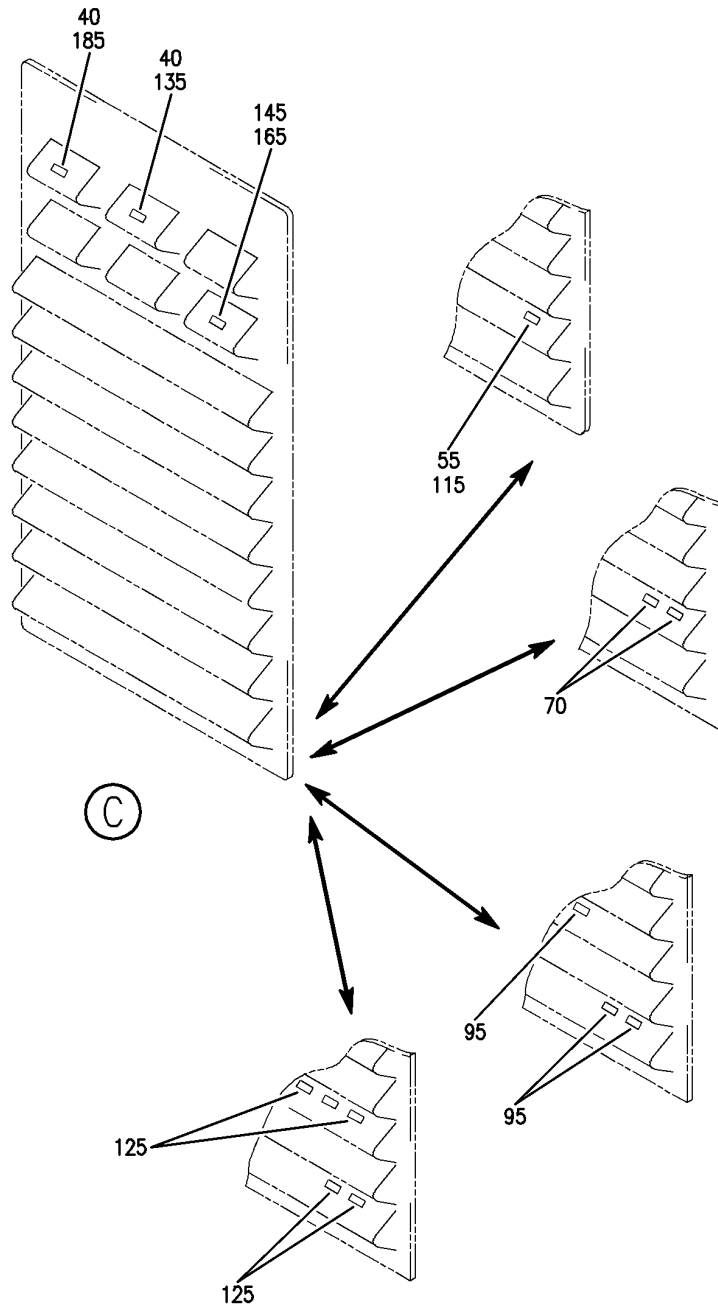
PACKAGE ASSY-OPTION P37 MISC RELAY (PLACARDS AND MARKINGS ONLY)
FIGURE 2 (SHEET 3)

BRI
MAY 28/07

11-36-12-02

11-36-12-02
PAGE 0B

BOEING
757
PARTS CATALOG (MAINTENANCE)



Y 11361202 SHT 4 REV 222

PACKAGE ASSY-OPTION P37 MISC RELAY (PLACARDS AND MARKINGS ONLY)
FIGURE 2 (SHEET 4)

11-36-12-02

BRI
MAY 28/07

11-36-12-02
PAGE 0C



757

PARTS CATALOG (MAINTENANCE)

FIG ITEM	PART NUMBER	1 2 3 4 5 6 7	NOMENCLATURE	EFFECT FROM TO	UNITS PER ASSY
2			PACKAGE ASSY-OPTION P37 MISC RELAY (PLACARDS AND MARKINGS ONLY)	101102 504903	
- 1	284N1127-1041		PACKAGE ASSY-OPTION P37 MISC RELAY (PLACARDS AND MARKINGS ONLY) REWORKED BY ALERT SB: 27A0130 FOR NHA/OTHER SYS DET SEE: 31-01-37-02	101102 504903	RF
5	BAC27TEX0104		.DECAL-WARNING	101102 504903	1
10	BAC27NEX0264		.DECAL- PLACARD CONTENT: 1 THRU 9	101102 504903	1
15	BAC27NEX0265		.DECAL- PLACARD CONTENT: 1 THRU 21	101102 504903	5
20	BAC27NEX0935		.DECAL- PLACARD CONTENT: 1 THRU 28	101102 504903	1
25	BAC27NEX1593		.DECAL- PLACARD CONTENT: 1 THRU 41	101102 504903	1
30	BAC27NEX1642		.DECAL- PLACARD CONTENT: 1 THRU 18	101102 504903	1
- 50	284N1127-2006		PACKAGE ASSY-OPTION P37 MISC RELAY (PLACARDS AND MARKINGS ONLY) REWORKED BY ALERT SB: 27A0130 FOR NHA/OTHER SYS DET SEE: 31-01-37-02	504903	RF
55	BACM8L9BF		.MARKER- PLACARD CONTENT: INOP	504903	1
- 65	284N1127-1067		PACKAGE ASSY-OPTION P37 MISC RELAY (PLACARDS AND MARKINGS ONLY) REWORKED BY ALERT SB: 27A0130 FOR NHA/OTHER SYS DET SEE: 31-01-37-02	504903	RF

MISSING ITEM NUMBERS NOT APPLICABLE

- ITEM NOT ILLUSTRATED

11-36-12-02

11-36-12
FIG. 02
PAGE 1
JAN 20/09

BRI



757

PARTS CATALOG (MAINTENANCE)

FIG ITEM	PART NUMBER	1 2 3 4 5 6 7	NOMENCLATURE	EFFECT FROM TO	UNITS PER ASSY
2	70 BACM8L9BF		.MARKER- PLACARD CONTENT: INOP	504903	2
- 90	284N1127-2028		PACKAGE ASSY-OPTION P37 MISC RELAY (PLACARDS AND MARKINGS ONLY) REWORKED BY ALERT SB: 27A0130 FOR NHA/OTHER SYS DET SEE: 31-01-37-02	504903	RF
95	BACM8L9BF		.MARKER- PLACARD CONTENT: INOP	504903	3
- 110	284N1127-1005		PACKAGE ASSY-OPTION P37 MISC RELAY (PLACARDS AND MARKINGS ONLY) REWORKED BY ALERT SB: 27A0130 FOR NHA/OTHER SYS DET SEE: 31-01-37-02	101102	RF
115	BACM8L9BF		.MARKER- PLACARD CONTENT: INOP	101102	1
- 130	284N1127-2003		POST RAPID REVISION: RR92014-178A-RC-B RR92014-178A-RC-J PACKAGE ASSY-OPTION P37 MISC RELAY (PLACARDS AND MARKINGS ONLY) MISCELLANEOUS DATA: GALLEY G2B REWORKED BY ALERT SB: 27A0130 FOR NHA/OTHER SYS DET SEE: 31-01-37-02	505505 507903	RF
135	BACM8L9BF		.MARKER- PLACARD CONTENT: INOP POST RAPID REVISION: RR92002-132A-E	505505 507903	1

MISSING ITEM NUMBERS NOT APPLICABLE

- ITEM NOT ILLUSTRATED

11-36-12-02

11-36-12
FIG. 02
PAGE 2
JAN 20/09

BRI



757

PARTS CATALOG (MAINTENANCE)

FIG ITEM	PART NUMBER	1 2 3 4 5 6 7	NOMENCLATURE	EFFECT FROM TO	UNITS PER ASSY
2 - 140	284N1127-2004		PACKAGE ASSY-OPTION P37 MISC RELAY (PLACARDS AND MARKINGS ONLY) MISCELLANEOUS DATA: GALLEY G2D REWORKED BY ALERT SB: 27A0130 FOR NHA/OTHER SYS DET SEE: 31-01-37-02	505505 507903	RF
145	BACM8L9BF		.MARKER- PLACARD CONTENT: INOP POST RAPID REVISION: RR92002-132A-E	505505 507903	1

MISSING ITEM NUMBERS NOT APPLICABLE

- ITEM NOT ILLUSTRATED

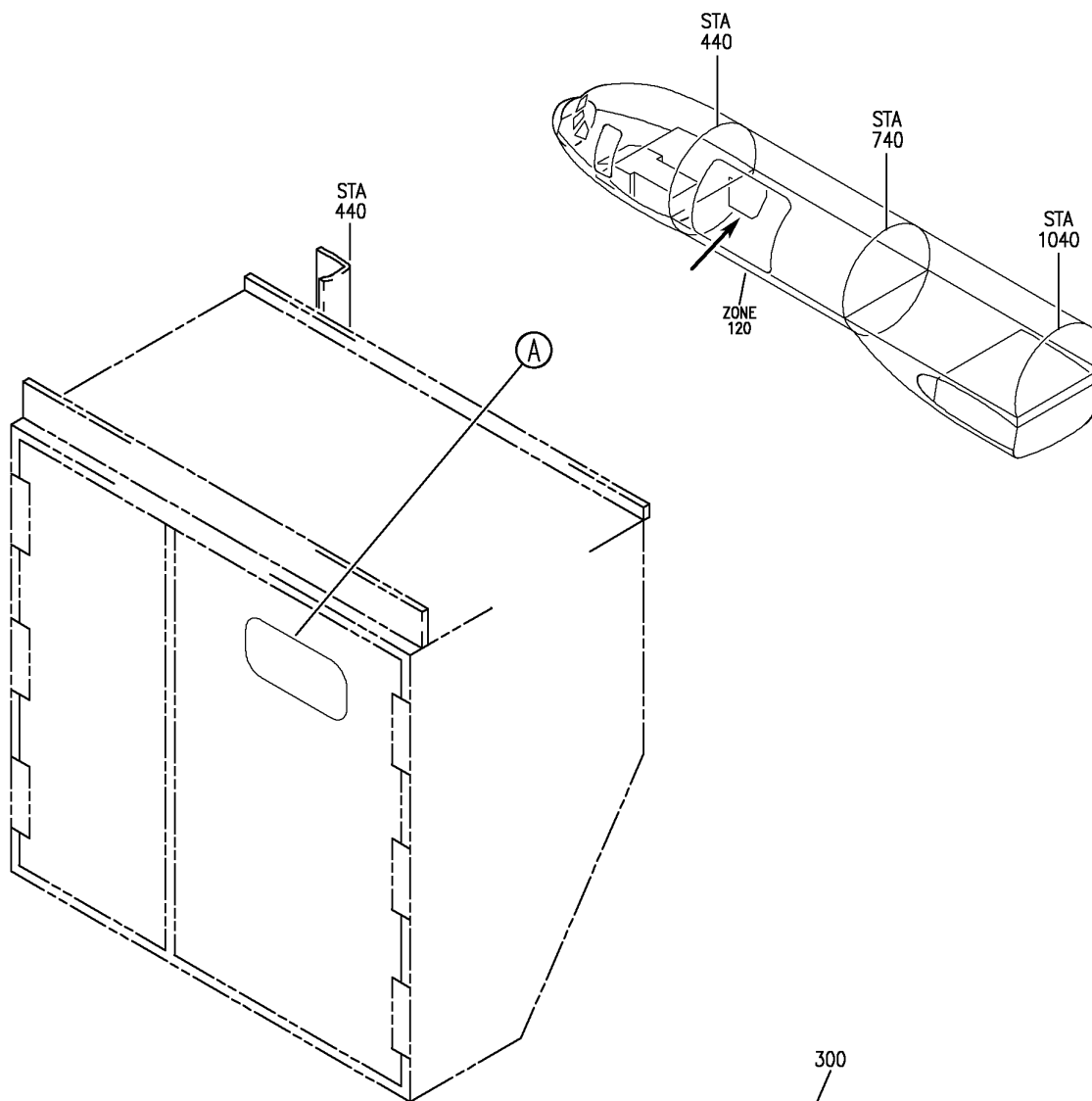
BRI

11-36-12-02

BOEING PROPRIETARY - Copyright © - Unpublished Work - See title page for details.

11-36-12
FIG. 02
PAGE 3
JAN 20/09

BOEING
757
PARTS CATALOG (MAINTENANCE)



300

WARNING: DO NOT OPEN
DOORS WHEN HOT BUS WARNING LIGHTS
ARE ON. SERIOUS FIRES OR PERSONAL
INJURY MAY RESULT.

A

Y 11361202A REV 250

PANEL INSTL-P37 R MISC RELAY (PLACARDS AND MARKINGS ONLY)
FIGURE 2A

11-36-12-02A

BRI
JAN 20/09

11-36-12-02A
PAGE 0



757

PARTS CATALOG (MAINTENANCE)

FIG ITEM	PART NUMBER	1 2 3 4 5 6 7	NOMENCLATURE	EFFECT FROM TO	UNITS PER ASSY
2A			PANEL INSTL-P37 R MISC RELAY (PLACARDS AND MARKINGS ONLY)	103106 108120	
- 1	MODREF185037		PANEL INSTL-P37 R MISC RELAY (PLACARDS AND MARKINGS ONLY) MODULE NUMBER: 284N1127-169 REV D FOR OTHER SYS DETAILS SEE: 21-25-71-02D 21-44-71-02D 21-45-31-01D 21-51-55-01D 21-58-71-02D 21-61-71-02D 23-31-51-05 24-21-51-05 24-51-01-02 24-51-02-03 24-51-58-02D 27-62-71-03D 28-22-71-03D 29-21-71-01D 30-11-71-02D 30-21-71-03D 30-31-71-02D 30-32-71-02D 30-33-71-02D 30-34-51-01D 31-01-37-10 31-31-71-02D 32-09-02-04D 32-42-71-02D 32-61-71-02D 33-43-55-01D 33-51-71-01D 34-12-71-02D 34-25-50-01D 34-61-52-01D 35-21-71-02D 36-11-71-02D 38-15-71-02D 73-21-55-01D 74-31-71-02D 76-11-71-02D 77-12-71-01D 78-34-71-02D 78-36-71-02D 80-11-71-02D	106106	1
MISSING ITEM NUMBERS NOT APPLICABLE					

- ITEM NOT ILLUSTRATED

11-36-12-02A

11-36-12
FIG. 02A
PAGE 1
JAN 20/09

BRI



757

PARTS CATALOG (MAINTENANCE)

FIG ITEM	PART NUMBER	1 2 3 4 5 6 7	NOMENCLATURE	EFFECT FROM TO	UNITS PER ASSY
2A - 3	284N1127-118		PANEL INSTL-P37 R MISC RELAY (PLACARDS AND MARKINGS ONLY) FOR NHA/OTHER SYS DET SEE: 24-00-58-05C	108108	RF
- 4	284N1127-139		PANEL INSTL-P37 R MISC RELAY (PLACARDS AND MARKINGS ONLY) FOR NHA/OTHER SYS DET SEE: 24-00-58-05C	109120	RF

MISSING ITEM NUMBERS NOT APPLICABLE

- ITEM NOT ILLUSTRATED

BRI

11-36-12-02A

BOEING PROPRIETARY - Copyright © - Unpublished Work - See title page for details.

11-36-12
FIG. 02A
PAGE 2
JAN 20/09



757

PARTS CATALOG (MAINTENANCE)

FIG ITEM	PART NUMBER	1 2 3 4 5 6 7	NOMENCLATURE	EFFECT FROM TO	UNITS PER ASSY
2A - 8	MODREF31945		PANEL INSTL-P37 R MISC RELAY (PLACARDS AND MARKINGS ONLY) MODULE NUMBER: 284N1127-169 REV B FOR OTHER SYS DETAILS SEE: 21-25-71-02D 21-44-71-02D 21-45-31-01D 21-51-55-01D 21-58-71-02D 21-61-71-02D 23-31-51-05 24-21-51-05 24-51-01-02 24-51-02-03 24-51-58-02D 27-62-71-03D 28-22-71-03D 29-21-71-01D 30-11-71-02D 30-21-71-03D 30-31-71-02D 30-32-71-02D 30-33-71-02D 30-34-51-01D 31-01-37-10 31-31-71-02D 32-09-02-04D 32-42-71-02D 32-61-71-02D 33-43-55-01D 33-51-71-01D 34-12-71-02D 34-25-50-01D 34-61-52-01D 35-21-71-02D 36-11-71-02D 38-15-71-02D 73-21-55-01D 74-31-71-02D 76-11-71-02D 77-12-71-01D 78-34-71-02D 78-36-71-02D 80-11-71-02D	103103	1

MISSING ITEM NUMBERS NOT APPLICABLE

- ITEM NOT ILLUSTRATED

11-36-12-02A

11-36-12
 FIG. 02A
 PAGE 3
 JAN 20/09

BRI



757

PARTS CATALOG (MAINTENANCE)

FIG ITEM	PART NUMBER	1 2 3 4 5 6 7	NOMENCLATURE	EFFECT FROM TO	UNITS PER ASSY
2A - 9	MODREF34305		PANEL INSTL-P37 R MISC RELAY (PLACARDS AND MARKINGS ONLY) MODULE NUMBER: 284N1127-169 REV C FOR OTHER SYS DETAILS SEE: 21-25-71-02D 21-44-71-02D 21-45-31-01D 21-51-55-01D 21-58-71-02D 21-61-71-02D 23-31-51-05 24-21-51-05 24-51-01-02 24-51-02-03 24-51-58-02D 27-62-71-03D 28-22-71-03D 29-21-71-01D 30-11-71-02D 30-21-71-03D 30-31-71-02D 30-32-71-02D 30-33-71-02D 30-34-51-01D 31-01-37-10 31-31-71-02D 32-09-02-04D 32-42-71-02D 32-61-71-02D 33-43-55-01D 33-51-71-01D 34-12-71-02D 34-25-50-01D 34-61-52-01D 35-21-71-02D 36-11-71-02D 38-15-71-02D 73-21-55-01D 74-31-71-02D 76-11-71-02D 77-12-71-01D 78-34-71-02D 78-36-71-02D 80-11-71-02D	104105	1
300	BAC27TEX0104		.DECAL	103106 108120	1

MISSING ITEM NUMBERS NOT APPLICABLE

- ITEM NOT ILLUSTRATED

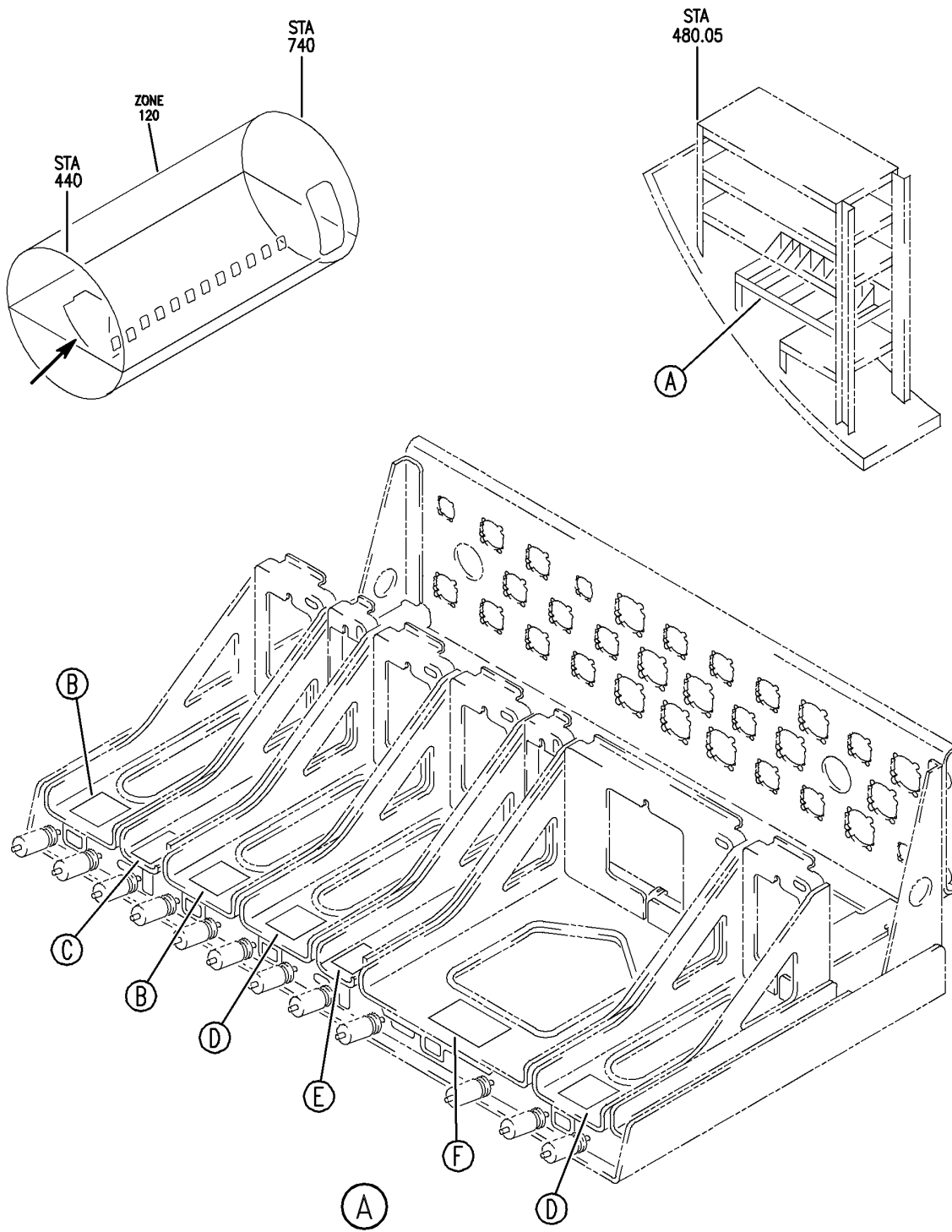
BRI

11-36-12-02A

BOEING PROPRIETARY - Copyright © - Unpublished Work - See title page for details.

11-36-12
FIG. 02A
PAGE 4
JAN 20/09

BOEING
757
PARTS CATALOG (MAINTENANCE)



Y 11361305A SH1 1 REV 242

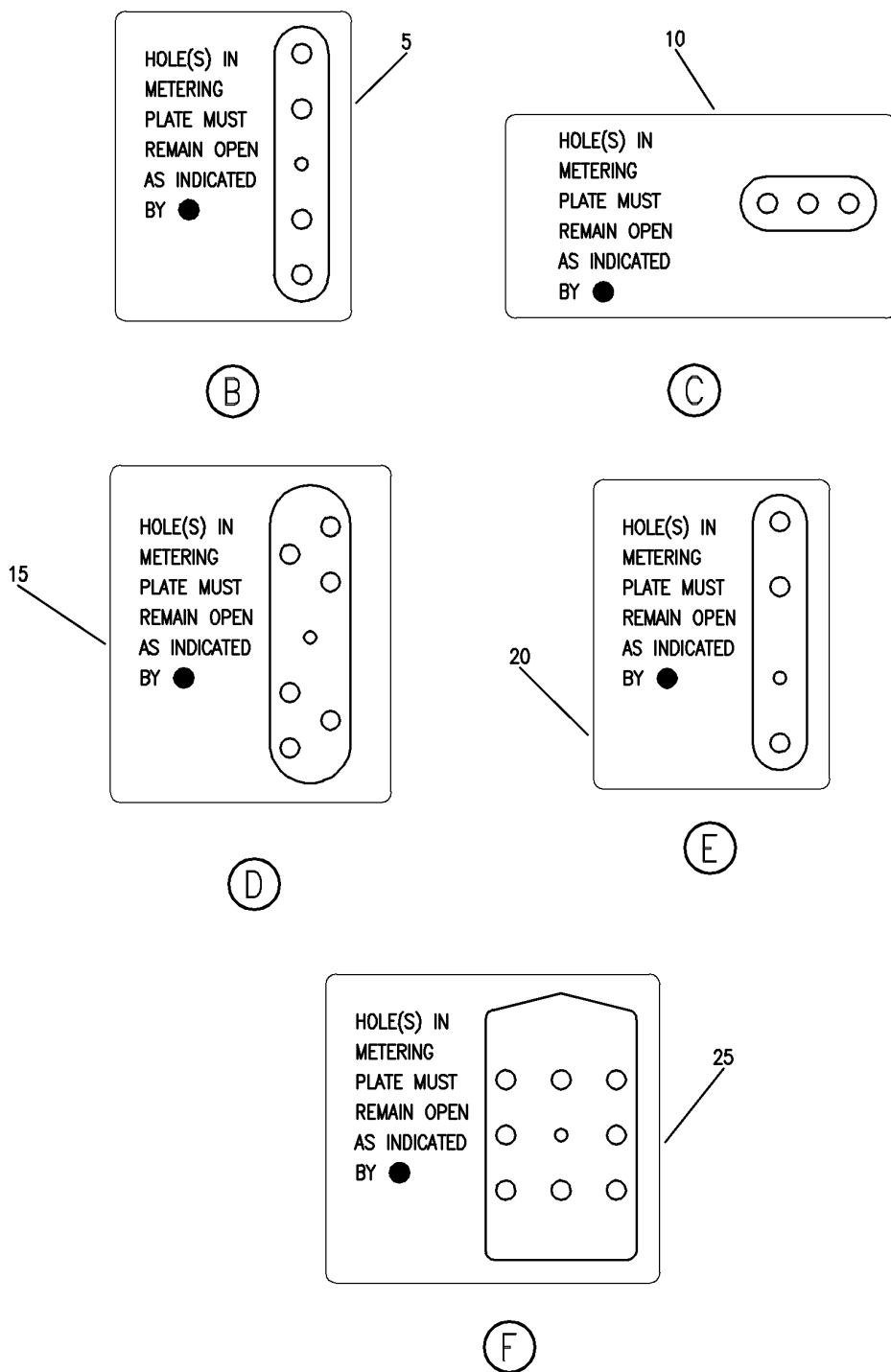
SHELF SUBASSY-HARD PARTS COLLECTOR E4-3 (PLACARD AND MARKINGS ONLY)
FIGURE 5A (SHEET 1)

BRI
JAN 20/09

11-36-13-05A

11-36-13-05A
PAGE 0

BOEING
757
PARTS CATALOG (MAINTENANCE)



Y 11361305A SH1 2 REV 242

SHelf SUBassy-HARD PARTS COLLECTOR E4-3 (PLACARD AND MARKINGS ONLY)
FIGURE 5A (SHEET 2)

BRI
JAN 20/09

11-36-13-05A

11-36-13-05A
PAGE 0A



757

PARTS CATALOG (MAINTENANCE)

FIG ITEM	PART NUMBER	1 2 3 4 5 6 7	NOMENCLATURE	EFFECT FROM TO	UNITS PER ASSY
5 A			SHELF SUBASSY-HARD PARTS COLLECTOR E4-3 (PLACARD AND MARKINGS ONLY)	103106	
- 1	284N1543-74		SHELF SUBASSY-HARD PARTS COLLECTOR E4-3 (PLACARDS AND MARKINGS ONLY) FOR NHA/OTHER SYS DET SEE: 25-70-55-16H	103106	RF
5	BAC27TEX2033		.DECAL	103106	2
10	BAC27TEX2147		.DECAL	103106	1
15	BAC27TEX2034		.DECAL	103106	2
20	BAC27TEX2032		.DECAL	103106	1
25	BAC27TEX2036		.DECAL	103106	1

MISSING ITEM NUMBERS NOT APPLICABLE

- ITEM NOT ILLUSTRATED

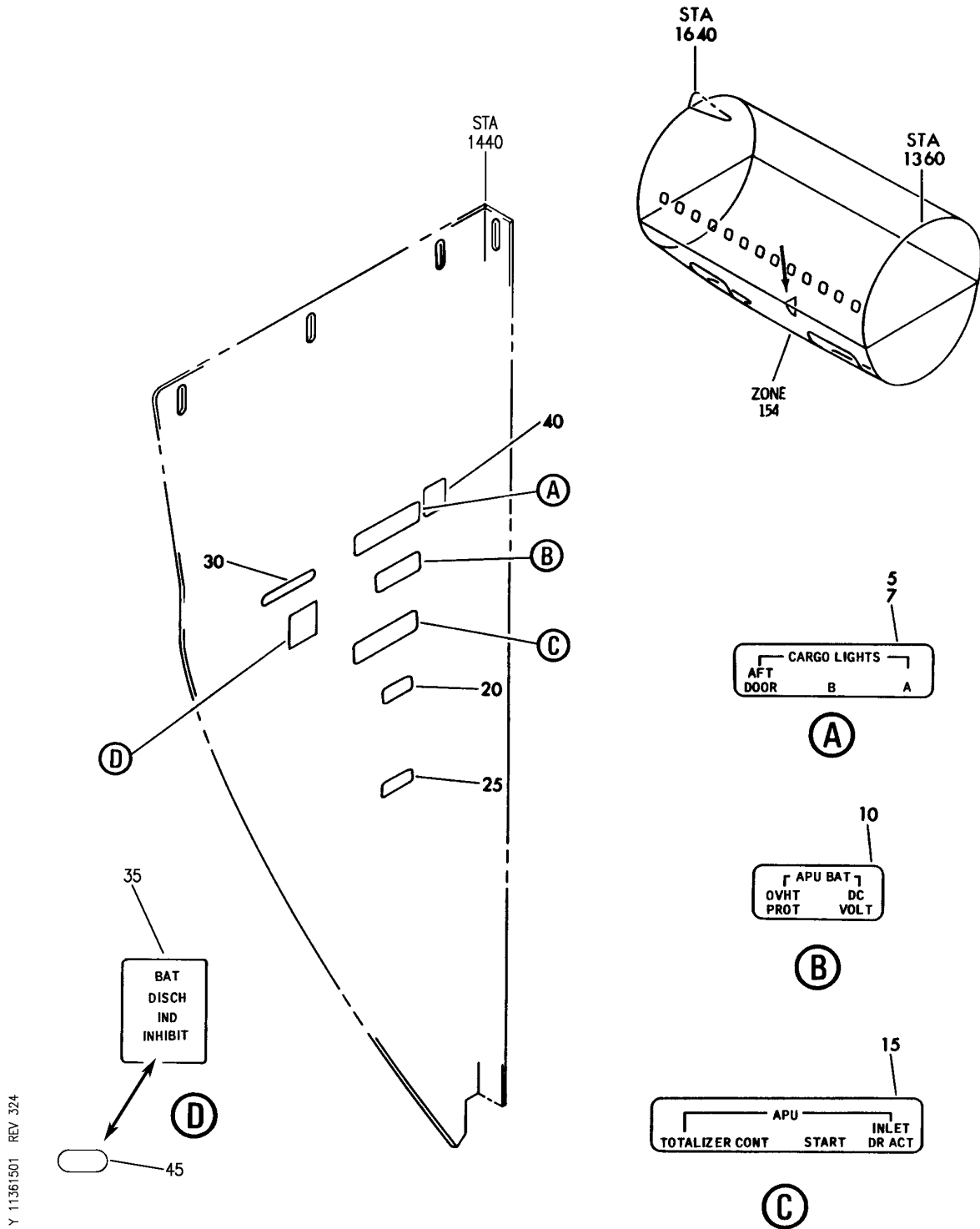
BRI

11-36-13-05A

BOEING PROPRIETARY - Copyright © - Unpublished Work - See title page for details.

11-36-13
FIG. 05A
PAGE 1
JAN 20/09

BOEING
757
PARTS CATALOG (MAINTENANCE)



Y 11361501 REV 324

EQUIPMENT ASSY-E6 AFT EQPT CTR CB PNL (PLACARDS AND MARKINGS ONLY)
FIGURE 1

11-36-15-01

BRI
SEP 20/08

11-36-15-01
PAGE 0



757

PARTS CATALOG (MAINTENANCE)

FIG ITEM	PART NUMBER	1 2 3 4 5 6 7	NOMENCLATURE	EFFECT FROM TO	UNITS PER ASSY
1			EQUIPMENT ASSY-E6 AFT EQPT CTR CB PNL (PLACARDS AND MARKINGS ONLY)	002004 006100 107107 950999	
- 1	284N1690-3		EQUIPMENT ASSY-E6 EQPT CTR CB PNL (PLACARDS AND MARKINGS ONLY) POSITION DATA: AFT VARIABLE DRAWING REF: 284N1690-5010 284N1690-5012 284N1690-5014 FOR NHA/OTHER SYS DET SEE: 53-61-51-10	002004 006100 107107 950999	RF
7	BAC27NEX1577		.DECAL	002004 006100 107107 950999	1
10	BAC27NEX0066		.DECAL	002004 006100 107107 950999	1
15	BAC27NEX0873		.DECAL-	002004 006100 107107 950999	1
20	BAC27TEX0635		.DECAL- PLACARD CONTENT: APU BAT BUS	002004 006100 107107 950999	1
25	BAC27TEX0636		.DECAL- PLACARD CONTENT: APU BAT CHGR	002004 006100 107107 950999	1
30	BAC27NEX1639		.DECAL- PLACARD CONTENT: APU TRU FAN	002004 006100 107107 950999	1
35	BAC27NEX1608		.DECAL- PLACARD CONTENT: BAT DISCH IND INHIBIT	002004 006100 107107 952999	1

MISSING ITEM NUMBERS NOT APPLICABLE

- ITEM NOT ILLUSTRATED

11-36-15-01

11-36-15
FIG. 01
PAGE 1
MAY 20/09

BRI



757

PARTS CATALOG (MAINTENANCE)

FIG ITEM	PART NUMBER	1 2 3 4 5 6 7	NOMENCLATURE	EFFECT FROM TO	UNITS PER ASSY
1 45	BAC27NFDE0024		.DECAL- PLACARD CONTENT: INOP POST SERVICE BULLETIN: 24-0125R1 24-0125R2 24-0130	009009 015015 107107	1

R
R
R
R
R
R
R

MISSING ITEM NUMBERS NOT APPLICABLE

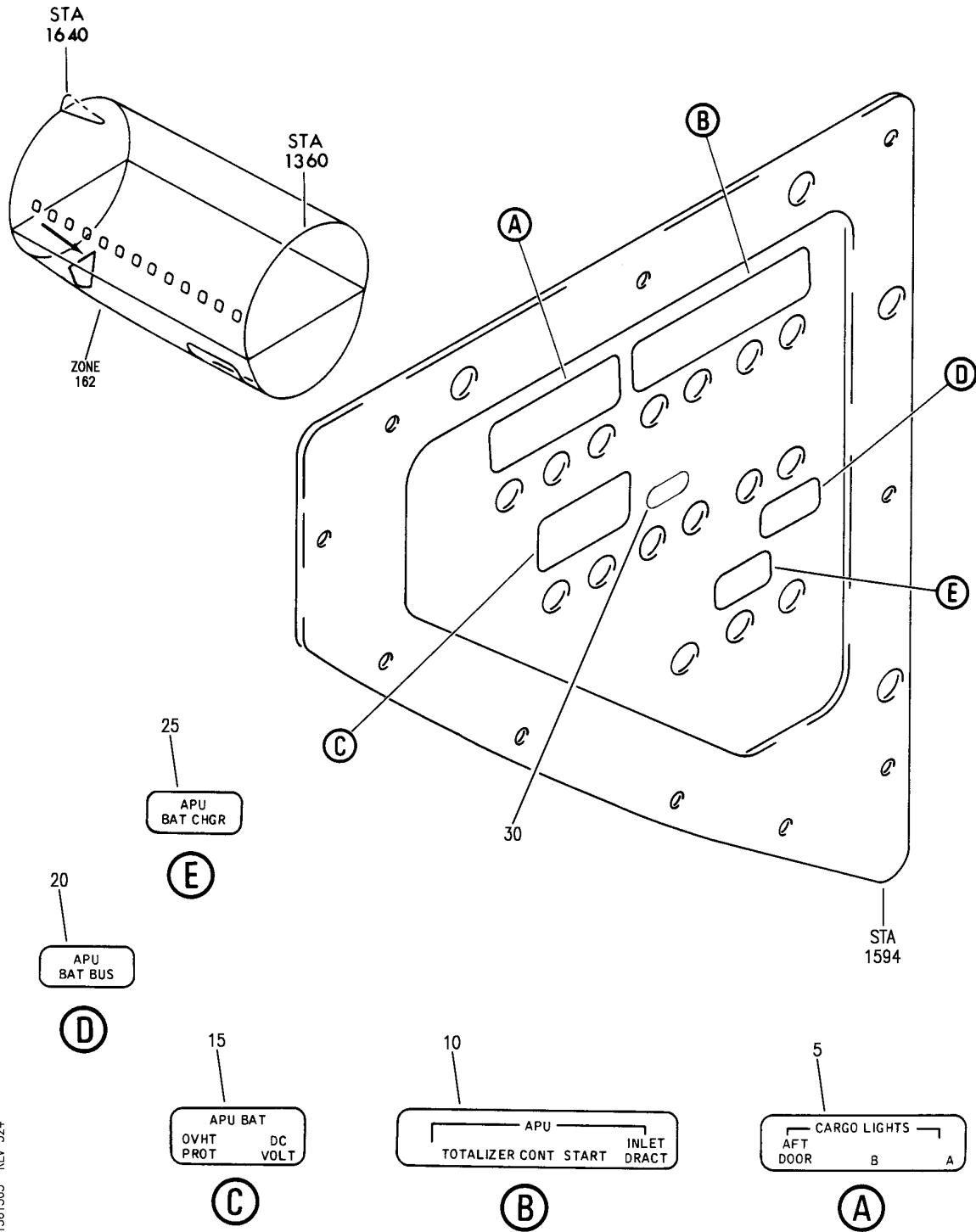
- ITEM NOT ILLUSTRATED

11-36-15-01

11-36-15
FIG. 01
PAGE 2
MAY 20/09

BRI

BOEING
757
PARTS CATALOG (MAINTENANCE)



Y 11361503 REV 324

EQUIPMENT ASSY-AFT EQPT CTR CB PNL (PLACARDS AND MARKINGS ONLY)
FIGURE 3

11-36-15-03

BRI
SEP 20/08

11-36-15-03
PAGE 0



757

PARTS CATALOG (MAINTENANCE)

FIG ITEM	PART NUMBER	1 2 3 4 5 6 7	NOMENCLATURE	EFFECT FROM TO	UNITS PER ASSY
3			EQUIPMENT ASSY-AFT EQPT CTR CB PNL (PLACARDS AND MARKINGS ONLY)	121503 904949	
- 1	284N1662-3		EQUIPMENT ASSY-EQPT CTR CB PNL (PLACARDS AND MARKINGS ONLY) POSITION DATA: AFT FOR NHA/OTHER SYS DET SEE: 25-70-51-53	121503 904949	RF
	5 BAC27NEX1577		.DECAL-	121503 904949	1
	10 BAC27NEX0873		.DECAL	121503 904949	1
	15 BAC27NEX0066		.DECAL	121503 904949	1
	20 BAC27TEX0635		.DECAL	121503 904949	1
	25 BAC27TEX0636		.DECAL	121503 904949	1

MISSING ITEM NUMBERS NOT APPLICABLE

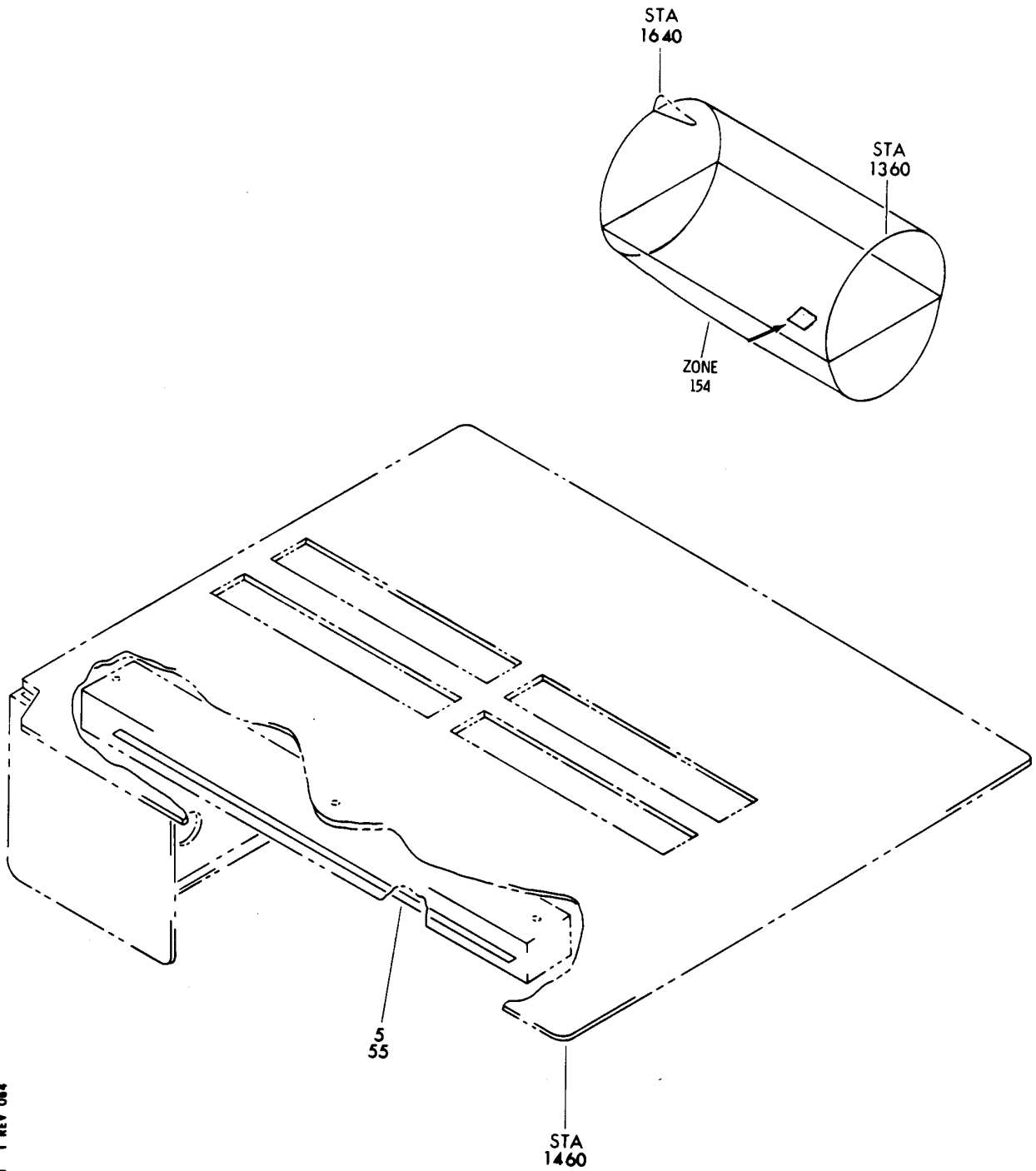
- ITEM NOT ILLUSTRATED

11-36-15-03

11-36-15
FIG. 03
PAGE 1
JAN 20/09

BRI

BOEING
757
PARTS CATALOG (MAINTENANCE)



Y 11361504 SHT 1 REV 064

EQUIPMENT ASSY-AFT EQPT CTR E6 RELAY (PLACARDS AND MARKINGS ONLY)
FIGURE 4

BRI
MAY 28/07

11-36-15-04

11-36-15-04
PAGE 0



757

PARTS CATALOG (MAINTENANCE)

FIG ITEM	PART NUMBER	1 2 3 4 5 6 7	NOMENCLATURE	EFFECT FROM TO	UNITS PER ASSY
4			EQUIPMENT ASSY-AFT EQPT CTR E6 RELAY (PLACARDS AND MARKINGS ONLY)	002004 006100 107107 121503 904999	
- 1	284N1680-1		EQUIPMENT ASSY-EQPT CTR E6 RELAY (PLACARDS AND MARKINGS ONLY) POSITION DATA: AFT VARIABLE DRAWING REF: 284N1680-5009 FOR NHA/OTHER SYS DET SEE: 25-70-51-53	121503 904949	RF
5	BAC27TEX1316		.DECAL	121503 904949	1
- 50	284N1554-1		EQUIPMENT ASSY-EQPT CTR E6 RELAY (PLACARD AND MARKINGS ONLY) POSITION DATA: AFT VARIABLE DRAWING REF: 284N1554-5004 284N1554-5013 284N1554-5018 284N1554-5027 284N1554-5028 REWORKED BY SB: 33-0035 FOR NHA/OTHER SYS DET SEE: 53-61-51-10	002004 006100 107107 950999	RF
55	BAC27NEX1593		.DECAL- PLACARD CONTENT: 1 THRU 40	002004 006100 107107 950999	1

MISSING ITEM NUMBERS NOT APPLICABLE

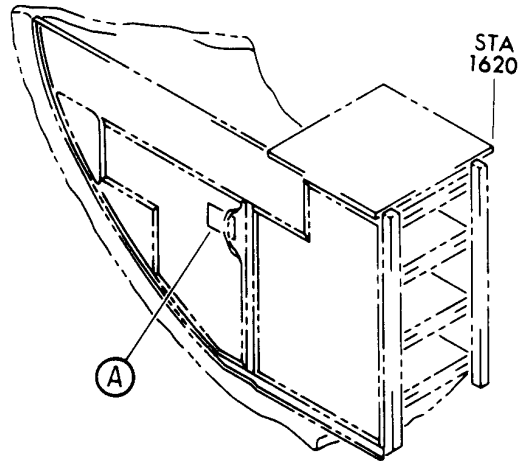
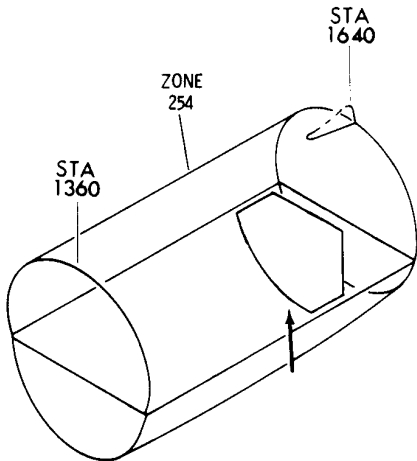
- ITEM NOT ILLUSTRATED

BRI

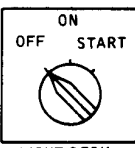


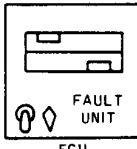
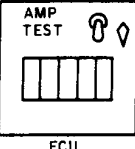

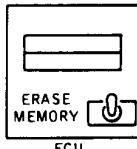
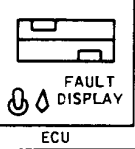
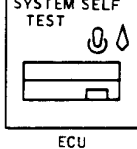
11-36-15-04

11-36-15
FIG. 04
PAGE 1
JAN 20/09

BOEING
757
PARTS CATALOG (MAINTENANCE)



5

BUILT IN TEST (BITE) INSTRUCTIONS APU CONTROL UNIT (ECU)	
<p>1</p>  <p>FLIGHT DECK</p> <p>INSURE APU START SWITCH IS IN "OFF" POSITION</p>	<p>6</p>  <p>ECU</p> <p>a) PLACE "FAULT SELECT" SWITCH TO PREVIOUS SHUTDOWN. 2 THRU 5 b) REPEAT STEP 5 EACH TIME</p>
<p>2</p>  <p>FLIGHT DECK</p> <p>APU SPEED MUST BE BELOW 7% RPM</p>	<p>7</p>  <p>ECU</p> <p>a) PLACE TOGGLE SWITCH TO "FAULT UNIT" POSITION & RELEASE b) RECORD "FAULTY UNIT" LIGHTS</p>
<p>3</p>  <p>ECU</p> <p>a) PLACE TOGGLE SWITCH TO "LAMP TEST" POSITION & RELEASE b) NOTE POSITION OF FAULTY LAMPS</p>	<p>8</p> <p>REFER TO MAINTENANCE MANUAL FOR REPAIR REPLACE INSTRUCTIONS</p>
<p>4</p>  <p>ECU</p> <p>PLACE "FAULT SELECT" SWITCH TO POSITION 1</p>	<p>9</p>  <p>ECU</p> <p>PRESS COVERED "ERASE MEMORY" TOGGLE SWITCH UPWARD & RELEASE TO CLEAR ECU MEMORY & "APU BITE" EICAS MESSAGE</p>
<p>5</p>  <p>ECU</p> <p>a) PLACE TOGGLE SWITCH TO "FAULT DISPLAY" POSITION & RELEASE b) RECORD "FAULT DISPLAY" LIGHTS c) RECORD "FAULT UNIT" LIGHTS</p>	<p>10</p>  <p>ECU</p> <p>a) PLACE TOGGLE SWITCH TO "SYSTEM SELF TEST" POSITION & RELEASE b) "WAIT" LIGHT ILLUMINATES c) "TEST OK" LIGHT ILLUMINATES WHEN MEMORY HAS CLEARED & NO FAULTY UNITS ARE DETECTED d) RECORD ANY "FAULTY UNIT" LIGHTS. REFER TO MAINTENANCE MANUAL FOR REPAIR REPLACE INSTRUCTIONS.</p>

SEE MAINTENANCE MANUAL FOR COMPLETE INSTRUCTIONS

A

Y 11361506 SHT 1 REV 018

RACK INSTL-E6 AFT EQPT CTR (PLACARDS AND MARKINGS ONLY)
FIGURE 6

11-36-15-06

BRI
MAY 28/07

11-36-15-06
PAGE 0



757

PARTS CATALOG (MAINTENANCE)

FIG ITEM	PART NUMBER	1 2 3 4 5 6 7	NOMENCLATURE	EFFECT FROM TO	UNITS PER ASSY
6			RACK INSTL-E6 AFT EQPT CTR (PLACARDS AND MARKINGS ONLY)	121503 904949	
- 1	284N1729-8		RACK INSTL-E6 EQPT CTR (PLACARDS AND MARKINGS ONLY) POSITION DATA: AFT FOR NHA/OTHER SYS DET SEE: 24-00-58-01	121503	RF
- 1	284N1729-9		RACK INSTL-E6 EQPT CTR (PLACARDS AND MARKINGS ONLY) POSITION DATA: AFT FOR NHA/OTHER SYS DET SEE: 24-00-58-01	904949	RF
5	BAC27NAP0002		.DECAL	121503 904949	1

MISSING ITEM NUMBERS NOT APPLICABLE

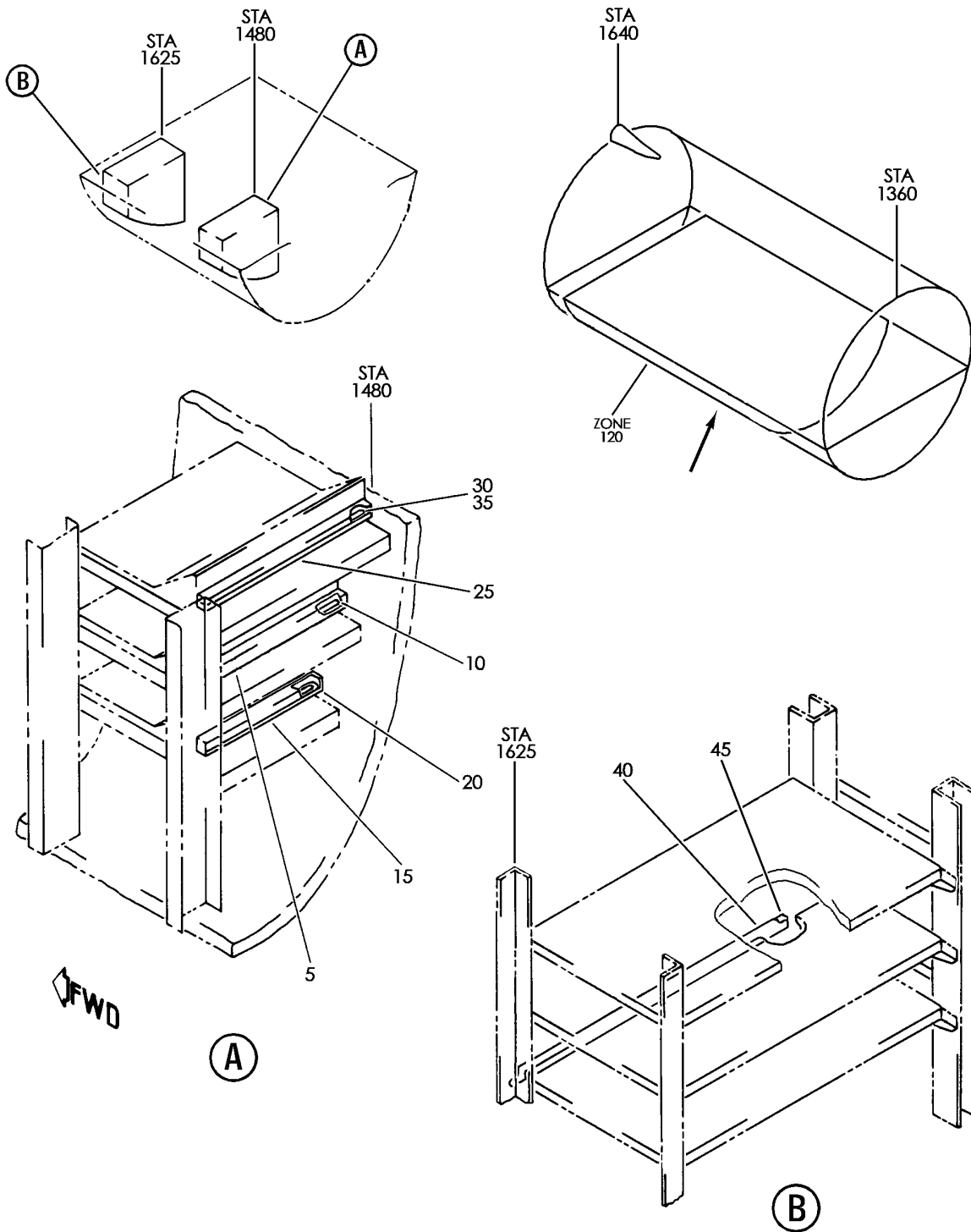
- ITEM NOT ILLUSTRATED

11-36-15-06

11-36-15
FIG. 06
PAGE 1
JAN 20/09

BRI

BOEING
757
PARTS CATALOG (MAINTENANCE)



Y 11361509 REV 219

DISCONNECT ASSY-MODULE ELEC/ELECTRONIC RACKS E6 (PLACARDS AND MARKINGS ONLY)

FIGURE 9

11-36-15-09

BRI
MAY 28/07

11-36-15-09
PAGE 0



757

PARTS CATALOG (MAINTENANCE)

FIG ITEM	PART NUMBER	1 2 3 4 5 6 7	NOMENCLATURE	EFFECT FROM TO	UNITS PER ASSY
9			DISCONNECT ASSY-MODULE ELEC/ELECTRONIC RACKS E6 (PLACARDS AND MARKINGS ONLY)	002004 006102 107999	
5	287N1406-91		DISCONNECT ASSY-MODULE ELEC/ELECTRONIC RACKS E6-2 (PLACARDS AND MARKINGS ONLY) FOR NHA/OTHER SYS DET SEE: 25-70-76-03 25-70-52-14C	002004 006102 107120 504903 950999	RF
5	287N1406-27		DISCONNECT ASSY-MODULE ELEC/ELECTRONIC RACKS E6-2 (PLACARDS AND MARKINGS ONLY) FOR NHA/OTHER SYS DET SEE: 25-70-76-02	121503 904949	RF
10	BAC27NEL0923		.DECAL- PLACARD CONTENT: 1 THRU 123	002004 006102 107999	1
15	287N1406-28		DISCONNECT ASSY-MODULE ELEC/ELECTRONIC RACKS E6-3 (PLACARDS AND MARKINGS ONLY) FOR NHA/OTHER SYS DET SEE: 25-70-77-02	121503 904949	RF
20	BAC27NEL0923		.DECAL- PLACARD CONTENT: 1 THRU 123	121503 904949	1
25	287N1406-89		DISCONNECT ASSY-MODULE ELEC/ELECTRONIC RACKS E6-1 (PLACARDS AND MARKINGS ONLY) FOR NHA/OTHER SYS DET SEE: 25-70-75-03 25-70-75-03A 25-70-52-14	002004 006102 107120 504903 950999	RF
25	287N1406-26		DISCONNECT ASSY-MODULE ELEC/ELECTRONIC RACKS E6-1 (PLACARDS AND MARKINGS ONLY) FOR NHA/OTHER SYS DET SEE: 25-70-75-02	121503 904949	RF
30	BAC27NEL0433		.DECAL- PLACARD CONTENT: 1 THRU 123	101102 108120 504903	1
35	BAC27NEL0923		.DECAL- PLACARD CONTENT: 1 THRU 123	002004 006102 107999	1

MISSING ITEM NUMBERS NOT APPLICABLE

- ITEM NOT ILLUSTRATED

11-36-15-09

11-36-15
FIG. 09
PAGE 1
JAN 20/09

BRI



757

PARTS CATALOG (MAINTENANCE)

FIG ITEM	PART NUMBER	1 2 3 4 5 6 7	NOMENCLATURE	EFFECT FROM TO	UNITS PER ASSY
9					
40	287N1406-29		DISCONNECT ASSY-MODULE ELEC/ELECTRONIC RACKS E6-4 (PLACARDS AND MARKINGS ONLY) FOR NHA/OTHER SYS DET SEE: 25-70-78-01	121503 904949	RF
45	BAC27NEL0923		.DECAL- PLACARD CONTENT: 1 THRU 123	121503 904949	1

MISSING ITEM NUMBERS NOT APPLICABLE

- ITEM NOT ILLUSTRATED

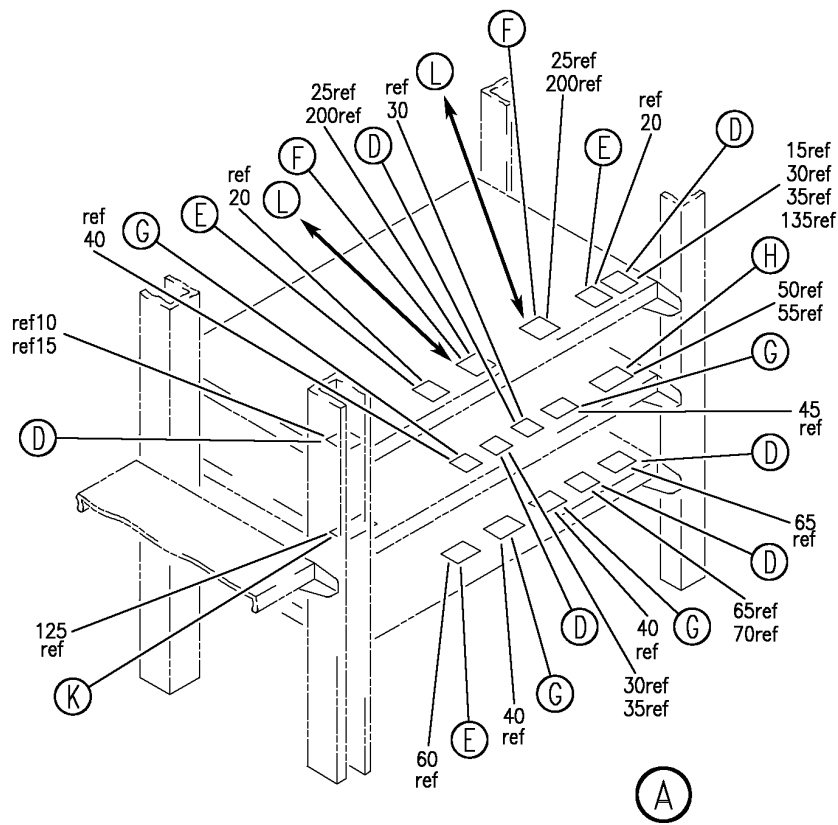
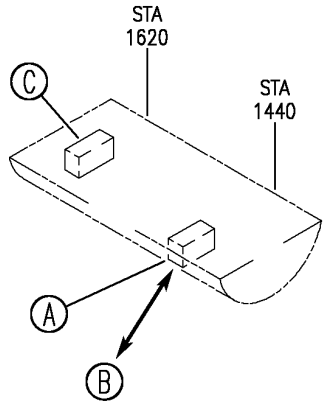
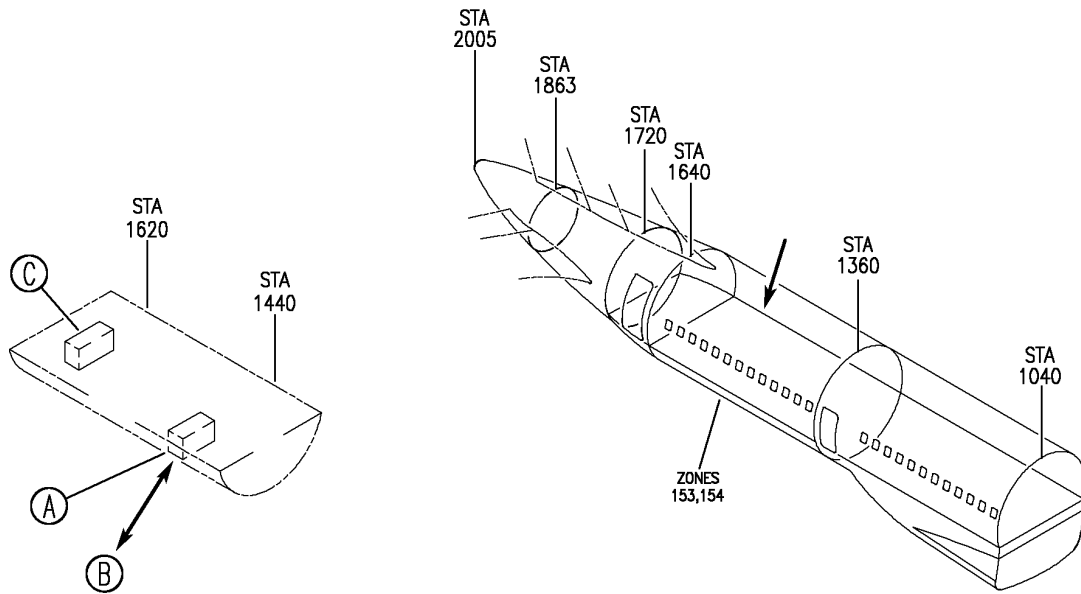
BRI

11-36-15-09

BOEING PROPRIETARY - Copyright © - Unpublished Work - See title page for details.

11-36-15
FIG. 09
PAGE 2
JAN 20/09

BOEING
757
PARTS CATALOG (MAINTENANCE)



Y 11361510 SH1 1 REV 330

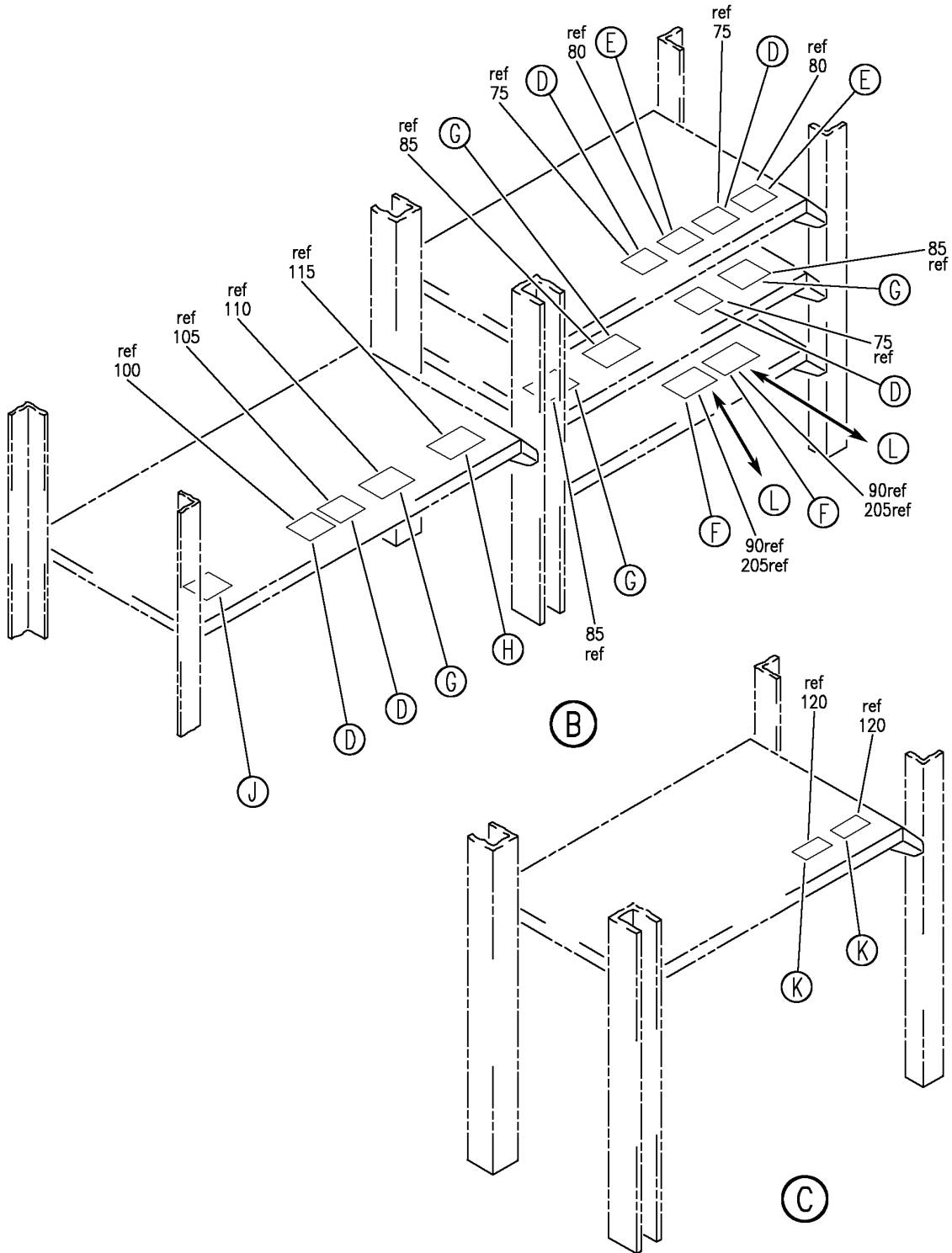
COOLING INSTL-ELECTRICAL/ ELECTRONICS CENTER/ ELECTRONIC EQPT RACK E6 (PLACARDS AND MARKING ONLY)
FIGURE 10 (SHEET 1)

BRI
JAN 20/09

11-36-15-10

11-36-15-10
PAGE 0

BOEING
757
PARTS CATALOG (MAINTENANCE)



Y 11361510 SHT 2 REV 252

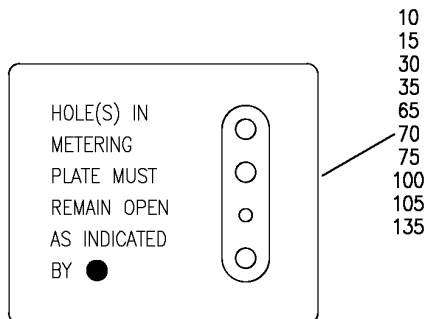
COOLING INSTL-ELECTRICAL/ ELECTRONICS CENTER/ ELECTRONIC EQPT RACK E6 (PLACARDS AND MARKING ONLY)
FIGURE 10 (SHEET 2)

BRI
MAY 28/07

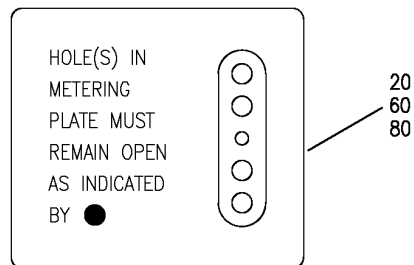
11-36-15-10

11-36-15-10
PAGE 0A

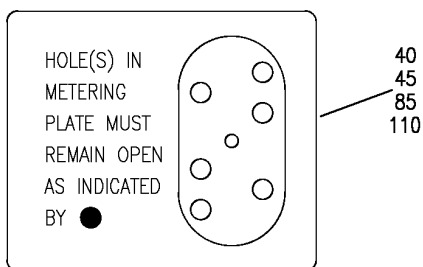

BOEING
 757
PARTS CATALOG (MAINTENANCE)



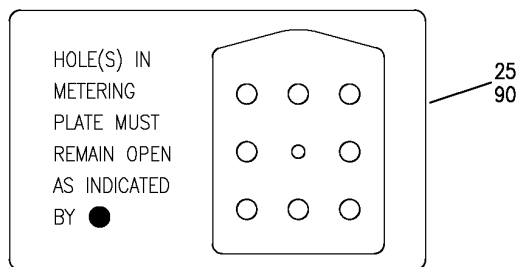
D



E



G



F

Y 11361510 SH-T 3 REV 330

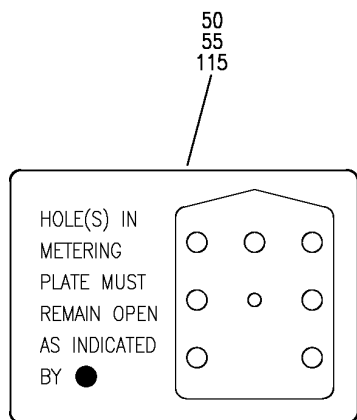
COOLING INSTL-ELECTRICAL/ ELECTRONICS CENTER/ ELECTRONIC EQPT RACK E6 (PLACARDS AND MARKING ONLY)
 FIGURE 10 (SHEET 3)

BRI
 JAN 20/09

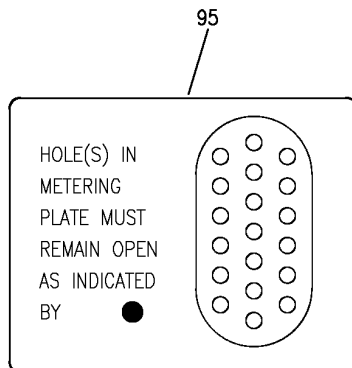
11-36-15-10

11-36-15-10
 PAGE 0B

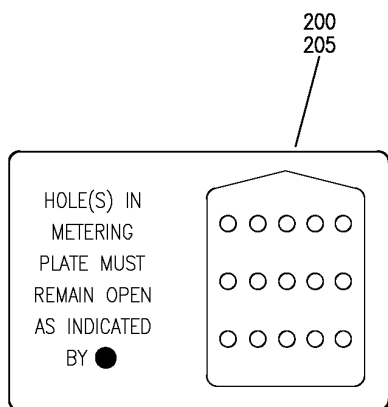
BOEING
757
PARTS CATALOG (MAINTENANCE)



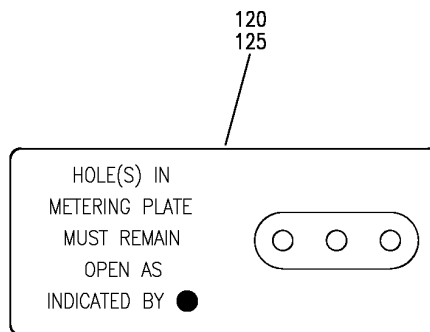
H



J



L



K

Y 11361510 SHIT 4 REV 252

COOLING INSTL-ELECTRICAL/ ELECTRONICS CENTER/ ELECTRONIC EQPT RACK E6 (PLACARDS AND MARKING ONLY)
FIGURE 10 (SHEET 4)

BRI
MAY 28/07

11-36-15-10

11-36-15-10
PAGE 0C



757

PARTS CATALOG (MAINTENANCE)

FIG ITEM	PART NUMBER	1 2 3 4 5 6 7	NOMENCLATURE	EFFECT FROM TO	UNITS PER ASSY
10			COOLING INSTL-ELECTRICAL/ ELECTRONICS CENTER/ ELECTRONIC EQPT RACK E6 (PLACARDS AND MARKING ONLY)	002004 006017 107107 121503 904999	
- 2	284N1053-37		COOLING INSTL-ELECTRICAL/ ELECTRONICS CENTER/ ELECTRONIC EQPT RACK E6 (PLACARDS AND MARKINGS ONLY) FOR NHA/OTHER SYS DET SEE: 24-00-58-01C	107107	RF
- 2	284N1053-43		COOLING INSTL-ELECTRICAL/ ELECTRONICS CENTER/ ELECTRONIC EQPT RACK E6 (PLACARDS AND MARKINGS ONLY) FOR NHA/OTHER SYS DET SEE: 24-00-58-01C	121503 904949	RF
- 4	284N1053-62		COOLING INSTL-ELECTRICAL/ ELECTRONICS CENTER/ ELECTRONIC EQPT RACK E6 (PLACARDS AND MARKINGS ONLY) FOR NHA/OTHER SYS DET SEE: 24-00-58-01C	952999	RF
- 4	284N1053-63		COOLING INSTL-ELECTRICAL/ ELECTRONICS CENTER/ ELECTRONIC EQPT RACK E6 (PLACARDS AND MARKINGS ONLY) FOR NHA/OTHER SYS DET SEE: 24-00-58-01C	002004 006017	RF
- 4	284N1053-68		COOLING INSTL-ELECTRICAL/ ELECTRONICS CENTER/ ELECTRONIC EQPT RACK E6 (PLACARDS AND MARKINGS ONLY) FOR NHA/OTHER SYS DET SEE: 24-00-58-01C	950951	RF
10	BAC27TEX2032		.DECAL	107107	1
15	BAC27TEX2032		.DECAL	002004 006017 121503 904999	2
55	BAC27TEX2035		.DECAL	002004 006017 107107 950999	1

MISSING ITEM NUMBERS NOT APPLICABLE

- ITEM NOT ILLUSTRATED

11-36-15-10

11-36-15
FIG. 10
PAGE 1
JAN 20/09

BRI



757

PARTS CATALOG (MAINTENANCE)

FIG ITEM	PART NUMBER	1 2 3 4 5 6 7	NOMENCLATURE	EFFECT FROM TO	UNITS PER ASSY
10					
75	BAC27TEX2032	.DECAL		121503 904949	3
80	BAC27TEX2033	.DECAL		121503 904949	2
85	BAC27TEX2034	.DECAL		121503 904949	3
90	BAC27TEX2036	.DECAL		121503 904949	2
95	BAC27TEX2217	.DECAL		121503 904949	1
100	BAC27TEX2032	.DECAL		121503 904949	1
105	BAC27TEX2032	.DECAL		121503 904949	1
110	BAC27TEX2034	.DECAL		121503 904949	1
115	BAC27TEX2035	.DECAL		121503 904949	1
125	BAC27TEX2147	.DECAL-		002004 006017 107107 121503 904999	1
205	BAC27TEX2086	.DECAL-ALTERNATE COOLING CONFIGURATION		121503 904949	2

MISSING ITEM NUMBERS NOT APPLICABLE



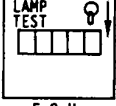






- ITEM NOT ILLUSTRATED

11-36-15-10

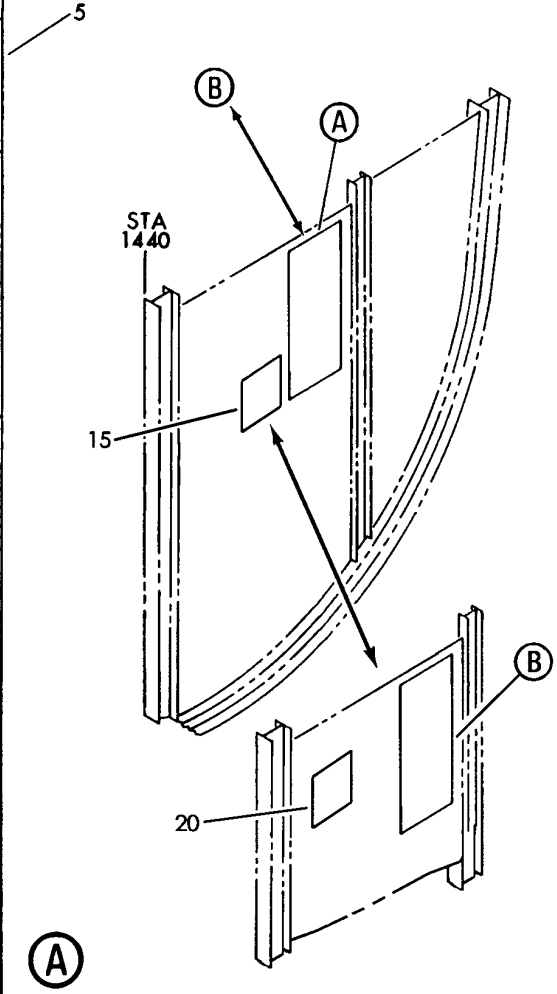
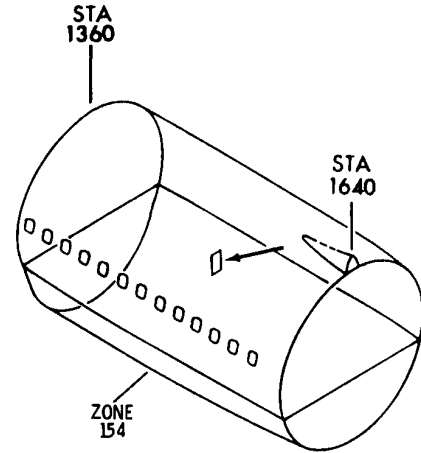
11-36-15
FIG. 10
PAGE 2
JAN 20/09

BRI

BOEING
757
PARTS CATALOG (MAINTENANCE)

BUILT IN TEST (BITE) INSTRUCTIONS APU CONTROL UNIT (ECU)	
1	 INSURE APU START SWITCH IS IN OFF POSITION FLIGHT DECK
2	 APU SPEED MUST BE BELOW 7% RPM FLIGHT DECK
3	 a) PLACE TOGGLE SWITCH TO "LAMP TEST" POSITION b) NOTE POSITION OFF FAULTY LAMPS E.C.U.
4	 PLACE "FAULT SELECT" SWITCH TO POSITION 1 E.C.U.
5	 a) PLACE TOGGLE SWITCH TO "FAULT DISPLAY" POSITION b) RECORD "FAULT DISPLAYED" c) RECORD "FAULTY UNIT" (IF DISPLAYED) E.C.U.
6	 a) PLACE "FAULT SELECT" SWITCH TO PREVIOUS SHUTDOWN, 2 THRU 5 b) REPEAT STEP 5 EACH TIME E.C.U.
7	 a) REPLACE TOGGLE SW TO "FAULTY UNIT" POSITION b) RECORD ADDITIONAL "FAULTY UNITS" (IF DISPLAYED) E.C.U.
8	REPAIR/REPLACE FAULTY UNITS AS INDICATED
9	 BEHIND PROTECTIVE COVER PRESS "ERASE MEMORY" TOGGLE SWITCH UP TO CLEAR E.C.U. MEMORY E.C.U.
10	 a) PLACE TOGGLE SW TO "SYSTEM SELF TEST" POSITION b) "WAIT LIGHT" ILLUMINATES c) "TEST OK" LIGHT ILLUMINATES WHEN FAULTS CORRECTED E.C.U.
SEE MAINTENANCE MANUAL FOR COMPLETE INSTRUCTIONS	

Y 11361513 SHF 1 REV 197


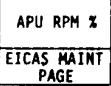
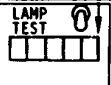
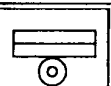


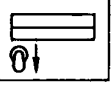
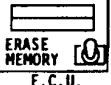



RACK INSTL-AFT EQPT CTR E6 (PLACARDS AND MARKINGS ONLY)
FIGURE 13 (SHEET 1)

11-36-15-13

BRI
MAY 28/07

11-36-15-13
PAGE 0

BUILT IN TEST (BITE) INSTRUCTIONS APU CONTROL UNIT (ECU)		
STEP	S351T0-18 AND PRIOR	5351T020-19 AND ON
1  FLIGHT DECK	ENSURE APU START SWITCH IS IN "OFF" POSITION	
2 	APU SPEED MUST BE BELOW 7% RPM.	APU CAN BE OPERATING OR SHUTDOWN DURING BITE PROCEDURE.
3  E.C.U.	a) PLACE TOGGLE SWITCH TO "LAMP TEST" POSITION. b) NOTE POSITION OF FAULTY LAMPS (LAMPS THAT DO NOT ILLUMINATE)	a) PLACE TOGGLE SWITCH TO "LAMP TEST" POSITION. b) NOTE POSITION OF FAULTY LAMPS (LAMPS THAT DO NOT ILLUMINATE) NOTE: "LAMP TEST" UNAVAILABLE WITH APU RUNNING.
4  E.C.U.	PLACE "FAULT SELECT" SWITCH TO POSITION 1.	PLACE "RECORD SELECT" SWITCH TO "LAST RUN" POSITION.
5  E.C.U.	a) PLACE TOGGLE SWITCH TO "FAULT DISPLAY" POSITION. b) RECORD "FAULT DISPLAY". c) RECORD "FAULTY UNIT" (IF DISPLAYED).	a) PLACE TOGGLE SWITCH TO "FAULT REASON" POSITION. b) RECORD "REASON APU NOT OPERATING" LAMP THAT ILLUMINATES. c) PLACE TOGGLE SWITCH TO "FAULT LRU" POSITION. d) RECORD ALL "FAULTY LRU" LAMPS THAT ILLUMINATE.
6  E.C.U.	a) PLACE "FAULT SELECT" SWITCH TO PREVIOUS SHUTDOWN, 2 THRU 5. b) REPEAT STEP 5 EACH TIME.	a) PLACE "RECORD SELECT" SWITCH TO PREVIOUS SHUTDOWN, 2 THRU 4 b) REPEAT STEP 5 EACH TIME.
7  E.C.U.	a) PLACE TOGGLE SWITCH TO "FAULT UNIT" POSITION. b) RECORD "FAULTY UNITS" (IF DISPLAYED).	a) PLACE "RECORD SELECT" SWITCH TO "SUMMARY" POSITION. b) PLACE TOGGLE SWITCH TO "FAULT LRU" POSITION. c) RECORD "FAULTY LRU" LAMPS ILLUMINATED.
8	REPAIR/REPLACE FAULTY UNITS AS INDICATED/	REPAIR/REPLACE FAULTY UNITS AS INDICATED.
9  E.C.U.	TO CLEAR ECU MEMORY, PUSH "ERASE MEMORY" TOGGLE SWITCH UP. LOCATED BEHIND PROTECTIVE COVER.	TO CLEAR ECU MEMORY, PUSH "ERASE MEMORY" TOGGLE SWITCH UP. LOCATED BEHIND PROTECTIVE COVER. NOTE: "ERASE MEMORY" UNAVAILABLE WITH APU RUNNING.
10  E.C.U.	a) PLACE TOGGLE SWITCH TO "SELF TEST" POSITION. b) "WAIT" LIGHT ILLUMINATES. c) "TEST OK" LIGHT ILLUMINATES WHEN FAULTS CORRECTED.	a) PLACE TOGGLE SWITCH TO "SELF TEST" POSITION. b) "WAIT" LIGHT ILLUMINATES. c) "TEST OK" LIGHT ILLUMINATES WHEN FAULTS CORRECTED. NOTE: "SELF TEST" UNAVAILABLE WITH APU RUNNING.
SEE MAINTENANCE MANUAL FOR COMPLETE INSTRUCTIONS.		

 10
25

Y 11361513 SHT 2 REV 197

(B)

 RACK INSTL-AFT EQPT CTR E6 (PLACARDS AND MARKINGS ONLY)
FIGURE 13 (SHEET 2)

11-36-15-13

 BRI
MAY 28/07

 11-36-15-13
PAGE 0A

 **BOEING**
757
PARTS CATALOG (MAINTENANCE)

FIG ITEM	PART NUMBER	1 2 3 4 5 6 7	NOMENCLATURE	EFFECT FROM TO	UNITS PER ASSY
13			RACK INSTL-AFT EQPT CTR E6 (PLACARDS AND MARKINGS ONLY)	002004 006101 107107 950999	
- 1	284N1550-4		RACK INSTL-EQPT CTR E6 (PLACARDS AND MARKINGS ONLY) POSITION DATA: AFT FOR NHA/OTHER SYS DET SEE: 24-00-58-01	107107	RF
- 1	284N1550-8		RACK INSTL-EQPT CTR E6 (PLACARDS AND MARKINGS ONLY) POSITION DATA: AFT FOR NHA/OTHER SYS DET SEE: 24-00-58-01	002004 006008 952999	RF
- 1	284N1550-11		RACK INSTL-EQPT CTR E6 (PLACARDS AND MARKINGS ONLY) POSITION DATA: AFT FOR NHA/OTHER SYS DET SEE: 24-00-58-01	950951	RF
R R R R R R R	- 1	284N1550-12	RACK INSTL-EQPT CTR E6 (PLACARDS AND MARKINGS ONLY) POSITION DATA: AFT FOR NHA/OTHER SYS DET SEE: 24-00-58-01	009017	RF
- 1	284N1550-16		RACK INSTL-EQPT CTR E6 (PLACARDS AND MARKINGS ONLY) POSITION DATA: AFT FOR NHA/OTHER SYS DET SEE: 24-00-58-01	018100	RF
- 2	284N1550-20		RACK INSTL-EQPT CTR E6 (PLACARDS AND MARKINGS ONLY) POSITION DATA: AFT FOR NHA/OTHER SYS DET SEE: 24-00-58-05D	101101	RF

MISSING ITEM NUMBERS NOT APPLICABLE

- ITEM NOT ILLUSTRATED

BRI

11-36-15-13

11-36-15
FIG. 13
PAGE 1
MAY 20/09



757

PARTS CATALOG (MAINTENANCE)

FIG ITEM	PART NUMBER	1 2 3 4 5 6 7	NOMENCLATURE	EFFECT FROM TO	UNITS PER ASSY
13	5 BAC27NEX2404		.DECAL- PLACARD CONTENT: BUILT IN TEST (BITE) INSTRUCTIONS APU CONTROL UNIT (ECU)	002004 006017 107107 950999	1
	10 BAC27TAP45		.DECAL-	018100	1
	15 BAC27DEX5540		.DECAL	107107	1
	15 BAC27NEX2409		.DECAL	002004 006101 950999	1

MISSING ITEM NUMBERS NOT APPLICABLE

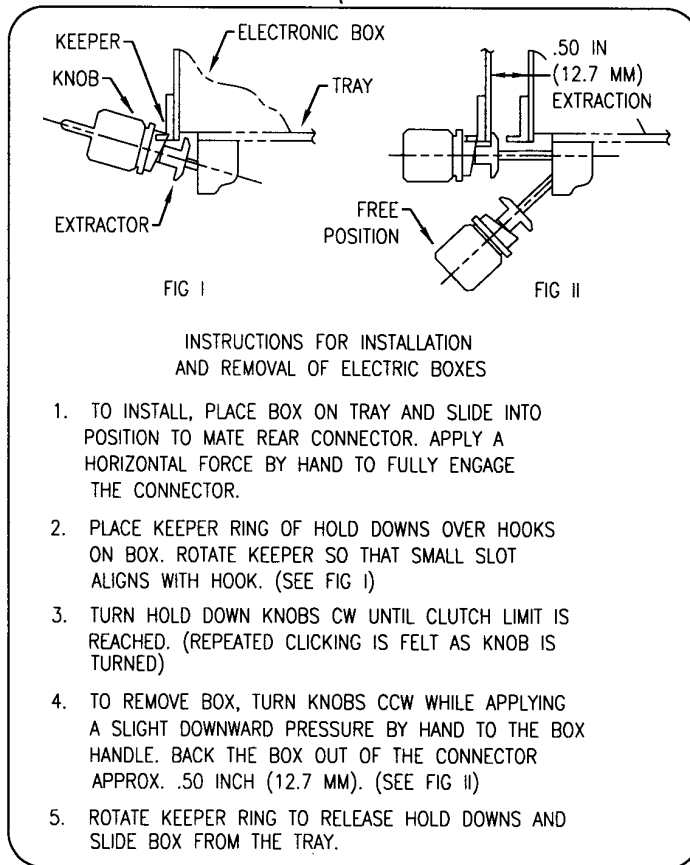
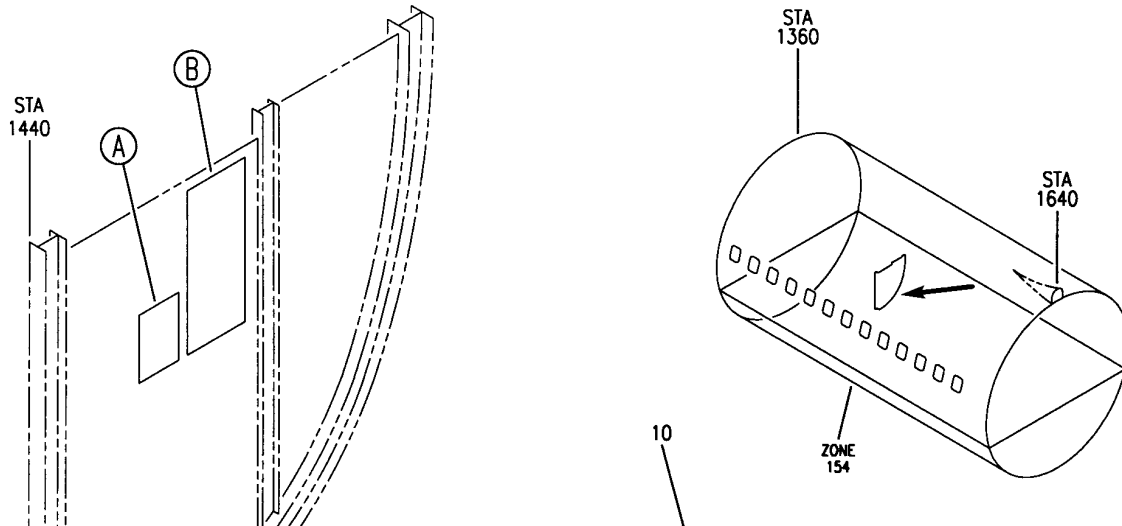
- ITEM NOT ILLUSTRATED

11-36-15-13

11-36-15
FIG. 13
PAGE 2
JAN 20/09

BRI

BOEING
757
PARTS CATALOG (MAINTENANCE)



A

Y 11361516 SH 1 REV 210










SUPPORT ASSY-AFT EQPT CTR E6 (PLACARDS AND MARKINGS ONLY)
FIGURE 16 (SHEET 1)

11-36-15-16

BRI
MAY 28/07

11-36-15-16
PAGE 0

BOEING
757
PARTS CATALOG (MAINTENANCE)

BUILT IN TEST (BITE) INSTRUCTIONS APU CONTROL UNIT (ECU)		
STEP	S351T020-18 AND PRIOR	S351T020-19 AND ON
1  FLIGHT DECK	ENSURE APU START SWITCH IS IN "OFF" POSITION.	APU CAN BE OPERATING OR SHUT-DOWN DURING BITE PROCEDURE.
2  FLIGHT DECK	APU SPEED MUST BE BELOW 7% RPM.	
3  E.C.U.	a) PLACE TOGGLE SWITCH TO "LAMP TEST" POSITION b) NOTE POSITION OF FAULTY LAMPS (LAMPS THAT DO NOT ILLUMINATE).	a) PLACE TOGGLE SWITCH TO "LAMP TEST" POSITION. b) NOTE POSITION OF FAULTY LAMPS (LAMPS THAT DO NOT ILLUMINATE). NOTE: "LAMP TEST" UNAVAILABLE WITH APU RUNNING.
4  E.C.U.	PLACE "FAULT SELECT" SWITCH TO POSITION 1.	PLACE "RECORD SELECT" SWITCH TO "LAST RUN" POSITION.
5  E.C.U.	a) PLACE TOGGLE SWITCH TO "FAULT DISPLAY" POSITION. b) RECORD "FAULT DISPLAY" c) RECORD "FAULTY UNIT" (IF DISPLAYED).	a) PLACE TOGGLE SWITCH TO "FAULT REASON" POSITION. b) RECORD "REASON APU NOT OPERATING" LAMP THAT ILLUMINATES. c) PLACE TOGGLE SWITCH TO "FAULT LRU" POSITION d) RECORD ALL "FAULTY LRU" LAMPS THAT ILLUMINATE.
6  E.C.U.	a) PLACE "FAULT SELECT" SWITCH TO PREVIOUS SHUTDOWN, 2 THRU 5. b) REPEAT STEP 5 EACH TIME.	a) PLACE "RECORD SELECT" SWITCH TO PREVIOUS SHUTDOWN, 2 THRU 4. b) REPEAT STEP 5 EACH TIME.
7  E.C.U.	a) PLACE TOGGLE SWITCH TO "FAULT UNIT" POSITION. b) RECORD "FAULTY UNITS" (IF DISPLAYED).	a) PLACE "RECORD SELECT" SWITCH TO "SUMMARY" POSITION. b) PLACE TOGGLE SWITCH TO "FAULT LRU" POSITION. c) RECORD "FAULTY LRU" LAMPS ILLUMINATED.
8	REPAIR/REPLACE FAULTY UNITS AS INDICATED.	REPAIR/REPLACE FAULTY UNITS AS INDICATED.
9  E.C.U.	TO CLEAR ECU MEMORY, PUSH "ERASE MEMORY" TOGGLE SWITCH UP, LOCATED BEHIND PROTECTIVE COVER.	TO CLEAR ECU MEMORY, PUSH "ERASE MEMORY" TOGGLE SWITCH UP, LOCATED BEHIND PROTECTIVE COVER. NOTE: "ERASE MEMORY" UNAVAILABLE WITH APU RUNNING.
10  E.C.U.	a) PLACE TOGGLE SWITCH TO "SELF TEST" POSITION. b) "WAIT" LIGHT ILLUMINATES. c) "TST OK" LIGHT ILLUMINATES WHEN FAULTS CORRECTED.	a) PLACE TOGGLE SWITCH TO "SELF TEST" POSITION. b) "WAIT" LIGHT ILLUMINATES. c) "TEST OK" LIGHT ILLUMINATES WHEN FAULTS CORRECTED. NOTE: "SELF TEST" UNAVAILABLE WITH APU RUNNING.
SEE MAINTENANCE MANUAL FOR COMPLETE INSTRUCTIONS		

15

Y 11361516 SH1 2 REV 210

(B)

SUPPORT ASSY-AFT EQPT CTR E6 (PLACARDS AND MARKINGS ONLY)
FIGURE 16 (SHEET 2)

11-36-15-16

BRI
MAY 28/07

11-36-15-16
PAGE 0A



757

PARTS CATALOG (MAINTENANCE)

FIG ITEM	PART NUMBER	1 2 3 4 5 6 7	NOMENCLATURE	EFFECT FROM TO	UNITS PER ASSY
16			SUPPORT ASSY-AFT EQPT CTR E6 (PLACARDS AND MARKINGS ONLY)	102102 108120 504903	
- 1	284N1170-200		SUPPORT ASSY- FOR NHA/OTHER SYS DET SEE: 53-60-51-30	102102 108120 504903	RF
10	BAC27NEX2409		.DECAL	102102 108120 504903	1
15	BAC27TAP45		.DECAL	102102 108120 504903	1

MISSING ITEM NUMBERS NOT APPLICABLE

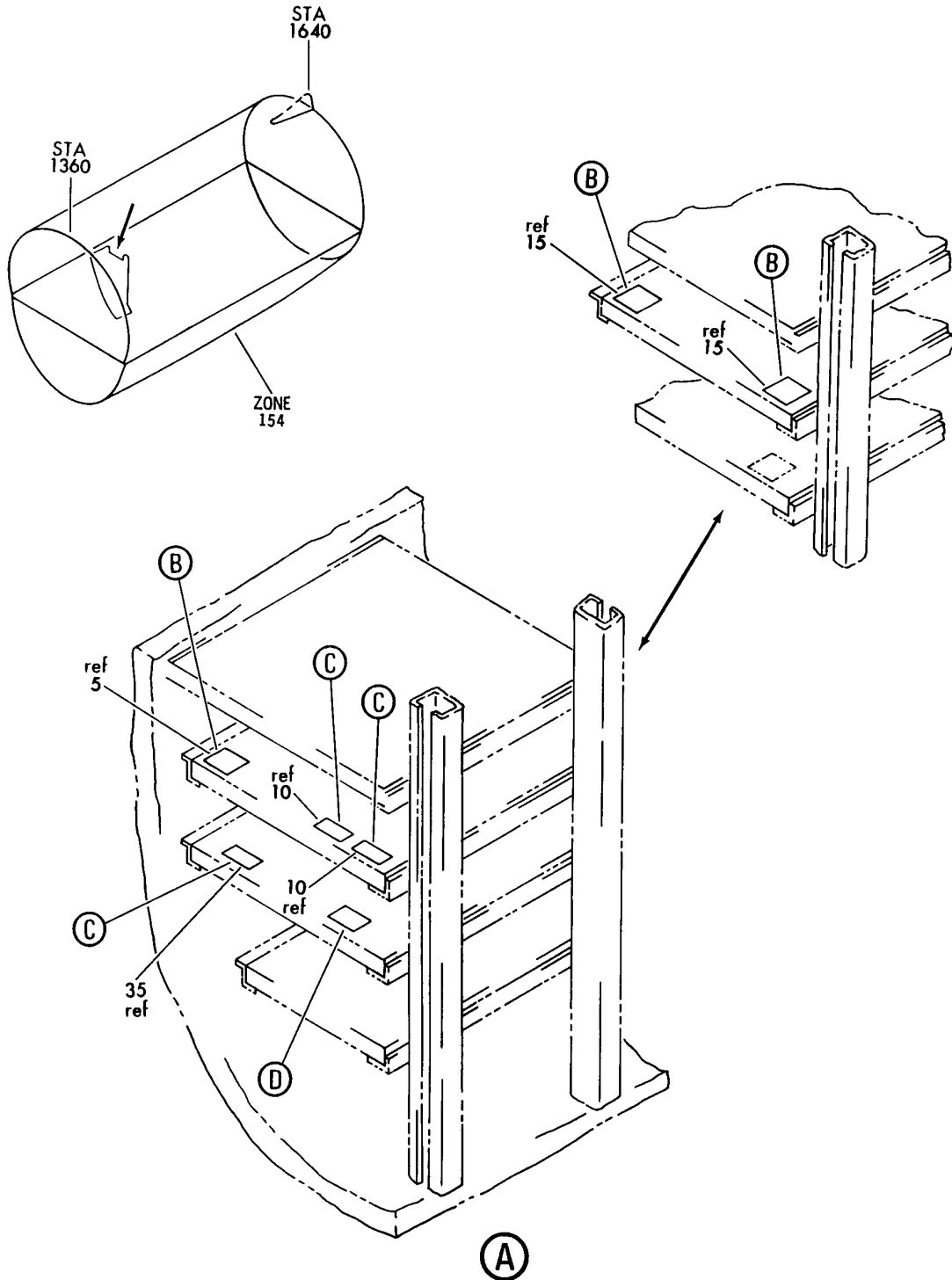
- ITEM NOT ILLUSTRATED

BRI

11-36-15-16

11-36-15
FIG. 16
PAGE 1
JAN 20/09


BOEING
 757
PARTS CATALOG (MAINTENANCE)



Y 11361517 SHT 1 REV 214

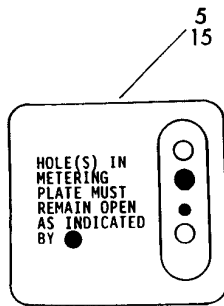
COOLING ASSY-E6 SHELF
 FIGURE 17 (SHEET 1)

11-36-15-17

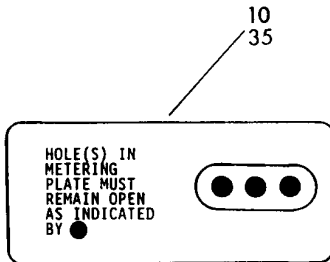
BRI
MAY 28/07

11-36-15-17
 PAGE 0

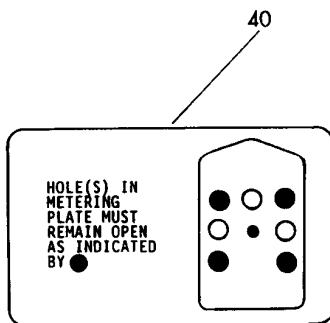
BOEING
757
PARTS CATALOG (MAINTENANCE)



(B)



(C)



(D)

Y 11361517 SHT 2 REV 214

COOLING ASSY-E6 SHELF
FIGURE 17 (SHEET 2)

11-36-15-17

BRI
MAY 28/07

11-36-15-17
PAGE 0A



757

PARTS CATALOG (MAINTENANCE)

FIG ITEM	PART NUMBER	1 2 3 4 5 6 7	NOMENCLATURE	EFFECT FROM TO	UNITS PER ASSY
17					
- 1	284N1961-3		COOLING ASSY-E6 SHELF COOLING ASSY-E6-1 SHELF (PLACARDS AND MARKINGS ONLY) FOR NHA SEE: 25-70-51-17	018100 018100	RF
R 5	BAC27TEX2032		.DECAL	018100	1
15	BAC27TEX2032		.DECAL	018100	2
- 30	284N1962-1		COOLING ASSY-E6-2 SHELF (PLACARDS AND MARKINGS ONLY) FOR NHA SEE: 25-70-51-17	018100	RF
35	BAC27TEX2147		.DECAL	018100	1
40	BAC27TEX2035		.DECAL	018100	1

MISSING ITEM NUMBERS NOT APPLICABLE

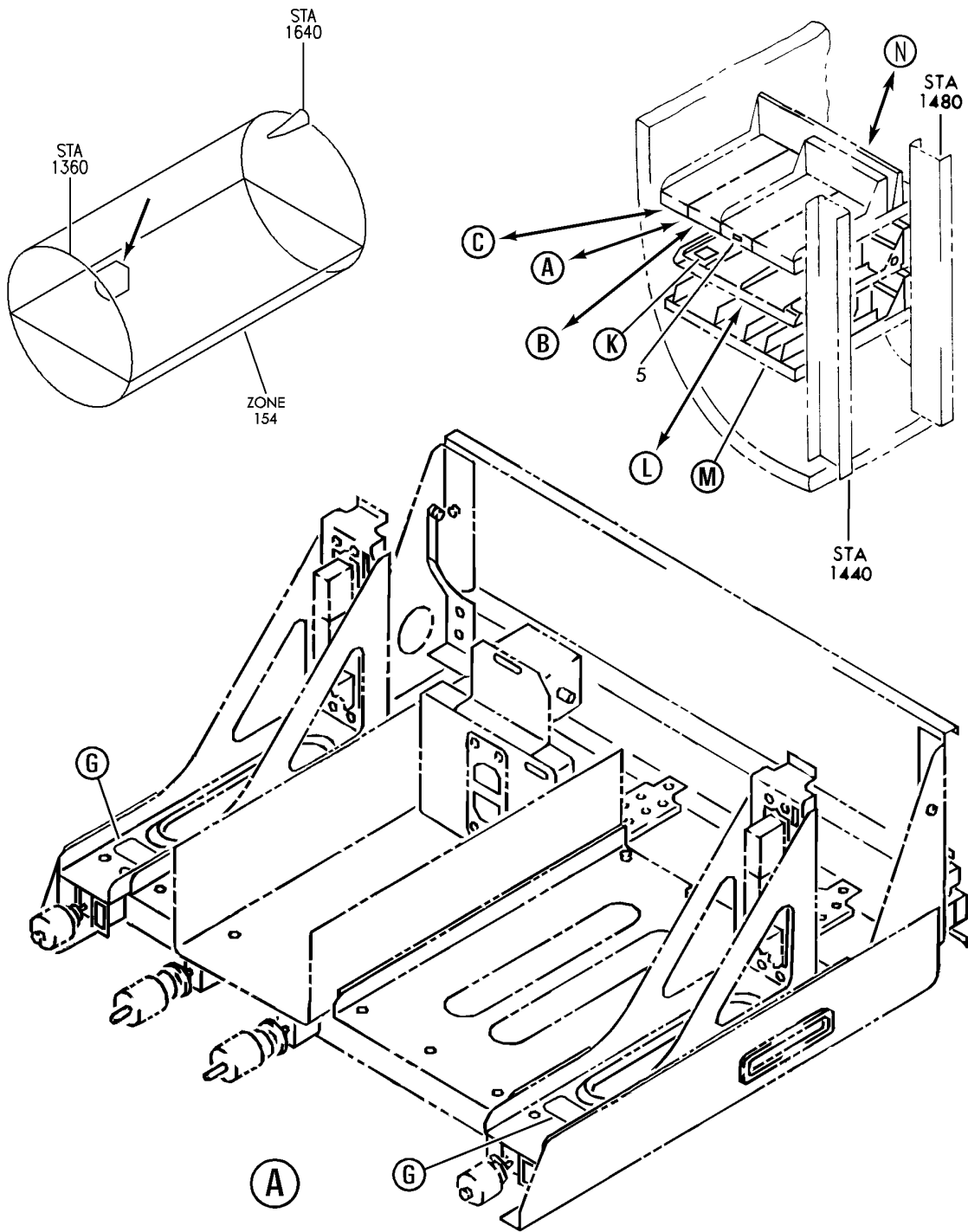
- ITEM NOT ILLUSTRATED

11-36-15-17

11-36-15
FIG. 17
PAGE 1
MAY 20/09

BRI

BOEING
757
PARTS CATALOG (MAINTENANCE)



Y 11361520 SHT 1 REV 266

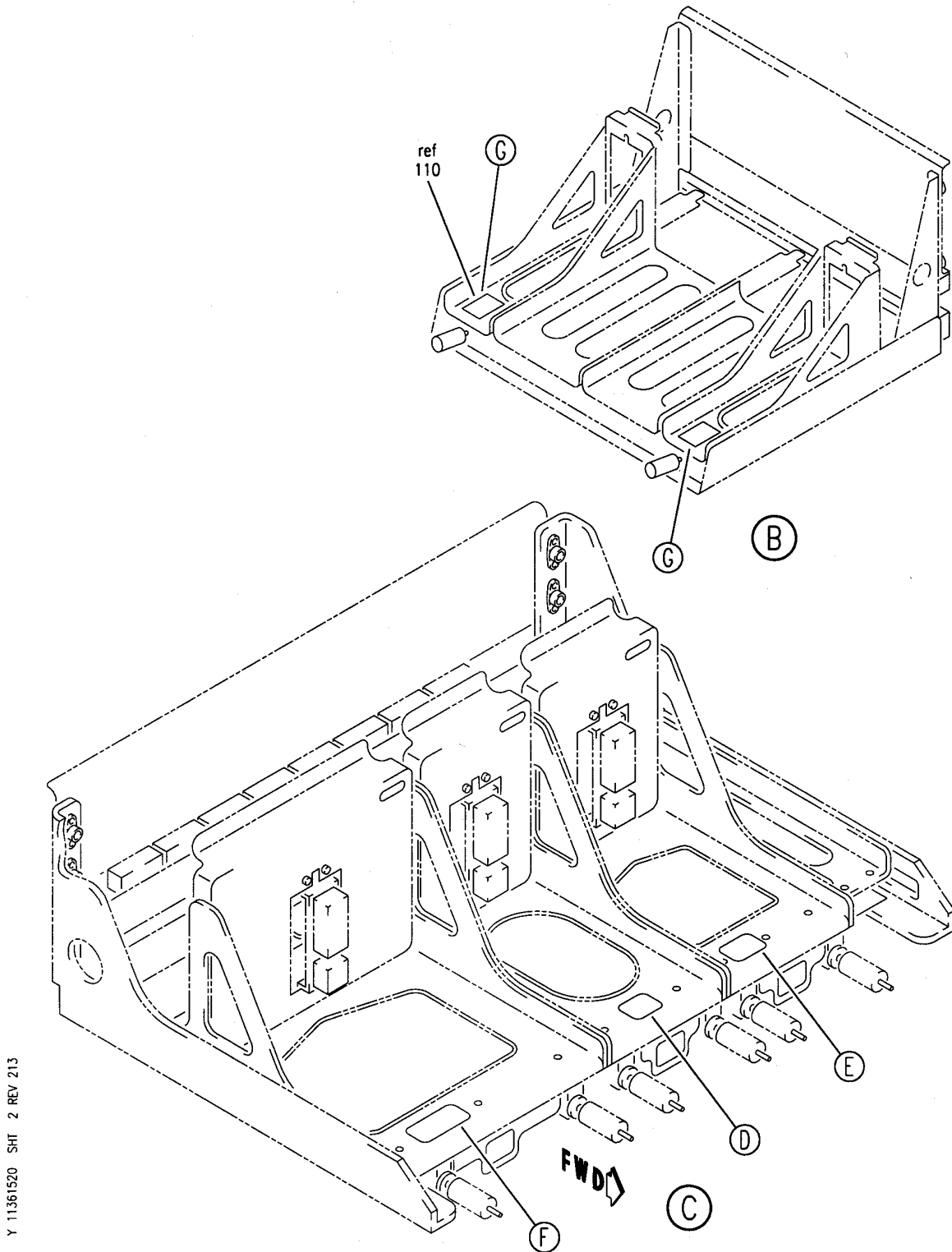
SHELF INSTL-AFT ELECTRONIC EQPT CTR E6 (PLACARDS AND MARKINGS ONLY)
FIGURE 20 (SHEET 1)

BRI
MAY 28/07

11-36-15-20

11-36-15-20
PAGE 0

BOEING
757
PARTS CATALOG (MAINTENANCE)



Y 11361520 SHT 2 REV 213

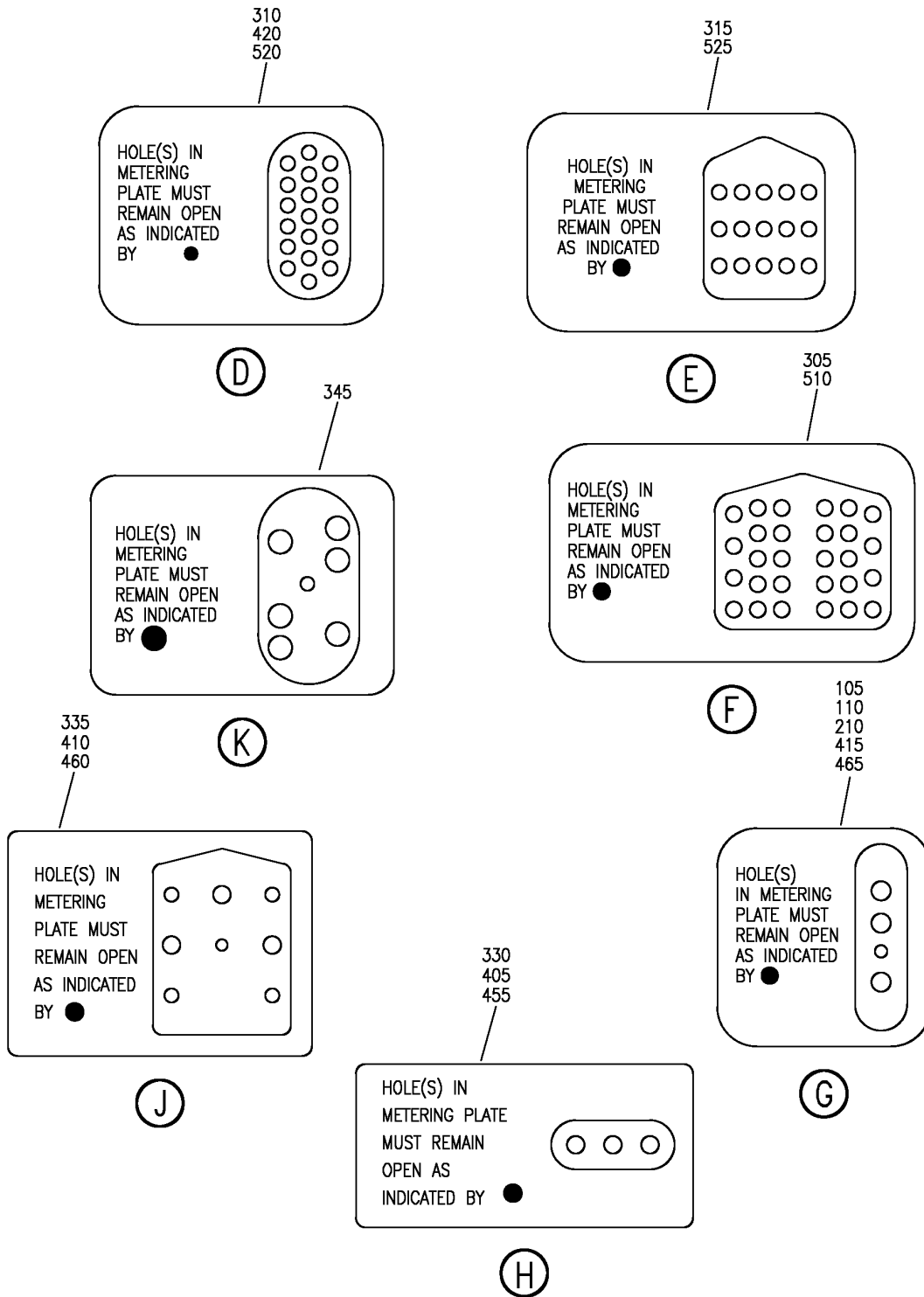
SHELF INSTL-AFT ELECTRONIC EQPT CTR E6 (PLACARDS AND MARKINGS ONLY)
FIGURE 20 (SHEET 2)

11-36-15-20

BRI
MAY 28/07

11-36-15-20
PAGE 0A


BOEING
 757
PARTS CATALOG (MAINTENANCE)



Y 11361520 SH1 3 REV 266

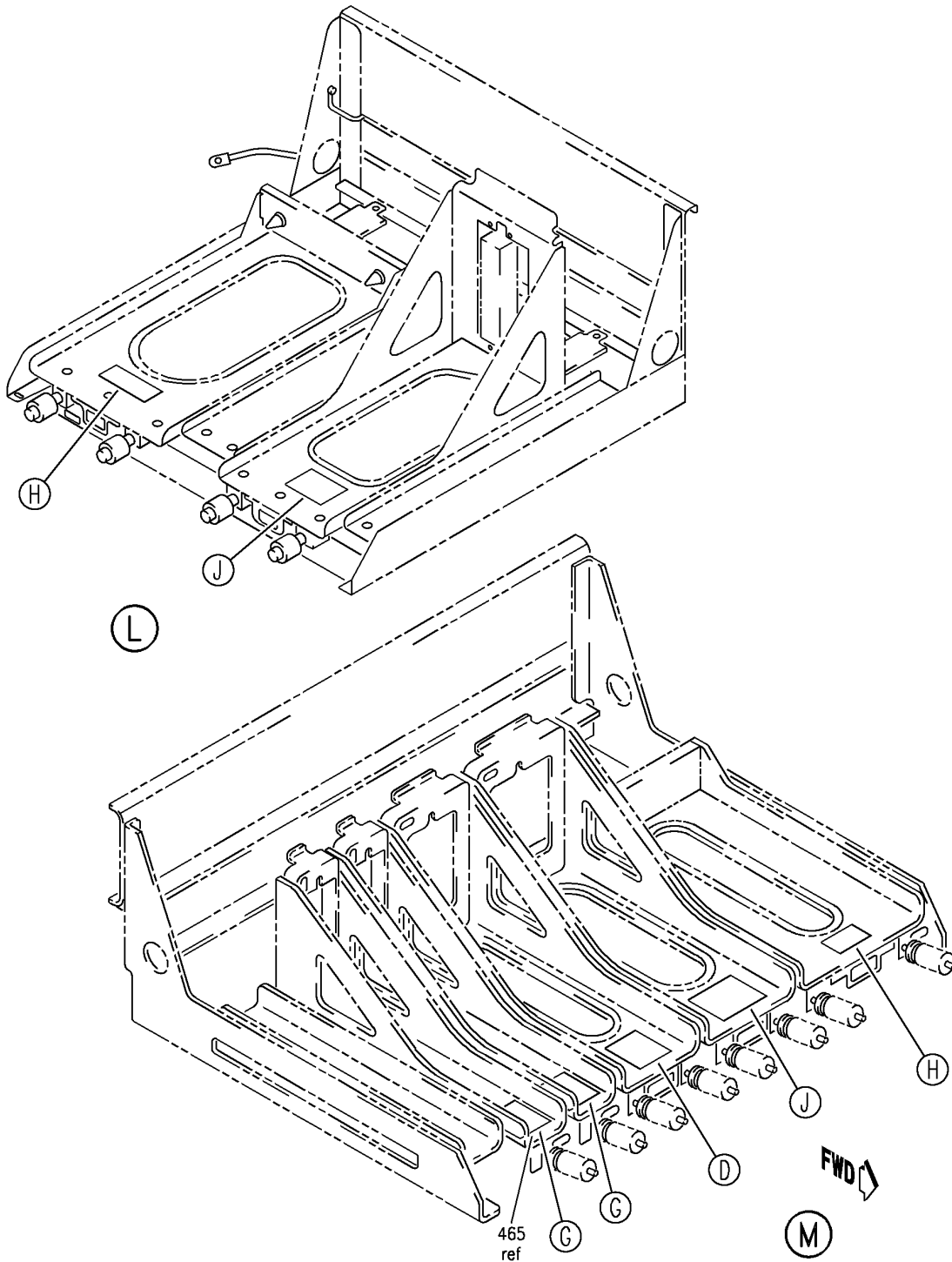
SHELF INSTL-AFT ELECTRONIC EQPT CTR E6 (PLACARDS AND MARKINGS ONLY)
 FIGURE 20 (SHEET 3)

11-36-15-20

BRI
MAY 28/07

11-36-15-20
 PAGE 0B

BOEING
757
PARTS CATALOG (MAINTENANCE)



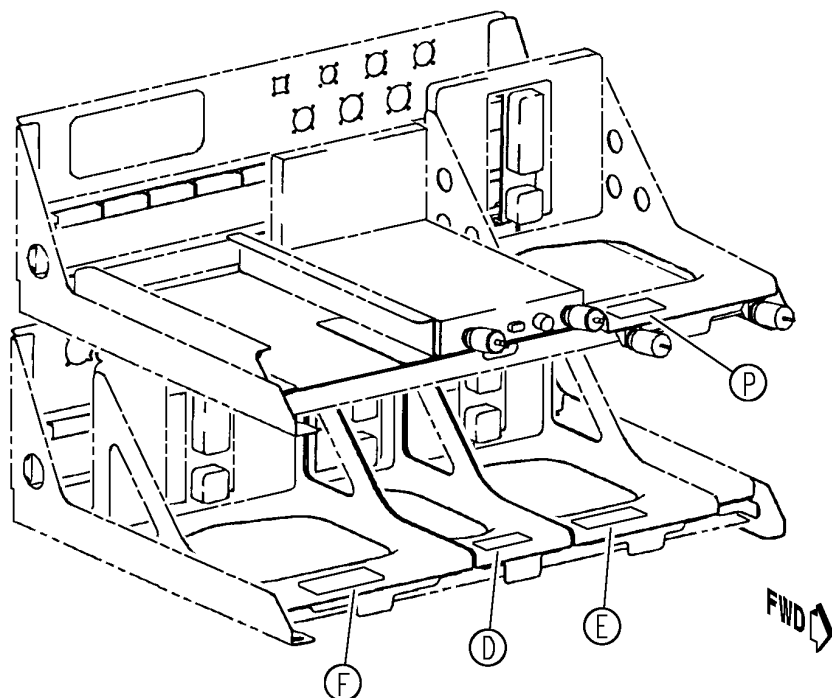
SHELF INSTL-AFT ELECTRONIC EQPT CTR E6 (PLACARDS AND MARKINGS ONLY)
FIGURE 20 (SHEET 4)

BRI
MAY 28/07

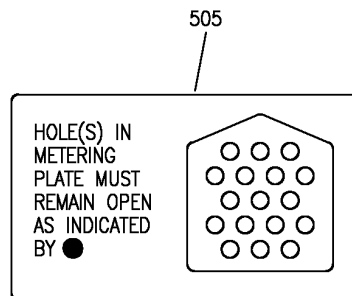
11-36-15-20

11-36-15-20
PAGE 0C

BOEING
757
PARTS CATALOG (MAINTENANCE)



(N)



(P)

Y 11361520 SH1 5 REV 266

SHELF INSTL-AFT ELECTRONIC EQPT CTR E6 (PLACARDS AND MARKINGS ONLY)
FIGURE 20 (SHEET 5)

11-36-15-20

BRI
MAY 28/07

11-36-15-20
PAGE 0D



757

PARTS CATALOG (MAINTENANCE)

FIG ITEM	PART NUMBER	1 2 3 4 5 6 7	NOMENCLATURE	EFFECT FROM TO	UNITS PER ASSY
20			SHELF INSTL-AFT ELECTRONIC EQPT CTR E6 (PLACARDS AND MARKINGS ONLY)	101102 504903	
- 100	284N1561-200		SHELF INSTL-ELECTRONIC EQPT CTR E6-1 (PLACARDS AND MARKINGS ONLY) FOR NHA/OTHER SYS DET SEE: 24-00-58-05D	101102	RF
- 100	284N1561-203		SHELF INSTL-ELECTRONIC EQPT CTR E6-1 (PLACARDS AND MARKINGS ONLY) POSITION DATA: AFT FOR NHA/OTHER SYS DET SEE: 24-00-58-05D	504903	RF
105	BAC27TEX2032		.DECAL- USED ON: 284N1561-200 284N1561-203	101102 504903	2
- 325	284N1562-200		SHELF INSTL-ELECTRONIC EQPT CTR E6-2 (PLACARDS AND MARKINGS ONLY) FOR NHA/OTHER SYS DET SEE: 24-00-58-05D	101102 504903	RF
330	BAC27TEX2147		.DECAL	101102 504903	1
335	BAC27TEX3035		.DECAL	101102 504903	1

MISSING ITEM NUMBERS NOT APPLICABLE

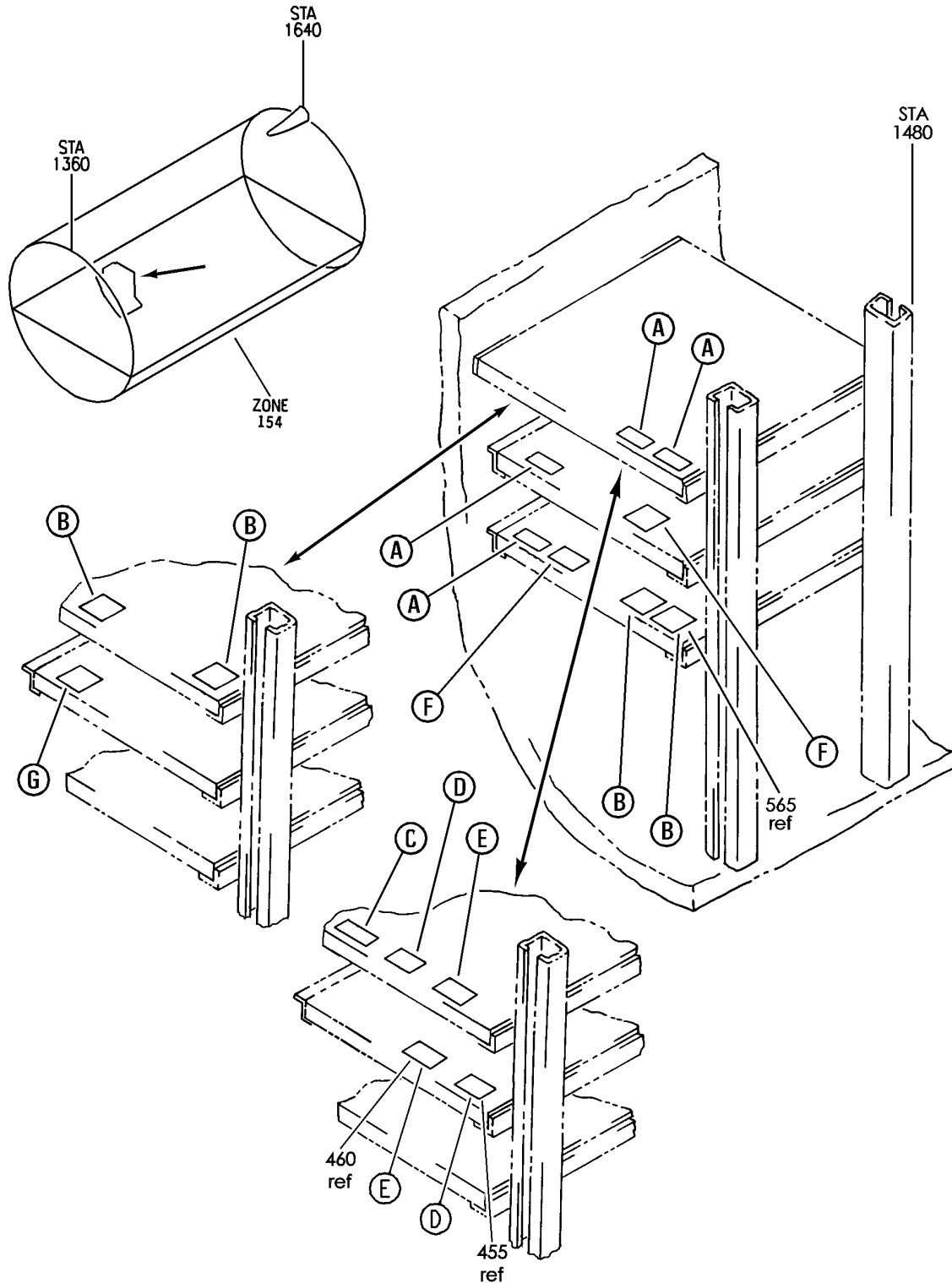
- ITEM NOT ILLUSTRATED

BRI

11-36-15-20

11-36-15
FIG. 20
PAGE 1
JAN 20/09

BOEING
757
PARTS CATALOG (MAINTENANCE)



Y 11361520B SHT 1 REV 330

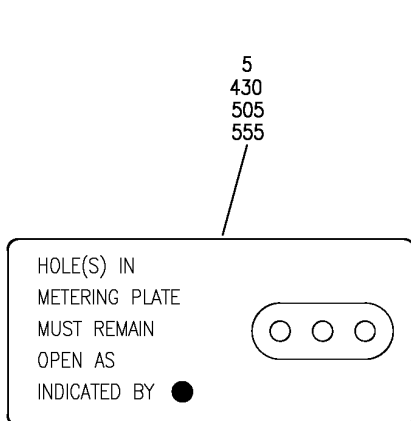
SHELF SUBASSY-ELECTRONICS EQPT E6 (PLACARDS AND MARKINGS ONLY)
FIGURE 20B (SHEET 1)

BRI
JAN 20/09

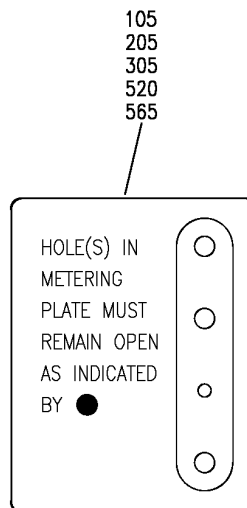
11-36-15-20B

11-36-15-20B
PAGE 0

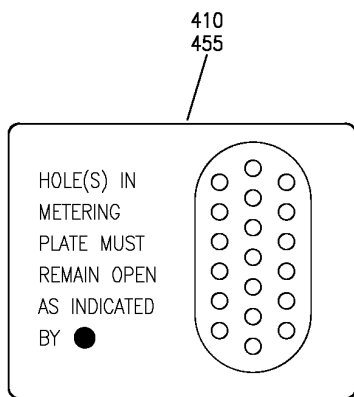

BOEING
 757
PARTS CATALOG (MAINTENANCE)



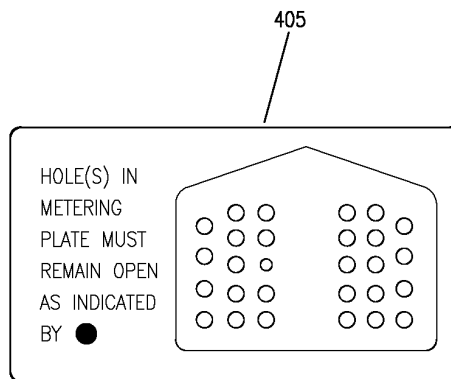
A



B



D



C

Y 11361520B SHT 2 REV 330

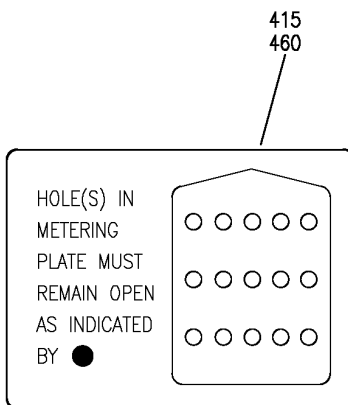
SHELF SUBASSY-ELECTRONICS EQPT E6 (PLACARDS AND MARKINGS ONLY)
 FIGURE 20B (SHEET 2)

BRI
JAN 20/09

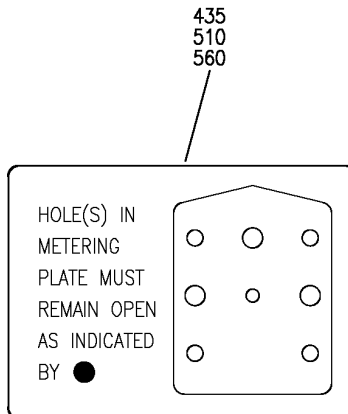
11-36-15-20B

11-36-15-20B
 PAGE 0A

BOEING
757
PARTS CATALOG (MAINTENANCE)



(E)



(F)

Y 11361520B SHT 3 REV 330

SHELF SUBASSY-ELECTRONICS EQPT E6 (PLACARDS AND MARKINGS ONLY)
FIGURE 20B (SHEET 3)

11-36-15-20B

BRI
JAN 20/09

11-36-15-20B
PAGE 0B



757

PARTS CATALOG (MAINTENANCE)

FIG ITEM	PART NUMBER	1 2 3 4 5 6 7	NOMENCLATURE	EFFECT FROM TO	UNITS PER ASSY
20B			SHELF SUBASSY-ELECTRONICS EQPT E6 (PLACARDS AND MARKINGS ONLY)	103106 108120	
- 100	284N1561-206		SHELF SUBASSY-ELECTRONICS EQPT E6-1 (PLACARDS AND MARKINGS ONLY) FOR NHA/OTHER SYS DET SEE: 25-70-75-61A	108120	RF
105	BAC27TEX2032		.DECAL	108120	2
- 425	284N1562-202		SHELF SUBASSY-ELECTRONICS EQPT E6-2 (PLACARDS AND MARKINGS ONLY) FOR NHA/OTHER SYS DET SEE: 25-70-76-61	108120	RF
430	BAC27TEX2147		.DECAL	108120	1
435	BAC27TEX2035		.DECAL	108120	1
- 550	284N1563-316		SHELF ASSY-ELECTRONICS EQPT E6-3 (PLACARDS AND MARKINGS ONLY) FOR NHA/OTHER SYS DET SEE: 25-70-77-61B	103106	RF
555	BAC27TEX2147		.DECAL	103106	1
560	BAC27TEX2035		.DECAL	103106	1

MISSING ITEM NUMBERS NOT APPLICABLE

- ITEM NOT ILLUSTRATED

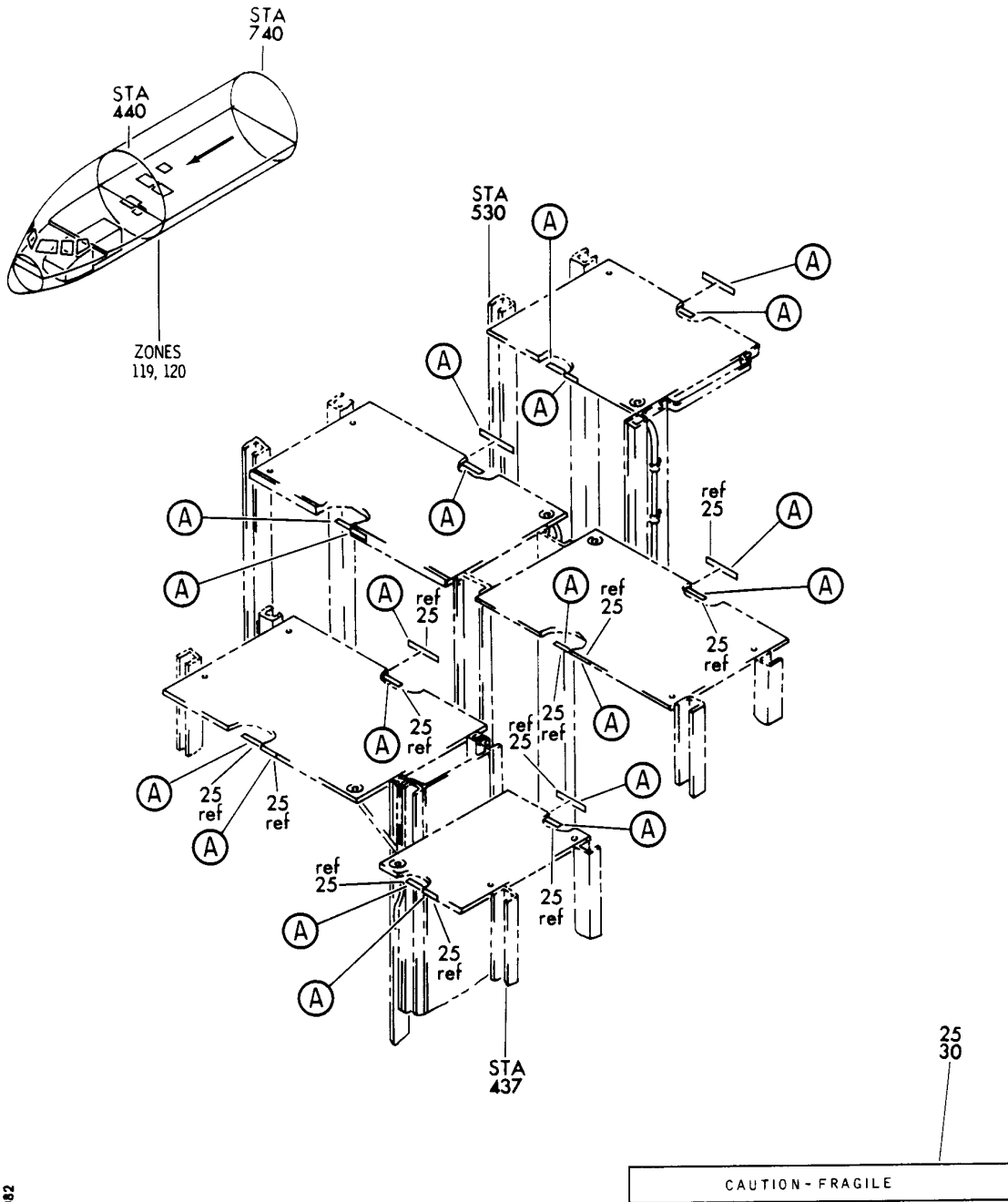
BRI

11-36-15-20B

BOEING PROPRIETARY - Copyright © - Unpublished Work - See title page for details.

11-36-15
FIG. 20B
PAGE 1
JAN 20/09

BOEING
757
PARTS CATALOG (MAINTENANCE)



Y 11361601 SH1 1 REV 082

WATERSHIELD ASSY (PLACARDS AND MARKINGS ONLY)
FIGURE 1

11-36-16-01

BRI
MAY 28/07

11-36-16-01
PAGE 0



757

PARTS CATALOG (MAINTENANCE)

FIG ITEM	PART NUMBER	1 2 3 4 5 6 7	NOMENCLATURE	EFFECT FROM TO	UNITS PER ASSY
1			WATERSHIELD ASSY (PLACARDS AND MARKINGS ONLY)	002004 006999	
- 1	284N1017-14		WATERSHIELD ASSY- (PLACARDS AND MARKINGS ONLY) FOR NHA/OTHER SYS DET SEE: 53-30-51-32	002004 006999	RF
- 5	284N1017-23		WATERSHIELD ASSY- (PLACARDS AND MARKINGS ONLY) FOR NHA/OTHER SYS DET SEE: 53-30-51-32	002004 006102 107999	RF
- 5	284N1017-24		WATERSHIELD ASSY- (PLACARDS AND MARKINGS ONLY) FOR NHA/OTHER SYS DET SEE: 53-30-51-32	103106	RF
- 10	284N1017-16		WATERSHIELD ASSY- (PLACARDS AND MARKINGS ONLY) FOR NHA/OTHER SYS DET SEE: 53-30-51-32	002004 006999	RF
- 15	284N1017-22		WATERSHIELD ASSY- (PLACARDS AND MARKINGS ONLY) FOR NHA/OTHER SYS DET SEE: 53-30-51-32	002004 006102 107999	RF
- 15	284N1017-25		WATERSHIELD ASSY- (PLACARDS AND MARKINGS ONLY) FOR NHA/OTHER SYS DET SEE: 53-30-51-32	103106	RF
25	BAC27NEX1797		.DECAL- PLACARD CONTENT: CAUTION-FRAGILE USED ON: 284N1017-14 284N1017-15 284N1017-16 284N1017-23 284N1017-24	002004 006999	4

MISSING ITEM NUMBERS NOT APPLICABLE

- ITEM NOT ILLUSTRATED

11-36-16-01

11-36-16
FIG. 01
PAGE 1
JAN 20/09

BRI



757

PARTS CATALOG (MAINTENANCE)

FIG ITEM	PART NUMBER	1 2 3 4 5 6 7	NOMENCLATURE	EFFECT FROM TO	UNITS PER ASSY
1 30	BAC27NEX1797		.DECAL- PLACARD CONTENT: CAUTION-FRAGILE USED ON: 284N1017-17 284N1017-20 284N1017-22 284N1017-25	002004 006999	4

MISSING ITEM NUMBERS NOT APPLICABLE

- ITEM NOT ILLUSTRATED

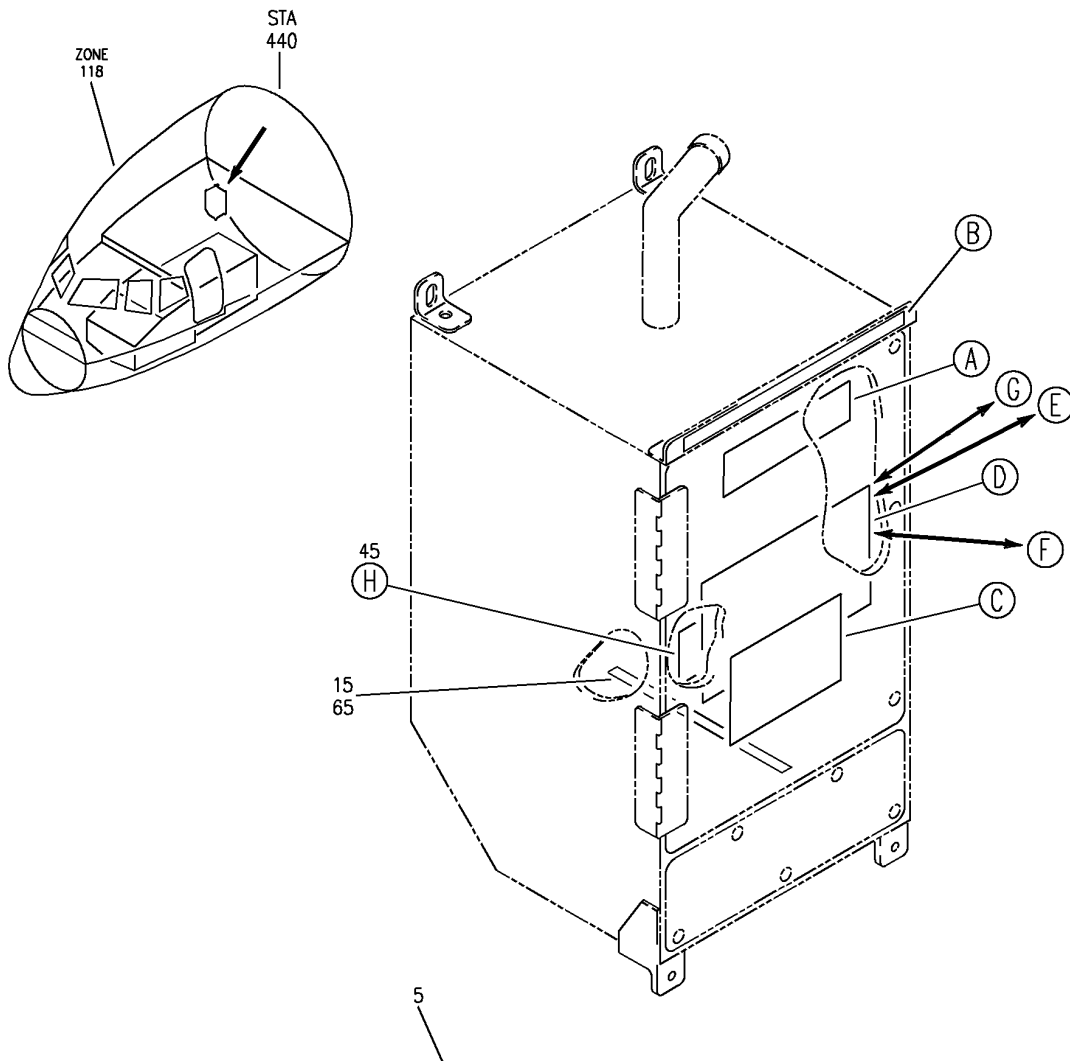
BRI

11-36-16-01

BOEING PROPRIETARY - Copyright © - Unpublished Work - See title page for details.

11-36-16
FIG. 01
PAGE 2
JAN 20/09

BOEING
757
PARTS CATALOG (MAINTENANCE)



WARNING
THE FIRE DETECTION SYSTEM WILL BECOME INOPERATIVE
IF FIRE DETECTOR CONTROL CARDS P/N S332T301-XX
DO NOT MATCH FIRE DETECTORS INSTALLED ON ENGINES.
SEE MAINTENANCE MANUAL FOR PROPER CARD DASH NUMBER

(A)

Y 11361901 SHT 1 REV 293

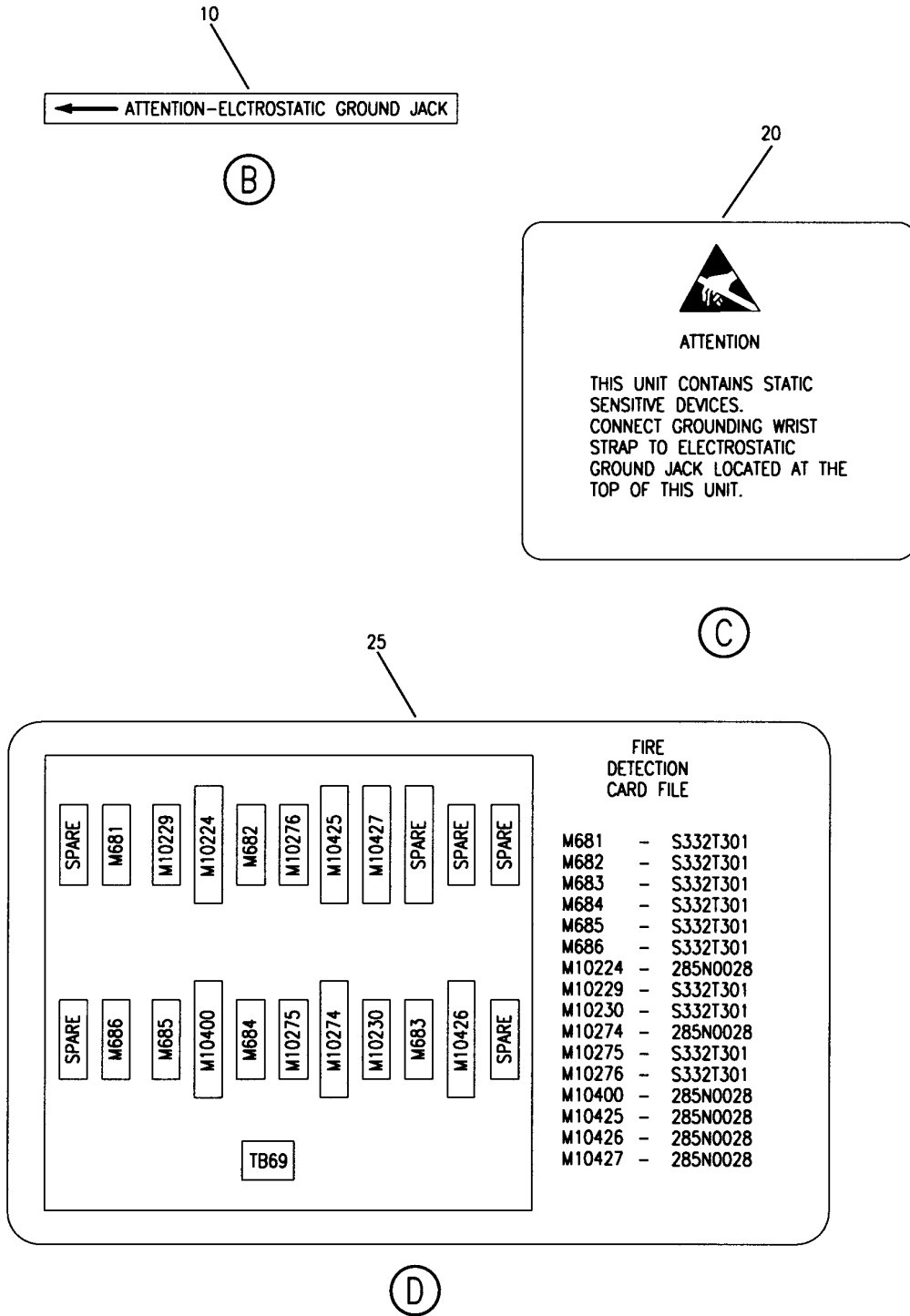
FILE ASSY-FIRE DETECTION P54 CARD (PLACARDS AND MARKINGS ONLY)
FIGURE 1 (SHEET 1)

11-36-19-01

BRI
MAY 28/07

11-36-19-01
PAGE 0

BOEING
757
PARTS CATALOG (MAINTENANCE)



Y 11361901 SHIT 2 REV 192

FILE ASSY-FIRE DETECTION P54 CARD (PLACARDS AND MARKINGS ONLY)
FIGURE 1 (SHEET 2)

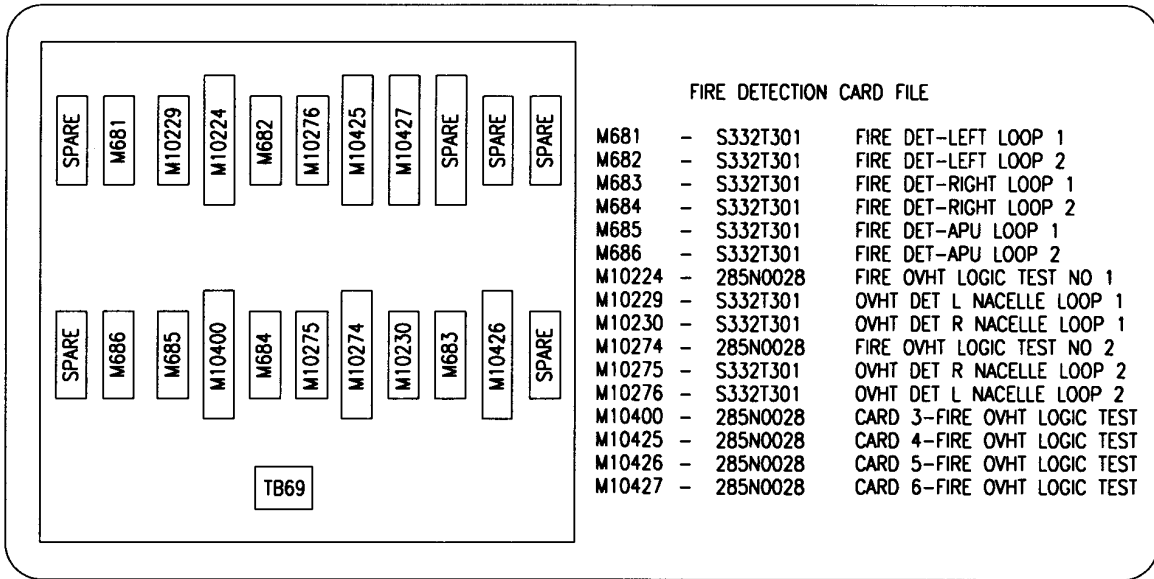
11-36-19-01

BRI
MAY 28/07

11-36-19-01
PAGE 0A

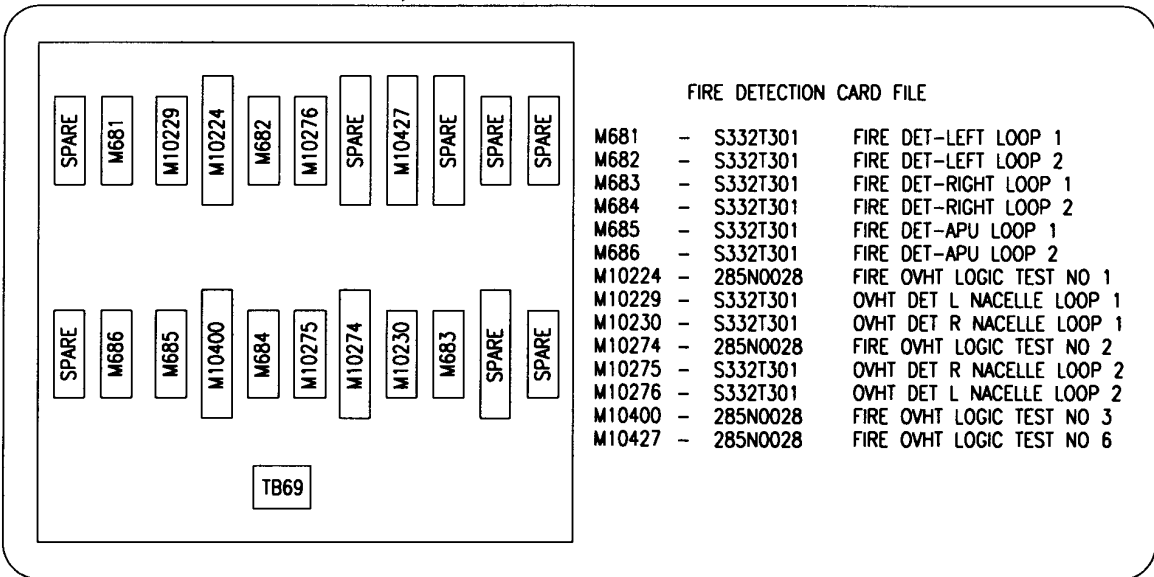
BOEING
757
PARTS CATALOG (MAINTENANCE)

30



E

35



F

Y 11361901 SH1 3 REV 192

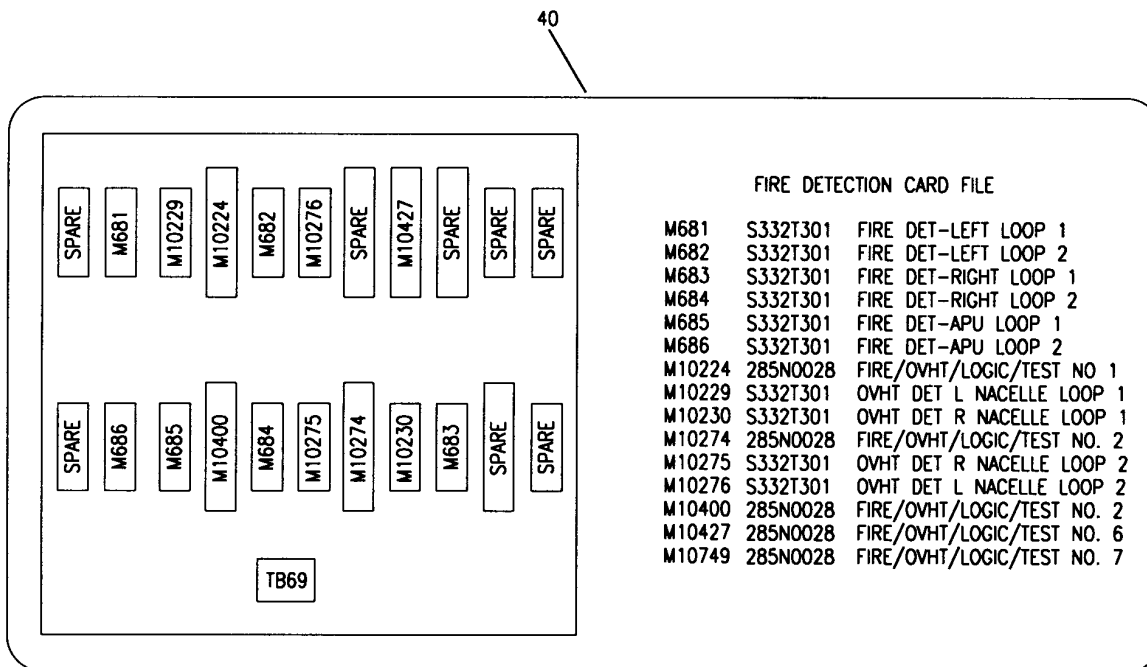
FILE ASSY-FIRE DETECTION P54 CARD (PLACARDS AND MARKINGS ONLY)
FIGURE 1 (SHEET 3)

11-36-19-01

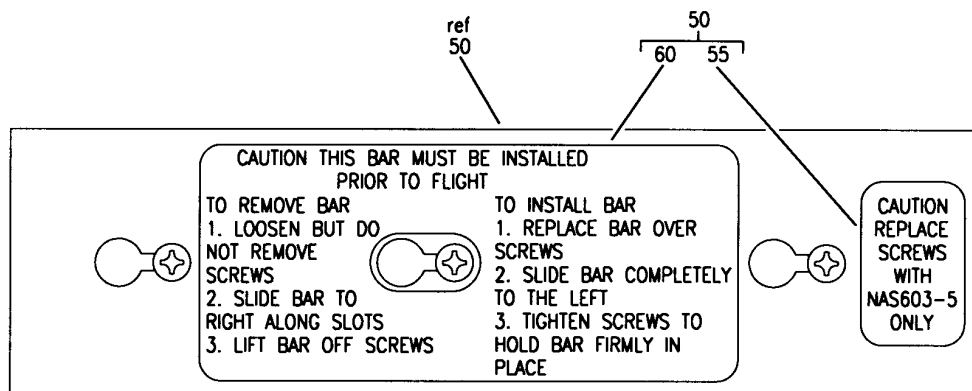
BRI
MAY 28/07

11-36-19-01
PAGE 0B

BOEING
757
PARTS CATALOG (MAINTENANCE)



G



H

Y 11361901 SH1 4 REV 192

FILE ASSY-FIRE DETECTION P54 CARD (PLACARDS AND MARKINGS ONLY)
FIGURE 1 (SHEET 4)

BRI
MAY 28/07

11-36-19-01

11-36-19-01
PAGE 0C



757

PARTS CATALOG (MAINTENANCE)

FIG ITEM	PART NUMBER	1 2 3 4 5 6 7	NOMENCLATURE	EFFECT FROM TO	UNITS PER ASSY
1			FILE ASSY-FIRE DETECTION P54 CARD (PLACARDS AND MARKINGS ONLY)	002004 006101 107107 121503 904999	
- 1	285N0031-11		FILE ASSY-FIRE DETECTION P54 CARD (PLACARDS AND MARKINGS ONLY) SUPPLIER CODE: V89954 FOR NHA/OTHER SYS DET SEE: 53-11-63-03	107107	RF
- 1	285N0031-15		FILE ASSY-FIRE DETECTION P54 CARD (PLACARDS AND MARKINGS ONLY) SUPPLIER CODE: V89954 VARIABLE DRAWING REF: 285N0031-5005 285N0031-5009 FOR NHA/OTHER SYS DET SEE: 53-11-63-03	002004 006100 121503 904999	RF
- 2	285N0031-30		FILE ASSY-FIRE DETECTION P54 CARD (PLACARDS AND MARKINGS ONLY) SUPPLIER CODE: V89954 FOR NHA/OTHER SYS DET SEE: 53-11-63-03A	101101	RF
5	BAC27NEX0940		.DECAL- SUPPLIER CODE: V89954	101101 107107	1
10	BAC27NEX1637		.DECAL-	002004 006101 107107 121503 904999	1
15	BAC27TEX1316		.DECAL- PLACARD CONTENT: 1 THRU 20	101101 107107	1
20	BAC27NEX1638		.DECAL-	002004 006101 107107 121503 904999	1
30	BAC27NEX1702		.DECAL-	101101 107107	1

MISSING ITEM NUMBERS NOT APPLICABLE

- ITEM NOT ILLUSTRATED

11-36-19-01

11-36-19
FIG. 01
PAGE 1
JAN 20/09

BRI



757

PARTS CATALOG (MAINTENANCE)

FIG ITEM	PART NUMBER	1 2 3 4 5 6 7	NOMENCLATURE	EFFECT FROM TO	UNITS PER ASSY
1					
35	BAC27NEX1831	.DECAL-	SUPPLIER CODE: V89954	107107	1
40	BAC27NEX2278	.DECAL-	SUPPLIER CODE: V89954	107107	1
45	285N0031-2	.CARDGUIDE ASSY-	SUPPLIER CODE: V89954	107107	RF
45	285N0031-16	.CARDGUIDE ASSY-	SUPPLIER CODE: V89954	002004 006100 121503 904999	RF
45	285N0031-41	.CARDGUIDE ASSY-	SUPPLIER CODE: V89954	101101	RF
50	285N0035-32	..BAR ASSY-	RETAINER	002004 006101 107107 121503 904999	RF
55	BAC27NEX1895	...DECAL-	SUPPLIER CODE: V89954 PLACARD CONTENT: CAUTION REPLACE SCREWS WITH NAS603-5 ONLY	002004 006101 107107 121503 904999	1
60	BAC27NEX1896	...DECAL-	SUPPLIER CODE: V89954	002004 006101 107107 121503 904999	1

MISSING ITEM NUMBERS NOT APPLICABLE

- ITEM NOT ILLUSTRATED

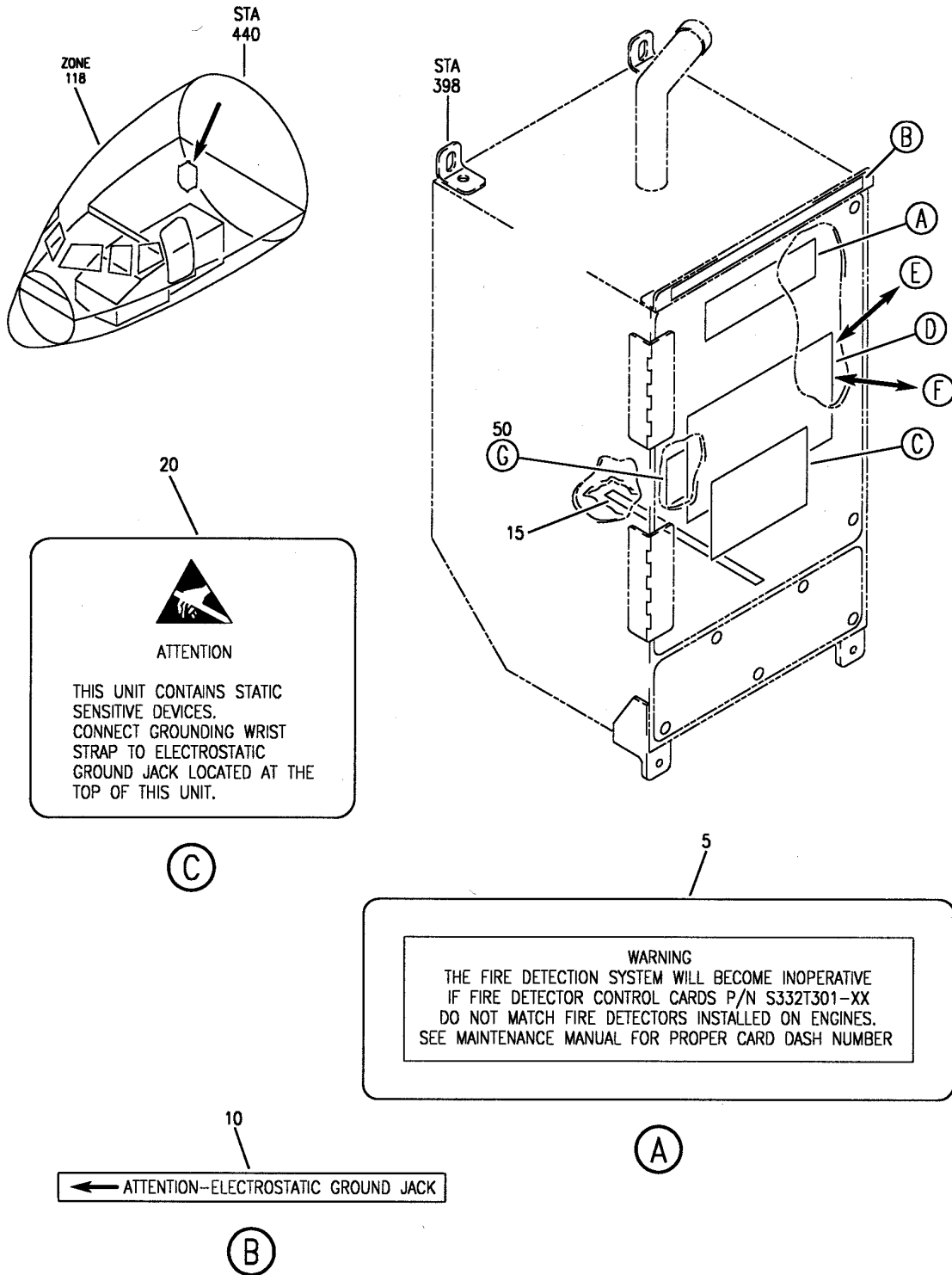
BRI

11-36-19-01

BOEING PROPRIETARY - Copyright © - Unpublished Work - See title page for details.

11-36-19
FIG. 01
PAGE 2
JAN 20/09

BOEING
757
PARTS CATALOG (MAINTENANCE)



Y 11361901A SH1 1 REV 213

FILE ASSY-FIRE DETECTION P54 CARD (PLACARDS AND MARKINGS ONLY)
FIGURE 1A (SHEET 1)

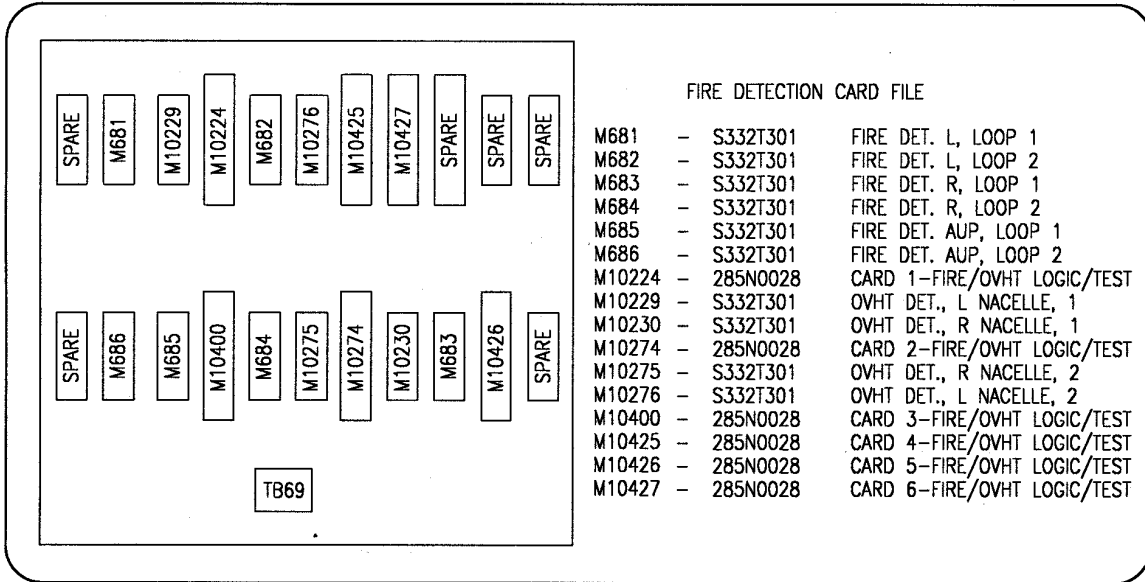
11-36-19-01A

BRI
MAY 28/07

11-36-19-01A
PAGE 0

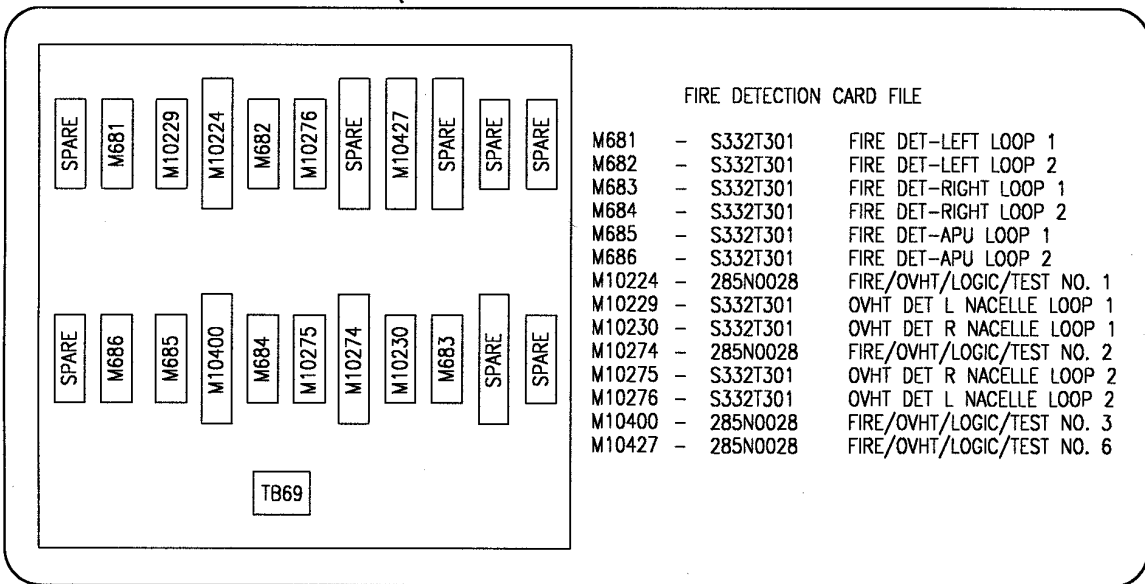
BOEING
757
PARTS CATALOG (MAINTENANCE)

25



(D)

30



(E)

Y 11361901A SHT 2 REV 213

FILE ASSY-FIRE DETECTION P54 CARD (PLACARDS AND MARKINGS ONLY)
FIGURE 1A (SHEET 2)

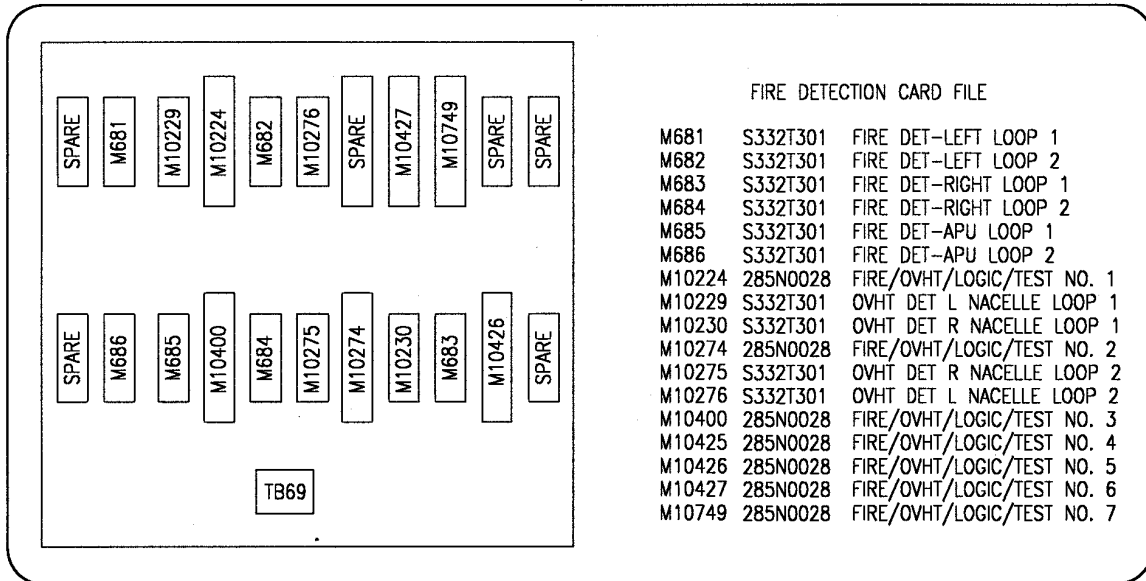
11-36-19-01A

BRI
MAY 28/07

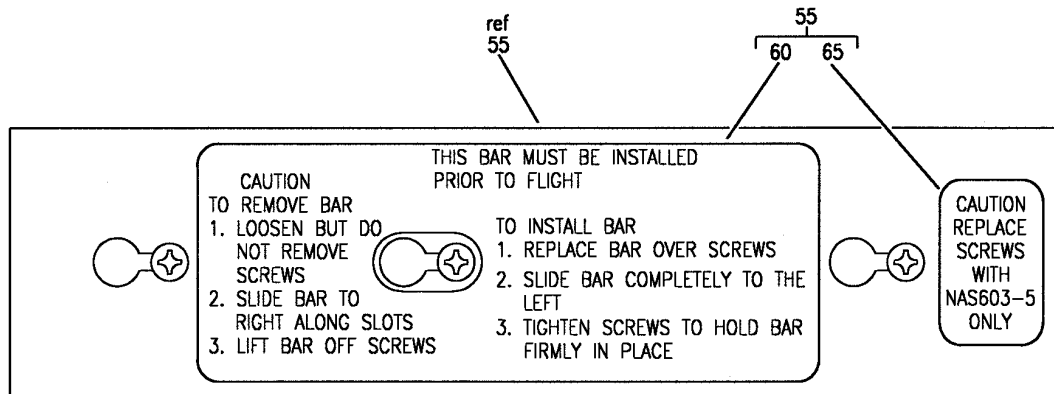
11-36-19-01A
PAGE 0A

BOEING
757
PARTS CATALOG (MAINTENANCE)

35



F



G

Y 11361901A SH1 3 REV 213

FILE ASSY-FIRE DETECTION P54 CARD (PLACARDS AND MARKINGS ONLY)
FIGURE 1A (SHEET 3)

11-36-19-01A

BRI
MAY 28/07

11-36-19-01A
PAGE 0B



757

PARTS CATALOG (MAINTENANCE)

FIG ITEM	PART NUMBER	1 2 3 4 5 6 7	NOMENCLATURE	EFFECT FROM TO	UNITS PER ASSY
1 A			FILE ASSY-FIRE DETECTION P54 CARD (PLACARDS AND MARKINGS ONLY)	102102 108120 504903	
- 1	285N0031-46		FILE ASSY-FIRE DETECTION P54 CARD (PLACARDS AND MARKINGS ONLY)	102102 108120 504903	RF
			SUPPLIER CODE: V89954 FOR NHA/OTHER SYS DET SEE: 24-00-58-05F		
	5 BAC27NEX0940		.DECAL- SUPPLIER CODE: V89954	102102 108120 504903	1
	10 BAC27NEX1637		.DECAL-	102102 108120 504903	1
	15 BAC27TEX1316		.DECAL- PLACARD CONTENT: 1 THRU 20	102102 108120 504903	1
	20 BAC27NEX1638		.DECAL	102102 108120 504903	1
	25 BAC27NEX1702		.DECAL	102102 108120 504903	1
	50 285N0031-50		.CARD FILE ASSY- SUPPLIER CODE: V89954	102102 108120 504903	RF
	55 285N0035-32		..BAR ASSY-RETAINER	102102 108120 504903	1
	60 BAC27NEX1896		...DECAL- SUPPLIER CODE: V89954	102102 108120 504903	1
	65 BAC27NEX1895		...DECAL- SUPPLIER CODE: V89954 PLACARD CONTENT: CAUTION REPLACE SCREWS WITH NAS603-5 ONLY	102102 108120 504903	1

MISSING ITEM NUMBERS NOT APPLICABLE

- ITEM NOT ILLUSTRATED

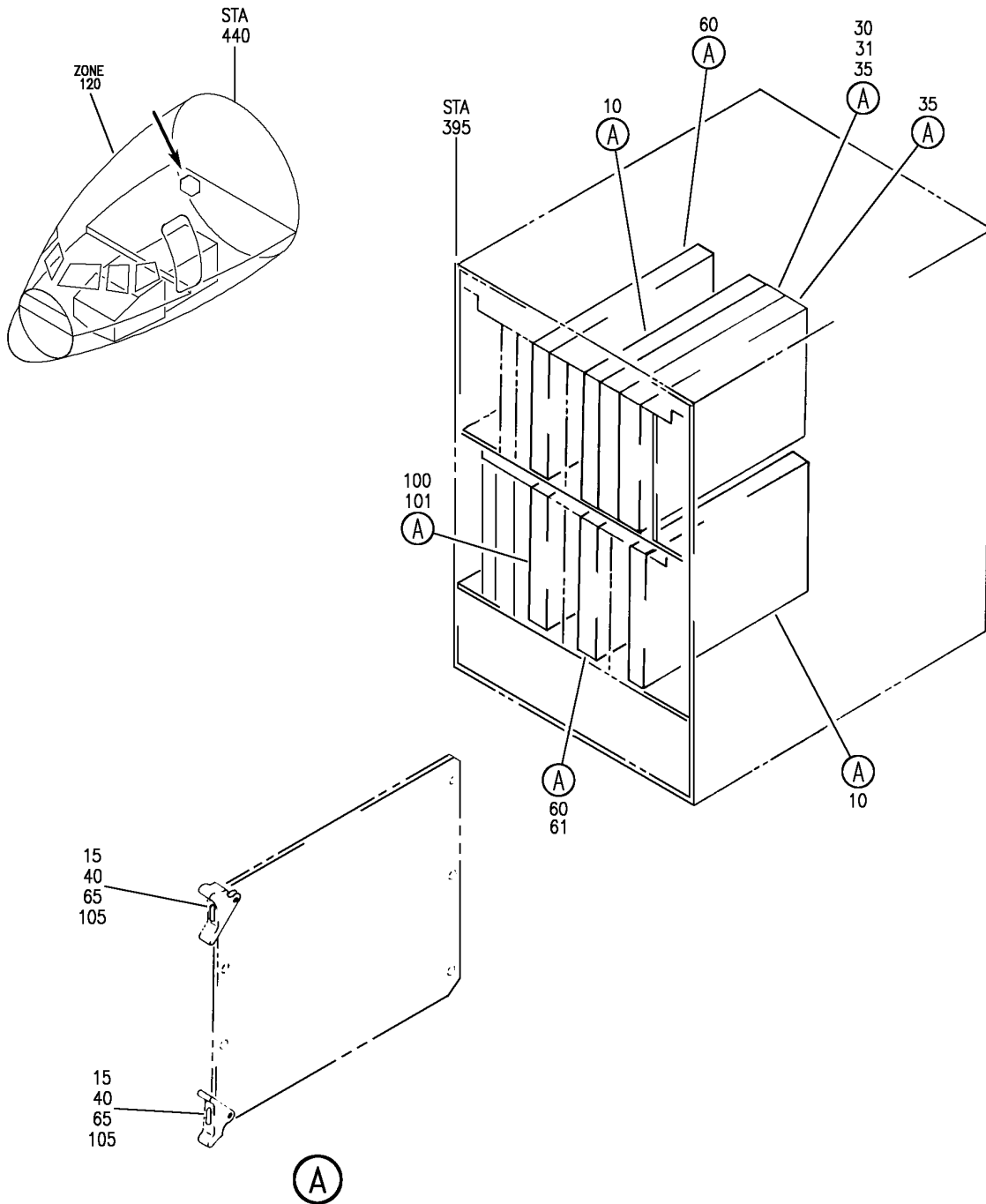
BRI

11-36-19-01A

BOEING PROPRIETARY - Copyright © - Unpublished Work - See title page for details.

11-36-19
FIG. 01A
PAGE 1
JAN 20/09

BOEING
757
PARTS CATALOG (MAINTENANCE)



Y 11361902 REV 291

EQUIPMENT INSTL-MAIN ELECTRONIC EQPT CTR FIRE DETECTION P54 CARD (PLACARDS AND MARKINGS ONLY)

FIGURE 2

11-36-19-02

BRI
MAY 28/07

11-36-19-02
PAGE 0



757

PARTS CATALOG (MAINTENANCE)

FIG ITEM	PART NUMBER	1 2 3 4 5 6 7	NOMENCLATURE	EFFECT FROM TO	UNITS PER ASSY
2			EQUIPMENT INSTL-MAIN ELECTRONIC EQPT CTR FIRE DETECTION P54 CARD (PLACARDS AND MARKINGS ONLY)	002004 006100 107107 121503 904999	
- 2	284N1307-33		EQUIPMENT INSTL-MAIN ELECTRONIC EQPT CTR FIRE DETECTION P54 CARD (PLACARDS AND MARKINGS ONLY) FOR NHA/OTHER SYS DET SEE: 24-00-58-01	107107	RF
- 3	284N1800-16		EQUIPMENT INSTL-MAIN ELECTRONIC EQPT CTR FIRE DETECTION P54 CARD (PLACARDS AND MARKINGS ONLY) FOR NHA/OTHER SYS DET SEE: 24-00-58-01	121503 904949	RF
- 4	284N1800-32		EQUIPMENT INSTL-MAIN ELECTRONIC EQPT CTR FIRE DETECTION P54 CARD (PLACARDS AND MARKINGS ONLY) FOR NHA/OTHER SYS DET SEE: 24-00-58-01	952999	RF
- 4	284N1800-34		EQUIPMENT INSTL-MAIN ELECTRONIC EQPT CTR FIRE DETECTION P54 CARD (PLACARDS AND MARKINGS ONLY) FOR NHA/OTHER SYS DET SEE: 24-00-58-01	002004 006100	RF
- 5	284N1800-38		EQUIPMENT INSTL-MAIN ELECTRONIC EQPT CTR FIRE DETECTION P54 CARD (PLACARDS AND MARKINGS ONLY) FOR NHA/OTHER SYS DET SEE: 24-00-58-01	950951	RF

MISSING ITEM NUMBERS NOT APPLICABLE

- ITEM NOT ILLUSTRATED

11-36-19-02

11-36-19
FIG. 02
PAGE 1
JAN 20/09

BRI



757

PARTS CATALOG (MAINTENANCE)

FIG ITEM	PART NUMBER	1 2 3 4 5 6 7	NOMENCLATURE	EFFECT FROM TO	UNITS PER ASSY
2					
10	285N0028-23		.PRINTED WIRING ASSY- AUTO FIRE/OVERHEAT LOGIC/TEST SYS SUPPLIER CODE: V89954 ELECTRICAL EQUIP NUMBER: M10425 M10426 COMPONENT MAINT MANUAL REF: 26-10-53 OPTIONAL PART: 285N0028-24 V89954	107107 904949 952952	RF
10	285N0028-24		.PRINTED WIRING ASSY- AUTO FIRE/OVERHEAT LOGIC/TEST SYS SUPPLIER CODE: V89954 ELECTRICAL EQUIP NUMBER: M10425 M10426 COMPONENT MAINT MANUAL REF: 26-10-53 OPTIONAL PART: 285N0028-23 V89954	107107 904949 952952	RF
10	285N0028-37		.PRINTED WIRING ASSY- AUTO FIRE/OVERHEAT LOGIC/TEST SYS SUPPLIER CODE: V89954 ELECTRICAL EQUIP NUMBER: M10425 M10426 COMPONENT MAINT MANUAL REF: 26-10-53	121503 904999	RF
10	285N0028-35		.PRINTED WIRING ASSY- AUTO FIRE/OVERHEAT LOGIC/TEST SYS SUPPLIER CODE: V89954 ELECTRICAL EQUIP NUMBER: M10425 M10426 COMPONENT MAINT MANUAL REF: 26-10-53	121503 904999	RF

MISSING ITEM NUMBERS NOT APPLICABLE

- ITEM NOT ILLUSTRATED

11-36-19-02

11-36-19
FIG. 02
PAGE 2
JAN 20/09

BRI



757

PARTS CATALOG (MAINTENANCE)

FIG ITEM	PART NUMBER	1 2 3 4 5 6 7	NOMENCLATURE	EFFECT FROM TO	UNITS PER ASSY
2					
15	BAC27TEX2		..DECAL- PLACARD CONTENT: STATIC SENSITIVE	002004 006100 107107 121503 904999	2
30	285N0028-10		.PRINTED WIRING ASSY-AUTO FIRE/OVERHEAT LOGIC/TEST SYS SUPPLIER CODE: V89954 MISCELLANEOUS DATA: NOT APPROVED FOR ETOPS IN POSITIONS 4 (M10325) AND 5 (M10426) ONLY ON ROLLS-ROYCE ENGINES, FOR 757 OTHERWISE APPROVED FOR ETOPS ELECTRICAL EQUIP NUMBER: M10427 COMPONENT MAINT MANUAL REF: 26-10-53	107107	RF
30	285N0028-17		.PRINTED WIRING ASSY-AUTO FIRE/OVERHEAT LOGIC/TEST SYS SUPPLIER CODE: V89954 MISCELLANEOUS DATA: NOT APPROVED FOR ETOPS IN POSITIONS 4 (M10325) AND 5 (M10426) ONLY ON ROLLS ROYCE ENGINES, FOR 757 OTHERWISE APPROVED FOR ETOPS ELECTRICAL EQUIP NUMBER: M10427 COMPONENT MAINT MANUAL REF: 26-10-53	107107	RF

MISSING ITEM NUMBERS NOT APPLICABLE

- ITEM NOT ILLUSTRATED

BRI

11-36-19-02

11-36-19
FIG. 02
PAGE 3
JAN 20/09



757
PARTS CATALOG (MAINTENANCE)

FIG ITEM	PART NUMBER	1 2 3 4 5 6 7	NOMENCLATURE	EFFECT FROM TO	UNITS PER ASSY
2 30	285N0028-20		.PRINTED WIRING ASSY-AUTO FIRE/OVERHEAT LOGIC/TEST SYS SUPPLIER CODE: V89954 MISCELLANEOUS DATA: NOT APPROVED FOR ETOPS IN POSITIONS 4 (M10325) AND 5 (M10426) ONLY ON ROLLS-ROYCE ENGINES, FOR 757 OTHERWISE APPROVED FOR ETOPS ELECTRICAL EQUIP NUMBER: M10427 COMPONENT MAINT MANUAL REF: 26-10-53 OPTIONAL PART: 285N0028-21 V89954	107107	RF
30	285N0028-21		.PRINTED WIRING ASSY-AUTO FIRE/OVERHEAT LOGIC/TEST SYS SUPPLIER CODE: V89954 MISCELLANEOUS DATA: NOT APPROVED FOR ETOPS IN POSITIONS 4 (M10325) AND 5 (M10426) ONLY ON ROLLS ROYCE ENGINES, FOR 757 OTHERWISE APPROVED FOR ETOPS ELECTRICAL EQUIP NUMBER: M10427 COMPONENT MAINT MANUAL REF: 26-10-53 OPTIONAL PART: 285N0028-20 V89954	107107	RF

MISSING ITEM NUMBERS NOT APPLICABLE

- ITEM NOT ILLUSTRATED

BRI

11-36-19-02

BOEING PROPRIETARY - Copyright © - Unpublished Work - See title page for details.

11-36-19
FIG. 02
PAGE 4
JAN 20/09



757

PARTS CATALOG (MAINTENANCE)

FIG ITEM	PART NUMBER	1 2 3 4 5 6 7	NOMENCLATURE	EFFECT FROM TO	UNITS PER ASSY
2 30	285N0028-36		.PRINTED WIRING ASSY-AUTO FIRE/OVERHEAT LOGIC/TEST SYS SUPPLIER CODE: V89954 MISCELLANEOUS DATA: NOT APPROVED FOR ETOPS IN POSITIONS 4 (M10325) AND 5 (M10426) ONLY ON ROLLS-ROYCE ENGINES, FOR 757 OTHERWISE APPROVED FOR ETOPS ELECTRICAL EQUIP NUMBER: M10427 COMPONENT MAINT MANUAL REF: 26-10-53	107107	RF
30	285N0028-21		.PRINTED WIRING ASSY-AUTO FIRE/OVERHEAT LOGIC/TEST SYS SUPPLIER CODE: V89954 MISCELLANEOUS DATA: NOT APPROVED FOR ETOPS IN POSITIONS 4 (M10325) AND 5 (M10426) ONLY ON ROLLS ROYCE ENGINES, FOR 757 OTHERWISE APPROVED FOR ETOPS ELECTRICAL EQUIP NUMBER: M10427 COMPONENT MAINT MANUAL REF: 26-10-53 OPTIONAL PART: 285N0028-20 V89954	904949 952952	RF

MISSING ITEM NUMBERS NOT APPLICABLE

- ITEM NOT ILLUSTRATED

BRI

11-36-19-02

BOEING PROPRIETARY - Copyright © - Unpublished Work - See title page for details.

11-36-19
FIG. 02
PAGE 5
JAN 20/09



757

PARTS CATALOG (MAINTENANCE)

FIG ITEM	PART NUMBER	1 2 3 4 5 6 7	NOMENCLATURE	EFFECT FROM TO	UNITS PER ASSY
2 30	285N0028-20		.PRINTED WIRING ASSY-AUTO FIRE/OVERHEAT LOGIC/TEST SYS SUPPLIER CODE: V89954 MISCELLANEOUS DATA: NOT APPROVED FOR ETOPS IN POSITIONS 4 (M10325) AND 5 (M10426) ONLY ON ROLLS-ROYCE ENGINES, FOR 757 OTHERWISE APPROVED FOR ETOPS ELECTRICAL EQUIP NUMBER: M10427 COMPONENT MAINT MANUAL REF: 26-10-53 OPTIONAL PART: 285N0028-21 V89954	904949 952952	RF
30	285N0028-36		.PRINTED WIRING ASSY-AUTO FIRE/OVERHEAT LOGIC/TEST SYS SUPPLIER CODE: V89954 MISCELLANEOUS DATA: NOT APPROVED FOR ETOPS IN POSITIONS 4 (M10325) AND 5 (M10426) ONLY ON ROLLS-ROYCE ENGINES, FOR 757 OTHERWISE APPROVED FOR ETOPS ELECTRICAL EQUIP NUMBER: M10427 COMPONENT MAINT MANUAL REF: 26-10-53 QUALIFIED I/W DATA: 285N0028-36 IS INTERCHANGEABLE WITH 285N0028-136 IN THE ENGINE/APU FIRE AND OVERHEAT DETECTION APPLICATIONS, EXCEPT IN THE CARGO SMOKE DETECTION APPLICATION ON THE 757-300 AND 767-400, -36 IS ONE WAY INTERCHANGEABLE WITH -136.	002004 006100 121503 904999	RF

MISSING ITEM NUMBERS NOT APPLICABLE

- ITEM NOT ILLUSTRATED

BRI

11-36-19-02

11-36-19
FIG. 02
PAGE 6
JAN 20/09

 **BOEING**
757
PARTS CATALOG (MAINTENANCE)

FIG ITEM	PART NUMBER	1 2 3 4 5 6 7	NOMENCLATURE	EFFECT FROM TO	UNITS PER ASSY
2					
40	BAC27TEX2		..DECAL- PLACARD CONTENT: STATIC SENSITIVE	002004 006100 107107 121503 904999	2
60	285N0028-10		.PRINTED WIRING ASSY-AUTO FIRE/HEAT LOGIC/TEST SYS SUPPLIER CODE: V89954 MISCELLANEOUS DATA: NOT APPROVED FOR ETOPS IN POSITIONS 4 (M10325) AND 5 (M10426) ONLY ON ROLLS-ROYCE ENGINES, FOR 757 OTHERWISE APPROVED FOR ETOPS ELECTRICAL EQUIP NUMBER: M10224 M10274 COMPONENT MAINT MANUAL REF: 26-10-53	107107	RF
60	285N0028-17		.PRINTED WIRING ASSY-AUTO FIRE/HEAT LOGIC/TEST SYS SUPPLIER CODE: V89954 MISCELLANEOUS DATA: NOT APPROVED FOR ETOPS IN POSITIONS 4 (M10325) AND 5 (M10426) ONLY ON ROLLS ROYCE ENGINES, FOR 757 OTHERWISE APPROVED FOR ETOPS ELECTRICAL EQUIP NUMBER: M10224 M10274 COMPONENT MAINT MANUAL REF: 26-10-53	107107	RF

MISSING ITEM NUMBERS NOT APPLICABLE

— ITEM NOT ILLUSTRATED

BRI

11-36-19-02

11-36-19
FIG. 02
PAGE 7
JAN 20/09



757

PARTS CATALOG (MAINTENANCE)

FIG ITEM	PART NUMBER	1 2 3 4 5 6 7	NOMENCLATURE	EFFECT FROM TO	UNITS PER ASSY
2 60	285N0028-20		.PRINTED WIRING ASSY-AUTO FIRE/HEAT LOGIC/TEST SYS SUPPLIER CODE: V89954 MISCELLANEOUS DATA: NOT APPROVED FOR ETOPS IN POSITIONS 4 (M10325) AND 5 (M10426) ONLY ON ROLLS-ROYCE ENGINES, FOR 757 OTHERWISE APPROVED FOR ETOPS ELECTRICAL EQUIP NUMBER: M10224 M10274 COMPONENT MAINT MANUAL REF: 26-10-53 OPTIONAL PART: 285N0028-21 V89954	107107	RF
60	285N0028-21		.PRINTED WIRING ASSY-AUTO FIRE/HEAT LOGIC/TEST SYS SUPPLIER CODE: V89954 MISCELLANEOUS DATA: NOT APPROVED FOR ETOPS IN POSITIONS 4 (M10325) AND 5 (M10426) ONLY ON ROLLS ROYCE ENGINES, FOR 757 OTHERWISE APPROVED FOR ETOPS ELECTRICAL EQUIP NUMBER: M10224 M10274 COMPONENT MAINT MANUAL REF: 26-10-53 OPTIONAL PART: 285N0028-20 V89954	107107	RF

MISSING ITEM NUMBERS NOT APPLICABLE

- ITEM NOT ILLUSTRATED

BRI

11-36-19-02

BOEING PROPRIETARY - Copyright © - Unpublished Work - See title page for details.

11-36-19
FIG. 02
PAGE 8
JAN 20/09



757

PARTS CATALOG (MAINTENANCE)

FIG ITEM	PART NUMBER	1 2 3 4 5 6 7	NOMENCLATURE	EFFECT FROM TO	UNITS PER ASSY
2 60	285N0028-36		.PRINTED WIRING ASSY-AUTO FIRE/HEAT LOGIC/TEST SYS SUPPLIER CODE: V89954 MISCELLANEOUS DATA: NOT APPROVED FOR ETOPS IN POSITIONS 4 (M10325) AND 5 (M10426) ONLY ON ROLLS-ROYCE ENGINES, FOR 757 OTHERWISE APPROVED FOR ETOPS ELECTRICAL EQUIP NUMBER: M10224 M10274 COMPONENT MAINT MANUAL REF: 26-10-53	107107	RF
60	285N0028-20		.PRINTED WIRING ASSY-AUTO FIRE/HEAT LOGIC/TEST SYS SUPPLIER CODE: V89954 MISCELLANEOUS DATA: NOT APPROVED FOR ETOPS IN POSITIONS 4 (M10325) AND 5 (M10426) ONLY ON ROLLS-ROYCE ENGINES, FOR 757 OTHERWISE APPROVED FOR ETOPS ELECTRICAL EQUIP NUMBER: M10224 M10274 COMPONENT MAINT MANUAL REF: 26-10-53 OPTIONAL PART: 285N0028-21 V89954	904949 952952	RF

MISSING ITEM NUMBERS NOT APPLICABLE

- ITEM NOT ILLUSTRATED

BRI

11-36-19-02

BOEING PROPRIETARY - Copyright © - Unpublished Work - See title page for details.

11-36-19
FIG. 02
PAGE 9
JAN 20/09



757

PARTS CATALOG (MAINTENANCE)

FIG ITEM	PART NUMBER	1 2 3 4 5 6 7	NOMENCLATURE	EFFECT FROM TO	UNITS PER ASSY
2 60	285N0028-21		.PRINTED WIRING ASSY-AUTO FIRE/HEAT LOGIC/TEST SYS SUPPLIER CODE: V89954 MISCELLANEOUS DATA: NOT APPROVED FOR ETOPS IN POSITIONS 4 (M10325) AND 5 (M10426) ONLY ON ROLLS ROYCE ENGINES, FOR 757 OTHERWISE APPROVED FOR ETOPS ELECTRICAL EQUIP NUMBER: M10224 M10274 COMPONENT MAINT MANUAL REF: 26-10-53 OPTIONAL PART: 285N0028-20 V89954	904949 952952	RF
60	285N0028-36		.PRINTED WIRING ASSY-AUTO FIRE/HEAT LOGIC/TEST SYS SUPPLIER CODE: V89954 MISCELLANEOUS DATA: NOT APPROVED FOR ETOPS IN POSITIONS 4 (M10325) AND 5 (M10426) ONLY ON ROLLS-ROYCE ENGINES, FOR 757 OTHERWISE APPROVED FOR ETOPS ELECTRICAL EQUIP NUMBER: M10224 M10274 COMPONENT MAINT MANUAL REF: 26-10-53 QUALIFIED I/W DATA: 285N0028-36 IS INTERCHANGEABLE WITH 285N0028-136 IN THE ENGINE/APU FIRE AND OVERHEAT DETECTION APPLICATIONS, EXCEPT IN THE CARGO SMOKE DETECTION APPLICATION ON THE 757-300 AND 767-400, -36 IS ONE WAY INTERCHANGEABLE WITH -136.	002004 006100 121503 904999	RF

MISSING ITEM NUMBERS NOT APPLICABLE

- ITEM NOT ILLUSTRATED

BRI

11-36-19-02

11-36-19
FIG. 02
PAGE 10
JAN 20/09



757

PARTS CATALOG (MAINTENANCE)

FIG ITEM	PART NUMBER	1 2 3 4 5 6 7	NOMENCLATURE	EFFECT FROM TO	UNITS PER ASSY
2	65 BAC27TEX2		..DECAL- PLACARD CONTENT: STATIC SENSITIVE	002004 006100 107107 121503 904949 952999 107107	2
100	285N0028-10		.PRINTED WIRING ASSY-AUTO FIRE/OVERHEAT LOGIC/TEST SYS SUPPLIER CODE: V89954 MISCELLANEOUS DATA: NOT APPROVED FOR ETOPS IN POSITIONS 4 (M10325) AND 5 (M10426) ONLY ON ROLLS-ROYCE ENGINES, FOR 757 OTHERWISE APPROVED FOR ETOPS ELECTRICAL EQUIP NUMBER: M10400 COMPONENT MAINT MANUAL REF: 26-10-53	107107	RF
100	285N0028-17		.PRINTED WIRING ASSY-AUTO FIRE/OVERHEAT LOGIC/TEST SYS SUPPLIER CODE: V89954 MISCELLANEOUS DATA: NOT APPROVED FOR ETOPS IN POSITIONS 4 (M10325) AND 5 (M10426) ONLY ON ROLLS ROYCE ENGINES, FOR 757 OTHERWISE APPROVED FOR ETOPS ELECTRICAL EQUIP NUMBER: M10400 COMPONENT MAINT MANUAL REF: 26-10-53	107107	RF

MISSING ITEM NUMBERS NOT APPLICABLE

- ITEM NOT ILLUSTRATED

BRI

11-36-19-02

11-36-19
FIG. 02
PAGE 11
JAN 20/09



757

PARTS CATALOG (MAINTENANCE)

FIG ITEM	PART NUMBER	1 2 3 4 5 6 7	NOMENCLATURE	EFFECT FROM TO	UNITS PER ASSY
2 100	285N0028-20		.PRINTED WIRING ASSY-AUTO FIRE/OVERHEAT LOGIC/TEST SYS SUPPLIER CODE: V89954 MISCELLANEOUS DATA: NOT APPROVED FOR ETOPS IN POSITIONS 4 (M10325) AND 5 (M10426) ONLY ON ROLLS-ROYCE ENGINES, FOR 757 OTHERWISE APPROVED FOR ETOPS ELECTRICAL EQUIP NUMBER: M10400 COMPONENT MAINT MANUAL REF: 26-10-53	107107	RF
100	285N0028-21		.PRINTED WIRING ASSY-AUTO FIRE/OVERHEAT LOGIC/TEST SYS SUPPLIER CODE: V89954 MISCELLANEOUS DATA: NOT APPROVED FOR ETOPS IN POSITIONS 4 (M10325) AND 5 (M10426) ONLY ON ROLLS ROYCE ENGINES, FOR 757 OTHERWISE APPROVED FOR ETOPS ELECTRICAL EQUIP NUMBER: M10400 COMPONENT MAINT MANUAL REF: 26-10-53 OPTIONAL PART: 285N0028-20 V89954	107107	RF

MISSING ITEM NUMBERS NOT APPLICABLE

- ITEM NOT ILLUSTRATED

BRI

11-36-19-02

BOEING PROPRIETARY - Copyright © - Unpublished Work - See title page for details.

11-36-19
FIG. 02
PAGE 12
JAN 20/09



757

PARTS CATALOG (MAINTENANCE)

FIG ITEM	PART NUMBER	1 2 3 4 5 6 7	NOMENCLATURE	EFFECT FROM TO	UNITS PER ASSY
2 100	285N0028-36		.PRINTED WIRING ASSY-AUTO FIRE/OVERHEAT LOGIC/TEST SYS SUPPLIER CODE: V89954 MISCELLANEOUS DATA: NOT APPROVED FOR ETOPS IN POSITIONS 4 (M10325) AND 5 (M10426) ONLY ON ROLLS-ROYCE ENGINES, FOR 757 OTHERWISE APPROVED FOR ETOPS ELECTRICAL EQUIP NUMBER: M10400 COMPONENT MAINT MANUAL REF: 26-10-53	107107	RF
100	285N0028-20		.PRINTED WIRING ASSY-AUTO FIRE/OVERHEAT LOGIC/TEST SYS SUPPLIER CODE: V89954 MISCELLANEOUS DATA: NOT APPROVED FOR ETOPS IN POSITIONS 4 (M10325) AND 5 (M10426) ONLY ON ROLLS-ROYCE ENGINES, FOR 757 OTHERWISE APPROVED FOR ETOPS ELECTRICAL EQUIP NUMBER: M10400 COMPONENT MAINT MANUAL REF: 26-10-53 OPTIONAL PART: 285N0028-21 V89954	904949 952952	RF

MISSING ITEM NUMBERS NOT APPLICABLE

- ITEM NOT ILLUSTRATED

BRI

11-36-19-02

BOEING PROPRIETARY - Copyright © - Unpublished Work - See title page for details.

11-36-19
FIG. 02
PAGE 13
JAN 20/09



757

PARTS CATALOG (MAINTENANCE)

FIG ITEM	PART NUMBER	1 2 3 4 5 6 7	NOMENCLATURE	EFFECT FROM TO	UNITS PER ASSY
2 100	285N0028-21		.PRINTED WIRING ASSY-AUTO FIRE/OVERHEAT LOGIC/TEST SYS SUPPLIER CODE: V89954 MISCELLANEOUS DATA: NOT APPROVED FOR ETOPS IN POSITIONS 4 (M10325) AND 5 (M10426) ONLY ON ROLLS ROYCE ENGINES, FOR 757 OTHERWISE APPROVED FOR ETOPS ELECTRICAL EQUIP NUMBER: M10400 COMPONENT MAINT MANUAL REF: 26-10-53 OPTIONAL PART: 285N0028-20 V89954	904949 952952	RF
100	285N0028-36		.PRINTED WIRING ASSY-AUTO FIRE/OVERHEAT LOGIC/TEST SYS SUPPLIER CODE: V89954 MISCELLANEOUS DATA: NOT APPROVED FOR ETOPS IN POSITIONS 4 (M10325) AND 5 (M10426) ONLY ON ROLLS-ROYCE ENGINES, FOR 757 OTHERWISE APPROVED FOR ETOPS ELECTRICAL EQUIP NUMBER: M10400 COMPONENT MAINT MANUAL REF: 26-10-53 QUALIFIED I/W DATA: 285N0028-36 IS INTERCHANGEABLE WITH 285N0028-136 IN THE ENGINE/APU FIRE AND OVERHEAT DETECTION APPLICATIONS, EXCEPT IN THE CARGO SMOKE DETECTION APPLICATION ON THE 757-300 AND 767-400, -36 IS ONE WAY INTERCHANGEABLE WITH -136.	002004 006100 121503 904999	RF

MISSING ITEM NUMBERS NOT APPLICABLE

- ITEM NOT ILLUSTRATED

11-36-19-02

11-36-19
FIG. 02
PAGE 14
JAN 20/09

BRI



757

PARTS CATALOG (MAINTENANCE)

FIG ITEM	PART NUMBER	1 2 3 4 5 6 7	NOMENCLATURE	EFFECT FROM TO	UNITS PER ASSY
2 105	BAC27TEX2		. . DECAL- PLACARD CONTENT: STATIC SENSITIVE	002004 006100 107107 121503 904999	2

MISSING ITEM NUMBERS NOT APPLICABLE

- ITEM NOT ILLUSTRATED

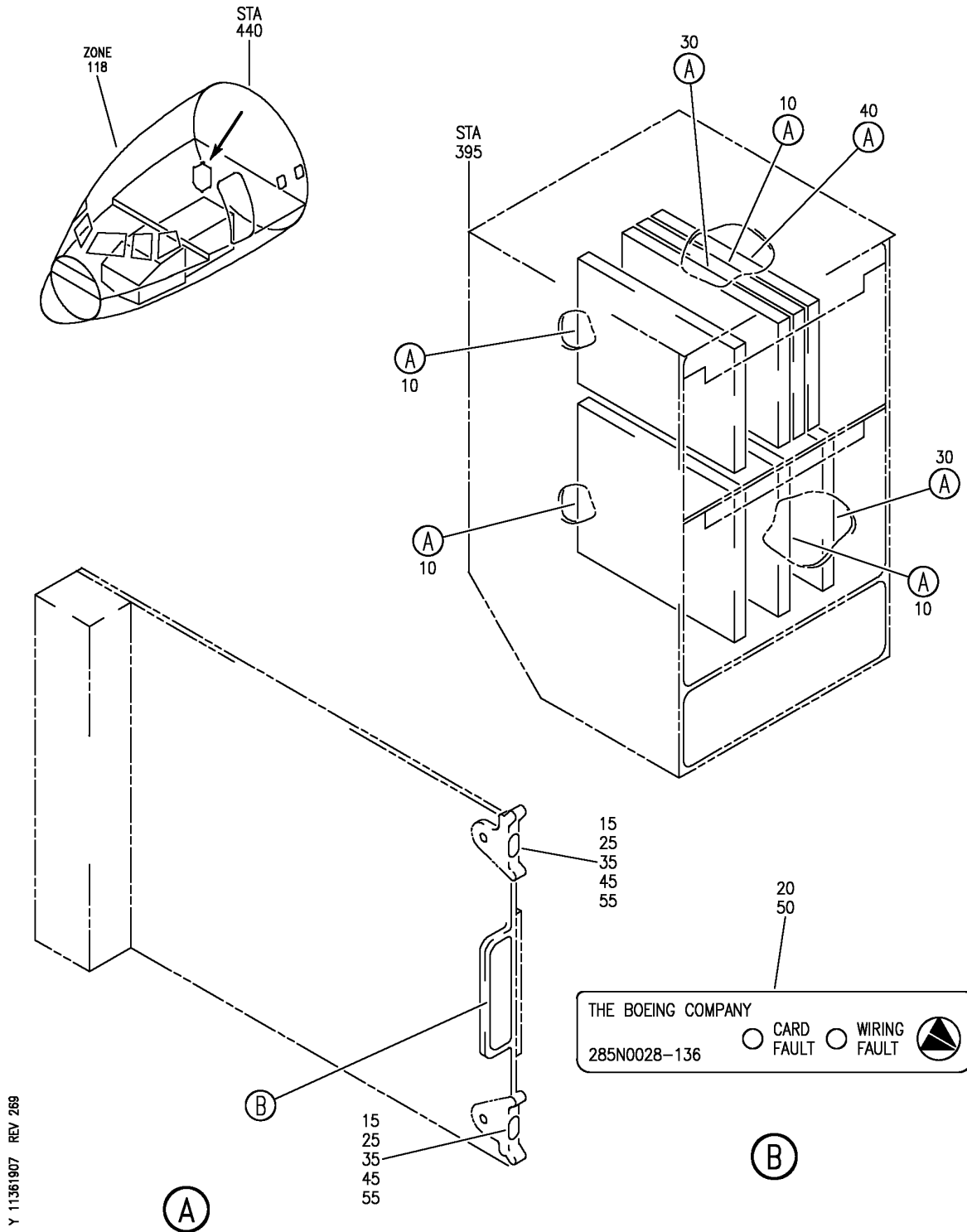
BRI

11-36-19-02

BOEING PROPRIETARY - Copyright © - Unpublished Work - See title page for details.

11-36-19
FIG. 02
PAGE 15
JAN 20/09

BOEING
757
PARTS CATALOG (MAINTENANCE)



Y 11361907 REV 269

EQUIPMENT INSTL-MAIN ELECTRONICS EQPT CTR P54 (PLACARDS AND MARKINGS ONLY)
FIGURE 7

BRI
JAN 20/09

11-36-19-07

11-36-19-07
PAGE 0



757

PARTS CATALOG (MAINTENANCE)

FIG ITEM	PART NUMBER	1 2 3 4 5 6 7	NOMENCLATURE	EFFECT FROM TO	UNITS PER ASSY
7			EQUIPMENT INSTL-MAIN ELECTRONICS EQPT CTR P54 (PLACARDS AND MARKINGS ONLY)	504903	
- 1	284N1800-88		EQUIPMENT INSTL-MAIN ELECTRONICS EQPT CTR P54 (PLACARDS AND MARKINGS ONLY)	505505	RF
- 3	284N1800-190		FOR NHA/OTHER SYS DET SEE: 24-00-58-05E EQUIPMENT INSTL-MAIN ELECTRONICS EQPT CTR P54 (PLACARDS AND MARKINGS ONLY)	504504 506903	RF
			FOR NHA/OTHER SYS DET SEE: 24-00-58-05E		

MISSING ITEM NUMBERS NOT APPLICABLE

- ITEM NOT ILLUSTRATED

BRI

11-36-19-07

BOEING PROPRIETARY - Copyright © - Unpublished Work - See title page for details.

11-36-19
FIG. 07
PAGE 1
JAN 20/09



757

PARTS CATALOG (MAINTENANCE)

FIG ITEM	PART NUMBER	1 2 3 4 5 6 7	NOMENCLATURE	EFFECT FROM TO	UNITS PER ASSY
7 10	285N0028-136		.PRINTED WIRING ASSY-AUTO FIRE/OVERHEAT LOGIC/TEST SYS SUPPLIER CODE: V89954 FUNCTIONAL DESCRIPTION: THE (AFOLTS) (PWA) HAS TWO ELECTRICALLY ISOLATED CIRCUITS UTILIZING PROGRAMMABLE LOGIC. EACH AFOLTS CIRCUIT MONITORS INPUTS FROM FIRE, CARGO SMOKE, OR OVERHEAT DETECTORS AND PROCESSES THOSE SIGNALS. MISCELLANEOUS DATA: NOT APPROVED FOR ETOPS IN POSITIONS 4 (M10325) AND 5 (M10426) ONLY ON ROLLS-ROYCE ENGINES, FOR 757 OTHERWISE APPROVED FOR ETOPS ELECTRICAL EQUIP NUMBER: M10224 M10274 M10400 M10427 COMPONENT MAINT MANUAL REF: 26-10-54 QUALIFIED I/W DATA: 285N0028-36 IS INTERCHANGEABLE WITH 285N0028-136 IN THE ENGINE/APU FIRE AND OVERHEAT DETECTION APPLICATIONS, EXCEPT IN THE CARGO SMOKE DETECTION APPLICATION ON THE 757-300 AND 767-400, -36 IS ONE WAY INTERCHANGEABLE WITH -136	504903	RF
20	BAC27DEX6765		..MARKER- SUPPLIER CODE: V89954 OPTIONAL PART: BAC27DEX6771 V89954	504903	1

MISSING ITEM NUMBERS NOT APPLICABLE

- ITEM NOT ILLUSTRATED

11-36-19-07

11-36-19
FIG. 07
PAGE 2
JAN 20/09

BRI



757

PARTS CATALOG (MAINTENANCE)

FIG ITEM	PART NUMBER	1 2 3 4 5 6 7	NOMENCLATURE	EFFECT FROM TO	UNITS PER ASSY
7 20	BAC27DEX6771		..MARKER- SUPPLIER CODE: V89954 OPTIONAL PART: BAC27DEX6765 V89954	504903	1
25	BAC27TEX1486		..DECAL- PLACARD CONTENT: STATIC SENSITIVE	504903	2
30	285N0028-37		.PRINTED WIRING ASSY- AUTO FIRE/OVERHEAT LOGIC/TEST SYS SUPPLIER CODE: V89954 ELECTRICAL EQUIP NUMBER: M10425 M10426 COMPONENT MAINT MANUAL REF: 26-10-53	504903	RF
30	285N0028-35		.PRINTED WIRING ASSY- AUTO FIRE/OVERHEAT LOGIC/TEST SYS SUPPLIER CODE: V89954 ELECTRICAL EQUIP NUMBER: M10425 M10426 COMPONENT MAINT MANUAL REF: 26-10-53	504903	RF
35	BAC27TEX2		..DECAL- PLACARD CONTENT: STATIC SENSITIVE	504903	2

MISSING ITEM NUMBERS NOT APPLICABLE

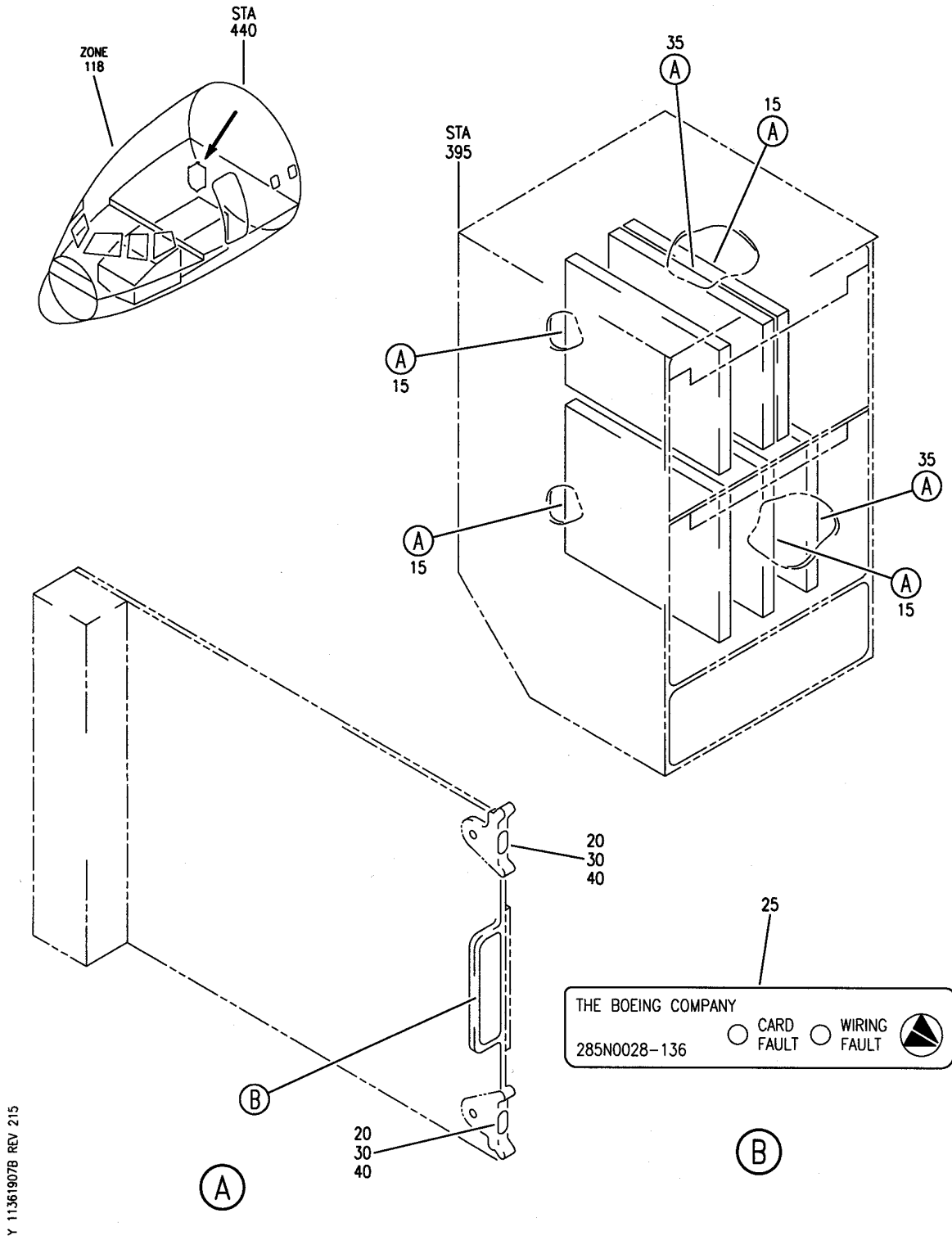
- ITEM NOT ILLUSTRATED

11-36-19-07

11-36-19
FIG. 07
PAGE 3
JAN 20/09

BRI

BOEING
757
PARTS CATALOG (MAINTENANCE)



Y 11361907B REV 215

EQUIPMENT INSTL-MAIN ELECTRONICS EQPT CTR P54 (PLACARDS AND MARKINGS ONLY)
FIGURE 7B

BRI
MAY 28/07

11-36-19-07B

11-36-19-07B
PAGE 0



757

PARTS CATALOG (MAINTENANCE)

FIG ITEM	PART NUMBER	1 2 3 4 5 6 7	NOMENCLATURE	EFFECT FROM TO	UNITS PER ASSY
7B			EQUIPMENT INSTL-MAIN ELECTRONICS EQPT CTR P54 (PLACARDS AND MARKINGS ONLY)	101102	
- 3	284N1800-140		EQUIPMENT INSTL-MAIN ELECTRONICS EQPT CTR P54 (PLACARDS AND MARKINGS ONLY)	101101	RF
- 3	284N1800-141		FOR NHA/OTHER SYS DET SEE: 24-00-58-05E		
			EQUIPMENT INSTL-MAIN ELECTRONICS EQPT CTR P54 (PLACARDS AND MARKINGS ONLY)	102102	RF
			FOR NHA/OTHER SYS DET SEE: 24-00-58-05E		
15	285N0028-36		.PRINTED WIRING ASSY-AUTO FIRE/HEAT LOGIC/TEST SYS SUPPLIER CODE: V89954 MISCELLANEOUS DATA: NOT APPROVED FOR ETOPS IN POSITIONS 4 (M10325) AND 5 (M10426) ONLY ON ROLLS-ROYCE ENGINES, FOR 757 OTHERWISE APPROVED FOR ETOPS ELECTRICAL EQUIP NUMBER: M10224 M10274 M10400 M10427 COMPONENT MAINT MANUAL REF: 26-10-53 QUALIFIED I/W DATA: 285N0028-36 IS INTERCHANGEABLE WITH 285N0028-136 IN THE ENGINE/APU FIRE AND OVERHEAT DETECTION APPLICATIONS, EXCEPT IN THE CARGO SMOKE DETECTION APPLICATION ON THE 757-300 AND 767-400, -36 IS ONE WAY INTERCHANGEABLE WITH -136. USED ON: 284N1800-102	101101	RF

MISSING ITEM NUMBERS NOT APPLICABLE

- ITEM NOT ILLUSTRATED

BRI

11-36-19-07B

BOEING PROPRIETARY - Copyright © - Unpublished Work - See title page for details.

11-36-19
FIG. 07B
PAGE 1
JAN 20/09



757

PARTS CATALOG (MAINTENANCE)

FIG ITEM	PART NUMBER	1 2 3 4 5 6 7	NOMENCLATURE	EFFECT FROM TO	UNITS PER ASSY
7B 15	285N0028-136		.PRINTED WIRING ASSY-AUTO FIRE/OVERHEAT LOGIC/TEST SYS SUPPLIER CODE: V89954 FUNCTIONAL DESCRIPTION: THE (AFOLTS) (PWA) HAS TWO ELECTRICALLY ISOLATED CIRCUITS UTILIZING PROGRAMMABLE LOGIC. EACH AFOLTS CIRCUIT MONITORS INPUTS FROM FIRE, CARGO SMOKE OR OVERHEAT DETECTORS AND PROCESSES THOSE SIGNALS. MISCELLANEOUS DATA: NOT APPROVED FOR ETOPS IN POSITIONS 4 (M10325) AND 5 (M10426) ONLY ON ROLLS-ROYCE ENGINES, FOR 757 OTHERWISE APPROVED FOR ETOPS ELECTRICAL EQUIP NUMBER: M10224 M10274 M10400 M10427 COMPONENT MAINT MANUAL REF: 26-10-54 QUALIFIED I/W DATA: 285N0028-36 IS INTERCHANGEABLE WITH 285N0028-136 IN THE ENGINE/APU FIRE AND OVERHEAT DETECTION APPLICATIONS, EXCEPT IN THE CARGO SMOKE DETECTION APPLICATION ON THE 757-300 AND 767-400, -36 IS ONE WAY INTERCHANGEABLE WITH -136. USED ON: 284N1800-102	102102	RF
20	BAC27TEX2		..DECAL- PLACARD CONTENT: STATIC SENSITIVE	101101	2

MISSING ITEM NUMBERS NOT APPLICABLE

- ITEM NOT ILLUSTRATED

11-36-19-07B

11-36-19
FIG. 07B
PAGE 2
JAN 20/09

BRI

BOEING PROPRIETARY - Copyright © - Unpublished Work - See title page for details.



757

PARTS CATALOG (MAINTENANCE)

FIG ITEM	PART NUMBER	1 2 3 4 5 6 7	NOMENCLATURE	EFFECT FROM TO	UNITS PER ASSY
7B 25	BAC27DEX6765	..	MARKER- SUPPLIER CODE: V89954 OPTIONAL PART: BAC27DEX6771 V89954	102102	1
25	BAC27DEX6771	..	MARKER- SUPPLIER CODE: V89954 OPTIONAL PART: BAC27DEX6765 V89954	102102	1
30	BAC27TEX1486	..	DECAL- PLACARD CONTENT: STATIC SENSITIVE	102102	2
35	285N0028-37	.	PRINTED WIRING ASSY- AUTO FIRE/OVERHEAT LOGIC/TEST SYS SUPPLIER CODE: V89954 ELECTRICAL EQUIP NUMBER: M10425 M10426 COMPONENT MAINT MANUAL REF: 26-10-53 USED ON: 284N1800-54 284N1800-76 284N1800-100	101102	RF
35	285N0028-35	.	PRINTED WIRING ASSY- AUTO FIRE/OVERHEAT LOGIC/TEST SYS SUPPLIER CODE: V89954 ELECTRICAL EQUIP NUMBER: M10425 M10426 COMPONENT MAINT MANUAL REF: 26-10-53 USED ON: 284N1800-54 284N1800-76 284N1800-100	101102	RF
40	BAC27TEX2	..	DECAL- PLACARD CONTENT: STATIC SENSITIVE	101102	2

MISSING ITEM NUMBERS NOT APPLICABLE

- ITEM NOT ILLUSTRATED

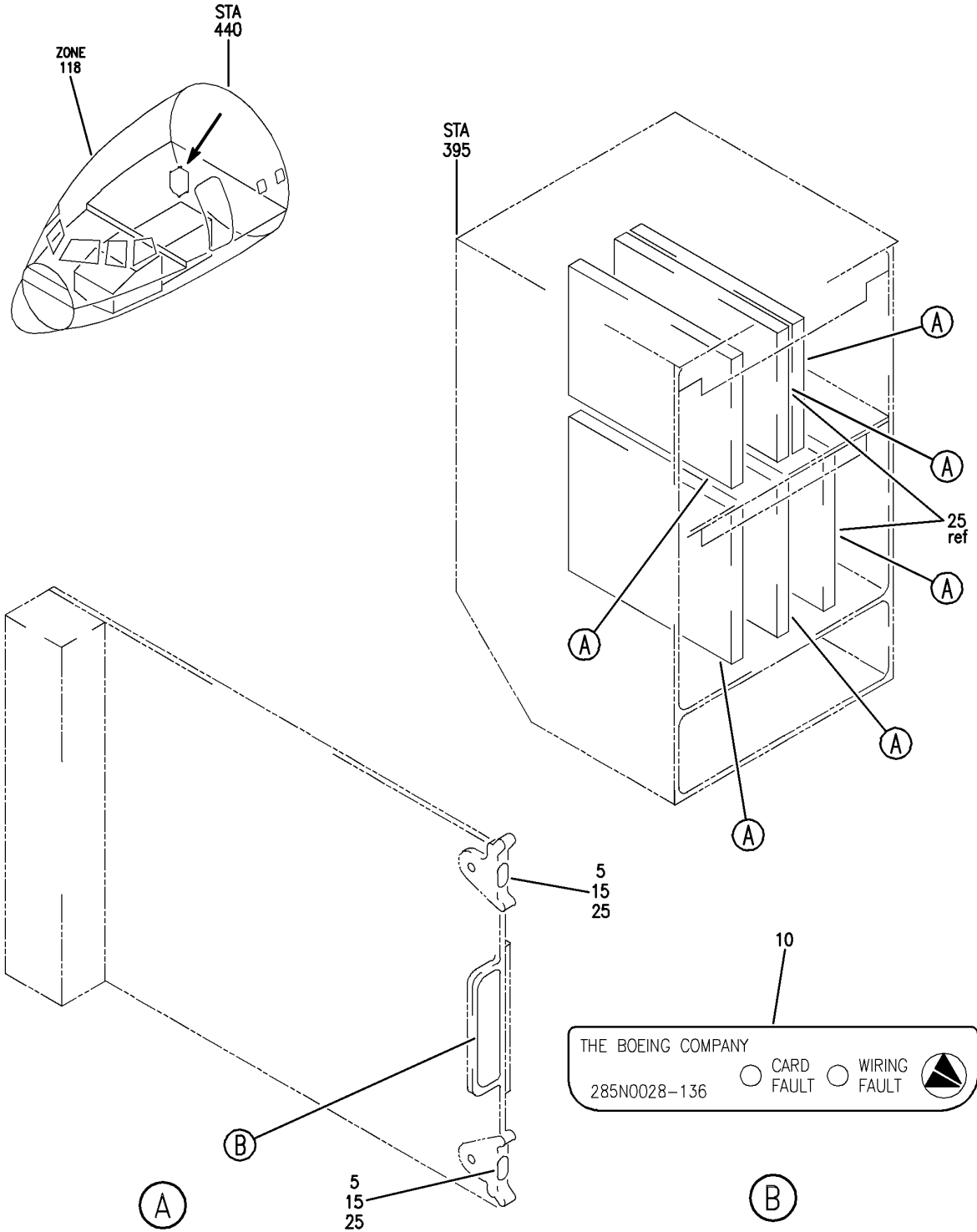
BRI

11-36-19-07B

BOEING PROPRIETARY - Copyright © - Unpublished Work - See title page for details.

11-36-19
FIG. 07B
PAGE 3
JAN 20/09

BOEING
757
PARTS CATALOG (MAINTENANCE)



Y 11361908 REV 222

PRINTED WIRING ASSY-FIRE OVERHEAT TEST LOGIC (PLACARDS AND MARKINGS ONLY)
FIGURE 8

11-36-19-08

BRI
JAN 20/09

11-36-19-08
PAGE 0



757

PARTS CATALOG (MAINTENANCE)

FIG ITEM	PART NUMBER	1 2 3 4 5 6 7 NOMENCLATURE	EFFECT FROM TO	UNITS PER ASSY
8		PRINTED WIRING ASSY-FIRE OVERHEAT TEST LOGIC (PLACARDS AND MARKINGS ONLY)	103106 108120	

MISSING ITEM NUMBERS NOT APPLICABLE

- ITEM NOT ILLUSTRATED

BRI

11-36-19-08

BOEING PROPRIETARY - Copyright © - Unpublished Work - See title page for details.

11-36-19
FIG. 08
PAGE 1
JAN 20/09



757

PARTS CATALOG (MAINTENANCE)

FIG ITEM	PART NUMBER	1 2 3 4 5 6 7 NOMENCLATURE	EFFECT FROM TO	UNITS PER ASSY
8 - 1	285N0028-136	<p>PRINTED WIRING ASSY-FIRE OVERHEAT TEST LOGIC (PLACARDS AND MARKINGS ONLY) SUPPLIER CODE: V89954 FUNCTIONAL DESCRIPTION: THE (AFOTLS) (PWA) HAS TWO ELECTRICALLY ISOLATED CIRCUITS UTILIZING PROGRAMMABLE LOGIC. EACH AFOLTS CIRCUIT MONITORS INPUTS FROM FIRE, CARGO SMOKE, OR OVERHEAT DETECTORS AND PROCESSES THOSE SIGNALS. MISCELLANEOUS DATA: NOT APPROVED FOR ETOPS IN POSITIONS 4 (M10325) AND 5 (M10426) ONLY ON ROLLS-ROYCE ENGINES, FOR 757 OTHERWISE APPROVED FOR ETOPS ELECTRICAL EQUIP NUMBER: M10224 M10274 M10400 M10427 COMPONENT MAINT MANUAL REF: 26-10-54 QUALIFIED I/W DATA: 285N0028-36 IS INTERCHANGEABLE WITH 285N0028-136 IN THE ENGINE/APU FIRE AND OVERHEAT DETECTION APPLICATIONS, EXCEPT IN THE CARGO SMOKE DETECTION APPLICATION ON THE 757-300 AND 767-400, -36 IS ONE WAY INTERCHANGEABLE WITH -136. FOR NHA/OTHER SYS DET SEE: 26-11-51-08 26-15-51-08 26-16-51-08</p>	103106 108120	RF

MISSING ITEM NUMBERS NOT APPLICABLE

- ITEM NOT ILLUSTRATED

11-36-19-08

11-36-19
FIG. 08
PAGE 2
JAN 20/09

BRI



757

PARTS CATALOG (MAINTENANCE)

FIG ITEM	PART NUMBER	1 2 3 4 5 6 7	NOMENCLATURE	EFFECT FROM TO	UNITS PER ASSY
8					
10	BAC27DEX6765	. MARKER-	SUPPLIER CODE: V89954	103106 108120	1
10	BAC27DEX6771	. MARKER-	SUPPLIER CODE: V89954	103106 108120	1
15	BAC27TEX1486	. DECAL-	PLACARD CONTENT: STATIC SENSITIVE	103106 108120	2
- 20	285N0028-37	PRINTED WIRING ASSY-FIRE	OVERHEAT LOGIC TEST (PLACARDS AND MARKINGS ONLY)	103106 108120	RF
		SUPPLIER CODE: V89954	ELECTRICAL EQUIP NUMBER: M10425 M10426		
		COMPONENT MAINT MANUAL REF: 26-10-53	FOR NHA/OTHER SYS DET SEE: 26-12-51-08		
25	BAC27TEX2	. DECAL-	PLACARD CONTENT: STATIC SENSITIVE	103106 108120	2

MISSING ITEM NUMBERS NOT APPLICABLE

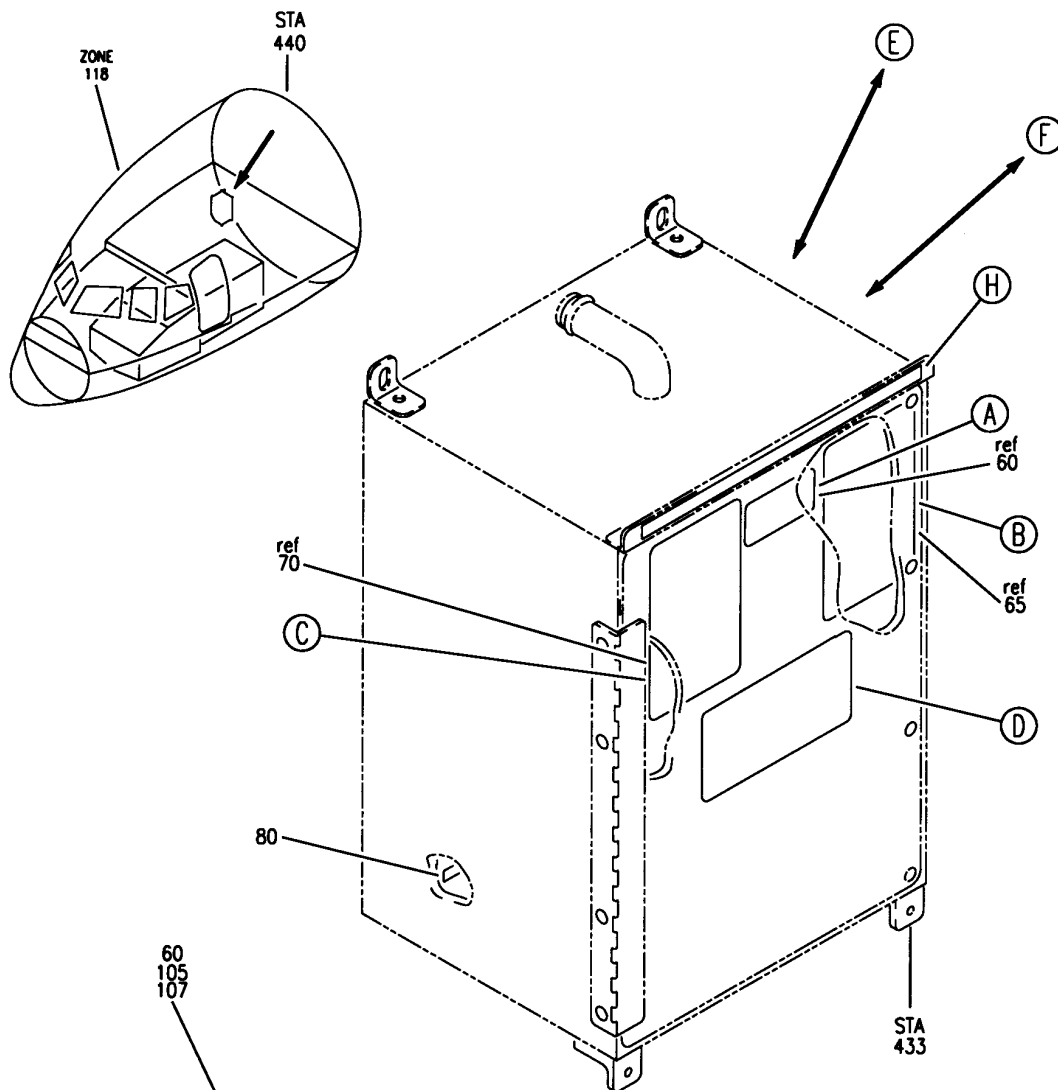
- ITEM NOT ILLUSTRATED

11-36-19-08

11-36-19
FIG. 08
PAGE 3
JAN 20/09

BRI

BOEING
757
PARTS CATALOG (MAINTENANCE)



(A)

Y 11362501 SHT 1 REV 193

FILE ASSY-ELECTRICAL SYSTEM P50 CARD (PLACARDS AND MARKINGS ONLY)
FIGURE 1 (SHEET 1)

11-36-25-01

BRI
MAY 28/07

11-36-25-01
PAGE 0

BOEING
757
PARTS CATALOG (MAINTENANCE)

STABILIZER
POSITION CARDS
M10408
M10409
M10410

BITE TEST INSTRUCTIONS

1. DEPRESS AND HOLD - BIT/
VERIFY - BUTTON.
2. VERIFY:-
GREEN LED
LIGHTS - TEST GOOD
AMBER LED
LIGHTS - FAULT
3. RELEASE - BIT/VERIFY -
BUTTON

65
110
112

BLEED
CONFIGURATION CARDS
M10312
M10313

BITE TEST INSTRUCTIONS

1. PRESS - OUTPUT TEST HIGH-
PUSH-BUTTON
2. VERIFY L.E.D. LIGHT
ON - PASS
OFF - FAIL
3. PRESS - OUTPUT TEST LOW-
PUSH-BUTTON
4. VERIFY L.E.D. LIGHT
ON - PASS
OFF - FAIL

70
115

(B)

(C)

ELECTRICAL
SYSTEM
CARD FILE

M10428	M586	M10312	M864	M10404	M10410	M10311	SPARE	M691
M10313	M863	M10403	SPARE	M10408	M10298	SPARE	M10481	M10409

M586	S344N001
M691	S283N001-1
M863	285T0093
M864	285T0093
M10298	S283N901
M10311	S283N901
M10312	285N0006
M10313	285N0006
M10403	285T0094
M10404	285T0094
M10408	285N0029
M10409	285N0029
M10410	285N0029
M10428	S285N001-2
M10481	285N0078

75

(D)

Y 11362501 SH1 2 REV 193

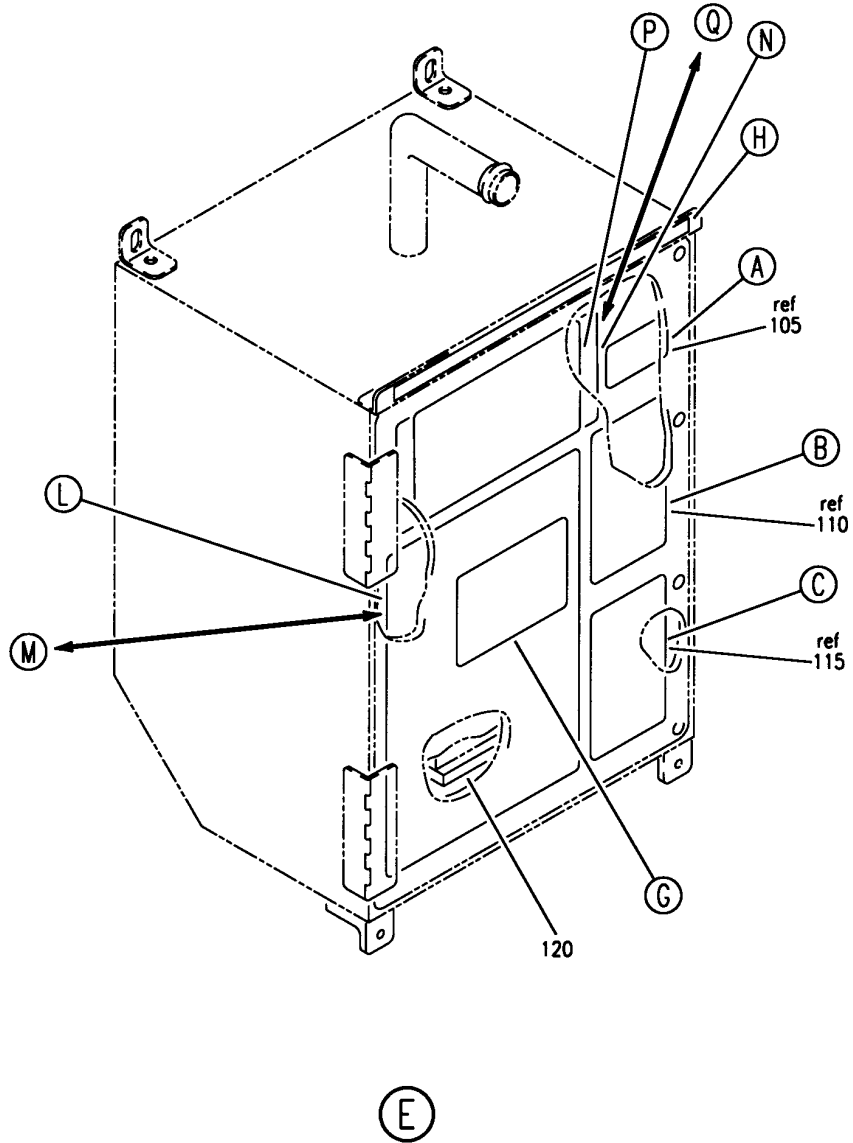
FILE ASSY-ELECTRICAL SYSTEM P50 CARD (PLACARDS AND MARKINGS ONLY)
FIGURE 1 (SHEET 2)

11-36-25-01

BRI
MAY 28/07

11-36-25-01
PAGE 0A

BOEING
757
PARTS CATALOG (MAINTENANCE)



Y 11362501 SHT 3 REV 193

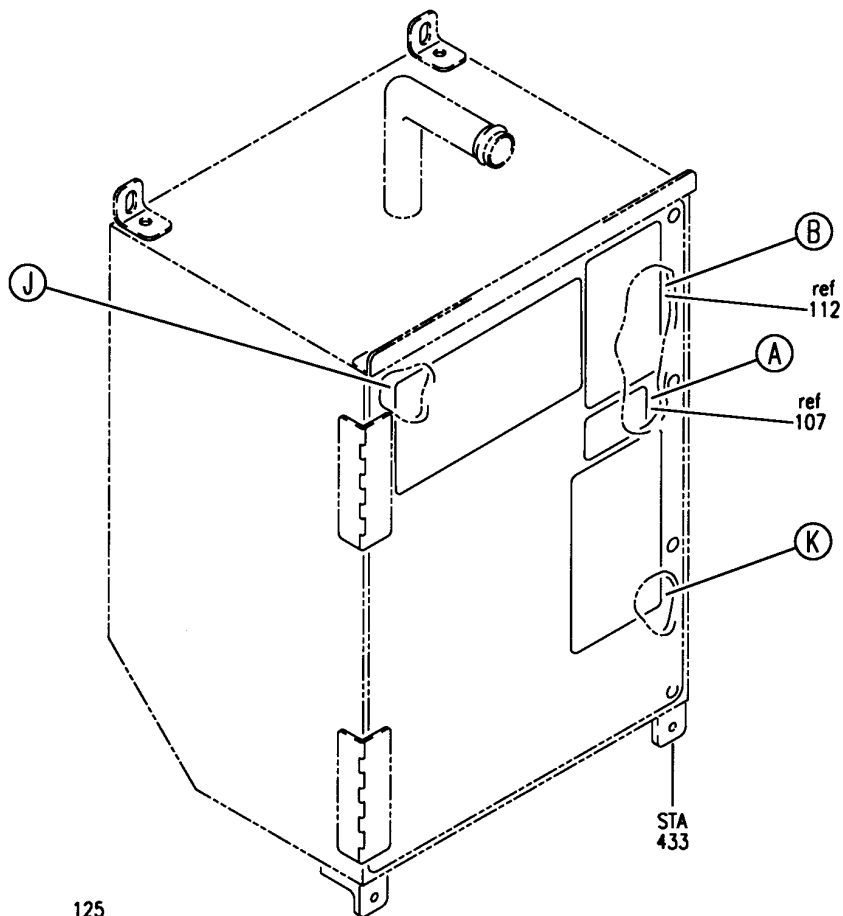
FILE ASSY-ELECTRICAL SYSTEM P50 CARD (PLACARDS AND MARKINGS ONLY)
FIGURE 1 (SHEET 3)

11-36-25-01

BRI
MAY 28/07

11-36-25-01
PAGE 0B

BOEING
757
PARTS CATALOG (MAINTENANCE)



125

ATTENTION

THIS UNIT CONTAINS STATIC SENSITIVE DEVICES. CONNECT GROUNDING WRIST STRAP TO ELECTROSTATIC GROUND JACK LOCATED AT THE TOP OF THIS UNIT.

Y 1136250T SHT 4 REV 193

FILE ASSY-ELECTRICAL SYSTEM P50 CARD (PLACARDS AND MARKINGS ONLY)
FIGURE 1 (SHEET 4)

11-36-25-01

BRI
MAY 28/07

11-36-25-01
PAGE 0C

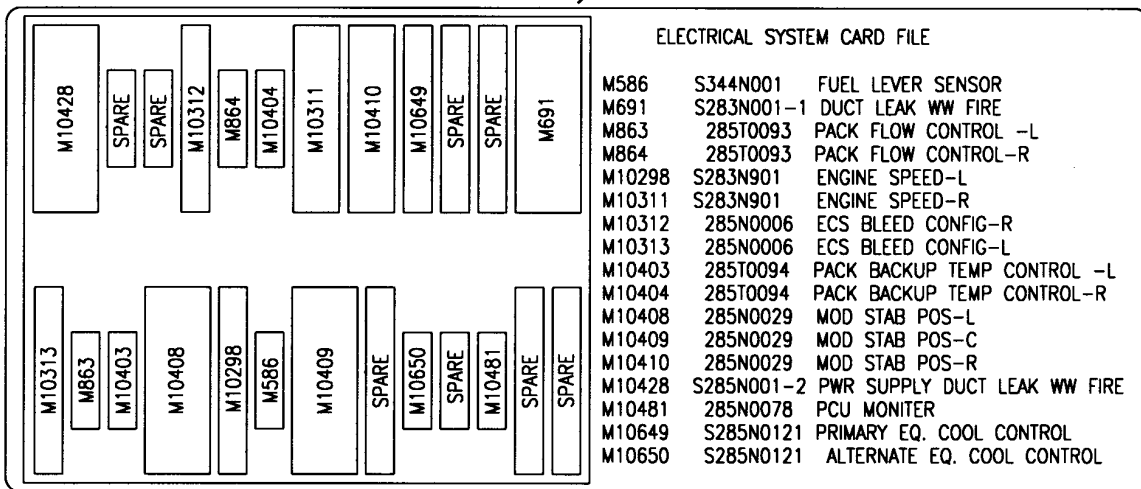
BOEING
757
PARTS CATALOG (MAINTENANCE)

130

← ATTENTION-ELCTROSTATIC GROUND JACK

(H)

132



(J)

Y 11362501 SHT 5 REV 193

FILE ASSY-ELECTRICAL SYSTEM P50 CARD (PLACARDS AND MARKINGS ONLY)
FIGURE 1 (SHEET 5)

11-36-25-01

BRI
MAY 28/07

11-36-25-01
PAGE 0D

BOEING
757
PARTS CATALOG (MAINTENANCE)

EQUIPMENT COOLING CONTROL CARDS
BITE TEST

STEP	ACTION	DESIRED RESPONSE	FAILURE/ RESOLUTION
1	OBSERVE LED LIGHTS ON EQUIP COOLING CONTROL CARDS	NO LED LIGHTS ILLUMINATED	LED LIGHT ON REPLACE APPROPRIATE CARD
2	ACTUATE CURRENT TEST SWITCH	ALL LED LIGHTS ILLUMINATE AND NO FANS OPERATE	LIGHT OFF & FAN OFF REPLACE CURRENT SENSOR LIGHT OFF & FAN ON REPLACE CARD OR RELAY LIGHT ON & FAN ON REPLACE CURRENT SENSOR & RELAY OR CARD
3	ACTUATE CONTROL TEST SWITCH	ALL LED LIGHTS ILLUMINATE AND ALL FANS OPERATE	LIGHT OFF & FAN ON REPLACE CURRENT SENSOR LIGHT OFF & FAN OFF REPLACE CARD, RELAY OR FAN LIGHT ON & FAN OFF REPLACE FAN

133

PRIMARY EQ COOL CONTROL CARD INDICATION

LRU DESIGNATIONS					
		FAN/ VALVE	CURRENT SENSOR	RELAY	
M10649	(R)	FWD SUPPLY FAN 2	B11	TS103	K344
	(R)	AFT SUPPLY FAN 2	B10062	TS5137	K10324
	(R)	AFT EXHAUST FAN 2	B15	TS245	K346
	(R)	RT RECIRC FAN	B14	TS193	K416
	(R)	LFT RECIRC FAN	B13	TS192	K415
M10650	ALTERNATE EQ COOL CONTROL CARD INDICATION				
	(R)	FWD SUPPLY FAN 1	B10	TS102	K343
	(R)	AFT SUPPLY FAN 1	B10061	TS5136	K10323
	(R)	AFT EXHAUST FAN 1	B16	TS246	K347
	(R)	OVBD EXHAUST VALVE	V95		K10442
	(X)	CONTROL TEST SWITCH			
	(X)	CURRENT TEST SWITCH			

CLEAR EICAS AFTER TEST

BAC27NEX1977

(K)

Y 11362501 SHT 6 REV 193

FILE ASSY-ELECTRICAL SYSTEM P50 CARD (PLACARDS AND MARKINGS ONLY)
FIGURE 1 (SHEET 6)

11-36-25-01

BRI
MAY 28/07

11-36-25-01
PAGE 0E

BOEING

757

PARTS CATALOG (MAINTENANCE)

W/W FIRE & ECS DUCT LEAK DETECTION SYSTEM

OPERATING INSTRUCTIONS

TEST DISPLAY - DEPRESS DISP. TEST CODE 88 SHOWN BY DISPLAY

TEST - MOMENTARILY DEPRESS LOC. TEST CODE 90 TO 91 SHOWN BY DISPLAY-
DEPRESS AGAIN TO CONTINUE TEST TO COMPLETION

CALL ALARM/FAULT MEMORY - MOMENTARILY DEPRESS MEM. READ - LAST FAULT
SHOWN BY DISPLAY - DEPRESS AGAIN TO CONTINUE CALL TO COMPLETION.

CALL ALARM HISTORY MEMORY - DEPRESS DIS. TEST AND THEN MEM. READ - FIRST
RELEASE DISP. TEST THEN MEM. READ - LAST ALARM SHOWN BY DISPLAY - MOMENTARILY
DEPRESS MEM. READ TO CONTINUE CALL TO COMPLETION.

ERASE ALARM/FAULT MEMORY - COMPLETE LOC. TEST TO CODE 99 - MOMENTARILY
DEPRESS MEM. READ UNTIL THE CODE TO BE ERASED IS DISPLAYED - MOMENTARILY
DEPRESS MEM. CIR.

ALBORT - MOMENTARILY DEPRESS DISP. TEST.

REFER TO MAINTENANCE MANUAL FOR A MORE COMPLETE EXPLANATION OF SYSTEM
OPERATING CHARACTERISTICS.

--	(BLANK) NORMAL OPERATION		
00	CPU FAILURE	}	OR POWER SUPPLY FAILURE
01	LEFT DUCT LEAK TEST FAILURE		
02	RIGHT DUCT LEAK TEST FAILURE	}	OR 115V SUPPLY FAILURE
03	LEFT DUCT LEAK MONITOR FAILURE		
04	RIGHT DUCT LEAK MONITOR FAILURE		
05	MEMORY READ/WRITE FAILURE		
XY	X=1 LEFT WING LEADING EDGE	Y=0	SHORT LOOP A
	X=2 LEFT A/C PACK BAY	Y=1	SHORT LOOP B
	X=3 WHEEL WELL ECS	Y=2	OPEN LOOP A
	X=4 AFT CARGO SECTION 46	Y=3	OPEN LOOP B
	X=5 AFT BULKHEAD SECTION 48	Y=4	ALARM
	X=6 RIGHT WING LEADING EDGE	Y=5	ALARM HISTORY
	X=7 RIGHT A/C PACK BAY		
84	WHEEL WELL FIRE ALARM		
85	WHEEL WELL FIRE ALARM		
88	DISPLAY TEST		
90	LOCAL TEST IN PROGRESS SINGLE ECS LOOP		
91	LOCAL TEST IN PROGRESS DUAL ECS LOOP		
91	ECS TEST IN PROGRESS		
93	MEMORY MARGIN	}	RECORD AND CLEAR
94	MEMORY OVERFLOW		
96	DO YOU WANT MEMORY CLEARED ?		
97	MEMORY READ COMPLETE		
98	LOCAL TEST NOT COMPLETE		
99	LOCAL TEST COMPLETE		

135

Y 11362501 SHF 7 REV 193



FILE ASSY-ELECTRICAL SYSTEM P50 CARD (PLACARDS AND MARKINGS ONLY)
FIGURE 1 (SHEET 7)

11-36-25-01

BRI
MAY 28/07

11-36-25-01
PAGE OF

BOEING

757

PARTS CATALOG (MAINTENANCE)

WHEEL WELL FIRE & DUCT LEAK DEYECTION SYSTEM OPERATING INSTRUCTIONS

STEP	TEST	ACTION	RESPONSE
1.	TEST DISPLAY	DEPRESS "DISP TEST"	CODE 88
2.	READ ALARM/FAULT MEMORY	MOMENTARILY DEPRESS "MEM READ"	FAULT & ALARMS ARE DISPLAYED THEN 97 (MEM READ COMPLETE) AND THEN BLANK
3.	SYSTEM TEST	MOMENTARILY DEPRESS "LOC TEST"	CODE 90 OR 91, EXISTING FAULT CODES, AND THEN 99
4.	ERASE ALARM/FAULT MEMORY	DEPRESS "MEM READ" UNTIL CODE TO BE ERASED IS DISPLAYED THEN PRESS "MEM CLR"	ERASED CODE GOES BLANK DEPRESS "MEM CLR" AGAIN WHEN 97 IS DISPLAYED AND DISPLAYED WILL BLANK
	ABORT	MOMENTARILY DEPRESS "DISP TEST"	CODE 88 AND THEN BLANK

NOTE: *MOMENTARILY DEPRESS AGAIN TO CONTINUE READ
**EXISTING FAULTS AND ALARMS CANNOT BE ERASED

FAULT & ALARM CODE

- 00 CONTROL CARD OR POWER SUPPLY CARD FAILURE
- 01 LEFT DUCT LEAK 115VAC FAILURE OR CONTROL CARD FAILURE
- 02 RIGHT DUCT LEAK 115VAC FAILURE OR CONTROL CARD FAILURE
- 03
- 04 CONTROL CARD FAILURE
- 05

ZONE \ SITUATION	SHORT LOOP A	SHORT LOOP B	OPEN LOOP A	OPEN LOOP B	ALARM
LEFT WING LEADING EDGE	10	11	12	13	14
LEFT A/C PACK BAY	20	21	22	23	24
WHEEL EWLL ECS DUCT	30	31	32	33	34
AFT CARGO SECTION 46	40	41	42	43	44
AFT BULKHEAD SECTION 48	50	51	52	53	54
RIGHT WING LEADING EDGE	60	61	62	63	64
RIGHT A/C PACK BAY	70	71	72	73	74
WHEEL WELL FIRE					84

LOCAL TEST	IN PROGRESS		NOT COMPLETE	COMPLETE
	SINGLE LOOP	DUAL LOOP		
	90	91	98	99

REFER TO MAINTENANCE MANUAL FOR COMPLETE EXPLANATION OF SYSTEM
OPERATING CHARACTERISTICS



Y 11362501 SHT 8 REV 193

FILE ASSY-ELECTRICAL SYSTEM P50 CARD (PLACARDS AND MARKINGS ONLY)
FIGURE 1 (SHEET 8)

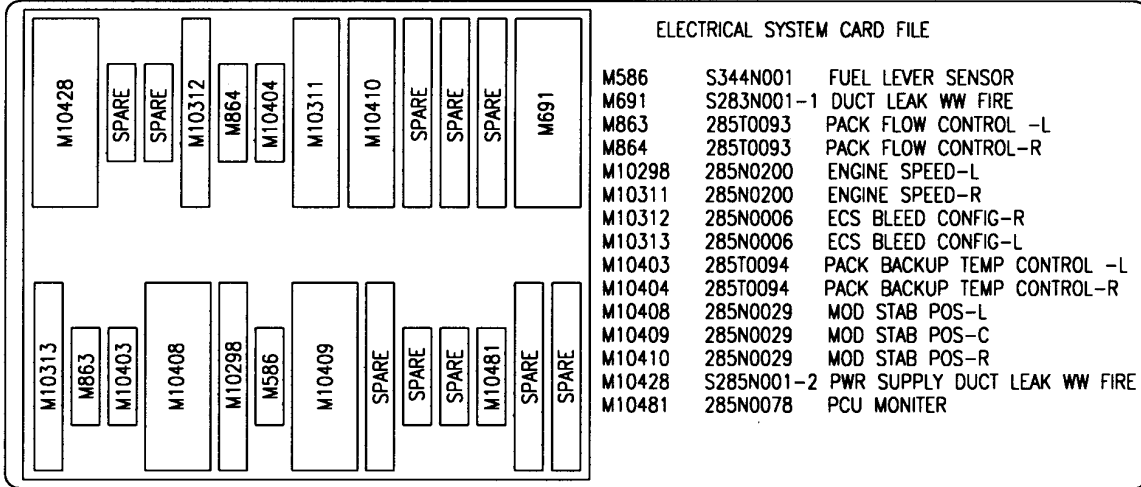
11-36-25-01

BRI
MAY 28/07

11-36-25-01
PAGE 0G

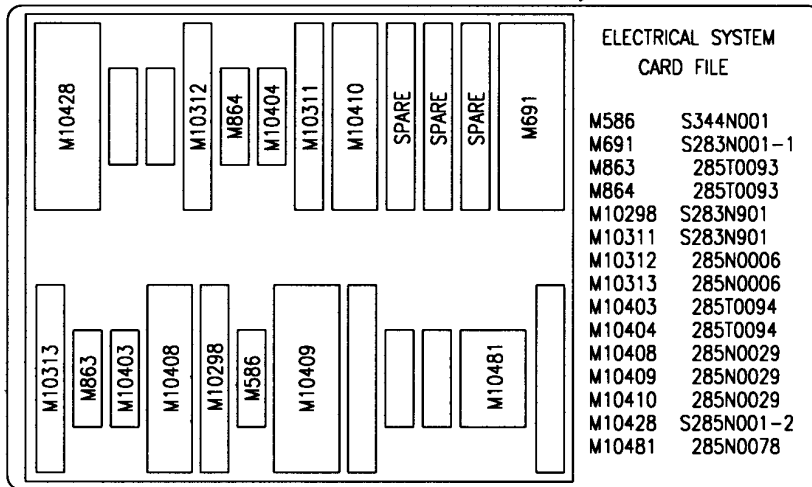
BOEING
757
PARTS CATALOG (MAINTENANCE)

142



N

145



P

Y 11362501 SHT 9 REV 193

FILE ASSY-ELECTRICAL SYSTEM P50 CARD (PLACARDS AND MARKINGS ONLY)
FIGURE 1 (SHEET 9)

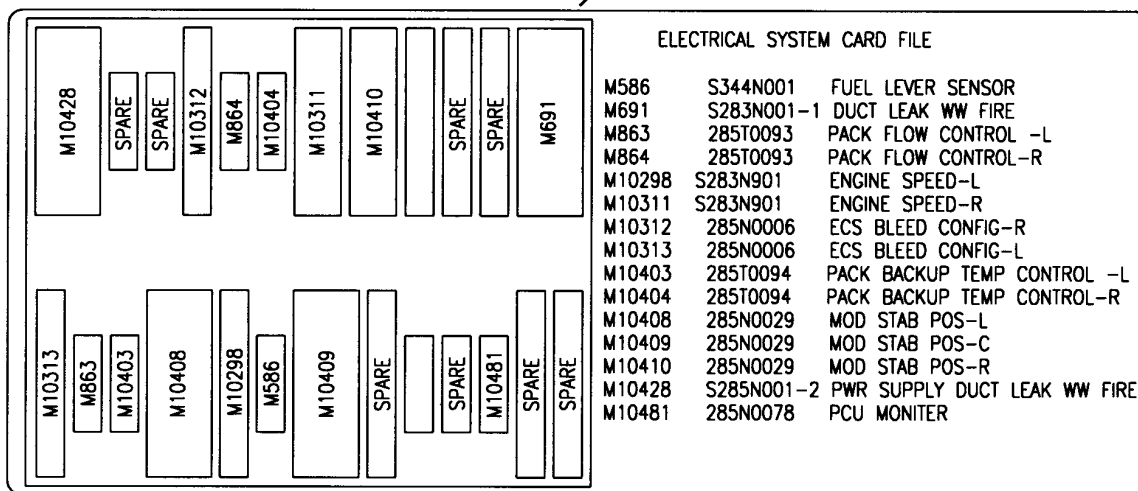
11-36-25-01

BRI
MAY 28/07

11-36-25-01
PAGE 0H


BOEING
 757
PARTS CATALOG (MAINTENANCE)

147



Q

Y 11362501 SHT 10 REV 193

FILE ASSY-ELECTRICAL SYSTEM P50 CARD (PLACARDS AND MARKINGS ONLY)
FIGURE 1 (SHEET 10)

11-36-25-01

BRI
MAY 28/07

11-36-25-01
PAGE 01



757

PARTS CATALOG (MAINTENANCE)

FIG ITEM	PART NUMBER	1 2 3 4 5 6 7	NOMENCLATURE	EFFECT FROM TO	UNITS PER ASSY
1			FILE ASSY-ELECTRICAL SYSTEM P50 CARD (PLACARDS AND MARKINGS ONLY)	002004 006101 107107 121503 904999	
- 100	285N0032-5		FILE ASSY-ELECTRICAL SYSTEM P50 CARD (PLACARDS AND MARKINGS ONLY) FOR NHA/OTHER SYS DET SEE: 53-11-63-03	107107 121503 904949	RF
- 100	285N0032-7		FILE ASSY-ELECTRICAL SYSTEM P50 CARD (PLACARDS AND MARKINGS ONLY) FOR NHA/OTHER SYS DET SEE: 53-11-63-03	002004 006010 950999	RF
- 100	285N0032-9		FILE ASSY-ELECTRICAL SYSTEM P50 CARD (PLACARDS AND MARKINGS ONLY) VARIABLE DRAWING REF: 285N0032-5001 FOR NHA/OTHER SYS DET SEE: 53-11-63-03	011100	RF
- 100	285N0032-20		FILE ASSY-ELECTRICAL SYSTEM P50 CARD (PLACARDS AND MARKINGS ONLY) FOR NHA/OTHER SYS DET SEE: 53-11-63-03A	101101	RF
107	BAC27TEX1		.DECAL- PLACARD CONTENT: STATIC SENSITIVE WARNING	002004 006101 107107 121503 904999	1
112	BAC27NEX0964		.DECAL- PLACARD CONTENT: BITE TEST INSTRUCTIONS. STABILIZER POSITION CARDS	002004 006101 107107 121503 904999	1
115	BAC27NEX0965		.DECAL- PLACARD CONTENT: BITE TEST INSTRUCTIONS. BLEED CONFIGURATION CARD	002004 006101 107107 121503 904999	1
120	BAC27TEX1316		.DECAL- PLACARD CONTENT: 1 THRU 97	002004 006101 107107 121503 904999	1

MISSING ITEM NUMBERS NOT APPLICABLE

- ITEM NOT ILLUSTRATED

11-36-25-01

11-36-25
FIG. 01
PAGE 1
JAN 20/09

BRI



757

PARTS CATALOG (MAINTENANCE)

FIG ITEM	PART NUMBER	1 2 3 4 5 6 7	NOMENCLATURE	EFFECT FROM TO	UNITS PER ASSY
1 125	BAC27NEX1638	.DECAL-	PLACARD CONTENT: STATIC SENSITIVE WARNING	002004 006101 107107 121503 904999	1
130	BAC27NEX1637	.DECAL-	PLACARD CONTENT: ATTENTION -ELECTROSTATIC GROUND JACK	002004 006101 107107 121503 904999	1
140	BAC27NEX1821	.DECAL-	PLACARD CONTENT: WHEEL WELL FIRE AND DUCT LEAK DETECTION INSTRUCTIONS	002004 006101 107107 121503 904999	1
142	BAC27NEX2910	.DECAL-	PLACARD CONTENT: CARD LOCATIONS	002004 006101 950999	1
147	BAC27NEX1698	.DECAL-	PLACARD CONTENT: CARD LOCATIONS	002004 006010 950999	1

MISSING ITEM NUMBERS NOT APPLICABLE

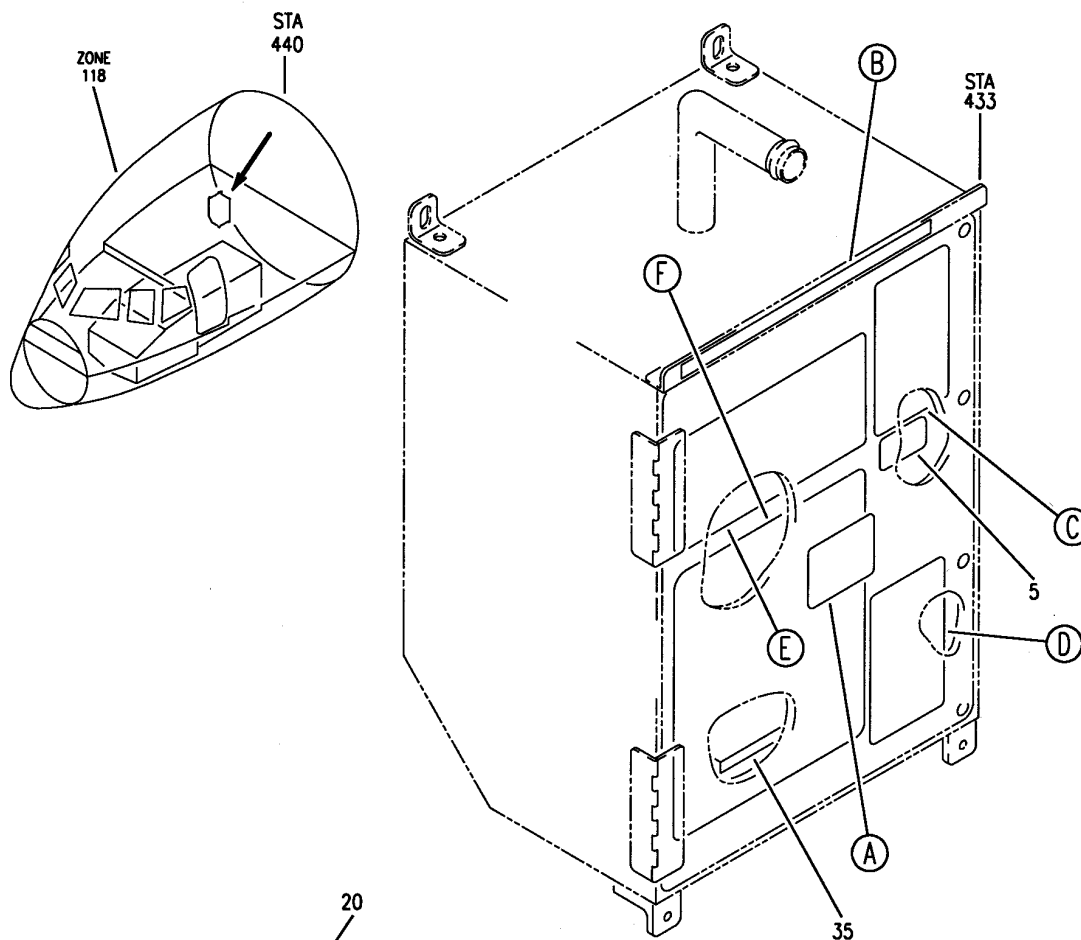
- ITEM NOT ILLUSTRATED

11-36-25-01

11-36-25
FIG. 01
PAGE 2
JAN 20/09

BRI

BOEING
757
PARTS CATALOG (MAINTENANCE)



20

ATTENTION

THIS UNIT CONTAINS STATIC SENSITIVE DEVICES. CONNECT GROUNDING WRIST STRAP TO ELECTROSTATIC GROUND JACK LOCATED AT THE TOP OF THIS UNIT.

25

ATTENTION—ELECTROSTATIC GROUND JACK

(A)

(B)

Y 11362501A SHT 1 REV 212

FILE INSTL-ELECTRICAL SYS P50 CARD (PLACARDS AND MARKINGS ONLY)
FIGURE 1A (SHEET 1)

11-36-25-01A

BRI
MAY 28/07

11-36-25-01A
PAGE 0

BOEING
757
PARTS CATALOG (MAINTENANCE)

STABILIZER
POSITION CARDS
M10408
M10409
M10410

BITE TEST INSTRUCTIONS

1. DEPRESS AND HOLD - BIT/
VERIFY - BUTTON.
2. VERIFY:-
GREEN LED
LIGHTS - TEST GOOD
AMBER LED
LIGHTS - FAULT
3. RELEASE - BIT/VERIFY -
BUTTON

10

BLEED
CONFIGURATION CARDS
M10312
M10313

BITE TEST INSTRUCTIONS

1. PRESS - OUTPUT TEST HIGH-
PUSHBUTTON
2. VERIFY L.E.D. LIGHT
ON - PASS
OFF - FAIL
3. PRESS - OUTPUT TEST LOW-
PUSHBUTTON
4. VERIFY L.E.D. LIGHT
ON - PASS
OFF - FAIL

15

(C)

(D)

40

ELECTRICAL SYSTEM CARD FILE

M10428	SPARE	SPARE	M10312	M864	M10404	M10311	M10410	SPARE	SPARE	SPARE	M691	
M10313	M863	M10403	M10408	M10298	M586	M10409	SPARE	SPARE	SPARE	M10481	SPARE	SPARE

M586	S344N001	FUEL LEVER SENSOR
M691	S283N001-1	DUCT LEAK WW FIRE
M863	285T0093	PACK FLOW CONTROL -L
M864	285T0093	PACK FLOW CONTROL-R
M10298	285N0200	ENGINE SPEED-L
M10311	285N0200	ENGINE SPEED-R
M10312	285N0006	ECS BLEED CONFIG-R
M10313	285N0006	ECS BLEED CONFIG-L
M10403	285T0094	PACK BACKUP TEMP CONTROL -L
M10404	285T0094	PACK BACKUP TEMP CONTROL-R
M10408	285N0029	MOD STAB POS-L
M10409	285N0029	MOD STAB POS-C
M10410	285N0029	MOD STAB POS-R
M10428	S285N001-2	PWR SUPPLY DUCT LEAK WW FIRE
M10481	285N0078	PCU MONITOR

(E)

Y 11362501A SHT 2 REV 212

FILE INSTL-ELECTRICAL SYS P50 CARD (PLACARDS AND MARKINGS ONLY)
FIGURE 1A (SHEET 2)

BRI
MAY 28/07

11-36-25-01A

11-36-25-01A
PAGE 0A

BOEING

757

PARTS CATALOG (MAINTENANCE)

WHEEL WELL FIRE & DUCT LEAK DETECTION SYSTEM

OPERATING INSTRUCTIONS

STEP	TEST	ACTION	RESPONSE
1.	TEST DISPLAY	DEPRESS "DISP TEST"	CODE 88
2.	READ ALARM/FAULT MEMORY	MOMENTARILY DEPRESS "MEM READ"	FAULT & ALARMS ARE DISPLAYED THEN 97 (MEM READ COMPLETE) AND THEN BLANK
3.	SYSTEM TEST	MOMENTARILY DEPRESS "LOC TEST"	CODE 90 OR 91, EXISTING FAULT CODES, AND THEN 99
4.	ERASE ALARM/FAULT MEMORY	DEPRESS "MEM READ" UNTIL CODE TO BE ERASED IS DISPLAYED THEN PRESS "MEM CLR"	ERASED CODE GOES BLANK DEPRESS "MEM CLR" AGAIN WHEN 97 IS DISPLAYED AND DISPLAYED WILL BLANK
	ABORT	MOMENTARILY DEPRESS "DISP TEST"	CODE 88 AND THEN BLANK

NOTE: *MOMENTARILY DEPRESS AGAIN TO CONTINUE READ
 **EXISTING FAULTS AND ALARMS CANNOT BE ERASED

FAULT & ALARM CODE

- 00 CONTROL CARD OR POWER SUPPLY CARD FAILURE
- 01 LEFT DUCT LEAK 115VAC FAILURE OR CONTROL CARD FAILURE
- 02 RIGHT DUCT LEAK 115VAC FAILURE OR CONTROL CARD FAILURE
- 03 } CONTROL CARD FAILURE
- 04 }
- 05 }

ZONE \ SITUATION	SHORT LOOP A	SHORT LOOP B	OPEN LOOP A	OPEN LOOP B	ALARM
LEFT WING LEADING EDGE	10	11	12	13	14
LEFT A/C PACK BAY	20	21	22	23	24
WHEEL WELL ECS DUCT	30	31	32	33	34
AFT CARGO SECTION 46	40	41	42	43	44
AFT BULKHEAD SECTION 48	50	51	52	53	54
RIGHT WING LEADING EDGE	60	61	62	63	64
RIGHT A/C PACK BAY	70	71	72	73	74
WHEEL WELL FIRE					84

LOCAL TEST	IN PROGRESS		NOT COMPLETE	COMPLETE
	SINGLE LOOP	DUAL LOOP		
	90	91	98	99

REFER TO MAINTENANCE MANUAL FOR COMPLETE EXPLANATION OF SYSTEM OPERATING CHARACTERISTICS

(F)

FILE INSTL-ELECTRICAL SYS P50 CARD (PLACARDS AND MARKINGS ONLY)
 FIGURE 1A (SHEET 3)

11-36-25-01A

BRI
MAY 28/07

11-36-25-01A
PAGE 0B

Y 11362501A SHT 3 REV 212

30



757

PARTS CATALOG (MAINTENANCE)

FIG ITEM	PART NUMBER	1 2 3 4 5 6 7	NOMENCLATURE	EFFECT FROM TO	UNITS PER ASSY
1 A			FILE INSTL-ELECTRICAL SYS	102102	
			P50 CARD (PLACARDS AND MARKINGS ONLY)	108120	
- 1	285N0032-32		FILE INSTL-ELECTRICAL SYS	504903	
			P50 CARD (PLACARDS AND MARKINGS ONLY)	102102	RF
			FOR NHA/OTHER SYS DET SEE: 24-00-58-05	108120	
			504903	504903	
5	BAC27TEX1		.DECAL-	102102	1
			PLACARD CONTENT:	108120	
			STATIC SENSITIVE WARNING	504903	
10	BAC27NEX0964		.DECAL	102102	1
				108120	
				504903	
15	BAC27NEX0965		.DECAL	102102	1
				108120	
				504903	
20	BAC27NEX1638		.DECAL	102102	1
				108120	
				504903	
25	BAC27NEX1637		.DECAL	102102	1
				108120	
				504903	
30	BAC27NEX1821		.DECAL	102102	1
				108120	
				504903	
35	BAC27TEX1316		.DECAL-	102102	1
			PLACARD CONTENT:	108120	
			1 THRU 97	504903	
40	BAC27NEX2910		.DECAL	102102	1
				108120	
				504903	

MISSING ITEM NUMBERS NOT APPLICABLE

- ITEM NOT ILLUSTRATED

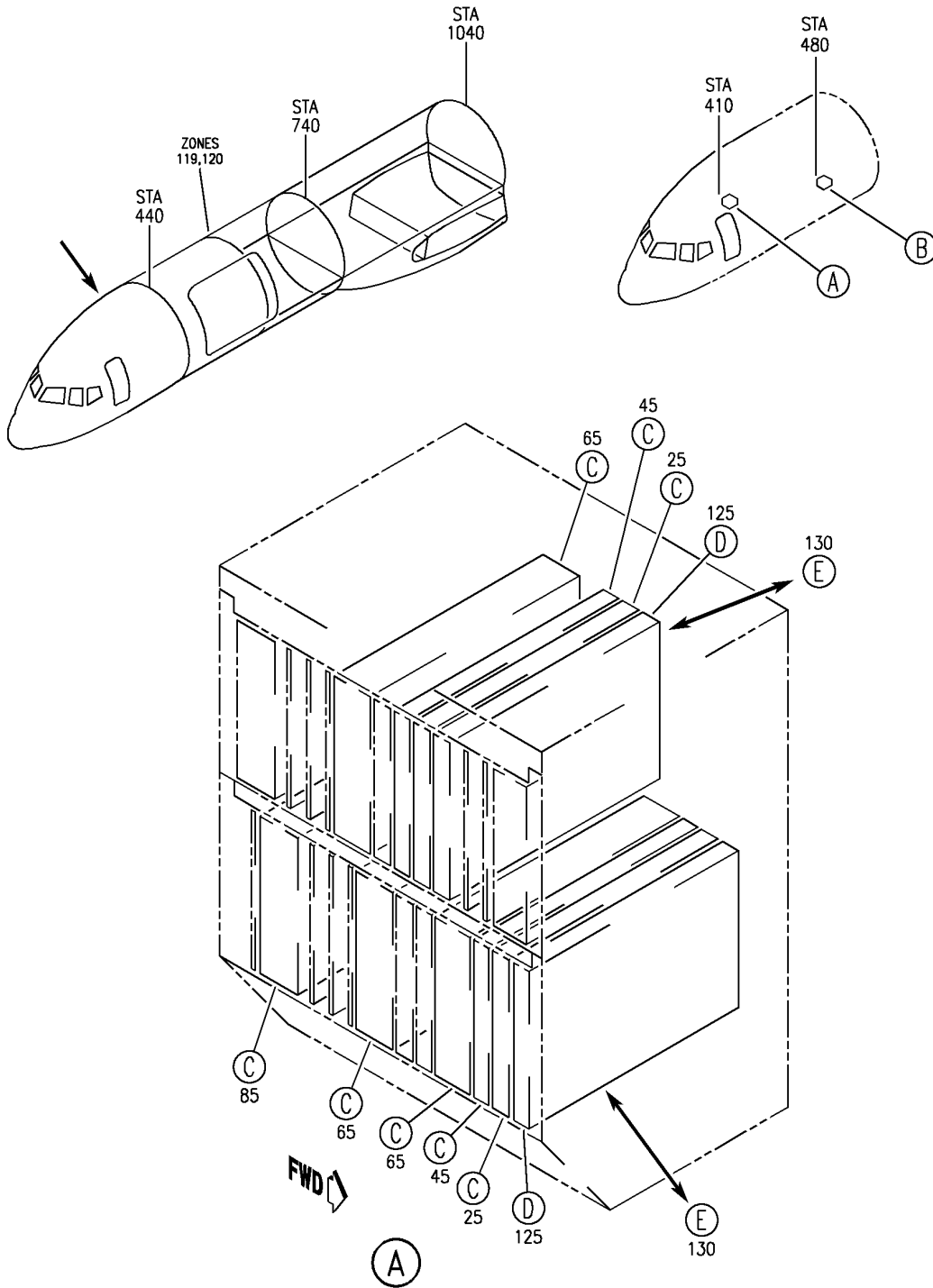
BRI

11-36-25-01A

BOEING PROPRIETARY - Copyright © - Unpublished Work - See title page for details.

11-36-25
FIG. 01A
PAGE 1
JAN 20/09

BOEING
757
PARTS CATALOG (MAINTENANCE)



Y 11362502 SH1 1 REV 300

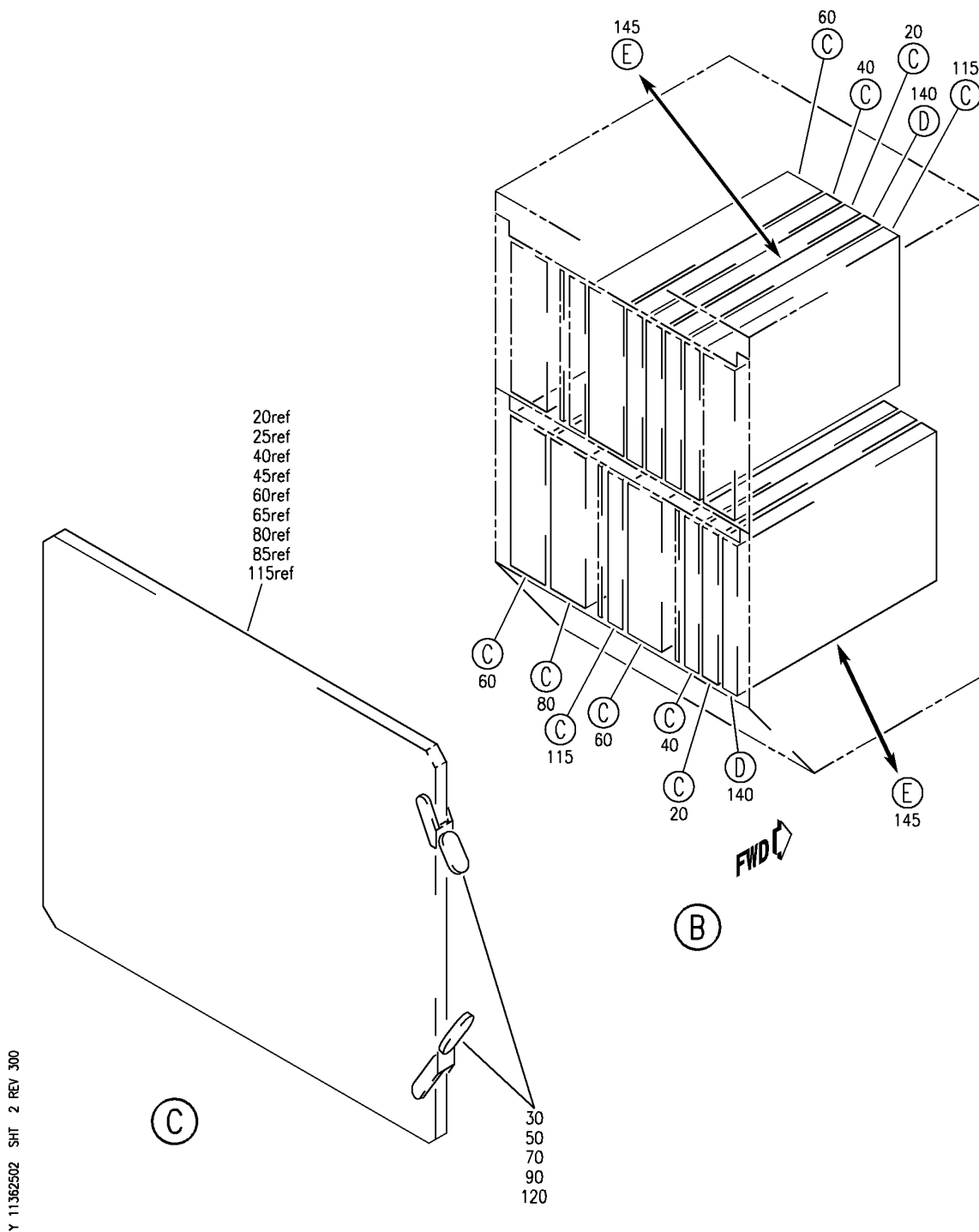
EQUIPMENT INSTL-MAIN ELECTRONIC EQPT CTR P50 (PLACARDS AND MARKINGS ONLY)
FIGURE 2 (SHEET 1)

BRI
MAY 28/07

11-36-25-02

11-36-25-02
PAGE 0

BOEING
757
PARTS CATALOG (MAINTENANCE)



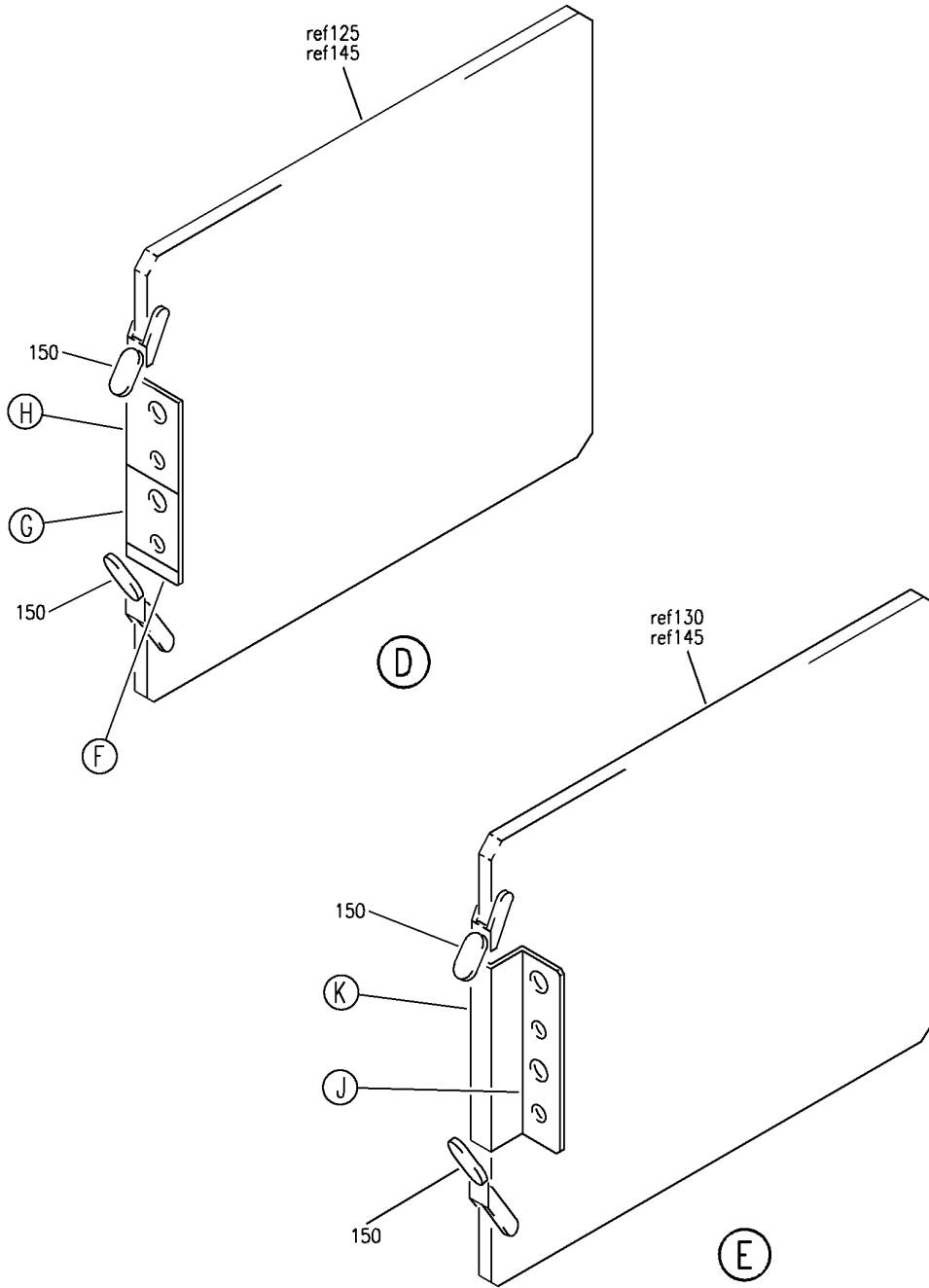
EQUIPMENT INSTL-MAIN ELECTRONIC EQPT CTR P50 (PLACARDS AND MARKINGS ONLY)
FIGURE 2 (SHEET 2)

11-36-25-02

BRI
MAY 28/07

11-36-25-02
PAGE 0A

BOEING
757
PARTS CATALOG (MAINTENANCE)



Y 11362502 SHT 3 REV 300

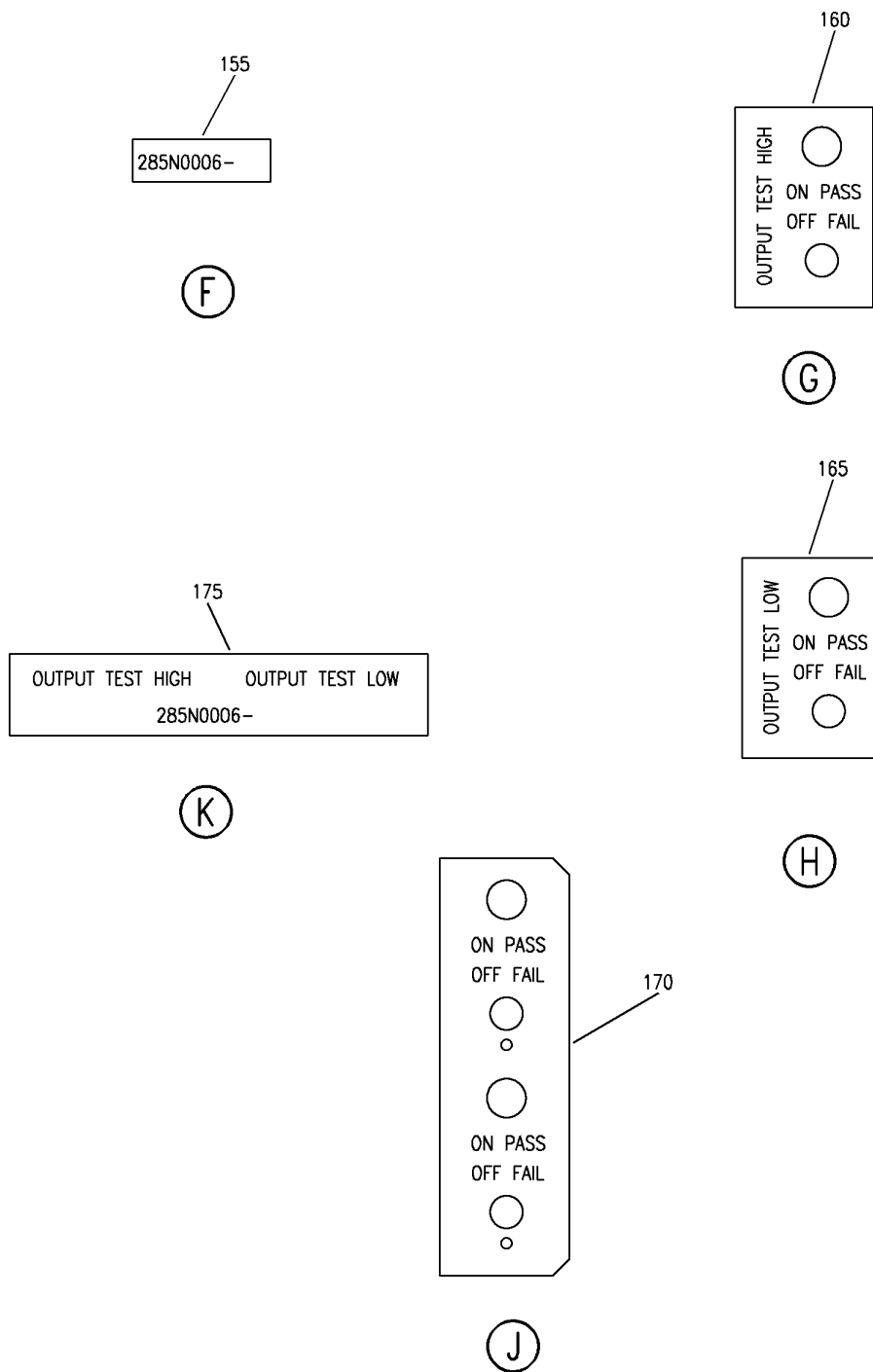
EQUIPMENT INSTL-MAIN ELECTRONIC EQPT CTR P50 (PLACARDS AND MARKINGS ONLY)
FIGURE 2 (SHEET 3)

BRI
MAY 28/07

11-36-25-02

11-36-25-02
PAGE 0B


BOEING
 757
PARTS CATALOG (MAINTENANCE)



Y 11362502 SH1 4 REV 300

EQUIPMENT INSTL-MAIN ELECTRONIC EQPT CTR P50 (PLACARDS AND MARKINGS ONLY)
 FIGURE 2 (SHEET 4)

BRI
 MAY 28/07

11-36-25-02

11-36-25-02
 PAGE 0C



757

PARTS CATALOG (MAINTENANCE)

FIG ITEM	PART NUMBER	1 2 3 4 5 6 7	NOMENCLATURE	EFFECT FROM TO	UNITS PER ASSY
2			EQUIPMENT INSTL-MAIN ELECTRONIC EQPT CTR P50 (PLACARDS AND MARKINGS ONLY)	002004 006100 107107 121503 904999	
- 2	284N1307-33		EQUIPMENT INSTL-MAIN ELECTRONIC EQPT CTR P50 (PLACARDS AND MARKINGS ONLY) FOR NHA/OTHER SYS DET SEE: 24-00-58-01	107107	RF
- 3	284N1800-16		EQUIPMENT INSTL-MAIN ELECTRONIC EQPT CTR P50 (PLACARDS AND MARKINGS ONLY) FOR NHA/OTHER SYS DET SEE: 24-00-58-01	121503 904949	RF
- 4	284N1800-32		EQUIPMENT INSTL-MAIN ELECTRONIC EQPT CTR P50 (PLACARDS AND MARKINGS ONLY) FOR NHA/OTHER SYS DET SEE: 24-00-58-01	952999	RF
- 4	284N1800-34		EQUIPMENT INSTL-MAIN ELECTRONIC EQPT CTR P50 (PLACARDS AND MARKINGS ONLY) FOR NHA/OTHER SYS DET SEE: 24-00-58-01	002004 006100	RF
- 5	284N1800-38		EQUIPMENT INSTL-MAIN ELECTRONIC EQPT CTR P50 (PLACARDS AND MARKINGS ONLY) FOR NHA/OTHER SYS DET SEE: 24-00-58-01	950951	RF
25	285T0093-11		.PRINTED WIRING ASSY-PACK FLOW CONT SUPPLIER CODE: V89954 ELECTRICAL EQUIP NUMBER: M00863 M00864 COMPONENT MAINT MANUAL REF: 21-51-52	002004 006100 107107 121503 904999	RF

MISSING ITEM NUMBERS NOT APPLICABLE

- ITEM NOT ILLUSTRATED

11-36-25-02

11-36-25
FIG. 02
PAGE 1
JAN 20/09

BRI



757

PARTS CATALOG (MAINTENANCE)

FIG ITEM	PART NUMBER	1 2 3 4 5 6 7	NOMENCLATURE	EFFECT FROM TO	UNITS PER ASSY
2	25 285T0093-8		.PRINTED WIRING ASSY-PACK FLOW CONT SUPPLIER CODE: V89954 ELECTRICAL EQUIP NUMBER: M00863 M00864 COMPONENT MAINT MANUAL REF: 21-51-52	002004 006100 107107 121503 904999	RF
	30 BAC27TEX1486		..DECAL- PLACARD CONTENT: STATIC SENSITIVE	002004 006100 107107 121503 904999	2
	45 285T0094-3		.PRINTED WIRING ASSY-PACK BACKUP TEMP CONT SUPPLIER CODE: V89954 ELECTRICAL EQUIP NUMBER: M10403 M10404 COMPONENT MAINT MANUAL REF: 21-51-53 OPTIONAL PART: 285T0094-6 V89954	002004 006100 107107 121503 904999	RF
	45 285T0094-6		.PRINTED WIRING ASSY-PACK BACKUP TEMP CONT SUPPLIER CODE: V89954 ELECTRICAL EQUIP NUMBER: M10403 M10404 COMPONENT MAINT MANUAL REF: 21-51-53 OPTIONAL PART: 285T0094-3 V89954	002004 006100 107107 121503 904999	RF
	50 BAC27TEX1486		..DECAL- PLACARD CONTENT: STATIC SENSITIVE	002004 006100 107107 121503 904999	2

MISSING ITEM NUMBERS NOT APPLICABLE

- ITEM NOT ILLUSTRATED

11-36-25-02

11-36-25
FIG. 02
PAGE 2
JAN 20/09

BRI



757

PARTS CATALOG (MAINTENANCE)

FIG ITEM	PART NUMBER	1 2 3 4 5 6 7	NOMENCLATURE	EFFECT FROM TO	UNITS PER ASSY
2 65	285N0029-1		.PRINTED CIRCUIT ASSY-STAB. POSITION MODULE SUPPLIER CODE: V89954 ELECTRICAL EQUIP NUMBER: M10408 M10409 M10410 COMPONENT MAINT MANUAL REF: 27-48-51 OPTIONAL PART: 285N0029-9 V89954	002004 006100 107107 121503 904999	RF
65	285N0029-9		.PRINTED CIRCUIT ASSY-STAB. POSITION MODULE SUPPLIER CODE: V89954 ELECTRICAL EQUIP NUMBER: M10408 M10409 M10410 COMPONENT MAINT MANUAL REF: 27-48-51 OPTIONAL PART: 285N0029-1 V89954	002004 006100 107107 121503 904999	RF
65	285N0029-12		.PRINTED CIRCUIT ASSY-STAB. POSITION MODULE SUPPLIER CODE: V89954 ELECTRICAL EQUIP NUMBER: M10408 M10409 M10410 COMPONENT MAINT MANUAL REF: 27-48-51	002004 006100 107107 121503 904999	RF
70	BAC27TEX1486		..DECAL- PLACARD CONTENT: STATIC SENSITIVE	002004 006100 107107 121503 904999	2
85	285N0078-18		.MONITOR-PRINTED CIRCUIT UNIT SUPPLIER CODE: V89954 ELECTRICAL EQUIP NUMBER: M10481 COMPONENT MAINT MANUAL REF: 27-21-58	002004 006100 107107 121503 904999	RF

MISSING ITEM NUMBERS NOT APPLICABLE

- ITEM NOT ILLUSTRATED

11-36-25-02

11-36-25
FIG. 02
PAGE 3
JAN 20/09

BRI



757

PARTS CATALOG (MAINTENANCE)

FIG ITEM	PART NUMBER	1 2 3 4 5 6 7	NOMENCLATURE	EFFECT FROM TO	UNITS PER ASSY
2	90 BAC27TEX1486		..DECAL- PLACARD CONTENT: STATIC SENSITIVE	002004 006100 107107 121503 904999	2
140	285N0006-1		.PRINTED CIRCUIT ASSY-BLEED CONFIGURATION SUPPLIER CODE: V89954 ELECTRICAL EQUIP NUMBER: M10312 M10313 COMPONENT MAINT MANUAL REF: 36-11-53	107107	RF
145	285N0006-11		.PRINTED CIRCUIT ASSY-BLEED CONFIGURATION SUPPLIER CODE: V89954 ELECTRICAL EQUIP NUMBER: M10312 M10313 COMPONENT MAINT MANUAL REF: 36-11-53 OPTIONAL PART: 285N0006-12 V89954	002004 006100 121503 904999	RF
145	285N0006-11		.PRINTED CIRCUIT ASSY-BLEED CONFIGURATION SUPPLIER CODE: V89954 ELECTRICAL EQUIP NUMBER: M10312 M10313 COMPONENT MAINT MANUAL REF: 36-11-53 OPTIONAL PART: 285N0006-12 V89954	107107	RF

MISSING ITEM NUMBERS NOT APPLICABLE

- ITEM NOT ILLUSTRATED

11-36-25-02

11-36-25
FIG. 02
PAGE 4
JAN 20/09

BRI



757

PARTS CATALOG (MAINTENANCE)

FIG ITEM	PART NUMBER	1 2 3 4 5 6 7	NOMENCLATURE	EFFECT FROM TO	UNITS PER ASSY
2 145	285N0006-12		.PRINTED CIRCUIT ASSY-BLEED CONFIGURATION SUPPLIER CODE: V89954 ELECTRICAL EQUIP NUMBER: M10312 M10313 COMPONENT MAINT MANUAL REF: 36-11-53 OPTIONAL PART: 285N0006-11 V89954	002004 006100 107107 121503 904999	RF
150	BAC27TEX1486		..DECAL- PLACARD CONTENT: STATIC SENSITIVE	002004 006100 107107 121503 904999	2
155	285N0006-8		..DECAL- SUPPLIER CODE: V89954 USED ON: 285N0006-1	107107	1
160	285N0006-9		..DECAL- SUPPLIER CODE: V89954 USED ON: 285N0006-1	107107	1
165	285N0006-10		..DECAL- SUPPLIER CODE: V89954 USED ON: 285N0006-1	107107	1
170	BAC27TEX2898		..DECAL- SUPPLIER CODE: V89954 USED ON: 285N0006-11 285N0006-12	002004 006100 107107 121503 904999	1
175	BAC27TEX2870		..DECAL- SUPPLIER CODE: V89954 USED ON: 285N0006-11 285N0006-12	002004 006100 107107 121503 904999	1

MISSING ITEM NUMBERS NOT APPLICABLE

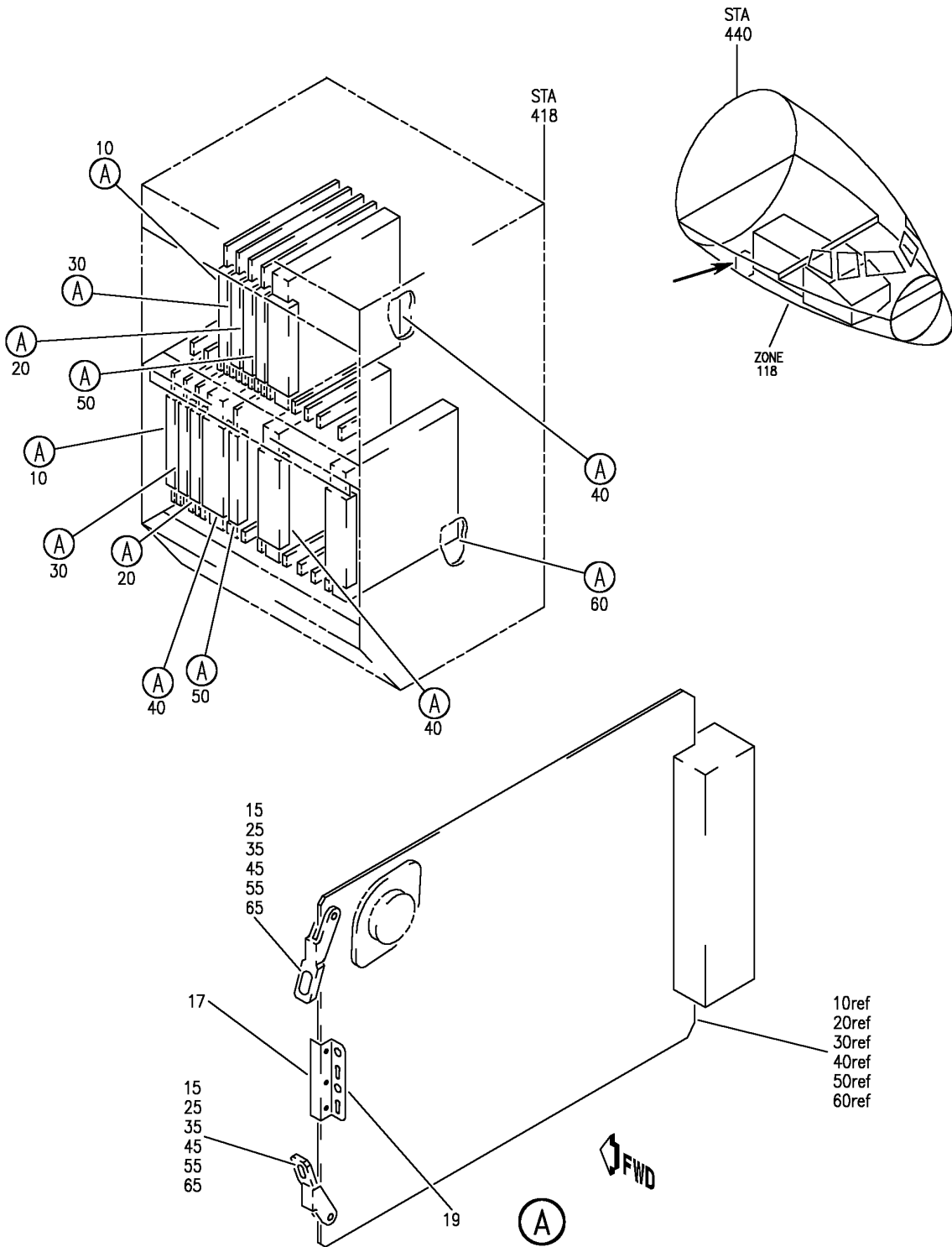
- ITEM NOT ILLUSTRATED

11-36-25-02

11-36-25
FIG. 02
PAGE 5
JAN 20/09

BRI

BOEING
757
PARTS CATALOG (MAINTENANCE)



Y 11362507 REV 269

EQUIPMENT INSTL-MAIN ELECTRONICS EQPT CTR P50 (PLACARDS AND MARKINGS ONLY)
FIGURE 7

11-36-25-07

BRI
JAN 20/09

11-36-25-07
PAGE 0



757

PARTS CATALOG (MAINTENANCE)

FIG ITEM	PART NUMBER	1 2 3 4 5 6 7	NOMENCLATURE	EFFECT FROM TO	UNITS PER ASSY
7			EQUIPMENT INSTL-MAIN ELECTRONICS EQPT CTR P50 (PLACARDS AND MARKINGS ONLY)	504903	
- 2	284N1800-88		EQUIPMENT INSTL-MAIN ELECTRONICS EQPT CTR P50 (PLACARDS AND MARKINGS ONLY)	505505	RF
- 3	284N1800-190		FOR NHA/OTHER SYS DET SEE: 24-00-58-05E		
			EQUIPMENT INSTL-MAIN ELECTRONICS EQPT CTR P50 (PLACARDS AND MARKINGS ONLY)	504504 506903	RF
10	285N0006-11		FOR NHA/OTHER SYS DET SEE: 24-00-58-05E		
			.PRINTED CIRCUIT ASSY-BLEED CONFIGURATION SUPPLIER CODE: V89954 ELECTRICAL EQUIP NUMBER: M10312 M10313 COMPONENT MAINT MANUAL REF: 36-11-53 OPTIONAL PART: 285N0006-12 V89954 USED ON: 284N1800-112 284N1800-135 284N1800-156	504903	RF
10	285N0006-12		.PRINTED CIRCUIT ASSY-BLEED CONFIGURATION SUPPLIER CODE: V89954 ELECTRICAL EQUIP NUMBER: M10312 M10313 COMPONENT MAINT MANUAL REF: 36-11-53 OPTIONAL PART: 285N0006-11 V89954 USED ON: 284N1800-112 284N1800-135 284N1800-156	504903	RF

MISSING ITEM NUMBERS NOT APPLICABLE

- ITEM NOT ILLUSTRATED

11-36-25-07

11-36-25
FIG. 07
PAGE 1
JAN 20/09

BRI



757

PARTS CATALOG (MAINTENANCE)

FIG ITEM	PART NUMBER	1 2 3 4 5 6 7	NOMENCLATURE	EFFECT FROM TO	UNITS PER ASSY
7					
15	BAC27TEX1486	..	DECAL- PLACARD CONTENT: STATIC SENSITIVE	504903	2
17	BAC27TEX2870	..	DECAL- SUPPLIER CODE: V89954	504903	1
19	BAC27TEX2898	..	DECAL- SUPPLIER CODE: V89954	504903	1
20	285T0094-3	.	PRINTED WIRING ASSY-PACK BACKUP TEMP CONT SUPPLIER CODE: V89954 ELECTRICAL EQUIP NUMBER: M10403 M10404 COMPONENT MAINT MANUAL REF: 21-51-53 OPTIONAL PART: 285T0094-6 V89954 USED ON: 284N1800-112 284N1800-135 284N1800-156	504903	RF
20	285T0094-6	.	PRINTED WIRING ASSY-PACK BACKUP TEMP CONT SUPPLIER CODE: V89954 ELECTRICAL EQUIP NUMBER: M10403 M10404 COMPONENT MAINT MANUAL REF: 21-51-53 OPTIONAL PART: 285T0094-3 V89954 USED ON: 284N1800-112 284N1800-135 284N1800-156	504903	RF
25	BAC27TEX1486	..	DECAL- PLACARD CONTENT: STATIC SENSITIVE	504903	2

MISSING ITEM NUMBERS NOT APPLICABLE

- ITEM NOT ILLUSTRATED

BRI

11-36-25-07

11-36-25
FIG. 07
PAGE 2
JAN 20/09



757

PARTS CATALOG (MAINTENANCE)

FIG ITEM	PART NUMBER	1 2 3 4 5 6 7	NOMENCLATURE	EFFECT FROM TO	UNITS PER ASSY
7 30	285T0093-8		.PRINTED WIRING ASSY-PACK FLOW CONT SUPPLIER CODE: V89954 ELECTRICAL EQUIP NUMBER: M00863 M00864 COMPONENT MAINT MANUAL REF: 21-51-52 USED ON: 284N1800-112 284N1800-135 284N1800-156	504903	RF
30	285T0093-11		.PRINTED WIRING ASSY-PACK FLOW CONT SUPPLIER CODE: V89954 ELECTRICAL EQUIP NUMBER: M00863 M00864 COMPONENT MAINT MANUAL REF: 21-51-52 USED ON: 284N1800-112 284N1800-135 284N1800-156	504903	RF
35	BAC27TEX1486		..DECAL- PLACARD CONTENT: STATIC SENSITIVE	504903	2
40	285N0029-12		.PRINTED CIRCUIT ASSY-STAB. POSITION MODULE SUPPLIER CODE: V89954 ELECTRICAL EQUIP NUMBER: M10408 M10409 M10410 COMPONENT MAINT MANUAL REF: 27-48-51 USED ON: 284N1800-112 284N1800-135 284N1800-156	504903	RF

MISSING ITEM NUMBERS NOT APPLICABLE

- ITEM NOT ILLUSTRATED

11-36-25-07

11-36-25
FIG. 07
PAGE 3
JAN 20/09

BRI



757

PARTS CATALOG (MAINTENANCE)

FIG ITEM	PART NUMBER	1 2 3 4 5 6 7	NOMENCLATURE	EFFECT FROM TO	UNITS PER ASSY
7 40	285N0029-1		.PRINTED CIRCUIT ASSY-STAB. POSITION MODULE SUPPLIER CODE: V89954 ELECTRICAL EQUIP NUMBER: M10408 M10409 M10410 COMPONENT MAINT MANUAL REF: 27-48-51 USED ON: 284N1800-112 284N1800-135 284N1800-156	504903	RF
40	285N0029-9		.PRINTED CIRCUIT ASSY-STAB. POSITION MODULE SUPPLIER CODE: V89954 ELECTRICAL EQUIP NUMBER: M10408 M10409 M10410 COMPONENT MAINT MANUAL REF: 27-48-51 USED ON: 284N1800-112 284N1800-135 284N1800-156	504903	RF
45	BAC27TEX1486		..DECAL- PLACARD CONTENT: STATIC SENSITIVE	504903	2
50	285N0200-203		.CARD ASSY-ENG SPEED SUPPLIER CODE: V89954 ELECTRICAL EQUIP NUMBER: M10298 M10311 COMPONENT MAINT MANUAL REF: 77-12-02 USED ON: 284N1800-98 284N1800-133 284N1800-150	504903	RF
55	BAC27TEX1486		..DECAL- PLACARD CONTENT: STATIC SENSITIVE	504903	2

MISSING ITEM NUMBERS NOT APPLICABLE

- ITEM NOT ILLUSTRATED

11-36-25-07

11-36-25
FIG. 07
PAGE 4
JAN 20/09

BRI



757

PARTS CATALOG (MAINTENANCE)

FIG ITEM	PART NUMBER	1 2 3 4 5 6 7	NOMENCLATURE	EFFECT FROM TO	UNITS PER ASSY
7 60	285N0078-18		.MONITOR-PRINTED CIRCUIT UNIT SUPPLIER CODE: V89954 ELECTRICAL EQUIP NUMBER: M10481 COMPONENT MAINT MANUAL REF: 27-21-58 USED ON: 284N1800-112 284N1800-135 284N1800-156	504903	RF
65	BAC27TEX1486		..DECAL- PLACARD CONTENT: STATIC SENSITIVE	504903	2

MISSING ITEM NUMBERS NOT APPLICABLE

- ITEM NOT ILLUSTRATED

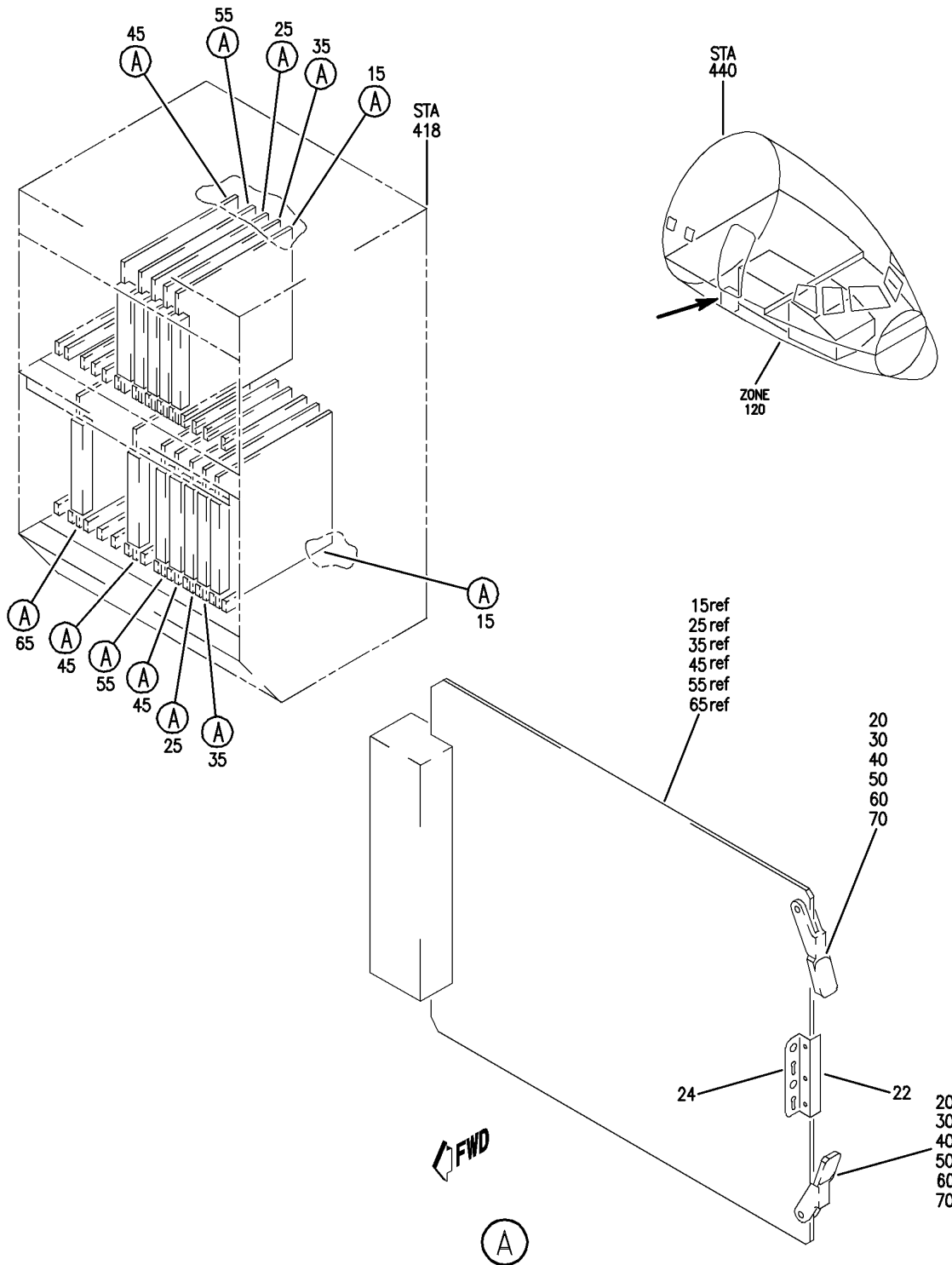
BRI

11-36-25-07

BOEING PROPRIETARY - Copyright © - Unpublished Work - See title page for details.

11-36-25
FIG. 07
PAGE 5
JAN 20/09

BOEING
757
PARTS CATALOG (MAINTENANCE)



Y 11362507B REV 226

EQUIPMENT INSTL-MAIN ELECTRONICS EQPT CTR P50 (PLACARDS AND MARKINGS ONLY)
FIGURE 7B

BRI
MAY 28/07

11-36-25-07B

11-36-25-07B
PAGE 0



757

PARTS CATALOG (MAINTENANCE)

FIG ITEM	PART NUMBER	1 2 3 4 5 6 7	NOMENCLATURE	EFFECT FROM TO	UNITS PER ASSY
7B			EQUIPMENT INSTL-MAIN ELECTRONICS EQPT CTR P50 (PLACARDS AND MARKINGS ONLY)	101102	
- 3	284N1800-140		EQUIPMENT INSTL-MAIN ELECTRONICS EQPT CTR P50 (PLACARDS AND MARKINGS ONLY)	101101	RF
- 3	284N1800-141		FOR NHA/OTHER SYS DET SEE: 24-00-58-05E		
			EQUIPMENT INSTL-MAIN ELECTRONICS EQPT CTR P50 (PLACARDS AND MARKINGS ONLY)	102102	RF
			FOR NHA/OTHER SYS DET SEE: 24-00-58-05E		
15	285N0006-11		.PRINTED CIRCUIT ASSY-BLEED CONFIGURATION SUPPLIER CODE: V89954 ELECTRICAL EQUIP NUMBER: M10312 M10313 COMPONENT MAINT MANUAL REF: 36-11-53 OPTIONAL PART: 285N0006-12 V89954 USED ON: 284N1800-102	101102	RF
15	285N0006-12		.PRINTED CIRCUIT ASSY-BLEED CONFIGURATION SUPPLIER CODE: V89954 ELECTRICAL EQUIP NUMBER: M10312 M10313 COMPONENT MAINT MANUAL REF: 36-11-53 OPTIONAL PART: 285N0006-11 V89954 USED ON: 284N1800-102	101102	RF
20	BAC27TEX1486		..DECAL- PLACARD CONTENT: STATIC SENSITIVE	101102	2

MISSING ITEM NUMBERS NOT APPLICABLE

- ITEM NOT ILLUSTRATED

BRI

11-36-25-07B

BOEING PROPRIETARY - Copyright © - Unpublished Work - See title page for details.

11-36-25
FIG. 07B
PAGE 1
JAN 20/09



757

PARTS CATALOG (MAINTENANCE)

FIG ITEM	PART NUMBER	1 2 3 4 5 6 7	NOMENCLATURE	EFFECT FROM TO	UNITS PER ASSY
7B					
22	BAC27TEX2870	..	DECAL- SUPPLIER CODE: V89954	101102	1
24	BAC27TEX2898	..	DECAL- SUPPLIER CODE: V89954	101102	1
25	285T0094-3	.PRINTED WIRING ASSY-PACK BACKUP TEMP CONT SUPPLIER CODE: V89954 ELECTRICAL EQUIP NUMBER: M10403 M10404 COMPONENT MAINT MANUAL REF: 21-51-53 OPTIONAL PART: 285T0094-6 V89954 USED ON: 284N1800-102	101102	RF	
25	285T0094-6	.PRINTED WIRING ASSY-PACK BACKUP TEMP CONT SUPPLIER CODE: V89954 ELECTRICAL EQUIP NUMBER: M10403 M10404 COMPONENT MAINT MANUAL REF: 21-51-53 OPTIONAL PART: 285T0094-3 V89954 USED ON: 284N1800-102	101102	RF	
30	BAC27TEX1486	..	DECAL- PLACARD CONTENT: STATIC SENSITIVE	101102	2
35	285T0093-8	.PRINTED WIRING ASSY-PACK FLOW CONT SUPPLIER CODE: V89954 ELECTRICAL EQUIP NUMBER: M00863 M00864 COMPONENT MAINT MANUAL REF: 21-51-52 USED ON: 284N1800-102	101102	RF	

MISSING ITEM NUMBERS NOT APPLICABLE

- ITEM NOT ILLUSTRATED

11-36-25-07B

11-36-25
FIG. 07B
PAGE 2
JAN 20/09

BRI



757

PARTS CATALOG (MAINTENANCE)

FIG ITEM	PART NUMBER	1 2 3 4 5 6 7	NOMENCLATURE	EFFECT FROM TO	UNITS PER ASSY
7B 35	285T0093-11		.PRINTED WIRING ASSY-PACK FLOW CONT SUPPLIER CODE: V89954 ELECTRICAL EQUIP NUMBER: M00863 M00864 COMPONENT MAINT MANUAL REF: 21-51-52 USED ON: 284N1800-102	101102	RF
40	BAC27TEX1486		..DECAL- PLACARD CONTENT: STATIC SENSITIVE	101102	2
45	285N0029-12		.PRINTED CIRCUIT ASSY-STAB. POSITION MODULE SUPPLIER CODE: V89954 ELECTRICAL EQUIP NUMBER: M10408 M10409 M10410 COMPONENT MAINT MANUAL REF: 27-48-51 USED ON: 284N1800-102	101102	RF
45	285N0029-1		.PRINTED CIRCUIT ASSY-STAB. POSITION MODULE SUPPLIER CODE: V89954 ELECTRICAL EQUIP NUMBER: M10408 M10409 M10410 COMPONENT MAINT MANUAL REF: 27-48-51	101102	RF
45	285N0029-9		.PRINTED CIRCUIT ASSY-STAB. POSITION MODULE SUPPLIER CODE: V89954 ELECTRICAL EQUIP NUMBER: M10408 M10409 M10410 COMPONENT MAINT MANUAL REF: 27-48-51	101102	RF
50	BAC27TEX1486		..DECAL- PLACARD CONTENT: STATIC SENSITIVE	101102	2

MISSING ITEM NUMBERS NOT APPLICABLE

- ITEM NOT ILLUSTRATED

11-36-25-07B

11-36-25
FIG. 07B
PAGE 3
JAN 20/09

BRI

BOEING PROPRIETARY - Copyright © - Unpublished Work - See title page for details.



757

PARTS CATALOG (MAINTENANCE)

FIG ITEM	PART NUMBER	1 2 3 4 5 6 7	NOMENCLATURE	EFFECT FROM TO	UNITS PER ASSY
7B 55	285N0200-203	.	CARD ASSY-ENG SPEED SUPPLIER CODE: V89954 ELECTRICAL EQUIP NUMBER: M10298 M10311 COMPONENT MAINT MANUAL REF: 77-12-02 USED ON: 284N1800-54 284N1800-76 284N1800-100	101102	RF
60	BAC27TEX1486	..	DECAL- PLACARD CONTENT: STATIC SENSITIVE	101102	2
65	285N0078-18	.	MONITOR-PRINTED CIRCUIT UNIT SUPPLIER CODE: V89954 ELECTRICAL EQUIP NUMBER: M10481 COMPONENT MAINT MANUAL REF: 27-21-58 USED ON: 284N1800-102	101102	RF
70	BAC27TEX1486	..	DECAL- PLACARD CONTENT: STATIC SENSITIVE	101102	2

MISSING ITEM NUMBERS NOT APPLICABLE

- ITEM NOT ILLUSTRATED

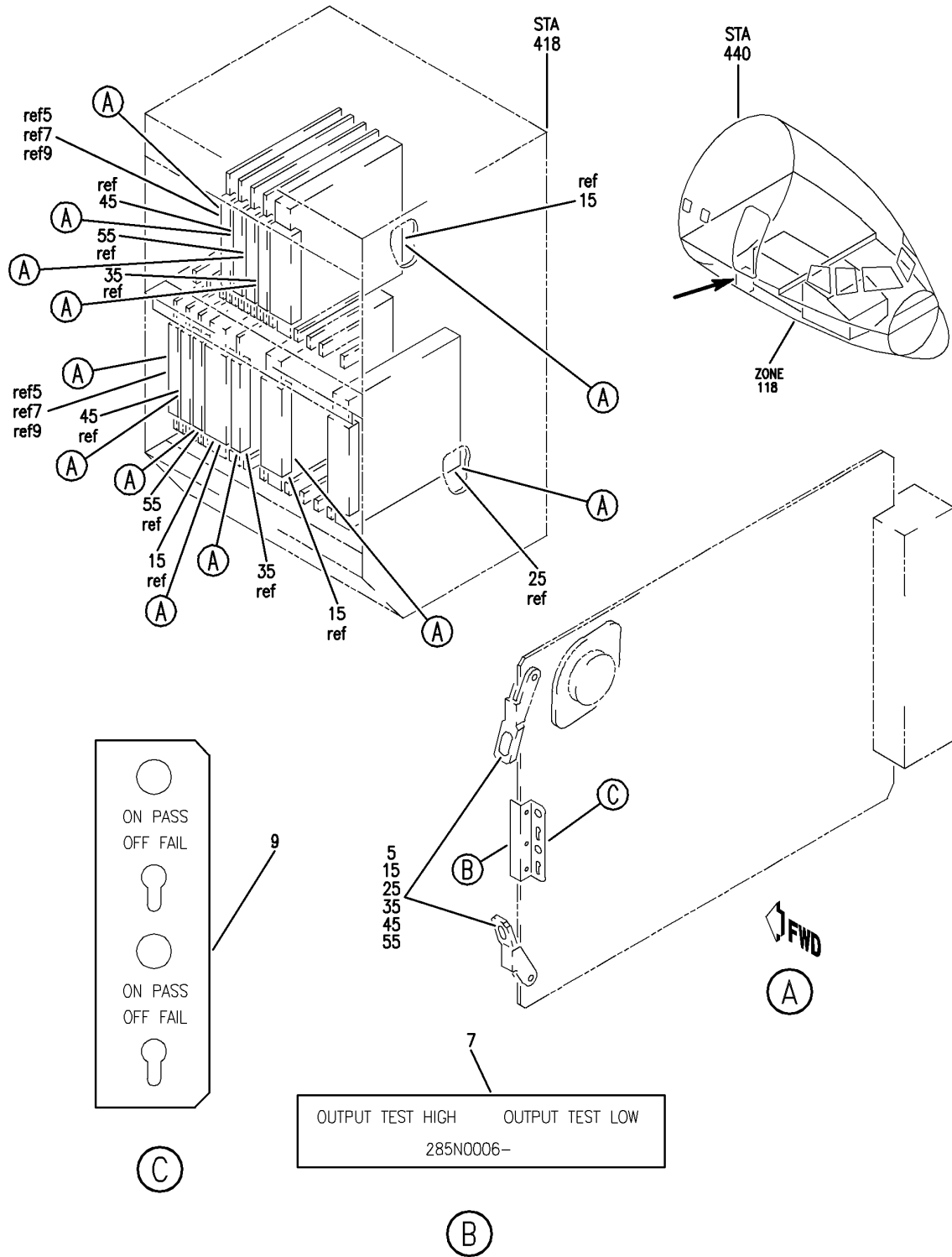
BRI

11-36-25-07B

BOEING PROPRIETARY - Copyright © - Unpublished Work - See title page for details.

11-36-25
FIG. 07B
PAGE 4
JAN 20/09

BOEING
757
PARTS CATALOG (MAINTENANCE)



Y 11362508 REV 225

PRINTED CIRCUIT AND WIRING ASSY (PLACARDS AND MARKINGS ONLY)
FIGURE 8

11-36-25-08

BRI
JAN 20/09

11-36-25-08
PAGE 0



757

PARTS CATALOG (MAINTENANCE)

FIG ITEM	PART NUMBER	1 2 3 4 5 6 7	NOMENCLATURE	EFFECT FROM TO	UNITS PER ASSY
8			PRINTED CIRCUIT AND WIRING ASSY (PLACARDS AND MARKINGS ONLY)	103106 108120	
- 1	285N0006-11		PRINTED CIRCUIT ASSY- ENVIROMENTAL CONT SYS BLEED CONFIGURATION (PLACARDS AND MARKINGS ONLY) SUPPLIER CODE: V89954 ELECTRICAL EQUIP NUMBER: M10312 M10313 COMPONENT MAINT MANUAL REF: 36-11-53 OPTIONAL PART: 285N0006-12 V89954 FOR NHA/OTHER SYS DET SEE: 36-11-12-08	103106 108120	RF
- 1	285N0006-12		PRINTED CIRCUIT ASSY- ENVIROMENTAL CONT SYS BLEED CONFIGURATION (PLACARDS AND MARKINGS ONLY) SUPPLIER CODE: V89954 ELECTRICAL EQUIP NUMBER: M10312 M10313 COMPONENT MAINT MANUAL REF: 36-11-53 OPTIONAL PART: 285N0006-11 V89954 FOR NHA/OTHER SYS DET SEE: 36-11-12-08	103106 108120	RF
5	BAC27TEX1486		.DECAL- PLACARD CONTENT: STATIC SENSITIVE	103106 108120	2
7	BAC27TEX2870		.DECAL- SUPPLIER CODE: V89954	103106 108120	1
9	BAC27TEX2898		.DECAL- SUPPLIER CODE: V89954	103106 108120	1

MISSING ITEM NUMBERS NOT APPLICABLE

- ITEM NOT ILLUSTRATED

11-36-25-08

11-36-25
FIG. 08
PAGE 1
JAN 20/09

BRI



757

PARTS CATALOG (MAINTENANCE)

FIG ITEM	PART NUMBER	1 2 3 4 5 6 7	NOMENCLATURE	EFFECT FROM TO	UNITS PER ASSY
8					
- 10	285N0029-12		PRINTED CIRCUIT ASSY-STAB. POSITION MODULE (PLACARDS AND MARKINGS ONLY) SUPPLIER CODE: V89954 ELECTRICAL EQUIP NUMBER: M10408 M10409 M10410 COMPONENT MAINT MANUAL REF: 27-48-51 FOR NHA/OTHER SYS DET SEE: 27-48-03-08	103106 108120	RF
- 10	285N0029-1		PRINTED CIRCUIT ASSY-STAB. POSITION MODULE (PLACARDS AND MARKINGS ONLY) SUPPLIER CODE: V89954 ELECTRICAL EQUIP NUMBER: M10408 M10409 M10410 COMPONENT MAINT MANUAL REF: 27-48-51 FOR NHA/OTHER SYS DET SEE: 27-48-03-08	103106 108120	RF
- 10	285N0029-9		PRINTED CIRCUIT ASSY-STAB. POSITION MODULE (PLACARDS AND MARKINGS ONLY) SUPPLIER CODE: V89954 ELECTRICAL EQUIP NUMBER: M10408 M10409 M10410 COMPONENT MAINT MANUAL REF: 27-48-51 FOR NHA/OTHER SYS DET SEE: 27-48-03-08	103106 108120	RF
15	BAC27TEX1486		.DECAL- PLACARD CONTENT: STATIC SENSITIVE	103106 108120	2

MISSING ITEM NUMBERS NOT APPLICABLE

- ITEM NOT ILLUSTRATED

11-36-25-08

11-36-25
FIG. 08
PAGE 2
JAN 20/09

BRI



757

PARTS CATALOG (MAINTENANCE)

FIG ITEM	PART NUMBER	1 2 3 4 5 6 7	NOMENCLATURE	EFFECT FROM TO	UNITS PER ASSY
8					
- 20	285N0078-18		MONITOR-ELECTRONICS UNIT (PLACARDS AND MARKINGS ONLY) SUPPLIER CODE: V89954 ELECTRICAL EQUIP NUMBER: M10481 COMPONENT MAINT MANUAL REF: 27-21-58 FOR NHA/OTHER SYS DET SEE: 27-23-02-08	103106 108120	RF
	25 BAC27TEX1486		.DECAL- PLACARD CONTENT: STATIC SENSITIVE	103106 108120	2
- 30	285N0200-203		CARD ASSY-ENG SPEED IND (PLACARDS AND MARKINGS ONLY) SUPPLIER CODE: V89954 ELECTRICAL EQUIP NUMBER: M10298 M10311 COMPONENT MAINT MANUAL REF: 77-12-02 FOR NHA/OTHER SYS DET SEE: 77-12-01-08	103106 108120	RF
	35 BAC27TEX1486		.DECAL- PLACARD CONTENT: STATIC SENSITIVE	103106 108120	2
- 40	285T0093-8		PRINTED WIRING ASSY-PACK FLOW CONT (PLACARDS AND MARKINGS ONLY) SUPPLIER CODE: V89954 ELECTRICAL EQUIP NUMBER: M00863 M00864 COMPONENT MAINT MANUAL REF: 21-51-52 FOR NHA/OTHER SYS DET SEE: 21-51-09-08	103106 108120	RF

MISSING ITEM NUMBERS NOT APPLICABLE

- ITEM NOT ILLUSTRATED

11-36-25-08

11-36-25
FIG. 08
PAGE 3
JAN 20/09

BRI



757

PARTS CATALOG (MAINTENANCE)

FIG ITEM	PART NUMBER	1 2 3 4 5 6 7	NOMENCLATURE	EFFECT FROM TO	UNITS PER ASSY
8 - 40	285T0093-11		PRINTED WIRING ASSY-PACK FLOW CONT (PLACARDS AND MARKINGS ONLY) SUPPLIER CODE: V89954 ELECTRICAL EQUIP NUMBER: M00863 M00864 COMPONENT MAINT MANUAL REF: 21-51-52 FOR NHA/OTHER SYS DET SEE: 21-51-09-08	103106 108120	RF
45	BAC27TEX1486		.DECAL- PLACARD CONTENT: STATIC SENSITIVE	103106 108120	2
- 50	285T0094-3		PRINTED WIRING ASSY-PACK BACKUP TEMP CONT (PLACARDS AND MARKINGS ONLY) SUPPLIER CODE: V89954 ELECTRICAL EQUIP NUMBER: M10403 M10404 COMPONENT MAINT MANUAL REF: 21-51-53 OPTIONAL PART: 285T0094-6 V89954 FOR NHA/OTHER SYS DET SEE: 21-53-06-08	103106 108120	RF
- 50	285T0094-6		PRINTED WIRING ASSY-PACK BACKUP TEMP CONT (PLACARDS AND MARKINGS ONLY) SUPPLIER CODE: V89954 ELECTRICAL EQUIP NUMBER: M10403 M10404 COMPONENT MAINT MANUAL REF: 21-51-53 OPTIONAL PART: 285T0094-3 V89954 FOR NHA/OTHER SYS DET SEE: 21-53-06-08	103106 108120	RF

MISSING ITEM NUMBERS NOT APPLICABLE

- ITEM NOT ILLUSTRATED

11-36-25-08

11-36-25
FIG. 08
PAGE 4
JAN 20/09

BRI



757

PARTS CATALOG (MAINTENANCE)

FIG ITEM	PART NUMBER	1 2 3 4 5 6 7	NOMENCLATURE	EFFECT FROM TO	UNITS PER ASSY
8 55	BAC27TEX1486		.DECAL- PLACARD CONTENT: STATIC SENSITIVE	103106 108120	2

MISSING ITEM NUMBERS NOT APPLICABLE

- ITEM NOT ILLUSTRATED

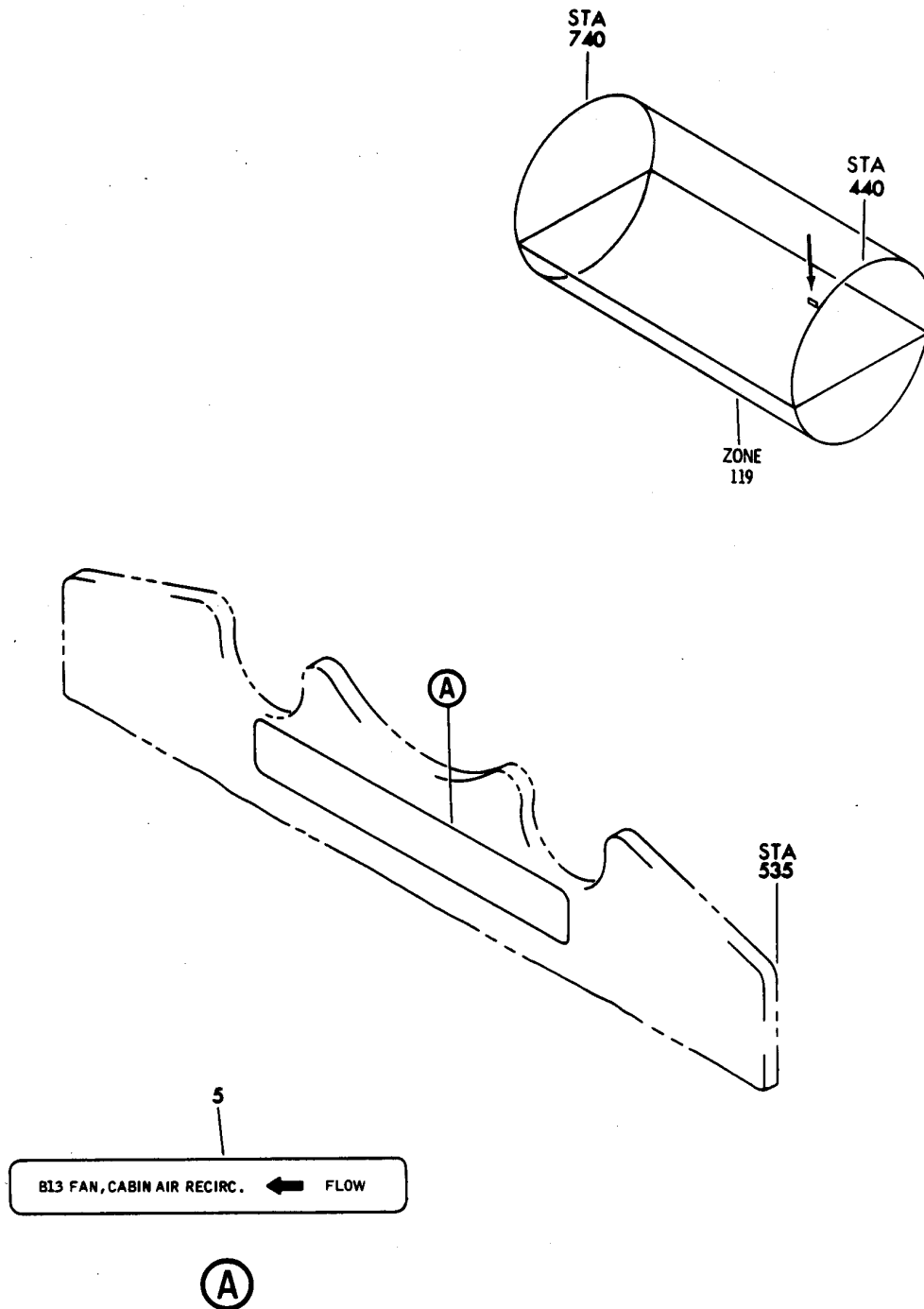
BRI

11-36-25-08

BOEING PROPRIETARY - Copyright © - Unpublished Work - See title page for details.

11-36-25
FIG. 08
PAGE 5
JAN 20/09

BOEING
757
PARTS CATALOG (MAINTENANCE)



Y 11382801 SHY 1 REV 043

HEAT SINK AND EQUIPMENT INSTL-ELECTRICAL/ ELECTRONIC COMPT AIR EXH (PLACARDS AND MARKINGS ONLY)
FIGURE 1

BRI
MAY 28/07

11-36-26-01

11-36-26-01
PAGE 0



757

PARTS CATALOG (MAINTENANCE)

FIG ITEM	PART NUMBER	1 2 3 4 5 6 7	NOMENCLATURE	EFFECT FROM TO	UNITS PER ASSY
1			HEAT SINK AND EQUIPMENT INSTL-ELECTRICAL/ ELECTRONIC COMPT AIR EXH (PLACARDS AND MARKINGS ONLY)	002004 006999	
- 1	217N1017-13		HEAT SINK INSTL-ELECTRICAL/ ELECTRONIC COMPT AIR EXH (PLACARDS AND MARKINGS ONLY) FOR NHA/OTHER SYS DET SEE: 21-00-00-04	002004 006016 107107 121503 904999	RF
- 1	217N1017-23		HEAT SINK INSTL-ELECTRICAL/ ELECTRONIC COMPT AIR EXH (PLACARDS AND MARKINGS ONLY) FOR NHA/OTHER SYS DET SEE: 21-00-00-04 21-00-00-15	017102 108120 504903	RF
- 1	MODREF5630		HEAT SINK INSTL-ELECTRICAL/ ELECTRONIC COMPT AIR EXH (PLACARDS AND MARKINGS ONLY) MODULE NUMBER: 217N1017-26 REV A FOR OTHER SYS DETAILS SEE: 21-58-06-07	103106	1
5	BAC27NEC0019		.DECAL	002004 006999	1

MISSING ITEM NUMBERS NOT APPLICABLE

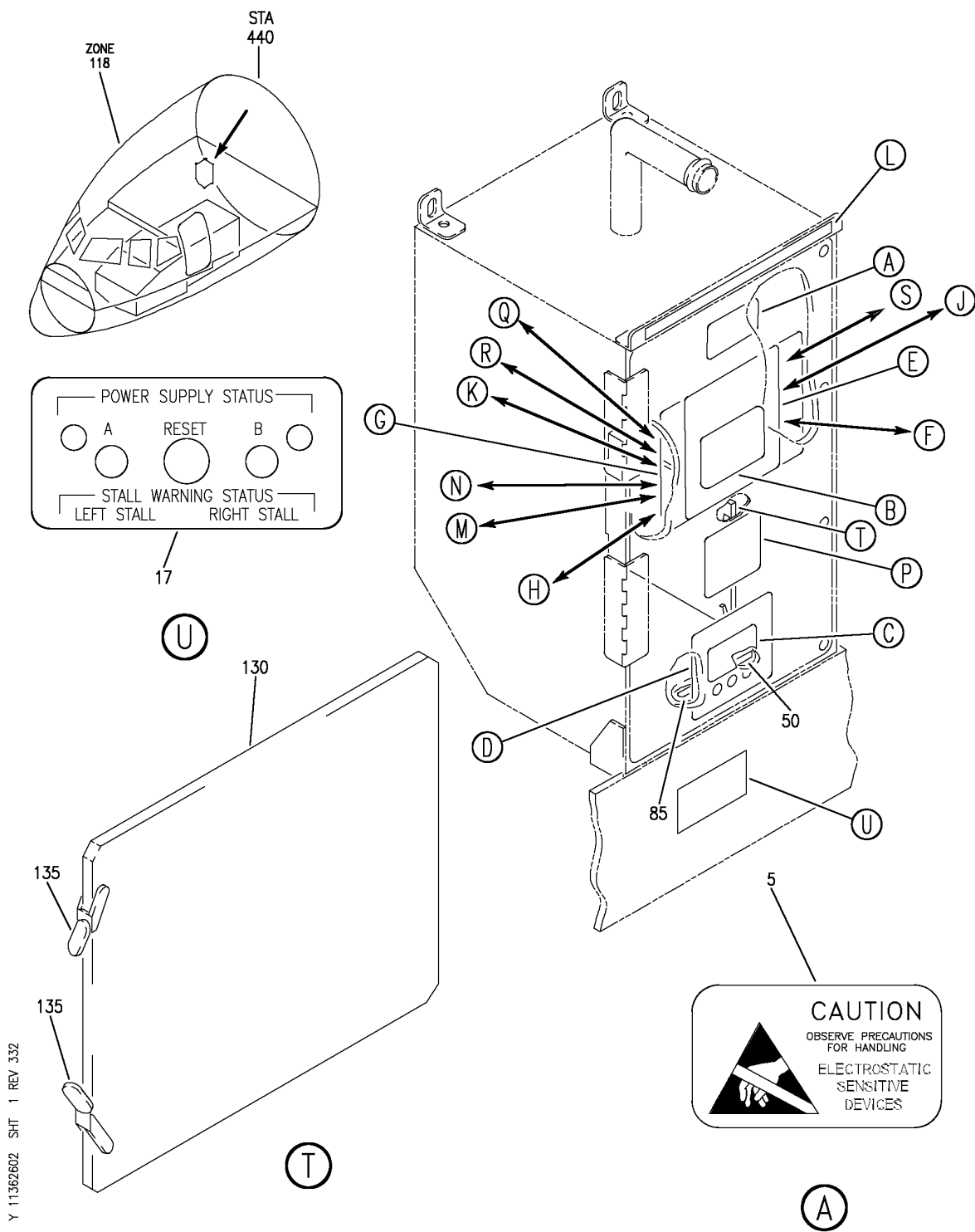
- ITEM NOT ILLUSTRATED

11-36-26-01

11-36-26
FIG. 01
PAGE 1
JAN 20/09

BRI

BOEING
757
PARTS CATALOG (MAINTENANCE)



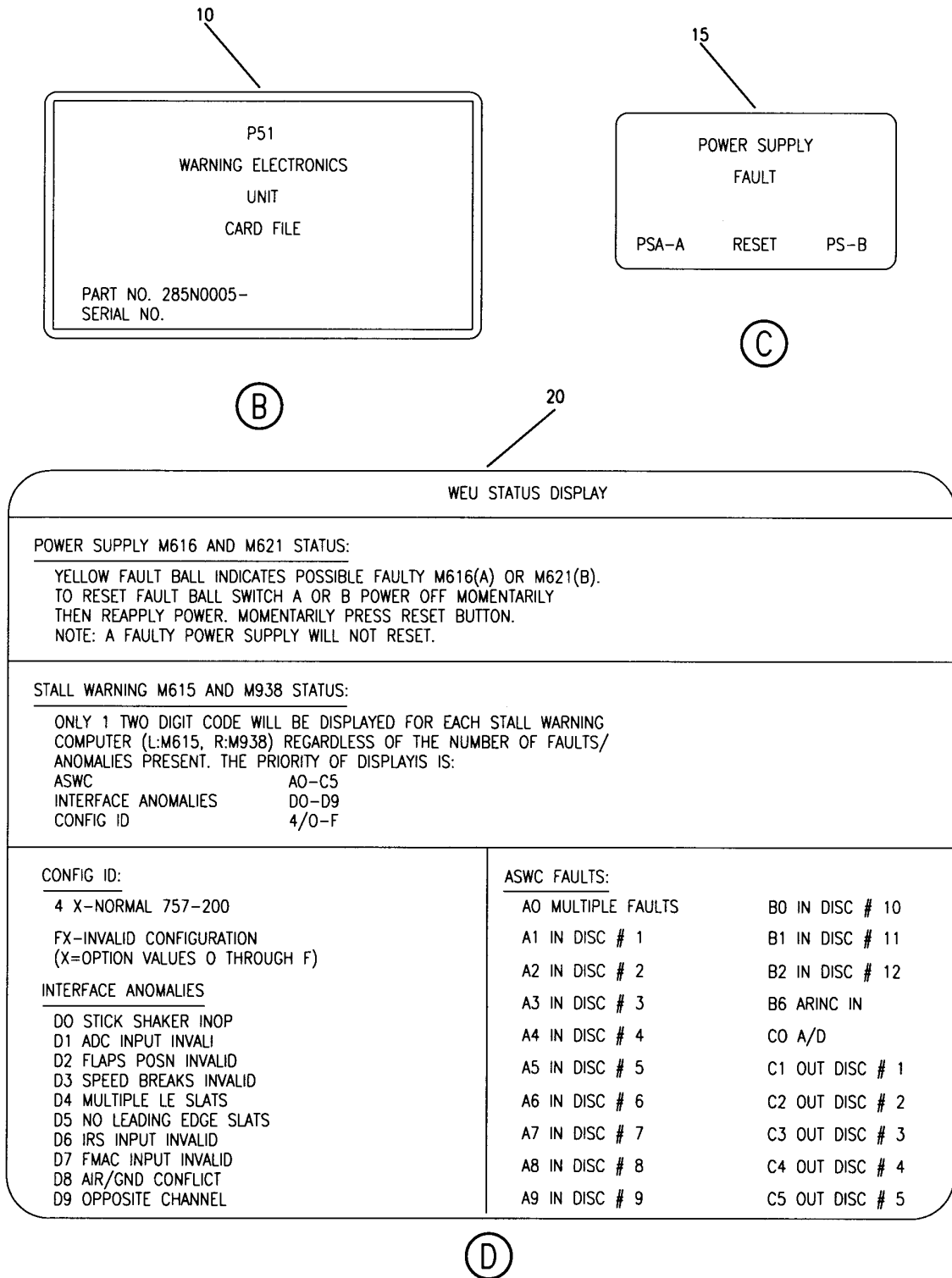
FILE ASSY AND PANEL ASSY-WARNING ELECTRONICS UNIT P51 CARD (PLACARDS AND MARKINGS ONLY)
FIGURE 2 (SHEET 1)

BRI
MAY 20/09

11-36-26-02

11-36-26-02
PAGE 0

BOEING
757
PARTS CATALOG (MAINTENANCE)



Y 11362602 SHI 2 REV 192

FILE ASSY AND PANEL ASSY-WARNING ELECTRONICS UNIT P51 CARD (PLACARDS AND MARKINGS ONLY)
FIGURE 2 (SHEET 2)

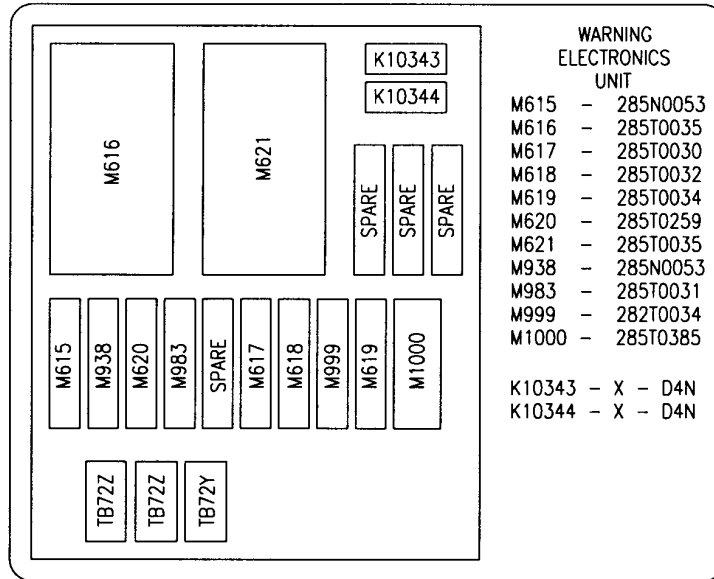
BRI
MAY 28/07

11-36-26-02

11-36-26-02
PAGE 0A

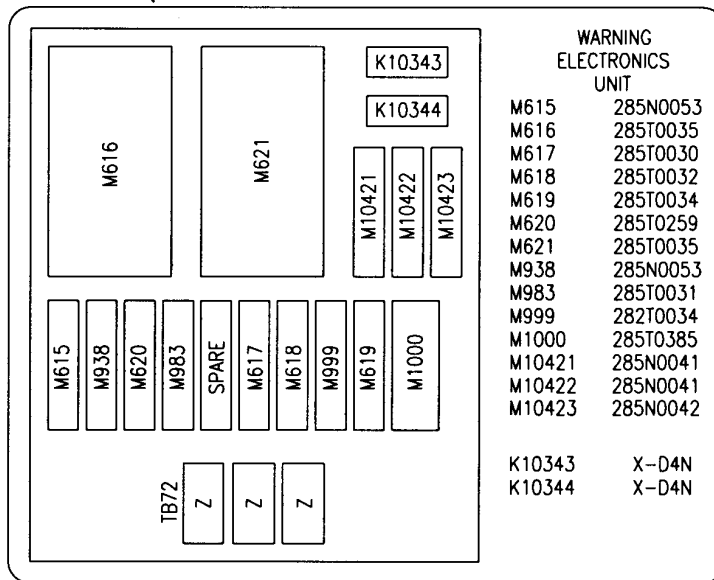
BOEING
757
PARTS CATALOG (MAINTENANCE)

25



36

(E)



(F)

Y 11362602 SHT 3 REV 192

FILE ASSY AND PANEL ASSY-WARNING ELECTRONICS UNIT P51 CARD (PLACARDS AND MARKINGS ONLY)
FIGURE 2 (SHEET 3)

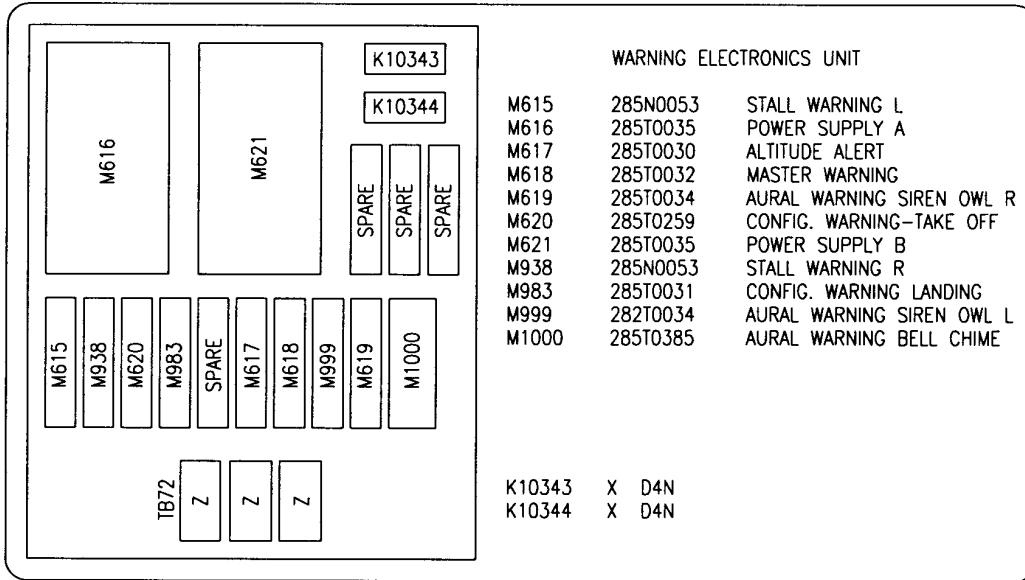
11-36-26-02

BRI
MAY 28/07

11-36-26-02
PAGE 0B

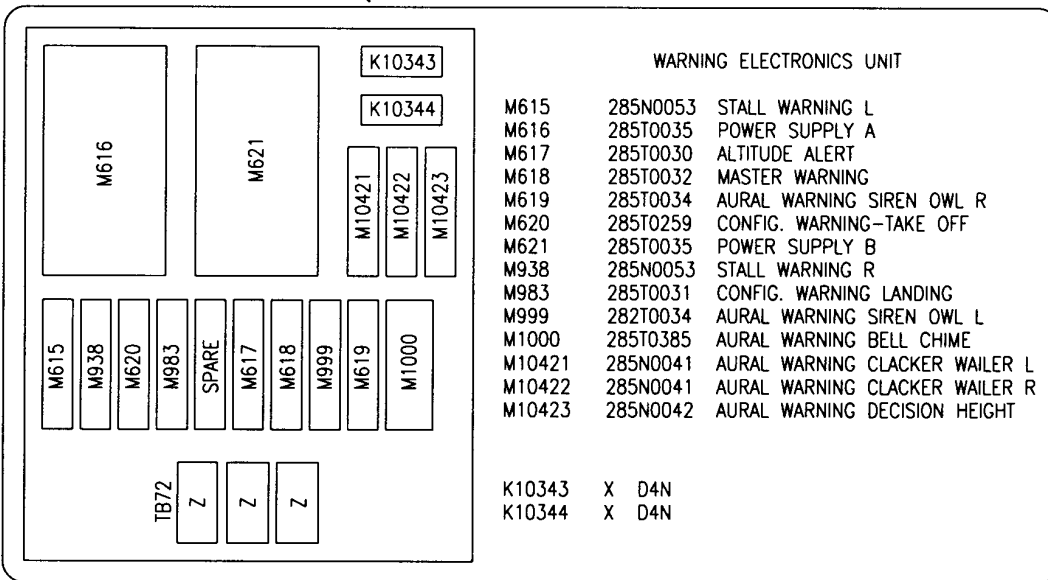
BOEING
757
PARTS CATALOG (MAINTENANCE)

35



(G)

40



(H)

Y 11362602 SHT 4 REV 192

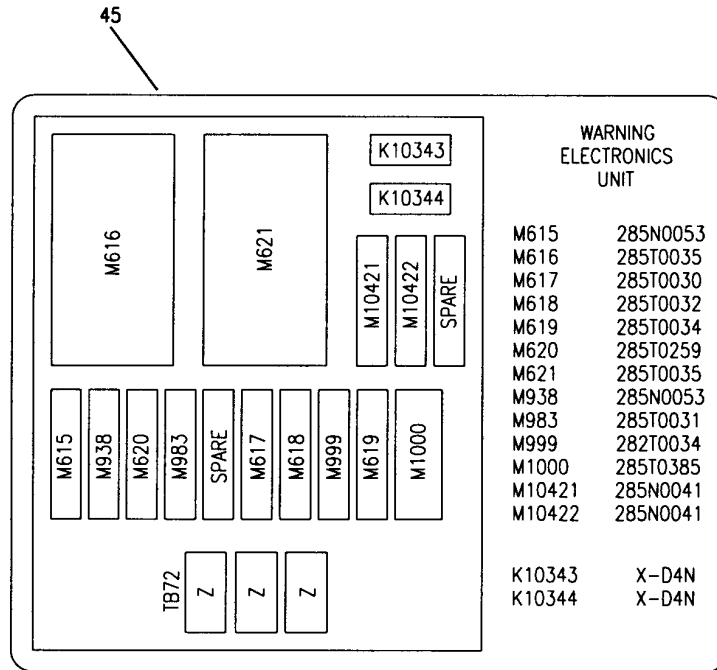
FILE ASSY AND PANEL ASSY-WARNING ELECTRONICS UNIT P51 CARD (PLACARDS AND MARKINGS ONLY)
FIGURE 2 (SHEET 4)

BRI
MAY 28/07

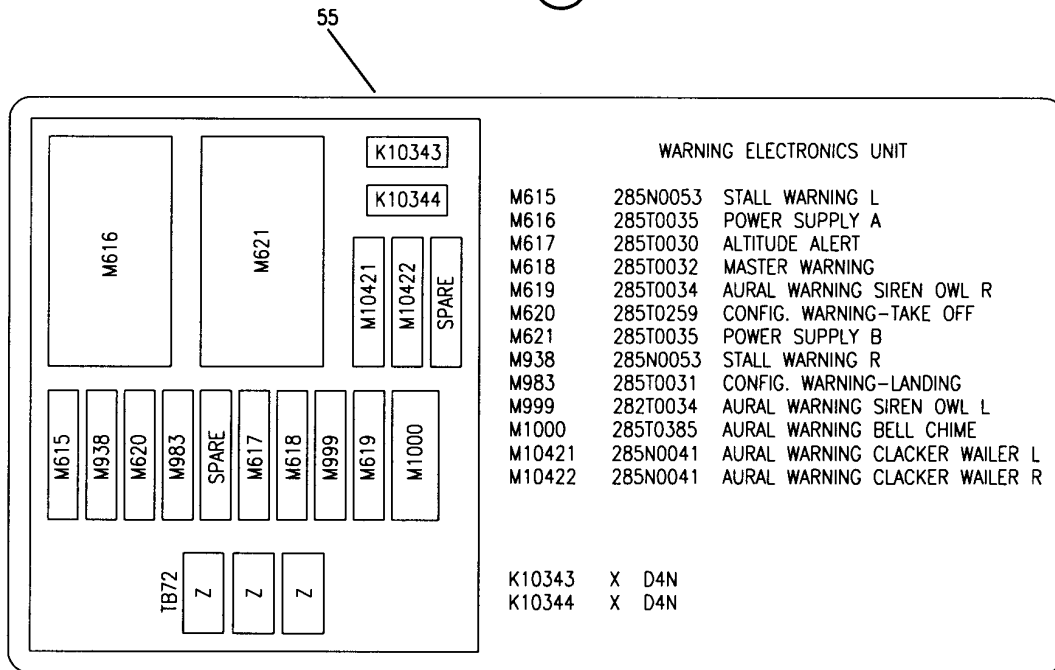
11-36-26-02

11-36-26-02
PAGE 0C

BOEING
757
PARTS CATALOG (MAINTENANCE)



J



K

Y 11362602 SHT 5 REV 192

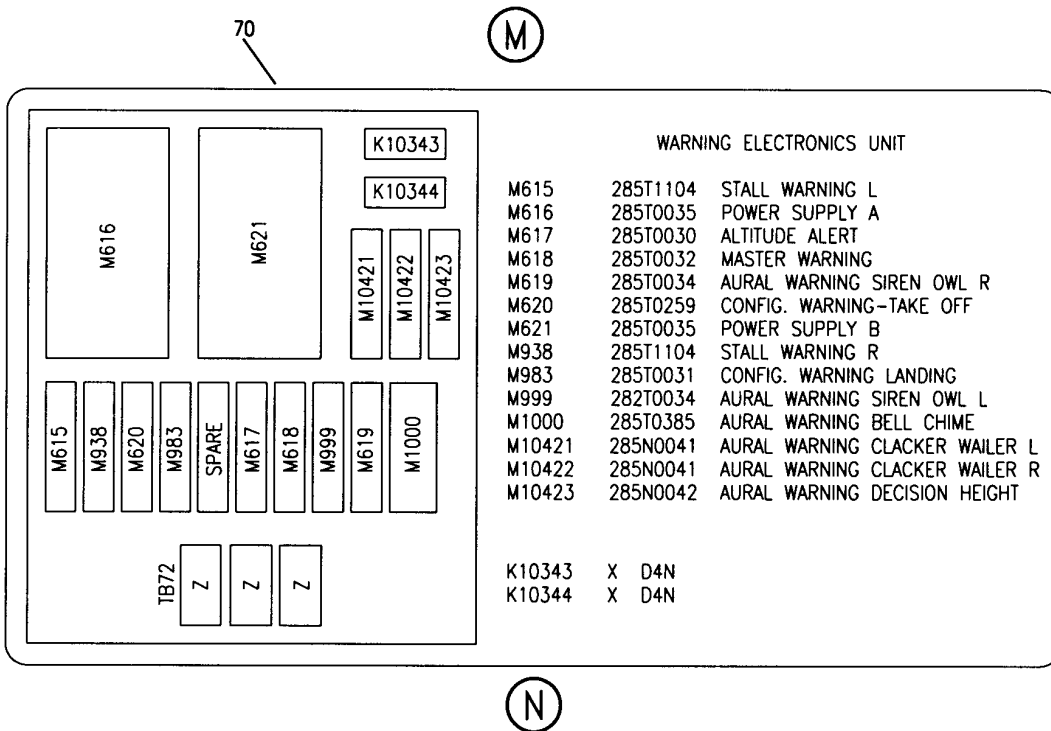
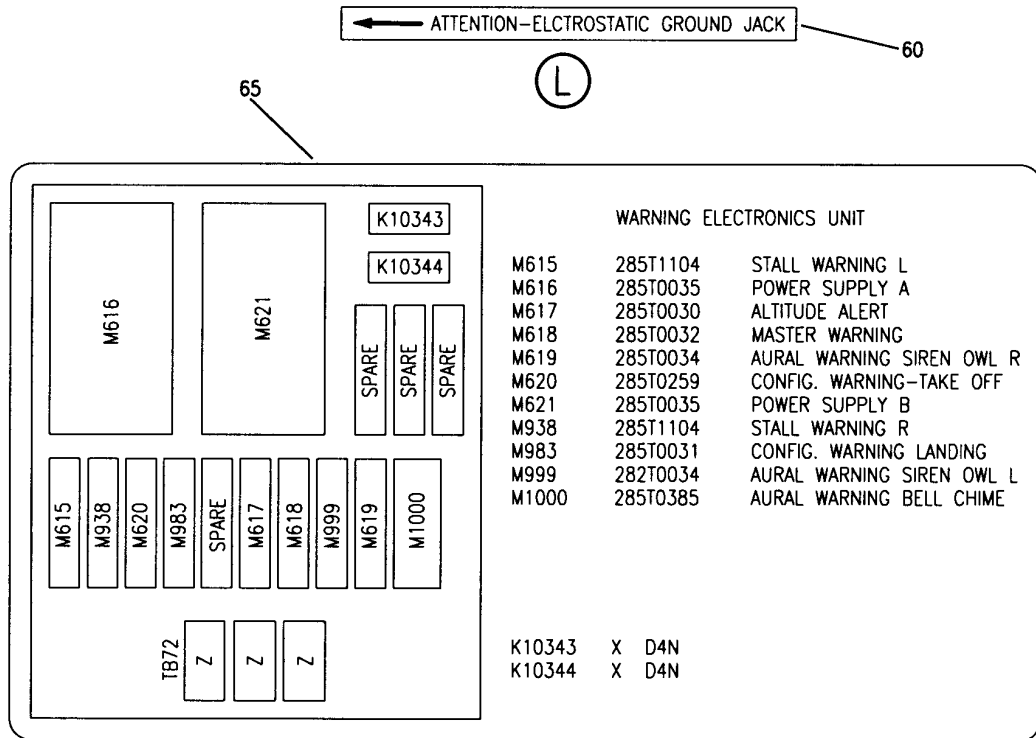
FILE ASSY AND PANEL ASSY-WARNING ELECTRONICS UNIT P51 CARD (PLACARDS AND MARKINGS ONLY)
FIGURE 2 (SHEET 5)

BRI
MAY 28/07

11-36-26-02

11-36-26-02
PAGE 0D

BOEING
757
PARTS CATALOG (MAINTENANCE)



Y 11362602 SHT 6 REV 192

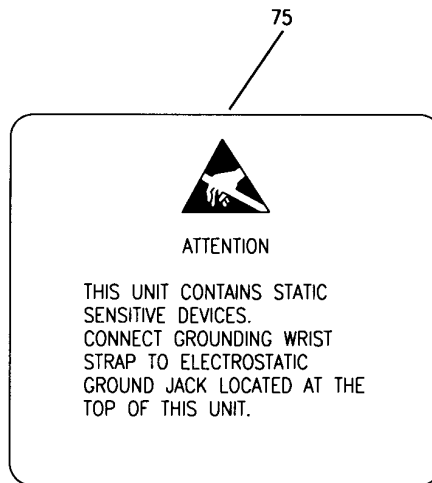
FILE ASSY AND PANEL ASSY-WARNING ELECTRONICS UNIT P51 CARD (PLACARDS AND MARKINGS ONLY)
FIGURE 2 (SHEET 6)

BRI
MAY 28/07

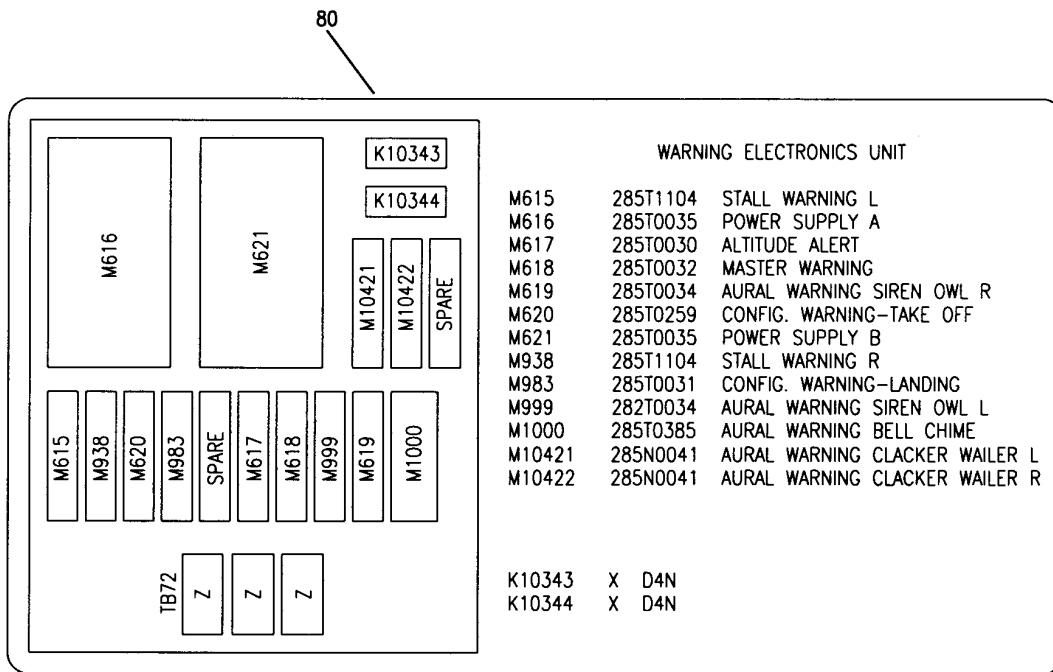
11-36-26-02

11-36-26-02
PAGE 0E

BOEING
757
PARTS CATALOG (MAINTENANCE)



(P)



(Q)

Y 11362602 SMT 7 REV 192

FILE ASSY AND PANEL ASSY-WARNING ELECTRONICS UNIT P51 CARD (PLACARDS AND MARKINGS ONLY)
FIGURE 2 (SHEET 7)

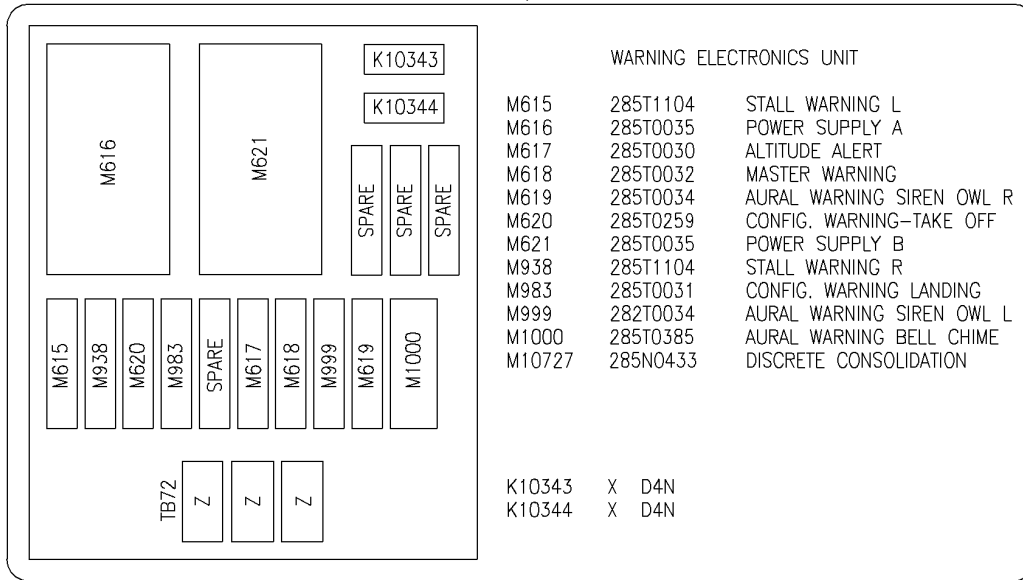
BRI
MAY 28/07

11-36-26-02

11-36-26-02
PAGE OF

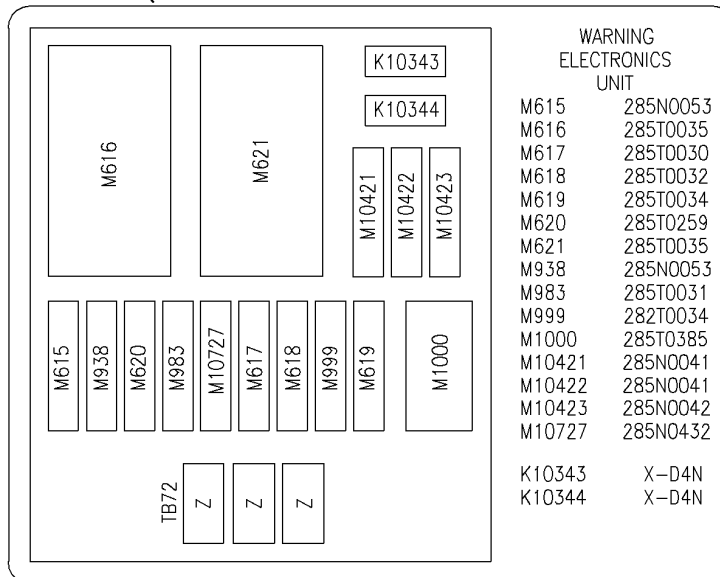
BOEING
757
PARTS CATALOG (MAINTENANCE)

90



125

(R)



(S)

Y 11362602 SHT 8 REV 241

FILE ASSY AND PANEL ASSY-WARNING ELECTRONICS UNIT P51 CARD (PLACARDS AND MARKINGS ONLY)
FIGURE 2 (SHEET 8)

11-36-26-02

BRI
MAY 28/07

11-36-26-02
PAGE 0G



757

PARTS CATALOG (MAINTENANCE)

FIG ITEM	PART NUMBER	1 2 3 4 5 6 7	NOMENCLATURE	EFFECT FROM TO	UNITS PER ASSY
2			FILE ASSY AND PANEL ASSY-WARNING ELECTRONICS UNIT P51 CARD (PLACARDS AND MARKINGS ONLY)	002004 006100 107107 121999	
- 1	285N0005-16		FILE ASSY-WARNING ELECTRONICS UNIT P51 CARD (PLACARDS AND MARKINGS ONLY) SUPPLIER CODE: V89954 FOR NHA/OTHER SYS DET SEE: 53-11-63-03	002004 006008 121503 904949	RF
- 1	285N0005-17		FILE ASSY-WARNING ELECTRONICS UNIT P51 CARD (PLACARDS AND MARKINGS ONLY) SUPPLIER CODE: V89954 FOR NHA/OTHER SYS DET SEE: 53-11-63-03	107107	RF
- 1	285N0005-20		FILE ASSY-WARNING ELECTRONICS UNIT P51 CARD (PLACARDS AND MARKINGS ONLY) SUPPLIER CODE: V89954 FOR NHA/OTHER SYS DET SEE: 53-11-63-03	950952	RF
- 1	285N0005-22		FILE ASSY-WARNING ELECTRONICS UNIT P51 CARD (PLACARDS AND MARKINGS ONLY) SUPPLIER CODE: V89954 VARIABLE DRAWING REF: 285N0005-23 285N0005-5006 285N0005-5007 FOR NHA/OTHER SYS DET SEE: 53-11-63-03	009100 953999	RF
- 2	285N0005-49		FILE ASSY-WARNING ELECTRONICS UNIT P51 CARD (PLACARDS AND MARKINGS ONLY) SUPPLIER CODE: V89954	504903	RF

MISSING ITEM NUMBERS NOT APPLICABLE

- ITEM NOT ILLUSTRATED

11-36-26-02

11-36-26
FIG. 02
PAGE 1
JAN 20/09

BRI

BOEING
757
PARTS CATALOG (MAINTENANCE)

FIG ITEM	PART NUMBER	1 2 3 4 5 6 7	NOMENCLATURE	EFFECT FROM TO	UNITS PER ASSY
R R R R	2				
	5	BAC27TEX1	.DECAL	002004 006100 107107 121999	1
	10	BAC27NEX1375	.MARKER-ALUMINUM FOIL SUPPLIER CODE: V89954	002004 006010 107107 121503 904949	1
	10	BAC27NEX2413	.MARKER-ALUMINUM FOIL SUPPLIER CODE: V89954	011100 504903 950999	1
	20	BAC27NEX2130	.DECAL- PLACARD CONTENT: WEU STATUS DISPLAY	002004 006007 107107 121503 904949 952952	1
	20	BAC27NEX2807	.DECAL-	008100 504903 950951 953999	1
	50	BAC27TEX1316	.DECAL- PLACARD CONTENT: 1 THRU 6	002004 006100 107107 121999	1
	60	BAC27NEX1637	.DECAL-	002004 006100 107107 121999	1
	65	BAC27NEX2280	.DECAL-	952952	1
	70	BAC27NEX2281	.DECAL-	002004 006008 121949 953999	1
	70	BAC27NEX2841	.DECAL- SUPPLIER CODE: V89954	009100	1
	75	BAC27NEX1638	.DECAL-	002004 006100 107107 121999	1
	80	BAC27NEX2282	.DECAL- POST SERVICE BULLETIN: 31-0127	107107 950951	1

MISSING ITEM NUMBERS NOT APPLICABLE

— ITEM NOT ILLUSTRATED

BRI

11-36-26-02

BOEING PROPRIETARY - Copyright © - Unpublished Work - See title page for details.

11-36-26
FIG. 02
PAGE 2
MAY 20/09



757

PARTS CATALOG (MAINTENANCE)

FIG ITEM	PART NUMBER	1 2 3 4 5 6 7	NOMENCLATURE	EFFECT FROM TO	UNITS PER ASSY
2					
- 95	285N0005-12		.CARDGUIDE ASSY- SUPPLIER CODE: V89954	002004 006100 121503 904949 953999 107107	RF
- 95	285N0005-14		.CARDGUIDE ASSY- SUPPLIER CODE: V89954		RF
- 95	285N0005-50		.CARDGUIDE ASSY- SUPPLIER CODE: V89954	504903	RF

MISSING ITEM NUMBERS NOT APPLICABLE

- ITEM NOT ILLUSTRATED

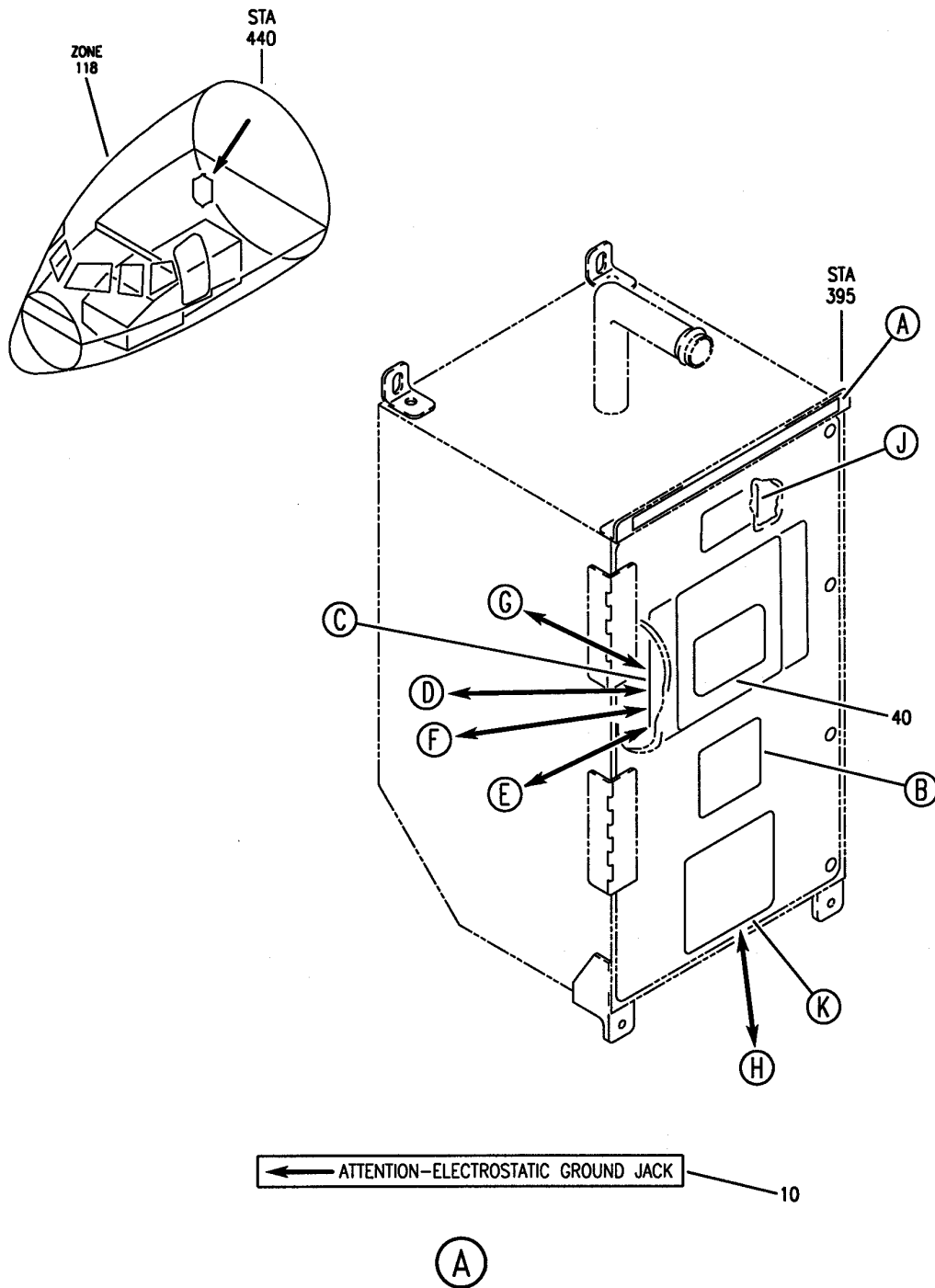
BRI

11-36-26-02

BOEING PROPRIETARY - Copyright © - Unpublished Work - See title page for details.

11-36-26
FIG. 02
PAGE 3
MAY 20/09

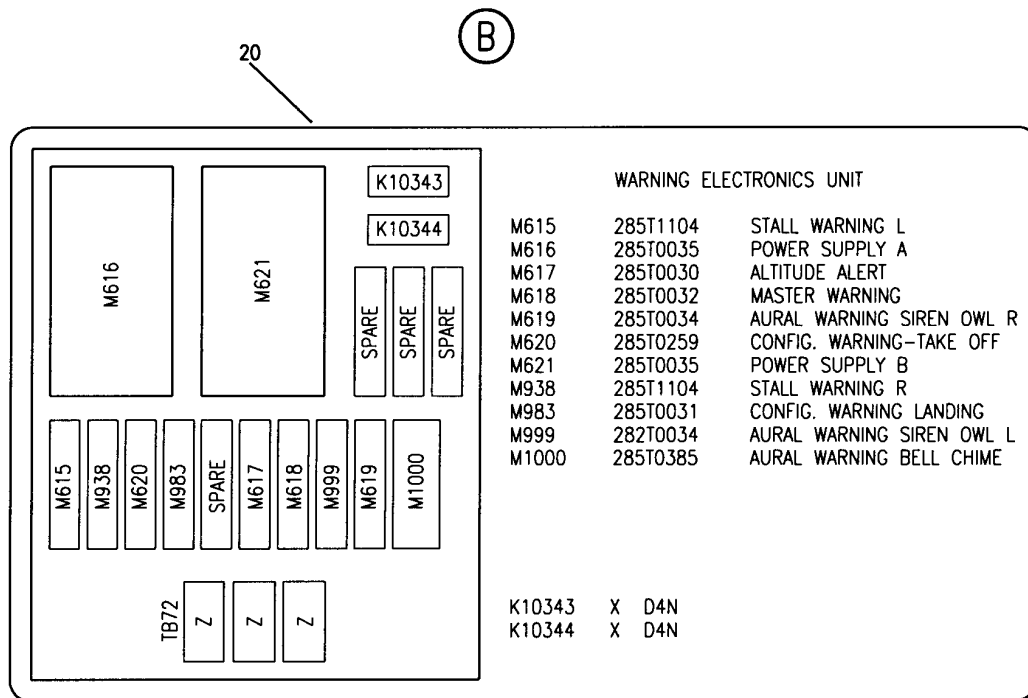
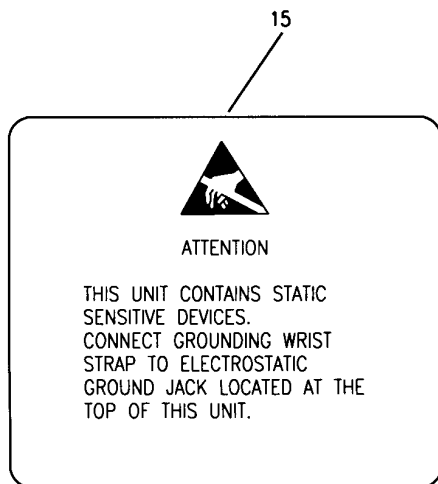
BOEING
757
PARTS CATALOG (MAINTENANCE)



FILE INSTL-P51 WARNING SYSTEM (PLACARDS AND MARKINGS ONLY)
FIGURE 3 (SHEET 1)

11-36-26-03

BOEING
757
PARTS CATALOG (MAINTENANCE)



(C)

Y 11362603 SH1 2 REV 211

FILE INSTL-P51 WARNING SYSTEM (PLACARDS AND MARKINGS ONLY)
FIGURE 3 (SHEET 2)

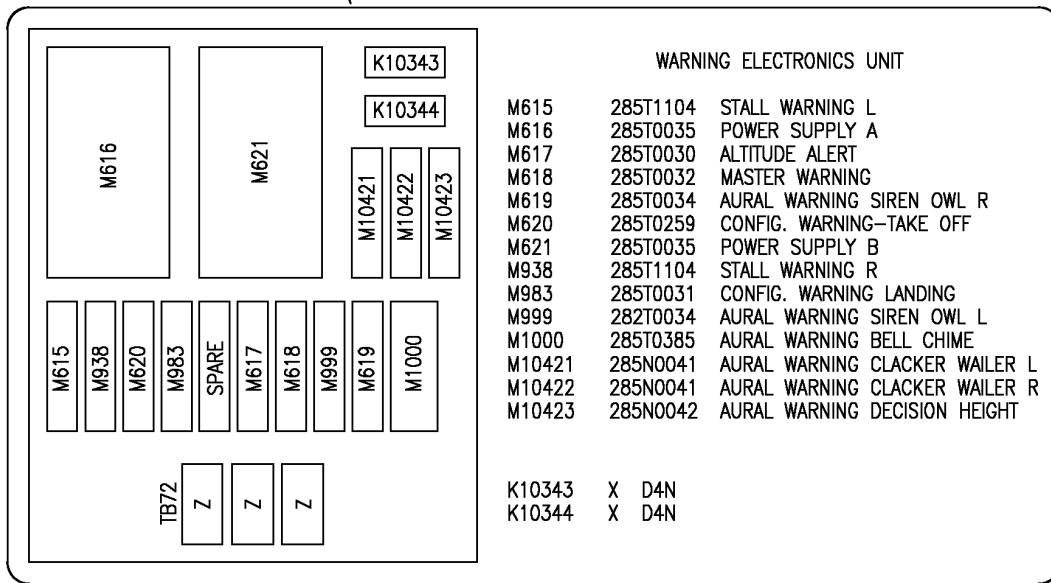
11-36-26-03

BRI
MAY 28/07

11-36-26-03
PAGE 0A

BOEING
757
PARTS CATALOG (MAINTENANCE)

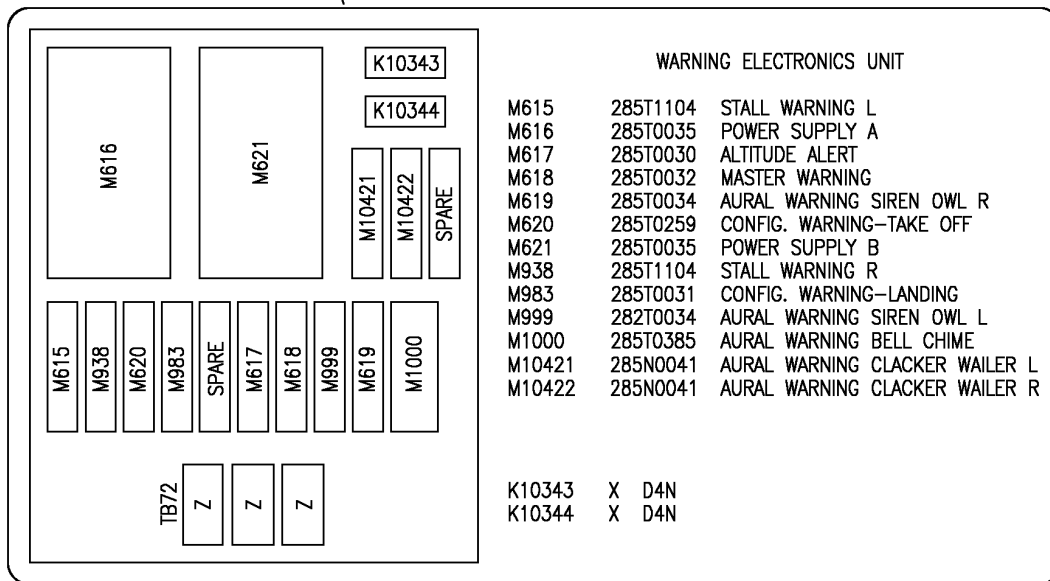
25



(D)

30

65



(E)

Y 11362603 SHT 3 REV 290

FILE INSTL-P51 WARNING SYSTEM (PLACARDS AND MARKINGS ONLY)
FIGURE 3 (SHEET 3)

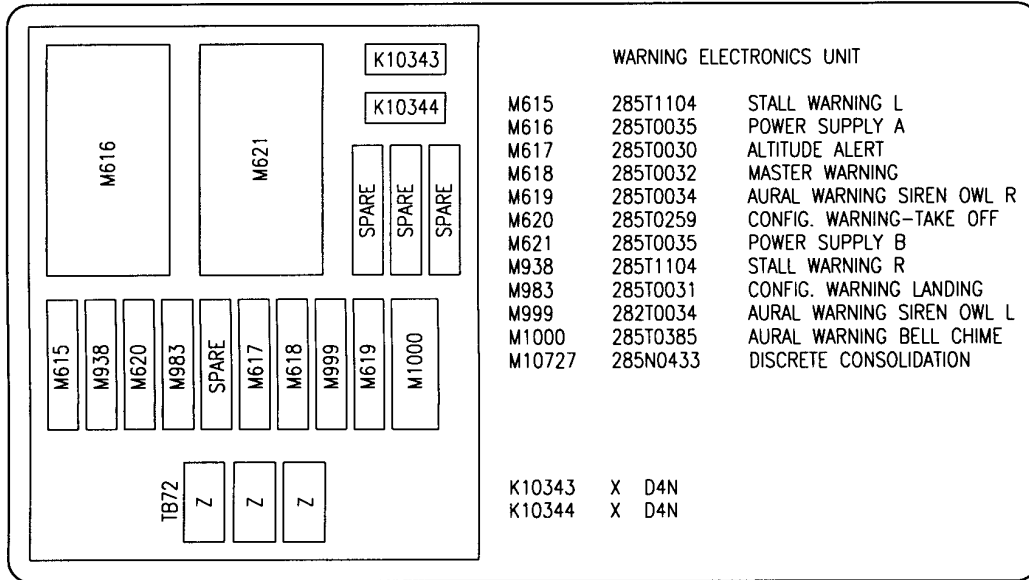
11-36-26-03

BRI
MAY 28/07

11-36-26-03
PAGE 0B

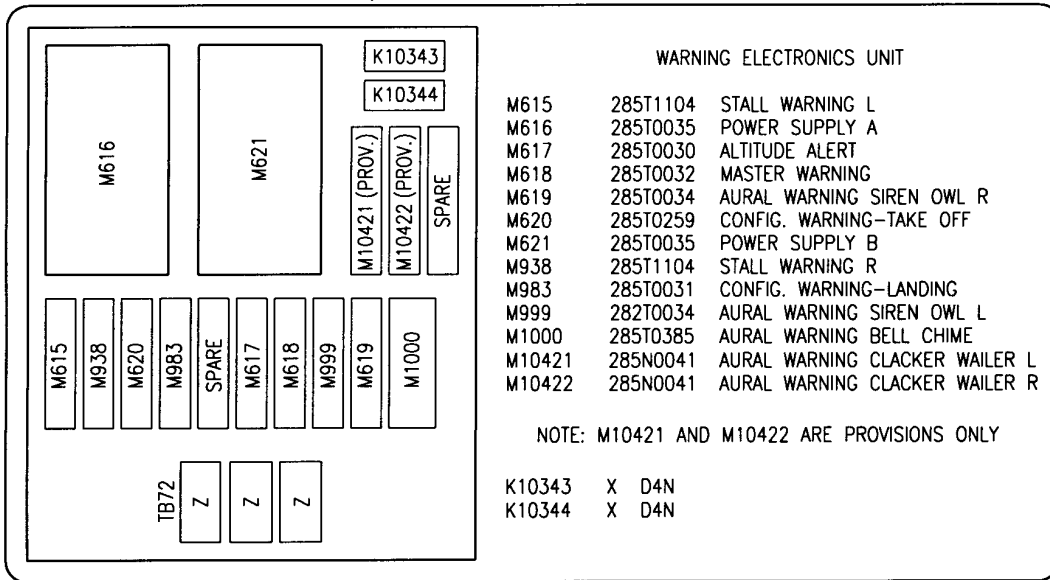
BOEING
757
PARTS CATALOG (MAINTENANCE)

35



(F)

45



(G)

Y 11362603 SH1 4 REV 211

FILE INSTL-P51 WARNING SYSTEM (PLACARDS AND MARKINGS ONLY)
FIGURE 3 (SHEET 4)

11-36-26-03

BRI
MAY 28/07

11-36-26-03
PAGE 0C

BOEING
757
PARTS CATALOG (MAINTENANCE)

50

WEU STATUS DISPLAY

POWER SUPPLY M616 AND M621 STATUS:

YELLOW FAULT BALL INDICATES POSSIBLE FAULTY M616(A) OR M621(B).
TO RESET FAULT BALL SWITCH A OR B POWER OFF MOMENTARILY
THEN REAPPLY POWER. MOMENTARILY PRESS RESET BUTTON.
NOTE: A FAULTY POWER SUPPLY WILL NOT RESET.

STALL WARNING M615 AND M938 STATUS:

ONLY 1 TWO DIGIT CODE WILL BE DISPLAYED FOR EACH STALL WARNING
COMPUTER (L:M615, R:M938) REGARDLESS OF THE NUMBER OF FAULTS/
ANOMALIES PRESENT. THE PRIORITY OF DISPLAY IS:

ASWC FAULTS	AO-C5
INTERFACE ANOMALIES	DO-D9
CONFIG ID	4/O-F

<p>CONFIG ID:</p> <p>4 X-NORMAL 757-200</p> <p>FX-INVALID CONFIGURATION (X=OPTION VALUES O THROUGH F)</p> <p>INTERFACE ANOMALIES</p> <p>DO STICK SHAKER INOP D1 ADC INPUT INVALI D2 FLAPS POSN INVALID D3 SPEED BREAKS INVALID D4 MULTIPLE LE SLATS D5 NO LEADING EDGE SLATS D6 IRS INPUT INVALID D7 FMAC INPUT INVALID D8 AIR/GND CONFLICT D9 OPPOSITE CHANNEL</p>	<p>ASWC FAULTS:</p> <table style="width: 100%; border: none;"> <tr> <td style="width: 50%;">AO MULTIPLE FAULTS</td> <td style="width: 50%;">B0 IN DISC # 10</td> </tr> <tr> <td>A1 IN DISC # 1</td> <td>B1 IN DISC # 11</td> </tr> <tr> <td>A2 IN DISC # 2</td> <td>B2 IN DISC # 12</td> </tr> <tr> <td>A3 IN DISC # 3</td> <td>B6 ARINC IN</td> </tr> <tr> <td>A4 IN DISC # 4</td> <td>CO A/D</td> </tr> <tr> <td>A5 IN DISC # 5</td> <td>C1 OUT DISC # 1</td> </tr> <tr> <td>A6 IN DISC # 6</td> <td>C2 OUT DISC # 2</td> </tr> <tr> <td>A7 IN DISC # 7</td> <td>C3 OUT DISC # 3</td> </tr> <tr> <td>A8 IN DISC # 8</td> <td>C4 OUT DISC # 4</td> </tr> <tr> <td>A9 IN DISC # 9</td> <td>C5 OUT DISC # 5</td> </tr> </table>	AO MULTIPLE FAULTS	B0 IN DISC # 10	A1 IN DISC # 1	B1 IN DISC # 11	A2 IN DISC # 2	B2 IN DISC # 12	A3 IN DISC # 3	B6 ARINC IN	A4 IN DISC # 4	CO A/D	A5 IN DISC # 5	C1 OUT DISC # 1	A6 IN DISC # 6	C2 OUT DISC # 2	A7 IN DISC # 7	C3 OUT DISC # 3	A8 IN DISC # 8	C4 OUT DISC # 4	A9 IN DISC # 9	C5 OUT DISC # 5
AO MULTIPLE FAULTS	B0 IN DISC # 10																				
A1 IN DISC # 1	B1 IN DISC # 11																				
A2 IN DISC # 2	B2 IN DISC # 12																				
A3 IN DISC # 3	B6 ARINC IN																				
A4 IN DISC # 4	CO A/D																				
A5 IN DISC # 5	C1 OUT DISC # 1																				
A6 IN DISC # 6	C2 OUT DISC # 2																				
A7 IN DISC # 7	C3 OUT DISC # 3																				
A8 IN DISC # 8	C4 OUT DISC # 4																				
A9 IN DISC # 9	C5 OUT DISC # 5																				

(H)

55



(J)

Y 11362603 SHT 5 REV 211

FILE INSTL-P51 WARNING SYSTEM (PLACARDS AND MARKINGS ONLY)
FIGURE 3 (SHEET 5)

11-36-26-03

BRI
MAY 28/07

11-36-26-03
PAGE 0D

 **BOEING**
757
PARTS CATALOG (MAINTENANCE)

60

WEU STATUS DISPLAY

POWER SUPPLY M616 AND M621 STATUS:

YELLOW FAULT BALL INDICATES POSSIBLE FAULTY M616(A) OR M621(B).
TO RESET FAULT BALL SWITCH A OR B POWER OFF MOMENTARILY
THEN REAPPLY POWER. MOMENTARILY PRESS RESET BUTTON.
NOTE: A FAULTY POWER SUPPLY WILL NOT RESET.

STALL WARNING M615 AND M938 STATUS:

ONLY 1 TWO-DIGIT CODE WILL BE DISPLAYED FOR EACH STALL WARNING
COMPUTER (L:M615, R:M938) REGARDLESS OF THE NUMBER OF FAULTS/
ANOMALIES PRESENT. THE PRIORITY OF DISPLAY IS:

ASWC FAULTS	AO-C5
INTERFACE ANOMALIES	DO-D9
CONFIG ID	4,5/0-F

CONFIG ID:

4 X-NORMAL 757-200
9 X-NORMAL 757-200
FX-INVALID CONFIGURATION
(X=OPTION VALUES O THROUGH F)

INTERFACE ANOMALIES

DO STICK SHAKER INOP
D1 ADC INPUT INVALID
D2 FLAPS POSN INVALID
D3 AIR/GND DECREST INVALID
D4 MULTIPLE LE SLATS
D5 NO LEADING EDGE SLATS
D6 IRS INPUT INVALID
D7 FMAC INPUT INVALID
D8 AIR/GND CONFLICT
D9 OPPOSITE CHANNEL

ASWC FAULTS:

AO MULTIPLE FAULTS	B0 IN DISC # 10
A1 IN DISC # 1	B1 IN DISC # 11
A2 IN DISC # 2	B2 IN DISC # 12
A3 IN DISC # 3	B6 ARINC IN
A4 IN DISC # 4	C0 A/D
A5 IN DISC # 5	C1 OUT DISC # 1
A6 IN DISC # 6	C2 OUT DISC # 2
A7 IN DISC # 7	C3 OUT DISC # 3
A8 IN DISC # 8	C4 OUT DISC # 4
A9 IN DISC # 9	C5 OUT DISC # 5

(K)

Y 11362603 SHT 6 REV 218

FILE INSTL-P51 WARNING SYSTEM (PLACARDS AND MARKINGS ONLY)
FIGURE 3 (SHEET 6)

11-36-26-03

BRI
MAY 28/07

11-36-26-03
PAGE 0E



757

PARTS CATALOG (MAINTENANCE)

FIG ITEM	PART NUMBER	1 2 3 4 5 6 7	NOMENCLATURE	EFFECT FROM TO	UNITS PER ASSY
3			FILE INSTL-P51 WARNING SYSTEM (PLACARDS AND MARKINGS ONLY)	102102 108120 504903	
- 1	285N0005-51		FILE INSTL-P51 WARNING SYSTEM (PLACARDS AND MARKINGS ONLY) SUPPLIER CODE: V89954 FOR NHA/OTHER SYS DET SEE: 24-00-58-05F	108120	RF
- 1	285N0005-55		FILE INSTL-P51 WARNING SYSTEM (PLACARDS AND MARKINGS ONLY) SUPPLIER CODE: V89954 FOR NHA/OTHER SYS DET SEE: 24-00-58-05F	102102 504903	RF
10	BAC27NEX1637		.DECAL- PLACARD CONTENT: ATTENTION-ELECTROSTATIC GROUND JACK	102102 108120 504903	1
15	BAC27NEX1638		.DECAL- PLACARD CONTENT: STATIC SENSITIVE WARNING	102102 108120 504903	1
25	BAC27NEX2281		.DECAL	102102 504903	1
40	BAC27NEX2413		.MARKER-ALUMINUM FOIL SUPPLIER CODE: V89954 PLACARD CONTENT: P51 WARNING ELECTRONICS UNIT CARD FILE	102102 108120 504903	1
45	BAC27NEX2791		.DECAL- SUPPLIER CODE: V89954	108120	1
50	BAC27NEX2807		.DECAL	102102 108120 504903	1
55	BAC27TEX1		.DECAL- PLACARD CONTENT: STATIC SENSITIVE	102102 108120 504903	1
65	BAC27NEX2282		.DECAL- POST SERVICE BULLETIN: 34-0227	108120	1

MISSING ITEM NUMBERS NOT APPLICABLE

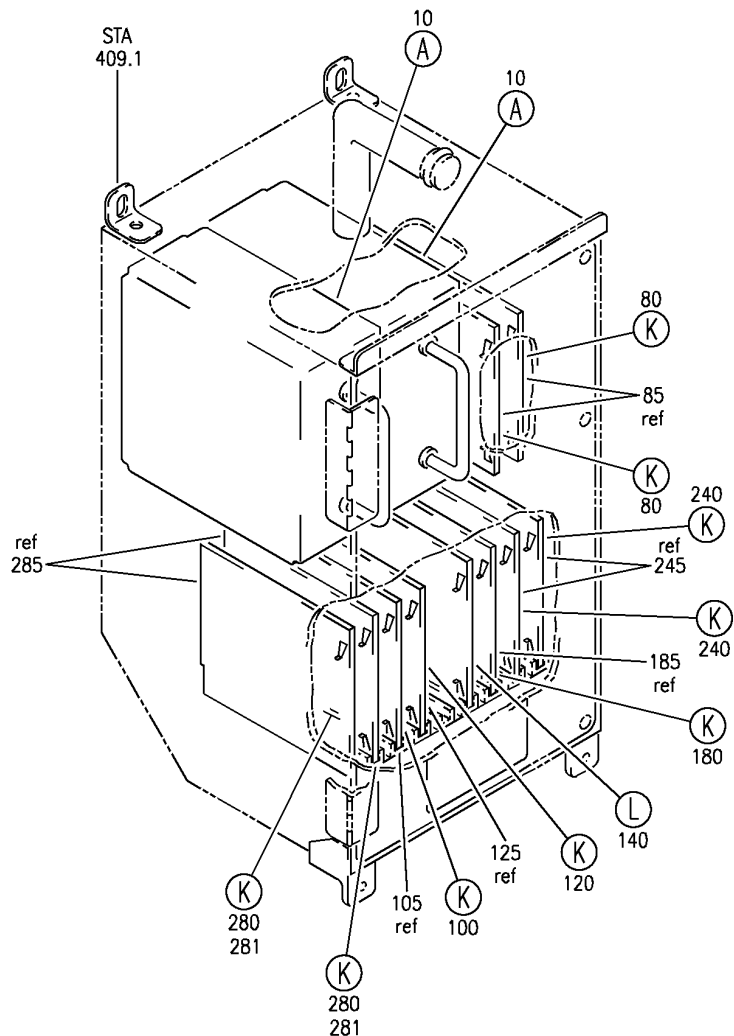
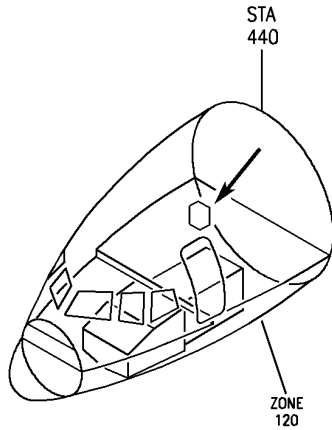
- ITEM NOT ILLUSTRATED

11-36-26-03

11-36-26
FIG. 03
PAGE 1
JAN 20/09

BRI

BOEING
757
PARTS CATALOG (MAINTENANCE)



Y 11362604 SHT 1 REV 270

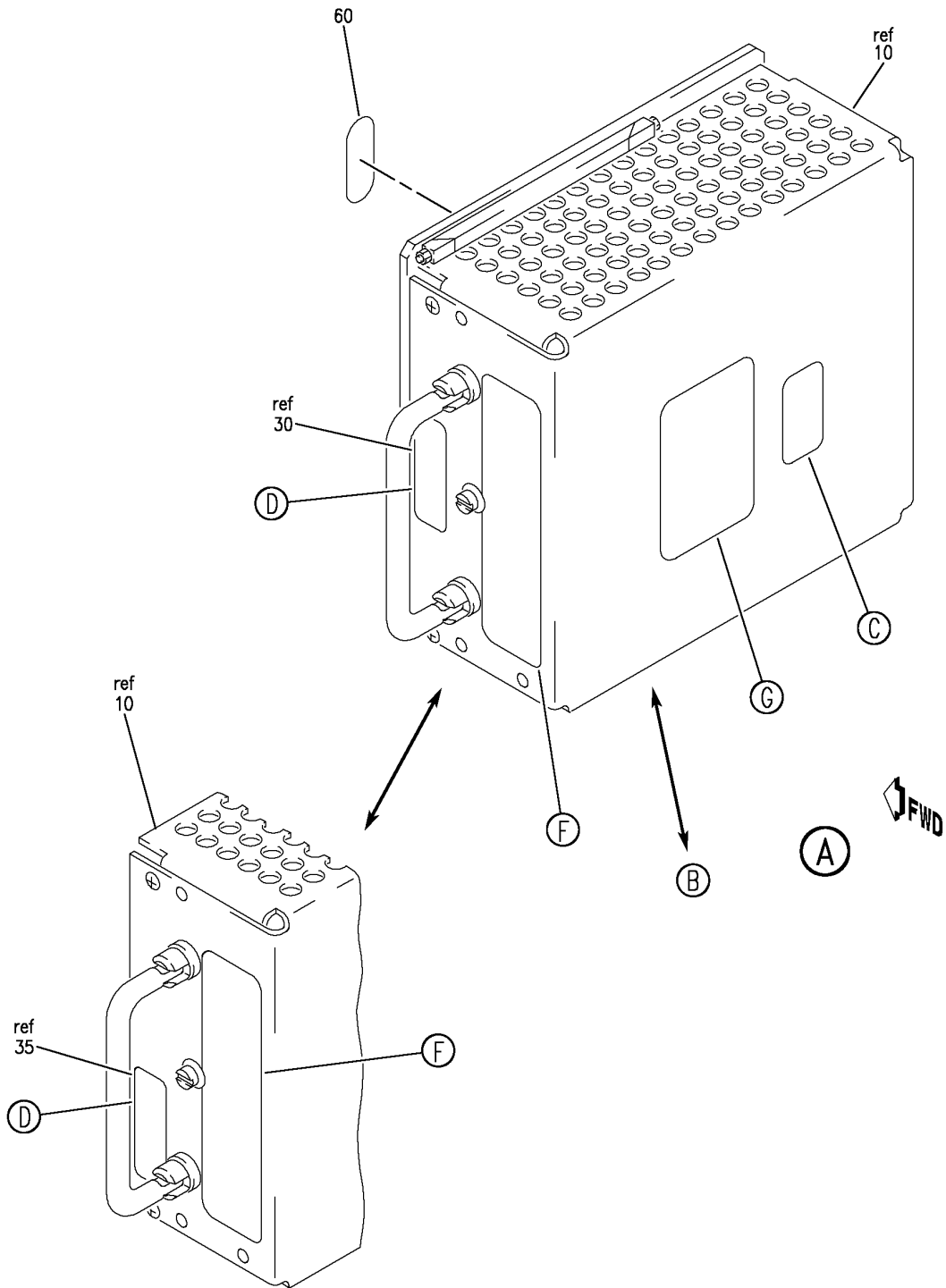
EQUIPMENT INSTL-MAIN ELECTRONIC EQPT CTR P51 (PLACARDS AND MARKINGS ONLY)
FIGURE 4 (SHEET 1)

BRI
MAY 28/07

11-36-26-04

11-36-26-04
PAGE 0

BOEING
757
PARTS CATALOG (MAINTENANCE)



Y 11362604 SHT 2 REV 250

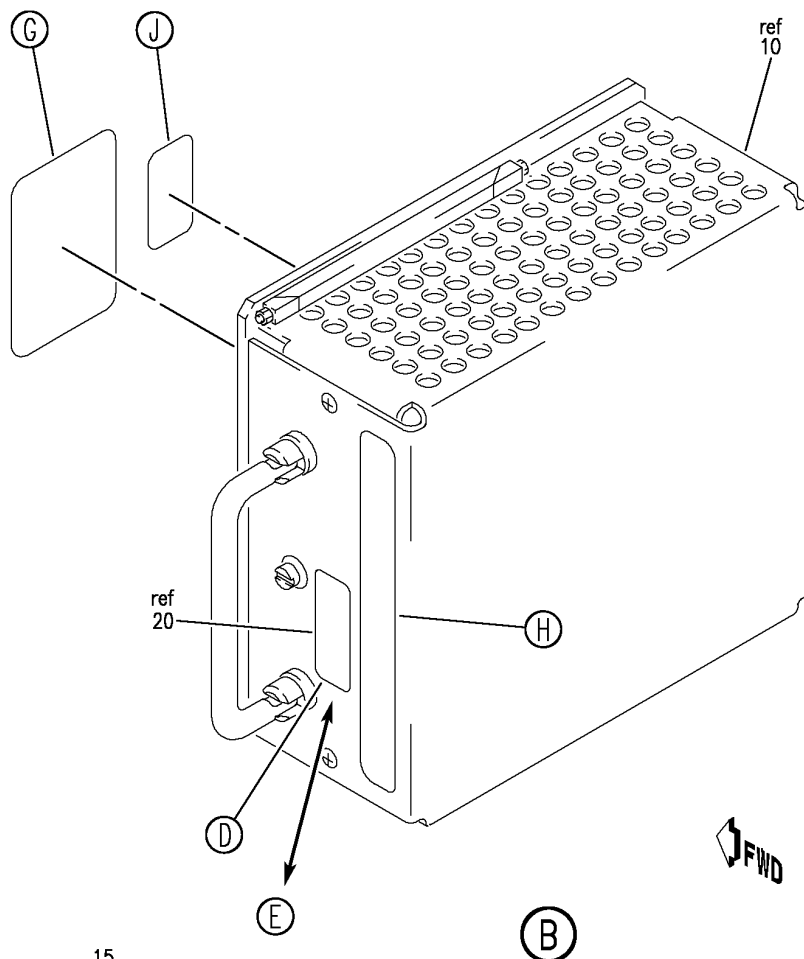
EQUIPMENT INSTL-MAIN ELECTRONIC EQPT CTR P51 (PLACARDS AND MARKINGS ONLY)
FIGURE 4 (SHEET 2)

BRI
MAY 28/07


11-36-26-04

11-36-26-04
PAGE 0A

BOEING
757
PARTS CATALOG (MAINTENANCE)



15



CAUTION

THIS UNIT IS NOT SUBJECT TO DAMAGE FROM ELECTROSTATIC DISCHARGE AS AN ASSEMBLY. HOWEVER, IT CONTAINS PARTS OR SUB-ASSEMBLIES THAT ARE SENSITIVE TO ELECTROSTATIC DISCHARGE. CONDUCTIVE CONNECTOR COVERS REQUIRED.

(C)

Y 11362604 SHT 3 REV 250

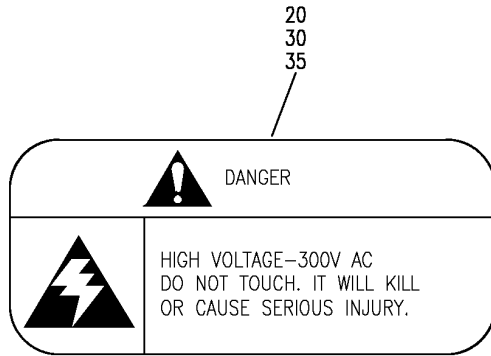
EQUIPMENT INSTL-MAIN ELECTRONIC EQPT CTR P51 (PLACARDS AND MARKINGS ONLY)
FIGURE 4 (SHEET 3)

11-36-26-04

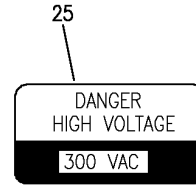
BRI
MAY 28/07

11-36-26-04
PAGE 0B

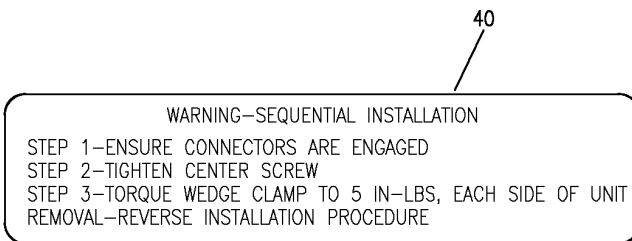

BOEING
 757
PARTS CATALOG (MAINTENANCE)



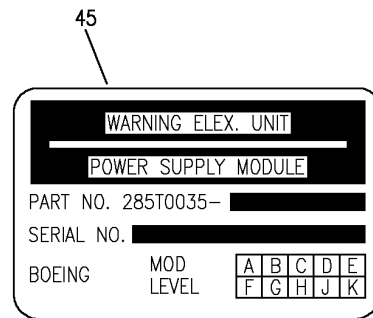
(D)



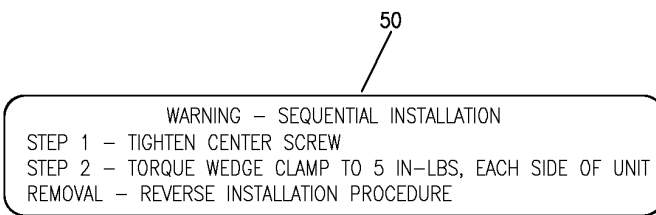
(E)



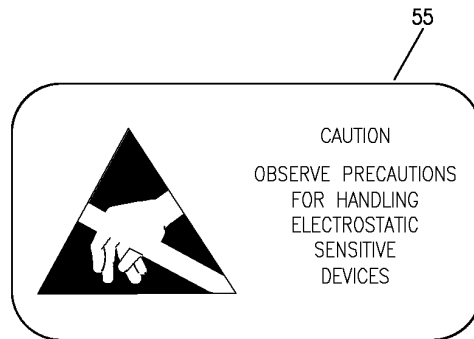
(F)



(G)



(H)



(J)

Y 11362604 SHT 4 REV 250

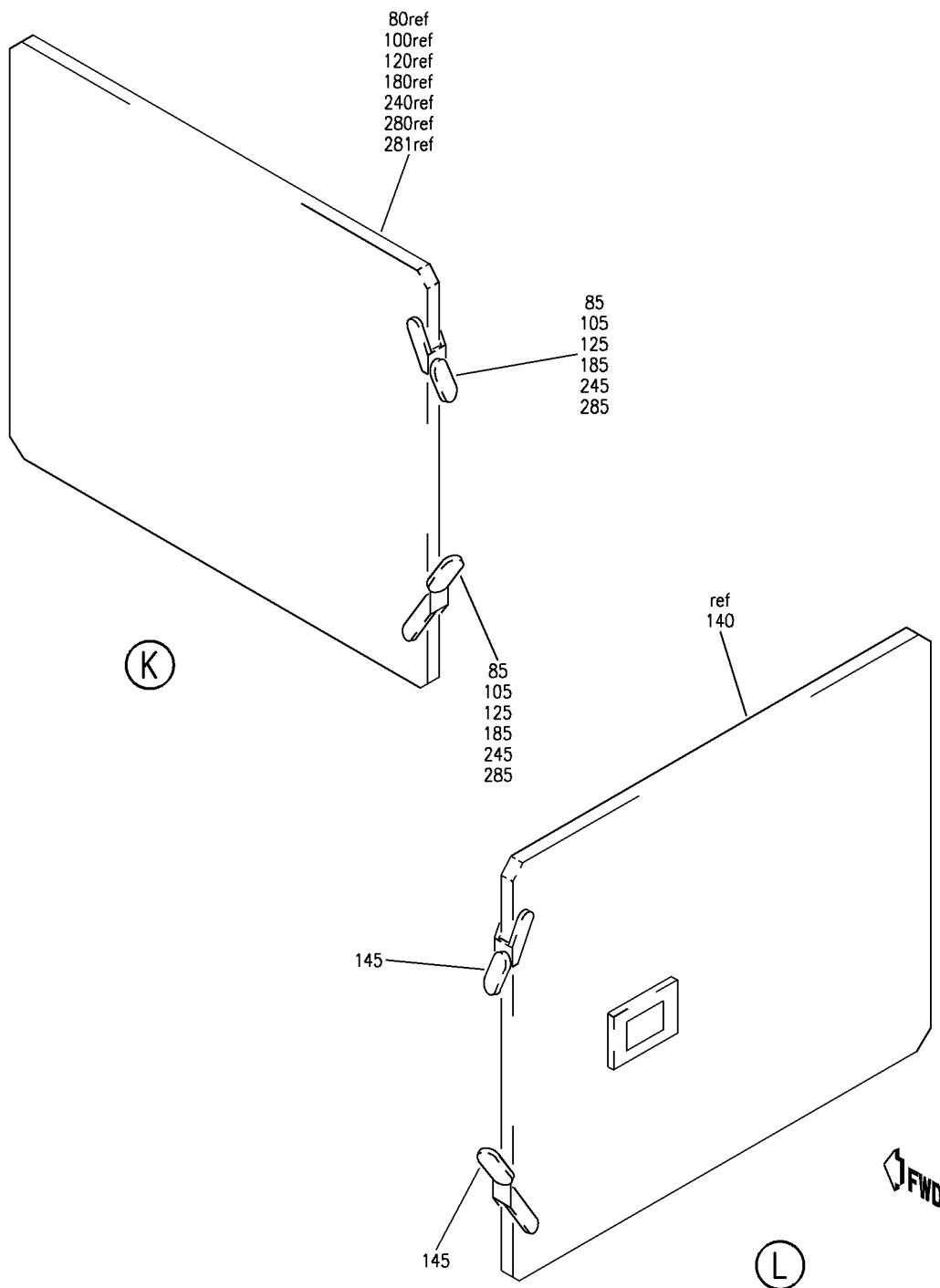
EQUIPMENT INSTL-MAIN ELECTRONIC EQPT CTR P51 (PLACARDS AND MARKINGS ONLY)
FIGURE 4 (SHEET 4)

11-36-26-04

BRI
MAY 28/07

11-36-26-04
PAGE 0C

BOEING
757
PARTS CATALOG (MAINTENANCE)



Y 11362604 SHT 5 REV 270

EQUIPMENT INSTL-MAIN ELECTRONIC EQPT CTR P51 (PLACARDS AND MARKINGS ONLY)
FIGURE 4 (SHEET 5)

BRI
MAY 28/07

11-36-26-04

11-36-26-04
PAGE 0D



757

PARTS CATALOG (MAINTENANCE)

FIG ITEM	PART NUMBER	1 2 3 4 5 6 7	NOMENCLATURE	EFFECT FROM TO	UNITS PER ASSY
4			EQUIPMENT INSTL-MAIN ELECTRONIC EQPT CTR P51 (PLACARDS AND MARKINGS ONLY)	002004 006100 107107 121503 904999	
- 2	284N1307-33		EQUIPMENT INSTL-MAIN ELECTRONIC EQPT CTR P51 (PLACARDS AND MARKINGS ONLY) FOR NHA/OTHER SYS DET SEE: 24-00-58-01	107107	RF
- 3	284N1800-16		EQUIPMENT INSTL-MAIN ELECTRONIC EQPT CTR P51 (PLACARDS AND MARKINGS ONLY) FOR NHA/OTHER SYS DET SEE: 24-00-58-01	121503 904949	RF
- 4	284N1800-32		EQUIPMENT INSTL-MAIN ELECTRONIC EQPT CTR P51 (PLACARDS AND MARKINGS ONLY) FOR NHA/OTHER SYS DET SEE: 24-00-58-01	952999	RF
- 4	284N1800-34		EQUIPMENT INSTL-MAIN ELECTRONIC EQPT CTR P51 (PLACARDS AND MARKINGS ONLY) FOR NHA/OTHER SYS DET SEE: 24-00-58-01	002004 006100	RF
- 5	284N1800-38		EQUIPMENT INSTL-MAIN ELECTRONIC EQPT CTR P51 (PLACARDS AND MARKINGS ONLY) MISCELLANEOUS DATA: 285T0032-15 -17 -19 ARE ALL I/W UNTIL ACTIVATION OF WINDSHEAR SYS AT WHICH TIME -19 MUST BE INSTALLED FOR NHA/OTHER SYS DET SEE: 24-00-58-01	950951	RF

MISSING ITEM NUMBERS NOT APPLICABLE

- ITEM NOT ILLUSTRATED

11-36-26-04

11-36-26
FIG. 04
PAGE 1
JAN 20/09

BRI



757

PARTS CATALOG (MAINTENANCE)

FIG ITEM	PART NUMBER	1 2 3 4 5 6 7	NOMENCLATURE	EFFECT FROM TO	UNITS PER ASSY
4 10	285T0035-9		.POWER SUPPLY- SUPPLIER CODE: V89954 MISCELLANEOUS DATA: 285T0035-5003 OPT TO 285T0035-5004 ELECTRICAL EQUIP NUMBER: M00616 M00621 COMPONENT MAINT MANUAL REF: 31-51-20 VARIABLE DRAWING REF: 285T0035-5003 285T0035-5004 OPTIONAL PART: 285T0035-10 V89954 285T0035-11 V89954	002004 006100 121503 904999	RF
10	285T0035-10		.POWER SUPPLY- SUPPLIER CODE: V89954 MISCELLANEOUS DATA: 285T0035-5005 OPT TO 285T0035-5006 ELECTRICAL EQUIP NUMBER: M00616 M00621 COMPONENT MAINT MANUAL REF: 31-51-20 VARIABLE DRAWING REF: 285T0035-5005 285T0035-5006 OPTIONAL PART: 285T0035-9 V89954 285T0035-11 V89954	002004 006100 121503 904999	RF

MISSING ITEM NUMBERS NOT APPLICABLE

- ITEM NOT ILLUSTRATED

11-36-26-04

11-36-26
FIG. 04
PAGE 2
JAN 20/09

BRI

BOEING
757
PARTS CATALOG (MAINTENANCE)

FIG ITEM	PART NUMBER	1 2 3 4 5 6 7	NOMENCLATURE	EFFECT FROM TO	UNITS PER ASSY
4 10	285T0035-11		.POWER SUPPLY- SUPPLIER CODE: V89954 MISCELLANEOUS DATA: 285T0035-5007 OPT TO 285T0035-5008 OPT TO 285T0035-5009 ELECTRICAL EQUIP NUMBER: M00616 M00621 COMPONENT MAINT MANUAL REF: 31-51-20 VARIABLE DRAWING REF: 285T0035-5007 285T0035-5008 285T0035-5009 OPTIONAL PART: 285T0035-9 V89954 285T0035-10 V89954	002004 006100 121503 904999	RF
R R	10		285T0035-202 .POWER SUPPLY- SUPPLIER CODE: V89954 FUNCTIONAL DESCRIPTION: THE WARNING ELECTRONICS UNIT POWER SUPPLY UNIT (WEUPSU) IS ONE OF TWO POWER SUPPLY UNITS SUPPLYING REGULATED DC POWER TO THE WEU. EACH IS POWERED FROM INDEPENDENT, SINGLE PHASE 115V AC BUS. MISCELLANEOUS DATA: 285T0035-5010 OPT TO 285T0035-5011 ELECTRICAL EQUIP NUMBER: M00616 M00621 COMPONENT MAINT MANUAL REF: 31-51-20 VARIABLE DRAWING REF: 285T0035-5010 285T0035-5011	002004 006100 121503 904999	RF

MISSING ITEM NUMBERS NOT APPLICABLE

— ITEM NOT ILLUSTRATED

BRI

11-36-26-04

11-36-26
FIG. 04
PAGE 3
MAY 20/09



757

PARTS CATALOG (MAINTENANCE)

FIG ITEM	PART NUMBER	1 2 3 4 5 6 7	NOMENCLATURE	EFFECT FROM TO	UNITS PER ASSY
4 13	285T0035-9		.POWER SUPPLY- SUPPLIER CODE: V89954 MISCELLANEOUS DATA: 285T0035-5003 OPT TO 285T0035-5004 ELECTRICAL EQUIP NUMBER: M00616 M00621 COMPONENT MAINT MANUAL REF: 31-51-20 VARIABLE DRAWING REF: 285T0035-5003 285T0035-5004	107107	RF
13	285T0035-10		.POWER SUPPLY- SUPPLIER CODE: V89954 MISCELLANEOUS DATA: 285T0035-5005 OPT TO 285T0035-5006 ELECTRICAL EQUIP NUMBER: M00616 M00621 COMPONENT MAINT MANUAL REF: 31-51-20 VARIABLE DRAWING REF: 285T0035-5005 285T0035-5006	107107	RF
13	285T0035-11		.POWER SUPPLY- SUPPLIER CODE: V89954 MISCELLANEOUS DATA: 285T0035-5007 OPT TO 285T0035-5008 OPT TO 285T0035-5009 ELECTRICAL EQUIP NUMBER: M00616 M00621 COMPONENT MAINT MANUAL REF: 31-51-20 VARIABLE DRAWING REF: 285T0035-5007 285T0035-5008 285T0035-5009	107107	RF

MISSING ITEM NUMBERS NOT APPLICABLE

- ITEM NOT ILLUSTRATED

11-36-26-04

11-36-26
FIG. 04
PAGE 4
MAY 20/09

BRI



757

PARTS CATALOG (MAINTENANCE)

FIG ITEM	PART NUMBER	1 2 3 4 5 6 7	NOMENCLATURE	EFFECT FROM TO	UNITS PER ASSY
R R	4 13	285T0035-202	.POWER SUPPLY- SUPPLIER CODE: V89954 FUNCTIONAL DESCRIPTION: THE WARNING ELECTRONICS UNIT POWER SUPPLY UNIT (WEPSU) IS ONE OF TWO POWER SUPPLY UNITS SUPPLYING REGULATED DC POWER TO THE WEU. EACH IS POWERED FROM INDEPENDENT, SINGLE PHASE 115V AC BUS. MISCELLANEOUS DATA: 285T0035-5010 OPT TO 285T0035-5011 ELECTRICAL EQUIP NUMBER: M00616 M00621 COMPONENT MAINT MANUAL REF: 31-51-20 VARIABLE DRAWING REF: 285T0035-5010 285T0035-5011	107107	RF
	15	BAC27DEX6075	..DECAL-CAUTION USED ON: 285T0035-201 285T0035-202	002004 006100 107107 121503 904999	1
	20	BAC27TEX3199	..DECAL- SUPPLIER CODE: V89954 OPTIONAL PART: BAC27TEX1586 USED ON: 285T0035-9 285T0035-10 285T0035-11	002004 006100 107107 121503 904999	1
	25	BAC27TEX1586	..DECAL- OPTIONAL PART: BAC27TEX3199 V89954 USED ON: 285T0035-9 285T0035-10 285T0035-11	002004 006100 107107 121503 904999	1

MISSING ITEM NUMBERS NOT APPLICABLE

- ITEM NOT ILLUSTRATED

11-36-26-04

11-36-26
FIG. 04
PAGE 5
MAY 20/09

BRI



757

PARTS CATALOG (MAINTENANCE)

FIG ITEM	PART NUMBER	1 2 3 4 5 6 7	NOMENCLATURE	EFFECT FROM TO	UNITS PER ASSY
4	35 BAC27TEX3199	..	DECAL- SUPPLIER CODE: V89954 USED ON: 285T0035-202 POST COMPONENT SB: 285T0035-31-07	002004 006100 107107 121503 904999	1
	40 BAC27TEX4492	..	MARKER- SUPPLIER CODE: V89954 MISCELLANEOUS DATA: USED ON OPT NHA 285T0035-5009 AND 285T0035-201, -202	002004 006100 107107 121503 904999	1
	45 BAC27TEX4627	..	MARKER-ALUMINUM FOIL SUPPLIER CODE: V89954 MISCELLANEOUS DATA: USED ON OPT NHA 285T0035-5004, -5006 AND 285T0035-201, -202	002004 006100 107107 121503 904999	1
	50 BAC27TEX1908	..	DECAL- USED ON: 285T0035-9 285T0035-10 285T0035-11	002004 006100 107107 121503 904999	1
	55 BAC27TEX1	..	DECAL-ALUMINUM FOIL USED ON: 285T0035-9 285T0035-10 285T0035-11	002004 006100 107107 121503 904999	1
	80 285N0041-6	.	PRINTED CIRCUIT ASSY- CLACKER WAILER SUPPLIER CODE: V89954 ELECTRICAL EQUIP NUMBER: M10421 M10422 COMPONENT MAINT MANUAL REF: 31-51-71 OPTIONAL PART: 285N0041-10 V89954	107107 121503 904949 953999	RF

MISSING ITEM NUMBERS NOT APPLICABLE

- ITEM NOT ILLUSTRATED

11-36-26-04

11-36-26
FIG. 04
PAGE 6
MAY 20/09

BRI



757

PARTS CATALOG (MAINTENANCE)

FIG ITEM	PART NUMBER	1 2 3 4 5 6 7	NOMENCLATURE	EFFECT FROM TO	UNITS PER ASSY
4 80	285N0041-10		.PRINTED CIRCUIT ASSY- CLACKER WAILER SUPPLIER CODE: V89954 ELECTRICAL EQUIP NUMBER: M10421 M10422 COMPONENT MAINT MANUAL REF: 31-51-71 OPTIONAL PART: 285N0041-6 V89954 POST SERVICE BULLETIN: 31-0127R1 31-0164R2	009009 107107 121503 904951 953999	RF
80	285N0041-8		.PRINTED CIRCUIT ASSY- CLACKER WAILER SUPPLIER CODE: V89954 ELECTRICAL EQUIP NUMBER: M10421 M10422 COMPONENT MAINT MANUAL REF: 31-51-71 PRE SERVICE BULLETIN: 31-0164R2	002004 006100	RF
85	BAC27TEX1486		..DECAL- PLACARD CONTENT: STATIC SENSITIVE	002004 006100 107107 121503 904951 953999	2
100	285T0259-9		.PRINTED CIRCUIT ASSY- TAKEOFF CONFIGURATION SUPPLIER CODE: V89954 ELECTRICAL EQUIP NUMBER: M00620 COMPONENT MAINT MANUAL REF: 31-51-11	002004 006100 107107 121503 904999	RF
100	285T0259-7		.PRINTED CIRCUIT ASSY- TAKEOFF CONFIGURATION SUPPLIER CODE: V89954 ELECTRICAL EQUIP NUMBER: M00620 COMPONENT MAINT MANUAL REF: 31-51-11	002004 006100 107107 121503 904999	RF

MISSING ITEM NUMBERS NOT APPLICABLE

- ITEM NOT ILLUSTRATED

11-36-26-04

11-36-26
FIG. 04
PAGE 7
MAY 20/09

BRI



757

PARTS CATALOG (MAINTENANCE)

FIG ITEM	PART NUMBER	1 2 3 4 5 6 7	NOMENCLATURE	EFFECT FROM TO	UNITS PER ASSY
4 100	285T0259-12		.PRINTED CIRCUIT ASSY- TAKEOFF CONFIGURATION SUPPLIER CODE: V89954 ELECTRICAL EQUIP NUMBER: M00620 COMPONENT MAINT MANUAL REF: 31-51-11	002004 006100 107107 121503 904999	RF
100	285T0259-13		.PRINTED CIRCUIT ASSY- TAKEOFF CONFIGURATION SUPPLIER CODE: V89954 ELECTRICAL EQUIP NUMBER: M00620 COMPONENT MAINT MANUAL REF: 31-51-11	002004 006100 107107 121503 904999	RF
100	285T0259-16		.PRINTED CIRCUIT ASSY- TAKEOFF CONFIGURATION SUPPLIER CODE: V89954 ELECTRICAL EQUIP NUMBER: M00620 COMPONENT MAINT MANUAL REF: 31-51-11 OPTIONAL PART: 285T0259-17 V89954	002004 006100 107107 121503 904999	RF
100	285T0259-17		.PRINTED CIRCUIT ASSY- TAKEOFF CONFIGURATION SUPPLIER CODE: V89954 ELECTRICAL EQUIP NUMBER: M00620 COMPONENT MAINT MANUAL REF: 31-51-11	002004 006100 107107 121503 904999	RF
100	285T0259-18		.PRINTED CIRCUIT ASSY- TAKEOFF CONFIGURATION SUPPLIER CODE: V89954 ELECTRICAL EQUIP NUMBER: M00620	002004 006100 107107 121503 904999	RF

MISSING ITEM NUMBERS NOT APPLICABLE

- ITEM NOT ILLUSTRATED

11-36-26-04

11-36-26
FIG. 04
PAGE 8
MAY 20/09

BRI

BOEING
757
PARTS CATALOG (MAINTENANCE)

FIG ITEM	PART NUMBER	1 2 3 4 5 6 7	NOMENCLATURE	EFFECT FROM TO	UNITS PER ASSY
4 100 100 100 100 105	285T0259-19		.PRINTED CIRCUIT ASSY- TAKEOFF CONFIGURATION SUPPLIER CODE: V89954 MISCELLANEOUS DATA: 285T0259-19, -20 AND -21 ARE ALL INTERCHANGEABLE ELECTRICAL EQUIP NUMBER: M00620 COMPONENT MAINT MANUAL REF: 31-51-11	002004 006100 107107 121503 904999	RF
	285T0259-20		.PRINTED CIRCUIT ASSY- TAKEOFF CONFIGURATION SUPPLIER CODE: V89954 MISCELLANEOUS DATA: 285T0259-19, -20 AND -21 ARE ALL INTERCHANGEABLE ELECTRICAL EQUIP NUMBER: M00620	002004 006100 107107 121503 904999	RF
	285T0259-21		.PRINTED CIRCUIT ASSY- TAKEOFF CONFIGURATION SUPPLIER CODE: V89954 MISCELLANEOUS DATA: 285T0259-19, -20 AND -21 ARE ALL INTERCHANGEABLE ELECTRICAL EQUIP NUMBER: M00620	002004 006100 107107 121503 904999	RF
	285T0259-14		.PRINTED CIRCUIT ASSY- TAKEOFF CONFIGURATION SUPPLIER CODE: V89954 ELECTRICAL EQUIP NUMBER: M00620 COMPONENT MAINT MANUAL REF: 31-51-11	002004 006100 107107 121503 904999	RF
	BAC27TEX1486		..DECAL- PLACARD CONTENT: STATIC SENSITIVE	002004 006100 107107 121503 904999	2

R
R
R
R
R
R
R
R
R

MISSING ITEM NUMBERS NOT APPLICABLE

- ITEM NOT ILLUSTRATED

11-36-26-04

11-36-26
FIG. 04
PAGE 9
MAY 20/09

BRI



757

PARTS CATALOG (MAINTENANCE)

FIG ITEM	PART NUMBER	1 2 3 4 5 6 7	NOMENCLATURE	EFFECT FROM TO	UNITS PER ASSY
4 120	285T0031-16		.PRINTED CIRCUIT ASSY- LDG CONFIGURATION WARNING ELECTRONICS UNIT SUPPLIER CODE: V89954 ELECTRICAL EQUIP NUMBER: M00983 COMPONENT MAINT MANUAL REF: 31-51-12 OPTIONAL PART: 285T0031-17 V89954	002004 006100 107107 121503 904999	RF
120	285T0031-17		.PRINTED CIRCUIT ASSY- LDG CONFIGURATION WARNING ELECTRONICS UNIT SUPPLIER CODE: V89954 ELECTRICAL EQUIP NUMBER: M00983 COMPONENT MAINT MANUAL REF: 31-51-12 OPTIONAL PART: 285T0031-16 V89954	002004 006100 107107 121503 904999	RF
125	BAC27TEX1486		..DECAL- PLACARD CONTENT: STATIC SENSITIVE	002004 006100 107107 121503 904999	2
140	285T0030-14		.PRINTED CIRCUIT ASSY- ALTITUDE ALERT SUPPLIER CODE: V89954 ELECTRICAL EQUIP NUMBER: M00617 COMPONENT MAINT MANUAL REF: 34-16-51 PRE SERVICE BULLETIN: 22-0074R1 FOR NHA/OTHER SYS DET SEE: 34-16-01-01	002004 006100 107107 950999	RF

MISSING ITEM NUMBERS NOT APPLICABLE

- ITEM NOT ILLUSTRATED

11-36-26-04

11-36-26
FIG. 04
PAGE 10
MAY 20/09

BRI



757

PARTS CATALOG (MAINTENANCE)

FIG ITEM	PART NUMBER	1 2 3 4 5 6 7	NOMENCLATURE	EFFECT FROM TO	UNITS PER ASSY
4 140	285T0030-15		.PRINTED CIRCUIT ASSY- ALTITUDE ALERT SUPPLIER CODE: V89954 ELECTRICAL EQUIP NUMBER: M00617 COMPONENT MAINT MANUAL REF: 34-16-51 POST SERVICE BULLETIN: 22-0074R1	107107	RF
140	285T0030-17		.PRINTED CIRCUIT ASSY- ALTITUDE ALERT SUPPLIER CODE: V89954 ELECTRICAL EQUIP NUMBER: M00617 COMPONENT MAINT MANUAL REF: 34-16-51	121503 904949	RF
140	285T0030-24		.PRINTED CIRCUIT ASSY- ALTITUDE ALERT SUPPLIER CODE: V89954 ELECTRICAL EQUIP NUMBER: M00617 COMPONENT MAINT MANUAL REF: 34-16-51 PRE SERVICE BULLETIN: 22-0074R1	002004 006100 107107 950999	RF
145	BAC27TEX1486		..DECAL- PLACARD CONTENT: STATIC SENSITIVE	002004 006100 107107 121503 904999	2
180	285T0032-19		.PRINTED CIRCUIT ASSY- MASTER WARNING SUPPLIER CODE: V89954 MISCELLANEOUS DATA: 285T0032-15 -17 -19 ARE ALL I/W UNTIL ACTIVATION OF WINDSHEAR SYS AT WHICH TIME -19 MUST BE INSTALLED ELECTRICAL EQUIP NUMBER: M00618 COMPONENT MAINT MANUAL REF: 31-51-13	002004 006100 107107 121503 904999	RF

MISSING ITEM NUMBERS NOT APPLICABLE

- ITEM NOT ILLUSTRATED

11-36-26-04

11-36-26
FIG. 04
PAGE 11
MAY 20/09

BRI



757

PARTS CATALOG (MAINTENANCE)

FIG ITEM	PART NUMBER	1 2 3 4 5 6 7	NOMENCLATURE	EFFECT FROM TO	UNITS PER ASSY
4 185	BAC27TEX1486	..	DECAL- PLACARD CONTENT: STATIC SENSITIVE	002004 006100 107107 121503 904999	2
240	285T0034-15	.	PRINTED CIRCUIT ASSY-SIREN OWL, AURAL WARNING SUPPLIER CODE: V89954 ELECTRICAL EQUIP NUMBER: M00619 M00999 COMPONENT MAINT MANUAL REF: 31-51-15 OPTIONAL PART: 285T0034-14 V89954	107107 904949	RF
240	285T0034-14	.	PRINTED CIRCUIT ASSY-SIREN OWL, AURAL WARNING SUPPLIER CODE: V89954 ELECTRICAL EQUIP NUMBER: M00619 M00999 COMPONENT MAINT MANUAL REF: 31-51-15 OPTIONAL PART: 285T0034-15 V89954	107107 904949	RF
240	285T0034-17	.	PRINTED CIRCUIT ASSY-SIREN OWL, AURAL WARNING SUPPLIER CODE: V89954 ELECTRICAL EQUIP NUMBER: M00619 M00999 COMPONENT MAINT MANUAL REF: 31-51-15 OPTIONAL PART: 285T0034-16 V89954 285T0034-23 V89954	107107 904949	RF

MISSING ITEM NUMBERS NOT APPLICABLE

- ITEM NOT ILLUSTRATED

11-36-26-04

11-36-26
FIG. 04
PAGE 12
MAY 20/09

BRI



757

PARTS CATALOG (MAINTENANCE)

FIG ITEM	PART NUMBER	1 2 3 4 5 6 7	NOMENCLATURE	EFFECT FROM TO	UNITS PER ASSY
4 240	285T0034-16		.PRINTED CIRCUIT ASSY-SIREN OWL, AURAL WARNING SUPPLIER CODE: V89954 ELECTRICAL EQUIP NUMBER: M00619 M00999 COMPONENT MAINT MANUAL REF: 31-51-15 OPTIONAL PART: 285T0034-17 V89954 285T0034-23 V89954	107107 904949	RF
240	285T0034-23		.PRINTED CIRCUIT ASSY-SIREN OWL, AURAL WARNING SUPPLIER CODE: V89954 ELECTRICAL EQUIP NUMBER: M00619 M00999 COMPONENT MAINT MANUAL REF: 31-51-15 QUALIFIED I/W DATA: 285T0034-23 INTERCHANGEABLE WITH 285T0034-26, 285T0034-30 OR 285T0034-31 EXCEPT TCAS SYSTEM OPERATION REQUIRES INSTALLATION OF 285T0034-26 OR 285T0034-30. OPTIONAL PART: 285T0034-17 V89954 285T0034-16 V89954	107107 904949	RF

MISSING ITEM NUMBERS NOT APPLICABLE

- ITEM NOT ILLUSTRATED

BRI

11-36-26-04

BOEING PROPRIETARY - Copyright © - Unpublished Work - See title page for details.

11-36-26
FIG. 04
PAGE 13
MAY 20/09



757

PARTS CATALOG (MAINTENANCE)

FIG ITEM	PART NUMBER	1 2 3 4 5 6 7	NOMENCLATURE	EFFECT FROM TO	UNITS PER ASSY
4 240	285T0034-26		.PRINTED CIRCUIT ASSY-SIREN OWL, AURAL WARNING SUPPLIER CODE: V89954 ELECTRICAL EQUIP NUMBER: M00619 M00999 COMPONENT MAINT MANUAL REF: 31-51-15 QUALIFIED I/W DATA: 285T0034-23 INTERCHANGEABLE WITH 285T0034-26, 285T0034-30 OR 285T0034-31 EXCEPT TCAS SYSTEM OPERATION REQUIRES INSTALLATION OF 285T0034-26 OR 285T0034-30.	002004 006100 121503 950999	RF
240	285T0034-30		.PRINTED CIRCUIT ASSY- SIREN, OWL, AURAL, WARNING SUPPLIER CODE: V89954 ELECTRICAL EQUIP NUMBER: M00619 M00999 COMPONENT MAINT MANUAL REF: 31-51-15 QUALIFIED I/W DATA: 285T0034-23 INTERCHANGEABLE WITH 285T0034-26, 285T0034-30 OR 285T0034-31 EXCEPT TCAS SYSTEM OPERATION REQUIRES INSTALLATION OF 285T0034-26 OR 285T0034-30.	002004 006100 121503 950999	RF

MISSING ITEM NUMBERS NOT APPLICABLE

- ITEM NOT ILLUSTRATED

11-36-26-04

11-36-26
FIG. 04
PAGE 14
MAY 20/09

BRI



757

PARTS CATALOG (MAINTENANCE)

FIG ITEM	PART NUMBER	1 2 3 4 5 6 7	NOMENCLATURE	EFFECT FROM TO	UNITS PER ASSY
4 240	285T0034-31	.	PRINTED CIRCUIT ASSY-SIREN OWL, AURAL WARNING SUPPLIER CODE: V89954 ELECTRICAL EQUIP NUMBER: M00619 M00999 COMPONENT MAINT MANUAL REF: 31-51-15 QUALIFIED I/W DATA: 285T0034-23 INTERCHANGEABLE WITH 285T0034-26, 285T0034-30 OR 285T0034-31 EXCEPT TCAS SYSTEM OPERATION REQUIRES INSTALLATION OF 285T0034-26 OR 285T0034-30.	002004 006100 121503 950999	RF
245	BAC27TEX1486	..	DECAL- PLACARD CONTENT: STATIC SENSITIVE	002004 006100 107107 121503 904999	2

MISSING ITEM NUMBERS NOT APPLICABLE

- ITEM NOT ILLUSTRATED

BRI

11-36-26-04

BOEING PROPRIETARY - Copyright © - Unpublished Work - See title page for details.

11-36-26
FIG. 04
PAGE 15
MAY 20/09



757

PARTS CATALOG (MAINTENANCE)

FIG ITEM	PART NUMBER	1 2 3 4 5 6 7 NOMENCLATURE	EFFECT FROM TO	UNITS PER ASSY
4 280	285T1104-11	.PRINTED CIRCUIT ASSY-STALL WARNING SUPPLIER CODE: V89954 ELECTRICAL EQUIP NUMBER: M00615 M00938 COMPONENT MAINT MANUAL REF: 27-32-52 QUALIFIED I/W DATA: FOR FAA: WITH SPEED TAPE OPTION IS NOT ENABLED, THE 285T1104-11, 285T1104-13, 285T1104-17, 285T1104-19, 285T1104-21 AND 285T1104-22 ARE INTERCHANGEABLE ON 757-200. WITH SPEED TAPE OPTION IS ENABLED, ONLY 285T1104-13, 285T1104-17, 285T1104-19, 285T1104-21 AND 285T1104-22 ARE INTERCHANGEABLE ON 757-200. FOR CAA: ONLY 285T1104-19, 285T1104-21 AND 285T1104-22 ARE INTERCHANGEABLE ON 757-200	002004 107107 121503 904949 952952	RF

MISSING ITEM NUMBERS NOT APPLICABLE

- ITEM NOT ILLUSTRATED

11-36-26-04

11-36-26
FIG. 04
PAGE 16
MAY 20/09

BRI



757

PARTS CATALOG (MAINTENANCE)

FIG ITEM	PART NUMBER	1 2 3 4 5 6 7	NOMENCLATURE	EFFECT FROM TO	UNITS PER ASSY
4 280	285T1104-17		.PRINTED CIRCUIT ASSY-STALL WARNING SUPPLIER CODE: V89954 ELECTRICAL EQUIP NUMBER: M00615 M00938 COMPONENT MAINT MANUAL REF: 27-32-52 QUALIFIED I/W DATA: FOR FAA: WITH SPEED TAPE OPTION IS NOT ENABLED, THE 285T1104-11, 285T1104-13, 285T1104-17, 285T1104-19, 285T1104-21 AND 285T1104-22 ARE INTERCHANGEABLE ON 757-200. WITH SPEED TAPE OPTION IS ENABLED, ONLY 285T1104-13, 285T1104-17, 285T1104-19, 285T1104-21 AND 285T1104-22 ARE INTERCHANGEABLE ON 757-200. FOR CAA: ONLY 285T1104-19, 285T1104-21 AND 285T1104-22 ARE INTERCHANGEABLE ON 757-200.	002004 107107 121503 904949 952952	RF
280	285T1104-19		.PRINTED CIRCUIT ASSY-STALL WARNING SUPPLIER CODE: V89954 ELECTRICAL EQUIP NUMBER: M00615 M00938 COMPONENT MAINT MANUAL REF: 27-32-52 QUALIFIED I/W DATA: FOR FAA: WITH SPEED TAPE OPTION IS NOT ENABLED, THE 285T1104-11, 285T1104-13, 285T1104-17, 285T1104-19, 285T1104-21 AND 285T1104-22 ARE INTERCHANGEABLE ON 757-200. WITH SPEED TAPE OPTION IS NOT ENABLED, THE 285T1104-11, 285T1104-13, 285T1104-17, 285T1104-19, 285T1104-21 AND 285T1104-22 ARE INTERCHANGEABLE ON 757-200.	006100 950951 953999	RF

MISSING ITEM NUMBERS NOT APPLICABLE

- ITEM NOT ILLUSTRATED

BRI

11-36-26-04

11-36-26
FIG. 04
PAGE 17
MAY 20/09



757

PARTS CATALOG (MAINTENANCE)

FIG ITEM	PART NUMBER	1 2 3 4 5 6 7 NOMENCLATURE	EFFECT FROM TO	UNITS PER ASSY
4		<p>OPTION ENABLED ONLY 285T1104-13, 285T1104-17, 285T1104-19, 285T1104-21 AND 285T1104-22 ARE INTERCHANGEABLE ON 757-200. WITH SPEED TAPE OPTION ENABLED ONLY 285T1104-13, 285T1104-17, 285T1104-19, 285T1104-21 AND 285T1104-22 ARE INTERCHANGEABLE ON 757-200. FOR CAA: ONLY 285T1104-19, 285T1104-21 AND 285T1104-22 ARE INTERCHANGEABLE ON 757-200 FOR FAA: WITH SPEED TAPE OPTION IS NOT ENABLED, THE 285T1104-11, 285T1104-13, 285T1104-17, 285T1104-19, 285T1104-21 AND 285T1104-22 ARE INTERCHANGEABLE ON 757-200. WITH SPEED TAPE OPTION ENABLED, ONLY 285T1104-13, 285T1104-17, 285T1104-19, 285T1104-21 AND 285T1104-22 ARE INTERCHANGEABLE ON 757-200. FOR CAA: ONLY 285T1104-19, 285T1104-21 AND 285T1104-22 ARE INTERCHANGEABLE ON 757-200. FOR 757-300 285T1104-21 MUST BE USED.</p>		
280	285T1104-18	<p>.PRINTED CIRCUIT ASSY-STALL WARNING SUPPLIER CODE: V89954 ELECTRICAL EQUIP NUMBER: M00615 M00938 COMPONENT MAINT MANUAL REF: 27-32-52</p>	006100 950951 953999	RF

MISSING ITEM NUMBERS NOT APPLICABLE

- ITEM NOT ILLUSTRATED

11-36-26-04

11-36-26
 FIG. 04
 PAGE 18
 MAY 20/09

BRI



757

PARTS CATALOG (MAINTENANCE)

FIG ITEM	PART NUMBER	1 2 3 4 5 6 7	NOMENCLATURE	EFFECT FROM TO	UNITS PER ASSY
4 285	BAC27TEX1486	. .	DECAL- PLACARD CONTENT: STATIC SENSITIVE	002004 006100 107107 121503 904999	2

MISSING ITEM NUMBERS NOT APPLICABLE

- ITEM NOT ILLUSTRATED

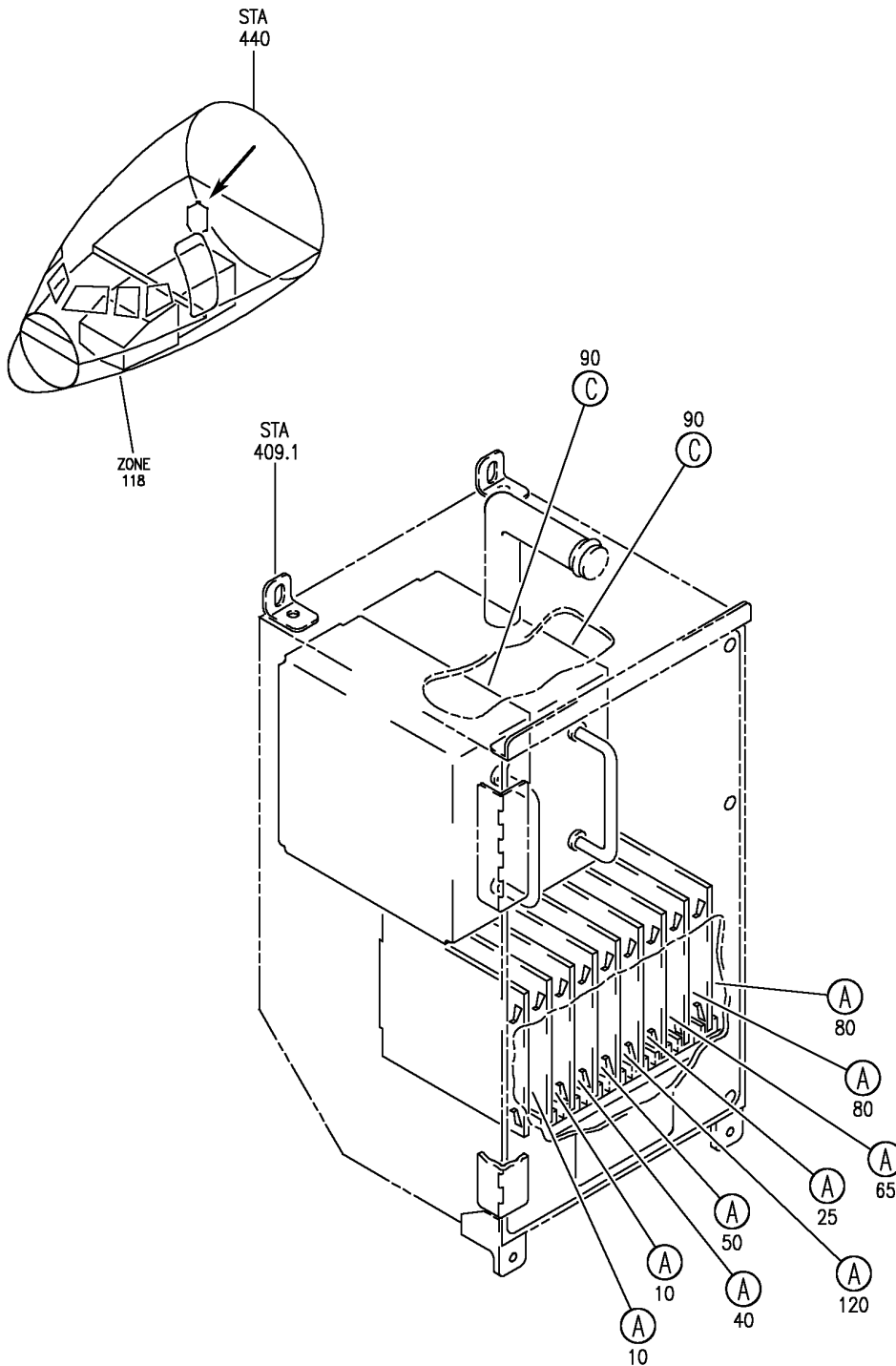
BRI

11-36-26-04

BOEING PROPRIETARY - Copyright © - Unpublished Work - See title page for details.

11-36-26
FIG. 04
PAGE 19
MAY 20/09

BOEING
757
PARTS CATALOG (MAINTENANCE)



Y 11362607 SH1 1 REV 269

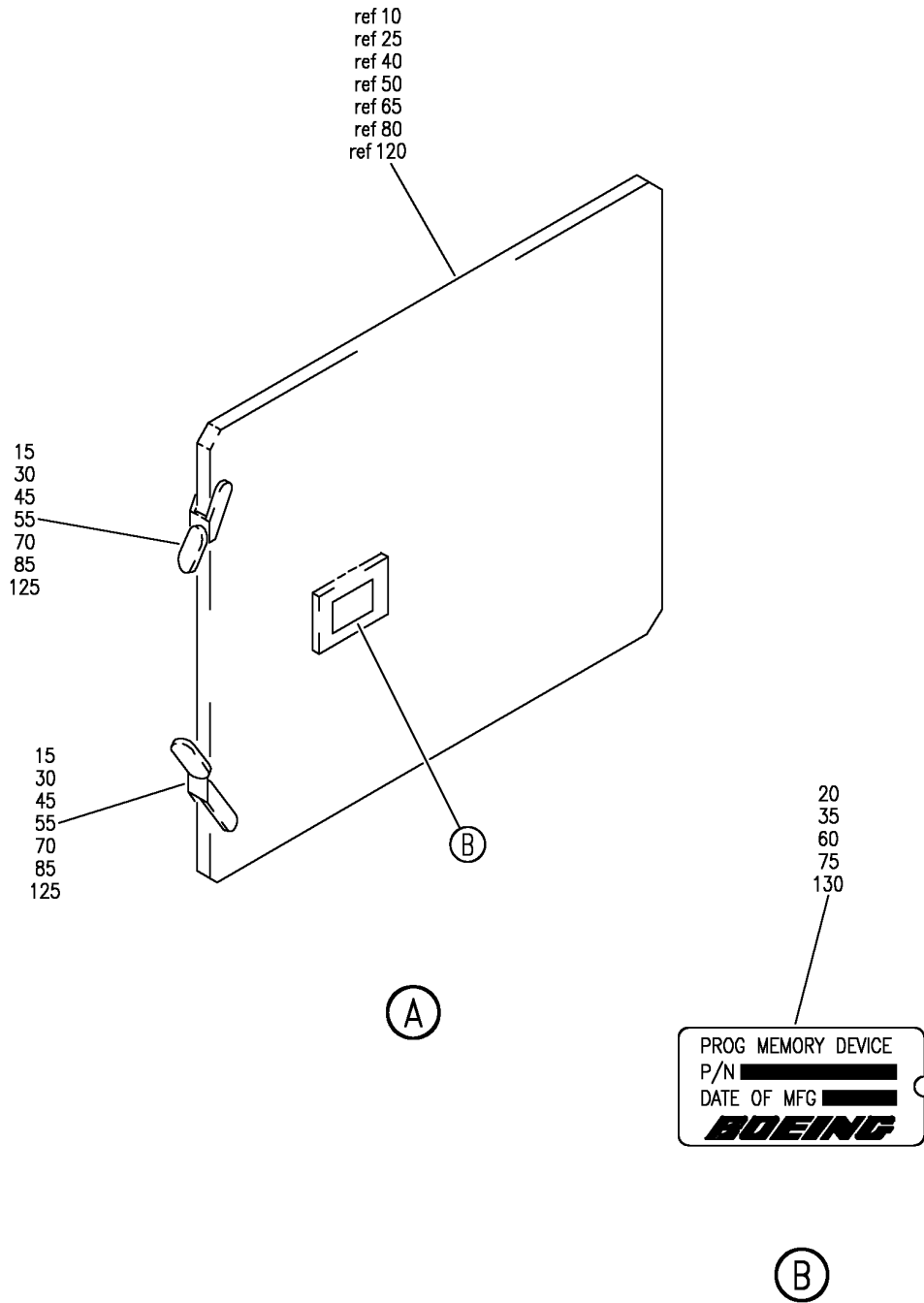
EQUIPMENT INSTL-MAIN ELECTRONICS EQUIPMENT CTR P51 (PLACARDS AND MARKINGS ONLY)
FIGURE 7 (SHEET 1)

BRI
JAN 20/09

11-36-26-07

11-36-26-07
PAGE 0


BOEING
 757
PARTS CATALOG (MAINTENANCE)



Y 11362607 SH1 2 REV 269

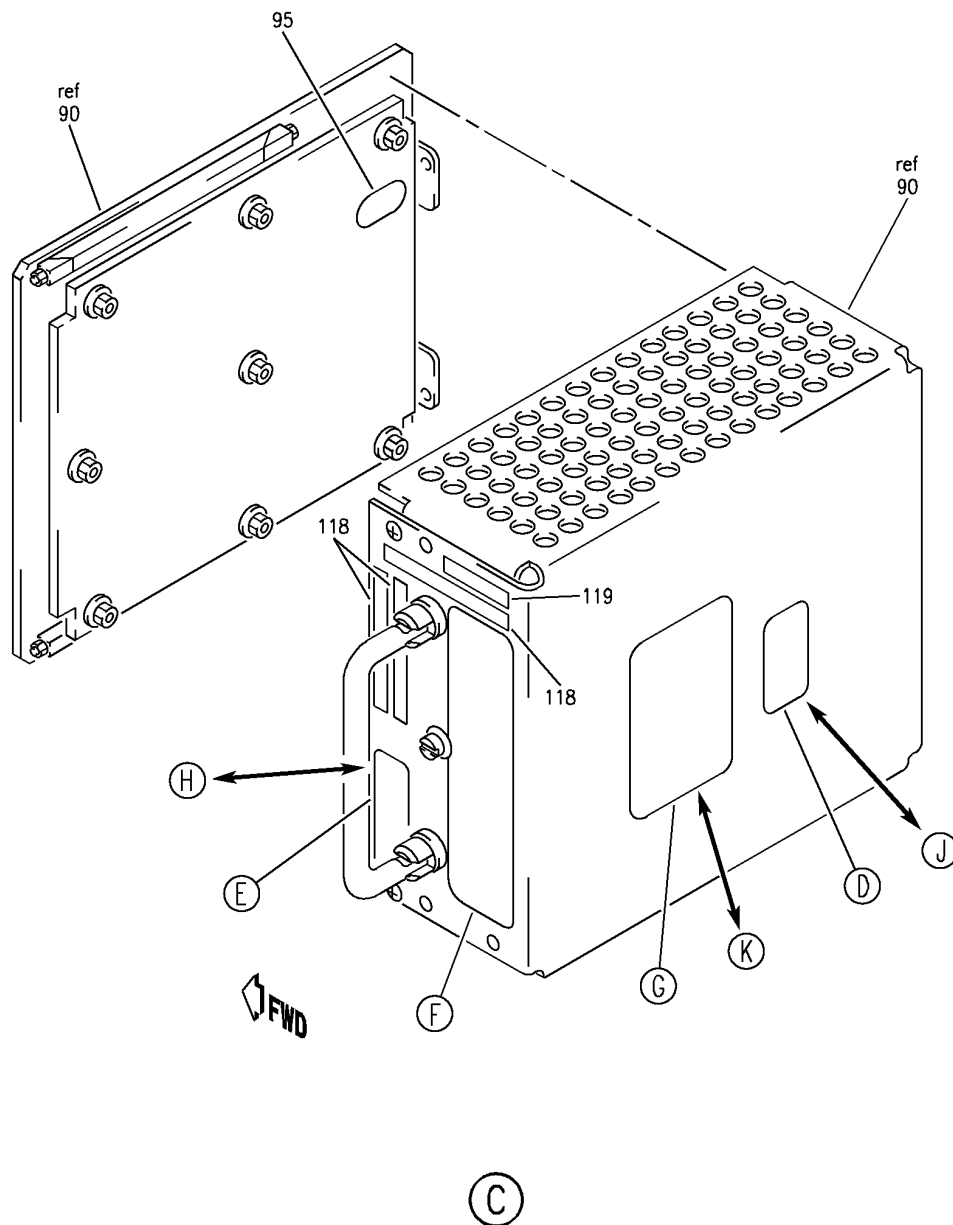
EQUIPMENT INSTL-MAIN ELECTRONICS EQUIPMENT CTR P51 (PLACARDS AND MARKINGS ONLY)
 FIGURE 7 (SHEET 2)

BRI
 JAN 20/09

11-36-26-07

11-36-26-07
 PAGE 0A

BOEING
757
PARTS CATALOG (MAINTENANCE)



Y 11362607 SHT 3 REV 305

EQUIPMENT INSTL-MAIN ELECTRONICS EQUIPMENT CTR P51 (PLACARDS AND MARKINGS ONLY)
FIGURE 7 (SHEET 3)


BRI
JAN 20/09

11-36-26-07

11-36-26-07
PAGE 0B

BOEING
757
PARTS CATALOG (MAINTENANCE)

100



CAUTION

THIS UNIT IS NOT SUBJECT TO DAMAGE FROM ELECTROSTATIC DISCHARGE AS AN ASSEMBLY. HOWEVER, IT CONTAINS PARTS OR SUB-ASSEMBLIES THAT ARE SENSITIVE TO ELECTROSTATIC DISCHARGE. CONDUCTIVE CONNECTOR COVERS REQUIRED.

(D)

105

**DANGER
HIGH VOLTAGE**

300 VAC

(E)

110

WARNING-SEQUENTIAL INSTALLATION

STEP 1-ENSURE CONNECTORS ARE ENGAGED
STEP 2-TIGHTEN CENTER SCREW
STEP 3-TORQUE WEDGE CLAMP TO 5 IN-LBS,EACH SIDE OF UNIT
REMOVAL-REVERSE INSTALLATION PROCEDURE

(F)

112

WARNING ELEX UNIT

POWER SUPPLY MODULE

PART NO. 285T0035- [REDACTED]
SERIAL NO. [REDACTED]

BOEING

(K)

115

WARNING ELEX.UNIT

POWER SUPPLY MODULE

PART NO. 285T0035- [REDACTED]
SERIAL NO. [REDACTED]


BOEING MOD

A	B	C	D	E
F	G	H	J	K

 LEVEL

(G)

117



CAUTION

OBSERVE PRECAUTIONS FOR HANDLING ELECTROSTATIC SENSITIVE DEVICES

(J)

113

WARNING - SEQUENTIAL INSTALLATION

STEP 1 - TIGHTEN CENTER SCREW
STEP 2 - TORQUE WEDGE CLAMP TO 5 IN-LBS, EACH SIDE OF UNIT
REMOVAL - REVERSE INSTALLATION PROCEDURE

(H)

Y 11362607 SHT 4 REV 305

EQUIPMENT INSTL-MAIN ELECTRONICS EQUIPMENT CTR P51 (PLACARDS AND MARKINGS ONLY)
FIGURE 7 (SHEET 4)

BRI
JAN 20/09

11-36-26-07

11-36-26-07
PAGE 0C



757

PARTS CATALOG (MAINTENANCE)

FIG ITEM	PART NUMBER	1 2 3 4 5 6 7	NOMENCLATURE	EFFECT FROM TO	UNITS PER ASSY
7			EQUIPMENT INSTL-MAIN ELECTRONICS EQUIPMENT CTR P51 (PLACARDS AND MARKINGS ONLY)	504903	
- 2	284N1800-88		EQUIPMENT INSTL-MAIN ELECTRONICS EQPT CTR P51 (PLACARDS AND MARKINGS ONLY) FOR NHA/OTHER SYS DET SEE: 24-00-58-05E	505505	RF
- 3	284N1800-190		EQUIPMENT INSTL-MAIN ELECTRONICS EQPT CTR P51 (PLACARDS AND MARKINGS ONLY) FOR NHA/OTHER SYS DET SEE: 24-00-58-05E	504504 506903	RF
10	285T1104-19		.PRINTED CIRCUIT ASSY-STALL WARNING SUPPLIER CODE: V89954 ELECTRICAL EQUIP NUMBER: M00615 M00938 COMPONENT MAINT MANUAL REF: 27-32-52 QUALIFIED I/W DATA: FOR FAA: WITH SPEED TAPE OPTION IS NOT ENABLED, THE 285T1104-9, -10, -17, -18, -19 ARE INTERCHANGEABLE ON 767-200ER. AND WITH SPEED TAPE OPTION IS ENABLED ONLY 285T1104-17, -18, -19, ARE INTERCHANGEABLE ON 767-200ER. FOR CAA, 285T1104-17 IS NOT INTERCHANGEABLE WITH -9, -10, -18, -19. USED ON: 284N1800-112 284N1800-135 284N1800-156	504903	RF

MISSING ITEM NUMBERS NOT APPLICABLE

- ITEM NOT ILLUSTRATED

11-36-26-07

11-36-26
FIG. 07
PAGE 1
JAN 20/09

BRI



757

PARTS CATALOG (MAINTENANCE)

FIG ITEM	PART NUMBER	1 2 3 4 5 6 7	NOMENCLATURE	EFFECT FROM TO	UNITS PER ASSY
7 10	285T1104-18		.PRINTED CIRCUIT ASSY-STALL WARNING SUPPLIER CODE: V89954 ELECTRICAL EQUIP NUMBER: M00615 M00938 COMPONENT MAINT MANUAL REF: 27-32-52	504903	RF
10	285T1104-17		.PRINTED CIRCUIT ASSY-STALL WARNING SUPPLIER CODE: V89954 ELECTRICAL EQUIP NUMBER: M00615 M00938 COMPONENT MAINT MANUAL REF: 27-32-52	504903	RF
10	285T1104-13		.PRINTED CIRCUIT ASSY-STALL WARNING SUPPLIER CODE: V89954 ELECTRICAL EQUIP NUMBER: M00615 M00938 COMPONENT MAINT MANUAL REF: 27-32-52	504903	RF
10	285T1104-11		.PRINTED CIRCUIT ASSY-STALL WARNING SUPPLIER CODE: V89954 ELECTRICAL EQUIP NUMBER: M00615 M00938 COMPONENT MAINT MANUAL REF: 27-32-52	504903	RF
15	BAC27TEX1486		..DECAL- PLACARD CONTENT: STATIC SENSITIVE	504903	2
20	BAC27TEX2007		..DECAL- OPTIONAL PART: WHB673-1DOX0D5 V85480	504903	1
20	WHB673-1DOX0D5		..DECAL- SUPPLIER CODE: V85480 OPTIONAL PART: BAC27TEX2007	504903	1

MISSING ITEM NUMBERS NOT APPLICABLE

- ITEM NOT ILLUSTRATED

11-36-26-07

11-36-26
FIG. 07
PAGE 2
JAN 20/09

BRI

BOEING
757
PARTS CATALOG (MAINTENANCE)

FIG ITEM	PART NUMBER	1 2 3 4 5 6 7	NOMENCLATURE	EFFECT FROM TO	UNITS PER ASSY
7	25 285T0030-17		.PRINTED CIRCUIT ASSY- ALTITUDE ALERT SUPPLIER CODE: V89954 ELECTRICAL EQUIP NUMBER: M00617 COMPONENT MAINT MANUAL REF: 34-16-51	504903	RF
	30 BAC27TEX1486		..DECAL- PLACARD CONTENT: STATIC SENSITIVE	504903	2
	35 BAC27TEX2007		..DECAL- OPTIONAL PART: WHB673-1DOX0D5 V85480	504903	1
	35 WHB673-1DOX0D5		..DECAL- SUPPLIER CODE: V85480 OPTIONAL PART: BAC27TEX2007	504903	1
R R R R R R R R R R R R	40 285T0259-19		.PRINTED CIRCUIT ASSY- TAKEOFF CONFIGURATION SUPPLIER CODE: V89954 MISCELLANEOUS DATA: 285T0259-19, -20 AND -21 ARE ALL INTERCHANGEABLE ELECTRICAL EQUIP NUMBER: M00620 COMPONENT MAINT MANUAL REF: 31-51-11 USED ON: 284N1800-112 284N1800-135 284N1800-156	504903	RF
	40 285T0259-17		.PRINTED CIRCUIT ASSY- TAKEOFF CONFIGURATION SUPPLIER CODE: V89954 ELECTRICAL EQUIP NUMBER: M00620 COMPONENT MAINT MANUAL REF: 31-51-11	504903	RF

MISSING ITEM NUMBERS NOT APPLICABLE

— ITEM NOT ILLUSTRATED

BRI

11-36-26-07

BOEING PROPRIETARY - Copyright © - Unpublished Work - See title page for details.

11-36-26
FIG. 07
PAGE 3
MAY 20/09



757

PARTS CATALOG (MAINTENANCE)

FIG ITEM	PART NUMBER	1 2 3 4 5 6 7	NOMENCLATURE	EFFECT FROM TO	UNITS PER ASSY
R R R R R R R R R R R R R	7 40	285T0259-20	.PRINTED CIRCUIT ASSY- TAKEOFF CONFIGURATION SUPPLIER CODE: V89954 MISCELLANEOUS DATA: 285T0259-19, -20 AND -21 ARE ALL INTERCHANGEABLE ELECTRICAL EQUIP NUMBER: M00620	504903	RF
	40	285T0259-21	.PRINTED CIRCUIT ASSY- TAKEOFF CONFIGURATION SUPPLIER CODE: V89954 MISCELLANEOUS DATA: 285T0259-19, -20 AND -21 ARE ALL INTERCHANGEABLE ELECTRICAL EQUIP NUMBER: M00620	504903	RF
	45	BAC27TEX1486	..DECAL- PLACARD CONTENT: STATIC SENSITIVE	504903	2
	50	285T0031-16	.PRINTED CIRCUIT ASSY-LDG CONFIGURATION WARNING ELECTRONICS UNIT SUPPLIER CODE: V89954 ELECTRICAL EQUIP NUMBER: M00983 COMPONENT MAINT MANUAL REF: 31-51-12 OPTIONAL PART: 285T0031-17 V89954	504903	RF
	50	285T0031-17	.PRINTED CIRCUIT ASSY-LDG CONFIGURATION WARNING ELECTRONICS UNIT SUPPLIER CODE: V89954 ELECTRICAL EQUIP NUMBER: M00983 COMPONENT MAINT MANUAL REF: 31-51-12 OPTIONAL PART: 285T0031-16 V89954	504903	RF

MISSING ITEM NUMBERS NOT APPLICABLE

- ITEM NOT ILLUSTRATED

11-36-26-07

11-36-26
FIG. 07
PAGE 4
MAY 20/09

BRI



757

PARTS CATALOG (MAINTENANCE)

FIG ITEM	PART NUMBER	1 2 3 4 5 6 7	NOMENCLATURE	EFFECT FROM TO	UNITS PER ASSY
7					
55	BAC27TEX1486	..	DECAL- PLACARD CONTENT: STATIC SENSITIVE	504903	2
60	BAC27TEX2007	..	DECAL- OPTIONAL PART: WHB673-1D0X0D5 V85480	504903	1
60	WHB673-1D0X0D5	..	DECAL- SUPPLIER CODE: V85480 OPTIONAL PART: BAC27TEX2007	504903	1
65	285T0032-19	.	PRINTED CIRCUIT ASSY- MASTER WARNING SUPPLIER CODE: V89954 ELECTRICAL EQUIP NUMBER: M00618 COMPONENT MAINT MANUAL REF: 31-51-13 USED ON: 284N1800-112 284N1800-135 284N1800-156	504903	RF
70	BAC27TEX1486	..	DECAL- PLACARD CONTENT: STATIC SENSITIVE	504903	1
75	BAC27TEX2007	..	DECAL- OPTIONAL PART: WHB673-1-0X0-5 V85480	504903	1
75	WHB673-1-0X0-5	..	DECAL- SUPPLIER CODE: V85480 OPTIONAL PART: BAC27TEX2007	504903	1

MISSING ITEM NUMBERS NOT APPLICABLE

- ITEM NOT ILLUSTRATED

BRI

11-36-26-07

BOEING PROPRIETARY - Copyright © - Unpublished Work - See title page for details.

11-36-26
FIG. 07
PAGE 5
MAY 20/09



757

PARTS CATALOG (MAINTENANCE)

FIG ITEM	PART NUMBER	1 2 3 4 5 6 7	NOMENCLATURE	EFFECT FROM TO	UNITS PER ASSY
7 80	285T0034-26		.PRINTED CIRCUIT ASSY-SIREN OWL, AURAL WARNING SUPPLIER CODE: V89954 ELECTRICAL EQUIP NUMBER: M00619 M00999 COMPONENT MAINT MANUAL REF: 31-51-15 QUALIFIED I/W DATA: 285T0034-23 INTERCHANGEABLE WITH 285T0034-26, 285T0034-30 OR 285T0034-31 EXCEPT TCAS SYSTEM OPERATION REQUIRES INSTALLATION OF 285T0034-26 OR 285T0034-30. USED ON: 284N1800-112 284N1800-135 284N1800-156	504903	RF
80	285T0034-30		.PRINTED CIRCUIT ASSY- SIREN/OWL, AURAL WARNING SUPPLIER CODE: V89954 ELECTRICAL EQUIP NUMBER: M00619 M00999 COMPONENT MAINT MANUAL REF: 31-51-15 QUALIFIED I/W DATA: 285T0034-23 INTERCHANGEABLE WITH 285T0034-26, 285T0034-30 OR 285T0034-31 EXCEPT TCAS SYSTEM OPERATION REQUIRES INSTALLATION OF 285T0034-26 OR 285T0034-30.	504903	RF

MISSING ITEM NUMBERS NOT APPLICABLE

- ITEM NOT ILLUSTRATED

BRI

11-36-26-07

BOEING PROPRIETARY - Copyright © - Unpublished Work - See title page for details.

11-36-26
FIG. 07
PAGE 6
MAY 20/09



757

PARTS CATALOG (MAINTENANCE)

FIG ITEM	PART NUMBER	1 2 3 4 5 6 7	NOMENCLATURE	EFFECT FROM TO	UNITS PER ASSY
7 80	285T0034-31		.PRINTED CIRCUIT ASSY- SIREN/OWL, AURAL WARNING SUPPLIER CODE: V89954 ELECTRICAL EQUIP NUMBER: M00619 M00999 COMPONENT MAINT MANUAL REF: 31-51-15 QUALIFIED I/W DATA: 285T0034-23 INTERCHANGEABLE WITH 285T0034-26, 285T0034-30 OR 285T0034-31 EXCEPT TCAS SYSTEM OPERATION REQUIRES INSTALLATION OF 285T0034-26 OR 285T0034-30.	504903	RF
85	BAC27TEX1486		..DECAL- PLACARD CONTENT: STATIC SENSITIVE	504903	2
90	285T0035-202		.POWER SUPPLY- SUPPLIER CODE: V89954 FUNCTIONAL DESCRIPTION: THE WARNING ELECTRONICS UNIT POWER SUPPLY UNIT (WEPSU) IS ONE OF TWO POWER SUPPLY UNITS SUPPLYING REGULATED DC POWER TO THE WEU. EACH IS POWERED FROM INDEPENDENT, SINGLE PHASE 115V AC BUS. MISCELLANEOUS DATA: 285T0035-202 MOD A REPLACES CUT AND JUMPERED PWA WITH A CLEAN PWA ELECTRICAL EQUIP NUMBER: M00616 M00621 COMPONENT MAINT MANUAL REF: 31-51-20 USED ON: 284N1800-135	504903	RF

MISSING ITEM NUMBERS NOT APPLICABLE

- ITEM NOT ILLUSTRATED

11-36-26-07

11-36-26
FIG. 07
PAGE 7
MAY 20/09

BRI



757

PARTS CATALOG (MAINTENANCE)

FIG ITEM	PART NUMBER	1 2 3 4 5 6 7	NOMENCLATURE	EFFECT FROM TO	UNITS PER ASSY
7 90	285T0035-11		.POWER SUPPLY- SUPPLIER CODE: V89954 SB DATA FROM A CMM: PRE 285T0035-31-04 PRE 285T0035-31-05 POST 285T0035-31-03 POST 285T0035-31-04 POST 285T0035-31-05 ELECTRICAL EQUIP NUMBER: M00616 M00621 COMPONENT MAINT MANUAL REF: 31-51-20	504903	RF
90	285T0035-10		.POWER SUPPLY- SUPPLIER CODE: V89954 SB DATA FROM A CMM: PRE 285T0035-31-02 PRE 285T0035-31-03 PRE 285T0035-31-05 POST 285T0035-31-02 POST 285T0035-31-05 ELECTRICAL EQUIP NUMBER: M00616 M00621 COMPONENT MAINT MANUAL REF: 31-51-20	504903	RF
90	285T0035-9		.POWER SUPPLY- SUPPLIER CODE: V89954 SB DATA FROM A CMM: PRE 285T0035-31-02 PRE 285T0035-31-05 POST 285T0035-31-02 POST 285T0035-31-05 ELECTRICAL EQUIP NUMBER: M00616 M00621 COMPONENT MAINT MANUAL REF: 31-51-20	504903	RF
95	BAC27TEX1486		..DECAL- PLACARD CONTENT: STATIC SENSITIVE USED ON: 285T0035-201 285T0035-202	504903	1

MISSING ITEM NUMBERS NOT APPLICABLE

- ITEM NOT ILLUSTRATED

11-36-26-07

11-36-26
FIG. 07
PAGE 8
MAY 20/09

BRI



757

PARTS CATALOG (MAINTENANCE)

FIG ITEM	PART NUMBER	1 2 3 4 5 6 7	NOMENCLATURE	EFFECT FROM TO	UNITS PER ASSY
7 100	BAC27DEX6075	..	DECAL- PLACARD CONTENT: CAUTION USED ON: 285T0035-201 285T0035-202	504903	1
105	BAC27TEX3199	..	DECAL- SUPPLIER CODE: V89954 OPTIONAL PART: BAC27TEX1586	504903	1
105	BAC27TEX1586	..	DECAL- OPTIONAL PART: BAC27TEX3199	504903	1
110	BAC27TEX4492	..	MARKER- SUPPLIER CODE: V89954 USED ON: 285T0035-11 285T0035-201 285T0035-202	504903	1
112	BAC27TEX1655	..	MARKER-ALUMINUM FOIL	504903	1
113	BAC27TEX1908	..	DECAL- USED ON: 285T0035-9 285T0035-10 285T0035-11	504903	1
115	BAC27TEX4627	..	MARKER-ALUMINUM FOIL SUPPLIER CODE: V89954	504903	1
117	BAC27TEX1	..	DECAL- USED ON: 285T0035-9 285T0035-10 285T0035-11	504903	1

MISSING ITEM NUMBERS NOT APPLICABLE

- ITEM NOT ILLUSTRATED

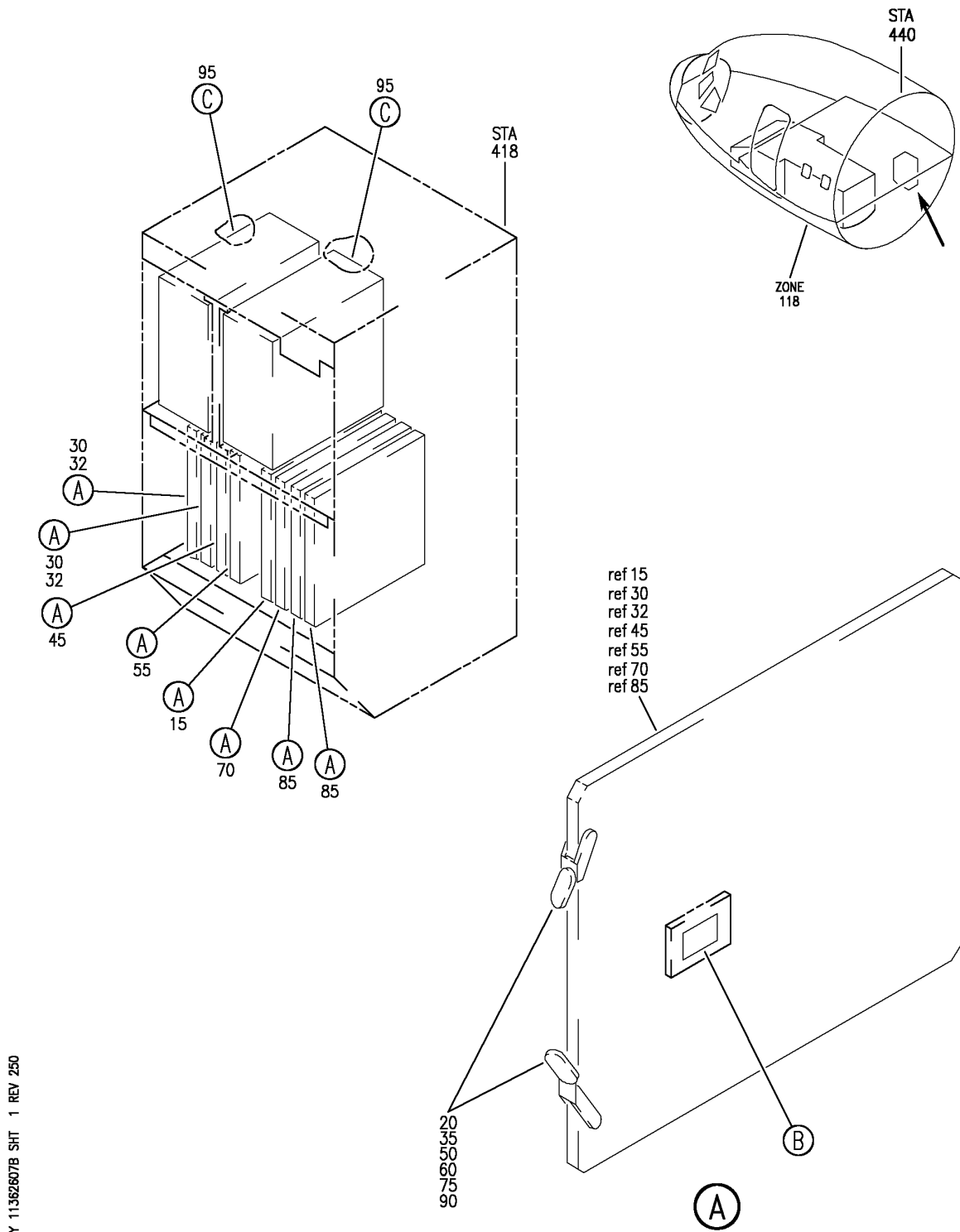
11-36-26-07

11-36-26
FIG. 07
PAGE 9
MAY 20/09

BRI

BOEING PROPRIETARY - Copyright © - Unpublished Work - See title page for details.

BOEING
757
PARTS CATALOG (MAINTENANCE)



Y 11362607B SHT 1 REV 250

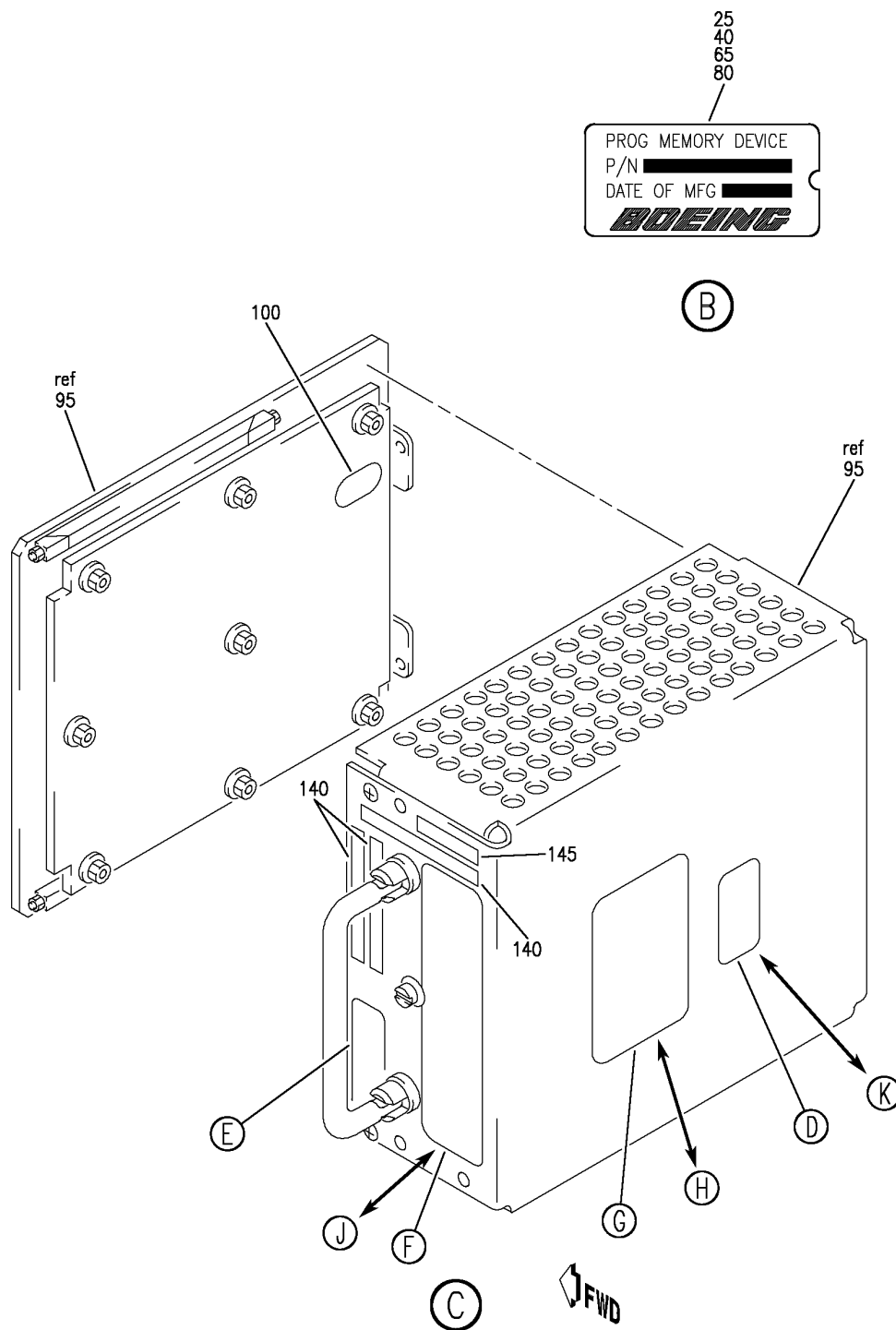
EQUIPMENT INSTL-MAIN ELECTRONICS EQPT CTR P51 (PLACARDS AND MARKINGS ONLY)
FIGURE 7B (SHEET 1)

BRI
MAY 28/07

11-36-26-07B

11-36-26-07B
PAGE 0


BOEING
 757
PARTS CATALOG (MAINTENANCE)



Y 11362607B SHT 2 REV 315

EQUIPMENT INSTL-MAIN ELECTRONICS EQPT CTR P51 (PLACARDS AND MARKINGS ONLY)
 FIGURE 7B (SHEET 2)


BRI
 SEP 28/07

11-36-26-07B

11-36-26-07B
 PAGE 0A

BOEING
757
PARTS CATALOG (MAINTENANCE)

105



CAUTION
THIS UNIT IS NOT SUBJECT TO DAMAGE FROM ELECTROSTATIC DISCHARGE AS AN ASSEMBLY. HOWEVER, IT CONTAINS PARTS OR SUB-ASSEMBLIES THAT ARE SENSITIVE TO ELECTROSTATIC DISCHARGE. CONDUCTIVE CONNECTOR COVERS REQUIRED.

(D)

110

**DANGER
HIGH VOLTAGE**
300 VAC


(E)

115

WARNING-SEQUENTIAL INSTALLATION
STEP 1-ENSURE CONNECTORS ARE ENGAGED
STEP 2-TIGHTEN CENTER SCREW
STEP 3-TORQUE WEDGE CLAMP TO 5 IN-LBS,EACH SIDE OF UNIT
REMOVAL-REVERSE INSTALLATION PROCEDURE

(F)

135



CAUTION
OBSERVE PRECAUTIONS FOR HANDLING
ELECTROSTATIC SENSITIVE DEVICES

(K)

120

WARNING ELEX.UNIT
POWER SUPPLY MODULE
PART NO. 285T0035-
SERIAL NO.
BOEING MOD

A	B	C	D	E
F	G	H	J	K

LEVEL

(G)

130

WARNING - SEQUENTIAL INSTALLATION
STEP 1 - TIGHTEN CENTER SCREW
STEP 2 - TORQUE WEDGE CLAMP TO 5 IN-LBS EACH SIDE OF UNIT
REMOVAL - REVERSE INSTALLATION PROCEDURE

(J)

125

WARNING ELEX UNIT
POWER SUPPLY MODULE
PART NO. 285T0035-
SERIAL NO.
BOEING

(H)

Y 11362607B SH1 3 REV 305

EQUIPMENT INSTL-MAIN ELECTRONICS EQPT CTR P51 (PLACARDS AND MARKINGS ONLY)
FIGURE 7B (SHEET 3)

BRI
MAY 28/07

11-36-26-07B

11-36-26-07B
PAGE 0B

BOEING PROPRIETARY - Copyright © - Unpublished Work - See title page for details.



757

PARTS CATALOG (MAINTENANCE)

FIG ITEM	PART NUMBER	1 2 3 4 5 6 7	NOMENCLATURE	EFFECT FROM TO	UNITS PER ASSY
7B			EQUIPMENT INSTL-MAIN ELECTRONICS EQPT CTR P51 (PLACARDS AND MARKINGS ONLY)	101102	
- 3	284N1800-140		EQUIPMENT INSTL-MAIN ELECTRONICS EQPT CTR P51 (PLACARDS AND MARKINGS ONLY)	101101	RF
- 3	284N1800-141		FOR NHA/OTHER SYS DET SEE: 24-00-58-05E		
			EQUIPMENT INSTL-MAIN ELECTRONICS EQPT CTR P51 (PLACARDS AND MARKINGS ONLY)	102102	RF
			FOR NHA/OTHER SYS DET SEE: 24-00-58-05E		
15	285T0030-14		.PRINTED CIRCUIT ASSY- ALTITUDE ALERT SUPPLIER CODE: V89954 ELECTRICAL EQUIP NUMBER: M00617 COMPONENT MAINT MANUAL REF: 34-16-51 USED ON: 284N1800-76 284N1800-100	101102	RF
15	285T0030-24		.PRINTED CIRCUIT ASSY- ALTITUDE ALERT SUPPLIER CODE: V89954 ELECTRICAL EQUIP NUMBER: M00617 COMPONENT MAINT MANUAL REF: 34-16-51	101102	RF
20	BAC27TEX1486		..DECAL- PLACARD CONTENT: STATIC SENSITIVE	101102	2
25	BAC27TEX2007		..DECAL- OPTIONAL PART: WHB673-1D0X0D5 V85480	101102	1
25	WHB673-1D0X0D5		..DECAL- SUPPLIER CODE: V85480 OPTIONAL PART: BAC27TEX2007	101102	1
30	285T1104-19		.PRINTED CIRCUIT ASSY-STALL WARNING	101102	RF

MISSING ITEM NUMBERS NOT APPLICABLE

- ITEM NOT ILLUSTRATED

BRI

11-36-26-07B

BOEING PROPRIETARY - Copyright © - Unpublished Work - See title page for details.

11-36-26
FIG. 07B
PAGE 1
JAN 20/09



757

PARTS CATALOG (MAINTENANCE)

FIG ITEM	PART NUMBER	1 2 3 4 5 6 7 NOMENCLATURE	EFFECT FROM TO	UNITS PER ASSY
7B		<p>SUPPLIER CODE: V89954</p> <p>ELECTRICAL EQUIP NUMBER: M00615 M00938</p> <p>COMPONENT MAINT MANUAL REF: 27-32-52</p> <p>QUALIFIED I/W DATA: FOR FAA: WITH SPEED TAPE OPTION IS NOT ENABLED, THE 285T1104-11, 285T1104-13, 285T1104-17, 285T1104-19, 285T1104-21 AND 285T1104-22 ARE INTERCHANGEABLE ON 757-200. WITH SPEED TAPE OPTION ENABLED ONLY 285T1104-13, 285T1104-17, 285T1104-19, 285T1104-21 AND 285T1104-22 ARE INTERCHANGEABLE ON 757-200. WITH SPEED TAPE OPTION ENABLED ONLY 285T1104-13, 285T1104-17, 285T1104-19, 285T1104-21 AND 285T1104-22 ARE INTERCHANGEABLE ON 757-200. FOR CAA: ONLY 285T1104-19, 285T1104-21 AND 285T1104-22 ARE INTERCHANGEABLE ON 757-200</p> <p>FOR FAA: WITH SPEED TAPE OPTION IS NOT ENABLED, THE 285T1104-11, 285T1104-13, 285T1104-17, 285T1104-19, 285T1104-21 AND 285T1104-22 ARE INTERCHANGEABLE ON 757-200. WITH SPEED TAPE OPTION ENABLED, ONLY 285T1104-13, 285T1104-17, 285T1104-19, 285T1104-21 AND 285T1104-22 ARE</p>		

MISSING ITEM NUMBERS NOT APPLICABLE

- ITEM NOT ILLUSTRATED

11-36-26-07B

11-36-26
FIG. 07B
PAGE 2
JAN 20/09

BRI

BOEING
757
PARTS CATALOG (MAINTENANCE)

FIG ITEM	PART NUMBER	1 2 3 4 5 6 7	NOMENCLATURE	EFFECT FROM TO	UNITS PER ASSY
7B			INTERCHANGEABLE ON 757-200. FOR CAA: ONLY 285T1104-19, 285T1104-21 AND 285T1104-22 ARE INTERCHANGEABLE ON 757-200. FOR 757-300 285T1104-21 MUST BE USED. USED ON: 284N1800-102		
30	285T1104-18	.	PRINTED CIRCUIT ASSY-STALL WARNING SUPPLIER CODE: V89954 ELECTRICAL EQUIP NUMBER: M00615 M00938 COMPONENT MAINT MANUAL REF: 27-32-52	101102	RF
35	BAC27TEX1486	..	DECAL- PLACARD CONTENT: STATIC SENSITIVE	101102	2
40	BAC27TEX2007	..	DECAL- OPTIONAL PART: WHB673-1DOX0D5 V85480	101102	1
40	WHB673-1DOX0D5	..	DECAL- SUPPLIER CODE: V85480 OPTIONAL PART: BAC27TEX2007	101102	1
45	285T0259-19	.	PRINTED CIRCUIT ASSY- TAKEOFF CONFIGURATION SUPPLIER CODE: V89954 MISCELLANEOUS DATA: 285T0259-19, -20 AND -21 ARE ALL INTERCHANGEABLE ELECTRICAL EQUIP NUMBER: M00620 COMPONENT MAINT MANUAL REF: 31-51-11 USED ON: 284N1800-102	101102	RF

R
R
R
R
R
R
R
R
R
R
R

MISSING ITEM NUMBERS NOT APPLICABLE

- ITEM NOT ILLUSTRATED

BRI

11-36-26-07B

BOEING PROPRIETARY - Copyright © - Unpublished Work - See title page for details.

11-36-26
FIG. 07B
PAGE 3
MAY 20/09



757

PARTS CATALOG (MAINTENANCE)

FIG ITEM	PART NUMBER	1 2 3 4 5 6 7	NOMENCLATURE	EFFECT FROM TO	UNITS PER ASSY
7B 45	285T0259-17		.PRINTED CIRCUIT ASSY- TAKEOFF CONFIGURATION SUPPLIER CODE: V89954 ELECTRICAL EQUIP NUMBER: M00620 COMPONENT MAINT MANUAL REF: 31-51-11	101102	RF
R R R R R R R R R R R R R R R	45	285T0259-20	.PRINTED CIRCUIT ASSY- TAKEOFF CONFIGURATION SUPPLIER CODE: V89954 MISCELLANEOUS DATA: 285T0259-19, -20 AND -21 ARE ALL INTERCHANGEABLE ELECTRICAL EQUIP NUMBER: M00620	101102	RF
	45	285T0259-21	.PRINTED CIRCUIT ASSY- TAKEOFF CONFIGURATION SUPPLIER CODE: V89954 MISCELLANEOUS DATA: 285T0259-19, -20 AND -21 ARE ALL INTERCHANGEABLE ELECTRICAL EQUIP NUMBER: M00620	101102	RF
	50	BAC27TEX1486	..DECAL- PLACARD CONTENT: STATIC SENSITIVE	101102	2
	55	285T0031-16	.PRINTED CIRCUIT ASSY- LDG CONFIGURATION WARNING ELECTRONICS UNIT SUPPLIER CODE: V89954 ELECTRICAL EQUIP NUMBER: M00983 COMPONENT MAINT MANUAL REF: 31-51-12 USED ON: 284N1800-54 284N1800-76 284N1800-100	101102	RF

MISSING ITEM NUMBERS NOT APPLICABLE

- ITEM NOT ILLUSTRATED

11-36-26-07B

11-36-26
FIG. 07B
PAGE 4
MAY 20/09

BRI



757

PARTS CATALOG (MAINTENANCE)

FIG ITEM	PART NUMBER	1 2 3 4 5 6 7	NOMENCLATURE	EFFECT FROM TO	UNITS PER ASSY
7B 55	285T0031-17		.PRINTED CIRCUIT ASSY- LDG CONFIGURATION WARNING ELECTRONICS UNIT SUPPLIER CODE: V89954 ELECTRICAL EQUIP NUMBER: M00983 COMPONENT MAINT MANUAL REF: 31-51-12 USED ON: 284N1800-54 284N1800-76 284N1800-100	101102	RF
60	BAC27TEX1486		..DECAL- PLACARD CONTENT: STATIC SENSITIVE	101102	2
65	BAC27TEX2007		..DECAL- OPTIONAL PART: WHB673-1D0X0D5 V85480	101102	1
65	WHB673-1D0X0D5		..DECAL- SUPPLIER CODE: V85480 OPTIONAL PART: BAC27TEX2007	101102	1
70	285T0032-19		.PRINTED CIRCUIT ASSY- MASTER WARNING SUPPLIER CODE: V89954 ELECTRICAL EQUIP NUMBER: M00618 COMPONENT MAINT MANUAL REF: 31-51-13 USED ON: 284N1800-102	101102	RF
75	BAC27TEX1486		..DECAL- PLACARD CONTENT: STATIC SENSITIVE	101102	1
80	BAC27TEX2007		..DECAL- OPTIONAL PART: WHB673-1-0X0-5 V85480	101102	1
80	WHB673-1-0X0-5		..DECAL- SUPPLIER CODE: V85480 OPTIONAL PART: BAC27TEX2007	101102	1

MISSING ITEM NUMBERS NOT APPLICABLE

- ITEM NOT ILLUSTRATED

11-36-26-07B

11-36-26
FIG. 07B
PAGE 5
MAY 20/09

BRI

BOEING PROPRIETARY - Copyright © - Unpublished Work - See title page for details.



757

PARTS CATALOG (MAINTENANCE)

FIG ITEM	PART NUMBER	1 2 3 4 5 6 7	NOMENCLATURE	EFFECT FROM TO	UNITS PER ASSY
7B 85	285T0034-26		.PRINTED CIRCUIT ASSY- SIREN, OWL, AURAL WARNING SUPPLIER CODE: V89954 ELECTRICAL EQUIP NUMBER: M00619 M00999 COMPONENT MAINT MANUAL REF: 31-51-15 QUALIFIED I/W DATA: 285T0034-23 INTERCHANGEABLE WITH 285T0034-26, 285T0034-30 OR 285T0034-31 EXCEPT TCAS SYSTEM OPERATION REQUIRES INSTALLATION OF 285T0034-26 OR 285T0034-30. USED ON: 284N1800-102	101102	RF
85	285T0034-30		.PRINTED CIRCUIT ASSY- SIREN/OWL, AURAL WARNING SUPPLIER CODE: V89954 ELECTRICAL EQUIP NUMBER: M00619 M00999 COMPONENT MAINT MANUAL REF: 31-51-15 QUALIFIED I/W DATA: 285T0034-23 INTERCHANGEABLE WITH 285T0034-26, 285T0034-30 OR 285T0034-31 EXCEPT TCAS SYSTEM OPERATION REQUIRES INSTALLATION OF 285T0034-26 OR 285T0034-30.	101102	RF

MISSING ITEM NUMBERS NOT APPLICABLE

- ITEM NOT ILLUSTRATED

BRI

11-36-26-07B

BOEING PROPRIETARY - Copyright © - Unpublished Work - See title page for details.

11-36-26
FIG. 07B
PAGE 6
MAY 20/09

BOEING
757
PARTS CATALOG (MAINTENANCE)

FIG ITEM	PART NUMBER	1 2 3 4 5 6 7	NOMENCLATURE	EFFECT FROM TO	UNITS PER ASSY
7B 85	285T0034-31		.PRINTED CIRCUIT ASSY- SIREN/OWL, AURAL WARNING SUPPLIER CODE: V89954 ELECTRICAL EQUIP NUMBER: M00619 M00999 COMPONENT MAINT MANUAL REF: 31-51-15 QUALIFIED I/W DATA: 285T0034-23 INTERCHANGEABLE WITH 285T0034-26, 285T0034-30 OR 285T0034-31 EXCEPT TCAS SYSTEM OPERATION REQUIRES INSTALLATION OF 285T0034-26 OR 285T0034-30.	101102	RF
90	BAC27TEX1486		..DECAL- PLACARD CONTENT: STATIC SENSITIVE	101102	2
95	285T0035-202		.POWER SUPPLY- SUPPLIER CODE: V89954 FUNCTIONAL DESCRIPTION: THE WARNING ELECTRONICS UNIT POWER SUPPLY UNIT (WEPSU) IS ONE OF TWO POWER SUPPLY UNITS SUPPLYING REGULATED DC POWER TO THE WEU. EACH IS POWERED FROM INDEPENDENT, SINGLE PHASE 115V AC BUS. MISCELLANEOUS DATA: 285T0035-202 MOD A REPLACES CUT AND JUMPERED PWA WITH A CLEAN PWA ELECTRICAL EQUIP NUMBER: M00616 M00621 COMPONENT MAINT MANUAL REF: 31-51-20	101102	RF

R
R
R
R
R
R
R
R
R
R
R
R
R
R
R
R
R
R
R
R
R
R

MISSING ITEM NUMBERS NOT APPLICABLE

- ITEM NOT ILLUSTRATED

BRI

11-36-26-07B

BOEING PROPRIETARY - Copyright © - Unpublished Work - See title page for details.

11-36-26
FIG. 07B
PAGE 7
MAY 20/09



757

PARTS CATALOG (MAINTENANCE)

FIG ITEM	PART NUMBER	1 2 3 4 5 6 7	NOMENCLATURE	EFFECT FROM TO	UNITS PER ASSY
7B 95	285T0035-11		.POWER SUPPLY- SUPPLIER CODE: V89954 SB DATA FROM A CMM: PRE 285T0035-31-04 PRE 285T0035-31-05 POST 285T0035-31-03 POST 285T0035-31-04 POST 285T0035-31-05 ELECTRICAL EQUIP NUMBER: M00616 M00621 COMPONENT MAINT MANUAL REF: 31-51-20	101102	RF
95	285T0035-10		.POWER SUPPLY- SUPPLIER CODE: V89954 SB DATA FROM A CMM: PRE 285T0035-31-02 PRE 285T0035-31-03 PRE 285T0035-31-05 POST 285T0035-31-02 POST 285T0035-31-05 ELECTRICAL EQUIP NUMBER: M00616 M00621 COMPONENT MAINT MANUAL REF: 31-51-20	101102	RF
95	285T0035-9		.POWER SUPPLY- SUPPLIER CODE: V89954 SB DATA FROM A CMM: PRE 285T0035-31-02 PRE 285T0035-31-05 POST 285T0035-31-02 POST 285T0035-31-05 ELECTRICAL EQUIP NUMBER: M00616 M00621 COMPONENT MAINT MANUAL REF: 31-51-20	101102	RF
100	BAC27TEX1486		..DECAL- PLACARD CONTENT: STATIC SENSITIVE	101102	1
105	BAC27DEX6075		..DECAL- PLACARD CONTENT: CAUTION	101102	1

MISSING ITEM NUMBERS NOT APPLICABLE

- ITEM NOT ILLUSTRATED

11-36-26-07B

11-36-26
FIG. 07B
PAGE 8
MAY 20/09

BRI

BOEING PROPRIETARY - Copyright © - Unpublished Work - See title page for details.



757

PARTS CATALOG (MAINTENANCE)

FIG ITEM	PART NUMBER	1 2 3 4 5 6 7	NOMENCLATURE	EFFECT FROM TO	UNITS PER ASSY
7B 110	BAC27TEX3199	..	DECAL- SUPPLIER CODE: V89954 OPTIONAL PART: BAC27TEX1586	101102	1
110	BAC27TEX1586	..	DECAL- OPTIONAL PART: BAC27TEX3199	101102	1
115	BAC27TEX4492	..	MARKER- SUPPLIER CODE: V89954	101102	1
120	BAC27TEX4627	..	MARKER-ALUMINUM FOIL SUPPLIER CODE: V89954	101102	1
125	BAC27TEX1655	..	MARKER-ALUMINUM FOIL	101102	1
130	BAC27TEX1908	..	DECAL- USED ON: 285T0035-9 285T0035-10 285T0035-11	101102	1
135	BAC27TEX1	..	DECAL- USED ON: 285T0035-9 285T0035-10 285T0035-11	101102	1

MISSING ITEM NUMBERS NOT APPLICABLE

- ITEM NOT ILLUSTRATED

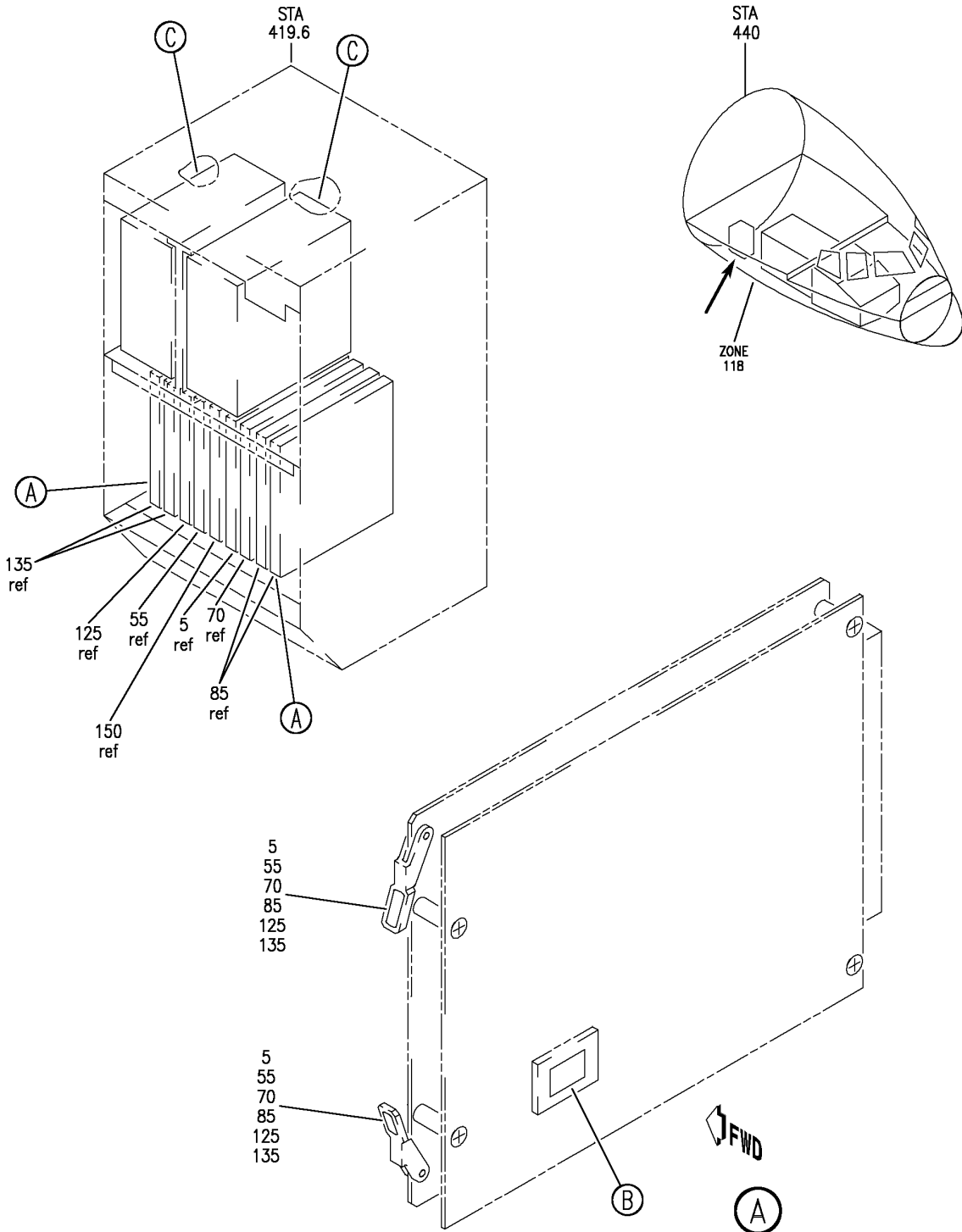
BRI

11-36-26-07B

BOEING PROPRIETARY - Copyright © - Unpublished Work - See title page for details.

11-36-26
FIG. 07B
PAGE 9
MAY 20/09

BOEING
757
PARTS CATALOG (MAINTENANCE)



Y 11362608 SH1 1 REV 328

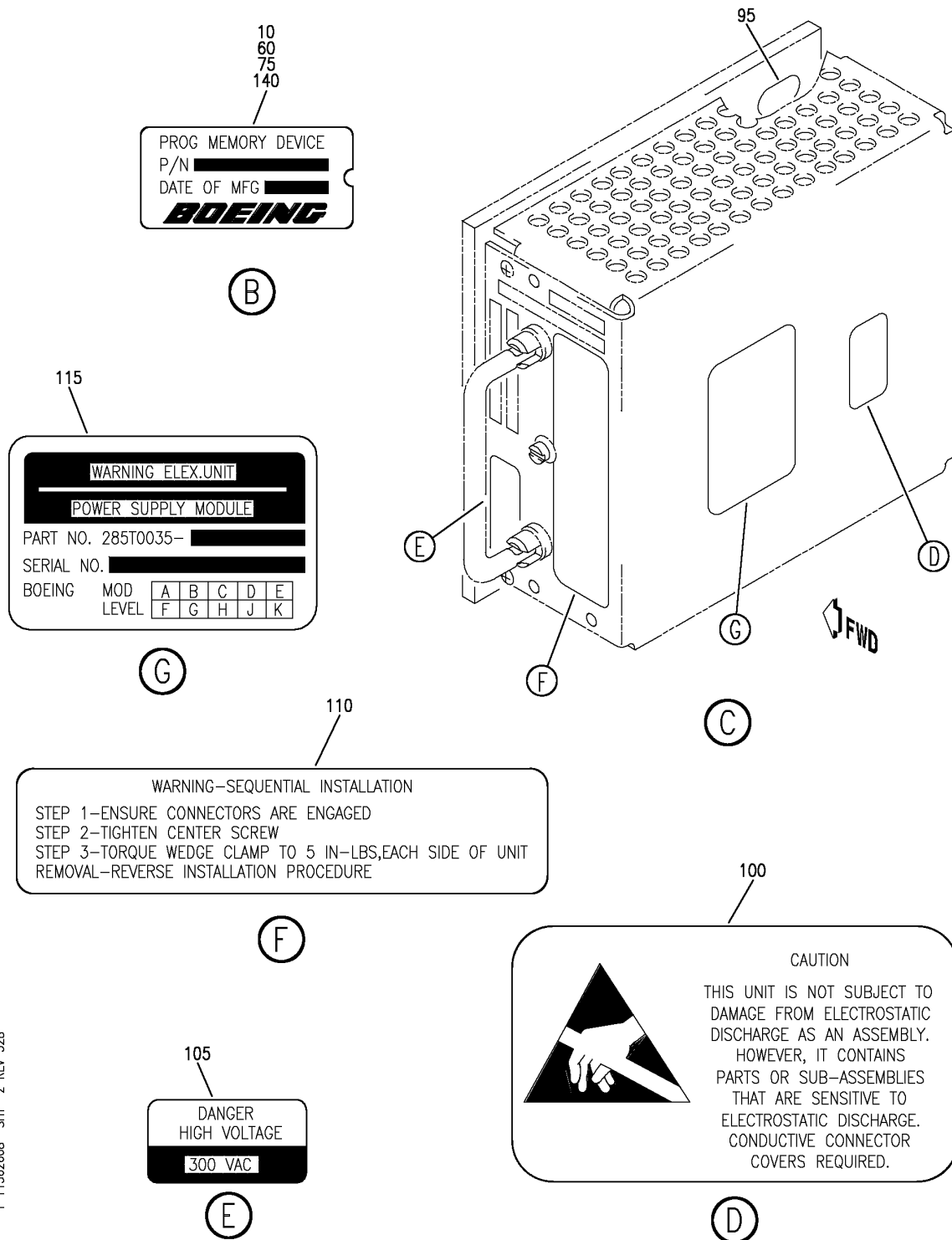
EQUIPMENT INSTL-MAIN ELECTRONICS EQPT CTR P51 (PLACARDS AND MARKINGS ONLY)
FIGURE 8 (SHEET 1)

BRI
JAN 20/09

11-36-26-08

11-36-26-08
PAGE 0

BOEING
757
PARTS CATALOG (MAINTENANCE)



Y 11362608 SH1 2 REV 328

EQUIPMENT INSTL-MAIN ELECTRONICS EQPT CTR P51 (PLACARDS AND MARKINGS ONLY)
FIGURE 8 (SHEET 2)

BRI
JAN 20/09

11-36-26-08

11-36-26-08
PAGE 0A



757

PARTS CATALOG (MAINTENANCE)

FIG ITEM	PART NUMBER	1 2 3 4 5 6 7	NOMENCLATURE	EFFECT FROM TO	UNITS PER ASSY
8			EQUIPMENT INSTL-MAIN ELECTRONICS EQPT CTR P51 (PLACARDS AND MARKINGS ONLY)	103106 108120	
- 1	285T0030-14		PRINTED CIRCUIT ASSY- ALTITUDE ALERT (PLACARDS AND MARKINGS ONLY) SUPPLIER CODE: V89954 ELECTRICAL EQUIP NUMBER: M00617 COMPONENT MAINT MANUAL REF: 34-16-51 FOR NHA/OTHER SYS DET SEE: 34-16-01-08	103106 108120	RF
5	BAC27TEX1486		.DECAL- PLACARD CONTENT: STATIC SENSITIVE	103106 108120	2
10	BAC27TEX2007		.DECAL- OPTIONAL PART: WHB673-1D0X0D5 V85480	103106 108120	1
10	WHB673-1D0X0D5		.DECAL- SUPPLIER CODE: V85480 OPTIONAL PART: BAC27TEX2007	103106 108120	1
- 15	285T0031-16		PRINTED CIRCUIT ASSY-LDG WARNING CONFIGURATION (PLACARDS AND MARKINGS ONLY) SUPPLIER CODE: V89954 ELECTRICAL EQUIP NUMBER: M00983 COMPONENT MAINT MANUAL REF: 31-51-12 OPTIONAL PART: 285T0031-17 V89954 FOR NHA/OTHER SYS DET SEE: 31-51-51-08	108120	RF

MISSING ITEM NUMBERS NOT APPLICABLE

- ITEM NOT ILLUSTRATED

11-36-26-08

11-36-26
FIG. 08
PAGE 1
JAN 20/09

BRI



757

PARTS CATALOG (MAINTENANCE)

FIG ITEM	PART NUMBER	1 2 3 4 5 6 7	NOMENCLATURE	EFFECT FROM TO	UNITS PER ASSY
8					
- 15	285T0031-17		PRINTED CIRCUIT ASSY-LDG WARNING CONFIGURATION (PLACARDS AND MARKINGS ONLY) SUPPLIER CODE: V89954 ELECTRICAL EQUIP NUMBER: M00983 COMPONENT MAINT MANUAL REF: 31-51-12 OPTIONAL PART: 285T0031-16 V89954 FOR NHA/OTHER SYS DET SEE: 31-51-51-08	108120	RF
- 15	285T0031-18		PRINTED CIRCUIT ASSY-LDG WARNING CONFIGURATION (PLACARDS AND MARKINGS ONLY) SUPPLIER CODE: V89954 ELECTRICAL EQUIP NUMBER: M00983 COMPONENT MAINT MANUAL REF: 31-51-12 FOR NHA/OTHER SYS DET SEE: 31-51-51-08	103106	RF
55	BAC27TEX1486		.DECAL- PLACARD CONTENT: STATIC SENSITIVE	103106 108120	2
60	BAC27TEX2007		.DECAL- OPTIONAL PART: WHB673-1D0X0D5 V85480	103106 108120	1
60	WHB673-1D0X0D5		.DECAL- SUPPLIER CODE: V85480 OPTIONAL PART: BAC27TEX2007	103106 108120	1

MISSING ITEM NUMBERS NOT APPLICABLE

- ITEM NOT ILLUSTRATED

11-36-26-08

11-36-26
FIG. 08
PAGE 2
JAN 20/09

BRI



757

PARTS CATALOG (MAINTENANCE)

FIG ITEM	PART NUMBER	1 2 3 4 5 6 7	NOMENCLATURE	EFFECT FROM TO	UNITS PER ASSY
8					
- 65	285T0032-19		PRINTED CIRCUIT ASSY- MASTER WARNING (PLACARDS AND MARKINGS ONLY) SUPPLIER CODE: V89954 ELECTRICAL EQUIP NUMBER: M00618 COMPONENT MAINT MANUAL REF: 31-51-13 FOR NHA/OTHER SYS DET SEE: 31-51-51-08	103106 108120	RF
70	BAC27TEX1486		.DECAL- PLACARD CONTENT: STATIC SENSITIVE	103106 108120	2
75	BAC27TEX2007		.DECAL- OPTIONAL PART: WHB673-1-0X0-5 V85480	103106 108120	1
75	WHB673-1-0X0-5		.DECAL- SUPPLIER CODE: V85480 OPTIONAL PART: BAC27TEX2007	103106 108120	1
- 80	285T0034-26		PRINTED CIRCUIT ASSY-SIREN OWL AURAL WARNING (PLACARDS AND MARKINGS ONLY) SUPPLIER CODE: V89954 ELECTRICAL EQUIP NUMBER: M00619 M00999 COMPONENT MAINT MANUAL REF: 31-51-15 QUALIFIED I/W DATA: 285T0034-23 INTERCHANGEABLE WITH 285T0034-26, 285T0034-30 OR 285T0034-31 EXCEPT TCAS SYSTEM OPERATION REQUIRES INSTALLATION OF 285T0034-26 OR 285T0034-30. FOR NHA/OTHER SYS DET SEE: 31-51-51-08	103106 108120	RF

MISSING ITEM NUMBERS NOT APPLICABLE

- ITEM NOT ILLUSTRATED

11-36-26-08

11-36-26
FIG. 08
PAGE 3
JAN 20/09

BRI



757

PARTS CATALOG (MAINTENANCE)

FIG ITEM	PART NUMBER	1 2 3 4 5 6 7	NOMENCLATURE	EFFECT FROM TO	UNITS PER ASSY
8					
- 80	285T0034-30		PRINTED CIRCUIT ASSY- SIREN/OWL, AURAL WARNING (PLACARDS AND MARKINGS ONLY) SUPPLIER CODE: V89954 ELECTRICAL EQUIP NUMBER: M00619 M00999 COMPONENT MAINT MANUAL REF: 31-51-15 QUALIFIED I/W DATA: 285T0034-23 INTERCHANGEABLE WITH 285T0034-26, 285T0034-30 OR 285T0034-31 EXCEPT TCAS SYSTEM OPERATION REQUIRES INSTALLATION OF 285T0034-26 OR 285T0034-30. FOR NHA/OTHER SYS DET SEE: 31-51-51-08	103106 108120	RF
- 80	285T0034-31		PRINTED CIRCUIT ASSY- SIREN/OWL, AURAL WARNING (PLACARDS AND MARKINGS ONLY) SUPPLIER CODE: V89954 ELECTRICAL EQUIP NUMBER: M00619 M00999 COMPONENT MAINT MANUAL REF: 31-51-15 QUALIFIED I/W DATA: 285T0034-23 INTERCHANGEABLE WITH 285T0034-26, 285T0034-30 OR 285T0034-31 EXCEPT TCAS SYSTEM OPERATION REQUIRES INSTALLATION OF 285T0034-26 OR 285T0034-30. FOR NHA/OTHER SYS DET SEE: 31-51-51-08	103106 108120	RF
85	BAC27TEX1486		.DECAL- PLACARD CONTENT: STATIC SENSITIVE	103106 108120	2

MISSING ITEM NUMBERS NOT APPLICABLE

- ITEM NOT ILLUSTRATED

11-36-26-08

11-36-26
FIG. 08
PAGE 4
JAN 20/09

BRI

 **BOEING**
757
PARTS CATALOG (MAINTENANCE)

FIG ITEM	PART NUMBER	1 2 3 4 5 6 7	NOMENCLATURE	EFFECT FROM TO	UNITS PER ASSY
R R	8 - 90	285T0035-202	POWER SUPPLY-(PLACARDS AND MARKINGS ONLY) SUPPLIER CODE: V89954 FUNCTIONAL DESCRIPTION: THE WARNING ELECTRONICS UNIT POWER SUPPLY UNIT (WEUPSU) IS ONE OF TWO POWER SUPPLY UNITS SUPPLYING REGULATED DC POWER TO THE WEU. EACH IS POWERED FROM INDEPENDENT, SINGLE PHASE 115V AC BUS. MISCELLANEOUS DATA: 285T0035-202 MOD A REPLACES CUT AND JUMPERED PWA WITH A CLEAN PWA ELECTRICAL EQUIP NUMBER: M00616 M00621 COMPONENT MAINT MANUAL REF: 31-51-20 FOR NHA/OTHER SYS DET SEE: 31-51-51-08	103106 108120	RF
	95	BAC27TEX1486	.DECAL- PLACARD CONTENT: STATIC SENSITIVE	103106 108120	1
	100	BAC27DEX6075	.DECAL-CAUTION	103106 108120	1
	105	BAC27TEX3199	.DECAL- SUPPLIER CODE: V89954	103106 108120	1
	110	BAC27TEX4492	.MARKER- SUPPLIER CODE: V89954	103106 108120	1
	115	BAC27TEX4627	.MARKER-ALUMINUM FOIL SUPPLIER CODE: V89954	103106 108120	1
	MISSING ITEM NUMBERS NOT APPLICABLE				

- ITEM NOT ILLUSTRATED

BRI

11-36-26-08

BOEING PROPRIETARY - Copyright © - Unpublished Work - See title page for details.

11-36-26
FIG. 08
PAGE 5
MAY 20/09



757

PARTS CATALOG (MAINTENANCE)

FIG ITEM	PART NUMBER	1 2 3 4 5 6 7	NOMENCLATURE	EFFECT FROM TO	UNITS PER ASSY
R R R R R R R R R R R R	8 - 120	285T0259-19	PRINTED CIRCUIT ASSY- TAKEOFF WARNING CONFIGURATION (PLACARDS AND MARKINGS ONLY) SUPPLIER CODE: V89954 MISCELLANEOUS DATA: 285T0259-19, -20 AND -21 ARE ALL INTERCHANGEABLE ELECTRICAL EQUIP NUMBER: M00620 COMPONENT MAINT MANUAL REF: 31-51-11 FOR NHA/OTHER SYS DET SEE: 31-51-51-08	103106 108120	RF
	- 120	285T0259-20	PRINTED CIRCUIT ASSY- TAKEOFF CONFIGURATION SUPPLIER CODE: V89954 MISCELLANEOUS DATA: 285T0259-19, -20 AND -21 ARE ALL INTERCHANGEABLE ELECTRICAL EQUIP NUMBER: M00620	103106 108120	RF
	- 120	285T0259-21	PRINTED CIRCUIT ASSY- TAKEOFF CONFIGURATION SUPPLIER CODE: V89954 MISCELLANEOUS DATA: 285T0259-19, -20 AND -21 ARE ALL INTERCHANGEABLE ELECTRICAL EQUIP NUMBER: M00620	103106 108120	RF
	125	BAC27TEX1486	.DECAL- PLACARD CONTENT: STATIC SENSITIVE	103106 108120	2

MISSING ITEM NUMBERS NOT APPLICABLE

- ITEM NOT ILLUSTRATED

11-36-26-08

11-36-26
FIG. 08
PAGE 6
MAY 20/09

BRI



757

PARTS CATALOG (MAINTENANCE)

FIG ITEM	PART NUMBER	1 2 3 4 5 6 7	NOMENCLATURE	EFFECT FROM TO	UNITS PER ASSY
8 - 130	285T1104-21		PRINTED CIRCUIT ASSY-STALL WARNING (PLACARDS AND MARKINGS ONLY) SUPPLIER CODE: V89954 ELECTRICAL EQUIP NUMBER: M00615 M00938 COMPONENT MAINT MANUAL REF: 27-32-52 QUALIFIED I/W DATA: FOR FAA: WITH SPEED TAPE OPTION IS ENABLED, THE 285T1104-11, 285T1104-13, 285T1104-17, 285T1104-19, 285T1104-21 AND 285T1104-22 ARE INTERCHANGEABLE ON 757-200. WITH SPEED TAPE OPTION ENABLED ONLY 285T1104-13, 285T1104-17, 285T1104-19, 285T1104-21 AND 285T1104-22 ARE INTERCHANGEABLE ON 757-200. FOR CAA: ONLY 285T1104-19, 285T1104-21 AND 285T1104-22 ARE INTERCHANGEABLE ON 757-200. FOR 757-300 285T1104-21 MUST BE USED. FOR NHA/OTHER SYS DET SEE: 27-32-01-08	103106 108120	RF
135	BAC27TEX1486		.DECAL- PLACARD CONTENT: STATIC SENSITIVE	103106 108120	2
140	BAC27TEX2007		.DECAL- OPTIONAL PART: WHB673-1DOX0D5 V85480	103106 108120	1
140	WHB673-1DOX0D5		.DECAL- SUPPLIER CODE: V85480 OPTIONAL PART: BAC27TEX2007	103106 108120	1

MISSING ITEM NUMBERS NOT APPLICABLE

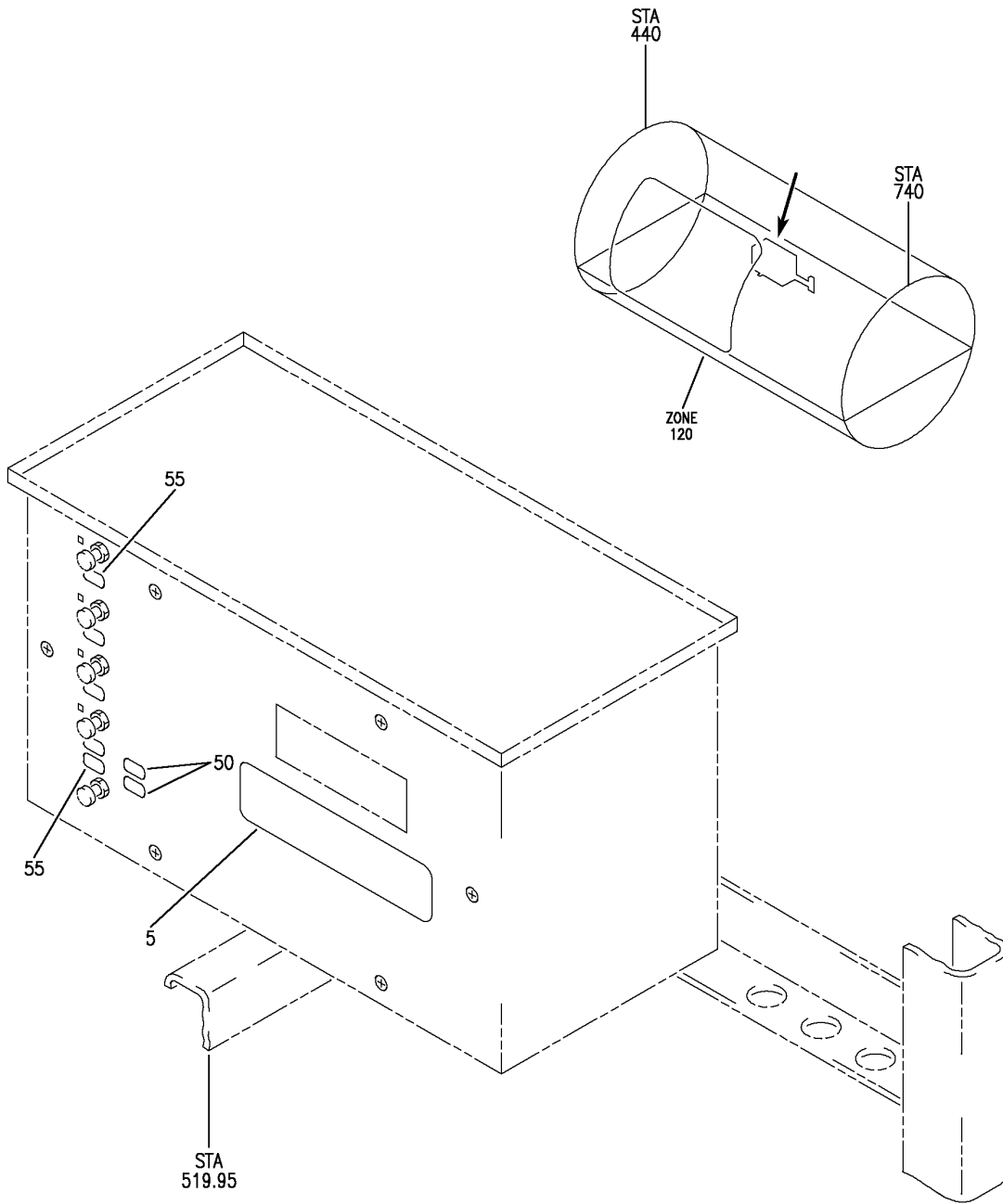
- ITEM NOT ILLUSTRATED

11-36-26-08

11-36-26
FIG. 08
PAGE 7
MAY 20/09

BRI

BOEING
757
PARTS CATALOG (MAINTENANCE)



Y 11362701 REV 327

SHIELD ASSY-P71 HYDR GEN CONT (PLACARDS AND MARKINGS ONLY)
FIGURE 1

11-36-27-01

BRI
SEP 20/08

11-36-27-01
PAGE 0



757

PARTS CATALOG (MAINTENANCE)

FIG ITEM	PART NUMBER	1 2 3 4 5 6 7	NOMENCLATURE	EFFECT FROM TO	UNITS PER ASSY
1			SHIELD ASSY-P71 HYDR GEN CONT (PLACARDS AND MARKINGS ONLY)	002004 006100 107107 121503 904949 952999	
- 1	284N1790-2		SHIELD ASSY-P71 HYDR GEN CONT (PLACARDS AND MARKINGS ONLY) FOR NHA/OTHER SYS DET SEE: 31-01-71-01	107107 904949	RF
- 1	284N1790-4		SHIELD ASSY-P71 HYDR GEN CONT (PLACARDS AND MARKINGS ONLY) FOR NHA/OTHER SYS DET SEE: 31-01-71-01	952952	RF
- 1	284N1790-10		SHIELD ASSY-P71 HYDR GEN CONT (PLACARDS AND MARKINGS ONLY) REWORK DRAWING REF: 284N1790-12 FOR NHA/OTHER SYS DET SEE: 31-01-71-01	002004	RF
- 1	284N1790-14		SHIELD ASSY-P71 HYDR GEN CONT (PLACARDS AND MARKINGS ONLY) FOR NHA/OTHER SYS DET SEE: 31-01-71-01	121503	RF
- 1	284N1790-16		SHIELD ASSY-P71 HYDR GEN CONT (PLACARDS AND MARKINGS ONLY) FOR NHA/OTHER SYS DET SEE: 31-01-71-01	006100 953999	RF
5	BAC27TEX0566		.DECAL- PLACARD CONTENT: WARNING DO NOT OPEN DOORS WHEN POWER IS ON. SERIOUS FIRE OR PERSONAL INJURY MAY RESULT.	002004 904949 952952	1
5	BAC27NEX1512		.DECAL- PLACARD CONTENT: WARNING DO NOT OPEN DOORS WHEN POWER IS ON. SERIOUS FIRE OR PERSONAL INJURY MAY RESULT.	006100 121503 953999	1

MISSING ITEM NUMBERS NOT APPLICABLE

- ITEM NOT ILLUSTRATED

BRI

11-36-27-01

11-36-27
FIG. 01
PAGE 1
JAN 20/09



757

PARTS CATALOG (MAINTENANCE)

FIG ITEM	PART NUMBER	1 2 3 4 5 6 7	NOMENCLATURE	EFFECT FROM TO	UNITS PER ASSY
1					
50	BAC27NFDE0024		.DECAL- PLACARD CONTENT: INOP POST SERVICE BULLETIN: 24-0126	107107	2
55	BAC27NFDE0024		.DECAL- PLACARD CONTENT: INOP POST SERVICE BULLETIN: 24-0126	009009	5

MISSING ITEM NUMBERS NOT APPLICABLE

- ITEM NOT ILLUSTRATED

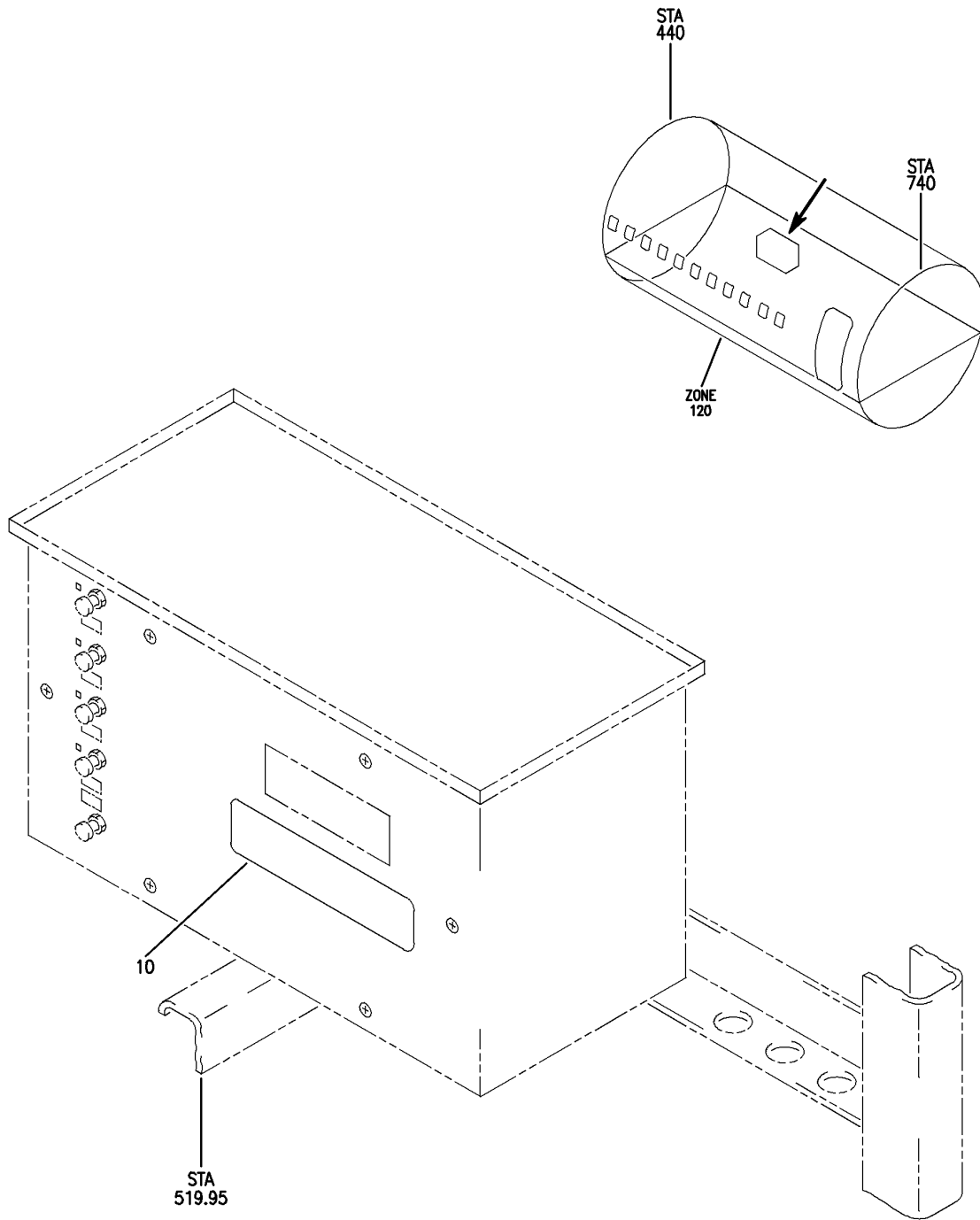
BRI

11-36-27-01

BOEING PROPRIETARY - Copyright © - Unpublished Work - See title page for details.

11-36-27
FIG. 01
PAGE 2
JAN 20/09

BOEING
757
PARTS CATALOG (MAINTENANCE)



Y 11362703 REV 250

SHIELD INSTL-P71 HYDR GEN CONT (PLACARDS AND MARKINGS ONLY)
FIGURE 3

11-36-27-03

BRI
MAY 28/07

11-36-27-03
PAGE 0



757

PARTS CATALOG (MAINTENANCE)

FIG ITEM	PART NUMBER	1 2 3 4 5 6 7	NOMENCLATURE	EFFECT FROM TO	UNITS PER ASSY
3			SHIELD INSTL-P71 HYDR GEN CONT (PLACARDS AND MARKINGS ONLY)	101106 108120	
- 1	284N1790-100		SHIELD INSTL-P71 HYDR GEN CONT (PLACARDS AND MARKINGS ONLY)	101102 108120	RF
- 1	MODREF31977		FOR NHA/OTHER SYS DET SEE: 24-00-58-05E		
			SHIELD INSTL-P71 HYDR GEN CONT (PLACARDS AND MARKINGS ONLY)	103106	1
			MODULE NUMBER: 284N1790-102 REV C		
			FOR OTHER SYS DETAILS SEE: 24-25-51-03 31-01-71-02		
10	BAC27NEX1512		.DECAL- PLACARD CONTENT: WARNING: DO NOT OPEN DOORS WHEN POWER ON. SERIOUS FIRE OR PERSONAL INJURY MAY RESULT.	101106 108120	1

MISSING ITEM NUMBERS NOT APPLICABLE

- ITEM NOT ILLUSTRATED

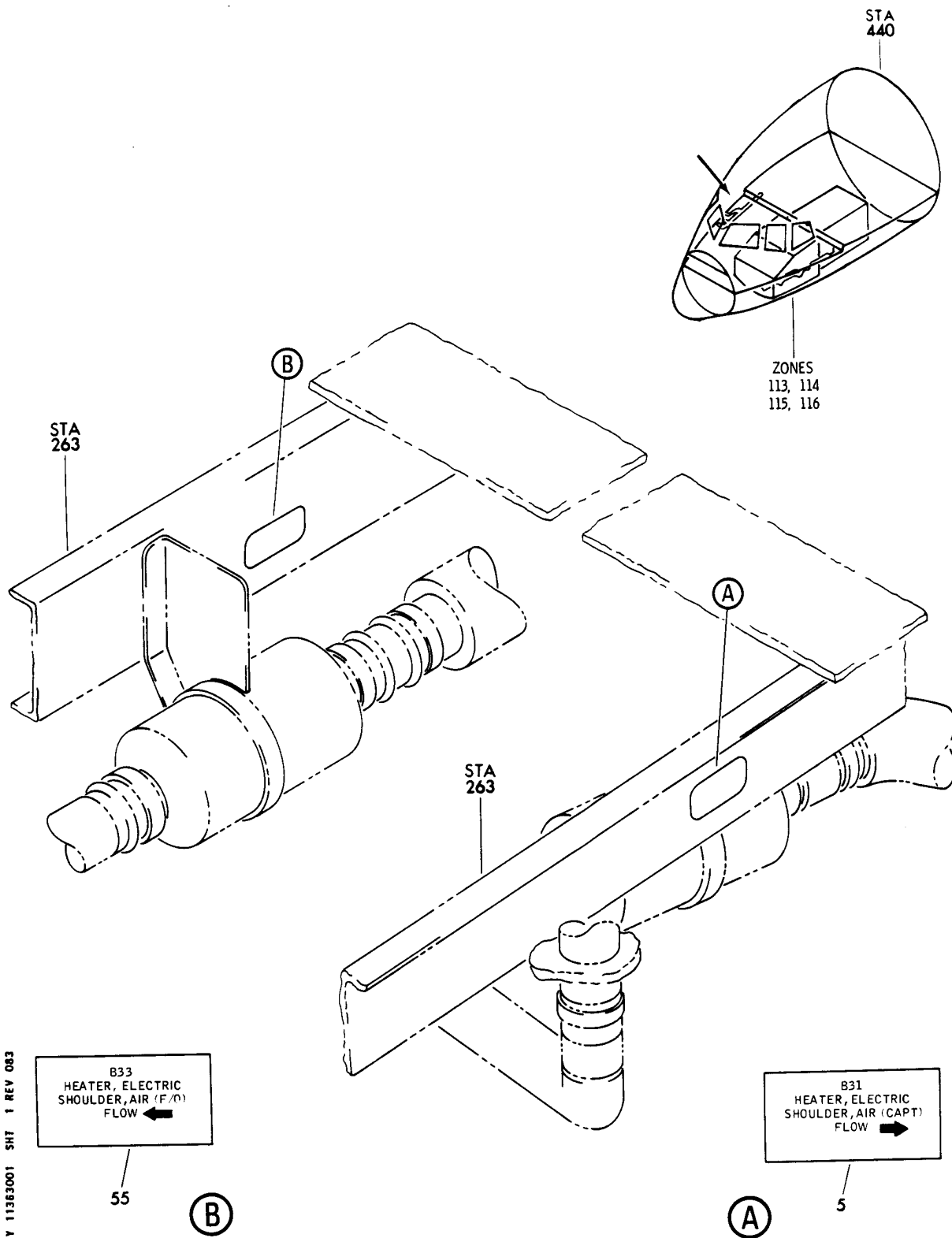
BRI

11-36-27-03

BOEING PROPRIETARY - Copyright © - Unpublished Work - See title page for details.

11-36-27
FIG. 03
PAGE 1
JAN 20/09

BOEING
757
PARTS CATALOG (MAINTENANCE)



Y 11363001 SHT 1 REV 083

B33
HEATER, ELECTRIC
SHOULDER, AIR (F/O)
FLOW ←

55

(B)

B31
HEATER, ELECTRIC
SHOULDER, AIR (CAPT)
FLOW →

5

(A)

DUCT INSTL-STA 234 TO 310 FLIGHT DECK CONDITIONED AIR BELOW FLOOR (PLACARDS AND MARKINGS ONLY)

FIGURE 1

11-36-30-01

BRI
MAY 28/07

11-36-30-01
PAGE 0



757

PARTS CATALOG (MAINTENANCE)

FIG ITEM	PART NUMBER	1 2 3 4 5 6 7	NOMENCLATURE	EFFECT FROM TO	UNITS PER ASSY
1			DUCT INSTL-STA 234 TO 310 FLIGHT DECK CONDITIONED AIR BELOW FLOOR (PLACARDS AND MARKINGS ONLY)	002004 006999	
- 1	214N1008-1		DUCT INSTL-CONDITIONED AIR BELOW FLOOR (PLACARDS AND MARKINGS ONLY) POSITION DATA: STA 234 TO 310 LH SIDE FLIGHT DECK FOR NHA/OTHER SYS DET SEE: 21-00-00-01	002004 006100 107107 121503 904999	RF
- 1	214N1008-3		DUCT INSTL-CONDITIONED AIR BELOW FLOOR (PLACARDS AND MARKINGS ONLY) POSITION DATA: STA 234 TO 310 LH SIDE FLIGHT DECK FOR NHA/OTHER SYS DET SEE: 21-00-00-15	101102 504903	RF
- 1	214N1008-5		DUCT INSTL-CONDITIONED AIR BELOW FLOOR (PLACARDS AND MARKINGS ONLY) POSITION DATA: STA 234 TO 310 LH SIDE FLIGHT DECK FOR NHA/OTHER SYS DET SEE: 21-00-00-15	108120	RF
- 1	MODREF6178		DUCT INSTL-CONDITIONED AIR BELOW FLOOR (PLACARDS AND MARKINGS ONLY) MODULE NUMBER: 214N1008-5 REV A POSITION DATA: STA 234 TO 310 LH SIDE FLIGHT DECK FOR OTHER SYS DETAILS SEE: 21-22-05-06 21-45-02-01	103106	1
5	BAC27NEC0018		.DECAL- PLACARD CONTENT: B31 HEATER ELECTRIC SHOULDER AIR, CAPT FLOW	002004 006999	1

MISSING ITEM NUMBERS NOT APPLICABLE

- ITEM NOT ILLUSTRATED

BRI

11-36-30-01

11-36-30
FIG. 01
PAGE 1
JAN 20/09



757

PARTS CATALOG (MAINTENANCE)

FIG ITEM	PART NUMBER	1 2 3 4 5 6 7	NOMENCLATURE	EFFECT FROM TO	UNITS PER ASSY
1					
- 50	214N1009-1		DUCT INSTL-CONDITIONED AIR BELOW FLOOR (PLACARDS AND MARKINGS ONLY) POSITION DATA: STA 234 TO 310 RH SIDE FLIGHT DECK FOR NHA/OTHER SYS DET SEE: 21-00-00-01	002004 006100 107107 121503 904999	RF
- 50	214N1009-2		DUCT INSTL-CONDITIONED AIR BELOW FLOOR (PLACARDS AND MARKINGS ONLY) POSITION DATA: STA 234 TO 310 RH SIDE FLIGHT DECK FOR NHA/OTHER SYS DET SEE: 21-00-00-14	101102 504903	RF
- 50	214N1009-3		DUCT INSTL-CONDITIONED AIR BELOW FLOOR (PLACARDS AND MARKINGS ONLY) POSITION DATA: STA 234 TO 310 RH SIDE FLIGHT DECK FOR NHA/OTHER SYS DET SEE: 21-00-00-14	108120	RF
- 50	MODREF6179		DUCT INSTL-CONDITIONED AIR BELOW FLOOR (PLACARDS AND MARKINGS ONLY) MODULE NUMBER: 214N1009-3 REV A POSITION DATA: STA 234 TO 310 RH SIDE FLIGHT DECK FOR OTHER SYS DETAILS SEE: 21-22-05-07 21-45-02-02	103106	1
55	BAC27NEC0017		.DECAL- PLACARD CONTENT: B33 HEATER ELECTRIC SHOULDER AIR. F/O FLOW	002004 006999	1

MISSING ITEM NUMBERS NOT APPLICABLE

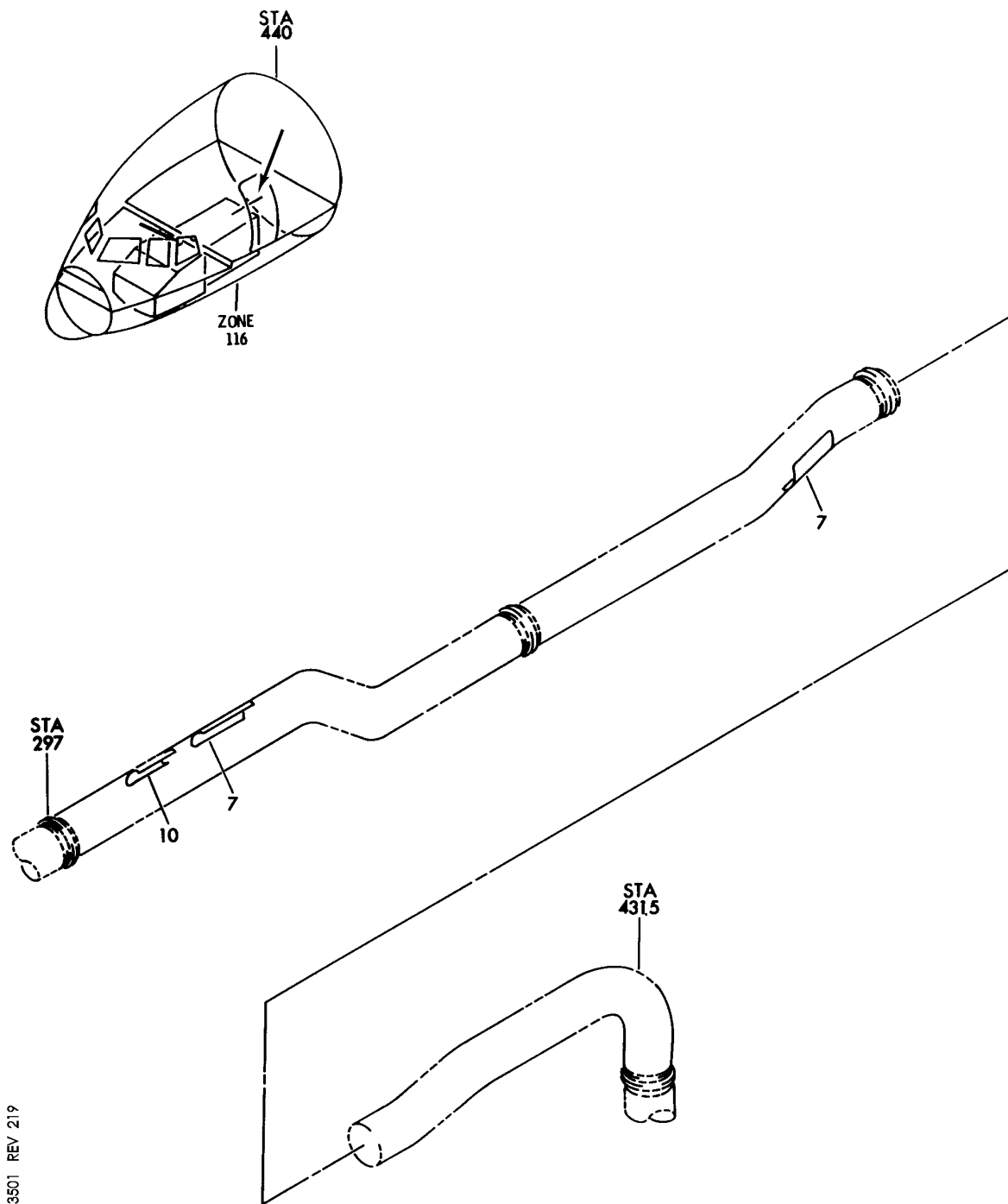
- ITEM NOT ILLUSTRATED

11-36-30-01

11-36-30
FIG. 01
PAGE 2
JAN 20/09

BRI

BOEING
757
PARTS CATALOG (MAINTENANCE)



Y 11363501 REV 219

DUCT ASSY-STA 297 TO 398 ELECTRICAL/ELECTRONIC COOLING AIR SUPPLY (PLACARDS AND MARKINGS ONLY)

FIGURE 1

11-36-35-01

BRI
MAY 28/07

11-36-35-01
PAGE 0



757

PARTS CATALOG (MAINTENANCE)

FIG ITEM	PART NUMBER	1 2 3 4 5 6 7	NOMENCLATURE	EFFECT FROM TO	UNITS PER ASSY
1			DUCT ASSY-STA 297 TO 398 ELECTRICAL/ELECTRONIC COOLING AIR SUPPLY (PLACARDS AND MARKINGS ONLY)	002004 006999	
- 1	217N1078-3		DUCT ASSY-ELECTRICAL/ ELECTRONIC COOLING AIR SUPPLY (PLACARDS AND MARKINGS ONLY) POSITION DATA: STA 297 TO 351 FOR NHA SEE: 21-58-08-10	002004 006999	RF
- 1	217N1078-1		DUCT ASSY-ELECTRICAL/ ELECTRONIC COOLING AIR SUPPLY (PLACARDS AND MARKINGS ONLY) POSITION DATA: STA 297 TO 351 FOR NHA SEE: 21-58-08-10	002004 006100 107107 121503 904999	RF
- 5	217N1077-3		DUCT ASSY-ELECTRICAL/ ELECTRONIC COOLING AIR SUPPLY (PLACARDS AND MARKINGS ONLY) POSITION DATA: STA 351 TO 398 FOR NHA SEE: 21-58-08-10	002004 006999	RF
- 5	217N1077-1		DUCT ASSY-ELECTRICAL/ ELECTRONIC COOLING AIR SUPPLY (PLACARDS AND MARKINGS ONLY) POSITION DATA: STA 351 TO 398 FOR NHA SEE: 21-58-08-10	002004 006100 107107 121503 904999	RF
7	BAC27TCT0010		.MARKER-ALUMINUM FOIL- PLACARD CONTENT: NO STEP	002004 006999	1

MISSING ITEM NUMBERS NOT APPLICABLE

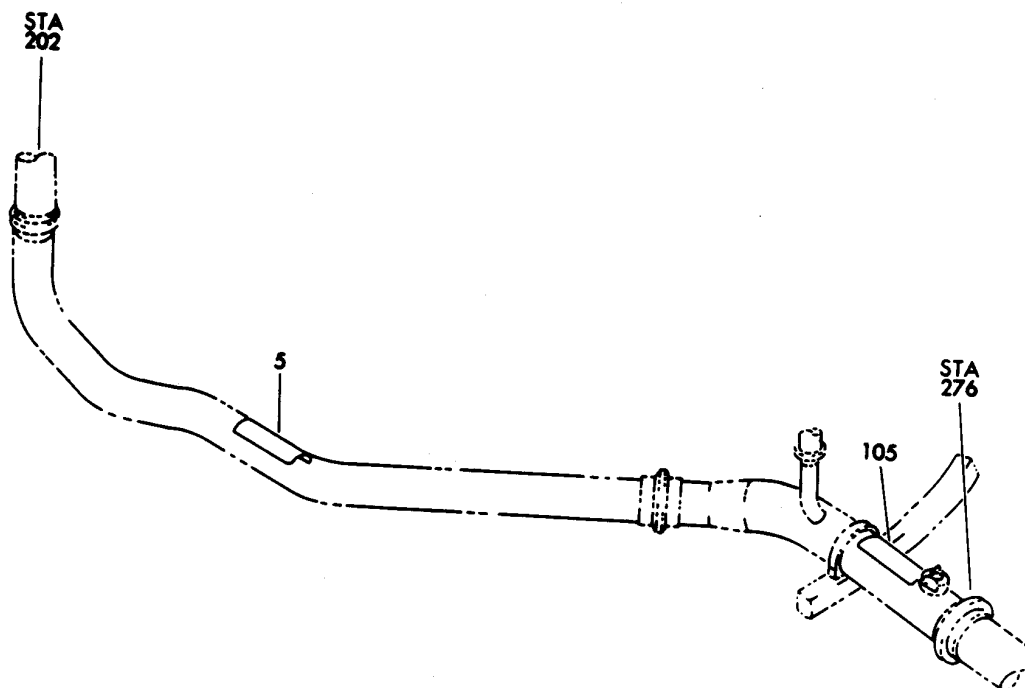
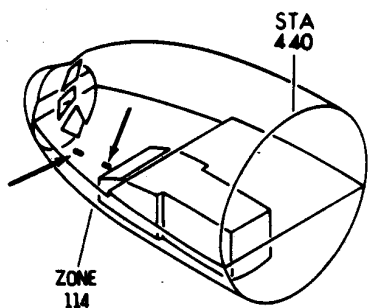
- ITEM NOT ILLUSTRATED

11-36-35-01

11-36-35
FIG. 01
PAGE 1
JAN 20/09

BRI

BOEING
757
PARTS CATALOG (MAINTENANCE)



Y 11364001 SMT 1 REV 011

DUCT ASSY-STA 202 TO 276 FLIGHT DECK INSTR COOLING SUPPLY (PLACARDS AND MARKINGS ONLY)

FIGURE 1

11-36-40-01

BRI
MAY 28/07

11-36-40-01
PAGE 0



757

PARTS CATALOG (MAINTENANCE)

FIG ITEM	PART NUMBER	1 2 3 4 5 6 7	NOMENCLATURE	EFFECT FROM TO	UNITS PER ASSY
1			DUCT ASSY-STA 202 TO 276 FLIGHT DECK INSTR COOLING SUPPLY (PLACARDS AND MARKINGS ONLY)	002004 006999	
- 100	217N2024-3		DUCT ASSY-FLIGHT DECK INSTR COOLING SUPPLY (PLACARDS AND MARKINGS ONLY)	002004 006999	RF
- 100	217N2024-5		POSITION DATA: STA 251 TO 276 FOR NHA/OTHER SYS DET SEE: 21-58-08-13		
- 100	217N2024-5		DUCT ASSY-FLIGHT DECK INSTR COOLING SUPPLY (PLACARDS AND MARKINGS ONLY)	002004 006999	RF
- 100	217N2024-9		POSITION DATA: STA 251 TO 276 FOR NHA/OTHER SYS DET SEE: 21-58-08-13		
- 100	217N2024-9		DUCT ASSY-FLIGHT DECK INSTR COOLING SUPPLY (PLACARDS AND MARKINGS ONLY)	002004 006999	RF
105	BAC27TCT0010		POSITION DATA: STA 251 TO 276 FOR NHA/OTHER SYS DET SEE: 21-58-08-13		
			.MARKER-ALUMINUM FOIL PLACARD CONTENT: NO STEP	002004 006999	1

MISSING ITEM NUMBERS NOT APPLICABLE

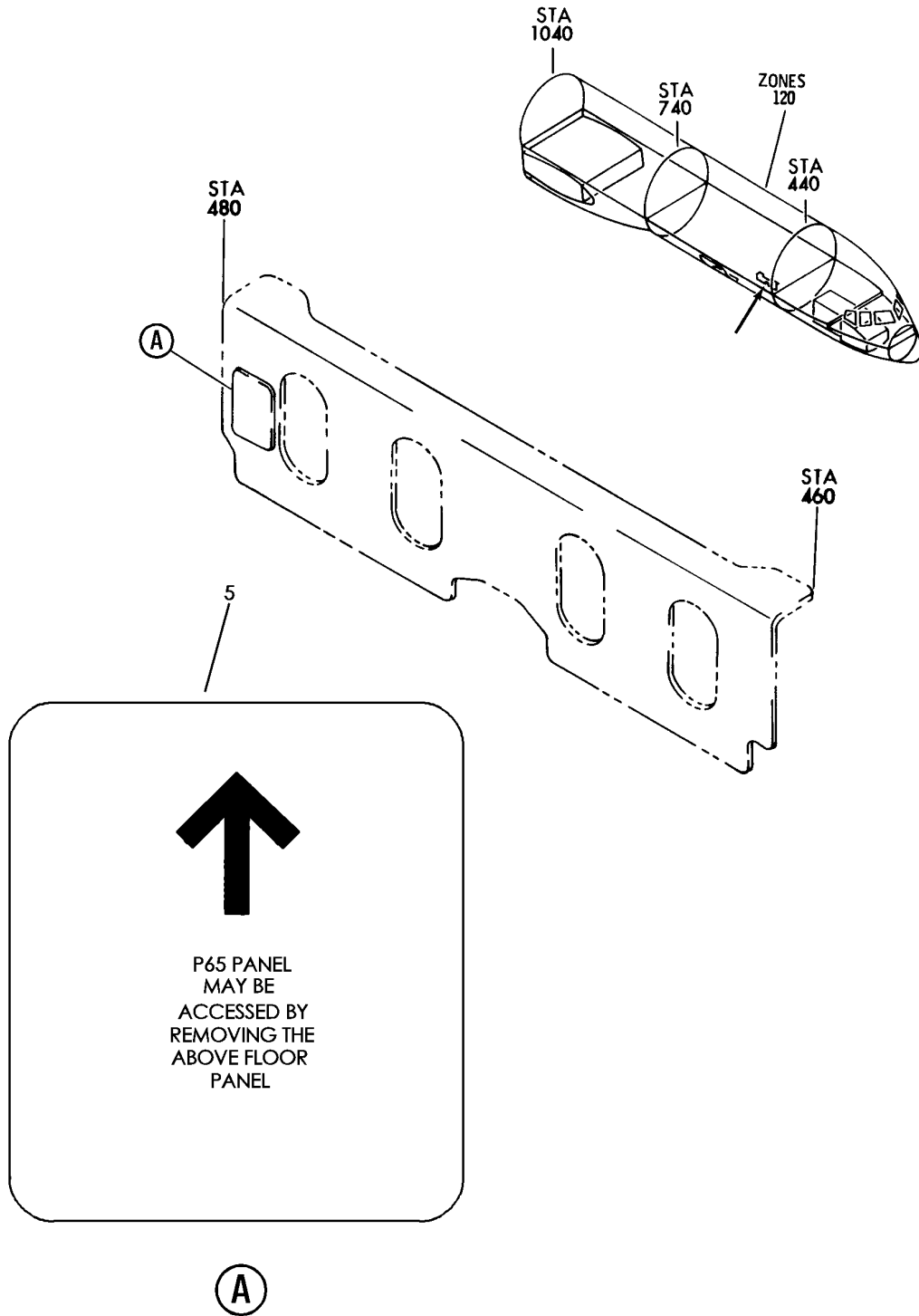
- ITEM NOT ILLUSTRATED

BRI

11-36-40-01

11-36-40
FIG. 01
PAGE 1
SEP 20/08

BOEING
757
PARTS CATALOG (MAINTENANCE)



Y 11365001 REV 222

FLOOR INSTL-ELECT. EQPT CTR (PLACARDS AND MARKINGS ONLY)
FIGURE 1

11-36-50-01

BRI
MAY 28/07

11-36-50-01
PAGE 0



757

PARTS CATALOG (MAINTENANCE)

FIG ITEM	PART NUMBER	1 2 3 4 5 6 7	NOMENCLATURE	EFFECT FROM TO	UNITS PER ASSY
1			FLOOR INSTL-ELECT. EQPT CTR (PLACARDS AND MARKINGS ONLY)	011106 108120 504903	
- 1	284N1308-31		FLOOR INSTL-ELECT. EQPT CTR (PLACARDS AND MARKINGS ONLY) FOR NHA/OTHER SYS DET SEE: 24-00-58-01C	011100	RF
- 1	284N1308-37		FLOOR INSTL-ELECT. EQPT CTR (PLACARDS AND MARKINGS ONLY) FOR NHA/OTHER SYS DET SEE: 24-00-58-05	101101	RF
- 2	284N1308-44		SUPPORT INSTL-ELECT. EQPT CTR (PLACARDS AND MARKINGS ONLY) FOR NHA/OTHER SYS DET SEE: 24-00-58-05A	102102 504903	RF
- 2	284N1308-46		SUPPORT INSTL-ELECT. EQPT CTR (PLACARDS AND MARKINGS ONLY) FOR NHA/OTHER SYS DET SEE: 24-00-58-05A	108120	RF
- 2	MODREF19925		SUPPORT INSTL-ELECT. EQPT CTR (PLACARDS AND MARKINGS ONLY) MODULE NUMBER: 284N1308-51 REV A	103106	1
5	BAC27NEX2828		.DECAL	011106 108120 504903	1

MISSING ITEM NUMBERS NOT APPLICABLE

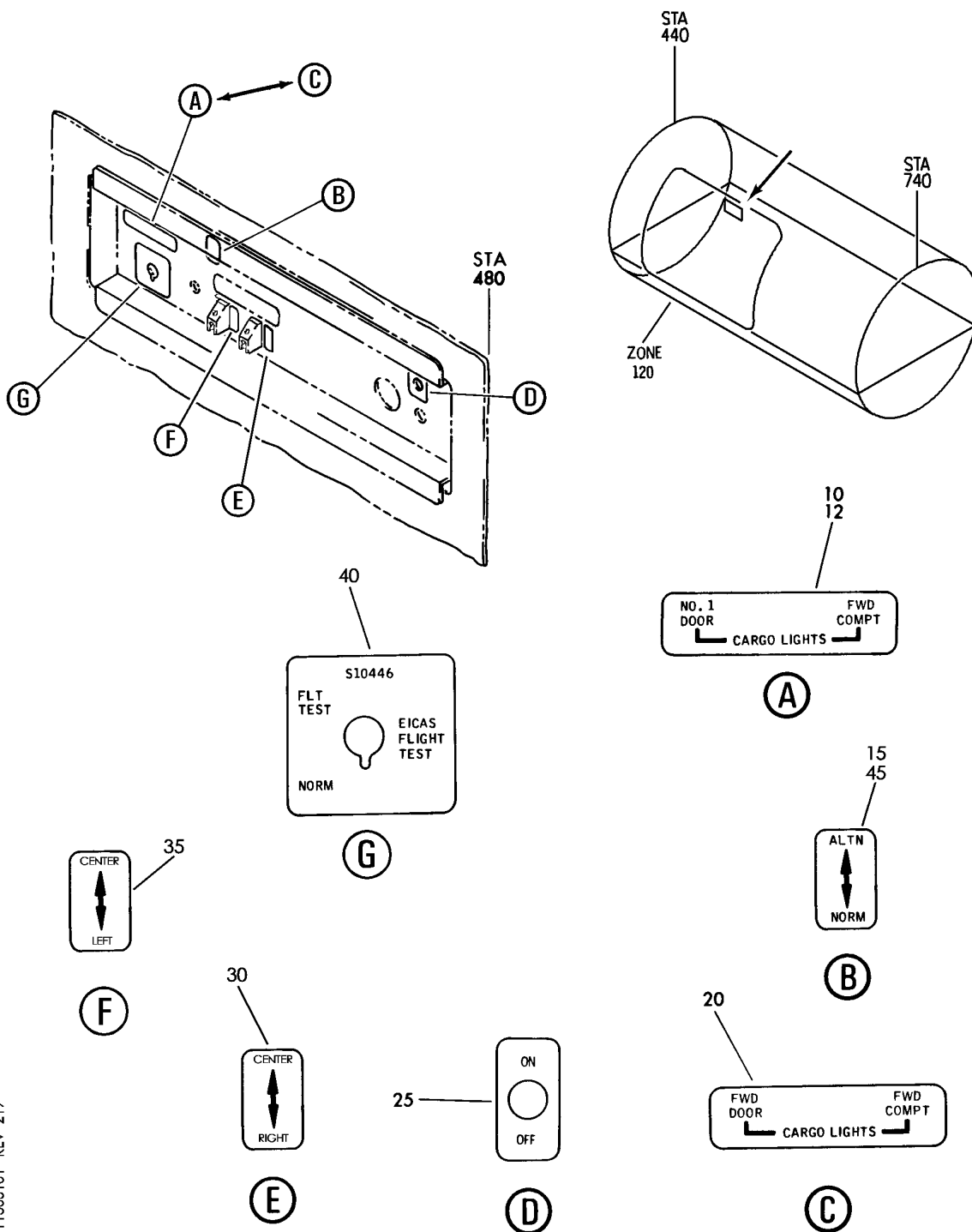
- ITEM NOT ILLUSTRATED

BRI

11-36-50-01

11-36-50
FIG. 01
PAGE 1
JAN 20/09

BOEING
757
PARTS CATALOG (MAINTENANCE)



Y 11365101 REV 219

PANEL INSTL-EQPT CTR SVCE (PLACARDS AND MARKINGS ONLY)
FIGURE 1

11-36-51-01

BRI
MAY 28/07

11-36-51-01
PAGE 0



757

PARTS CATALOG (MAINTENANCE)

FIG ITEM	PART NUMBER	1 2 3 4 5 6 7	NOMENCLATURE	EFFECT FROM TO	UNITS PER ASSY
1			PANEL INSTL-EQPT CTR SVCE (PLACARDS AND MARKINGS ONLY)	002004 006999	
- 1	284N1360-8		PANEL INSTL-EQPT CTR SVCE (PLACARDS AND MARKINGS ONLY) FOR NHA/OTHER SYS DET SEE: 24-00-58-01C	002004 006012 952999	RF
- 1	284N1360-11		PANEL INSTL-EQPT CTR SVCE (PLACARDS AND MARKINGS ONLY) FOR NHA/OTHER SYS DET SEE: 24-00-58-01C	107107 121503 904949	RF
- 1	284N1360-22		PANEL INSTL-EQPT CTR SVCE (PLACARDS AND MARKINGS ONLY) FOR NHA/OTHER SYS DET SEE: 24-00-58-01C	950951	RF
- 2	284N1360-25		PANEL INSTL-EQPT CTR SVCE (PLACARDS AND MARKINGS ONLY) FOR NHA/OTHER SYS DET SEE: 24-00-58-01C	013100	RF
- 2	284N1360-39		PANEL INSTL-EQPT CTR SVCE (PLACARDS AND MARKINGS ONLY) FOR NHA/OTHER SYS DET SEE: 24-00-58-05C	101102 108120 504903	RF
- 2	MODREF10009		PANEL INSTL-EQPT CTR SVCE (PLACARDS AND MARKINGS ONLY) MODULE NUMBER: 284N1360-39 REV A FOR OTHER SYS DETAILS SEE: 31-41-54-01	103106	1
- 6	284N1360-34		PANEL INSTL-EQPT CTR SVCE (PLACARDS AND MARKINGS ONLY) FOR NHA/OTHER SYS DET SEE: 24-00-58-05	101102 108120 504903	RF

MISSING ITEM NUMBERS NOT APPLICABLE

- ITEM NOT ILLUSTRATED

11-36-51-01

11-36-51
FIG. 01
PAGE 1
JAN 20/09

BRI



757

PARTS CATALOG (MAINTENANCE)

FIG ITEM	PART NUMBER	1 2 3 4 5 6 7	NOMENCLATURE	EFFECT FROM TO	UNITS PER ASSY
1 -	6 MODREF10004		PANEL INSTL-EQPT CTR SVCE (PLACARDS AND MARKINGS ONLY) MODULE NUMBER: 284N1360-34 REV A FOR OTHER SYS DETAILS SEE: 23-41-56-01 25-29-51-01 27-51-71-05 27-58-52-01 33-31-54-01 33-37-53-01	103106	1
-	7 MODREF10010		PANEL INSTL-EQPT CTR SVCE (PLACARDS AND MARKINGS ONLY) MODULE NUMBER: 284N1360-41 REV A FOR OTHER SYS DETAILS SEE: 34-12-53-01	103106	1
-	9 MODREF10019		PANEL INSTL-EQPT CTR SVCE (PLACARDS AND MARKINGS ONLY) MODULE NUMBER: 284N1360-54 REV A FOR OTHER SYS DETAILS SEE: 34-12-53-01	103106	1

MISSING ITEM NUMBERS NOT APPLICABLE

- ITEM NOT ILLUSTRATED

11-36-51-01

11-36-51
FIG. 01
PAGE 2
JAN 20/09

BRI



757

PARTS CATALOG (MAINTENANCE)

FIG ITEM	PART NUMBER	1 2 3 4 5 6 7	NOMENCLATURE	EFFECT FROM TO	UNITS PER ASSY
1 10	BAC27NEX1718		.DECAL- USED ON: 284N1360-2 284N1360-5 284N1360-6 284N1360-7 284N1360-9 284N1360-10 284N1360-11 284N1360-18 284N1360-19 284N1360-20 284N1360-21 284N1360-22 284N1360-23 284N1360-24 284N1360-25 284N1360-26 284N1360-27 284N1360-28 284N1360-29 284N1360-30 284N1360-31 284N1360-32 284N1360-33 284N1360-47	002004 006100 107107 121503 904999	1
	12	BAC27NEX1718	.DECAL- USED ON: 284N1360-34 284N1360-56 MODREF10004 MODREF10021	101106 108120 504903	1
	15	BAC27TEX3218	.DECAL- USED ON: 284N1360-7 284N1360-8 284N1360-9 284N1360-10 284N1360-11 284N1360-22 284N1360-24 284N1360-25 284N1360-28 284N1360-31 284N1360-33 POST SERVICE BULLETIN: 34-0410 34-0410R2 34-0430	009009 015015 107107 950951	1

R
R
R
R
R
R
R
R
R
R
R
R
R
R
R

MISSING ITEM NUMBERS NOT APPLICABLE

- ITEM NOT ILLUSTRATED

11-36-51-01

11-36-51
FIG. 01
PAGE 3
MAY 20/09

BRI



757

PARTS CATALOG (MAINTENANCE)

FIG ITEM	PART NUMBER	1 2 3 4 5 6 7	NOMENCLATURE	EFFECT FROM TO	UNITS PER ASSY
1 25	BAC27NEX1916	.DECAL- USED ON: 284N1360-34 284N1360-56 284N1360-18 284N1360-19 284N1360-20 284N1360-21 284N1360-22 284N1360-23 284N1360-24 284N1360-25 284N1360-26 284N1360-27 284N1360-28 284N1360-31 284N1360-32 284N1360-33 284N1360-47 284N1360-7 284N1360-8 284N1360-9 MODREF10004 MODREF10021		002004 006106 108120 504903 950999	1
30	BAC27NEX3146	.DECAL- USED ON: 284N1360-54 MODREF10019		103106	1
35	BAC27NEX3147	.DECAL- USED ON: 284N1360-54 MODREF10019		103106	1
40	BAC27NEX1709	.DECAL- USED ON: 284N1360-39 284N1360-10 284N1360-19 284N1360-23 284N1360-24 284N1360-27 284N1360-30 284N1360-31 284N1360-32 284N1360-33 284N1360-47 284N1360-5 284N1360-7 284N1360-9 MODREF10019		101106 108120 504903	1

MISSING ITEM NUMBERS NOT APPLICABLE

- ITEM NOT ILLUSTRATED

11-36-51-01

11-36-51
FIG. 01
PAGE 4
JAN 20/09

BRI



757

PARTS CATALOG (MAINTENANCE)

FIG ITEM	PART NUMBER	1 2 3 4 5 6 7	NOMENCLATURE	EFFECT FROM TO	UNITS PER ASSY
1 45	BAC27TEX3218		.DECAL- USED ON: 284N1360-41 284N1360-48 MODREF10010	103106	1

MISSING ITEM NUMBERS NOT APPLICABLE

- ITEM NOT ILLUSTRATED

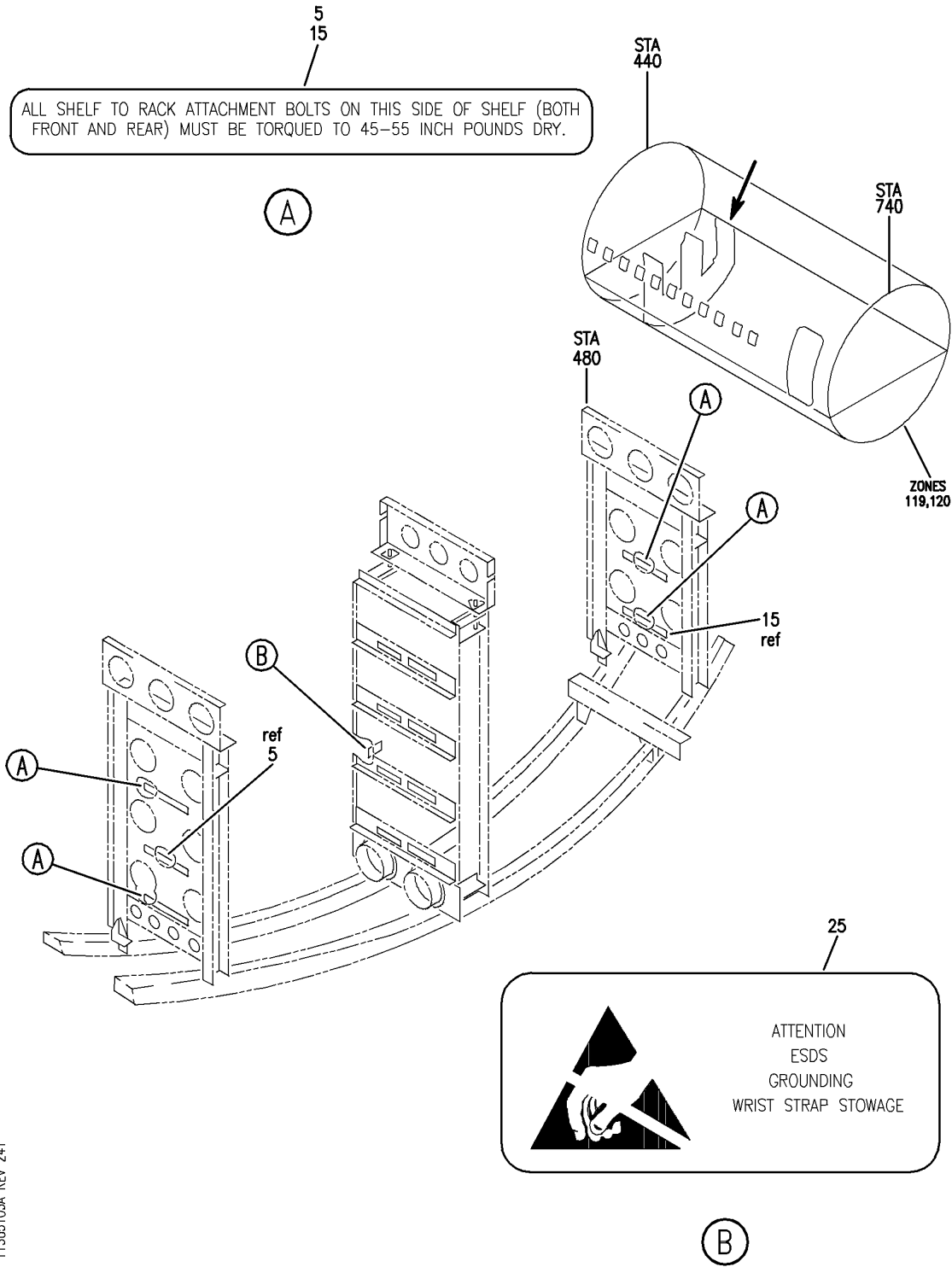
BRI

11-36-51-01

BOEING PROPRIETARY - Copyright © - Unpublished Work - See title page for details.

11-36-51
FIG. 01
PAGE 5
JAN 20/09

BOEING
757
PARTS CATALOG (MAINTENANCE)



Y 11365103A REV 241

STANCHION AND PLENUM ASSY (PLACARDS AND MARKINGS ONLY) E1 THRU E5
FIGURE 3A

BRI
JAN 20/09

11-36-51-03A

11-36-51-03A
PAGE 0



757

PARTS CATALOG (MAINTENANCE)

FIG ITEM	PART NUMBER	1 2 3 4 5 6 7	NOMENCLATURE	EFFECT FROM TO	UNITS PER ASSY
3A			STANCHION AND PLENUM ASSY (PLACARDS AND MARKINGS ONLY) E1 THRU E5	103106	
- 1	284N1023-59		STANCHION ASSY- (PLACARDS AND MARKINGS ONLY) FOR NHA/OTHER SYS DET SEE: 53-30-51-28C	103106	RF
- 5	BAC27NEX3139		.PLACARD	103106	3
- 10	284N1023-60		STANCHION ASSY- (PLACARDS AND MARKINGS ONLY) FOR NHA/OTHER SYS DET SEE: 53-30-51-28C	103105	RF
- 10	284N1023-69		STANCHION ASSY- (PLACARDS AND MARKINGS ONLY) FOR NHA/OTHER SYS DET SEE: 53-30-51-28C	106106	RF
15	BAC27NEX3139		.PLACARD	103106	2

MISSING ITEM NUMBERS NOT APPLICABLE

- ITEM NOT ILLUSTRATED

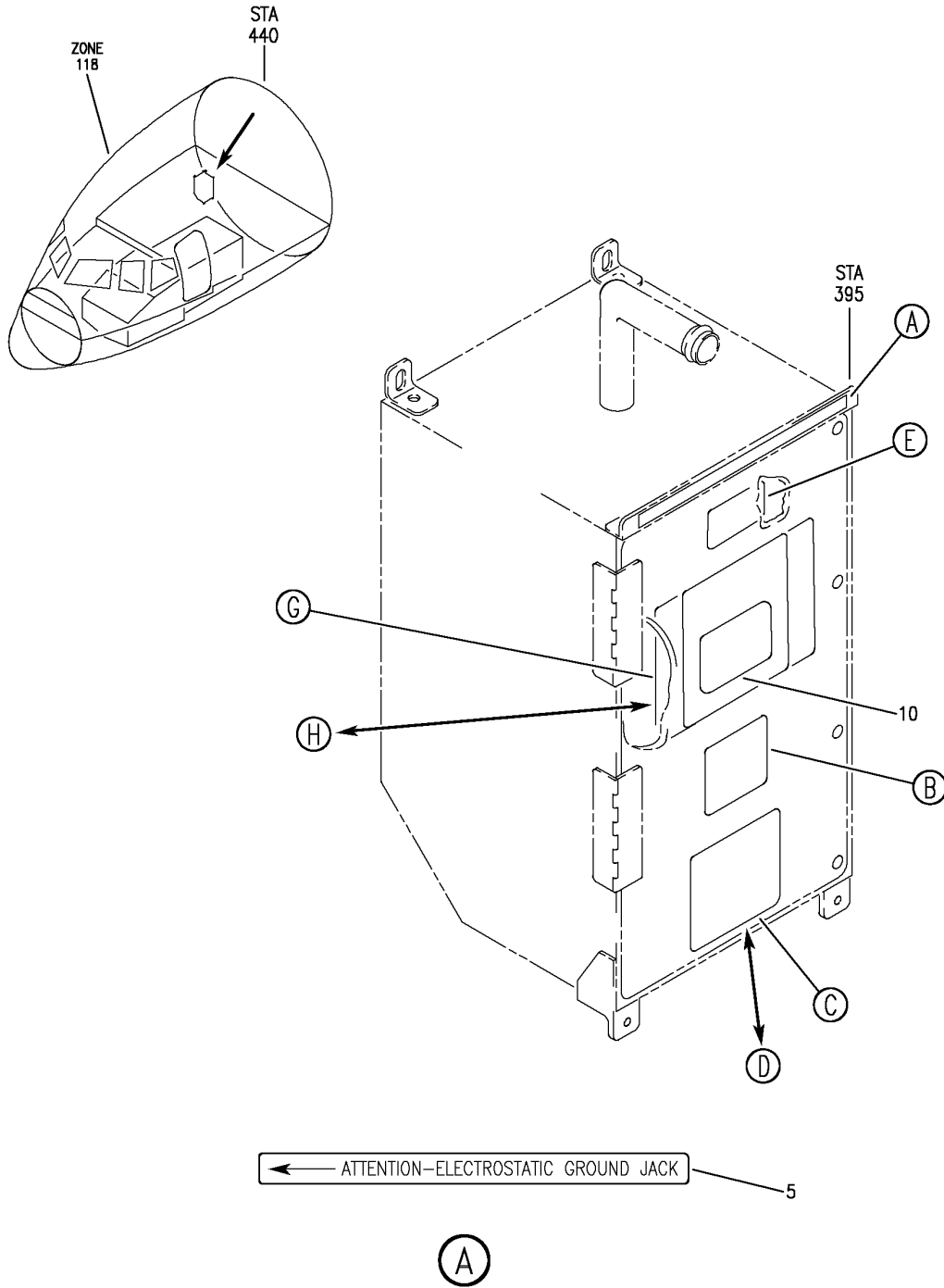
BRI

11-36-51-03A

BOEING PROPRIETARY - Copyright © - Unpublished Work - See title page for details.

11-36-51
FIG. 03A
PAGE 1
JAN 20/09

BOEING
757
PARTS CATALOG (MAINTENANCE)



Y 11365104 SH1 1 REV 330


FILE ASSY-CARD WARNING ELECTRONICS UNIT P51 (PLACARD AND MARKINGS ONLY)
FIGURE 4 (SHEET 1)

11-36-51-04

BRI
JAN 20/09

11-36-51-04
PAGE 0

BOEING
757
PARTS CATALOG (MAINTENANCE)



ATTENTION

THIS UNIT CONTAINS STATIC SENSITIVE DEVICES. CONNECT GROUNDING WRIST STRAP TO ELECTROSTATIC GROUND JACK LOCATED AT THE TOP OF THIS UNIT.

(B)

WEU STATUS DISPLAY

POWER SUPPLY M616 AND M621 STATUS:

YELLOW FAULT BALL INDICATES POSSIBLE FAULTY M616(A) OR M621(B). TO RESET FAULT BALL SWITCH A OR B POWER OFF MOMENTARILY THEN REAPPLY POWER. MOMENTARILY PRESS RESET BUTTON. NOTE: A FAULTY POWER SUPPLY WILL NOT RESET.

STALL WARNING M615 AND M938 STATUS:

ONLY 1 TWO-DIGIT CODE WILL BE DISPLAYED FOR EACH STALL WARNING COMPUTER (L:M615, R:M938) REGARDLESS OF THE NUMBER OF FAULTS/ANOMALIES PRESENT. THE PRIORITY OF DISPLAY IS:

ASWC FAULTS	A0-C5
INTERFACE ANOMALIES	D0-D9
CONFIG ID	4/0-F

<p><u>CONFIG ID:</u></p> <p>4 X-NORMAL 757-200</p> <p>FX-INVALID CONFIGURATION (X=OPTION VALUES 0 THROUGH F)</p> <p><u>INTERFACE ANOMALIES</u></p> <p>D0 STICK SHAKER INOP D1 ADC INPUT INVALID D2 FLAPS POSN INVALID D3 AIR/GND DISCREET INVALID D4 MULTIPLE LE SLATS D5 NO LEADING EDGE SLATS D6 IRS INPUT INVALID D7 FMAC INPUT INVALID D8 AIR/GND CONFLICT D9 OPPOSITE CHANNEL</p>	<p><u>ASWC FAULTS:</u></p> <table style="width: 100%; border-collapse: collapse;"> <tr> <td>A0 MULTIPLE FAULTS</td> <td>B0 IN DISC # 10</td> </tr> <tr> <td>A1 IN DISC # 1</td> <td>B1 IN DISC # 11</td> </tr> <tr> <td>A2 IN DISC # 2</td> <td>B2 IN DISC # 12</td> </tr> <tr> <td>A3 IN DISC # 3</td> <td>B6 ARINC IN</td> </tr> <tr> <td>A4 IN DISC # 4</td> <td>C0 A/D</td> </tr> <tr> <td>A5 IN DISC # 5</td> <td>C1 OUT DISC # 1</td> </tr> <tr> <td>A6 IN DISC # 6</td> <td>C2 OUT DISC # 2</td> </tr> <tr> <td>A7 IN DISC # 7</td> <td>C3 OUT DISC # 3</td> </tr> <tr> <td>A8 IN DISC # 8</td> <td>C4 OUT DISC # 4</td> </tr> <tr> <td>A9 IN DISC # 9</td> <td>C5 OUT DISC # 5</td> </tr> </table>	A0 MULTIPLE FAULTS	B0 IN DISC # 10	A1 IN DISC # 1	B1 IN DISC # 11	A2 IN DISC # 2	B2 IN DISC # 12	A3 IN DISC # 3	B6 ARINC IN	A4 IN DISC # 4	C0 A/D	A5 IN DISC # 5	C1 OUT DISC # 1	A6 IN DISC # 6	C2 OUT DISC # 2	A7 IN DISC # 7	C3 OUT DISC # 3	A8 IN DISC # 8	C4 OUT DISC # 4	A9 IN DISC # 9	C5 OUT DISC # 5
A0 MULTIPLE FAULTS	B0 IN DISC # 10																				
A1 IN DISC # 1	B1 IN DISC # 11																				
A2 IN DISC # 2	B2 IN DISC # 12																				
A3 IN DISC # 3	B6 ARINC IN																				
A4 IN DISC # 4	C0 A/D																				
A5 IN DISC # 5	C1 OUT DISC # 1																				
A6 IN DISC # 6	C2 OUT DISC # 2																				
A7 IN DISC # 7	C3 OUT DISC # 3																				
A8 IN DISC # 8	C4 OUT DISC # 4																				
A9 IN DISC # 9	C5 OUT DISC # 5																				

(C)

Y 11365104 SHT 2 REV 248

FILE ASSY-CARD WARNING ELECTRONICS UNIT P51 (PLACARD AND MARKINGS ONLY)
FIGURE 4 (SHEET 2)

11-36-51-04

BRI
JAN 20/09

11-36-51-04
PAGE 0A

BOEING
757
PARTS CATALOG (MAINTENANCE)

25

WEU STATUS DISPLAY

POWER SUPPLY M616 AND M621 STATUS:

YELLOW FAULT BALL INDICATES POSSIBLE FAULTY M616(A) OR M621(B).
TO RESET FAULT BALL SWITCH A OR B POWER OFF MOMENTARILY
THEN REAPPLY POWER. MOMENTARILY PRESS RESET BUTTON.
NOTE: A FAULTY POWER SUPPLY WILL NOT RESET.

STALL WARNING M615 AND M938 STATUS:

ONLY 1 TWO-DIGIT CODE WILL BE DISPLAYED FOR EACH STALL WARNING
COMPUTER (L:M615, R:M938) REGARDLESS OF THE NUMBER OF FAULTS/
ANOMALIES PRESENT. THE PRIORITY OF DISPLAY IS:
ASWC FAULTS AO-C5
INTERFACE ANOMALIES DO-D9
CONFIG ID 4,5/0-F

CONFIG ID:

4 X-NORMAL 757-200
9 X-NORMAL 757-200
FX-INVALID CONFIGURATION
(X=OPTION VALUES 0 THROUGH F)

INTERFACE ANOMALIES

D0 STICK SHAKER INOP
D1 ADC INPUT INVALID
D2 FLAPS POSN INVALID
D3 AIR/GND DISCREET INVALID
D4 MULTIPLE LE SLATS
D5 NO LEADING EDGE SLATS
D6 IRS INPUT INVALID
D7 FMAC INPUT INVALID
D8 AIR/GND CONFLICT
D9 OPPOSITE CHANNEL

ASWC FAULTS:

A0 MULTIPLE FAULTS	B0 IN DISC # 10
A1 IN DISC # 1	B1 IN DISC # 11
A2 IN DISC # 2	B2 IN DISC # 12
A3 IN DISC # 3	B6 ARINC IN
A4 IN DISC # 4	C0 A/D
A5 IN DISC # 5	C1 OUT DISC # 1
A6 IN DISC # 6	C2 OUT DISC # 2
A7 IN DISC # 7	C3 OUT DISC # 3
A8 IN DISC # 8	C4 OUT DISC # 4
A9 IN DISC # 9	C5 OUT DISC # 5

(D)

30



(E)

Y 11365104 SHT 3 REV 248

FILE ASSY-CARD WARNING ELECTRONICS UNIT P51 (PLACARD AND MARKINGS ONLY)
FIGURE 4 (SHEET 3)

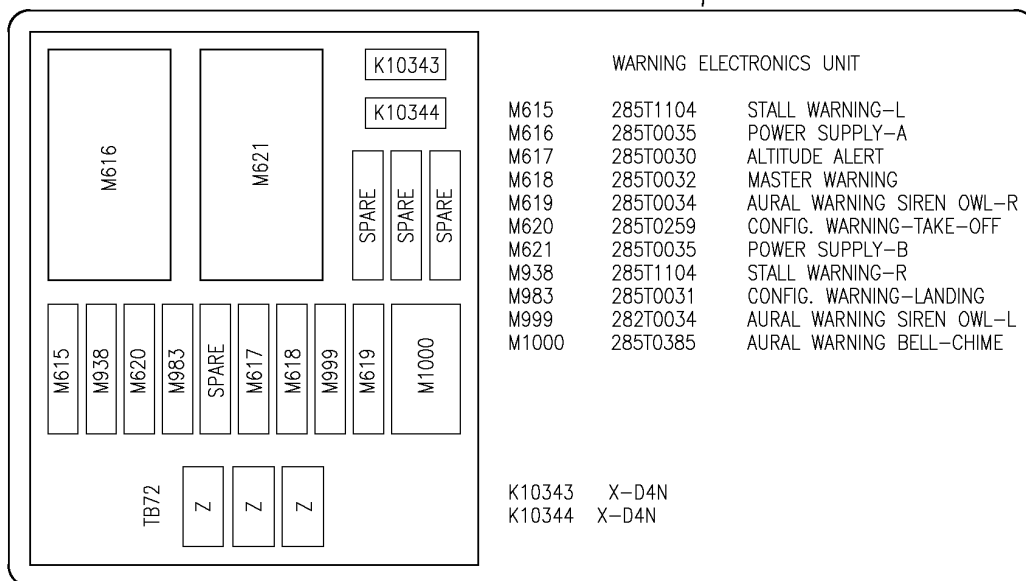
11-36-51-04

BRI
JAN 20/09

11-36-51-04
PAGE 0B


BOEING
 757
PARTS CATALOG (MAINTENANCE)

40



G

Y 11365104 SH1 4 REV 330

FILE ASSY-CARD WARNING ELECTRONICS UNIT P51 (PLACARD AND MARKINGS ONLY)
FIGURE 4 (SHEET 4)

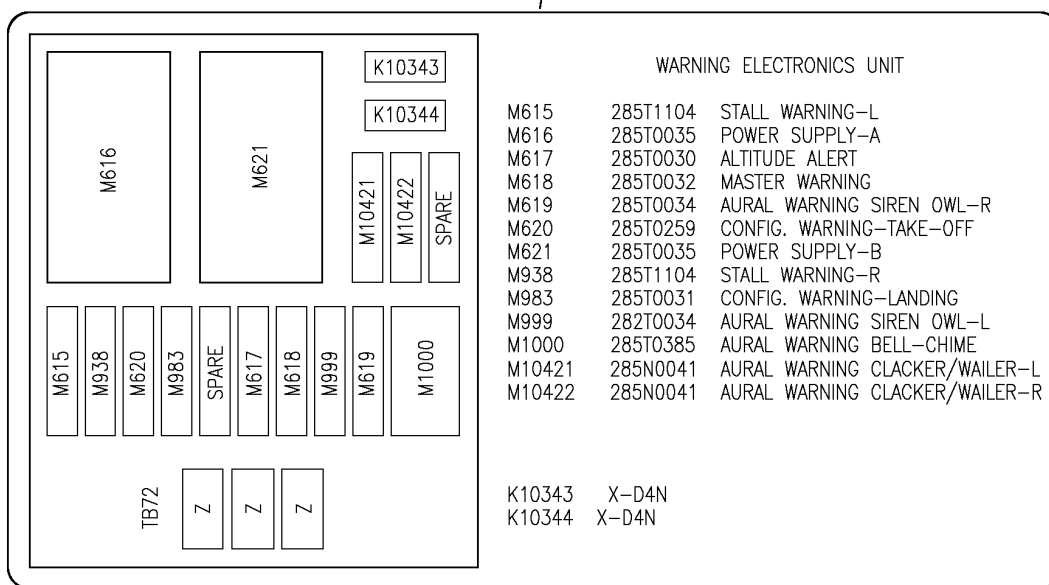
BRI
JAN 20/09

11-36-51-04

11-36-51-04
PAGE 0C

BOEING
757
PARTS CATALOG (MAINTENANCE)

45



(H)

Y 11365104 SHT 5 REV 248

FILE ASSY-CARD WARNING ELECTRONICS UNIT P51 (PLACARD AND MARKINGS ONLY)
FIGURE 4 (SHEET 5)

BRI
JAN 20/09

11-36-51-04

11-36-51-04
PAGE 0D



757

PARTS CATALOG (MAINTENANCE)

FIG ITEM	PART NUMBER	1 2 3 4 5 6 7	NOMENCLATURE	EFFECT FROM TO	UNITS PER ASSY
4			FILE ASSY-CARD WARNING ELECTRONICS UNIT P51 (PLACARD AND MARKINGS ONLY)	103106	
- 2	285N0005-51402		FILE ASSY-CARD WARNING ELECTRONICS UNIT P51 (PLACARDS AND MARKINGS ONLY) SUPPLIER CODE: V89954 FOR NHA/OTHER SYS DET SEE: 53-11-63-04	103106	RF
5	BAC27NEX1637		.DECAL	103106	1
10	BAC27NEX2413		.MARKER-ALUMINUM FOIL SUPPLIER CODE: V89954 PLACARD CONTENT: P51 WARNING ELECTRONICS UNIT CARD FILE	103106	RF
15	BAC27NEX1638		.DECAL	103106	1
20	BAC27NEX2807		.DECAL	103106	1
30	BAC27TEX1		.DECAL	103106	1
40	BAC27NEX2280		.DECAL	103106	1

MISSING ITEM NUMBERS NOT APPLICABLE

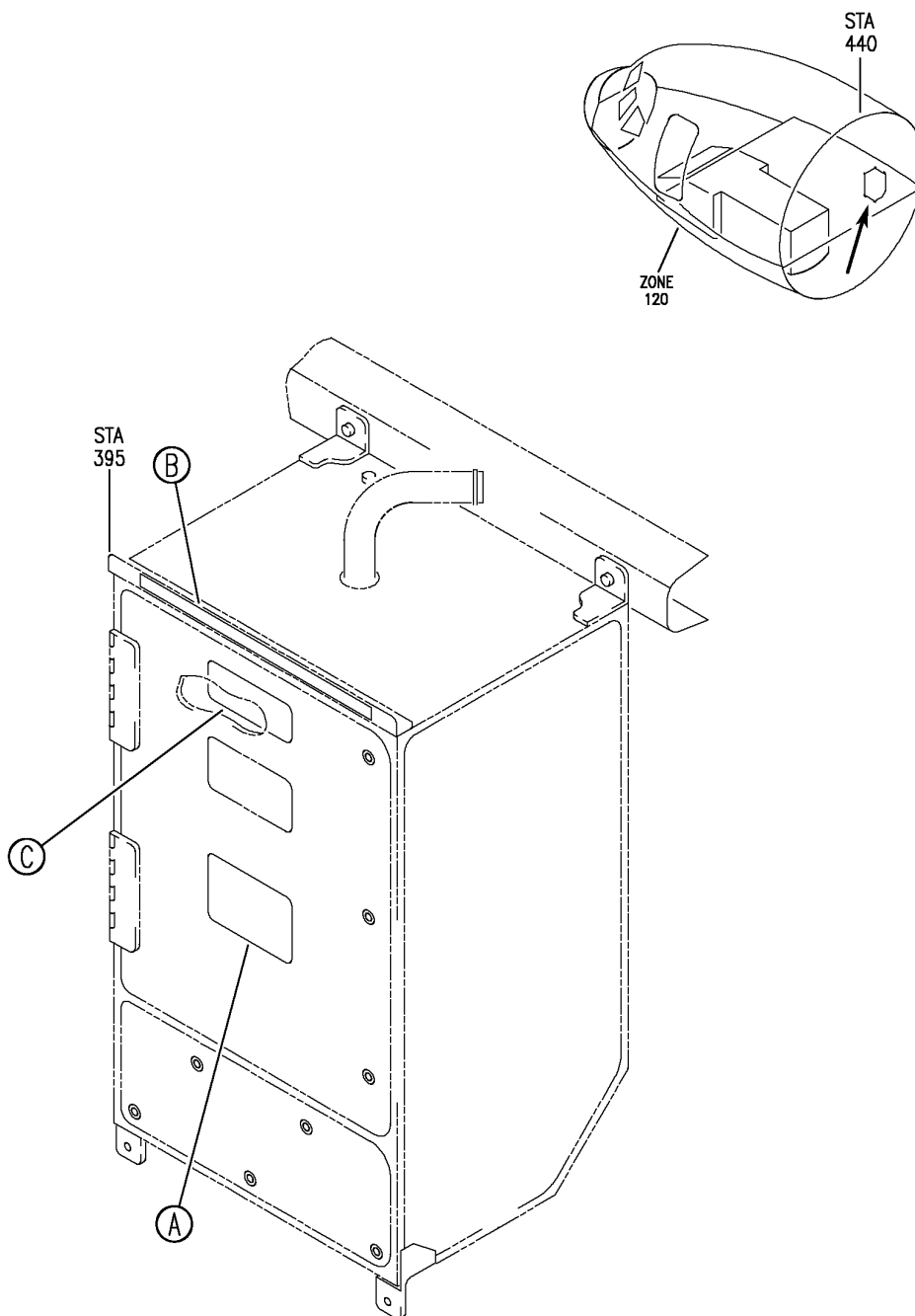
- ITEM NOT ILLUSTRATED

11-36-51-04

11-36-51
FIG. 04
PAGE 1
JAN 20/09

BRI

BOEING
757
PARTS CATALOG (MAINTENANCE)



Y 11365105 SHT 1 REV 249

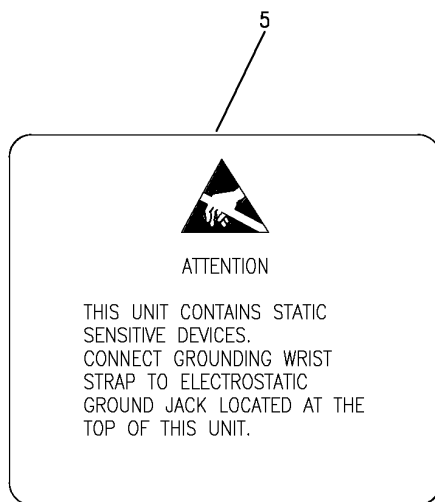
FILE ASSY-CARD WARNINGS ELECTRONICS UNIT P54 (EQUIPMENT/FURNISHINGS ONLY)
FIGURE 5 (SHEET 1)

11-36-51-05

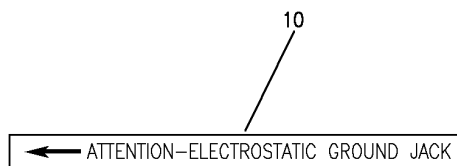
BRI
JAN 20/09

11-36-51-05
PAGE 0

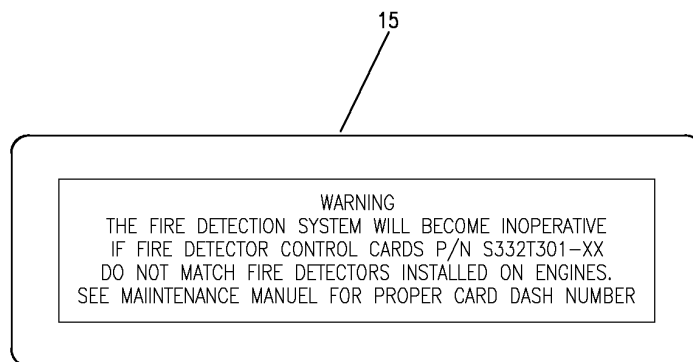
 **BOEING**
757
PARTS CATALOG (MAINTENANCE)



(A)



(B)



(C)

Y 11365105 SHT 2 REV 249

FILE ASSY-CARD WARNINGS ELECTRONICS UNIT P54 (EQUIPMENT/FURNISHINGS ONLY)
FIGURE 5 (SHEET 2)

11-36-51-05

BRI
JAN 20/09

11-36-51-05
PAGE 0A



757

PARTS CATALOG (MAINTENANCE)

FIG ITEM	PART NUMBER	1 2 3 4 5 6 7	NOMENCLATURE	EFFECT FROM TO	UNITS PER ASSY
5			FILE ASSY-CARD WARNINGS ELECTRONICS UNIT P54 (EQUIPMENT/FURNISHINGS ONLY)	103106	
1	285N0031-54207		FILE ASSY-CARD WARNINGS ELECTRONICS UNIT P54 (PLACARDS AND MARKINGS ONLY) SUPPLIER CODE: V89954 FOR NHA/OTHER SYS DET SEE: 53-11-63-04	103106	RF
5	BAC27NEX1638		.DECAL	103106	1
10	BAC27NEX1637		.DECAL	103106	1
15	BAC27NEX0940		.DECAL- SUPPLIER CODE: V89954	103106	1

MISSING ITEM NUMBERS NOT APPLICABLE

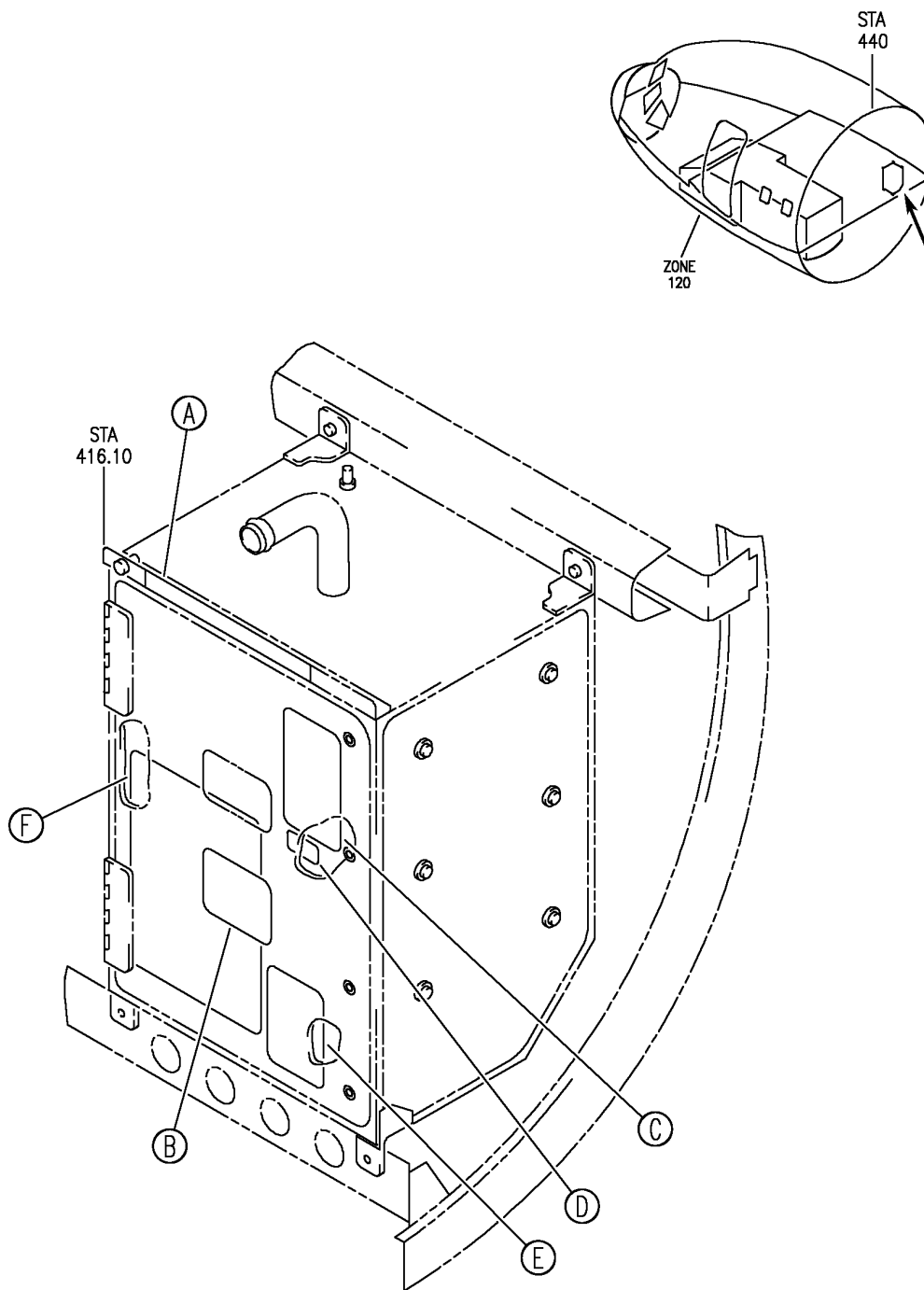
- ITEM NOT ILLUSTRATED

11-36-51-05

11-36-51
FIG. 05
PAGE 1
JAN 20/09

BRI

BOEING
757
PARTS CATALOG (MAINTENANCE)



Y 11365106 SH1 1 REV 249

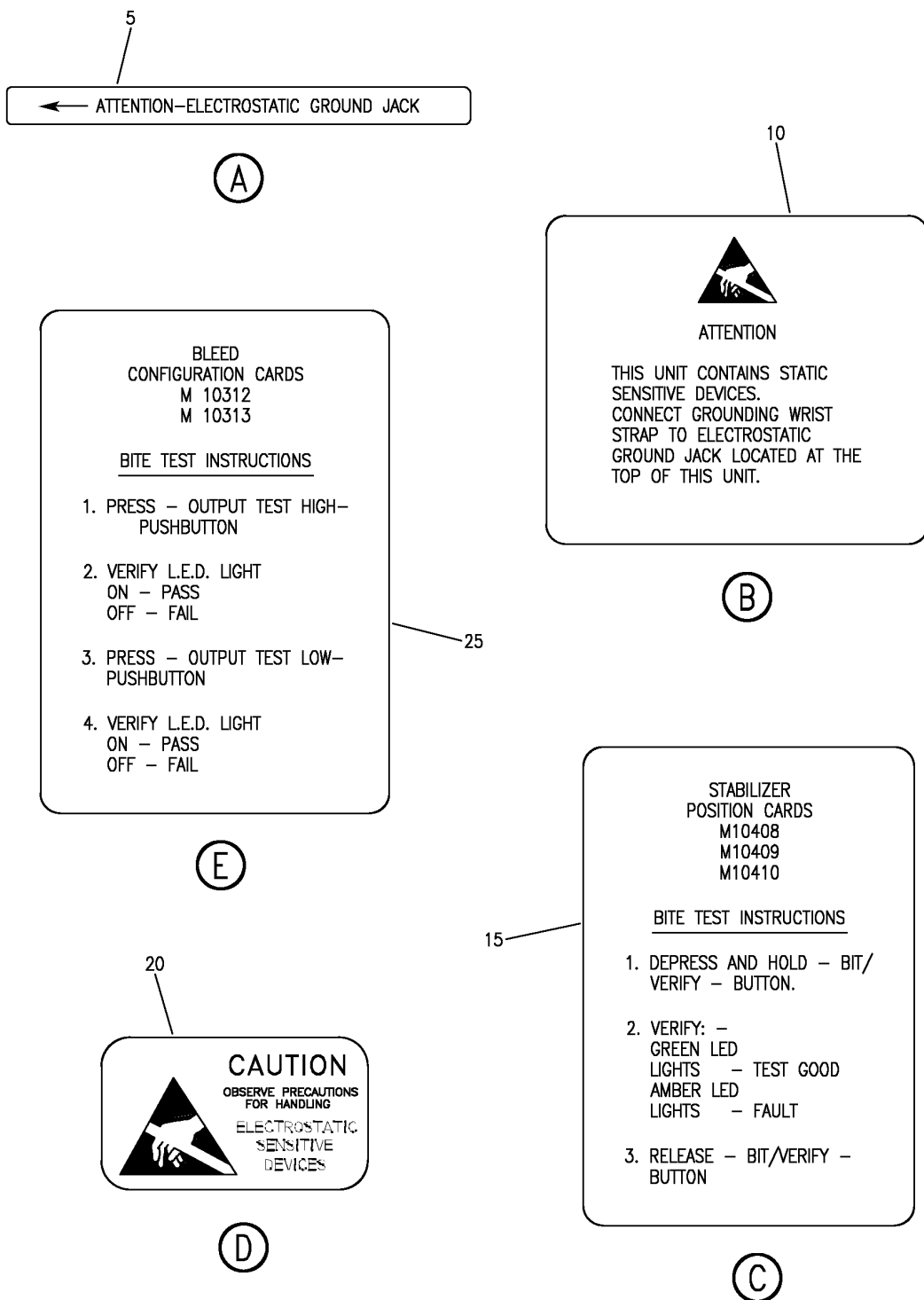
FILE ASSY-CARD WARNINGS ELECTRONICS UNIT P50 (PLACARDS AND MARKINGS ONLY)
FIGURE 6 (SHEET 1)

11-36-51-06

BRI
JAN 20/09

11-36-51-06
PAGE 0

BOEING
757
PARTS CATALOG (MAINTENANCE)



Y 11365106 SH1 2 REV 249

FILE ASSY-CARD WARNINGS ELECTRONICS UNIT P50 (PLACARDS AND MARKINGS ONLY)
FIGURE 6 (SHEET 2)

11-36-51-06

BRI
JAN 20/09

11-36-51-06
PAGE 0A

BOEING

757

PARTS CATALOG (MAINTENANCE)

WHEEL WELL FIRE & DUCT LEAK DETECTION SYSTEM OPERATING INSTRUCTIONS

STEP	TEST	ACTION	RESPONSE
1.	TEST DISPLAY	DEPRESS "DISP TEST"	CODE 88
2.	READ ALARM/FAULT MEMORY	MOMENTARILY DEPRESS "MEM READ"*	FAULTS & ALARMS ARE DISPLAYED THEN 97 (MEM READ COMPLETE) AND THEN BLANK
3.	SYSTEM TEST	MOMENTARILY DEPRESS "LOC TEST"*	CODE 90 OR 91, EXISTING FAULT CODES, AND THEN 99
4.	ERASE ALARM/FAULT MEMORY	DEPRESS "MEM READ"* UNTIL CODE TO BE ERASED IS DISPLAYED THEN PRESS "MEM CLR"***	ERASED CODE GOES BLANK DEPRESS "MEM CLR" AGAIN WHEN 97 IS DISPLAYED AND DISPLAY WILL BLANK
	ABORT	MOMENTARILY DEPRESS "DISP TEST"	CODE 88 AND THEN BLANK

NOTE: *MOMENTARILY DEPRESS AGAIN TO CONTINUE READ.
**EXISTING FAULTS AND ALARMS CANNOT BE ERAESED.

FAULT & ALARM CODE

00 CONTROL CARD OR POWER SUPPLY FAILURE
01 LEFT DUCT LEAK 115VAC FAILURE OR CONTROL CARD FAILURE
02 RIGHT DUCT LEAK 115VAC FAILURE OR CONTROL CARD FAILURE
03)
04) CONTROL CARD FAILURE
05)

30

ZONE \ SITUATION	SHORT LOOP A	SHORT LOOP B	OPEN LOOP A	OPEN LOOP B	ALARM
LEFT WING LEADING EDGE	10	11	12	13	14
LEFT A/C PACK BAY	20	21	22	23	24
WHEEL WELL ECS DUCT	30	31	32	33	34
AFT CARGO SECTION 46	40	41	42	43	44
AFT BULKHEAD SECTION 48	50	51	52	53	54
RIGHT WING LEADING EDGE	60	61	62	63	64
RIGHT A/C PACK BAY	70	71	72	73	74
WHEEL WELL FIRE	-	-	-	-	84

LOCAL TEST	IN PROGRESS		NOT COMPLETE	COMPLETE
	SINGLE LOOP	DUAL LOOP		
	90	91	98	99

REFER TO MAINTENANCE MANUAL FOR COMPLETE EXPLANATION OF SYSTEM
OPERATING CHARACTERISTIC.

(F)

Y 11365106 SH 3 REV 249

FILE ASSY-CARD WARNINGS ELECTRONICS UNIT P50 (PLACARDS AND MARKINGS ONLY)
FIGURE 6 (SHEET 3)

11-36-51-06

BRI
JAN 20/09

11-36-51-06
PAGE 0B



**757
PARTS CATALOG (MAINTENANCE)**

FIG ITEM	PART NUMBER	1 2 3 4 5 6 7	NOMENCLATURE	EFFECT FROM TO	UNITS PER ASSY
6			FILE ASSY-CARD WARNINGS ELECTRONICS UNIT P50 (PLACARDS AND MARKINGS ONLY)	103106	
- 1	285N0032-50009		FILE ASSY-CARD WARNINGS ELECTRONICS UNIT P50 (PLACARDS AND MARKINGS ONLY) FOR NHA/OTHER SYS DET SEE: 53-11-63-04	103106	RF
5	BAC27NEX1637		.DECAL	103106	1
10	BAC27NEX1638		.DECAL	103106	1
15	BAC27NEX0964		.DECAL	103106	1
20	BAC27TEX1		.DECAL	103106	1
25	BAC27NEX0965		.DECAL	103106	1
30	BAC27NEX1821		.DECAL	103106	1

MISSING ITEM NUMBERS NOT APPLICABLE

- ITEM NOT ILLUSTRATED

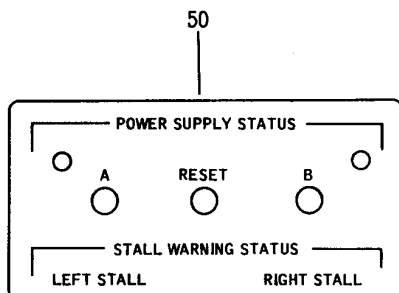
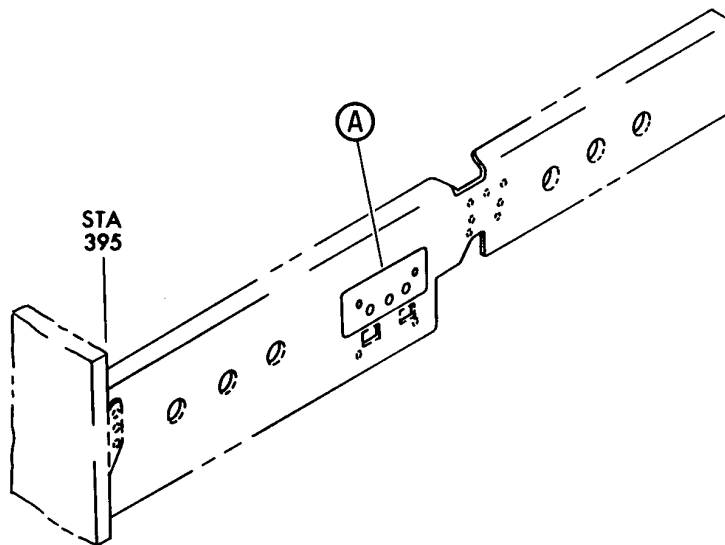
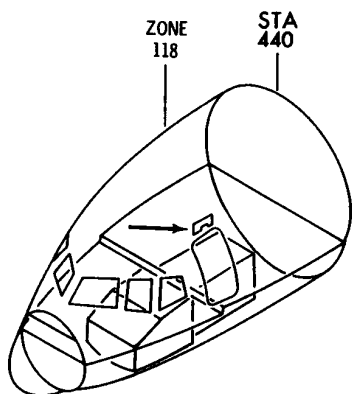
BRI

11-36-51-06

BOEING PROPRIETARY - Copyright © - Unpublished Work - See title page for details.

11-36-51
FIG. 06
PAGE 1
JAN 20/09

BOEING
757
PARTS CATALOG (MAINTENANCE)



(A)

Y 11365401 REV 238

ENCLOSURE INSTL AND FILE INSTL-P50, P51 AND P54 CARD FILE (PLACARDS AND MARKINGS ONLY)

FIGURE 1

11-36-54-01

BRI
MAY 28/07

11-36-54-01
PAGE 0



757

PARTS CATALOG (MAINTENANCE)

FIG ITEM	PART NUMBER	1 2 3 4 5 6 7	NOMENCLATURE	EFFECT FROM TO	UNITS PER ASSY
1			ENCLOSURE INSTL AND FILE INSTL-P50, P51 AND P54 CARD FILE (PLACARDS AND MARKINGS ONLY)	002004 006102 107999	
- 1	284N1329-27		ENCLOSURE INSTL-P50, P51 AND P54 CARD FILE (PLACARDS AND MARKINGS ONLY) FOR NHA/OTHER SYS DET SEE: 24-00-58-01B	107107	RF
- 2	284N1329-56		ENCLOSURE INSTL-P50, P51 AND P54 CARD FILE (PLACARDS AND MARKINGS ONLY) FOR NHA/OTHER SYS DET SEE: 24-00-58-01B	121503 904949	RF
- 3	284N1329-59		ENCLOSURE INSTL-P50, P51 AND P54 CARD FILE (PLACARDS AND MARKINGS ONLY) FOR NHA/OTHER SYS DET SEE: 24-00-58-01B	950952	RF
- 3	284N1329-60		ENCLOSURE INSTL-P50, P51 AND P54 CARD FILE (PLACARDS AND MARKINGS ONLY) FOR NHA/OTHER SYS DET SEE: 24-00-58-01B	002004 006008	RF
- 3	284N1329-63		ENCLOSURE INSTL-P50, P51 AND P54 CARD FILE (PLACARDS AND MARKINGS ONLY) FOR NHA/OTHER SYS DET SEE: 24-00-58-01B	009010 953999	RF
- 3	284N1329-73		ENCLOSURE INSTL-P50, P51 AND P54 CARD FILE (PLACARDS AND MARKINGS ONLY) FOR NHA/OTHER SYS DET SEE: 24-00-58-01B	011100	RF
- 4	284N1329-75		ENCLOSURE INSTL-P50, P51 AND P54 CARD FILE (PLACARDS AND MARKINGS ONLY)	101102 108120 504903	RF
50	BAC27NEX2131		.DECAL	002004 006102 107999	1

MISSING ITEM NUMBERS NOT APPLICABLE

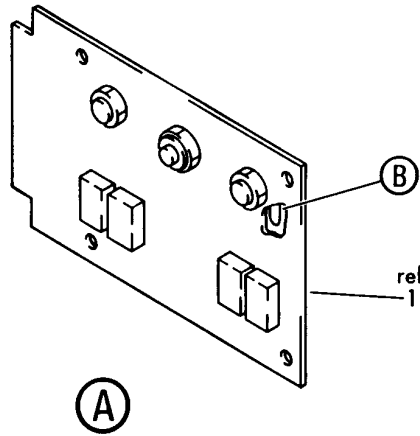
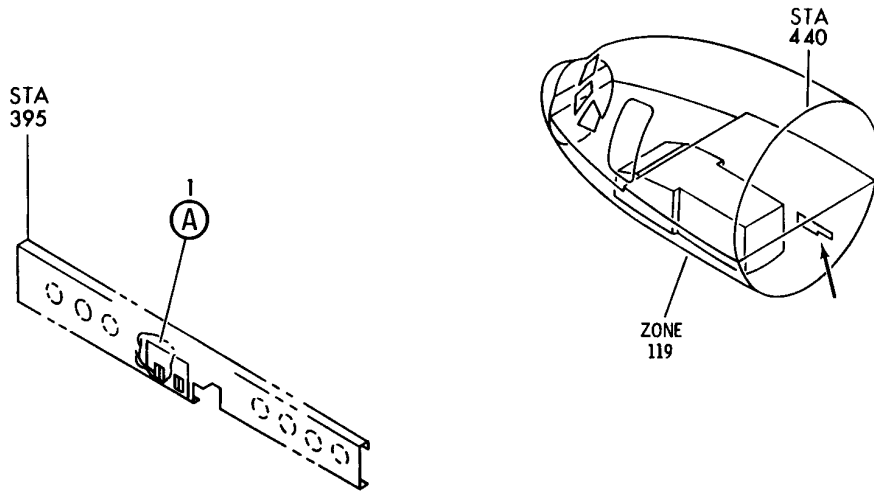
- ITEM NOT ILLUSTRATED

BRI

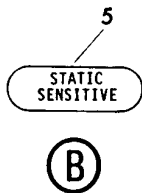
11-36-54-01

11-36-54
FIG. 01
PAGE 1
JAN 20/09

BOEING
757
PARTS CATALOG (MAINTENANCE)



Y 11365402 REV 163



PRINTED CIRCUIT ASSY-BITE DISPLAY, WEU
FIGURE 2

11-36-54-02

BRI
MAY 28/07

11-36-54-02
PAGE 0



757

PARTS CATALOG (MAINTENANCE)

FIG ITEM	PART NUMBER	1 2 3 4 5 6 7	NOMENCLATURE	EFFECT FROM TO	UNITS PER ASSY
2			PRINTED CIRCUIT ASSY-BITE DISPLAY, WEU	002004 006999	
1	285T1111-1		PRINTED CIRCUIT ASSY- WEU BITE DISPLAY	002004 006999	RF
			SUPPLIER CODE: V89954		
			COMPONENT MAINT MANUAL REF: 27-32-53		
			FOR NHA/OTHER SYS DET SEE: 53-11-63-03 53-11-63-03A 53-11-63-03B		
5	BAC27TEX1486		.DECAL- PLACARD CONTENT: STATIC SENSITIVE	002004 006999	1

MISSING ITEM NUMBERS NOT APPLICABLE

- ITEM NOT ILLUSTRATED

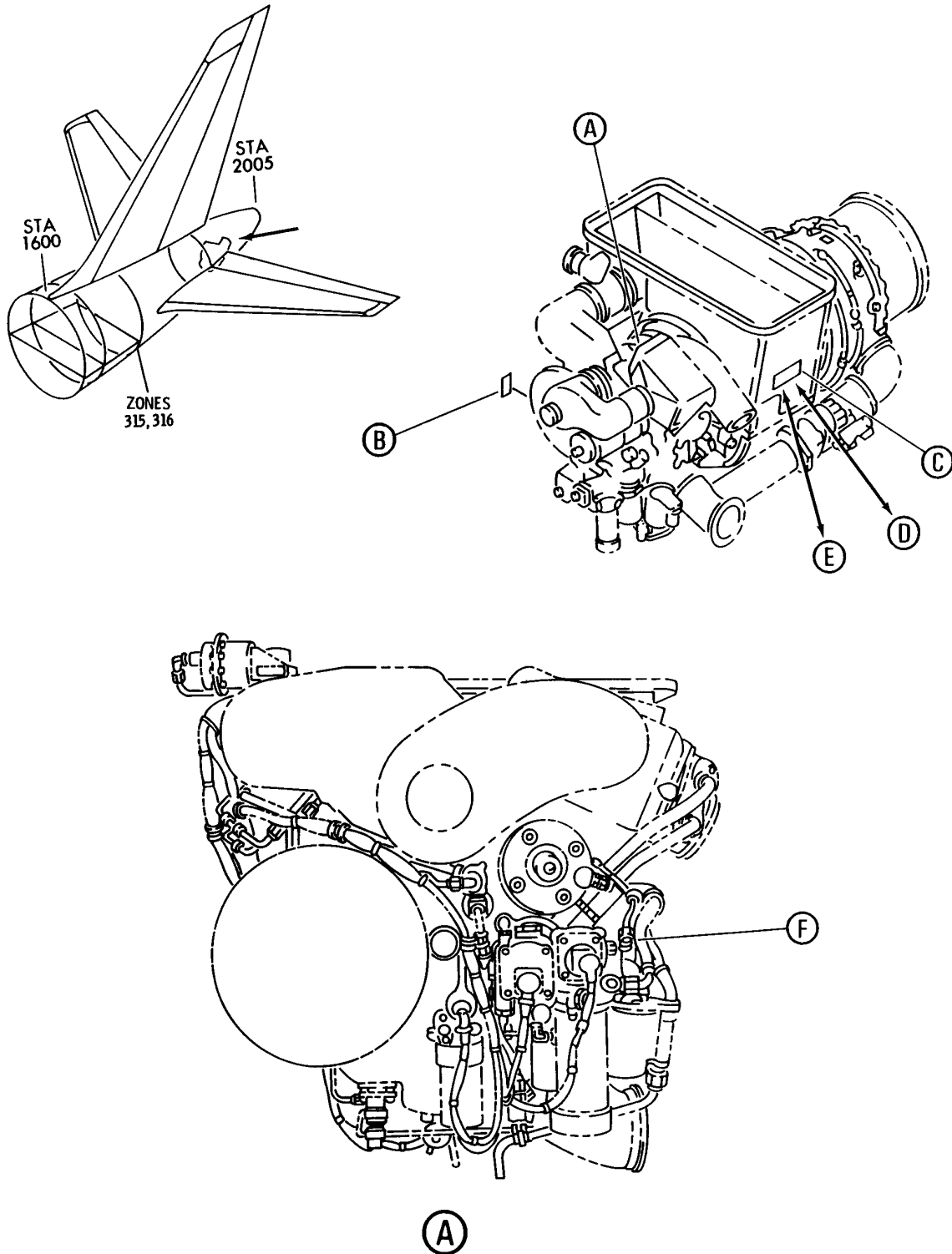
BRI

11-36-54-02

BOEING PROPRIETARY - Copyright © - Unpublished Work - See title page for details.

11-36-54
FIG. 02
PAGE 1
JAN 20/09

BOEING
757
PARTS CATALOG (MAINTENANCE)



Y 11365801 SHT 1 REV 155

UNIT ASSY-AUX PWR SYS
FIGURE 1 (SHEET 1)

11-36-58-01

BRI
MAY 28/07

11-36-58-01
PAGE 0

BOEING
757
PARTS CATALOG (MAINTENANCE)

10

DO NOT INSTALL WASHERS
BETWEEN THE POWER LEAD
TERMINAL & THE GENERATOR

(B)

5

CAUTION

IF APU HAS SHUT DOWN DUE TO LOW OIL PRESSURE OR HIGH OIL TEMPERATURE (AS INDICATED BY APU BITE PANEL), DO NOT ADD OIL BEFORE PERFORMING THE FOLLOWING CHECK:

1. REMOVE PLUG OR OIL TEMP. SWITCH, IF INSTALLED (R.H. SIDE APU BELOW GENERATOR PAD).
2. IF LESS THAN ONE CUP OF OIL DRAINS OUT, GENERATOR SCAVENGE PUMP IS OKAY AND OIL MAY BE ADDED TO APU AS REQUIRED.
3. IF MORE THAN ONE CUP OF OIL DRAINS OUT, GENERATOR SCAVENGE PUMP HAS FAILED. DO NOT ADD OIL, DO NOT RUN APU. REPLACE PUMP BEFORE SERVICING AND RUNNING APU. (REFER TO MAINTENANCE MANUAL FOR PUMP REPLACEMENT).

(C)

6

CAUTION

IF APU HAS SHUT DOWN DUE TO LOW OIL PRESSURE OR HIGH OIL TEMPERATURE (AS INDICATED BY APU BITE PANEL), DO NOT ADD OIL BEFORE PERFORMING THE FOLLOWING CHECK:

1. REMOVE PLUG (R.H. SIDE APU BELOW GENERATOR PAD).
2. IF LESS THAN ONE CUP OF OIL DRAINS OUT, GENERATOR SCAVENGE PUMP IS OKAY AND OIL MAY BE ADDED TO APU AS REQUIRED.
3. IF MORE THAN ONE CUP OF OIL DRAINS OUT, GENERATOR SCAVENGE PUMP HAS FAILED. DO NOT ADD OIL, DO NOT RUN APU. REPLACE PUMP BEFORE SERVICING AND RUNNING APU. (REFER TO MAINTENANCE MANUAL FOR PUMP REPLACEMENT)

(D)

Y 11365801 SHT 2 REV 111

UNIT ASSY-AUX PWR SYS
FIGURE 1 (SHEET 2)

11-36-58-01

BRI
MAY 28/07

11-36-58-01
PAGE 0A

 **BOEING**
757
PARTS CATALOG (MAINTENANCE)

7

CAUTION
IF APU HAS SHUT DOWN ON LOW OIL PRESSURE,
DO NOT ADD OIL BEFORE PERFORMING THE FOLLOWING:
SEE BOEING FAULT ISOLATION/MAINTENANCE MANUAL SECTION
49-1 I-00 ON "AUTO SHUTDOWN-LOP ON BITE."

Ⓔ

15

VI

Ⓕ

Y 11385801 SHT 3 REV 111

UNIT ASSY-AUX PWR SYS
FIGURE 1 (SHEET 3)

11-36-58-01

BRI
MAY 28/07

11-36-58-01
PAGE 0B



757

PARTS CATALOG (MAINTENANCE)

FIG ITEM	PART NUMBER	1 2 3 4 5 6 7	NOMENCLATURE	EFFECT FROM TO	UNITS PER ASSY
1			UNIT ASSY-AUX PWR SYS	002004 006100 107107 121503 904999	
- 1	351N1101-27		UNIT ASSY-AUX PWR SYS (PLACARDS AND MARKINGS ONLY) COMPONENT MAINT MANUAL REF: 49-11-13 FOR NHA/OTHER SYS DET SEE: 49-11-01-01	107107 904949	RF
- 1	351N1101-29		UNIT ASSY-AUX PWR SYS (PLACARDS AND MARKINGS ONLY) COMPONENT MAINT MANUAL REF: 49-11-13 FOR NHA/OTHER SYS DET SEE: 49-11-01-01	107107 904949	RF
- 1	351N1101-34		UNIT ASSY-AUX PWR SYS (PLACARDS AND MARKINGS ONLY) COMPONENT MAINT MANUAL REF: 49-11-13 FOR NHA/OTHER SYS DET SEE: 49-11-01-01	107107 904949	RF
- 2	351N1101-38		UNIT ASSY-AUX PWR SYS (PLACARDS AND MARKINGS ONLY) COMPONENT MAINT MANUAL REF: 49-11-13 FOR NHA/OTHER SYS DET SEE: 49-11-01-01	107107 121503 904951	RF
- 2	351N1101-40		UNIT ASSY-AUX PWR SYS (PLACARDS AND MARKINGS ONLY) COMPONENT MAINT MANUAL REF: 49-11-13 FOR NHA/OTHER SYS DET SEE: 49-11-01-01	002004 006017 952999	RF
- 2	351N1101-42		UNIT ASSY-AUX PWR SYS (PLACARDS AND MARKINGS ONLY) COMPONENT MAINT MANUAL REF: 49-11-13 FOR NHA/OTHER SYS DET SEE: 49-11-01-01	107107 121503 904951	RF

MISSING ITEM NUMBERS NOT APPLICABLE

- ITEM NOT ILLUSTRATED

11-36-58-01

11-36-58
FIG. 01
PAGE 1
JAN 20/09

BRI



757

PARTS CATALOG (MAINTENANCE)

FIG ITEM	PART NUMBER	1 2 3 4 5 6 7	NOMENCLATURE	EFFECT FROM TO	UNITS PER ASSY
1					
- 2	351N1101-45		UNIT ASSY-AUX PWR SYS (PLACARDS AND MARKINGS ONLY) COMPONENT MAINT MANUAL REF: 49-11-13 FOR NHA/OTHER SYS DET SEE: 49-11-01-01	107107 121503 904951	RF
- 2	351N1101-46		UNIT ASSY-AUX PWR SYS (PLACARDS AND MARKINGS ONLY) COMPONENT MAINT MANUAL REF: 49-11-13 FOR NHA/OTHER SYS DET SEE: 49-11-01-01	002004 006017 952999	RF
- 2	351N1101-49		UNIT ASSY-AUX PWR SYS (PLACARDS AND MARKINGS ONLY) COMPONENT MAINT MANUAL REF: 49-11-13 FOR NHA/OTHER SYS DET SEE: 49-11-01-01	107107 121503 904951	RF
- 2	351N1101-51		UNIT ASSY-AUX PWR SYS (PLACARDS AND MARKINGS ONLY) COMPONENT MAINT MANUAL REF: 49-11-13 FOR NHA/OTHER SYS DET SEE: 49-11-01-01	107107 121503 904951	RF
- 3	351N1101-53		UNIT ASSY-AUX PWR SYS (PLACARDS AND MARKINGS ONLY) COMPONENT MAINT MANUAL REF: 49-11-13 FOR NHA/OTHER SYS DET SEE: 49-11-01-01	002004 006100 952999	RF

MISSING ITEM NUMBERS NOT APPLICABLE

- ITEM NOT ILLUSTRATED

BRI

11-36-58-01

11-36-58
FIG. 01
PAGE 2
JAN 20/09



757

PARTS CATALOG (MAINTENANCE)

FIG ITEM	PART NUMBER	1 2 3 4 5 6 7	NOMENCLATURE	EFFECT FROM TO	UNITS PER ASSY
1	6 BAC27NAP0017		.DECAL-WARNING USED ON: 351N1101-11 351N1101-16 351N1101-20 351N1101-21 351N1101-24 351N1101-25 351N1101-26 351N1101-27 351N1101-28 351N1101-29 351N1101-31 351N1101-32 351N1101-33 351N1101-34 351N1101-35 351N1101-36 351N1101-37 351N1101-38	002004 006100 107107 121503 904999	1
	7 BAC27TAP0044		.DECAL-WARNING USED ON: 351N1101-33 351N1101-37 351N1101-39 351N1101-40 351N1101-41 351N1101-42 351N1101-43 351N1101-44 351N1101-45 351N1101-46 351N1101-47 351N1101-48 351N1101-49 351N1101-50 351N1101-51 351N1101-52 351N1101-53	002004 006100 107107 121503 904999	1
	10 BAC27NAP0018		.DECAL-INSTRUCTION	002004 006100 107107 121503 904999	1
	15 BAC27TAP0043		.MARKER-ALUM FOIL PLACARD CONTENT: VI	002004 006100 107107 121503 904999	1

MISSING ITEM NUMBERS NOT APPLICABLE

- ITEM NOT ILLUSTRATED

11-36-58-01

11-36-58
FIG. 01
PAGE 3
JAN 20/09

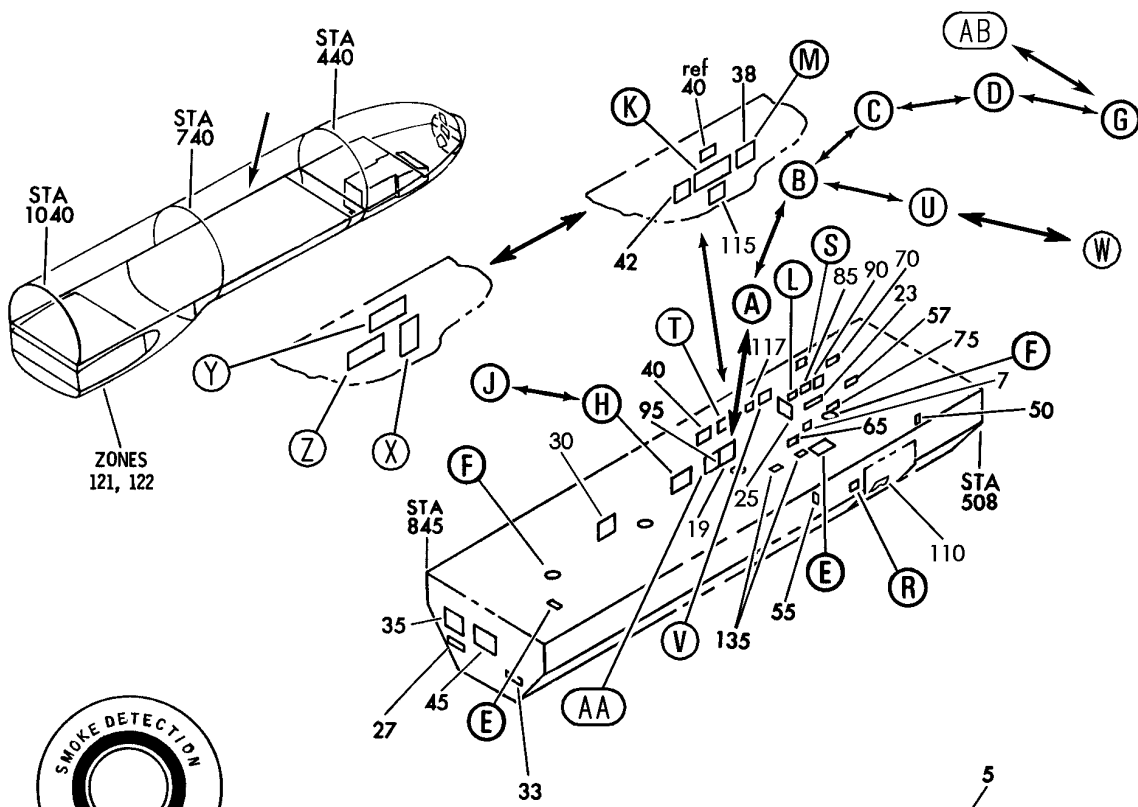
BRI

FWD CARGO COMPARTMENT

BRI
MAY 28/07

11-37-00
SECTION TITLE
PAGE 1

BOEING
757
PARTS CATALOG (MAINTENANCE)



Y 11370101 SH-T 1 REV 327

CARGO LOADING

THE CARGO LOAD FOR THIS COMPARTMENT SHALL NOT EXCEED ANY OF THE FOLLOWING:

- (1) 9,200 POUNDS (4173 KG) TOTAL LOAD.
- (2) 150 POUNDS (68 KG) PER SQUARE FOOT OF HORIZONTAL AREA.
- (3) 47 POUNDS (21.3 KG) PER INCH RUN, LOADING LENGTHWISE IN COMPARTMENT.

CAUTION — SEE WEIGHT AND BALANCE CONTROL MANUAL FOR CARGO LOAD DISTRIBUTION AND DETAIL LOAD RATING OF CARGO TIEDOWNS.

MARKING INSTL-FWD CARGO COMPT
FIGURE 1 (SHEET 1)

11-37-01-01

BRI
SEP 20/08

11-37-01-01
PAGE 0

BOEING
757
PARTS CATALOG (MAINTENANCE)

CARGO LOADING

THE CARGO LOAD FOR THIS COMPARTMENT SHALL NOT EXCEED ANY OF THE FOLLOWING:

- (1) 10,300 POUNDS (4672 KG) TOTAL LOAD.
- (2) 150 POUNDS (68 KG) PER SQUARE FOOT OF HORIZONTAL AREA.
- (3) 47 POUNDS (21.3 KG) PER INCH RUN, LOADING LENGTHWISE IN COMPARTMENT.

CAUTION _____ SEE WEIGHT AND BALANCE CONTROL MANUAL FOR CARGO LOAD DISTRIBUTION AND DETAIL LOAD RATING OF CARGO TIEDOWNS.

(B)

10

CARGO LOADING

THE CARGO LOAD FOR THIS COMPARTMENT SHALL NOT EXCEED ANY OF THE FOLLOWING:

- (1) 9,400 POUNDS (4264 KG) TOTAL LOAD.
- (2) 150 POUNDS (68 KG) PER SQUARE FOOT OF HORIZONTAL AREA.
- (3) 47 POUNDS (21.3 KG) PER INCH RUN, LOADING LENGTHWISE IN COMPARTMENT.

CAUTION _____ SEE WEIGHT AND BALANCE MANUAL FOR CARGO LOAD DISTRIBUTION AND DETAIL LOAD RATING OF CARGO TIEDOWNS.

(C)

15

CARGO LOADING

THE CARGO LOAD FOR THIS COMPARTMENT SHALL NOT EXCEED ANY OF THE FOLLOWING:

- (1) 9,400 POUNDS (4264 KG) TOTAL LOAD.
- (2) 150 POUNDS (68 KG) PER SQUARE FOOT OF HORIZONTAL AREA.
- (3) 47 POUNDS (21.3 KG) PER INCH RUN, LOADING LENGTHWISE IN COMPARTMENT.

NOTE _____ SEE WEIGHT AND BALANCE MANUAL FOR CARGO LOAD DISTRIBUTION AND DETAIL LOAD RATING OF CARGO TIEDOWNS.

CAUTION _____ SEE WEIGHT AND BALANCE MANUAL FOR A.C.E. TELESCOPING BULK LOAD SYSTEM LIMITATIONS

(D)

20

CARGO LOADING

THE CARGO LOAD FOR THIS HOLD SHALL NOT EXCEED ANY OF THE FOLLOWING:

- (1) 1,764 (800KG) COMPARTMENT 1,
7,636 (3,464KG) COMPARTMENT 2.
- (2) 150 POUNDS (68KG) PER SQUARE FOOT OF HORIZONTAL AREA
- (3) 15 POUNDS (6.9 KG) PER INCH RUN, LOADING LENGTHWISE IN COMPARTMENT 1 AND
35 POUNDS (15.9 KG) PER INCH RUN, LOADING LENGTHWISE IN COMPARTMENT 2.

CAUTION _____ SEE LOAD AND BALANCE MANUAL FOR CARGO LOAD DISTRIBUTION AND DETAIL LOAD RATING OF CARGO TIEDOWNS.

(G)

16

Y 11370101 SHT 2 REV 024

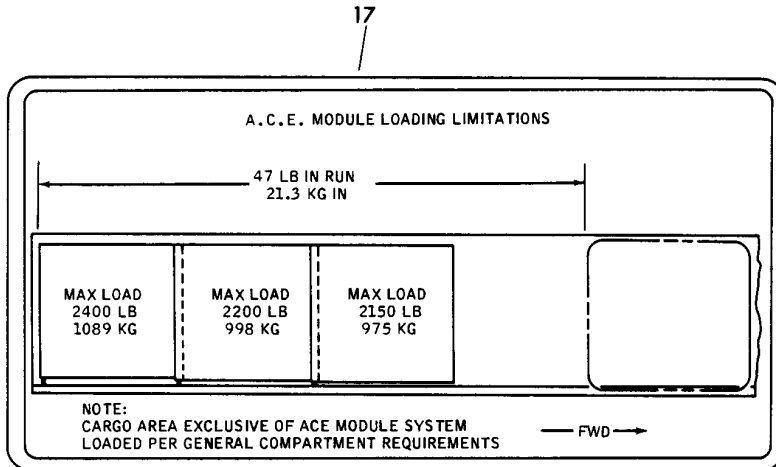
MARKING INSTL-FWD CARGO COMPT
FIGURE 1 (SHEET 2)

11-37-01-01

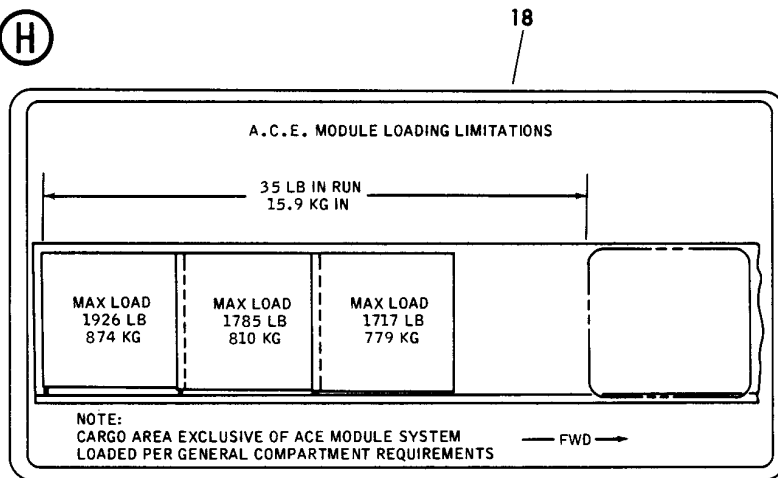
BRI
MAY 28/07

11-37-01-01
PAGE 0A

BOEING
757
PARTS CATALOG (MAINTENANCE)



(H)



(J)

105

CARGO LOADING

(MULTI - LANGUAGE)

THE CARGO LOADING FOR THIS COMPARTMENT SHALL NOT EXCEED ANY OF THE FOLLOWING:

- (1) 10,300 POUNDS (4672 KG) TOTAL LOAD.
- (2) 150 POUNDS (68 KG) PER SQUARE FOOT OF HORIZONTAL AREA.
- (3) 47 POUNDS (21.3 KG) PER INCH RUN, LOADING LENGTHWISE IN COMPARTMENT.

CAUTION _____ SEE WEIGHT AND BALANCE CONTROL MANUAL FOR CARGO LOAD DISTRIBUTION AND DETAIL LOAD RATING OF CARGO TIEDOWNS.

(AA)

Y 11370101 SH1 3 REV 230

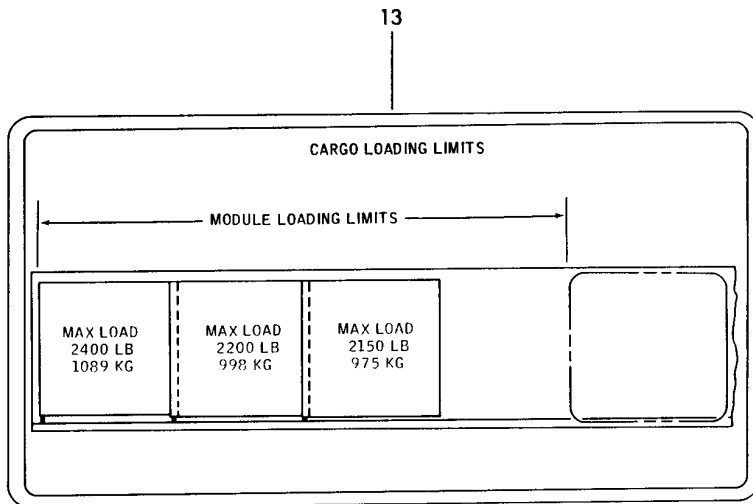
MARKING INSTL-FWD CARGO COMPT
FIGURE 1 (SHEET 3)

11-37-01-01

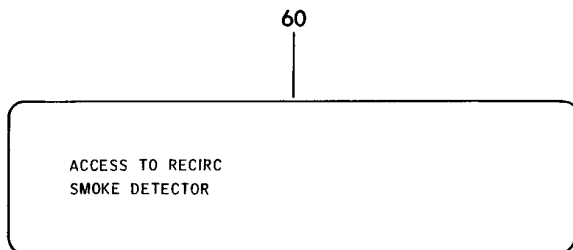
BRI
MAY 28/07

11-37-01-01
PAGE 0B

BOEING
757
PARTS CATALOG (MAINTENANCE)

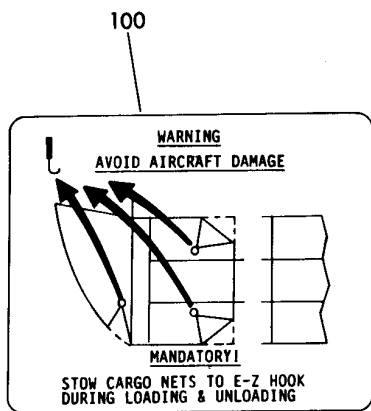


(K)

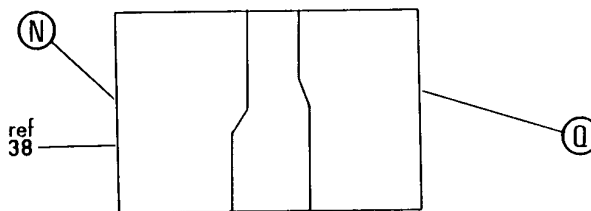


(L)

Y 11370101 SHT 4 REV 167



(R)

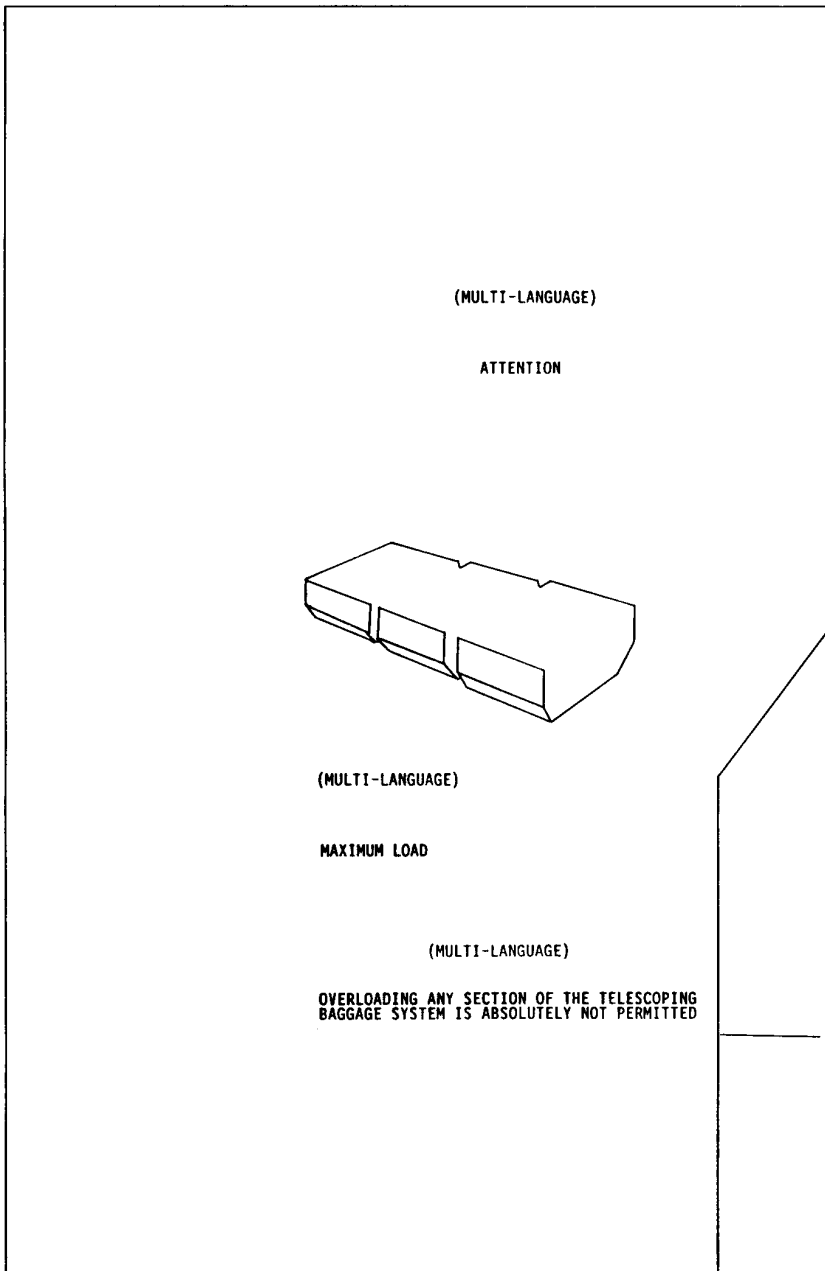


(M)

MARKING INSTL-FWD CARGO COMPT
FIGURE 1 (SHEET 4)

11-37-01-01

BOEING
757
PARTS CATALOG (MAINTENANCE)



Y 11370101 SHT 5 REV 164



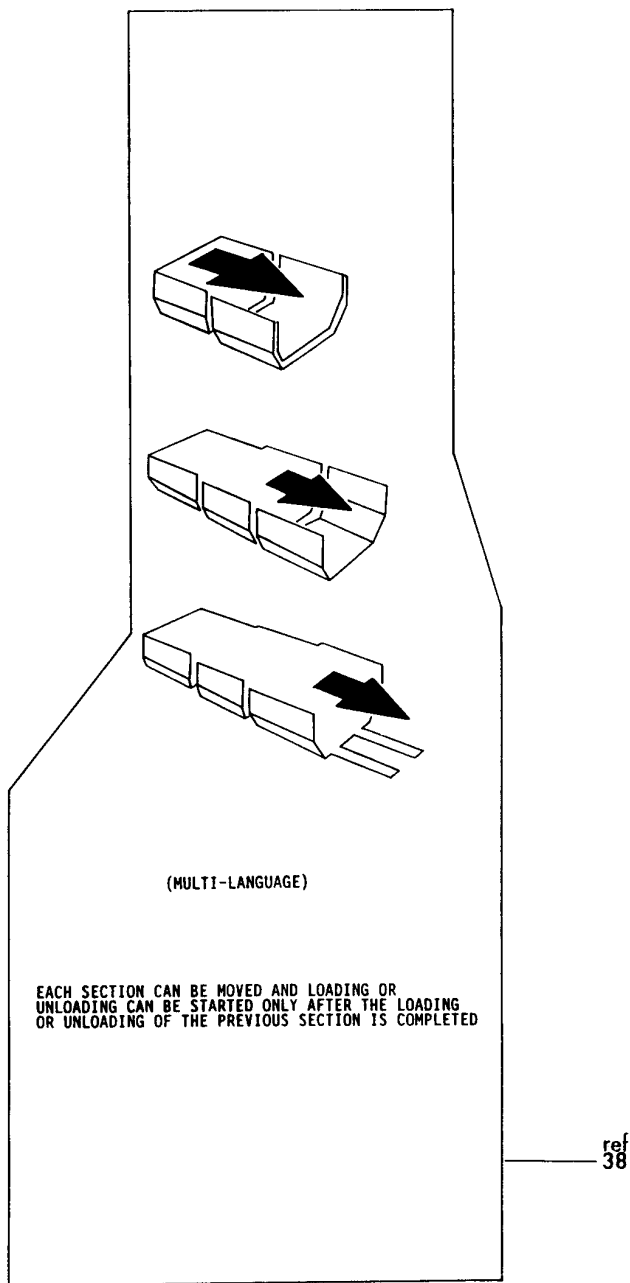
MARKING INSTL-FWD CARGO COMPT
FIGURE 1 (SHEET 5)

11-37-01-01

BRI
MAY 28/07

11-37-01-01
PAGE 0D

BOEING
757
PARTS CATALOG (MAINTENANCE)



Y 11370101 SHT 6 REV 164

(P)

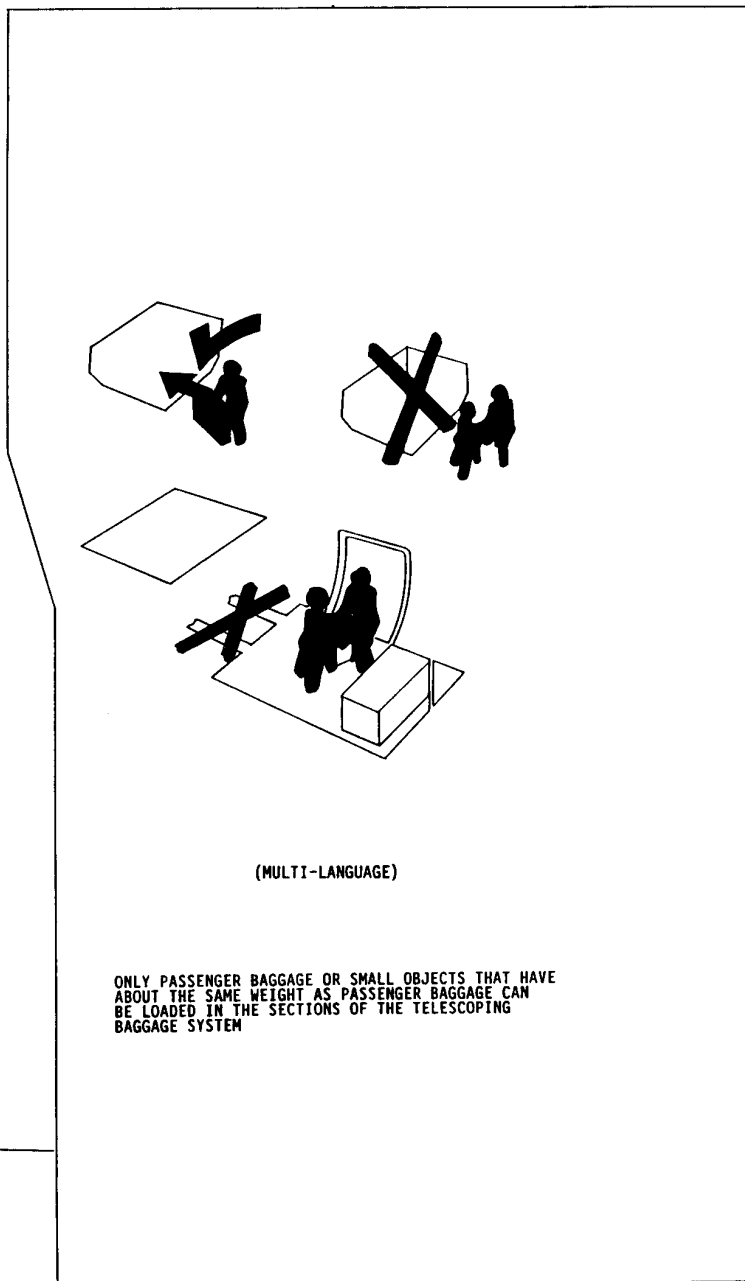
MARKING INSTL-FWD CARGO COMPT
FIGURE 1 (SHEET 6)

11-37-01-01

BRI
MAY 28/07

11-37-01-01
PAGE 0E

BOEING
757
PARTS CATALOG (MAINTENANCE)



ref
38

Y 11370101 SHT 7 REV 164



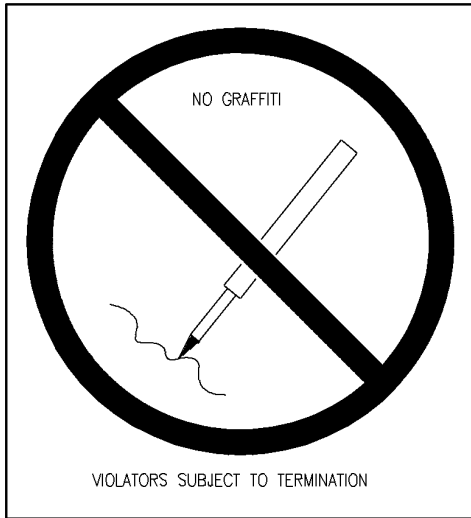
MARKING INSTL-FWD CARGO COMPT
FIGURE 1 (SHEET 7)

11-37-01-01

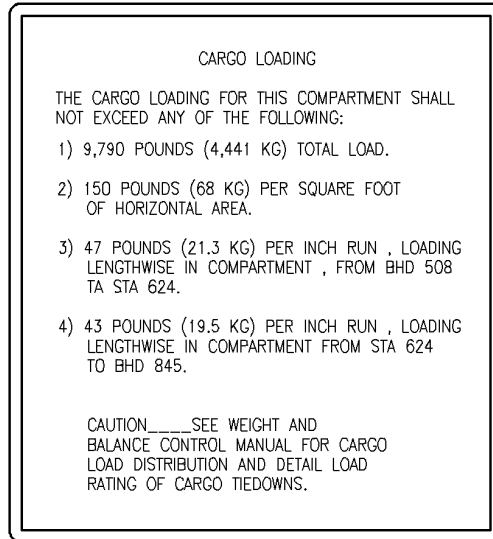
BRI
MAY 28/07

11-37-01-01
PAGE OF

BOEING
757
PARTS CATALOG (MAINTENANCE)



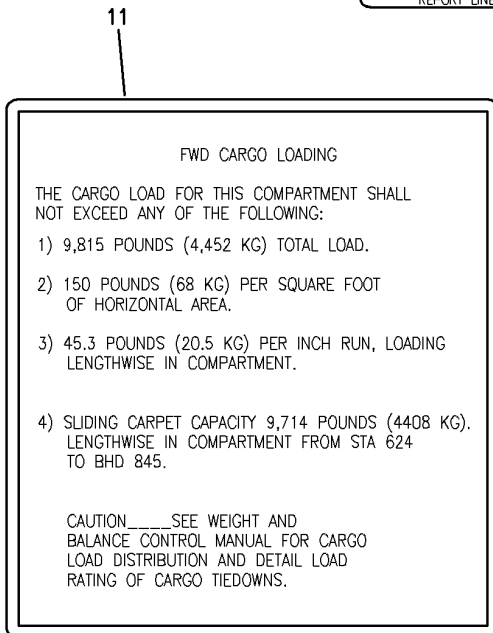
145



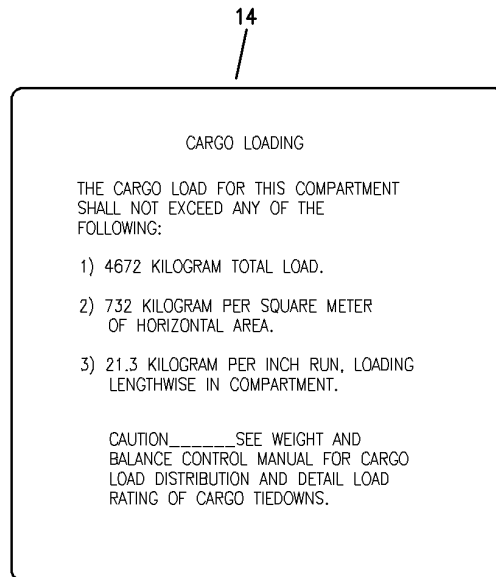
118



107



11



14



Y 11370101 SHT 8 REV 229

MARKING INSTL-FWD CARGO COMPT
FIGURE 1 (SHEET 8)

11-37-01-01

BRI
MAY 28/07

11-37-01-01
PAGE 06

12

CARGO LOADING

THE CARGO LOAD FOR THIS COMPARTMENT SHALL NOT EXCEED ANY OF THE FOLLOWING:

- 1) 9,685 POUNDS (4393.0 KG) TOTAL LOAD.
- 2) 150 POUNDS (68.0 KG) PER SQUARE FOOT OF HORIZONTAL AREA.
- 3) 47 POUNDS (21.3 KG) PER INCH RUN, LOADING LENGTHWISE IN COMPARTMENT.

CAUTION: SEE WEIGHT AND BALANCE CONTROL MANUAL FOR CARGO LOAD AND DISTRIBUTION AND DETAIL LOADING RATING FOR CARGO TIE DOWN.

32

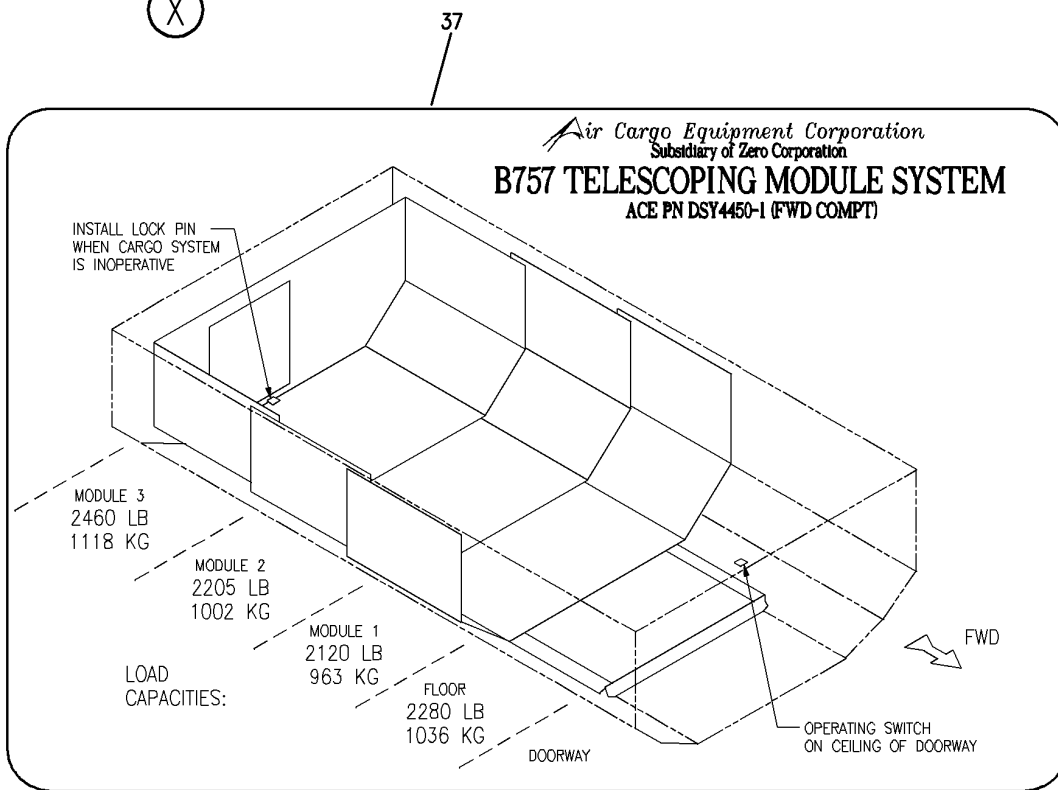
▲WARNING

FULLY EXTEND THE BAGGAGE HANDLING SYSTEM BULKHEAD TO THE AIRPLANE BULKHEAD BEFORE AIRPLANE DISPATCH.

FAILURE TO DO SO MAY INTERFERE WITH DECOMPRESSION, SMOKE DETECTION, AND FIRE SUPPRESSION SYSTEMS.

Y

X



Z

Y 11370101 SHT 9 REV 229

MARKING INSTL-FWD CARGO COMPT
FIGURE 1 (SHEET 9)

24

CARGO LOADING

THE CARGO LOAD FOR THIS COMPARTMENT SHALL NOT EXCEED ANY OF THE FOLLOWING

- (1) 9678 POUNDS (4390 KG) TOTAL LOAD
- (2) 150 POUNDS (68 KG) PER SQUARE FOOT OF HORIZONTAL AREA
- (3) 45.3 POUNDS (20.5 KG) PER INCH RUN LOADING LENGTHWISE IN COMPARTMENT (ALL EXCEPT FS 560-580)
- (4) 38.5 POUNDS (16.2 KG) PER INCH RUN LOADING LENGTHWISE IN COMPARTMENT (FS 560-580 ONLY)
- (5) 9582 POUNDS (4346 KG) SLIDING CARPET CAPACITY

CAUTION - SEE WEIGHT AND BALANCE CONTROL MANUAL FOR CARGO LOAD DISTRIBUTION AND DETAIL LOAD RATING OF CARGO TIEDOWNS.

AB

Y 11370101 SH1 10 REV 327

MARKING INSTL-FWD CARGO COMPT
FIGURE 1 (SHEET 10)

11-37-01-01

BRI
SEP 20/08

11-37-01-01
PAGE 01



757

PARTS CATALOG (MAINTENANCE)

FIG ITEM	PART NUMBER	1 2 3 4 5 6 7	NOMENCLATURE	EFFECT FROM TO	UNITS PER ASSY
1			MARKING INSTL-FWD CARGO COMPT	002004 006102 107999	
- 1	453N3100-8		MARKING INSTL- POSITION DATA: FWD CARGO COMPT FOR NHA SEE: 25-50-00-10	107107	RF
- 1	453N3100-15		MARKING INSTL- POSITION DATA: FWD CARGO COMPT FOR NHA SEE: 25-50-00-10	904949 952952	RF
- 1	453N3100-24		MARKING INSTL- POSITION DATA: FWD CARGO COMPT FOR NHA SEE: 25-50-00-10	002004 006100 108503 953999	RF
- 2	453N3100-25		MARKING INSTL- POSITION DATA: FWD CARGO COMPT FOR NHA SEE: 25-50-00-10 25-50-00-23	504903 950951	RF
- 2	453N3100-37		MARKING INSTL- POSITION DATA: FWD CARGO COMPT FOR NHA SEE: 25-50-00-22	101102	RF
10	BAC27NCH0002		.DECAL-	002004 006100 107949 952999	1
13	BAC27NCH0033		.DECAL-	950951	1
14	BAC27NCH135		.DECAL	101102	1
16	3-59138		.MARKER-ALUMINUM FOIL- SUPPLIER CODE: VK6807	121503 904949	1
18	2-59140		.MARKER-ALUMINUM FOIL- SUPPLIER CODE: VK6807	121503 904949	1
23	BAC27NCH0022		.DECAL- PLACARD CONTENT: ACCESS TO FORWARD E/E COOLING FILTER	107107	1
25	BAC27NCH0015		.DECAL- PLACARD CONTENT: BHD 560	002004 006102 107999	1

MISSING ITEM NUMBERS NOT APPLICABLE

- ITEM NOT ILLUSTRATED

11-37-01-01

11-37-01
FIG. 01
PAGE 1
JAN 20/09

BRI



757

PARTS CATALOG (MAINTENANCE)

FIG ITEM	PART NUMBER	1 2 3 4 5 6 7	NOMENCLATURE	EFFECT FROM TO	UNITS PER ASSY
1					
27	BAC27NCH0024	.DECAL-	PLACARD CONTENT: ACCESS TO L.H. RECIRC FILTER	002004 006102 107999	1
30	BAC27ECA106	.DECAL-		002004 006102 107999	1
33	BAC27NCH0025	.DECAL-	PLACARD CONTENT: ACCESS TO R.H. RECIRC FILTER	002004 006102 107999	1
35	BAC27NCH0016	.DECAL-	PLACARD CONTENT: BHD 845	002004 006102 107999	1
40	BAC27NCH0019	.MARKER-ALUMINUM FOIL-	PLACARD CONTENT: CAUTION DO NOT OPERATE TELESCOPING LOADER WHEN ACCESS DOOR IN MODULE IS OPEN	504903 950951	1
45	BAC27NCH0020	.MARKER-ALUMINUM FOIL-	PLACARD CONTENT: DO NOT CLOSE THIS ACCESS DOOR WHEN MAINTENANCE IS BEING PERFORMED BEHIND TELESCOPING LOADER	504903 950951	1
50	BAC27NEX0278	.DECAL-	PLACARD CONTENT: P36 PANEL MISC. ELEC. EQUIP.	121903 950951	1
55	BAC27EPPS930	.MARKER-ALUMINUM FOIL-	PLACARD CONTENT: OXYGEN SERVICE PANEL	504903 950951	1
57	BAC27NCH0031	.DECAL-	PLACARD CONTENT: ACCESS TO E/E SMOKE DETECTORS POST SERVICE BULLETIN: 21-0050	107107	1
60	BAC27NCH0037	.DECAL-	POST SERVICE BULLETIN: 21-0050	107107	1
65	BAC27NCH0032	.DECAL-	PLACARD CONTENT: ACCESS TO E/E OVERBOARD EXHAUST VALVE	107107	1

MISSING ITEM NUMBERS NOT APPLICABLE

- ITEM NOT ILLUSTRATED

11-37-01-01

11-37-01
FIG. 01
PAGE 2
JAN 20/09

BRI



757

PARTS CATALOG (MAINTENANCE)

FIG ITEM	PART NUMBER	1 2 3 4 5 6 7	NOMENCLATURE	EFFECT FROM TO	UNITS PER ASSY
1	70 BAC27NCH0030	.DECAL-	PLACARD CONTENT: ACCESS TO R.H. RECIRC FAN	107107	1
	75 BAC27NCH0029	.DECAL-	PLACARD CONTENT: ACCESS TO L.H. E/E FANS	107107	1
	80 BAC27NCH0028	.DECAL-	PLACARD CONTENT: BULK LOADER DEACTIVATION ASSIST STRAP	504903 950951	1
	85 BAC27NCH0077	.DECAL-	PLACARD CONTENT: ACCESS TO L.H. E/E FANS L.H. RECIRC FAN	904949 952952	1
	85 BAC27NCH0078	.DECAL-	PLACARD CONTENT: ACCESS TO RECIRC SMOKE DETECTORS E/E OVERBOARD EXHAUST VALVE E/E FORWARD COOLING FILTER	002004 006102 108903 950951 953999	1
	90 BAC27NCH0078	.DECAL-	PLACARD CONTENT: ACCESS TO RECIRC SMOKE DETECTORS E/E OVERBOARD EXHAUST VALVE E/E FORWARD COOLING FILTER	904949 952952	1
	90 BAC27NCH0077	.DECAL-	PLACARD CONTENT: ACCESS TO L.H. E/E FANS L.H. RECIRC FAN	002004 006102 108903 950951 953999	1
	110 BAC27NHY0237	.MARKER-	ALUMINUM FOIL PLACARD CONTENT: MANUAL OPERATION MAIN CARGO DOOR SERVICE BULLETIN OPT DATA: BAC27NHY0247 POST SERVICE BULLETIN: 53-0062	107107	1

MISSING ITEM NUMBERS NOT APPLICABLE

- ITEM NOT ILLUSTRATED

11-37-01-01

11-37-01
FIG. 01
PAGE 3
JAN 20/09

BRI



757

PARTS CATALOG (MAINTENANCE)

FIG ITEM	PART NUMBER	1 2 3 4 5 6 7	NOMENCLATURE	EFFECT FROM TO	UNITS PER ASSY
1					
110	BAC27NHY0247		.MARKER-ALUMINUM FOIL PLACARD CONTENT: MANUAL OPERATION MAIN CARGO DOOR SERVICE BULLETIN OPT DATA: BAC27NHY0237 POST SERVICE BULLETIN: 53-0062	107107	1
115	BAC27TCA522		.MARKER-ALUMINUM FOIL PLACARD CONTENT: NO CARGO PERMITTED UNLESS PASSENGER CABIN IS UNOCCUPIED POST RAPID REVISION: RR92002-132A-E	505505 507903	1
- 120	453N3100-6		MARKING INSTL- SMOKE DETECTION POSITION DATA: FWD CARGO COMPT FOR NHA SEE: 25-50-00-10	002004 006100 107107 121503 904999	RF
- 120	453N3100-32		MARKING INSTL- SMOKE DETECTION POSITION DATA: FWD CARGO COMPT FOR NHA SEE: 25-50-00-23	101102 108120 504903	RF
125	BAC27TCH0231		.DECAL-	002004 006102 107999	3
130	BAC27TCA0008		.DECAL-	002004 006102 107999	4
135	BAC27NCH0027		.MARKER-ALUMINUM FOIL PLACARD CONTENT: ACCESS TO CARGO SMOKE DETECTION SYSTEM	002004 006102 107999	2

MISSING ITEM NUMBERS NOT APPLICABLE

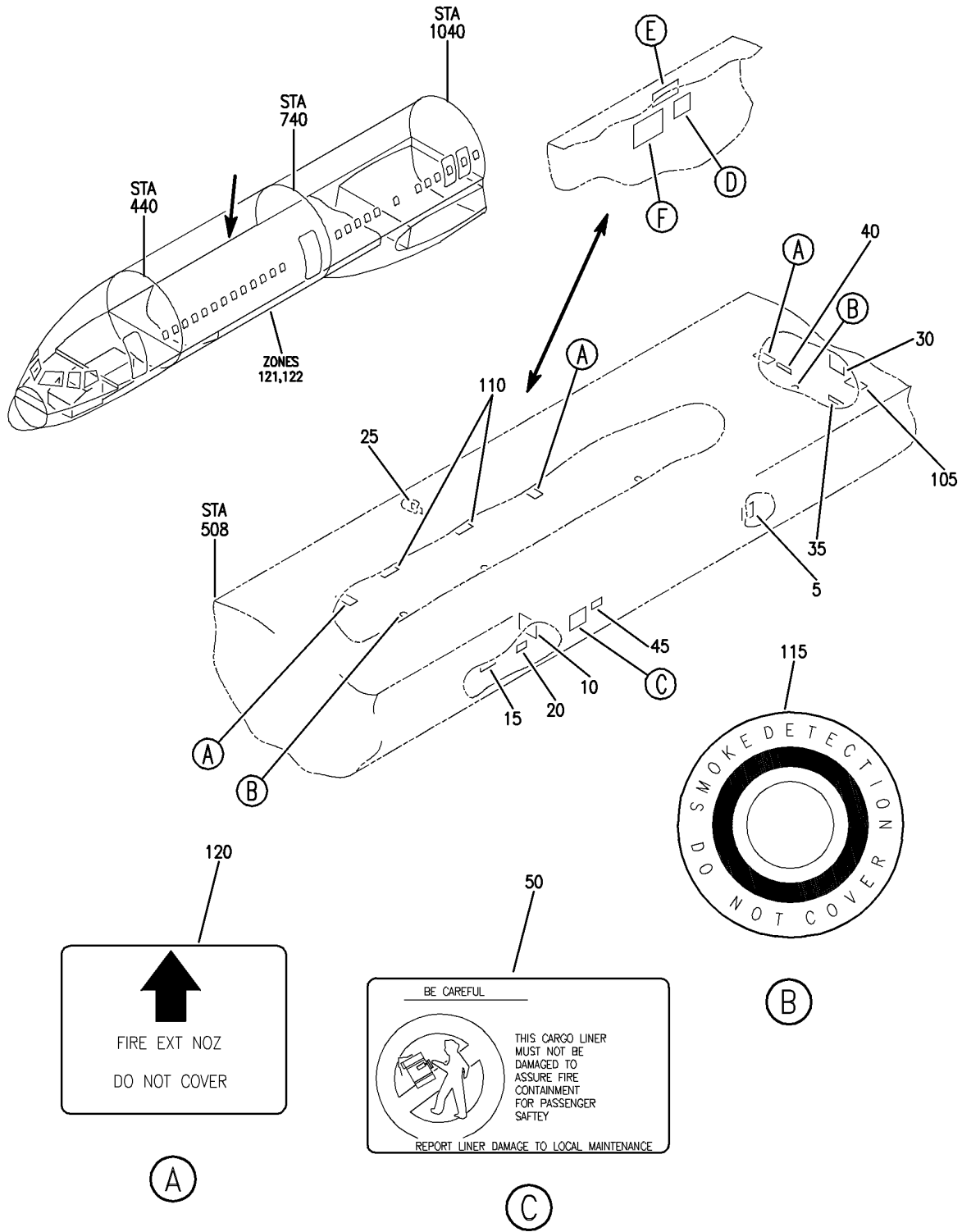
- ITEM NOT ILLUSTRATED

11-37-01-01

11-37-01
FIG. 01
PAGE 4
JAN 20/09

BRI

BOEING
757
PARTS CATALOG (MAINTENANCE)



Y 11370102 SHT 1 REV 233

MARKING INSTL-FWD CARGO COMPT
FIGURE 2 (SHEET 1)

11-37-01-02

BRI
JAN 20/09

11-37-01-02
PAGE 0

BOEING
757
PARTS CATALOG (MAINTENANCE)

55

CARGO LOADING

THE CARGO LOAD FOR THIS COMPARTMENT SHALL NOT EXCEED ANY OF THE FOLLOWING:

- 1) 9,685 POUNDS (4393.0 KG) TOTAL LOAD.
- 2) 150 POUNDS (68.0 KG) PER SQUARE FOOT OF HORIZONTAL AREA.
- 3) 47 POUNDS (21.3 KG) PER INCH RUN, LOADING LENGTHWISE IN COMPARTMENT.

CAUTION: SEE WEIGHT AND BALANCE CONTROL MANUAL FOR CARGO LOAD AND DISTRIBUTION AND DETAIL LOADING RATING FOR CARGO TIE DOWN.

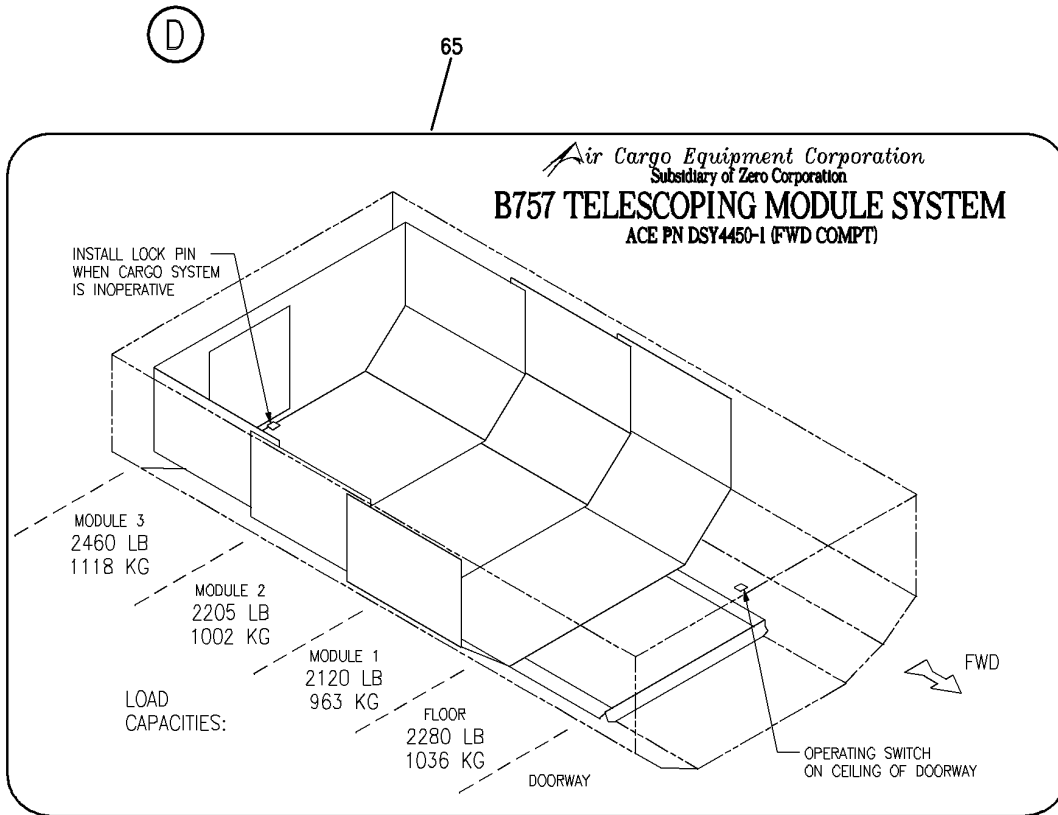
60

▲ WARNING

FULLY EXTEND THE BAGGAGE HANDLING SYSTEM BULKHEAD TO THE AIRPLANE BULKHEAD BEFORE AIRPLANE DISPATCH.

FAILURE TO DO SO MAY INTERFERE WITH DECOMPRESSION, SMOKE DETECTION, AND FIRE SUPPRESSION SYSTEMS.

E



F

Y 11370102 SHT 2 REV 233

MARKING INSTL-FWD CARGO COMPT
FIGURE 2 (SHEET 2)



757

PARTS CATALOG (MAINTENANCE)

FIG ITEM	PART NUMBER	1 2 3 4 5 6 7	NOMENCLATURE	EFFECT FROM TO	UNITS PER ASSY
2			MARKING INSTL-FWD CARGO COMPT	103106	
- 1	MODREF18720		MARKING INSTL-CARGO COMPT MODULE NUMBER: 453N3100-39 REV A POSITION DATA: FWD	103106	1
5	BAC27ECA106		.DECAL	103106	1
10	BAC27NCH0015		.DECAL- PLACARD CONTENT: BHD 560	103106	1
15	BAC27NCH0077		.DECAL- PLACARD CONTENT: ACCESS TO L.H E/E FANS L.H RECIRC FAN	103106	1
20	BAC27NCH0078		.DECAL- PLACARD CONTENT: ACCESS TO RECIRC SMOKE DETECTORS E/E OVERBOARD EXHAUST VALVE E/E FORWARD COOLING FILTER	103106	1
25	BAC27NCH139		.MARKER- PLACARD CONTENT: CREW OXYGEN EQUIPMENT	103106	1
30	BAC27NCH0016		.DECAL- PLACARD CONTENT: BHD 845	103106	1
35	BAC27NCH0024		.DECAL- PLACARD CONTENT: ACCESS TO LH RECIRC FILTER	103106	1
40	BAC27NCH0025		.DECAL- PLACARD CONTENT: ACCESS TO RH RECIRC FILTER	103106	1
- 100	MODREF18721		MARKING INSTL-CARGO COMPT MODULE NUMBER: 453N3100-40 REV A POSITION DATA: FWD	103106	1
105	BAC27DCA522		.MARKER- PLACARD CONTENT: WASTE TUBE ACCESS	103106	1
110	BAC27NCH0027		.MARKER- PLACARD CONTENT: ACCESS TO CARGO SMOKE DETECTION SYSTEM	103106	2
115	BAC27TCA0008		.DECAL	103106	4
120	BAC27TCH0231		.DECAL	103106	3

MISSING ITEM NUMBERS NOT APPLICABLE

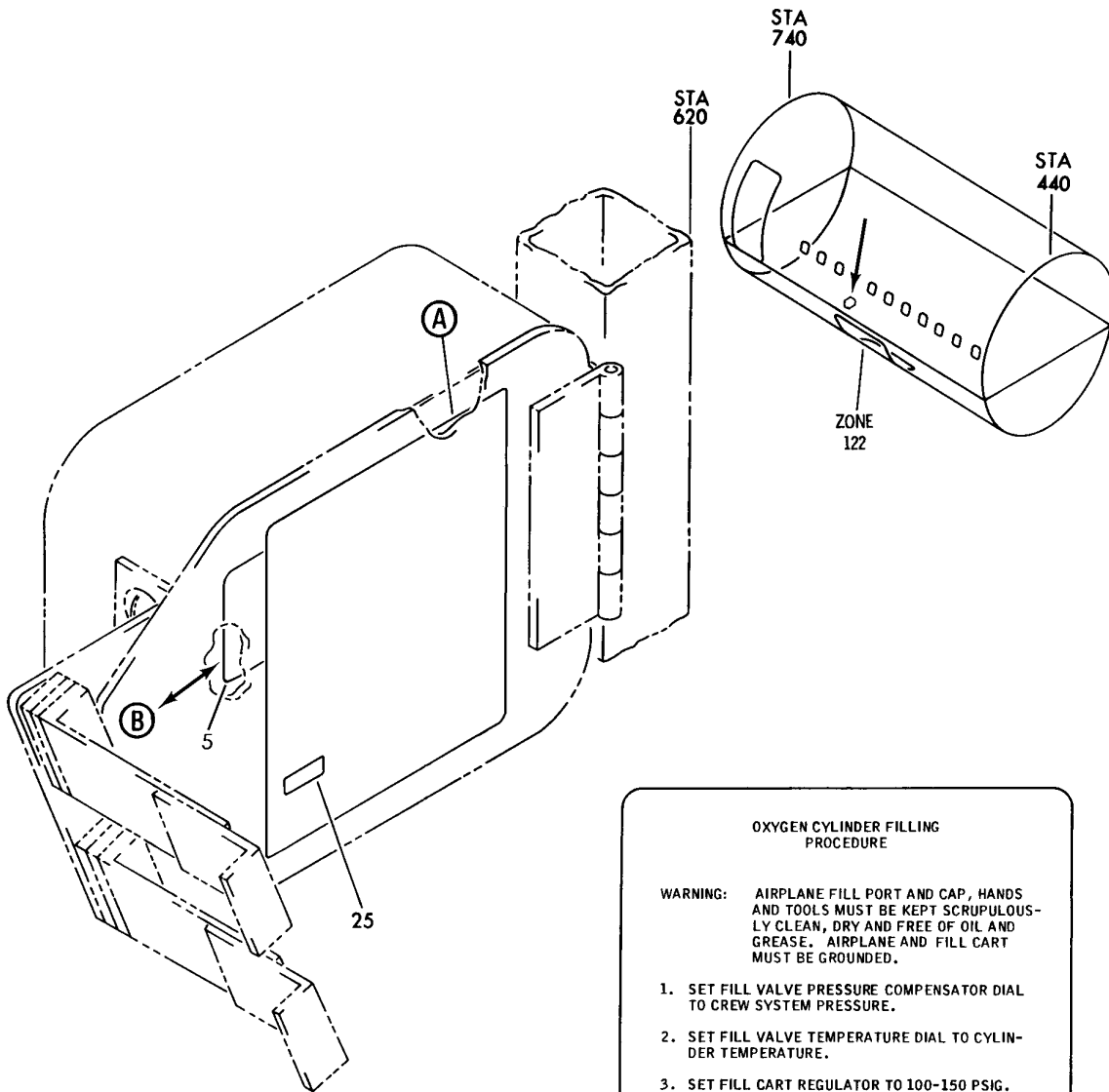
- ITEM NOT ILLUSTRATED

11-37-01-02

11-37-01
FIG. 02
PAGE 1
JAN 20/09

BRI

BOEING
757
PARTS CATALOG (MAINTENANCE)



OXYGEN TEST FITTING
— CAUTION —
KEEP CLEAN

OXYGEN CYLINDER FILLING PROCEDURE

WARNING: AIRPLANE FILL PORT AND CAP, HANDS AND TOOLS MUST BE KEPT SCRUPULOUSLY CLEAN, DRY AND FREE OF OIL AND GREASE. AIRPLANE AND FILL CART MUST BE GROUNDED.

1. SET FILL VALVE PRESSURE COMPENSATOR DIAL TO CREW SYSTEM PRESSURE.
2. SET FILL VALVE TEMPERATURE DIAL TO CYLINDER TEMPERATURE.
3. SET FILL CART REGULATOR TO 100-150 PSIG. PURGE FILL HOSE BY MOMENTARILY OPENING FILL CART SHUTOFF VALVE. ATTACH FILL HOSE TO AIRPLANE FILL PORT.
4. WITH FILL CART REGULATOR SET TO 100-150 PSIG. FULLY OPEN FILL CART SHUTOFF VALVE.^a
5. SLOWLY INCREASE FILL CART REGULATOR PRESSURE AND MAINTAIN IT AT 200-250 PSIG. ABOVE LOWEST SYSTEM PRESSURE UNTIL FILL VALVE AUTOMATIC SHUTOFF OCCURS.
6. CLOSE FILL CART SHUTOFF VALVE; DISCONNECT FILL HOSE AND RECAP AIRPLANE FILL PORT.

Y 11370401 REV 229

7 (B)

15 (A)

PANEL AND DOOR ASSY (PLACARDS AND MARKINGS ONLY)
FIGURE 1

11-37-04-01



757

PARTS CATALOG (MAINTENANCE)

FIG ITEM	PART NUMBER	1 2 3 4 5 6 7	NOMENCLATURE	EFFECT FROM TO	UNITS PER ASSY
1			PANEL AND DOOR ASSY (PLACARDS AND MARKINGS ONLY)	008105 107107 121949	
- 1	417N4401-1		PANEL ASSY-(PLACARDS AND MARKINGS ONLY) OPTIONAL PART: 417N4401-12 FOR NHA/OTHER SYS DET SEE: 35-11-12-01	107107 121949	RF
- 1	417N4401-9		PANEL ASSY-(PLACARDS AND MARKINGS ONLY) OPTIONAL PART: 417N4401-14 FOR NHA/OTHER SYS DET SEE: 35-11-12-01	008100	RF
- 1	417N4401-8		PANEL ASSY-(PLACARDS AND MARKINGS ONLY) OPTIONAL PART: 417N4401-13 FOR NHA/OTHER SYS DET SEE: 35-11-12-01	101102	RF
- 1	417N4401-12		PANEL ASSY-(PLACARDS AND MARKINGS ONLY) OPTIONAL PART: 417N4401-1 FOR NHA/OTHER SYS DET SEE: 35-11-12-01	107107 121949	RF
- 1	417N4401-14		PANEL ASSY-(PLACARDS AND MARKINGS ONLY) OPTIONAL PART: 417N4401-9 FOR NHA/OTHER SYS DET SEE: 35-11-12-01	008100	RF
- 1	417N4401-13		PANEL ASSY-(PLACARDS AND MARKINGS ONLY) OPTIONAL PART: 417N4401-8 FOR NHA/OTHER SYS DET SEE: 35-11-12-01	101102	RF
- 1	417N4401-16		PANEL ASSY-(PLACARDS AND MARKINGS ONLY) FOR NHA/OTHER SYS DET SEE: 35-11-12-01	103105	RF
10	BAC27DPA1800		.MARKER-ALUMINUM FOIL PLACARD CONTENT: CHARGING FITTING CAUTION LEFT HAND THREAD	103105 107107 121949	1

MISSING ITEM NUMBERS NOT APPLICABLE

- ITEM NOT ILLUSTRATED

BRI

11-37-04-01

11-37-04
FIG. 01
PAGE 1
JAN 20/09



757

PARTS CATALOG (MAINTENANCE)

FIG ITEM	PART NUMBER	1 2 3 4 5 6 7	NOMENCLATURE	EFFECT FROM TO	UNITS PER ASSY
1 - 20	417N4401-2		. DOOR ASSY- USED ON: 417N4401-1 417N4401-12 417N4401-13 417N4401-14 417N4401-8 417N4401-9 417N4401-16 417N4401-17 417N4401-18	008105 107107 121503 904949	RF
25	BAC27EPPS930		.. MARKER- PLACARD CONTENT: OXYGEN SERVICE PANEL	008105 107107 121503 904949	1
30	BAC27EPPS2633		.. MARKER	008105 107107 121503 904949	1

MISSING ITEM NUMBERS NOT APPLICABLE

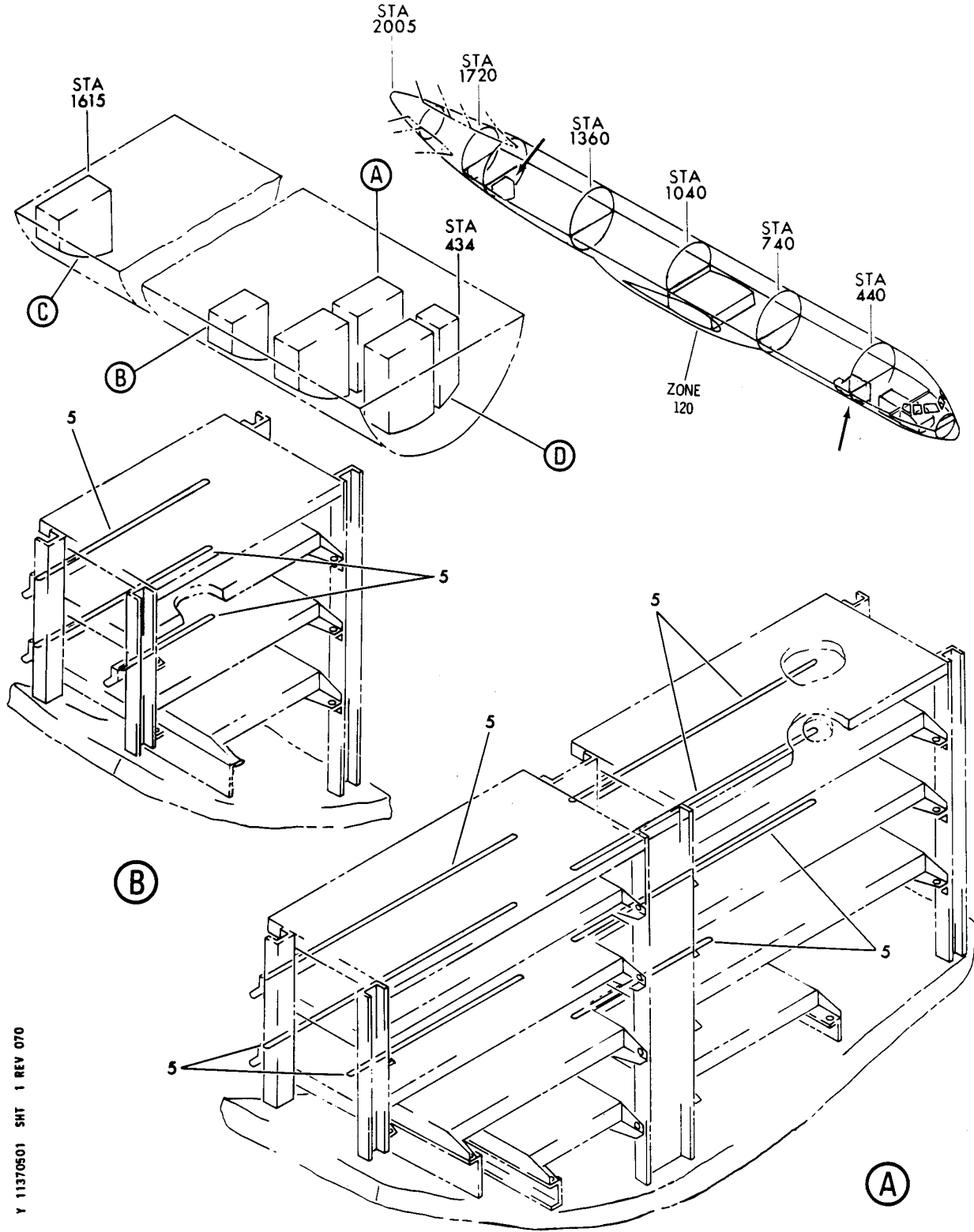
- ITEM NOT ILLUSTRATED

11-37-04-01

11-37-04
FIG. 01
PAGE 2
JAN 20/09

BRI

BOEING
757
PARTS CATALOG (MAINTENANCE)



Y 11370501 SHT 1 REV 070

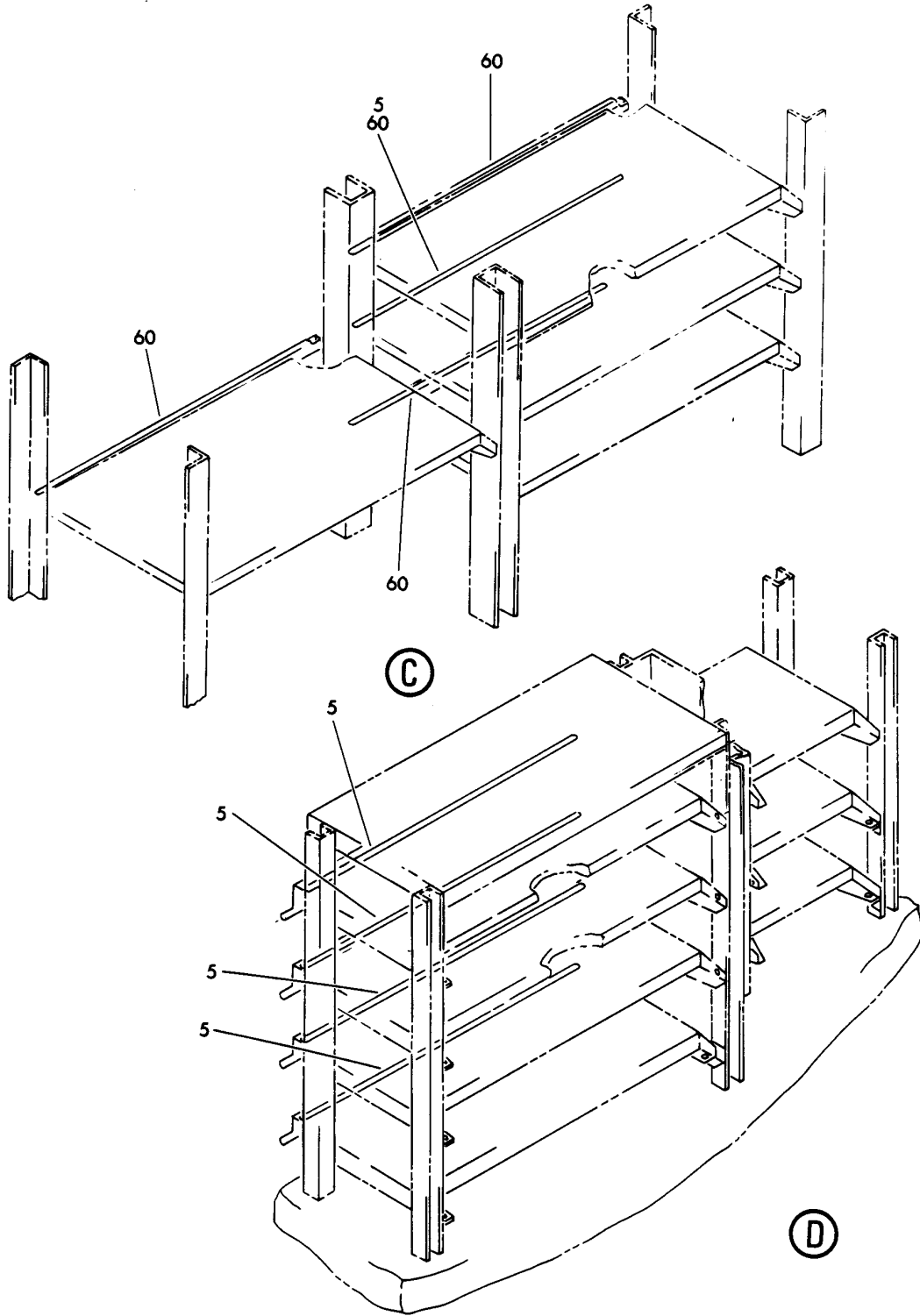
PROVISION INSTL-SECT. 46 AND 43 CARGO COMPT LWR WIRE (PLACARDS AND MARKINGS ONLY)
FIGURE 1 (SHEET 1)

BRI
MAY 28/07

11-37-05-01

11-37-05-01
PAGE 0

BOEING
757
PARTS CATALOG (MAINTENANCE)



Y 11370501 SHT 2 REV 070

PROVISION INSTL-SECT. 46 AND 43 CARGO COMPT LWR WIRE (PLACARDS AND MARKINGS ONLY)
FIGURE 1 (SHEET 2)

BRI
MAY 28/07

11-37-05-01

11-37-05-01
PAGE 0A



757

PARTS CATALOG (MAINTENANCE)

FIG ITEM	PART NUMBER	1 2 3 4 5 6 7	NOMENCLATURE	EFFECT FROM TO	UNITS PER ASSY
1			PROVISION INSTL-SECT. 46 AND 43 CARGO COMPT LWR WIRE (PLACARDS AND MARKINGS ONLY)	002004 006100 107107 121503 904999	
- 1	287N4300-3		PROVISION INSTL-CARGO COMPT WIRE (PLACARDS AND MARKINGS ONLY) POSITION DATA: SECT. 43 LWR FOR NHA/OTHER SYS DET SEE: 24-00-60-01	002004 006100 107107 121503 904999	RF
5	BAC27NEL0923		.DECAL- PLACARD CONTENT: 1 THRU 123	002004 006100 107107 121503 904999	15
- 50	287N4600-1		PROVISION INSTL-WIRE (PLACARDS AND MARKINGS ONLY) POSITION DATA: SECT. 46 FOR NHA/OTHER SYS DET SEE: 24-00-60-01	002004 006100 107107 950999	RF
- 55	287N4600-2		PROVISION INSTL-WIRE (PLACARDS AND MARKINGS ONLY) POSITION DATA: SECT. 46 FOR NHA/OTHER SYS DET SEE: 24-00-60-01	121503 904949	RF
60	BAC27NEL0923		.DECAL- PLACARD CONTENT: 1 THRU 123	002004 006100 107107 121503 904999	4

MISSING ITEM NUMBERS NOT APPLICABLE

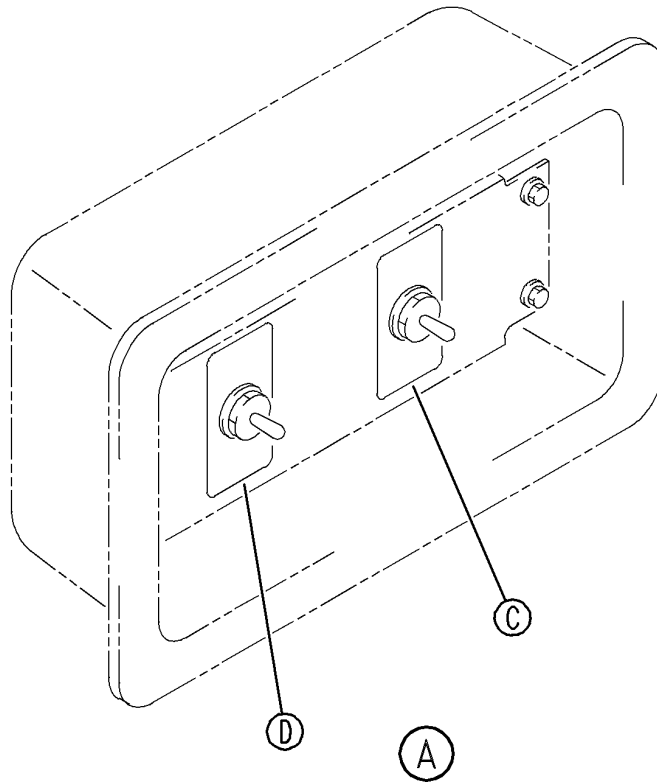
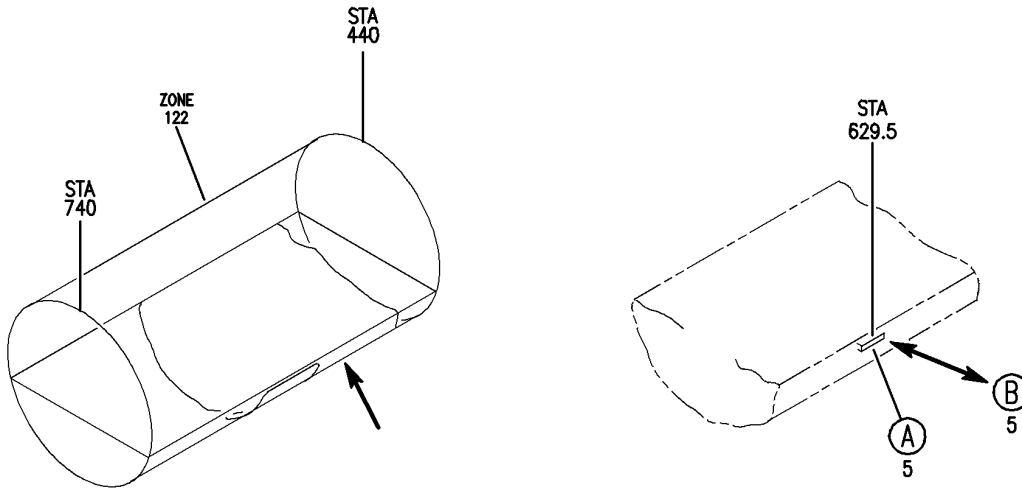
- ITEM NOT ILLUSTRATED

11-37-05-01

11-37-05
FIG. 01
PAGE 1
JAN 20/09

BRI

BOEING
757
PARTS CATALOG (MAINTENANCE)



Y 11370601 SHT 1 REV 229

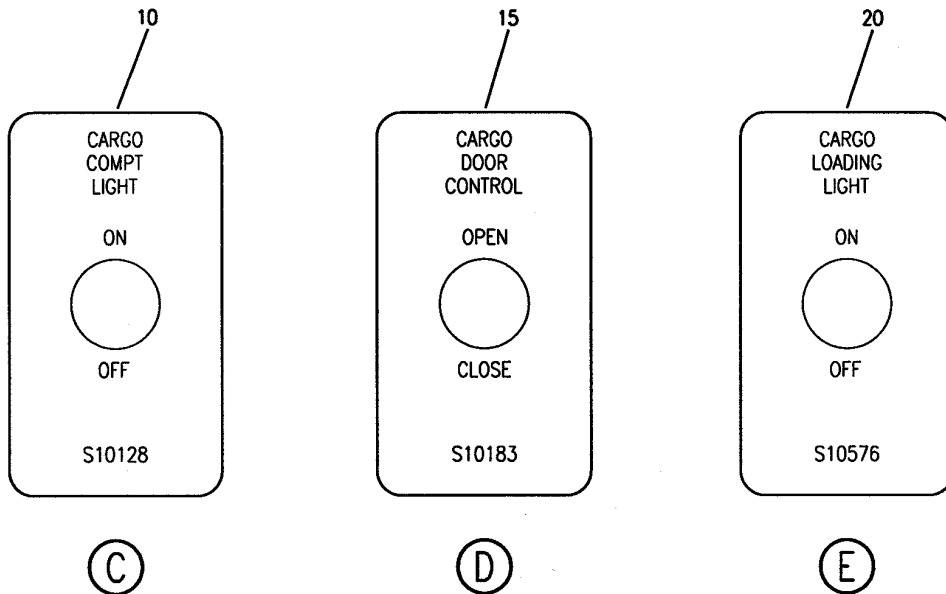
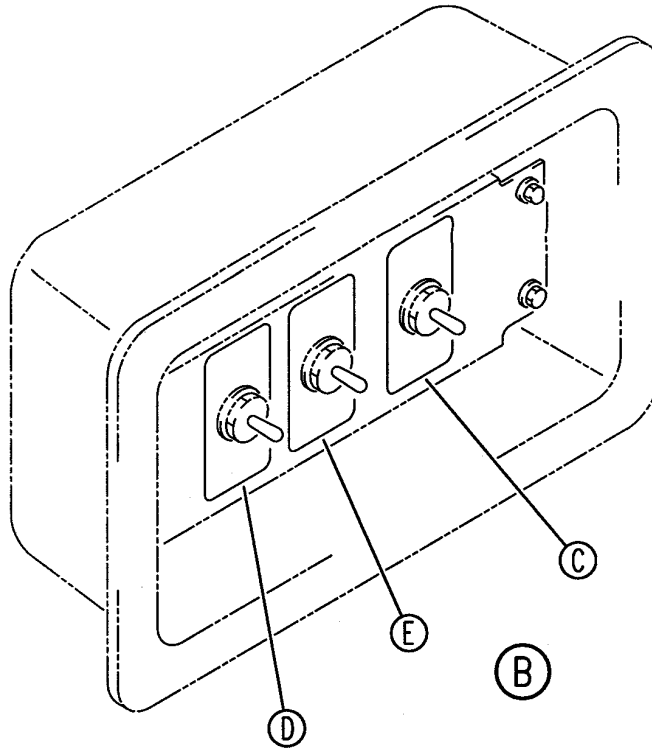
PANEL INSTL-P43 FWD CARGO DOOR CONT (PLACARDS AND MARKINGS ONLY)
FIGURE 1 (SHEET 1)

11-37-06-01

BRI
MAY 28/07

11-37-06-01
PAGE 0

BOEING
757
PARTS CATALOG (MAINTENANCE)



Y 11370601 SHT 2 REV 217

PANEL INSTL-P43 FWD CARGO DOOR CONT (PLACARDS AND MARKINGS ONLY)
FIGURE 1 (SHEET 2)

11-37-06-01

BRI
MAY 28/07

11-37-06-01
PAGE 0A



757

PARTS CATALOG (MAINTENANCE)

FIG ITEM	PART NUMBER	1 2 3 4 5 6 7	NOMENCLATURE	EFFECT FROM TO	UNITS PER ASSY
1			PANEL INSTL-P43 FWD CARGO DOOR CONT (PLACARDS AND MARKINGS ONLY)	002004 006100 107107 121503 904999	
- 1	284N1338-1		PANEL INSTL-P43 CARGO DOOR CONT (PLACARDS AND MARKINGS ONLY) POSITION DATA: FWD FOR NHA/OTHER SYS DET SEE: 24-00-58-01C	002004 006100 107107 121503 904999	RF
5	284N1338-3		.PANEL ASSY	002004 006100 107107 121503 904999	1
10	BAC27NEX0024		..DECAL	002004 006100 107107 121503 904999	1
15	BAC27NEX0023		..DECAL	002004 006100 107107 121503 904999	1

MISSING ITEM NUMBERS NOT APPLICABLE

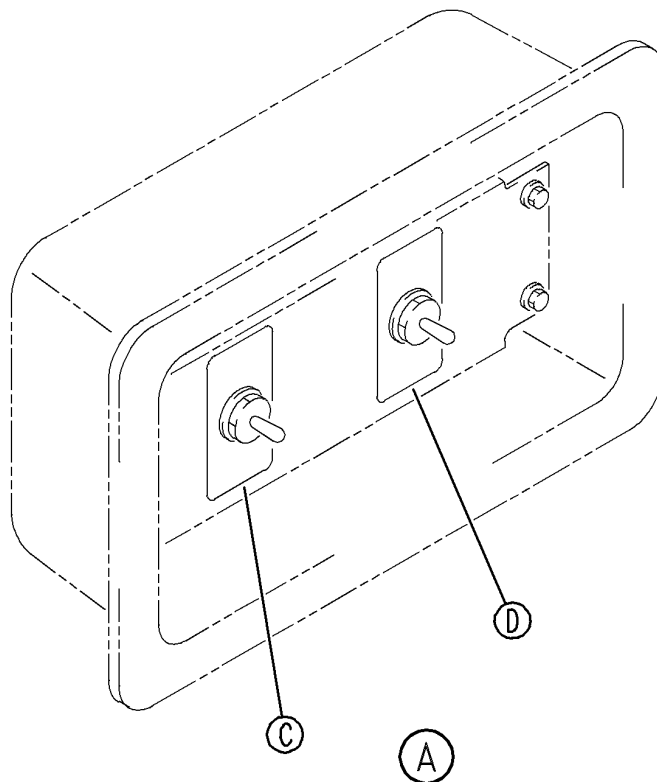
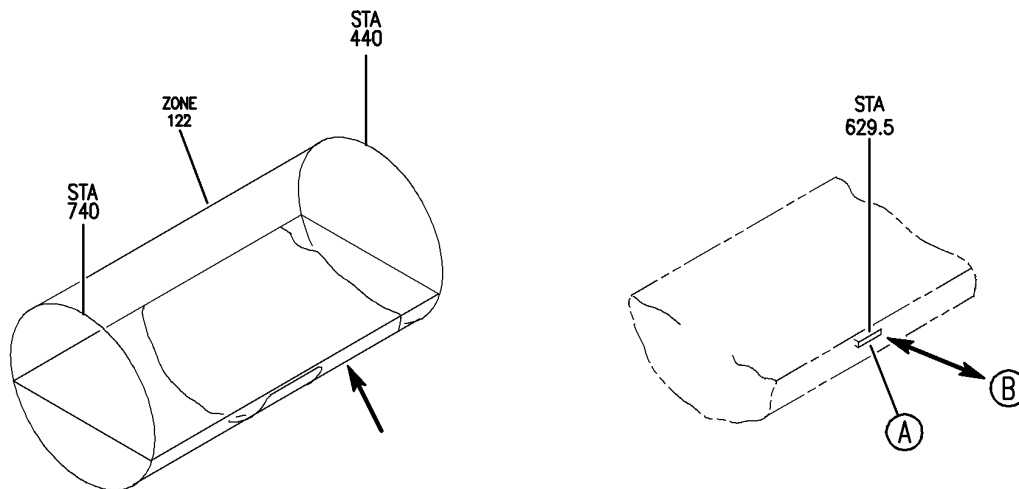
- ITEM NOT ILLUSTRATED

BRI

11-37-06-01

11-37-06
FIG. 01
PAGE 1
JAN 20/09

BOEING
757
PARTS CATALOG (MAINTENANCE)



Y 11370602 SHT 1 REV 229

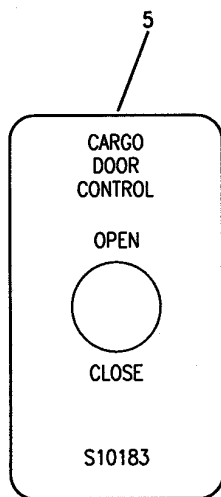
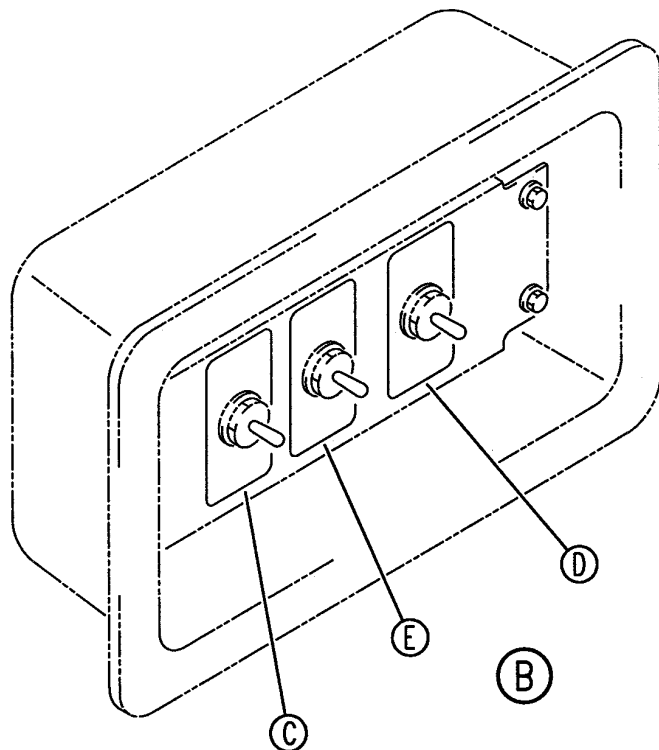
PANEL ASSY-P43 FWD CARGO DOOR CONT (PLACARDS AND MARKINGS ONLY)
FIGURE 2 (SHEET 1)

11-37-06-02

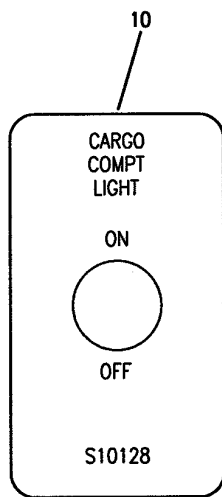
BRI
MAY 28/07

11-37-06-02
PAGE 0

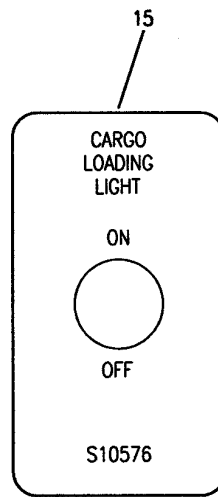
BOEING
757
PARTS CATALOG (MAINTENANCE)



(C)



(D)



(E)

Y 11370602 SHT 2 REV 217

PANEL ASSY-P43 FWD CARGO DOOR CONT (PLACARDS AND MARKINGS ONLY)
FIGURE 2 (SHEET 2)

11-37-06-02

BRI
MAY 28/07

11-37-06-02
PAGE 0A



757

PARTS CATALOG (MAINTENANCE)

FIG ITEM	PART NUMBER	1 2 3 4 5 6 7	NOMENCLATURE	EFFECT FROM TO	UNITS PER ASSY
2			PANEL ASSY-P43 FWD CARGO DOOR CONT (PLACARDS AND MARKINGS ONLY)	101106 108120 504903	
- 1	284N1338-27		PANEL ASSY-P43 CARGO DOOR CONT (PLACARDS AND MARKINGS ONLY)	101102 108120 504903	RF
- 1	MODREF9822		POSITION DATA: FWD FOR NHA/OTHER SYS DET SEE: 24-00-58-05C		
			PANEL ASSY-P43 CARGO DOOR CONT (PLACARDS AND MARKINGS ONLY)	103106	1
			MODULE NUMBER: 284N1338-27 REV A		
			POSITION DATA: FWD FOR OTHER SYS DETAILS SEE: 33-37-51-11 52-34-52-03		
5	BAC27NEX0023		.DECAL	101106 108120 504903	1
10	BAC27NEX0024		.DECAL	101106 108120 504903	1

MISSING ITEM NUMBERS NOT APPLICABLE

- ITEM NOT ILLUSTRATED

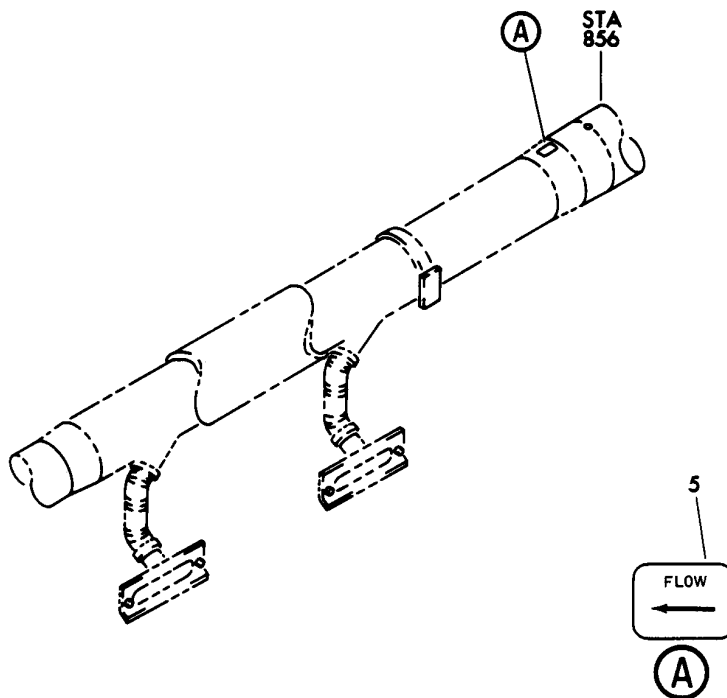
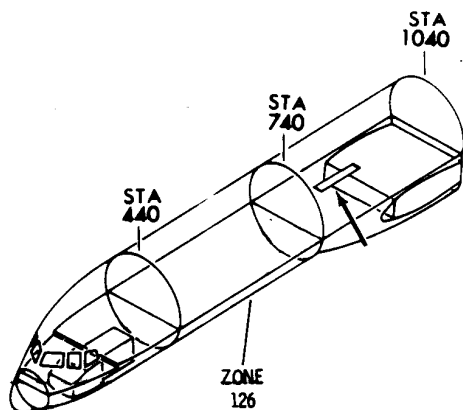
BRI

11-37-06-02

BOEING PROPRIETARY - Copyright © - Unpublished Work - See title page for details.

11-37-06
FIG. 02
PAGE 1
JAN 20/09

BOEING
757
PARTS CATALOG (MAINTENANCE)



Y 11371001 SHT 1 REV 012

DUCT ASSY-CARGO HEATING SYS R SIDE (PLACARDS AND MARKINGS ONLY)
FIGURE 1

11-37-10-01

BRI
MAY 28/07

11-37-10-01
PAGE 0



757

PARTS CATALOG (MAINTENANCE)

FIG ITEM	PART NUMBER	1 2 3 4 5 6 7	NOMENCLATURE	EFFECT FROM TO	UNITS PER ASSY
1			DUCT ASSY-CARGO HEATING SYS R SIDE (PLACARDS AND MARKINGS ONLY)	002004 006999	
- 1	215N3063-27		DUCT ASSY-CARGO HEATING SYS (PLACARDS AND MARKINGS ONLY)	002004 006999	RF
5	BAC27NEC0077		POSITION DATA: R SIDE FOR NHA/OTHER SYS DET SEE: 21-44-08-03 .MARKER	002004 006999	1

MISSING ITEM NUMBERS NOT APPLICABLE

- ITEM NOT ILLUSTRATED

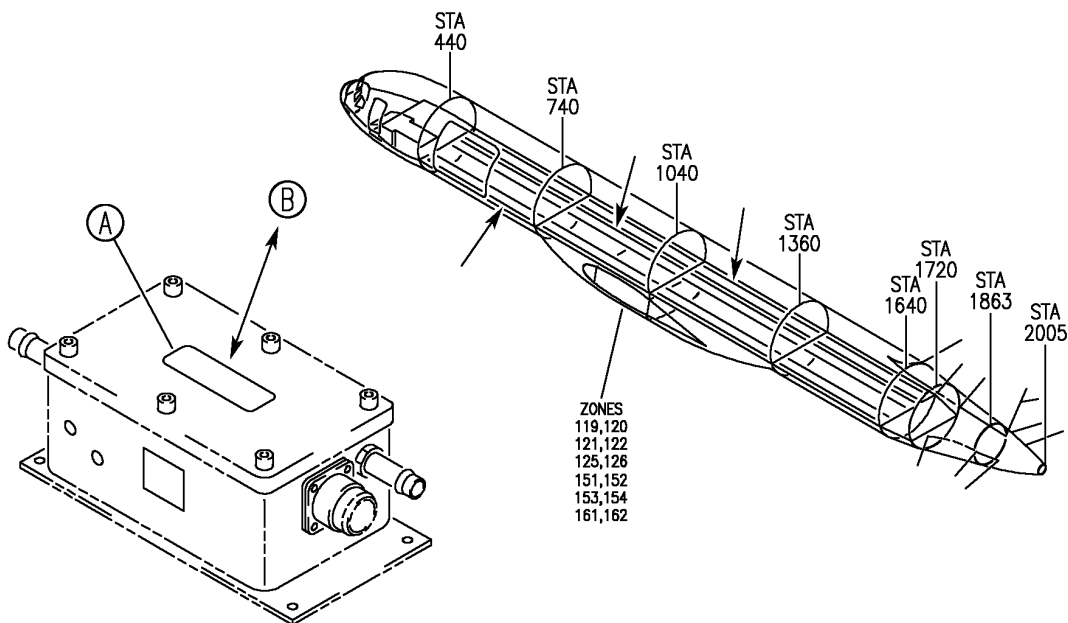
BRI

11-37-10-01

BOEING PROPRIETARY - Copyright © - Unpublished Work - See title page for details.

11-37-10
FIG. 01
PAGE 1
SEP 20/08

BOEING
757
PARTS CATALOG (MAINTENANCE)



CAUTION
USE ELECTROSTATIC
DISCHARGE PRECAUTIONS
WHEN COVER IS REMOVED



150

(A)

5

CAUTION

RELAMP ONLY WITH GENERAL
INSTR. CORP. CHICAGO, IL
LAMPS MARKED
CM382AS10, G1382AS10,
CM382AS15 OR G1382AS15

(B)

Y 11371401 REV 310

DETECTOR ASSY-SMOKE (PLACARDS AND MARKINGS ONLY)
FIGURE 1

11-37-14-01

BRI
MAY 28/07

11-37-14-01
PAGE 0



757

PARTS CATALOG (MAINTENANCE)

FIG ITEM	PART NUMBER	1 2 3 4 5 6 7	NOMENCLATURE	EFFECT FROM TO	UNITS PER ASSY
1			DETECTOR ASSY-SMOKE (PLACARDS AND MARKINGS ONLY)	002004 006999	RF
- 1	2156-204A		DETECTOR ASSY-SMOKE (PLACARDS AND MARKINGS ONLY) SUPPLIER CODE: V03972 COMPONENT MAINT MANUAL REF: 26-16-04 POST ALERT SB: 26A0012 REWORKED BY ALERT SB: 26A0028 REWORKED BY SB: 2156204A-26-02 V03972	107120	RF
- 1	2156-204A		DETECTOR ASSY-SMOKE (PLACARDS AND MARKINGS ONLY) SUPPLIER CODE: V03972 ELECTRICAL EQUIP NUMBER: M10460 M10461 COMPONENT MAINT MANUAL REF: 26-16-04 PRE ALERT SB: 26A0042 REWORKED BY ALERT SB: 26A0028R1 REWORKED BY SB: 2156204A-26-02 V03972 FOR NHA/OTHER SYS DET SEE: 26-16-01-01	107107 904949	RF

MISSING ITEM NUMBERS NOT APPLICABLE

- ITEM NOT ILLUSTRATED

11-37-14-01

11-37-14
FIG. 01
PAGE 1
JAN 20/09

BRI



757

PARTS CATALOG (MAINTENANCE)

FIG ITEM	PART NUMBER	1 2 3 4 5 6 7	NOMENCLATURE	EFFECT FROM TO	UNITS PER ASSY
1	2156-204A		DETECTOR ASSY-SMOKE (PLACARDS AND MARKINGS ONLY) SUPPLIER CODE: V03972 ELECTRICAL EQUIP NUMBER: M10458 M10459 COMPONENT MAINT MANUAL REF: 26-16-04 PRE ALERT SB: 26A0042 REWORKED BY ALERT SB: 26A0028 26A0028R1 REWORKED BY SB: 2156204A-26-02 V03972 FOR NHA/OTHER SYS DET SEE: 26-16-01-01	002004 006010 107107 121503 904949 952999	RF
- 1			DETECTOR ASSY-SMOKE (PLACARDS AND MARKINGS ONLY) SUPPLIER CODE: V03972 ELECTRICAL EQUIP NUMBER: M10460 M10461 COMPONENT MAINT MANUAL REF: 26-16-04 PRE ALERT SB: 26A0042 REWORKED BY ALERT SB: 26A0028R1 REWORKED BY SB: 2156204A-26-02 V03972 FOR NHA/OTHER SYS DET SEE: 26-16-01-08	952952	RF

MISSING ITEM NUMBERS NOT APPLICABLE

- ITEM NOT ILLUSTRATED

11-37-14-01

11-37-14
FIG. 01
PAGE 2
JAN 20/09

BRI



757

PARTS CATALOG (MAINTENANCE)

FIG ITEM	PART NUMBER	1 2 3 4 5 6 7	NOMENCLATURE	EFFECT FROM TO	UNITS PER ASSY
1	2156-204A		DETECTOR ASSY-SMOKE (PLACARDS AND MARKINGS ONLY) SUPPLIER CODE: V03972 ELECTRICAL EQUIP NUMBER: TS0164 TS5267 TS5268 COMPONENT MAINT MANUAL REF: 26-16-04 PRE ALERT SB: 26A0042 REWORKED BY ALERT SB: 26A0028 26A0028R1 REWORKED BY SB: 2156204A-26-02 V03972 FOR NHA/OTHER SYS DET SEE: 21-58-06-05	002004 006010 107107 121503 904999	RF
- 2			DETECTOR ASSY-SMOKE (PLACARDS AND MARKINGS ONLY) SUPPLIER CODE: V03972 ELECTRICAL EQUIP NUMBER: M10460 M10461 COMPONENT MAINT MANUAL REF: 26-16-04 PRE ALERT SB: 26A0042 FOR NHA/OTHER SYS DET SEE: 26-16-01-09	002004 006102 121903 953999	RF
- 2			DETECTOR ASSY-SMOKE (PLACARDS AND MARKINGS ONLY) SUPPLIER CODE: V03972 ELECTRICAL EQUIP NUMBER: M10458 M10459 COMPONENT MAINT MANUAL REF: 26-16-04 PRE ALERT SB: 26A0042 FOR NHA/OTHER SYS DET SEE: 26-16-01-05	002004 006999	RF

MISSING ITEM NUMBERS NOT APPLICABLE

- ITEM NOT ILLUSTRATED

11-37-14-01

11-37-14
FIG. 01
PAGE 3
JAN 20/09

BRI



757

PARTS CATALOG (MAINTENANCE)

FIG ITEM	PART NUMBER	1 2 3 4 5 6 7	NOMENCLATURE	EFFECT FROM TO	UNITS PER ASSY
1 -	2 2156-204		DETECTOR ASSY-SMOKE (PLACARDS AND MARKINGS ONLY) SUPPLIER CODE: V03972 ELECTRICAL EQUIP NUMBER: TS0164 TS5267 TS5268 COMPONENT MAINT MANUAL REF: 26-16-04 PRE ALERT SB: 26A0042 26A0012R1 PRE SERVICE BULLETIN: 2156204-26-01 V03972	101102 504903	RF
	5 29-0965		.DECAL-CAUTION SUPPLIER CODE: V03972 USED ON: 2156-204 2156-204A POST SERVICE BULLETIN: 2156204A-26-02 V03972	002004 006010 107107 121503 904949 952999	1
	5 29-0965		.DECAL-CAUTION SUPPLIER CODE: V03972 USED ON: 2156-204A POST SERVICE BULLETIN: 2156204A-26-02 V03972	002004 006010 107107 121503 904999	1
	5 29-0965		.DECAL-CAUTION SUPPLIER CODE: V03972 USED ON: 2156-204 2156-204A POST SERVICE BULLETIN: 2156204A-26-02 V03972	002004 006010 107107 121503 904949 952999	1

MISSING ITEM NUMBERS NOT APPLICABLE

- ITEM NOT ILLUSTRATED

11-37-14-01

11-37-14
FIG. 01
PAGE 4
JAN 20/09

BRI



**757
PARTS CATALOG (MAINTENANCE)**

FIG ITEM	PART NUMBER	1 2 3 4 5 6 7 NOMENCLATURE	EFFECT FROM TO	UNITS PER ASSY
1 - 105	2156-604	DETECTOR ASSY-SMOKE (PLACARDS AND MARKINGS ONLY) SUPPLIER CODE: V03972 FUNCTIONAL DESCRIPTION: DETECTS SMOKE & PROVIDES AN OUTPUT SIGNAL TO THE FIRE/OVERHEAT LOGIC/TEST CARD ELECTRICAL EQUIP NUMBER: TS0164 TS5267 TS5268 COMPONENT MAINT MANUAL REF: 26-16-11 REFERENCE SERVICE BULLETIN: 26A0042 POST ALERT SB: 26A0042 REWORKED BY SB: 2156-26-01 V03972 2156-26-02 V03972 POST SERVICE LETTER: 26-017 FOR NHA/OTHER SYS DET SEE: 21-58-06-05	002004 006102 107999	RF

MISSING ITEM NUMBERS NOT APPLICABLE

- ITEM NOT ILLUSTRATED

BRI

11-37-14-01

BOEING PROPRIETARY - Copyright © - Unpublished Work - See title page for details.

11-37-14
FIG. 01
PAGE 5
JAN 20/09



757

PARTS CATALOG (MAINTENANCE)

FIG ITEM	PART NUMBER	1 2 3 4 5 6 7	NOMENCLATURE	EFFECT FROM TO	UNITS PER ASSY
1 - 105	2156-604A		DETECTOR ASSY-SMOKE (PLACARDS AND MARKINGS ONLY) SUPPLIER CODE: V03972 FUNCTIONAL DESCRIPTION: DETECTS SMOKE & PROVIDES AN OUTPUT SIGNAL TO THE FIRE/OVERHEAT LOGIC/TEST CARD ELECTRICAL EQUIP NUMBER: TS0164 TS5267 TS5268 COMPONENT MAINT MANUAL REF: 26-16-11 REFERENCE SERVICE BULLETIN: 26A0042 POST ALERT SB: 26A0042 FOR NHA/OTHER SYS DET SEE: 21-58-06-05	002004 006102 107999	RF
- 105	2156-604		DETECTOR ASSY-SMOKE (PLACARDS AND MARKINGS ONLY) SUPPLIER CODE: V03972 ELECTRICAL EQUIP NUMBER: TS5267 TS5268 COMPONENT MAINT MANUAL REF: 26-16-11	103106	RF
- 105	2156-606A		DETECTOR ASSY-SMOKE (PLACARDS AND MARKINGS ONLY) SUPPLIER CODE: V03972 ELECTRICAL EQUIP NUMBER: TS5267 TS5268 COMPONENT MAINT MANUAL REF: 26-16-12 OPTIONAL PART: 2156-606 V03972 FOR NHA/OTHER SYS DET SEE: 26-19-00-01	103106	RF

MISSING ITEM NUMBERS NOT APPLICABLE

- ITEM NOT ILLUSTRATED

11-37-14-01

11-37-14
FIG. 01
PAGE 6
JAN 20/09

BRI



757

PARTS CATALOG (MAINTENANCE)

FIG ITEM	PART NUMBER	1 2 3 4 5 6 7	NOMENCLATURE	EFFECT FROM TO	UNITS PER ASSY
1 - 110	2156-604		DETECTOR ASSY-SMOKE (PLACARDS AND MARKINGS ONLY) SUPPLIER CODE: V03972 FUNCTIONAL DESCRIPTION: DETECTS SMOKE & PROVIDES AN OUTPUT SIGNAL TO THE FIRE/OVERHEAT LOGIC/TEST CARD ELECTRICAL EQUIP NUMBER: M10458 M10459 COMPONENT MAINT MANUAL REF: 26-16-11 REFERENCE SERVICE BULLETIN: 26A0042 POST ALERT SB: 26A0042 FOR NHA/OTHER SYS DET SEE: 26-16-01-01 26-16-01-11	002004 006100 107107 121503 904949 952999	RF
- 110	2156-604		DETECTOR ASSY-SMOKE (PLACARDS AND MARKINGS ONLY) SUPPLIER CODE: V03972 FUNCTIONAL DESCRIPTION: DETECTS SMOKE & PROVIDES AN OUTPUT SIGNAL TO THE FIRE/OVERHEAT LOGIC/TEST CARD ELECTRICAL EQUIP NUMBER: M10458 M10459 COMPONENT MAINT MANUAL REF: 26-16-11 FOR NHA/OTHER SYS DET SEE: 26-16-01-13A	101106 108120 504903	RF

MISSING ITEM NUMBERS NOT APPLICABLE

- ITEM NOT ILLUSTRATED

BRI

11-37-14-01

11-37-14
FIG. 01
PAGE 7
JAN 20/09



757

PARTS CATALOG (MAINTENANCE)

FIG ITEM	PART NUMBER	1 2 3 4 5 6 7	NOMENCLATURE	EFFECT FROM TO	UNITS PER ASSY
1 - 110	2156-604A		DETECTOR ASSY-SMOKE (PLACARDS AND MARKINGS ONLY) SUPPLIER CODE: V03972 FUNCTIONAL DESCRIPTION: DETECTS SMOKE & PROVIDES AN OUTPUT SIGNAL TO THE FIRE/OVERHEAT LOGIC/TEST CARD ELECTRICAL EQUIP NUMBER: M10458 M10459 COMPONENT MAINT MANUAL REF: 26-16-11 POST ALERT SB: 26A0042 REWORKED BY SB: 2156-26-01 V03972 2156-26-02 V03972 POST SERVICE LETTER: 26-021 FOR NHA/OTHER SYS DET SEE: 26-16-01-01 26-16-01-11 26-16-01-13A	002004 006999	RF
- 115	2156-604		DETECTOR ASSY-SMOKE (PLACARDS AND MARKINGS ONLY) SUPPLIER CODE: V03972 FUNCTIONAL DESCRIPTION: DETECTS SMOKE & PROVIDES AN OUTPUT SIGNAL TO THE FIRE/OVERHEAT LOGIC/TEST CARD ELECTRICAL EQUIP NUMBER: M10460 M10461 COMPONENT MAINT MANUAL REF: 26-16-11 POST ALERT SB: 26A0042 FOR NHA/OTHER SYS DET SEE: 26-16-01-01	107107 904949	RF

MISSING ITEM NUMBERS NOT APPLICABLE

- ITEM NOT ILLUSTRATED

BRI

11-37-14-01

11-37-14
FIG. 01
PAGE 8
JAN 20/09



757

PARTS CATALOG (MAINTENANCE)

FIG ITEM	PART NUMBER	1 2 3 4 5 6 7	NOMENCLATURE	EFFECT FROM TO	UNITS PER ASSY
1					
- 115	2156-604		DETECTOR ASSY-SMOKE (PLACARDS AND MARKINGS ONLY) SUPPLIER CODE: V03972 FUNCTIONAL DESCRIPTION: DETECTS SMOKE & PROVIDES AN OUTPUT SIGNAL TO THE FIRE/OVERHEAT LOGIC/TEST CARD MISCELLANEOUS DATA: (PREFERRED SPARE) SUPERSEDES 2156-204A ELECTRICAL EQUIP NUMBER: M10460 M10461 COMPONENT MAINT MANUAL REF: 26-16-11 POST ALERT SB: 26A0042 FOR NHA/OTHER SYS DET SEE: 26-16-01-01	952952	RF
- 115	2156-604		DETECTOR ASSY-SMOKE (PLACARDS AND MARKINGS ONLY) SUPPLIER CODE: V03972 FUNCTIONAL DESCRIPTION: DETECTS SMOKE & PROVIDES AN OUTPUT SIGNAL TO THE FIRE/OVERHEAT LOGIC/TEST CARD ELECTRICAL EQUIP NUMBER: M10460 M10461 COMPONENT MAINT MANUAL REF: 26-16-11 POST ALERT SB: 26A0042 FOR NHA/OTHER SYS DET SEE: 26-16-01-09	002004 006010 121503 950951 953999	RF

MISSING ITEM NUMBERS NOT APPLICABLE

- ITEM NOT ILLUSTRATED

BRI

11-37-14-01

11-37-14
FIG. 01
PAGE 9
JAN 20/09



757

PARTS CATALOG (MAINTENANCE)

FIG ITEM	PART NUMBER	1 2 3 4 5 6 7	NOMENCLATURE	EFFECT FROM TO	UNITS PER ASSY
1 - 115	2156-604A		DETECTOR ASSY-SMOKE (PLACARDS AND MARKINGS ONLY) SUPPLIER CODE: V03972 FUNCTIONAL DESCRIPTION: DETECTS SMOKE & PROVIDES AN OUTPUT SIGNAL TO THE FIRE/OVERHEAT LOGIC/TEST CARD MISCELLANEOUS DATA: 2156-604A OR 2156-604 CAN REPLACE BUT NOT BE REPLACED BY 2156-204 OR 2156-201A ELECTRICAL EQUIP NUMBER: M10460 M10461 COMPONENT MAINT MANUAL REF: 26-16-11 POST ALERT SB: 26A0042 REWORKED BY SB: 2156-26-01 V03972 2156-26-02 V03972 POST SERVICE LETTER: 26-021 26-037 FOR NHA/OTHER SYS DET SEE: 26-16-01-01 26-16-01-08 26-16-01-09 26-16-01-14	002004 006999	RF
150	29-1127		.NAMEPLATE-CAUTION SUPPLIER CODE: V03972 USED ON: 2156-604 2156-606	101102 504903	1
150	29-1127		.NAMEPLATE-CAUTION SUPPLIER CODE: V03972 USED ON: 2156-604	950951	1

MISSING ITEM NUMBERS NOT APPLICABLE

- ITEM NOT ILLUSTRATED

11-37-14-01

11-37-14
FIG. 01
PAGE 10
JAN 20/09

BRI



757

PARTS CATALOG (MAINTENANCE)

FIG ITEM	PART NUMBER	1 2 3 4 5 6 7	NOMENCLATURE	EFFECT FROM TO	UNITS PER ASSY
1 150	29-1127		.NAMEPLATE-CAUTION SUPPLIER CODE: V03972 USED ON: 2156-604 2156-606	002004 006100 108503 904949 952999	1

MISSING ITEM NUMBERS NOT APPLICABLE

- ITEM NOT ILLUSTRATED

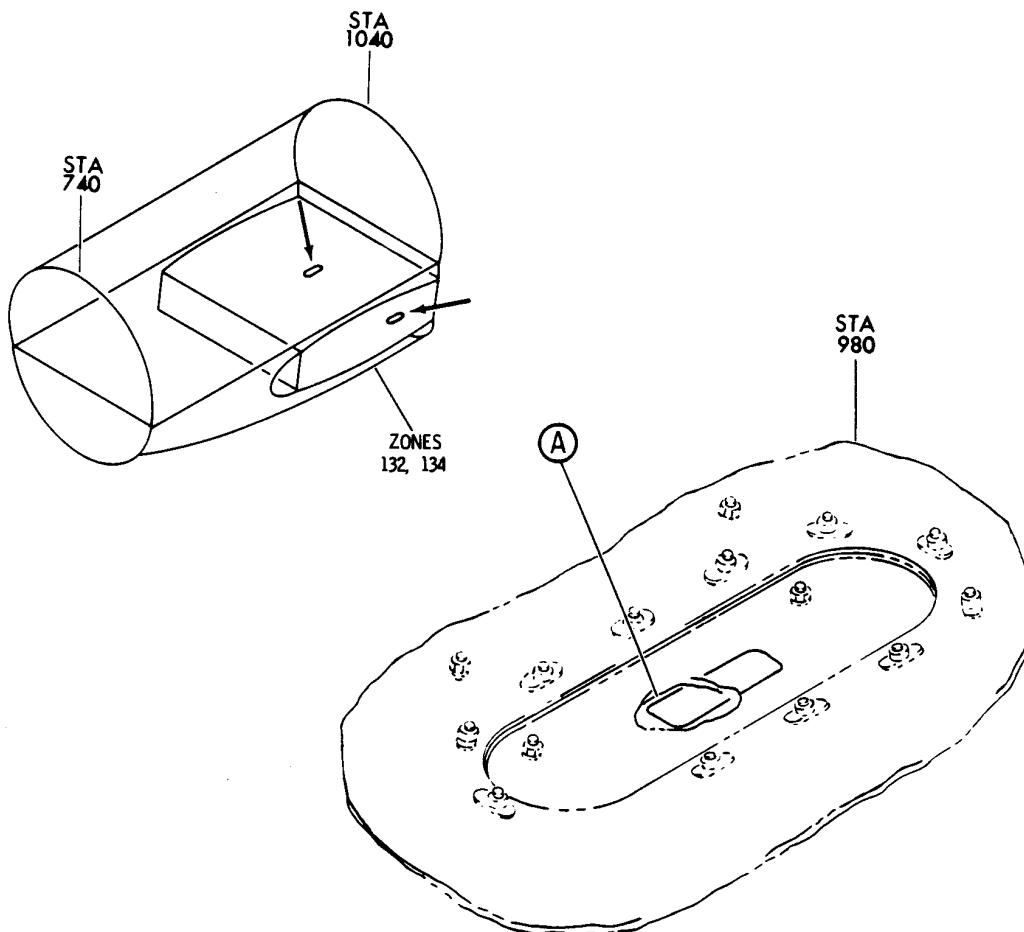
BRI

11-37-14-01

BOEING PROPRIETARY - Copyright © - Unpublished Work - See title page for details.

11-37-14
FIG. 01
PAGE 11
JAN 20/09

BOEING
757
PARTS CATALOG (MAINTENANCE)



5
CAUTION
AVOID DAMAGE TO CORE FINS-
DO NOT RUB OR TOUCH ANY H/E CORE FACE
WITH OBJECTS WHEN FLUSHING/SPRAYING

(A)

Y 11371501 SMT 1 REV 083

DOOR ASSY-RAM AIR HEAT SINK HEAT EXCHANGER INLET DOOR (PLACARDS AND MARKINGS ONLY)

FIGURE 1

11-37-15-01

BRI
MAY 28/07

11-37-15-01
PAGE 0



**757
PARTS CATALOG (MAINTENANCE)**

FIG ITEM	PART NUMBER	1 2 3 4 5 6 7	NOMENCLATURE	EFFECT FROM TO	UNITS PER ASSY
1			DOOR ASSY-RAM AIR HEAT SINK HEAT EXCHANGER INLET DOOR (PLACARDS AND MARKINGS ONLY)	002004 006999	
- 1	213N3033-12		DOOR ASSY-PANEL (PLACARDS AND MARKINGS ONLY) FOR NHA/ADDITIONAL DET SEE: 21-53-07-01 21-53-07-01A	002004 006999	RF
5	BAC27TEC0004		.MARKER-ALUMINUM FOIL	002004 006999	1

MISSING ITEM NUMBERS NOT APPLICABLE

- ITEM NOT ILLUSTRATED

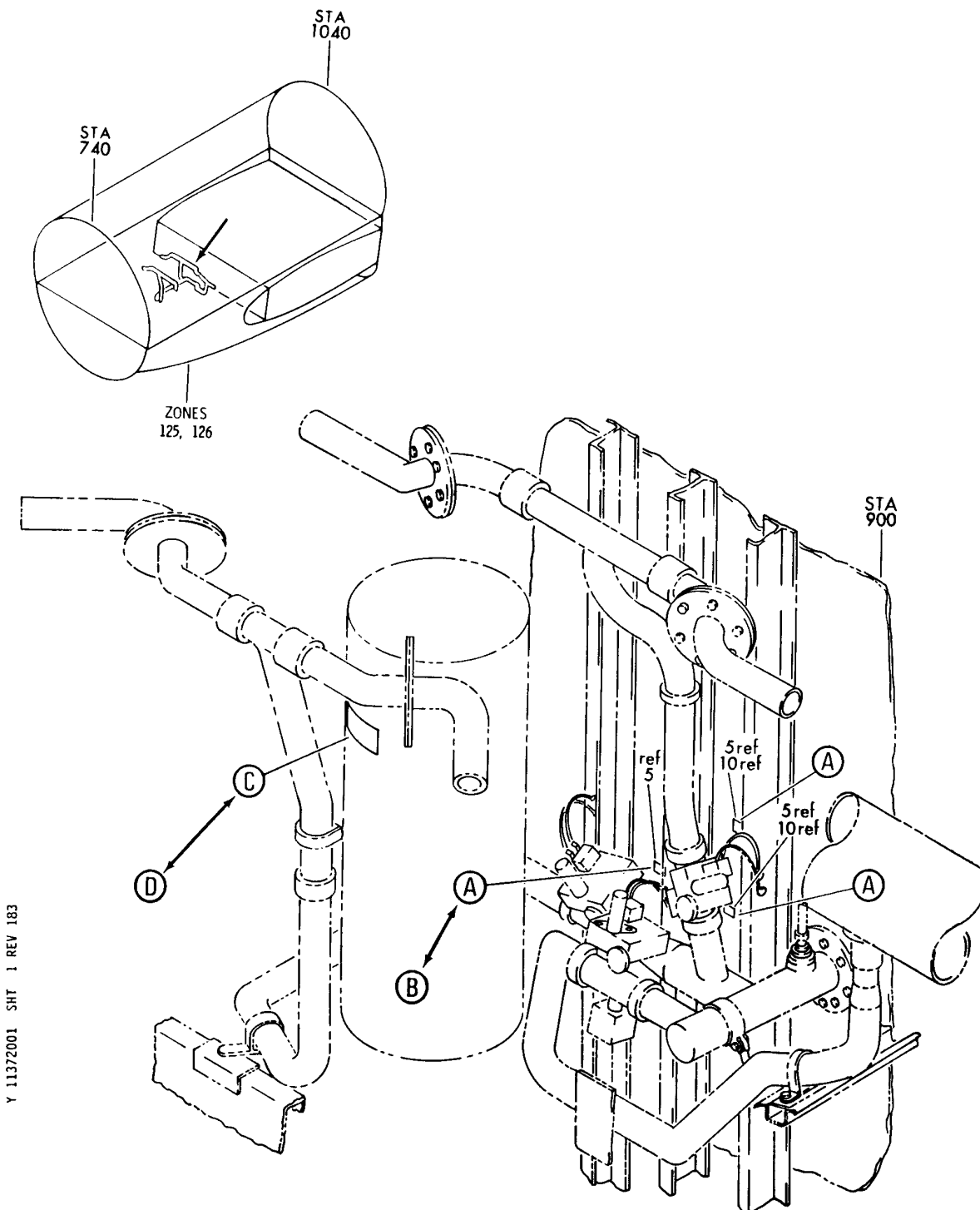
BRI

11-37-15-01

BOEING PROPRIETARY - Copyright © - Unpublished Work - See title page for details.

11-37-15
FIG. 01
PAGE 1
JAN 20/09

BOEING
757
PARTS CATALOG (MAINTENANCE)



Y 11372001 SHT 1 REV 183

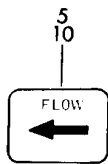
DUCT INSTL-MIX BAY TRIM AIR
FIGURE 1 (SHEET 1)

11-37-20-01

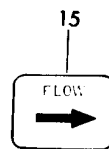
BRI
MAY 28/07

11-37-20-01
PAGE 0

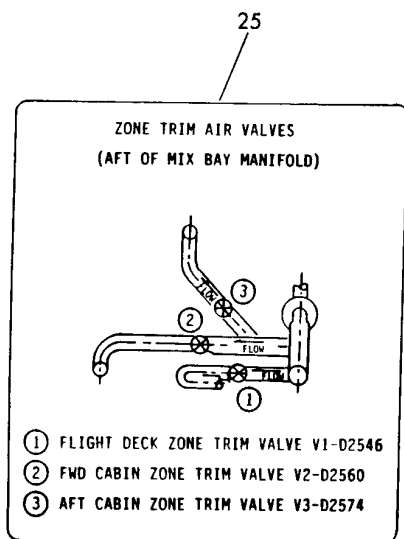
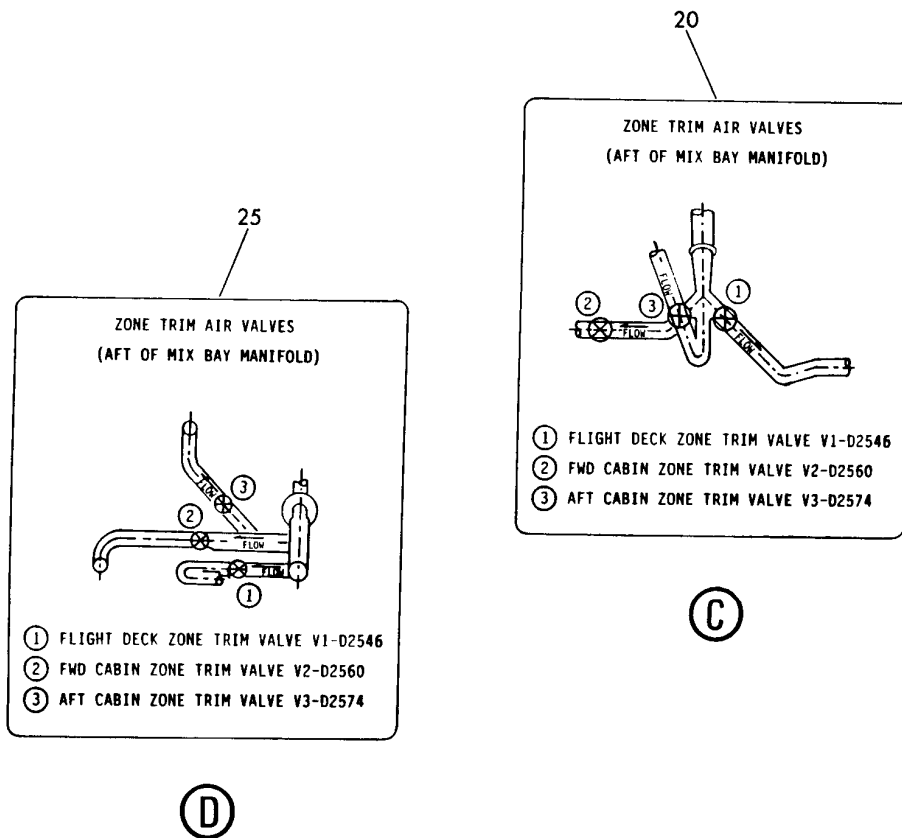
BOEING
757
PARTS CATALOG (MAINTENANCE)



(A)



(B)



Y 11372001 SHT 2 REV 183

DUCT INSTL-MIX BAY TRIM AIR
FIGURE 1 (SHEET 2)

11-37-20-01

BRI
MAY 28/07

11-37-20-01
PAGE 0A



757

PARTS CATALOG (MAINTENANCE)

FIG ITEM	PART NUMBER	1 2 3 4 5 6 7	NOMENCLATURE	EFFECT FROM TO	UNITS PER ASSY
1			DUCT INSTL-MIX BAY TRIM AIR	002004 006999	
- 1	213N2002-2		DUCT INSTL-MIX BAY TRIM AIR (PLACARDS AND MARKINGS ONLY) FOR NHA/OTHER SYS DET SEE: 21-00-00-01	002004 006100 107107 121503 904999	RF
- 1	213N2002-3		DUCT INSTL-MIX BAY TRIM AIR (PLACARDS AND MARKINGS ONLY) FOR NHA/OTHER SYS DET SEE: 21-00-00-15	101102 108120 504903	RF
- 1	MODREF6059		DUCT INSTL-MIX BAY TRIM AIR (PLACARDS AND MARKINGS ONLY) MODULE NUMBER: 213N2002-3 REV A FOR OTHER SYS DETAILS SEE: 21-61-07-05	103106	1
10	BAC27NEC0077		.MARKER-ALUMINUM FOIL	002004 107107 121503 904949 952952	2
15	BAC27NEC0078		.MARKER-ALUMINUM FOIL	002004 107107 121503 904949 952952	1
20	BAC27NEC0161		.MARKER-ALUMINUM FOIL	006106 108120 504903 950951 953999	1

MISSING ITEM NUMBERS NOT APPLICABLE

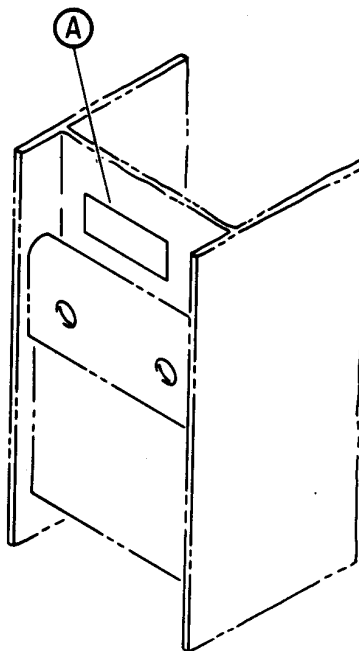
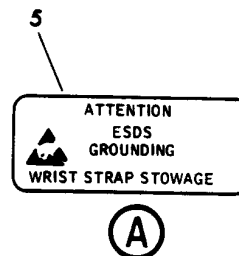
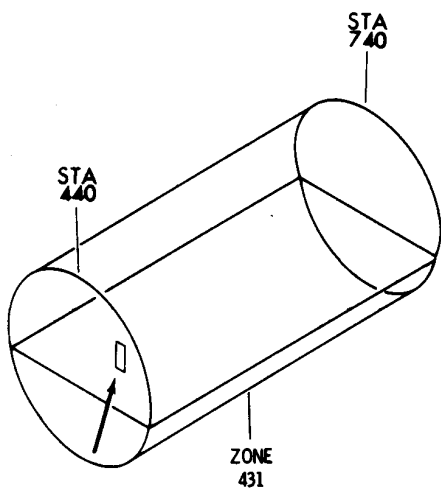
- ITEM NOT ILLUSTRATED

11-37-20-01

11-37-20
FIG. 01
PAGE 1
JAN 20/09

BRI

BOEING
757
PARTS CATALOG (MAINTENANCE)



Y 11372501 SH1 1 REV 023

BAG INSTL-GROUNDING WRIST STRAP STOWAGE (PLACARDS AND MARKINGS ONLY)
FIGURE 1

BRI
MAY 28/07

11-37-25-01

11-37-25-01
PAGE 0



757

PARTS CATALOG (MAINTENANCE)

FIG ITEM	PART NUMBER	1 2 3 4 5 6 7	NOMENCLATURE	EFFECT FROM TO	UNITS PER ASSY
1			BAG INSTL-GROUNDING WRIST STRAP STOWAGE (PLACARDS AND MARKINGS ONLY)	002004 006102 107999	
- 1	284N1504-1		BAG INSTL-GROUNDING WRIST STRAP STOWAGE (PLACARDS AND MARKINGS ONLY)	002004 006102 107999	RF
			FOR NHA/OTHER SYS DET SEE: 24-00-58-01C 24-00-58-05A		
5	BAC27NEX1735		.DECAL	002004 006102 107999	1

MISSING ITEM NUMBERS NOT APPLICABLE

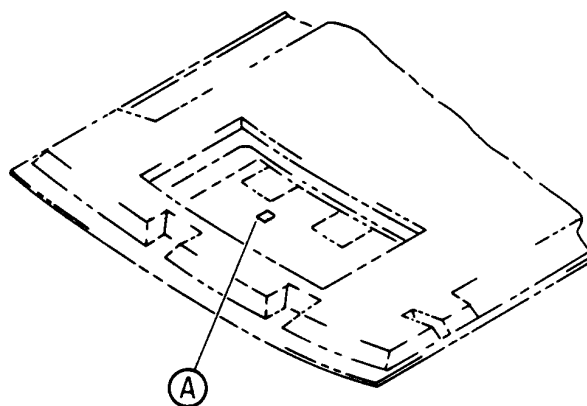
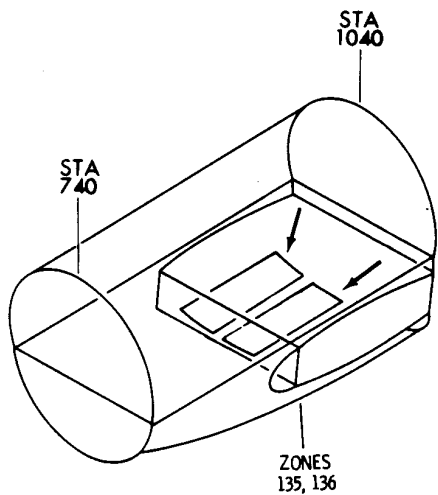
- ITEM NOT ILLUSTRATED

BRI

11-37-25-01

11-37-25
FIG. 01
PAGE 1
JAN 20/09

BOEING
757
PARTS CATALOG (MAINTENANCE)



PNEUMATIC GROUND
SERVICE CONNECTION
WARNING! SWITCH
BATTERY PWR. ON AND
SWITCH AIR COND. PACKS
OFF BEFORE SUPPLYING
AIR.

10

A

Y 11375101 SMT 1 REV 027

DOOR ASSY-AIR CONDITION ACCESS
FIGURE 1

11-37-51-01

BRI
MAY 28/07

11-37-51-01
PAGE 0



757

PARTS CATALOG (MAINTENANCE)

FIG ITEM	PART NUMBER	1 2 3 4 5 6 7	NOMENCLATURE	EFFECT FROM TO	UNITS PER ASSY
1			DOOR ASSY-AIR CONDITION ACCESS	002004 006999	
- 1	149N7314-3		DOOR ASSY-AIR CONDITION ACCESS (PLACARDS AND MARKINGS ONLY) POSITION DATA: LH COMPONENT MAINT MANUAL REF: 52-48-55 FOR NHA/OTHER SYS DET SEE: 52-48-03-01	107107	RF
- 1	149N7314-77		DOOR ASSY-AIR CONDITION ACCESS (PLACARDS AND MARKINGS ONLY) POSITION DATA: LH COMPONENT MAINT MANUAL REF: 52-48-55 FOR NHA/OTHER SYS DET SEE: 52-48-03-01	107107	RF
- 1	149N7314-95		DOOR ASSY-AIR CONDITION ACCESS (PLACARDS AND MARKINGS ONLY) POSITION DATA: LH COMPONENT MAINT MANUAL REF: 52-48-55 POST SERVICE BULLETIN: 52-0024 FOR NHA/OTHER SYS DET SEE: 52-48-03-01	002004 107107 121503 904949 952952	RF

MISSING ITEM NUMBERS NOT APPLICABLE

- ITEM NOT ILLUSTRATED

11-37-51-01

11-37-51
FIG. 01
PAGE 1
JAN 20/09

BRI



757

PARTS CATALOG (MAINTENANCE)

FIG ITEM	PART NUMBER	1 2 3 4 5 6 7	NOMENCLATURE	EFFECT FROM TO	UNITS PER ASSY
1					
- 1	149N7314-107		DOOR ASSY-AIR CONDITION ACCESS (PLACARDS AND MARKINGS ONLY) POSITION DATA: LH ACCESS PANEL NUMBER: 193HL COMPONENT MAINT MANUAL REF: 52-48-55 QUALIFIED I/W DATA: 149N7314-115 MAY REPLACE OR MAY BE REPLACED BY 149N7314-107 UPON INCORPORATION OF SERVICE BULLETIN 757-52-0051 STRUCTURAL (STRIKER) MODIFICATIONS AS NECESSARY FOR NHA/OTHER SYS DET SEE: 52-48-03-01	002004 121503 904949 952952	RF
- 1	149N7314-115		DOOR ASSY-AIR CONDITION ACCESS (PLACARDS AND MARKINGS ONLY) POSITION DATA: LH ACCESS PANEL NUMBER: 193HL COMPONENT MAINT MANUAL REF: 52-48-55 QUALIFIED I/W DATA: 149N7314-115 MAY REPLACE OR MAY BE REPLACED BY 149N7314-107 UPON INCORPORATION OF SERVICE BULLETIN 757-52-0051 STRUCTURAL (STRIKER) MODIFICATION AS NECESSARY FOR NHA/OTHER SYS DET SEE: 52-48-03-02	006106 108120 504903 950951 953999	RF
- 1	149N7314-125		DOOR ASSY-AIR CONDITION ACCESS (PLACARDS AND MARKINGS ONLY) FOR NHA/OTHER SYS DET SEE: 52-48-03-02	006106 108120 504903 950951 953999	RF

MISSING ITEM NUMBERS NOT APPLICABLE

- ITEM NOT ILLUSTRATED

BRI

11-37-51-01

11-37-51
FIG. 01
PAGE 2
JAN 20/09



757

PARTS CATALOG (MAINTENANCE)

FIG ITEM	PART NUMBER	1 2 3 4 5 6 7	NOMENCLATURE	EFFECT FROM TO	UNITS PER ASSY
1					
- 5	149N7314-4		DOOR ASSY-AIR CONDITION ACCESS (PLACARDS AND MARKINGS ONLY) POSITION DATA: RH COMPONENT MAINT MANUAL REF: 52-48-55 FOR NHA/OTHER SYS DET SEE: 52-48-03-01	107107	RF
- 5	149N7314-78		DOOR ASSY-AIR CONDITION ACCESS (PLACARDS AND MARKINGS ONLY) POSITION DATA: RH COMPONENT MAINT MANUAL REF: 52-48-55 FOR NHA/OTHER SYS DET SEE: 52-48-03-01	107107	RF
- 5	149N7314-96		DOOR ASSY-AIR CONDITION ACCESS (PLACARDS AND MARKINGS ONLY) POSITION DATA: RH COMPONENT MAINT MANUAL REF: 52-48-55 POST SERVICE BULLETIN: 52-0024 FOR NHA/OTHER SYS DET SEE: 52-48-03-01	002004 107107 121503 904949 952952	RF
- 5	149N7314-108		DOOR ASSY-AIR CONDITION ACCESS (PLACARDS AND MARKINGS ONLY) POSITION DATA: RH ACCESS PANEL NUMBER: 194ER COMPONENT MAINT MANUAL REF: 52-48-55 QUALIFIED I/W DATA: 149N7314-116 MAY REPLACE OR MAY BE REPLACED BY 149N7314-108 UPON INCORPORATION OF SERVICE BULLETIN 757-52-0051 STRUCTURAL (STRIKER) MODIFICATION AS NECESSARY FOR NHA/OTHER SYS DET SEE: 52-48-03-01	002004 121503 904949 952952	RF

MISSING ITEM NUMBERS NOT APPLICABLE

- ITEM NOT ILLUSTRATED

BRI

11-37-51-01

11-37-51
FIG. 01
PAGE 3
JAN 20/09



757

PARTS CATALOG (MAINTENANCE)

FIG ITEM	PART NUMBER	1 2 3 4 5 6 7	NOMENCLATURE	EFFECT FROM TO	UNITS PER ASSY
1					
- 5	149N7314-116		DOOR ASSY-AIR CONDITION ACCESS (PLACARDS AND MARKINGS ONLY) POSITION DATA: RH ACCESS PANEL NUMBER: 194ER COMPONENT MAINT MANUAL REF: 52-48-55 QUALIFIED I/W DATA: 149N7314-116 MAY REPLACE OR MAY BE REPLACED BY 149N7314-108 UPON INCORPORATION OF SERVICE BULLETIN 757-52-0051 STRUCTURAL (STRIKER) MODIFICATION AS NECESSARY FOR NHA/OTHER SYS DET SEE: 52-48-03-02	006106 108120 504903 950951 953999	RF
- 5	149N7314-126		DOOR ASSY-AIR CONDITION ACCESS (PLACARDS AND MARKINGS ONLY) FOR NHA/OTHER SYS DET SEE: 52-48-03-02	006106 108120 504903 950951 953999	RF
10	BACM10L1DGH		.MARKER-ALUMINUM FOIL	002004 006999	1

MISSING ITEM NUMBERS NOT APPLICABLE

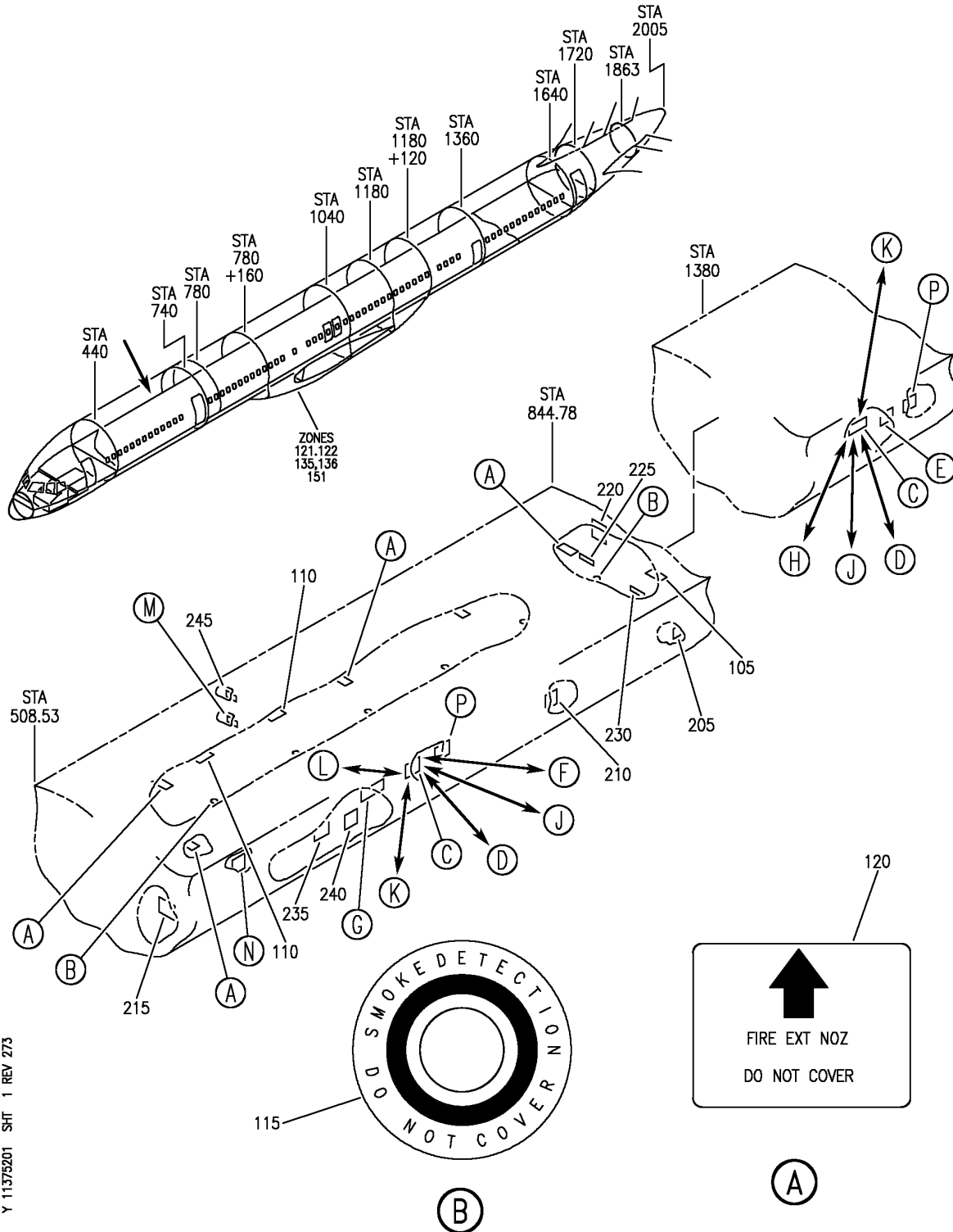
- ITEM NOT ILLUSTRATED

BRI

11-37-51-01

11-37-51
FIG. 01
PAGE 4
JAN 20/09

BOEING
757
PARTS CATALOG (MAINTENANCE)



Y 11375201 SHT 1 REV 273

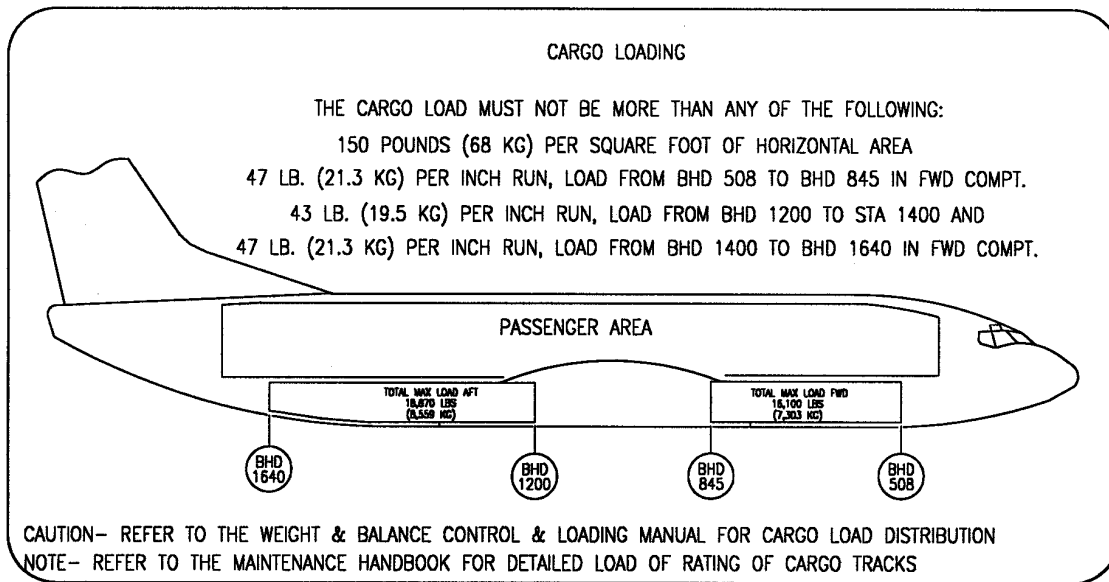
MARKER INSTL-CARGO COMPT FWD
FIGURE 1 (SHEET 1)

11-37-52-01

BRI
JAN 20/09

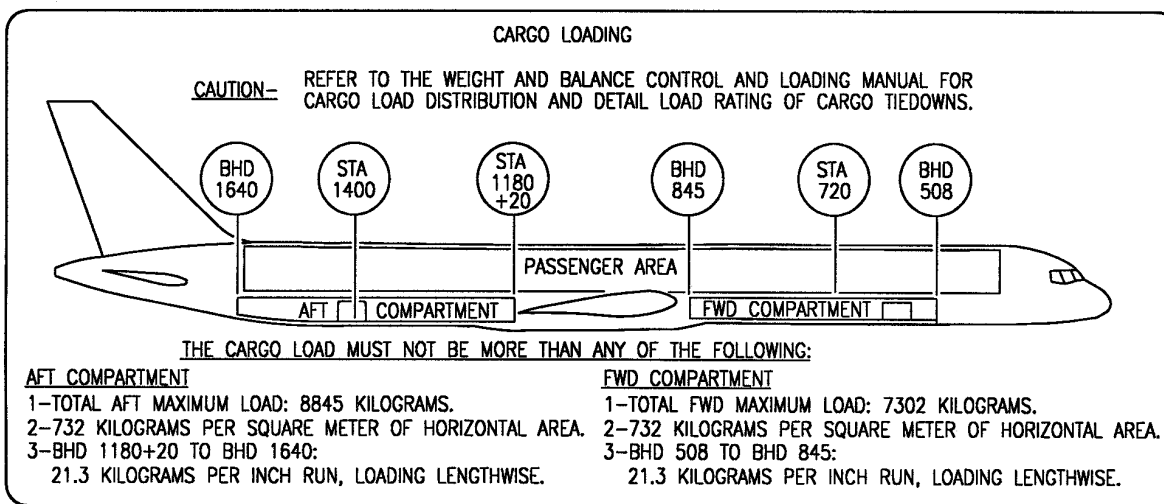
11-37-52-01
PAGE 0

BOEING
757
PARTS CATALOG (MAINTENANCE)



C

5



D

305

Y 11375201 SH1 2 REV 220

MARKER INSTL-CARGO COMPT FWD
FIGURE 1 (SHEET 2)

11-37-52-01

BRI
JAN 20/09

11-37-52-01
PAGE 0A

 **BOEING**
757
PARTS CATALOG (MAINTENANCE)

CARGO LOADING

THE CARGO LOAD FOR THIS COMPARTMENT SHALL NOT EXCEED ANY OF THE FOLLOWING;

- (1) 16,300 POUNDS (7393.5 KG) TOTAL LOAD.
- (2) 150 POUNDS (68 KG) PER SQUARE FOOT OF HORIZONTAL AREA.
- (3) 47 POUNDS (21.3 KG) PER INCH RUN, LOADING LENGTHWISE IN COMPARTMENT

CAUTION _____ SEE WEIGHT AND BALANCE CONTROL MANUAL FOR CARGO LOAD DISTRIBUTION AND DETAIL LOAD RATING OF CARGO TIEDOWNS

55

(E)

CARGO LOADING

THE CARGO LOAD FOR THIS COMPARTMENT SHALL NOT EXCEED ANY OF THE FOLLOWING;

- (1) 10,300 POUNDS (4672 KG) TOTAL LOAD.
- (2) 150 POUNDS (68 KG) PER SQUARE FOOT OF HORIZONTAL AREA.
- (3) 47 POUNDS (21.3 KG) PER INCH RUN, LOADING LENGTHWISE IN COMPARTMENT

CAUTION _____ SEE WEIGHT AND BALANCE CONTROL MANUAL FOR CARGO LOAD DISTRIBUTION AND DETAIL LOAD RATING OF CARGO TIEDOWNS

60

(F)

Y 11375201 SH1 3 REV 220

MARKER INSTL-CARGO COMPT FWD
FIGURE 1 (SHEET 3)

11-37-52-01

BRI
JAN 20/09

11-37-52-01
PAGE 08

BOEING
757
PARTS CATALOG (MAINTENANCE)

CARGO LOADING

MODULE - III	MODULE - II	MODULE - I	RAISED FLOOR	DOORWAY
2,460 LB 1,115 KG	2,205 LB 1,000 KG	2,120 LB 961 KG	2,280 LB 1,034 KG	FWD →

THE CARGO LOAD FOR THE ENTIRE COMPARTMENT (INCLUDING CARGO MODULE CAPACITIES) MUST NOT BE MORE THAN ANY OF THE FOLLOWING:

- (1) 9,685 POUNDS (4,393 KG) TOTAL LOAD.
- (2) 150 POUNDS (68 KG) PER SQUARE FOOT PF HORIZONTAL AREA.
- (3) 47 POUNDS (21.3 KG) PER INCH RUN, LOADING LENGTHWISE IN COMPARTMENT.
- (4) MODULE LOADING LIMITS.

DO NOT OPERATE THE TELESCOPING LOADER WHEN ACCESS DOOR IN MODULE IS OPEN.
DO NOT USE THE A.C.E. MODULE DRIVE SYSTEM TO SLIDE CARGO TO THE DOOR AREA.
INSTALL LOCK PINS WHEN CARGO SYSTEM IS INOPERATIVE.

CAUTION - REFER TO THE WEIGHT AND BALANCE CONTROL AND LOADING MANUAL FOR CARGO LOAD DISTRIBUTION AND DETAIL LOAD RATING OF CARGO TIEDOWNS.
REFER TO THE WEIGHT AND BALANCE CONTROL AND LOADING MANUAL FOR A.C.E. TELESCOPING BULK LOAD SYSTEM LIMITATIONS.

757
FWD CARGO
COMPARTMENT

G

405

CARGO LOADING

DOORWAY	RAISED FLOOR	MODULE - I	MODULE - II	B H D
FWD →	2,520 LB 1,143 KG	2,110 LB 957 KG	2,440 LB 1,106 KG	1 2 0

THE CARGO LOAD FOR THE ENTIRE COMPARTMENT (INCLUDING CARGO MODULE CAPACITIES) MUST NOT BE MORE THAN ANY OF THE FOLLOWING:

- (1) 15,828 POUNDS (7,179 KG) TOTAL LOAD.
- (2) 150 POUNDS (68 KG) PER SQUARE FOOT PF HORIZONTAL AREA.
- (3) 47 POUNDS (21.3 KG) PER INCH RUN, LOADING LENGTHWISE IN COMPARTMENT.
- (4) MODULE LOADING LIMITS.

DO NOT OPERATE THE TELESCOPING LOADER WHEN ACCESS DOOR IN MODULE IS OPEN.
DO NOT USE THE A.C.E. MODULE DRIVE SYSTEM TO SLIDE CARGO TO THE DOOR AREA.
INSTALL LOCK PINS WHEN CARGO SYSTEM IS INOPERATIVE.

CAUTION - REFER TO THE WEIGHT AND BALANCE CONTROL AND LOADING MANUAL FOR CARGO LOAD DISTRIBUTION AND DETAIL LOAD RATING OF CARGO TIEDOWNS.
REFER TO THE WEIGHT AND BALANCE CONTROL AND LOADING MANUAL FOR A.C.E. TELESCOPING BULK LOAD SYSTEM LIMITATIONS.

757
AFT CARGO
COMPARTMENT

H

410

Y 11375201 SHT 4 REV 223

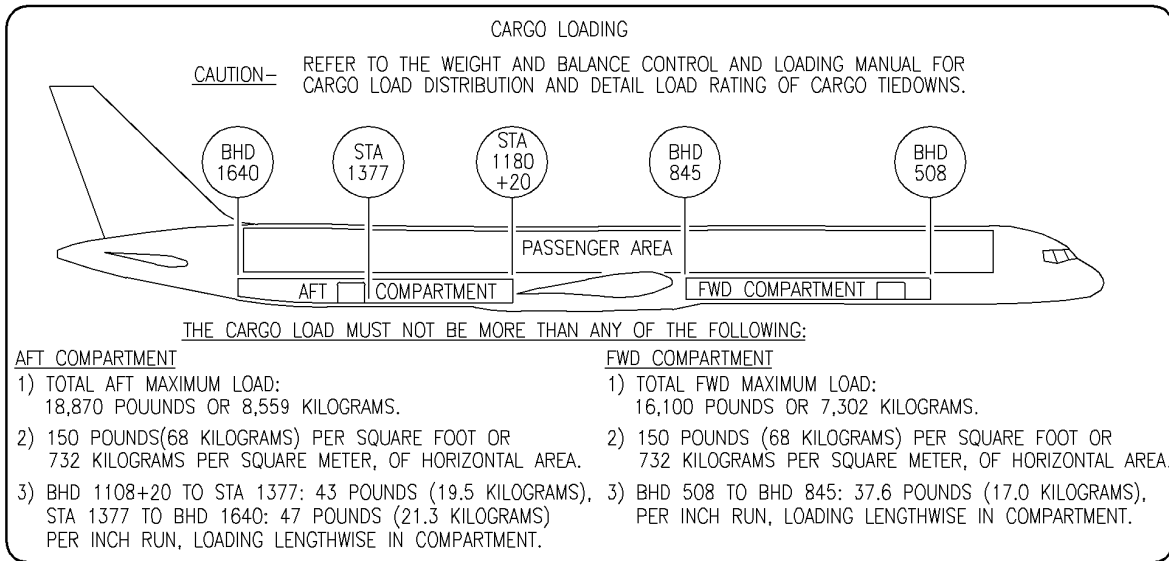
MARKER INSTL-CARGO COMPT FWD
FIGURE 1 (SHEET 4)

11-37-52-01

BRI
JAN 20/09

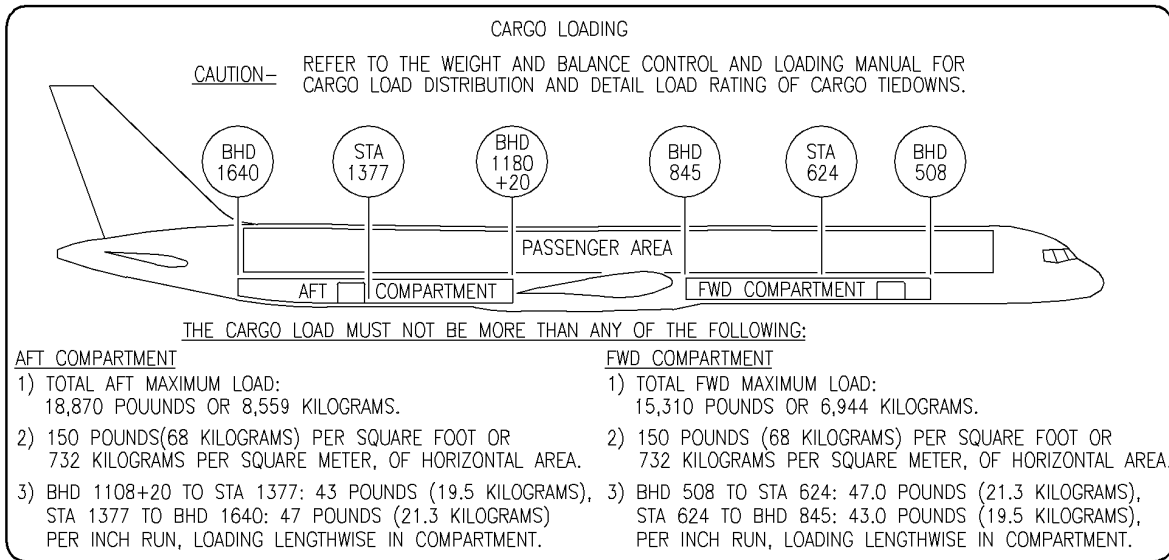
11-37-52-01
PAGE 0C

BOEING
757
PARTS CATALOG (MAINTENANCE)



J

310



K

315

Y 11375201 SH 5 REV 242

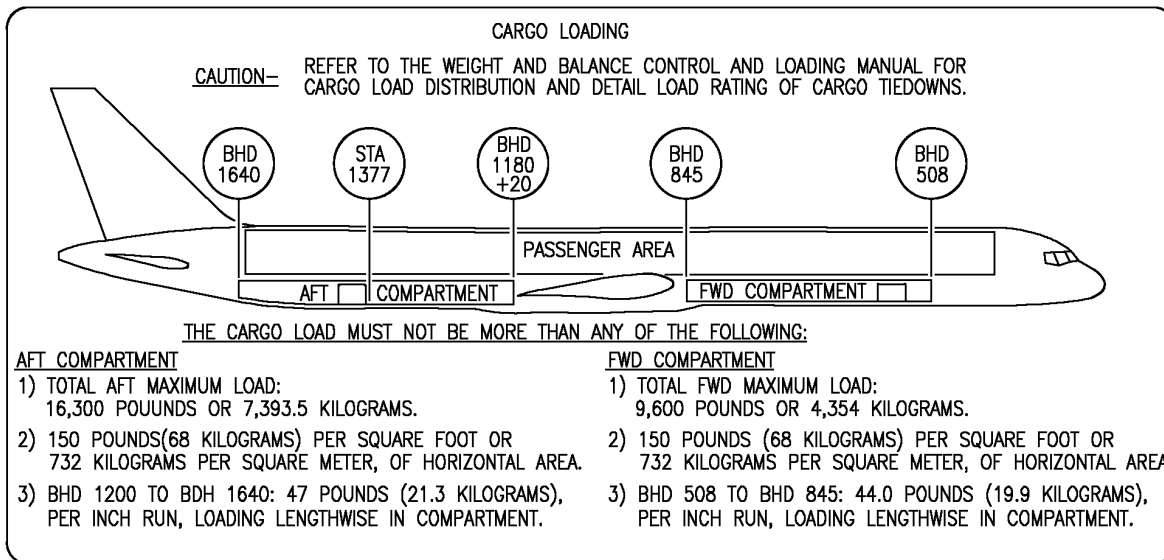
MARKER INSTL-CARGO COMPT FWD
FIGURE 1 (SHEET 5)

11-37-52-01

BRI
JAN 20/09

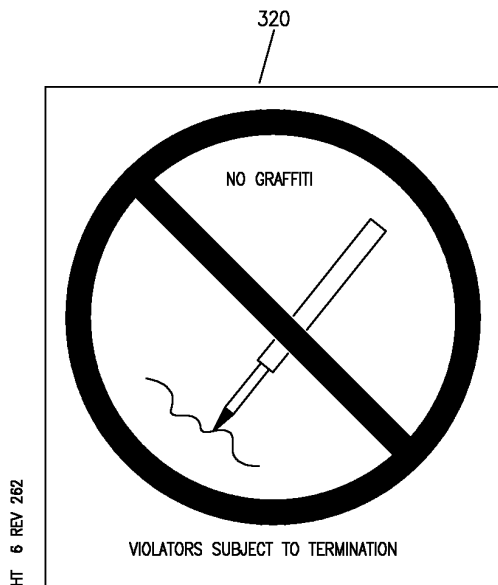
11-37-52-01
PAGE 0D

BOEING
757
PARTS CATALOG (MAINTENANCE)

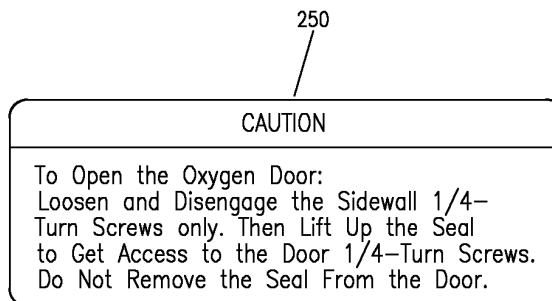


(L)

317



(N)



(M)

Y 11375201 SH1 6 REV 262

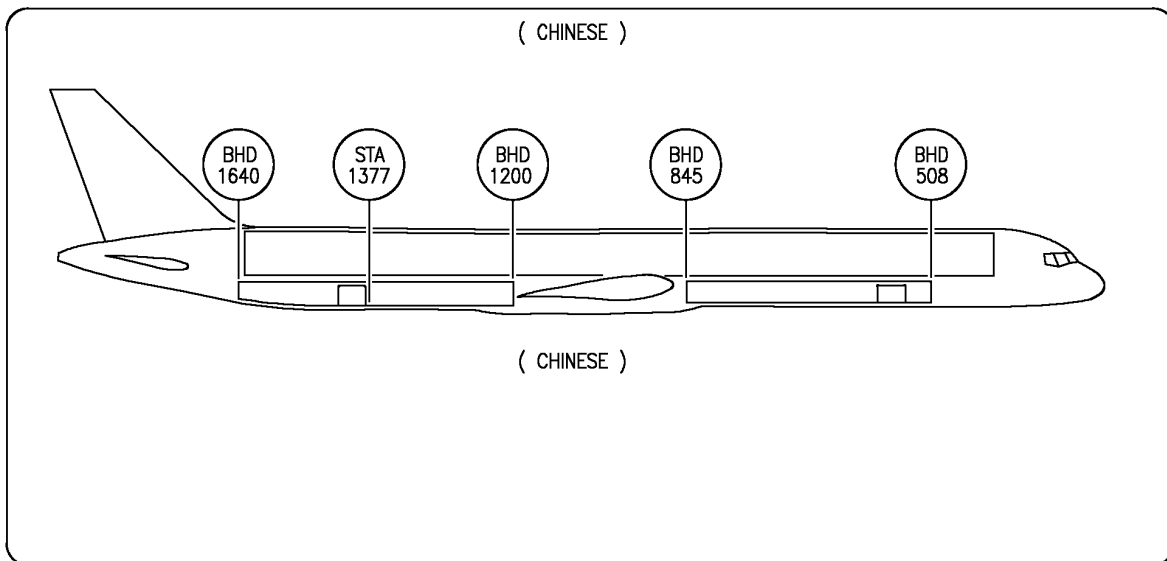
MARKER INSTL-CARGO COMPT FWD
FIGURE 1 (SHEET 6)

11-37-52-01

BRI
JAN 20/09

11-37-52-01
PAGE 0E

BOEING
757
PARTS CATALOG (MAINTENANCE)



(P)

430

Y 11375201 SH1 7 REV 273

MARKER INSTL-CARGO COMPT FWD
FIGURE 1 (SHEET 7)

11-37-52-01

BRI
JAN 20/09

11-37-52-01
PAGE OF



757

PARTS CATALOG (MAINTENANCE)

FIG ITEM	PART NUMBER	1 2 3 4 5 6 7	NOMENCLATURE	EFFECT FROM TO	UNITS PER ASSY
1			MARKER INSTL-CARGO COMPT FWD	103106	
- 303	MODREF100121		MARKING INSTL-CARGO COMPT MODULE NUMBER: 453N3300-9 REV A POSITION DATA: FWD	103106	1
317	BAC27NCH159		.MARKER-	103106	2

MISSING ITEM NUMBERS NOT APPLICABLE

- ITEM NOT ILLUSTRATED

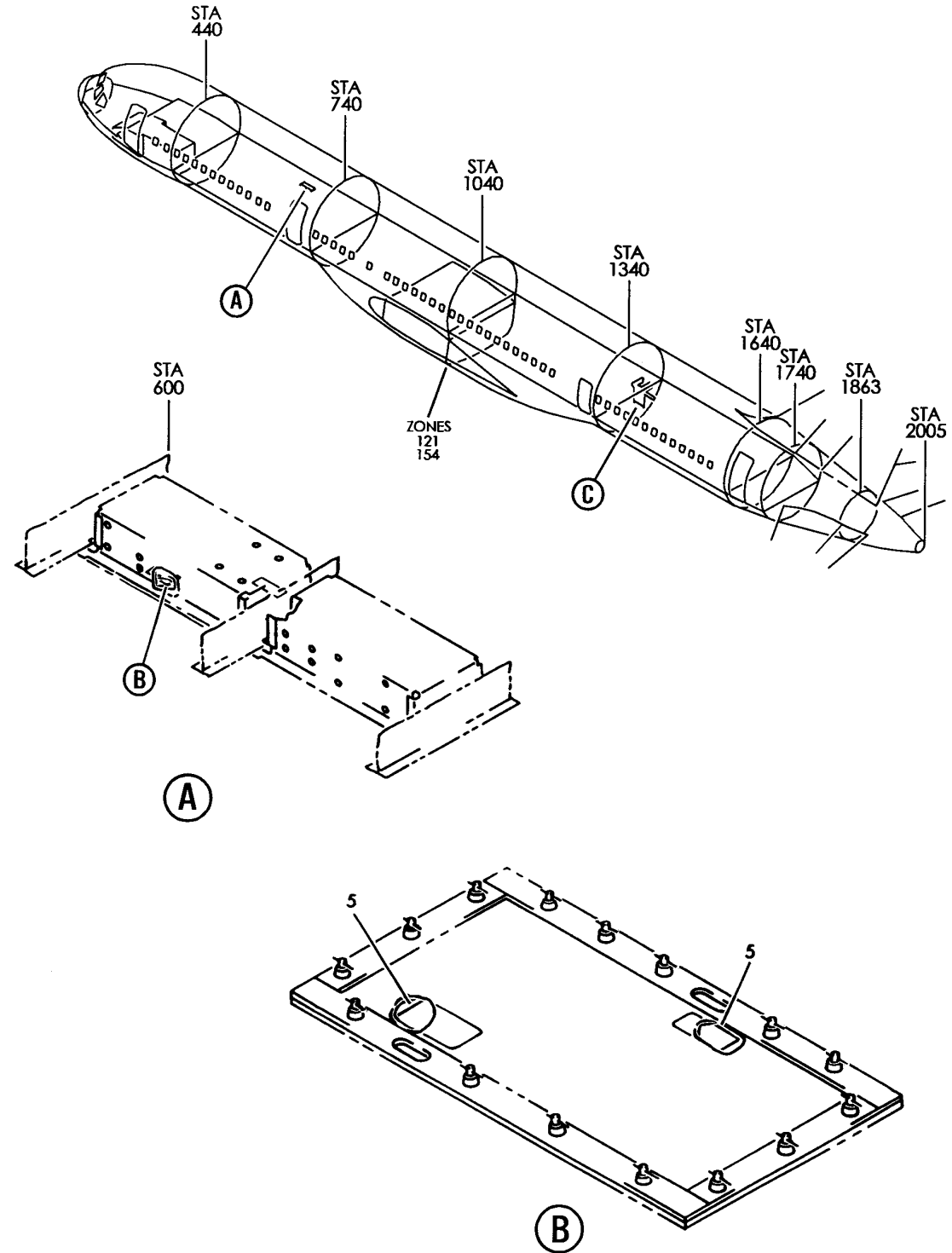
BRI

11-37-52-01

BOEING PROPRIETARY - Copyright © - Unpublished Work - See title page for details.

11-37-52
FIG. 01
PAGE 1
JAN 20/09

BOEING
757
PARTS CATALOG (MAINTENANCE)



Y 11375301 SHT 1 REV 208

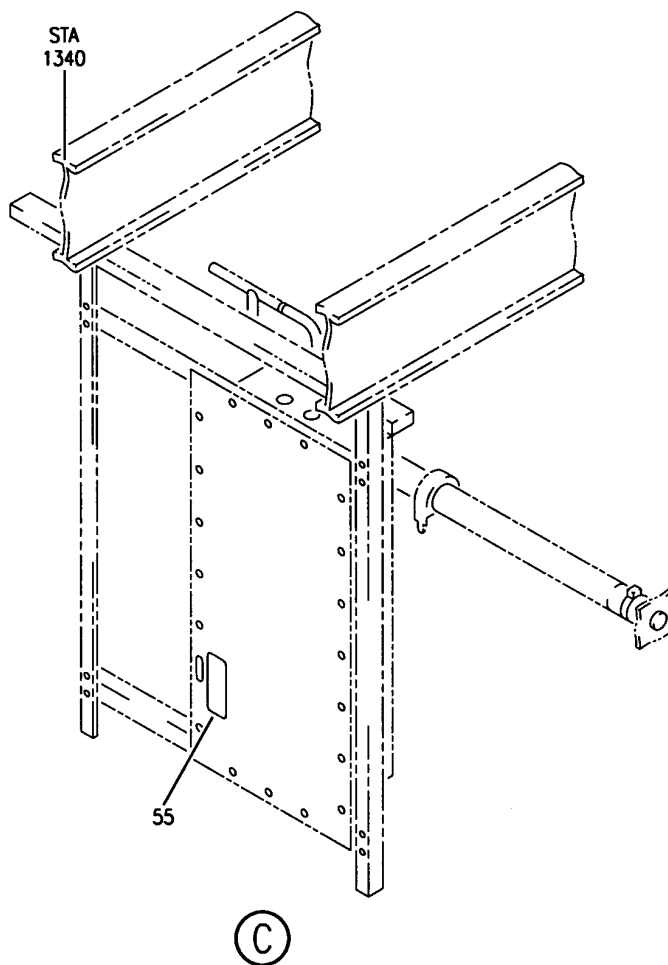
COVER ASSY-FWD CARGO COMPT SMOKE DETECTOR (PLACARDS AND MARKINGS ONLY)
FIGURE 1 (SHEET 1)

11-37-53-01

BRI
MAY 28/07

11-37-53-01
PAGE 0

BOEING
757
PARTS CATALOG (MAINTENANCE)



Y 11375301 SHT 2 REV 208

COVER ASSY-FWD CARGO COMPT SMOKE DETECTOR (PLACARDS AND MARKINGS ONLY)
FIGURE 1 (SHEET 2)

BRI
MAY 28/07

11-37-53-01

11-37-53-01
PAGE 0A



**757
PARTS CATALOG (MAINTENANCE)**

FIG ITEM	PART NUMBER	1 2 3 4 5 6 7	NOMENCLATURE	EFFECT FROM TO	UNITS PER ASSY
1			COVER ASSY-FWD CARGO COMPT SMOKE DETECTOR (PLACARDS AND MARKINGS ONLY)	002004 006999	
- 1	453N2605-20		COVER ASSY-SMOKE DETECTOR (PLACARDS AND MARKINGS ONLY)	002004 006999	RF
5	BAC27NCH0012		POSITION DATA: FWD CARGO COMPT FOR NHA/OTHER SYS DET SEE: 26-16-01-01 26-16-01-11 26-16-01-13A .MARKER-ALUMINUM FOIL PLACARD CONTENT: SMOKE DETECTION SYSTEM EXHAUST DO NOT BLOCK	002004 006999	2

MISSING ITEM NUMBERS NOT APPLICABLE

- ITEM NOT ILLUSTRATED

BRI

11-37-53-01

BOEING PROPRIETARY - Copyright © - Unpublished Work - See title page for details.

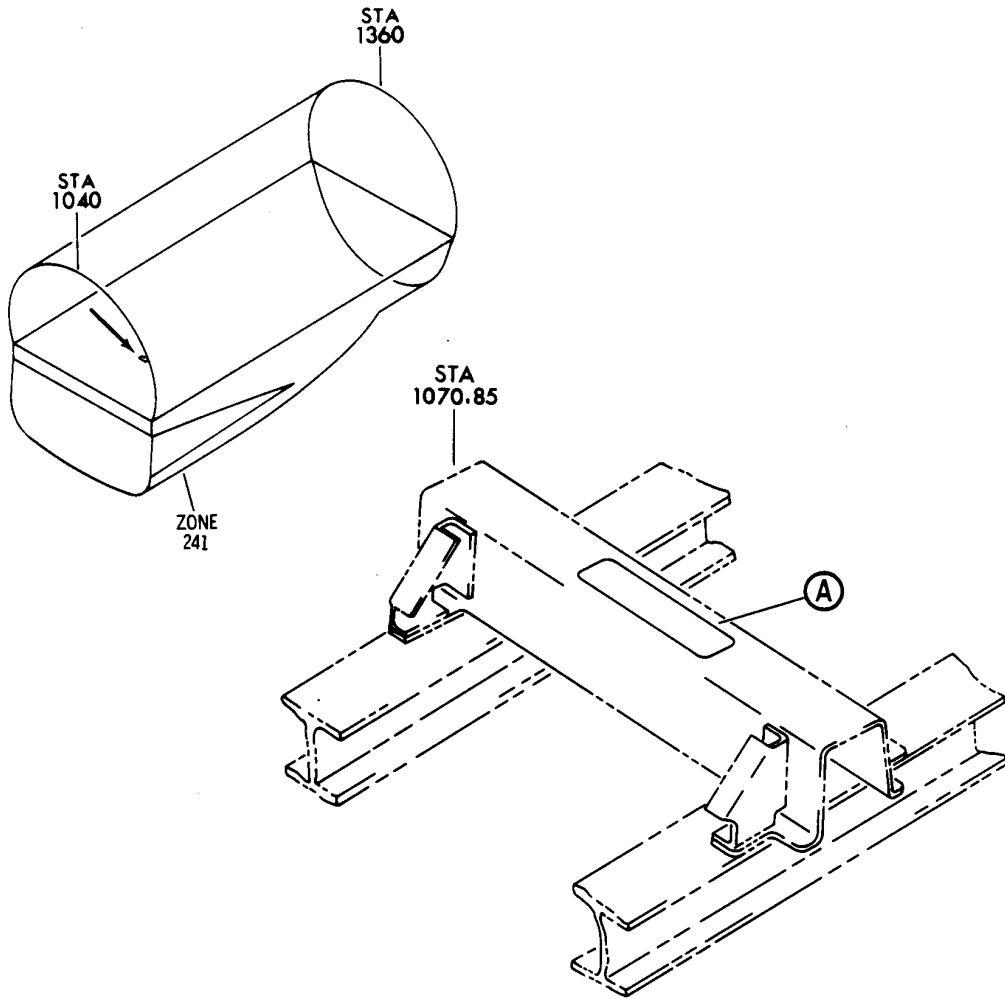
11-37-53
FIG. 01
PAGE 1
SEP 20/08

AFT / BULK CARGO COMPARTMENT

BRI
MAY 28/07

11-38-00
SECTION TITLE
PAGE 1

BOEING
757
PARTS CATALOG (MAINTENANCE)



LEAR SIEGLER TOOLING
REFERENCE GYRO
MOUNTING PROVISIONS

5

(A)

Y 11380101 SH1 1 REV 004

TOOLING GYRO INSTL-MTG PROVISIONS
FIGURE 1

11-38-01-01

BRI
MAY 28/07

11-38-01-01
PAGE 0



757

PARTS CATALOG (MAINTENANCE)

FIG ITEM	PART NUMBER	1 2 3 4 5 6 7	NOMENCLATURE	EFFECT FROM TO	UNITS PER ASSY
1			TOOLING GYRO INSTL-MTG PROVISIONS	002004 006999	
- 1	284N1664-1		TOOLING GYRO INSTL-MTG PROVISIONS FOR NHA SEE: 24-00-58-01 24-00-58-05	002004 006102 107999	RF
- 1	MODREF9036		TOOLING GYRO INSTL-MTG PROVISIONS MODULE NUMBER: 284N1664-1 REV A	103106	1
5	BAC27EEL5555		.MARKER-ALUMINUM FOIL- PLACARD CONTENT: LEAR SIEGLER TOOLING REFERENCE GYRO MOUNTING PROVISIONS	002004 006999	1

MISSING ITEM NUMBERS NOT APPLICABLE

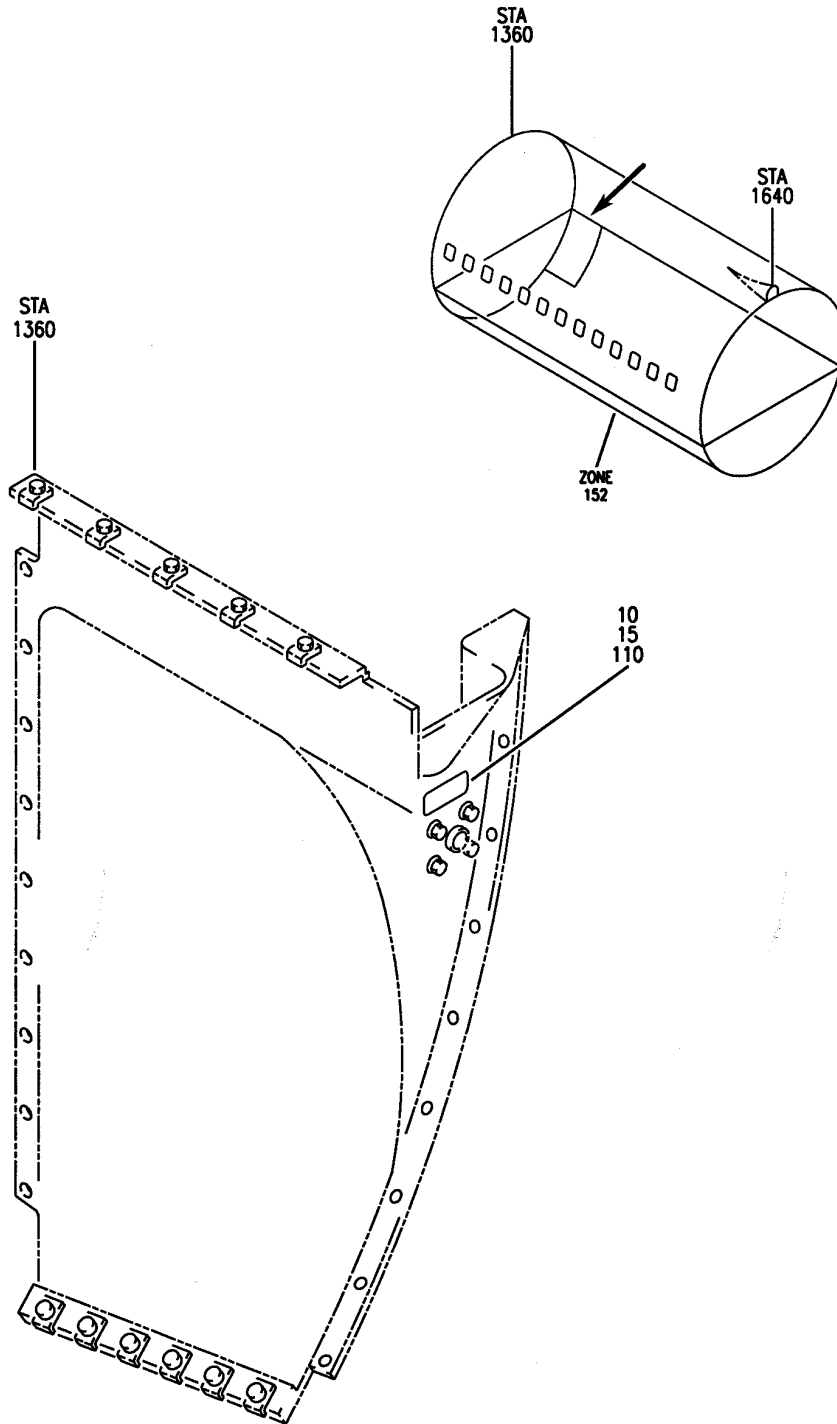
- ITEM NOT ILLUSTRATED

BRI

11-38-01-01

11-38-01
FIG. 01
PAGE 1
JAN 20/09

BOEING
757
PARTS CATALOG (MAINTENANCE)



Y 11380102 REV 221

SHROUD ASSY (PLACARDS AND MARKINGS ONLY)
FIGURE 2

11-38-01-02

BRI
MAY 28/07

11-38-01-02
PAGE 0



757

PARTS CATALOG (MAINTENANCE)

FIG ITEM	PART NUMBER	1 2 3 4 5 6 7	NOMENCLATURE	EFFECT FROM TO	UNITS PER ASSY
2			SHROUD ASSY (PLACARDS AND MARKINGS ONLY)	006102	
- 5	453N1844-23		SHROUD ASSY- FOR NHA SEE: 25-50-02-33	101102	RF
- 5	453N1844-17		SHROUD ASSY- FOR NHA SEE: 25-50-02-33	006100	RF
10	BAC29PPS27640		.MARKER-POLYESTER PLACARD CONTENT: SMOKE DETECTION SYSTEM EXHAUST DO NOT BLOCK	101102	1
15	BAC27NCH0012		.MARKER-ALUMINUM FOIL PLACARD CONTENT: SMOKE DETECTION SYSTEM EXHAUST DO NOT BLOCK	006100	1

MISSING ITEM NUMBERS NOT APPLICABLE

- ITEM NOT ILLUSTRATED

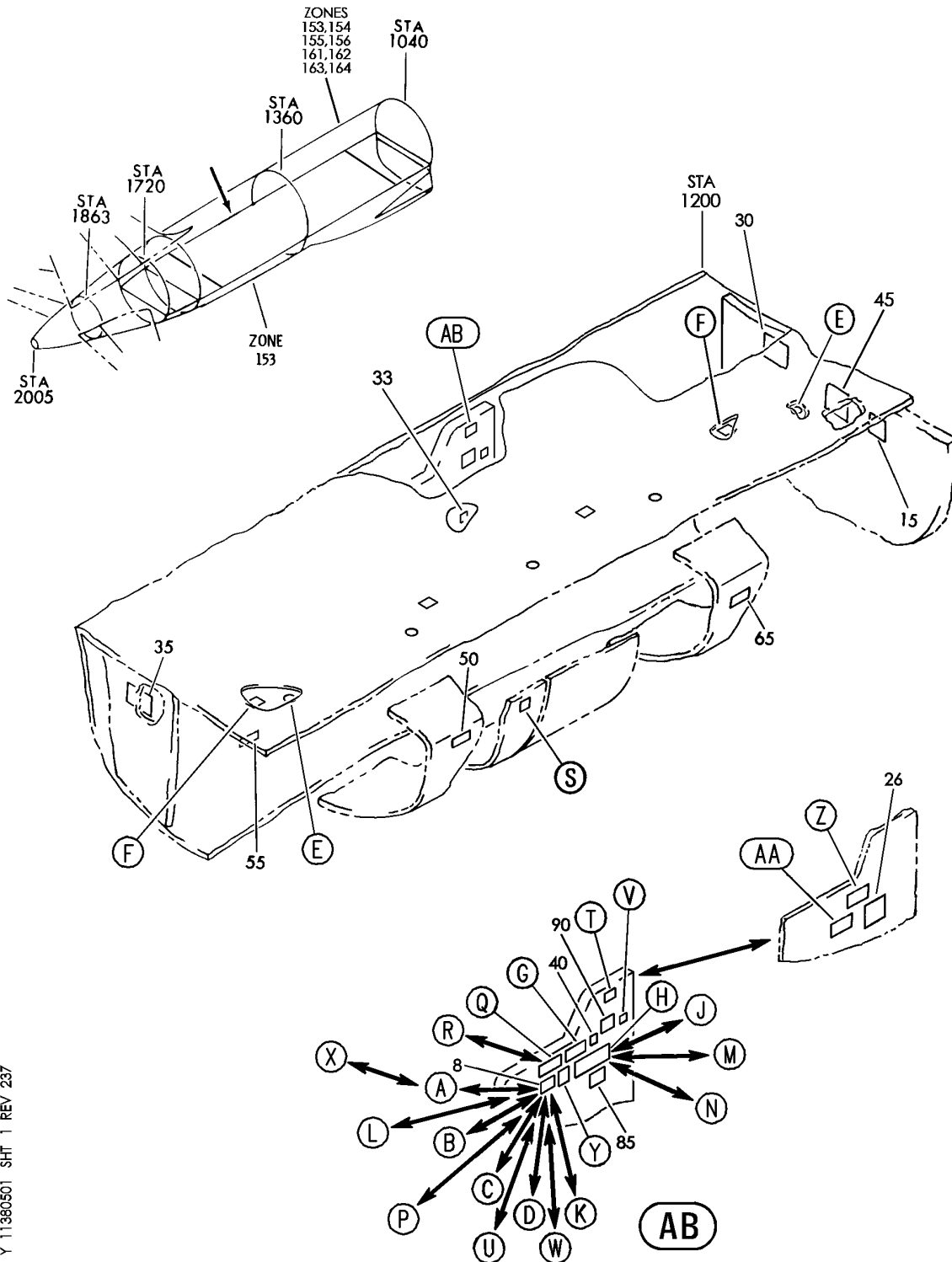
BRI

11-38-01-02

BOEING PROPRIETARY - Copyright © - Unpublished Work - See title page for details.

11-38-01
FIG. 02
PAGE 1
JAN 20/09

BOEING
757
PARTS CATALOG (MAINTENANCE)



Y 11380501 SHT 1 REV 237

MARKING INSTL-AFT CARGO COMPT
FIGURE 1 (SHEET 1)

11-38-05-01

BRI
MAY 28/07

11-38-05-01
PAGE 0

BOEING
757
PARTS CATALOG (MAINTENANCE)

16

CARGO LOADING

THE CARGO LOAD FOR THIS HOLD SHALL NOT EXCEED ANY OF THE FOLLOWING

- (1) 6,195 POUNDS (2810 KG) COMPARTMENT 3.
- 3,745 POUNDS (1699 KG) COMPARTMENT 4.
- 5,460 POUNDS (2476 KG) COMPARTMENT 5.
- (2) 150 POUNDS (68 KG) PER SQUARE FOOT OF HORIZONTAL AREA.
- (3) 35 POUNDS (15.9 KG) PER INCH RUN, LOADING LENGTHWISE IN COMPARTMENTS 3, 4 AND 5.

CAUTION _____ SEE LOAD AND BALANCE MANUAL FOR CARGO LOADS DISTRIBUTION AND DETAIL LOAD RATING OF CARGO TIEDOWNS.

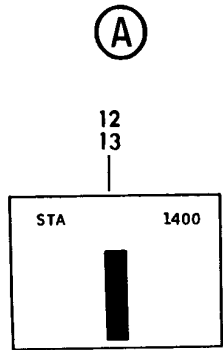
10

CARGO LOADING

THE CARGO LOAD FOR THIS COMPARTMENT SHALL NOT EXCEED ANY OF THE FOLLOWING :

- (1) 16,200 POUNDS (7348 KG) TOTAL LOAD
- (2) 150 POUNDS (68 KG) PER SQUARE FOOT OF HORIZONTAL AREA
- (3) 47 POUNDS (21.3KG) PER INCH RUN, LOADING LENGTHWISE IN COMPARTMENT

CAUTION _____ SEE WEIGHT AND BALANCE CONTROL MANUAL FOR CARGO LOAD DISTRIBUTION AND DETAIL LOAD RATING OF CARGO TIEDOWNS



B

20

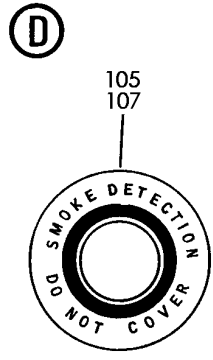
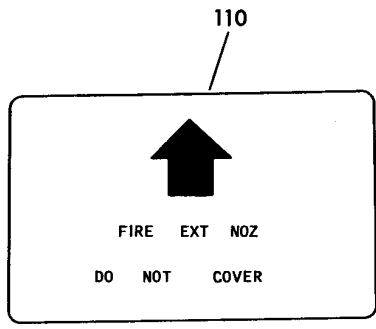
CARGO LOADING

THE CARGO LOAD FOR THIS COMPARTMENT SHALL NOT EXCEED ANY OF THE FOLLOWING:

- (1) 15,400 POUNDS (6985 KG) TOTAL LOAD
- (2) 150 POUNDS (68 KG) PER SQUARE FOOT OF HORIZONTAL AREA
- (3) 47 POUNDS (21.3 KG) PER INCH RUN, LOADING LENGTHWISE IN COMPARTMENT

NOTE _____ SEE WEIGHT AND BALANCE MANUAL FOR CARGO LOAD DISTRIBUTION AND DETAIL LOAD RATING OF CARGO TIEDOWNS

CAUTION _____ SEE WEIGHT AND BALANCE MANUAL FOR A. C. E. TELESCOPING BULK LOAD SYSTEM LIMITATIONS

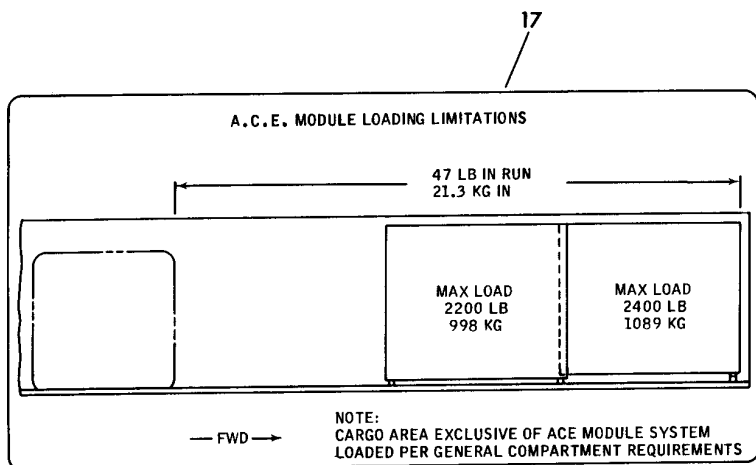


Y 11380501 SHT 2 REV 232

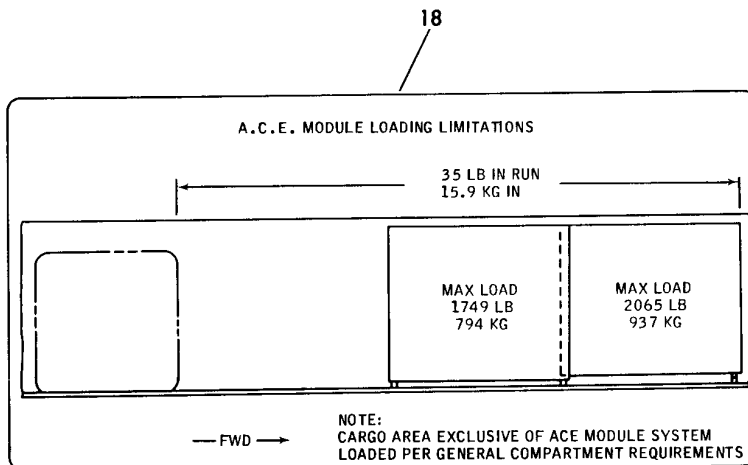
MARKING INSTL-AFT CARGO COMPT
FIGURE 1 (SHEET 2)

11-38-05-01

BOEING
757
PARTS CATALOG (MAINTENANCE)

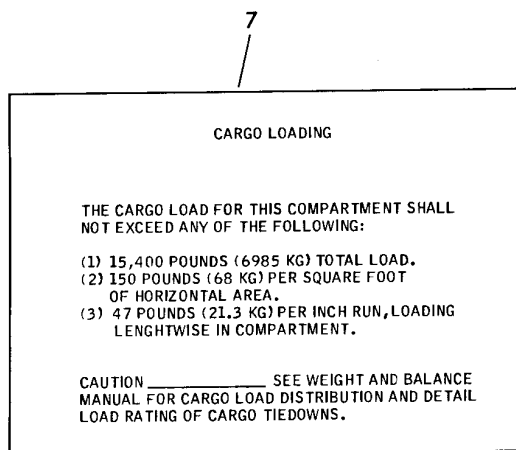


(H)

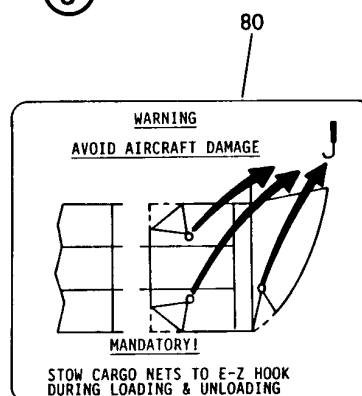


(J)

Y 11380501 SHT 3 REV 167



(K)



(S)

MARKING INSTL-AFT CARGO COMPT
FIGURE 1 (SHEET 3)

11-38-05-01

BRI
MAY 28/07

11-38-05-01
PAGE 0B

BOEING
757
PARTS CATALOG (MAINTENANCE)

CARGO LOADING

THE CARGO LOAD FOR THIS COMPARTMENT SHALL NOT EXCEED ANY OF THE FOLLOWING:

- (1) 16,300 POUNDS (7393,5 KG) TOTAL LOAD.
- (2) 150 POUNDS (68 KG) PER SQUARE FOOT OF HORIZONTAL AREA.
- (3) 47 POUNDS (21.3 KG) PER INCH RUN, LOADING LENGTHWISE IN COMPARTMENT.

CAUTION _____ SEE WEIGHT AND BALANCE MANUAL FOR CARGO LOAD DISTRIBUTION AND DETAIL LOAD RATING OF CARGO TIEDOWNS.

11

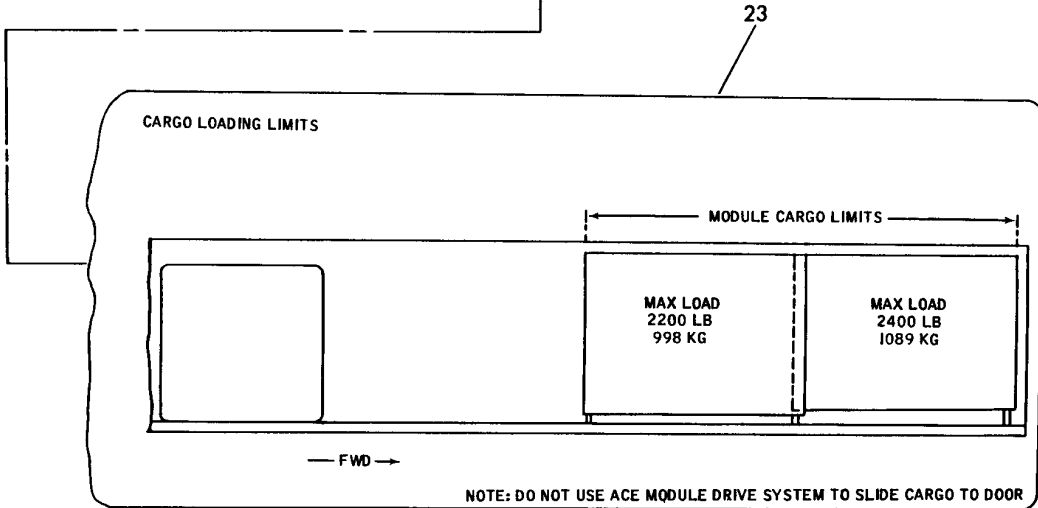
(L)

THE CARGO LOAD FOR ENTIRE COMPARTMENT (INCLUDING CARGO MODULES) SHALL NOT EXCEED ANY OF THE FOLLOWING:

- (1) 15,400 POUNDS (6985 KG) TOTAL LOAD
- (2) 150 POUNDS (68 KG) PER SQUARE FOOT OF HORIZONTAL AREA
- (3) 47 POUNDS (21.3 KG) PER INCH RUN, LOADING LENGTHWISE IN COMPARTMENT

NOTE _____ SEE WEIGHT AND BALANCE MANUAL FOR CARGO LOAD DISTRIBUTION AND DETAIL LOAD RATING OF CARGO TIEDOWNS

CAUTION _____ SEE WEIGHT AND BALANCE MANUAL FOR A. C. E. TELESCOPING BULK LOAD SYSTEM LIMITATIONS



23

(M)

Y 11380501 SHT 4 REV 156

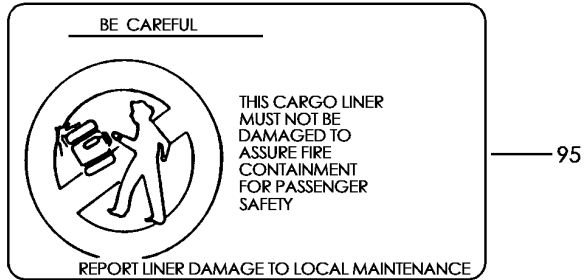
MARKING INSTL-AFT CARGO COMPT
FIGURE 1 (SHEET 4)

11-38-05-01

BRI
MAY 28/07

11-38-05-01
PAGE 0C

BOEING
757
PARTS CATALOG (MAINTENANCE)



Y

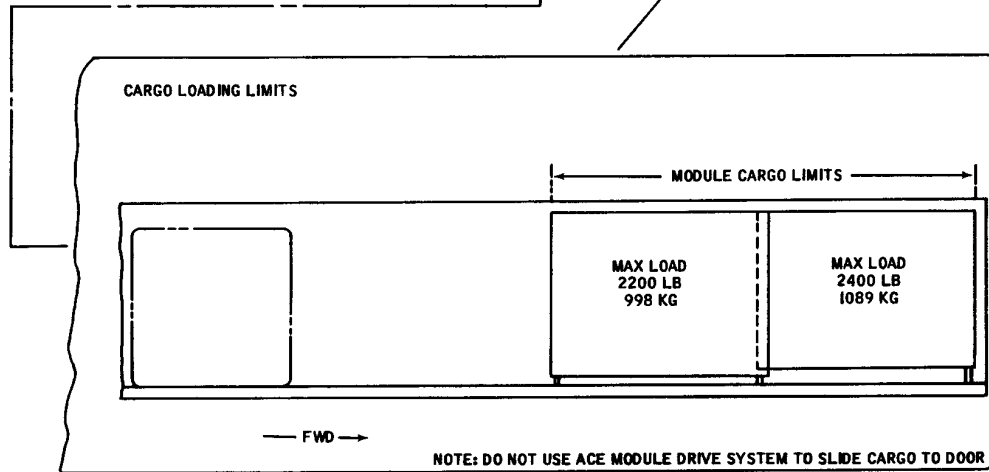
THE CARGO LOAD FOR ENTIRE COMPARTMENT (INCLUDING CARGO MODULES) SHALL NOT EXCEED ANY OF THE FOLLOWING:

- (1) 14,700 POUNDS (6985 KG) TOTAL LOAD
- (2) 150 POUNDS (68 KG) PER SQUARE FOOT OF HORIZONTAL AREA
- (3) 47 POUNDS (21.3 KG) PER INCH RUN, LOADING LENGTHWISE IN COMPARTMENT

NOTE _____ SEE WEIGHT AND BALANCE MANUAL FOR CARGO LOAD DISTRIBUTION AND DETAIL LOAD RATING OF CARGO TIEDOWNS

CAUTION _____ SEE WEIGHT AND BALANCE MANUAL FOR A. C. E. TELESCOPING BULK LOAD SYSTEM LIMITATIONS

27



N

Y 11380501 SHT 5 REV 222

MARKING INSTL-AFT CARGO COMPT
FIGURE 1 (SHEET 5)

11-38-05-01

BRI
MAY 28/07

11-38-05-01
PAGE 0D

BOEING
757
PARTS CATALOG (MAINTENANCE)

5

CARGO LOADING

THE CARGO LOAD FOR THIS COMPARTMENT SHALL NOT EXCEED ANY OF THE FOLLOWING:

(1) 16,350 POUNDS (7416 KG) TOTAL LOAD
 (2) 150 POUNDS (68KG) PER SQUARE FOOT OF HORIZONTAL AREA
 (3) 47 POUNDS (21.3 KG) PER INCH RUN, LOADING LENGTHWISE IN THE COMPARTMENT

CAUTION _____ SEE WEIGHT AND BALANCE CONTROL MANUAL FOR CARGO LOAD DISTRIBUTION AND DETAIL LOAD RATING OF CARGO TIEDOWNS

(C)

60

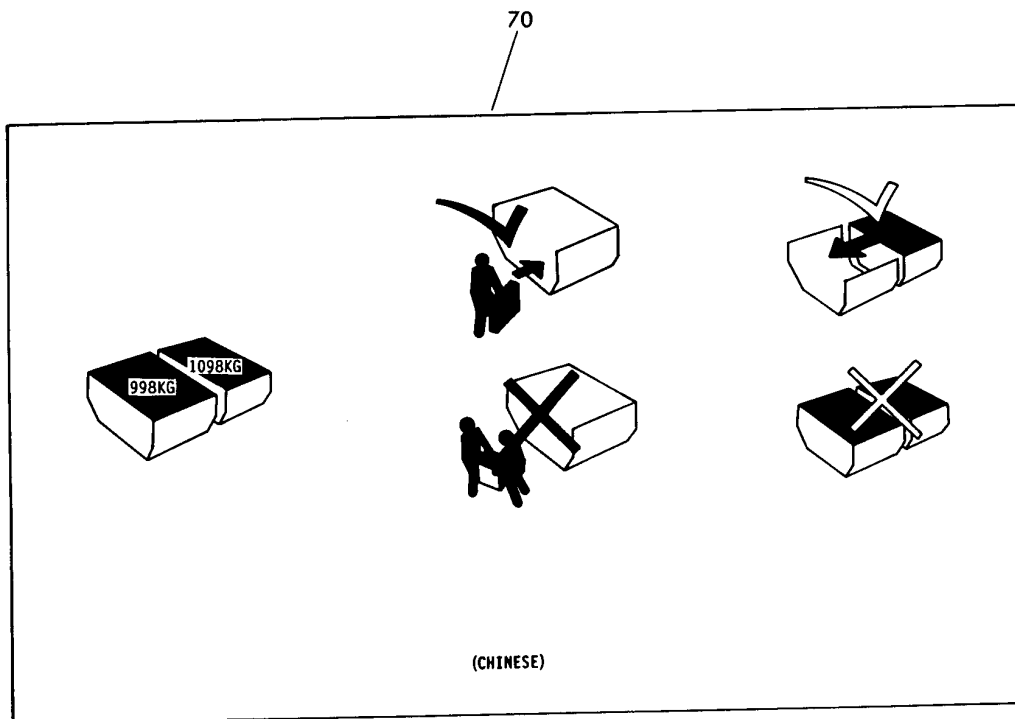
CARGO LOADING

THE CARGO LOAD FOR THIS COMPARTMENT SHALL NOT EXCEED ANY OF THE FOLLOWING:

(1) 7393.5 KILOGRAM TOTAL LOAD.
 (2) 68 KILOGRAMS PER SQUARE FOOT OF HORIZONTAL AREA.
 (3) 21.3 KILOGRAMS PER INCH RUN, LOADING LENGTHWISE IN COMPARTMENT.

CAUTION _____ SEE WEIGHT AND BALANCE CONTROL MANUAL FOR CARGO LOAD DISTRIBUTION AND DETAIL LOAD RATING OF CARGO TIEDOWNS.

(P)



(Q)

Y 11380501 SHT 6 REV 167

MARKING INSTL-AFT CARGO COMPT
FIGURE 1 (SHEET 6)

11-38-05-01

BRI
MAY 28/07

11-38-05-01
PAGE 0E

BOEING
757
PARTS CATALOG (MAINTENANCE)

ATTENTION

MAXIMUM LOAD

OVERLOADING ANY SECTION OF THE TELESCOPING BAGGAGE SYSTEM IS ABSOLUTELY NOT PERMITTED

EACH SECTION CAN BE MOVED AND LOADING OR UNLOADING CAN BE STARTED ONLY AFTER THE LOADING OR UNLOADING OF THE PREVIOUS SECTION IS COMPLETED

ONLY PASSENGER BAGGAGE OR SMALL OBJECTS THAT HAVE ABOUT THE SAME WEIGHT AS PASSENGER BAGGAGE CAN BE LOADED IN THE SECTIONS OF THE TELESCOPING BAGGAGE SYSTEM

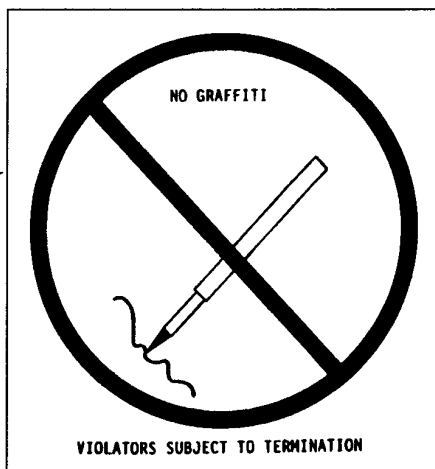
(MULTI LANGUAGE)

75



9

115



AFT CARGO LOADING

THE CARGO LOAD FOR THIS COMPARTMENT SHALL NOT EXCEED ANY OF THE FOLLOWING:

- 1) 15,885 POUNDS (7,205 KG) TOTAL LOAD.
- 2) 150 POUNDS (68 KG) PER SQUARE FOOT OF HORIZONTAL AREA.
- 3) 45.3 POUNDS (20.5 KG) PER INCH RUN, LOADING LENGTHWISE IN COMPARTMENT.
- 4) SLIDING CARPET CAPACITY 7,703 POUNDS (3,494 KG).

CAUTION _____ SEE WEIGHT AND BALANCE CONTROL MANUAL FOR CARGO LOAD DISTRIBUTION AND DETAIL LOAD RATING OF CARGO TIEDOWNS.



Y 11380501 SH7 7 REV 206

MARKING INSTL-AFT CARGO COMPT
FIGURE 1 (SHEET 7)

11-38-05-01

BRI
MAY 28/07

11-38-05-01
PAGE OF

BOEING
757
PARTS CATALOG (MAINTENANCE)

14

CARGO LOADING

THE CARGO LOAD FOR THIS COMPARTMENT SHALL NOT EXCEED ANY OF THE FOLLOWING:

- 1) 15,880 POUNDS (7203 KG) TOTAL LOAD.
- 2) 150 POUNDS (68 KG) PER SQUARE FOOT OF HORIZONTAL AREA.
- 3) 43 POUNDS (19.5 KG) PER INCH RUN, LOADING LENGTHWISE IN COMPARTMENT, FROM BHD 1200 TO STA 1377.
- 4) 47 POUNDS (21.3 KG) PER INCH RUN, LOADING LENGTHWISE IN COMPARTMENT FROM STA 1377 TO BHD 1640.

CAUTION_____SEE WEIGHT AND BALANCE CONTROL MANUAL FOR CARGO LOAD DISTRIBUTION AND DETAIL LOAD RATING OF CARGO TIEDOWNS.

(W)

19

CARGO LOADING

THE CARGO LOAD FOR THIS COMPARTMENT SHALL NOT EXCEED ANY OF THE FOLLOWING:

- 1) 7393.5 KILOGRAM TOTAL LOAD.
- 2) 732 KILOGRAM PER SQUARE METER OF HORIZONTAL AREA.
- 3) 21.3 KILOGRAM PER INCH RUN, LOADING LENGTHWISE IN COMPARTMENT.

CAUTION_____SEE WEIGHT AND BALANCE CONTROL MANUAL FOR CARGO LOAD DISTRIBUTION AND DETAIL LOAD RATING OF CARGO TIEDOWNS.

(X)

120

CARGO LOADING

THE CARGO LOADING FOR THIS COMPARTMENT SHALL NOT EXCEED ANY OF THE FOLLOWING:

(MULTI-LANGUAGE)

- (1) 16,300 POUNDS (7393.5 KG) TOTAL LOAD.
- (2) 150 POUNDS (68 KG) PER SQUARE FOOT OF HORIZONTAL AREA.
- (3) 47 POUNDS (21.3 KG) PER INCH RUN, LOADING LENGTHWISE IN COMPARTMENT.

CAUTION_____SEE WEIGHT AND BALANCE CONTROL MANUAL FOR CARGO LOAD DISTRIBUTION AND DETAIL LOAD RATING OF CARGO TIEDOWNS.

(Y)

Y 11380501 SHT 8 REV 229

MARKING INSTL-AFT CARGO COMPT
FIGURE 1 (SHEET 8)

11-38-05-01

BRI
MAY 28/07

11-38-05-01
PAGE 0G

 **BOEING**
757
PARTS CATALOG (MAINTENANCE)

24

▲WARNING

FULLY EXTEND THE BAGGAGE HANDLING SYSTEM BULKHEAD TO THE AIRPLANE BULKHEAD BEFORE AIRPLANE DISPATCH.

FAILURE TO DO SO MAY INTERFERE WITH DECOMPRESSION, SMOKE DETECTION, AND FIRE SUPPRESSION SYSTEMS.

(Z)

25

CARGO LOADING

THE CARGO LOAD FOR THIS COMPARTMENT SHALL NOT EXCEED ANY OF THE FOLLOWING:

- 1) 15,828 POUNDS (7179.4 KG) TOTAL LOAD.
- 2) 150 POUNDS (68.0 KG) PER SQUARE FOOT OF HORIZONTAL AREA.
- 3) 47 POUNDS (21.3 KG) PER INCH RUN, LOADING LENGTHWISE IN COMPARTMENT.

CAUTION: SEE WEIGHT AND BALANCE CONTROL MANUAL FOR CARGO LOAD AND DISTRIBUTION AND DETAIL LOADING RATING FOR CARGO TIE DOWN.

(AA)

Y 11380501 SHT 9 REV 229

MARKING INSTL-AFT CARGO COMPT
FIGURE 1 (SHEET 9)

11-38-05-01

BRI
MAY 28/07

11-38-05-01
PAGE 0H



757

PARTS CATALOG (MAINTENANCE)

FIG ITEM	PART NUMBER	1 2 3 4 5 6 7	NOMENCLATURE	EFFECT FROM TO	UNITS PER ASSY
1			MARKING INSTL-AFT CARGO COMPT	002004 006102 107999	
- 1	453N3200-10		MARKING INSTL- POSITION DATA: AFT CARGO COMPT FOR NHA SEE: 25-50-00-11	121503 904949	RF
- 1	453N3200-12		MARKING INSTL- POSITION DATA: AFT CARGO COMPT FOR NHA SEE: 25-50-00-11	002004 006017 107107 952999	RF
- 1	453N3200-13		MARKING INSTL- POSITION DATA: AFT CARGO COMPT FOR NHA SEE: 25-50-00-11	950951	RF
- 2	453N3200-26		MARKING INSTL- POSITION DATA: AFT CARGO COMPT FOR NHA SEE: 25-50-00-11 25-50-00-23	018100 108120	RF
- 2	453N3200-27		MARKING INSTL- POSITION DATA: AFT CARGO COMPT FOR NHA SEE: 25-50-00-23	504903	RF
- 2	453N3200-36		MARKING INSTL- POSITION DATA: AFT CARGO COMPT FOR NHA SEE: 25-50-00-22	101102	RF
11	BAC27NCH0026		.MARKER-ALUMINUM FOIL	002004 006100 107120 952999	1
12	BAC27TCH0051		.MARKER-	002004 006017 107107 121503 904999	1
13	BAC27TCH0051		.MARKER- STA 1400	018100 108120 504903	1
13	BAC27NCH0051		.MARKER	101102	1

MISSING ITEM NUMBERS NOT APPLICABLE

- ITEM NOT ILLUSTRATED

11-38-05-01

11-38-05
FIG. 01
PAGE 1
JAN 20/09

BRI



757

PARTS CATALOG (MAINTENANCE)

FIG ITEM	PART NUMBER	1 2 3 4 5 6 7	NOMENCLATURE	EFFECT FROM TO	UNITS PER ASSY
1					
15	BAC27NCH0028		.DECAL- PLACARD CONTENT: DEACTIVATION ASSIST BULK LOADER STRAP	121951	1
16	3-59139		.MARKER-ALUMINUM FOIL SUPPLIER CODE: VK6807 POST AIRLINE MOD: CIC/11-1 VBAA	121503 904949	1
18	2-59141		.MARKER-ALUMINUM FOIL SUPPLIER CODE: VK6807 POST AIRLINE MOD: CIC/11-1 VBAA	121503 904949	1
23	BAC27NCH0034		.DECAL-	121951	1
30	BAC27NCH0017		.DECAL- PLACARD CONTENT: BHD 1200	002004 006102 107999	1
35	BAC27NCH0018		.DECAL- PLACARD CONTENT: BHD 1640	002004 006100 107107 121503 904999	1
40	BAC27NCH0019		.MARKER-ALUMINUM FOIL- PLACARD CONTENT: CAUTION DO NOT OPERATE TELESCOPING LOADER WHEN ACCESS DOOR IN MODULE IS OPEN	121951	1
45	BAC27NCH0020		.MARKER-ALUMINUM FOIL PLACARD CONTENT: DO NOT CLOSE THIS ACCESS DOOR WHEN MAINTENANCE IS BEING PERFORMED BEHIND TELESCOPING LOADER	121951	1
55	BAC27NCH0023		.DECAL- PLACARD CONTENT: ACCESS TO AFT E/E COOLING FILTER	121503 904949	1
65	BAC27NCH0027		.MARKER-ALUMINUM FOIL- PLACARD CONTENT: ACCESS TO CARGO SMOKE DETECTION SYSTEM	002004 006102 107120 504903 952999	1

MISSING ITEM NUMBERS NOT APPLICABLE

- ITEM NOT ILLUSTRATED

11-38-05-01

11-38-05
FIG. 01
PAGE 2
JAN 20/09

BRI



757

PARTS CATALOG (MAINTENANCE)

FIG ITEM	PART NUMBER	1 2 3 4 5 6 7	NOMENCLATURE	EFFECT FROM TO	UNITS PER ASSY
1 85	BAC27TCA522		.MARKER-ALUMINUM FOIL PLACARD CONTENT: NO CARGO PERMITTED UNLESS PASSENGER CABIN IS UNOCCUPIED POST RAPID REVISION: RR92002-132A-E	505505 507903	1
- 100	453N3200-6		MARKING INSTL-SMOKE DETECTION POSITION DATA: AFT CARGO COMPT FOR NHA SEE: 25-50-00-11 25-50-00-22	002004 006102 107999	RF
105	BAC27TCA0008		.DECAL-	002004 006102 107999	5
110	BAC27TCH0231		.DECAL-	002004 006102 107999	4

MISSING ITEM NUMBERS NOT APPLICABLE

- ITEM NOT ILLUSTRATED

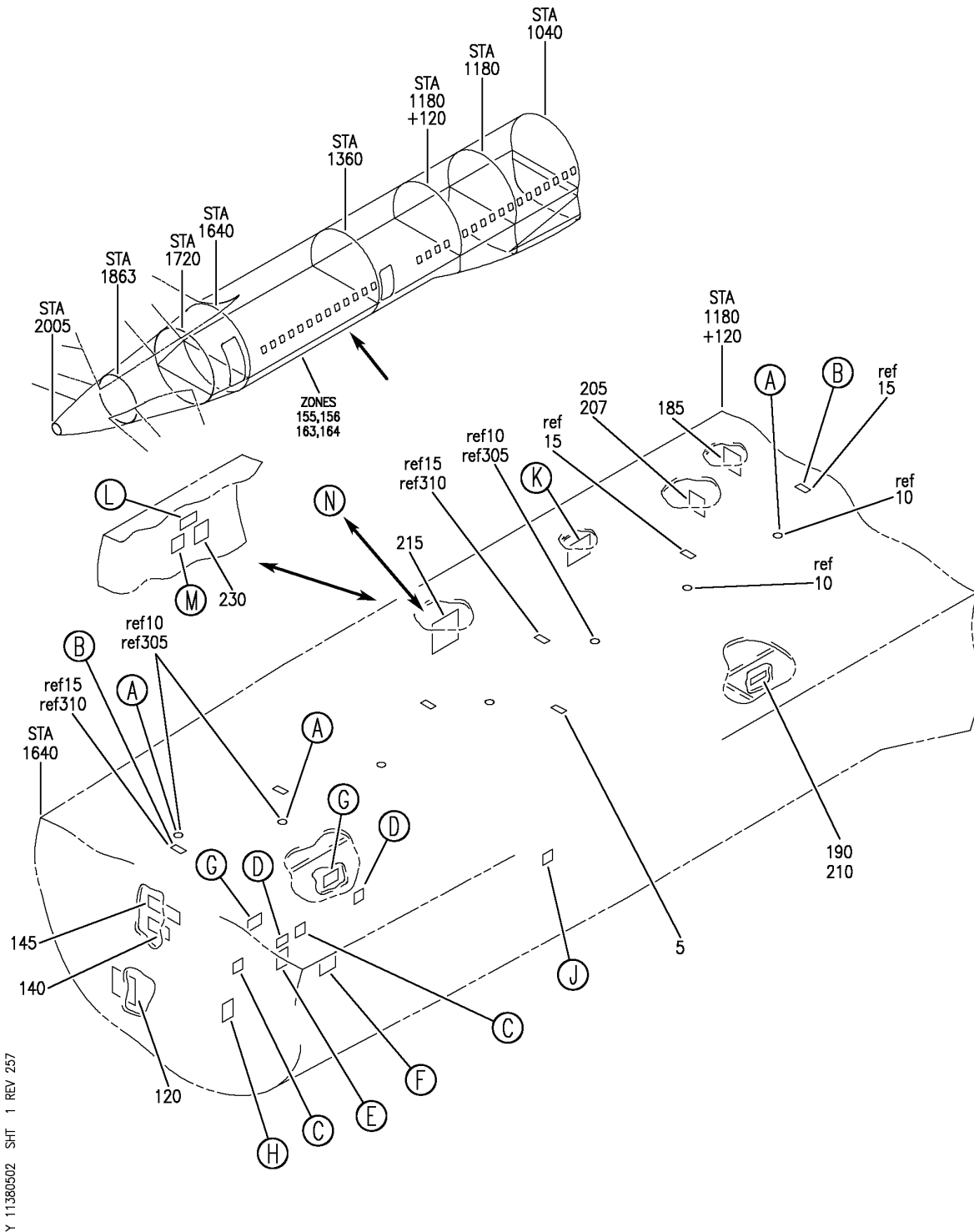
BRI

11-38-05-01

BOEING PROPRIETARY - Copyright © - Unpublished Work - See title page for details.

11-38-05
FIG. 01
PAGE 3
JAN 20/09


BOEING
 757
PARTS CATALOG (MAINTENANCE)



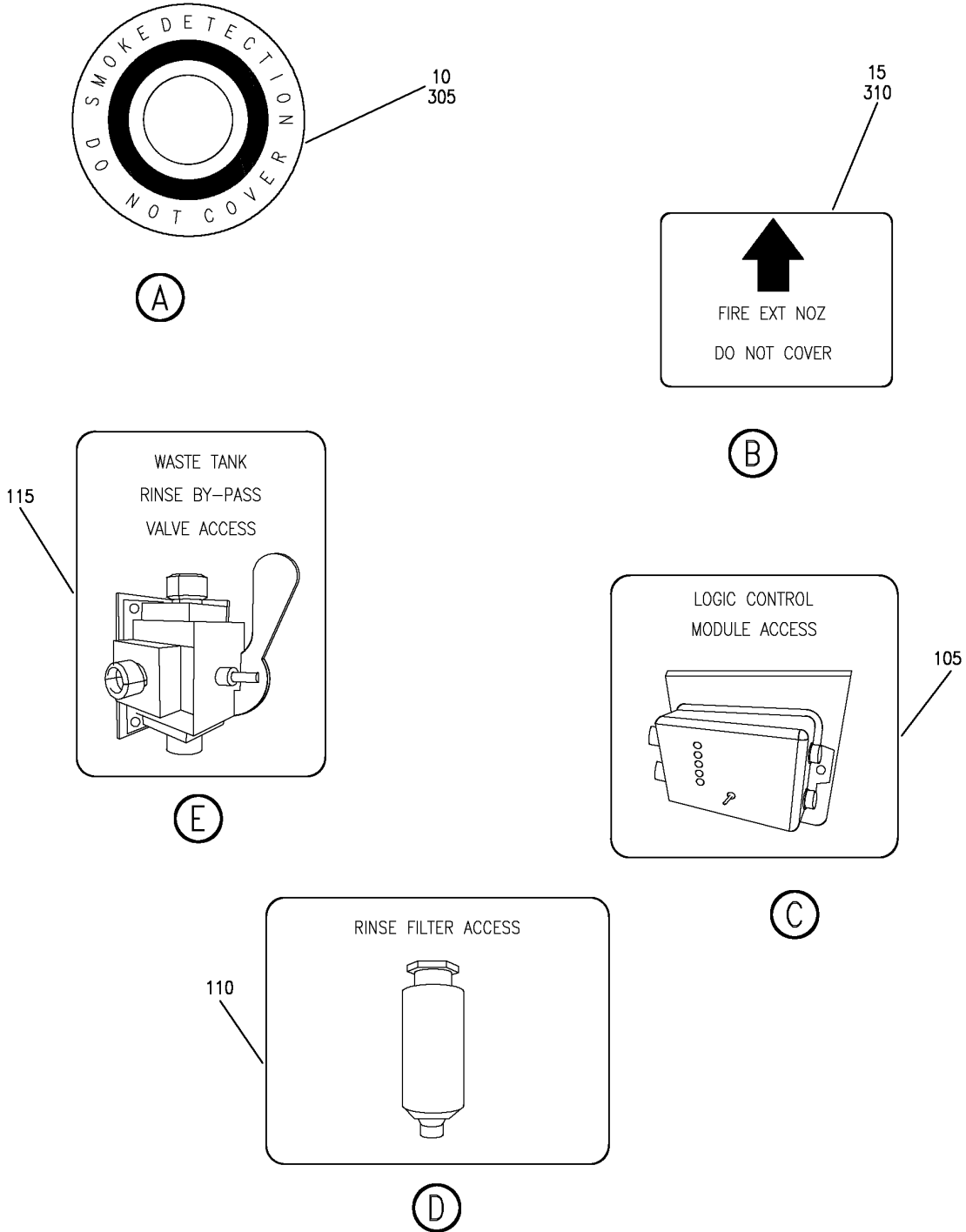
MARKING INSTL-AFT CARGO COMPT
 FIGURE 2 (SHEET 1)

11-38-05-02

BRI
 JAN 20/09

11-38-05-02
 PAGE 0

BOEING
757
PARTS CATALOG (MAINTENANCE)



Y 11380502 SH1 2 REV 257

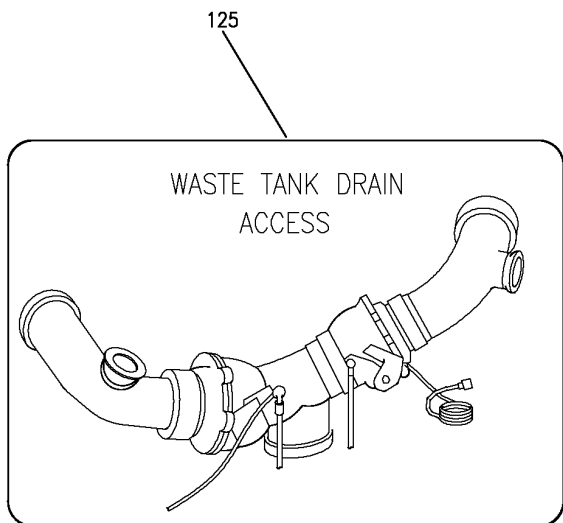
MARKING INSTL-AFT CARGO COMPT
FIGURE 2 (SHEET 2)

11-38-05-02

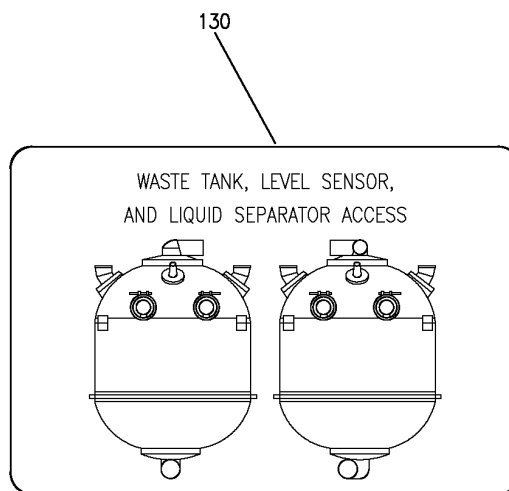
BRI
JAN 20/09

11-38-05-02
PAGE 0A

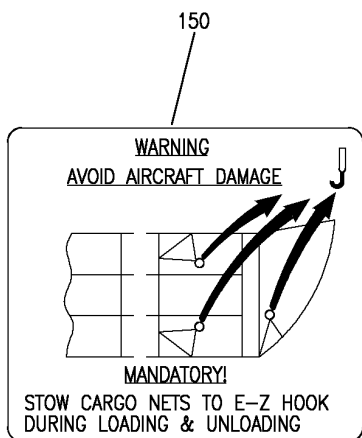
BOEING
757
PARTS CATALOG (MAINTENANCE)



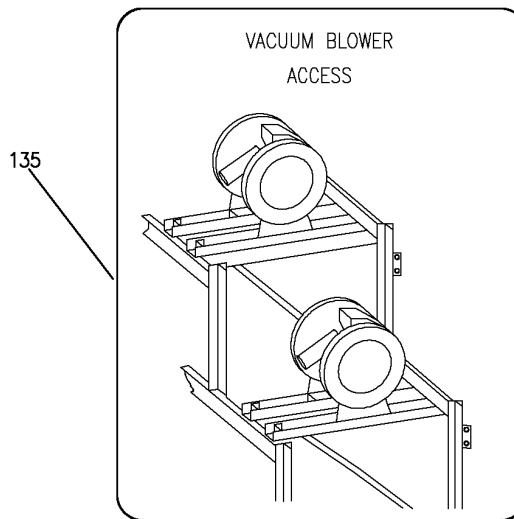
(F)



(G)



(J)



(H)

Y 11380502 SH1 3 REV 257

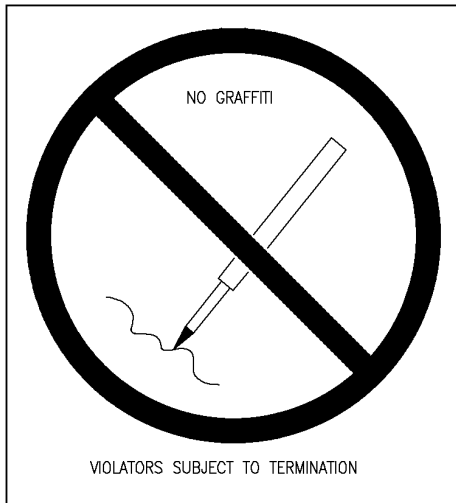
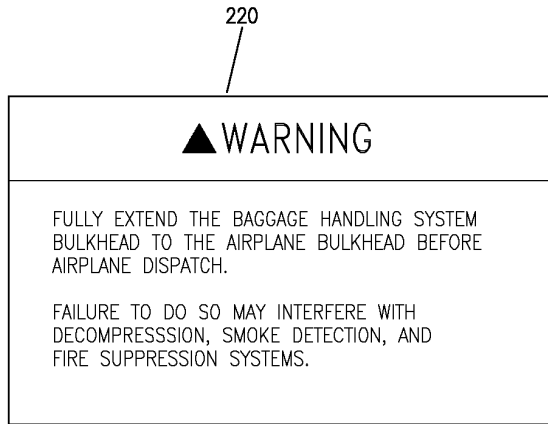
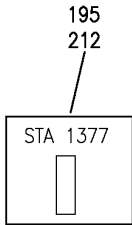
MARKING INSTL-AFT CARGO COMPT
FIGURE 2 (SHEET 3)

11-38-05-02

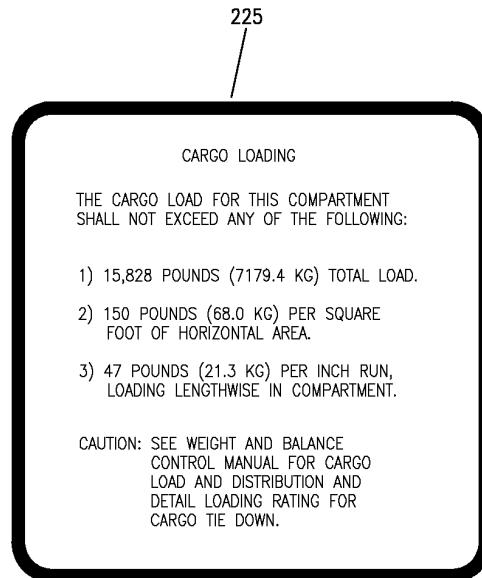
BRI
JAN 20/09

11-38-05-02
PAGE 08

BOEING
757
PARTS CATALOG (MAINTENANCE)



235



Y 11380502 SH1 4 REV 257

MARKING INSTL-AFT CARGO COMPT
FIGURE 2 (SHEET 4)

11-38-05-02

BRI
JAN 20/09

11-38-05-02
PAGE 0C

 **BOEING**
757
PARTS CATALOG (MAINTENANCE)

FIG ITEM	PART NUMBER	1 2 3 4 5 6 7	NOMENCLATURE	EFFECT FROM TO	UNITS PER ASSY
2			MARKING INSTL-AFT CARGO COMPT	103106	
- 100	MODREF18778		MARKING INSTL- MODULE NUMBER: 453N3200-34 REV A	103106	1
105	BAC27DCA523		.MARKER	103106	2
110	BAC27DCA528		.MARKER	103106	2
115	BAC27DCA546		.MARKER	103106	1
120	BAC27NCH0018		.DECAL- PLACARD CONTENT: BHD 1640	103106	1
125	BAC27NPA1527		.MARKER	103106	1
130	BAC27NPA1528		.MARKER	103106	2
135	BAC27NPA1529		.MARKER	103106	1
140	BAC27WCA2		.MARKER- PLACARD CONTENT: POTABLE WATER TANK	103106	1
145	BAC27WCA3		.MARKER- PLACARD CONTENT: POTABLE WATER AIR COMPRESSOR	103106	1
- 180	MODREF32543		MARKING INSTL-SIDEWALLS AND BHD MODULE NUMBER: 453N3200-42 REV A	103106	1
185	BAC27NCH0017		.DECAL- PLACARD CONTENT: BHD 1200	103106	1
190	BAC27NCH0027		.MARKER- PLACARD CONTENT: ACCESS TO CARGO SMOKE DETECTION SYS	103106	1
195	BAC27NCH150		.DECAL- PLACARD CONTENT: STA 1377	103106	1
- 200	453N3200-39		MARKING INSTL-SIDEWALLS AND BHD	106106	RF
207	BAC27NCH0017		.DECAL- PLACARD CONTENT: BHD 1200	106106	1
215	BAC27TCH0051		.MARKER	106106	1
- 300	MODREF18780		MARKING INSTL-CLG MODULE NUMBER: 453N3200-38 REV A	103106	1
305	BAC27TCA0008		.DECAL	103106	5
310	BAC27TCH0231		.DECAL	103106	4

MISSING ITEM NUMBERS NOT APPLICABLE

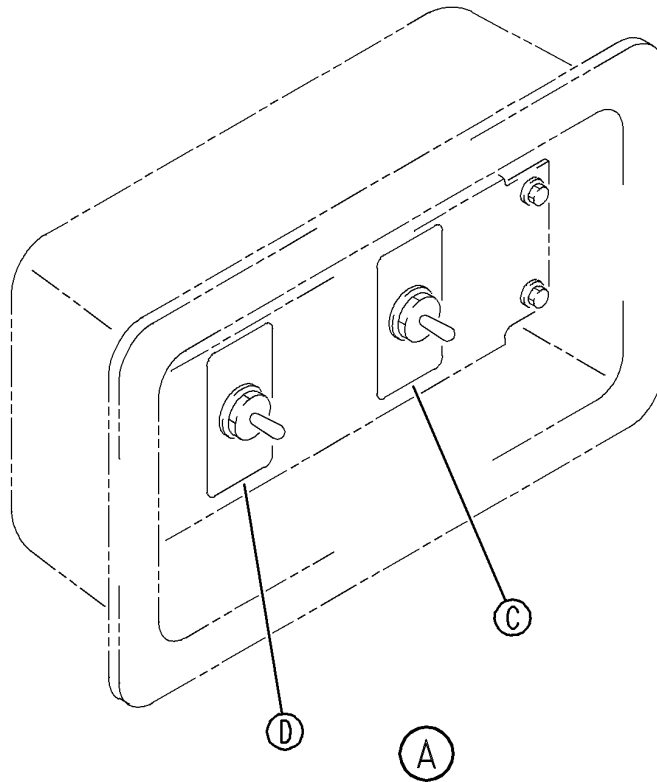
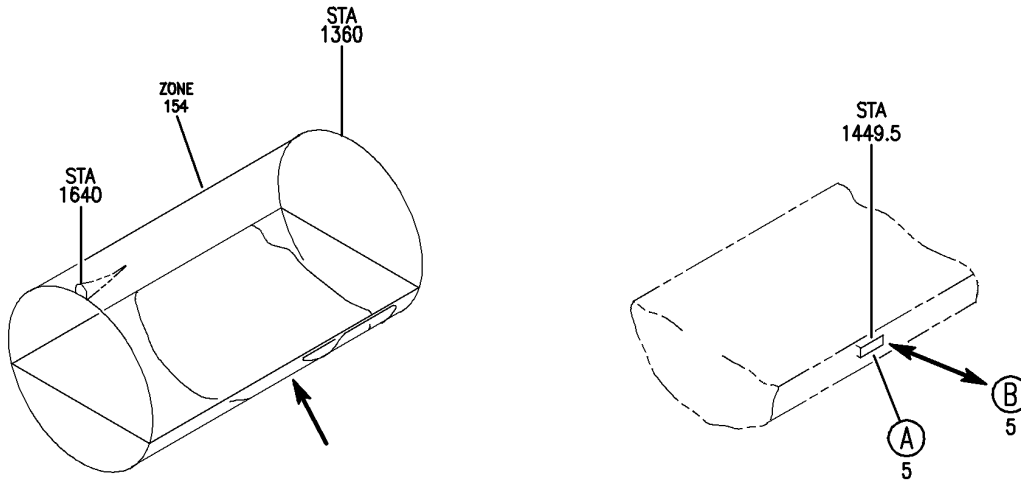
- ITEM NOT ILLUSTRATED

BRI

11-38-05-02

11-38-05
FIG. 02
PAGE 1
JAN 20/09

BOEING
757
PARTS CATALOG (MAINTENANCE)



Y 11380601 SHT 1 REV 229

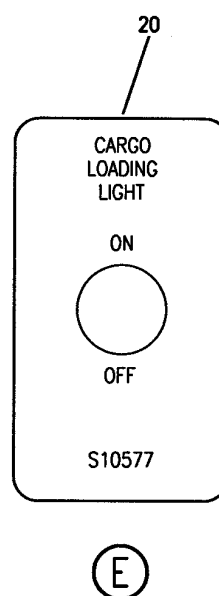
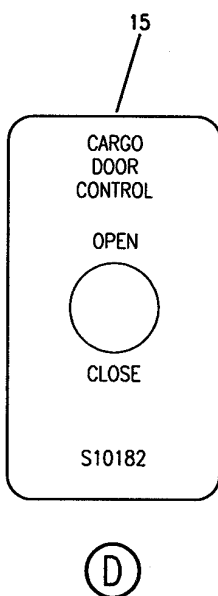
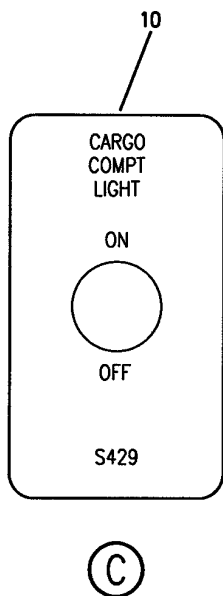
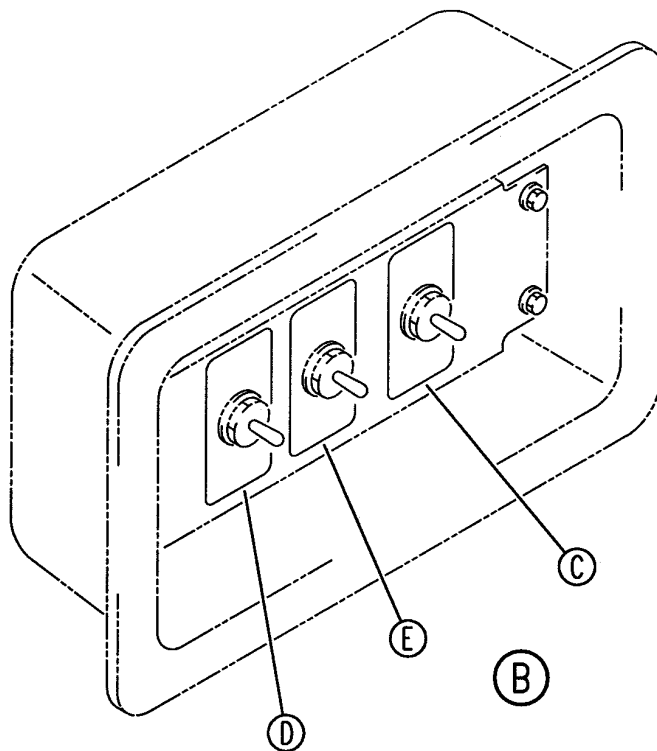
PANEL INSTL-P44 AFT CARGO DOOR CONT (PLACARDS AND MARKINGS ONLY)
FIGURE 1 (SHEET 1)

11-38-06-01

BRI
MAY 28/07

11-38-06-01
PAGE 0

BOEING
757
PARTS CATALOG (MAINTENANCE)



Y 11380601 SHT 2 REV 217

PANEL INSTL-P44 AFT CARGO DOOR CONT (PLACARDS AND MARKINGS ONLY)
FIGURE 1 (SHEET 2)

11-38-06-01

BRI
MAY 28/07

11-38-06-01
PAGE 0A



757

PARTS CATALOG (MAINTENANCE)

FIG ITEM	PART NUMBER	1 2 3 4 5 6 7	NOMENCLATURE	EFFECT FROM TO	UNITS PER ASSY
1			PANEL INSTL-P44 AFT CARGO DOOR CONT (PLACARDS AND MARKINGS ONLY)	002004 006100 107107 121503 904999	
- 1	284N1338-2		PANEL INSTL-P44 CARGO DOOR CONT (PLACARDS AND MARKINGS ONLY) POSITION DATA: AFT FOR NHA/OTHER SYS DET SEE: 24-00-58-01C	002004 006100 107107 121503 904999	RF
5	284N1338-4		.PANEL ASSY	002004 006100 107107 121503 904999	1
10	BAC27NEX0026		..DECAL	002004 006100 107107 121503 904999	1
15	BAC27NEX0025		..DECAL	002004 006100 107107 121503 904999	1

MISSING ITEM NUMBERS NOT APPLICABLE

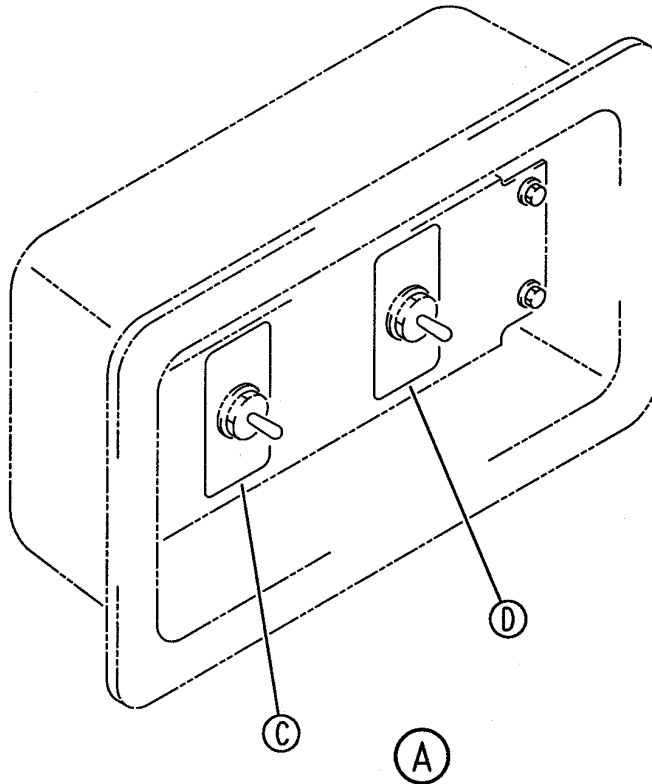
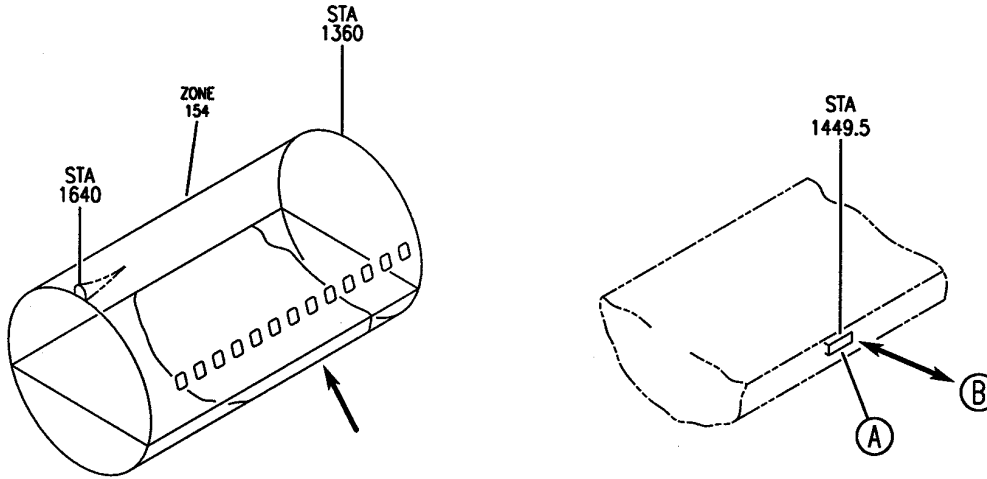
- ITEM NOT ILLUSTRATED

BRI

11-38-06-01

11-38-06
FIG. 01
PAGE 1
JAN 20/09

BOEING
757
PARTS CATALOG (MAINTENANCE)



Y 11380602 SHT 1 REV 217

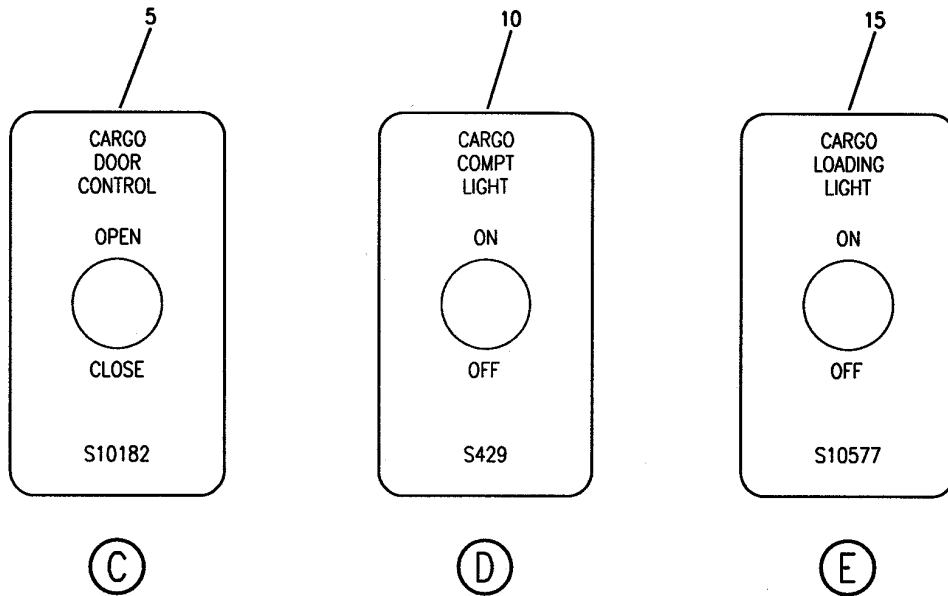
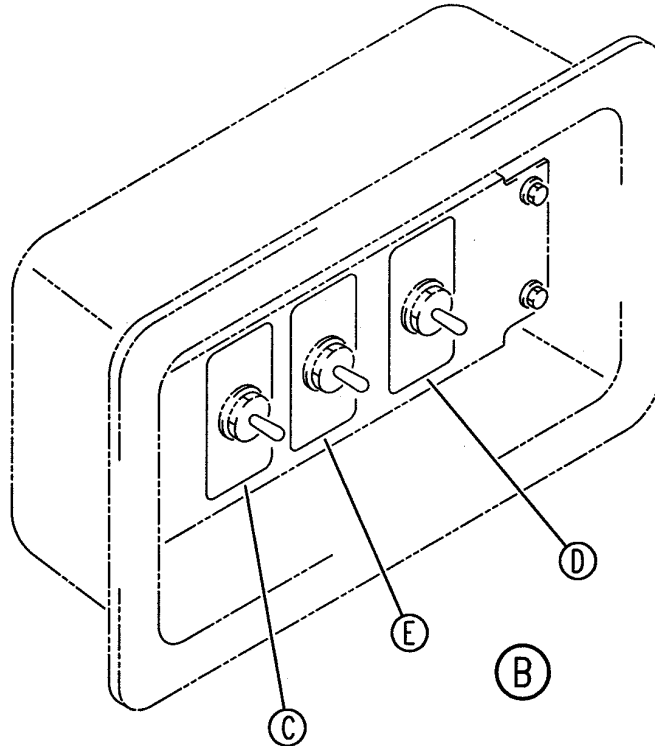
PANEL ASSY-P44 AFT CARGO DOOR CONT (PLACARDS AND MARKINGS ONLY)
FIGURE 2 (SHEET 1)

11-38-06-02

BRI
MAY 28/07

11-38-06-02
PAGE 0

BOEING
757
PARTS CATALOG (MAINTENANCE)



Y 11380602 SHT 2 REV 217

PANEL ASSY-P44 AFT CARGO DOOR CONT (PLACARDS AND MARKINGS ONLY)
FIGURE 2 (SHEET 2)

11-38-06-02

BRI
MAY 28/07

11-38-06-02
PAGE 0A



757

PARTS CATALOG (MAINTENANCE)

FIG ITEM	PART NUMBER	1 2 3 4 5 6 7	NOMENCLATURE	EFFECT FROM TO	UNITS PER ASSY
2			PANEL ASSY-P44 AFT CARGO DOOR CONT (PLACARDS AND MARKINGS ONLY)	101106 108120 504903	
- 1	284N1338-28		PANEL ASSY-P44 CARGO DOOR CONT (PLACARDS AND MARKINGS ONLY)	101102 108120 504903	RF
- 1	MODREF9823		POSITION DATA: AFT FOR NHA/OTHER SYS DET SEE: 24-00-58-05C		
			PANEL ASSY-P44 CARGO DOOR CONT (PLACARDS AND MARKINGS ONLY)	103106	1
			MODULE NUMBER: 284N1338-28 REV A POSITION DATA: AFT FOR OTHER SYS DETAILS SEE: 33-37-51-11 52-34-52-03		
5	BAC27NEX0025		.DECAL	101106 108120 504903	1
10	BAC27NEX0026		.DECAL	101106 108120 504903	1

MISSING ITEM NUMBERS NOT APPLICABLE

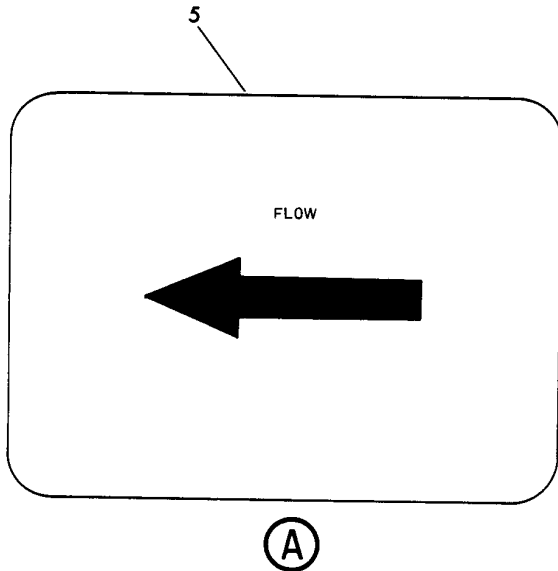
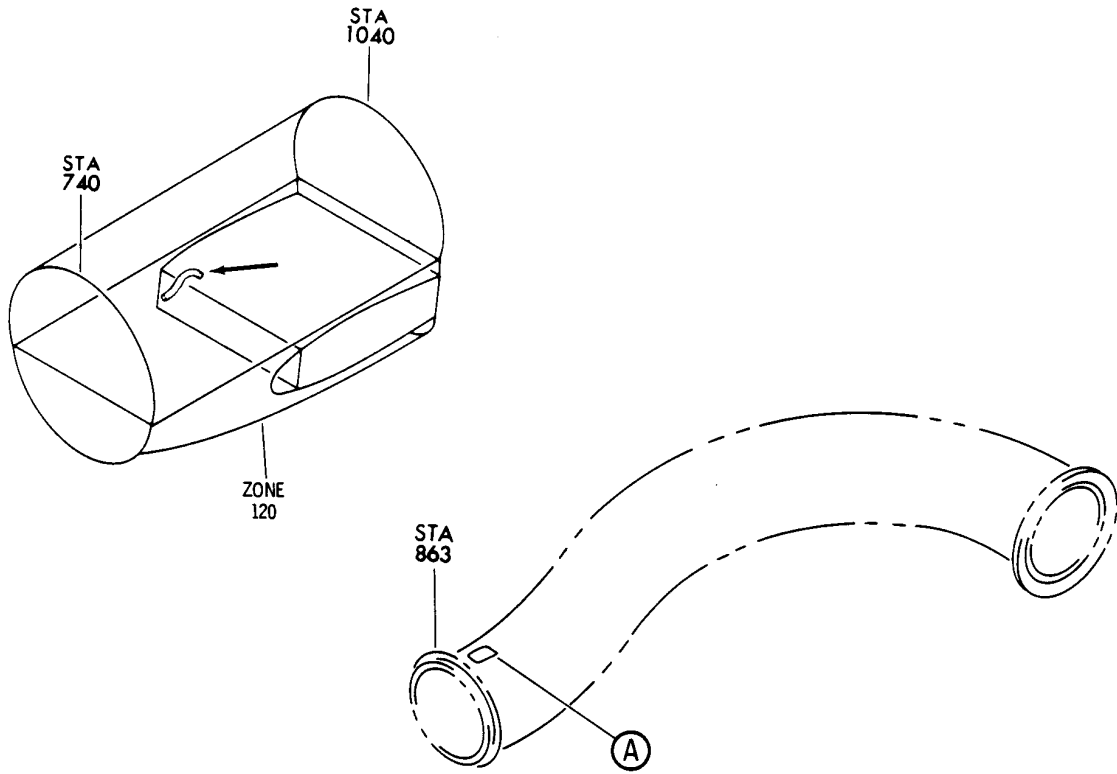
- ITEM NOT ILLUSTRATED

11-38-06-02

11-38-06
FIG. 02
PAGE 1
JAN 20/09

BRI

BOEING
757
PARTS CATALOG (MAINTENANCE)



Y 11381001 SH1 1 REV 082

DUCT ASSY-CARGO HEATING SYS MIX BAY
FIGURE 1

11-38-10-01

BRI
MAY 28/07

11-38-10-01
PAGE 0



757

PARTS CATALOG (MAINTENANCE)

FIG ITEM	PART NUMBER	1 2 3 4 5 6 7	NOMENCLATURE	EFFECT FROM TO	UNITS PER ASSY
1			DUCT ASSY-CARGO HEATING SYS MIX BAY	002004 006102 107107 121999	
- 1	215N3051-1		DUCT ASSY-CARGO HEATING SYS MIX BAY FOR NHA SEE: 21-43-03-02	002004 006102 107107 121999	RF
- 1	215N3051-4		DUCT ASSY-CARGO HEATING SYS MIX BAY FOR NHA SEE: 21-43-03-02	002004 006102 107107 121999	RF
- 1	215N3051-6		DUCT ASSY-CARGO HEATING SYS MIX BAY FOR NHA SEE: 21-43-03-02	002004 006102 107107 121999	RF
5	BAC27NEC0077		.MARKER-ALUMINUM FOIL	002004 006102 107107 121999	1

MISSING ITEM NUMBERS NOT APPLICABLE

- ITEM NOT ILLUSTRATED

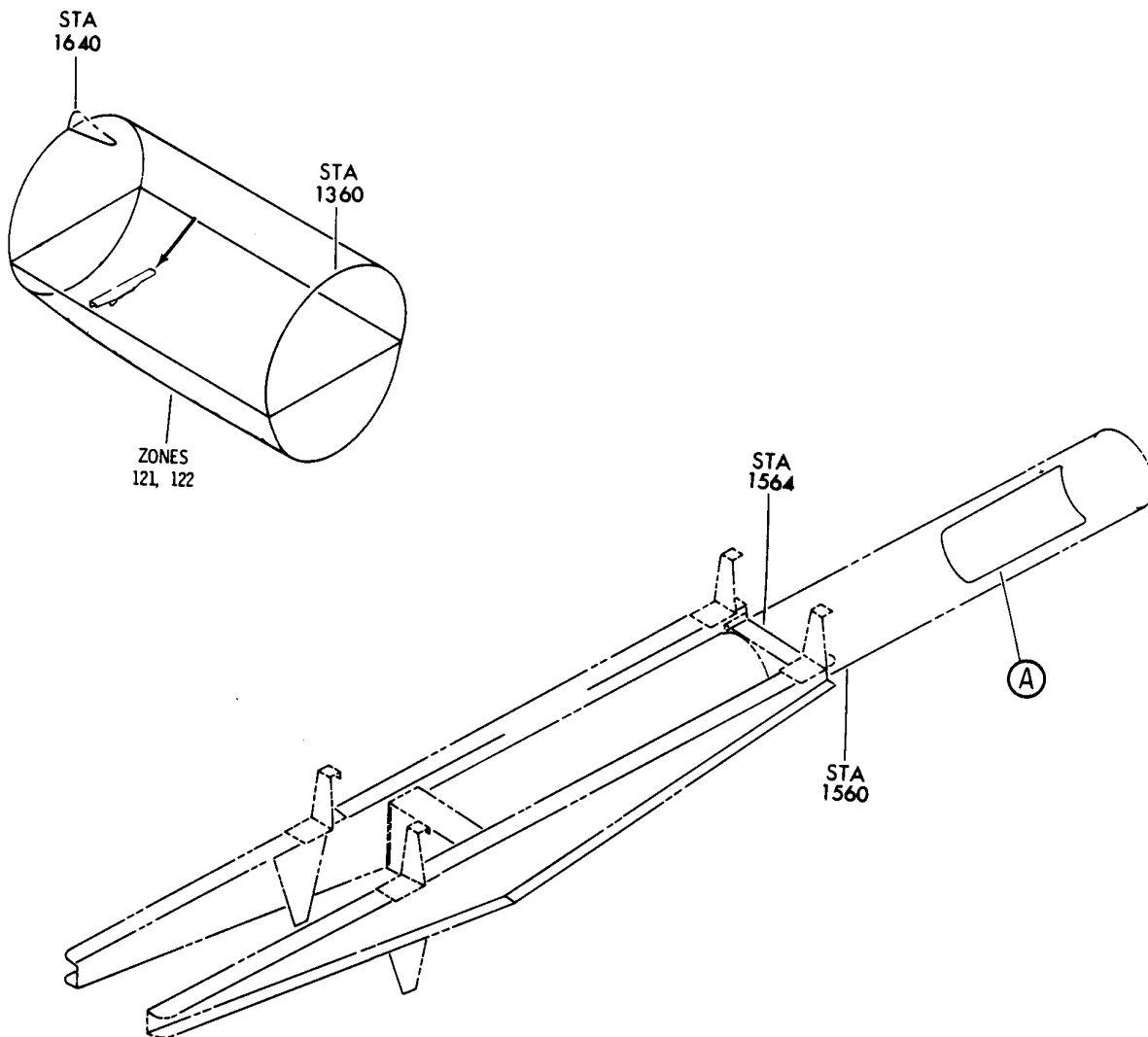
BRI

11-38-10-01

BOEING PROPRIETARY - Copyright © - Unpublished Work - See title page for details.

11-38-10
FIG. 01
PAGE 1
JAN 20/09

BOEING
757
PARTS CATALOG (MAINTENANCE)



5
 -CAUTION-
 SPRINGS ARE UNDER COMPRESSION
 TAKE PRECAUTION WHEN
 REMOVING SPRING STOP
 (SEE 52-36-02 OF OVERHAUL MANUAL)

(A)

Y 11382001 SHT 1 REV 024

HOUSING ASSY-NO.3 CARGO DOOR COUNTERBALANCE SYS (PLACARDS AND MARKINGS ONLY)

FIGURE 1

11-38-20-01

BRI
MAY 28/07

11-38-20-01
PAGE 0



757

PARTS CATALOG (MAINTENANCE)

FIG ITEM	PART NUMBER	1 2 3 4 5 6 7	NOMENCLATURE	EFFECT FROM TO	UNITS PER ASSY
1			HOUSING ASSY-NO.3 CARGO DOOR COUNTERBALANCE SYS (PLACARDS AND MARKINGS ONLY)	121503 904949	
- 1	146N6826-1		HOUSING ASSY-COUNTERBALANCE SYS (PLACARDS AND MARKINGS ONLY) POSITION DATA: NO.3 CARGO DOOR FOR NHA/OTHER SYS DET SEE: 52-36-01-01	121503 904949	RF
5	BAC27NBY0029		.MARKER-ALUMINUM FOIL	121503 904949	1

MISSING ITEM NUMBERS NOT APPLICABLE

- ITEM NOT ILLUSTRATED

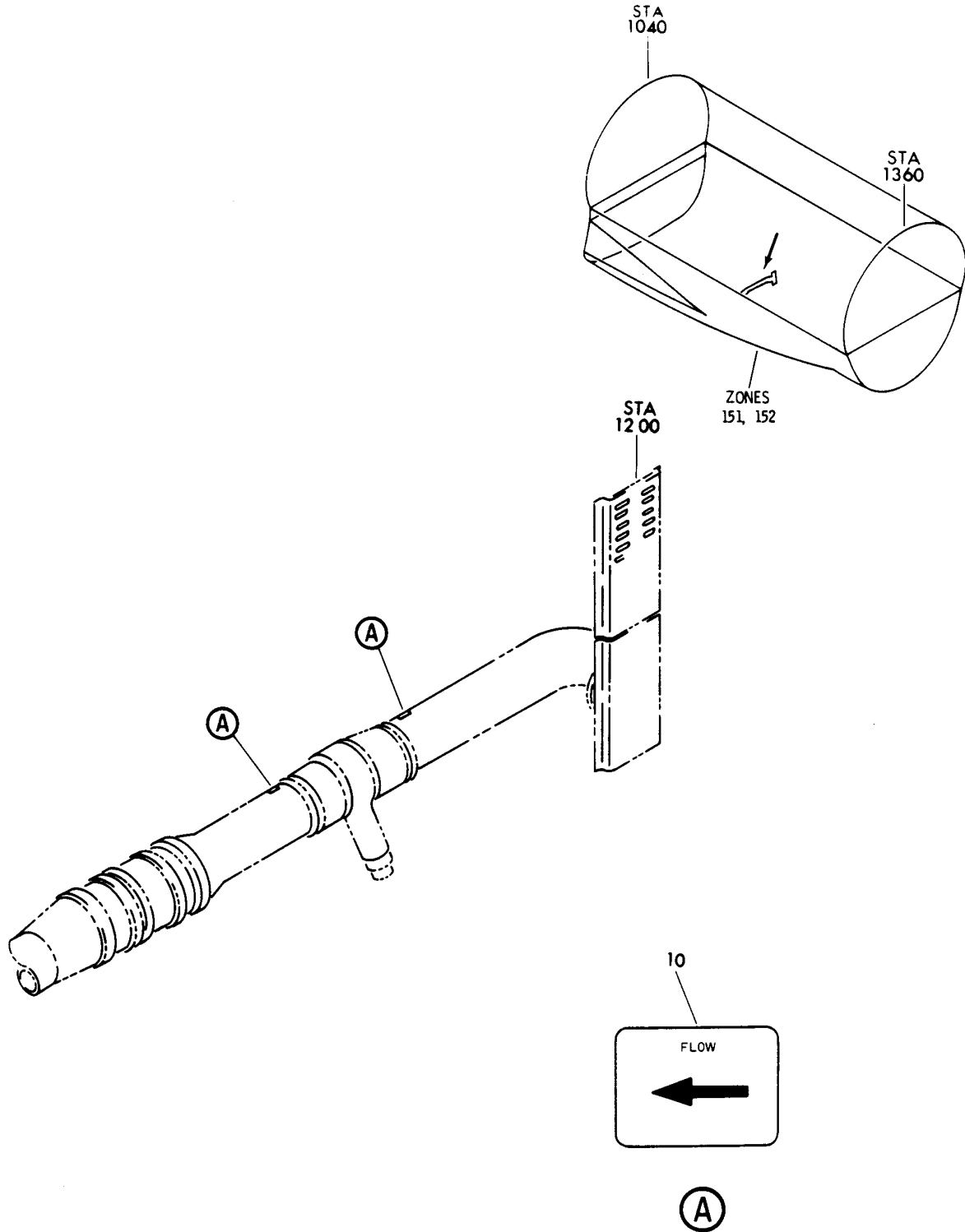
BRI

11-38-20-01

BOEING PROPRIETARY - Copyright © - Unpublished Work - See title page for details.

11-38-20
FIG. 01
PAGE 1
JAN 20/09

BOEING
757
PARTS CATALOG (MAINTENANCE)



Y 11382501 SH1 1 REV 011

DUCT ASSY-CARGO HEATING SYS INLET
FIGURE 1

11-38-25-01

BRI
MAY 28/07

11-38-25-01
PAGE 0



757

PARTS CATALOG (MAINTENANCE)

FIG ITEM	PART NUMBER	1 2 3 4 5 6 7	NOMENCLATURE	EFFECT FROM TO	UNITS PER ASSY
1			DUCT ASSY-CARGO HEATING SYS INLET	002004 006999	
- 1	215N3021-16		DUCT ASSY-CARGO HEATING SYS INLET (PLACARDS AND MARKINGS ONLY) FOR NHA SEE: 21-44-05-01	107107 904949 952952	RF
- 1	215N3021-23		DUCT ASSY-CARGO HEATING SYS INLET (PLACARDS AND MARKINGS ONLY) POST SERVICE BULLETIN: 21-0054R1 FOR NHA SEE: 21-44-05-01	107107	RF
- 1	215N3021-21		DUCT ASSY-CARGO HEATING SYS INLET (PLACARDS AND MARKINGS ONLY) FOR NHA SEE: 21-44-05-01	002004 006106 108903 950951 953999	RF
- 5	215N3021-17		DUCT ASSY-CARGO HEATING SYS INLET (PLACARDS AND MARKINGS ONLY) FOR NHA SEE: 21-44-05-01	002004 006999	RF
10	BAC27NEC0077		.MARKER	002004 006999	1

MISSING ITEM NUMBERS NOT APPLICABLE

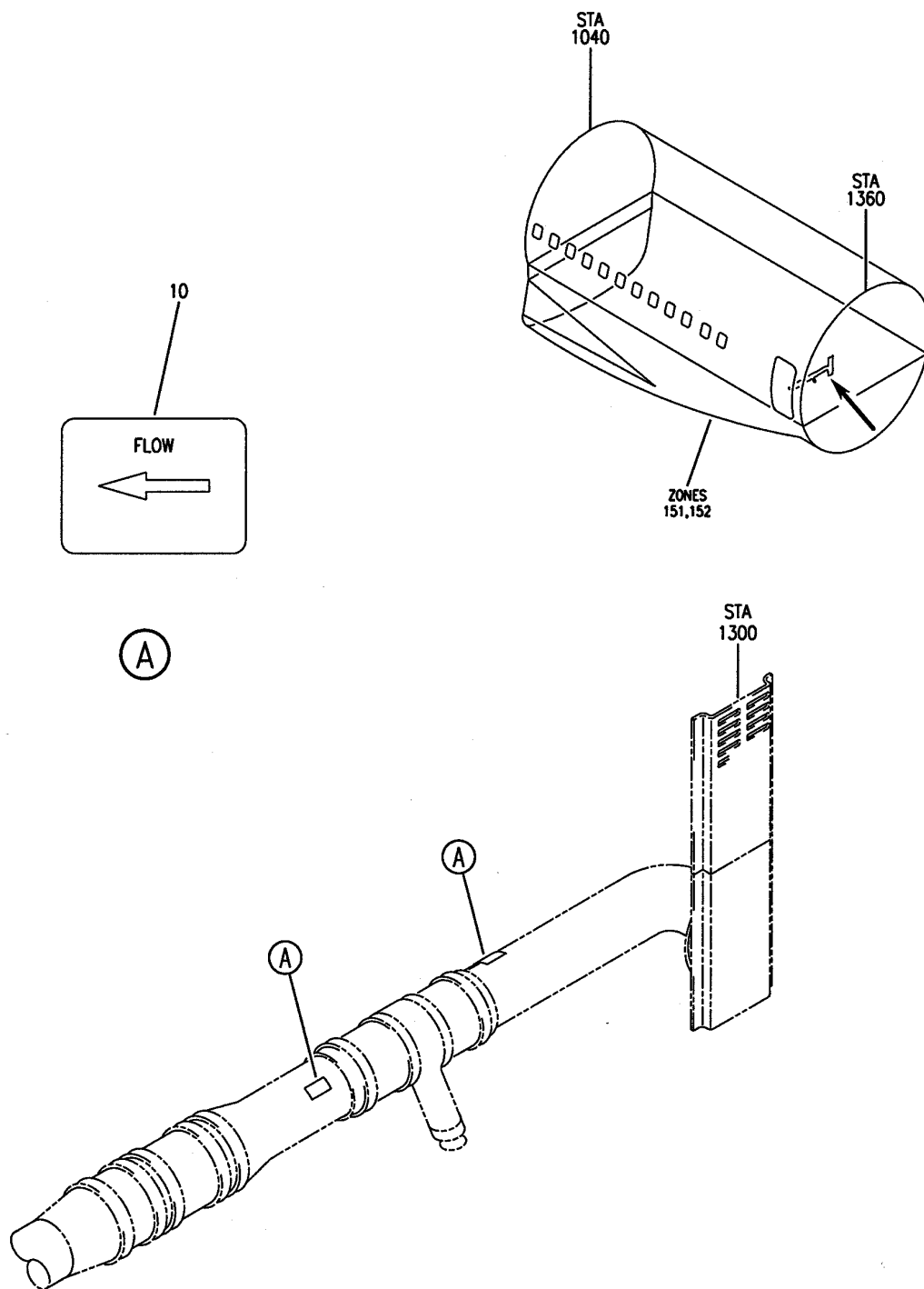
- ITEM NOT ILLUSTRATED

11-38-25-01

11-38-25
FIG. 01
PAGE 1
JAN 20/09

BRI

BOEING
757
PARTS CATALOG (MAINTENANCE)



Y 11382501A REV 220

DUCT ASSY-CARGO HEATING SYS INLET
FIGURE 1A

11-38-25-01A

BRI
JAN 20/09

11-38-25-01A
PAGE 0



757

PARTS CATALOG (MAINTENANCE)

FIG ITEM	PART NUMBER	1 2 3 4 5 6 7	NOMENCLATURE	EFFECT FROM TO	UNITS PER ASSY
1 A			DUCT ASSY-CARGO HEATING SYS INLET	103106	
- 1	215N3021-21		DUCT ASSY-CARGO HEATING SYS INLET (PLACARDS AND MARKINGS ONLY) FOR NHA SEE: 21-44-05-04	103106	RF
- 5	215N3021-17		DUCT ASSY-CARGO HEATING SYS INLET (PLACARDS AND MARKINGS ONLY) FOR NHA SEE: 21-44-05-04	103106	RF
10	BAC27NEC0077		.MARKER	103106	1

MISSING ITEM NUMBERS NOT APPLICABLE

- ITEM NOT ILLUSTRATED

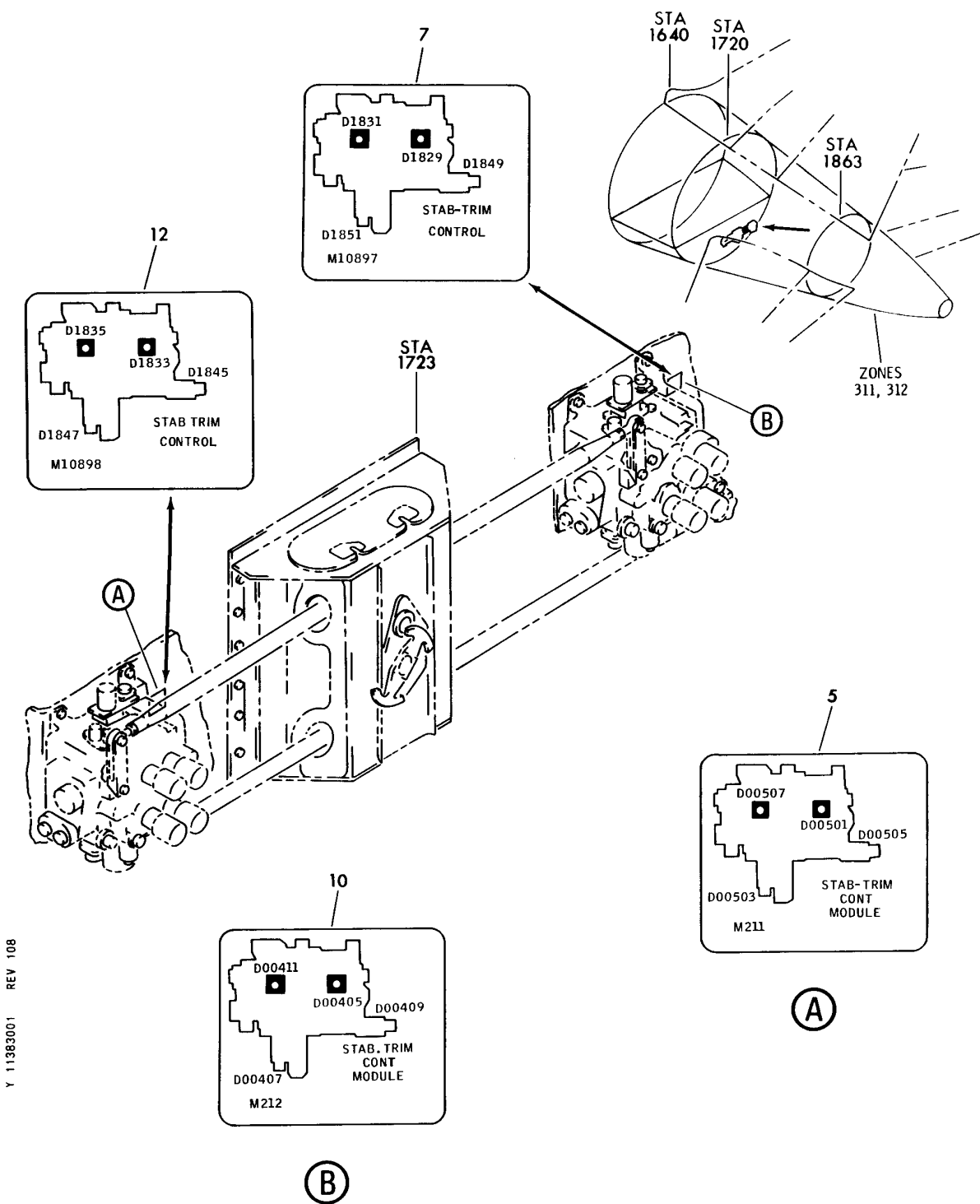
BRI

11-38-25-01A

BOEING PROPRIETARY - Copyright © - Unpublished Work - See title page for details.

11-38-25
FIG. 01A
PAGE 1
JAN 20/09

BOEING
757
PARTS CATALOG (MAINTENANCE)



Y 11383001 REV 108

MODULE INSTL-STAB. TRIM CONT (PLACARDS AND MARKINGS ONLY)
FIGURE 1

11-38-30-01

BRI
MAY 28/07

11-38-30-01
PAGE 0



757

PARTS CATALOG (MAINTENANCE)

FIG ITEM	PART NUMBER	1 2 3 4 5 6 7	NOMENCLATURE	EFFECT FROM TO	UNITS PER ASSY
1			MODULE INSTL-STAB. TRIM CONT (PLACARDS AND MARKINGS ONLY)	002004 006999	
- 1	251N2012-1		MODULE INSTL-STAB. TRIM CONT (PLACARDS AND MARKINGS ONLY) FOR NHA/OTHER SYS DET SEE: 27-41-00-02	107107 904949	RF
- 3	251N2012-7		MODULE INSTL-STAB. TRIM CONT (PLACARDS AND MARKINGS ONLY) FOR NHA/OTHER SYS DET SEE: 27-41-00-02	002004 006100 121503 950999	RF
- 3	251N2012-8		MODULE INSTL-STAB. TRIM CONT (PLACARDS AND MARKINGS ONLY) FOR NHA/OTHER SYS DET SEE: 27-40-00-01	101102 108120 504903	RF
- 3	MODREF7255		MODULE INSTL-STAB. TRIM CONT (PLACARDS AND MARKINGS ONLY) MODULE NUMBER: 251N2012-8 REV A	103106	1
5	BAC27NCT0064		.DECAL-	107107 904949	1
7	BAC27NCT0277		.DECAL-	002004 006106 108903 950999	1
10	BAC27NCT0065		.DECAL-	107107 904949	1
12	BAC27NCT0278		.DECAL-	002004 006106 108903 950999	1

MISSING ITEM NUMBERS NOT APPLICABLE

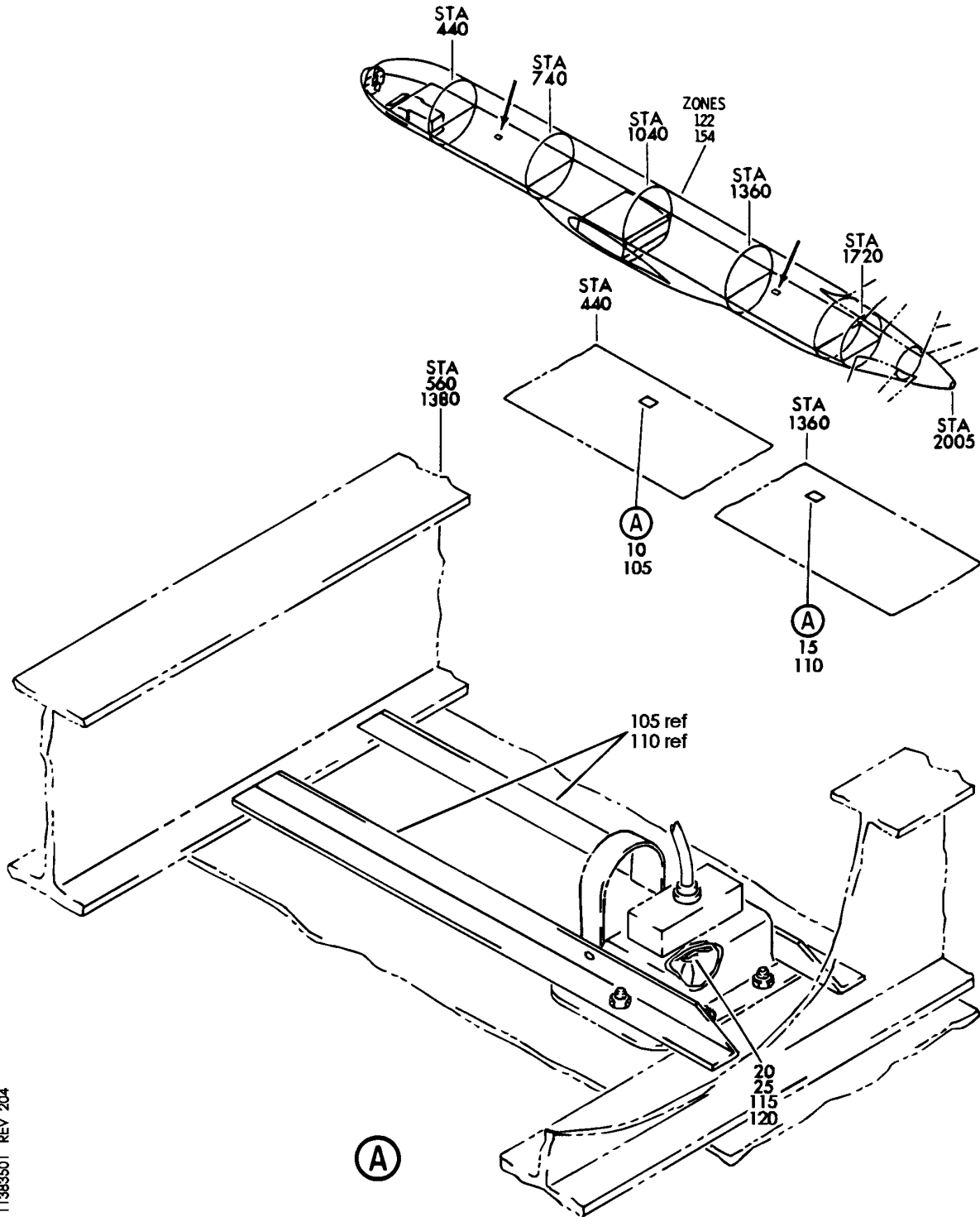
- ITEM NOT ILLUSTRATED

11-38-30-01

11-38-30
FIG. 01
PAGE 1
JAN 20/09

BRI

BOEING
757
PARTS CATALOG (MAINTENANCE)



Y 11383501 REV 204

PANEL INSTL-P41 AND P42 CARGO DOOR CONT (PLACARDS AND MARKINGS ONLY)
FIGURE 1

11-38-35-01

BRI
MAY 28/07

11-38-35-01
PAGE 0



757

PARTS CATALOG (MAINTENANCE)

FIG ITEM	PART NUMBER	1 2 3 4 5 6 7	NOMENCLATURE	EFFECT FROM TO	UNITS PER ASSY
1			PANEL INSTL-P41 AND P42 CARGO DOOR CONT (PLACARDS AND MARKINGS ONLY)	002004 006999	
- 1	284N1339-15		PANEL INSTL-P41 CARGO DOOR CONT (PLACARDS AND MARKINGS ONLY) FOR NHA/OTHER SYS DET SEE: 24-00-58-01C 24-00-58-05A	002004 006102 107999	RF
- 1	MODREF9826		PANEL INSTL-P41 CARGO DOOR CONT (PLACARDS AND MARKINGS ONLY) MODULE NUMBER: 284N1339-15 REV A	103106	1
- 5	284N1339-16		PANEL INSTL-P42 CARGO DOOR CONT (PLACARDS AND MARKINGS ONLY) FOR NHA/OTHER SYS DET SEE: 24-00-58-01C 24-00-58-05A	002004 006102 107999	RF
- 5	MODREF9827		PANEL INSTL-P42 CARGO DOOR CONT (PLACARDS AND MARKINGS ONLY) MODULE NUMBER: 284N1339-16 REV A	103106	1
10	284N1339-17		.PANEL ASSY-P41 CONT	002004 006999	RF
15	284N1339-18		.PANEL ASSY-P42 CONT	002004 006999	RF
20	BAC27NEX1621		..DECAL-P42 PLACARD CONTENT: S10181 CONTROL OPEN DOOR	002004 006999	1
25	BAC27NEX1620		..DECAL-P41 PLACARD CONTENT: S10180 CONTROL OPEN DOOR	002004 006999	1

MISSING ITEM NUMBERS NOT APPLICABLE

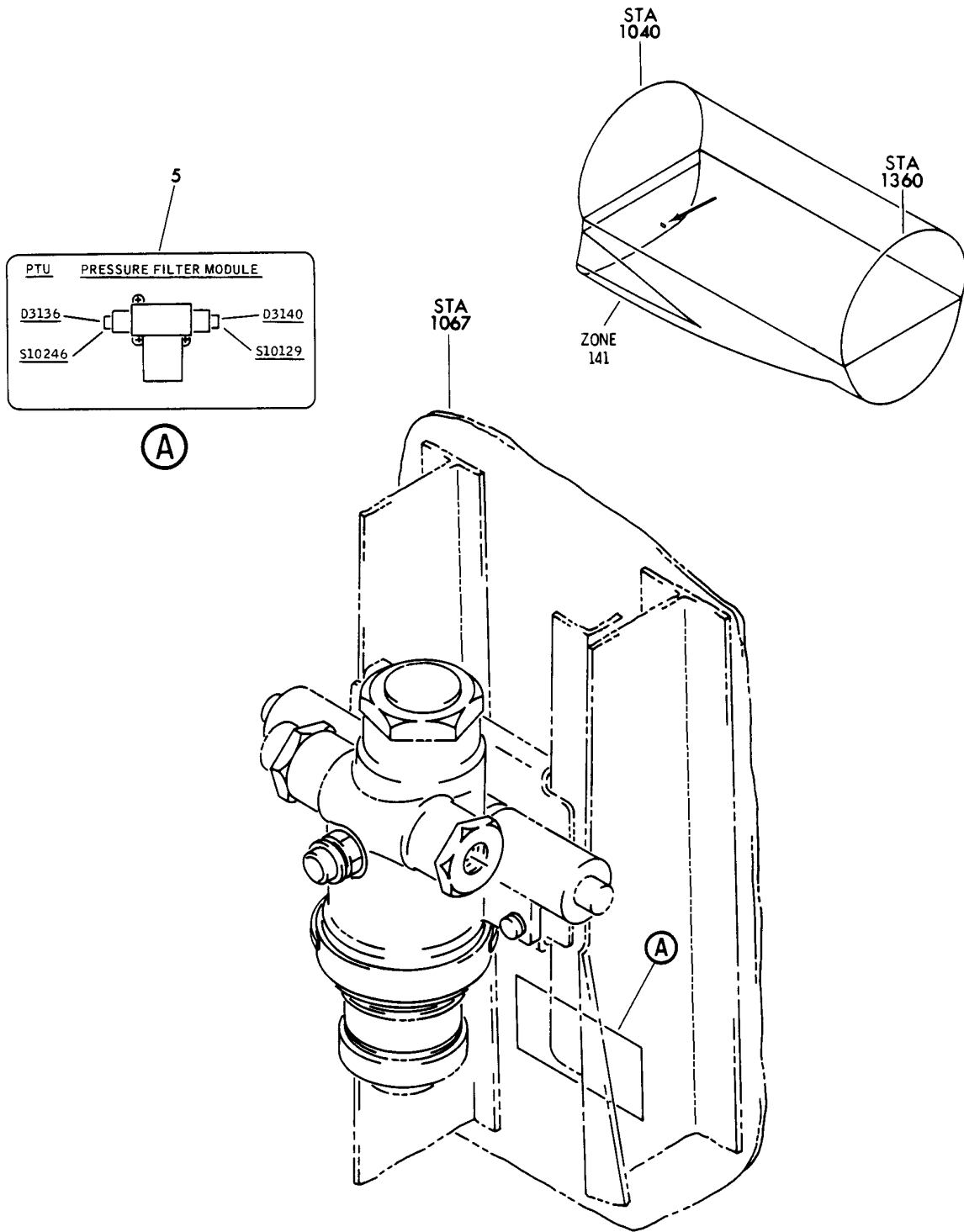
- ITEM NOT ILLUSTRATED

11-38-35-01

11-38-35
FIG. 01
PAGE 1
JAN 20/09

BRI

BOEING
757
PARTS CATALOG (MAINTENANCE)



Y 11384001 REV 229

MODULE INSTL-PWR TRANSFER UNIT PRESSURE FILTER (PLACARDS AND MARKINGS ONLY)
FIGURE 1

11-38-40-01

BRI
MAY 28/07

11-38-40-01
PAGE 0



757

PARTS CATALOG (MAINTENANCE)

FIG ITEM	PART NUMBER	1 2 3 4 5 6 7	NOMENCLATURE	EFFECT FROM TO	UNITS PER ASSY
1			MODULE INSTL-PWR TRANSFER UNIT PRESSURE FILTER (PLACARDS AND MARKINGS ONLY)	002004 006999	
- 1	271N2009-1		MODULE INSTL-PWR TRANSFER UNIT PRESSURE FILTER (PLACARDS AND MARKINGS ONLY) FOR NHA/OTHER SYS DET SEE: 29-00-51-05 29-00-51-02C	002004 006102 107107 121999	RF
- 1	271N2009-4		MODULE INSTL-PWR TRANSFER UNIT PRESSURE FILTER (PLACARDS AND MARKINGS ONLY) FOR NHA/OTHER SYS DET SEE: 29-00-51-02C	108120	RF
- 1	MODREF6915		MODULE INSTL-PWR TRANSFER UNIT PRESSURE FILTER (PLACARDS AND MARKINGS ONLY) MODULE NUMBER: 271N2009-4 REV A FOR OTHER SYS DETAILS SEE: 29-22-02-01	103106	1
5	BAC27NHY0029		.MARKER-ALUMINUM FOIL	002004 006999	1

MISSING ITEM NUMBERS NOT APPLICABLE

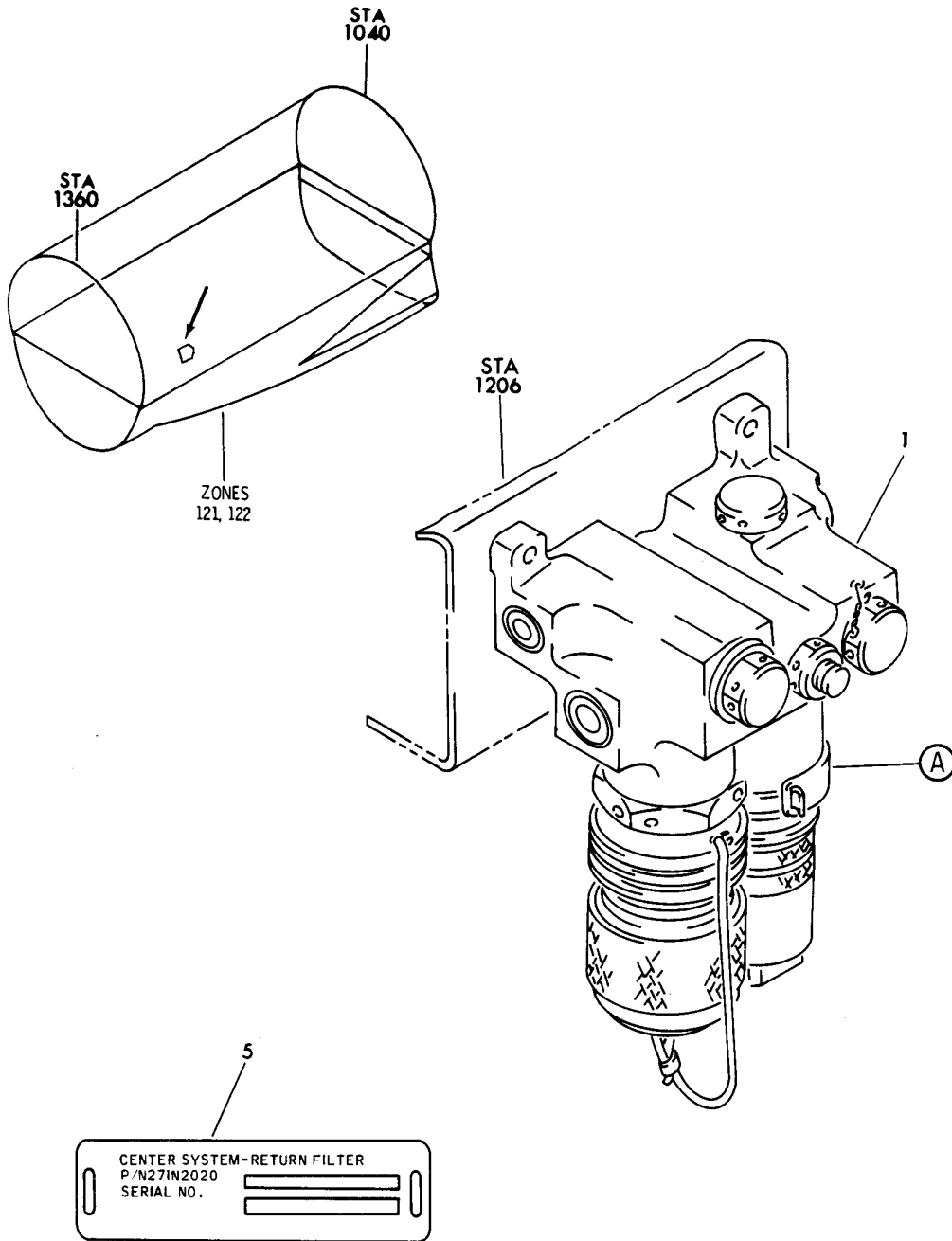
- ITEM NOT ILLUSTRATED

11-38-40-01

11-38-40
FIG. 01
PAGE 1
JAN 20/09

BRI

BOEING
757
PARTS CATALOG (MAINTENANCE)



(A)

Y 11384501 SHT 1 REV 025

FILTER ASSY-CTR SYS RET (PLACARDS AND MARKINGS ONLY)
FIGURE 1

11-38-45-01

BRI
MAY 28/07

11-38-45-01
PAGE 0



757

PARTS CATALOG (MAINTENANCE)

FIG ITEM	PART NUMBER	1 2 3 4 5 6 7	NOMENCLATURE	EFFECT FROM TO	UNITS PER ASSY
1			FILTER ASSY-CTR SYS RET (PLACARDS AND MARKINGS ONLY)	002004 006100 107107 121503 904999	
1	271N2020-1		FILTER ASSY-CTR SYS RET (PLACARDS AND MARKINGS ONLY) COMPONENT MAINT MANUAL REF: 29-11-62 FOR NHA/OTHER SYS DET SEE: 29-11-13-01	002004 006100 107107 121503 904999	RF
5	BAC27NH0097		.NAMEPLATE	002004 006100 107107 121503 904999	1

MISSING ITEM NUMBERS NOT APPLICABLE

- ITEM NOT ILLUSTRATED

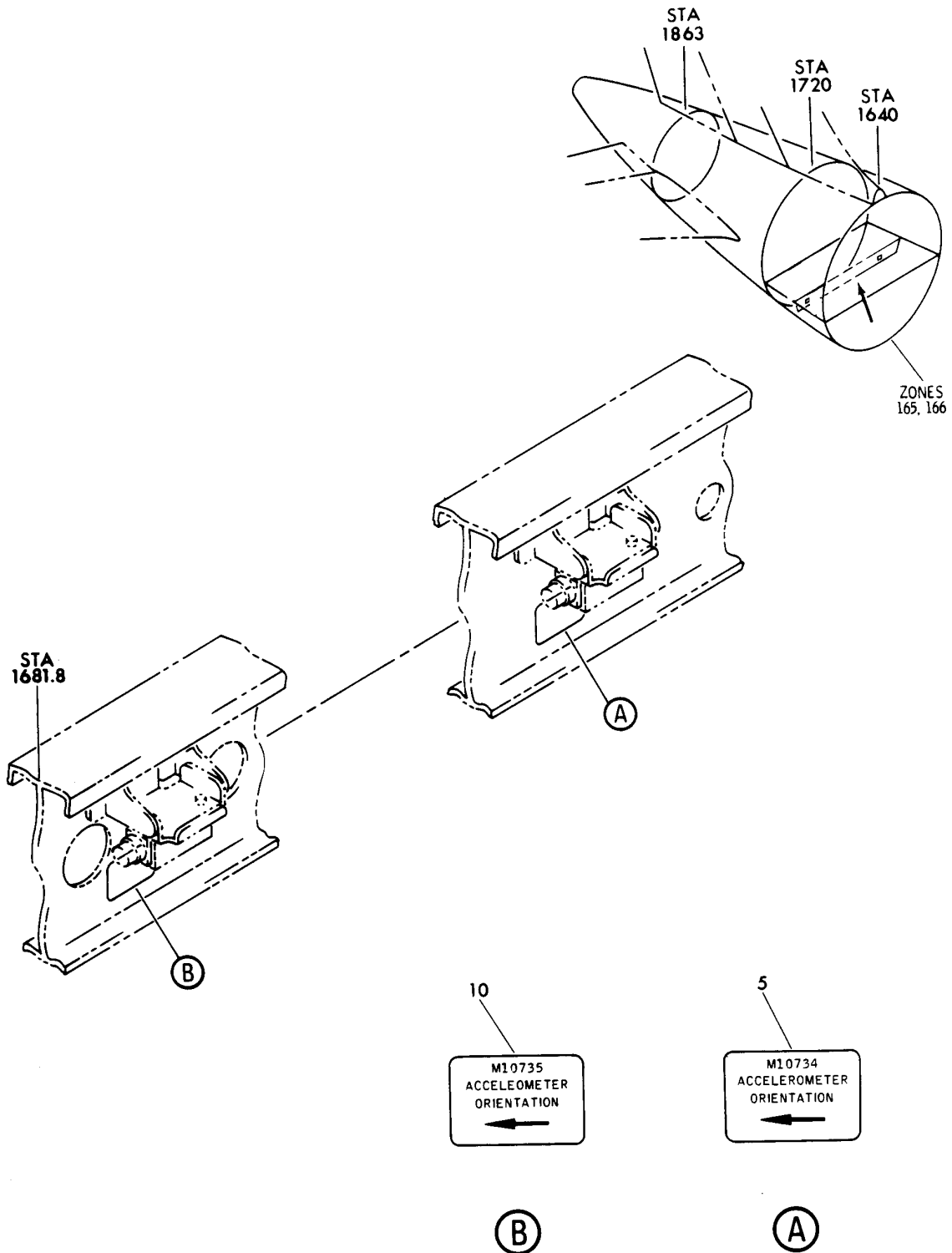
BRI

11-38-45-01

BOEING PROPRIETARY - Copyright © - Unpublished Work - See title page for details.

11-38-45
FIG. 01
PAGE 1
JAN 20/09

BOEING
757
PARTS CATALOG (MAINTENANCE)



Y 11385101 SHT 1 REV 077

ACCELEROMETER INSTL-YAW DAMPER (PLACARDS AND MARKINGS ONLY)
FIGURE 1

11-38-51-01

BRI
MAY 28/07

11-38-51-01
PAGE 0



757

PARTS CATALOG (MAINTENANCE)

FIG ITEM	PART NUMBER	1 2 3 4 5 6 7	NOMENCLATURE	EFFECT FROM TO	UNITS PER ASSY
1			ACCELEROMETER INSTL-YAW DAMPER (PLACARDS AND MARKINGS ONLY)	002004 006106 108999	
- 1	284N1702-1		ACCELEROMETER INSTL-YAW DAMPER (PLACARDS AND MARKINGS ONLY)	002004 006102 108999	RF
- 1	MODREF9129		FOR NHA/OTHER SYS DET SEE: 24-00-58-01B 24-00-58-05A ACCELEROMETER INSTL-YAW DAMPER (PLACARDS AND MARKINGS ONLY)	103106	1
	5 BAC27NEX2220		MODULE NUMBER: 284N1702-1 REV A FOR OTHER SYS DETAILS SEE: 22-21-05-01 .DECAL-	002004 006106 108999	1
	10 BAC27NEX2221		PLACARD CONTENT: M10734 ACCELEROMETER ORIENTATION .DECAL-	002004 006106 108999	1
			PLACARD CONTENT: M10735 ACCELEROMETER ORIENTATION		

MISSING ITEM NUMBERS NOT APPLICABLE

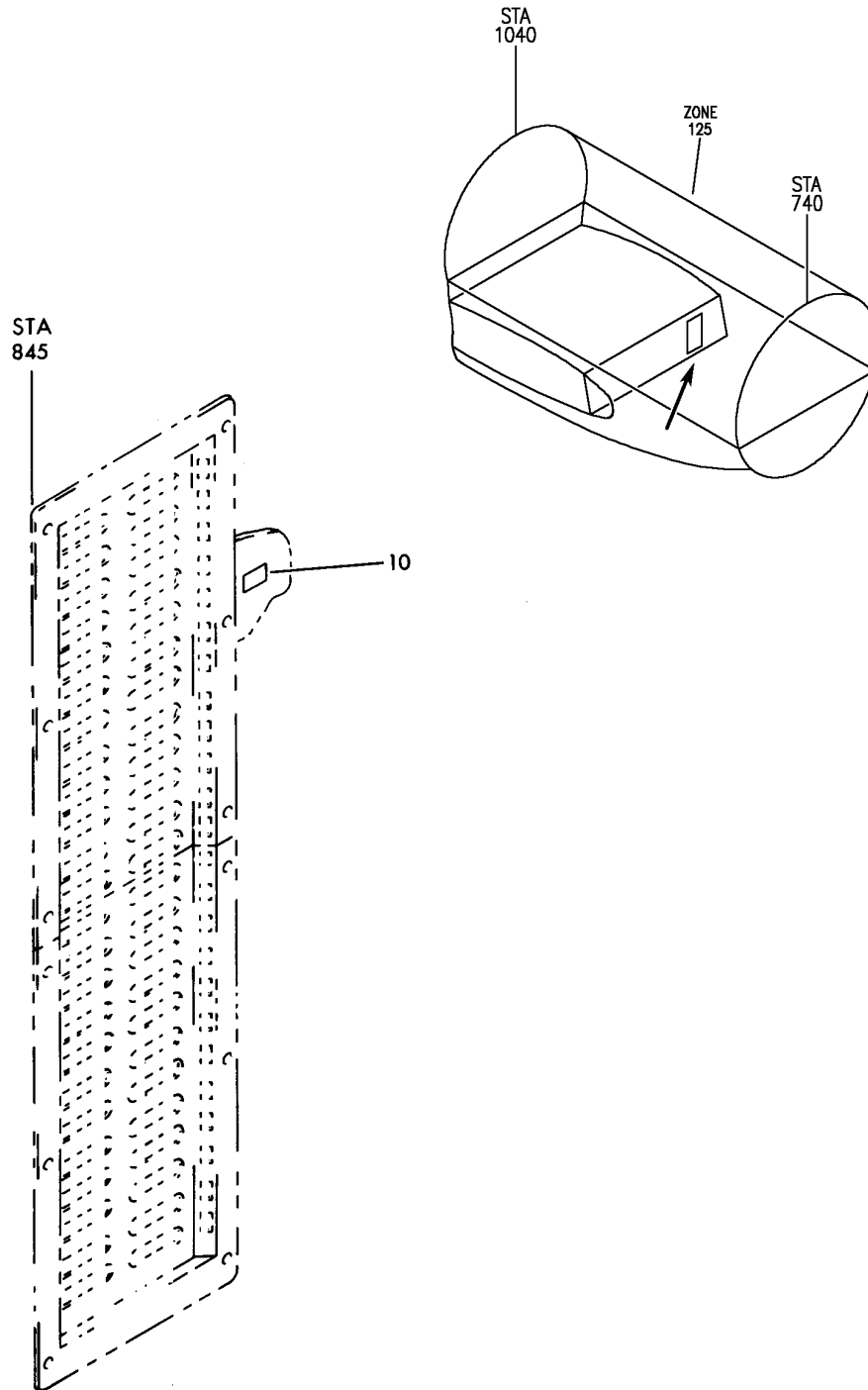
- ITEM NOT ILLUSTRATED

BRI

11-38-51-01

11-38-51
FIG. 01
PAGE 1
JAN 20/09

BOEING
757
PARTS CATALOG (MAINTENANCE)



Y 11385102 REV 262

DUCT INSTL-CARGO HEATING SYS MIX BAY (PLACARDS AND MARKINGS ONLY)
FIGURE 2

BRI
MAY 28/07

11-38-51-02

11-38-51-02
PAGE 0



757

PARTS CATALOG (MAINTENANCE)

FIG ITEM	PART NUMBER	1 2 3 4 5 6 7	NOMENCLATURE	EFFECT FROM TO	UNITS PER ASSY
2			DUCT INSTL-CARGO HEATING SYS MIX BAY (PLACARDS AND MARKINGS ONLY)	002004 006999	
- 1	215N3003-6		DUCT INSTL-CARGO HEATING SYS MIX BAY (PLACARDS AND MARKINGS ONLY) POSITION DATA: FWD CARGO COMPT FOR NHA/OTHER SYS DET SEE: 21-00-00-04	002004 006100 107107 121503 904999	RF
- 1	215N3003-9		DUCT INSTL-CARGO HEATING SYS MIX BAY (PLACARDS AND MARKINGS ONLY) POSITION DATA: FWD CARGO COMPT FOR NHA/OTHER SYS DET SEE: 21-00-00-15	101102 504903	RF
- 1	215N3003-14		DUCT INSTL-CARGO HEATING SYS MIX BAY (PLACARDS AND MARKINGS ONLY) POSITION DATA: FWD CARGO COMPT FOR NHA/OTHER SYS DET SEE: 21-00-00-15	108120	RF
- 1	MODREF24103		DUCT INSTL-CARGO HEATING SYS MIX BAY (PLACARDS AND MARKINGS ONLY) MODULE NUMBER: 215N3003-14 REV B FOR OTHER SYS DETAILS SEE: 21-43-03-02	103106	1
10	BAC27NEC0167		.DECAL- PLACARD CONTENT: CAUTION DO NOT OBSTRUCT INLET	002004 006999	1

MISSING ITEM NUMBERS NOT APPLICABLE

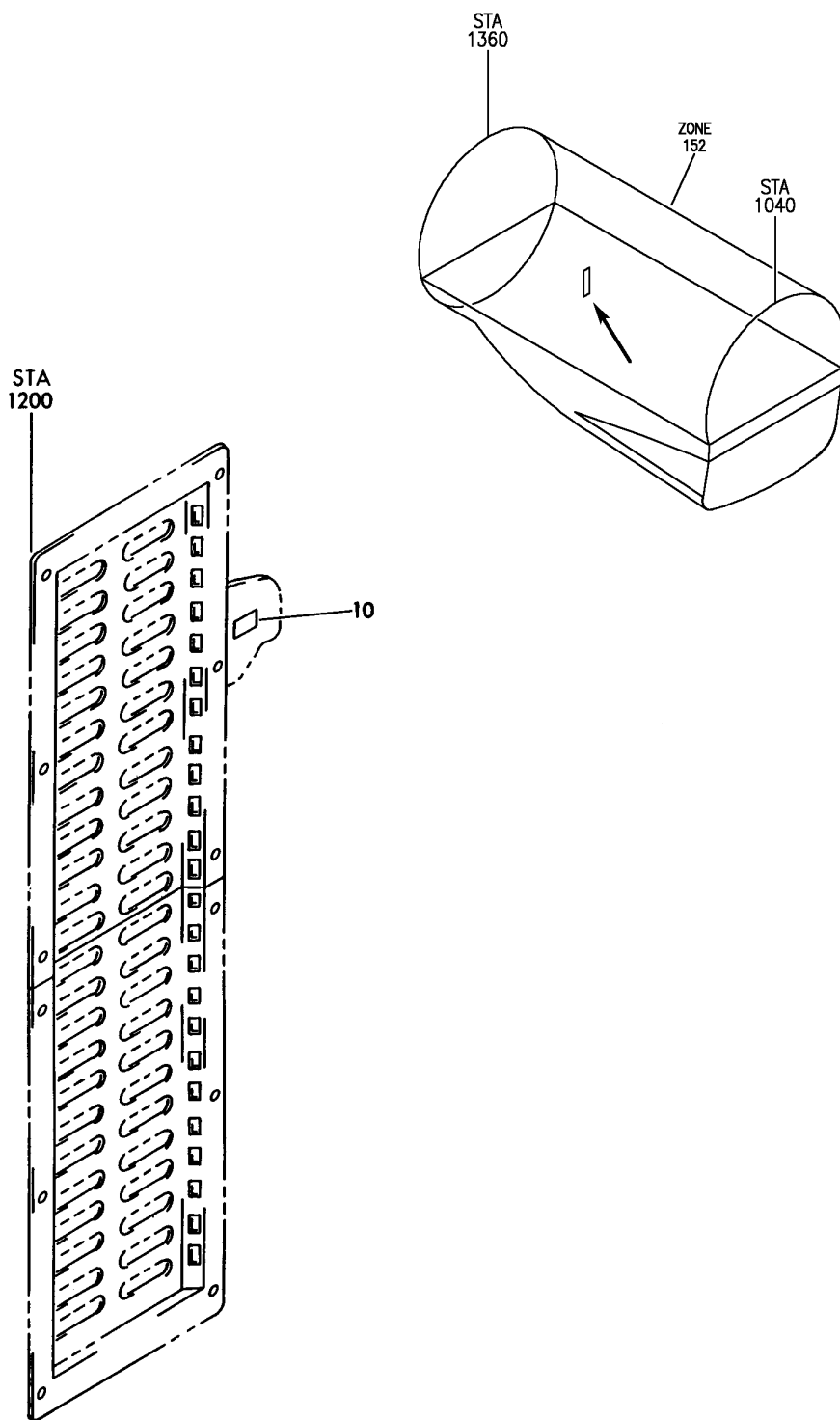
- ITEM NOT ILLUSTRATED

11-38-51-02

11-38-51
FIG. 02
PAGE 1
JAN 20/09

BRI

BOEING
757
PARTS CATALOG (MAINTENANCE)



Y 11385103 REV 262

EQUIPMENT INSTL-CARGO HEATING SYS (PLACARDS AND MARKINGS ONLY)
FIGURE 3

11-38-51-03

BRI
MAY 28/07

11-38-51-03
PAGE 0



757

PARTS CATALOG (MAINTENANCE)

FIG ITEM	PART NUMBER	1 2 3 4 5 6 7	NOMENCLATURE	EFFECT FROM TO	UNITS PER ASSY
3			EQUIPMENT INSTL-CARGO HEATING SYS (PLACARDS AND MARKINGS ONLY)	002004 006999	
- 5	215N3007-12		EQUIPMENT INSTL-CARGO HEATING SYS (PLACARDS AND MARKINGS ONLY) POSITION DATA: STA 1200 AFT CARGO COMPT FOR NHA/OTHER SYS DET SEE: 21-00-00-15	101102 108120 504903	RF
- 5	215N3007-6		EQUIPMENT INSTL-CARGO HEATING SYS (PLACARDS AND MARKINGS ONLY) POSITION DATA: STA 1200 AFT CARGO COMPT FOR NHA/OTHER SYS DET SEE: 21-00-00-15	002004 006017 107107 121503 904999	RF
- 5	215N3007-9		EQUIPMENT INSTL-CARGO HEATING SYS (PLACARDS AND MARKINGS ONLY) POSITION DATA: STA 1200 AFT CARGO COMPT FOR NHA/OTHER SYS DET SEE: 21-00-00-04	018100	RF
- 5	MODREF32545		EQUIPMENT INSTL-CARGO HEATING SYS (PLACARDS AND MARKINGS ONLY) MODULE NUMBER: 215N3007-19 REV B POSITION DATA: STA 1200 AFT CARGO COMPT FOR BREAKDOWN SEE: 21-44-05-04	103106	1
10	BAC27NEC0167		.DECAL- PLACARD CONTENT: CAUTION DO NOT OBSTRUCT INLET	002004 006999	1

MISSING ITEM NUMBERS NOT APPLICABLE

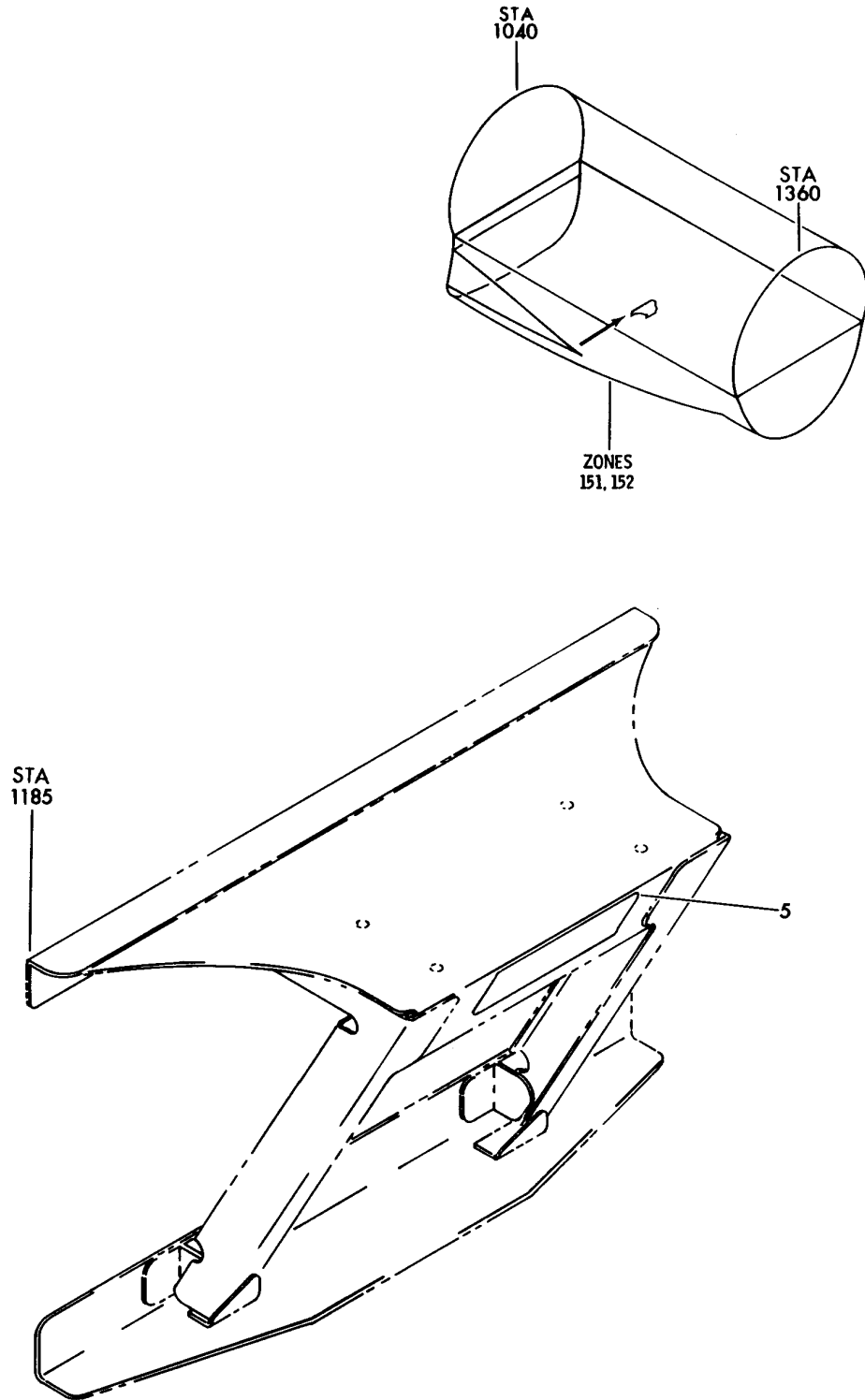
- ITEM NOT ILLUSTRATED

11-38-51-03

11-38-51
FIG. 03
PAGE 1
JAN 20/09

BRI

BOEING
757
PARTS CATALOG (MAINTENANCE)



Y 11385701 REV 155

SUPPORT INSTL-CARGO COMPT FIRE EXT SYS AFT
FIGURE 1

11-38-57-01

BRI
MAY 28/07

11-38-57-01
PAGE 0



757

PARTS CATALOG (MAINTENANCE)

FIG ITEM	PART NUMBER	1 2 3 4 5 6 7	NOMENCLATURE	EFFECT FROM TO	UNITS PER ASSY
1			SUPPORT INSTL-CARGO COMPT FIRE EXT SYS AFT	107107 904949	
- 1	453N2221-14		SUPPORT INSTL-CARGO COMPT FIRE EXT SYS POSITION DATA: AFT FOR NHA/OTHER SYS DET SEE: 21-00-00-04	107107	RF
- 1	453N2221-20		SUPPORT INSTL-CARGO COMPT FIRE EXT SYS (PLACARDS AND MARKINGS ONLY) POSITION DATA: AFT FOR NHA/OTHER SYS DET SEE: 21-00-00-04	904949	RF
5	BAC27TCA0060		.MARKER-ALUMINUM FOIL- PLACARD CONTENT: RESET SWITCH (S633) AFTER SERVICING FIRE EXTINGUISHING SYS	107107 904949	1

MISSING ITEM NUMBERS NOT APPLICABLE

- ITEM NOT ILLUSTRATED

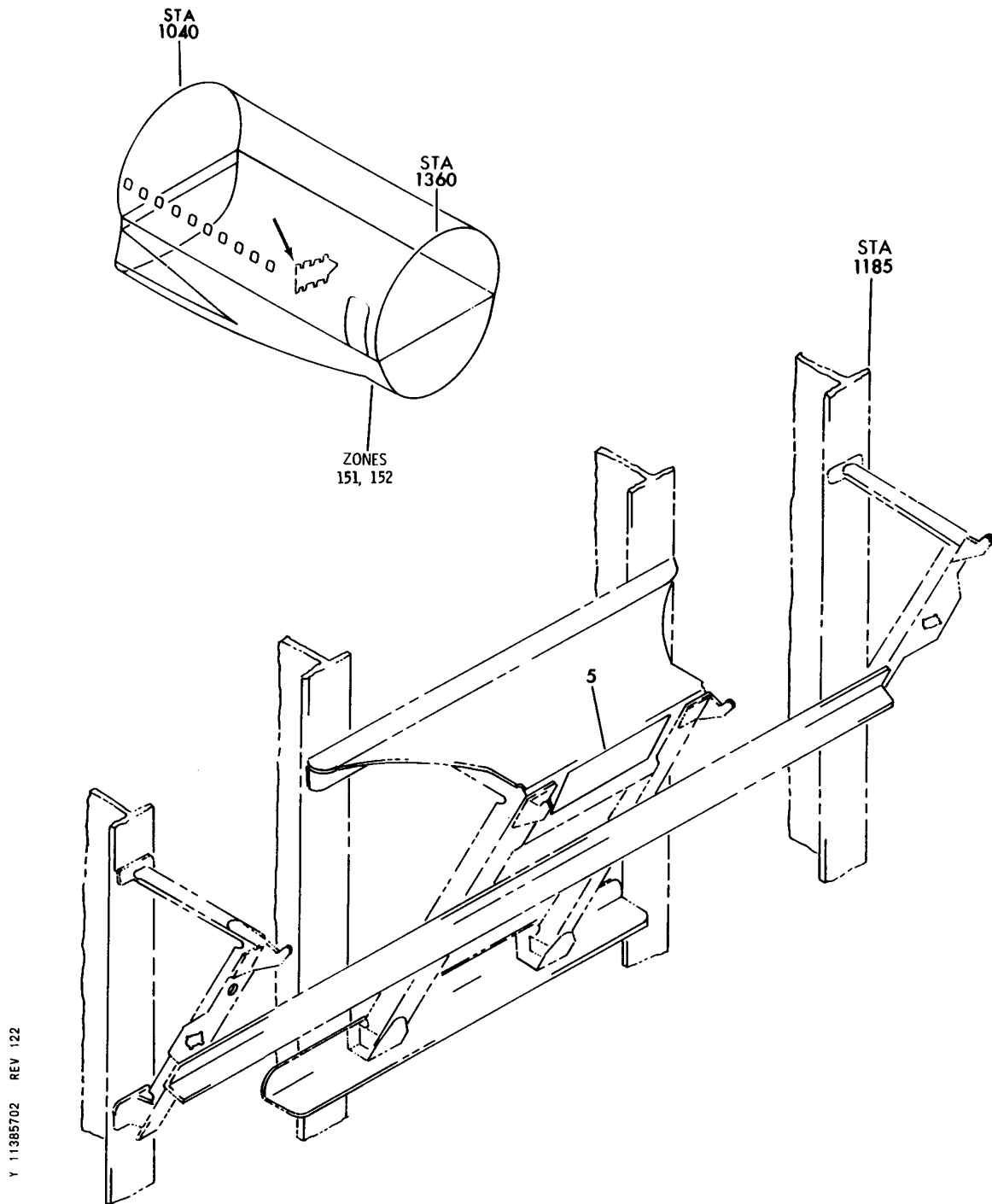
BRI

11-38-57-01

BOEING PROPRIETARY - Copyright © - Unpublished Work - See title page for details.

11-38-57
FIG. 01
PAGE 1
JAN 20/09

BOEING
757
PARTS CATALOG (MAINTENANCE)



Y 11385702 REV 122

SUPPORT ASSY-CARGO COMPT FIRE EXT SYS AFT
FIGURE 2

11-38-57-02

BRI
MAY 28/07

11-38-57-02
PAGE 0



757

PARTS CATALOG (MAINTENANCE)

FIG ITEM	PART NUMBER	1 2 3 4 5 6 7	NOMENCLATURE	EFFECT FROM TO	UNITS PER ASSY
2			SUPPORT ASSY-CARGO COMPT FIRE EXT SYS AFT	002004 006106 108903 950999	
- 1	218N2802-3		SUPPORT ASSY-CARGO COMPT FIRE EXT SYS (PLACARDS AND MARKINGS ONLY) POSITION DATA: AFT FOR NHA/OTHER SYS DET SEE: 26-23-02-01	002004 006008 952999	RF
- 1	218N2802-4		SUPPORT ASSY-CARGO COMPT FIRE EXT SYS (PLACARDS AND MARKINGS ONLY) POSITION DATA: AFT FOR NHA/OTHER SYS DET SEE: 26-23-02-01	121503	RF
- 1	218N2802-7		SUPPORT ASSY-CARGO COMPT FIRE EXT SYS (PLACARDS AND MARKINGS ONLY) POSITION DATA: AFT FOR NHA/OTHER SYS DET SEE: 26-23-02-01	009102 504903 950951	RF
- 1	218N2802-11		SUPPORT ASSY-CARGO COMPT FIRE EXT SYS (PLACARDS AND MARKINGS ONLY) POSITION DATA: AFT FOR NHA/OTHER SYS DET SEE: 26-23-02-01	108120	RF
- 1	218N2802-13		SUPPORT ASSY-CARGO COMPT FIRE EXT SYS (PLACARDS AND MARKINGS ONLY) POSITION DATA: AFT FOR NHA/OTHER SYS DET SEE: 26-23-02-01	103106	RF
5	BAC27TCA0060		.MARKER-ALUMINUM FOIL PLACARD CONTENT: RESET SWITCH (S633) AFTER SERVICING FIRE EXTINGUISHING SYS	002004 006106 108903 950999	1

MISSING ITEM NUMBERS NOT APPLICABLE

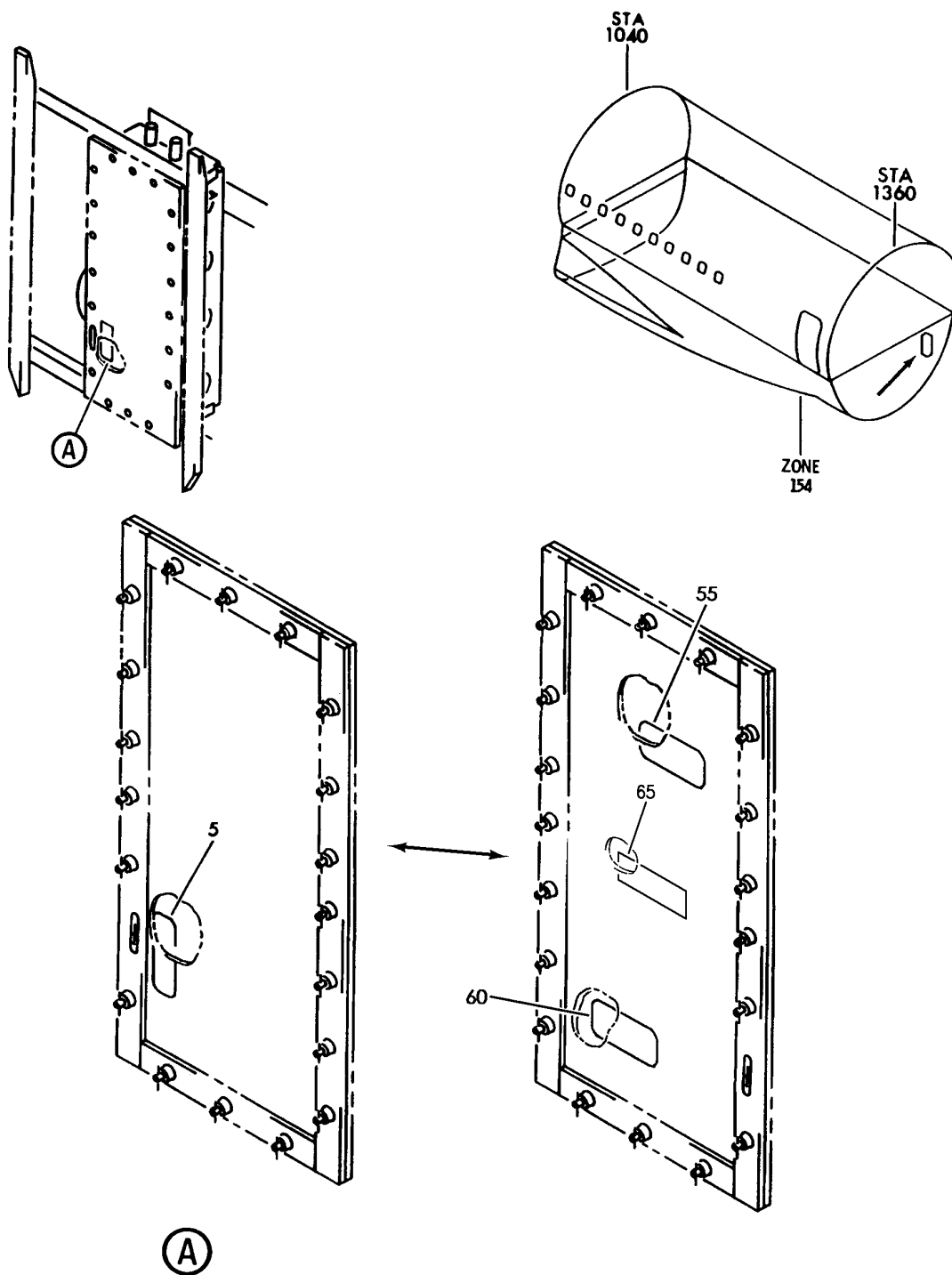
- ITEM NOT ILLUSTRATED

11-38-57-02

11-38-57
FIG. 02
PAGE 1
JAN 20/09

BRI

BOEING
757
PARTS CATALOG (MAINTENANCE)



Y 11385901 REV 331

COVER ASSY-AFT CARGO COMPT SMOKE DETECTOR (PLACARDS AND MARKINGS ONLY)
FIGURE 1

11-38-59-01

BRI
JAN 20/09

11-38-59-01
PAGE 0



757

PARTS CATALOG (MAINTENANCE)

FIG ITEM	PART NUMBER	1 2 3 4 5 6 7	NOMENCLATURE	EFFECT FROM TO	UNITS PER ASSY
1			COVER ASSY-AFT CARGO COMPT SMOKE DETECTOR (PLACARDS AND MARKINGS ONLY)	002004 006999	
- 50	453N2605-22		COVER ASSY-CARGO COMPT SMOKE DETECTOR (PLACARDS AND MARKINGS ONLY)	002004 006999	RF
			FOR NHA/OTHER SYS DET SEE: 26-16-01-01A		
55	BAC27NCH0027		.MARKER-ALUMINUM FOIL PLACARD CONTENT: ACCESS TO CARGO SMOKE DETECTION SYSTEM	002004 006999	1

MISSING ITEM NUMBERS NOT APPLICABLE

- ITEM NOT ILLUSTRATED

BRI

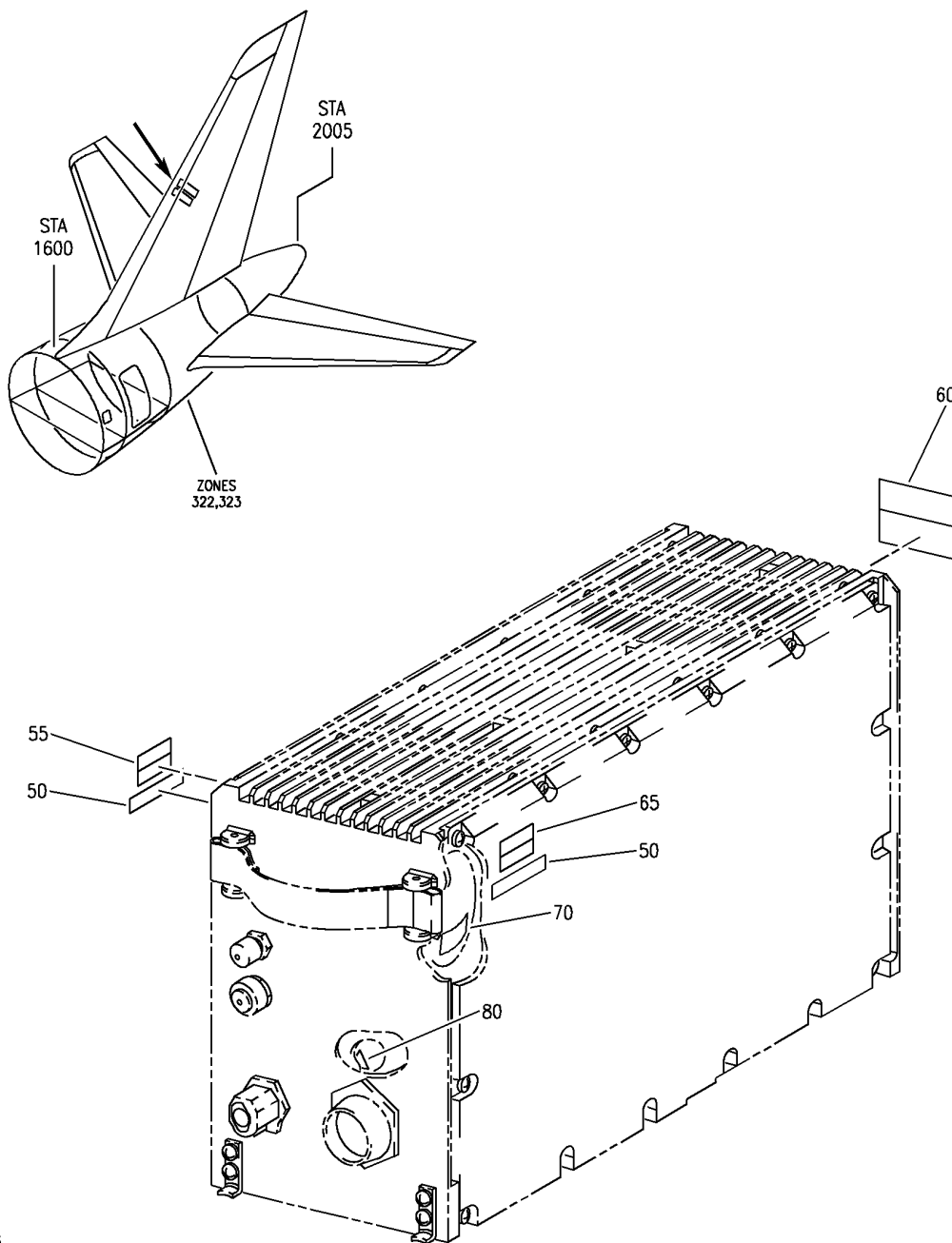
11-38-59-01

BOEING PROPRIETARY - Copyright © - Unpublished Work - See title page for details.

11-38-59
FIG. 01
PAGE 1
SEP 20/08

LIGHT INSTL - EMER

BOEING
757
PARTS CATALOG (MAINTENANCE)



Y 11515101 REV 287

COUPLER INSTL-VERT. STAB. AND COMM HF ANT. (PLACARDS AND MARKINGS ONLY)

FIGURE 1

11-51-51-01

BRI
JAN 20/09

11-51-51-01
PAGE 0



757

PARTS CATALOG (MAINTENANCE)

FIG ITEM	PART NUMBER	1 2 3 4 5 6 7	NOMENCLATURE	EFFECT FROM TO	UNITS PER ASSY
1			COUPLER INSTL-VERT. STAB. AND COMM HF ANT. (PLACARDS AND MARKINGS ONLY)	103105 108120	
- 5	822-0987-003		COUPLER ASSY- (PLACARDS AND MARKINGS ONLY) SUPPLIER CODE: V4V792 FUNCTIONAL DESCRIPTION: AUTOMATICALLY TUNES THE IMPEDANCE OF THE HF RADIO TRANSMISSION COAX TO MATCH THE HF ANTENNA IMPEDANCE WITHIN THE OPERATING FREQUENCY BAND. ELECTRICAL EQUIP NUMBER: M00241 M00242 WIRING DIAGRAM REF: 231111 COMPONENT MAINT MANUAL REF: 23-11-92 QUALIFIED I/W DATA: 792-6140-001 INTERCHANGEABLE WITH 822-0987-003 IN SHIPSETS ONLY. FOR NHA/OTHER SYS DET SEE: 23-11-01-01 23-11-01-01A	103105 108120	RF
- 5	822-0987-004		COUPLER ASSY- SUPPLIER CODE: V4V792 ELECTRICAL EQUIP NUMBER: M00242 COMPONENT MAINT MANUAL REF: 23-11-92 POST SERVICE BULLETIN: V4V792 FOR NHA/OTHER SYS DET SEE: 23-11-01-01	103105 108120	RF
50	280-2745-020		. LABEL-ESDS WARNING SUPPLIER CODE: V12998	103105 108120	2
55	280-2755-260		. LABEL-PRESSURE SENSITIVE SUPPLIER CODE: V12998	103105 108120	1

MISSING ITEM NUMBERS NOT APPLICABLE

- ITEM NOT ILLUSTRATED

11-51-51-01

11-51-51
FIG. 01
PAGE 1
JAN 20/09

BRI



757
PARTS CATALOG (MAINTENANCE)

FIG ITEM	PART NUMBER	1 2 3 4 5 6 7	NOMENCLATURE	EFFECT FROM TO	UNITS PER ASSY
1					
60	280-1368-840		. LABEL-PRESSURE SENSITIVE SUPPLIER CODE: V12998	103105 108120	1
65	280-1368-020		. LABEL-PRESSURE SENSITIVE SUPPLIER CODE: V12998	103105 108120	1
70	280-1368-040		. LABEL-PRESSURE SENSITIVE SUPPLIER CODE: V12998	103105 108120	1
80	280-2745-010		. LABEL-ESDS WARNING SUPPLIER CODE: V12998	103105 108120	1

MISSING ITEM NUMBERS NOT APPLICABLE

- ITEM NOT ILLUSTRATED

BRI

11-51-51-01

BOEING PROPRIETARY - Copyright © - Unpublished Work - See title page for details.

11-51-51
FIG. 01
PAGE 2
JAN 20/09