



757 MANUAL SUPPLEMENT - ATF.2860

SECTION 2 CHAPTER 79

CONTROL PAGE INITIAL ISSUE

- A. File the attached Temporary Revisions/Alerts in the Manual supplement in ATA Chapter/Section/Subject/Page sequence.
- B. File this control page in front of the chapter TRs/Alerts.
- C. The following list shows active TRs/Alerts together with TRs/Alerts added by this control page.

Chapter Section Subject	Page	TR/Alert No.	Distribution (Ref.P.TEC.01.02 Para 5)
79-21-09-01	0	* BA.79-501	ATP

- D Remove and Destroy the following TR's/Alerts:

\* - TR's/Alerts issued with this control page

**ATP  
TEMPORARY  
REVISION**

**AIRPLANES**

TR Page 1 of 1

**NA351, NA352**

January 1993

757 ILLUSTRATED PARTS CATALOG

THIS TEMPORARY REVISION IS ISSUED BY BRITISH AIRWAYS TECHNICAL SERVICES AND COMPLIES WITH BCAR'S CHAPTER A6-3, B6-3 AND/OR TSS No. 0-2 AS REQUIRED. CAA DESIGN APPROVAL No. DAI/8666/78.



FOR CHIEF ENGINEER TECHNICAL SERVICES.

TEMPORARY REVISION No.79-501

Manual Reference 79-21-09-01 Page 0

REASON FOR REVISION

To list components specifically approved for ETOPS.

ACTION

FIG & ITEM	PART NUMBER	NOMENCLATURE	EFFECT	UPA	AUTHORITY
1 10	37757-3008	.VALVE ASSY-OIL BYPASS (VU1841) (APPROVED FOR ETOPS UPTO 31-12-92 ONLY) (PRE SB79-9387)	120121	1	EPA/690
10	37757-3009	.VALVE ASSY-OIL BYPASS (VU1841) (APPROVED FOR ETOPS) (SB79-9387)	120121	1	EPA/690

ORIGINATOR: R.VIDLER  
REFERENCE: -  
RECORD NO: ENG-120

79-21-09-01  
Page 0



757

PARTS CATALOG (MAINTENANCE)

CH-SECT-UNIT-FIG	PAGE NO.	DATE	CH-SECT-UNIT-FIG	PAGE NO.	DATE
*79	1	MAY 20/09	79-21-05- 6	0E	MAY 28/07
*79	2	MAY 20/09	79-21-05- 6	0F	MAY 28/07
*79	3	MAY 20/09	79-21-05- 6	1	JAN 20/09
79-11-00	1	MAY 28/07	79-21-05- 6	2	JAN 20/09
79-11-01- 1	0	MAY 28/07	79-21-05- 6	3	JAN 20/09
79-11-01- 1	0A	MAY 28/07	79-21-05- 6	4	JAN 20/09
79-11-01- 1	0B	MAY 28/07	79-21-05- 6	5	JAN 20/09
79-11-01- 1	0C	MAY 28/07	*79-21-05- 6	6	MAY 20/09
79-11-01- 1	0D	MAY 28/07	79-21-05- 6	7	JAN 20/09
79-11-01- 1	1	JAN 20/09	79-21-05- 6	8	JAN 20/09
79-11-01- 1	2	JAN 20/09	79-21-05- 6	9	JAN 20/09
79-11-01- 1	3	JAN 20/09	79-21-05- 6	10	JAN 20/09
*79-11-01- 1	4	MAY 20/09	79-21-05- 6	11	JAN 20/09
*79-11-01- 1	5	MAY 20/09	79-21-05- 6	12	JAN 20/09
79-11-01- 1	6	JAN 20/09	79-21-05- 6	13	JAN 20/09
79-11-01- 1	7	JAN 20/09	79-21-05- 7	0	MAY 28/07
79-11-01- 1	8	JAN 20/09	79-21-05- 7	0A	MAY 28/07
79-11-01- 1	9	JAN 20/09	79-21-05- 7	0B	MAY 28/07
79-11-01- 1	10	JAN 20/09	79-21-05- 7	0C	MAY 28/07
79-11-01- 1	11	JAN 20/09	79-21-05- 7	0D	MAY 28/07
79-21-00	1	MAY 28/07	79-21-05- 7	0E	MAY 28/07
79-21-01- 1	0	MAY 28/07	79-21-05- 7	1	JAN 20/09
79-21-01- 1	0A	MAY 28/07	79-21-05- 7	2	JAN 20/09
79-21-01- 1	1	JAN 20/09	79-21-05- 7	3	JAN 20/09
79-21-01- 1	2	JAN 20/09	79-21-05- 7	4	JAN 20/09
79-21-01- 1	3	JAN 20/09	79-21-05- 7	5	JAN 20/09
79-21-01- 1	4	JAN 20/09	79-21-05- 7	6	JAN 20/09
79-21-01- 1	5	JAN 20/09	79-21-05- 7	7	JAN 20/09
79-21-01- 1	6	JAN 20/09	79-21-05- 7	8	JAN 20/09
79-21-03- 5	0	SEP 28/07	79-21-05- 7	9	JAN 20/09
79-21-03- 5	0A	SEP 28/07	79-21-05- 7	10	JAN 20/09
79-21-03- 5	1	JAN 20/09	79-21-05- 7	11	JAN 20/09
79-21-03- 5	2	JAN 20/09	79-21-05- 8	0	MAY 28/07
79-21-03- 5	3	JAN 20/09	79-21-05- 8	1	JAN 20/09
79-21-03- 5	4	JAN 20/09	79-21-05- 8	2	JAN 20/09
79-21-03- 5	5	JAN 20/09	79-21-05- 8	3	JAN 20/09
79-21-03- 5	6	JAN 20/09	79-21-05- 8	4	JAN 20/09
79-21-04- 1	0	MAY 28/07	79-21-05- 8	5	JAN 20/09
79-21-04- 1	1	JAN 20/09	79-21-05- 9	0	MAY 28/07
79-21-04- 1	2	JAN 20/09	79-21-05- 9	0A	MAY 28/07
79-21-04- 1	3	JAN 20/09	79-21-05- 9	0B	MAY 28/07
79-21-04- 1	4	JAN 20/09	79-21-05- 9	0C	MAY 28/07
79-21-04- 1	5	JAN 20/09	79-21-05- 9	0D	MAY 28/07
79-21-04- 1	6	JAN 20/09	79-21-05- 9	0E	MAY 28/07
79-21-04- 1	7	JAN 20/09	79-21-05- 9	0F	MAY 28/07
79-21-04- 1	8	JAN 20/09	79-21-05- 9	0G	MAY 28/07
79-21-05- 6	0	MAY 28/07	79-21-05- 9	1	JAN 20/09
79-21-05- 6	0A	MAY 28/07	79-21-05- 9	2	JAN 20/09
79-21-05- 6	0B	MAY 28/07	79-21-05- 9	3	JAN 20/09
79-21-05- 6	0C	MAY 28/07	79-21-05- 9	4	JAN 20/09
79-21-05- 6	0D	MAY 28/07	79-21-05- 9	5	JAN 20/09

\* THE ASTERISK INDICATES PAGES CHANGED OR ADDED BY THE CURRENT REVISION



757

PARTS CATALOG (MAINTENANCE)

CH-SECT-UNIT-FIG	PAGE NO.	DATE	CH-SECT-UNIT-FIG	PAGE NO.	DATE
79-21-05- 9	6	JAN 20/09	79-32-00	1	MAY 28/07
79-21-05- 9	7	JAN 20/09	79-32-01- 1	0	MAY 28/07
79-21-05- 9	8	JAN 20/09	79-32-01- 1	0A	MAY 28/07
79-21-05- 9	9	JAN 20/09	79-32-01- 1	1	JAN 20/09
79-21-05- 9	10	JAN 20/09	79-32-01- 1	2	JAN 20/09
79-21-05-11	0	JAN 20/09	79-32-01- 1	3	JAN 20/09
79-21-05-11	0A	JAN 20/09	79-32-01- 1	4	JAN 20/09
79-21-05-11	0B	JAN 20/09	79-32-01- 1	5	JAN 20/09
79-21-05-11	1	JAN 20/09	79-32-01- 1	6	JAN 20/09
79-21-05-11	2	JAN 20/09	79-33-00	1	MAY 28/07
79-21-05-11	3	JAN 20/09	79-33-01- 1	0	MAY 28/07
79-21-05-13	0	MAY 28/07	79-33-01- 1	0A	MAY 28/07
79-21-05-13	0A	MAY 28/07	79-33-01- 1	1	JAN 20/09
79-21-05-13	1	JAN 20/09	79-33-01- 1	2	JAN 20/09
79-21-05-13	2	JAN 20/09	79-33-01- 1	3	JAN 20/09
79-21-05-13	3	JAN 20/09	79-33-01- 1	4	JAN 20/09
79-21-05-13	4	JAN 20/09	79-33-01- 1	5	JAN 20/09
79-21-05-14	0	MAY 28/07	79-33-51- 2	0	MAY 28/07
79-21-05-14	0A	MAY 28/07	79-33-51- 2	1	JAN 20/09
79-21-05-14	1	JAN 20/09	79-33-51- 2	2	JAN 20/09
79-21-05-14	2	JAN 20/09	79-33-51- 2	3	JAN 20/09
79-21-05-14	3	JAN 20/09	79-33-51- 2	4	JAN 20/09
79-21-05-14	4	JAN 20/09	79-33-51- 2	5	JAN 20/09
79-21-05-14	5	JAN 20/09	79-33-51- 3	0	MAY 28/07
79-21-05-14	6	JAN 20/09	79-33-51- 3	1	JAN 20/09
79-21-06- 1	0	MAY 28/07	79-33-51- 3	2	JAN 20/09
79-21-06- 1	0A	MAY 28/07	79-33-51- 5	0	MAY 28/07
79-21-06- 1	1	JAN 20/09	79-33-51- 5	1	JAN 20/09
79-21-06- 1	2	JAN 20/09	79-33-51- 5	2	JAN 20/09
79-21-06- 1	3	JAN 20/09	79-33-51- 5	3	JAN 20/09
79-21-06- 1	4	JAN 20/09	79-33-51- 5	4	JAN 20/09
79-21-06- 1	5	JAN 20/09	79-33-51- 5	5	JAN 20/09
79-21-06- 1	6	JAN 20/09	79-33-51- 5	6	JAN 20/09
79-21-06- 1	7	JAN 20/09	79-33-51- 5	7	JAN 20/09
79-21-06- 1	8	JAN 20/09	79-33-51- 5	8	JAN 20/09
79-21-06- 1	9	JAN 20/09	79-34-00	1	MAY 28/07
79-21-09- 1	0	MAY 28/07	79-34-01- 1	0	MAY 28/07
79-21-09- 1	1	JAN 20/09	79-34-01- 1	1	JAN 20/09
79-21-09- 1	2	JAN 20/09	79-34-01- 1	2	JAN 20/09
79-21-09- 1	3	JAN 20/09	79-34-01- 1	3	JAN 20/09
79-21-09- 1	4	JAN 20/09	79-35-00	1	MAY 28/07
79-31-00	1	MAY 28/07	79-35-01- 1	0	MAY 28/07
79-31-01- 1	0	MAY 28/07	79-35-01- 1	1	JAN 20/09
79-31-01- 1	1	JAN 20/09	79-35-01- 1	2	JAN 20/09
79-31-01- 1	2	JAN 20/09	79-35-01- 1	3	JAN 20/09
79-31-01- 1	3	JAN 20/09	79-35-01- 1	4	JAN 20/09
79-31-01- 2	0	JAN 20/08	79-35-01- 1	5	JAN 20/09
79-31-01- 2	0A	JAN 20/08	79-35-02- 1	0	MAY 28/07
79-31-01- 2	0B	JAN 20/08	79-35-02- 1	1	JAN 20/09
79-31-01- 2	1	JAN 20/09	79-35-02- 1	2	JAN 20/09
79-31-01- 2	2	JAN 20/09	79-35-02- 1	3	JAN 20/09

\* THE ASTERISK INDICATES PAGES CHANGED OR ADDED BY THE CURRENT REVISION



**BOEING**  
757  
PARTS CATALOG (MAINTENANCE)

CH-SECT-UNIT-FIG	PAGE NO.	DATE
79-35-02- 1	4	JAN 20/09

CH-SECT-UNIT-FIG	PAGE NO.	DATE

\* THE ASTERISK INDICATES PAGES CHANGED OR ADDED BY THE CURRENT REVISION

BRI  
MAY 20/09

79 - LIST OF EFFECTIVE PAGES  
PAGE 3

 **BOEING**  
757  
**PARTS CATALOG (MAINTENANCE)**

**CHAPTER 79 — OIL**

**TABLE OF CONTENTS**

<b>SUBJECT</b>	<b>CC-SS-UU</b>	<b>FIGURE</b>	<b>EFFECT</b>
OIL STORAGE	79-11-00		
TANK-OIL (RB211-535)	79-11-01	01	002004 006999


**BOEING**  
 757  
**PARTS CATALOG (MAINTENANCE)**

CHAPTER 79 — OIL

TABLE OF CONTENTS

SUBJECT	CC-SS-UU	FIGURE	EFFECT
ENGINE OIL COOLING SYSTEM	79-21-00		
HOUSING-LOW PRESSURE FUEL FILTER AND FUEL COOLED OIL COOLER (RB211-535)	79-21-01	01	002004 006999
MAGNETIC CHIP DETECTORS (RB211-535)	79-21-03	05	002004 006999
OIL COOLER BYPASS VALVE (RB211-535)	79-21-09	01	002004 006999
OIL PUMP AND HOUSING-HIGH SPEED GEARBOX COVER AND FILTER (RB211-535)	79-21-04	01	002004 006999
PUMP-OIL HIGH SPEED GEARBOX FILTER HOUSING (RB211-535)	79-21-06	01	002004 006999
TUBES AND FITTINGS-OIL FEED SYS R SIDE (RB211-535)	79-21-05	07	002004 006999
TUBES AND FITTINGS-OIL RETURN SYS (RB211-535)	79-21-05	06	002004 006999
TUBES AND FITTINGS-OIL SYS	79-21-05	11	103106 108120
TUBES AND FITTINGS-OIL SYS (RB211-535)	79-21-05	08	002004 006102 107107 121999
TUBES AND FITTINGS-OIL SYS ANTI-SYPHON (RB211-535)	79-21-05	13	002004 006999
TUBES AND FITTINGS-OIL SYS PRESSURE INDICATING (RB211-535)	79-21-05	14	002004 006999
TUBES AND FITTINGS-OIL VENT SYS (RB211-535)	79-21-05	09	002004 006999




**BOEING**  
 757  
**PARTS CATALOG (MAINTENANCE)**

CHAPTER 79 — OIL

TABLE OF CONTENTS

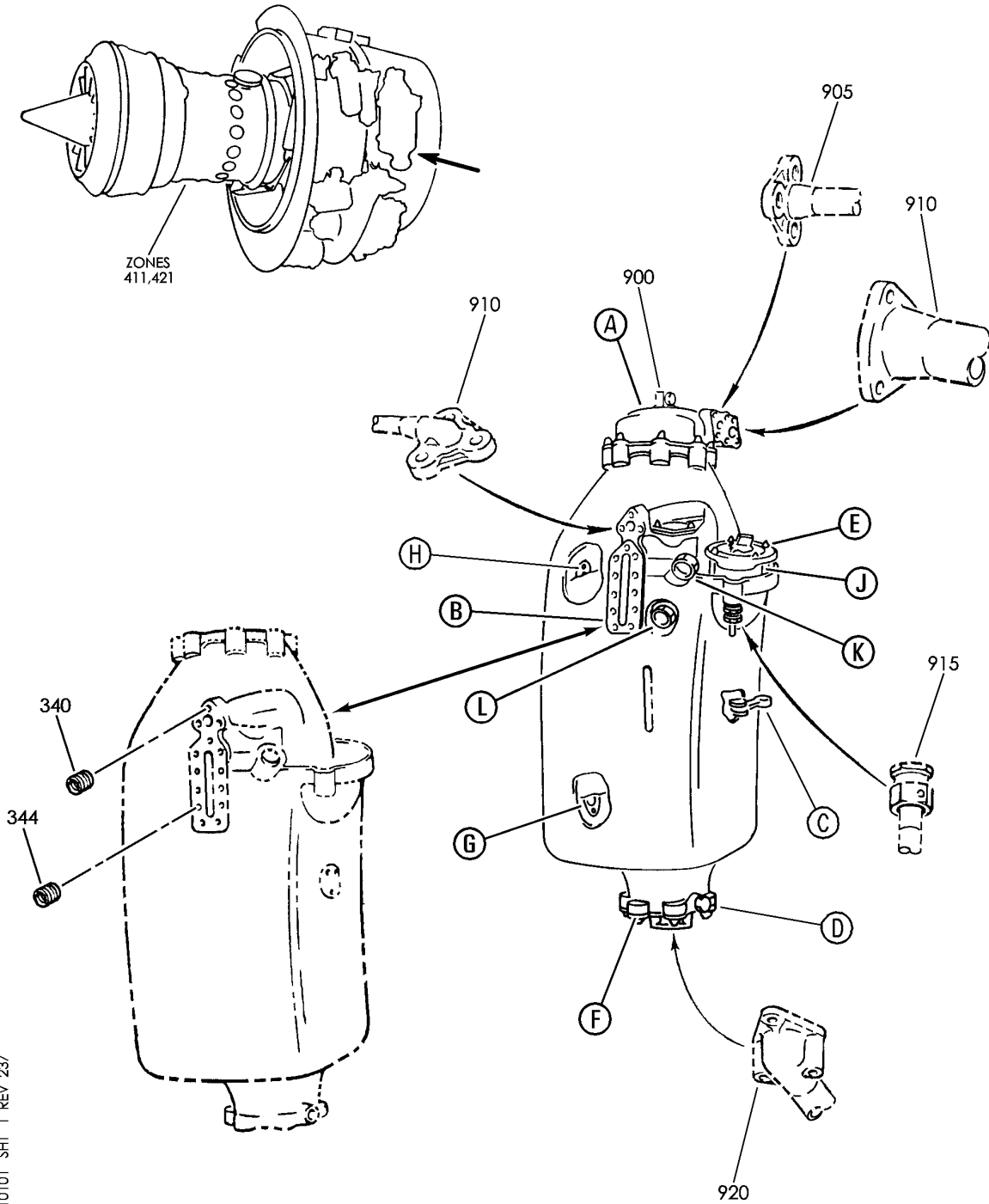
SUBJECT	CC-SS-UU	FIGURE	EFFECT
OIL QUANTITY INDICATING SYSTEM	79-31-00		
INDICATING SYS INSTL WIRE INSTL AND PRESS. FILL PROV PW2000 ENG (OIL QTY INDICATING SYS ONLY)	79-31-01	02	002004 006100 103107 121503 904999
TRANSMITTER-OIL QTY (RB211-535)	79-31-01	01	002004 006999
OIL TEMPERATURE INDICATION SYSTEM	79-32-00		
TRANSMITTER-OIL DIFF PRESSURE (RB211-535)	79-32-01	01	002004 006999
LOW OIL PRESSURE WARNING SYSTEM	79-33-00		
PANEL INSTL-CAPT AND FIRST OFFICER FWD (OIL ONLY)	79-33-51	02	002004 006010 107107 121503 904999
PANEL INSTL-CAPT AND FIRST OFFICER FWD (OIL ONLY)	79-33-51	03	011100
PANEL INSTL-P1-3 (OIL ONLY)	79-33-51	05	101106 108120 504903
SWITCH-LOW OIL PRESSURE WARNING (RB211-535)	79-33-01	01	002004 006999
OIL TEMPERATURE INDICATING SYSTEM	79-34-00		
TRANSMITTER-OIL TEMP (RB211-535)	79-34-01	01	002004 006999
OIL FILTER CLOGGING	79-35-00		
SWITCH-OIL FILTER DIFF PRESSURE (RB211-535)	79-35-01	01	002004 006999
SWITCH-SCAVENGE OIL FILTER DIFF PRESSURE (RB211-535)	79-35-02	01	002004 006999

## **OIL STORAGE**

**BRI**  
**MAY 28/07**

**79-11-00**  
**SECTION TITLE**  
**PAGE 1**

**BOEING**  
757  
PARTS CATALOG (MAINTENANCE)



Y 79110101 SHT 1 REV 237

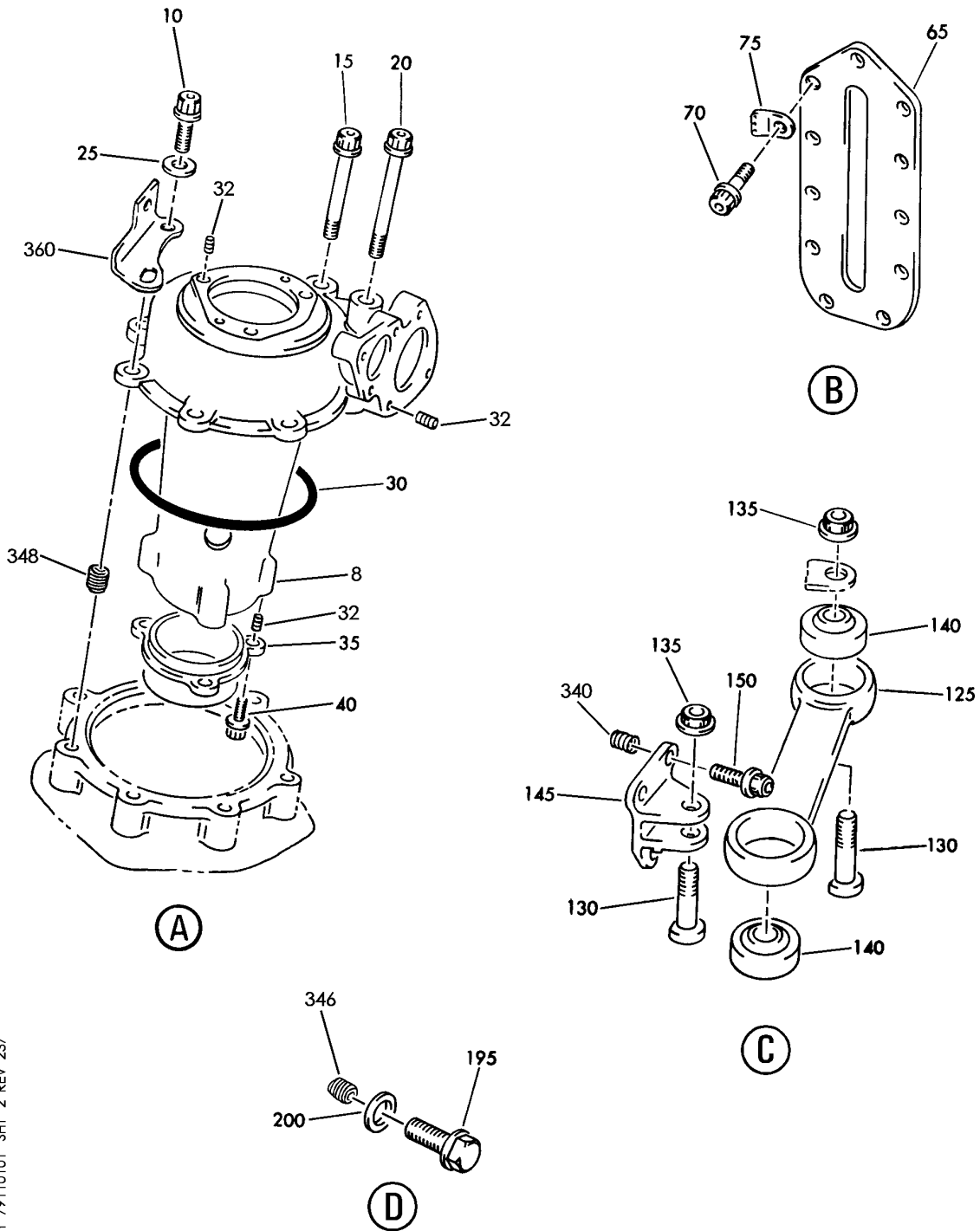
TANK-OIL (RB211-535)  
FIGURE 1 (SHEET 1)

**79-11-01-01**

BRI  
MAY 28/07

79-11-01-01  
PAGE 0

**BOEING**  
757  
PARTS CATALOG (MAINTENANCE)



Y 79110101 SHT 2 REV 237

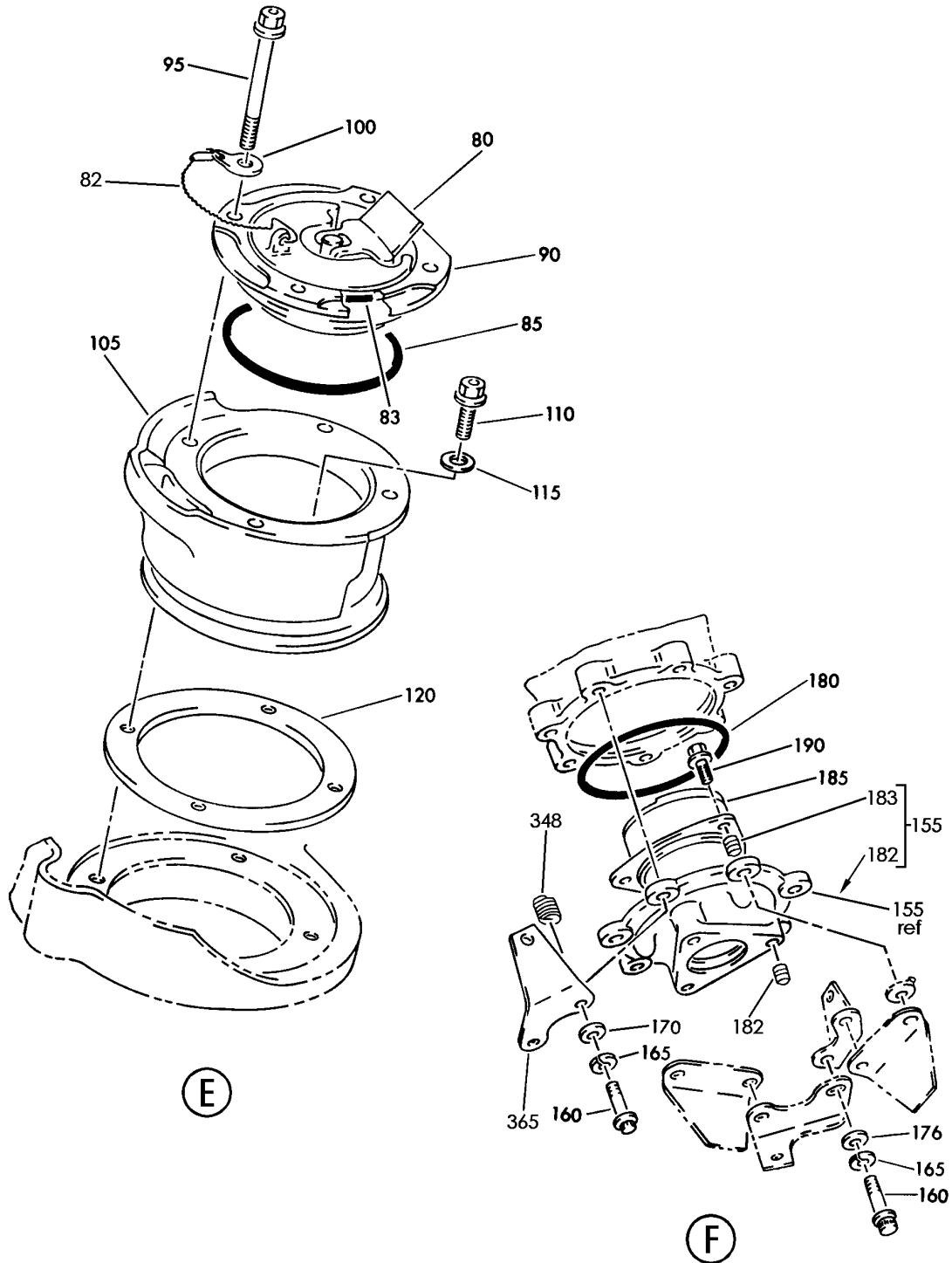
TANK-OIL (RB211-535)  
FIGURE 1 (SHEET 2)

**79-11-01-01**

BRI  
MAY 28/07

79-11-01-01  
PAGE 0A

**BOEING**  
757  
PARTS CATALOG (MAINTENANCE)



Y 79110101 SHT 3 REV 223

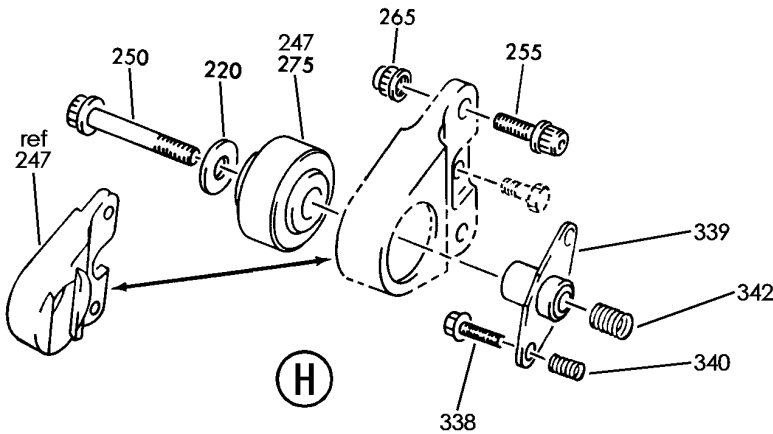
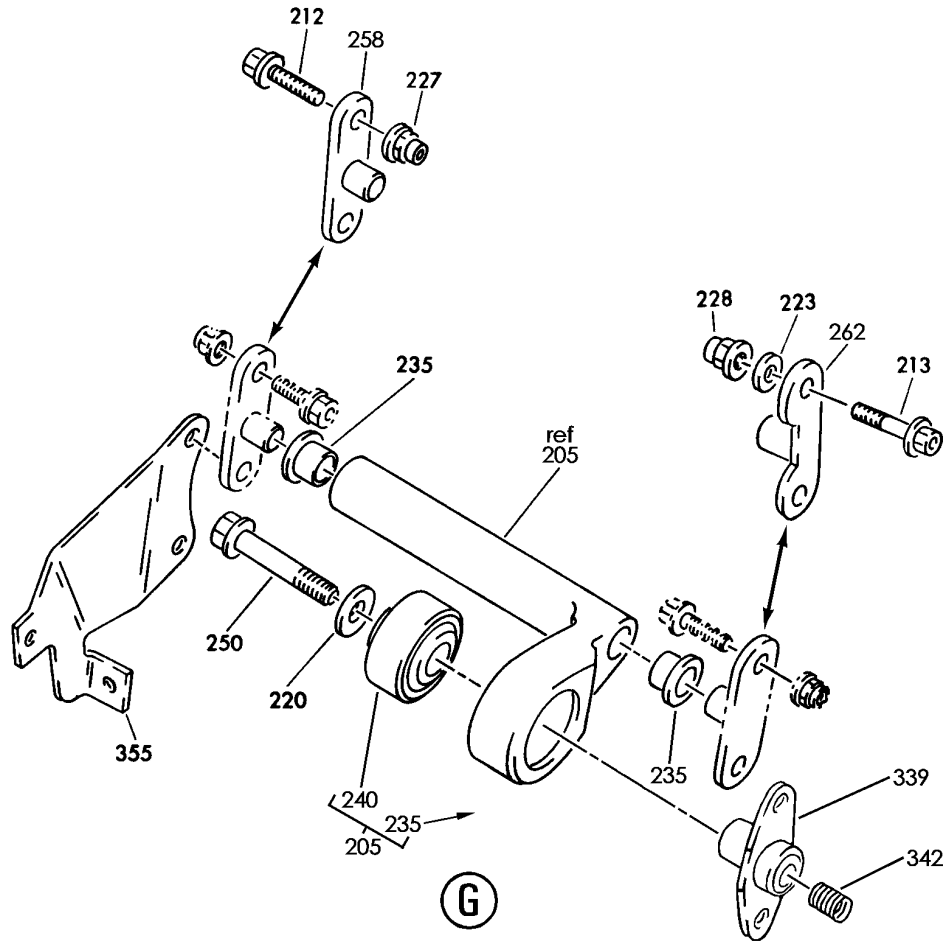
TANK-OIL (RB211-535)  
FIGURE 1 (SHEET 3)

**79-11-01-01**

BRI  
MAY 28/07

79-11-01-01  
PAGE 0B

**BOEING**  
757  
PARTS CATALOG (MAINTENANCE)



Y 79110101 SHT 4 REV 225

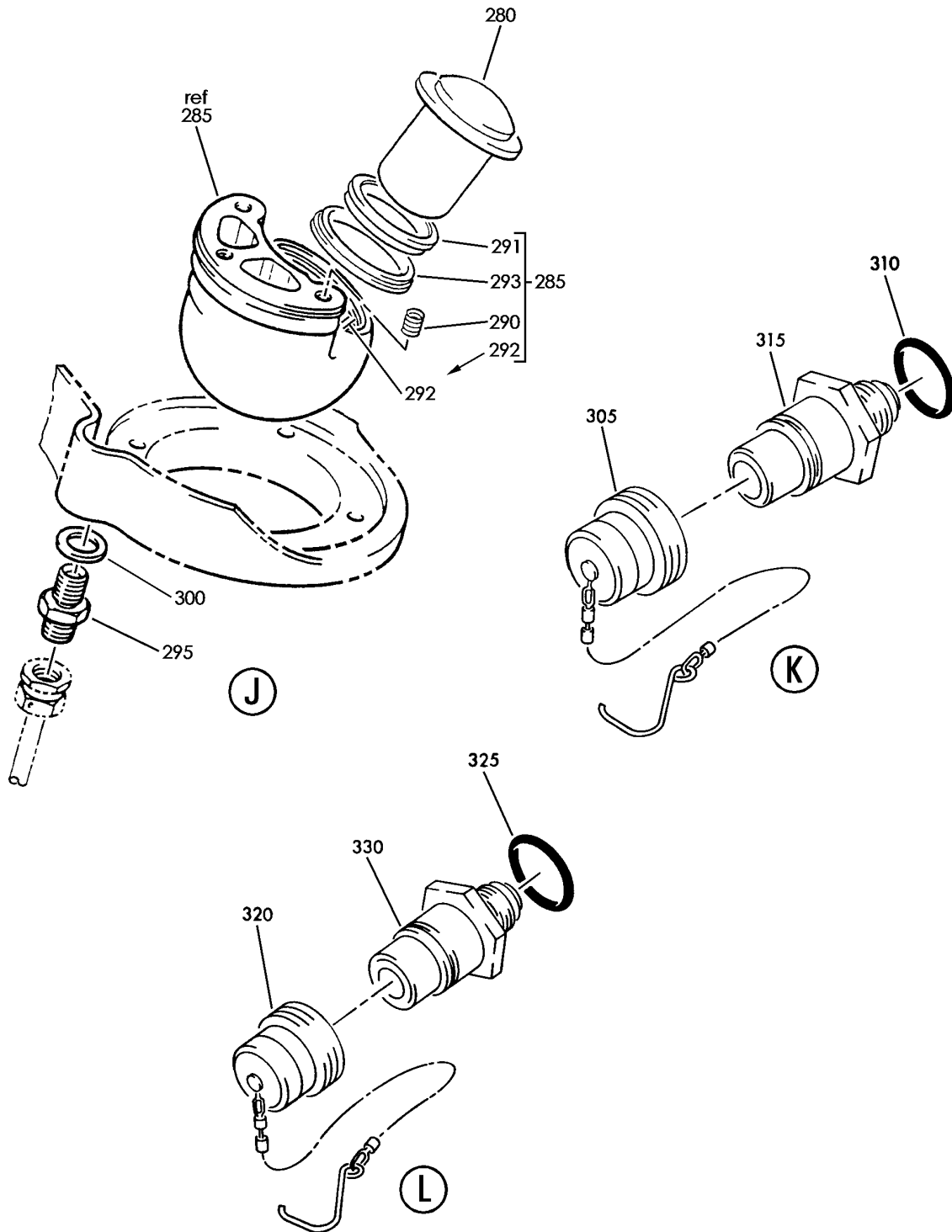
TANK-OIL (RB211-535)  
FIGURE 1 (SHEET 4)

**79-11-01-01**

BRI  
MAY 28/07

79-11-01-01  
PAGE 0C

**BOEING**  
757  
PARTS CATALOG (MAINTENANCE)



Y 79110101 SHT 5 REV 223

TANK-OIL (RB211-535)  
FIGURE 1 (SHEET 5)

**79-11-01-01**

BRI  
MAY 28/07

79-11-01-01  
PAGE 0D



757

PARTS CATALOG (MAINTENANCE)

FIG ITEM	PART NUMBER	1 2 3 4 5 6 7	NOMENCLATURE	EFFECT FROM TO	UNITS PER ASSY
1			TANK-OIL (RB211-535)	002004	
- 1	UL20697		ENGINE ASSY-Q.E.C.U. RB211-535E43711 MAXIMUM NEUT WITH GRAVINER FIRE DETECTORS, BAYONET MCD, NON-MODULATED IDG COOLING 40,000 LB THRUST SUPPLIER CODE: VK0680 REFERENCE SERVICE BULLETIN: 71-0058R4 QUALIFIED SB I/W DATA: INTERMIX OF ONE OR SUBSTITUTION OF TWO DIFFERENT CONFIGURATION RB211-535E4-37/() ENGINES FOR RB211-535 E4 BASE ENGINES REFERENCE SERVICE BULLETIN: RB211-72-C547 VK0680 FOR NHA/OTHER SYS DET SEE: 71-00-02-04	006999 121503 904949 952999	RF
- 1	UL20702		ENGINE ASSY-Q.E.C.U. RB211-535E43711 BASIC ENGINE CONFIG. WITH GRAVINER FIRE DETECTORS, BAYONET MCD, NON-MODULATED IDG COOLING 40,100 LB THRUST SUPPLIER CODE: VK0680 FOR NHA/OTHER SYS DET SEE: 71-00-02-10	504903	RF
- 1	UL19722		ENGINE ASSY-Q.E.C.U. RB211-535E43711 MAXIMUM NEUT SUPPLIER CODE: VK0680 FOR NHA/OTHER SYS DET SEE: 71-00-02-04	107107	RF

MISSING ITEM NUMBERS NOT APPLICABLE

- ITEM NOT ILLUSTRATED

BRI

79-11-01-01

BOEING PROPRIETARY - Copyright © - Unpublished Work - See title page for details.

79-11-01  
FIG. 01  
PAGE 1  
JAN 20/09





757

PARTS CATALOG (MAINTENANCE)

FIG ITEM	PART NUMBER	1 2 3 4 5 6 7	NOMENCLATURE	EFFECT FROM TO	UNITS PER ASSY
1					
- 2	UL20698		ENGINE ASSY-Q.E.C.U. RB211-535E43712 MAXIMUM NEUT SUPPLIER CODE: VK0680 REFERENCE SERVICE BULLETIN: 71-0058R7 QUALIFIED SB I/W DATA: INTERMIX OF ONE OR SUBSTITUTION OF TWO DIFFERENT CONFIGURATION RB211-535E4-37/() ENGINES FOR RB211-535E4 BASE ENGINES OR DIFFERENT CONFIGURATION RB211-535E4-B-37/() ENGINES FOR RB211-535E4-B BASE ENGINES REFERENCE SERVICE BULLETIN: RB211-72-C547 VK0680 RB211-72-8910 VK0680 POST RAPID REVISION: RR92014-183A-RC-E FOR NHA/OTHER SYS DET SEE: 71-00-02-04	002004 006100 102102	RF
- 2	UL36209		ENGINE ASSY-Q.E.C.U. RB211-535E43719 MAXIMUM NEUT SUPPLIER CODE: VK0680 FOR NHA/OTHER SYS DET SEE: 71-00-02-04	950951	RF
- 3	BCREF17395		ENGINE ASSY-Q.E.C.U. RB211-535E43739 BASIC ENGINE CONFIGURATION AND PHASE 5 COMBUSTOR 40,100 LB THRUST SUPPLIER CODE: VK0680 OVERLENGTH PART NUMBER: RB211-535E4-37-39E FOR NHA/OTHER SYS DET SEE: 71-00-02-10	108120	RF

MISSING ITEM NUMBERS NOT APPLICABLE

- ITEM NOT ILLUSTRATED

79-11-01-01

79-11-01  
FIG. 01  
PAGE 2  
JAN 20/09

BRI



757

PARTS CATALOG (MAINTENANCE)

FIG ITEM	PART NUMBER	1 2 3 4 5 6 7	NOMENCLATURE	EFFECT FROM TO	UNITS PER ASSY
1					
- 3	BCREF17101		ENGINE ASSY-Q.E.C.U. RB211-535E43744 BASIC ENGINE CONFIGURATION, BAYONET MCD AND PHASE 5 COMBUSTOR 40,100 LB THRUST SUPPLIER CODE: VK0680 OVERLENGTH PART NUMBER: RB211-535E4-3744E FOR NHA/OTHER SYS DET SEE: 71-00-02-10	103106	RF
- 3	UL38163		ENGINE ASSY-Q.E.C.U. RB211-535E43724 BASIC ENGINE CONFIGURATION, BAYONET MCD 40,100 LB THRUST SUPPLIER CODE: VK0680 FOR NHA/OTHER SYS DET SEE: 71-00-02-10	101101	RF
- 5	UL12374		.OIL TANK- SUPPLIER CODE: VK0680 CONFIG CHG DATA FROM A CMM: FOR INTRCHG SEE RR IPC PRE SERVICE BULLETIN: 79-C179 VK0680	002004 006999	RF
- 5	UL38297		.OIL TANK- SUPPLIER CODE: VK0680 CONFIG CHG DATA FROM A CMM: FOR INTRCHG SEE RR IPC POST SERVICE BULLETIN: 79-C179PT01 VK0680	002004 006999	RF
8	LK75766		..COVER ASSY-OIL TANK SUPPLIER CODE: VK0680 POSITION DATA: UPR CONFIG CHG DATA FROM A CMM: UPR	002004 006999	1
10	AS21518		ATTACHING PARTS ..BOLT	002004 006999	5
15	AS21548		..BOLT	002004 006999	1

MISSING ITEM NUMBERS NOT APPLICABLE

- ITEM NOT ILLUSTRATED

79-11-01-01

79-11-01  
FIG. 01  
PAGE 3  
JAN 20/09

BRI

 **BOEING**  
757  
**PARTS CATALOG (MAINTENANCE)**

FIG ITEM	PART NUMBER	1 2 3 4 5 6 7	NOMENCLATURE	EFFECT FROM TO	UNITS PER ASSY
1					
20	AS21556	..	BOLT	002004 006999	1
25	AS12944	..	WASHER	002004 006999	5
30	KB27158	..	RING- SUPPLIER CODE: VK0680	002004 006999	1
			-----*-----		
35	LK75768	..	RETAINER-OIL LEVEL XMTR SUPPLIER CODE: VK0680	002004 006999	1
			ATTACHING PARTS		
40	AS21514	..	BOLT	002004 006999	3
			-----*-----		
65	LK79283	..	INDICATOR ASSY-OIL TANK GLASS SUPPLIER CODE: VK0680	002004 006999	1
			ATTACHING PARTS		
70	AS21411	..	BOLT	002004 006999	11
			-----*-----		
80	FC3520-100	..	CAP-GRAVITY OIL FILLER SUPPLIER CODE: V99321	002004 006999	1
82	38676	...	CHAIN ASSY- SUPPLIER CODE: V59647	002004 006999	1
			POST SERVICE BULLETIN: 73-B635PTB VK0680		
83	37604-331	...	SEAL-RING SUPPLIER CODE: V59647	002004 006999	1
			POST SERVICE BULLETIN: 78-8273PTA VK0680		
85	KB27149	..	SEAL-RING SUPPLIER CODE: VK0680	002004 006999	1
90	LK60566	..	ADAPTER-FILLER CAP SUPPLIER CODE: VK0680	002004 006999	1
			ATTACHING PARTS		
95	AS21546	..	BOLT-BIHEX HD MISCELLANEOUS DATA: .250 DIA X 2.875	002004 006999	4

R  
R  
R

MISSING ITEM NUMBERS NOT APPLICABLE

- ITEM NOT ILLUSTRATED

BRI

# 79-11-01-01

BOEING PROPRIETARY - Copyright © - Unpublished Work - See title page for details.

79-11-01  
FIG. 01  
PAGE 4  
MAY 20/09



757

PARTS CATALOG (MAINTENANCE)

FIG ITEM	PART NUMBER	1 2 3 4 5 6 7	NOMENCLATURE	EFFECT FROM TO	UNITS PER ASSY
R R R	100	LK45394	..WASHER-WIRE LOCKING SUPPLIER CODE: VK0680 -----*-----	002004 006999	1
	105	LK75769	..HOUSING-FILLER CAP SUPPLIER CODE: VK0680 ATTACHING PARTS	002004 006999	1
	110	AS21517	..BOLT	002004 006999	3
	115	AS12944	..WASHER  -----*-----	002004 006999	3
	120	768421	..SEAL- SUPPLIER CODE: V83259	002004 006999	1
	- 123	U322807	...SHEET- SUPPLIER CODE: VK1413 CONFIG CHG DATA FROM A CMM: FOR INTRCHG SEE RR IPC OPTIONAL PART: U440232 VK0680	101101	1
	- 123	U440232	...SHEET- SUPPLIER CODE: VK0680 CONFIG CHG DATA FROM A CMM: FOR INTRCHG SEE RR IPC MISCELLANEOUS DATA: BULK STOCK U322807 OPTIONAL PART: U322807 VK1413	101101	1
	125	LK74999	..LINK ASSY-OIL TANK TO LOW PRESSURE CPRSR CASING BRG SUPPLIER CODE: VK0680 POSITION DATA: FRONT ATTACHING PARTS	002004 006999	1
	130	AS26420	..BOLT-	002004 006999	2
	135	AS20627	..NUT-  -----*-----	002004 006999	2

MISSING ITEM NUMBERS NOT APPLICABLE

- ITEM NOT ILLUSTRATED

BRI

79-11-01-01

BOEING PROPRIETARY - Copyright © - Unpublished Work - See title page for details.

79-11-01  
FIG. 01  
PAGE 5  
MAY 20/09



757

PARTS CATALOG (MAINTENANCE)

FIG ITEM	PART NUMBER	1 2 3 4 5 6 7	NOMENCLATURE	EFFECT FROM TO	UNITS PER ASSY
1	140 U600066		...BEARING-SPHER SELF-LUB SUPPLIER CODE: VK7067	002004 006999	2
- 142	LK75000		...LINK- SUPPLIER CODE: VK0680	002004 006999	RF
145	LK74998		..BRACKET-OIL TANK TO SPHER BRG LINK FORKED SUPPLIER CODE: VK0680	002004 006999	1
150	AS21014		ATTACHING PARTS ..BOLT	002004 006999	3
155	LK75762		-----*----- ..COVER ASSY-OIL TANK SUPPLIER CODE: VK0680 POSITION DATA: LWR ATTACHING PARTS	002004 006999	1
160	AS21518		..BOLT	002004 006999	7
165	K11404		..WASHER- SUPPLIER CODE: VK0680	002004 006999	7
- 170	AS12944		..WASHER-	002004 006999	1
176	K8833		..WASHER- SUPPLIER CODE: VK0680	002004 006999	6
180	KB27154		..RING- SUPPLIER CODE: VK0680	002004 006999	1
185	LK75764		-----*----- ..FILTER ASSY-OIL RETURN SUPPLIER CODE: VK0680 PRE SERVICE BULLETIN: 79-B367 VK0680	002004 006102 107999	1
185	UL37516		..FILTER ASSY-OIL RETURN SUPPLIER CODE: VK0680 POST SERVICE BULLETIN: 79-B367PT01 VK0680	002004 006999	1

MISSING ITEM NUMBERS NOT APPLICABLE

- ITEM NOT ILLUSTRATED

BRI

79-11-01-01

BOEING PROPRIETARY - Copyright © - Unpublished Work - See title page for details.

79-11-01  
FIG. 01  
PAGE 6  
JAN 20/09



757

PARTS CATALOG (MAINTENANCE)

FIG ITEM	PART NUMBER	1 2 3 4 5 6 7	NOMENCLATURE	EFFECT FROM TO	UNITS PER ASSY
1			ATTACHING PARTS		
190	AS21411	..	BOLT	002004 006999	3
			-----*-----		
195	BLT3448	..	BOLT-DRAIN PLUG SUPPLIER CODE: VK0680	002004 006999	1
200	KB1087	..	WASHER-DRAIN PLUG SUPPLIER CODE: VK0680	002004 006999	1
205	LK75004	..	BRACKET ASSY-OIL TANK TO LOW PRESSURE CPRSN CASING SUPPLIER CODE: VK0680 POSITION DATA: LWR ATTACHING PARTS	002004 006999	1
212	AS21014	..	BOLT-	002004 006999	2
213	AS23624	..	BOLT-	002004 006999	2
220	AS12946	..	WASHER-	002004 006999	2
223	LK81080	..	WASHER- SUPPLIER CODE: VK0680	002004 006999	2
227	AS20625	..	NUT-	002004 006999	2
228	AS20626	..	NUT-	002004 006999	2
			-----*-----		
235	RTFR05-05	...	BUSHING-FLANGED SUPPLIER CODE: VK7067	002004 006999	2
240	U600069	...	BEARING-SELF-LUB LOW FRICTION FIT SUPPLIER CODE: VK7067	002004 006999	1
- 242	LK75005	...	BRACKET-ANGLED SPHER HSG SUPPLIER CODE: VK0680	002004 006999	RF
247	LK78531	..	BRACKET ASSY-OIL TANK TO LOW PRESSURE CPRSN CASING SUPPLIER CODE: VK0680	002004 006999	1

MISSING ITEM NUMBERS NOT APPLICABLE

- ITEM NOT ILLUSTRATED

BRI

79-11-01-01

79-11-01  
FIG. 01  
PAGE 7  
JAN 20/09



757

PARTS CATALOG (MAINTENANCE)

FIG ITEM	PART NUMBER	1 2 3 4 5 6 7	NOMENCLATURE	EFFECT FROM TO	UNITS PER ASSY
1			ATTACHING PARTS		
250	BLT5199	..	BOLT- SUPPLIER CODE: VK0680	002004 006999	2
255	AS23524	..	BOLT-	002004 006999	2
258	LK75006	..	PIN-HEADED STRAIGHT SUPPLIER CODE: VK0680	002004 006999	1
262	UP10175	..	PIN-HEADED STRAIGHT SUPPLIER CODE: VK0680	002004 006999	1
265	AS20625	..	NUT	002004 006999	2
			-----*-----		
275	U600069	...	BEARING-SPHER SELF-LUB LOW FRICTION FIT SUPPLIER CODE: VK7067	002004 006999	1
- 278	2111-0502	...	BOLT- SUPPLIER CODE: V11815 PRE SERVICE BULLETIN: 79-9005 VK0680	101101	1
- 279	LK78532	...	BRACKET-SPHER HSG SUPPLIER CODE: VK0680	002004 006999	RF
280	LK77633	..	VALVE-CHK SUPPLIER CODE: VK0680	002004 006999	1
285	LK68493	..	HOUSING ASSY-OIL TANK VALVE SUPPLIER CODE: VK0680	002004 006999	1
290	AGS3782	...	INSERT	002004 006999	3
295	AS27468	..	UNION-TUBE	002004 006999	1
300	KB1081	..	WASHER-DRAIN PLUG SUPPLIER CODE: VK0680	002004 006999	1
305	OMP2505-4	..	CAP-OVERFLOW SUPPLIER CODE: VK0667 PRE SERVICE BULLETIN: 79-9427 VK0680	002004 006100 102102 107107 121949 952999	1

MISSING ITEM NUMBERS NOT APPLICABLE

- ITEM NOT ILLUSTRATED

BRI

79-11-01-01

79-11-01  
FIG. 01  
PAGE 8  
JAN 20/09



757

PARTS CATALOG (MAINTENANCE)

FIG ITEM	PART NUMBER	1 2 3 4 5 6 7	NOMENCLATURE	EFFECT FROM TO	UNITS PER ASSY
1 310	AS12800-908	..	SEAL-RING CONFIG CHG DATA FROM A CMM: FOR INTRCHG SEE RR IPC PRE SERVICE BULLETIN: 79-9427 VK0680	002004 006100 102102 107107 121949 952999	1
310	AS43003-908	..	SEAL-TOROIDAL PRESSURE OVERFLOW CONFIG CHG DATA FROM A CMM: FOR INTRCHG SEE RR IPC POST SERVICE BULLETIN: 79-9427PT01 VK0680 PRE SERVICE BULLETIN: 79-C179 VK0680	002004 006100 102102 107107 121949 952999	1
310	AS43003-908	..	SEAL-TOROIDAL PRESSURE OVERFLOW POST SERVICE BULLETIN: 79-9427PT01 VK0680 PRE SERVICE BULLETIN: 79-C179 VK0680	101101 103106	1
315	OMP2505-9	..	COUPLING-OVERFILL SUPPLIER CODE: VK0667 CONFIG CHG DATA FROM A CMM: FOR INTRCHG SEE RR IPC PRE SERVICE BULLETIN: 79-9427 VK0680	002004 006100 102102 107107 121949 952999	1
315	AS27908	..	PLUG-OVERFILL CONFIG CHG DATA FROM A CMM: FOR INTRCHG SEE RR IPC POST SERVICE BULLETIN: 79-9427PT01 VK0680 PRE SERVICE BULLETIN: 79-C179 VK0680	002004 006100 102102 107107 121949 952999	1
315	AS27908	..	PLUG-OVERFILL POST SERVICE BULLETIN: 79-9427PT01 VK0680 PRE SERVICE BULLETIN: 79-C179 VK0680	101101 103106	1

MISSING ITEM NUMBERS NOT APPLICABLE

- ITEM NOT ILLUSTRATED

BRI

79-11-01-01

79-11-01  
FIG. 01  
PAGE 9  
JAN 20/09





757

PARTS CATALOG (MAINTENANCE)

FIG ITEM	PART NUMBER	1 2 3 4 5 6 7	NOMENCLATURE	EFFECT FROM TO	UNITS PER ASSY
1					
320	OMP2506-4		..CAP-PRESSURE FILL SUPPLIER CODE: VK0667 PRE SERVICE BULLETIN: 79-9427 VK0680	002004 006100 102102 107107 121949 952999	1
325	AS12800-906		..SEAL-RING PRESSURE FILLER CONFIG CHG DATA FROM A CMM: FOR INTRCHG SEE RR IPC PRE SERVICE BULLETIN: 79-9427 VK0680	002004 006100 102102 107107 121949 952999	1
325	AS43003-906		..SEAL-RING PRESSURE FILLER CONFIG CHG DATA FROM A CMM: FOR INTRCHG SEE RR IPC POST SERVICE BULLETIN: 79-9427PT01 VK0680 PRE SERVICE BULLETIN: 79-C179 VK0680	002004 006100 102102 107107 121999	1
330	OMP2506-9		..COUPLING-PRESSURE FILL SUPPLIER CODE: VK0667 CONFIG CHG DATA FROM A CMM: FOR INTRCHG SEE RR IPC PRE SERVICE BULLETIN: 79-9427 VK0680	002004 006100 102102 107107 121949 952999	1
330	AS27906		..PLUG-PRESSURE FILL CONFIG CHG DATA FROM A CMM: FOR INTRCHG SEE RR IPC POST SERVICE BULLETIN: 79-9427PT01 VK0680 PRE SERVICE BULLETIN: 79-C179 VK0680	002004 006100 102102 107107 121949 952999	1
330	AS27906		..PLUG-PRESSURE FILL POST SERVICE BULLETIN: 79-9427PT01 VK0680 PRE SERVICE BULLETIN: 79-C179 VK0680	101101 103106	1
338	AS21013		...BOLT	002004 006999	4

MISSING ITEM NUMBERS NOT APPLICABLE

- ITEM NOT ILLUSTRATED

79-11-01-01

79-11-01  
FIG. 01  
PAGE 10  
JAN 20/09

BRI



757

PARTS CATALOG (MAINTENANCE)

FIG ITEM	PART NUMBER	1 2 3 4 5 6 7	NOMENCLATURE	EFFECT FROM TO	UNITS PER ASSY
1					
355	UL27201		..BRACKET-SPRT CLIPPING HARNESS SUPPLIER CODE: VK0680 POST SERVICE BULLETIN: 72-9188PT01 VK0680	002004 006999	1
355	UP10298		..BRACKET-CLIPPING FUEL AND OIL TUBES DBL ANGLE SUPPLIER CODE: VK0680 PRE SERVICE BULLETIN: 72-9188 VK0680	002004 006999	1
360	LK82511		..BRACKET-CLIPPING AIR TUBE ANGLE SUPPLIER CODE: VK0680	002004 006999	1
365	LK82050		..BRACKET-FIRE DETECTION SYS AND FUEL TUBE MTG SUPPLIER CODE: VK0680	002004 006999	1
900			ILLUSTRATION REFERENCE: TRANSMITTER-OIL QTY (RB211-535) 79-31-01-01	002004 006999	
905			ILLUSTRATION REFERENCE: TUBES AND FITTINGS-OIL VENT SYS (RB211-535) 79-21-05-09	002004 006999	
910			ILLUSTRATION REFERENCE: TUBES AND FITTINGS-OIL SYS ANTI-SYPHON (RB211-535) 79-21-05-13	002004 006999	
915			ILLUSTRATION REFERENCE: TUBES AND FITTINGS ENGINE DRAIN (RB211-535) 71-71-00-02	002004 006102 107107 121999	
920			ILLUSTRATION REFERENCE: TUBES AND FITTINGS-OIL FEED SYS R SIDE (RB211-535) 79-21-05-07	002004 006999	

MISSING ITEM NUMBERS NOT APPLICABLE

- ITEM NOT ILLUSTRATED

BRI

79-11-01-01

BOEING PROPRIETARY - Copyright © - Unpublished Work - See title page for details.

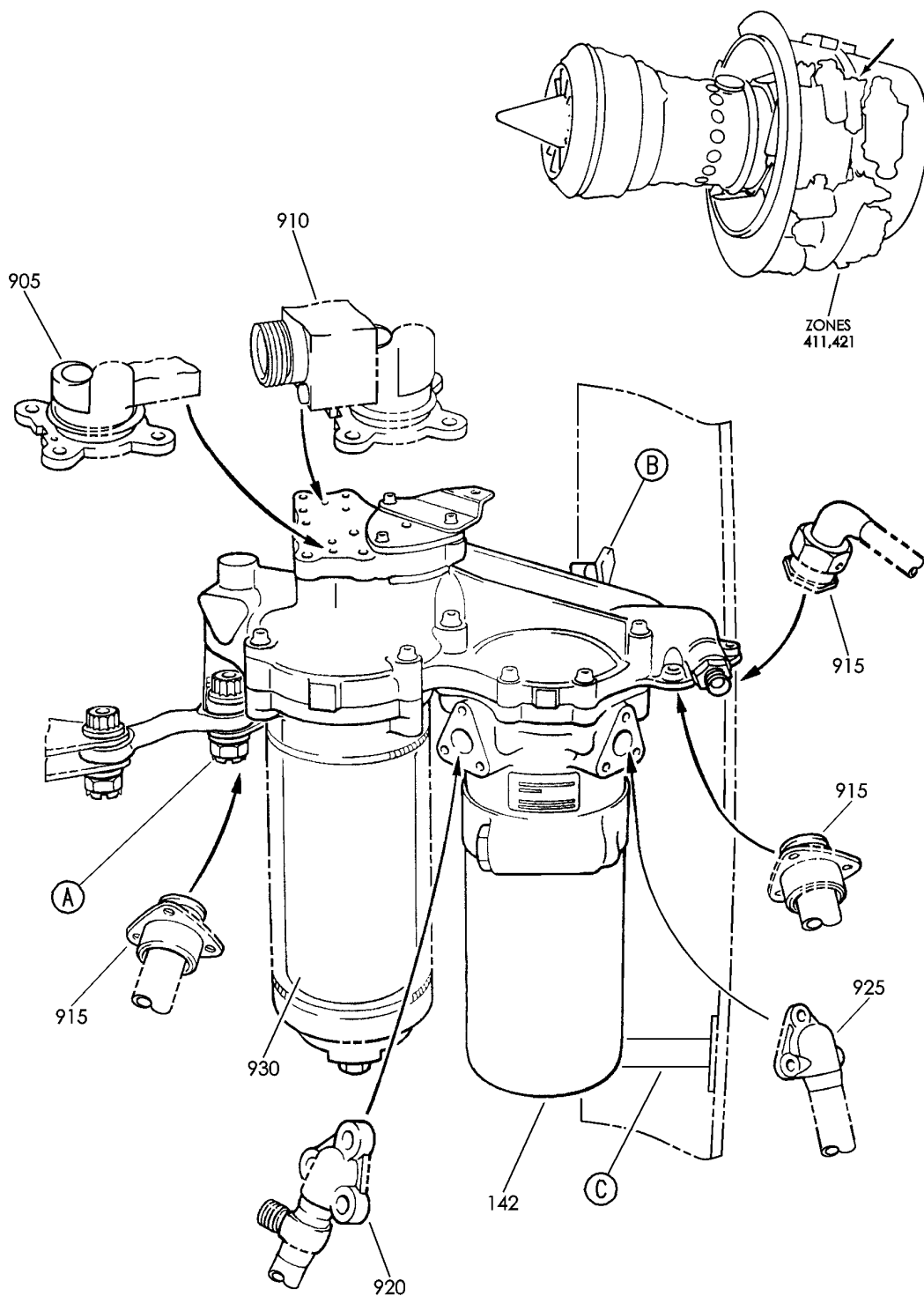
79-11-01  
FIG. 01  
PAGE 11  
JAN 20/09

## ENGINE OIL COOLING SYSTEM

BRI  
MAY 28/07

79-21-00  
SECTION TITLE  
PAGE 1

**BOEING**  
757  
PARTS CATALOG (MAINTENANCE)



Y 79210101 SHT 1 REV 226

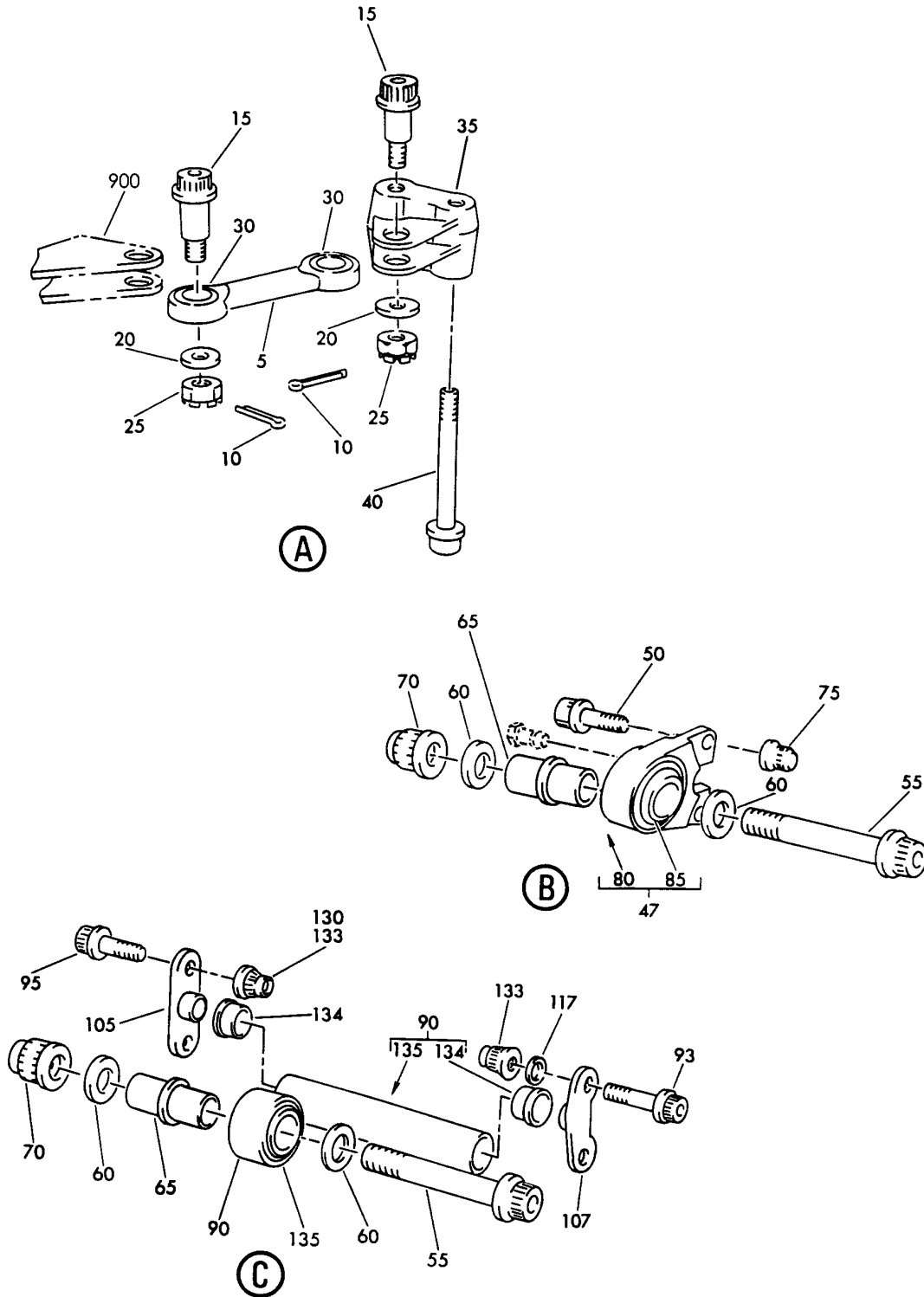
HOUSING-LOW PRESSURE FUEL FILTER AND FUEL COOLED OIL COOLER (RB211-535)  
FIGURE 1 (SHEET 1)

**79-21-01-01**

BRI  
MAY 28/07

79-21-01-01  
PAGE 0

**BOEING**  
757  
PARTS CATALOG (MAINTENANCE)



Y 79210101 SHT 2 REV 226

HOUSING-LOW PRESSURE FUEL FILTER AND FUEL COOLED OIL COOLER (RB211-535)  
FIGURE 1 (SHEET 2)

**79-21-01-01**

BRI  
MAY 28/07

79-21-01-01  
PAGE 0A



757

PARTS CATALOG (MAINTENANCE)

FIG ITEM	PART NUMBER	1 2 3 4 5 6 7	NOMENCLATURE	EFFECT FROM TO	UNITS PER ASSY
1			HOUSING-LOW PRESSURE FUEL FILTER AND FUEL COOLED OIL COOLER (RB211-535)	002004 006999	
- 1	UL20697		ENGINE ASSY-Q.E.C.U. RB211-535E43711 MAXIMUM NEUT WITH GRAVINER FIRE DETECTORS, BAYONET MCD, NON-MODULATED IDG COOLING 40,000 LB THRUST SUPPLIER CODE: VK0680 REFERENCE SERVICE BULLETIN: 71-0058R4 QUALIFIED SB I/W DATA: INTERMIX OF ONE OR SUBSTITUTION OF TWO DIFFERENT CONFIGURATION RB211-535E4-37/() ENGINES FOR RB211-535 E4 BASE ENGINES REFERENCE SERVICE BULLETIN: RB211-72-C547 VK0680 FOR NHA/OTHER SYS DET SEE: 71-00-02-04	121503 904949 952999	RF
- 1	UL20702		ENGINE ASSY-Q.E.C.U. RB211-535E43711 BASIC ENGINE CONFIG. WITH GRAVINER FIRE DETECTORS, BAYONET MCD, NON-MODULATED IDG COOLING 40,100 LB THRUST SUPPLIER CODE: VK0680 FOR NHA/OTHER SYS DET SEE: 71-00-02-10	504903	RF
- 1	UL19722		ENGINE ASSY-Q.E.C.U. RB211-535E43711 MAXIMUM NEUT SUPPLIER CODE: VK0680 FOR NHA/OTHER SYS DET SEE: 71-00-02-04	107107	RF

MISSING ITEM NUMBERS NOT APPLICABLE

- ITEM NOT ILLUSTRATED

BRI

79-21-01-01

BOEING PROPRIETARY - Copyright © - Unpublished Work - See title page for details.

79-21-01  
FIG. 01  
PAGE 1  
JAN 20/09



757

PARTS CATALOG (MAINTENANCE)

FIG ITEM	PART NUMBER	1 2 3 4 5 6 7	NOMENCLATURE	EFFECT FROM TO	UNITS PER ASSY
1					
- 2	UL20698		ENGINE ASSY-Q.E.C.U. RB211-535E43712 MAXIMUM NEUT SUPPLIER CODE: VK0680 REFERENCE SERVICE BULLETIN: 71-0058R7 QUALIFIED SB I/W DATA: INTERMIX OF ONE OR SUBSTITUTION OF TWO DIFFERENT CONFIGURATION RB211-535E4-37/() ENGINES FOR RB211-535E4 BASE ENGINES OR DIFFERENT CONFIGURATION RB211-535E4-B-37/() ENGINES FOR RB211-535E4-B BASE ENGINES REFERENCE SERVICE BULLETIN: RB211-72-C547 VK0680 RB211-72-8910 VK0680 POST RAPID REVISION: RR92014-183A-RC-E FOR NHA/OTHER SYS DET SEE: 71-00-02-04	002004 006100 102102	RF
- 2	UL36209		ENGINE ASSY-Q.E.C.U. RB211-535E43719 MAXIMUM NEUT SUPPLIER CODE: VK0680 FOR NHA/OTHER SYS DET SEE: 71-00-02-04	950951	RF
- 3	BCREF17395		ENGINE ASSY-Q.E.C.U. RB211-535E43739 BASIC ENGINE CONFIGURATION AND PHASE 5 COMBUSTOR 40,100 LB THRUST SUPPLIER CODE: VK0680 OVERLENGTH PART NUMBER: RB211-535E4-37-39E FOR NHA/OTHER SYS DET SEE: 71-00-02-10	108120	RF

MISSING ITEM NUMBERS NOT APPLICABLE

- ITEM NOT ILLUSTRATED

79-21-01-01

79-21-01  
FIG. 01  
PAGE 2  
JAN 20/09

BRI



757

PARTS CATALOG (MAINTENANCE)

FIG ITEM	PART NUMBER	1 2 3 4 5 6 7	NOMENCLATURE	EFFECT FROM TO	UNITS PER ASSY
1					
- 3	BCREF17101		ENGINE ASSY-Q.E.C.U. RB211-535E43744 BASIC ENGINE CONFIGURATION, BAYONET MCD AND PHASE 5 COMBUSTOR 40,100 LB THRUST SUPPLIER CODE: VK0680 OVERLENGTH PART NUMBER: RB211-535E4-3744E FOR NHA/OTHER SYS DET SEE: 71-00-02-10	103106	RF
- 3	UL38163		ENGINE ASSY-Q.E.C.U. RB211-535E43724 BASIC ENGINE CONFIGURATION, BAYONET MCD 40,100 LB THRUST SUPPLIER CODE: VK0680 FOR NHA/OTHER SYS DET SEE: 71-00-02-10	101101	RF
- 4	UL12377		AIR COOLER-COMBINED FUEL COOLED OIL COOLER LP FUEL SUPPLIER CODE: VK0680	002004 006999	RF
5	LK84639		LINK ASSY-LOW PRESSURE FUEL FILTER TO LOW PRESSURE CPRSN CASING SUPPLIER CODE: VK0680	002004 006999	1
10	SP90C3		ATTACHING PARTS PIN-	002004 006999	2
15	BLT5144		BOLT- SUPPLIER CODE: VK0680	002004 006999	2
20	AS12944		WASHER-	002004 006999	2
25	KU32277		NUT- SUPPLIER CODE: VK0680	002004 006999	2
30	U600066		BEARING-SPHER SELF-LUB LOW FRICTION FIT SUPPLIER CODE: VK7067	002004 006999	2

MISSING ITEM NUMBERS NOT APPLICABLE

- ITEM NOT ILLUSTRATED

79-21-01-01

79-21-01  
FIG. 01  
PAGE 3  
JAN 20/09

BRI





757

PARTS CATALOG (MAINTENANCE)

FIG ITEM	PART NUMBER	1 2 3 4 5 6 7	NOMENCLATURE	EFFECT FROM TO	UNITS PER ASSY
1					
- 32	LK84640		...LINK- SUPPLIER CODE: VK0680	002004 006999	RF
35	UL12391		..BRACKET-LOW PRESSURE FUEL FILTER TO SPHER BRG LINK FORKED SUPPLIER CODE: VK0680	002004 006999	1
40	AS21038		ATTACHING PARTS ..BOLT	002004 006999	2
47	LK78531		-----*----- ..BRACKET ASSY-BEARING OIL TANK TO LOW PRESSURE CPRSN CASING SUPPLIER CODE: VK0680 POSITION DATA: UPR ATTACHING PARTS	002004 006999	1
50	AS22513		..BOLT	002004 006999	2
55	AS21740		..BOLT-	002004 006999	2
60	AS12946		..WASHER-	002004 006999	4
65	LK75030		..BUSHING-COMBINED FUEL COOLED OIL COOLER AND LOW PRESSURE FUEL FILTER FLANGED MTG SUPPLIER CODE: VK0680	002004 006999	2
70	AS20627		..NUT-	002004 006999	2
75	AS20625		..NUT	002004 006999	2
- 80	2111-0502		-----*----- ...BOLT- SUPPLIER CODE: V11815 PRE SERVICE BULLETIN: 79-B693 VK0680	101101	1
85	U600069		...BEARING-SPHER SELF-LUB LOW FRICTION FIT SUPPLIER CODE: VK7067	002004 006999	1

MISSING ITEM NUMBERS NOT APPLICABLE

- ITEM NOT ILLUSTRATED

BRI

79-21-01-01

79-21-01  
FIG. 01  
PAGE 4  
JAN 20/09

**BOEING**  
757  
**PARTS CATALOG (MAINTENANCE)**

FIG ITEM	PART NUMBER	1 2 3 4 5 6 7	NOMENCLATURE	EFFECT FROM TO	UNITS PER ASSY
1					
- 87	LK78532		...BRACKET- SUPPLIER CODE: VK0680	002004 006999	RF
90	LK75004		..BRACKET ASSY-FUEL COOLED BEARING, FUEL COOLED OIL COOLER TO LOW PRESSURE CPRSN CASING SUPPLIER CODE: VK0680 ATTACHING PARTS	002004 006999	1
93	AS23624		..BOLT-	002004 006999	2
95	AS21014		..BOLT	002004 006999	2
105	LK75006		..PIN-STRAIGHT HEADED SUPPLIER CODE: VK0680	002004 006999	1
107	UP10175		..PIN-STRAIGHT HEADED SUPPLIER CODE: VK0680	002004 006999	1
117	LK81080		..WASHER- SUPPLIER CODE: VK0680	002004 006999	2
130	AS20625		..NUT	002004 006999	2
133	AS20626		..NUT-	002004 006999	2
134	RTFR05-05		-----*----- ...BUSHING-FLANGED SUPPLIER CODE: VK7067	002004 006999	2
135	U600069		...BEARING-SPHER SELF-LUB LOW FRICTION FIT SUPPLIER CODE: VK7067	002004 006999	1
- 137	LK75005		...BRACKET- SUPPLIER CODE: VK0680	002004 006999	RF

MISSING ITEM NUMBERS NOT APPLICABLE

- ITEM NOT ILLUSTRATED

BRI

# 79-21-01-01

BOEING PROPRIETARY - Copyright © - Unpublished Work - See title page for details.

79-21-01  
FIG. 01  
PAGE 5  
JAN 20/09



757

PARTS CATALOG (MAINTENANCE)

FIG ITEM	PART NUMBER	1 2 3 4 5 6 7	NOMENCLATURE	EFFECT FROM TO	UNITS PER ASSY
1 142	45731-1261		..COOLER-OIL FUEL COOLED SUPPLIER CODE: VU6578 POST SERVICE BULLETIN: 79-8215PTA VK0680 PRE SERVICE BULLETIN: 79-9657 VK0680 79-8215 VK0680 FOR BREAKDOWN SEE: 73-11-10-01	002004 006102 107999	RF
142	45731-1262		..COOLER-OIL FUEL COOLED SUPPLIER CODE: VU6578 POST SERVICE BULLETIN: 79-9657PT01 VK0680 FOR BREAKDOWN SEE: 73-11-10-01	002004 006100 102949 952999	RF
905			ILLUSTRATION REFERENCE: SWITCH-LOW PRESSURE FUEL DIFFERENTIAL (RB211-535) 73-34-01-01	002004 006999	
910			ILLUSTRATION REFERENCE: SWITCH AND BRACKET-LOW LOW PRESSURE FUEL (RB211-535) 73-35-01-01	002004 006999	
915			ILLUSTRATION REFERENCE: TUBES AND FITTINGS-FUEL SYS (RB211-535) 73-11-06-05	002004 006999	
920			ILLUSTRATION REFERENCE: TUBES AND FITTINGS-OIL FEED SYS R SIDE (RB211-535) 79-21-05-07	002004 006999	
930			ILLUSTRATION REFERENCE: ELEMENT-LOW PRESSURE FUEL FILTER (RB211-535) 73-11-10-01	002004 006999	RF

MISSING ITEM NUMBERS NOT APPLICABLE

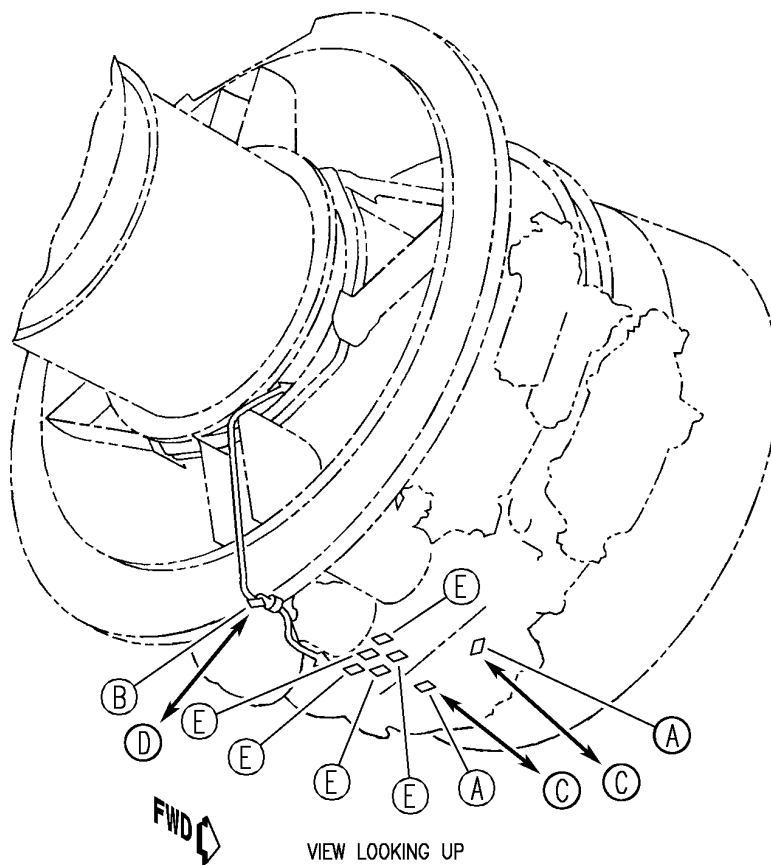
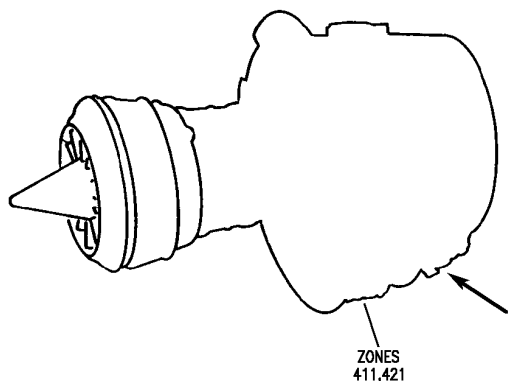
- ITEM NOT ILLUSTRATED

# 79-21-01-01

79-21-01  
FIG. 01  
PAGE 6  
JAN 20/09

BRI

**BOEING**  
757  
PARTS CATALOG (MAINTENANCE)



Y 79210305 SH1 1 REV 315

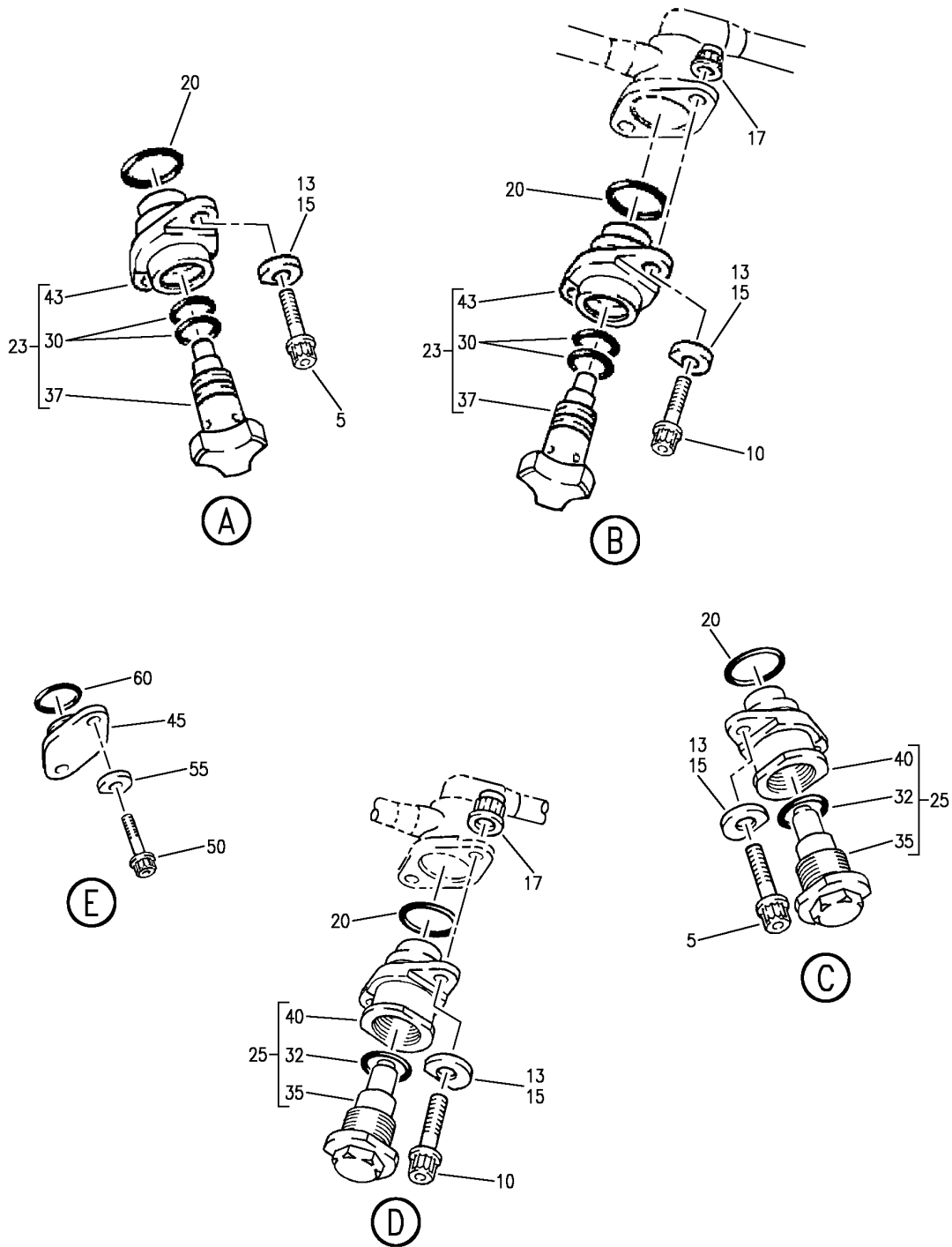
MAGNETIC CHIP DETECTORS (RB211-535)  
FIGURE 5

**79-21-03-05**

BRI  
SEP 28/07

79-21-03-05  
PAGE 0

**BOEING**  
757  
PARTS CATALOG (MAINTENANCE)



Y 79210305 SH-T 2 REV 315

MAGNETIC CHIP DETECTORS (RB211-535)  
FIGURE 5

**79-21-03-05**

BRI  
SEP 28/07

79-21-03-05  
PAGE 0A



757

PARTS CATALOG (MAINTENANCE)

FIG ITEM	PART NUMBER	1 2 3 4 5 6 7	NOMENCLATURE	EFFECT FROM TO	UNITS PER ASSY
5			MAGNETIC CHIP DETECTORS (RB211-535)	002004 006999	
- 1	UL19722		ENGINE ASSY-Q.E.C.U. RB211-535E43711 MAXIMUM NEUT SUPPLIER CODE: VK0680 FOR NHA/OTHER SYS DET SEE: 71-00-02-04	107107	RF
- 1	UL20697		ENGINE ASSY-Q.E.C.U. RB211-535E43711 MAXIMUM NEUT WITH GRAVINER FIRE DETECTORS, BAYONET MCD NON-MODULATED IDG COOLING 40,000 LB THRUST SUPPLIER CODE: VK0680 REFERENCE SERVICE BULLETIN: 71-0058R4 QUALIFIED SB I/W DATA: INTERMIX OF ONE OR SUBSTITUTION OF TWO DIFFERENT CONFIGURATION RB211-535E4-37/() ENGINES FOR RB211-535 E4 BASE ENGINES REFERENCE SERVICE BULLETIN: RB211-72-C547 VK0680 FOR NHA/OTHER SYS DET SEE: 71-00-02-04	121503 904949 952999	RF
- 1	UL36209		ENGINE ASSY-Q.E.C.U. RB211-535E43719 MAXIMUM NEUT SUPPLIER CODE: VK0680 FOR NHA/OTHER SYS DET SEE: 71-00-02-04	950951	RF

MISSING ITEM NUMBERS NOT APPLICABLE

- ITEM NOT ILLUSTRATED

79-21-03-05

79-21-03  
FIG. 05  
PAGE 1  
JAN 20/09

BRI



757

PARTS CATALOG (MAINTENANCE)

FIG ITEM	PART NUMBER	1 2 3 4 5 6 7	NOMENCLATURE	EFFECT FROM TO	UNITS PER ASSY
5 - 1	UL20698		ENGINE ASSY-Q.E.C.U. RB211-535E43712 MAXIMUM NEUT SUPPLIER CODE: VK0680 REFERENCE SERVICE BULLETIN: 71-0058R7 QUALIFIED SB I/W DATA: INTERMIX OF ONE OR SUBSTITUTION OF TWO DIFFERENT CONFIGURATION RB211-535E4-37/() ENGINES FOR RB211-535E4 BASE ENGINES OR DIFFERENT CONFIGURATION RB211-535E4-B-37/() ENGINES FOR RB211-535E4-B BASE ENGINES REFERENCE SERVICE BULLETIN: RB211-72-C547 VK0680 RB211-72-8910 VK0680 POST RAPID REVISION: RR92014-183A-RC-E FOR NHA/OTHER SYS DET SEE: 71-00-02-04	002004 006100 102102	RF
- 2	UL20702		ENGINE ASSY-Q.E.C.U. RB211-535E43711 BASIC ENGINE CONFIG. WITH GRAVINER FIRE DETECTORS,BAYONET MCD, NON-MODULATED IDG COOLING 40,100 LB THRUST SUPPLIER CODE: VK0680 FOR NHA/OTHER SYS DET SEE: 71-00-02-10	504903	RF

MISSING ITEM NUMBERS NOT APPLICABLE

- ITEM NOT ILLUSTRATED

BRI

79-21-03-05

BOEING PROPRIETARY - Copyright © - Unpublished Work - See title page for details.

79-21-03  
FIG. 05  
PAGE 2  
JAN 20/09

 **BOEING**  
757  
**PARTS CATALOG (MAINTENANCE)**

FIG ITEM	PART NUMBER	1 2 3 4 5 6 7	NOMENCLATURE	EFFECT FROM TO	UNITS PER ASSY
5 -	3 BCREP17395		ENGINE ASSY-Q.E.C.U. RB211-535E43739 BASIC ENGINE CONFIGURATION AND PHASE 5 COMBUSTOR 40,100 LB THRUST SUPPLIER CODE: VK0680 OVERLENGTH PART NUMBER: RB211-535E4-37-39E FOR NHA/OTHER SYS DET SEE: 71-00-02-10	108120	RF
-	3 BCREP17101		ENGINE ASSY-Q.E.C.U. RB211-535E43744 BASIC ENGINE CONFIGURATION, BAYONET MCD AND PHASE 5 COMBUSTOR 40,100 LB THRUST SUPPLIER CODE: VK0680 OVERLENGTH PART NUMBER: RB211-535E4-3744E FOR NHA/OTHER SYS DET SEE: 71-00-02-10	103106	RF
-	3 UL38163		ENGINE ASSY-Q.E.C.U. RB211-535E43724 BASIC ENGINE CONFIGURATION, BAYONET MCD 40,100 LB THRUST SUPPLIER CODE: VK0680 FOR NHA/OTHER SYS DET SEE: 71-00-02-10	101101	RF
-	4 UL23873		.MAGNETIC CHIP DETECTORS- SUPPLIER CODE: VK0680 POST SERVICE BULLETIN: 72-8979PT01 VK0680	002004 006100 102107 121949 952999	RF
-	4 UL26284		.MAGNETIC CHIP DETECTORS- SUPPLIER CODE: VK0680 POST SERVICE BULLETIN: 72-8824PT01 VK0680	101101 108120 950951	RF
	5 AS21516		..BOLT- POST SERVICE BULLETIN: 72-8979PT01 VK0680	002004 006102 107999	4

MISSING ITEM NUMBERS NOT APPLICABLE

- ITEM NOT ILLUSTRATED

BRI

# 79-21-03-05

BOEING PROPRIETARY - Copyright © - Unpublished Work - See title page for details.

79-21-03  
FIG. 05  
PAGE 3  
JAN 20/09





757

PARTS CATALOG (MAINTENANCE)

FIG ITEM	PART NUMBER	1 2 3 4 5 6 7	NOMENCLATURE	EFFECT FROM TO	UNITS PER ASSY
5					
10	AS21514	..	BOLT- POST SERVICE BULLETIN: 72-8979PT01 VK0680	002004 006102 107999	2
15	AS26095	..	WASHER- POST SERVICE BULLETIN: 72-8979PT01 VK0680	002004 006102 107999	6
17	AS20625	..	NUT- POST SERVICE BULLETIN: 72-8979PT01 VK0680	002004 006102 107999	2
20	KB27118	..	SEAL-RING SUPPLIER CODE: VK0680 OPTIONAL PART: AS43013-118 POST SERVICE BULLETIN: 72-9480PTC VK0680	002004 006102 107999	3
20	AS43013-118	..	SEAL-RING OPTIONAL PART: KB27118 VK0680 POST SERVICE BULLETIN: 72-9480PTC VK0680	002004 006102 107999	3
20	KB27118	..	SEAL-RING SUPPLIER CODE: VK0680 POST SERVICE BULLETIN: 72-8979PT01 VK0680 PRE SERVICE BULLETIN: 72-9480 VK0680	002004 006100 102102 107107 121949 952999	3
23	VB3503	..	DETECTOR ASSY-MAGNETIC SUPPLIER CODE: V97484 POST SERVICE BULLETIN: 72-8979PT01 VK0680	002004 006100 102107 121949 952999	3
25	VA3508	..	DETECTOR ASSY-MAGNETIC SUPPLIER CODE: V97484 POST SERVICE BULLETIN: 72-8824PT01 VK0680	101101 108120 950951	3

MISSING ITEM NUMBERS NOT APPLICABLE

- ITEM NOT ILLUSTRATED

79-21-03-05

79-21-03  
FIG. 05  
PAGE 4  
JAN 20/09

BRI



757

PARTS CATALOG (MAINTENANCE)

FIG ITEM	PART NUMBER	1 2 3 4 5 6 7	NOMENCLATURE	EFFECT FROM TO	UNITS PER ASSY
5					
30	44066		...SEAL- SUPPLIER CODE: V97484 POST SERVICE BULLETIN: 72-8979PT01 VK0680	002004 006100 102107 121949 952999	6
32	AS43003-908		...SEAL- POST SERVICE BULLETIN: 72-8824PT01 VK0680	101101 108120 950951	3
35	VA3510		...PROBE ASSY- SUPPLIER CODE: V97484 POST SERVICE BULLETIN: 72-8824PT01 VK0680 PRE SERVICE BULLETIN: 72-9496 VK0680	101101	3
35	VA3510-1		...PROBE ASSY- SUPPLIER CODE: V97484 POST SERVICE BULLETIN: RB211-72-9496 VK0624	101101 108120 950951	3
37	VB3505		...PROBE ASSY- SUPPLIER CODE: VK0624 POST SERVICE BULLETIN: 72-8979PT01 VK0680	002004 006100 102107 121949 952999	3
40	VA3509		...HOUSING ASSY- SUPPLIER CODE: V97484 POST SERVICE BULLETIN: 72-8824PT01 VK0680	101101 108120 950951	3
43	VB3504		...HOUSING ASSY- SUPPLIER CODE: V97484 POST SERVICE BULLETIN: 72-8979PT01 VK0680	002004 006100 102107 121949 952999	3
45	LK34468		..PLUG-BLANKING SUPPLIER CODE: VK0680 POST SERVICE BULLETIN: 72-9202PTA VK0680	002004 006999	5

MISSING ITEM NUMBERS NOT APPLICABLE

- ITEM NOT ILLUSTRATED

79-21-03-05

79-21-03  
FIG. 05  
PAGE 5  
JAN 20/09

BRI



757

PARTS CATALOG (MAINTENANCE)

FIG ITEM	PART NUMBER	1 2 3 4 5 6 7	NOMENCLATURE	EFFECT FROM TO	UNITS PER ASSY
5					
50	AS21516	..	BOLT- POST SERVICE BULLETIN: 72-9202PTA VK0680	002004 006999	10
55	AS26095	..	WASHER- POST SERVICE BULLETIN: 72-9202PTA VK0680	002004 006999	10
60	KB27118	..	SEAL-RING SUPPLIER CODE: VK0680 OPTIONAL PART: AS43013-118 POST SERVICE BULLETIN: 72-9480PTC VK0680 72-9202PTA VK0680 PRE SERVICE BULLETIN: 72-9480 VK0680	002004 006999	5
60	AS43013-118	..	SEAL- OPTIONAL PART: KB27118 VK0680 POST SERVICE BULLETIN: 72-9480PTC VK0680	002004 006999	5

MISSING ITEM NUMBERS NOT APPLICABLE

- ITEM NOT ILLUSTRATED

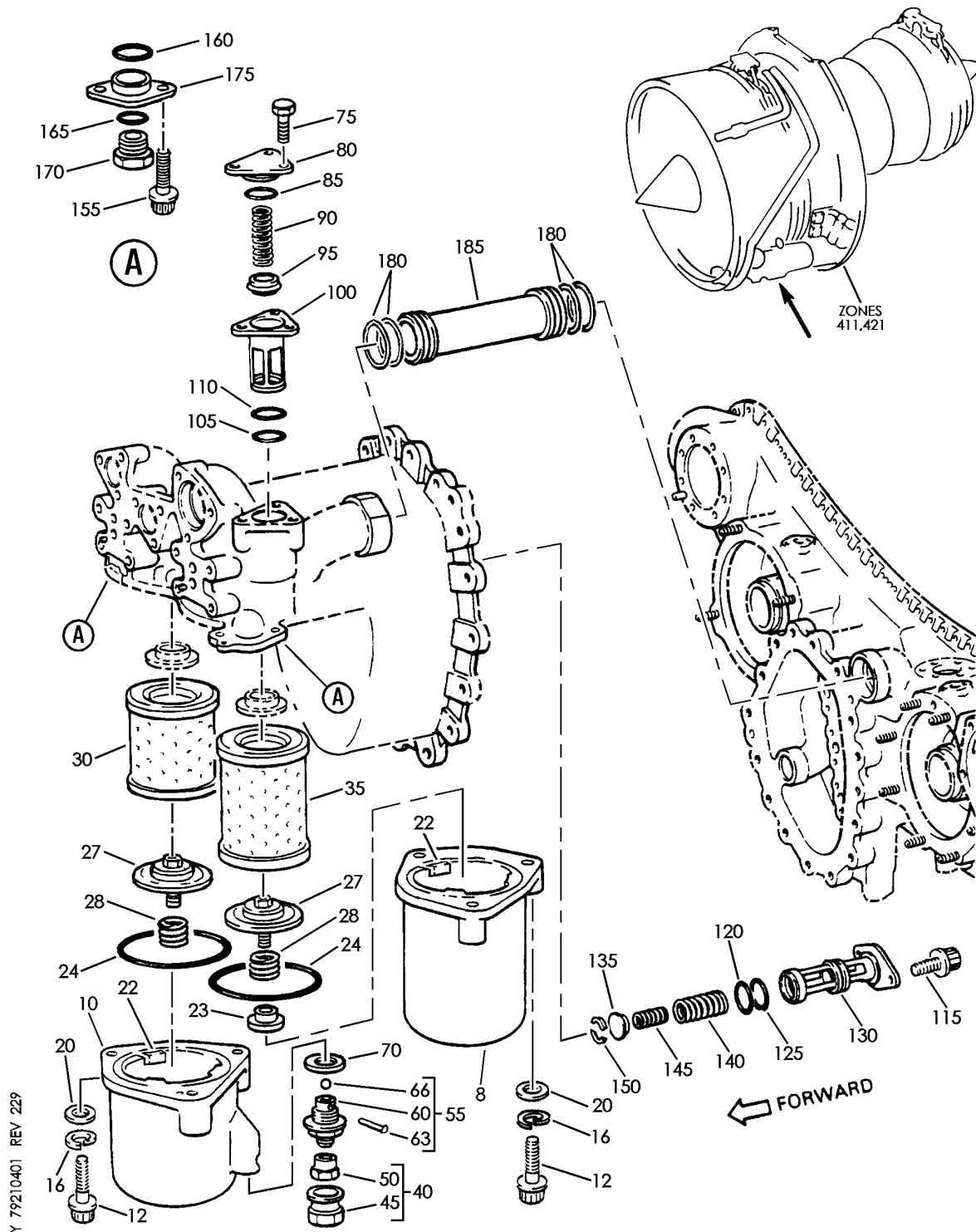
BRI

79-21-03-05

BOEING PROPRIETARY - Copyright © - Unpublished Work - See title page for details.

79-21-03  
FIG. 05  
PAGE 6  
JAN 20/09

**BOEING**  
757  
PARTS CATALOG (MAINTENANCE)



Y 79210401 REV 229

OIL PUMP AND HOUSING-HIGH SPEED GEARBOX COVER AND FILTER (RB211-535)  
FIGURE 1

**79-21-04-01**

BRI  
MAY 28/07

79-21-04-01  
PAGE 0



757

PARTS CATALOG (MAINTENANCE)

FIG ITEM	PART NUMBER	1 2 3 4 5 6 7	NOMENCLATURE	EFFECT FROM TO	UNITS PER ASSY
1			OIL PUMP AND HOUSING-HIGH SPEED GEARBOX COVER AND FILTER (RB211-535)	002004 006999	
- 1	UL19722		ENGINE ASSY-Q.E.C.U. RB211-535E43711 MAXIMUM NEUT SUPPLIER CODE: VK0680 FOR NHA/OTHER SYS DET SEE: 71-00-02-04	107107	RF
- 2	UL20702		ENGINE ASSY-Q.E.C.U. RB211-535E43711 BASIC ENGINE CONFIG. WITH GRAVINER FIRE DETECTORS, BAYONET MCD, NON-MODULATED IDG COOLING 40,100 LB THRUST SUPPLIER CODE: VK0680 FOR NHA/OTHER SYS DET SEE: 71-00-02-10	504903	RF
- 2	UL20697		ENGINE ASSY-Q.E.C.U. RB211-535E43711 WITH GRAVINER FIRE DETECTORS, BAYONET MCD, NON-MODULATED IDG COOLING 40,000 LB THRUST SUPPLIER CODE: VK0680 REFERENCE SERVICE BULLETIN: 71-0058R4 QUALIFIED SB I/W DATA: INTERMIX OF ONE OR SUBSTITUTION OF TWO DIFFERENT CONFIGURATION RB211-535E4-37/() ENGINES FOR RB211-535 E4 BASE ENGINES REFERENCE SERVICE BULLETIN: RB211-72-C547 VK0680 FOR NHA/OTHER SYS DET SEE: 71-00-02-04	121503 904949 952999	RF

MISSING ITEM NUMBERS NOT APPLICABLE

- ITEM NOT ILLUSTRATED

BRI

79-21-04-01

BOEING PROPRIETARY - Copyright © - Unpublished Work - See title page for details.

79-21-04  
FIG. 01  
PAGE 1  
JAN 20/09



757

PARTS CATALOG (MAINTENANCE)

FIG ITEM	PART NUMBER	1 2 3 4 5 6 7	NOMENCLATURE	EFFECT FROM TO	UNITS PER ASSY
1					
- 2	UL20698		ENGINE ASSY-Q.E.C.U. RB211-535E43712 SUPPLIER CODE: VK0680 REFERENCE SERVICE BULLETIN: 71-0058R7 QUALIFIED SB I/W DATA: INTERMIX OF ONE OR SUBSTITUTION OF TWO DIFFERENT CONFIGURATION RB211-535E4-37/() ENGINES FOR RB211-535E4 BASE ENGINES OR DIFFERENT CONFIGURATION RB211-535E4-B-37/() ENGINES FOR RB211-535E4-B BASE ENGINES REFERENCE SERVICE BULLETIN: RB211-72-C547 VK0680 RB211-72-8910 VK0680 POST RAPID REVISION: RR92014-183A-RC-E FOR NHA/OTHER SYS DET SEE: 71-00-02-04	002004 006100 102102	RF
- 2	UL36209		ENGINE ASSY-Q.E.C.U. RB211-535E43719 MAXIMUM NEUT SUPPLIER CODE: VK0680 FOR NHA/OTHER SYS DET SEE: 71-00-02-04	950951	RF
- 4	BCREF17395		ENGINE ASSY-Q.E.C.U. RB211-535E43739 BASIC ENGINE CONFIGURATION AND PHASE 5 COMBUSTOR 40,100 LB THRUST SUPPLIER CODE: VK0680 OVERLENGTH PART NUMBER: RB211-535E4-37-39E FOR NHA/OTHER SYS DET SEE: 71-00-02-10	108120	RF

MISSING ITEM NUMBERS NOT APPLICABLE

- ITEM NOT ILLUSTRATED

BRI

79-21-04-01

BOEING PROPRIETARY - Copyright © - Unpublished Work - See title page for details.

79-21-04  
FIG. 01  
PAGE 2  
JAN 20/09



757

PARTS CATALOG (MAINTENANCE)

FIG ITEM	PART NUMBER	1 2 3 4 5 6 7	NOMENCLATURE	EFFECT FROM TO	UNITS PER ASSY
1					
- 4	BCREF17101		ENGINE ASSY-Q.E.C.U. RB211-535E43744 BASIC ENGINE CONFIGURATION, BAYONET MCD AND PHASE 5 COMBUSTOR 40,100 LB THRUST SUPPLIER CODE: VK0680 OVERLENGTH PART NUMBER: RB211-535E4-3744E FOR NHA/OTHER SYS DET SEE: 71-00-02-10	103106	RF
- 4	UL38163		ENGINE ASSY-Q.E.C.U. RB211-535E43724 BASIC ENGINE CONFIGURATION, BAYONET MCD, 40,100 LB THRUST SUPPLIER CODE: VK0680 FOR NHA/OTHER SYS DET SEE: 71-00-02-10	101101	RF
- 6	UL39666		. GEARBOX-HS MODULE NO. 6 SUPPLIER CODE: VK0680 CONFIG CHG DATA FROM A CMM: FOR INTRCHG SEE RR IPC POST SERVICE BULLETIN: 72-C661PT01 VK0680	002004 006999	RF
- 6	UL33301		. GEARBOX-HS MODULE NO. 6 SUPPLIER CODE: VK0680 CONFIG CHG DATA FROM A CMM: FOR INTRCHG SEE RR IPC POST SERVICE BULLETIN: 72-9406PT01 VK0680 PRE SERVICE BULLETIN: 72-9890 VK0680	002004 006102 108120 950951	RF

MISSING ITEM NUMBERS NOT APPLICABLE

- ITEM NOT ILLUSTRATED

BRI

79-21-04-01

BOEING PROPRIETARY - Copyright © - Unpublished Work - See title page for details.

79-21-04  
FIG. 01  
PAGE 3  
JAN 20/09



757

PARTS CATALOG (MAINTENANCE)

FIG ITEM	PART NUMBER	1 2 3 4 5 6 7	NOMENCLATURE	EFFECT FROM TO	UNITS PER ASSY
1					
- 6	UL37124		.GEARBOX-HS MODULE NO. 6 SUPPLIER CODE: VK0680 CONFIG CHG DATA FROM A CMM: FOR INTRCHG SEE RR IPC POST SERVICE BULLETIN: 72-9890PT01 VK0680 PRE SERVICE BULLETIN: 72-C661 VK0680	002004 006999	RF
- 7	UL12992		.GEARBOX-HS MODULE NO. 6 SUPPLIER CODE: VK0680 PRE SERVICE BULLETIN: 73-7951 VK0680	107107 121949 952999	RF
- 7	UL18550		.GEARBOX-HS MODULE NO. 6 SUPPLIER CODE: VK0680 POST SERVICE BULLETIN: 73-7951PT01 VK0680 PRE SERVICE BULLETIN: 72-8044 VK0680	107107 121949 952999	RF
- 7	UL19962		.GEARBOX-3S MODULE NO. 6 SUPPLIER CODE: VK0680 POST SERVICE BULLETIN: 72-8044 VK0680 PRE SERVICE BULLETIN: 72-8088 VK0680	002004 006100 102102	RF
- 7	UL19964		.GEARBOX-HS MODULE NO. 6 SUPPLIER CODE: VK0680 POST SERVICE BULLETIN: 72-8044PT01 VK0680 PRE SERVICE BULLETIN: 72-8088 VK0680	107107 121949 952999	RF

MISSING ITEM NUMBERS NOT APPLICABLE

- ITEM NOT ILLUSTRATED

BRI

79-21-04-01

BOEING PROPRIETARY - Copyright © - Unpublished Work - See title page for details.

79-21-04  
FIG. 01  
PAGE 4  
JAN 20/09





757

PARTS CATALOG (MAINTENANCE)

FIG ITEM	PART NUMBER	1 2 3 4 5 6 7	NOMENCLATURE	EFFECT FROM TO	UNITS PER ASSY
1					
- 7	UL19995		.GEARBOX-HS MODULE NO. 6 SUPPLIER CODE: VK0680 CONFIG CHG DATA FROM A CMM: FOR INTRCHG SEE RR IPC POST SERVICE BULLETIN: 72-8088PT01 VK0680 PRE SERVICE BULLETIN: 79-9179 VK0680	002004 006100 102102	RF
- 7	UL19996		.GEARBOX-HS MODULE NO. 6 SUPPLIER CODE: VK0680 POST SERVICE BULLETIN: 72-8088PT01 VK0680 PRE SERVICE BULLETIN: 79-9179 VK0680	107107 121949 952999	RF
- 7	UL28676		.GEARBOX-HS MODULE NO. 6 SUPPLIER CODE: VK0680 CONFIG CHG DATA FROM A CMM: FOR INTRCHG SEE RR IPC POST SERVICE BULLETIN: 72-8088PT01 VK0680 79-9179PT01 VK0680 PRE SERVICE BULLETIN: 72-9406 VK0680	002004 006106 108120 950951	RF
- 7	UL28677		.GEARBOX-HS MODULE NO. 6 SUPPLIER CODE: VK0680 POST SERVICE BULLETIN: 79-9179PT01 VK0680 PRE SERVICE BULLETIN: 72-9406 VK0680	107107 121949 952999	RF

MISSING ITEM NUMBERS NOT APPLICABLE

- ITEM NOT ILLUSTRATED

79-21-04-01

79-21-04  
FIG. 01  
PAGE 5  
JAN 20/09

BRI



757

PARTS CATALOG (MAINTENANCE)

FIG ITEM	PART NUMBER	1 2 3 4 5 6 7	NOMENCLATURE	EFFECT FROM TO	UNITS PER ASSY
1					
- 7	UL33302		. GEARBOX-HS MODULE NO. 6 SUPPLIER CODE: VK0680 POST SERVICE BULLETIN: 72-9406PT01 VK0680 PRE SERVICE BULLETIN: 72-9890 VK0680	107107 121949 952999	RF
8	LK84700		.. HOUSING ASSY-OIL FILTER SUPPLIER CODE: VK0680	002004 006999	1
10	LK84702		.. HOUSING ASSY-OIL FILTER SUPPLIER CODE: VK0680	002004 006999	1
12	AS24526		ATTACHING PARTS .. BOLT	002004 006999	6
16	K11404		.. WASHER- SUPPLIER CODE: VK0680	002004 006999	6
20	AS12944		.. WASHER	002004 006999	6
24	AS43013-154		-----*----- .. SEAL	002004 006999	2
27	LK77599		.. RETAINER-FILTER SUPPLIER CODE: VK0680	002004 006999	2
28	LK77600		.. SPRING-HELICAL FILTER SUPPLIER CODE: VK0680	002004 006999	2
30	QA07609		.. ELEMENT-HP OIL FILTER SUPPLIER CODE: VK6539 POST SERVICE BULLETIN: 72-C042PT01 VK0680	002004 006999	1
30	11-10638		.. ELEMENT-HP OIL FILTER SUPPLIER CODE: V14818 PRE SERVICE BULLETIN: 72-C042 VK0680	002004 006999	1
35	QA03963		.. ELEMENT-SCAVENGE OIL FILTER SUPPLIER CODE: VK6539	002004 006999	1

MISSING ITEM NUMBERS NOT APPLICABLE

- ITEM NOT ILLUSTRATED

BRI

79-21-04-01

79-21-04  
FIG. 01  
PAGE 6  
JAN 20/09



757

PARTS CATALOG (MAINTENANCE)

FIG ITEM	PART NUMBER	1 2 3 4 5 6 7	NOMENCLATURE	EFFECT FROM TO	UNITS PER ASSY
1					
40	MS9315-06	..	CAP ASSY-OIL PRIMING VALVE	002004 006999	1
55	LK40512	..	ADAPTOR ASSY-OIL PRIMING CONNECTION SUPPLIER CODE: VK0680	002004 006999	1
60	LK40513	...	ADAPTOR- SUPPLIER CODE: VK0680	002004 006999	RF
70	KB1091	..	WASHER- SUPPLIER CODE: VK0680	002004 006999	1
75	BLT4099	..	BOLT- SUPPLIER CODE: VK0680	002004 006999	3
80	LK58410	..	COVER-VALVE BYPASS SCAVENGE FILTER SUPPLIER CODE: VK0680	002004 006999	1
85	AS43013-118	..	SEAL- OPTIONAL PART: KB27118 VK0680 POST SERVICE BULLETIN: 72-9480PTC VK0680	002004 006999	1
85	KB27118	..	SEAL- SUPPLIER CODE: VK0680 OPTIONAL PART: AS43013-118 POST SERVICE BULLETIN: 72-9480PTC VK0680 PRE SERVICE BULLETIN: 72-9480 VK0680	002004 006999	1
90	LK77597	..	SPRING-VALVE SUPPLIER CODE: VK0680	002004 006999	1
95	LK58409	..	VALVE-BYPASS OIL FILTER SUPPLIER CODE: VK0680	002004 006999	1
100	LK58408	..	HOUSING-OIL FILTER BYPASS VALVE SUPPLIER CODE: VK0680	002004 006999	1

MISSING ITEM NUMBERS NOT APPLICABLE

- ITEM NOT ILLUSTRATED

79-21-04-01

79-21-04  
FIG. 01  
PAGE 7  
JAN 20/09

BRI

BOEING PROPRIETARY - Copyright © - Unpublished Work - See title page for details.



757

PARTS CATALOG (MAINTENANCE)

FIG ITEM	PART NUMBER	1 2 3 4 5 6 7	NOMENCLATURE	EFFECT FROM TO	UNITS PER ASSY
1					
105	KB27120	..	SEAL- SUPPLIER CODE: VK0680	002004 006999	1
110	KB27122	..	SEAL- SUPPLIER CODE: VK0680	002004 006999	1
155	AS21515	..	BOLT	002004 006999	4
160	AS43013-118	..	SEAL	002004 006999	2
165	AS43003-908	..	SEAL	002004 006999	2
170	AS27908	..	PLUG	002004 006999	2
175	UP10210	..	HOUSING- SUPPLIER CODE: VK0680	002004 006999	2
180	KB27222	..	RING-RETAINING SUPPLIER CODE: VK0680	002004 006999	4
185	LK78510	..	CONNECTOR-TUBULAR,GROOVED OIL RETURN TO FILTER SUPPLIER CODE: VK0680	002004 006999	1

MISSING ITEM NUMBERS NOT APPLICABLE

- ITEM NOT ILLUSTRATED

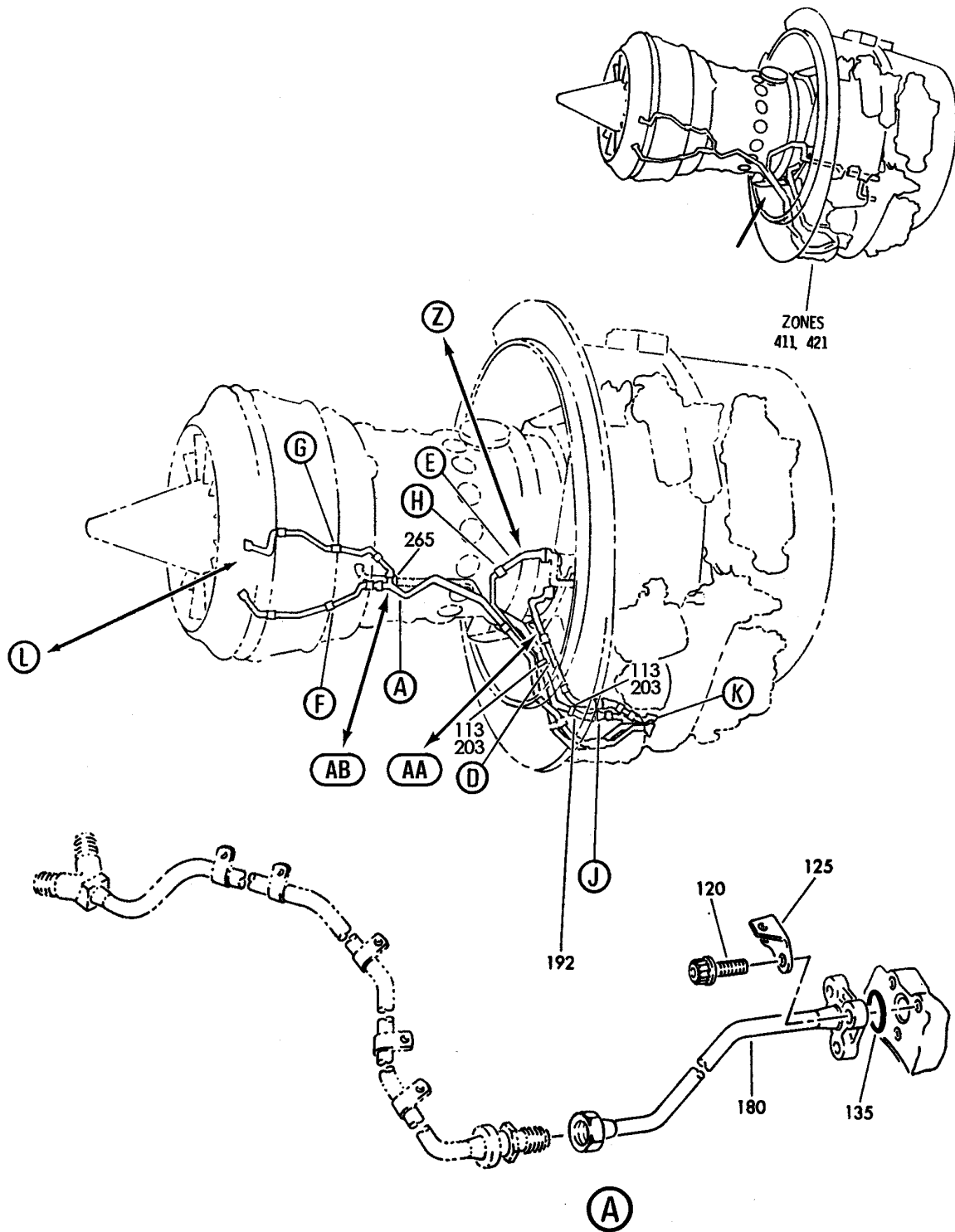
BRI

79-21-04-01

BOEING PROPRIETARY - Copyright © - Unpublished Work - See title page for details.

79-21-04  
FIG. 01  
PAGE 8  
JAN 20/09

**BOEING**  
757  
PARTS CATALOG (MAINTENANCE)



Y 79210506 SHT 1 REV 280

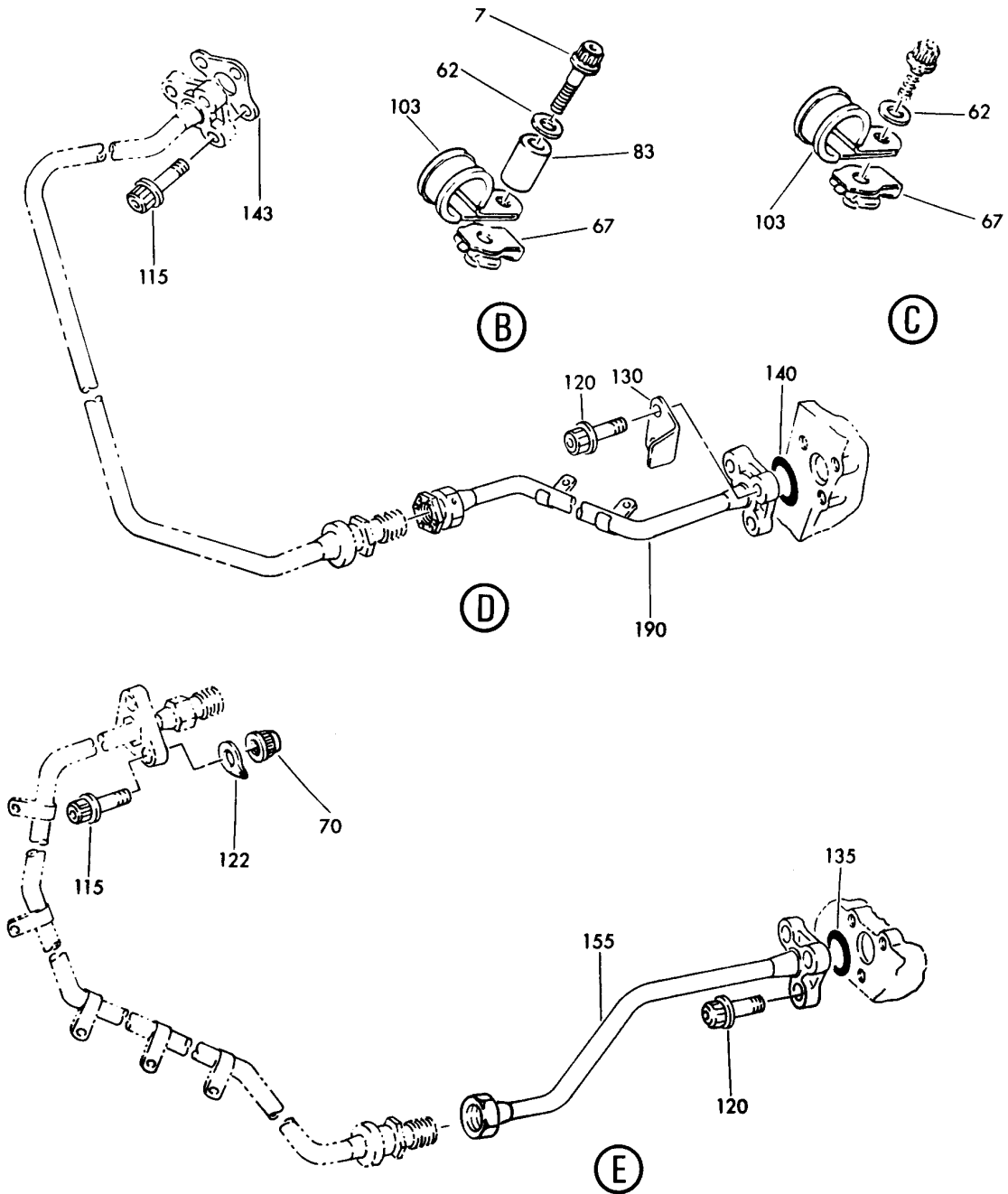
TUBES AND FITTINGS-OIL RETURN SYS (RB211-535)  
FIGURE 6 (SHEET 1)

**79-21-05-06**

BRI  
MAY 28/07

79-21-05-06  
PAGE 0

**BOEING**  
757  
PARTS CATALOG (MAINTENANCE)



Y 79210506 SHT 2 REV 183

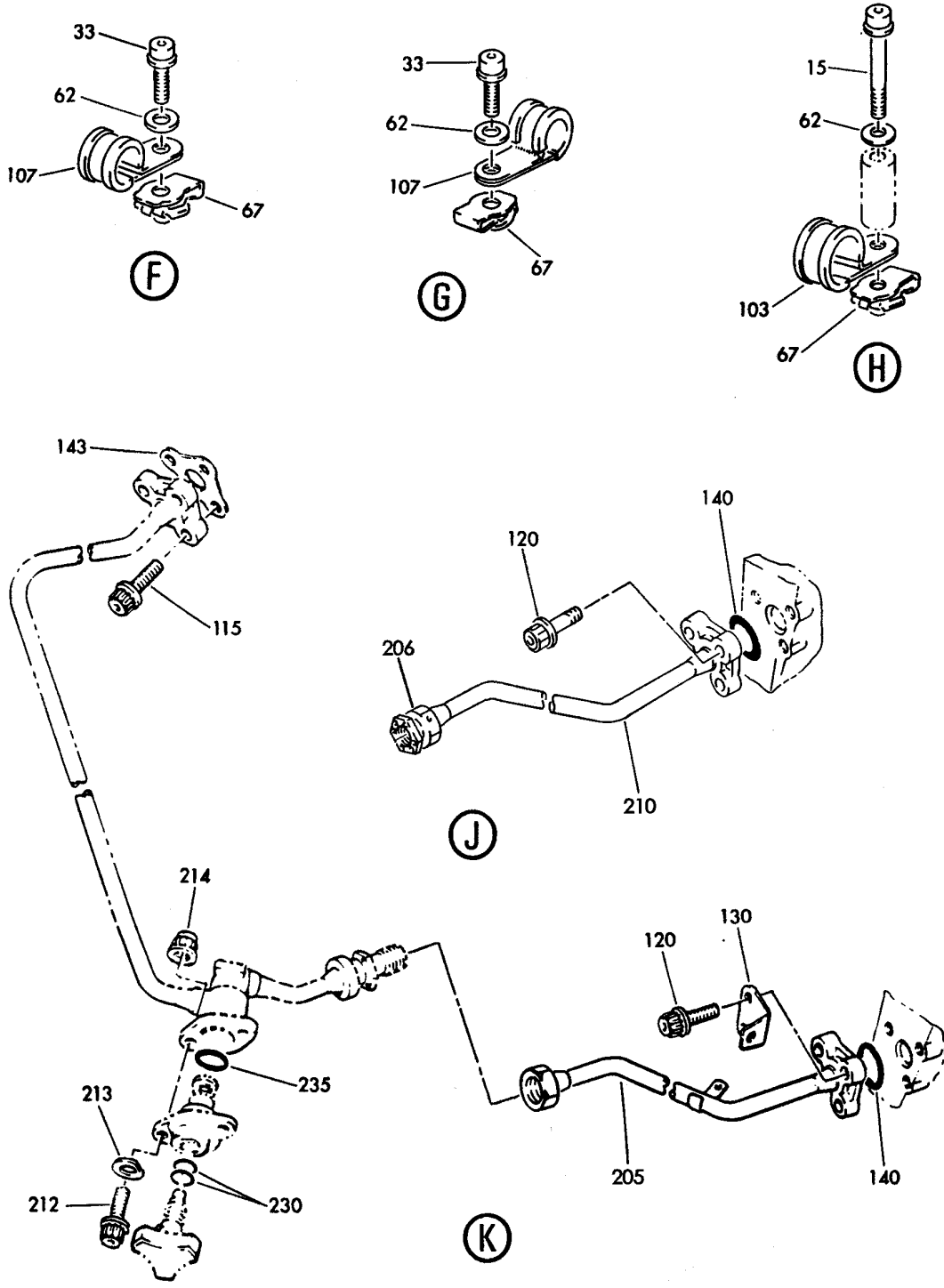
TUBES AND FITTINGS-OIL RETURN SYS (RB211-535)  
FIGURE 6 (SHEET 2)

**79-21-05-06**

BRI  
MAY 28/07

79-21-05-06  
PAGE 0A

**BOEING**  
757  
PARTS CATALOG (MAINTENANCE)



Y 79210506 SHT 3 REV 212

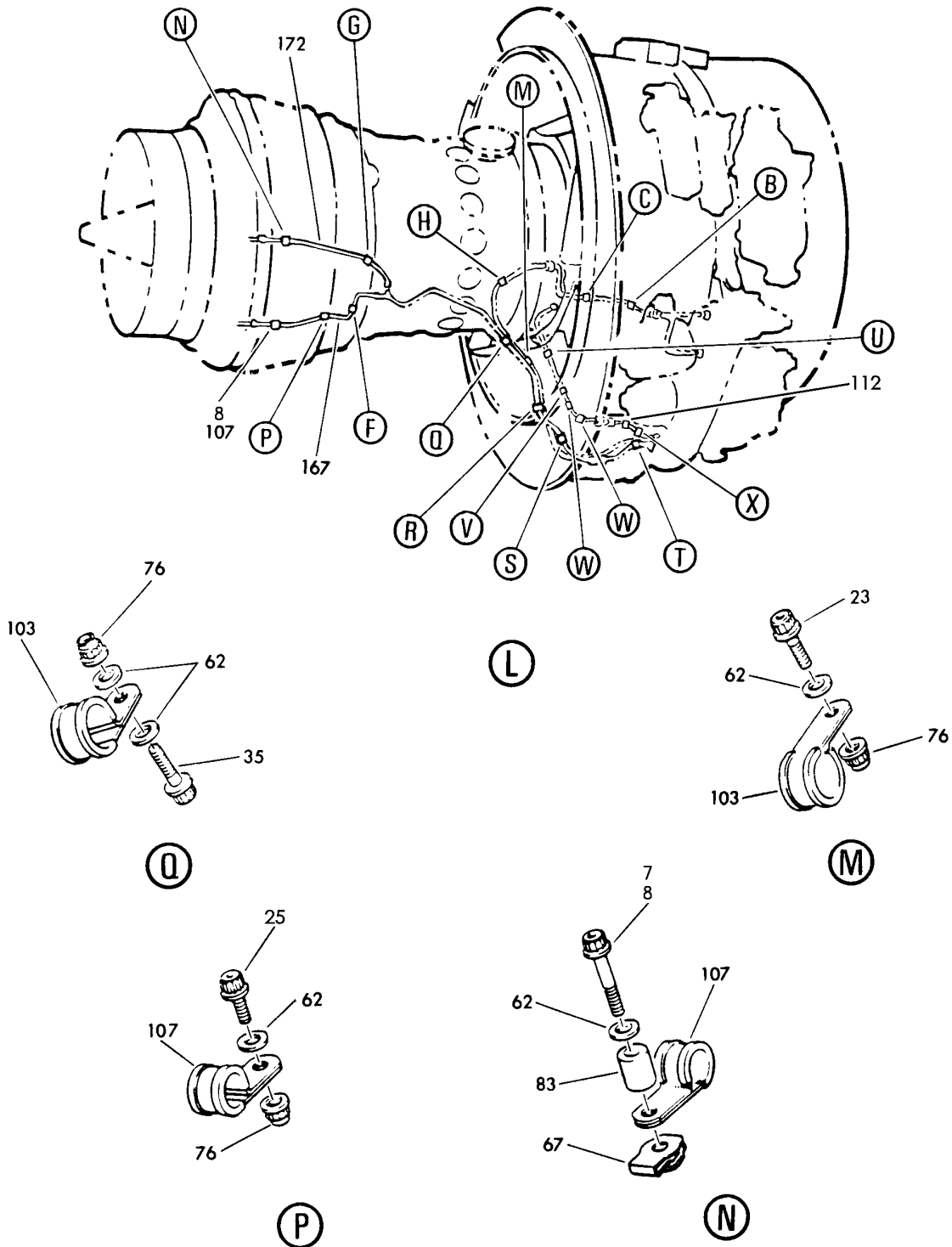
TUBES AND FITTINGS-OIL RETURN SYS (RB211-535)  
FIGURE 6 (SHEET 3)

**79-21-05-06**

BRI  
MAY 28/07

79-21-05-06  
PAGE 0B

**BOEING**  
757  
PARTS CATALOG (MAINTENANCE)



Y 79210506 SH-T 4 REV 256

TUBES AND FITTINGS-OIL RETURN SYS (RB211-535)  
FIGURE 6 (SHEET 4)

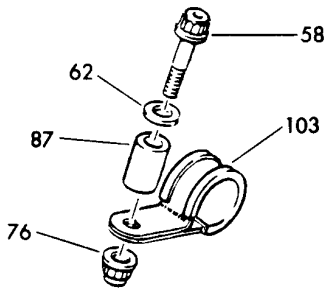
**79-21-05-06**

BRI  
MAY 28/07

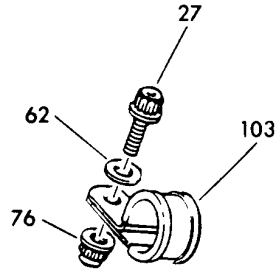
79-21-05-06  
PAGE 0C



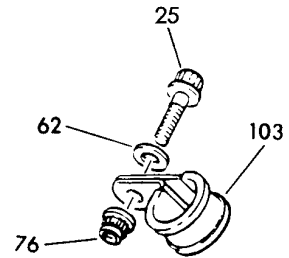
**BOEING**  
757  
PARTS CATALOG (MAINTENANCE)



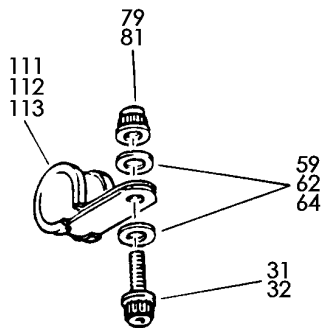
(R)



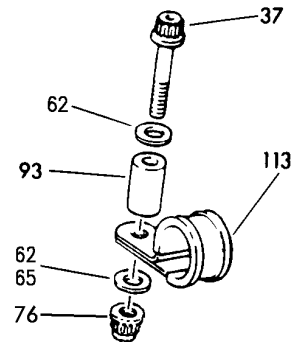
(S)



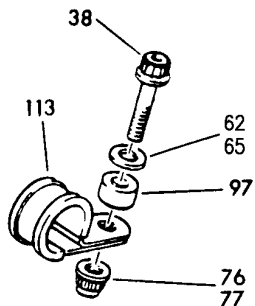
(T)



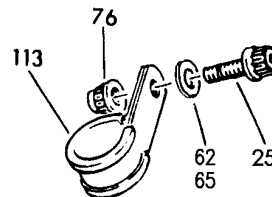
(X)



(U)



(W)



(V)

Y 79210506 SHT 5 REV 280

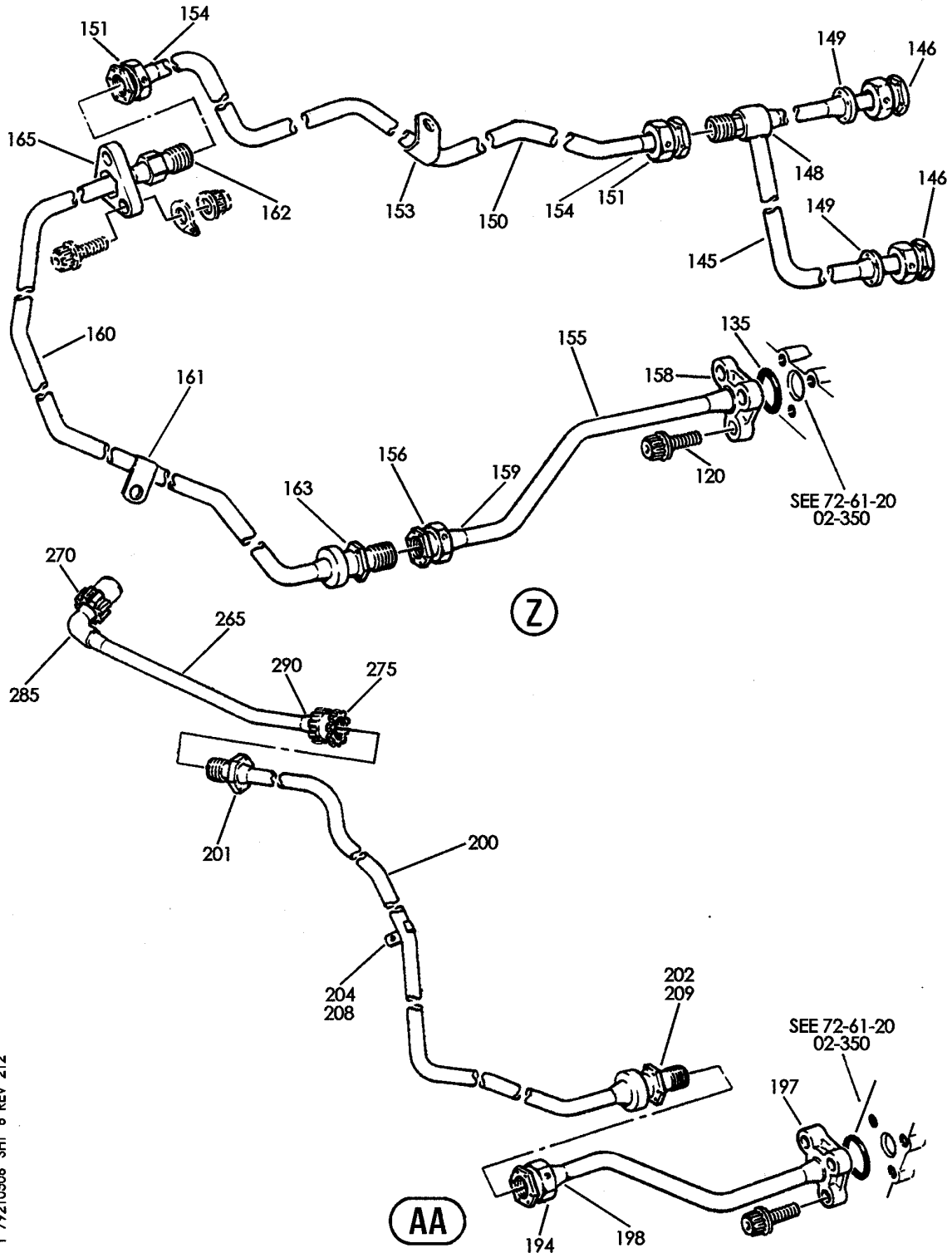
TUBES AND FITTINGS-OIL RETURN SYS (RB211-535)  
FIGURE 6 (SHEET 5)

**79-21-05-06**

BRI  
MAY 28/07

79-21-05-06  
PAGE 0D

**BOEING**  
757  
PARTS CATALOG (MAINTENANCE)



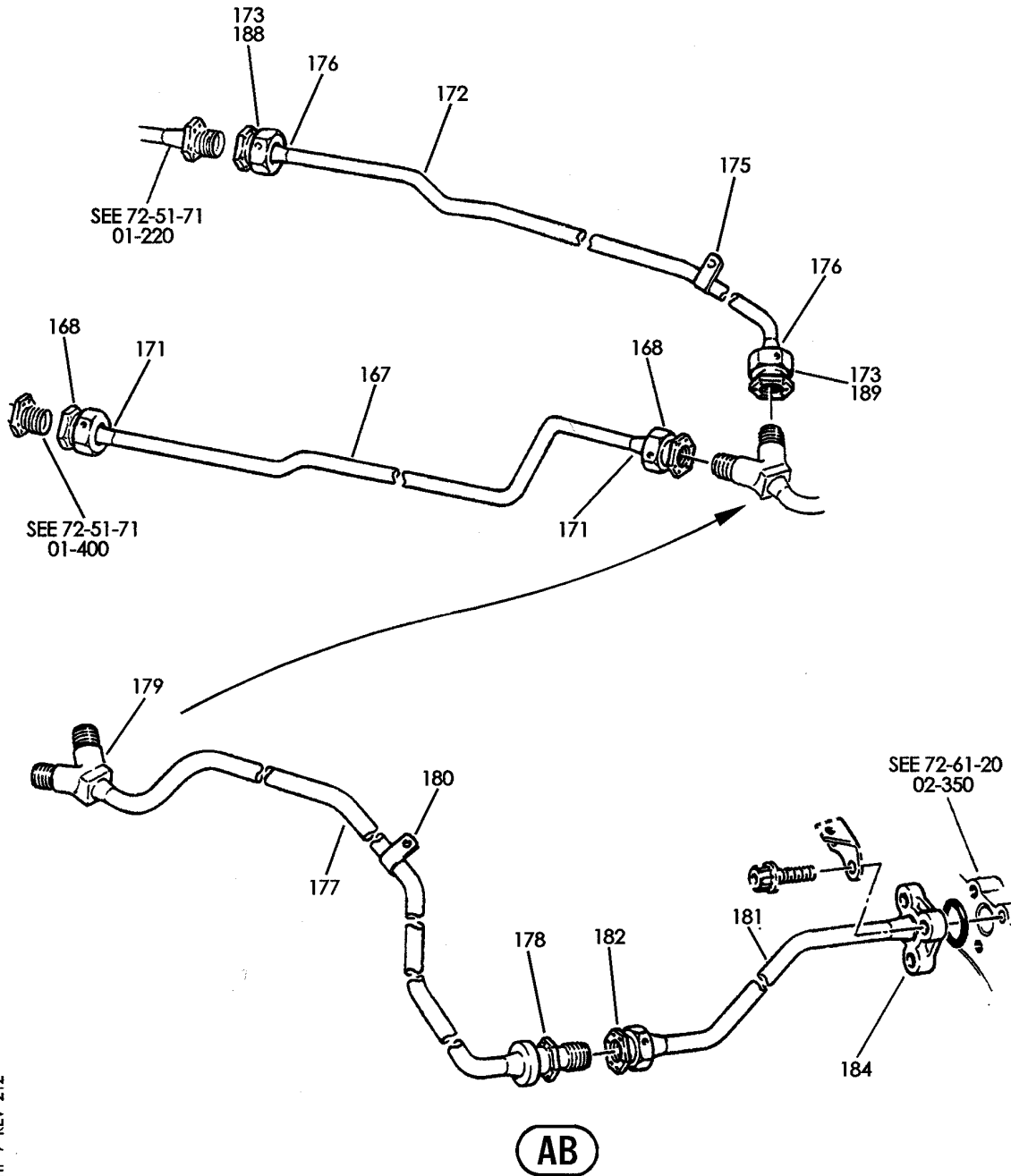
TUBES AND FITTINGS-OIL RETURN SYS (RB211-535)  
FIGURE 6 (SHEET 6)

**79-21-05-06**

BRI  
MAY 28/07

79-21-05-06  
PAGE 0E

**BOEING**  
757  
PARTS CATALOG (MAINTENANCE)



Y 79210506 SHT 7 REV 212

TUBES AND FITTINGS-OIL RETURN SYS (RB211-535)  
FIGURE 6 (SHEET 7)

**79-21-05-06**

BRI  
MAY 28/07

79-21-05-06  
PAGE OF



757

PARTS CATALOG (MAINTENANCE)

FIG ITEM	PART NUMBER	1 2 3 4 5 6 7	NOMENCLATURE	EFFECT FROM TO	UNITS PER ASSY
6			TUBES AND FITTINGS-OIL RETURN SYS (RB211-535)	002004 006999	
- 1	UL20697		ENGINE ASSY-Q.E.C.U. RB211-535E43711 MAXIMUM NEUT WITH GRAVINER FIRE DETECTORS, BAYONET MCD NON-MODULATED IDG COOLING 40,000 LB THRUST SUPPLIER CODE: VK0680 REFERENCE SERVICE BULLETIN: 71-0058R4 QUALIFIED SB I/W DATA: INTERMIX OF ONE OR SUBSTITUTION OF TWO DIFFERENT CONFIGURATION RB211-535E4-37/()	121503 904949 952999	RF
- 1	UL20702		ENGINE ASSY-Q.E.C.U. RB211-535E43711 BASIC ENGINE CONFIG. WITH GRAVINER FIRE DETECTORS, BAYONET MCD, NON-MODULATED IDG COOLING 40,100 LB THRUST SUPPLIER CODE: VK0680 FOR NHA/OTHER SYS DET SEE: 71-00-02-04	504903	RF
- 1	UL19722		ENGINE ASSY-Q.E.C.U. RB211-535E43711 MAXIMUM NEUT SUPPLIER CODE: VK0680 FOR NHA/OTHER SYS DET SEE: 71-00-02-04	107107	RF

MISSING ITEM NUMBERS NOT APPLICABLE

- ITEM NOT ILLUSTRATED

BRI

79-21-05-06

BOEING PROPRIETARY - Copyright © - Unpublished Work - See title page for details.

79-21-05  
FIG. 06  
PAGE 1  
JAN 20/09



757

PARTS CATALOG (MAINTENANCE)

FIG ITEM	PART NUMBER	1 2 3 4 5 6 7	NOMENCLATURE	EFFECT FROM TO	UNITS PER ASSY
6 - 2	UL20698		ENGINE ASSY-Q.E.C.U. RB211-535E43712 MAXIMUM NEUT SUPPLIER CODE: VK0680 REFERENCE SERVICE BULLETIN: 71-0058R7 QUALIFIED SB I/W DATA: INTERMIX OF ONE OR SUBSTITUTION OF TWO DIFFERENT CONFIGURATION RB211-535E4-37/() ENGINES FOR RB211-535E4 BASE ENGINES OR DIFFERENT CONFIGURATION RB211-535E4-B-37/() ENGINES FOR RB211-535E4-B BASE ENGINES REFERENCE SERVICE BULLETIN: RB211-72-C547 VK0680 RB211-72-8910 VK0680 POST RAPID REVISION: RR92014-183A-RC-E FOR NHA/OTHER SYS DET SEE: 71-00-02-04	002004 006100 102102	RF
- 2	UL36209		ENGINE ASSY-Q.E.C.U. RB211-535E43719 MAXIMUM NEUT SUPPLIER CODE: VK0680 FOR NHA/OTHER SYS DET SEE: 71-00-02-04	950951	RF
- 3	BCREF17395		ENGINE ASSY-Q.E.C.U. RB211-535E43739 BASIC ENGINE CONFIGURATION AND PHASE 5 COMBUSTOR 40,100 LB THRUST SUPPLIER CODE: VK0680 OVERLENGTH PART NUMBER: RB211-535E4-37-39E FOR NHA/OTHER SYS DET SEE: 71-00-02-10	108120	RF

MISSING ITEM NUMBERS NOT APPLICABLE

- ITEM NOT ILLUSTRATED

79-21-05-06

79-21-05  
FIG. 06  
PAGE 2  
JAN 20/09

BRI



757

PARTS CATALOG (MAINTENANCE)

FIG ITEM	PART NUMBER	1 2 3 4 5 6 7	NOMENCLATURE	EFFECT FROM TO	UNITS PER ASSY
6 -	3 BCRE17101		ENGINE ASSY-Q.E.C.U. RB211-535E43744 BASIC ENGINE CONFIGURATION, BAYONET MCD AND PHASE 5 COMBUSTOR 40,100 LB THRUST SUPPLIER CODE: VK0680 OVERLENGTH PART NUMBER: RB211-535E4-3744E FOR NHA/OTHER SYS DET SEE: 71-00-02-10	103106	RF
-	3 UL38163		ENGINE ASSY-Q.E.C.U. RB211-535E43724 BASIC ENGINE CONFIGURATION, BAYONET MCD 40,100 LB THRUST SUPPLIER CODE: VK0680 FOR NHA/OTHER SYS DET SEE: 71-00-02-10	101101	RF
	7 AS21418		.BOLT- POST SERVICE BULLETIN: 71-0002 PRE SERVICE BULLETIN: 72-D352 VK0680	002004 006999	2
	8 AS21419		.BOLT- POST SERVICE BULLETIN: 72-D352PT01 VK0680	103106 108120	1
	10 AS21409		.BOLT- POST SERVICE BULLETIN: 71-0002	002004 006999	1
	15 AS21425		.BOLT- PRE SERVICE BULLETIN: 72-C230 VK0680	002004 006102 107107 121999	1
	15 AS21408		.BOLT- POST SERVICE BULLETIN: 72-C230PT01 VK0680	103106 108120	1

MISSING ITEM NUMBERS NOT APPLICABLE

- ITEM NOT ILLUSTRATED

79-21-05-06

79-21-05  
FIG. 06  
PAGE 3  
JAN 20/09

BRI



757

PARTS CATALOG (MAINTENANCE)

FIG ITEM	PART NUMBER	1 2 3 4 5 6 7	NOMENCLATURE	EFFECT FROM TO	UNITS PER ASSY
6					
23	AS21410		.BOLT- POST SERVICE BULLETIN: 71-0002 POST SERVICE BULLETIN: 72-D352PT01 VK0680 PRE SERVICE BULLETIN: 72-C230 VK0680	002004 006999	1
23	AS21411		.BOLT- POST SERVICE BULLETIN: 72-C230PT01 VK0680 PRE SERVICE BULLETIN: 72-D352 VK0680	103106 108120	1
25	AS21408		.BOLT- POST SERVICE BULLETIN: 71-0002	002004 006999	3
27	AS21408		.BOLT- POST SERVICE BULLETIN: 71-0002 PRE SERVICE BULLETIN: 72-C230 VK0680	002004 006102 107107 121999	1
28	AS21408		.BOLT- POST SERVICE BULLETIN: 72-C230PT01 VK0680	103106 108120	1
31	AS21408		.BOLT- POST SERVICE BULLETIN: 71-0002	002004 006999	1
32	AS21408		.BOLT- POST SERVICE BULLETIN: 26-9064PT01 VK0680	101101 103106 108120 950951	2
33	AS21407		.BOLT- POST SERVICE BULLETIN: 71-0002	002004 006999	2
35	AS21412		.BOLT- POST SERVICE BULLETIN: 71-0002 PRE SERVICE BULLETIN: 72-D352 VK0680	002004 006999	1
35	AS21411		.BOLT- POST SERVICE BULLETIN: 72-D352PT01 VK0680	103106 108120	1

MISSING ITEM NUMBERS NOT APPLICABLE

- ITEM NOT ILLUSTRATED

79-21-05-06

79-21-05  
FIG. 06  
PAGE 4  
JAN 20/09

BRI

BOEING PROPRIETARY - Copyright © - Unpublished Work - See title page for details.



757

PARTS CATALOG (MAINTENANCE)

FIG ITEM	PART NUMBER	1 2 3 4 5 6 7	NOMENCLATURE	EFFECT FROM TO	UNITS PER ASSY
6					
37	AS21423		.BOLT- POST SERVICE BULLETIN: 71-0002 POST SERVICE BULLETIN: 72-C230PT01 VK0680 72-D352PT01 VK0680	002004 006999	1
37	AS21438		.BOLT- POST SERVICE BULLETIN: 72-C230PT01 VK0680 72-C939PT01 VK0680 PRE SERVICE BULLETIN: 72-C939 VK0680 72-D352 VK0680	103106 108120	1
38	AS21411		.BOLT- POST SERVICE BULLETIN: 71-0002	002004 006999	2
58	AS21408		.BOLT- POST SERVICE BULLETIN: 72-D352PT01 VK0680	103106 108120	1
58	AS21414		.BOLT- POST SERVICE BULLETIN: 71-0002 PRE SERVICE BULLETIN: 72-D352 VK0680	002004 006999	1
59	K8831		.WASHER- SUPPLIER CODE: VK0680 POST SERVICE BULLETIN: 71-0002 POST SERVICE BULLETIN: 26-9064PT01 VK0680 PRE SERVICE BULLETIN: 79-C170 VK0680	101101 103106 108120 504903 950951	2

MISSING ITEM NUMBERS NOT APPLICABLE

- ITEM NOT ILLUSTRATED

BRI

79-21-05-06

BOEING PROPRIETARY - Copyright © - Unpublished Work - See title page for details.

79-21-05  
FIG. 06  
PAGE 5  
JAN 20/09





757

PARTS CATALOG (MAINTENANCE)

FIG ITEM	PART NUMBER	1 2 3 4 5 6 7	NOMENCLATURE	EFFECT FROM TO	UNITS PER ASSY
R R R R R R R R R R	60	K8831	.WASHER- SUPPLIER CODE: VK0680 POST SERVICE BULLETIN: 72-D352PT01 VK0680 79-C170PTA VK0680	002004 006999	3
	62	K8831	.WASHER- SUPPLIER CODE: VK0680 POST SERVICE BULLETIN: 71-0002 PRE SERVICE BULLETIN: 72-D352 VK0680	002004 006999	19
	64	K8831	.WASHER- SUPPLIER CODE: VK0680 POST SERVICE BULLETIN: 71-0002 POST SERVICE BULLETIN: 72-D352PT01 VK0680 PRE SERVICE BULLETIN: 79-C170 VK0680	002004 006106 108120 950951	2
	65	K8831	.WASHER- SUPPLIER CODE: VK0680 POST SERVICE BULLETIN: 72-D352PT01 VK0680	103106 108120	4
	67	AS41104	.NUT- POST SERVICE BULLETIN: 71-0002	002004 006999	6
	70	AS20625	.NUT	002004 006999	2
	76	AS20624	.NUT- POST SERVICE BULLETIN: 71-0002	002004 006999	10
	79	AS20624	.NUT- POST SERVICE BULLETIN: 71-0002	002004 006999	1
	81	AS20624	.NUT- POST SERVICE BULLETIN: 26-9064PT01 VK0680	101101 103106 108120 950951	2

MISSING ITEM NUMBERS NOT APPLICABLE

- ITEM NOT ILLUSTRATED

79-21-05-06

79-21-05  
FIG. 06  
PAGE 6  
MAY 20/09

BRI

**BOEING**  
757  
**PARTS CATALOG (MAINTENANCE)**

FIG ITEM	PART NUMBER	1 2 3 4 5 6 7	NOMENCLATURE	EFFECT FROM TO	UNITS PER ASSY
6	83	UP10480	. SPACER- SUPPLIER CODE: VK0680 POST SERVICE BULLETIN: 71-0002	002004 006999	2
	85	UP10482	. SPACER- SUPPLIER CODE: VK0680 POST SERVICE BULLETIN: 71-0002 PRE SERVICE BULLETIN: 72-C230 VK0680	002004 006102 107107 121999	1
	87	UP10479	. SPACER- SUPPLIER CODE: VK0680 POST SERVICE BULLETIN: 71-0002 PRE SERVICE BULLETIN: 72-D352 VK0680	002004 006999	1
	93	UP10481	. SPACER- SUPPLIER CODE: VK0680 POST SERVICE BULLETIN: 71-0002 POST SERVICE BULLETIN: 72-D352PT01 VK0680 PRE SERVICE BULLETIN: 72-C230 VK0680	002004 006999	1
	94	UP10481	. SPACER- SUPPLIER CODE: VK0680 POST SERVICE BULLETIN: 72-C230PT01 VK0680 PRE SERVICE BULLETIN: 72-D352 VK0680	103106 108120	2
	97	UP10478	. SPACER- SUPPLIER CODE: VK0680 POST SERVICE BULLETIN: 71-0002	002004 006999	2

MISSING ITEM NUMBERS NOT APPLICABLE

— ITEM NOT ILLUSTRATED

BRI

# 79-21-05-06

BOEING PROPRIETARY - Copyright © - Unpublished Work - See title page for details.

79-21-05  
FIG. 06  
PAGE 7  
JAN 20/09



757

PARTS CATALOG (MAINTENANCE)

FIG ITEM	PART NUMBER	1 2 3 4 5 6 7	NOMENCLATURE	EFFECT FROM TO	UNITS PER ASSY
6 103	400WSS8	.CLIP-	SUPPLIER CODE: V83930 POST SERVICE BULLETIN: 71-0002	002004 006999	8
107	400WSS6	.CLIP-	SUPPLIER CODE: V83930 POST SERVICE BULLETIN: 71-0002	002004 006999	5
111	400WSS10	.CLIP-	SUPPLIER CODE: V83930 POST SERVICE BULLETIN: 71-0002 PRE SERVICE BULLETIN: 72-D352 VK0680	002004 006100 102102 107107 121949 952999	2
112	400WSS10	.CLIP-	SUPPLIER CODE: V83930 POST SERVICE BULLETIN: 26-9064PT01 VK0680	101101 103106 108120 950951	3
113	400WSS10	.CLIP-	SUPPLIER CODE: V83930 POST SERVICE BULLETIN: 71-0002 POST SERVICE BULLETIN: 72-D352PT01 VK0680 PRE SERVICE BULLETIN: 72-D352 VK0680	002004 006999	6
115	AS21512	.BOLT		002004 006999	5
120	AS21516	.BOLT-		002004 006999	12
- 122	CU37148	.WASHER-TAB LOCKING	SUPPLIER CODE: VK0680	002004 006999	1
125	LK41244	.BRACKET-TUBES ANGLE	SUPPLIER CODE: VK0680	002004 006999	1
130	LK62099	.BRACKET-TUBES ANGLE	SUPPLIER CODE: VK0680	002004 006999	1

MISSING ITEM NUMBERS NOT APPLICABLE

- ITEM NOT ILLUSTRATED

79-21-05-06

79-21-05  
FIG. 06  
PAGE 8  
JAN 20/09

BRI



757

PARTS CATALOG (MAINTENANCE)

FIG ITEM	PART NUMBER	1 2 3 4 5 6 7	NOMENCLATURE	EFFECT FROM TO	UNITS PER ASSY
6					
135	KB27112		.SEAL-OIL RETURN TUBE SEAL SUPPLIER CODE: VK0680	002004 006999	2
140	KB27114		.SEAL-OIL RETURN TUBE SEAL SUPPLIER CODE: VK0680	002004 006999	2
143	AGS3898		.GASKET-INTERNAL GEARBOX OIL RETURN TUBE	002004 006999	1
145	LK85870		.TUBE ASSY-LOW PRESSURE/ INTERMEDIATE PRESSURE BRG B/H DISC. TO 3 WAY CONN. OIL SCAVENGE SUPPLIER CODE: VK0680 POST SERVICE BULLETIN: 71-0002	002004 006999	1
150	UL16572		.TUBE ASSY-3 WAY CONN. TO DISC. FBH OIL RETURN SUPPLIER CODE: VK0680 POST SERVICE BULLETIN: 71-0002	002004 006999	1
155	LK77996		.TUBE ASSY-DISC. TO PUMP FBH OIL RETURN SUPPLIER CODE: VK0680	002004 006999	1
160	UL38641		.TUBE ASSY-BHD TO DISC. FBH OIL RETURN SUPPLIER CODE: VK0680 POST SERVICE BULLETIN: 72-C230PT01 VK0680	103106 108120	1
160	UL16573		.TUBE ASSY-BHD TO DISC. FBH OIL RETURN SUPPLIER CODE: VK0680 POST SERVICE BULLETIN: 71-0002 PRE SERVICE BULLETIN: 72-C230 VK0680	002004 006102 107107 121999	1
167	LK85867		.TUBE ASSY-LOW PRESSURE TURB BRG TO 3 WAY CONN. OIL RETURN SUPPLIER CODE: VK0680 POST SERVICE BULLETIN: 71-0002	002004 006999	1

MISSING ITEM NUMBERS NOT APPLICABLE

- ITEM NOT ILLUSTRATED

BRI

79-21-05-06

BOEING PROPRIETARY - Copyright © - Unpublished Work - See title page for details.

79-21-05  
FIG. 06  
PAGE 9  
JAN 20/09



757

PARTS CATALOG (MAINTENANCE)

FIG ITEM	PART NUMBER	1 2 3 4 5 6 7	NOMENCLATURE	EFFECT FROM TO	UNITS PER ASSY
6 172	UL16568		.TUBE ASSY-LOW PRESSURE TURB BRG TO 3 WAY CONN. OIL RETURN SUPPLIER CODE: VK0680 POST SERVICE BULLETIN: 71-0002 PRE SERVICE BULLETIN: 72-D352 VK0680	002004 006999	1
172	FW15693		.TUBE ASSY-LOW PRESSURE TURB BRG TO 3 WAY CONN. OIL RETURN SUPPLIER CODE: VK0680 POST SERVICE BULLETIN: 72-D352PT01 VK0680	103106 108120	1
177	UL16485		.TUBE ASSY-3 WAY CONN. TO DISC. LOW PRESSURE TURB BRG OIL RETURN SUPPLIER CODE: VK0680 POST SERVICE BULLETIN: 71-0002	002004 006999	1
181	LK77995		.TUBE ASSY-DISC. TO PUMP LOW PRESSURE BRG OIL RETURN SUPPLIER CODE: VK0680	002004 006999	1
- 187	LK85991		.TUBE ASSY-INTERNAL GEARBOX TO DISC. OIL RETURN SUPPLIER CODE: VK0680	002004 006999	1
192	LK77994		.TUBE ASSY-DISC. TO PUMP HIGH PRESSURE IP BRG OIL RETURN SUPPLIER CODE: VK0680 POST SERVICE BULLETIN: 71-0002	002004 006999	1

MISSING ITEM NUMBERS NOT APPLICABLE

- ITEM NOT ILLUSTRATED

BRI

79-21-05-06

BOEING PROPRIETARY - Copyright © - Unpublished Work - See title page for details.

79-21-05  
FIG. 06  
PAGE 10  
JAN 20/09



757

PARTS CATALOG (MAINTENANCE)

FIG ITEM	PART NUMBER	1 2 3 4 5 6 7	NOMENCLATURE	EFFECT FROM TO	UNITS PER ASSY
6 200	FW15692		.TUBE ASSY-DISC. TO DISC. HIGH PRESSURE INTERMEDIATE PRESSURE BRG OIL RETURN SUPPLIER CODE: VK0680 POST SERVICE BULLETIN: 72-D352PT01 VK0680	103106 108120	1
200	UL16505		.TUBE ASSY-DISC. TO DISC. HIGH PRESSURE INTERMEDIATE PRESSURE BRG OIL RETURN SUPPLIER CODE: VK0680 POST SERVICE BULLETIN: 71-0002 PRE SERVICE BULLETIN: 72-D352 VK0680	002004 006999	1
201	AS15812		..ADAPTER	002004 006999	1
205	LK77993		.TUBE ASSY-DISC. TO PUMP INTERNAL GEARBOX OIL RETURN SUPPLIER CODE: VK0680	002004 006999	1
212	AS21514		.BOLT- PRE SERVICE BULLETIN: 72-8979 VK0680	101101	2
213	AS26095		.WASHER- PRE SERVICE BULLETIN: 72-8979 VK0680	101101	2
214	AS20625		.NUT- PRE SERVICE BULLETIN: 72-8979 VK0680	101101	2
215	VB3447		.DETECTOR ASSY-MAGNETIC CHIP SUPPLIER CODE: V97484 POST SERVICE BULLETIN: 71-0002 PRE SERVICE BULLETIN: 72-7911 VK0680	107107 121949 952999	1

MISSING ITEM NUMBERS NOT APPLICABLE

- ITEM NOT ILLUSTRATED

79-21-05-06

79-21-05  
FIG. 06  
PAGE 11  
JAN 20/09

BRI



757

PARTS CATALOG (MAINTENANCE)

FIG ITEM	PART NUMBER	1 2 3 4 5 6 7	NOMENCLATURE	EFFECT FROM TO	UNITS PER ASSY
6 215	VB3503		.DETECTOR ASSY-MAGNETIC CHIP SUPPLIER CODE: V97484 POST SERVICE BULLETIN: 72-7911PT01 VK0680 PRE SERVICE BULLETIN: 72-8979 VK0680	101101	1
215	VA3508		.DETECTOR ASSY-MAGNETIC CHIP SUPPLIER CODE: VK0624 POST AIRLINE MOD: PCR100 VALP	950951	1
220	VB3448B1		..HOUSING ASSY-PLUG SUPPLIER CODE: V97484 POST SERVICE BULLETIN: 72-7306PTA VK0680 PRE SERVICE BULLETIN: 72-7911 VK0680	107107 121949 952999	1
220	VB3504		..HOUSING ASSY-PLUG SUPPLIER CODE: V97484 POST SERVICE BULLETIN: 72-7911PT01 VK0680	002004 006999	1
220	VB3448		..HOUSING ASSY-PLUG SUPPLIER CODE: V97484 POST SERVICE BULLETIN: 71-0002 PRE SERVICE BULLETIN: 72-7306 VK0680	107107 121949 952999	1
220	VA3509		..HOUSING ASSY-PLUG SUPPLIER CODE: V97484 POST AIRLINE MOD: PCR100 VALP	950951	1

MISSING ITEM NUMBERS NOT APPLICABLE

- ITEM NOT ILLUSTRATED

79-21-05-06

79-21-05  
FIG. 06  
PAGE 12  
JAN 20/09

BRI



757

PARTS CATALOG (MAINTENANCE)

FIG ITEM	PART NUMBER	1 2 3 4 5 6 7	NOMENCLATURE	EFFECT FROM TO	UNITS PER ASSY
6 225	VB3449		..PROBE ASSY-MAGNETIC SUPPLIER CODE: V97484 POST SERVICE BULLETIN: 71-0002 PRE SERVICE BULLETIN: 72-7911 VK0680	107107 121949 952999	1
225	VB3505		..PROBE ASSY-MAGNETIC SUPPLIER CODE: VK0624 POST SERVICE BULLETIN: 72-7911PT01 VK0680 PRE SERVICE BULLETIN: 72-8979 VK0680	101101	1
230	44066		..SEAL-RING SUPPLIER CODE: V97484 PRE SERVICE BULLETIN: 72-8979 VK0680	101101	2
235	KB27118		.SEAL- SUPPLIER CODE: VK0680 PRE SERVICE BULLETIN: SB72-8979 VK0680	101101	1
235	AS43003-908		.SEAL- POST SERVICE BULLETIN: 72-7815 VK0680	950951	1
265	UL11143		.TUBE ASSY-HIGH PRESSURE TURB BRG TO DISC. OIL RETURN SUPPLIER CODE: VK0680 POST SERVICE BULLETIN: 71-0002	002004 006999	1

MISSING ITEM NUMBERS NOT APPLICABLE

- ITEM NOT ILLUSTRATED

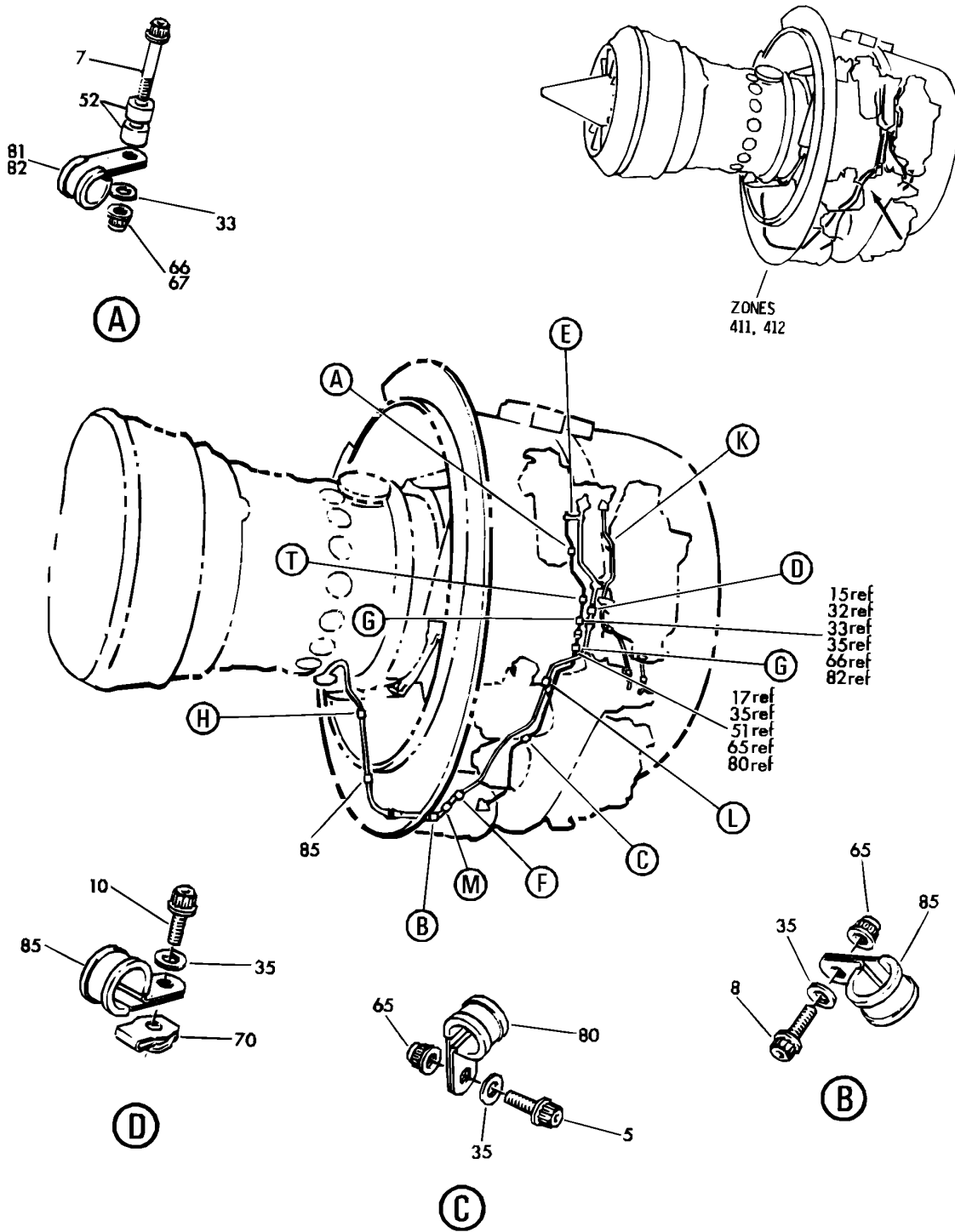
79-21-05-06

79-21-05  
FIG. 06  
PAGE 13  
JAN 20/09

BRI



**BOEING**  
757  
PARTS CATALOG (MAINTENANCE)



Y 79210507 SHT 1 REV 223

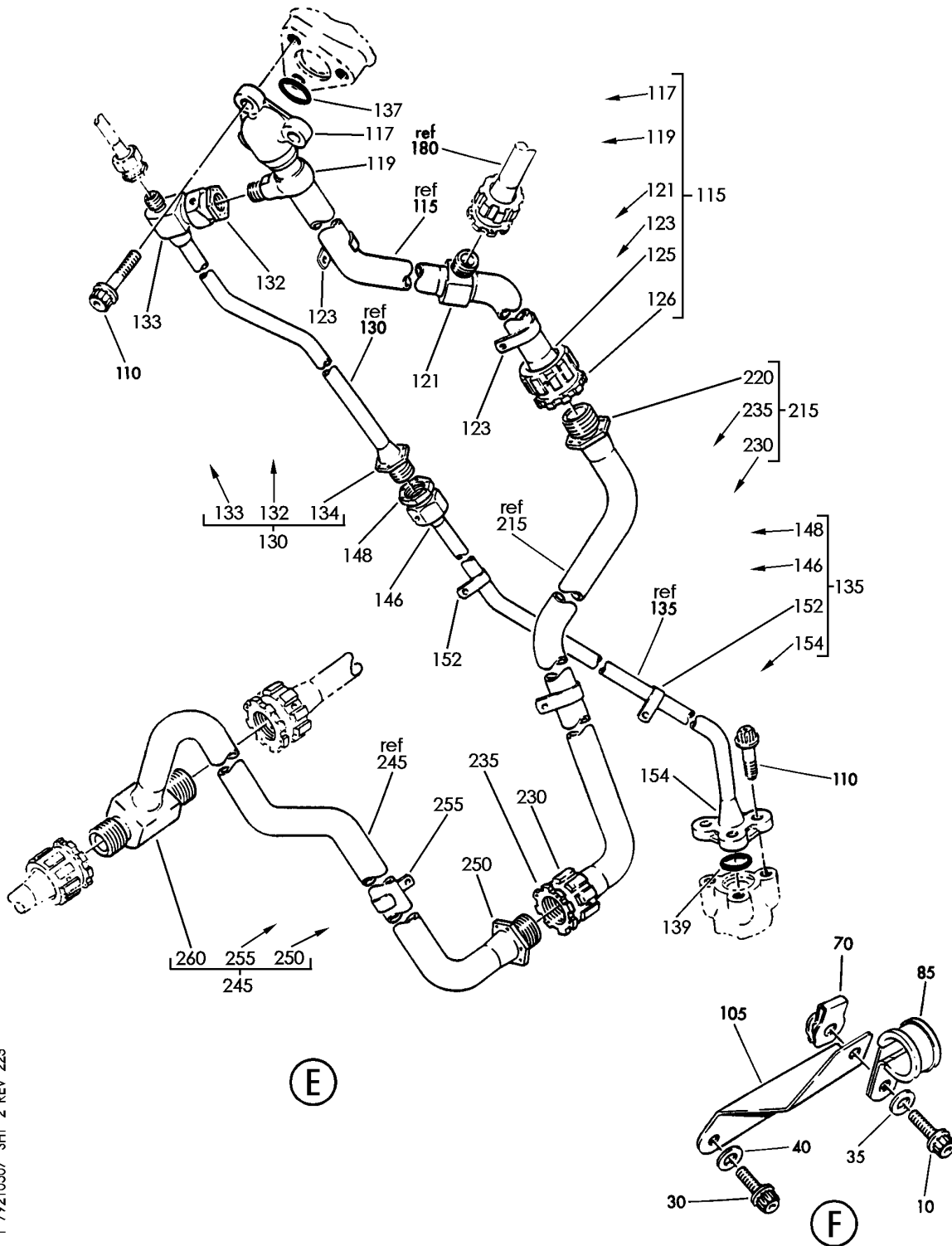
TUBES AND FITTINGS-OIL FEED SYS R SIDE (RB211-535)  
FIGURE 7 (SHEET 1)

**79-21-05-07**

BRI  
MAY 28/07

79-21-05-07  
PAGE 0

**BOEING**  
757  
PARTS CATALOG (MAINTENANCE)



Y 79210507 SHT 2 REV 223

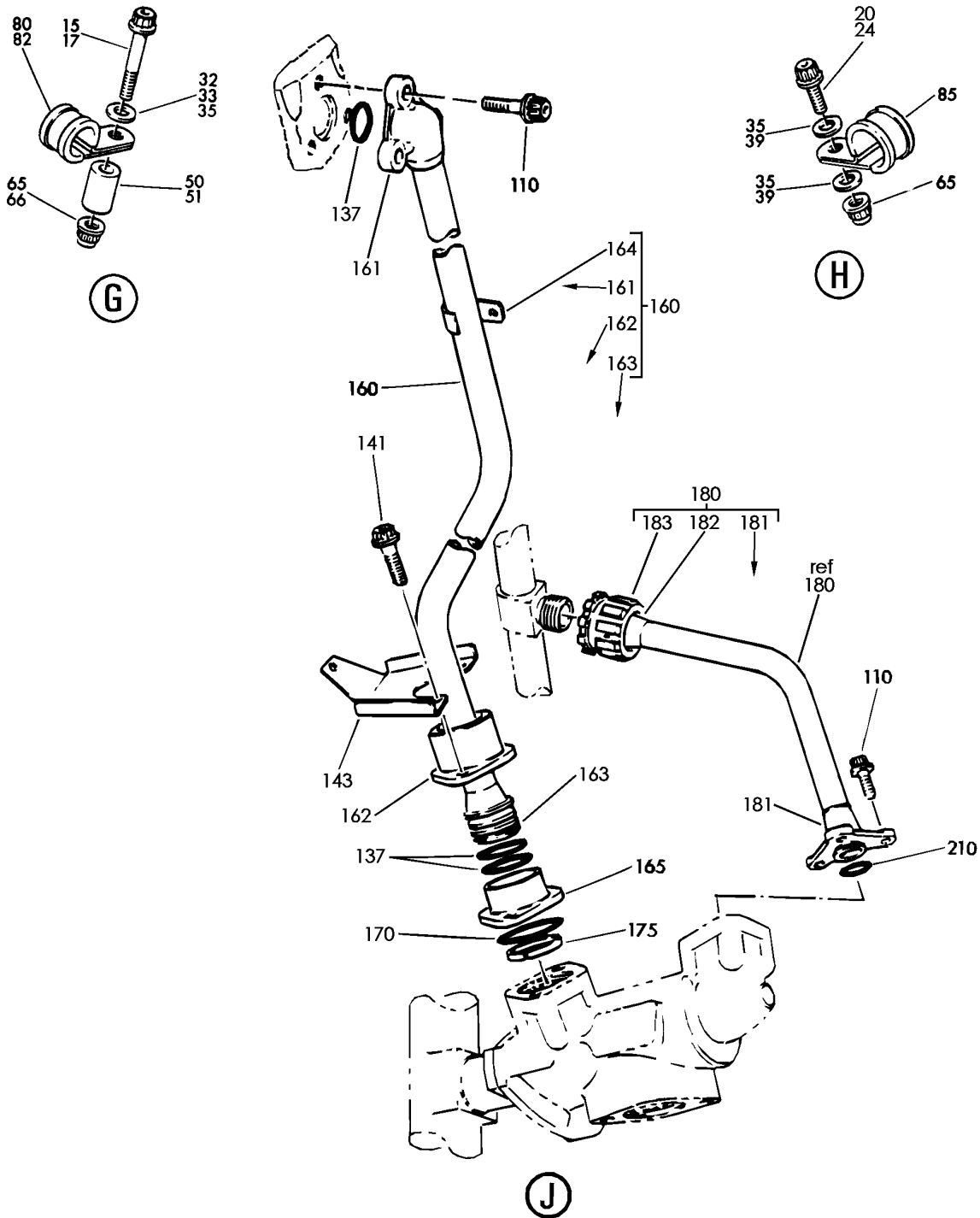
TUBES AND FITTINGS-OIL FEED SYS R SIDE (RB211-535)  
FIGURE 7 (SHEET 2)

**79-21-05-07**

BRI  
MAY 28/07

79-21-05-07  
PAGE 0A

**BOEING**  
757  
PARTS CATALOG (MAINTENANCE)



Y 79210507 SHT 3 REV 227

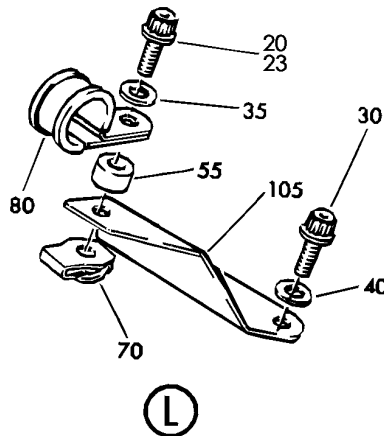
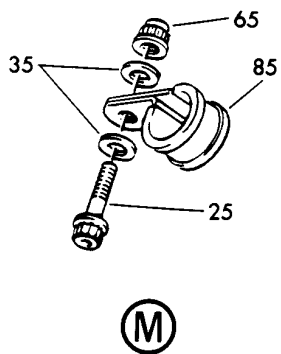
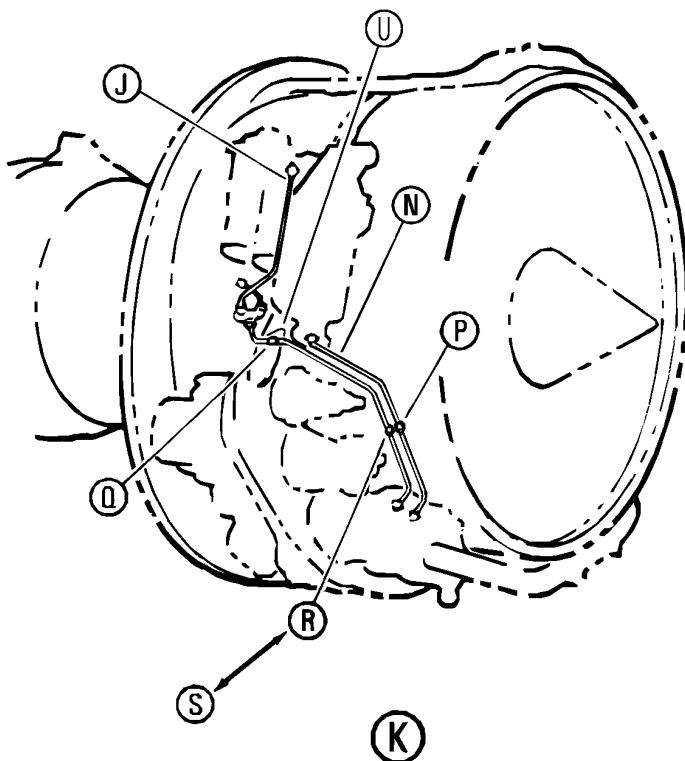
TUBES AND FITTINGS-OIL FEED SYS R SIDE (RB211-535)  
FIGURE 7 (SHEET 3)

**79-21-05-07**

BRI  
MAY 28/07

79-21-05-07  
PAGE 0B

**BOEING**  
757  
PARTS CATALOG (MAINTENANCE)



Y 79210507 SH1 4 REV 265

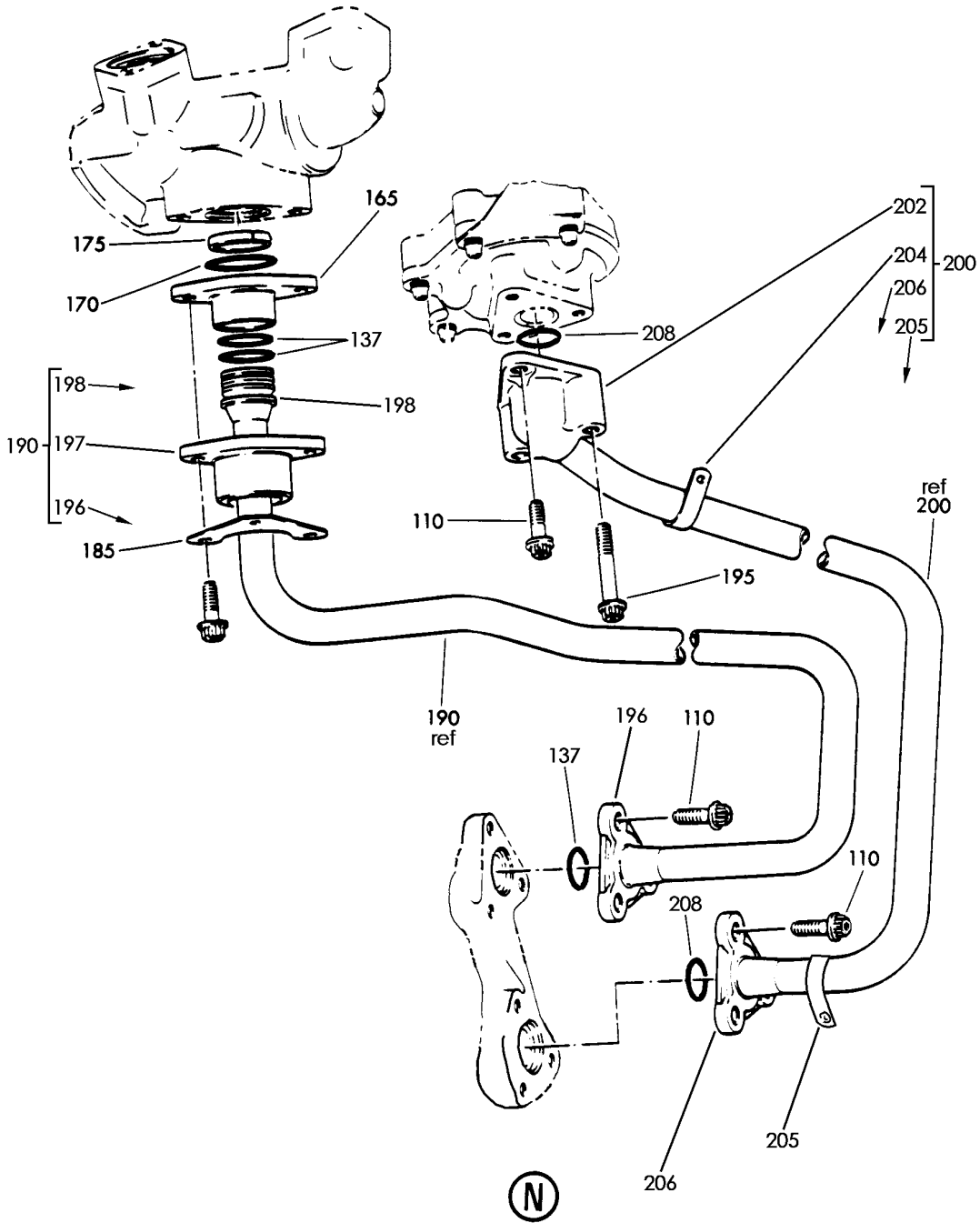
TUBES AND FITTINGS-OIL FEED SYS R SIDE (RB211-535)  
FIGURE 7 (SHEET 4)

**79-21-05-07**

BRI  
MAY 28/07

79-21-05-07  
PAGE 0C

**BOEING**  
757  
PARTS CATALOG (MAINTENANCE)



Y 79210507 SHT 5 REV 223

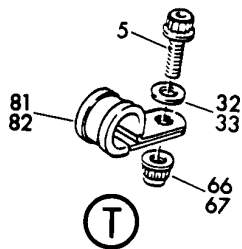
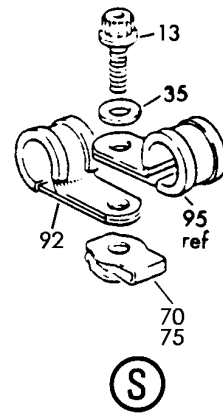
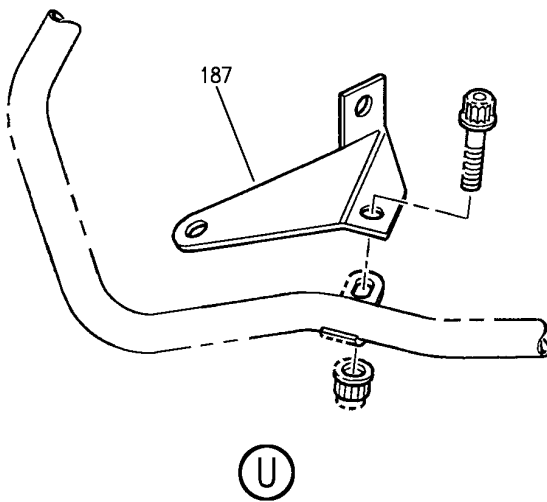
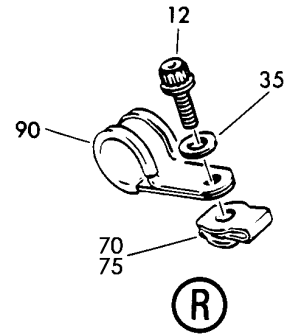
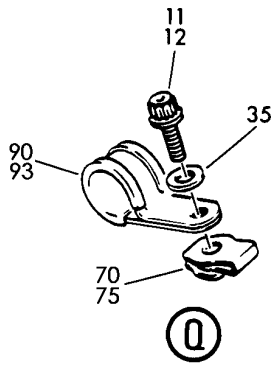
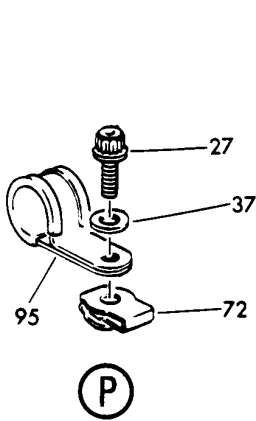
TUBES AND FITTINGS-OIL FEED SYS R SIDE (RB211-535)  
FIGURE 7 (SHEET 5)

**79-21-05-07**

BRI  
MAY 28/07

79-21-05-07  
PAGE 0D

**BOEING**  
757  
PARTS CATALOG (MAINTENANCE)



Y 79210507 SH1 6 REV 265

TUBES AND FITTINGS-OIL FEED SYS R SIDE (RB211-535)  
FIGURE 7 (SHEET 6)

**79-21-05-07**

BRI  
MAY 28/07

79-21-05-07  
PAGE 0E



757

PARTS CATALOG (MAINTENANCE)

FIG ITEM	PART NUMBER	1 2 3 4 5 6 7	NOMENCLATURE	EFFECT FROM TO	UNITS PER ASSY
7			TUBES AND FITTINGS-OIL FEED SYS R SIDE (RB211-535)	002004 006999	
- 1	UL19722		ENGINE ASSY-Q.E.C.U. RB211-535E43711 MAXIMUM NEUT SUPPLIER CODE: VK0680 FOR NHA/OTHER SYS DET SEE: 71-00-02-04	107107	RF
- 1	UL20697		ENGINE ASSY-Q.E.C.U. RB211-535E43711 MAXIMUM NEUT WITH GRAVINER FIRE DETECTORS, BAYONET MCD NON-MODULATED IDG COOLING 40,000 LB THRUST SUPPLIER CODE: VK0680 REFERENCE SERVICE BULLETIN: 71-0058R4 QUALIFIED SB I/W DATA: INTERMIX OF ONE OR SUBSTITUTION OF TWO DIFFERENT CONFIGURATION RB211-535E4-37/() ENGINES FOR RB211-535 E4 BASE ENGINES REFERENCE SERVICE BULLETIN: RB211-72-C547 VK0680 FOR NHA/OTHER SYS DET SEE: 71-00-02-04	121503 904949 952999	RF

MISSING ITEM NUMBERS NOT APPLICABLE

- ITEM NOT ILLUSTRATED

79-21-05-07

79-21-05  
FIG. 07  
PAGE 1  
JAN 20/09

BRI



757

PARTS CATALOG (MAINTENANCE)

FIG ITEM	PART NUMBER	1 2 3 4 5 6 7	NOMENCLATURE	EFFECT FROM TO	UNITS PER ASSY
7 - 1	UL20698		ENGINE ASSY-Q.E.C.U. RB211-535E43712 MAXIMUM NEUT SUPPLIER CODE: VK0680 REFERENCE SERVICE BULLETIN: 71-0058R7 QUALIFIED SB I/W DATA: INTERMIX OF ONE OR SUBSTITUTION OF TWO DIFFERENT CONFIGURATION RB211-535E4-37/() ENGINES FOR RB211-535E4 BASE ENGINES OR DIFFERENT CONFIGURATION RB211-535E4-B-37/() ENGINES FOR RB211-535E4-B BASE ENGINES REFERENCE SERVICE BULLETIN: RB211-72-C547 VK0680 RB211-72-8910 VK0680 POST RAPID REVISION: RR92014-183A-RC-E FOR NHA/OTHER SYS DET SEE: 71-00-02-04	002004 006100 102102	RF
- 1	UL20702		ENGINE ASSY-Q.E.C.U. RB211-535E43711 BASIC ENGINE CONFIG. WITH GRAVINER FIRE DETECTORS,BAYONET MCD, NON-MODULATED IDG COOLING 40,100 LB THRUST SUPPLIER CODE: VK0680 FOR NHA/OTHER SYS DET SEE: 71-00-02-10	504903	RF
- 1	UL36209		ENGINE ASSY-Q.E.C.U. RB211-535E43719 MAXIMUM NEUT SUPPLIER CODE: VK0680 FOR NHA/OTHER SYS DET SEE: 71-00-02-04	950951	RF

MISSING ITEM NUMBERS NOT APPLICABLE

- ITEM NOT ILLUSTRATED

79-21-05-07

79-21-05  
FIG. 07  
PAGE 2  
JAN 20/09

BRI





757

PARTS CATALOG (MAINTENANCE)

FIG ITEM	PART NUMBER	1 2 3 4 5 6 7	NOMENCLATURE	EFFECT FROM TO	UNITS PER ASSY
7					
- 3	BCREF17395		ENGINE ASSY-Q.E.C.U. RB211-535E43739 BASIC ENGINE CONFIGURATION AND PHASE 5 COMBUSTOR 40,100 LB THRUST SUPPLIER CODE: VK0680 OVERLENGTH PART NUMBER: RB211-535E4-37-39E FOR NHA/OTHER SYS DET SEE: 71-00-02-10	108120	RF
- 3	BCREF17101		ENGINE ASSY-Q.E.C.U. RB211-535E43744 BASIC ENGINE CONFIGURATION, BAYONET MCD AND PHASE 5 COMBUSTOR 40,100 LB THRUST SUPPLIER CODE: VK0680 OVERLENGTH PART NUMBER: RB211-535E4-3744E FOR NHA/OTHER SYS DET SEE: 71-00-02-10	103106	RF
- 3	UL38163		ENGINE ASSY-Q.E.C.U. RB211-535E43724 BASIC ENGINE CONFIGURATION, BAYONET MCD 40,100 LB THRUST SUPPLIER CODE: VK0680 FOR NHA/OTHER SYS DET SEE: 71-00-02-10	101101	RF
- 4	UL19087		.TUBES AND FITTINGS-OIL SYS SUPPLIER CODE: VK0680 POST SERVICE BULLETIN: 26-7205PT01 VK0680 PRE SERVICE BULLETIN: 73-7951 VK0680	107107 121949 952999	RF
- 4	UL19130		.TUBES AND FITTINGS-OIL SYS SUPPLIER CODE: VK0680 POST SERVICE BULLETIN: 73-7951PT01 VK0680	107107 121949 952999	RF

MISSING ITEM NUMBERS NOT APPLICABLE

- ITEM NOT ILLUSTRATED

BRI

79-21-05-07

BOEING PROPRIETARY - Copyright © - Unpublished Work - See title page for details.

79-21-05  
FIG. 07  
PAGE 3  
JAN 20/09



757

PARTS CATALOG (MAINTENANCE)

FIG ITEM	PART NUMBER	1 2 3 4 5 6 7	NOMENCLATURE	EFFECT FROM TO	UNITS PER ASSY
7					
- 4	UL30377		.TUBES AND FITTINGS-OIL SYS SUPPLIER CODE: VK0680 POST SERVICE BULLETIN: 79-9179PT01 VK0680	107107 121949 952999	RF
- 4	UL30376		.TUBES AND FITTINGS-OIL SYS SUPPLIER CODE: VK0680 POST SERVICE BULLETIN: 79-9179PT01 VK0680	002004 006106 108120 950951	RF
- 4	UL19129		.TUBES AND FITTINGS-OIL SYS SUPPLIER CODE: VK0680 POST SERVICE BULLETIN: 73-7951PT01 VK0680	002004 006100 102102	RF
5	AS21408		..BOLT	002004 006999	2
7	AS21434		..BOLT	002004 006999	1
8	AS21425		..BOLT- POST SERVICE BULLETIN: 26-7205PT01 VK0680 PRE SERVICE BULLETIN: 71-7934 VK0680	107107 121949 952999	1
8	AS21408		..BOLT- POST SERVICE BULLETIN: 71-7934PT01 VK0680	002004 006999	1
10	AS21407		..BOLT-	002004 006999	2
11	AS21407		..BOLT- POST SERVICE BULLETIN: 79-7689PT01 VK0680 PRE SERVICE BULLETIN: 79-C947 VK0680	002004 006100 102999	1
12	AS21407		..BOLT- PRE SERVICE BULLETIN: SB79-7689 VK0680	107107 121949 952999	2

MISSING ITEM NUMBERS NOT APPLICABLE

- ITEM NOT ILLUSTRATED

BRI

79-21-05-07

BOEING PROPRIETARY - Copyright © - Unpublished Work - See title page for details.

79-21-05  
FIG. 07  
PAGE 4  
JAN 20/09



757

PARTS CATALOG (MAINTENANCE)

FIG ITEM	PART NUMBER	1 2 3 4 5 6 7	NOMENCLATURE	EFFECT FROM TO	UNITS PER ASSY
7					
13	AS21408	..	BOLT- POST SERVICE BULLETIN: 79-7689PT01 VK0680	002004 006999	1
15	AS21417	..	BOLT- POST SERVICE BULLETIN: 73-7951PT01 VK0680	002004 006999	1
17	AS21417	..	BOLT	002004 006999	1
20	AS21412	..	BOLT- PRE SERVICE BULLETIN: 72-C230 VK9680	002004 006102 107107 121999	2
23	AS21412	..	BOLT	002004 006999	1
25	AS21409	..	BOLT-	002004 006999	1
27	AS21409	..	BOLT- PRE SERVICE BULLETIN: SB79-7689 VK0680	107107 121949 952999	1
30	AS21508	..	BOLT	002004 006999	4
- 31	AS21407	..	BOLT- POST SERVICE BULLETIN: 79-C947PT01 VK0680	002004 006100 102999	3
32	K8831	..	WASHER- SUPPLIER CODE: VK0680 PRE SERVICE BULLETIN: 73-7951 VK0680	107107 121999	2
33	K8831	..	WASHER- SUPPLIER CODE: VK0680 POST SERVICE BULLETIN: 73-7951PT01 VK0680	002004 006999	3
35	K8831	..	WASHER- SUPPLIER CODE: VK0680	002004 006999	10
37	K8831	..	WASHER- SUPPLIER CODE: VK0680 PRE SERVICE BULLETIN: SB79-7689 VK0680	107107 121949 952999	1

MISSING ITEM NUMBERS NOT APPLICABLE

- ITEM NOT ILLUSTRATED

BRI

79-21-05-07

79-21-05  
FIG. 07  
PAGE 5  
JAN 20/09



757

PARTS CATALOG (MAINTENANCE)

FIG ITEM	PART NUMBER	1 2 3 4 5 6 7	NOMENCLATURE	EFFECT FROM TO	UNITS PER ASSY
7					
39	K8831		.. WASHER- SUPPLIER CODE: VK0680 PRE SERVICE BULLETIN: 79-C947 VK0680	002004 006100 102949 952999	2
40	LK74669		.. WASHER- SUPPLIER CODE: VK0680	002004 006999	4
- 41	K8831		.. WASHER- SUPPLIER CODE: VK0680 POST SERVICE BULLETIN: 79-C947PT01 VK0680	002004 006100 102949 952999	3
50	UP10480		.. SPACER- SUPPLIER CODE: VK0680 POST SERVICE BULLETIN: 73-7951PT01 VK0680	101101 103999	1
51	UP10480		.. SPACER- SUPPLIER CODE: VK0680	002004 006999	1
52	UP10481		.. SPACER- SUPPLIER CODE: VK0680	002004 006999	2
55	UP10478		.. SPACER- SUPPLIER CODE: VK0680	002004 006999	1
- 60	UP10482		.. SPACER- SUPPLIER CODE: VK0680 POST SERVICE BULLETIN: 26-7205PT01 VK0680 PRE SERVICE BULLETIN: 71-7934 VK0680	107107 121949 952999	1
65	AS20624		.. NUT	002004 006999	5
66	AS20624		.. NUT- POST SERVICE BULLETIN: 73-7951PT01 VK0680	002004 006999	3
67	AS20624		.. NUT- PRE SERVICE BULLETIN: SB73-7951 VK0680	107107 121949 952999	2

MISSING ITEM NUMBERS NOT APPLICABLE

- ITEM NOT ILLUSTRATED

79-21-05-07

79-21-05  
FIG. 07  
PAGE 6  
JAN 20/09

BRI



757

PARTS CATALOG (MAINTENANCE)

FIG ITEM	PART NUMBER	1 2 3 4 5 6 7	NOMENCLATURE	EFFECT FROM TO	UNITS PER ASSY
7					
70	AS41104	..	NUT-	002004 006999	3
72	AS41104	..	NUT- NOT APPROVED FOR ETOPS. PRE SERVICE BULLETIN: SB79-7689 VK0680	107107 121949 952999	1
75	AS41104	..	NUT- PRE SERVICE BULLETIN: 79-C947 VK0680	002004 006100 102999	2
- 76	AS41104	..	NUT- POST SERVICE BULLETIN: 79-C947PT01 VK0680	002004 006100 102999	3
- 77	AS20624	..	NUT- POST SERVICE BULLETIN: 79-C947PT01 VK0680	002004 006100 102999	1
80	400WSS7	..	CLIP- SUPPLIER CODE: V83930	002004 006999	3
81	400WSS7	..	CLIP- SUPPLIER CODE: V83930 PRE SERVICE BULLETIN: 73-7951 VK0680	107107 121949 952999	2
82	400WSS7	..	CLIP- SUPPLIER CODE: V83930 POST SERVICE BULLETIN: 73-7951PT01 VK0680	002004 006999	3
85	400WSS12	..	CLIP- SUPPLIER CODE: V83930	002004 006999	6
90	400WSS16	..	CLIP- SUPPLIER CODE: V83930 PRE SERVICE BULLETIN: 79-C607 VK0680	002004 006999	2
90	TA025028-16	..	CLIP- SUPPLIER CODE: V84971 POST SERVICE BULLETIN: 79-C607PT01 VK0680	002004 006999	2

MISSING ITEM NUMBERS NOT APPLICABLE

- ITEM NOT ILLUSTRATED

79-21-05-07

79-21-05  
FIG. 07  
PAGE 7  
JAN 20/09

BRI



757

PARTS CATALOG (MAINTENANCE)

FIG ITEM	PART NUMBER	1 2 3 4 5 6 7	NOMENCLATURE	EFFECT FROM TO	UNITS PER ASSY
7					
95	400WSS18	..	CLIP- SUPPLIER CODE: V83930	002004 006999	1
100	AS62418	..	CLIP- POST SERVICE BULLETIN: 71-B547PT02 VK0680	002004 006999	1
105	LK64688	..	BRACKET-DBL ANGLE SUPPLIER CODE: VK0680	002004 006999	2
110	AS21516	..	BOLT- PRE SERVICE BULLETIN: 79-C947 VK0680	002004 006999	19
115	UL14979	..	TUBE ASSY- SUPPLIER CODE: VK0680 PRE SERVICE BULLETIN: 79-C947 VK0680	002004 006999	1
115	UL39201	..	TUBE ASSY- SUPPLIER CODE: VK0680 POST SERVICE BULLETIN: 79-C947PT01 VK0680	002004 006999	1
130	UL16640	..	TUBE ASSY-HIGH SPEED GEARBOX DISC. TO DISC. SUPPLIER CODE: VK0680	002004 006999	1
135	UL14956	..	TUBE ASSY-TEE ADPTR TO HIGH SPEED GEARBOX SUPPLIER CODE: VK0680 PRE SERVICE BULLETIN: 79-C947 VK0680	002004 006999	1
135	UL39200	..	TUBE ASSY-TEE ADPTR TO HIGH SPEED GEARBOX SUPPLIER CODE: VK0680 POST SERVICE BULLETIN: 79-C947PT01 VK0680	002004 006999	1

MISSING ITEM NUMBERS NOT APPLICABLE

- ITEM NOT ILLUSTRATED

BRI

79-21-05-07

BOEING PROPRIETARY - Copyright © - Unpublished Work - See title page for details.

79-21-05  
FIG. 07  
PAGE 8  
JAN 20/09



757

PARTS CATALOG (MAINTENANCE)

FIG ITEM	PART NUMBER	1 2 3 4 5 6 7	NOMENCLATURE	EFFECT FROM TO	UNITS PER ASSY
7					
- 136	KB27120	..	SEAL- SUPPLIER CODE: VK0680 POST SERVICE BULLETIN: 79-C947PT01 VK0680	002004 006999	2
137	KB27120	..	SEAL- SUPPLIER CODE: VK0680 PRE SERVICE BULLETIN: 79-C947 VK0680	002004 006999	7
139	KB27112	..	SEAL- SUPPLIER CODE: VK0680	002004 006999	1
141	AS21517	..	BOLT- PRE SERVICE BULLETIN: 79-C947 VK0680	002004 006999	4
- 142	AS21517	..	BOLT- POST SERVICE BULLETIN: 79-C947PT01 VK0680	002004 006999	3
143	UP10524	..	BRACKET-SPRT SUPPLIER CODE: VK0680 PRE SERVICE BULLETIN: 79-C947 VK0680	002004 006999	1
160	UL14977	..	TUBE ASSY-BYPASS VALVE TO FUEL COOLED OIL COOLER SUPPLIER CODE: VK0680 PRE SERVICE BULLETIN: 79-C947 VK0680	002004 006999	1
164	LK39610	...	CLIP-TUBE SUPPLIER CODE: VK0680 PRE SERVICE BULLETIN: 79-C947 VK0680	002004 006999	1
165	K16728	..	CONNECTOR- SUPPLIER CODE: VK0680 PRE SERVICE BULLETIN: 79-C947 VK0680	002004 006999	2

MISSING ITEM NUMBERS NOT APPLICABLE

- ITEM NOT ILLUSTRATED

79-21-05-07

79-21-05  
FIG. 07  
PAGE 9  
JAN 20/09

BRI



757

PARTS CATALOG (MAINTENANCE)

FIG ITEM	PART NUMBER	1 2 3 4 5 6 7	NOMENCLATURE	EFFECT FROM TO	UNITS PER ASSY
7					
170	KB27124		..SEAL-BYPASS VALVE RING SUPPLIER CODE: VK0680 PRE SERVICE BULLETIN: 79-C947 VK0680	002004 006999	2
175	K11536		..RING- SUPPLIER CODE: VK0680 PRE SERVICE BULLETIN: 79-C947 VK0680	002004 006999	2
180	UL14978		..TUBE ASSY-FUEL COOLED OIL COOLER BYPASS TO DISC. SUPPLIER CODE: VK0680 PRE SERVICE BULLETIN: 79-C947 VK0680	002004 006999	1
185	UP10523		..BRACKET-SPRT SUPPLIER CODE: VK0680 PRE SERVICE BULLETIN: 79-C947 VK0680	002004 006999	1
187	UL39232		..BRACKET- SUPPLIER CODE: VK0680 POST SERVICE BULLETIN: 79-C947PT01 VK0680	002004 006999	1
190	UL14976		..TUBE ASSY-OIL PUMP TO BYPASS VALVE SUPPLIER CODE: VK0680 PRE SERVICE BULLETIN: 79-C947 VK0680	002004 006999	1
190	UL39203		..TUBE ASSY-OIL PUMP TO BYPASS VALVE SUPPLIER CODE: VK0680 POST SERVICE BULLETIN: 79-C947PT01 VK0680	002004 006999	1
195	AS21536		..BOLT-	002004 006999	2

MISSING ITEM NUMBERS NOT APPLICABLE

- ITEM NOT ILLUSTRATED

79-21-05-07

79-21-05  
FIG. 07  
PAGE 10  
JAN 20/09

BRI

BOEING PROPRIETARY - Copyright © - Unpublished Work - See title page for details.





757

PARTS CATALOG (MAINTENANCE)

FIG ITEM	PART NUMBER	1 2 3 4 5 6 7	NOMENCLATURE	EFFECT FROM TO	UNITS PER ASSY
7 200	UL11337		..TUBE ASSY-OIL TANK TO PUMP SUPPLIER CODE: VK0680 PRE SERVICE BULLETIN: 79-7689 VK0680	107107 121949 952999	1
200	UL16639		..TUBE ASSY-OIL TANK TO PUMP SUPPLIER CODE: VK0680 POST SERVICE BULLETIN: 79-7689PT01 VK0680 PRE SERVICE BULLETIN: 71-B547 VK0680	002004 006102 107999	1
200	UL37529		..TUBE ASSY-OIL TANK TO PUMP SUPPLIER CODE: VK0680 POST SERVICE BULLETIN: 71-B547PT01 VK0680	002004 006999	1
208	KB27122		..SEAL- SUPPLIER CODE: VK0680	002004 006999	2
210	KB27114		..SEAL- SUPPLIER CODE: VK0680 PRE SERVICE BULLETIN: 79-C947 VK0680	002004 006999	1
215	UL14875		..TUBE ASSY- SUPPLIER CODE: VK0680	002004 006999	1
245	UL16482		..TUBE ASSY-BRG DISC. TO 3 WAY CONN. SUPPLIER CODE: VK0680	002004 006999	1
- 265	U322742		...TAPE-WHITE SUPPLIER CODE: VK8767 MISCELLANEOUS DATA: SPARE IS U440036 POST SERVICE BULLETIN: 71-B547PT02 VK0680	002004 006999	RF

MISSING ITEM NUMBERS NOT APPLICABLE

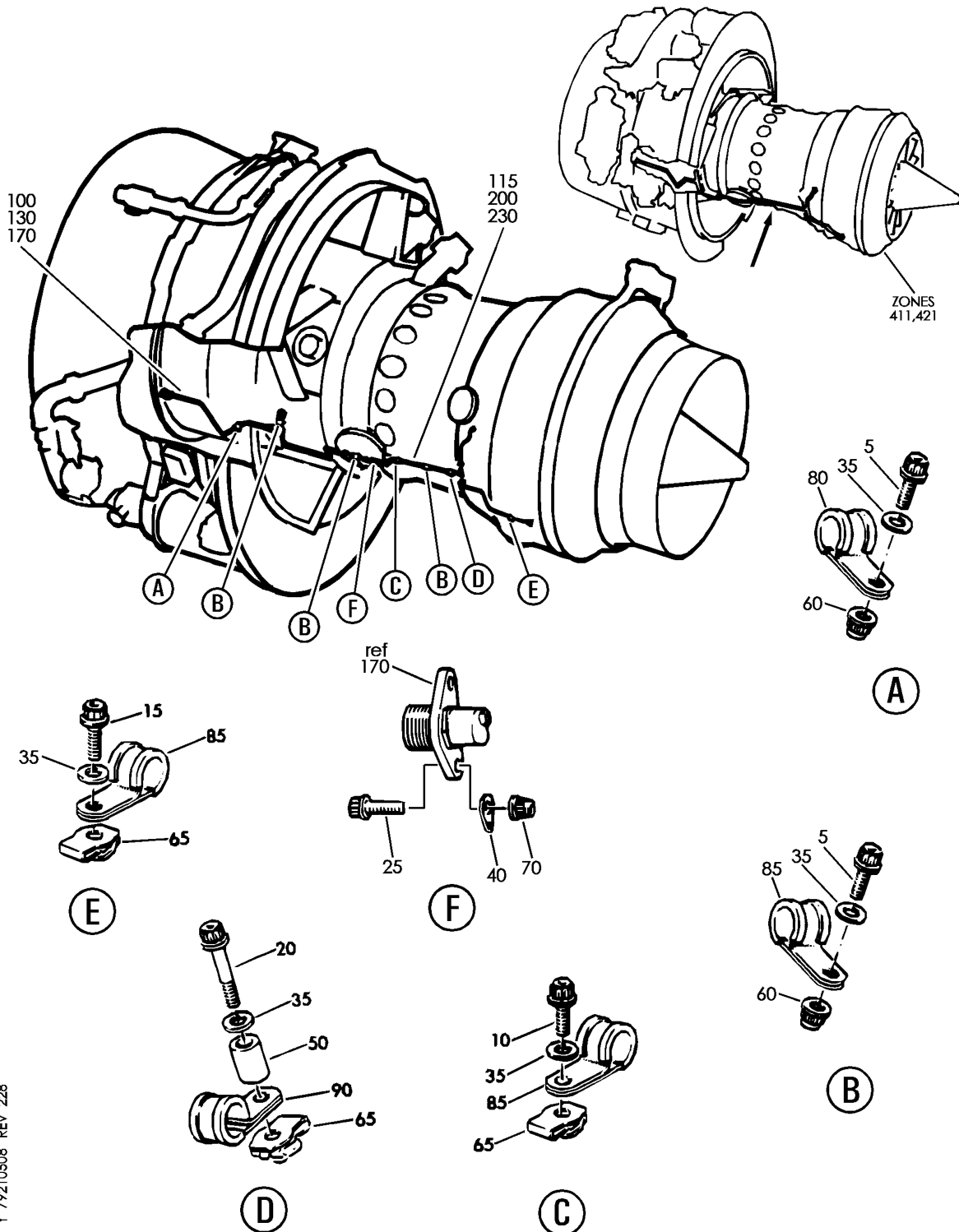
- ITEM NOT ILLUSTRATED

79-21-05-07

79-21-05  
FIG. 07  
PAGE 11  
JAN 20/09

BRI

**BOEING**  
757  
PARTS CATALOG (MAINTENANCE)



Y 79210508 REV 228

TUBES AND FITTINGS-OIL SYS (RB211-535)  
FIGURE 8

**79-21-05-08**

BRI  
MAY 28/07

79-21-05-08  
PAGE 0



757

PARTS CATALOG (MAINTENANCE)

FIG ITEM	PART NUMBER	1 2 3 4 5 6 7	NOMENCLATURE	EFFECT FROM TO	UNITS PER ASSY
8			TUBES AND FITTINGS-OIL SYS (RB211-535)	002004 006102 107107 121999 107107	
- 1	UL19722		ENGINE ASSY-Q.E.C.U. RB211-535E43711 MAXIMUM NEUT SUPPLIER CODE: VK0680 FOR NHA/OTHER SYS DET SEE: 71-00-02-04		RF
- 1	UL20697		ENGINE ASSY-Q.E.C.U. RB211-535E43711 MAXIMUM NEUT WITH GRAVINER FIRE DETECTORS, BAYONET MCD NON-MODULATED IDG COOLING 40,000 LB THRUST SUPPLIER CODE: VK0680 REFERENCE SERVICE BULLETIN: 71-0058R4 QUALIFIED SB I/W DATA: INTERMIX OF ONE OR SUBSTITUTION OF TWO DIFFERENT CONFIGURATION RB211-535E4-37/() ENGINES FOR RB211-535 E4 BASE ENGINES REFERENCE SERVICE BULLETIN: RB211-72-C547 VK0680 FOR NHA/OTHER SYS DET SEE: 71-00-02-04	121503 904949 952999	RF

MISSING ITEM NUMBERS NOT APPLICABLE

- ITEM NOT ILLUSTRATED

BRI

79-21-05-08

BOEING PROPRIETARY - Copyright © - Unpublished Work - See title page for details.

79-21-05  
FIG. 08  
PAGE 1  
JAN 20/09



757

PARTS CATALOG (MAINTENANCE)

FIG ITEM	PART NUMBER	1 2 3 4 5 6 7	NOMENCLATURE	EFFECT FROM TO	UNITS PER ASSY
8 - 1	UL20698		ENGINE ASSY-Q.E.C.U. RB211-535E43712 MAXIMUM NEUT SUPPLIER CODE: VK0680 REFERENCE SERVICE BULLETIN: 71-0058R7 QUALIFIED SB I/W DATA: INTERMIX OF ONE OR SUBSTITUTION OF TWO DIFFERENT CONFIGURATION RB211-535E4-37/() ENGINES FOR RB211-535E4 BASE ENGINES OR DIFFERENT CONFIGURATION RB211-535E4-B-37/() ENGINES FOR RB211-535E4-B BASE ENGINES REFERENCE SERVICE BULLETIN: RB211-72-C547 VK0680 RB211-72-8910 VK0680 POST RAPID REVISION: RR92014-183A-RC-E FOR NHA/OTHER SYS DET SEE: 71-00-02-04	002004 006100 102102	RF
- 1	UL20702		ENGINE ASSY-Q.E.C.U. RB211-535E43711 BASIC ENGINE CONFIG. WITH GRAVINER FIRE DETECTORS,BAYONET MCD, NON-MODULATED IDG COOLING 40,100 LB THRUST SUPPLIER CODE: VK0680 FOR NHA/OTHER SYS DET SEE: 71-00-02-10	504903	RF
- 1	UL36209		ENGINE ASSY-Q.E.C.U. RB211-535E43719 MAXIMUM NEUT SUPPLIER CODE: VK0680 FOR NHA/OTHER SYS DET SEE: 71-00-02-04	950951	RF

MISSING ITEM NUMBERS NOT APPLICABLE

- ITEM NOT ILLUSTRATED

79-21-05-08

79-21-05  
FIG. 08  
PAGE 2  
JAN 20/09

BRI



**757  
PARTS CATALOG (MAINTENANCE)**

FIG ITEM	PART NUMBER	1 2 3 4 5 6 7	NOMENCLATURE	EFFECT FROM TO	UNITS PER ASSY
8					
- 3	UL38163		ENGINE ASSY-Q.E.C.U. RB211-535E43724 BASIC ENGINE CONFIGURATION, BAYONET MCD 40,100 LB THRUST SUPPLIER CODE: VK0680 FOR NHA/OTHER SYS DET SEE: 71-00-02-10	101101	RF
5	AS21408		.BOLT	002004 006102 107107 121999	4
10	AS21407		.BOLT- PRE SERVICE BULLETIN: 72-C230 VK0680	002004 006102 107107 121999	1
15	AS21409		.BOLT- PRE SERVICE BULLETIN: 72-C230 VK0680	002004 006102 107107 121999	1
20	AS21423		.BOLT	002004 006102 107107 121999	1
25	AS21512		.BOLT	002004 006102 107107 121999	2
35	K8831		.WASHER- SUPPLIER CODE: VK0680 PRE SERVICE BULLETIN: 72-C230 VK0680	002004 006102 107107 121999	7
40	CU37148		.WASHER- SUPPLIER CODE: VK0680	002004 006102 107107 121999	1
50	UP10481		.SPACER- SUPPLIER CODE: VK0680	002004 006102 107107 121999	1
60	AS20624		.NUT	002004 006102 107107 121999	4

MISSING ITEM NUMBERS NOT APPLICABLE

- ITEM NOT ILLUSTRATED

# 79-21-05-08

79-21-05  
FIG. 08  
PAGE 3  
JAN 20/09

BRI

BOEING PROPRIETARY - Copyright © - Unpublished Work - See title page for details.



757

PARTS CATALOG (MAINTENANCE)

FIG ITEM	PART NUMBER	1 2 3 4 5 6 7	NOMENCLATURE	EFFECT FROM TO	UNITS PER ASSY
8					
65	AS41104	.	NUT	002004 006102 107107 121999	3
70	AS20625	.	NUT	002004 006102 107107 121999	2
80	400WSS6	.	CLIP- SUPPLIER CODE: V83930	002004 006102 107107 121999	1
85	400WSS10	.	CLIP- SUPPLIER CODE: V83930	002004 006102 107107 121999	5
90	400WSS8	.	CLIP- SUPPLIER CODE: V83930	002004 006102 107107 121999	1
100	LK85872	.	TUBE ASSY-BRG HSG 3 WAY CONN. TO DISC. SUPPLIER CODE: VK0680 POSITION DATA: FRONT	002004 006102 107107 121999	1
115	UL14935	.	TUBE ASSY-HIGH PRESSURE INTERMEDIATE PRESSURE LOW PRESSURE CONN. TO CONN. SUPPLIER CODE: VK0680 PRE SERVICE BULLETIN: 72-C230 VK0680	002004 006102 107107 121999	1
130	LK80685	.	TUBE ASSY-BHD TO INTERNAL GEARBOX SUPPLIER CODE: VK0680	002004 006102 107107 121999	1
170	LK74465	.	TUBE ASSY-INTERNAL GEARBOX 3 WAY CONN. TO DISC. SUPPLIER CODE: VK0680	002004 006102 107107 121999	1

MISSING ITEM NUMBERS NOT APPLICABLE

- ITEM NOT ILLUSTRATED

79-21-05-08

79-21-05  
FIG. 08  
PAGE 4  
JAN 20/09

BRI



757

PARTS CATALOG (MAINTENANCE)

FIG ITEM	PART NUMBER	1 2 3 4 5 6 7	NOMENCLATURE	EFFECT FROM TO	UNITS PER ASSY
8 200	UL14936		.TUBE ASSY-3 WAY CONN. HIGH PRESSURE AND INTERMEDIATE PRESSURE TURB BRG SUPPLIER CODE: VK0680	002004 006102 107107 121999	1
230	UL14937		.TUBE ASSY-3 WAY CONN. LOW PRESSURE TURB BRG SUPPLIER CODE: VK0680	002004 006102 107107 121999	1

MISSING ITEM NUMBERS NOT APPLICABLE

- ITEM NOT ILLUSTRATED

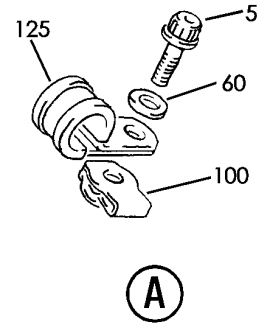
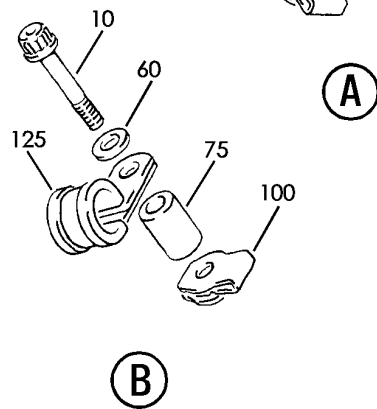
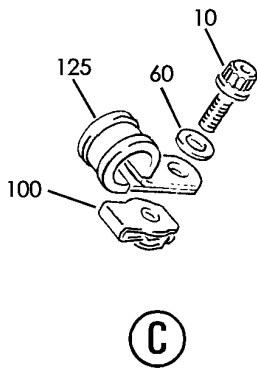
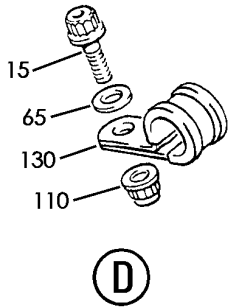
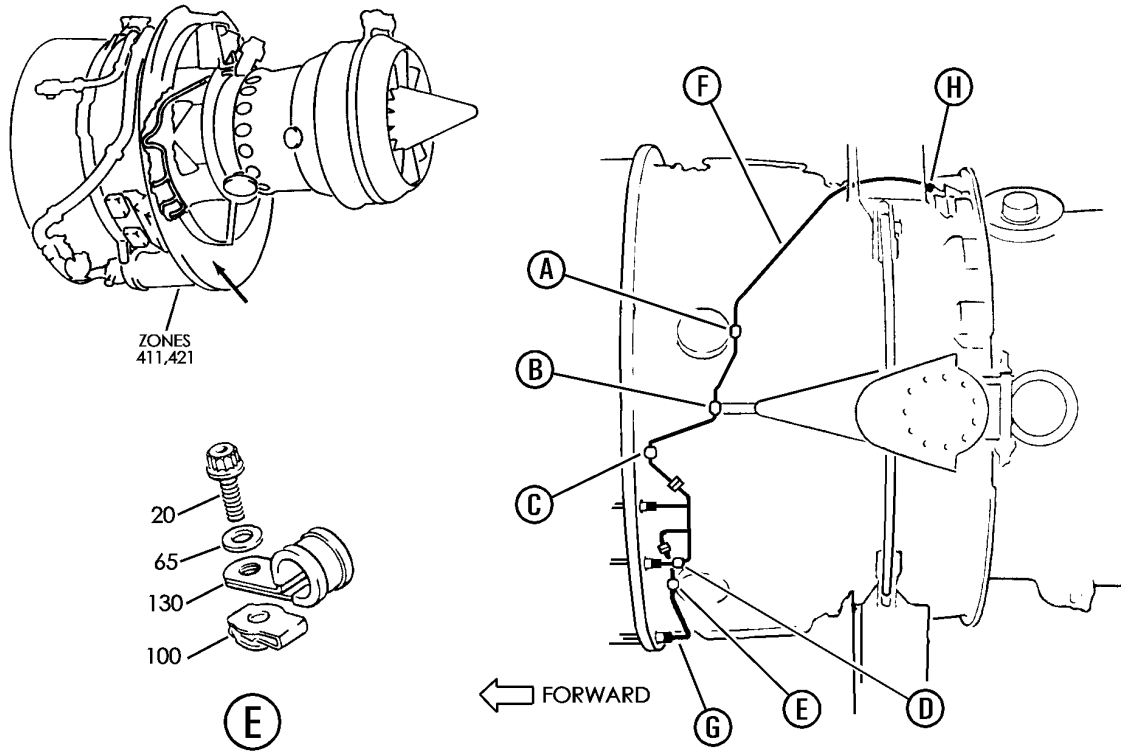
BRI

79-21-05-08

BOEING PROPRIETARY - Copyright © - Unpublished Work - See title page for details.

79-21-05  
FIG. 08  
PAGE 5  
JAN 20/09

**BOEING**  
757  
PARTS CATALOG (MAINTENANCE)



Y 79210509 SHT 1 REV 223

TUBES AND FITTINGS-OIL VENT SYS (RB211-535)  
FIGURE 9 (SHEET 1)

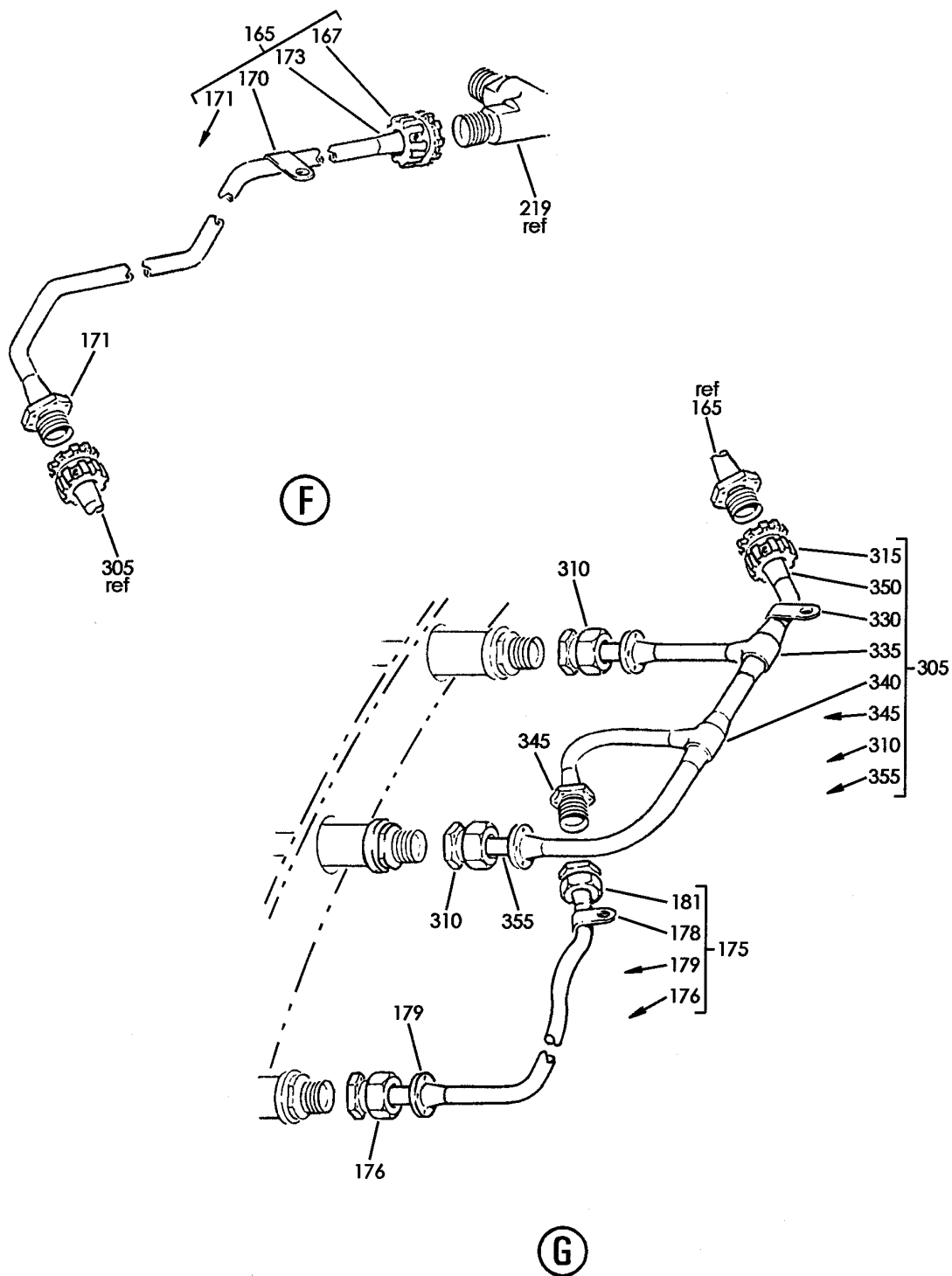
**79-21-05-09**

BRI  
MAY 28/07

79-21-05-09  
PAGE 0



**BOEING**  
757  
PARTS CATALOG (MAINTENANCE)



Y 79210509 SHT 2 REV 212

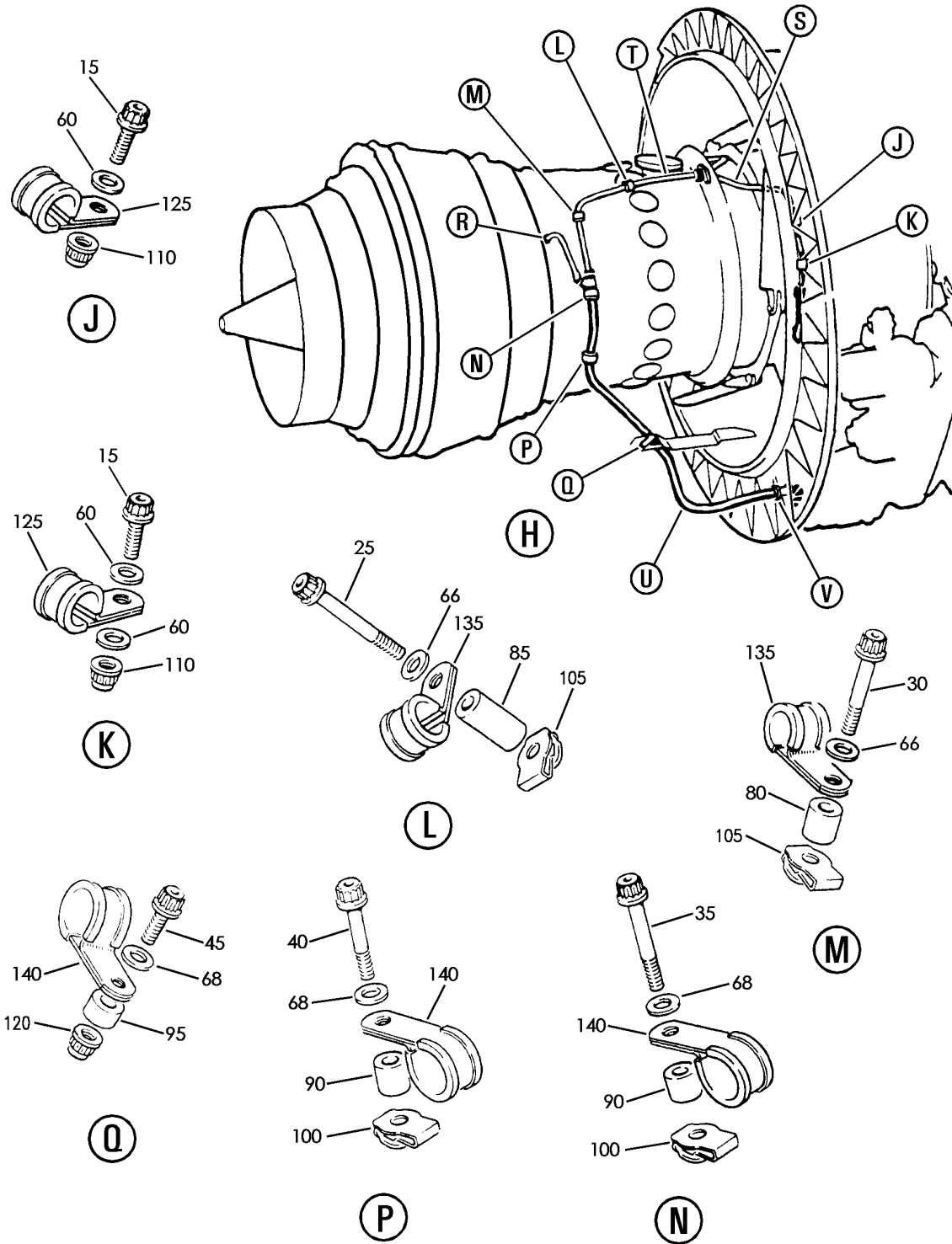
TUBES AND FITTINGS-OIL VENT SYS (RB211-535)  
FIGURE 9 (SHEET 2)

**79-21-05-09**

BRI  
MAY 28/07

79-21-05-09  
PAGE 0A

**BOEING**  
757  
PARTS CATALOG (MAINTENANCE)



Y 79210508 SHT. 3 REV 265

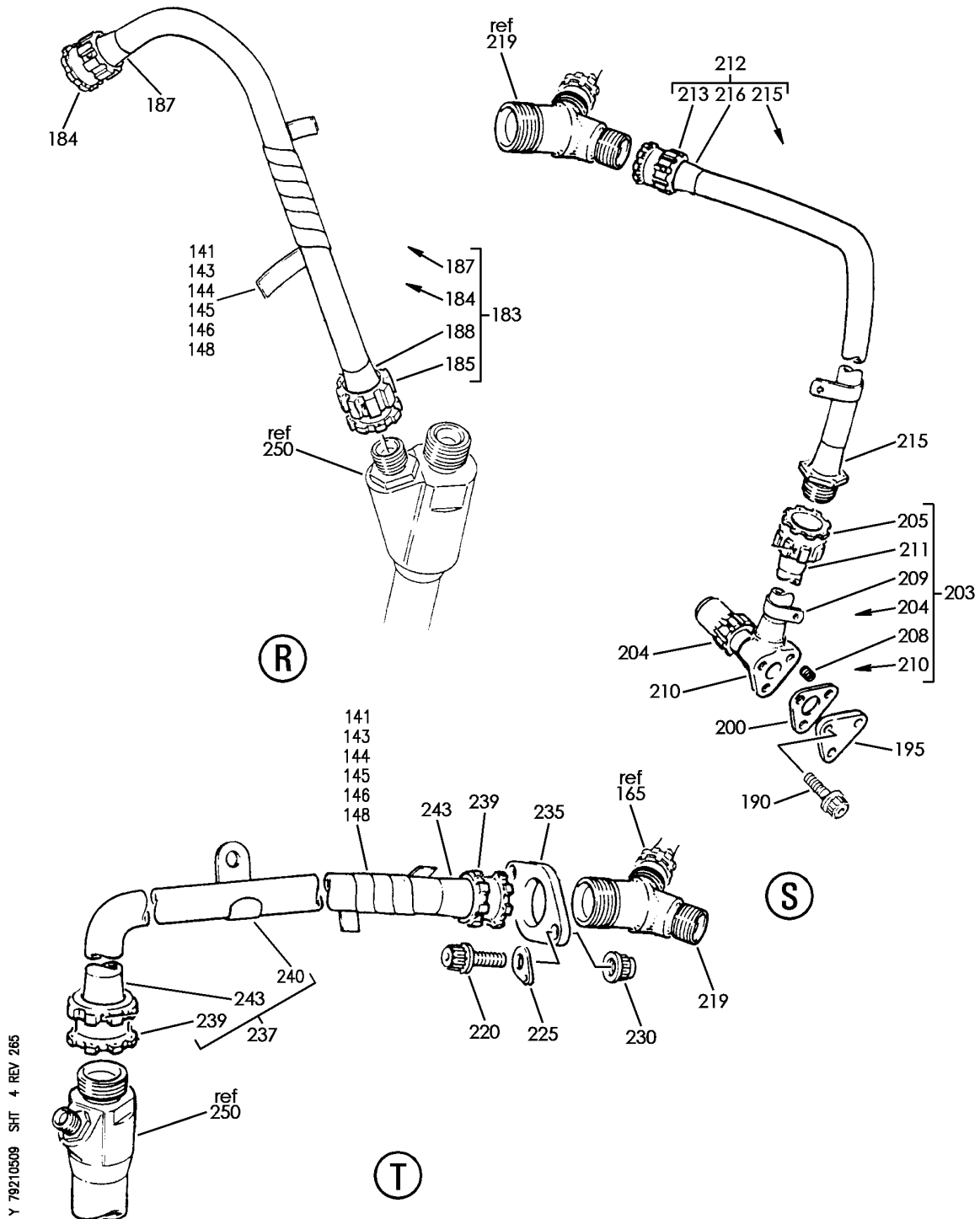
TUBES AND FITTINGS-OIL VENT SYS (RB211-535)  
FIGURE 9 (SHEET 3)

**79-21-05-09**

BRI  
MAY 28/07

79-21-05-09  
PAGE 0B

**BOEING**  
757  
PARTS CATALOG (MAINTENANCE)



Y 79210508 SH-T 4 REV 265

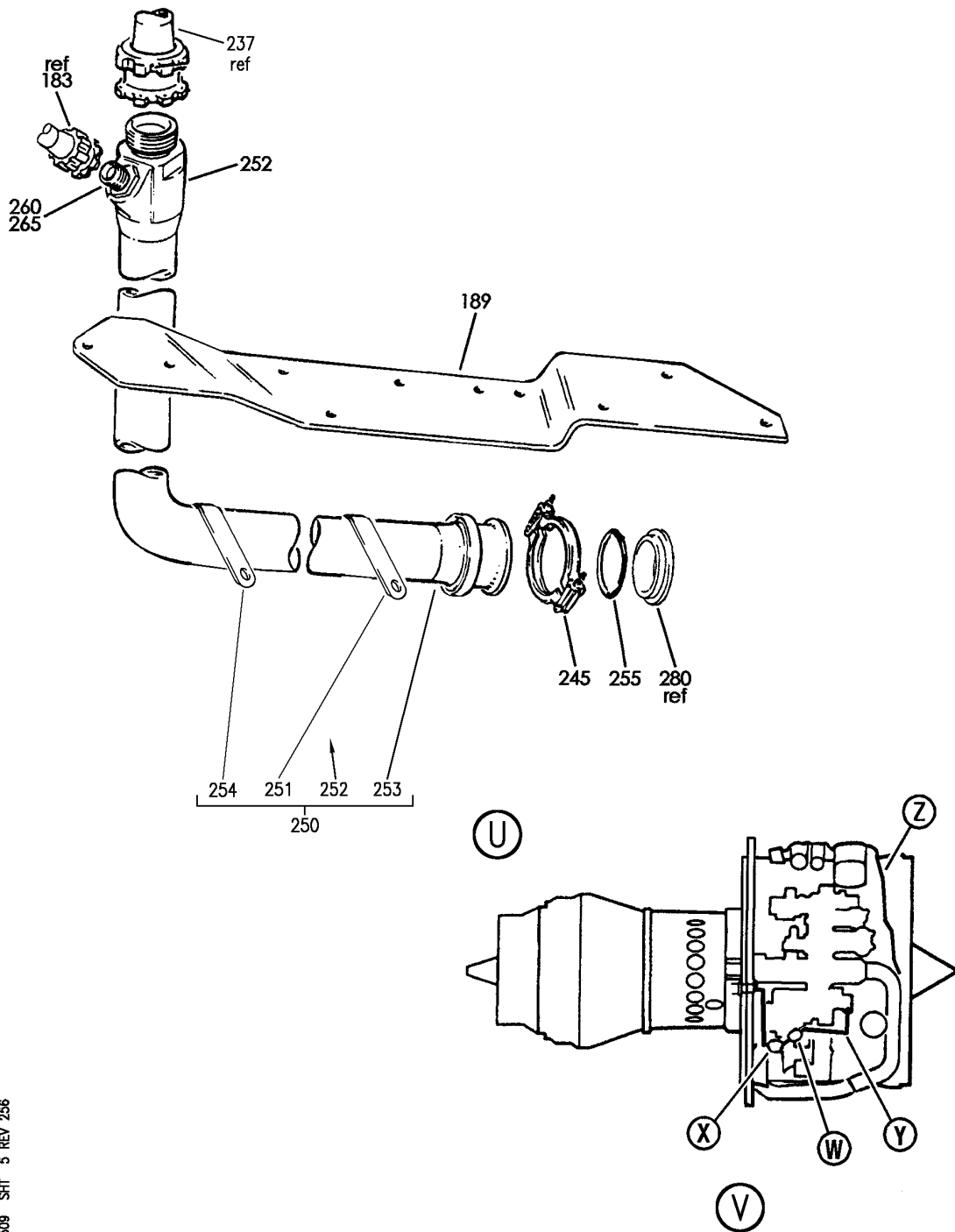
TUBES AND FITTINGS-OIL VENT SYS (RB211-535)  
FIGURE 9 (SHEET 4)

**79-21-05-09**

BRI  
MAY 28/07

79-21-05-09  
PAGE 0C

**BOEING**  
757  
PARTS CATALOG (MAINTENANCE)



Y 79210509 SH-T 5 REV 256

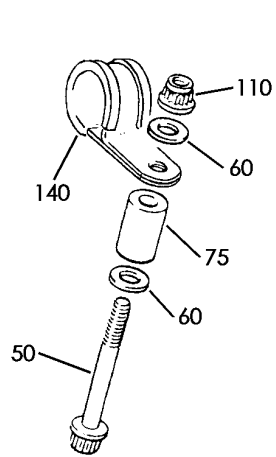
TUBES AND FITTINGS-OIL VENT SYS (RB211-535)  
FIGURE 9 (SHEET 5)

**79-21-05-09**

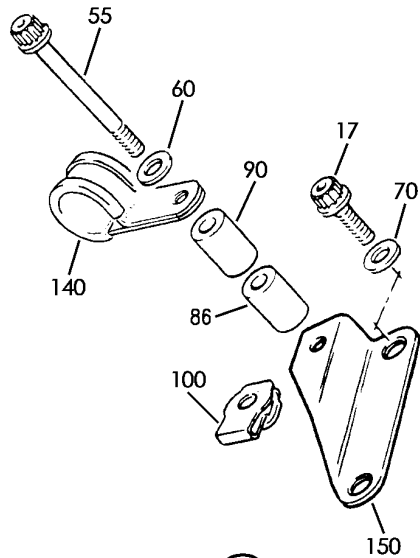
BRI  
MAY 28/07

79-21-05-09  
PAGE 0D

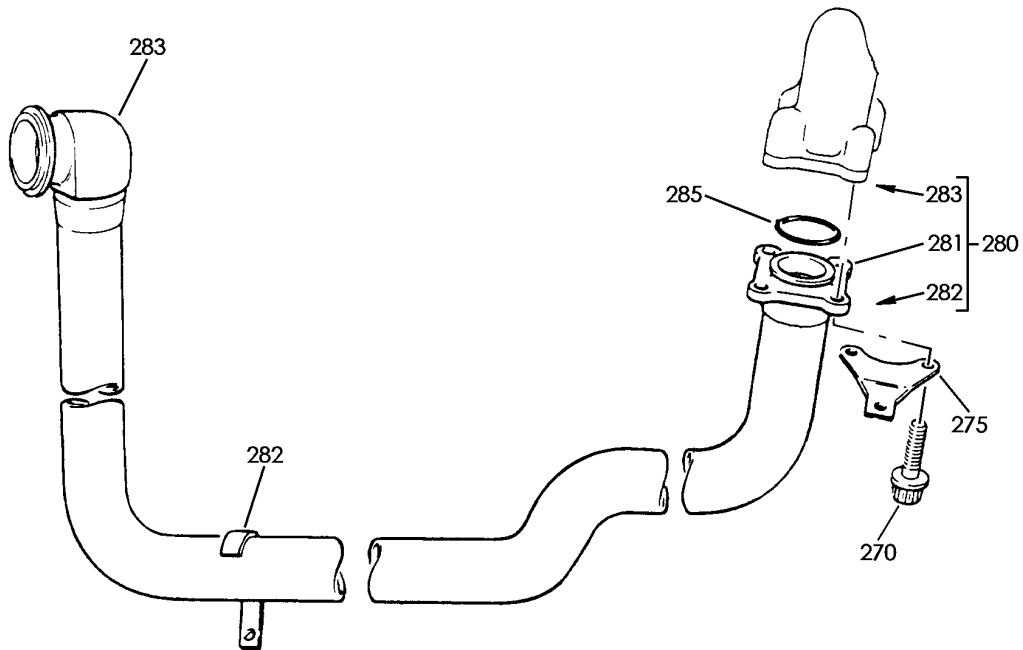
**BOEING**  
757  
PARTS CATALOG (MAINTENANCE)



(W)



(X)



(Y)

Y 79210509 SH1 6 REV 265

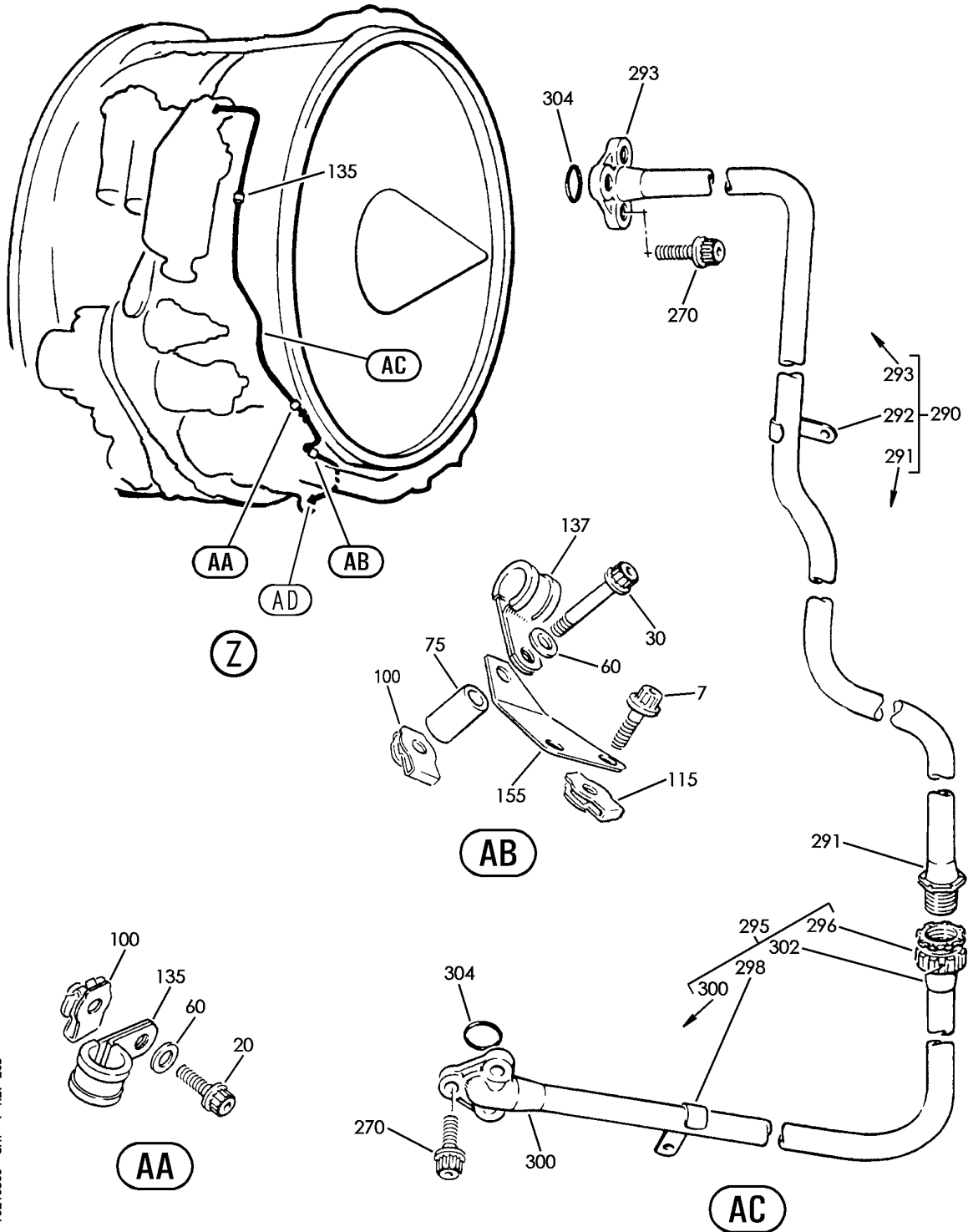
TUBES AND FITTINGS-OIL VENT SYS (RB211-535)  
FIGURE 9 (SHEET 6)

**79-21-05-09**

BRI  
MAY 28/07

79-21-05-09  
PAGE 0E

**BOEING**  
757  
PARTS CATALOG (MAINTENANCE)



Y 79210508 SH-T 7 REV 265

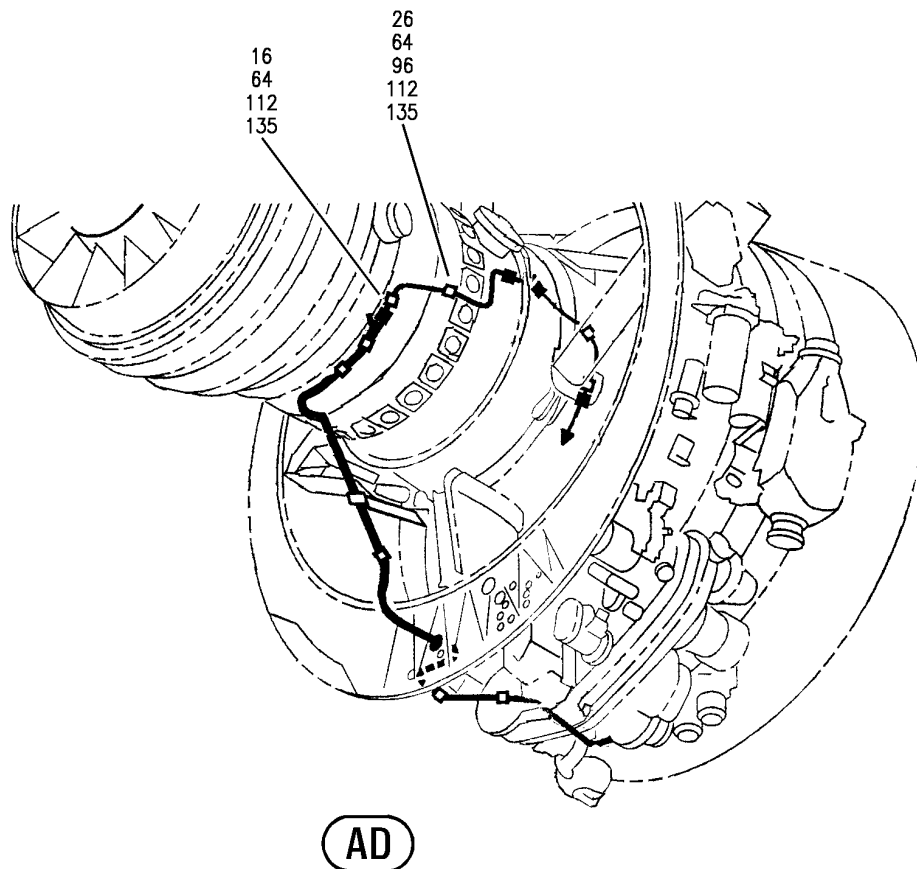
TUBES AND FITTINGS-OIL VENT SYS (RB211-535)  
FIGURE 9 (SHEET 7)

**79-21-05-09**

BRI  
MAY 28/07

79-21-05-09  
PAGE OF

**BOEING**  
757  
PARTS CATALOG (MAINTENANCE)



Y 79210509 SH1 8 REV 265

TUBES AND FITTINGS-OIL VENT SYS (RB211-535)  
FIGURE 9 (SHEET 8)

**79-21-05-09**

BRI  
MAY 28/07

79-21-05-09  
PAGE 06



757

PARTS CATALOG (MAINTENANCE)

FIG ITEM	PART NUMBER	1 2 3 4 5 6 7	NOMENCLATURE	EFFECT FROM TO	UNITS PER ASSY
9			TUBES AND FITTINGS-OIL VENT SYS (RB211-535)	002004 006999	
- 1	UL19722		ENGINE ASSY-Q.E.C.U. RB211-535E43711 MAXIMUM NEUT SUPPLIER CODE: VK0680 FOR NHA/OTHER SYS DET SEE: 71-00-02-04	107107	RF
- 1	UL20697		ENGINE ASSY-Q.E.C.U. RB211-535E43711 MAXIMUM NEUT WITH GRAVINER FIRE DETECTORS, BAYONET MCD, NON-MODULATED IDG COOLING 40,000 LB THRUST SUPPLIER CODE: VK0680 REFERENCE SERVICE BULLETIN: 71-0058R4 QUALIFIED SB I/W DATA: INTERMIX OF ONE OR SUBSTITUTION OF TWO DIFFERENT CONFIGURATION RB211-535E4-37/() ENGINES FOR RB211-535 E4 BASE ENGINES REFERENCE SERVICE BULLETIN: RB211-72-C547 VK0680 FOR NHA/OTHER SYS DET SEE: 71-00-02-04	121503 904949 952999	RF

MISSING ITEM NUMBERS NOT APPLICABLE

- ITEM NOT ILLUSTRATED

BRI

79-21-05-09

BOEING PROPRIETARY - Copyright © - Unpublished Work - See title page for details.

79-21-05  
FIG. 09  
PAGE 1  
JAN 20/09





757

PARTS CATALOG (MAINTENANCE)

FIG ITEM	PART NUMBER	1 2 3 4 5 6 7	NOMENCLATURE	EFFECT FROM TO	UNITS PER ASSY
9 - 1	UL20698		ENGINE ASSY-Q.E.C.U. RB211-535E43712 MAXIMUM NEUT SUPPLIER CODE: VK0680 REFERENCE SERVICE BULLETIN: 71-0058R7 QUALIFIED SB I/W DATA: INTERMIX OF ONE OR SUBSTITUTION OF TWO DIFFERENT CONFIGURATION RB211-535E4-37/() ENGINES FOR RB211-535E4 BASE ENGINES OR DIFFERENT CONFIGURATION RB211-535E4-B-37/() ENGINES FOR RB211-535E4-B BASE ENGINES REFERENCE SERVICE BULLETIN: RB211-72-C547 VK0680 RB211-72-8910 VK0680 POST RAPID REVISION: RR92014-183A-RC-E FOR NHA/OTHER SYS DET SEE: 71-00-02-04	002004 006100 102102	RF
- 1	UL36209		ENGINE ASSY-Q.E.C.U. RB211-535E43719 MAXIMUM NEUT SUPPLIER CODE: VK0680 FOR NHA/OTHER SYS DET SEE: 71-00-02-04	950951	RF
- 2	UL20702		ENGINE ASSY-Q.E.C.U. RB211-535E43711 BASIC ENGINE CONFIG. WITH GRAVINER FIRE DETECTORS,BAYONET MCD, NON-MODULATED IDG COOLING 40,100 LB THRUST SUPPLIER CODE: VK0680 FOR NHA/OTHER SYS DET SEE: 71-00-02-10	504903	RF

MISSING ITEM NUMBERS NOT APPLICABLE

- ITEM NOT ILLUSTRATED

79-21-05-09

79-21-05  
FIG. 09  
PAGE 2  
JAN 20/09

BRI



757

PARTS CATALOG (MAINTENANCE)

FIG ITEM	PART NUMBER	1 2 3 4 5 6 7	NOMENCLATURE	EFFECT FROM TO	UNITS PER ASSY
9					
- 3	BCREF17395		ENGINE ASSY-Q.E.C.U. RB211-535E43739 BASIC ENGINE CONFIGURATION AND PHASE 5 COMBUSTOR 40,100 LB THRUST SUPPLIER CODE: VK0680 OVERLENGTH PART NUMBER: RB211-535E4-37-39E FOR NHA/OTHER SYS DET SEE: 71-00-02-10	108120	RF
- 3	BCREF17101		ENGINE ASSY-Q.E.C.U. RB211-535E43744 BASIC ENGINE CONFIGURATION, BAYONET MCD AND PHASE 5 COMBUSTOR 40,100 LB THRUST SUPPLIER CODE: VK0680 OVERLENGTH PART NUMBER: RB211-535E4-3744E FOR NHA/OTHER SYS DET SEE: 71-00-02-10	103106	RF
- 3	UL38163		ENGINE ASSY-Q.E.C.U. RB211-535E43724 BASIC ENGINE CONFIGURATION, BAYONET MCD 40,100 LB THRUST SUPPLIER CODE: VK0680 FOR NHA/OTHER SYS DET SEE: 71-00-02-10	101101	RF
5	AS21409		.BOLT	002004 006999	1
7	AS21509		.BOLT	002004 006999	2
10	AS21418		.BOLT	002004 006999	1
13	AS20908		.BOLT- POST SERVICE BULLETIN: 72-C230PT01 VK0680	002004 006999	1
15	AS21408		.BOLT	002004 006999	3
16	AS21408		.BOLT- POST SERVICE BULLETIN: 72-C230PT01 VK0680	103106 108120	1

MISSING ITEM NUMBERS NOT APPLICABLE

- ITEM NOT ILLUSTRATED

BRI

79-21-05-09

BOEING PROPRIETARY - Copyright © - Unpublished Work - See title page for details.

79-21-05  
FIG. 09  
PAGE 3  
JAN 20/09



757

PARTS CATALOG (MAINTENANCE)

FIG ITEM	PART NUMBER	1 2 3 4 5 6 7	NOMENCLATURE	EFFECT FROM TO	UNITS PER ASSY
9					
17	AS21508	.BOLT		002004 006999	2
20	AS21407	.BOLT		002004 006999	2
25	AS21425	.BOLT		002004 006102 107107 121999	1
26	AS21424	.BOLT-	POST SERVICE BULLETIN: 72-C230PT01 VK0680 PRE SERVICE BULLETIN: 72-D352 VK0680	103106 108120	1
26	AS21423	.BOLT-	POST SERVICE BULLETIN: 72-D352PT01 VK0680	103106 108120	1
30	AS21417	.BOLT		002004 006102 107107 121999	1
32	AS21417	.BOLT		002004 006999	1
35	AS21420	.BOLT		002004 006999	1
40	AS21421	.BOLT		002004 006999	1
45	AS21414	.BOLT-	PRE SERVICE BULLETIN: 72-D352 VK0680	002004 006999	1
50	AS21419	.BOLT		002004 006999	1
55	AS21438	.BOLT		002004 006999	1
60	K8831	.WASHER-	SUPPLIER CODE: VK0680	002004 006999	11
- 63	K8831	.WASHER-	SUPPLIER CODE: VK0680 POST SERVICE BULLETIN: 72-C230PT01 VK0680 PRE SERVICE BULLETIN: 72-D352 VK0680	103106 108120	2

MISSING ITEM NUMBERS NOT APPLICABLE

- ITEM NOT ILLUSTRATED

79-21-05-09

79-21-05  
FIG. 09  
PAGE 4  
JAN 20/09

BRI



757

PARTS CATALOG (MAINTENANCE)

FIG ITEM	PART NUMBER	1 2 3 4 5 6 7	NOMENCLATURE	EFFECT FROM TO	UNITS PER ASSY
9					
64	K8831		.WASHER- SUPPLIER CODE: VK0680 POST SERVICE BULLETIN: 72-C230PT01 VK0680 72-D352PT01 VK0680	103106 108120	2
65	K8831		.WASHER- SUPPLIER CODE: VK0680	002004 006999	2
66	K8831		.WASHER- SUPPLIER CODE: VK0680	002004 006102 107107 121999	2
- 67	K8831		.WASHER- SUPPLIER CODE: VK0680 PRE SERVICE BULLETIN: 79-C570 VK0680	002004 006999	4
68	K8831		.WASHER- SUPPLIER CODE: VK0680 POST SERVICE BULLETIN: 79-C570PTA VK0680 PRE SERVICE BULLETIN: 72-D352 VK0680	002004 006999	3
70	LK74669		.WASHER- SUPPLIER CODE: VK0680	002004 006999	2
75	UP10480		.SPACER- SUPPLIER CODE: VK0680	002004 006999	3
80	UP10480		.SPACER- SUPPLIER CODE: VK0680	002004 006102 107107 121999	1
85	UP10482		.SPACER- SUPPLIER CODE: VK0680	002004 006102 107107 121999	1
86	UP10482		.SPACER- SUPPLIER CODE: VK0680	002004 006999	1

MISSING ITEM NUMBERS NOT APPLICABLE

- ITEM NOT ILLUSTRATED

79-21-05-09

79-21-05  
FIG. 09  
PAGE 5  
JAN 20/09

BRI



757

PARTS CATALOG (MAINTENANCE)

FIG ITEM	PART NUMBER	1 2 3 4 5 6 7	NOMENCLATURE	EFFECT FROM TO	UNITS PER ASSY
9					
90	UP10481		.SPACER- SUPPLIER CODE: VK0680	002004 006999	3
95	UP10479		.SPACER- SUPPLIER CODE: VK0680 PRE SERVICE BULLETIN: 72-D352 VK0680	002004 006999	1
96	UP10479		.SPACER- SUPPLIER CODE: VK0680 POST SERVICE BULLETIN: 72-C230PT01 VK0680	103106 108120	1
100	AS41104		.NUT	002004 006999	9
105	AS41104		.NUT	002004 006102 107107 121999	2
110	AS20624		.NUT	002004 006999	4
112	AS20624		.NUT- POST SERVICE BULLETIN: 72-C230PT01 VK0680	103106 108120	2
115	AS41105		.NUT- PRE SERVICE BULLETIN: 72-8183 VK0680	002004 006999	2
115	AS20625		.NUT- POST SERVICE BULLETIN: 72-8183PTB VK0680	002004 006999	2
120	AS20624		.NUT- PRE SERVICE BULLETIN: 73-D352 VK0680	002004 006999	1
125	400WSS12		.CLIP- SUPPLIER CODE: V83930	002004 006999	5
130	400WSS8		.CLIP- SUPPLIER CODE: V83930	002004 006999	2
135	400WSS16		.CLIP- SUPPLIER CODE: V83930	002004 006102 107107 121999	2

MISSING ITEM NUMBERS NOT APPLICABLE

- ITEM NOT ILLUSTRATED

79-21-05-09

79-21-05  
FIG. 09  
PAGE 6  
JAN 20/09

BRI

BOEING PROPRIETARY - Copyright © - Unpublished Work - See title page for details.



757

PARTS CATALOG (MAINTENANCE)

FIG ITEM	PART NUMBER	1 2 3 4 5 6 7	NOMENCLATURE	EFFECT FROM TO	UNITS PER ASSY
9 135	400WSS16	.CLIP-	SUPPLIER CODE: V83930 POST SERVICE BULLETIN: 72-C230PT01 VK0680	103106 108120	2
137	400WSS16	.CLIP-	SUPPLIER CODE: V83930	002004 006999	3
- 138	400WSS24	.CLIP-	SUPPLIER CODE: V83930 POST SERVICE BULLETIN: 72-D352PT01 VK0680	103106 108120	2
140	400WSS24	.CLIP-	SUPPLIER CODE: V83930 PRE SERVICE BULLETIN: 72-D352 VK0680	002004 006999	5
150	LK64688	.BRACKET-	SUPPLIER CODE: VK0680	002004 006999	1
155	UP10400	.BRACKET-	SUPPLIER CODE: VK0680	002004 006999	1
165	UL16646	.TUBE ASSY-OIL VENT FBH	DISC. TO DISC. SUPPLIER CODE: VK0680	002004 006999	1
175	LK86056	.TUBE ASSY-BHD TORSION	BOX DISC. TO DISC. SUPPLIER CODE: VK0680 POSITION DATA: FWD	002004 006999	1
183	UL16593	.TUBE ASSY-HP/IP BRG DISC.	TO 3 WAY CONN. SUPPLIER CODE: VK0680	002004 006999	1
189	UL10796	.BRACKET-SPRT CLIPPING	SUPPLIER CODE: VK0680	002004 006999	1
190	AS21010	.BOLT		002004 006999	3
195	LK59227	.PLATE-BLANKING	SUPPLIER CODE: VK0680	002004 006999	1

MISSING ITEM NUMBERS NOT APPLICABLE

- ITEM NOT ILLUSTRATED

79-21-05-09

79-21-05  
FIG. 09  
PAGE 7  
JAN 20/09

BRI



757

PARTS CATALOG (MAINTENANCE)

FIG ITEM	PART NUMBER	1 2 3 4 5 6 7	NOMENCLATURE	EFFECT FROM TO	UNITS PER ASSY
9					
200	AGS3896		.GASKET-INTERNAL GEARBOX	002004 006999	1
203	UL14889		.TUBE ASSY-INTERNAL GEARBOX TO DISC. SUPPLIER CODE: VK0680	002004 006999	1
212	UL14888		.TUBE ASSY-INTERNAL GEARBOX DISC. TO 3 WAY CONN. SUPPLIER CODE: VK0680	002004 006999	1
219	LK70292		.CONNECTOR-3 WAY SUPPLIER CODE: VK0680	002004 006999	1
220	AS21511		.BOLT	002004 006999	2
225	CU37148		.WASHER- SUPPLIER CODE: VK0680	002004 006999	1
230	AS20625		.NUT	002004 006999	2
235	LK70293		.PLATE-LOCK SUPPLIER CODE: VK0680	002004 006999	1
237	UL16514		.TUBE ASSY-BHD TO 3 WAY CONN. SUPPLIER CODE: VK0680 PRE SERVICE BULLETIN: 79-9199 VK0680	002004 006100 102102 107107 121949 952999	1
237	UL27712		.TUBE ASSY-BHD TO 3 WAY CONN. SUPPLIER CODE: VK0680 POST SERVICE BULLETIN: 79-9199PT01 VK0680	002004 006102 107107 121999	1
237	UL38549		.TUBE ASSY-BHD TO 3 WAY CONN. SUPPLIER CODE: VK0680 POST SERVICE BULLETIN: 72-C230PT01 VK0680 PRE SERVICE BULLETIN: 72-D352 VK0680	103106 108120	1

MISSING ITEM NUMBERS NOT APPLICABLE

- ITEM NOT ILLUSTRATED

BRI

79-21-05-09

BOEING PROPRIETARY - Copyright © - Unpublished Work - See title page for details.

79-21-05  
FIG. 09  
PAGE 8  
JAN 20/09



757

PARTS CATALOG (MAINTENANCE)

FIG ITEM	PART NUMBER	1 2 3 4 5 6 7	NOMENCLATURE	EFFECT FROM TO	UNITS PER ASSY
9 237	FW15691		.TUBE ASSY-BHD TO 3 WAY CONN. SUPPLIER CODE: VK0680 POST SERVICE BULLETIN: 72-D352PT01 VK0680	103106 108120	1
240	LK39610		..CLIP-TUBE SUPPLIER CODE: VK0680 PRE SERVICE BULLETIN: 72-C230 VK0680 79-9199 VK0680	002004 006100 102949 952999	2
240	UP11158		..BRACKET-INTER TUBE SUPPLIER CODE: VK0680 POST SERVICE BULLETIN: 79-9199PT01 VK0680	002004 006102 107107 121999	2
245	DE26485		.CLAMP- SUPPLIER CODE: VU1596 OPTIONAL PART: 3228-150 V15284 POST SERVICE BULLETIN: 73-B935PTA VK0680 PRE SERVICE BULLETIN: 73-B932 VK0680	002004 006999	1
245	3228-150		.CLAMP- SUPPLIER CODE: V15284 OPTIONAL PART: DE26485 VU1596 POST SERVICE BULLETIN: 73-B932PTA VK0680	002004 006999	1
250	UL16491		.TUBE ASSY-3 WAY CONN. TO DISC. SUPPLIER CODE: VK0680 PRE SERVICE BULLETIN: 72-D352 VK0680	002004 006999	1

MISSING ITEM NUMBERS NOT APPLICABLE

- ITEM NOT ILLUSTRATED

79-21-05-09

79-21-05  
FIG. 09  
PAGE 9  
JAN 20/09

BRI





757

PARTS CATALOG (MAINTENANCE)

FIG ITEM	PART NUMBER	1 2 3 4 5 6 7	NOMENCLATURE	EFFECT FROM TO	UNITS PER ASSY
9					
250	FW15769		.TUBE ASSY-3 WAY CONN. TO DISC. SUPPLIER CODE: VK0680 POST SERVICE BULLETIN: 72-D352PT01 VK0680	103106 108120	1
255	KB27133		.RING-SEAL-OIL VENT TUBE SUPPLIER CODE: VK0680	002004 006999	1
260	AS27473		.UNION-DBL ENDED TUBE	002004 006999	1
265	AS43003-910		.RING-SEAL	002004 006999	1
270	AS21516		.BOLT	002004 006999	10
275	LK39620		.BRACKET- SUPPLIER CODE: VK0680	002004 006999	1
280	UL11126		.TUBE ASSY-PNL DISC. TO BREATHER SUPPLIER CODE: VK0680	002004 006999	1
285	KB27127		.RING-OIL VENT TUBE SUPPLIER CODE: VK0680	002004 006999	1
290	UL16545		.TUBE ASSY-OIL TANK TO DISC. SUPPLIER CODE: VK0680	002004 006999	1
292	LK39610		..CLIP-TUBE SUPPLIER CODE: VK0680	002004 006999	6
295	UL14988		.TUBE ASSY-DISC. TO BREATHER SUPPLIER CODE: VK0680	002004 006999	1
298	LK39610		..CLIP-TUBE SUPPLIER CODE: VK0680	002004 006999	8
304	KB27120		.SEAL- SUPPLIER CODE: VK0680	002004 006999	2
305	LK85866		.TUBE ASSY-BHD TORSION BOX DISC. TO DISC. SUPPLIER CODE: VK0680 POSITION DATA: FWD	002004 006999	1

MISSING ITEM NUMBERS NOT APPLICABLE

- ITEM NOT ILLUSTRATED

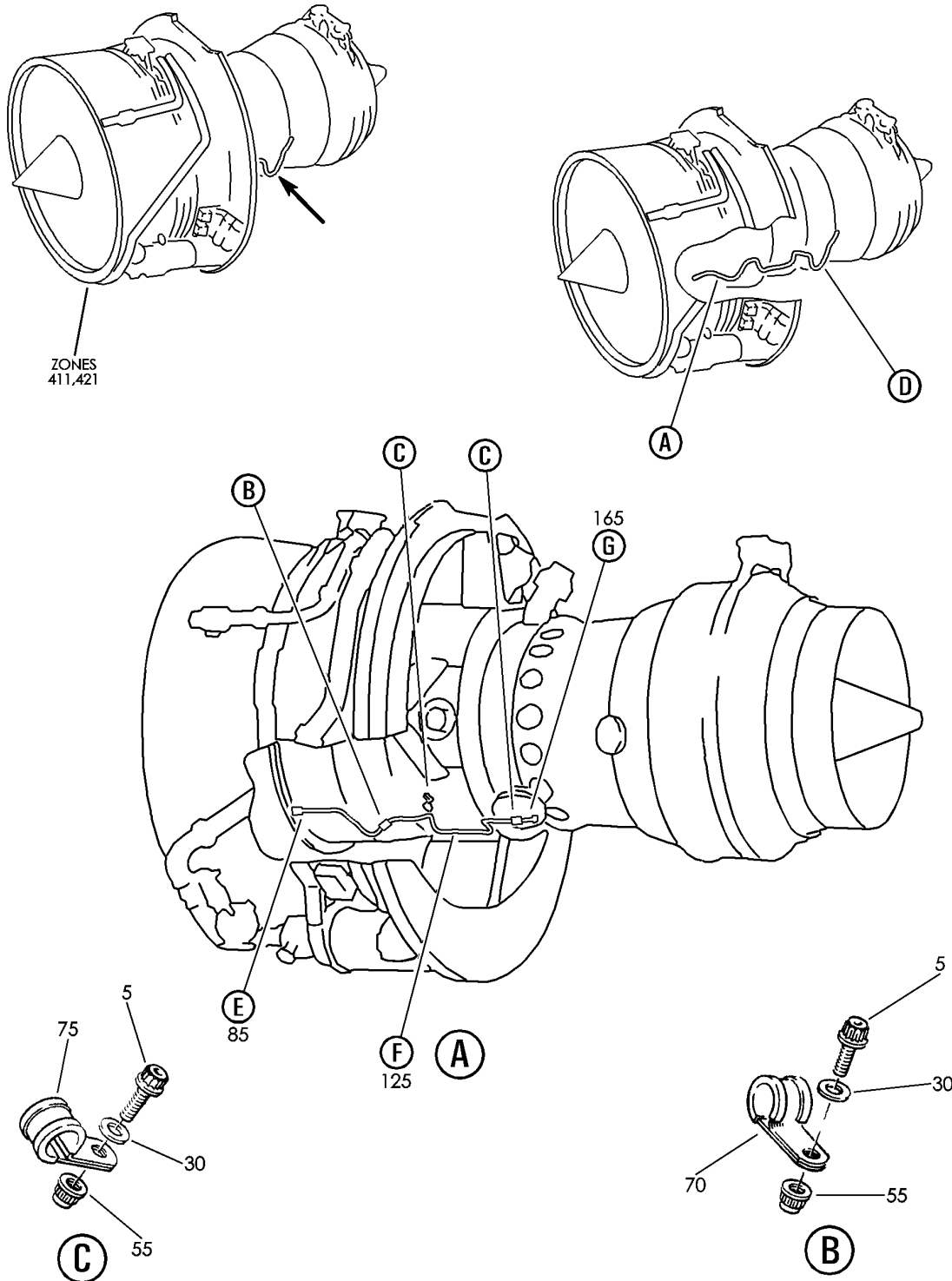
79-21-05-09

79-21-05  
FIG. 09  
PAGE 10  
JAN 20/09

BRI

BOEING PROPRIETARY - Copyright © - Unpublished Work - See title page for details.

**BOEING**  
757  
PARTS CATALOG (MAINTENANCE)



Y 79210511 SHT 1 REV 227

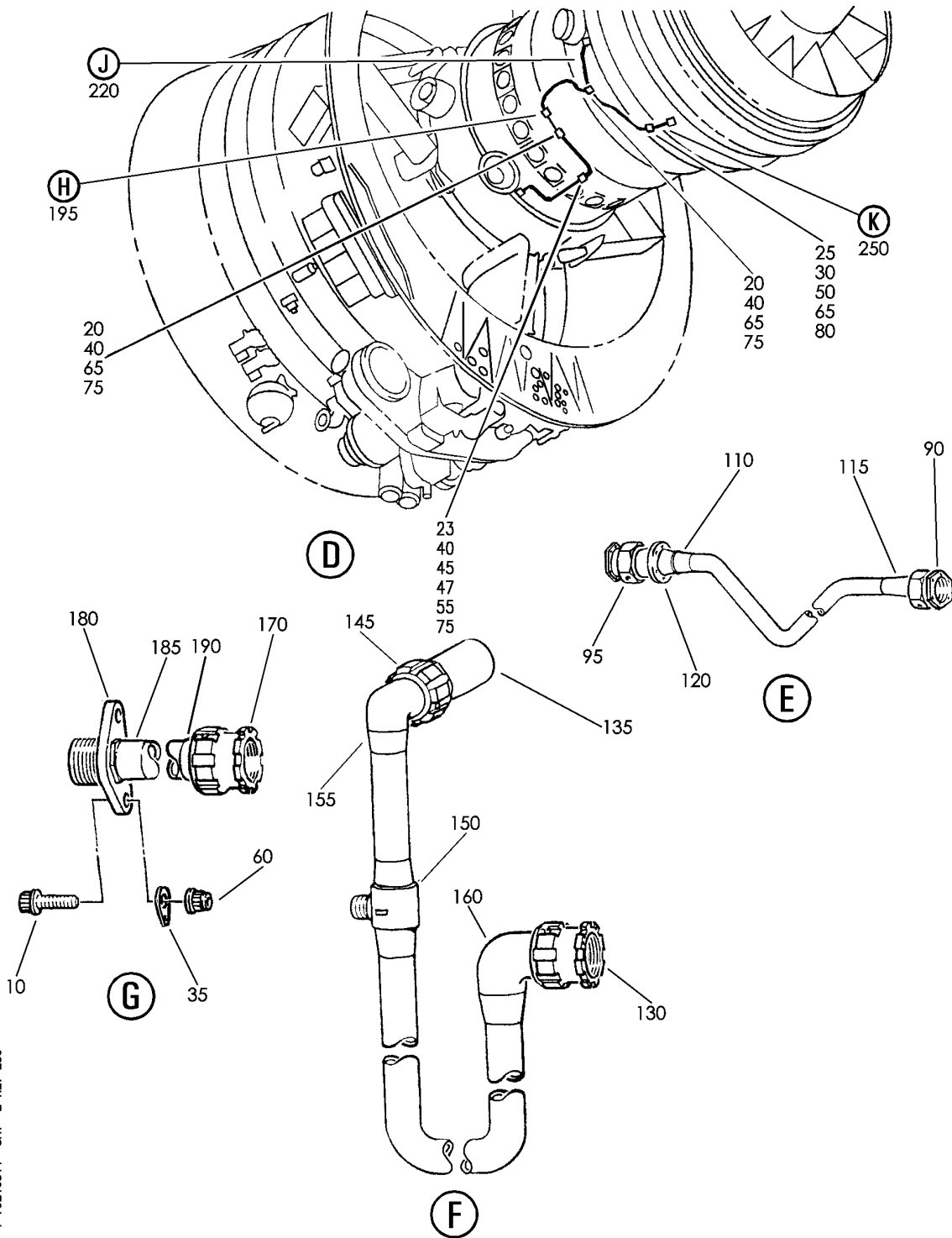
TUBES AND FITTINGS-OIL SYS  
FIGURE 11 (SHEET 1)

**79-21-05-11**

BRI  
JAN 20/09

79-21-05-11  
PAGE 0

**BOEING**  
757  
PARTS CATALOG (MAINTENANCE)



Y 79210511 SH1 2 REV 256

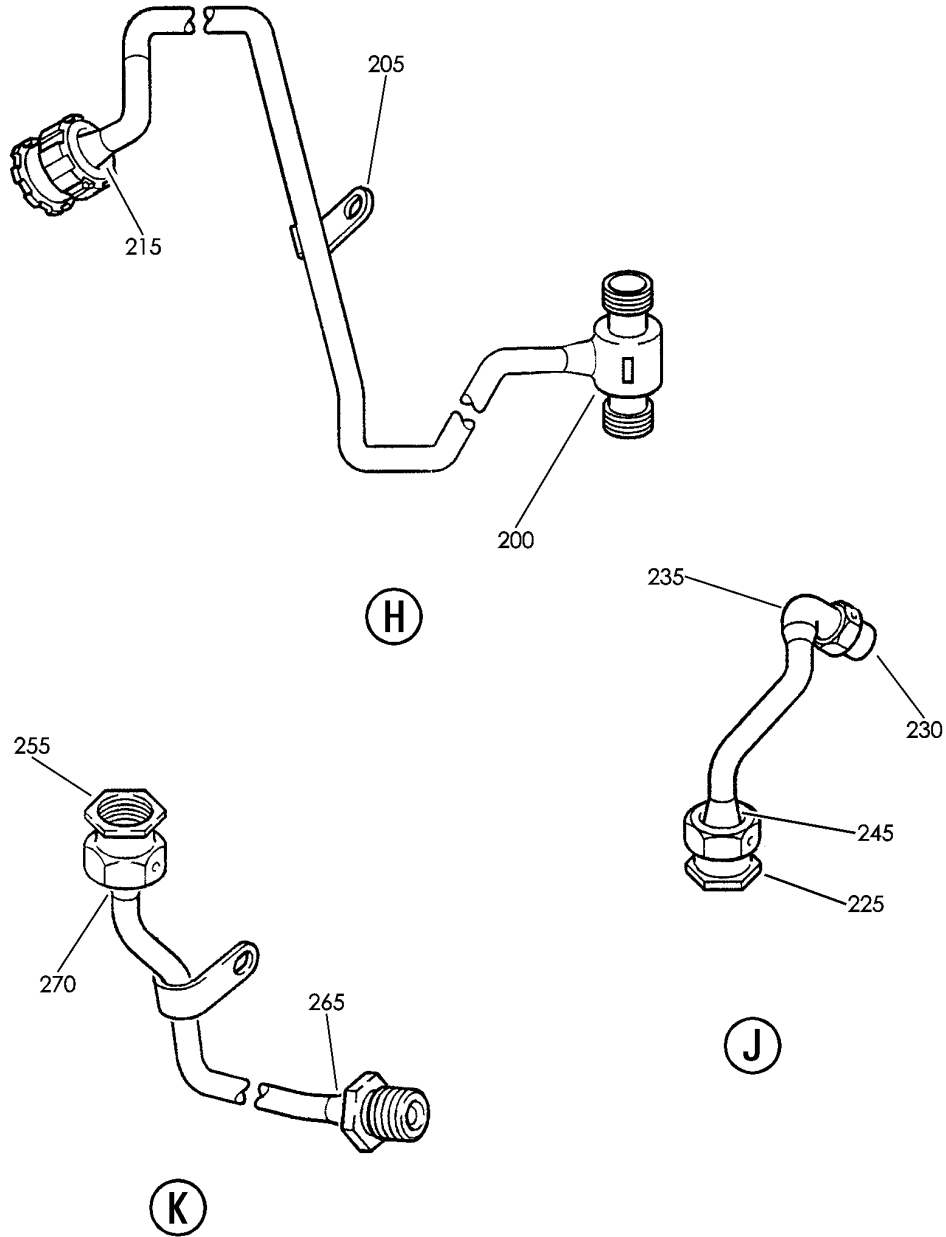
TUBES AND FITTINGS-OIL SYS  
FIGURE 11 (SHEET 2)

**79-21-05-11**

BRI  
JAN 20/09

79-21-05-11  
PAGE 0A

**BOEING**  
757  
PARTS CATALOG (MAINTENANCE)



Y 79210511 SHT 3 REV 227

TUBES AND FITTINGS-OIL SYS  
FIGURE 11 (SHEET 3)

**79-21-05-11**

BRI  
JAN 20/09

79-21-05-11  
PAGE 0B



757

PARTS CATALOG (MAINTENANCE)

FIG ITEM	PART NUMBER	1 2 3 4 5 6 7	NOMENCLATURE	EFFECT FROM TO	UNITS PER ASSY
11			TUBES AND FITTINGS-OIL SYS	103106	
- 1	BCREF17395		ENGINE ASSY- RB211-535E43739 BASIC ENGINE CONFIGURATION AND PHASE 5 COMBUSTOR 40,100 LB THRUST SUPPLIER CODE: VK0680 OVERLENGTH PART NUMBER: RB211-535E4-37-39E FOR NHA/OTHER SYS DET SEE: 71-00-02-10	108120 108120	RF
- 1	BCREF17101		ENGINE ASSY- RB211-535E43744 BASIC ENGINE CONFIGURATION, BAYONET MCD AND PHASE 5 COMBUSTOR 40,100 LB THRUST SUPPLIER CODE: VK0680 OVERLENGTH PART NUMBER: RB211-535E4-3744E FOR NHA/OTHER SYS DET SEE: 71-00-02-10	103106	RF
5	AS21408		.BOLT	103106	3
10	AS21512		.BOLT	108120	2
20	AS21409		.BOLT- POST SERVICE BULLETIN: 72-C230PT01 VK0680	103106 108120	2
23	AS21422		.BOLT- POST SERVICE BULLETIN: 72-C230PT01 VK0680 PRE SERVICE BULLETIN: 72-D352 VK0680	103106 108120	1
23	AS21424		.BOLT- POST SERVICE BULLETIN: 72-D352PT01 VK0680	103106 108120	1
25	AS21423		.BOLT	103106 108120	1

MISSING ITEM NUMBERS NOT APPLICABLE

- ITEM NOT ILLUSTRATED

BRI

79-21-05-11

BOEING PROPRIETARY - Copyright © - Unpublished Work - See title page for details.

79-21-05  
FIG. 11  
PAGE 1  
JAN 20/09



757

PARTS CATALOG (MAINTENANCE)

FIG ITEM	PART NUMBER	1 2 3 4 5 6 7	NOMENCLATURE	EFFECT FROM TO	UNITS PER ASSY
11					
30	K8831		.WASHER- SUPPLIER CODE: VK0680	103106 108120	4
35	CU37148		.WASHER- SUPPLIER CODE: VK0680	103106 108120	1
40	K8831		.WASHER- SUPPLIER CODE: VK0680 POST SERVICE BULLETIN: 72-D352PT01 VK0680	103106 108120	3
- 42	K8831		.WASHER- SUPPLIER CODE: VK0680 POST SERVICE BULLETIN: 72-C230PT01 VK0680 PRE SERVICE BULLETIN: 72-D352 VK0680	103106 108120	4
45	UP10481		.SPACER- SUPPLIER CODE: VK0680 POST SERVICE BULLETIN: 72-C230PT01 VK0680	103106 108120	1
47	UP10478		.SPACER- SUPPLIER CODE: VK0680 POST SERVICE BULLETIN: 72-D352PT01 VK0680	103106 108120	1
50	UP10481		.SPACER- SUPPLIER CODE: VK0680	103106 108120	1
55	AS20624		.NUT	103106 108120	4
60	AS20625		.NUT	103106 108120	2
65	AS41104		.NUT	103106 108120	3
70	400WSS6		.CLIP- SUPPLIER CODE: V83930	103106 108120	1
75	400WSS10		.CLIP- SUPPLIER CODE: V83930	103106 108120	5

MISSING ITEM NUMBERS NOT APPLICABLE

- ITEM NOT ILLUSTRATED

79-21-05-11

79-21-05  
FIG. 11  
PAGE 2  
JAN 20/09

BRI



757

PARTS CATALOG (MAINTENANCE)

FIG ITEM	PART NUMBER	1 2 3 4 5 6 7	NOMENCLATURE	EFFECT FROM TO	UNITS PER ASSY
11					
80	400WSS8		.CLIP- SUPPLIER CODE: V83930	103106 108120	1
85	LK85872		.TUBE ASSY-BRG HSG 3 WAY CONN. TO DISC. SUPPLIER CODE: VK0680 POSITION DATA: FRONT	103106 108120	1
125	LK80685		.TUBE ASSY-BHD TO INTERNAL GEARBOX SUPPLIER CODE: VK0680	103106 108120	1
165	LK74465		.TUBE ASSY-INTERNAL GEARBOX 3 WAY CONN. TO DISC. SUPPLIER CODE: VK0680	103106 108120	1
195	UL39224		.TUBE ASSY- SUPPLIER CODE: VK0680 POST SERVICE BULLETIN: 72-C230PT01 VK0680	103106 108120	1
220	UL14936		.TUBE ASSY-3 WAY CONN. HIGH PRESSURE AND INTERMEDIATE PRESSURE TURB BRG SUPPLIER CODE: VK0680	103106 108120	1
250	UL14937		.TUBE ASSY-3 WAY CONN. LOW PRESSURE TURB BRG SUPPLIER CODE: VK0680	103106 108120	1

MISSING ITEM NUMBERS NOT APPLICABLE

- ITEM NOT ILLUSTRATED

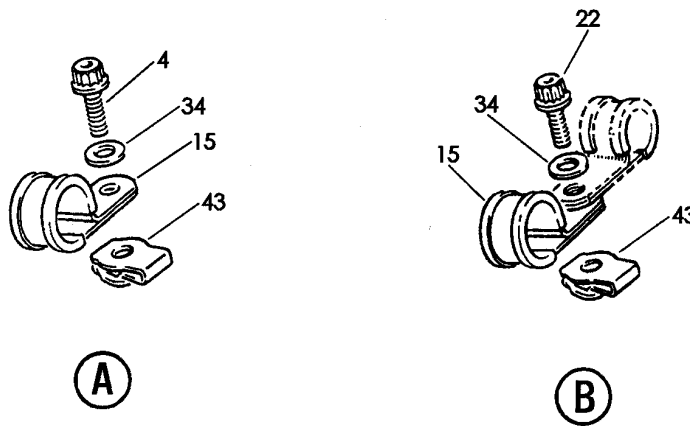
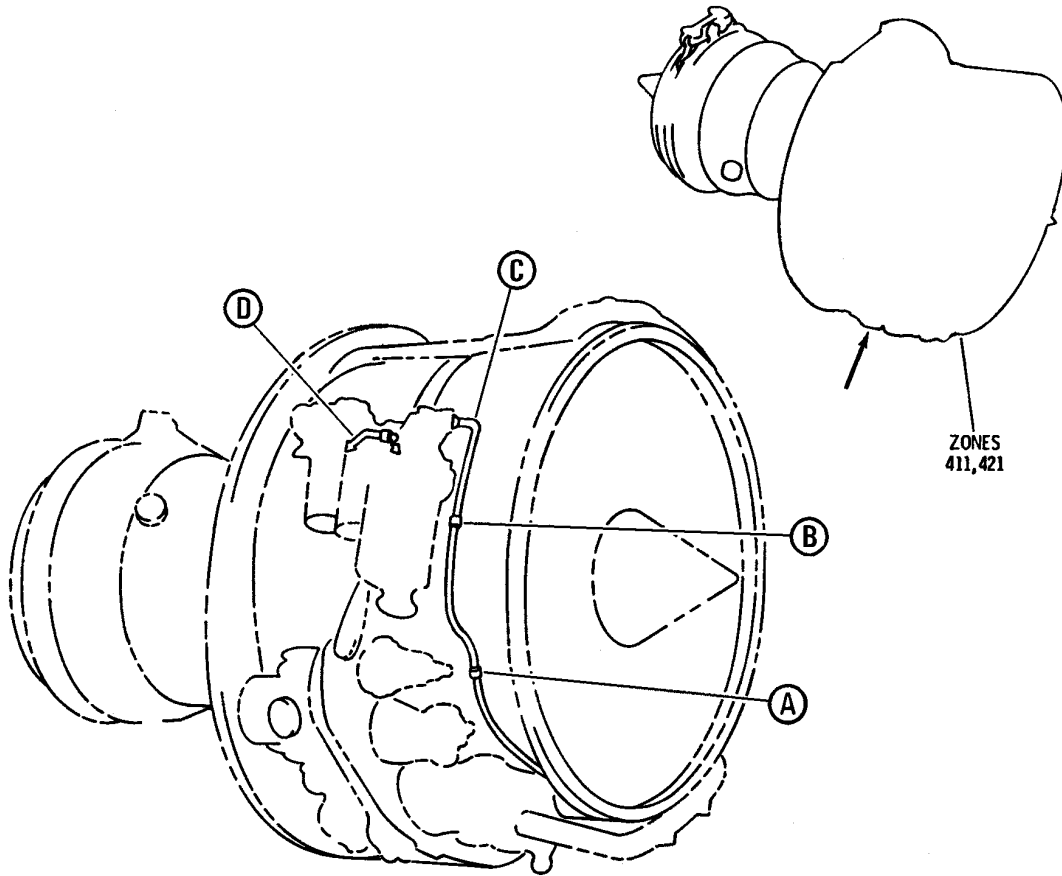
BRI

79-21-05-11

BOEING PROPRIETARY - Copyright © - Unpublished Work - See title page for details.

79-21-05  
FIG. 11  
PAGE 3  
JAN 20/09

**BOEING**  
757  
PARTS CATALOG (MAINTENANCE)



Y 79210513 SHT 1 REV 212

TUBES AND FITTINGS-OIL SYS ANTI-SYPHON (RB211-535)  
FIGURE 13 (SHEET 1)

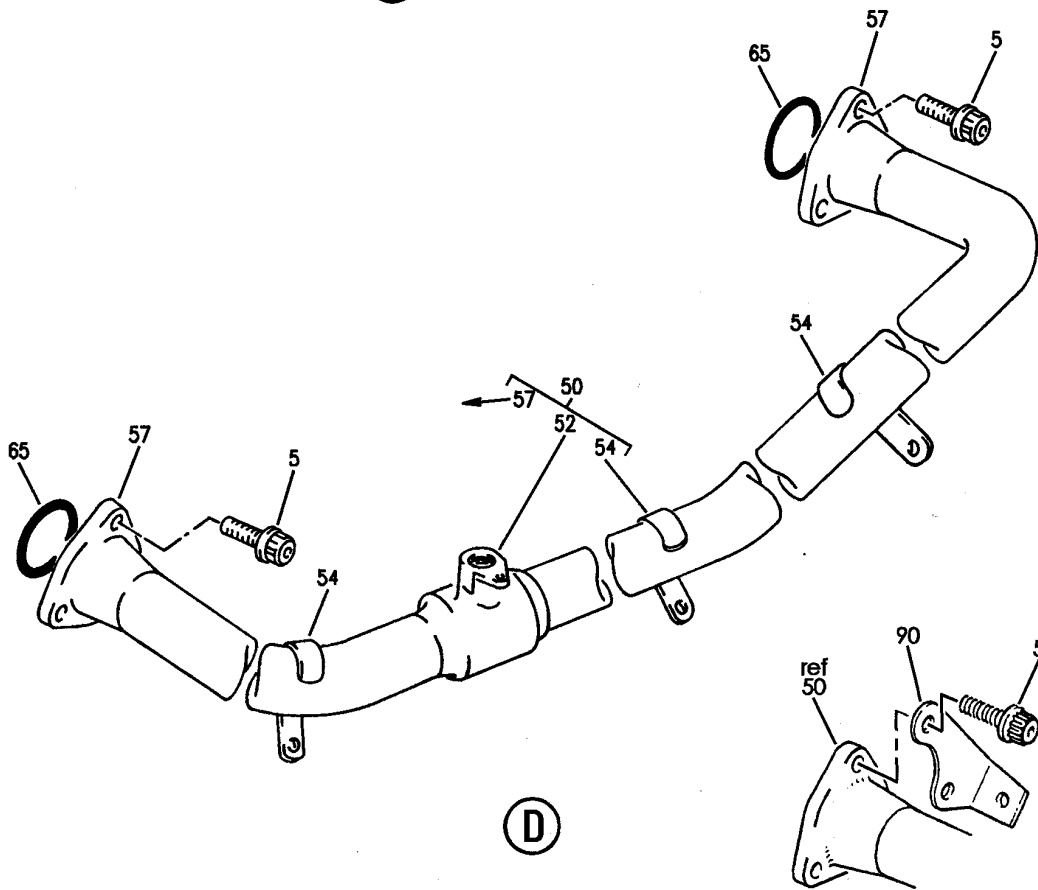
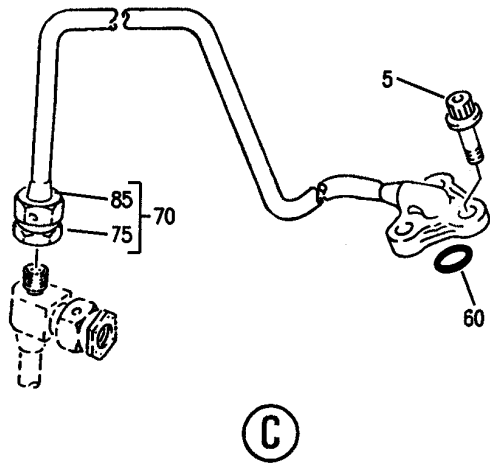
**79-21-05-13**

BRI  
MAY 28/07

79-21-05-13  
PAGE 0



**BOEING**  
757  
PARTS CATALOG (MAINTENANCE)



Y 79210513 SHT 2 REV 212

TUBES AND FITTINGS-OIL SYS ANTI-SYPHON (RB211-535)  
FIGURE 13 (SHEET 2)

**79-21-05-13**

BRI  
MAY 28/07

79-21-05-13  
PAGE 0A



757

PARTS CATALOG (MAINTENANCE)

FIG ITEM	PART NUMBER	1 2 3 4 5 6 7	NOMENCLATURE	EFFECT FROM TO	UNITS PER ASSY
13					
- 1	UL20697		TUBES AND FITTINGS-OIL SYS ANTI-SYPHON (RB211-535) ENGINE ASSY-Q.E.C.U. RB211-535E43711 MAXIMUM NEUT WITH GRAVINER FIRE DETECTORS, BAYONET MCD NON-MODULATED IDG COOLING 40,000 LB THRUST SUPPLIER CODE: VK0680 REFERENCE SERVICE BULLETIN: 71-0058R4 QUALIFIED SB I/W DATA: INTERMIX OF ONE OR SUBSTITUTION OF TWO DIFFERENT CONFIGURATION RB211-535E4-37/() ENGINES FOR RB211-535 E4 BASE ENGINES REFERENCE SERVICE BULLETIN: RB211-72-C547 VK0680 FOR NHA/OTHER SYS DET SEE: 71-00-02-04	002004 006999 121503 904949 952999	RF
- 1	UL20702		ENGINE ASSY-Q.E.C.U. RB211-535E43711 BASIC ENGINE CONFIG. WITH GRAVINER FIRE DETECTORS, BAYONET MCD, NON-MODULATED IDG COOLING 40,100 LB THRUST SUPPLIER CODE: VK0680 FOR NHA/OTHER SYS DET SEE: 71-00-02-10	504903	RF
- 1	UL19722		ENGINE ASSY-Q.E.C.U. RB211-535E43711 MAXIMUM NEUT SUPPLIER CODE: VK0680 FOR NHA/OTHER SYS DET SEE: 71-00-02-04	107107	RF

MISSING ITEM NUMBERS NOT APPLICABLE

- ITEM NOT ILLUSTRATED

BRI

79-21-05-13

79-21-05  
FIG. 13  
PAGE 1  
JAN 20/09



757

PARTS CATALOG (MAINTENANCE)

FIG ITEM	PART NUMBER	1 2 3 4 5 6 7	NOMENCLATURE	EFFECT FROM TO	UNITS PER ASSY
13 - 2	UL20698		ENGINE ASSY-Q.E.C.U. RB211-535E43712 MAXIMUM NEUT SUPPLIER CODE: VK0680 REFERENCE SERVICE BULLETIN: 71-0058R7 QUALIFIED SB I/W DATA: INTERMIX OF ONE OR SUBSTITUTION OF TWO DIFFERENT CONFIGURATION RB211-535E4-37/() ENGINES FOR RB211-535E4 BASE ENGINES OR DIFFERENT CONFIGURATION RB211-535E4-B-37/() ENGINES FOR RB211-535E4-B BASE ENGINES REFERENCE SERVICE BULLETIN: RB211-72-C547 VK0680 RB211-72-8910 VK0680 POST RAPID REVISION: RR92014-183A-RC-E FOR NHA/OTHER SYS DET SEE: 71-00-02-04	002004 006100 102102	RF
- 2	UL36209		ENGINE ASSY-Q.E.C.U. RB211-535E43719 MAXIMUM NEUT SUPPLIER CODE: VK0680 FOR NHA/OTHER SYS DET SEE: 71-00-02-04	950951	RF
- 3	BCREF17395		ENGINE ASSY-Q.E.C.U. RB211-535E43739 BASIC ENGINE CONFIGURATION AND PHASE 5 COMBUSTOR 40,100 LB THRUST SUPPLIER CODE: VK0680 OVERLENGTH PART NUMBER: RB211-535E4-37-39E FOR NHA/OTHER SYS DET SEE: 71-00-02-10	108120	RF

MISSING ITEM NUMBERS NOT APPLICABLE

- ITEM NOT ILLUSTRATED

79-21-05-13

79-21-05  
FIG. 13  
PAGE 2  
JAN 20/09

BRI



757

PARTS CATALOG (MAINTENANCE)

FIG ITEM	PART NUMBER	1 2 3 4 5 6 7	NOMENCLATURE	EFFECT FROM TO	UNITS PER ASSY
13					
- 3	BCREF17101		ENGINE ASSY-Q.E.C.U. RB211-535E43744 BASIC ENGINE CONFIGURATION, BAYONET MCD AND PHASE 5 COMBUSTOR 40,100 LB THRUST SUPPLIER CODE: VK0680 OVERLENGTH PART NUMBER: RB211-535E4-3744E FOR NHA/OTHER SYS DET SEE: 71-00-02-10	103106	RF
- 3	UL38163		ENGINE ASSY-Q.E.C.U. RB211-535E43724 BASIC ENGINE CONFIGURATION, BAYONET MCD 40,100 LB THRUST SUPPLIER CODE: VK0680 FOR NHA/OTHER SYS DET SEE: 71-00-02-10	101101	RF
4	AS21407		.BOLT- POST SERVICE BULLETIN: 79-7689PT01 VK0680	002004 006999	1
5	AS21516		.BOLT- PRE SERVICE BULLETIN: 79-7008 VK0680	002004 006999	9
15	400WSS26		.CLIP- SUPPLIER CODE: V83930 ATTACHING PARTS	002004 006999	2
22	AS21409		.BOLT-	002004 006999	1
- 33	K8831		.WASHER- SUPPLIER CODE: VK0680 NOT APPROVED FOR ETOPS. PRE SERVICE BULLETIN: 79-7689 VK0680	107107 121949 952999	1
			-----*-----		
34	K8831		.WASHER- SUPPLIER CODE: VK0680 POST SERVICE BULLETIN: 79-7689PT01 VK0680	002004 006999	2

MISSING ITEM NUMBERS NOT APPLICABLE

- ITEM NOT ILLUSTRATED

79-21-05-13

79-21-05  
FIG. 13  
PAGE 3  
JAN 20/09

BRI

 **BOEING**  
757  
**PARTS CATALOG (MAINTENANCE)**

FIG ITEM	PART NUMBER	1 2 3 4 5 6 7	NOMENCLATURE	EFFECT FROM TO	UNITS PER ASSY
13			ATTACHING PARTS		
- 42	AS41104		.NUT- NOT APPROVED FOR ETOPS. PRE SERVICE BULLETIN: 79-7689 VK0680 -----*-----	107107 121949 952999	1
43	AS41104		.NUT- POST SERVICE BULLETIN: 79-7689PT01 VK0680	002004 006999	2
50	UL11338		.TUBE ASSY-PUMP TO OIL TANK OIL RETURN SUPPLIER CODE: VK0680	002004 006999	1
60	KB27108		.SEAL- SUPPLIER CODE: VK0680	002004 006999	1
65	KB27130		.RING- SUPPLIER CODE: VK0680	002004 006999	2
70	UL16510		.TUBE ASSY-FUEL COOLED OIL COOLER TO OIL TANK SUPPLIER CODE: VK0680	002004 006999	1
90	UL27282		.BRACKET-FUEL COOLED SUPPLIER CODE: VK0680 POST SERVICE BULLETIN: 77-8941PT01 VK0680	002004 006999	1

MISSING ITEM NUMBERS NOT APPLICABLE

- ITEM NOT ILLUSTRATED

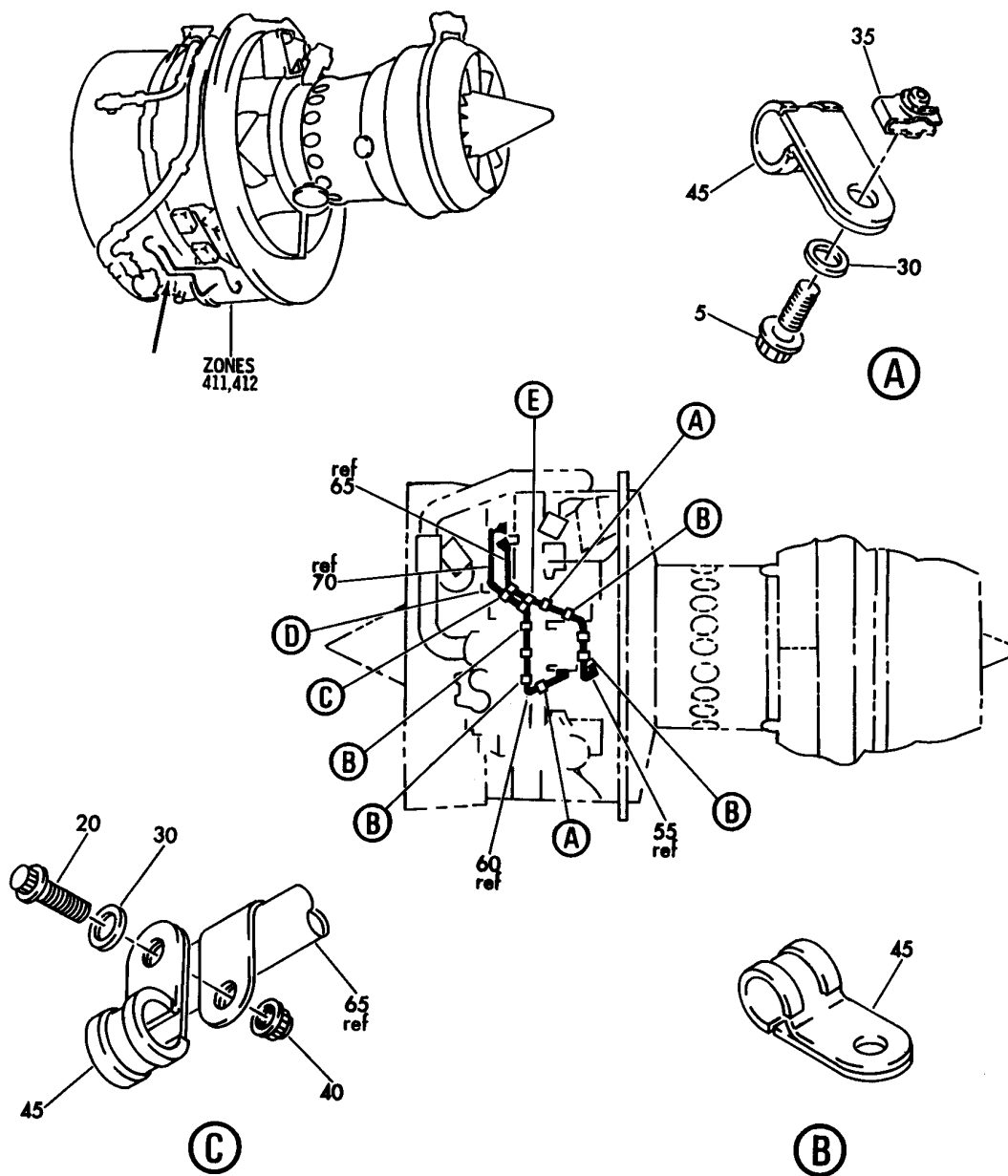
BRI

# 79-21-05-13

BOEING PROPRIETARY - Copyright © - Unpublished Work - See title page for details.

79-21-05  
FIG. 13  
PAGE 4  
JAN 20/09

**BOEING**  
757  
PARTS CATALOG (MAINTENANCE)



Y 79210514 SHT 1 REV 155

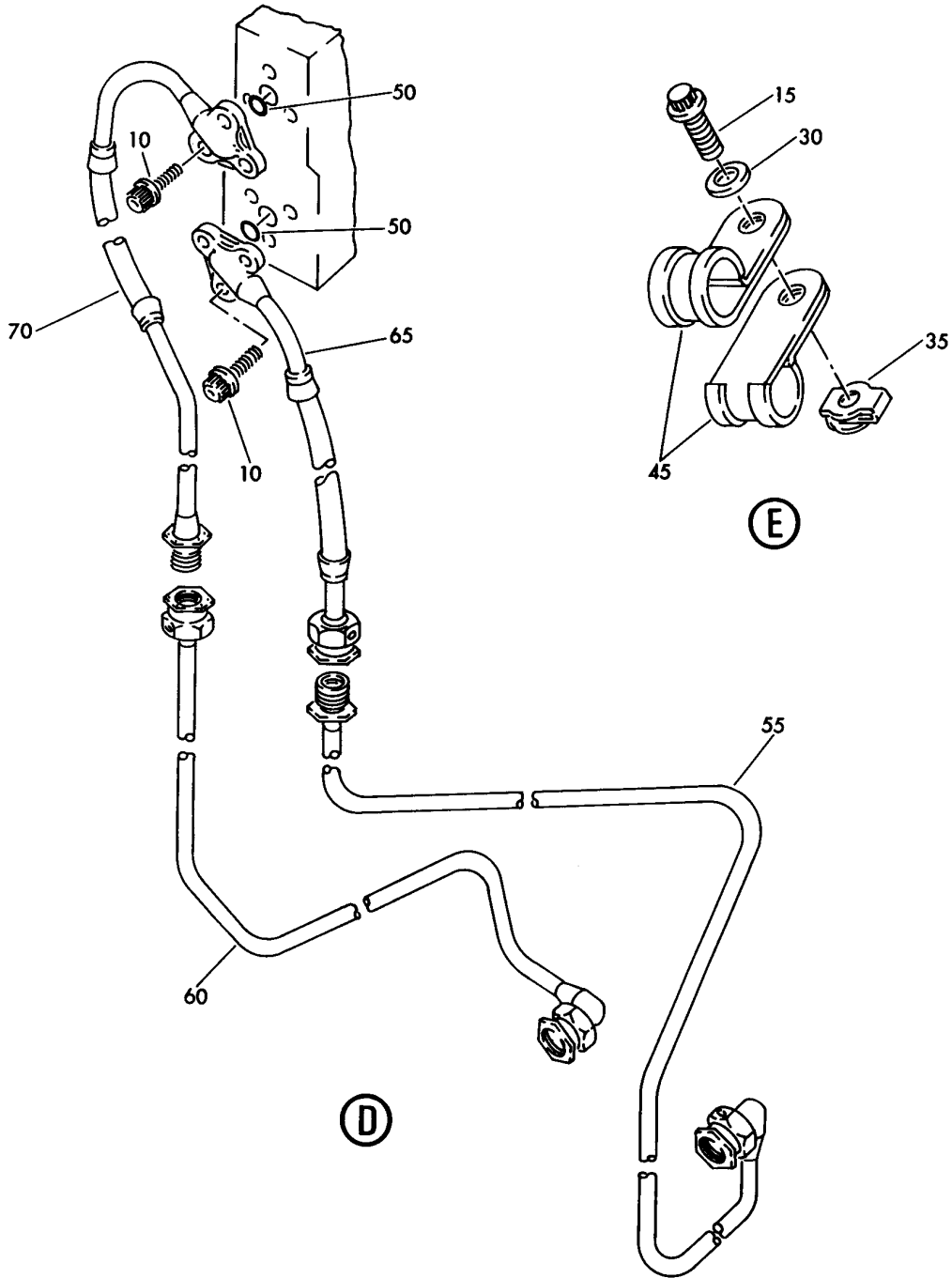
TUBES AND FITTINGS-OIL SYS PRESSURE INDICATING (RB211-535)  
FIGURE 14 (SHEET 1)

**79-21-05-14**

BRI  
MAY 28/07

79-21-05-14  
PAGE 0

**BOEING**  
757  
PARTS CATALOG (MAINTENANCE)



Y 79210514 SHT 2 REV 155

TUBES AND FITTINGS-OIL SYS PRESSURE INDICATING (RB211-535)  
FIGURE 14 (SHEET 2)

**79-21-05-14**

BRI  
MAY 28/07

79-21-05-14  
PAGE 0A



757

PARTS CATALOG (MAINTENANCE)

FIG ITEM	PART NUMBER	1 2 3 4 5 6 7	NOMENCLATURE	EFFECT FROM TO	UNITS PER ASSY
14			TUBES AND FITTINGS-OIL SYS PRESSURE INDICATING (RB211-535)	002004 006999	
- 1	UL19722		ENGINE ASSY-Q.E.C.U. RB211-535E43711 MAXIMUM NEUT SUPPLIER CODE: VK0680 FOR NHA/OTHER SYS DET SEE: 71-00-02-04	107107	RF
- 1	UL20697		ENGINE ASSY-Q.E.C.U. RB211-535E43711 MAXIMUM NEUT WITH GRAVINER FIRE DETECTORS, BAYONET MCD NON-MODULATED IDG COOLING 40,000 LB THRUST SUPPLIER CODE: VK0680 REFERENCE SERVICE BULLETIN: 71-0058R4 QUALIFIED SB I/W DATA: INTERMIX OF ONE OR SUBSTITUTION OF TWO DIFFERENT CONFIGURATION RB211-535E4-37/() ENGINES FOR RB211-535 E4 BASE ENGINES REFERENCE SERVICE BULLETIN: RB211-72-C547 VK0680 FOR NHA/OTHER SYS DET SEE: 71-00-02-04	121503 904949 952999	RF

MISSING ITEM NUMBERS NOT APPLICABLE

- ITEM NOT ILLUSTRATED

79-21-05-14

79-21-05  
FIG. 14  
PAGE 1  
JAN 20/09

BRI





757

PARTS CATALOG (MAINTENANCE)

FIG ITEM	PART NUMBER	1 2 3 4 5 6 7	NOMENCLATURE	EFFECT FROM TO	UNITS PER ASSY
14 - 1	UL20698		ENGINE ASSY-Q.E.C.U. RB211-535E43712 MAXIMUM NEUT SUPPLIER CODE: VK0680 REFERENCE SERVICE BULLETIN: 71-0058R7 QUALIFIED SB I/W DATA: INTERMIX OF ONE OR SUBSTITUTION OF TWO DIFFERENT CONFIGURATION RB211-535E4-37/() ENGINES FOR RB211-535E4 BASE ENGINES OR DIFFERENT CONFIGURATION RB211-535E4-B-37/() ENGINES FOR RB211-535E4-B BASE ENGINES REFERENCE SERVICE BULLETIN: RB211-72-C547 VK0680 RB211-72-8910 VK0680 POST RAPID REVISION: RR92014-183A-RC-E FOR NHA/OTHER SYS DET SEE: 71-00-02-04	002004 006100 102102	RF
- 1	UL36209		ENGINE ASSY-Q.E.C.U. RB211-535E43719 MAXIMUM NEUT SUPPLIER CODE: VK0680 FOR NHA/OTHER SYS DET SEE: 71-00-02-04	950951	RF
- 2	UL20702		ENGINE ASSY-Q.E.C.U. RB211-535E43711 BASIC ENGINE CONFIG. WITH GRAVINER FIRE DETECTORS,BAYONET MCD, NON-MODULATED IDG COOLING 40,100 LB THRUST SUPPLIER CODE: VK0680 FOR NHA/OTHER SYS DET SEE: 71-00-02-10	504903	RF

MISSING ITEM NUMBERS NOT APPLICABLE

- ITEM NOT ILLUSTRATED

79-21-05-14

79-21-05  
FIG. 14  
PAGE 2  
JAN 20/09

BRI



757

PARTS CATALOG (MAINTENANCE)

FIG ITEM	PART NUMBER	1 2 3 4 5 6 7	NOMENCLATURE	EFFECT FROM TO	UNITS PER ASSY
14					
- 3	BCREF17395		ENGINE ASSY-Q.E.C.U. RB211-535E43739 BASIC ENGINE CONFIGURATION AND PHASE 5 COMBUSTOR 40,100 LB THRUST SUPPLIER CODE: VK0680 OVERLENGTH PART NUMBER: RB211-535E4-37-39E FOR NHA/OTHER SYS DET SEE: 71-00-02-10	108120	RF
- 3	BCREF17101		ENGINE ASSY-Q.E.C.U. RB211-535E43744 BASIC ENGINE CONFIGURATION, BAYONET MCD AND PHASE 5 COMBUSTOR 40,100 LB THRUST SUPPLIER CODE: VK0680 OVERLENGTH PART NUMBER: RB211-535E4-3744E FOR NHA/OTHER SYS DET SEE: 71-00-02-10	103106	RF
- 3	UL38163		ENGINE ASSY-Q.E.C.U. RB211-535E43724 BASIC ENGINE CONFIGURATION, BAYONET MCD 40,100 LB THRUST SUPPLIER CODE: VK0680 FOR NHA/OTHER SYS DET SEE: 71-00-02-10	101101	RF
5	AS21407		.BOLT- POST SERVICE BULLETIN: 79-9179PT01 VK0680	002004 006999	2
10	AS21016		.BOLT- POST SERVICE BULLETIN: 79-9179PT01 VK0680	002004 006999	6
15	AS21409		.BOLT- POST SERVICE BULLETIN: 79-9179PT01 VK0680	002004 006999	1
20	AS21408		.BOLT- POST SERVICE BULLETIN: 79-9179PT01 VK0680	002004 006999	1

MISSING ITEM NUMBERS NOT APPLICABLE

- ITEM NOT ILLUSTRATED

79-21-05-14

79-21-05  
FIG. 14  
PAGE 3  
JAN 20/09

BRI



757

PARTS CATALOG (MAINTENANCE)

FIG ITEM	PART NUMBER	1 2 3 4 5 6 7	NOMENCLATURE	EFFECT FROM TO	UNITS PER ASSY
14					
30	K8831		.WASHER- SUPPLIER CODE: VK0680 POST SERVICE BULLETIN: 79-9179PT01 VK0680	002004 006999	4
35	AS41104		.NUT- POST SERVICE BULLETIN: 79-9179PT01 VK0680	002004 006999	3
40	AS20624		.NUT- POST SERVICE BULLETIN: 79-9179PT01 VK0680	002004 006999	1
45	400WSS4		.CLIP- SUPPLIER CODE: V83930 POST SERVICE BULLETIN: 79-9179PT01 VK0680	002004 006999	11
50	AS43013-108		.SEAL-TOROIDAL POST SERVICE BULLETIN: 79-9179PT01 VK0680	002004 006999	2
55	UL27710		.TUBE ASSY- SUPPLIER CODE: VK0680 POST SERVICE BULLETIN: 79-9179PT01 VK0680	002004 006999	1
60	UL27711		.TUBE ASSY- SUPPLIER CODE: VK0680 POST SERVICE BULLETIN: 79-9179PT01 VK0680	002004 006999	1
65	556-1-15489-000		.PIPE ASSY-COMPOSITE SUPPLIER CODE: VU1603 OPTIONAL PART: C40107 VU1596 107454 VK0685 POST SERVICE BULLETIN: 79-9179PT01 VK0680	002004 006999	1

MISSING ITEM NUMBERS NOT APPLICABLE

- ITEM NOT ILLUSTRATED

79-21-05-14

79-21-05  
FIG. 14  
PAGE 4  
JAN 20/09

BRI

BOEING PROPRIETARY - Copyright © - Unpublished Work - See title page for details.



757

PARTS CATALOG (MAINTENANCE)

FIG ITEM	PART NUMBER	1 2 3 4 5 6 7	NOMENCLATURE	EFFECT FROM TO	UNITS PER ASSY
14 65	C40107		.PIPE ASSY-COMPOSITE SUPPLIER CODE: VU1596 OPTIONAL PART: 107454 VK0685 556-1-15489-000 VU1603 POST SERVICE BULLETIN: 79-9179PT01 VK0680	002004 006999	1
65	107454		.PIPE ASSY-COMPOSITE SUPPLIER CODE: VK0685 OPTIONAL PART: C40107 VU1596 556-1-15489-000 VU1603 POST SERVICE BULLETIN: 79-9179PT01 VK0680	002004 006999	1
70	556-1-15490-000		.PIPE ASSY-COMPOSITE SUPPLIER CODE: VU1603 OPTIONAL PART: C40108 VU1596 107453 VK0685 POST SERVICE BULLETIN: 79-9179PT01 VK0680	002004 006999	1
70	C40108		.PIPE ASSY-COMPOSITE SUPPLIER CODE: VU1596 OPTIONAL PART: 107453 VK0685 556-1-15490-000 VU1603 POST SERVICE BULLETIN: 79-9179PT01 VK0680	002004 006999	1

MISSING ITEM NUMBERS NOT APPLICABLE

- ITEM NOT ILLUSTRATED

BRI

79-21-05-14

BOEING PROPRIETARY - Copyright © - Unpublished Work - See title page for details.

79-21-05  
FIG. 14  
PAGE 5  
JAN 20/09



757

PARTS CATALOG (MAINTENANCE)

FIG ITEM	PART NUMBER	1 2 3 4 5 6 7	NOMENCLATURE	EFFECT FROM TO	UNITS PER ASSY
14 70	107453		.PIPE ASSY-COMPOSITE SUPPLIER CODE: VK0685 OPTIONAL PART: 556-1-15490-000 VU1603 C40108 VU1596 POST SERVICE BULLETIN: 79-9179PT01 VK0680	002004 006999	1
900			ILLUSTRATION REFERENCE: TRANSMITTER-OIL DIFF PRESSURE (RB211-535) 79-32-01-01	002004 006999	RF

MISSING ITEM NUMBERS NOT APPLICABLE

- ITEM NOT ILLUSTRATED

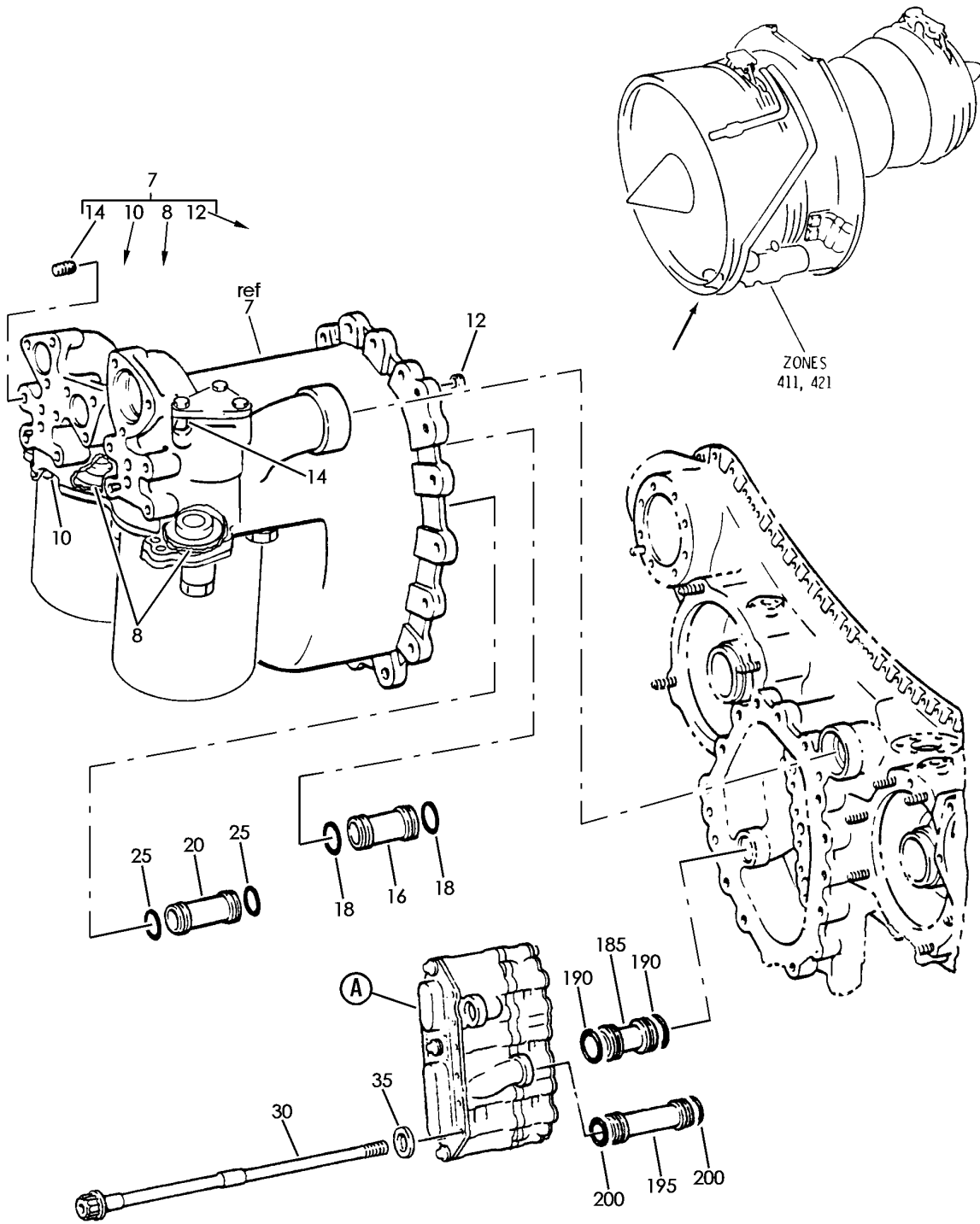
BRI

**79-21-05-14**

BOEING PROPRIETARY - Copyright © - Unpublished Work - See title page for details.

79-21-05  
FIG. 14  
PAGE 6  
JAN 20/09

**BOEING**  
757  
PARTS CATALOG (MAINTENANCE)



Y 79210601 SHT 1 REV 228

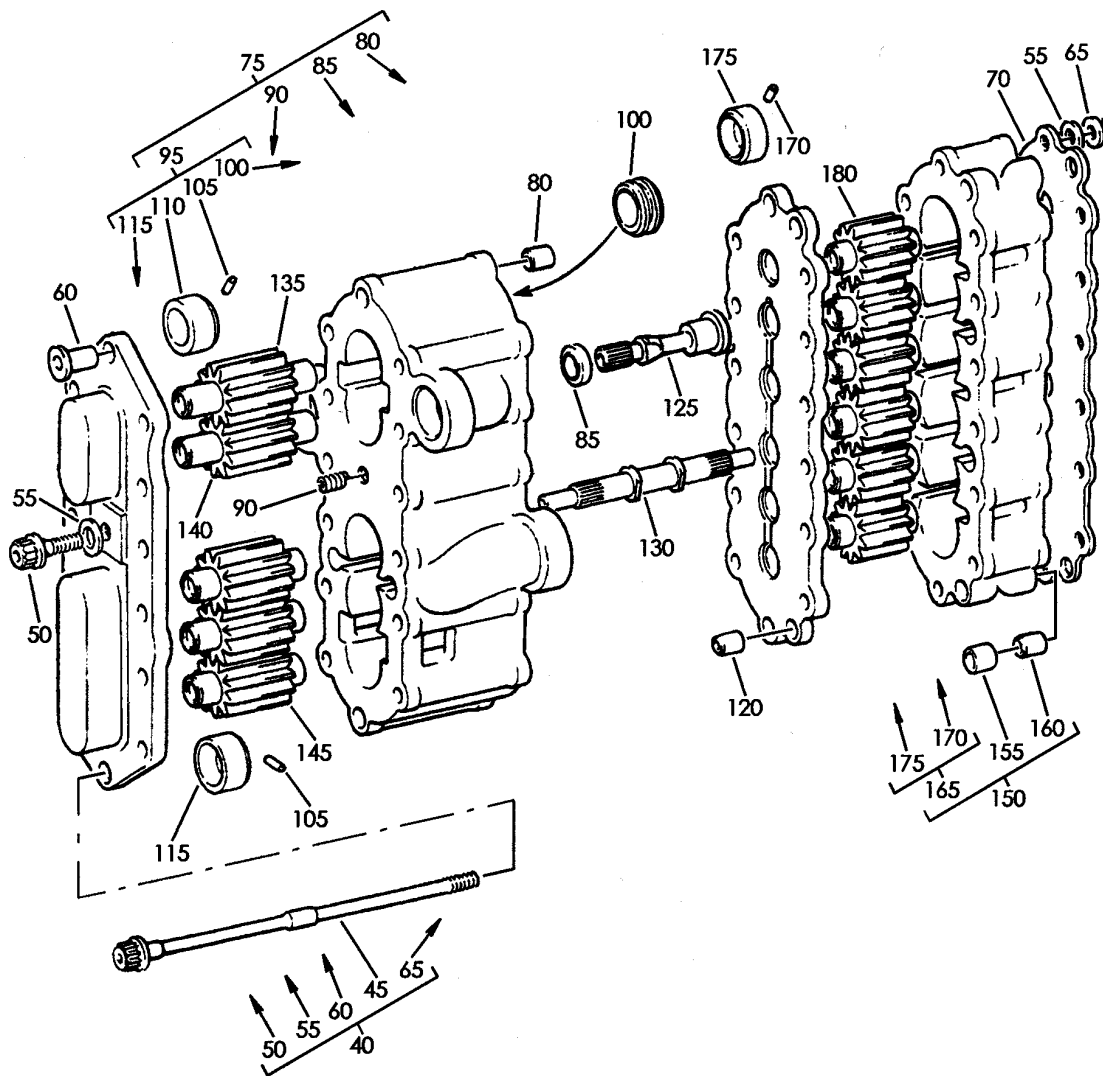
PUMP-OIL HIGH SPEED GEARBOX FILTER HOUSING (RB211-535)  
FIGURE 1 (SHEET 1)

**79-21-06-01**

BRI  
MAY 28/07

79-21-06-01  
PAGE 0

**BOEING**  
757  
PARTS CATALOG (MAINTENANCE)



(A)

Y 79210601 SHT. 2 REV 212

PUMP-OIL HIGH SPEED GEARBOX FILTER HOUSING (RB211-535)  
FIGURE 1 (SHEET 2)

**79-21-06-01**

BRI  
MAY 28/07

79-21-06-01  
PAGE 0A



757

PARTS CATALOG (MAINTENANCE)

FIG ITEM	PART NUMBER	1 2 3 4 5 6 7	NOMENCLATURE	EFFECT FROM TO	UNITS PER ASSY
1			PUMP-OIL HIGH SPEED GEARBOX FILTER HOUSING (RB211-535)	002004 006999	
- 1	UL20702		ENGINE ASSY-Q.E.C.U. RB211-535E43711 BASIC ENGINE CONFIG. WITH GRAVINER FIRE DETECTORS, BAYONET MCD, NON-MODULATED IDG COOLING 40,100 LB THRUST SUPPLIER CODE: VK0680 FOR NHA/OTHER SYS DET SEE: 71-00-02-10	504903	RF
- 1	UL20697		ENGINE ASSY-Q.E.C.U. RB211-535E43711 MAXIMUM NEUT WITH GRAVINER FIRE DETECTORS, BAYONET MCD, NON-MODULATED IDG COOLING 40,000 LB THRUST SUPPLIER CODE: VK0680 REFERENCE SERVICE BULLETIN: 71-0058R4 QUALIFIED SB I/W DATA: INTERMIX OF ONE OR SUBSTITUTION OF TWO DIFFERENT CONFIGURATION RB211-535E4-37/() ENGINES FOR RB211-535 E4 BASE ENGINES REFERENCE SERVICE BULLETIN: RB211-72-C547 VK0680 FOR NHA/OTHER SYS DET SEE: 71-00-02-04	121503 904949 952999	RF
- 1	UL19722		ENGINE ASSY-Q.E.C.U. RB211-535E43711 MAXIMUM NEUT SUPPLIER CODE: VK0680 FOR NHA/OTHER SYS DET SEE: 71-00-02-04	107107	RF

MISSING ITEM NUMBERS NOT APPLICABLE

- ITEM NOT ILLUSTRATED

BRI

79-21-06-01

BOEING PROPRIETARY - Copyright © - Unpublished Work - See title page for details.

79-21-06  
FIG. 01  
PAGE 1  
JAN 20/09





757

PARTS CATALOG (MAINTENANCE)

FIG ITEM	PART NUMBER	1 2 3 4 5 6 7	NOMENCLATURE	EFFECT FROM TO	UNITS PER ASSY
1					
- 2	UL20698		ENGINE ASSY-Q.E.C.U. RB211-535E43712 MAXIMUM NEUT SUPPLIER CODE: VK0680 REFERENCE SERVICE BULLETIN: 71-0058R7 QUALIFIED SB I/W DATA: INTERMIX OF ONE OR SUBSTITUTION OF TWO DIFFERENT CONFIGURATION RB211-535E4-37/() ENGINES FOR RB211-535E4 BASE ENGINES OR DIFFERENT CONFIGURATION RB211-535E4-B-37/() ENGINES FOR RB211-535E4-B BASE ENGINES REFERENCE SERVICE BULLETIN: RB211-72-C547 VK0680 RB211-72-8910 VK0680 POST RAPID REVISION: RR92014-183A-RC-E FOR NHA/OTHER SYS DET SEE: 71-00-02-04	002004 006100 102102	RF
- 2	UL36209		ENGINE ASSY-Q.E.C.U. RB211-535E43719 MAXIMUM NEUT SUPPLIER CODE: VK0680 FOR NHA/OTHER SYS DET SEE: 71-00-02-04	950951	RF
- 4	BCREF17395		ENGINE ASSY-Q.E.C.U. RB211-535E43739 BASIC ENGINE CONFIGURATION AND PHASE 5 COMBUSTOR 40,100 LB THRUST SUPPLIER CODE: VK0680 OVERLENGTH PART NUMBER: RB211-535E4-37-39E FOR NHA/OTHER SYS DET SEE: 71-00-02-10	108120	RF

MISSING ITEM NUMBERS NOT APPLICABLE

- ITEM NOT ILLUSTRATED

BRI

79-21-06-01

BOEING PROPRIETARY - Copyright © - Unpublished Work - See title page for details.

79-21-06  
FIG. 01  
PAGE 2  
JAN 20/09



757

PARTS CATALOG (MAINTENANCE)

FIG ITEM	PART NUMBER	1 2 3 4 5 6 7	NOMENCLATURE	EFFECT FROM TO	UNITS PER ASSY
1					
- 4	BCREF17101		ENGINE ASSY-Q.E.C.U. RB211-535E43744 BASIC ENGINE CONFIGURATION, BAYONET MCD AND PHASE 5 COMBUSTOR 40,100 LB THRUST SUPPLIER CODE: VK0680 OVERLENGTH PART NUMBER: RB211-535E4-3744E FOR NHA/OTHER SYS DET SEE: 71-00-02-10	103106	RF
- 4	UL38163		ENGINE ASSY-Q.E.C.U. RB211-535E43724 BASIC ENGINE CONFIGURATION, BAYONET MCD, 40,100 LB THRUST SUPPLIER CODE: VK0680 FOR NHA/OTHER SYS DET SEE: 71-00-02-10	101101	RF
- 5	UL33301		.GEARBOX-HS MODULE NO. 6 SUPPLIER CODE: VK0680 POST SERVICE BULLETIN: 72-9406PT01 VK0680 PRE SERVICE BULLETIN: 72-9890 VK0680	101101 108120 950951	RF
- 5	UL39666		.GEARBOX-HS MODULE NO. 6 SUPPLIER CODE: VK0680 POST SERVICE BULLETIN: 72-C661PT01 VK0680	101101 103999	RF
- 5	UL37124		.GEARBOX-HS MODULE NO. 6 SUPPLIER CODE: VK0680 POST SERVICE BULLETIN: 72-9890PT01 VK0680 PRE SERVICE BULLETIN: 72-C661 VK0680	101101 103999	RF

MISSING ITEM NUMBERS NOT APPLICABLE

- ITEM NOT ILLUSTRATED

BRI

79-21-06-01

BOEING PROPRIETARY - Copyright © - Unpublished Work - See title page for details.

79-21-06  
FIG. 01  
PAGE 3  
JAN 20/09



757

PARTS CATALOG (MAINTENANCE)

FIG ITEM	PART NUMBER	1 2 3 4 5 6 7	NOMENCLATURE	EFFECT FROM TO	UNITS PER ASSY
1					
- 6	UL12992		.GEARBOX-HS MODULE NO. 6 SUPPLIER CODE: VK0680 PRE SERVICE BULLETIN: 73-7951 VK0680	107107 121949 952999	RF
- 6	UL18550		.GEARBOX-HS MODULE NO. 6 SUPPLIER CODE: VK0680 POST SERVICE BULLETIN: 73-7951PT01 VK0680 PRE SERVICE BULLETIN: 26-7816 VK0680	107107 121949 952999	RF
- 6	UL19962		.GEARBOX-HS MODULE NO. 6 SUPPLIER CODE: VK0680 POST SERVICE BULLETIN: 72-8044 VK0680 PRE SERVICE BULLETIN: 72-8088 VK0680	002004 006100 102102	RF
- 6	UL19964		.GEARBOX-HS MODULE NO. 6 SUPPLIER CODE: VK0680 POST SERVICE BULLETIN: 72-8044PT01 VK0680 PRE SERVICE BULLETIN: 72-8088 VK0680	107107 121949 952999	RF
- 6	UL19995		.GEARBOX-HS MODULE NO. 6 SUPPLIER CODE: VK0680 CONFIG CHG DATA FROM A CMM: FOR INTRCHG SEE RR IPC POST SERVICE BULLETIN: 72-8088PT01 VK0680 PRE SERVICE BULLETIN: 79-9179 VK0680	002004 006100 102102	RF

MISSING ITEM NUMBERS NOT APPLICABLE

- ITEM NOT ILLUSTRATED

BRI

79-21-06-01

BOEING PROPRIETARY - Copyright © - Unpublished Work - See title page for details.

79-21-06  
FIG. 01  
PAGE 4  
JAN 20/09



757

PARTS CATALOG (MAINTENANCE)

FIG ITEM	PART NUMBER	1 2 3 4 5 6 7	NOMENCLATURE	EFFECT FROM TO	UNITS PER ASSY
1					
- 6	UL19996		.GEARBOX-HS MODULE NO. 6 SUPPLIER CODE: VK0680 POST SERVICE BULLETIN: 72-8088PT01 VK0680 PRE SERVICE BULLETIN: 79-9179 VK0680	107107 121949 952999	RF
- 6	UL24159		.GEARBOX-HS MODULE NO. 6 SUPPLIER CODE: VK0680 POST SERVICE BULLETIN: 72-8088PT01 VK0680 PRE SERVICE BULLETIN: 79-9179 VK0680	002004 006100 102102	RF
- 6	UL39666		.GEARBOX-HS MODULE NO. 6 SUPPLIER CODE: VK0680 CONFIG CHG DATA FROM A CMM: FOR INTRCHG SEE RR IPC POST SERVICE BULLETIN: 72-C661PT01 VK0680	002004 006100 102102	RF
- 6	UL28676		.GEARBOX-HS MODULE NO. 6 SUPPLIER CODE: VK0680 CONFIG CHG DATA FROM A CMM: FOR INTRCHG SEE RR IPC POST SERVICE BULLETIN: 79-9179PT01 VK0680 72-8088PT01 VK0680 PRE SERVICE BULLETIN: 72-9406 VK0680	002004 006100 102102	RF
- 6	UL28677		.GEARBOX-HS MODULE NO. 6 SUPPLIER CODE: VK0680 POST SERVICE BULLETIN: 79-9179PT01 VK0680 PRE SERVICE BULLETIN: 72-9406 VK0680	107107 121949 952999	RF

MISSING ITEM NUMBERS NOT APPLICABLE

- ITEM NOT ILLUSTRATED

BRI

79-21-06-01

BOEING PROPRIETARY - Copyright © - Unpublished Work - See title page for details.

79-21-06  
FIG. 01  
PAGE 5  
JAN 20/09



757

PARTS CATALOG (MAINTENANCE)

FIG ITEM	PART NUMBER	1 2 3 4 5 6 7	NOMENCLATURE	EFFECT FROM TO	UNITS PER ASSY
1					
- 6	UL33301		. GEARBOX-HS MODULE NO. 6 SUPPLIER CODE: VK0680 CONFIG CHG DATA FROM A CMM: FOR INTRCHG SEE RR IPC POST SERVICE BULLETIN: 72-9406PT01 VK0680 PRE SERVICE BULLETIN: 72-9890 VK0680	002004 006100 102102	RF
- 6	UL33302		. GEARBOX-HS MODULE NO. 6 SUPPLIER CODE: VK0680 POST SERVICE BULLETIN: 72-9406PT01 VK0680 PRE SERVICE BULLETIN: 72-9890 VK0680	107107 121949 952999	RF
- 6	UL37124		. GEARBOX-HS MODULE NO. 6 SUPPLIER CODE: VK0680 CONFIG CHG DATA FROM A CMM: FOR INTRCHG SEE RR IPC POST SERVICE BULLETIN: 72-9890PT01 VK0680 PRE SERVICE BULLETIN: 72-C661 VK0680	002004 006100 102102	RF
- 6	UL28676		. GEARBOX-HS MODULE NO. 6 SUPPLIER CODE: VK0680 POST SERVICE BULLETIN: 72-8088PT01 VK0680	101106 108120 950951	RF
7	UL35624		.. COVER ASSY-OIL PUMP SUPPLIER CODE: VK0680 POST SERVICE BULLETIN: 72-9765 VK0680	002004 006999	1

MISSING ITEM NUMBERS NOT APPLICABLE

- ITEM NOT ILLUSTRATED

BRI

79-21-06-01

BOEING PROPRIETARY - Copyright © - Unpublished Work - See title page for details.

79-21-06  
FIG. 01  
PAGE 6  
JAN 20/09



757

PARTS CATALOG (MAINTENANCE)

FIG ITEM	PART NUMBER	1 2 3 4 5 6 7	NOMENCLATURE	EFFECT FROM TO	UNITS PER ASSY
1	7 UL12877		..COVER ASSY-OIL PUMP SUPPLIER CODE: VK0680 CONFIG CHG DATA FROM A CMM: FOR INTRCHG SEE RR IPC PRE SERVICE BULLETIN: 72-9578 VK0680	002004 006100 107107 121999	1
	7 UL36248		..COVER ASSY-OIL PUMP SUPPLIER CODE: VK0680 CONFIG CHG DATA FROM A CMM: FOR INTRCHG SEE RR IPC POST SERVICE BULLETIN: 72-9578PT01 VK0680 PRE SERVICE BULLETIN: 72-9765 VK0680	002004 006102 107999	1
	16 LK71910		..CONNECTOR-TUBULAR,GROOVED OIL PUMP FEED SUPPLIER CODE: VK0680	002004 006999	1
	18 KB27215		..SEAL-RING SUPPLIER CODE: VK0680	002004 006999	2
	20 LK71911		..CONNECTOR-TUBULAR, GROOVED OIL PUMP DELIVERY SUPPLIER CODE: VK0680	002004 006999	1
	25 KB27212		..SEAL-RING SUPPLIER CODE: VK0680	002004 006999	2
	30 BLT5220		..BOLT- SUPPLIER CODE: VK0680	002004 006999	12
	40 UL12943		..PUMP ASSY-MAINTENANCE SPARE, HS GEARBOX SUPPLIER CODE: VK0680 PRE SERVICE BULLETIN: 72-9604 VK0680	002004 006999	1

MISSING ITEM NUMBERS NOT APPLICABLE

- ITEM NOT ILLUSTRATED

BRI

79-21-06-01

BOEING PROPRIETARY - Copyright © - Unpublished Work - See title page for details.

79-21-06  
FIG. 01  
PAGE 7  
JAN 20/09



757

PARTS CATALOG (MAINTENANCE)

FIG ITEM	PART NUMBER	1 2 3 4 5 6 7	NOMENCLATURE	EFFECT FROM TO	UNITS PER ASSY
1					
40	UL12943		..PUMP ASSY-MAINTENANCE SPARE, HS GEARBOX SUPPLIER CODE: VK0680 POST SERVICE BULLETIN: 72-9604PTB VK0680	002004 006999	1
50	BLT4930		..BOLT- SUPPLIER CODE: VK0680	002004 006102 107999	1
55	AS12944		..WASHER-	002004 006999	4
60	LK65057		..PIN- SUPPLIER CODE: VK0680	002004 006102 107999	2
65	AS20625		..NUT-	002004 006999	2
70	788158		..GASKET- SUPPLIER CODE: V83259 POST SERVICE BULLETIN: 72-8535PTE VK0680	101101 107949 952999	1
120	LK71902		..PIN- SUPPLIER CODE: VK0680	002004 006102 107999	2
185	LK74890		..CONNECTOR-TUBULAR GROOVED HS GEARBOX OIL RETURN SUPPLIER CODE: VK0680	002004 006999	1
190	KB27216		..SEAL-RING SUPPLIER CODE: VK0680 PRE SERVICE BULLETIN: 72-9589 VK0680	002004 006100 107949 952999	2
190	KB27215		..SEAL-RING SUPPLIER CODE: VK0680 POST SERVICE BULLETIN: 72-9589PTE VK0680	002004 006999	2
195	LK74889		..CONNECTOR-TUBULAR GROOVED BEVEL HOUSING OIL RETURN SUPPLIER CODE: VK0680	002004 006999	1

MISSING ITEM NUMBERS NOT APPLICABLE

- ITEM NOT ILLUSTRATED

BRI

79-21-06-01

BOEING PROPRIETARY - Copyright © - Unpublished Work - See title page for details.

79-21-06  
FIG. 01  
PAGE 8  
JAN 20/09



757

PARTS CATALOG (MAINTENANCE)

FIG ITEM	PART NUMBER	1 2 3 4 5 6 7	NOMENCLATURE	EFFECT FROM TO	UNITS PER ASSY
1 200	KB27210		. . SEAL-RING SUPPLIER CODE : VK0680	002004 006999	2

MISSING ITEM NUMBERS NOT APPLICABLE

- ITEM NOT ILLUSTRATED

BRI

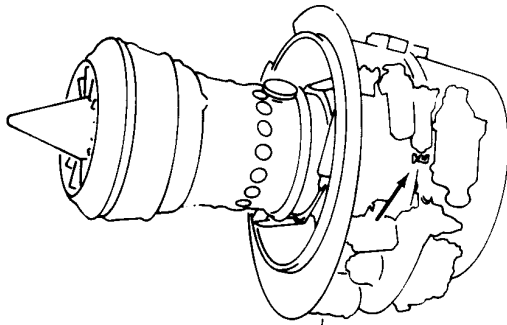
79-21-06-01

BOEING PROPRIETARY - Copyright © - Unpublished Work - See title page for details.

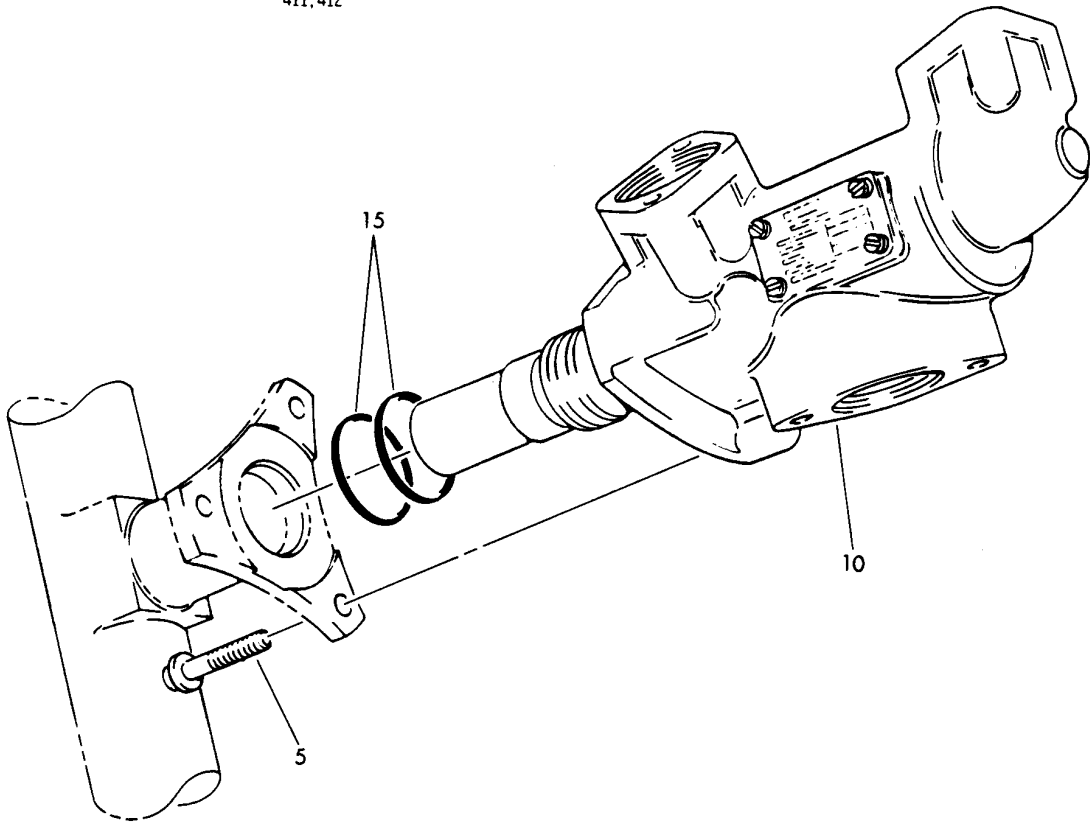
79-21-06  
FIG. 01  
PAGE 9  
JAN 20/09



**BOEING**  
757  
PARTS CATALOG (MAINTENANCE)



ZONES  
411, 412



Y 79210901 SHT 1 REV 082

OIL COOLER BYPASS VALVE (RB211-535)  
FIGURE 1

**79-21-09-01**

BRI  
MAY 28/07

79-21-09-01  
PAGE 0



757

PARTS CATALOG (MAINTENANCE)

FIG ITEM	PART NUMBER	1 2 3 4 5 6 7	NOMENCLATURE	EFFECT FROM TO	UNITS PER ASSY
1			OIL COOLER BYPASS VALVE (RB211-535)	002004 006999	
- 1	UL19722		ENGINE ASSY-Q.E.C.U. RB211-535E43711 MAXIMUM NEUT SUPPLIER CODE: VK0680 FOR NHA/OTHER SYS DET SEE: 71-00-02-04	107107	RF
- 1	UL20697		ENGINE ASSY-Q.E.C.U. RB211-535E43711 MAXIMUM NEUT WITH GRAVINER FIRE DETECTORS, BAYONET MCD, NON-MODULATED IDG COOLING 40,000 LB THRUST SUPPLIER CODE: VK0680 REFERENCE SERVICE BULLETIN: 71-0058R4 QUALIFIED SB I/W DATA: INTERMIX OF ONE OR SUBSTITUTION OF TWO DIFFERENT CONFIGURATION RB211-535E4-37/() ENGINES FOR RB211-535 E4 BASE ENGINES REFERENCE SERVICE BULLETIN: RB211-72-C547 VK0680 FOR NHA/OTHER SYS DET SEE: 71-00-02-04	121503 904949 952999	RF

MISSING ITEM NUMBERS NOT APPLICABLE

- ITEM NOT ILLUSTRATED

BRI

79-21-09-01

BOEING PROPRIETARY - Copyright © - Unpublished Work - See title page for details.

79-21-09  
FIG. 01  
PAGE 1  
JAN 20/09



757

PARTS CATALOG (MAINTENANCE)

FIG ITEM	PART NUMBER	1 2 3 4 5 6 7	NOMENCLATURE	EFFECT FROM TO	UNITS PER ASSY
1					
- 1	UL20698		ENGINE ASSY-Q.E.C.U. RB211-535E43712 MAXIMUM NEUT SUPPLIER CODE: VK0680 REFERENCE SERVICE BULLETIN: 71-0058R7 QUALIFIED SB I/W DATA: INTERMIX OF ONE OR SUBSTITUTION OF TWO DIFFERENT CONFIGURATION RB211-535E4-37/() ENGINES FOR RB211-535E4 BASE ENGINES OR DIFFERENT CONFIGURATION RB211-535E4-B-37/() ENGINES FOR RB211-535E4-B BASE ENGINES REFERENCE SERVICE BULLETIN: RB211-72-C547 VK0680 RB211-72-8910 VK0680 POST RAPID REVISION: RR92014-183A-RC-E FOR NHA/OTHER SYS DET SEE: 71-00-02-04	002004 006100 102102	RF
- 1	UL20702		ENGINE ASSY-Q.E.C.U. RB211-535E43711 BASIC ENGINE CONFIG. WITH GRAVINER FIRE DETECTORS,BAYONET MCD, NON-MODULATED IDG COOLING 40,100 LB THRUST SUPPLIER CODE: VK0680 FOR NHA/OTHER SYS DET SEE: 71-00-02-10	504903	RF
- 1	UL36209		ENGINE ASSY-Q.E.C.U. RB211-535E43719 MAXIMUM NEUT SUPPLIER CODE: VK0680 FOR NHA/OTHER SYS DET SEE: 71-00-02-04	950951	RF

MISSING ITEM NUMBERS NOT APPLICABLE

- ITEM NOT ILLUSTRATED

79-21-09-01

79-21-09  
FIG. 01  
PAGE 2  
JAN 20/09

BRI



757

PARTS CATALOG (MAINTENANCE)

FIG ITEM	PART NUMBER	1 2 3 4 5 6 7	NOMENCLATURE	EFFECT FROM TO	UNITS PER ASSY
1					
- 3	BCREF17395		ENGINE ASSY-Q.E.C.U. RB211-535E43739 BASIC ENGINE CONFIGURATION AND PHASE 5 COMBUSTOR 40,100 LB THRUST SUPPLIER CODE: VK0680 OVERLENGTH PART NUMBER: RB211-535E4-37-39E FOR NHA/OTHER SYS DET SEE: 71-00-02-10	108120	RF
- 3	BCREF17101		ENGINE ASSY-Q.E.C.U. RB211-535E43744 BASIC ENGINE CONFIGURATION, BAYONET MCD AND PHASE 5 COMBUSTOR 40,100 LB THRUST SUPPLIER CODE: VK0680 OVERLENGTH PART NUMBER: RB211-535E4-3744E FOR NHA/OTHER SYS DET SEE: 71-00-02-10	103106	RF
- 3	UL38163		ENGINE ASSY-Q.E.C.U. RB211-535E43724 BASIC ENGINE CONFIGURATION, BAYONET MCD, 40,100 LB THRUST SUPPLIER CODE: VK0680 FOR NHA/OTHER SYS DET SEE: 71-00-02-10	101101	RF
- 4	UL10928		..OIL COOLER BY PASS VALVE- SUPPLIER CODE: VK0680 PRE SERVICE BULLETIN: 79-C947 VK0680	101101	RF
5	AS21519		..BOLT- PRE SERVICE BULLETIN: 79-C947 VK0680	101101	3

MISSING ITEM NUMBERS NOT APPLICABLE

- ITEM NOT ILLUSTRATED

79-21-09-01

79-21-09  
FIG. 01  
PAGE 3  
JAN 20/09

BRI



757

PARTS CATALOG (MAINTENANCE)

FIG ITEM	PART NUMBER	1 2 3 4 5 6 7	NOMENCLATURE	EFFECT FROM TO	UNITS PER ASSY
1					
10	37757-3008		.. VALVE ASSY-OIL BYPASS SUPPLIER CODE: VU6578 CONFIG CHG DATA FROM A CMM: FOR INTRCHG SEE RR IPC POST SERVICE BULLETIN: 79-7824PTA VK0680 79-8041PTA VK0680 PRE SERVICE BULLETIN: 79-8041 VK0680	002004 006999	1
10	37757-3009		.. VALVE ASSY-OIL BYPASS SUPPLIER CODE: VU6578 CONFIG CHG DATA FROM A CMM: FOR INTRCHG SEE RR IPC POST SERVICE BULLETIN: 79-9387PT01 VK0680 PRE SERVICE BULLETIN: 79-C947 VK0680	101101	1
15	AS43013-118		... SEAL- POST SERVICE BULLETIN: 79-8041PTA VK0680 PRE SERVICE BULLETIN: 79-C947 VK0680	101101	2
900			ILLUSTRATION REFERENCE: TUBES AND FITTINGS-FUEL SYS (RB211-535) 73-11-06-05	002004 006999	RF

MISSING ITEM NUMBERS NOT APPLICABLE

- ITEM NOT ILLUSTRATED

BRI

79-21-09-01

BOEING PROPRIETARY - Copyright © - Unpublished Work - See title page for details.

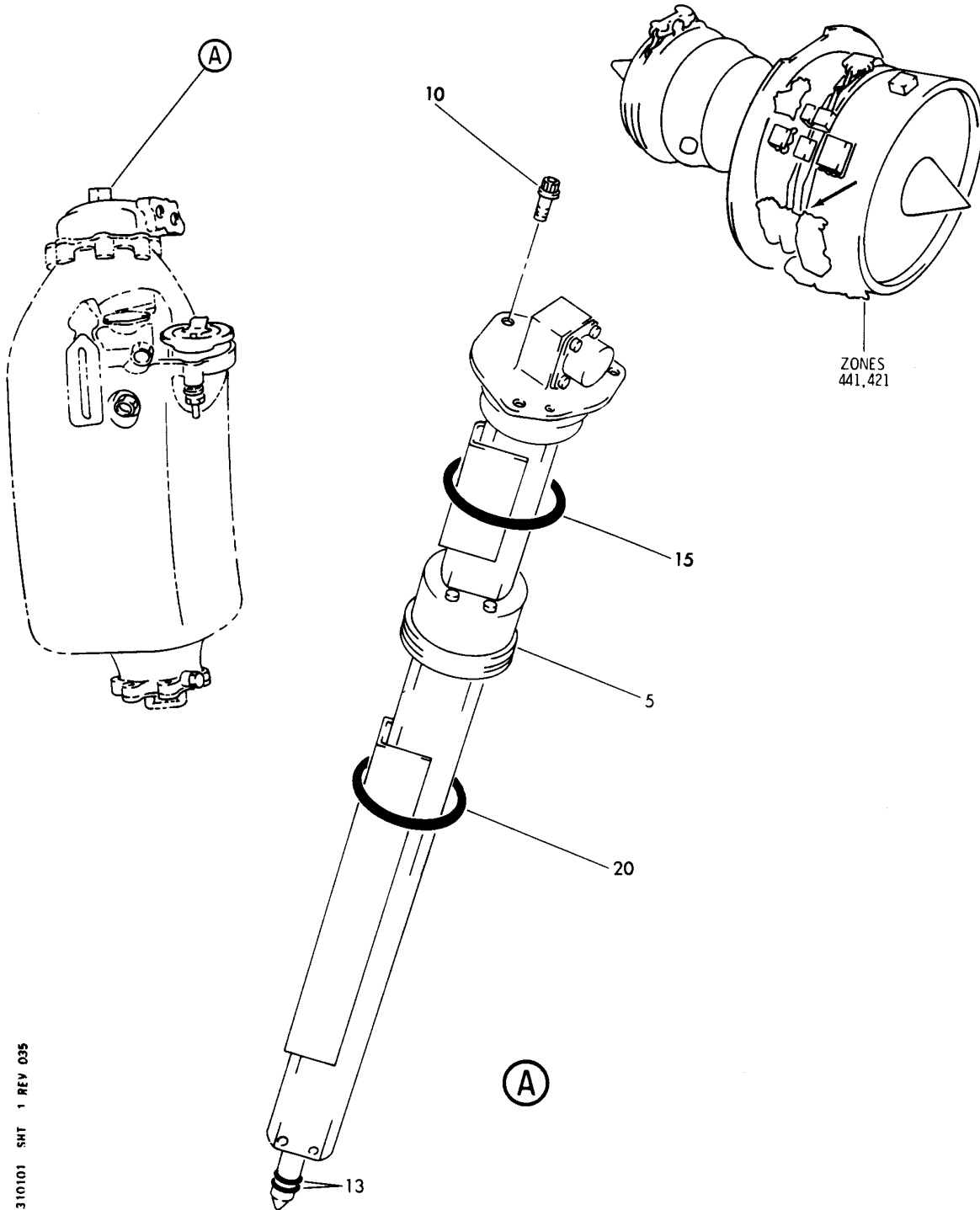
79-21-09  
FIG. 01  
PAGE 4  
JAN 20/09

## OIL QUANTITY INDICATING SYSTEM

BRI  
MAY 28/07

79-31-00  
SECTION TITLE  
PAGE 1

**BOEING**  
757  
PARTS CATALOG (MAINTENANCE)



TRANSMITTER-OIL QTY (RB211-535)

FIGURE 1

**79-31-01-01**

BRI  
MAY 28/07

79-31-01-01  
PAGE 0



757

PARTS CATALOG (MAINTENANCE)

FIG ITEM	PART NUMBER	1 2 3 4 5 6 7	NOMENCLATURE	EFFECT FROM TO	UNITS PER ASSY
1			TRANSMITTER-OIL QTY (RB211-535)	002004 006999	
- 1	UL20697		ENGINE ASSY-Q.E.C.U. RB211-535E43711 MAXIMUM NEUT WITH GRAVINER FIRE DETECTORS, BAYONET MCD, NON-MODULATED IDG COOLING 40,000 LB THRUST SUPPLIER CODE: VK0680 REFERENCE SERVICE BULLETIN: 71-0058R4 QUALIFIED SB I/W DATA: INTERMIX OF ONE OR SUBSTITUTION OF TWO DIFFERENT CONFIGURATION RB211-535E4-37/() ENGINES FOR RB211-535 E4 BASE ENGINES REFERENCE SERVICE BULLETIN: RB211-72-C547 VK0680 FOR NHA/OTHER SYS DET SEE: 71-00-02-04	121503 904949 952999	RF
- 1	UL20702		ENGINE ASSY-Q.E.C.U. RB211-535E43711 BASIC ENGINE CONFIG. WITH GRAVINER FIRE DETECTORS, BAYONET MCD, NON-MODUATED IDG COOLING 40,100 LB THRUST SUPPLIER CODE: VK0680 FOR NHA/OTHER SYS DET SEE: 71-00-02-10	504903	RF
- 1	UL19722		ENGINE ASSY-Q.E.C.U. RB211-535E43711 MAXIMUM NEUT SUPPLIER CODE: VK0680 FOR NHA/OTHER SYS DET SEE: 71-00-02-04	107107	RF

MISSING ITEM NUMBERS NOT APPLICABLE

- ITEM NOT ILLUSTRATED

BRI

79-31-01-01

BOEING PROPRIETARY - Copyright © - Unpublished Work - See title page for details.

79-31-01  
FIG. 01  
PAGE 1  
JAN 20/09





757

PARTS CATALOG (MAINTENANCE)

FIG ITEM	PART NUMBER	1 2 3 4 5 6 7	NOMENCLATURE	EFFECT FROM TO	UNITS PER ASSY
1					
- 2	UL20698		ENGINE ASSY-Q.E.C.U. RB211-535E43712 MAXIMUM NEUT SUPPLIER CODE: VK0680 REFERENCE SERVICE BULLETIN: 71-0058R7 QUALIFIED SB I/W DATA: INTERMIX OF ONE OR SUBSTITUTION OF TWO DIFFERENT CONFIGURATION RB211-535E4-37/() ENGINES FOR RB211-535E4 BASE ENGINES OR DIFFERENT CONFIGURATION RB211-535E4-B-37/() ENGINES FOR RB211-535E4-B BASE ENGINES REFERENCE SERVICE BULLETIN: RB211-72-C547 VK0680 RB211-72-8910 VK0680 POST RAPID REVISION: RR92014-183A-RC-E FOR NHA/OTHER SYS DET SEE: 71-00-02-04	002004 006100 102102	RF
- 2	UL36209		ENGINE ASSY-Q.E.C.U. RB211-535E43719 MAXIMUM NEUT SUPPLIER CODE: VK0680 FOR NHA/OTHER SYS DET SEE: 71-00-02-04	950951	RF
- 3	BCREF17395		ENGINE ASSY-Q.E.C.U. RB211-535E43739 BASIC ENGINE CONFIGURATION AND PHASE 5 COMBUSTOR 40,100 LB THRUST SUPPLIER CODE: VK0680 OVERLENGTH PART NUMBER: RB211-535E4-37-39E FOR NHA/OTHER SYS DET SEE: 71-00-02-10	108120	RF

MISSING ITEM NUMBERS NOT APPLICABLE

- ITEM NOT ILLUSTRATED

79-31-01-01

79-31-01  
FIG. 01  
PAGE 2  
JAN 20/09

BRI



757

PARTS CATALOG (MAINTENANCE)

FIG ITEM	PART NUMBER	1 2 3 4 5 6 7	NOMENCLATURE	EFFECT FROM TO	UNITS PER ASSY
1					
- 3	BCREF17101		ENGINE ASSY-Q.E.C.U. RB211-535E43744 BASIC ENGINE CONFIGURATION, BAYONET MCD AND PHASE 5 COMBUSTOR 40,100 LB THRUST SUPPLIER CODE: VK0680 OVERLENGTH PART NUMBER: RB211-535E4-3744E FOR NHA/OTHER SYS DET SEE: 71-00-02-10	103106	RF
- 3	UL38163		ENGINE ASSY-Q.E.C.U. RB211-535E43724 BASIC ENGINE CONFIGURATION, BAYONET MCD 40,100 LB THRUST SUPPLIER CODE: VK0680 FOR NHA/OTHER SYS DET SEE: 71-00-02-10	101101	RF
5	8TJ99GBU2		.TRANSMITTER ASSY-OIL QTY SUPPLIER CODE: V97424	002004 006999	1
10	AS21514		ATTACHING PARTS .BOLT-	002004 006999	3
13	2-110V747-75		-----*----- .RING- SUPPLIER CODE: V02697	002004 006999	2
15	KB27137		.SEAL- SUPPLIER CODE: VK0680	002004 006999	1
20	KB27225		.SEAL- SUPPLIER CODE: VK0680	002004 006999	1

MISSING ITEM NUMBERS NOT APPLICABLE

- ITEM NOT ILLUSTRATED

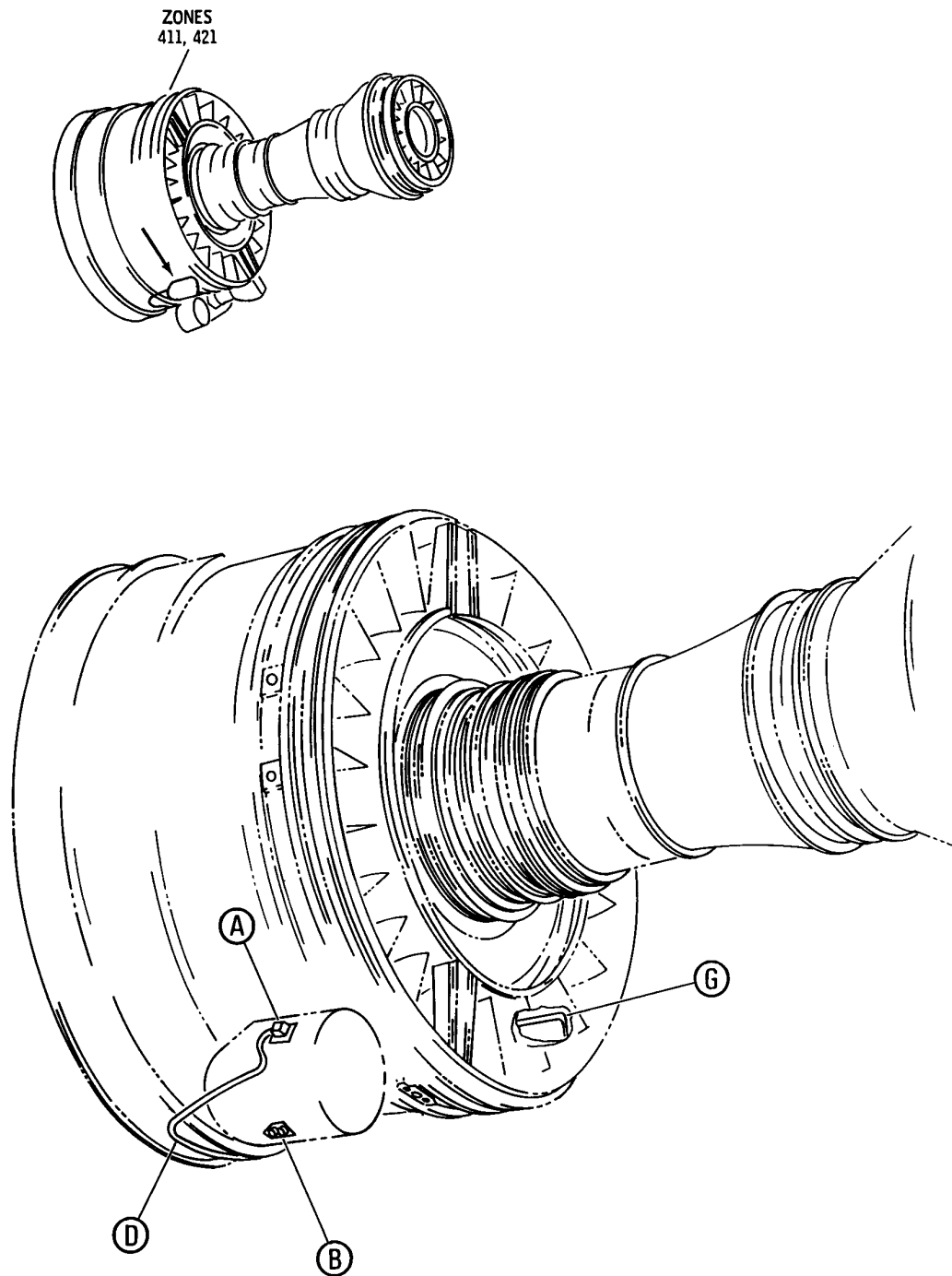
BRI

79-31-01-01

BOEING PROPRIETARY - Copyright © - Unpublished Work - See title page for details.

79-31-01  
FIG. 01  
PAGE 3  
JAN 20/09

**BOEING**  
757  
PARTS CATALOG (MAINTENANCE)



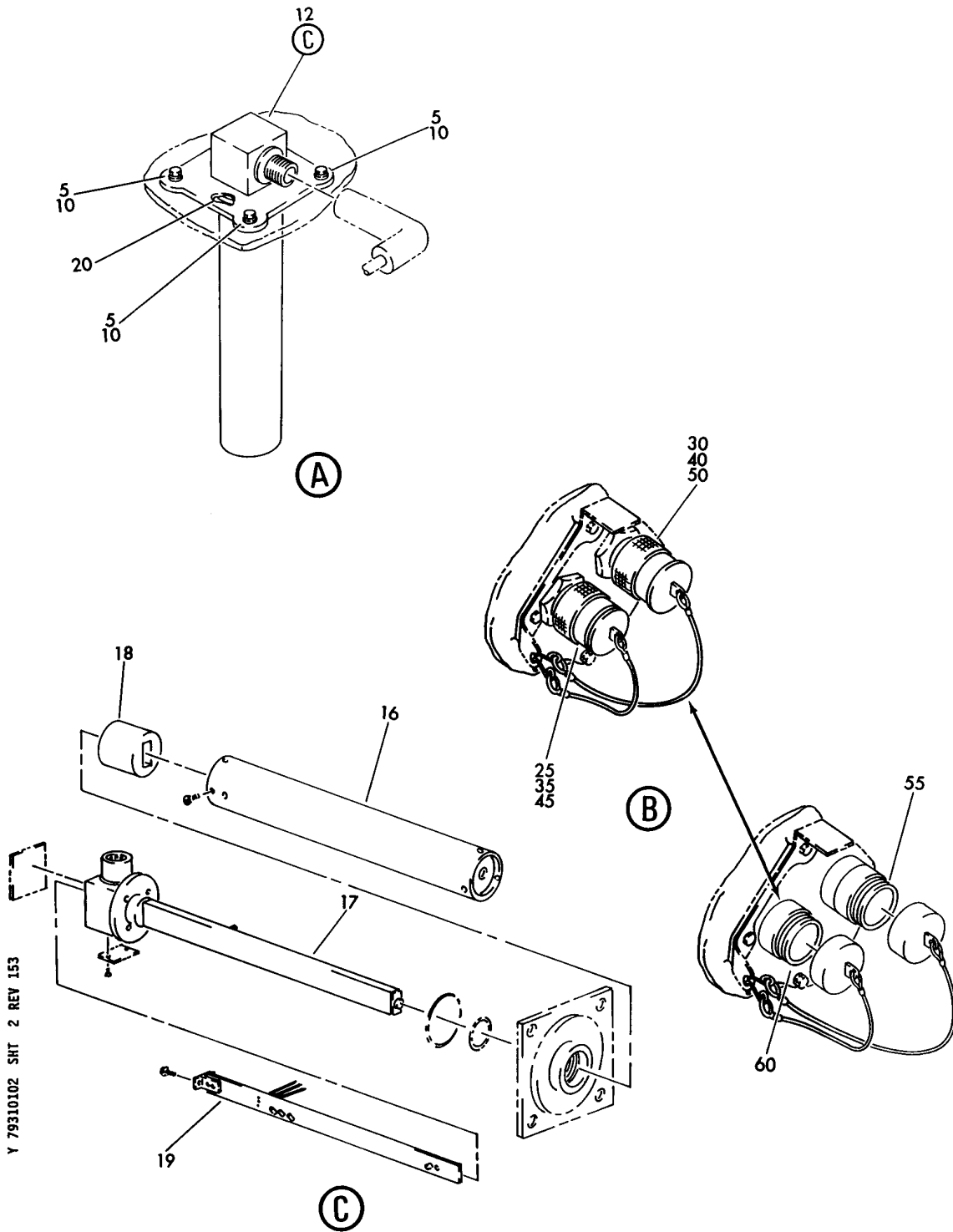
INDICATING SYS INSTL WIRE INSTL AND PRESS. FILL PROV PW2000 ENG (OIL QTY INDICATING SYS ONLY)  
FIGURE 2 (SHEET 1)

BRI  
JAN 20/08

**79-31-01-02**

79-31-01-02  
PAGE 0

**BOEING**  
757  
PARTS CATALOG (MAINTENANCE)



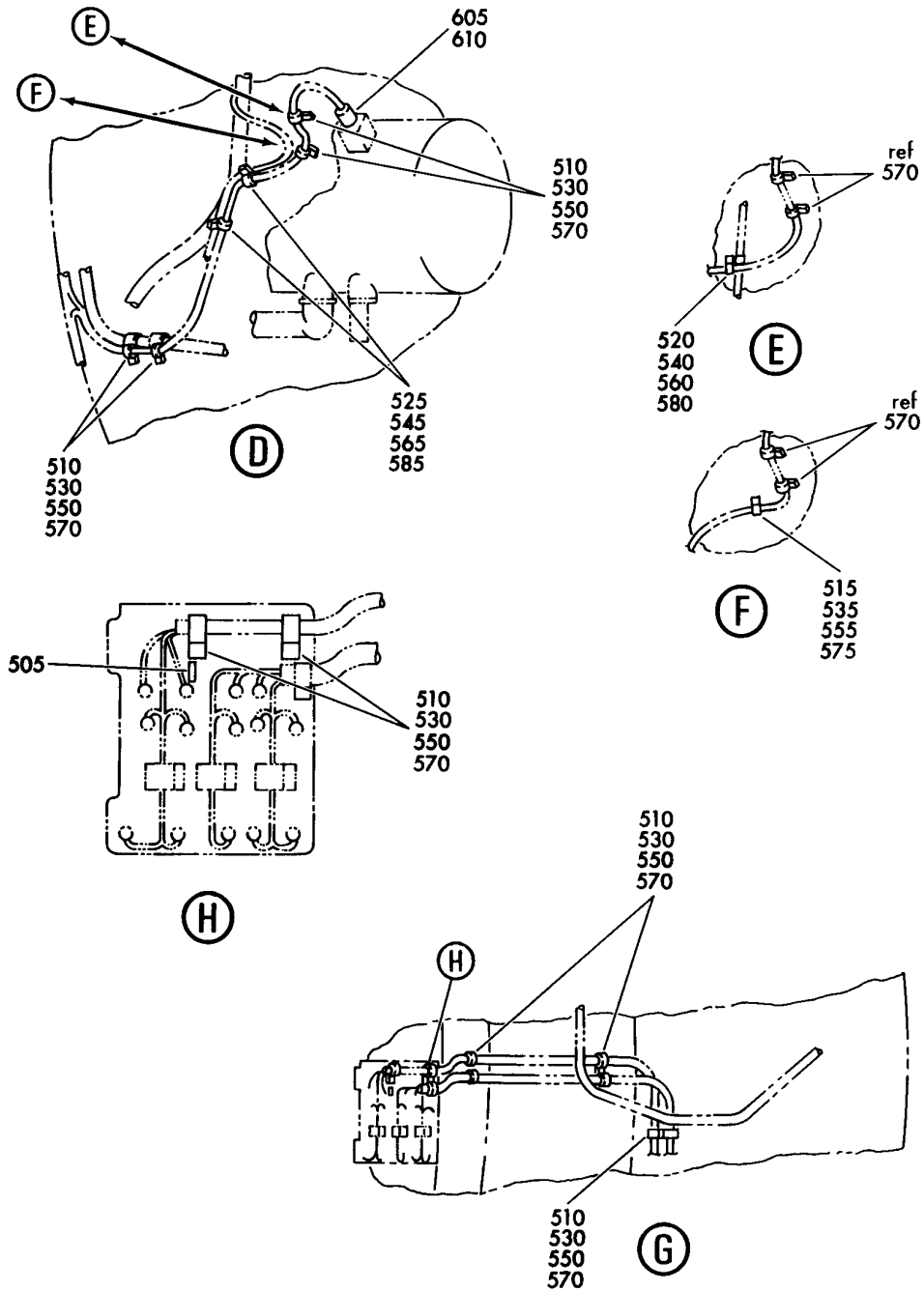
INDICATING SYS INSTL WIRE INSTL AND PRESS. FILL PROV PW2000 ENG (OIL QTY INDICATING SYS ONLY)  
FIGURE 2 (SHEET 2)

BRI  
JAN 20/08

**79-31-01-02**

79-31-01-02  
PAGE 0A

**BOEING**  
757  
PARTS CATALOG (MAINTENANCE)



Y 79310102 SHT 3 REV 153

INDICATING SYS INSTL WIRE INSTL AND PRESS. FILL PROV PW2000 ENG (OIL QTY INDICATING SYS ONLY)  
FIGURE 2 (SHEET 3)

**79-31-01-02**

BRI  
JAN 20/08

79-31-01-02  
PAGE 0B



757

PARTS CATALOG (MAINTENANCE)

FIG ITEM	PART NUMBER	1 2 3 4 5 6 7	NOMENCLATURE	EFFECT FROM TO	UNITS PER ASSY
2			INDICATING SYS INSTL WIRE INSTL AND PRESS. FILL PROV PW2000 ENG (OIL QTY INDICATING SYS ONLY)	002004 006100 103107 121503 904999	
25	OMP2506-6		.COVER-PRESSURE SUPPLIER CODE: VK0667	002004 006100 107107 121503 904999	1
25	93-7764		.CAP-DUST SUPPLIER CODE: V99321	002004 006100 107107 121503 904999	1
25	OMP2506-13S		.CAP-DUST SUPPLIER CODE: VK0667	002004 006100 107107 121503 904999	1
30	OMP2505-6		.COVER-PRESSURE SUPPLIER CODE: VK0667	002004 006100 107107 121503 904999	1
30	93-7766		.COVER-DUST SUPPLIER CODE: V99321	002004 006100 107107 121503 904999	1
30	OMP2505-13S		.COVER-DUST SUPPLIER CODE: VK0667	002004 006100 107107 121503 904999	1

MISSING ITEM NUMBERS NOT APPLICABLE

- ITEM NOT ILLUSTRATED

BRI

79-31-01-02

BOEING PROPRIETARY - Copyright © - Unpublished Work - See title page for details.

79-31-01  
FIG. 02  
PAGE 1  
JAN 20/09



757

PARTS CATALOG (MAINTENANCE)

FIG ITEM	PART NUMBER	1 2 3 4 5 6 7	NOMENCLATURE	EFFECT FROM TO	UNITS PER ASSY
2 605	G899314NF		.. CLAMP- SUPPLIER CODE: V06324 SPECIFICATION NUMBER: BACC10HF14C OPTIONAL PART: S2251-14-65 V07418 900-555F14-55 V31461 GS3417-14CC V06324 S2125-14C8 V07418 ELECTRICAL EQUIP NUMBER: D05016T	103106	1
610	R071014C7SNL		.. CONNECTOR- SUPPLIER CODE: V41118 SPECIFICATION NUMBER: BACC63BP14C7SNL ELECTRICAL EQUIP NUMBER: D05016 WIRING DIAGRAM REF: 793111	103106	1

MISSING ITEM NUMBERS NOT APPLICABLE

- ITEM NOT ILLUSTRATED

BRI

79-31-01-02

BOEING PROPRIETARY - Copyright © - Unpublished Work - See title page for details.

79-31-01  
FIG. 02  
PAGE 2  
JAN 20/09

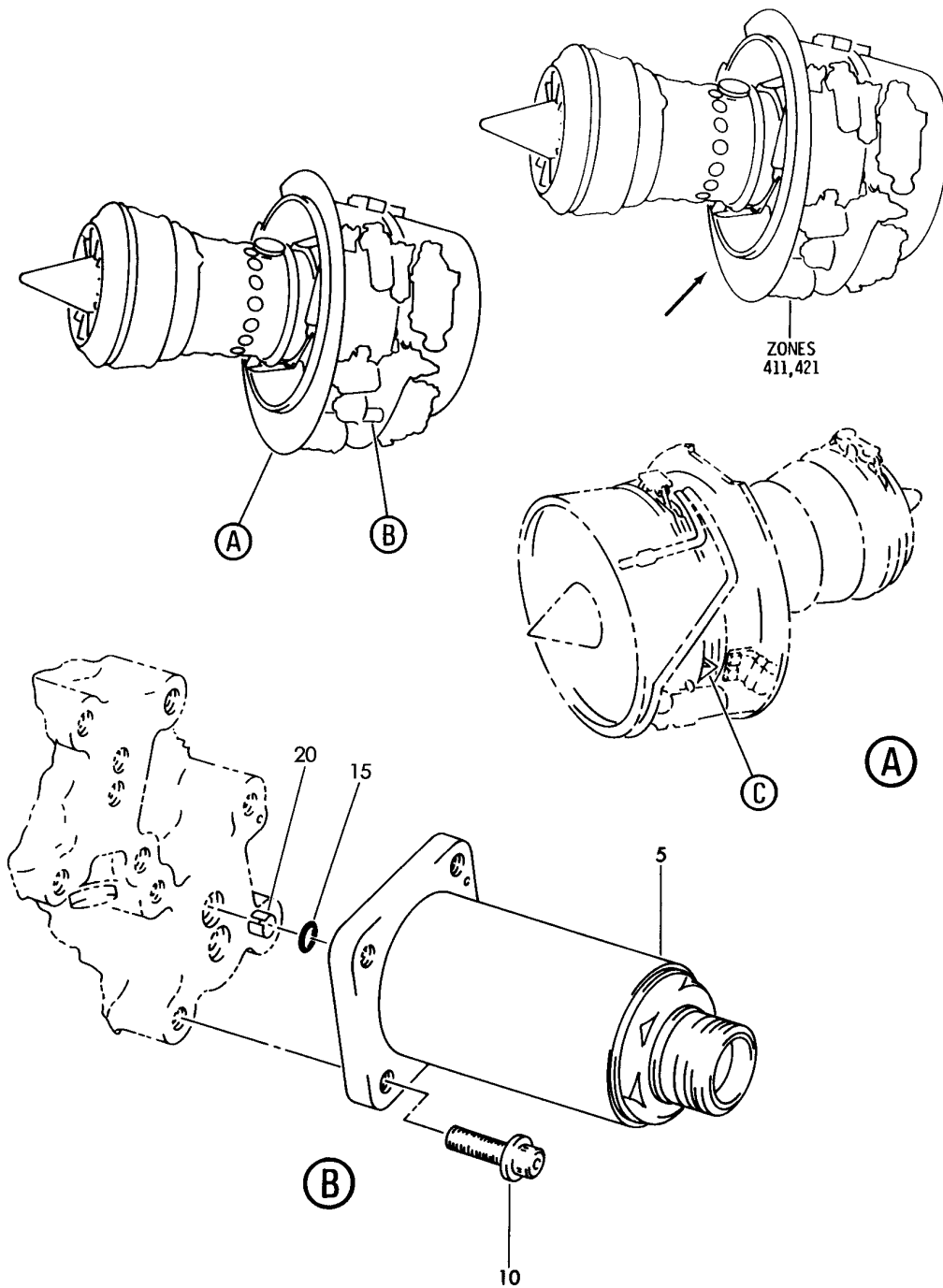
## OIL TEMPERATURE INDICATION SYSTEM

BRI  
MAY 28/07

79-32-00  
SECTION TITLE  
PAGE 1



**BOEING**  
757  
PARTS CATALOG (MAINTENANCE)



Y 79320101 SHT 1 REV 219

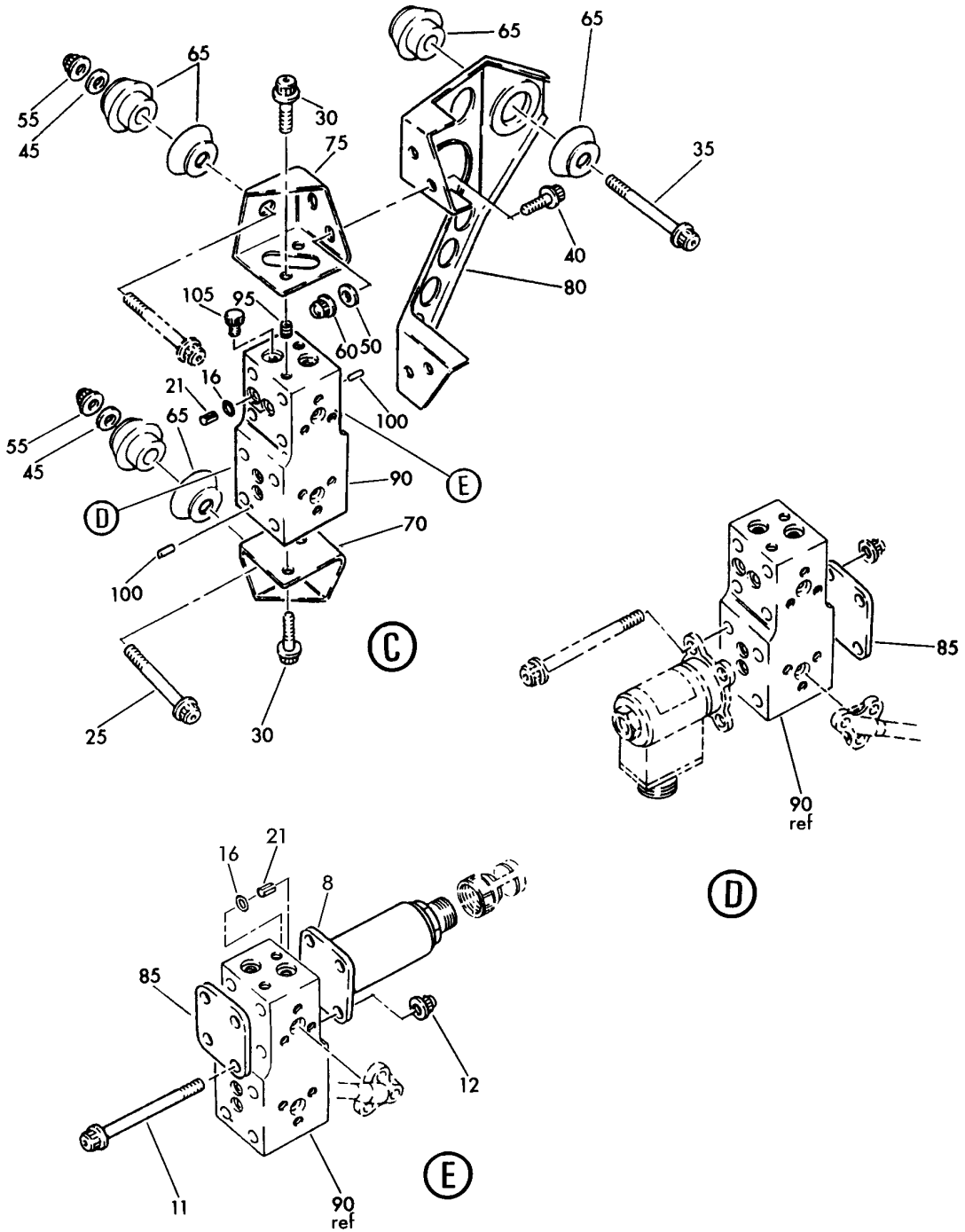
TRANSMITTER-OIL DIFF PRESSURE (RB211-535)  
FIGURE 1 (SHEET 1)

**79-32-01-01**

BRI  
MAY 28/07

79-32-01-01  
PAGE 0

**BOEING**  
757  
PARTS CATALOG (MAINTENANCE)



Y 79320101 SHT 2 REV 219

TRANSMITTER-OIL DIFF PRESSURE (RB211-535)  
FIGURE 1 (SHEET 2)

**79-32-01-01**

BRI  
MAY 28/07

79-32-01-01  
PAGE 0A



757

PARTS CATALOG (MAINTENANCE)

FIG ITEM	PART NUMBER	1 2 3 4 5 6 7	NOMENCLATURE	EFFECT FROM TO	UNITS PER ASSY
1					
- 1	UL20697		TRANSMITTER-OIL DIFF PRESSURE (RB211-535) ENGINE ASSY-Q.E.C.U. RB211-535E43711 MAXIMUM NEUT WITH GRAVINER FIRE DETECTORS, BAYONET MCD, NON-MODULATED IDG COOLING 40,000 LB THRUST SUPPLIER CODE: VK0680 REFERENCE SERVICE BULLETIN: 71-0058R4 QUALIFIED SB I/W DATA: INTERMIX OF ONE OR SUBSTITUTION OF TWO DIFFERENT CONFIGURATION RB211-535E4-37/() ENGINES FOR RB211-535 E4 BASE ENGINES REFERENCE SERVICE BULLETIN: RB211-72-C547 VK0680 FOR NHA/OTHER SYS DET SEE: 71-00-02-04	002004 006999 121503 904949 952999	RF
- 1	UL20702		ENGINE ASSY-Q.E.C.U. RB211-535E43711 BASIC ENGINE CONFIG. WITH GRAVINER FIRE DETECTORS, BAYONET MCD, NON-MODULATED IDG COOLING 40,100 LB THRUST SUPPLIER CODE: VK0680 FOR NHA/OTHER SYS DET SEE: 71-00-02-10	504903	RF
- 1	UL19722		ENGINE ASSY-Q.E.C.U. RB211-535E43711 MAXIMUM NEUT SUPPLIER CODE: VK0680 FOR NHA/OTHER SYS DET SEE: 71-00-02-04	107107	RF

MISSING ITEM NUMBERS NOT APPLICABLE

- ITEM NOT ILLUSTRATED

BRI

79-32-01-01

BOEING PROPRIETARY - Copyright © - Unpublished Work - See title page for details.

79-32-01  
 FIG. 01  
 PAGE 1  
 JAN 20/09



757

PARTS CATALOG (MAINTENANCE)

FIG ITEM	PART NUMBER	1 2 3 4 5 6 7	NOMENCLATURE	EFFECT FROM TO	UNITS PER ASSY
1					
- 2	UL20698		ENGINE ASSY-Q.E.C.U. RB211-535E43712 MAXIMUM NEUT SUPPLIER CODE: VK0680 REFERENCE SERVICE BULLETIN: 71-0058R7 QUALIFIED SB I/W DATA: INTERMIX OF ONE OR SUBSTITUTION OF TWO DIFFERENT CONFIGURATION RB211-535E4-37/() ENGINES FOR RB211-535E4 BASE ENGINES OR DIFFERENT CONFIGURATION RB211-535E4-B-37/() ENGINES FOR RB211-535E4-B BASE ENGINES REFERENCE SERVICE BULLETIN: RB211-72-C547 VK0680 RB211-72-8910 VK0680 POST RAPID REVISION: RR92014-183A-RC-E FOR NHA/OTHER SYS DET SEE: 71-00-02-04	002004 006100 102102	RF
- 2	UL36209		ENGINE ASSY-Q.E.C.U. RB211-535E43719 MAXIMUM NEUT SUPPLIER CODE: VK0680 FOR NHA/OTHER SYS DET SEE: 71-00-02-04	950951	RF
- 3	BCREF17395		ENGINE ASSY-Q.E.C.U. RB211-535E43739 BASIC ENGINE CONFIGURATION AND PHASE 5 COMBUSTOR 40,100 LB THRUST SUPPLIER CODE: VK0680 OVERLENGTH PART NUMBER: RB211-535E4-37-39E FOR NHA/OTHER SYS DET SEE: 71-00-02-10	108120	RF

MISSING ITEM NUMBERS NOT APPLICABLE

- ITEM NOT ILLUSTRATED

79-32-01-01

79-32-01  
FIG. 01  
PAGE 2  
JAN 20/09

BRI



757

PARTS CATALOG (MAINTENANCE)

FIG ITEM	PART NUMBER	1 2 3 4 5 6 7	NOMENCLATURE	EFFECT FROM TO	UNITS PER ASSY
1					
- 3	BCREF17101		ENGINE ASSY-Q.E.C.U. RB211-535E43744 BASIC ENGINE CONFIGURATION, BAYONET MCD AND PHASE 5 COMBUSTOR 40,100 LB THRUST SUPPLIER CODE: VK0680 OVERLENGTH PART NUMBER: RB211-535E4-3744E FOR NHA/OTHER SYS DET SEE: 71-00-02-10	103106	RF
- 3	UL38163		ENGINE ASSY-Q.E.C.U. RB211-535E43724 BASIC ENGINE CONFIGURATION, BAYONET MCD 40,100 LB THRUST SUPPLIER CODE: VK0680 FOR NHA/OTHER SYS DET SEE: 71-00-02-10	101101	RF
- 4	LK78499		.INDICATING SYSTEM-OIL PRESSURE SUPPLIER CODE: VK0680 PRE SERVICE BULLETIN: 79-9179 VK0680	002004 006100 102102 107107 121949 952999	RF
- 4	UL27752		.INDICATING SYSTEM-OIL PRESSURE SUPPLIER CODE: VK0680 POST SERVICE BULLETIN: 79-9179PT01 VK0680	002004 006999	RF
5	2003KPT2		..TRANSMITTER-OIL PRESSURE SUPPLIER CODE: VK0802 ATTACHING PARTS	002004 006999	1
10	AS21517		..BOLT- PRE SERVICE BULLETIN: 79-9179 VK0680  -----*-----	002004 006100 102102 107107 121949 952999	4

MISSING ITEM NUMBERS NOT APPLICABLE

- ITEM NOT ILLUSTRATED

79-32-01-01

79-32-01  
FIG. 01  
PAGE 3  
JAN 20/09

BRI



757

PARTS CATALOG (MAINTENANCE)

FIG ITEM	PART NUMBER	1 2 3 4 5 6 7	NOMENCLATURE	EFFECT FROM TO	UNITS PER ASSY
1					
11	AS21044	..	BOLT- POST SERVICE BULLETIN: 79-9179PT01 VK0680	002004 006999	4
12	AS20625	..	NUT- POST SERVICE BULLETIN: 79-9179PT01 VK0680	002004 006999	4
15	KB27110	..	SEAL- SUPPLIER CODE: VK0680 PRE SERVICE BULLETIN: 79-9179 VK0680	002004 006100 102102 107107 121949 952999	2
16	KB27110	..	SEAL-RING SUPPLIER CODE: VK0680 POST SERVICE BULLETIN: 79-9179PT01 VK0680	002004 006999	4
20	K11508	..	RING-RETAINING SUPPLIER CODE: VK0680 PRE SERVICE BULLETIN: 79-9179 VK0680	002004 006100 102102 107107 121949 952999	2
21	K11508	..	RING-RETAINING SUPPLIER CODE: VK0680 POST SERVICE BULLETIN: 79-9179PT01 VK0680	002004 006999	4
25	AS21025	..	BOLT- POST SERVICE BULLETIN: 79-9179PT01 VK0680	002004 006999	2
30	AS21013	..	BOLT- POST SERVICE BULLETIN: 79-9179PT01 VK0680	002004 006999	4
35	AS21031	..	BOLT- POST SERVICE BULLETIN: 79-9179PT01 VK0680	002004 006999	1
40	AS20909	..	BOLT- POST SERVICE BULLETIN: 79-9179PT01 VK0680	002004 006999	4

MISSING ITEM NUMBERS NOT APPLICABLE

- ITEM NOT ILLUSTRATED

79-32-01-01

79-32-01  
FIG. 01  
PAGE 4  
JAN 20/09

BRI



757

PARTS CATALOG (MAINTENANCE)

FIG ITEM	PART NUMBER	1 2 3 4 5 6 7	NOMENCLATURE	EFFECT FROM TO	UNITS PER ASSY
1					
45	AS12944		.. WASHER- POST SERVICE BULLETIN: 79-9179PT01 VK0680	002004 006999	2
50	AS12943		.. WASHER- POST SERVICE BULLETIN: 79-9179PT01 VK0680	002004 006999	4
55	AS20625		.. NUT- POST SERVICE BULLETIN: 79-9179PT01 VK0680	002004 006999	2
60	AS20624		.. NUT- POST SERVICE BULLETIN: 79-9179PT01 VK0680	002004 006999	4
65	GBH5205		.. MOUNT- SUPPLIER CODE: VK0479 POST SERVICE BULLETIN: 79-9179PT01 VK0680	002004 006999	3
70	UL27748		.. BRACKET- SUPPLIER CODE: VK0680 POST SERVICE BULLETIN: 79-9179PT01 VK0680	002004 006999	1
75	UL27749		.. BRACKET- SUPPLIER CODE: VK0680 POST SERVICE BULLETIN: 79-9179PT01 VK0680	002004 006999	1
80	UL27750		.. BRACKET- SUPPLIER CODE: VK0680 POST SERVICE BULLETIN: 79-9179PT01 VK0680	002004 006999	1
85	UL27747		.. PLATE- SUPPLIER CODE: VK0680 MISCELLANEOUS DATA: TRANSPORTATION ONLY POST SERVICE BULLETIN: 79-9179PT01 VK0680	002004 006999	2

MISSING ITEM NUMBERS NOT APPLICABLE

- ITEM NOT ILLUSTRATED

79-32-01-01

79-32-01  
FIG. 01  
PAGE 5  
JAN 20/09

BRI

BOEING PROPRIETARY - Copyright © - Unpublished Work - See title page for details.



757

PARTS CATALOG (MAINTENANCE)

FIG ITEM	PART NUMBER	1 2 3 4 5 6 7	NOMENCLATURE	EFFECT FROM TO	UNITS PER ASSY
1 90	UL27745		.. ADAPTOR ASSY-OIL PRESSURE SWITCH AND TRANSMITTER SUPPLIER CODE: VK0680 POST SERVICE BULLETIN: 79-9179PT01 VK0680	002004 006999	1
95	AGS3782		... INSERT-SCREW THREAD POST SERVICE BULLETIN: 79-9179PT01 VK0680	002004 006999	10
100	AS20644		... PIN-STRAIGHT POST SERVICE BULLETIN: 79-9179PT01 VK0680	002004 006999	2
105	KU6164		... PLUG- SUPPLIER CODE: VK0680 POST SERVICE BULLETIN: 79-9179PT01 VK0680	002004 006999	2

MISSING ITEM NUMBERS NOT APPLICABLE

- ITEM NOT ILLUSTRATED

BRI

79-32-01-01

BOEING PROPRIETARY - Copyright © - Unpublished Work - See title page for details.

79-32-01  
FIG. 01  
PAGE 6  
JAN 20/09

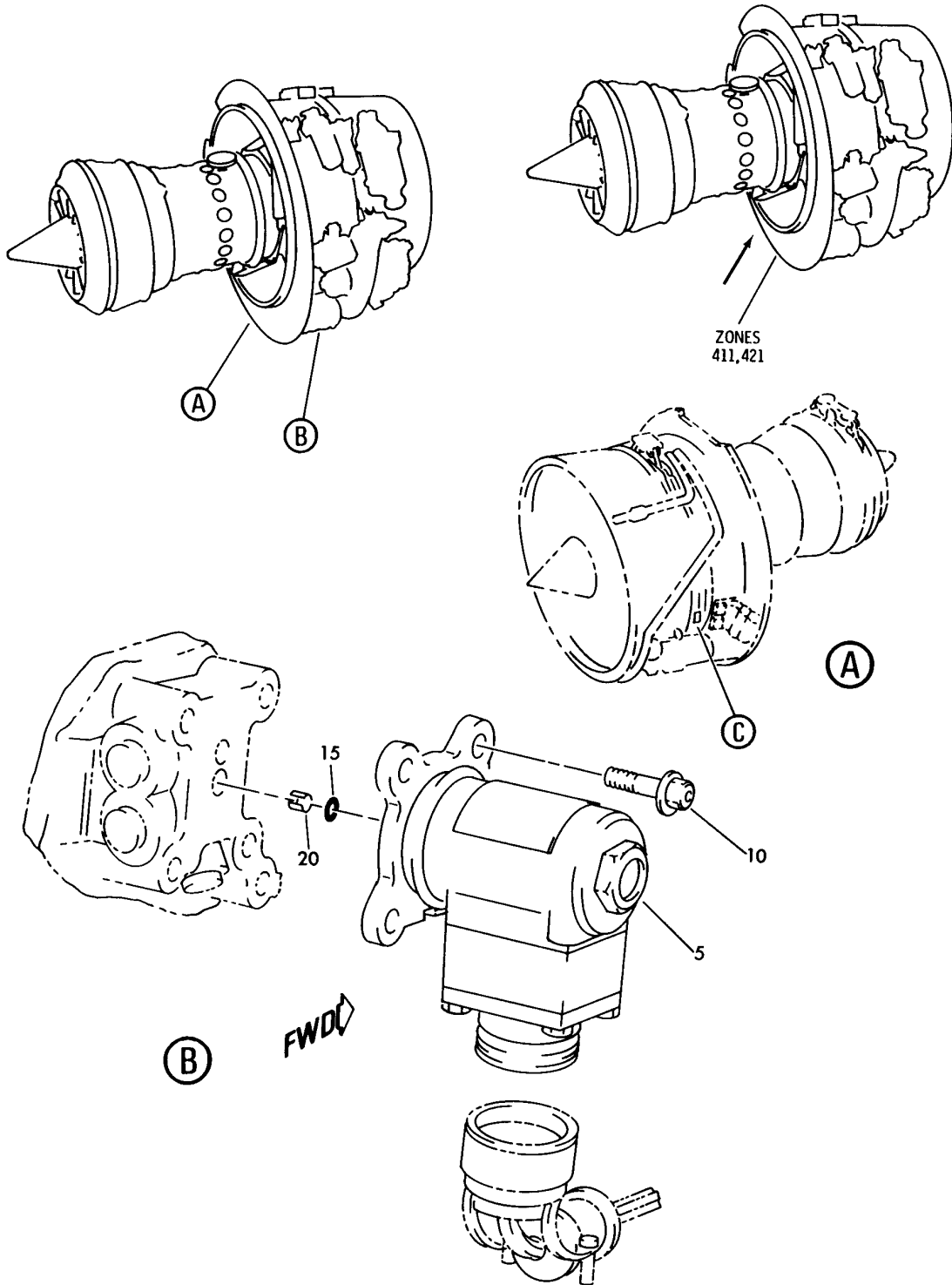


## LOW OIL PRESSURE WARNING SYSTEM

BRI  
MAY 28/07

79-33-00  
SECTION TITLE  
PAGE 1

**BOEING**  
757  
PARTS CATALOG (MAINTENANCE)



Y 79330101 SHT 1 REV 118

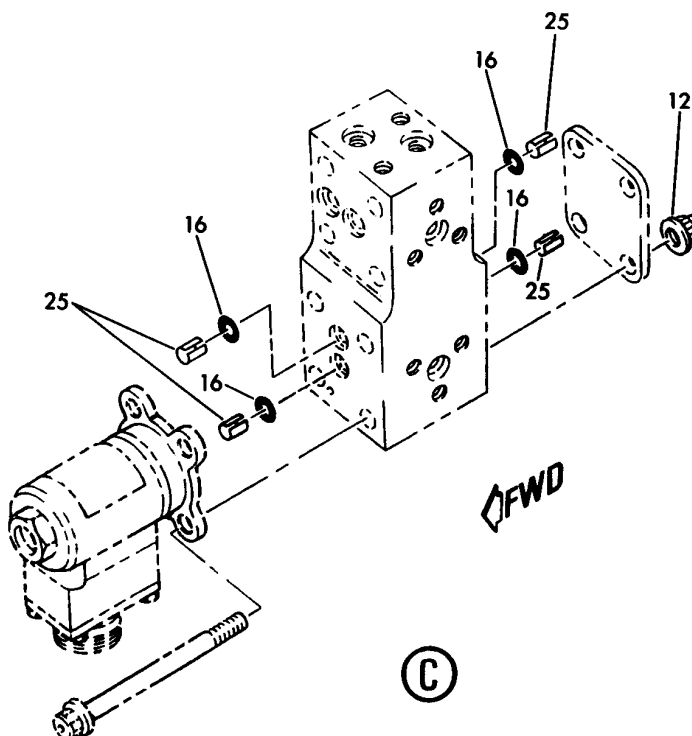
SWITCH-LOW OIL PRESSURE WARNING (RB211-535)  
FIGURE 1 (SHEET 1)

**79-33-01-01**

BRI  
MAY 28/07

79-33-01-01  
PAGE 0

**BOEING**  
757  
PARTS CATALOG (MAINTENANCE)



Y 79330101 SHT 2 REV 118

SWITCH-LOW OIL PRESSURE WARNING (RB211-535)  
FIGURE 1 (SHEET 2)

**79-33-01-01**

BRI  
MAY 28/07

79-33-01-01  
PAGE 0A



757

PARTS CATALOG (MAINTENANCE)

FIG ITEM	PART NUMBER	1 2 3 4 5 6 7	NOMENCLATURE	EFFECT FROM TO	UNITS PER ASSY
1			SWITCH-LOW OIL PRESSURE WARNING (RB211-535)	002004	
- 1	UL20697		ENGINE ASSY-Q.E.C.U. RB211-535E43711 MAXIMUM NEUT WITH GRAVINER FIRE DETECTORS, BAYONET MCD, NON-MODULATED IDG COOLING 40,000 LB THRUST SUPPLIER CODE: VK0680 REFERENCE SERVICE BULLETIN: 71-0058R4 QUALIFIED SB I/W DATA: INTERMIX OF ONE OR SUBSTITUTION OF TWO DIFFERENT CONFIGURATION RB211-535E4-37/() ENGINES FOR RB211-535 E4 BASE ENGINES REFERENCE SERVICE BULLETIN: RB211-72-C547 VK0680 FOR NHA/OTHER SYS DET SEE: 71-00-02-04	006999 121503 904949 952999	RF
- 1	UL20702		ENGINE ASSY-Q.E.C.U. RB211-535E43711 BASIC ENGINE CONFIG. WITH GRAVINER FIRE DETECTORS, BAYONET MCD, NON-MODULATED IDG COOLING 40,100 LB THRUST SUPPLIER CODE: VK0680 FOR NHA/OTHER SYS DET SEE: 71-00-02-10	504903	RF
- 1	UL19722		ENGINE ASSY-Q.E.C.U. RB211-535E43711 MAXIMUM NEUT SUPPLIER CODE: VK0680 FOR NHA/OTHER SYS DET SEE: 71-00-02-04	107107	RF

MISSING ITEM NUMBERS NOT APPLICABLE

- ITEM NOT ILLUSTRATED

79-33-01-01

79-33-01  
FIG. 01  
PAGE 1  
JAN 20/09

BRI



757

PARTS CATALOG (MAINTENANCE)

FIG ITEM	PART NUMBER	1 2 3 4 5 6 7	NOMENCLATURE	EFFECT FROM TO	UNITS PER ASSY
1					
- 2	UL20698		ENGINE ASSY-Q.E.C.U. RB211-535E43712 MAXIMUM NEUT SUPPLIER CODE: VK0680 REFERENCE SERVICE BULLETIN: 71-0058R7 QUALIFIED SB I/W DATA: INTERMIX OF ONE OR SUBSTITUTION OF TWO DIFFERENT CONFIGURATION RB211-535E4-37/() ENGINES FOR RB211-535E4 BASE ENGINES OR DIFFERENT CONFIGURATION RB211-535E4-B-37/() ENGINES FOR RB211-535E4-B BASE ENGINES REFERENCE SERVICE BULLETIN: RB211-72-C547 VK0680 RB211-72-8910 VK0680 POST RAPID REVISION: RR92014-183A-RC-E FOR NHA/OTHER SYS DET SEE: 71-00-02-04	002004 006100 102102	RF
- 2	UL36209		ENGINE ASSY-Q.E.C.U. RB211-535E43719 MAXIMUM NEUT SUPPLIER CODE: VK0680 FOR NHA/OTHER SYS DET SEE: 71-00-02-04	950951	RF
- 3	BCREF17395		ENGINE ASSY-Q.E.C.U. RB211-535E43739 BASIC ENGINE CONFIGURATION AND PHASE 5 COMBUSTOR 40,100 LB THRUST SUPPLIER CODE: VK0680 OVERLENGTH PART NUMBER: RB211-535E4-37-39E FOR NHA/OTHER SYS DET SEE: 71-00-02-10	108120	RF

MISSING ITEM NUMBERS NOT APPLICABLE

- ITEM NOT ILLUSTRATED

79-33-01-01

79-33-01  
FIG. 01  
PAGE 2  
JAN 20/09

BRI



757

PARTS CATALOG (MAINTENANCE)

FIG ITEM	PART NUMBER	1 2 3 4 5 6 7	NOMENCLATURE	EFFECT FROM TO	UNITS PER ASSY
1					
- 3	BCREF17101		ENGINE ASSY-Q.E.C.U. RB211-535E43744 BASIC ENGINE CONFIGURATION, BAYONET MCD AND PHASE 5 COMBUSTOR 40,100 LB THRUST SUPPLIER CODE: VK0680 OVERLENGTH PART NUMBER: RB211-535E4-3744E FOR NHA/OTHER SYS DET SEE: 71-00-02-10	103106	RF
- 3	UL38163		ENGINE ASSY-Q.E.C.U. RB211-535E43724 BASIC ENGINE CONFIGURATION, BAYONET MCD, 40,100 LB THRUST SUPPLIER CODE: VK0680 FOR NHA/OTHER SYS DET SEE: 71-00-02-10	101101	RF
5	21SN04-23F		.SWITCH ASSY-LOW OIL PRESSURE WARNING SUPPLIER CODE: V02750 PRE SERVICE BULLETIN: 73-7178 VK0680	107107 121949 952999	1
5	21SN04-23G		.SWITCH ASSY-LOW OIL PRESSURE WARNING SUPPLIER CODE: V02750 POST SERVICE BULLETIN: 73-7178PT02 VK0680 PRE SERVICE BULLETIN: 73-8849 VK0680	002004 006100 102102 107107 121949 952999	1
5	21SN04-23J		.SWITCH ASSY-LOW OIL PRESSURE WARNING SUPPLIER CODE: V02750 POST SERVICE BULLETIN: 73-9826PT01 VK0680	002004 006999	1

MISSING ITEM NUMBERS NOT APPLICABLE

- ITEM NOT ILLUSTRATED

BRI

79-33-01-01

BOEING PROPRIETARY - Copyright © - Unpublished Work - See title page for details.

79-33-01  
FIG. 01  
PAGE 3  
JAN 20/09



757

PARTS CATALOG (MAINTENANCE)

FIG ITEM	PART NUMBER	1 2 3 4 5 6 7	NOMENCLATURE	EFFECT FROM TO	UNITS PER ASSY
1	5 21SN04-23K		.SWITCH ASSY-LOW OIL PRESSURE WARNING SUPPLIER CODE: V02750 POST SERVICE BULLETIN: 73-9826PT01 VK0680	002004 006999	1
	5 21SN04-23H		.SWITCH ASSY-LOW OIL PRESSURE WARNING SUPPLIER CODE: V02750 POST SERVICE BULLETIN: 73-8849PT01 VK0680 PRE SERVICE BULLETIN: 73-9826 VK0680 ATTACHING PARTS	002004 006102 107999	1
	10 AS21044		.BOLT- POST SERVICE BULLETIN: 79-9179PT01 VK0680	002004 006999	4
	10 AS21514		.BOLT- PRE SERVICE BULLETIN: 79-9179 VK0680	002004 006100 102102 107107 121949 952999	4
	12 AS20625		.NUT- POST SERVICE BULLETIN: 79-9179PT01 VK0680 -----*-----	002004 006999	4
	15 KB27108		.SEAL- SUPPLIER CODE: VK0680 PRE SERVICE BULLETIN: 79-9179 VK0680	002004 006100 102102 107107 121949 952999	2
	16 KB27108		.SEAL- SUPPLIER CODE: VK0680 POST SERVICE BULLETIN: 79-9179PT01 VK0680	002004 006999	4

MISSING ITEM NUMBERS NOT APPLICABLE

- ITEM NOT ILLUSTRATED

BRI

79-33-01-01

BOEING PROPRIETARY - Copyright © - Unpublished Work - See title page for details.

79-33-01  
FIG. 01  
PAGE 4  
JAN 20/09



757

PARTS CATALOG (MAINTENANCE)

FIG ITEM	PART NUMBER	1 2 3 4 5 6 7	NOMENCLATURE	EFFECT FROM TO	UNITS PER ASSY
1 20	K11504		.RING-RETAINING SUPPLIER CODE: VK0680 PRE SERVICE BULLETIN: 79-9179 VK0680	002004 006100 102102 107107 121949 952999	2
25	K11504		.RING- SUPPLIER CODE: VK0680 POST SERVICE BULLETIN: 79-9179PT01 VK0680	002004 006999	4

MISSING ITEM NUMBERS NOT APPLICABLE

- ITEM NOT ILLUSTRATED

BRI

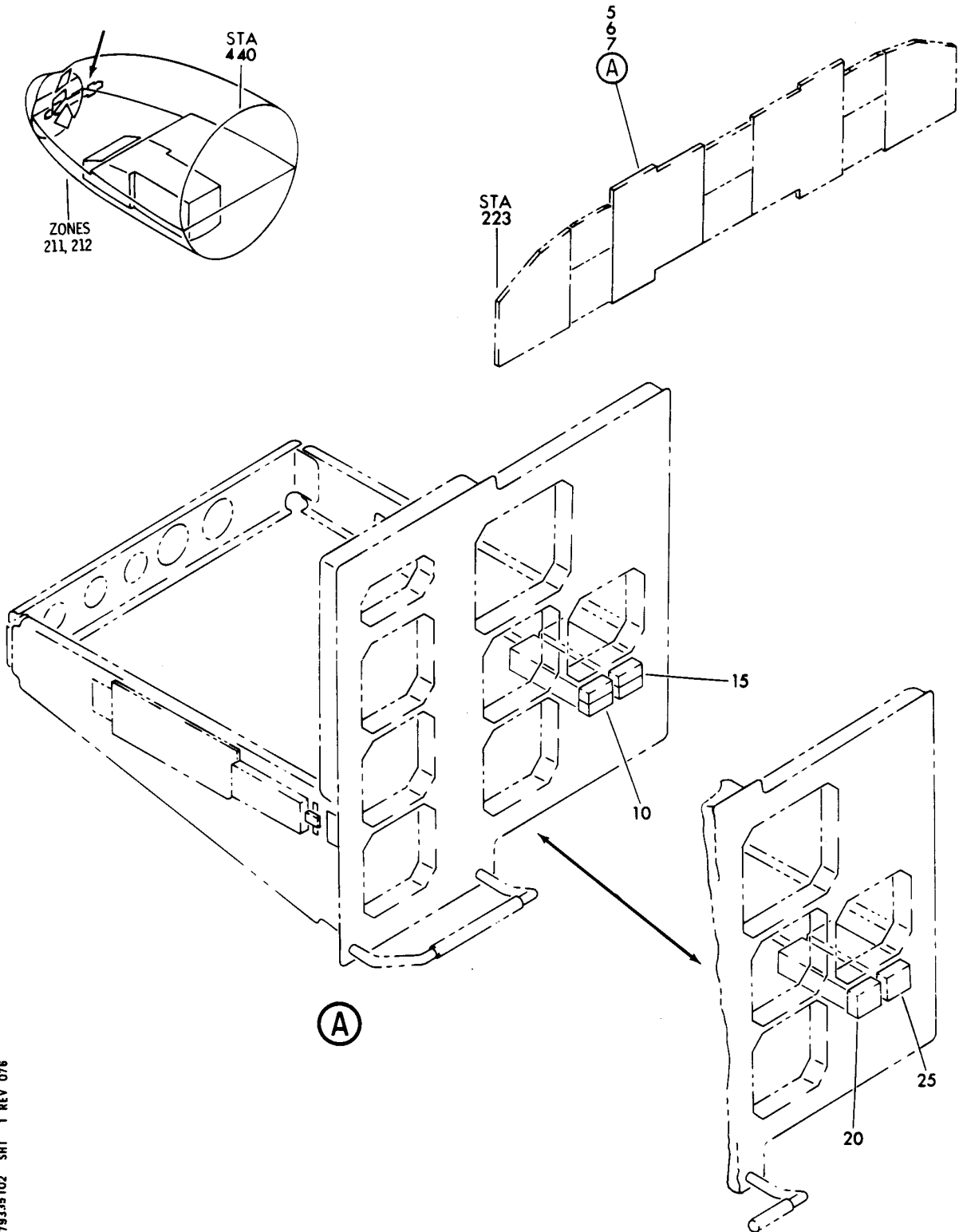
79-33-01-01

BOEING PROPRIETARY - Copyright © - Unpublished Work - See title page for details.

79-33-01  
FIG. 01  
PAGE 5  
JAN 20/09



**BOEING**  
757  
PARTS CATALOG (MAINTENANCE)



Y 79335102 SHT 1 REV 076

PANEL INSTL-CAPT AND FIRST OFFICER FWD (OIL ONLY)  
FIGURE 2

**79-33-51-02**

BRI  
MAY 28/07

79-33-51-02  
PAGE 0



**757  
PARTS CATALOG (MAINTENANCE)**

FIG ITEM	PART NUMBER	1 2 3 4 5 6 7	NOMENCLATURE	EFFECT FROM TO	UNITS PER ASSY
2			PANEL INSTL-CAPT AND FIRST OFFICER FWD (OIL ONLY)	002004 006010 107107 121503 904999	
- 1	233N2101-1		PANEL INSTL-CAPT AND FIRST OFFICER (OIL ONLY) POSITION DATA: FWD VARIABLE DRAWING REF: 233N2101-5003 233N2101-5004 233N2101-5037 233N2101-5039 233N2101-5041 FOR NHA/OTHER SYS DET SEE: 25-10-00-05A	002004 006010 107107 121503 904999	RF
6	233N2221-51		.MODULE ASSY-P1-3	002004 006010 950999	RF
7	233N2221-59		.MODULE ASSY-P1-3	107107	RF
7	233N2221-62		.MODULE ASSY-P1-3	121503 904949	RF
10	BCREF6263		..LIGHT ASSY-ENG OIL PRESS SUPPLIER CODE: V81590 POSITION DATA: L OVERLENGTH PART NUMBER: 434-674-1005-1264 SPECIFICATION NUMBER: S231T300-1264 ELECTRICAL EQUIP NUMBER: L00474 OPTIONAL PART: BCREF8583 V81590 USED ON: 233N2221-23 233N2221-24 233N2221-25 233N2221-26 233N2221-27 233N2221-28 233N2221-29 233N2221-30 233N2221-31 233N2221-32 233N2221-33	002004 006010 107107 121503 904999	1

MISSING ITEM NUMBERS NOT APPLICABLE

- ITEM NOT ILLUSTRATED

BRI

# 79-33-51-02

BOEING PROPRIETARY - Copyright © - Unpublished Work - See title page for details.

79-33-51  
FIG. 02  
PAGE 1  
JAN 20/09



757

PARTS CATALOG (MAINTENANCE)

FIG ITEM	PART NUMBER	1 2 3 4 5 6 7 NOMENCLATURE	EFFECT FROM TO	UNITS PER ASSY
2		233N2221-34 233N2221-35 233N2221-36 233N2221-37 233N2221-39 233N2221-40 233N2221-41 233N2221-43 233N2221-44 233N2221-45 233N2221-46 233N2221-48 233N2221-49 233N2221-51 233N2221-52 233N2221-54 233N2221-55 233N2221-56 233N2221-58 233N2221-59 233N2221-61 233N2221-62 233N2221-63 233N2221-64 233N2221-65 233N2221-66 FOR DETAILS SEE: 33-14-70-03 ..LIGHT ASSY-ENG OIL PRESS SUPPLIER CODE: V81590 POSITION DATA: L OVERLENGTH PART NUMBER: 434-674-1031-2264 SPECIFICATION NUMBER: S231T300-2264 ELECTRICAL EQUIP NUMBER: L00474 OPTIONAL PART: BCREf6263 V81590 USED ON: 233N2221-23 233N2221-24 233N2221-25 233N2221-26 233N2221-27 233N2221-28 MISSING ITEM NUMBERS NOT APPLICABLE	002004 006010 107107 121503 904999	1
10	BCREf8583			

- ITEM NOT ILLUSTRATED

79-33-51-02

79-33-51  
FIG. 02  
PAGE 2  
JAN 20/09

BRI



757

PARTS CATALOG (MAINTENANCE)

FIG ITEM	PART NUMBER	1 2 3 4 5 6 7	NOMENCLATURE	EFFECT FROM TO	UNITS PER ASSY
2			233N2221-29 233N2221-30 233N2221-31 233N2221-32 233N2221-33 233N2221-34 233N2221-35 233N2221-36 233N2221-37 233N2221-39 233N2221-40 233N2221-41 233N2221-43 233N2221-44 233N2221-45 233N2221-46 233N2221-48 233N2221-49 233N2221-51 233N2221-52 233N2221-54 233N2221-55 233N2221-56 233N2221-58 233N2221-59 233N2221-61 233N2221-62 233N2221-63 233N2221-64 233N2221-65 233N2221-66 FOR DETAILS SEE: 33-14-70-03 ..LIGHT ASSY-ENG OIL PRESS SUPPLIER CODE: V81590 POSITION DATA: R OVERLENGTH PART NUMBER: 434-674-1005-1265 SPECIFICATION NUMBER: S231T300-1265 ELECTRICAL EQUIP NUMBER: L00475 OPTIONAL PART: BCREf8584 V81590 USED ON: 233N2221-23		
15	Bcref6264		FOR DETAILS SEE: 33-14-70-03 ..LIGHT ASSY-ENG OIL PRESS SUPPLIER CODE: V81590 POSITION DATA: R OVERLENGTH PART NUMBER: 434-674-1005-1265 SPECIFICATION NUMBER: S231T300-1265 ELECTRICAL EQUIP NUMBER: L00475 OPTIONAL PART: BCREf8584 V81590 USED ON: 233N2221-23 MISSING ITEM NUMBERS NOT APPLICABLE	002004 006010 107107 121503 904999	1

- ITEM NOT ILLUSTRATED

BRI

# 79-33-51-02

BOEING PROPRIETARY - Copyright © - Unpublished Work - See title page for details.

79-33-51  
FIG. 02  
PAGE 3  
JAN 20/09



757

PARTS CATALOG (MAINTENANCE)

FIG ITEM	PART NUMBER	1 2 3 4 5 6 7 NOMENCLATURE	EFFECT FROM TO	UNITS PER ASSY
2		233N2221-24 233N2221-25 233N2221-26 233N2221-27 233N2221-28 233N2221-29 233N2221-30 233N2221-31 233N2221-32 233N2221-33 233N2221-34 233N2221-35 233N2221-36 233N2221-37 233N2221-39 233N2221-40 233N2221-41 233N2221-43 233N2221-44 233N2221-45 233N2221-46 233N2221-48 233N2221-49 233N2221-51 233N2221-52 233N2221-54 233N2221-55 233N2221-56 233N2221-58 233N2221-59 233N2221-61 233N2221-62 233N2221-63 233N2221-64 233N2221-65 233N2221-66		
15	BCREF8584	FOR DETAILS SEE: 33-14-70-03 ..LIGHT ASSY-ENG OIL PRESS SUPPLIER CODE: V81590 POSITION DATA: R OVERLENGTH PART NUMBER: 434-674-1031-2265 SPECIFICATION NUMBER: S231T300-2265 OPTIONAL PART: BCREf6264  MISSING ITEM NUMBERS NOT APPLICABLE	002004 006010 107107 121503 904999	1

- ITEM NOT ILLUSTRATED

79-33-51-02

79-33-51  
 FIG. 02  
 PAGE 4  
 JAN 20/09

BRI



757  
PARTS CATALOG (MAINTENANCE)

FIG ITEM	PART NUMBER	1 2 3 4 5 6 7	NOMENCLATURE	EFFECT FROM TO	UNITS PER ASSY
2			V81590 USED ON: 233N2221-23 233N2221-24 233N2221-25 233N2221-26 233N2221-27 233N2221-28 233N2221-29 233N2221-30 233N2221-31 233N2221-32 233N2221-33 233N2221-34 233N2221-35 233N2221-36 233N2221-37 233N2221-39 233N2221-40 233N2221-41 233N2221-43 233N2221-44 233N2221-45 233N2221-46 233N2221-48 233N2221-49 233N2221-51 233N2221-52 233N2221-54 233N2221-55 233N2221-56 233N2221-58 233N2221-59 233N2221-61 233N2221-62 233N2221-63 233N2221-64 233N2221-65 233N2221-66 FOR DETAILS SEE: 33-14-70-03		

MISSING ITEM NUMBERS NOT APPLICABLE

- ITEM NOT ILLUSTRATED

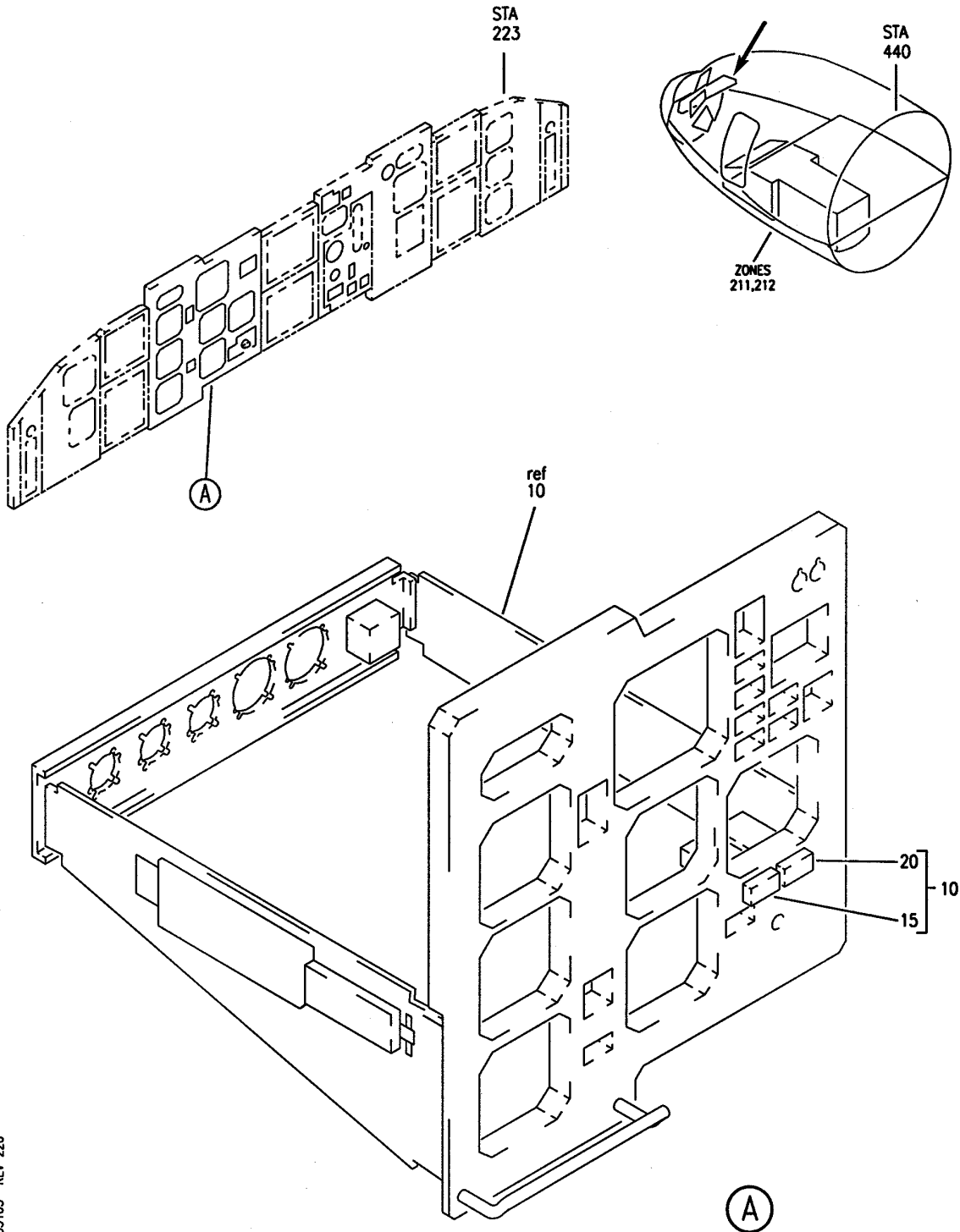
BRI

79-33-51-02

BOEING PROPRIETARY - Copyright © - Unpublished Work - See title page for details.

79-33-51  
FIG. 02  
PAGE 5  
JAN 20/09

**BOEING**  
757  
PARTS CATALOG (MAINTENANCE)



Y 79335103 REV 220

PANEL INSTL-CAPT AND FIRST OFFICER FWD (OIL ONLY)  
FIGURE 3

**79-33-51-03**

BRI  
MAY 28/07

79-33-51-03  
PAGE 0



757

PARTS CATALOG (MAINTENANCE)

FIG ITEM	PART NUMBER	1 2 3 4 5 6 7	NOMENCLATURE	EFFECT FROM TO	UNITS PER ASSY
3			PANEL INSTL-CAPT AND FIRST OFFICER FWD (OIL ONLY)	011100	
- 1	233N2101-1		PANEL INSTL-CAPT AND FIRST OFFICER (OIL ONLY)	011100	RF
			POSITION DATA: FWD		
			VARIABLE DRAWING REF: 233N2101-5039		
			FOR NHA/OTHER SYS DET SEE: 25-10-00-05A		
- 5	233N2221-301		.MODULE ASSY-P1-3	011100	RF
			COMPONENT MAINT MANUAL REF: 31-11-48		
10	233N2221-51		..MODULE ASSY-	011100	RF
15	BCREF6263		...LIGHT ASSY-ENG ENG OIL PRESS	011100	1
			SUPPLIER CODE: V81590		
			POSITION DATA: L		
			OVERLENGTH PART NUMBER: 434-674-1005-1264		
			SPECIFICATION NUMBER: S231T300-1264		
			ELECTRICAL EQUIP NUMBER: L00474		
			OPTIONAL PART: BCREF8583		
			V81590		
			FOR DETAILS SEE: 33-14-70-03		
15	BCREF8583		...LIGHT ASSY-ENG ENG OIL PRESS	011100	1
			SUPPLIER CODE: V81590		
			POSITION DATA: L		
			OVERLENGTH PART NUMBER: 434-674-1031-2264		
			SPECIFICATION NUMBER: S231T300-2264		
			OPTIONAL PART: BCREF6263		
			V81590		
			FOR DETAILS SEE: 33-14-70-03		

MISSING ITEM NUMBERS NOT APPLICABLE

- ITEM NOT ILLUSTRATED

79-33-51-03

79-33-51  
FIG. 03  
PAGE 1  
JAN 20/09

BRI





757

PARTS CATALOG (MAINTENANCE)

FIG ITEM	PART NUMBER	1 2 3 4 5 6 7	NOMENCLATURE	EFFECT FROM TO	UNITS PER ASSY
3 20	BCREF6264		...LIGHT ASSY-ENG ENG OIL PRESS SUPPLIER CODE: V81590 POSITION DATA: R OVERLENGTH PART NUMBER: 434-674-1005-1265 SPECIFICATION NUMBER: S231T300-1265 ELECTRICAL EQUIP NUMBER: L00475 OPTIONAL PART: BCREF8584 V81590 FOR DETAILS SEE: 33-14-70-03	011100	1
20	BCREF8584		...LIGHT ASSY-ENG ENG OIL PRESS SUPPLIER CODE: V81590 POSITION DATA: R OVERLENGTH PART NUMBER: 434-674-1031-2265 SPECIFICATION NUMBER: S231T300-2265 OPTIONAL PART: BCREF6264 V81590 FOR DETAILS SEE: 33-14-70-03	011100	1

MISSING ITEM NUMBERS NOT APPLICABLE

- ITEM NOT ILLUSTRATED

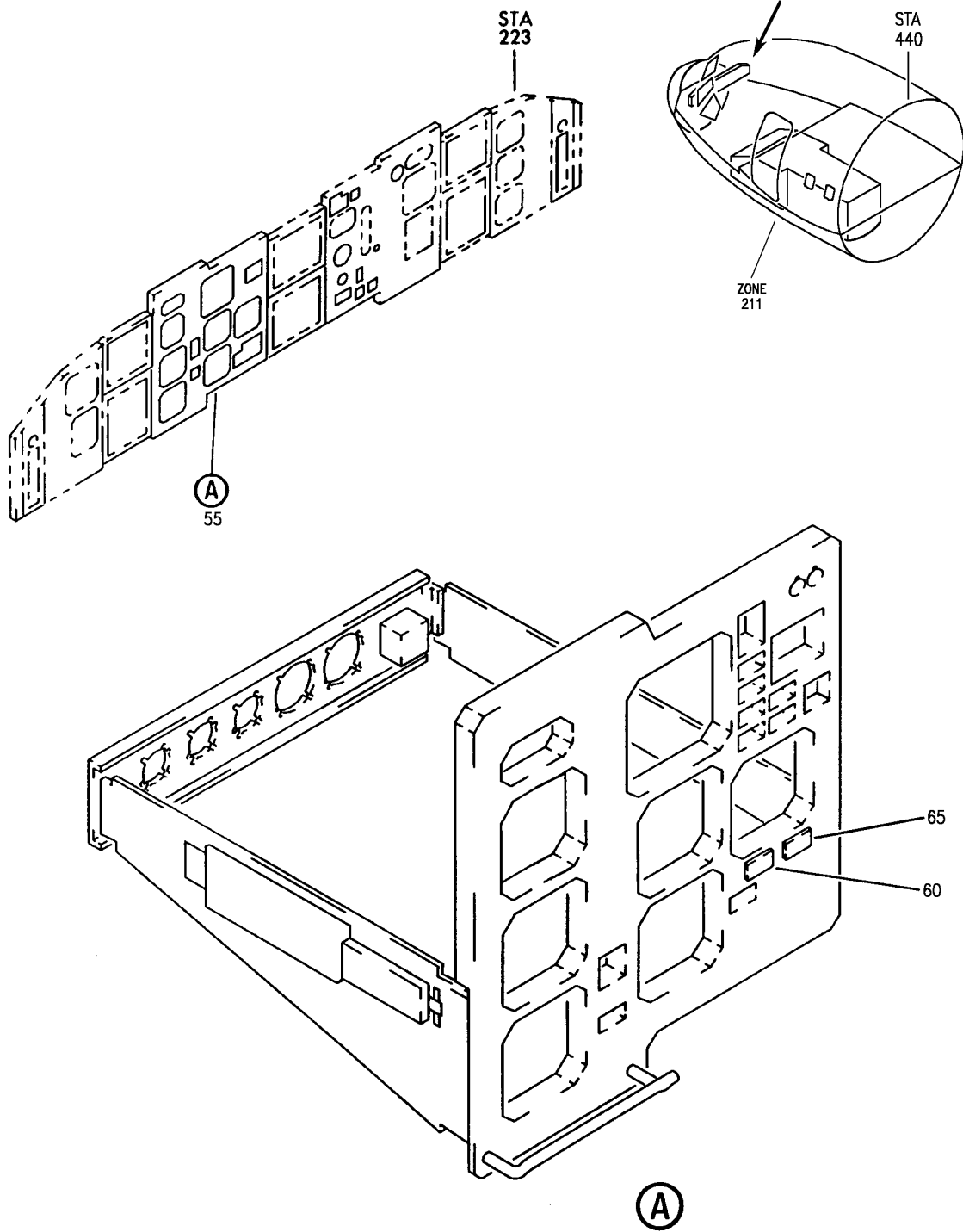
BRI

**79-33-51-03**

BOEING PROPRIETARY - Copyright © - Unpublished Work - See title page for details.

79-33-51  
FIG. 03  
PAGE 2  
JAN 20/09

**BOEING**  
757  
PARTS CATALOG (MAINTENANCE)



Y 79335105 REV 254

PANEL INSTL-P1-3 (OIL ONLY)  
FIGURE 5

**79-33-51-05**

BRI  
MAY 28/07

79-33-51-05  
PAGE 0



757

PARTS CATALOG (MAINTENANCE)

FIG ITEM	PART NUMBER	1 2 3 4 5 6 7	NOMENCLATURE	EFFECT FROM TO	UNITS PER ASSY
5			PANEL INSTL-P1-3 (OIL ONLY)	101106 108120 504903	
- 1	233N2103-10		PANEL INSTL-P1-3 (OIL ONLY) FOR NHA/OTHER SYS DET SEE: 25-10-00-15B	108120	RF
- 1	233N2103-72		PANEL INSTL-P1-3 (OIL ONLY) FOR NHA/OTHER SYS DET SEE: 25-10-00-15B	101102	RF
- 1	233N2103-280		PANEL INSTL-P1-3 (OIL ONLY) FOR NHA/OTHER SYS DET SEE: 25-10-00-15B	504903	RF

MISSING ITEM NUMBERS NOT APPLICABLE

- ITEM NOT ILLUSTRATED

BRI

**79-33-51-05**

BOEING PROPRIETARY - Copyright © - Unpublished Work - See title page for details.

79-33-51  
FIG. 05  
PAGE 1  
JAN 20/09



757

PARTS CATALOG (MAINTENANCE)

FIG ITEM	PART NUMBER	1 2 3 4 5 6 7	NOMENCLATURE	EFFECT FROM TO	UNITS PER ASSY
5 - 5	MODREF31741		PANEL INSTL-P1-3 (OIL ONLY) MODULE NUMBER: 233N2103-425 REV A FOR OTHER SYS DETAILS SEE: 11-31-01-38 22-11-02-03 22-14-01-03 22-31-02-01 22-34-51-02 26-17-51-05 27-51-57-03 27-58-00-02 27-81-00-01 29-21-55-02 31-11-11-19 31-11-16-01 31-11-26-38 31-25-01-03 31-41-52-02 31-51-52-02 32-35-52-03 32-41-52-02 32-42-55-03 32-46-00-01 32-61-51-03 33-13-57-01A 33-16-52-03 34-12-01-03 34-13-01-03 34-13-02-01 34-13-05-01 34-13-06-01 34-16-51-03 34-21-02-02 34-22-02-02 34-22-05-01A 34-22-06-01 34-24-01-03 34-32-00-02 34-46-51-02 34-51-02-02 34-57-00-01 34-61-01-07 34-61-02-02 77-41-01-01	103105	1

MISSING ITEM NUMBERS NOT APPLICABLE

- ITEM NOT ILLUSTRATED

# 79-33-51-05

79-33-51  
FIG. 05  
PAGE 2  
JAN 20/09

BRI



757

PARTS CATALOG (MAINTENANCE)

FIG ITEM	PART NUMBER	1 2 3 4 5 6 7	NOMENCLATURE	EFFECT FROM TO	UNITS PER ASSY
5 -	5 MODREF104335		PANEL INSTL-P1-3 (OIL ONLY) MODULE NUMBER: 233N2103-425 REV B FOR OTHER SYS DETAILS SEE: 11-31-01-38 22-11-02-03 22-14-01-03 22-31-02-01 22-34-51-02 26-17-51-05 27-51-57-03 27-58-00-02 27-81-00-01 29-21-55-02 31-11-11-19 31-11-16-01 31-11-26-38 31-25-01-03 31-41-52-02 31-51-52-02 32-35-52-03 32-41-52-02 32-42-55-03 32-46-00-01 32-61-51-03 33-13-57-01A 33-16-52-03 34-12-01-03 34-13-01-03 34-13-02-01 34-13-05-01 34-13-06-01 34-16-51-03 34-21-02-02 34-22-02-02 34-22-05-01A 34-22-06-01 34-24-01-03 34-32-00-02 34-46-51-02 34-51-02-02 34-57-00-01 34-61-01-07 34-61-02-02 77-41-01-01	106106	1
-	50 233N2221-301		.MODULE ASSY- COMPONENT MAINT MANUAL REF: 31-11-48	101102 108120	RF

MISSING ITEM NUMBERS NOT APPLICABLE

- ITEM NOT ILLUSTRATED

**79-33-51-05**

79-33-51  
FIG. 05  
PAGE 3  
JAN 20/09

BRI



757

PARTS CATALOG (MAINTENANCE)

FIG ITEM	PART NUMBER	1 2 3 4 5 6 7	NOMENCLATURE	EFFECT FROM TO	UNITS PER ASSY
5					
- 50	233N2221-317		.MODULE ASSY- COMPONENT MAINT MANUAL REF: 31-11-48	505505 507903	RF
- 50	RR92002-134A101		.MODULE ASSY- POST RAPID REVISION: RR92002-134A	504504 506506	RF
- 50	233N2221-320		.MODULE ASSY- COMPONENT MAINT MANUAL REF: 31-11-48	101102 108120	RF
- 50	233N2221-325		.MODULE ASSY- COMPONENT MAINT MANUAL REF: 31-11-48	103106	RF
- 50	233N2221-326		.MODULE ASSY- COMPONENT MAINT MANUAL REF: 31-11-48	101102 108120	RF
- 51	233N2221-328		.MODULE ASSY- COMPONENT MAINT MANUAL REF: 31-11-48	101102 108120	RF
55	233N2221-51		..MODULE ASSY- USED ON: 233N2221-301	101102 108120	RF
55	233N2221-74		..MODULE ASSY	504903	RF
55	233N2221-81		..MODULE ASSY- USED ON: 233N2221-320 233N2221-326 233N2221-328	101106 108120	RF

MISSING ITEM NUMBERS NOT APPLICABLE

- ITEM NOT ILLUSTRATED

BRI

79-33-51-05

BOEING PROPRIETARY - Copyright © - Unpublished Work - See title page for details.

79-33-51  
FIG. 05  
PAGE 4  
JAN 20/09

 **BOEING**  
757  
**PARTS CATALOG (MAINTENANCE)**

FIG ITEM	PART NUMBER	1 2 3 4 5 6 7 NOMENCLATURE	EFFECT FROM TO	UNITS PER ASSY
5 60	BCREF6263	...LIGHT ASSY-IND L ENG OIL PRESSURE SUPPLIER CODE: V81590 OVERLENGTH PART NUMBER: 434-674-1005-1264 SPECIFICATION NUMBER: S231T300-1264 ELECTRICAL EQUIP NUMBER: L00474 OPTIONAL PART: BCREP8583 V81590 USED ON: 233N2221-49 233N2221-51 233N2221-54 233N2221-70 233N2221-71 233N2221-72 233N2221-73 233N2221-74 233N2221-75 233N2221-80 233N2221-81 FOR DETAILS SEE: 33-14-70-03	101106 108120 504903	1

MISSING ITEM NUMBERS NOT APPLICABLE

— ITEM NOT ILLUSTRATED

BRI

# 79-33-51-05

BOEING PROPRIETARY - Copyright © - Unpublished Work - See title page for details.

79-33-51  
FIG. 05  
PAGE 5  
JAN 20/09



757

PARTS CATALOG (MAINTENANCE)

FIG ITEM	PART NUMBER	1 2 3 4 5 6 7	NOMENCLATURE	EFFECT FROM TO	UNITS PER ASSY
5 60	BCREF8583		...LIGHT ASSY-IND L ENG OIL PRESSURE SUPPLIER CODE: V81590 OVERLENGTH PART NUMBER: 434-674-1031-2264 SPECIFICATION NUMBER: S231T300-2264 OPTIONAL PART: BCREF6263 V81590 USED ON: 233N2221-49 233N2221-51 233N2221-54 233N2221-70 233N2221-71 233N2221-72 233N2221-73 233N2221-74 233N2221-75 233N2221-80 233N2221-81 233N2221-83 FOR DETAILS SEE: 33-14-70-03	101106 108120 504903	1

MISSING ITEM NUMBERS NOT APPLICABLE

- ITEM NOT ILLUSTRATED

BRI

# 79-33-51-05

BOEING PROPRIETARY - Copyright © - Unpublished Work - See title page for details.

79-33-51  
FIG. 05  
PAGE 6  
JAN 20/09





757

PARTS CATALOG (MAINTENANCE)

FIG ITEM	PART NUMBER	1 2 3 4 5 6 7 NOMENCLATURE	EFFECT FROM TO	UNITS PER ASSY
5 65	BCREF6264	...LIGHT ASSY-IND R ENG OIL PRESSURE SUPPLIER CODE: V81590 OVERLENGTH PART NUMBER: 434-674-1005-1265 SPECIFICATION NUMBER: S231T300-1265 ELECTRICAL EQUIP NUMBER: L00475 OPTIONAL PART: BCREP8584 V81590 USED ON: 233N2221-49 233N2221-51 233N2221-54 233N2221-70 233N2221-71 233N2221-72 233N2221-73 233N2221-74 233N2221-75 233N2221-80 233N2221-81 FOR DETAILS SEE: 33-14-70-03	101106 108120 504903	1

MISSING ITEM NUMBERS NOT APPLICABLE

- ITEM NOT ILLUSTRATED

BRI

**79-33-51-05**

BOEING PROPRIETARY - Copyright © - Unpublished Work - See title page for details.

79-33-51  
FIG. 05  
PAGE 7  
JAN 20/09



757

PARTS CATALOG (MAINTENANCE)

FIG ITEM	PART NUMBER	1 2 3 4 5 6 7	NOMENCLATURE	EFFECT FROM TO	UNITS PER ASSY
5 65	BCREF8584		...LIGHT ASSY-IND R ENG OIL PRESSURE SUPPLIER CODE: V81590 OVERLENGTH PART NUMBER: 434-674-1031-2265 SPECIFICATION NUMBER: S231T300-2265 OPTIONAL PART: BCREF6264 V81590 USED ON: 233N2221-49 233N2221-51 233N2221-54 233N2221-70 233N2221-71 233N2221-72 233N2221-73 233N2221-74 233N2221-75 233N2221-80 233N2221-81 233N2221-83 FOR DETAILS SEE: 33-14-70-03	101106 108120 504903	1

MISSING ITEM NUMBERS NOT APPLICABLE

- ITEM NOT ILLUSTRATED

BRI

# 79-33-51-05

BOEING PROPRIETARY - Copyright © - Unpublished Work - See title page for details.

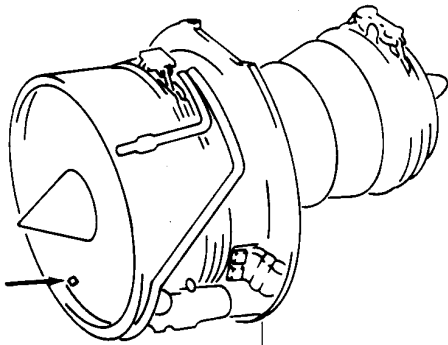
79-33-51  
FIG. 05  
PAGE 8  
JAN 20/09

## OIL TEMPERATURE INDICATING SYSTEM

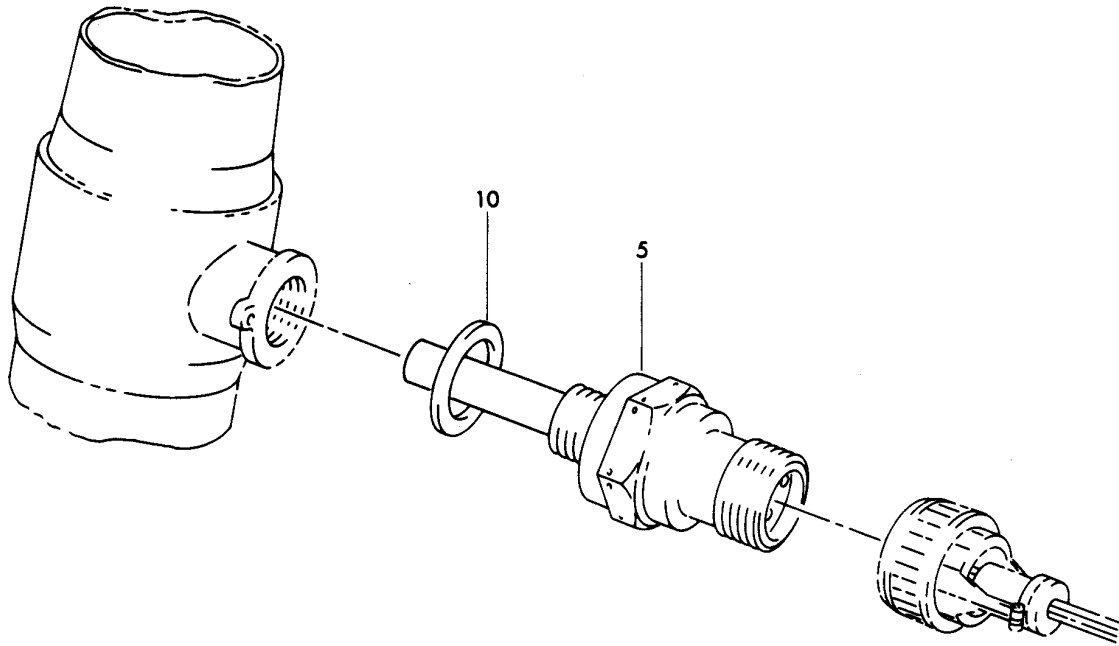
BRI  
MAY 28/07

79-34-00  
SECTION TITLE  
PAGE 1

**BOEING**  
757  
PARTS CATALOG (MAINTENANCE)



ZONES  
411, 421



Y 79340101 SHT 1 REV 021

TRANSMITTER-OIL TEMP (RB211-535)

FIGURE 1

**79-34-01-01**

BRI  
MAY 28/07

79-34-01-01  
PAGE 0



757

PARTS CATALOG (MAINTENANCE)

FIG ITEM	PART NUMBER	1 2 3 4 5 6 7	NOMENCLATURE	EFFECT FROM TO	UNITS PER ASSY
1			TRANSMITTER-OIL TEMP (RB211-535)	002004	
- 1	UL20697		ENGINE ASSY-Q.E.C.U. RB211-535E43711 MAXIMUM NEUT WITH GRAVINER FIRE DETECTORS, BAYONET MCD NON-MODULATED IDG COOLING 40,000 LB THRUST SUPPLIER CODE: VK0680 REFERENCE SERVICE BULLETIN: 71-0058R4 QUALIFIED SB I/W DATA: INTERMIX OF ONE OR SUBSTITUTION OF TWO DIFFERENT CONFIGURATION RB211-535E4-37/() ENGINES FOR RB211-535 E4 BASE ENGINES REFERENCE SERVICE BULLETIN: RB211-72-C547 VK0680 FOR NHA/OTHER SYS DET SEE: 71-00-02-04	006999 121503 904949 952999	RF
- 1	UL20702		ENGINE ASSY-Q.E.C.U. RB211-535E43711 BASIC ENGINE CONFIG. WITH GRAVINER FIRE DETECTORS, BAYONET MCD, NON-MODULATED IDG COOLING 40,100 LB THRUST SUPPLIER CODE: VK0680 FOR NHA/OTHER SYS DET SEE: 71-00-02-10	504903	RF
- 1	UL19722		ENGINE ASSY-Q.E.C.U. RB211-535E43711 MAXIMUM NEUT SUPPLIER CODE: VK0680 FOR NHA/OTHER SYS DET SEE: 71-00-02-04	107107	RF

MISSING ITEM NUMBERS NOT APPLICABLE

- ITEM NOT ILLUSTRATED

BRI

79-34-01-01

BOEING PROPRIETARY - Copyright © - Unpublished Work - See title page for details.

79-34-01  
FIG. 01  
PAGE 1  
JAN 20/09



757

PARTS CATALOG (MAINTENANCE)

FIG ITEM	PART NUMBER	1 2 3 4 5 6 7	NOMENCLATURE	EFFECT FROM TO	UNITS PER ASSY
1					
- 2	UL20698		ENGINE ASSY-Q.E.C.U. RB211-535E43712 MAXIMUM NEUT SUPPLIER CODE: VK0680 REFERENCE SERVICE BULLETIN: 71-0058R7 QUALIFIED SB I/W DATA: INTERMIX OF ONE OR SUBSTITUTION OF TWO DIFFERENT CONFIGURATION RB211-535E4-37/() ENGINES FOR RB211-535E4 BASE ENGINES OR DIFFERENT CONFIGURATION RB211-535E4-B-37/() ENGINES FOR RB211-535E4-B BASE ENGINES REFERENCE SERVICE BULLETIN: RB211-72-C547 VK0680 RB211-72-8910 VK0680 POST RAPID REVISION: RR92014-183A-RC-E FOR NHA/OTHER SYS DET SEE: 71-00-02-04	002004 006100 102102	RF
- 2	UL36209		ENGINE ASSY-Q.E.C.U. RB211-535E43719 MAXIMUM NEUT SUPPLIER CODE: VK0680 FOR NHA/OTHER SYS DET SEE: 71-00-02-04	950951	RF
- 3	BCREF17395		ENGINE ASSY-Q.E.C.U. RB211-535E43739 BASIC ENGINE CONFIG. AND PHASE 5 COMBUSTOR 40,100 LB THRUST SUPPLIER CODE: VK0680 OVERLENGTH PART NUMBER: RB211-535E4-37-39E FOR NHA/OTHER SYS DET SEE: 71-00-02-10	108120	RF

MISSING ITEM NUMBERS NOT APPLICABLE

- ITEM NOT ILLUSTRATED

79-34-01-01

79-34-01  
FIG. 01  
PAGE 2  
JAN 20/09

BRI



757

PARTS CATALOG (MAINTENANCE)

FIG ITEM	PART NUMBER	1 2 3 4 5 6 7	NOMENCLATURE	EFFECT FROM TO	UNITS PER ASSY
1					
- 3	BCREF17101		ENGINE ASSY-Q.E.C.U. RB211-535E43744 BASIC ENGINE CONFIG. BAYONET MCD AND PHASE 5 COMBUSTOR 40,100 LB THRUST SUPPLIER CODE: VK0680 OVERLENGTH PART NUMBER: RB211-535E4-3744E FOR NHA/OTHER SYS DET SEE: 71-00-02-10	103106	RF
- 3	UL38163		ENGINE ASSY-Q.E.C.U. RB211-535E43724 BASIC ENGINE CONFIG. BAYONET MCD 40,100 LB THRUST SUPPLIER CODE: VK0680 FOR NHA/OTHER SYS DET SEE: 71-00-02-10	101101	RF
5	1122492		.TRANSMITTER ASSY-OIL TEMP SUPPLIER CODE: V35918	002004 006999	1
10	KB29661		.WASHER- SUPPLIER CODE: VK0680	002004 006999	1

MISSING ITEM NUMBERS NOT APPLICABLE

- ITEM NOT ILLUSTRATED

BRI

79-34-01-01

BOEING PROPRIETARY - Copyright © - Unpublished Work - See title page for details.

79-34-01  
FIG. 01  
PAGE 3  
JAN 20/09

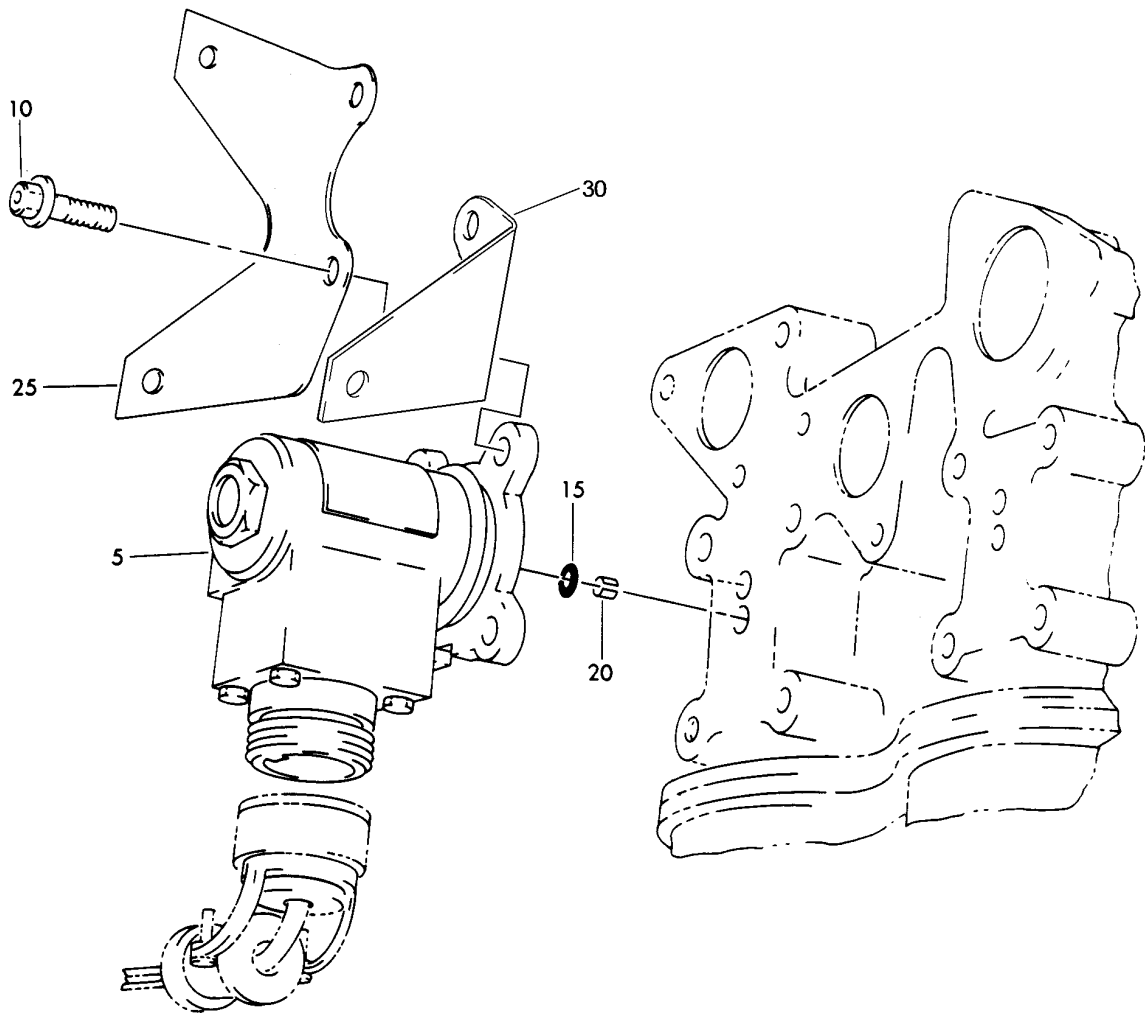
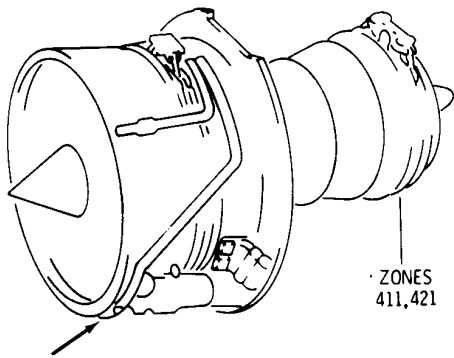
## OIL FILTER CLOGGING

BRI  
MAY 28/07

79-35-00  
SECTION TITLE  
PAGE 1



**BOEING**  
757  
PARTS CATALOG (MAINTENANCE)



Y 79350101 REV 225

SWITCH-OIL FILTER DIFF PRESSURE (RB211-535)

FIGURE 1

**79-35-01-01**

BRI  
MAY 28/07

79-35-01-01  
PAGE 0



757

PARTS CATALOG (MAINTENANCE)

FIG ITEM	PART NUMBER	1 2 3 4 5 6 7	NOMENCLATURE	EFFECT FROM TO	UNITS PER ASSY
1					
- 1	UL20697		SWITCH-OIL FILTER DIFF PRESSURE (RB211-535) ENGINE ASSY-Q.E.C.U. RB211-535E43711 MAXIMUM NEUT WITH GRAVINER FIRE DETECTORS, BAYONET MCD, NON-MODULATED IDG COOLING 40,000 LB THRUST SUPPLIER CODE: VK0680 REFERENCE SERVICE BULLETIN: 71-0058R4 QUALIFIED SB I/W DATA: INTERMIX OF ONE OR SUBSTITUTION OF TWO DIFFERENT CONFIGURATION RB211-535E4-37/() ENGINES FOR RB211-535 E4 BASE ENGINES REFERENCE SERVICE BULLETIN: RB211-72-C547 VK0680 FOR NHA/OTHER SYS DET SEE: 71-00-02-04	002004 006999 121503 904949 952999	RF
- 1	UL20702		ENGINE ASSY-Q.E.C.U. RB211-535E43711 BASIC ENGINE CONFIG. WITH GRAVINER FIRE DETECTORS, BAYONET MCD, NON-MODULATED IDG COOLING 40,100 LB THRUST SUPPLIER CODE: VK0680 FOR NHA/OTHER SYS DET SEE: 71-00-02-10	504903	RF
- 1	UL19722		ENGINE ASSY-Q.E.C.U. RB211-535E43711 MAXIMUM NEUT SUPPLIER CODE: VK0680 FOR NHA/OTHER SYS DET SEE: 71-00-02-04	107107	RF

MISSING ITEM NUMBERS NOT APPLICABLE

- ITEM NOT ILLUSTRATED

BRI

79-35-01-01

BOEING PROPRIETARY - Copyright © - Unpublished Work - See title page for details.

79-35-01  
 FIG. 01  
 PAGE 1  
 JAN 20/09



757

PARTS CATALOG (MAINTENANCE)

FIG ITEM	PART NUMBER	1 2 3 4 5 6 7	NOMENCLATURE	EFFECT FROM TO	UNITS PER ASSY
1					
- 2	UL20698		ENGINE ASSY-Q.E.C.U. RB211-535E43712 MAXIMUM NEUT SUPPLIER CODE: VK0680 REFERENCE SERVICE BULLETIN: 71-0058R7 QUALIFIED SB I/W DATA: INTERMIX OF ONE OR SUBSTITUTION OF TWO DIFFERENT CONFIGURATION RB211-535E4-37/() ENGINES FOR RB211-535E4 BASE ENGINES OR DIFFERENT CONFIGURATION RB211-535E4-B-37/() ENGINES FOR RB211-535E4-B BASE ENGINES REFERENCE SERVICE BULLETIN: RB211-72-C547 VK0680 RB211-72-8910 VK0680 POST RAPID REVISION: RR92014-183A-RC-E FOR NHA/OTHER SYS DET SEE: 71-00-02-04	002004 006100 102102	RF
- 2	UL36209		ENGINE ASSY-Q.E.C.U. RB211-535E43719 MAXIMUM NEUT SUPPLIER CODE: VK0680 FOR NHA/OTHER SYS DET SEE: 71-00-02-04	950951	RF
- 3	BCREF17395		ENGINE ASSY-Q.E.C.U. RB211-535E43739 BASIC ENGINE CONFIGURATION AND PHASE 5 COMBUSTOR 40,100 LB THRUST SUPPLIER CODE: VK0680 OVERLENGTH PART NUMBER: RB211-535E4-37-39E FOR NHA/OTHER SYS DET SEE: 71-00-02-10	108120	RF

MISSING ITEM NUMBERS NOT APPLICABLE

- ITEM NOT ILLUSTRATED

BRI

79-35-01-01

BOEING PROPRIETARY - Copyright © - Unpublished Work - See title page for details.

79-35-01  
FIG. 01  
PAGE 2  
JAN 20/09



757

PARTS CATALOG (MAINTENANCE)

FIG ITEM	PART NUMBER	1 2 3 4 5 6 7	NOMENCLATURE	EFFECT FROM TO	UNITS PER ASSY
1 -	3 BCREP17101		ENGINE ASSY-Q.E.C.U. RB211-535E43744 BASIC ENGINE CONFIGURATION, BAYONET MCD AND PHASE 5 COMBUSTOR 40,100 LB THRUST SUPPLIER CODE: VK0680 OVERLENGTH PART NUMBER: RB211-535E4-3744E FOR NHA/OTHER SYS DET SEE: 71-00-02-10	103106	RF
-	3 UL38163		ENGINE ASSY-Q.E.C.U. RB211-535E43724 BASIC ENGINE CONFIGURATION, BAYONET MCD 40,100 LB THRUST SUPPLIER CODE: VK0680 FOR NHA/OTHER SYS DET SEE: 71-00-02-10	101101	RF
	5 21SN04-104B		.SWITCH-OIL FILTER DIFF PRESSURE SUPPLIER CODE: V02750 POST SERVICE BULLETIN: 73-7178PT03 VK0680 PRE SERVICE BULLETIN: 73-8849 VK0680	002004 006100 102102 107107 121949 952999	1
	5 21SN04-104E		.SWITCH-OIL FILTER DIFF PRESSURE SUPPLIER CODE: V02750 POST SERVICE BULLETIN: 73-9826PT01 VK0680	002004 006999	1
	5 21SN04-104F		.SWITCH-OIL FILTER DIFF PRESSURE SUPPLIER CODE: V02750 POST SERVICE BULLETIN: 73-9826PT01 VK0680	002004 006999	1

MISSING ITEM NUMBERS NOT APPLICABLE

- ITEM NOT ILLUSTRATED

BRI

79-35-01-01

BOEING PROPRIETARY - Copyright © - Unpublished Work - See title page for details.

79-35-01  
FIG. 01  
PAGE 3  
JAN 20/09



757

PARTS CATALOG (MAINTENANCE)

FIG ITEM	PART NUMBER	1 2 3 4 5 6 7	NOMENCLATURE	EFFECT FROM TO	UNITS PER ASSY
1	5 21SN04-104D		.SWITCH-OIL FILTER DIFF PRESSURE SUPPLIER CODE: V02750 POST SERVICE BULLETIN: 73-8849PT01 VK0680 PRE SERVICE BULLETIN: 73-9826 VK0680 ATTACHING PARTS	002004 006102 107999	1
	10 AS21015		.BOLT	002004 006999	4
	15 KB27108		-----*----- .SEAL- SUPPLIER CODE: VK0680	002004 006999	2
	20 K11504		.RING-RETAINING SUPPLIER CODE: VK0680	002004 006999	2
	25 LK50923		.BRACKET-LT HARNESS SPRT ANGLE SUPPLIER CODE: VK0680	002004 006999	1
	30 LK44134		.BRACKET-CLIP ANGLE SUPPLIER CODE: VK0680 CONFIG CHG DATA FROM A CMM: FOR INTRCHG SEE RR IPC POST SERVICE BULLETIN: 71-B547PT01 VK0680 PRE SERVICE BULLETIN: 79-C349 VK0680	103106 108120	1
	30 UL38723		.BRACKET-CLIP ANGLE SUPPLIER CODE: VK0680 CONFIG CHG DATA FROM A CMM: FOR INTRCHG SEE RR IPC POST SERVICE BULLETIN: 79-C349PT01 VK0680	103106 108120	1

MISSING ITEM NUMBERS NOT APPLICABLE

- ITEM NOT ILLUSTRATED

BRI

79-35-01-01

BOEING PROPRIETARY - Copyright © - Unpublished Work - See title page for details.

79-35-01  
FIG. 01  
PAGE 4  
JAN 20/09



757

PARTS CATALOG (MAINTENANCE)

FIG ITEM	PART NUMBER	1 2 3 4 5 6 7	NOMENCLATURE	EFFECT FROM TO	UNITS PER ASSY
1 30	LK44134		.BRACKET-CLIP ANGLE SUPPLIER CODE: VK0680 POST SERVICE BULLETIN: 71-B547PT01 VK0680 PRE SERVICE BULLETIN: 79-C349 VK0680	002004 006102 107107 121999	1
30	UL38723		.BRACKET-CLIP ANGLE SUPPLIER CODE: VK0680 POST SERVICE BULLETIN: 79-C349PT01 VK0680	002004 006102 107107 121999	1

MISSING ITEM NUMBERS NOT APPLICABLE

- ITEM NOT ILLUSTRATED

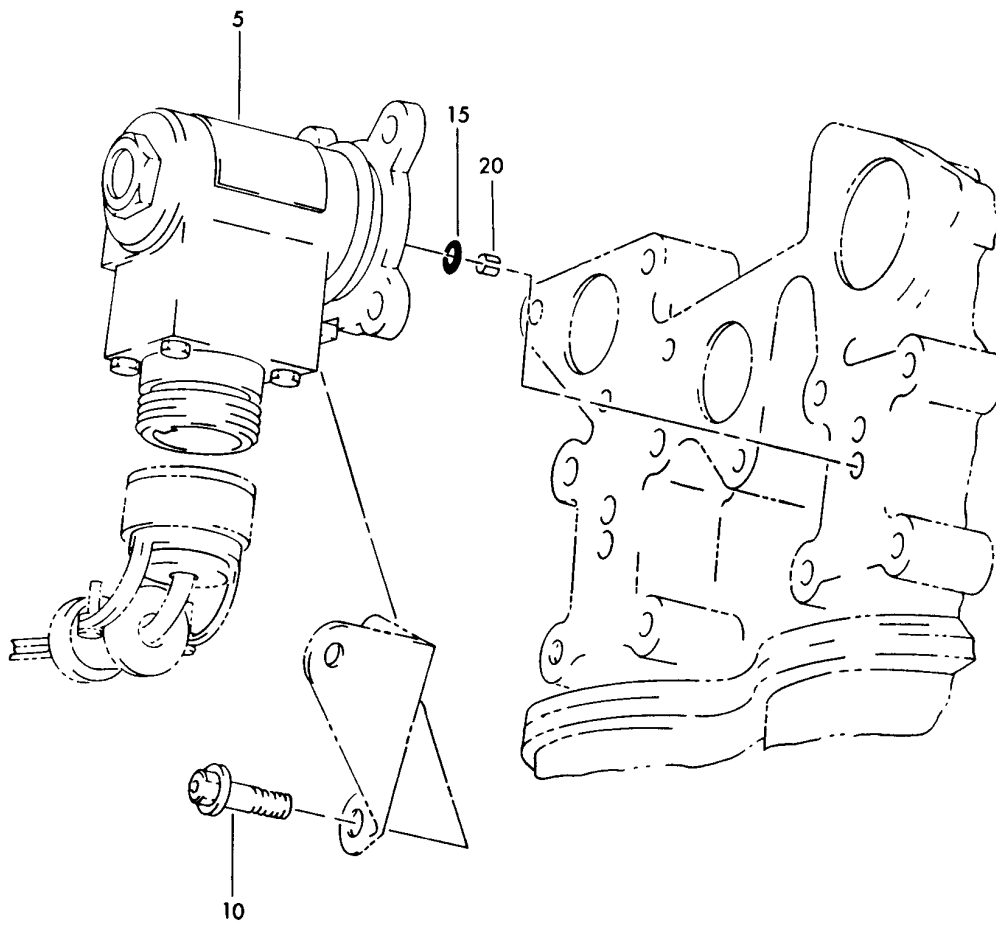
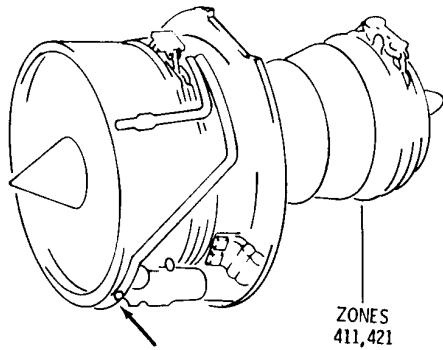
BRI

# 79-35-01-01

BOEING PROPRIETARY - Copyright © - Unpublished Work - See title page for details.

79-35-01  
FIG. 01  
PAGE 5  
JAN 20/09

**BOEING**  
757  
PARTS CATALOG (MAINTENANCE)



Y 79350201 REV 183

SWITCH-SCAVENGE OIL FILTER DIFF PRESSURE (RB211-535)

FIGURE 1

**79-35-02-01**

BRI  
MAY 28/07

79-35-02-01  
PAGE 0

BOEING PROPRIETARY - Copyright © - Unpublished Work - See title page for details.



757

PARTS CATALOG (MAINTENANCE)

FIG ITEM	PART NUMBER	1 2 3 4 5 6 7	NOMENCLATURE	EFFECT FROM TO	UNITS PER ASSY
1					
- 1	UL20697		SWITCH-SCAVENGE OIL FILTER DIFF PRESSURE (RB211-535) ENGINE ASSY-Q.E.C.U. RB211-535E43711 MAXIMUM NEUT WITH GRAVINER FIRE DETECTORS, BAYONET MCD, NON-MODULATED IDG COOLING 40,000 LB THRUST SUPPLIER CODE: VK0680 REFERENCE SERVICE BULLETIN: 71-0058R4 QUALIFIED SB I/W DATA: INTERMIX OF ONE OR SUBSTITUTION OF TWO DIFFERENT CONFIGURATION RB211-535E4-37/() ENGINES FOR RB211-535 E4 BASE ENGINES REFERENCE SERVICE BULLETIN: RB211-72-C547 VK0680 FOR NHA/OTHER SYS DET SEE: 71-00-02-04	002004 006999 121503 904949 952999	RF
- 1	UL20702		ENGINE ASSY-Q.E.C.U. RB211-535E43711 BASIC ENGINE CONFIG. WITH GRAVINER FIRE DETECTORS, BAYONET MCD, NON-MODULATED IDG COOLING 40,100 LB THRUST SUPPLIER CODE: VK0680 FOR NHA/OTHER SYS DET SEE: 71-00-02-10	504903	RF
- 1	UL19722		ENGINE ASSY-Q.E.C.U. RB211-535E43711 MAXIMUM NEUT SUPPLIER CODE: VK0680 FOR NHA/OTHER SYS DET SEE: 71-00-02-04	107107	RF

MISSING ITEM NUMBERS NOT APPLICABLE

- ITEM NOT ILLUSTRATED

BRI

79-35-02-01

BOEING PROPRIETARY - Copyright © - Unpublished Work - See title page for details.

79-35-02  
FIG. 01  
PAGE 1  
JAN 20/09





757

PARTS CATALOG (MAINTENANCE)

FIG ITEM	PART NUMBER	1 2 3 4 5 6 7	NOMENCLATURE	EFFECT FROM TO	UNITS PER ASSY
1 -	2 UL20698		ENGINE ASSY-Q.E.C.U. RB211-535E43712 MAXIMUM NEUT SUPPLIER CODE: VK0680 REFERENCE SERVICE BULLETIN: 71-0058R7 QUALIFIED SB I/W DATA: INTERMIX OF ONE OR SUBSTITUTION OF TWO DIFFERENT CONFIGURATION RB211-535E4-37/() ENGINES FOR RB211-535E4 BASE ENGINES OR DIFFERENT CONFIGURATION RB211-535E4-B-37/() ENGINES FOR RB211-535E4-B BASE ENGINES REFERENCE SERVICE BULLETIN: RB211-72-C547 VK0680 RB211-72-8910 VK0680 POST RAPID REVISION: RR92014-183A-RC-E FOR NHA/OTHER SYS DET SEE: 71-00-02-04	002004 006100 102102	RF
-	2 UL36209		ENGINE ASSY-Q.E.C.U. RB211-535E43719 MAXIMUM NEUT SUPPLIER CODE: VK0680 FOR NHA/OTHER SYS DET SEE: 71-00-02-04	950951	RF
-	3 BCREf17395		ENGINE ASSY-Q.E.C.U. RB211-535E43739 BASIC ENGINE CONFIG. AND PHASE 5 COMBUSTOR 40,100 LB THRUST SUPPLIER CODE: VK0680 OVERLENGTH PART NUMBER: RB211-535E4-37-39E FOR NHA/OTHER SYS DET SEE: 71-00-02-10	108120	RF

MISSING ITEM NUMBERS NOT APPLICABLE

- ITEM NOT ILLUSTRATED

BRI

79-35-02-01

BOEING PROPRIETARY - Copyright © - Unpublished Work - See title page for details.

79-35-02  
FIG. 01  
PAGE 2  
JAN 20/09



757

PARTS CATALOG (MAINTENANCE)

FIG ITEM	PART NUMBER	1 2 3 4 5 6 7	NOMENCLATURE	EFFECT FROM TO	UNITS PER ASSY
1 -	3 BCRE17101		ENGINE ASSY-Q.E.C.U. RB211-535E43744 BASIC ENGINE CONFIG. BAYONET MCD AND PHASE 5 COMBUSTOR 40,100 LB THRUST SUPPLIER CODE: VK0680 OVERLENGTH PART NUMBER: RB211-535E4-3744E FOR NHA/OTHER SYS DET SEE: 71-00-02-10	103106	RF
-	3 UL38163		ENGINE ASSY-Q.E.C.U. RB211-535E43724 BASIC ENGINE CONFIG. BAYONET MCD 40,100 LB THRUST SUPPLIER CODE: VK0680 FOR NHA/OTHER SYS DET SEE: 71-00-02-10	101101	RF
	5 21SN04-104B		.SWITCH-RETURN OIL FILTER DIFF PRESSURE SUPPLIER CODE: V02750 POST SERVICE BULLETIN: 73-7178PT03 VK0680 PRE SERVICE BULLETIN: 73-8849 VK0680	002004 006100 102102 107107 121949 952999	1
	5 21SN04-104E		.SWITCH-RETURN OIL FILTER DIFF PRESSURE SUPPLIER CODE: V02750 POST SERVICE BULLETIN: 73-9816PT01 VK0680	002004 006999	1
	5 21SN04-104F		.SWITCH-RETURN OIL FILTER DIFF PRESSURE SUPPLIER CODE: V02750 CONFIG CHG DATA FROM A CMM: FOR INTRCHG SEE RR IPC POST SERVICE BULLETIN: 73-9826PT01 VK0680	002004 006999	1

MISSING ITEM NUMBERS NOT APPLICABLE

- ITEM NOT ILLUSTRATED

BRI

79-35-02-01

BOEING PROPRIETARY - Copyright © - Unpublished Work - See title page for details.

79-35-02  
FIG. 01  
PAGE 3  
JAN 20/09



757

PARTS CATALOG (MAINTENANCE)

FIG ITEM	PART NUMBER	1 2 3 4 5 6 7	NOMENCLATURE	EFFECT FROM TO	UNITS PER ASSY
1					
5	21SN04-104D		.SWITCH-RETURN OIL FILTER DIFF PRESSURE SUPPLIER CODE: V02750 CONFIG CHG DATA FROM A CMM: FOR INTRCHG SEE RR IPC POST SERVICE BULLETIN: 73-8849PT01 VK0680 PRE SERVICE BULLETIN: 73-9826 VK0680 ATTACHING PARTS	002004 006102 107999	1
10	AS21014		.BOLT	002004 006999	4
			-----*-----		
15	KB27108		.SEAL- SUPPLIER CODE: VK0680	002004 006999	2
20	K11504		.RING-RETAINING SUPPLIER CODE: VK0680	002004 006999	2

MISSING ITEM NUMBERS NOT APPLICABLE

- ITEM NOT ILLUSTRATED

BRI

79-35-02-01

BOEING PROPRIETARY - Copyright © - Unpublished Work - See title page for details.

79-35-02  
FIG. 01  
PAGE 4  
JAN 20/09