

**CHAPTER**

**79**

**OIL**



**757-200**  
**WIRING DIAGRAM MANUAL**

**CHAPTER 79**  
**OIL**

CH-SC-SU	Schem	Page	Sheet	Date	CH-SC-SU	Schem	Page	Sheet	Date
79-EFFECTIVE PAGES									
		1		Oct 09/2008					
		2		BLANK					
79-CONTENTS									
		1		Dec 18/2007					
		2		BLANK					
79-ALPHABETICAL INDEX									
		1		Jan 21/2005					
		2		BLANK					
79-31-11									
		1		Apr 27/2005					
		2		Apr 27/2005					
79-32-11									
		1		Apr 27/2005					
		2		Apr 27/2005					
79-33-11									
		1		Apr 27/2005					
79-34-11									
		1		Apr 27/2005					
		2		Apr 27/2005					
79-35-11									
		1		Jan 21/2005					

A = Added, R = Revised, D = Deleted, O = Overflow

**79-EFFECTIVE PAGES**

Page 1  
Oct 09/2008

D280N032



757-200

## WIRING DIAGRAM MANUAL

### CHAPTER 79 OIL

Title	CH-SC-SU	Schem	Page	Sheet	Date	Effectivity
<b><u>OIL QUANTITY INDICATING SYSTEM</u></b>						
ENGINE OIL - QUANTITY INDICATION	79-31-11		1		Apr 27/2005	001-099
			2		Apr 27/2005	115-199
<b><u>OIL PRESSURE INDICATING SYSTEM</u></b>						
ENGINE OIL - PRESSURE INDICATION	79-32-11		1		Apr 27/2005	001-099
			2		Apr 27/2005	115-199
<b><u>LOW OIL PRESSURE WARNING SYSTEM</u></b>						
ENGINE OIL - LOW PRESSURE WARNING	79-33-11		1		Apr 27/2005	ALL
<b><u>OIL TEMPERATURE INDICATING SYSTEM</u></b>						
ENGINE OIL - TEMPERATURE INDICATION	79-34-11		1		Apr 27/2005	001-099
			2		Apr 27/2005	115-199
<b><u>OIL FILTER BYPASS WARNING SYSTEM</u></b>						
ENGINE OIL FILTER - BYPASS WARNING	79-35-11		1		Jan 21/2005	ALL

## 79-CONTENTS

D280N032

BOEING PROPRIETARY - Copyright © Unpublished Work - See title page for details

Page 1  
Dec 18/2007



757-200

## WIRING DIAGRAM MANUAL

### CHAPTER 79 OIL

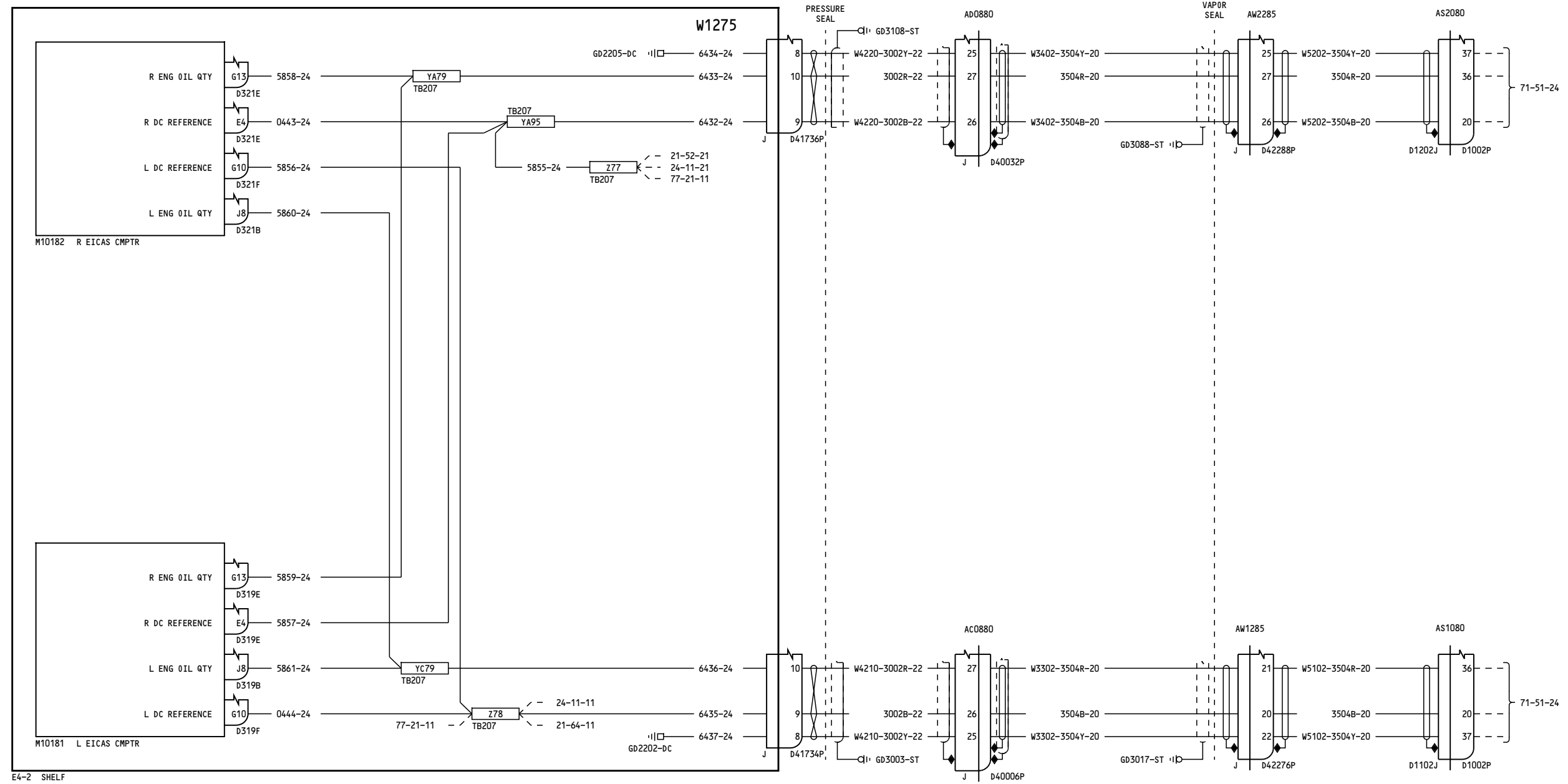
CH-SC-SU	Title
79-33-11	ENGINE OIL - LOW PRESSURE WARNING
79-32-11	ENGINE OIL - PRESSURE INDICATION
79-31-11	ENGINE OIL - QUANTITY INDICATION
79-34-11	ENGINE OIL - TEMPERATURE INDICATION
79-35-11	ENGINE OIL FILTER - BYPASS WARNING

## 79-ALPHABETICAL INDEX

D280N032

BOEING PROPRIETARY - Copyright © Unpublished Work - See title page for details

Page 1  
Jan 21/2005



001-099

**ENGINE OIL - QUANTITY  
INDICATION**

D280N032

**79-31-11**

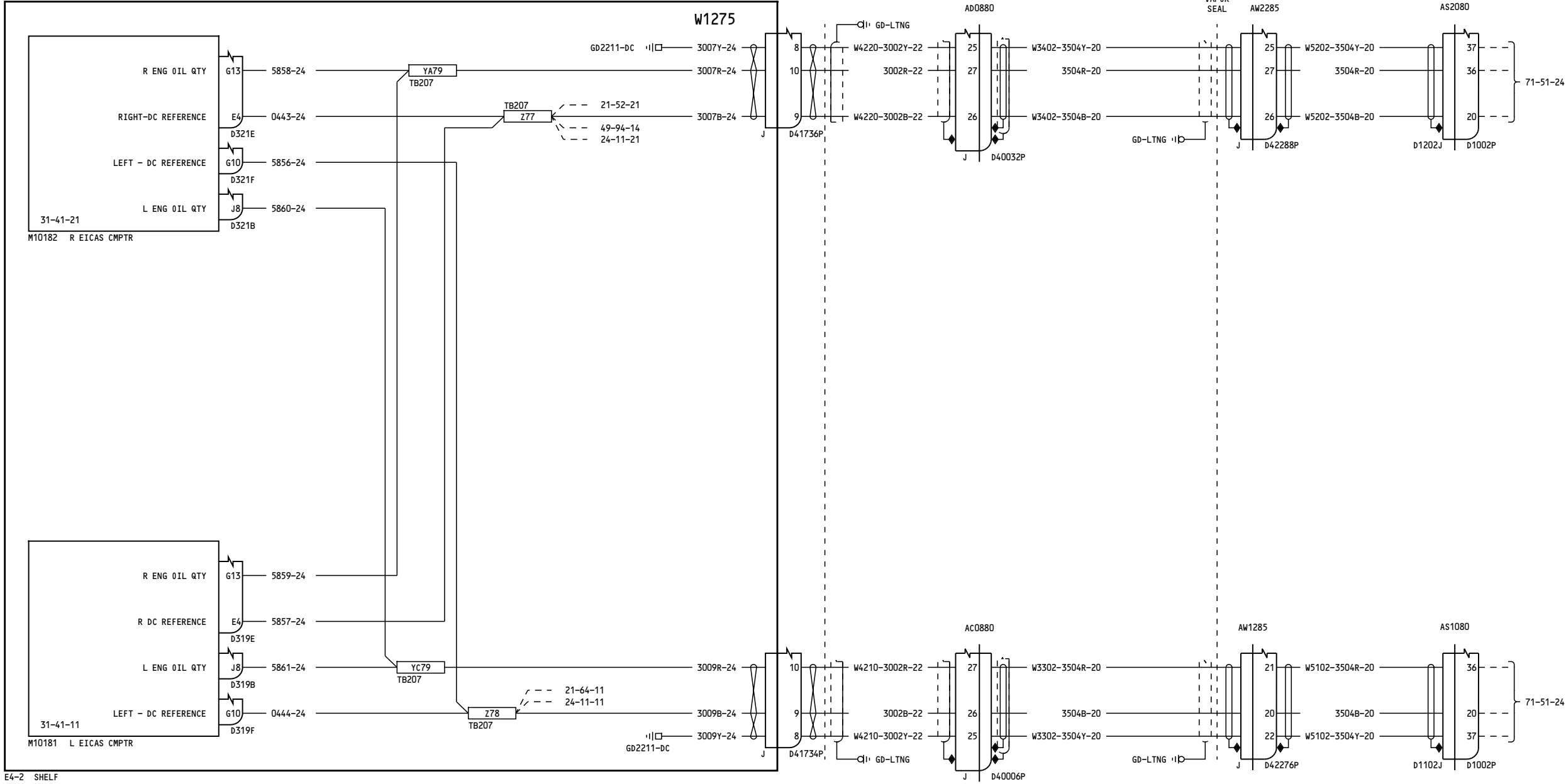
Page 1

Apr 27/2005

**79-31-11**

Page 1

Apr 27/2005



115-199	ENGINE OIL - QUANTITY INDICATION
	D280N032

79-31-11

Page 2

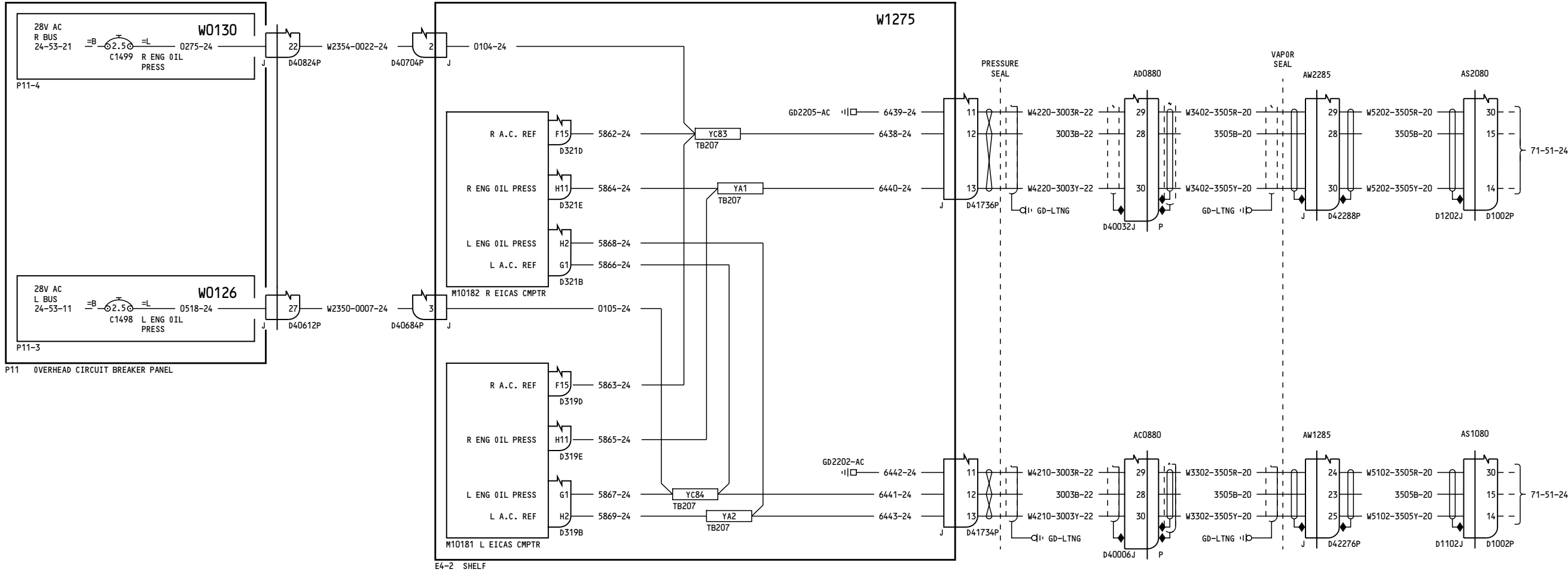
Apr 27/2005

79-31-11

Page 2

Apr 27/2005

26



001-099

**ENGINE OIL - PRESSURE  
INDICATION**

D280N032

**79-32-11**

Page 1

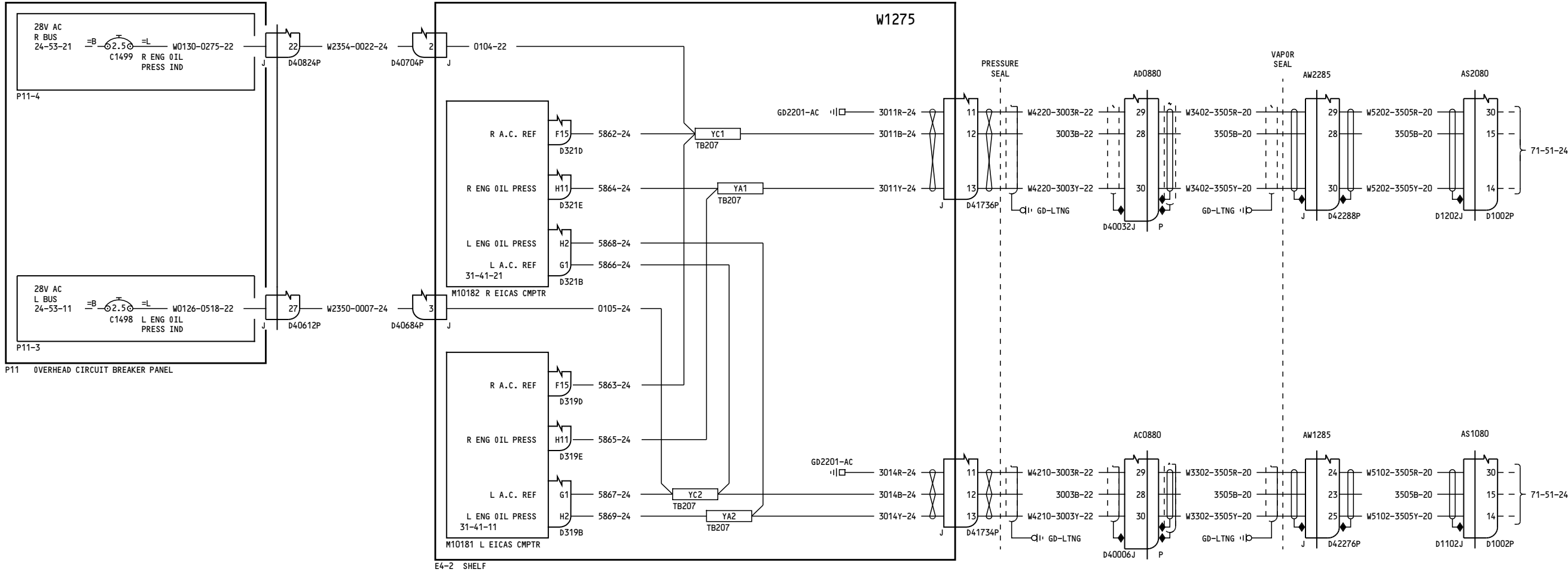
Apr 27/2005

**79-32-11**

Page 1

Apr 27/2005

28



115-199

ENGINE OIL - PRESSURE INDICATION

D280N032

79-32-11

Page 2

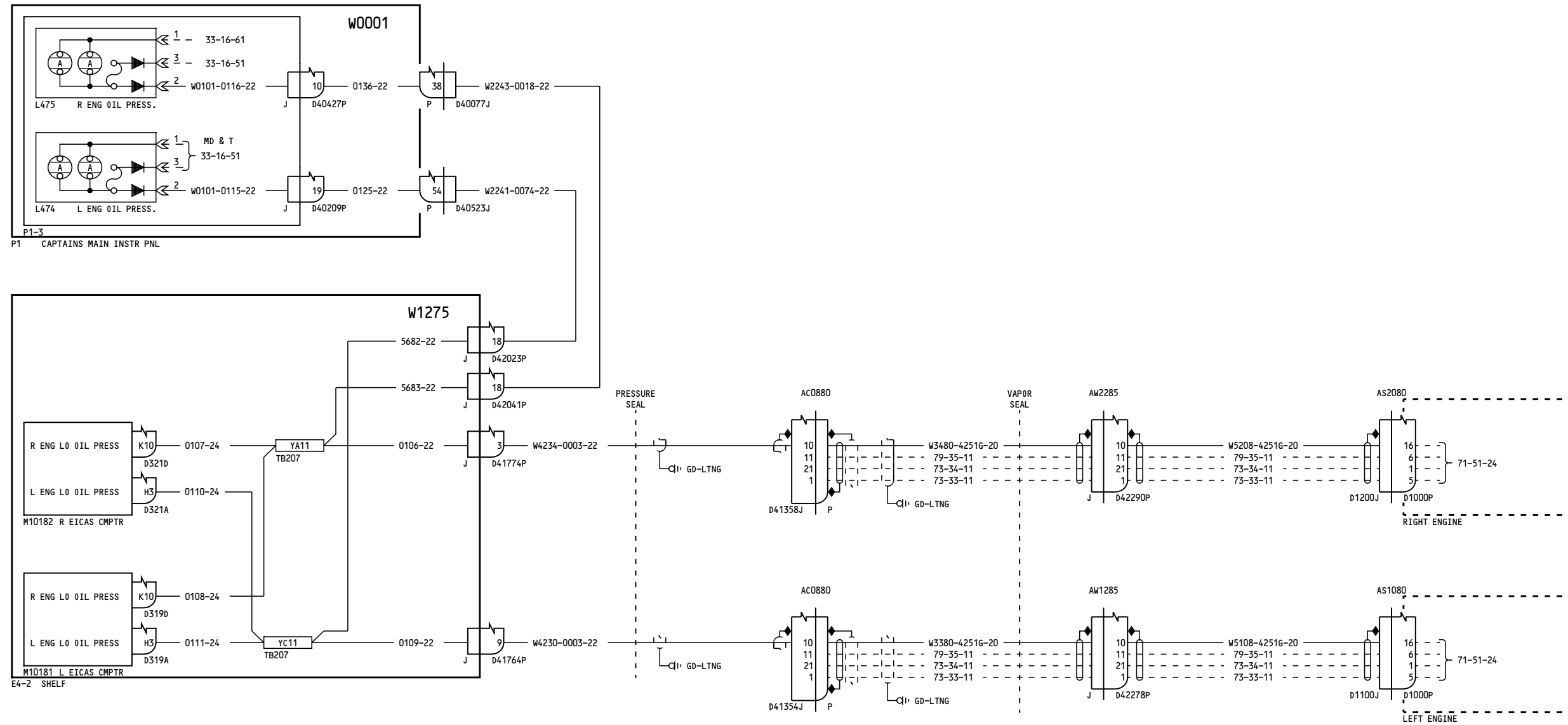
Apr 27/2005

79-32-11

Page 2

Apr 27/2005





ALL

**ENGINE OIL - LOW PRESSURE  
WARNING**

D280N032

**79-33-11**

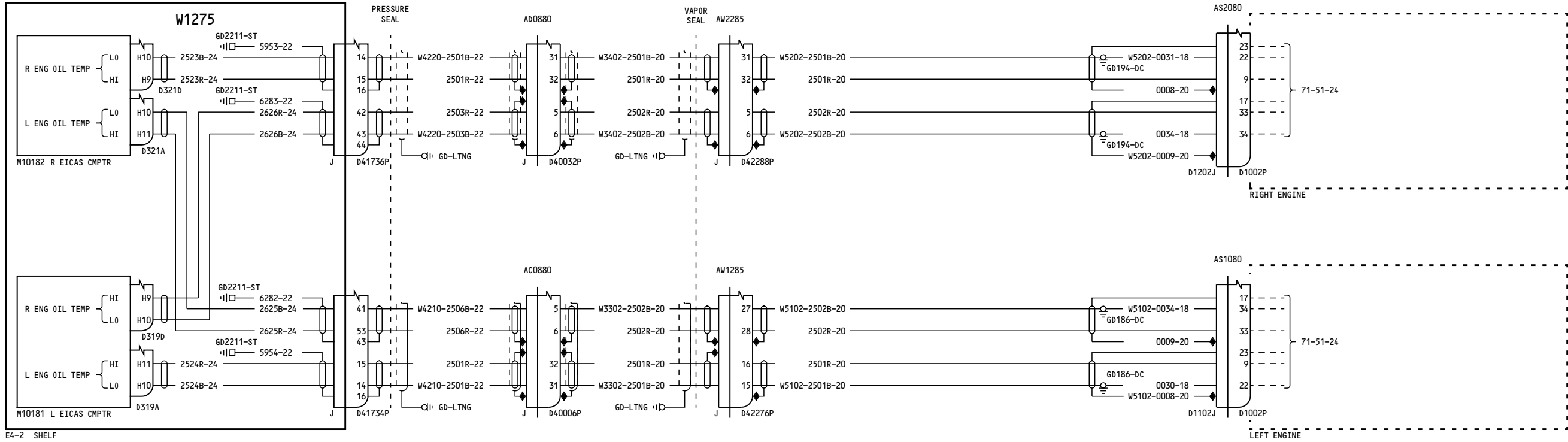
Page 1

Apr 27/2005

**79-33-11**

Page 1

Apr 27/2005



001-099

ENGINE OIL - TEMPERATURE INDICATION

D280N032

79-34-11

Page 1

Apr 27/2005

79-34-11

Page 1

Apr 27/2005



The diagram illustrates the EICAS system wiring for the Right and Left Engines. It includes components such as W1275, W10182, W10181, and various sensors and relays. The diagram also shows connections to the AS2080 and AS1080 units.

**RIGHT ENGINE:**

- W1275:** R ENG OIL TEMP (L0, HI), L ENG OIL TEMP (L0, HI), 31-41-21, M10182 R EICAS CMPTR.
- Sensors:** GD2211-ST, 5953-20, GD2209-ST, 6283-22, 2626R-24, 2626B-24, D321D, D321A, D41736P, GD3108-ST.
- Relays:** AD0880, AW2285.
- Wiring:** W4220-2501B-22, 2501R-22, W3402-2501B-20, 2501R-20, W5202-2501B-20, 2501R-20, W5202-0031-18, W5202-0008-20, W5202-0034-18, W5202-0009-20.
- AS2080:** 23, 22, 9, 17, 33, 34, D1202J, D1002P.
- RIGHT ENGINE:** 71-51-24.

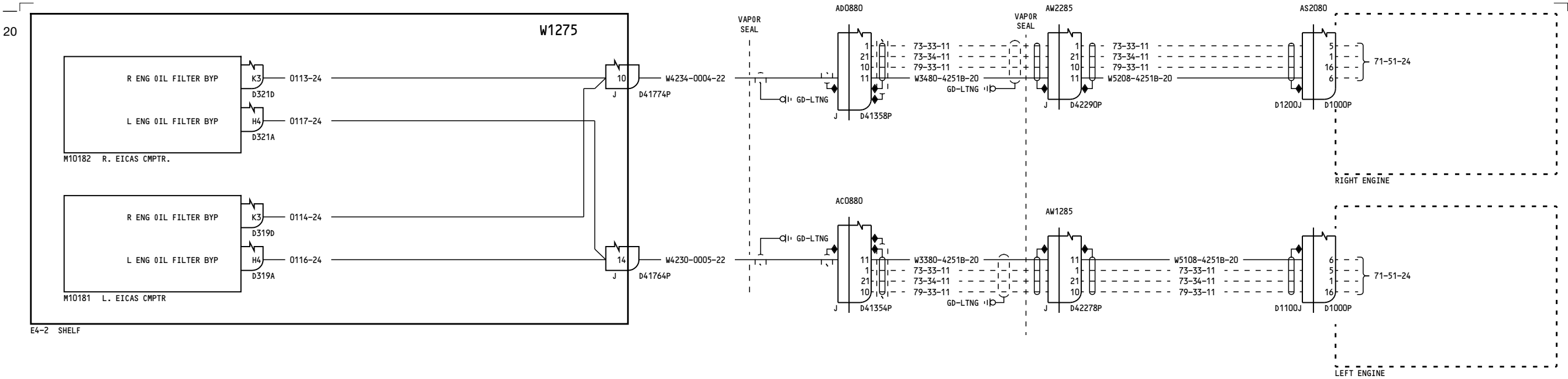
**LEFT ENGINE:**

- W1275:** R ENG OIL TEMP (HI, L0), L ENG OIL TEMP (L0, HI), 31-41-11, M10181 L EICAS CMPTR.
- Sensors:** GD2209-ST, 6282-22, 2625B-24, 2625R-24, GD2211-ST, 5954-20, D319D, D319A, D41734P, GD3003-ST.
- Relays:** AC0880, AW1285.
- Wiring:** W4210-2506B-22, 2506R-22, W3302-2502B-20, 2502R-20, W5102-2502B-20, 2502R-20, W5102-0034-18, W5102-0009-20, W5102-0030-18, W5102-0008-20.
- AS1080:** 17, 34, 33, 23, 22, 9, D1102J, D1002P.
- LEFT ENGINE:** 71-51-24.

**E4-2 SHELF**

Apr 27/2005

BOEING PROPRIETARY - Copyright © - Unpublished Work - See title page for details.



ALL

**ENGINE OIL FILTER -  
BYPASS WARNING**

D280N032

**79-35-11**

Page 1

Jan 21/2005

**79-35-11**

Page 1

Jan 21/2005