

CHAPTER

05

**TIME LIMITS/
MAINTENANCE
CHECKS**



767
ILLUSTRATED TOOL AND EQUIPMENT MANUAL

CHAPTER 05
TIME LIMITS/MAINTENANCE CHECKS

Subject/Page	Date	Subject/Page	Date	Subject/Page	Date
EFFECTIVE PAGES					
1	Oct 10/2008				
2	BLANK				
05-CONTENTS					
1	Apr 10/2008				
2	BLANK				
05-50-01					
1	Apr 10/2006				
2	BLANK				
05-50-02					
1	Apr 10/2008				
2	Apr 10/2008				
05-50-03					
R 1	Oct 10/2008				
2	BLANK				

A = Added, R = Revised, O = Overflow, D = Deleted

05-EFFECTIVE PAGES

Page 1
Oct 10/2008

D634T501



767
ILLUSTRATED TOOL AND EQUIPMENT MANUAL

TABLE OF CONTENTS

<u>Subject</u>	<u>Title</u>	<u>Part No.</u>
05-	TIME LIMITS/MAINTENANCE CHECKS	
05-50-01	AIR FLOW CUP - LOW/HIGH BLOW TEST	G21007-1
05-50-02	LOOP RESISTANCE TEST SET	906-10246-3
05-50-03	CALIBRATION UNIT - LOOP RESISTANCE TESTER	906-10272-5

05-CONTENTS

767
ILLUSTRATED TOOL AND EQUIPMENT MANUAL

PART NUMBER: G21007-1

NAME: AIR FLOW CUP - LOW/HIGH BLOW TEST

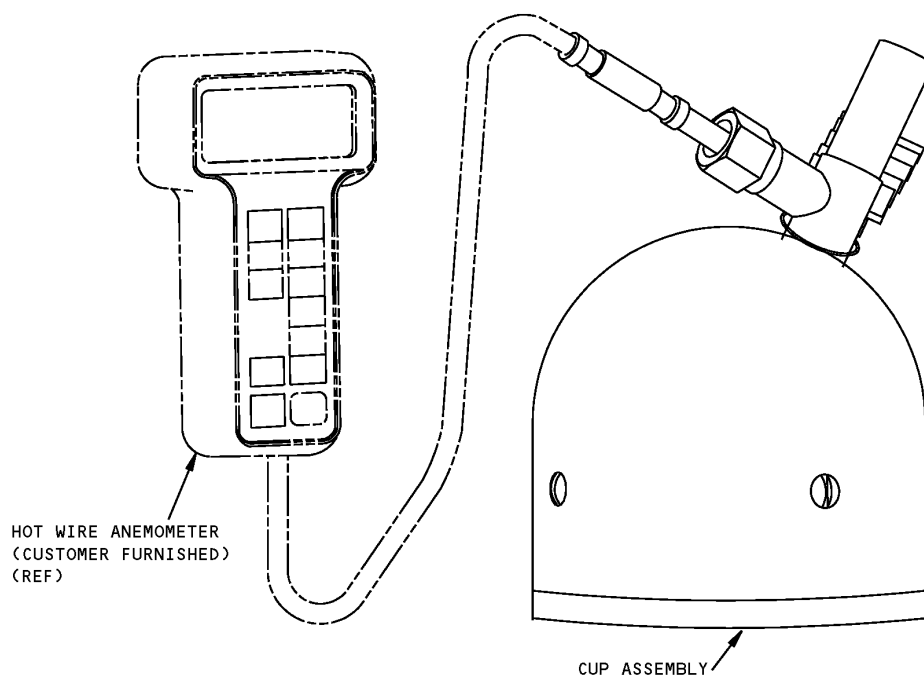
AIRPLANE MAINTENANCE: YES

COMPONENT MAINTENANCE: NO

USAGE & DESCRIPTION: G21007-1 is used on all 767 airplanes. G21007-1 is used during the excess cabin pressure leakage test. Refer to AMM 05-51-24 for complete usage instructions. The G21007-1 consists of a cup assembly and a storage box.

WEIGHT: 4 lbs (1.8 kg)

DIMENSIONS: 7 x 7 x 9 inches (178 x 178 229 mm) (excluding box)



Low/High Blow Test Air Flow Cup
Figure 1

ILLUSTRATED TOOL AND EQUIPMENT MANUAL

PART NUMBER: 906-10246-3

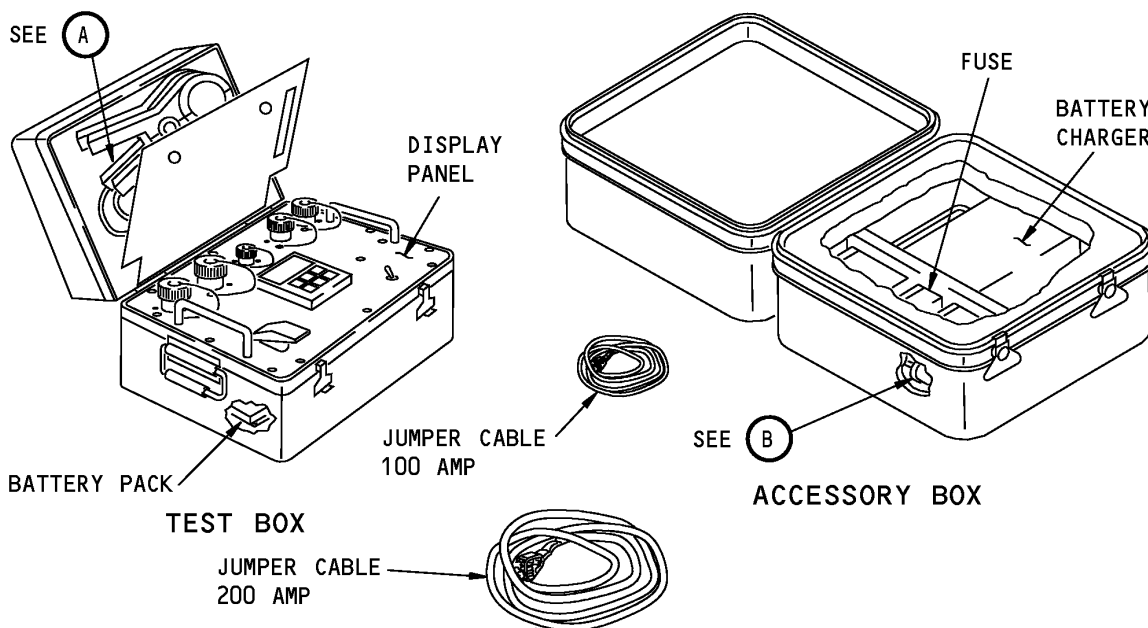
NAME: LOOP RESISTANCE TEST SET

AIRPLANE MAINTENANCE: YES

COMPONENT MAINTENANCE: NO

USAGE & DESCRIPTION: The 906-10246 drawing has been transferred to BAE Systems and will no longer be revised by Boeing. The 906-10246 inclusion in the 767 ITEM is for information and historical purposes only.

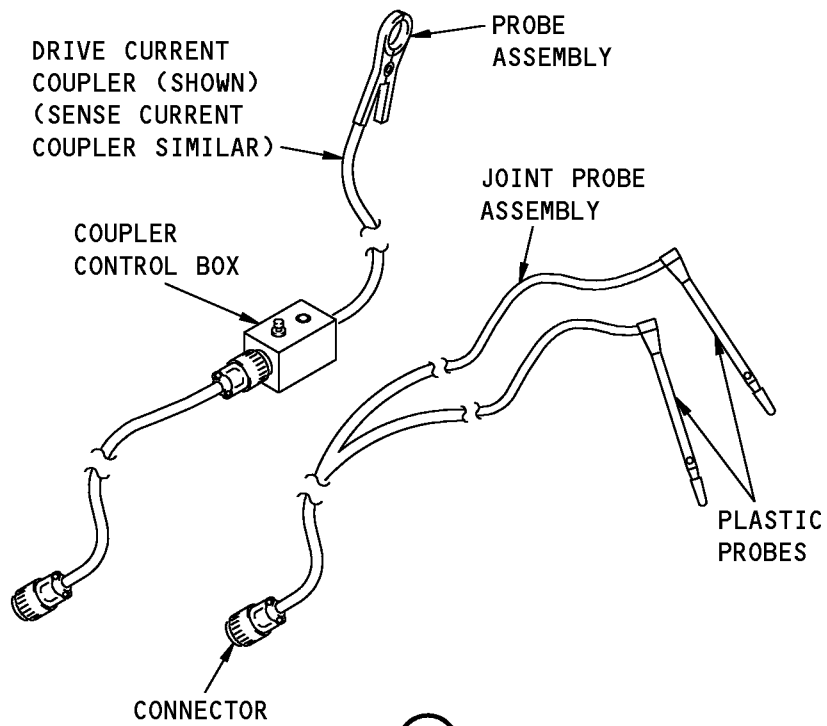
The loop resistance test set is a portable electronic unit for measuring the resistance of electronic cable shielding on cables installed on the 767 airplanes. The 906-10272-1 calibration unit is used for adjusting the calibration for the test set. See the Ground Equipment Technical Manual for maintenance information. Refer to AMM 20-56-01, AMM 20-56-02 and AMM 20-56-03 for test set usage information. This equipment consists of an electrical display panel, a 100 amp jumper cable, a 200 amp jumper cable assembly, a drive current coupler, a sense current coupler, a joint probe assembly, a battery pack all contained in a storage box. An accessory box contains a battery charger and a RS-232 cable assembly.



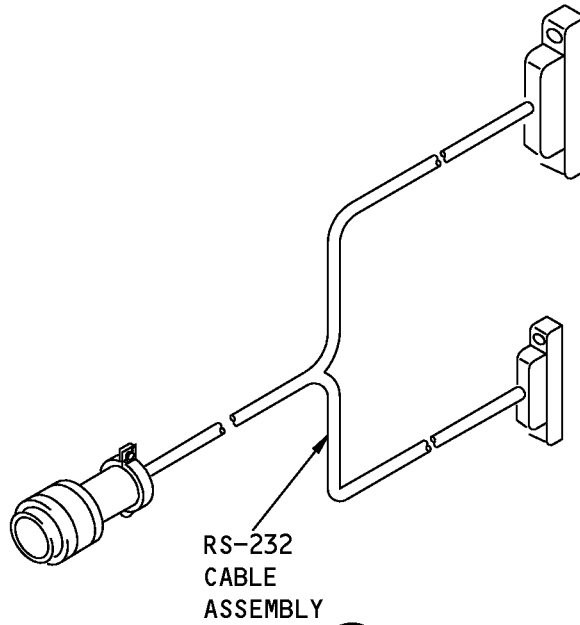
1553687 S0000286229_V1

**Loop Resistance Test Set
Figure 1 (Sheet 1 of 2)**

ILLUSTRATED TOOL AND EQUIPMENT MANUAL



A



B

1553689 S0000286231_V1

Loop Resistance Test Set
Figure 1 (Sheet 2 of 2)

ILLUSTRATED TOOL AND EQUIPMENT MANUAL

PART NUMBER: 906-10272-5

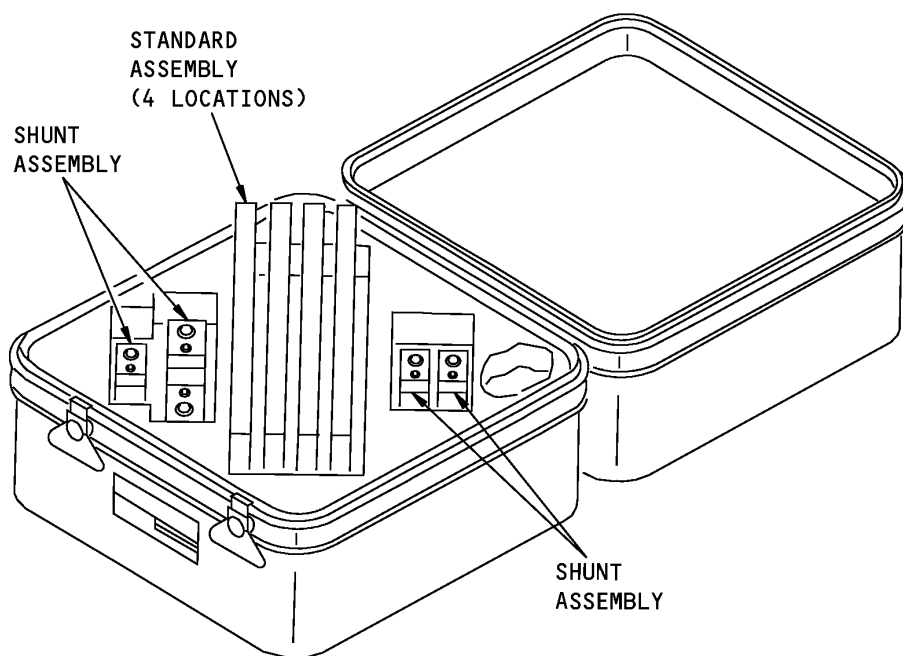
NAME: CALIBRATION UNIT - LOOP RESISTANCE TESTER

AIRPLANE MAINTENANCE: YES

COMPONENT MAINTENANCE: NO

USAGE & DESCRIPTION: The 906-10272-5 drawing has been transferred to BAE Systems and will no longer be revised by Boeing. The 905-10272-5 inclusion in the 767 ITEM is for information and historical purposes only.

I This equipment is used to perform calibration procedures on the 906-10246-3 loop resistance test set. This procedure is normally performed at 12 month intervals. See the Ground Equipment Technical Manual for additional information. This equipment consists of several current shunt assemblies and several standard assemblies all contained in a storage box.



1553690 S0000286233_V1

Loop Resistance Tester Calibration Unit
Figure 1