

CHAPTER

10

**PARKING AND
MOORING**



767
ILLUSTRATED TOOL AND EQUIPMENT MANUAL

CHAPTER 10
PARKING AND MOORING

Subject/Page	Date	Subject/Page	Date	Subject/Page	Date
EFFECTIVE PAGES					
1	Oct 10/2008				
2	BLANK				
10-CONTENTS					
1	Oct 10/2007				
2	BLANK				
10-00-01					
1	Apr 10/2006				
2	Apr 10/2006				
10-10-01					
1	Apr 10/2007				
2	BLANK				
10-10-02					
1	Oct 10/2007				
2	BLANK				

A = Added, R = Revised, O = Overflow, D = Deleted

10-EFFECTIVE PAGES

Page 1
Oct 10/2008

D634T501



767
ILLUSTRATED TOOL AND EQUIPMENT MANUAL

TABLE OF CONTENTS

<u>Subject</u>	<u>Title</u>	<u>Part No.</u>
10-	PARKING AND MOORING	
10-00-01	REMOVAL/INSTALLATION POLE - PITOT-STATIC PROBE COVER	A10002-1, -9
10-10-02	MECHANICAL EQUIPMENT - PITOT STATIC PROBE (INSTALLATION TOOL FOR PITOT STATIC PROBE PROTECTIVE COVER)	ME65B40136-1

10-CONTENTS



767

ILLUSTRATED TOOL AND EQUIPMENT MANUAL

PART NUMBER: A10002-1, -9

NAME: REMOVAL/INSTALLATION POLE - PITOT-STATIC PROBE COVER

AIRPLANE MAINTENANCE: YES

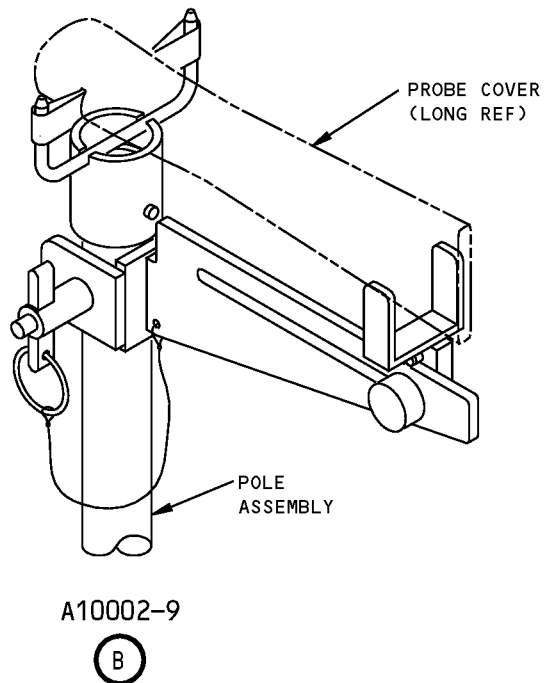
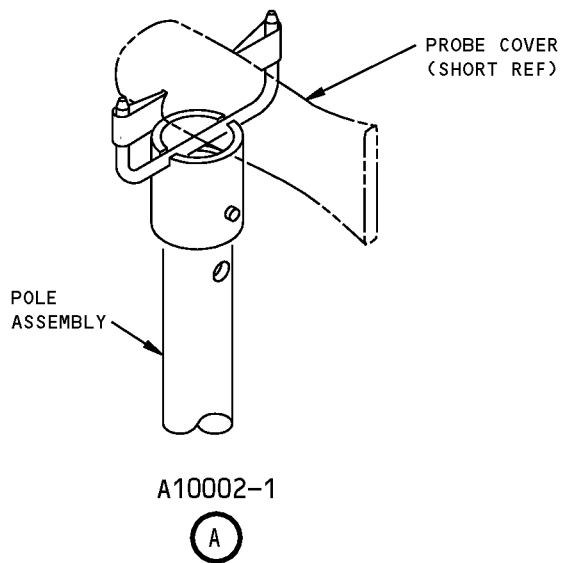
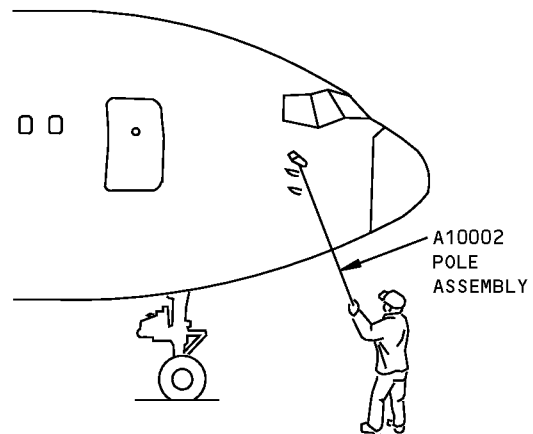
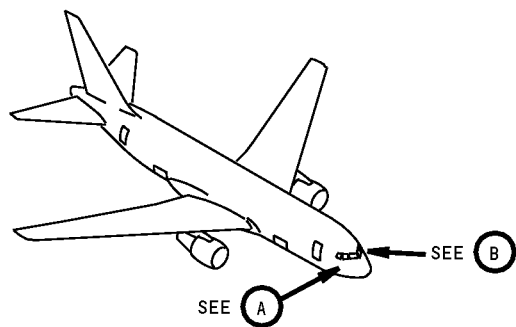
COMPONENT MAINTENANCE: NO

USAGE & DESCRIPTION: This tool consists of an extending aluminum pole with a steel fork used for removal/installation of the pitot probe protective covers. Refer to AMM 10-11-01 for further usage information.

DIMENSIONS: 1-inch dia x 76 inches (25 mm dia x 1930 mm)

NOTE: A10002 replaces ME65B40136-1 for future procurement.
A10002-9 replaces A10002-1 for future procurement.

ILLUSTRATED TOOL AND EQUIPMENT MANUAL



**Pitot-Static Probe Cover Removal/Installation Pole
Figure 1**



767

ILLUSTRATED TOOL AND EQUIPMENT MANUAL

PART NUMBER: PRE65B40136-1 WAS DELETED

ILLUSTRATED TOOL AND EQUIPMENT MANUAL

PART NUMBER: ME65B40136-1

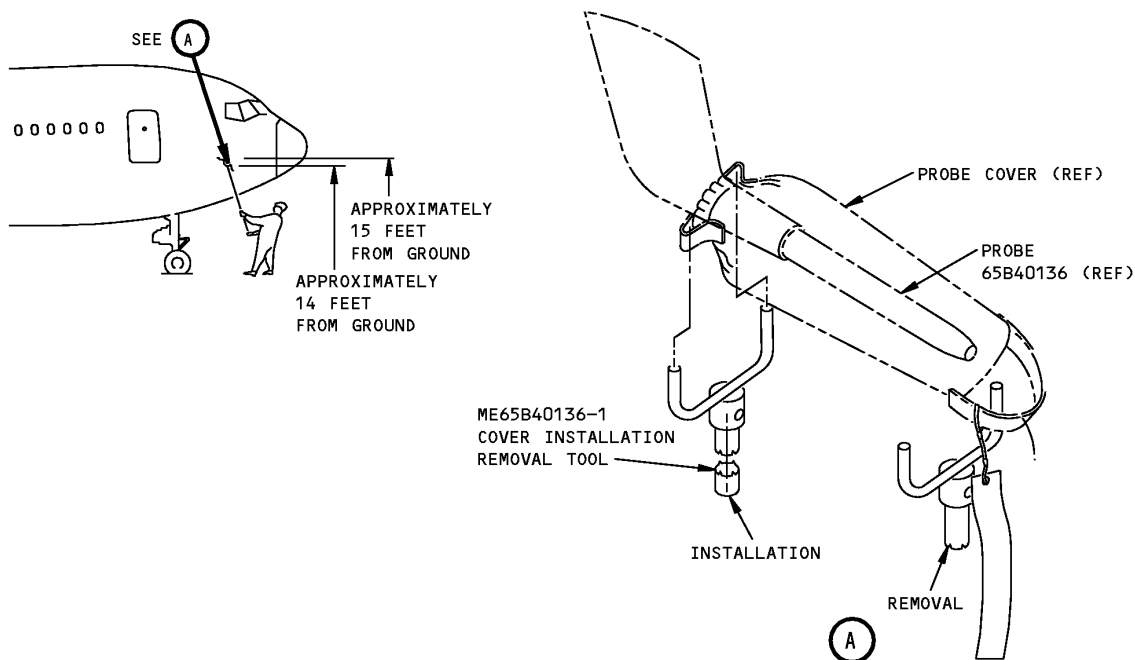
NAME: MECHANICAL EQUIPMENT - PITOT STATIC PROBE (INSTALLATION TOOL FOR PITOT STATIC PROBE PROTECTIVE COVER)

AIRPLANE MAINTENANCE: YES

COMPONENT MAINTENANCE: NO

USAGE & DESCRIPTION: ME65B40136-1 mechanical equipment is used on all 767 airplanes to remove/install the Sesame Technologies protective cover (KPC3-825-8) on the pitot static probe. Removal/installation is accomplished by engaging/disengaging straps on the protective cover (KPC3-825-8 is not a part of this tool). The tool is an aluminum telescoping device approximately 10 feet long in extended position.

NOTE: A10002 replaces ME65B40136-1 for future procurement.



**Installation Tool for Pitot-Static Probe Protective Cover
Figure 1**