

**CHAPTER**

**53**

**FUSELAGE**



767  
ILLUSTRATED TOOL AND EQUIPMENT MANUAL

CHAPTER 53  
FUSELAGE

Subject/Page	Date	Subject/Page	Date	Subject/Page	Date
EFFECTIVE PAGES					
1	Apr 10/2008				
2	BLANK				
53-CONTENTS					
1	Apr 10/2006				
2	BLANK				
53-30-01					
1	Apr 10/2007				
2	Apr 10/2007				
3	Apr 10/2007				
4	BLANK				
53-50-01					
1	Apr 10/2006				
2	Apr 10/2006				

A = Added, R = Revised, O = Overflow, D = Deleted

# 53-EFFECTIVE PAGES



**767**  
**ILLUSTRATED TOOL AND EQUIPMENT MANUAL**

**TABLE OF CONTENTS**

<b><u>Subject</u></b>	<b><u>Title</u></b>	<b><u>Part No.</u></b>
<b>53-</b>	<b>FUSELAGE</b>	
53-30-01	PROBE - FILM RESISTANCE MEASURING	F70328-1
53-50-01	SLING - RADOME	A53001-14

# **53-CONTENTS**



767

## ILLUSTRATED TOOL AND EQUIPMENT MANUAL

PART NUMBER: F70328-1

**NAME:** PROBE - FILM RESISTANCE MEASURING

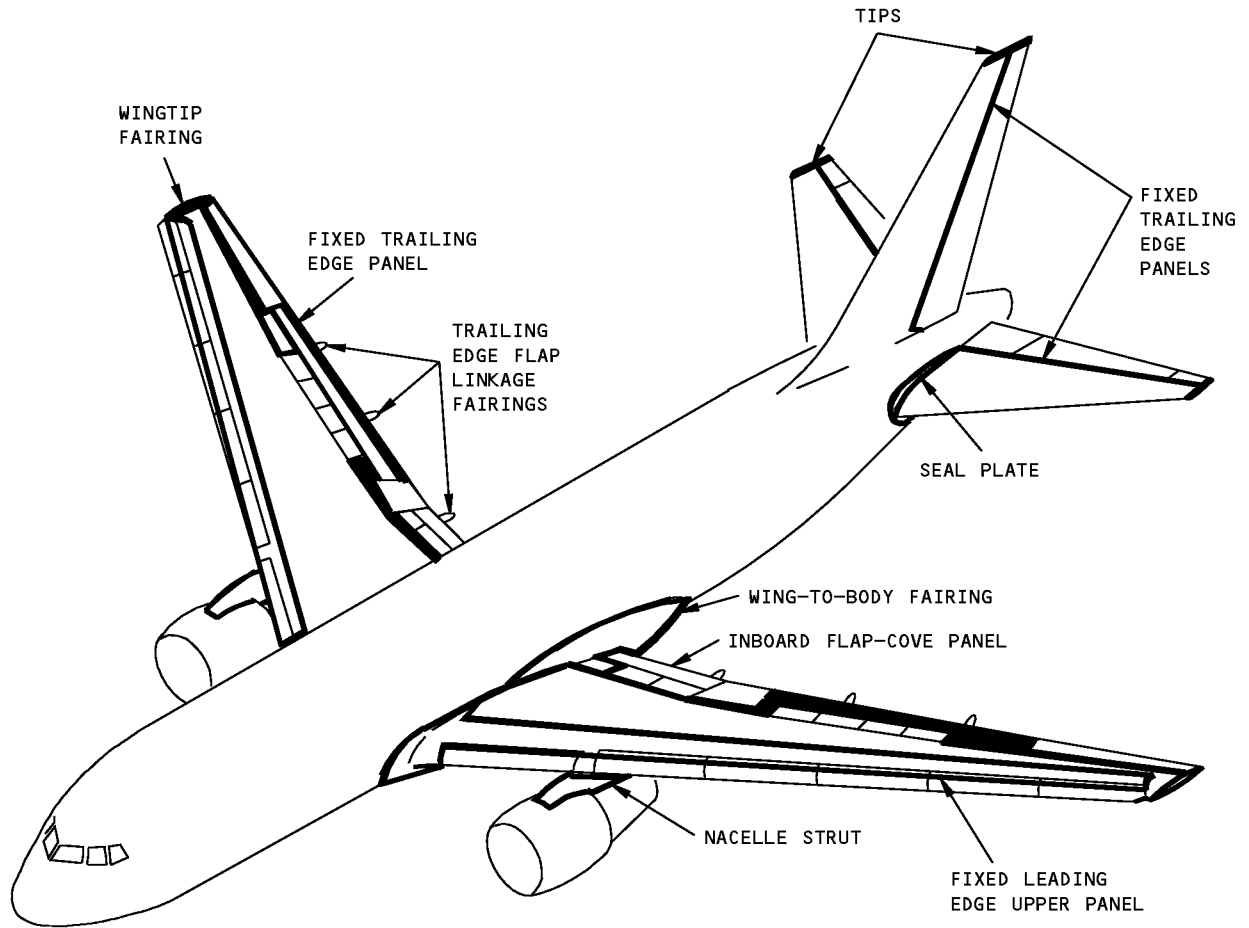
**AIRPLANE MAINTENANCE:** YES

**COMPONENT MAINTENANCE:** NO

**USAGE & DESCRIPTION:** The F70328-1 probe is used on all 767 airplanes. F70328 is used to measure resistance of the electrical bond between conductive coating on nonconductive plastic sheeting and the grounding fasteners. Conductive coating is applied to almost all external fiberglass and kevlar surfaces except the nose radome. Refer to AMM 51-24-02 and the current F70328 drawing for additional usage instructions. The probe consists of a nylon-cylinder machined to hold the spring-loaded brass probe. The nylon cylinder is capped by a brass collar to hold the probe. Electrical leads from the probe and retaining collar attach to a customer-supplied multimeter.

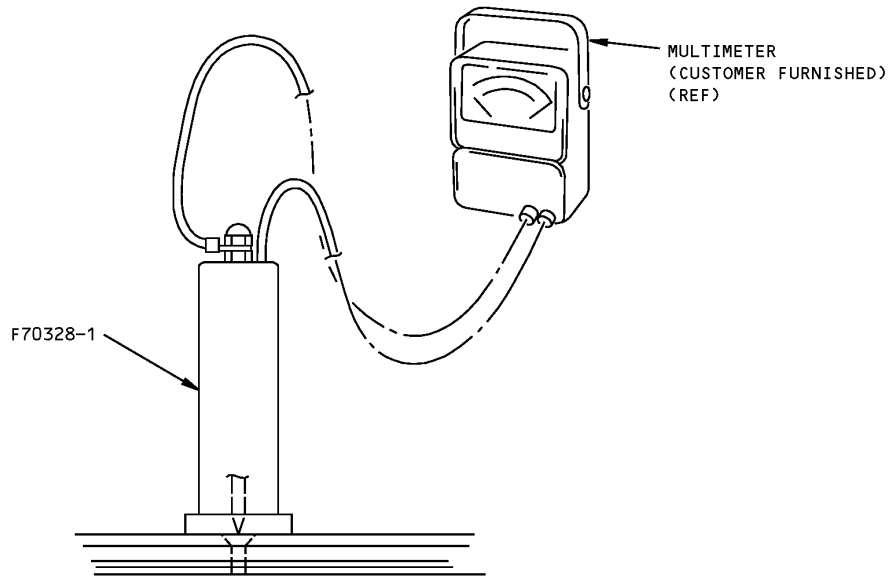
**DIMENSIONS:** 7 x 7 x 11 inches (178 x 178 x 279 mm)

**ILLUSTRATED TOOL AND EQUIPMENT MANUAL**



**Examples of Panels Requiring Conductive Coating**  
**Figure 1**

**ILLUSTRATED TOOL AND EQUIPMENT MANUAL**



**Film Resistance Measuring Probe  
Figure 2**

**767**  
**ILLUSTRATED TOOL AND EQUIPMENT MANUAL**

**PART NUMBER: A53001-14**

**NAME:** SLING - RADOME

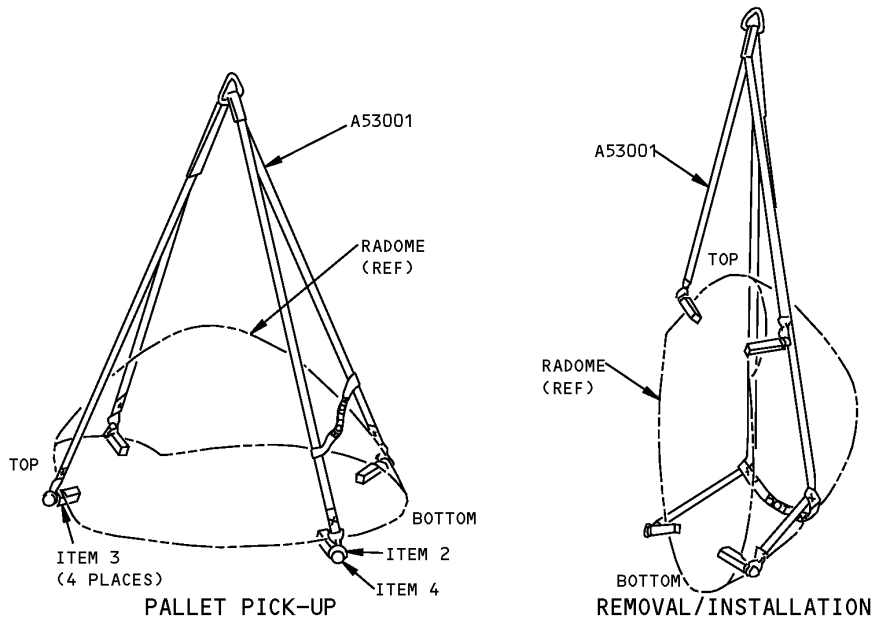
**AIRPLANE MAINTENANCE:** YES

**COMPONENT MAINTENANCE:** NO

**USAGE & DESCRIPTION:** The A53001-14 sling is used on all 767 airplanes. A53001 is used with customer-furnished overhead lifting equipment to remove and install the nose radome. Refer to the current A53001 drawing for complete usage instructions. A53001-14 consists of an A53001-3 strap assembly and four A53001-15 lift bars, all contained in a storage box.

**WEIGHT:** 10 lbs (4.5 kg)

**DIMENSIONS:** 305 x 305 x 406 mm)



**Radome Sling  
Figure 1**

<b>REPAIRABLE/REPLACEABLE PARTS</b>			
<b>ITEM NO.</b>	<b>PART NO.</b>	<b>NOMENCLATURE</b>	<b>VENDOR CODE</b>
1	F70308-2	PROOF LOAD TAG	
2	A53001-13	WASHER	
3	A53001-15	LIFT BAR ASSEMBLY	



767

ILLUSTRATED TOOL AND EQUIPMENT MANUAL

REPAIRABLE/REPLACEABLE PARTS			
ITEM NO.	PART NO.	NOMENCLATURE	VENDOR CODE
4	CL-10-SHR	HOIST RING	V99862