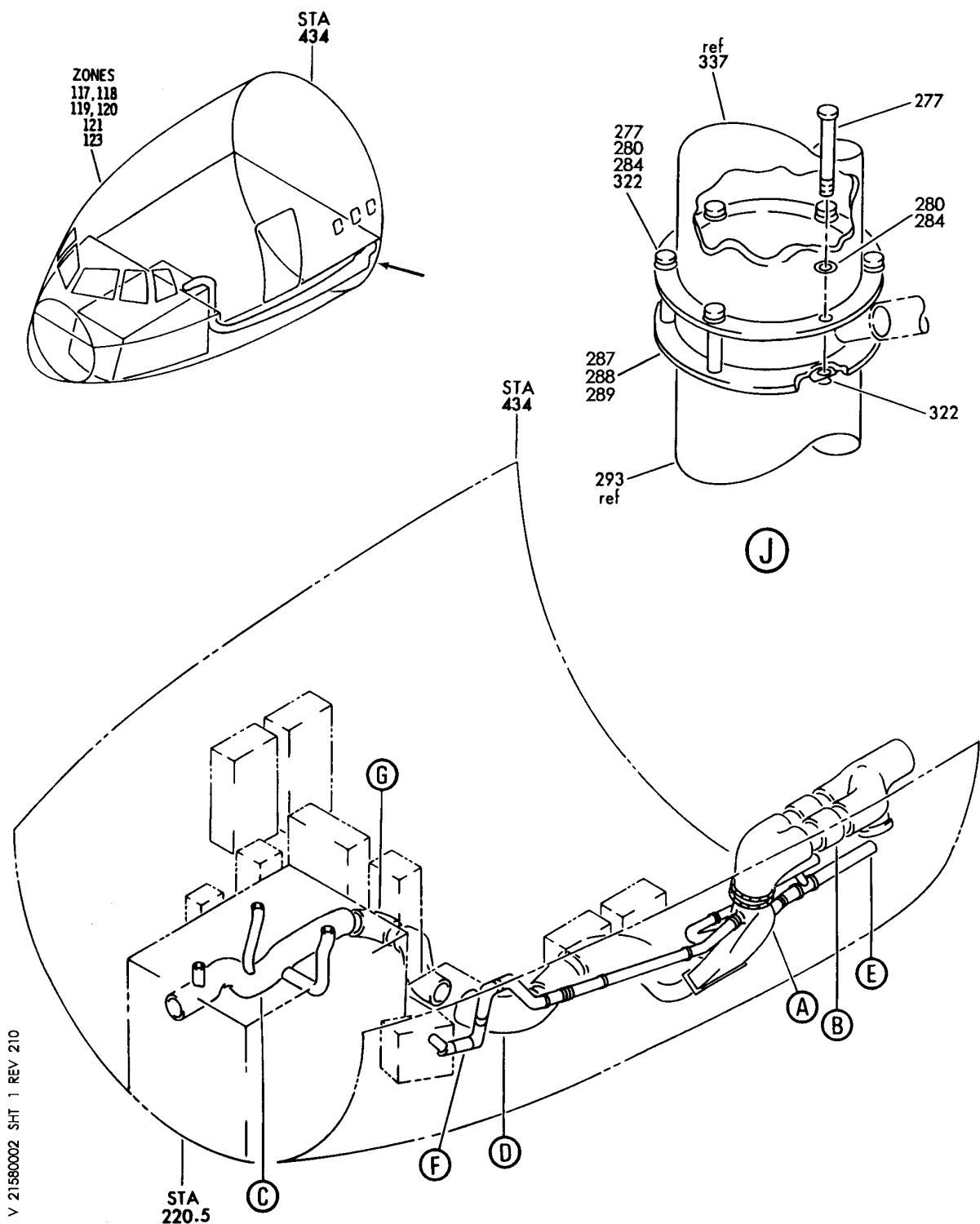


EQUIPMENT COOLING SYSTEM

HXL
DEC 22/06

21-58-00
SECTION TITLE
PAGE 1

BOEING
767
PARTS CATALOG (MAINTENANCE)



V 21580002 SH1 1 REV 210

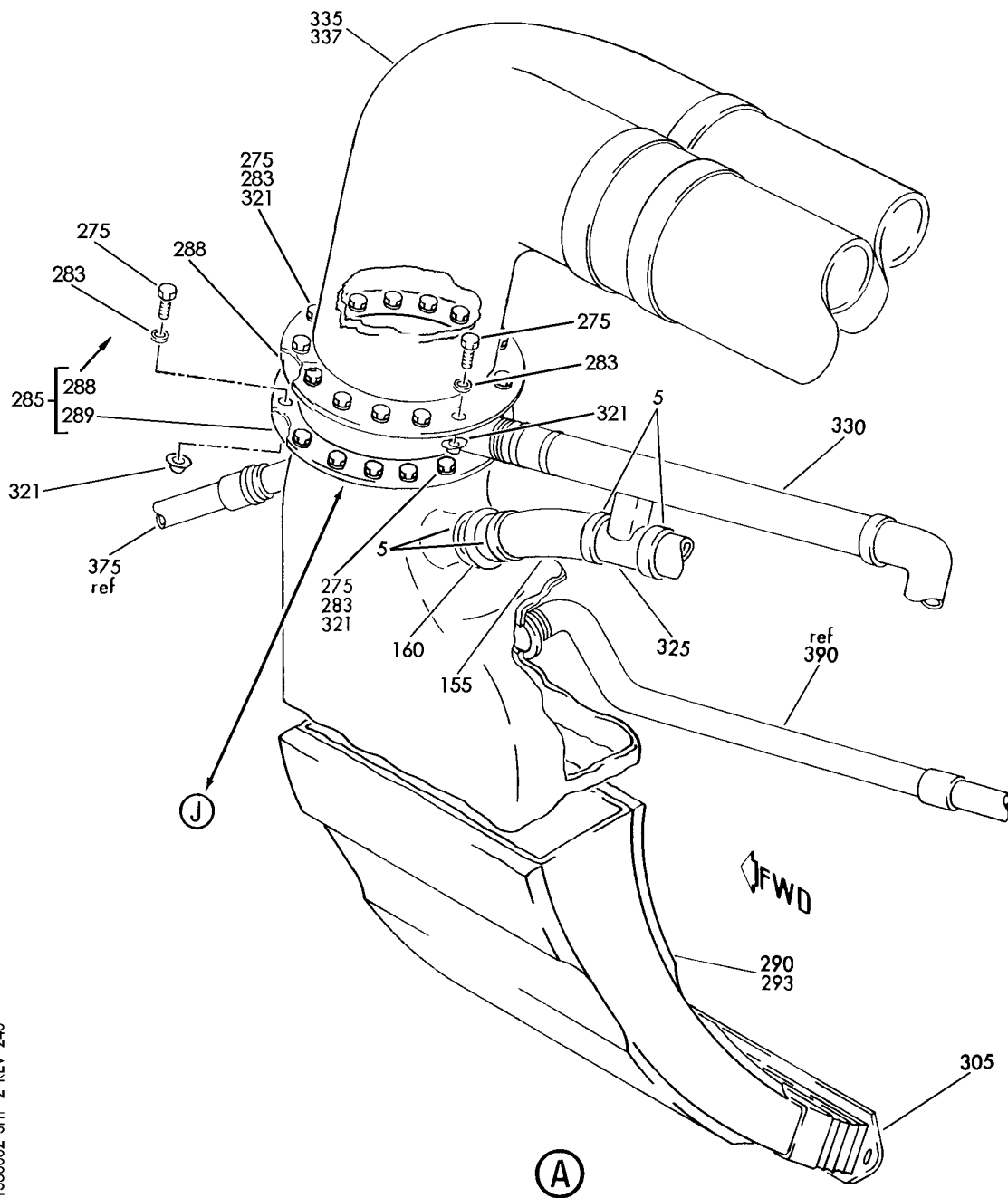
DUCT AND RESTRICTOR INSTL-FWD E/E COMPT AIR SUPPLY (DUCT AND RESTRICTOR ONLY)
FIGURE 2 (SHEET 1)

21-58-00-02

HXL
DEC 22/06

21-58-00-02
PAGE 0

BOEING
767
PARTS CATALOG (MAINTENANCE)



V 21580002 SHT 2 REV 240

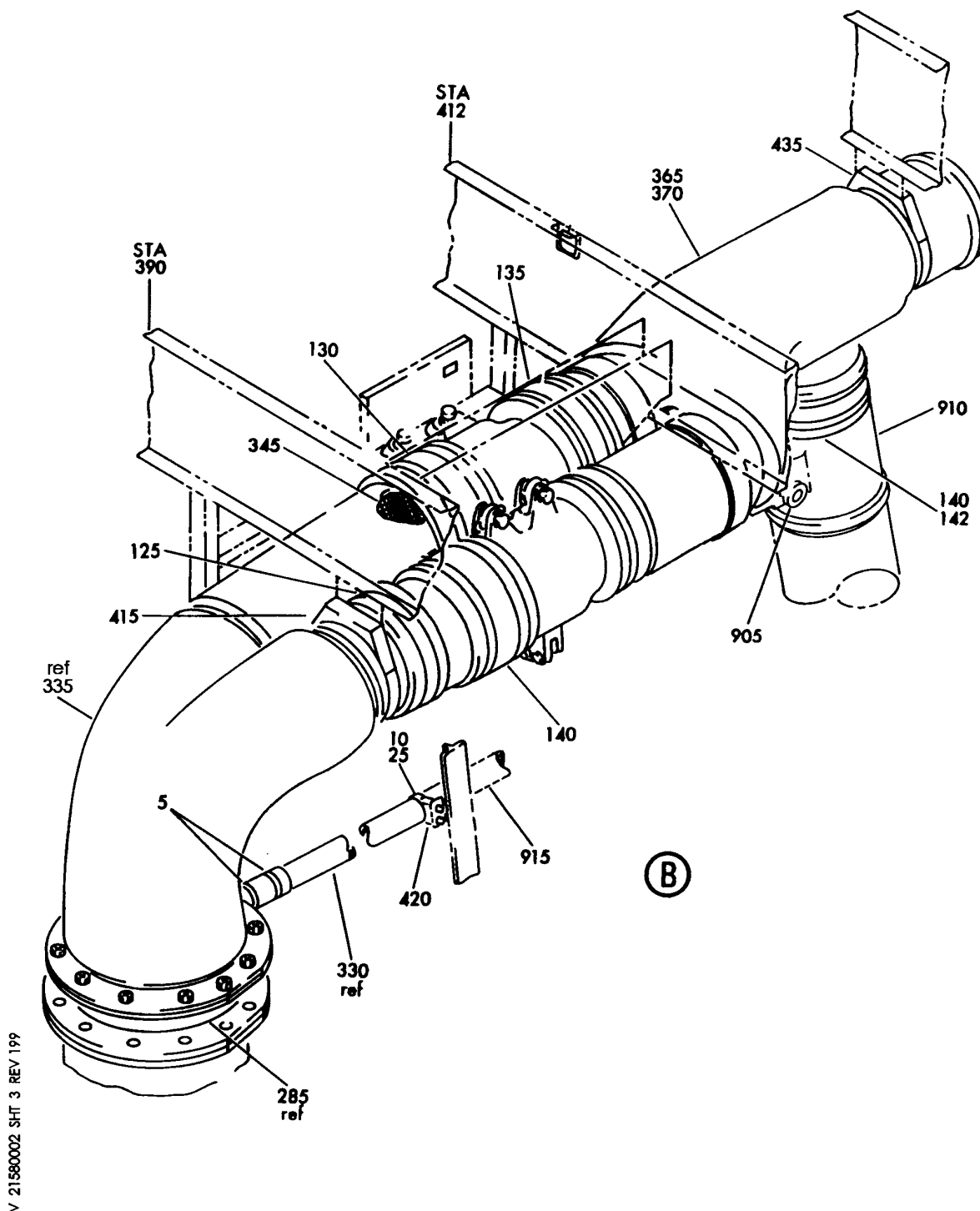
DUCT AND RESTRICTOR INSTL-FWD E/E COMPT AIR SUPPLY (DUCT AND RESTRICTOR ONLY)
FIGURE 2 (SHEET 2)

21-58-00-02

HXL
DEC 22/06

21-58-00-02
PAGE 0A

BOEING
767
PARTS CATALOG (MAINTENANCE)



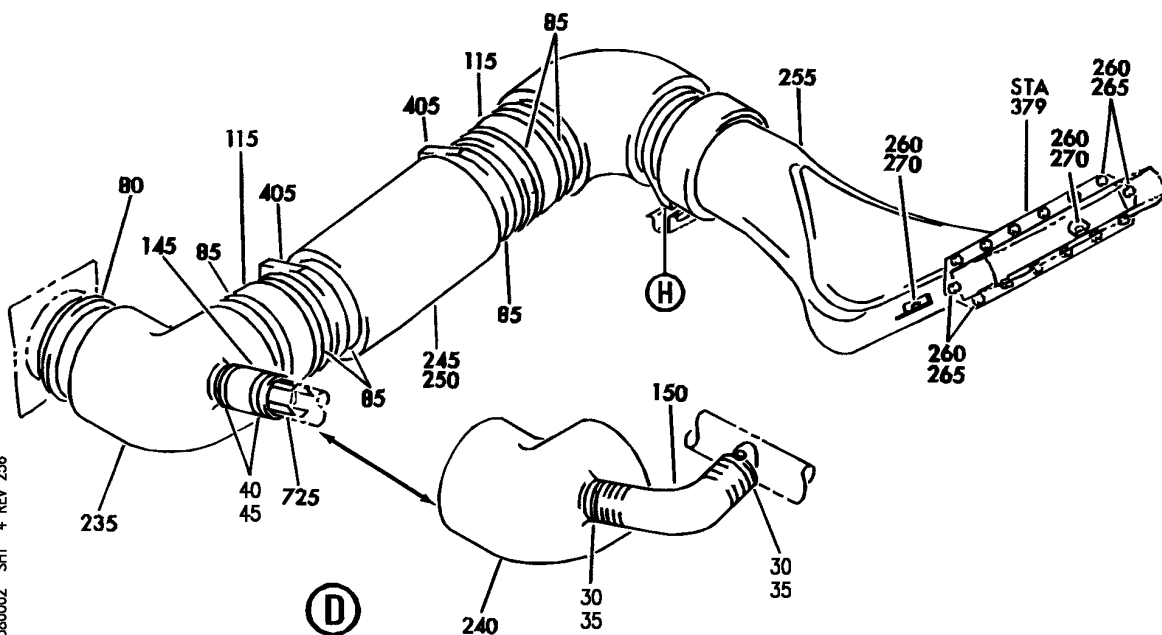
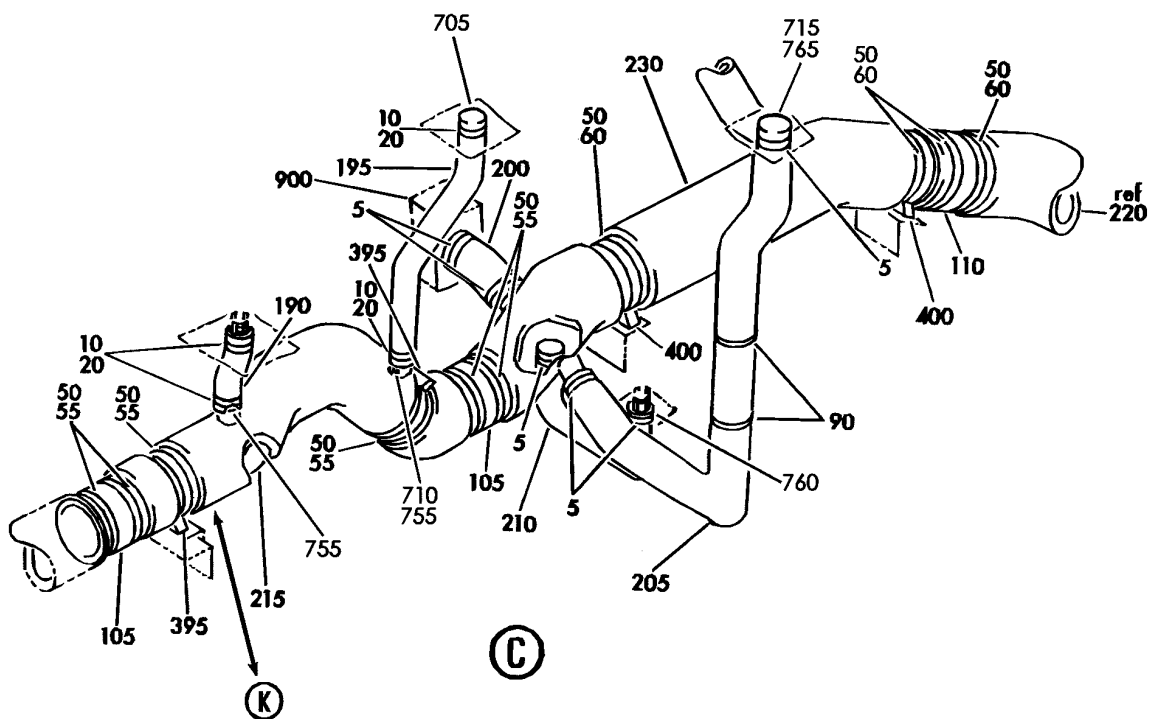
DUCT AND RESTRICTOR INSTL-FWD E/E COMPT AIR SUPPLY (DUCT AND RESTRICTOR ONLY)
FIGURE 2 (SHEET 3)

HXL
DEC 22/06

21-58-00-02

21-58-00-02
PAGE 0B

BOEING
767
PARTS CATALOG (MAINTENANCE)



V 21580002 SH-T 4 REV 256

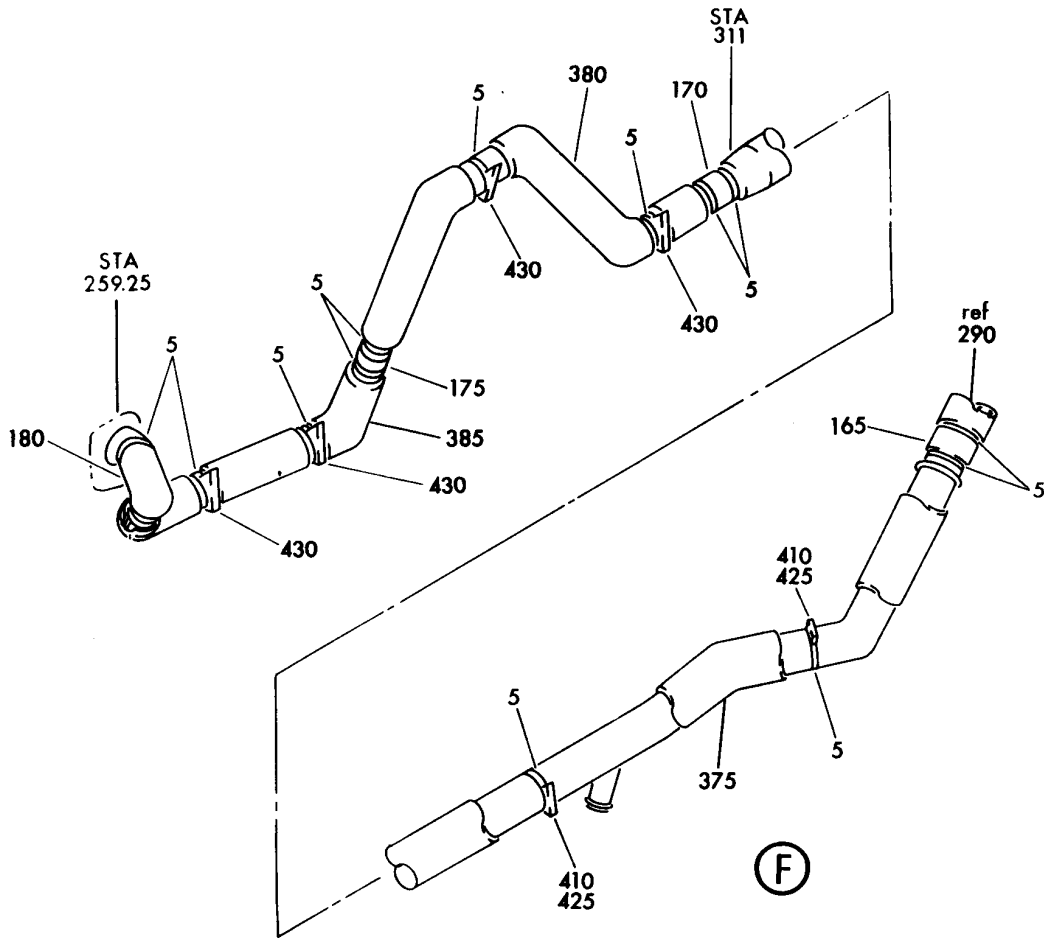
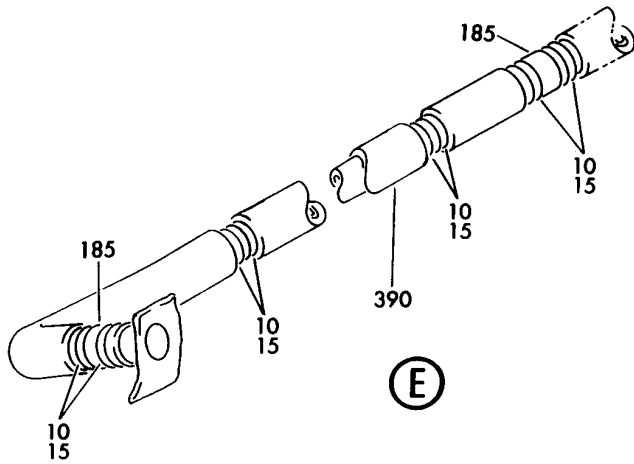
DUCT AND RESTRICTOR INSTL-FWD E/E COMPT AIR SUPPLY (DUCT AND RESTRICTOR ONLY)
FIGURE 2 (SHEET 4)

21-58-00-02

HXL
DEC 22/06

21-58-00-02
PAGE 0C

BOEING
767
PARTS CATALOG (MAINTENANCE)



V 2158002 SHT 5 REV 124

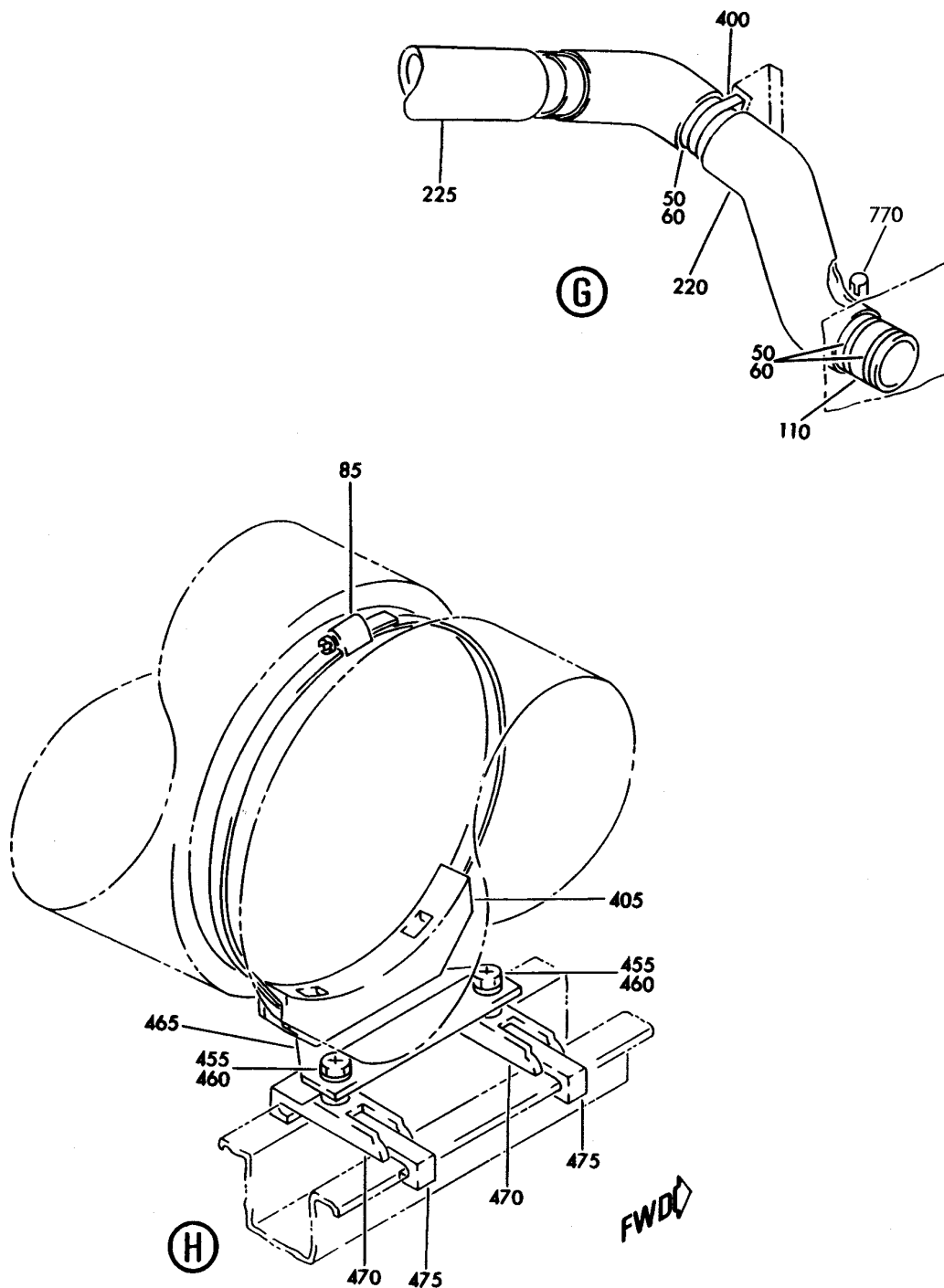
DUCT AND RESTRICTOR INSTL-FWD E/E COMPT AIR SUPPLY (DUCT AND RESTRICTOR ONLY)
FIGURE 2 (SHEET 5)

HXL
DEC 22/06

21-58-00-02

21-58-00-02
PAGE 0D

BOEING
767
PARTS CATALOG (MAINTENANCE)



V 21580002 SHT 6 REV 214

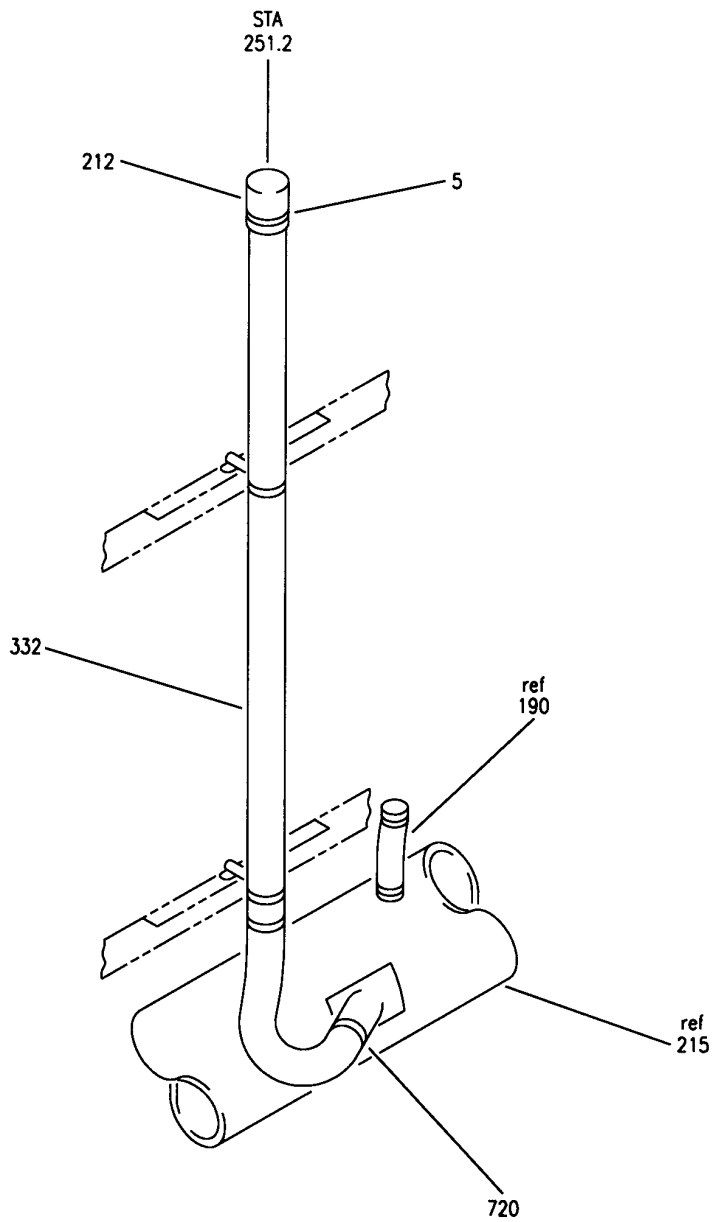
DUCT AND RESTRICTOR INSTL-FWD E/E COMPT AIR SUPPLY (DUCT AND RESTRICTOR ONLY)
FIGURE 2 (SHEET 6)

HXL
DEC 22/06

21-58-00-02

21-58-00-02
PAGE 0E

BOEING
767
PARTS CATALOG (MAINTENANCE)



(K)

V 21580002 SHT 7 REV 196

DUCT AND RESTRICTOR INSTL-FWD E/E COMPT AIR SUPPLY (DUCT AND RESTRICTOR ONLY)
FIGURE 2 (SHEET 7)

HXL
DEC 22/06

21-58-00-02

21-58-00-02
PAGE OF



767

PARTS CATALOG (MAINTENANCE)

FIG ITEM	PART NUMBER	1 2 3 4 5 6 7	NOMENCLATURE	EFFECT FROM TO	UNITS PER ASSY
2			DUCT AND RESTRICTOR INSTL-FWD E/E COMPT AIR SUPPLY (DUCT AND RESTRICTOR ONLY)		
- 1	217T1011-12		DUCT INSTL-E/E COMPT AIR SUPPLY (DUCT AND RESTRICTOR ONLY) POSITION DATA: FWD FOR NHA/OTHER SYS DET SEE: 21-00-00-01A		RF
5	PLT4SM		.STRAP- SUPPLIER CODE: V06383 SPECIFICATION NUMBER: BACS38K2 OPTIONAL PART: T05LO V53421		26
10	PLT4SM		.STRAP- SUPPLIER CODE: V06383 SPECIFICATION NUMBER: BACS38K2 OPTIONAL PART: T05LO V53421		13
15	NAS1922-0175-1		.CLAMP-		8
20	NAS1922-0100-1		.CLAMP-		4
25	NAS1922-0150-1		.CLAMP-		1
30	PLT4SM		.STRAP- SUPPLIER CODE: V06383 SPECIFICATION NUMBER: BACS38K2 OPTIONAL PART: T05LO V53421		2
35	NAS1922-0200-1		.CLAMP-		2
50	T012LO		.STRAP- SUPPLIER CODE: V53421 SPECIFICATION NUMBER: BACS38K6		13
55	NAS1922-0525-1		.CLAMP-		6
R 55	NAS1922-0525-3		.CLAMP-		6
60	NAS1922-0625-1		.CLAMP-		7
R 60	NAS1922-0625-3		.CLAMP-		7

ILLUSTRATION ITEMS NOT ON PARTS LIST ARE NOT APPLICABLE

- ITEM NOT ILLUSTRATED

21-58-00-02

21-58-00
FIG. 02
PAGE 1
AUG 22/09

HXL

 **BOEING**
767
PARTS CATALOG (MAINTENANCE)

FIG ITEM	PART NUMBER	1 2 3 4 5 6 7	NOMENCLATURE	EFFECT FROM TO	UNITS PER ASSY
2					
80	NH102689-0850	.	CLAMP- SUPPLIER CODE: V98625		1
85	NAS1922-0875-1	.	CLAMP		7
90	JM44LC13WS27R	.	CLAMP SUPPLIER CODE: V22175 SPECIFICATION NUMBER: BACC10GE27 OPTIONAL PART: S369WH27 V18076 TA12C32WS27 V84971 509S27 V83930		2
- 95	NAS1801-3-34	.	SCREW-		2
- 100	NAS42DD3-73FC	.	SPACER- -----*-----		2
105	AS1506-20D32	.	SLEEVE		2
110	AS1506-24D32	.	SLEEVE		2
115	AS1506-34D32	.	HOSE		2
125	AS1506-37D30	.	HOSE-		1
130	AS1505-36B0032	.	HOSE-		1
135	AS1505-37B0032	.	HOSE-		1
140	AS1506-36D32	.	HOSE-		2
150	BOE2022-08A0122	.	HOSE- SUPPLIER CODE: V16632 SPECIFICATION NUMBER: AS1544-08A0122 OPTIONAL PART: AS1544-08A0160		1
150	BOE2022-08A0160	.	HOSE- SUPPLIER CODE: V16632 SPECIFICATION NUMBER: AS1544-08A0160 OPTIONAL PART: AS1544-08A0122		1
155	AS1505-10A0032	.	HOSE		1
160	AS1506-06D32	.	SLEEVE-		1
165	AS1506-12D32	.	SLEEVE		1
170	AS1506-10D32	.	HOSE		1
175	AS1506-08D32	.	SLEEVE		1

ILLUSTRATION ITEMS NOT ON PARTS LIST ARE NOT APPLICABLE

- ITEM NOT ILLUSTRATED

HXL

21-58-00-02

21-58-00
FIG. 02
PAGE 2
AUG 22/09

 **BOEING**
767
PARTS CATALOG (MAINTENANCE)

FIG ITEM	PART NUMBER	1 2 3 4 5 6 7	NOMENCLATURE	EFFECT FROM TO	UNITS PER ASSY
2					
180	BOE2027-08D0161	.HOSE	SUPPLIER CODE: V16632 SPECIFICATION NUMBER: AS1503-08D0161		1
185	AS1506-07D32	.SLEEVE-			2
190	BOE2022-04A0072	.HOSE-	SUPPLIER CODE: V16632 SPECIFICATION NUMBER: AS1544-04A0072 QUALIFIED OPTIONAL DATA: (OPT AS1544-04A0062)		1
190	BOE2022-04A0062	.HOSE-	SUPPLIER CODE: V16632 SPECIFICATION NUMBER: AS1544-04A0062 QUALIFIED OPTIONAL DATA: (OPT AS1544-04A0072)		1
195	BOE2022-04A0250	.HOSE	SUPPLIER CODE: V16632 SPECIFICATION NUMBER: AS1544-04A0250		1
200	BOE2022-14A0102	.HOSE	SUPPLIER CODE: V16632 SPECIFICATION NUMBER: AS1544-14A0102		1
205	BOE2022-06A0470	.HOSE	SUPPLIER CODE: V16632 SPECIFICATION NUMBER: AS1544-06A0470		1
210	BOE2022-06A0171	.HOSE	SUPPLIER CODE: V16632 SPECIFICATION NUMBER: AS1544-06A0171		1
215	217T1110-20	.DUCT ASSY-			1
220	217T1110-14	.DUCT ASSY-			1
225	217T1110-26	.DUCT ASSY-			1
230	217T1133-3	.DUCT ASSY-			1
235	217T1109-18	.DUCT ASSY-			1
240	217T1109-14	.DUCT ASSY-			1
245	217T1109-3	.DUCT ASSY-			1
250	217T1109-4	.DUCT ASSY-			1

ILLUSTRATION ITEMS NOT ON PARTS LIST ARE NOT APPLICABLE

— ITEM NOT ILLUSTRATED

HXL

21-58-00-02

BOEING PROPRIETARY - Copyright © - Unpublished Work - See title page for details.

21-58-00
FIG. 02
PAGE 3
AUG 22/09



767

PARTS CATALOG (MAINTENANCE)

FIG ITEM	PART NUMBER	1 2 3 4 5 6 7	NOMENCLATURE	EFFECT FROM TO	UNITS PER ASSY
2					
255	217T1112-18		. DUCT ASSY- FOR DETAILS SEE: 11-21-22-02 ATTACHING PARTS		1
260	NAS1801-3-8		. SCREW		16
265	AN960D10L		. WASHER		14
270	BACW10P43AL		. WASHER		2
			-----*-----		
275	NAS1801-3-13		. SCREW-		26
283	AN960JD10L		. WASHER-		26
285	CE00310-3		. AIR CLEANER- SUPPLIER CODE: V60047		1
288	CC003103D6		.. GASKET-INLET SUPPLIER CODE: V60047 USED ON: CE00310-3 USED ON: CE0310-3		1
289	CC003103D7		.. GASKET-OUTLET SUPPLIER CODE: V60047 USED ON: CE00310-3		1
290	217T1111-15		. DUCT ASSY- OPTIONAL PART: 217T1111-21		1
290	217T1111-21		. DUCT ASSY- OPTIONAL PART: 217T1111-15 ATTACHING PARTS		1
- 295	NAS1801-3-8		. SCREW		4
- 300	BACW10P43AL		. WASHER		4
			-----*-----		
305	BOE2038-0021		.. DUCT-FLEX SUPPLIER CODE: V16632 SPECIFICATION NUMBER: S210T121-11 ATTACHING PARTS		1
- 310	BACR15BB5A		.. RIVET- SIZE DETERMINED ON INSTL.		12
- 315	AN960D8		.. WASHER		12
- 320	BACW10P356AL		.. WASHER		12
			-----*-----		

ILLUSTRATION ITEMS NOT ON PARTS LIST ARE NOT APPLICABLE

- ITEM NOT ILLUSTRATED

21-58-00-02

21-58-00
FIG. 02
PAGE 4
AUG 22/09

HXL



767

PARTS CATALOG (MAINTENANCE)

FIG ITEM	PART NUMBER	1 2 3 4 5 6 7	NOMENCLATURE	EFFECT FROM TO	UNITS PER ASSY
2	321 BRF200A3		..NUTPLATE SUPPLIER CODE: V52828 SPECIFICATION NUMBER: BACN10JR3F OPTIONAL PART: NS103203-02 V80539 RMF9201-3 V72962 VN152A1-02 V92215 T8091S1032 V11815 F5000-3BAC V15653 ATTACHING PARTS		26
-321C	BACR15BA3A		..RIVET- SIZE DETERMINED ON INSTL. -----*-----		52
	325 217T1108-11		.DUCT ASSY		1
	330 217T1446-9		.DUCT ASSY-		1
	335 217T1132-12		.DUCT ASSY- ATTACHING PARTS		1
-	340 BACS12CB3-6		.SCREW -----*-----		1
	345 217T1122-16		.SCREEN ASSY-		1
	345 217T1122-7		.SCREEN ASSY- ATTACHING PARTS		1
-	350 NAS1801-3-7		.SCREW		2
-	355 AN960D10L		.WASHER -----*-----		2
	365 217T1135-12		.DUCT ASSY-		1
	375 217T1133-35		.DUCT ASSY-		1
	380 217T1151-2		.DUCT ASSY-		1
	385 217T1151-22		.DUCT ASSY-		1
	390 217T1134-62		.DUCT ASSY-		1
	395 214T3424-7		.SUPPORT		2
	400 214T3424-11		.SUPPORT		3
	405 214T3424-14		.SUPPORT		3
	410 214T3424-4		.SUPPORT		2
	415 214T3424-13		.SUPPORT-		1
	420 214T3424-17		.SUPPORT-		1
	425 214T3424-1		.SUPPORT-		2
	430 214T3424-2		.SUPPORT		4
	435 214T3424-9		.SUPPORT- ATTACHING PARTS		1
-	440 NAS1801-3-10		.SCREW		36
-	445 AN960D10L		.WASHER		72

ILLUSTRATION ITEMS NOT ON PARTS LIST ARE NOT APPLICABLE

- ITEM NOT ILLUSTRATED

21-58-00-02

21-58-00
FIG. 02
PAGE 5
APR 22/08

HXL

 **BOEING**
767
PARTS CATALOG (MAINTENANCE)

FIG ITEM	PART NUMBER	1 2 3 4 5 6 7	NOMENCLATURE	EFFECT FROM TO	UNITS PER ASSY
2 - 450	BRH10A3		.NUT SUPPLIER CODE: V52828 SPECIFICATION NUMBER: BACN10JC3 OPTIONAL PART: H10-3BAC V15653 NS202101-02 V80539 RMLH9075-3W V72962 VN303A02 V92215 96-02 V80539 T6S1032J V11815 -----*-----		36
455	NAS1801-3-5		.SCREW		2
460	AN960D10L		.WASHER		2
465	217T1411-3		.BRACKET		1
470	69-64155-1		.SUPPORT-ATTACHMENT STGR		2
475	69-64155-2		.SUPPORT-STRAP STGR		2
- 700	217T1011-13		RESTRICTOR INSTL- ELECTRICAL OR ELECTRONIC COMPT AIR SUPPLY POSITION DATA: FWD FOR NHA SEE: 21-00-00-01A		RF
705	214T3436-14		.ORIFICE ASSY		1
710	214T3436-35		.ORIFICE ASSY		1
715	214T3436-53		.ORIFICE ASSY-		1
725	214T3436-128		.ORIFICE ASSY-		1
900			ILLUSTRATION REFERENCE: DUCT INSTL- FWD E/E COMPT AIR SUPPLY (FAN CHECK VALVE ONLY) 21-58-02-01		
905			ILLUSTRATION REFERENCE: DUCT INSTL-FWD E/E COMPT AIR SUPPLY (OVERBOARD EXHAUST VALVE ONLY) 21-58-05-01		

ILLUSTRATION ITEMS NOT ON PARTS LIST ARE NOT APPLICABLE

- ITEM NOT ILLUSTRATED

HXL

21-58-00-02

BOEING PROPRIETARY - Copyright © - Unpublished Work - See title page for details.

21-58-00
FIG. 02
PAGE 6
DEC 22/07



767

PARTS CATALOG (MAINTENANCE)

FIG ITEM	PART NUMBER	1 2 3 4 5 6 7 NOMENCLATURE	EFFECT FROM TO	UNITS PER ASSY
2 910		ILLUSTRATION REFERENCE: DUCT INSTL-FWD E/E COMPT AIR SUPPLY (FORWARD RACK SUPPLY AND EXHAUST FAN) 21-58-06-01		
915		ILLUSTRATION REFERENCE: DUCT INSTL-FWD E/E COMPT AIR SUPPLY (HEAT EXCHANGER BYPASS VALVE ONLY) 21-58-14-01		

ILLUSTRATION ITEMS NOT ON PARTS LIST ARE NOT APPLICABLE

- ITEM NOT ILLUSTRATED

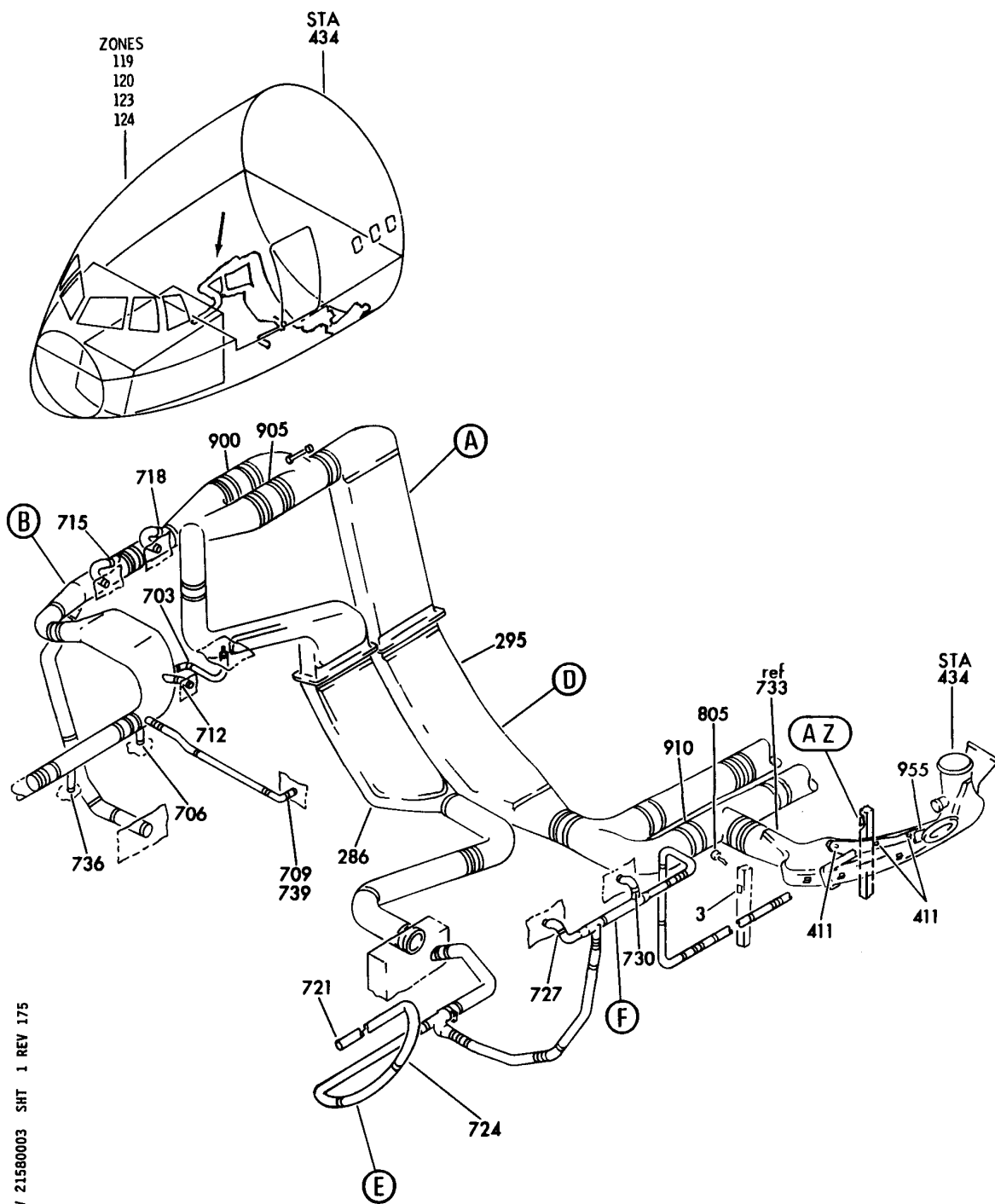
HXL

21-58-00-02

BOEING PROPRIETARY - Copyright © - Unpublished Work - See title page for details.

21-58-00
 FIG. 02
 PAGE 7
 DEC 22/07

BOEING
767
PARTS CATALOG (MAINTENANCE)



V 2158003 SHT 1 REV 175

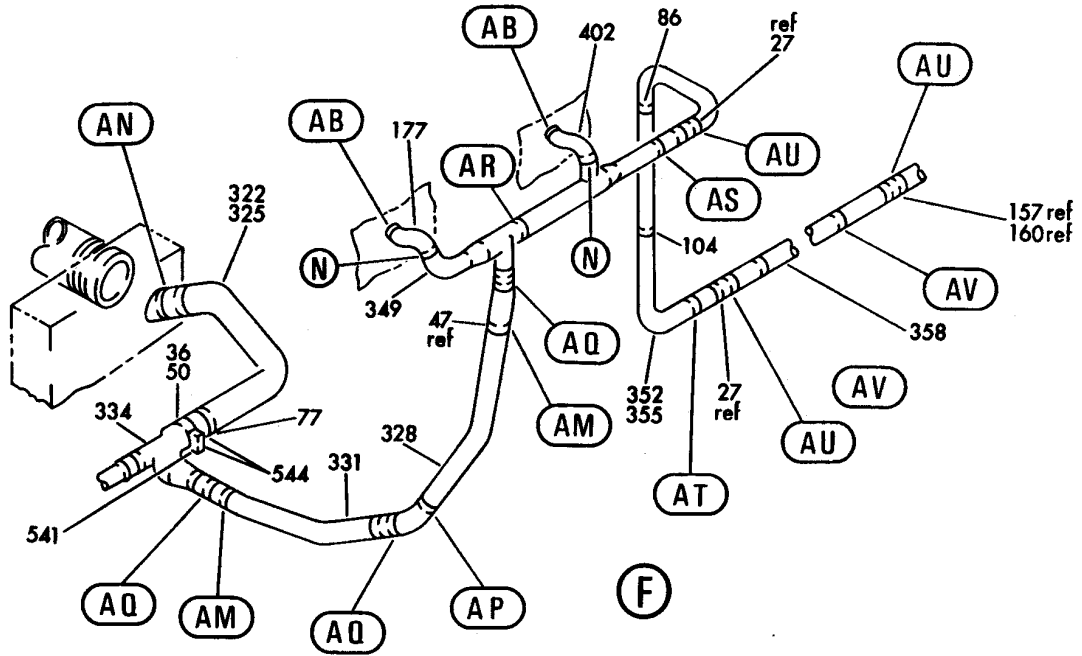
DUCT INSTL-FWD E/E COMPT AIR EXHAUST (DUCT AND RESTRICTOR ONLY)
FIGURE 3 (SHEET 1)

21-58-00-03

HXL
DEC 22/06

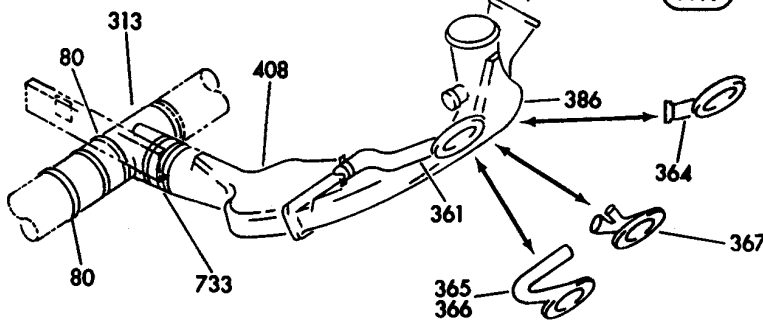
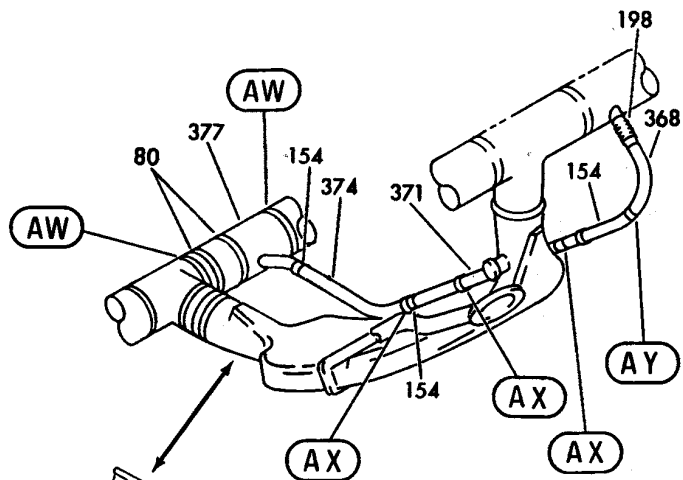
21-58-00-03
PAGE 0

BOEING
767
PARTS CATALOG (MAINTENANCE)



SW-EQPT
CLG SKIN TEMP
5456
-CAUTION-
INSTALL SKIN
TEMP SW ONLY
(3000-46-14)
SIMILAR APP
TO OVHT SW
(3000-46-12)

AZ



V 21580003 SHT 4 REV 216

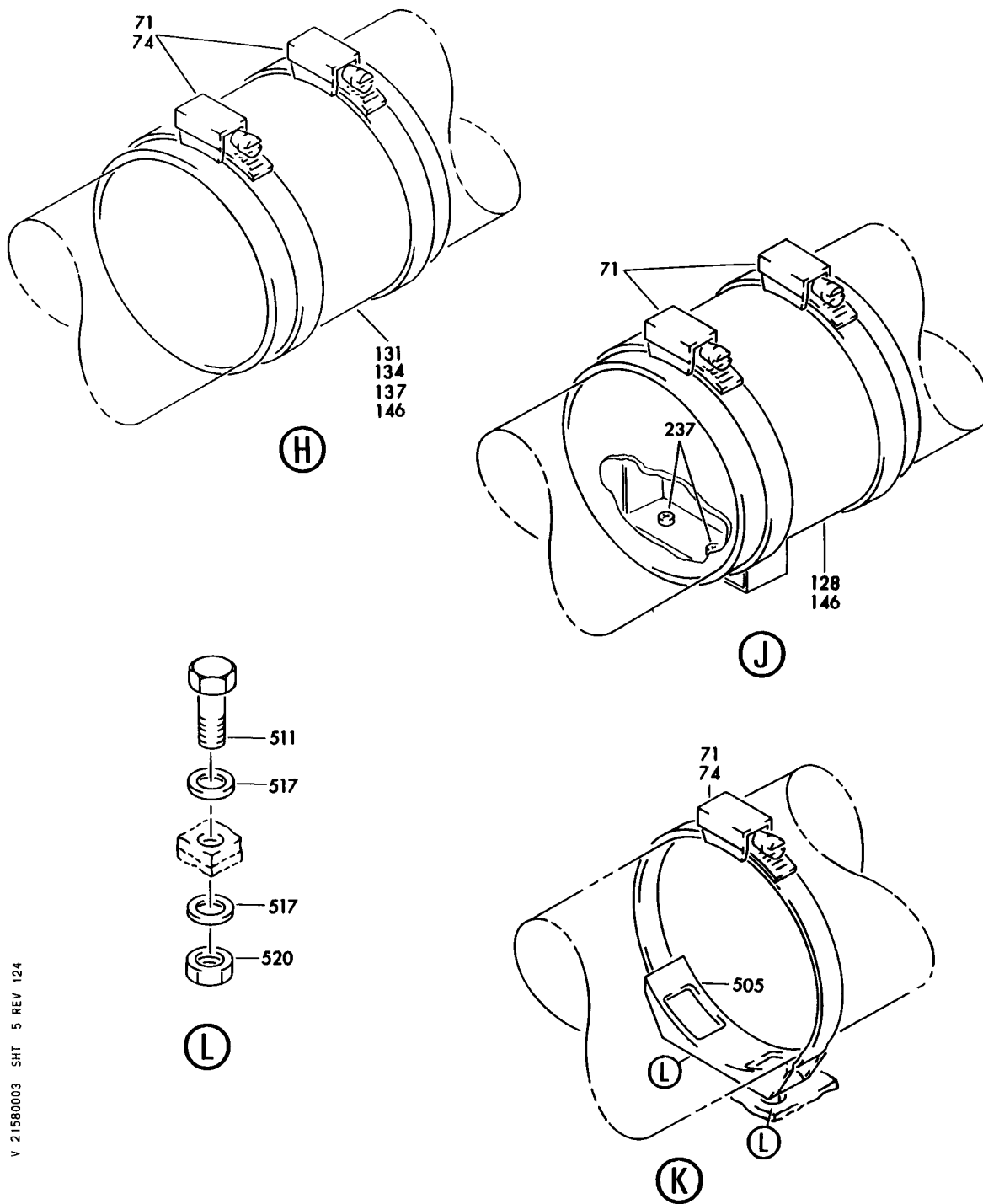
DUCT INSTL-FWD E/E COMPT AIR EXHAUST (DUCT AND RESTRICTOR ONLY)
FIGURE 3 (SHEET 4)

21-58-00-03

HXL
DEC 22/06

21-58-00-03
PAGE 0C

BOEING
767
PARTS CATALOG (MAINTENANCE)



V 21580003 SHT 5 REV 124

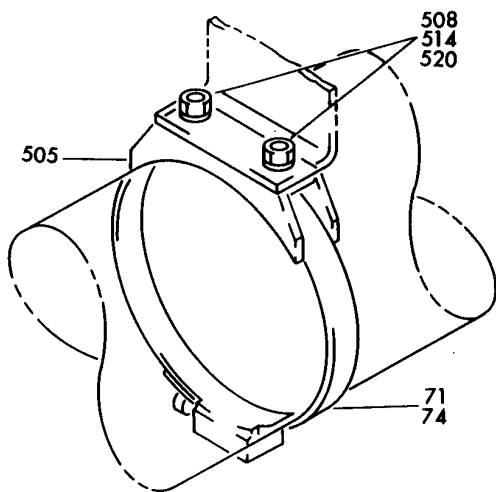
DUCT INSTL-FWD E/E COMPT AIR EXHAUST (DUCT AND RESTRICTOR ONLY)
FIGURE 3 (SHEET 5)

21-58-00-03

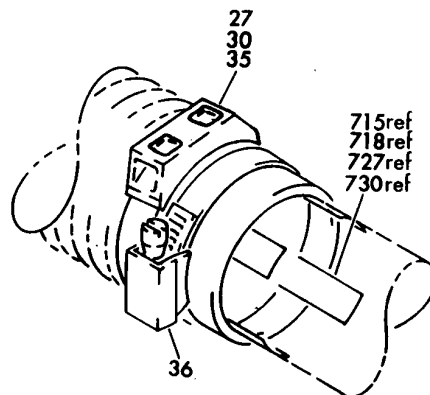
HXL
DEC 22/06

21-58-00-03
PAGE 0D

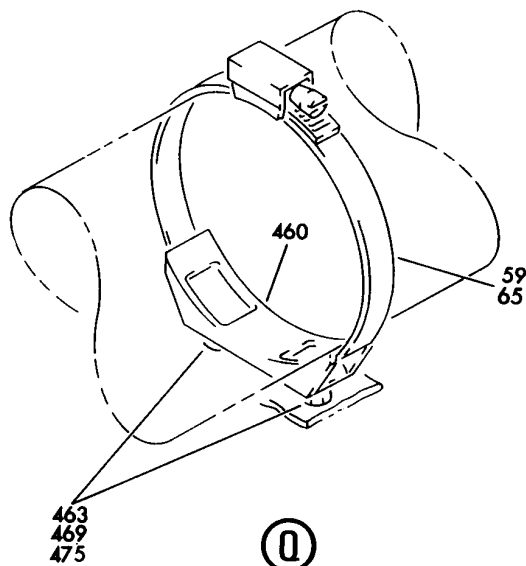
BOEING
767
PARTS CATALOG (MAINTENANCE)



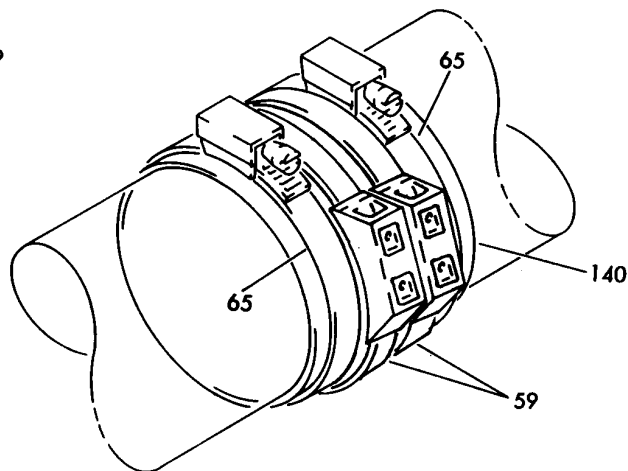
(M)



(N)



(O)



(P)

V 21580003 SHT 6 REV 124

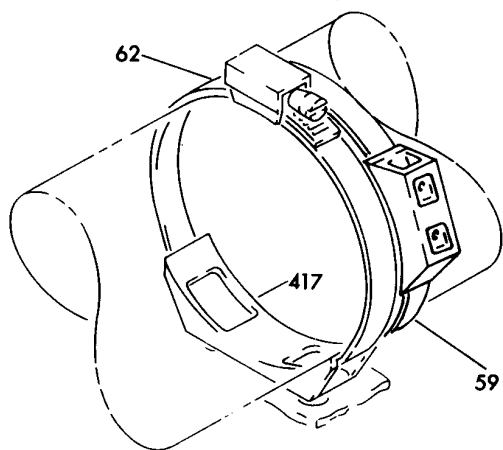
DUCT INSTL-FWD E/E COMPT AIR EXHAUST (DUCT AND RESTRICTOR ONLY)
FIGURE 3 (SHEET 6)

21-58-00-03

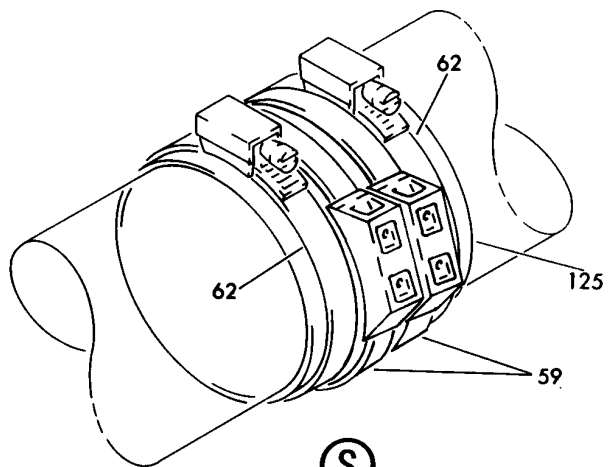
HXL
DEC 22/06

21-58-00-03
PAGE 0E

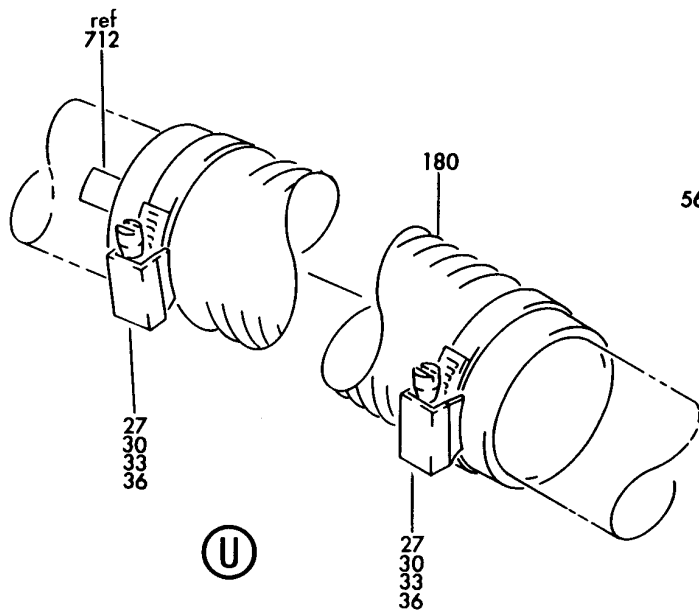
BOEING
767
PARTS CATALOG (MAINTENANCE)



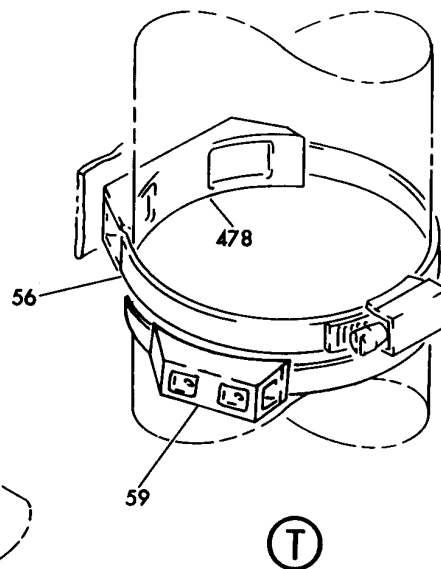
(R)



(S)



(U)



(T)

V 2158003 SHT 7 REV 124

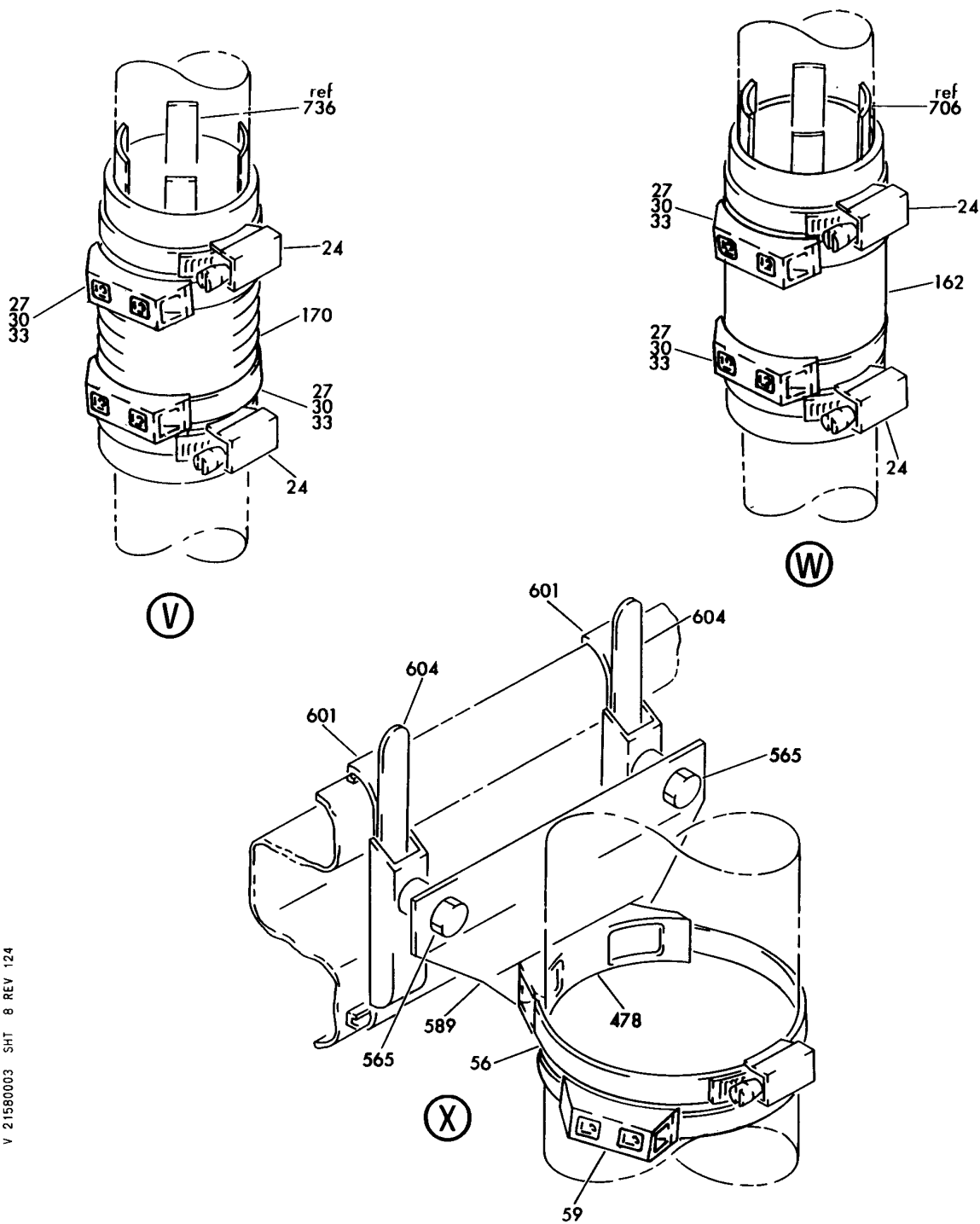
DUCT INSTL-FWD E/E COMPT AIR EXHAUST (DUCT AND RESTRICTOR ONLY)
FIGURE 3 (SHEET 7)

21-58-00-03

HXL
DEC 22/06

21-58-00-03
PAGE OF

BOEING
767
PARTS CATALOG (MAINTENANCE)



V 21580003 SHT 8 REV 124

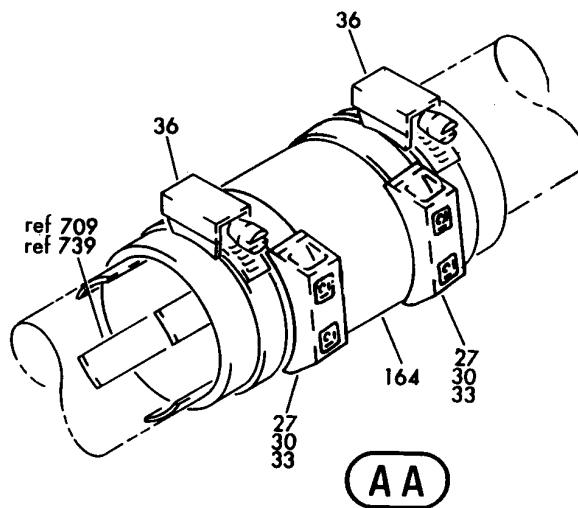
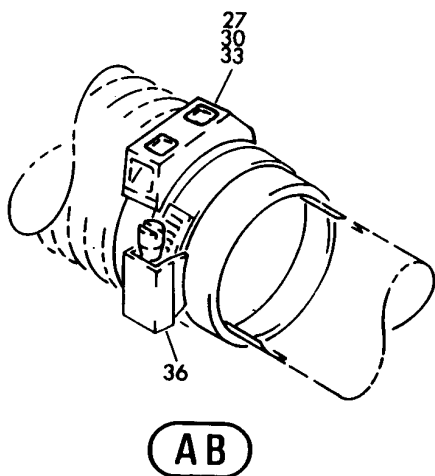
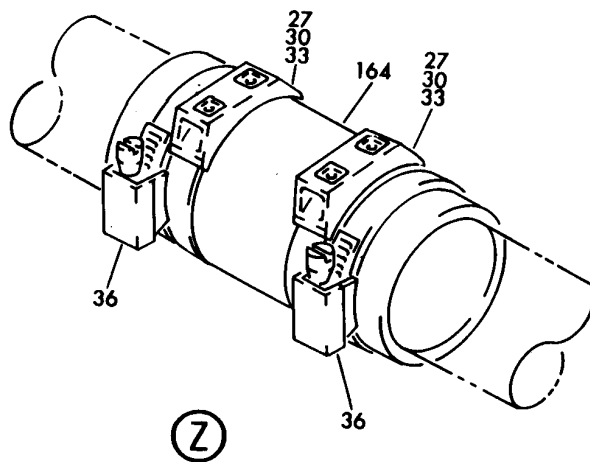
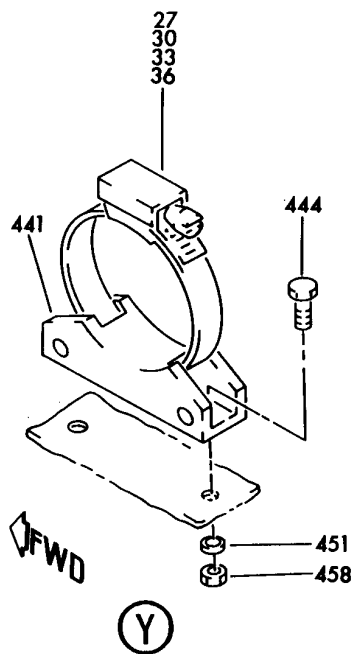
DUCT INSTL-FWD E/E COMPT AIR EXHAUST (DUCT AND RESTRICTOR ONLY)
FIGURE 3 (SHEET 8)

21-58-00-03

HXL
DEC 22/06

21-58-00-03
PAGE 0G

BOEING
767
PARTS CATALOG (MAINTENANCE)



V 21580003 SH1 9 REV 124

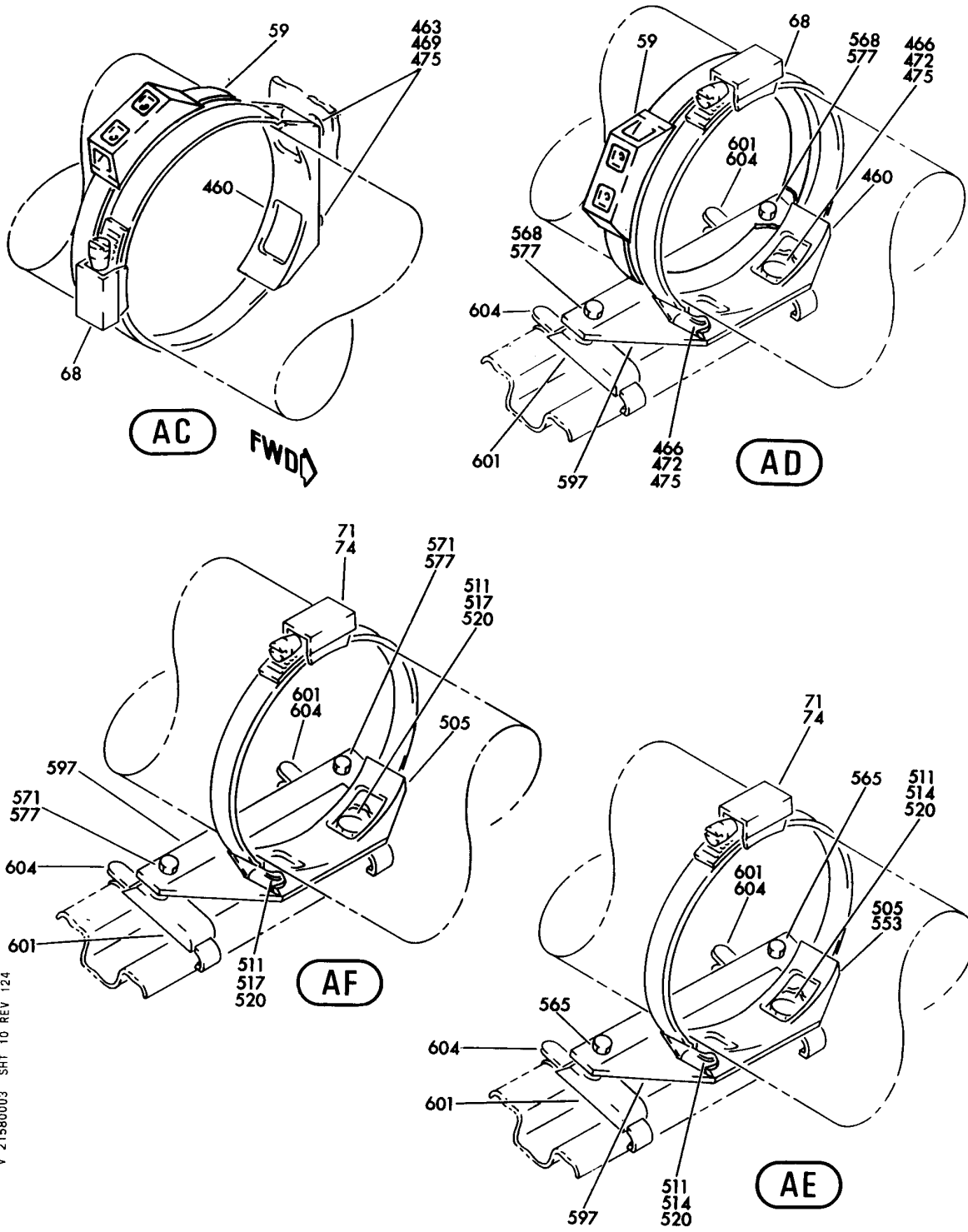
DUCT INSTL-FWD E/E COMPT AIR EXHAUST (DUCT AND RESTRICTOR ONLY)
FIGURE 3 (SHEET 9)

21-58-00-03

HXL
DEC 22/06

21-58-00-03
PAGE 0H

BOEING
767
PARTS CATALOG (MAINTENANCE)



V 21580003 SHT 10 REV 124

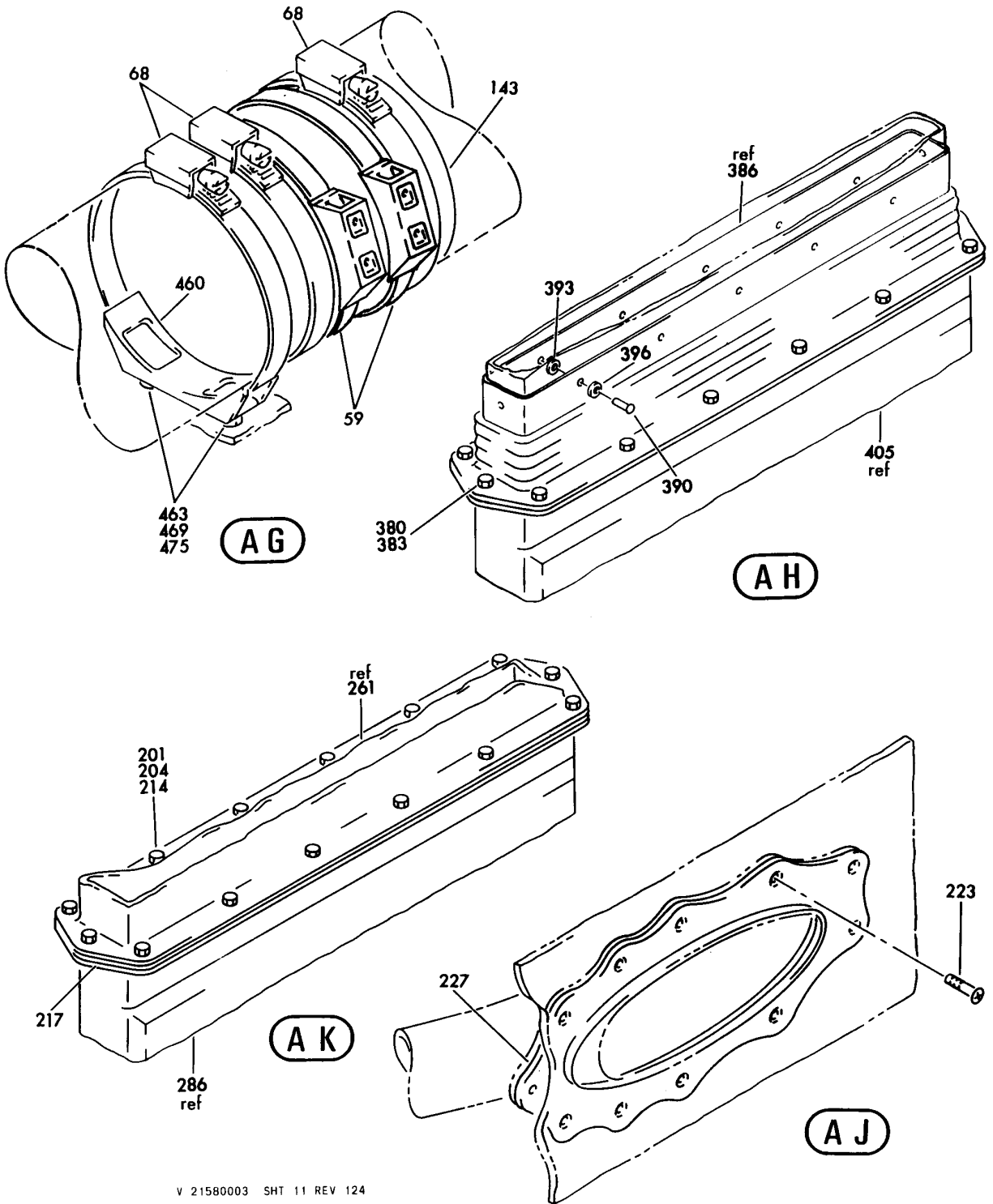
DUCT INSTL-FWD E/E COMPT AIR EXHAUST (DUCT AND RESTRICTOR ONLY)
FIGURE 3 (SHEET 10)

21-58-00-03

HXL
DEC 22/06

21-58-00-03
PAGE 01


BOEING
 767
PARTS CATALOG (MAINTENANCE)



V 21580003 SHT 11 REV 124

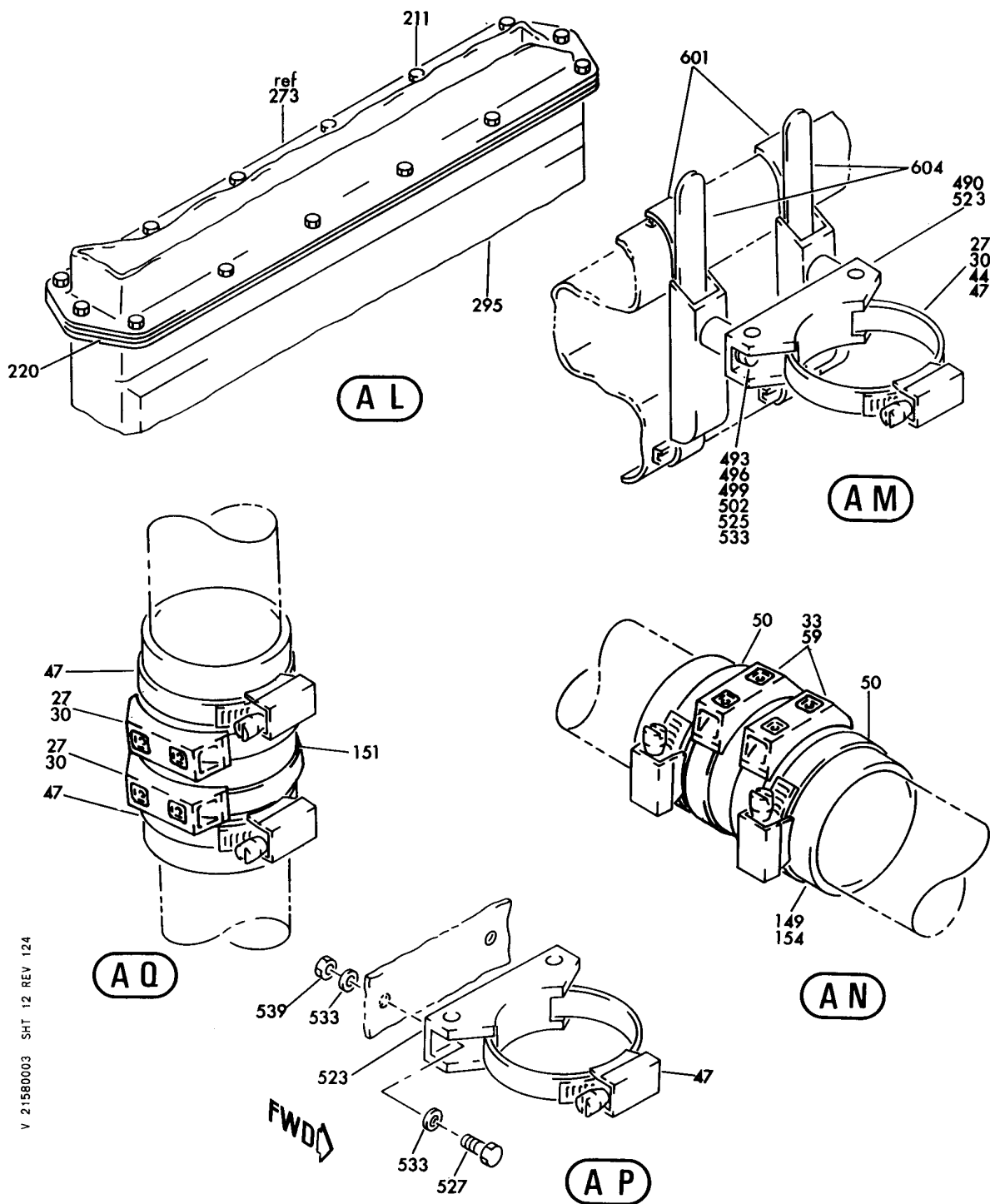
DUCT INSTL-FWD E/E COMPT AIR EXHAUST (DUCT AND RESTRICTOR ONLY)
 FIGURE 3 (SHEET 11)

21-58-00-03

HXL
DEC 22/06

21-58-00-03
 PAGE 0J

BOEING
767
PARTS CATALOG (MAINTENANCE)



V 21580003 SHT 12 REV 124

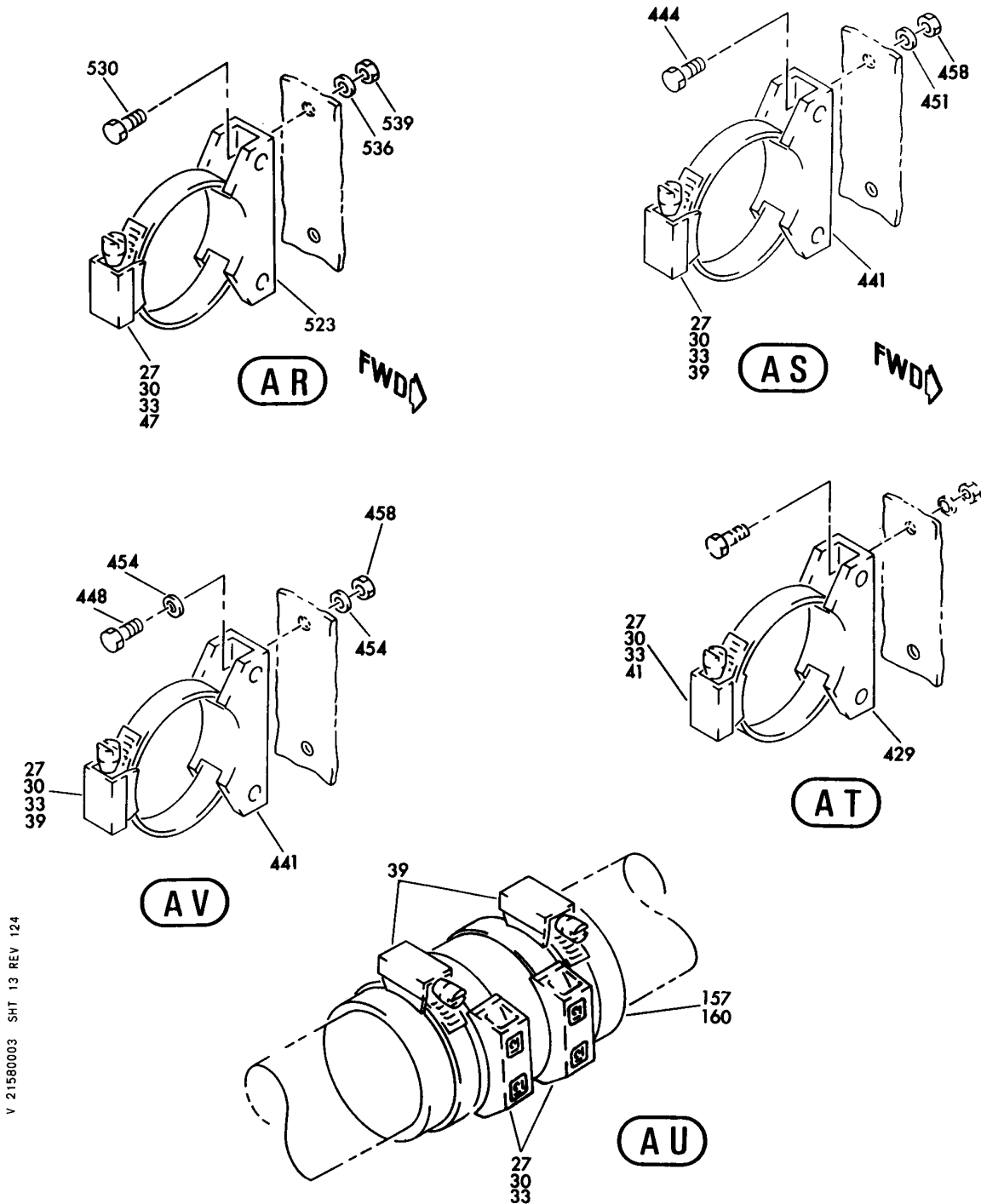
DUCT INSTL-FWD E/E COMPT AIR EXHAUST (DUCT AND RESTRICTOR ONLY)
FIGURE 3 (SHEET 12)

21-58-00-03

HXL
DEC 22/06

21-58-00-03
PAGE OK

BOEING
767
PARTS CATALOG (MAINTENANCE)



V 21580003 SHT 13 REV 124

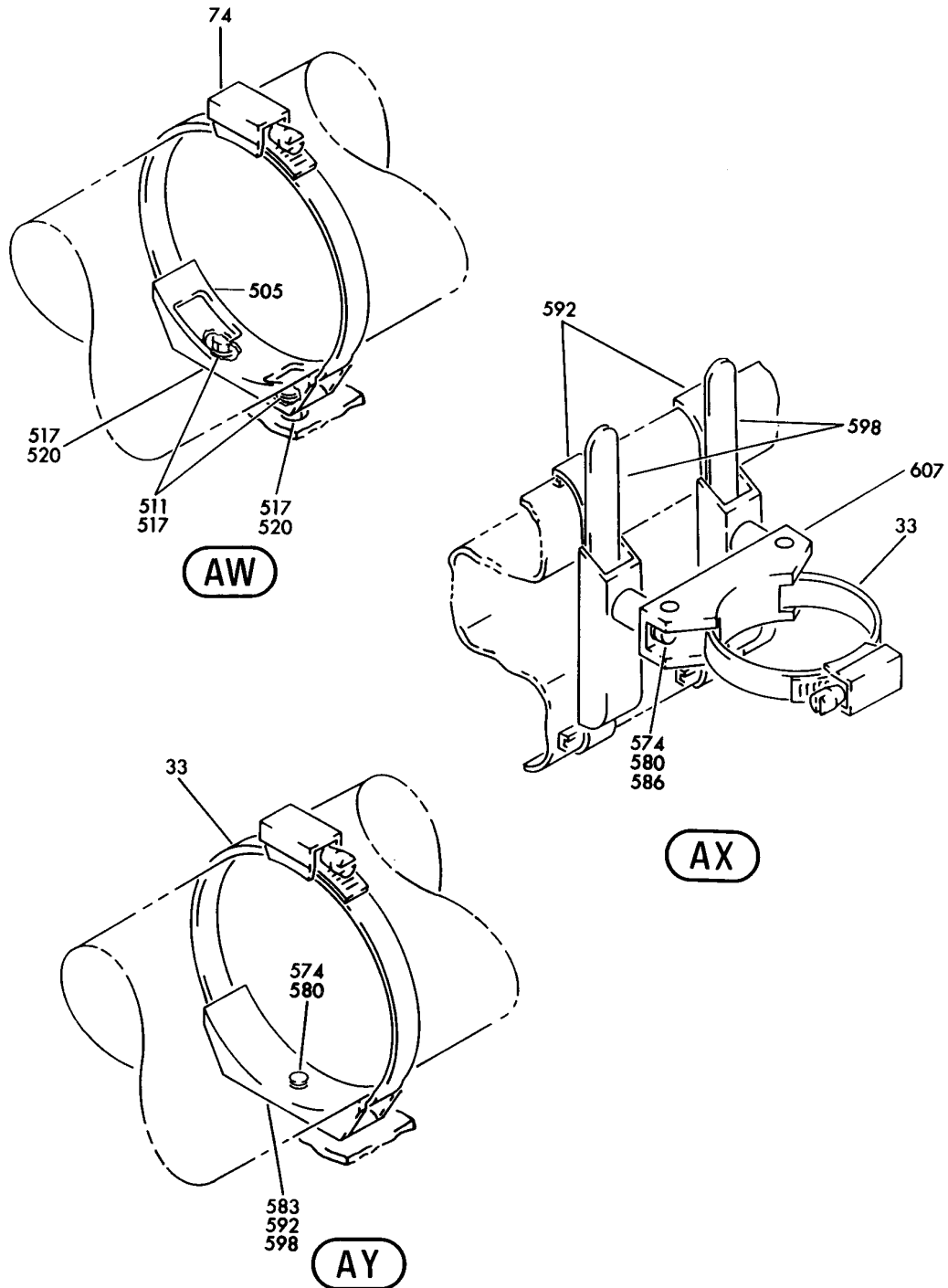
DUCT INSTL-FWD E/E COMPT AIR EXHAUST (DUCT AND RESTRICTOR ONLY)
FIGURE 3 (SHEET 13)

21-58-00-03

HXL
DEC 22/06

21-58-00-03
PAGE 01

BOEING
767
PARTS CATALOG (MAINTENANCE)



V 21580003 SHT 14 REV 126

DUCT INSTL-FWD E/E COMPT AIR EXHAUST (DUCT AND RESTRICTOR ONLY)
FIGURE 3 (SHEET 14)

21-58-00-03

HXL
DEC 22/06

21-58-00-03
PAGE 0M

BOEING
767
PARTS CATALOG (MAINTENANCE)

FIG ITEM	PART NUMBER	1 2 3 4 5 6 7	NOMENCLATURE	EFFECT FROM TO	UNITS PER ASSY
3			DUCT INSTL-FWD E/E COMPT AIR EXHAUST (DUCT AND RESTRICTOR ONLY)		
- 1	217T1012-30		DUCT INSTL-E/E COMPT AIR EXHAUST (DUCT AND RESTRICTOR ONLY)		RF
	3 BAC27TEC0070		POSITION DATA: FWD FOR NHA/OTHER SYS DET SEE: 21-00-00-01A .MARKER-ALUMINUM FOIL- PLACARD CONTENT: SW EQPT CLG SKIN TEMP S456		1
	9 MS20392-2C13		.PIN-		2
	12 AN960PD10L		.WASHER-		3
	15 MS24665-132		.PIN-		2
	21 BACR24L8H0642		.ROD-		1
	24 NAS1922-0100-1		.CLAMP-		6
	27 PLT4SM		.STRAP-		52
			SUPPLIER CODE: V06383 SPECIFICATION NUMBER: BACS38K2 OPTIONAL PART: T05L0 V53421		
	36 NAS1922-0150-1		.CLAMP-		16
	39 NAS1922-0175-1		.CLAMP-		9
	44 NAS1922-0200-1		.CLAMP-		14
	47 NAS1922-0225-1		.CLAMP-		10
	50 NAS1922-0275-1		.CLAMP-		3
	56 NAS1922-0350-1		.CLAMP-		6
	59 T012L0		.STRAP-		28
			SUPPLIER CODE: V53421 SPECIFICATION NUMBER: BACS38K6		
	62 NAS1922-0525-1		.CLAMP-		8
R	62 NAS1922-0525-3		.CLAMP-		8
	65 NAS1922-0625-1		.CLAMP-		5
R	65 NAS1922-0625-3		.CLAMP-		5
	68 NAS1922-0700-1		.CLAMP-		9
R	68 NAS1922-0700-3		.CLAMP-		9
	71 NAS1922-0875-1		.CLAMP-		17
			OPTIONAL PART: NAS1922-0925-1		

ILLUSTRATION ITEMS NOT ON PARTS LIST ARE NOT APPLICABLE

- ITEM NOT ILLUSTRATED

HXL

21-58-00-03

BOEING PROPRIETARY - Copyright © - Unpublished Work - See title page for details.

21-58-00
FIG. 03
PAGE 1
AUG 22/09

BOEING
767
PARTS CATALOG (MAINTENANCE)

FIG ITEM	PART NUMBER	1 2 3 4 5 6 7	NOMENCLATURE	EFFECT FROM TO	UNITS PER ASSY
3					
71	NAS1922-0925-1	.CLAMP-	OPTIONAL PART: NAS1922-0875-1		17
74	10A265-900	.CLAMP-	SUPPLIER CODE: V14711 OPTIONAL PART: NH102319-0900 V00624		16
74	NH102319-0900	.CLAMP-	SUPPLIER CODE: V00624 OPTIONAL PART: 10A265-900 V14711		16
77	NH102689-0300	.CLAMP-	SUPPLIER CODE: V11328		1
80	NH102689-0900	.CLAMP-	SUPPLIER CODE: V98625		3
86	S39228H	.CLAMP-	SUPPLIER CODE: V18076 SPECIFICATION NUMBER: BACC10BU28H OPTIONAL PART: 393CS28HT V83930 JM44LC24S28BW V22175 TA04C44S28HA V84971 ATTACHING PARTS		1
- 89	NAS1801-3-10	.SCREW			1
- 91	AN960PD10L	.WASHER			1
		-----*-----			
94	JM44LC13WD17R	.CLAMP	SUPPLIER CODE: V22175 SPECIFICATION NUMBER: BACC10GE17A OPTIONAL PART: S369WHD17 V18076 TA12C32WD17 V84971 509A17 V83930		1
ILLUSTRATION ITEMS NOT ON PARTS LIST ARE NOT APPLICABLE					

- ITEM NOT ILLUSTRATED

HXL

21-58-00-03

BOEING PROPRIETARY - Copyright © - Unpublished Work - See title page for details.

21-58-00
FIG. 03
PAGE 2
AUG 22/09

 **BOEING**
767
PARTS CATALOG (MAINTENANCE)

FIG ITEM	PART NUMBER	1 2 3 4 5 6 7	NOMENCLATURE	EFFECT FROM TO	UNITS PER ASSY
3			ATTACHING PARTS		
- 97	NAS1801-3-8	.	SCREW-		1
- 101	AN960PD10L	.	WASHER		1
		-----*	-----		
125	AS1506-20D32	.	SLEEVE-		3
128	AS1506-37D40	.	HOSE-		1
131	AS1506-36D32	.	HOSE-		3
134	AS1505-36B0040	.	HOSE-		1
137	AS1506-36D32	.	HOSE-		1
140	AS1506-26D32	.	HOSE-		1
143	AS1506-28D32	.	HOSE-		3
146	AS1505-37B0040	.	HOSE-		1
149	AS1506-12D32	.	SLEEVE		1
151	AS1506-09D32	.	SLEEVE		3
160	AS1506-07D32	.	SLEEVE		1
162	AS1506-04D30	.	HOSE-		1
164	AS1506-06D32	.	SLEEVE-		2
167	AS1506-14D32	.	SLEEVE		1
170	BOE2022-04A0050	.	HOSE		1
			SUPPLIER CODE: V16632		
			SPECIFICATION NUMBER: AS1544-04A0050		
173	BOE2022-06A0150	.	HOSE-		2
			SUPPLIER CODE: V16632		
			SPECIFICATION NUMBER: AS1544-06A0150		
175	BOE2027-14D0080	.	HOSE-		1
			SUPPLIER CODE: V16632		
			SPECIFICATION NUMBER: AS1503-14D0080		
177	BOE2022-06A0130	.	HOSE-		1
			SUPPLIER CODE: V16632		
			SPECIFICATION NUMBER: AS1544-06A0130		
180	BOE2022-06A0071	.	HOSE-		1
			SUPPLIER CODE: V16632		
			SPECIFICATION NUMBER: AS1544-06A0071		
183	BOE2022-04A0240	.	HOSE-		1
			SUPPLIER CODE: V16632		
			SPECIFICATION NUMBER: AS1544-04A0240		
ILLUSTRATION ITEMS NOT ON PARTS LIST ARE NOT APPLICABLE					

- ITEM NOT ILLUSTRATED

HXL

21-58-00-03

BOEING PROPRIETARY - Copyright © - Unpublished Work - See title page for details.

21-58-00
FIG. 03
PAGE 3
AUG 22/09

 **BOEING**
767
PARTS CATALOG (MAINTENANCE)

FIG ITEM	PART NUMBER	1 2 3 4 5 6 7	NOMENCLATURE	EFFECT FROM TO	UNITS PER ASSY
3					
186	BOE2027-08D0161	.HOSE	SUPPLIER CODE: V16632 SPECIFICATION NUMBER: AS1503-08D0161		1
195	AS1506-08D32	.SLEEVE			1
201	NAS1801-3-10	.SCREW-			14
204	AN960D10L	.WASHER			14
211	AN960PD10L	.WASHER			14
214	BRH10A3	.NUT	SUPPLIER CODE: V52828 SPECIFICATION NUMBER: BACN10JC3 OPTIONAL PART: H10-3BAC V15653 NS202101-02 V80539 RMLH9075-3W V72962 VN303A02 V92215 96-02 V80539 T6S1032J V11815		14
217	217T1428-3	.GASKET-			1
220	217T1428-3	.GASKET-			1
223	BACB30NN3K8	.BOLT			11
227	217T1428-4	.GASKET			1
234	217T1127-7	.MANIFOLD ASSY- ATTACHING PARTS			1
237	NAS1801-3-8	.SCREW-			2
		-----*-----			
240	217T1123-2	.DUCT			1
243	217T1125-3	.DUCT ASSY- ATTACHING PARTS			1
- 246	NAS1801-3-12	.SCREW-			4
- 249	BACW10P43AL	.WASHER			4
		-----*-----			
252	217T1120-6	.DUCT ASSY			1
255	217T1123-5	.DUCT-			1
258	217T1126-1	.DUCT			1
261	217T1116-9	.DUCT ASSY-			1
261	217T1116-5	.DUCT ASSY- OPTIONAL PART: 217T1116-1			1

ILLUSTRATION ITEMS NOT ON PARTS LIST ARE NOT APPLICABLE

- ITEM NOT ILLUSTRATED

HXL

21-58-00-03

BOEING PROPRIETARY - Copyright © - Unpublished Work - See title page for details.

21-58-00
FIG. 03
PAGE 4
APR 22/08

BOEING
767
PARTS CATALOG (MAINTENANCE)

FIG ITEM	PART NUMBER	1 2 3 4 5 6 7	NOMENCLATURE	EFFECT FROM TO	UNITS PER ASSY
3					
261	217T1116-1		. DUCT ASSY- OPTIONAL PART: 217T1116-5		1
264	217T1129-3		. DUCT ASSY- ATTACHING PARTS		1
- 267	NAS1801-3-8		. SCREW-		2
- 270	AN960PD10L		. WASHER		2
			-----*-----		
273	217T1119-1		. DUCT ASSY- OPTIONAL PART: 217T1119-5		1
273	217T1119-5		. DUCT ASSY- OPTIONAL PART: 217T1119-1		1
276	217T1122-7		. SCREEN ASSY-		1
276	217T1122-16		. SCREEN ASSY- ATTACHING PARTS		1
- 280	NAS1801-3-7		. SCREW-		2
- 283	AN960D10L		. WASHER		2
			-----*-----		
286	217T1115-1		. DUCT ASSY- OPTIONAL PART: 217T1115-5		1
286	217T1115-5		. DUCT ASSY-		1
286	217T1115-15		. DUCT ASSY-E/E COMPT AIR EXHAUST POSITION DATA: FWD OPTIONAL PART: 217T1115-29 FOR DETAILS SEE: 11-21-22-02		1
286	217T1115-29		. DUCT- OPTIONAL PART: 217T1115-15 FOR DETAILS SEE: 11-21-22-02 ATTACHING PARTS		1
- 289	NAS1801-3-8		. SCREW-		4
- 292	BACW10P43AL		. WASHER		4
			-----*-----		
295	217T1113-18		. DUCT ASSY-		1
295	217T1113-20		. DUCT ASSY- ATTACHING PARTS		1
- 298	NAS1801-3-8		. SCREW-		2
- 301	AN960PD10L		. WASHER		2

ILLUSTRATION ITEMS NOT ON PARTS LIST ARE NOT APPLICABLE

- ITEM NOT ILLUSTRATED

HXL

21-58-00-03

BOEING PROPRIETARY - Copyright © - Unpublished Work - See title page for details.

21-58-00
FIG. 03
PAGE 5
DEC 22/07



767

PARTS CATALOG (MAINTENANCE)

FIG ITEM	PART NUMBER	1 2 3 4 5 6 7	NOMENCLATURE	EFFECT FROM TO	UNITS PER ASSY
3 - 304	BRH10A3		.NUT SUPPLIER CODE: V52828 SPECIFICATION NUMBER: BACN10JC3 OPTIONAL PART: H10-3BAC V15653 NS202101-02 V80539 RMLH9075-3W V72962 VN303A02 V92215 96-02 V80539 T6S1032J V11815 -----*-----		2
307	217T1118-10		.DUCT		1
313	217T1118-15		.DUCT-		1
316	217T1118-13		.DUCT-		1
319	217T1109-1		.DUCT		1
325	217T1109-16		.DUCT-		1
328	217T1121-5		.DUCT-		1
331	217T1121-3		.DUCT		1
334	217T1121-1		.DUCT ASSY		1
337	217T1150-12		.DUCT ASSY-		1
340	217T1150-2		.DUCT-		1
346	AS1504-08B0340		.DUCT-		1
349	217T1120-29		.DUCT ASSY- OPTIONAL PART: 217T1120-26		1
349	217T1120-26		.DUCT ASSY- OPTIONAL PART: 217T1120-29		1
355	BOE2027-07D0600		.HOSE- SUPPLIER CODE: V16632 SPECIFICATION NUMBER: AS1503-07D0600		1
358	217T1146-10		.DUCT-		1
364	217T1108-13		.DUCT ASSY-		1
366	217T1108-20		.DUCT ASSY- OPTIONAL PART: 217T1108-13		1
380	NAS1801-3-10		.SCREW-		14
383	AN960D10L		.WASHER		14

ILLUSTRATION ITEMS NOT ON PARTS LIST ARE NOT APPLICABLE

- ITEM NOT ILLUSTRATED

21-58-00-03

21-58-00
FIG. 03
PAGE 6
APR 22/09

HXL

BOEING
767
PARTS CATALOG (MAINTENANCE)

FIG ITEM	PART NUMBER	1 2 3 4 5 6 7	NOMENCLATURE	EFFECT FROM TO	UNITS PER ASSY
3					
386	217T1117-22		. DUCT ASSY-E/E COMPT AIR EXHAUST POSITION DATA: FWD FOR DETAILS SEE: 11-21-22-02		1
390	BACR15BB5A		.. RIVET		12
393	AN960D8		.. WASHER		12
396	BACW10P356AL		.. WASHER- OPTIONAL PART: BACW10P75AL		12
396	BACW10P75AL		.. WASHER- OPTIONAL PART: BACW10P356AL		12
399	BOE2038-0021		.. DUCT-ELECTRICAL/ ELECTRONICS COOLING SYS FLEXIBLE SUPPLIER CODE: V16632 SPECIFICATION NUMBER: S210T121-11		1
402	BOE2022-06A0100		. HOSE- SUPPLIER CODE: V16632 SPECIFICATION NUMBER: AS1544-06A0100		1
408	217T1114-18		. DUCT- ATTACHING PARTS		1
411	NAS1801-3-8		. SCREW-		6
- 414	BACW10P43AL		. WASHER -----*-----		6
417	214T3424-7		. SUPPORT ATTACHING PARTS		3
- 420	NAS1801-3-12		. SCREW-		6
- 423	AN960PD10L		. WASHER		6

ILLUSTRATION ITEMS NOT ON PARTS LIST ARE NOT APPLICABLE

- ITEM NOT ILLUSTRATED

HXL

21-58-00-03

BOEING PROPRIETARY - Copyright © - Unpublished Work - See title page for details.

21-58-00
FIG. 03
PAGE 7
DEC 22/07



767

PARTS CATALOG (MAINTENANCE)

FIG ITEM	PART NUMBER	1 2 3 4 5 6 7	NOMENCLATURE	EFFECT FROM TO	UNITS PER ASSY
3 - 426	BRH10A3		.NUT SUPPLIER CODE: V52828 SPECIFICATION NUMBER: BACN10JC3 OPTIONAL PART: H10-3BAC V15653 NS202101-02 V80539 RMLH9075-3W V72962 VN303A02 V92215 96-02 V80539 T6S1032J V11815 -----*-----		6
441	214T3424-1		.SUPPORT- ATTACHING PARTS		5
444	NAS1801-3-12		.SCREW-		6
448	NAS1801-3-10		.SCREW-		4
451	AN960PD10L		.WASHER		6
454	AN960D10L		.WASHER		8
458	BRH10A3		.NUT SUPPLIER CODE: V52828 SPECIFICATION NUMBER: BACN10JC3 OPTIONAL PART: H10-3BAC V15653 NS202101-02 V80539 RMLH9075-3W V72962 VN303A02 V92215 96-02 V80539 T6S1032J V11815 -----*-----		10
460	214T3424-10		.SUPPORT- ATTACHING PARTS		5
463	NAS1801-3-12		.SCREW-		8
466	NAS1801-3-10		.SCREW-		2
469	AN960PD10L		.WASHER		8

ILLUSTRATION ITEMS NOT ON PARTS LIST ARE NOT APPLICABLE

- ITEM NOT ILLUSTRATED

21-58-00-03

21-58-00
FIG. 03
PAGE 8
DEC 22/07

HXL



767

PARTS CATALOG (MAINTENANCE)

FIG ITEM	PART NUMBER	1 2 3 4 5 6 7	NOMENCLATURE	EFFECT FROM TO	UNITS PER ASSY
3					
472	AN960D10L		.WASHER		4
475	BRH10A3		.NUT		10
			SUPPLIER CODE: V52828		
			SPECIFICATION NUMBER: BACN10JC3		
			OPTIONAL PART: H10-3BAC		
			V15653		
			NS202101-02		
			V80539		
			RMLH9075-3W		
			V72962		
			VN303A02		
			V92215		
			96-02		
			V80539		
			T6S1032J		
			V11815		
			-----*-----		
478	214T3424-5		.SUPPORT		2
			ATTACHING PARTS		
- 481	NAS1801-3-12		.SCREW-		4
- 484	AN960PD10L		.WASHER		4
- 487	BRH10A3		.NUT		4
			SUPPLIER CODE: V52828		
			SPECIFICATION NUMBER: BACN10JC3		
			OPTIONAL PART: H10-3BAC		
			V15653		
			NS202101-02		
			V80539		
			RMLH9075-3W		
			V72962		
			VN303A02		
			V92215		
			96-02		
			V80539		
			T6S1032J		
			V11815		
			-----*-----		
490	214T3424-2		.SUPPORT		5
			ATTACHING PARTS		
493	NAS1801-3-10		.SCREW-		10
496	NAS1801-3-6		.SCREW-		10
499	AN960D10L		.WASHER		10

ILLUSTRATION ITEMS NOT ON PARTS LIST ARE NOT APPLICABLE

- ITEM NOT ILLUSTRATED

21-58-00-03

21-58-00
FIG. 03
PAGE 9
DEC 22/07

HXL



767

PARTS CATALOG (MAINTENANCE)

FIG ITEM	PART NUMBER	1 2 3 4 5 6 7	NOMENCLATURE	EFFECT FROM TO	UNITS PER ASSY
3 502	BRH10A3		.NUT SUPPLIER CODE: V52828 SPECIFICATION NUMBER: BACN10JC3 OPTIONAL PART: H10-3BAC V15653 NS202101-02 V80539 RMLH9075-3W V72962 VN303A02 V92215 96-02 V80539 T6S1032J V11815 -----*-----		10
505	214T3424-9		.SUPPORT- ATTACHING PARTS		8
508	NAS1801-3-12		.SCREW-		4
511	NAS1801-3-10		.SCREW-		12
514	AN960PD10L		.WASHER		6
517	AN960D10L		.WASHER		18
520	BRH10A3		.NUT SUPPLIER CODE: V52828 SPECIFICATION NUMBER: BACN10JC3 OPTIONAL PART: H10-3BAC V15653 NS202101-02 V80539 RMLH9075-3W V72962 VN303A02 V92215 96-02 V80539 T6S1032J V11815 -----*-----		16
523	214T3424-3		.SUPPORT ATTACHING PARTS		7
525	NAS1801-3-6		.SCREW-		10
527	NAS1801-3-10		.SCREW-		2
530	NAS1801-3-12		.SCREW-		2

ILLUSTRATION ITEMS NOT ON PARTS LIST ARE NOT APPLICABLE

- ITEM NOT ILLUSTRATED

21-58-00-03

21-58-00
FIG. 03
PAGE 10
DEC 22/07

HXL

 **BOEING**
767
PARTS CATALOG (MAINTENANCE)

FIG ITEM	PART NUMBER	1 2 3 4 5 6 7	NOMENCLATURE	EFFECT FROM TO	UNITS PER ASSY
3					
533	AN960D10L	.	WASHER		14
536	AN960PD10L	.	WASHER		2
539	BRH10A3	.	NUT		4
			SUPPLIER CODE: V52828		
			SPECIFICATION NUMBER: BACN10JC3		
			OPTIONAL PART: H10-3BAC		
			V15653		
			NS202101-02		
			V80539		
			RMLH9075-3W		
			V72962		
			VN303A02		
			V92215		
			96-02		
			V80539		
			T6S1032J		
			V11815		
			-----*-----		
541	214T3424-4	.	SUPPORT		1
			ATTACHING PARTS		
544	NAS1801-3-10	.	SCREW-		2
- 547	AN960D10L	.	WASHER		4
- 550	BRH10A3	.	NUT		2
			SUPPLIER CODE: V52828		
			SPECIFICATION NUMBER: BACN10JC3		
			OPTIONAL PART: H10-3BAC		
			V15653		
			NS202101-02		
			V80539		
			RMLH9075-3W		
			V72962		
			VN303A02		
			V92215		
			96-02		
			V80539		
			T6S1032J		
			V11815		
			-----*-----		
565	NAS6603-2	.	BOLT-		4
568	NAS1801-3-6	.	SCREW-		2
571	NAS1801-3-5	.	SCREW-		2
577	AN960D10L	.	WASHER		4
589	217T1411-2	.	BRACKET		1

ILLUSTRATION ITEMS NOT ON PARTS LIST ARE NOT APPLICABLE

- ITEM NOT ILLUSTRATED

HXL

21-58-00-03

BOEING PROPRIETARY - Copyright © - Unpublished Work - See title page for details.

21-58-00
FIG. 03
PAGE 11
DEC 22/07

 **BOEING**
767
PARTS CATALOG (MAINTENANCE)

FIG ITEM	PART NUMBER	1 2 3 4 5 6 7	NOMENCLATURE	EFFECT FROM TO	UNITS PER ASSY
3					
601	69-64155-1		.SUPPORT		18
604	69-64155-2		.SUPPORT		18
- 700	217T1012-25		RESTRICTOR INSTL- FOR NHA SEE: 21-00-00-01A		RF
703	214T3436-14		.ORIFICE ASSY		1
712	214T3436-68		.ORIFICE ASSY		1
715	214T3436-65		.ORIFICE ASSY		1
724	214T3436-71		.ORIFICE ASSY		1
733	214T3436-713		.ORIFICE ASSY-		1
739	214T3436-53		.ORIFICE ASSY-		1
- 800	286T0984-300		WIRE BUNDLE ASSY		RF
805	BACC45FT14A15S		.CONNECTOR- ELECTRICAL EQUIP NUMBER: D03060 WIRING DIAGRAM REF: 215816		1
900			ILLUSTRATION REFERENCE: DUCT INSTL-FWD E/E COMPT AIR EXHAUST (FAN CHECK VALVE ONLY) 21-58-02-05		RF
905			ILLUSTRATION REFERENCE: DUCT INSTL-FWD E/E COMPT AIR EXHAUST (FORWARD RACK SUPPLY AND EXHAUST FAN ONLY) 21-58-06-02		RF
910			ILLUSTRATION REFERENCE: DUCT INSTL-FWD E/E COMPT AIR EXHAUST (HEAT EXCHANGER BYPASS VALVE ONLY) 21-58-14-02		RF
950			ILLUSTRATION REFERENCE: DETECTOR INSTL-E/E FWD COMPT SMOKE 26-16-51-01		RF

ILLUSTRATION ITEMS NOT ON PARTS LIST ARE NOT APPLICABLE

- ITEM NOT ILLUSTRATED

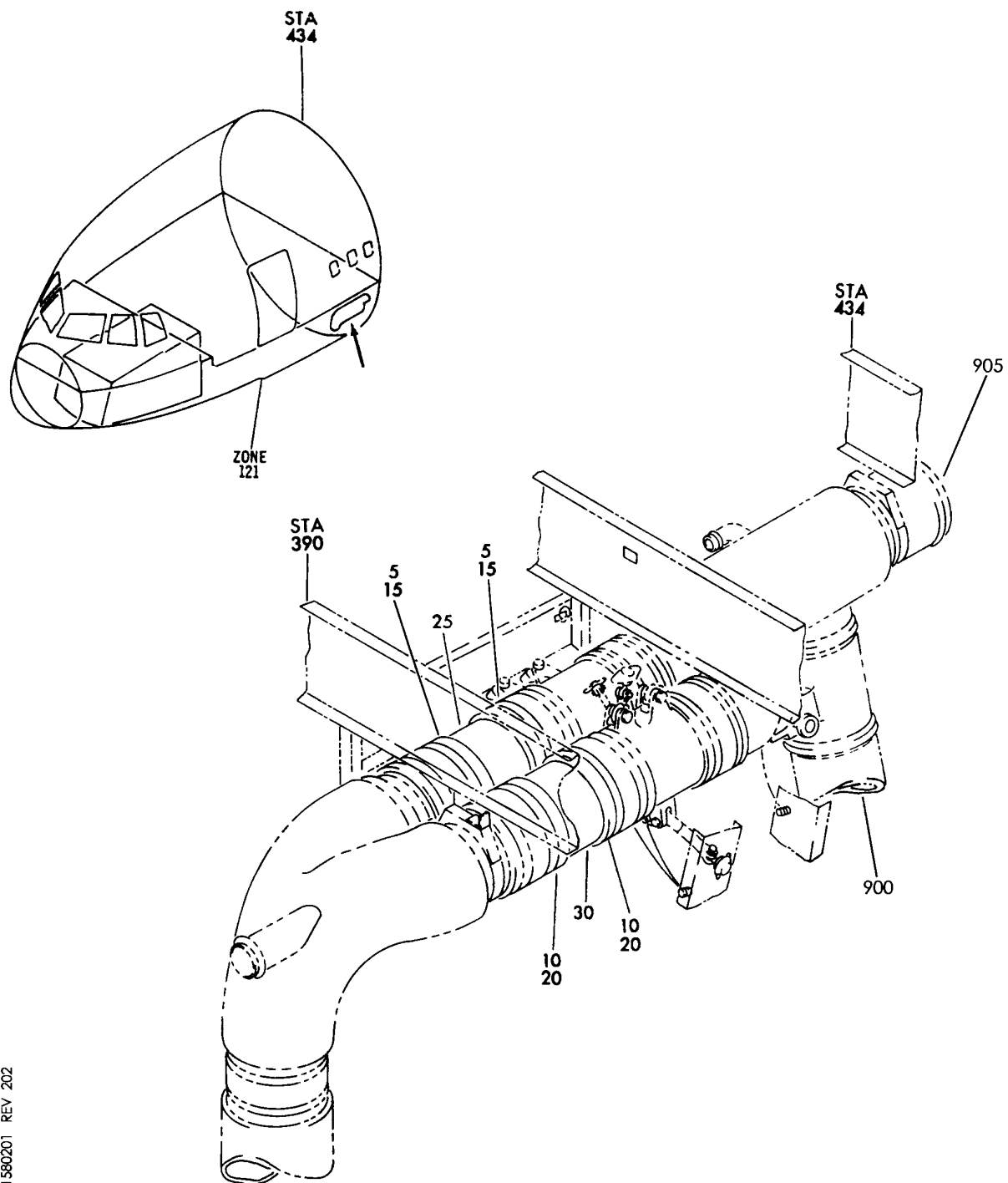
HXL

21-58-00-03

BOEING PROPRIETARY - Copyright © - Unpublished Work - See title page for details.

21-58-00
FIG. 03
PAGE 12
APR 22/08

BOEING
767
PARTS CATALOG (MAINTENANCE)



V 21580201 REV 202

DUCT INSTL- FWD E/E COMPT AIR SUPPLY (FAN CHECK VALVE ONLY)
FIGURE 1

21-58-02-01

HXL
DEC 22/06

21-58-02-01
PAGE 0



767

PARTS CATALOG (MAINTENANCE)

FIG ITEM	PART NUMBER	1 2 3 4 5 6 7	NOMENCLATURE	EFFECT FROM TO	UNITS PER ASSY
1			DUCT INSTL- FWD E/E COMPT AIR SUPPLY (FAN CHECK VALVE ONLY)		
- 1	217T1011-12		DUCT INSTL-E/E COMPT AIR SUPPLY (FAN CHECK VALVE ONLY) POSITION DATA: FWD FOR NHA/OTHER SYS DET SEE: 21-00-00-01A		RF
10	NAS1922-0925-1		.CLAMP		2
20	10A265-900		.CLAMP- SUPPLIER CODE: V14711 OPTIONAL PART: NH102319-0900 V00624		2
20	NH102319-0900		.CLAMP- SUPPLIER CODE: V00624 OPTIONAL PART: 10A265-900 V14711		2
30	3202122-1		.VALVE-INSTR ELECTRICAL/ ELECTRONIC EQPT COOLING SYS 9 IN. DIA AIR CHK SUPPLIER CODE: V59364 SPECIFICATION NUMBER: S210T170-12 COMPONENT MAINT MANUAL REF: 21-58-03		1
905			ILLUSTRATION REFERENCE: DUCT AND RESTRICTOR INSTL- FWD E/E COMPT AIR SUPPLY (DUCT AND RESTRICTOR ONLY) 21-58-00-02		

ILLUSTRATION ITEMS NOT ON PARTS LIST ARE NOT APPLICABLE

- ITEM NOT ILLUSTRATED

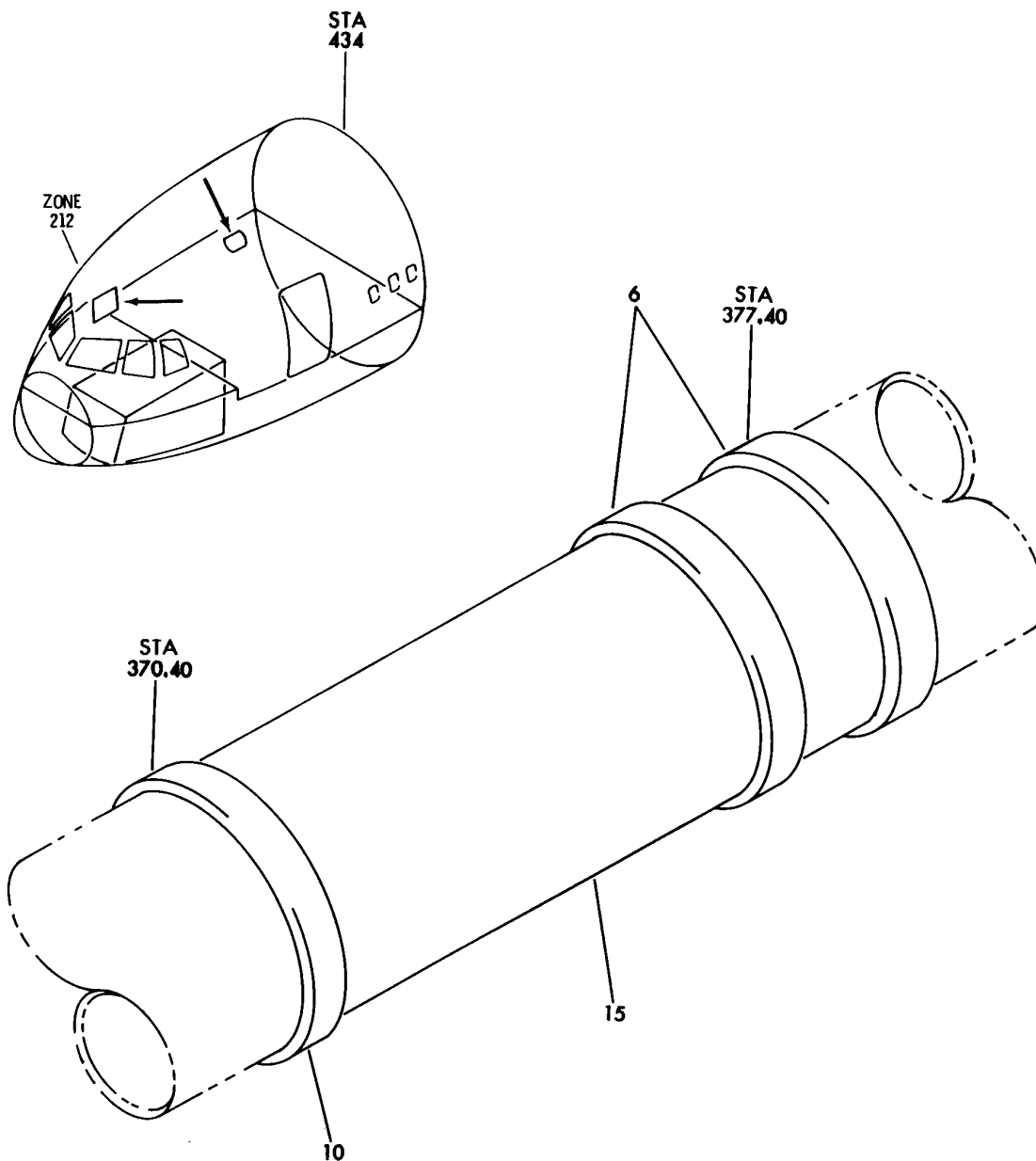
HXL

21-58-02-01

BOEING PROPRIETARY - Copyright © - Unpublished Work - See title page for details.

21-58-02
FIG. 01
PAGE 1
DEC 22/07

BOEING
767
PARTS CATALOG (MAINTENANCE)



V 21580205 REV 124

DUCT INSTL-FWD E/E COMPT AIR EXHAUST (FAN CHECK VALVE ONLY)
FIGURE 5

21-58-02-05

HXL
DEC 22/06

21-58-02-05
PAGE 0



767

PARTS CATALOG (MAINTENANCE)

FIG ITEM	PART NUMBER	1 2 3 4 5 6 7	NOMENCLATURE	EFFECT FROM TO	UNITS PER ASSY
5			DUCT INSTL-FWD E/E COMPT AIR EXHAUST (FAN CHECK VALVE ONLY)		
- 2	217T1012-30		DUCT INSTL-E/E COMPT AIR EXHAUST (FAN CHECK VALVE ONLY) POSITION DATA: FWD FOR NHA/OTHER SYS DET SEE: 21-00-00-01A		RF
6	NAS1922-0925-1		.CLAMP-		2
10	10A265-900		.CLAMP- SUPPLIER CODE: V14711 OPTIONAL PART: NH102319-0900 V00624		1
10	NH102319-0900		.CLAMP- SUPPLIER CODE: V00624 OPTIONAL PART: 10A265-900 V14711		1
15	3202122-1		.VALVE-INSTR AND FWD ELECTRICAL/ELECTRONICS EQPT COOLING SYS 9 IN. DIA AIR CHK SUPPLIER CODE: V59364 SPECIFICATION NUMBER: S210T170-12 COMPONENT MAINT MANUAL REF: 21-58-03		1

ILLUSTRATION ITEMS NOT ON PARTS LIST ARE NOT APPLICABLE

- ITEM NOT ILLUSTRATED

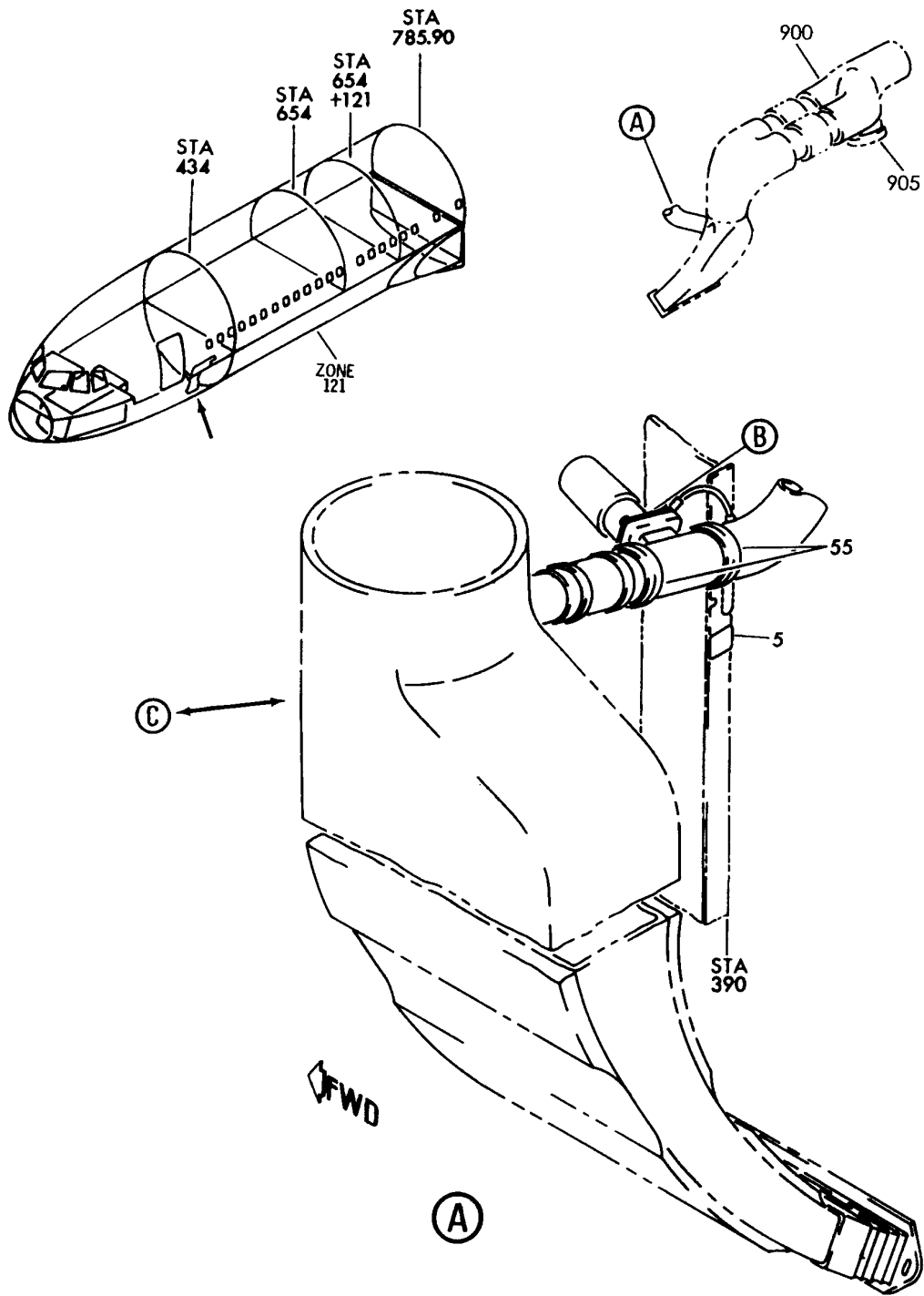
HXL

21-58-02-05

BOEING PROPRIETARY - Copyright © - Unpublished Work - See title page for details.

21-58-02
FIG. 05
PAGE 1
DEC 22/07

BOEING
767
PARTS CATALOG (MAINTENANCE)



V 21580501 SHT 1 REV 202

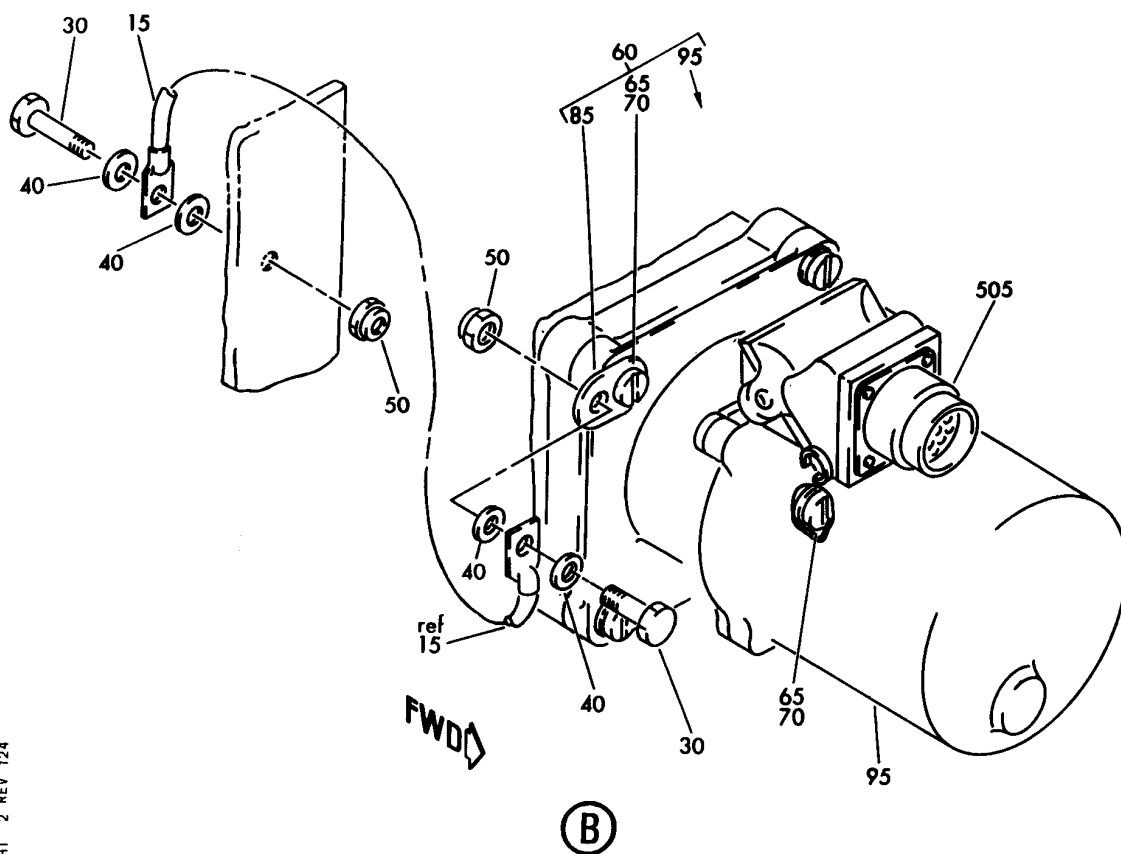
DUCT INSTL-FWD E/E COMPT AIR SUPPLY (OVERBOARD EXHAUST VALVE ONLY)
FIGURE 1 (SHEET 1)

21-58-05-01

HXL
DEC 22/06

21-58-05-01
PAGE 0

BOEING
767
PARTS CATALOG (MAINTENANCE)



V 21580501 SHT 2 REV 124

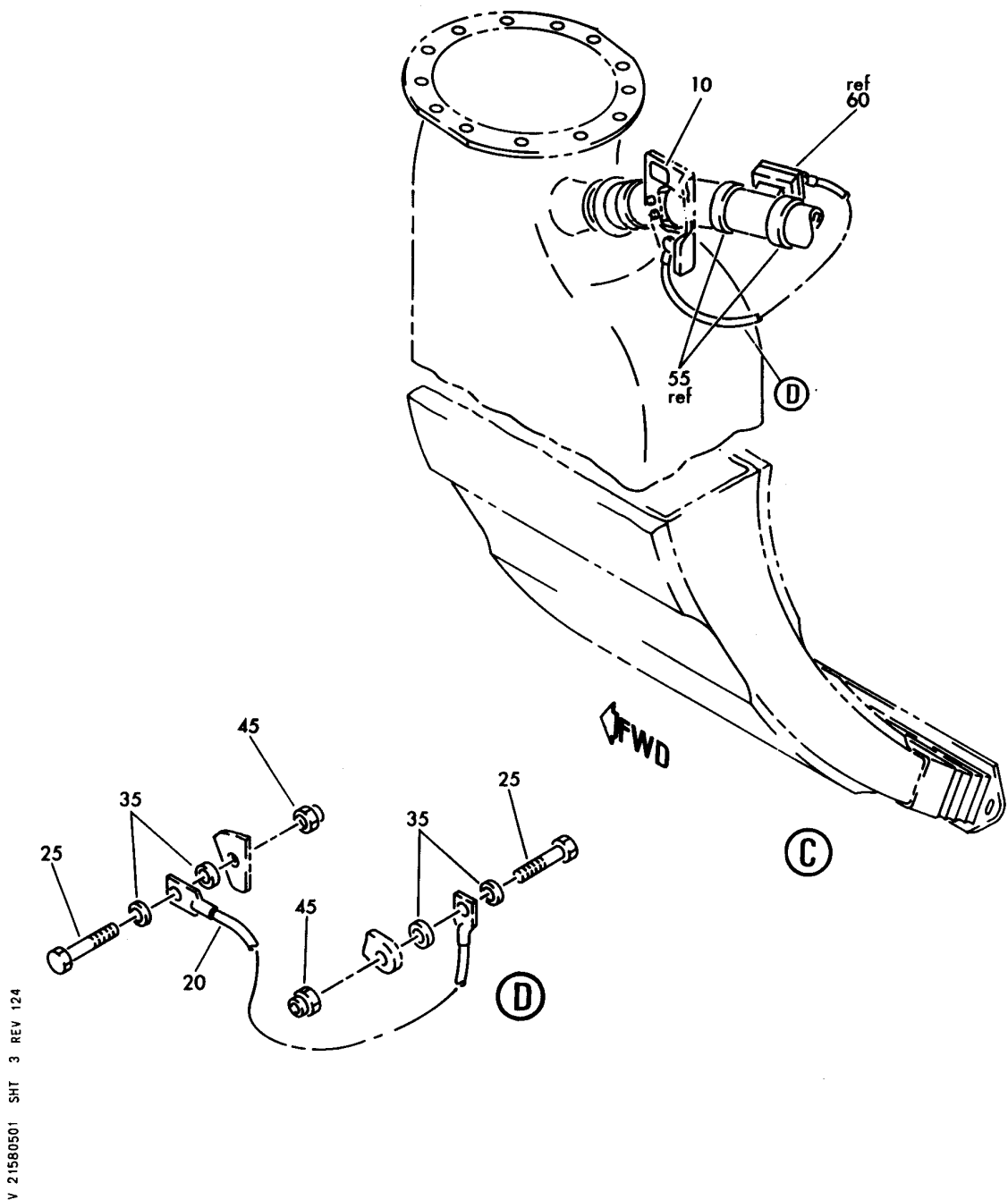
DUCT INSTL-FWD E/E COMPT AIR SUPPLY (OVERBOARD EXHAUST VALVE ONLY)
FIGURE 1 (SHEET 2)

21-58-05-01

HXL
DEC 22/06

21-58-05-01
PAGE 0A

BOEING
767
PARTS CATALOG (MAINTENANCE)



DUCT INSTL-FWD E/E COMPT AIR SUPPLY (OVERBOARD EXHAUST VALVE ONLY)
FIGURE 1 (SHEET 3)

21-58-05-01

HXL
DEC 22/06

21-58-05-01
PAGE 0B

BOEING
767
PARTS CATALOG (MAINTENANCE)

FIG ITEM	PART NUMBER	1 2 3 4 5 6 7	NOMENCLATURE	EFFECT FROM TO	UNITS PER ASSY
1			DUCT INSTL-FWD E/E COMPT AIR SUPPLY (OVERBOARD EXHAUST VALVE ONLY)		
- 1	217T1011-12		DUCT INSTL-E/E COMPT AIR SUPPLY (OVERBOARD EXHAUST VALVE ONLY) POSITION DATA: FWD FOR NHA/OTHER SYS DET SEE: 21-00-00-01A		RF
10	BAC27TEC0155		.MARKER-ALUMINUM FOIL- PLACARD CONTENT: SMOKE CL/OVRD VALVE V140		1
20	740A20-10		.JUMPER ASSY- SUPPLIER CODE: V91812 SPECIFICATION NUMBER: BACJ40A20-10 OPTIONAL PART: TJEJ40A20-10 V33483 RBEJ20-10 V1GK47		1
25	NAS1801-3-8		ATTACHING PARTS .SCREW-		2
35	AN960PD10L		.WASHER-		4
45	BRH10A3		.NUT- SUPPLIER CODE: V52828 SPECIFICATION NUMBER: BACN10JC3 OPTIONAL PART: H10-3BAC V15653 NS202101-02 V80539 RMLH9075-3W V72962 VN303A02 V92215 96-02 V80539 T6S1032J V11815		2
55	NH102689-0250		-----*----- .CLAMP- SUPPLIER CODE: V98625		2

ILLUSTRATION ITEMS NOT ON PARTS LIST ARE NOT APPLICABLE

- ITEM NOT ILLUSTRATED

HXL

21-58-05-01

BOEING PROPRIETARY - Copyright © - Unpublished Work - See title page for details.

21-58-05
FIG. 01
PAGE 1
DEC 22/08



767

PARTS CATALOG (MAINTENANCE)

FIG ITEM	PART NUMBER	1 2 3 4 5 6 7	NOMENCLATURE	EFFECT FROM TO	UNITS PER ASSY
1 60	420365-1		.VALVE ASSY-2.5 IN. DIA AIR SHUTOFF SUPPLIER CODE: V79318 FUNCTIONAL DESCRIPTION: VALVE CLEARS SMOKE FROM THE EQUIPMENT COOLING SYSTEM SPECIFICATION NUMBER: S210T170-19 ELECTRICAL EQUIP NUMBER: V00140 COMPONENT MAINT MANUAL REF: 21-58-03		1
65	MS35275-250		..SCREW		4
70	AN960C8		..WASHER		3
85	109122-1		..LUG-BONDING SUPPLIER CODE: V79318		1
95	155770-4		..ACTUATOR- SUPPLIER CODE: V79318 FUNCTIONAL DESCRIPTION: THE ACTUATOR IS USED TO DRIVE A BUTTERFLY SHUTOFF VALVE. COMPONENT MAINT MANUAL REF: 21-58-05		1
- 500	286T0984		WIRE BUNDLE ASSY		RF
505	BACC45FT14A15S		.CONNECTOR- ELECTRICAL EQUIP NUMBER: D03060 WIRING DIAGRAM REF: 215816		1
905			ILLUSTRATION REFERENCE: DUCT AND RESTRICTOR INSTL- FWD E/E COMPT AIR SUPPLY (DUCT AND RESTRICTOR ONLY) 21-58-00-02		

ILLUSTRATION ITEMS NOT ON PARTS LIST ARE NOT APPLICABLE

- ITEM NOT ILLUSTRATED

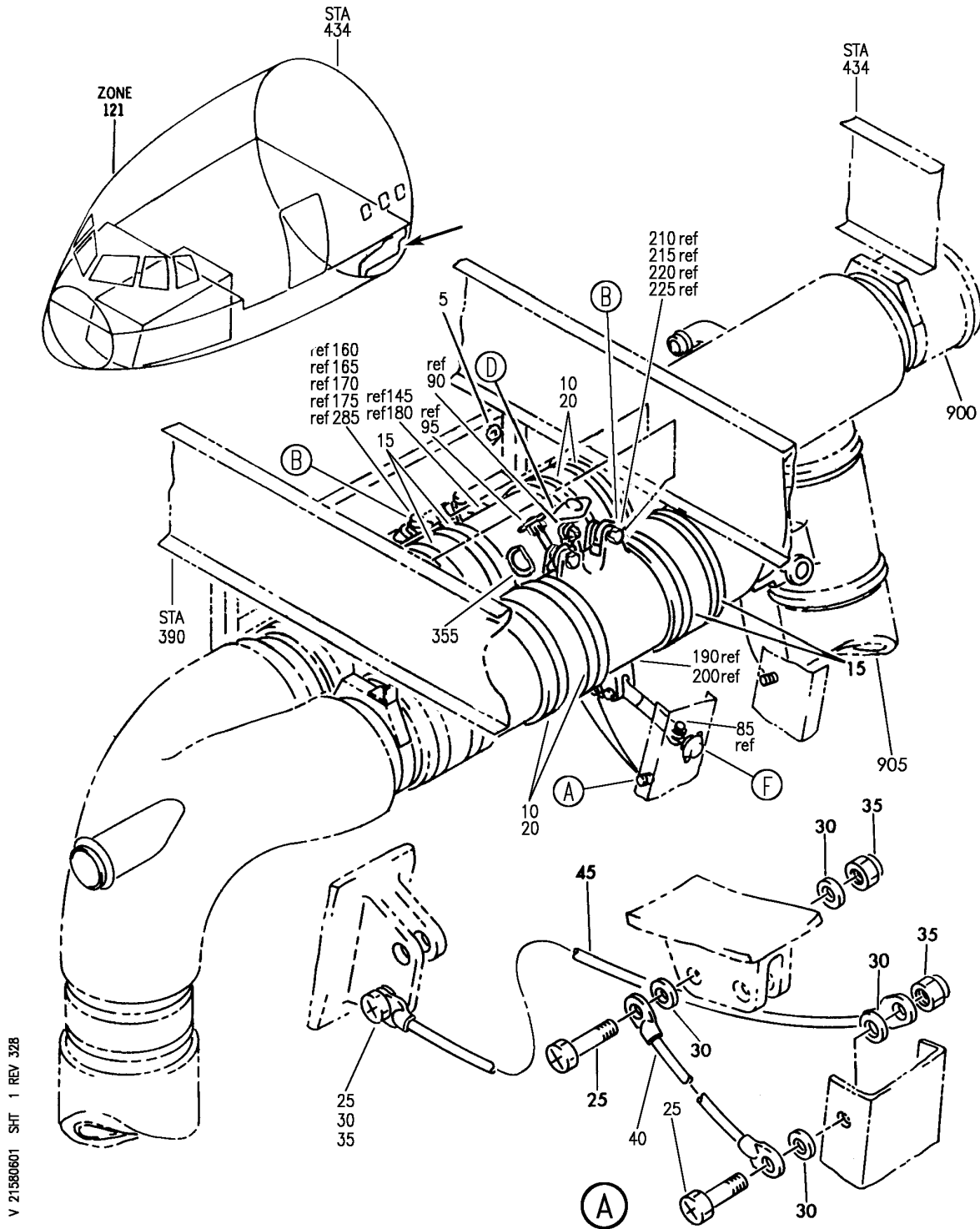
HXL

21-58-05-01

BOEING PROPRIETARY - Copyright © - Unpublished Work - See title page for details.

21-58-05
FIG. 01
PAGE 2
DEC 22/08

BOEING
767
PARTS CATALOG (MAINTENANCE)



V 21580601 SHT 1 REV 328

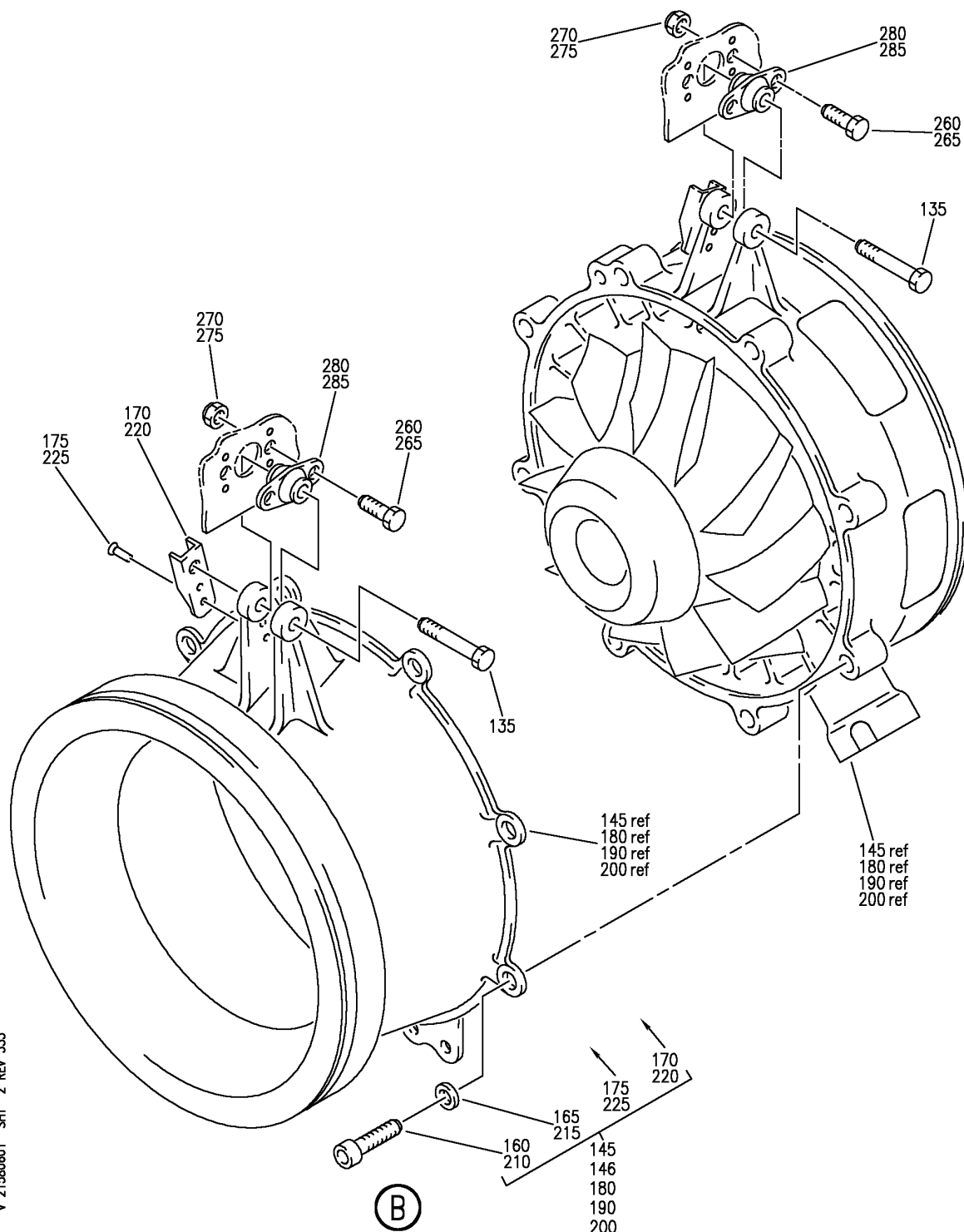
DUCT INSTL-FWD E/E COMPT AIR SUPPLY (FORWARD RACK SUPPLY AND EXHAUST FAN)
FIGURE 1 (SHEET 1)

21-58-06-01

HXL
AUG 22/08

21-58-06-01
PAGE 0

BOEING
767
PARTS CATALOG (MAINTENANCE)



V 21580601 SH1 2 REV 333

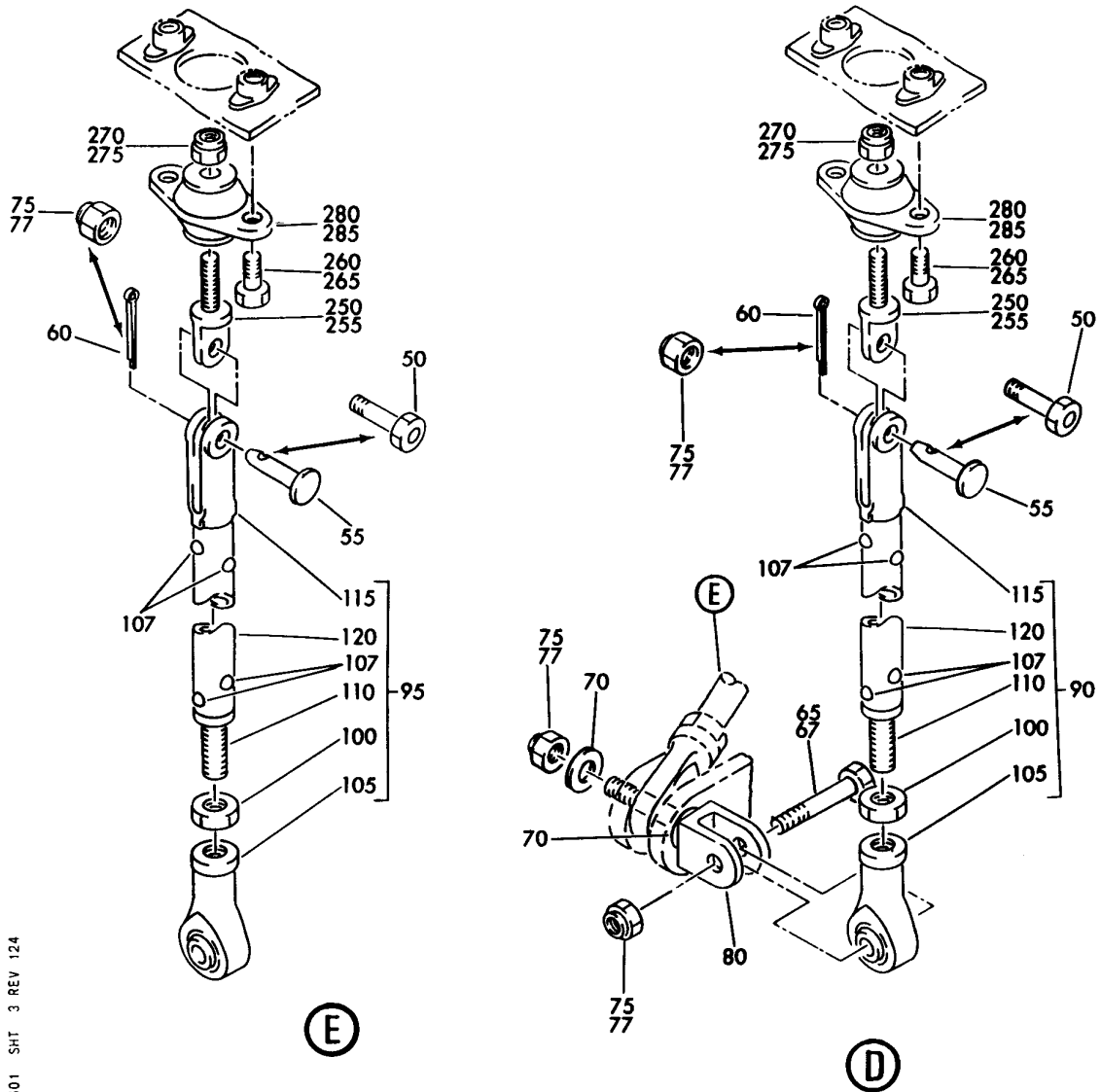
DUCT INSTL-FWD E/E COMPT AIR SUPPLY (FORWARD RACK SUPPLY AND EXHAUST FAN)
FIGURE 1 (SHEET 2)

21-58-06-01

HXL
DEC 22/08

21-58-06-01
PAGE 0A

BOEING
767
PARTS CATALOG (MAINTENANCE)



V 21580601 SHT 3 REV 124

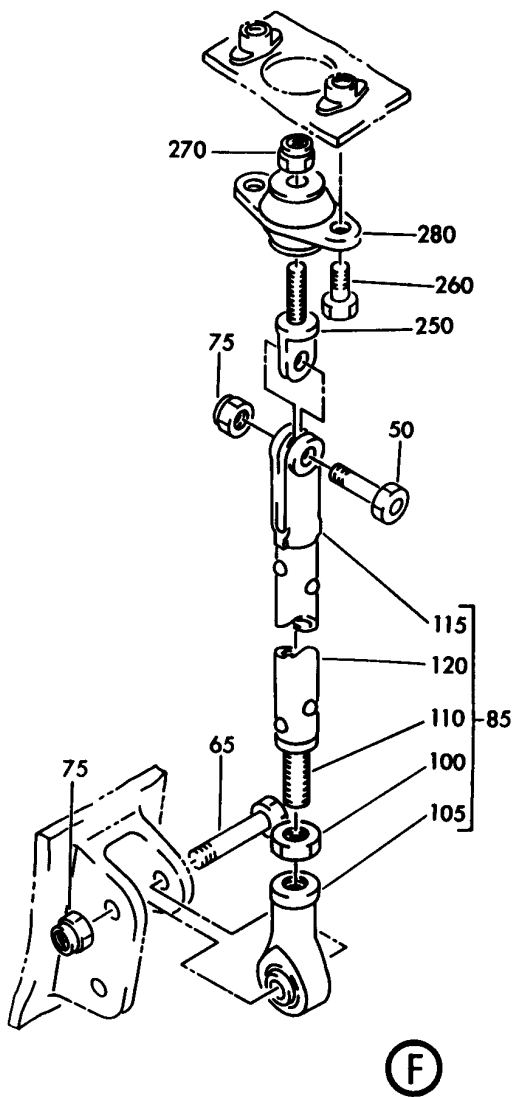
DUCT INSTL-FWD E/E COMPT AIR SUPPLY (FORWARD RACK SUPPLY AND EXHAUST FAN)
FIGURE 1 (SHEET 3)

21-58-06-01

HXL
DEC 22/06

21-58-06-01
PAGE 0B

BOEING
767
PARTS CATALOG (MAINTENANCE)



V 21580601 SHT 4 REV 124

DUCT INSTL-FWD E/E COMPT AIR SUPPLY (FORWARD RACK SUPPLY AND EXHAUST FAN)
FIGURE 1 (SHEET 4)

21-58-06-01

HXL
DEC 22/06

21-58-06-01
PAGE 0C



767

PARTS CATALOG (MAINTENANCE)

FIG ITEM	PART NUMBER	1 2 3 4 5 6 7	NOMENCLATURE	EFFECT FROM TO	UNITS PER ASSY
1			DUCT INSTL-FWD E/E COMPT AIR SUPPLY (FORWARD RACK SUPPLY AND EXHAUST FAN)		
- 1	217T1011-12		DUCT INSTL-E/E COMPT AIR SUPPLY (FORWARD RACK SUPPLY AND EXHAUST FAN) POSITION DATA: FWD FOR NHA/OTHER SYS DET SEE: 21-00-00-01A		RF
5	BAC27TEC0211		.DECAL-ALUMINUM FOIL PLACARD CONTENT: FAN FWD RACK SPLY B-10		1
10	NAS1922-0925-1		.CLAMP-		4
15	NH102319-0900		.CLAMP- SUPPLIER CODE: V00624 OPTIONAL PART: 10A265-900 V14711		4
15	10A265-900		.CLAMP- SUPPLIER CODE: V14711 OPTIONAL PART: NH102319-0900 V00624		4
25	NAS1801-3-8		.SCREW-		3
30	AN960D10L		.WASHER		6
35	BRH10A3		.NUT SUPPLIER CODE: V52828 SPECIFICATION NUMBER: BACN10JC3 OPTIONAL PART: H10-3BAC V15653 NS202101-02 V80539 RMLH9075-3W V72962 VN303A02 V92215 96-02 V80539 T6S1032J V11815		3

ILLUSTRATION ITEMS NOT ON PARTS LIST ARE NOT APPLICABLE

- ITEM NOT ILLUSTRATED

21-58-06-01

21-58-06
FIG. 01
PAGE 1
DEC 22/08

HXL



767

PARTS CATALOG (MAINTENANCE)

FIG ITEM	PART NUMBER	1 2 3 4 5 6 7	NOMENCLATURE	EFFECT FROM TO	UNITS PER ASSY
1					
40	740A20-10	.	JUMPER ASSY SUPPLIER CODE: V91812 SPECIFICATION NUMBER: BACJ40A20-10 OPTIONAL PART: TJEJ40A20-10 V33483 RBEJ20-10 V1GK47		1
45	740A20-14	.	JUMPER- SUPPLIER CODE: V91812 SPECIFICATION NUMBER: BACJ40A20-14 OPTIONAL PART: TJEJ40A20-14 V33483 RBEJ20-14 V1GK47		1
50	NAS6603-5	.	BOLT-		3
55	MS24665-132	.	PIN		2
60	MS20392-2C13	.	PIN		2
65	NAS6603-15	.	BOLT-		2
70	AN960D10L	.	WASHER		2
75	BRH10A3	.	NUT SUPPLIER CODE: V52828 SPECIFICATION NUMBER: BACN10JC3 OPTIONAL PART: H10-3BAC V15653 NS202101-02 V80539 RMLH9075-3W V72962 VN303A02 V92215 96-02 V80539 T6S1032J V11815		6
80	217T1439-1	.	CLEVIS-		1
90	217T1303-2	.	ROD ASSY-		1
95	217T1303-14	.	ROD ASSY-		1
100	AN316-5R	..	NUT		1
105	MS21243S03	..	BEARING		1
107	MS20470AD4-12	..	RIVET		4
ILLUSTRATION ITEMS NOT ON PARTS LIST ARE NOT APPLICABLE					

- ITEM NOT ILLUSTRATED

21-58-06-01

21-58-06
FIG. 01
PAGE 2
DEC 22/08

HXL



767

PARTS CATALOG (MAINTENANCE)

FIG ITEM	PART NUMBER	1 2 3 4 5 6 7	NOMENCLATURE	EFFECT FROM TO	UNITS PER ASSY
1					
- 155	732780		..HOUSING ASSY-ROTOR SUPPLIER CODE: V99167 USED ON: 732591A		1
- 155	738273		..HOUSING ASSY-ROTOR SUPPLIER CODE: V99167 USED ON: 732591B 732591C 732591D 732591E 732591F 732591G ATTACHING PARTS		1
160	NAS1351-3-10P		..SCREW		8
165	AN960-10L		..WASHER -----*-----		8
170	MS21061L3		...NUTPLATE ATTACHING PARTS		1
175	MS20426A3-6		...RIVET		2
175	MS20426A3-4		...RIVET -----*-----		2
255	AN42B11A		.BOLT-		2
265	NAS6603-3		.BOLT		8
275	BRH10A3		.NUT SUPPLIER CODE: V52828 SPECIFICATION NUMBER: BACN10JC3 OPTIONAL PART: H10-3BAC V15653 NS202101-02 V80539 RMLH9075-3W V72962 VN303A02 V92215 96-02 V80539 T6S1032J V11815		10
ILLUSTRATION ITEMS NOT ON PARTS LIST ARE NOT APPLICABLE					

- ITEM NOT ILLUSTRATED

21-58-06-01

21-58-06
FIG. 01
PAGE 9
AUG 22/09

HXL

BOEING
767
PARTS CATALOG (MAINTENANCE)

FIG ITEM	PART NUMBER	1 2 3 4 5 6 7	NOMENCLATURE	EFFECT FROM TO	UNITS PER ASSY
1 285	93696-1		. ISOLATOR- SUPPLIER CODE: V13636 QUALIFIED I/W DATA: PN 27748-1 CAN REPLACE BUT NOT BE REPLACED BY PN 93696-1 FOR 757 AND 767 ONLY. OPTIONAL PART: WTROP6S V71985		4
285	WTROP6S		. MOUNT- SUPPLIER CODE: V71985 QUALIFIED I/W DATA: PN 27748-1 CAN REPLACE BUT NOT BE REPLACED BY PN WTROP6S FOR 757 AND 767 ONLY. OPTIONAL PART: 93696-1 V13636		4
285	WTROP6S1		. MOUNT- SUPPLIER CODE: V71985 QUALIFIED I/W DATA: PN 27748-1 CAN REPLACE BUT NOT BE REPLACED BY PN WTROP6S1 FOR 757 AND 767 ONLY.		4
350	286T0902-120		WIRE BUNDLE ASSY		RF
355	BACC45FT18A8S		. CONNECTOR- ELECTRICAL EQUIP NUMBER: D00452 WIRING DIAGRAM REF: 215814		1
905			ILLUSTRATION REFERENCE: DUCT AND RESTRICTOR INSTL- FWD E/E COMPT AIR SUPPLY (DUCT AND RESTRICTOR ONLY) 21-58-00-02		

ILLUSTRATION ITEMS NOT ON PARTS LIST ARE NOT APPLICABLE

- ITEM NOT ILLUSTRATED

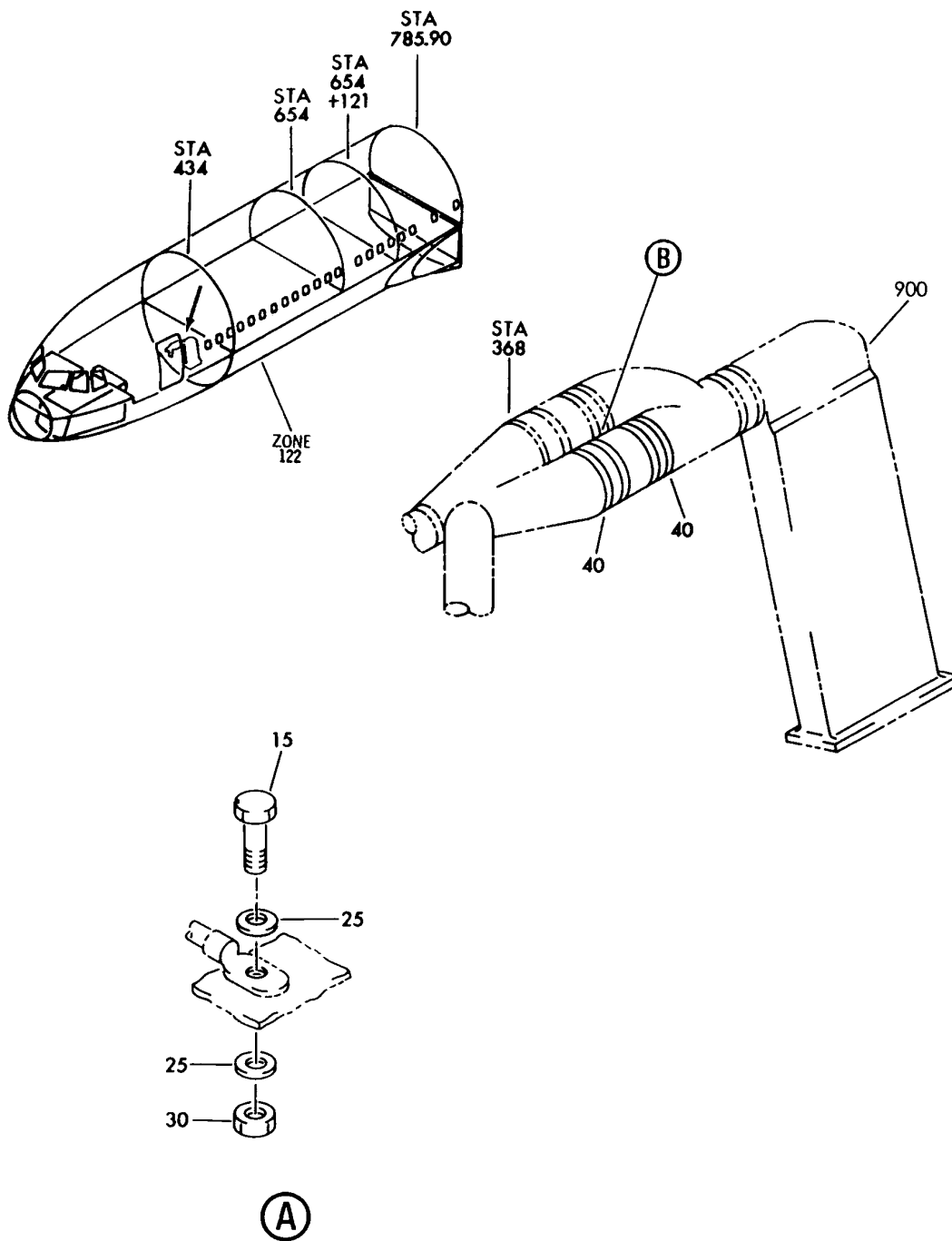
HXL

21-58-06-01

BOEING PROPRIETARY - Copyright © - Unpublished Work - See title page for details.

21-58-06
FIG. 01
PAGE 10
AUG 22/09

BOEING
767
PARTS CATALOG (MAINTENANCE)



V 21-580602 SH1 1 REV 202

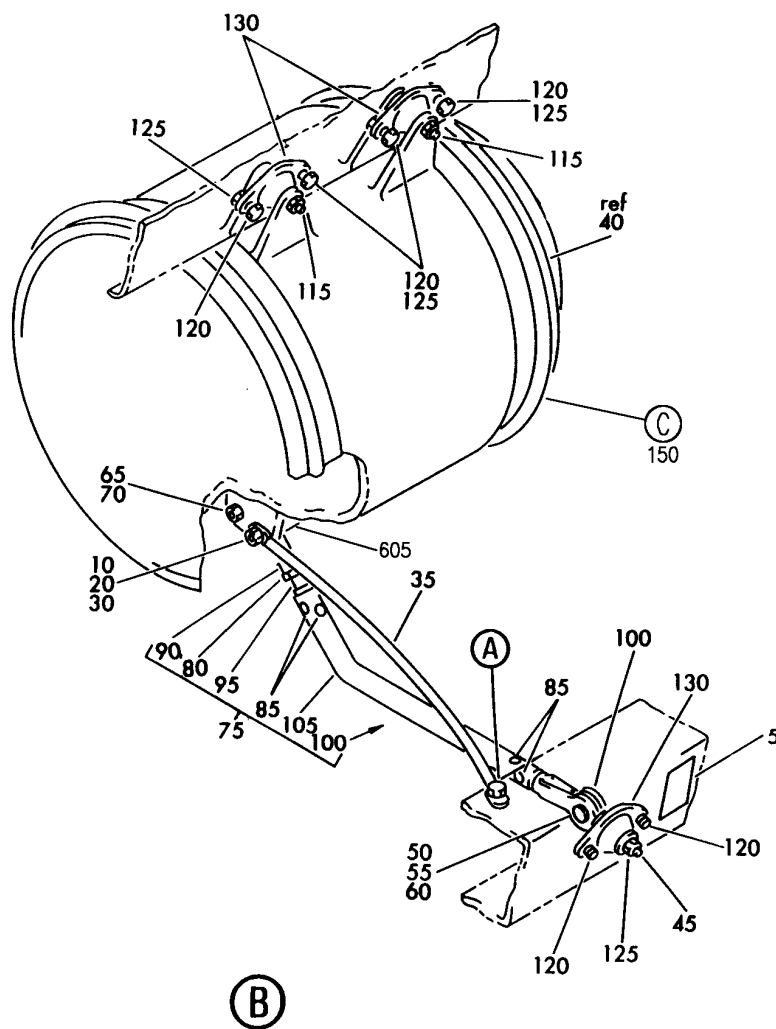
DUCT INSTL-FWD E/E COMPT AIR EXHAUST (FORWARD RACK SUPPLY AND EXHAUST FAN ONLY)
FIGURE 2 (SHEET 1)

HXL
DEC 22/06

21-58-06-02

21-58-06-02
PAGE 0

BOEING
767
PARTS CATALOG (MAINTENANCE)



V 21580602 SH1 2 REV 271

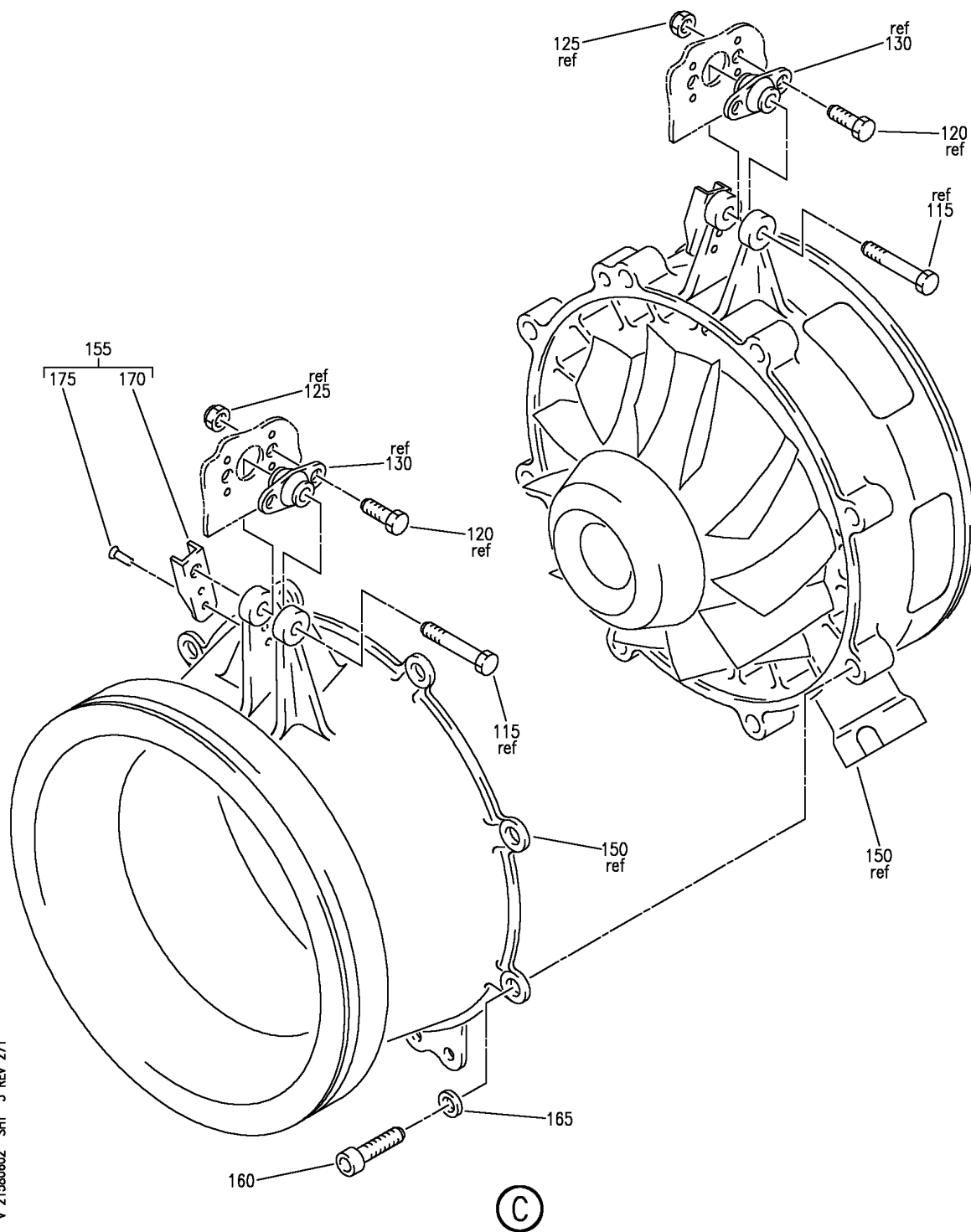
DUCT INSTL-FWD E/E COMPT AIR EXHAUST (FORWARD RACK SUPPLY AND EXHAUST FAN ONLY)
FIGURE 2 (SHEET 2)

HXL
DEC 22/06

21-58-06-02

21-58-06-02
PAGE 0A

BOEING
767
PARTS CATALOG (MAINTENANCE)



V 21580602 SHT 3 REV 271

DUCT INSTL-FWD E/E COMPT AIR EXHAUST (FORWARD RACK SUPPLY AND EXHAUST FAN ONLY)
FIGURE 2 (SHEET 3)

21-58-06-02

HXL
DEC 22/06

21-58-06-02
PAGE 0B

BOEING
767
PARTS CATALOG (MAINTENANCE)

FIG ITEM	PART NUMBER	1 2 3 4 5 6 7	NOMENCLATURE	EFFECT FROM TO	UNITS PER ASSY
2			DUCT INSTL-FWD E/E COMPT AIR EXHAUST (FORWARD RACK SUPPLY AND EXHAUST FAN ONLY)		
- 1	217T1012-30		DUCT INSTL-E/E COMPT AIR EXHAUST (FORWARD RACK SUPPLY AND EXHAUST FAN ONLY) POSITION DATA: FWD FOR NHA/OTHER SYS DET SEE: 21-00-00-01A		RF
5	BAC27TEC0052		.MARKER-ALUMINUM FOIL PLACARD CONTENT: FAN FWD RACK EXH B12		1
10	NAS6603-11		.BOLT-		1
15	NAS1801-3-10		.SCREW-		1
20	AN960D10L		.WASHER-		2
25	AN960D10		.WASHER		4
30	BRH10A3		.NUT-		2
			SUPPLIER CODE: V52828 SPECIFICATION NUMBER: BACN10JC3 OPTIONAL PART: H10-3BAC V15653 NS202101-02 V80539 RMLH9075-3W V72962 VN303A02 V92215 96-02 V80539 T6S1032J V11815		
R R R R R R R R R	35 1002BB9		.JUMPER- SUPPLIER CODE: V1FF12 SPECIFICATION NUMBER: BACJ40A20-9 OPTIONAL PART: CE9E V79550 30365 V00779		1
40	NAS1922-0925-1		.CLAMP-		4
45	AN42B11A		.BOLT-		1
ILLUSTRATION ITEMS NOT ON PARTS LIST ARE NOT APPLICABLE					

- ITEM NOT ILLUSTRATED

HXL

21-58-06-02

BOEING PROPRIETARY - Copyright © - Unpublished Work - See title page for details.

21-58-06
FIG. 02
PAGE 1
AUG 22/09

BOEING
767
PARTS CATALOG (MAINTENANCE)

FIG ITEM	PART NUMBER	1 2 3 4 5 6 7	NOMENCLATURE	EFFECT FROM TO	UNITS PER ASSY
2					
50	MS20392-2C13	.PIN-			1
55	MS24665-132	.PIN-			1
60	AN960PD10L	.WASHER			1
65	NAS6603-15	.BOLT-			1
70	BRH10A3	.NUT-			1
		SUPPLIER CODE:			
		V52828			
		SPECIFICATION NUMBER:			
		BACN10JC3			
		OPTIONAL PART:			
		H10-3BAC			
		V15653			
		NS202101-02			
		V80539			
		RMLH9075-3W			
		V72962			
		VN303A02			
		V92215			
		96-02			
		V80539			
		T6S1032J			
		V11815			
75	217T1303-16	.ROD ASSY-			1
80	AN316-5R	..NUT			1
85	MS20470AD4-12	..RIVET			4
90	MS21243S03	..BEARING			1
95	BACR31A15	..ROD END			1
100	MS27976-32	..CLEVIS-			1
		OPTIONAL PART:			
		MS27976-12			
100	MS27976-12	..CLEVIS-			1
		OPTIONAL PART:			
		MS27976-32			
105	217T1303-17	..TUBE-			1
R - 108	NAS1922-0700-1	.CLAMP-			1
R		POST SERVICE BULLETIN:			
R		21-0215			
R - 108	NAS1922-0700-3	.CLAMP-			1
R		POST SERVICE BULLETIN:			
R		21-0215			
R - 110	212001-2	.MONITOR-VIBRATION			1
R		SUPPLIER CODE:			
R		V4A1Y9			
R		POST SERVICE BULLETIN:			
R		21-0215			
115	NAS6603H13	.BOLT-			2
120	NAS6603-3	.BOLT-			6

ILLUSTRATION ITEMS NOT ON PARTS LIST ARE NOT APPLICABLE

- ITEM NOT ILLUSTRATED

HXL

21-58-06-02

BOEING PROPRIETARY - Copyright © - Unpublished Work - See title page for details.

21-58-06
FIG. 02
PAGE 2
AUG 22/09



767

PARTS CATALOG (MAINTENANCE)

FIG ITEM	PART NUMBER	1 2 3 4 5 6 7	NOMENCLATURE	EFFECT FROM TO	UNITS PER ASSY
2 125	BRH10A3	.	NUT SUPPLIER CODE: V52828 SPECIFICATION NUMBER: BACN10JC3 OPTIONAL PART: H10-3BAC V15653 NS202101-02 V80539 RMLH9075-3W V72962 VN303A02 V92215 96-02 V80539 T6S1032J V11815		5
130	93696-1	.	ISOLATOR-SHOCK SUPPLIER CODE: V13636 OPTIONAL PART: WTROP6S V71985		3
130	WTROP6S	.	MOUNT- SUPPLIER CODE: V71985 OPTIONAL PART: 93696-1 V13636		3
130	WTROP6S1	.	MOUNT- SUPPLIER CODE: V71985		3

ILLUSTRATION ITEMS NOT ON PARTS LIST ARE NOT APPLICABLE

- ITEM NOT ILLUSTRATED

HXL

21-58-06-02

BOEING PROPRIETARY - Copyright © - Unpublished Work - See title page for details.

21-58-06
FIG. 02
PAGE 3
AUG 22/08

BOEING
767
PARTS CATALOG (MAINTENANCE)

FIG ITEM	PART NUMBER	1 2 3 4 5 6 7	NOMENCLATURE	EFFECT FROM TO	UNITS PER ASSY
2					
155	732780	..	HOUSING ASSY-ROTOR SUPPLIER CODE: V99167 USED ON: 732591A		1
155	738273	..	HOUSING ASSY-ROTOR SUPPLIER CODE: V99167 USED ON: 732591B 732591C 732591D 732591E 732591F 732591G ATTACHING PARTS		1
160	NAS1351-3-10P	..	SCREW		8
165	AN960-10L	..	WASHER -----*-----		8
170	MS21061L3	...	NUTPLATE ATTACHING PARTS		1
175	MS20426A3-6	...	RIVET		2
175	MS20426A3-4	...	RIVET -----*-----		2
- 600	286T0506-120		WIRE BUNDLE ASSY		RF
605	BACC45FT18-8S	.	CONNECTOR- ELECTRICAL EQUIP NUMBER: D00544 WIRING DIAGRAM REF: 215815		1
R R R R R	900		ILLUSTRATION REFERENCE: DUCT INSTL-FWD E/E COMPT AIR EXHAUST (DUCT AND RESTRICTOR ONLY) 21-58-00-03		RF

ILLUSTRATION ITEMS NOT ON PARTS LIST ARE NOT APPLICABLE

- ITEM NOT ILLUSTRATED

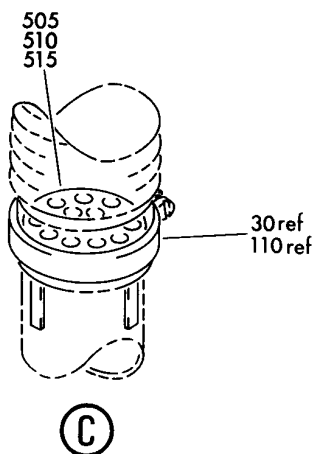
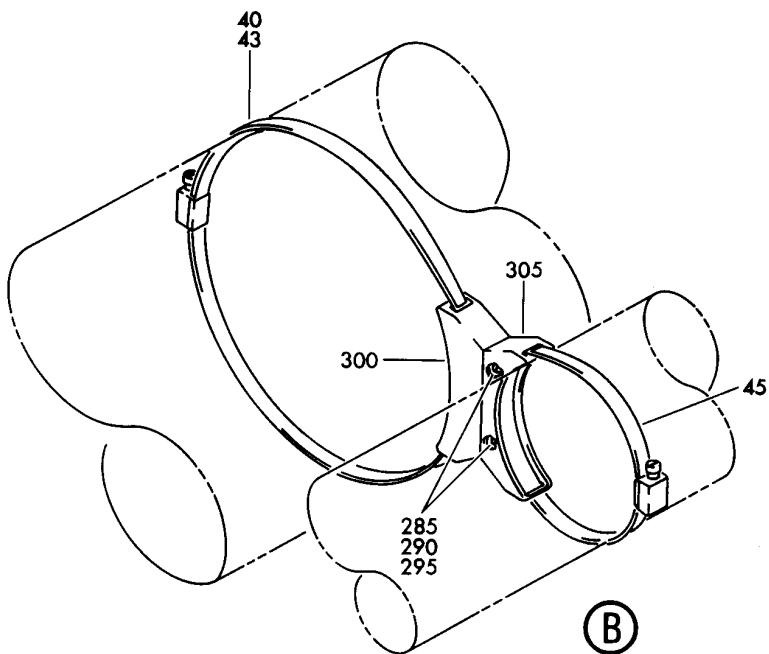
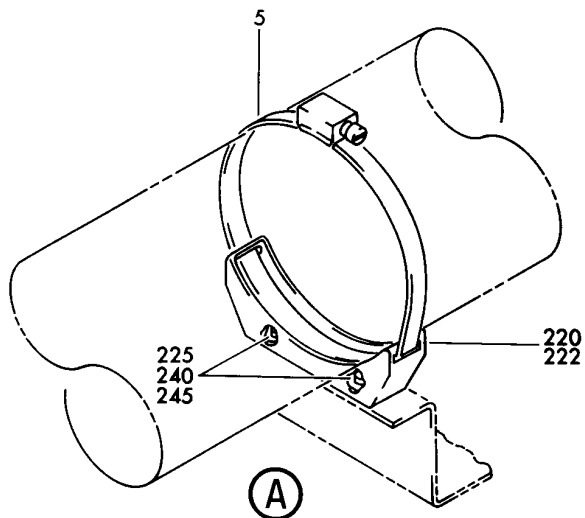
HXL

21-58-06-02

BOEING PROPRIETARY - Copyright © - Unpublished Work - See title page for details.

21-58-06
FIG. 02
PAGE 10
AUG 22/09

BOEING
767
PARTS CATALOG (MAINTENANCE)



V 21580902 SHT 2 REV 177

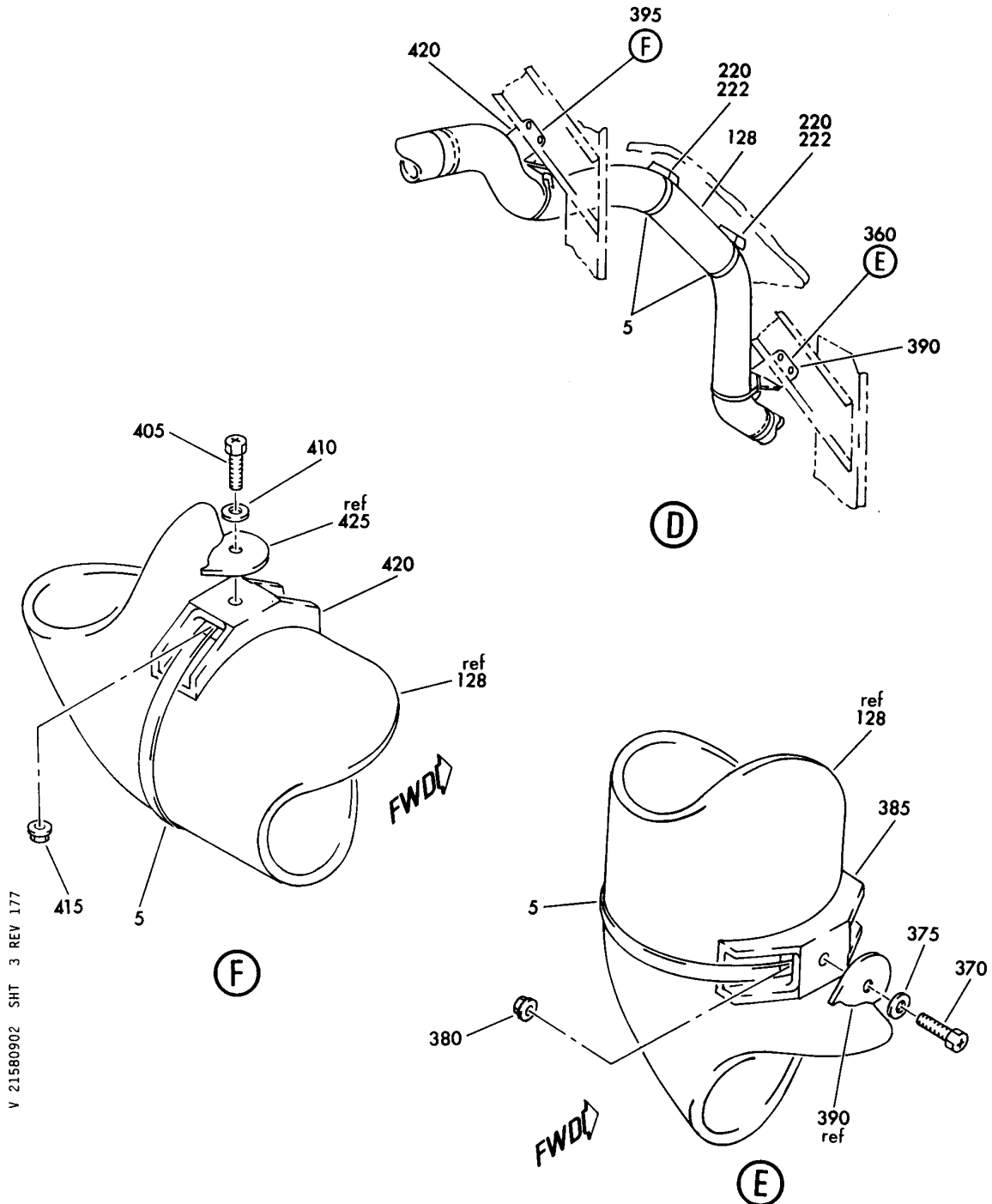
DUCT AND RESTRICTOR INSTL-INSTR COOLING EXH
FIGURE 2 (SHEET 2)

21-58-09-02

HXL
DEC 22/06

21-58-09-02
PAGE 0A

BOEING
767
PARTS CATALOG (MAINTENANCE)



V 21580902 SHT 3 REV 177

DUCT AND RESTRICTOR INSTL-INSTR COOLING EXH
FIGURE 2 (SHEET 3)

21-58-09-02

HXL
DEC 22/06

21-58-09-02
PAGE 0B

 **BOEING**
767
PARTS CATALOG (MAINTENANCE)

FIG ITEM	PART NUMBER	1 2 3 4 5 6 7	NOMENCLATURE	EFFECT FROM TO	UNITS PER ASSY
2			DUCT AND RESTRICTOR INSTL- INSTR COOLING EXH		
- 1	217T2014-20		DUCT INSTL-INSTR COOLING EXH FOR NHA SEE: 21-00-00-01A		RF
3	NAS1922-0200-1		.CLAMP-		1
3	PLT4SM		.STRAP-		1
5	NAS1922-0350-1		SUPPLIER CODE: V06383 SPECIFICATION NUMBER: BACS38K2 OPTIONAL PART: T05LO V53421		30
5	T012LO		.CLAMP-		30
			.STRAP-		
			SUPPLIER CODE: V53421 SPECIFICATION NUMBER: BACS38K6		
10	NH102689-0300		.CLAMP-		1
			SUPPLIER CODE: V11328		
16	PLT4SM		.STRAP		3
			SUPPLIER CODE: V06383 SPECIFICATION NUMBER: BACS38K2 OPTIONAL PART: T05LO V53421		
17	PLT4SM		.STRAP-		4
			SUPPLIER CODE: V06383 SPECIFICATION NUMBER: BACS38K2 OPTIONAL PART: T05LO V53421		
25	NAS1922-0525-1		.CLAMP-		1
25	T012LO		.STRAP-		1
			SUPPLIER CODE: V53421 SPECIFICATION NUMBER: BACS38K6		
R 25	NAS1922-0525-3		.CLAMP-		1
30	NAS1922-0125-1		.CLAMP-		6

ILLUSTRATION ITEMS NOT ON PARTS LIST ARE NOT APPLICABLE

- ITEM NOT ILLUSTRATED

HXL

21-58-09-02

BOEING PROPRIETARY - Copyright © - Unpublished Work - See title page for details.

21-58-09
FIG. 02
PAGE 1
AUG 22/09

BOEING
767
PARTS CATALOG (MAINTENANCE)

FIG ITEM	PART NUMBER	1 2 3 4 5 6 7	NOMENCLATURE	EFFECT FROM TO	UNITS PER ASSY
2					
30	PLT4SM		.STRAP- SUPPLIER CODE: V06383 SPECIFICATION NUMBER: BACS38K2 OPTIONAL PART: T05LO V53421		6
40	NAS1922-0275-1		.CLAMP-		3
40	PLT4SM		.STRAP- SUPPLIER CODE: V06383 SPECIFICATION NUMBER: BACS38K2 OPTIONAL PART: T05LO V53421		3
45	NAS1922-0150-1		.CLAMP-		1
45	PLT4SM		.STRAP- SUPPLIER CODE: V06383 SPECIFICATION NUMBER: BACS38K2 OPTIONAL PART: T05LO V53421		1
55	NAS1922-0225-1		.CLAMP-		8
55	PLT4SM		.STRAP- SUPPLIER CODE: V06383 SPECIFICATION NUMBER: BACS38K2 OPTIONAL PART: T05LO V53421		8
60	S392DH32		.CLAMP SUPPLIER CODE: V18076 SPECIFICATION NUMBER: BACC10BU32DH OPTIONAL PART: 393-32HT V83930 JM44LC24D32BW V22175 TA04C44D32HA V84971 393A32HT V83930		2
ILLUSTRATION ITEMS NOT ON PARTS LIST ARE NOT APPLICABLE					

- ITEM NOT ILLUSTRATED

HXL

21-58-09-02

BOEING PROPRIETARY - Copyright © - Unpublished Work - See title page for details.

21-58-09
FIG. 02
PAGE 2
APR 22/08

 **BOEING**
767
PARTS CATALOG (MAINTENANCE)

FIG ITEM	PART NUMBER	1 2 3 4 5 6 7	NOMENCLATURE	EFFECT FROM TO	UNITS PER ASSY
2			ATTACHING PARTS		
- 65	NAS1801-3-9	.	SCREW-		2
- 67	AN960PD10L	.	WASHER		2
			-----*-----		
75	JM44SC17D28R	.	CLAMP-		1
			SUPPLIER CODE: V22175		
			SPECIFICATION NUMBER: BACC10GF28DH		
			OPTIONAL PART: TA12C34D28 V84971		
			ATTACHING PARTS		
- 80	NAS1801-3-10	.	SCREW-		2
- 85	BRH10A3	.	NUT-		2
			SUPPLIER CODE: V52828		
			SPECIFICATION NUMBER: BACN10JC3		
			OPTIONAL PART: H10-3BAC V15653 NS202101-02 V80539 RMLH9075-3W V72962 VN303A02 V92215 96-02 V80539 T6S1032J V11815		
			-----*-----		
88	BE539-3	.	CAP-		1
			SUPPLIER CODE: V05399		
90	69-34282-4	.	CAP-		1
			OPTIONAL PART: 65243T300 V98625		
90	65243T300	.	CAP-		1
			SUPPLIER CODE: V98625		
			OPTIONAL PART: 69-34282-4		
98	AS1506-13D32	.	SLEEVE		5
105	AS1503-13B0082	.	HOSE		1
113	AS1506-07D32	.	SLEEVE-		2
115	AS1506-06D32	.	SLEEVE		2
ILLUSTRATION ITEMS NOT ON PARTS LIST ARE NOT APPLICABLE					

- ITEM NOT ILLUSTRATED

HXL

21-58-09-02

BOEING PROPRIETARY - Copyright © - Unpublished Work - See title page for details.

21-58-09
FIG. 02
PAGE 3
DEC 22/07



767

PARTS CATALOG (MAINTENANCE)

FIG ITEM	PART NUMBER	1 2 3 4 5 6 7	NOMENCLATURE	EFFECT FROM TO	UNITS PER ASSY
2					
120	AS1506-04D32	.	SLEEVE		1
130	BOE2022-04A0090	.	HOSE-		1
			SUPPLIER CODE: V16632		
			SPECIFICATION NUMBER: AS1544-04A0090		
135	AS1506-14D32	.	SLEEVE		1
140	BOE2022-04A0082	.	HOSE		1
			SUPPLIER CODE: V16632		
			SPECIFICATION NUMBER: AS1544-04A0082		
145	AS1506-12D32	.	SLEEVE		1
150	AS1506-09D32	.	SLEEVE		1
155	BOE2022-09A0061	.	HOSE-		2
			SUPPLIER CODE: V16632		
			SPECIFICATION NUMBER: AS1544-09A0061		
158	217T2436-18	.	DUCT ASSY-		1
165	217T2120-4	.	DUCT ASSY-		1
170	217T2439-2	.	DUCT-		1
175	217T2430-25	.	DUCT-		1
180	217T2111-51	.	DUCT-		1
185	217T2430-24	.	DUCT-		1
190	217T2430-23	.	DUCT-		1
195	217T2430-20	.	DUCT		1
200	217T2108-35	.	DUCT ASSY-		1
			OPTIONAL PART: 217T2108-23		
200	217T2108-23	.	DUCT ASSY-		1
			OPTIONAL PART: 217T2108-35		
205	217T2108-33	.	DUCT ASSY		1
210	217T2438-5	.	DUCT-		1
215	217T2438-6	.	DUCT-		1
220	214T3424-19	.	SUPPORT-DUCT		11
			ATTACHING PARTS		
225	NAS1801-3-9	.	SCREW-		18
230	NAS1801-3-8	.	SCREW-		4
235	AN960PD10L	.	WASHER		10
240	AN960PD10	.	WASHER		12

ILLUSTRATION ITEMS NOT ON PARTS LIST ARE NOT APPLICABLE

- ITEM NOT ILLUSTRATED

HXL

21-58-09-02

BOEING PROPRIETARY - Copyright © - Unpublished Work - See title page for details.

21-58-09
FIG. 02
PAGE 4
DEC 22/07

 **BOEING**
767
PARTS CATALOG (MAINTENANCE)

FIG ITEM	PART NUMBER	1 2 3 4 5 6 7	NOMENCLATURE	EFFECT FROM TO	UNITS PER ASSY
2 245	BRH10A3		.NUT SUPPLIER CODE: V52828 SPECIFICATION NUMBER: BACN10JC3 OPTIONAL PART: H10-3BAC V15653 NS202101-02 V80539 RMLH9075-3W V72962 VN303A02 V92215 96-02 V80539 T6S1032J V11815 -----*-----		18
250	214T3424-7		.SUPPORT		1
255	214T3424-5		.SUPPORT		3
260	214T3424-4		.SUPPORT		2
265	214T3424-2		.SUPPORT		2
			ATTACHING PARTS		
- 270	NAS1801-3-9		.SCREW-		14
- 275	AN960PD10		.WASHER		14
- 280	BRH10A3		.NUT SUPPLIER CODE: V52828 SPECIFICATION NUMBER: BACN10JC3 OPTIONAL PART: H10-3BAC V15653 NS202101-02 V80539 RMLH9075-3W V72962 VN303A02 V92215 96-02 V80539 T6S1032J V11815 -----*-----		14
285	NAS1801-3-9		.SCREW-		2
290	AN960PD10L		.WASHER		4

ILLUSTRATION ITEMS NOT ON PARTS LIST ARE NOT APPLICABLE

- ITEM NOT ILLUSTRATED

HXL

21-58-09-02

BOEING PROPRIETARY - Copyright © - Unpublished Work - See title page for details.

21-58-09
FIG. 02
PAGE 5
DEC 22/07

BOEING
767
PARTS CATALOG (MAINTENANCE)

FIG ITEM	PART NUMBER	1 2 3 4 5 6 7	NOMENCLATURE	EFFECT FROM TO	UNITS PER ASSY
2 295	BRH10A3		.NUT SUPPLIER CODE: V52828 SPECIFICATION NUMBER: BACN10JC3 OPTIONAL PART: H10-3BAC V15653 NS202101-02 V80539 RMLH9075-3W V72962 VN303A02 V92215 96-02 V80539 T6S1032J V11815		2
300	214T3424-17		.SUPPORT		1
305	214T3424-22		.SUPPORT		1
330	217T2435-11		.BRACKET-		1
335	217T2435-1		.BRACKET		1
			ATTACHING PARTS		
- 340	NAS1801-3-8		.SCREW-		4
- 345	AN960PD10L		.WASHER		4
			-----*-----		
- 500	217T2014-7		RESTRICTOR INSTL- FOR NHA SEE: 21-00-00-01A		RF
505	214T3436-14		.ORIFICE ASSY		2
510	214T3436-402		.ORIFICE ASSY-		1
520	214T3436-438		.ORIFICE ASSY-		1
525	214T3436-441		.ORIFICE ASSY-		1

ILLUSTRATION ITEMS NOT ON PARTS LIST ARE NOT APPLICABLE

- ITEM NOT ILLUSTRATED

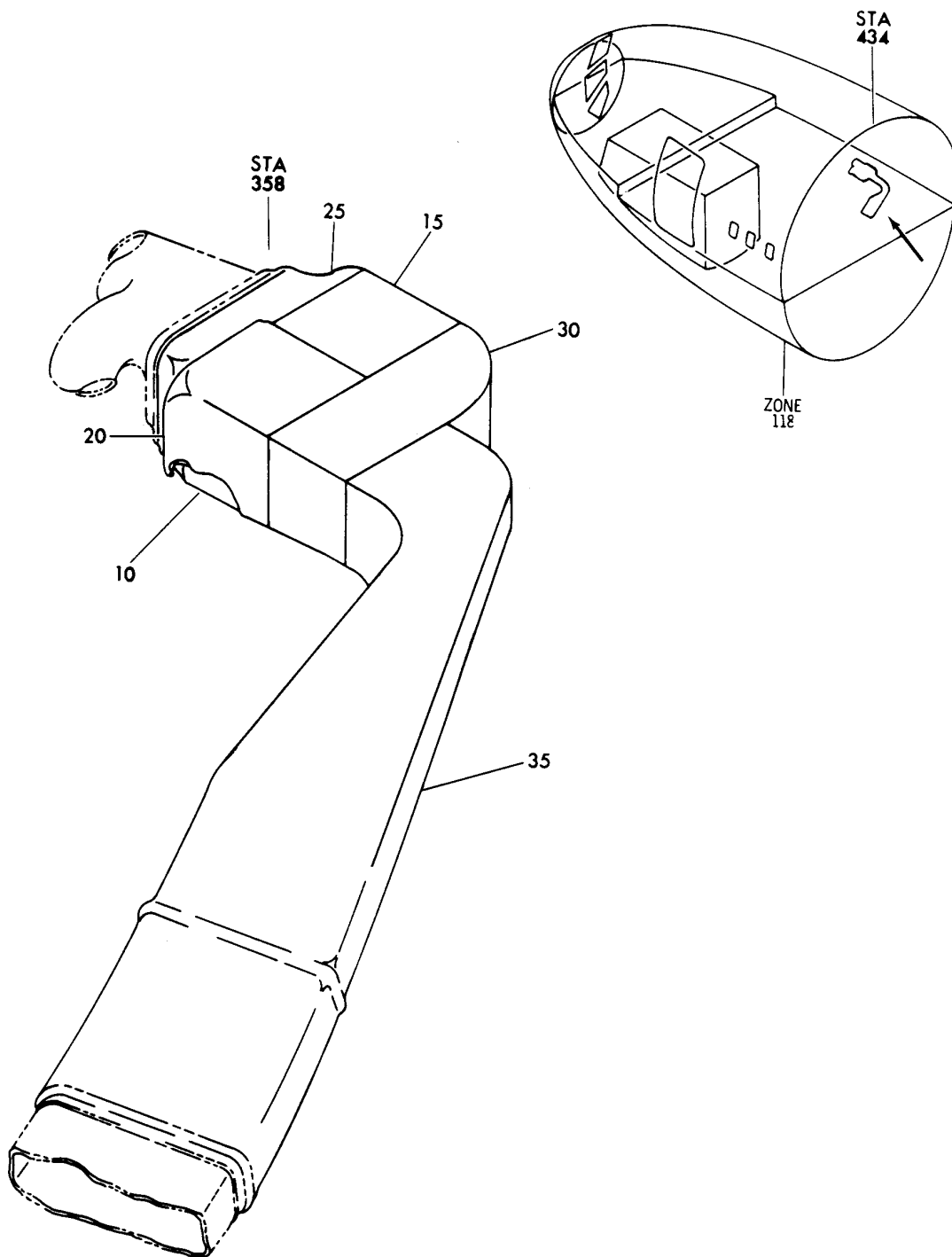
HXL

21-58-09-02

BOEING PROPRIETARY - Copyright © - Unpublished Work - See title page for details.

21-58-09
FIG. 02
PAGE 6
DEC 22/07

BOEING
767
PARTS CATALOG (MAINTENANCE)



V 21580903 SHT 1 REV 056

INSULATION INSTL-FWD E/E COMPT AIR EXHAUST
FIGURE 3

21-58-09-03

HXL
DEC 22/06

21-58-09-03
PAGE 0



767

PARTS CATALOG (MAINTENANCE)

FIG ITEM	PART NUMBER	1 2 3 4 5 6 7	NOMENCLATURE	EFFECT FROM TO	UNITS PER ASSY
3			INSULATION INSTL-FWD E/E COMPT AIR EXHAUST		
- 1	217T1018-7		INSULATION INSTL- ELECTRICAL OR ELECTRONIC COMPT AIR EXHAUST POSITION DATA: FWD SECT. 41 FOR NHA SEE: 21-00-00-01A		RF
15	217T1018-10		.INSULATION-		1
20	217T1018-11		.INSULATION- PRE SERVICE BULLETIN: 21-0215		1
25	217T1018-12		.INSULATION-		1
30	217T1018-9		.INSULATION-		1
35	217T1018-8		.INSULATION-		1

R
R
R

ILLUSTRATION ITEMS NOT ON PARTS LIST ARE NOT APPLICABLE

- ITEM NOT ILLUSTRATED

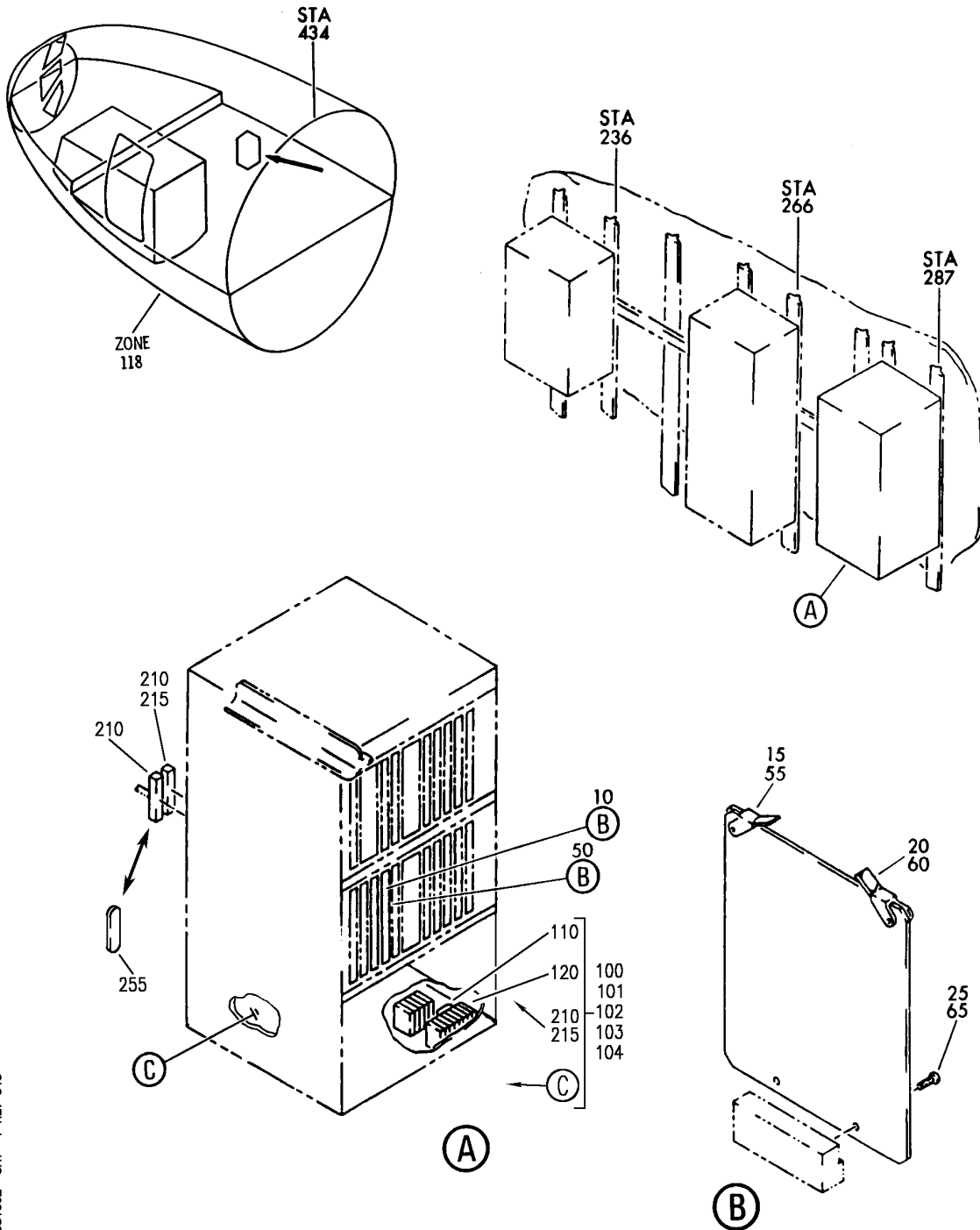
HXL

21-58-09-03

BOEING PROPRIETARY - Copyright © - Unpublished Work - See title page for details.

21-58-09
FIG. 03
PAGE 1
AUG 22/09

BOEING
767
PARTS CATALOG (MAINTENANCE)



V 21581002 SHT 1 REV 315

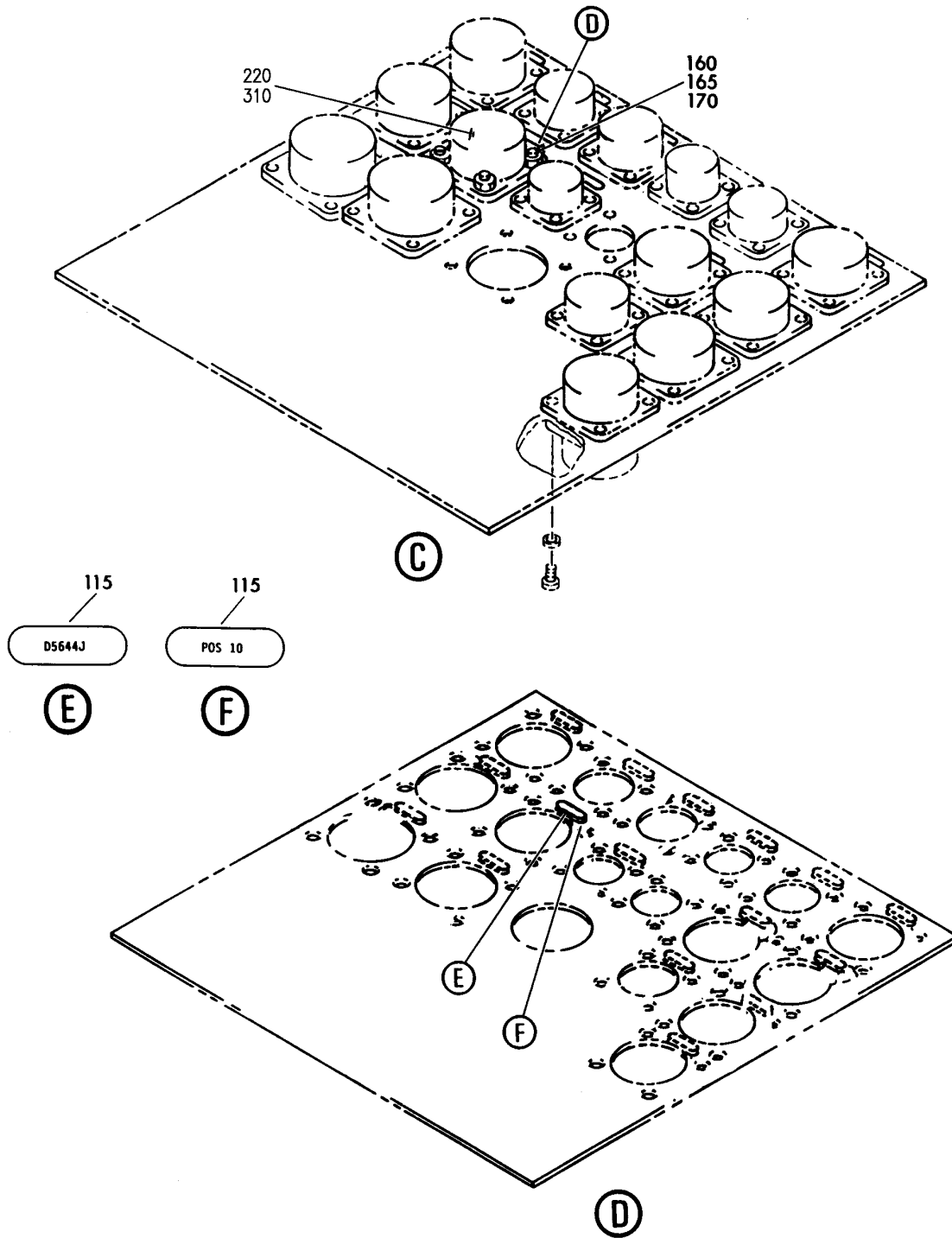
CARD FILE AND BOX INSTL-R FWD EQPT CTR (P50) (FAN CONTROL CARD ASSEMBLY ONLY)
FIGURE 2 (SHEET 1)

21-58-10-02

HXL
APR 22/07

21-58-10-02
PAGE 0

BOEING
767
PARTS CATALOG (MAINTENANCE)



V 21581002 SH1 2 REV 315

CARD FILE AND BOX INSTL-R FWD EQPT CTR (P50) (FAN CONTROL CARD ASSEMBLY ONLY)
FIGURE 2 (SHEET 2)

HXL
APR 22/07

21-58-10-02

21-58-10-02
PAGE 0A



767

PARTS CATALOG (MAINTENANCE)

FIG ITEM	PART NUMBER	1 2 3 4 5 6 7	NOMENCLATURE	EFFECT FROM TO	UNITS PER ASSY
2			CARD FILE AND BOX INSTL-R FWD EQPT CTR (P50) (FAN CONTROL CARD ASSEMBLY ONLY)		
- 1	284T0049-16		CARD FILE AND BOX INSTL- EQPT CTR P50 (FAN CONTROL CARD ASSEMBLY ONLY) POSITION DATA: R FWD VARIABLE DRAWING REF: 284T0049-5224 284T0049-5311 FOR NHA/OTHER SYS DET SEE: 24-00-58-01E		RF
10	285T0078-1		.PRINTED CIRCUIT ASSY- ENVIRONMENTAL CONT SYS FAN CONT STATIC SENSITIVE PART SUPPLIER CODE: V89954 ELECTRICAL EQUIP NUMBER: M00990 COMPONENT MAINT MANUAL REF: 21-58-53 FUNCTIONAL REFERENCE: PLACARDS AND MARKINGS FOR DETAILS SEE 11-36-15-03		1
10	285T0078-8		.PRINTED CIRCUIT ASSY- ENVIRONMENTAL CONT SYS FAN CONT STATIC SENSITIVE PART SUPPLIER CODE: V89954 ELECTRICAL EQUIP NUMBER: M00990 COMPONENT MAINT MANUAL REF: 21-58-53 OPTIONAL PART: 285T0078-10 V89954 FUNCTIONAL REFERENCE: PLACARDS AND MARKINGS FOR DETAILS SEE 11-36-15-03		1

ILLUSTRATION ITEMS NOT ON PARTS LIST ARE NOT APPLICABLE

- ITEM NOT ILLUSTRATED

HXL

21-58-10-02

BOEING PROPRIETARY - Copyright © - Unpublished Work - See title page for details.

21-58-10
FIG. 02
PAGE 1
DEC 22/07



767

PARTS CATALOG (MAINTENANCE)

FIG ITEM	PART NUMBER	1 2 3 4 5 6 7	NOMENCLATURE	EFFECT FROM TO	UNITS PER ASSY
2 10	285T0078-10		.PRINTED CIRCUIT ASSY- ENVIRONMENTAL CONT SYS FAN CONT STATIC SENSITIVE PART SUPPLIER CODE: V89954 ELECTRICAL EQUIP NUMBER: M00990 COMPONENT MAINT MANUAL REF: 21-58-53 OPTIONAL PART: 285T0078-8 V89954 FUNCTIONAL REFERENCE: PLACARDS AND MARKINGS FOR DETAILS SEE 11-36-15-03		1
10	285T0078-13		.PRINTED CIRCUIT ASSY- ENVIRONMENTAL CONT SYS FAN CONT STATIC SENSITIVE PART SUPPLIER CODE: V89954 ELECTRICAL EQUIP NUMBER: M00990 COMPONENT MAINT MANUAL REF: 21-58-53 OPTIONAL PART: 285T0078-14 V89954 FUNCTIONAL REFERENCE: PLACARDS AND MARKINGS FOR DETAILS SEE 11-36-15-03		1

ILLUSTRATION ITEMS NOT ON PARTS LIST ARE NOT APPLICABLE

- ITEM NOT ILLUSTRATED

HXL

21-58-10-02

BOEING PROPRIETARY - Copyright © - Unpublished Work - See title page for details.

21-58-10
FIG. 02
PAGE 2
DEC 22/07



767

PARTS CATALOG (MAINTENANCE)

FIG ITEM	PART NUMBER	1 2 3 4 5 6 7	NOMENCLATURE	EFFECT FROM TO	UNITS PER ASSY
2 10	285T0078-14		.PRINTED CIRCUIT ASSY- ENVIRONMENTAL CONT SYS FAN CONT STATIC SENSITIVE PART SUPPLIER CODE: V89954 ELECTRICAL EQUIP NUMBER: M00990 COMPONENT MAINT MANUAL REF: 21-58-53 OPTIONAL PART: 285T0078-13 V89954 FUNCTIONAL REFERENCE: PLACARDS AND MARKINGS FOR DETAILS SEE 11-36-15-03		1
10	285T0078-15		.PRINTED CIRCUIT ASSY- ENVIRONMENTAL CONT SYS FAN CONT STATIC SENSITIVE PART SUPPLIER CODE: V89954 ELECTRICAL EQUIP NUMBER: M00990 COMPONENT MAINT MANUAL REF: 21-58-53 OPTIONAL PART: 285T0078-16 V89954 FUNCTIONAL REFERENCE: PLACARDS AND MARKINGS FOR DETAILS SEE 11-36-15-03		1

ILLUSTRATION ITEMS NOT ON PARTS LIST ARE NOT APPLICABLE

- ITEM NOT ILLUSTRATED

HXL

21-58-10-02

BOEING PROPRIETARY - Copyright © - Unpublished Work - See title page for details.

21-58-10
FIG. 02
PAGE 3
DEC 22/07



767

PARTS CATALOG (MAINTENANCE)

FIG ITEM	PART NUMBER	1 2 3 4 5 6 7	NOMENCLATURE	EFFECT FROM TO	UNITS PER ASSY
2					
10	285T0078-16		.PRINTED CIRCUIT ASSY- ENVIRONMENTAL CONT SYS FAN CONT STATIC SENSITIVE PART SUPPLIER CODE: V89954 ELECTRICAL EQUIP NUMBER: M00990 COMPONENT MAINT MANUAL REF: 21-58-53 OPTIONAL PART: 285T0078-15 V89954 FUNCTIONAL REFERENCE: PLACARDS AND MARKINGS FOR DETAILS SEE 11-36-15-03		1
15	71-2RA		..EJECTOR- SUPPLIER CODE: V18915		1
20	71-2LA		..EJECTOR- SUPPLIER CODE: V18915		1
25	MS35214-14		..SCREW		2
50	285T0095-5		.PRINTED CIRCUIT ASSY-EQPT COOLING INDICATION STATIC SENSITIVE PART SUPPLIER CODE: V89954 ELECTRICAL EQUIP NUMBER: M00867 COMPONENT MAINT MANUAL REF: 21-61-52 OPTIONAL PART: 285T0095-7 V89954 FOR DETAILS SEE: 11-36-15-07		1
50	285T0095-8		.PRINTED CIRCUIT ASSY-EQPT COOLING INDICATION STATIC SENSITIVE PART SUPPLIER CODE: V89954 ELECTRICAL EQUIP NUMBER: M00867 COMPONENT MAINT MANUAL REF: 21-61-52 FOR DETAILS SEE: 11-36-15-07		1

ILLUSTRATION ITEMS NOT ON PARTS LIST ARE NOT APPLICABLE

- ITEM NOT ILLUSTRATED

21-58-10-02

21-58-10
FIG. 02
PAGE 4
DEC 22/07

HXL



767

PARTS CATALOG (MAINTENANCE)

FIG ITEM	PART NUMBER	1 2 3 4 5 6 7	NOMENCLATURE	EFFECT FROM TO	UNITS PER ASSY
2					
55	71-2RA	..	EJECTOR- SUPPLIER CODE: V18915		1
60	71-2LA	..	EJECTOR- SUPPLIER CODE: V18915		1
65	MS35214-14	..	SCREW		2
101	285T0006-46	.FILE	ASSY-ELECTRICAL SYS CARD P50	163999	RF
101	285T0006-60	.FILE	ASSY-ELECTRICAL SYS CARD P50	155162	RF
115	BAC27TEX3311	..	DECALSET-INCLUDES DECALS IDENTIFIED ON THE ILLUSTRATION		RF
160	NAS1801-04-5	..	SCREW		8
165	NAS620A4L	..	WASHER		AR
170	BRH10A04	..	NUT SUPPLIER CODE: V52828 SPECIFICATION NUMBER: BACN10JCO4 OPTIONAL PART: NS202101-40 V80539 RMLH9075-40W V72962 VN303A40 V92215 96-40 V80539 T6S440J V11815 H10-04BAC V15653		8
- 200	286T1080-140	..	WIRE BUNDLE ASSY		RF

ILLUSTRATION ITEMS NOT ON PARTS LIST ARE NOT APPLICABLE

- ITEM NOT ILLUSTRATED

HXL

21-58-10-02

BOEING PROPRIETARY - Copyright © - Unpublished Work - See title page for details.

21-58-10
FIG. 02
PAGE 5
DEC 22/07



767

PARTS CATALOG (MAINTENANCE)

FIG ITEM	PART NUMBER	1 2 3 4 5 6 7	NOMENCLATURE	EFFECT FROM TO	UNITS PER ASSY
2 - 205	141-1775-01		...CONTACT CAVITY- SUPPLIER CODE: V26742 SPECIFICATION NUMBER: BACC47EM1 OPTIONAL PART: 96S2222 V03877 290381-01 V16512 200080-001 V03877 ELECTRICAL EQUIP NUMBER: D01872U D02176U WIRING DIAGRAM REF: 215811 215815		4
210	300055-001		...CONNECTOR- SUPPLIER CODE: V0D9V3 SPECIFICATION NUMBER: BACC65L41 OPTIONAL PART: 300055-001 V03877 192-341-0005 V26742 S1022-00833 V03877 ELECTRICAL EQUIP NUMBER: D01872 D02176 WIRING DIAGRAM REF: 215815 216151		2
220	BACC45FN20-41P8		...CONNECTOR- ELECTRICAL EQUIP NUMBER: D05644J WIRING DIAGRAM REF: 215811		1

ILLUSTRATION ITEMS NOT ON PARTS LIST ARE NOT APPLICABLE

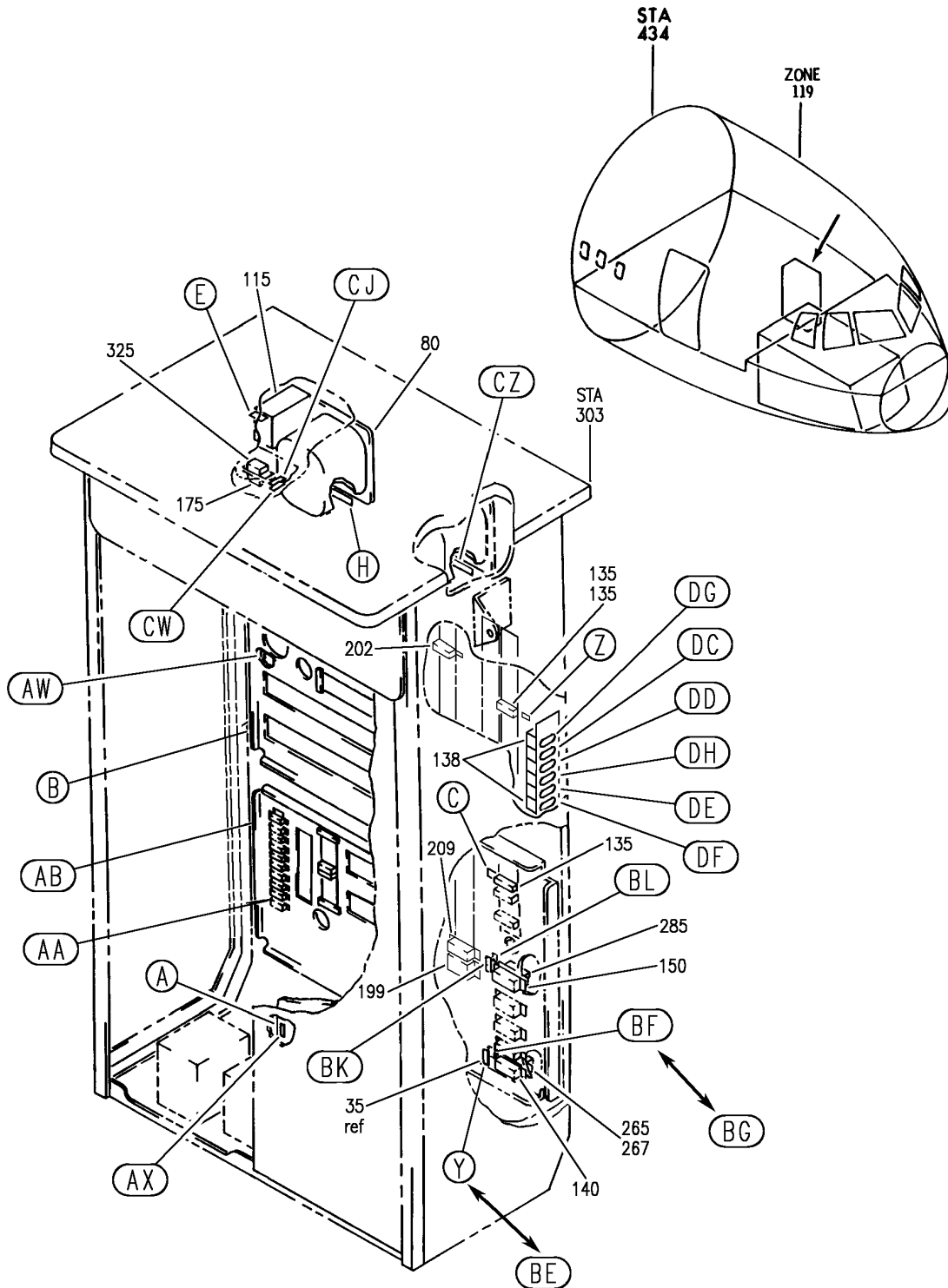
- ITEM NOT ILLUSTRATED

21-58-10-02

21-58-10
 FIG. 02
 PAGE 6
 DEC 22/07

HXL

BOEING
767
PARTS CATALOG (MAINTENANCE)



V 21581102 SHT 1 REV 343

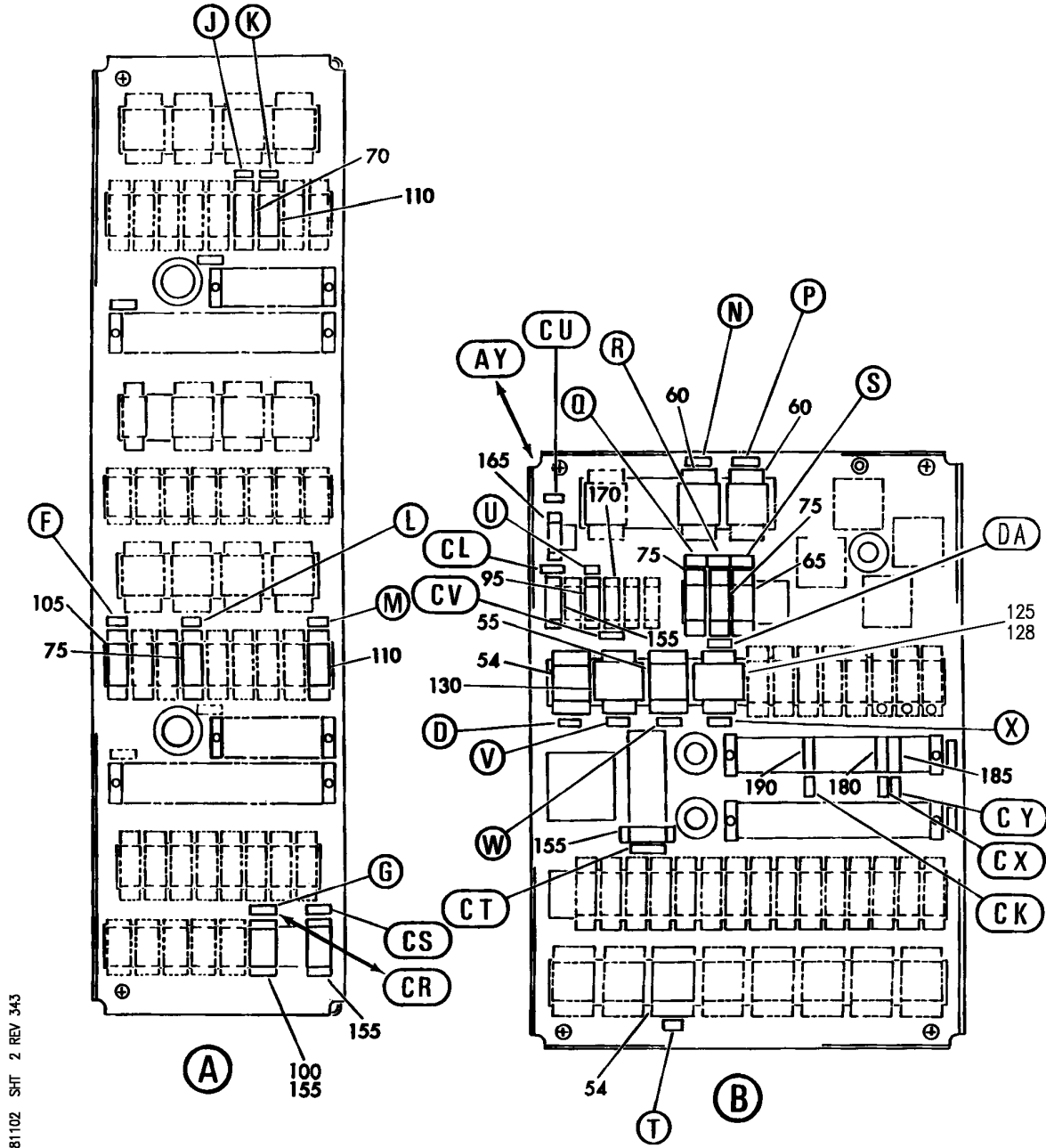
EQUIPMENT ASSY-P36 MISC ELEC PNL L (EQUIPMENT COOLING SYSTEM ONLY)
FIGURE 2 (SHEET 1)

21-58-11-02

HXL
AUG 22/09

21-58-11-02
PAGE 0


BOEING
 767
PARTS CATALOG (MAINTENANCE)



V 21581102 SHT 2 REV 343

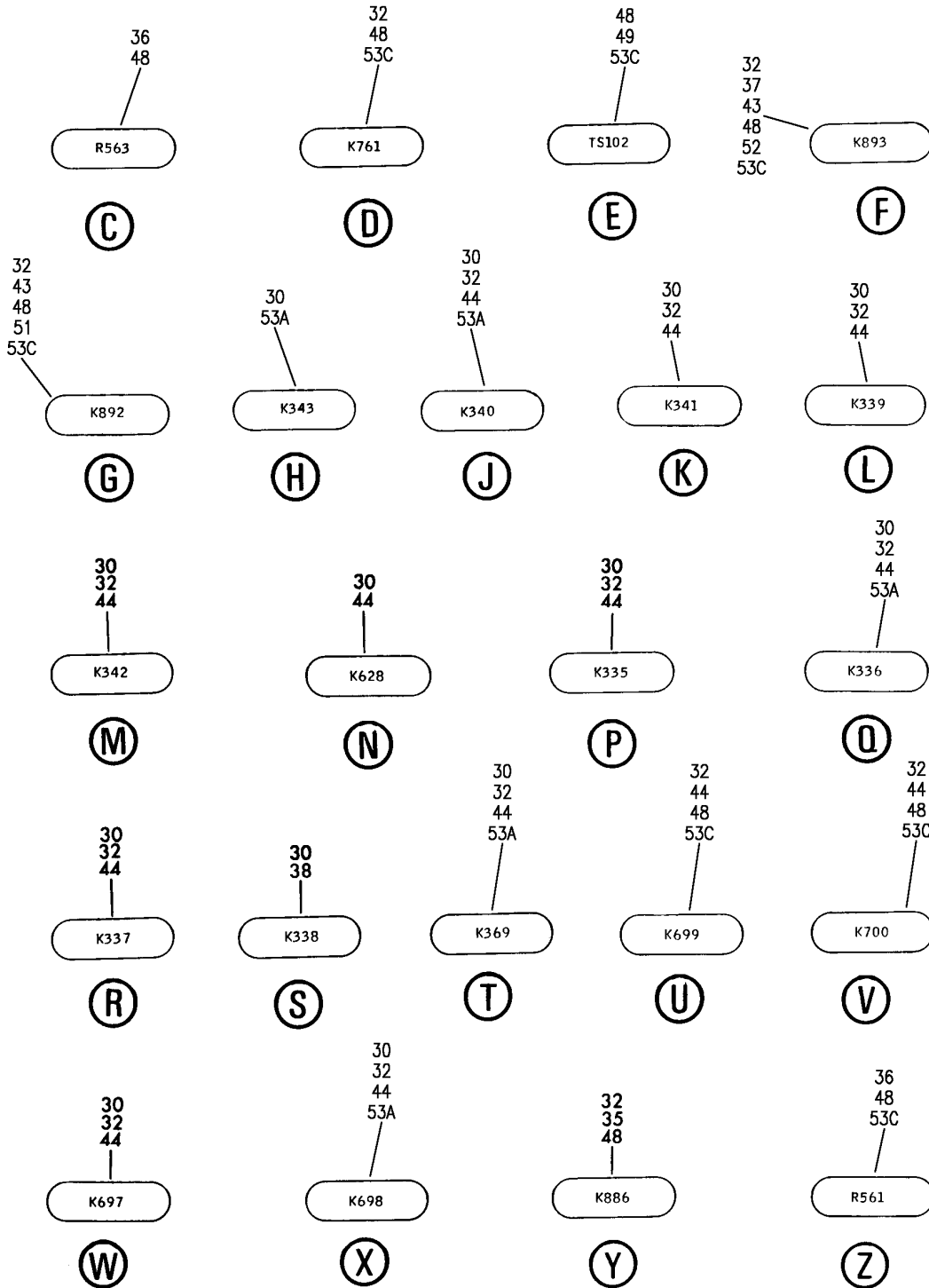
EQUIPMENT ASSY-P36 MISC ELEC PNL L (EQUIPMENT COOLING SYSTEM ONLY)
 FIGURE 2 (SHEET 2)

21-58-11-02

HXL
 AUG 22/09

21-58-11-02
 PAGE 0A


BOEING
 767
PARTS CATALOG (MAINTENANCE)



V 21581102 SH1 3 REV 315

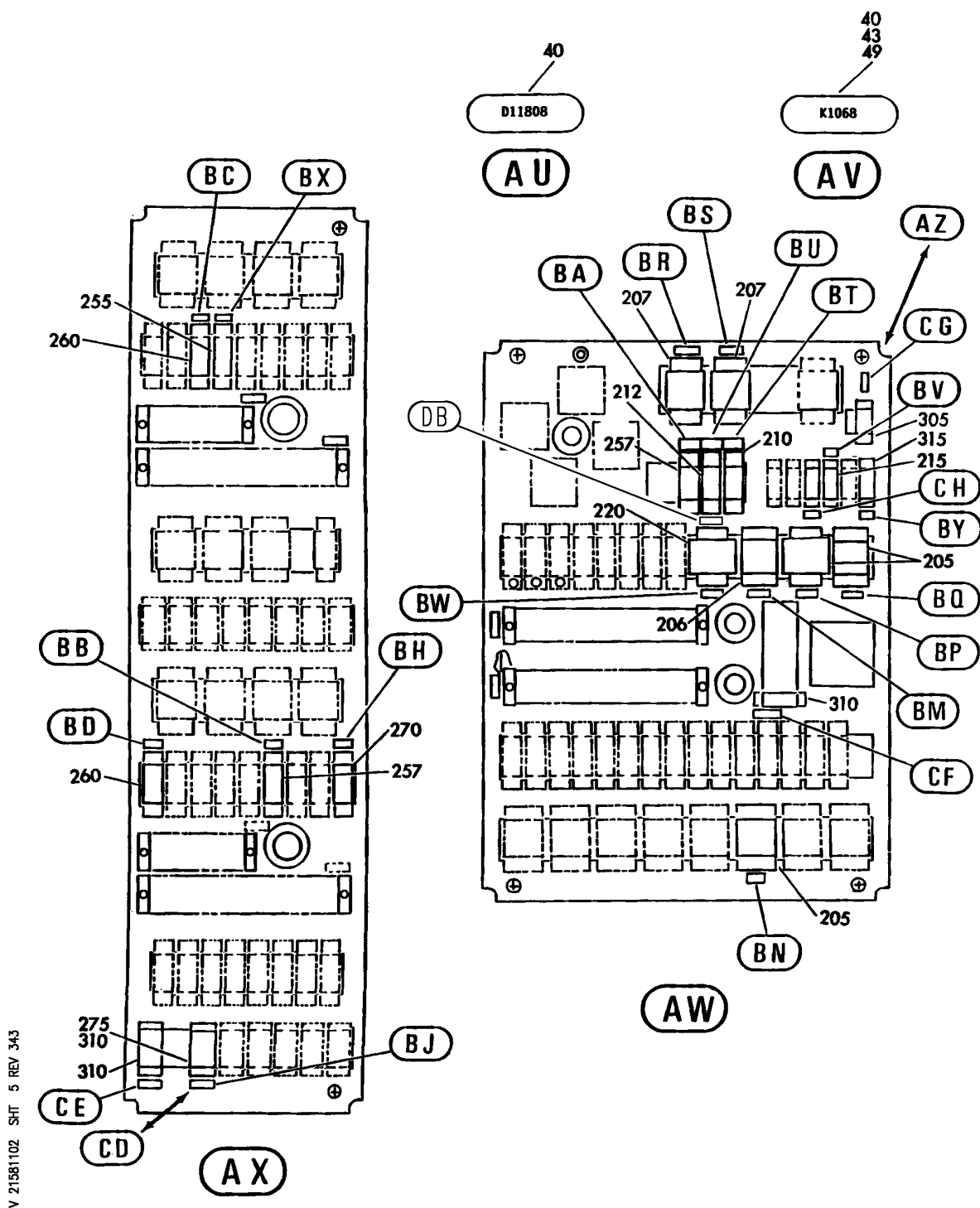
EQUIPMENT ASSY-P36 MISC ELEC PNL L (EQUIPMENT COOLING SYSTEM ONLY)
 FIGURE 2 (SHEET 3)

21-58-11-02

HXL
 APR 22/07

21-58-11-02
 PAGE 0B

BOEING
767
PARTS CATALOG (MAINTENANCE)



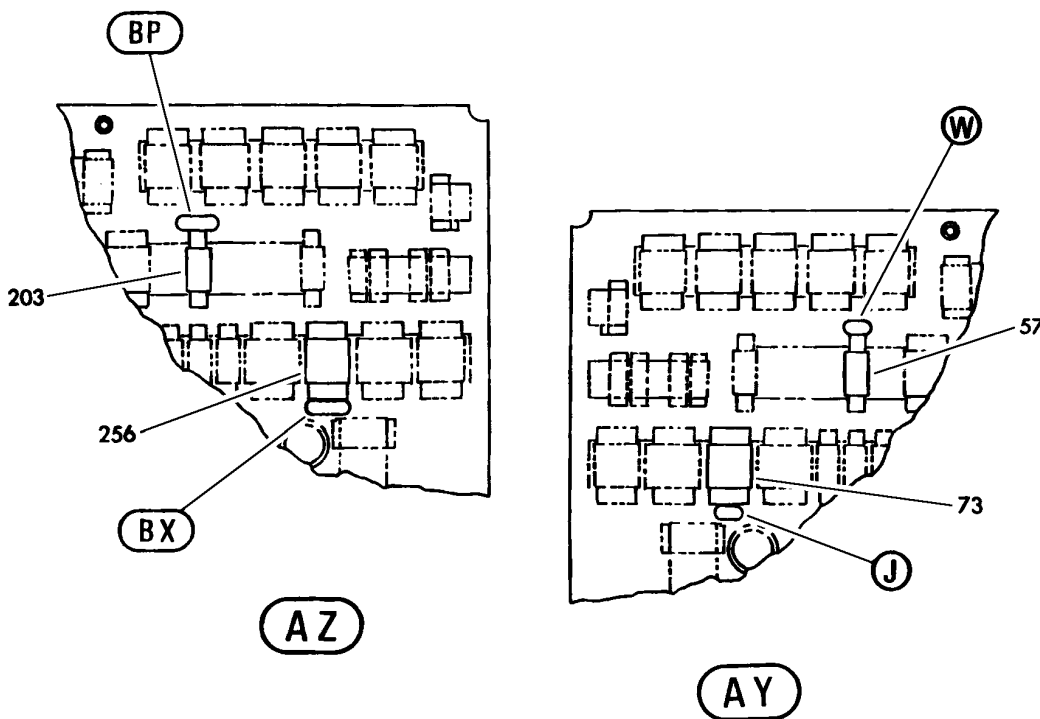
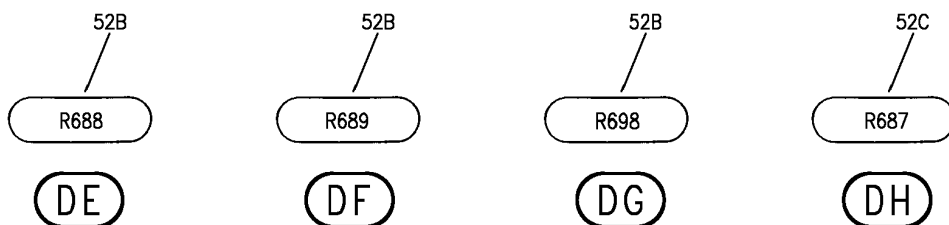
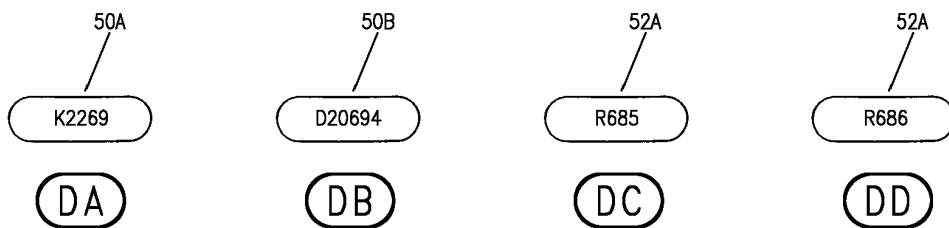
EQUIPMENT ASSY-P36 MISC ELEC PNL L (EQUIPMENT COOLING SYSTEM ONLY)
FIGURE 2 (SHEET 5)

21-58-11-02

HXL
AUG 22/09

21-58-11-02
PAGE 0D

BOEING
767
PARTS CATALOG (MAINTENANCE)



V 21581102 SH1 6 REV 343

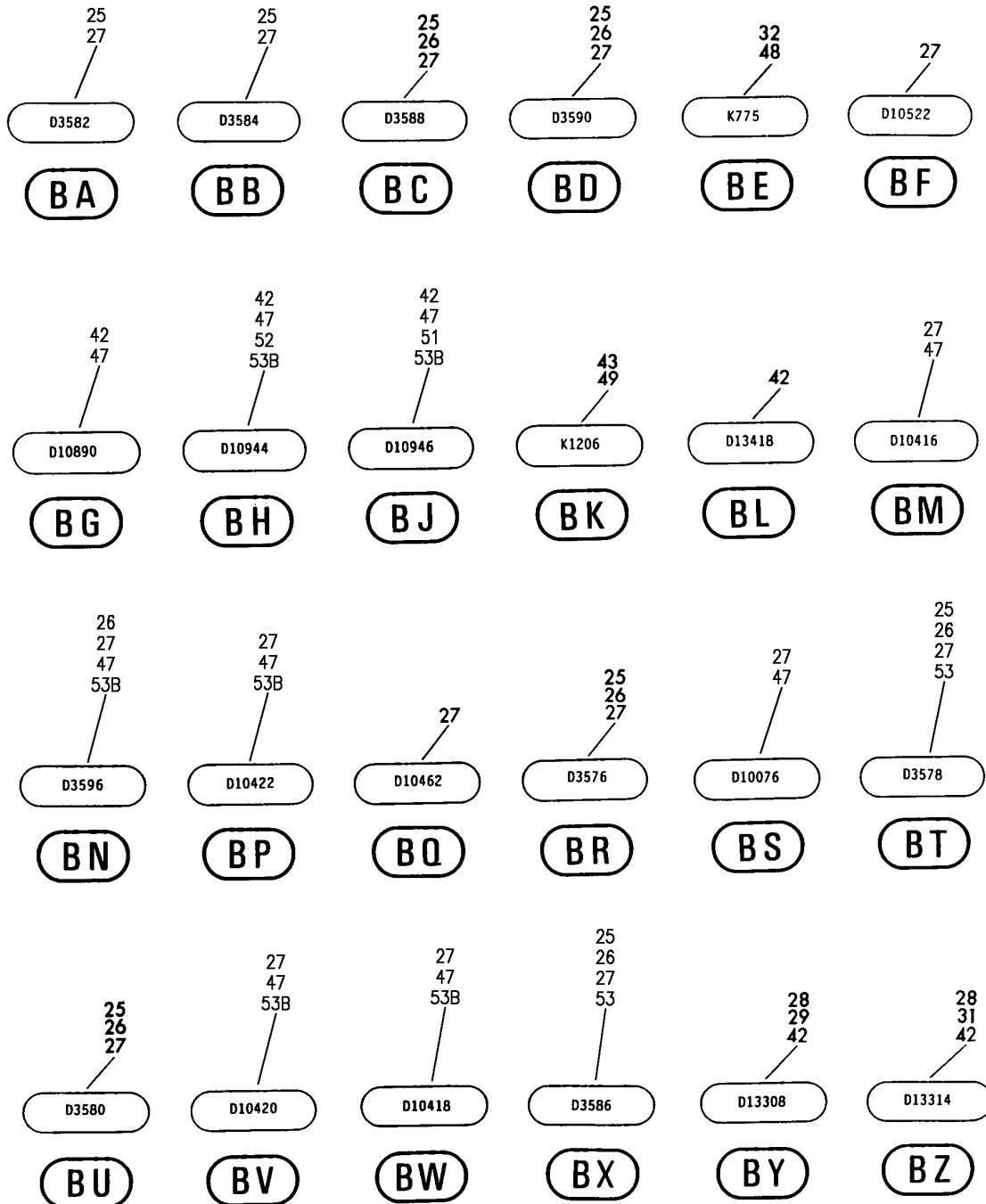
EQUIPMENT ASSY-P36 MISC ELEC PNL L (EQUIPMENT COOLING SYSTEM ONLY)
FIGURE 2 (SHEET 6)

HXL
AUG 22/09

21-58-11-02

21-58-11-02
PAGE 0E

BOEING
767
PARTS CATALOG (MAINTENANCE)



V 21581102 SH-7 REV 315

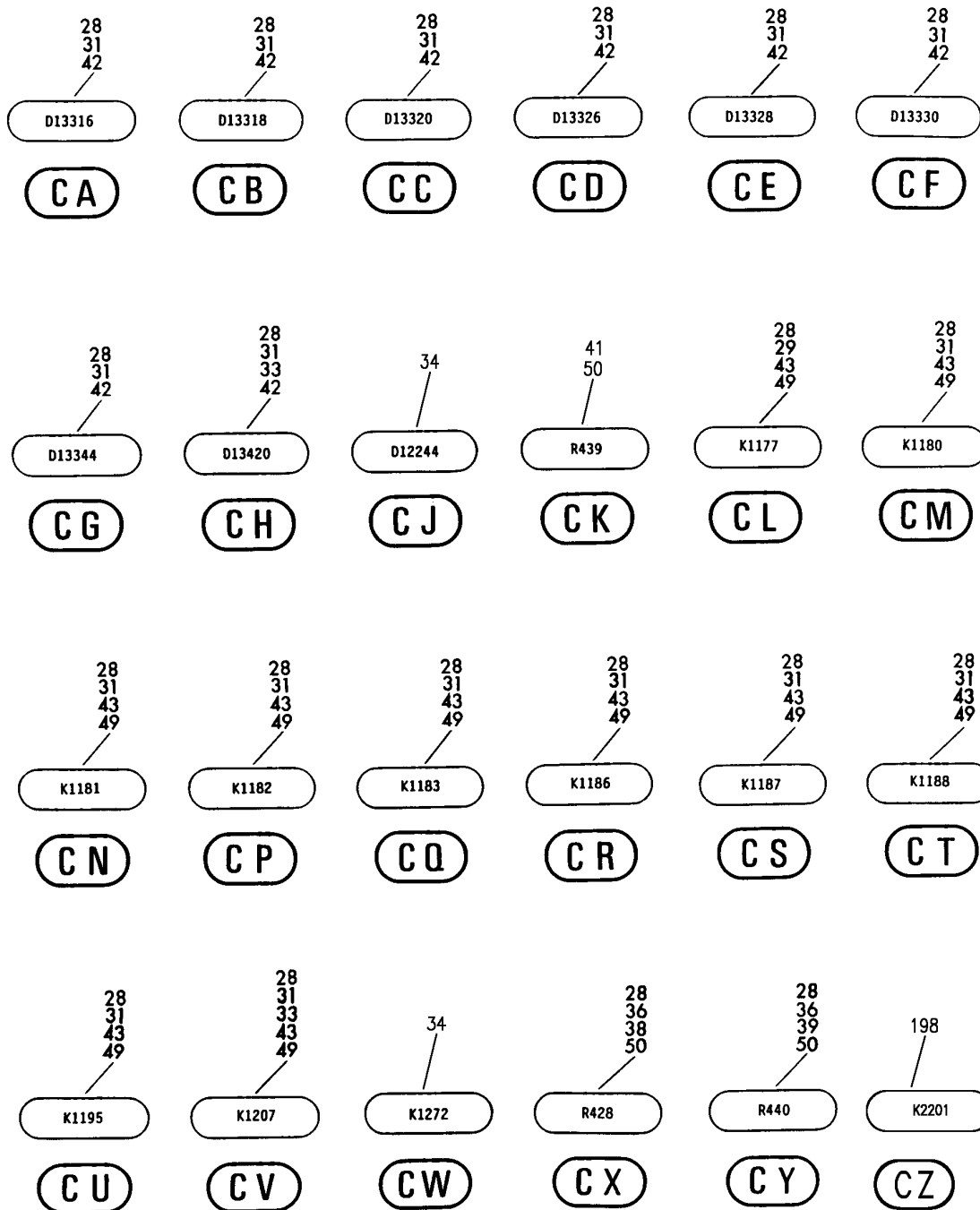
EQUIPMENT ASSY-P36 MISC ELEC PNL L (EQUIPMENT COOLING SYSTEM ONLY)
FIGURE 2 (SHEET 7)

21-58-11-02

HXL
APR 22/07

21-58-11-02
PAGE OF

BOEING
767
PARTS CATALOG (MAINTENANCE)



V 21581102 SHT 8 REV 332

EQUIPMENT ASSY-P36 MISC ELEC PNL L (EQUIPMENT COOLING SYSTEM ONLY)
FIGURE 2 (SHEET 8)

21-58-11-02

HXL
DEC 22/08

21-58-11-02
PAGE 0G



767

PARTS CATALOG (MAINTENANCE)

FIG ITEM	PART NUMBER	1 2 3 4 5 6 7	NOMENCLATURE	EFFECT FROM TO	UNITS PER ASSY
2			EQUIPMENT ASSY-P36 MISC ELEC PNL L (EQUIPMENT COOLING SYSTEM ONLY)		
- 10	284T0187-167		EQUIPMENT ASSY-P36 MISC ELEC PNL (EQUIPMENT COOLING SYSTEM ONLY) POSITION DATA: L FOR NHA/OTHER SYS DET SEE: 53-11-70-03	155162	RF
- 12	284T0187-205		EQUIPMENT ASSY-P36 MISC ELEC PNL (EQUIPMENT COOLING SYSTEM ONLY) POSITION DATA: L FOR NHA/OTHER SYS DET SEE: 53-11-70-03	163163	RF
- 13	284T0187-212		EQUIPMENT ASSY-P36 MISC ELEC PNL (EQUIPMENT COOLING SYSTEM ONLY) POSITION DATA: L FOR NHA/OTHER SYS DET SEE: 53-11-70-03	164999	RF
25	BAC27TEX3726		.DECALSET-INCLUDES DECALS IDENTIFIED ON THE ILLUSTRATION		RF
26	BAC27TEX4186		.DECALSET-INCLUDES DECALS IDENTIFIED ON THE ILLUSTRATION		RF
32	BAC27TEX4180		.DECALSET-INCLUDES DECALS IDENTIFIED ON THE ILLUSTRATION		RF
32	BAC27TEX4180		.DECALSET-INCLUDES DECALS IDENTIFIED ON THE ILLUSTRATION		RF
33	BAC27TEX4202		.DECALSET-INCLUDES DECALS IDENTIFIED ON THE ILLUSTRATION		1
34	BAC27TEX4642		.DECALSET-INCLUDES DECALS IDENTIFIED ON THE ILLUSTRATION		1
36	BAC27TEX4188		.DECALSET-INCLUDES DECALS IDENTIFIED ON THE ILLUSTRATION		RF
36	BAC27TEX4188		.DECALSET-INCLUDES DECALS IDENTIFIED ON THE ILLUSTRATION		RF

ILLUSTRATION ITEMS NOT ON PARTS LIST ARE NOT APPLICABLE

- ITEM NOT ILLUSTRATED

21-58-11-02

21-58-11
FIG. 02
PAGE 1
DEC 22/08

HXL



767

PARTS CATALOG (MAINTENANCE)

FIG ITEM	PART NUMBER	1 2 3 4 5 6 7	NOMENCLATURE	EFFECT FROM TO	UNITS PER ASSY
2	38	BAC27TEX4284	.DECAL- PLACARD CONTENT: R428		1
	45	BAC27TEX3771	.DECALSET-INCLUDES DECALS IDENTIFIED ON THE ILLUSTRATION		1
	46	BAC27TEX4187	.DECALSET-INCLUDES DECALS IDENTIFIED ON THE ILLUSTRATION		RF
	49	BAC27TEX4181	.DECALSET-INCLUDES DECALS IDENTIFIED ON THE ILLUSTRATION		RF
	49	BAC27TEX4181	.DECALSET-INCLUDES DECALS IDENTIFIED ON THE ILLUSTRATION		RF
	54	ES410-1538	.RELAY- SUPPLIER CODE: V99699 SPECIFICATION NUMBER: BACR13CG2AB OPTIONAL PART: KD4L018 V35344 BR230DS0115 V56623 KD4L036 V58657 FCA410-63 V78290 ELECTRICAL EQUIP NUMBER: K00369 K00761		2
ILLUSTRATION ITEMS NOT ON PARTS LIST ARE NOT APPLICABLE					

- ITEM NOT ILLUSTRATED

HXL

21-58-11-02

BOEING PROPRIETARY - Copyright © - Unpublished Work - See title page for details.

21-58-11
FIG. 02
PAGE 2
DEC 22/08



767

PARTS CATALOG (MAINTENANCE)

FIG ITEM	PART NUMBER	1 2 3 4 5 6 7	NOMENCLATURE	EFFECT FROM TO	UNITS PER ASSY
2	55 ES210-1632		.RELAY- SUPPLIER CODE: V99699 SPECIFICATION NUMBER: BACR13CF2AB OPTIONAL PART: JD4L018 V35344 JD4L031 V35344 BR246S0111 V56623 BR64S105 V56623 FCA210-71 V78290 61GB2319-1A320 V98927 ELECTRICAL EQUIP NUMBER: K00697B		1
	65 ES210-1632		.RELAY- SUPPLIER CODE: V99699 SPECIFICATION NUMBER: BACR13CF2AB OPTIONAL PART: JD4L018 V35344 JD4L031 V35344 BR246S0111 V56623 BR64S105 V56623 FCA210-71 V78290 61GB2319-1A320 V98927 ELECTRICAL EQUIP NUMBER: K00336		1

ILLUSTRATION ITEMS NOT ON PARTS LIST ARE NOT APPLICABLE

- ITEM NOT ILLUSTRATED

HXL

21-58-11-02

BOEING PROPRIETARY - Copyright © - Unpublished Work - See title page for details.

21-58-11
FIG. 02
PAGE 3
DEC 22/08



767

PARTS CATALOG (MAINTENANCE)

FIG ITEM	PART NUMBER	1 2 3 4 5 6 7	NOMENCLATURE	EFFECT FROM TO	UNITS PER ASSY
2 70	ES410-1538		.RELAY- SUPPLIER CODE: V99699 SPECIFICATION NUMBER: BACR13CG2AB OPTIONAL PART: KD4L018 V35344 BR230DS0115 V56623 KD4L036 V58657 FCA410-63 V78290 ELECTRICAL EQUIP NUMBER: K00340B		1
80	9131-8506		.RELAY-3PST 28V DC SUPPLIER CODE: V35344 SPECIFICATION NUMBER: 10-61445-21 ELECTRICAL EQUIP NUMBER: K00343 OPTIONAL PART: BH316A V74063		1
80	BH316A		.RELAY-3PST 28V DC SUPPLIER CODE: V74063 FUNCTIONAL DESCRIPTION: A SEALED REPAIRABLE ELECTROMAGNETIC DEVICE FOR REMOTE ACTUATION OF 28V, 50 AMP ELECTRICAL CONTACT. SPECIFICATION NUMBER: 10-61445-21 ELECTRICAL EQUIP NUMBER: K00343 COMPONENT MAINT MANUAL REF: 24-09-36 OPTIONAL PART: 9131-8506 V35344		1
- 85	NAS1801-3-7		ATTACHING PARTS .SCREW -----*-----		4

ILLUSTRATION ITEMS NOT ON PARTS LIST ARE NOT APPLICABLE

- ITEM NOT ILLUSTRATED

21-58-11-02

21-58-11
FIG. 02
PAGE 4
APR 22/09

HXL



767

PARTS CATALOG (MAINTENANCE)

FIG ITEM	PART NUMBER	1 2 3 4 5 6 7	NOMENCLATURE	EFFECT FROM TO	UNITS PER ASSY
2 90	W260F4AM11		.RELAY- SUPPLIER CODE: VF0219 SPECIFICATION NUMBER: BACR13CD2 OPTIONAL PART: BR16S233 V09026 EE4AA005 V35344 3SAV1338A2 V01526 HFW1206K03 V58614 HFW1204K01 V71482 ELECTRICAL EQUIP NUMBER: K01005 K01006 K01007 K01008 K01009 K01010 K01011		7
95	W260F4AM11		.RELAY- SUPPLIER CODE: VF0219 SPECIFICATION NUMBER: BACR13CD2 OPTIONAL PART: BR16S233 V09026 EE4AA005 V35344 3SAV1338A2 V01526 HFW1206K03 V58614 HFW1204K01 V71482 ELECTRICAL EQUIP NUMBER: K00699		1
115	285T0177-1		.SENSOR ASSY-CURRENT SUPPLIER CODE: V89954 ELECTRICAL EQUIP NUMBER: TS0102 COMPONENT MAINT MANUAL REF: 21-25-51		1

ILLUSTRATION ITEMS NOT ON PARTS LIST ARE NOT APPLICABLE

- ITEM NOT ILLUSTRATED

HXL

21-58-11-02

BOEING PROPRIETARY - Copyright © - Unpublished Work - See title page for details.

21-58-11
FIG. 02
PAGE 5
DEC 22/08

 **BOEING**
767
PARTS CATALOG (MAINTENANCE)

FIG ITEM	PART NUMBER	1 2 3 4 5 6 7	NOMENCLATURE	EFFECT FROM TO	UNITS PER ASSY
2			ATTACHING PARTS		
- 120	NAS601-34P		.SCREW-		2
			-----*-----		
125	TD1434-00		.RELAY-		1
			SUPPLIER CODE: V58657		
			ELECTRICAL EQUIP NUMBER: K00698		
130	M83726-3-155		.RELAY-		1
			SUPPLIER CODE: V35344		
			ELECTRICAL EQUIP NUMBER: K00700		
135	YHLZD30		.DIODE-		2
			SUPPLIER CODE: V09922		
			ELECTRICAL EQUIP NUMBER: R00561		
			R00563		
			OPTIONAL PART: YHLZD9		
			V09922		
135	YHLZD9		.DIODE-		2
			SUPPLIER CODE: V09922		
			ELECTRICAL EQUIP NUMBER: R00561		
			R00563		
			OPTIONAL PART: YHLZD30		
			V09922		
137	YHLZD30		.DIODE-		2
			SUPPLIER CODE: V09922		
			ELECTRICAL EQUIP NUMBER: R00330		
			R00331		
			OPTIONAL PART: YHLZD9		
			V09922		
137	YHLZD9		.DIODE-		2
			SUPPLIER CODE: V09922		
			ELECTRICAL EQUIP NUMBER: R00330		
			R00331		
			OPTIONAL PART: YHLZD30		
			V09922		

ILLUSTRATION ITEMS NOT ON PARTS LIST ARE NOT APPLICABLE

- ITEM NOT ILLUSTRATED

HXL

21-58-11-02

21-58-11
FIG. 02
PAGE 6
DEC 22/08



767

PARTS CATALOG (MAINTENANCE)

FIG ITEM	PART NUMBER	1 2 3 4 5 6 7	NOMENCLATURE	EFFECT FROM TO	UNITS PER ASSY
2					
140	XD4N		.RELAY- SUPPLIER CODE: V58657 ELECTRICAL EQUIP NUMBER: K00886		1
145	W260F4AM11		.RELAY- SUPPLIER CODE: VF0219 SPECIFICATION NUMBER: BACR13CD2 OPTIONAL PART: BR16S233 V09026 EE4AA005 V35344 3SAV1338A2 V01526 HFW1206K03 V58614 HFW1204K01 V71482 ELECTRICAL EQUIP NUMBER: K01068		1
150	600-154-3002		.RELAY- SUPPLIER CODE: V15420 ELECTRICAL EQUIP NUMBER: K01206		1
150	TDH1852-3002		.RELAY- SUPPLIER CODE: V58657 ELECTRICAL EQUIP NUMBER: K01206		1
175	W460F1A		.RELAY- SUPPLIER CODE: VF0219 SPECIFICATION NUMBER: BACR13CE2 OPTIONAL PART: 3SAH5-13-4K1 V01526 3SAH1326A2 V01526 ELECTRICAL EQUIP NUMBER: K01272		1
ILLUSTRATION ITEMS NOT ON PARTS LIST ARE NOT APPLICABLE					

- ITEM NOT ILLUSTRATED

21-58-11-02

21-58-11
FIG. 02
PAGE 7
DEC 22/08

HXL



767

PARTS CATALOG (MAINTENANCE)

FIG ITEM	PART NUMBER	1 2 3 4 5 6 7	NOMENCLATURE	EFFECT FROM TO	UNITS PER ASSY
2 180	YHLZD30		.DIODE- SUPPLIER CODE: V09922 ELECTRICAL EQUIP NUMBER: R00428 OPTIONAL PART: YHLZD9 V09922		1
180	YHLZD9		.DIODE- SUPPLIER CODE: V09922 ELECTRICAL EQUIP NUMBER: R00428 OPTIONAL PART: YHLZD30 V09922		1
- 200 205	286T0184-300 BACS16W1		.WIRE BUNDLE ASSY ..SOCKET- ELECTRICAL EQUIP NUMBER: D03596 D10422 D10462 WIRING DIAGRAM REF: 215812 215816		RF 3
206	BACS16W1		..SOCKET- ELECTRICAL EQUIP NUMBER: D10416 WIRING DIAGRAM REF: 215816		1
210	RSF116200		..SOCKET- SUPPLIER CODE: V58982 SPECIFICATION NUMBER: BACS16X1A OPTIONAL PART: 102-006-1 V09922 000300-1538 V05574 ELECTRICAL EQUIP NUMBER: D03578 WIRING DIAGRAM REF: 215812		1

ILLUSTRATION ITEMS NOT ON PARTS LIST ARE NOT APPLICABLE

- ITEM NOT ILLUSTRATED

HXL

21-58-11-02

BOEING PROPRIETARY - Copyright © - Unpublished Work - See title page for details.

21-58-11
FIG. 02
PAGE 8
DEC 22/08



767

PARTS CATALOG (MAINTENANCE)

FIG ITEM	PART NUMBER	1 2 3 4 5 6 7	NOMENCLATURE	EFFECT FROM TO	UNITS PER ASSY
2 215	RSE120026		.. SOCKET- SUPPLIER CODE: V58982 SPECIFICATION NUMBER: BACS16AG1 OPTIONAL PART: 451120-026 V58982 ELECTRICAL EQUIP NUMBER: D10420 WIRING DIAGRAM REF: 215816		1
220	BACS16W5		.. SOCKET- ELECTRICAL EQUIP NUMBER: D10418 WIRING DIAGRAM REF: 215816		1
225	RSE120026		.. SOCKET- SUPPLIER CODE: V58982 SPECIFICATION NUMBER: BACS16AG1 OPTIONAL PART: 451120-026 V58982 ELECTRICAL EQUIP NUMBER: D11538 D11540 D11542 D11544 D11546 D11548 D11550 WIRING DIAGRAM REF: 215812		7
- 250	286T0176-300		.WIRE BUNDLE ASSY		RF

ILLUSTRATION ITEMS NOT ON PARTS LIST ARE NOT APPLICABLE

- ITEM NOT ILLUSTRATED

HXL

21-58-11-02

BOEING PROPRIETARY - Copyright © - Unpublished Work - See title page for details.

21-58-11
FIG. 02
PAGE 9
DEC 22/08



767

PARTS CATALOG (MAINTENANCE)

FIG ITEM	PART NUMBER	1 2 3 4 5 6 7	NOMENCLATURE	EFFECT FROM TO	UNITS PER ASSY
2 255	RSF116200		.. SOCKET- SUPPLIER CODE: V58982 SPECIFICATION NUMBER: BACS16X1A OPTIONAL PART: 102-006-1 V09922 000300-1538 V05574 ELECTRICAL EQUIP NUMBER: D03586 WIRING DIAGRAM REF: 215813		1
256	RSF116200		.. SOCKET- SUPPLIER CODE: V58982 SPECIFICATION NUMBER: BACS16X1A OPTIONAL PART: 102-006-1 V09922 000300-1538 V05574 ELECTRICAL EQUIP NUMBER: D03586 WIRING DIAGRAM REF: 215813		1
- 264	316-2020-192		.. CONTACT- SUPPLIER CODE: V55104 ELECTRICAL EQUIP NUMBER: D10890T WIRING DIAGRAM REF: 215816		8
267	SO-1064-007		.. SOCKET- SUPPLIER CODE: V58657 ELECTRICAL EQUIP NUMBER: D10890 WIRING DIAGRAM REF: 215816		1

ILLUSTRATION ITEMS NOT ON PARTS LIST ARE NOT APPLICABLE

- ITEM NOT ILLUSTRATED

HXL

21-58-11-02

BOEING PROPRIETARY - Copyright © - Unpublished Work - See title page for details.

21-58-11
FIG. 02
PAGE 10
DEC 22/08



767

PARTS CATALOG (MAINTENANCE)

FIG ITEM	PART NUMBER	1 2 3 4 5 6 7	NOMENCLATURE	EFFECT FROM TO	UNITS PER ASSY
2 280	RSE120026		.. SOCKET- SUPPLIER CODE: V58982 SPECIFICATION NUMBER: BACS16AG1 OPTIONAL PART: 451120-026 V58982 ELECTRICAL EQUIP NUMBER: D11808 WIRING DIAGRAM REF: 215812		1
325	RSE120027		.. SOCKET- SUPPLIER CODE: V58982 SPECIFICATION NUMBER: BACS16AF1 OPTIONAL PART: 451120-027 V58982 ELECTRICAL EQUIP NUMBER: D12244 WIRING DIAGRAM REF: 283122		1

ILLUSTRATION ITEMS NOT ON PARTS LIST ARE NOT APPLICABLE

- ITEM NOT ILLUSTRATED

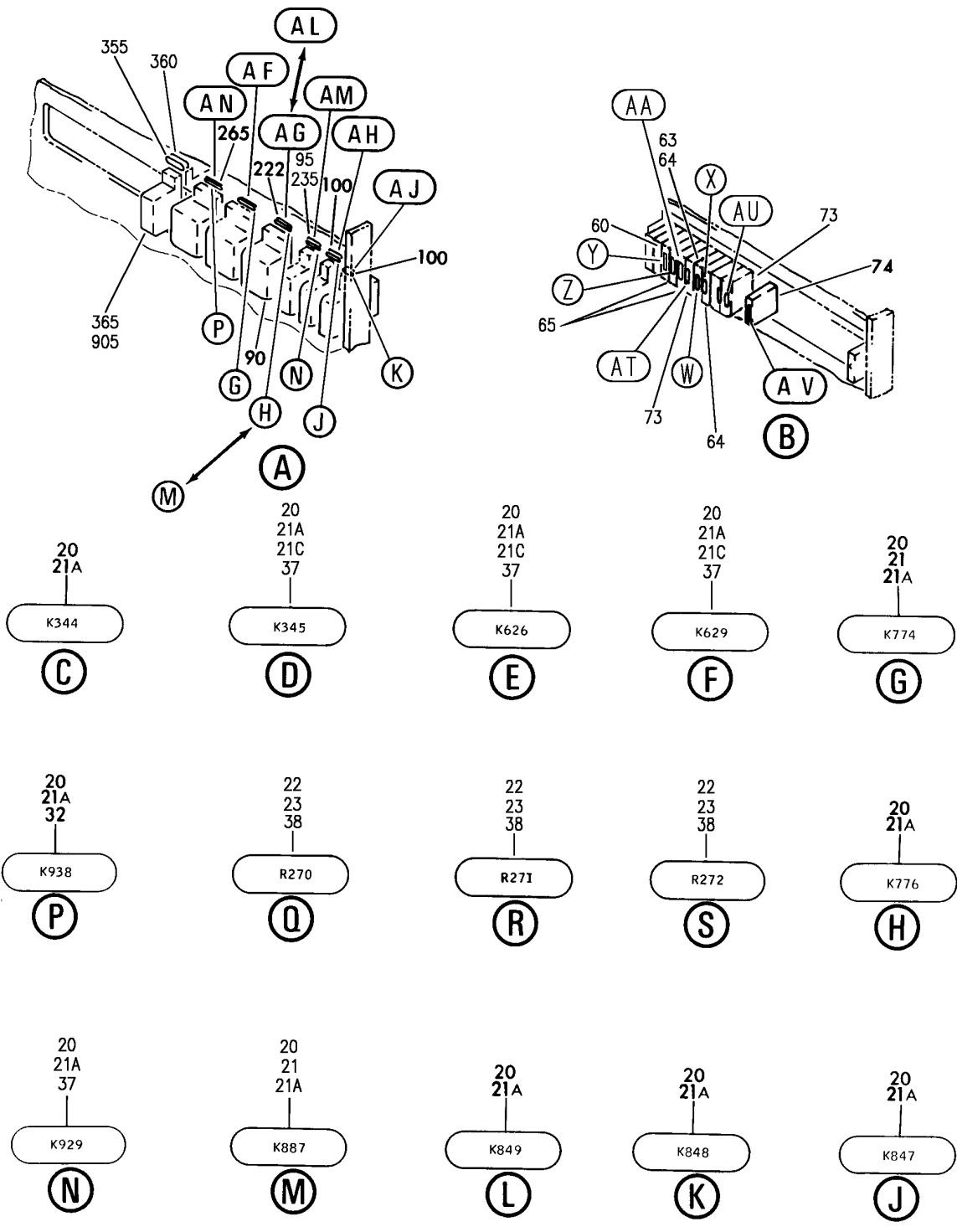
HXL

21-58-11-02

BOEING PROPRIETARY - Copyright © - Unpublished Work - See title page for details.

21-58-11
 FIG. 02
 PAGE 11
 DEC 22/08

BOEING
767
PARTS CATALOG (MAINTENANCE)



V 21581106 SH1 2 REV 333

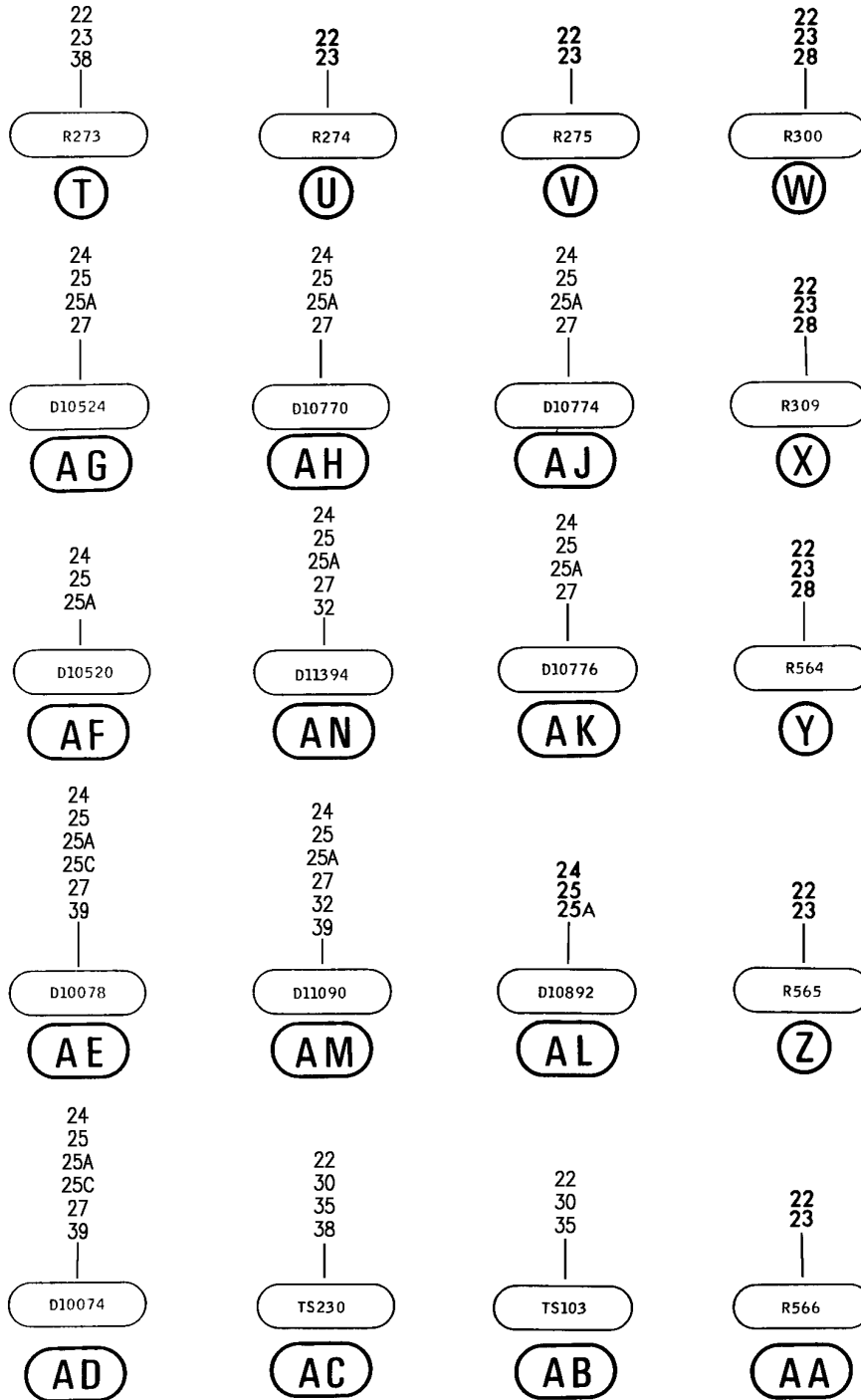
EQUIPMENT ASSY-P37 MISC ELEC PNL R (EQUIPMENT COOLING SYSTEM ONLY)
FIGURE 6 (SHEET 2)

21-58-11-06

HXL
DEC 22/08

21-58-11-06
PAGE 0A

BOEING
767
PARTS CATALOG (MAINTENANCE)



V 21581106 SHT 3 REV 333

EQUIPMENT ASSY-P37 MISC ELEC PNL R (EQUIPMENT COOLING SYSTEM ONLY)
FIGURE 6 (SHEET 3)

21-58-11-06

HXL
DEC 22/08

21-58-11-06
PAGE 0B



767

PARTS CATALOG (MAINTENANCE)

FIG ITEM	PART NUMBER	1 2 3 4 5 6 7	NOMENCLATURE	EFFECT FROM TO	UNITS PER ASSY
6			EQUIPMENT ASSY-P37 MISC ELEC PNL R (EQUIPMENT COOLING SYSTEM ONLY)		
- 9	284T0188-157		EQUIPMENT ASSY-P37 MISC ELEC PNL (EQUIPMENT COOLING SYSTEM ONLY) POSITION DATA: R FOR NHA/OTHER SYS DET SEE: 53-11-70-05	155162	RF
- 10	284T0188-172		EQUIPMENT ASSY-P37 MISC ELEC PNL (EQUIPMENT COOLING SYSTEM ONLY) POSITION DATA: R FOR NHA/OTHER SYS DET SEE: 53-11-70-05	163163	RF
- 11	284T0188-194		EQUIPMENT ASSY-P37 MISC ELEC PNL (EQUIPMENT COOLING SYSTEM ONLY) POSITION DATA: R FOR NHA/OTHER SYS DET SEE: 53-11-70-05	164999	RF
21	BAC27TEX4184		.DECALSET-INCLUDES DECALS IDENTIFIED ON THE ILLUSTRATION		RF
25	BAC27TEX4190		.DECALSET-INCLUDES DECALS IDENTIFIED ON THE ILLUSTRATION		RF
28	BAC27TEX4192		.DECALSET-INCLUDES DECALS IDENTIFIED ON THE ILLUSTRATION		1
29	BAC27TEX4718		.DECAL-		1
34	BAC27TEX4503		.DECALSET-INCLUDES DECALS IDENTIFIED ON THE ILLUSTRATION		RF
35	BAC27TEX4185		.DECALSET-INCLUDES DECALS IDENTIFIED ON THE ILLUSTRATION		RF
40	285T0177-1		.SENSOR ASSY-CURRENT SUPPLIER CODE: V89954 ELECTRICAL EQUIP NUMBER: TS0230 COMPONENT MAINT MANUAL REF: 21-25-51		1

ILLUSTRATION ITEMS NOT ON PARTS LIST ARE NOT APPLICABLE

- ITEM NOT ILLUSTRATED

21-58-11-06

21-58-11
FIG. 06
PAGE 1
DEC 22/07

HXL



767

PARTS CATALOG (MAINTENANCE)

FIG ITEM	PART NUMBER	1 2 3 4 5 6 7	NOMENCLATURE	EFFECT FROM TO	UNITS PER ASSY
6			ATTACHING PARTS		
- 45	NAS601-34P		.SCREW-		2
			-----*-----		
60	YHLZD30		.DIODE-		1
			SUPPLIER CODE:		
			V09922		
			ELECTRICAL EQUIP NUMBER:		
			R00564		
			OPTIONAL PART:		
			YHLZD9		
			V09922		
60	YHLZD9		.DIODE-		1
			SUPPLIER CODE:		
			V09922		
			ELECTRICAL EQUIP NUMBER:		
			R00564		
			OPTIONAL PART:		
			YHLZD30		
			V09922		
63	YHLZD30		.DIODE-		1
			SUPPLIER CODE:		
			V09922		
			ELECTRICAL EQUIP NUMBER:		
			R00300		
			OPTIONAL PART:		
			YHLZD9		
			V09922		
63	YHLZD9		.DIODE-		1
			SUPPLIER CODE:		
			V09922		
			ELECTRICAL EQUIP NUMBER:		
			R00300		
			OPTIONAL PART:		
			YHLZ30		
			V09922		
65	YHLZD30		.DIODE-		2
			SUPPLIER CODE:		
			V09922		
			ELECTRICAL EQUIP NUMBER:		
			R00565		
			R00566		
			OPTIONAL PART:		
			YHLZD9		
			V09922		

ILLUSTRATION ITEMS NOT ON PARTS LIST ARE NOT APPLICABLE

- ITEM NOT ILLUSTRATED

HXL

21-58-11-06

BOEING PROPRIETARY - Copyright © - Unpublished Work - See title page for details.

21-58-11
FIG. 06
PAGE 2
DEC 22/07



767

PARTS CATALOG (MAINTENANCE)

FIG ITEM	PART NUMBER	1 2 3 4 5 6 7	NOMENCLATURE	EFFECT FROM TO	UNITS PER ASSY
6	65 YHLZD9		.DIODE- SUPPLIER CODE: V09922 ELECTRICAL EQUIP NUMBER: R00565 R00566 OPTIONAL PART: YHLZ30 V09922		2
	68 YHLZD30		.DIODE- SUPPLIER CODE: V09922 ELECTRICAL EQUIP NUMBER: R00270 R00271 R00272 R00273 OPTIONAL PART: YHLZD9 V09922		4
	68 YHLZD9		.DIODE- SUPPLIER CODE: V09922 ELECTRICAL EQUIP NUMBER: R00270 R00271 R00272 R00273 OPTIONAL PART: YHLZD30 V09922		4
	73 YHLZD30		.DIODE- SUPPLIER CODE: V09922 ELECTRICAL EQUIP NUMBER: R00602 R00603 OPTIONAL PART: YHLZD9 V09922		2
	73 YHLZD9		.DIODE- SUPPLIER CODE: V09922 ELECTRICAL EQUIP NUMBER: R00602 R00603 OPTIONAL PART: YHLZD30 V09922		2

ILLUSTRATION ITEMS NOT ON PARTS LIST ARE NOT APPLICABLE

- ITEM NOT ILLUSTRATED

21-58-11-06

21-58-11
FIG. 06
PAGE 3
DEC 22/07

HXL



767

PARTS CATALOG (MAINTENANCE)

FIG ITEM	PART NUMBER	1 2 3 4 5 6 7	NOMENCLATURE	EFFECT FROM TO	UNITS PER ASSY
6	74 YHLZD30		.DIODE- SUPPLIER CODE: V09922 ELECTRICAL EQUIP NUMBER: R00664 OPTIONAL PART: YHLZD9 V09922		1
	74 YHLZD9		.DIODE- SUPPLIER CODE: V09922 ELECTRICAL EQUIP NUMBER: R00664 OPTIONAL PART: YHLZD30 V09922		1
	76 9131-8506		.RELAY-3PST 28V DC SUPPLIER CODE: V35344 SPECIFICATION NUMBER: 10-61445-21 ELECTRICAL EQUIP NUMBER: K00345 OPTIONAL PART: BH316A V74063		1
	76 BH316A		.RELAY-3PST 28V DC SUPPLIER CODE: V74063 FUNCTIONAL DESCRIPTION: A SEALED REPAIRABLE ELECTROMAGNETIC DEVICE FOR REMOTE ACTUATION OF 28V, 50 AMP ELECTRICAL CONTACT. SPECIFICATION NUMBER: 10-61445-21 ELECTRICAL EQUIP NUMBER: K00345 COMPONENT MAINT MANUAL REF: 24-09-36 OPTIONAL PART: 9131-8506 V35344		1
-	77 NAS1801-3-7		ATTACHING PARTS .SCREW -----*-----		4

ILLUSTRATION ITEMS NOT ON PARTS LIST ARE NOT APPLICABLE

- ITEM NOT ILLUSTRATED

21-58-11-06

21-58-11
FIG. 06
PAGE 4
APR 22/09

HXL



767

PARTS CATALOG (MAINTENANCE)

FIG ITEM	PART NUMBER	1 2 3 4 5 6 7	NOMENCLATURE	EFFECT FROM TO	UNITS PER ASSY
6 85	W460F1A		.RELAY- SUPPLIER CODE: VF0219 SPECIFICATION NUMBER: BACR13CE2 OPTIONAL PART: 3SAH5-13-4K1 V01526 3SAH1326A2 V01526 ELECTRICAL EQUIP NUMBER: K00626 K00629		2
90	XD4N		.RELAY- SUPPLIER CODE: V58657 ELECTRICAL EQUIP NUMBER: K00887		1
120	W260F4AM11		.RELAY- SUPPLIER CODE: VF0219 SPECIFICATION NUMBER: BACR13CD2 OPTIONAL PART: BR16S233 V09026 EE4AA005 V35344 3SAV1338A2 V01526 HFW1206K03 V58614 HFW1204K01 V71482 ELECTRICAL EQUIP NUMBER: K01273		1
- 200 205	286T0192-300 HRCC5KM		.WIRE BUNDLE ASSY .. SOCKET- SUPPLIER CODE: V91663 ELECTRICAL EQUIP NUMBER: D10074 WIRING DIAGRAM REF: 215811		RF 1

ILLUSTRATION ITEMS NOT ON PARTS LIST ARE NOT APPLICABLE

- ITEM NOT ILLUSTRATED

HXL

21-58-11-06

BOEING PROPRIETARY - Copyright © - Unpublished Work - See title page for details.

21-58-11
FIG. 06
PAGE 5
DEC 22/07



767

PARTS CATALOG (MAINTENANCE)

FIG ITEM	PART NUMBER	1 2 3 4 5 6 7	NOMENCLATURE	EFFECT FROM TO	UNITS PER ASSY
6 210	RSE120027		.. SOCKET- SUPPLIER CODE: V58982 SPECIFICATION NUMBER: BACS16AF1 OPTIONAL PART: 451120-027 V58982 ELECTRICAL EQUIP NUMBER: D10078 WIRING DIAGRAM REF: 212611		1
222	SO-1064-007		.. SOCKET- SUPPLIER CODE: V58657 ELECTRICAL EQUIP NUMBER: D10892 WIRING DIAGRAM REF: NO.215816		1
255	316-2020-192		.. CONTACT- SUPPLIER CODE: V55104 ELECTRICAL EQUIP NUMBER: D10520T WIRING DIAGRAM REF: 215816		14

ILLUSTRATION ITEMS NOT ON PARTS LIST ARE NOT APPLICABLE

- ITEM NOT ILLUSTRATED

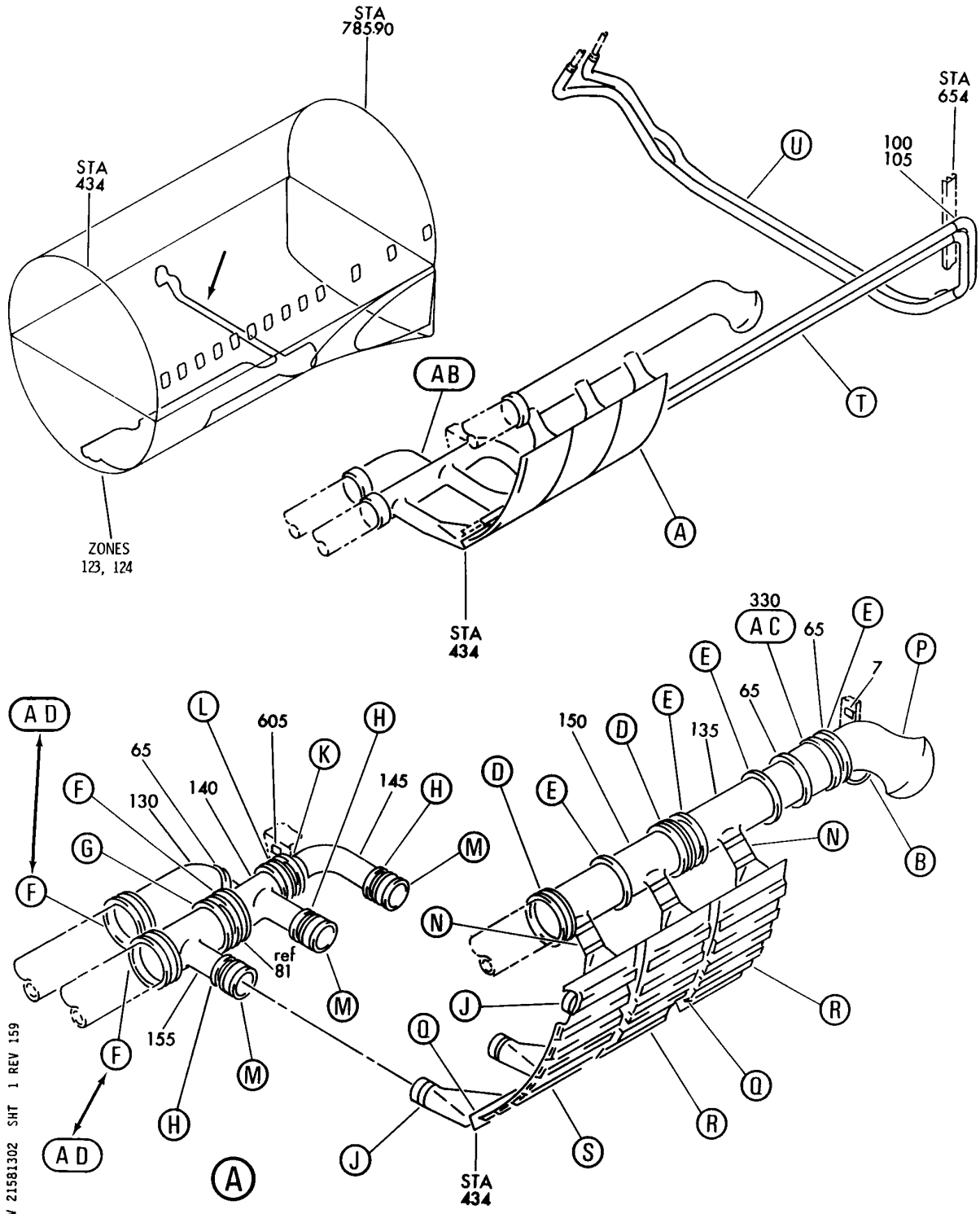
HXL

21-58-11-06

BOEING PROPRIETARY - Copyright © - Unpublished Work - See title page for details.

21-58-11
 FIG. 06
 PAGE 6
 DEC 22/07

BOEING
767
PARTS CATALOG (MAINTENANCE)



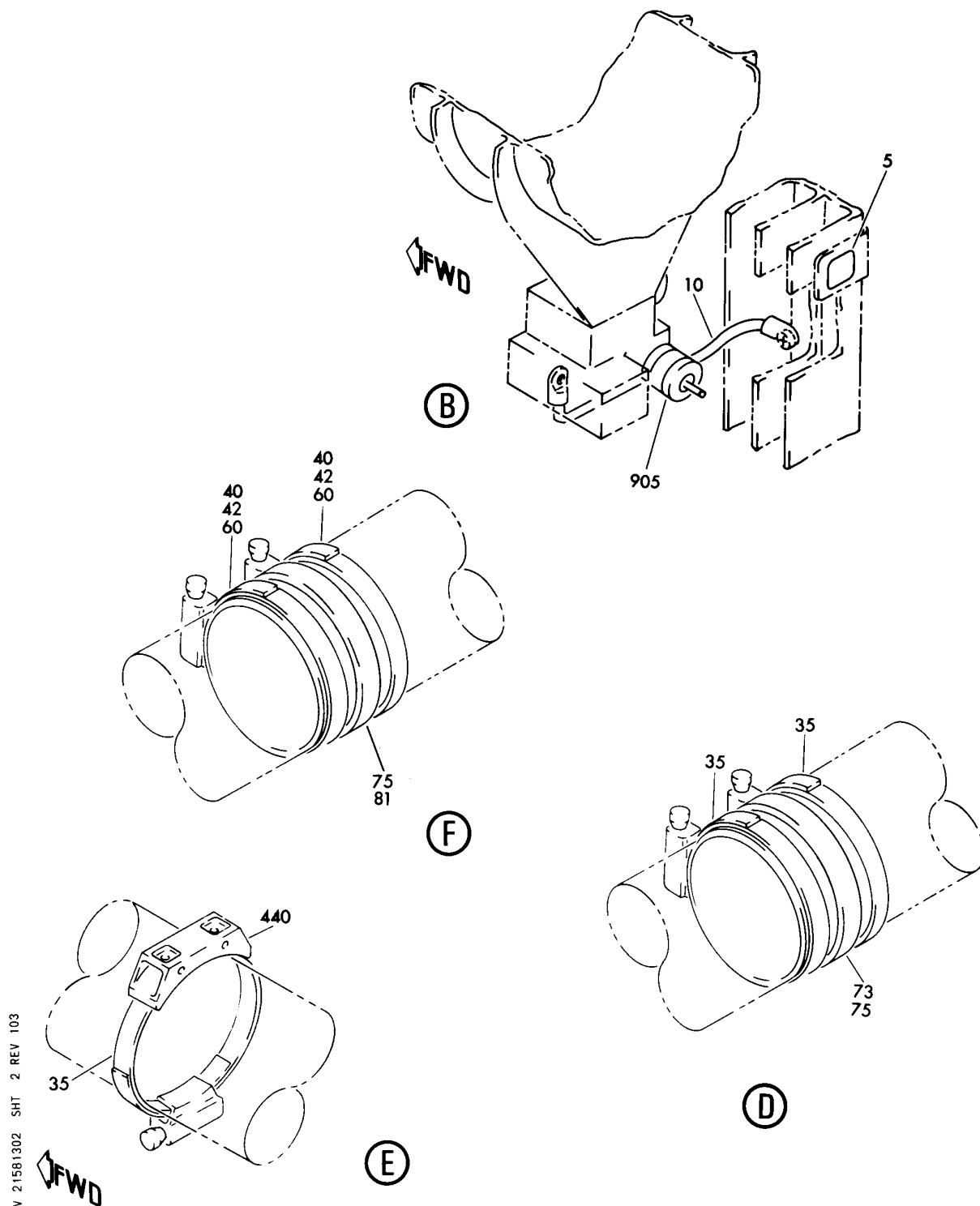
SINK AND VALVE INSTL-ELECTRICAL ELECTRONIC COMPT HEAT FWD (EQUIPMENT COOLING SYSTEM ONLY)
FIGURE 2 (SHEET 1)

HXL
DEC 22/06

21-58-13-02

21-58-13-02
PAGE 0

BOEING
767
PARTS CATALOG (MAINTENANCE)



V 21581302 SHT 2 REV 103

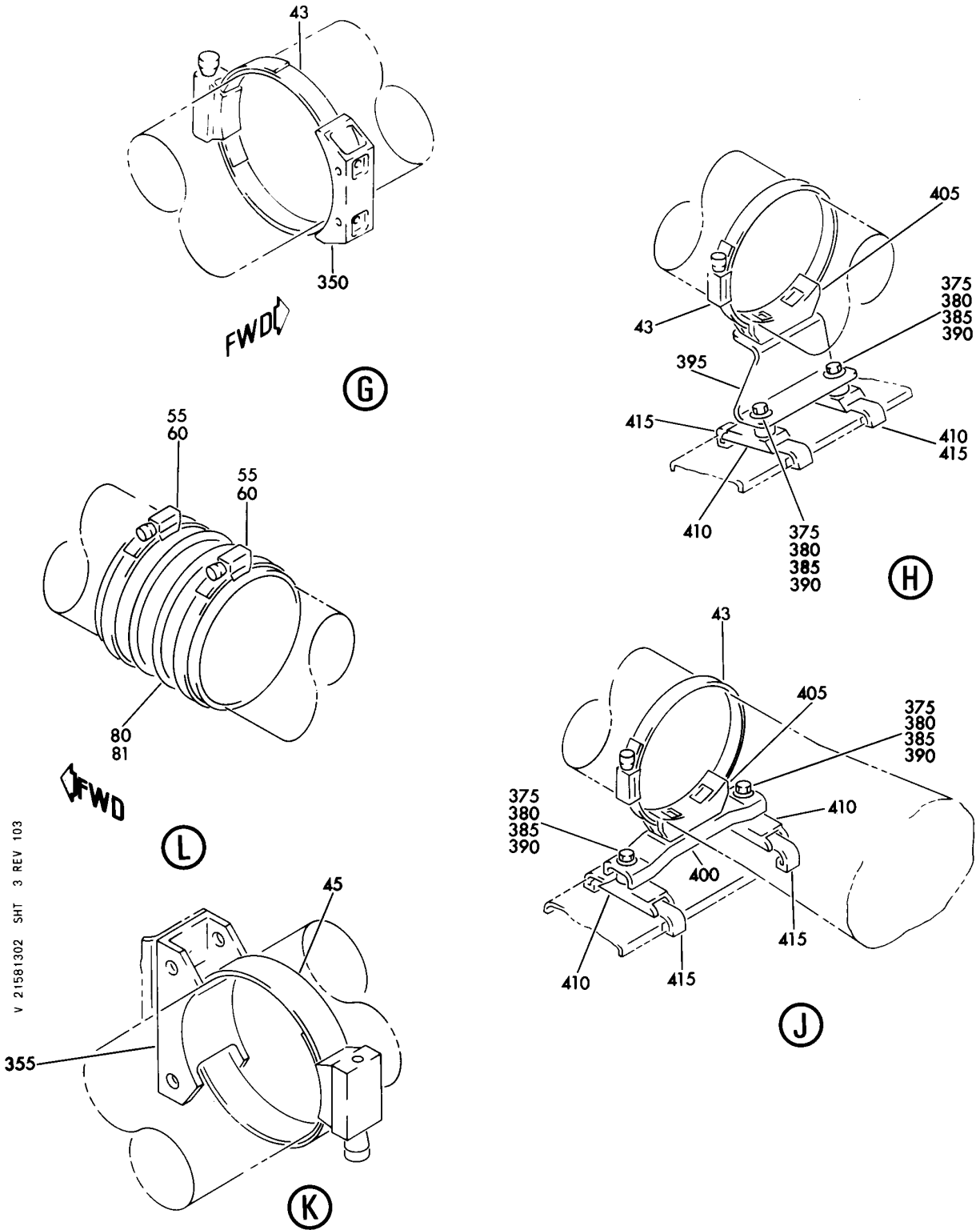
SINK AND VALVE INSTL-ELECTRICAL ELECTRONIC COMPT HEAT FWD (EQUIPMENT COOLING SYSTEM ONLY)
FIGURE 2 (SHEET 2)

HXL
DEC 22/06

21-58-13-02

21-58-13-02
PAGE 0A

BOEING
767
PARTS CATALOG (MAINTENANCE)



V 21581302 SHT 3 REV 103

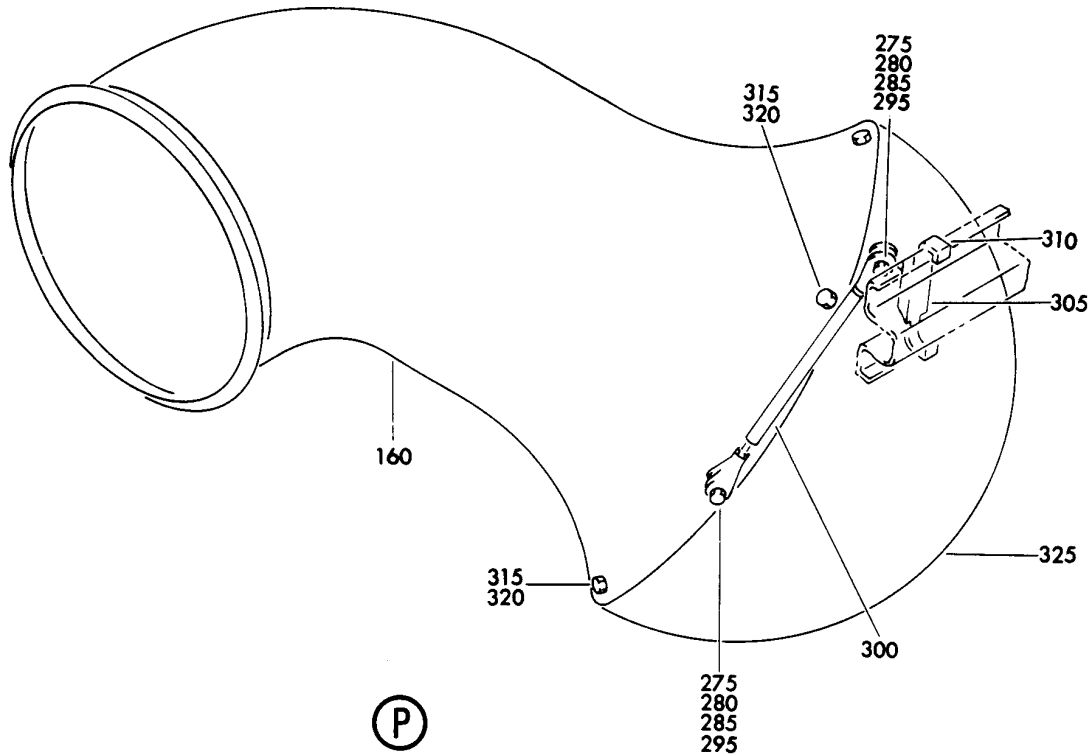
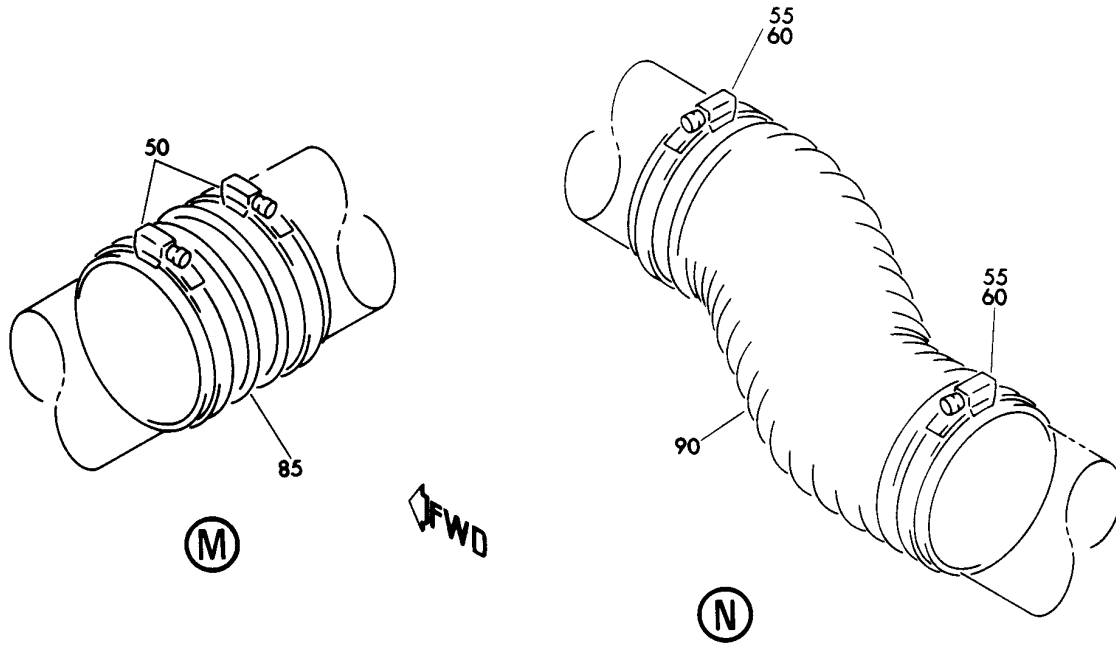
SINK AND VALVE INSTL-ELECTRICAL ELECTRONIC COMPT HEAT FWD (EQUIPMENT COOLING SYSTEM ONLY)
FIGURE 2 (SHEET 3)

21-58-13-02

HXL
DEC 22/06

21-58-13-02
PAGE 0B

BOEING
767
PARTS CATALOG (MAINTENANCE)



V 21581302 SHIT 4 REV 088

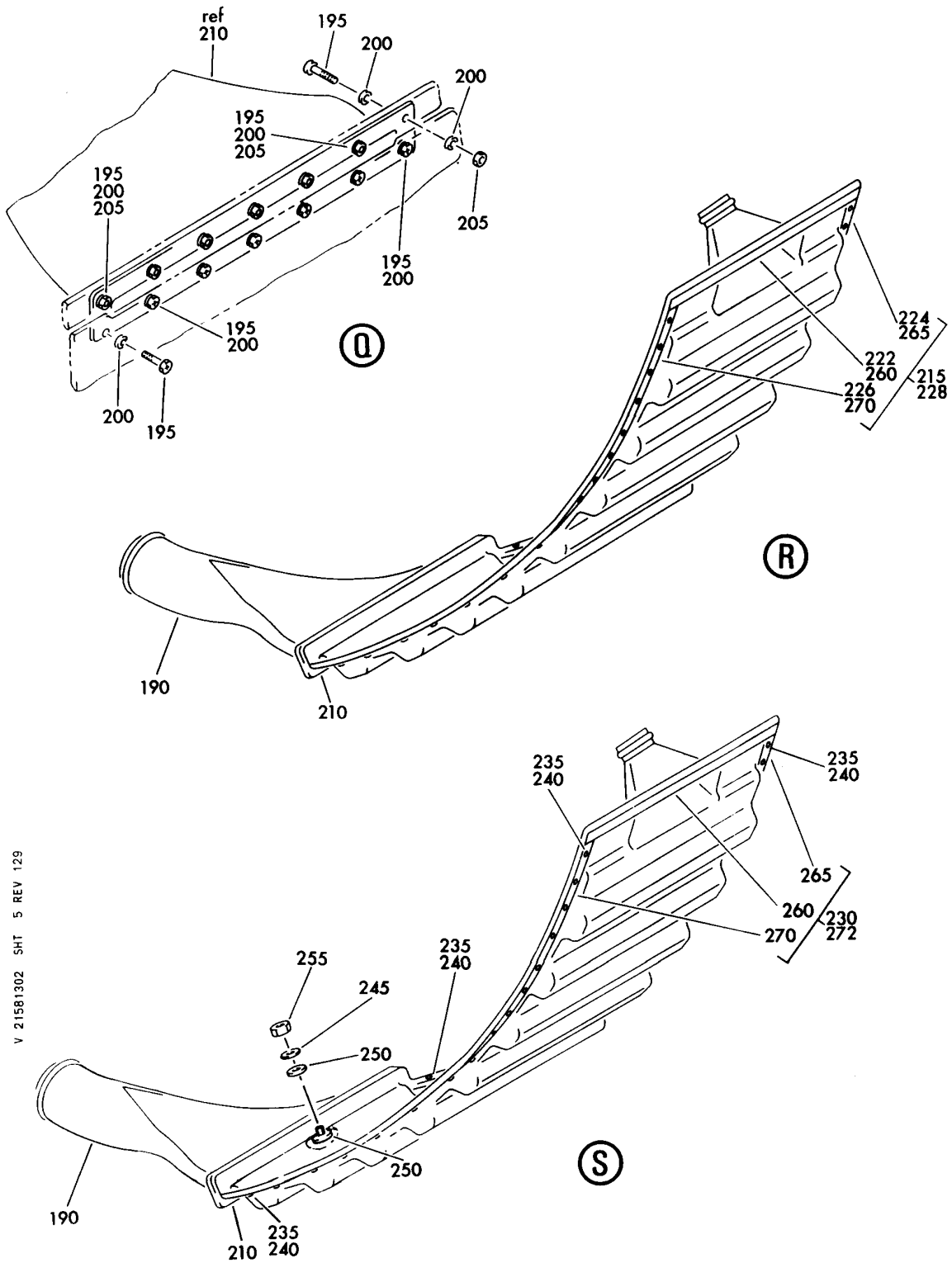
SINK AND VALVE INSTL-ELECTRICAL ELECTRONIC COMPT HEAT FWD (EQUIPMENT COOLING SYSTEM ONLY)
FIGURE 2 (SHEET 4)

HXL
DEC 22/06

21-58-13-02

21-58-13-02
PAGE 0C

BOEING
767
PARTS CATALOG (MAINTENANCE)



V 21581302 SHT 5 REV 129

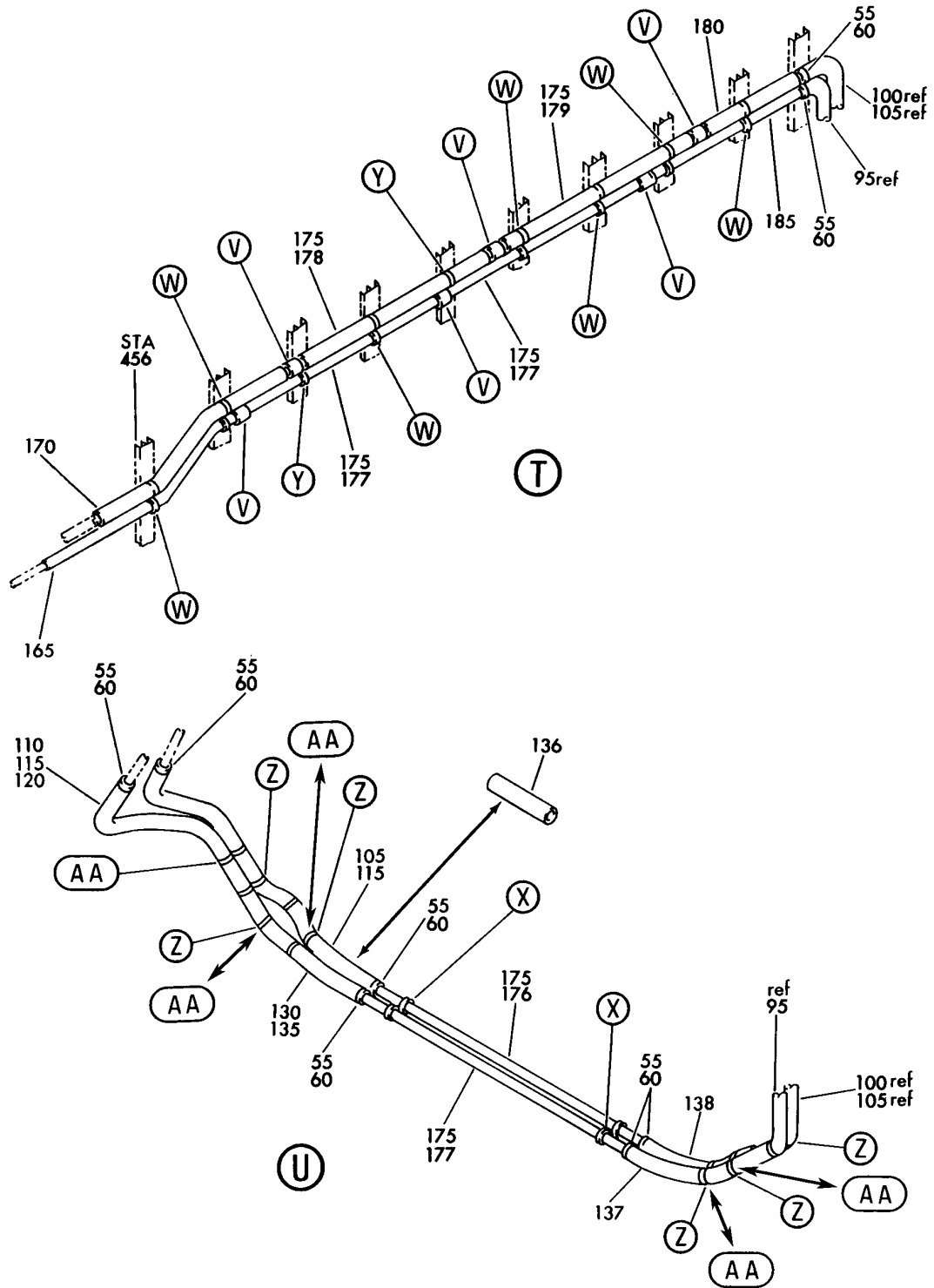
SINK AND VALVE INSTL-ELECTRICAL ELECTRONIC COMPT HEAT FWD (EQUIPMENT COOLING SYSTEM ONLY)
FIGURE 2 (SHEET 5)

HXL
DEC 22/06

21-58-13-02

21-58-13-02
PAGE 0D

BOEING
767
PARTS CATALOG (MAINTENANCE)



V 21581302 SHT 6 REV 268

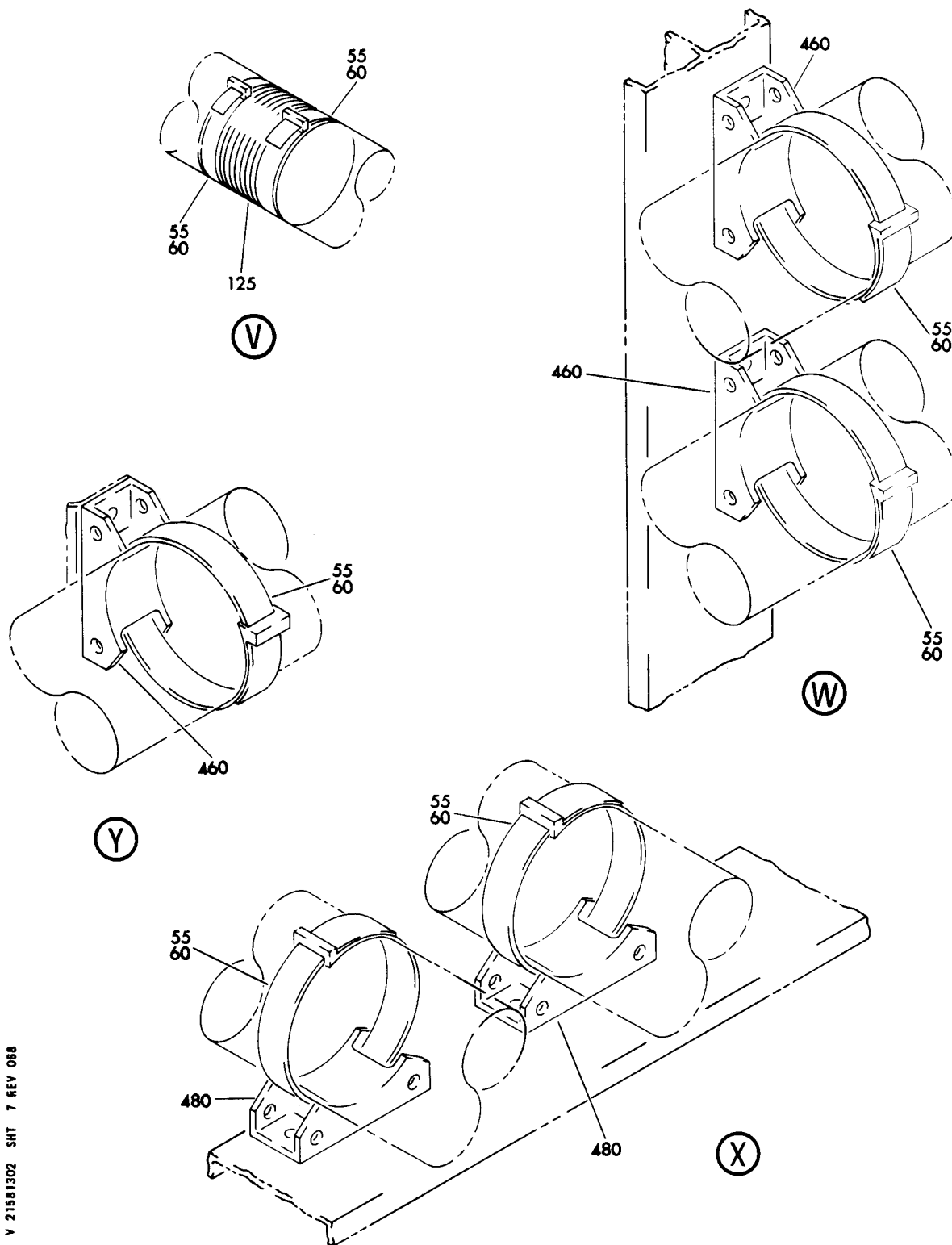
SINK AND VALVE INSTL-ELECTRICAL ELECTRONIC COMPT HEAT FWD (EQUIPMENT COOLING SYSTEM ONLY)
FIGURE 2 (SHEET 6)

21-58-13-02

HXL
DEC 22/06

21-58-13-02
PAGE 0E

BOEING
767
PARTS CATALOG (MAINTENANCE)



V 21581302 SH1 7 REV 068

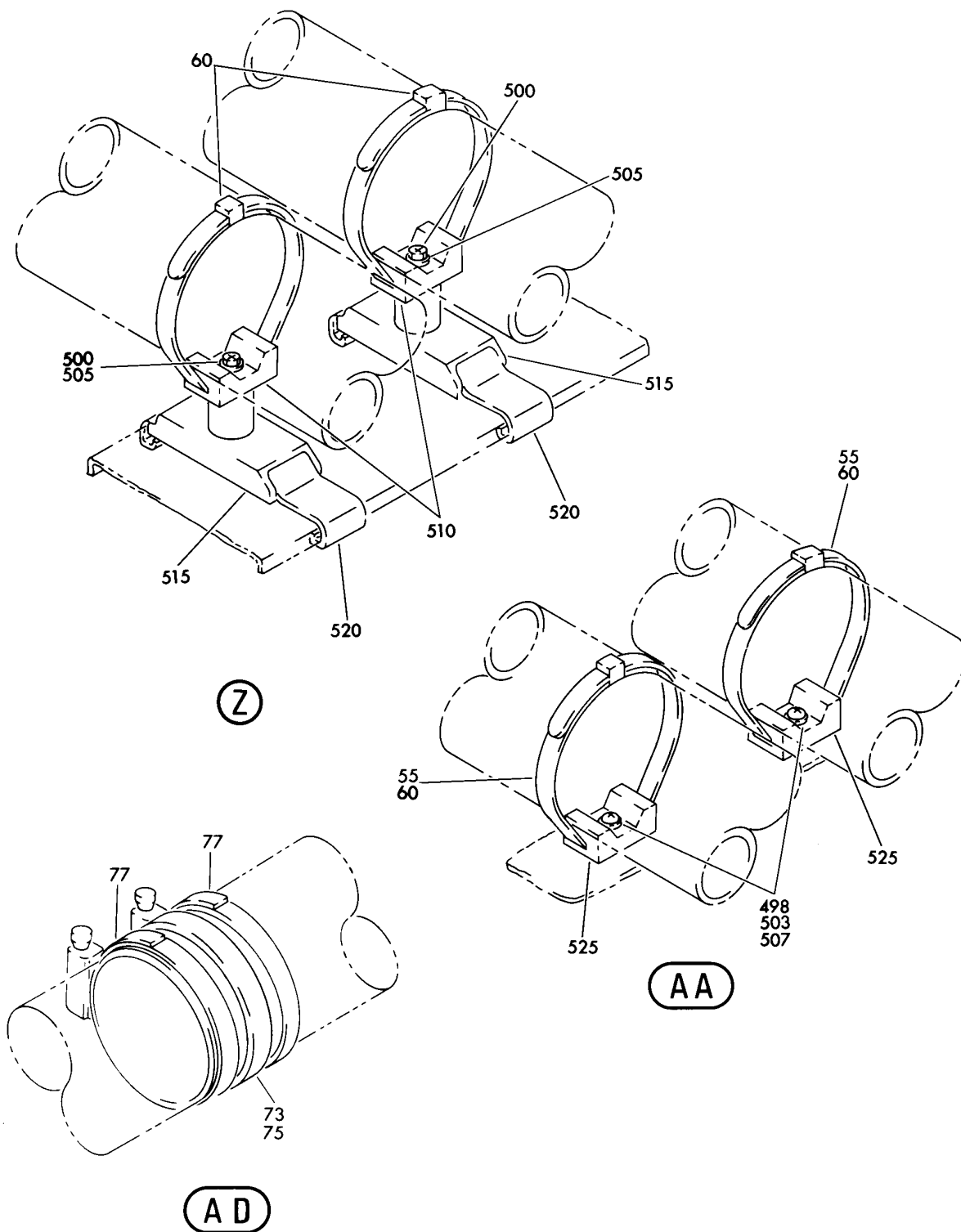
SINK AND VALVE INSTL-ELECTRICAL ELECTRONIC COMPT HEAT FWD (EQUIPMENT COOLING SYSTEM ONLY)
FIGURE 2 (SHEET 7)

21-58-13-02

HXL
DEC 22/06

21-58-13-02
PAGE OF

BOEING
767
PARTS CATALOG (MAINTENANCE)



V 21581302 SHT 8 REV 103

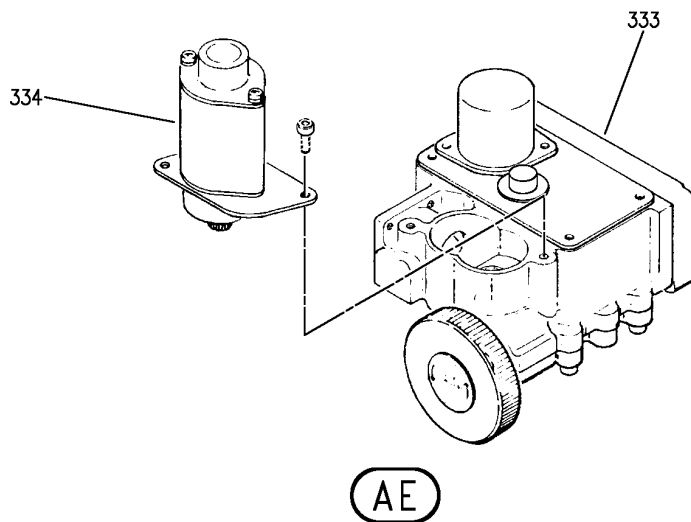
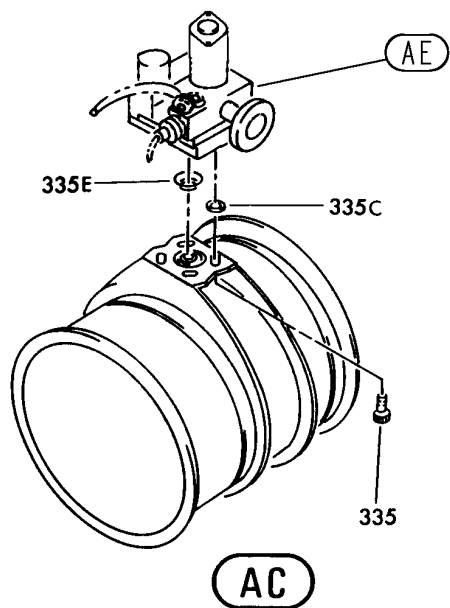
SINK AND VALVE INSTL-ELECTRICAL ELECTRONIC COMPT HEAT FWD (EQUIPMENT COOLING SYSTEM ONLY)
FIGURE 2 (SHEET 8)

HXL
DEC 22/06

21-58-13-02

21-58-13-02
PAGE 06

BOEING
767
PARTS CATALOG (MAINTENANCE)



V 21581302 SH1 10 REV 268

SINK AND VALVE INSTL-ELECTRICAL ELECTRONIC COMPT HEAT FWD (EQUIPMENT COOLING SYSTEM ONLY)
FIGURE 2 (SHEET 10)

HXL
DEC 22/06

21-58-13-02

21-58-13-02
PAGE 01



767

PARTS CATALOG (MAINTENANCE)

FIG ITEM	PART NUMBER	1 2 3 4 5 6 7	NOMENCLATURE	EFFECT FROM TO	UNITS PER ASSY
2			SINK AND VALVE INSTL- ELECTRICAL ELECTRONIC COMPT HEAT FWD (EQUIPMENT COOLING SYSTEM ONLY)		
- 1	217T1030-19		SINK INSTL-ELECTRICAL ELECTRONIC COMPT HEAT EQUIPMENT COOLING SYSTEM ONLY) POSITION DATA: FWD FOR NHA/OTHER SYS DET SEE: 21-00-00-02A		RF
5	BAC27TEC0055		.MARKER-ALUMINUM FOIL- PLACARD CONTENT: VALVE INBD EXH V92		1
10	BACJ40A20-8		.JUMPER ASSY-		1
10	740A20-14		.JUMPER- SUPPLIER CODE: V91812 SPECIFICATION NUMBER: BACJ40A20-14 OPTIONAL PART: TJEJ40A20-14 V33483 RBEJ20-14 V1GK47		1
- 15	NAS1801-3-8		ATTACHING PARTS .SCREW		2
- 20	AN960PD10		.WASHER		4
- 25	BRH10A3		.NUT SUPPLIER CODE: V52828 SPECIFICATION NUMBER: BACN10JC3 OPTIONAL PART: H10-3BAC V15653 NS202101-02 V80539 RMLH9075-3W V72962 VN303A02 V92215 96-02 V80539 T6S1032J V11815		2
35	NAS1922-0875-1		-----*----- .CLAMP-		8

ILLUSTRATION ITEMS NOT ON PARTS LIST ARE NOT APPLICABLE

- ITEM NOT ILLUSTRATED

21-58-13-02

21-58-13
FIG. 02
PAGE 1
DEC 22/08

HXL

 **BOEING**
767
PARTS CATALOG (MAINTENANCE)

FIG ITEM	PART NUMBER	1 2 3 4 5 6 7	NOMENCLATURE	EFFECT FROM TO	UNITS PER ASSY
2					
40	10A265-900	.CLAMP-	SUPPLIER CODE: V14711 OPTIONAL PART: NH102319-0900 V00624		6
40	NH102319-0900	.CLAMP-	SUPPLIER CODE: V00624 OPTIONAL PART: 10A265-900 V14711		6
43	NAS1922-0450-1	.CLAMP			5
45	NAS1922-0750-1	.CLAMP-			1
50	T012L0	.STRAP-	SUPPLIER CODE: V53421 SPECIFICATION NUMBER: BACS38K6		8
60	PLT4SM	.STRAP-	SUPPLIER CODE: V06383 SPECIFICATION NUMBER: BACS38K2 OPTIONAL PART: T05L0 V53421		68
65	NH102689-0900	.CLAMP-	SUPPLIER CODE: V98625		3
- 70	CR4H	.CONNECTOR-	SUPPLIER CODE: V06383		2
75	AS1506-36D32	.HOSE-			5
80	AS1506-30D30	.HOSE-			1
85	AS1506-18D30	.HOSE-			3
90	BE1503-18D0122	.HOSE-	SUPPLIER CODE: V05399 SPECIFICATION NUMBER: AS1503-18D0122		3
95	BOE2027-07D0740	.HOSE	SUPPLIER CODE: V16632 SPECIFICATION NUMBER: AS1503-07D0740		1

ILLUSTRATION ITEMS NOT ON PARTS LIST ARE NOT APPLICABLE

- ITEM NOT ILLUSTRATED

HXL

21-58-13-02

BOEING PROPRIETARY - Copyright © - Unpublished Work - See title page for details.

21-58-13
FIG. 02
PAGE 2
DEC 22/08



767

PARTS CATALOG (MAINTENANCE)

FIG ITEM	PART NUMBER	1 2 3 4 5 6 7	NOMENCLATURE	EFFECT FROM TO	UNITS PER ASSY
2					
100	BOE2027-07D0800	.HOSE	SUPPLIER CODE: V16632 SPECIFICATION NUMBER: AS1503-07D0800		1
115	BOE2027-07D0890	.HOSE	SUPPLIER CODE: V16632 SPECIFICATION NUMBER: AS1503-07D0890		2
125	AS1506-07D030	.HOSE			6
130	217T1144-1	.DUCT ASSY			1
135	217T1142-13	.DUCT ASSY-			1
140	217T1142-4	.DUCT-			1
145	217T1142-11	.DUCT-			1
150	217T1142-14	.DUCT-			1
155	217T1142-12	.DUCT-			1
160	217T1147-1	.DUCT ASSY-BELLMOUTH			1
165	217T1146-88	.DUCT ASSY-			1
170	217T1146-149	.DUCT ASSY-			1
175	217T1146-10	.DUCT-			6
180	217T1146-27	.DUCT-			1
185	217T1146-11	.DUCT-			1
190	217T1140-1	.DIFFUSER ASSY- OPTIONAL PART: 217T1140-3			3
190	217T1140-3	.DIFFUSER ASSY- OPTIONAL PART: 217T1140-1			3
195	NAS1801-3-7	ATTACHING PARTS			42
200	AN960PD10	.SCREW .WASHER			63

ILLUSTRATION ITEMS NOT ON PARTS LIST ARE NOT APPLICABLE

- ITEM NOT ILLUSTRATED

HXL

21-58-13-02

BOEING PROPRIETARY - Copyright © - Unpublished Work - See title page for details.

21-58-13
FIG. 02
PAGE 3
DEC 22/08

BOEING
767
PARTS CATALOG (MAINTENANCE)

FIG ITEM	PART NUMBER	1 2 3 4 5 6 7	NOMENCLATURE	EFFECT FROM TO	UNITS PER ASSY
2 205	BRH10A3		.NUT SUPPLIER CODE: V52828 SPECIFICATION NUMBER: BACN10JC3 OPTIONAL PART: H10-3BAC V15653 NS202101-02 V80539 RMLH9075-3W V72962 VN303A02 V92215 96-02 V80539 T6S1032J V11815 -----*-----		21
210	217T1426-1		..GASKET- USED ON: 217T1140-1		1
210	217T1426-5		..GASKET- USED ON: 217T1140-3		1
215	217T1139-1		.COVER ASSY- OPTIONAL PART: 217T1139-9		2
215	217T1139-9		.COVER ASSY- OPTIONAL PART: 217T1139-1 ATTACHING PARTS		2
- 217	NAS1801-3-8		.SCREW		64
- 219	BACW10P136AL		.WASHER -----*-----		64
222	217T1426-2		..GASKET		1
224	217T1426-3		..GASKET		1
226	217T1426-4		..GASKET		1
228	217T1139-5		..COVER- USED ON: 217T1139-1		1
228	217T1139-10		..COVER- USED ON: 217T1139-9		1
230	217T1139-3		.COVER ASSY- OPTIONAL PART: 217T1139-12		1

ILLUSTRATION ITEMS NOT ON PARTS LIST ARE NOT APPLICABLE

- ITEM NOT ILLUSTRATED

HXL

21-58-13-02

BOEING PROPRIETARY - Copyright © - Unpublished Work - See title page for details.

21-58-13
FIG. 02
PAGE 4
DEC 22/08



767

PARTS CATALOG (MAINTENANCE)

FIG ITEM	PART NUMBER	1 2 3 4 5 6 7	NOMENCLATURE	EFFECT FROM TO	UNITS PER ASSY
2					
230	217T1139-12		.COVER ASSY- OPTIONAL PART: 217T1139-3 ATTACHING PARTS		1
235	NAS1801-3-8		.SCREW		32
240	BACW10P136AL		.WASHER		32
245	AN960PD416L		.WASHER		1
250	NAS549FH1416		.WASHER		2
255	NAS509-14		.NUT		1
			-----*-----		
260	217T1426-2		..GASKET		1
265	217T1426-3		..GASKET		1
270	217T1426-4		..GASKET		1
272	217T1139-6		..COVER- USED ON: 217T1139-3		1
272	217T1139-13		..COVER- USED ON: 217T1139-12		1
275	NAS1801-3-12		.SCREW		2
280	BRH10A3		.NUT SUPPLIER CODE: V52828 SPECIFICATION NUMBER: BACN10JC3 OPTIONAL PART: H10-3BAC V15653 NS202101-02 V80539 RMLH9075-3W V72962 VN303A02 V92215 96-02 V80539 T6S1032J V11815		2
285	AN42-3		.BOLT-		2
290	AN960PD10		.WASHER		1
295	NAS509-3		.NUT-		1
300	BACR24L4H0985		.ROD-		1
305	69-64155-1		.SUPPORT		1
310	69-64155-2		.SUPPORT		1
315	NAS1801-3-8		.SCREW		5
320	AN960PD10		.WASHER		5
325	217T1149-1		.GRILLE ASSY-		1

ILLUSTRATION ITEMS NOT ON PARTS LIST ARE NOT APPLICABLE

- ITEM NOT ILLUSTRATED

21-58-13-02

21-58-13
FIG. 02
PAGE 5
DEC 22/08

HXL



767

PARTS CATALOG (MAINTENANCE)

FIG ITEM	PART NUMBER	1 2 3 4 5 6 7	NOMENCLATURE	EFFECT FROM TO	UNITS PER ASSY
2 330	398774-3		.VALVE ASSY-AIR MODULATION AND SHUTOFF E/E COMPT DUCT 9 IN. DIA. SUPPLIER CODE: V59364 POSITION DATA: FWD SPECIFICATION NUMBER: S210T170-34 COMPONENT MAINT MANUAL REF: 21-58-01		1
330	398774-2		.VALVE ASSY-AIR MODULATION AND SHUTOFF E/E COMP DUCT 9 IN. DIA. SUPPLIER CODE: V59364 POSITION DATA: FWD SPECIFICATION NUMBER: S210T170-24 COMPONENT MAINT MANUAL REF: 21-58-01		1
330	398774-4		.VALVE ASSY-AIR MODULATION AND SHUTOFF E/E COMPT DUCT 9 IN. DIA. SUPPLIER CODE: V59364 POSITION DATA: FWD SPECIFICATION NUMBER: S210T170-44 COMPONENT MAINT MANUAL REF: 21-58-01 OPTIONAL PART: 398774-6 V59364		1

ILLUSTRATION ITEMS NOT ON PARTS LIST ARE NOT APPLICABLE

- ITEM NOT ILLUSTRATED

HXL

21-58-13-02

BOEING PROPRIETARY - Copyright © - Unpublished Work - See title page for details.

21-58-13
FIG. 02
PAGE 6
DEC 22/08



767

PARTS CATALOG (MAINTENANCE)

FIG ITEM	PART NUMBER	1 2 3 4 5 6 7	NOMENCLATURE	EFFECT FROM TO	UNITS PER ASSY
2 330	398774-6		. VALVE ASSY-AIR MODULATION AND SHUTOFF E/E COMPT DUCT 9 IN. DIA. SUPPLIER CODE: V59364 POSITION DATA: FWD SPECIFICATION NUMBER: S210T170-64 COMPONENT MAINT MANUAL REF: 21-58-01 OPTIONAL PART: 398774-8 V59364 OPTIONAL PART: 398774-4 V59364		1
330	398774-8		. VALVE-AIR MODULATION AND SHUTOFF E/E COMPT DUCT 9 IN. DIA. SUPPLIER CODE: V59364 POSITION DATA: FWD SPECIFICATION NUMBER: S210T170-64 COMPONENT MAINT MANUAL REF: 21-58-01 OPTIONAL PART: 398774-6 V59364		1
333	2022494-6		.. ACTUATOR-ROTARY ELECTROMECHANICAL SUPPLIER CODE: V70210 FUNCTIONAL DESCRIPTION: THE MOTOR DRIVES A GEAR TRAIN WHICH DRIVES A SERRATED OUTPUT SHAFT. COMPONENT MAINT MANUAL REF: 21-26-02 POST SERVICE BULLETIN: 21-1404 V70210		1

ILLUSTRATION ITEMS NOT ON PARTS LIST ARE NOT APPLICABLE

- ITEM NOT ILLUSTRATED

HXL

21-58-13-02

BOEING PROPRIETARY - Copyright © - Unpublished Work - See title page for details.

21-58-13
FIG. 02
PAGE 7
DEC 22/08



767

PARTS CATALOG (MAINTENANCE)

FIG ITEM	PART NUMBER	1 2 3 4 5 6 7	NOMENCLATURE	EFFECT FROM TO	UNITS PER ASSY
2					
334	516038-4		...MOTOR-AC SUPPLIER CODE: V70210 FUNCTIONAL DESCRIPTION: DRIVES A ROTARY ACTUATOR CONTROLLING A VALVE REGULATING THE AIRFLOW IN MANY DUCTED SYSTEMS.		1
335	MS9033-07		..BOLT		4
335C	112072-91		..WASHER-RTNR RING THRUST SUPPLIER CODE: V59364		4
335E	880291-1		..SHIELD-MOISTURE SUPPLIER CODE: V59364		4
350	214T3424-9		.SUPPORT-DUCT		1
355	214T3424-8		.SUPPORT-DUCT ATTACHING PARTS		1
- 360	NAS1801-3-7		.SCREW		4
- 365	AN960PD10		.WASHER		8
- 370	BRH10A3		.NUT SUPPLIER CODE: V52828 SPECIFICATION NUMBER: BACN10JC3 OPTIONAL PART: H10-3BAC V15653 NS202101-02 V80539 RMLH9075-3W V72962 VN303A02 V92215 96-02 V80539 T6S1032J V11815		4
			-----*-----		
375	NAS1801-3-5		.SCREW		10
380	NAS1801-3-7		.SCREW		10
385	AN960PD10		.WASHER		30

ILLUSTRATION ITEMS NOT ON PARTS LIST ARE NOT APPLICABLE

- ITEM NOT ILLUSTRATED

HXL

21-58-13-02

BOEING PROPRIETARY - Copyright © - Unpublished Work - See title page for details.

21-58-13
FIG. 02
PAGE 8
DEC 22/08

 **BOEING**
767
PARTS CATALOG (MAINTENANCE)

FIG ITEM	PART NUMBER	1 2 3 4 5 6 7	NOMENCLATURE	EFFECT FROM TO	UNITS PER ASSY
2 390	BRH10A3		.NUT SUPPLIER CODE: V52828 SPECIFICATION NUMBER: BACN10JC3 OPTIONAL PART: H10-3BAC V15653 NS202101-02 V80539 RMLH9075-3W V72962 VN303A02 V92215 96-02 V80539 T6S1032J V11815		10
395	217T1148-3		.BRACKET-		3
400	217T1148-4		.BRACKET-		3
405	214T3424-7		.SUPPORT-		5
410	69-64155-1		.SUPPORT		10
415	69-64155-2		.SUPPORT		10
440	214T3424-9		.SUPPORT-DUCT ATTACHING PARTS		4
- 445	NAS1801-3-8		.SCREW-		8
- 450	AN960PD10		.WASHER		16
- 455	BRH10A3		.NUT SUPPLIER CODE: V52828 SPECIFICATION NUMBER: BACN10JC3 OPTIONAL PART: H10-3BAC V15653 NS202101-02 V80539 RMLH9075-3W V72962 VN303A02 V92215 96-02 V80539 T6S1032J V11815		8
460	214T3424-1		-----*----- .SUPPORT- ATTACHING PARTS		16
- 465	NAS1801-3-9		.SCREW		32

ILLUSTRATION ITEMS NOT ON PARTS LIST ARE NOT APPLICABLE

- ITEM NOT ILLUSTRATED

HXL

21-58-13-02

BOEING PROPRIETARY - Copyright © - Unpublished Work - See title page for details.

21-58-13
FIG. 02
PAGE 9
DEC 22/08



767

PARTS CATALOG (MAINTENANCE)

FIG ITEM	PART NUMBER	1 2 3 4 5 6 7	NOMENCLATURE	EFFECT FROM TO	UNITS PER ASSY
2					
- 470	AN960PD10		.WASHER		64
- 475	BRH10A3		.NUT		32
			SUPPLIER CODE: V52828		
			SPECIFICATION NUMBER: BACN10JC3		
			OPTIONAL PART: H10-3BAC		
			V15653		
			NS202101-02		
			V80539		
			RMLH9075-3W		
			V72962		
			VN303A02		
			V92215		
			96-02		
			V80539		
			T6S1032J		
			V11815		
			-----*-----		
480	214T3424-1		.SUPPORT		4
			ATTACHING PARTS		
- 485	NAS1801-3-7		.SCREW		8
- 490	AN960PD10		.WASHER		16
- 495	BRH10A3		.NUT		8
			SUPPLIER CODE: V52828		
			SPECIFICATION NUMBER: BACN10JC3		
			OPTIONAL PART: H10-3BAC		
			V15653		
			NS202101-02		
			V80539		
			RMLH9075-3W		
			V72962		
			VN303A02		
			V92215		
			96-02		
			V80539		
			T6S1032J		
			V11815		
			-----*-----		
500	NAS1801-3-7		.SCREW		12
505	AN960PD10L		.WASHER-		12

ILLUSTRATION ITEMS NOT ON PARTS LIST ARE NOT APPLICABLE

- ITEM NOT ILLUSTRATED

21-58-13-02

21-58-13
FIG. 02
PAGE 10
DEC 22/08

HXL

BOEING
767
PARTS CATALOG (MAINTENANCE)

FIG ITEM	PART NUMBER	1 2 3 4 5 6 7	NOMENCLATURE	EFFECT FROM TO	UNITS PER ASSY
2					
510	TM3S10		.PLATE SUPPLIER CODE: V06383 SPECIFICATION NUMBER: STBP19M12		12
515	69-64155-1		.SUPPORT		12
520	69-64155-2		.SUPPORT		12
- 600	217T1030-10		VALVE INSTL-ELECTRICAL OR ELECTRONIC EQPT COMPT AIR INLET POSITION DATA: FWD FOR NHA SEE: 21-00-00-02A		RF
605	BAC27TEC0054		.MARKER-ALUMINUM FOIL- PLACARD CONTENT: VALVE OVBD EXH V12		1
610	1002BB9		.JUMPER- SUPPLIER CODE: V1FF12 SPECIFICATION NUMBER: BACJ40A20-9 OPTIONAL PART: CE9E V79550 30365 V00779		1
615	NAS1801-3-8		ATTACHING PARTS .SCREW-		2
620	AN960PD10		.WASHER-		4
625	BRH10A3		.NUT- SUPPLIER CODE: V52828 SPECIFICATION NUMBER: BACN10JC3 OPTIONAL PART: H10-3BAC V15653 NS202101-02 V80539 RMLH9075-3W V72962 VN303A02 V92215 96-02 V80539 T6S1032J V11815 -----*-----		2
ILLUSTRATION ITEMS NOT ON PARTS LIST ARE NOT APPLICABLE					

R
R
R
R
R
R
R
R
R

- ITEM NOT ILLUSTRATED

HXL

21-58-13-02

BOEING PROPRIETARY - Copyright © - Unpublished Work - See title page for details.

21-58-13
FIG. 02
PAGE 11
AUG 22/09



767

PARTS CATALOG (MAINTENANCE)

FIG ITEM	PART NUMBER	1 2 3 4 5 6 7	NOMENCLATURE	EFFECT FROM TO	UNITS PER ASSY
2					
630	BACB30NN4K13	.	BOLT-		14
635	BACB30NN4K12	.	BOLT		1
640	217T1431-1	.	COLLAR		1
645	217T1429-1	.	SHIM		1
650	217T1428-5	.	GASKET-		1
655	320995-3	.	VALVE ASSY-		1
			SUPPLIER CODE: V79318		
			SPECIFICATION NUMBER: S210T170-43		
			COMPONENT MAINT MANUAL REF: 21-58-01		
			OPTIONAL PART: 320995-4		
			V79318		
655	320995-2	.	VALVE ASSY-9 IN. DIA. SKIN FLUSH CLOSURE MOTOR ACTUATED AIR SHUTOFF FLAPPER SELECTOR		1
			SUPPLIER CODE: V79318		
			SPECIFICATION NUMBER: S210T170-33		
			COMPONENT MAINT MANUAL REF: 21-58-01		
655	320995-4	.	VALVE ASSY-		1
			SUPPLIER CODE: V79318		
			FUNCTIONAL DESCRIPTION: THREE IDENTICAL VALVES ARE USED FOR ACRU SUPPLY INBOARD EXHAUST AND GROUND SUPPLY		
			SPECIFICATION NUMBER: S210T170-43		
			COMPONENT MAINT MANUAL REF: 21-58-01		
			OPTIONAL PART: 320995-3		
			V79318		
655	320995-1	.	VALVE ASSY-		1
			SUPPLIER CODE: V79318		
			SPECIFICATION NUMBER: S210T170-23		
			COMPONENT MAINT MANUAL REF: 21-58-01		

ILLUSTRATION ITEMS NOT ON PARTS LIST ARE NOT APPLICABLE

- ITEM NOT ILLUSTRATED

21-58-13-02

21-58-13
FIG. 02
PAGE 12
AUG 22/09

HXL



767

PARTS CATALOG (MAINTENANCE)

FIG ITEM	PART NUMBER	1 2 3 4 5 6 7	NOMENCLATURE	EFFECT FROM TO	UNITS PER ASSY
2 660	152305-2		..ACTUATOR ASSY- SUPPLIER CODE: V79318 FUNCTIONAL DESCRIPTION: THE ACTUATOR PLUGS ELECTRICALLY INTO THE RELATED VALVE AND ELECTRICAL CONTROL SIGNALS ARE APPLIED TO THE ACTUATOR THROUGH THE INPUT ELECTRICAL CONNECTOR ON THE VALVE. COMPONENT MAINT MANUAL REF: 21-58-04 USED ON: 320995-3		1
660	152305-1		..ACTUATOR ASSY- SUPPLIER CODE: V79318 COMPONENT MAINT MANUAL REF: 21-58-04 USED ON: 320995-2		1
665	NAS1190-08P28		ATTACHING PARTS ..SCREW		4
670	NAS602-8		..SCREW		3
675	109122-1		..LUG-BONDING SUPPLIER CODE: V79318 -----*-----		1
- 900	286T0986		WIRE BUNDLE ASSY		RF
905	BACC45FT14A15S		.CONNECTOR- ELECTRICAL EQUIP NUMBER: D00652 D03076 D03078 WIRING DIAGRAM REF: 215812		1
910	BACC45FT12A12S		.CONNECTOR- ELECTRICAL EQUIP NUMBER: D00654 D00656 WIRING DIAGRAM REF: 215813		1

ILLUSTRATION ITEMS NOT ON PARTS LIST ARE NOT APPLICABLE

- ITEM NOT ILLUSTRATED

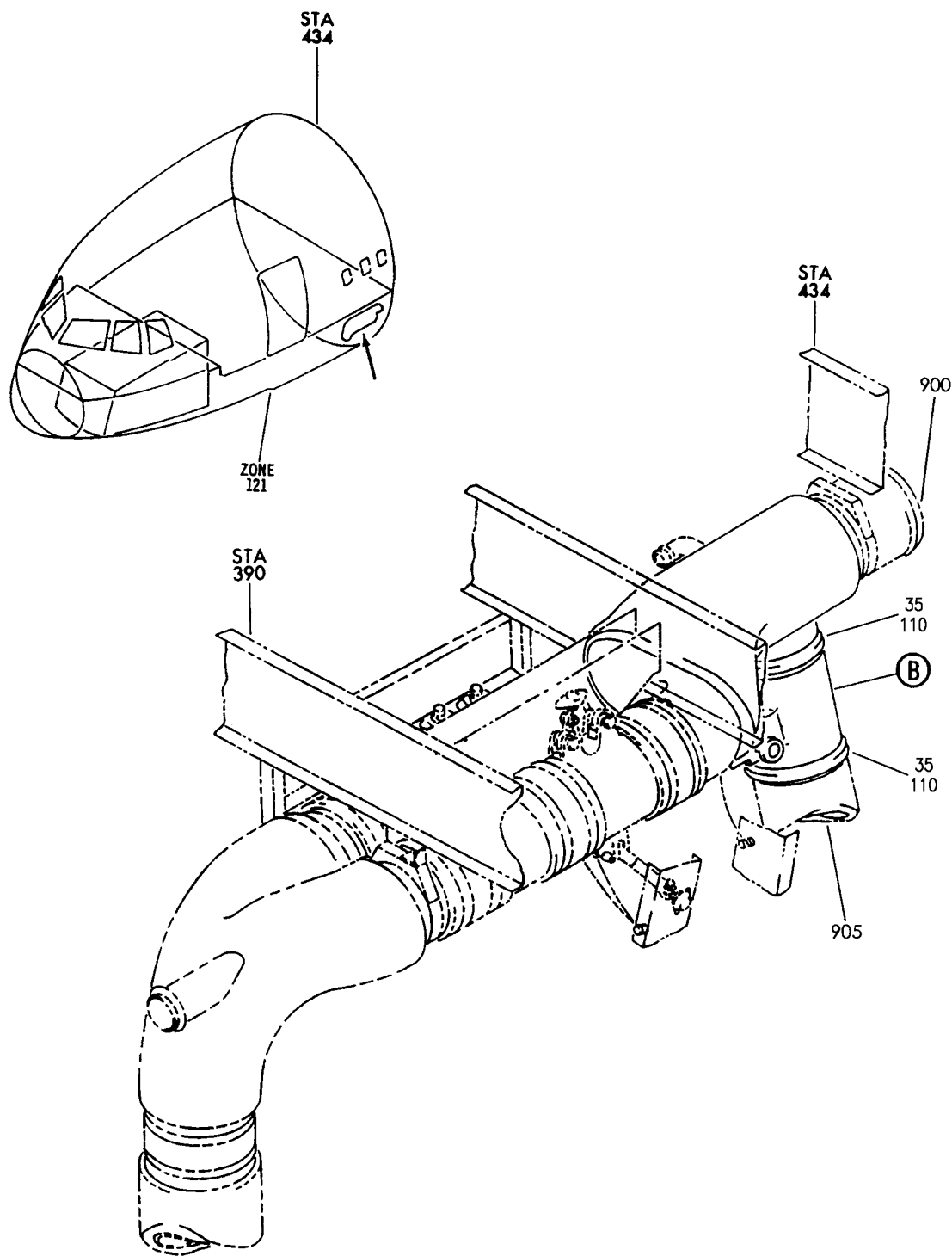
HXL

21-58-13-02

BOEING PROPRIETARY - Copyright © - Unpublished Work - See title page for details.

21-58-13
FIG. 02
PAGE 13
DEC 22/08

BOEING
767
PARTS CATALOG (MAINTENANCE)



V 21581401 SHT 1 REV 31B

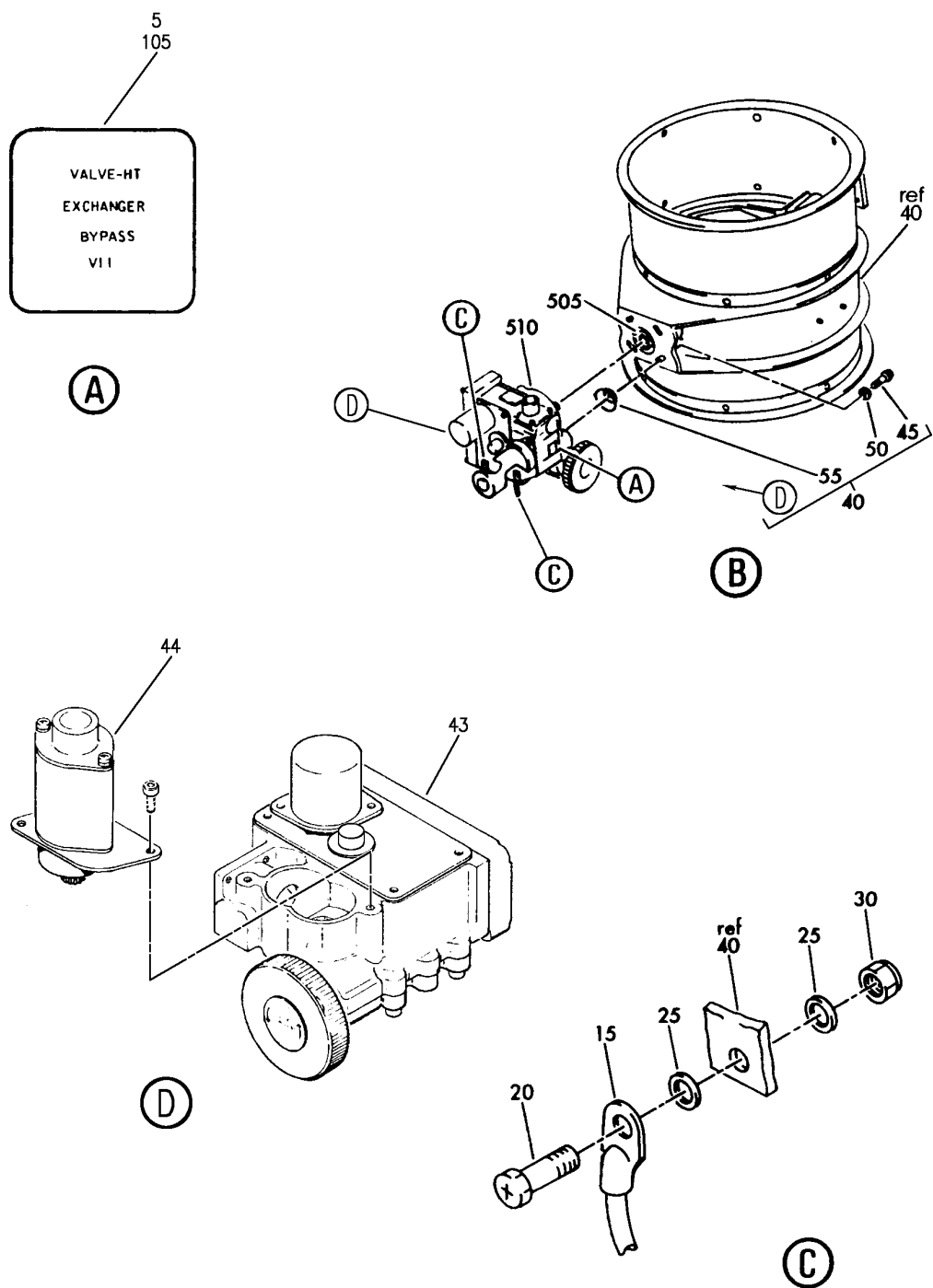
DUCT INSTL-FWD E/E COMPT AIR SUPPLY (HEAT EXCHANGER BYPASS VALVE ONLY)
FIGURE 1 (SHEET 1)

HXL
AUG 22/07

21-58-14-01

21-58-14-01
PAGE 0

BOEING
767
PARTS CATALOG (MAINTENANCE)



V 21581401 SHT 2 REV 318

DUCT INSTL-FWD E/E COMPT AIR SUPPLY (HEAT EXCHANGER BYPASS VALVE ONLY)
FIGURE 1 (SHEET 2)

21-58-14-01

HXL
AUG 22/07

21-58-14-01
PAGE 0A

 **BOEING**
767
PARTS CATALOG (MAINTENANCE)

FIG ITEM	PART NUMBER	1 2 3 4 5 6 7	NOMENCLATURE	EFFECT FROM TO	UNITS PER ASSY
1			DUCT INSTL-FWD E/E COMPT AIR SUPPLY (HEAT EXCHANGER BYPASS VALVE ONLY)		
- 1	217T1011-12		DUCT INSTL-E/E COMPT AIR SUPPLY (HEAT EXCHANGER BYPASS VALVE ONLY) POSITION DATA: FWD FOR NHA/OTHER SYS DET SEE: 21-00-00-01A		RF
15	740A20-10		. JUMPER ASSY SUPPLIER CODE: V91812 SPECIFICATION NUMBER: BACJ40A20-10 OPTIONAL PART: TJEJ40A20-10 V33483 RBEJ20-10 V1GK47		2
20	NAS1801-3-8		. SCREW-		2
25	AN960D10L		. WASHER		4
30	BRH10A3		. NUT SUPPLIER CODE: V52828 SPECIFICATION NUMBER: BACN10JC3 OPTIONAL PART: H10-3BAC V15653 NS202101-02 V80539 RMLH9075-3W V72962 VN303A02 V92215 96-02 V80539 T6S1032J V11815		2
35	NH102689-0900		. CLAMP- SUPPLIER CODE: V98625		2
45	MS9033-07		.. BOLT		4
50	112072-91		.. WASHER-RTNR RING THRUST SUPPLIER CODE: V59364		4
ILLUSTRATION ITEMS NOT ON PARTS LIST ARE NOT APPLICABLE					

- ITEM NOT ILLUSTRATED

HXL

21-58-14-01

BOEING PROPRIETARY - Copyright © - Unpublished Work - See title page for details.

21-58-14
FIG. 01
PAGE 1
DEC 22/08



767

PARTS CATALOG (MAINTENANCE)

FIG ITEM	PART NUMBER	1 2 3 4 5 6 7	NOMENCLATURE	EFFECT FROM TO	UNITS PER ASSY
1	880291-1		.. SHIELD-MOISTURE SUPPLIER CODE: V59364		4
- 500	286T0986-300		WIRE BUNDLE ASSY		RF
505	BACC45FT14A15S		.CONNECTOR- ELECTRICAL EQUIP NUMBER: D00650 WIRING DIAGRAM REF: 215812		1
905			ILLUSTRATION REFERENCE: DUCT AND RESTRICTOR INSTL- FWD E/E COMPT AIR SUPPLY (DUCT AND RESTRICTOR ONLY) 21-58-00-02		

ILLUSTRATION ITEMS NOT ON PARTS LIST ARE NOT APPLICABLE

- ITEM NOT ILLUSTRATED

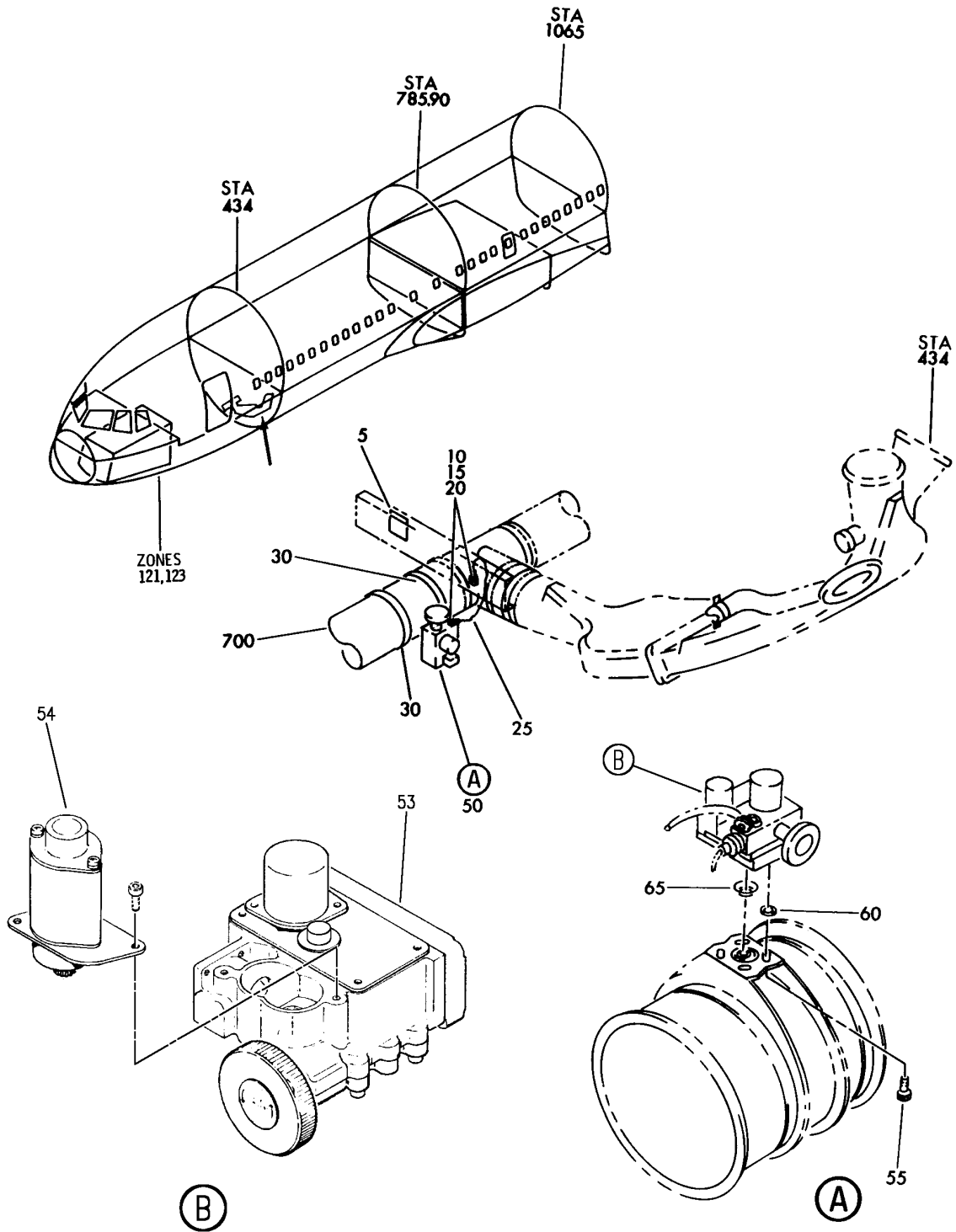
HXL

21-58-14-01

BOEING PROPRIETARY - Copyright © - Unpublished Work - See title page for details.

21-58-14
FIG. 01
PAGE 2
DEC 22/08

BOEING
767
PARTS CATALOG (MAINTENANCE)



V 21581402 REV 268

DUCT INSTL-FWD E/E COMPT AIR EXHAUST (HEAT EXCHANGER BYPASS VALVE ONLY)
FIGURE 2

21-58-14-02

HXL
DEC 22/06

21-58-14-02
PAGE 0



767

PARTS CATALOG (MAINTENANCE)

FIG ITEM	PART NUMBER	1 2 3 4 5 6 7	NOMENCLATURE	EFFECT FROM TO	UNITS PER ASSY
2			DUCT INSTL-FWD E/E COMPT AIR EXHAUST (HEAT EXCHANGER BYPASS VALVE ONLY)		
- 1	217T1012-30		DUCT INSTL-E/E COMPT AIR EXHAUST (HEAT EXCHANGER BYPASS VALVE ONLY) POSITION DATA: FWD FOR NHA/OTHER SYS DET SEE: 21-00-00-01A		RF
5	BAC27TEC0057		.MARKER-ALUMINUM FOIL- PLACARD CONTENT: VALVE EXCHANGER SHUT OFF V10		1
10	NAS1801-3-7		.SCREW		2
15	AN960PD10L		.WASHER		4
20	BRH10A3		.NUT		2
			SUPPLIER CODE: V52828 SPECIFICATION NUMBER: BACN10JC3 OPTIONAL PART: H10-3BAC V15653 NS202101-02 V80539 RMLH9075-3W V72962 VN303A02 V92215 96-02 V80539 T6S1032J V11815		
25	740A20-12		.JUMPER ASSY- SUPPLIER CODE: V91812 SPECIFICATION NUMBER: BACJ40A20-12 OPTIONAL PART: TJEJ40A20-12 V33483 RBEJ20-12 V1GK47		1
30	NH102689-0900		.CLAMP- SUPPLIER CODE: V98625		2

ILLUSTRATION ITEMS NOT ON PARTS LIST ARE NOT APPLICABLE

- ITEM NOT ILLUSTRATED

HXL

21-58-14-02

BOEING PROPRIETARY - Copyright © - Unpublished Work - See title page for details.

21-58-14
FIG. 02
PAGE 1
DEC 22/08



767

PARTS CATALOG (MAINTENANCE)

FIG ITEM	PART NUMBER	1 2 3 4 5 6 7	NOMENCLATURE	EFFECT FROM TO	UNITS PER ASSY
2					
50	398774-3		.VALVE ASSY-SHUTOFF SUPPLIER CODE: V59364 SPECIFICATION NUMBER: S210T170-34 COMPONENT MAINT MANUAL REF: 21-58-01		1
50	398774-4		.VALVE ASSY-SHUTOFF SUPPLIER CODE: V59364 SPECIFICATION NUMBER: S210T170-44 COMPONENT MAINT MANUAL REF: 21-58-01 OPTIONAL PART: 398774-6 V59364		1
50	398774-6		.VALVE ASSY-AIR MODULATION AND SHUTOFF 9 IN. DIA SUPPLIER CODE: V59364 SPECIFICATION NUMBER: S210T170-64 COMPONENT MAINT MANUAL REF: 21-58-01 OPTIONAL PART: 398774-8 V59364 OPTIONAL PART: 398774-4 V59364		1
50	398774-8		.VALVE-AIR MODULATION AND SHUTOFF 9 IN. DIA SUPPLIER CODE: V59364 SPECIFICATION NUMBER: S210T170-64 COMPONENT MAINT MANUAL REF: 21-58-01 OPTIONAL PART: 398774-6 V59364		1

ILLUSTRATION ITEMS NOT ON PARTS LIST ARE NOT APPLICABLE

- ITEM NOT ILLUSTRATED

HXL

21-58-14-02

BOEING PROPRIETARY - Copyright © - Unpublished Work - See title page for details.

21-58-14
FIG. 02
PAGE 2
DEC 22/08



767

PARTS CATALOG (MAINTENANCE)

FIG ITEM	PART NUMBER	1 2 3 4 5 6 7	NOMENCLATURE	EFFECT FROM TO	UNITS PER ASSY
2					
53	2022494-6	..	ACTUATOR-ROTARY ELECTROMECHANICAL SUPPLIER CODE: V70210 FUNCTIONAL DESCRIPTION: THE MOTOR DRIVES A GEAR TRAIN WHICH DRIVES A SERRATED OUTPUT SHAFT. COMPONENT MAINT MANUAL REF: 21-26-02 POST SERVICE BULLETIN: 21-1404 V70210		1
54	516038-4	...	MOTOR-AC SUPPLIER CODE: V70210 FUNCTIONAL DESCRIPTION: DRIVES A ROTARY ACTUATOR CONTROLLING A VALVE REGULATING THE AIRFLOW IN MANY DUCTED SYSTEMS. ATTACHING PARTS		1
55	MS9033-07	..	BOLT		4
60	112072-91	..	WASHER-RTNR RING THRUST SUPPLIER CODE: V59364 -----*-----		4
65	880291-1	..	SHIELD-MOISTURE SUPPLIER CODE: V59364		1
700			ILLUSTRATION REFERENCE: DUCT INSTL-FWD E/E COMPT AIR EXHAUST (DUCT AND RESTRICTOR ONLY) 21-58-00-03		

ILLUSTRATION ITEMS NOT ON PARTS LIST ARE NOT APPLICABLE

- ITEM NOT ILLUSTRATED

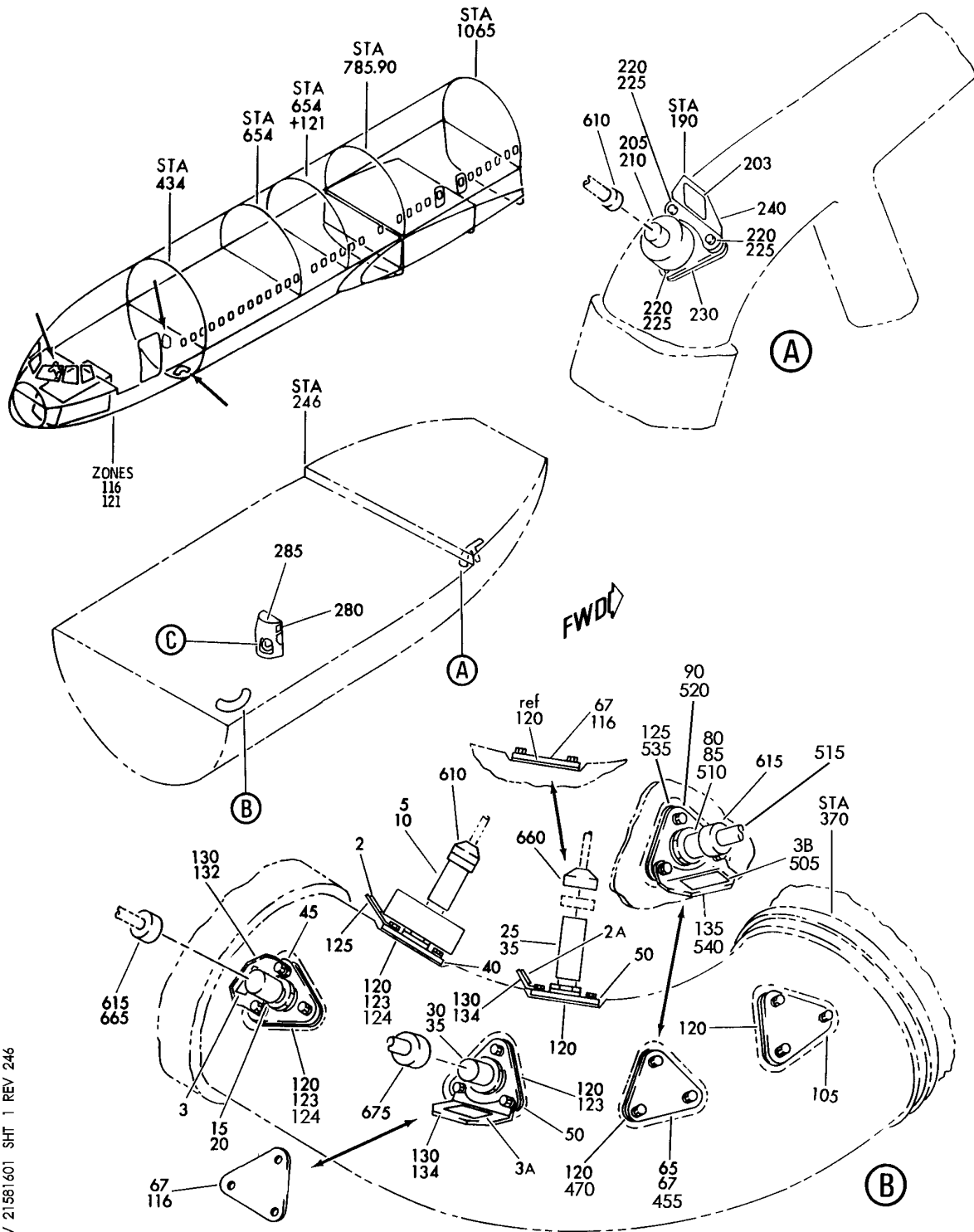
HXL

21-58-14-02

BOEING PROPRIETARY - Copyright © - Unpublished Work - See title page for details.

21-58-14
FIG. 02
PAGE 3
DEC 22/08

BOEING
767
PARTS CATALOG (MAINTENANCE)



V 21581601 SHT 1 REV 246

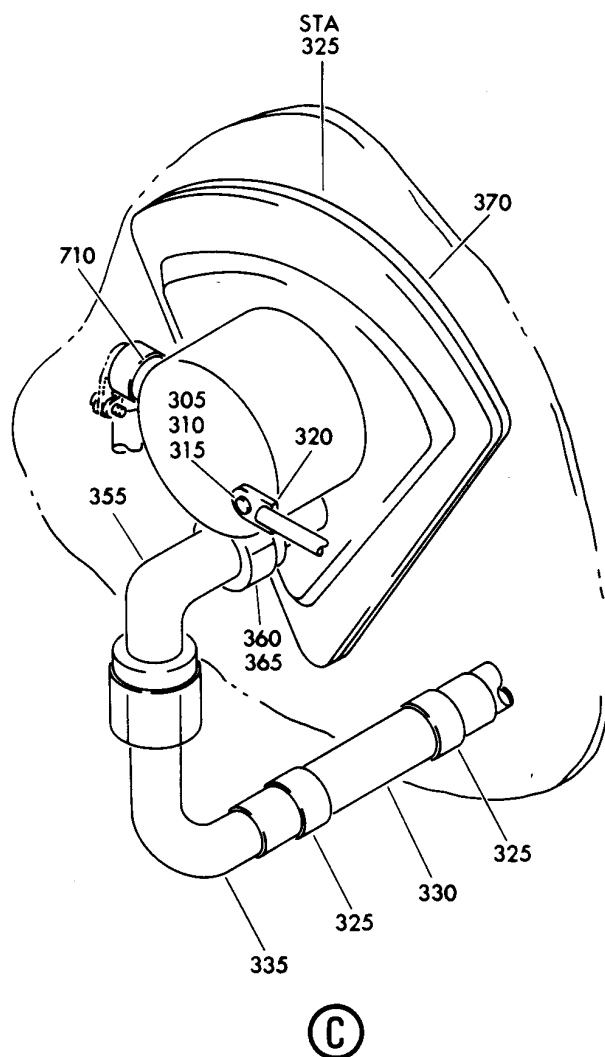
SENSOR INSTL-ELEC EQPT COMPT FWD
FIGURE 1 (SHEET 1)

21-58-16-01

HXL
DEC 22/06

21-58-16-01
PAGE 0

BOEING
767
PARTS CATALOG (MAINTENANCE)



V 21581801 SH1 2 REV 058

SENSOR INSTL-ELEC EQPT COMPT FWD
FIGURE 1 (SHEET 2)

21-58-16-01

HXL
DEC 22/06

21-58-16-01
PAGE 0A



767

PARTS CATALOG (MAINTENANCE)

FIG ITEM	PART NUMBER	1 2 3 4 5 6 7	NOMENCLATURE	EFFECT FROM TO	UNITS PER ASSY
1			SENSOR INSTL-ELEC EQPT COMPT FWD		
- 1	215T3001-9		SENSOR INSTL-ELEC EQPT COMPT MAIN SUPPLY DUCT POSITION DATA: FWD FOR NHA SEE: 21-00-00-01A		RF
2	BAC27TEC0062		.MARKER-ALUMINUM FOIL PLACARD CONTENT: DET CLG EFFECT FWD RACK TS 104		1
3	BAC27TEC0063		.MARKER-ALUMINUM FOIL PLACARD CONTENT: SW EQPT CLG SPLY AIR OVHT S41		1
5	11197-5		.DETECTOR-LOW FLOW SUPPLIER CODE: V73030 FUNCTIONAL DESCRIPTION: THE LOW AIR FLOW DETECTOR SENSOR IS USED TO DETECT A LOW AIRFLOW CONDITION IN A COOLING AIR SUPPLY DUCT IN ORDER TO PREVENT OVERHEATING OF THE EQUIPMENT. ELECTRICAL EQUIP NUMBER: TS0104 COMPONENT MAINT MANUAL REF: 21-25-04		1
10	MS29512-06		.PACKING		1
15	3000-46-12		.SWITCH-OVERHEAT SUPPLIER CODE: V14604 ELECTRICAL EQUIP NUMBER: S00041		1
20	MS29512-08		.PACKING		1
40	215T3701-1		.BOSS- OPTIONAL PART: 215T3600-1		1
40	215T3600-1		.BOSS- OPTIONAL PART: 215T3701-1		1
45	215T3600-3		.BOSS- OPTIONAL PART: 215T3701-3		1
- 57	NAS1801-3-7		ATTACHING PARTS .SCREW-		6

ILLUSTRATION ITEMS NOT ON PARTS LIST ARE NOT APPLICABLE

- ITEM NOT ILLUSTRATED

21-58-16-01

21-58-16
FIG. 01
PAGE 1
DEC 22/08

HXL

BOEING PROPRIETARY - Copyright © - Unpublished Work - See title page for details.

 **BOEING**
767
PARTS CATALOG (MAINTENANCE)

FIG ITEM	PART NUMBER	1 2 3 4 5 6 7	NOMENCLATURE	EFFECT FROM TO	UNITS PER ASSY
1					
- 62	AN960PD10L		.WASHER- -----*-----		6
67	215T3411-2		.COVER- ATTACHING PARTS		3
- 72	NAS1801-3-7		.SCREW- -----*-----		9
105	215T3411-2		.COVER ATTACHING PARTS		1
- 110	NAS1801-3-7		.SCREW-		3
- 115	AN960PD10L		.WASHER -----*-----		3
120	215T3411-1		.GASKET		6
125	217T1438-5		.BRACKET-		1
132	217T1438-3		.BRACKET-		1
- 200	215T3001-2		SENSOR INSTL-ELEC EQPT COMPT INSTR SUPPLY DUCT POSITION DATA: FWD FOR NHA SEE: 21-00-00-01A		RF
203	BAC27TEC0067		.MARKER-ALUMINUM FOIL PLACARD CONTENT: DET CLG EFFECT FLT DECK TS 163		1
205	11197-5		.DETECTOR-LOW FLOW SUPPLIER CODE: V73030 FUNCTIONAL DESCRIPTION: THE LOW AIR FLOW DETECTOR SENSOR IS USED TO DETECT A LOW AIRFLOW CONDITION IN A COOLING AIR SUPPLY DUCT IN ORDER TO PREVENT OVERHEATING OF THE EQUIPMENT. ELECTRICAL EQUIP NUMBER: TS0163 COMPONENT MAINT MANUAL REF: 21-25-04		1
210	MS29512-06		.PACKING		1
215	215T3701-1		.BOSS- OPTIONAL PART: 215T3600-1		1
215	215T3600-1		.BOSS- OPTIONAL PART: 215T3701-1 ATTACHING PARTS		1
220	NAS1801-3-7		.SCREW-		3

ILLUSTRATION ITEMS NOT ON PARTS LIST ARE NOT APPLICABLE

- ITEM NOT ILLUSTRATED

HXL

21-58-16-01

BOEING PROPRIETARY - Copyright © - Unpublished Work - See title page for details.

21-58-16
FIG. 01
PAGE 2
DEC 22/08

BOEING
767
PARTS CATALOG (MAINTENANCE)

FIG ITEM	PART NUMBER	1 2 3 4 5 6 7	NOMENCLATURE	EFFECT FROM TO	UNITS PER ASSY
1					
225	NAS1149D0316J		.WASHER- -----*-----		3
230	215T3411-1		.GASKET		1
240	217T1438-5		.BRACKET-		1
- 275	215T3001-5		SENSOR INSTL-DIFF PRESSURE/ SMOKE CLEARANCE ELECTRICAL OR ELECTRONIC COOLING FOR NHA SEE: 21-00-00-01A		RF
280	BAC27TEC0156		.MARKER-ALUMINUM FOIL PLACARD CONTENT: SW EQPT CLG DIFF PRESS S613		2
285	215T3402-3		.COVER- ATTACHING PARTS		1
- 290	NAS1801-3-8		.SCREW		3
- 295	AN960PD10		.WASHER		3
- 300	130069		.NUT- SUPPLIER CODE: V60119 SPECIFICATION NUMBER: BACN10FX16 OPTIONAL PART: A11330-6-3 V72962 A4972-6-02 V72962 BACN10YD1		3
- 300	BRC600-8-3		.NUT- SUPPLIER CODE: V52828 SPECIFICATION NUMBER: BACN10YD1 OPTIONAL PART: 130120 V60119 BACN10FX10 -----*-----		3
305	NAS1801-3-8		.SCREW		2
310	AN960PD10		.WASHER		4

R
R
R
R
R
R
R
R
R
R

ILLUSTRATION ITEMS NOT ON PARTS LIST ARE NOT APPLICABLE

- ITEM NOT ILLUSTRATED

HXL

21-58-16-01

BOEING PROPRIETARY - Copyright © - Unpublished Work - See title page for details.

21-58-16
FIG. 01
PAGE 3
AUG 22/09



767

PARTS CATALOG (MAINTENANCE)

FIG ITEM	PART NUMBER	1 2 3 4 5 6 7	NOMENCLATURE	EFFECT FROM TO	UNITS PER ASSY
1 315	BRH10A3		.NUT SUPPLIER CODE: V52828 SPECIFICATION NUMBER: BACN10JC3 OPTIONAL PART: H10-3BAC V15653 NS202101-02 V80539 RMLH9075-3W V72962 VN303A02 V92215 96-02 V80539 T6S1032J V11815		2
320	740A20-4		.JUMPER ASSY SUPPLIER CODE: V91812 SPECIFICATION NUMBER: BACJ40A20-4 OPTIONAL PART: TJEJ40A20-4 V33483 RBEJ20-4 V1GK47		1
325	NAS1922-075-1		.CLAMP- OPTIONAL PART: 6207 V11707		2
325	6207		.CLAMP- SUPPLIER CODE: V11707 OPTIONAL PART: NAS1922-075-1		2
330	215T3001-8		.SLEEVE		1
335	215T3001-6		.TUBE ASSY		1

ILLUSTRATION ITEMS NOT ON PARTS LIST ARE NOT APPLICABLE

- ITEM NOT ILLUSTRATED

HXL

21-58-16-01

BOEING PROPRIETARY - Copyright © - Unpublished Work - See title page for details.

21-58-16
FIG. 01
PAGE 4
DEC 22/08



767

PARTS CATALOG (MAINTENANCE)

FIG ITEM	PART NUMBER	1 2 3 4 5 6 7	NOMENCLATURE	EFFECT FROM TO	UNITS PER ASSY
1					
- 340	AP2097H06		.. SLEEVE SUPPLIER CODE: V01673 SPECIFICATION NUMBER: BACS13BX06H OPTIONAL PART: 2-02903-06H V11328 35235V06 V08199 AFP175V06 V30974 DBOS13BX06H V14798		1
- 345	MS21921-6D		.. NUT		1
355	APX883D0406		.ELBOW- SUPPLIER CODE: V01673 SPECIFICATION NUMBER: BACE21AS0406D OPTIONAL PART: DBOE21AS0406D V14798 ER833-0406D V50948 ER833-0406D V88334 FER15800406D V14397 LER833-0406D V11328 APX8330406D V01673 NAF1833-0406D V52930 US1924-0406D V50808 AFP3160406D V30974 BACE21BN0406J BACE21AS0406J		1
355	BACE21BN0406J		.ELBOW- OPTIONAL PART: BACE21AS0406D BACE21AS0406J		1

ILLUSTRATION ITEMS NOT ON PARTS LIST ARE NOT APPLICABLE

- ITEM NOT ILLUSTRATED

HXL

21-58-16-01

BOEING PROPRIETARY - Copyright © - Unpublished Work - See title page for details.

21-58-16
 FIG. 01
 PAGE 5
 DEC 22/08



767

PARTS CATALOG (MAINTENANCE)

FIG ITEM	PART NUMBER	1 2 3 4 5 6 7	NOMENCLATURE	EFFECT FROM TO	UNITS PER ASSY
1 355	APX883J0406		.ELBOW- SUPPLIER CODE: V01673 SPECIFICATION NUMBER: BACE21AS0406J OPTIONAL PART: DB0E21AS0406J V14798 ER833-0406J V50948 ER833-0406J V88334 FER15800406J V14397 LER833-0406J V11328 APX8330406J V01673 NAF1833-0406J V52930 US1924-0406J V50808 AFP3160406J V30974 BACE21AS0406D BACE21BN0406J		1
360	R1131-904		.PACKING SUPPLIER CODE: V57268 SPECIFICATION NUMBER: BACP11K4 OPTIONAL PART: 3-904S383-70 V02697 1090-04 V95272 150701-04 V95272 AS568-904S32 V11314		1
365 370	AN924-4D 75D106		.NUT- .SWITCH-DIFFERENTIAL SUPPLIER CODE: V09049 ELECTRICAL EQUIP NUMBER: S00613		1 1
- 375	AN960PD10		ATTACHING PARTS .WASHER		3

ILLUSTRATION ITEMS NOT ON PARTS LIST ARE NOT APPLICABLE

- ITEM NOT ILLUSTRATED

21-58-16-01

21-58-16
FIG. 01
PAGE 6
DEC 22/06

HXL

BOEING PROPRIETARY - Copyright © - Unpublished Work - See title page for details.



767

PARTS CATALOG (MAINTENANCE)

FIG ITEM	PART NUMBER	1 2 3 4 5 6 7	NOMENCLATURE	EFFECT FROM TO	UNITS PER ASSY
1 - 380	BRH10A3		.NUT SUPPLIER CODE: V52828 SPECIFICATION NUMBER: BACN10JC3 OPTIONAL PART: H10-3BAC V15653 NS202101-02 V80539 RMLH9075-3W V72962 VN303A02 V92215 96-02 V80539 T6S1032J V11815 -----*-----		3
- 603 610	286T0738-300 BACC45FT10A5S		WIRE BUNDLE ASSY .CONNECTOR- ELECTRICAL EQUIP NUMBER: D03066 D03068 WIRING DIAGRAM REF: 215811		RF 2
- 651 665	286T0986-300 BACC45FS10A5S8		WIRE BUNDLE ASSY .CONNECTOR- ELECTRICAL EQUIP NUMBER: D00644 WIRING DIAGRAM REF: 215811		RF 1
- 701 - 705	286T0984-300 620AA028NF10L		WIRE BUNDLE ASSY .CLAMP- SUPPLIER CODE: V06324 SPECIFICATION NUMBER: BACC10KE10 OPTIONAL PART: S3820-10-65 V07418 ELECTRICAL EQUIP NUMBER: D10424T WIRING DIAGRAM REF: 215816		RF 1

ILLUSTRATION ITEMS NOT ON PARTS LIST ARE NOT APPLICABLE

- ITEM NOT ILLUSTRATED

21-58-16-01

21-58-16
FIG. 01
PAGE 7
DEC 22/06

HXL



767
PARTS CATALOG (MAINTENANCE)

FIG ITEM	PART NUMBER	1 2 3 4 5 6 7	NOMENCLATURE	EFFECT FROM TO	UNITS PER ASSY
1 710	R071010R5SNL		.CONNECTOR- SUPPLIER CODE: V41118 SPECIFICATION NUMBER: BACC63BP10R5SNL ELECTRICAL EQUIP NUMBER: D10424 WIRING DIAGRAM REF: 215816		1

ILLUSTRATION ITEMS NOT ON PARTS LIST ARE NOT APPLICABLE

- ITEM NOT ILLUSTRATED

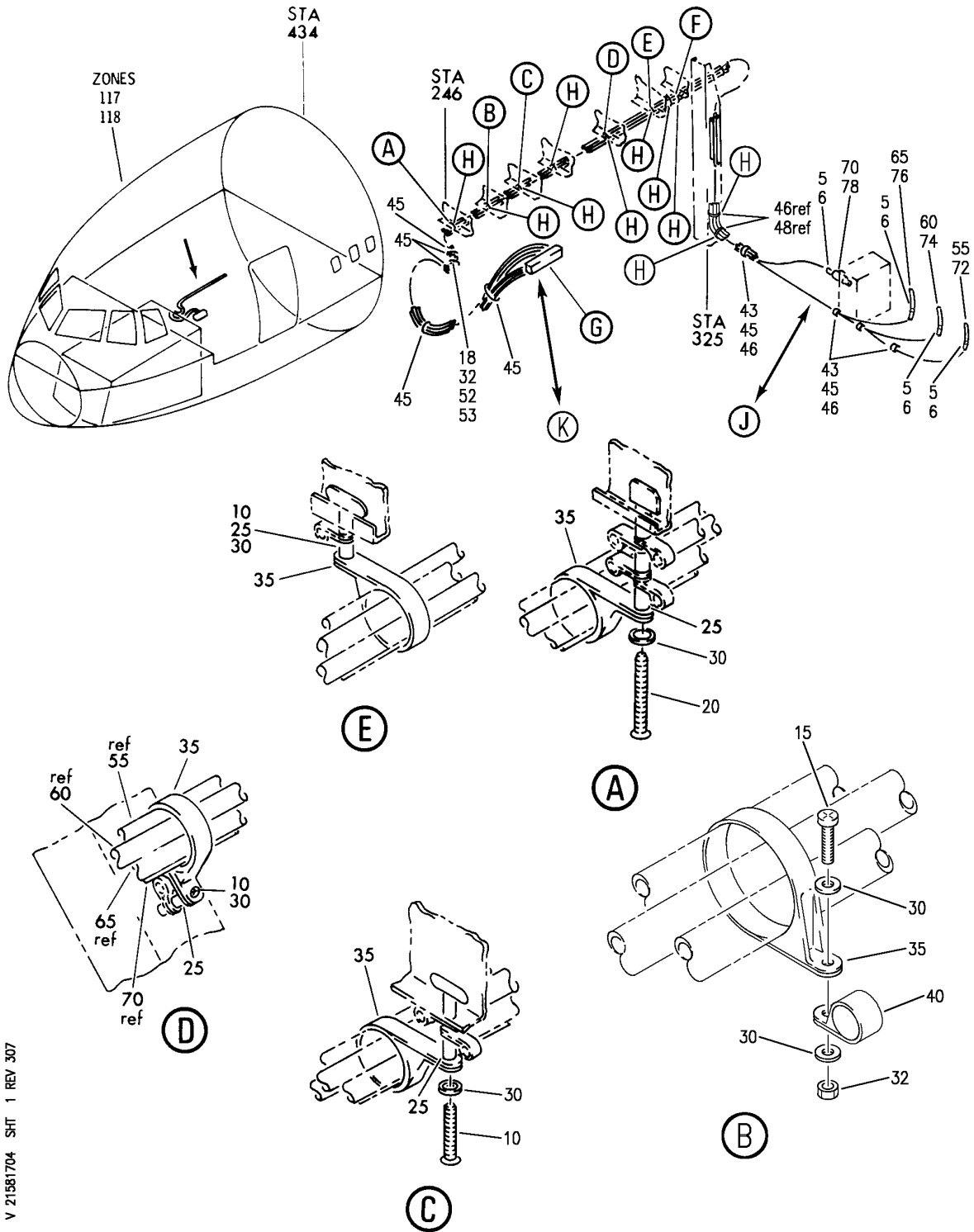
HXL

21-58-16-01

BOEING PROPRIETARY - Copyright © - Unpublished Work - See title page for details.

21-58-16
FIG. 01
PAGE 8
DEC 22/06

BOEING
767
PARTS CATALOG (MAINTENANCE)



V 21581704 SHT 1 REV 307

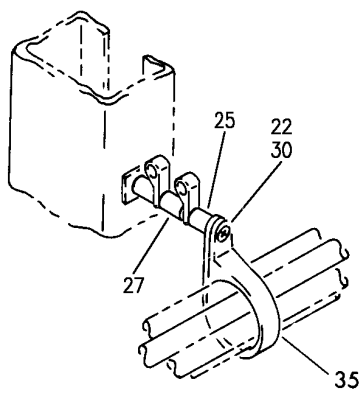
SENSOR INSTL-FWD E/E COMPT AIR SUPPLY DUCT LOW PRESSURE
FIGURE 4 (SHEET 1)

21-58-17-04

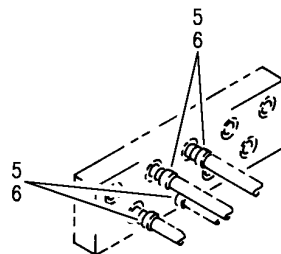
HXL
DEC 22/06

21-58-17-04
PAGE 0

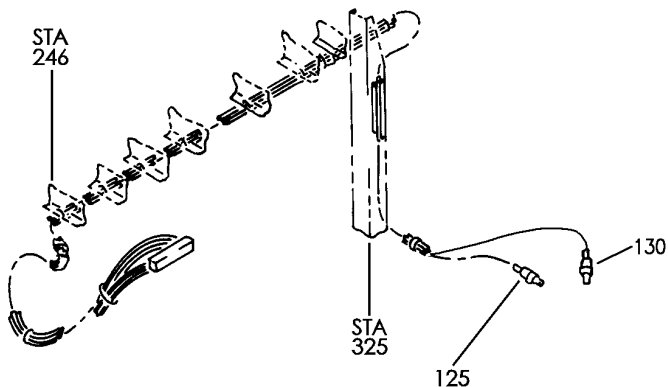
BOEING
767
PARTS CATALOG (MAINTENANCE)



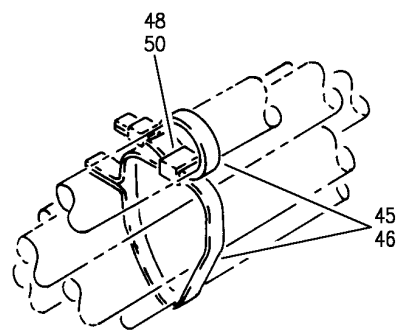
(F)



(G)



(J)



(H)

V 21581704 SHT 2 REV 307

SENSOR INSTL-FWD E/E COMPT AIR SUPPLY DUCT LOW PRESSURE
FIGURE 4 (SHEET 2)

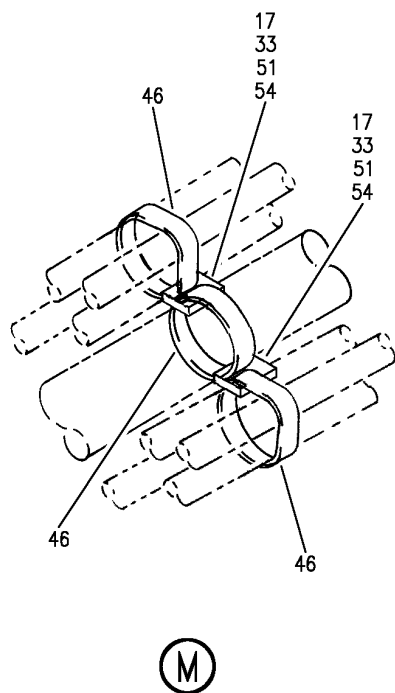
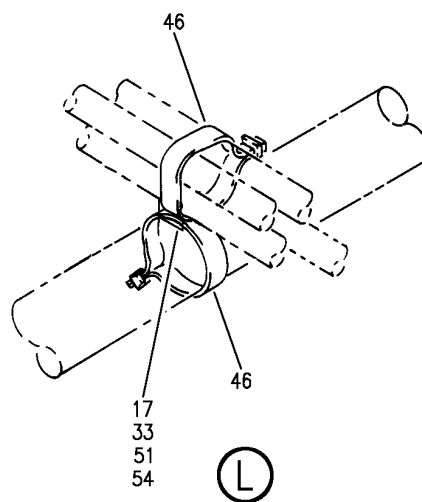
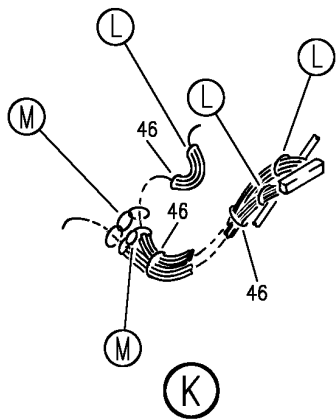
21-58-17-04

HXL
DEC 22/06

21-58-17-04
PAGE 0A

BOEING PROPRIETARY - Copyright © - Unpublished Work - See title page for details.

BOEING
767
PARTS CATALOG (MAINTENANCE)



V 21581704 SH1 3 REV 307

SENSOR INSTL-FWD E/E COMPT AIR SUPPLY DUCT LOW PRESSURE
FIGURE 4 (SHEET 3)

21-58-17-04

HXL
DEC 22/06

21-58-17-04
PAGE 0B



767

PARTS CATALOG (MAINTENANCE)

FIG ITEM	PART NUMBER	1 2 3 4 5 6 7	NOMENCLATURE	EFFECT FROM TO	UNITS PER ASSY
4			SENSOR INSTL-FWD E/E COMPT AIR SUPPLY DUCT LOW PRESSURE		
- 1	218T3004-30		SENSOR INSTL-E/E COMPT AIR SUPPLY DUCT LOW PRESSURE POSITION DATA: FWD FOR NHA SEE: 21-00-00-01A		RF
5	T05R0		.STRAP- SUPPLIER CODE: V53421 SPECIFICATION NUMBER: BACS38K1 OPTIONAL PART: PLT2SM V06383		8
10	BACS12GU3K26		.SCREW-		3
15	BACS12GU3K10		.SCREW-		1
18	BACS12GU3K5		.SCREW		1
20	BACS12GU3K51		.SCREW-		1
22	BACS12GU3K42		.SCREW-		1
25	NAS43DD3-47		.SPACER		5
27	NAS43DD3-64FC		.SPACER-		1
30	NAS1149V0363M		.WASHER-		7
32	PLH53CD		.NUT SUPPLIER CODE: VF0224 SPECIFICATION NUMBER: BACN10YR3CD OPTIONAL PART: H52732-3CD V15653		2
35	BACC10DK24		.CLAMP-		6
40	BACC10DK6		.CLAMP-		1
43	OP346-2		.CLIP- SUPPLIER CODE: V81872		4
45	PLT4SM		.STRAP SUPPLIER CODE: V06383 SPECIFICATION NUMBER: BACS38K2 OPTIONAL PART: T05L0 V53421		29
50	CR4H		.CONNECTOR- SUPPLIER CODE: V06383		10

ILLUSTRATION ITEMS NOT ON PARTS LIST ARE NOT APPLICABLE

- ITEM NOT ILLUSTRATED

21-58-17-04

21-58-17
FIG. 04
PAGE 1
DEC 22/08

HXL



767

PARTS CATALOG (MAINTENANCE)

FIG ITEM	PART NUMBER	1 2 3 4 5 6 7	NOMENCLATURE	EFFECT FROM TO	UNITS PER ASSY
4	52	TM3S10	.PLATE SUPPLIER CODE: V06383 SPECIFICATION NUMBER: STBP19M12		1
	53	TM3S25	.PLATE SUPPLIER CODE: V06383 SPECIFICATION NUMBER: STBP19M13		1
	55	218T3004-26	.TUBE ASSY-		1
	60	218T3004-27	.TUBE ASSY-		1
	65	218T3004-32	.TUBE ASSY-		1
	70	218T3004-31	.TUBE ASSY-		1

ILLUSTRATION ITEMS NOT ON PARTS LIST ARE NOT APPLICABLE

- ITEM NOT ILLUSTRATED

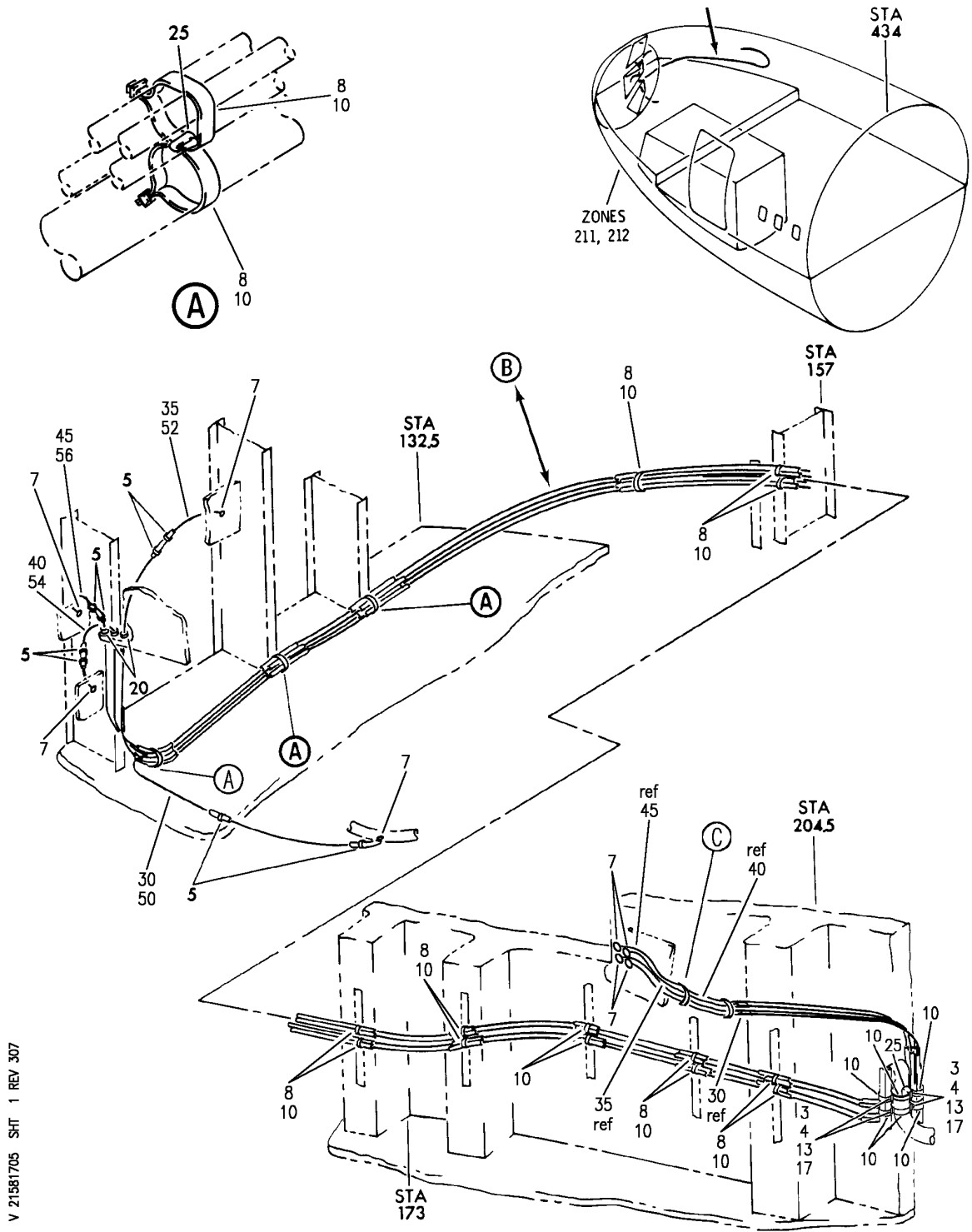
HXL

21-58-17-04

BOEING PROPRIETARY - Copyright © - Unpublished Work - See title page for details.

21-58-17
FIG. 04
PAGE 2
APR 22/08

BOEING
767
PARTS CATALOG (MAINTENANCE)



V 21581705 SHT 1 REV 307

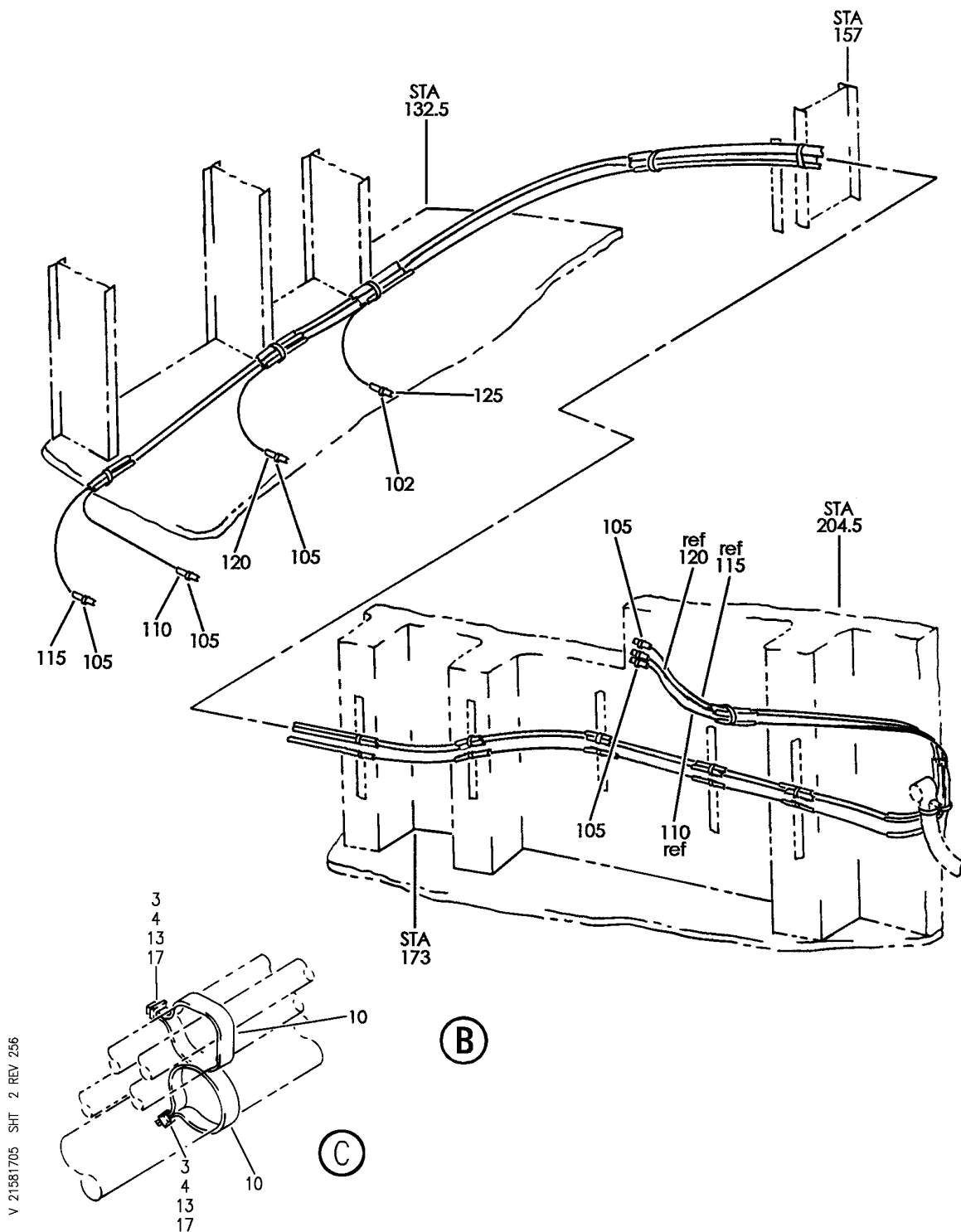
SENSOR INSTL-DUCT LOW PRESSURE FLIGHT DECK INSTR COOLING AIR SUPPLY
FIGURE 5 (SHEET 1)

21-58-17-05

HXL
DEC 22/06

21-58-17-05
PAGE 0

BOEING
767
PARTS CATALOG (MAINTENANCE)



SENSOR INSTL-DUCT LOW PRESSURE FLIGHT DECK INSTR COOLING AIR SUPPLY
FIGURE 5 (SHEET 2)

HXL
DEC 22/06

21-58-17-05

21-58-17-05
PAGE 0A



767

PARTS CATALOG (MAINTENANCE)

FIG ITEM	PART NUMBER	1 2 3 4 5 6 7	NOMENCLATURE	EFFECT FROM TO	UNITS PER ASSY
5			SENSOR INSTL-DUCT LOW PRESSURE FLIGHT DECK INSTR COOLING AIR SUPPLY		
- 1	218T3003-26		SENSOR INSTL-DUCT LOW PRESSURE FLIGHT DECK INSTR COOLING AIR SUPPLY FOR NHA SEE: 21-00-00-01A		RF
3	BACS12GU3K5		.SCREW		6
4	PLH53CD		.NUT		6
			SUPPLIER CODE: VF0224 SPECIFICATION NUMBER: BACN10YR3CD OPTIONAL PART: H52732-3CD V15653		
5	NAS1922-0050-1		.CLAMP- OPTIONAL PART: 6207 V81646		8
5	6207		.CLAMP- SUPPLIER CODE: V11707 OPTIONAL PART: NAS1922-0500-1		8
10	PLT4SM		.STRAP SUPPLIER CODE: V06383 SPECIFICATION NUMBER: BACS38K2 OPTIONAL PART: T05L0 V53421		27
13	TM3S10		.PLATE SUPPLIER CODE: V06383 SPECIFICATION NUMBER: STBP19M12		6
17	TM3S25		.PLATE SUPPLIER CODE: V06383 SPECIFICATION NUMBER: STBP19M13		6
20	022-0500		.CLAMP- SUPPLIER CODE: V34785		3

ILLUSTRATION ITEMS NOT ON PARTS LIST ARE NOT APPLICABLE

- ITEM NOT ILLUSTRATED

HXL

21-58-17-05

BOEING PROPRIETARY - Copyright © - Unpublished Work - See title page for details.

21-58-17
FIG. 05
PAGE 1
DEC 22/08



767

PARTS CATALOG (MAINTENANCE)

FIG ITEM	PART NUMBER	1 2 3 4 5 6 7	NOMENCLATURE	EFFECT FROM TO	UNITS PER ASSY
5					
25	CR4H		.CONNECTOR- SUPPLIER CODE: V06383		3
30	218T3003-27		.TUBE ASSY-		1
35	218T3003-35		.TUBE ASSY-		1
40	218T3003-36		.TUBE ASSY-		1
45	218T3003-37		.TUBE ASSY-		1
ILLUSTRATION ITEMS NOT ON PARTS LIST ARE NOT APPLICABLE					

- ITEM NOT ILLUSTRATED

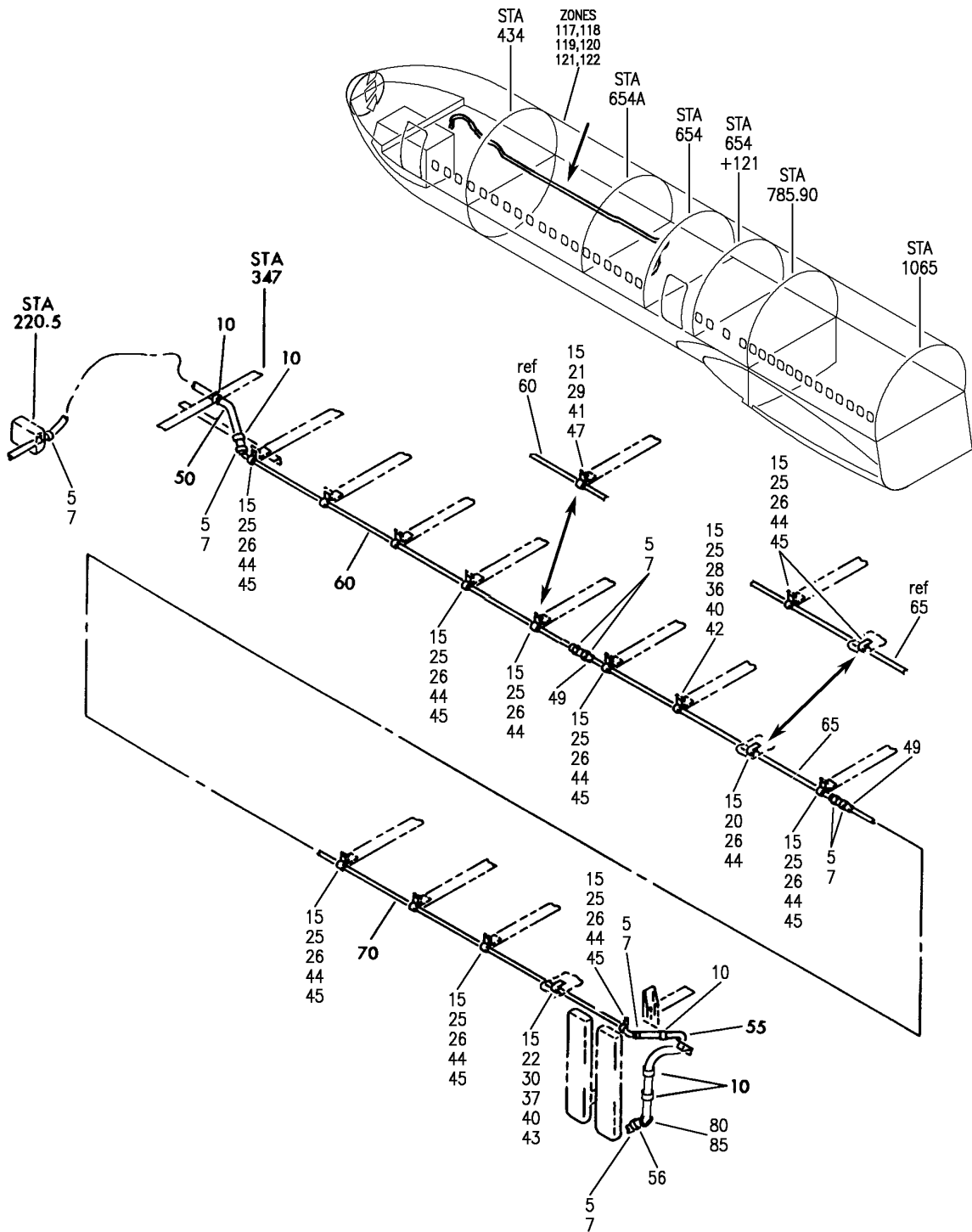
HXL

21-58-17-05

BOEING PROPRIETARY - Copyright © - Unpublished Work - See title page for details.

21-58-17
FIG. 05
PAGE 2
DEC 22/06

BOEING
767
PARTS CATALOG (MAINTENANCE)



V 21581706 REV 307

TUBE INSTL- MID EQPT CENTER SENSING
FIGURE 6

21-58-17-06

HXL
DEC 22/06

21-58-17-06
PAGE 0

 **BOEING**
767
PARTS CATALOG (MAINTENANCE)

FIG ITEM	PART NUMBER	1 2 3 4 5 6 7	NOMENCLATURE	EFFECT FROM TO	UNITS PER ASSY
6			TUBE INSTL- MID EQPT CENTER SENSING		
- 1	218T3002-16		TUBE INSTL-EQPT CTR SENSING POSITION DATA: MID FOR NHA SEE: 21-00-00-02A		RF
5	NAS1922-0050-1		.CLAMP- OPTIONAL PART: 6207 V11707 NAS1922-0050-3		8
5	6207		.CLAMP- SUPPLIER CODE: V11707 OPTIONAL PART: NAS1922-0050-1 NAS1922-0050-3		8
5	NAS1922-0050-3		.CLAMP- OPTIONAL PART: 6207 V11707 NAS1922-0050-1		8
10	022-0500		.CLAMP- SUPPLIER CODE: V34785		5
15	BACC10DK6		.CLAMP- ATTACHING PARTS		14
20	BACS12GU3K10		.SCREW		1
22	BACS12GU3K28		.SCREW-		1
25	BACS12GU3K10		.SCREW-		12
26	NAS1149D0363J		.WASHER-		12
28	NAS1149D0363J		.WASHER		1
30	AN960D10L		.WASHER		1
42	130069		.NUT SUPPLIER CODE: V60119 SPECIFICATION NUMBER: BACN10FX16 OPTIONAL PART: A11330-6-3 V72962 A4972-6-02 V72962		1
ILLUSTRATION ITEMS NOT ON PARTS LIST ARE NOT APPLICABLE					

- ITEM NOT ILLUSTRATED

HXL

21-58-17-06

BOEING PROPRIETARY - Copyright © - Unpublished Work - See title page for details.

21-58-17
FIG. 06
PAGE 1
APR 22/09



**767
PARTS CATALOG (MAINTENANCE)**

FIG ITEM	PART NUMBER	1 2 3 4 5 6 7	NOMENCLATURE	EFFECT FROM TO	UNITS PER ASSY
6					
44	130069		.NUT- SUPPLIER CODE: V60119 SPECIFICATION NUMBER: BACN10FX16 OPTIONAL PART: A11330-6-3 V72962 A4972-6-02 V72962 -----*-----		12
49	218T3002-10		.SLEEVE-		2
50	218T3002-21		.TUBE ASSY-		1
55	218T3002-18		.TUBE ASSY-		1
60	218T3002-27		.TUBE-		1
65	218T3002-9		.TUBE-		1
70	218T3002-28		.TUBE-		2
80	BACG20AD354		.GROMMET-		1

ILLUSTRATION ITEMS NOT ON PARTS LIST ARE NOT APPLICABLE

— ITEM NOT ILLUSTRATED

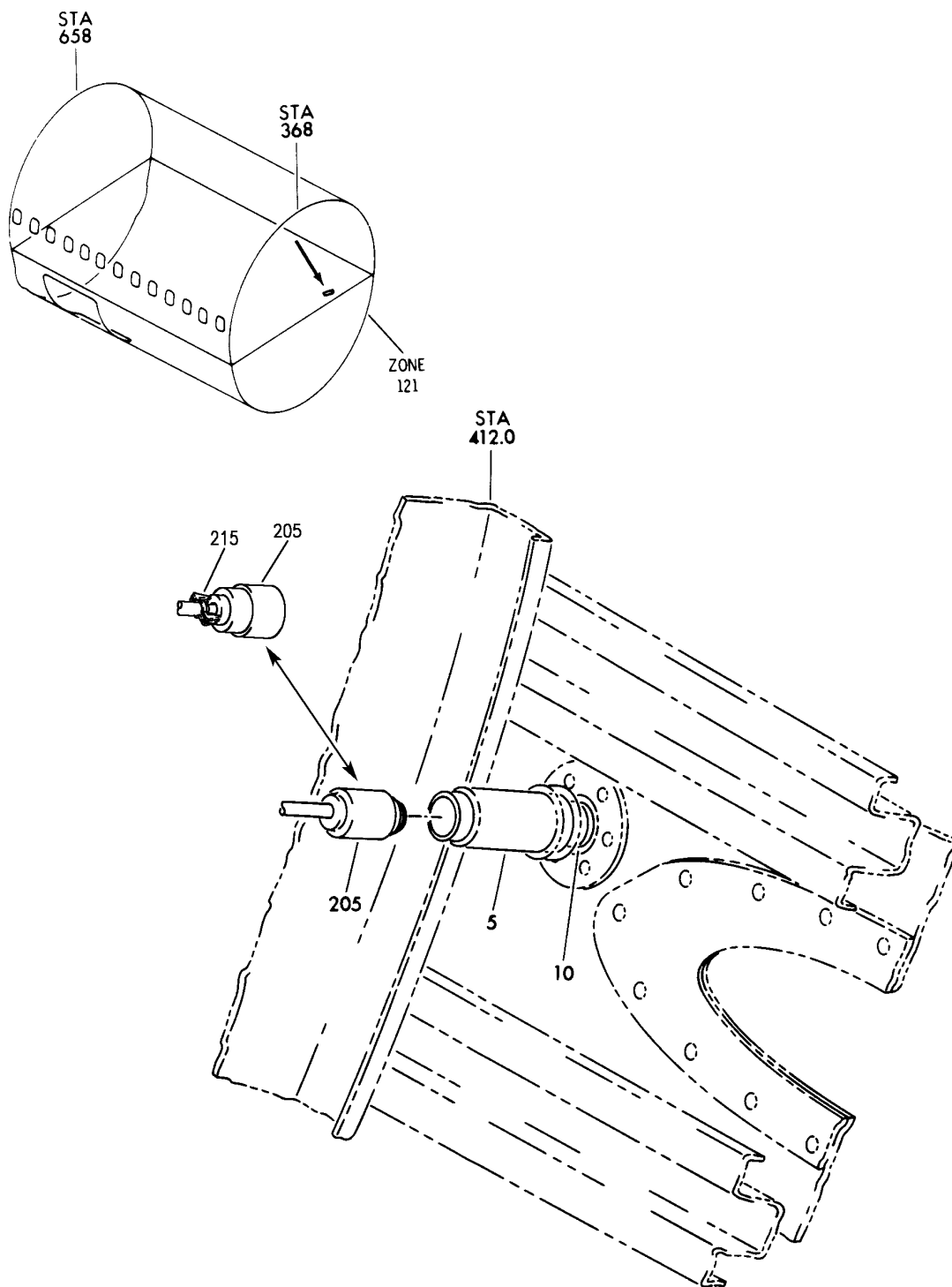
HXL

21-58-17-06

BOEING PROPRIETARY - Copyright © - Unpublished Work - See title page for details.

21-58-17
FIG. 06
PAGE 2
APR 22/09

BOEING
767
PARTS CATALOG (MAINTENANCE)



V 21582101 REV 289

SENSOR INSTL-ELECT. EQPT COMPT SKIN TEMP FWD
FIGURE 1

21-58-21-01

HXL
DEC 22/06

21-58-21-01
PAGE 0



767

PARTS CATALOG (MAINTENANCE)

FIG ITEM	PART NUMBER	1 2 3 4 5 6 7	NOMENCLATURE	EFFECT FROM TO	UNITS PER ASSY
1			SENSOR INSTL-ELECT. EQPT COMPT SKIN TEMP FWD		
- 1	215T3001-4		SENSOR INSTL-E/E OR ELECT. COMPT SKIN TEMP POSITION DATA: FWD FOR NHA SEE: 21-00-00-01A		RF
5	3000-46-14		.SWITCH- SUPPLIER CODE: V14604 ELECTRICAL EQUIP NUMBER: S00456		1
10	MS29512-08		.PACKING		1
- 200	286T0572-120		WIRE BUNDLE ASSY		RF
205	BACC45FS10A5S8		.CONNECTOR- ELECTRICAL EQUIP NUMBER: D03074 WIRING DIAGRAM REF: 215812		1

ILLUSTRATION ITEMS NOT ON PARTS LIST ARE NOT APPLICABLE

- ITEM NOT ILLUSTRATED

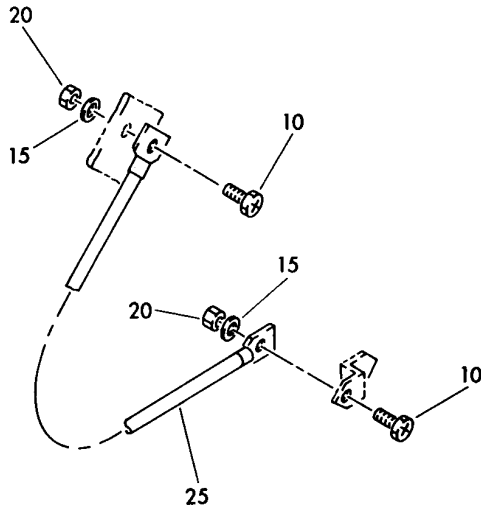
HXL

21-58-21-01

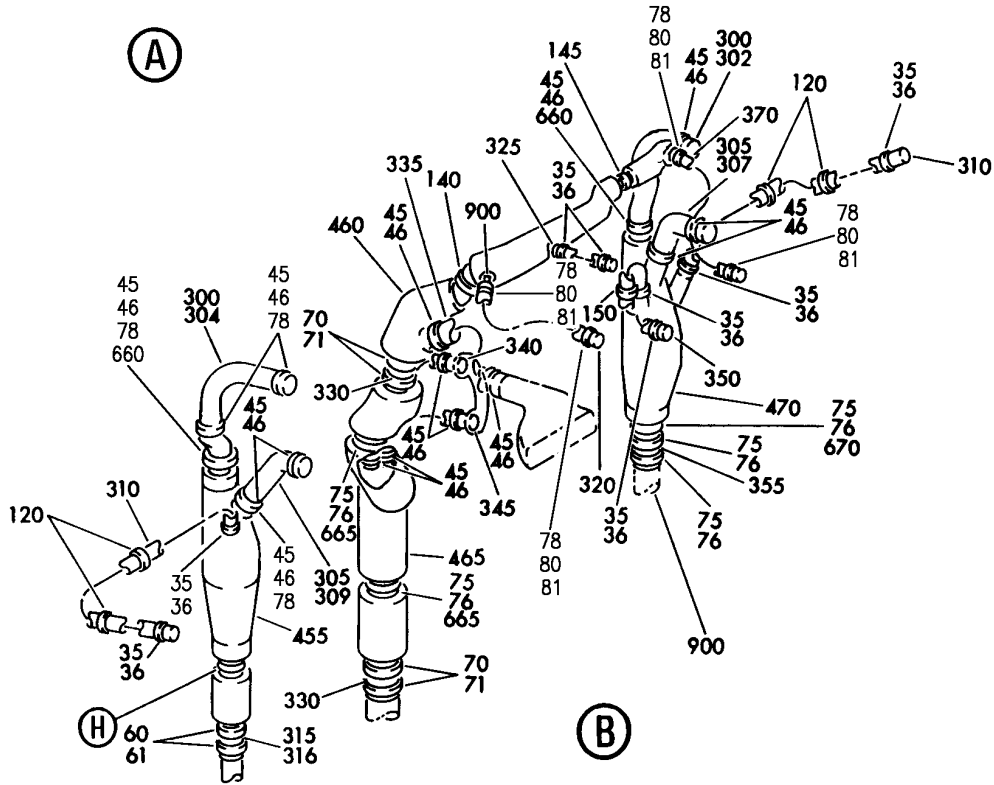
BOEING PROPRIETARY - Copyright © - Unpublished Work - See title page for details.

21-58-21
FIG. 01
PAGE 1
DEC 22/06

BOEING
767
PARTS CATALOG (MAINTENANCE)



(A)



(B)

V 21583101 SHT 2 REV 320

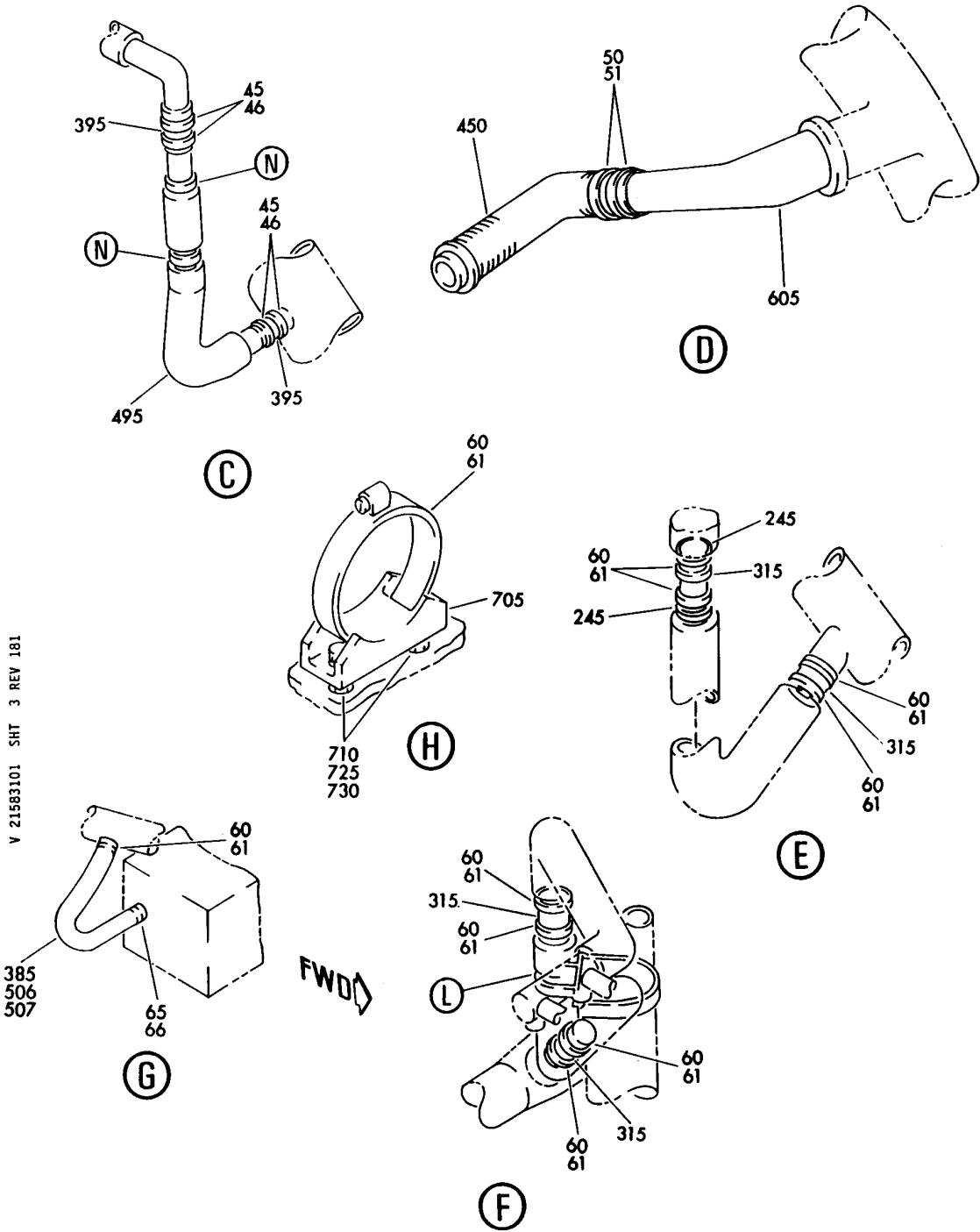
DUCT INSTL-INSTR PNL COOLING SUPPLY
FIGURE 1 (SHEET 2)

21-58-31-01

HXL
DEC 22/07

21-58-31-01
PAGE 0A

BOEING
767
PARTS CATALOG (MAINTENANCE)



V 21583101 SHT 3 REV 181

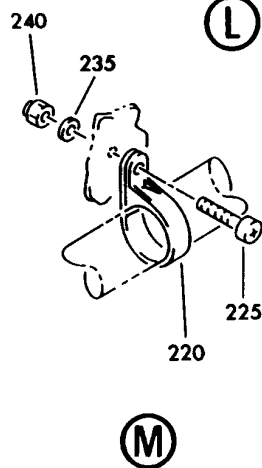
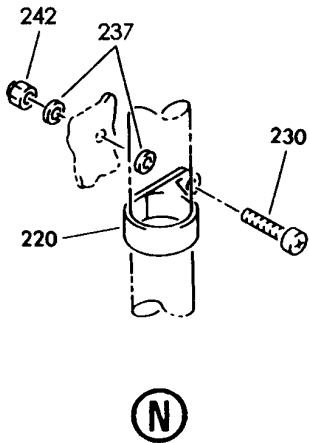
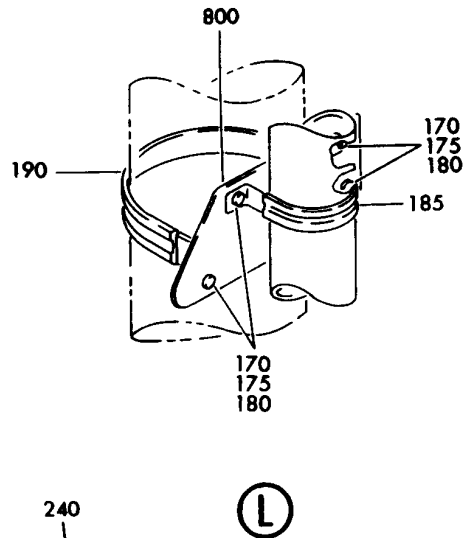
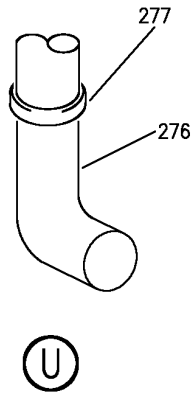
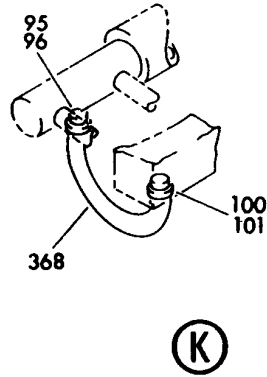
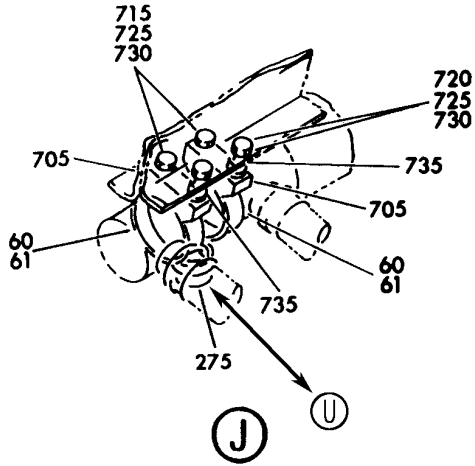
DUCT INSTL-INSTR PNL COOLING SUPPLY
FIGURE 1 (SHEET 3)

21-58-31-01

HXL
DEC 22/06

21-58-31-01
PAGE 0B

BOEING
767
PARTS CATALOG (MAINTENANCE)



V 21583101 SH1 4 REV 320

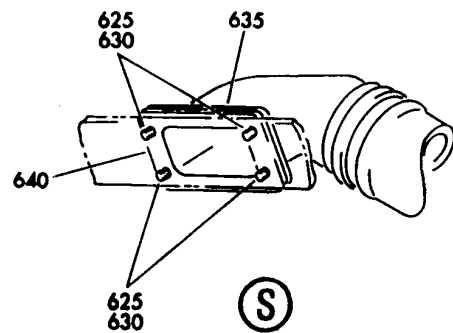
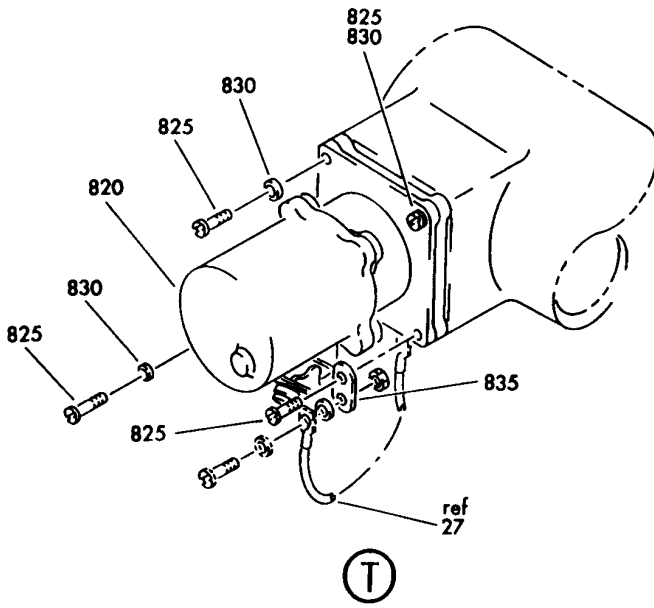
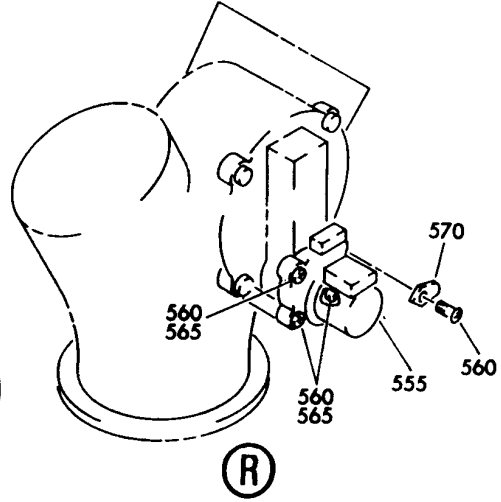
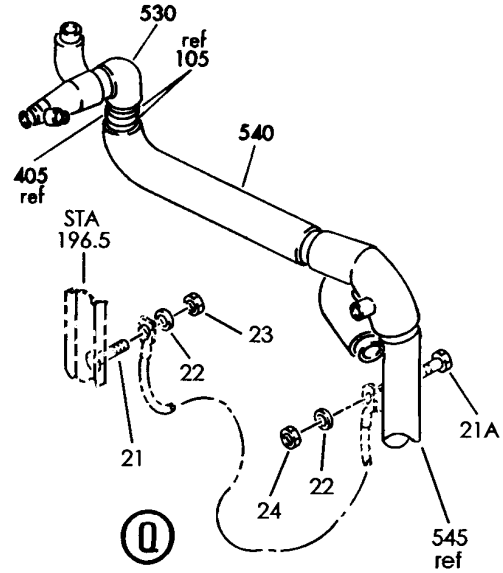
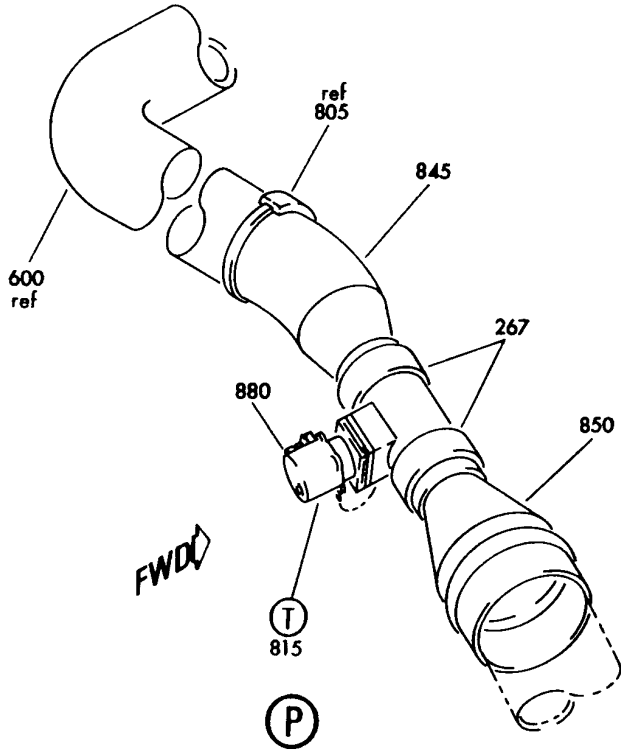
DUCT INSTL-INSTR PNL COOLING SUPPLY
FIGURE 1 (SHEET 4)

21-58-31-01

HXL
DEC 22/07

21-58-31-01
PAGE 0C

BOEING
767
PARTS CATALOG (MAINTENANCE)



V 21583101 SH 5 REV 199

DUCT INSTL-INSTR PNL COOLING SUPPLY
FIGURE 1 (SHEET 5)

21-58-31-01



767

PARTS CATALOG (MAINTENANCE)

FIG ITEM	PART NUMBER	1 2 3 4 5 6 7	NOMENCLATURE	EFFECT FROM TO	UNITS PER ASSY
1			DUCT INSTL-INSTR PNL COOLING SUPPLY		
- 3	217T2013-70		DUCT INSTL-INSTR PNL COOLING SUPPLY FOR NHA SEE: 21-00-00-01A		RF
21	VNS1924CA2-8		.STUD SUPPLIER CODE: V5M902 SPECIFICATION NUMBER: BACS53B1EA2 OPTIONAL PART: VNS1924CA3-2-8 V92215		1
21A	NAS1801-3-7		.SCREW		1
22	NAS1149D0363H		.WASHER		2
23	MS21042L3		.NUT		1
24	BRH10A3		.NUT SUPPLIER CODE: V52828 SPECIFICATION NUMBER: BACN10JC3 OPTIONAL PART: H10-3BAC V15653 NS202101-02 V80539 RMLH9075-3W V72962 VN303A02 V92215 96-02 V80539 T6S1032J V11815		1
25	740A20-10		.JUMPER ASSY SUPPLIER CODE: V91812 SPECIFICATION NUMBER: BACJ40A20-10 OPTIONAL PART: TJEJ40A20-10 V33483 RBEJ20-10 V1GK47		1
35	NAS1922-0125-1		.CLAMP-		22

ILLUSTRATION ITEMS NOT ON PARTS LIST ARE NOT APPLICABLE

- ITEM NOT ILLUSTRATED

HXL

21-58-31-01

BOEING PROPRIETARY - Copyright © - Unpublished Work - See title page for details.

21-58-31
FIG. 01
PAGE 1
DEC 22/08



767

PARTS CATALOG (MAINTENANCE)

FIG ITEM	PART NUMBER	1 2 3 4 5 6 7	NOMENCLATURE	EFFECT FROM TO	UNITS PER ASSY
1					
36	PLT4SM		.STRAP- SUPPLIER CODE: V06383 SPECIFICATION NUMBER: BACS38K2 OPTIONAL PART: T05LO V53421		22
45	NAS1922-0150-1		.CLAMP-		20
46	PLT4SM		.STRAP- SUPPLIER CODE: V06383 SPECIFICATION NUMBER: BACS38K2 OPTIONAL PART: T05LO V53421		20
60	NAS1922-0175-1		.CLAMP-		23
61	PLT4SM		.STRAP- SUPPLIER CODE: V06383 SPECIFICATION NUMBER: BACS38K2 OPTIONAL PART: T05LO V53421		23
65	NAS1922-0175-1		.CLAMP-		1
66	PLT4SM		.STRAP- SUPPLIER CODE: V06383 SPECIFICATION NUMBER: BACS38K2 OPTIONAL PART: T05LO V53421		1
70	NAS1922-0225-1		.CLAMP-		4
71	PLT4SM		.STRAP- SUPPLIER CODE: V06383 SPECIFICATION NUMBER: BACS38K2 OPTIONAL PART: T05LO V53421		4
75	NAS1922-0200-1		.CLAMP-		5

ILLUSTRATION ITEMS NOT ON PARTS LIST ARE NOT APPLICABLE

- ITEM NOT ILLUSTRATED

HXL

21-58-31-01

BOEING PROPRIETARY - Copyright © - Unpublished Work - See title page for details.

21-58-31
FIG. 01
PAGE 2
DEC 22/08

 **BOEING**
767
PARTS CATALOG (MAINTENANCE)

FIG ITEM	PART NUMBER	1 2 3 4 5 6 7	NOMENCLATURE	EFFECT FROM TO	UNITS PER ASSY
1					
76	PLT4SM		.STRAP- SUPPLIER CODE: V06383 SPECIFICATION NUMBER: BACS38K2 OPTIONAL PART: T05LO V53421		5
80	NAS1922-0075-1		.CLAMP-		4
81	PLT4SM		.STRAP- SUPPLIER CODE: V06383 SPECIFICATION NUMBER: BACS38K2 OPTIONAL PART: T05LO V53421		4
85	NAS1922-0275-1		.CLAMP-		4
86	PLT4SM		.STRAP- SUPPLIER CODE: V06383 SPECIFICATION NUMBER: BACS38K2 OPTIONAL PART: T05LO V53421		4
95	NAS1922-0100-1		.CLAMP-		1
96	PLT4SM		.STRAP- SUPPLIER CODE: V06383 SPECIFICATION NUMBER: BACS38K2 OPTIONAL PART: T05LO V53421		1
105	NAS1922-0350-1		.CLAMP-		16
106	T012LO		.STRAP- SUPPLIER CODE: V53421 SPECIFICATION NUMBER: BACS38K6		16
110	NAS1922-0525-1		.CLAMP-		3
110	NAS1922-0525-3		.CLAMP-		3
111	T012LO		.STRAP- SUPPLIER CODE: V53421 SPECIFICATION NUMBER: BACS38K6		3
115	NAS1922-0400-1		.CLAMP-		2

ILLUSTRATION ITEMS NOT ON PARTS LIST ARE NOT APPLICABLE

— ITEM NOT ILLUSTRATED

HXL

21-58-31-01

BOEING PROPRIETARY - Copyright © - Unpublished Work - See title page for details.

21-58-31
FIG. 01
PAGE 3
AUG 22/09



767

PARTS CATALOG (MAINTENANCE)

FIG ITEM	PART NUMBER	1 2 3 4 5 6 7	NOMENCLATURE	EFFECT FROM TO	UNITS PER ASSY
1					
116	T012L0		.STRAP- SUPPLIER CODE: V53421 SPECIFICATION NUMBER: BACS38K6		2
120	JM44LC13WS23R		.CLAMP SUPPLIER CODE: V22175 SPECIFICATION NUMBER: BACC10GE23 OPTIONAL PART: TA12C32WS23 V84971 509S23 V83930 S714WH23 V18076 ATTACHING PARTS		4
- 125	NAS1801-3-6		.SCREW-		4
- 130	AN960PD10L		.WASHER		4
- 135	BRH10A3		.NUT SUPPLIER CODE: V52828 SPECIFICATION NUMBER: BACN10JC3 OPTIONAL PART: H10-3BAC V15653 NS202101-02 V80539 RMLH9075-3W V72962 VN303A02 V92215 96-02 V80539 T6S1032J V11815 -----*-----		4
ILLUSTRATION ITEMS NOT ON PARTS LIST ARE NOT APPLICABLE					

- ITEM NOT ILLUSTRATED

HXL

21-58-31-01

BOEING PROPRIETARY - Copyright © - Unpublished Work - See title page for details.

21-58-31
FIG. 01
PAGE 4
DEC 22/08



767

PARTS CATALOG (MAINTENANCE)

FIG ITEM	PART NUMBER	1 2 3 4 5 6 7	NOMENCLATURE	EFFECT FROM TO	UNITS PER ASSY
1					
140	JM44LC13WS20R	.CLAMP	SUPPLIER CODE: V22175 SPECIFICATION NUMBER: BACC10GE20 OPTIONAL PART: TA12C32WS20 V84971 509S20 V83930 S714WH20 V18076		1
145	JM44LC13WS12R	.CLAMP	SUPPLIER CODE: V22175 SPECIFICATION NUMBER: BACC10GE12 OPTIONAL PART: S369WH12 V18076 TA12C32WS12 V84971 509S12 V83930		1
150	JM44LC13WS27R	.CLAMP	SUPPLIER CODE: V22175 SPECIFICATION NUMBER: BACC10GE27 OPTIONAL PART: S369WH27 V18076 TA12C32WS27 V84971 509S27 V83930		1
- 155	NAS1801-3-8	.SCREW-	ATTACHING PARTS		3
- 160	AN960PD10L	.WASHER			3

ILLUSTRATION ITEMS NOT ON PARTS LIST ARE NOT APPLICABLE

- ITEM NOT ILLUSTRATED

21-58-31-01

21-58-31
FIG. 01
PAGE 5
DEC 22/08

HXL

 **BOEING**
767
PARTS CATALOG (MAINTENANCE)

FIG ITEM	PART NUMBER	1 2 3 4 5 6 7	NOMENCLATURE	EFFECT FROM TO	UNITS PER ASSY
1 - 165	BRH10A3		.NUT SUPPLIER CODE: V52828 SPECIFICATION NUMBER: BACN10JC3 OPTIONAL PART: H10-3BAC V15653 NS202101-02 V80539 RMLH9075-3W V72962 VN303A02 V92215 96-02 V80539 T6S1032J V11815 -----*-----		3
170	NAS1801-3-7		.SCREW-		4
175	AN960PD10L		.WASHER		4
180	BRH10A3		.NUT SUPPLIER CODE: V52828 SPECIFICATION NUMBER: BACN10JC3 OPTIONAL PART: H10-3BAC V15653 NS202101-02 V80539 RMLH9075-3W V72962 VN303A02 V92215 96-02 V80539 T6S1032J V11815		4
185	JM44SC17D28R		.CLAMP SUPPLIER CODE: V22175 SPECIFICATION NUMBER: BACC10GF28DH OPTIONAL PART: TA12C34D28 V84971		1

ILLUSTRATION ITEMS NOT ON PARTS LIST ARE NOT APPLICABLE

- ITEM NOT ILLUSTRATED

HXL

21-58-31-01

BOEING PROPRIETARY - Copyright © - Unpublished Work - See title page for details.

21-58-31
FIG. 01
PAGE 6
DEC 22/08



767

PARTS CATALOG (MAINTENANCE)

FIG ITEM	PART NUMBER	1 2 3 4 5 6 7	NOMENCLATURE	EFFECT FROM TO	UNITS PER ASSY
1 190	JM44SC17D48	.CLAMP	SUPPLIER CODE: V22175 SPECIFICATION NUMBER: BACC10GF48DH OPTIONAL PART: S387DH48 V18076 TA12C34D48 V84971 513D48 V83930		1
195	421-28	.CLAMP	SUPPLIER CODE: V83930 SPECIFICATION NUMBER: BACC10CC28 OPTIONAL PART: JM44SC15D28T V22175 TA04C36-05 V84971 421A28 V83930		1
200	421-24	.CLAMP	SUPPLIER CODE: V83930 SPECIFICATION NUMBER: BACC10CC24 OPTIONAL PART: JM44SC15D24T V22175 TA04C36-03 V84971 421A24 V83930		1
- 205	NAS1801-3-9	.SCREW-	ATTACHING PARTS		4
- 210	AN960PD10	.WASHER			4

ILLUSTRATION ITEMS NOT ON PARTS LIST ARE NOT APPLICABLE

- ITEM NOT ILLUSTRATED

21-58-31-01

21-58-31
FIG. 01
PAGE 7
DEC 22/08

HXL

BOEING
767
PARTS CATALOG (MAINTENANCE)

FIG ITEM	PART NUMBER	1 2 3 4 5 6 7	NOMENCLATURE	EFFECT FROM TO	UNITS PER ASSY
1 - 215	BRH10A3		.NUT SUPPLIER CODE: V52828 SPECIFICATION NUMBER: BACN10JC3 OPTIONAL PART: H10-3BAC V15653 NS202101-02 V80539 RMLH9075-3W V72962 VN303A02 V92215 96-02 V80539 T6S1032J V11815 -----*-----		4
220	BACC10DK24		.CLAMP ATTACHING PARTS		3
225	NAS1801-3-10		.SCREW-		1
230	BACS12GU3K9		.SCREW-		2
232	BACS12GU3K9		.SCREW		2
237	NAS1149D0332J		.WASHER -----*-----		4
242	MS21042L3		.NUT		2
245	JM44LC13WS28R		.CLAMP SUPPLIER CODE: V22175 SPECIFICATION NUMBER: BACC10GE28 OPTIONAL PART: TA12C32WS28 V84971 509S28 V83930 S714WH28 V18076 ATTACHING PARTS		2
- 250	NAS1801-3-9		.SCREW-		2

ILLUSTRATION ITEMS NOT ON PARTS LIST ARE NOT APPLICABLE

- ITEM NOT ILLUSTRATED

HXL

21-58-31-01

BOEING PROPRIETARY - Copyright © - Unpublished Work - See title page for details.

21-58-31
FIG. 01
PAGE 8
DEC 22/08



767

PARTS CATALOG (MAINTENANCE)

FIG ITEM	PART NUMBER	1 2 3 4 5 6 7	NOMENCLATURE	EFFECT FROM TO	UNITS PER ASSY
1 - 255	BRH10A3		.NUT SUPPLIER CODE: V52828 SPECIFICATION NUMBER: BACN10JC3 OPTIONAL PART: H10-3BAC V15653 NS202101-02 V80539 RMLH9075-3W V72962 VN303A02 V92215 96-02 V80539 T6S1032J V11815 -----*-----		2
260	NH102689-0450		.COUPLING- SUPPLIER CODE: V98625		2
265	NH102689-0325		.COUPLING- SUPPLIER CODE: V98625		1
275	BE539-11		.CAP- SUPPLIER CODE: V05399		1
280	BE539-10		.CAP- SUPPLIER CODE: V05399		1
285	69-34282-5		.CAP- OPTIONAL PART: 65243T325 V98625		1
285	65243T325		.CAP- SUPPLIER CODE: V98625 OPTIONAL PART: 69-34282-5		1
300	BOE2022-06A0110		.HOSE SUPPLIER CODE: V16632 SPECIFICATION NUMBER: AS1544-06A0110		2

ILLUSTRATION ITEMS NOT ON PARTS LIST ARE NOT APPLICABLE

- ITEM NOT ILLUSTRATED

HXL

21-58-31-01

BOEING PROPRIETARY - Copyright © - Unpublished Work - See title page for details.

21-58-31
FIG. 01
PAGE 9
DEC 22/08



767

PARTS CATALOG (MAINTENANCE)

FIG ITEM	PART NUMBER	1 2 3 4 5 6 7	NOMENCLATURE	EFFECT FROM TO	UNITS PER ASSY
1					
305	BOE2022-06A0090	.HOSE	SUPPLIER CODE: V16632 SPECIFICATION NUMBER: AS1544-06A0090		2
310	BOE2022-04A0300	.HOSE	SUPPLIER CODE: V16632 SPECIFICATION NUMBER: AS1544-04A0300		2
315	AS1506-07D32	.SLEEVE-			6
320	BOE2022-03A0130	.HOSE-	SUPPLIER CODE: V16632 SPECIFICATION NUMBER: AS1544-03A0130		1
325	AS1506-04D32	.SLEEVE			3
330	AS1506-09D32	.SLEEVE			2
335	BOE2022-06A0060	.HOSE-	SUPPLIER CODE: V16632 SPECIFICATION NUMBER: AS1544-06A0060		1
340	BOE2022-06A0180	.HOSE	SUPPLIER CODE: V16632 SPECIFICATION NUMBER: AS1544-06A0180		1
345	BOE2022-06A0140	.HOSE	SUPPLIER CODE: V16632 SPECIFICATION NUMBER: AS1544-06A0140		1
350	BOE2022-05A0260	.HOSE	SUPPLIER CODE: V16632 SPECIFICATION NUMBER: AS1544-05A0260		1
355	AS1506-08D32	.SLEEVE-			1
360	AS1506-11D32	.SLEEVE			1
365	BOE2022-04A0100	.HOSE	SUPPLIER CODE: V16632 SPECIFICATION NUMBER: AS1544-04A0100		2

ILLUSTRATION ITEMS NOT ON PARTS LIST ARE NOT APPLICABLE

- ITEM NOT ILLUSTRATED

HXL

21-58-31-01

BOEING PROPRIETARY - Copyright © - Unpublished Work - See title page for details.

21-58-31
FIG. 01
PAGE 10
DEC 22/08

 **BOEING**
767
PARTS CATALOG (MAINTENANCE)

FIG ITEM	PART NUMBER	1 2 3 4 5 6 7	NOMENCLATURE	EFFECT FROM TO	UNITS PER ASSY
1					
370	BOE2022-03A0083	.HOSE-	SUPPLIER CODE: V16632 SPECIFICATION NUMBER: AS1544-03A0083		1
390	AS1506-05D32	.HOSE			1
395	AS1506-06D32	.SLEEVE			3
405	AS1506-14D32	.SLEEVE			3
410	AS1506-13D32	.SLEEVE			1
415	BOE2022-04A0050	.HOSE-	SUPPLIER CODE: V16632 SPECIFICATION NUMBER: AS1544-04A0050		1
420	AS1503-12B0060	.HOSE			1
425	AS1506-17D32	.SLEEVE			1
445	BOE2022-04A0120	.HOSE-	SUPPLIER CODE: V16632 SPECIFICATION NUMBER: AS1544-04A0120		1
455	217T2114-18	.DUCT ASSY-			1
460	217T2117-47	.DUCT ASSY-			1
465	217T2117-48	.DUCT ASSY-			1
470	217T2114-16	.DUCT ASSY-			1
475	217T2112-242	.DUCT ASSY			1
480	217T2112-195	.DUCT ASSY-			1
485	217T2112-148	.DUCT ASSY			1
490	217T2112-259	.DUCT ASSY-			1
495	217T2112-258	.DUCT ASSY-			1
500	217T2112-254	.DUCT ASSY-			1
505	BACD40D7-20-10	.DUCT-			1
508	AD10737-062A5	.DUCT-	SUPPLIER CODE: V21868 SPECIFICATION NUMBER: BACD40K7-062A5 OPTIONAL PART: BE7217-062A5 V05399 BE7257-062A5 V05399 56007-062A5 V99135		1
510	217T2115-15	.DUCT ASSY-			1
515	217T2115-2	.DUCT ASSY-			1
520	217T2116-45	.DUCT ASSY-			1
530	217T2116-44	.DUCT ASSY-			1
540	217T2109-17	.DUCT ASSY-			1

ILLUSTRATION ITEMS NOT ON PARTS LIST ARE NOT APPLICABLE

— ITEM NOT ILLUSTRATED

HXL

21-58-31-01

BOEING PROPRIETARY - Copyright © - Unpublished Work - See title page for details.

21-58-31
FIG. 01
PAGE 11
DEC 22/08



767

PARTS CATALOG (MAINTENANCE)

FIG ITEM	PART NUMBER	1 2 3 4 5 6 7	NOMENCLATURE	EFFECT FROM TO	UNITS PER ASSY
1 545	420035-1		.VALVE ASSY-2 POSITION 3 WAY INSTR PNL COOLING SUPPLY DUCT SUPPLIER CODE: V79318 SPECIFICATION NUMBER: S210T170-20 COMPONENT MAINT MANUAL REF: 21-58-02		1
545	420035-2		.VALVE ASSY-2 POSITION 3 WAY INSTR PNL COOLING SUPPLY DUCT SUPPLIER CODE: V79318 FUNCTIONAL DESCRIPTION: USED IN AN AIRCRAFT AVIONICS COMPARTMENT AIR CIRCULATION SYSTEM. SPECIFICATION NUMBER: S210T170-30 ELECTRICAL EQUIP NUMBER: V00090 COMPONENT MAINT MANUAL REF: 21-58-02		1
545	420035-3		.VALVE ASSY-2 POSITION 3 WAY INSTR PNL COOLING SUPPLY DUCT SUPPLIER CODE: V79318 FUNCTIONAL DESCRIPTION: CONTROLS AIR FLOW TO THE INSTRUMENT PANELS WHICH COOLS THE AVIONICS SPECIFICATION NUMBER: S210T170-40 COMPONENT MAINT MANUAL REF: 21-58-02		1
555	152305-1		..ACTUATOR ASSY- SUPPLIER CODE: V79318 COMPONENT MAINT MANUAL REF: 21-58-04 USED ON: 420035-1		1

ILLUSTRATION ITEMS NOT ON PARTS LIST ARE NOT APPLICABLE

- ITEM NOT ILLUSTRATED

HXL

21-58-31-01

BOEING PROPRIETARY - Copyright © - Unpublished Work - See title page for details.

21-58-31
FIG. 01
PAGE 12
DEC 22/08

BOEING
767
PARTS CATALOG (MAINTENANCE)

FIG ITEM	PART NUMBER	1 2 3 4 5 6 7	NOMENCLATURE	EFFECT FROM TO	UNITS PER ASSY
1 555	152305-2		.. ACTUATOR ASSY- SUPPLIER CODE: V79318 FUNCTIONAL DESCRIPTION: THE ACTUATOR PLUGS ELECTRICALLY INTO THE RELATED VALVE AND ELECTRICAL CONTROL SIGNALS ARE APPLIED TO THE ACTUATOR THROUGH THE INPUT ELECTRICAL CONNECTOR ON THE VALVE. COMPONENT MAINT MANUAL REF: 21-58-04 USED ON: 420035-2 ATTACHING PARTS		1
560	NAS1190-08P16		.. SCREW		4
565	NAS620-8		.. WASHER		3
570	109122-1		.. LUG- SUPPLIER CODE: V79318 -----*-----		1
575	217T2111-52		. DUCT ASSY-		1
580	217T2116-23		. DUCT ASSY-		1
585	217T2116-43		. DUCT ASSY-		1
600	217T2117-46		. DUCT ASSY-		1
625	NAS1801-3-10		. SCREW-		4
630	AN960PD10		. WASHER		4
635	217T2440-3		. DUCT ASSY		1
640	217T1440-2		. GASKET-		1
660	214T3424-17		. SUPPORT		2
665	214T3424-18		. SUPPORT		2
670	214T3424-2		. SUPPORT		1
675	214T3424-3		. SUPPORT		1
680	214T3424-5		. SUPPORT		6
685	214T3424-7		. SUPPORT ATTACHING PARTS		3
- 690	NAS1801-3-9		. SCREW-		30
- 695	AN960PD10		. WASHER		30

ILLUSTRATION ITEMS NOT ON PARTS LIST ARE NOT APPLICABLE

- ITEM NOT ILLUSTRATED

HXL

21-58-31-01

21-58-31
FIG. 01
PAGE 13
DEC 22/08

 **BOEING**
767
PARTS CATALOG (MAINTENANCE)

FIG ITEM	PART NUMBER	1 2 3 4 5 6 7	NOMENCLATURE	EFFECT FROM TO	UNITS PER ASSY
1 - 700	BRH10A3		.NUT SUPPLIER CODE: V52828 SPECIFICATION NUMBER: BACN10JC3 OPTIONAL PART: H10-3BAC V15653 NS202101-02 V80539 RMLH9075-3W V72962 VN303A02 V92215 96-02 V80539 T6S1032J V11815 -----*-----		30
705	214T3424-1		.SUPPORT ATTACHING PARTS		7
710	NAS1801-3-9		.SCREW-		10
715	NAS1801-3-7		.SCREW-		2
720	NAS1801-3-12		.SCREW-		2
725	AN960PD10		.WASHER		16
730	BRH10A3		.NUT SUPPLIER CODE: V52828 SPECIFICATION NUMBER: BACN10JC3 OPTIONAL PART: H10-3BAC V15653 NS202101-02 V80539 RMLH9075-3W V72962 VN303A02 V92215 96-02 V80539 T6S1032J V11815 -----*-----		14
735	NAS43DD3-13		.SPACER		2
740	214T3424-4		.SUPPORT- ATTACHING PARTS		1
- 745	NAS1801-3-8		.SCREW-		2
- 750	AN960PD10L		.WASHER		2

ILLUSTRATION ITEMS NOT ON PARTS LIST ARE NOT APPLICABLE

- ITEM NOT ILLUSTRATED

HXL

21-58-31-01

BOEING PROPRIETARY - Copyright © - Unpublished Work - See title page for details.

21-58-31
FIG. 01
PAGE 14
DEC 22/08

BOEING
767
PARTS CATALOG (MAINTENANCE)

FIG ITEM	PART NUMBER	1 2 3 4 5 6 7	NOMENCLATURE	EFFECT FROM TO	UNITS PER ASSY
1 - 755	BRH10A3		.NUT SUPPLIER CODE: V52828 SPECIFICATION NUMBER: BACN10JC3 OPTIONAL PART: H10-3BAC V15653 NS202101-02 V80539 RMLH9075-3W V72962 VN303A02 V92215 96-02 V80539 T6S1032J V11815 -----*-----		2
800	217T2403-9		.BRACKET-		1
805	217T2434-11		.BRACKET- ATTACHING PARTS		1
- 810	NAS1801-3-9		.SCREW- -----*-----		2
900			ILLUSTRATION REFERENCE: RESTRICTOR INSTL-INSTR PNL COOLING SUPPLY 21-58-31-05		RF

ILLUSTRATION ITEMS NOT ON PARTS LIST ARE NOT APPLICABLE

- ITEM NOT ILLUSTRATED

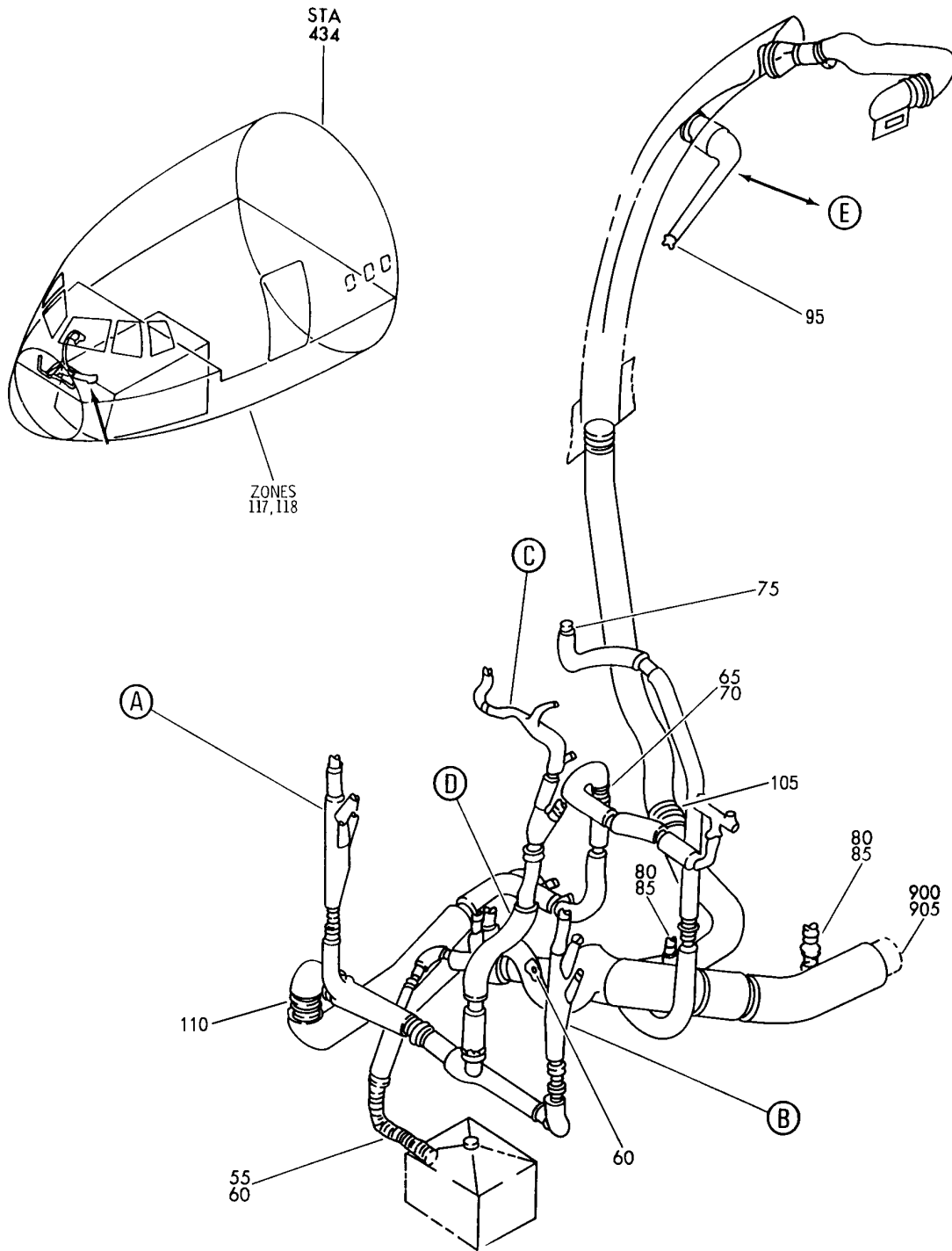
HXL

21-58-31-01

BOEING PROPRIETARY - Copyright © - Unpublished Work - See title page for details.

21-58-31
FIG. 01
PAGE 15
DEC 22/08

BOEING
767
PARTS CATALOG (MAINTENANCE)



V 21583105 SHT 1 REV 255

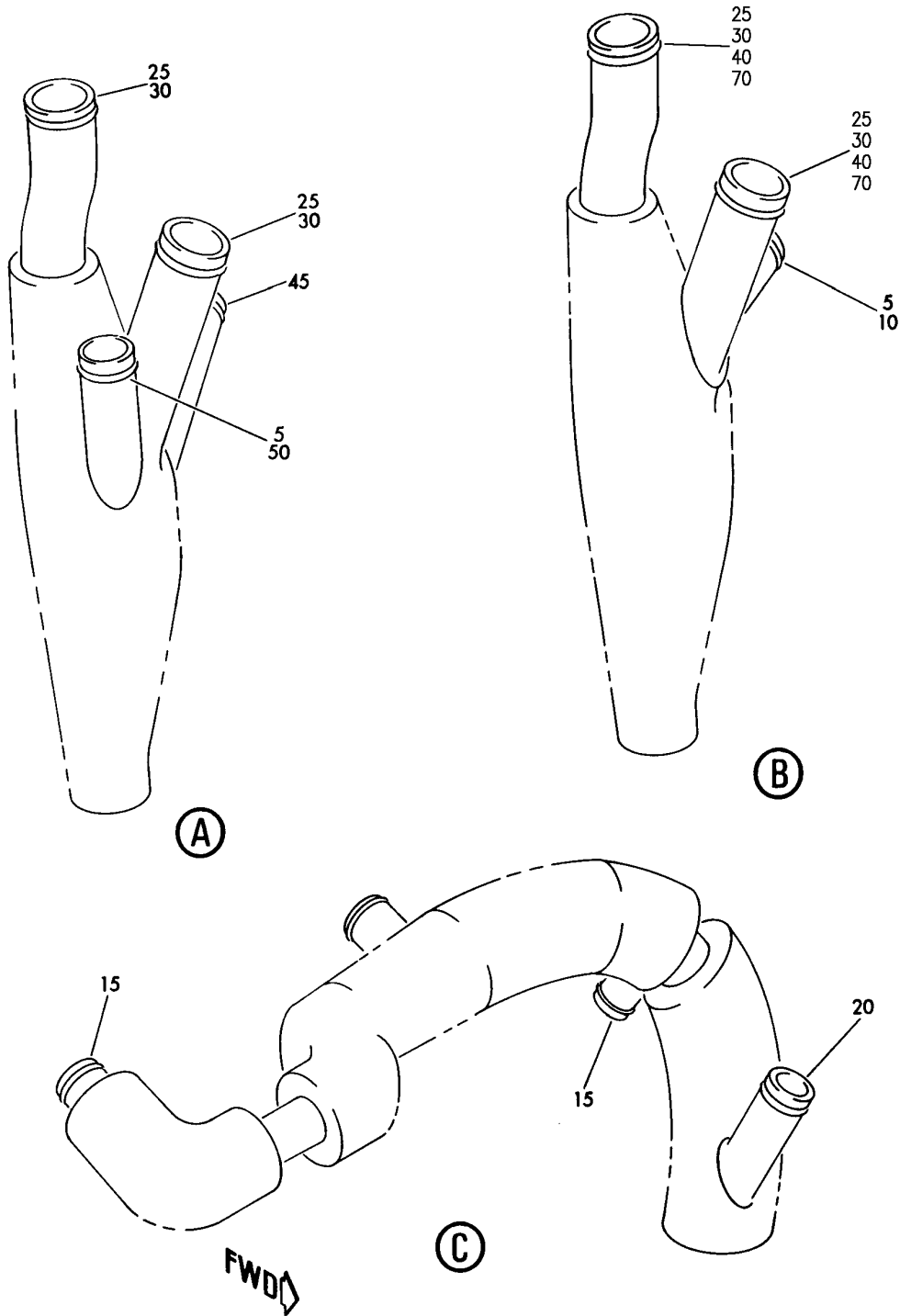
RESTRICTOR INSTL-INSTR PNL COOLING SUPPLY
FIGURE 5 (SHEET 1)

21-58-31-05

HXL
DEC 22/06

21-58-31-05
PAGE 0

BOEING
767
PARTS CATALOG (MAINTENANCE)



V 21583105 SHT 2 REV 338

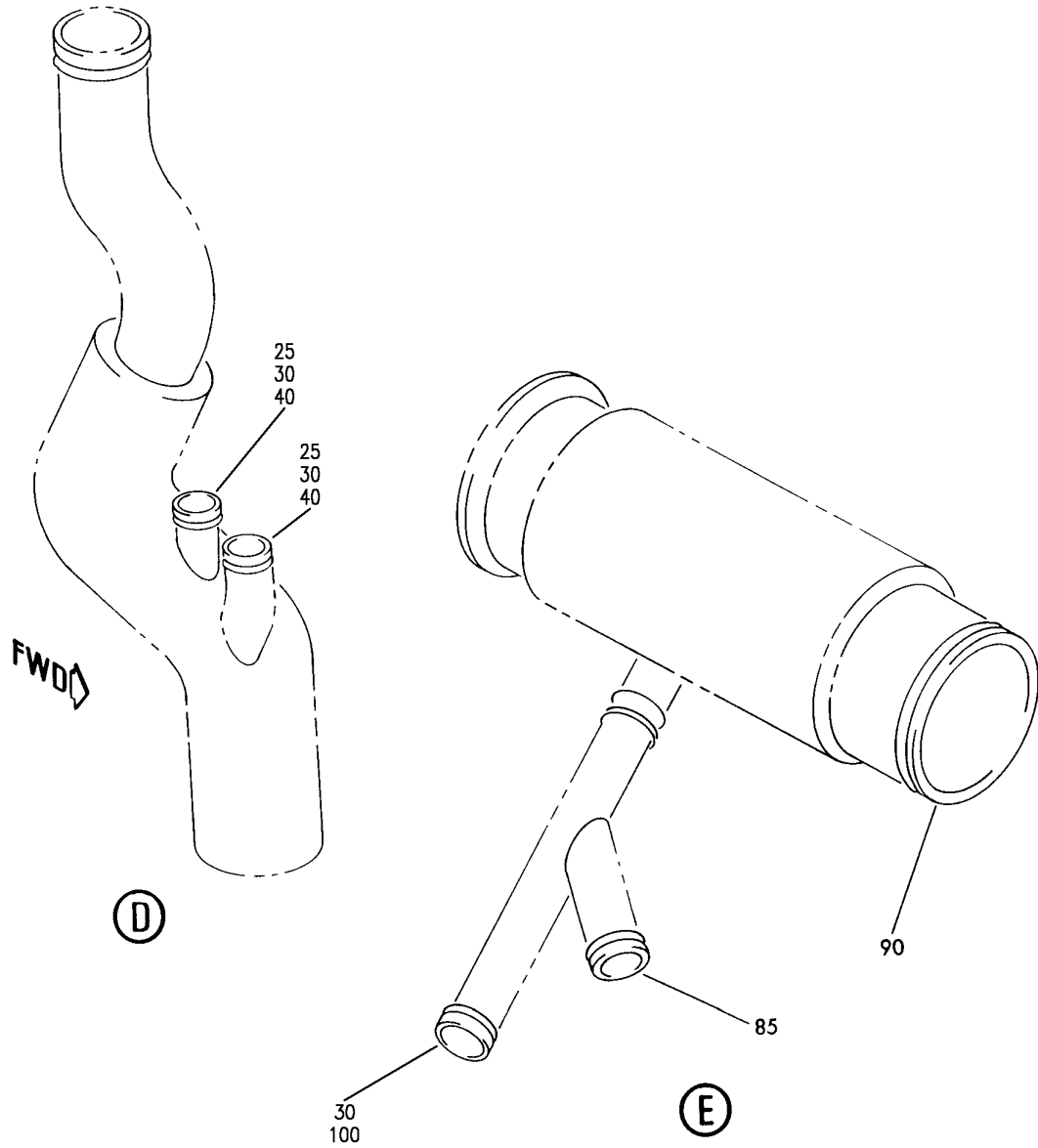
RESTRICTOR INSTL-INSTR PNL COOLING SUPPLY
FIGURE 5 (SHEET 2)

21-58-31-05

HXL
APR 22/09

21-58-31-05
PAGE 0A

BOEING
767
PARTS CATALOG (MAINTENANCE)



V 21583105 SHT 3 REV 338

RESTRICTOR INSTL-INSTR PNL COOLING SUPPLY
FIGURE 5 (SHEET 3)

21-58-31-05

HXL
APR 22/09

21-58-31-05
PAGE 0B



767

PARTS CATALOG (MAINTENANCE)

FIG ITEM	PART NUMBER	1 2 3 4 5 6 7	NOMENCLATURE	EFFECT FROM TO	UNITS PER ASSY
5			RESTRICTOR INSTL-INSTR PNL COOLING SUPPLY		
- 1	217T2013-73		RESTRICTOR INSTL-INSTR PNL COOLING SUPPLY FOR NHA SEE: 21-00-00-01A		RF
15	214T3436-701		.ORIFICE ASSY-		2
20	214T3436-44		.ORIFICE ASSY-		1
40	214T3436-10		.ORIFICE ASSY		4
60	214T3436-209		.ORIFICE ASSY		2
70	214T3436-20		.ORIFICE ASSY		3
75	214T3436-122		.ORIFICE ASSY		1
80	214T3436-14		.ORIFICE ASSY		2
105	214T3436-420		.ORIFICE ASSY-		1
900			ILLUSTRATION REFERENCE: DUCT INSTL-INSTR PNL COOLING SUPPLY 21-58-31-01		RF

ILLUSTRATION ITEMS NOT ON PARTS LIST ARE NOT APPLICABLE

- ITEM NOT ILLUSTRATED

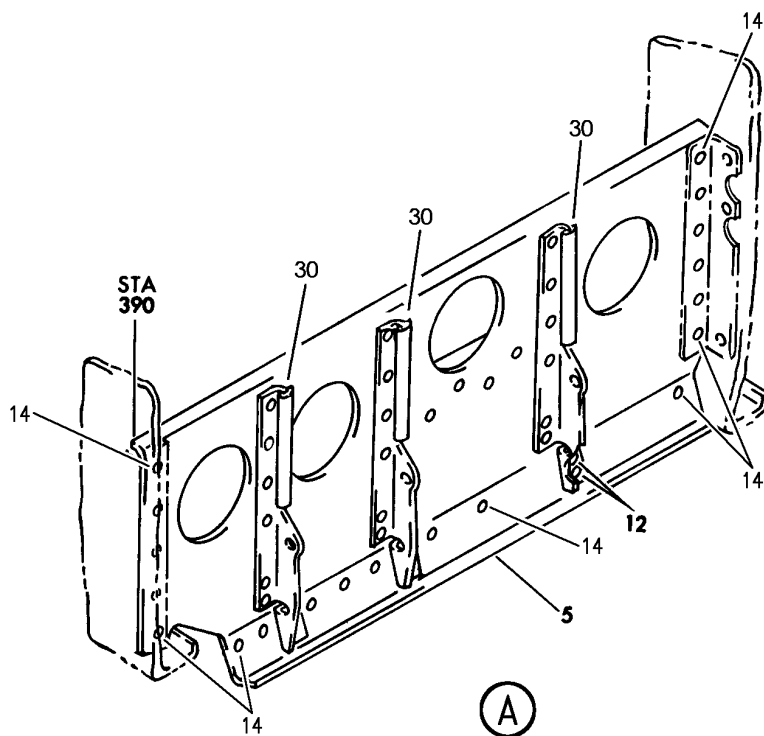
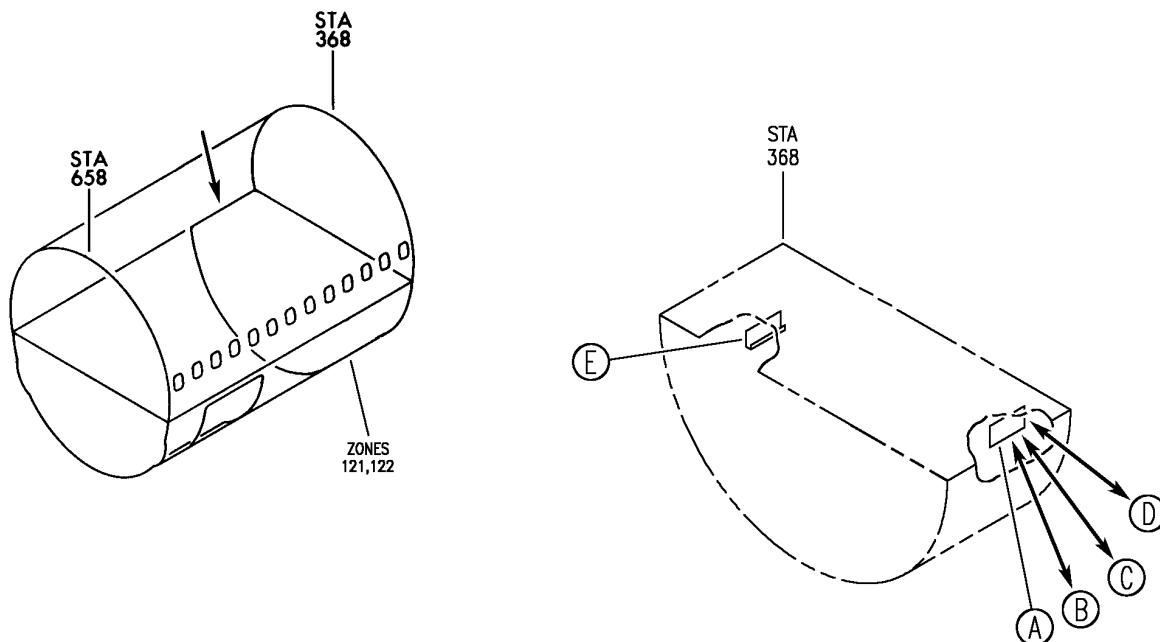
HXL

21-58-31-05

BOEING PROPRIETARY - Copyright © - Unpublished Work - See title page for details.

21-58-31
FIG. 05
PAGE 1
DEC 22/07


BOEING
 767
PARTS CATALOG (MAINTENANCE)



V 21585101 SHT 1 REV 280

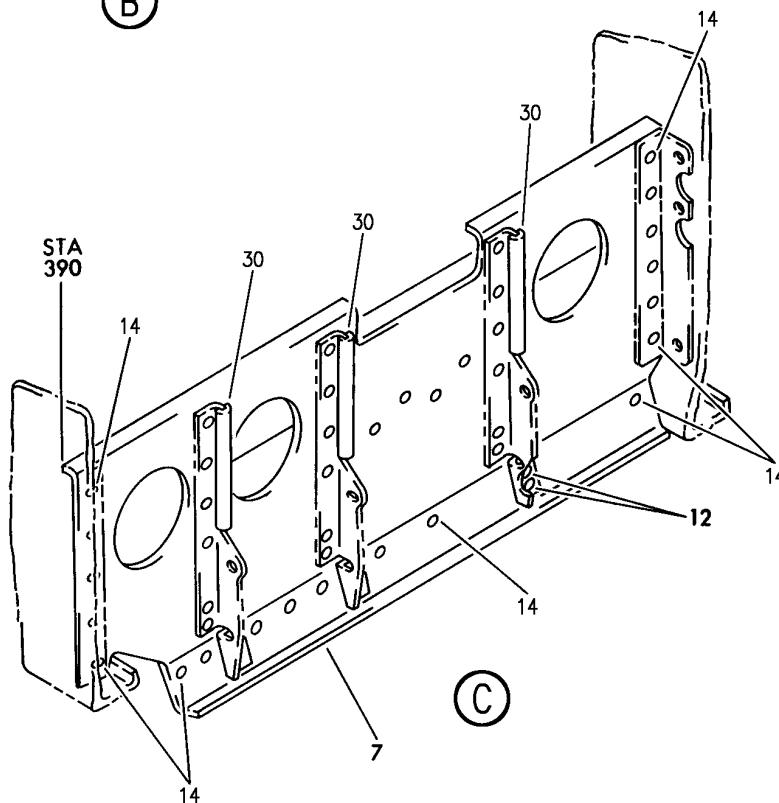
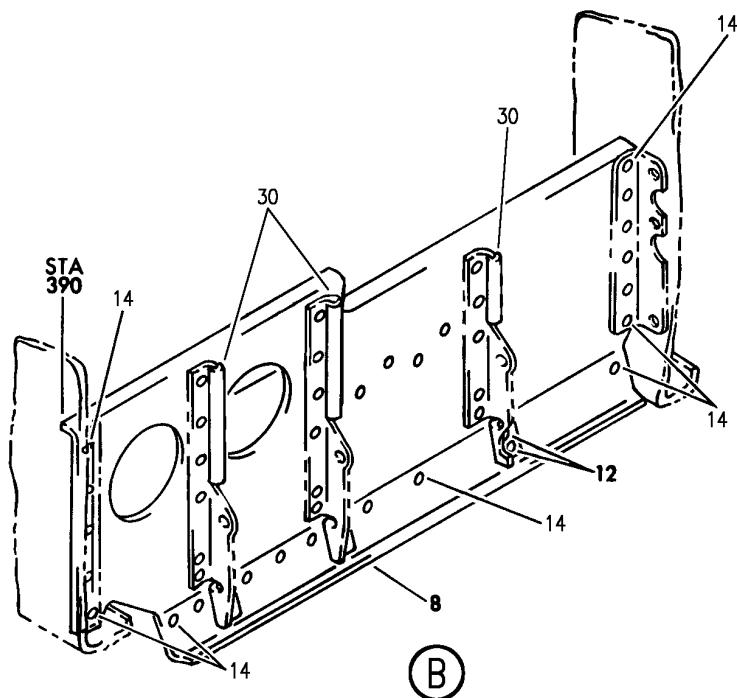
PROVISIONS INSTL-FWD E/E COMPT
 FIGURE 1 (SHEET 1)

21-58-51-01

HXL
DEC 22/06

21-58-51-01
 PAGE 0

BOEING
767
PARTS CATALOG (MAINTENANCE)



V 21585101 SH1 2 REV 280

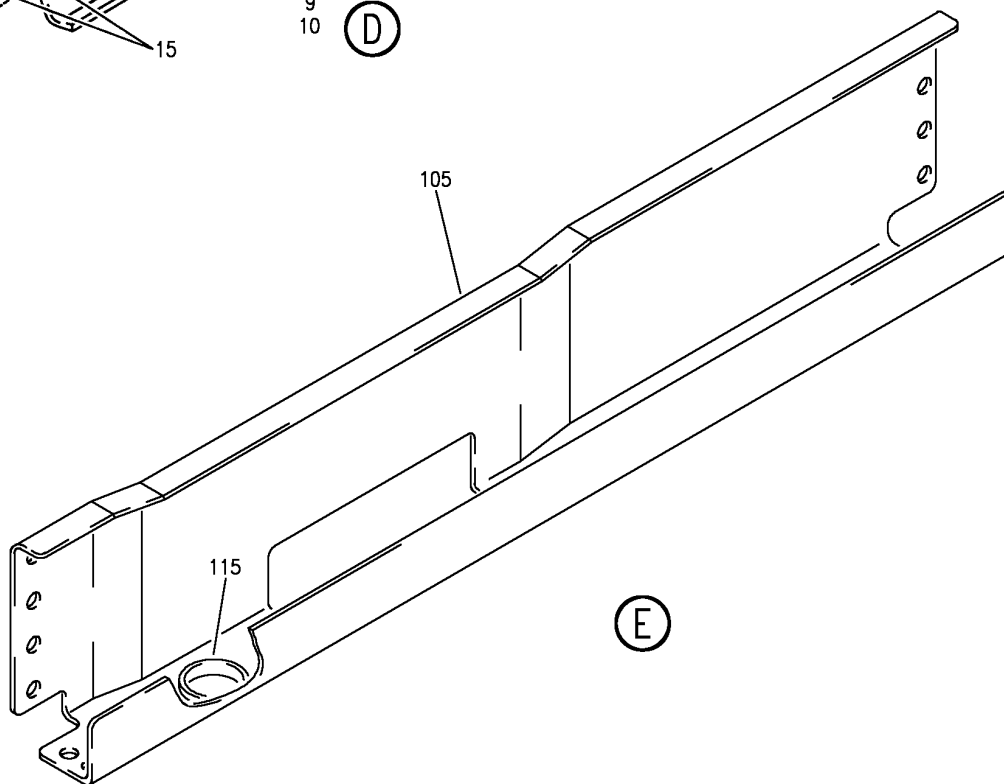
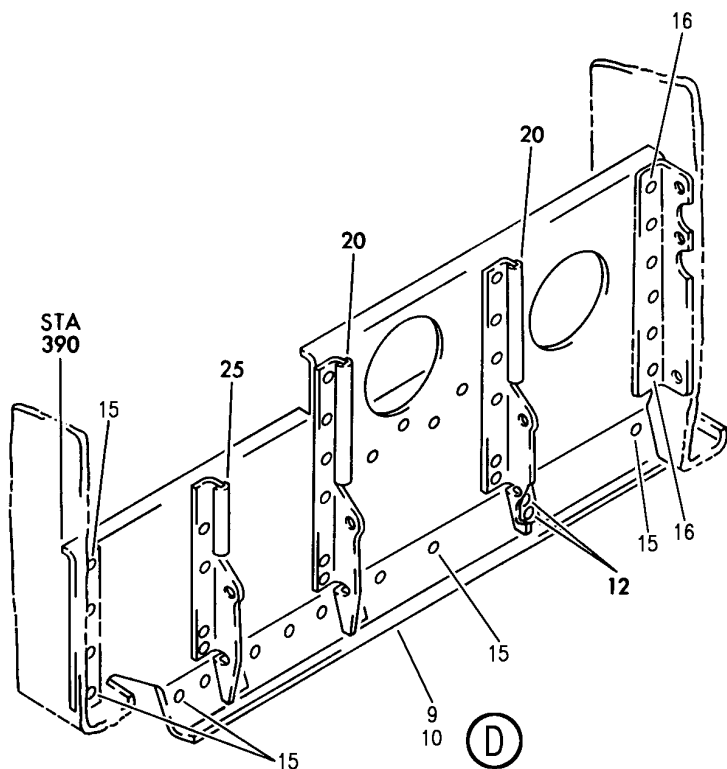
PROVISIONS INSTL-FWD E/E COMPT
FIGURE 1 (SHEET 2)

21-58-51-01

HXL
DEC 22/06

21-58-51-01
PAGE 0A

BOEING
767
PARTS CATALOG (MAINTENANCE)



V 21585101 SHT 3 REV 280

PROVISIONS INSTL-FWD E/E COMPT
FIGURE 1 (SHEET 3)

21-58-51-01

HXL
DEC 22/06

21-58-51-01
PAGE 0B

BOEING
767
PARTS CATALOG (MAINTENANCE)

FIG ITEM	PART NUMBER	1 2 3 4 5 6 7	NOMENCLATURE	EFFECT FROM TO	UNITS PER ASSY
1			PROVISIONS INSTL-FWD E/E COMPT		
- 1	217T1911-5		PROVISIONS INSTL-E/E COMPT AIR EXH POSITION DATA: FWD VARIABLE DRAWING REF: 217T1911-5003 FOR NHA SEE: 53-10-54-01D		RF
5	217T1302-26		.BRACKET ASSY- USED ON: 217T1911-1 217T1911-5 217T1911-16 MODREF47495		1
8	217T1302-58		.BRACKET ASSY- ATTACHING PARTS		1
12	BACR15FT4KE		.RIVET- SIZE DETERMINED ON INSTL. USED ON: 217T1302-26		2
14	BACR15FT5KE		.RIVET- SIZE DETERMINED ON INSTL. -----*-----		19
R R R R R R R	30 BACG20ZA370		..GROMMET- USED ON: 217T1302-54 217T1302-58		3
	30 BACG20ZB000370		..GROMMET- USED ON: 217T1302-26 217T1302-64		3

ILLUSTRATION ITEMS NOT ON PARTS LIST ARE NOT APPLICABLE

- ITEM NOT ILLUSTRATED

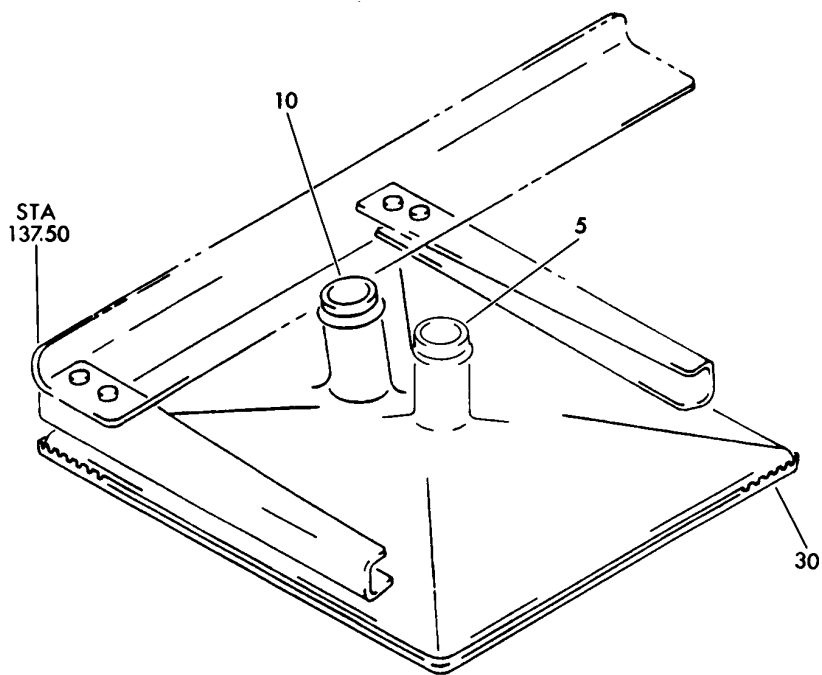
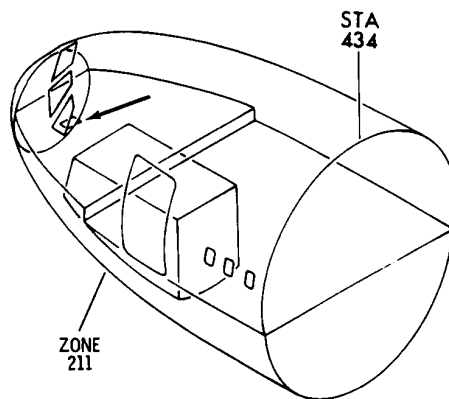
HXL

21-58-51-01

BOEING PROPRIETARY - Copyright © - Unpublished Work - See title page for details.

21-58-51
FIG. 01
PAGE 1
AUG 22/09

BOEING
767
PARTS CATALOG (MAINTENANCE)



V 21585201 REV 164

HOOD INSTL-COOLING
FIGURE 1

21-58-52-01

HXL
DEC 22/06

21-58-52-01
PAGE 0



767

PARTS CATALOG (MAINTENANCE)

FIG ITEM	PART NUMBER	1 2 3 4 5 6 7	NOMENCLATURE	EFFECT FROM TO	UNITS PER ASSY
1			HOOD INSTL-COOLING		
- 1	284T0019-22		HOOD INSTL-COOLING VARIABLE DRAWING REF: 284T0019-5076 FOR NHA SEE: 24-00-58-01Q		RF
10	284T0019-19		.HOOD ASSY-COOLING ATTACHING PARTS		1
- 15	NAS1801-3-5		.SCREW		4
- 20	AN960PD10L		.WASHER		4
- 25	BRC500-8-3		.NUT-		4
			SUPPLIER CODE: V52828 SPECIFICATION NUMBER: BACN10FX21 OPTIONAL PART: F49322-3-21 V15653 SL240-3-1 V97393 130061 V60119 A11330-8-3 V72962 -----*-----		
30	BACG20ZB3808		..GROMMET		1

ILLUSTRATION ITEMS NOT ON PARTS LIST ARE NOT APPLICABLE

- ITEM NOT ILLUSTRATED

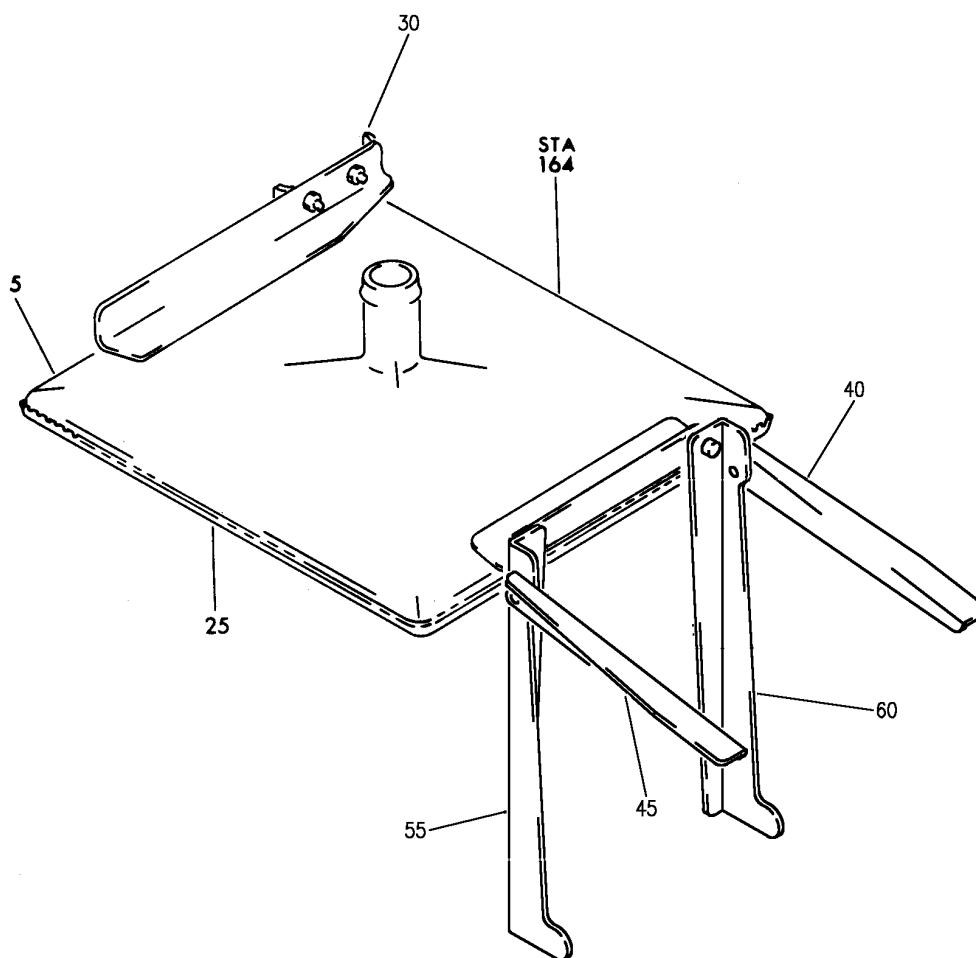
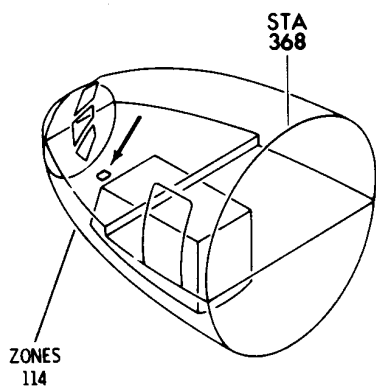
HXL

21-58-52-01

BOEING PROPRIETARY - Copyright © - Unpublished Work - See title page for details.

21-58-52
FIG. 01
PAGE 1
DEC 22/08

BOEING
767
PARTS CATALOG (MAINTENANCE)



V 21585205 REV 252

RADAR INSTL-R WEATHER (AIR CONDITIONING ONLY)
FIGURE 5

21-58-52-05

HXL
DEC 22/06

21-58-52-05
PAGE 0



767

PARTS CATALOG (MAINTENANCE)

FIG ITEM	PART NUMBER	1 2 3 4 5 6 7	NOMENCLATURE	EFFECT FROM TO	UNITS PER ASSY
5			RADAR INSTL-R WEATHER (AIR CONDITIONING ONLY)		
- 1	284T0020-5		RADAR INSTL-R WEATHER (AIR CONDITIONING ONLY) VARIABLE DRAWING REF: 284T0020-5017 284T0020-5041 FOR NHA/OTHER SYS DET SEE: 24-00-58-01Q		RF
	5 284T0020-7		.HOOD ASSY-COOLING ATTACHING PARTS		1
- 10	NAS1801-3-6		.SCREW		4
- 15	AN960PD10L		.WASHER-		4
- 15	AN960JD10L		.WASHER-		4
- 20	BRH10A3		.NUT		4
			SUPPLIER CODE: V52828 SPECIFICATION NUMBER: BACN10JC3 OPTIONAL PART: H10-3BAC V15653 NS202101-02 V80539 RMLH9075-3W V72962 VN303A02 V92215 96-02 V80539 T6S1032J V11815		
	25 BACG20ZB3808		-----*----- . . GROMMET		1

ILLUSTRATION ITEMS NOT ON PARTS LIST ARE NOT APPLICABLE

- ITEM NOT ILLUSTRATED

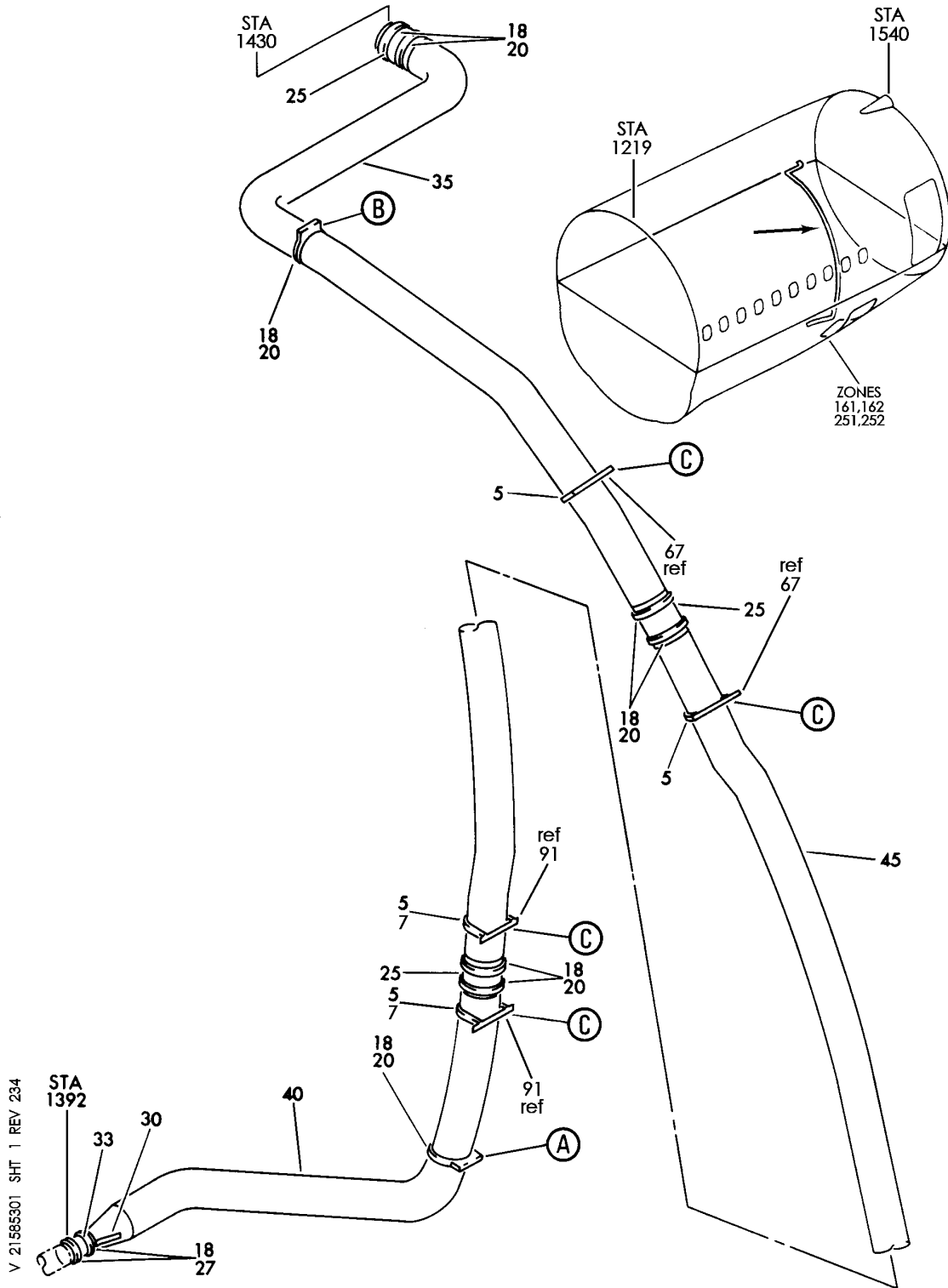
HXL

21-58-52-05

BOEING PROPRIETARY - Copyright © - Unpublished Work - See title page for details.

21-58-52
FIG. 05
PAGE 1
DEC 22/06

BOEING
767
PARTS CATALOG (MAINTENANCE)



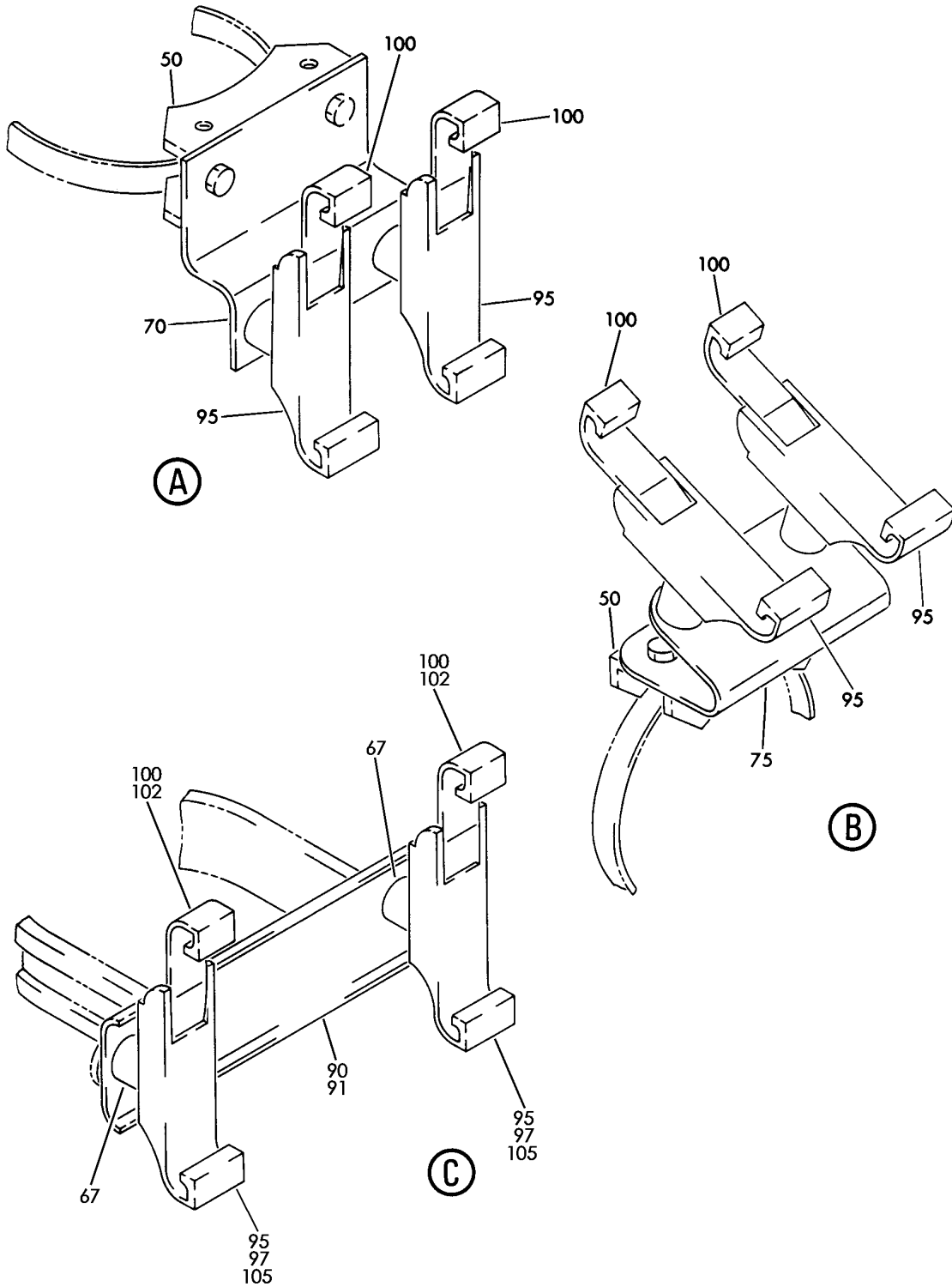
DUCT INSTL-ELEC EQPT COMPT AIR EXH AFT
FIGURE 1 (SHEET 1)

21-58-53-01

HXL
DEC 22/06

21-58-53-01
PAGE 0

BOEING
767
PARTS CATALOG (MAINTENANCE)



V 21585301 SHT 2 REV 234

DUCT INSTL-ELEC EQPT COMPT AIR EXH AFT
FIGURE 1 (SHEET 2)

21-58-53-01

HXL
DEC 22/06

21-58-53-01
PAGE 0A

 **BOEING**
767
PARTS CATALOG (MAINTENANCE)

FIG ITEM	PART NUMBER	1 2 3 4 5 6 7	NOMENCLATURE	EFFECT FROM TO	UNITS PER ASSY
1			DUCT INSTL-ELEC EQPT COMPT AIR EXH AFT		
- 1	217T1060-2		DUCT INSTL-ELEC EQPT COMPT AIR EXH POSITION DATA: AFT FOR NHA SEE: 21-00-00-03A		RF
5	JM44SC17D40		.CLAMP SUPPLIER CODE: V22175 SPECIFICATION NUMBER: BACC10GF40DH OPTIONAL PART: S387DH40 V18076 TA12C34D40 V84971 513D40 V83930		4
- 10	NAS1801-3-6		ATTACHING PARTS .SCREW-		8
- 16	NAS1149D0316H		.WASHER-		12
			-----*-----		
18	PLT4SM		.STRAP- SUPPLIER CODE: V06383 SPECIFICATION NUMBER: BACS38K2 OPTIONAL PART: T05L0 V53421		10
20	NAS1922-0275-1		.CLAMP-		8
25	AS1506-10D23		.HOSE		3
27	NAS1922-0175-1		.CLAMP-		2
30	214T3436-125		.ORIFICE ASSY		1
33	AS1506-07D32		.SLEEVE- OPTIONAL PART: AS1506-07D30		1
35	217T1433-6		.DUCT-		1
40	217T1433-5		.DUCT-		1
45	217T1432-2		.DUCT-		1
50	214T3424-3		.SUPPORT ATTACHING PARTS		2
- 55	NAS1801-3-6		.SCREW-		4
- 56	NAS1801-3-7		.SCREW		2
- 60	NAS1149D0316H		.WASHER-		8
- 62	NAS1149D0332J		.WASHER		2

ILLUSTRATION ITEMS NOT ON PARTS LIST ARE NOT APPLICABLE

- ITEM NOT ILLUSTRATED

HXL

21-58-53-01

BOEING PROPRIETARY - Copyright © - Unpublished Work - See title page for details.

21-58-53
FIG. 01
PAGE 1
DEC 22/07



767

PARTS CATALOG (MAINTENANCE)

FIG ITEM	PART NUMBER	1 2 3 4 5 6 7	NOMENCLATURE	EFFECT FROM TO	UNITS PER ASSY
1					
- 65	BRH10A3		.NUT SUPPLIER CODE: V52828 SPECIFICATION NUMBER: BACN10JC3 OPTIONAL PART: H10-3BAC V15653 NS202101-02 V80539 RMLH9075-3W V72962 VN303A02 V92215 96-02 V80539 T6S1032J V11815 -----*-----		4
70	217T1411-6		.BRACKET		1
75	217T1411-15		.BRACKET- ATTACHING PARTS		1
- 80	NAS1801-3-5		.SCREW-		4
- 85	NAS1149D0316H		.WASHER- -----*-----		4
90	217T1411-8		.BRACKET		4
95	S38J1		.ATTACHMENT- SUPPLIER CODE: V59237 SPECIFICATION NUMBER: BACS38J1 OPTIONAL PART: 30187-2 V26835		12
100	S38J2		.STRAP- SUPPLIER CODE: V59237 SPECIFICATION NUMBER: BACS38J2 OPTIONAL PART: 30187-3 V26835		12

ILLUSTRATION ITEMS NOT ON PARTS LIST ARE NOT APPLICABLE

- ITEM NOT ILLUSTRATED

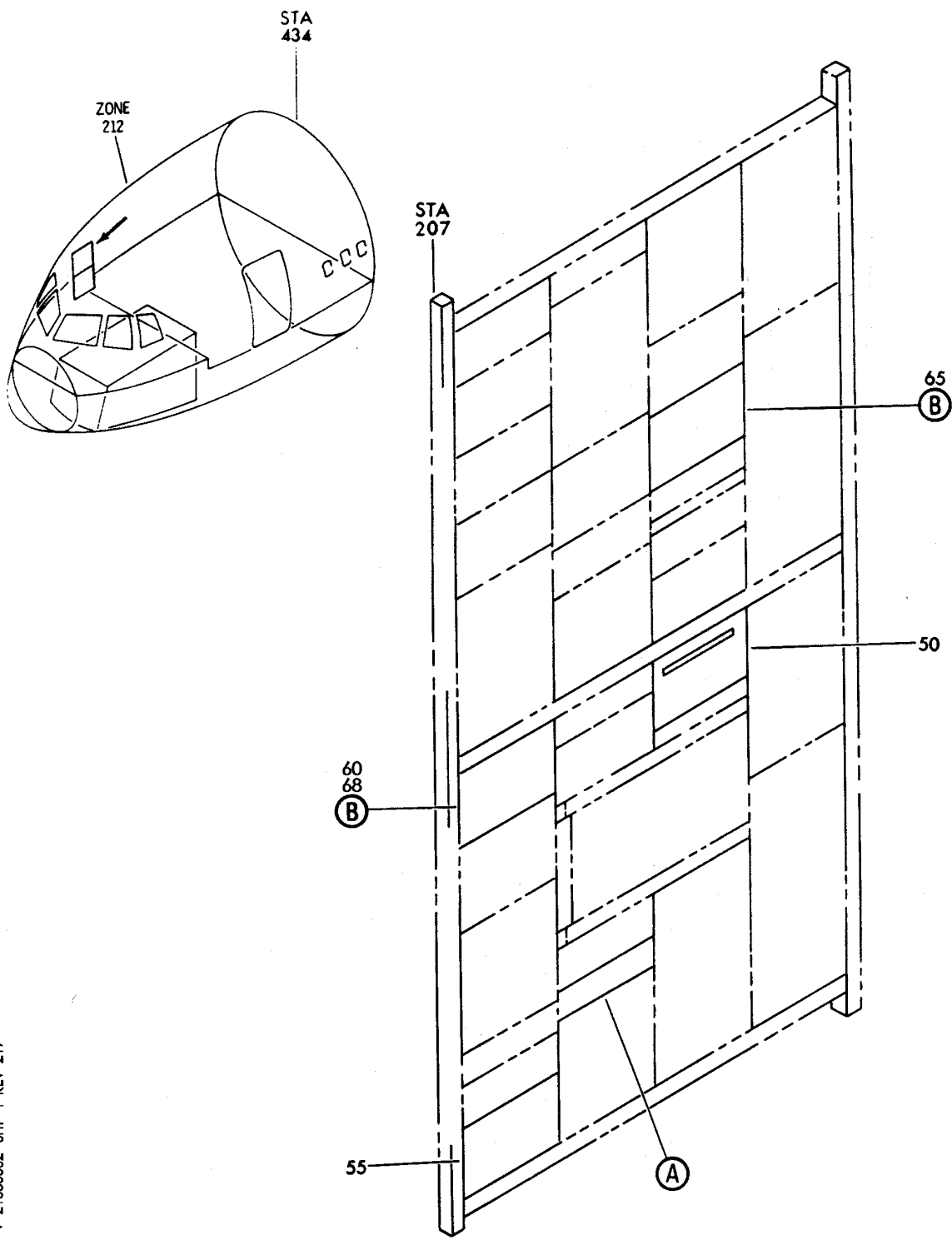
HXL

21-58-53-01

BOEING PROPRIETARY - Copyright © - Unpublished Work - See title page for details.

21-58-53
FIG. 01
PAGE 2
DEC 22/07

BOEING
767
PARTS CATALOG (MAINTENANCE)



V 21585502 SHT 1 REV 219

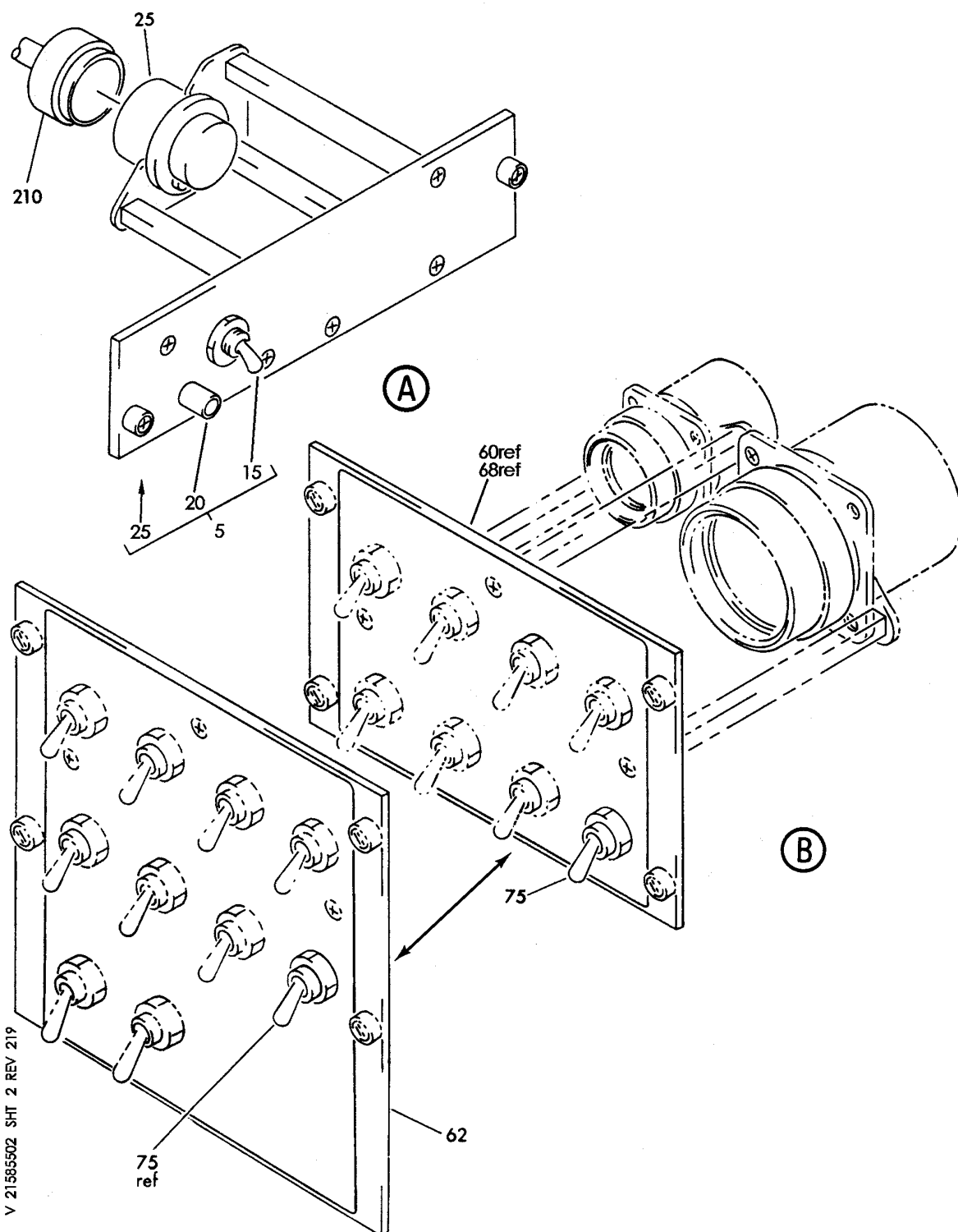
PANEL INSTL-R SIDE (EQUIPMENT COOLING SYSTEM ONLY)
FIGURE 2 (SHEET 1)

21-58-55-02

HXL
DEC 22/06

21-58-55-02
PAGE 0

BOEING
767
PARTS CATALOG (MAINTENANCE)



PANEL INSTL-R SIDE (EQUIPMENT COOLING SYSTEM ONLY)
FIGURE 2 (SHEET 2)

21-58-55-02

HXL
DEC 22/06

21-58-55-02
PAGE 0A



767

PARTS CATALOG (MAINTENANCE)

FIG ITEM	PART NUMBER	1 2 3 4 5 6 7	NOMENCLATURE	EFFECT FROM TO	UNITS PER ASSY
2			PANEL INSTL-R SIDE (EQUIPMENT COOLING SYSTEM ONLY)		
- 1	233T4100-1		PANEL INSTL- (EQUIPMENT COOLING SYSTEM ONLY) POSITION DATA: R SIDE VARIABLE DRAWING REF: 233T4100-5048 FOR NHA/OTHER SYS DET SEE: 25-10-00-03		RF
50	51VM1-3		.PANEL ASSY-COOLING MONITOR SUPPLIER CODE: V02750		1
60	233T4239-26		.PANEL ASSY-MISC TEST SUPPLIER CODE: V89954 ELECTRICAL EQUIP NUMBER: M10398 COMPONENT MAINT MANUAL REF: 33-16-53		RF
75	68AT22-7		..SWITCH- SUPPLIER CODE: V91929		1
- 80	233T4239-27		..WIRE BUNDLE ASSY- SUPPLIER CODE: V89954		1
- 105	60789-2		...PIN-CONTACT SUPPLIER CODE: V00779		52
- 120	640024-1		...PIN-CONTACT SUPPLIER CODE: V00779		12

ILLUSTRATION ITEMS NOT ON PARTS LIST ARE NOT APPLICABLE

- ITEM NOT ILLUSTRATED

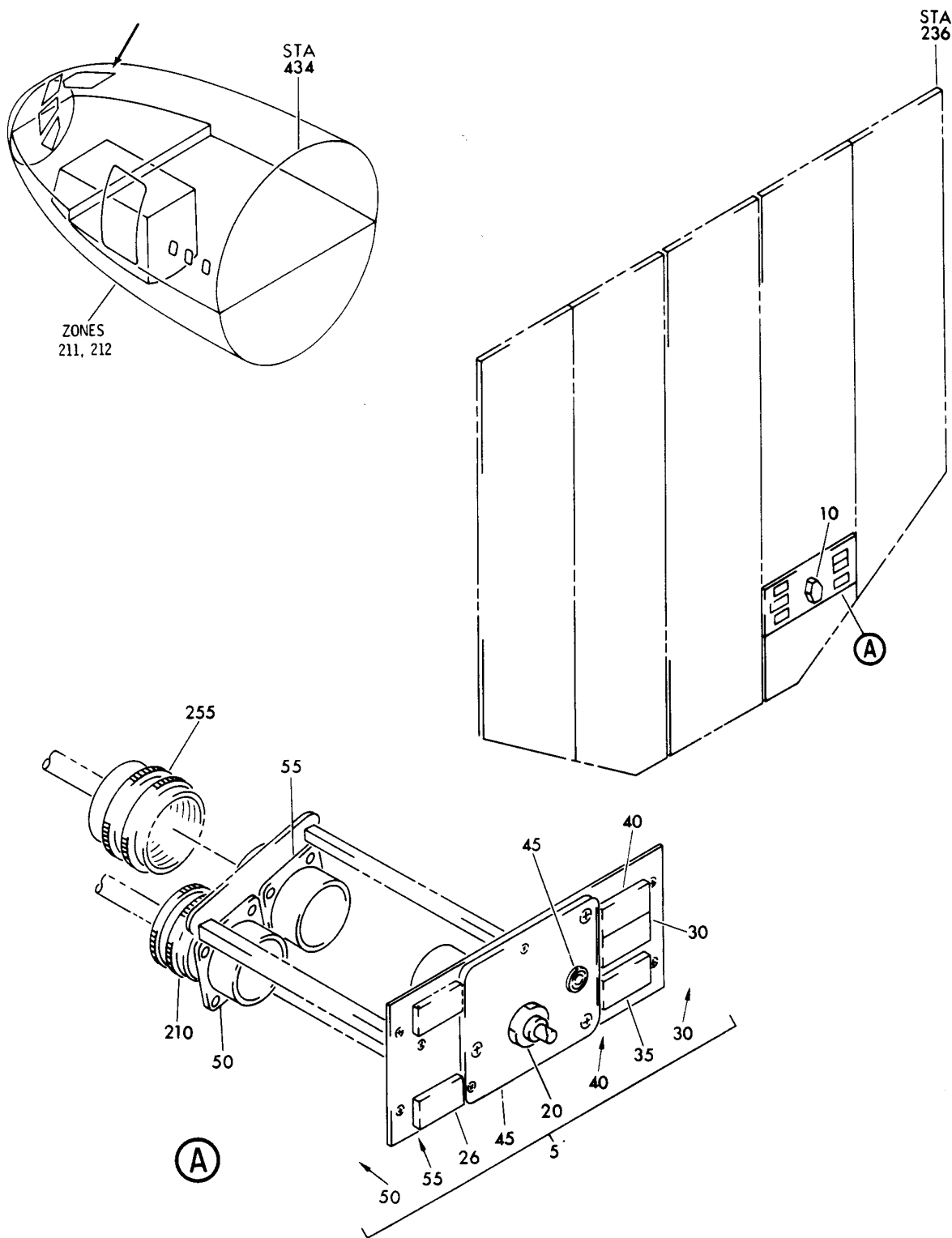
HXL

21-58-55-02

BOEING PROPRIETARY - Copyright © - Unpublished Work - See title page for details.

21-58-55
FIG. 02
PAGE 1
DEC 22/07

BOEING
767
PARTS CATALOG (MAINTENANCE)



V 21585601 SHT 1 REV 048

PANEL INSTL-OVERHEAD (EQUIPMENT COOLING SYSTEM ONLY)
FIGURE 1

21-58-56-01

HXL
DEC 22/06

21-58-56-01
PAGE 0



767

PARTS CATALOG (MAINTENANCE)

FIG ITEM	PART NUMBER	1 2 3 4 5 6 7	NOMENCLATURE	EFFECT FROM TO	UNITS PER ASSY
1			PANEL INSTL-OVERHEAD (EQUIPMENT COOLING SYSTEM ONLY)		
- 1	233T3100-1		PANEL INSTL-OVERHEAD (EQUIPMENT COOLING SYSTEM ONLY)		RF
- 1	233T3100-1		VARIABLE DRAWING REF: 233T3100-5048 PANEL INSTL-OVERHEAD (EQUIPMENT COOLING SYSTEM ONLY)		RF
5	233T3100-364		.PANEL ASSY-EQPT COOLING		RF
10	BP248-110		..KNOB- SUPPLIER CODE: V81590 SPECIFICATION NUMBER: 452-016-9001		1
10	BP248-127		..KNOB- SUPPLIER CODE: V81590		1
- 15	233T3238-8		..PANEL ASSY- SUPPLIER CODE: V89954 ELECTRICAL EQUIP NUMBER: M00017 COMPONENT MAINT MANUAL REF: 21-58-59		RF
- 15	233T3238-15		..PANEL ASSY- SUPPLIER CODE: V89954 ELECTRICAL EQUIP NUMBER: M00017 COMPONENT MAINT MANUAL REF: 21-58-59		RF

ILLUSTRATION ITEMS NOT ON PARTS LIST ARE NOT APPLICABLE

- ITEM NOT ILLUSTRATED

HXL

21-58-56-01

BOEING PROPRIETARY - Copyright © - Unpublished Work - See title page for details.

21-58-56
FIG. 01
PAGE 1
DEC 22/07



767

PARTS CATALOG (MAINTENANCE)

FIG ITEM	PART NUMBER	1 2 3 4 5 6 7	NOMENCLATURE	EFFECT FROM TO	UNITS PER ASSY
1					
- 15	233T3238-16		<p>..PANEL ASSY- SUPPLIER CODE: V89954 MISCELLANEOUS DATA: (THE 233T3238-302 PANEL ASSY IS I/W THE 233T3238-16 PANEL ASSY T/W THE S233T100-1062 LIGHTPLATE AND BP248-172 KNOB) ELECTRICAL EQUIP NUMBER: M00017 COMPONENT MAINT MANUAL REF: 21-58-59</p>		RF
- 15	233T3238-21		<p>..PANEL ASSY- SUPPLIER CODE: V89954 MISCELLANEOUS DATA: THE 233T3238-302 PANEL ASSY IS I/W THE 233T3238-16 OR -22 OR -21 PANEL ASSY T/W THE S233T100-1062 LIGHTPLATE AND BP248-127 KNOB. ELECTRICAL EQUIP NUMBER: M00017 COMPONENT MAINT MANUAL REF: 21-58-59 POST SERVICE BULLETIN: 21-0066</p>		RF
- 15	233T3238-22		<p>..PANEL ASSY- SUPPLIER CODE: V89954 MISCELLANEOUS DATA: THE 233T3238-302 PANEL ASSY IS I/W THE 233T3238-16 OR -21 OR -22 PANEL ASSY T/W THE S233T100-1062 LIGHTPLATE & BP248-127 KNOB. ELECTRICAL EQUIP NUMBER: M00017 COMPONENT MAINT MANUAL REF: 21-58-59</p>		RF

ILLUSTRATION ITEMS NOT ON PARTS LIST ARE NOT APPLICABLE

- ITEM NOT ILLUSTRATED

21-58-56-01

21-58-56
 FIG. 01
 PAGE 2
 APR 22/07

HXL



767

PARTS CATALOG (MAINTENANCE)

FIG ITEM	PART NUMBER	1 2 3 4 5 6 7	NOMENCLATURE	EFFECT FROM TO	UNITS PER ASSY
1	20 AC45-0015-2		...SWITCH-ROTARY SUPPLIER CODE: V91812 OPTIONAL PART: AC45-0015-1 V91812		1
	20 AC45-0015-1		...SWITCH-ROTARY SUPPLIER CODE: V91812 OPTIONAL PART: AC45-0015-2 V91812		1
	26 BCREf6905		...LIGHT ASSY-NO COOLING IND SUPPLIER CODE: V81590 OVERLENGTH PART NUMBER: 434-674-1005-1297 SPECIFICATION NUMBER: S231T300-1297 OPTIONAL PART: BCREf8599 V81590 FOR DETAILS SEE: 33-16-02-02		1
	26 BCREf8599		...LIGHT ASSY-NO COOLING IND SUPPLIER CODE: V81590 OVERLENGTH PART NUMBER: 434-674-1031-2297 SPECIFICATION NUMBER: S231T300-2297 OPTIONAL PART: BCREf6905 V81590 FOR DETAILS SEE: 33-16-02-03		1

ILLUSTRATION ITEMS NOT ON PARTS LIST ARE NOT APPLICABLE

- ITEM NOT ILLUSTRATED

HXL

21-58-56-01

BOEING PROPRIETARY - Copyright © - Unpublished Work - See title page for details.

21-58-56
FIG. 01
PAGE 3
APR 22/07



PARTS CATALOG (MAINTENANCE)

FIG ITEM	PART NUMBER	1 2 3 4 5 6 7	NOMENCLATURE	EFFECT FROM TO	UNITS PER ASSY
1					
30	BCREF6113		...LIGHT ASSY-OVHT IND SUPPLIER CODE: V81590 OVERLENGTH PART NUMBER: 434-674-1005-1086 SPECIFICATION NUMBER: S231T300-1086 OPTIONAL PART: BCREF8540 V81590 FOR DETAILS SEE: 33-16-02-02		1
30	BCREF8540		...LIGHT ASSY-OVHT IND SUPPLIER CODE: V81590 OVERLENGTH PART NUMBER: 434-674-1031-2086 SPECIFICATION NUMBER: S231T300-2086 OPTIONAL PART: BCREF6113 V81590 FOR DETAILS SEE: 33-16-02-03		1
35	BCREF6115		...LIGHT ASSY-SMOKE IND SUPPLIER CODE: V81590 OVERLENGTH PART NUMBER: 434-674-1005-1108 SPECIFICATION NUMBER: S231T300-1108 OPTIONAL PART: BCREF8546 V81590 FOR DETAILS SEE: 33-16-02-02		1
35	BCREF8546		...LIGHT ASSY-SMOKE IND SUPPLIER CODE: V81590 OVERLENGTH PART NUMBER: 434-674-1031-2108 SPECIFICATION NUMBER: S231T300-2108 OPTIONAL PART: BCREF6115 V81590 FOR DETAILS SEE: 33-16-02-03		1

ILLUSTRATION ITEMS NOT ON PARTS LIST ARE NOT APPLICABLE

- ITEM NOT ILLUSTRATED

HXL

21-58-56-01

BOEING PROPRIETARY - Copyright © - Unpublished Work - See title page for details.

21-58-56
 FIG. 01
 PAGE 4
 APR 22/07



767

PARTS CATALOG (MAINTENANCE)

FIG ITEM	PART NUMBER	1 2 3 4 5 6 7	NOMENCLATURE	EFFECT FROM TO	UNITS PER ASSY
1					
40	BCREF6200		...LIGHT ASSY-VALVE IND SUPPLIER CODE: V81590 OVERLENGTH PART NUMBER: 434-674-1005-1115 SPECIFICATION NUMBER: S231T300-1115 OPTIONAL PART: BCREF8486 V81590 FOR DETAILS SEE: 33-16-02-02		1
40	BCREF8486		...LIGHT ASSY-VALVE IND SUPPLIER CODE: V81590 OVERLENGTH PART NUMBER: 434-674-1031-2115 SPECIFICATION NUMBER: S231T300-2115 OPTIONAL PART: BCREF6200 V81590 FOR DETAILS SEE: 33-16-02-03		1
45	800000121-1		...CONNECTOR-PWR SUPPLIER CODE: V05617		1
50	BACC45FN12-12P		...CONNECTOR		1
55	BACC45FN14-15P6		...CONNECTOR- ATTACHING PARTS		1
- 60	NAS1801-04-5		...SCREW-		4
- 65	K19798-04		...NUT SUPPLIER CODE: V15653 SPECIFICATION NUMBER: BACN10NW1 OPTIONAL PART: RMA4812-160-40 V72962 293162 V60119 -----*-----		4
- 70	M39029-1-16-20		...CONTACT		23
- 200	286T0062-300		WIRE BUNDLE ASSY		RF
210	BACC45FT12A12S		.CONNECTOR- ELECTRICAL EQUIP NUMBER: D01328 WIRING DIAGRAM REF: 215811		1
ILLUSTRATION ITEMS NOT ON PARTS LIST ARE NOT APPLICABLE					

- ITEM NOT ILLUSTRATED

21-58-56-01

21-58-56
FIG. 01
PAGE 5
DEC 22/07

HXL



767

PARTS CATALOG (MAINTENANCE)

FIG ITEM	PART NUMBER	1 2 3 4 5 6 7 NOMENCLATURE	EFFECT FROM TO	UNITS PER ASSY
1 - 250 255	286T0066-300 BACC45FT14A15S6	WIRE BUNDLE ASSY .CONNECTOR- ELECTRICAL EQUIP NUMBER: D01366 WIRING DIAGRAM REF: 215811		RF 1

ILLUSTRATION ITEMS NOT ON PARTS LIST ARE NOT APPLICABLE

- ITEM NOT ILLUSTRATED

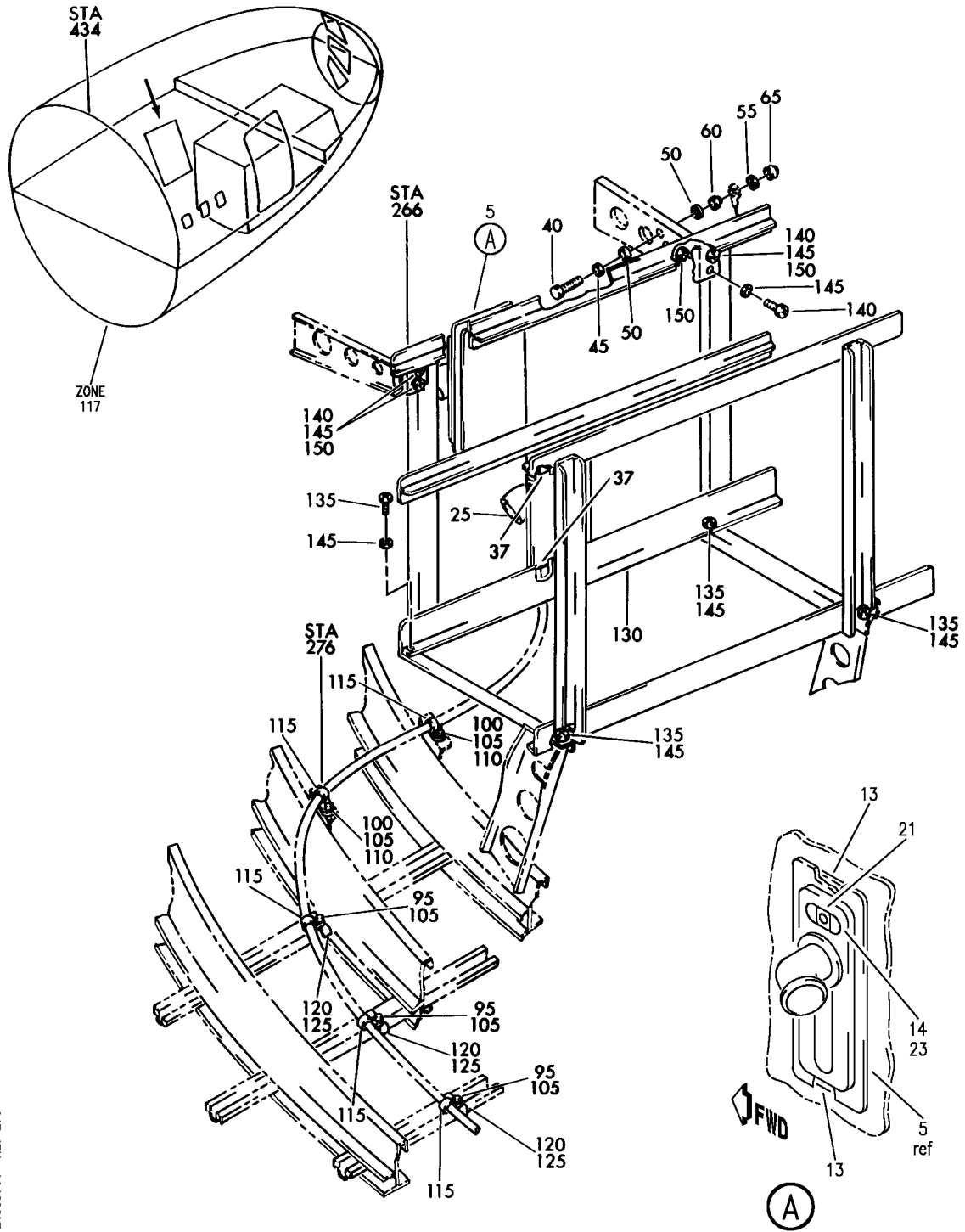
HXL

21-58-56-01

BOEING PROPRIETARY - Copyright © - Unpublished Work - See title page for details.

21-58-56
 FIG. 01
 PAGE 6
 DEC 22/07

BOEING
767
PARTS CATALOG (MAINTENANCE)



V 21585701 REV 276

RACK INSTL-E8
FIGURE 1

21-58-57-01

HXL
DEC 22/06

21-58-57-01
PAGE 0

 **BOEING**
767
PARTS CATALOG (MAINTENANCE)

FIG ITEM	PART NUMBER	1 2 3 4 5 6 7	NOMENCLATURE	EFFECT FROM TO	UNITS PER ASSY
1			RACK INSTL-E8		
- 1	284T0971-1		RACK INSTL-E8 VARIABLE DRAWING REF: 284T0971-5009 284T0971-5011 FOR NHA SEE: 24-00-58-01X		RF
5	284T1028-7		.DUCT ASSY- ATTACHING PARTS		1
- 7	NAS1801-08-7		.SCREW		4
- 9	AN960JD8L		.WASHER		8
- 11	BRH10A08		.NUT		4
			SUPPLIER CODE: V52828 SPECIFICATION NUMBER: BACN10JCO8 OPTIONAL PART: H10-08BAC V15653 NS202101-82 V80539 RMLH9075-82W V72962 VN303A82 V92215 96-82 V80539 T6S832J V11815		
			-----*-----		
13	284T0383-7		..SEAL		2
14	217T1436-2		..RETAINER ASSY ATTACHING PARTS		1
- 15	BACR15BB4A		..RIVET- SIZE DETERMINED ON INSTL.		2
- 15	BACR15GN4BW		..RIVET- SIZE DETERMINED ON INSTL.		2
- 17	NAS42DD4-4FC		..SPACER		2
- 19	NAS620C5		..WASHER		2
			-----*-----		
21	BAC27TEC0160		...DECAL- PLACARD CONTENT: TEST PORT		1
23	217T1435-2		..PLUG-SELF SEALING		1
25	284T1028-8		.DUCT ASSY- ATTACHING PARTS		1
- 30	NAS1801-08-7		.SCREW		4
- 35	AN960JD8L		.WASHER		4
			-----*-----		
ILLUSTRATION ITEMS NOT ON PARTS LIST ARE NOT APPLICABLE					

- ITEM NOT ILLUSTRATED

HXL

21-58-57-01

BOEING PROPRIETARY - Copyright © - Unpublished Work - See title page for details.

21-58-57
FIG. 01
PAGE 1
DEC 22/07



767

PARTS CATALOG (MAINTENANCE)

FIG ITEM	PART NUMBER	1 2 3 4 5 6 7	NOMENCLATURE	EFFECT FROM TO	UNITS PER ASSY
1					
37	284T0383-7	. .	SEAL		2
40	NAS1801-4-12	. SCREW			1
45	MS35338-44	. WASHER			1
50	AN960D416L	. WASHER			2
55	AN960D416	. WASHER			1
60	MS35650-3255	. NUT			1
65	BRH10A4	. NUT			1
			SUPPLIER CODE: V52828		
			SPECIFICATION NUMBER: BACN10JC4		
			OPTIONAL PART: T6S428J		
			V11815		
			96-048		
			V80539		
			VN303A048		
			V92215		
			RMLH9075-4W		
			V72962		
			NS202101-048		
			V80539		
			H10-4BAC		
			V15653		
95	NAS1801-3-6	. SCREW			3
100	NAS1801-3-12	. SCREW			2
105	AN960PD10L	. WASHER			5
110	BRH10A3	. NUT			2
			SUPPLIER CODE: V52828		
			SPECIFICATION NUMBER: BACN10JC3		
			OPTIONAL PART: H10-3BAC		
			V15653		
			NS202101-02		
			V80539		
			RMLH9075-3W		
			V72962		
			VN303A02		
			V92215		
			96-02		
			V80539		
			T6S1032J		
			V11815		
115	BACC10DK16	. CLAMP			5
120	69-64155-1	. SUPPORT			3
125	69-64155-2	. SUPPORT			3

ILLUSTRATION ITEMS NOT ON PARTS LIST ARE NOT APPLICABLE

- ITEM NOT ILLUSTRATED

HXL

21-58-57-01

BOEING PROPRIETARY - Copyright © - Unpublished Work - See title page for details.

21-58-57
FIG. 01
PAGE 2
DEC 22/07

BOEING
767
PARTS CATALOG (MAINTENANCE)

FIG ITEM	PART NUMBER	1 2 3 4 5 6 7	NOMENCLATURE	EFFECT FROM TO	UNITS PER ASSY
1					
130	284T1067-7		.RACK ASSY-MAIN FUNCTIONAL REFERENCE: AIRBORNE AUXILIARY POWER FOR DETAILS SEE 49-71-51-01 49-73-51-01 EQUIPMENT/FURNISHINGS FOR DETAILS SEE 25-71-41-01 PLACARDS AND MARKINGS FOR DETAILS SEE 11-36-52-01	163999	1
130	284T1067-15		.RACK ASSY-MAIN FUNCTIONAL REFERENCE: AIRBORNE AUXILIARY POWER FOR DETAILS SEE 49-71-51-01 49-73-51-01 EQUIPMENT/FURNISHINGS FOR DETAILS SEE 25-71-41-01 PLACARDS AND MARKINGS FOR DETAILS SEE 11-36-52-01 ATTACHING PARTS	155162	1
135	NAS1801-3-7		.SCREW		4
140	NAS1801-3-8		.SCREW		4
145	AN960KD10L		.WASHER		8
150	BRH10A3		.NUT SUPPLIER CODE: V52828 SPECIFICATION NUMBER: BACN10JC3 OPTIONAL PART: H10-3BAC V15653 NS202101-02 V80539 RMLH9075-3W V72962 VN303A02 V92215 96-02 V80539 T6S1032J V11815 -----*-----		4
ILLUSTRATION ITEMS NOT ON PARTS LIST ARE NOT APPLICABLE					

— ITEM NOT ILLUSTRATED

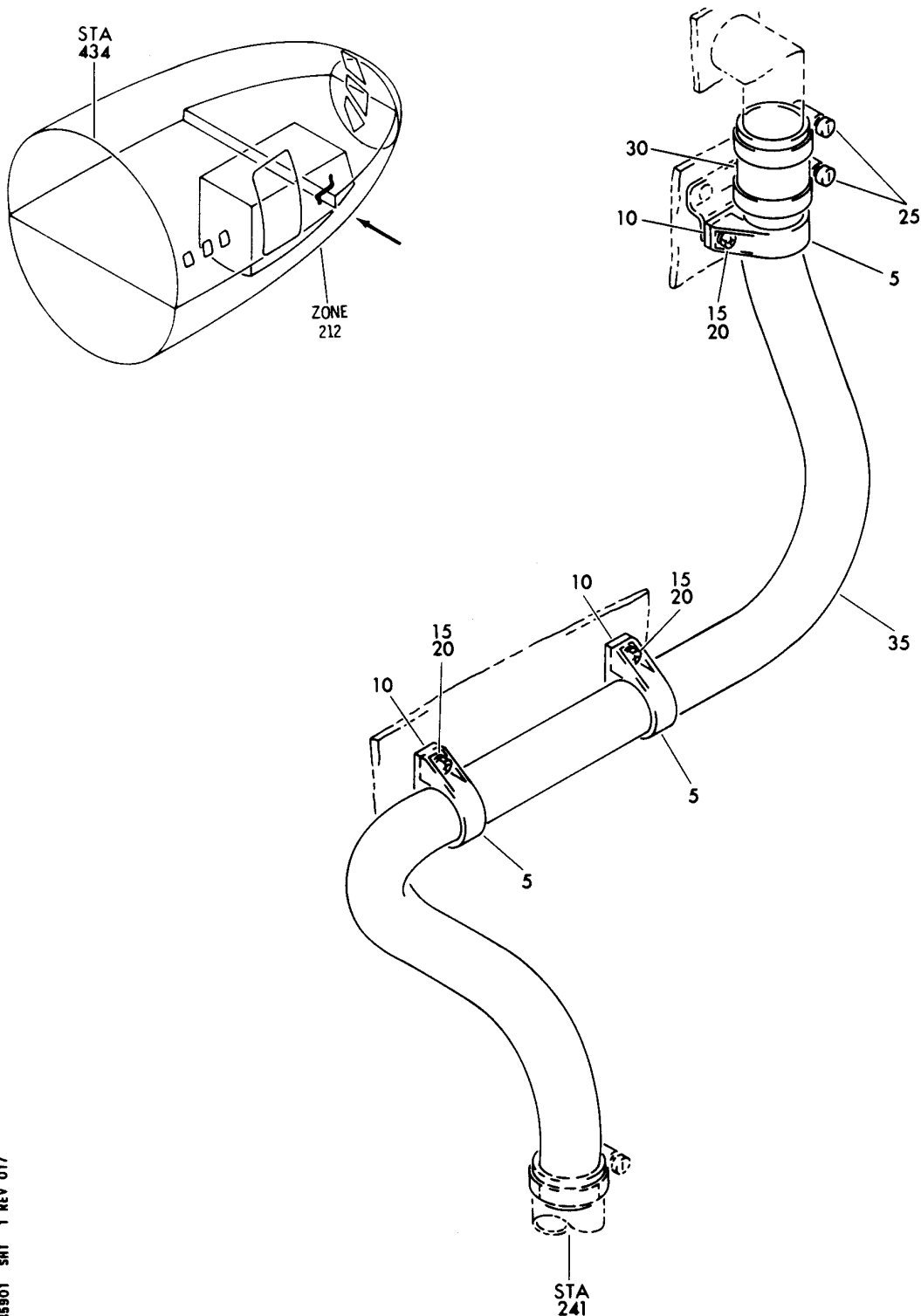
HXL

21-58-57-01

BOEING PROPRIETARY - Copyright © - Unpublished Work - See title page for details.

21-58-57
FIG. 01
PAGE 3
DEC 22/07

BOEING
767
PARTS CATALOG (MAINTENANCE)



V 21585901 SHT 1 REV 017

PANEL INSTL-MAIN PWR DISTR P6 (AIR CONDITIONING ONLY)

FIGURE 1

21-58-59-01

HXL
DEC 22/06

21-58-59-01
PAGE 0



767

PARTS CATALOG (MAINTENANCE)

FIG ITEM	PART NUMBER	1 2 3 4 5 6 7	NOMENCLATURE	EFFECT FROM TO	UNITS PER ASSY
1			PANEL INSTL-MAIN PWR DISTR P6 (AIR CONDITIONING ONLY)		
- 1	284T0996-1		PANEL INSTL-MAIN PWR DISTR P6 (AIR CONDITIONING ONLY) VARIABLE DRAWING REF: 284T0996-5132 FOR NHA/OTHER SYS DET SEE: 24-00-58-01T	163163	RF
- 1	284T0996-1		PANEL INSTL-MAIN PWR DISTR P6 (AIR CONDITIONING ONLY) VARIABLE DRAWING REF: 284T0996-5172 284T0996-5181 FOR NHA/OTHER SYS DET SEE: 24-00-58-01T	155162 164999	RF
5	BACC10EW28A		.CLAMP STRAP-		3
10	BACC10EW28B		.CLAMP SADDLE- ATTACHING PARTS		3
15	NAS1801-3-11		.SCREW		6
20	AN960D10L		.WASHER		6
			-----*-----		
25	NAS1922-0175-1		.CLAMP		2
30	AS1506-07D22		.HOSE		1
35	284T1079-1		.DUCT ASSY-		1

ILLUSTRATION ITEMS NOT ON PARTS LIST ARE NOT APPLICABLE

- ITEM NOT ILLUSTRATED

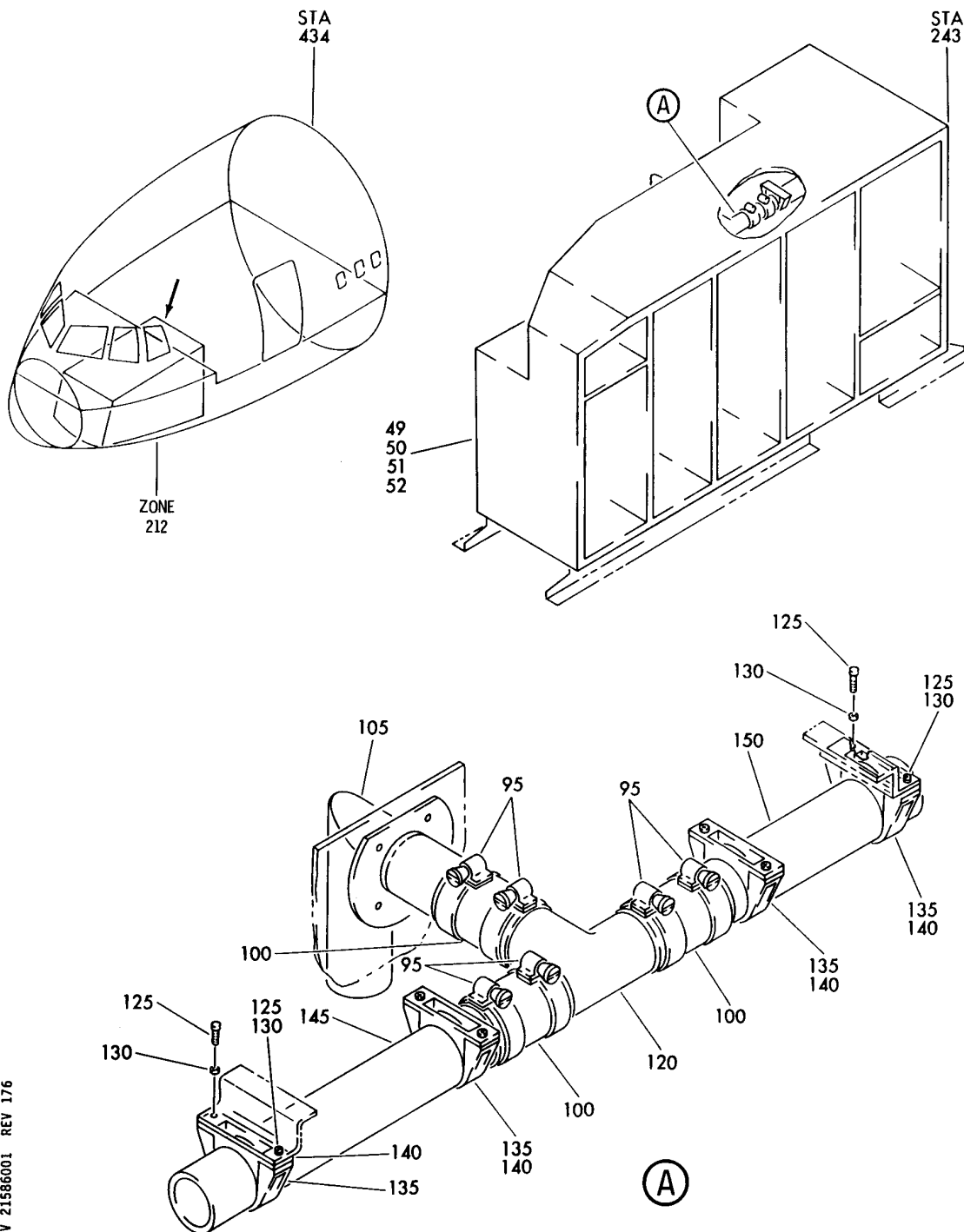
HXL

21-58-59-01

BOEING PROPRIETARY - Copyright © - Unpublished Work - See title page for details.

21-58-59
FIG. 01
PAGE 1
DEC 22/07

BOEING
767
PARTS CATALOG (MAINTENANCE)



V 21586001 REV 176

EQUIPMENT ASSY-MAIN PWR DISTR P6 PNL (AIR CONDITIONING ONLY)
FIGURE 1

21-58-60-01

HXL
DEC 22/06

21-58-60-01
PAGE 0

BOEING
767
PARTS CATALOG (MAINTENANCE)

FIG ITEM	PART NUMBER	1 2 3 4 5 6 7	NOMENCLATURE	EFFECT FROM TO	UNITS PER ASSY
1			EQUIPMENT ASSY-MAIN PWR DISTR P6 PNL (AIR CONDITIONING ONLY)		
- 11	284T0997-147		EQUIPMENT ASSY-MAIN PWR DISTR P6 PNL (AIR CONDITIONING ONLY) FOR NHA/OTHER SYS DET SEE: 25-10-53-01	163163	RF
- 13	284T0997-175		EQUIPMENT ASSY-MAIN PWR DISTR P6 PNL (AIR CONDITIONING ONLY) FOR NHA/OTHER SYS DET SEE: 25-10-53-01	155162	RF
- 13	284T0997-184		EQUIPMENT ASSY-MAIN PWR DISTR P6 PNL (AIR CONDITIONING ONLY) FOR NHA/OTHER SYS DET SEE: 25-10-53-01	164999	RF
51	284T1039-38		.BOX ASSY-		RF
95	NAS1922-0175-1		..CLAMP		6
100	AS1506-07D30		..HOSE		3
105	284T1046-10		..DUCT ASSY		1
			ATTACHING PARTS		
- 110	NAS1801-3-8		..SCREW		4
- 115	AN960PD10L		..WASHER		4
			-----*-----		
120	284T1046-7		..DUCT ASSY		1
125	NAS1801-3-11		..SCREW		8
130	AN960PD10L		..WASHER		8
135	BACC10EW28A		..CLAMP STRAP		4
140	BACC10EW28B		..CLAMP SADDLE		4
145	284T1046-1		..DUCT ASSY		1
150	284T1046-4		.DUCT ASSY		1

ILLUSTRATION ITEMS NOT ON PARTS LIST ARE NOT APPLICABLE

- ITEM NOT ILLUSTRATED

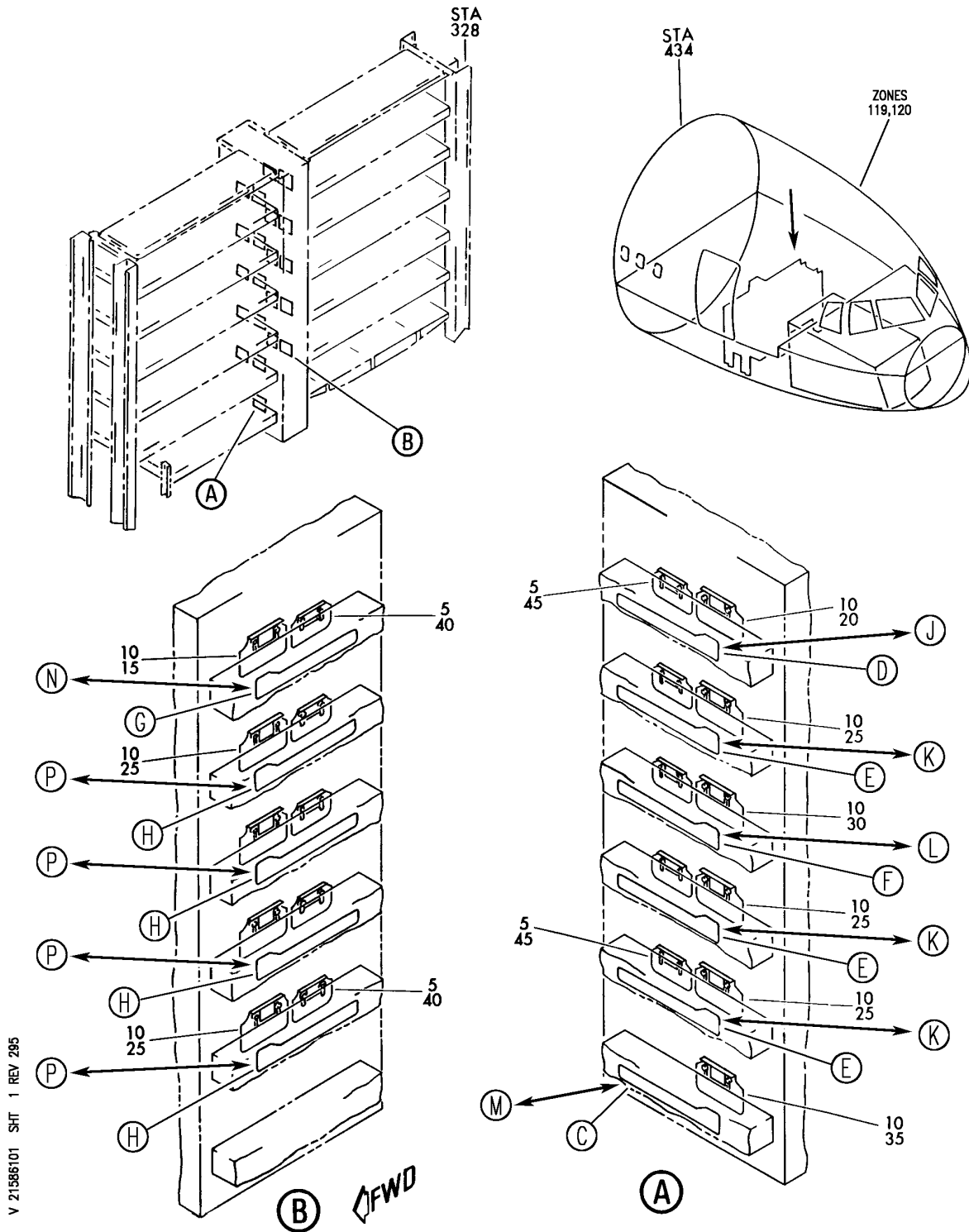
HXL

21-58-60-01

BOEING PROPRIETARY - Copyright © - Unpublished Work - See title page for details.

21-58-60
FIG. 01
PAGE 1
DEC 22/07

BOEING
767
PARTS CATALOG (MAINTENANCE)



V 21586101 SHT 1 REV 295

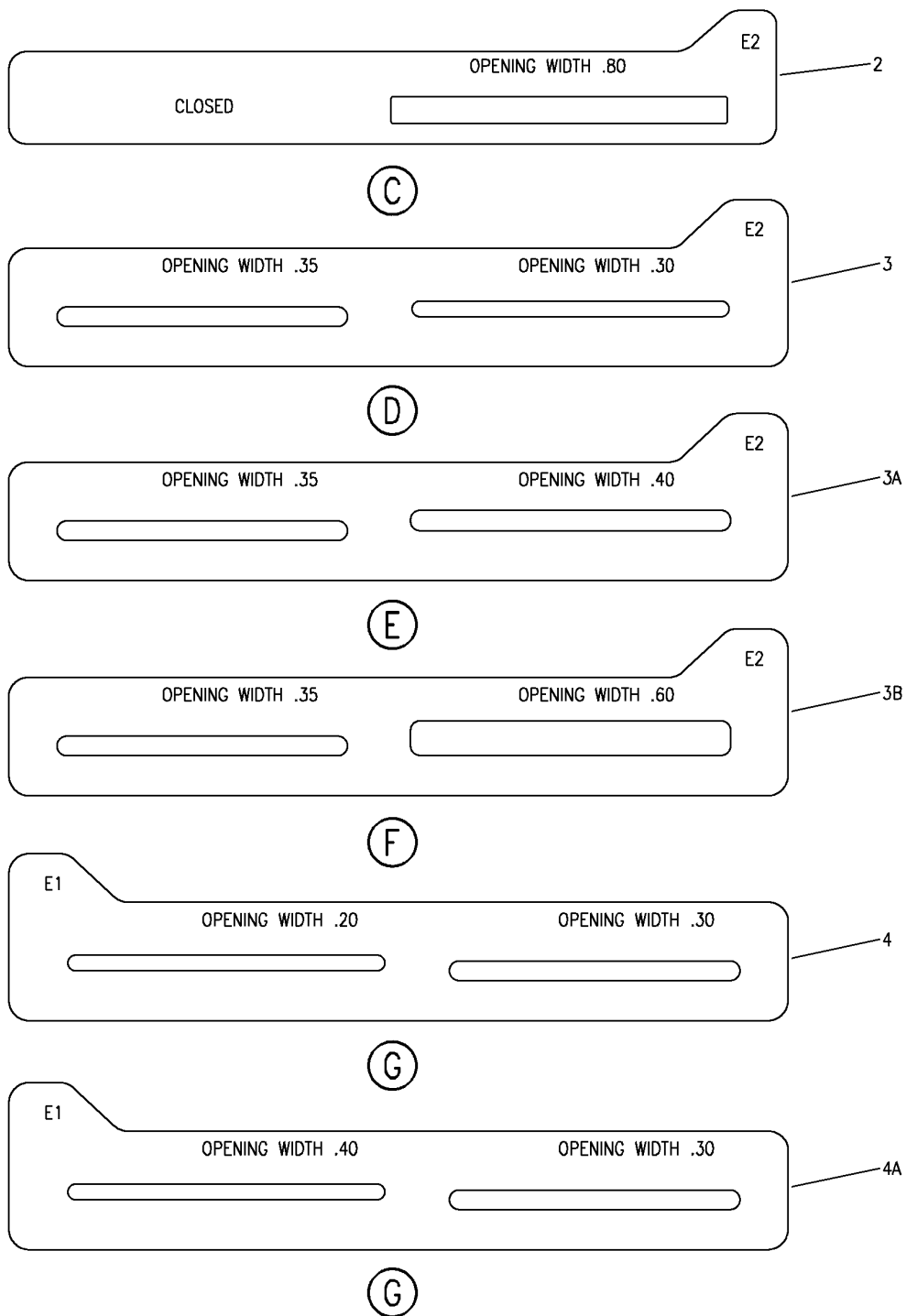
VALVE INSTL-ELECTRONIC EQPT CTR E1/E2 RACK
FIGURE 1 (SHEET 1)

21-58-61-01

HXL
DEC 22/06

21-58-61-01
PAGE 0

BOEING
767
PARTS CATALOG (MAINTENANCE)



V 21586101 SHT 2 REV 295

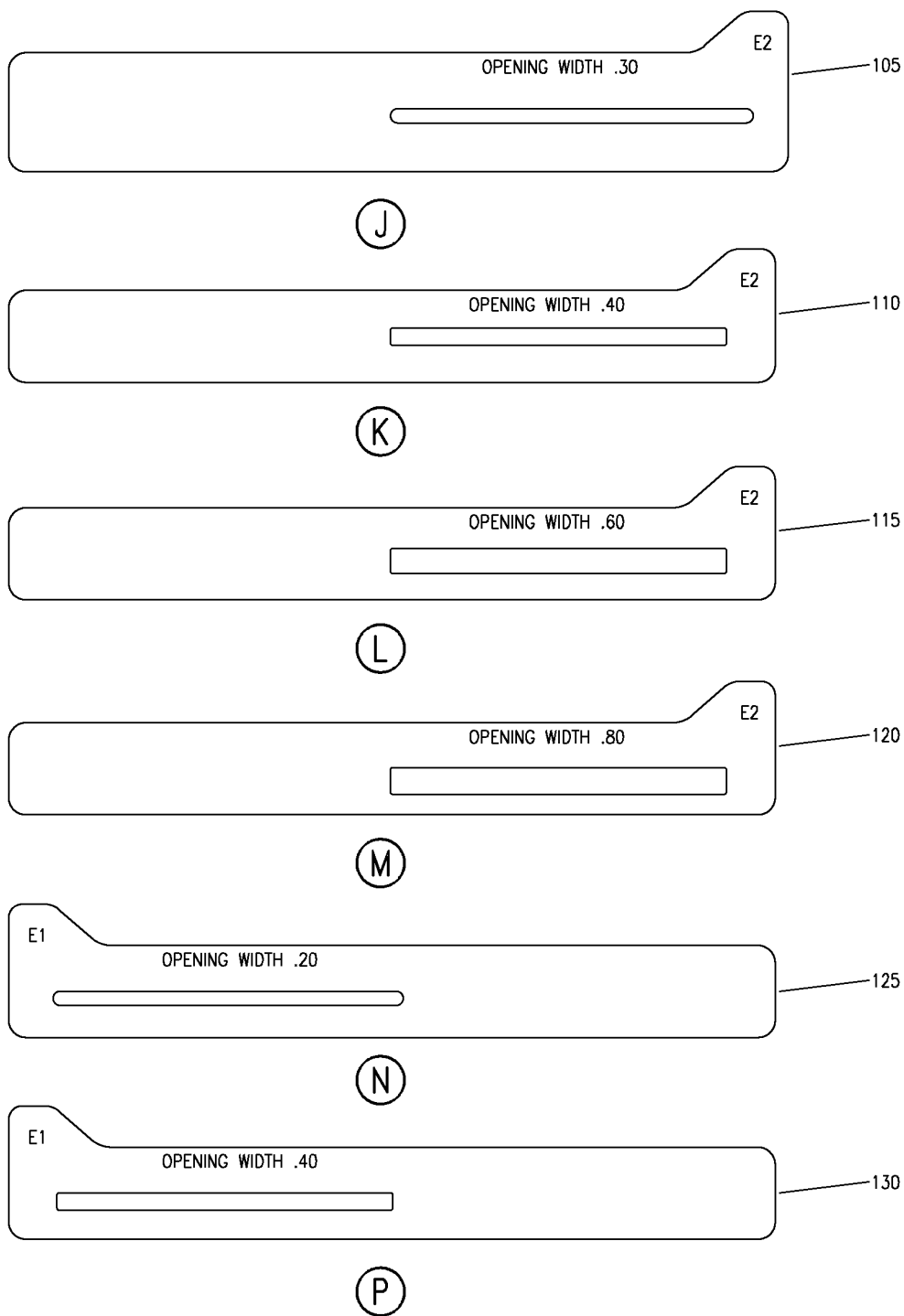
VALVE INSTL-ELECTRONIC EQPT CTR E1/E2 RACK
FIGURE 1 (SHEET 2)

21-58-61-01

HXL
DEC 22/06

21-58-61-01
PAGE 0A

BOEING
767
PARTS CATALOG (MAINTENANCE)



V 21586101 SHT 3 REV 295

VALVE INSTL-ELECTRONIC EQPT CTR E1/E2 RACK
FIGURE 1 (SHEET 3)

21-58-61-01

HXL
DEC 22/06

21-58-61-01
PAGE 0B



767

PARTS CATALOG (MAINTENANCE)

FIG ITEM	PART NUMBER	1 2 3 4 5 6 7	NOMENCLATURE	EFFECT FROM TO	UNITS PER ASSY
1			VALVE INSTL-ELECTRONIC EQPT CTR E1/E2 RACK		
- 1	284T0645-1		VALVE INSTL-ELECTRONIC EQPT CTR E1/E2 RACK VARIABLE DRAWING REF: 284T0645-5004 FOR NHA SEE: 24-00-58-01X		RF
2	BAC27TEX3587		.MARKER-		1
3	BAC27TEX3581		.MARKER		1
3A	BAC27TEX3582		.MARKER		3
3B	BAC27TEX3583		.MARKER		1
4	BAC27TEX3585		.MARKER		1
4A	BAC27TEX3586		.MARKER		4
ILLUSTRATION ITEMS NOT ON PARTS LIST ARE NOT APPLICABLE					

- ITEM NOT ILLUSTRATED

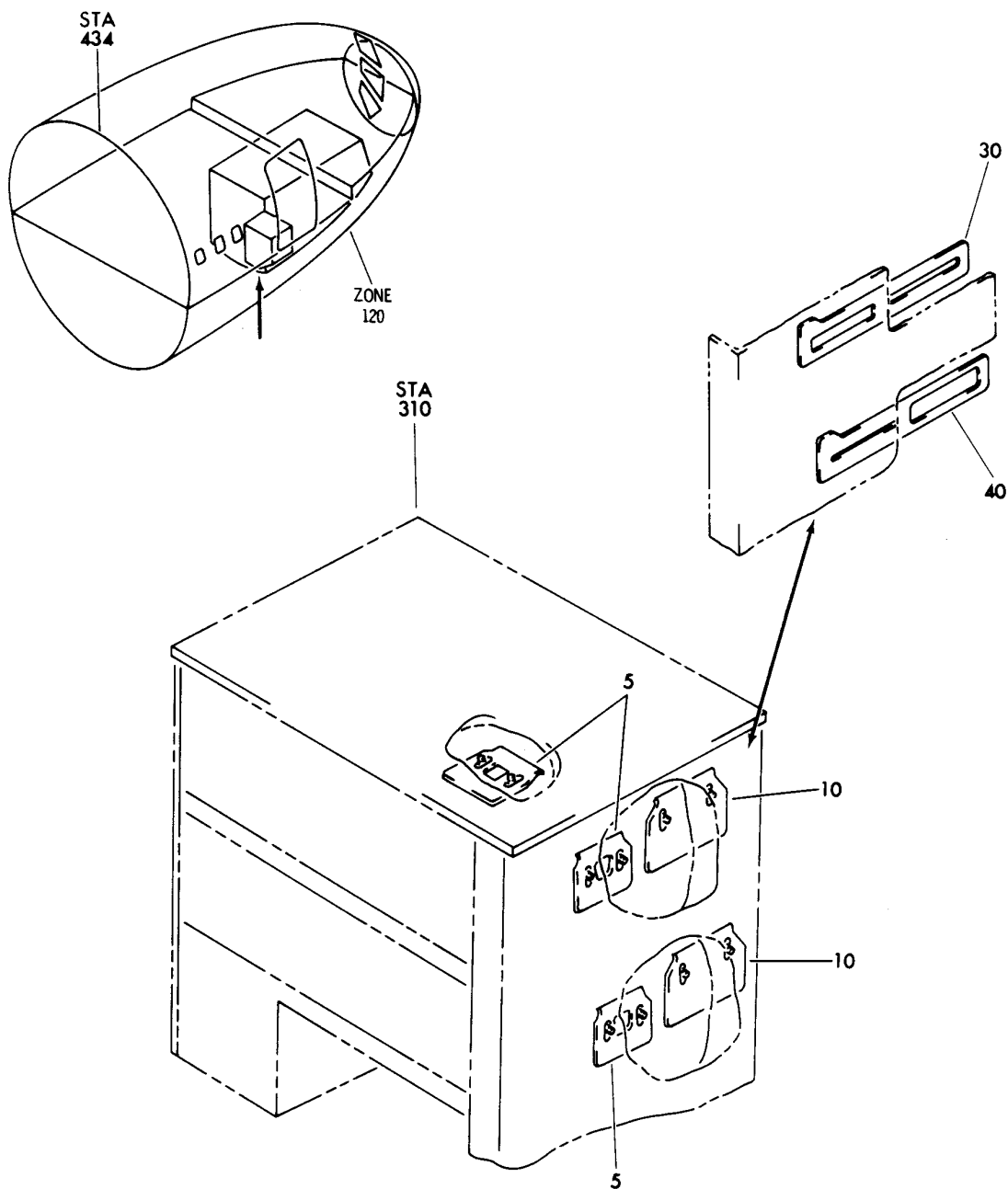
HXL

21-58-61-01

BOEING PROPRIETARY - Copyright © - Unpublished Work - See title page for details.

21-58-61
FIG. 01
PAGE 1
DEC 22/07

BOEING
767
PARTS CATALOG (MAINTENANCE)



V 21586201 SHT 1 REV 047

VALVE INSTL-ELECTRONIC EQPT CTR E3 RACK
FIGURE 1

21-58-62-01

HXL
DEC 22/06

21-58-62-01
PAGE 0



767

PARTS CATALOG (MAINTENANCE)

FIG ITEM	PART NUMBER	1 2 3 4 5 6 7	NOMENCLATURE	EFFECT FROM TO	UNITS PER ASSY
1			VALVE INSTL-ELECTRONIC EQPT CTR E3 RACK		
- 1	284T0795-1		VALVE INSTL-ELECTRONIC EQPT CTR E3 RACK VARIABLE DRAWING REF: 284T0795-5002 FOR NHA SEE: 24-00-58-01M		RF
30	BAC27TEX3574		.NAMEPLATE-ORIFICE		1
40	BAC27TEX3575		.NAMEPLATE-ORIFICE		1
ILLUSTRATION ITEMS NOT ON PARTS LIST ARE NOT APPLICABLE					

- ITEM NOT ILLUSTRATED

HXL

21-58-62-01

BOEING PROPRIETARY - Copyright © - Unpublished Work - See title page for details.

21-58-62
FIG. 01
PAGE 1
DEC 22/06