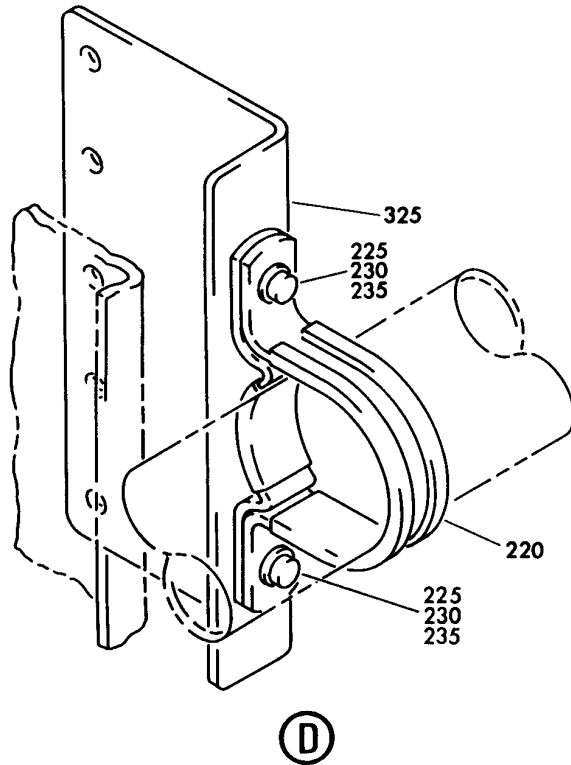
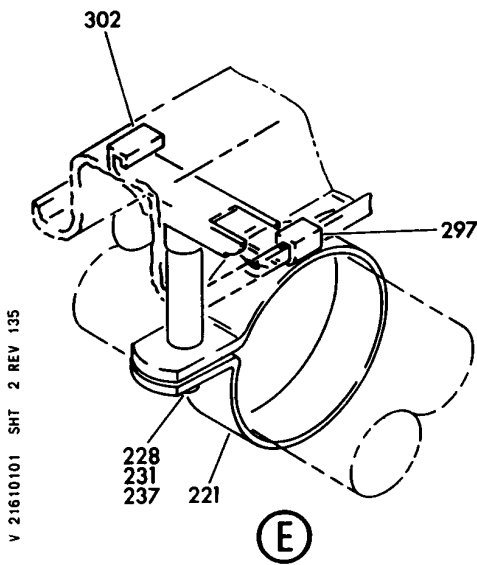
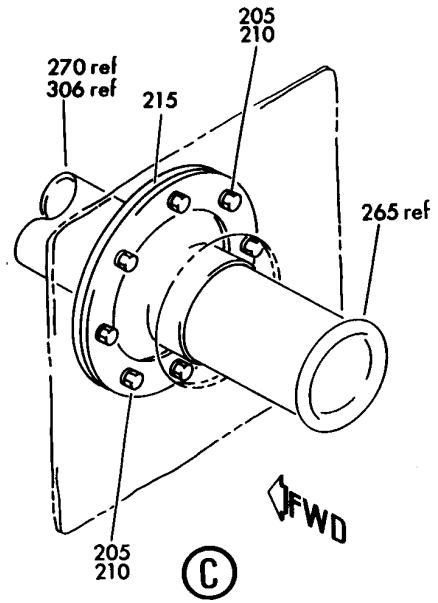
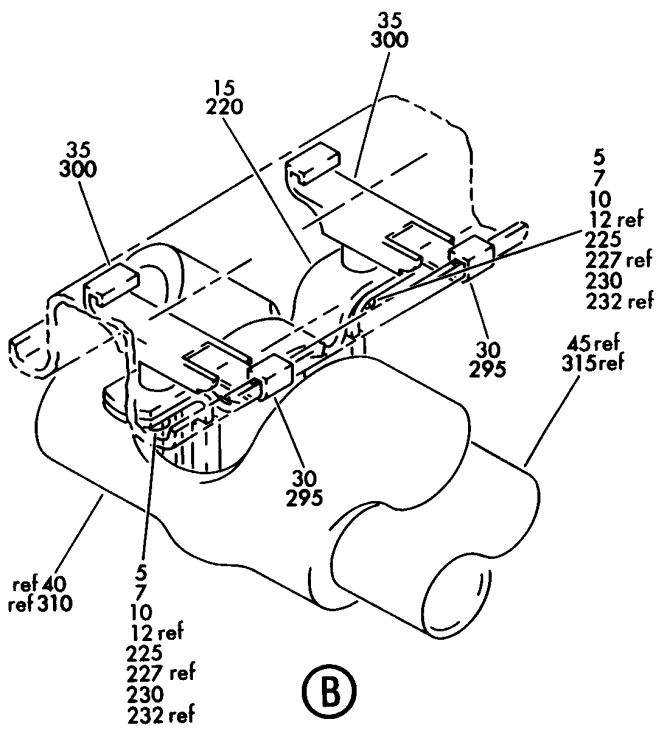


PRIMARY (ZONE) TEMPERATURE CONTROL SYSTEM

HXL
DEC 22/06

21-61-00
SECTION TITLE
PAGE 1

BOEING
767
PARTS CATALOG (MAINTENANCE)



V 21610101 SHT 2 REV 135

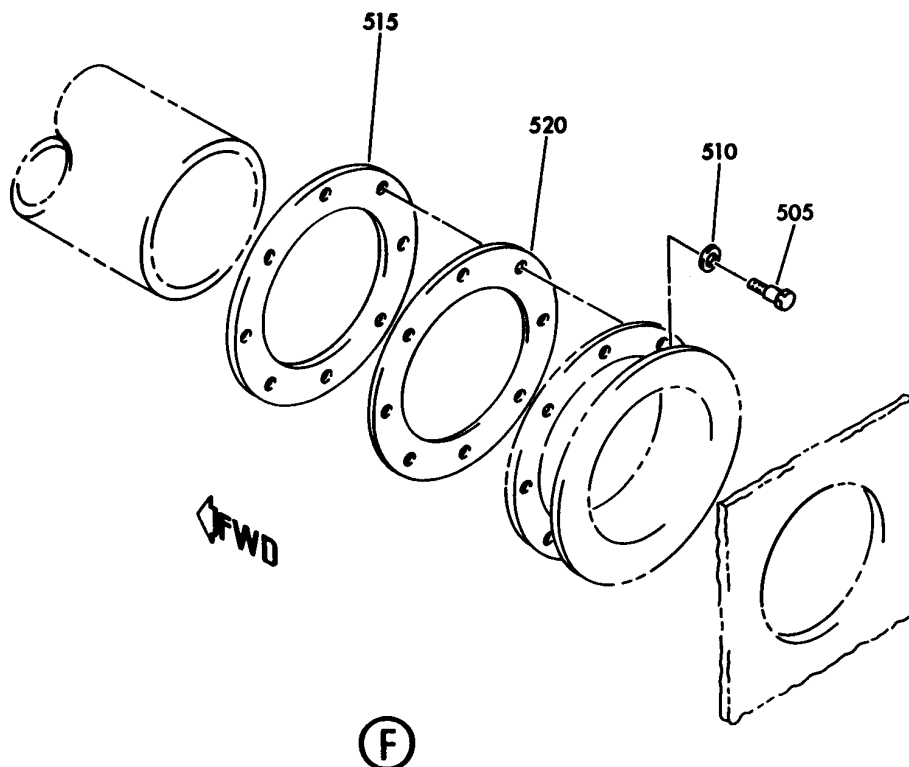
DUCT INSTL-FWD AND MID ZONES TRIM AIR SYS
FIGURE 1 (SHEET 2)

21-61-01-01

HXL
DEC 22/06

21-61-01-01
PAGE 0A

BOEING
767
PARTS CATALOG (MAINTENANCE)



V 216101 SHT 3 REV 135

DUCT INSTL-FWD AND MID ZONES TRIM AIR SYS
FIGURE 1 (SHEET 3)

21-61-01-01

HXL
DEC 22/06

21-61-01-01
PAGE 0B

 **BOEING**
767
PARTS CATALOG (MAINTENANCE)

FIG ITEM	PART NUMBER	1 2 3 4 5 6 7	NOMENCLATURE	EFFECT FROM TO	UNITS PER ASSY
1			DUCT INSTL-FWD AND MID ZONES TRIM AIR SYS		
- 200	213T4003-13		DUCT INSTL-ZONE TRIM AIR SYS POSITION DATA: FWD FOR NHA SEE: 21-00-00-02A		RF
205	NAS6603-4		.BOLT		16
210	AN960JD10L		.WASHER		16
215	213T4409-1		.GASKET- OPTIONAL PART: 213T4409-14		2
215	213T4409-14		.GASKET- OPTIONAL PART: 213T4409-1		2
220	TA0910005H132		.CLAMP SUPPLIER CODE: V84971 SPECIFICATION NUMBER: BACC10HC32C ATTACHING PARTS		17
225	NAS1801-3-10		.SCREW		30
227	NAS1801-3-20		.SCREW		4
230	AN960JD10L		.WASHER		44
232	NAS43DD3-40		.SPACER		4
235	MS21042L3		.NUT		10
237	NAS43DD3-9		.SPACER		2
			-----*-----		
240	TA0910005H132		.CLAMP SUPPLIER CODE: V84971 SPECIFICATION NUMBER: BACC10HC32C ATTACHING PARTS		8
- 245	NAS1801-3-15		.SCREW		16
- 250	NAS43DD3-18		.SPACER-		16
- 255	AN960JD10L		.WASHER		16
- 260	MS21042L3		.NUT		16
			-----*-----		
265	213T4136-80		.DUCT ASSY		1
270	213T4136-22		.DUCT ASSY		1
275	NAS1922-0200-1		.CLAMP		26
277	BCREFA2367		.HOSE-FLEX OVERLENGTH PART NUMBER: BACD40A8-08-6A29 OPTIONAL PART: BCREF10575		13
ILLUSTRATION ITEMS NOT ON PARTS LIST ARE NOT APPLICABLE					

- ITEM NOT ILLUSTRATED

HXL

21-61-01-01

BOEING PROPRIETARY - Copyright © - Unpublished Work - See title page for details.

21-61-01
FIG. 01
PAGE 1
DEC 22/07



767

PARTS CATALOG (MAINTENANCE)

FIG ITEM	PART NUMBER	1 2 3 4 5 6 7	NOMENCLATURE	EFFECT FROM TO	UNITS PER ASSY
1					
277	BCREF10575		.HOSE-FLEX OVERLENGTH PART NUMBER: BACD40A08-008-6A29 OPTIONAL PART: BCREFA2367		13
285	AS1503-08F0150		.HOSE-FLEX		1
290	AS1503-08F0162		.HOSE-FLEX		1
295	S38J2		.STRAP SUPPLIER CODE: V59237 SPECIFICATION NUMBER: BACS38J2 OPTIONAL PART: 30187-3 V26835		23
300	S38J1		.ATTACHMENT SUPPLIER CODE: V59237 SPECIFICATION NUMBER: BACS38J1 OPTIONAL PART: 30187-2 V26835		23
305	213T4136-19		.DUCT ASSY		1
306	213T4136-79		.DUCT ASSY		1
307	213T4136-41		.DUCT ASSY-		1
308	413T4136-42		.DUCT ASSY		1
309	213T4003-8		.INSULATION		1
311	213T4003-2		.INSULATION		3
312	213T4003-11		.INSULATION		1
325	213T4137-4		.ANGLE-		2
330	213T4136-16		.DUCT ASSY		1
332	213T4003-7		.INSULATION		1
335	213T4136-2		.DUCT		3
337	213T4003-6		.INSULATION		3
345	NAS1922-0225-1		.CLAMP		2
350	AS1503-10F0072		.HOSE-FLEX		1
355	213T4136-86		.DUCT ASSY- POST SERVICE BULLETIN: 21-0107		1

R
R
R

ILLUSTRATION ITEMS NOT ON PARTS LIST ARE NOT APPLICABLE

- ITEM NOT ILLUSTRATED

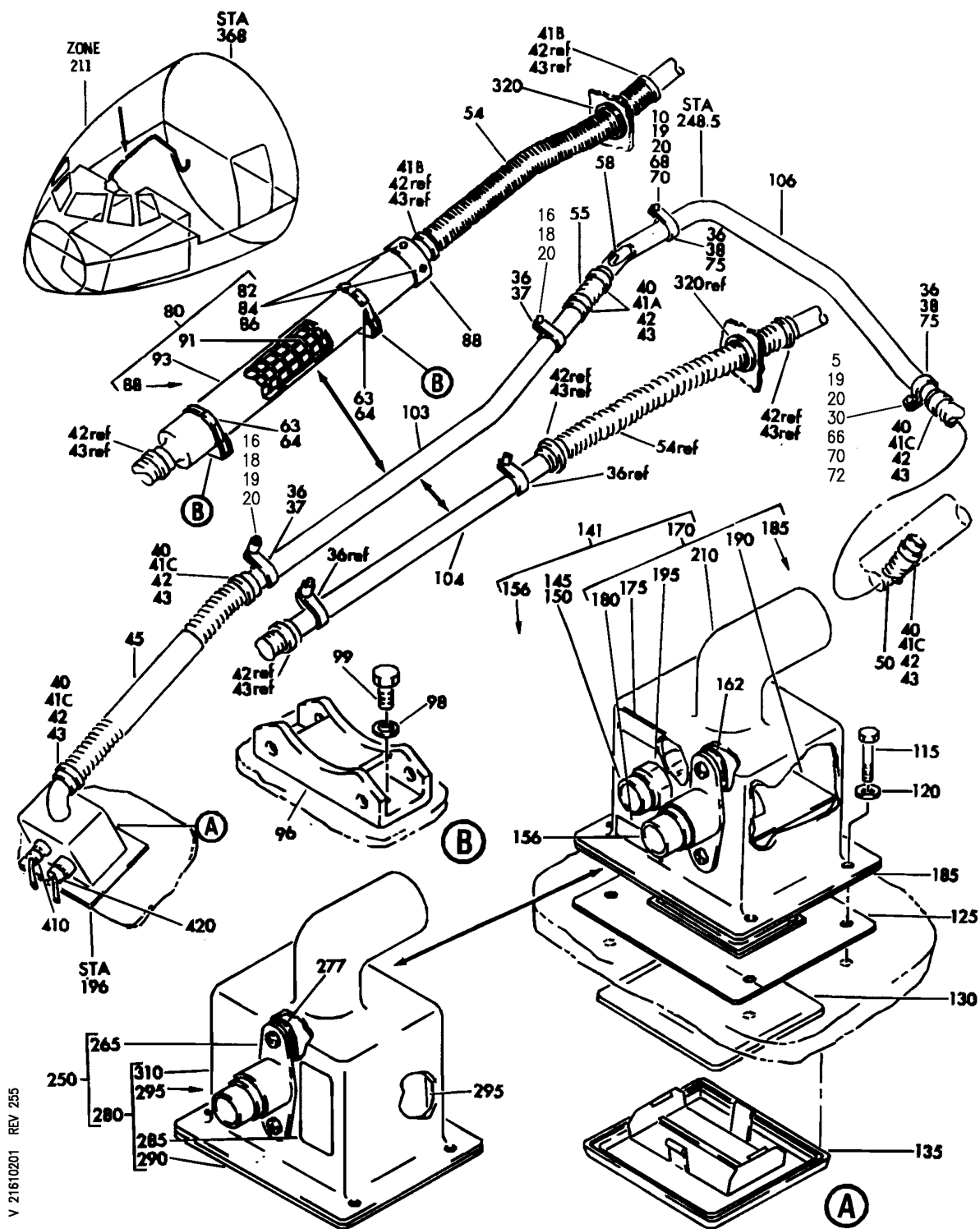
HXL

21-61-01-01

BOEING PROPRIETARY - Copyright © - Unpublished Work - See title page for details.

21-61-01
FIG. 01
PAGE 2
AUG 22/09

BOEING
767
PARTS CATALOG (MAINTENANCE)



V 21610201 REV 255

SENSOR INSTL-FLIGHT DECK TEMP
FIGURE 1

21-61-02-01

HXL
DEC 22/06

21-61-02-01
PAGE 0

 **BOEING**
767
PARTS CATALOG (MAINTENANCE)

FIG ITEM	PART NUMBER	1 2 3 4 5 6 7	NOMENCLATURE	EFFECT FROM TO	UNITS PER ASSY
1			SENSOR INSTL-FLIGHT DECK TEMP		
- 1	215T1001-9		SENSOR INSTL-TEMP POSITION DATA: FLIGHT DECK FOR NHA SEE: 21-00-00-01A		RF
42	NAS1922-0125-1		.CLAMP-		6
43	PLT4SM		.STRAP- SUPPLIER CODE: V06383 SPECIFICATION NUMBER: BACS38K2 OPTIONAL PART: T05LO V53421		6
45	BOE2022-04A0133		.HOSE- SUPPLIER CODE: V16632 SPECIFICATION NUMBER: AS1544-04A0133		1
50	AS1544-04D0260		.HOSE-		1
54	BOE2022-04A0162		.HOSE- SUPPLIER CODE: V16632 SPECIFICATION NUMBER: AS1544-04A0162		1
58	214T3436-14		.ORIFICE ASSY-		1
63	NAS1922-0225-1		.CLAMP-		2
64	PLT4SM		.STRAP- SUPPLIER CODE: V06383 SPECIFICATION NUMBER: BACS38K2 OPTIONAL PART: T05LO V53421		2
66	NAS1801-3-10		.SCREW		1
68	NAS1801-3-12		.SCREW		1
70	AN960PD10L		.WASHER		3
ILLUSTRATION ITEMS NOT ON PARTS LIST ARE NOT APPLICABLE					

- ITEM NOT ILLUSTRATED

HXL

21-61-02-01

BOEING PROPRIETARY - Copyright © - Unpublished Work - See title page for details.

21-61-02
FIG. 01
PAGE 1
DEC 22/06

 **BOEING**
767
PARTS CATALOG (MAINTENANCE)

FIG ITEM	PART NUMBER	1 2 3 4 5 6 7	NOMENCLATURE	EFFECT FROM TO	UNITS PER ASSY
1	72 BRH10A3	.	NUT SUPPLIER CODE: V52828 SPECIFICATION NUMBER: BACN10JC3 OPTIONAL PART: H10-3BAC V15653 NS202101-02 V80539 RMLH9075-3W V72962 VN303A02 V92215 96-02 V80539 T6S1032J V11815		1
	75 BACC10DK16	.	CLAMP		2
	80 214T3110-5	.	MUFFLER ASSY-		1
	82 NAS1801-3-7	..	SCREW		4
	84 AN960PD10L	..	WASHER		4
	86 BRC500-8-3	..	NUT SUPPLIER CODE: V52828 SPECIFICATION NUMBER: BACN10FX21 OPTIONAL PART: F49322-3-21 V15653 SL240-3-1 V97393 130061 V60119 A11330-8-3 V72962		4
	88 214T3493-4	..	CAP		1
	91 214T3494-4	..	SCREEN		1
	93 214T3493-3	..	HOUSING		1
	96 214T3424-3	.	SUPPORT- ATTACHING PARTS		2
	98 NAS1801-3-6	.	SCREW-		4
	99 AN960PD10L	.	WASHER- -----*-----		4
	106 215T1405-7	.	DUCT-		1
	115 NAS1801-3-7	.	SCREW		4
	120 AN960PD10L	.	WASHER		4
	125 215T1403-1	.	GRILL		1

ILLUSTRATION ITEMS NOT ON PARTS LIST ARE NOT APPLICABLE

- ITEM NOT ILLUSTRATED

HXL

21-61-02-01

BOEING PROPRIETARY - Copyright © - Unpublished Work - See title page for details.

21-61-02
FIG. 01
PAGE 2
DEC 22/08

BOEING
767
PARTS CATALOG (MAINTENANCE)

FIG ITEM	PART NUMBER	1 2 3 4 5 6 7	NOMENCLATURE	EFFECT FROM TO	UNITS PER ASSY
R R R R R R R R R R R R R R R R R	1 130	69B42967-1	. FILTER- MANUFACTURED FROM: SCOTT FILTER FOAM POROSITY GRADE 45 PP1 F25.01 3/16 IN. X 3.5 IN. X 4.0 IN. (5151884360)		1
	135	65B42530-11	. COVER-FILTER		1
	250	215T1001-4	. HOUSING ASSY-		1
	265	624018-1	.. SENSOR ASSY-CAB. ZONE TEMP SUPPLIER CODE: V07217 SPECIFICATION NUMBER: S210T130-21 ELECTRICAL EQUIP NUMBER: TS0176 COMPONENT MAINT MANUAL REF: 21-61-01 ATTACHING PARTS		1
	- 270	NAS1801-3D8	.. SCREW		2
	- 275	AN960PD10L	.. WASHER -----*-----		2
	277	1025400-1	... GASKET- SUPPLIER CODE: V07217		1
	280	215T1105-4	.. HOUSING ASSY-		1
	285	BAC27TEC0141	... MARKER-ALUMINUM FOIL PLACARD CONTENT: TEMP SENSOR TS-176		1
	290	215T1402-1	... GASKET		1
	295	215T1106-1	... FILLER		1
	310	215T1401-2	.. HOUSING-		1
	320	BACG20AD0472	. GROMMET- OPTIONAL PART: NAS1368N22H		1
	320	NAS1368N22H	. GROMMET- OPTIONAL PART: BACG20AD0472		1
	- 400	286T0632-120	WIRE BUNDLE ASSY		RF
	420	BACC45FT10D5S	. CONNECTOR- ELECTRICAL EQUIP NUMBER: D03830 WIRING DIAGRAM REF: 216111		1

ILLUSTRATION ITEMS NOT ON PARTS LIST ARE NOT APPLICABLE

- ITEM NOT ILLUSTRATED

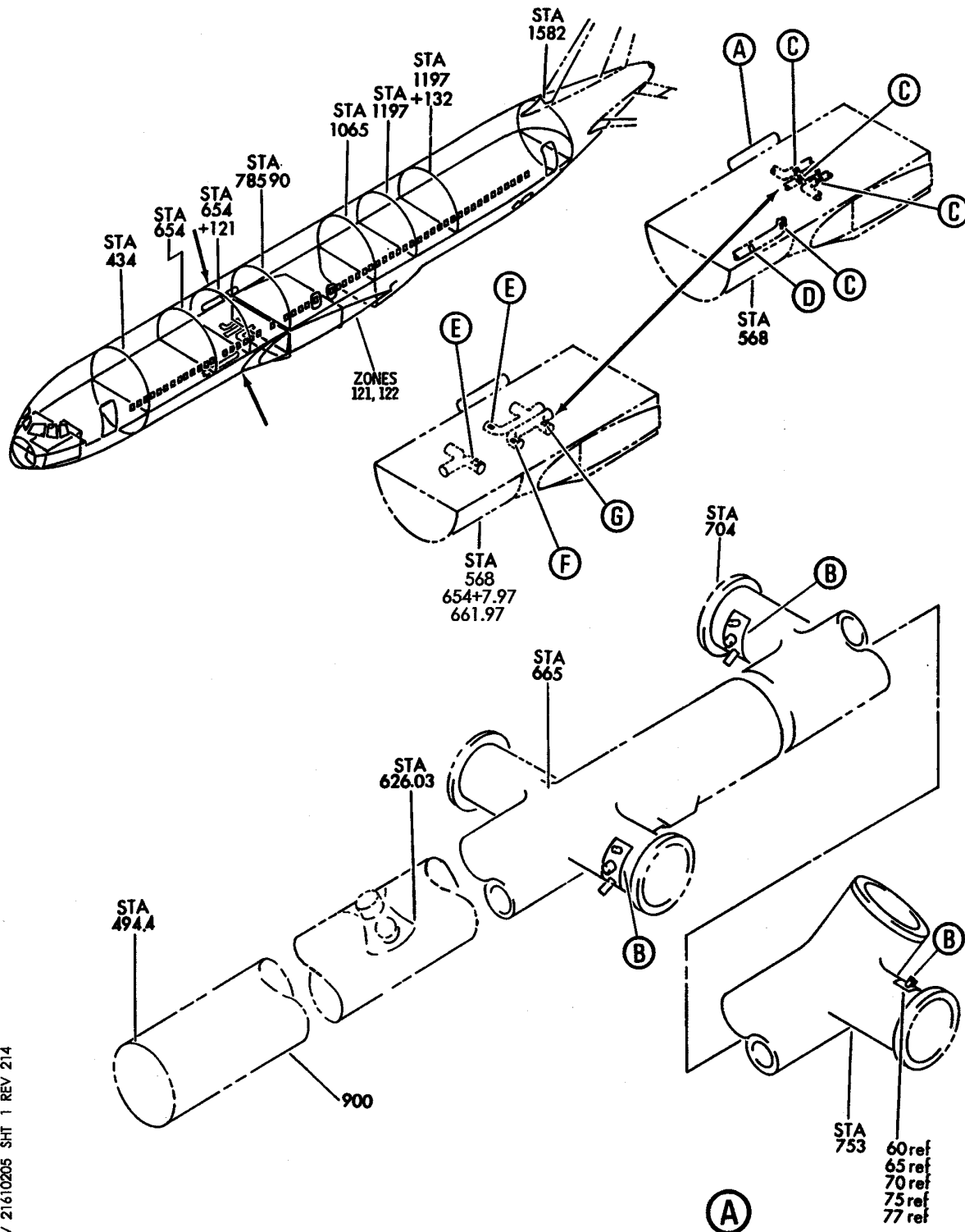
HXL

21-61-02-01

BOEING PROPRIETARY - Copyright © - Unpublished Work - See title page for details.

21-61-02
FIG. 01
PAGE 3
AUG 22/09

BOEING
767
PARTS CATALOG (MAINTENANCE)



V 21610205 SHT 1 REV 214

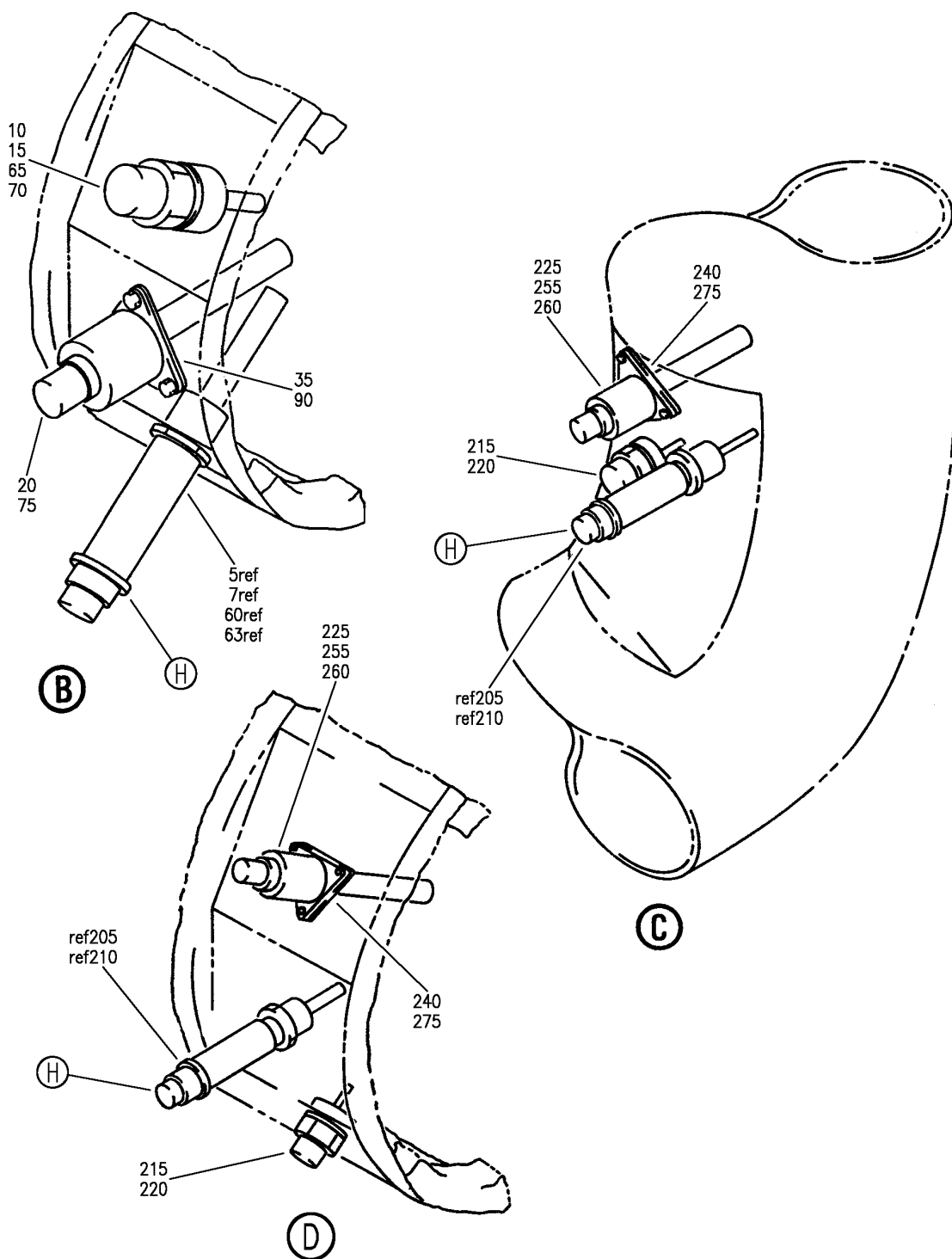
SENSOR INSTL-CONDITIONED AIR DUCT TEMP
FIGURE 5 (SHEET 1)

21-61-02-05

HXL
DEC 22/06

21-61-02-05
PAGE 0

BOEING
767
PARTS CATALOG (MAINTENANCE)



V 21610205 SH- 2 REV 309

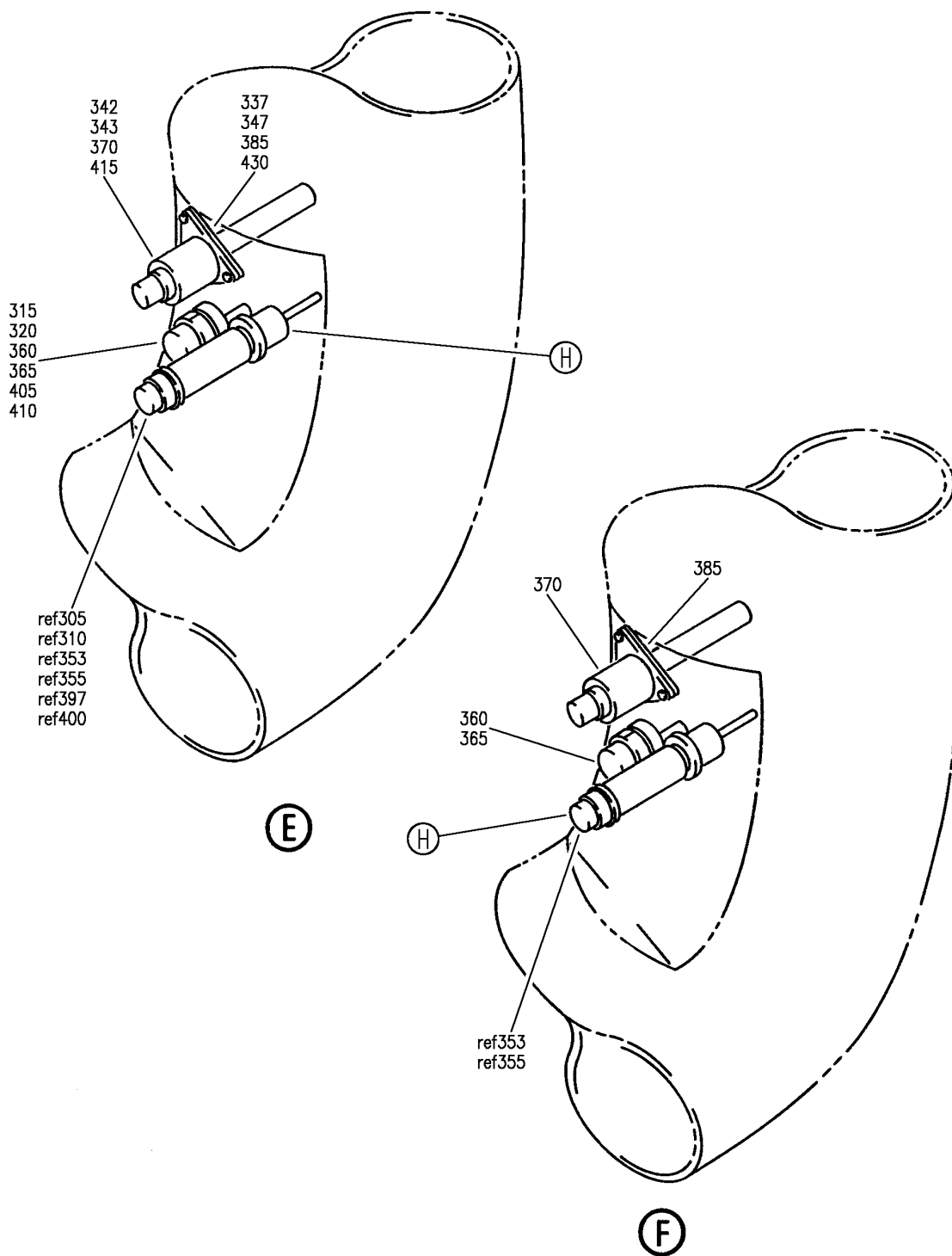
SENSOR INSTL-CONDITIONED AIR DUCT TEMP
FIGURE 5 (SHEET 2)

21-61-02-05

HXL
DEC 22/06

21-61-02-05
PAGE 0A

BOEING
767
PARTS CATALOG (MAINTENANCE)



V 21610205 SH-T 3 REV 309

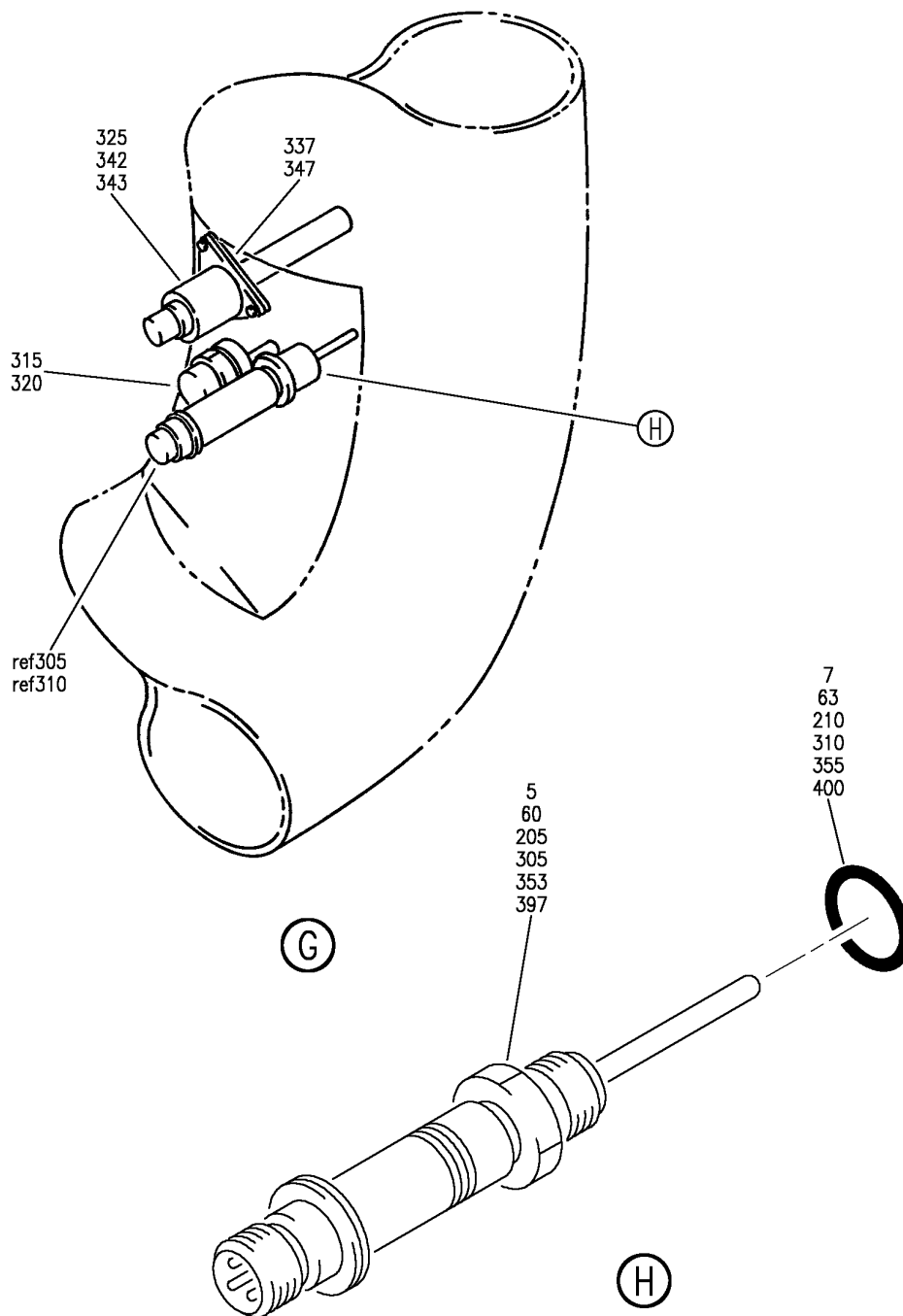
SENSOR INSTL-CONDITIONED AIR DUCT TEMP
FIGURE 5 (SHEET 3)

HXL
DEC 22/06

21-61-02-05

21-61-02-05
PAGE 0B

BOEING
767
PARTS CATALOG (MAINTENANCE)



V 21610205 SH-T 4 REV 309

SENSOR INSTL-CONDITIONED AIR DUCT TEMP
FIGURE 5 (SHEET 4)

21-61-02-05

HXL
DEC 22/06

21-61-02-05
PAGE 0C

BOEING
767
PARTS CATALOG (MAINTENANCE)

FIG ITEM	PART NUMBER	1 2 3 4 5 6 7	NOMENCLATURE	EFFECT FROM TO	UNITS PER ASSY
5			SENSOR INSTL-CONDITIONED AIR DUCT TEMP		
- 200	215T1005-5		SENSOR INSTL-CONDITIONED AIR DUCT TEMP		RF
			FOR NHA SEE: 21-00-00-02A		
205	641121-1		.SWITCH ASSY-DUCT HEATER SUPPLIER CODE: V07217 FUNCTIONAL DESCRIPTION: DETECTS OVERHEAT CONDITIONS IN THE AIR CONDITIONING PNEUMATIC SPECIFICATION NUMBER: S210T130-18 ELECTRICAL EQUIP NUMBER: S00022 S00023 S00635 S00791 S00792 COMPONENT MAINT MANUAL REF: 21-51-46		5
210	MS9385-05		..PACKING		1
215	MS28034-1		.BULB- MISCELLANEOUS DATA: WHEN REPLACING THE PACKING/GASKET, BACP11K6 PACKING MAY BE USED IN PLACE OF AN900-10 GASKET ON MS28034-1 TEMP BULB. ELECTRICAL EQUIP NUMBER: TS0185 TS0186 TS0376 TS0471 TS0472		5
220	MS35769-11		.GASKET		5

R
R
R
R
R
R
R
R
R
R
R

ILLUSTRATION ITEMS NOT ON PARTS LIST ARE NOT APPLICABLE

- ITEM NOT ILLUSTRATED

HXL

21-61-02-05

BOEING PROPRIETARY - Copyright © - Unpublished Work - See title page for details.

21-61-02
FIG. 05
PAGE 1
AUG 22/09



767

PARTS CATALOG (MAINTENANCE)

FIG ITEM	PART NUMBER	1 2 3 4 5 6 7	NOMENCLATURE	EFFECT FROM TO	UNITS PER ASSY
5 225	624016-1		. SENSOR ASSY-DUCT AIR TEMP SUPPLIER CODE: V07217 SPECIFICATION NUMBER: S210T130-19 ELECTRICAL EQUIP NUMBER: TS0177 TS0179 TS0372 TS0476 TS0488 COMPONENT MAINT MANUAL REF: 21-65-01 OPTIONAL PART: 624016-2 V07217		5
225	624016-2		. SENSOR ASSY-DUCT AIR TEMP SUPPLIER CODE: V07217 SPECIFICATION NUMBER: S210T130-75 ELECTRICAL EQUIP NUMBER: TS0177 TS0179 TS0372 TS0476 TS0488 COMPONENT MAINT MANUAL REF: 21-65-01 OPTIONAL PART: 624016-1 V07217		5
- 230	NAS1801-3D8		ATTACHING PARTS . SCREW		15
- 235	AN960D10L		. WASHER		15
			-----*-----		
240	545131		.. GASKET- SUPPLIER CODE: V07217		5
- 245	3-905S613-60		.. PACKING- SUPPLIER CODE: V83259		5

ILLUSTRATION ITEMS NOT ON PARTS LIST ARE NOT APPLICABLE

- ITEM NOT ILLUSTRATED

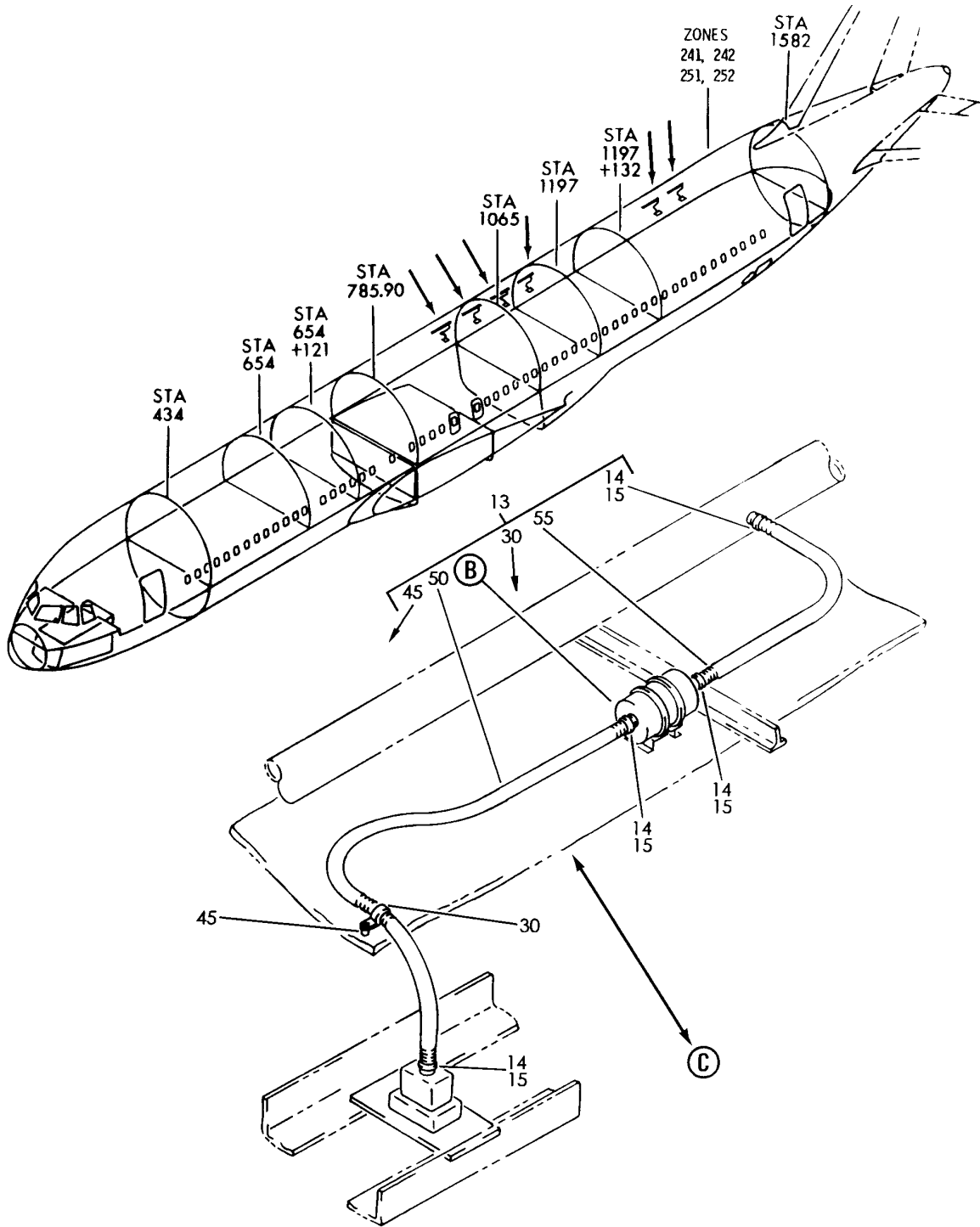
21-61-02-05

21-61-02
FIG. 05
PAGE 2
AUG 22/09

HXL

BOEING PROPRIETARY - Copyright © - Unpublished Work - See title page for details.

BOEING
767
PARTS CATALOG (MAINTENANCE)



V 21610220 SHT 1 REV 209

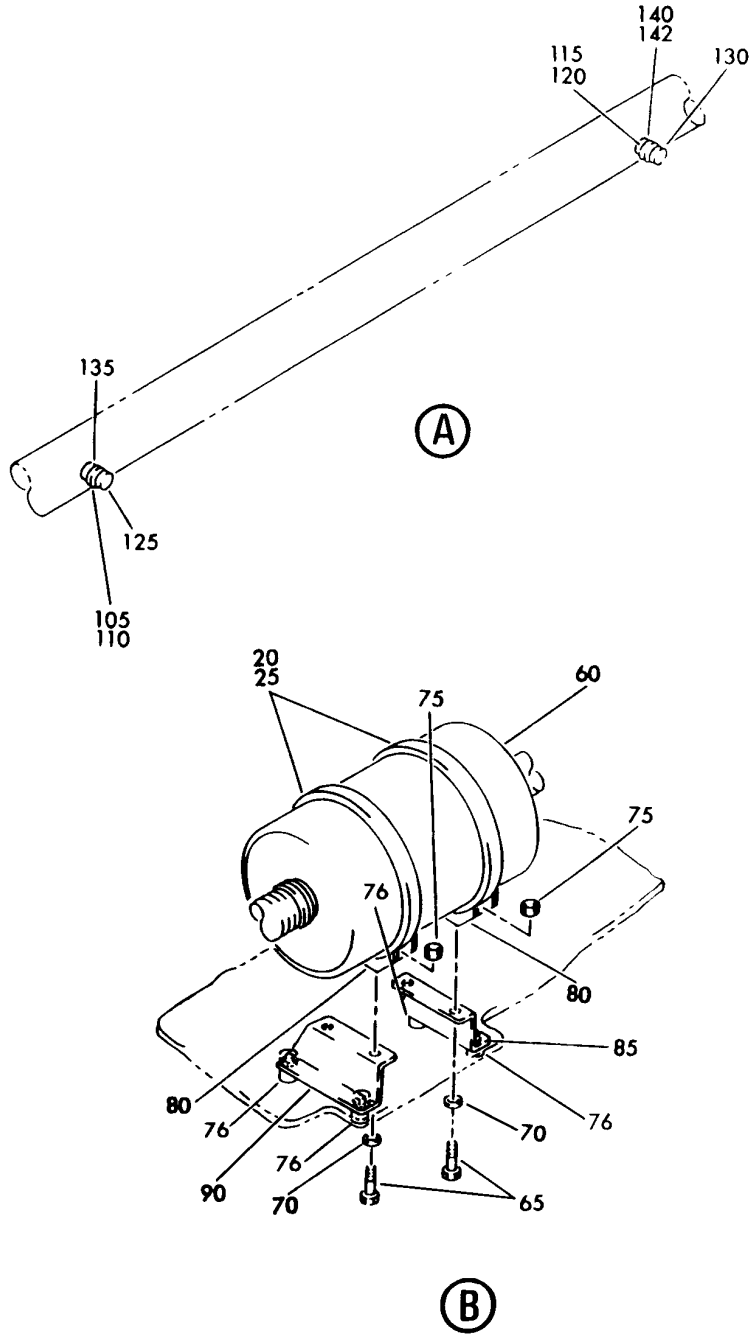
SENSOR INSTL-PASS. ZONE TEMP AFT
FIGURE 20 (SHEET 1)

21-61-02-20

HXL
DEC 22/06

21-61-02-20
PAGE 0

BOEING
767
PARTS CATALOG (MAINTENANCE)



V 21610220 SHT 2 REV 209

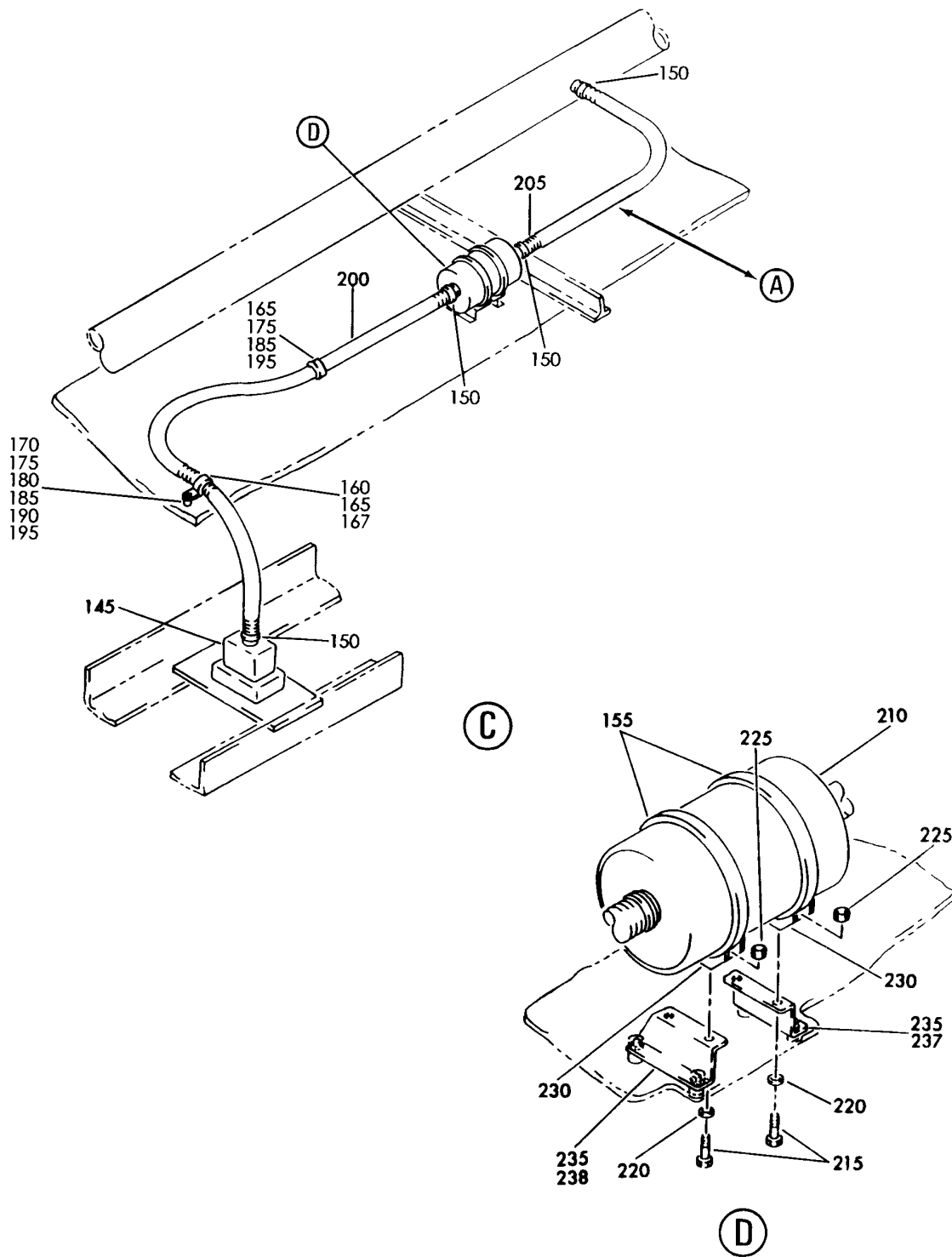
SENSOR INSTL-PASS. ZONE TEMP AFT
FIGURE 20 (SHEET 2)

21-61-02-20

HXL
DEC 22/06

21-61-02-20
PAGE 0A

BOEING
767
PARTS CATALOG (MAINTENANCE)



V 21610220 SHT 3 REV 209

SENSOR INSTL-PASS. ZONE TEMP AFT
FIGURE 20 (SHEET 3)

21-61-02-20

HXL
DEC 22/06

21-61-02-20
PAGE 0B

BOEING
767
PARTS CATALOG (MAINTENANCE)

FIG ITEM	PART NUMBER	1 2 3 4 5 6 7	NOMENCLATURE	EFFECT FROM TO	UNITS PER ASSY
20			SENSOR INSTL-PASS. ZONE TEMP AFT		
- 6	215T1002-176		SENSOR INSTL-PASS. ZONE TEMP POSITION DATA: STA 1310.90 AFT FOR NHA SEE: 21-00-00-03A	163999	RF
- 8	215T1002-461		SENSOR INSTL-PASS. ZONE TEMP POSITION DATA: STA 1311.90 AFT FOR NHA SEE: 21-00-00-03A	155162	RF
13	215T1002-52		.HOSE INSTL-		1
15	PLT4SM		..STRAP SUPPLIER CODE: V06383 SPECIFICATION NUMBER: BACS38K2 OPTIONAL PART: T05LO V53421		4
25	T012LO		..STRAP SUPPLIER CODE: V53421 SPECIFICATION NUMBER: BACS38K6		2
30	BACC10DK20		..CLAMP ATTACHING PARTS		1
- 35	NAS1801-3-28		..SCREW-		1
- 40	AN960PD10L		..WASHER- -----*-----		1
45	NAS42DD6-64		..SPACER-		1
50	BOE2027-04D0500		..HOSE- SUPPLIER CODE: V16632 SPECIFICATION NUMBER: AS1503-04D0500		1
55	BOE2027-04D0142		..HOSE- SUPPLIER CODE: V16632 SPECIFICATION NUMBER: AS1503-04D0142		1
60	214T3110-8		..MUFFLER ASSY		1
65	NAS1801-3-7		..SCREW		4
70	AN960PD10L		..WASHER-		4

ILLUSTRATION ITEMS NOT ON PARTS LIST ARE NOT APPLICABLE

- ITEM NOT ILLUSTRATED

HXL

21-61-02-20

BOEING PROPRIETARY - Copyright © - Unpublished Work - See title page for details.

21-61-02
FIG. 20
PAGE 1
DEC 22/07

BOEING
767
PARTS CATALOG (MAINTENANCE)

FIG ITEM	PART NUMBER	1 2 3 4 5 6 7	NOMENCLATURE	EFFECT FROM TO	UNITS PER ASSY
20					
75	BRH10A3		..NUT- SUPPLIER CODE: V52828 SPECIFICATION NUMBER: BACN10JC3 OPTIONAL PART: H10-3BAC V15653 NS202101-02 V80539 RMLH9075-3W V72962 VN303A02 V92215 96-02 V80539 T6S1032J V11815		4
80	214T3424-6		..SUPPORT		2
85	214T2437-2		..BRACKET		1
90	214T2437-3		..BRACKET		1
			ATTACHING PARTS		
- 95	NAS1801-3-7		..SCREW-		4
- 100	AN960PD10L		..WASHER-		4
			-----*-----		
140	214T3436-429		.ORIFICE ASSY-		1
140	214T3436-176		.ORIFICE ASSY-		1
145	215T1002-154SP		.PANEL ASSY- POSITION DATA: AFT FOR DETAILS SEE: 21-61-08-21	163999	1
145	215T1002-259SP		.PANEL ASSY- FOR DETAILS SEE: 21-61-08-03E	155162	1

ILLUSTRATION ITEMS NOT ON PARTS LIST ARE NOT APPLICABLE

- ITEM NOT ILLUSTRATED

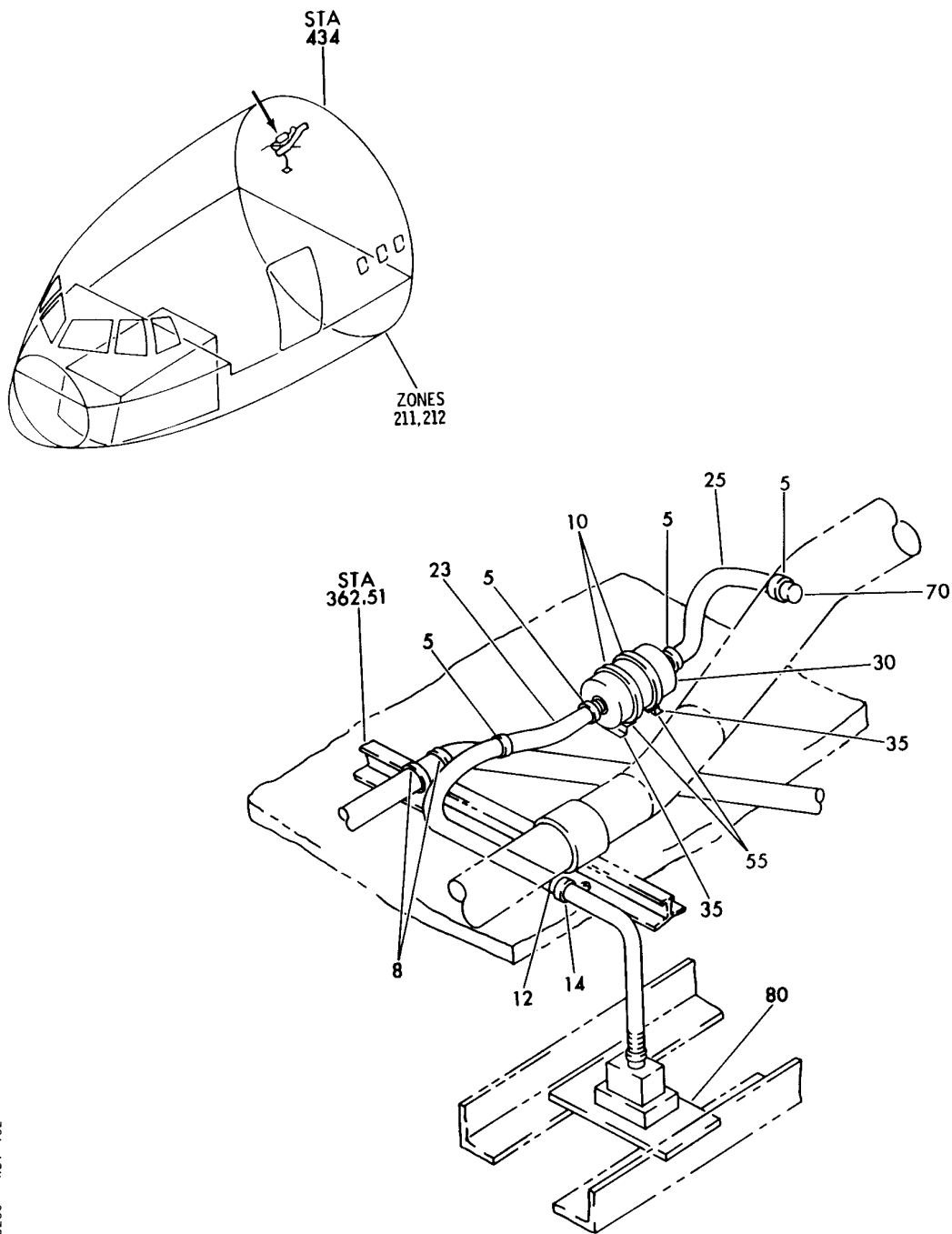
HXL

21-61-02-20

BOEING PROPRIETARY - Copyright © - Unpublished Work - See title page for details.

21-61-02
FIG. 20
PAGE 2
DEC 22/07

BOEING
767
PARTS CATALOG (MAINTENANCE)



V 21610230 REV 132

SENSOR INSTL-PASS. ZONE TEMP FWD
FIGURE 30

21-61-02-30

HXL
DEC 22/06

21-61-02-30
PAGE 0

 **BOEING**
767
PARTS CATALOG (MAINTENANCE)

FIG ITEM	PART NUMBER	1 2 3 4 5 6 7	NOMENCLATURE	EFFECT FROM TO	UNITS PER ASSY
30			SENSOR INSTL-PASS. ZONE TEMP FWD		
- 1	215T1002-172		SENSOR INSTL-PASS. ZONE TEMP POSITION DATA: FWD STA. 364.90 FOR NHA SEE: 21-00-00-01A	163999	RF
- 1	215T1002-353		SENSOR INSTL-PASS. ZONE TEMP POSITION DATA: FWD FOR NHA SEE: 21-00-00-01A	155162	RF
5	PLT4SM		.STRAP SUPPLIER CODE: V06383 SPECIFICATION NUMBER: BACS38K2 OPTIONAL PART: T05LO V53421		4
8	PLT4SM		.STRAP SUPPLIER CODE: V06383 SPECIFICATION NUMBER: BACS38K2 OPTIONAL PART: T05LO V53421	155162	2
10	T012LO		.STRAP SUPPLIER CODE: V53421 SPECIFICATION NUMBER: BACS38K6		2
12	CSCS		.SPACER-CABLE SUPPLIER CODE: V06383	155162	1
14	BACC10DK20		.CLAMP ATTACHING PARTS	163999	1
- 16	NAS1801-3-8		.SCREW	163999	1
- 18	AN960JD10L		.WASHER	163999	1
- 20	MS21042L3		.NUT	163999	1
			-----*-----		
23	BOE2027-04D0460		.HOSE SUPPLIER CODE: V16632 SPECIFICATION NUMBER: AS1503-04D0460		1

ILLUSTRATION ITEMS NOT ON PARTS LIST ARE NOT APPLICABLE

- ITEM NOT ILLUSTRATED

HXL

21-61-02-30

BOEING PROPRIETARY - Copyright © - Unpublished Work - See title page for details.

21-61-02
FIG. 30
PAGE 1
AUG 22/08



767

PARTS CATALOG (MAINTENANCE)

FIG ITEM	PART NUMBER	1 2 3 4 5 6 7	NOMENCLATURE	EFFECT FROM TO	UNITS PER ASSY
30					
25	AS1503-04D0140	.	HOSE		1
30	214T3110-8	.	MUFFLER ASSY		1
35	214T3424-6	.	SUPPORT		2
			ATTACHING PARTS		
- 40	NAS1801-3-7	.	SCREW		4
- 45	AN960JD10L	.	WASHER		4
- 50	MS21042L3	.	NUT		4
			-----*-----		
55	214T2437-2	.	BRACKET		2
			ATTACHING PARTS		
- 60	NAS1801-3-7	.	SCREW		4
- 65	AN960JD10L	.	WASHER		4
			-----*-----		
70	214T3436-77	.	ORIFICE ASSY		1
80	215T1002-179SP	.	PANEL ASSY-	163999	1
			FOR DETAILS SEE:		
			21-61-08-10		
80	215T1002-255SP	.	PANEL ASSY-	155162	1
			FOR DETAILS SEE:		
			21-61-08-03A		

ILLUSTRATION ITEMS NOT ON PARTS LIST ARE NOT APPLICABLE

- ITEM NOT ILLUSTRATED

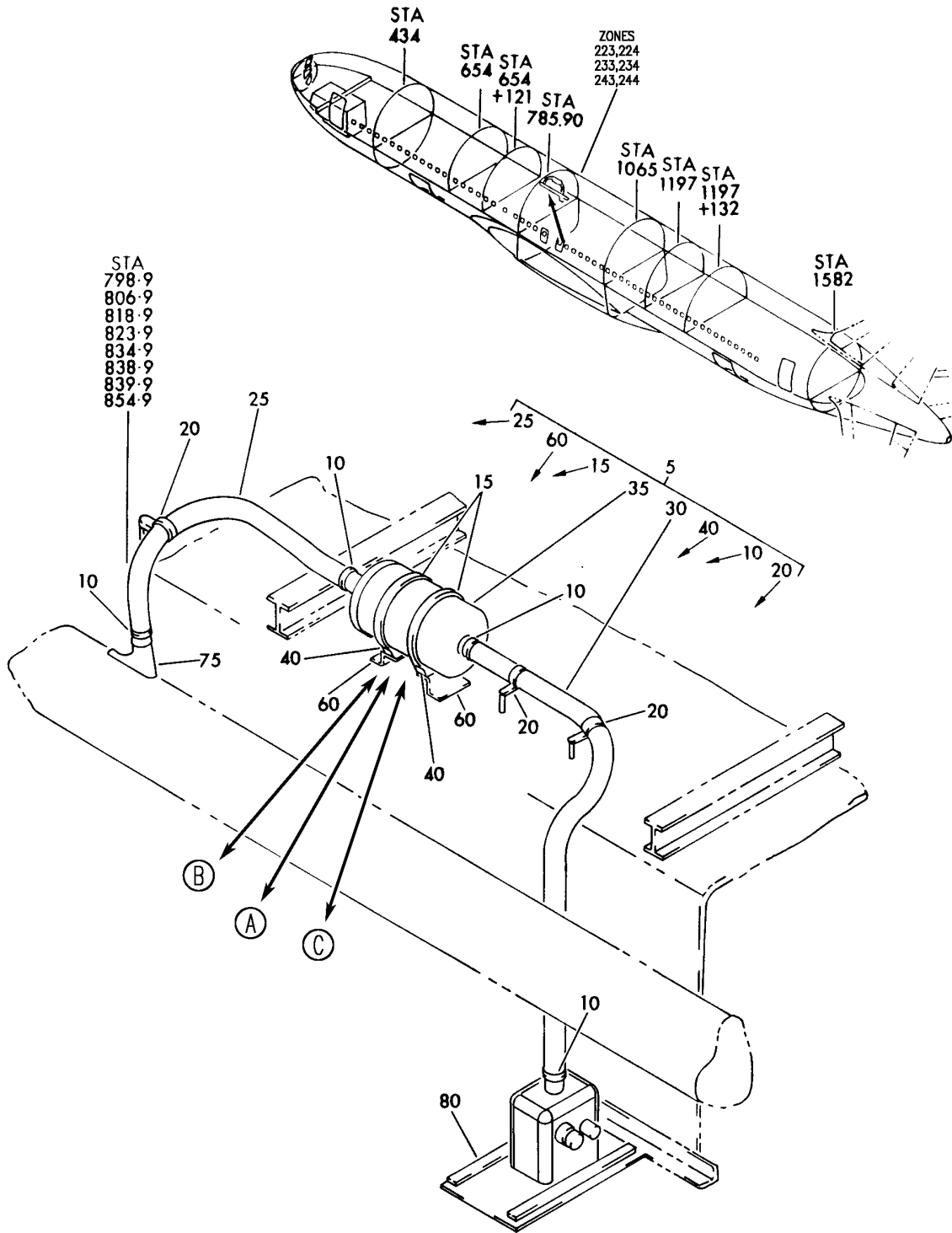
HXL

21-61-02-30

BOEING PROPRIETARY - Copyright © - Unpublished Work - See title page for details.

21-61-02
FIG. 30
PAGE 2
AUG 22/08

BOEING
767
PARTS CATALOG (MAINTENANCE)



V 21610233 SH 1 REV 258

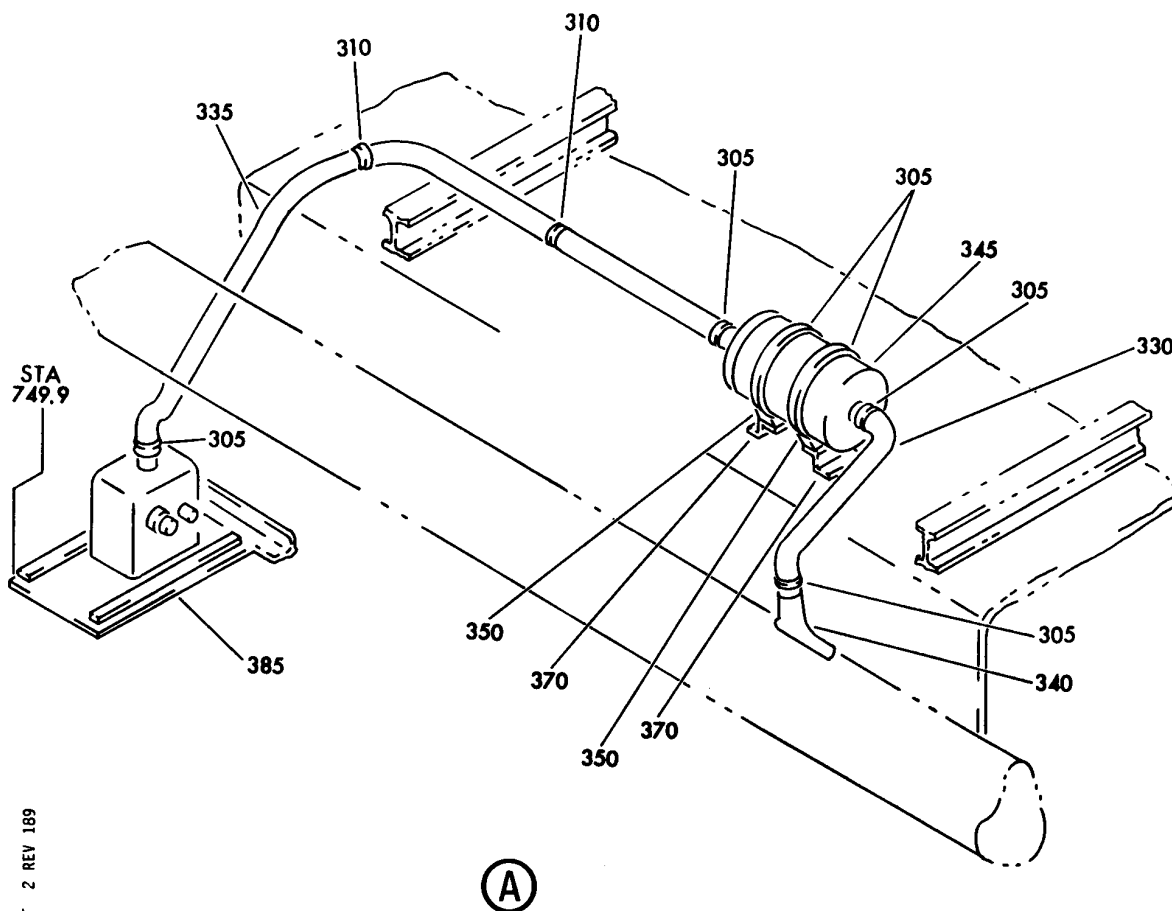
SENSOR INSTL-PASS. ZONE TEMP MID
FIGURE 33 (SHEET 1)

21-61-02-33

HXL
DEC 22/06

21-61-02-33
PAGE 0

BOEING
767
PARTS CATALOG (MAINTENANCE)



V 21610233 SHT 2 REV 189

(A)

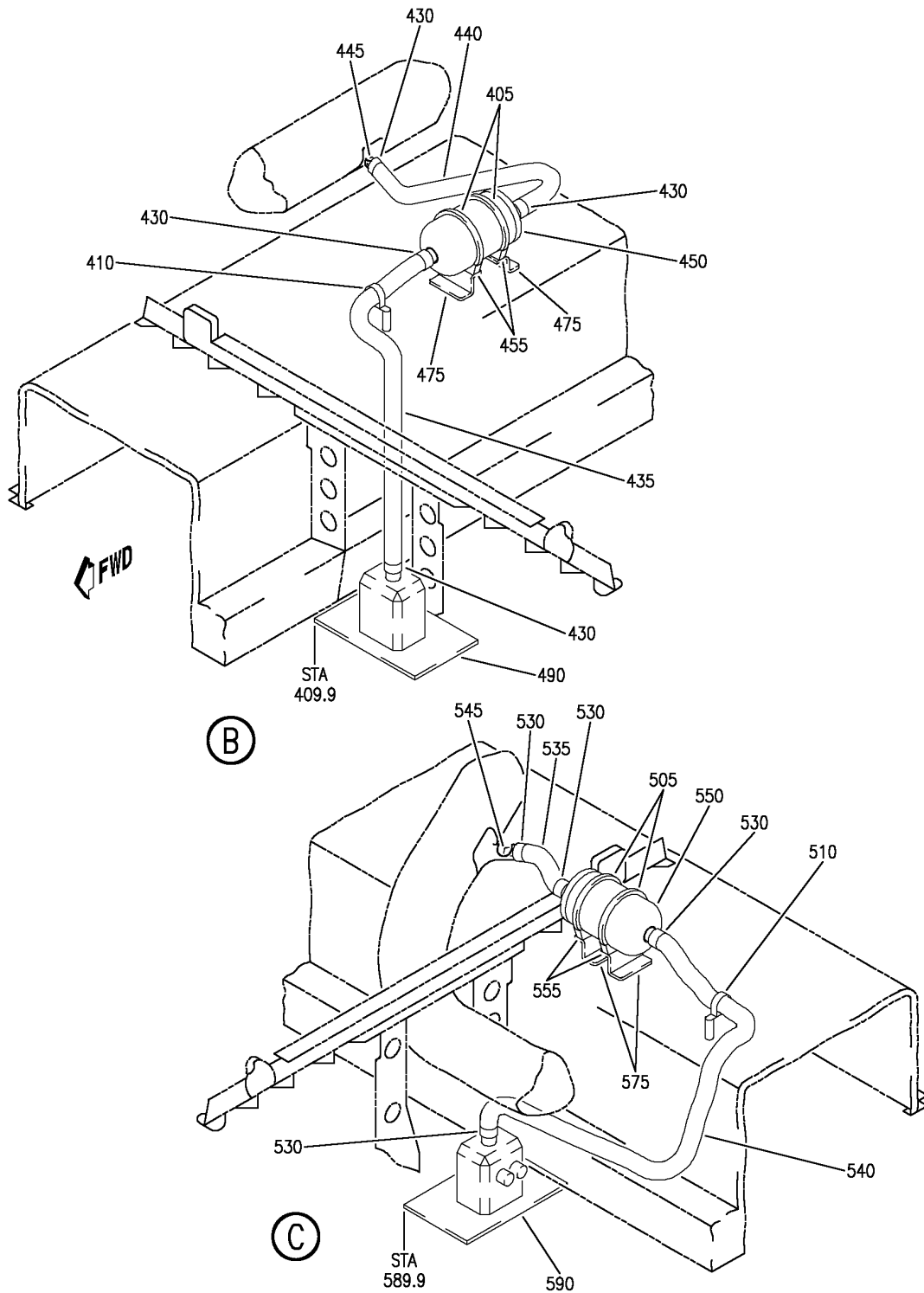
SENSOR INSTL-PASS. ZONE TEMP MID
FIGURE 33 (SHEET 2)

21-61-02-33

HXL
DEC 22/06

21-61-02-33
PAGE 0A

BOEING
767
PARTS CATALOG (MAINTENANCE)



V 21610233 SH-T 3 REV 258

SENSOR INSTL-PASS. ZONE TEMP MID
 FIGURE 33 (SHEET 3)

21-61-02-33

HXL
 DEC 22/06

21-61-02-33
 PAGE 0B

BOEING
767
PARTS CATALOG (MAINTENANCE)

FIG ITEM	PART NUMBER	1 2 3 4 5 6 7	NOMENCLATURE	EFFECT FROM TO	UNITS PER ASSY
33			SENSOR INSTL-PASS. ZONE TEMP MID		
- 1	215T1002-174		SENSOR INSTL-PASS. ZONE TEMP POSITION DATA: MID STA. 818.90 FOR NHA SEE: 21-00-00-05	163999	RF
- 2	215T1002-463		SENSOR INSTL-PASS ZONE TEMP POSITION DATA: MID STA. 854.9 FOR NHA SEE: 21-00-00-05	155162	RF
5	215T1002-177		.HOSE INSTL		1
10	PLT4SM		..STRAP SUPPLIER CODE: V06383 SPECIFICATION NUMBER: BACS38K2 OPTIONAL PART: T05LO V53421		4
15	T012LO		..STRAP SUPPLIER CODE: V53421 SPECIFICATION NUMBER: BACS38K6		2
20	BACC10DK20		..CLAMP		AR
25	BOE2027-04D0200		..HOSE- SUPPLIER CODE: V16632 SPECIFICATION NUMBER: AS1503-04D0200 OPTIONAL PART: BACD40P4A142		1
25	BACD40P4A142		..DUCT- OPTIONAL PART: AS1503-04D0200		1
30	BOE2027-04D0460		..HOSE- SUPPLIER CODE: V16632 SPECIFICATION NUMBER: AS1503-04D0460 OPTIONAL PART: BACD40P4A460		1
30	BACD40P4A460		..HOSE-		1
35	214T3110-8		..MUFFLER ASSY		1
40	214T3424-6		..SUPPORT		2

ILLUSTRATION ITEMS NOT ON PARTS LIST ARE NOT APPLICABLE

- ITEM NOT ILLUSTRATED

HXL

21-61-02-33

BOEING PROPRIETARY - Copyright © - Unpublished Work - See title page for details.

21-61-02
FIG. 33
PAGE 1
AUG 22/09



767

PARTS CATALOG (MAINTENANCE)

FIG ITEM	PART NUMBER	1 2 3 4 5 6 7	NOMENCLATURE	EFFECT FROM TO	UNITS PER ASSY
33			ATTACHING PARTS		
- 45	NAS1801-3-7	..	SCREW		4
- 50	AN960JD10L	..	WASHER		4
- 55	MS21042L3	..	NUT-		4
			-----*-----		
60	214T2437-2	..	BRACKET		2
			ATTACHING PARTS		
- 65	NAS1801-3-7	..	SCREW		4
- 70	AN960JD10L	..	WASHER		4
			-----*-----		
75	214T3436-14	.	ORIFICE ASSY-		1
80	215T1002-180SP	.	PANEL ASSY-	163999	1
			FOR DETAILS SEE: 21-61-08-25		
80	215T1002-257SP	.	PANEL ASSY-	155162	1
			FOR DETAILS SEE: 21-61-08-03D		

ILLUSTRATION ITEMS NOT ON PARTS LIST ARE NOT APPLICABLE

- ITEM NOT ILLUSTRATED

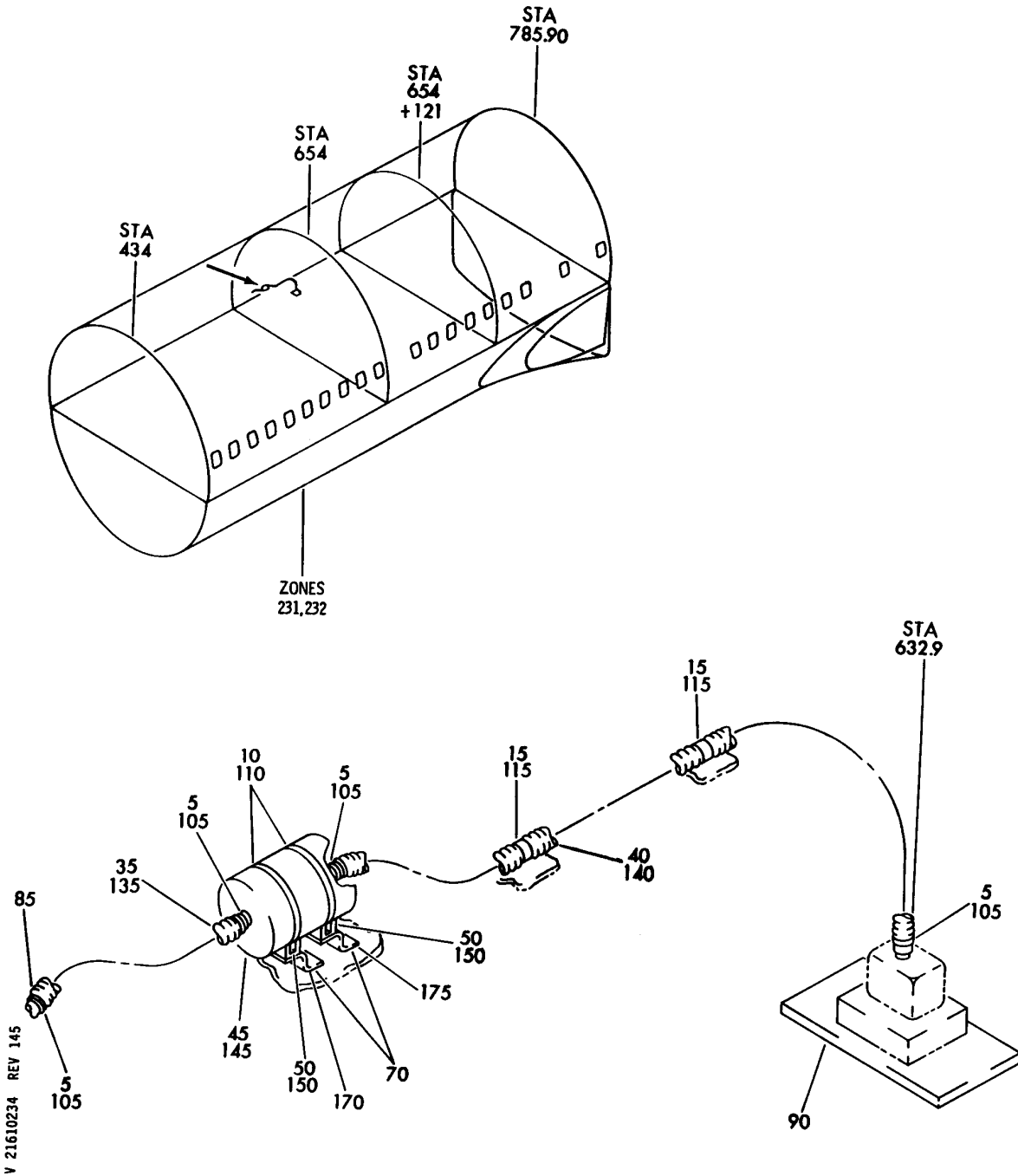
HXL

21-61-02-33

BOEING PROPRIETARY - Copyright © - Unpublished Work - See title page for details.

21-61-02
FIG. 33
PAGE 2
AUG 22/09

BOEING
767
PARTS CATALOG (MAINTENANCE)



SENSOR INSTL-PASS. ZN TEMP FWD
FIGURE 34

HXL
DEC 22/06

21-61-02-34

21-61-02-34
PAGE 0

 **BOEING**
767
PARTS CATALOG (MAINTENANCE)

FIG ITEM	PART NUMBER	1 2 3 4 5 6 7	NOMENCLATURE	EFFECT FROM TO	UNITS PER ASSY
34			SENSOR INSTL-PASS. ZN TEMP FWD		
- 1	215T1002-173		SENSOR INSTL-PASS. ZN TEMP POSITION DATA: FWD STA. 622.90 FOR NHA SEE: 21-00-00-02A	163999	RF
- 2	215T1002-462		SENSOR INSTL-PASS. ZN TEMP POSITION DATA: FWD STA. 625.9 FOR NHA SEE: 21-00-00-02A	155162	RF
5	PLT4SM		.STRAP SUPPLIER CODE: V06383 SPECIFICATION NUMBER: BACS38K2 OPTIONAL PART: T05L0 V53421		4
10	T012L0		.STRAP SUPPLIER CODE: V53421 SPECIFICATION NUMBER: BACS38K6		2
15	BACC10DK20		.CLAMP ATTACHING PARTS		2
- 20	NAS1801-3-26		.SCREW-		2
- 25	AN960JD10L		.WASHER		2
- 30	NAS42DD6-56		.SPACER-		2
			-----*-----		
35	BOE2027-04D0082		.HOSE- SUPPLIER CODE: V16632 SPECIFICATION NUMBER: AS1503-04D0082 USED ON: 215T1002-681SP		1
35	BACD40P4A082		.HOSE- USED ON: 215T1002-748SP		1
40	BOE2027-04D0460		.HOSE- SUPPLIER CODE: V16632 SPECIFICATION NUMBER: AS1503-04D0460		1
40	BACD40P4A460		.HOSE- USED ON: 215T1002-748SP		1

ILLUSTRATION ITEMS NOT ON PARTS LIST ARE NOT APPLICABLE

- ITEM NOT ILLUSTRATED

HXL

21-61-02-34

BOEING PROPRIETARY - Copyright © - Unpublished Work - See title page for details.

21-61-02
FIG. 34
PAGE 1
DEC 22/07



767

PARTS CATALOG (MAINTENANCE)

FIG ITEM	PART NUMBER	1 2 3 4 5 6 7	NOMENCLATURE	EFFECT FROM TO	UNITS PER ASSY
34					
45	214T3110-8		.MUFFLER ASSY		1
50	214T3424-6		.SUPPORT ATTACHING PARTS		2
- 55	NAS1801-3-7		.SCREW		4
- 60	AN960JD10L		.WASHER		4
			-----*-----		
85	214T3436-4		.ORIFICE ASSY- USED ON: 215T1002-748SP		1
85	214T3436-14		.ORIFICE ASSY-		1
90	215T1002-152SP		.PANEL ASSY- FOR DETAILS SEE: 21-61-08-13	163999	1
90	215T1002-256SP		.PANEL ASSY- FOR DETAILS SEE: 21-61-08-03C	155162	1
150	214T3424-6		..SUPPORT		2

ILLUSTRATION ITEMS NOT ON PARTS LIST ARE NOT APPLICABLE

- ITEM NOT ILLUSTRATED

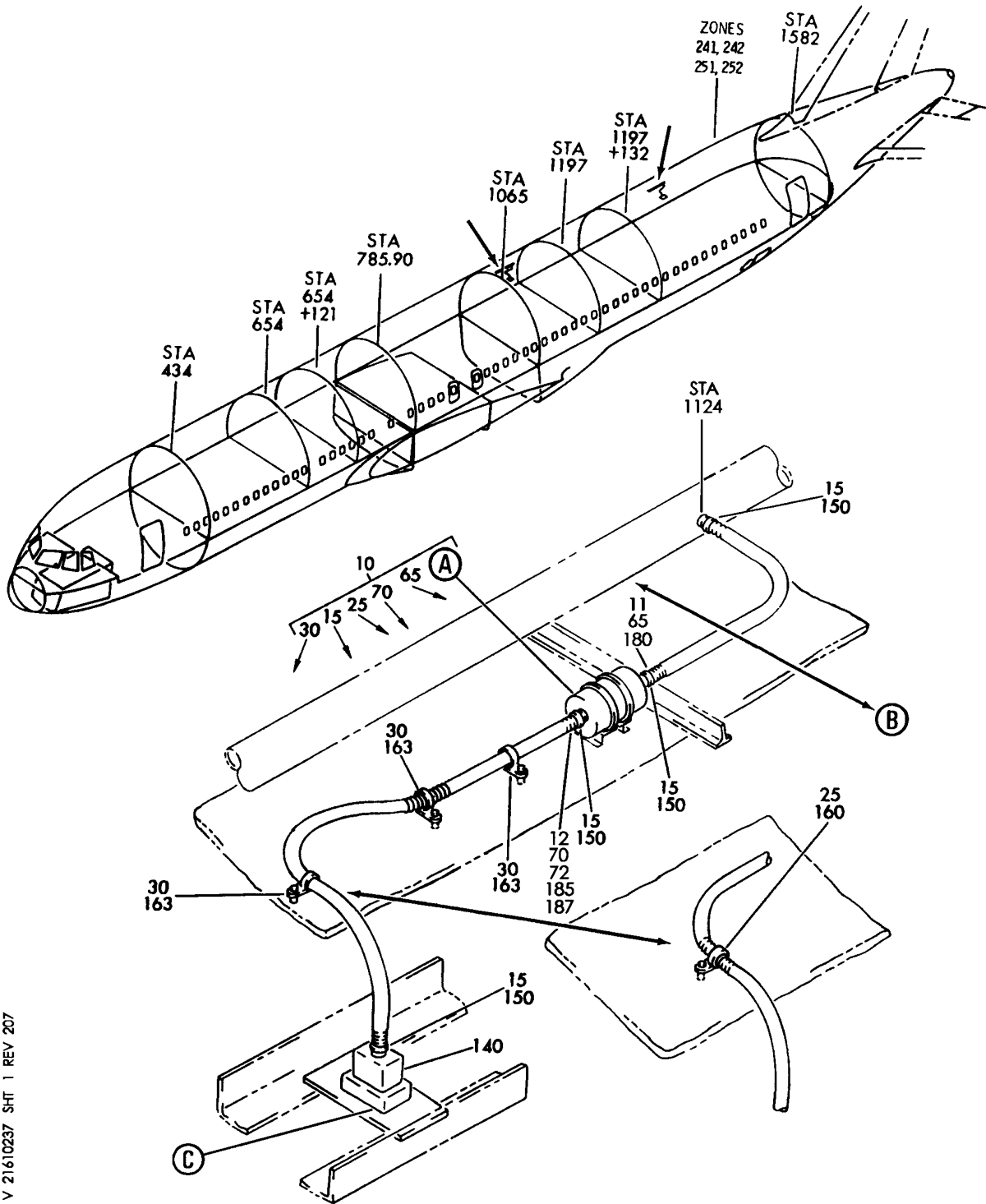
HXL

21-61-02-34

BOEING PROPRIETARY - Copyright © - Unpublished Work - See title page for details.

21-61-02
FIG. 34
PAGE 2
DEC 22/07

BOEING
767
PARTS CATALOG (MAINTENANCE)



V 21610237 SHT 1 REV 207

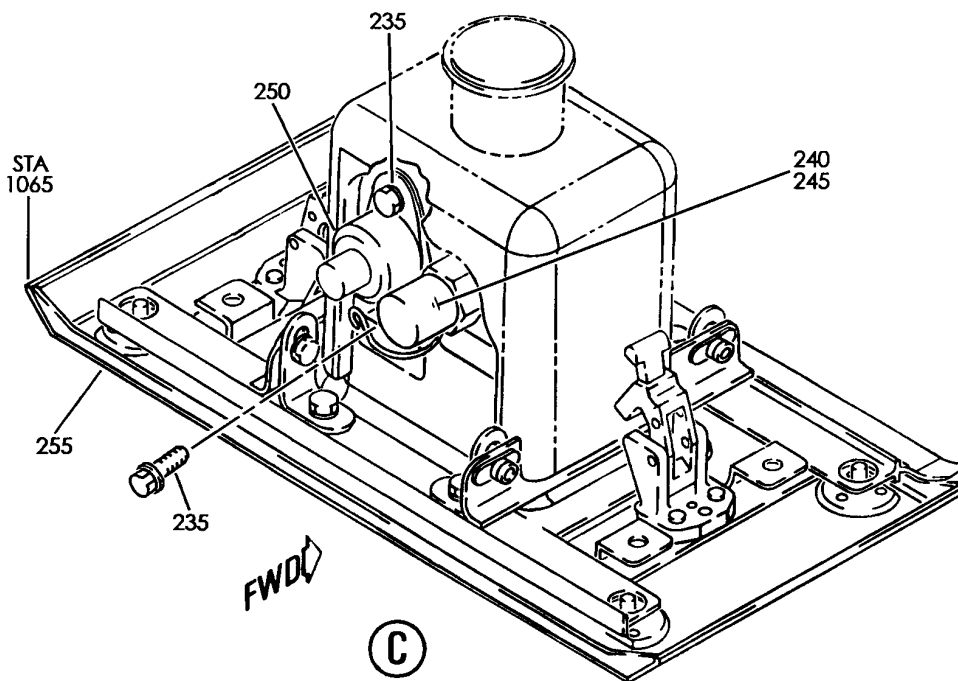
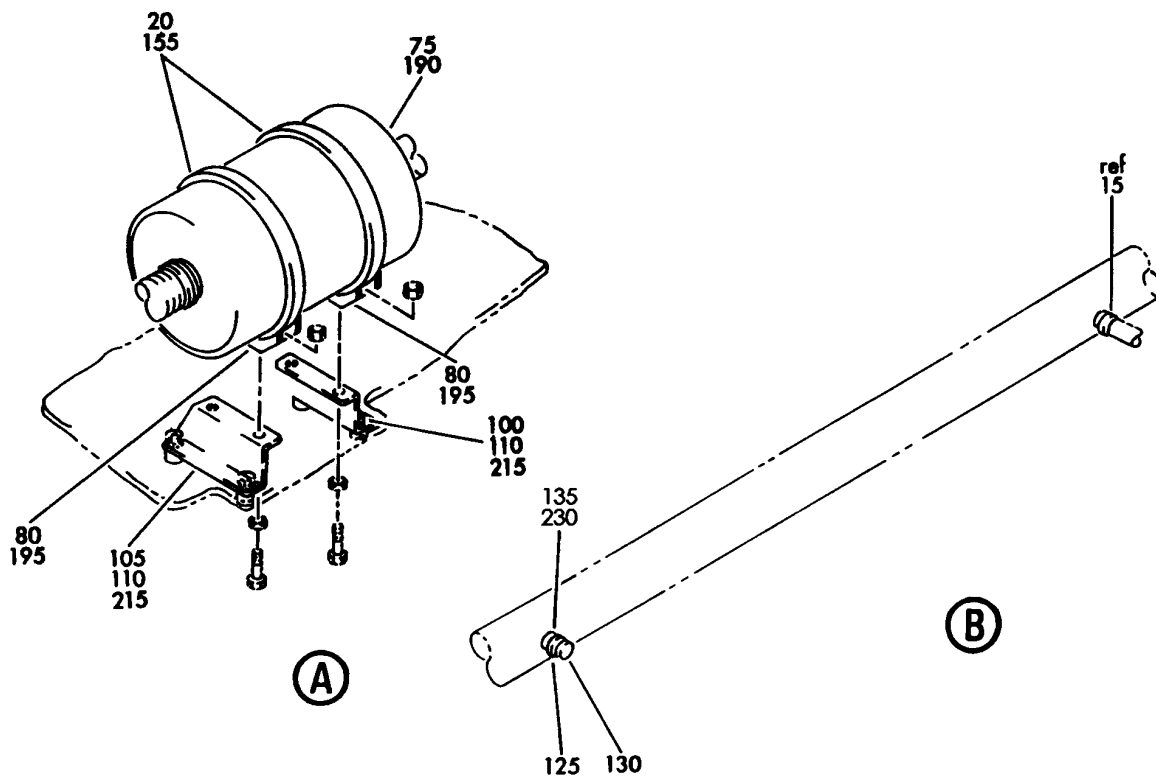
SENSOR INSTL-PASS. ZONE TEMP FWD/MID/AFT
FIGURE 37 (SHEET 1)

21-61-02-37

HXL
DEC 22/06

21-61-02-37
PAGE 0

BOEING
767
PARTS CATALOG (MAINTENANCE)



V 21610237 SHT 2 REV 207

SENSOR INSTL-PASS. ZONE TEMP FWD/MID/AFT
FIGURE 37 (SHEET 2)

21-61-02-37

HXL
DEC 22/06

21-61-02-37
PAGE 0A

 **BOEING**
767
PARTS CATALOG (MAINTENANCE)

FIG ITEM	PART NUMBER	1 2 3 4 5 6 7	NOMENCLATURE	EFFECT FROM TO	UNITS PER ASSY
37			SENSOR INSTL-PASS. ZONE TEMP FWD/MID/AFT		
- 1	215T1002-175		SENSOR INSTL-PASS. ZONE TEMP POSITION DATA: MID (STA 1026.90) FOR NHA SEE: 21-00-00-03A	163999	RF
- 3	215T1002-356		SENSOR INSTL-PASS. ZONE TEMP FOR NHA SEE: 21-00-00-03A	155162	RF
10	215T1002-178		.HOSE ASSY		1
15	PLT4SM		..STRAP SUPPLIER CODE: V06383 SPECIFICATION NUMBER: BACS38K2 OPTIONAL PART: T05LO V53421		4
20	T012LO		..STRAP SUPPLIER CODE: V53421 SPECIFICATION NUMBER: BACS38K6		2
30	BACC10DK20		..CLAMP ATTACHING PARTS		3
- 40	NAS1801-3-44		..SCREW		3
- 50	AN960PD10L		..WASHER-		3
- 60	NAS42DD6-64		..SPACER-		3
			-----*-----		
65	BOE2027-04D0260		..HOSE- SUPPLIER CODE: V16632 SPECIFICATION NUMBER: AS1503-04D0260		1
70	BOE2027-04D0840		..DUCT-FLEX SUPPLIER CODE: V16632 SPECIFICATION NUMBER: AS1503-04D0840		1
75	214T3110-8		..MUFFLER ASSY		1
80	214T3424-6		..SUPPORT ATTACHING PARTS		2
- 85	NAS1801-3-7		..SCREW		4
- 90	AN960PD10L		..WASHER-		4

ILLUSTRATION ITEMS NOT ON PARTS LIST ARE NOT APPLICABLE

- ITEM NOT ILLUSTRATED

HXL

21-61-02-37

BOEING PROPRIETARY - Copyright © - Unpublished Work - See title page for details.

21-61-02
FIG. 37
PAGE 1
DEC 22/07



767

PARTS CATALOG (MAINTENANCE)

FIG ITEM	PART NUMBER	1 2 3 4 5 6 7	NOMENCLATURE	EFFECT FROM TO	UNITS PER ASSY
37					
- 95	BRH10A3		..NUT- SUPPLIER CODE: V52828 SPECIFICATION NUMBER: BACN10JC3 OPTIONAL PART: H10-3BAC V15653 NS202101-02 V80539 RMLH9075-3W V72962 VN303A02 V92215 96-02 V80539 T6S1032J V11815 -----*-----		4
110	214T2437-2		..BRACKET ATTACHING PARTS		2
- 115	NAS1801-3-7		..SCREW		4
- 120	AN960PD10L		..WASHER-		4
			-----*-----		
135	214T3436-176		.ORIFICE ASSY-		1
140	215T1002-153SP		.PANEL ASSY- FOR DETAILS SEE: 21-61-08-20	163999	1
140	215T1002-258SP		.PANEL ASSY- FOR DETAILS SEE: 21-61-08-03B	155162	1

ILLUSTRATION ITEMS NOT ON PARTS LIST ARE NOT APPLICABLE

- ITEM NOT ILLUSTRATED

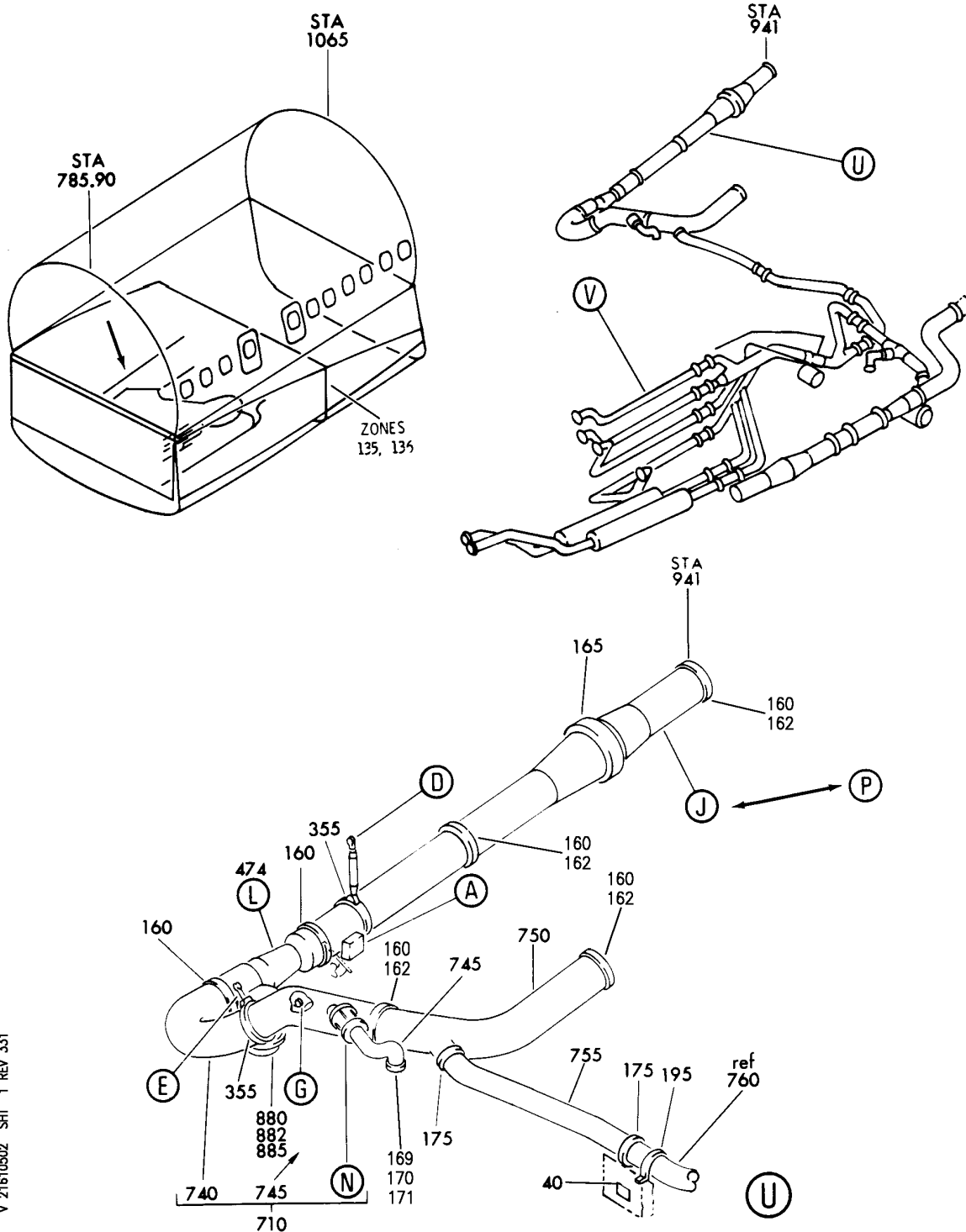
HXL

21-61-02-37

BOEING PROPRIETARY - Copyright © - Unpublished Work - See title page for details.

21-61-02
 FIG. 37
 PAGE 2
 DEC 22/07

BOEING
767
PARTS CATALOG (MAINTENANCE)



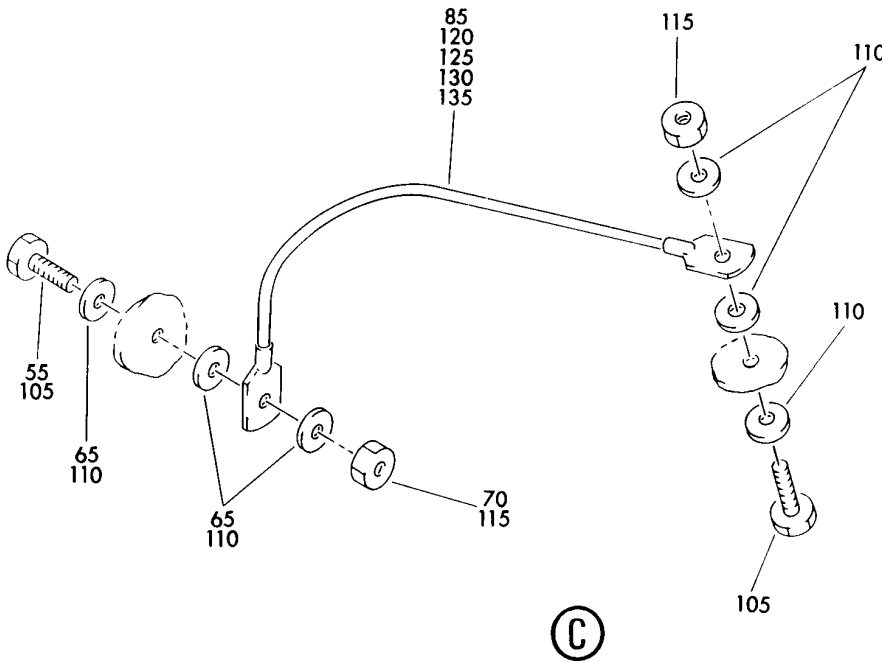
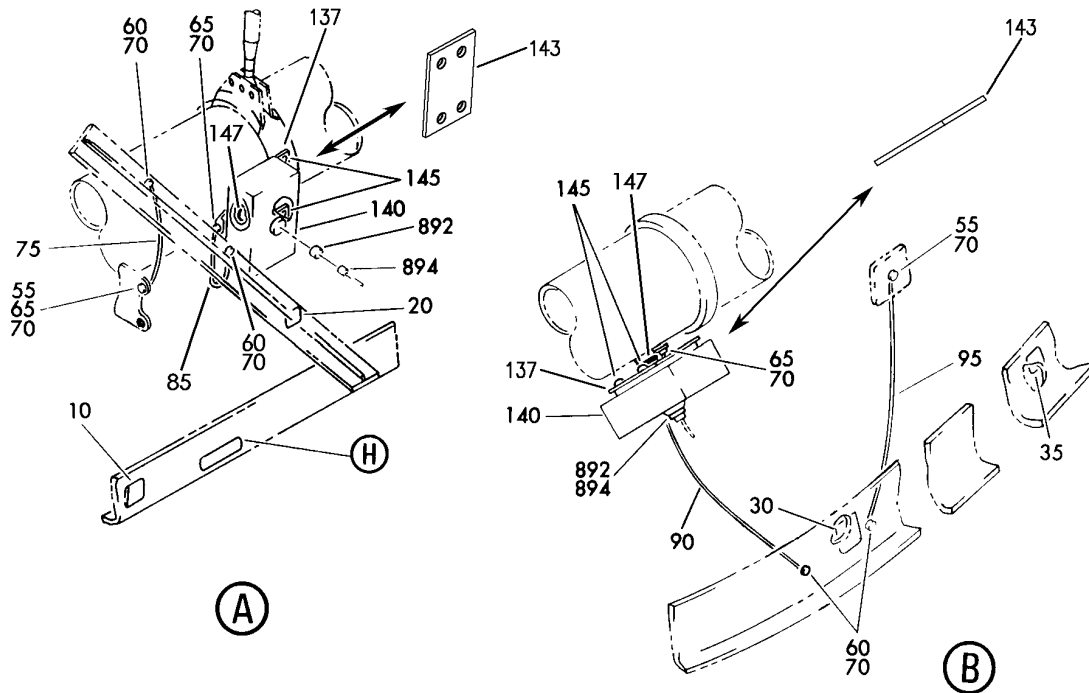
DUCT INSTL-HOT AIR CONT SYS (AIR CONDITIONING ONLY)
FIGURE 2 (SHEET 1)

21-61-05-02

HXL
AUG 22/08

21-61-05-02
PAGE 0

BOEING
767
PARTS CATALOG (MAINTENANCE)



V 21610502 SHT 2 REV 332

DUCT INSTL-HOT AIR CONT SYS (AIR CONDITIONING ONLY)
FIGURE 2 (SHEET 2)

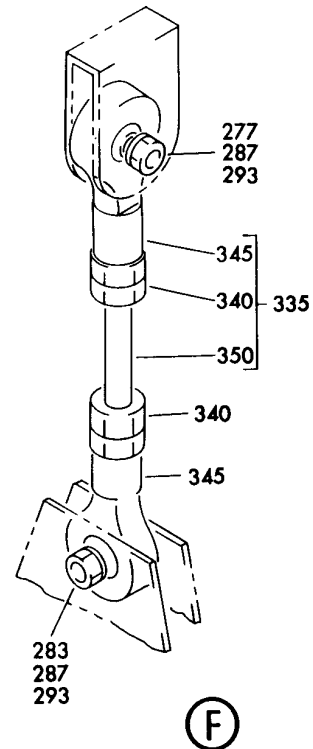
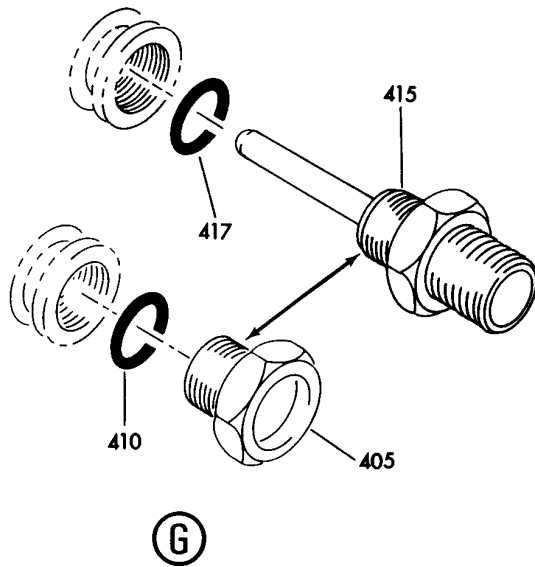
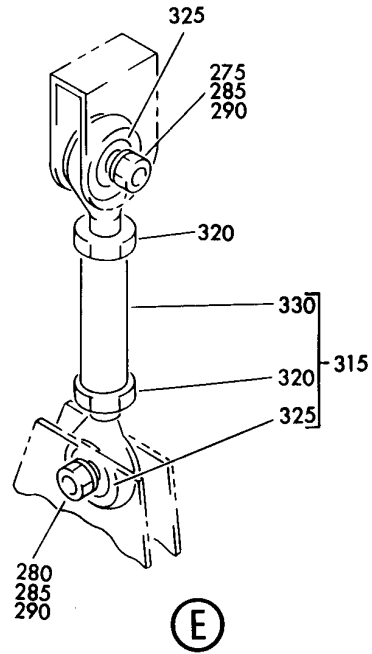
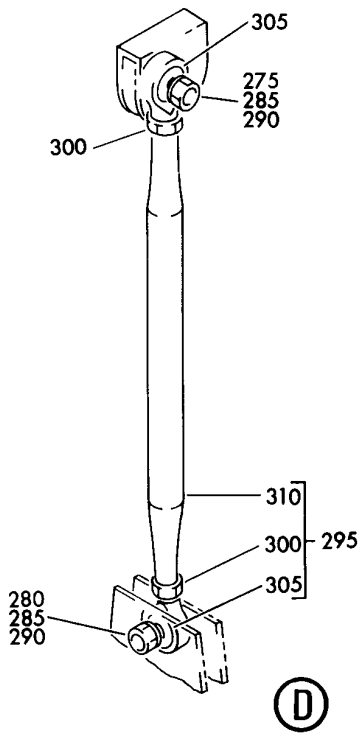
21-61-05-02

HXL
DEC 22/08

21-61-05-02
PAGE 0A

BOEING PROPRIETARY - Copyright © - Unpublished Work - See title page for details.


BOEING
 767
PARTS CATALOG (MAINTENANCE)



V 21610502 SHT 3 REV 167

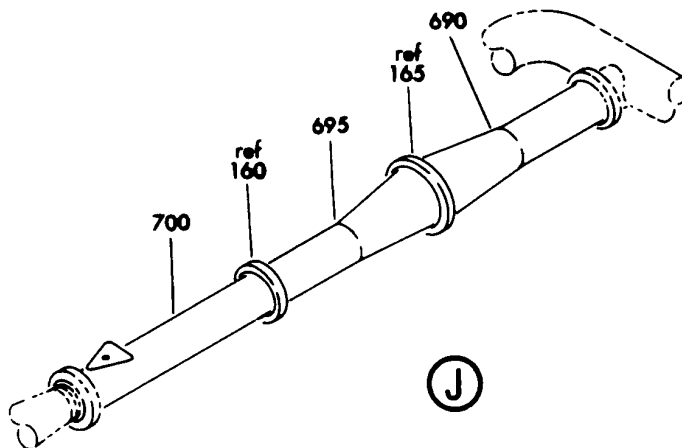
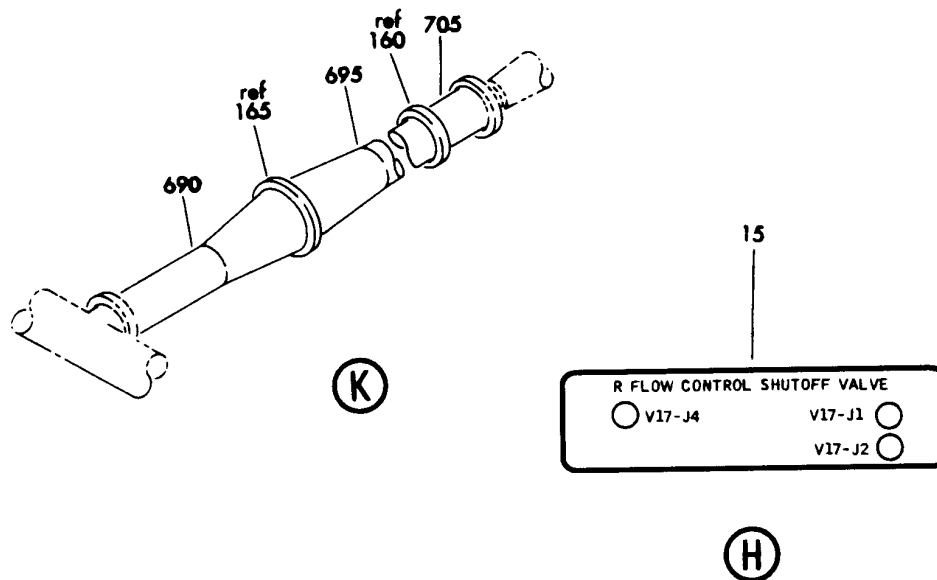
DUCT INSTL-HOT AIR CONT SYS (AIR CONDITIONING ONLY)
 FIGURE 2 (SHEET 3)

21-61-05-02

HXL
DEC 22/06

21-61-05-02
 PAGE 0B

BOEING
767
PARTS CATALOG (MAINTENANCE)



V 21810802 SHT 4 REV 074

DUCT INSTL-HOT AIR CONT SYS (AIR CONDITIONING ONLY)
FIGURE 2 (SHEET 4)

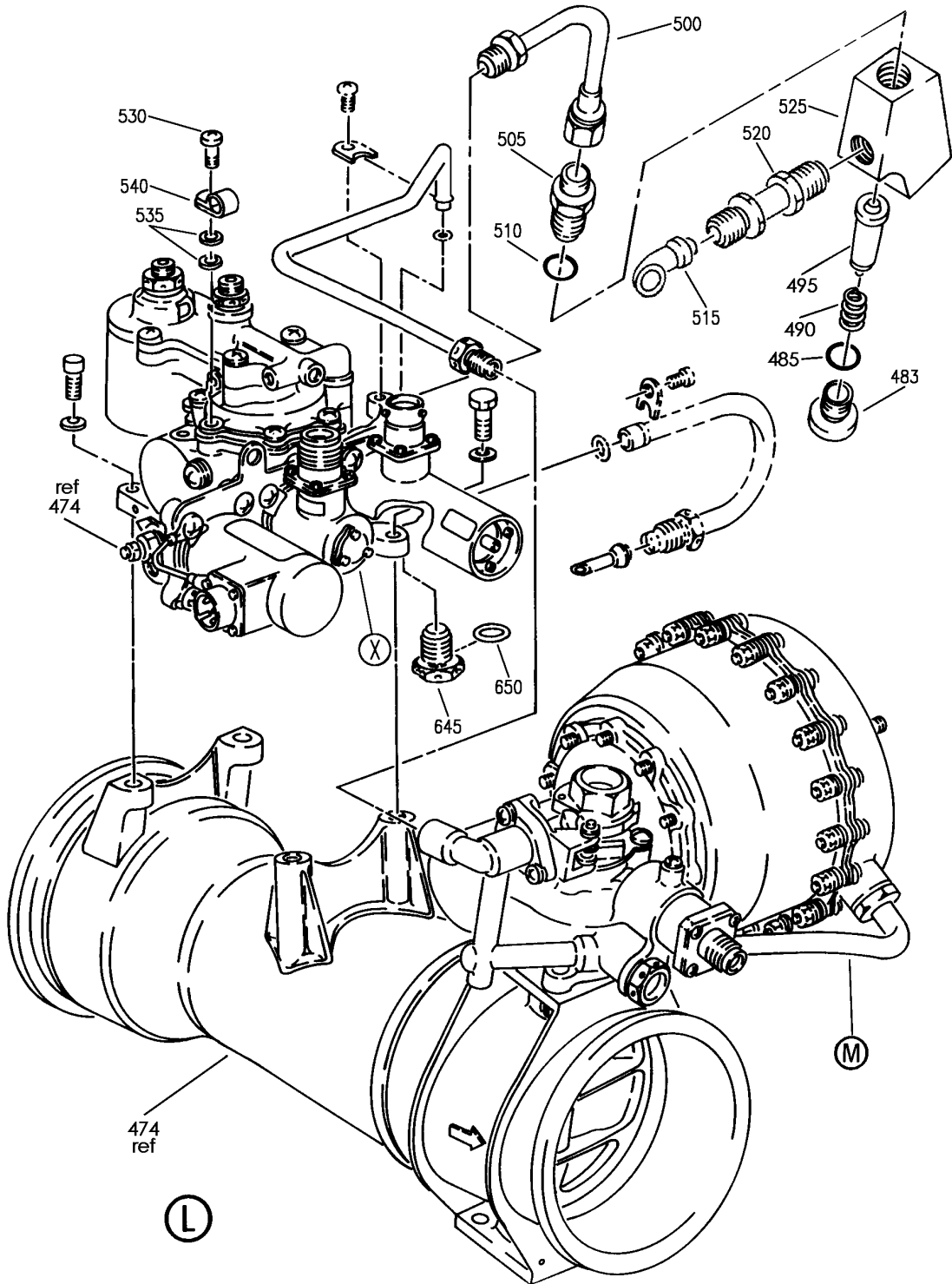
21-61-05-02

HXL
DEC 22/06

21-61-05-02
PAGE 0C

BOEING PROPRIETARY - Copyright © - Unpublished Work - See title page for details.

BOEING
767
PARTS CATALOG (MAINTENANCE)



V 21610502 SHT 5 REV 260

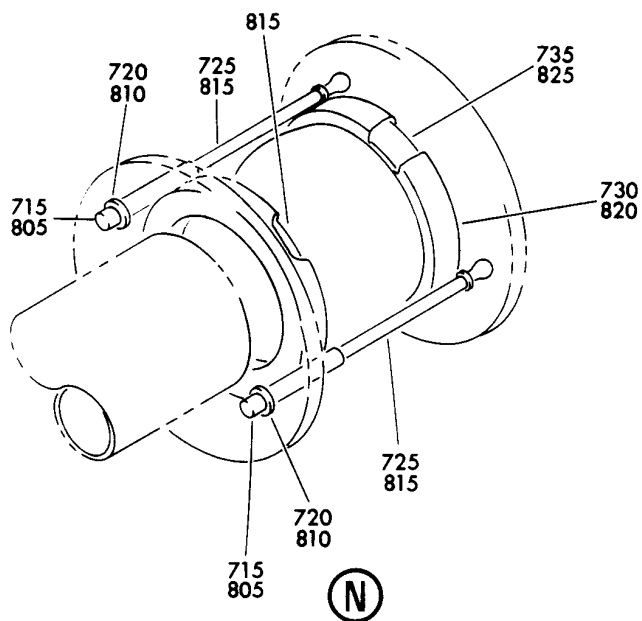
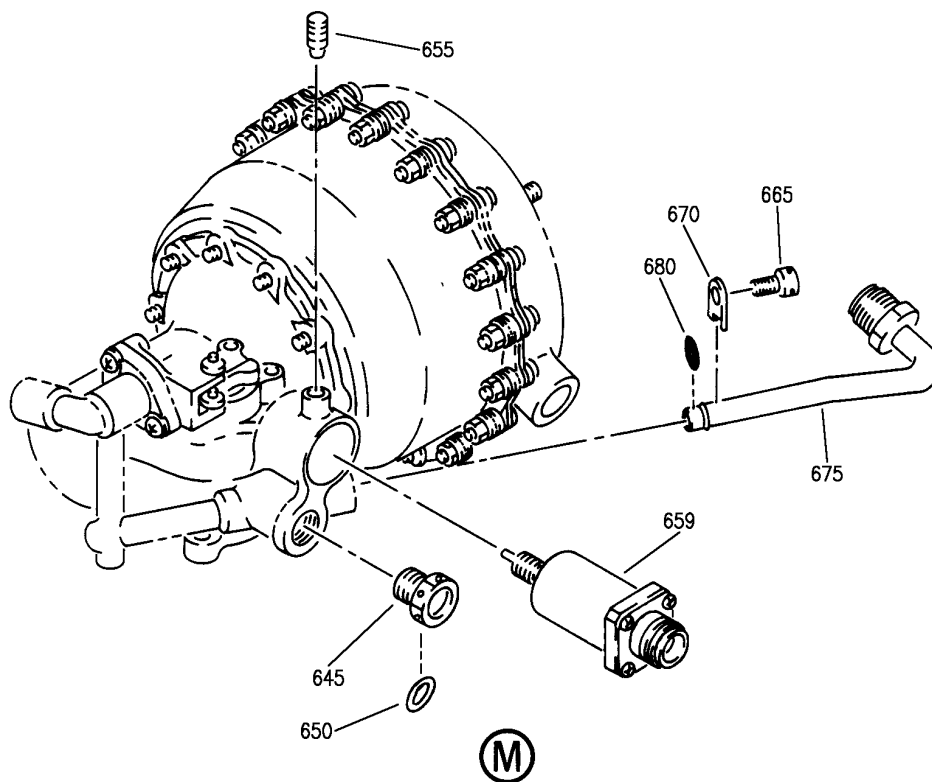
DUCT INSTL-HOT AIR CONT SYS (AIR CONDITIONING ONLY)
FIGURE 2 (SHEET 5)

21-61-05-02

HXL
DEC 22/06

21-61-05-02
PAGE 0D

BOEING
767
PARTS CATALOG (MAINTENANCE)



V 21610502 SH-T 6 REV 260

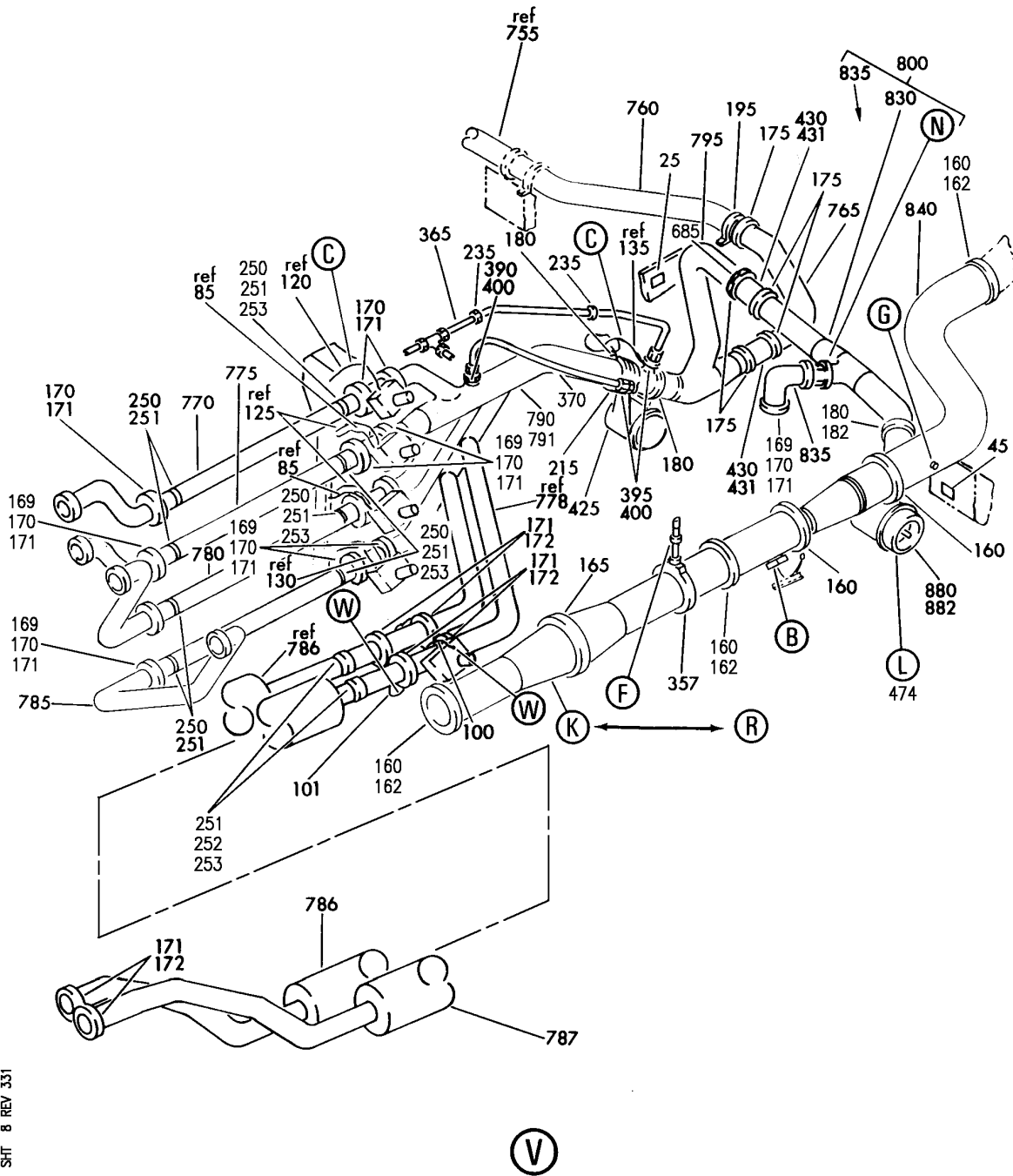
DUCT INSTL-HOT AIR CONT SYS (AIR CONDITIONING ONLY)
FIGURE 2 (SHEET 6)

21-61-05-02

HXL
DEC 22/06

21-61-05-02
PAGE 0E

BOEING
767
PARTS CATALOG (MAINTENANCE)



V 21610502 SHT 8 REV 331

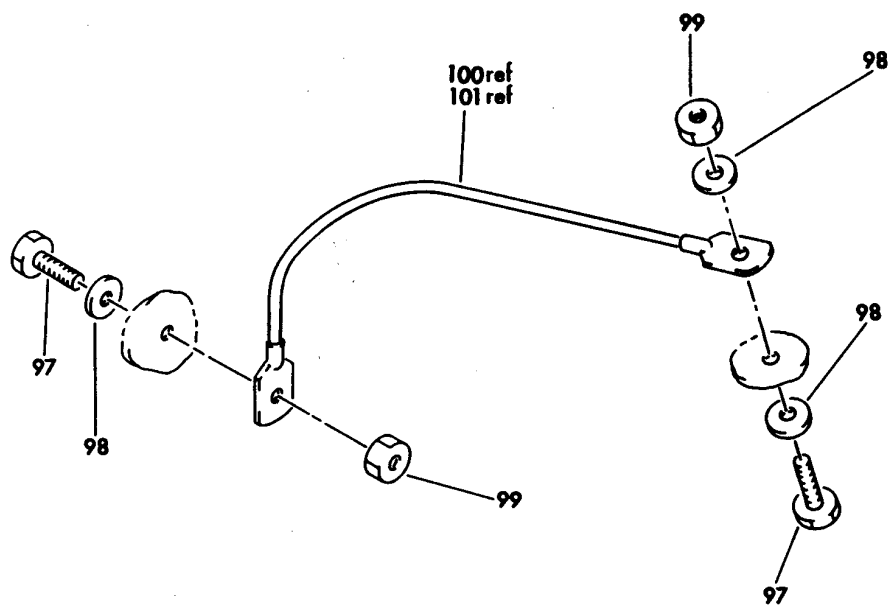
DUCT INSTL-HOT AIR CONT SYS (AIR CONDITIONING ONLY)
FIGURE 2 (SHEET 8)

21-61-05-02

HXL
AUG 22/08

21-61-05-02
PAGE 08

BOEING
767
PARTS CATALOG (MAINTENANCE)



V 21610502 SHT 9 REV 137

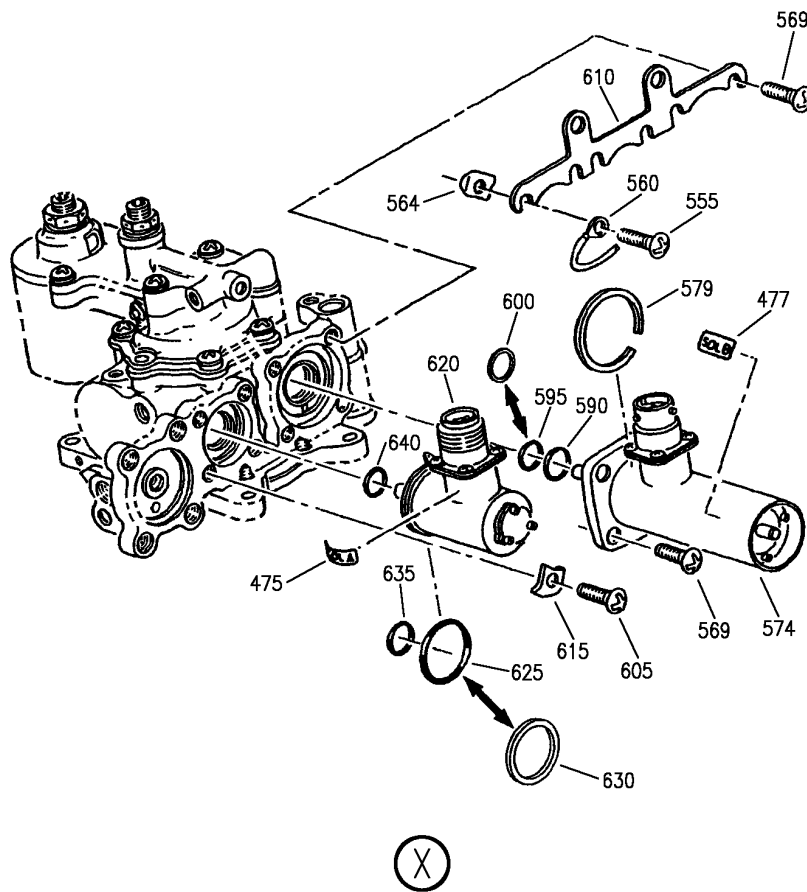
DUCT INSTL-HOT AIR CONT SYS (AIR CONDITIONING ONLY)
FIGURE 2 (SHEET 9)

21-61-05-02

HXL
DEC 22/06

21-61-05-02
PAGE 0H

BOEING
767
PARTS CATALOG (MAINTENANCE)



V 21610502 SH1 10 REV 260

DUCT INSTL-HOT AIR CONT SYS (AIR CONDITIONING ONLY)
FIGURE 2 (SHEET 10)

21-61-05-02

HXL
DEC 22/06

21-61-05-02
PAGE 01



767

PARTS CATALOG (MAINTENANCE)

FIG ITEM	PART NUMBER	1 2 3 4 5 6 7	NOMENCLATURE	EFFECT FROM TO	UNITS PER ASSY
2			DUCT INSTL-HOT AIR CONT SYS (AIR CONDITIONING ONLY)		
- 2	213T2001-50		DUCT INSTL-HOT AIR CONT SYS (AIR CONDITIONING ONLY) FOR NHA/OTHER SYS DET SEE: 21-00-00-06	163163	RF
- 3	213T2001-78		DUCT INSTL-HOT AIR CONT SYS (AIR CONDITIONING ONLY) FOR NHA/OTHER SYS DET SEE: 21-00-00-06	155162 164999	RF
10	BAC27TEC0083		.MARKER-ALUMINUM FOIL PLACARD CONTENT: R FLOW CONTROL SHUTOFF VALVE V17-J3		1
20	BAC27TEC0082		.MARKER-ALUMINUM FOIL PLACARD CONTENT: R PACK FLOW SENSOR TS286 PRE SERVICE BULLETIN: 21-0129R1		1
25	BAC27TEC0040		.MARKER-ALUMINUM FOIL PLACARD CONTENT: TRIM SHUT OFF VALVE V4		1
30	BAC27TEC0038		.MARKER-ALUMINUM FOIL PLACARD CONTENT: L PACK FLOW SENSOR TS285 PRE SERVICE BULLETIN: 21-0129R1		1
35	BAC27TEC0046		.MARKER-ALUMINUM FOIL PLACARD CONTENT: L FLOW CONTROL SHUTOFF VALVE V16-J3		1
55	NAS563-15		.BOLT		4
60	VNS1924CA2-8		.STUD SUPPLIER CODE: V5M902 SPECIFICATION NUMBER: BACS53B1EA2 OPTIONAL PART: VNS1924CA3-2-8 V92215		4
65	AN960D10L		.WASHER		8

ILLUSTRATION ITEMS NOT ON PARTS LIST ARE NOT APPLICABLE

- ITEM NOT ILLUSTRATED

HXL

21-61-05-02

BOEING PROPRIETARY - Copyright © - Unpublished Work - See title page for details.

21-61-05
FIG. 02
PAGE 1
AUG 22/09

BOEING
767
PARTS CATALOG (MAINTENANCE)

FIG ITEM	PART NUMBER	1 2 3 4 5 6 7	NOMENCLATURE	EFFECT FROM TO	UNITS PER ASSY
2 70	BRH10A3	.	NUT SUPPLIER CODE: V52828 SPECIFICATION NUMBER: BACN10JC3 OPTIONAL PART: H10-3BAC V15653 NS202101-02 V80539 RMLH9075-3W V72962 VN303A02 V92215 96-02 V80539 T6S1032J V11815		8
75	740A20-4	.	JUMPER ASSY SUPPLIER CODE: V91812 SPECIFICATION NUMBER: BACJ40A20-4 OPTIONAL PART: TJEJ40A20-4 V33483 RBEJ20-4 V1GK47		1
85	1002BB7	.	JUMPER ASSY- SUPPLIER CODE: V1FF12 SPECIFICATION NUMBER: BACJ40A20-7 OPTIONAL PART: CE7E V79550 30363 V00779 PRE SERVICE BULLETIN: 21-0129R1		1
ILLUSTRATION ITEMS NOT ON PARTS LIST ARE NOT APPLICABLE					

R
R
R
R
R
R
R
R
R
R
R

- ITEM NOT ILLUSTRATED

HXL

21-61-05-02

BOEING PROPRIETARY - Copyright © - Unpublished Work - See title page for details.

21-61-05
FIG. 02
PAGE 2
AUG 22/09

BOEING
767
PARTS CATALOG (MAINTENANCE)

FIG ITEM	PART NUMBER	1 2 3 4 5 6 7	NOMENCLATURE	EFFECT FROM TO	UNITS PER ASSY
R R R R R R R R R R	2 90	740A20-15	. JUMPER ASSY- SUPPLIER CODE: V91812 SPECIFICATION NUMBER: BACJ40A20-15 OPTIONAL PART: TJEJ40A20-15 V33483 RBEJ20-15 V1GK47 PRE SERVICE BULLETIN: 21-0129R1		1
	95	740A20-14	. JUMPER SUPPLIER CODE: V91812 SPECIFICATION NUMBER: BACJ40A20-14 OPTIONAL PART: TJEJ40A20-14 V33483 RBEJ20-14 V1GK47		1
	105 110 115	NAS563-15 AN960D10L BRH10A3	. BOLT- . WASHER- . NUT- SUPPLIER CODE: V52828 SPECIFICATION NUMBER: BACN10JC3 OPTIONAL PART: H10-3BAC V15653 NS202101-02 V80539 RMLH9075-3W V72962 VN303A02 V92215 96-02 V80539 T6S1032J V11815		10 30 10
ILLUSTRATION ITEMS NOT ON PARTS LIST ARE NOT APPLICABLE					

- ITEM NOT ILLUSTRATED

HXL

21-61-05-02

BOEING PROPRIETARY - Copyright © - Unpublished Work - See title page for details.

21-61-05
FIG. 02
PAGE 3
AUG 22/09

BOEING
767
PARTS CATALOG (MAINTENANCE)

FIG ITEM	PART NUMBER	1 2 3 4 5 6 7	NOMENCLATURE	EFFECT FROM TO	UNITS PER ASSY
2					
120	740A20-12		. JUMPER ASSY- SUPPLIER CODE: V91812 SPECIFICATION NUMBER: BACJ40A20-12 OPTIONAL PART: TJEJ40A20-12 V33483 RBEJ20-12 V1GK47		1
125	BACJ40A20-8		. JUMPER ASSY-		2
130	740A20-10		. JUMPER ASSY- SUPPLIER CODE: V91812 SPECIFICATION NUMBER: BACJ40A20-10 OPTIONAL PART: TJEJ40A20-10 V33483 RBEJ20-10 V1GK47		1
135	1002BB9		. JUMPER- SUPPLIER CODE: V1FF12 SPECIFICATION NUMBER: BACJ40A20-9 OPTIONAL PART: CE9E V79550 30365 V00779		1
140	11198-3		. SENSOR- SUPPLIER CODE: V07148 ELECTRICAL EQUIP NUMBER: TS0285 TS0286		2
140	11198-4		. SENSOR- SUPPLIER CODE: V07148 ELECTRICAL EQUIP NUMBER: TS0285 TS0286		2
145	NAS603-7P		ATTACHING PARTS . SCREW- -----*-----		4
147	MS9068-014		. PACKING-		2
147	AS3582-014		. PACKING-		2
ILLUSTRATION ITEMS NOT ON PARTS LIST ARE NOT APPLICABLE					

R
R
R
R
R
R
R
R
R

- ITEM NOT ILLUSTRATED

21-61-05-02

21-61-05
FIG. 02
PAGE 4
AUG 22/09

HXL



767

PARTS CATALOG (MAINTENANCE)

FIG ITEM	PART NUMBER	1 2 3 4 5 6 7	NOMENCLATURE	EFFECT FROM TO	UNITS PER ASSY
2 160	14J29400		.CLAMP- SUPPLIER CODE: V5T400 SPECIFICATION NUMBER: BACC10GY400 OPTIONAL PART: 4385AF400 V94581 PDVC1137400 V14242 NM102701400 V8W928		11
160	14J29400E		.COUPLING- SUPPLIER CODE: V5T400 SPECIFICATION NUMBER: BACC10GY400E OPTIONAL PART: 4385AF400E V94581 PDVC1137400E V14242 NM102701400E V8W928		11
165	14J29600		.CLAMP SUPPLIER CODE: V5T400 SPECIFICATION NUMBER: BACC10GY600 OPTIONAL PART: 4385AF600 V94581 PDVC1137600 V14242 NM102701600 V8W928		2
171	14J29200		.CLAMP SUPPLIER CODE: V5T400 SPECIFICATION NUMBER: BACC10GY200 OPTIONAL PART: 4385AF200 V94581 PDVC1137200 V14242 NM102701200 V8W928		20

ILLUSTRATION ITEMS NOT ON PARTS LIST ARE NOT APPLICABLE

- ITEM NOT ILLUSTRATED

HXL

21-61-05-02

BOEING PROPRIETARY - Copyright © - Unpublished Work - See title page for details.

21-61-05
FIG. 02
PAGE 5
AUG 22/09



767

PARTS CATALOG (MAINTENANCE)

FIG ITEM	PART NUMBER	1 2 3 4 5 6 7	NOMENCLATURE	EFFECT FROM TO	UNITS PER ASSY
2 175	14J297250		.COUPLING- SUPPLIER CODE: V5T400 SPECIFICATION NUMBER: BACC10GY250 OPTIONAL PART: 4385AF250 V94581 PDVC1137250 V14242 NM102701250 V8W928		7
180	14J29300		.CLAMP- SUPPLIER CODE: V5T400 SPECIFICATION NUMBER: BACC10GY300 OPTIONAL PART: 4385AF300 V94581 PDVC1137300 V14242 NM102701300 V8W928		3
195	421CS40		.CLAMP SUPPLIER CODE: V83930 SPECIFICATION NUMBER: BACC10CC40S OPTIONAL PART: JM45SC3S40T V22175 TA04C36S07 V84971 ATTACHING PARTS		2
- 200	NAS603-7P		.SCREW		4
- 205	AN960D10L		.WASHER		4

ILLUSTRATION ITEMS NOT ON PARTS LIST ARE NOT APPLICABLE

- ITEM NOT ILLUSTRATED

HXL

21-61-05-02

BOEING PROPRIETARY - Copyright © - Unpublished Work - See title page for details.

21-61-05
FIG. 02
PAGE 6
AUG 22/09



767

PARTS CATALOG (MAINTENANCE)

FIG ITEM	PART NUMBER	1 2 3 4 5 6 7	NOMENCLATURE	EFFECT FROM TO	UNITS PER ASSY
2 - 210	BRH10A3		.NUT SUPPLIER CODE: V52828 SPECIFICATION NUMBER: BACN10JC3 OPTIONAL PART: H10-3BAC V15653 NS202101-02 V80539 RMLH9075-3W V72962 VN303A02 V92215 96-02 V80539 T6S1032J V11815		4
215	421CS48		-----*----- .CLAMP SUPPLIER CODE: V83930 SPECIFICATION NUMBER: BACC10CC48S OPTIONAL PART: JM45SC3S48T V22175 TA04C36S11 V84971 ATTACHING PARTS		1
- 220	NAS603-7P		.SCREW		2
- 225	AN960D10L		.WASHER-		2

ILLUSTRATION ITEMS NOT ON PARTS LIST ARE NOT APPLICABLE

- ITEM NOT ILLUSTRATED

HXL

21-61-05-02

BOEING PROPRIETARY - Copyright © - Unpublished Work - See title page for details.

21-61-05
FIG. 02
PAGE 7
AUG 22/09

 **BOEING**
767
PARTS CATALOG (MAINTENANCE)

FIG ITEM	PART NUMBER	1 2 3 4 5 6 7	NOMENCLATURE	EFFECT FROM TO	UNITS PER ASSY
2					
- 230	BRH10A3		.NUT SUPPLIER CODE: V52828 SPECIFICATION NUMBER: BACN10JC3 OPTIONAL PART: H10-3BAC V15653 NS202101-02 V80539 RMLH9075-3W V72962 VN303A02 V92215 96-02 V80539 T6S1032J V11815 -----*-----		2
235	BACC10DK6		.CLAMP ATTACHING PARTS		2
- 240	NAS603-9P		.SCREW-		2
			-----*-----		
251	421CS32		.CLAMP SUPPLIER CODE: V83930 SPECIFICATION NUMBER: BACC10CC32S OPTIONAL PART: JM45SC3S32T V22175 TA04C36S06 V84971 ATTACHING PARTS		10
- 256	NAS603-7P		.SCREW		2
- 261	AN960D10L		.WASHER		2
- 266	MS21042L3		.NUT -----*-----		2
275	BACB30NF4-10		.BOLT		2
277	BACB30NF4-10		.BOLT-		1
280	BACB30NF4-8		.BOLT		2
283	BACB30NF4-8		.BOLT-		1
285	AN960PD416L		.WASHER		4
287	AN960PD416L		.WASHER-		2

ILLUSTRATION ITEMS NOT ON PARTS LIST ARE NOT APPLICABLE

- ITEM NOT ILLUSTRATED

HXL

21-61-05-02

BOEING PROPRIETARY - Copyright © - Unpublished Work - See title page for details.

21-61-05
FIG. 02
PAGE 8
AUG 22/09



767

PARTS CATALOG (MAINTENANCE)

FIG ITEM	PART NUMBER	1 2 3 4 5 6 7	NOMENCLATURE	EFFECT FROM TO	UNITS PER ASSY
2 290	BRH10A4	.NUT	SUPPLIER CODE: V52828 SPECIFICATION NUMBER: BACN10JC4 OPTIONAL PART: T6S428J V11815 96-048 V80539 VN303A048 V92215 RMLH9075-4W V72962 NS202101-048 V80539 H10-4BAC V15653		4
293	BRH10A4	.NUT-	SUPPLIER CODE: V52828 SPECIFICATION NUMBER: BACN10JC4 OPTIONAL PART: T6S428J V11815 96-048 V80539 VN303A048 V92215 RMLH9075-4W V72962 NS202101-048 V80539 H10-4BAC V15653		2
295	213T1100-33	.ROD ASSY			1
300	NAS1423-5	..NUT-			2
305	MS21242S04	..BEARING			2
315	213T3105-1	.ROD ASSY-			1
320	AN316C5R	..NUT			2
325	M81935-1-4	..BEARING-			2
330	213T3105-2	..ROD			1
335	212T3105-18	.ROD ASSY-			1
340	AN316-5R	..NUT			2
345	MS21243S04	..BEARING			2
350	NAS354-5-270	..ROD			1

ILLUSTRATION ITEMS NOT ON PARTS LIST ARE NOT APPLICABLE

- ITEM NOT ILLUSTRATED

21-61-05-02

21-61-05
FIG. 02
PAGE 9
AUG 22/09

HXL

BOEING PROPRIETARY - Copyright © - Unpublished Work - See title page for details.



767

PARTS CATALOG (MAINTENANCE)

FIG ITEM	PART NUMBER	1 2 3 4 5 6 7	NOMENCLATURE	EFFECT FROM TO	UNITS PER ASSY
2					
355	MB68864F040FA	.CLAMP-	SUPPLIER CODE: V98625 SPECIFICATION NUMBER: BACC10FF040FA OPTIONAL PART: B01AF040FA V10234 3029FF040FA V94581 BC1089FF040FA V14242 MB68864F040FA V00624		2
355	BACC10HU040FA	.CLAMP-			2
357	MB68864F040FA	.CLAMP-	SUPPLIER CODE: V98625 SPECIFICATION NUMBER: BACC10FF040FA OPTIONAL PART: B01AF040FA V10234 3029FF040FA V94581 BC1089FF040FA V14242 MB68864F040FA V00624		1
357	BACC10HU040FA	.CLAMP-			1
365	213T2002-9	.TUBE ASSY-	TUBING MATERIAL: .375 IN. OD X .028 IN. WALL X 34.80 IN. LG ALUMINUM ALLOY TUBING		1
370	213T2002-11	.TUBE ASSY-	TUBING MATERIAL: .375 IN. OD .042 IN. WALL 28.00 IN. LG STEEL		1

ILLUSTRATION ITEMS NOT ON PARTS LIST ARE NOT APPLICABLE

- ITEM NOT ILLUSTRATED

HXL

21-61-05-02

BOEING PROPRIETARY - Copyright © - Unpublished Work - See title page for details.

21-61-05
FIG. 02
PAGE 10
AUG 22/09



767

PARTS CATALOG (MAINTENANCE)

FIG ITEM	PART NUMBER	1 2 3 4 5 6 7	NOMENCLATURE	EFFECT FROM TO	UNITS PER ASSY
2			ATTACHING PARTS		
- 375	AP2097HP06		.. SLEEVE SUPPLIER CODE: V01673 SPECIFICATION NUMBER: BACS13BX06HP OPTIONAL PART: 2-02903-06HP V11328 35235VN06 V08199 AFP175V06P V30974 DBOS13BX06HP V14798		2
- 380	BACN10YLO6		.. NUT- USED ON: 213T2002-9		2
- 385	BACN10YE6		.. NUT- USED ON: 213T2002-11		2
			-----*-----		
390	MS21902J6		. UNION		1
395	MS21902D6		. UNION		2
400	R1131-906		. PACKING SUPPLIER CODE: V57268 SPECIFICATION NUMBER: BACP11K6 OPTIONAL PART: 3-906S383-70 V02697 1090-06 V95272 150701-06 V95272 AS568-906S32 V11314		3
405	MS9902-07		. PLUG		2

ILLUSTRATION ITEMS NOT ON PARTS LIST ARE NOT APPLICABLE

- ITEM NOT ILLUSTRATED

HXL

21-61-05-02

BOEING PROPRIETARY - Copyright © - Unpublished Work - See title page for details.

21-61-05
FIG. 02
PAGE 11
AUG 22/09



767

PARTS CATALOG (MAINTENANCE)

FIG ITEM	PART NUMBER	1 2 3 4 5 6 7	NOMENCLATURE	EFFECT FROM TO	UNITS PER ASSY
2 410	2-15S383-70		.PACKING SUPPLIER CODE: V02697 SPECIFICATION NUMBER: BACP11J15 OPTIONAL PART: AS568-15S32 V11314 S7E183-15 V95272 13-06-15 V07096 S424-7-2-15 V02697 A330-15 V95272 R1131-15 V57268		2
425	3214862-1		.VALVE ASSY-TRIM SUPPLIER CODE: V59364 SPECIFICATION NUMBER: S210T130-62 COMPONENT MAINT MANUAL REF: 21-61-11		1
430	3202166-1		.VALVE-CHK SUPPLIER CODE: V59364 SPECIFICATION NUMBER: S210T130-6 COMPONENT MAINT MANUAL REF: 21-61-15		2
430	3202166-2		.VALVE-CHK SUPPLIER CODE: V59364 SPECIFICATION NUMBER: S210T130-53 MISCELLANEOUS DATA: (MAY BE USED IF 3202442-2 NOT AVAILABLE) COMPONENT MAINT MANUAL REF: 21-61-15 OPTIONAL PART: 3202442-2 V59364		2

ILLUSTRATION ITEMS NOT ON PARTS LIST ARE NOT APPLICABLE

- ITEM NOT ILLUSTRATED

21-61-05-02

21-61-05
FIG. 02
PAGE 12
AUG 22/09

HXL



767

PARTS CATALOG (MAINTENANCE)

FIG ITEM	PART NUMBER	1 2 3 4 5 6 7	NOMENCLATURE	EFFECT FROM TO	UNITS PER ASSY
2 430	3202442-2		. VALVE-CHK SUPPLIER CODE: V59364 SPECIFICATION NUMBER: S210T130-71 COMPONENT MAINT MANUAL REF: 21-61-37 OPTIONAL PART: 3202166-2 V59364		2
430	3202726-1		. VALVE-CHK SUPPLIER CODE: V59364 SPECIFICATION NUMBER: S210T130-76 COMPONENT MAINT MANUAL REF: 21-61-47		2
455	B01AF040DJGC		. CLAMP- SUPPLIER CODE: V10234 SPECIFICATION NUMBER: BACC10FF040DJGC OPTIONAL PART: 3029FF040DJGC V94581 MB68864F040GCDJ V98625 MB68864F040DJGC V00624		2
455	BACC10HU040DJGC		. CLAMP-		2
460	BACB30NF4-10		. BOLT-		4
461	BACB30NF4-8		. BOLT-		4
462	AN960PD416L		. WASHER-		8

ILLUSTRATION ITEMS NOT ON PARTS LIST ARE NOT APPLICABLE

- ITEM NOT ILLUSTRATED

HXL

21-61-05-02

BOEING PROPRIETARY - Copyright © - Unpublished Work - See title page for details.

21-61-05
FIG. 02
PAGE 13
AUG 22/09



767

PARTS CATALOG (MAINTENANCE)

FIG ITEM	PART NUMBER	1 2 3 4 5 6 7	NOMENCLATURE	EFFECT FROM TO	UNITS PER ASSY
2 463	BRH10A4		.NUT- SUPPLIER CODE: V52828 SPECIFICATION NUMBER: BACN10JC4 OPTIONAL PART: T6S428J V11815 96-048 V80539 VN303A048 V92215 RMLH9075-4W V72962 NS202101-048 V80539 H10-4BAC V15653		8
465	D19811-1		.CONVERTER-CATALYTIC SUPPLIER CODE: V23016 SPECIFICATION NUMBER: S210T123-1		2
467	213T1100-43		.ROD ASSY-		1
468	213T1100-41		.ROD ASSY-		1
469	213T1100-39		.ROD ASSY-		2
470	MS21242S04		..BEARING		2
471	NAS1423-5		..NUT		2
472	213T1100-18		..TUBE- USED ON: 213T1100-43 213T1100-41		1
473	213T1100-40		..TUBE- USED ON: 213T1100-39		1
474	396462-1		.VALVE ASSY-FLOW CONT SUPPLIER CODE: V59364 SPECIFICATION NUMBER: S210T130-51 ELECTRICAL EQUIP NUMBER: V00016 V00017 COMPONENT MAINT MANUAL REF: 21-51-09		2

ILLUSTRATION ITEMS NOT ON PARTS LIST ARE NOT APPLICABLE

- ITEM NOT ILLUSTRATED

21-61-05-02

21-61-05
FIG. 02
PAGE 14
AUG 22/09

HXL



767

PARTS CATALOG (MAINTENANCE)

FIG ITEM	PART NUMBER	1 2 3 4 5 6 7	NOMENCLATURE	EFFECT FROM TO	UNITS PER ASSY
2 474	396462-2		. VALVE ASSY-FLOW CONT SUPPLIER CODE: V59364 SPECIFICATION NUMBER: S210T130-65 ELECTRICAL EQUIP NUMBER: V00016 V00017 COMPONENT MAINT MANUAL REF: 21-51-09		2
475	S8912M71		.. LABEL-INSTRUCTION SUPPLIER CODE: V59364 USED ON: 396462-2		1
477	S8912M72		.. LABEL-INSTRUCTION SUPPLIER CODE: V59364 USED ON: 396462-2		1
483	756615-2		.. PLUG-RETAINING SUPPLIER CODE: V59364 CONFIG CHG DATA FROM A CMM: REPLD BY 756615-4		1
483	756615-4		.. PLUG-RETAINING SUPPLIER CODE: V59364 CONFIG CHG DATA FROM A CMM: REPLS 756615-2		1
485	S8990-608		.. PACKING- SUPPLIER CODE: V59364 USED ON: 396462-2		1
490	756475-1		.. SPRING-HELICAL CPRSN SUPPLIER CODE: V59364 USED ON: 396462-2		1
495	856504-7		.. ELEMENT-FLUID PRESSURE FILTER SUPPLIER CODE: V59364 USED ON: 396462-2		1
500	3171342-1		.. TUBE ASSY-METAL SUPPLIER CODE: V59364		1

ILLUSTRATION ITEMS NOT ON PARTS LIST ARE NOT APPLICABLE

- ITEM NOT ILLUSTRATED

21-61-05-02

21-61-05
FIG. 02
PAGE 15
AUG 22/09

HXL

 **BOEING**
767
PARTS CATALOG (MAINTENANCE)

FIG ITEM	PART NUMBER	1 2 3 4 5 6 7	NOMENCLATURE	EFFECT FROM TO	UNITS PER ASSY
2					
505	MS24392D6	..	NIPPLE		1
510	S8990-606	..	PACKING-		1
			SUPPLIER CODE: V99193		
515	3169839-1	..	PROBE-SENSING		1
			SUPPLIER CODE: V59364		
520	3171341-1	..	TUBE ASSY-METAL		1
			SUPPLIER CODE: V59364		
525	3171339-1	..	HOUSING-FILTER		1
			SUPPLIER CODE: V59364		
			USED ON: 396462-2		
530	MS51957-47	..	SCREW-		1
			USED ON: 396462-2		
535	S8157N7-112	..	WASHER-		2
			SUPPLIER CODE: V59364		
			USED ON: 396462-2		
540	211-516-9004	..	CLAMP-CUSHIONED WEDGE LOOP		1
			SUPPLIER CODE: V59364		
			OPTIONAL PART: TA713WTSS4T		
			V59364		
			USED ON: 396462-2		
540	TA713WTSS4T	..	CLAMP-CUSHIONED WEDGE LOOP		1
			SUPPLIER CODE: V84971		
			OPTIONAL PART: 211-516-9004		
			V84971		
			USED ON: 396462-2		
555	MS51958-63	..	SCREW-		1
			USED ON: 396462-2		
560	MS25083-2AB2	..	JUMPER-		1
			USED ON: 396462-2		

ILLUSTRATION ITEMS NOT ON PARTS LIST ARE NOT APPLICABLE

- ITEM NOT ILLUSTRATED

HXL

21-61-05-02

BOEING PROPRIETARY - Copyright © - Unpublished Work - See title page for details.

21-61-05
FIG. 02
PAGE 16
AUG 22/09



767

PARTS CATALOG (MAINTENANCE)

FIG ITEM	PART NUMBER	1 2 3 4 5 6 7	NOMENCLATURE	EFFECT FROM TO	UNITS PER ASSY
2 564	3160543-1		.. CLIP-RETAINING SUPPLIER CODE: V59364 USED ON: 396462-2		4
569	MS51957-45		.. SCREW- USED ON: 396462-2		4
574	320115-12		.. VALVE ASSY-SOLENOID SUPPLIER CODE: V59364 COMPONENT MAINT MANUAL REF: 24-09-15 USED ON: 396462-2 FOR DETAILS SEE: 24-21-01-02		1
579	113326-21-1		.. WASHER-SPLIT SUPPLIER CODE: V59364 MISCELLANEOUS DATA: 0.008 TO 0.012 IN. THK SELECT FROM ITEM. USED ON: 396462-2		1
- 585	113326-21-2		.. WASHER-SPLIT SUPPLIER CODE: V59364 MISCELLANEOUS DATA: 0.014 TO 0.018 IN. THK SELECT FROM ITEM. USED ON: 396462-2		AR
- 585	113326-21-3		.. WASHER-SPLIT SUPPLIER CODE: V59364 MISCELLANEOUS DATA: 0.016 TO 0.024 IN. THK SELECT FROM ITEM. USED ON: 396462-2		AR
590	S8990-564		.. PACKING- SUPPLIER CODE: V59364 USED ON: 396462-2		1

ILLUSTRATION ITEMS NOT ON PARTS LIST ARE NOT APPLICABLE

- ITEM NOT ILLUSTRATED

21-61-05-02

21-61-05
FIG. 02
PAGE 17
AUG 22/09

HXL

 **BOEING**
767
PARTS CATALOG (MAINTENANCE)

FIG ITEM	PART NUMBER	1 2 3 4 5 6 7	NOMENCLATURE	EFFECT FROM TO	UNITS PER ASSY
2					
595	S8990-563		.. PACKING- SUPPLIER CODE: V59364 SB DATA FROM A CMM: PRE SB21-1463 USED ON: 396462-2		1
595	3176480-2		.. PACKING- SUPPLIER CODE: V59364 SB DATA FROM A CMM: POST SB21-1463 USED ON: 396462-2		1
605	MS51957-45		.. SCREW- USED ON: 396462-2		4
610	3171002-1		.. STRIP-BONDING SUPPLIER CODE: V59364 USED ON: 396462-2		1
615	3160543-1		.. CLIP-RETAINING SUPPLIER CODE: V59364 USED ON: 396462-2		1
620	319525-24		.. VALVE ASSY-SOLENOID SUPPLIER CODE: V59364 COMPONENT MAINT MANUAL REF: 24-09-41 USED ON: 396462-2 FOR DETAILS SEE: 24-21-01-03		1
625	S8990-565		.. PACKING- SUPPLIER CODE: V59364 SB DATA FROM A CMM: PRE SB21-1463 USED ON: 396462-2		1

ILLUSTRATION ITEMS NOT ON PARTS LIST ARE NOT APPLICABLE

- ITEM NOT ILLUSTRATED

HXL

21-61-05-02

BOEING PROPRIETARY - Copyright © - Unpublished Work - See title page for details.

21-61-05
FIG. 02
PAGE 18
AUG 22/09



767

PARTS CATALOG (MAINTENANCE)

FIG ITEM	PART NUMBER	1 2 3 4 5 6 7	NOMENCLATURE	EFFECT FROM TO	UNITS PER ASSY
2 625	3176480-1		.. GASKET- SUPPLIER CODE: V59364 SB DATA FROM A CMM: POST SB21-1463 USED ON: 396462-2		1
635	S8990-564		.. PACKING- SUPPLIER CODE: V59364 USED ON: 396462-2		1
640	S8990-563		.. PACKING- SUPPLIER CODE: V59364 CONFIG CHG DATA FROM A CMM: REPLD BY 3176480-2 USED ON: 396462-2		1
640	3176480-2		.. PACKING- SUPPLIER CODE: V59364 CONFIG CHG DATA FROM A CMM: REPLACES S8990-563 USED ON: 396462-2		1
645	MS24391D4		.. PLUG- CONFIG CHG DATA FROM A CMM: REPLD BY MS24391D4L USED ON: 396462-2		2
645	MS24391D4L		.. PLUG- CONFIG CHG DATA FROM A CMM: REPLACES MS24391D4 USED ON: 396462-2		2
650	S8990-604		.. PACKING- SUPPLIER CODE: V59364 USED ON: 396462-2		2
655	AN565AC1032H8		.. SETSCREW- USED ON: 396462-2		1

ILLUSTRATION ITEMS NOT ON PARTS LIST ARE NOT APPLICABLE

- ITEM NOT ILLUSTRATED

HXL

21-61-05-02

BOEING PROPRIETARY - Copyright © - Unpublished Work - See title page for details.

21-61-05
FIG. 02
PAGE 19
AUG 22/09



767

PARTS CATALOG (MAINTENANCE)

FIG ITEM	PART NUMBER	1 2 3 4 5 6 7	NOMENCLATURE	EFFECT FROM TO	UNITS PER ASSY
2 659	974395-3		..SWITCH ASSY-SENSITIVE SUPPLIER CODE: V59364 COMPONENT MAINT MANUAL REF: 21-51-17 USED ON: 396462-2 FOR DETAILS SEE: 21-51-17-01		1
665	MS51957-43		..SCREW- CONFIG CHG DATA FROM A CMM: REPLD BY MS24674-7		1
665	MS24674-7		..SCREW- CONFIG CHG DATA FROM A CMM: REPLS MS51957-43 REPLD BY NAS1352C08H6		1
665	NAS1352C08H6		..SCREW- CONFIG CHG DATA FROM A CMM: REPLACES MS24674-7		1
670	886903-2		..RETAINER-TUBE SUPPLIER CODE: V59364		1
675	3170859-1		..TUBE ASSY-METAL SUPPLIER CODE: V59364 CONFIG CHG DATA FROM A CMM: REPLD BY 3172434-1		1
675	3172434-1		..TUBE ASSY-METAL SUPPLIER CODE: V59364 CONFIG CHG DATA FROM A CMM: REPLS 3170859-1		1
680	S8990-011		..PACKING- SUPPLIER CODE: V59364		1
690	213T2038-2		.DUCT ASSY-		2
690	213T2038-6		.DUCT ASSY- QUALIFIED I/W DATA: 213T2038-10 CAN REPLACE BUT NOT BE REPLACED BY 213T2038-6 EXCEPT CF6-80A ENGINES 213T2038-12 CAN REPLACE BUT NOT BE REPLACED BY 213T2038-6 FOR CF6-80A ENGINES ONLY		2
695	213T2038-1		.DUCT ASSY-		2

ILLUSTRATION ITEMS NOT ON PARTS LIST ARE NOT APPLICABLE

- ITEM NOT ILLUSTRATED

21-61-05-02

21-61-05
FIG. 02
PAGE 20
AUG 22/09

HXL

BOEING PROPRIETARY - Copyright © - Unpublished Work - See title page for details.



767

PARTS CATALOG (MAINTENANCE)

FIG ITEM	PART NUMBER	1 2 3 4 5 6 7	NOMENCLATURE	EFFECT FROM TO	UNITS PER ASSY
2 695	213T2038-7		. DUCT ASSY- QUALIFIED I/W DATA: 213T2038-11 CAN REPLACE BUT NOT BE REPLACED BY 213T2038-7 EXCEPT CF6-80A ENGINES. 213T2038-13 CAN REPLACE BUT NOT BE REPLACED BY 213T2038-7 FOR CF6-80A ENGINES ONLY.		2
700	213T2100-6		. DUCT ASSY- QUALIFIED I/W DATA: 213T2100-10 CAN REPLACE BUT NOT BE REPLACED BY 213T2100-6, EXCEPT CF6-80A ENGINE 213T2100-12 CAN REPLACE BUT NOT BE REPLACED BY 213T2100-6 FOR CF6-80A ENGINES ONLY.		1
700	213T2100-12		. DUCT ASSY- QUALIFIED I/W DATA: 213T2100-12 CAN REPLACE BUT NOT BE REPLACED BY 213T2100-6 FOR CF6-80A ENGINES ONLY.		1
705	213T2100-7		. DUCT ASSY-		1
705	213T2100-11		. DUCT ASSY-		1
710	213T2103-14		. DUCT ASSY-		1
715	BRH10C08M		. . NUT SUPPLIER CODE: V52828 SPECIFICATION NUMBER: BACN10JCO8CM OPTIONAL PART: T6C832JM V11815 97E82 V80539 109LH9075-82W V72962 VN303D82 V92215 NS202101SE82 V80539 H01-08BAC V15653		2
720	NAS620C8		. . WASHER		2

ILLUSTRATION ITEMS NOT ON PARTS LIST ARE NOT APPLICABLE

- ITEM NOT ILLUSTRATED

HXL

21-61-05-02

BOEING PROPRIETARY - Copyright © - Unpublished Work - See title page for details.

21-61-05
FIG. 02
PAGE 21
AUG 22/09



767

PARTS CATALOG (MAINTENANCE)

FIG ITEM	PART NUMBER	1 2 3 4 5 6 7	NOMENCLATURE	EFFECT FROM TO	UNITS PER ASSY
2					
725	10A129-300		..CABLE ASSY- SUPPLIER CODE: V14711		2
730	10A348-200-200		..HOUSING- SUPPLIER CODE: V14711		1
735	460-200		..SEAL- SUPPLIER CODE: V14711		2
740	213T2103-13		..DUCT ASSY-		1
740	213T2103-17		..DUCT ASSY-		1
740	213T2103-19		..DUCT ASSY-		1
745	213T2103-10		..DUCT ASSY-		1
745	213T2103-16		..DUCT ASSY-		1
750	213T2104-1		.DUCT ASSY-		1
755	213T2110-7		.DUCT ASSY-		1
760	213T2109-5		.DUCT ASSY-		1
765	213T2111-9		.DUCT ASSY-		1
			OPTIONAL PART: 213T2111-13		
765	213T2111-13		.DUCT ASSY-		1
			OPTIONAL PART: 213T2111-9		
770	213T2113-8		.DUCT ASSY-		1
775	213T2120-5		.DUCT ASSY-		1
780	213T2114-10		.DUCT ASSY-		1
785	213T2115-7		.DUCT ASSY-		1
786	213T2113-18		.DUCT ASSY-		1
787	213T2113-22		.DUCT ASSY-		1
790	213T2112-11		.DUCT ASSY-		1
790	213T2112-18		.DUCT ASSY-		1
791	213T2112-25		.DUCT ASSY-		1
795	213T2108-4		.DUCT ASSY-		1
			OPTIONAL PART: 213T2108-10		
795	213T2108-10		.DUCT ASSY-		1
			OPTIONAL PART: 213T2108-4		
800	213T2107-21		.DUCT ASSY-		1
800	213T2107-24		.DUCT ASSY-		1

ILLUSTRATION ITEMS NOT ON PARTS LIST ARE NOT APPLICABLE

- ITEM NOT ILLUSTRATED

21-61-05-02

21-61-05
FIG. 02
PAGE 22
AUG 22/09

HXL

BOEING PROPRIETARY - Copyright © - Unpublished Work - See title page for details.

 **BOEING**
767
PARTS CATALOG (MAINTENANCE)

FIG ITEM	PART NUMBER	1 2 3 4 5 6 7	NOMENCLATURE	EFFECT FROM TO	UNITS PER ASSY
2	805 BRH10C08M		..NUT SUPPLIER CODE: V52828 SPECIFICATION NUMBER: BACN10JC08CM OPTIONAL PART: T6C832JM V11815 97E82 V80539 109LH9075-82W V72962 VN303D82 V92215 NS202101SE82 V80539 H01-08BAC V15653		2
810	NAS620C8		..WASHER		2
815	10A129-300		..CABLE ASSY- SUPPLIER CODE: V14711		2
820	10A348-200-200		..HOUSING- SUPPLIER CODE: V14711		1
825	460-200		..SEAL- SUPPLIER CODE: V14711 USED ON: 213T2107-21		2
825	615-200		..SEAL- SUPPLIER CODE: V14711 USED ON: 213T2107-21		2
825	706-3-200		..SEAL- SUPPLIER CODE: VOBLW7 USED ON: 213T2107-21		2
825	460-200		..SEAL- SUPPLIER CODE: V14711		2
825	615-200		..SEAL- SUPPLIER CODE: V14711		2
825	706-3-200		..SEAL- SUPPLIER CODE: VOBLW7		2

ILLUSTRATION ITEMS NOT ON PARTS LIST ARE NOT APPLICABLE

- ITEM NOT ILLUSTRATED

HXL

21-61-05-02

BOEING PROPRIETARY - Copyright © - Unpublished Work - See title page for details.

21-61-05
FIG. 02
PAGE 23
AUG 22/09



767

PARTS CATALOG (MAINTENANCE)

FIG ITEM	PART NUMBER	1 2 3 4 5 6 7	NOMENCLATURE	EFFECT FROM TO	UNITS PER ASSY
2					
830	213T2107-14	..	DUCT ASSY-		1
835	213T2107-11	..	DUCT ASSY-		1
835	213T2107-26	..	DUCT ASSY-		1
840	213T2102-1	.	DUCT ASSY-		1
840	213T2102-7	.	DUCT ASSY-		1
840	213T2102-8	.	DUCT ASSY-		1
- 875	286T0944-002		WIRE BUNDLE ASSY-(AIR CONDITIONING ONLY)		RF
- 878	286T0982-002		WIRE BUNDLE ASSY-(AIR CONDITIONING ONLY)		RF
880	GS3417-10C	.	CLAMP-		1
			SUPPLIER CODE: V06324		
			SPECIFICATION NUMBER: BACC10HF10		
			OPTIONAL PART: S2125-10-8		
			V07418		
			ELECTRICAL EQUIP NUMBER: D01598T		
			D01602T		
			WIRING DIAGRAM REF: 215111		
			215121		
882	R071010R5S7L	.	CONNECTOR-		1
			SUPPLIER CODE: V41118		
			SPECIFICATION NUMBER: BACC63BP10R5S7L		
			ELECTRICAL EQUIP NUMBER: D01598		
			D01602		
			WIRING DIAGRAM REF: 215111		
			215121		
			OPTIONAL PART: BACC45FS10C5S7		
882	BACC45FS10C5S7	.	CONNECTOR-		1
			ELECTRICAL EQUIP NUMBER: D01598		
			D01602		
			WIRING DIAGRAM REF: 215111		
			215121		
			OPTIONAL PART: BACC63BP10R5S7L		

ILLUSTRATION ITEMS NOT ON PARTS LIST ARE NOT APPLICABLE

- ITEM NOT ILLUSTRATED

HXL

21-61-05-02

BOEING PROPRIETARY - Copyright © - Unpublished Work - See title page for details.

21-61-05
FIG. 02
PAGE 24
AUG 22/09



767

PARTS CATALOG (MAINTENANCE)

FIG ITEM	PART NUMBER	1 2 3 4 5 6 7	NOMENCLATURE	EFFECT FROM TO	UNITS PER ASSY
2					
- 883	GS3418-10CD		.CLAMP- SUPPLIER CODE: V06324 SPECIFICATION NUMBER: BACC10HG10 OPTIONAL PART: S2126-10-8 V07418 ELECTRICAL EQUIP NUMBER: D01276T WIRING DIAGRAM REF: 215121		1
885	R071010R5SNL		.CONNECTOR- SUPPLIER CODE: V41118 SPECIFICATION NUMBER: BACC63BP10R5SNL ELECTRICAL EQUIP NUMBER: D01276 WIRING DIAGRAM REF: 215121		1
- 888	286T0508-300		WIRE BUNDLE ASSY-(AIR CONDITIONING ONLY)		RF
- 890	286T0952-101		WIRE BUNDLE ASSY-(AIR CONDITIONING ONLY)		RF
892	GS3417-12C		.CLAMP- SUPPLIER CODE: V06324 SPECIFICATION NUMBER: BACC10HF12 OPTIONAL PART: S2125-12-8 V07418 ELECTRICAL EQUIP NUMBER: D00696T D00734T WIRING DIAGRAM REF: 215241		1
894	BCREF5947		.CONNECTOR- OVERLENGTH PART NUMBER: BACC63BP12R12SNL ELECTRICAL EQUIP NUMBER: D00696 D00734 WIRING DIAGRAM REF: 215241 PRE SERVICE BULLETIN: 21-0129R1		1

R
R
R
R
R
R
R
R
R

ILLUSTRATION ITEMS NOT ON PARTS LIST ARE NOT APPLICABLE

- ITEM NOT ILLUSTRATED

21-61-05-02

21-61-05
FIG. 02
PAGE 25
AUG 22/09

HXL



767
PARTS CATALOG (MAINTENANCE)

FIG ITEM	PART NUMBER	1 2 3 4 5 6 7	NOMENCLATURE	EFFECT FROM TO	UNITS PER ASSY
2 - 895	324485		.CAP-END SUPPLIER CODE: V00779 POST SERVICE BULLETIN: 21-0129R1		9

R
R
R
R
R

ILLUSTRATION ITEMS NOT ON PARTS LIST ARE NOT APPLICABLE

- ITEM NOT ILLUSTRATED

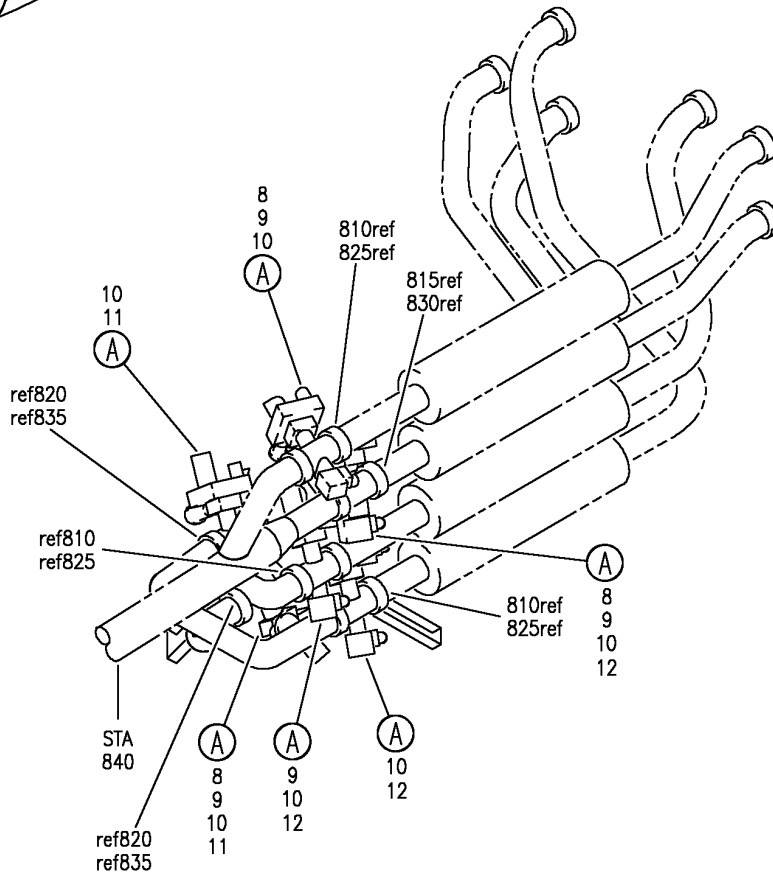
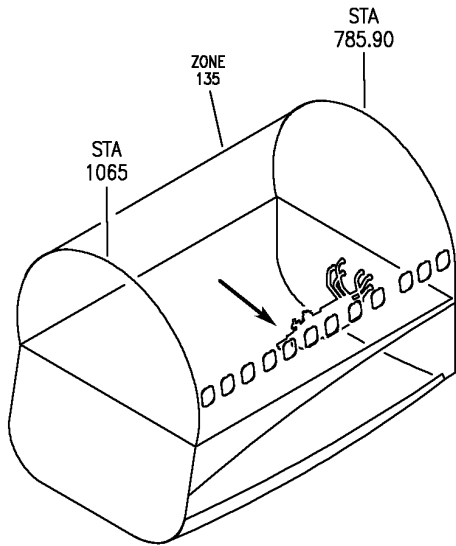
HXL

21-61-05-02

BOEING PROPRIETARY - Copyright © - Unpublished Work - See title page for details.

21-61-05
FIG. 02
PAGE 26
AUG 22/09

BOEING
767
PARTS CATALOG (MAINTENANCE)



V 21610701 SHT 1 REV 323

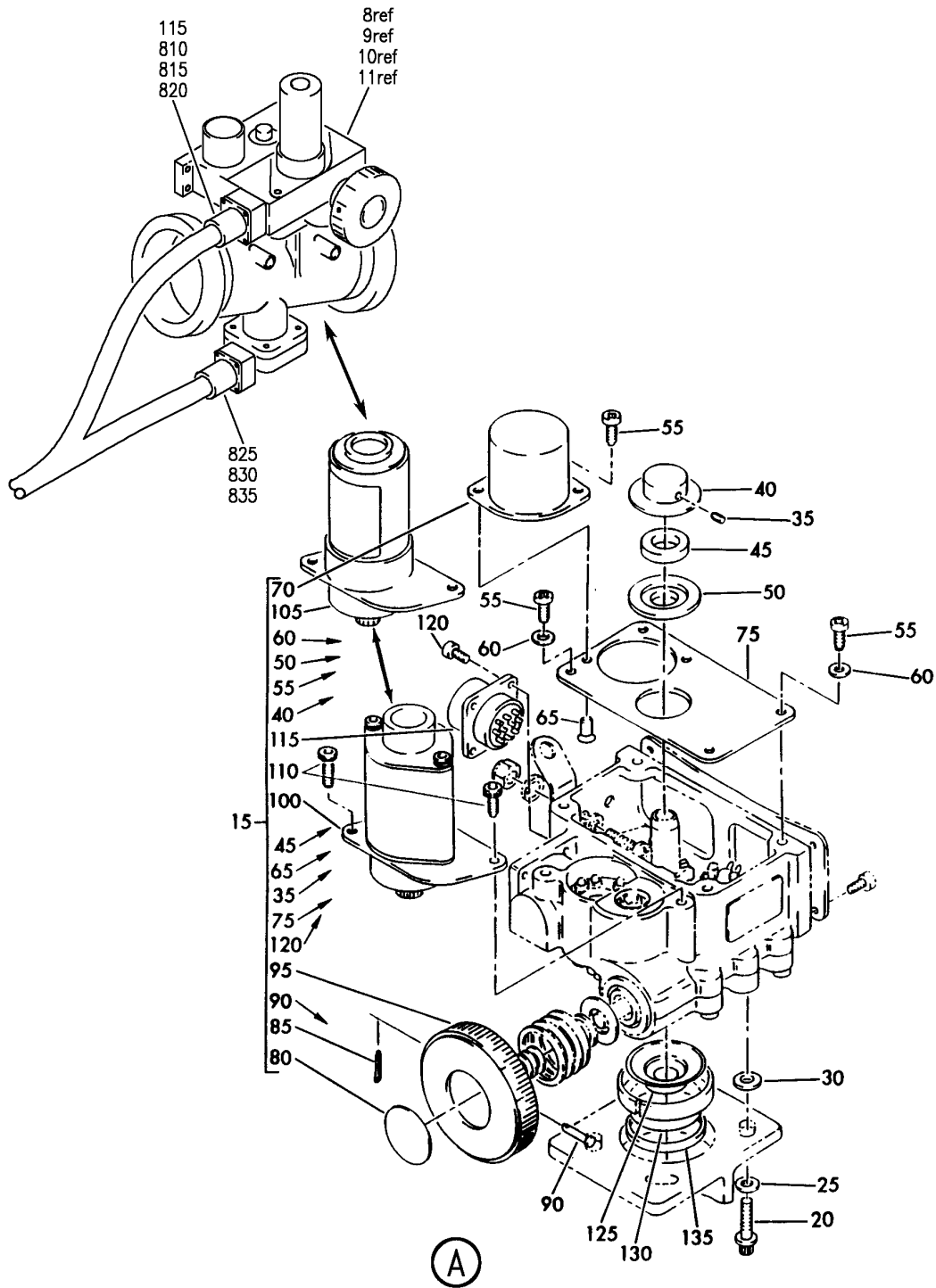
DUCT INSTL-HOT AIR CONT SYS (TRIM AIR MODULATING VALVE ONLY)
FIGURE 1 (SHEET 1)

HXL
DEC 22/07

21-61-07-01

21-61-07-01
PAGE 0

BOEING
767
PARTS CATALOG (MAINTENANCE)



V 21610701 SHT 2 REV 298

DUCT INSTL-HOT AIR CONT SYS (TRIM AIR MODULATING VALVE ONLY)
FIGURE 1 (SHEET 2)

21-61-07-01

HXL
DEC 22/06

21-61-07-01
PAGE 0A



767

PARTS CATALOG (MAINTENANCE)

FIG ITEM	PART NUMBER	1 2 3 4 5 6 7	NOMENCLATURE	EFFECT FROM TO	UNITS PER ASSY
1			DUCT INSTL-HOT AIR CONT SYS (TRIM AIR MODULATING VALVE ONLY)		
- 3	213T2001-50		DUCT INSTL-HOT AIR CONT SYS (TRIM AIR MODULATING VALVE ONLY) FOR NHA/OTHER SYS DET SEE: 21-00-00-06	163163	RF
- 4	213T2001-78		DUCT INSTL-HOT AIR CONT SYS (TRIM AIR MODULATING VALVE ONLY) FOR NHA/OTHER SYS DET SEE: 21-00-00-06	155162 164999	RF
10	398786-5		. VALVE ASSY-MODULATING SUPPLIER CODE: V59364 SPECIFICATION NUMBER: S210T130-74 ELECTRICAL EQUIP NUMBER: V00001 V00002 V00003 V00145 V00152 V00153 COMPONENT MAINT MANUAL REF: 21-61-17		6
10	398786-4		. VALVE ASSY-MODULATING SUPPLIER CODE: V59364 SPECIFICATION NUMBER: S210T130-70 COMPONENT MAINT MANUAL REF: 21-61-17		6
15	2022522-4		.. ACTUATOR ASSY-ROTARY ELECTROMECHANICAL SUPPLIER CODE: V70210 COMPONENT MAINT MANUAL REF: 21-51-22 USED ON: 398786-4		1

ILLUSTRATION ITEMS NOT ON PARTS LIST ARE NOT APPLICABLE

- ITEM NOT ILLUSTRATED

HXL

21-61-07-01

BOEING PROPRIETARY - Copyright © - Unpublished Work - See title page for details.

21-61-07
FIG. 01
PAGE 1
DEC 22/07



767

PARTS CATALOG (MAINTENANCE)

FIG ITEM	PART NUMBER	1 2 3 4 5 6 7	NOMENCLATURE	EFFECT FROM TO	UNITS PER ASSY
1					
15	2022522-5		..ACTUATOR ASSY-ROTARY ELECTROMECHANICAL SUPPLIER CODE: V70210 COMPONENT MAINT MANUAL REF: 21-51-22 USED ON: 398786-5 QUALIFIED SB I/W DATA: (REPLS 2022522-4) ATTACHING PARTS		1
20	MS9033-06		..BOLT		4
25	AN960C10		..WASHER		4
30	112072-91		..WASHER-THRUST SUPPLIER CODE: V59364 -----*-----		4
35	AN565AC4H3		...SETSCREW		1
40	533058-1		...POINTER-POSITION DIAL SUPPLIER CODE: V70210		1
45	S8157CR74-063		...WASHER- SUPPLIER CODE: V70210		1
50	533053-1		...RETAINER-SEAL SUPPLIER CODE: V70210		1
55	MS24677-7		...SCREW		4
60	S8157N14-015		...WASHER- SUPPLIER CODE: V70210		3
65	MS20426AD4-4		...RIVET		2
70	519606-1		...CAPACITOR-FIXED SUPPLIER CODE: V70210		1
75	533062-1		...COVER-SWITCH BOX SUPPLIER CODE: V70210		1
80	533063-1		...LABEL-DIRECTIONAL SUPPLIER CODE: V70210		1
85	MS24665-86		...PIN		1
90	532027-4		...PIN-STRAIGHT-HEADED SUPPLIER CODE: V70210		1
95	533191-1		...KNOB-MANUAL DRIVE SUPPLIER CODE: V70210		1
ILLUSTRATION ITEMS NOT ON PARTS LIST ARE NOT APPLICABLE					

- ITEM NOT ILLUSTRATED

21-61-07-01

21-61-07
FIG. 01
PAGE 2
DEC 22/06

HXL

 **BOEING**
767
PARTS CATALOG (MAINTENANCE)

FIG ITEM	PART NUMBER	1 2 3 4 5 6 7	NOMENCLATURE	EFFECT FROM TO	UNITS PER ASSY
1 100	516038-1		...MOTOR-AC SUPPLIER CODE: V70210 COMPONENT MAINT MANUAL REF: 21-51-24 OPTIONAL PART: 46362-1 V70210		1
105	46362-1		...MOTOR-AC SUPPLIER CODE: V70210 COMPONENT MAINT MANUAL REF: 21-62-02 OPTIONAL PART: 516038-1 V70210 ATTACHING PARTS		1
110	MS24677-7		...SCREW -----*-----		2
115	606668-5		...CONNECTOR- SUPPLIER CODE: V70210 ATTACHING PARTS		1
120	MS24677-1		...SCREW -----*-----		4
125	880291-1		..SHIELD-MOISTURE SUPPLIER CODE: V59364		1
130	880345-1		..SPACER-SLEEVE SUPPLIER CODE: V59364		1
135	S8157N106-005		..WASHER-0.005 IN. THK SUPPLIER CODE: V59364		AR
- 140	S8157N106-010		..WASHER-0.010 IN. THK SUPPLIER CODE: V59364		AR
- 145	S8157N106-016		..WASHER-0.016 IN. THK SUPPLIER CODE: V59364		AR
- 150	S8157N106-063		..WASHER-0.063 IN. THK SUPPLIER CODE: V59364		AR
- 802	286T0508-300		WIRE BUNDLE ASSY		RF

ILLUSTRATION ITEMS NOT ON PARTS LIST ARE NOT APPLICABLE

- ITEM NOT ILLUSTRATED

HXL

21-61-07-01

BOEING PROPRIETARY - Copyright © - Unpublished Work - See title page for details.

21-61-07
FIG. 01
PAGE 3
DEC 22/06



767

PARTS CATALOG (MAINTENANCE)

FIG ITEM	PART NUMBER	1 2 3 4 5 6 7	NOMENCLATURE	EFFECT FROM TO	UNITS PER ASSY
1 810	BCREF5949		.CONNECTOR- OVERLENGTH PART NUMBER: BACC63BP14R15SNL ELECTRICAL EQUIP NUMBER: D00698 D00710 D00700 WIRING DIAGRAM REF: 216111 216121 216131		3
815	BCREF5949		.CONNECTOR- OVERLENGTH PART NUMBER: BACC63BP14R15SNL ELECTRICAL EQUIP NUMBER: D10702 WIRING DIAGRAM REF: 216141		1
820	BCREFA0256		.CONNECTOR- OVERLENGTH PART NUMBER: BACC63BP14A15SNL ELECTRICAL EQUIP NUMBER: D13580 D13582 WIRING DIAGRAM REF: 216161 216171		2
825	BCREF5947		.CONNECTOR- OVERLENGTH PART NUMBER: BACC63BP12R12SNL ELECTRICAL EQUIP NUMBER: D03988 D03990 D03992 WIRING DIAGRAM REF: 216411		3
830	BCREF5947		.CONNECTOR- OVERLENGTH PART NUMBER: BACC63BP12R12SNL ELECTRICAL EQUIP NUMBER: D10704 WIRING DIAGRAM REF: 216411		1

ILLUSTRATION ITEMS NOT ON PARTS LIST ARE NOT APPLICABLE

- ITEM NOT ILLUSTRATED

HXL

21-61-07-01

BOEING PROPRIETARY - Copyright © - Unpublished Work - See title page for details.

21-61-07
FIG. 01
PAGE 4
DEC 22/06



767
PARTS CATALOG (MAINTENANCE)

FIG ITEM	PART NUMBER	1 2 3 4 5 6 7	NOMENCLATURE	EFFECT FROM TO	UNITS PER ASSY
1 835	BCREFA0215		.CONNECTOR- OVERLENGTH PART NUMBER: BACC63BP12A12SNL ELECTRICAL EQUIP NUMBER: D12052 D12054 WIRING DIAGRAM REF: 216411		2

ILLUSTRATION ITEMS NOT ON PARTS LIST ARE NOT APPLICABLE

- ITEM NOT ILLUSTRATED

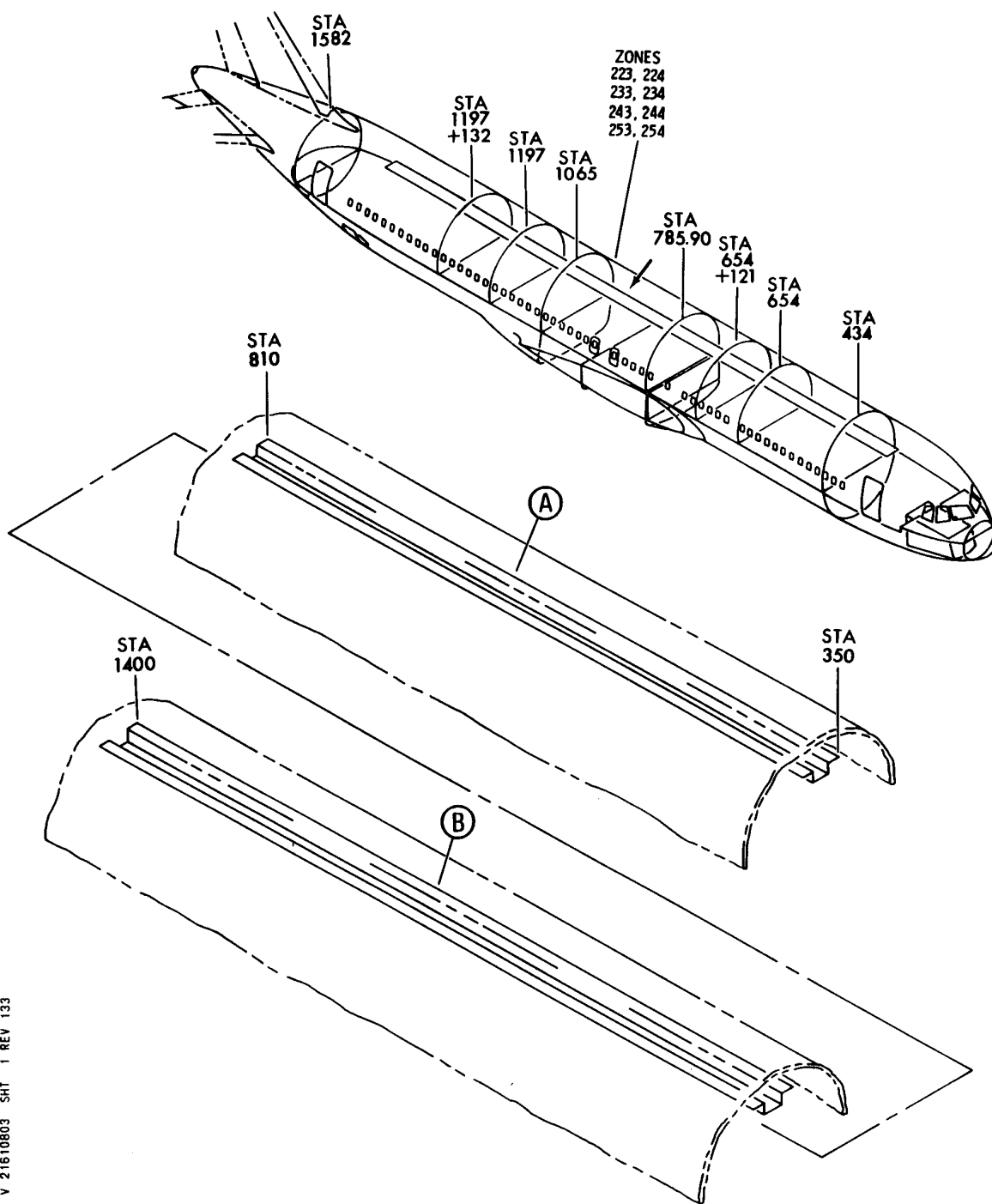
HXL

21-61-07-01

BOEING PROPRIETARY - Copyright © - Unpublished Work - See title page for details.

21-61-07
FIG. 01
PAGE 5
DEC 22/06

BOEING
767
PARTS CATALOG (MAINTENANCE)



V 21610803 SHT 1 REV 133

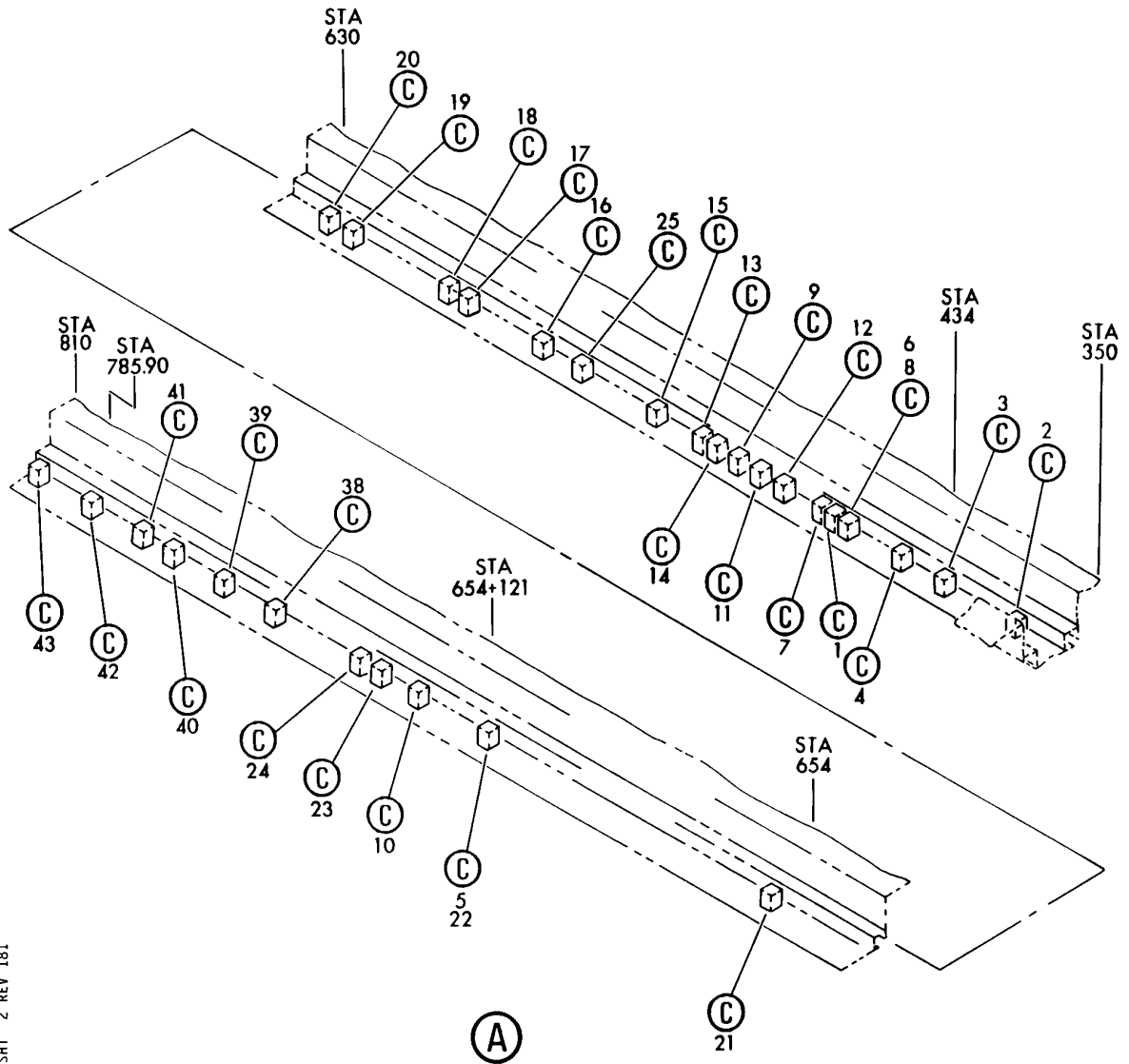
PANEL ASSY-SENSOR
FIGURE 3 (SHEET 1)

21-61-08-03

HXL
DEC 22/06

21-61-08-03
PAGE 0

BOEING
767
PARTS CATALOG (MAINTENANCE)



V 21610803 SHT 2 REV 181

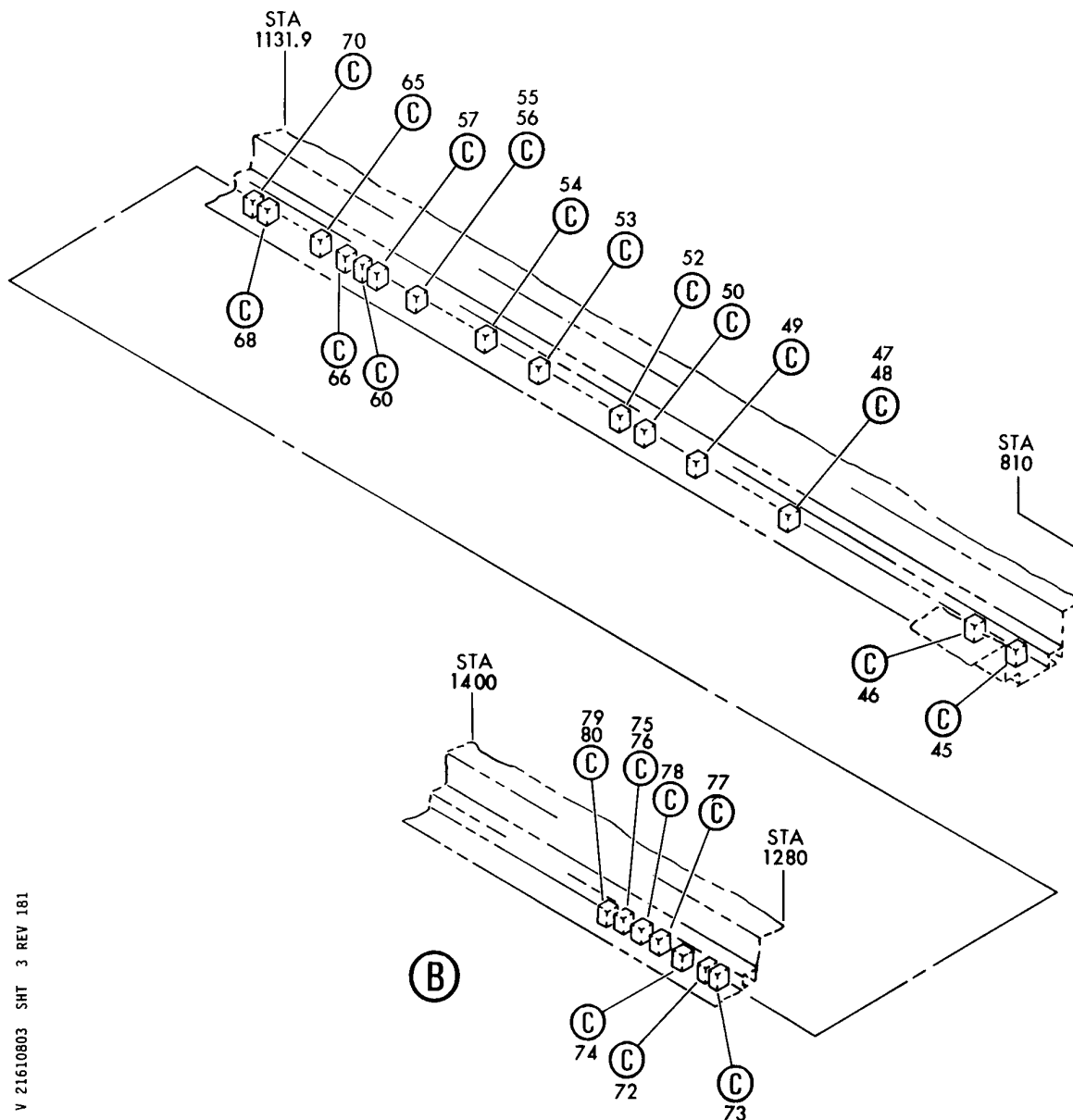
PANEL ASSY-SENSOR
FIGURE 3 (SHEET 2)

21-61-08-03

HXL
DEC 22/06

21-61-08-03
PAGE 0A

BOEING
767
PARTS CATALOG (MAINTENANCE)



V 21610803 SHT 3 REV 181

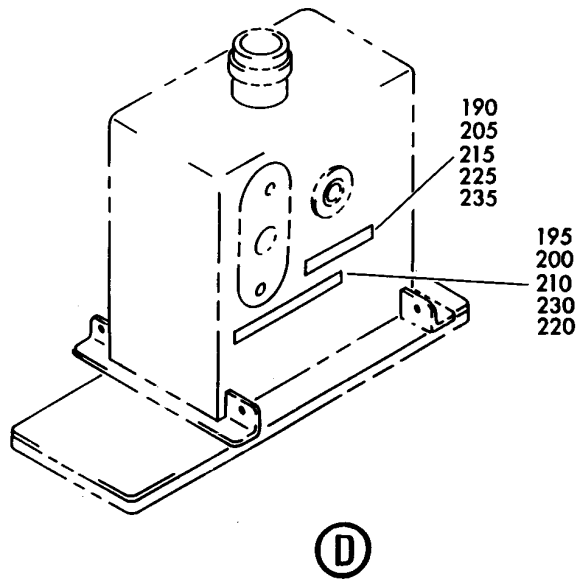
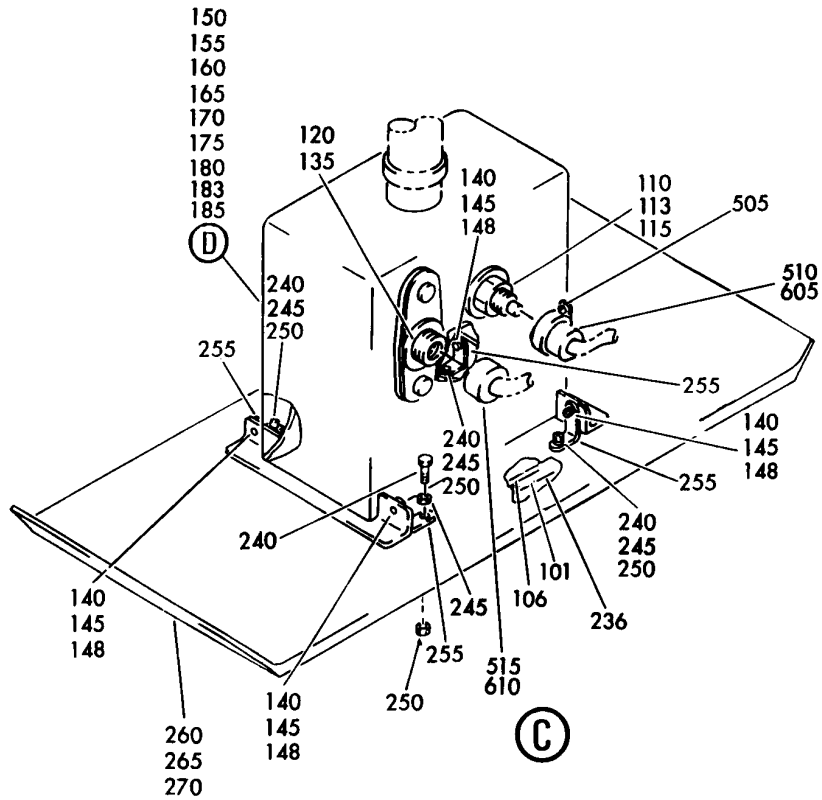
PANEL ASSY-SENSOR
FIGURE 3 (SHEET 3)

21-61-08-03

HXL
DEC 22/06

21-61-08-03
PAGE 0B

BOEING
767
PARTS CATALOG (MAINTENANCE)



V 21610803 SHT 4 REV 180

PANEL ASSY-SENSOR
FIGURE 3 (SHEET 4)

21-61-08-03

HXL
DEC 22/06

21-61-08-03
PAGE 0C



767

PARTS CATALOG (MAINTENANCE)

FIG ITEM	PART NUMBER	1 2 3 4 5 6 7	NOMENCLATURE	EFFECT FROM TO	UNITS PER ASSY
3			PANEL ASSY-SENSOR		
- 500	286T0798-300		WIRE BUNDLE ASSY-		RF
505	G62036-12U		.CLAMP-		1
			SUPPLIER CODE: V06324		
			SPECIFICATION NUMBER: BACC10GL12		
			ELECTRICAL EQUIP NUMBER: D03998T		
			WIRING DIAGRAM REF: 216511		
510	FC3406D12S3S		.CONNECTOR-		1
			SUPPLIER CODE: V28680		
			SPECIFICATION NUMBER: BACC63BW12S3S		
			OPTIONAL PART: WFB612S3S		
			V17549		
			ELECTRICAL EQUIP NUMBER: D03998		
			WIRING DIAGRAM REF: 216511		
515	BACC45FT10-5S		.CONNECTOR-		1
			ELECTRICAL EQUIP NUMBER: D02796		
			WIRING DIAGRAM REF: 216121		

ILLUSTRATION ITEMS NOT ON PARTS LIST ARE NOT APPLICABLE

- ITEM NOT ILLUSTRATED

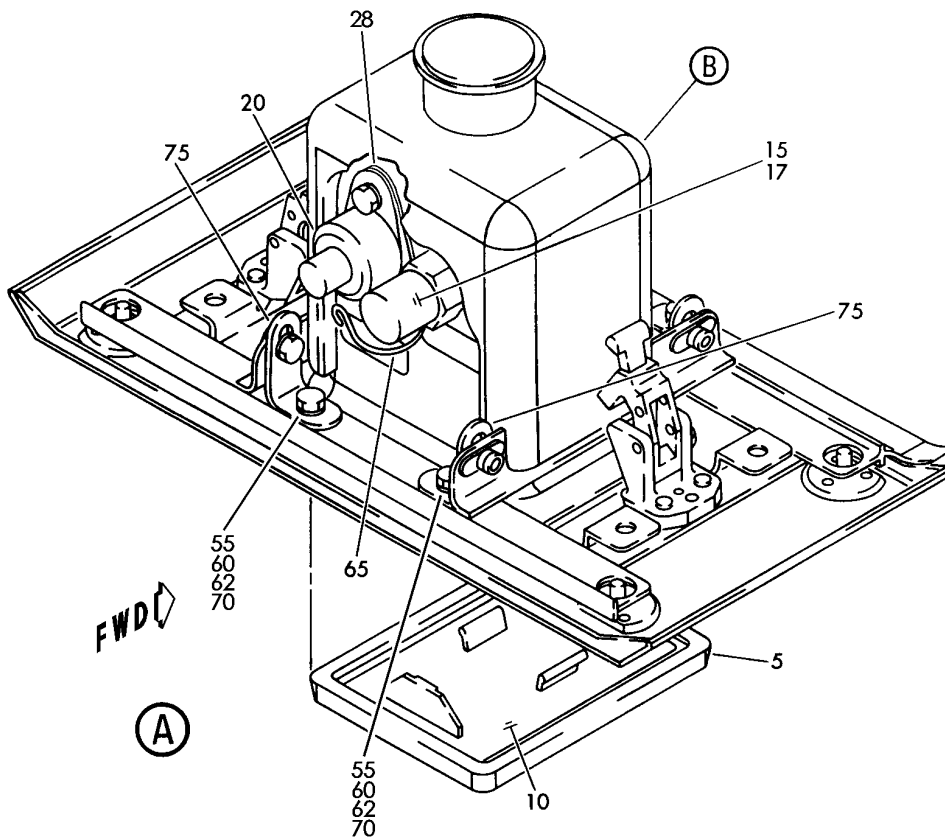
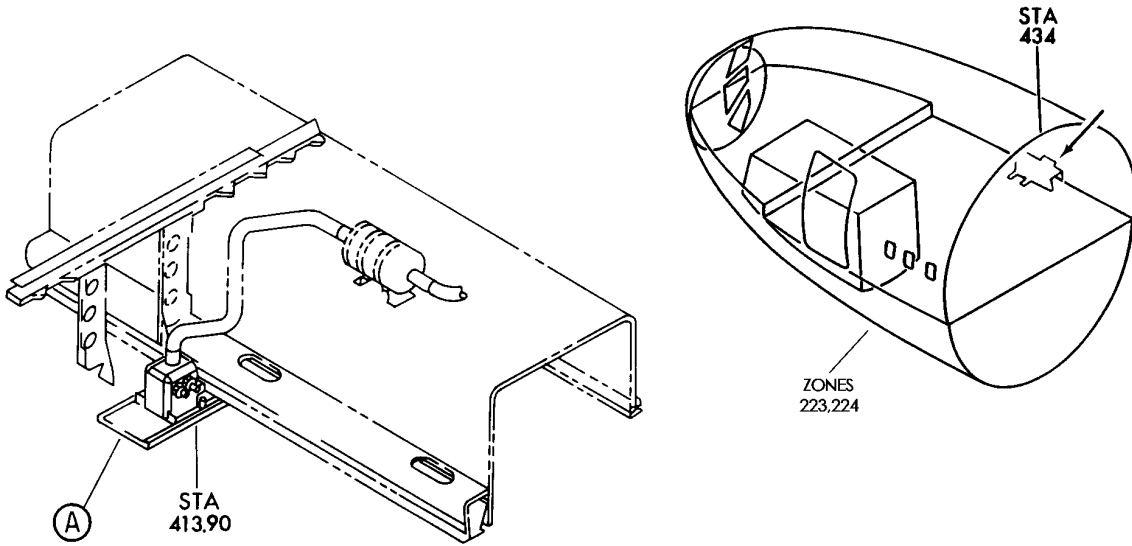
HXL

21-61-08-03

BOEING PROPRIETARY - Copyright © - Unpublished Work - See title page for details.

21-61-08
FIG. 03
PAGE 1
APR 22/08

BOEING
767
PARTS CATALOG (MAINTENANCE)



V 21610803A SHT 1 REV 217

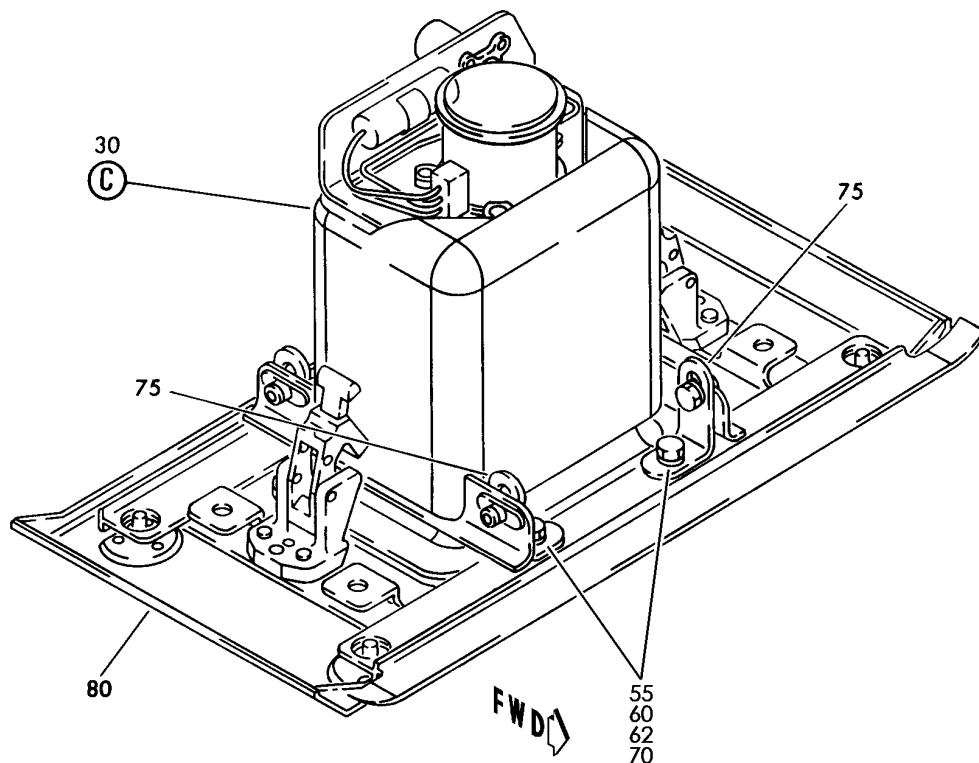
PANEL ASSY-SENSOR
FIGURE 3A (SHEET 1)

21-61-08-03A

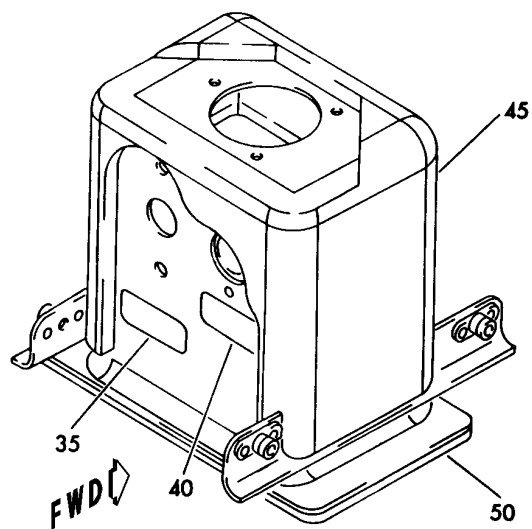
HXL
DEC 22/06

21-61-08-03A
PAGE 0

BOEING
767
PARTS CATALOG (MAINTENANCE)



(B)



(C)

V 21610803A SHT 2 REV 217

PANEL ASSY-SENSOR
FIGURE 3A (SHEET 2)

21-61-08-03A

HXL
DEC 22/06

21-61-08-03A
PAGE 0A

 **BOEING**
767
PARTS CATALOG (MAINTENANCE)

FIG ITEM	PART NUMBER	1 2 3 4 5 6 7	NOMENCLATURE	EFFECT FROM TO	UNITS PER ASSY
3A			PANEL ASSY-SENSOR	155162	
- 1	215T1002-255SP		PANEL ASSY-SENSOR AUX ZONE POSITION DATA: FWD FOR NHA SEE: 21-61-02-30	155162	RF
	5 65B42530-12		.COVER	155162	1
	10 69B42967-1		.FILTER- MANUFACTURED FROM: SCOTT FILTER FOAM POROSITY GRADE 45 PP1 F25.01 3/16 IN. X 3.5 IN. X 4.0 IN. (5151884360)	155162	1
	15 MS28034-1		.BULB- MISCELLANEOUS DATA: WHEN REPLACING THE PACKING/GASKET, BACP11K6 PACKING MAY BE USED IN PLACE OF AN900-10 GASKET ON MS28034-1 TEMP BULB. ELECTRICAL EQUIP NUMBER: TS0471	155162	1
	17 MS35769-11		.GASKET-	155162	1
	20 624018-1		.SENSOR ASSY- SUPPLIER CODE: V07217 SPECIFICATION NUMBER: S210T130-21 ELECTRICAL EQUIP NUMBER: TS0469 COMPONENT MAINT MANUAL REF: 21-61-01	155162	1
			ATTACHING PARTS		
- 25	NAS1801-3D8		.SCREW	155162	2
- 27	AN960PD10L		.WASHER	155162	2
	28 1025400-1		-----*----- ..GASKET- SUPPLIER CODE: V07217	155162	1
	30 215T1104-6		.HOUSING ASSY	155162	1
	35 BAC27TEC0254		..MARKER-ALUMINUM FOIL PLACARD CONTENT: TEMP SENSOR TS-469	155162	1

ILLUSTRATION ITEMS NOT ON PARTS LIST ARE NOT APPLICABLE

- ITEM NOT ILLUSTRATED

HXL

21-61-08-03A

BOEING PROPRIETARY - Copyright © - Unpublished Work - See title page for details.

21-61-08
FIG. 03A
PAGE 1
AUG 22/09

BOEING
767
PARTS CATALOG (MAINTENANCE)

FIG ITEM	PART NUMBER	1 2 3 4 5 6 7	NOMENCLATURE	EFFECT FROM TO	UNITS PER ASSY
3A					
40	BAC27TEC0256	..	MARKER-ALUMINUM FOIL PLACARD CONTENT: TEMP BULB TS-471	155162	1
45	215T1104-2	..	INSULATION	155162	1
50	215T1408-3	..	GRILL	155162	1
55	NAS1801-3-7	.	SCREW-	155162	4
60	NAS1149D0332J	.	WASHER-	155162	8
62	BRH10C3D	.	NUT	155162	4
			SUPPLIER CODE: V52828 SPECIFICATION NUMBER: BACN10JC3CD OPTIONAL PART: T6C1032JCD V11815 NS202486-02 V80539 102LH9075-3W V72962 H51650-3BAC V15653		
65	MS20995C32	.	WIRE	155162	2
70	A11330-4-3	.	NUT-	155162	4
			SUPPLIER CODE: V72962 SPECIFICATION NUMBER: BACN10FX14 OPTIONAL PART: RM52LHA4972-4-3 V72962 A4972-4-3 V72962 BACN10FX16		
70	130069	..	NUT-	155162	4
			SUPPLIER CODE: V60119 SPECIFICATION NUMBER: BACN10FX16 OPTIONAL PART: A11330-6-3 V72962 A4972-6-02 V72962 BACN10FX14		
75	215T1412-2	.	BRACKET	155162	4
80	215T1103-13SP	.	PANEL ASSY	155162	1
			ILLUSTRATION ITEMS NOT ON PARTS LIST ARE NOT APPLICABLE		

R
R
R
R
R
R
R
R
R
R

- ITEM NOT ILLUSTRATED

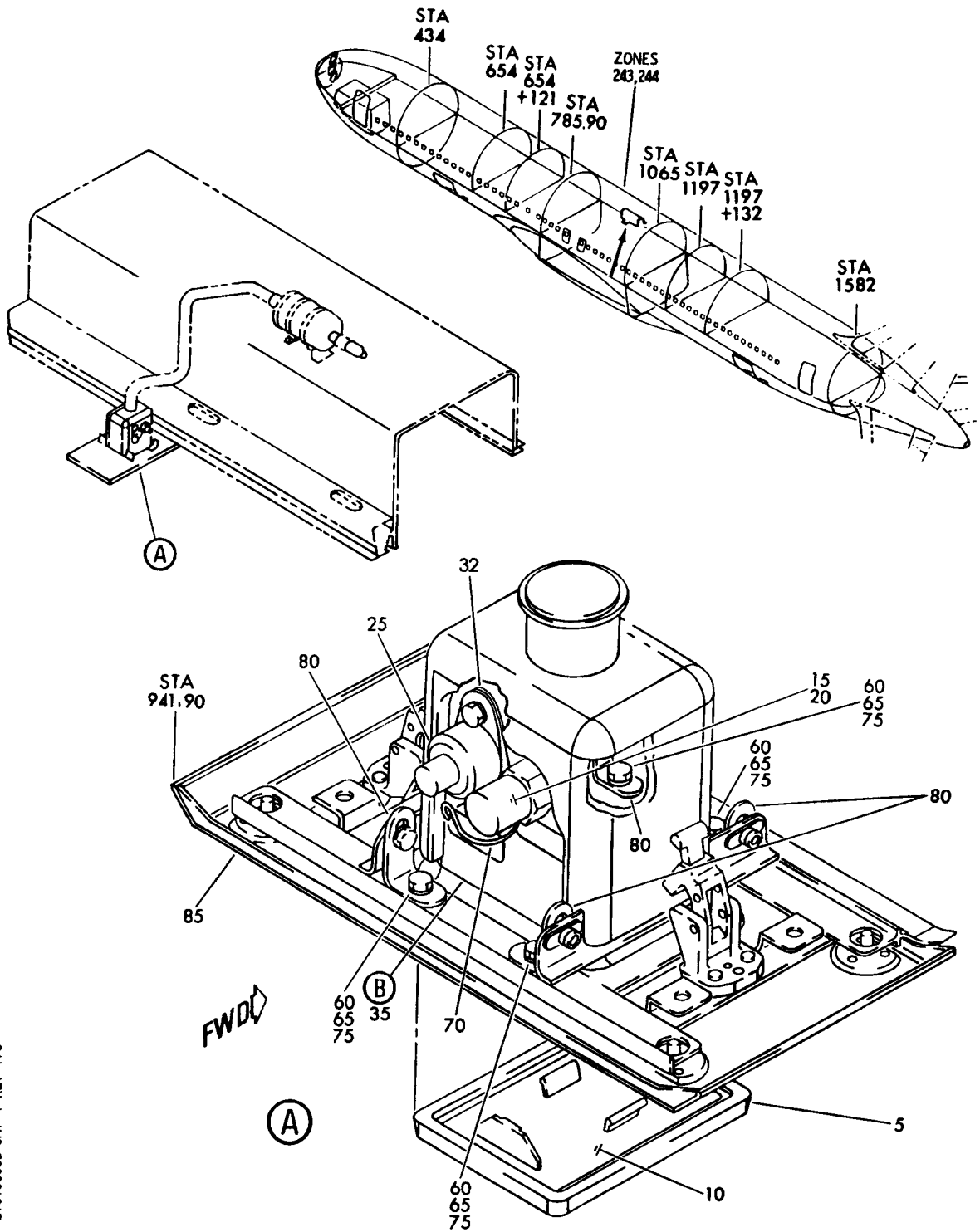
21-61-08-03A

21-61-08
FIG. 03A
PAGE 2
AUG 22/09

HXL

BOEING PROPRIETARY - Copyright © - Unpublished Work - See title page for details.

BOEING
767
PARTS CATALOG (MAINTENANCE)



V 21610803B SHT 1 REV 196

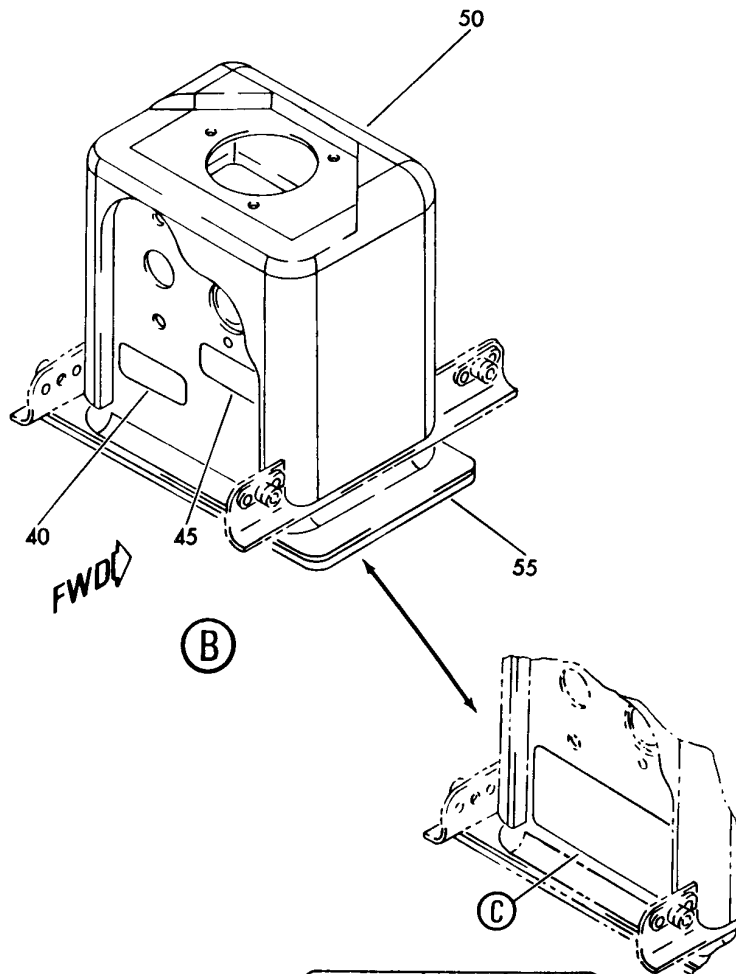
PANEL ASSY-SENSOR
FIGURE 3B (SHEET 1)

21-61-08-03B

HXL
DEC 22/06

21-61-08-03B
PAGE 0


BOEING
 767
PARTS CATALOG (MAINTENANCE)



43

TEMP SENSOR	ZONE	TEMP BULB
TS-469	FWD AUX	NOT USED
TS-178	FWD	TS-182
TS-470	MID AUX	NOT USED
TS-373	MID	TS-375
TS-180	AFT	TS-183

(C)

V 21610803B SHT 2 REV 186

PANEL ASSY-SENSOR
 FIGURE 3B (SHEET 2)

21-61-08-03B

HXL
DEC 22/06

21-61-08-03B
 PAGE 0A

 **BOEING**
767
PARTS CATALOG (MAINTENANCE)

FIG ITEM	PART NUMBER	1 2 3 4 5 6 7	NOMENCLATURE	EFFECT FROM TO	UNITS PER ASSY
3B					
25	624018-1		.SENSOR ASSY- SUPPLIER CODE: V07217 SPECIFICATION NUMBER: S210T130-21 ELECTRICAL EQUIP NUMBER: TS0373 COMPONENT MAINT MANUAL REF: 21-61-01	155162	1
R	25	624018-1	.SENSOR ASSY- SUPPLIER CODE: V07217 SPECIFICATION NUMBER: S210T130-21 ELECTRICAL EQUIP NUMBER: TS0373 COMPONENT MAINT MANUAL REF: 21-61-01	155162	1
R			ATTACHING PARTS		
-	30	NAS1801-3D8	.SCREW	155162	2
R	-	30	NAS1801-3D8	155162	2
			-----*-----		
	32	1025400-1	..GASKET- SUPPLIER CODE: V07217	155162	1
R	32	1025400-1	..GASKET- SUPPLIER CODE: V07217	155162	1
R					
	35	215T1104-5	.HOUSING ASSY	155162	1
R	35	215T1104-16	.HOUSING ASSY	155162	1
	40	BAC27TEC0166	..MARKER-ALUMINUM FOIL PLACARD CONTENT: TEMP SENSOR TS-373	155162	1
R	43	BAC27TEC411	.MARKER-ALUMINUM FOIL	155162	1
	45	BAC27TEC0167	..MARKER-ALUMINUM FOIL PLACARD CONTENT: TEMP BULB TS-375	155162	1
	50	215T1104-2	..INSULATION	155162	1
R	50	215T1104-2	..INSULATION	155162	1
	55	215T1408-3	..GRILL	155162	1
R	55	215T1408-3	..GRILL	155162	1
	60	NAS1801-3-6	.SCREW	155162	4
R	60	NAS1801-3-6	.SCREW	155162	4
	65	AN960PD10L	.WASHER	155162	4
R	65	AN960PD10L	.WASHER	155162	4
	70	MS20995C32	.WIRE	155162	2
R	70	MS20995C32	.WIRE	155162	2

ILLUSTRATION ITEMS NOT ON PARTS LIST ARE NOT APPLICABLE

- ITEM NOT ILLUSTRATED

21-61-08-03B

21-61-08
FIG. 03B
PAGE 2
AUG 22/09

HXL

BOEING PROPRIETARY - Copyright © - Unpublished Work - See title page for details.

BOEING
767
PARTS CATALOG (MAINTENANCE)

FIG ITEM	PART NUMBER	1 2 3 4 5 6 7	NOMENCLATURE	EFFECT FROM TO	UNITS PER ASSY
3B					
75	A11330-4-3	.NUT-	SUPPLIER CODE: V72962 SPECIFICATION NUMBER: BACN10FX14 OPTIONAL PART: RM52LHA4972-4-3 V72962 A4972-4-3 V72962 BACN10FX16	155162	4
R	75	130069	.NUT-	155162	4
R			SUPPLIER CODE: V60119 SPECIFICATION NUMBER: BACN10FX16 OPTIONAL PART: A11330-6-3 V72962 A4972-6-02 V72962 BACN10FX14		
R	75	A11330-4-3	.NUT-	155162	4
R			SUPPLIER CODE: V72962 SPECIFICATION NUMBER: BACN10FX14 OPTIONAL PART: RM52LHA4972-4-3 V72962 A4972-4-3 V72962 BACN10FX16		
R	75	130069	.NUT-	155162	4
R			SUPPLIER CODE: V60119 SPECIFICATION NUMBER: BACN10FX16 OPTIONAL PART: A11330-6-3 V72962 A4972-6-02 V72962 BACN10FX14		
R	80	215T1412-2	.BRACKET	155162	4
R	80	215T1412-2	.BRACKET	155162	4
R	85	215T1103-13SP	.PANEL ASSY	155162	1
R	85	215T1103-13SP	.PANEL ASSY	155162	1

ILLUSTRATION ITEMS NOT ON PARTS LIST ARE NOT APPLICABLE

— ITEM NOT ILLUSTRATED

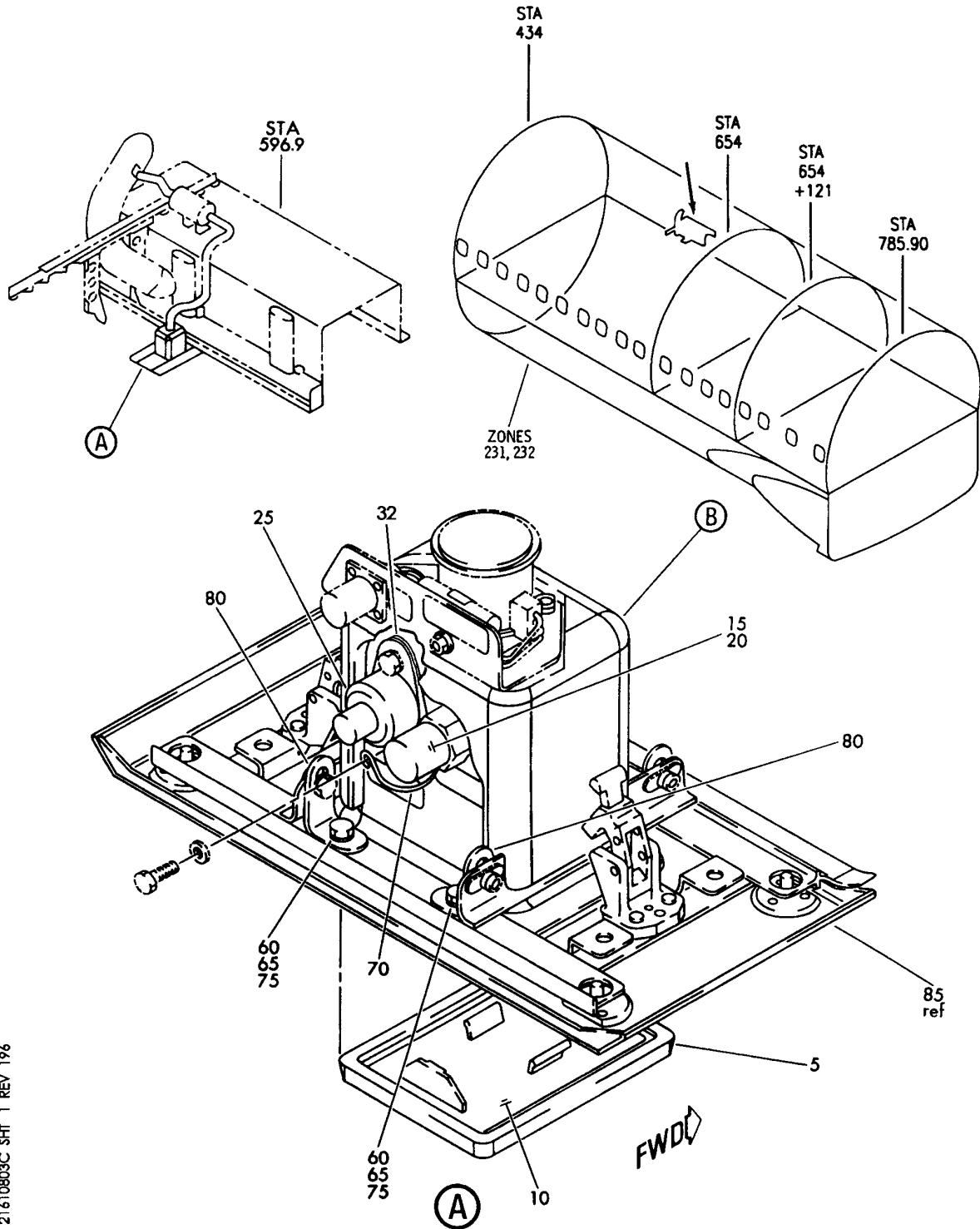
21-61-08-03B

21-61-08
FIG. 03B
PAGE 3
AUG 22/09

HXL

BOEING PROPRIETARY - Copyright © - Unpublished Work - See title page for details.

BOEING
767
PARTS CATALOG (MAINTENANCE)



V 21-61-08-03C SHT 1 REV 196

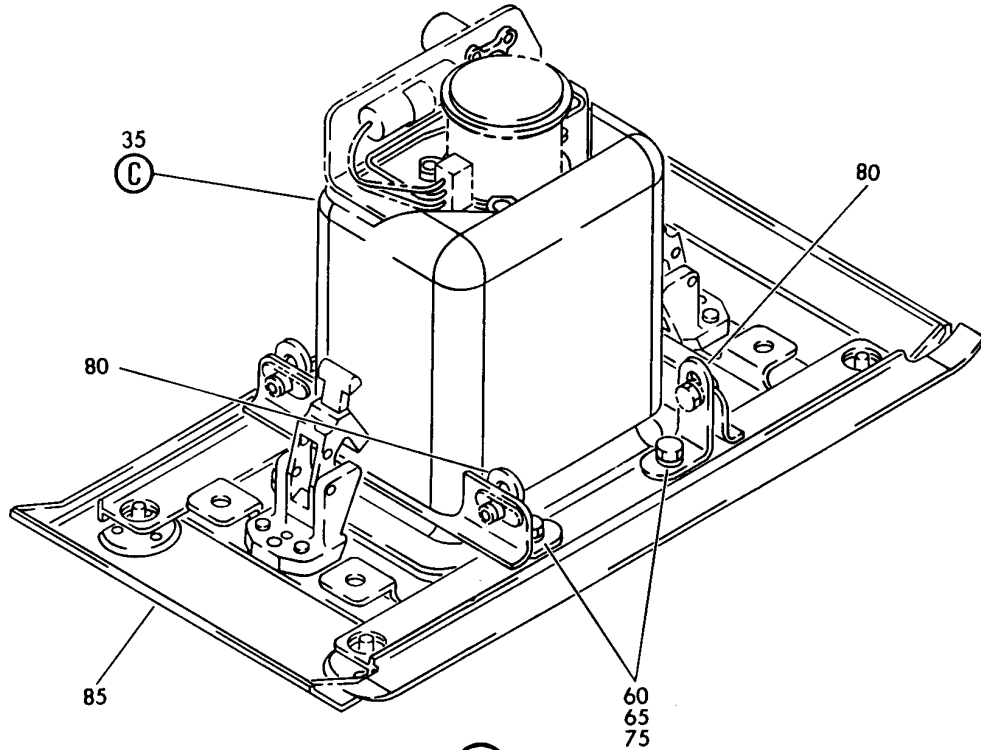
PANEL ASSY-SENSOR
FIGURE 3C (SHEET 1)

21-61-08-03C

HXL
DEC 22/06

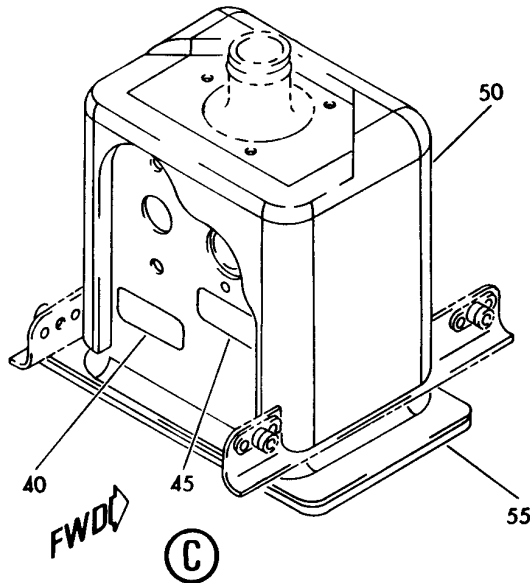
21-61-08-03C
PAGE 0

BOEING
767
PARTS CATALOG (MAINTENANCE)



(B)

FWD



(C)

FWD

V 21610803C SHT 2 REV 186

PANEL ASSY-SENSOR
FIGURE 3C (SHEET 2)

21-61-08-03C

HXL
DEC 22/06

21-61-08-03C
PAGE 0A

 **BOEING**
767
PARTS CATALOG (MAINTENANCE)

FIG ITEM	PART NUMBER	1 2 3 4 5 6 7	NOMENCLATURE	EFFECT FROM TO	UNITS PER ASSY
3C					
- 1	215T1002-256SP		PANEL ASSY-SENSOR PANEL ASSY-SENSOR PASS. ZONE POSITION DATA: FWD FOR NHA SEE: 21-61-02-34	155162 155162	RF
5	65B42530-12		.COVER	155162	1
10	69B42967-1		.FILTER- MANUFACTURED FROM: SCOTT FILTER FOAM POROSITY GRADE 45 PP1 F25.01 3/16 IN. X 3.5 IN. X 4.0 IN. (5151884360)	155162	1
15	MS28034-1		.BULB- MISCELLANEOUS DATA: WHEN REPLACING THE PACKING/GASKET, BACP11K6 PACKING MAY BE USED IN PLACE OF AN900-10 GASKET ON MS28034-1 TEMP BULB. ELECTRICAL EQUIP NUMBER: TS0182	155162	1
20	MS35769-11		.GASKET-	155162	1
25	624018-1		.SENSOR ASSY- SUPPLIER CODE: V07217 SPECIFICATION NUMBER: S210T130-21 ELECTRICAL EQUIP NUMBER: TS0178 COMPONENT MAINT MANUAL REF: 21-61-01	155162	1
- 30	NAS1801-3D8		ATTACHING PARTS .SCREW	155162	2
32	1025400-1		-----*----- ..GASKET- SUPPLIER CODE: V07217	155162	1
35	215T1104-3		.HOUSING ASSY	155162	1
40	BAC27TEC0099		..MARKER-ALUMINUM FOIL PLACARD CONTENT: TEMP SENSOR TS-178	155162	1
45	BAC27TEC0101		..MARKER-ALUMINUM FOIL PLACARD CONTENT: TEMP BULB TS-182	155162	1

ILLUSTRATION ITEMS NOT ON PARTS LIST ARE NOT APPLICABLE

- ITEM NOT ILLUSTRATED

HXL

21-61-08-03C

BOEING PROPRIETARY - Copyright © - Unpublished Work - See title page for details.

21-61-08
FIG. 03C
PAGE 1
AUG 22/09

BOEING
767
PARTS CATALOG (MAINTENANCE)

FIG ITEM	PART NUMBER	1 2 3 4 5 6 7	NOMENCLATURE	EFFECT FROM TO	UNITS PER ASSY
3C					
50	215T1104-2	. .	INSULATION	155162	1
55	215T1408-3	. .	GRILL	155162	1
60	NAS1801-3-6	. .	SCREW	155162	4
65	AN960PD10L	. .	WASHER	155162	4
70	MS20995C32	. .	WIRE	155162	2
75	A11330-4-3	. .	NUT-	155162	4
			SUPPLIER CODE: V72962		
			SPECIFICATION NUMBER: BACN10FX14		
			OPTIONAL PART: RM52LHA4972-4-3		
			V72962		
			A4972-4-3		
			V72962		
			BACN10FX16		
R	75	130069	.NUT-	155162	4
R			SUPPLIER CODE: V60119		
R			SPECIFICATION NUMBER: BACN10FX16		
R			OPTIONAL PART: A11330-6-3		
R			V72962		
R			A4972-6-02		
R			V72962		
R			BACN10FX14		
R	80	215T1412-2	.BRACKET	155162	4
R	85	215T1103-13SP	.PANEL ASSY	155162	1

ILLUSTRATION ITEMS NOT ON PARTS LIST ARE NOT APPLICABLE

- ITEM NOT ILLUSTRATED

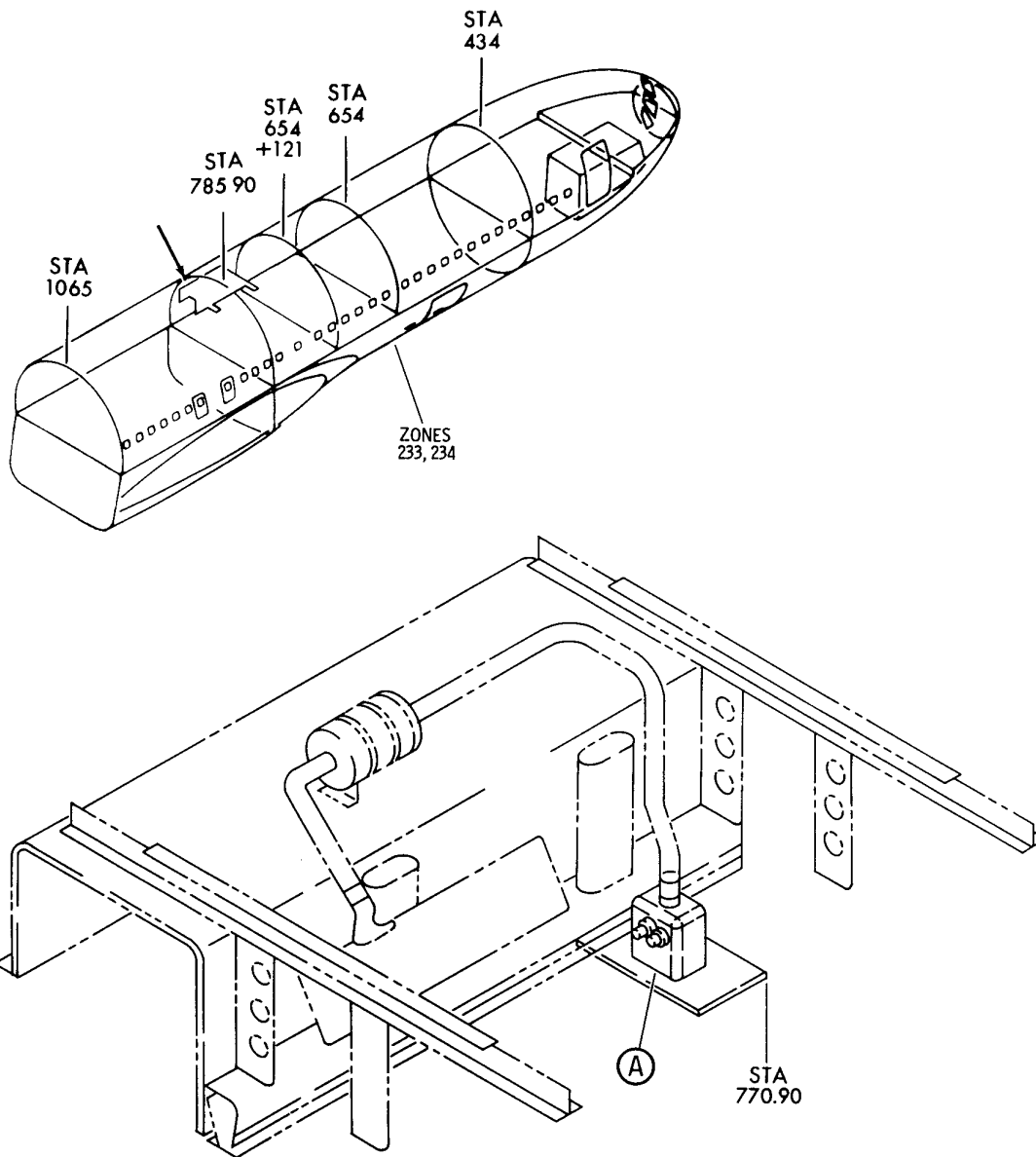
HXL

21-61-08-03C

BOEING PROPRIETARY - Copyright © - Unpublished Work - See title page for details.

21-61-08
FIG. 03C
PAGE 2
AUG 22/09

BOEING
767
PARTS CATALOG (MAINTENANCE)



V 21610803D SHT 1 REV 184

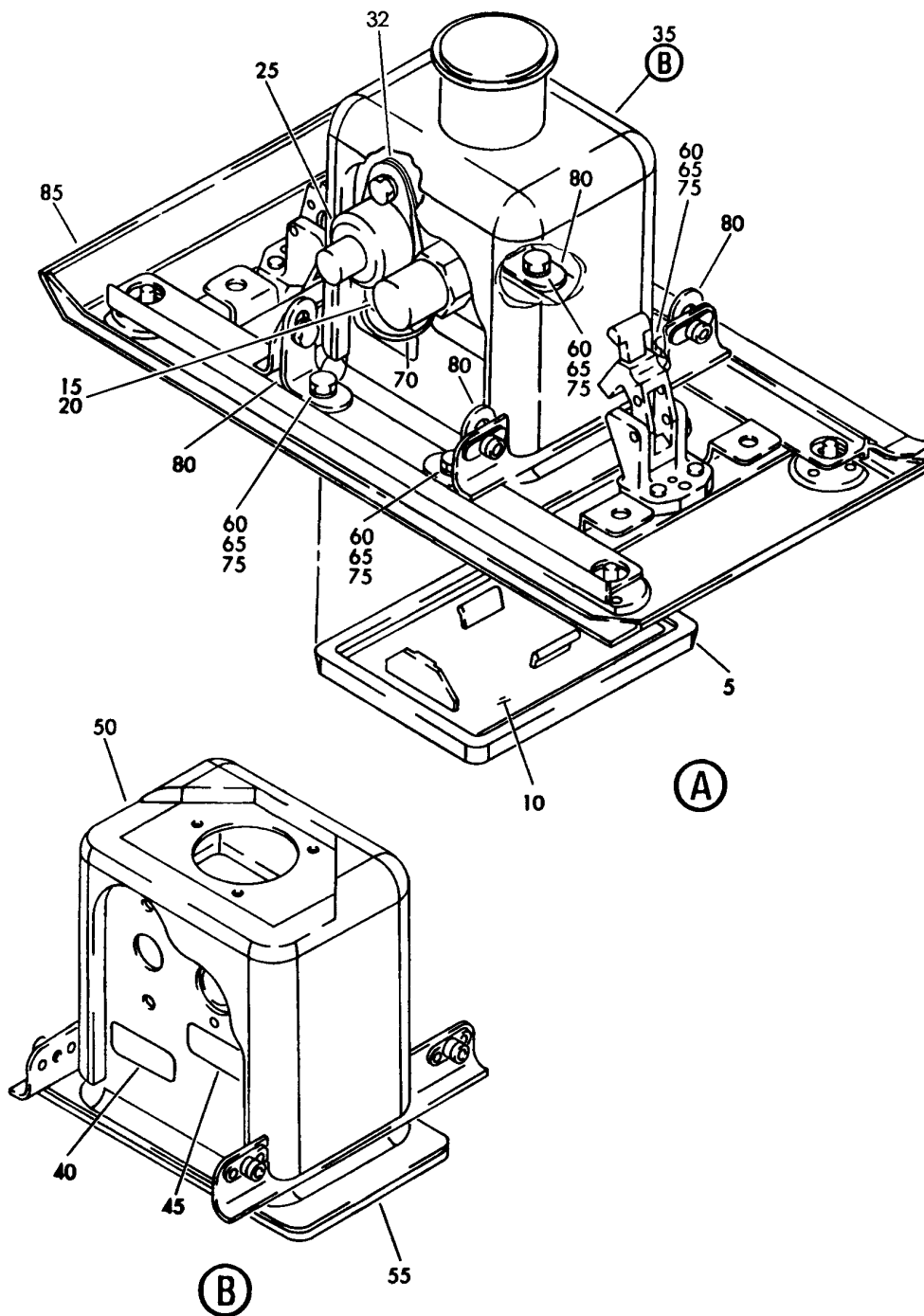
PANEL ASSY-SENSOR
FIGURE 3D (SHEET 1)

21-61-08-03D

HXL
DEC 22/06

21-61-08-03D
PAGE 0

BOEING
767
PARTS CATALOG (MAINTENANCE)



V 21610803D SHT 2 REV 196

PANEL ASSY-SENSOR
FIGURE 3D (SHEET 2)

21-61-08-03D

HXL
DEC 22/06

21-61-08-03D
PAGE 0A

 **BOEING**
767
PARTS CATALOG (MAINTENANCE)

FIG ITEM	PART NUMBER	1 2 3 4 5 6 7	NOMENCLATURE	EFFECT FROM TO	UNITS PER ASSY
3D					
- 1	215T1002-684SP		PANEL ASSY-SENSOR PANEL ASSY-AUX ZONE POSITION DATA: MID FOR NHA SEE: 21-61-02-33	155162 155162	RF
- 1	215T1002-257SP		PANEL ASSY-AUX ZONE POSITION DATA: MID FOR NHA SEE: 21-61-02-33	155162	RF
5	65B42530-12		.COVER	155162	1
10	69B42967-1		.FILTER- MANUFACTURED FROM: SCOTT FILTER FOAM POROSITY GRADE 45 PP1 F25.01 3/16 IN. X 3.5 IN. X 4.0 IN. (5151884360)	155162	1
15	MS28034-1		.BULB- MISCELLANEOUS DATA: WHEN REPLACING THE PACKING/GASKET, BACP11K6 PACKING MAY BE USED IN PLACE OF AN900-10 GASKET ON MS28034-1 TEMP BULB. ELECTRICAL EQUIP NUMBER: TS0471 TS0472	155162	1
20	MS35769-11		.GASKET-	155162	1
25	624018-1		.SENSOR ASSY- SUPPLIER CODE: V07217 SPECIFICATION NUMBER: S210T130-21 ELECTRICAL EQUIP NUMBER: TS0469 TS0470 COMPONENT MAINT MANUAL REF: 21-61-01	155162	1
- 30	NAS1801-3D8		ATTACHING PARTS .SCREW	155162	2
32	1025400-1		-----*----- ..GASKET- SUPPLIER CODE: V07217	155162	1
35	215T1104-7		.HOUSING ASSY	155162	1
35	215T1104-6		.HOUSING ASSY	155162	1

ILLUSTRATION ITEMS NOT ON PARTS LIST ARE NOT APPLICABLE

- ITEM NOT ILLUSTRATED

HXL

21-61-08-03D

BOEING PROPRIETARY - Copyright © - Unpublished Work - See title page for details.

21-61-08
FIG. 03D
PAGE 1
AUG 22/09

BOEING
767
PARTS CATALOG (MAINTENANCE)

FIG ITEM	PART NUMBER	1 2 3 4 5 6 7	NOMENCLATURE	EFFECT FROM TO	UNITS PER ASSY
3D					
40	BAC27TEC0255	..	MARKER-ALUMINUM FOIL PLACARD CONTENT: TEMP SENSOR TS-470	155162	1
40	BAC27TEC0254	..	MARKER-ALUMINUM FOIL PLACARD CONTENT: TEMP SENSOR TS-469	155162	1
45	BAC27TEC0257	..	MARKER-ALUMINUM FOIL PLACARD CONTENT: TEMP BULB TS-472	155162	1
45	BAC27TEC0256	..	MARKER-ALUMINUM FOIL PLACARD CONTENT: TEMP BULB TS-471	155162	1
50	215T1104-2	..	INSULATION	155162	1
55	215T1408-3	..	GRILL	155162	1
60	NAS1801-3-6	.	SCREW	155162	4
65	AN960PD10L	.	WASHER	155162	4
70	MS20995C32	.	WIRE	155162	2
75	A11330-4-3	.	NUT- SUPPLIER CODE: V72962 SPECIFICATION NUMBER: BACN10FX14 OPTIONAL PART: RM52LHA4972-4-3 V72962 A4972-4-3 V72962 BACN10FX16	155162	4
R	75	130069	.NUT- SUPPLIER CODE: V60119 SPECIFICATION NUMBER: BACN10FX16 OPTIONAL PART: A11330-6-3 V72962 A4972-6-02 V72962 BACN10FX14	155162	4
R					
R					
R					
R					
R					
R					
R					
R					
R					
80	215T1412-2	.	BRACKET	155162	4
85	215T1103-13SP	.	PANEL ASSY	155162	1

ILLUSTRATION ITEMS NOT ON PARTS LIST ARE NOT APPLICABLE

- ITEM NOT ILLUSTRATED

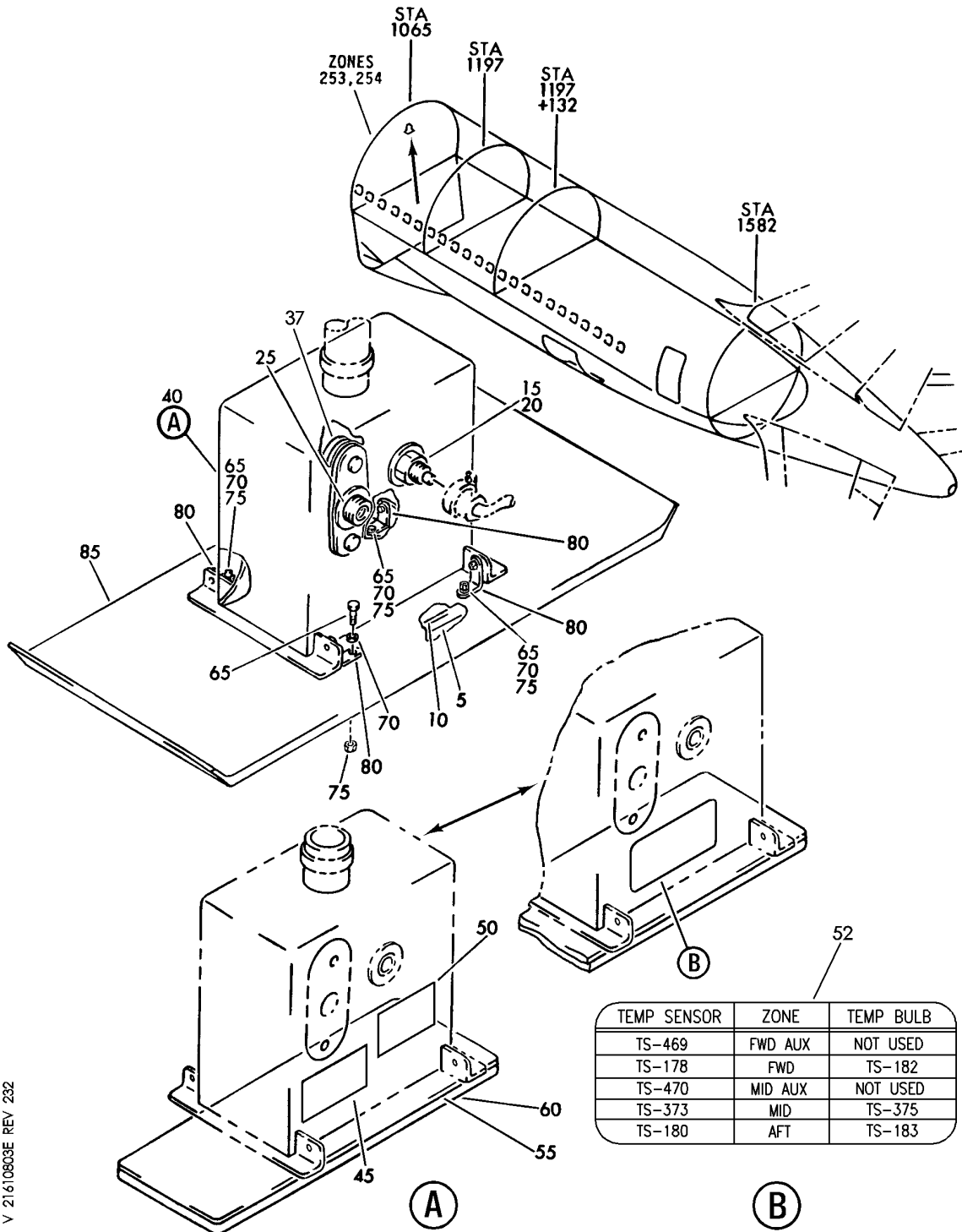
HXL

21-61-08-03D

BOEING PROPRIETARY - Copyright © - Unpublished Work - See title page for details.

21-61-08
FIG. 03D
PAGE 2
AUG 22/09

BOEING
767
PARTS CATALOG (MAINTENANCE)



TEMP SENSOR	ZONE	TEMP BULB
TS-469	FWD AUX	NOT USED
TS-178	FWD	TS-182
TS-470	MID AUX	NOT USED
TS-373	MID	TS-375
TS-180	AFT	TS-183

V 21610803E REV 232

PANEL ASSY-SENSOR
FIGURE 3E

21-61-08-03E

HXL
DEC 22/06

21-61-08-03E
PAGE 0

BOEING
767
PARTS CATALOG (MAINTENANCE)

FIG ITEM	PART NUMBER	1 2 3 4 5 6 7	NOMENCLATURE	EFFECT FROM TO	UNITS PER ASSY
3E					
- 1	215T1002-259SP		PANEL ASSY-SENSOR PANEL ASSY-SENSOR ZONE TEMP POSITION DATA: AFT FOR NHA SEE: 21-61-02-20	155162 155162	RF
5	65B42530-12		.COVER	155162	1
10	69B42967-1		.FILTER- MANUFACTURED FROM: SCOTT FILTER FOAM POROSITY GRADE 45 PP1 F25.01 3/16 IN. X 3.5 IN. X 4.0 IN. (5151884360)	155162	1
15	MS28034-1		.BULB- MISCELLANEOUS DATA: WHEN REPLACING THE PACKING/GASKET, BACP11K6 PACKING MAY BE USED IN PLACE OF AN900-10 GASKET ON MS28034-1 TEMP BULB. ELECTRICAL EQUIP NUMBER: TS0471	155162	1
20	MS35769-11		.GASKET-	155162	1
25	624018-1		.SENSOR ASSY- SUPPLIER CODE: V07217 SPECIFICATION NUMBER: S210T130-21 ELECTRICAL EQUIP NUMBER: TS0469 COMPONENT MAINT MANUAL REF: 21-61-01 ATTACHING PARTS	155162	1
- 30	NAS1801-3D8		.SCREW	155162	2
- 35	AN960PD10L		.WASHER	155162	2
37	1025400-1		-----*----- ..GASKET- SUPPLIER CODE: V07217	155162	1
40	215T1104-4		.HOUSING ASSY	155162	1
45	BAC27TEC0098		..MARKER-ALUMINUM FOIL PLACARD CONTENT: TEMP SENSOR TS-180	155162	1
ILLUSTRATION ITEMS NOT ON PARTS LIST ARE NOT APPLICABLE					

- ITEM NOT ILLUSTRATED

HXL

21-61-08-03E

BOEING PROPRIETARY - Copyright © - Unpublished Work - See title page for details.

21-61-08
FIG. 03E
PAGE 1
AUG 22/09

BOEING
767
PARTS CATALOG (MAINTENANCE)

FIG ITEM	PART NUMBER	1 2 3 4 5 6 7	NOMENCLATURE	EFFECT FROM TO	UNITS PER ASSY
3E					
50	BAC27TEC0100	..	MARKER-ALUMINUM FOIL PLACARD CONTENT: TEMP BULB TS-183	155162	1
55	215T1104-2	..	INSULATION	155162	1
60	215T1408-3	..	GRILL	155162	1
65	NAS1801-3-6	.	SCREW	155162	4
70	AN960PD10L	.	WASHER	155162	4
75	A11330-4-3	.	NUT- SUPPLIER CODE: V72962 SPECIFICATION NUMBER: BACN10FX14 OPTIONAL PART: RM52LHA4972-4-3 V72962 A4972-4-3 V72962 BACN10FX16	155162	4
75	130069	.	NUT- SUPPLIER CODE: V60119 SPECIFICATION NUMBER: BACN10FX16 OPTIONAL PART: A11330-6-3 V72962 A4972-6-02 V72962 BACN10FX14	155162	4
80	215T1412-2	.	BRACKET	155162	4
85	215T1103-13SP	.	PANEL ASSY	155162	1

R
R
R
R
R
R
R
R
R
R

ILLUSTRATION ITEMS NOT ON PARTS LIST ARE NOT APPLICABLE

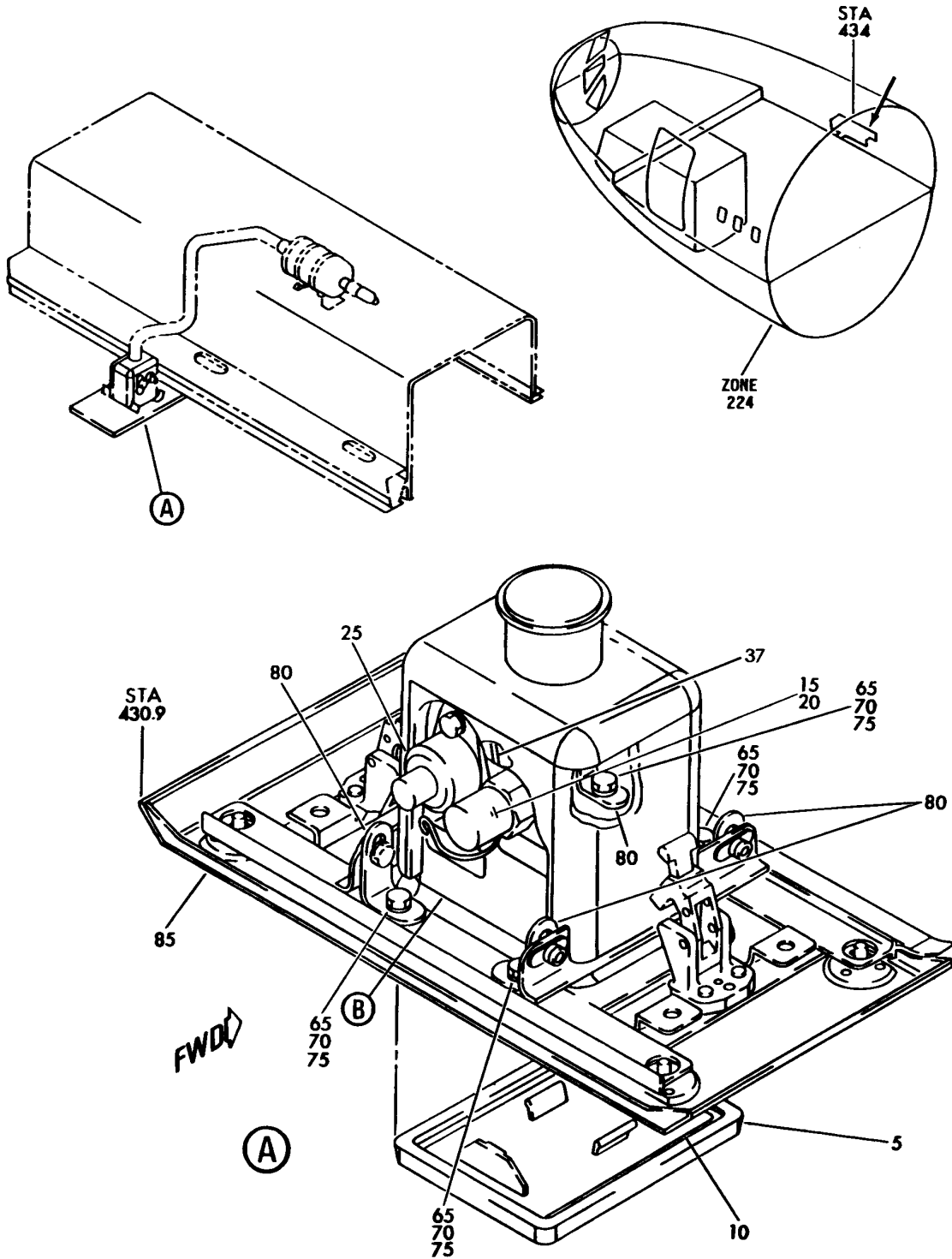
- ITEM NOT ILLUSTRATED

HXL

21-61-08-03E

21-61-08
FIG. 03E
PAGE 2
AUG 22/09

BOEING
767
PARTS CATALOG (MAINTENANCE)



V 21610810 SHT 1 REV 196

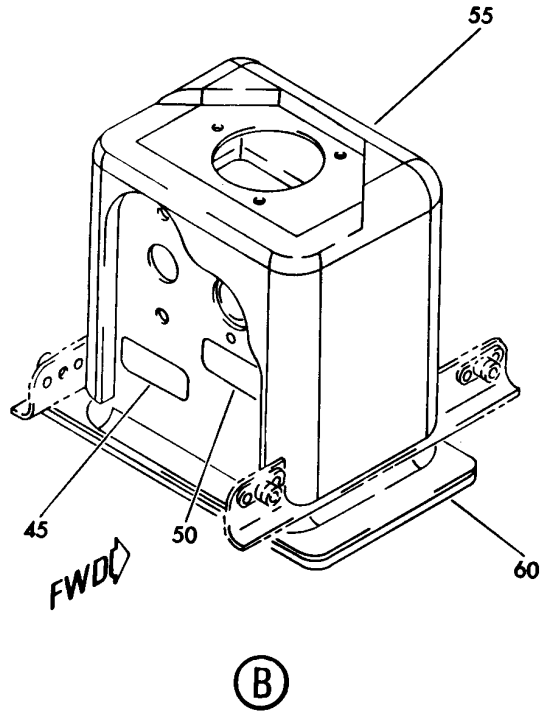
PANEL ASSY-SENSOR
FIGURE 10 (SHEET 1)

21-61-08-10

HXL
DEC 22/06

21-61-08-10
PAGE 0

BOEING
767
PARTS CATALOG (MAINTENANCE)



V 21610810 SHT 2 REV 185

PANEL ASSY-SENSOR
FIGURE 10 (SHEET 2)

21-61-08-10

HXL
DEC 22/06

21-61-08-10
PAGE 0A

BOEING
767
PARTS CATALOG (MAINTENANCE)

FIG ITEM	PART NUMBER	1 2 3 4 5 6 7	NOMENCLATURE	EFFECT FROM TO	UNITS PER ASSY
10			PANEL ASSY-SENSOR	163999	
- 1	215T1002-179SP		PANEL ASSY-SENSOR AUX ZONE POSITION DATA: FWD FOR NHA SEE: 21-61-02-30	163999	RF
5	65B42530-12		.COVER	163999	1
10	69B42967-1		.FILTER- MANUFACTURED FROM: SCOTT FILTER FOAM POROSITY GRADE 45 PP1 F25.01 3/16 IN. X 3.5 IN. X 4.0 IN. (5151884360)	163999	1
15	MS28034-1		.BULB- MISCELLANEOUS DATA: WHEN REPLACING THE PACKING/GASKET, BACP11K6 PACKING MAY BE USED IN PLACE OF AN900-10 GASKET ON MS28034-1 TEMP BULB. ELECTRICAL EQUIP NUMBER: TS0471	163999	1
20	MS35769-11		.GASKET-	163999	1
25	624018-1		.SENSOR ASSY- SUPPLIER CODE: V07217 SPECIFICATION NUMBER: S210T130-21 ELECTRICAL EQUIP NUMBER: TS0469 COMPONENT MAINT MANUAL REF: 21-61-01	163999	1
			ATTACHING PARTS		
- 30	NAS1801-3D8		.SCREW	163999	2
- 35	AN960PD10L		.WASHER	163999	2
			-----*-----		
37	1025400-1		..GASKET- SUPPLIER CODE: V07217	163999	1
40	215T1104-6		.HOUSING ASSY	163999	1
45	BAC27TEC0254		..MARKER-ALUMINUM FOIL PLACARD CONTENT: TEMP SENSOR TS-469	163999	1
ILLUSTRATION ITEMS NOT ON PARTS LIST ARE NOT APPLICABLE					

- ITEM NOT ILLUSTRATED

HXL

21-61-08-10

BOEING PROPRIETARY - Copyright © - Unpublished Work - See title page for details.

21-61-08
FIG. 10
PAGE 1
AUG 22/09

BOEING
767
PARTS CATALOG (MAINTENANCE)

FIG ITEM	PART NUMBER	1 2 3 4 5 6 7	NOMENCLATURE	EFFECT FROM TO	UNITS PER ASSY
10					
50	BAC27TEC0256		..MARKER-ALUMINUM FOIL PLACARD CONTENT: TEMP BULB TS-471	163999	1
55	215T1104-2		..INSULATION	163999	1
60	215T1408-3		..GRILL	163999	1
65	NAS1801-3-6		.SCREW	163999	4
70	AN960PD10L		.WASHER	163999	4
75	A11330-4-3		.NUT- SUPPLIER CODE: V72962 SPECIFICATION NUMBER: BACN10FX14 OPTIONAL PART: RM52LHA4972-4-3 V72962 A4972-4-3 V72962 BACN10FX16	163999	4
75	130069		.NUT- SUPPLIER CODE: V60119 SPECIFICATION NUMBER: BACN10FX16 OPTIONAL PART: A11330-6-3 V72962 A4972-6-02 V72962 BACN10FX14	163999	4
80	215T1412-2		.BRACKET	163999	4
85	215T1103-7SP		.PANEL ASSY	163999	1

R
R
R
R
R
R
R
R
R

ILLUSTRATION ITEMS NOT ON PARTS LIST ARE NOT APPLICABLE

- ITEM NOT ILLUSTRATED

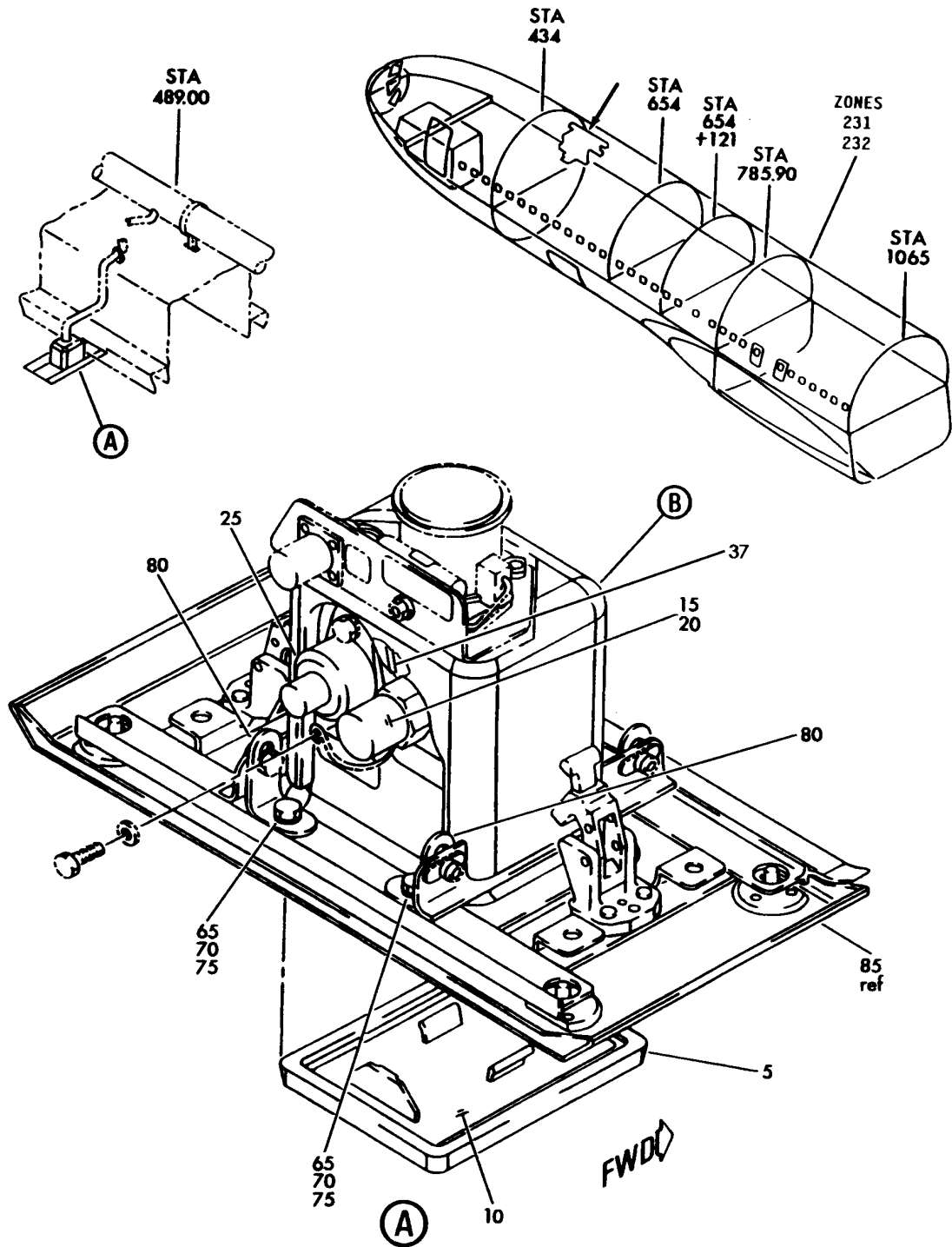
HXL

21-61-08-10

BOEING PROPRIETARY - Copyright © - Unpublished Work - See title page for details.

21-61-08
FIG. 10
PAGE 2
AUG 22/09

BOEING
767
PARTS CATALOG (MAINTENANCE)



V 21610813 SHT 1 REV 196

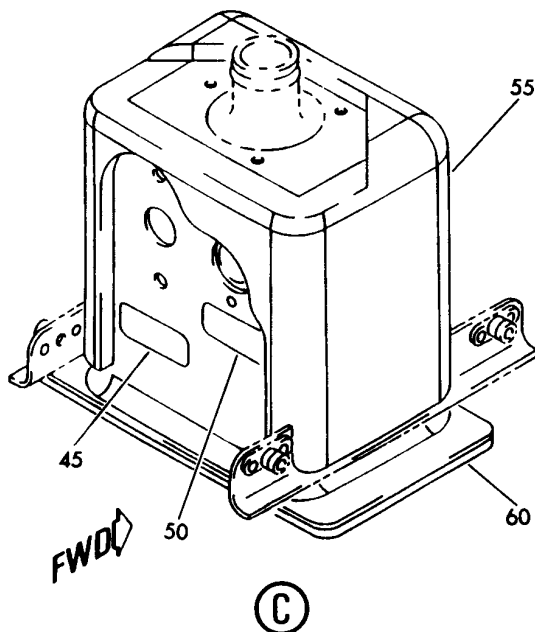
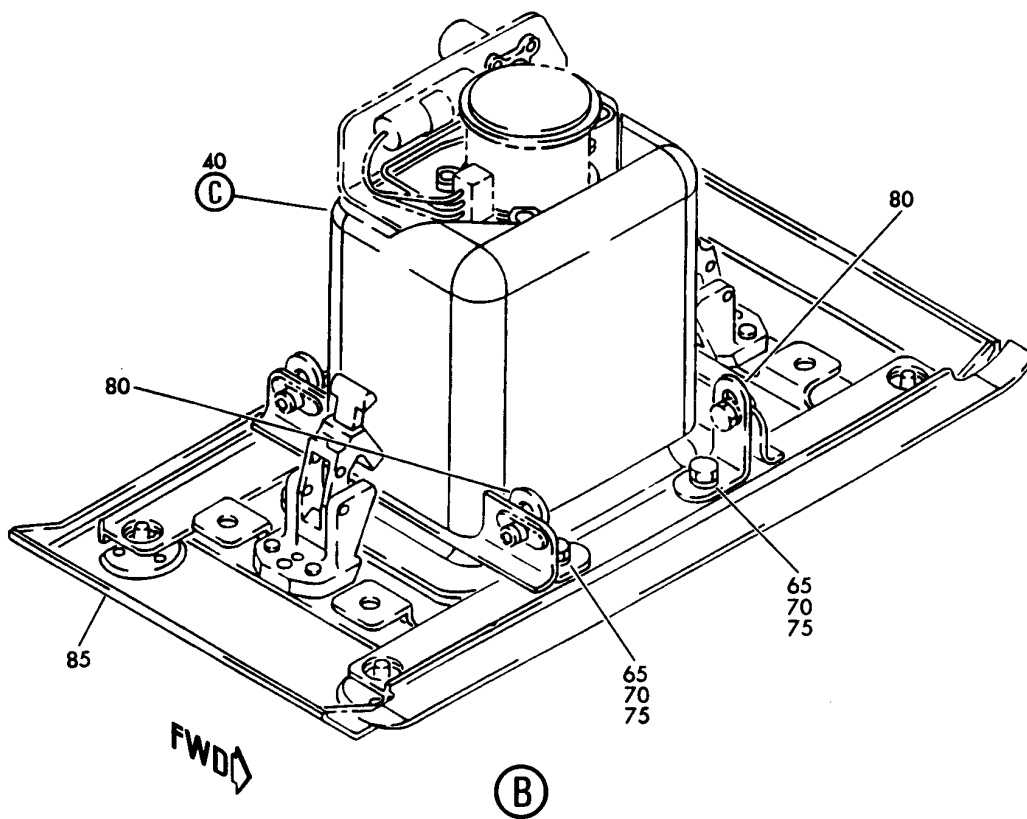
PANEL ASSY-SENSOR
FIGURE 13 (SHEET 1)

21-61-08-13

HXL
DEC 22/06

21-61-08-13
PAGE 0

BOEING
767
PARTS CATALOG (MAINTENANCE)



V 21610813 SHT 2 REV 186

PANEL ASSY-SENSOR
FIGURE 13 (SHEET 2)

21-61-08-13

HXL
DEC 22/06

21-61-08-13
PAGE 0A

BOEING
767
PARTS CATALOG (MAINTENANCE)

FIG ITEM	PART NUMBER	1 2 3 4 5 6 7	NOMENCLATURE	EFFECT FROM TO	UNITS PER ASSY
13					
55	215T1104-2	. .	INSULATION	163999	1
60	215T1408-3	. .	GRILL	163999	1
65	NAS1801-3-6	. .	SCREW	163999	4
70	AN960PD10L	. .	WASHER	163999	4
75	A11330-4-3	. .	NUT-	163999	4
			SUPPLIER CODE: V72962		
			SPECIFICATION NUMBER: BACN10FX14		
			OPTIONAL PART: RM52LHA4972-4-3		
			V72962		
			A4972-4-3		
			V72962		
			BACN10FX16		
75	130069	. .	NUT-	163999	4
			SUPPLIER CODE: V60119		
			SPECIFICATION NUMBER: BACN10FX16		
			OPTIONAL PART: A11330-6-3		
			V72962		
			A4972-6-02		
			V72962		
			BACN10FX14		
80	215T1412-2	. .	BRACKET	163999	4
85	215T1103-7SP	. .	PANEL ASSY-	163999	1
			OPTIONAL PART: 215T1103-13SP		

R
R
R
R
R
R
R
R
R
R

ILLUSTRATION ITEMS NOT ON PARTS LIST ARE NOT APPLICABLE

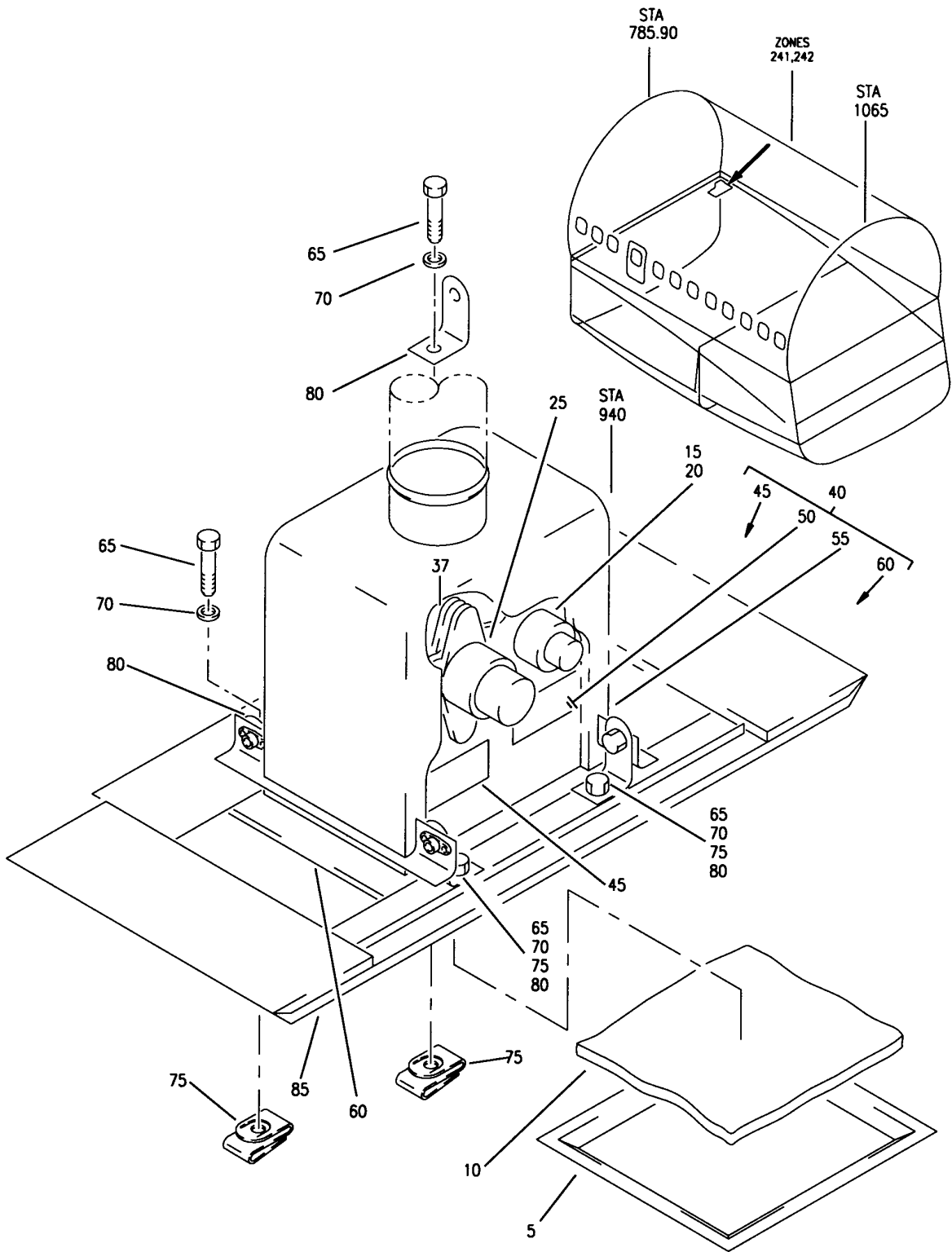
- ITEM NOT ILLUSTRATED

HXL

21-61-08-13

21-61-08
FIG. 13
PAGE 2
AUG 22/09

BOEING
767
PARTS CATALOG (MAINTENANCE)



V 21610820 REV 196

PANEL ASSY-SENSOR
FIGURE 20

21-61-08-20

HXL
DEC 22/06

21-61-08-20
PAGE 0

 **BOEING**
767
PARTS CATALOG (MAINTENANCE)

FIG ITEM	PART NUMBER	1 2 3 4 5 6 7	NOMENCLATURE	EFFECT FROM TO	UNITS PER ASSY
20			PANEL ASSY-SENSOR	163999	
- 1	215T1002-153SP		PANEL ASSY-SENSOR ZONE POSITION DATA: MID FOR NHA SEE: 21-61-02-37	163999	RF
5	65B42530-12		.COVER	163999	1
10	69B42967-1		.FILTER- MANUFACTURED FROM: SCOTT FILTER FOAM POROSITY GRADE 45 PP1 F25.01 3/16 IN. X 3.5 IN. X 4.0 IN. (5151884360)	163999	1
15	MS28034-1		.BULB- MISCELLANEOUS DATA: WHEN REPLACING THE PACKING/GASKET, BACP11K6 PACKING MAY BE USED IN PLACE OF AN900-10 GASKET ON MS28034-1 TEMP BULB. ELECTRICAL EQUIP NUMBER: TS0375	163999	1
20	MS35769-11		.GASKET-	163999	1
25	624018-1		.SENSOR ASSY- SUPPLIER CODE: V07217 SPECIFICATION NUMBER: S210T130-21 ELECTRICAL EQUIP NUMBER: TS0373 COMPONENT MAINT MANUAL REF: 21-61-01 ATTACHING PARTS	163999	1
- 30	NAS1801-3D8		.SCREW	163999	2
- 35	AN960PD10L		.WASHER	163999	2
37	1025400-1		-----*----- ..GASKET- SUPPLIER CODE: V07217	163999	1
40	215T1104-5		.HOUSING ASSY	163999	1
45	BAC27TEC0166		..MARKER-ALUMINUM FOIL PLACARD CONTENT: TEMP SENSOR TS-373	163999	1
50	BAC27TEC0167		..MARKER-ALUMINUM FOIL PLACARD CONTENT: TEMP BULB TS-375	163999	1

ILLUSTRATION ITEMS NOT ON PARTS LIST ARE NOT APPLICABLE

- ITEM NOT ILLUSTRATED

HXL

21-61-08-20

BOEING PROPRIETARY - Copyright © - Unpublished Work - See title page for details.

21-61-08
FIG. 20
PAGE 1
AUG 22/09



767

PARTS CATALOG (MAINTENANCE)

FIG ITEM	PART NUMBER	1 2 3 4 5 6 7	NOMENCLATURE	EFFECT FROM TO	UNITS PER ASSY
20					
55	215T1104-2	. .	INSULATION	163999	1
60	215T1408-3	. .	GRILL	163999	1
65	NAS1801-3-6	. .	SCREW	163999	4
70	AN960PD10L	. .	WASHER	163999	4
75	A11330-4-3	. .	NUT-	163999	4
			SUPPLIER CODE: V72962		
			SPECIFICATION NUMBER: BACN10FX14		
			OPTIONAL PART: RM52LHA4972-4-3		
			V72962		
			A4972-4-3		
			V72962		
			BACN10FX16		
75	130069	. .	NUT-	163999	4
			SUPPLIER CODE: V60119		
			SPECIFICATION NUMBER: BACN10FX16		
			OPTIONAL PART: A11330-6-3		
			V72962		
			A4972-6-02		
			V72962		
			BACN10FX14		
80	215T1412-2	. .	BRACKET	163999	4
85	215T1103-7SP	. .	PANEL ASSY	163999	1

R
R
R
R
R
R
R
R
R
R

ILLUSTRATION ITEMS NOT ON PARTS LIST ARE NOT APPLICABLE

- ITEM NOT ILLUSTRATED

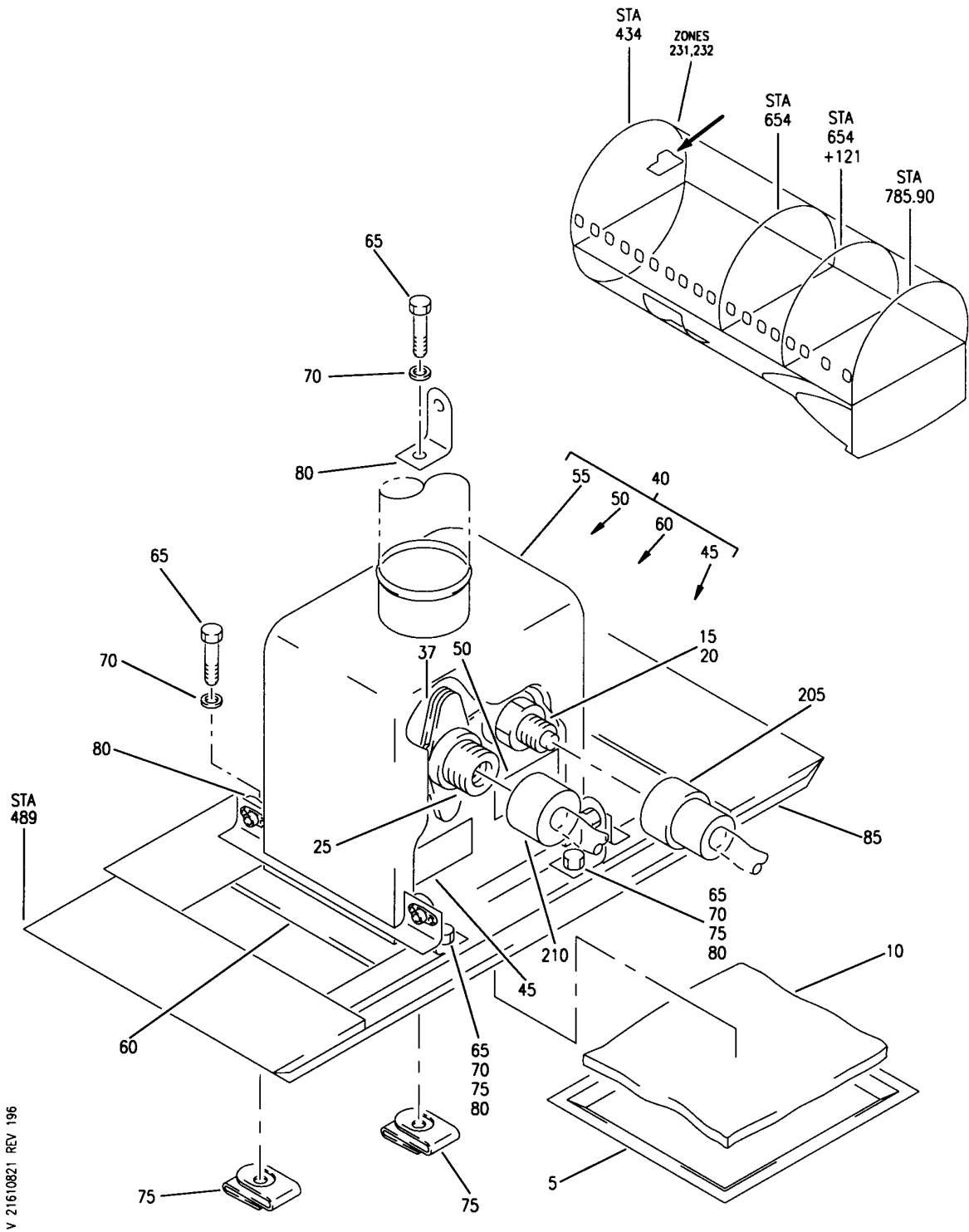
HXL

21-61-08-20

BOEING PROPRIETARY - Copyright © - Unpublished Work - See title page for details.

21-61-08
FIG. 20
PAGE 2
AUG 22/09

BOEING
767
PARTS CATALOG (MAINTENANCE)



V 21610821 REV 196

PANEL ASSY-SENSOR
FIGURE 21

21-61-08-21

HXL
DEC 22/06

21-61-08-21
PAGE 0

BOEING
767
PARTS CATALOG (MAINTENANCE)

FIG ITEM	PART NUMBER	1 2 3 4 5 6 7	NOMENCLATURE	EFFECT FROM TO	UNITS PER ASSY
21					
55	215T1104-2	..	INSULATION	163999	1
60	215T1408-3	..	GRILL	163999	1
65	NAS1801-3-6	.	SCREW	163999	4
70	AN960PD10L	.	WASHER	163999	4
75	A11330-4-3	.	NUT-	163999	4
			SUPPLIER CODE: V72962		
			SPECIFICATION NUMBER: BACN10FX14		
			OPTIONAL PART: RM52LHA4972-4-3		
			V72962		
			A4972-4-3		
			V72962		
			BACN10FX16		
R	75	130069	.NUT-	163999	4
R			SUPPLIER CODE: V60119		
R			SPECIFICATION NUMBER: BACN10FX16		
R			OPTIONAL PART: A11330-6-3		
R			V72962		
R			A4972-6-02		
R			V72962		
R			BACN10FX14		
R	80	215T1412-2	.BRACKET	163999	4
	85	215T1103-7SP	.PANEL ASSY	163999	1
-	200	286T0790-300	WIRE BUNDLE ASSY	163999	RF
	205	FC3406D12S3S	.CONNECTOR-	163999	1
			SUPPLIER CODE: V28680		
			SPECIFICATION NUMBER: BACC63BW12S3S		
			OPTIONAL PART: WFB612S3S		
			V17549		
			ELECTRICAL EQUIP NUMBER: D03996		
			WIRING DIAGRAM REF: 216511		
	210	BACC45FT10-5S	.CONNECTOR-	163999	1
			ELECTRICAL EQUIP NUMBER: D02828		
			WIRING DIAGRAM REF: 216131		

ILLUSTRATION ITEMS NOT ON PARTS LIST ARE NOT APPLICABLE

- ITEM NOT ILLUSTRATED

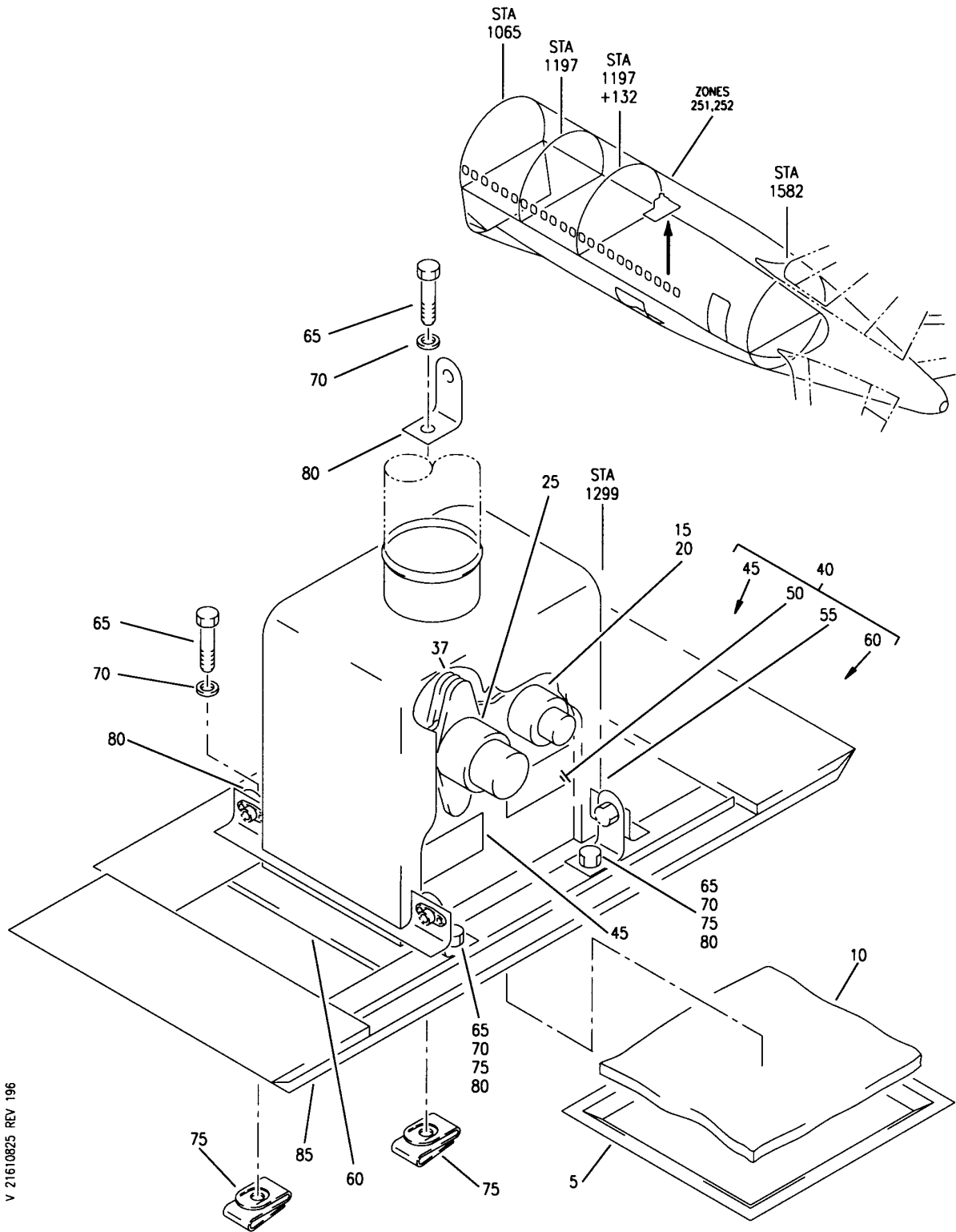
HXL

21-61-08-21

BOEING PROPRIETARY - Copyright © - Unpublished Work - See title page for details.

21-61-08
FIG. 21
PAGE 2
AUG 22/09

BOEING
767
PARTS CATALOG (MAINTENANCE)



V 21610825 REV 196

PANEL ASSY-SENSOR
FIGURE 25

21-61-08-25

HXL
DEC 22/06

21-61-08-25
PAGE 0



767

PARTS CATALOG (MAINTENANCE)

FIG ITEM	PART NUMBER	1 2 3 4 5 6 7	NOMENCLATURE	EFFECT FROM TO	UNITS PER ASSY
25					
55	215T1104-2	. .	INSULATION	163999	1
60	215T1408-3	. .	GRILL	163999	1
65	NAS1801-3-6	. .	SCREW	163999	4
70	AN960PD10L	. .	WASHER	163999	4
75	A11330-4-3	. .	NUT-	163999	4
			SUPPLIER CODE: V72962		
			SPECIFICATION NUMBER: BACN10FX14		
			OPTIONAL PART: RM52LHA4972-4-3		
			V72962		
			A4972-4-3		
			V72962		
			BACN10FX16		
75	130069	. .	NUT-	163999	4
			SUPPLIER CODE: V60119		
			SPECIFICATION NUMBER: BACN10FX16		
			OPTIONAL PART: A11330-6-3		
			V72962		
			A4972-6-02		
			V72962		
			BACN10FX14		
80	215T1412-2	. .	BRACKET	163999	4
85	215T1103-7SP	. .	PANEL ASSY	163999	1

R
R
R
R
R
R
R
R
R
R

ILLUSTRATION ITEMS NOT ON PARTS LIST ARE NOT APPLICABLE

- ITEM NOT ILLUSTRATED

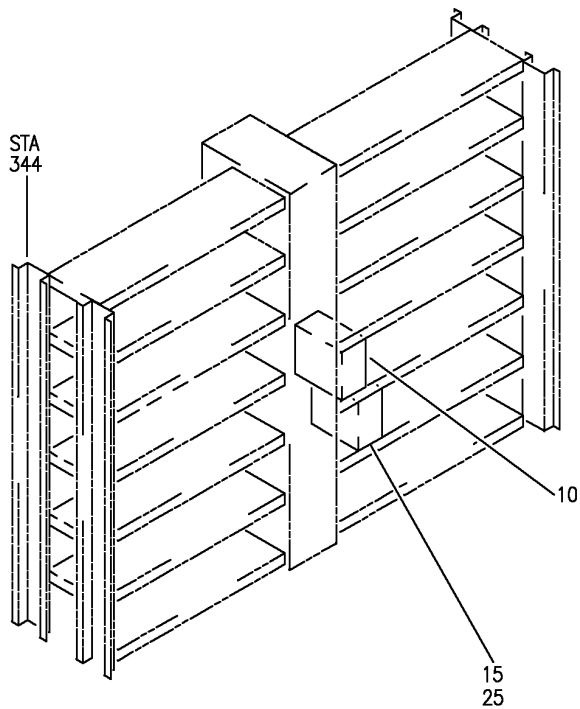
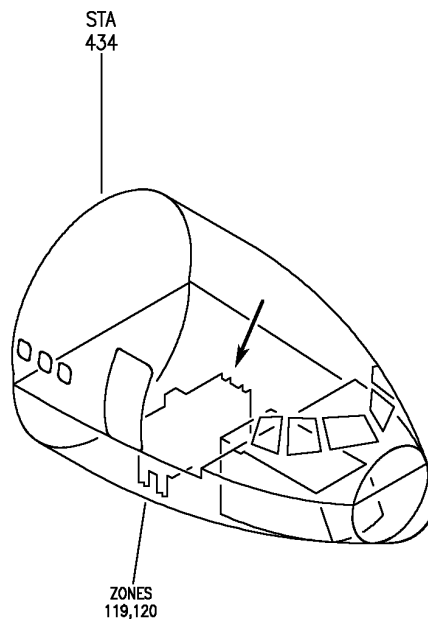
HXL

21-61-08-25

BOEING PROPRIETARY - Copyright © - Unpublished Work - See title page for details.

21-61-08
FIG. 25
PAGE 2
AUG 22/09

BOEING
767
PARTS CATALOG (MAINTENANCE)



V 21611201 REV 327

EQUIPMENT INSTL-ELECT. EQPT CTR E1/E2 RACK (TEMPERATURE CONTROL ONLY)

FIGURE 1

21-61-12-01

HXL
APR 22/08

21-61-12-01
PAGE 0



767

PARTS CATALOG (MAINTENANCE)

FIG ITEM	PART NUMBER	1 2 3 4 5 6 7	NOMENCLATURE	EFFECT FROM TO	UNITS PER ASSY
1			EQUIPMENT INSTL-ELECT. EQPT CTR E1/E2 RACK (TEMPERATURE CONTROL ONLY)		
- 1	284T0400-618		EQUIPMENT INSTL-ELECT. EQPT CTR E1/E2 RACK (TEMPERATURE CONTROL ONLY) VARIABLE DRAWING REF: 284T0400-5284 FOR NHA/OTHER SYS DET SEE: 24-00-58-01J	155162	RF
- 2	284T0400-630		EQUIPMENT INSTL-ELECT. EQPT CTR E1/E2 RACK (TEMPERATURE CONTROL ONLY) VARIABLE DRAWING REF: 284T0400-5349 284T0400-5357 FOR NHA/OTHER SYS DET SEE: 24-00-58-01J	163999	RF
15	1150406-1		.CONTROLLER ASSY-AUX ZONE TEMPERATURE (STATIC SENSITIVE PART) SUPPLIER CODE: V07217 SPECIFICATION NUMBER: S210T130-72 MISCELLANEOUS DATA: REF IDR 767-00-0008-0051 ELECTRICAL EQUIP NUMBER: M01609 COMPONENT MAINT MANUAL REF: 21-61-10		1
15	1151870-1		.CONTROLLER ASSY-AUX ZONE TEMP (STATIC SENSITIVE PART) SUPPLIER CODE: V07217 SPECIFICATION NUMBER: S210T130-80 ELECTRICAL EQUIP NUMBER: M01609 COMPONENT MAINT MANUAL REF: 21-61-21		1
ILLUSTRATION ITEMS NOT ON PARTS LIST ARE NOT APPLICABLE					

- ITEM NOT ILLUSTRATED

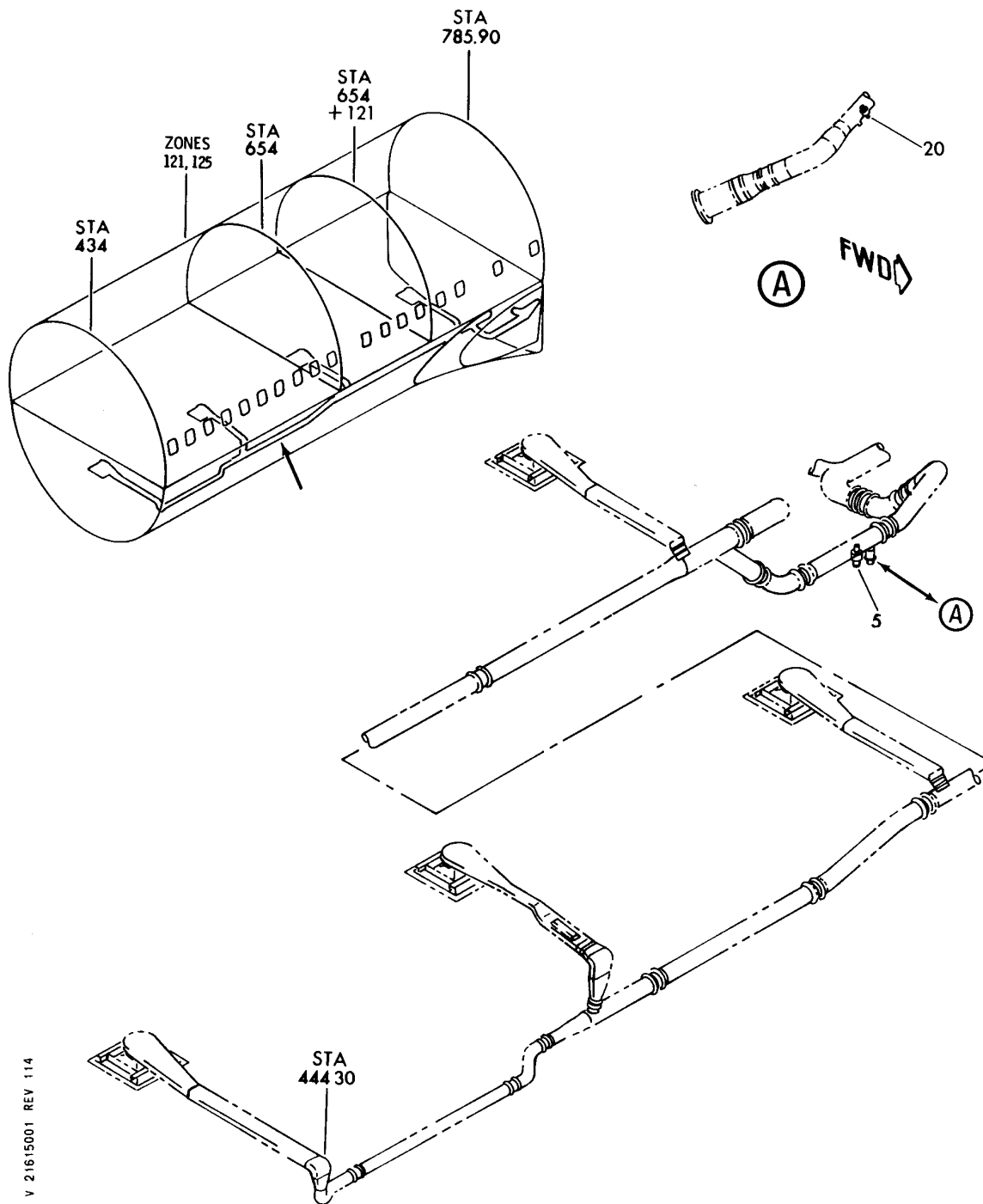
HXL

21-61-12-01

BOEING PROPRIETARY - Copyright © - Unpublished Work - See title page for details.

21-61-12
FIG. 01
PAGE 1
APR 22/08

BOEING
767
PARTS CATALOG (MAINTENANCE)



DUCT INSTL-FWD CARGO AIR CONDITIONING SYS (PRIMARY ZONE TEMPERATURE CONTROL SYSTEM ONLY)

FIGURE 1

21-61-50-01

HXL
DEC 22/06

21-61-50-01
PAGE 0



767

PARTS CATALOG (MAINTENANCE)

FIG ITEM	PART NUMBER	1 2 3 4 5 6 7	NOMENCLATURE	EFFECT FROM TO	UNITS PER ASSY
1			DUCT INSTL-FWD CARGO AIR CONDITIONING SYS (PRIMARY ZONE TEMPERATURE CONTROL SYSTEM ONLY)		
- 1	214T6012-1		DUCT INSTL-CARGO AIR CONDITIONING SYS (PRIMARY ZONE TEMPERATURE CONTROL SYSTEM ONLY) POSITION DATA: FWD FOR NHA/OTHER SYS DET SEE: 21-00-00-02A	163999	RF
- 1	214T6012-3		DUCT INSTL-CARGO AIR CONDITIONING SYS (PRIMARY ZONE TEMPERATURE CONTROL SYSTEM ONLY) POSITION DATA: FWD FOR NHA/OTHER SYS DET SEE: 21-00-00-02A	155162	RF
5	624016-1		.SENSOR ASSY-TEMP SUPPLIER CODE: V07217 SPECIFICATION NUMBER: S210T130-19 ELECTRICAL EQUIP NUMBER: S00793 COMPONENT MAINT MANUAL REF: 21-65-01		1
5	624016-2		.SENSOR ASSY-TEMP SUPPLIER CODE: V07217 SPECIFICATION NUMBER: S210T130-75 COMPONENT MAINT MANUAL REF: 21-65-01		1
- 10	NAS1801-3-5		ATTACHING PARTS .SCREW		3
- 15	AN960JD10L		.WASHER -----*-----		3

ILLUSTRATION ITEMS NOT ON PARTS LIST ARE NOT APPLICABLE

- ITEM NOT ILLUSTRATED

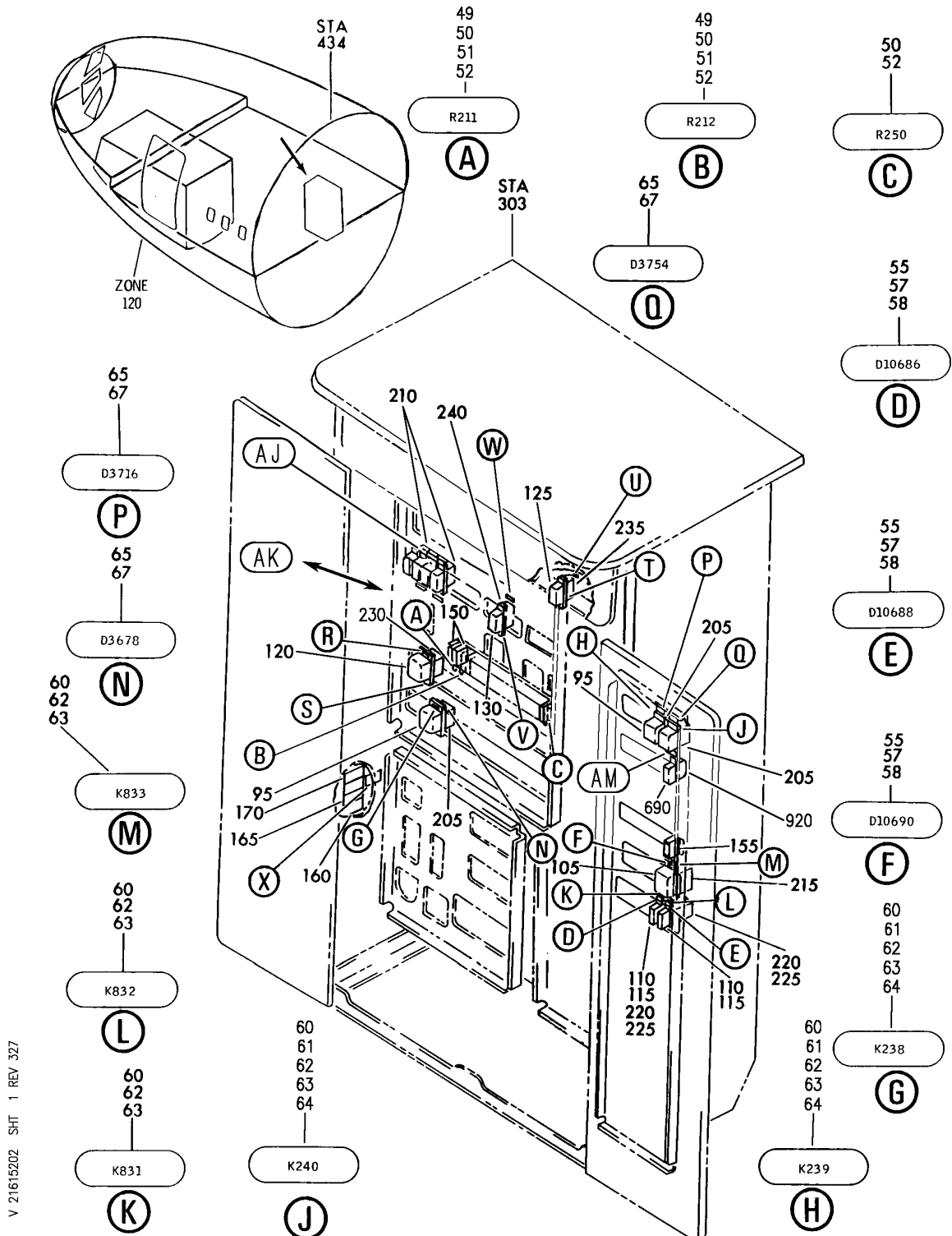
HXL

21-61-50-01

BOEING PROPRIETARY - Copyright © - Unpublished Work - See title page for details.

21-61-50
FIG. 01
PAGE 1
DEC 22/07

BOEING
767
PARTS CATALOG (MAINTENANCE)



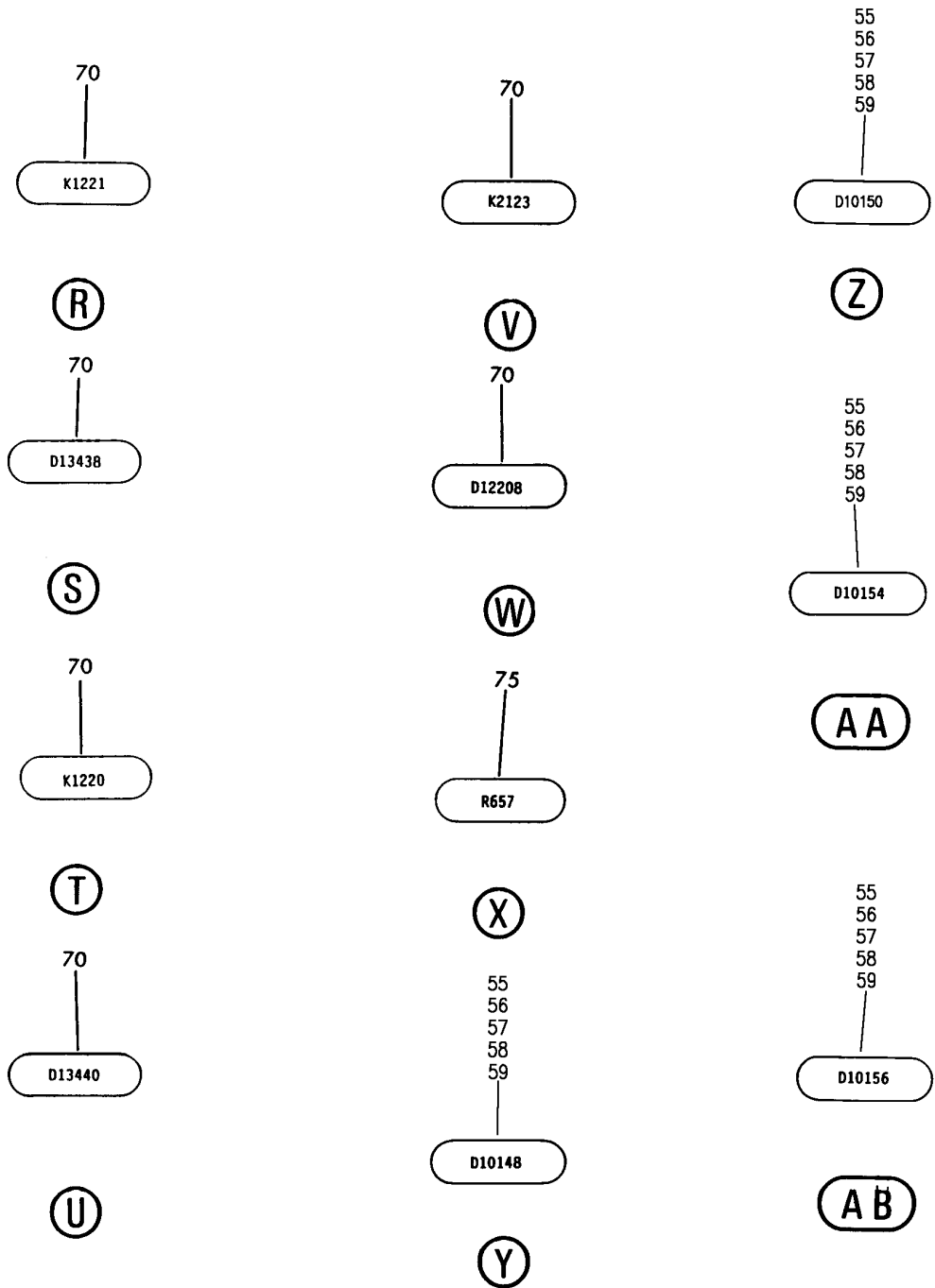
EQUIPMENT ASSY-P37 MISC ELEC PNL R (PRIMARY TEMPERATURE CONTROL SYSTEM ONLY)
FIGURE 2 (SHEET 1)

HXL
APR 22/08

21-61-52-02

21-61-52-02
PAGE 0

BOEING
767
PARTS CATALOG (MAINTENANCE)



V 21615202 SH-T 2 REV 327

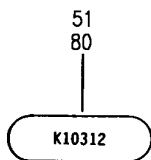
EQUIPMENT ASSY-P37 MISC ELEC PNL R (PRIMARY TEMPERATURE CONTROL SYSTEM ONLY)
FIGURE 2 (SHEET 2)

HXL
APR 22/08

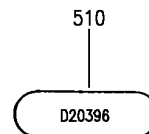
21-61-52-02

21-61-52-02
PAGE 0A

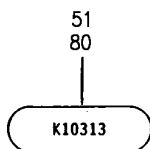
BOEING
767
PARTS CATALOG (MAINTENANCE)



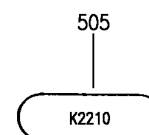
AC



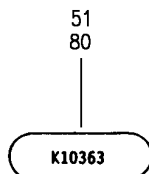
AG



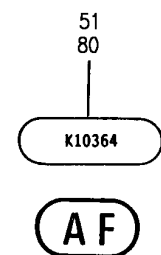
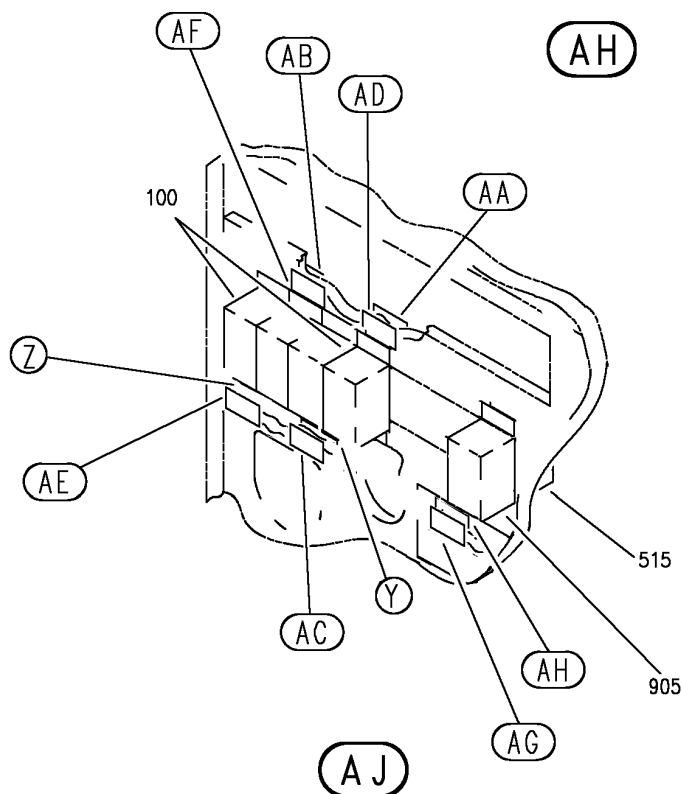
AD



AH



AE



AF

V 21615202 SH-T 3 REV 327

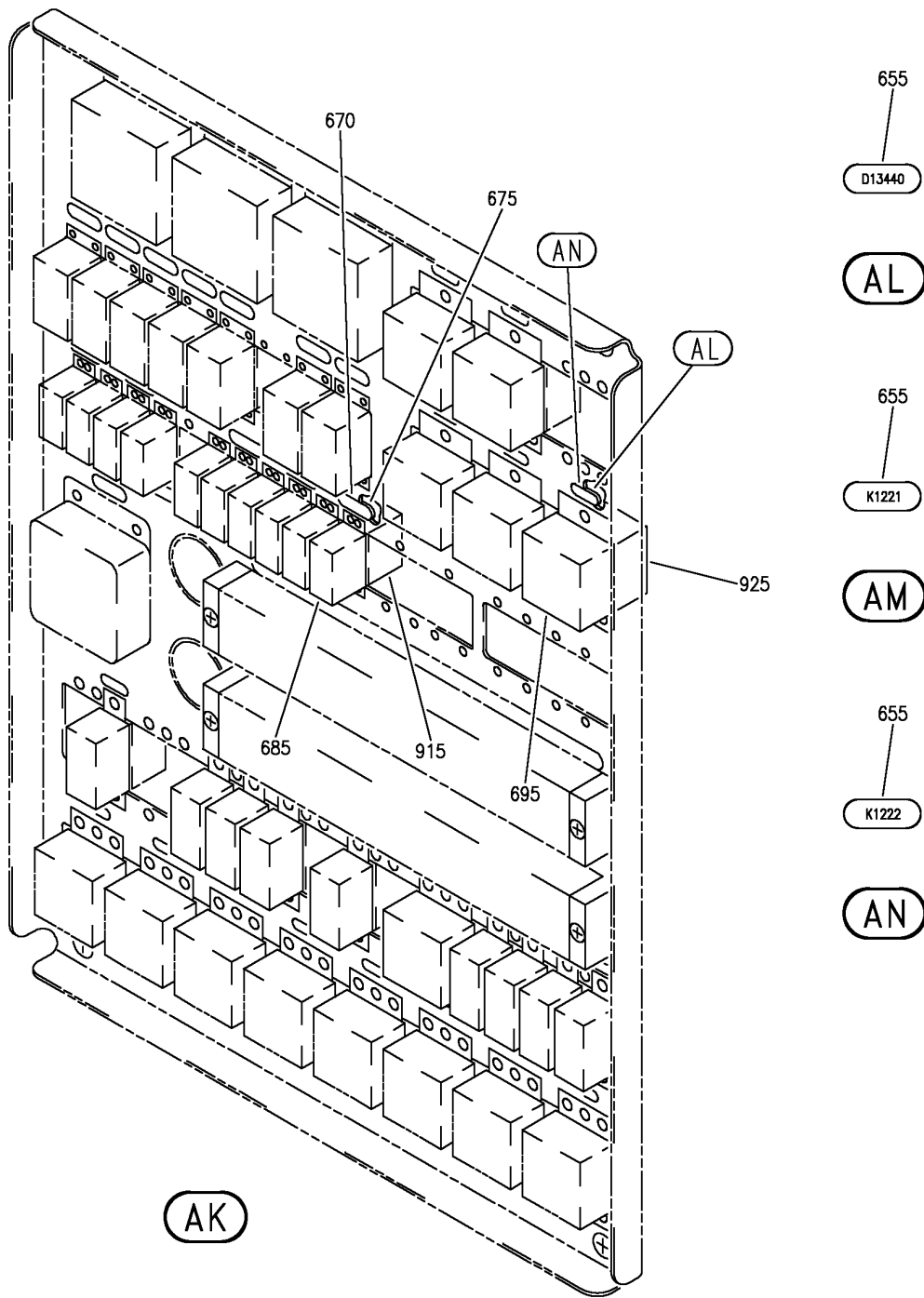
EQUIPMENT ASSY-P37 MISC ELEC PNL R (PRIMARY TEMPERATURE CONTROL SYSTEM ONLY)
FIGURE 2 (SHEET 3)

HXL
APR 22/08

21-61-52-02

21-61-52-02
PAGE 0B

BOEING
767
PARTS CATALOG (MAINTENANCE)



- 655
D13440
- AL
- 655
K1221
- AM
- 655
K1222
- AN

V 21615202 SH-T 4 REV 327

EQUIPMENT ASSY-P37 MISC ELEC PNL R (PRIMARY TEMPERATURE CONTROL SYSTEM ONLY)
FIGURE 2 (SHEET 4)

HXL
APR 22/08

21-61-52-02

21-61-52-02
PAGE 0C

BOEING
767
PARTS CATALOG (MAINTENANCE)

FIG ITEM	PART NUMBER	1 2 3 4 5 6 7	NOMENCLATURE	EFFECT FROM TO	UNITS PER ASSY
2			EQUIPMENT ASSY-P37 MISC ELEC PNL R (PRIMARY TEMPERATURE CONTROL SYSTEM ONLY)		
- 9	284T0188-157		EQUIPMENT ASSY-P37 MISC ELEC PNL (PRIMARY TEMPERATURE CONTROL SYSTEM ONLY) POSITION DATA: R FOR NHA/OTHER SYS DET SEE: 53-11-70-05	155162	RF
- 10	284T0188-172		EQUIPMENT ASSY-P37 MISC ELEC PNL (PRIMARY TEMPERATURE CONTROL SYSTEM ONLY) POSITION DATA: R FOR NHA/OTHER SYS DET SEE: 53-11-70-05	163163	RF
- 11	284T0188-194		EQUIPMENT ASSY-P37 MISC ELEC PNL (PRIMARY TEMPERATURE CONTROL SYSTEM ONLY) POSITION DATA: R FOR NHA/OTHER SYS DET SEE: 53-11-70-05	164999	RF
50	BAC27TEX4192		.DECALSET-INCLUDES DECALS IDENTIFIED ON THE ILLUSTRATION		1
57	BAC27TEX4190		.DECALSET-INCLUDES DECALS IDENTIFIED ON THE ILLUSTRATION		RF
62	BAC27TEX4184		.DECALSET-INCLUDES DECALS IDENTIFIED ON THE ILLUSTRATION		RF
67	BAC27TEX4189		.DECALSET-INCLUDES DECALS IDENTIFIED ON THE ILLUSTRATION		RF
70	BAC27TEX4584		.DECALSET-INCLUDES DECALS IDENTIFIED ON THE ILLUSTRATION		RF
75	BAC27TEX4471		.DECALSET-INCLUDES DECALS IDENTIFIED ON THE ILLUSTRATION		1
80	BAC27TEX4185		.DECALSET-INCLUDES DECALS IDENTIFIED ON THE ILLUSTRATION		RF
ILLUSTRATION ITEMS NOT ON PARTS LIST ARE NOT APPLICABLE					

- ITEM NOT ILLUSTRATED

HXL

21-61-52-02

BOEING PROPRIETARY - Copyright © - Unpublished Work - See title page for details.

21-61-52
FIG. 02
PAGE 1
DEC 22/07



767

PARTS CATALOG (MAINTENANCE)

FIG ITEM	PART NUMBER	1 2 3 4 5 6 7	NOMENCLATURE	EFFECT FROM TO	UNITS PER ASSY
2 95	ES410-1538		.RELAY- SUPPLIER CODE: V99699 SPECIFICATION NUMBER: BACR13CG2AB OPTIONAL PART: KD4L018 V35344 BR230DS0115 V56623 KD4L036 V58657 FCA410-63 V78290 ELECTRICAL EQUIP NUMBER: K00238 K00239 K00240		3
100	W260F4AM11		.RELAY- SUPPLIER CODE: VF0219 SPECIFICATION NUMBER: BACR13CD2 OPTIONAL PART: BR16S233 V09026 EE4AA005 V35344 3SAV1338A2 V01526 HFW1206K03 V58614 HFW1204K01 V71482 ELECTRICAL EQUIP NUMBER: K10312 K10313 K10363 K10364		4

ILLUSTRATION ITEMS NOT ON PARTS LIST ARE NOT APPLICABLE

- ITEM NOT ILLUSTRATED

HXL

21-61-52-02

BOEING PROPRIETARY - Copyright © - Unpublished Work - See title page for details.

21-61-52
FIG. 02
PAGE 2
DEC 22/07



767

PARTS CATALOG (MAINTENANCE)

FIG ITEM	PART NUMBER	1 2 3 4 5 6 7	NOMENCLATURE	EFFECT FROM TO	UNITS PER ASSY
2 105	ES410-1538		.RELAY- SUPPLIER CODE: V99699 SPECIFICATION NUMBER: BACR13CG2AB OPTIONAL PART: KD4L018 V35344 BR230DS0115 V56623 KD4L036 V58657 FCA410-63 V78290 ELECTRICAL EQUIP NUMBER: K00833		1
115	XD4N		.RELAY- SUPPLIER CODE: V58657 ELECTRICAL EQUIP NUMBER: K00831 K00832		2
120	E210-1631		.RELAY- SUPPLIER CODE: V99699 SPECIFICATION NUMBER: BACR13CF2A OPTIONAL PART: BR246S0112 V56623 FCA210-70 V78290 E215-1050 V99699 JD4A017 V35344 BR64S104 V56623 61GB19-1A320 V98927 ELECTRICAL EQUIP NUMBER: K01221		1

ILLUSTRATION ITEMS NOT ON PARTS LIST ARE NOT APPLICABLE

- ITEM NOT ILLUSTRATED

HXL

21-61-52-02

BOEING PROPRIETARY - Copyright © - Unpublished Work - See title page for details.

21-61-52
FIG. 02
PAGE 3
DEC 22/07



767

PARTS CATALOG (MAINTENANCE)

FIG ITEM	PART NUMBER	1 2 3 4 5 6 7	NOMENCLATURE	EFFECT FROM TO	UNITS PER ASSY
2 125	E410-1537		.RELAY- SUPPLIER CODE: V99699 SPECIFICATION NUMBER: BACR13CG2A OPTIONAL PART: E415-1078 V99699 BR230S0116 V56623 KD4A017 V58687 FCA410-62 V78290 ELECTRICAL EQUIP NUMBER: K01222		1
130	YD4N		.RELAY- SUPPLIER CODE: V58657 ELECTRICAL EQUIP NUMBER: K02123		1
150	YHLZD30		.DIODE- SUPPLIER CODE: V09922 ELECTRICAL EQUIP NUMBER: R00211 R00212 OPTIONAL PART: YHLZD9 V09922		2
150	YHLZD9		.DIODE- SUPPLIER CODE: V09922 ELECTRICAL EQUIP NUMBER: R00211 R00212 OPTIONAL PART: YHLZD30 V09922		2
155	YHLZD30		.DIODE- SUPPLIER CODE: V09922 ELECTRICAL EQUIP NUMBER: R00250 OPTIONAL PART: YHLZD9 V09922		1

ILLUSTRATION ITEMS NOT ON PARTS LIST ARE NOT APPLICABLE

- ITEM NOT ILLUSTRATED

HXL

21-61-52-02

BOEING PROPRIETARY - Copyright © - Unpublished Work - See title page for details.

21-61-52
FIG. 02
PAGE 4
DEC 22/07



767

PARTS CATALOG (MAINTENANCE)

FIG ITEM	PART NUMBER	1 2 3 4 5 6 7	NOMENCLATURE	EFFECT FROM TO	UNITS PER ASSY
2 155	YHLZD9		.DIODE- SUPPLIER CODE: V09922 ELECTRICAL EQUIP NUMBER: R00250 OPTIONAL PART: YHLZD30 V09922		1
160	YHLZD30		.DIODE- SUPPLIER CODE: V09922 ELECTRICAL EQUIP NUMBER: R00447 OPTIONAL PART: YHLZD9 V09922		1
160	YHLZD9		.DIODE- SUPPLIER CODE: V09922 ELECTRICAL EQUIP NUMBER: R00447 OPTIONAL PART: YHLZD30 V09922		1
165	69B40800-78		.TERMINAL ASSY- ELECTRICAL EQUIP NUMBER: R00656		1
170	69B40800-79		.TERMINAL ASSY- ELECTRICAL EQUIP NUMBER: R00657		1
- 200 205	286T0192-300 BACS16W1		.WIRE BUNDLE ASSY ..SOCKET- ELECTRICAL EQUIP NUMBER: D03678 D03716 D03754 WIRING DIAGRAM REF: 216111 216121 216131		RF 3

ILLUSTRATION ITEMS NOT ON PARTS LIST ARE NOT APPLICABLE

- ITEM NOT ILLUSTRATED

HXL

21-61-52-02

BOEING PROPRIETARY - Copyright © - Unpublished Work - See title page for details.

21-61-52
FIG. 02
PAGE 5
DEC 22/07



767

PARTS CATALOG (MAINTENANCE)

FIG ITEM	PART NUMBER	1 2 3 4 5 6 7	NOMENCLATURE	EFFECT FROM TO	UNITS PER ASSY
2 210	RSE120026	..	SOCKET- SUPPLIER CODE: V58982 SPECIFICATION NUMBER: BACS16AG1 OPTIONAL PART: 451120-026 V58982 ELECTRICAL EQUIP NUMBER: D10148 D10150 D10154 D10156 WIRING DIAGRAM REF: 216121 216131		4
215	BACS16W1	..	SOCKET- ELECTRICAL EQUIP NUMBER: D10690 WIRING DIAGRAM REF: 216141		1
225	SO-1064-007	..	SOCKET- SUPPLIER CODE: V58657 ELECTRICAL EQUIP NUMBER: D10688 D10686 WIRING DIAGRAM REF: 216141		2
230	BACS16X1	..	SOCKET- ELECTRICAL EQUIP NUMBER: D13438 WIRING DIAGRAM REF: 216181		1
235	RSF116400	..	SOCKET- SUPPLIER CODE: V58982 SPECIFICATION NUMBER: BACS16W1A OPTIONAL PART: 102-009-1 V09922 000300-1539 V05574 ELECTRICAL EQUIP NUMBER: D13440 WIRING DIAGRAM REF: 216181		1

ILLUSTRATION ITEMS NOT ON PARTS LIST ARE NOT APPLICABLE

- ITEM NOT ILLUSTRATED

21-61-52-02

21-61-52
FIG. 02
PAGE 6
APR 22/08

HXL



767

PARTS CATALOG (MAINTENANCE)

FIG ITEM	PART NUMBER	1 2 3 4 5 6 7	NOMENCLATURE	EFFECT FROM TO	UNITS PER ASSY
2 240	S0-1066-10197		.. SOCKET- SUPPLIER CODE: V58657 ELECTRICAL EQUIP NUMBER: D12208 WIRING DIAGRAM REF: 216181		1

ILLUSTRATION ITEMS NOT ON PARTS LIST ARE NOT APPLICABLE

- ITEM NOT ILLUSTRATED

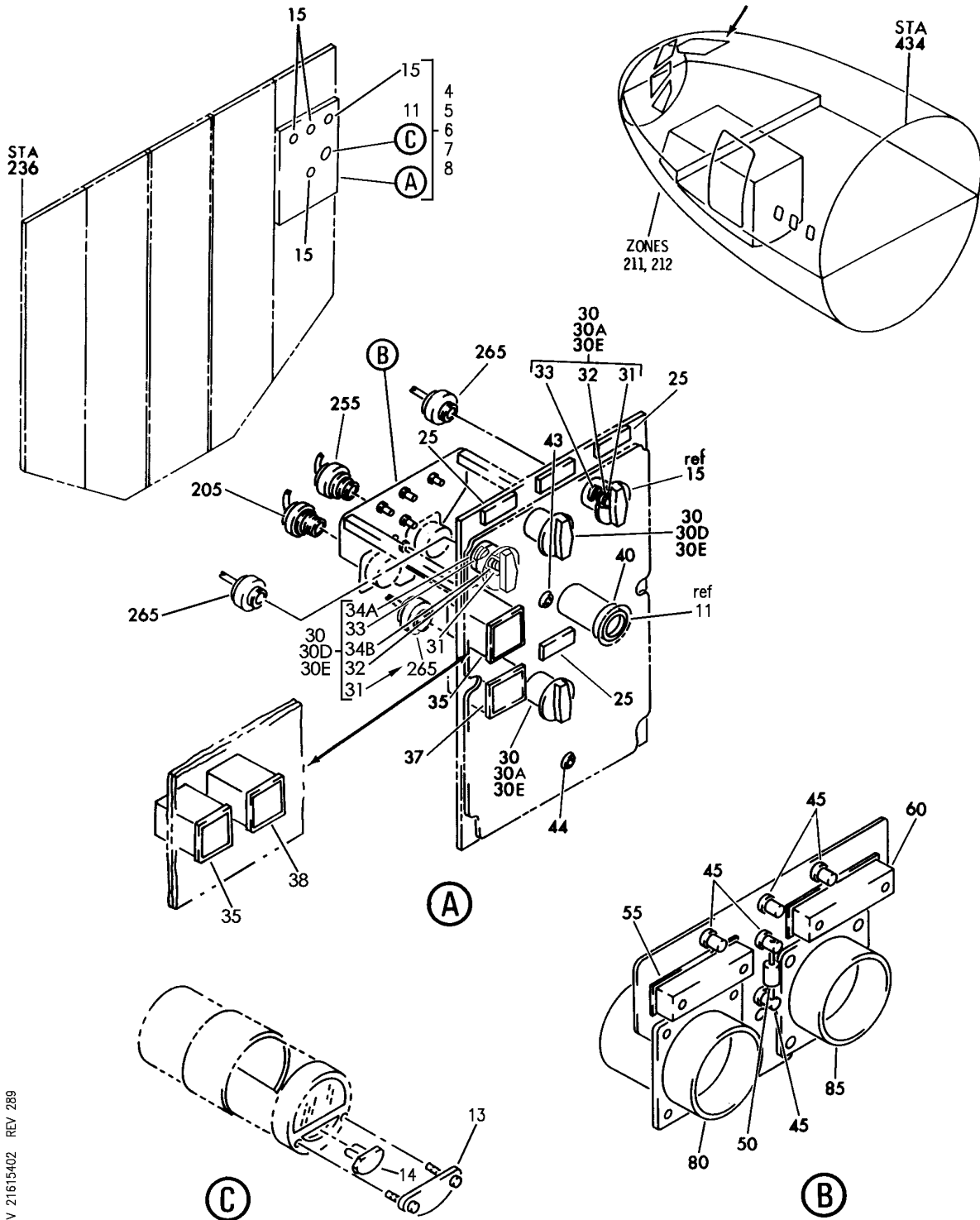
HXL

21-61-52-02

BOEING PROPRIETARY - Copyright © - Unpublished Work - See title page for details.

21-61-52
FIG. 02
PAGE 7
DEC 22/07

BOEING
767
PARTS CATALOG (MAINTENANCE)



V 21615402 REV 289

PANEL INSTL-OVHD (PRIMARY (ZONE) TEMPERATURE CONTROL SYSTEM ONLY)
FIGURE 2

21-61-54-02

HXL
DEC 22/06

21-61-54-02
PAGE 0



767

PARTS CATALOG (MAINTENANCE)

FIG ITEM	PART NUMBER	1 2 3 4 5 6 7	NOMENCLATURE	EFFECT FROM TO	UNITS PER ASSY
2			PANEL INSTL-OVHD (PRIMARY (ZONE) TEMPERATURE CONTROL SYSTEM ONLY)		
- 1	233T3100-1		PANEL INSTL-OVHD (PRIMARY (ZONE) TEMPERATURE CONTROL SYSTEM ONLY) VARIABLE DRAWING REF: 233T3100-5048 FOR NHA/OTHER SYS DET SEE: 25-10-00-03		RF
6	233T3100-378		.PANEL ASSY-TEMP CONT PRE ALERT SB: 33A0087R1		RF
7	233T3236-1305		.PANEL ASSY-TEMP CONT SUPPLIER CODE: V89954 POST ALERT SB: 33A0087R1		RF
11	154LUA102		..INDICATOR ASSY-VALVE POSITION SUPPLIER CODE: V35918 SPECIFICATION NUMBER: S231T240-1 ELECTRICAL EQUIP NUMBER: YBFN00001 COMPONENT MAINT MANUAL REF: 21-60-15		1
11	154LUA103		..INDICATOR ASSY-VALVE POSITION SUPPLIER CODE: V35918 SPECIFICATION NUMBER: S231T240-2 ELECTRICAL EQUIP NUMBER: YBFN00001 COMPONENT MAINT MANUAL REF: 21-60-15		1

ILLUSTRATION ITEMS NOT ON PARTS LIST ARE NOT APPLICABLE

- ITEM NOT ILLUSTRATED

HXL

21-61-54-02

BOEING PROPRIETARY - Copyright © - Unpublished Work - See title page for details.

21-61-54
FIG. 02
PAGE 1
APR 22/09



767

PARTS CATALOG (MAINTENANCE)

FIG ITEM	PART NUMBER	1 2 3 4 5 6 7	NOMENCLATURE	EFFECT FROM TO	UNITS PER ASSY
2					
11	114-174		.. INDICATOR ASSY-VALVE POSITION SUPPLIER CODE: V34830 SPECIFICATION NUMBER: S231T240-3 ELECTRICAL EQUIP NUMBER: YBFN00001 COMPONENT MAINT MANUAL REF: 21-30-03		1
11	154LUA105		.. INDICATOR ASSY-VALVE POSITION SUPPLIER CODE: V50027 SPECIFICATION NUMBER: S231N212-8 COMPONENT MAINT MANUAL REF: 21-60-61		1
13	154-85		... PLATE AND GASKET ASSY- SUPPLIER CODE: V35918		1
14	154-101W		... MODULE-LT PKG, WIRED, PRINTED CKT SUPPLIER CODE: V35918		1
15	BP260-101		.. KNOB- SUPPLIER CODE: V81590		4
- 21	233T3236-94		.. PANEL ASSY- SUPPLIER CODE: V89954 ELECTRICAL EQUIP NUMBER: M00014 COMPONENT MAINT MANUAL REF: 21-61-54 PRE ALERT SB: 33A0087 PRE COMPONENT SB: 233T3236-21-05		RF

ILLUSTRATION ITEMS NOT ON PARTS LIST ARE NOT APPLICABLE

- ITEM NOT ILLUSTRATED

HXL

21-61-54-02

BOEING PROPRIETARY - Copyright © - Unpublished Work - See title page for details.

21-61-54
FIG. 02
PAGE 2
APR 22/09



767

PARTS CATALOG (MAINTENANCE)

FIG ITEM	PART NUMBER	1 2 3 4 5 6 7	NOMENCLATURE	EFFECT FROM TO	UNITS PER ASSY
2 - 21	233T3236-93		..PANEL ASSY- SUPPLIER CODE: V89954 MISCELLANEOUS DATA: (THE 233T3236-305 PANEL ASSY IS I/W THE 233T3236-93 PANEL ASSY T/W THE S233T100-1082 LIGHTPLATE AND (2) BP248-127 KNOBS, (4) BP260-113 KNOBS AND S231T240-3 INDICATOR.) ELECTRICAL EQUIP NUMBER: M00014 COMPONENT MAINT MANUAL REF: 21-61-54 USED ON: 233T3100-378 233T3236-305 PRE ALERT SB: 33A0087 PRE COMPONENT SB: 233T3236-21-05		RF
- 23	233T3236-1093		..PANEL ASSY- SUPPLIER CODE: V89954 ELECTRICAL EQUIP NUMBER: M00014 COMPONENT MAINT MANUAL REF: 21-61-54 POST ALERT SB: 33A0087 POST COMPONENT SB: 233T3236-21-05		RF
25	BCREF6202		...LIGHT ASSY-INOP IND SUPPLIER CODE: V81590 OVERLENGTH PART NUMBER: 434-674-1005-1238 SPECIFICATION NUMBER: S231T300-1238 FOR DETAILS SEE: 33-16-02-02		4

ILLUSTRATION ITEMS NOT ON PARTS LIST ARE NOT APPLICABLE

- ITEM NOT ILLUSTRATED

HXL

21-61-54-02

BOEING PROPRIETARY - Copyright © - Unpublished Work - See title page for details.

21-61-54
 FIG. 02
 PAGE 3
 APR 22/09



767

PARTS CATALOG (MAINTENANCE)

FIG ITEM	PART NUMBER	1 2 3 4 5 6 7	NOMENCLATURE	EFFECT FROM TO	UNITS PER ASSY
2					
25	BCREF8571		...LIGHT ASSY-INOP IND SUPPLIER CODE: V81590 OVERLENGTH PART NUMBER: 434-674-1031-2238 SPECIFICATION NUMBER: S231T300-2238		4
30A	625868-1		...SELECTOR-CAB. ZONE TEMP SUPPLIER CODE: V07217 SPECIFICATION NUMBER: S210T130-24 ELECTRICAL EQUIP NUMBER: R00515 R00517 COMPONENT MAINT MANUAL REF: 21-61-02		2
30D	1150010-1		...SWITCH ASSY-CAB. ZONE TEMP SUPPLIER CODE: V07217 FUNCTIONAL DESCRIPTION: USED TO ACTIVATE AIRCRAFT TEMPERATURE CONTROL SYSTEM. SPECIFICATION NUMBER: 10-62091-1 ELECTRICAL EQUIP NUMBER: R00516 R00571 COMPONENT MAINT MANUAL REF: 21-61-08		2
31	MS25082-20	NUT		1
32	MS35333-42	WASHER		1
33	MS28775-026	PACKING- USED ON: 625868-1		1
34A	CS363	PLATE-IDENT SUPPLIER CODE: V07217 USED ON: 1150010-1		1
34B	1027390-1	PLATE-SCHEMATIC DIAGRAM SUPPLIER CODE: VS5065 USED ON: 1150010-1		1

ILLUSTRATION ITEMS NOT ON PARTS LIST ARE NOT APPLICABLE

- ITEM NOT ILLUSTRATED

HXL

21-61-54-02

BOEING PROPRIETARY - Copyright © - Unpublished Work - See title page for details.

21-61-54
FIG. 02
PAGE 4
APR 22/09



767

PARTS CATALOG (MAINTENANCE)

FIG ITEM	PART NUMBER	1 2 3 4 5 6 7 NOMENCLATURE	EFFECT FROM TO	UNITS PER ASSY
2 35	BCREF7611	<p>...SWITCH ASSY-LIGHTED PUSH BUTTON IND ON/OFF SUPPLIER CODE: V81590 OVERLENGTH PART NUMBER: 433-673-1001-1024 SPECIFICATION NUMBER: S231T290-1024 MISCELLANEOUS DATA: WHEN REPLACING THE PUSHBUTTON SWITCH ASSY OR THE MASTER MODULE WITHIN, VERIFY THAT A CONFIG D MASTER MODULE P/N 13206-001 IS INSTALLED IN LIEU OF ANY EARLIER CONFIGURATION MASTER MODULES. USED ON: 233T3236-26 233T3236-29 233T3236-35 233T3236-37 233T3236-39 233T3236-40 233T3236-66 233T3236-70 233T3236-94 233T3236-1026 233T3236-1037 FOR DETAILS SEE: 33-13-75-17</p>		1

ILLUSTRATION ITEMS NOT ON PARTS LIST ARE NOT APPLICABLE

- ITEM NOT ILLUSTRATED

HXL

21-61-54-02

BOEING PROPRIETARY - Copyright © - Unpublished Work - See title page for details.

21-61-54
 FIG. 02
 PAGE 5
 APR 22/09



767

PARTS CATALOG (MAINTENANCE)

FIG ITEM	PART NUMBER	1 2 3 4 5 6 7	NOMENCLATURE	EFFECT FROM TO	UNITS PER ASSY
2					
35	BCREFA0510		...SWITCH ASSY-LIGHTED PUSH BUTTON IND ON/OFF SUPPLIER CODE: V81590 OVERLENGTH PART NUMBER: 433-673-1004-4024 SPECIFICATION NUMBER: S231T290-4024 MISCELLANEOUS DATA: WHEN REPLACING THE PUSHBUTTON SWITCH ASSY OR THE MASTER MODULE WITHIN, VERIFY THAT A CONFIG D MASTER MODULE P/N 13206-001 IS INSTALLED IN LIEU OF ANY EARLIER CONFIGURATION MASTER MODULES. FOR DETAILS SEE: 33-13-75-37		1
35	851-30768-2024		...SWITCH ASSY-LIGHTED PUSH BUTTON IND ON/OFF SUPPLIER CODE: V96182 SPECIFICATION NUMBER: S231T290-2024 USED ON: 233T3236-10 233T3236-22 233T3236-24 233T3236-1024 FOR DETAILS SEE: 33-13-75-07		1

ILLUSTRATION ITEMS NOT ON PARTS LIST ARE NOT APPLICABLE

- ITEM NOT ILLUSTRATED

HXL

21-61-54-02

BOEING PROPRIETARY - Copyright © - Unpublished Work - See title page for details.

21-61-54
 FIG. 02
 PAGE 6
 APR 22/09



767

PARTS CATALOG (MAINTENANCE)

FIG ITEM	PART NUMBER	1 2 3 4 5 6 7	NOMENCLATURE	EFFECT FROM TO	UNITS PER ASSY
2	35 851-30768-3024		...SWITCH ASSY-LIGHTED PUSH BUTTON IND ON/OFF SUPPLIER CODE: V96182 SPECIFICATION NUMBER: S231T290-3024 USED ON: 233T3236-26 233T3236-29 233T3236-35 233T3236-37 233T3236-39 233T3236-40 233T3236-66 233T3236-70 233T3236-94 233T3236-1026 233T3236-1037 FOR DETAILS SEE: 33-13-75-27		1
	35 851-35100-5024		...SWITCH ASSY-LIGHTED PUSH BUTTON IND ON/OFF SUPPLIER CODE: V96182 SPECIFICATION NUMBER: S231T290-5024		1
	37 BCREFA0837		...SWITCH ASSY-LIGHTED PUSH BUTTON IND ON/OFF SUPPLIER CODE: V81590 OVERLENGTH PART NUMBER: 433-673-1001-1023 SPECIFICATION NUMBER: S231T290-1023 FOR DETAILS SEE: 33-13-75-17		1
	37 BCREFA0837		...SWITCH ASSY-LIGHTED PUSH BUTTON IND ON/OFF SUPPLIER CODE: V81590 OVERLENGTH PART NUMBER: 433-673-1004-4023 SPECIFICATION NUMBER: S231T290-4023 OPTIONAL PART: S23T290-5023 FOR DETAILS SEE: 33-13-75-37		1

ILLUSTRATION ITEMS NOT ON PARTS LIST ARE NOT APPLICABLE

- ITEM NOT ILLUSTRATED

21-61-54-02

21-61-54
FIG. 02
PAGE 7
APR 22/09

HXL



767

PARTS CATALOG (MAINTENANCE)

FIG ITEM	PART NUMBER	1 2 3 4 5 6 7	NOMENCLATURE	EFFECT FROM TO	UNITS PER ASSY
2					
37	851-30768-2023		...SWITCH ASSY-LIGHTED PUSH BUTTON IND ON/OFF SUPPLIER CODE: V96182 SPECIFICATION NUMBER: S231T290-2023 FOR DETAILS SEE: 33-13-75-07		1
37	851-30768-3023		...SWITCH ASSY-LIGHTED PUSH BUTTON IND ON/OFF SUPPLIER CODE: V96182 SPECIFICATION NUMBER: S231T290-3023 FOR DETAILS SEE: 33-13-75-07		1
37	S231T290-5023		...SWITCH ASSY-LIGHTED PUSH BUTTON IND ON/OFF OPTIONAL PART: BCREFA0837 V81590		1
38	BCREFA0837		...SWITCH ASSY-LIGHTED PUSH BUTTON IND ON/OFF SUPPLIER CODE: V81590 OVERLENGTH PART NUMBER: 433-673-1004-4023 SPECIFICATION NUMBER: S231T290-4023 OPTIONAL PART: S231T290-5023 FOR DETAILS SEE: 33-13-75-27		1
38	851-30768-3023		...SWITCH ASSY-LIGHTED PUSH BUTTON IND ON/OFF SUPPLIER CODE: V96182 SPECIFICATION NUMBER: S231T290-3023 FOR DETAILS SEE: 33-13-75-37		1
38	S231T290-5023		...SWITCH ASSY-LIGHTED PUSH BUTTON IND ON/OFF OPTIONAL PART: BCREFA0837 V81590		1

ILLUSTRATION ITEMS NOT ON PARTS LIST ARE NOT APPLICABLE

- ITEM NOT ILLUSTRATED

HXL

21-61-54-02

BOEING PROPRIETARY - Copyright © - Unpublished Work - See title page for details.

21-61-54
FIG. 02
PAGE 8
APR 22/09



767

PARTS CATALOG (MAINTENANCE)

FIG ITEM	PART NUMBER	1 2 3 4 5 6 7	NOMENCLATURE	EFFECT FROM TO	UNITS PER ASSY
2					
38	851-30768-2023	...	SWITCH ASSY-LIGHTED PUSH BUTTON IND ON/OFF SUPPLIER CODE: V96182 SPECIFICATION NUMBER: S231T290-2023 FOR DETAILS SEE: 33-13-75-07		1
40	123-28	...	CLAMP- SUPPLIER CODE: V33463		1
43	800000121-1	...	CONNECTOR-PWR SUPPLIER CODE: V05617		1
45	4443B9	...	TERMINAL- SUPPLIER CODE: V88245		5
50	RNC60H7501FS	...	RESISTOR		1
55	RJR12FL102M	...	RESISTOR- OPTIONAL PART: 3059LFN8-102 V32997		1
55	3059LFN8-102	...	RESISTOR- SUPPLIER CODE: V32997 OPTIONAL PART: RJR12FL102M V32997		1
60	RJR12FL103M	...	RESISTOR- OPTIONAL PART: 3059LFN8-103 V32997		1
60	3059LFN8-103	...	RESISTOR- SUPPLIER CODE: V32997 OPTIONAL PART: RJR12FL103M V32997		1
- 65	MS35206-207	...	ATTACHING PARTS SCREW-		4
- 70	NAS620-3	...	WASHER-		4

ILLUSTRATION ITEMS NOT ON PARTS LIST ARE NOT APPLICABLE

- ITEM NOT ILLUSTRATED

21-61-54-02

21-61-54
FIG. 02
PAGE 9
APR 22/09

HXL

BOEING PROPRIETARY - Copyright © - Unpublished Work - See title page for details.



767

PARTS CATALOG (MAINTENANCE)

FIG ITEM	PART NUMBER	1 2 3 4 5 6 7	NOMENCLATURE	EFFECT FROM TO	UNITS PER ASSY
2					
- 75	92-1660-256	...	NUT SUPPLIER CODE: V15653 SPECIFICATION NUMBER: BACN10DN26 OPTIONAL PART: 92-1660-26 V72962 -----*-----		4
80	BACC45FN18-31P	...	CONNECTOR		1
85	BACC45FN20-41P7	...	CONNECTOR ATTACHING PARTS		1
- 90	NAS1801-04-5	...	SCREW-		4
- 95	K19798-04	...	NUT SUPPLIER CODE: V15653 SPECIFICATION NUMBER: BACN10NW1 OPTIONAL PART: RMA4812-160-40 V72962 293162 V60119 -----*-----		4
- 103	M39029-1-16-20	...	CONTACT		88
- 200	286T0062-300	WIRE BUNDLE ASSY-(PRIMARY	(ZONE) TEMPERATURE CONTROL SYSTEM ONLY)		RF
205	BACC45FT18A31S	.CONNECTOR-	ELECTRICAL EQUIP NUMBER: D01302 WIRING DIAGRAM REF: 216411		1
- 250	286T0066-300	WIRE BUNDLE ASSY-(PRIMARY	(ZONE) TEMPERATURE CONTROL SYSTEM ONLY)		RF
255	BACC45FT20A41S7	.CONNECTOR-	ELECTRICAL EQUIP NUMBER: D01342 WIRING DIAGRAM REF: 215121		1
265	BACC45FT12A12S	.CONNECTOR-	ELECTRICAL EQUIP NUMBER: D00490 D00492 D01068 WIRING DIAGRAM REF: 216111 216131		3

ILLUSTRATION ITEMS NOT ON PARTS LIST ARE NOT APPLICABLE

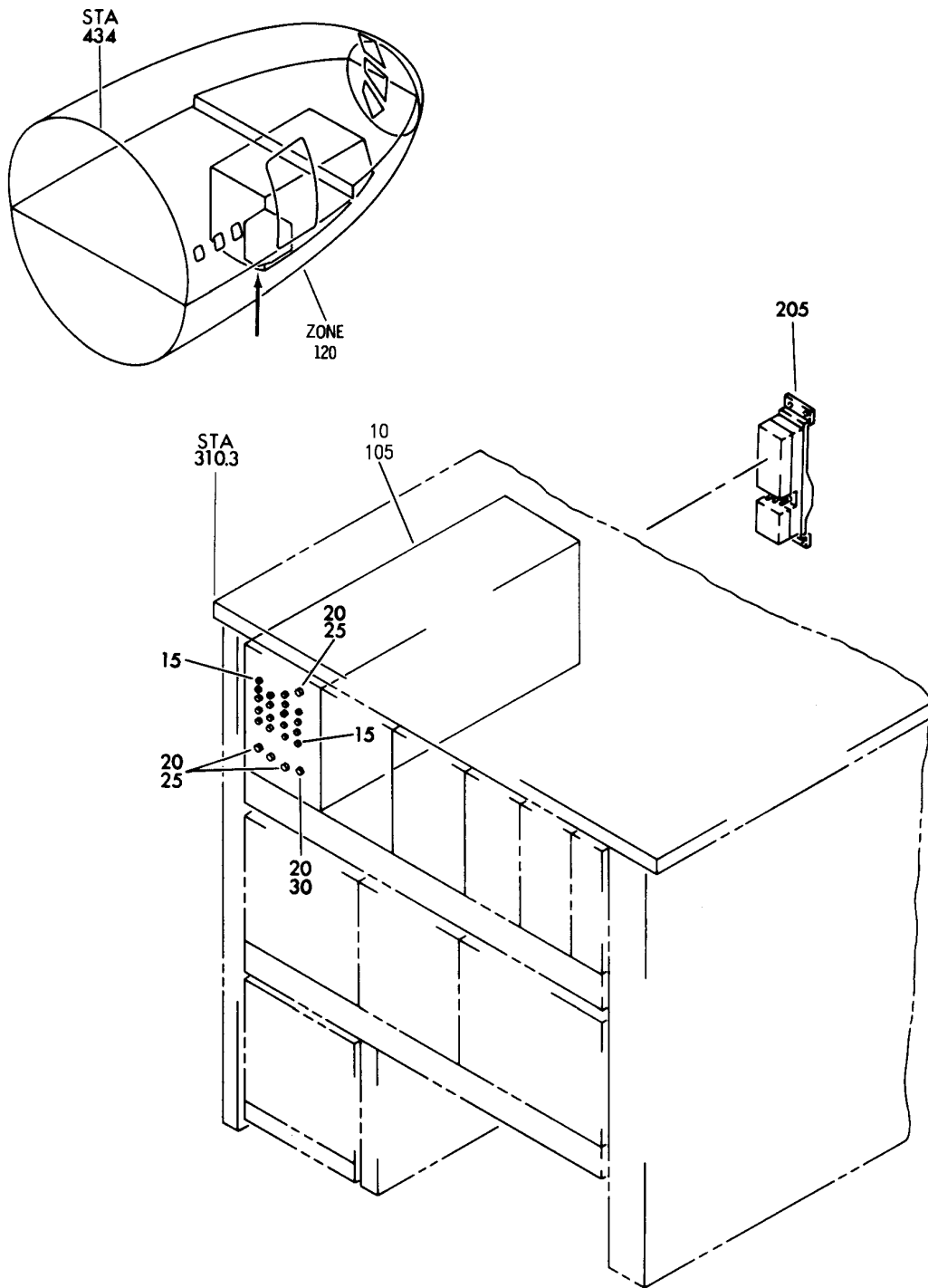
- ITEM NOT ILLUSTRATED

21-61-54-02

21-61-54
FIG. 02
PAGE 10
APR 22/09

HXL

BOEING
767
PARTS CATALOG (MAINTENANCE)



V 21615501 REV 333

EQUIPMENT INSTL-ELECT. EQPT CTR E3 RACK (TEMPERATURE CONTROL ONLY)

FIGURE 1

21-61-55-01

HXL
DEC 22/08

21-61-55-01
PAGE 0



767

PARTS CATALOG (MAINTENANCE)

FIG ITEM	PART NUMBER	1 2 3 4 5 6 7	NOMENCLATURE	EFFECT FROM TO	UNITS PER ASSY
1			EQUIPMENT INSTL-ELECT. EQPT CTR E3 RACK (TEMPERATURE CONTROL ONLY)		
- 1	284T0130-4		EQUIPMENT INSTL-ELECT. EQPT CTR E3 RACK (TEMPERATURE CONTROL ONLY) VARIABLE DRAWING REF: 284T0130-5050 284T0130-5064 FOR NHA/OTHER SYS DET SEE: 24-00-58-01M		RF
10	624958-4		.CONTROLLER ASSY-CAB. ZONE TEMP SUPPLIER CODE: V07217 SPECIFICATION NUMBER: S210T130-68 ELECTRICAL EQUIP NUMBER: M00195 COMPONENT MAINT MANUAL REF: 21-61-04		1
10	1151866-1		.CONTROLLER ASSY-CAB. ZONE SUPPLIER CODE: V07217 SPECIFICATION NUMBER: S210T130-78 ELECTRICAL EQUIP NUMBER: M00195 COMPONENT MAINT MANUAL REF: 21-61-19		1
15	1411-45009		..GROMMET- SUPPLIER CODE: V70485		18
20	7780		..NUT-DRESS SUPPLIER CODE: V09353		5
25	7089-1		..CAP-WHITE SUPPLIER CODE: V09353		4
30	7089-2		..CAP-BLACK SUPPLIER CODE: V09353		1
- 200	286T0084-101		WIRE BUNDLE ASSY- (TEMPERATURE CONTROL ONLY)		RF

ILLUSTRATION ITEMS NOT ON PARTS LIST ARE NOT APPLICABLE

- ITEM NOT ILLUSTRATED

21-61-55-01

21-61-55
FIG. 01
PAGE 1
DEC 22/07

HXL



767

PARTS CATALOG (MAINTENANCE)

FIG ITEM	PART NUMBER	1 2 3 4 5 6 7 NOMENCLATURE	EFFECT FROM TO	UNITS PER ASSY
1 205	BKA11C23AA01	.CONNECTOR- SUPPLIER CODE: V71468 SPECIFICATION NUMBER: BCREF9534 OPTIONAL PART: S611C23AA01 V59610 N1C66F11C23AA01 V00779 OVERLENGTH PART NUMBER: BACC66F11C23AA01 ELECTRICAL EQUIP NUMBER: D00770 WIRING DIAGRAM REF: 216111		1

ILLUSTRATION ITEMS NOT ON PARTS LIST ARE NOT APPLICABLE

- ITEM NOT ILLUSTRATED

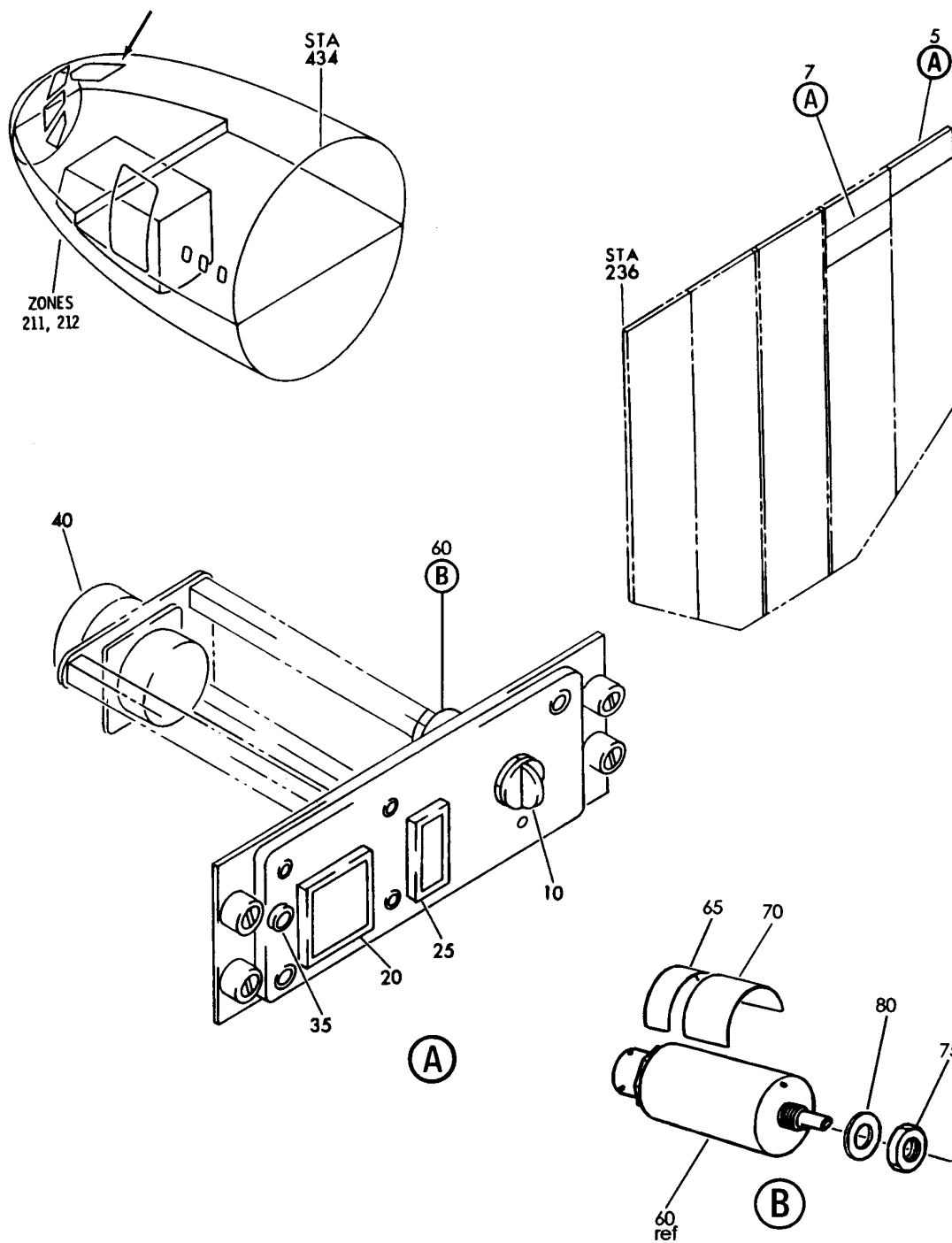
HXL

21-61-55-01

BOEING PROPRIETARY - Copyright © - Unpublished Work - See title page for details.

21-61-55
 FIG. 01
 PAGE 2
 DEC 22/07

BOEING
767
PARTS CATALOG (MAINTENANCE)



V 21615601 REV 197

PANEL INSTL-OVERHEAD (FWD CARGO A/C)
FIGURE 1

21-61-56-01

HXL
DEC 22/06

21-61-56-01
PAGE 0



767

PARTS CATALOG (MAINTENANCE)

FIG ITEM	PART NUMBER	1 2 3 4 5 6 7	NOMENCLATURE	EFFECT FROM TO	UNITS PER ASSY
1			PANEL INSTL-OVERHEAD (FWD CARGO A/C)		
- 1	233T3100-1		PANEL INSTL-OVERHEAD CARGO A/C POSITION DATA: FWD VARIABLE DRAWING REF: 233T3100-5048 FOR NHA/OTHER SYS DET SEE: 25-10-00-03		RF
	5 233T3100-366		.PANEL ASSY-CARGO A/C POSITION DATA: FWD	163999	RF
	5 233T3100-398		.PANEL ASSY-CARGO A/C POSITION DATA: FWD	155162	RF
	10 BP260-101		..KNOB-PLASTIC SUPPLIER CODE: V81590	163999	1
	10 BP260-113		..KNOB-PLASTIC SUPPLIER CODE: V81590 QUALIFIED I/W DATA: SUBJECT TO CUSTOMER PREFERENCE USED ON: 233T3100-301 233T3100-437 233T3245-300	155162	1
	10 BP248-110		..KNOB-PLASTIC SUPPLIER CODE: V81590 SPECIFICATION NUMBER: 452-016-9001 OPTIONAL PART: BP248-127 V81590 USED ON: 233T3100-398	155162	1
	10 BP248-127		..KNOB-PLASTIC SUPPLIER CODE: V81590 OPTIONAL PART: BP248-110 V81590 USED ON: 233T3100-398	155162	1

ILLUSTRATION ITEMS NOT ON PARTS LIST ARE NOT APPLICABLE

- ITEM NOT ILLUSTRATED

HXL

21-61-56-01

BOEING PROPRIETARY - Copyright © - Unpublished Work - See title page for details.

21-61-56
FIG. 01
PAGE 1
APR 22/09



767

PARTS CATALOG (MAINTENANCE)

FIG ITEM	PART NUMBER	1 2 3 4 5 6 7	NOMENCLATURE	EFFECT FROM TO	UNITS PER ASSY
1	20 BCREFA0505		<p>...SWITCH ASSY-LIGHTED PUSH BUTTON IND ON/INOP SUPPLIER CODE: V81590 OVERLENGTH PART NUMBER: 433-673-1004-4016 SPECIFICATION NUMBER: S231T290-4016 MISCELLANEOUS DATA: WHEN REPLACING THE PUSHBUTTON SWITCH ASSY OR THE MASTER MODULE WITHIN, VERIFY THAT A CONFIG D MASTER MODULE P/N 13206-001 IS INSTALLED IN LIEU OF ANY EARLIER CONFIGURATION MASTER MODULES. OPTIONAL PART: 851-35100-5016 V96182 FOR DETAILS SEE: 33-13-75-37</p>		1
	20 851-30768-3016		<p>...SWITCH ASSY-LIGHTED PUSH BUTTON IND ON/INOP SUPPLIER CODE: V96182 SPECIFICATION NUMBER: S231T290-3016 FOR DETAILS SEE: 33-13-75-27</p>		1
	20 851-35100-5016		<p>...SWITCH ASSY-LIGHTED PUSH BUTTON IND ON/INOP SUPPLIER CODE: V96182 SPECIFICATION NUMBER: S231T290-5016 OPTIONAL PART: BCREFA0505 V81590</p>		1
	25 BCREFA1446		<p>...LIGHT ASSY- SUPPLIER CODE: V81590 OVERLENGTH PART NUMBER: 434-674-1031-2327 SPECIFICATION NUMBER: S231T300-2327</p>		1

ILLUSTRATION ITEMS NOT ON PARTS LIST ARE NOT APPLICABLE

- ITEM NOT ILLUSTRATED

HXL

21-61-56-01

BOEING PROPRIETARY - Copyright © - Unpublished Work - See title page for details.

21-61-56
 FIG. 01
 PAGE 3
 DEC 22/07

BOEING
767
PARTS CATALOG (MAINTENANCE)

FIG ITEM	PART NUMBER	1 2 3 4 5 6 7	NOMENCLATURE	EFFECT FROM TO	UNITS PER ASSY
1	35 800000121-1		...CONNECTOR- SUPPLIER CODE: V05617		1
	40 BACC45FN12-12P		...CONNECTOR-	163999	1
	40 BACC45FN12-12P7		...CONNECTOR- ATTACHING PARTS	155162	1
-	45 NAS1801-04-5		...SCREW		2
-	50 K19798-04		...NUT SUPPLIER CODE: V15653 SPECIFICATION NUMBER: BACN10NW1 OPTIONAL PART: RMA4812-160-40 V72962 293162 V60119		2
			-----*-----		
-	55 M39029-1-16-20		...CONTACT		10
	60 1150010-1		...SWITCH ASSY-ROTARY SUPPLIER CODE: V07217 FUNCTIONAL DESCRIPTION: USED TO ACTIVATE AIRCRAFT TEMPERATURE CONTROL SYSTEM. SPECIFICATION NUMBER: 10-62091-1 COMPONENT MAINT MANUAL REF: 21-61-08		1
	65 CS363	PLATE-IDENT SUPPLIER CODE: V07217		1
	70 1027390-1	PLATE-SCHEMATIC DIAGRAM SUPPLIER CODE: VS5065		1
	75 MS25082-20	NUT		1
	80 MS35333-42	WASHER		1

ILLUSTRATION ITEMS NOT ON PARTS LIST ARE NOT APPLICABLE

- ITEM NOT ILLUSTRATED

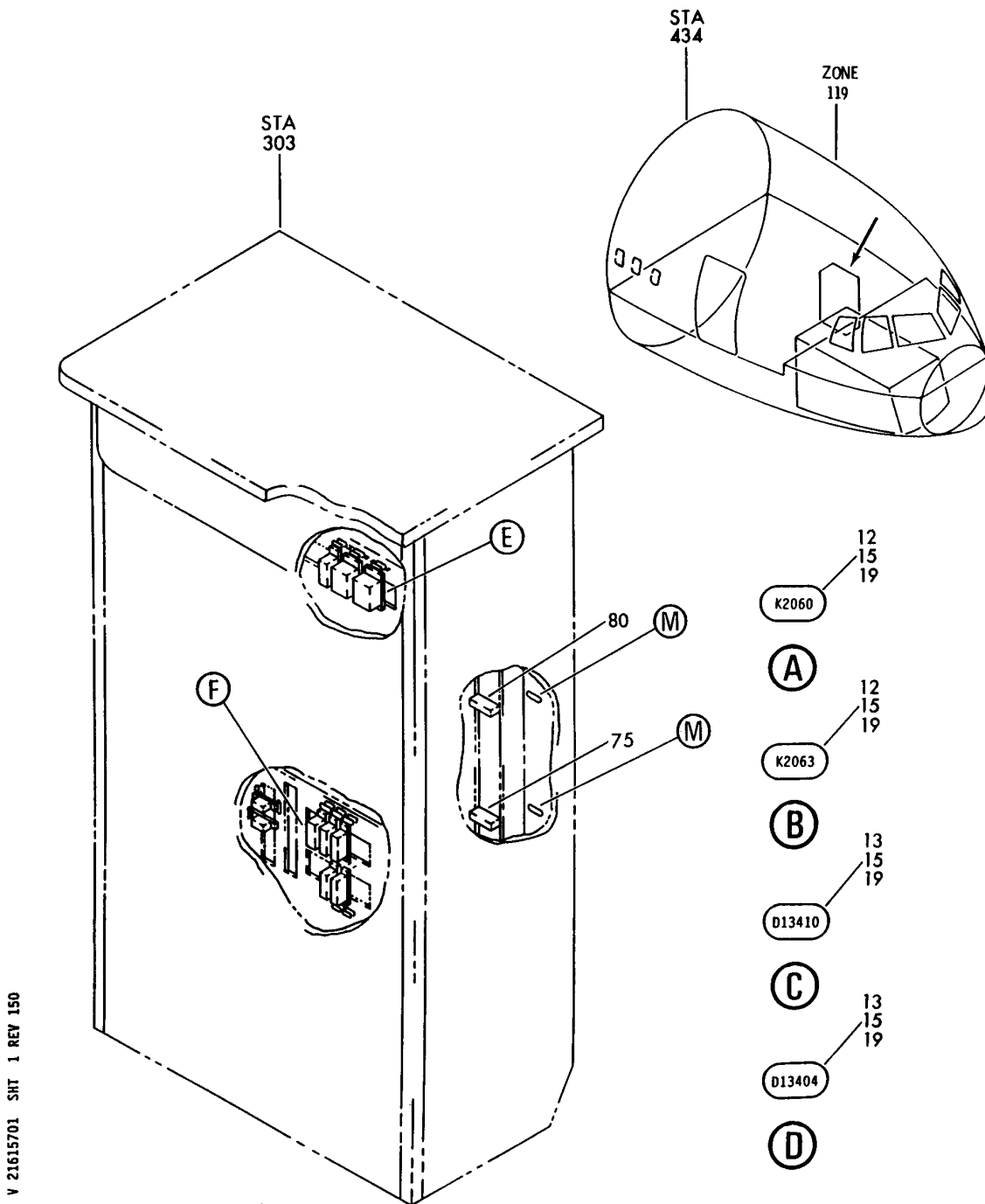
HXL

21-61-56-01

BOEING PROPRIETARY - Copyright © - Unpublished Work - See title page for details.

21-61-56
FIG. 01
PAGE 4
DEC 22/08

BOEING
767
PARTS CATALOG (MAINTENANCE)



V 21615701 SHT 1 REV 150

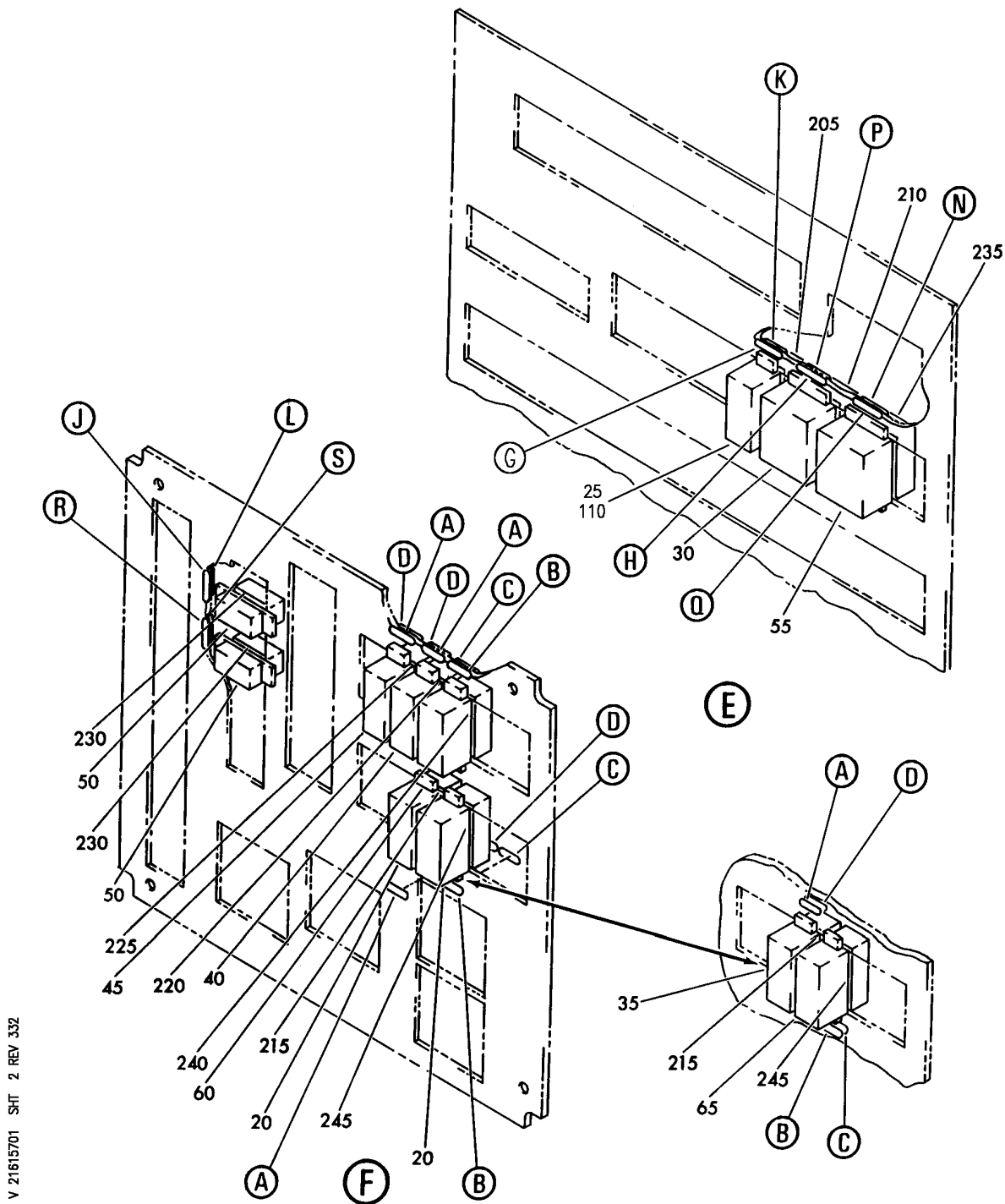
EQUIPMENT ASSY-P36 MISC ELEC PNL L (TEMPERATURE CONTROL ONLY)
FIGURE 1 (SHEET 1)

21-61-57-01

HXL
DEC 22/06

21-61-57-01
PAGE 0

BOEING
767
PARTS CATALOG (MAINTENANCE)



V 21615701 SHT 2 REV 332

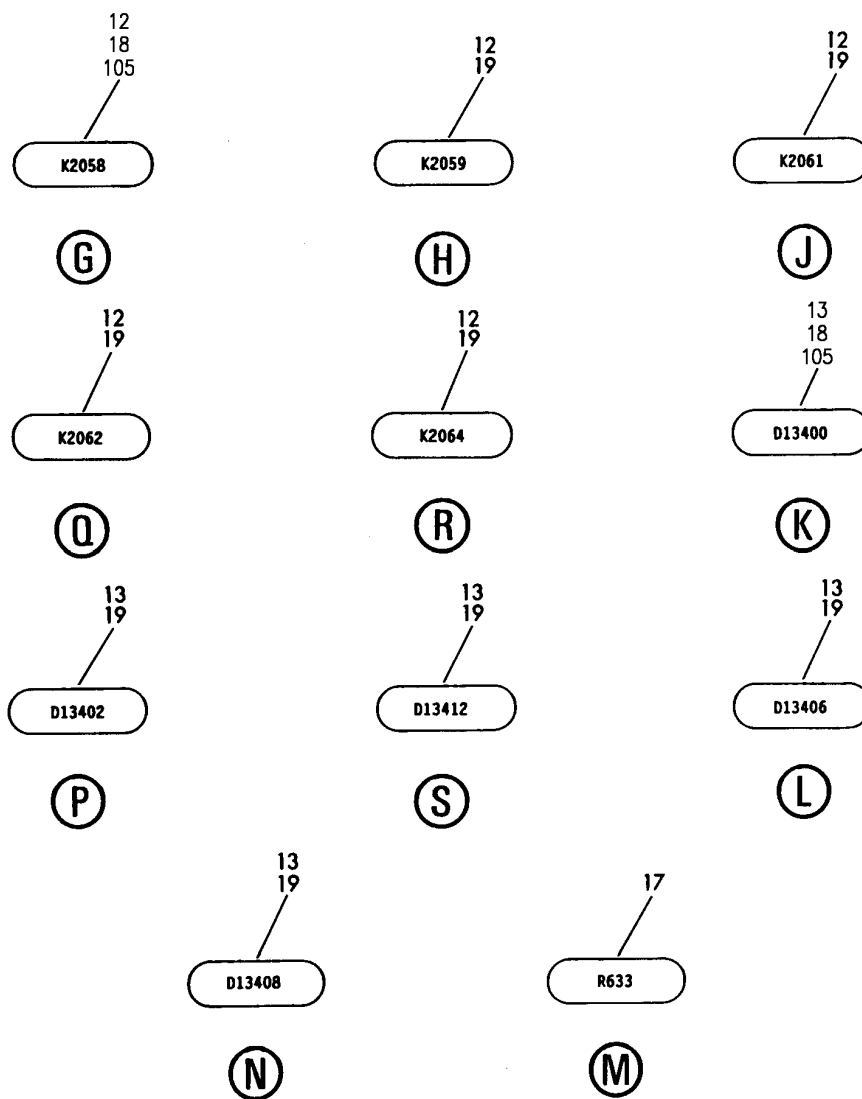
EQUIPMENT ASSY-P36 MISC ELEC PNL L (TEMPERATURE CONTROL ONLY)
FIGURE 1 (SHEET 2)

21-61-57-01

HXL
DEC 22/08

21-61-57-01
PAGE 0A

BOEING
767
PARTS CATALOG (MAINTENANCE)



V 21615701 SH1 3 REV 332

EQUIPMENT ASSY-P36 MISC ELEC PNL L (TEMPERATURE CONTROL ONLY)
FIGURE 1 (SHEET 3)

21-61-57-01

HXL
DEC 22/08

21-61-57-01
PAGE 08



767

PARTS CATALOG (MAINTENANCE)

FIG ITEM	PART NUMBER	1 2 3 4 5 6 7	NOMENCLATURE	EFFECT FROM TO	UNITS PER ASSY
1			EQUIPMENT ASSY-P36 MISC ELEC PNL L (TEMPERATURE CONTROL ONLY)		
- 1	284T0187-167		EQUIPMENT ASSY-P36 MISC ELEC PNL (TEMPERATURE CONTROL ONLY) POSITION DATA: L FOR NHA/OTHER SYS DET SEE: 53-11-70-03	155162	RF
- 3	284T0187-205		EQUIPMENT ASSY-P36 MISC ELEC PNL (TEMPERATURE CONTROL ONLY) POSITION DATA: L FOR NHA/OTHER SYS DET SEE: 53-11-70-03	163163	RF
- 3	284T0187-212		EQUIPMENT ASSY-P36 MISC ELEC PNL (TEMPERATURE CONTROL ONLY) POSITION DATA: L FOR NHA/OTHER SYS DET SEE: 53-11-70-03	164999	RF
12	BAC27TEX4181		.DECALSET-INCLUDES DECALS IDENTIFIED ON THE ILLUSTRATION		RF
13	BAC27TEX4360		.DECALSET-INCLUDES DECALS IDENTIFIED ON THE ILLUSTRATION		1
17	BAC27TEX4188		.DECALSET-INCLUDES DECALS IDENTIFIED ON THE ILLUSTRATION		RF
30	E410-1537		.RELAY- SUPPLIER CODE: V99699 SPECIFICATION NUMBER: BACR13CG2A OPTIONAL PART: E415-1078 V99699 BR230S0116 V56623 KD4A017 V58687 FCA410-62 V78290 ELECTRICAL EQUIP NUMBER: K02059	155162	1
ILLUSTRATION ITEMS NOT ON PARTS LIST ARE NOT APPLICABLE					

- ITEM NOT ILLUSTRATED

21-61-57-01

21-61-57
FIG. 01
PAGE 1
DEC 22/07

HXL



767

PARTS CATALOG (MAINTENANCE)

FIG ITEM	PART NUMBER	1 2 3 4 5 6 7	NOMENCLATURE	EFFECT FROM TO	UNITS PER ASSY
1 35	E210-1631		.RELAY- SUPPLIER CODE: V99699 SPECIFICATION NUMBER: BACR13CF2A OPTIONAL PART: BR246S0112 V56623 FCA210-70 V78290 E215-1050 V99699 JD4A017 V35344 BR64S104 V56623 61GB19-1A320 V98927 ELECTRICAL EQUIP NUMBER: K02060	155162	1
50	W260F4AM11		.RELAY- SUPPLIER CODE: VF0219 SPECIFICATION NUMBER: BACR13CD2 OPTIONAL PART: BR16S233 V09026 EE4AA005 V35344 3SAV1338A2 V01526 HFW1206K03 V58614 HFW1204K01 V71482 ELECTRICAL EQUIP NUMBER: K02061 K02064		2

ILLUSTRATION ITEMS NOT ON PARTS LIST ARE NOT APPLICABLE

- ITEM NOT ILLUSTRATED

HXL

21-61-57-01

BOEING PROPRIETARY - Copyright © - Unpublished Work - See title page for details.

21-61-57
FIG. 01
PAGE 2
DEC 22/07



767

PARTS CATALOG (MAINTENANCE)

FIG ITEM	PART NUMBER	1 2 3 4 5 6 7	NOMENCLATURE	EFFECT FROM TO	UNITS PER ASSY
1 55	E410-1537		.RELAY- SUPPLIER CODE: V99699 SPECIFICATION NUMBER: BACR13CG2A OPTIONAL PART: E415-1078 V99699 BR230S0116 V56623 KD4A017 V58687 FCA410-62 V78290 ELECTRICAL EQUIP NUMBER: K02062	155162	1
65	E210-1631		.RELAY-G SUPPLIER CODE: V99699 SPECIFICATION NUMBER: BACR13CF2A OPTIONAL PART: BR246S0112 V56623 FCA210-70 V78290 E215-1050 V99699 JD4A017 V35344 BR64S104 V56623 61GB19-1A320 V98927 ELECTRICAL EQUIP NUMBER: K02063	155162	1
80	YHLZD30		.DIODE- SUPPLIER CODE: V09922 ELECTRICAL EQUIP NUMBER: R00633 OPTIONAL PART: YHLZD9 V09922		1

ILLUSTRATION ITEMS NOT ON PARTS LIST ARE NOT APPLICABLE

- ITEM NOT ILLUSTRATED

HXL

21-61-57-01

BOEING PROPRIETARY - Copyright © - Unpublished Work - See title page for details.

21-61-57
FIG. 01
PAGE 3
DEC 22/07



767

PARTS CATALOG (MAINTENANCE)

FIG ITEM	PART NUMBER	1 2 3 4 5 6 7	NOMENCLATURE	EFFECT FROM TO	UNITS PER ASSY
1	80 YHLZD9		.DIODE- SUPPLIER CODE: V09922 ELECTRICAL EQUIP NUMBER: R00633 OPTIONAL PART: YHLZD30 V09922		1
- 200	286T0176-300		.WIRE BUNDLE ASSY-		RF
215	BACS16X1		..SOCKET- ELECTRICAL EQUIP NUMBER: D13404 WIRING DIAGRAM REF: 216161	155162	1
230	RSE120026		..SOCKET- SUPPLIER CODE: V58982 SPECIFICATION NUMBER: BACS16AG1 OPTIONAL PART: 451120-026 V58982 ELECTRICAL EQUIP NUMBER: D13406 D13412 WIRING DIAGRAM REF: 216161 216171		2
235	BACS16W1		..SOCKET- ELECTRICAL EQUIP NUMBER: D13408 WIRING DIAGRAM REF: 216171	155162	1
245	BACS16X1		..SOCKET- ELECTRICAL EQUIP NUMBER: D13410 WIRING DIAGRAM REF: 216171	155162	1

ILLUSTRATION ITEMS NOT ON PARTS LIST ARE NOT APPLICABLE

- ITEM NOT ILLUSTRATED

HXL

21-61-57-01

BOEING PROPRIETARY - Copyright © - Unpublished Work - See title page for details.

21-61-57
FIG. 01
PAGE 4
APR 22/08