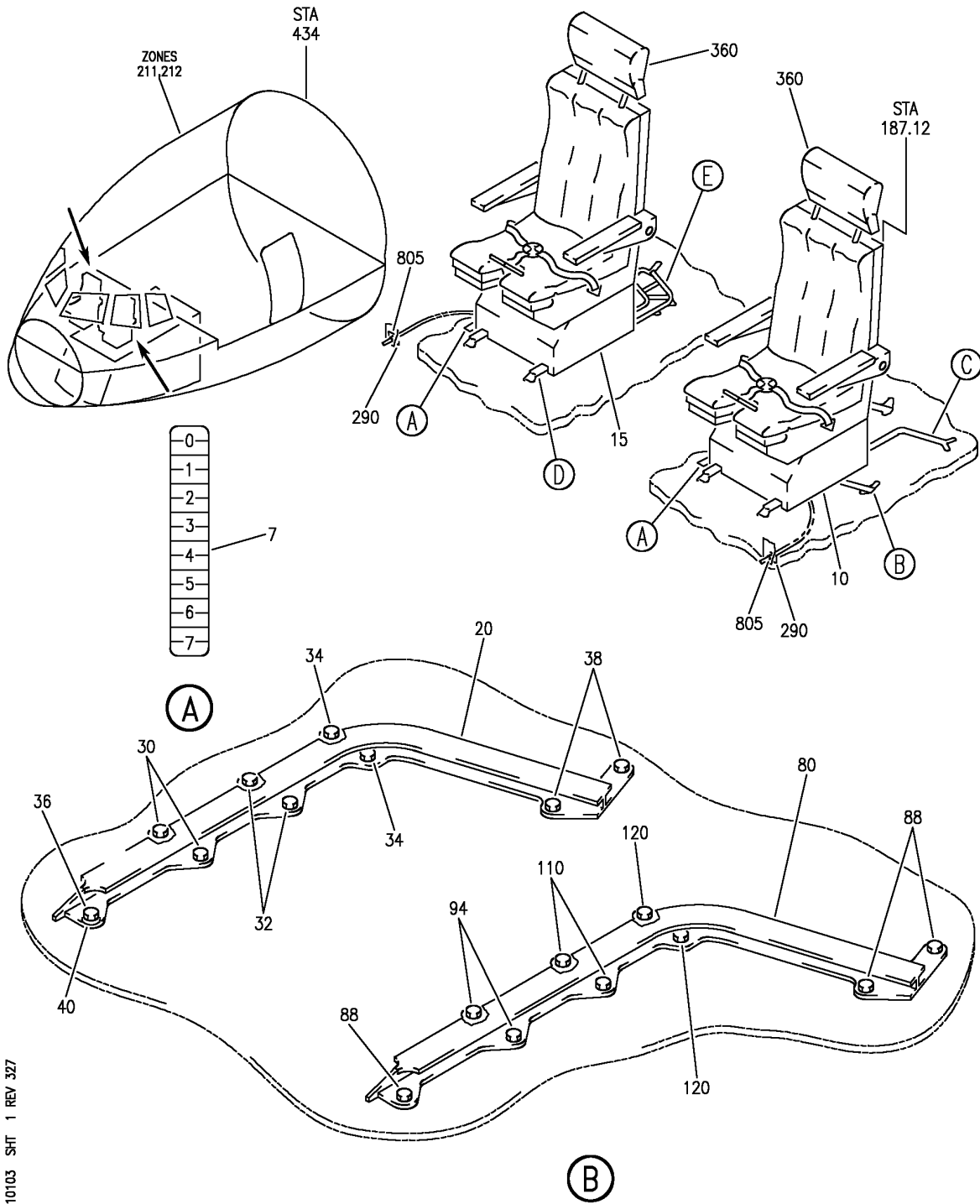


FLIGHT COMPARTMENT SEATS

HXL
DEC 22/06

25-11-00
SECTION TITLE
PAGE 1

BOEING
767
PARTS CATALOG (MAINTENANCE)



V 25110103 SHT 1 REV 327

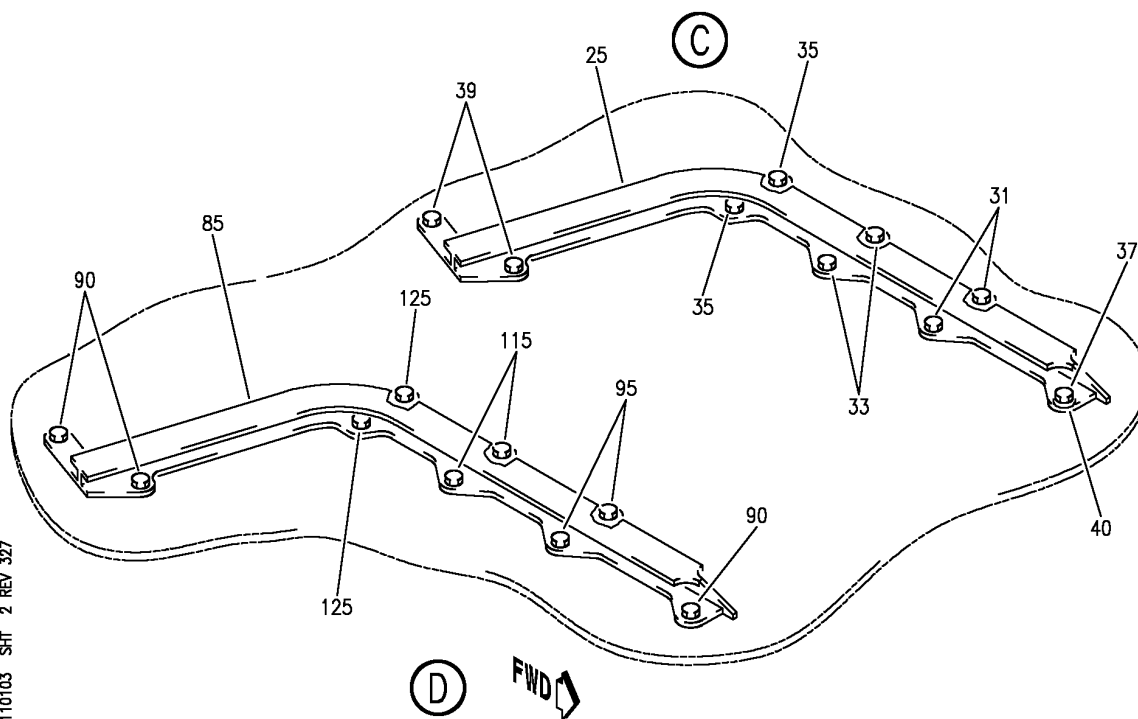
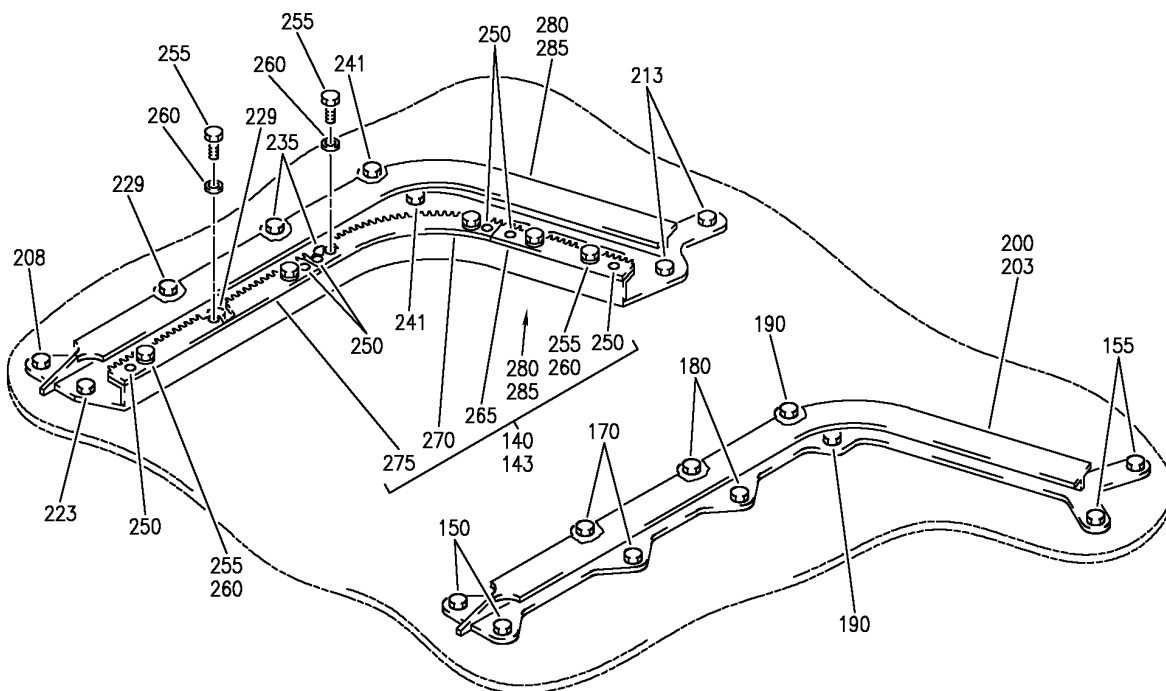
SEAT AND HEADREST INSTL-CAPT AND FIRST OFFICER
FIGURE 3 (SHEET 1)

25-11-01-03

HXL
APR 22/08

25-11-01-03
PAGE 0


BOEING
 767
PARTS CATALOG (MAINTENANCE)



V 25110103 SHT 2 REV 327

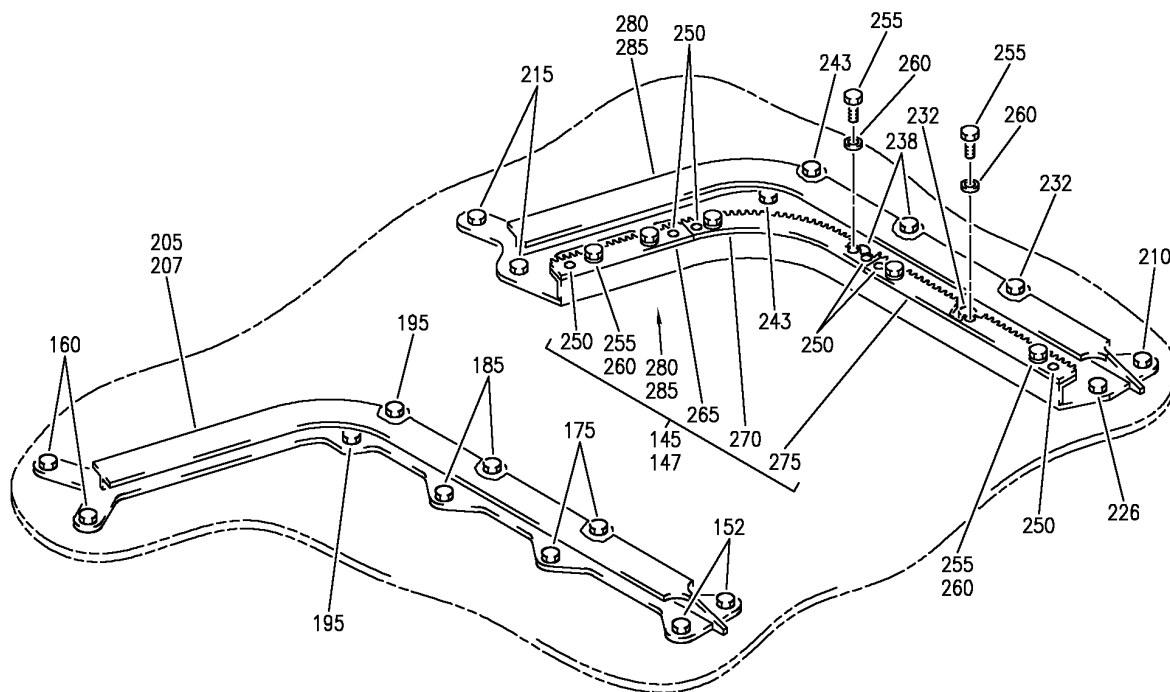
SEAT AND HEADREST INSTL-CAPT AND FIRST OFFICER
FIGURE 3 (SHEET 2)

25-11-01-03

HXL
APR 22/08

25-11-01-03
PAGE 0A

BOEING
767
PARTS CATALOG (MAINTENANCE)



(E) FWD

V 25110103 SH-T 3 REV 327

SEAT AND HEADREST INSTL-CAPT AND FIRST OFFICER
FIGURE 3 (SHEET 3)

25-11-01-03

HXL
APR 22/08

25-11-01-03
PAGE 0B



767

PARTS CATALOG (MAINTENANCE)

FIG ITEM	PART NUMBER	1 2 3 4 5 6 7	NOMENCLATURE	EFFECT FROM TO	UNITS PER ASSY
3			SEAT AND HEADREST INSTL- CAPT AND FIRST OFFICER		
- 1	232T3002-33		SEAT INSTL-CAPT POWERED IPECO FOR NHA SEE: 25-10-00-13		RF
- 5	232T3002-34		SEAT INSTL-FIRST OFFICER POWERED IPECO FOR NHA SEE: 25-10-00-13		RF
7	BAC27TFDE0230		.MARKER		1
10	3A090-0077-01-1		.SEAT ASSY-CAPT POWERED SUPPLIER CODE: VK9075 SPECIFICATION NUMBER: S232T303-403 COMPONENT MAINT MANUAL REF: 25-10-78 USED ON: 232T3002-43 FOR DETAILS SEE: 25-11-01-51		1
10	3A090-0025-01-1		.SEAT ASSY-CAPT POWERED SUPPLIER CODE: VK9075 SPECIFICATION NUMBER: S232T303-303 MISCELLANEOUS DATA: (SEATS I/W TOGETHER WITH APPLICABLE SEAT TRACKS) COMPONENT MAINT MANUAL REF: 25-10-95 USED ON: 232T3002-33 232T3002-37 FOR DETAILS SEE: 25-11-01-51		1
15	3A090-0078-01-1		.SEAT ASSY-FIRST OFFICER POWERED SUPPLIER CODE: VK9075 SPECIFICATION NUMBER: S232T303-404 COMPONENT MAINT MANUAL REF: 25-10-78 USED ON: 232T3002-44 FOR DETAILS SEE: 25-11-01-51		1
ILLUSTRATION ITEMS NOT ON PARTS LIST ARE NOT APPLICABLE					

- ITEM NOT ILLUSTRATED

HXL

25-11-01-03

BOEING PROPRIETARY - Copyright © - Unpublished Work - See title page for details.

25-11-01
FIG. 03
PAGE 1
DEC 22/07



767

PARTS CATALOG (MAINTENANCE)

FIG ITEM	PART NUMBER	1 2 3 4 5 6 7	NOMENCLATURE	EFFECT FROM TO	UNITS PER ASSY
3					
15	3A090-0026-01-1		.SEAT ASSY-FIRST OFFICER POWERED SUPPLIER CODE: VK9075 SPECIFICATION NUMBER: S232T303-304 MISCELLANEOUS DATA: (SEAT I/W TOGETHER WITH APPLICABLE SEAT TRACKS) COMPONENT MAINT MANUAL REF: 25-10-95 USED ON: 232T3002-34 232T3002-38 FOR DETAILS SEE: 25-11-01-51		1
20	1A098-0181		.TRACK ASSY-CAPT SUPPLIER CODE: VK9075 POSITION DATA: INBD FWD SPECIFICATION NUMBER: S232T303-377 USED ON: 232T3002-37 232T3002-43 232T3002-45 FOR DETAILS SEE: 25-11-01-03A		1
20	1A098-0103		.TRACK ASSY-CAPT SUPPLIER CODE: VK9075 POSITION DATA: INBD FWD SPECIFICATION NUMBER: S232T303-321 USED ON: 232T3002-31 232T3002-33 232T3002-41 FOR DETAILS SEE: 25-11-01-03A		1
ILLUSTRATION ITEMS NOT ON PARTS LIST ARE NOT APPLICABLE					

- ITEM NOT ILLUSTRATED

HXL

25-11-01-03

BOEING PROPRIETARY - Copyright © - Unpublished Work - See title page for details.

25-11-01
FIG. 03
PAGE 2
DEC 22/07



767

PARTS CATALOG (MAINTENANCE)

FIG ITEM	PART NUMBER	1 2 3 4 5 6 7	NOMENCLATURE	EFFECT FROM TO	UNITS PER ASSY
3					
25	1A098-0182		.TRACK ASSY-FIRST OFFICER SUPPLIER CODE: VK9075 POSITION DATA: INBD FWD SPECIFICATION NUMBER: S232T303-378 USED ON: 232T3002-38 232T3002-44 232T3002-46 232T3002-54 FOR DETAILS SEE: 25-11-01-03A		1
25	1A098-0104		.TRACK ASSY-FIRST OFFICER SUPPLIER CODE: VK9075 POSITION DATA: INBD FWD SPECIFICATION NUMBER: S232T303-322 USED ON: 232T3002-32 232T3002-34 232T3002-42 FOR DETAILS SEE: 25-11-01-03A		1
30	NAS6604-10		ATTACHING PARTS .BOLT- USED ON: 232T3002-29 232T3002-31 232T3002-33 232T3002-37 232T3002-41 232T3002-43 232T3002-45		2
31	NAS6604-10		.BOLT- USED ON: 232T3002-30 232T3002-32 232T3002-34 232T3002-38 232T3002-42 232T3002-44 232T3002-46 232T3002-54		2

ILLUSTRATION ITEMS NOT ON PARTS LIST ARE NOT APPLICABLE

- ITEM NOT ILLUSTRATED

HXL

25-11-01-03

BOEING PROPRIETARY - Copyright © - Unpublished Work - See title page for details.

25-11-01
FIG. 03
PAGE 3
APR 22/08



767

PARTS CATALOG (MAINTENANCE)

FIG ITEM	PART NUMBER	1 2 3 4 5 6 7	NOMENCLATURE	EFFECT FROM TO	UNITS PER ASSY
3	32	NAS6604-10	.BOLT- USED ON: 232T3002-29 232T3002-31 232T3002-33 232T3002-37 232T3002-41 232T3002-43 232T3002-45		2
	33	NAS6604-10	.BOLT- USED ON: 232T3002-30 232T3002-32 232T3002-34 232T3002-38 232T3002-42 232T3002-44 232T3002-46 232T3002-54		2
	34	NAS6604-10	.BOLT- USED ON: 232T3002-29 232T3002-31 232T3002-33 232T3002-37 232T3002-41 232T3002-43 232T3002-45		2
	35	NAS6604-10	.BOLT- USED ON: 232T3002-30 232T3002-32 232T3002-34 232T3002-38 232T3002-42 232T3002-44 232T3002-46 232T3002-54		2
	36	NAS6603-10	.BOLT- USED ON: 232T3002-29 232T3002-31 232T3002-33 232T3002-37 232T3002-41 232T3002-43 232T3002-45		1
	ILLUSTRATION ITEMS NOT ON PARTS LIST ARE NOT APPLICABLE				

- ITEM NOT ILLUSTRATED

HXL

25-11-01-03

BOEING PROPRIETARY - Copyright © - Unpublished Work - See title page for details.

25-11-01
FIG. 03
PAGE 4
APR 22/08



767

PARTS CATALOG (MAINTENANCE)

FIG ITEM	PART NUMBER	1 2 3 4 5 6 7	NOMENCLATURE	EFFECT FROM TO	UNITS PER ASSY
3					
37	NAS6603-10		.BOLT- USED ON: 232T3002-30 232T3002-32 232T3002-34 232T3002-38 232T3002-42 232T3002-44 232T3002-46 232T3002-54		1
38	NAS6603-10		.BOLT- USED ON: 232T3002-29 232T3002-31 232T3002-33 232T3002-37 232T3002-41 232T3002-43 232T3002-45		2
39	NAS6603-10		.BOLT- USED ON: 232T3002-30 232T3002-32 232T3002-34 232T3002-38 232T3002-42 232T3002-44 232T3002-46 232T3002-54		2
40	AN960PD10		.WASHER		1
80	1A098-0183		-----*----- .TRACK ASSY-CAPT SUPPLIER CODE: VK9075 POSITION DATA: OUTBD FWD SPECIFICATION NUMBER: S232T303-375 USED ON: 232T3002-37 232T3002-43 232T3002-45 FOR DETAILS SEE: 25-11-01-03A		1

ILLUSTRATION ITEMS NOT ON PARTS LIST ARE NOT APPLICABLE

- ITEM NOT ILLUSTRATED

HXL

25-11-01-03

BOEING PROPRIETARY - Copyright © - Unpublished Work - See title page for details.

25-11-01
FIG. 03
PAGE 5
APR 22/08



767

PARTS CATALOG (MAINTENANCE)

FIG ITEM	PART NUMBER	1 2 3 4 5 6 7	NOMENCLATURE	EFFECT FROM TO	UNITS PER ASSY
3 80	1A095-0109		.TRACK ASSY-CAPT SUPPLIER CODE: VK9075 POSITION DATA: OUTBD FWD SPECIFICATION NUMBER: S232T303-307 USED ON: 232T3002-31 232T3002-33 232T3002-41 FOR DETAILS SEE: 25-11-01-03A		1
85	1A098-0184		.TRACK ASSY-FIRST OFFICER SUPPLIER CODE: VK9075 POSITION DATA: OUTBD FWD SPECIFICATION NUMBER: S232T303-376 USED ON: 232T3002-38 232T3002-44 232T3002-46 232T3002-54 FOR DETAILS SEE: 25-11-01-03A		1
85	1A095-0110		.TRACK ASSY-FIRST OFFICER SUPPLIER CODE: VK9075 POSITION DATA: OUTBD FWD SPECIFICATION NUMBER: S232T303-308 USED ON: 232T3002-32 232T3002-34 232T3002-42 FOR DETAILS SEE: 25-11-01-03A		1

ILLUSTRATION ITEMS NOT ON PARTS LIST ARE NOT APPLICABLE

- ITEM NOT ILLUSTRATED

HXL

25-11-01-03

BOEING PROPRIETARY - Copyright © - Unpublished Work - See title page for details.

25-11-01
FIG. 03
PAGE 6
APR 22/08



767

PARTS CATALOG (MAINTENANCE)

FIG ITEM	PART NUMBER	1 2 3 4 5 6 7	NOMENCLATURE	EFFECT FROM TO	UNITS PER ASSY
3					
88	NAS6603-10		ATTACHING PARTS .BOLT- USED ON: 232T3002-29 232T3002-31 232T3002-33 232T3002-37 232T3002-41 232T3002-43 232T3002-45		3
90	NAS6603-10		.BOLT- USED ON: 232T3002-30 232T3002-32 232T3002-34 232T3002-38 232T3002-42 232T3002-44 232T3002-46 232T3002-54		3
94	NAS6604-10		.BOLT- USED ON: 232T3002-29 232T3002-31 232T3002-33 232T3002-37 232T3002-41 232T3002-43 232T3002-45		2
95	NAS6604-10		.BOLT- USED ON: 232T3002-30 232T3002-32 232T3002-34 232T3002-38 232T3002-42 232T3002-44 232T3002-46 232T3002-54		2
110	NAS6604-10		.BOLT- USED ON: 232T3002-29 232T3002-31 232T3002-33 232T3002-37 232T3002-41 232T3002-43 232T3002-45		2

ILLUSTRATION ITEMS NOT ON PARTS LIST ARE NOT APPLICABLE

- ITEM NOT ILLUSTRATED

HXL

25-11-01-03

BOEING PROPRIETARY - Copyright © - Unpublished Work - See title page for details.

25-11-01
FIG. 03
PAGE 7
APR 22/08



767

PARTS CATALOG (MAINTENANCE)

FIG ITEM	PART NUMBER	1 2 3 4 5 6 7	NOMENCLATURE	EFFECT FROM TO	UNITS PER ASSY
3 115	NAS6604-10		.BOLT- USED ON: 232T3002-30 232T3002-32 232T3002-34 232T3002-38 232T3002-42 232T3002-44 232T3002-46 232T3002-54		2
120	NAS6604-10		.BOLT- USED ON: 232T3002-29 232T3002-31 232T3002-33 232T3002-37 232T3002-41 232T3002-43 232T3002-45		2
125	NAS6604-10		.BOLT- USED ON: 232T3002-30 232T3002-32 232T3002-34 232T3002-38 232T3002-42 232T3002-44 232T3002-46 232T3002-54		2
143	1A097-0105		-----*----- .TRACK ASSY-CAPT SUPPLIER CODE: VK9075 POSITION DATA: INBD AFT SPECIFICATION NUMBER: S232T303-337 USED ON: 232T3002-33 232T3002-37 232T3002-43 232T3002-45		1

ILLUSTRATION ITEMS NOT ON PARTS LIST ARE NOT APPLICABLE

- ITEM NOT ILLUSTRATED

HXL

25-11-01-03

BOEING PROPRIETARY - Copyright © - Unpublished Work - See title page for details.

25-11-01
FIG. 03
PAGE 8
APR 22/08



767

PARTS CATALOG (MAINTENANCE)

FIG ITEM	PART NUMBER	1 2 3 4 5 6 7	NOMENCLATURE	EFFECT FROM TO	UNITS PER ASSY
3 147	1A097-0106		.TRACK ASSY-FIRST OFFICER SUPPLIER CODE: VK9075 POSITION DATA: INBD AFT SPECIFICATION NUMBER: S232T303-338 USED ON: 232T3002-34 232T3002-38 232T3002-44 232T3002-46 232T3002-54		1
150	NAS6604-10		ATTACHING PARTS .BOLT- USED ON: 232T3002-29 232T3002-31 232T3002-33 232T3002-37 232T3002-41 232T3002-43 232T3002-45		2
152	NAS6604-10		.BOLT- USED ON: 232T3002-30 232T3002-32 232T3002-34 232T3002-38 232T3002-42 232T3002-44 232T3002-46 232T3002-54		2
155	NAS6603-10		.BOLT- USED ON: 232T3002-29 232T3002-31 232T3002-33 232T3002-37 232T3002-41 232T3002-43 232T3002-45		2

ILLUSTRATION ITEMS NOT ON PARTS LIST ARE NOT APPLICABLE

- ITEM NOT ILLUSTRATED

HXL

25-11-01-03

BOEING PROPRIETARY - Copyright © - Unpublished Work - See title page for details.

25-11-01
FIG. 03
PAGE 9
APR 22/08



767

PARTS CATALOG (MAINTENANCE)

FIG ITEM	PART NUMBER	1 2 3 4 5 6 7	NOMENCLATURE	EFFECT FROM TO	UNITS PER ASSY
3 160	NAS6603-10		.BOLT- USED ON: 232T3002-30 232T3002-32 232T3002-34 232T3002-38 232T3002-42 232T3002-44 232T3002-46 232T3002-54		2
170	NAS6604-10		.BOLT- USED ON: 232T3002-29 232T3002-31 232T3002-33 232T3002-37 232T3002-41 232T3002-43 232T3002-45		2
175	NAS6604-10		.BOLT- USED ON: 232T3002-30 232T3002-32 232T3002-34 232T3002-38 232T3002-42 232T3002-44 232T3002-46 232T3002-54		2
180	NAS6604-10		.BOLT- USED ON: 232T3002-29 232T3002-31 232T3002-33 232T3002-37 232T3002-41 232T3002-43 232T3002-45		2
185	NAS6604-10		.BOLT- USED ON: 232T3002-30 232T3002-32 232T3002-34 232T3002-38 232T3002-42 232T3002-44 232T3002-46 232T3002-54		2

ILLUSTRATION ITEMS NOT ON PARTS LIST ARE NOT APPLICABLE

- ITEM NOT ILLUSTRATED

HXL

25-11-01-03

BOEING PROPRIETARY - Copyright © - Unpublished Work - See title page for details.

25-11-01
FIG. 03
PAGE 10
APR 22/08

BOEING
767
PARTS CATALOG (MAINTENANCE)

FIG ITEM	PART NUMBER	1 2 3 4 5 6 7	NOMENCLATURE	EFFECT FROM TO	UNITS PER ASSY
3 190	NAS6604-10		.BOLT- USED ON: 232T3002-29 232T3002-31 232T3002-33 232T3002-37 232T3002-41 232T3002-43 232T3002-45		2
195	NAS6604-10		.BOLT- USED ON: 232T3002-30 232T3002-32 232T3002-34 232T3002-38 232T3002-42 232T3002-44 232T3002-46 232T3002-54		2
203	1A097-0107		-----*----- .TRACK ASSY-CAPT SUPPLIER CODE: VK9075 POSITION DATA: OUTBD AFT SPECIFICATION NUMBER: S232T303-345 USED ON: 232T3002-33 232T3002-37 232T3002-43 232T3002-45		1
207	1A097-0108		.TRACK ASSY-FIRST OFFICER SUPPLIER CODE: VK9075 POSITION DATA: OUTBD AFT SPECIFICATION NUMBER: S232T303-346 USED ON: 232T3002-34 232T3002-38 232T3002-44 232T3002-46 232T3002-54		1

ILLUSTRATION ITEMS NOT ON PARTS LIST ARE NOT APPLICABLE

- ITEM NOT ILLUSTRATED

HXL

25-11-01-03

BOEING PROPRIETARY - Copyright © - Unpublished Work - See title page for details.

25-11-01
FIG. 03
PAGE 11
APR 22/08



767

PARTS CATALOG (MAINTENANCE)

FIG ITEM	PART NUMBER	1 2 3 4 5 6 7	NOMENCLATURE	EFFECT FROM TO	UNITS PER ASSY
3			ATTACHING PARTS		
208	NAS6604-10		.BOLT- USED ON: 232T3002-29 232T3002-31 232T3002-33 232T3002-37 232T3002-41 232T3002-43 232T3002-45		1
210	NAS6604-10		.BOLT- USED ON: 232T3002-30 232T3002-32 232T3002-34 232T3002-38 232T3002-42 232T3002-44 232T3002-46 232T3002-54		1
213	NAS6603-10		.BOLT- USED ON: 232T3002-29 232T3002-31 232T3002-33 232T3002-37 232T3002-41 232T3002-43 232T3002-45		2
215	NAS6603-10		.BOLT- USED ON: 232T3002-30 232T3002-32 232T3002-34 232T3002-38 232T3002-42 232T3002-44 232T3002-46 232T3002-54		2
223	NAS6604-10		.BOLT- USED ON: 232T3002-29 232T3002-31 232T3002-33 232T3002-37 232T3002-41 232T3002-43 232T3002-45		1

ILLUSTRATION ITEMS NOT ON PARTS LIST ARE NOT APPLICABLE

- ITEM NOT ILLUSTRATED

HXL

25-11-01-03

BOEING PROPRIETARY - Copyright © - Unpublished Work - See title page for details.

25-11-01
FIG. 03
PAGE 12
APR 22/08



767

PARTS CATALOG (MAINTENANCE)

FIG ITEM	PART NUMBER	1 2 3 4 5 6 7	NOMENCLATURE	EFFECT FROM TO	UNITS PER ASSY
3 226	NAS6604-10		.BOLT- USED ON: 232T3002-30 232T3002-32 232T3002-34 232T3002-38 232T3002-42 232T3002-44 232T3002-46 232T3002-54		1
229	NAS6604-10		.BOLT- USED ON: 232T3002-29 232T3002-31 232T3002-33 232T3002-37 232T3002-41 232T3002-43 232T3002-45		2
232	NAS6604-10		.BOLT- USED ON: 232T3002-30 232T3002-32 232T3002-34 232T3002-38 232T3002-42 232T3002-44 232T3002-46 232T3002-54		2
235	NAS6604-10		.BOLT- USED ON: 232T3002-29 232T3002-31 232T3002-33 232T3002-37 232T3002-41 232T3002-43 232T3002-45		2
238	NAS6604-10		.BOLT- USED ON: 232T3002-30 232T3002-32 232T3002-34 232T3002-38 232T3002-42 232T3002-44 232T3002-46 232T3002-54		2

ILLUSTRATION ITEMS NOT ON PARTS LIST ARE NOT APPLICABLE

- ITEM NOT ILLUSTRATED

HXL

25-11-01-03

BOEING PROPRIETARY - Copyright © - Unpublished Work - See title page for details.

25-11-01
FIG. 03
PAGE 13
APR 22/08



767

PARTS CATALOG (MAINTENANCE)

FIG ITEM	PART NUMBER	1 2 3 4 5 6 7	NOMENCLATURE	EFFECT FROM TO	UNITS PER ASSY
3					
241	NAS6604-10		.BOLT- USED ON: 232T3002-29 232T3002-31 232T3002-33 232T3002-37 232T3002-41 232T3002-43 232T3002-45		2
243	NAS6604-10		.BOLT- USED ON: 232T3002-30 232T3002-32 232T3002-34 232T3002-38 232T3002-42 232T3002-44 232T3002-46 232T3002-54		2
250	1A500-0712		-----*----- ..PIN-DOWEL STEEL 5.0MM X 25.0MM SUPPLIER CODE: VK9075		6
255	A102-3D		..BOLT		7
260	SP126D		..WASHER		7
265	3A097-0791		..GEAR-STOWAGE SUPPLIER CODE: VK9075		1
270	2A097-0137		..GEAR-CORNER SUPPLIER CODE: VK9075		1
275	3A097-0541		..GEAR- SUPPLIER CODE: VK9075 POSITION DATA: FWD		1
280	1A097-0508		..TRACK SUB ASSY- SUPPLIER CODE: VK9075 POSITION DATA: OUTBD AFT		1
285	1A097-0507		..TRACK SUB ASSY- SUPPLIER CODE: VK9075 POSITION DATA: OUTBD AFT		1

ILLUSTRATION ITEMS NOT ON PARTS LIST ARE NOT APPLICABLE

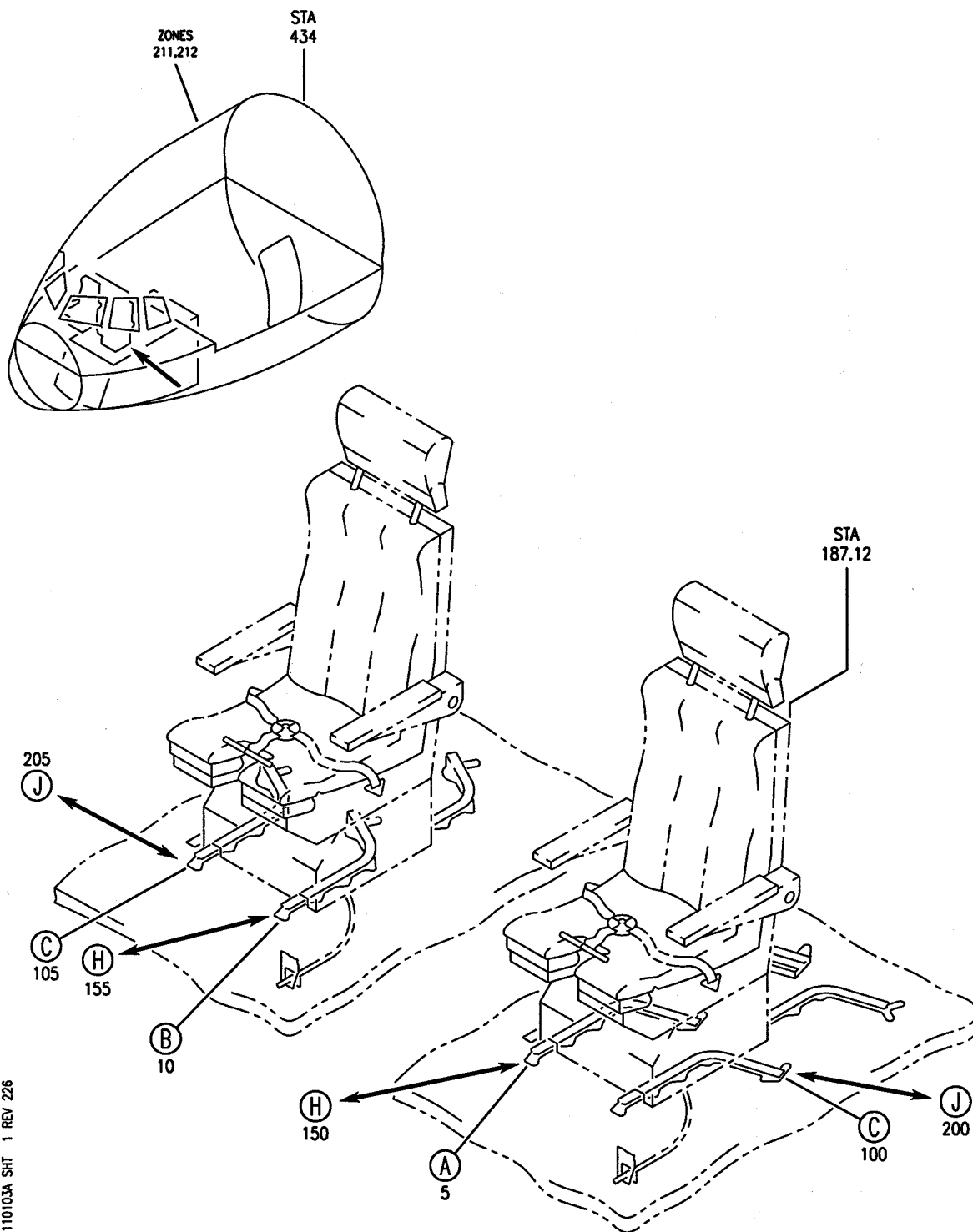
- ITEM NOT ILLUSTRATED

25-11-01-03

25-11-01
FIG. 03
PAGE 14
APR 22/08

HXL

BOEING
767
PARTS CATALOG (MAINTENANCE)



V 25110103A SHT 1 REV 226

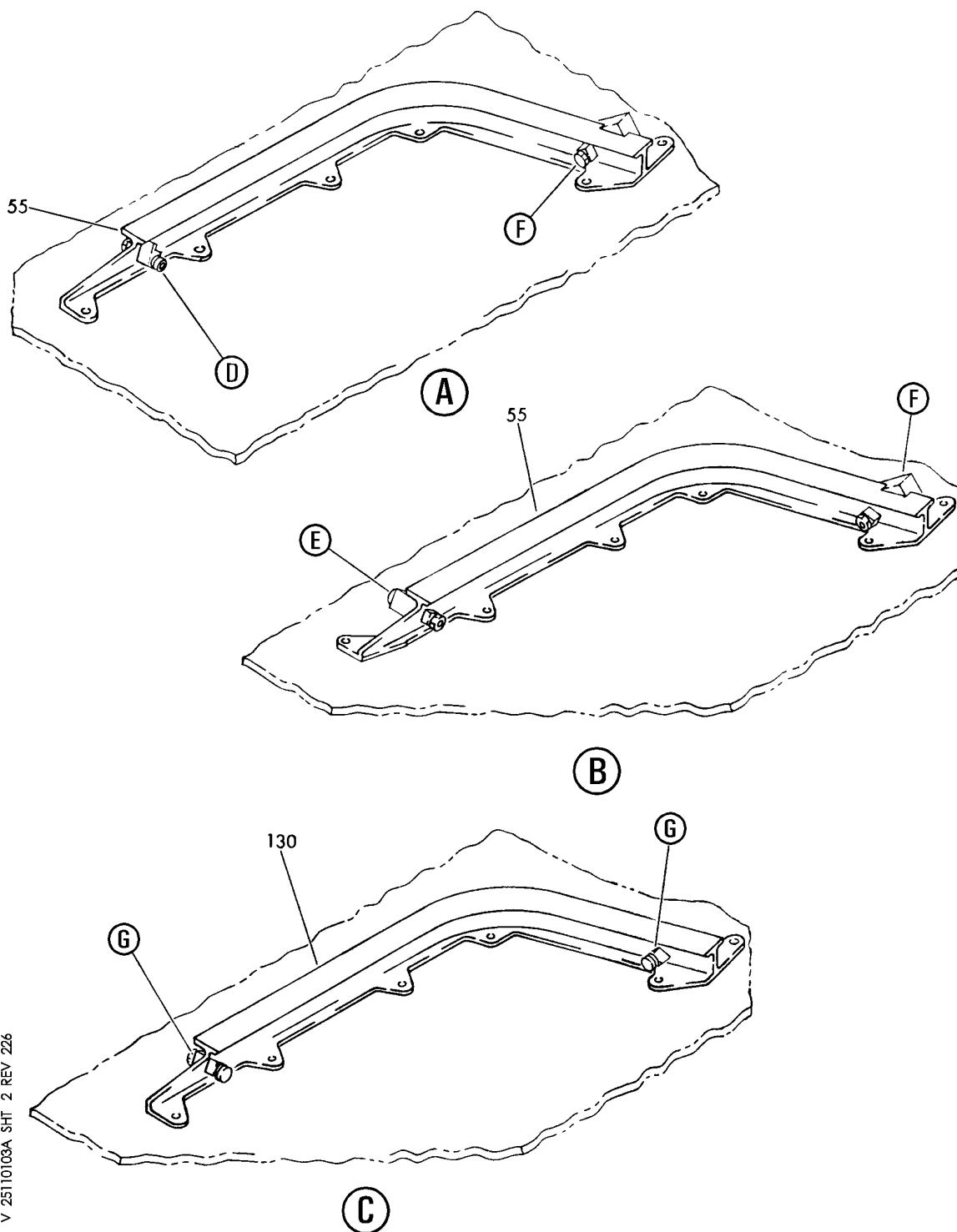
TRACK ASSY-CAPTAIN AND FIRST OFFICER
FIGURE 3A (SHEET 1)

25-11-01-03A

HXL
DEC 22/06

25-11-01-03A
PAGE 0

BOEING
767
PARTS CATALOG (MAINTENANCE)



V 25110103A SHT 2 REV 226

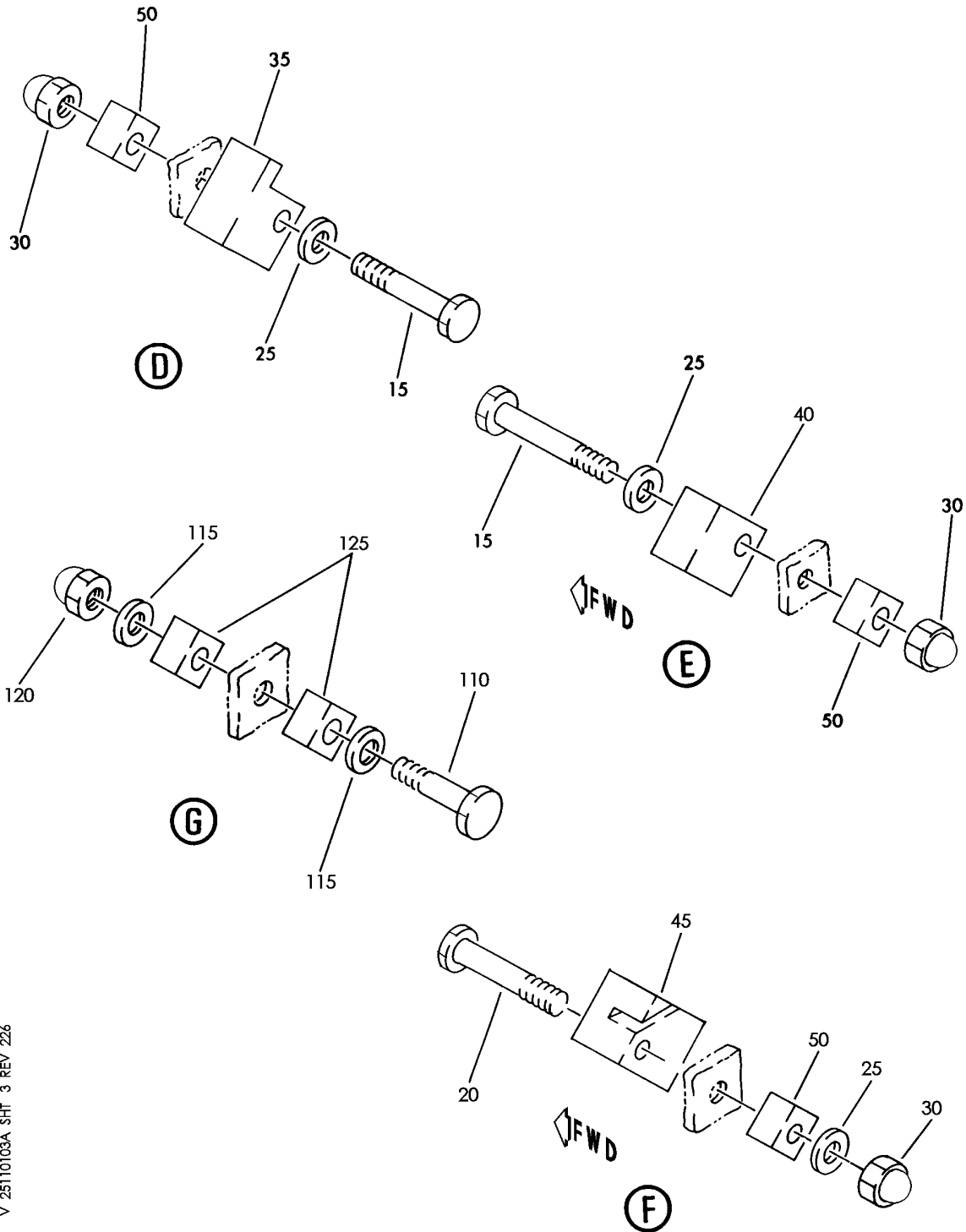
TRACK ASSY-CAPTAIN AND FIRST OFFICER
FIGURE 3A (SHEET 2)

25-11-01-03A

HXL
DEC 22/06

25-11-01-03A
PAGE 0A

BOEING
767
PARTS CATALOG (MAINTENANCE)



V 25110103A SHT 3 REV 226

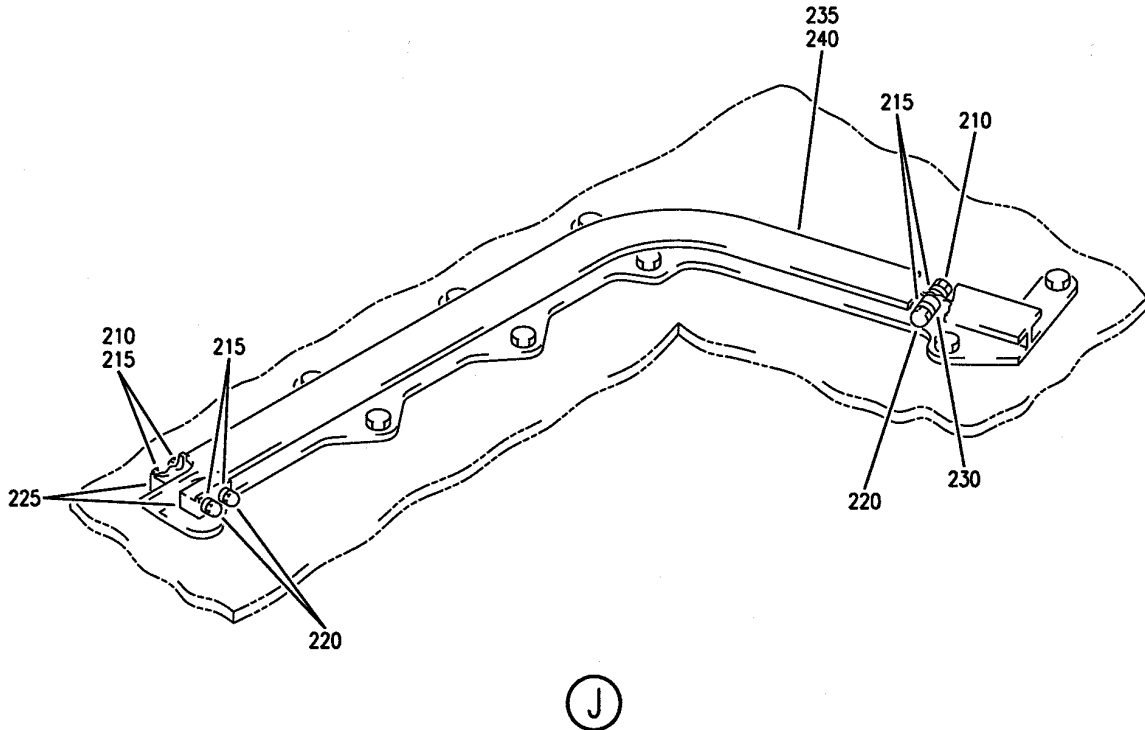
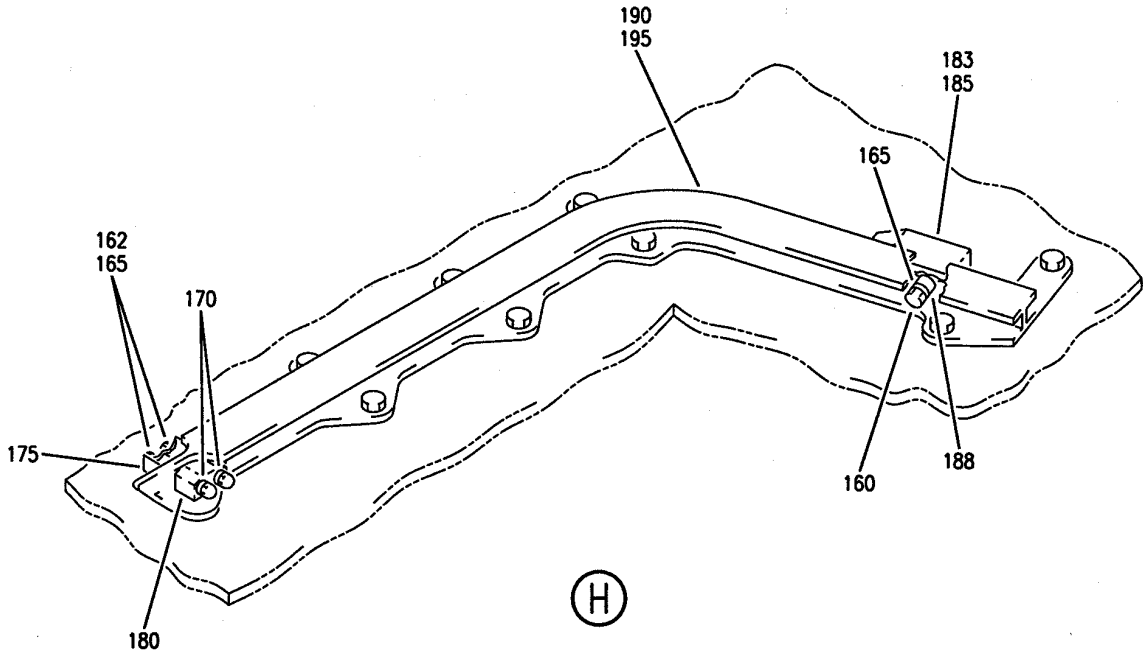
TRACK ASSY-CAPTAIN AND FIRST OFFICER
FIGURE 3A (SHEET 3)

25-11-01-03A

HXL
DEC 22/06

25-11-01-03A
PAGE 0B

BOEING
767
PARTS CATALOG (MAINTENANCE)



V 25110103A SHT 4 REV 226

TRACK ASSY-CAPTAIN AND FIRST OFFICER
FIGURE 3A (SHEET 4)

25-11-01-03A

HXL
DEC 22/06

25-11-01-03A
PAGE 0C

 **BOEING**
767
PARTS CATALOG (MAINTENANCE)

FIG ITEM	PART NUMBER	1 2 3 4 5 6 7	NOMENCLATURE	EFFECT FROM TO	UNITS PER ASSY
3A					
5	1A098-0103		TRACK ASSY-CAPTAIN AND FIRST OFFICER TRACK ASSY-CAPT SUPPLIER CODE: VK9075 POSITION DATA: INBD FWD SPECIFICATION NUMBER: S232T303-321 FOR NHA SEE: 25-11-01-03		RF
10	1A098-0104		TRACK ASSY-FIRST OFFICERS SUPPLIER CODE: VK9075 POSITION DATA: INBD FWD SPECIFICATION NUMBER: S232T303-322 FOR NHA SEE: 25-11-01-03		RF
15	A102-12D		.BOLT-HEX HD 10-32UNF X 1.70 LONG SUPPLIER CODE: VK9075		1
25	SP126D		.WASHER-		2
30	MS51865-6		.NUT-		2
35	3A097-0489		.STOP ASSY-MICROSWITCH SUPPLIER CODE: VK9075 POSITION DATA: FWD USED ON: 1A098-0103		1
40	3A097-0493		.STOP ASSY-MICROSWITCH SUPPLIER CODE: VK9075 POSITION DATA: FWD USED ON: 1A098-0104		1
45	3A097-0477		.BLOCK ASSY-STOP SUPPLIER CODE: VK9075 POSITION DATA: REAR USED ON: 1A098-0103		1
ILLUSTRATION ITEMS NOT ON PARTS LIST ARE NOT APPLICABLE					

- ITEM NOT ILLUSTRATED

HXL

25-11-01-03A

BOEING PROPRIETARY - Copyright © - Unpublished Work - See title page for details.

25-11-01
FIG. 03A
PAGE 1
APR 22/08



767

PARTS CATALOG (MAINTENANCE)

FIG ITEM	PART NUMBER	1 2 3 4 5 6 7	NOMENCLATURE	EFFECT FROM TO	UNITS PER ASSY
3A					
45	3A097-0478		.BLOCK ASSY-STOP SUPPLIER CODE: VK9075 POSITION DATA: REAR USED ON: 1A098-0104		1
50	3A044-0231		.BLOCK-FLOOR RAIL STOP SUPPLIER CODE: VK9075		2
55	1A090-0393		.TRACK- SUPPLIER CODE: VK9075 POSITION DATA: FWD INBD USED ON: 1A098-0103		1
55	1A090-0394		.TRACK- SUPPLIER CODE: VK9075 POSITION DATA: FWD INBD USED ON: 1A098-0104		1
100	1A095-0109		TRACK ASSY-CAPT SUPPLIER CODE: VK9075 POSITION DATA: OUTBD FWD SPECIFICATION NUMBER: S232T303-307 FOR NHA SEE: 25-11-01-03		RF
105	1A095-0110		TRACK ASSY-FIRST OFFICERS SUPPLIER CODE: VK9075 POSITION DATA: OUTBD FWD SPECIFICATION NUMBER: S232T303-308 FOR NHA SEE: 25-11-01-03		RF
110	A102-9D		.BOLT-HEX HD 10-32UNF X 1.40 LONG SUPPLIER CODE: VK9075		2
115	SP122D		.WASHER-		4
120	MS51865-6		.NUT-		2
ILLUSTRATION ITEMS NOT ON PARTS LIST ARE NOT APPLICABLE					

- ITEM NOT ILLUSTRATED

25-11-01-03A

25-11-01
FIG. 03A
PAGE 2
APR 22/08

HXL



767

PARTS CATALOG (MAINTENANCE)

FIG ITEM	PART NUMBER	1 2 3 4 5 6 7	NOMENCLATURE	EFFECT FROM TO	UNITS PER ASSY
3A 125	3A044-0231		.BLOCK-FLOOR RAIL STOP SUPPLIER CODE: VK9075		4
130	1A090-0397		.TRACK- SUPPLIER CODE: VK9075 POSITION DATA: FWD OUTBD USED ON: 1A095-0109		1
130	1A090-0398		.TRACK- SUPPLIER CODE: VK9075 POSITION DATA: FWD OUTBD USED ON: 1A095-0110		1
150	1A098-0181		TRACK ASSY-CAPT INBD FWD SUPPLIER CODE: VK9075 SPECIFICATION NUMBER: S232T303-377 USED ON: 232T3002-37 232T3002-43 232T3002-45 FOR NHA SEE: 25-11-01-03		RF
155	1A098-0182		TRACK ASSY-FIRST OFFICER INBD FWD SUPPLIER CODE: VK9075 SPECIFICATION NUMBER: S232T303-378 USED ON: 232T3002-38 232T3002-44 232T3002-46 FOR NHA SEE: 25-11-01-03		RF
160	A102-9D		.BOLT-HEX HD 10-32UNF X 1.40 LONG SUPPLIER CODE: VK9075		1
162	A102-12D		.BOLT-HEX HD 10-32UNF X 1.70 LONG SUPPLIER CODE: VK9075		2
165	SP126D		.WASHER		3

ILLUSTRATION ITEMS NOT ON PARTS LIST ARE NOT APPLICABLE

- ITEM NOT ILLUSTRATED

25-11-01-03A

25-11-01
FIG. 03A
PAGE 3
DEC 22/07

HXL

BOEING PROPRIETARY - Copyright © - Unpublished Work - See title page for details.

 **BOEING**
767
PARTS CATALOG (MAINTENANCE)

FIG ITEM	PART NUMBER	1 2 3 4 5 6 7	NOMENCLATURE	EFFECT FROM TO	UNITS PER ASSY
3A					
170	MS51865-6	.	NUT		2
175	3A097-0841	.	BLOCK-FWD STOP SUPPLIER CODE: VK9075		1
180	3A097-0839	.	STOP ASSY-FWD SUPPLIER CODE: VK9075		1
183	3A097-0477	.	BLOCK ASSY-STOP SUPPLIER CODE: VK9075 POSITION DATA: REAR USED ON: 1A098-0181		1
185	3A097-0478	.	BLOCK ASSY-STOP SUPPLIER CODE: VK9075 POSITION DATA: REAR USED ON: 1A098-0182		1
188	3A044-0231	.	BLOCK-FLOOR RAIL STOP SUPPLIER CODE: VK9075		1
190	1A097-0857	.	TRACK- SUPPLIER CODE: VK9075 POSITION DATA: INBD FWD USED ON: 1A098-0181		1
195	1A097-0858	.	TRACK- SUPPLIER CODE: VK9075 POSITION DATA: INBD FWD USED ON: 1A098-0182		1
200	1A098-0183		TRACK ASSY-CAPT OUTBD FWD SUPPLIER CODE: VK9075 SPECIFICATION NUMBER: S232T303-375 USED ON: 232T3002-37 232T3002-43 232T3002-45 FOR NHA SEE: 25-11-01-03		RF
ILLUSTRATION ITEMS NOT ON PARTS LIST ARE NOT APPLICABLE					

- ITEM NOT ILLUSTRATED

HXL

25-11-01-03A

BOEING PROPRIETARY - Copyright © - Unpublished Work - See title page for details.

25-11-01
FIG. 03A
PAGE 4
APR 22/08



767

PARTS CATALOG (MAINTENANCE)

FIG ITEM	PART NUMBER	1 2 3 4 5 6 7	NOMENCLATURE	EFFECT FROM TO	UNITS PER ASSY
3A 205	1A098-0184		TRACK ASSY-FIRST OFFICER OUTBD FWD SUPPLIER CODE: VK9075 SPECIFICATION NUMBER: S232T303-376 USED ON: 232T3002-38 232T3002-44 232T3002-46 FOR NHA SEE: 25-11-01-03		RF
210	A102-9D		.BOLT-HEX HD 10-32UNF X 1.40 LONG SUPPLIER CODE: VK9075		3
215	SP122D		.WASHER		6
220	MS51865-6		.NUT		3
225	3A097-0841		.BLOCK-FWD STOP SUPPLIER CODE: VK9075		2
230	3A044-0231		.BLOCK-FLOOR RAIL STOP SUPPLIER CODE: VK9075		2
235	1A097-0859		.TRACK- SUPPLIER CODE: VK9075 POSITION DATA: OUTBD FWD USED ON: 1A098-0183		1
240	1A097-0860		.TRACK- SUPPLIER CODE: VK9075 POSITION DATA: OUTBD FWD USED ON: 1A098-0184		1

ILLUSTRATION ITEMS NOT ON PARTS LIST ARE NOT APPLICABLE

- ITEM NOT ILLUSTRATED

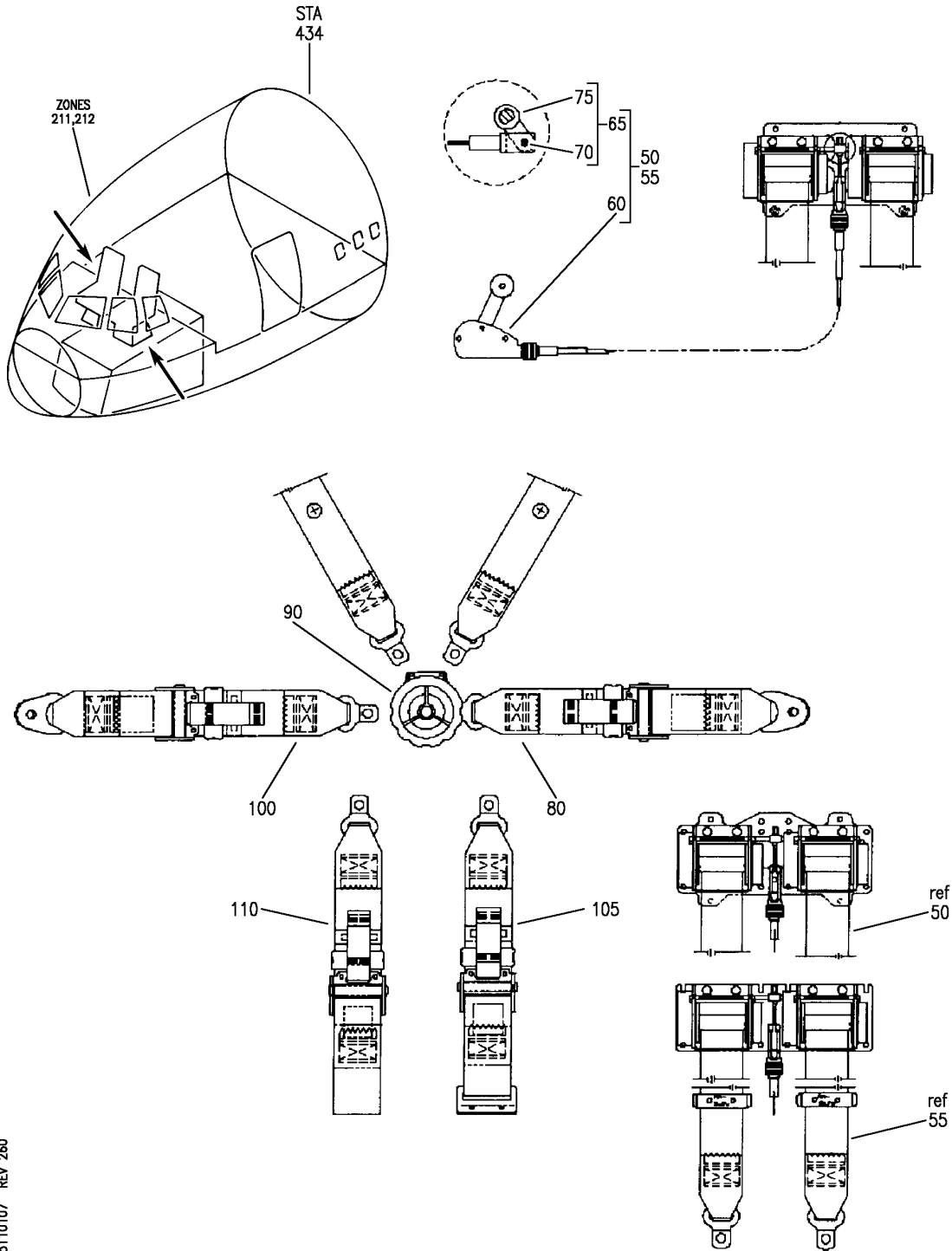
HXL

25-11-01-03A

BOEING PROPRIETARY - Copyright © - Unpublished Work - See title page for details.

25-11-01
FIG. 03A
PAGE 5
APR 22/08

BOEING
767
PARTS CATALOG (MAINTENANCE)



V 25110107 REV 260

RESTRAINT SYSTEM ASSY
FIGURE 7

25-11-01-07

HXL
DEC 22/06

25-11-01-07
PAGE 0



767

PARTS CATALOG (MAINTENANCE)

FIG ITEM	PART NUMBER	1 2 3 4 5 6 7	NOMENCLATURE	EFFECT FROM TO	UNITS PER ASSY
7					
- 10	506000-405-2396		RESTRAINT SYSTEM ASSY RESTRAINT SYSTEM ASSY- SUPPLIER CODE: V35FB9 POSITION DATA: LH CONFIG CHG DATA FROM A CMM: SUPSD BY 5000-2-01A2396 COMPONENT MAINT MANUAL REF: 25-11-29 FOR NHA SEE: 25-11-01-51		RF
- 15	506000-406-2396		RESTRAINT SYSTEM ASSY- SUPPLIER CODE: V35FB9 POSITION DATA: RH CONFIG CHG DATA FROM A CMM: SUPSD BY 5000-2-02A2396 COMPONENT MAINT MANUAL REF: 25-11-29 FOR NHA SEE: 25-11-01-51		RF
55	506000-215-2396		. HARNESS ASSY- W/ CABLE AND HANDLE SUPPLIER CODE: V35FB9 USED ON: 506000-405-2396 506000-406-2396		1
60	501947-401		.. HANDLE- SUPPLIER CODE: V35FB9		1
65	502527-403		.. CABLE ASSY- 28.50" REF SUPPLIER CODE: V35FB9		1
70	502085-1		... PIN-COTTER SUPPLIER CODE: V35FB9		1
75	502537		... ARM- SUPPLIER CODE: V35FB9		1
80	506000-201-2396		. BUCKLE-HALF SUPPLIER CODE: V35FB9 POSITION DATA: LH		1

ILLUSTRATION ITEMS NOT ON PARTS LIST ARE NOT APPLICABLE

- ITEM NOT ILLUSTRATED

25-11-01-07

25-11-01
FIG. 07
PAGE 1
APR 22/09

HXL



767

PARTS CATALOG (MAINTENANCE)

FIG ITEM	PART NUMBER	1 2 3 4 5 6 7	NOMENCLATURE	EFFECT FROM TO	UNITS PER ASSY
7					
- 85	506000-202-2396	.	BUCKLE-HALF SUPPLIER CODE: V35FB9 POSITION DATA: RH		1
90	502214-429	..	BUCKLE ASSY- SUPPLIER CODE: V35FB9 POSITION DATA: LH		1
- 95	502214-431	..	BUCKLE ASSY- SUPPLIER CODE: V35FB9 POSITION DATA: RH		1
100	506000-203-2396	.	CONNECTOR-HALF SUPPLIER CODE: V35FB9		1
110	506000-209-2396	.	CROTCH-STRAP SUPPLIER CODE: V35FB9 USED ON: 506000-405-2396 506000-406-2396		1
ILLUSTRATION ITEMS NOT ON PARTS LIST ARE NOT APPLICABLE					

- ITEM NOT ILLUSTRATED

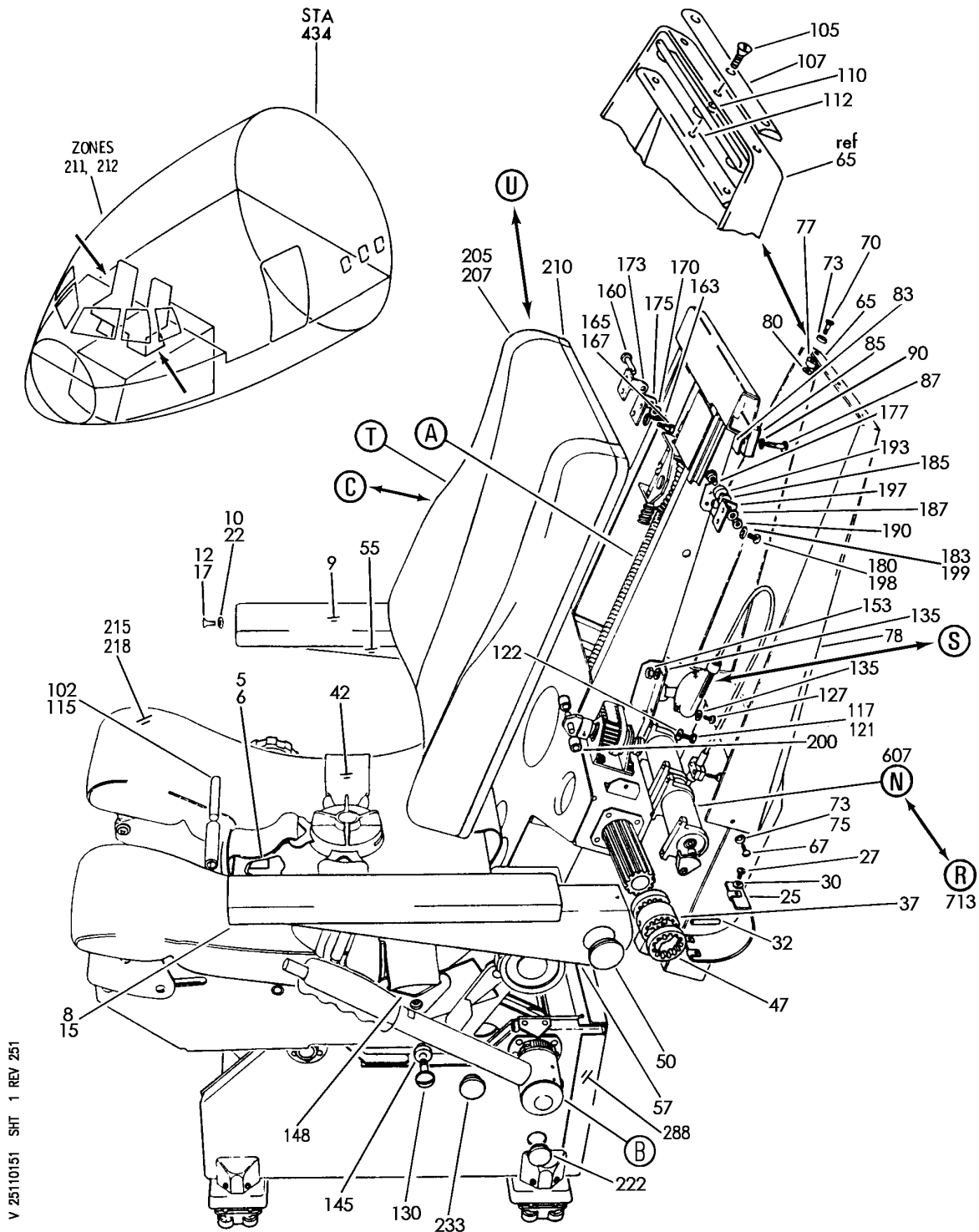
HXL

25-11-01-07

BOEING PROPRIETARY - Copyright © - Unpublished Work - See title page for details.

25-11-01
FIG. 07
PAGE 2
APR 22/09

BOEING
767
PARTS CATALOG (MAINTENANCE)



V 25110151 SHT 1 REV 251

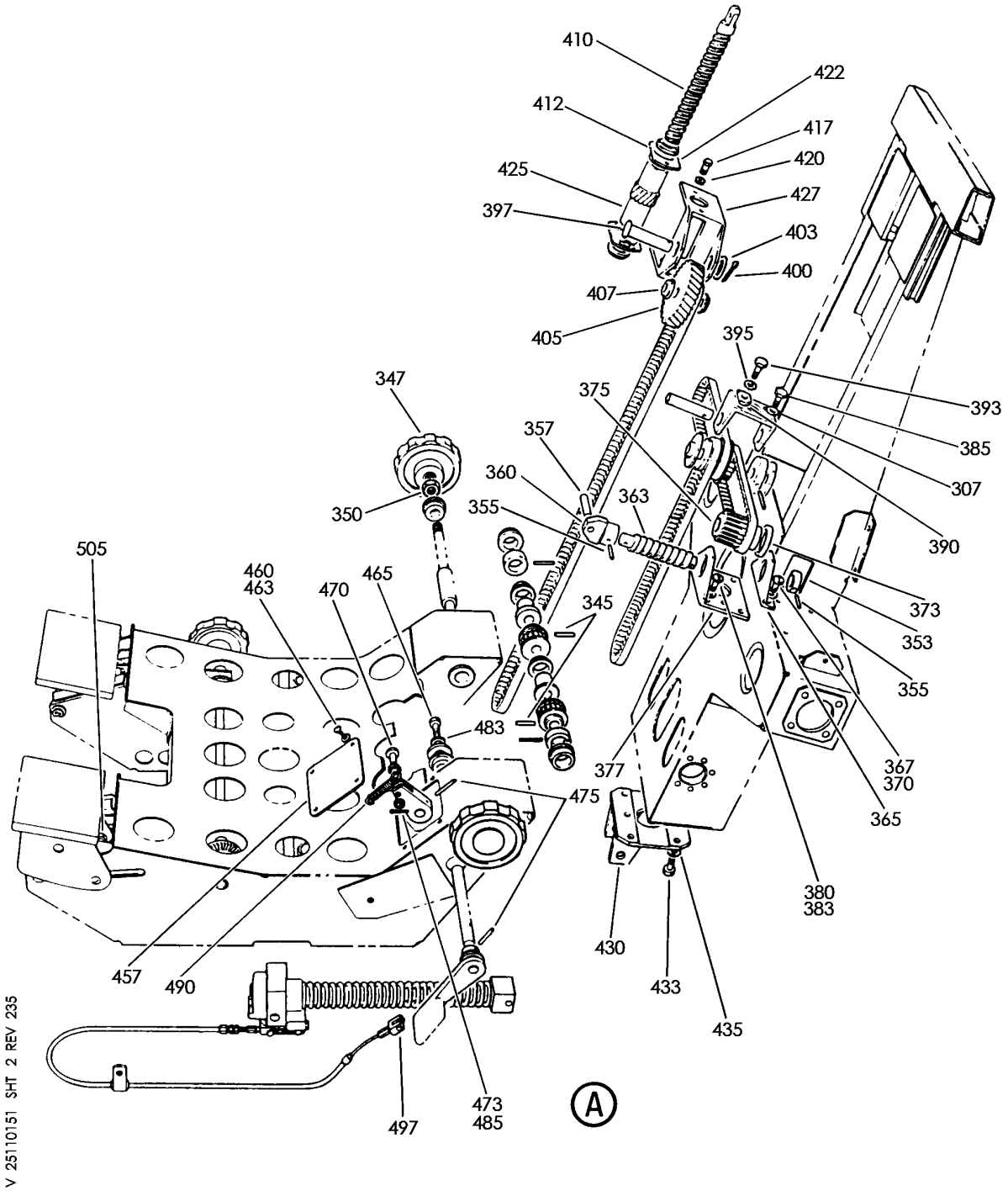
SEAT ASSY-CAPT AND FIRST OFFICER
FIGURE 51 (SHEET 1)

25-11-01-51

HXL
DEC 22/06

25-11-01-51
PAGE 0

BOEING
767
PARTS CATALOG (MAINTENANCE)



V 25110151 SHT 2 REV 235

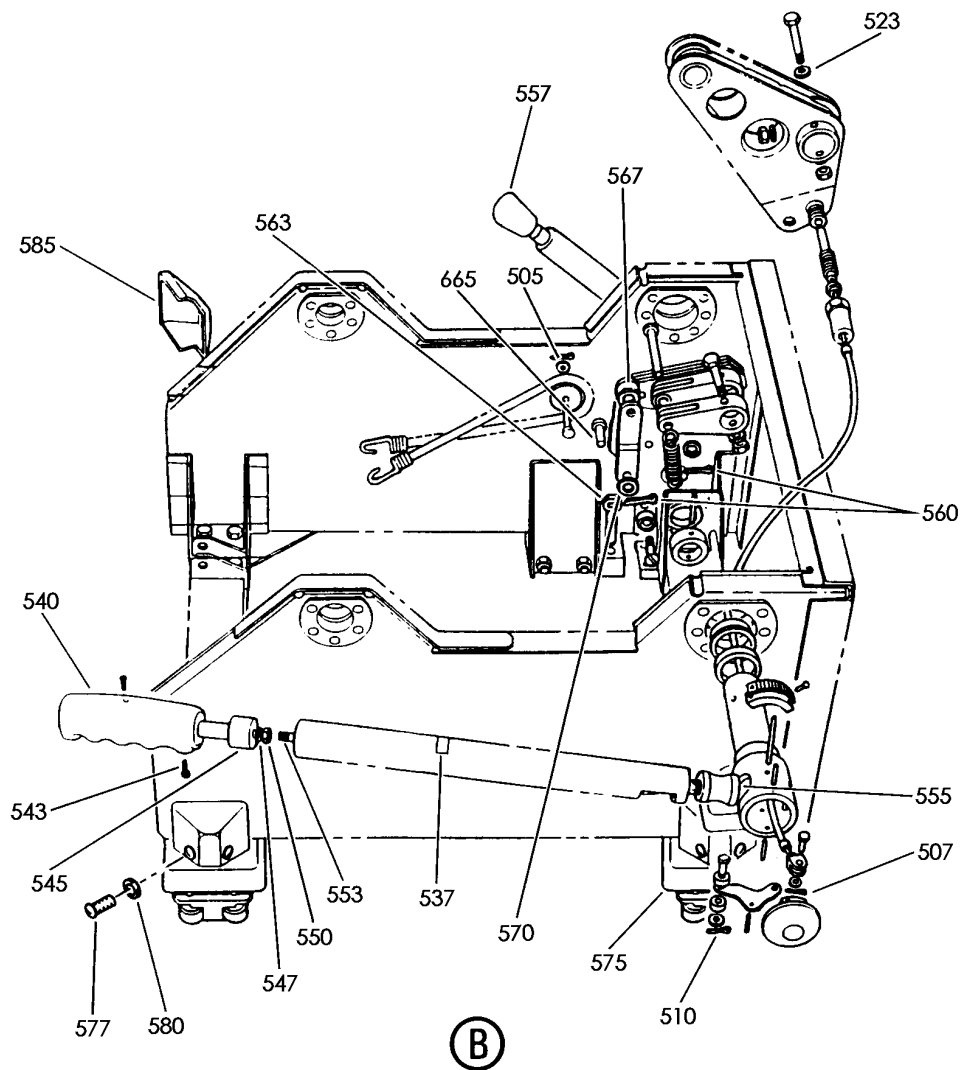
SEAT ASSY-CAPT AND FIRST OFFICER
FIGURE 51 (SHEET 2)

25-11-01-51

HXL
DEC 22/06

25-11-01-51
PAGE 0A

BOEING
767
PARTS CATALOG (MAINTENANCE)



V 25110151 SHT 3 REV 235

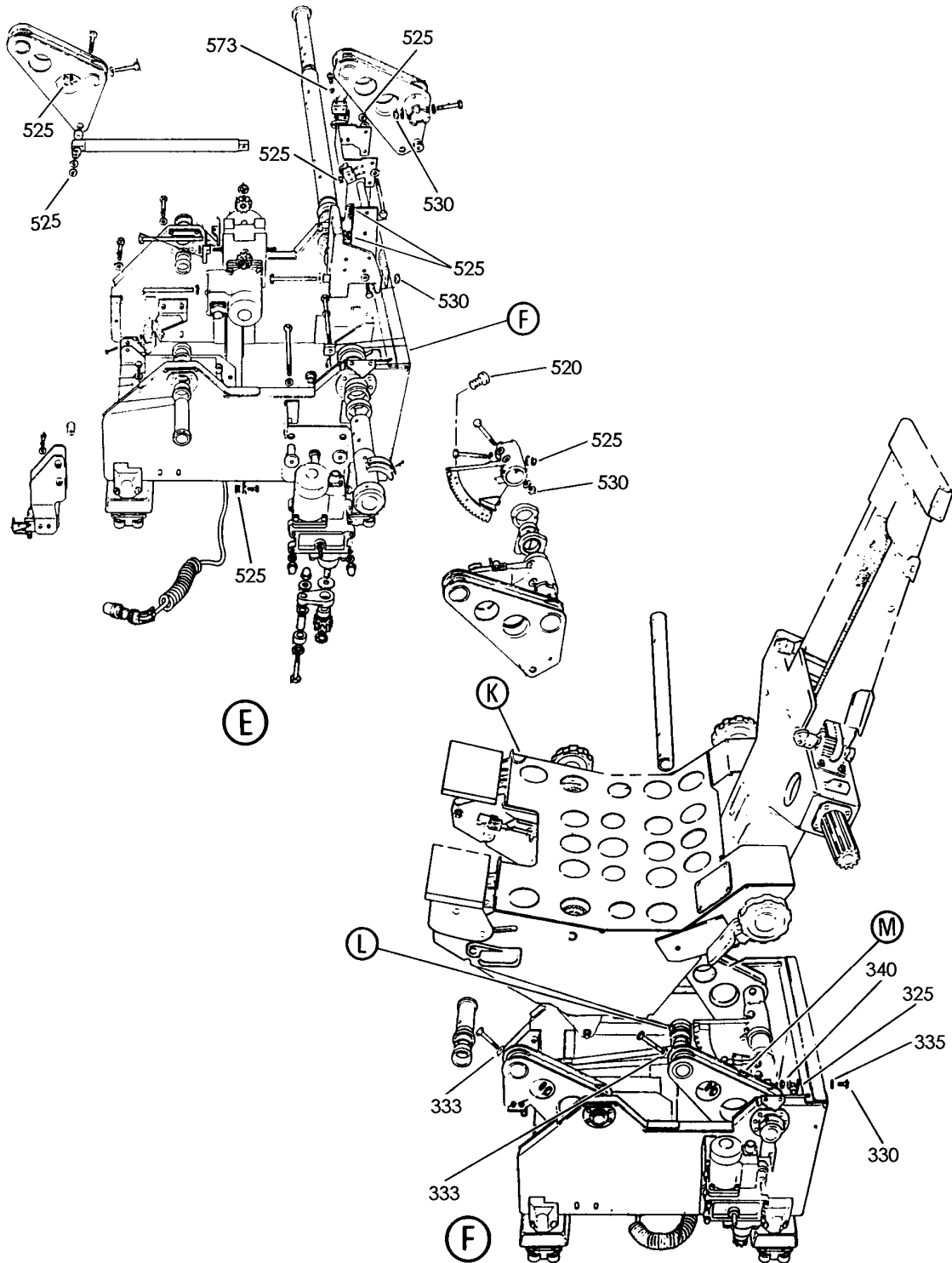
SEAT ASSY-CAPT AND FIRST OFFICER
FIGURE 51 (SHEET 3)

25-11-01-51

HXL
DEC 22/06

25-11-01-51
PAGE 0B

BOEING
767
PARTS CATALOG (MAINTENANCE)



V 25110151 SHT 5 REV 235

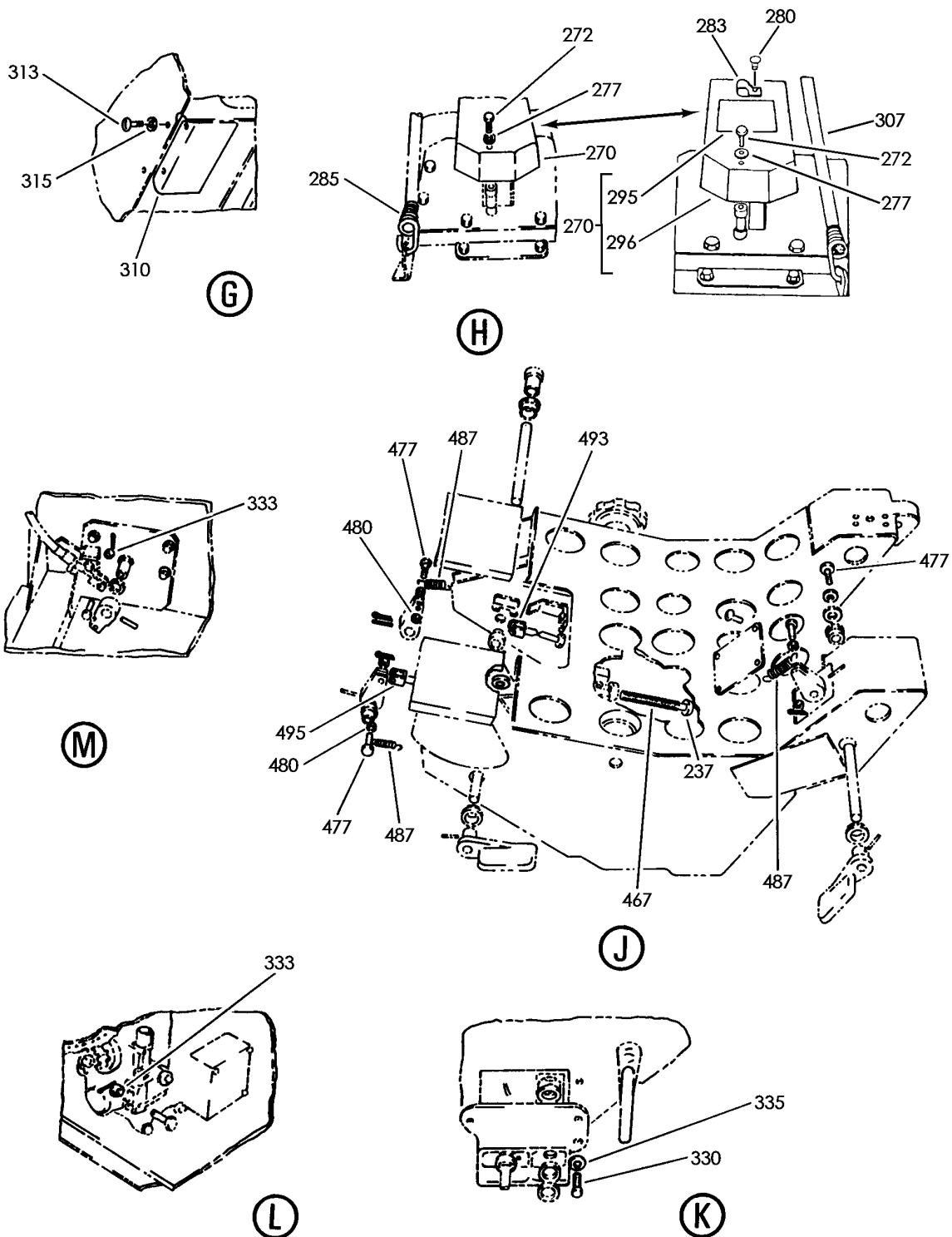
SEAT ASSY-CAPT AND FIRST OFFICER
FIGURE 51 (SHEET 5)

25-11-01-51

HXL
DEC 22/06

25-11-01-51
PAGE 0D

BOEING
767
PARTS CATALOG (MAINTENANCE)



V 25110151 SHT 6 REV 244

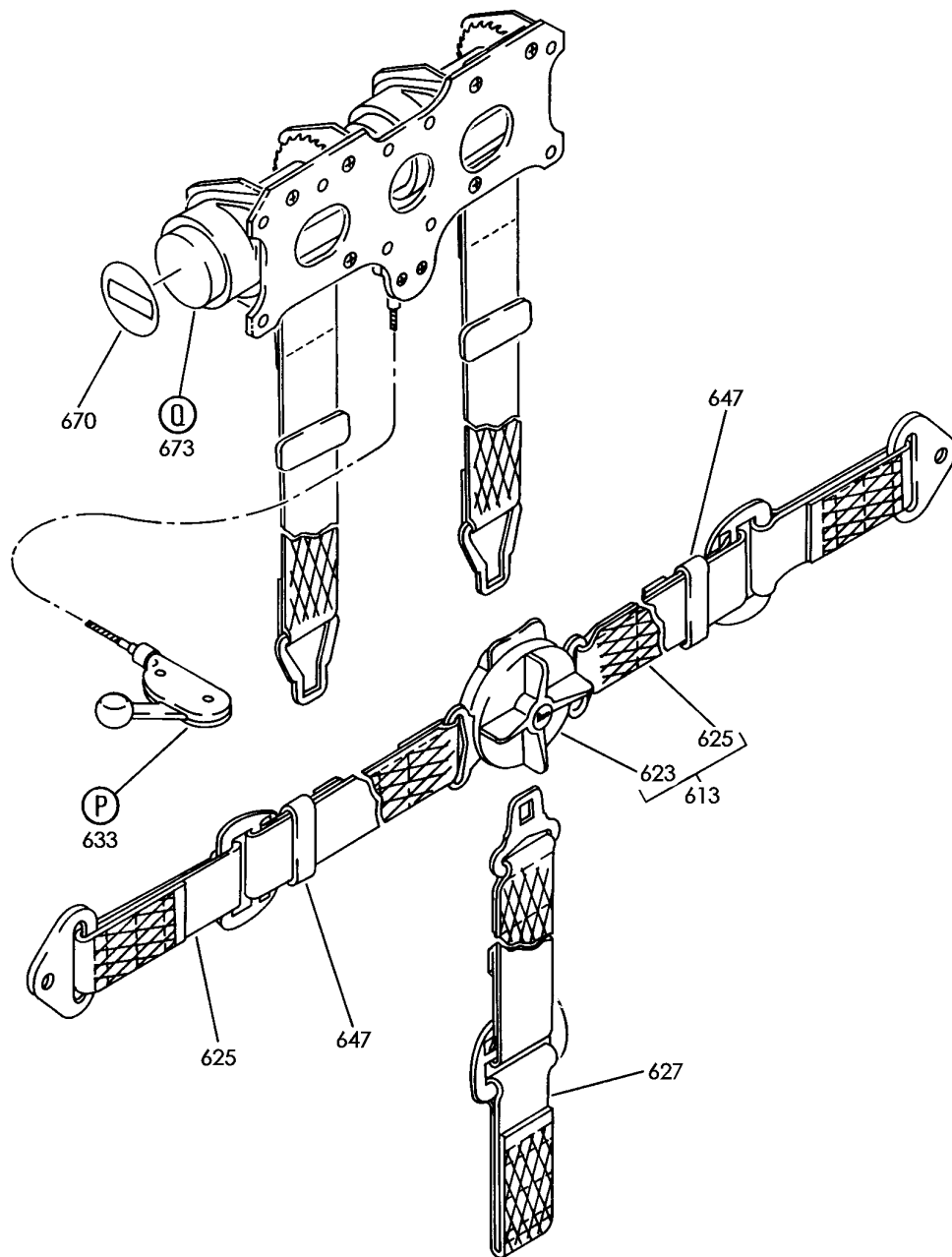
SEAT ASSY-CAPT AND FIRST OFFICER
FIGURE 51 (SHEET 6)

25-11-01-51

HXL
DEC 22/06

25-11-01-51
PAGE 0E

BOEING
767
PARTS CATALOG (MAINTENANCE)



V 25110151 SHT 7 REV 235

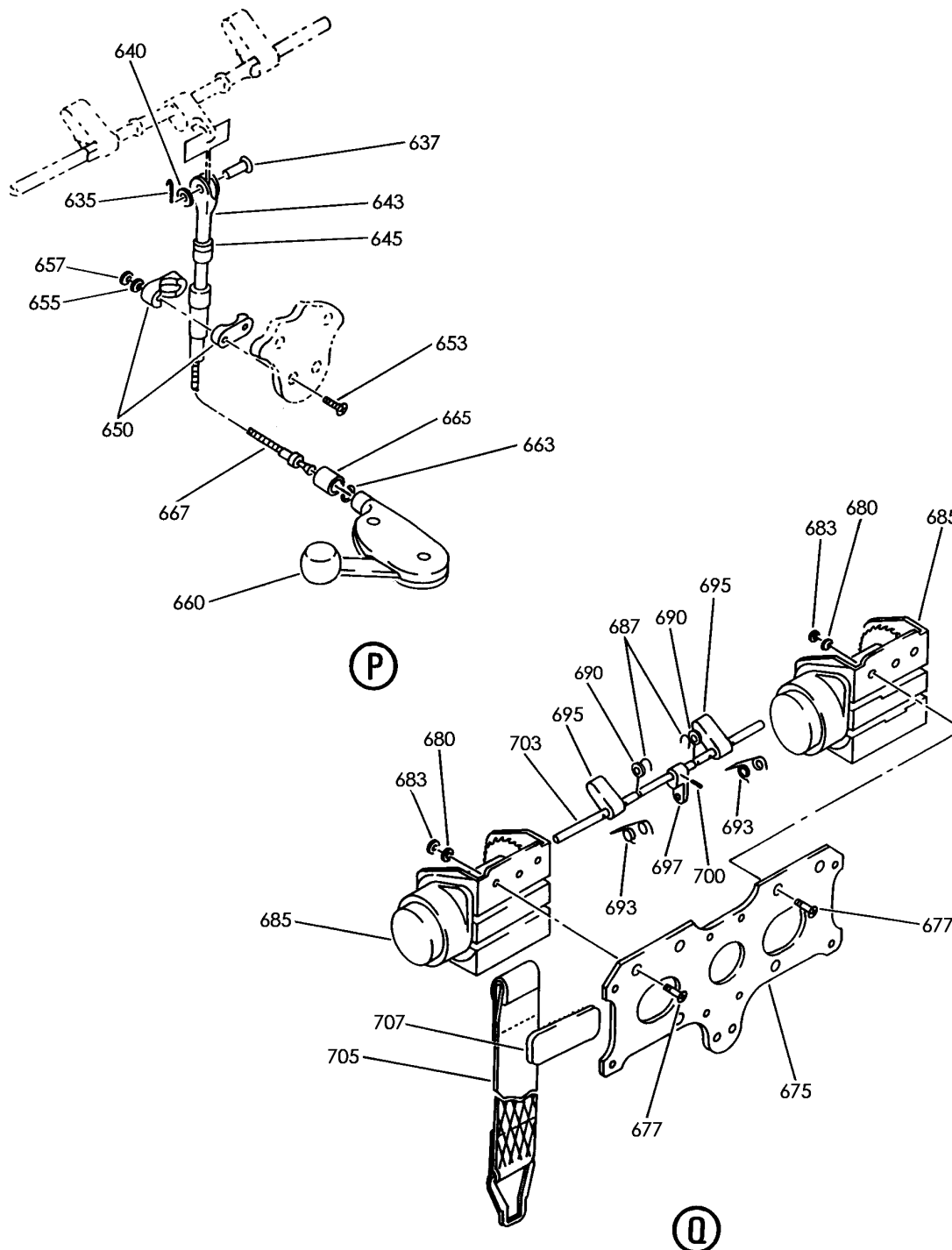
SEAT ASSY-CAPT AND FIRST OFFICER
FIGURE 51 (SHEET 7)

25-11-01-51

HXL
DEC 22/06

25-11-01-51
PAGE OF

BOEING
767
PARTS CATALOG (MAINTENANCE)



V 25110151 SHT 8 REV 235

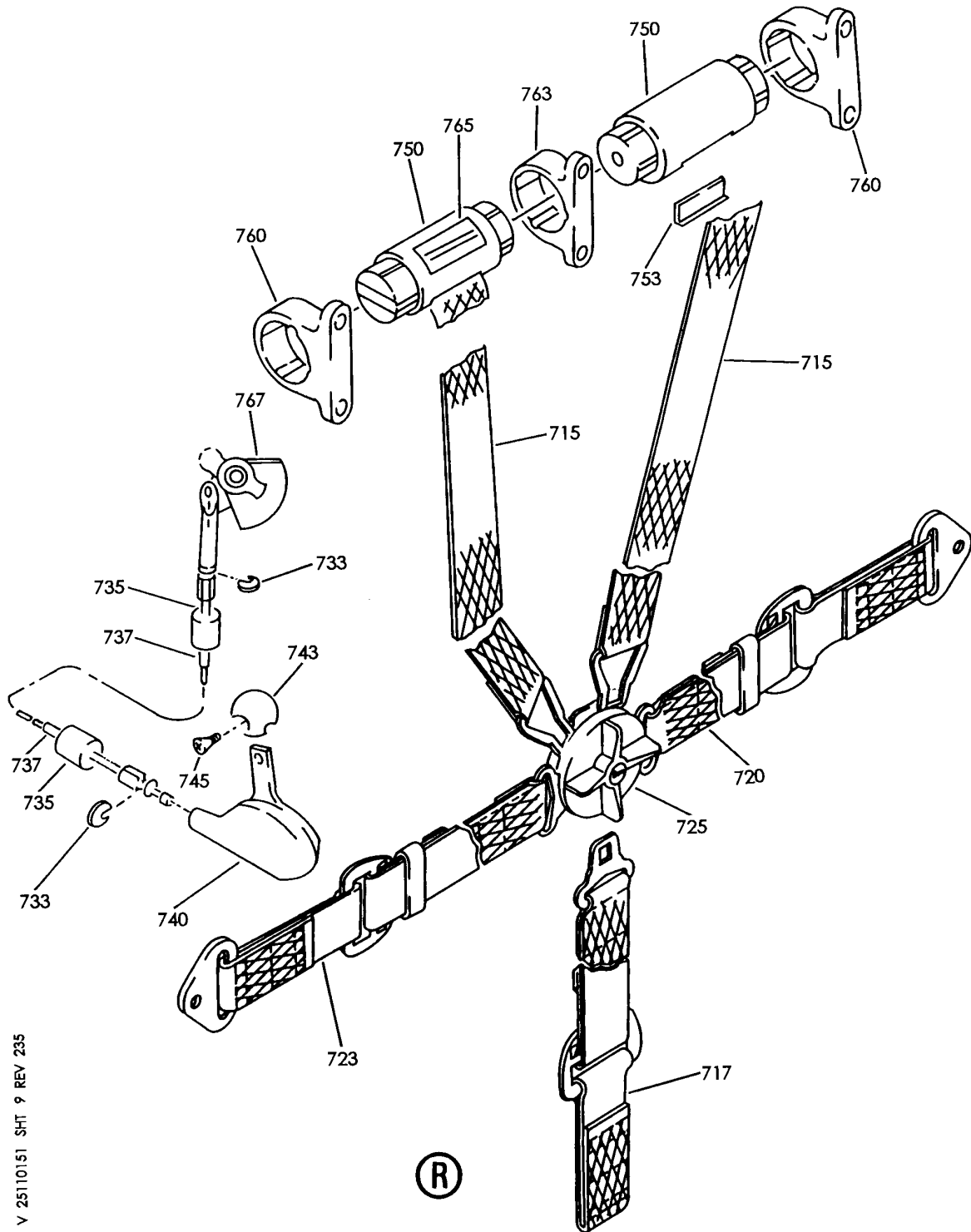
SEAT ASSY-CAPT AND FIRST OFFICER
FIGURE 51 (SHEET 8)

25-11-01-51

HXL
DEC 22/06

25-11-01-51
PAGE 08

BOEING
767
PARTS CATALOG (MAINTENANCE)



V 25110151 SHT 9 REV 235

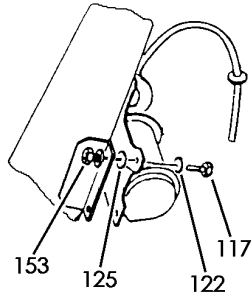
SEAT ASSY-CAPT AND FIRST OFFICER
FIGURE 51 (SHEET 9)

25-11-01-51

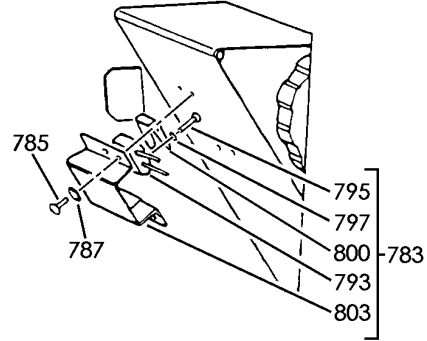
HXL
DEC 22/06

25-11-01-51
PAGE 0H

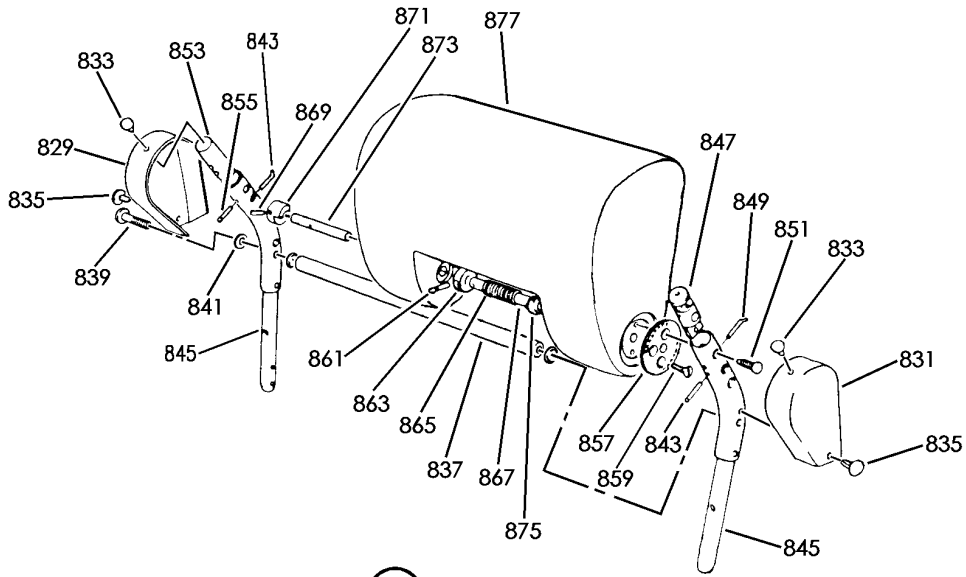
BOEING
767
PARTS CATALOG (MAINTENANCE)



(S)



(T)



(U)

V 25110151 SHT 10 REV 251

SEAT ASSY-CAPT AND FIRST OFFICER
FIGURE 51 (SHEET 10)

25-11-01-51

HXL
DEC 22/06

25-11-01-51
PAGE 01



767

PARTS CATALOG (MAINTENANCE)

FIG ITEM	PART NUMBER	1 2 3 4 5 6 7	NOMENCLATURE	EFFECT FROM TO	UNITS PER ASSY
51			SEAT ASSY-CAPT AND FIRST OFFICER		
- 1	3A090-0025-01-1		SEAT ASSY-CAPT POWERED SUPPLIER CODE: VK9075 SPECIFICATION NUMBER: S232T303-303 COMPONENT MAINT MANUAL REF: 25-10-95 QUALIFIED I/W DATA: SEATS I/W TOGETHER WITH APPLICABLE SEAT TRACKS FOR NHA SEE: 25-11-01-03		RF
- 1	3A090-0077-01-1		SEAT ASSY-CAPT POWERED SUPPLIER CODE: VK9075 SPECIFICATION NUMBER: S232T303-403 COMPONENT MAINT MANUAL REF: 25-10-78 FOR NHA SEE: 25-11-01-03		RF
- 3	3A090-0026-01-1		SEAT ASSY-FIRST OFFICER POWERED SUPPLIER CODE: VK9075 SPECIFICATION NUMBER: S232T303-304 COMPONENT MAINT MANUAL REF: 25-10-95 FOR NHA SEE: 25-11-01-03		RF
- 3	3A090-0078-01-1		SEAT ASSY-FIRST OFFICER POWERED SUPPLIER CODE: VK9075 SPECIFICATION NUMBER: S232T303-404 COMPONENT MAINT MANUAL REF: 25-10-78 FOR NHA SEE: 25-11-01-03		RF
10	3A500-0325		ATTACHING PARTS .WASHER-CUP NO. 8 SUPPLIER CODE: VK9075		2
ILLUSTRATION ITEMS NOT ON PARTS LIST ARE NOT APPLICABLE					

- ITEM NOT ILLUSTRATED

25-11-01-51

25-11-01
FIG. 51
PAGE 1
DEC 22/06

HXL



767

PARTS CATALOG (MAINTENANCE)

FIG ITEM	PART NUMBER	1 2 3 4 5 6 7	NOMENCLATURE	EFFECT FROM TO	UNITS PER ASSY
51					
12	3A500-0583		.SCREW- SUPPLIER CODE: VK9075		2
			-----*-----		
25	3A090-0301		.COVER-ARMREST SUPPLIER CODE: VK9075		2
25	3A090-0301F		.COVER-ARMREST SUPPLIER CODE: VK9075		2
32	1A500-0127		.PIN- SUPPLIER CODE: VU1811		2
32	1A500-0667		.PIN- SUPPLIER CODE: VU1811		2
37	3A090-0469		.STOP-ARMREST SUPPLIER CODE: VK9075 USED ON: 3A090-0015-01-1 3A090-0025-01-1 3A090-0077-01-1 3A090-0077-02-1 3A090-0078-01-1 3A090-0078-02-1 3A090-0078-03-1 3A090-0078-05-1		2
37	3A090-0469		.STOP-ARMREST SUPPLIER CODE: VK9075 USED ON: 3A090-0077-01-1 3A090-0077-02-1 3A090-0078-01-1 3A090-0078-02-1 3A090-0078-03-1 3A090-0078-05-1 3A090-0015-01-1 3A090-0015-02-1 3A090-0016-01-1 3A090-0016-02-1		2
42	1111232-03		.BELT- SUPPLIER CODE: V45402 POST AIRLINE MOD: ATA25/46/91 VSAS		1

ILLUSTRATION ITEMS NOT ON PARTS LIST ARE NOT APPLICABLE

- ITEM NOT ILLUSTRATED

HXL

25-11-01-51

BOEING PROPRIETARY - Copyright © - Unpublished Work - See title page for details.

25-11-01
FIG. 51
PAGE 2
DEC 22/07



767

PARTS CATALOG (MAINTENANCE)

FIG ITEM	PART NUMBER	1 2 3 4 5 6 7	NOMENCLATURE	EFFECT FROM TO	UNITS PER ASSY
51					
- 45	3A090-0469		.STOP-ARMREST SUPPLIER CODE: VK9075 USED ON: 3A090-0016-01-1 3A090-0026-01-1		1
50	DP625		.PLUG-END SUPPLIER CODE: VK7817		2
50	430-2663		.PLUG-DOME SUPPLIER CODE: VK7817 CONFIG CHG DATA FROM A CMM: SUPERSEDED BY 2663		2
50	2663		.PLUG-DOME SUPPLIER CODE: VK7817 CONFIG CHG DATA FROM A CMM: SUPERSEDES 430-2663		2
- 53	1A090-0589		.ARMREST- SUPPLIER CODE: VK9075 POSITION DATA: RH USED ON: 3A090-0016-01-1 3A090-0026-01-1		1
55	1A090-0192		.ARMREST- SUPPLIER CODE: VK9075 POSITION DATA: RH USED ON: 3A090-0015-01-1 3A090-0025-01-1		1
55	1A090-0192F		.ARMREST ASSY- SUPPLIER CODE: VK9075 POSITION DATA: RH USED ON: 3A090-0077-01-1 3A090-0077-02-1 3A090-0015-01-1 3A090-0015-02-1 FOR DETAILS SEE: 25-11-01-51F		1
ILLUSTRATION ITEMS NOT ON PARTS LIST ARE NOT APPLICABLE					

- ITEM NOT ILLUSTRATED

25-11-01-51

25-11-01
FIG. 51
PAGE 3
DEC 22/07

HXL



767

PARTS CATALOG (MAINTENANCE)

FIG ITEM	PART NUMBER	1 2 3 4 5 6 7	NOMENCLATURE	EFFECT FROM TO	UNITS PER ASSY
51					
57	1A090-0191		.ARMREST- SUPPLIER CODE: VK9075 POSITION DATA: LH		1
57	1A090-0191F		.ARMREST ASSY- SUPPLIER CODE: VK9075 POSITION DATA: LH USED ON: 3A090-0077-01-1 3A090-0077-02-1 3A090-0078-01-1 3A090-0078-02-1 3A090-0078-03-1 3A090-0078-05-1 3A090-0015-01-1 3A090-0015-02-1 3A090-0016-01-1 3A090-0016-02-1 FOR DETAILS SEE: 25-11-01-51F		1
- 60	1A090-0589F		.ARMREST ASSY- SUPPLIER CODE: VK9075 POSITION DATA: RH USED ON: 3A090-0078-01-1 3A090-0078-02-1 3A090-0078-03-1 3A090-0078-05-1 3A090-0016-01-1 3A090-0016-02-1 FOR DETAILS SEE: 25-11-01-51F		1
65	0A090-0555CMXC		.STOWAGE-FAIRING AND LIFEVEST SUPPLIER CODE: VK9075		1

ILLUSTRATION ITEMS NOT ON PARTS LIST ARE NOT APPLICABLE

- ITEM NOT ILLUSTRATED

HXL

25-11-01-51

BOEING PROPRIETARY - Copyright © - Unpublished Work - See title page for details.

25-11-01
FIG. 51
PAGE 4
DEC 22/07



767

PARTS CATALOG (MAINTENANCE)

FIG ITEM	PART NUMBER	1 2 3 4 5 6 7	NOMENCLATURE	EFFECT FROM TO	UNITS PER ASSY
51					
65	0A090-0555		.STOWAGE-FAIRING AND LIFEVEST SUPPLIER CODE: VK9075 USED ON: 3A090-0077-01-1 3A090-0077-02-1 3A090-0078-01-1 3A090-0078-02-1 3A090-0078-03-1 3A090-0078-05-1 3A090-0015-01-1 3A090-0015-02-1 3A090-0016-01-1 3A090-0016-02-1 ATTACHING PARTS		1
70	A173-2D		.BOLT		3
73	3A500-0325		.WASHER-CUP NO. 8 SUPPLIER CODE: VK9075		5
75	3A500-0325		.WASHER-CUP NO. 8 SUPPLIER CODE: VK9075		2
77	3A090-0531		.SPACER- SUPPLIER CODE: VK9075		3
			-----*-----		
80	GP3		.GROMMET-HALF SUPPLIER CODE: VU1584 ATTACHING PARTS		3
87	A113-8D		.BOLT -----*-----		2
93	1117119-07		.RESTRAINT SYSTEM ASSY- SUPPLIER CODE: V45402 COMPONENT MAINT MANUAL REF: 25-11-39 OPTIONAL PART: 1180003-413-100 VU9460 USED ON: 3A090-0077-01-1 FOR DETAILS SEE: 25-11-01-51H		1

ILLUSTRATION ITEMS NOT ON PARTS LIST ARE NOT APPLICABLE

- ITEM NOT ILLUSTRATED

HXL

25-11-01-51

BOEING PROPRIETARY - Copyright © - Unpublished Work - See title page for details.

25-11-01
FIG. 51
PAGE 5
DEC 22/07



767

PARTS CATALOG (MAINTENANCE)

FIG ITEM	PART NUMBER	1 2 3 4 5 6 7	NOMENCLATURE	EFFECT FROM TO	UNITS PER ASSY
51 93	1180003-413-100		.RESTRAINT SYSTEM ASSY- SUPPLIER CODE: VU9460 COMPONENT MAINT MANUAL REF: 25-12-02 OPTIONAL PART: 1117119-07 V45402 506000-405-2396 V35FB9 USED ON: 3A090-0077-01-1 FOR DETAILS SEE: 25-11-01-54A		1
- 94	506000-405-2396		.RESTRAINT SYSTEM ASSY- SUPPLIER CODE: V35FB9 CONFIG CHG DATA FROM A CMM: SUPSD BY 5000-2-01A2396 COMPONENT MAINT MANUAL REF: 25-11-29 OPTIONAL PART: 1180003-413-100 VU9460 USED ON: 3A090-0077-01-1 FOR DETAILS SEE: 25-11-01-07		1
- 94	5000-2-01A2396		.RESTRAINT SYSTEM ASSY- SUPPLIER CODE: V45402 CONFIG CHG DATA FROM A CMM: SUPERSEDES 506000-405-2396 COMPONENT MAINT MANUAL REF: 25-11-34 USED ON: 3A090-0077-01-1		1

ILLUSTRATION ITEMS NOT ON PARTS LIST ARE NOT APPLICABLE

- ITEM NOT ILLUSTRATED

HXL

25-11-01-51

BOEING PROPRIETARY - Copyright © - Unpublished Work - See title page for details.

25-11-01
FIG. 51
PAGE 6
APR 22/09



767

PARTS CATALOG (MAINTENANCE)

FIG ITEM	PART NUMBER	1 2 3 4 5 6 7	NOMENCLATURE	EFFECT FROM TO	UNITS PER ASSY
51 - 97	1117119-05		.RESTRAINT SYSTEM ASSY- SUPPLIER CODE: V45402 COMPONENT MAINT MANUAL REF: 25-11-39 OPTIONAL PART: 1180003-414-100 VU9460 USED ON: 3A090-0078-01-1 3A090-0078-05-1 FOR DETAILS SEE: 25-11-01-51H		1
- 97	1180003-414-100		.RESTRAINT SYSTEM ASSY- SUPPLIER CODE: VU9460 COMPONENT MAINT MANUAL REF: 25-12-02 OPTIONAL PART: 1117119-05 V45402 506000-406-2396 V45402 USED ON: 3A090-0078-01-1 3A090-0078-05-1 FOR DETAILS SEE: 25-11-01-54A		1
- 98	506000-406-2396		.RESTRAINT SYSTEM ASSY- SUPPLIER CODE: V45402 CONFIG CHG DATA FROM A CMM: SUPSD BY 5000-2-02A2396 COMPONENT MAINT MANUAL REF: 25-11-29 OPTIONAL PART: 1180003-414-100 VU9460 USED ON: 3A090-0078-01-1 3A090-0078-05-1 FOR DETAILS SEE: 25-11-01-07		1

ILLUSTRATION ITEMS NOT ON PARTS LIST ARE NOT APPLICABLE

- ITEM NOT ILLUSTRATED

HXL

25-11-01-51

BOEING PROPRIETARY - Copyright © - Unpublished Work - See title page for details.

25-11-01
FIG. 51
PAGE 7
DEC 22/06



767

PARTS CATALOG (MAINTENANCE)

FIG ITEM	PART NUMBER	1 2 3 4 5 6 7	NOMENCLATURE	EFFECT FROM TO	UNITS PER ASSY
51					
- 98	5000-2-02A2396		.RESTRAINT SYSTEM ASSY- SUPPLIER CODE: V45402 CONFIG CHG DATA FROM A CMM: SUPERSEDES 506000-406-2396 COMPONENT MAINT MANUAL REF: 25-11-29 USED ON: 3A090-0078-01-1 3A090-0078-05-1		1
105	NAS517-3-7		.SCREW		3
117	A102-2D		.BOLT- CONFIG CHG DATA FROM A CMM: SUPSD BY MS24694S51		8
117	MS24694S51		.SCREW- CONFIG CHG DATA FROM A CMM: SUPERSEDES A102-2D		8
117	MS24694S51		.SCREW	155162	8
117	MS24694S51		.SCREW		8
- 119	A102-2D		.BOLT- CONFIG CHG DATA FROM A CMM: SUPSD BY A102-1-2D		8
- 120	NAS6603-3		.BOLT- CONFIG CHG DATA FROM A CMM: SUPSD BY A102-1-2D USED ON: 3A090-0077-01-1 3A090-0077-02-1 3A090-0078-01-1 3A090-0078-02-1 3A090-0078-03-1 3A090-0078-05-1		8
- 120	A102-1-2D		.SCREW- CONFIG CHG DATA FROM A CMM: SUPSDS NAS6603-3 SUPERSEDES A102-2D USED ON: 3A090-0077-01-1 3A090-0078-01-1 3A090-0078-05-1 USED WITH: 1180003-413-100 1180003-414-100		8
122	SP126D		.WASHER		12
127	A113-4D		.BOLT		2
130	NAS6604-6		.BOLT- CONFIG CHG DATA FROM A CMM: SUPERSEDES A113-2E		2

ILLUSTRATION ITEMS NOT ON PARTS LIST ARE NOT APPLICABLE

- ITEM NOT ILLUSTRATED

25-11-01-51

25-11-01
FIG. 51
PAGE 8
DEC 22/07

HXL

 **BOEING**
767
PARTS CATALOG (MAINTENANCE)

FIG ITEM	PART NUMBER	1 2 3 4 5 6 7	NOMENCLATURE	EFFECT FROM TO	UNITS PER ASSY
51					
132	A113-4D		.BOLT		2
135	SP126D		.WASHER		14
137	SP126D		.WASHER		2
- 140	SP126E		.WASHER-		1
			USED ON:		
			3A090-0077-01-1		
			3A090-0077-02-1		
			3A090-0078-01-1		
			3A090-0078-02-1		
			3A090-0078-03-1		
			3A090-0078-05-1		
145	3A035-0633		.SPACER-STEPPED		2
			SUPPLIER CODE:		
			VK9075		
145	3A035-0633		.SPACER-STEPPED	155162	2
			SUPPLIER CODE:		
			VK9075		
- 147	3A218-0431		.SPACER-STEPPED		2
			SUPPLIER CODE:		
			VK9075		
			USED WITH:		
			1180003-413-100		
			1180003-414-100		
153	H10-3		.NUT-KAYLOCK		4
			SUPPLIER CODE:		
			V15653		
			OPTIONAL PART:		
			30-297-668-04		
			VK5294		
153	H10-3		.NUT-KAYLOCK		4
			SUPPLIER CODE:		
			V15653		
			OPTIONAL PART:		
			30-297-668-04		
			VK5294		
170	SP126E		.WASHER		1
173	3A090-0434		.BRACKET-PIVOT		1
			SUPPLIER CODE:		
			VK9075		
			POSITION DATA:		
			RH		
175	3A090-0433		.BRACKET-PIVOT		1
			SUPPLIER CODE:		
			VK9075		
			POSITION DATA:		
			LH		
180	A113-8D		.BOLT		4
183	SP23C		.WASHER		4

ILLUSTRATION ITEMS NOT ON PARTS LIST ARE NOT APPLICABLE

- ITEM NOT ILLUSTRATED

HXL

25-11-01-51

BOEING PROPRIETARY - Copyright © - Unpublished Work - See title page for details.

25-11-01
FIG. 51
PAGE 9
DEC 22/07



767

PARTS CATALOG (MAINTENANCE)

FIG ITEM	PART NUMBER	1 2 3 4 5 6 7	NOMENCLATURE	EFFECT FROM TO	UNITS PER ASSY
51 190	H10-3		.NUT-KAYLOCK SUPPLIER CODE: V15653 OPTIONAL PART: 30-297-668-04 VK5294		2
190	H14-3		.NUT- SUPPLIER CODE: V15653		2
198	A113-5D		ATTACHING PARTS .BOLT- USED ON: 3A090-0077-01-1 3A090-0077-02-1 3A090-0078-01-1 3A090-0078-02-1 3A090-0078-03-1 3A090-0078-05-1 -----*-----		4
- 203	1A090-0545CP		.COVER-CUSHION BACK SUPPLIER CODE: VK9075 USED ON: 3A090-0015-01-1 3A090-0025-01-1 3A090-0077-01-1 3A090-0077-02-1		1
- 203	1A090-0546CP		.COVER-CUSHION BACK SUPPLIER CODE: VK9075 USED ON: 3A090-0026-01-1 3A090-0078-01-1		1
205	1A090-0546CP		.COVER-CUSHION BACK SUPPLIER CODE: VK9075 USED ON: 3A090-0016-01-1 3A090-0026-01-1 3A090-0078-01-1 3A090-0078-02-1 3A090-0078-03-1 3A090-0078-05-1		1
207	0A090-0511		.CUSHION-BACK SUPPLIER CODE: VK9075		1

ILLUSTRATION ITEMS NOT ON PARTS LIST ARE NOT APPLICABLE

- ITEM NOT ILLUSTRATED

HXL

25-11-01-51

BOEING PROPRIETARY - Copyright © - Unpublished Work - See title page for details.

25-11-01
FIG. 51
PAGE 10
DEC 22/07



767

PARTS CATALOG (MAINTENANCE)

FIG ITEM	PART NUMBER	1 2 3 4 5 6 7	NOMENCLATURE	EFFECT FROM TO	UNITS PER ASSY
51					
- 213	1A090-0652CP		.COVER-CUSHION PAN SUPPLIER CODE: VK9075 USED ON: 3A090-0016-01-1 3A090-0016-02-1 3A090-0026-01-1 3A090-0078-01-1 3A090-0078-02-1 3A090-0078-03-1 3A090-0078-05-1		1
215	1A090-0651CP		.COVER-CUSHION PAN SUPPLIER CODE: VK9075 USED ON: 3A090-0015-01-1 3A090-0015-02-1 3A090-0025-01-1 3A090-0077-01-1 3A090-0077-02-1		1
- 217	0A090-0649		.CUSHION-PAN SUPPLIER CODE: VK9075		1
220	HV6065		.PLUG- SUPPLIER CODE: VU2500		1
222	DP875		.PLUG-END SUPPLIER CODE: VK7817		1
- 225	HV3141		.PLUG- SUPPLIER CODE: VU2500 USED ON: 3A090-0026-01-1 3A090-0078-01-1 3A090-0078-02-1 3A090-0078-03-1 3A090-0078-05-1		1
- 226	HV3141		.PLUG- SUPPLIER CODE: VU2500		2
- 227	HV6065		.PLUG- SUPPLIER CODE: VU2500		1
230	HV6064		.PLUG- SUPPLIER CODE: VU2500		1

ILLUSTRATION ITEMS NOT ON PARTS LIST ARE NOT APPLICABLE

- ITEM NOT ILLUSTRATED

25-11-01-51

25-11-01
FIG. 51
PAGE 11
DEC 22/07

HXL



767

PARTS CATALOG (MAINTENANCE)

FIG ITEM	PART NUMBER	1 2 3 4 5 6 7	NOMENCLATURE	EFFECT FROM TO	UNITS PER ASSY
51					
233	HV6064		. PLUG- SUPPLIER CODE: VU2500		1
- 235	LK0X		. TIE-CABLE SUPPLIER CODE: VK0720 USED ON: 3A090-0077-01-1 3A090-0077-02-1 3A090-0078-01-1 3A090-0078-02-1 3A090-0078-03-1 3A090-0078-05-1		3
237	M1800-0050A		. CIRCLIP- SUPPLIER CODE: VK0745		1
243	3A097-0389		. COVER-SHAFT SUPPLIER CODE: VK9075 USED ON: 3A090-0026-01-1 3A090-0077-01-1 3A090-0077-02-1 3A090-0078-01-1 3A090-0078-02-1 3A090-0078-03-1 3A090-0078-05-1		1
- 245	1A098-0176XC		. COVER-ACTUATOR SUPPLIER CODE: VK9075 USED ON: 3A090-0026-01-1		1
- 247	1A098-0176		. COVER-ACTUATOR SUPPLIER CODE: VK9075 USED ON: 3A090-0078-01-1 3A090-0078-02-1 3A090-0078-03-1 3A090-0078-05-1		1
- 250	1A098-0175		. COVER-ACTUATOR SUPPLIER CODE: VK9075 USED ON: 3A090-0077-01-1 3A090-0077-02-1		1

ILLUSTRATION ITEMS NOT ON PARTS LIST ARE NOT APPLICABLE

- ITEM NOT ILLUSTRATED

HXL

25-11-01-51

BOEING PROPRIETARY - Copyright © - Unpublished Work - See title page for details.

25-11-01
FIG. 51
PAGE 12
DEC 22/07

 **BOEING**
767
PARTS CATALOG (MAINTENANCE)

FIG ITEM	PART NUMBER	1 2 3 4 5 6 7	NOMENCLATURE	EFFECT FROM TO	UNITS PER ASSY
51					
253	1A098-0175XC		.COVER-ACTUATOR SUPPLIER CODE: VK9075 USED ON: 3A090-0025-01-1		1
255	A113-1-2D		.BOLT ATTACHING PARTS		2
- 257	M1800-0050APP		.CIRCLIP- SUPPLIER CODE: VK0745 USED ON: 3A090-0077-01-1 3A090-0077-02-1 3A090-0078-01-1 3A090-0078-02-1 3A090-0078-03-1 3A090-0078-05-1 -----*-----		1
260	AGS2080-3		.CLIP		1
263	3A098-0177		..PLACARD- SUPPLIER CODE: VK9075		1
265	3A097-0387XD		..COVER- SUPPLIER CODE: VK9075 USED ON: 1A098-0175		1
- 267	3A097-0388XD		..COVER- SUPPLIER CODE: VK9075 USED ON: 1A098-0176		1
270	3A097-0577XC		.COVER ASSY-BLK TERM. SUPPLIER CODE: VK9075 ATTACHING PARTS		1
272	A102-1-2B		.BOLT		2
- 275	A102-1-2B		.BOLT- USED ON: 3A090-0077-01-1 3A090-0077-02-1 3A090-0078-01-1 3A090-0078-02-1 3A090-0078-03-1 3A090-0078-05-1		1
277	SP122B		.WASHER		2

ILLUSTRATION ITEMS NOT ON PARTS LIST ARE NOT APPLICABLE

- ITEM NOT ILLUSTRATED

HXL

25-11-01-51

BOEING PROPRIETARY - Copyright © - Unpublished Work - See title page for details.

25-11-01
FIG. 51
PAGE 13
DEC 22/07



767

PARTS CATALOG (MAINTENANCE)

FIG ITEM	PART NUMBER	1 2 3 4 5 6 7	NOMENCLATURE	EFFECT FROM TO	UNITS PER ASSY
51 280	A102-1B		.BOLT- USED ON: 3A090-0077-01-1 3A090-0077-02-1 3A090-0078-01-1 3A090-0078-02-1 3A090-0078-03-1 3A090-0078-05-1		1
283	2A503-003		.CLAMP-PLASTIC WIRE SUPPORT LOOP SUPPLIER CODE: V81205 USED ON: 3A090-0077-01-1 3A090-0077-02-1 3A090-0078-01-1 3A090-0078-02-1 3A090-0078-03-1 3A090-0078-05-1		1
285	3A066-0179		-----*----- .CORD-RUBBER BRAIDED SUPPLIER CODE: VK9075		2
289	3A090-0385		.LABEL-LOCK SUPPLIER CODE: VK9075		1
- 290	3A090-0385		.LABEL-LOCK SUPPLIER CODE: VK9075		1
295	S23B		.LABEL-ELECTRICAL SAFETY SUPPLIER CODE: VU3749 USED ON: 3A090-0077-01-1 3A090-0077-02-1 3A090-0078-01-1 3A090-0078-02-1 3A090-0078-03-1 3A090-0078-05-1		1
296	2A097-0361XC		.COVER-TERMINAL BLOCK SUPPLIER CODE: VK9075 USED ON: 3A090-0077-01-1 3A090-0077-02-1 3A090-0078-01-1 3A090-0078-02-1 3A090-0078-03-1 3A090-0078-05-1		1

ILLUSTRATION ITEMS NOT ON PARTS LIST ARE NOT APPLICABLE

- ITEM NOT ILLUSTRATED

25-11-01-51

25-11-01
FIG. 51
PAGE 14
DEC 22/07

HXL

 **BOEING**
767
PARTS CATALOG (MAINTENANCE)

FIG ITEM	PART NUMBER	1 2 3 4 5 6 7	NOMENCLATURE	EFFECT FROM TO	UNITS PER ASSY
51					
- 297	S07A		. LABEL-SAFETY SUPPLIER CODE: VK9075 CONFIG CHG DATA FROM A CMM: SUPSD BY 3A097-0755		1
300	3A097-0755		. LABEL-SAFETY SUPPLIER CODE: VK9075 CONFIG CHG DATA FROM A CMM: SUPERSEDES S07A		1
303	3A097-0879		. LABEL-ELECTRICAL SAFETY SUPPLIER CODE: VK9075		1
- 305	3A097-0606		. GUARD-SWITCH CONT SUPPLIER CODE: VK9075 USED ON: 3A090-0026-01-1		1
307	3A090-0757		. CORD-BRAIDED RUBBER SUPPLIER CODE: VK9075 USED ON: 3A090-0077-01-1 3A090-0077-02-1 3A090-0078-01-1 3A090-0078-02-1 3A090-0078-03-1 3A090-0078-05-1		2
310	3A097-0605		. GUARD-SWITCH CONT SUPPLIER CODE: VK9075 USED ON: 3A090-0025-01-1 ATTACHING PARTS		1
313	A113-1-2C		. BOLT		2
315	SP126C		. WASHER- -----*-----		2
317	AG82080-3		. CLIP-P SUPPLIER CODE: VK9075 ATTACHING PARTS		2
320	A113-1-2D		. BOLT		1
323	SP126D		. WASHER -----*-----		1
325	AGS2080-3		. CLIP-P		2
- 327	AGS2080-3		. CLIP		1
330	A113-1-2C		. BOLT		5
333	SP126D		. WASHER		10
335	SP126C		. WASHER		7

ILLUSTRATION ITEMS NOT ON PARTS LIST ARE NOT APPLICABLE

- ITEM NOT ILLUSTRATED

HXL

25-11-01-51

BOEING PROPRIETARY - Copyright © - Unpublished Work - See title page for details.

25-11-01
FIG. 51
PAGE 15
DEC 22/07



767

PARTS CATALOG (MAINTENANCE)

FIG ITEM	PART NUMBER	1 2 3 4 5 6 7	NOMENCLATURE	EFFECT FROM TO	UNITS PER ASSY
51					
- 337	SP126C		.WASHER		1
340	H14-08		.NUT-KAYLOCK		2
			SUPPLIER CODE: V15653		
- 342	3A090-0383		.LABEL-LOCK		1
			SUPPLIER CODE: VK9075		
345	1A500-0085		.PIN-		2
			SUPPLIER CODE: VU1811		
347	3A058-0317		.HANDWHEEL-IN/OUT		1
			SUPPLIER CODE: VK9075		
350	A27JT		.NUT		1
353	3A090-0249		.COLLAR-STOP		2
			SUPPLIER CODE: VK9075		
355	1A500-0085		.PIN-SEL LOK 1/8 X 0.75" LG		4
			SUPPLIER CODE: VU1811		
357	3A090-0259		.PIN-ROLLER		2
			SUPPLIER CODE: VK9075		
360	3A090-0291		.CARRIER-ROLLER		2
			SUPPLIER CODE: VK9075		
363	3A090-0271		.SCREW-IN/OUT		2
			SUPPLIER CODE: VK9075		
365	3A090-0215		.BRACKET-LUMBAR		2
			SUPPLIER CODE: VK9075		
			ATTACHING PARTS		
367	A113-2C		.BOLT		4
370	SP126C		.WASHER		4
			-----*-----		
373	3A090-0313		.WASHER-THRUST		2
			SUPPLIER CODE: VK9075		
375	3A090-0105		.PULLEY-LUMBAR		2
			SUPPLIER CODE: VK9075		
377	3A090-0213		.BRACKET-LUMBAR		2
			SUPPLIER CODE: VK9075		
			ATTACHING PARTS		
380	A113-1-2C		.BOLT		4
383	SP126C		.WASHER		4
			-----*-----		

ILLUSTRATION ITEMS NOT ON PARTS LIST ARE NOT APPLICABLE

- ITEM NOT ILLUSTRATED

25-11-01-51

25-11-01
FIG. 51
PAGE 16
DEC 22/07

HXL



767

PARTS CATALOG (MAINTENANCE)

FIG ITEM	PART NUMBER	1 2 3 4 5 6 7	NOMENCLATURE	EFFECT FROM TO	UNITS PER ASSY
51					
385	A102-1C	.	BOLT		3
387	SP126C	.	WASHER		3
390	3A090-0615	.	GUIDE-BELT		1
			SUPPLIER CODE: VK9075		
			ATTACHING PARTS		
393	A102-3C	.	BOLT		1
395	SP126C	.	WASHER		1
			-----*-----		
397	3A090-0377	.	PIN-		1
			SUPPLIER CODE: VK9075		
400	SP90E5	.	PIN		1
403	SP126G	.	WASHER		1
405	3A090-0101	.	GEAR-DRIVE VERT.		1
			SUPPLIER CODE: VK9075		
407	3A090-0373	.	BEARING-		2
			SUPPLIER CODE: VK9075		
410	3A090-0403	.	SCREW-UP/DOWN		1
			SUPPLIER CODE: VK9075		
412	3A090-0311	.	BEARING-		2
			SUPPLIER CODE: VK9075		
415	A113-1-2C	.	BOLT		4
417	A113-1-2C	.	BOLT		4
420	SP126C	.	WASHER		4
422	3A090-0367	.	GUIDE-BRG		2
			SUPPLIER CODE: VK9075		
425	3A090-0103	.	GEAR-NUT VERT.		1
			SUPPLIER CODE: VK9075		
427	2A090-0369	.	GEARBOX-		1
			SUPPLIER CODE: VK9075		
430	2A090-0315	.	BRACKET-RECLINE		1
			SUPPLIER CODE: VK9075		
			ATTACHING PARTS		
433	A102-2D	.	BOLT		6
435	SP126D	.	WASHER		6
			-----*-----		

ILLUSTRATION ITEMS NOT ON PARTS LIST ARE NOT APPLICABLE

- ITEM NOT ILLUSTRATED

HXL

25-11-01-51

BOEING PROPRIETARY - Copyright © - Unpublished Work - See title page for details.

25-11-01
FIG. 51
PAGE 17
DEC 22/07



767

PARTS CATALOG (MAINTENANCE)

FIG ITEM	PART NUMBER	1 2 3 4 5 6 7	NOMENCLATURE	EFFECT FROM TO	UNITS PER ASSY
51					
- 437	2A090-0315		.BRACKET-RECLINE SUPPLIER CODE: VK9075 SB DATA FROM A CMM: SBA001-25-31 CONFIG CHG DATA FROM A CMM: SUPSD BY 2A090-0675		1
- 437	2A090-0675		.BRACKET-RECLINE SUPPLIER CODE: VK9075 SB DATA FROM A CMM: SBA001-25-31 CONFIG CHG DATA FROM A CMM: SUPERSEDES 2A090-0315		1
- 440	A102-2D		.BOLT- OPTIONAL PART: 102-3D		2
- 443	A102-3D		.BOLT		2
- 445	A173-2D		.BOLT- SB DATA FROM A CMM: SBA001-25-31 CONFIG CHG DATA FROM A CMM: SUPSD BY A173-3D		2
- 445	A173-3D		.BOLT- CONFIG CHG DATA FROM A CMM: SUPERSEDES A173-2D		2
- 447	SP126D		.WASHER		4
450	A102-2D		.BOLT- SB DATA FROM A CMM: SBA001-25-32 OPTIONAL PART: A102-3D VK9075		2
450	A102-3D		.BOLT- SB DATA FROM A CMM: SBA001-25-32 OPTIONAL PART: A102-2D VK7766		2
453	A173-2D		.BOLT- SB DATA FROM A CMM: SBA001-25-32 CONFIG CHG DATA FROM A CMM: SUPSD BY A173-3D		2
453	A173-3D		.BOLT- SB DATA FROM A CMM: SBA001-25-32 CONFIG CHG DATA FROM A CMM: SUPERSEDES A173-2D		2

ILLUSTRATION ITEMS NOT ON PARTS LIST ARE NOT APPLICABLE

- ITEM NOT ILLUSTRATED

25-11-01-51

25-11-01
FIG. 51
PAGE 18
DEC 22/07

HXL

 **BOEING**
767
PARTS CATALOG (MAINTENANCE)

FIG ITEM	PART NUMBER	1 2 3 4 5 6 7	NOMENCLATURE	EFFECT FROM TO	UNITS PER ASSY
51					
455	SP126D		.WASHER		4
457	3A090-0187		.PLATE-COVER		1
			SUPPLIER CODE: VK9075		
			ATTACHING PARTS		
460	A113-1-2C		.BOLT		4
463	SP126C		.WASHER		4
			-----*-----		
465	A102-1-2C		.BOLT		1
467	3A058-0107		.SHAFT-DRIVE		1
			SUPPLIER CODE: VK9075		
			POSITION DATA: LH		
470	SP4YB10		.PIN		1
473	SP90C3		.PIN		1
475	1A500-0109		.PIN-SEL-LOK		2
			SUPPLIER CODE: VU1811		
477	SP4YB10		.PIN		3
480	SP126D		.WASHER		4
483	SP126C		.WASHER		1
485	SP126D		.WASHER		2
487	ENTEX536		.SPRING-		3
			SUPPLIER CODE: VK6217		
490	ENTEX536		.SPRING-TNSN		1
			SUPPLIER CODE: VK6217		
493	2A097-0409		.CABLE-		1
			SUPPLIER CODE: VK9075		
495	2A097-0411		.CABLE-		1
			SUPPLIER CODE: VK9075		
			CONFIG CHG DATA FROM A CMM: SUPSD BY 2A097-0629		
495	2A097-0629		.CABLE-		1
			SUPPLIER CODE: VK9075		
			CONFIG CHG DATA FROM A CMM: SUPERSEDES 2A097-0411		
497	2A090-0605		.CABLE-		1
			SUPPLIER CODE: VK9075		
			ATTACHING PARTS		
- 500	SP113C8-1-2		.PIN		1
- 503	SP126D		.WASHER		1
			-----*-----		
ILLUSTRATION ITEMS NOT ON PARTS LIST ARE NOT APPLICABLE					

- ITEM NOT ILLUSTRATED

HXL

25-11-01-51

BOEING PROPRIETARY - Copyright © - Unpublished Work - See title page for details.

25-11-01
FIG. 51
PAGE 19
DEC 22/07

 **BOEING**
767
PARTS CATALOG (MAINTENANCE)

FIG ITEM	PART NUMBER	1 2 3 4 5 6 7	NOMENCLATURE	EFFECT FROM TO	UNITS PER ASSY
51					
505	SP122D		.WASHER		6
510	SP90C2		.PIN-		1
			CONFIG CHG DATA FROM A CMM: SUPSD BY N1500-0012		
510	N1500-0012		.CIRCLIP-		1
			SUPPLIER CODE: VK0745		
			CONFIG CHG DATA FROM A CMM: SUPERSEDES SP90C2		
- 512	2A097-0293		.ACTUATOR-VERT. DRIVE		1
			SUPPLIER CODE: VK9075		
- 515	AD8650601		.ACTUATOR-		1
			SUPPLIER CODE: VF1549		
			COMPONENT MAINT MANUAL REF: 25-10-49		
- 517	AD8650501		.ACTUATOR-		1
			SUPPLIER CODE: VF1549		
			COMPONENT MAINT MANUAL REF: 25-10-48		
520	A173-1D		.BOLT		3
523	SP122D		.WASHER		8
525	H14-3		.NUT-KAYLOCK		23
			SUPPLIER CODE: V15653		
530	H14-4		.NUT-KAYLOCK		10
			SUPPLIER CODE: V15653		
- 533	2A097-0651		.QUADRANT-		1
			SUPPLIER CODE: VK9075		
- 535	2A097-0653		.QUADRANT-		1
			SUPPLIER CODE: VK9075		
537	3A090-0379		.DECAL-		1
			SUPPLIER CODE: VK9075		
540	3A001-0927		.GRIP-HAND		1
			SUPPLIER CODE: VK9075		
543	3A500-0245		ATTACHING PARTS		
			.SCREW-		2
			SUPPLIER CODE: VK9075		
			-----*-----		

ILLUSTRATION ITEMS NOT ON PARTS LIST ARE NOT APPLICABLE

- ITEM NOT ILLUSTRATED

HXL

25-11-01-51

BOEING PROPRIETARY - Copyright © - Unpublished Work - See title page for details.

25-11-01
FIG. 51
PAGE 20
DEC 22/07



767

PARTS CATALOG (MAINTENANCE)

FIG ITEM	PART NUMBER	1 2 3 4 5 6 7	NOMENCLATURE	EFFECT FROM TO	UNITS PER ASSY
51					
545	3A090-0181		.BUTTON-PUSH SUPPLIER CODE: VK9075		1
547	SP122D		.WASHER		2
553	3A026-0405		.ROD-PUSH SUPPLIER CODE: VK9075		1
555	3A008-0235		.SLIDE- SUPPLIER CODE: VK9075		1
557	3A059-0211		.KNOB- SUPPLIER CODE: VK9075		1
563	3A020-0139		.PIN-TRACKLOCK SUPPLIER CODE: VK9075		1
567	SP122D		.WASHER		1
570	SP126D		.WASHER		1
573	3A500-0633		.WASHER- SUPPLIER CODE: VK9075 CONFIG CHG DATA FROM A CMM: SUPSD BY SP23Z		1
573	SP23Z		.WASHER- CONFIG CHG DATA FROM A CMM: SUPERSEDES 3A500-0633		1
575	2A064-0147		.FAIRING- SUPPLIER CODE: VK9075 ATTACHING PARTS		3
577	A217C12		.SCREW		6
580	SP126C		.WASHER		6
- 583	3A064-0196		-----*----- .FAIRING- SUPPLIER CODE: VK9075 USED ON: 3A064-0006-03-1 3A090-0016-01-1		1
585	3A064-0195		.FAIRING- SUPPLIER CODE: VK9075 USED ON: 3A064-0005-03-1 3A090-0015-01-1 ATTACHING PARTS		1
- 587	A217C12		.SCREW		2
- 590	SP126C		.WASHER -----*-----		2

ILLUSTRATION ITEMS NOT ON PARTS LIST ARE NOT APPLICABLE

- ITEM NOT ILLUSTRATED

25-11-01-51

25-11-01
FIG. 51
PAGE 21
DEC 22/07

HXL



767

PARTS CATALOG (MAINTENANCE)

FIG ITEM	PART NUMBER	1 2 3 4 5 6 7	NOMENCLATURE	EFFECT FROM TO	UNITS PER ASSY
51 593	2A097-0397		.FAIRING- SUPPLIER CODE: VK9075 POSITION DATA: LH REAR USED ON: 3A090-0025-01-1 3A090-0077-01-1 ATTACHING PARTS		1
595	A217C12		.SCREW		2
597	SP126C		.WASHER		2
			-----*-----		
- 600	3A090-0645		.LABEL- SUPPLIER CODE: VK9075		1
- 603	SP90C7		.PIN		4
- 605	1117032-05		.RESTRAINT SYSTEM ASSY- FIRST OFFICER SUPPLIER CODE: V45402 FUNCTIONAL DESCRIPTION: RESTRAINS THE FIRST OFFICER IN THEIR SEAT IN AN EMERGENT SITUATION. CONFIG CHG DATA FROM A CMM: SUPERSEDES 0108901-05 SUPSD BY 1117119-05 COMPONENT MAINT MANUAL REF: 25-11-38 USED ON: 3A090-0016-01-1 3A090-0026-01-1		1
- 605	1117032-05		.RESTRAINT SYSTEM ASSY- FIRST OFFICER SUPPLIER CODE: V45402 FUNCTIONAL DESCRIPTION: RESTRAINS THE FIRST OFFICER IN THEIR SEAT IN AN EMERGENT SITUATION. CONFIG CHG DATA FROM A CMM: SUPSD BY 1117119-05 COMPONENT MAINT MANUAL REF: 25-11-38 USED ON: 3A090-0016-01-1 3A090-0026-01-1		1

ILLUSTRATION ITEMS NOT ON PARTS LIST ARE NOT APPLICABLE

- ITEM NOT ILLUSTRATED

HXL

25-11-01-51

BOEING PROPRIETARY - Copyright © - Unpublished Work - See title page for details.

25-11-01
FIG. 51
PAGE 22
DEC 22/08



767

PARTS CATALOG (MAINTENANCE)

FIG ITEM	PART NUMBER	1 2 3 4 5 6 7	NOMENCLATURE	EFFECT FROM TO	UNITS PER ASSY
51 - 605	1117119-05		.RESTRAINT SYSTEM ASSY- FIRST OFFICER SUPPLIER CODE: V45402 CONFIG CHG DATA FROM A CMM: SUPERSEDES 1117032-05 COMPONENT MAINT MANUAL REF: 25-11-39 USED ON: 3A090-0026-01-1 3A090-0016-01-1 REWORKED BY SB: 1117032-25-02 V05167		1
- 607	1117032-07		.RESTRAINT SYSTEM ASSY- CAPTAIN SUPPLIER CODE: V45402 FUNCTIONAL DESCRIPTION: RESTRAINS THE CAPTAIN IN THEIR SEAT IN AN EMERGENT SITUATION. CONFIG CHG DATA FROM A CMM: SUPERSEDES 0108901-07 SUPSD BY 5000-2-01A-2396 COMPONENT MAINT MANUAL REF: 25-11-38 USED ON: 3A090-0015-01-1 3A090-0025-01-1		1
- 607	1117032-07		.RESTRAINT SYSTEM ASSY- CAPTAIN SUPPLIER CODE: V45402 FUNCTIONAL DESCRIPTION: RESTRAINS THE CAPTAIN IN THEIR SEAT IN AN EMERGENT SITUATION. CONFIG CHG DATA FROM A CMM: SUPSD BY 1117119-07 COMPONENT MAINT MANUAL REF: 25-11-38 USED ON: 3A090-0015-01-1 3A090-0025-01-1		1

ILLUSTRATION ITEMS NOT ON PARTS LIST ARE NOT APPLICABLE

- ITEM NOT ILLUSTRATED

25-11-01-51

25-11-01
FIG. 51
PAGE 23
DEC 22/08

HXL



767

PARTS CATALOG (MAINTENANCE)

FIG ITEM	PART NUMBER	1 2 3 4 5 6 7	NOMENCLATURE	EFFECT FROM TO	UNITS PER ASSY
51 - 607	1117119-07		.RESTRAINT SYSTEM ASSY- CAPTAIN SUPPLIER CODE: V45402 CONFIG CHG DATA FROM A CMM: SUPERSEDES 1117032-07 COMPONENT MAINT MANUAL REF: 25-11-39 USED ON: 3A090-0015-01-1 3A090-0025-01-1 REWORKED BY SB: 1117032-25-02 V05167		1
- 610	1111233-05		..BELT ASSY-LAP FIXED BLACK SUPPLIER CODE: V45402 POSITION DATA: RH USED ON: 1117032-05		1
613	1111233-07		..BELT ASSY-LAP FIXED BLACK SUPPLIER CODE: V45402 POSITION DATA: LH USED ON: 1117032-07		1
- 620	1101550-01		...BUCKLE-ROTARY FIXED SUPPLIER CODE: V45402 POSITION DATA: RH COMPONENT MAINT MANUAL REF: 25-11-19 USED ON: 1111233-05		1
623	1101550-03		...BUCKLE-ROTARY FIXED SUPPLIER CODE: V45402 POSITION DATA: LH COMPONENT MAINT MANUAL REF: 25-11-19 USED ON: 1111233-07		1

ILLUSTRATION ITEMS NOT ON PARTS LIST ARE NOT APPLICABLE

- ITEM NOT ILLUSTRATED

HXL

25-11-01-51

BOEING PROPRIETARY - Copyright © - Unpublished Work - See title page for details.

25-11-01
FIG. 51
PAGE 24
DEC 22/06



767

PARTS CATALOG (MAINTENANCE)

FIG ITEM	PART NUMBER	1 2 3 4 5 6 7	NOMENCLATURE	EFFECT FROM TO	UNITS PER ASSY
51					
625	1111232-03	...	BELT-LAP BLACK SUPPLIER CODE: V45402 USED ON: 1111233-05 1111233-07		2
627	1101613-01	..	STRAP-CROTCH BLACK SUPPLIER CODE: V45402		1
633	1107653-01	..	CABLE ASSY- SUPPLIER CODE: V45402		1
635	AN380-2-2	...	PIN		1
637	MS20392-2C9	...	PIN		1
640	AN960C10L	...	WASHER		1
643	AN665-10R	...	TERMINAL ATTACHING PARTS		1
645	AN315-640	...	NUT		1
650	0101272	...	CLAMP-CABLE SUPPLIER CODE: V45402 ATTACHING PARTS		2
653	MS24693S31	...	SCREW- OPTIONAL PART: AN506-632R13		2
653	AN506-632R13	...	SCREW- OPTIONAL PART: MS24693S31		2
655	AN960C6L	...	WASHER		2
657	MS20364D632A	...	NUT- CONFIG CHG DATA FROM A CMM: SUPSD BY MS21073D06 -----*-----		2
657	MS21073D06	...	NUT- CONFIG CHG DATA FROM A CMM: SUPSDS MS20364D632A		2
660	0101748-01	...	HANDLE ASSY- SUPPLIER CODE: V45402		1
663	HR30135	WASHER-HORSESHOE SUPPLIER CODE: V45402		1
665	0101771-03	NUT-RETAINING SUPPLIER CODE: V45402		1

ILLUSTRATION ITEMS NOT ON PARTS LIST ARE NOT APPLICABLE

- ITEM NOT ILLUSTRATED

HXL

25-11-01-51

BOEING PROPRIETARY - Copyright © - Unpublished Work - See title page for details.

25-11-01
FIG. 51
PAGE 25
DEC 22/07

BOEING
767
PARTS CATALOG (MAINTENANCE)

FIG ITEM	PART NUMBER	1 2 3 4 5 6 7	NOMENCLATURE	EFFECT FROM TO	UNITS PER ASSY
51					
667	0101890-01	...	CABLE-CONT LIGHTWEIGHT SUPPLIER CODE: V45402 CONFIG CHG DATA FROM A CMM: SUPERSEDES 0101750-01		1
667	0101750-01	...	CABLE-CONT LIGHTWEIGHT SUPPLIER CODE: V45402 CONFIG CHG DATA FROM A CMM: SUPSD BY 0101890-01		1
670	0108279	..	PLATE-PATENT NUMBER SUPPLIER CODE: V45402		1
673	1107641-03	..	REEL ASSY-DUAL BLACK SUPPLIER CODE: V45402 USED ON: 1117119-07		1
675	1107643-01	...	PLATE-MTG SUPPLIER CODE: V45402 ATTACHING PARTS		1
677	NAS1154-4	...	SCREW		4
680	AN960-416	...	WASHER		4
683	MS21083C4	...	NUT		4
685	1107642-01	...	REEL ASSY- SUPPLIER CODE: V45402 COMPONENT MAINT MANUAL REF: 25-12-01 ATTACHING PARTS		2
687	0911100-156	...	RING-RETAINING SUPPLIER CODE: V45402 OPTIONAL PART: 5133-18 V79136		2
687	5133-18	...	RING-RETAINING SUPPLIER CODE: V79136 OPTIONAL PART: 0911100-156 V45402		2
690	AN960-10	...	WASHER -----*-----		2

ILLUSTRATION ITEMS NOT ON PARTS LIST ARE NOT APPLICABLE

— ITEM NOT ILLUSTRATED

HXL

25-11-01-51

BOEING PROPRIETARY - Copyright © - Unpublished Work - See title page for details.

25-11-01
FIG. 51
PAGE 26
DEC 22/06



767

PARTS CATALOG (MAINTENANCE)

FIG ITEM	PART NUMBER	1 2 3 4 5 6 7	NOMENCLATURE	EFFECT FROM TO	UNITS PER ASSY
51					
693	1117349-01		... SPRING-TORSION SUPPLIER CODE: V45402 OPTIONAL PART: 1117349-03 V45402		2
693	1117349-03		... SPRING-TORSION SUPPLIER CODE: V45402 OPTIONAL PART: 1117349-01 V45402		2
695	1107645-01		... CAM-LOCKING SUPPLIER CODE: V45402		2
697	0108363-01		... LEVER- SUPPLIER CODE: V45402		1
700	0913100-37		ATTACHING PARTS ... PIN-SPIROL SUPPLIER CODE: V45402		1
703	1107644-01		-----*----- ... SHAFT- SUPPLIER CODE: V45402		1
705	1107655-03		... STRAP-SHOULDER BLACK SUPPLIER CODE: V45402		2
707	1108466-01		... STOP-WEBBING SUPPLIER CODE: V45402		4
- 710	0108901-05		. RESTRAINT SYSTEM ASSY- SUPPLIER CODE: V45402 CONFIG CHG DATA FROM A CMM: SUPSD BY 1117032-05 USED ON: 3A090-0016-01-1 3A090-0026-01-1		1
713	0108901-07		. RESTRAINT SYSTEM ASSY- SUPPLIER CODE: V45402 CONFIG CHG DATA FROM A CMM: SUPSD BY 1117032-07 USED ON: 3A090-0015-01-1 3A090-0025-01-1		1

ILLUSTRATION ITEMS NOT ON PARTS LIST ARE NOT APPLICABLE

- ITEM NOT ILLUSTRATED

HXL

25-11-01-51

BOEING PROPRIETARY - Copyright © - Unpublished Work - See title page for details.

25-11-01
FIG. 51
PAGE 27
DEC 22/07

 **BOEING**
767
PARTS CATALOG (MAINTENANCE)

FIG ITEM	PART NUMBER	1 2 3 4 5 6 7	NOMENCLATURE	EFFECT FROM TO	UNITS PER ASSY
51					
- 775	0A210-0032F		.SEAT ASSY-BASIC USED ON: 3A090-0078-01-1 3A090-0078-02-1 3A090-0078-03-1 3A090-0078-05-1 FOR DETAILS SEE: 25-11-01-53		1
777	0A210-0031F		.SEAT ASSY-BASIC USED ON: 3A090-0077-01-1 3A090-0077-02-1 FOR DETAILS SEE: 25-11-01-53		1
- 780	3A201-0799		.LABEL-TSO APPROVAL SUPPLIER CODE: VK9075 USED ON: 3A090-0077-01-1 3A090-0077-02-1 3A090-0078-01-1 3A090-0078-02-1 3A090-0078-03-1 3A090-0078-05-1		1
833	1A500-0821		ATTACHING PARTS ..RIVET- SUPPLIER CODE: VK9075 CONFIG CHG DATA FROM A CMM: SUPSD BY 1A508-0001		2
833	1A508-0001		..RIVET- SUPPLIER CODE: VK9075 CONFIG CHG DATA FROM A CMM: SUPERSEDES 1A500-0821		2
835	064-5711		..RIVET- SUPPLIER CODE: VK9075 CONFIG CHG DATA FROM A CMM: SUPSD BY 1A508-0011		2
839	A113-6D		..BOLT		2
841	SP126D		..WASHER -----*-----		4
843	1A500-0087		..PIN- SUPPLIER CODE: VK9075		2
845	2A090-0505		..TUBE-SPRT SUPPLIER CODE: VK9075		2

ILLUSTRATION ITEMS NOT ON PARTS LIST ARE NOT APPLICABLE

- ITEM NOT ILLUSTRATED

HXL

25-11-01-51

BOEING PROPRIETARY - Copyright © - Unpublished Work - See title page for details.

25-11-01
FIG. 51
PAGE 28
DEC 22/06

BOEING
767
PARTS CATALOG (MAINTENANCE)

FIG ITEM	PART NUMBER	1 2 3 4 5 6 7	NOMENCLATURE	EFFECT FROM TO	UNITS PER ASSY
51					
847	3A090-0449	..	PLUG- SUPPLIER CODE: VK9075 POSITION DATA: LH SIDE ATTACHING PARTS		1
849	1A500-0087	..	PIN- SUPPLIER CODE: VK9075		1
851	3A020-0219	..	SCREW- SUPPLIER CODE: VK9075		1
			-----*-----		
853	3A090-0477	..	PLUG- SUPPLIER CODE: VK9075 POSITION DATA: RH SIDE ATTACHING PARTS		1
855	1A500-0087	..	PIN- SUPPLIER CODE: VK9075		1
			-----*-----		
857	3A001-1863	..	PLATE- SUPPLIER CODE: VK9075 ATTACHING PARTS		1
859	A173-2D	..	BOLT		3
			-----*-----		
861	1A500-0081	..	PIN- SUPPLIER CODE: VK9075		1
863	3A008-0355	..	COLLAR- SUPPLIER CODE: VK9075		1
865	ENTEX73	..	SPRING- SUPPLIER CODE: VK6217		1
867	3A001-1873	..	SPINDLE- SUPPLIER CODE: VK9075 POSITION DATA: LH SIDE		1
869	1A500-0081	..	PIN- SUPPLIER CODE: VK9075		1
871	3A001-1871	..	COLLAR- SUPPLIER CODE: VK9075		1

ILLUSTRATION ITEMS NOT ON PARTS LIST ARE NOT APPLICABLE

— ITEM NOT ILLUSTRATED

HXL

25-11-01-51

BOEING PROPRIETARY - Copyright © - Unpublished Work - See title page for details.

25-11-01
FIG. 51
PAGE 29
DEC 22/06



767

PARTS CATALOG (MAINTENANCE)

FIG ITEM	PART NUMBER	1 2 3 4 5 6 7	NOMENCLATURE	EFFECT FROM TO	UNITS PER ASSY
51 873	3A001-1875		.. SPINDLE- SUPPLIER CODE: VK9075 POSITION DATA: RH SIDE		1
875	3A090-0443		.. BEARING- SUPPLIER CODE: VK9075		1
877	1A090-0487		.. HEADREST- SUPPLIER CODE: VK9075 CONFIG CHG DATA FROM A CMM: SUPERSEDES 1A90-0593		1

ILLUSTRATION ITEMS NOT ON PARTS LIST ARE NOT APPLICABLE

- ITEM NOT ILLUSTRATED

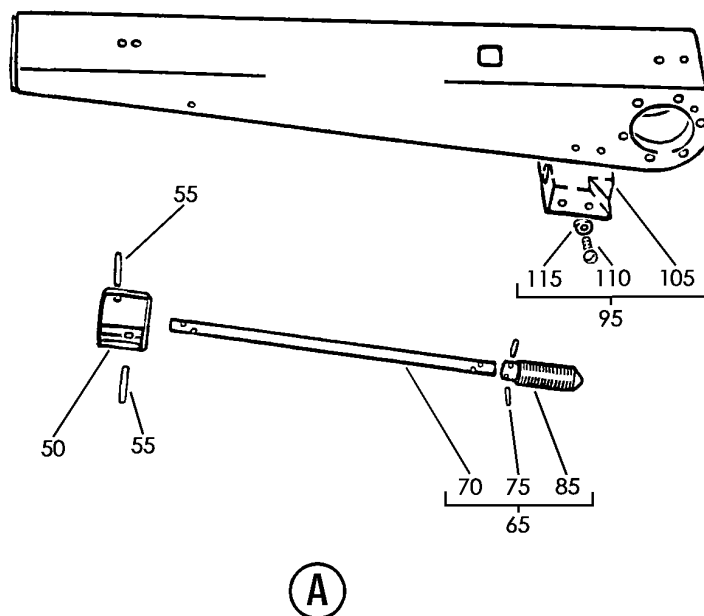
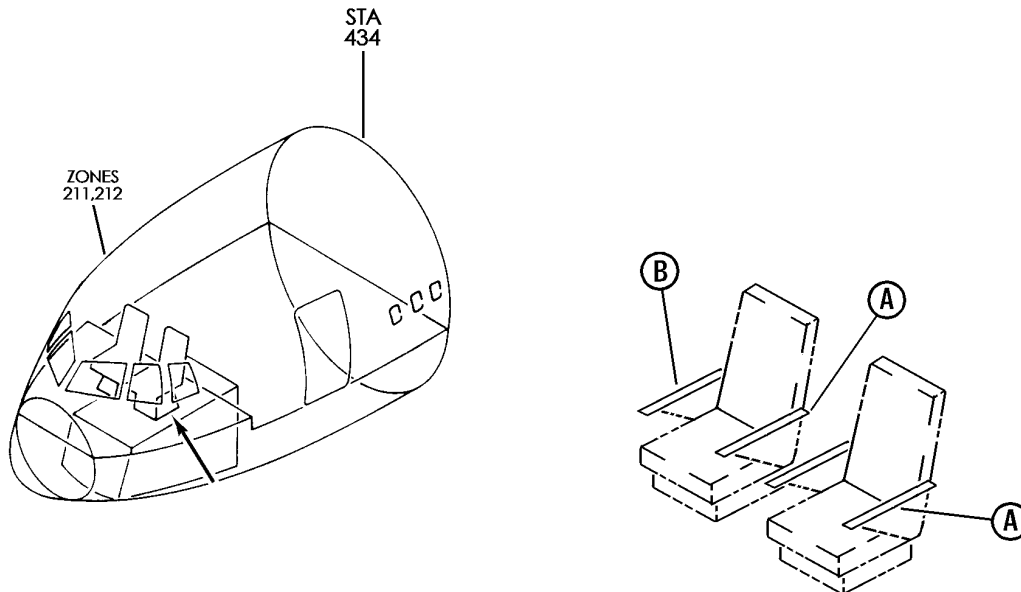
HXL

25-11-01-51

BOEING PROPRIETARY - Copyright © - Unpublished Work - See title page for details.

25-11-01
FIG. 51
PAGE 30
DEC 22/06

BOEING
767
PARTS CATALOG (MAINTENANCE)



V 25110151F SHT 1 REV 244

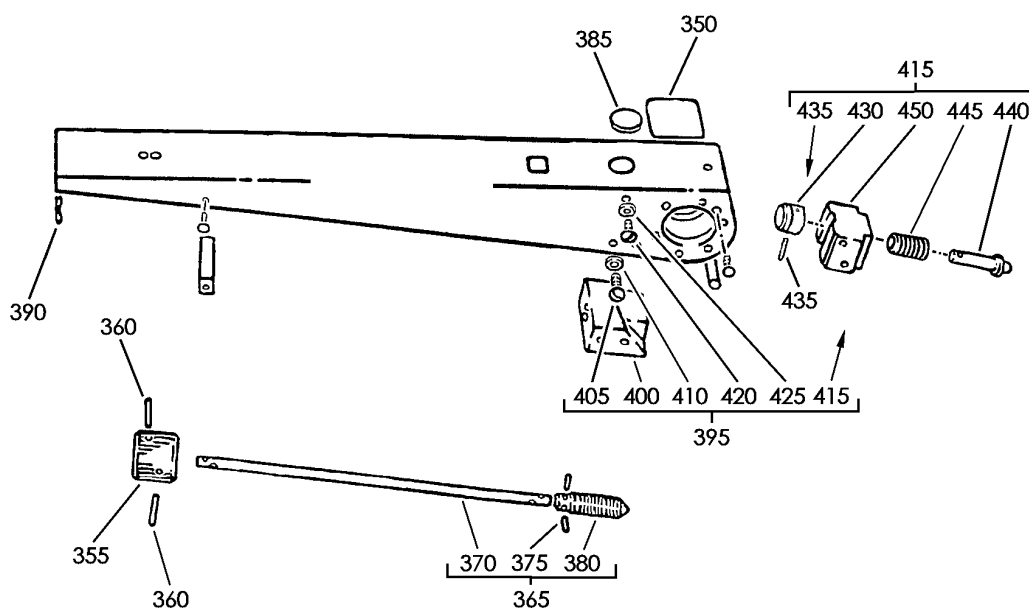
ARMREST ASSY
FIGURE 51F (SHEET 1)

25-11-01-51F

HXL
DEC 22/06

25-11-01-51F
PAGE 0

BOEING
767
PARTS CATALOG (MAINTENANCE)



(B)

V 25110151F SHT. 2 REV 244

ARMREST ASSY
FIGURE 51F (SHEET 2)

25-11-01-51F

HXL
DEC 22/06

25-11-01-51F
PAGE 0A



767

PARTS CATALOG (MAINTENANCE)

FIG ITEM	PART NUMBER	1 2 3 4 5 6 7	NOMENCLATURE	EFFECT FROM TO	UNITS PER ASSY
51 F			ARMREST ASSY		
- 1	1A090-0192 F		ARMREST ASSY-CAPT SEAT SUPPLIER CODE: VK9075 POSITION DATA: RH FOR NHA SEE: 25-11-01-51		RF
- 5	1A090-0191 F		ARMREST ASSY-CAPT AND FIRST OFFICER SEAT SUPPLIER CODE: VK9075 POSITION DATA: LH FOR NHA SEE: 25-11-01-51		RF
50	3A090-0189		.KNOB-ADJUSTING SUPPLIER CODE: VK9075		1
55	1A500-0061		.PIN-SEL-LOK SPR SUPPLIER CODE: VK9075		2
- 60	3A090-0286		.DRIVE ASSY-SHAFT SUPPLIER CODE: VK9075 POSITION DATA: RH SIDE		1
65	3A090-0825		.DRIVE ASSY-SHAFT SUPPLIER CODE: VK9075 POSITION DATA: LH SIDE		1
70	3A090-0279		..SHAFT- SUPPLIER CODE: VK9075		1
75	1A500-0071		..PIN-SEL-LOK SPR SUPPLIER CODE: VU1811		2
- 80	3A090-0276		..SCREW- SUPPLIER CODE: VK9075 POSITION DATA: RH SIDE		1
85	3A090-0275		..SCREW- SUPPLIER CODE: VK9075 POSITION DATA: LH SIDE		1

ILLUSTRATION ITEMS NOT ON PARTS LIST ARE NOT APPLICABLE

- ITEM NOT ILLUSTRATED

HXL

25-11-01-51F

BOEING PROPRIETARY - Copyright © - Unpublished Work - See title page for details.

25-11-01
FIG. 51 F
PAGE 1
DEC 22/06



767

PARTS CATALOG (MAINTENANCE)

FIG ITEM	PART NUMBER	1 2 3 4 5 6 7	NOMENCLATURE	EFFECT FROM TO	UNITS PER ASSY
51 F					
- 90	1A090-0186F	.	STRUCTURE ASSY- SUPPLIER CODE: VK9075 POSITION DATA: RH SIDE		1
95	1A090-0185F	.	STRUCTURE ASSY- SUPPLIER CODE: VK9075 POSITION DATA: LH SIDE		1
- 100	3A090-0226	..	BLOCK-THREADED SUPPLIER CODE: VK9075 POSITION DATA: RH SIDE		1
105	3A090-0225	..	BLOCK-THREADED SUPPLIER CODE: VK9075 POSITION DATA: LH SIDE ATTACHING PARTS		1
110	NAS623-3-1	..	SCREW		4
115	MS35333-39	..	WASHER		4
			-----*-----		
- 120	SNJ0116-17-4-5	.	NUT- SUPPLIER CODE: VK0800		1
- 300	1A090-0589F		ARMREST ASSY-FIRST OFFICER SEAT SUPPLIER CODE: VK9075 POSITION DATA: RH FOR NHA SEE: 25-11-01-51		RF
350	3A090-0635	.	PLACARD- SUPPLIER CODE: VK9075		1
355	3A090-0189	.	KNOB-ADJUSTING SUPPLIER CODE: VK9075		1
360	1A500-0061	.	PIN-SEL-LOK SPR SUPPLIER CODE: VK9075		2
365	3A090-0286	.	DRIVE ASSY-SHAFT SUPPLIER CODE: VK9075		1

ILLUSTRATION ITEMS NOT ON PARTS LIST ARE NOT APPLICABLE

- ITEM NOT ILLUSTRATED

25-11-01-51F

25-11-01
FIG. 51F
PAGE 2
DEC 22/06

HXL

BOEING PROPRIETARY - Copyright © - Unpublished Work - See title page for details.

 **BOEING**
767
PARTS CATALOG (MAINTENANCE)

FIG ITEM	PART NUMBER	1 2 3 4 5 6 7	NOMENCLATURE	EFFECT FROM TO	UNITS PER ASSY
51 F					
370	3A090-0279	..	SHAFT- SUPPLIER CODE: VK9075		1
375	1A500-0071	..	PIN-SEL-LOK SPR SUPPLIER CODE: VU1811		2
380	3A090-0276	..	SCREW- SUPPLIER CODE: VK9075		1
385	HV3625F	.	GROMMET- SUPPLIER CODE: VK5616		1
390	SNJ116-17-4-5	.	NUT- SUPPLIER CODE: VK0800		1
390	SNJ0116-17-4-5	.	NUT- SUPPLIER CODE: VK0800 CONFIG CHG DATA FROM A CMM: SUPSD BY SNJ0116-17-4-5		1
395	1A090-0695F	.	STRUCTURE ASSY- SUPPLIER CODE: VK9075		1
400	3A090-0226	..	BLOCK- SUPPLIER CODE: VK9075 ATTACHING PARTS		1
405	NAS623-3-1	..	SCREW		4
410	MS35333-39	..	WASHER		4
415	3A090-0687	..	PIN ASSY-HSG SUPPLIER CODE: VK9075 ATTACHING PARTS		2
420	NAS623-2-1	..	SCREW		4
425	MS35333-38	..	WASHER		4
430	3A064-0319	...	PIN- SUPPLIER CODE: VK9075		1
435	1A500-0053	...	PIN-SEL-LOK SPR SUPPLIER CODE: VK9075		1
440	3A064-0303	...	PIN- SUPPLIER CODE: VK9075		1

ILLUSTRATION ITEMS NOT ON PARTS LIST ARE NOT APPLICABLE

- ITEM NOT ILLUSTRATED

HXL

25-11-01-51F

BOEING PROPRIETARY - Copyright © - Unpublished Work - See title page for details.

25-11-01
FIG. 51F
PAGE 3
DEC 22/06



767
PARTS CATALOG (MAINTENANCE)

FIG ITEM	PART NUMBER	1 2 3 4 5 6 7	NOMENCLATURE	EFFECT FROM TO	UNITS PER ASSY
51 F 445	ENTEX67		... SPRING- SUPPLIER CODE: VK6217		1
450	3A090-0691		... HOUSING- SUPPLIER CODE: VK9075		1

ILLUSTRATION ITEMS NOT ON PARTS LIST ARE NOT APPLICABLE

- ITEM NOT ILLUSTRATED

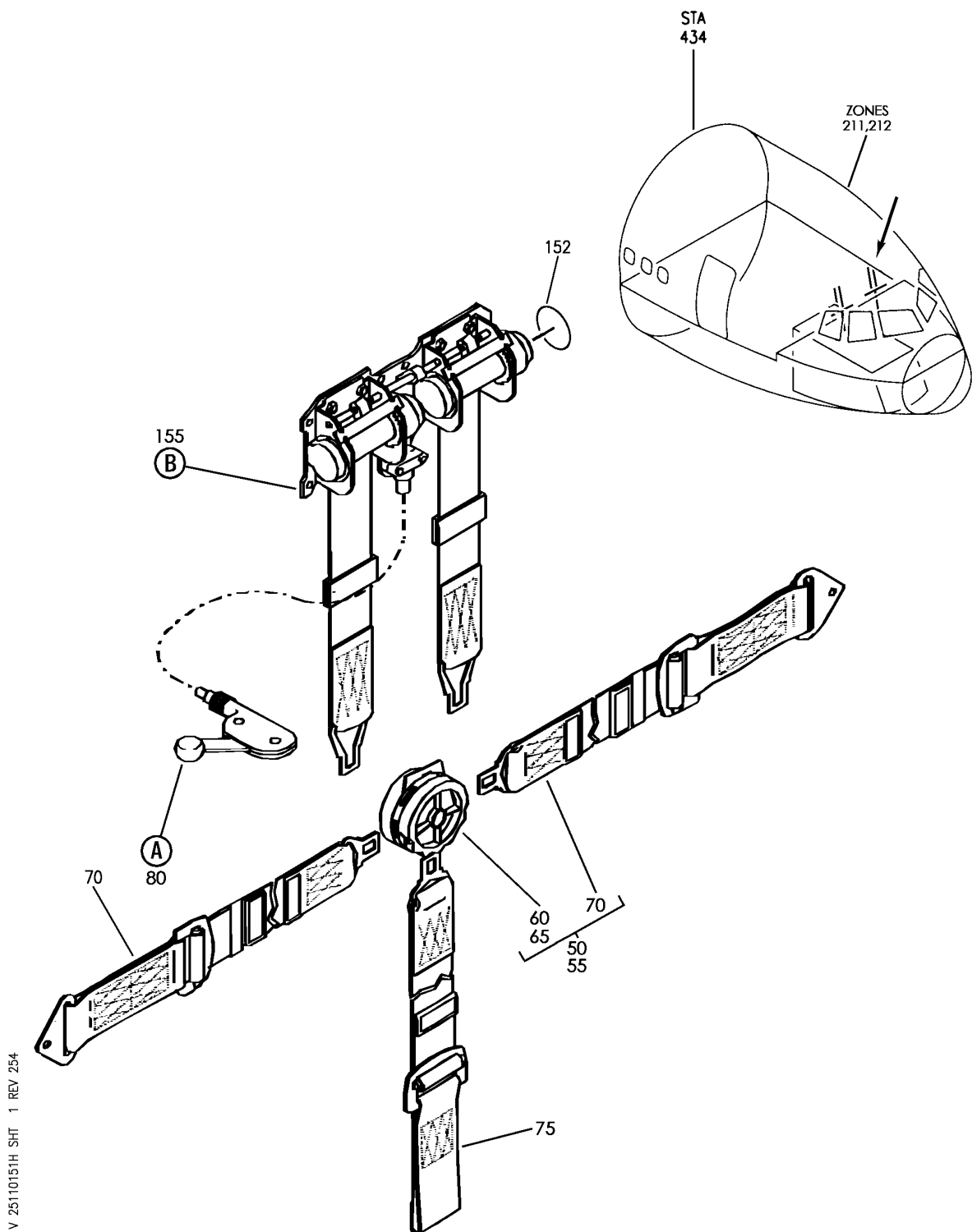
HXL

25-11-01-51F

BOEING PROPRIETARY - Copyright © - Unpublished Work - See title page for details.

25-11-01
FIG. 51F
PAGE 4
DEC 22/06

BOEING
767
PARTS CATALOG (MAINTENANCE)



V 25110151H SHT 1 REV 254

RESTRAINT SYSTEM ASSY
FIGURE 51H (SHEET 1)

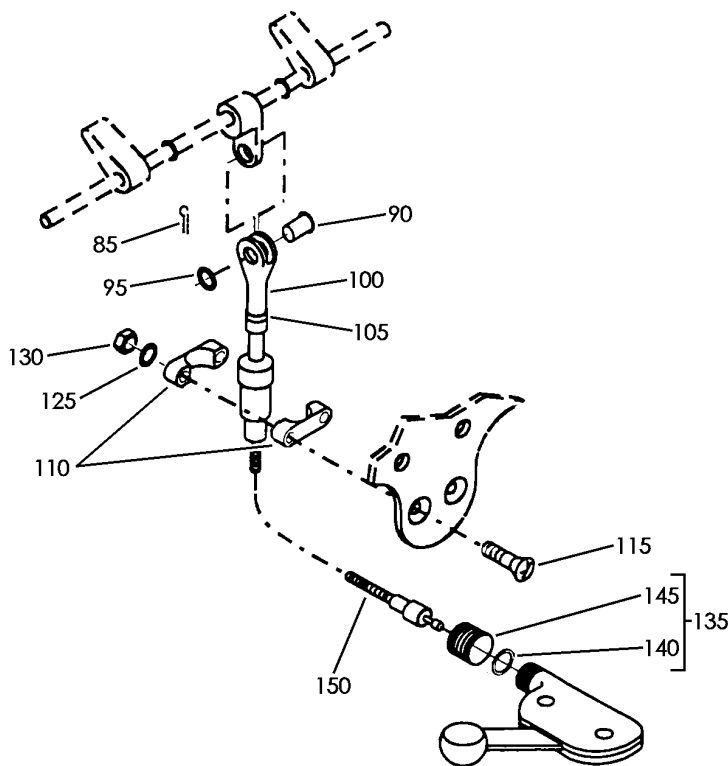
25-11-01-51H

HXL
DEC 22/06

25-11-01-51H
PAGE 0

BOEING PROPRIETARY - Copyright © - Unpublished Work - See title page for details.

BOEING
767
PARTS CATALOG (MAINTENANCE)



(A)

V 25110151H SHT 2 REV 247

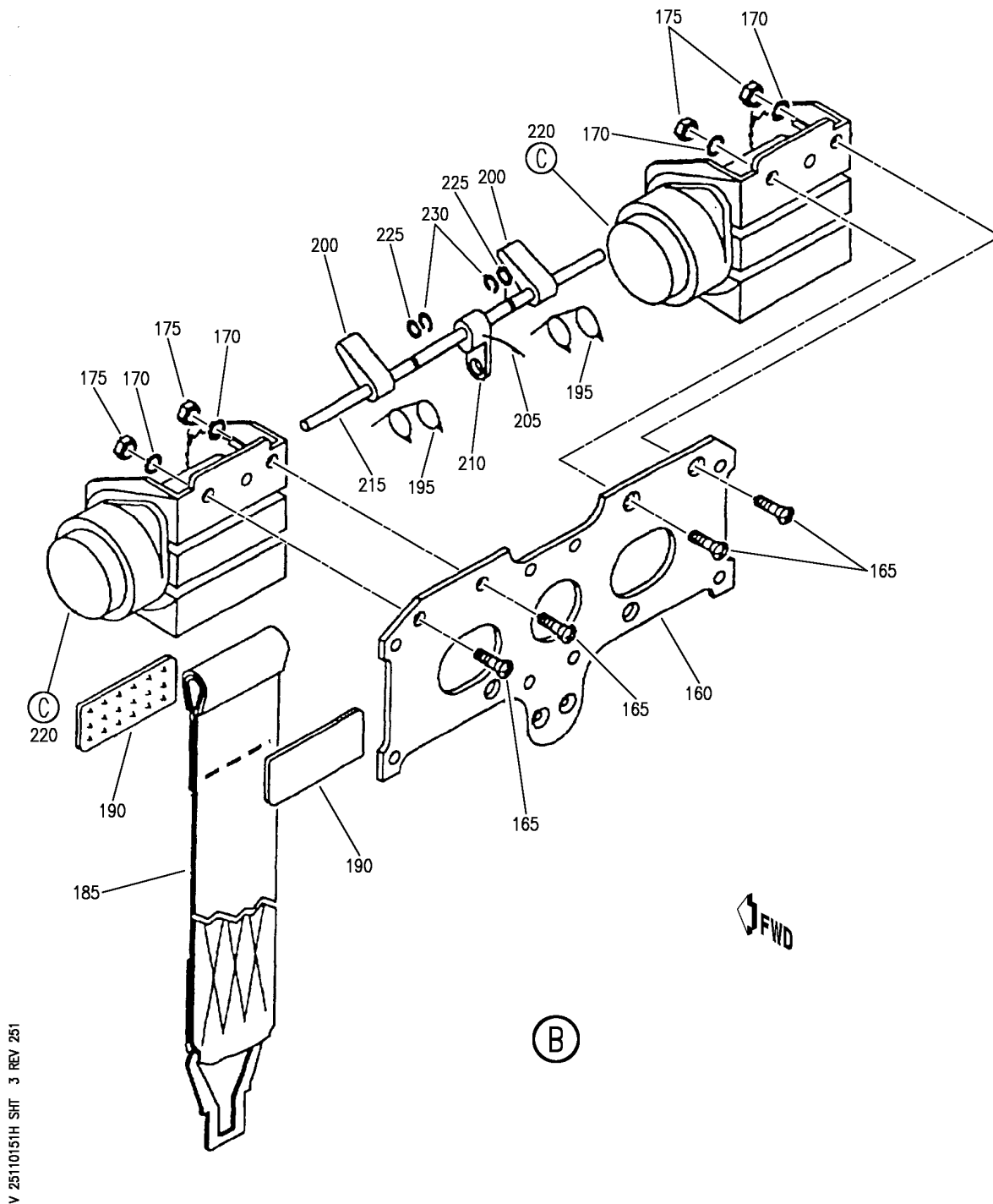
RESTRAINT SYSTEM ASSY
FIGURE 51H (SHEET 2)

25-11-01-51H

HXL
DEC 22/06

25-11-01-51H
PAGE 0A

BOEING
767
PARTS CATALOG (MAINTENANCE)



V 25110151H SHT 3 REV 251

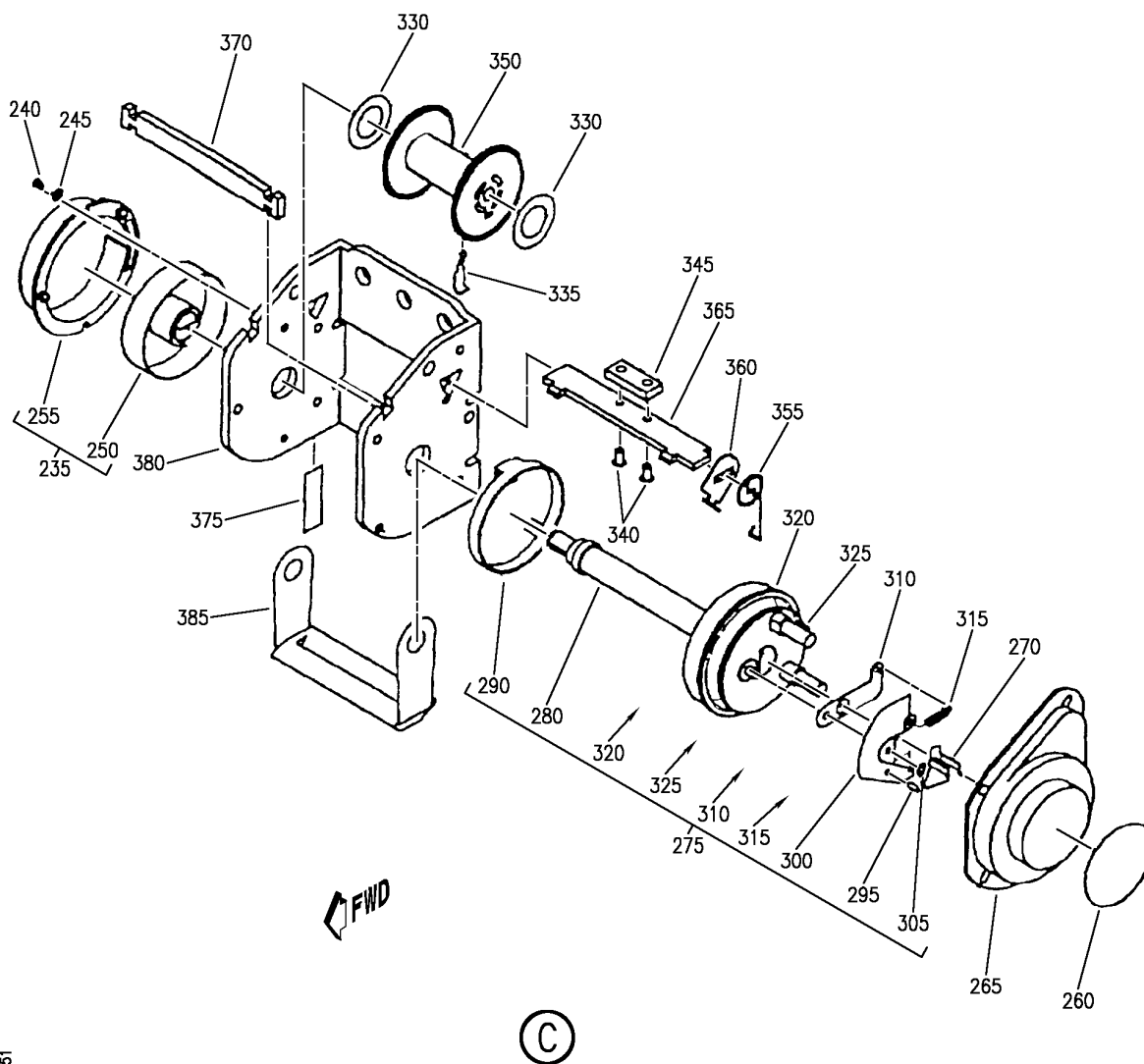
RESTRAINT SYSTEM ASSY
FIGURE 51H (SHEET 3)

25-11-01-51H

HXL
DEC 22/06

25-11-01-51H
PAGE 0B

BOEING
767
PARTS CATALOG (MAINTENANCE)



V 25110151H SHT 4 REV 251

RESTRAINT SYSTEM ASSY
FIGURE 51H (SHEET 4)

25-11-01-51H

HXL
DEC 22/06

25-11-01-51H
PAGE 0C



767

PARTS CATALOG (MAINTENANCE)

FIG ITEM	PART NUMBER	1 2 3 4 5 6 7	NOMENCLATURE	EFFECT FROM TO	UNITS PER ASSY
51H					
- 1	1117119-05		RESTRAINT SYSTEM ASSY RESTRAINT SYSTEM ASSY- SUPPLIER CODE: V45402 COMPONENT MAINT MANUAL REF: 25-11-39 FOR NHA SEE: 25-11-01-51		RF
- 5	1117119-07		RESTRAINT SYSTEM ASSY- SUPPLIER CODE: V45402 CONFIG CHG DATA FROM A CMM: SUPERSEDES 1117032-07 COMPONENT MAINT MANUAL REF: 25-11-39 FOR NHA SEE: 25-11-01-51		RF
50	1117433-13		.BELT ASSY-LAP FIXED BLACK SUPPLIER CODE: V45402 POSITION DATA: RH USED ON: 1117119-05		1
55	1117433-15		.BELT ASSY-LAP FIXED BLACK SUPPLIER CODE: V45402 POSITION DATA: LH USED ON: 1117119-07		1
60	1111430-51		..BUCKLE-ROTARY FIXED SUPPLIER CODE: V45402 POSITION DATA: RH COMPONENT MAINT MANUAL REF: 25-11-19 USED ON: 1117433-13		1
65	1111430-53		..BUCKLE-ROTARY FIXED SUPPLIER CODE: V45402 POSITION DATA: LH COMPONENT MAINT MANUAL REF: 25-11-19 USED ON: 1117433-15		1
ILLUSTRATION ITEMS NOT ON PARTS LIST ARE NOT APPLICABLE					

- ITEM NOT ILLUSTRATED

25-11-01-51H

25-11-01
FIG. 51H
PAGE 1
DEC 22/06

HXL



767

PARTS CATALOG (MAINTENANCE)

FIG ITEM	PART NUMBER	1 2 3 4 5 6 7	NOMENCLATURE	EFFECT FROM TO	UNITS PER ASSY
51H					
70	1117434-07	..	BELT-LAP BLACK SUPPLIER CODE: V45402	163999	2
75	1101613-01	.S	TRAP-CROTCH BLACK SUPPLIER CODE: V45402		1
80	1107653-01	.C	CABLE ASSY-CONT SUPPLIER CODE: V45402		1
85	AN380-2-2	..	PIN		1
90	MS20392-2C9	..	PIN		1
95	AN950C10L	..	WASHER- CONFIG CHG DATA FROM A CMM: SPSD BY AN960C10L		2
100	AN665-10R	..	TERMINAL ATTACHING PARTS		1
105	AN315-640R	..	NUT		1
110	0101272	..	CLAMP-LAP BLACK SUPPLIER CODE: V45402 ATTACHING PARTS		2
115	MS24692S31	..	SCREW- OPTIONAL PART: AN506-632R13		2
115	AN506-632R13	..	SCREW- OPTIONAL PART: MS24692S31		2
125	AN960C6L	..	WASHER		2
130	MS20364D632A	..	NUT- CONFIG CHG DATA FROM A CMM: SUPSD BY MS21073D06		2
130	MS21073D06	..	NUT- CONFIG CHG DATA FROM A CMM: SUPERSEDES MS20364D632A		2
135	0101748-01	..	HANDLE ASSY- SUPPLIER CODE: V45402		1
140	HR30135	...	WASHER-HORSESHOE RELEASE CABLE SUPPLIER CODE: V45402		1
145	010771-01	...	NUT-RETAINING SUPPLIER CODE: V45402		1
150	0101890-01	..	CABLE-LIGHTWEIGHT SUPPLIER CODE: V45402		1

ILLUSTRATION ITEMS NOT ON PARTS LIST ARE NOT APPLICABLE

- ITEM NOT ILLUSTRATED

HXL

25-11-01-51H

BOEING PROPRIETARY - Copyright © - Unpublished Work - See title page for details.

25-11-01
FIG. 51H
PAGE 2
DEC 22/06

 **BOEING**
767
PARTS CATALOG (MAINTENANCE)

FIG ITEM	PART NUMBER	1 2 3 4 5 6 7	NOMENCLATURE	EFFECT FROM TO	UNITS PER ASSY
51H 152	0108279		.PLATE-CONT SUPPLIER CODE: V45402		1
155	1107641-03		.REEL ASSY-DUAL BLACK SUPPLIER CODE: V45402		1
160	1107643-01		..PLATE-MTG SUPPLIER CODE: V45402 ATTACHING PARTS		1
165	NAS1154-4		..SCREW		4
170	AN960-416		..WASHER		4
175	MS21083C4		..NUT		4
185	1107655-03		-----*----- ..STRAP-SHOULDER BLACK SUPPLIER CODE: V45402		2
190	1108466-01		..STOP-WEBBING SUPPLIER CODE: V45402		4
195	1117349-01		..SPRING-TORSION SUPPLIER CODE: V45402 OPTIONAL PART: 1117349-03 V45402		2
195	1117349-03		..SPRING-TORSION SUPPLIER CODE: V45402 OPTIONAL PART: 1117349-01 V45402		2
200	1107645-01		..CAM-LOCKING SUPPLIER CODE: V45402		2
205	0913100-37		..PIN-SPIROL SUPPLIER CODE: V45402		1
210	0108363-01		..LEVER-DUAL REEL CONT SUPPLIER CODE: V45402		1
215	1107644-01		..SHAFT- SUPPLIER CODE: V45402		1

ILLUSTRATION ITEMS NOT ON PARTS LIST ARE NOT APPLICABLE

- ITEM NOT ILLUSTRATED

HXL

25-11-01-51H

BOEING PROPRIETARY - Copyright © - Unpublished Work - See title page for details.

25-11-01
FIG. 51H
PAGE 3
DEC 22/06

 **BOEING**
767
PARTS CATALOG (MAINTENANCE)

FIG ITEM	PART NUMBER	1 2 3 4 5 6 7	NOMENCLATURE	EFFECT FROM TO	UNITS PER ASSY
51H 220	1107642-01		.. REEL ASSY- SUPPLIER CODE: V45402 COMPONENT MAINT MANUAL REF: 25-12-01 ATTACHING PARTS		2
225	AN960-10		.. WASHER		2
230	0911100-156		.. RING-RETAINING SUPPLIER CODE: V45402 -----*-----		2
235	0107337-05		... CUP ASSY-SPR SUPPLIER CODE: V45402 ATTACHING PARTS		1
240	MS35206-202		... SCREW		2
245	NAS620-2		... WASHER -----*-----		AR
250	0107338-03	 SPRING-REWIND SUPPLIER CODE: V45402		1
255	0107376-01	 CUP-SPR SUPPLIER CODE: V45402		1
260	0108279		... PLATE-PATENT NO. SUPPLIER CODE: V45402		1
265	1107652-01		... COVER- SUPPLIER CODE: V45402		1
270	1106337-01		... SPRING- SUPPLIER CODE: V45402		1
275	1107307-03		... SHAFT ASSY- SUPPLIER CODE: V45402		1
280	1107350-01	 SHAFT- SUPPLIER CODE: V45402		1
- 285	1106340-1	 PIN- SUPPLIER CODE: V45402		1
290	0107379-01	 SPRING-CLUTCH SUPPLIER CODE: V45402		1
295	NAS561CF2-5	 PIN-SPR		1
300	1106338-01	 LOCK- SUPPLIER CODE: V45402		1

ILLUSTRATION ITEMS NOT ON PARTS LIST ARE NOT APPLICABLE

- ITEM NOT ILLUSTRATED

HXL

25-11-01-51H

BOEING PROPRIETARY - Copyright © - Unpublished Work - See title page for details.

25-11-01
FIG. 51H
PAGE 4
DEC 22/06

 **BOEING**
767
PARTS CATALOG (MAINTENANCE)

FIG ITEM	PART NUMBER	1 2 3 4 5 6 7	NOMENCLATURE	EFFECT FROM TO	UNITS PER ASSY
51H 305	0107341-03	WASHER- SUPPLIER CODE: V45402		1
310	0107381-01	RETAINER-FLANGE SUPPLIER CODE: V45402		1
315	0107342-01	SPRING-CALIBRATION SUPPLIER CODE: V45402		1
320	0107378-01	CUP-LOCK SUPPLIER CODE: V45402		1
325	0107380-01	FLANGE- SUPPLIER CODE: V45402		1
330	0107348-01	...	WASHER-NYLON SUPPLIER CODE: V45402		AR
335	1107637-01	...	SPRING-CAM SUPPLIER CODE: V45402		1
340	MS20470AD3-5	...	ATTACHING PARTS RIVET		2
345	1107636-01	...	-----*----- SPACER-LOCK BAR SUPPLIER CODE: V45402		1
350	0107313-01	...	SPOOL- SUPPLIER CODE: V45402		1
355	0107383-01	...	SPRING- SUPPLIER CODE: V45402		1
360	0107384-01	...	ARM-LOCK BAR SUPPLIER CODE: V45402		1
365	1107648-01	...	BAR-LOCK SUPPLIER CODE: V45402		1
370	1106339-01	...	SUPPORT-FRAME SUPPLIER CODE: V45402		1
375	1106323-01	...	SEAL-DESTRUCTIVE SUPPLIER CODE: V45402		1
380	1107650-01	...	FRAME- SUPPLIER CODE: V45402		1

ILLUSTRATION ITEMS NOT ON PARTS LIST ARE NOT APPLICABLE

— ITEM NOT ILLUSTRATED

HXL

25-11-01-51H

BOEING PROPRIETARY - Copyright © - Unpublished Work - See title page for details.

25-11-01
FIG. 51H
PAGE 5
DEC 22/06



767
PARTS CATALOG (MAINTENANCE)

FIG ITEM	PART NUMBER	1 2 3 4 5 6 7	NOMENCLATURE	EFFECT FROM TO	UNITS PER ASSY
51H 385	0109241-01		...GUIDE-STRAP SUPPLIER CODE: V45402		1

ILLUSTRATION ITEMS NOT ON PARTS LIST ARE NOT APPLICABLE

- ITEM NOT ILLUSTRATED

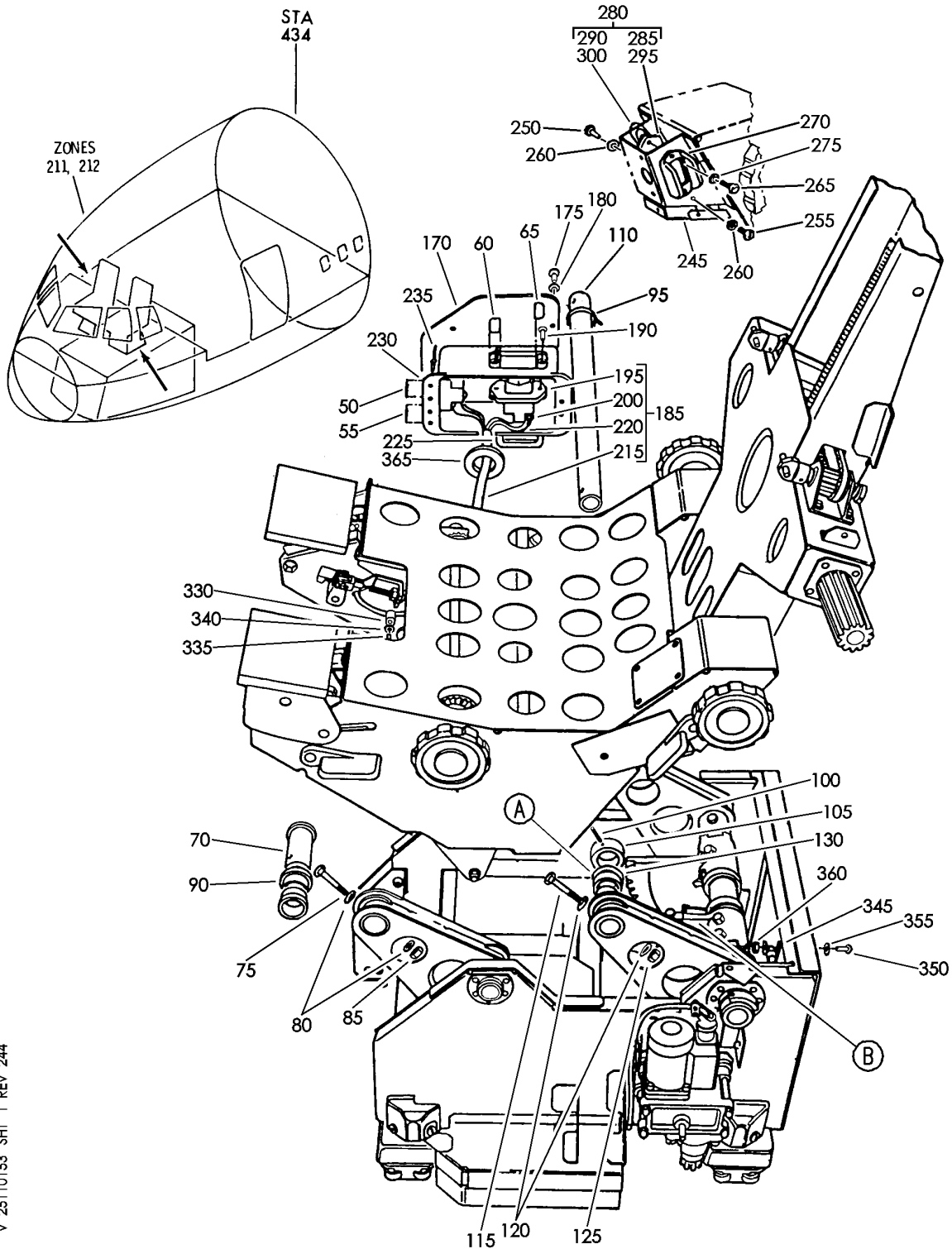
HXL

25-11-01-51H

BOEING PROPRIETARY - Copyright © - Unpublished Work - See title page for details.

25-11-01
FIG. 51H
PAGE 6
DEC 22/06

BOEING
767
PARTS CATALOG (MAINTENANCE)



V 25110153 SHT 1 REV 244

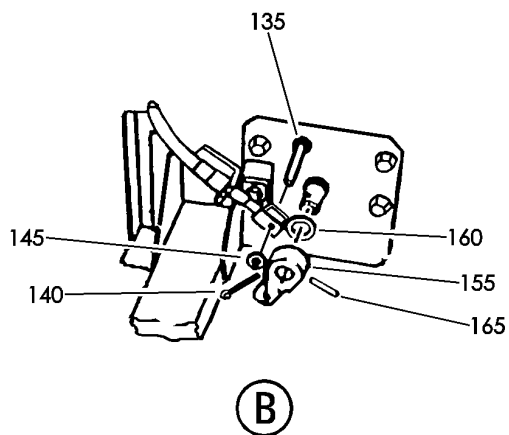
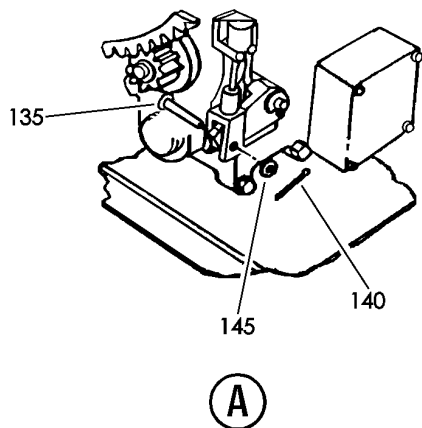
SEAT ASSY-BASIC
FIGURE 53 (SHEET 1)

25-11-01-53

HXL
DEC 22/06

25-11-01-53
PAGE 0

BOEING
767
PARTS CATALOG (MAINTENANCE)



V 25110153 SHT 2 REV 244

SEAT ASSY-BASIC
FIGURE 53 (SHEET 2)

25-11-01-53

HXL
DEC 22/06

25-11-01-53
PAGE 0A

 **BOEING**
767
PARTS CATALOG (MAINTENANCE)

FIG ITEM	PART NUMBER	1 2 3 4 5 6 7	NOMENCLATURE	EFFECT FROM TO	UNITS PER ASSY
53					
- 1	0A210-0032F		SEAT ASSY-BASIC SEAT ASSY-BASIC FOR NHA SEE: 25-11-01-51		RF
- 5	0A210-0031F		SEAT ASSY-BASIC FOR NHA SEE: 25-11-01-51		RF
50	3A211-0227		.PLACARD- SUPPLIER CODE: VK9075 POSITION DATA: UP		1
55	3A211-0229		.PLACARD- SUPPLIER CODE: VK9075 POSITION DATA: DOWN		1
60	3A211-0231		.PLACARD- SUPPLIER CODE: VK9075 POSITION DATA: FWD		1
65	3A211-0233		.PLACARD- SUPPLIER CODE: VK9075 POSITION DATA: AFT		1
70	3A058-0277		.PIN-PIVOT SUPPLIER CODE: VK9075 POSITION DATA: FWD		2
75	A102-8D		ATTACHING PARTS .BOLT		2
80	SP126D		.WASHER		4
85	H14-3		.NUT- SUPPLIER CODE: V15653		2
90	3A058-0455		-----*----- .BEARING- SUPPLIER CODE: VK9075		4
95	1062		.TIE-CABLE SUPPLIER CODE: V00357		2
100	1A500-0654		.PIN- SUPPLIER CODE: VK9075		2
ILLUSTRATION ITEMS NOT ON PARTS LIST ARE NOT APPLICABLE					

- ITEM NOT ILLUSTRATED

HXL

25-11-01-53

BOEING PROPRIETARY - Copyright © - Unpublished Work - See title page for details.

25-11-01
FIG. 53
PAGE 1
DEC 22/06



767

PARTS CATALOG (MAINTENANCE)

FIG ITEM	PART NUMBER	1 2 3 4 5 6 7	NOMENCLATURE	EFFECT FROM TO	UNITS PER ASSY
53					
105	3A058-0501		.COLLAR- SUPPLIER CODE: VK9075		2
110	3A058-0499		.SHAFT-CROSS SUPPLIER CODE: VK9075		1
115	A102-7D		ATTACHING PARTS .BOLT		2
120	SP126D		.WASHER		4
125	H14-3		.NUT- SUPPLIER CODE: V15653		2
			-----*-----		
130	3A058-0457		.BEARING-PIVOT SUPPLIER CODE: VK9075 POSITION DATA: REAR		4
135	SP4YB5		.PIN		2
140	SP90C3		.PIN		2
145	SP126D		.WASHER		2
- 150	3A097-0424		.LEVER- SUPPLIER CODE: VK9075 USED ON: OA210-0032F		1
155	3A097-0423		.LEVER- SUPPLIER CODE: VK9075 USED ON: OA210-0031F ATTACHING PARTS		1
160	3A097-0247		.WASHER- SUPPLIER CODE: VK9075		1
			-----*-----		
165	1A500-0658		.PIN- SUPPLIER CODE: VK9075		1
170	2A211-0209		.COVER-SWITCH SUPPLIER CODE: VK9075 ATTACHING PARTS		1
175	A113-1-2C		.BOLT		4
180	SP126C		.WASHER		4
			-----*-----		
185	2A211-0207		.LOOM ASSY-CONTROL SWITCH SUPPLIER CODE: VK9075		1

ILLUSTRATION ITEMS NOT ON PARTS LIST ARE NOT APPLICABLE

- ITEM NOT ILLUSTRATED

HXL

25-11-01-53

BOEING PROPRIETARY - Copyright © - Unpublished Work - See title page for details.

25-11-01
FIG. 53
PAGE 2
DEC 22/06



767

PARTS CATALOG (MAINTENANCE)

FIG ITEM	PART NUMBER	1 2 3 4 5 6 7	NOMENCLATURE	EFFECT FROM TO	UNITS PER ASSY
53			ATTACHING PARTS		
190	A204B20		.SCREW		4
			-----*-----		
195	2TP1-7		..SWITCH-ROCKER		2
			SUPPLIER CODE:		
			VK1634		
200	323986		..RING-TONGUE		6
			SUPPLIER CODE:		
			VK1636		
- 205	3A201-0661		..LINK-WIRE		2
			SUPPLIER CODE:		
			VK9075		
- 210	3A163-0297		..LINK-WIRE		4
			SUPPLIER CODE:		
			VK9075		
215	H40YW		..SLEEVE-HELSYN		1
			SUPPLIER CODE:		
			VK1793		
220	2A211-0205		..LOOM-		1
			SUPPLIER CODE:		
			VK9075		
225	3A211-0211		.PLUG-BLANKING		1
			SUPPLIER CODE:		
			VK9075		
230	2A211-0223		.MOULDING-SWITCH		1
			SUPPLIER CODE:		
			VK9075		
			ATTACHING PARTS		
235	NAS1720H4-2A		.RIVET		8
			-----*-----		
- 240	3A211-0222F		.COVER-		1
			SUPPLIER CODE:		
			VK9075		
			POSITION DATA:		
			LWR		
			USED ON:		
			OA210-0032F		
245	3A211-0221F		.COVER-		1
			SUPPLIER CODE:		
			VK9075		
			POSITION DATA:		
			LWR		
			USED ON:		
			OA210-0031F		
			ATTACHING PARTS		
250	A102-1-2C		.BOLT		1
255	A113-1-2C		.BOLT		1
260	SP122C		.WASHER		2
			-----*-----		

ILLUSTRATION ITEMS NOT ON PARTS LIST ARE NOT APPLICABLE

- ITEM NOT ILLUSTRATED

25-11-01-53

25-11-01
FIG. 53
PAGE 3
DEC 22/06

HXL

BOEING PROPRIETARY - Copyright © - Unpublished Work - See title page for details.



767

PARTS CATALOG (MAINTENANCE)

FIG ITEM	PART NUMBER	1 2 3 4 5 6 7	NOMENCLATURE	EFFECT FROM TO	UNITS PER ASSY
53					
265	2A201-0633		. GUARD-PWR SWITCH SUPPLIER CODE: VK9075 ATTACHING PARTS		1
270	A218B24		. SCREW		2
275	SP126B		. WASHER -----*-----		2
280	2A211-0239		. LOOM ASSY-MASTER SWITCH SUPPLIER CODE: VK9075		1
285	12PA5R		.. BUTTON-RED ROCKER SUPPLIER CODE: VK1634		1
290	H40YW		.. SLEEVE-HELSYN SUPPLIER CODE: VK1793		1
295	1TP8-2		.. SWITCH-ROCKER SUPPLIER CODE: VK1634		1
300	2A211-0237		.. LOOM- SUPPLIER CODE: VK9075		1
- 305	2A503-0002		. CLAMP-PLASTIC WIRE SUPPLIER CODE: VK9075 ATTACHING PARTS		1
- 310	A102-1C		. BOLT		1
- 315	SP126C		. WASHER -----*-----		1
330	2A503-0004		. CLAMP-PLASTIC WIRE SUPPLIER CODE: VK9075 ATTACHING PARTS		1
335	A102-1C		. BOLT		1
340	SP126C		. WASHER -----*-----		1
345	2A503-0004		. CLAMP-PLASTIC WIRE SUPPLIER CODE: VK9075 ATTACHING PARTS		2
350	A113-1C		. BOLT		2
355	SP126C		. WASHER		2
360	H14L08		. NUT- SUPPLIER CODE: V15653 -----*-----		2
365	HV2166		. GROMMET-OPEN SUPPLIER CODE: VK5616		1

ILLUSTRATION ITEMS NOT ON PARTS LIST ARE NOT APPLICABLE

- ITEM NOT ILLUSTRATED

25-11-01-53

25-11-01
FIG. 53
PAGE 4
DEC 22/06

HXL

BOEING PROPRIETARY - Copyright © - Unpublished Work - See title page for details.



767

PARTS CATALOG (MAINTENANCE)

FIG ITEM	PART NUMBER	1 2 3 4 5 6 7	NOMENCLATURE	EFFECT FROM TO	UNITS PER ASSY
53					
- 370	HV4767		.GROMMET- SUPPLIER CODE: VK5616		1
- 375	OA210-0030F		.SEAT ASSY- SUPPLIER CODE: VK9075 POSITION DATA: UPR USED ON: OA210-0032F FOR DETAILS SEE: 25-11-01-55		1
- 380	OA210-0029F		.SEAT ASSY- SUPPLIER CODE: VK9075 POSITION DATA: UPR USED ON: OA210-0031F FOR DETAILS SEE: 25-11-01-55		1
- 385	OA210-0036F		.MECHANISM ASSY-BASE AND LIFT SUPPLIER CODE: VK9075 USED ON: OA210-0032F FOR DETAILS SEE: 25-11-01-58		1
- 390	OA210-0035F		.MECHANISM ASSY-BASE AND LIFT SUPPLIER CODE: VK9075 USED ON: OA210-0031F FOR DETAILS SEE: 25-11-01-58		1

ILLUSTRATION ITEMS NOT ON PARTS LIST ARE NOT APPLICABLE

- ITEM NOT ILLUSTRATED

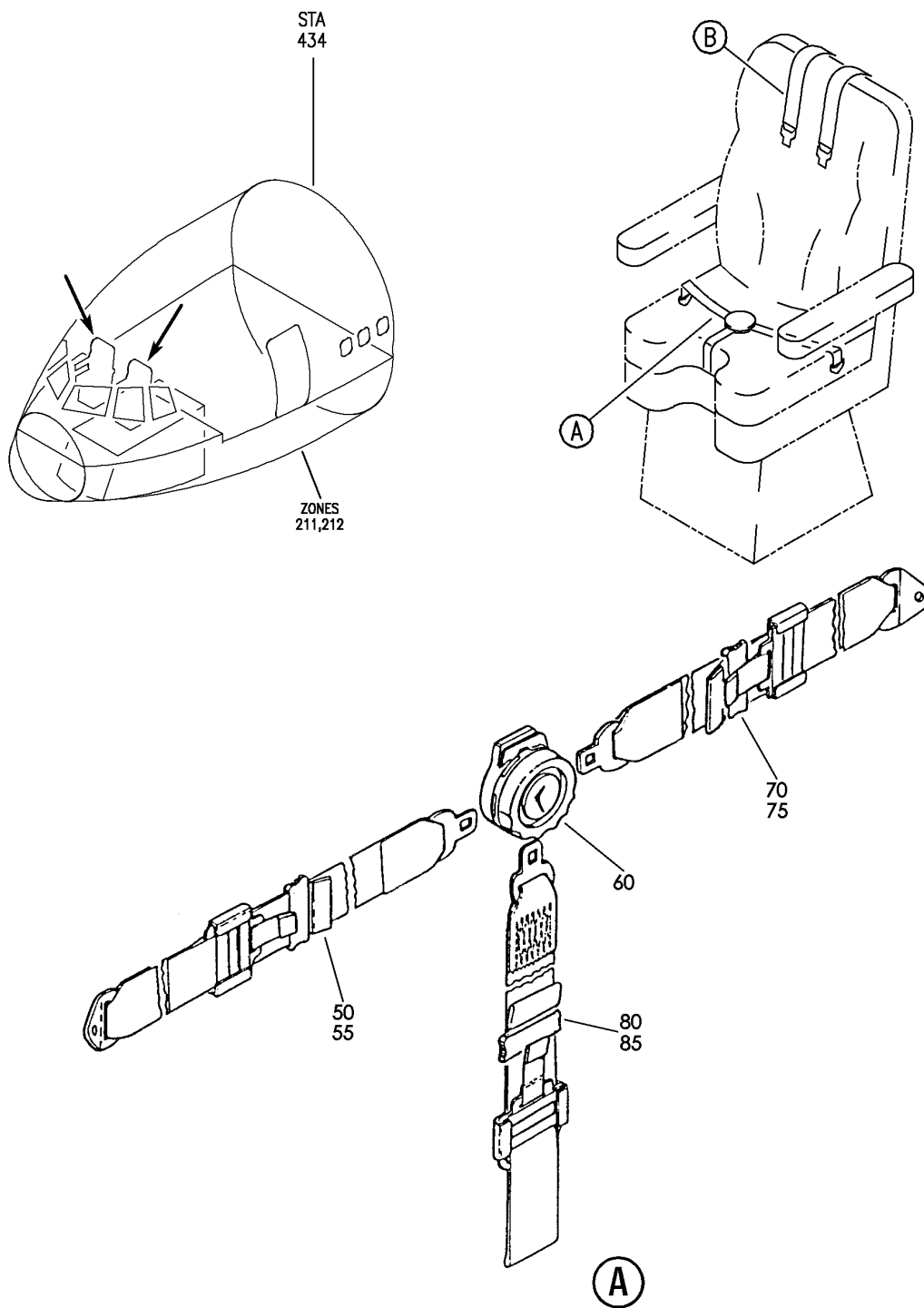
HXL

25-11-01-53

BOEING PROPRIETARY - Copyright © - Unpublished Work - See title page for details.

25-11-01
FIG. 53
PAGE 5
DEC 22/06

BOEING
767
PARTS CATALOG (MAINTENANCE)



V 25110154A SHT 1 REV 251

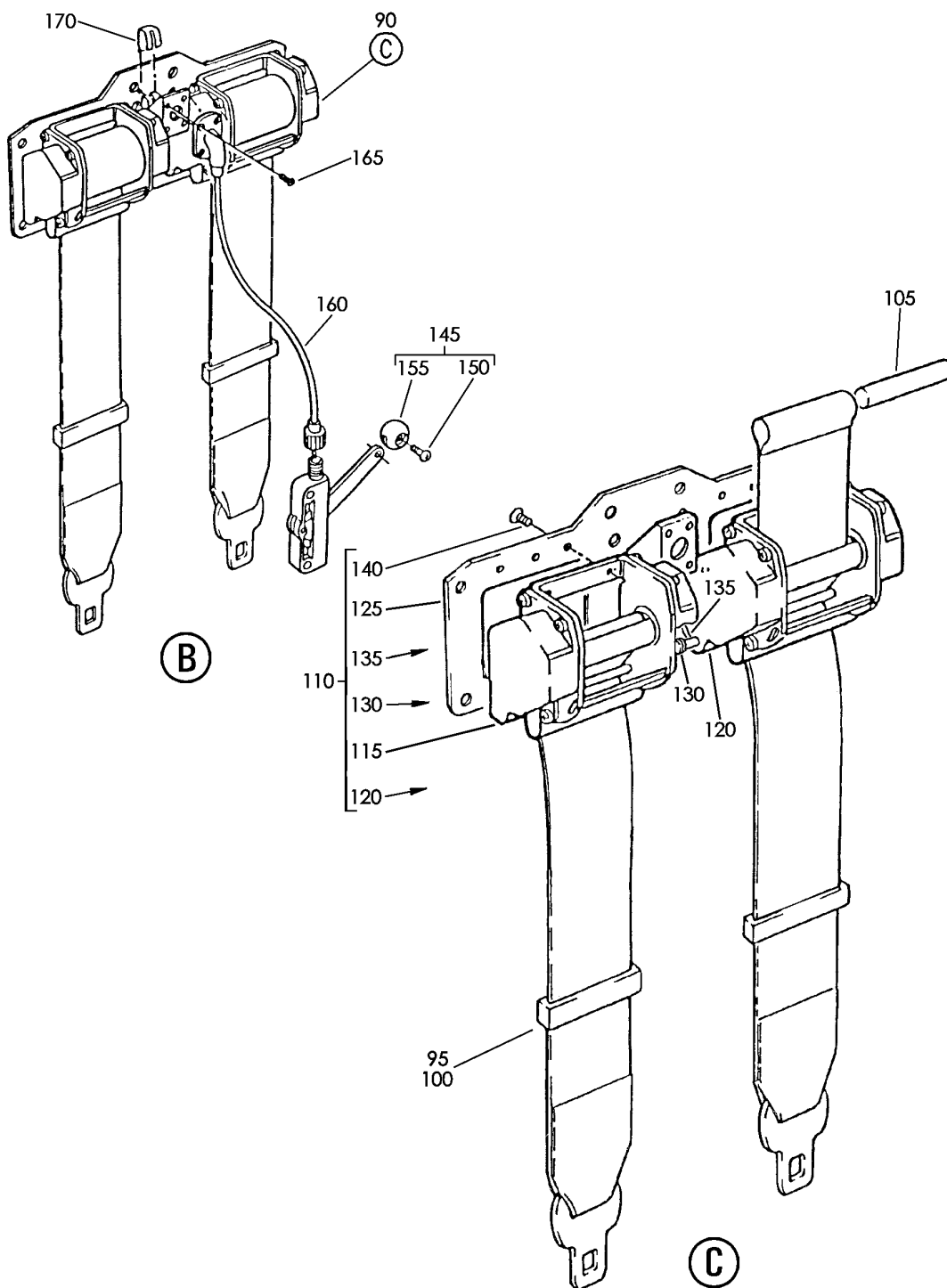
RESTRAINT SYSTEM ASSY
FIGURE 54A (SHEET 1)

25-11-01-54A

HXL
DEC 22/06

25-11-01-54A
PAGE 0

BOEING
767
PARTS CATALOG (MAINTENANCE)



V 25110154A SHT 2 REV 251

RESTRAINT SYSTEM ASSY
FIGURE 54A (SHEET 2)

25-11-01-54A

HXL
DEC 22/06

25-11-01-54A
PAGE 0A



767

PARTS CATALOG (MAINTENANCE)

FIG ITEM	PART NUMBER	1 2 3 4 5 6 7	NOMENCLATURE	EFFECT FROM TO	UNITS PER ASSY
54A					
- 1	1180003-413-100		RESTRAINT SYSTEM ASSY RESTRAINT SYSTEM ASSY- SUPPLIER CODE: VU9460 COMPONENT MAINT MANUAL REF: 25-12-02 FOR NHA SEE: 25-11-01-51		RF
- 5	1180003-414-100		RESTRAINT SYSTEM ASSY- SUPPLIER CODE: VU9460 COMPONENT MAINT MANUAL REF: 25-12-02 FOR NHA SEE: 25-11-01-51		RF
50	1150011-601-010		.BELT ASSY-LAP, HALF SUPPLIER CODE: VU9460		1
55	3100083-100-000		..TIDY- SUPPLIER CODE: VU9460		1
60	1150004-607-000		.BUCKLE- SUPPLIER CODE: VU9460 USED ON: 1180003-413-100		1
- 65	1150004-608-000		.BUCKLE- SUPPLIER CODE: VU9460 USED ON: 1180003-414-100		1
70	1150011-601-010		.BELT ASSY-LAP, HALF SUPPLIER CODE: VU9460		1
75	3100083-100-000		..TIDY- SUPPLIER CODE: VU9460		1
80	1150002-604-010		.STRAP ASSY-CROTCH SUPPLIER CODE: VU9460		1
85	3100083-100-000		..TIDY- SUPPLIER CODE: VU9460		1
90	1150003-605-001		.HARNES ASSY-SHOULDER SUPPLIER CODE: VU9460		1
95	1150005-601-001		..STRAP ASSY- SUPPLIER CODE: VU9460		2
ILLUSTRATION ITEMS NOT ON PARTS LIST ARE NOT APPLICABLE					

- ITEM NOT ILLUSTRATED

25-11-01-54A

25-11-01
FIG. 54A
PAGE 1
DEC 22/06

HXL



767

PARTS CATALOG (MAINTENANCE)

FIG ITEM	PART NUMBER	1 2 3 4 5 6 7	NOMENCLATURE	EFFECT FROM TO	UNITS PER ASSY
54A 100	504636-1	...	STOP-WEB SUPPLIER CODE: V35FB9		2
105	3100054-000-000	..	RETAINER- SUPPLIER CODE: VU9460		2
110	1150008-603-000	..	REEL ASSY-DUAL SUPPLIER CODE: VU9460		1
115	2150005-603-000	...	REEL- SUPPLIER CODE: VU9460		1
120	2150006-603-000	...	REEL- SUPPLIER CODE: VU9460		1
125	3150006-601-000	...	PLATE-BACK SUPPLIER CODE: VU9460		1
130	3100028-000-000	...	SHAFT-SPR SUPPLIER CODE: VU9460		1
135	3100046-000-000	...	SHAFT-LEVER SUPPLIER CODE: VU9460		1
140	LN9438A	...	SCREW- SUPPLIER CODE: VU9460		12
145	2150007-601-000	.	HANDLE ASSY-MANUAL LOCK SUPPLIER CODE: VU9460		1
150	DIN7991M4X12	..	SCREW- SUPPLIER CODE: VU9460		1
155	3100055-000-000	..	KNOB- SUPPLIER CODE: VU9460		1
160	2150016-623-000	.	CABLE- SUPPLIER CODE: VU9460		1
165	DIN965A2-50	.	SCREW- SUPPLIER CODE: VU9460		4
170	3100042-000-000	.	RETAINER-CABLE SUPPLIER CODE: VU9460		1

ILLUSTRATION ITEMS NOT ON PARTS LIST ARE NOT APPLICABLE

- ITEM NOT ILLUSTRATED

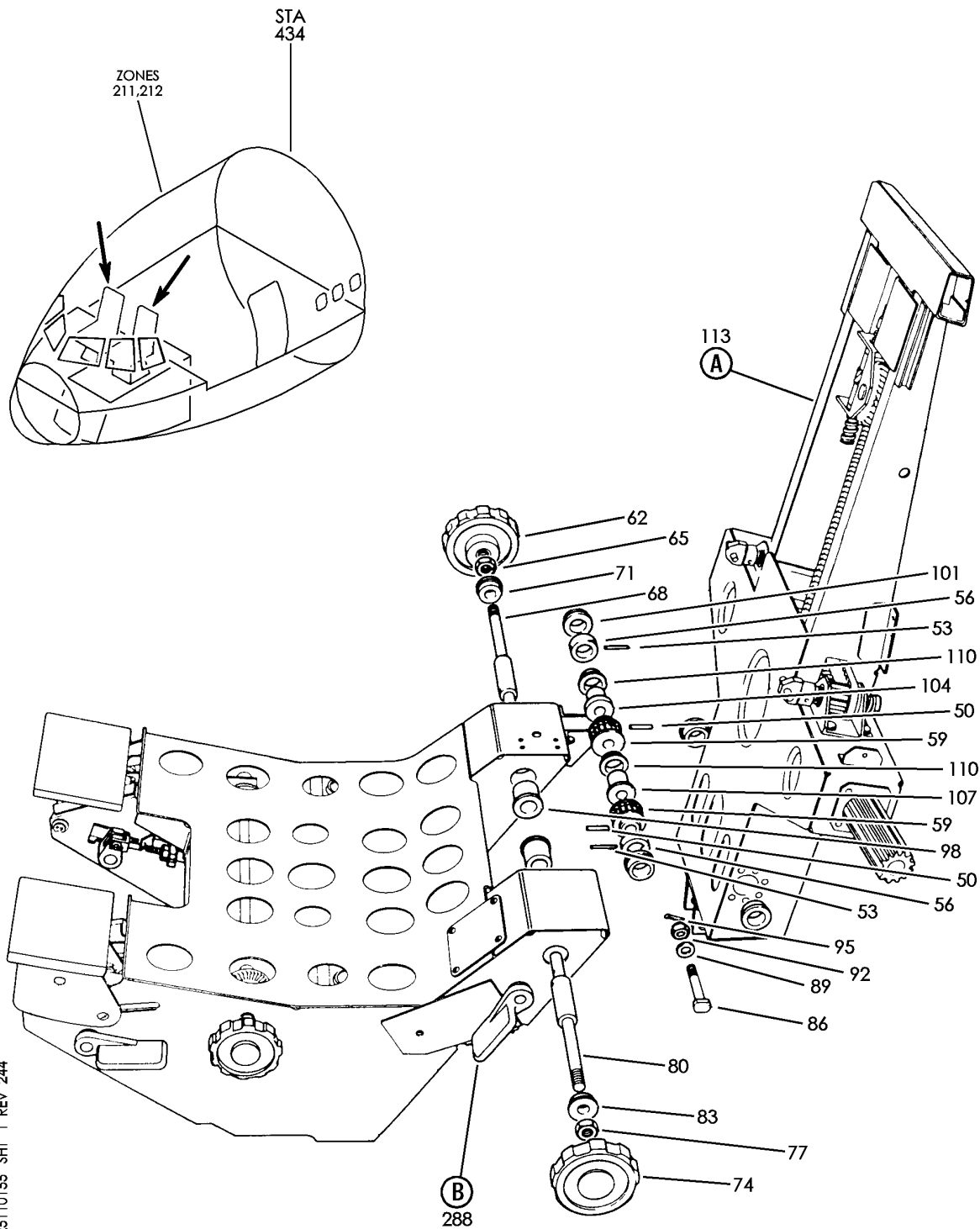
25-11-01-54A

25-11-01
FIG. 54A
PAGE 2
APR 22/09

HXL

BOEING PROPRIETARY - Copyright © - Unpublished Work - See title page for details.

BOEING
767
PARTS CATALOG (MAINTENANCE)



V 25110155 SHT 1 REV 244

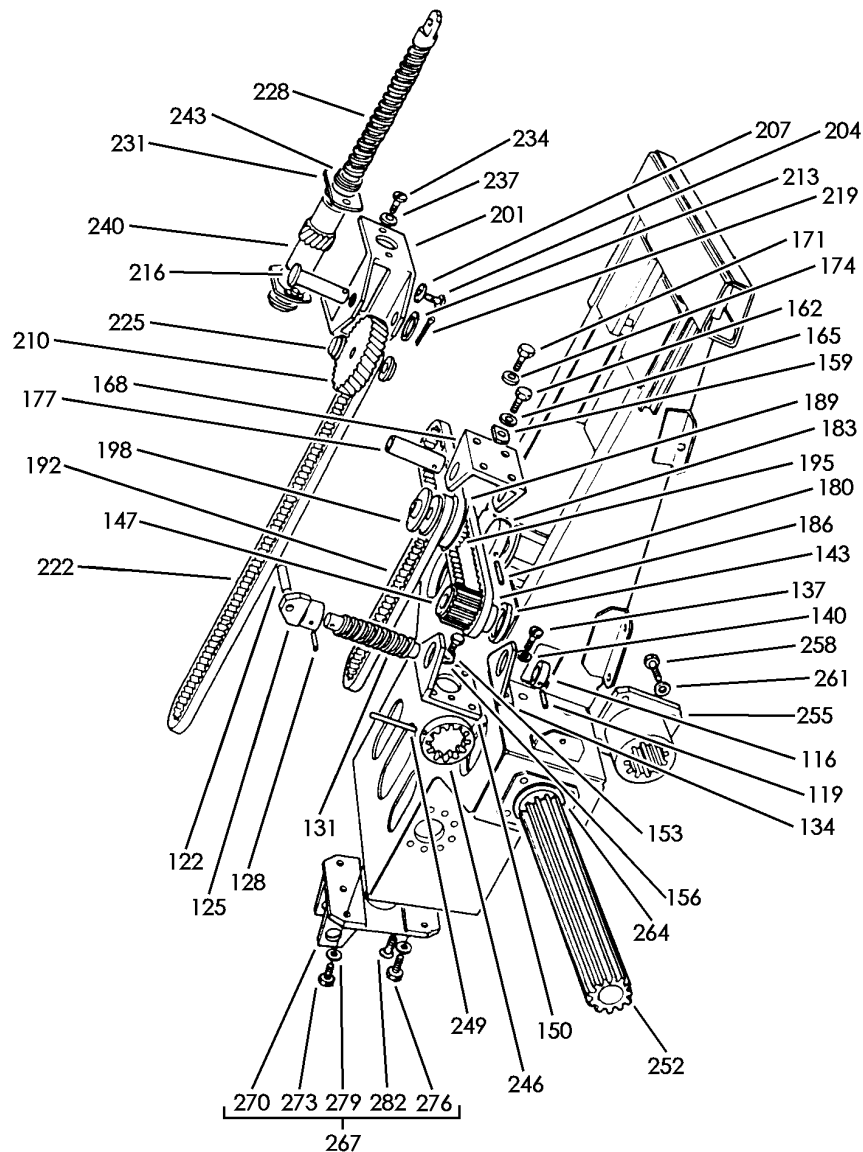
SEAT ASSY
FIGURE 55 (SHEET 1)

25-11-01-55

HXL
DEC 22/06

25-11-01-55
PAGE 0

BOEING
767
PARTS CATALOG (MAINTENANCE)



(A)

V 25110155 SHT 2 REV 244

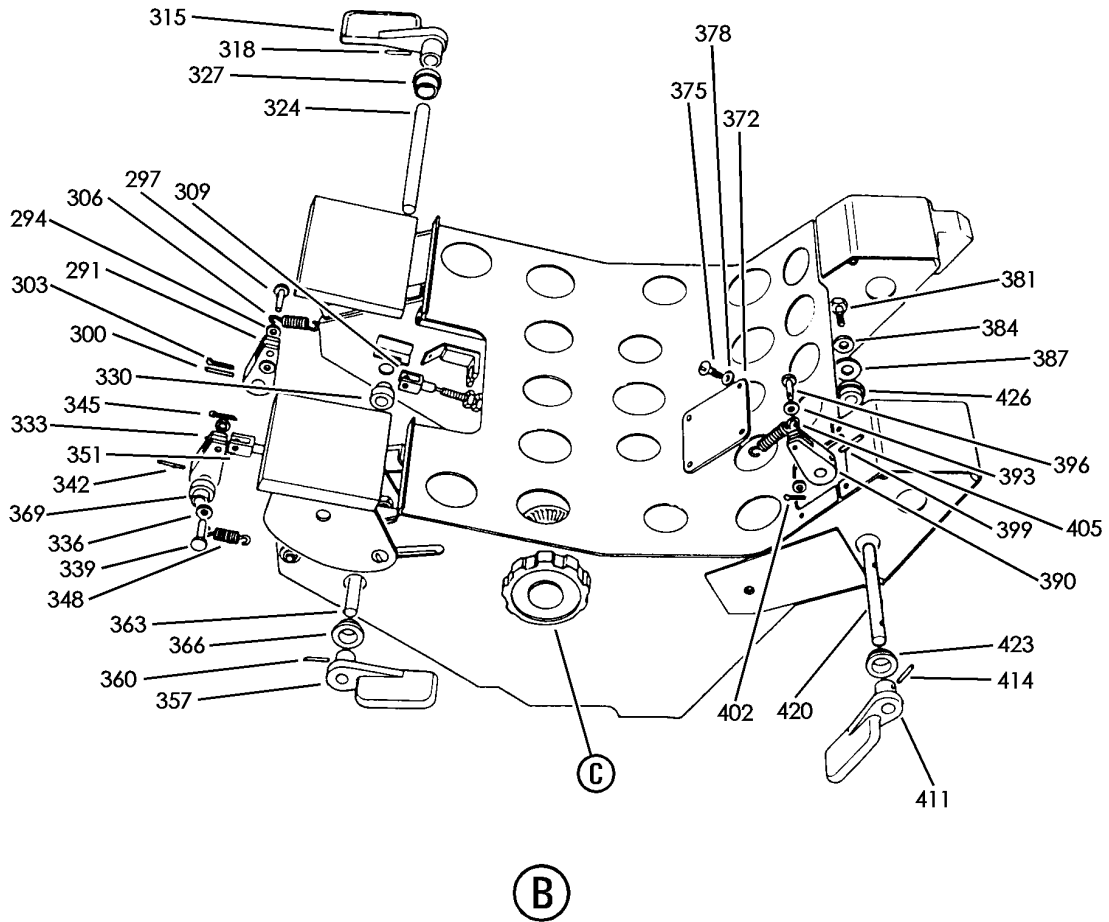
SEAT ASSY
FIGURE 55 (SHEET 2)

25-11-01-55

HXL
DEC 22/06

25-11-01-55
PAGE 0A

BOEING
767
PARTS CATALOG (MAINTENANCE)



V 25110155 SHT 3 REV 244

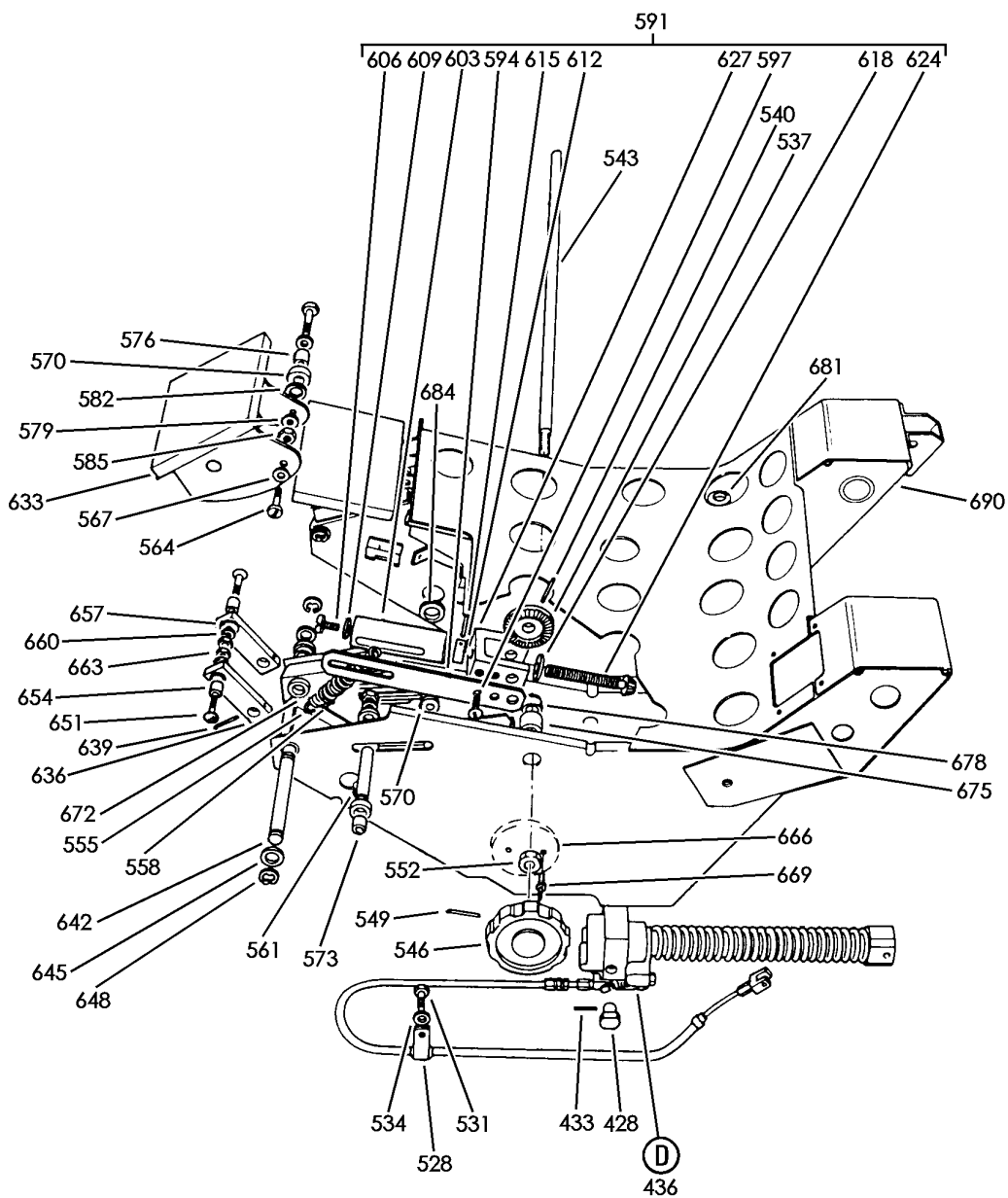
SEAT ASSY
FIGURE 55 (SHEET 3)

25-11-01-55

HXL
DEC 22/06

25-11-01-55
PAGE 0B

BOEING
767
PARTS CATALOG (MAINTENANCE)



(C)

V 25110155 SHT 4 REV 244

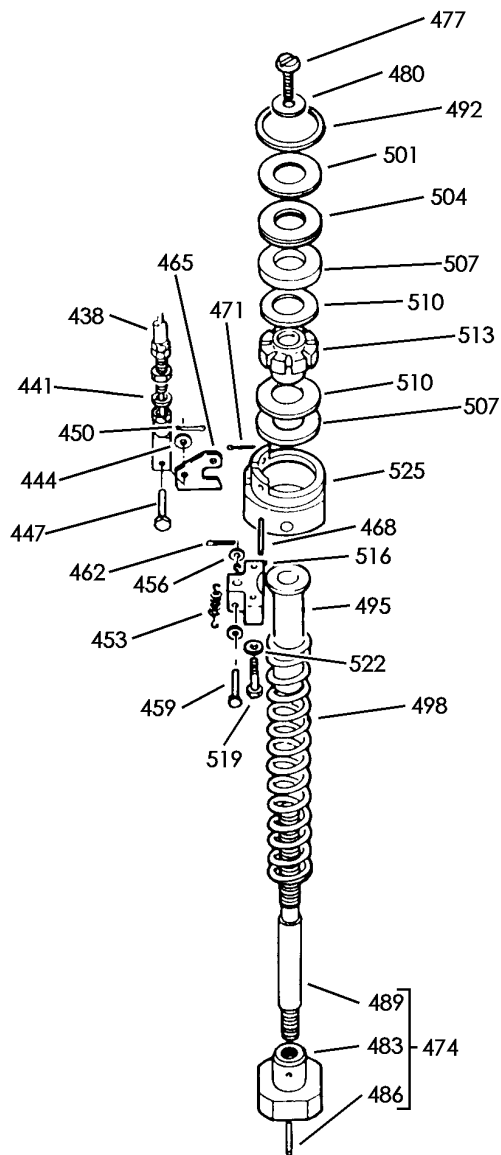
SEAT ASSY
FIGURE 55 (SHEET 4)

25-11-01-55

HXL
DEC 22/06

25-11-01-55
PAGE 0C

BOEING
767
PARTS CATALOG (MAINTENANCE)



(D)

V 25110155 SHT 5 REV 244

SEAT ASSY
FIGURE 55 (SHEET 5)

25-11-01-55

HXL
DEC 22/06

25-11-01-55
PAGE 0D



767

PARTS CATALOG (MAINTENANCE)

FIG ITEM	PART NUMBER	1 2 3 4 5 6 7	NOMENCLATURE	EFFECT FROM TO	UNITS PER ASSY
55			SEAT ASSY		
- 1	0A210-0030F		SEAT ASSY- SUPPLIER CODE: VK9075 FOR NHA SEE: 25-11-01-53		RF
- 5	0A210-0029F		SEAT ASSY- SUPPLIER CODE: VK9075 FOR NHA SEE: 25-11-01-53		RF
50	1A500-0651		.PIN-SPIROL SPR SUPPLIER CODE: VK9075		2
53	1A500-0646		.PIN-SPIROL SPR SUPPLIER CODE: VK9075		2
56	3A090-0293		.COLLAR- SUPPLIER CODE: VK9075		2
59	3A090-0287		.WHEEL-PULLEY SUPPLIER CODE: VK9075		2
62	3A058-0317		.HANDWHEEL-IN/OUT SUPPLIER CODE: VK9075		1
62	1A514-0042		.HANDWHEEL-IN/OUT SUPPLIER CODE: VK9075 CONFIG CHG DATA FROM A CMM: SUPSD BY 1A514-0042		1
65	A27JT		.NUT		1
68	2A090-0283		.SHAFT-DRIVE SUPPLIER CODE: VK9075		1
71	400-2090		.BUSH-SNAP SUPPLIER CODE: VK7817 CONFIG CHG DATA FROM A CMM: SUPSD BY 2090		1
71	2090		.BUSH-SNAP SUPPLIER CODE: VK7817 CONFIG CHG DATA FROM A CMM: SUPERSEDES 400-2090		1

ILLUSTRATION ITEMS NOT ON PARTS LIST ARE NOT APPLICABLE

- ITEM NOT ILLUSTRATED

25-11-01-55

25-11-01
FIG. 55
PAGE 1
DEC 22/06

HXL



767

PARTS CATALOG (MAINTENANCE)

FIG ITEM	PART NUMBER	1 2 3 4 5 6 7	NOMENCLATURE	EFFECT FROM TO	UNITS PER ASSY
55					
74	3A058-0319		.HANDWHEEL-IN/OUT SUPPLIER CODE: VK9075 CONFIG CHG DATA FROM A CMM: SUPSD BY 1A514-0041		1
74	1A514-0041		.HANDWHEEL-IN/OUT SUPPLIER CODE: VK9075 CONFIG CHG DATA FROM A CMM: SUPERSEDES 3A058-0319		1
77	A27JT		.NUT		1
80	2A090-0281		.SHAFT-DRIVE SUPPLIER CODE: VK9075		1
83	400-2090		.BUSH-SNAP SUPPLIER CODE: VK7817 CONFIG CHG DATA FROM A CMM: SUPSD BY 2090		1
83	2090		.BUSH-SNAP SUPPLIER CODE: VK7817 CONFIG CHG DATA FROM A CMM: SUPERSEDES 400-2090		1
86	3A090-0375		.BOLT- SUPPLIER CODE: VK9075		1
89	SP126E		.WASHER		1
92	A103EC		.NUT		1
95	SP90E6		.PIN-COTTER SUPPLIER CODE: VK7766		1
98	3A090-0295		.BEARING-PIVOT SUPPLIER CODE: VK9075		2
101	3A090-0233		.BEARING- SUPPLIER CODE: VK9075		4
104	3A090-0263		.BEARING- SUPPLIER CODE: VK9075		1
107	3A090-0265		.BEARING- SUPPLIER CODE: VK9075		1
110	3A090-0333		.BEARING-HSG SUPPLIER CODE: VK9075		2

ILLUSTRATION ITEMS NOT ON PARTS LIST ARE NOT APPLICABLE

- ITEM NOT ILLUSTRATED

25-11-01-55

25-11-01
FIG. 55
PAGE 2
DEC 22/06

HXL

BOEING PROPRIETARY - Copyright © - Unpublished Work - See title page for details.

 **BOEING**
767
PARTS CATALOG (MAINTENANCE)

FIG ITEM	PART NUMBER	1 2 3 4 5 6 7	NOMENCLATURE	EFFECT FROM TO	UNITS PER ASSY
55					
113	0A090-0043F	.	STRUCTURE AND MECH ASSY- SUPPLIER CODE: VK9075		1
116	3A090-0249	..	COLLAR-STOP SUPPLIER CODE: VK9075		2
119	1A500-0085	..	PIN-SEL LOK SUPPLIER CODE: VU1811		2
122	3A090-0259	..	PIN-ROLLER SUPPLIER CODE: VK9075		2
125	3A090-0291	..	CARRIER-ROLLER SUPPLIER CODE: VK9075		2
128	1A500-0085	..	PIN-SEL LOK SUPPLIER CODE: VU1811		2
131	3A090-0271	..	SCREW-IN/OUT SUPPLIER CODE: VK9075		2
134	3A090-0215	..	BRACKET-LUMBAR SUPPLIER CODE: VK9075 ATTACHING PARTS		2
137	A113-2C	..	BOLT		4
140	SP126C	..	WASHER -----*-----		4
143	3A090-0313	..	WASHER-THRUST SUPPLIER CODE: VK9075		2
147	3A090-0105	..	PULLEY-LUMBAR SUPPLIER CODE: VK9075		2
150	3A090-0213	..	BRACKET-LUMBAR SUPPLIER CODE: VK9075 ATTACHING PARTS		2
153	A113-1-2C	..	BOLT		4
156	SP126C	..	WASHER -----*-----		4
159	3A090-0615	..	GUIDE-BELT SUPPLIER CODE: VK9075 ATTACHING PARTS		1
162	A102-3C	..	BOLT		1
165	SP126C	..	WASHER -----*-----		1

ILLUSTRATION ITEMS NOT ON PARTS LIST ARE NOT APPLICABLE

— ITEM NOT ILLUSTRATED

HXL

25-11-01-55

BOEING PROPRIETARY - Copyright © - Unpublished Work - See title page for details.

25-11-01
FIG. 55
PAGE 3
DEC 22/06

 **BOEING**
767
PARTS CATALOG (MAINTENANCE)

FIG ITEM	PART NUMBER	1 2 3 4 5 6 7	NOMENCLATURE	EFFECT FROM TO	UNITS PER ASSY
55					
168	3A090-0203		..BRACKET-CTR PULLEY SUPPLIER CODE: VK9075		1
171	A102-1C		..BOLT		3
174	SP126C		..WASHER		3
177	3A090-0257		..SPINDLE- SUPPLIER CODE: VK9075		1
180	1A500-0061		..PIN-SEL-LOK SPR SUPPLIER CODE: VK9075		1
183	3A090-0253		..COLLAR-STOP SUPPLIER CODE: VK9075		1
186	2A506-0011		..BELT-HTD SUPPLIER CODE: VK9075		2
189	3A090-0613		..SPACER-BELT SUPPLIER CODE: VK9075		2
192	2A506-0015		..BELT-HTD SUPPLIER CODE: VK9075		1
195	3A090-0107		..PULLEY-CTR SUPPLIER CODE: VK9075		1
198	3A090-0251		..BEARING- SUPPLIER CODE: VK9075		2
201	2A090-0369		..GEARBOX- SUPPLIER CODE: VK9075 CONFIG CHG DATA FROM A CMM: SUPSD BY 1A090-0791		1
201	1A090-0791		..GEARBOX- SUPPLIER CODE: VK9075 CONFIG CHG DATA FROM A CMM: SUPERSEDES 2A090-0369 ATTACHING PARTS		1
204	A113-1-2C		..BOLT- CONFIG CHG DATA FROM A CMM: SUPSD BY A113-1C		4
204	A113-1C		..BOLT- CONFIG CHG DATA FROM A CMM: SUPERSEDES A113-1-2C		4
207	SP126C		..WASHER -----*-----		4
ILLUSTRATION ITEMS NOT ON PARTS LIST ARE NOT APPLICABLE					

— ITEM NOT ILLUSTRATED

HXL

25-11-01-55

BOEING PROPRIETARY - Copyright © - Unpublished Work - See title page for details.

25-11-01
FIG. 55
PAGE 4
DEC 22/06



767

PARTS CATALOG (MAINTENANCE)

FIG ITEM	PART NUMBER	1 2 3 4 5 6 7	NOMENCLATURE	EFFECT FROM TO	UNITS PER ASSY
55					
210	3A090-0101	..	GEAR-DRIVE VERT. SUPPLIER CODE: VK9075		1
213	SP126G	..	WASHER		1
216	3A090-0377	..	PIN- SUPPLIER CODE: VK9075		1
219	SP90E5	..	PIN		1
222	2A506-0019	..	BELT-HTD SUPPLIER CODE: VK9075		1
225	3A090-0373	..	BEARING- SUPPLIER CODE: VK9075		2
228	3A090-0403	..	SCREW-UP/DOWN SUPPLIER CODE: VK9075		1
231	3A090-0367	..	GUIDE-BRG SUPPLIER CODE: VK9075		2
234	A113-1-2C	..	BOLT		4
237	SP126C	..	WASHER		4
240	3A090-0103	..	GEAR-NUT VERT. SUPPLIER CODE: VK9075		1
243	3A090-0311	..	BEARING- SUPPLIER CODE: VK9075		2
246	3A090-0523	..	STOP-ARMREST SUPPLIER CODE: VK9075		2
249	1A500-0097	..	PIN-SEL LOK 1/8 X 0.75" SUPPLIER CODE: VK9075		2
252	3A090-0467	..	TUBE-ARMREST SUPPLIER CODE: VK9075		2
255	2A090-0473	..	BOSS-SPLINED SUPPLIER CODE: VK9075		2
258	A102-8D	..	BOLT		8
261	SP126D	..	WASHER		8
264	3A090-0521	..	BEARING-SPLIT SUPPLIER CODE: VK9075		2

ILLUSTRATION ITEMS NOT ON PARTS LIST ARE NOT APPLICABLE

- ITEM NOT ILLUSTRATED

25-11-01-55

25-11-01
FIG. 55
PAGE 5
DEC 22/06

HXL

BOEING PROPRIETARY - Copyright © - Unpublished Work - See title page for details.

 **BOEING**
767
PARTS CATALOG (MAINTENANCE)

FIG ITEM	PART NUMBER	1 2 3 4 5 6 7	NOMENCLATURE	EFFECT FROM TO	UNITS PER ASSY
55					
267	0A090-0069F	..	STRUCTURE-BACK SUPPLIER CODE: VK9075		1
270	2A090-0675	...	BRACKET-RECLINE SUPPLIER CODE: VK9075 ATTACHING PARTS		1
273	A102-3D	...	BOLT		2
276	A173-3D	...	BOLT		2
279	SP126D	...	WASHER		4
282	A102-2D	...	BOLT		2
			-----*-----		
- 285	0A210-0022F	.SEAT PAN AND MECH ASSY-	SUPPLIER CODE: VK9075 USED ON: 0A210-0030F		1
288	0A210-0021F	.SEAT PAN AND MECH ASSY-	SUPPLIER CODE: VK9075 USED ON: 0A210-0029F		1
291	3A097-0209	..	LEVER-FORE/AFT SUPPLIER CODE: VK9075		1
294	SP126D	..	WASHER		2
297	SP4YB10	..	PIN		1
300	1A500-0658	..	PIN- SUPPLIER CODE: VK9075		1
303	SP90C3	..	PIN		1
306	ENTEX536	..	SPRING- SUPPLIER CODE: VK6217		1
309	2A097-0409	..	CABLE-FORE/AFT SUPPLIER CODE: VK9075		1
- 312	3A097-0882	..	LEVER-CONT SUPPLIER CODE: VK9075 CONFIG CHG DATA FROM A CMM: SUPSD BY 1A514-0064 USED ON: 0A210-0022F		1

ILLUSTRATION ITEMS NOT ON PARTS LIST ARE NOT APPLICABLE

- ITEM NOT ILLUSTRATED

HXL

25-11-01-55

BOEING PROPRIETARY - Copyright © - Unpublished Work - See title page for details.

25-11-01
FIG. 55
PAGE 6
DEC 22/06



767

PARTS CATALOG (MAINTENANCE)

FIG ITEM	PART NUMBER	1 2 3 4 5 6 7	NOMENCLATURE	EFFECT FROM TO	UNITS PER ASSY
55					
- 312	1A514-0064		.. LEVER-CONT SUPPLIER CODE: VK9075 CONFIG CHG DATA FROM A CMM: SUPERSEDES 3A097-0882 USED ON: 0A210-0022F		1
315	3A097-0881		.. LEVER-CONT SUPPLIER CODE: VK9075 CONFIG CHG DATA FROM A CMM: SUPSD BY 1A514-0063 USED ON: 0A210-0021F		1
315	1A514-0063		.. LEVER-CONT SUPPLIER CODE: VK9075 CONFIG CHG DATA FROM A CMM: SUPERSEDES 3A097-0881 USED ON: 0A210-0021F		1
318	1A500-0658		.. PIN- SUPPLIER CODE: VK9075		1
- 321	3A097-0608		.. SHAFT- SUPPLIER CODE: VK9075 USED ON: 0A210-0022F		1
324	3A097-0607		.. SHAFT- SUPPLIER CODE: VK9075 USED ON: 0A210-0021F		1
327	3A035-0645		.. BEARING- SUPPLIER CODE: VK9075		1
330	3A035-0191		.. BEARING- SUPPLIER CODE: VK9075		1
333	3A097-0209		.. LEVER-VERT. SUPPLIER CODE: VK9075		1
336	SP126D		.. WASHER		2
339	SP4YB10		.. PIN		1
342	1A500-0658		.. PIN- SUPPLIER CODE: VK9075		1
345	SP90C3		.. PIN		1

ILLUSTRATION ITEMS NOT ON PARTS LIST ARE NOT APPLICABLE

- ITEM NOT ILLUSTRATED

25-11-01-55

25-11-01
FIG. 55
PAGE 7
DEC 22/06

HXL

BOEING PROPRIETARY - Copyright © - Unpublished Work - See title page for details.



767

PARTS CATALOG (MAINTENANCE)

FIG ITEM	PART NUMBER	1 2 3 4 5 6 7	NOMENCLATURE	EFFECT FROM TO	UNITS PER ASSY
55					
348	ENTEX536		.. SPRING-EXTENSION SUPPLIER CODE: VK6217		1
351	2A097-0629		.. CABLE- SUPPLIER CODE: VK9075		1
- 354	3A097-0218		.. LEVER-CONT SUPPLIER CODE: VK9075 CONFIG CHG DATA FROM A CMM: SUPSD BY 1A514-0071 USED ON: 0A210-0022F		1
- 354	1A514-0071		.. LEVER-CONT SUPPLIER CODE: VK9075 CONFIG CHG DATA FROM A CMM: SUPERSEDES 3A097-0218 USED ON: 0A210-0022F		1
357	3A097-0217		.. LEVER-CONT SUPPLIER CODE: VK9075 CONFIG CHG DATA FROM A CMM: SUPSD BY 1A514-0070 USED ON: 0A210-0021F		1
357	1A514-0070		.. LEVER-CONT SUPPLIER CODE: VK9075 CONFIG CHG DATA FROM A CMM: SUPERSEDES 3A097-0217 USED ON: 0A210-0021F		1
360	1A500-0658		.. PIN- SUPPLIER CODE: VK9075		1
363	3A097-0219		.. SHAFT- SUPPLIER CODE: VK9075		1
366	3A035-0645		.. BEARING- SUPPLIER CODE: VK9075		1
369	3A035-0191		.. BEARING- SUPPLIER CODE: VK9075		1
372	3A090-0187F		.. PLATE-COVER SUPPLIER CODE: VK9075		1

ILLUSTRATION ITEMS NOT ON PARTS LIST ARE NOT APPLICABLE

- ITEM NOT ILLUSTRATED

25-11-01-55

25-11-01
FIG. 55
PAGE 8
DEC 22/06

HXL

 **BOEING**
767
PARTS CATALOG (MAINTENANCE)

FIG ITEM	PART NUMBER	1 2 3 4 5 6 7	NOMENCLATURE	EFFECT FROM TO	UNITS PER ASSY
55			ATTACHING PARTS		
375	A113-1-2C	..	BOLT		4
378	SP126C	..	WASHER		4
			-----*-----		
381	A102-1-2C	..	BOLT		1
384	SP126C	..	WASHER		1
387	3A090-0407	..	WASHER-		1
			SUPPLIER CODE: VK9075		
390	3A097-0209	..	LEVER-		1
			SUPPLIER CODE: VK9075		
393	SP126D	..	WASHER		2
396	SP4YB10	..	PIN		1
399	1A500-0658	..	PIN-		1
			SUPPLIER CODE: VK9075		
402	SP90C3	..	PIN		1
405	ENTEX536	..	SPRING-EXTENSION		1
			SUPPLIER CODE: VK6217		
- 408	3A076-0296	..	LEVER-CONT		1
			SUPPLIER CODE: VK9075		
			CONFIG CHG DATA FROM A CMM: SUPSD BY 1A514-0062		
			USED ON: 0A210-0022F		
- 408	1A514-0062	..	LEVER-CONT		1
			SUPPLIER CODE: VK9075		
			CONFIG CHG DATA FROM A CMM: SUPERSEDES 3A076-0296		
			USED ON: 0A210-0022F		
411	3A076-0295	..	LEVER-CONT		1
			SUPPLIER CODE: VK9075		
			CONFIG CHG DATA FROM A CMM: SUPSD BY 1A514-0061		
			USED ON: 0A210-0021F		
411	1A514-0061	..	LEVER-CONT		1
			SUPPLIER CODE: VK9075		
			CONFIG CHG DATA FROM A CMM: SUPERSEDES 3A076-0295		
			USED ON: 0A210-0021F		

ILLUSTRATION ITEMS NOT ON PARTS LIST ARE NOT APPLICABLE

- ITEM NOT ILLUSTRATED

HXL

25-11-01-55

BOEING PROPRIETARY - Copyright © - Unpublished Work - See title page for details.

25-11-01
FIG. 55
PAGE 9
DEC 22/06



767

PARTS CATALOG (MAINTENANCE)

FIG ITEM	PART NUMBER	1 2 3 4 5 6 7	NOMENCLATURE	EFFECT FROM TO	UNITS PER ASSY
55					
414	1A500-0658	..	PIN- SUPPLIER CODE: VK9075		1
- 417	3A097-0230	..	SHAFT- SUPPLIER CODE: VK9075 USED ON: 0A210-0022F		1
420	3A097-0229	..	SHAFT- SUPPLIER CODE: VK9075 USED ON: 0A210-0021F		1
423	3A035-0645	..	BEARING- SUPPLIER CODE: VK9075		1
426	3A090-0405	..	BEARING- SUPPLIER CODE: VK9075		1
428	3A001-1515	..	PIN-PIVOT SUPPLIER CODE: VK9075		2
433	1A500-0646	..	PIN- SUPPLIER CODE: VK9075		2
436	2A090-0607	..	UNIT ASSY-RECLINE SUPPLIER CODE: VK9075		1
438	2A090-0605	...	CABLE- SUPPLIER CODE: VK9075		1
441	SP47E	...	WASHER		1
444	SP126D	...	WASHER		1
447	SP113C8-1-2	...	PIN		1
450	SP90C3	...	PIN		1
453	1A500-0733	...	SPRING-EXTENSION SUPPLIER CODE: VK9075		2
456	SP126B	...	WASHER		2
459	SP113A9	...	PIN		1
462	SP90C2	...	PIN		1
465	3A103-0275	...	PLATE-LATCH SUPPLIER CODE: VK9075		1
468	3A020-0365	...	PIN-PIVOT SUPPLIER CODE: VK9075		1
471	SP90B3	...	PIN		2

ILLUSTRATION ITEMS NOT ON PARTS LIST ARE NOT APPLICABLE

- ITEM NOT ILLUSTRATED

25-11-01-55

25-11-01
FIG. 55
PAGE 10
DEC 22/06

HXL

 **BOEING**
767
PARTS CATALOG (MAINTENANCE)

FIG ITEM	PART NUMBER	1 2 3 4 5 6 7	NOMENCLATURE	EFFECT FROM TO	UNITS PER ASSY
55					
474	3A058-0325	...	STRUT ASSY- SUPPLIER CODE: VK9075 ATTACHING PARTS		1
477	A217D16	...	BOLT-PAN HD SUPPLIER CODE: VK7766		1
480	3A001-1763	...	WASHER- SUPPLIER CODE: VK9075 -----*-----		1
483	3A058-0327	FORK-END SUPPLIER CODE: VK9075		1
486	1A500-0085	PIN- SUPPLIER CODE: VU1811		1
489	3A001-1551	STRUT- SUPPLIER CODE: VK9075		1
492	D1300-0360APP	...	CIRCLIP- SUPPLIER CODE: VK0745		1
495	3A001-1559	...	TUBE-GUIDE SUPPLIER CODE: VK9075		1
498	3A001-0375	...	SPRING- SUPPLIER CODE: VK9075		1
501	3A001-0635	...	SPACER- SUPPLIER CODE: VK9075		1
504	3A001-0385	...	WASHER-SHIM SUPPLIER CODE: VK9075		1
507	AX20-35	...	BEARING-THRUST SUPPLIER CODE: VK0018		2
510	CP20-35	...	PLATE-THRUST SUPPLIER CODE: VK0018		2
513	3A066-0393	...	NUT- SUPPLIER CODE: VK9075		1
516	3A001-0975	...	BLOCK-PIVOT SUPPLIER CODE: VK9075 ATTACHING PARTS		1
519	A102-5C	...	BOLT		2

ILLUSTRATION ITEMS NOT ON PARTS LIST ARE NOT APPLICABLE

— ITEM NOT ILLUSTRATED

HXL

25-11-01-55

BOEING PROPRIETARY - Copyright © - Unpublished Work - See title page for details.

25-11-01
FIG. 55
PAGE 11
DEC 22/06



767

PARTS CATALOG (MAINTENANCE)

FIG ITEM	PART NUMBER	1 2 3 4 5 6 7	NOMENCLATURE	EFFECT FROM TO	UNITS PER ASSY
55					
522	SP126C	...	WASHER -----*-----		2
525	2A001-0977	...	HOUSING- SUPPLIER CODE: VK9075		1
528	2A503-0003	..	CLAMP-PLASTIC WIRE SUPPLIER CODE: VK9075 ATTACHING PARTS		1
531	A102-1C	..	BOLT		1
534	SP126C	..	WASHER -----*-----		1
537	3A001-0829	..	GEAR WHEEL-THIGH PAD SUPPLIER CODE: VK9075		2
540	1A500-0651	..	PIN-SPIROL SPR SUPPLIER CODE: VK9075		2
543	3A059-0187	..	SHAFT-CROSS SUPPLIER CODE: VK9075		1
546	3A001-1191	..	HAND WHEEL- SUPPLIER CODE: VK9075 CONFIG CHG DATA FROM A CMM: SUPSD BY 1A514-0051		1
546	1A514-0051	..	HAND WHEEL- SUPPLIER CODE: VK9075 CONFIG CHG DATA FROM A CMM: SUPERSEDES 3A001-1191		1
549	1A500-0654	..	PIN- SUPPLIER CODE: VK9075 CONFIG CHG DATA FROM A CMM: SUPSD BY 1A500-0651		1
549	1A500-0651	..	PIN- SUPPLIER CODE: VK9075 CONFIG CHG DATA FROM A CMM: SUPERSEDES 1A500-0654		1
552	A27JT	..	NUT		1
555	ENTEX553	..	SPRING- SUPPLIER CODE: VK6217		2
558	LE055E6MW	..	SPRING-LARGE SUPPLIER CODE: VK5616		2

ILLUSTRATION ITEMS NOT ON PARTS LIST ARE NOT APPLICABLE

- ITEM NOT ILLUSTRATED

25-11-01-55

25-11-01
FIG. 55
PAGE 12
DEC 22/06

HXL

BOEING
767
PARTS CATALOG (MAINTENANCE)

FIG ITEM	PART NUMBER	1 2 3 4 5 6 7	NOMENCLATURE	EFFECT FROM TO	UNITS PER ASSY
55					
561	3A058-0101		.. SHAFT-ANCHOR SUPPLIER CODE: VK9075 ATTACHING PARTS		2
564	A113-3D		.. BOLT		4
567	SP126D		.. WASHER		4
			-----*-----		
570	3A001-0477		.. ROLLER-GUIDE SUPPLIER CODE: VK9075		6
573	3A035-0177		.. SLEEVE-ROLLER SUPPLIER CODE: VK9075		2
576	3A035-0651		.. SLEEVE-ROLLER SUPPLIER CODE: VK9075 ATTACHING PARTS		2
579	SP122D		.. WASHER		4
582	3A001-0483		.. WASHER-FACE SUPPLIER CODE: VK9075		2
585	H14-3		.. NUT- SUPPLIER CODE: V15653		4
			-----*-----		
- 588	2A058-0112		.. ADJUSTMENT MECH-THIGH PAD SUPPLIER CODE: VK9075 POSITION DATA: RH USED ON: 0A210-0022F		1
591	2A058-0111		.. ADJUSTMENT MECH-THIGH PAD SUPPLIER CODE: VK9075 POSITION DATA: LH USED ON: 0A210-0021F		1
594	3A058-0105		... PLATE-GUIDE SUPPLIER CODE: VK9075 ATTACHING PARTS		1
597	3A500-0247		... SCREW-PAN SUPPLIER CODE: VK9075		2
			-----*-----		

ILLUSTRATION ITEMS NOT ON PARTS LIST ARE NOT APPLICABLE

- ITEM NOT ILLUSTRATED

HXL

25-11-01-55

BOEING PROPRIETARY - Copyright © - Unpublished Work - See title page for details.

25-11-01
FIG. 55
PAGE 13
DEC 22/06



767

PARTS CATALOG (MAINTENANCE)

FIG ITEM	PART NUMBER	1 2 3 4 5 6 7	NOMENCLATURE	EFFECT FROM TO	UNITS PER ASSY
55					
- 600	3A058-0103		...ADJUSTER- SUPPLIER CODE: VK9075 POSITION DATA: RH		1
603	3A058-0104		...ADJUSTER- SUPPLIER CODE: VK9075 POSITION DATA: LH		1
606	3A026-0631		...SCREW-SPECIAL 10-32UNF SUPPLIER CODE: VK9075		1
609	SP23C		...WASHER		1
612	3A001-1123		...COLLAR- SUPPLIER CODE: VK9075		1
615	1A500-0643		...PIN-SPIROL SPR SUPPLIER CODE: VK9075		1
618	3A001-1129		...SPACER- SUPPLIER CODE: VK9075		1
- 621	3A058-0107		...SHAFT-DRIVE SUPPLIER CODE: VK9075 POSITION DATA: RH		1
624	3A058-0108		...SHAFT-DRIVE SUPPLIER CODE: VK9075 POSITION DATA: LH		1
627	3A058-0109		...HOUSING- SUPPLIER CODE: VK9075		1
- 630	2A058-0242F		..BRACKET-THIGH SPRT SUPPLIER CODE: VK9075 POSITION DATA: RH USED ON: 0A210-0030F		1

ILLUSTRATION ITEMS NOT ON PARTS LIST ARE NOT APPLICABLE

- ITEM NOT ILLUSTRATED

HXL

25-11-01-55

BOEING PROPRIETARY - Copyright © - Unpublished Work - See title page for details.

25-11-01
FIG. 55
PAGE 14
DEC 22/06

 **BOEING**
767
PARTS CATALOG (MAINTENANCE)

FIG ITEM	PART NUMBER	1 2 3 4 5 6 7	NOMENCLATURE	EFFECT FROM TO	UNITS PER ASSY
55					
633	2A058-0241F	..	BRACKET-THIGH SPRT SUPPLIER CODE: VK9075 POSITION DATA: LH USED ON: 0A210-0029F		1
636	3A035-0655	..	LEVER-THIGH PAD SUPPLIER CODE: VK9075		4
639	1A500-0644	..	PIN-SPIROL SPR SUPPLIER CODE: VK9075		4
642	3A035-0181	..	SHAFT-THIGH PAD PIVOT SUPPLIER CODE: VK9075		2
645	SP126G	..	ATTACHING PARTS WASHER		4
648	B1500-250APP	..	CIRCLIP- SUPPLIER CODE: VK0745		4
651	A113-1D	..	BOLT		4
654	3A035-0651	..	SLEEVE-ROLLER SUPPLIER CODE: VK9075		4
657	3A035-0657	..	BEARING- SUPPLIER CODE: VK9075		4
660	SP126D	..	WASHER		4
663	H14-3	..	NUT- SUPPLIER CODE: V15653		4
666	3A097-0697	..	BLOCK-GUIDE SUPPLIER CODE: VK9075		3
669	AGS2050-424BS	..	ATTACHING PARTS RIVET		6
672	3A035-0653	..	BEARING- SUPPLIER CODE: VK9075		6
675	3A058-0113	..	BEARING- SUPPLIER CODE: VK9075		2
678	3A058-0115	..	BEARING- SUPPLIER CODE: VK9075		2

ILLUSTRATION ITEMS NOT ON PARTS LIST ARE NOT APPLICABLE

- ITEM NOT ILLUSTRATED

HXL

25-11-01-55

BOEING PROPRIETARY - Copyright © - Unpublished Work - See title page for details.

25-11-01
FIG. 55
PAGE 15
DEC 22/06



767

PARTS CATALOG (MAINTENANCE)

FIG ITEM	PART NUMBER	1 2 3 4 5 6 7	NOMENCLATURE	EFFECT FROM TO	UNITS PER ASSY
55 681	HV4767		.. GROMMET-OPEN SUPPLIER CODE: VK5616		4
684	HV3110A		.. GROMMET-OPEN SUPPLIER CODE: VU2500		2
- 687	OA210-0020F		.. STRUCTURE- SUPPLIER CODE: VK9075 USED ON: OA210-0030F		1
690	OA210-0019F		.. STRUCTURE- SUPPLIER CODE: VK9075 USED ON: OA210-0029F		1

ILLUSTRATION ITEMS NOT ON PARTS LIST ARE NOT APPLICABLE

- ITEM NOT ILLUSTRATED

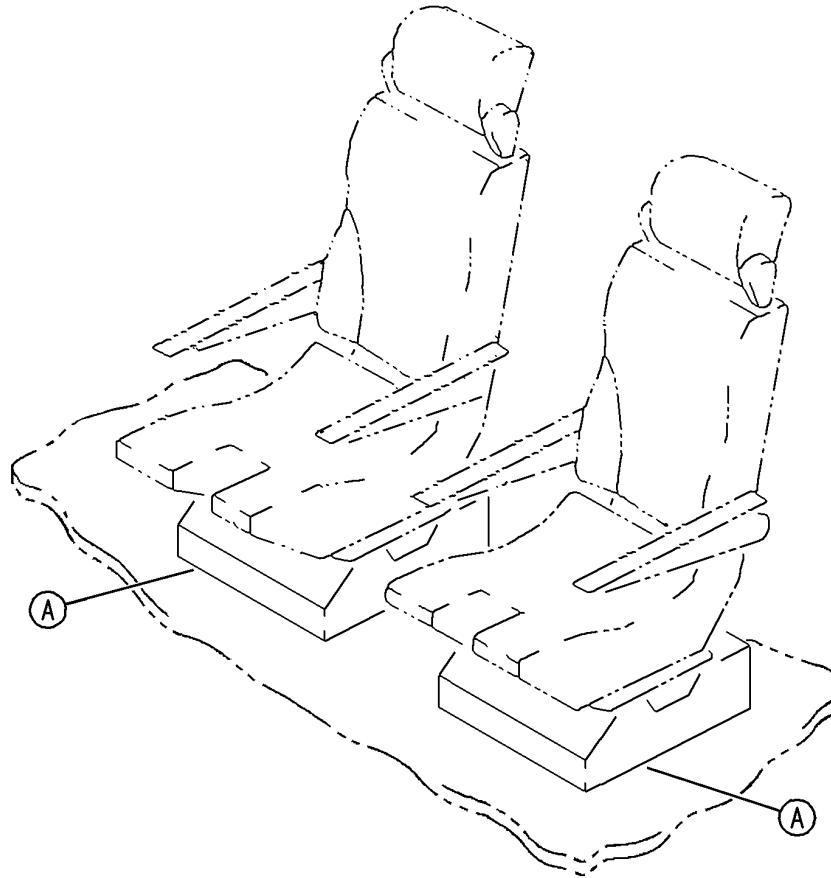
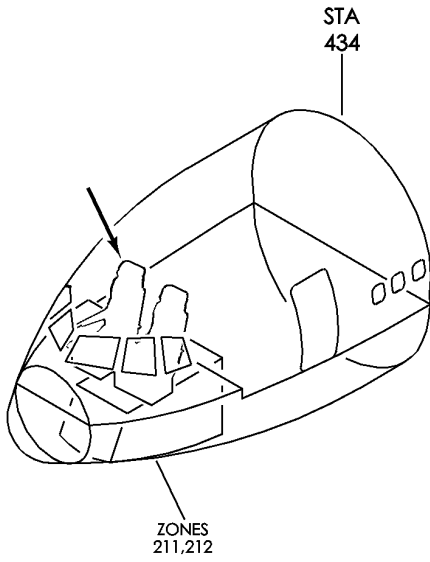
HXL

25-11-01-55

BOEING PROPRIETARY - Copyright © - Unpublished Work - See title page for details.

25-11-01
FIG. 55
PAGE 16
DEC 22/06

BOEING
767
PARTS CATALOG (MAINTENANCE)



V 25110158 SHT 1 REV 244

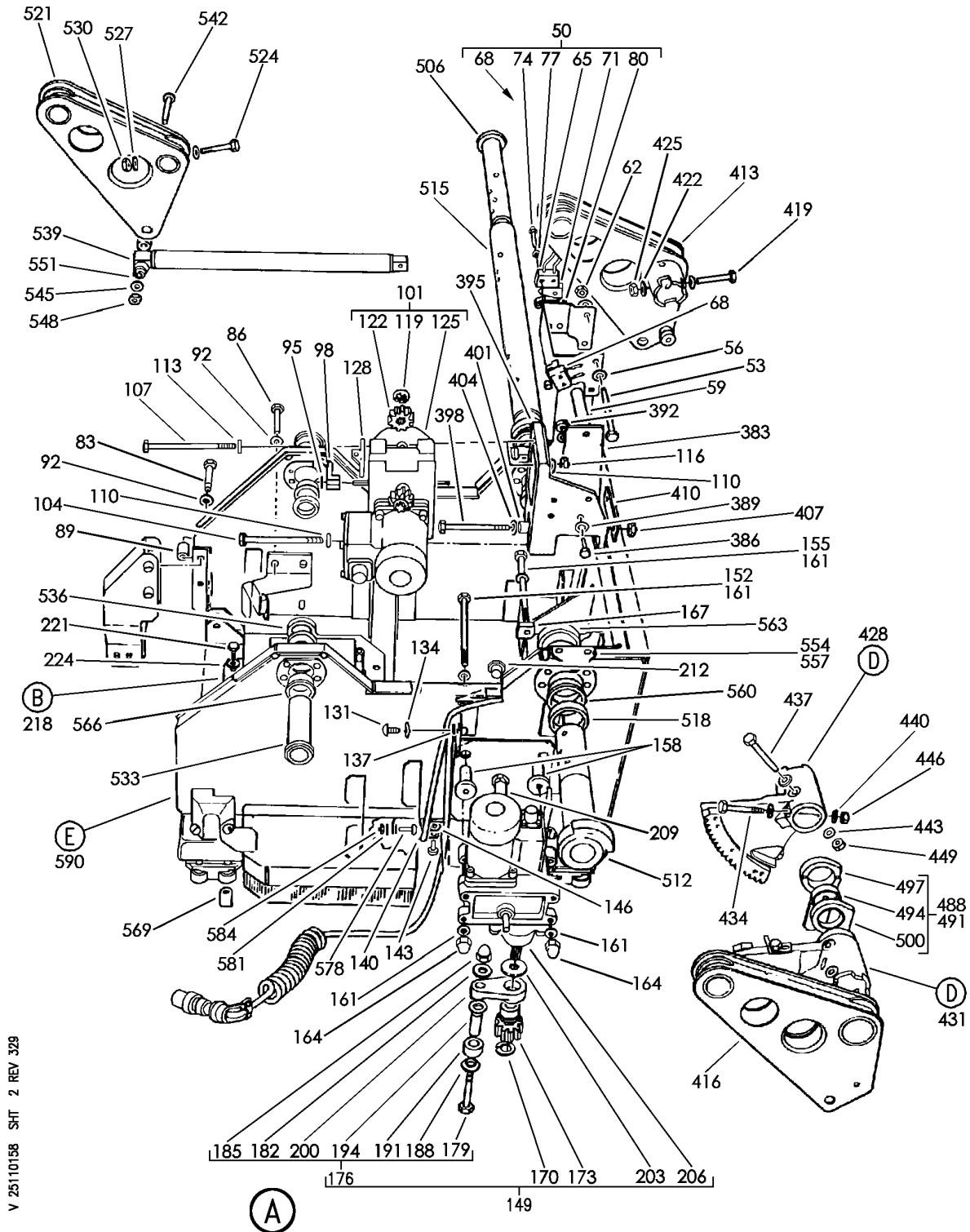
MECHANISM ASSY-BASE AND LIFT
FIGURE 58 (SHEET 1)

25-11-01-58

HXL
DEC 22/06

25-11-01-58
PAGE 0

BOEING
767
PARTS CATALOG (MAINTENANCE)



V 25110158 SHT 2 REV 329

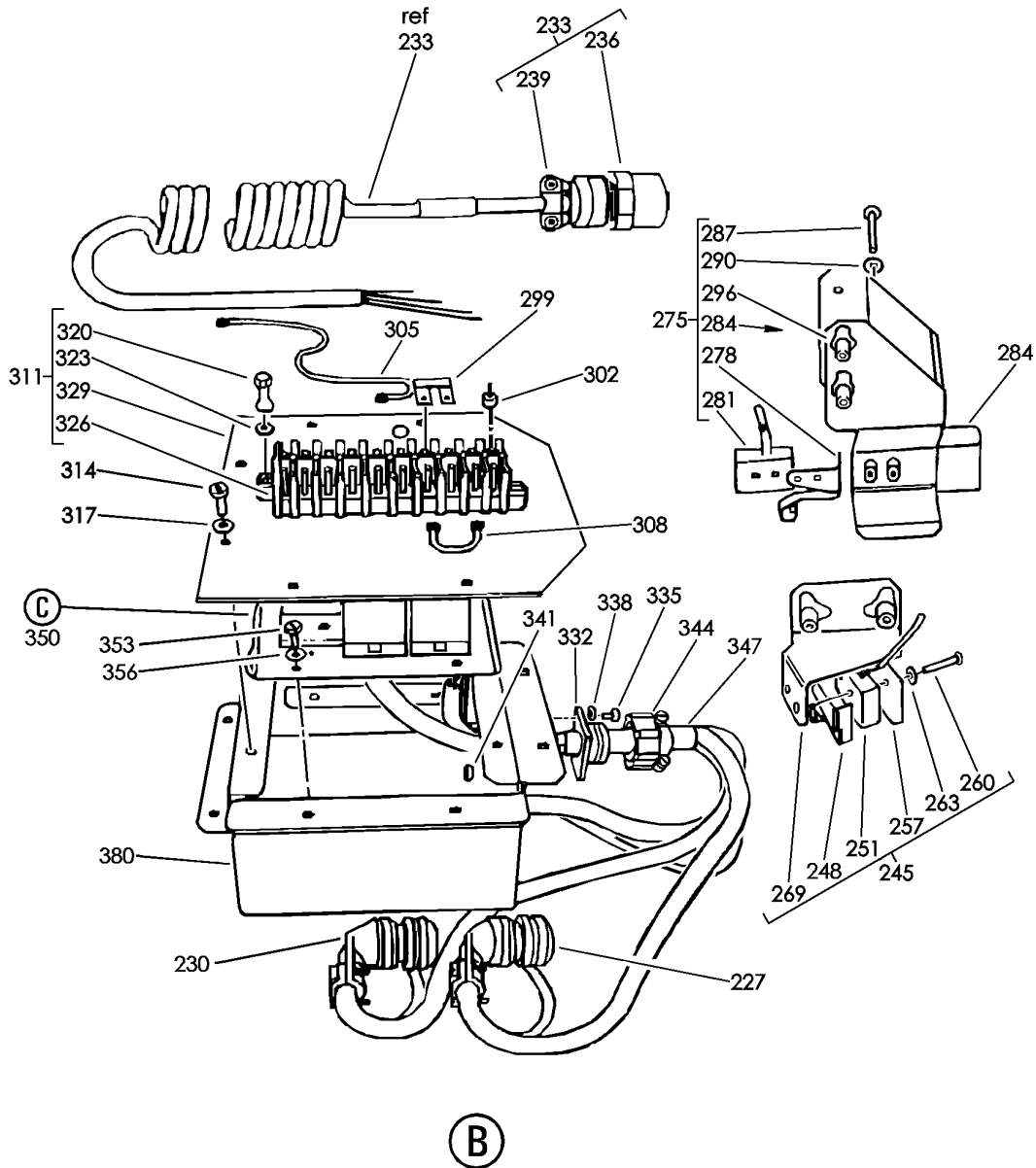
MECHANISM ASSY-BASE AND LIFT
FIGURE 58 (SHEET 2)

25-11-01-58

HXL
AUG 22/08

25-11-01-58
PAGE 0A

BOEING
767
PARTS CATALOG (MAINTENANCE)



V 25110158 SHT 3 REV 244

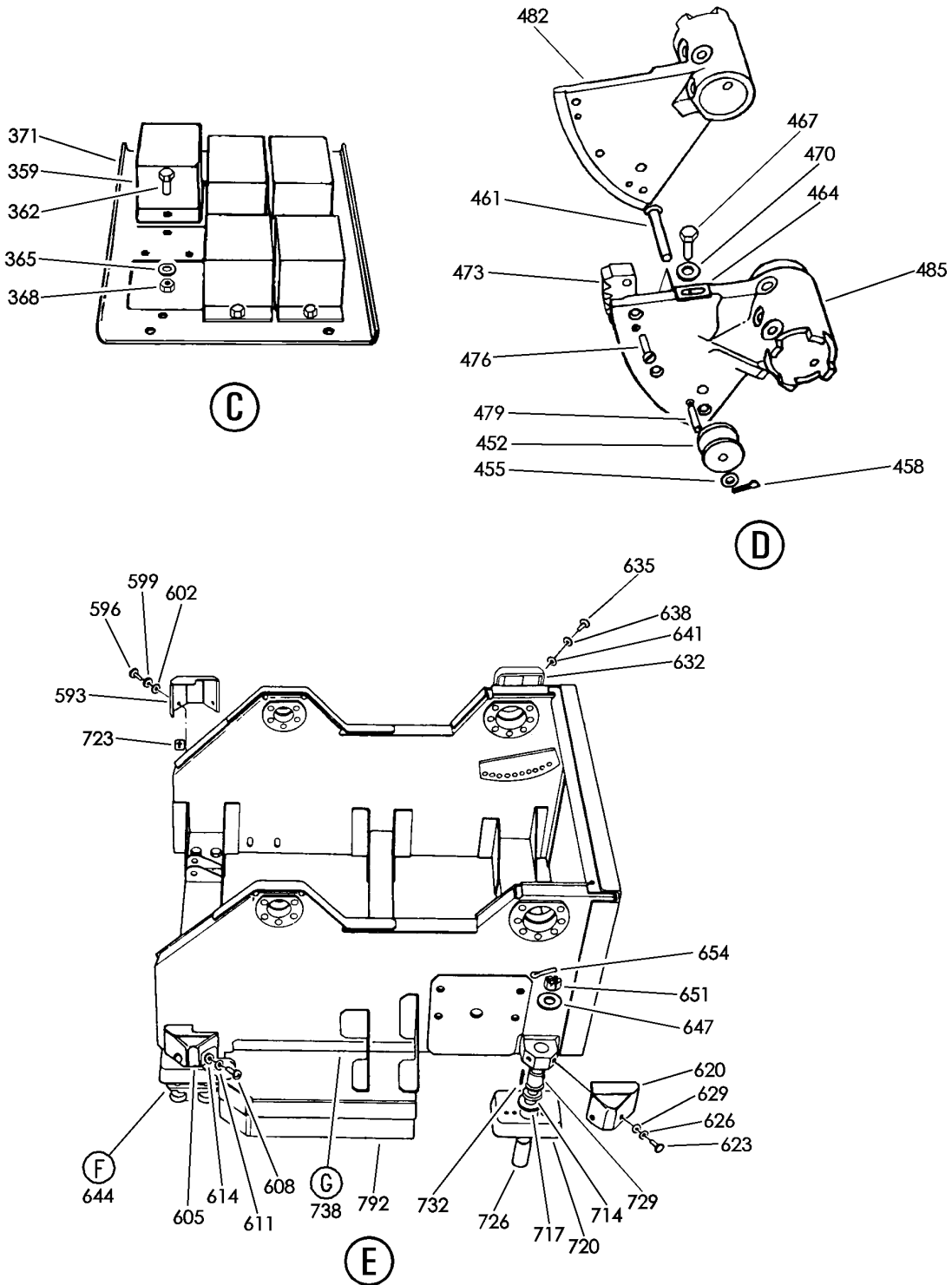
MECHANISM ASSY-BASE AND LIFT
FIGURE 58 (SHEET 3)

25-11-01-58

HXL
DEC 22/06

25-11-01-58
PAGE 0B

BOEING
767
PARTS CATALOG (MAINTENANCE)



V 25110158 SHT 4 REV 244

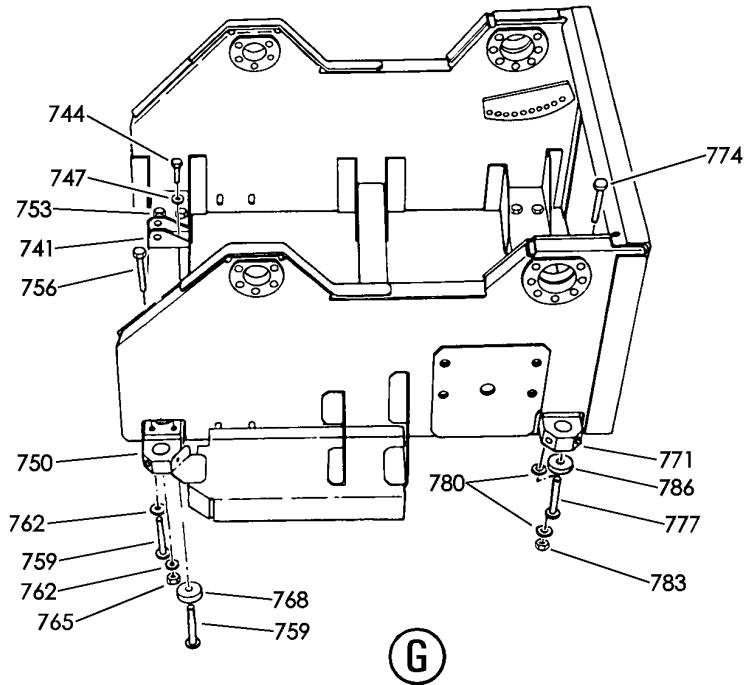
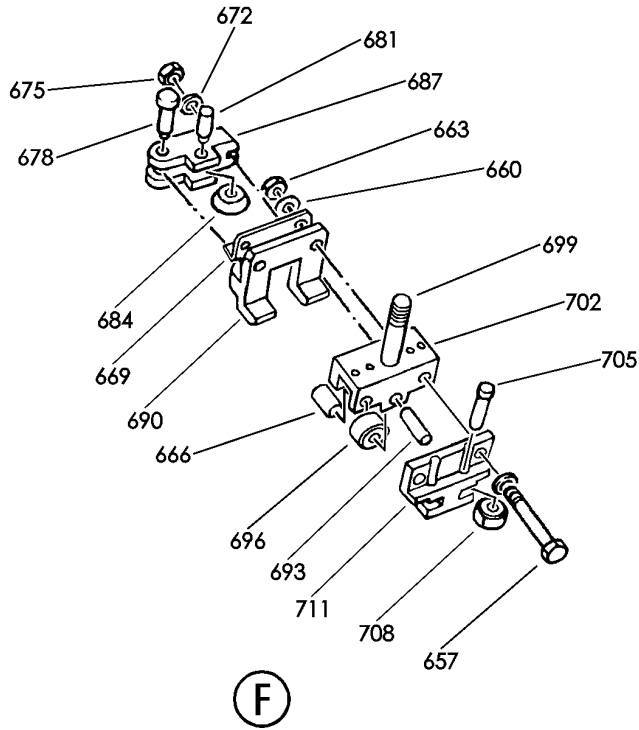
MECHANISM ASSY-BASE AND LIFT
FIGURE 58 (SHEET 4)

25-11-01-58

HXL
DEC 22/06

25-11-01-58
PAGE 0C

BOEING
767
PARTS CATALOG (MAINTENANCE)



V 25110158 SHT 5 REV 244

MECHANISM ASSY-BASE AND LIFT
FIGURE 58 (SHEET 5)

25-11-01-58

HXL
DEC 22/06

25-11-01-58
PAGE 0D

 **BOEING**
767
PARTS CATALOG (MAINTENANCE)

FIG ITEM	PART NUMBER	1 2 3 4 5 6 7	NOMENCLATURE	EFFECT FROM TO	UNITS PER ASSY
58			MECHANISM ASSY-BASE AND LIFT		
- 1	0A210-0036F		MECHANISM ASSY-BASE AND LIFT SUPPLIER CODE: VK9075 FOR NHA SEE: 25-11-01-53		RF
- 5	0A210-0035F		MECHANISM ASSY-BASE AND LIFT SUPPLIER CODE: VK9075 FOR NHA SEE: 25-11-01-53		RF
50	3A097-0553F		.MICROSWITCH ASSY- SUPPLIER CODE: VK9075		1
53	A102-20D		ATTACHING PARTS .BOLT		2
56	3A097-0521		.SPACER- SUPPLIER CODE: VK9075		2
59	SP126D		.WASHER		4
62	H14-3		.NUT- SUPPLIER CODE: V15653		2
65	2A097-0453		-----*----- ..MICROSWITCH- SUPPLIER CODE: VK9075		1
68	2A097-0451		..MICROSWITCH- SUPPLIER CODE: VK9075		1
71	3A097-0731		..ACTUATOR- SUPPLIER CODE: VK9075		2
74	3A500-0623		ATTACHING PARTS ..SCREW- SUPPLIER CODE: VK9075		4
77	3A500-0633		..WASHER- SUPPLIER CODE: VK9075		4
80	3A112-0135F		-----*----- ..BRACKET- SUPPLIER CODE: VK9075		1
83	A102-8D		.BOLT		2
86	A102-7D		.BOLT		2

ILLUSTRATION ITEMS NOT ON PARTS LIST ARE NOT APPLICABLE

- ITEM NOT ILLUSTRATED

HXL

25-11-01-58

BOEING PROPRIETARY - Copyright © - Unpublished Work - See title page for details.

25-11-01
FIG. 58
PAGE 1
DEC 22/06

 **BOEING**
767
PARTS CATALOG (MAINTENANCE)

FIG ITEM	PART NUMBER	1 2 3 4 5 6 7	NOMENCLATURE	EFFECT FROM TO	UNITS PER ASSY
58					
89	3A097-0595	.	SPACER- SUPPLIER CODE: VK9075		2
92	SP126D	.	WASHER		4
95	M1800-0050APP	.	CIRCLIP- SUPPLIER CODE: VK0745		1
98	3A097-0735	.	LEVER-SPLINED SUPPLIER CODE: VK9075		1
101	2A097-0293	.	ACTUATOR-VERT ROTARY SUPPLIER CODE: VK9075		1
			ATTACHING PARTS		
104	A102-24D	.	BOLT		2
107	A102-28D	.	BOLT		2
110	SP122D	.	WASHER		4
113	SP126D	.	WASHER		2
116	H14-3	.	NUT- SUPPLIER CODE: V15653		2
			-----*-----		
119	M1800-0090APP	..	CIRCLIP- SUPPLIER CODE: VK0745		2
122	3A097-0681	..	PINION- SUPPLIER CODE: VK9075		2
125	AD8650601	..	ACTUATOR- SUPPLIER CODE: VF1549 COMPONENT MAINT MANUAL REF: 25-10-49		1
128	3A097-0289	.	BRACKET-CABLE ANCHOR SUPPLIER CODE: VK9075		1
131	A113-1-2C	.	BOLT		2
134	SP126D	.	WASHER		2
137	2A503-0003	.	CLAMP- SUPPLIER CODE: VK9075		1
140	2A503-0004	.	CLAMP-PLASTIC WIRE SPRT LOOP SUPPLIER CODE: VK9075		2
			ATTACHING PARTS		
143	A113-1D	.	BOLT- CONFIG CHG DATA FROM A CMM: SUPSD BY A113-2D		1
			ILLUSTRATION ITEMS NOT ON PARTS LIST ARE NOT APPLICABLE		

- ITEM NOT ILLUSTRATED

HXL

25-11-01-58

BOEING PROPRIETARY - Copyright © - Unpublished Work - See title page for details.

25-11-01
FIG. 58
PAGE 2
DEC 22/06

 **BOEING**
767
PARTS CATALOG (MAINTENANCE)

FIG ITEM	PART NUMBER	1 2 3 4 5 6 7	NOMENCLATURE	EFFECT FROM TO	UNITS PER ASSY
58					
143	A113-2D		.BOLT- CONFIG CHG DATA FROM A CMM: SUPERSEDES A113-1D		1
146	SP126D		.WASHER -----*-----		1
149	2A097-0269		.ACTUATOR ASSY-HORIZ ROTARY SUPPLIER CODE: VK9075 ATTACHING PARTS		1
152	A102-32D		.BOLT		3
155	A102-34D		.BOLT		1
158	3A097-0183		.SPACER- SUPPLIER CODE: VK9075		4
161	SP126D		.WASHER		8
164	MS51865-6		.NUT -----*-----		4
167	3A097-0273		.PLATE-THROAT SUPPLIER CODE: VK9075		1
170	M1800-0090APP		..CIRCLIP- SUPPLIER CODE: VK0745		1
173	3A097-0135		..PINION- SUPPLIER CODE: VK9075		1
176	2A097-0557		..ARM ASSY-ROLLER SUPPLIER CODE: VK9075		1
179	A102-7E		...BOLT		1
182	SP122E		...WASHER		1
185	MS51865-8		...NUT		1
188	3A097-0561		...SPACER- SUPPLIER CODE: VK9075		2
191	NK19-12X		...BEARING-NEEDLE SUPPLIER CODE: V27737		1
194	3A097-0545		...SLEEVE- SUPPLIER CODE: VK9075		1
200	3A097-0539		...ARM- SUPPLIER CODE: VK9075		1
203	3A097-0563		..SHIM- SUPPLIER CODE: VK9075		1

ILLUSTRATION ITEMS NOT ON PARTS LIST ARE NOT APPLICABLE

— ITEM NOT ILLUSTRATED

HXL

25-11-01-58

BOEING PROPRIETARY - Copyright © - Unpublished Work - See title page for details.

25-11-01
FIG. 58
PAGE 3
DEC 22/06



767

PARTS CATALOG (MAINTENANCE)

FIG ITEM	PART NUMBER	1 2 3 4 5 6 7	NOMENCLATURE	EFFECT FROM TO	UNITS PER ASSY
58					
206	AD8650501		..ACTUATOR- SUPPLIER CODE: VF1549 COMPONENT MAINT MANUAL REF: 25-10-48		1
209	3A097-0405		.SHAFT-SPLINED SUPPLIER CODE: VK9075		1
212	3A097-0245		.BEARING- SUPPLIER CODE: VK9075		2
- 215	1A211-0250F		.BOX ASSY-RELAY SUPPLIER CODE: VK9075 USED ON: OA210-0036F		1
218	1A211-0249F		.BOX ASSY-RELAY SUPPLIER CODE: VK9075 USED ON: OA210-0035F ATTACHING PARTS		1
221	A102-3C		.BOLT		4
224	SP126C		.WASHER		4
			-----*-----		
227	PVX6-10-6SNR		..CONNECTOR-VERT ACTUATOR SUPPLIER CODE: VK0316		1
230	PVX6-10-6SWR		..CONNECTOR-HORIZ ACTUATOR SUPPLIER CODE: VK0316		1
233	1A201-0705		..CABLE ASSY-EXTENSIBLE SUPPLIER CODE: VK9075		1
236	MB36R1005P		...CONNECTOR- SUPPLIER CODE: VK1100		1
239	GS317-10M		...STRAIN-RELIEF SUPPLIER CODE: VU0419		1
- 242	3A097-0886F		..MICROSWITCH ASSY- SUPPLIER CODE: VK9075 POSITION DATA: AFT USED ON: 1A211-0250F		1

ILLUSTRATION ITEMS NOT ON PARTS LIST ARE NOT APPLICABLE

- ITEM NOT ILLUSTRATED

25-11-01-58

25-11-01
FIG. 58
PAGE 4
DEC 22/06

HXL

 **BOEING**
767
PARTS CATALOG (MAINTENANCE)

FIG ITEM	PART NUMBER	1 2 3 4 5 6 7	NOMENCLATURE	EFFECT FROM TO	UNITS PER ASSY
58 245	3A097-0885F		..MICROSWITCH ASSY- SUPPLIER CODE: VK9075 POSITION DATA: AFT USED ON: 1A211-0249F		1
248	3A097-0889		...ACTUATOR- SUPPLIER CODE: VK9075		1
251	2A097-0457		...MICROSWITCH- SUPPLIER CODE: VK9075		1
- 254	3A097-0810F		...GUARD- SUPPLIER CODE: VK9075 USED ON: 3A097-0886F		1
257	3A097-0809F		...GUARD- SUPPLIER CODE: VK9075 USED ON: 3A097-0885F ATTACHING PARTS		1
260	3A500-0623		...SCREW- SUPPLIER CODE: VK9075		2
263	3A500-0633		...WASHER- SUPPLIER CODE: VK9075		2
- 266	3A097-0826F		-----*----- ...BRACKET- SUPPLIER CODE: VK9075 USED ON: 3A097-0886F		1
269	3A097-0825F		...BRACKET- SUPPLIER CODE: VK9075 USED ON: 3A097-0885F		1
- 272	2A097-0884F		..MICROSWITCH ASSY- SUPPLIER CODE: VK9075 POSITION DATA: FWD USED ON: 1A211-0250F		1

ILLUSTRATION ITEMS NOT ON PARTS LIST ARE NOT APPLICABLE

- ITEM NOT ILLUSTRATED

HXL

25-11-01-58

BOEING PROPRIETARY - Copyright © - Unpublished Work - See title page for details.

25-11-01
FIG. 58
PAGE 5
DEC 22/06

 **BOEING**
767
PARTS CATALOG (MAINTENANCE)

FIG ITEM	PART NUMBER	1 2 3 4 5 6 7	NOMENCLATURE	EFFECT FROM TO	UNITS PER ASSY
58					
275	2A097-0883F		..MICROSWITCH ASSY- SUPPLIER CODE: VK9075 POSITION DATA: FWD USED ON: 1A211-0249F		1
278	3A097-0889		...ACTUATOR- SUPPLIER CODE: VK9075 CONFIG CHG DATA FROM A CMM: SUPSD BY 3A097-0731		1
278	3A097-0731		...ACTUATOR- SUPPLIER CODE: VK9075 CONFIG CHG DATA FROM A CMM: SUPERSEDES 3A097-0889		1
281	2A097-0455		...MICROSWITCH- SUPPLIER CODE: VK9075		1
284	3A097-0817F		...COVER- SUPPLIER CODE: VK9075 ATTACHING PARTS		1
287	3A500-0623		...SCREW- SUPPLIER CODE: VK9075		2
290	3A500-0633		...WASHER- SUPPLIER CODE: VK9075		2
- 293	2A097-0830F		-----*----- ...BRACKET- SUPPLIER CODE: VK9075 USED ON: 2A097-0884F		1
296	2A097-0829F		...BRACKET- SUPPLIER CODE: VK9075 USED ON: 2A097-0883F		1
299	77522-312		..LINK-INSULATED SUPPLIER CODE: VK0574		1
302	36162-502-0		..SPACER-TERM. SUPPLIER CODE: VK0574		4

ILLUSTRATION ITEMS NOT ON PARTS LIST ARE NOT APPLICABLE

- ITEM NOT ILLUSTRATED

HXL

25-11-01-58

BOEING PROPRIETARY - Copyright © - Unpublished Work - See title page for details.

25-11-01
FIG. 58
PAGE 6
DEC 22/06

BOEING
767
PARTS CATALOG (MAINTENANCE)

FIG ITEM	PART NUMBER	1 2 3 4 5 6 7	NOMENCLATURE	EFFECT FROM TO	UNITS PER ASSY
58					
305	3A097-0571	..	LEAD-EARTH SUPPLIER CODE: VK9075		1
308	3A097-0891	..	LINK-WIRE SUPPLIER CODE: VK9075		1
311	2A097-0449F	..	LID ASSY-WIRE SUPPLIER CODE: VK9075 ATTACHING PARTS		1
314	A218D12	..	SCREW		6
317	SP126D	..	WASHER		6
			-----*-----		
320	36766-315-0	...	SPACER-TERM. SUPPLIER CODE: VK0574		2
323	SP122B	...	WASHER		2
326	72544-030-OAV2	...	BLOCK-DBL 10 WAY TERM. SUPPLIER CODE: VK0574		1
329	2A097-0447F	...	LID- SUPPLIER CODE: VK9075		1
332	MS3105-14S	..	CONNECTOR ATTACHING PARTS		1
335	A218A12	..	SCREW		4
338	SP126A	..	WASHER		4
341	A126A	..	NUT		4
			-----*-----		
344	M85049-41-8A	..	CLAMP-CABLE SUPPLIER CODE: VK0316		1
347	MS3420-8	..	BUSHING		1
350	1A211-0253F	..	PANEL ASSY-WIRED SUPPLIER CODE: VK9075 ATTACHING PARTS		1
353	A218C12	..	SCREW		4
356	SP123C	..	WASHER		4
			-----*-----		
359	M401D2F	...	RELAY- SUPPLIER CODE: VK6265 ATTACHING PARTS		5
362	A218B12	...	SCREW		15
365	SP126B	...	WASHER		15
368	A126B	...	NUT		15
			-----*-----		

ILLUSTRATION ITEMS NOT ON PARTS LIST ARE NOT APPLICABLE

— ITEM NOT ILLUSTRATED

HXL

25-11-01-58

BOEING PROPRIETARY - Copyright © - Unpublished Work - See title page for details.

25-11-01
FIG. 58
PAGE 7
DEC 22/06

 **BOEING**
767
PARTS CATALOG (MAINTENANCE)

FIG ITEM	PART NUMBER	1 2 3 4 5 6 7	NOMENCLATURE	EFFECT FROM TO	UNITS PER ASSY
58					
371	2A097-0481F		. . . PLATE- SUPPLIER CODE: VK9075		1
- 374	554-080		. . CORD-LACING SUPPLIER CODE: VK0720		1
- 377	LK0X		. . TIE-CABLE SUPPLIER CODE: VK0720		4
380	2A097-0761F		. . BOX-SHELL SUPPLIER CODE: VK9075		1
383	3A097-0519F		. PLATE-SPRT SUPPLIER CODE: VK9075		2
386	A102-2D		ATTACHING PARTS		8
389	SP126D		. BOLT		16
392	H14-3		. WASHER		8
			. NUT- SUPPLIER CODE: V15653		
			-----*-----		
395	3A097-0267F		. BRACKET ASSY-MOTOR SUPPLIER CODE: VK9075		1
			ATTACHING PARTS		
398	A102-19E		. BOLT		2
401	3A097-0347		. SPACER- SUPPLIER CODE: VK9075		2
404	3A097-0403		. WASHER- SUPPLIER CODE: VK9075		2
407	H14-4		. NUT- SUPPLIER CODE: V15653		2
			-----*-----		
410	3A097-0401		. PLATE- SUPPLIER CODE: VK9075		1
413	2A097-0644F		. ARM-REAR LIFT SUPPLIER CODE: VK9075 POSITION DATA: RH SIDE		1

ILLUSTRATION ITEMS NOT ON PARTS LIST ARE NOT APPLICABLE

- ITEM NOT ILLUSTRATED

HXL

25-11-01-58

25-11-01
FIG. 58
PAGE 8
DEC 22/06



767

PARTS CATALOG (MAINTENANCE)

FIG ITEM	PART NUMBER	1 2 3 4 5 6 7	NOMENCLATURE	EFFECT FROM TO	UNITS PER ASSY
58					
416	2A097-0643F		.ARM-REAR LIFT SUPPLIER CODE: VK9075 POSITION DATA: LH SIDE ATTACHING PARTS		1
419	A111-14E		.BOLT		6
422	SP122E		.WASHER		12
425	H14-4		.NUT- SUPPLIER CODE: V15653 -----*-----		6
428	2A097-0295		.QUADRANT ASSY- SUPPLIER CODE: VK9075 POSITION DATA: RH SIDE		1
431	2A097-0297		.QUADRANT ASSY- SUPPLIER CODE: VK9075 POSITION DATA: LH SIDE ATTACHING PARTS		1
434	A111-14D		.BOLT		2
437	A111-14E		.BOLT		4
440	SP122D		.WASHER		4
443	SP122E		.WASHER		8
446	H14-3		.NUT- SUPPLIER CODE: V15653		2
449	H14-4		.NUT- SUPPLIER CODE: V15653 -----*-----		4
452	3A058-0213		..ROLLER- SUPPLIER CODE: VK9075 ATTACHING PARTS		1
455	SP126D		..WASHER -----*-----		1
458	SP90C3		..PIN		1
461	SP113C9		..PIN		1
464	3A097-0319		..STOP- SUPPLIER CODE: VK9075 ATTACHING PARTS		1
467	A102-1-2C		..BOLT		1
470	SP123C		..WASHER -----*-----		1

ILLUSTRATION ITEMS NOT ON PARTS LIST ARE NOT APPLICABLE

- ITEM NOT ILLUSTRATED

25-11-01-58

25-11-01
FIG. 58
PAGE 9
DEC 22/06

HXL

BOEING PROPRIETARY - Copyright © - Unpublished Work - See title page for details.



767

PARTS CATALOG (MAINTENANCE)

FIG ITEM	PART NUMBER	1 2 3 4 5 6 7	NOMENCLATURE	EFFECT FROM TO	UNITS PER ASSY
58					
473	3A097-0689		.. GEAR-VERT SUPPLIER CODE: VK9075 ATTACHING PARTS		1
476	A173-1D		.. BOLT -----*-----		3
479	1A500-0710		.. PIN- SUPPLIER CODE: VK9075		2
482	2A097-0653		.. QUADRANT- SUPPLIER CODE: VK9075 POSITION DATA: RH SIDE		1
485	2A097-0651		.. QUADRANT- SUPPLIER CODE: VK9075 POSITION DATA: LH SIDE		1
488	3A097-0518		. PLATE ASSY-CLAMP SUPPLIER CODE: VK9075 POSITION DATA: RH SIDE		1
491	3A097-0517		. PLATE ASSY-CLAMP SUPPLIER CODE: VK9075 POSITION DATA: LH SIDE		1
494	3A097-0525		.. STRIP-BEARING SUPPLIER CODE: VK9075		2
497	3A097-0516		.. PLATE- SUPPLIER CODE: VK9075 POSITION DATA: RH SIDE		1
500	3A097-0515		.. PLATE- SUPPLIER CODE: VK9075 POSITION DATA: LH SIDE		1
- 503	3A097-0725		. SLEEVE-HEADED SUPPLIER CODE: VK9075 USED ON: 0A210-0036F		1

ILLUSTRATION ITEMS NOT ON PARTS LIST ARE NOT APPLICABLE

- ITEM NOT ILLUSTRATED

HXL

25-11-01-58

BOEING PROPRIETARY - Copyright © - Unpublished Work - See title page for details.

25-11-01
FIG. 58
PAGE 10
DEC 22/06

BOEING
767
PARTS CATALOG (MAINTENANCE)

FIG ITEM	PART NUMBER	1 2 3 4 5 6 7	NOMENCLATURE	EFFECT FROM TO	UNITS PER ASSY
58 506	3A097-0719		.SLEEVE-HEADED SUPPLIER CODE: VK9075 USED ON: OA210-0035F		1
- 509	3A097-0727		.SLEEVE ASSY-HEADED SUPPLIER CODE: VK9075 USED ON: OA210-0036F		1
512	3A097-0721		.SLEEVE ASSY-HEADED SUPPLIER CODE: VK9075 USED ON: OA210-0035F		1
515	2A097-0699		.TUBE-TORQUE SUPPLIER CODE: VK9075		1
518	3A064-0205		.SPACER- SUPPLIER CODE: VK9075		2
521	2A053-0325F		.ARM-LIFT SUPPLIER CODE: VK9075 POSITION DATA: FWD		2
524	A102-9D		ATTACHING PARTS .BOLT- SUPPLIER CODE: VK9075		2
527	SP126D		.WASHER		4
530	H14-3		.NUT- SUPPLIER CODE: V15653		2
533	3A094-0151		-----*----- .PIN-PIVOT SUPPLIER CODE: VK9075 POSITION DATA: FWD		2
536	3A097-0567		.SPACER- SUPPLIER CODE: VK9075		2
539	3A035-0579F		.BAR ASSY-OPERATING SUPPLIER CODE: VK9075		2

ILLUSTRATION ITEMS NOT ON PARTS LIST ARE NOT APPLICABLE

- ITEM NOT ILLUSTRATED

HXL

25-11-01-58

BOEING PROPRIETARY - Copyright © - Unpublished Work - See title page for details.

25-11-01
FIG. 58
PAGE 11
DEC 22/06

BOEING
767
PARTS CATALOG (MAINTENANCE)

FIG ITEM	PART NUMBER	1 2 3 4 5 6 7	NOMENCLATURE	EFFECT FROM TO	UNITS PER ASSY
58			ATTACHING PARTS		
542	3A035-0573		.BOLT- SUPPLIER CODE: VK9075		4
545	SP23C		.WASHER		4
548	H14-3		.NUT- SUPPLIER CODE: V15653		4
			-----*-----		
551	3A058-0531		.BEARING- SUPPLIER CODE: VK9075		8
554	3A087-0201		.POINTER- SUPPLIER CODE: VK9075		1
			ATTACHING PARTS		
557	AGS2050-424BS		.RIVET		2
			-----*-----		
560	3A026-0457		.HUB-BEARING SUPPLIER CODE: VK9075		2
563	3A097-0665		.BEARING- SUPPLIER CODE: VK9075		2
566	3A058-0455		.BEARING- SUPPLIER CODE: VK9075		4
569	2A503-0004		.CLAMP-PLASTIC WIRE SUPPLIER CODE: VK9075		1
- 572	LK0X		.TIE-CABLE SUPPLIER CODE: VK0720		11
- 575	FTH3		.HOLDER-TIE SUPPLIER CODE: VU1547		4
578	A102-1-2D		.SCREW		1
581	SP122D		.WASHER		2
584	H14-3		.NUT- SUPPLIER CODE: V15653		1
- 587	0A098-0034F		.MECHANISM ASSY-TRACK SUPPLIER CODE: VK9075 USED ON: 0A210-0036F		1

ILLUSTRATION ITEMS NOT ON PARTS LIST ARE NOT APPLICABLE

- ITEM NOT ILLUSTRATED

HXL

25-11-01-58

BOEING PROPRIETARY - Copyright © - Unpublished Work - See title page for details.

25-11-01
FIG. 58
PAGE 12
DEC 22/06



767

PARTS CATALOG (MAINTENANCE)

FIG ITEM	PART NUMBER	1 2 3 4 5 6 7	NOMENCLATURE	EFFECT FROM TO	UNITS PER ASSY
58					
590	0A098-0033F	.	MECHANISM ASSY-TRACK SUPPLIER CODE: VK9075 USED ON: 0A210-0035F		1
593	3A097-0658	..	FAIRING- SUPPLIER CODE: VK9075 POSITION DATA: RH SIDE, FRONT ATTACHING PARTS		1
596	A217C12	..	SCREW		2
599	MS35333-38	..	WASHER		2
602	SP126C	..	WASHER		2
			-----*-----		
605	3A097-0657	..	FAIRING- SUPPLIER CODE: VK9075 POSITION DATA: LH SIDE, FRONT ATTACHING PARTS		1
608	A217C12	..	SCREW		2
611	MS35333-38	..	WASHER		2
614	SP126C	..	WASHER		2
			-----*-----		
- 617	2A097-0398	..	FAIRING- SUPPLIER CODE: VK9075 POSITION DATA: LH SIDE, REAR USED ON: 0A098-0034F		1
620	2A097-0397	..	FAIRING- SUPPLIER CODE: VK9075 POSITION DATA: LH SIDE, REAR USED ON: 0A098-0033F ATTACHING PARTS		1
623	A217C12	..	SCREW		2
626	MS35333-38	..	WASHER		2
629	SP126C	..	WASHER		2
			-----*-----		
632	2A064-0147	..	FAIRING- SUPPLIER CODE: VK9075 POSITION DATA: REAR, RH SIDE		1

ILLUSTRATION ITEMS NOT ON PARTS LIST ARE NOT APPLICABLE

- ITEM NOT ILLUSTRATED

25-11-01-58

25-11-01
FIG. 58
PAGE 13
DEC 22/06

HXL

BOEING
767
PARTS CATALOG (MAINTENANCE)

FIG ITEM	PART NUMBER	1 2 3 4 5 6 7	NOMENCLATURE	EFFECT FROM TO	UNITS PER ASSY
58			ATTACHING PARTS		
635	A217C12	..	SCREW		2
638	MS35333-38	..	WASHER		2
641	SP126C	..	WASHER		2
			-----*-----		
644	2A090-0125	..	BOGIE ASSY-		4
			SUPPLIER CODE:		
			VK9075		
			ATTACHING PARTS		
647	3A090-0131	..	WASHER-		4
			SUPPLIER CODE:		
			VK9075		
651	A103EC	..	NUT		4
			-----*-----		
654	SP90C7	..	PIN-		4
			CONFIG CHG DATA FROM A CMM:		
			SUPSD BY SP90D7		
654	SP90D7	..	PIN-		4
			CONFIG CHG DATA FROM A CMM:		
			SUPERSEDES SP90C7		
657	A102-13D	...	BOLT		2
660	SP126D	...	WASHER		4
663	H14-3	...	NUT-		2
			SUPPLIER CODE:		
			V15653		
666	3A044-0157	...	SPACER-		2
			SUPPLIER CODE:		
			VK9075		
669	3A044-0169	...	ANGLE-RETAINING		1
			SUPPLIER CODE:		
			VK9075		
672	H14-3	...	NUT-		1
			SUPPLIER CODE:		
			V15653		
675	H14-3	...	NUT-		1
			SUPPLIER CODE:		
			V15653		
678	3A044-0167	...	PIN-HEADED		1
			SUPPLIER CODE:		
			VK9075		
681	3A044-0165	...	SPINDLE-		1
			SUPPLIER CODE:		
			VK9075		
684	3A020-0119	...	ROLLER-TAPERED		1
			SUPPLIER CODE:		
			VK9075		
687	3A020-0115	...	SUPPORT-		1
			SUPPLIER CODE:		
			VK9075		

ILLUSTRATION ITEMS NOT ON PARTS LIST ARE NOT APPLICABLE

- ITEM NOT ILLUSTRATED

HXL

25-11-01-58

BOEING PROPRIETARY - Copyright © - Unpublished Work - See title page for details.

25-11-01
FIG. 58
PAGE 14
DEC 22/06



767

PARTS CATALOG (MAINTENANCE)

FIG ITEM	PART NUMBER	1 2 3 4 5 6 7	NOMENCLATURE	EFFECT FROM TO	UNITS PER ASSY
58					
690	3A090-0123	...	PLATE ASSY-CLAW SUPPLIER CODE: VK9075 POSITION DATA: INBD		1
693	3A020-0125	...	SHAFT- SUPPLIER CODE: VK9075		1
696	FG619EE	...	FOLLOWER-CAM SUPPLIER CODE: VK0018		1
699	3A090-0121	...	BOLT-SPECIAL SUPPLIER CODE: VK9075		1
702	2A090-0119	...	BODY- SUPPLIER CODE: VK9075		1
705	3A020-0131	...	PIN-PIVOT SUPPLIER CODE: VK9075		2
708	3A090-0115	...	ROLLER-SPRT SUPPLIER CODE: VK9075		2
711	2A090-0111	...	BRACKET-ROLLER SUPPLIER CODE: VK9075		1
714	3A064-0173	..	SPACER- SUPPLIER CODE: VK9075		4
717	3A090-0653	..	WASHER- SUPPLIER CODE: VK9075		4
720	2A044-0135	..	FAIRING-BOGIE SUPPLIER CODE: VK9075		4
723	3A090-0645	..	LABEL- SUPPLIER CODE: VK9075		1
726	3A090-0117	..	SPACER- SUPPLIER CODE: VK9075		4
729	FCT39-3-4	..	BUSHING-FLANGED SUPPLIER CODE: VK0029		4
732	1A0500-0077	..	PIN- SUPPLIER CODE: VK9075		8

ILLUSTRATION ITEMS NOT ON PARTS LIST ARE NOT APPLICABLE

- ITEM NOT ILLUSTRATED

HXL

25-11-01-58

BOEING PROPRIETARY - Copyright © - Unpublished Work - See title page for details.

25-11-01
FIG. 58
PAGE 15
DEC 22/06

BOEING
767
PARTS CATALOG (MAINTENANCE)

FIG ITEM	PART NUMBER	1 2 3 4 5 6 7	NOMENCLATURE	EFFECT FROM TO	UNITS PER ASSY
58					
- 735	0A098-0032F	..	STRUCTURE ASSY- SUPPLIER CODE: VK9075 USED ON: 0A098-0034F		1
738	0A098-0031F	..	STRUCTURE ASSY- SUPPLIER CODE: VK9075 USED ON: 0A098-0033F		1
741	3A097-0171	...	BRACKET-ANCHOR SUPPLIER CODE: VK9075 ATTACHING PARTS		2
744	A102-1-2D	...	SCREW		4
747	SP126D	...	WASHER		4
			-----*-----		
750	2A095-0153	...	PIVOT- SUPPLIER CODE: VK9075 POSITION DATA: FWD ATTACHING PARTS		2
753	A102-10D	...	BOLT		1
756	A102-9D	...	BOLT- SUPPLIER CODE: VK9075		3
759	A113-10D	...	BOLT		4
762	SP126D	...	WASHER		6
765	H14-3	...	NUT- SUPPLIER CODE: V15653		4
			-----*-----		
768	3A094-0159	...	STOP- SUPPLIER CODE: VK9075		2
771	2A064-0141	...	PIVOT- SUPPLIER CODE: VK9075 POSITION DATA: REAR ATTACHING PARTS		2
774	A102-14D	...	BOLT		4
777	A113-15D	...	BOLT		4
780	SP126D	...	WASHER		6
783	H14-3	...	NUT- SUPPLIER CODE: V15653		4
			-----*-----		

ILLUSTRATION ITEMS NOT ON PARTS LIST ARE NOT APPLICABLE

- ITEM NOT ILLUSTRATED

HXL

25-11-01-58

BOEING PROPRIETARY - Copyright © - Unpublished Work - See title page for details.

25-11-01
FIG. 58
PAGE 16
DEC 22/06



767

PARTS CATALOG (MAINTENANCE)

FIG ITEM	PART NUMBER	1 2 3 4 5 6 7	NOMENCLATURE	EFFECT FROM TO	UNITS PER ASSY
58					
786	3A094-0159		... STOP- SUPPLIER CODE: VK9075		2
- 789	2A097-0952		.. STRIP-BRUSH SUPPLIER CODE: VK9075		1
792	2A097-0951		.. STRIP-BRUSH SUPPLIER CODE: VK9075		1
- 795	AGS2050-424BS		ATTACHING PARTS .. RIVET		6
- 798	2A094-0129		.. STRIP-RUBBING SUPPLIER CODE: VK9075		1
- 801	AGS2050-424BS		ATTACHING PARTS .. RIVET		5
- 804	AGS2050-429BS		.. RIVET -----*-----		2

ILLUSTRATION ITEMS NOT ON PARTS LIST ARE NOT APPLICABLE

- ITEM NOT ILLUSTRATED

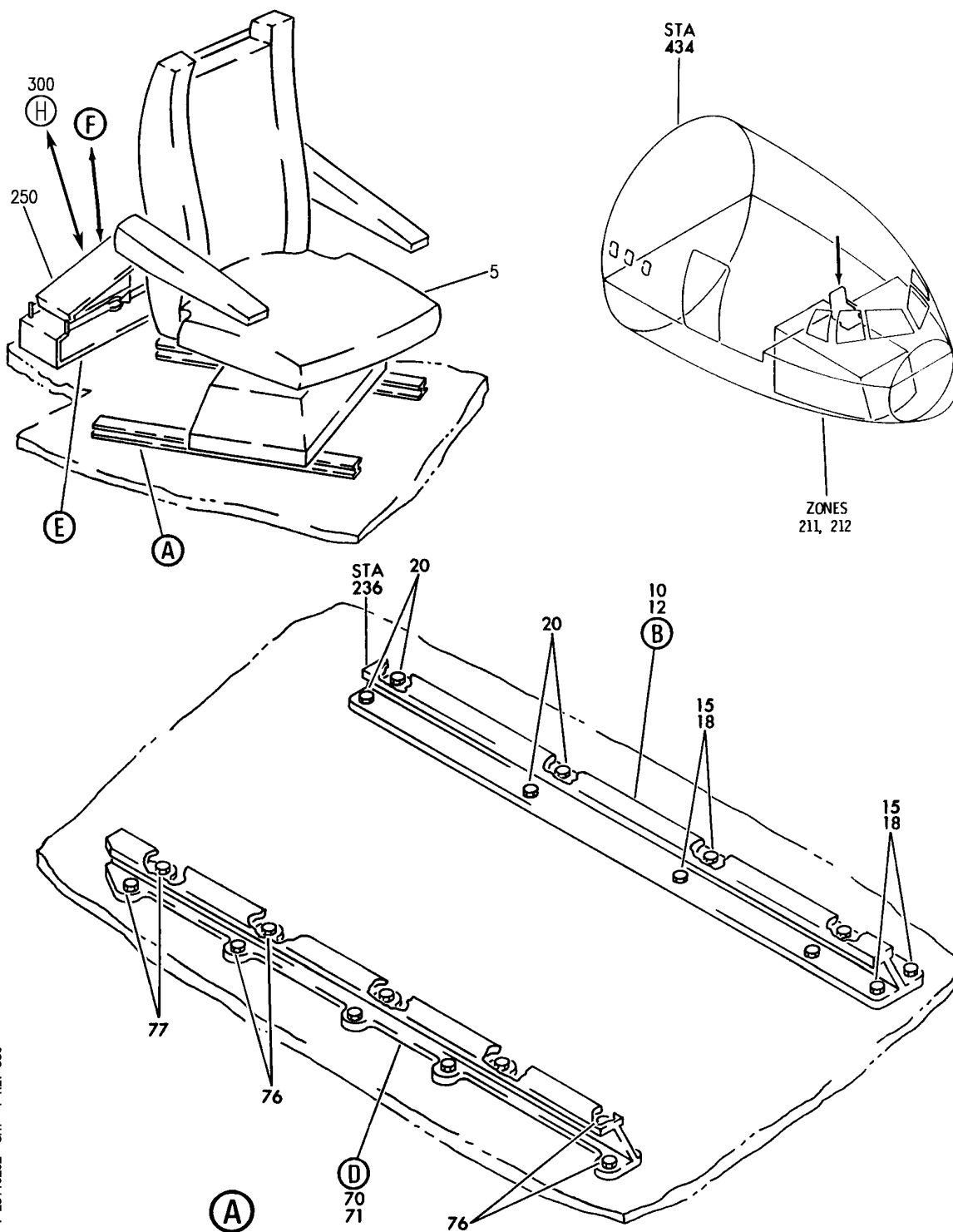
HXL

25-11-01-58

BOEING PROPRIETARY - Copyright © - Unpublished Work - See title page for details.

25-11-01
FIG. 58
PAGE 17
DEC 22/06


BOEING
 767
PARTS CATALOG (MAINTENANCE)



V 25110202 SHT 1 REV 336

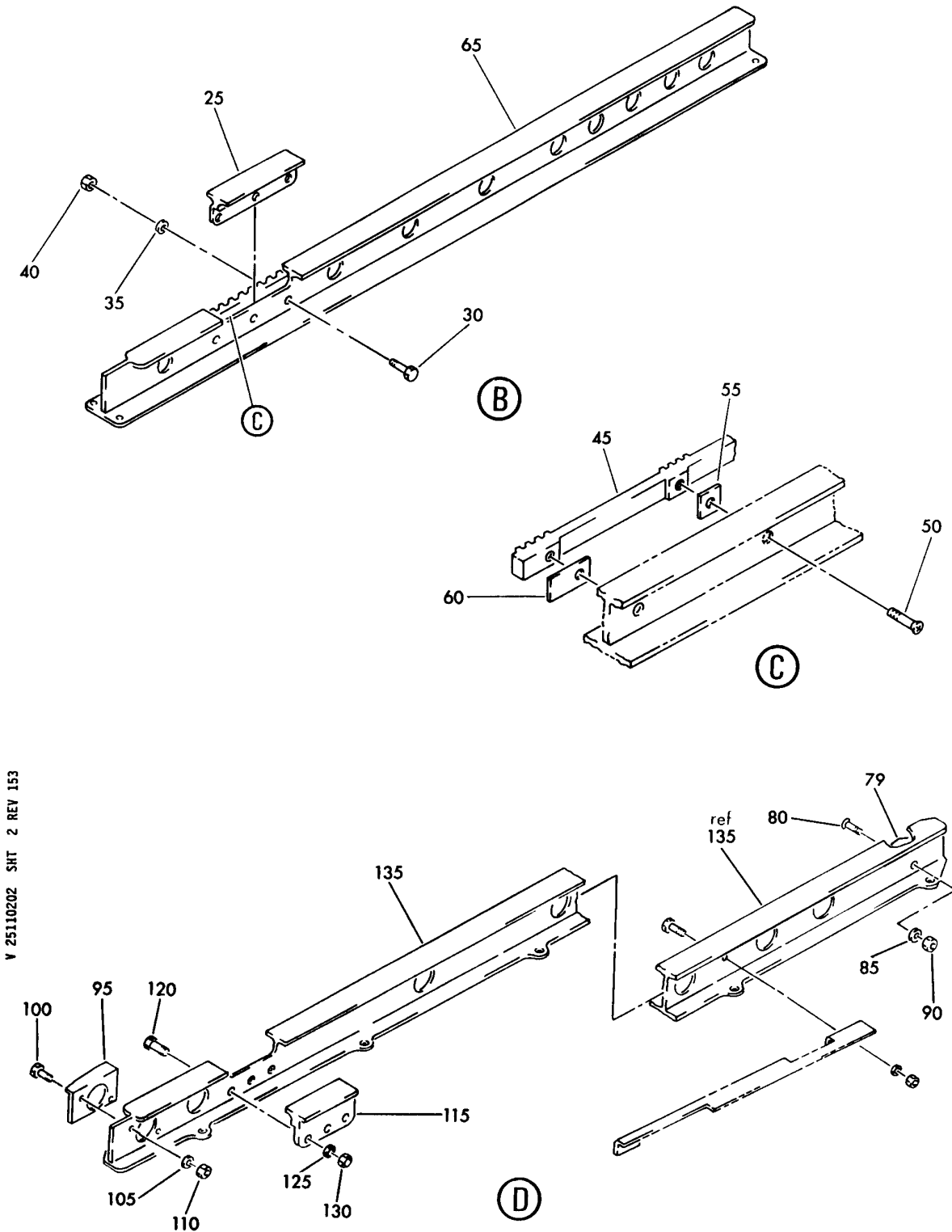
SEAT AND FOOTREST INSTL-FIRST OBSERVER (EQUIPMENT/FURNISHINGS ONLY)
 FIGURE 2 (SHEET 1)

25-11-02-02

HXL
APR 22/09

25-11-02-02
 PAGE 0

BOEING
767
PARTS CATALOG (MAINTENANCE)



V 25110202 SHT 2 REV 153

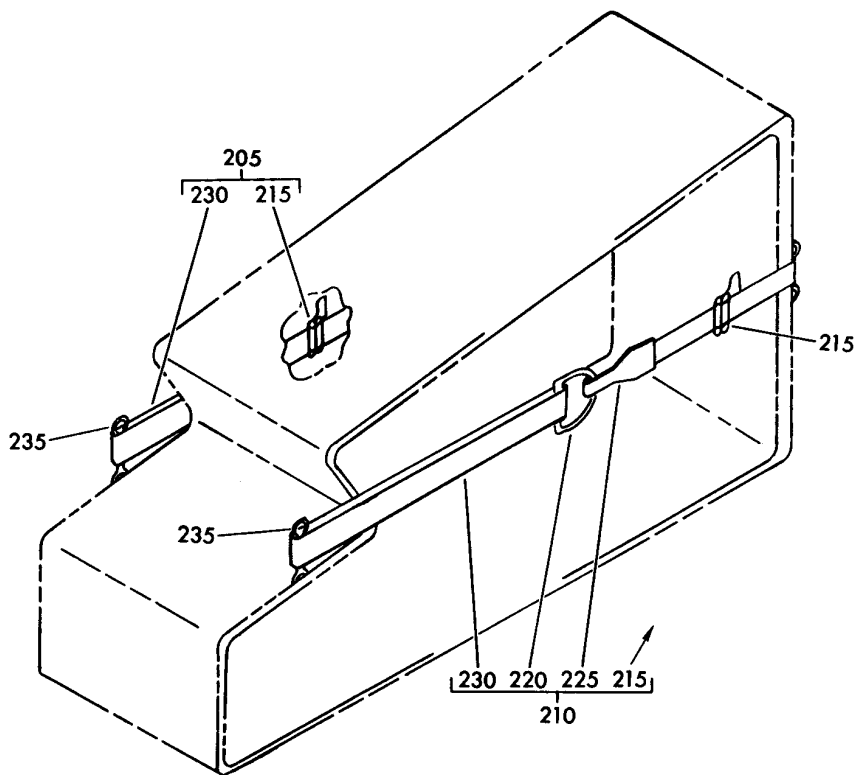
SEAT AND FOOTREST INSTL-FIRST OBSERVER (EQUIPMENT/FURNISHINGS ONLY)
FIGURE 2 (SHEET 2)

HXL
DEC 22/06

25-11-02-02

25-11-02-02
PAGE 0A

BOEING
767
PARTS CATALOG (MAINTENANCE)



V 25110202 SMT 3 REV 153

(E)

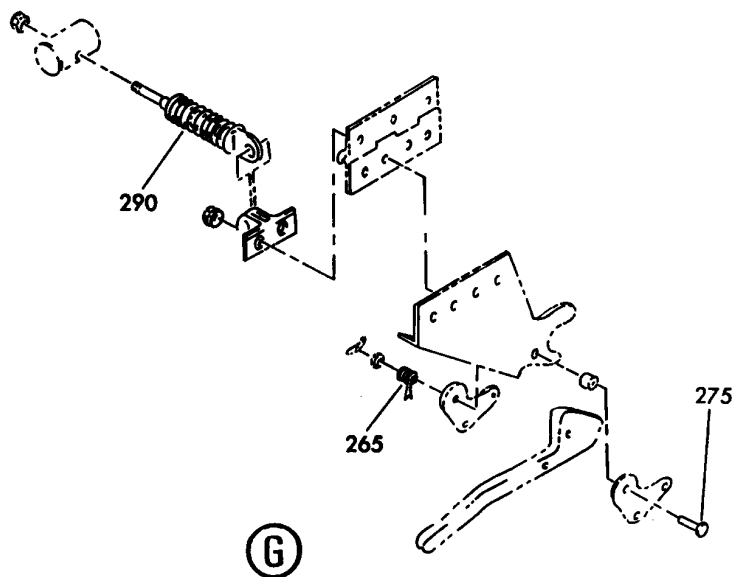
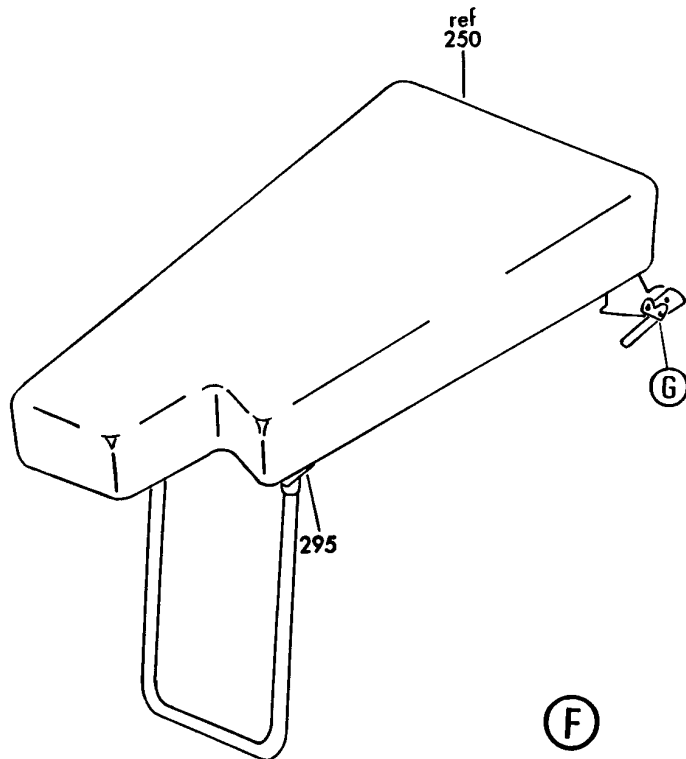
SEAT AND FOOTREST INSTL-FIRST OBSERVER (EQUIPMENT/FURNISHINGS ONLY)
FIGURE 2 (SHEET 3)

25-11-02-02

HXL
DEC 22/06

25-11-02-02
PAGE 0B

BOEING
767
PARTS CATALOG (MAINTENANCE)



V 25110202 SHT 4 REV 153

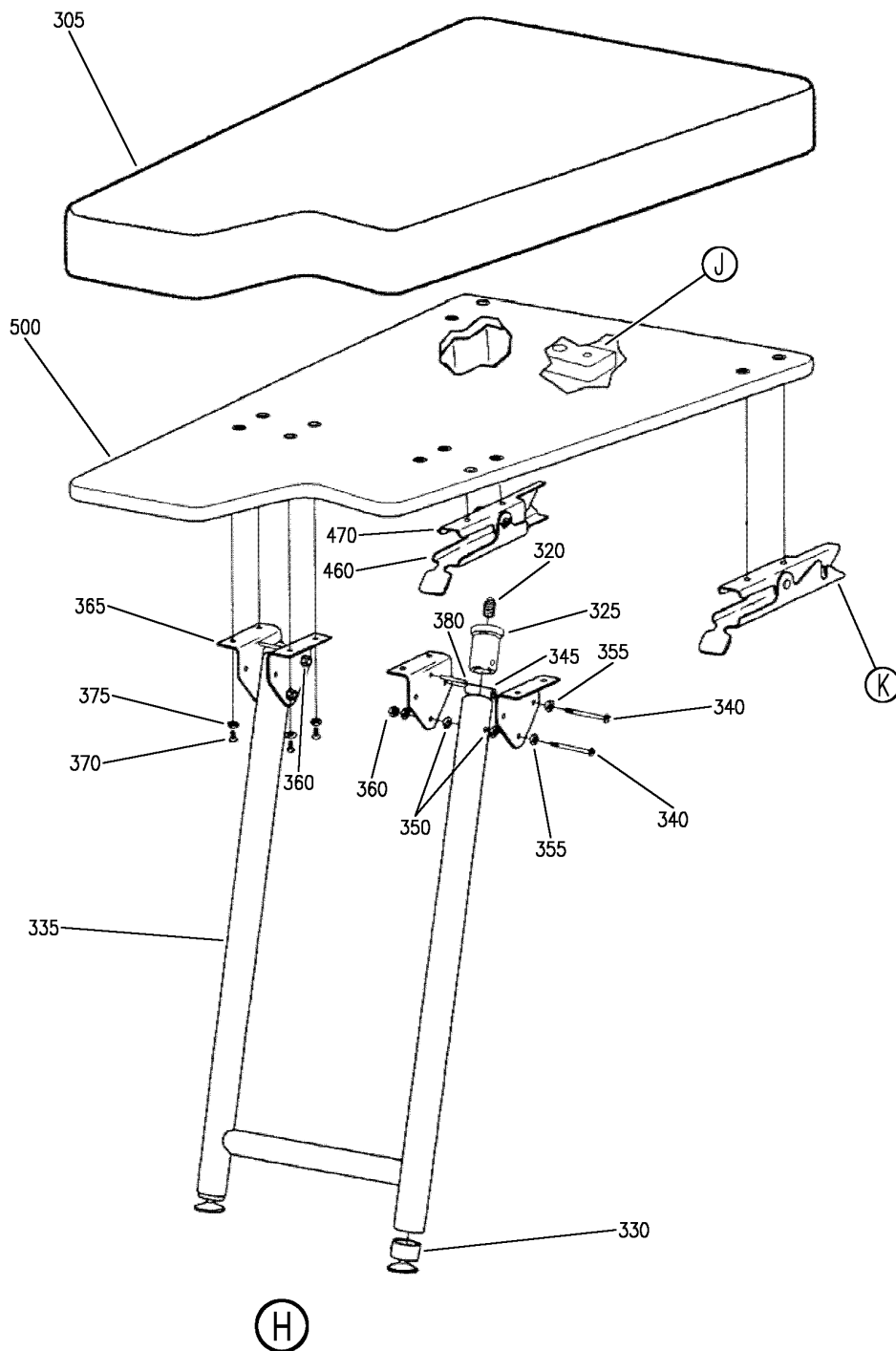
SEAT AND FOOTREST INSTL-FIRST OBSERVER (EQUIPMENT/FURNISHINGS ONLY)
FIGURE 2 (SHEET 4)

25-11-02-02

HXL
DEC 22/06

25-11-02-02
PAGE 0C

BOEING
767
PARTS CATALOG (MAINTENANCE)



V 25110202 SHT 5 REV 336

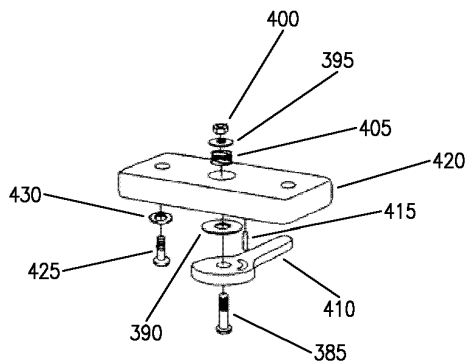
SEAT AND FOOTREST INSTL-FIRST OBSERVER (EQUIPMENT/FURNISHINGS ONLY)
FIGURE 2 (SHEET 5)

25-11-02-02

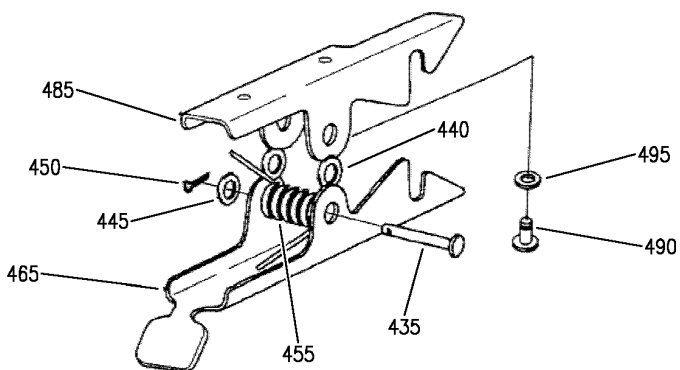
HXL
APR 22/09

25-11-02-02
PAGE 0D

BOEING
767
PARTS CATALOG (MAINTENANCE)



(J)



(H)

V 25110202 SHT 6 REV 336

SEAT AND FOOTREST INSTL-FIRST OBSERVER (EQUIPMENT/FURNISHINGS ONLY)
FIGURE 2 (SHEET 6)

25-11-02-02

HXL
APR 22/09

25-11-02-02
PAGE 0E

BOEING
767
PARTS CATALOG (MAINTENANCE)

FIG ITEM	PART NUMBER	1 2 3 4 5 6 7	NOMENCLATURE	EFFECT FROM TO	UNITS PER ASSY
2			SEAT AND FOOTREST INSTL- FIRST OBSERVER (EQUIPMENT/FURNISHINGS ONLY)		
- 1	232T3003-13		SEAT INSTL-FIRST OBSERVER FOR NHA SEE: 25-10-00-13		RF
5	824252-613		.SEAT ASSY- SUPPLIER CODE: V92824 SPECIFICATION NUMBER: S232T301-87 COMPONENT MAINT MANUAL REF: 25-10-09 QUALIFIED I/W DATA: SEAT ASSY S232T301-87 TOGETHER WITH TRACK ASSY-LH S232T301-70 AND TRACK ASSY-RH S232T301-80 AS A MATCHED SET ARE INTERCHANGEABLE WITH SEAT ASSY 1116-4AA TOGETHER WITH TRACK ASSY-LH S232T304-16 AND TRACK ASSY-RH S232T304-17 FOR DETAILS SEE: 25-11-02-05		1
10	831277-407		.TRACK ASSY-FLIGHT ENGR SUPPLIER CODE: V92824 POSITION DATA: LH SPECIFICATION NUMBER: S232T301-70 ATTACHING PARTS		1
18	NAS6703-7		.BOLT-		6
20	NAS6704-7		.BOLT-		4
25	827636-9		-----*----- ..ADAPTER- SUPPLIER CODE: V92824 ATTACHING PARTS		1
30	NAS1351-4-10P		..SCREW		3
35	AN960-416L		..WASHER		3
40	MS21042-4		..NUT -----*-----		3
ILLUSTRATION ITEMS NOT ON PARTS LIST ARE NOT APPLICABLE					

- ITEM NOT ILLUSTRATED

HXL

25-11-02-02

BOEING PROPRIETARY - Copyright © - Unpublished Work - See title page for details.

25-11-02
FIG. 02
PAGE 1
DEC 22/07



767

PARTS CATALOG (MAINTENANCE)

FIG ITEM	PART NUMBER	1 2 3 4 5 6 7	NOMENCLATURE	EFFECT FROM TO	UNITS PER ASSY
2					
45	827302-5	..	RACK-GEAR SUPPLIER CODE: V92824 ATTACHING PARTS		1
50	NAS1189-08P8L	..	BOLT -----*-----		4
55	815019-5	..	SHIM- SUPPLIER CODE: V92824		3
60	815019-7	..	SHIM- SUPPLIER CODE: V92824		1
65	831278-5	..	TRACK- SUPPLIER CODE: V92824		1
70	831277-409	.	TRACK ASSY-FLIGHT ENGR MANUAL SUPPLIER CODE: V92824 POSITION DATA: RH SPECIFICATION NUMBER: S232T301-80 QUALIFIED I/W DATA: 831277-401 I/W 831277-409 SUBJECT TO CUSTOMER PREFERENCE 831277-409 SAME AS 831277-401 EXCEPT FOR LIMITED FORE AND AFT ADJUSTMENT BY MEANS OF A RELOCCATED AFT STOP ATTACHING PARTS		1
76	NAS6703-6	.	BOLT-		8
77	NAS6703-8	.	BOLT -----*-----		2
79	827275-3	..	STOP- SUPPLIER CODE: V92824 ATTACHING PARTS		1
80	NAS1303-4	..	BOLT		2
85	AN960-10	..	WASHER		2
90	MS21042L3	..	NUT -----*-----		2
95	831280-1	..	STOP- SUPPLIER CODE: V92824 ATTACHING PARTS		1
100	NAS1303-4	..	BOLT		2

ILLUSTRATION ITEMS NOT ON PARTS LIST ARE NOT APPLICABLE

- ITEM NOT ILLUSTRATED

25-11-02-02

25-11-02
FIG. 02
PAGE 2
DEC 22/07

HXL

BOEING PROPRIETARY - Copyright © - Unpublished Work - See title page for details.

 **BOEING**
767
PARTS CATALOG (MAINTENANCE)

FIG ITEM	PART NUMBER	1 2 3 4 5 6 7	NOMENCLATURE	EFFECT FROM TO	UNITS PER ASSY
2					
105	AN960-10	..	WASHER		2
110	MS21042L3	..	NUT		2
			-----*-----		
115	827636-11	..	ADAPTER- SUPPLIER CODE: V92824		1
			ATTACHING PARTS		
120	NAS1351-4-10P	..	SCREW		3
125	AN960-416L	..	WASHER		3
130	MS21042-4	..	NUT		3
			-----*-----		
135	831278-3	..	TRACK- SUPPLIER CODE: V92824		1
- 200	232T3003-15		FOOTREST INSTL-FIRST OBSERVER FOR NHA SEE: 25-10-00-13	163999	RF
- 200	232T3003-17		FOOTREST INSTL-FIRST OBSERVER FOR NHA SEE: 25-10-00-13	155162	RF
250	836171-600	.	FOOTREST ASSY- SUPPLIER CODE: V92824 SPECIFICATION NUMBER: S232T301-88 COMPONENT MAINT MANUAL REF: 25-10-09		1
- 255	836483-401	..	CUSHION ASSY- SUPPLIER CODE: V92824		1
- 260	836484-401	...	COVER-DRESS SUPPLIER CODE: V92824		1
265	836481-1	..	SPRING- SUPPLIER CODE: V92824		1
- 270	836481-2	..	SPRING- SUPPLIER CODE: V92824		1
275	MS20392-1C15	..	PIN		1
- 280	836498-401	..	LATCH- SUPPLIER CODE: V92824		1
- 285	836498-402	..	LATCH- SUPPLIER CODE: V92824		1

ILLUSTRATION ITEMS NOT ON PARTS LIST ARE NOT APPLICABLE

- ITEM NOT ILLUSTRATED

HXL

25-11-02-02

BOEING PROPRIETARY - Copyright © - Unpublished Work - See title page for details.

25-11-02
FIG. 02
PAGE 3
DEC 22/07



767
PARTS CATALOG (MAINTENANCE)

FIG ITEM	PART NUMBER	1 2 3 4 5 6 7	NOMENCLATURE	EFFECT FROM TO	UNITS PER ASSY
2					
290	LC045D18MW		.. SPRING- SUPPLIER CODE: V84830		1
295	LC063G12MW		.. SPRING- SUPPLIER CODE: V84830		1

ILLUSTRATION ITEMS NOT ON PARTS LIST ARE NOT APPLICABLE

- ITEM NOT ILLUSTRATED

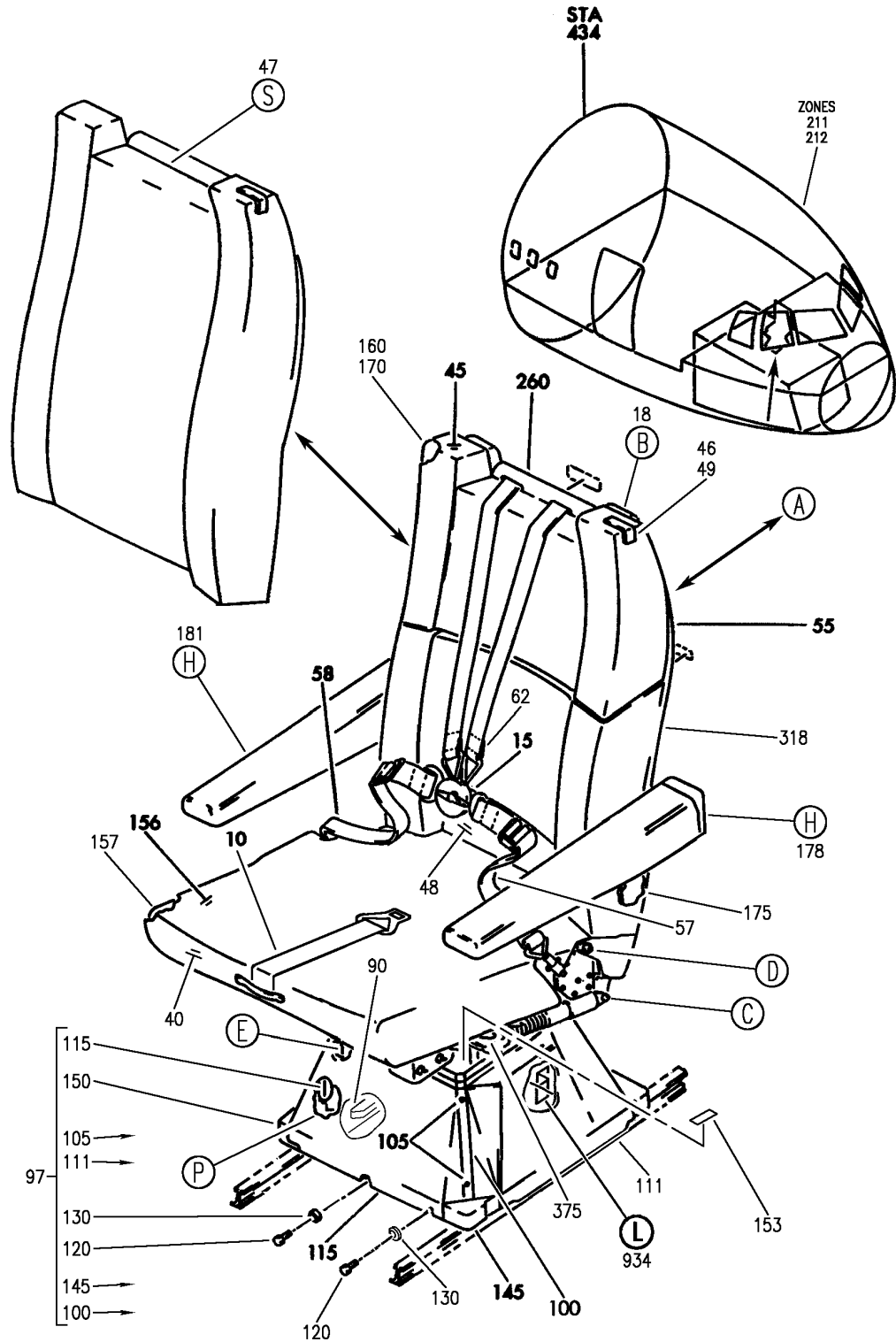
HXL

25-11-02-02

BOEING PROPRIETARY - Copyright © - Unpublished Work - See title page for details.

25-11-02
FIG. 02
PAGE 4
DEC 22/07

BOEING
767
PARTS CATALOG (MAINTENANCE)



V 25110205 SHT 1 REV 339

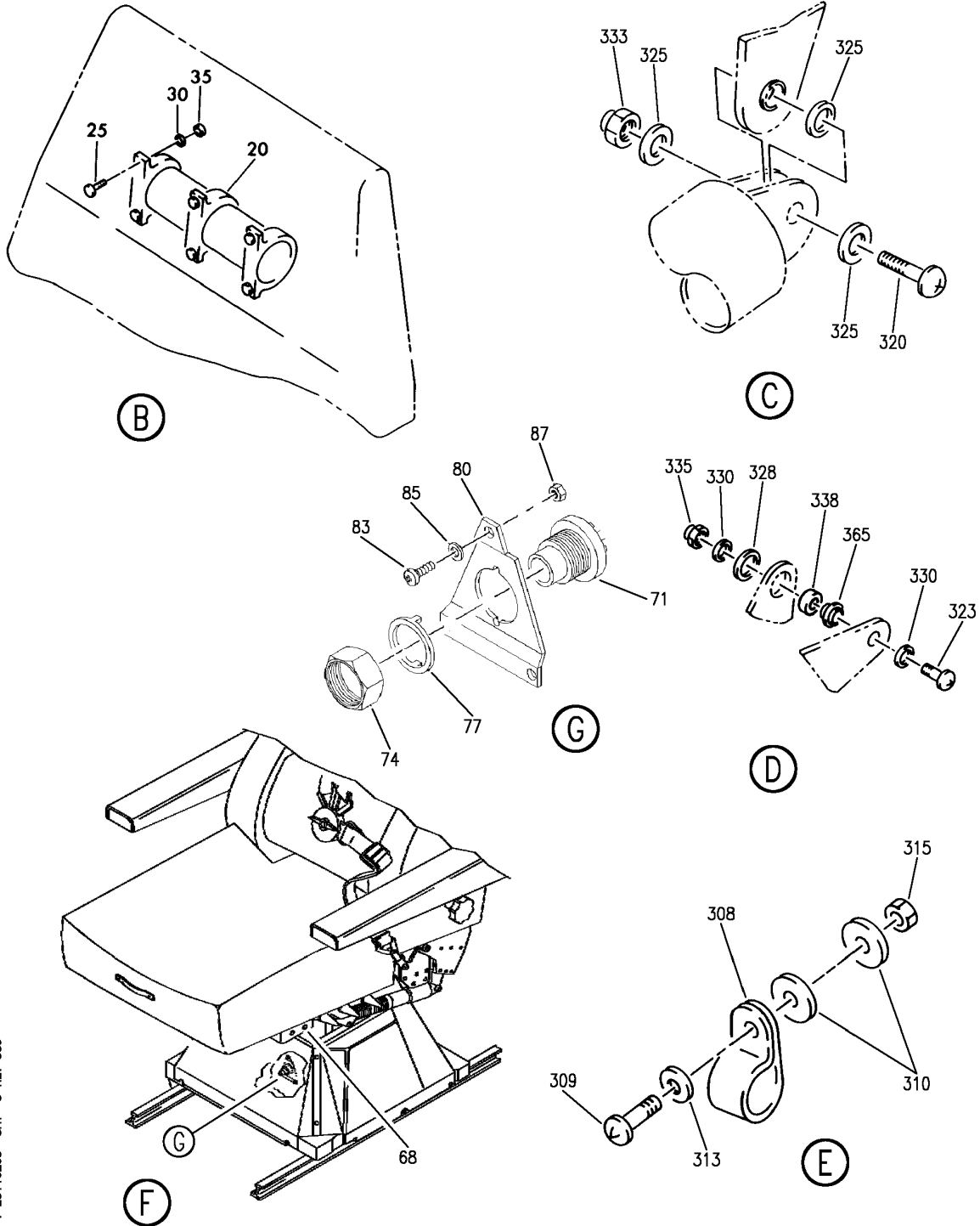
SEAT ASSY-FLIGHT ENGR
FIGURE 5 (SHEET 1)

25-11-02-05

HXL
APR 22/09

25-11-02-05
PAGE 0

BOEING
767
PARTS CATALOG (MAINTENANCE)



V 25110205 SHT 3 REV 339

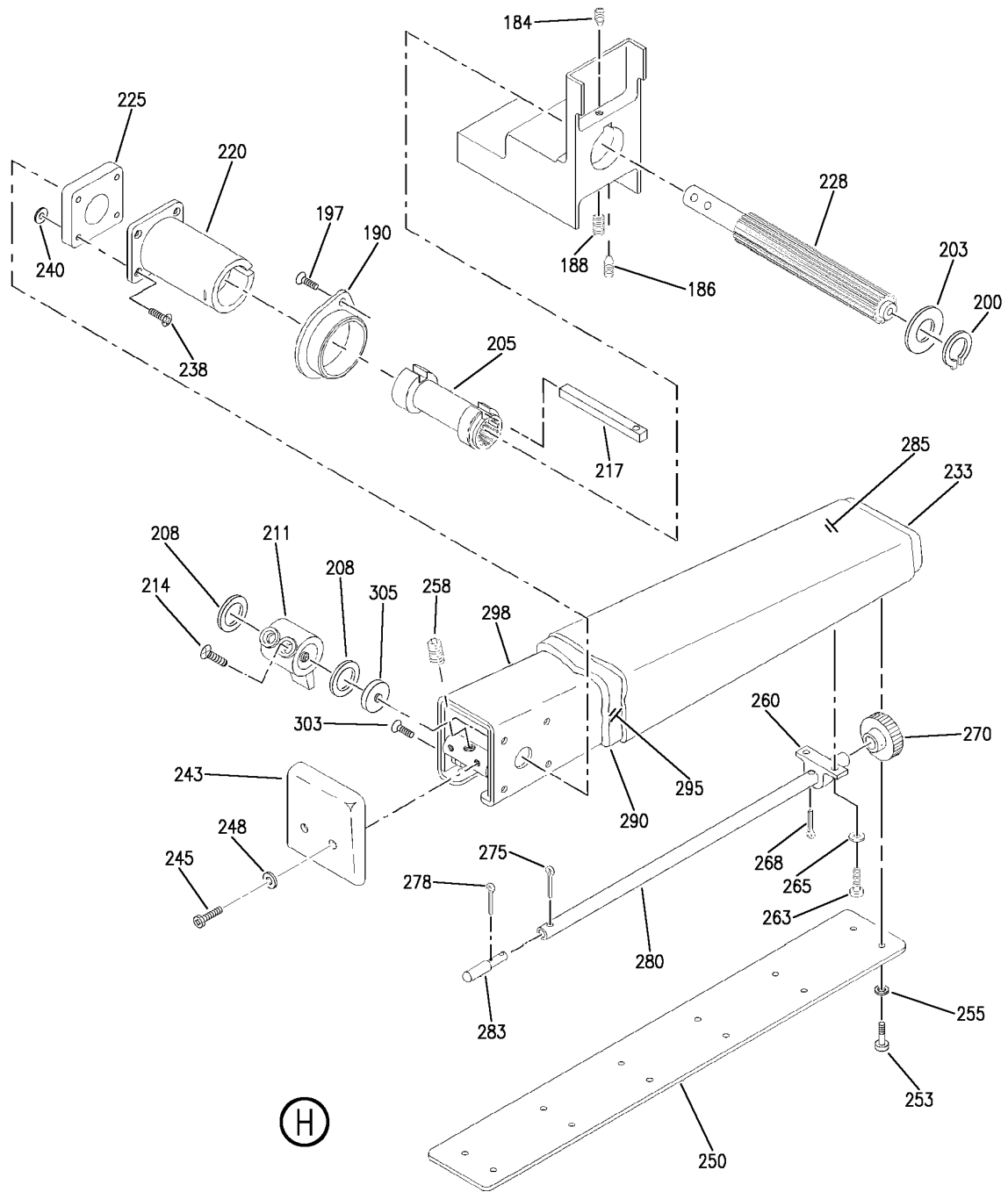
SEAT ASSY-FLIGHT ENGR
FIGURE 5 (SHEET 3)

25-11-02-05

HXL
APR 22/09

25-11-02-05
PAGE 0B

BOEING
767
PARTS CATALOG (MAINTENANCE)



V 25110205 SHT 4 REV 339



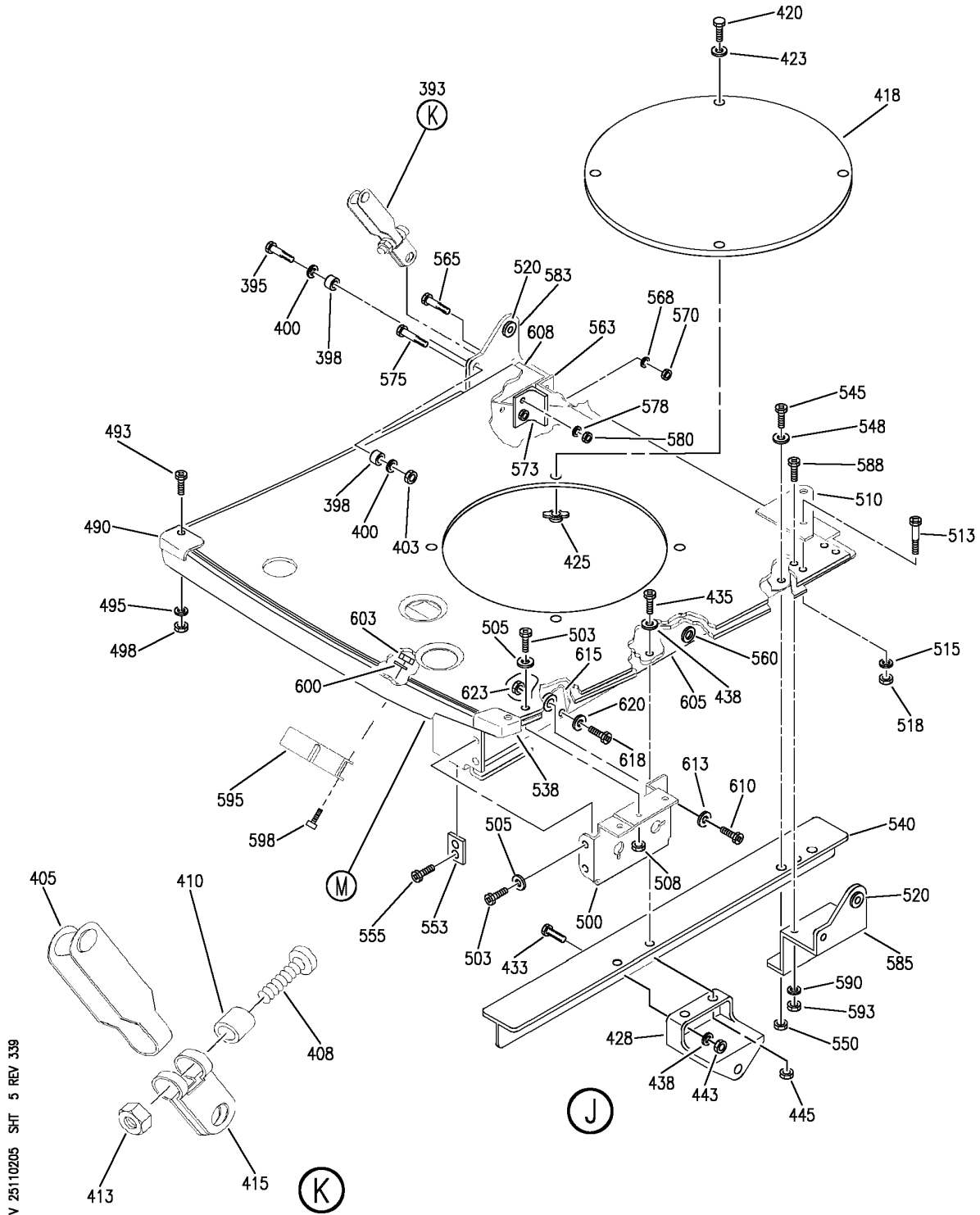
SEAT ASSY-FLIGHT ENGR
FIGURE 5 (SHEET 4)

25-11-02-05

HXL
APR 22/09

25-11-02-05
PAGE 0C

BOEING
767
PARTS CATALOG (MAINTENANCE)



V 25110205 SHT 5 REV 339

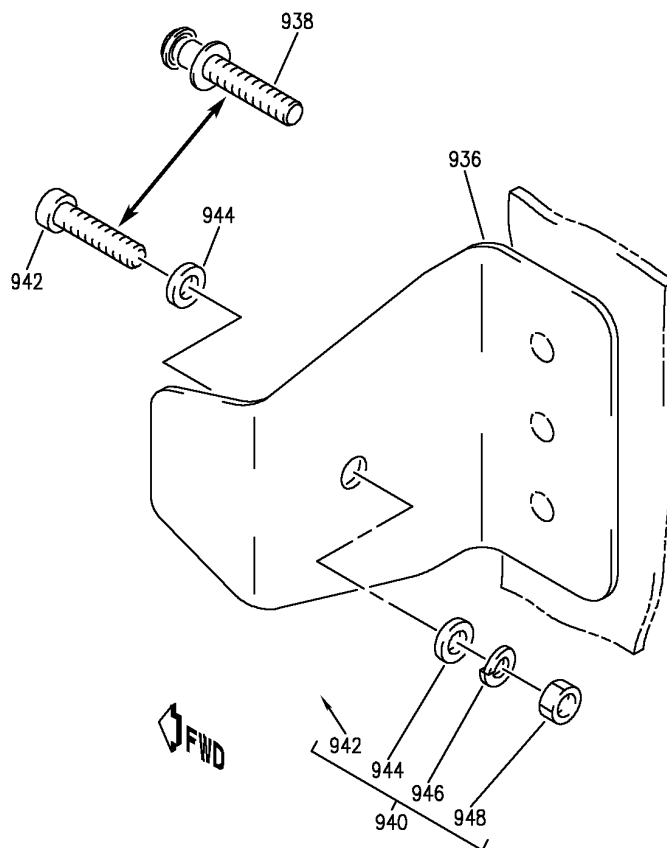
SEAT ASSY-FLIGHT ENGR
FIGURE 5 (SHEET 5)

25-11-02-05

HXL
APR 22/09

25-11-02-05
PAGE 0D

BOEING
767
PARTS CATALOG (MAINTENANCE)



(L)

V 25110205 SH1 6 REV 339

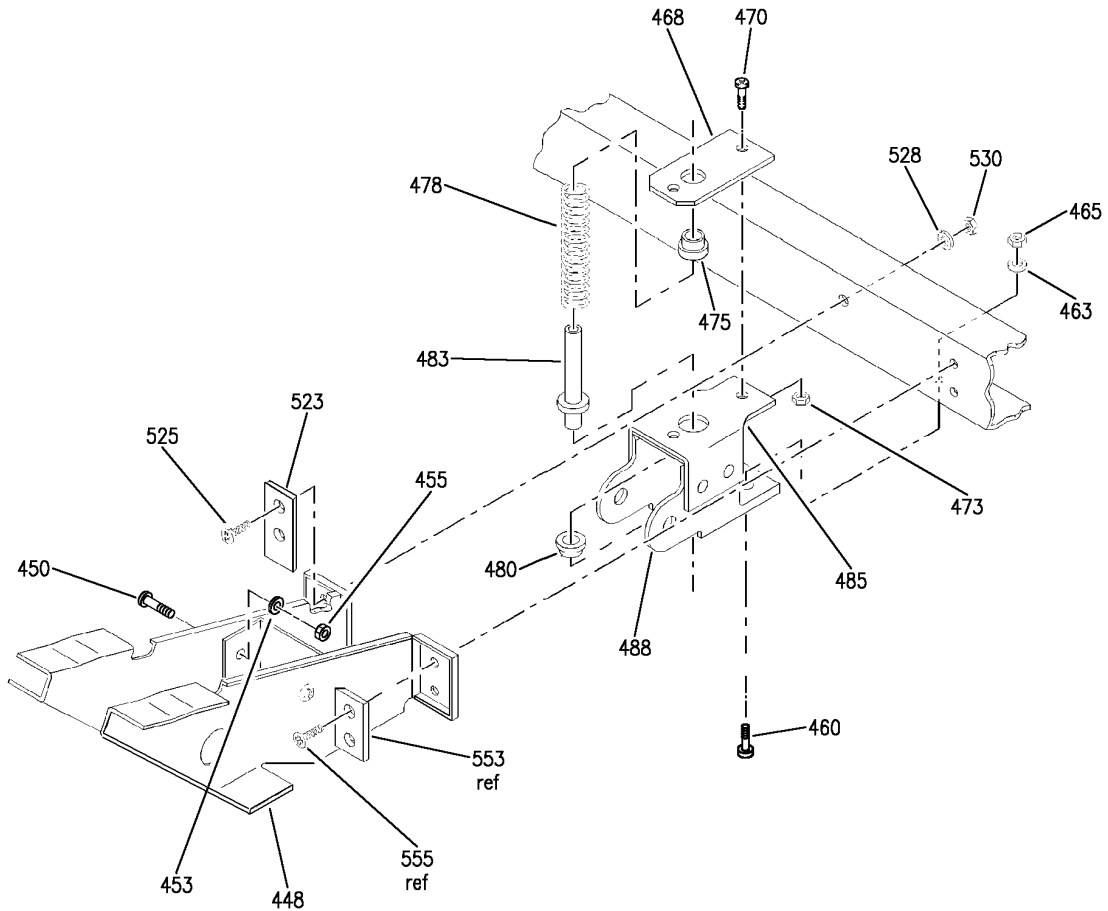
SEAT ASSY-FLIGHT ENGR
FIGURE 5 (SHEET 6)

25-11-02-05

HXL
APR 22/09

25-11-02-05
PAGE 0E

BOEING
767
PARTS CATALOG (MAINTENANCE)



V 25110205 SHT 7 REV 339

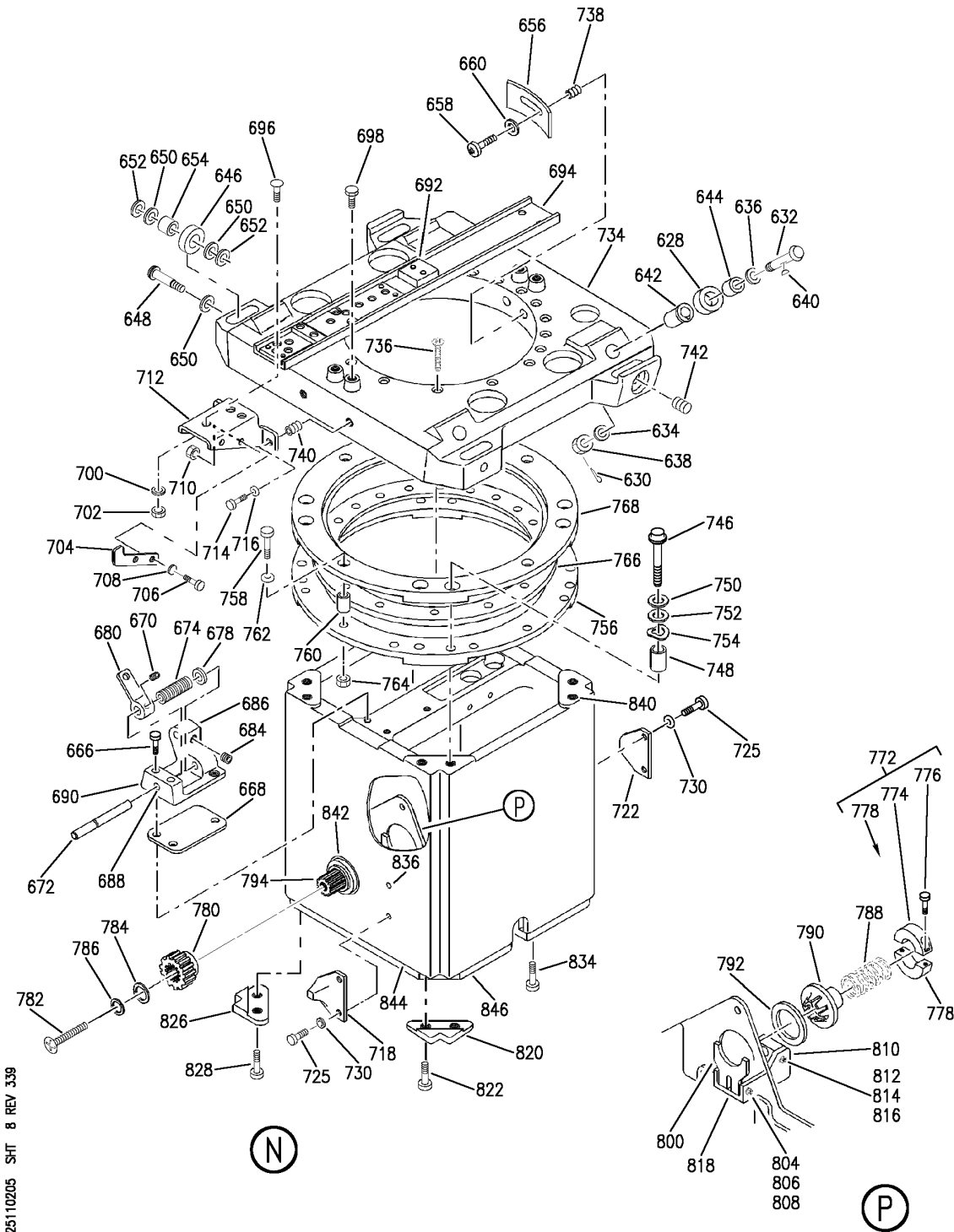
SEAT ASSY-FLIGHT ENGR
FIGURE 5 (SHEET 7)

25-11-02-05

HXL
APR 22/09

25-11-02-05
PAGE OF

BOEING
767
PARTS CATALOG (MAINTENANCE)



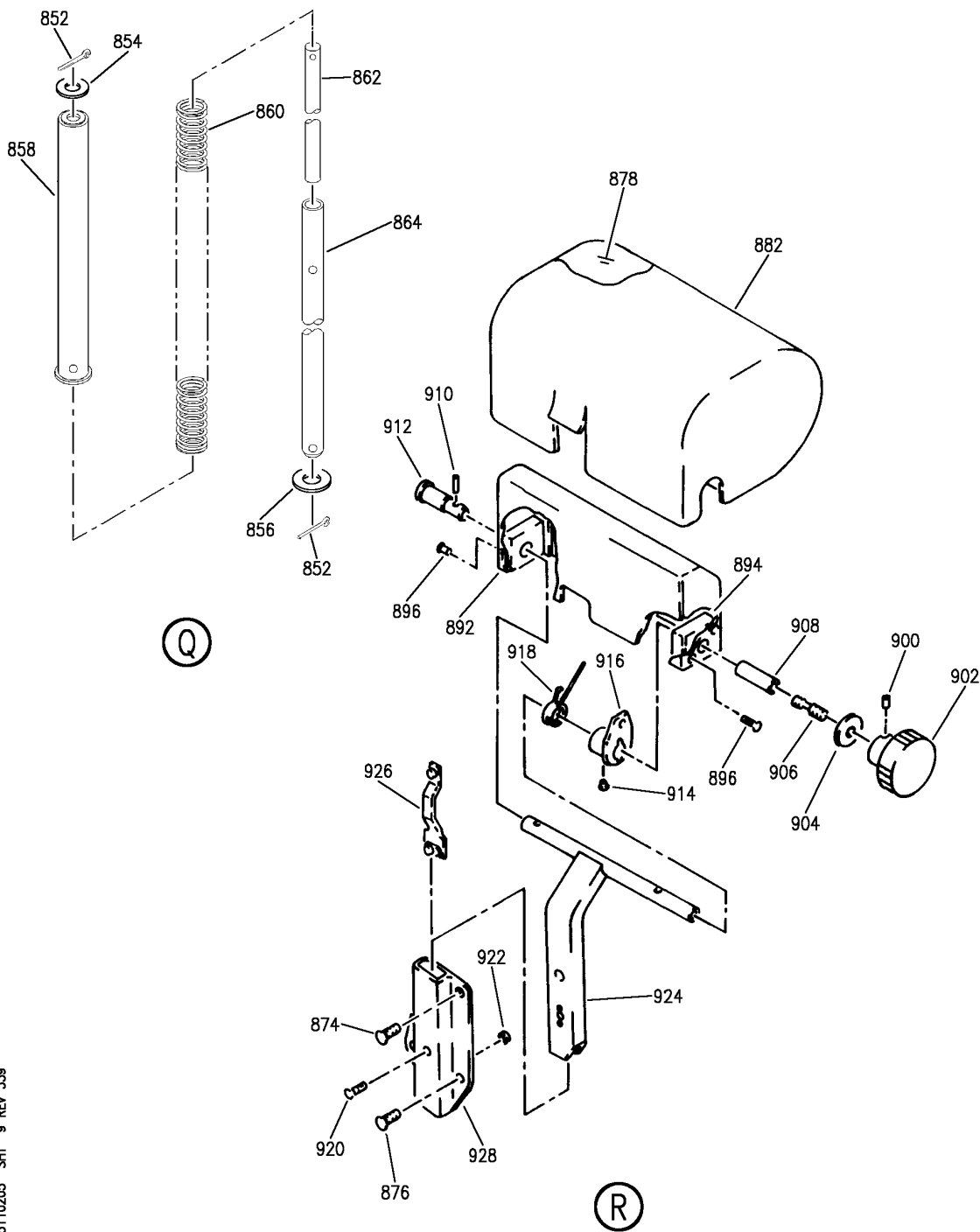
SEAT ASSY-FLIGHT ENGR
FIGURE 5 (SHEET 8)

25-11-02-05

HXL
APR 22/09

25-11-02-05
PAGE 0G

BOEING
767
PARTS CATALOG (MAINTENANCE)



V 25110205 SHT 9 REV 339

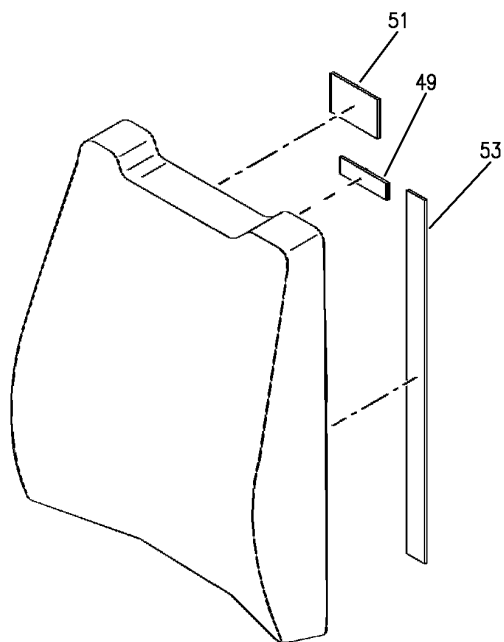
SEAT ASSY-FLIGHT ENGR
FIGURE 5 (SHEET 9)

25-11-02-05

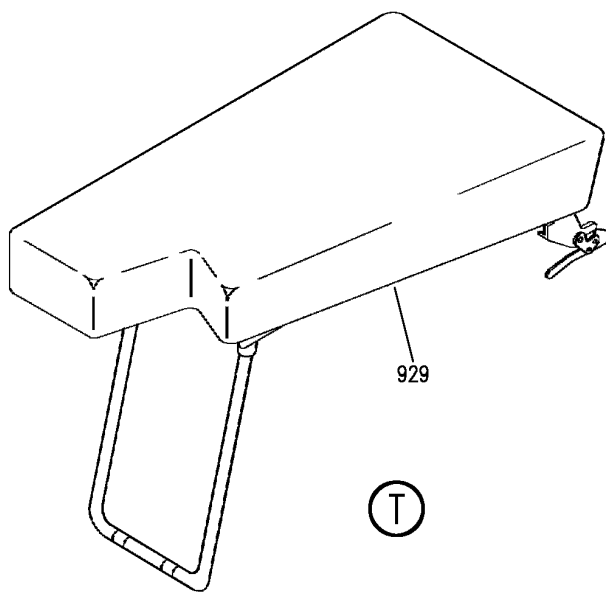
HXL
APR 22/09

25-11-02-05
PAGE 0H

BOEING
767
PARTS CATALOG (MAINTENANCE)



(S)



(T)

V 25110205 SHT 10 REV 339

SEAT ASSY-FLIGHT ENGR
FIGURE 5 (SHEET 10)

25-11-02-05

HXL
APR 22/09

25-11-02-05
PAGE 01

BOEING
767
PARTS CATALOG (MAINTENANCE)

FIG ITEM	PART NUMBER	1 2 3 4 5 6 7	NOMENCLATURE	EFFECT FROM TO	UNITS PER ASSY
5					
- 1	824252-613		SEAT ASSY-FLIGHT ENGR SEAT ASSY-FLIGHT ENGR SUPPLIER CODE: V92824 SPECIFICATION NUMBER: S232T301-87 COMPONENT MAINT MANUAL REF: 25-10-09 QUALIFIED I/W DATA: SEAT ASSY S232T301-87 TOGETHER WITH TRACK ASSY-LH S232T301-70 AND TRACK ASSY-RH S232T301-80 AS A MATCHED SET ARE INTERCHANGEABLE WITH SEAT ASSY 1116-4AA TOGETHER WITH TRACK ASSY-LH S232T304-16 AND TRACK ASSY-RH S232T304-17 FOR NHA SEE: 25-11-02-02		RF
10	1101680-05		.BELT-CROTCH SUPPLIER CODE: V45402		1
15	1101167-19		.BUCKLE ASSY-ROTARY SUPPLIER CODE: V45402		1
18	812055-415		.REEL INSTL-INERTIA SUPPLIER CODE: V92824		1
20	0108160-3		..REEL ASSY- SUPPLIER CODE: V45402		1
25	NAS623-3-5		ATTACHING PARTS ..SCREW		6
30	AN960-10L		..WASHER- CONFIG CHG DATA FROM A CMM: REPLD BY NAS1149F0332P		6
30	NAS1149F0332P		..WASHER- CONFIG CHG DATA FROM A CMM: REPLS AN960-10L		6
35	NAS679A3		..NUT		6
40	836995-401		..-----*----- .COVER ASSY-BOTTOM SUPPLIER CODE: V92824		1
ILLUSTRATION ITEMS NOT ON PARTS LIST ARE NOT APPLICABLE					

- ITEM NOT ILLUSTRATED

HXL

25-11-02-05

BOEING PROPRIETARY - Copyright © - Unpublished Work - See title page for details.

25-11-02
FIG. 05
PAGE 1
APR 22/09

 **BOEING**
767
PARTS CATALOG (MAINTENANCE)

FIG ITEM	PART NUMBER	1 2 3 4 5 6 7	NOMENCLATURE	EFFECT FROM TO	UNITS PER ASSY
5					
46	838339-3		.. PLACARD- SUPPLIER CODE: V92824 CONFIG CHG DATA FROM A CMM: REPLD BY 838339-5 USED ON: 836995-401		1
46	838339-5		.. PLACARD- SUPPLIER CODE: V92824 CONFIG CHG DATA FROM A CMM: REPLS 838339-3 USED ON: 836995-401		1
47	836174-401		. COVER ASSY-FLOTATION CUSHION SUPPLIER CODE: V92824		1
49	823633-3		.. PLACARD- SUPPLIER CODE: V92824 USED ON: 836174-401		1
51	838339-3		.. PLACARD-FIRE BLOCKED SUPPLIER CODE: V92824 CONFIG CHG DATA FROM A CMM: REPLD BY 838339-5 USED ON: 836174-401		1
51	838339-5		.. PLACARD- SUPPLIER CODE: V92824 CONFIG CHG DATA FROM A CMM: REPLS 838339-3 REPLD BY 838339-11 USED ON: 836174-401		1
51	838339-11		.. PLACARD- SUPPLIER CODE: V92824 CONFIG CHG DATA FROM A CMM: REPLS 838339-5 REPLD BY 838339-17 USED ON: 836174-401		1

ILLUSTRATION ITEMS NOT ON PARTS LIST ARE NOT APPLICABLE

- ITEM NOT ILLUSTRATED

HXL

25-11-02-05

BOEING PROPRIETARY - Copyright © - Unpublished Work - See title page for details.

25-11-02
FIG. 05
PAGE 2
APR 22/09



767

PARTS CATALOG (MAINTENANCE)

FIG ITEM	PART NUMBER	1 2 3 4 5 6 7	NOMENCLATURE	EFFECT FROM TO	UNITS PER ASSY
5					
51	838339-17	..	PLACARD- SUPPLIER CODE: V92824 CONFIG CHG DATA FROM A CMM: REPLS 838339-11 REPLD BY 838339-23 USED ON: 836174-401		1
51	838339-23	..	PLACARD- SUPPLIER CODE: V92824 CONFIG CHG DATA FROM A CMM: REPLS 838339-17 REPLD BY 838339-29 USED ON: 836174-401		1
51	838339-29	..	PLACARD- SUPPLIER CODE: V92824 CONFIG CHG DATA FROM A CMM: REPLS 838339-23 USED ON: 836174-401		1
53	817737-55	..	STRAP- SUPPLIER CODE: V92824 USED ON: 836174-401		1
55	827647-421	.	COVER ASSY-BACK SUPPLIER CODE: V92824 FOR DETAILS SEE: 11-35-10-05		1
56	MS20230A20	..	GROMMET- CONFIG CHG DATA FROM A CMM: REPLD BY 88335K21		2
56	88335K21	..	GROMMET- SUPPLIER CODE: V3A054 CONFIG CHG DATA FROM A CMM: REPLS MS20230A20		2
58	1101240-64	.	BELT- SUPPLIER CODE: VK9075 POST AIRLINE MOD: ATA25/46/91 VSAS		1

ILLUSTRATION ITEMS NOT ON PARTS LIST ARE NOT APPLICABLE

- ITEM NOT ILLUSTRATED

25-11-02-05

25-11-02
FIG. 05
PAGE 3
APR 22/09

HXL

BOEING PROPRIETARY - Copyright © - Unpublished Work - See title page for details.

 **BOEING**
767
PARTS CATALOG (MAINTENANCE)

FIG ITEM	PART NUMBER	1 2 3 4 5 6 7	NOMENCLATURE	EFFECT FROM TO	UNITS PER ASSY
5	60 HS4152		. PLUG- SUPPLIER CODE: V92824		2
-	65 812216-419		. MANUAL INSTL- SUPPLIER CODE: V92824		1
	68 HS4152		.. PLUG- SUPPLIER CODE: V61864 CONFIG CHG DATA FROM A CMM: REPLD BY HS418152K2915		2
	68 HS418152K2915		.. PLUG- SUPPLIER CODE: V61864 CONFIG CHG DATA FROM A CMM: REPLS HS4152		2
	71 812070-3		.. CLUTCH- SUPPLIER CODE: V92824 CONFIG CHG DATA FROM A CMM: REPLD BY 839641		1
	71 839641		.. CLUTCH- SUPPLIER CODE: V92824 CONFIG CHG DATA FROM A CMM: REPLS 812070-3		1
	74 MS21083D14		ATTACHING PARTS .. NUT -----*-----		1
	77 NAS1193-14-1		.. LOCKING DEVICE		1
	80 812057-3		.. BRACKET- SUPPLIER CODE: V92824 ATTACHING PARTS		1
	83 NAS1303-4		.. BOLT- CONFIG CHG DATA FROM A CMM: REPLD BY NAS6603-4		3
	83 NAS6603-4		.. BOLT- CONFIG CHG DATA FROM A CMM: REPLS NAS1303-4		3
	85 AN960-10		.. WASHER		3
	87 MS21083N3		.. NUT -----*-----		3
	88 827628-403		. BRAKE INSTL- SUPPLIER CODE: V92824 FOR DETAILS SEE: 25-11-02-20		1

ILLUSTRATION ITEMS NOT ON PARTS LIST ARE NOT APPLICABLE

- ITEM NOT ILLUSTRATED

HXL

25-11-02-05

BOEING PROPRIETARY - Copyright © - Unpublished Work - See title page for details.

25-11-02
FIG. 05
PAGE 4
APR 22/09

 **BOEING**
767
PARTS CATALOG (MAINTENANCE)

FIG ITEM	PART NUMBER	1 2 3 4 5 6 7	NOMENCLATURE	EFFECT FROM TO	UNITS PER ASSY
5					
97	812295-421A	.	SHROUD INSTL- SUPPLIER CODE: V92824 USED ON: 824252-604 824252-606 824252-607 824252-608 824252-609 824252-610 824252-611 824252-612 824252-613 824252-614 824252-615		1
100	812295-15	..	TRIM- SUPPLIER CODE: V92824 ATTACHING PARTS		4
105	MS24694C52	..	SCREW -----*-----		8
111	812295-45A	..	SHROUD- SUPPLIER CODE: V92824 POSITION DATA: AFT		1
115	812295-23A	..	SHROUD- SUPPLIER CODE: V92824 ATTACHING PARTS		2
120	NAS603-7	..	SCREW- CONFIG CHG DATA FROM A CMM: REPLD BY NAS603-8P		2
120	NAS603-8P	..	SCREW- CONFIG CHG DATA FROM A CMM: REPLS NAS603-7		2
130	AN960-10L	..	WASHER- CONFIG CHG DATA FROM A CMM: REPLD BY AN970-3		2
130	AN970-3	..	WASHER- CONFIG CHG DATA FROM A CMM: REPLS AN960-10L -----*-----		2
145	812295-25A	..	SHROUD- SUPPLIER CODE: V92824		1
150	812295-26A	..	SHROUD- SUPPLIER CODE: V92824		1

ILLUSTRATION ITEMS NOT ON PARTS LIST ARE NOT APPLICABLE

- ITEM NOT ILLUSTRATED

HXL

25-11-02-05

BOEING PROPRIETARY - Copyright © - Unpublished Work - See title page for details.

25-11-02
FIG. 05
PAGE 5
APR 22/09

 **BOEING**
767
PARTS CATALOG (MAINTENANCE)

FIG ITEM	PART NUMBER	1 2 3 4 5 6 7	NOMENCLATURE	EFFECT FROM TO	UNITS PER ASSY
5					
- 151	824252-419	.	STRUCTURE ASSY- SUPPLIER CODE: V92824		1
153	S76485	..	NAMEPLATE-RIVETED SUPPLIER CODE: V92824 CONFIG CHG DATA FROM A CMM: SUPSD BY 838864-3		1
153	838864-3	..	NAMEPLATE-RIVETED SUPPLIER CODE: V92824 CONFIG CHG DATA FROM A CMM: SUPERSEDES S76485		1
- 154	831061-401	..	CUSHION ASSY-BOTTOM SUPPLIER CODE: V92824 CONFIG CHG DATA FROM A CMM: REPLD BY 831061-403		1
- 154	836996-401	..	CUSHION ASSY-BOTTOM SUPPLIER CODE: V92824 USED ON: 824252-419		1
155	836995-401	...	COVER ASSY-DRESS SUPPLIER CODE: V92824 USED ON: 836996-401		1
156	836996-203	...	COVER-FIRE-BLOCK SUPPLIER CODE: V92824 USED ON: 836996-401		1
157	836996-201	...	CUSHION- SUPPLIER CODE: V92824 USED ON: 836996-401		1
160	836499-401	..	COVER ASSY-BACK SUPPLIER CODE: V92824 USED ON: 824252-419		1
164	836499-203	...	COVER ASSY- SUPPLIER CODE: V92824 USED ON: 836499-401		1

ILLUSTRATION ITEMS NOT ON PARTS LIST ARE NOT APPLICABLE

- ITEM NOT ILLUSTRATED

HXL

25-11-02-05

BOEING PROPRIETARY - Copyright © - Unpublished Work - See title page for details.

25-11-02
FIG. 05
PAGE 6
APR 22/09

BOEING
767
PARTS CATALOG (MAINTENANCE)

FIG ITEM	PART NUMBER	1 2 3 4 5 6 7	NOMENCLATURE	EFFECT FROM TO	UNITS PER ASSY
5					
170	836174-401	...	COVER ASSY-DRESS SUPPLIER CODE: V92824 USED ON: 836499-401		1
173	836499-201	...	CUSHION ASSY- SUPPLIER CODE: V92824 USED ON: 836499-401		1
178	827270-405	..	ARMREST ASSY- SUPPLIER CODE: V92824 USED ON: 824252-419		1
181	827270-406	..	ARMREST ASSY- SUPPLIER CODE: V92824 USED ON: 824252-419		1
184	MS18067-19	...	SETSCREW- CONFIG CHG DATA FROM A CMM: REPLD BY AN565B1032H6		1
184	AN565B1032H6	...	SETSCREW- SUPPLIER CODE: V92824 CONFIG CHG DATA FROM A CMM: REPLS MS18067-19		1
186	MS18067-56	...	SETSCREW- CONFIG CHG DATA FROM A CMM: REPLD BY AN565B1032H12		1
186	AN565B1032H12	...	SETSCREW- SUPPLIER CODE: V92824 CONFIG CHG DATA FROM A CMM: REPLS MS18067-56		1
188	B56N	...	PLUNGER-BALL 5/16-18 X 0.578 IN. LG SUPPLIER CODE: V01226		1
190	827280-3	...	BUSHING- SUPPLIER CODE: V92824		1
- 195	NAS1189-3P10L	...	SCREW -----*-----		1
200	MS16624-1068	...	RING		1

ILLUSTRATION ITEMS NOT ON PARTS LIST ARE NOT APPLICABLE

- ITEM NOT ILLUSTRATED

HXL

25-11-02-05

BOEING PROPRIETARY - Copyright © - Unpublished Work - See title page for details.

25-11-02
FIG. 05
PAGE 7
APR 22/09

BOEING
767
PARTS CATALOG (MAINTENANCE)

FIG ITEM	PART NUMBER	1 2 3 4 5 6 7	NOMENCLATURE	EFFECT FROM TO	UNITS PER ASSY
5					
203	827270-1	...	WASHER- SUPPLIER CODE: V92824		1
205	827268-3	...	SLEEVE- SUPPLIER CODE: V92824 CONFIG CHG DATA FROM A CMM: REPLS 827268-1		1
205	827268-1	...	SLEEVE- SUPPLIER CODE: V92824 CONFIG CHG DATA FROM A CMM: REPLD BY 827268-3		1
208	3515-30-04-0541	...	WASHER-SPR SUPPLIER CODE: V78189 CONFIG CHG DATA FROM A CMM: REPLD BY 3515-30-04-0554		2
208	3515-30-04-0554	...	WASHER-SPR SUPPLIER CODE: V78189 CONFIG CHG DATA FROM A CMM: REPLS 3515-30-04-0541		2
211	827231-3	...	STOP- SUPPLIER CODE: V92824 ATTACHING PARTS		1
214	NAS517-3-12	...	SCREW -----*-----		2
217	828644-1	...	KEY- SUPPLIER CODE: V92824		1
220	827305-1	...	SLEEVE- SUPPLIER CODE: V92824 USED ON: 827270-401 827270-405		1
- 223	827305-2	...	SLEEVE- SUPPLIER CODE: V92824 USED ON: 827270-402 827270-406		1
225	836133-1	...	SPACER- SUPPLIER CODE: V92824		1

ILLUSTRATION ITEMS NOT ON PARTS LIST ARE NOT APPLICABLE

- ITEM NOT ILLUSTRATED

HXL

25-11-02-05

BOEING PROPRIETARY - Copyright © - Unpublished Work - See title page for details.

25-11-02
FIG. 05
PAGE 8
APR 22/09



767

PARTS CATALOG (MAINTENANCE)

FIG ITEM	PART NUMBER	1 2 3 4 5 6 7	NOMENCLATURE	EFFECT FROM TO	UNITS PER ASSY
5 228	827267-2		...SHAFT- SUPPLIER CODE: V92824 CONFIG CHG DATA FROM A CMM: REPLD BY 827267-4 USED ON: 827270-401 827270-405		1
228	827267-4		...SHAFT- SUPPLIER CODE: V92824 CONFIG CHG DATA FROM A CMM: REPLS 827267-2 USED ON: 827270-401 827270-405		1
- 230	827267-1		...SHAFT- SUPPLIER CODE: V92824 CONFIG CHG DATA FROM A CMM: REPLD BY 827267-3 USED ON: 827270-402 827270-406		1
- 230	827267-3		...SHAFT- SUPPLIER CODE: V92824 CONFIG CHG DATA FROM A CMM: REPLS 827267-1 USED ON: 827270-402 827270-406		1
233	827262-405		...ARMREST ASSY-FOLDING SUPPLIER CODE: V92824 USED ON: 827270-405		1
- 235	827262-406		...ARMREST ASSY-FOLDING SUPPLIER CODE: V92824 USED ON: 827270-406		1
238	NAS1189-3P10L		ATTACHING PARTS ...SCREW- CONFIG CHG DATA FROM A CMM: REPLD BY NAS1189-3P16L		4
238	NAS1189-3P16L		...SCREW- CONFIG CHG DATA FROM A CMM: REPLS NAS1189-3P10L		4

ILLUSTRATION ITEMS NOT ON PARTS LIST ARE NOT APPLICABLE

- ITEM NOT ILLUSTRATED

25-11-02-05

25-11-02
FIG. 05
PAGE 9
APR 22/09

HXL

BOEING PROPRIETARY - Copyright © - Unpublished Work - See title page for details.

 **BOEING**
767
PARTS CATALOG (MAINTENANCE)

FIG ITEM	PART NUMBER	1 2 3 4 5 6 7	NOMENCLATURE	EFFECT FROM TO	UNITS PER ASSY
5					
240	AN960KD10	...	WASHER- CONFIG CHG DATA FROM A CMM: REPLD BY AN960PD10		4
240	AN960PD10	...	WASHER- CONFIG CHG DATA FROM A CMM: REPLS AN960KD10		4
			-----*-----		
243	827235-1	CAP- SUPPLIER CODE: V92824 ATTACHING PARTS		1
245	NAS601-8	SCREW- CONFIG CHG DATA FROM A CMM: REPLD BY NAS601-8P		2
245	NAS601-8P	SCREW- CONFIG CHG DATA FROM A CMM: REPLS NAS601-8		2
248	AN960-6	WASHER -----*-----		2
250	827234-1	COVER-BOTTOM SUPPLIER CODE: V92824 ATTACHING PARTS		1
253	NAS601-5	SCREW- CONFIG CHG DATA FROM A CMM: REPLD BY NAS601-5P		12
253	NAS601-5P	SCREW- CONFIG CHG DATA FROM A CMM: REPLS NAS601-5		12
255	294667-632	CLIP-NUT SUPPLIER CODE: V60119 -----*-----		12
258	AN565F524H10	SETSCREW- CONFIG CHG DATA FROM A CMM: SUPERSEDES AN565F428H7		1
258	AN565F428H7	SETSCREW- CONFIG CHG DATA FROM A CMM: SUPSD BY AN565F524H10		1
260	827238-1	BEARING- SUPPLIER CODE: V92824 ATTACHING PARTS		1
263	NAS602-7	SCREW- CONFIG CHG DATA FROM A CMM: REPLD BY NAS602-7P		2
263	NAS602-7P	SCREW- CONFIG CHG DATA FROM A CMM: REPLS NAS602-7		2

ILLUSTRATION ITEMS NOT ON PARTS LIST ARE NOT APPLICABLE

— ITEM NOT ILLUSTRATED

HXL

25-11-02-05

BOEING PROPRIETARY - Copyright © - Unpublished Work - See title page for details.

25-11-02
FIG. 05
PAGE 10
APR 22/09

 **BOEING**
767
PARTS CATALOG (MAINTENANCE)

FIG ITEM	PART NUMBER	1 2 3 4 5 6 7	NOMENCLATURE	EFFECT FROM TO	UNITS PER ASSY
5					
265	NAS620-8	WASHER		2
		-----*			
268	MS16562-8	PIN		2
270	827240-1	WHEEL-		1
			SUPPLIER CODE: V92824		
			CONFIG CHG DATA FROM A CMM: SUPSD BY 832257-3		
- 273	832257-3	KNOB-		1
			SUPPLIER CODE: V92824		
			CONFIG CHG DATA FROM A CMM: SUPERSEDES 827240-1		
275	MS16562-32	PIN		1
280	827237-1	SHAFT-		1
			SUPPLIER CODE: V92824		
283	827236-3	PLUNGER-		1
			SUPPLIER CODE: V92824		
285	827262-201	COVER ASSY-		1
			SUPPLIER CODE: V92824		
			USED ON: 827262-401 827262-405		
- 288	827262-202	COVER ASSY-		1
			SUPPLIER CODE: V92824		
			USED ON: 827262-402 827262-406		
290	827262-203	PAD ASSY-(BONDED)		1
			SUPPLIER CODE: V92824		
			USED ON: 827262-401 827262-405		
- 293	827262-204	PAD ASSY-(BONDED)		1
			SUPPLIER CODE: V92824		
			USED ON: 827262-402 827262-406		
295	827262-9	PAD-OUTER		1
			SUPPLIER CODE: V92824		

ILLUSTRATION ITEMS NOT ON PARTS LIST ARE NOT APPLICABLE

- ITEM NOT ILLUSTRATED

HXL

25-11-02-05

BOEING PROPRIETARY - Copyright © - Unpublished Work - See title page for details.

25-11-02
FIG. 05
PAGE 11
APR 22/09

 **BOEING**
767
PARTS CATALOG (MAINTENANCE)

FIG ITEM	PART NUMBER	1 2 3 4 5 6 7	NOMENCLATURE	EFFECT FROM TO	UNITS PER ASSY
5					
298	827261-403	ARMBOX ASSY-RIVETED SUPPLIER CODE: V92824 CONFIG CHG DATA FROM A CMM: SUPERSEDES 827261-401 USED ON: 827262-401 827262-405		1
- 300	827261-404	ARMBOX ASSY-RIVETED SUPPLIER CODE: V92824 CONFIG CHG DATA FROM A CMM: SUPERSEDES 827261-402 USED ON: 827262-402 827262-406		1
303	NAS1189-3P5L	SCREW		2
305	NAS77A11-027N	BUSHING		2
308	C10DK4	..	CLAMP- SUPPLIER CODE: VOG9Y3 ATTACHING PARTS		1
309	NAS602-9	..	SCREW		1
310	AN960-416L	..	WASHER- CONFIG CHG DATA FROM A CMM: REPLD BY NAS1149F0432P		2
310	NAS1149F0432P	..	WASHER- CONFIG CHG DATA FROM A CMM: REPLS AN960-416L		2
315	BN518-832-2	..	NUT- SUPPLIER CODE: V73197 -----*-----		1
318	827277-411	..	BACK ASSY- SUPPLIER CODE: V92824 USED ON: 824252-419 ATTACHING PARTS		1
320	NAS1405-9	..	SCREW- CONFIG CHG DATA FROM A CMM: REPLD BY NAS7705-9		2
320	NAS7705-9	..	SCREW- CONFIG CHG DATA FROM A CMM: REPLS NAS1405-9		2
323	NAS1217-5-9	..	SCREW- CONFIG CHG DATA FROM A CMM: REPLD BY NAS623-5-9		2

ILLUSTRATION ITEMS NOT ON PARTS LIST ARE NOT APPLICABLE

- ITEM NOT ILLUSTRATED

HXL

25-11-02-05

BOEING PROPRIETARY - Copyright © - Unpublished Work - See title page for details.

25-11-02
FIG. 05
PAGE 12
APR 22/09



767

PARTS CATALOG (MAINTENANCE)

FIG ITEM	PART NUMBER	1 2 3 4 5 6 7	NOMENCLATURE	EFFECT FROM TO	UNITS PER ASSY
5					
323	NAS623-5-9	..	SCREW- CONFIG CHG DATA FROM A CMM: REPLS NAS1217-5-9		2
325	AN960-516	..	WASHER		6
328	AN960-816L	..	WASHER		1
330	AN960-516	..	WASHER		4
333	BRH10A5	..	NUT SUPPLIER CODE: V52828 SPECIFICATION NUMBER: BACN10JC5 OPTIONAL PART: T6S524J V11815 96-054 V80539 RMLH9075-5W V72962 H10-5BAC V15653		2
335	F42NKE054	..	NUT- SUPPLIER CODE: V72962 SPECIFICATION NUMBER: BACN10R524L OPTIONAL PART: 42NKE054 V72962 CONFIG CHG DATA FROM A CMM: SUPSD BY 838824-1		2
335	838824-1	..	NUT-CAP DRILLED SUPPLIER CODE: V92824 CONFIG CHG DATA FROM A CMM: SUPERSEDES BACN10R524L -----*-----		2
338	NAS73-5-004	..	BUSHING		2
340	827627-203	...	COVER ASSY- SUPPLIER CODE: V92824 USED ON: 827277-411		1
345	827627-204	...	COVER ASSY- SUPPLIER CODE: V92824 USED ON: 827277-411		1

ILLUSTRATION ITEMS NOT ON PARTS LIST ARE NOT APPLICABLE

- ITEM NOT ILLUSTRATED

25-11-02-05

25-11-02
FIG. 05
PAGE 13
APR 22/09

HXL

BOEING PROPRIETARY - Copyright © - Unpublished Work - See title page for details.



767

PARTS CATALOG (MAINTENANCE)

FIG ITEM	PART NUMBER	1 2 3 4 5 6 7	NOMENCLATURE	EFFECT FROM TO	UNITS PER ASSY
5					
- 348	827277-205		...COVER ASSY-FIRE BLOCK SUPPLIER CODE: V92824 USED ON: 827277-407 827277-409 827277-411		1
350	827279-1		...SHROUD- SUPPLIER CODE: V92824 ATTACHING PARTS		1
353	NAS388-8-7		...SCREW		6
355	MS27129-8		...WASHER		6
			-----*-----		
- 358	827223-413		...STRUCTURE ASSY- SUPPLIER CODE: V92824 USED ON: 827277-411		1
360	827223-205	WELDED ASSY- SUPPLIER CODE: V92824		1
- 363	827223-209	RIVETED ASSY- SUPPLIER CODE: V92824		1
365	NAS77A5-20	BUSHING- CONFIG CHG DATA FROM A CMM: REPLD BY NAS77A5-020		1
365	NAS77A5-020	BUSHING- CONFIG CHG DATA FROM A CMM: REPLS NAS77A5-20		1
- 368	827629-401	FITTING ASSY- SUPPLIER CODE: V92824		1
- 370	827629-402	FITTING ASSY- SUPPLIER CODE: V92824 ATTACHING PARTS		1
- 373	NAS514P832-6	SCREW		4
			-----*-----		
375	827652-409		..CONTROL INSTL- SUPPLIER CODE: V92824 USED ON: 824252-419 FOR DETAILS SEE: 25-11-02-15		1

ILLUSTRATION ITEMS NOT ON PARTS LIST ARE NOT APPLICABLE

- ITEM NOT ILLUSTRATED

25-11-02-05

25-11-02
FIG. 05
PAGE 14
APR 22/09

HXL

 **BOEING**
767
PARTS CATALOG (MAINTENANCE)

FIG ITEM	PART NUMBER	1 2 3 4 5 6 7	NOMENCLATURE	EFFECT FROM TO	UNITS PER ASSY
5					
385	811530-423		.. LOCK ASSY- SUPPLIER CODE: V92824 CONFIG CHG DATA FROM A CMM: REPLS 811530-409 COMPONENT MAINT MANUAL REF: 25-11-19 USED ON: 824252-419		2
388	812286-5		.. TRUNNION- SUPPLIER CODE: V92824 USED ON: 824252-419		2
390	812246-407		.. BOTTOM ASSY-SEAT SUPPLIER CODE: V92824 USED ON: 824252-419		1
393	808793-403		... LINK ASSY-SEAT BELT ATTAC5D SUPPLIER CODE: V92824 ATTACHING PARTS		2
395	NAS1217-4-6		... SCREW- CONFIG CHG DATA FROM A CMM: REPLD BY NAS623-4-6		2
395	NAS623-4-6		... SCREW- CONFIG CHG DATA FROM A CMM: REPLS NAS1217-4-6		2
398	NAS43HT4-4		... SPACER		4
400	AN960-416L		... WASHER- CONFIG CHG DATA FROM A CMM: REPLD BY NAS1149F0432P		4
400	NAS1149F0432P		... WASHER- CONFIG CHG DATA FROM A CMM: REPLS AN960-416L		4
403	812246-85		... CAPNUT-SEAT BELT ATTAC5D SUPPLIER CODE: V3G656 -----*-----		2
405	808793-9	 LINK- SUPPLIER CODE: V92824 ATTACHING PARTS		2
408	NAS623-3-13	 SCREW		2
410	NAS1057T3-039	 SPACER		2

ILLUSTRATION ITEMS NOT ON PARTS LIST ARE NOT APPLICABLE

— ITEM NOT ILLUSTRATED

HXL

25-11-02-05

BOEING PROPRIETARY - Copyright © - Unpublished Work - See title page for details.

25-11-02
FIG. 05
PAGE 15
APR 22/09

BOEING
767
PARTS CATALOG (MAINTENANCE)

FIG ITEM	PART NUMBER	1 2 3 4 5 6 7	NOMENCLATURE	EFFECT FROM TO	UNITS PER ASSY
5					
413	NAS1291-3	NUT		2
		-----*			
415	808793-7	HINGE-		2
			SUPPLIER CODE: V92824		
418	812246-73	COVER-		1
			SUPPLIER CODE: V92824		
			ATTACHING PARTS		
420	NAS623-3-2	SCREW		4
423	AN960-10L	WASHER-		4
			CONFIG CHG DATA FROM A CMM: REPLD BY NAS1149F0332P		
423	NAS1149F0332P	WASHER-		4
			CONFIG CHG DATA FROM A CMM: REPLS AN960-10L		
		-----*			
425	NAS697A3K	NUTPLATE-		4
			CONFIG CHG DATA FROM A CMM: REPLD BY MS21069L3K		
425	MS21069L3K	NUTPLATE-		4
			CONFIG CHG DATA FROM A CMM: REPLS NAS697A3K		
428	812106-7	TRUNNION-		1
			SUPPLIER CODE: V92824		
- 430	812106-8	TRUNNION-		1
			SUPPLIER CODE: V92824		
			ATTACHING PARTS		
433	NAS517-3-4	SCREW		4
435	NAS623-3-4	SCREW		4
438	AN960-10	WASHER-		8
			CONFIG CHG DATA FROM A CMM: REPLD BY NAS11490363P		
438	NAS11490363P	WASHER-		8
			CONFIG CHG DATA FROM A CMM: REPLS AN960-10		
443	NAS679A3	NUT-		4
			CONFIG CHG DATA FROM A CMM: REPLD BY MS21042-3		
443	MS21042-3	NUT-		4
			CONFIG CHG DATA FROM A CMM: REPLS NAS679A3		
445	MS20142-3	NUT		4
		-----*			
448	812246-61	BULKHEAD-		1
			SUPPLIER CODE: V92824		

ILLUSTRATION ITEMS NOT ON PARTS LIST ARE NOT APPLICABLE

- ITEM NOT ILLUSTRATED

HXL

25-11-02-05

BOEING PROPRIETARY - Copyright © - Unpublished Work - See title page for details.

25-11-02
FIG. 05
PAGE 16
APR 22/09

 **BOEING**
767
PARTS CATALOG (MAINTENANCE)

FIG ITEM	PART NUMBER	1 2 3 4 5 6 7	NOMENCLATURE	EFFECT FROM TO	UNITS PER ASSY
5			ATTACHING PARTS		
450	NAS623-2-2	...	SCREW		4
453	AN960-8	...	WASHER-		4
			CONFIG CHG DATA FROM A CMM: REPLD BY NAS1149FN832P		
453	NAS1149FN832P	...	WASHER-		4
			CONFIG CHG DATA FROM A CMM: REPLS AN960-8		
455	NAS679A08	...	NUT		4
- 458	815001-403	...	SUPPORT ASSY-		1
			SUPPLIER CODE: V92824		
			ATTACHING PARTS		
460	NAS517-3-1	...	SCREW		2
463	AN960-10L	...	WASHER-		2
			CONFIG CHG DATA FROM A CMM: REPLD BY NAS1149F0332P		
463	NAS1149F0332P	...	WASHER-		2
			CONFIG CHG DATA FROM A CMM: REPLS AN960-10L		
465	NAS679A3	...	NUT		2
468	815001-7	PLATE-		1
			SUPPLIER CODE: V92824		
			ATTACHING PARTS		
470	NAS601-5P	SCREW		1
473	NAS679A06	NUT		1
475	815001-9	BUSHING-		1
			SUPPLIER CODE: V92824		
478	MS24585-1329	SPRING		1
480	NAS77A4-7	BUSHING-		1
			CONFIG CHG DATA FROM A CMM: REPLD BY NAS77A4-007N		
480	NAS77A4-007N	BUSHING-		1
			CONFIG CHG DATA FROM A CMM: REPLS NAS77A4-7		
483	812226-7	PIN-STOP		1
			SUPPLIER CODE: V92824		
485	815001-5	PLATE-		1
			SUPPLIER CODE: V92824		
488	815001-203	CHANNEL ASSY-RIVETED		1
			SUPPLIER CODE: V92824		

ILLUSTRATION ITEMS NOT ON PARTS LIST ARE NOT APPLICABLE

- ITEM NOT ILLUSTRATED

HXL

25-11-02-05

BOEING PROPRIETARY - Copyright © - Unpublished Work - See title page for details.

25-11-02
FIG. 05
PAGE 17
APR 22/09

 **BOEING**
767
PARTS CATALOG (MAINTENANCE)

FIG ITEM	PART NUMBER	1 2 3 4 5 6 7	NOMENCLATURE	EFFECT FROM TO	UNITS PER ASSY
5					
490	812246-10	...	GUSSET- SUPPLIER CODE: V98376 ATTACHING PARTS		1
493	NAS623-2-2	...	SCREW		2
495	AN960-8	...	WASHER- CONFIG CHG DATA FROM A CMM: REPLD BY NAS1149FN832P		2
495	NAS1149FN832P	...	WASHER- CONFIG CHG DATA FROM A CMM: REPLS AN960-8		2
498	NAS679A08	...	NUT -----*-----		2
500	815149-7	...	BRACKET- SUPPLIER CODE: V92824 ATTACHING PARTS		1
503	NAS623-2-2	...	SCREW		4
505	AN960-8	...	WASHER- CONFIG CHG DATA FROM A CMM: REPLD BY NAS1149FN832P		4
505	NAS1149FN832P	...	WASHER- CONFIG CHG DATA FROM A CMM: REPLS AN960-8		4
508	NAS679A08	...	NUT -----*-----		2
510	829645-1	...	BRACKET- SUPPLIER CODE: V92824 ATTACHING PARTS		1
513	NAS623-3-1	...	SCREW		2
515	AN960-10L	...	WASHER- CONFIG CHG DATA FROM A CMM: REPLD BY NAS1149F0332P		2
515	NAS1149F0332P	...	WASHER- CONFIG CHG DATA FROM A CMM: REPLS AN960-10L		2
518	NAS679A3	...	NUT -----*-----		2
520	NAS77A8-16	...	BUSHING- CONFIG CHG DATA FROM A CMM: REPLD BY NAS77A8-016		2
520	NAS77A8-016	...	BUSHING- CONFIG CHG DATA FROM A CMM: REPLS NAS77A8-16		2
523	812246-113	...	STOP- SUPPLIER CODE: V92824		1

ILLUSTRATION ITEMS NOT ON PARTS LIST ARE NOT APPLICABLE

- ITEM NOT ILLUSTRATED

HXL

25-11-02-05

BOEING PROPRIETARY - Copyright © - Unpublished Work - See title page for details.

25-11-02
FIG. 05
PAGE 18
APR 22/09

 **BOEING**
767
PARTS CATALOG (MAINTENANCE)

FIG ITEM	PART NUMBER	1 2 3 4 5 6 7	NOMENCLATURE	EFFECT FROM TO	UNITS PER ASSY
5			ATTACHING PARTS		
525	NAS517-3-2	...	SCREW		2
528	AN960-10	...	WASHER-		2
			CONFIG CHG DATA FROM A CMM: REPLD BY NAS11490363P		
528	NAS11490363P	...	WASHER-		2
			CONFIG CHG DATA FROM A CMM: REPLS AN960-10		
530	MS21042-3	...	NUT		2
- 535	812246-213	...	RIVETED ASSY-		1
			SUPPLIER CODE: V92824		
538	812246-9	GUSSET-		1
			SUPPLIER CODE: V92824		
540	812247-13	TRACK-		1
			SUPPLIER CODE: V92824		
- 543	812247-14	TRACK-		1
			SUPPLIER CODE: V92824		
			ATTACHING PARTS		
545	NAS623-3-6	SCREW		6
548	AN960-10	WASHER-		6
			CONFIG CHG DATA FROM A CMM: REPLD BY NAS11490363P		
548	NAS11490363P	WASHER-		6
			CONFIG CHG DATA FROM A CMM: REPLS AN960-10		
550	MS21042-3	NUT		6
553	812246-51	DOUBLER-		1
			SUPPLIER CODE: V92824		
			ATTACHING PARTS		
555	NAS1436-03	BOLT		2
- 558	NAS1080C6	COLLAR		2

560	NAS77A6-10	BUSHING-		9
			CONFIG CHG DATA FROM A CMM: REPLD BY NAS77A6-010		
560	NAS77A6-010	BUSHING-		9
			CONFIG CHG DATA FROM A CMM: REPLS NAS77A6-10		
			OPTIONAL PART: 838664-3 V92824		

ILLUSTRATION ITEMS NOT ON PARTS LIST ARE NOT APPLICABLE

- ITEM NOT ILLUSTRATED

HXL

25-11-02-05

BOEING PROPRIETARY - Copyright © - Unpublished Work - See title page for details.

25-11-02
FIG. 05
PAGE 19
APR 22/09



767

PARTS CATALOG (MAINTENANCE)

FIG ITEM	PART NUMBER	1 2 3 4 5 6 7	NOMENCLATURE	EFFECT FROM TO	UNITS PER ASSY
5					
560	838664-3	BUSHING-OVERSIZED SUPPLIER CODE: V92824 OPTIONAL PART: NAS77A6-010		9
563	812246-41	CLIP- SUPPLIER CODE: V92824 ATTACHING PARTS		2
565	NAS1303-4	BOLT- CONFIG CHG DATA FROM A CMM: REPLD BY NAS6603-4		2
565	NAS6603-4	BOLT- CONFIG CHG DATA FROM A CMM: REPLS NAS1303-4		2
568	AN960-10	WASHER		2
570	MS21042-3	NUT -----*-----		2
573	812246-25	CLIP- SUPPLIER CODE: V92824 ATTACHING PARTS		1
575	NAS1303-3	BOLT- CONFIG CHG DATA FROM A CMM: REPLD BY NAS6603-3		4
575	NAS6603-3	BOLT- CONFIG CHG DATA FROM A CMM: REPLS NAS1303-3		4
578	AN960-10L	WASHER		4
580	MS21042-3	NUT -----*-----		4
583	821718-1	FITTING-RIVETED SUPPLIER CODE: V92824		1
585	821718-2	FITTING-RIVETED SUPPLIER CODE: V92824 ATTACHING PARTS		1
588	NAS623-3-2	SCREW		8
590	AN960-10L	WASHER- CONFIG CHG DATA FROM A CMM: REPLD BY NAS1149F0332P		8
590	NAS1149F0332P	WASHER- CONFIG CHG DATA FROM A CMM: REPLS AN960-10L		8
593	MS21042-3	NUT -----*-----		8

ILLUSTRATION ITEMS NOT ON PARTS LIST ARE NOT APPLICABLE

- ITEM NOT ILLUSTRATED

25-11-02-05

25-11-02
FIG. 05
PAGE 20
AUG 22/09

HXL

 **BOEING**
767
PARTS CATALOG (MAINTENANCE)

FIG ITEM	PART NUMBER	1 2 3 4 5 6 7	NOMENCLATURE	EFFECT FROM TO	UNITS PER ASSY
5					
595	815734-3	CLIP- SUPPLIER CODE: V92824 ATTACHING PARTS		1
598	NAS623-3-4	SCREW		2
600	AN960-10L	WASHER- CONFIG CHG DATA FROM A CMM: REPLD BY NAS1149F0332P		2
600	NAS1149F0332P	WASHER- CONFIG CHG DATA FROM A CMM: REPLS AN960-10L		2
603	MS21042-3	NUT		2
605	812246-65	BEAM- SUPPLIER CODE: V92824		1
608	812246-66	BEAM- SUPPLIER CODE: V92824 ATTACHING PARTS		1
610	NAS623-2-2	SCREW		4
613	AN960-8	WASHER- CONFIG CHG DATA FROM A CMM: REPLD BY NAS1149FN832P		4
613	NAS1149FN832P	WASHER- CONFIG CHG DATA FROM A CMM: REPLS AN960-8		4
615	815055-403	BULKHEAD ASSY- SUPPLIER CODE: V92824 ATTACHING PARTS		1
618	NAS623-2-2	SCREW		4
620	AN960-8	WASHER- CONFIG CHG DATA FROM A CMM: REPLD BY NAS1149FN832P		4
620	NAS1149FN832P	WASHER- CONFIG CHG DATA FROM A CMM: REPLS AN960-8		4
623	NAS679A08	NUT		4
625	815701-429	..	PEDESTAL ASSY- SUPPLIER CODE: V92824 CONFIG CHG DATA FROM A CMM: SUPSD BY 815701-437 USED ON: 824252-419		1

ILLUSTRATION ITEMS NOT ON PARTS LIST ARE NOT APPLICABLE

- ITEM NOT ILLUSTRATED

HXL

25-11-02-05

BOEING PROPRIETARY - Copyright © - Unpublished Work - See title page for details.

25-11-02
FIG. 05
PAGE 21
AUG 22/09

 **BOEING**
767
PARTS CATALOG (MAINTENANCE)

FIG ITEM	PART NUMBER	1 2 3 4 5 6 7	NOMENCLATURE	EFFECT FROM TO	UNITS PER ASSY
5					
625	815701-437		.. PEDESTAL ASSY- SUPPLIER CODE: V92824 CONFIG CHG DATA FROM A CMM: SUPERSEDES 815701-429 USED ON: 824252-419		1
628	815054-11		... ROLLER- SUPPLIER CODE: V92824 ATTACHING PARTS		4
630	MS24665-134		... PIN		4
632	815862-3		... BOLT- SUPPLIER CODE: V92824 CONFIG CHG DATA FROM A CMM: REPLD BY 839349-1		4
632	839349-1		... BOLT- SUPPLIER CODE: V92824 CONFIG CHG DATA FROM A CMM: REPLS 815862-3		4
634	815864-3		... WASHER- SUPPLIER CODE: V92824		4
636	AN960-516L		... WASHER		4
638	AN310-5		... NUT -----*-----		4
640	MS35756-31		... KEY		4
642	815704-5		... BUSHING- SUPPLIER CODE: V92824		4
644	FF411-2		... BUSHING- SUPPLIER CODE: V70417		4
646	815054-9		... ROLLER- SUPPLIER CODE: V92824 ATTACHING PARTS		2
648	NAS1297-4-11		... BOLT		2
650	AN960KD516L		... WASHER		AR
652	AN960KD416L		... WASHER -----*-----		4
654	AA403		... BUSHING- SUPPLIER CODE: V70417		2

ILLUSTRATION ITEMS NOT ON PARTS LIST ARE NOT APPLICABLE

- ITEM NOT ILLUSTRATED

HXL

25-11-02-05

BOEING PROPRIETARY - Copyright © - Unpublished Work - See title page for details.

25-11-02
FIG. 05
PAGE 22
APR 22/09



767

PARTS CATALOG (MAINTENANCE)

FIG ITEM	PART NUMBER	1 2 3 4 5 6 7	NOMENCLATURE	EFFECT FROM TO	UNITS PER ASSY
5					
656	815716-15		...STOP- SUPPLIER CODE: V92824 USED ON: 815701-429		2
656	815716-17		...STOP- SUPPLIER CODE: V92824 CONFIG CHG DATA FROM A CMM: SUPERSEDES 815716-13 USED ON: 815701-419 815701-423 815701-425 815701-427 815701-431 815701-433 815701-435 815701-437 ATTACHING PARTS		2
658	NAS1190-08P7L		...SCREW		4
660	AN960KD8L		...WASHER- USED ON: 815701-419 815701-423 815701-425 815701-427 815701-429		4
- 662	MS35335-31		...WASHER- USED ON: 815701-431 815701-433 815701-435 815701-437		4
- 664	815720-403		-----*----- ...INDEX ASSY-SWIVEL SUPPLIER CODE: V92824 USED ON: 815701-419 815701-423 815701-427 815701-429 815701-431 815701-435 815701-437 ATTACHING PARTS		1
666	NAS623-3-2		...SCREW -----*-----		3

ILLUSTRATION ITEMS NOT ON PARTS LIST ARE NOT APPLICABLE

- ITEM NOT ILLUSTRATED

HXL

25-11-02-05

BOEING PROPRIETARY - Copyright © - Unpublished Work - See title page for details.

25-11-02
FIG. 05
PAGE 23
APR 22/09

 **BOEING**
767
PARTS CATALOG (MAINTENANCE)

FIG ITEM	PART NUMBER	1 2 3 4 5 6 7	NOMENCLATURE	EFFECT FROM TO	UNITS PER ASSY
5					
668	815701-7	...	SHIM- SUPPLIER CODE: V92824 ATTACHING PARTS		1
670	MS51966-48	SETSCREW- CONFIG CHG DATA FROM A CMM: REPLD BY AN565A1032H3		1
670	AN565A1032H3	SETSCREW- CONFIG CHG DATA FROM A CMM: REPLS MS51966-48		1
			-----*-----		
672	815712-3	SHAFT- SUPPLIER CODE: V92824		1
674	MS24585-1264	SPRING- USED ON: 815720-403		1
678	AN960KD416L	WASHER		1
680	815710-403	ARM ASSY-WELDED SUPPLIER CODE: V92824		1
- 682	815711-403	HOUSING ASSY- SUPPLIER CODE: V92824		1
684	MS51964-51	SETSCREW		1
686	MS21209F1-15	INSERT		1
688	AA335-4	BUSHING- SUPPLIER CODE: V70417		1
690	815711-7	HOUSING- SUPPLIER CODE: V92824		1
692	827273-1	...	STOP-RIVETED SUPPLIER CODE: V92824		1
694	812235-201	...	CHANNEL ASSY-RIVETED SUPPLIER CODE: V92824 ATTACHING PARTS		1
696	NAS517-2-2	...	SCREW		3
698	NAS623-2-2	...	SCREW		2
700	AN960KD8L	...	WASHER		3
702	NAS679A08	...	NUT		3
			-----*-----		
704	812235-45	...	STOP- SUPPLIER CODE: V92824		1

ILLUSTRATION ITEMS NOT ON PARTS LIST ARE NOT APPLICABLE

- ITEM NOT ILLUSTRATED

HXL

25-11-02-05

BOEING PROPRIETARY - Copyright © - Unpublished Work - See title page for details.

25-11-02
FIG. 05
PAGE 24
APR 22/09

 **BOEING**
767
PARTS CATALOG (MAINTENANCE)

FIG ITEM	PART NUMBER	1 2 3 4 5 6 7	NOMENCLATURE	EFFECT FROM TO	UNITS PER ASSY
5			ATTACHING PARTS		
706	NAS623-2-2	...	SCREW- CONFIG CHG DATA FROM A CMM: REPLD BY NAS623-2-3		2
706	NAS623-2-3	...	SCREW- CONFIG CHG DATA FROM A CMM: REPLS NAS623-2-2		2
708	AN960KD8L	...	WASHER		2
710	NAS679A08	...	NUT		2
			-----*-----		
712	812235-43	...	BRACKET- SUPPLIER CODE: V92824		1
			ATTACHING PARTS		
714	NAS1635-3LL5	...	SCREW		2
716	AN960KD10L	...	WASHER		2
			-----*-----		
718	815889-3	...	STOP- SUPPLIER CODE: V92824 USED ON: 815701-419 815701-425 815701-427 815701-429		1
718	831264-1	...	STOP- SUPPLIER CODE: V92824 USED ON: 815701-423 815701-431 815701-433 815701-435 815701-437		1
722	815889-4	...	STOP- SUPPLIER CODE: V92824 USED ON: 815701-419 815701-425 815701-427 815701-429		1

ILLUSTRATION ITEMS NOT ON PARTS LIST ARE NOT APPLICABLE

— ITEM NOT ILLUSTRATED

HXL

25-11-02-05

BOEING PROPRIETARY - Copyright © - Unpublished Work - See title page for details.

25-11-02
FIG. 05
PAGE 25
APR 22/09

BOEING
767
PARTS CATALOG (MAINTENANCE)

FIG ITEM	PART NUMBER	1 2 3 4 5 6 7	NOMENCLATURE	EFFECT FROM TO	UNITS PER ASSY
5 722	831264-2		...STOP- SUPPLIER CODE: V92824 USED ON: 815701-423 815701-431 815701-433 815701-435 815701-437 ATTACHING PARTS		1
725	NAS623-3-3		...SCREW- USED ON: 815701-419 815701-425 815701-427 815701-429		4
- 728	NAS623-4-3		...SCREW- USED ON: 815701-423 815701-431 815701-433 815701-435 815701-437		4
730	AN960KD10L		...WASHER- USED ON: 815701-419 815701-425 815701-427 815701-429		4
- 732	AN960KD416L		...WASHER- USED ON: 815701-423 815701-431 815701-433 815701-435 815701-437		4
734	815702-415		-----*----- ...MOUNT ASSY-SWIVEL SUPPLIER CODE: V92824 USED ON: 815701-429 815701-437 ATTACHING PARTS		1
736	LL517-3-14		...SCREW- SUPPLIER CODE: V03038 CONFIG CHG DATA FROM A CMM: REPLD BY NAS517-3-14		18

ILLUSTRATION ITEMS NOT ON PARTS LIST ARE NOT APPLICABLE

- ITEM NOT ILLUSTRATED

HXL

25-11-02-05

BOEING PROPRIETARY - Copyright © - Unpublished Work - See title page for details.

25-11-02
FIG. 05
PAGE 26
APR 22/09

 **BOEING**
767
PARTS CATALOG (MAINTENANCE)

FIG ITEM	PART NUMBER	1 2 3 4 5 6 7	NOMENCLATURE	EFFECT FROM TO	UNITS PER ASSY
5					
736	NAS517-3-14	...	SCREW- CONFIG CHG DATA FROM A CMM: REPLS LL517-3-14 -----*-----		18
738	MS21208C0815	INSERT		4
740	MS21208F1-10	INSERT		2
742	SR258L	INSERT- SUPPLIER CODE: V83324		2
- 744	815709-415	...	RING ASSY-SWIVEL SUPPLIER CODE: V92824 USED ON: 815701-429 815701-437 ATTACHING PARTS		1
746	BACB30MT5T13	...	BOLT- CONFIG CHG DATA FROM A CMM: REPLD BY BACB30US5K13		8
746	BACB30US5K13	...	BOLT- CONFIG CHG DATA FROM A CMM: REPLS BACB30MT5T13		8
748	815717-3	...	SPACER- SUPPLIER CODE: V92824		8
750	815865-3	...	WASHER- SUPPLIER CODE: V92824		8
752	AN960KD816L	...	WASHER		8
754	R5	...	WASHER- SUPPLIER CODE: V70472 CONFIG CHG DATA FROM A CMM: REPLD BY W0734-009		8
754	W0734-009	...	WASHER-WAVE SPR SUPPLIER CODE: V92830 CONFIG CHG DATA FROM A CMM: REPLS R5 -----*-----		8
756	815709-9	RING-LWR SUPPLIER CODE: V92830 ATTACHING PARTS		1
758	BACB30NE3-9	BOLT- CONFIG CHG DATA FROM A CMM: REPLD BY NAS6603-9		4

ILLUSTRATION ITEMS NOT ON PARTS LIST ARE NOT APPLICABLE

- ITEM NOT ILLUSTRATED

HXL

25-11-02-05

BOEING PROPRIETARY - Copyright © - Unpublished Work - See title page for details.

25-11-02
FIG. 05
PAGE 27
APR 22/09

 **BOEING**
767
PARTS CATALOG (MAINTENANCE)

FIG ITEM	PART NUMBER	1 2 3 4 5 6 7	NOMENCLATURE	EFFECT FROM TO	UNITS PER ASSY
5					
758	NAS6603-9	BOLT- CONFIG CHG DATA FROM A CMM: REPLS BACB3ONE3-9		4
760	NAS43HT3-31	SPACER		4
762	AN960-10L	WASHER		4
764	NAS1291-3	NUT- CONFIG CHG DATA FROM A CMM: REPLD BY MS21042L3		4
764	MS21042L3	NUT- CONFIG CHG DATA FROM A CMM: REPLS NAS1291-3		4
			-----*-----		
766	835952-3	RING-CTR SUPPLIER CODE: V92824 USED ON: 815709-415		1
768	815709-13	RING-UPR SUPPLIER CODE: V92824		1
- 770	815701-209	...	PEDESTAL ASSY- SUPPLIER CODE: V92824 USED ON: 815701-419 815701-425 815701-427 815701-429		1
- 770	815701-211	...	PEDESTAL ASSY- SUPPLIER CODE: V92824 USED ON: 815701-423 815701-431 815701-433 815701-435 815701-437		1
772	812144-401	CLAMP ASSY- SUPPLIER CODE: V92824		1
774	812144-3	CLAMP- SUPPLIER CODE: V92824		1
776	NAS1132-3	SCREW- ATTACHING PARTS CONFIG CHG DATA FROM A CMM: REPLD BY NAS1402-3		2

ILLUSTRATION ITEMS NOT ON PARTS LIST ARE NOT APPLICABLE

- ITEM NOT ILLUSTRATED

HXL

25-11-02-05

BOEING PROPRIETARY - Copyright © - Unpublished Work - See title page for details.

25-11-02
FIG. 05
PAGE 28
APR 22/09

BOEING
767
PARTS CATALOG (MAINTENANCE)

FIG ITEM	PART NUMBER	1 2 3 4 5 6 7	NOMENCLATURE	EFFECT FROM TO	UNITS PER ASSY
5					
776	NAS1402-3	SCREW- CONFIG CHG DATA FROM A CMM: REPLS NAS1132-3 -----*-----		2
778	812144-201	CLAMP ASSY- SUPPLIER CODE: V92824		1
780	812084-5	GEAR- SUPPLIER CODE: V92824 ATTACHING PARTS		1
782	NAS1189E4P8	SCREW		1
784	NAS43HT8-1	SPACER- OPTIONAL PART: NAS43HT8-2		1
784	NAS43HT8-2	SPACER- OPTIONAL PART: NAS43HT8-1		1
786	815217-3	WASHER- SUPPLIER CODE: V92824 -----*-----		1
788	815009-3	SPRING- SUPPLIER CODE: V92824		1
790	812127-3	CLUTCH-JAW SUPPLIER CODE: V92824 CONFIG CHG DATA FROM A CMM: REPLD BY 839643-1		1
790	839643-1	CLUTCH-JAW SUPPLIER CODE: V92824 CONFIG CHG DATA FROM A CMM: REPLS 812127-3		1
792	TT1303-1	WASHER- SUPPLIER CODE: V70417		1
794	815714-3	SHAFT- SUPPLIER CODE: V92824		1
- 796	815934-401	ACTUATOR ASSY- SUPPLIER CODE: V92824 ATTACHING PARTS		1
- 798	NAS623-2-5	SCREW -----*-----		3

ILLUSTRATION ITEMS NOT ON PARTS LIST ARE NOT APPLICABLE

- ITEM NOT ILLUSTRATED

HXL

25-11-02-05

BOEING PROPRIETARY - Copyright © - Unpublished Work - See title page for details.

25-11-02
FIG. 05
PAGE 29
APR 22/09

BOEING
767
PARTS CATALOG (MAINTENANCE)

FIG ITEM	PART NUMBER	1 2 3 4 5 6 7	NOMENCLATURE	EFFECT FROM TO	UNITS PER ASSY
5					
800	815699-3	ACTUATOR- SUPPLIER CODE: V92824 OPTIONAL PART: 815934-203 V92824		1
800	815934-203	ACTUATOR ASSY- SUPPLIER CODE: V92824 OPTIONAL PART: 815699-3 V92824 ATTACHING PARTS		1
804	815707-11	SCREW- SUPPLIER CODE: V92824		1
806	AN960-10L	WASHER		1
808	NAS679A3	NUT		1
			-----*-----		
810	815934-205	BLOCK ASSY- SUPPLIER CODE: V92824 ATTACHING PARTS		1
812	815934-7	SCREW- SUPPLIER CODE: V92824		1
814	NAS43DD5-6	SPACER- CONFIG CHG DATA FROM A CMM: REPLD BY NAS43DD3-7N		1
814	NAS43DD3-7N	SPACER- CONFIG CHG DATA FROM A CMM: REPLS NAS43DD5-6		1
816	AN960-8	WASHER		1
			-----*-----		
818	815934-201	CHANNEL ASSY-RIVETED SUPPLIER CODE: V92824		1
820	831260-1	RAIL-EXTENSION SUPPLIER CODE: V92824 USED ON: 815701-209		4
- 821	831260-1	RAIL-EXTENSION SUPPLIER CODE: V92824 USED ON: 815701-211		3

ILLUSTRATION ITEMS NOT ON PARTS LIST ARE NOT APPLICABLE

- ITEM NOT ILLUSTRATED

HXL

25-11-02-05

BOEING PROPRIETARY - Copyright © - Unpublished Work - See title page for details.

25-11-02
FIG. 05
PAGE 30
APR 22/09

BOEING
767
PARTS CATALOG (MAINTENANCE)

FIG ITEM	PART NUMBER	1 2 3 4 5 6 7	NOMENCLATURE	EFFECT FROM TO	UNITS PER ASSY
5			ATTACHING PARTS		
822	NAS517-3-8	SCREW- USED ON: 815701-209		8
- 824	NAS517-3-8	SCREW- USED ON: 815701-211		6
			-----*-----		
826	832125-1	RAIL-EXTENSION SUPPLIER CODE: V92824 USED ON: 815701-211		1
			ATTACHING PARTS		
828	NAS517-4-7	SCREW		2
			-----*-----		
- 830	815610-405	PEDESTAL ASSY- SUPPLIER CODE: V92824 USED ON: 815701-209		1
- 832	815610-407	PEDESTAL ASSY- SUPPLIER CODE: V92824 USED ON: 815701-211		1
			ATTACHING PARTS		
834	NAS517-3-2	SCREW		6
			-----*-----		
836	MS21209F1-15	INSERT		4
- 838	MS21209F4-15	INSERT- USED ON: 815610-407		4
- 839	MS21209F4-15	INSERT- USED ON: 815610-405		6
840	MS21209F5-20	INSERT		8
842	BACB28X10B72	BUSHING- CONFIG CHG DATA FROM A CMM: REPLD BY BACB28X10B702		1
842	BACB28X10B702	BUSHING- CONFIG CHG DATA FROM A CMM: REPLS BACB28X10B72		1
844	815610-205	PEDESTAL- SUPPLIER CODE: V92824		1

ILLUSTRATION ITEMS NOT ON PARTS LIST ARE NOT APPLICABLE

- ITEM NOT ILLUSTRATED

HXL

25-11-02-05

BOEING PROPRIETARY - Copyright © - Unpublished Work - See title page for details.

25-11-02
FIG. 05
PAGE 31
APR 22/09

 **BOEING**
767
PARTS CATALOG (MAINTENANCE)

FIG ITEM	PART NUMBER	1 2 3 4 5 6 7	NOMENCLATURE	EFFECT FROM TO	UNITS PER ASSY
5					
846	815613-3	BASE- SUPPLIER CODE: V92824 USED ON: 815701-209		1
- 848	815613-5A	BASE- SUPPLIER CODE: V92824 USED ON: 815701-211		1
850	812149-405A	..	MANDREL ASSY- SUPPLIER CODE: V92824		8
852	MS24665-283	...	PIN		2
854	AN960-516L	...	WASHER		1
856	AN960-616L	...	WASHER		1
858	814900-7A	...	SHROUD- SUPPLIER CODE: V92824		1
860	812225-7	...	SPRING- SUPPLIER CODE: V92824		1
862	812117-13	...	MANDREL- SUPPLIER CODE: V92824		1
864	812117-11	...	MANDREL- SUPPLIER CODE: V92824		1
866	812190-413	..	BASE ASSY- SUPPLIER CODE: V92824 FOR DETAILS SEE: 25-11-02-23		1
868	835954-403	.	HEADREST INSTL- SUPPLIER CODE: V92824 USED ON: 824252-613		1
- 870	831690-407	..	HEADREST ASSY- SUPPLIER CODE: V92824		1
- 872	NAS517-3-3	..	SCREW- ATTACHING PARTS CONFIG CHG DATA FROM A CMM: REPLD BY NAS517-3-4 REPLD BY NAS517-3-5		3
874	NAS517-3-4	..	SCREW- CONFIG CHG DATA FROM A CMM: REPLS NAS517-3-3		1

ILLUSTRATION ITEMS NOT ON PARTS LIST ARE NOT APPLICABLE

- ITEM NOT ILLUSTRATED

HXL

25-11-02-05

BOEING PROPRIETARY - Copyright © - Unpublished Work - See title page for details.

25-11-02
FIG. 05
PAGE 32
APR 22/09

 **BOEING**
767
PARTS CATALOG (MAINTENANCE)

FIG ITEM	PART NUMBER	1 2 3 4 5 6 7	NOMENCLATURE	EFFECT FROM TO	UNITS PER ASSY
5					
876	NAS517-3-5		.. SCREW- CONFIG CHG DATA FROM A CMM: REPLS NAS517-3-3 -----*-----		2
878	831688-201		... COVER-FIREBLOCK SUPPLIER CODE: V92824 USED ON: 831690-407		1
- 880	831688-407		... PADDED ASSY- SUPPLIER CODE: V92824 USED ON: 831690-407		1
882	831691-403	 CUSHION ASSY-BONDED SUPPLIER CODE: V92824 USED ON: 831688-407		1
- 884	831691-207	 COVER ASSY- SUPPLIER CODE: V92824 USED ON: 831691-403		1
- 886	831691-205	 CUSHION ASSY- SUPPLIER CODE: V92824 USED ON: 831691-403		1
- 890	831693-401	 STRUCTURE ASSY- SUPPLIER CODE: V92824		1
892	831693-7	 BLOCK- SUPPLIER CODE: V92824		1
894	831693-9	 BLOCK- SUPPLIER CODE: V92824		1
896	MS24623-33	 SCREW-		4
- 898	831696-401		... KNOB ASSY- SUPPLIER CODE: V92824		1
900	MS171432	 PIN-		1
902	831854-1	 KNOB- SUPPLIER CODE: V92824		1
904	831874-1	 SPACER- SUPPLIER CODE: V92824		1

ILLUSTRATION ITEMS NOT ON PARTS LIST ARE NOT APPLICABLE

- ITEM NOT ILLUSTRATED

HXL

25-11-02-05

BOEING PROPRIETARY - Copyright © - Unpublished Work - See title page for details.

25-11-02
FIG. 05
PAGE 33
APR 22/09



767

PARTS CATALOG (MAINTENANCE)

FIG ITEM	PART NUMBER	1 2 3 4 5 6 7	NOMENCLATURE	EFFECT FROM TO	UNITS PER ASSY
5					
906	831695-5	SHAFT-BONDED SUPPLIER CODE: V92824		1
908	831695-3	PLUG- SUPPLIER CODE: V92824		1
910	MS24665-134	...	PIN-		1
912	831695-401	...	PLUG- SUPPLIER CODE: V92824		1
914	NAS601-6	...	SCREW- CONFIG CHG DATA FROM A CMM: REPLD BY NAS601-6P		2
914	NAS601-6P	...	SCREW- CONFIG CHG DATA FROM A CMM: REPLS NAS601-6		2
916	831694-401	...	FITTING ASSY- SUPPLIER CODE: V92824		1
918	831842-1	...	SPRING- SUPPLIER CODE: V92824		1
920	MS18065-17	...	SETSCREW- CONFIG CHG DATA FROM A CMM: REPLD BY MS51965-114		1
920	MS51965-114	...	SETSCREW- CONFIG CHG DATA FROM A CMM: REPLS MS18065-17		1
922	NAS623-2-1	...	SCREW-		1
924	831687-401	...	TUBE ASSY- SUPPLIER CODE: V92824		1
926	831843-401	...	SPRING- SUPPLIER CODE: V92824		1
928	831689-1	...	SOCKET- SUPPLIER CODE: V92824		1
929	836171-600	.	FOOTREST ASSY- SUPPLIER CODE: V92824 SPECIFICATION NUMBER: S232T301-88 FOR DETAILS SEE: 25-11-02-24		1

ILLUSTRATION ITEMS NOT ON PARTS LIST ARE NOT APPLICABLE

- ITEM NOT ILLUSTRATED

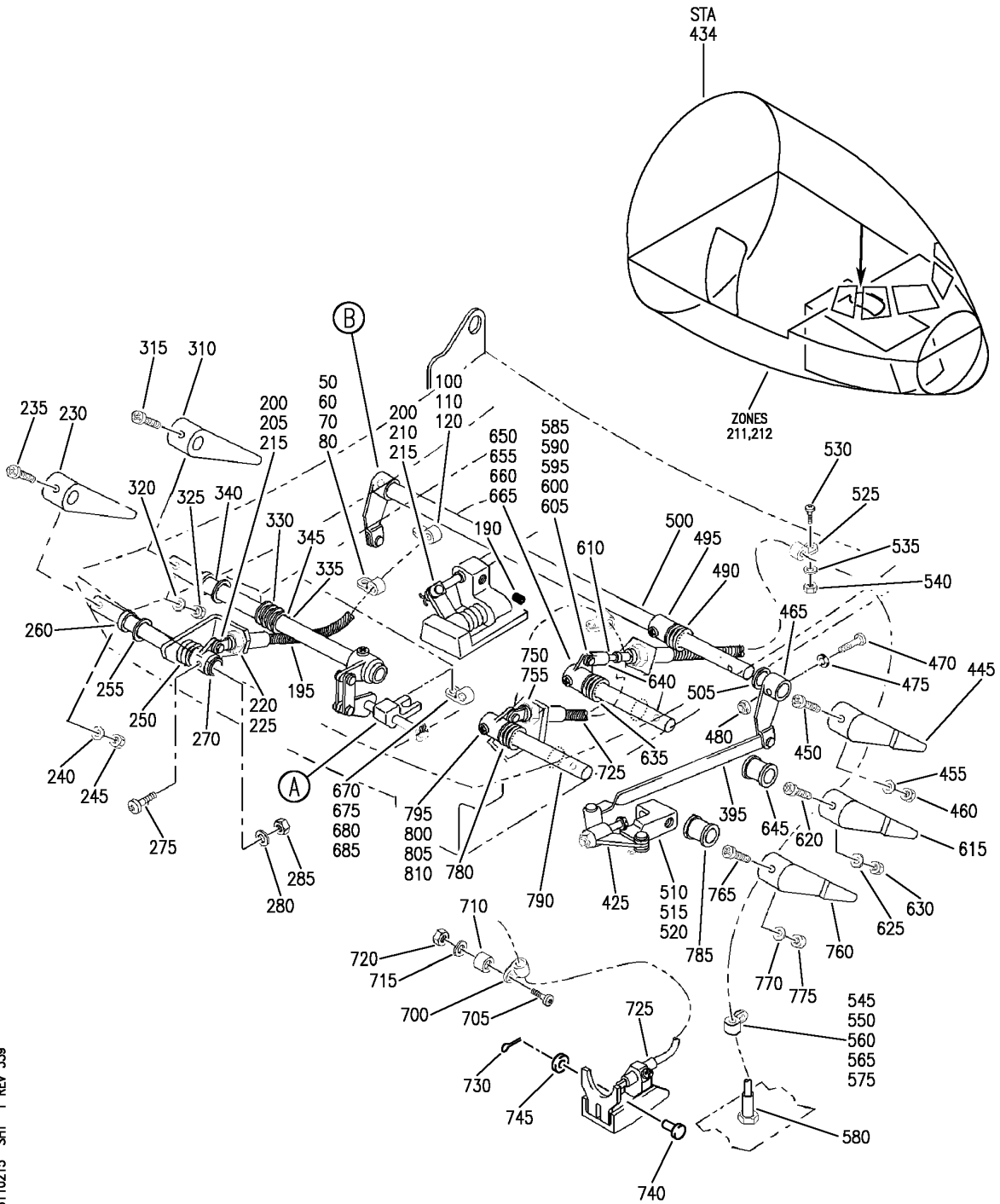
HXL

25-11-02-05

BOEING PROPRIETARY - Copyright © - Unpublished Work - See title page for details.

25-11-02
FIG. 05
PAGE 34
APR 22/09

BOEING
767
PARTS CATALOG (MAINTENANCE)



V 25110215 SHT 1 REV 339

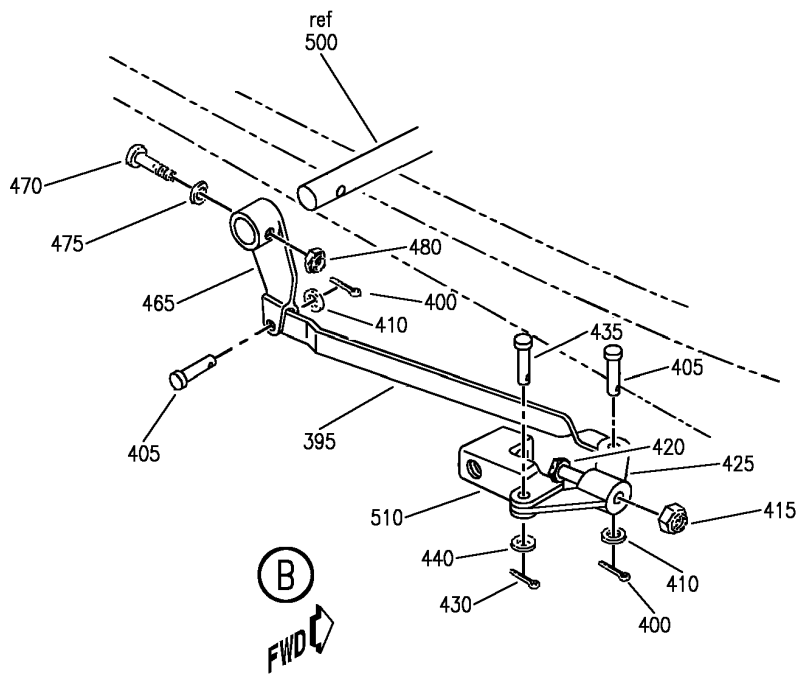
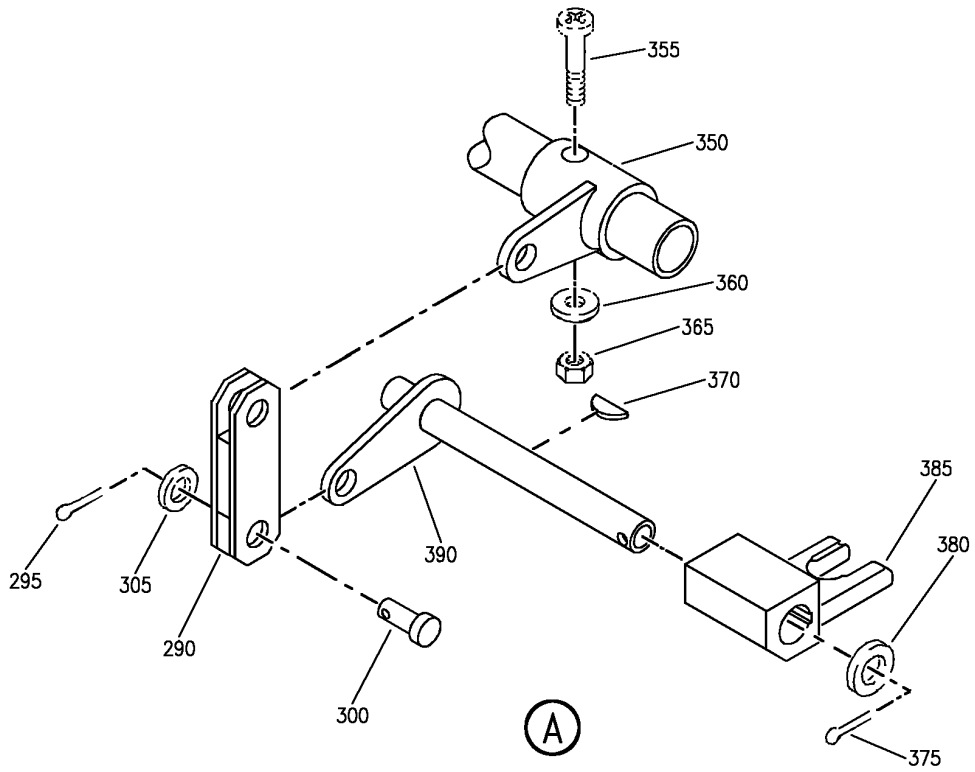
CONTROL INSTL
FIGURE 15 (SHEET 1)

25-11-02-15

HXL
APR 22/09

25-11-02-15
PAGE 0

BOEING
767
PARTS CATALOG (MAINTENANCE)



V 25110215 SHT 2 REV 339

CONTROL INSTL
FIGURE 15 (SHEET 2)

25-11-02-15

HXL
APR 22/09

25-11-02-15
PAGE 0A

BOEING
767
PARTS CATALOG (MAINTENANCE)

FIG ITEM	PART NUMBER	1 2 3 4 5 6 7	NOMENCLATURE	EFFECT FROM TO	UNITS PER ASSY
15			CONTROL INSTL		
- 1	827652-409		CONTROL INSTL- SUPPLIER CODE: V92824 FOR NHA SEE: 25-11-02-05		RF
50	C10DK4		.CLAMP- SUPPLIER CODE: VOG9Y3 ATTACHING PARTS		1
60	NAS603-9		.SCREW- CONFIG CHG DATA FROM A CMM: REPLD BY NAS603-9P		1
60	NAS603-9P		.SCREW- CONFIG CHG DATA FROM A CMM: REPLS NAS603-9		1
70	AN960KD10L		.WASHER		1
80	NAS679A3		.NUT		1
			-----*-----		
100	C10DK4		.CLAMP- SUPPLIER CODE: V81872 ATTACHING PARTS		1
110	NAS603-9		.SCREW- CONFIG CHG DATA FROM A CMM: REPLD BY NAS603-9P		1
110	NAS603-9P		.SCREW- CONFIG CHG DATA FROM A CMM: REPLS NAS603-9		1
120	AN960KD10		.WASHER- CONFIG CHG DATA FROM A CMM: REPLD BY AN960KD10L		1
120	AN960KD10L		.WASHER- CONFIG CHG DATA FROM A CMM: REPLS AN960KD10		1
			-----*-----		
190	MS51966-48		.SETSCREW- CONFIG CHG DATA FROM A CMM: REPLD BY AN565A1032H3		1
190	AN565A1032H3		.SETSCREW- CONFIG CHG DATA FROM A CMM: REPLS MS51966-48		1
195	580-773-017		.CABLE ASSY- SUPPLIER CODE: V06970 CONFIG CHG DATA FROM A CMM: REPLD BY 580-773-021 MISCELLANEOUS DATA: MONOGRAM SCD 815719-417		1
ILLUSTRATION ITEMS NOT ON PARTS LIST ARE NOT APPLICABLE					

- ITEM NOT ILLUSTRATED

HXL

25-11-02-15

BOEING PROPRIETARY - Copyright © - Unpublished Work - See title page for details.

25-11-02
FIG. 15
PAGE 1
APR 22/09



767

PARTS CATALOG (MAINTENANCE)

FIG ITEM	PART NUMBER	1 2 3 4 5 6 7	NOMENCLATURE	EFFECT FROM TO	UNITS PER ASSY
15 195	580-773-021		.CABLE ASSY- SUPPLIER CODE: V06970 CONFIG CHG DATA FROM A CMM: REPLS 580-773-017 MISCELLANEOUS DATA: MONOGRAM SCD 815719-421 ATTACHING PARTS		1
200	MS24665-86		.PIN		2
205	MS20392-1C9		.PIN		1
210	MS20392-2C9		.PIN		1
215	AN960-10L		.WASHER		2
220	MS35333-42		.WASHER		1
225	AN316-6R		.NUT		1
			-----*-----		
230	815140-5		.HANDLE-S SUPPLIER CODE: V92824 CONFIG CHG DATA FROM A CMM: REPLD BY 838775-3		1
230	838775-3		.HANDLE-S SUPPLIER CODE: V92824 CONFIG CHG DATA FROM A CMM: REPLS 815140-5 ATTACHING PARTS		1
235	NAS623-3-13		.SCREW- CONFIG CHG DATA FROM A CMM: REPLD BY NAS623-2-13		1
235	NAS623-2-13		.SCREW- CONFIG CHG DATA FROM A CMM: REPLS NAS623-3-13		1
240	AN960KD8L		.WASHER		1
245	H10-08BAC		.NUT- SUPPLIER CODE: V15653 -----*-----		1
250	815731-4		.SPRING- SUPPLIER CODE: V92824		1
255	812153-6		.SHAFT- SUPPLIER CODE: V92824		1
260	NAS43DD6-32		.SPACER- CONFIG CHG DATA FROM A CMM: REPLD BY NAS43DD6-32N		1
260	NAS43DD6-32N		.SPACER- CONFIG CHG DATA FROM A CMM: REPLS NAS43DD6-32		1

ILLUSTRATION ITEMS NOT ON PARTS LIST ARE NOT APPLICABLE

- ITEM NOT ILLUSTRATED

25-11-02-15

25-11-02
FIG. 15
PAGE 2
APR 22/09

HXL

BOEING PROPRIETARY - Copyright © - Unpublished Work - See title page for details.

 **BOEING**
767
PARTS CATALOG (MAINTENANCE)

FIG ITEM	PART NUMBER	1 2 3 4 5 6 7	NOMENCLATURE	EFFECT FROM TO	UNITS PER ASSY
15					
270	815730-411		.BELLCRANK ASSY- SUPPLIER CODE: V92824 ATTACHING PARTS		1
275	NAS1631-8		.SCREW		1
280	AN960KD6L		.WASHER		1
285	NAS679A06		.NUT		1
			-----*-----		
290	815169-401		.LINK ASSY- SUPPLIER CODE: V92824 ATTACHING PARTS		1
295	MS24665-86		.PIN		2
300	MS20392-1C9		.PIN		2
305	AN960-4		.WASHER		2
			-----*-----		
310	815140-7		.HANDLE-L SUPPLIER CODE: V92824 CONFIG CHG DATA FROM A CMM: REPLD BY 838775-5		1
310	838775-5		.HANDLE-L SUPPLIER CODE: V92824 CONFIG CHG DATA FROM A CMM: REPLS 815140-7 ATTACHING PARTS		1
315	NAS623-2-13		.SCREW		1
320	AN960KD8L		.WASHER		1
325	H10-08BAC		.NUT- SUPPLIER CODE: V15653		1
			-----*-----		
330	815731-4		.SPRING- SUPPLIER CODE: V92824		1
335	812291-5		.TUBE-TORQUE SUPPLIER CODE: V92824		1
340	NAS43DD6-32		.SPACER- CONFIG CHG DATA FROM A CMM: REPLD BY NAS43DD6-32N		1
340	NAS43DD6-32N		.SPACER- CONFIG CHG DATA FROM A CMM: REPLS NAS43DD6-32		1
345	812270-29		.SPACER- SUPPLIER CODE: V92824		1

ILLUSTRATION ITEMS NOT ON PARTS LIST ARE NOT APPLICABLE

- ITEM NOT ILLUSTRATED

HXL

25-11-02-15

BOEING PROPRIETARY - Copyright © - Unpublished Work - See title page for details.

25-11-02
FIG. 15
PAGE 3
APR 22/09

 **BOEING**
767
PARTS CATALOG (MAINTENANCE)

FIG ITEM	PART NUMBER	1 2 3 4 5 6 7	NOMENCLATURE	EFFECT FROM TO	UNITS PER ASSY
15					
350	815023-401		.BELLCRANK ASSY- SUPPLIER CODE: V92824 ATTACHING PARTS		1
355	NAS1217-08-8		.SCREW- CONFIG CHG DATA FROM A CMM: REPLD BY NAS1218-08-8		1
355	NAS1218-08-8		.SCREW- CONFIG CHG DATA FROM A CMM: REPLS NAS1217-08-8		1
360	AN960KD8L		.WASHER		1
365	NAS679A08		.NUT		1
			-----*-----		
370	MS35756-31		..KEY-WOODRUFF		1
375	MS24665-132		..PIN		1
380	AN960-416L		..WASHER		1
385	812154-5		..BELLCRANK- SUPPLIER CODE: V92824		1
390	815170-401		..CRANK ASSY- SUPPLIER CODE: V92824		1
395	815882-9A		.LINK-RECLINE SUPPLIER CODE: V92824 USED ON: 827652-409 ATTACHING PARTS		2
400	MS24665-86		.PIN		2
405	MS20392-1C9		.PIN		2
410	AN960KD4L		.WASHER		2
			-----*-----		
415	NAS679A3		.NUT		2
420	NAS428-3-7		.SCREW		2
425	815884-403		.PIVOT ARM ASSY- SUPPLIER CODE: V92824 ATTACHING PARTS		2
430	MS24665-86		.PIN		2
435	MS20392-1C11		.PIN		2
440	AN960KD4L		.WASHER		2
			-----*-----		
445	815140-3		.HANDLE-R SUPPLIER CODE: V92824 CONFIG CHG DATA FROM A CMM: REPLD BY 838775-1		1

ILLUSTRATION ITEMS NOT ON PARTS LIST ARE NOT APPLICABLE

- ITEM NOT ILLUSTRATED

HXL

25-11-02-15

BOEING PROPRIETARY - Copyright © - Unpublished Work - See title page for details.

25-11-02
FIG. 15
PAGE 4
APR 22/09

 **BOEING**
767
PARTS CATALOG (MAINTENANCE)

FIG ITEM	PART NUMBER	1 2 3 4 5 6 7	NOMENCLATURE	EFFECT FROM TO	UNITS PER ASSY
15					
445	838775-1		.HANDLE-R SUPPLIER CODE: V92824 CONFIG CHG DATA FROM A CMM: REPLS 815140-3 ATTACHING PARTS		1
450	NAS623-2-13		.SCREW		1
455	AN960KD8L		.WASHER		1
460	H10-08BAC		.NUT- SUPPLIER CODE: V15653 -----*-----		1
465	815881-11		.ARM- SUPPLIER CODE: V92824 ATTACHING PARTS		2
470	NAS1631-8		.SCREW		2
475	AN960KD6L		.WASHER		2
480	NAS679A06		.NUT -----*-----		2
490	815731-3		.SPRING- SUPPLIER CODE: V92824		1
495	812270-29		.SPACER- SUPPLIER CODE: V92824		1
500	815888-3		.SHAFT- SUPPLIER CODE: V92824		1
505	AN960KD616L		.WASHER		AR
510	815883-3		.TRUNNION- SUPPLIER CODE: V92824 ATTACHING PARTS		2
515	NAS623-4-3		.SCREW		4
520	NAS1081-06B3L		.SCREW -----*-----		4
525	C10DK4		.CLAMP- SUPPLIER CODE: V03296 ATTACHING PARTS		1
530	NAS603-9		.SCREW- CONFIG CHG DATA FROM A CMM: REPLD BY NAS603-9P		1
530	NAS603-9P		.SCREW- CONFIG CHG DATA FROM A CMM: REPLS NAS603-9		1
535	AN960KD10L		.WASHER		1

ILLUSTRATION ITEMS NOT ON PARTS LIST ARE NOT APPLICABLE

- ITEM NOT ILLUSTRATED

HXL

25-11-02-15

BOEING PROPRIETARY - Copyright © - Unpublished Work - See title page for details.

25-11-02
FIG. 15
PAGE 5
APR 22/09

 **BOEING**
767
PARTS CATALOG (MAINTENANCE)

FIG ITEM	PART NUMBER	1 2 3 4 5 6 7	NOMENCLATURE	EFFECT FROM TO	UNITS PER ASSY
15					
540	NAS679A3	.	NUT		1
		-----*			
545	C10DK3	.	CLAMP-		1
			SUPPLIER CODE: VOG9Y3		
			ATTACHING PARTS		
- 555	MS51957-65	..	SCREW		1
560	AN960-416L	.	WASHER		1
565	AN960-8	.	WASHER		1
- 570	AN960KD10L	.	WASHER		1
575	BN518-832-1	.	NUT-		1
			SUPPLIER CODE: V73197		
		-----*			
580	570-724-006	.	CABLE ASSY-		1
			SUPPLIER CODE: V06970		
			MISCELLANEOUS DATA: MONOGRAM SCD 815624-413		
			ATTACHING PARTS		
585	MS24665-86	.	PIN		1
590	MS20392-1C9	.	PIN		1
595	AN960-10L	.	WASHER		1
600	MS35333-42	.	WASHER		1
605	AN316-6R	.	NUT		1
		-----*			
610	815868-3	.	CLEVIS-		1
			SUPPLIER CODE: V92824		
615	815140-9	.	HANDLE-H		1
			SUPPLIER CODE: V92824		
			CONFIG CHG DATA FROM A CMM: REPLD BY 838775-7		
615	838775-7	.	HANDLE-H		1
			SUPPLIER CODE: V92824		
			CONFIG CHG DATA FROM A CMM: REPLS 815140-9		
			ATTACHING PARTS		
620	NAS623-2-13	.	SCREW		1
625	AN960KD8L	.	WASHER		1
630	H10-08BAC	.	NUT-		1
			SUPPLIER CODE: V15653		
		-----*			
635	815731-3	.	SPRING-		1
			SUPPLIER CODE: V92824		

ILLUSTRATION ITEMS NOT ON PARTS LIST ARE NOT APPLICABLE

- ITEM NOT ILLUSTRATED

HXL

25-11-02-15

BOEING PROPRIETARY - Copyright © - Unpublished Work - See title page for details.

25-11-02
FIG. 15
PAGE 6
APR 22/09

 **BOEING**
767
PARTS CATALOG (MAINTENANCE)

FIG ITEM	PART NUMBER	1 2 3 4 5 6 7	NOMENCLATURE	EFFECT FROM TO	UNITS PER ASSY
15					
640	812153-5		.SHAFT- SUPPLIER CODE: V92824		1
645	NAS43DD6-32		.SPACER- CONFIG CHG DATA FROM A CMM: REPLD BY NAS43DD6-32N		1
645	NAS43DD6-32N		.SPACER- CONFIG CHG DATA FROM A CMM: REPLS NAS43DD6-32		1
650	815730-409		.BELLCRANK ASSY- SUPPLIER CODE: V92824 ATTACHING PARTS		1
655	NAS1631-8		.SCREW		1
660	AN960KD6L		.WASHER		1
665	NAS679A06		.NUT		1
			-----*-----		
700	C10DK4		.CLAMP- SUPPLIER CODE: VOG9Y3 ATTACHING PARTS		1
705	NAS603-16		.SCREW- CONFIG CHG DATA FROM A CMM: REPLD BY NAS603-16P		1
705	NAS603-16P		.SCREW- CONFIG CHG DATA FROM A CMM: REPLS NAS603-16		1
710	NAS43DD3-24A		.SPACER- CONFIG CHG DATA FROM A CMM: REPLD BY NAS43DD3-24N		1
710	NAS43DD3-24N		.SPACER- CONFIG CHG DATA FROM A CMM: REPLS NAS43DD3-24A		1
715	AN960KD10L		.WASHER		1
720	NAS679A3		.NUT		1
			-----*-----		
725	170-093-4		.CABLE ASSY- SUPPLIER CODE: V06970 MISCELLANEOUS DATA: MONOGRAM SCD 815719-407 MONOGRAM SCD 815719-423 ATTACHING PARTS		1
730	MS24665-86		.PIN		1
735	MS20392-1C9		.PIN		1
740	MS20392-2C9		.PIN		1
745	AN960-10L		.WASHER		1
750	MS35333-42		.WASHER		1

ILLUSTRATION ITEMS NOT ON PARTS LIST ARE NOT APPLICABLE

- ITEM NOT ILLUSTRATED

HXL

25-11-02-15

BOEING PROPRIETARY - Copyright © - Unpublished Work - See title page for details.

25-11-02
FIG. 15
PAGE 7
APR 22/09

 **BOEING**
767
PARTS CATALOG (MAINTENANCE)

FIG ITEM	PART NUMBER	1 2 3 4 5 6 7	NOMENCLATURE	EFFECT FROM TO	UNITS PER ASSY
15					
755	AN316-6R		.NUT -----*-----		1
760	815140-11		.HANDLE-V SUPPLIER CODE: V92824 CONFIG CHG DATA FROM A CMM: REPLD BY 838775-9		1
760	838775-9		.HANDLE-V SUPPLIER CODE: V92824 CONFIG CHG DATA FROM A CMM: REPLS 815140-11 ATTACHING PARTS		1
765	NAS623-2-13		.SCREW		1
770	AN960KD8L		.WASHER		1
775	H10-08BAC		.NUT- SUPPLIER CODE: V15653 -----*-----		1
780	815731-3		.SPRING- SUPPLIER CODE: V92824		1
785	NAS43DD6-32		.SPACER- CONFIG CHG DATA FROM A CMM: REPLD BY NAS43DD6-32N		1
785	NAS43DD6-32N		.SPACER- CONFIG CHG DATA FROM A CMM: REPLS NAS43DD6-32		1
790	812153-5		.SHAFT- SUPPLIER CODE: V92824		1
795	815730-407		.BELLCRANK ASSY- SUPPLIER CODE: V92824 ATTACHING PARTS		1
800	NAS1631-8		.SCREW		1
805	AN960KD6L		.WASHER		1
810	NAS679A06		.NUT -----*-----		1

ILLUSTRATION ITEMS NOT ON PARTS LIST ARE NOT APPLICABLE

- ITEM NOT ILLUSTRATED

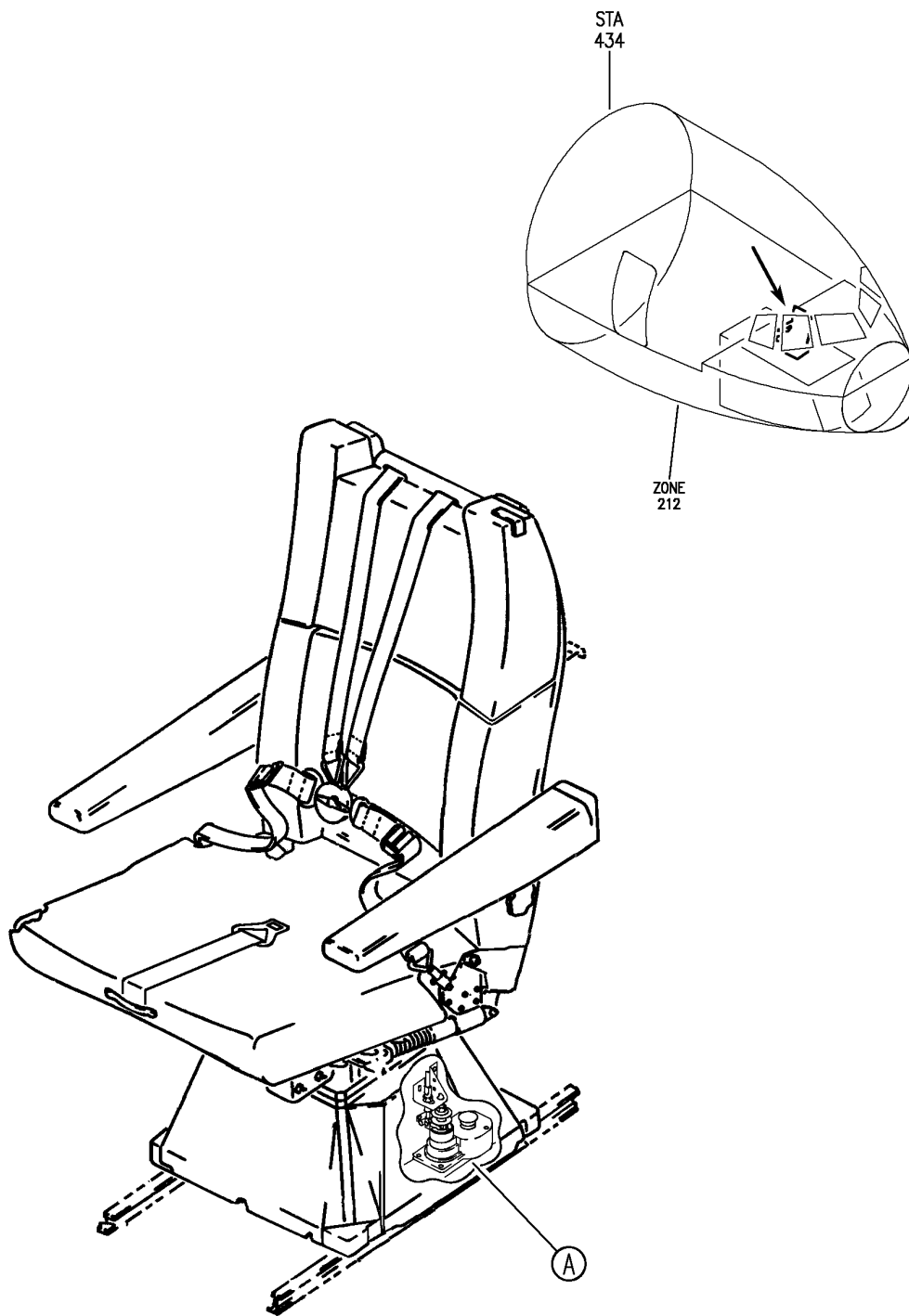
HXL

25-11-02-15

BOEING PROPRIETARY - Copyright © - Unpublished Work - See title page for details.

25-11-02
FIG. 15
PAGE 8
APR 22/09

BOEING
767
PARTS CATALOG (MAINTENANCE)



V 25110220 SH1 1 REV 338

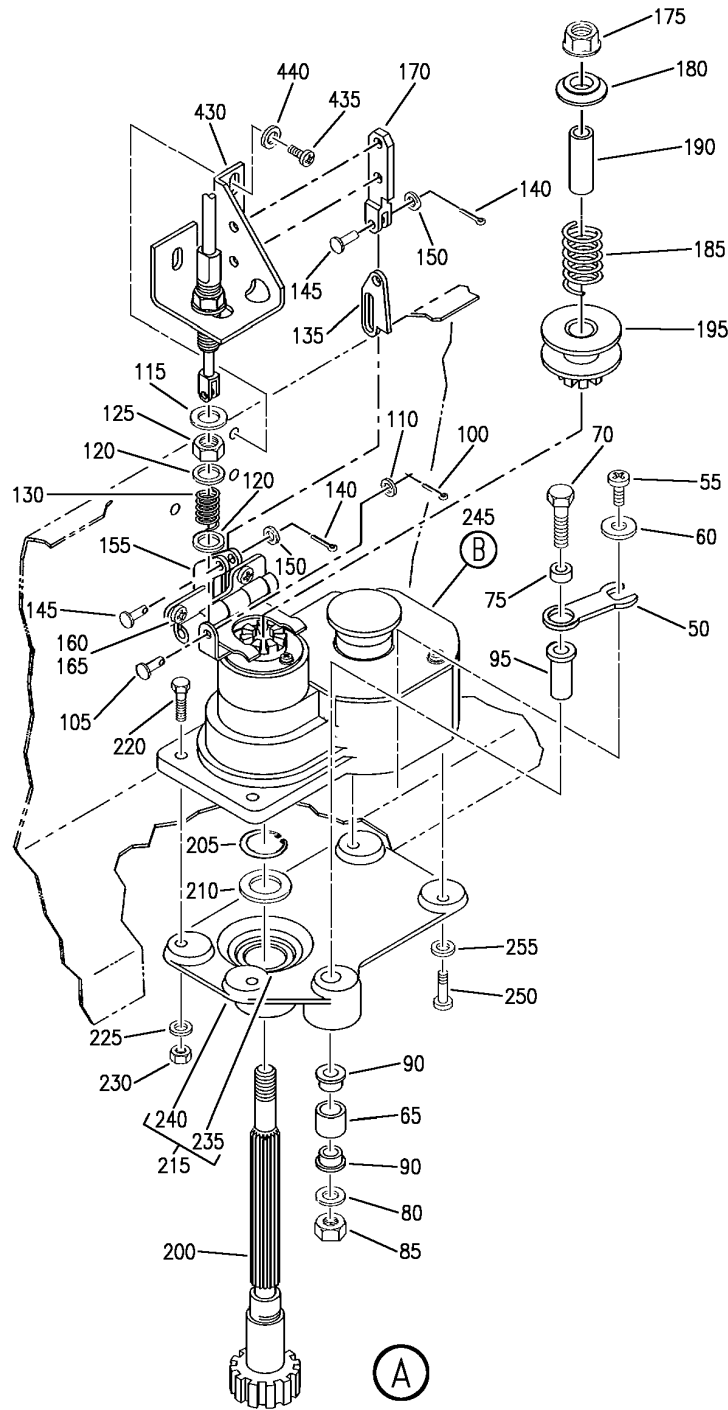
BRAKE INSTL
FIGURE 20 (SHEET 1)

25-11-02-20

HXL
APR 22/09

25-11-02-20
PAGE 0

BOEING
767
PARTS CATALOG (MAINTENANCE)



V 25110220 SH-T 2 REV 338

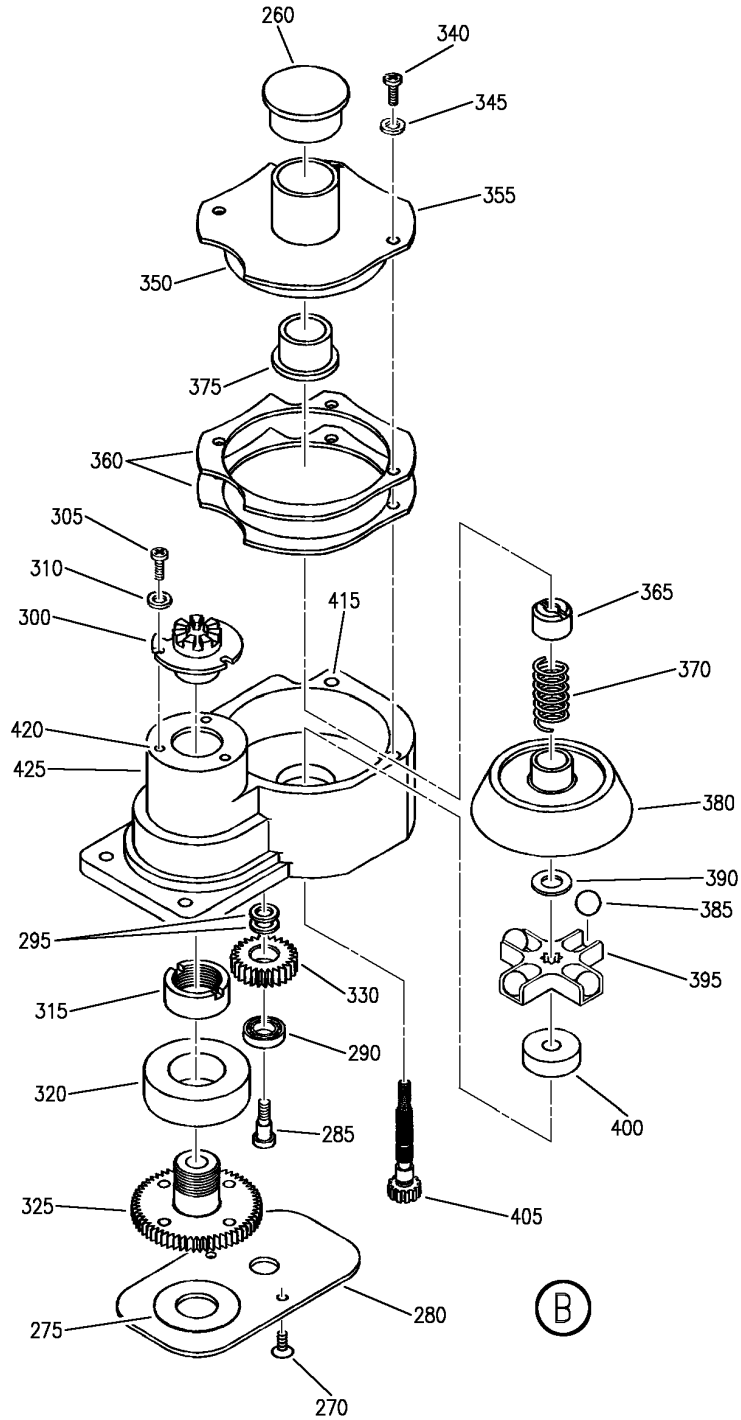
BRAKE INSTL
FIGURE 20 (SHEET 2)

25-11-02-20

HXL
APR 22/09

25-11-02-20
PAGE 0A

BOEING
767
PARTS CATALOG (MAINTENANCE)



V 25110220 SH-T 3 REV 338

BRAKE INSTL
FIGURE 20 (SHEET 3)

25-11-02-20

HXL
APR 22/09

25-11-02-20
PAGE 0B



767

PARTS CATALOG (MAINTENANCE)

FIG ITEM	PART NUMBER	1 2 3 4 5 6 7	NOMENCLATURE	EFFECT FROM TO	UNITS PER ASSY
20					
- 1	827628-403		BRAKE INSTL BRAKE INSTL- SUPPLIER CODE: V92824 COMPONENT MAINT MANUAL REF: 25-10-09 FOR NHA SEE: 25-11-02-05		RF
50	812192-7		.LOCK-ECCENTRIC SUPPLIER CODE: V92824 ATTACHING PARTS		1
55	NAS623-2-3		.SCREW		1
60	815619-3		.WASHER- SUPPLIER CODE: V92824 -----*-----		1
65	815054-7		.ROLLER- SUPPLIER CODE: V92824 ATTACHING PARTS		1
70	NAS1304-23		.BOLT- CONFIG CHG DATA FROM A CMM: REPLD BY NAS6604-23		1
70	NAS6604-23		.BOLT- CONFIG CHG DATA FROM A CMM: REPLS NAS1304-23		1
75	NAS43HT4-8		.SPACER		1
80	AN960-416L		.WASHER- CONFIG CHG DATA FROM A CMM: REPLD BY NAS1149F0432P		1
80	NAS1149F0432P		.WASHER- CONFIG CHG DATA FROM A CMM: REPLS AN960-416L		1
85	NAS679A4		.NUT- CONFIG CHG DATA FROM A CMM: REPLD BY MS21042L4		1
85	MS21042L4		.NUT- CONFIG CHG DATA FROM A CMM: REPLS NAS679A4 -----*-----		1
90	FF310-3		.BEARING- SUPPLIER CODE: V70417		2
95	812191-7		.BUSHING- SUPPLIER CODE: V92824		1
100	MS24665-86		.PIN		1
105	MS20392-1C9		.PIN		1

ILLUSTRATION ITEMS NOT ON PARTS LIST ARE NOT APPLICABLE

- ITEM NOT ILLUSTRATED

25-11-02-20

25-11-02
FIG. 20
PAGE 1
APR 22/09

HXL

BOEING PROPRIETARY - Copyright © - Unpublished Work - See title page for details.

 **BOEING**
767
PARTS CATALOG (MAINTENANCE)

FIG ITEM	PART NUMBER	1 2 3 4 5 6 7	NOMENCLATURE	EFFECT FROM TO	UNITS PER ASSY
20					
110	AN960PD4L		.WASHER- CONFIG CHG DATA FROM A CMM: REPLD BY NAS1149DN416J		1
110	NAS1149DN416J		.WASHER- CONFIG CHG DATA FROM A CMM: REPLS AN960PD4L		1
115	MS35333-42		.WASHER		2
120	AN960-416L		.WASHER- CONFIG CHG DATA FROM A CMM: REPLD BY NAS1149F0432P		2
120	NAS1149F0432P		.WASHER- CONFIG CHG DATA FROM A CMM: REPLS AN960-416L		2
125	AN316-6R		.NUT		2
130	MS24585-1240		.SPRING		1
135	818161-3		.LINK- SUPPLIER CODE: V92824 ATTACHING PARTS		1
140	MS24665-86		.PIN		2
145	MS20392-1C11		.PIN		2
150	AN960PD4L		.WASHER- CONFIG CHG DATA FROM A CMM: REPLD BY NAS1149DN416J		2
150	NAS1149DN416J		.WASHER- CONFIG CHG DATA FROM A CMM: REPLS AN960PD4L -----*-----		2
155	818164-403		.HINGE ASSY- SUPPLIER CODE: V92824 ATTACHING PARTS		1
160	NAS623-2-2		.SCREW		2
165	AN960-8L		.WASHER- CONFIG CHG DATA FROM A CMM: REPLD BY NAS1149FN816P		2
165	NAS1149FN816P		.WASHER- CONFIG CHG DATA FROM A CMM: REPLS AN960-8L -----*-----		2
170	818160-1		.BRACKET-RIVETED SUPPLIER CODE: V92824		1
175	NAS679A6		.NUT- CONFIG CHG DATA FROM A CMM: REPLD BY MS21042L6		1
175	MS21042L6		.NUT- CONFIG CHG DATA FROM A CMM: REPLS NAS679A6		1

ILLUSTRATION ITEMS NOT ON PARTS LIST ARE NOT APPLICABLE

- ITEM NOT ILLUSTRATED

HXL

25-11-02-20

BOEING PROPRIETARY - Copyright © - Unpublished Work - See title page for details.

25-11-02
FIG. 20
PAGE 2
APR 22/09

BOEING
767
PARTS CATALOG (MAINTENANCE)

FIG ITEM	PART NUMBER	1 2 3 4 5 6 7	NOMENCLATURE	EFFECT FROM TO	UNITS PER ASSY
20					
180	815866-3		.WASHER- SUPPLIER CODE: V92824		1
185	812141-3		.SPRING- SUPPLIER CODE: V92824		1
190	812200-5		.BUSHING- SUPPLIER CODE: V92824		1
195	818159-1		.CLUTCH-JAW SUPPLIER CODE: V92824		1
200	827343-1		.SHAFT-PINION SUPPLIER CODE: V92824		1
			ATTACHING PARTS		
205	AN960-816		.WASHER- CONFIG CHG DATA FROM A CMM: REPLD BY NAS1149F0863P		1
205	NAS1149F0863P		.WASHER- CONFIG CHG DATA FROM A CMM: REPLS AN960-816		1
			-----*-----		
210	MS16624-1050		.RING-RETAINING		1
215	815728-403		.BEARING-SPRT SUPPLIER CODE: V92824		1
			ATTACHING PARTS		
220	NAS1303-9		.BOLT- CONFIG CHG DATA FROM A CMM: REPLD BY NAS6603-9		2
220	NAS6603-9		.BOLT- CONFIG CHG DATA FROM A CMM: REPLS NAS1303-9		2
225	AN960-10L		.WASHER- CONFIG CHG DATA FROM A CMM: REPLD BY NAS1149F0332P		2
225	NAS1149F0332P		.WASHER- CONFIG CHG DATA FROM A CMM: REPLS AN960-10L		2
230	NAS679A3		.NUT- CONFIG CHG DATA FROM A CMM: REPLD BY MS21042L3		2
230	MS21042L3		.NUT- CONFIG CHG DATA FROM A CMM: REPLS NAS679A3		2
			-----*-----		
235	BACB28X10B83		..BUSHING		1

ILLUSTRATION ITEMS NOT ON PARTS LIST ARE NOT APPLICABLE

- ITEM NOT ILLUSTRATED

HXL

25-11-02-20

BOEING PROPRIETARY - Copyright © - Unpublished Work - See title page for details.

25-11-02
FIG. 20
PAGE 3
APR 22/09



767

PARTS CATALOG (MAINTENANCE)

FIG ITEM	PART NUMBER	1 2 3 4 5 6 7	NOMENCLATURE	EFFECT FROM TO	UNITS PER ASSY
20					
240	815728-5	..	SUPPORT- SUPPLIER CODE: V92824		1
245	827628-401	.BRAKE ASSY-	SUPPLIER CODE: V92824		1
250	NAS1303-4	ATTACHING PARTS	.BOLT-		2
250	NAS6603-4	CONFIG CHG DATA FROM A CMM: REPLD BY NAS6603-4	.BOLT-		2
255	AN960-10L	CONFIG CHG DATA FROM A CMM: REPLS NAS1303-4	.WASHER-		2
255	NAS1149F0332P	REPLD BY NAS1149F0332P	.WASHER-		2
260	MS25178-16	-----*-----	..CAP		1
- 265	827354-401	..PLATE ASSY-COVER	SUPPLIER CODE: V92824		1
270	NAS514P832-6	ATTACHING PARTS	..SCREW		2
275	827354-3	-----*-----	...WASHER-BONDED		1
280	827354-1	SUPPLIER CODE: V92824	...COVER-		1
285	827304-1	SUPPLIER CODE: V92824	..BOLT-IDLER GEAR		1
290	774XR1CJ	SUPPLIER CODE: V92824	..BEARING-		1
290	77R4XR1CJ	SUPPLIER CODE: V43334	SUPPLIER CODE: V43334		1
295	813518-3	CONFIG CHG DATA FROM A CMM: REPLD BY 77R4XR1CJ	SUPPLIER CODE: V43334		2
		..SHIM-	SUPPLIER CODE: V92824		2

ILLUSTRATION ITEMS NOT ON PARTS LIST ARE NOT APPLICABLE

- ITEM NOT ILLUSTRATED

25-11-02-20

25-11-02
FIG. 20
PAGE 4
APR 22/09

HXL

BOEING PROPRIETARY - Copyright © - Unpublished Work - See title page for details.

 **BOEING**
767
PARTS CATALOG (MAINTENANCE)

FIG ITEM	PART NUMBER	1 2 3 4 5 6 7	NOMENCLATURE	EFFECT FROM TO	UNITS PER ASSY
20					
300	827342-1	..	CLUTCH-JAW SUPPLIER CODE: V92824 ATTACHING PARTS		1
305	NAS623-2-1	..	SCREW		3
310	AN960-8L	..	WASHER- CONFIG CHG DATA FROM A CMM: REPLD BY NAS1149FN816P		3
310	NAS1149FN816P	..	WASHER- CONFIG CHG DATA FROM A CMM: REPLS AN960-8L -----*-----		3
315	827303-1	..	NUT-PINION SUPPLIER CODE: V92824		1
320	77R12XR1CJ	..	BEARING- SUPPLIER CODE: V43334		1
325	827344-1	..	GEAR-PINION SHAFT SUPPLIER CODE: V92824		1
330	827345-1	..	GEAR-IDLER SUPPLIER CODE: V92824		1
- 335	828651-401	..	DRUM ASSY- SUPPLIER CODE: V92824 ATTACHING PARTS		1
340	NAS623-2-2	..	SCREW		3
345	AN960-8L	..	WASHER- CONFIG CHG DATA FROM A CMM: REPLD BY NAS1149FN816P		3
345	NAS1149FN816P	..	WASHER- CONFIG CHG DATA FROM A CMM: REPLS AN960-8L -----*-----		3
350	827339-1	...	SHOE-BRAKE (BONDED) SUPPLIER CODE: V92824 CONFIG CHG DATA FROM A CMM: REPLD BY 827339-3		1
350	827339-3	...	SHOE-BRAKE (BONDED) SUPPLIER CODE: V92824 CONFIG CHG DATA FROM A CMM: REPLS 827339-1		1
355	827341-1	...	DRUM-BRAKE SUPPLIER CODE: V92824		1

ILLUSTRATION ITEMS NOT ON PARTS LIST ARE NOT APPLICABLE

- ITEM NOT ILLUSTRATED

HXL

25-11-02-20

BOEING PROPRIETARY - Copyright © - Unpublished Work - See title page for details.

25-11-02
FIG. 20
PAGE 5
APR 22/09



767

PARTS CATALOG (MAINTENANCE)

FIG ITEM	PART NUMBER	1 2 3 4 5 6 7	NOMENCLATURE	EFFECT FROM TO	UNITS PER ASSY
20					
360	828534-1	..	SHIM- SUPPLIER CODE: V92824		AR
365	827340-1	..	SLEEVE-BRAKE ADJUST SUPPLIER CODE: V92824		1
370	LC042G2MW	..	SPRING- SUPPLIER CODE: V84830		1
375	NAS77A10-50	..	BUSHING- CONFIG CHG DATA FROM A CMM: REPLD BY NAS77A10-050		1
375	NAS77A10-050	..	BUSHING- CONFIG CHG DATA FROM A CMM: REPLS NAS77A10-50		1
380	828800-1	..	WHEEL- SUPPLIER CODE: V92824		1
385	MS19060-1022	..	BALL		4
390	MS16624-1037	..	RING		1
395	827338-1	..	WHEEL-BALL INDEX SUPPLIER CODE: V92824		1
400	77R6XR1CJ	..	BEARING- SUPPLIER CODE: V43334		1
405	827336-1	..	SHAFT- SUPPLIER CODE: V92824		1
- 410	827333-401	..	HOUSING ASSY- SUPPLIER CODE: V92824		1
415	MS21209F1-15	...	INSERT		3
420	MS21209C0815	...	INSERT		3
425	827333-1	...	HOUSING- SUPPLIER CODE: V92824		1
430	827218-1	.	BRACKET- SUPPLIER CODE: V92824		1
435	NAS623-2-2	.	SCREW		3
440	AN960-8L	.	WASHER- CONFIG CHG DATA FROM A CMM: REPLD BY NAS1149FN816P		3
440	NAS1149FN816P	.	WASHER- CONFIG CHG DATA FROM A CMM: REPLS AN960-8L		3
		-----*-----			
ILLUSTRATION ITEMS NOT ON PARTS LIST ARE NOT APPLICABLE					

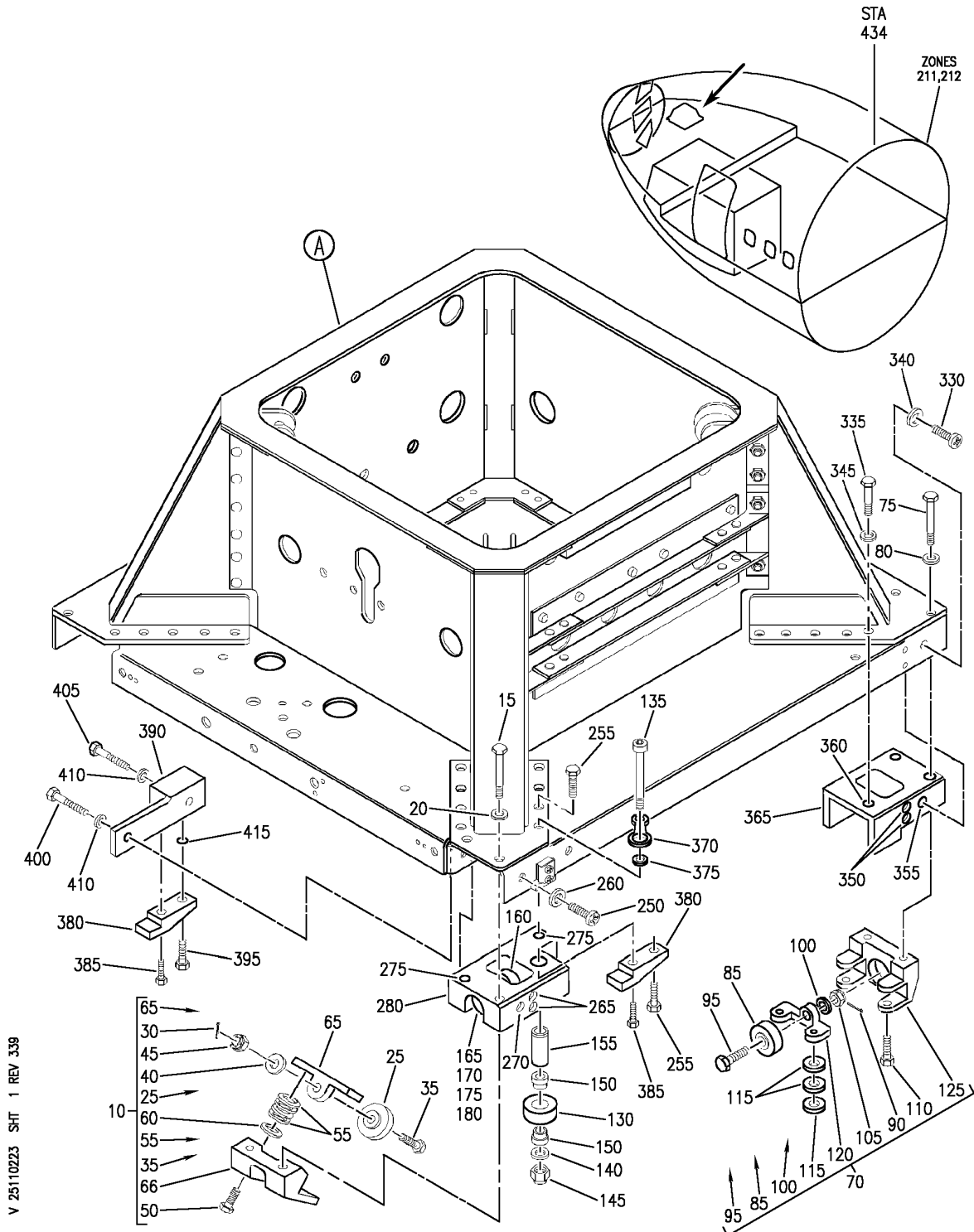
- ITEM NOT ILLUSTRATED

25-11-02-20

25-11-02
FIG. 20
PAGE 6
APR 22/09

HXL

BOEING
767
PARTS CATALOG (MAINTENANCE)



V 25110223 SH1 1 REV 339

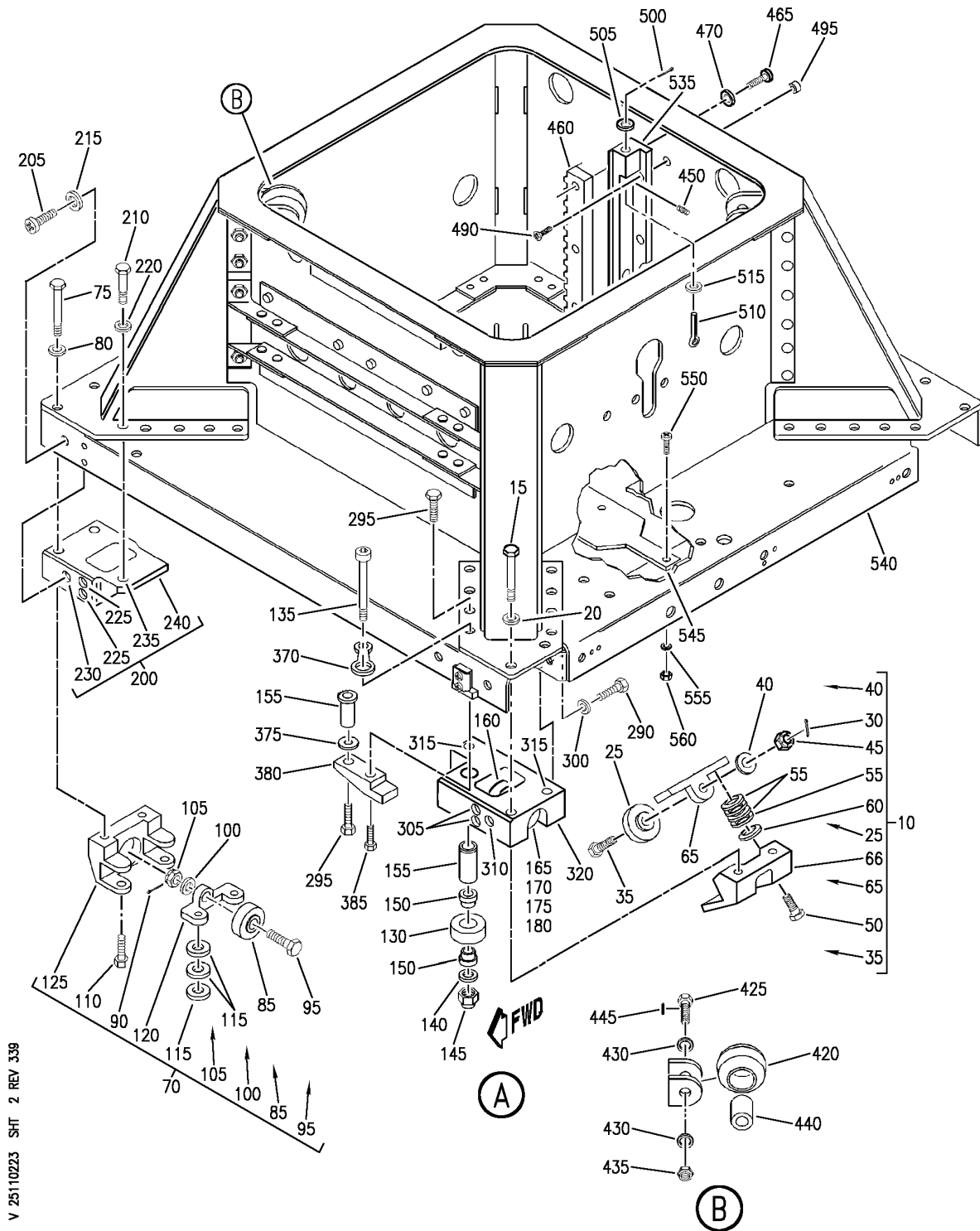
BASE ASSY
FIGURE 23 (SHEET 1)

25-11-02-23

HXL
APR 22/09

25-11-02-23
PAGE 0


BOEING
 767
PARTS CATALOG (MAINTENANCE)



BASE ASSY
 FIGURE 23 (SHEET 2)

25-11-02-23

HXL
APR 22/09

25-11-02-23
 PAGE 0A

BOEING
767
PARTS CATALOG (MAINTENANCE)

FIG ITEM	PART NUMBER	1 2 3 4 5 6 7	NOMENCLATURE	EFFECT FROM TO	UNITS PER ASSY
23			BASE ASSY		
- 1	812190-413		BASE ASSY- SUPPLIER CODE: V92824 FOR NHA SEE: 25-11-02-05		RF
10	815156-403		.CARRIAGE ASSY- SUPPLIER CODE: V92824 ATTACHING PARTS		2
15	NAS1224-17W		.BOLT		4
20	AN960-416L		.WASHER		4
			-----*-----		
25	3NBF512YJ		..BEARING- SUPPLIER CODE: V60380 ATTACHING PARTS		1
30	MS24665-132		..PIN		1
35	NAS1303-9D		..BOLT		1
40	AN960-10L		..WASHER		1
45	AN320-3		..NUT		1
			-----*-----		
50	815007-11		..SCREW- SUPPLIER CODE: V92824		2
55	815037-7		..WASHER-BELLEVILLE SUPPLIER CODE: V92824		8
60	815037-5		..WASHER-BELLEVILLE SUPPLIER CODE: V92824		2
65	815158-401		..HOUSING- SUPPLIER CODE: V92824		1
66	815160-401		..GRIPPER- SUPPLIER CODE: V92824		1
70	815157-403		.CARRIAGE ASSY- SUPPLIER CODE: V92824 ATTACHING PARTS		2
75	NAS1223-17W		.BOLT		4
80	AN960-416L		.WASHER		4
			-----*-----		
85	3NBF512YJ		..BEARING- SUPPLIER CODE: V60380 ATTACHING PARTS		1
90	MS24665-132		..PIN		1

ILLUSTRATION ITEMS NOT ON PARTS LIST ARE NOT APPLICABLE

- ITEM NOT ILLUSTRATED

HXL

25-11-02-23

BOEING PROPRIETARY - Copyright © - Unpublished Work - See title page for details.

25-11-02
FIG. 23
PAGE 1
APR 22/09

BOEING
767
PARTS CATALOG (MAINTENANCE)

FIG ITEM	PART NUMBER	1 2 3 4 5 6 7	NOMENCLATURE	EFFECT FROM TO	UNITS PER ASSY
23					
95	NAS1303-9D	..	BOLT		1
100	AN960-10L	..	WASHER		1
105	AN320-3	..	NUT		1
			-----*-----		
110	815007-7	..	SCREW-		2
			SUPPLIER CODE: V92824		
			CONFIG CHG DATA FROM A CMM: SUPSD BY 815007-9		
110	815007-9	..	SCREW-		2
			SUPPLIER CODE: V92824		
			CONFIG CHG DATA FROM A CMM: SUPERSEDES 815007-7		
115	815037-5	..	WASHER-BELLEVILLE		10
			SUPPLIER CODE: V92824		
120	815158-401	..	HOUSING-		1
			SUPPLIER CODE: V92824		
125	815162-5	..	CARRIAGE-		1
			SUPPLIER CODE: V92824		
130	815054-5	.	ROLLER-		2
			SUPPLIER CODE: V92824		
			ATTACHING PARTS		
135	815616-3	.	BOLT-		2
			SUPPLIER CODE: V92824		
140	AN960-416L	.	WASHER		2
145	NAS1291-4	.	NUT		2
			-----*-----		
150	FF310-3	.	BEARING-		4
			SUPPLIER CODE: V70417		
155	812191-5	.	BUSHING-ECCENTRIC		2
			SUPPLIER CODE: V92824		
160	815054-5	.	ROLLER-		4
			SUPPLIER CODE: V92824		
			ATTACHING PARTS		
165	NAS465P4A16	.	BOLT-		4
			CONFIG CHG DATA FROM A CMM: SUPSD BY NAS464P4A16		
165	NAS464P4A16	.	BOLT-		4
			CONFIG CHG DATA FROM A CMM: SUPERSEDES NAS465P4A16		

ILLUSTRATION ITEMS NOT ON PARTS LIST ARE NOT APPLICABLE

- ITEM NOT ILLUSTRATED

HXL

25-11-02-23

BOEING PROPRIETARY - Copyright © - Unpublished Work - See title page for details.

25-11-02
FIG. 23
PAGE 2
APR 22/09

 **BOEING**
767
PARTS CATALOG (MAINTENANCE)

FIG ITEM	PART NUMBER	1 2 3 4 5 6 7	NOMENCLATURE	EFFECT FROM TO	UNITS PER ASSY
23					
170	AN960-416L		.WASHER		4
175	NAS679A4		.NUT		4
			-----*-----		
180	FF310-3		.BEARING-		4
			SUPPLIER CODE:		
			V70417		
- 185	815172-3		.CLIP-		4
			SUPPLIER CODE:		
			V92824		
- 190	815172-5		.PAD-		4
			SUPPLIER CODE:		
			V92824		
			ATTACHING PARTS		
- 195	NAS600-8P		.SCREW		8
			-----*-----		
200	812193-403		.BLOCK ASSY-		1
			SUPPLIER CODE:		
			V92824		
			ATTACHING PARTS		
205	NAS623-3-5		.SCREW		1
210	NAS1304-2		.BOLT-		1
			CONFIG CHG DATA FROM A CMM:		
			REPLD BY NAS6604-2		
210	NAS6604-2		.BOLT-		1
			CONFIG CHG DATA FROM A CMM:		
			REPLS NAS1304-2		
215	AN960-10L		.WASHER		1
220	AN960-416L		.WASHER		1
			-----*-----		
225	MS21209C0415		..INSERT		2
230	MS21209F1-15		..INSERT		1
235	3591-4CN0250		..INSERT-		1
			SUPPLIER CODE:		
			V91767		
240	812193-5		..BLOCK-		1
			SUPPLIER CODE:		
			V92824		
- 245	812193-405		.BLOCK ASSY-		1
			SUPPLIER CODE:		
			V92824		
			ATTACHING PARTS		
250	NAS623-3-5		.SCREW		1
255	NAS1304-2		.BOLT-		2
			CONFIG CHG DATA FROM A CMM:		
			REPLD BY NAS6604-2		
255	NAS6604-2		.BOLT-		2
			CONFIG CHG DATA FROM A CMM:		
			REPLS NAS1304-2		

ILLUSTRATION ITEMS NOT ON PARTS LIST ARE NOT APPLICABLE

- ITEM NOT ILLUSTRATED

HXL

25-11-02-23

BOEING PROPRIETARY - Copyright © - Unpublished Work - See title page for details.

25-11-02
FIG. 23
PAGE 3
APR 22/09



767

PARTS CATALOG (MAINTENANCE)

FIG ITEM	PART NUMBER	1 2 3 4 5 6 7	NOMENCLATURE	EFFECT FROM TO	UNITS PER ASSY
23					
260	AN960-10L	.	WASHER -----*-----		1
265	MS21209C0415	..	INSERT		2
270	MS21209F1-15	..	INSERT		1
275	MS21209F4-15	..	INSERT- CONFIG CHG DATA FROM A CMM: REPLD BY 3591-4CN0250		2
275	3591-4CN0250	..	INSERT- SUPPLIER CODE: V91767 CONFIG CHG DATA FROM A CMM: REPLS MS21209F4-15		2
280	812193-7	..	BLOCK- SUPPLIER CODE: V92824		1
- 285	812193-406	.	BLOCK ASSY- SUPPLIER CODE: V92824 ATTACHING PARTS		1
290	NAS623-3-5	.	SCREW		2
295	NAS1304-2	.	BOLT- CONFIG CHG DATA FROM A CMM: REPLD BY NAS6604-2		2
295	NAS6604-2	.	BOLT- CONFIG CHG DATA FROM A CMM: REPLS NAS1304-2		2
300	AN960-10L	.	WASHER -----*-----		2
305	MS21209C0415	..	INSERT		2
310	MS21209F1-15	..	INSERT		1
315	MS21209F4-15	..	INSERT- CONFIG CHG DATA FROM A CMM: REPLD BY 3591-4CN0250		2
315	3591-4CN0250	..	INSERT- SUPPLIER CODE: V91767 CONFIG CHG DATA FROM A CMM: REPLS MS21209F4-15		2
320	812193-8	..	BLOCK- SUPPLIER CODE: V92824		1
- 325	812193-407	.	BLOCK ASSY- SUPPLIER CODE: V92824 ATTACHING PARTS		1
330	NAS623-3-5	.	SCREW		1
335	NAS1304-2	.	BOLT- CONFIG CHG DATA FROM A CMM: REPLD BY NAS6604-2		1

ILLUSTRATION ITEMS NOT ON PARTS LIST ARE NOT APPLICABLE

- ITEM NOT ILLUSTRATED

25-11-02-23

25-11-02
FIG. 23
PAGE 4
APR 22/09

HXL

 **BOEING**
767
PARTS CATALOG (MAINTENANCE)

FIG ITEM	PART NUMBER	1 2 3 4 5 6 7	NOMENCLATURE	EFFECT FROM TO	UNITS PER ASSY
23					
335	NAS6604-2		.BOLT- CONFIG CHG DATA FROM A CMM: REPLS NAS1304-2		1
340	AN960-10L		.WASHER		1
345	AN960-416L		.WASHER		1
			-----*-----		
350	MS21209C0415		..INSERT		2
355	MS21209F1-15		..INSERT		1
360	3591-4CN0250		..INSERT- SUPPLIER CODE: V91767		1
365	812193-9		..BLOCK- SUPPLIER CODE: V92824		1
370	812192-7		.LOCK-ECCENTRIC SUPPLIER CODE: V92824		2
375	815619-7		.WASHER- SUPPLIER CODE: V92824		1
380	815892-3		.GRIPPER- SUPPLIER CODE: V92824 OPTIONAL PART: 812109-7 V92824		3
380	812109-7		.GRIPPER- SUPPLIER CODE: V92824 OPTIONAL PART: 815892-3 V92824 ATTACHING PARTS		3
385	NAS623-4-3		.SCREW		3
			-----*-----		
390	827216-1		.BLOCK- SUPPLIER CODE: V92824 ATTACHING PARTS		1
395	NAS1304-2		.BOLT- CONFIG CHG DATA FROM A CMM: REPLD BY NAS6604-2		1
395	NAS6604-2		.BOLT- CONFIG CHG DATA FROM A CMM: REPLS NAS1304-2		1
400	NAS623-3-10		.SCREW		1
405	NAS623-3-21		.SCREW		1
410	AN960-10L		.WASHER		2
			-----*-----		
ILLUSTRATION ITEMS NOT ON PARTS LIST ARE NOT APPLICABLE					

— ITEM NOT ILLUSTRATED

HXL

25-11-02-23

BOEING PROPRIETARY - Copyright © - Unpublished Work - See title page for details.

25-11-02
FIG. 23
PAGE 5
APR 22/09



767

PARTS CATALOG (MAINTENANCE)

FIG ITEM	PART NUMBER	1 2 3 4 5 6 7	NOMENCLATURE	EFFECT FROM TO	UNITS PER ASSY
23					
415	MS21209F4-15		. . INSERT		1
420	815042-5		. ROLLER-		1
			SUPPLIER CODE: V92824		
			ATTACHING PARTS		
425	812266-3		. BOLT-		1
			SUPPLIER CODE: V92824		
430	AN960-416L		. WASHER		2
435	NAS679A4		. NUT		1
			-----*-----		
440	800750-5		. BUSHING-ECCENTRIC		1
			SUPPLIER CODE: V92824		
445	MS20066-9		. KEY		1
450	MS51966-49		. SETSCREW-		4
			CONFIG CHG DATA FROM A CMM: REPLD BY AN565A1032H4		
450	AN565A1032H4		. SETSCREW-		4
			CONFIG CHG DATA FROM A CMM: REPLS MS51966-49		
- 455	MS51966-48		. SETSCREW-		2
			CONFIG CHG DATA FROM A CMM: REPLD BY AN565A1032H3		
- 455	AN565A1032H3		. SETSCREW-		2
			CONFIG CHG DATA FROM A CMM: REPLS MS51966-48		
460	812209-3		. RACK-		1
			SUPPLIER CODE: V92824		
			ATTACHING PARTS		
465	NAS1223-5		. BOLT-		4
			OPTIONAL PART: NAS6203L5		
465	NAS6203L5		. BOLT-		4
			OPTIONAL PART: NAS1223-5		
470	AN960-10L		. WASHER		4
			-----*-----		
- 475	831259-401		. PLATE ASSY-MTG		1
			SUPPLIER CODE: V92824		
- 480	831259-402		. PLATE ASSY-MTG		1
			SUPPLIER CODE: V92824		
			ATTACHING PARTS		
- 485	2L426YT6-5		. BOLT-		2
			SUPPLIER CODE: V05693		

ILLUSTRATION ITEMS NOT ON PARTS LIST ARE NOT APPLICABLE

- ITEM NOT ILLUSTRATED

25-11-02-23

25-11-02
FIG. 23
PAGE 6
APR 22/09

HXL



767

PARTS CATALOG (MAINTENANCE)

FIG ITEM	PART NUMBER	1 2 3 4 5 6 7	NOMENCLATURE	EFFECT FROM TO	UNITS PER ASSY
23					
490	2L426YT6-6		.BOLT- SUPPLIER CODE: V05693		6
495	NAS1080-6		.COLLAR -----*-----		6
500	MS24665-86		..PIN		1
505	AN960-4		..WASHER		1
510	MS210392-1C17		..PIN		1
515	831261-1		..WASHER- SUPPLIER CODE: V92824		1
- 520	MS21209F1-10		..INSERT- CONFIG CHG DATA FROM A CMM: REPLD BY MS2129F1-10		2
- 520	MS2129F1-10		..INSERT- CONFIG CHG DATA FROM A CMM: REPLS MS21209F1-10		2
- 525	MS21209F1-15		..INSERT- CONFIG CHG DATA FROM A CMM: REPLD BY MS2129F1-20		1
- 525	MS2129F1-20		..INSERT- CONFIG CHG DATA FROM A CMM: REPLS MS21209F1-15		1
- 530	831259-1		..PLATE- SUPPLIER CODE: V92824 USED ON: 831259-401		1
535	831259-2		..PLATE- SUPPLIER CODE: V92824 USED ON: 831259-402		1
540	815017-413		.BASE ASSY-RIVETED AND WELDED SUPPLIER CODE: V92824		1
545	815017-29		..STRAP- SUPPLIER CODE: V92824		1
550	NAS623-2-1		ATTACHING PARTS ..SCREW		2
555	AN960-8L		..WASHER		2
560	NAS679A08		..NUT -----*-----		2

ILLUSTRATION ITEMS NOT ON PARTS LIST ARE NOT APPLICABLE

- ITEM NOT ILLUSTRATED

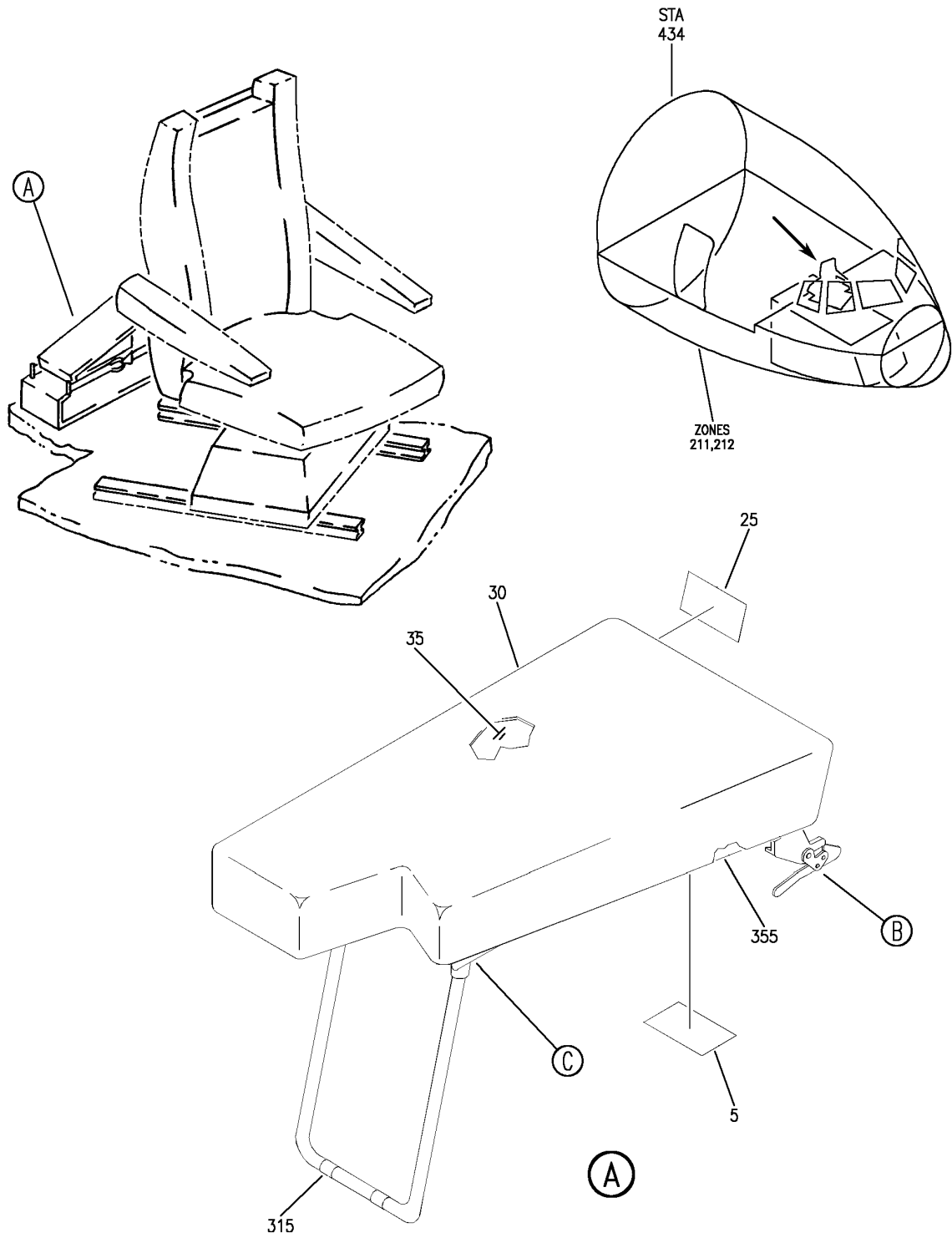
25-11-02-23

25-11-02
FIG. 23
PAGE 7
APR 22/09

HXL

BOEING PROPRIETARY - Copyright © - Unpublished Work - See title page for details.

BOEING
767
PARTS CATALOG (MAINTENANCE)



V 25110224 SHT 1 REV 339

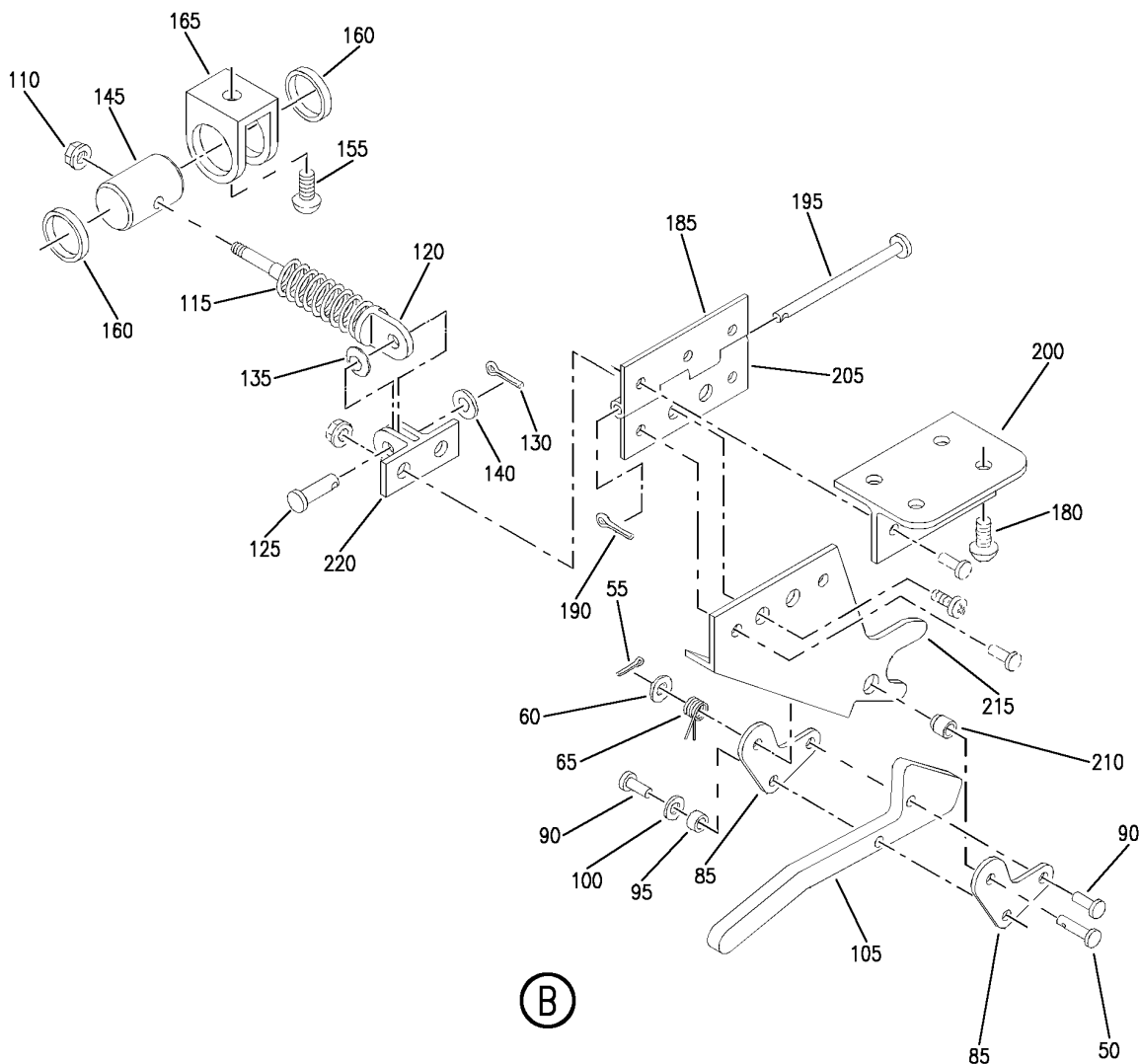
FOOTREST ASSY
FIGURE 24 (SHEET 1)

25-11-02-24

HXL
APR 22/09

25-11-02-24
PAGE 0

BOEING
767
PARTS CATALOG (MAINTENANCE)



V 25110224 SHT 2 REV 339

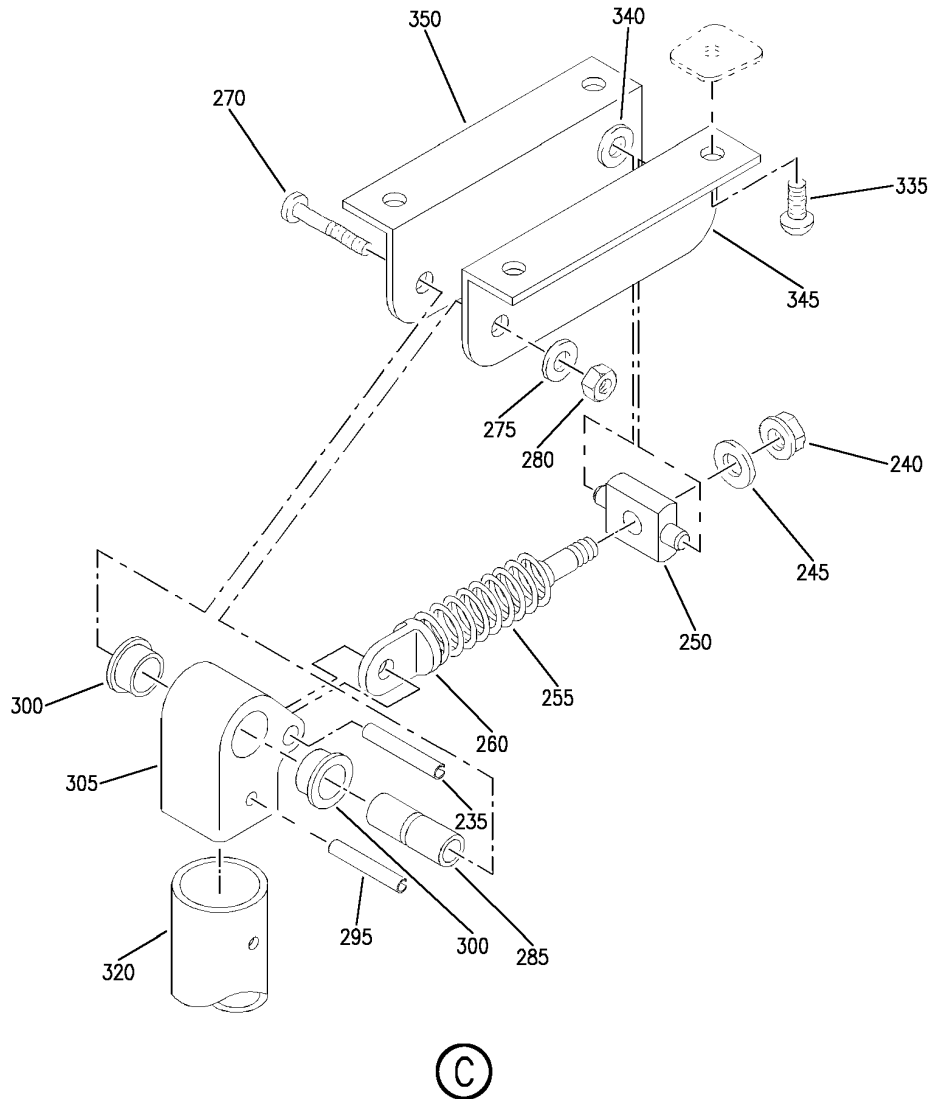
FOOTREST ASSY
FIGURE 24 (SHEET 2)

25-11-02-24

HXL
APR 22/09

25-11-02-24
PAGE 0A

BOEING
767
PARTS CATALOG (MAINTENANCE)



V 25110224 SHT 3 REV 339

FOOTREST ASSY
FIGURE 24 (SHEET 3)

25-11-02-24

HXL
APR 22/09

25-11-02-24
PAGE 0B



767

PARTS CATALOG (MAINTENANCE)

FIG ITEM	PART NUMBER	1 2 3 4 5 6 7	NOMENCLATURE	EFFECT FROM TO	UNITS PER ASSY
24			FOOTREST ASSY		
- 1	836171-600		FOOTREST ASSY- SUPPLIER CODE: V92824 SPECIFICATION NUMBER: S232T301-88 FOR NHA SEE: 25-11-02-05		RF
5	S76485		.NAMEPLATE-RIVETED SUPPLIER CODE: V92824		1
- 10	836480		.TRIM AND FINISH- SUPPLIER CODE: V92824		RF
- 15	836483-401		.CUSHION ASSY- SUPPLIER CODE: V92824		1
- 20	836484-401		.COVER ASSY-DRESS SUPPLIER CODE: V92824		1
25	838339-7		..PLACARD- SUPPLIER CODE: V92824		1
30	836483-201		..COVER ASSY- SUPPLIER CODE: V92824 USED ON: 836483-401		1
35	836483-203		..CUSHION ASSY- SUPPLIER CODE: V92824 USED ON: 836483-401		1
- 40	836481-401		.TEE INSTL- SUPPLIER CODE: V92824		1
- 45	836481-402		.TEE INSTL- SUPPLIER CODE: V92824		1
50	MS20392-1C15		..PIN		1
55	MS24665-134		..PIN		1
60	AN960-4		..WASHER		1
65	836481-1		..SPRING- SUPPLIER CODE: V92824 USED ON: 836481-401		1

ILLUSTRATION ITEMS NOT ON PARTS LIST ARE NOT APPLICABLE

- ITEM NOT ILLUSTRATED

HXL

25-11-02-24

BOEING PROPRIETARY - Copyright © - Unpublished Work - See title page for details.

25-11-02
FIG. 24
PAGE 1
APR 22/09



767

PARTS CATALOG (MAINTENANCE)

FIG ITEM	PART NUMBER	1 2 3 4 5 6 7	NOMENCLATURE	EFFECT FROM TO	UNITS PER ASSY
24					
- 70	836481-2		.. SPRING- SUPPLIER CODE: V92824 USED ON: 836481-402		1
- 75	836498-401		.. LATCH ASSY-RIVETED SUPPLIER CODE: V92824 USED ON: 836481-401		1
- 80	836498-402		.. LATCH ASSY-RIVETED SUPPLIER CODE: V92824 USED ON: 836481-402		1
85	836498-5		... PLATE-PIVOT SUPPLIER CODE: V92824 ATTACHING PARTS		2
90	MS20470AD4		... RIVET		2
95	NAS42HT4-8		... SPACER		1
100	AN960-6		... WASHER		1
			-----*-----		
105	836498-3		... HANDLE- SUPPLIER CODE: V92824		1
110	MS21042-3		.. NUT		1
115	LC045D18MW		.. SPRING- SUPPLIER CODE: V84830		1
120	836497-5		.. EYEBOLT- SUPPLIER CODE: V92824 ATTACHING PARTS		1
125	MS20392-3C11		.. PIN		1
130	MS24665-134		.. PIN		1
135	4250-0110		.. WASHER-CURVED SUPPLIER CODE: V92830		1
140	AN960J0416		.. WASHER		1
			-----*-----		
145	836497-3		.. TRUNNION- SUPPLIER CODE: V92824		1
- 150	836497-401		.. FITTING ASSY- SUPPLIER CODE: V92824		1

ILLUSTRATION ITEMS NOT ON PARTS LIST ARE NOT APPLICABLE

- ITEM NOT ILLUSTRATED

25-11-02-24

25-11-02
FIG. 24
PAGE 2
APR 22/09

HXL

BOEING PROPRIETARY - Copyright © - Unpublished Work - See title page for details.

 **BOEING**
767
PARTS CATALOG (MAINTENANCE)

FIG ITEM	PART NUMBER	1 2 3 4 5 6 7	NOMENCLATURE	EFFECT FROM TO	UNITS PER ASSY
24			ATTACHING PARTS		
155	NAS623-3-2	..	SCREW -----*-----		1
160	NAS76A8-03P	...	BUSHING		2
165	836497-1	...	FITTING- SUPPLIER CODE: V92824		1
- 170	836496-401	..	TEE ASSY- SUPPLIER CODE: V92824 USED ON: 836481-401		1
- 175	836496-402	..	TEE ASSY- SUPPLIER CODE: V92824 USED ON: 836481-402		1
180	NAS623-3-2	..	ATTACHING PARTS SCREW -----*-----		4
185	836496-19	...	HINGE-HALF RIVETED SUPPLIER CODE: V92824		1
190	MS24665-134	...	PIN		1
195	MS20392-2C67	...	PIN -----*-----		1
200	836496-1	...	TEE- SUPPLIER CODE: V92824		1
205	836496-17	...	HINGE-HALF RIVETED SUPPLIER CODE: V92824		1
210	836496-11	...	BUSHING- SUPPLIER CODE: V92824		1
215	836496-15	...	PLATE- SUPPLIER CODE: V92824		1
220	836496-21	...	FITTING- SUPPLIER CODE: V92824		1
- 225	836476-401	.LEG	INSTL- SUPPLIER CODE: V92824		1
- 230	836479-401	..	SPRING ASSY- SUPPLIER CODE: V92824		1

ILLUSTRATION ITEMS NOT ON PARTS LIST ARE NOT APPLICABLE

- ITEM NOT ILLUSTRATED

HXL

25-11-02-24

BOEING PROPRIETARY - Copyright © - Unpublished Work - See title page for details.

25-11-02
FIG. 24
PAGE 3
APR 22/09

 **BOEING**
767
PARTS CATALOG (MAINTENANCE)

FIG ITEM	PART NUMBER	1 2 3 4 5 6 7	NOMENCLATURE	EFFECT FROM TO	UNITS PER ASSY
24			ATTACHING PARTS		
235	MS9048-166	..	PIN -----*-----		1
240	MS21042-4	...	NUT		1
245	AN960-416L	...	WASHER		1
250	836479-1	...	TRUNNION- SUPPLIER CODE: V92824		1
255	LC063G12MW	...	SPRING- SUPPLIER CODE: V84830		1
260	836479-3	...	EYEBOLT- SUPPLIER CODE: V92824		1
- 265	836476-201	..	LEG ASSY- SUPPLIER CODE: V92824 ATTACHING PARTS		1
270	NAS623-3-18	..	SCREW		1
275	AN960JD10	..	WASHER		1
280	MS21042-3	..	NUT -----*-----		1
285	NAS74A3A015	..	BUSHING- CONFIG CHG DATA FROM A CMM: REPLD BY NAS74A3-015		1
285	NAS74A3-015	..	BUSHING- CONFIG CHG DATA FROM A CMM: REPLS NAS74A3A015		1
- 290	836478-401	...	PIVOT ASSY- SUPPLIER CODE: V92824 ATTACHING PARTS		1
295	MS9048-104	...	PIN -----*-----		1
300	NAS77A6-25	BUSHING		2
305	836478-1	FITTING- SUPPLIER CODE: V92824		1
- 310	636477-401	...	LEG ASSY- SUPPLIER CODE: V92824		1
315	836477-5	PAD-(BONDED) SUPPLIER CODE: V92824		1
320	836477-1	LEG- SUPPLIER CODE: V92824		1

ILLUSTRATION ITEMS NOT ON PARTS LIST ARE NOT APPLICABLE

- ITEM NOT ILLUSTRATED

HXL

25-11-02-24

BOEING PROPRIETARY - Copyright © - Unpublished Work - See title page for details.

25-11-02
FIG. 24
PAGE 4
APR 22/09



767

PARTS CATALOG (MAINTENANCE)

FIG ITEM	PART NUMBER	1 2 3 4 5 6 7	NOMENCLATURE	EFFECT FROM TO	UNITS PER ASSY
24					
- 325	836482-401		.. ANGLE ASSY- SUPPLIER CODE: V92824		2
- 330	836482-402		.. ANGLE ASSY- SUPPLIER CODE: V92824		2
335	NAS623-3-2		ATTACHING PARTS .. SCREW -----*-----		4
340	NAS77A4-8		... BUSHING		1
345	836482-1		... ANGLE- SUPPLIER CODE: V92824 USED ON: 836482-401		1
350	836482-2		... ANGLE- SUPPLIER CODE: V92824 USED ON: 836482-402		1
355	836475-401		. PANEL ASSY- SUPPLIER CODE: V92824		1

ILLUSTRATION ITEMS NOT ON PARTS LIST ARE NOT APPLICABLE

- ITEM NOT ILLUSTRATED

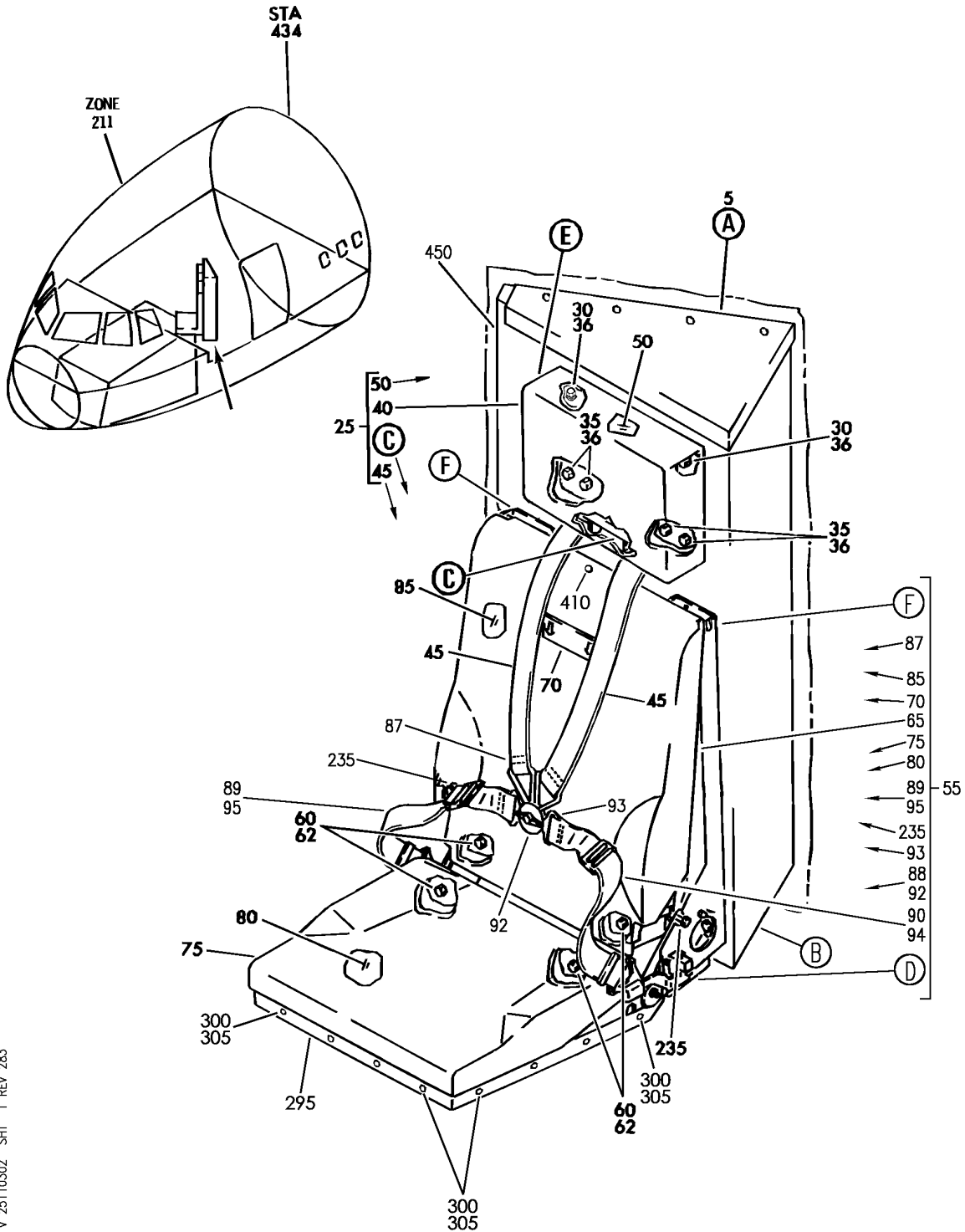
HXL

25-11-02-24

BOEING PROPRIETARY - Copyright © - Unpublished Work - See title page for details.

25-11-02
FIG. 24
PAGE 5
APR 22/09

BOEING
767
PARTS CATALOG (MAINTENANCE)



V 25110302 SH1 1 REV 283

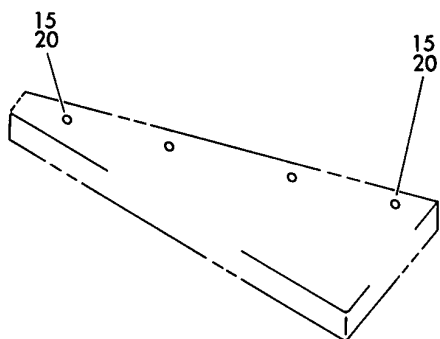
SEAT INSTL-SECOND OBSERVER
FIGURE 2 (SHEET 1)

25-11-03-02

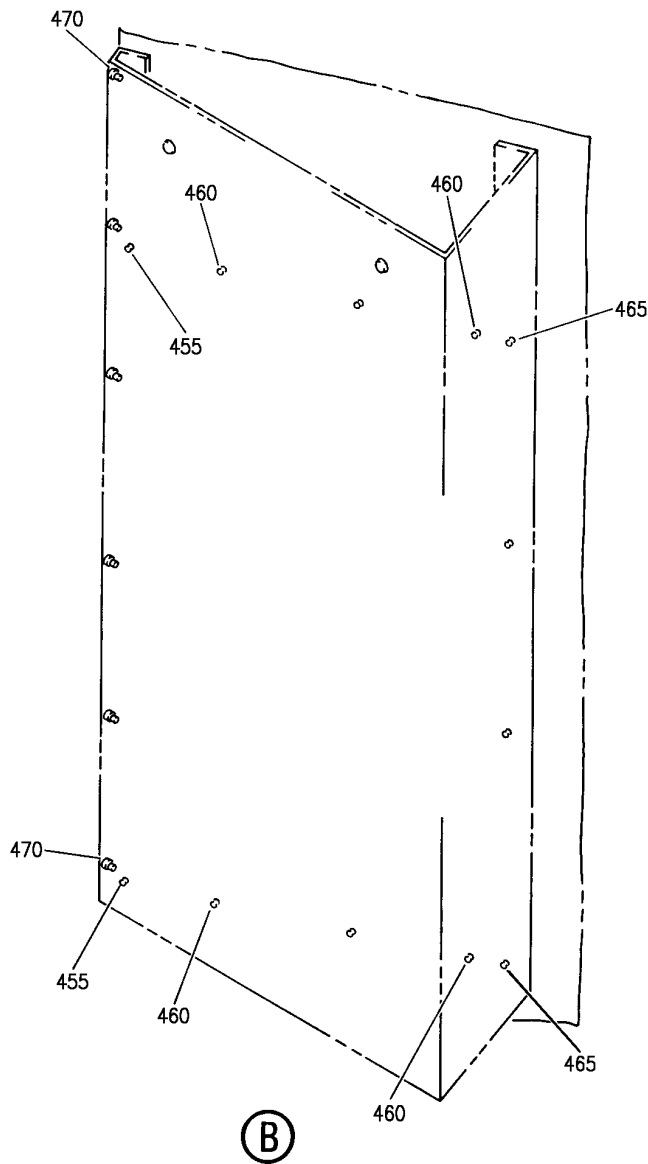
HXL
DEC 22/06

25-11-03-02
PAGE 0

BOEING
767
PARTS CATALOG (MAINTENANCE)



(A)



V 25110302 SH1 2 REV 265

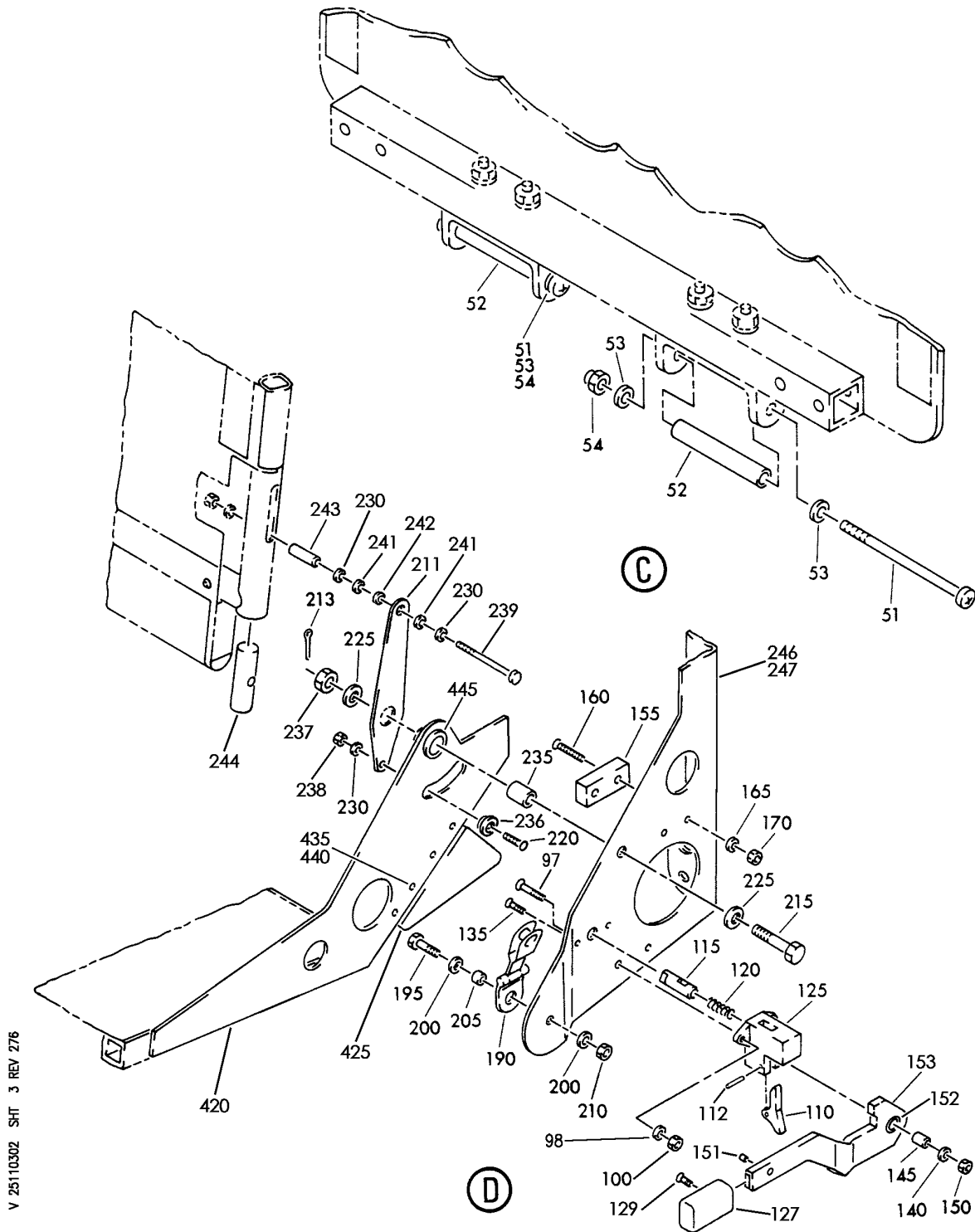
SEAT INSTL-SECOND OBSERVER
FIGURE 2 (SHEET 2)

25-11-03-02

HXL
DEC 22/06

25-11-03-02
PAGE 0A

BOEING
767
PARTS CATALOG (MAINTENANCE)



V 25110302 SHT 3 REV 276

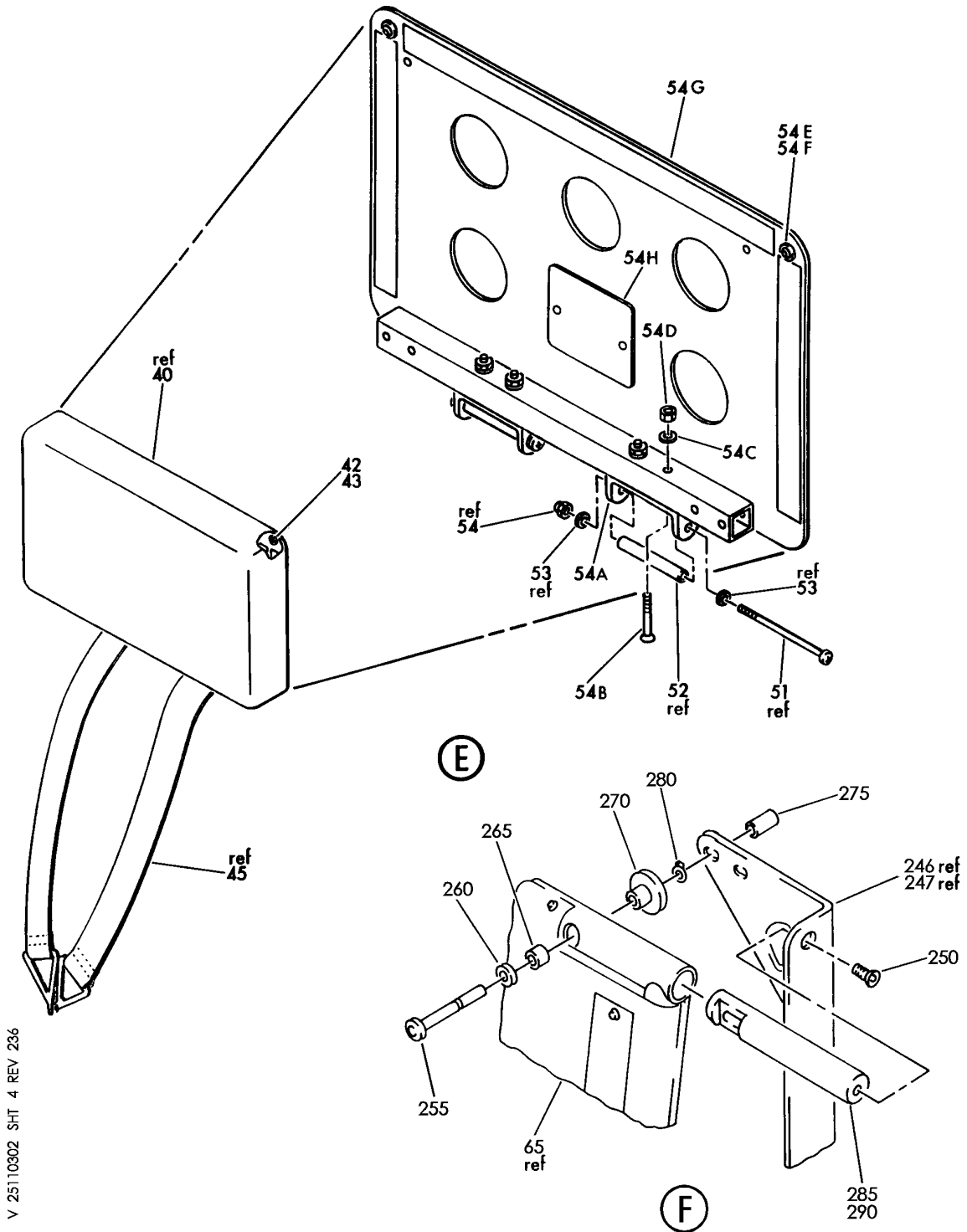
SEAT INSTL-SECOND OBSERVER
FIGURE 2 (SHEET 3)

25-11-03-02

HXL
DEC 22/06

25-11-03-02
PAGE 0B

BOEING
767
PARTS CATALOG (MAINTENANCE)



V 25110302 SH1 4 REV 236

SEAT INSTL-SECOND OBSERVER
FIGURE 2 (SHEET 4)

25-11-03-02

HXL
DEC 22/06

25-11-03-02
PAGE 0C



767

PARTS CATALOG (MAINTENANCE)

FIG ITEM	PART NUMBER	1 2 3 4 5 6 7	NOMENCLATURE	EFFECT FROM TO	UNITS PER ASSY
2			SEAT INSTL-SECOND OBSERVER		
- 1	232T3006-9		SEAT INSTL-SECOND OBSERVER FOR NHA SEE: 25-10-00-13		RF
	5 232T3016-12		.COVER ASSY-SPRT BRKT ATTACHING PARTS		1
- 10	SFSW10F5DL12BN		.SCREW- SUPPLIER CODE: V12324 -----*-----		4
	15 MS20230WB10		..GROMMET		4
	20 MS20230GB10		..GROMMET		4
	25 826302-601		.HEADREST ASSY- SUPPLIER CODE: V92824 SPECIFICATION NUMBER: S232T302-11 COMPONENT MAINT MANUAL REF: 25-10-15 ATTACHING PARTS		1
	30 NAS6603-3		.BOLT-		2
	35 NAS6603-19		.BOLT-		4
	36 AN960JD10L		.WASHER -----*-----		6
	40 827626-403		..COVER ASSY- SUPPLIER CODE: V92824		1
	42 AN227-14B		...EYELET		2
	43 AN227-12B		...EYELET		2
	45 1111047-01		..STRAP ASSY- SUPPLIER CODE: V45402		2
	50 827625-403		..CUSHION ASSY- SUPPLIER CODE: V92824		1
	51 NAS623-3-38		..SCREW		2
	52 NAS75-3-210		..SPACER		2
	53 NAS620-10L		..WASHER		4
	54 22K1-02		..NUT- SUPPLIER CODE: V72962		2
54A	827631-1		..SUPPORT-STRAP SUPPLIER CODE: V92824 ATTACHING PARTS		2
54B	NAS1203-4		..BOLT		4
54C	NAS620-10L		..WASHER		8
54D	MS2103-4		..NUT -----*-----		4

ILLUSTRATION ITEMS NOT ON PARTS LIST ARE NOT APPLICABLE

- ITEM NOT ILLUSTRATED

25-11-03-02

25-11-03
FIG. 02
PAGE 1
DEC 22/07

HXL



767

PARTS CATALOG (MAINTENANCE)

FIG ITEM	PART NUMBER	1 2 3 4 5 6 7	NOMENCLATURE	EFFECT FROM TO	UNITS PER ASSY
2					
54E	AN227-13B	..	STUD		2
54F	AN227-14B	..	EYELET		2
54G	827624-3	..	PLATE-		1
			SUPPLIER CODE: V92824		
54H	76485	..	NAMEPLATE-(RIVETED)		1
			SUPPLIER CODE: V92824		
55	826301-603	.SEAT ASSY-			1
			SUPPLIER CODE: V92824		
			SPECIFICATION NUMBER: S232T302-10		
			COMPONENT MAINT MANUAL REF: 25-10-15		
			QUALIFIED I/W DATA: 17-001-1 SEAT AY, WITH INTEGRAL HEADREST, (4) BACB30NM4K25 AND (2) BACB30NM4K19 BOLTS ARE I/W826301-603 SEAT AY, 826302-601 HEADREST, (4) NAS6604-12, (4) NAS6603-19 AND (2) NAS6603-3 BOLTS		
			ATTACHING PARTS		
60	NAS6604-12	.BOLT-			4
62	AN960JD416L	.WASHER-			4
			-----*-----		
65	831063-403	..	COVER ASSY-BACK		1
			SUPPLIER CODE: V92824		
70	823633-3	...	PLACARD-		1
			SUPPLIER CODE: V92824		
75	831062-401	..	COVER ASSY-BOTTOM		1
			SUPPLIER CODE: V92824		
			POSITION DATA: BOTTOM		
80	827322-405	..	CUSHION ASSY-BOTTOM		1
			SUPPLIER CODE: V92824		
			POSITION DATA: BOTTOM		
			USED ON: 826301-603		

ILLUSTRATION ITEMS NOT ON PARTS LIST ARE NOT APPLICABLE

- ITEM NOT ILLUSTRATED

25-11-03-02

25-11-03
FIG. 02
PAGE 2
DEC 22/07

HXL

 **BOEING**
767
PARTS CATALOG (MAINTENANCE)

FIG ITEM	PART NUMBER	1 2 3 4 5 6 7	NOMENCLATURE	EFFECT FROM TO	UNITS PER ASSY
2					
85	827323-405	..	CUSHION ASSY-BACK SUPPLIER CODE: V92824 USED ON: 826301-603		1
89	1101240-64	..	BELT- SUPPLIER CODE: VK9075 POST AIRLINE MOD: ATA25/46/91 VSAS		1
92	1101166-17	..	BUCKLE ASSY-ROTARY SUPPLIER CODE: V45402		1
93	1101550-03	...	BUCKLE-ASM CAPT SUPPLIER CODE: V45402 COMPONENT MAINT MANUAL REF: 25-11-19		1
94	1101240-14	...	BELT-LAP SUPPLIER CODE: VK9075 POSITION DATA: LH		1
95	1101240-64	...	BELT-LAP SUPPLIER CODE: VK9075		1
- 96	827312-403	..	LATCH ASSY- SUPPLIER CODE: V92824 ATTACHING PARTS		1
97	NAS1202-4	..	SCREW		2
98	NAS620-8	..	WASHER		2
100	MS21042-08	..	NUT		2
			-----*-----		
110	827330-1	...	LEVER- SUPPLIER CODE: V92824 ATTACHING PARTS		1
R 112	MS16562-35	...	PIN		1
			-----*-----		
115	827329-3	...	PLUNGER- SUPPLIER CODE: V92824		1
120	MS24585-1261	...	SPRING		1
125	827324-1	...	HOUSING- SUPPLIER CODE: V92824		1

ILLUSTRATION ITEMS NOT ON PARTS LIST ARE NOT APPLICABLE

- ITEM NOT ILLUSTRATED

HXL

25-11-03-02

BOEING PROPRIETARY - Copyright © - Unpublished Work - See title page for details.

25-11-03
FIG. 02
PAGE 3
AUG 22/09

BOEING
767
PARTS CATALOG (MAINTENANCE)

FIG ITEM	PART NUMBER	1 2 3 4 5 6 7	NOMENCLATURE	EFFECT FROM TO	UNITS PER ASSY
2					
127	827311-3		.. GRIP-LATCH HANDLE SUPPLIER CODE: V92824 ATTACHING PARTS		1
129	NAS517-3-00		.. SCREW -----*-----		1
- 130	827325-401		.. ARM ASSY-LATCH SUPPLIER CODE: V92824 ATTACHING PARTS		1
135	NAS7403-8		.. BOLT		1
140	AN960-10L		.. WASHER		1
145	NAS77-3-34		.. BUSHING		1
150	MS21042-3		.. NUT -----*-----		1
151	MS21209F1-10		... INSERT		1
152	827325-3		... BUSHING- SUPPLIER CODE: V92824		1
153	827325-1		... ARM- SUPPLIER CODE: V92824		1
155	831263-1		.. STOP- SUPPLIER CODE: V92824 ATTACHING PARTS		2
160	NAS623-4-10		.. SCREW		4
165	AN960-416		.. WASHER		4
170	MS21042-4		.. NUT -----*-----		4
- 175	831651-401		.. STRAP ASSY- SUPPLIER CODE: V92824 ATTACHING PARTS		1
- 180	NAS623-2-2		.. SCREW		1
- 185	AN960KD8		.. WASHER -----*-----		1
190	822365-401		.. LINK-SWIVEL SUPPLIER CODE: V92824 ATTACHING PARTS		2
195	NAS623-4-3		.. SCREW		2
200	AN960-416L		.. WASHER		4
205	NAS43HT4-5		.. SPACER		2
210	MS21042-4		.. NUT -----*-----		2
211	827318-3		.. ARM-PIVOTING SUPPLIER CODE: V92824		2

ILLUSTRATION ITEMS NOT ON PARTS LIST ARE NOT APPLICABLE

- ITEM NOT ILLUSTRATED

HXL

25-11-03-02

BOEING PROPRIETARY - Copyright © - Unpublished Work - See title page for details.

25-11-03
FIG. 02
PAGE 4
DEC 22/07

 **BOEING**
767
PARTS CATALOG (MAINTENANCE)

FIG ITEM	PART NUMBER	1 2 3 4 5 6 7	NOMENCLATURE	EFFECT FROM TO	UNITS PER ASSY
2			ATTACHING PARTS		
213	MS24665-134	..	PIN		2
215	AN6-12	..	BOLT		2
220	NAS7403-4	..	SCREW		2
225	AN960-616L	..	WASHER		4
230	AN960-10L	..	WASHER		4
235	827309-1	..	BUSHING-		2
			SUPPLIER CODE: V92824		
236	827319-1	..	BUSHING-		2
			SUPPLIER CODE: V92824		
			-----*-----		
237	MS21044N6	..	NUT		2
238	MS21042-3	..	NUT		1
			ATTACHING PARTS		
239	NAS623-3-5	..	SCREW		2
241	WA5499-203-602	..	WASHER-		4
			SUPPLIER CODE: V92824		
242	NAS75-3-004	..	BUSHING		2
243	829542-401	..	TUBE ASSY-		2
			SUPPLIER CODE: V92824		
			-----*-----		
244	827321-1	..	SHUTTLE-		2
			SUPPLIER CODE: V92824		
246	827316-401	..	BRACKET ASSY-MTG		1
			SUPPLIER CODE: V92824		
247	827316-402	..	BRACKET ASSY-MTG		1
			SUPPLIER CODE: V92824		
			ATTACHING PARTS		
250	NAS7403-2	..	SCREW		2
255	817621-3	..	SCREW-		2
			SUPPLIER CODE: V92824		
260	NAS620-416L	..	WASHER		2
			-----*-----		
265	NAS75-4-006	..	BUSHING		2
270	827622-3	..	BUSHING-		2
			SUPPLIER CODE: V92824		
275	1-4SC05	..	CAP-PROTECTIVE		2
			SUPPLIER CODE: V99017		
280	MS16624-1025	..	RING-SNAP		2

ILLUSTRATION ITEMS NOT ON PARTS LIST ARE NOT APPLICABLE

- ITEM NOT ILLUSTRATED

HXL

25-11-03-02

BOEING PROPRIETARY - Copyright © - Unpublished Work - See title page for details.

25-11-03
FIG. 02
PAGE 5
DEC 22/07

BOEING
767
PARTS CATALOG (MAINTENANCE)

FIG ITEM	PART NUMBER	1 2 3 4 5 6 7	NOMENCLATURE	EFFECT FROM TO	UNITS PER ASSY
2					
285	827320-401		.. PIVOT ASSY- SUPPLIER CODE: V92824 POSITION DATA: UPR		1
290	827320-402		.. PIVOT ASSY- SUPPLIER CODE: V92824 POSITION DATA: UPR		1
295	827315-1		.. PAN-BOTTOM SUPPLIER CODE: V92824 ATTACHING PARTS		1
300	NAS623-2-2		.. SCREW		16
305	NAS620-8		.. WASHER		16
- 400	827314-403		-----*----- .. FRAME ASSY- SUPPLIER CODE: V92824 POSITION DATA: BACK		1
- 405	827314-25		... DIAPHRAGM- SUPPLIER CODE: V92824		1
410	MS27980-7B		... STUD		1
- 415	827313-405		.. FRAME ASSY- SUPPLIER CODE: V92824 POSITION DATA: BOTTOM		1
420	827313-11		... DIAPHRAGM- SUPPLIER CODE: V92824		1
425	827306-1		... GUIDE- SUPPLIER CODE: V92824		1
- 430	827306-2		... GUIDE- SUPPLIER CODE: V92824 ATTACHING PARTS		1
435	MS20426A3-6		... RIVET		8
440	NAS620A3L		... WASHER		8
445	NAS77-8-31		... BUSHING		2
450	232T3013-19		. BRACKET ASSY-SPRT ATTACHING PARTS		1
455	NAS6603-4		. BOLT-		2
460	NAS6603-2		. BOLT-		6
ILLUSTRATION ITEMS NOT ON PARTS LIST ARE NOT APPLICABLE					

- ITEM NOT ILLUSTRATED

HXL

25-11-03-02

BOEING PROPRIETARY - Copyright © - Unpublished Work - See title page for details.

25-11-03
FIG. 02
PAGE 6
DEC 22/07



**767
PARTS CATALOG (MAINTENANCE)**

FIG ITEM	PART NUMBER	1 2 3 4 5 6 7 NOMENCLATURE	EFFECT FROM TO	UNITS PER ASSY
2 465 470	NAS6603-3 BACB30LK3-7	.BOLT- .BOLT- -----*-----		4 6

ILLUSTRATION ITEMS NOT ON PARTS LIST ARE NOT APPLICABLE

— ITEM NOT ILLUSTRATED

HXL

25-11-03-02

BOEING PROPRIETARY - Copyright © - Unpublished Work - See title page for details.

25-11-03
FIG. 02
PAGE 7
DEC 22/07