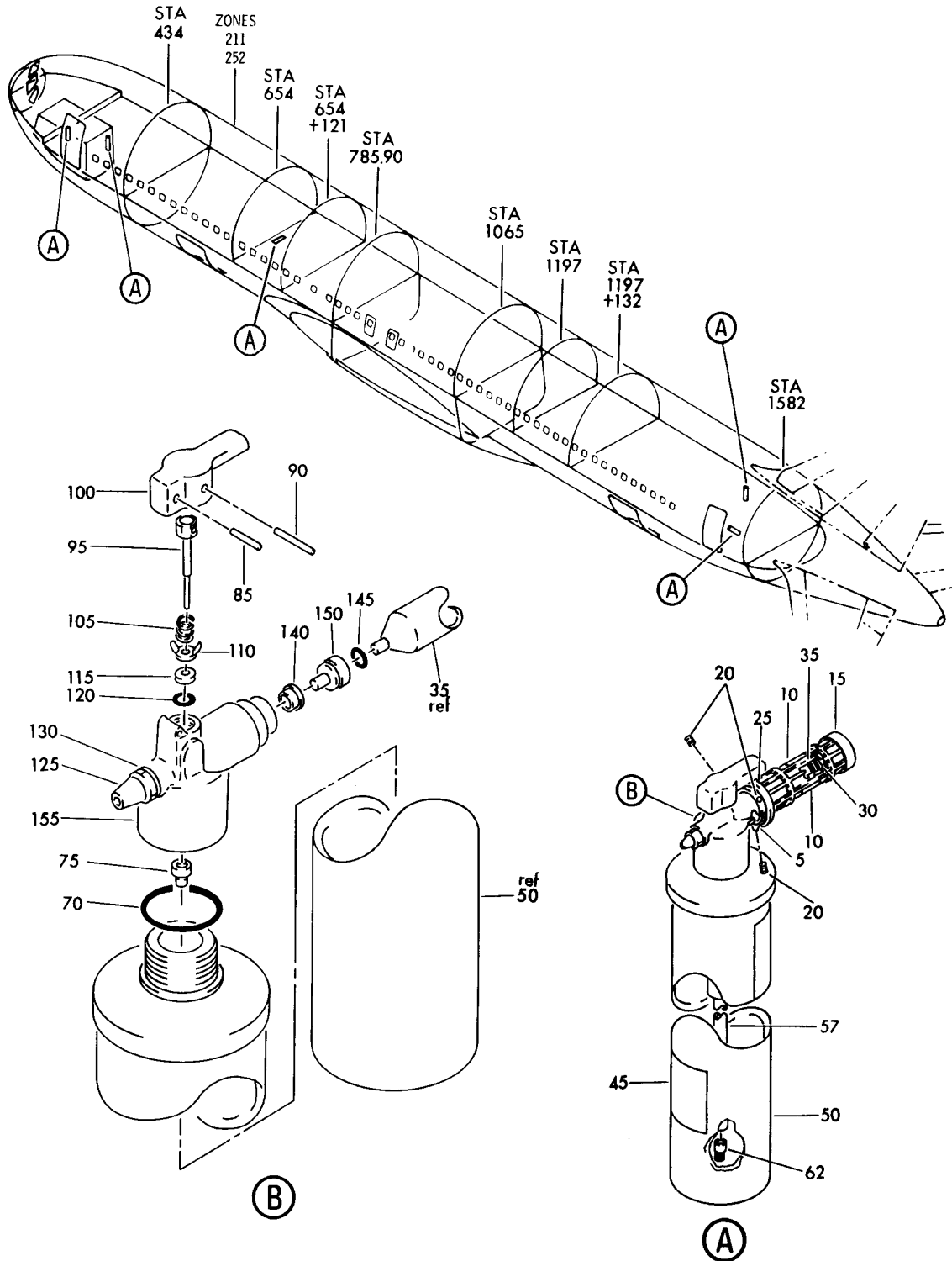


PORTABLE FIRE EXTINGUISHERS

HXL
DEC 22/06

26-26-00
SECTION TITLE
PAGE 1

BOEING
767
PARTS CATALOG (MAINTENANCE)



V 26260301B REV 235

EXTINGUISHER ASSY-(FIRE PROTECTION ONLY)
FIGURE 1B

26-26-03-01B

HXL
DEC 22/06

26-26-03-01B
PAGE 0



767

PARTS CATALOG (MAINTENANCE)

FIG ITEM	PART NUMBER	1 2 3 4 5 6 7	NOMENCLATURE	EFFECT FROM TO	UNITS PER ASSY
1B					
- 1	892480		EXTINGUISHER ASSY-(FIRE PROTECTION ONLY) EXTINGUISHER ASSY-(FIRE PROTECTION ONLY) SUPPLIER CODE: V61423 FUNCTIONAL DESCRIPTION: PROVIDES PRESSURIZED EXTINGUISHING AGENT TO BE DISCHARGED IN CASE OF FIRE COMPONENT MAINT MANUAL REF: 26-20-20 FOR NHA/OTHER SYS DET SEE: 26-26-51-23		RF
	5 204960		.SEAL-WIRE SUPPLIER CODE: V61423		1
	10 211759		.LABEL- SUPPLIER CODE: V61423		2
	15 208253		.HOLDER- SUPPLIER CODE: V61423 SB DATA FROM A CMM: POST SB 26-20-245		1
	20 5064-0402		.SCREW-4-40 X 1/8 IN. SUPPLIER CODE: V61423 SB DATA FROM A CMM: POST SB 26-20-245		3
	25 208255		.RING-LOCK SUPPLIER CODE: V61423 SB DATA FROM A CMM: POST SB 26-20-245		1
	30 201279		.SPRING- SUPPLIER CODE: V61423		1
	35 201386		.CARTRIDGE- SUPPLIER CODE: V61423		1
	45 240159		.DECAL-NAMEPLATE SUPPLIER CODE: V61423 SB DATA FROM A CMM: POST SB 26-20-245		1
ILLUSTRATION ITEMS NOT ON PARTS LIST ARE NOT APPLICABLE					

- ITEM NOT ILLUSTRATED

26-26-03-01B

26-26-03
FIG. 01B
PAGE 1
DEC 22/07

HXL

BOEING PROPRIETARY - Copyright © - Unpublished Work - See title page for details.



767

PARTS CATALOG (MAINTENANCE)

FIG ITEM	PART NUMBER	1 2 3 4 5 6 7	NOMENCLATURE	EFFECT FROM TO	UNITS PER ASSY
1B					
50	840105	.	CYLINDER ASSY- SUPPLIER CODE: V61423		1
57	201207	.	TUBE-SYPHON SUPPLIER CODE: V61423		1
62	800385	.	STRAINER- SUPPLIER CODE: V61423		1
- 65	841191	.	VALVE ASSY- SUPPLIER CODE: V61423 SB DATA FROM A CMM: POST SB 26-25-245		1
70	AN6227-19	..	PACKING- CONFIG CHG DATA FROM A CMM: SUPSD BY MS28775-214		1
70	MS28775-214	..	PACKING- CONFIG CHG DATA FROM A CMM: SUPSDS BY AN6227-19		1
75	802503	..	CHECK ASSY- SUPPLIER CODE: V61423		1
- 80	201206	..	TUBE-SYPHON SUPPLIER CODE: V61423 POSITION DATA: UPR		1
85	21130	..	PIN-SST 3/32 X 5/8 IN. TYPE 1 GROOVE SUPPLIER CODE: V61423		1
90	32583	..	PIN-SST 3/32 X 7/8 IN. TYPE 1 GROOVE SUPPLIER CODE: V61423		1
95	201205	..	STEM- SUPPLIER CODE: V61423		1
100	208254	..	LEVER- SUPPLIER CODE: V61423		1
105	201278	..	SPRING- SUPPLIER CODE: V61423		1
110	205677	..	WASHER-SPR SUPPLIER CODE: V61423		1
ILLUSTRATION ITEMS NOT ON PARTS LIST ARE NOT APPLICABLE					

- ITEM NOT ILLUSTRATED

26-26-03-01B

26-26-03
FIG. 01B
PAGE 2
DEC 22/07

HXL



767

PARTS CATALOG (MAINTENANCE)

FIG ITEM	PART NUMBER	1 2 3 4 5 6 7	NOMENCLATURE	EFFECT FROM TO	UNITS PER ASSY
1B					
115	201253		.. WASHER- SUPPLIER CODE: V61423		1
120	AN6227-1		.. PACKING- CONFIG CHG DATA FROM A CMM: SUPSD BY MS28775-006		1
120	MS28775-006		.. PACKING- CONFIG CHG DATA FROM A CMM: SUPSDS BY AN6227-1		1
125	201208		.. NOZZLE- SUPPLIER CODE: V61423		1
130	8665		.. WASHER- SUPPLIER CODE: V61423		1
140	202381		.. CHECK- SUPPLIER CODE: V61423		1
145	202331		.. PACKING-PREFORMED SUPPLIER CODE: V61423		1
150	801944		.. PIN ASSY- SUPPLIER CODE: V61423		1
- 153	240155		.. BODY- SUPPLIER CODE: V61423		1
155	803751		.. BODY-VALVE AND UPR SYPHON TUBE SUPPLIER CODE: V61423		1

ILLUSTRATION ITEMS NOT ON PARTS LIST ARE NOT APPLICABLE

- ITEM NOT ILLUSTRATED

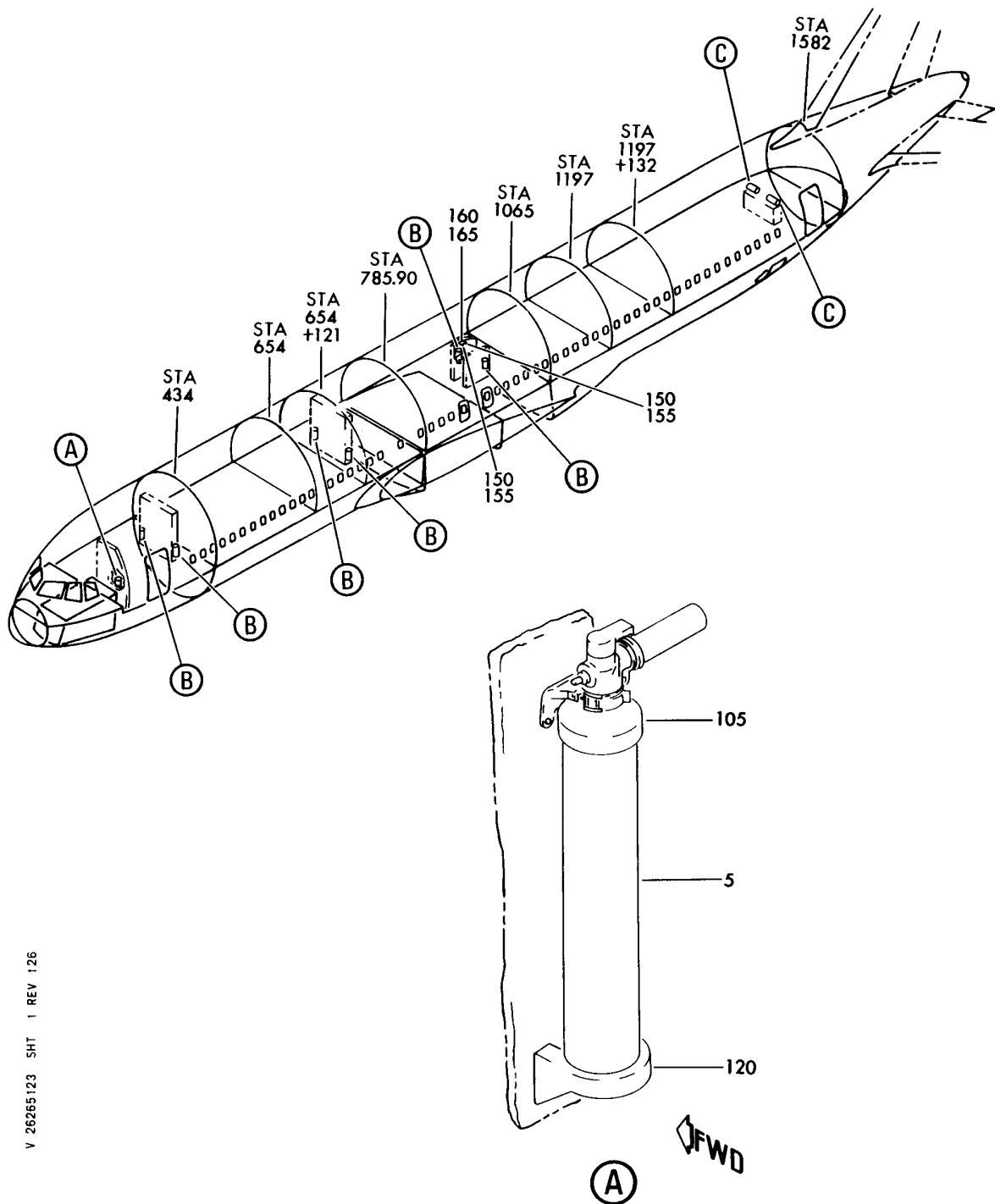
HXL

26-26-03-01B

BOEING PROPRIETARY - Copyright © - Unpublished Work - See title page for details.

26-26-03
FIG. 01B
PAGE 3
DEC 22/07

BOEING
767
PARTS CATALOG (MAINTENANCE)



V 26265123 SHT 1 REV 126

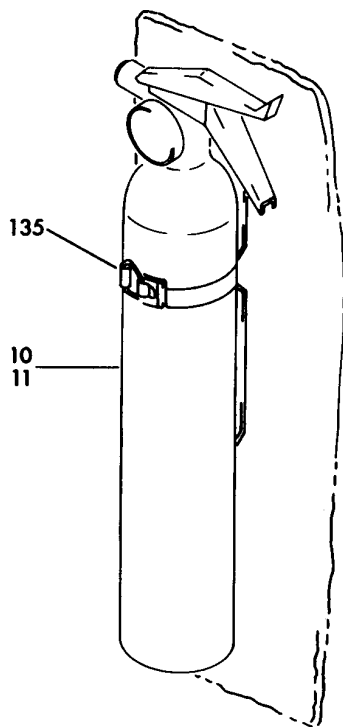
EQUIPMENT AND SUPPORT INSTL-SAS EMER (FIRE PROTECTION ONLY)
FIGURE 23 (SHEET 1)

26-26-51-23

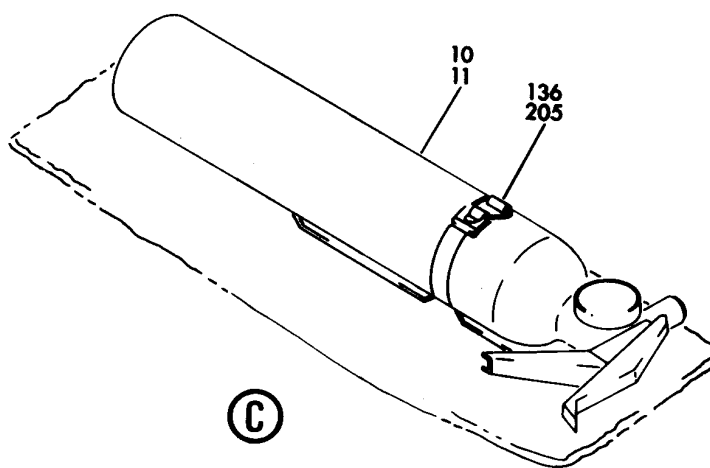
HXL
DEC 22/06

26-26-51-23
PAGE 0

BOEING
767
PARTS CATALOG (MAINTENANCE)



(B)



(C)

V 26265123 SHT 2 REV 126

EQUIPMENT AND SUPPORT INSTL-SAS EMER (FIRE PROTECTION ONLY)
FIGURE 23 (SHEET 2)

26-26-51-23

HXL
DEC 22/06

26-26-51-23
PAGE 0A



767

PARTS CATALOG (MAINTENANCE)

FIG ITEM	PART NUMBER	1 2 3 4 5 6 7	NOMENCLATURE	EFFECT FROM TO	UNITS PER ASSY
23			EQUIPMENT AND SUPPORT INSTL-SAS EMER (FIRE PROTECTION ONLY)		RF
- 1	416T1000-196		EQUIPMENT INSTL-SAS EMER (FIRE PROTECTION ONLY) FOR NHA/OTHER SYS DET SEE: 25-20-00-16	163999	RF
- 1	416T1000-253		EQUIPMENT INSTL-SAS EMER (FIRE PROTECTION ONLY) FOR NHA/OTHER SYS DET SEE: 25-20-00-16	155162	RF
5	892480		.EXTINGUISHER ASSY-WATER SUPPLIER CODE: V61423 FUNCTIONAL DESCRIPTION: PROVIDES PRESSURIZED EXTINGUISHING AGENT TO BE DISCHARGED IN CASE OF FIRE COMPONENT MAINT MANUAL REF: 26-20-20 FUNCTIONAL REFERENCE: PLACARDS AND MARKINGS FOR DETAILS SEE 11-31-60-01 FIRE PROTECTION FOR DETAILS SEE 26-26-03-01B		1
10	01587		.EXTINGUISHER-HALON (CUSTOMER FURNISHED) SUPPLIER CODE: V54905	155162	8
11	01587		.EXTINGUISHER-HALON (CUSTOMER FURNISHED) SUPPLIER CODE: V54905	163999	8
- 100	416T1000-107		SUPPORT INSTL-SAS EMER EQPT (FIRE PROTECTION ONLY) FOR NHA/OTHER SYS DET SEE: 25-20-00-16	155162	RF
- 100	416T1000-190		SUPPORT INSTL-SAS EMER EQPT (FIRE PROTECTION ONLY) FOR NHA/OTHER SYS DET SEE: 25-20-00-16	163999	RF
105	H3-1301-2		.BRACKET-MTG SUPPLIER CODE: V34941 POSITION DATA: UPR		1

ILLUSTRATION ITEMS NOT ON PARTS LIST ARE NOT APPLICABLE

- ITEM NOT ILLUSTRATED

26-26-51-23

26-26-51
FIG. 23
PAGE 1
DEC 22/07

HXL



767

PARTS CATALOG (MAINTENANCE)

FIG ITEM	PART NUMBER	1 2 3 4 5 6 7	NOMENCLATURE	EFFECT FROM TO	UNITS PER ASSY
23			ATTACHING PARTS		
- 110	NAS603-6P	.	SCREW		3
- 115	AN960JD10L	.	WASHER		3
			-----*-----		
120	H3-1300-1	.	BRACKET-MTG		1
			SUPPLIER CODE: V34941		
			POSITION DATA: LWR		
			ATTACHING PARTS		
- 125	NAS603-6P	.	SCREW		2
- 130	AN960JD10L	.	WASHER		2
			-----*-----		
135	MVCP212	.	BRACKET-HALON (CUSTOMER FURNISHED)		6
			SUPPLIER CODE: V99539		
			OPTIONAL PART: 01089 V54905		
135	01089	.	BRACKET-HALON (CUSTOMER FURNISHED)		6
			SUPPLIER CODE: V54905		
			OPTIONAL PART: MVCP212 V99539		
136	01089	.	BRACKET-HALON (CUSTOMER FURNISHED)	163999	2
			SUPPLIER CODE: V54905		
136	MVCP212	.	BRACKET-HALON (CUSTOMER FURNISHED)	163999	2
			SUPPLIER CODE: V99539		
			OPTIONAL PART: 01089 V54905		
			ATTACHING PARTS		
- 140	NAS603-5P	.	SCREW		24
- 141	NAS603-5P	.	SCREW	163999	8
- 145	AN960JD10L	.	WASHER		24
- 146	AN960JD10L	.	WASHER	163999	8
			-----*-----		
150	NAS603-5P	.	SCREW		2
155	AN960JD10L	.	WASHER		2
160	416T2838-7	.	TAPE-VELCRO (HOOK)		1
165	416T2838-8	.	TAPE-VELCRO (PILE)		1

ILLUSTRATION ITEMS NOT ON PARTS LIST ARE NOT APPLICABLE

- ITEM NOT ILLUSTRATED

26-26-51-23

26-26-51
FIG. 23
PAGE 2
DEC 22/07

HXL



767

PARTS CATALOG (MAINTENANCE)

FIG ITEM	PART NUMBER	1 2 3 4 5 6 7	NOMENCLATURE	EFFECT FROM TO	UNITS PER ASSY
23 - 200	416T1000-113		SUPPORT INSTL-SAS EMER EQPT DOGHOUSE (FIRE PROTECTION ONLY) FOR NHA/OTHER SYS DET SEE: 25-24-03-73	155162	RF
205	01089		.BRACKET-HALON (CUSTOMER FURNISHED) SUPPLIER CODE: V54905 OPTIONAL PART: MVCP212 V99539	155162	2
205	MVCP212		.BRACKET-HALON (CUSTOMER FURNISHED) SUPPLIER CODE: V99539 OPTIONAL PART: 01089 V54905	155162	2
- 210	NAS603-5P		ATTACHING PARTS .SCREW	155162	8
- 215	AN960JD10L		.WASHER -----*-----	155162	8

ILLUSTRATION ITEMS NOT ON PARTS LIST ARE NOT APPLICABLE

- ITEM NOT ILLUSTRATED

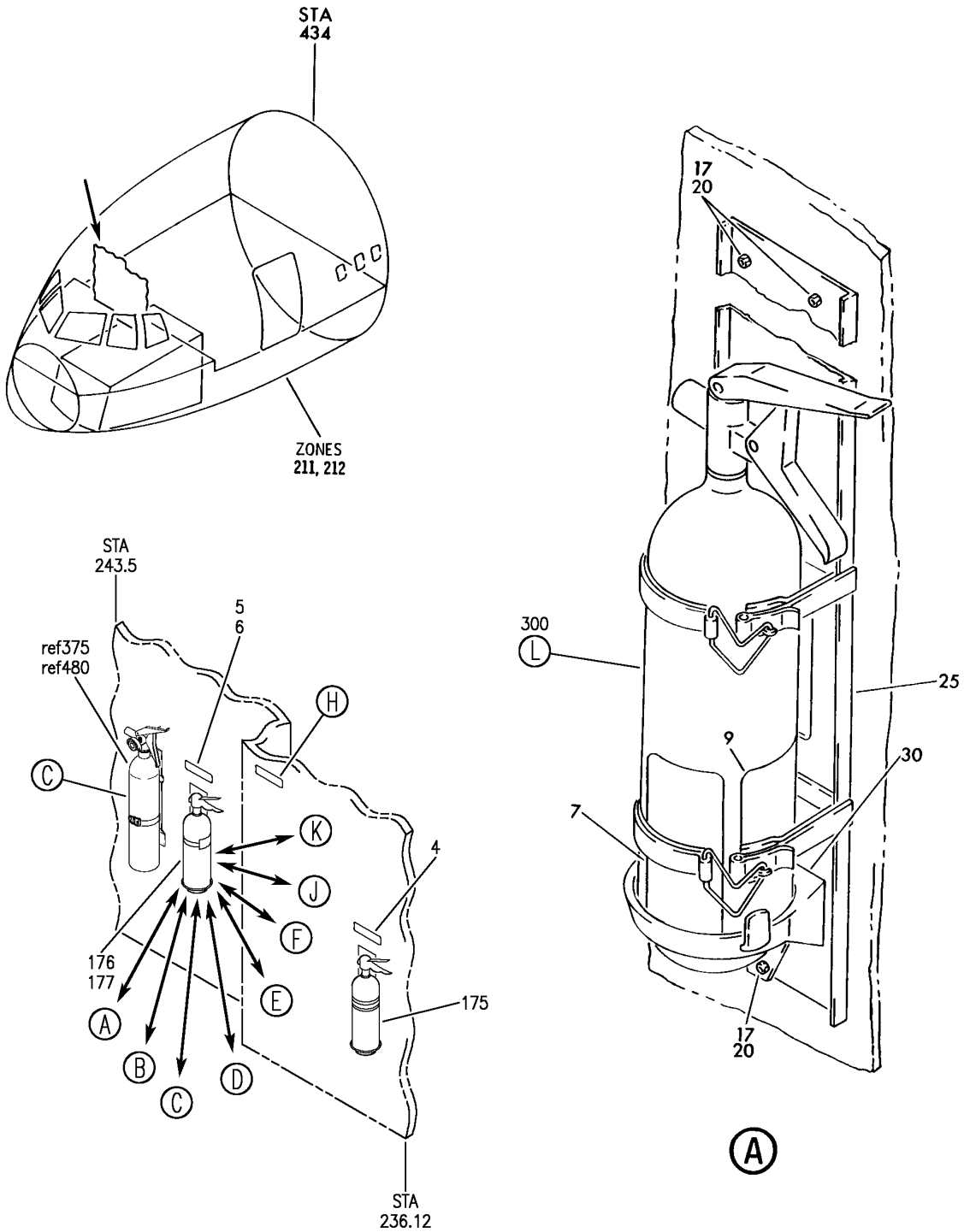
HXL

26-26-51-23

BOEING PROPRIETARY - Copyright © - Unpublished Work - See title page for details.

26-26-51
FIG. 23
PAGE 3
DEC 22/06

BOEING
767
PARTS CATALOG (MAINTENANCE)



V 26266002 SHT 1 REV 311

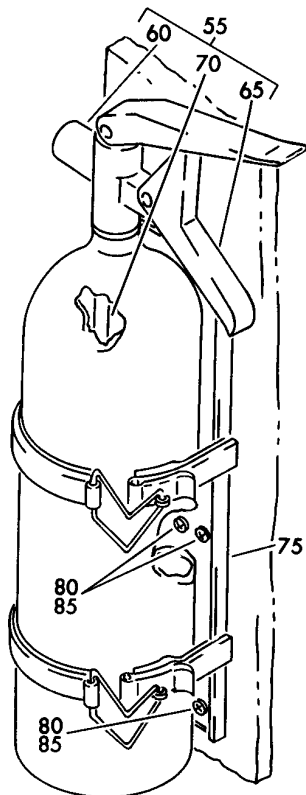
STOWAGE INSTL-STA 236.12 FIRE EXT AND OXY BOTTLE
FIGURE 2 (SHEET 1)

26-26-60-02

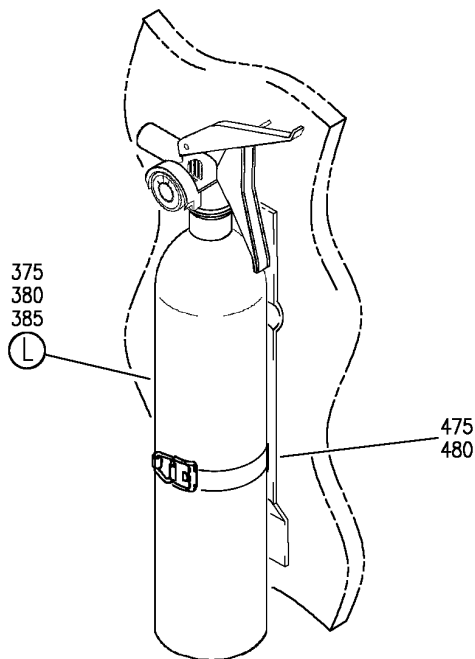
HXL
DEC 22/06

26-26-60-02
PAGE 0

BOEING
767
PARTS CATALOG (MAINTENANCE)



(B)



(C)

V 26266002 SH1 2 REV 311

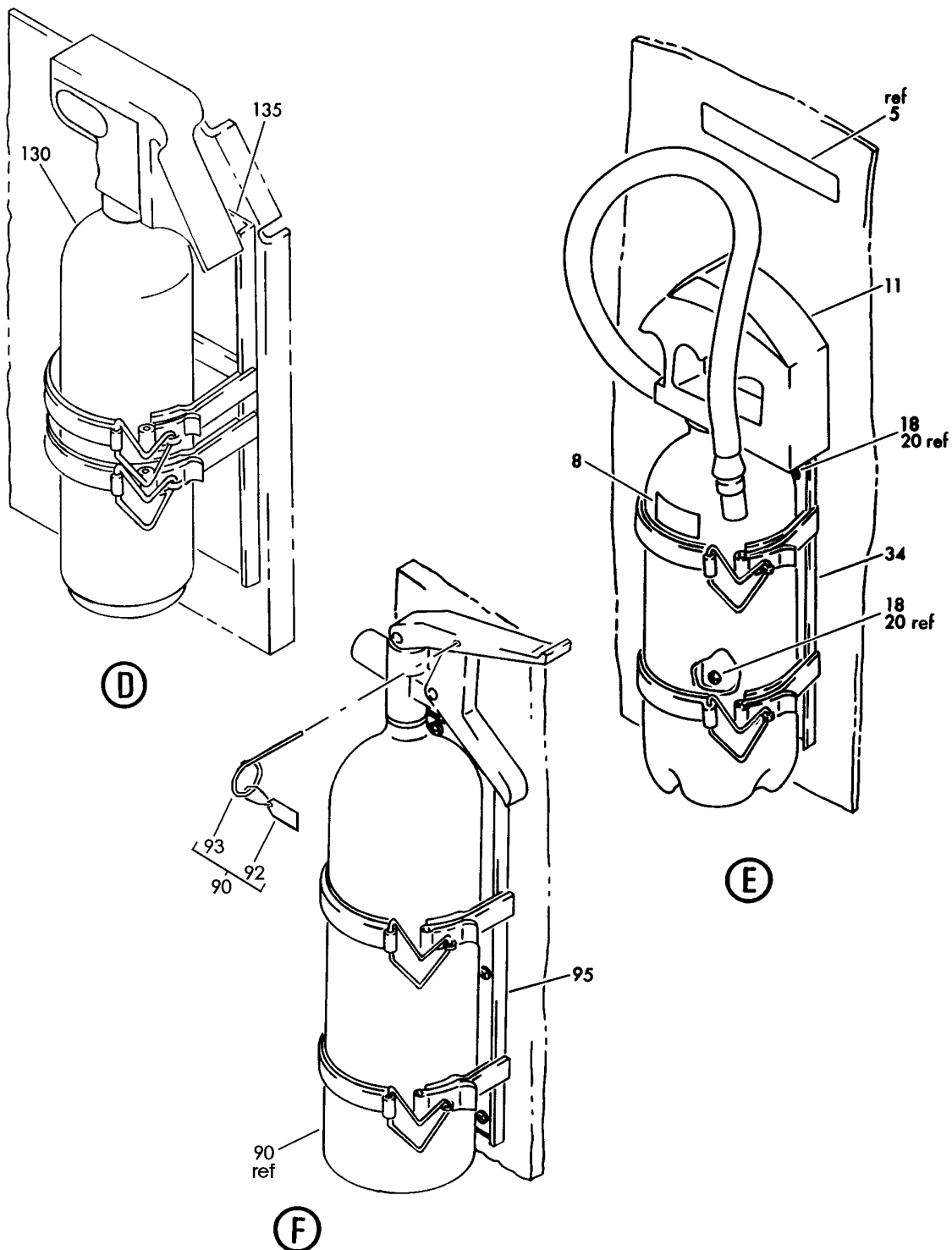
STOWAGE INSTL-STA 236.12 FIRE EXT AND OXY BOTTLE
FIGURE 2 (SHEET 2)

26-26-60-02

HXL
DEC 22/06

26-26-60-02
PAGE 0A

BOEING
767
PARTS CATALOG (MAINTENANCE)



V 26266002 SHT 3 REV 233

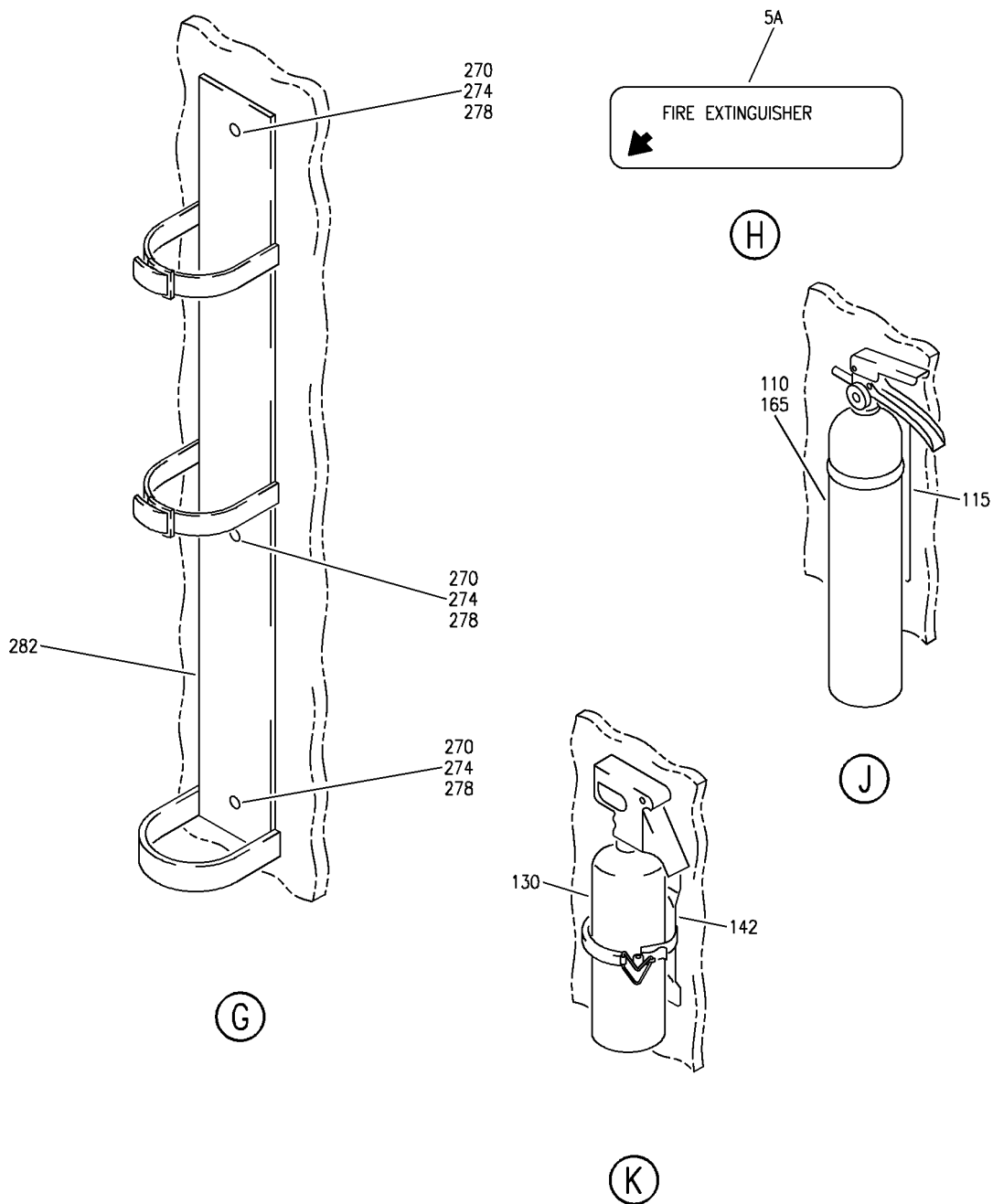
STORAGE INSTL-STA 236.12 FIRE EXT AND OXY BOTTLE
FIGURE 2 (SHEET 3)

26-26-60-02

HXL
DEC 22/06

26-26-60-02
PAGE 08

BOEING
767
PARTS CATALOG (MAINTENANCE)



V 26266002 SH1 4 REV 294

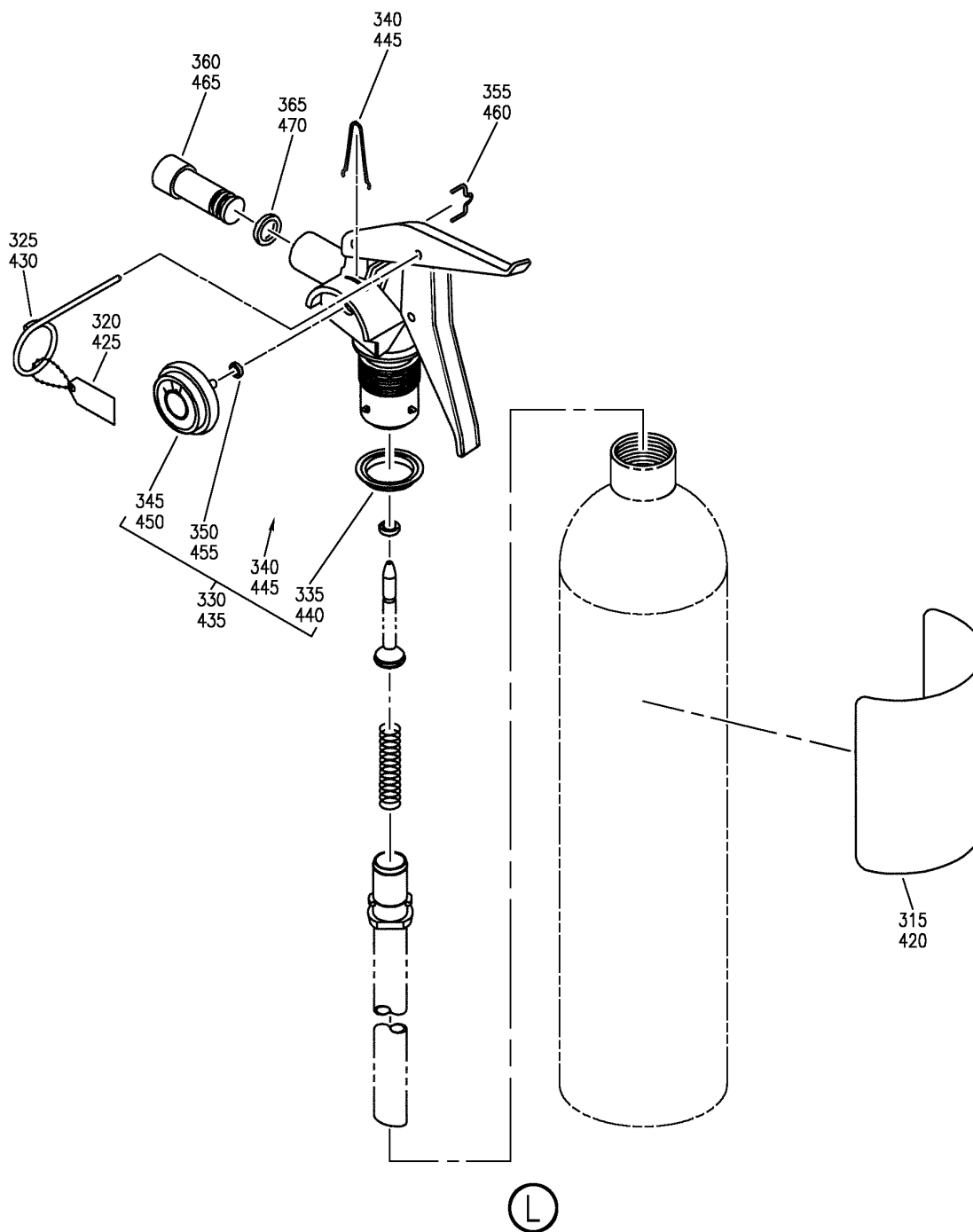
STOWAGE INSTL-STA 236.12 FIRE EXT AND OXY BOTTLE
FIGURE 2 (SHEET 4)

26-26-60-02

HXL
DEC 22/06

26-26-60-02
PAGE 0C

BOEING
767
PARTS CATALOG (MAINTENANCE)



V 26266002 SH1 5 REV 311

STOWAGE INSTL-STA 236.12 FIRE EXT AND OXY BOTTLE
FIGURE 2 (SHEET 5)

26-26-60-02

HXL
DEC 22/06

26-26-60-02
PAGE 0D



767

PARTS CATALOG (MAINTENANCE)

FIG ITEM	PART NUMBER	1 2 3 4 5 6 7	NOMENCLATURE	EFFECT FROM TO	UNITS PER ASSY
2			STOWAGE INSTL-STA 236.12 FIRE EXT AND OXY BOTTLE		
- 1	232T4104-32		STOWAGE INSTL-FIRE EXT AND OXY BOTTLE POSITION DATA: STA 236.12 FOR NHA SEE: 25-10-00-11		RF
	5 BAC27TFDE0019		.PLACARD- PLACARD CONTENT: EXTINGUISHER		1
110	01587		.EXTINGUISHER-HALON (CUSTOMER FURNISHED) SUPPLIER CODE: V54905		1
115	01089		.BRACKET-(CUSTOMER FURNISHED) SUPPLIER CODE: V54905 OPTIONAL PART: MVCP212 V99539		1
115	MVCP212		.BRACKET- SUPPLIER CODE: V99539 OPTIONAL PART: 01089 V54905		1
- 120	NAS603-6P		ATTACHING PARTS .SCREW -----*-----		4

ILLUSTRATION ITEMS NOT ON PARTS LIST ARE NOT APPLICABLE

- ITEM NOT ILLUSTRATED

HXL

26-26-60-02

BOEING PROPRIETARY - Copyright © - Unpublished Work - See title page for details.

26-26-60
FIG. 02
PAGE 1
DEC 22/07