

CHAPTER

23

COMMUNICATIONS

CHAPTER 23
COMMUNICATIONS

| CH-SC-SU | Schem | Page | Sheet | Date | CH-SC-SU | Schem | Page | Sheet | Date |
|-----------------------|-------|----------|-------|-------------|----------|-------|--------|-------|-------------|
| 23-EFFECTIVE PAGES | | | | | 23-11-01 | | | | |
| | | 1 thru 8 | | Aug 05/2009 | | | 101 | 1 | Mar 09/2006 |
| 23-CONTENTS | | | | | | | | 2 | Mar 09/2006 |
| | | 1 | | Jun 28/2006 | | | 102 | 1 | Jan 21/2005 |
| | | 2 | | Jun 28/2006 | | | | 2 | Jan 21/2005 |
| | | 3 | | Jun 28/2006 | | | 103 | 1 | Mar 09/2006 |
| | | 4 | | Jun 28/2006 | | | | 2 | Mar 09/2006 |
| | | 5 | | Jun 28/2006 | | | 104.1 | 1 | Mar 09/2006 |
| | | 6 | | Jun 28/2006 | | | | 2 | Mar 09/2006 |
| | | 7 | | Jun 28/2006 | | | 105.1 | 1 | Mar 09/2006 |
| | | 8 | | Jun 28/2006 | | | | 2 | Mar 09/2006 |
| | | 9 | | Jun 28/2006 | 23-12-01 | | | | |
| | | 10 | | Jun 28/2006 | | | 101 | | Jan 21/2005 |
| | | 11 | | Jun 28/2006 | | | 102A | | Mar 09/2006 |
| | | 12 | | Jun 28/2006 | | | 103 | | Jan 21/2005 |
| | | 13 | | Jun 28/2006 | | | 104.1A | | Mar 09/2006 |
| | | 14 | | Jun 28/2006 | 23-12-02 | | | | |
| | | 15 | | Jun 28/2006 | | | 101 | | Jan 21/2005 |
| | | 16 | | BLANK | | | 102.1A | | Jan 21/2005 |
| 23-ALPHABETICAL INDEX | | | | | | | 103.1 | | Jan 21/2005 |
| | | 1 | | Jun 28/2006 | | | 104 | | Jan 21/2005 |
| | | 2 | | BLANK | | | 104.1A | | Jan 21/2005 |
| 23-00-00 | | | | | | | 105A | | Mar 09/2006 |
| | | 101 | | Jan 21/2005 | | | 106.1A | | Mar 09/2006 |

A = Added, R = Revised, D = Deleted, O = Overflow

23-EFFECTIVE PAGES

Page 1
Aug 05/2009

D280T232

BOEING PROPRIETARY - Copyright © Unpublished Work - See title page for details

CHAPTER 23
COMMUNICATIONS

| CH-SC-SU | Schem | Page | Sheet | Date | CH-SC-SU | Schem | Page | Sheet | Date |
|----------|-------|--------|-------|-------------|----------|-------|------|-------|-------------|
| 23-12-03 | | 101 | | Jan 21/2005 | 23-21-01 | | 101 | | Jan 21/2005 |
| | | 102A | | Jan 21/2005 | | | 102A | | Jan 21/2005 |
| | | 103 | | Jan 21/2005 | | | 103 | | Jan 21/2005 |
| | | 104A | | Jan 21/2005 | | | 104A | | Jan 21/2005 |
| | | 105A | | Mar 09/2006 | | | 105 | | Jan 21/2005 |
| | | 106.1A | | Mar 09/2006 | 23-22-01 | | | | |
| 23-19-11 | | | | | | 101A | | 1 | Jan 21/2005 |
| | 101A | | 1 | Jan 21/2005 | | | | 2 | Jan 21/2005 |
| | | | 2 | Jan 21/2005 | 102.1A | | | 1 | Jan 21/2005 |
| | 102A | | 1 | Jan 21/2005 | | | | 2 | Jan 21/2005 |
| | | | 2 | Jan 21/2005 | 103.1 | | | 1 | Jan 21/2005 |
| 23-19-12 | | | | | | | | 2 | Jan 21/2005 |
| | 101A | | 1 | Jan 21/2005 | 104A | | | 1 | Jan 21/2005 |
| | | | 2 | Jan 21/2005 | | | | 2 | Jan 21/2005 |
| | | | 3 | Jan 21/2005 | 105A | | | 1 | Jan 21/2005 |
| | | | 4 | Jan 21/2005 | | | | 2 | Jan 21/2005 |
| | | | 5 | Jan 21/2005 | 106 | | | 1 | Jan 21/2005 |
| | 102A | | 1 | Jan 21/2005 | | | | 2 | Jan 21/2005 |
| | | | 2 | Jan 21/2005 | 107A | | | 1 | Jan 21/2005 |
| | | | 3 | Jan 21/2005 | | | | 2 | Jan 21/2005 |
| | | | 4 | Jan 21/2005 | 108A | | | 1 | Jan 21/2005 |
| | | | 5 | Jan 21/2005 | | | | 2 | Jan 21/2005 |
| | | | | | 109A | | | 1 | Jan 21/2005 |

A = Added, R = Revised, D = Deleted, O = Overflow

23-EFFECTIVE PAGES

D280T232

BOEING PROPRIETARY - Copyright © Unpublished Work - See title page for details

Page 2
Aug 05/2009

CHAPTER 23
COMMUNICATIONS

| CH-SC-SU | Schem | Page | Sheet | Date | CH-SC-SU | Schem | Page | Sheet | Date |
|------------------|-------|------|-------|-------------|------------------|-------|------|-------|-------------|
| 23-22-01 (cont.) | | 109A | | | 23-25-04 (cont.) | | | | |
| | | | 2 | Jan 21/2005 | | 103A | | 1 | Jan 21/2005 |
| 23-24-01 | | | | | | | | 2 | Jan 21/2005 |
| | 101 | | | Jan 21/2005 | 23-29-01 | | | | |
| 23-25-01 | | | | | | 101 | | | Jan 21/2005 |
| | 101A | | | Jan 21/2005 | 23-31-01 | | | | |
| | 102A | | | Jan 21/2005 | | 101A | 1 | | Jan 21/2005 |
| | 103A | | | Jan 21/2005 | | | 2 | | Jan 21/2005 |
| | 104A | | | Jan 21/2005 | | | 3 | | Jan 21/2005 |
| | 105 | | | Jan 21/2005 | | 102A | 1 | | Jan 21/2005 |
| 23-25-02 | | | | | | | 2 | | Jan 21/2005 |
| | 101A | | 1 | Jan 21/2005 | | | 3 | | Jan 21/2005 |
| | | | 2 | Jan 21/2005 | | 103A | 1 | | Jan 21/2005 |
| | 102A | | 1 | Jan 21/2005 | | | 2 | | Jan 21/2005 |
| | | | 2 | Jan 21/2005 | | | 3 | | Jan 21/2005 |
| | 103A | | 1 | Jan 21/2005 | | 104A | 1 | | Jan 21/2005 |
| | | | 2 | Jan 21/2005 | | | 2 | | Jan 21/2005 |
| | 104 | | | Jan 21/2005 | | | 3 | | Jan 21/2005 |
| | 105 | | | Jan 21/2005 | | 105A | 1 | | Jan 21/2005 |
| 23-25-04 | | | | | | | 2 | | Jan 21/2005 |
| | 101A | | 1 | Jan 21/2005 | | | 3 | | Jan 21/2005 |
| | | | 2 | Jan 21/2005 | | 106A | 1 | | Jan 21/2005 |
| | 102A | | 1 | Jan 21/2005 | | | 2 | | Jan 21/2005 |
| | | | 2 | Jan 21/2005 | | | 3 | | Jan 21/2005 |

A = Added, R = Revised, D = Deleted, O = Overflow

23-EFFECTIVE PAGES

Page 3
Aug 05/2009

D280T232

BOEING PROPRIETARY - Copyright © Unpublished Work - See title page for details

CHAPTER 23
COMMUNICATIONS

| CH-SC-SU | Schem | Page | Sheet | Date | CH-SC-SU | Schem | Page | Sheet | Date |
|------------------|--------|------|-------------|------|------------------|-------|------|-------------|------|
| 23-31-01 (cont.) | | | | | 23-32-01 (cont.) | 101A | | | |
| | 107A | 1 | Jan 21/2005 | | | | 2 | Jan 21/2005 | |
| | | 2 | Jan 21/2005 | | | | 3 | Jan 21/2005 | |
| | | 3 | Jan 21/2005 | | | 102A | 1 | Jan 21/2005 | |
| | 108.1 | 1 | Jan 21/2005 | | | | 2 | Jan 21/2005 | |
| | | 2 | Jan 21/2005 | | | | 3 | Jan 21/2005 | |
| | 109.1A | 1 | Jan 21/2005 | | | | 4 | Jan 21/2005 | |
| | | 2 | Jan 21/2005 | | | 103A | 1 | Jan 21/2005 | |
| | 110 | 1 | Jan 21/2005 | | | | 2 | Jan 21/2005 | |
| | | 2 | Jan 21/2005 | | | | 3 | Jan 21/2005 | |
| | 111 | 1 | Jan 21/2005 | | | 104A | 1 | Jan 21/2005 | |
| | | 2 | Jan 21/2005 | | | | 2 | Jan 21/2005 | |
| 23-31-02 | | | | | | | 3 | Jan 21/2005 | |
| | 101A | | Jan 21/2005 | | | 105A | 1 | Jan 21/2005 | |
| | 102 | | Jan 21/2005 | | | | 2 | Jan 21/2005 | |
| | 103 | | Jan 21/2005 | | | | 3 | Jan 21/2005 | |
| | 104 | | Jan 21/2005 | | | | 4 | Jan 21/2005 | |
| 23-32-00 | | | | | | 106A | 1 | Jan 21/2005 | |
| | 101 | 1 | Jan 21/2005 | | | | 2 | Jan 21/2005 | |
| | | 2 | Jan 21/2005 | | | | 3 | Jan 21/2005 | |
| | 102 | 1 | Jan 21/2005 | | | | 4 | Jan 21/2005 | |
| | | 2 | Jan 21/2005 | | | 107 | 1 | Jan 21/2005 | |
| 23-32-01 | | | | | | | 2 | Jan 21/2005 | |
| | 101A | 1 | Jan 21/2005 | | | 108 | 1 | Jan 21/2005 | |

A = Added, R = Revised, D = Deleted, O = Overflow

23-EFFECTIVE PAGES

D280T232

Page 4
Aug 05/2009

CHAPTER 23
COMMUNICATIONS

| CH-SC-SU | Schem | Page | Sheet | Date | CH-SC-SU | Schem | Page | Sheet | Date |
|------------------|-------|------|-------|-------------|----------|-------|------|-------|-------------|
| 23-32-01 (cont.) | | 108 | | | 23-34-01 | | | | |
| | | | 2 | Jan 21/2005 | | 101A | | 1 | Jan 21/2005 |
| 23-32-02 | | | | | | | | 2 | Jan 21/2005 |
| | 101A | | | Jan 21/2005 | | | | 3 | Jan 21/2005 |
| | 102A | 1 | | Jan 21/2005 | | | | 4 | Jan 21/2005 |
| | | | 2 | Jan 21/2005 | | | | 5 | Jan 21/2005 |
| | 103 | | | Jan 21/2005 | | | | 6 | Jan 21/2005 |
| | 104A | 1 | | Jan 21/2005 | | | | 7 | Jan 21/2005 |
| | | | 2 | Jan 21/2005 | | | | 8 | Jan 21/2005 |
| | 105 | 1 | | May 20/2005 | | | | 9 | Jan 21/2005 |
| | | | 2 | Jan 21/2005 | | 102A | | 1 | Jan 21/2005 |
| | | | 3 | Jan 21/2005 | | | | 2 | Jan 21/2005 |
| | | | 4 | Jan 21/2005 | | | | 3 | Jan 21/2005 |
| | 106 | 1 | | May 20/2005 | | | | 4 | Jan 21/2005 |
| | | | 2 | Jan 21/2005 | | | | 5 | Jan 21/2005 |
| | | | 3 | Jan 21/2005 | | | | 6 | Jan 21/2005 |
| | | | 4 | Jan 21/2005 | | | | 7 | Jan 21/2005 |
| | 107 | 1 | | May 20/2005 | | | | 8 | Jan 21/2005 |
| | | | 2 | Jan 21/2005 | | 103 | | 1 | Jan 21/2005 |
| | | | 3 | Jan 21/2005 | | | | 2 | Jan 21/2005 |
| | | | 4 | Jan 21/2005 | | | | 3 | Jan 21/2005 |
| 23-32-03 | | | | | | | | 4 | Jan 21/2005 |
| | 101 | | | Jan 21/2005 | | | | 5 | Jan 21/2005 |
| | | | | | | | | 6 | Jan 21/2005 |

A = Added, R = Revised, D = Deleted, O = Overflow

23-EFFECTIVE PAGES

Page 5
Aug 05/2009

D280T232

BOEING PROPRIETARY - Copyright © Unpublished Work - See title page for details

CHAPTER 23
COMMUNICATIONS

| CH-SC-SU | Schem | Page | Sheet | Date | CH-SC-SU | Schem | Page | Sheet | Date |
|------------------|-------|------|-------|-------------|------------------|-------|------|-------|-------------|
| 23-34-01 (cont.) | | 103 | | | 23-34-01 (cont.) | | 106 | | |
| | | | 7 | Jan 21/2005 | | | | 5 | Jan 21/2005 |
| | | | 8 | Jan 21/2005 | | | | 6 | Jan 21/2005 |
| | | 104 | 1 | Jan 21/2005 | | | | 7 | Jan 21/2005 |
| | | | 2 | Jan 21/2005 | | | | 8 | Jan 21/2005 |
| | | | 3 | Jan 21/2005 | | | 107 | 1 | Jan 21/2005 |
| | | | 4 | Jan 21/2005 | | | | 2 | Jan 21/2005 |
| | | | 5 | Jan 21/2005 | | | | 3 | Jan 21/2005 |
| | | | 6 | Jan 21/2005 | | | | 4 | Jan 21/2005 |
| | | | 7 | Jan 21/2005 | | | | 5 | Jan 21/2005 |
| | | | 8 | Jan 21/2005 | | | | 6 | Jan 21/2005 |
| | | 105 | 1 | Jan 21/2005 | | | | 7 | Jan 21/2005 |
| | | | 2 | Jan 21/2005 | | | | 8 | Jan 21/2005 |
| | | | 3 | Jan 21/2005 | | | 108 | 1 | Jan 21/2005 |
| | | | 4 | Jan 21/2005 | | | | 2 | Jan 21/2005 |
| | | | 5 | Jan 21/2005 | | | | 3 | Jan 21/2005 |
| | | | 6 | Jan 21/2005 | | | | 4 | Jan 21/2005 |
| | | | 7 | Jan 21/2005 | | | | 5 | Jan 21/2005 |
| | | | 8 | Jan 21/2005 | | | | 6 | Jan 21/2005 |
| | | | 9 | Jan 21/2005 | | | | 7 | Jan 21/2005 |
| | | 106 | 1 | Jan 21/2005 | | | | 8 | Jan 21/2005 |
| | | | 2 | Jan 21/2005 | 23-34-02 | | | | |
| | | | 3 | Jan 21/2005 | | | 101 | 1 | Jan 21/2005 |
| | | | 4 | Jan 21/2005 | | | | 2 | Jan 21/2005 |

A = Added, R = Revised, D = Deleted, O = Overflow

23-EFFECTIVE PAGES

D280T232

Page 6
Aug 05/2009

CHAPTER 23
COMMUNICATIONS

| CH-SC-SU | Schem | Page | Sheet | Date | CH-SC-SU | Schem | Page | Sheet | Date |
|------------------|-------|------|-------|-------------|----------|-------|--------|-------|-------------|
| 23-34-02 (cont.) | | 102 | 1 | Jan 21/2005 | 23-51-01 | | 101 | 1 | Jan 21/2005 |
| | | | 2 | Jan 21/2005 | | | | 2 | Jan 21/2005 |
| | | 103 | 1 | Jan 21/2005 | | | | 3 | Jan 21/2005 |
| | | | 2 | Jan 21/2005 | | | | 4 | Jan 21/2005 |
| | | 104 | 1 | Jan 21/2005 | | | 102.1A | 1 | Jan 21/2005 |
| | | | 2 | Jan 21/2005 | | | | 2 | Jan 21/2005 |
| 23-41-01 | | | | | | | | 3 | Jan 21/2005 |
| | | 101 | | Jan 21/2005 | | | | 4 | Jan 21/2005 |
| 23-42-01 | | | | | | | 103.1 | 1 | Jan 21/2005 |
| | | 101A | 1 | Jan 21/2005 | | | | 2 | Jan 21/2005 |
| | | | 2 | Jan 21/2005 | | | | 3 | Jan 21/2005 |
| | | | 3 | Jan 21/2005 | | | | 4 | Jan 21/2005 |
| | | 102 | 1 | Jan 21/2005 | | | 104A | 1 | Jan 21/2005 |
| | | | 2 | Jan 21/2005 | | | | 2 | Jan 21/2005 |
| | | 103 | 1 | Jan 21/2005 | | | | 3 | Jan 21/2005 |
| | | | 2 | Jan 21/2005 | | | | 4 | Jan 21/2005 |
| | | | 3 | Jan 21/2005 | | | 105 | 1 | Jan 21/2005 |
| | | 104 | 1 | Jan 21/2005 | | | | 2 | Jan 21/2005 |
| | | | 2 | Jan 21/2005 | | | | 3 | Jan 21/2005 |
| | | 105 | 1 | Jan 21/2005 | | | | 4 | Jan 21/2005 |
| | | | 2 | Jan 21/2005 | | | 106A | 1 | Jan 21/2005 |
| 23-43-01 | | | | | | | | 2 | Jan 21/2005 |
| | | 101 | | Jan 21/2005 | | | | 3 | Jan 21/2005 |

A = Added, R = Revised, D = Deleted, O = Overflow

23-EFFECTIVE PAGES

Page 7
Aug 05/2009

D280T232

BOEING PROPRIETARY - Copyright © Unpublished Work - See title page for details

CHAPTER 23
COMMUNICATIONS

| CH-SC-SU | Schem | Page | Sheet | Date | CH-SC-SU | Schem | Page | Sheet | Date |
|------------------|-------|------|-------|-------------|----------|-------|------|-------|------|
| 23-51-01 (cont.) | | 106A | | | | | | | |
| | | | 4 | Jan 21/2005 | | | | | |
| | | 107 | 1 | Jan 21/2005 | | | | | |
| | | | 2 | Jan 21/2005 | | | | | |
| | | | 3 | Jan 21/2005 | | | | | |
| | | | 4 | Jan 21/2005 | | | | | |
| | | 108 | 1 | Jan 21/2005 | | | | | |
| | | | 2 | Jan 21/2005 | | | | | |
| | | | 3 | Jan 21/2005 | | | | | |
| | | | 4 | Jan 21/2005 | | | | | |
| | | 109 | 1 | Jan 21/2005 | | | | | |
| | | | 2 | Jan 21/2005 | | | | | |
| | | | 3 | Jan 21/2005 | | | | | |
| | | | 4 | Jan 21/2005 | | | | | |
| 23-71-01 | | | | | | | | | |
| | | 101 | | Jan 21/2005 | | | | | |
| | | 102 | | Jan 21/2005 | | | | | |

A = Added, R = Revised, D = Deleted, O = Overflow

23-EFFECTIVE PAGES

D280T232

BOEING PROPRIETARY - Copyright © Unpublished Work - See title page for details

Page 8
Aug 05/2009

CHAPTER 23
COMMUNICATIONS

| Title | CH-SC-SU | Schem | Page | Sheet | Date | Effectivity |
|--|----------|-------|--------|-------|-------------|-----------------|
| <u>COMMUNICATIONS</u> | | | | | | |
| COMMUNICATIONS- SIMPLIFIED | 23-00-00 | | 101 | | Jan 21/2005 | 150-199 |
| <u>HF COMMUNICATION SYSTEM</u> | | | | | | |
| HF COMMUNICATIONS | 23-11-01 | | 101 | 1 | Mar 09/2006 | 050-099 275-276 |
| | | | | 2 | Mar 09/2006 | 050-099 275-276 |
| | | | 102 | 1 | Jan 21/2005 | 150-166 |
| | | | | 2 | Jan 21/2005 | 150-166 |
| | | | 103 | 1 | Mar 09/2006 | 167-199 |
| | | | | 2 | Mar 09/2006 | 167-199 |
| | | | 104.1 | 1 | Mar 09/2006 | 277-278 |
| | | | | 2 | Mar 09/2006 | 277-278 |
| | | | 105.1 | 1 | Mar 09/2006 | 280 |
| | | | | 2 | Mar 09/2006 | 280 |
| <u>VHF COMMUNICATION SYSTEM</u> | | | | | | |
| VHF COMMUNICATION- LEFT | 23-12-01 | | 101 | | Jan 21/2005 | 050-099 |
| | | | 102A | | Mar 09/2006 | 150 152-278 |
| | | | 103 | | Jan 21/2005 | 151 |
| | | | 104.1A | | Mar 09/2006 | 280 |
| VHF COMMUNICATION- RIGHT | 23-12-02 | | 101 | | Jan 21/2005 | 050-099 |
| | | | 102.1A | | Jan 21/2005 | 150 152 275-276 |
| | | | 103.1 | | Jan 21/2005 | 151 |
| | | | 104 | | Jan 21/2005 | 153-154 |
| | | | 104.1A | | Jan 21/2005 | 153-154 |

CHAPTER 23
COMMUNICATIONS

| Title | CH-SC-SU | Schem | Page | Sheet | Date | Effectivity |
|---|----------|-------|--------|-------|-------------|-------------|
| VHF COMMUNICATION- RIGHT (cont.) | 23-12-02 | | 105A | | Mar 09/2006 | 155-167 |
| | | | 106.1A | | Mar 09/2006 | 277-280 |
| VHF COMMUNICATION- CENTER | 23-12-03 | | 101 | | Jan 21/2005 | 050-099 |
| | | | 102A | | Jan 21/2005 | 150 152-166 |
| | | | 103 | | Jan 21/2005 | 151 |
| | | | 104A | | Jan 21/2005 | 167 |
| | | | 105A | | Mar 09/2006 | 275-276 |
| | | | 106.1A | | Mar 09/2006 | 277-280 |
| <u>AIR-TO-GROUND PUBLIC TELEPHONE SYSTEM</u> | | | | | | |
| CABIN TELECOMMUNICATIONS CTU | 23-19-11 | | 101A | 1 | Jan 21/2005 | 150 |
| | | | | 2 | Jan 21/2005 | 150 |
| | | | 102A | 1 | Jan 21/2005 | 152-167 |
| | | | | 2 | Jan 21/2005 | 152-167 |
| CABIN TELECOMMUNICATIONS STAND ALONE PHONE | 23-19-12 | | 101A | 1 | Jan 21/2005 | 150 |
| | | | | 2 | Jan 21/2005 | 150 |
| | | | | 3 | Jan 21/2005 | 150 |
| | | | | 4 | Jan 21/2005 | 150 |
| | | | | 5 | Jan 21/2005 | 150 |
| | | | 102A | 1 | Jan 21/2005 | 152-167 |
| | | | | 2 | Jan 21/2005 | 152-167 |
| | | | | 3 | Jan 21/2005 | 152-167 |
| | | | | 4 | Jan 21/2005 | 152-167 |

CHAPTER 23
COMMUNICATIONS

| Title | CH-SC-SU | Schem | Page | Sheet | Date | Effectivity |
|---|----------|-------|--------|-------|-------------|---------------------|
| CABIN TELECOMMUNICATIONS STAND ALONE PHONE (cont.) | 23-19-12 | | | 5 | Jan 21/2005 | 152-167 |
| <u>SELCAL SYSTEM</u> | | | | | | |
| SELCAL | 23-21-01 | | 101 | | Jan 21/2005 | 050-099 275-278 |
| | | | 102A | | Jan 21/2005 | 150 156-157 166 |
| | | | 103 | | Jan 21/2005 | 151 |
| | | | 104A | | Jan 21/2005 | 152-155 162-165 167 |
| | | | 105 | | Jan 21/2005 | 280-299 |
| <u>AIRCRAFT COMMUNICATIONS ADDRESSING AND REPORTING SYSTEM (ACARS)</u> | | | | | | |
| ACARS | 23-22-01 | | 101A | 1 | Jan 21/2005 | 050-051 |
| | | | | 2 | Jan 21/2005 | 050-051 |
| | | | 102.1A | 1 | Jan 21/2005 | 150 152-154 |
| | | | | 2 | Jan 21/2005 | 150 152-154 |
| | | | 103.1 | 1 | Jan 21/2005 | 151 |
| | | | | 2 | Jan 21/2005 | 151 |
| | | | 104A | 1 | Jan 21/2005 | 155 162-165 |
| | | | | 2 | Jan 21/2005 | 155 162-165 |
| | | | 105A | 1 | Jan 21/2005 | 156-157 166 |
| | | | | 2 | Jan 21/2005 | 156-157 166 |
| | | | 106 | 1 | Jan 21/2005 | 167-199 |
| | | | | 2 | Jan 21/2005 | 167-199 |
| | | | 107A | 1 | Jan 21/2005 | 275-276 |
| | | | | 2 | Jan 21/2005 | 275-276 |

**CHAPTER 23
COMMUNICATIONS**

| Title | CH-SC-SU | Schem | Page | Sheet | Date | Effectivity |
|---|----------|-------|------|-------|-------------|-----------------|
| ACARS (cont.) | 23-22-01 | | 108A | 1 | Jan 21/2005 | 277-278 |
| | | | | 2 | Jan 21/2005 | 277-278 |
| | | | 109A | 1 | Jan 21/2005 | 280 |
| | | | | 2 | Jan 21/2005 | 280 |
| <u>EMERGENCY LOCATOR TRANSMITTER SYSTEM</u> | | | | | | |
| EMERGENCY LOCATOR TRANSMITTER | 23-24-01 | | 101 | | Jan 21/2005 | 050-099 150-199 |
| <u>SATELLITE COMMUNICATION (SATCOM) SYSTEM</u> | | | | | | |
| SATCOM SYSTEM POWER, RF CONTROL AND LGA SUBSYSTEM | 23-25-01 | | 101A | | Jan 21/2005 | 150 153-155 |
| | | | | | Jan 21/2005 | 156-157 166 |
| | | | | | Jan 21/2005 | 162-165 |
| | | | | | Jan 21/2005 | 167 |
| | | | | | Jan 21/2005 | 277-299 |
| SATCOM SYSTEM INTERFACES | 23-25-02 | | 101A | 1 | Jan 21/2005 | 150 153-155 |
| | | | | 2 | Jan 21/2005 | 150 153-155 |
| | | | 102A | 1 | Jan 21/2005 | 156-157 166-167 |
| | | | | 2 | Jan 21/2005 | 156-157 166-167 |
| | | | 103A | 1 | Jan 21/2005 | 162-165 |
| | | | | 2 | Jan 21/2005 | 162-165 |
| | | | 104 | | Jan 21/2005 | 277-278 |
| | | | 105 | | Jan 21/2005 | 280-299 |
| SATCOM SYSTEM SIDE MOUNTED HGA SUBSYSTEM | 23-25-04 | | 101A | 1 | Jan 21/2005 | 150 153-155 |
| | | | | 2 | Jan 21/2005 | 150 153-155 |

CHAPTER 23
COMMUNICATIONS

| Title | CH-SC-SU | Schem | Page | Sheet | Date | Effectivity |
|---|----------|-------|------|-------|-------------|-----------------|
| SATCOM SYSTEM SIDE MOUNTED HGA SUBSYSTEM (cont.) | 23-25-04 | | 102A | 1 | Jan 21/2005 | 156-157 166-167 |
| | | | | 2 | Jan 21/2005 | 156-157 166-167 |
| | | | 103A | 1 | Jan 21/2005 | 162-165 |
| | | | | 2 | Jan 21/2005 | 162-165 |
| <u>CALSEL SYSTEM</u> | | | | | | |
| CABIN DATA TERMINAL | 23-29-01 | | 101 | | Jan 21/2005 | 280-299 |
| <u>PASSENGER ADDRESS SYSTEM</u> | | | | | | |
| PASSENGER ADDRESS | 23-31-01 | | 101A | 1 | Jan 21/2005 | 050 |
| | | | | 2 | Jan 21/2005 | 050 |
| | | | | 3 | Jan 21/2005 | 050 |
| | | | 102A | 1 | Jan 21/2005 | 051 |
| | | | | 2 | Jan 21/2005 | 051 |
| | | | | 3 | Jan 21/2005 | 051 |
| | | | 103A | 1 | Jan 21/2005 | 150 155 162-165 |
| | | | | 2 | Jan 21/2005 | 150 155 162-165 |
| | | | | 3 | Jan 21/2005 | 150 155 162-165 |
| | | | 104A | 1 | Jan 21/2005 | 151-152 |
| | | | | 2 | Jan 21/2005 | 151-152 |
| | | | | 3 | Jan 21/2005 | 151-152 |
| | | | 105A | 1 | Jan 21/2005 | 153 |
| | | | | 2 | Jan 21/2005 | 153 |
| | | | | 3 | Jan 21/2005 | 153 |

CHAPTER 23
COMMUNICATIONS

| Title | CH-SC-SU | Schem | Page | Sheet | Date | Effectivity |
|---|----------|-------|--------|-------|-------------|-----------------|
| PASSENGER ADDRESS (cont.) | 23-31-01 | | 106A | 1 | Jan 21/2005 | 154 |
| | | | | 2 | Jan 21/2005 | 154 |
| | | | | 3 | Jan 21/2005 | 154 |
| | | | 107A | 1 | Jan 21/2005 | 156-157 166-167 |
| | | | | 2 | Jan 21/2005 | 156-157 166-167 |
| | | | | 3 | Jan 21/2005 | 156-157 166-167 |
| | | | 108.1 | 1 | Jan 21/2005 | 275 |
| | | | | 2 | Jan 21/2005 | 275 |
| | | | 109.1A | 1 | Jan 21/2005 | 276 |
| | | | | 2 | Jan 21/2005 | 276 |
| | | | 110 | 1 | Jan 21/2005 | 277-278 |
| | | | | 2 | Jan 21/2005 | 277-278 |
| | | | 111 | 1 | Jan 21/2005 | 280-299 |
| | | | | 2 | Jan 21/2005 | 280-299 |
| PRE-RECORDED ANNOUNCEMENTS | 23-31-02 | | 101A | | Jan 21/2005 | 050-051 |
| | | | 102 | | Jan 21/2005 | 150-199 |
| | | | 103 | | Jan 21/2005 | 275-278 |
| | | | 104 | | Jan 21/2005 | 280-299 |
| <u>PASSENGER ENTERTAINMENT (VIDEO PROJECTION)</u> | | | | | | |
| VIDEO ENTERTAINMENT SYSTEM OVERVIEW AND EQUIPMENT INTERNALS | 23-32-00 | | 101 | 1 | Jan 21/2005 | 275-278 |
| | | | | 2 | Jan 21/2005 | 275-278 |
| | | | 102 | 1 | Jan 21/2005 | 280-299 |

**CHAPTER 23
COMMUNICATIONS**

| Title | CH-SC-SU | Schem | Page | Sheet | Date | Effectivity |
|---|----------|-------|------|-------|-------------|-------------|
| VIDEO ENTERTAINMENT SYSTEM OVERVIEW AND EQUIPMENT INTERNALS (cont.) | 23-32-00 | | | 2 | Jan 21/2005 | 280-299 |
| VIDEO ENTERTAINMENT VCC VIDEO/AUDIO AND CONTROL | 23-32-01 | | 101A | 1 | Jan 21/2005 | 050-051 |
| | | | | 2 | Jan 21/2005 | 050-051 |
| | | | | 3 | Jan 21/2005 | 050-051 |
| | | | 102A | 1 | Jan 21/2005 | 150 153-154 |
| | | | | 2 | Jan 21/2005 | 150 153-154 |
| | | | | 3 | Jan 21/2005 | 150 153-154 |
| | | | | 4 | Jan 21/2005 | 150 153-154 |
| | | | 103A | 1 | Jan 21/2005 | 151 |
| | | | | 2 | Jan 21/2005 | 151 |
| | | | | 3 | Jan 21/2005 | 151 |
| | | | 104A | 1 | Jan 21/2005 | 152 |
| | | | | 2 | Jan 21/2005 | 152 |
| | | | | 3 | Jan 21/2005 | 152 |
| | | | 105A | 1 | Jan 21/2005 | 155-157 |
| | | | | 2 | Jan 21/2005 | 155-157 |
| | | | | 3 | Jan 21/2005 | 155-157 |
| | | | | 4 | Jan 21/2005 | 155-157 |
| | | | 106A | 1 | Jan 21/2005 | 162-167 |
| | | | | 2 | Jan 21/2005 | 162-167 |
| | | | | 3 | Jan 21/2005 | 162-167 |

23-CONTENTS

Page 7
Jun 28/2006

D280T232

BOEING PROPRIETARY - Copyright © Unpublished Work - See title page for details

**CHAPTER 23
COMMUNICATIONS**

| Title | CH-SC-SU | Schem | Page | Sheet | Date | Effectivity |
|---|----------|-------|------|-------|-------------|-------------|
| VIDEO ENTERTAINMENT VCC VIDEO/AUDIO AND CONTROL (cont.) | 23-32-01 | | | 4 | Jan 21/2005 | 162-167 |
| | | | 107 | 1 | Jan 21/2005 | 275-278 |
| | | | | 2 | Jan 21/2005 | 275-278 |
| | | | 108 | 1 | Jan 21/2005 | 280-299 |
| | | | | 2 | Jan 21/2005 | 280-299 |
| CABIN VIDEO INFORMATION SYSTEM | 23-32-02 | | 101A | | Jan 21/2005 | 050-051 |
| | | | 102A | 1 | Jan 21/2005 | 150 153-167 |
| | | | | 2 | Jan 21/2005 | 150 153-167 |
| | | | 103 | | Jan 21/2005 | 151 |
| | | | 104A | 1 | Jan 21/2005 | 152 |
| | | | | 2 | Jan 21/2005 | 152 |
| | | | 105 | 1 | May 20/2005 | 275-276 |
| | | | | 2 | Jan 21/2005 | 275-276 |
| | | | | 3 | Jan 21/2005 | 275-276 |
| | | | | 4 | Jan 21/2005 | 275-276 |
| | | | 106 | 1 | May 20/2005 | 277-278 |
| | | | | 2 | Jan 21/2005 | 277-278 |
| | | | | 3 | Jan 21/2005 | 277-278 |
| | | | | 4 | Jan 21/2005 | 277-278 |
| | | | 107 | 1 | May 20/2005 | 280-299 |
| | | | | 2 | Jan 21/2005 | 280-299 |
| | | | | 3 | Jan 21/2005 | 280-299 |

CHAPTER 23
COMMUNICATIONS

| Title | CH-SC-SU | Schem | Page | Sheet | Date | Effectivity |
|--|----------|-------|------|-------|-------------|-------------|
| CABIN VIDEO INFORMATION SYSTEM (cont.) | 23-32-02 | | | 4 | Jan 21/2005 | 280-299 |
| PASSENGER ENTERTAINMENT SYSTEM PASSENGER FLIGHT INFO DISPLAY SYSTEM | 23-32-03 | | 101 | | Jan 21/2005 | 275-299 |
| <u>PASSENGER ENTERTAINMENT/PASSENGER SERVICE SYSTEM</u> | | | | | | |
| PASSENGER ENTERTAINMENT/ PASSENGER SERVICE | 23-34-01 | 101A | | 1 | Jan 21/2005 | 050-051 |
| | | | | 2 | Jan 21/2005 | 050-051 |
| | | | | 3 | Jan 21/2005 | 050-051 |
| | | | | 4 | Jan 21/2005 | 050-051 |
| | | | | 5 | Jan 21/2005 | 050-051 |
| | | | | 6 | Jan 21/2005 | 050-051 |
| | | | | 7 | Jan 21/2005 | 050-051 |
| | | | | 8 | Jan 21/2005 | 050-051 |
| | 102A | | | 9 | Jan 21/2005 | 050-051 |
| | | | | 1 | Jan 21/2005 | 150-154 |
| | | | | 2 | Jan 21/2005 | 150-154 |
| | | | | 3 | Jan 21/2005 | 150-154 |
| | | | | 4 | Jan 21/2005 | 150-154 |
| | | | | 5 | Jan 21/2005 | 150-154 |
| | | | | 6 | Jan 21/2005 | 150-154 |
| | | | | 7 | Jan 21/2005 | 150-154 |
| | 103 | | | 8 | Jan 21/2005 | 150-154 |
| | | | | 1 | Jan 21/2005 | 155 |

CHAPTER 23
COMMUNICATIONS

| Title | CH-SC-SU | Schem | Page | Sheet | Date | Effectivity |
|--|----------|-------|------|-------|-------------|-------------|
| PASSENGER ENTERTAINMENT/ PASSENGER SERVICE (cont.) | 23-34-01 | | | 2 | Jan 21/2005 | 155 |
| | | | | 3 | Jan 21/2005 | 155 |
| | | | | 4 | Jan 21/2005 | 155 |
| | | | | 5 | Jan 21/2005 | 155 |
| | | | | 6 | Jan 21/2005 | 155 |
| | | | | 7 | Jan 21/2005 | 155 |
| | | | | 8 | Jan 21/2005 | 155 |
| | | | | | | |
| | | | 104 | 1 | Jan 21/2005 | 156-157 |
| | | | | 2 | Jan 21/2005 | 156-157 |
| | | | | 3 | Jan 21/2005 | 156-157 |
| | | | | 4 | Jan 21/2005 | 156-157 |
| | | | | 5 | Jan 21/2005 | 156-157 |
| | | | | 6 | Jan 21/2005 | 156-157 |
| | | | | 7 | Jan 21/2005 | 156-157 |
| | | | | 8 | Jan 21/2005 | 156-157 |
| | | | 105 | 1 | Jan 21/2005 | 162-199 |
| | | | | 2 | Jan 21/2005 | 162-199 |
| | | | | 3 | Jan 21/2005 | 162-199 |
| | | | | 4 | Jan 21/2005 | 162-199 |
| | | | | 5 | Jan 21/2005 | 162-199 |
| | | | | 6 | Jan 21/2005 | 162-199 |
| | | | | 7 | Jan 21/2005 | 162-199 |

CHAPTER 23
COMMUNICATIONS

| Title | CH-SC-SU | Schem | Page | Sheet | Date | Effectivity |
|--|----------|-------|------|-------|-------------|-------------|
| PASSENGER ENTERTAINMENT/ PASSENGER SERVICE (cont.) | 23-34-01 | | 106 | 8 | Jan 21/2005 | 162-199 |
| | | | | 9 | Jan 21/2005 | 162-199 |
| | | | | 1 | Jan 21/2005 | 275-276 |
| | | | | 2 | Jan 21/2005 | 275-276 |
| | | | | 3 | Jan 21/2005 | 275-276 |
| | | | | 4 | Jan 21/2005 | 275-276 |
| | | | | 5 | Jan 21/2005 | 275-276 |
| | | | | 6 | Jan 21/2005 | 275-276 |
| | | | 107 | 7 | Jan 21/2005 | 275-276 |
| | | | | 8 | Jan 21/2005 | 275-276 |
| | | | | 1 | Jan 21/2005 | 277-278 |
| | | | | 2 | Jan 21/2005 | 277-278 |
| | | | | 3 | Jan 21/2005 | 277-278 |
| | | | | 4 | Jan 21/2005 | 277-278 |
| | | | | 5 | Jan 21/2005 | 277-278 |
| | | | | 6 | Jan 21/2005 | 277-278 |
| | | | 108 | 7 | Jan 21/2005 | 277-278 |
| | | | | 8 | Jan 21/2005 | 277-278 |
| | | | | 1 | Jan 21/2005 | 280-299 |
| | | | | 2 | Jan 21/2005 | 280-299 |
| | | | | 3 | Jan 21/2005 | 280-299 |
| | | | | 4 | Jan 21/2005 | 280-299 |

CHAPTER 23
COMMUNICATIONS

| Title | CH-SC-SU | Schem | Page | Sheet | Date | Effectivity |
|---|----------|-------|------|-------|-------------|-------------|
| PASSENGER ENTERTAINMENT/ PASSENGER SERVICE (cont.) | 23-34-01 | | | 5 | Jan 21/2005 | 280-299 |
| | | | | 6 | Jan 21/2005 | 280-299 |
| | | | | 7 | Jan 21/2005 | 280-299 |
| | | | | 8 | Jan 21/2005 | 280-299 |
| PASSENGER SERVICE SYSTEM PASSENGER ENTMT SYSTEM MULTIPLEX DISTR | 23-34-02 | | 101 | 1 | Jan 21/2005 | 050-099 |
| | | | | 2 | Jan 21/2005 | 050-099 |
| | | | 102 | 1 | Jan 21/2005 | 150-199 |
| | | | | 2 | Jan 21/2005 | 150-199 |
| | | | 103 | 1 | Jan 21/2005 | 275-278 |
| | | | | 2 | Jan 21/2005 | 275-278 |
| | | | 104 | 1 | Jan 21/2005 | 280-299 |
| | | | | 2 | Jan 21/2005 | 280-299 |
| <u>SERVICE INTERPHONE SYSTEM</u> | | | | | | |
| SERVICE INTERPHONE | 23-41-01 | | 101 | | Jan 21/2005 | ALL |
| <u>CABIN INTERPHONE SYSTEM</u> | | | | | | |
| CABIN INTERPHONE | 23-42-01 | | 101A | 1 | Jan 21/2005 | 050-051 |
| | | | | 2 | Jan 21/2005 | 050-051 |
| | | | | 3 | Jan 21/2005 | 050-051 |
| | | | 102 | 1 | Jan 21/2005 | 150-157 |
| | | | | 2 | Jan 21/2005 | 150-157 |
| | | | 103 | 1 | Jan 21/2005 | 162-199 |
| | | | | | | |

CHAPTER 23
COMMUNICATIONS

| Title | CH-SC-SU | Schem | Page | Sheet | Date | Effectivity | |
|--|----------|-------|------|--------|-------------|-------------|---------|
| CABIN INTERPHONE (cont.) | 23-42-01 | | | 2 | Jan 21/2005 | 162-199 | |
| | | | | 3 | Jan 21/2005 | 162-199 | |
| | | | | 104 | 1 | Jan 21/2005 | 275-278 |
| | | | | 2 | Jan 21/2005 | 275-278 | |
| | | | | 105 | 1 | Jan 21/2005 | 280-299 |
| | | | | 2 | Jan 21/2005 | 280-299 | |
| <u>GROUND CREW CALL SYSTEM</u> | | | | | | | |
| GROUND CREW CALL | 23-43-01 | | 101 | | Jan 21/2005 | ALL | |
| <u>FLIGHT INTERPHONE SYSTEM</u> | | | | | | | |
| FLIGHT INTERPHONE | 23-51-01 | | | 1 | Jan 21/2005 | 050-099 | |
| | | | | 2 | Jan 21/2005 | 050-099 | |
| | | | | 3 | Jan 21/2005 | 050-099 | |
| | | | | 4 | Jan 21/2005 | 050-099 | |
| | | | | 102.1A | 1 | Jan 21/2005 | 150 |
| | | | | 2 | Jan 21/2005 | 150 | |
| | | | | 3 | Jan 21/2005 | 150 | |
| | | | | 4 | Jan 21/2005 | 150 | |
| | | | | 103.1 | 1 | Jan 21/2005 | 151-152 |
| | | | | 2 | Jan 21/2005 | 151-152 | |
| | | | | 3 | Jan 21/2005 | 151-152 | |
| | | | | 4 | Jan 21/2005 | 151-152 | |
| | | | | 104A | 1 | Jan 21/2005 | 153-155 |
| | | | | 2 | Jan 21/2005 | 153-155 | |

CHAPTER 23
COMMUNICATIONS

| Title | CH-SC-SU | Schem | Page | Sheet | Date | Effectivity |
|---------------------------|----------|-------|------|-------|-------------|-----------------|
| FLIGHT INTERPHONE (cont.) | 23-51-01 | | | 3 | Jan 21/2005 | 153-155 |
| | | | | 4 | Jan 21/2005 | 153-155 |
| | | | 105 | 1 | Jan 21/2005 | 156-157 166-199 |
| | | | | 2 | Jan 21/2005 | 156-157 166-199 |
| | | | | 3 | Jan 21/2005 | 156-157 166-199 |
| | | | | 4 | Jan 21/2005 | 156-157 166-199 |
| | | | 106A | 1 | Jan 21/2005 | 162-165 |
| | | | | 2 | Jan 21/2005 | 162-165 |
| | | | | 3 | Jan 21/2005 | 162-165 |
| | | | | 4 | Jan 21/2005 | 162-165 |
| | | | 107 | 1 | Jan 21/2005 | 275-276 |
| | | | | 2 | Jan 21/2005 | 275-276 |
| | | | | 3 | Jan 21/2005 | 275-276 |
| | | | | 4 | Jan 21/2005 | 275-276 |
| | | | 108 | 1 | Jan 21/2005 | 277-278 |
| | | | | 2 | Jan 21/2005 | 277-278 |
| | | | | 3 | Jan 21/2005 | 277-278 |
| | | | | 4 | Jan 21/2005 | 277-278 |
| | | | 109 | 1 | Jan 21/2005 | 280-299 |
| | | | | 2 | Jan 21/2005 | 280-299 |
| | | | | 3 | Jan 21/2005 | 280-299 |
| | | | | 4 | Jan 21/2005 | 280-299 |

CHAPTER 23
COMMUNICATIONS

| Title | CH-SC-SU | Schem | Page | Sheet | Date | Effectivity |
|-------------------------------------|----------|-------|------|-------|-------------|-------------------------|
| <u>VOICE RECORDER SYSTEM</u> | | | | | | |
| VOICE RECORDER | 23-71-01 | | 101 | | Jan 21/2005 | 050-099 150-199 280-299 |
| | | | 102 | | Jan 21/2005 | 275-278 |

**CHAPTER 23
COMMUNICATIONS**

| CH-SC-SU | Title |
|----------|--|
| 23-22-01 | ACARS |
| 23-29-01 | CABIN DATA TERMINAL |
| 23-42-01 | CABIN INTERPHONE |
| 23-19-11 | CABIN TELECOMMUNICATIONS CTU |
| 23-19-12 | CABIN TELECOMMUNICATIONS STAND ALONE PHONE |
| 23-32-02 | CABIN VIDEO INFORMATION SYSTEM |
| 23-00-00 | COMMUNICATIONS- SIMPLIFIED |
| 23-24-01 | EMERGENCY LOCATOR TRANSMITTER |
| 23-51-01 | FLIGHT INTERPHONE |
| 23-43-01 | GROUND CREW CALL |
| 23-11-01 | HF COMMUNICATIONS |
| 23-31-01 | PASSENGER ADDRESS |
| 23-32-03 | PASSENGER ENTERTAINMENT SYSTEM PASSENGER FLIGHT INFO DISPLAY SYSTEM |
| 23-34-01 | PASSENGER ENTERTAINMENT/ PASSENGER SERVICE |
| 23-34-02 | PASSENGER SERVICE SYSTEM PASSENGER ENTMT SYSTEM MULTIPLEX DISTR |
| 23-31-02 | PRE-RECORDED ANNOUNCEMENTS |
| 23-25-02 | SATCOM SYSTEM INTERFACES |
| 23-25-01 | SATCOM SYSTEM POWER, RF CONTROL AND LGA SUBSYSTEM |

| CH-SC-SU | Title |
|----------|--|
| 23-25-04 | SATCOM SYSTEM SIDE MOUNTED HGA SUBSYSTEM |
| 23-21-01 | SELCAL |
| 23-41-01 | SERVICE INTERPHONE |
| 23-12-03 | VHF COMMUNICATION- CENTER |
| 23-12-01 | VHF COMMUNICATION- LEFT |
| 23-12-02 | VHF COMMUNICATION- RIGHT |
| 23-32-00 | VIDEO ENTERTAINMENT SYSTEM OVERVIEW AND EQUIPMENT INTERNALS |
| 23-32-01 | VIDEO ENTERTAINMENT VCC VIDEO/AUDIO AND CONTROL |
| 23-71-01 | VOICE RECORDER |

23-ALPHABETICAL INDEX

Page 1
Jun 28/2006

D280T232

BOEING PROPRIETARY - Copyright © Unpublished Work - See title page for details

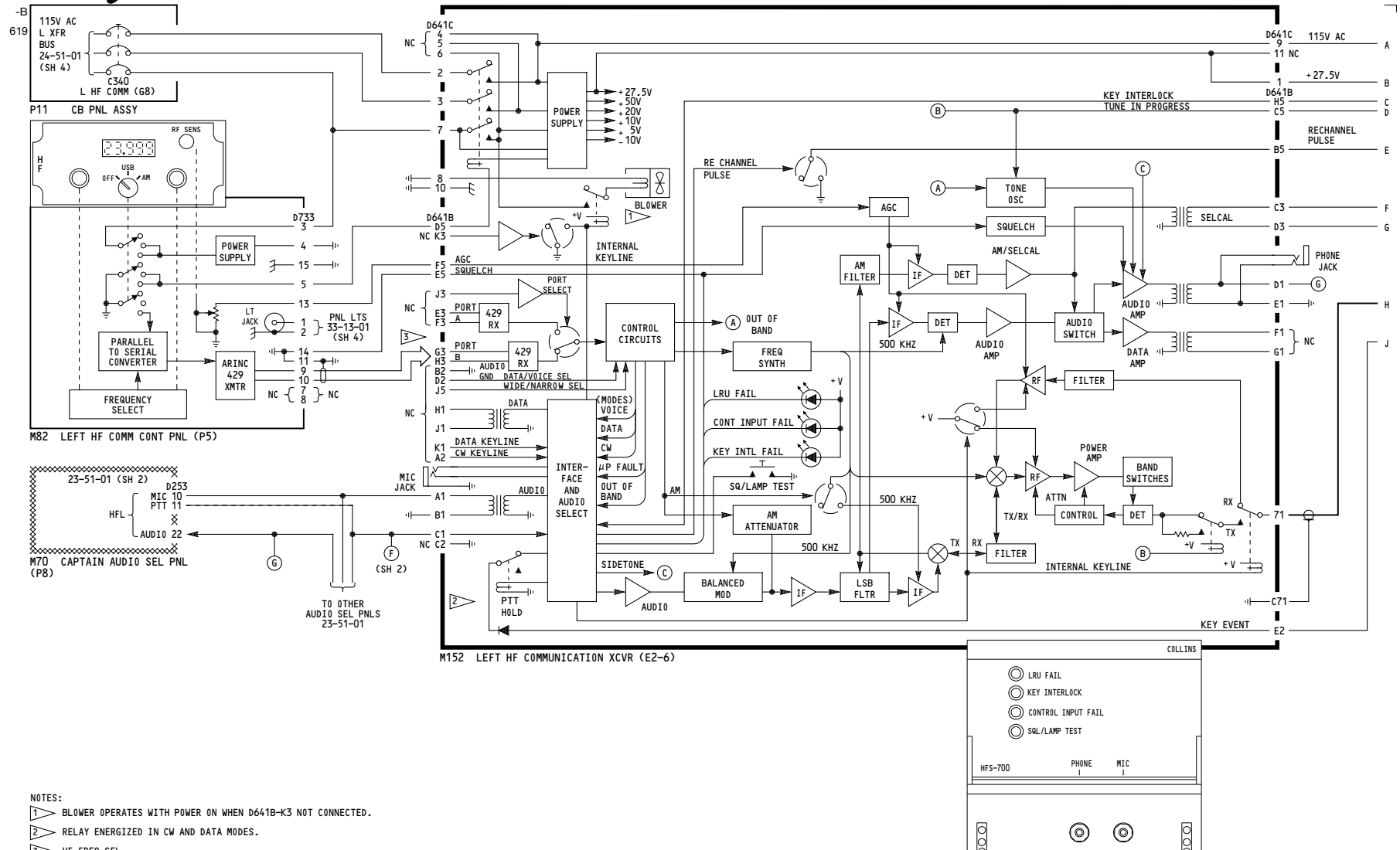


A line drawing of a C-130 aircraft from a side profile, showing the locations of various antennas. Labels with leader lines point to the following locations: 'ANTENNA LOCATION' at the top center; 'LEFT VHF' on the upper fuselage; 'TV' on the vertical stabilizer; 'HF' on the fuselage below the TV antenna; 'RIGHT VHF' on the lower fuselage; and 'CENTER VHF' on the lower fuselage near the wing. A dashed line along the fuselage indicates the location of a series of antennas.



D280T232

Jan 21/2005



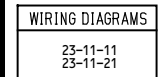
050-099, 275-276

HF COMMUNICATIONS

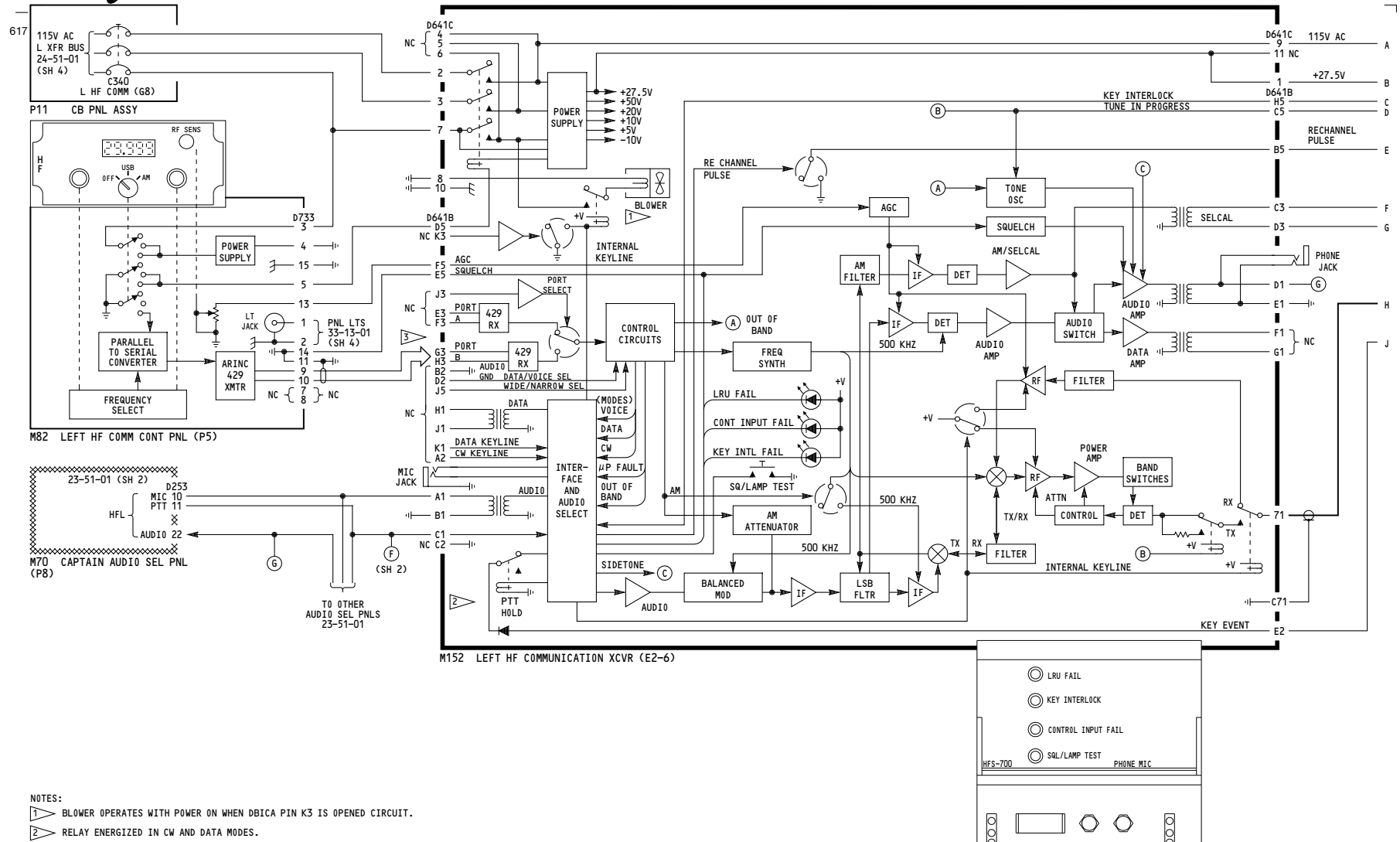
D280T232

23-11-01

Page 101
Sheet 1
Mar 09/2006



23-11-01



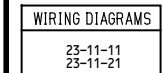
150-166

HF COMMUNICATIONS

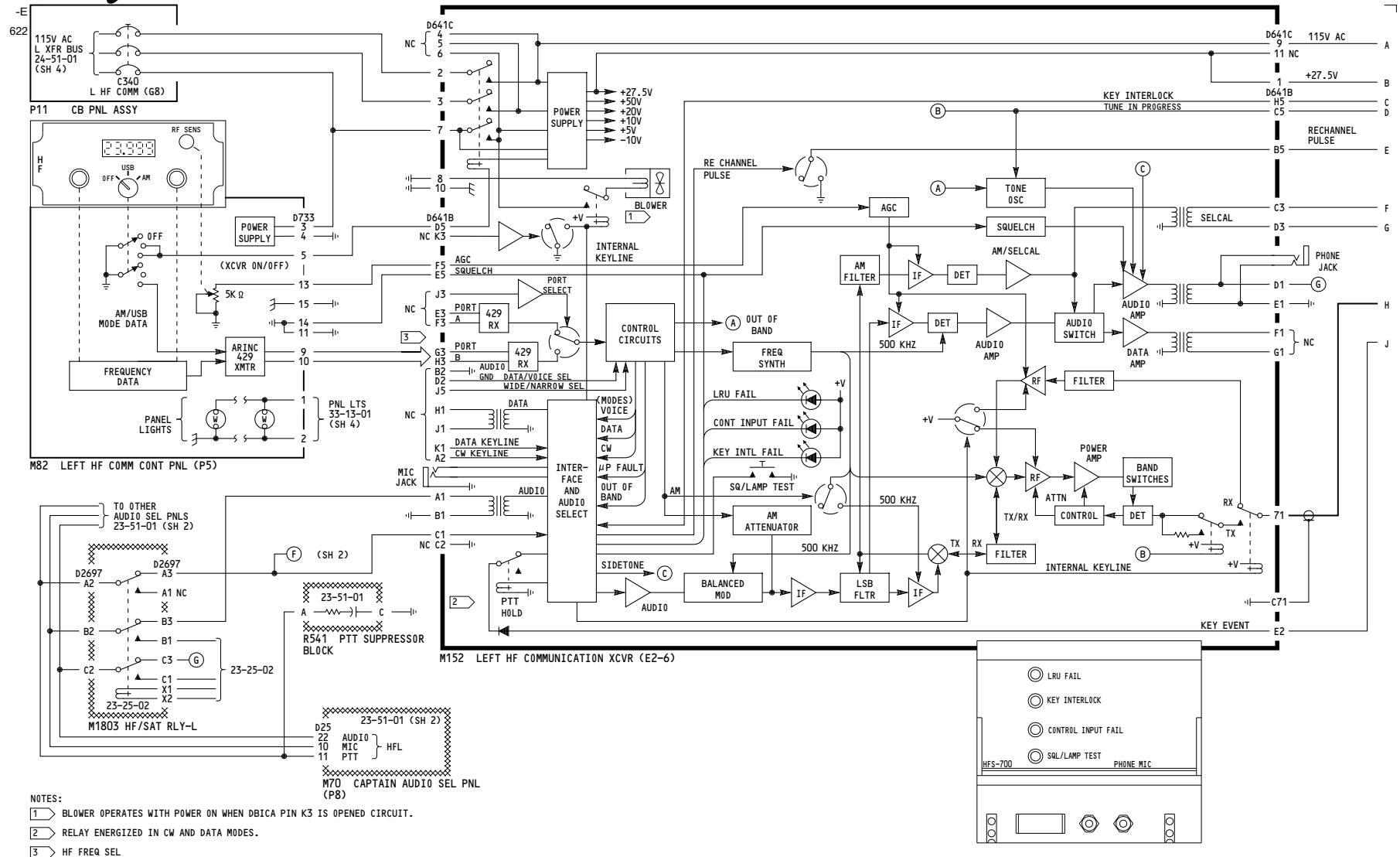
D280T232

23-11-01

Page 102
Sheet 1
Jan 21/2005



23-11-01



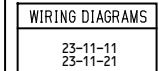
167-199

HF COMMUNICATIONS

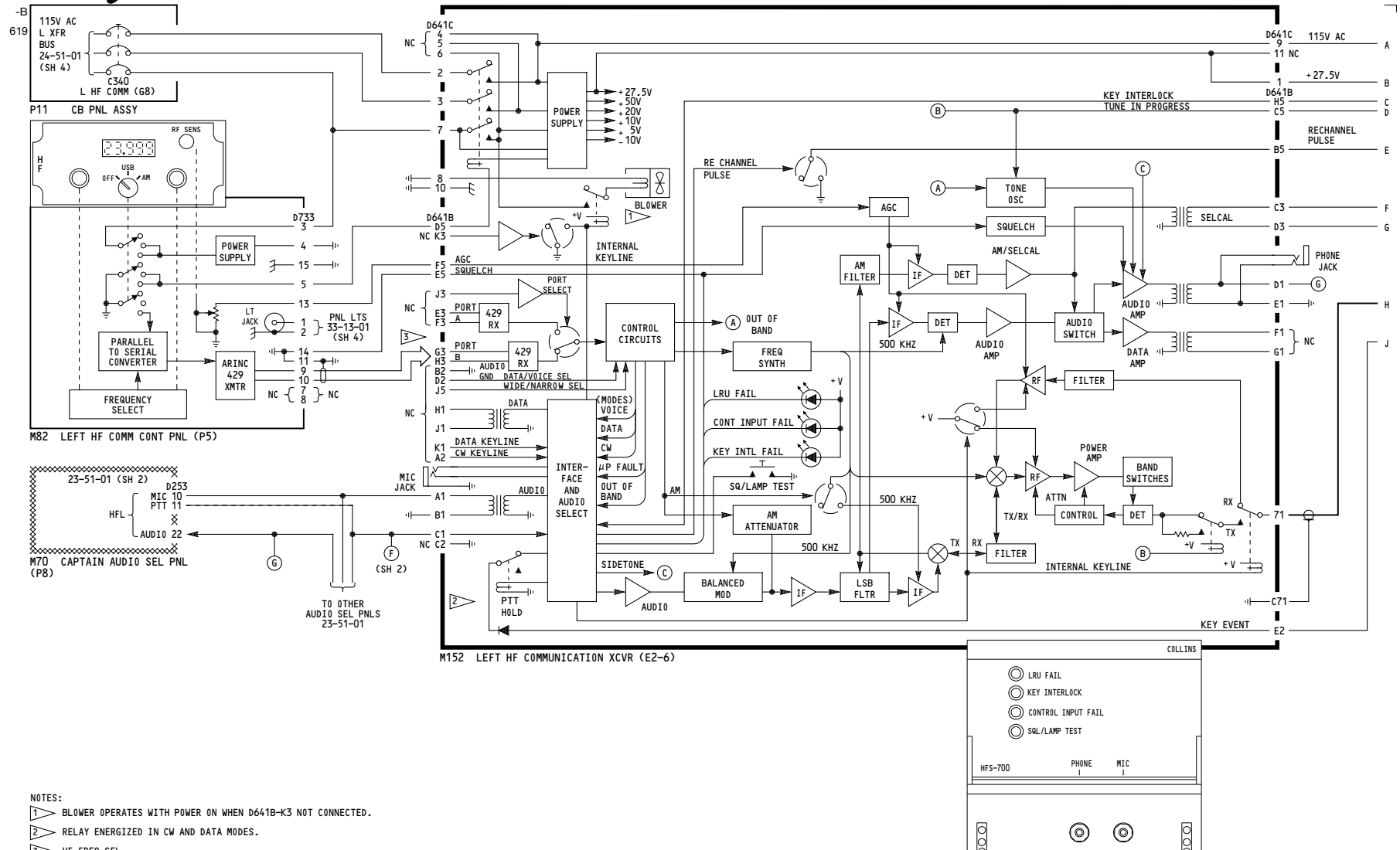
D280T232

23-11-01

Page 103
Sheet 1
Mar 09/2006



23-11-01



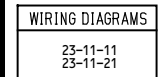
277-278

HF COMMUNICATIONS

D280T232

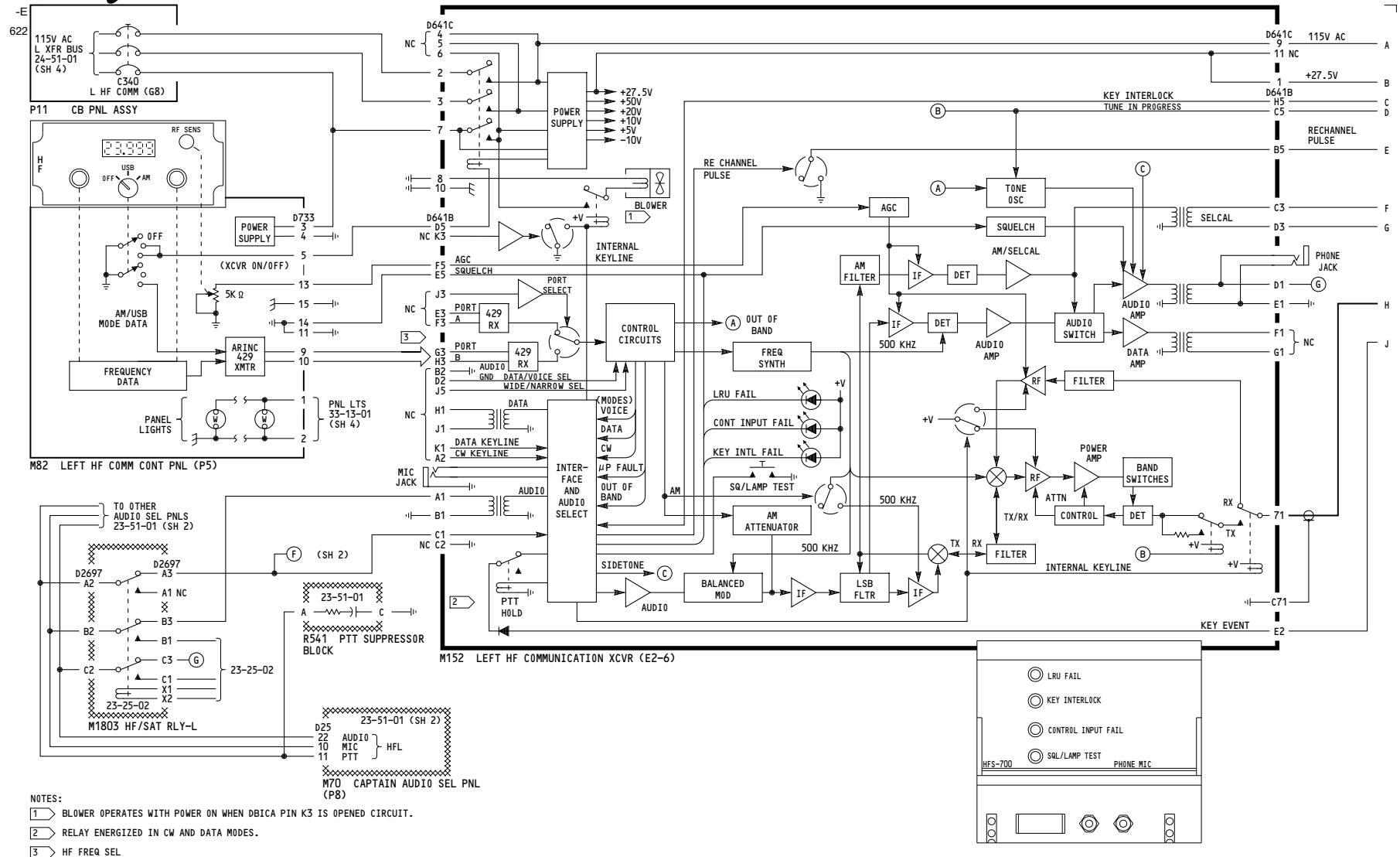
23-11-01

Page 104.1
Sheet 1
Mar 09/2006



23-11-01

D280T232



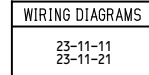
280

HF COMMUNICATIONS

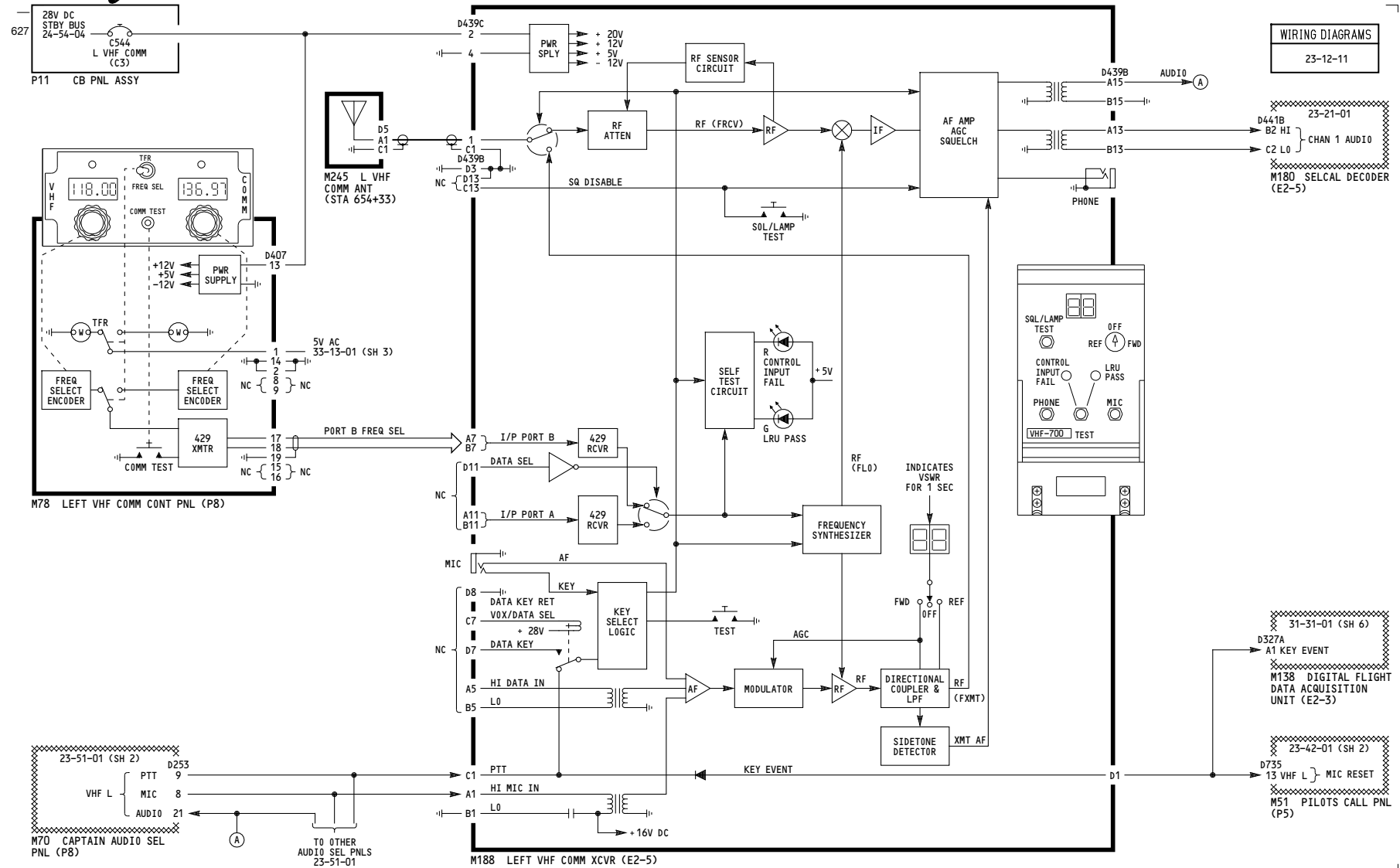
D280T232

23-11-01

Page 105.1
Sheet 1
Mar 09/2006



Page 105.1
Sheet 2
Mar 09/2006



050-099

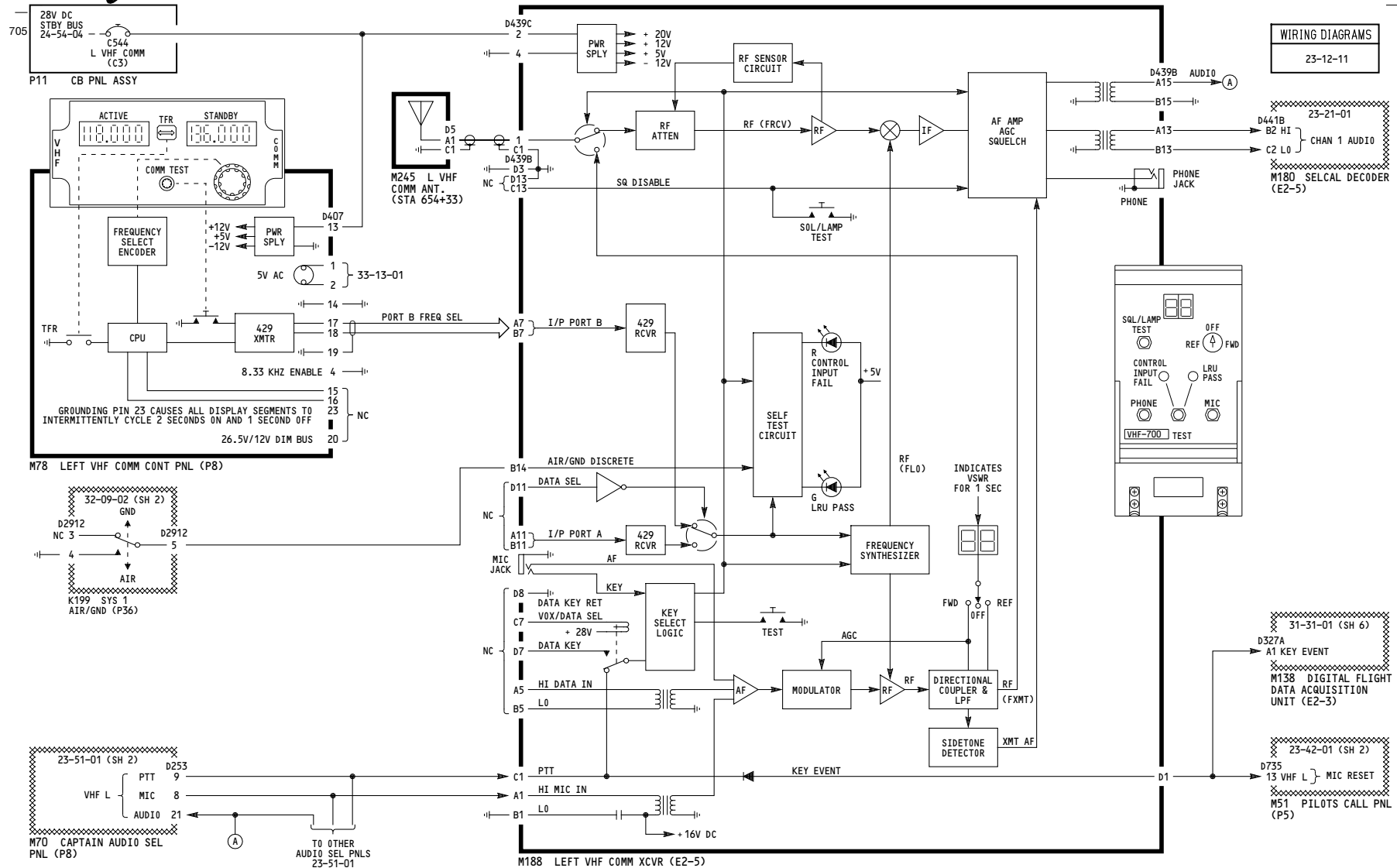
VHF COMMUNICATION- LEFT

D280T232

23-12-01


Page 101

Jan 21/2005



150, 152-278

VHF COMMUNICATION- LEFT

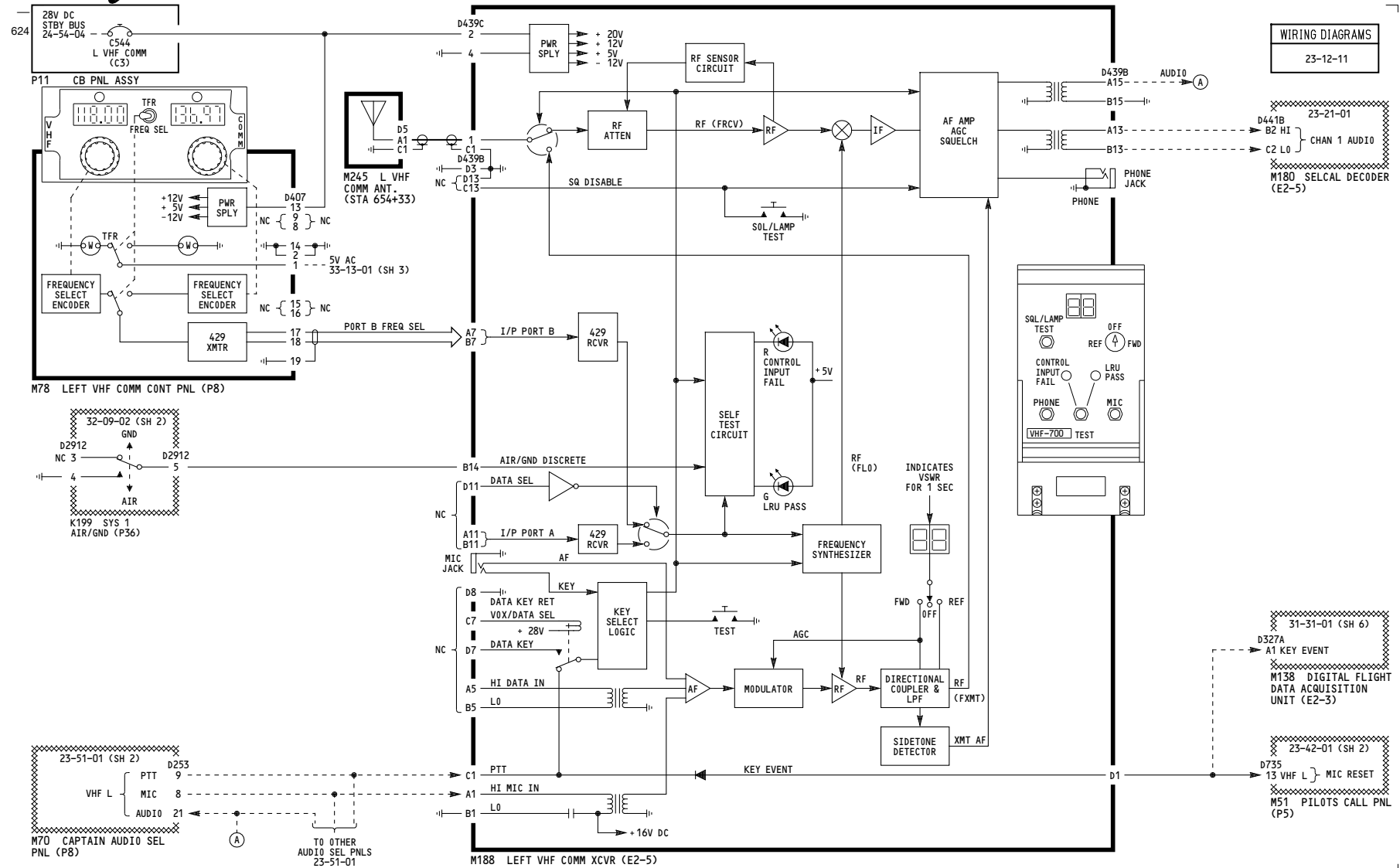
 Incorporates
MTO-230731

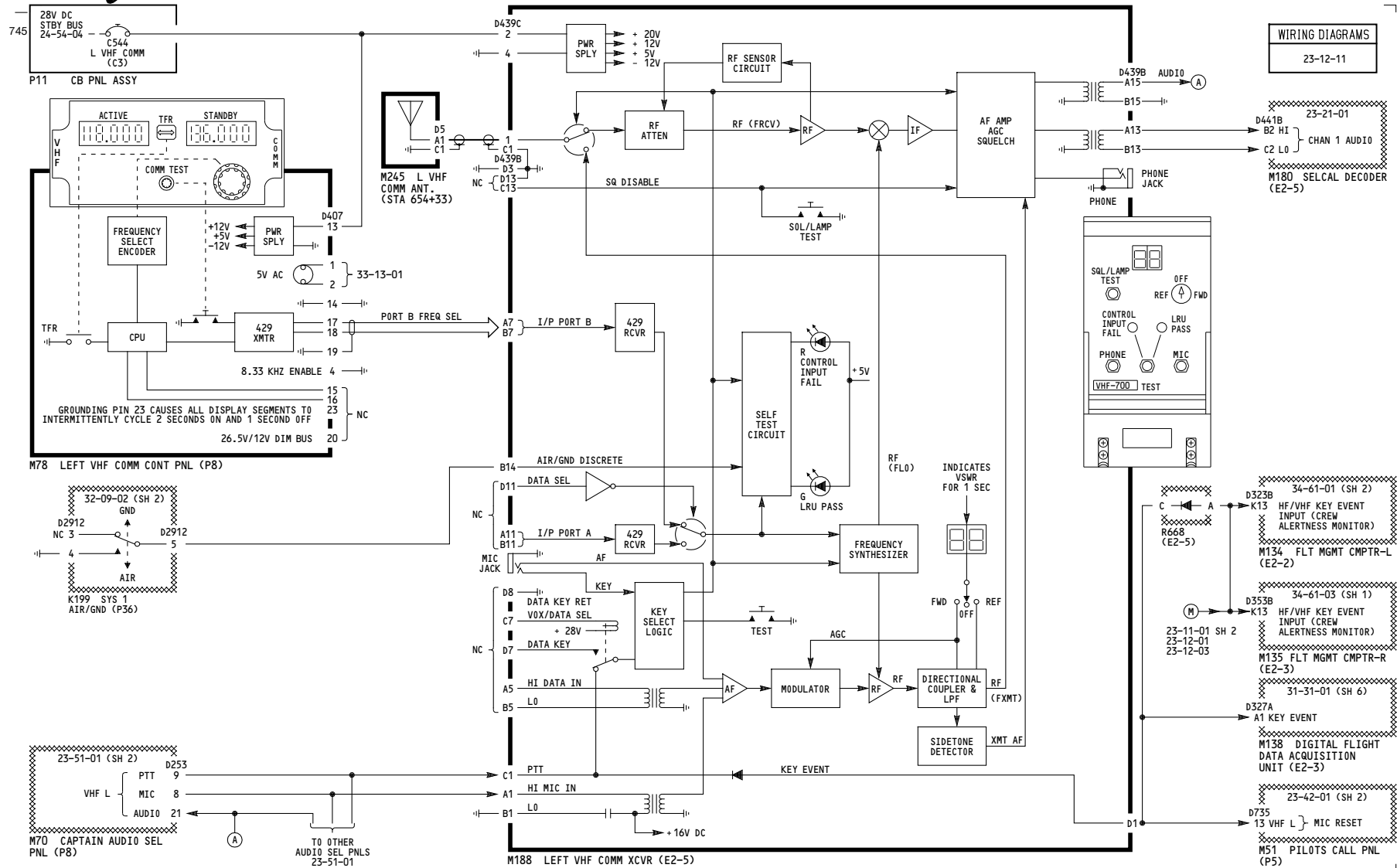
23-12-01



Page 102A

Mar 09/2006

D280T232



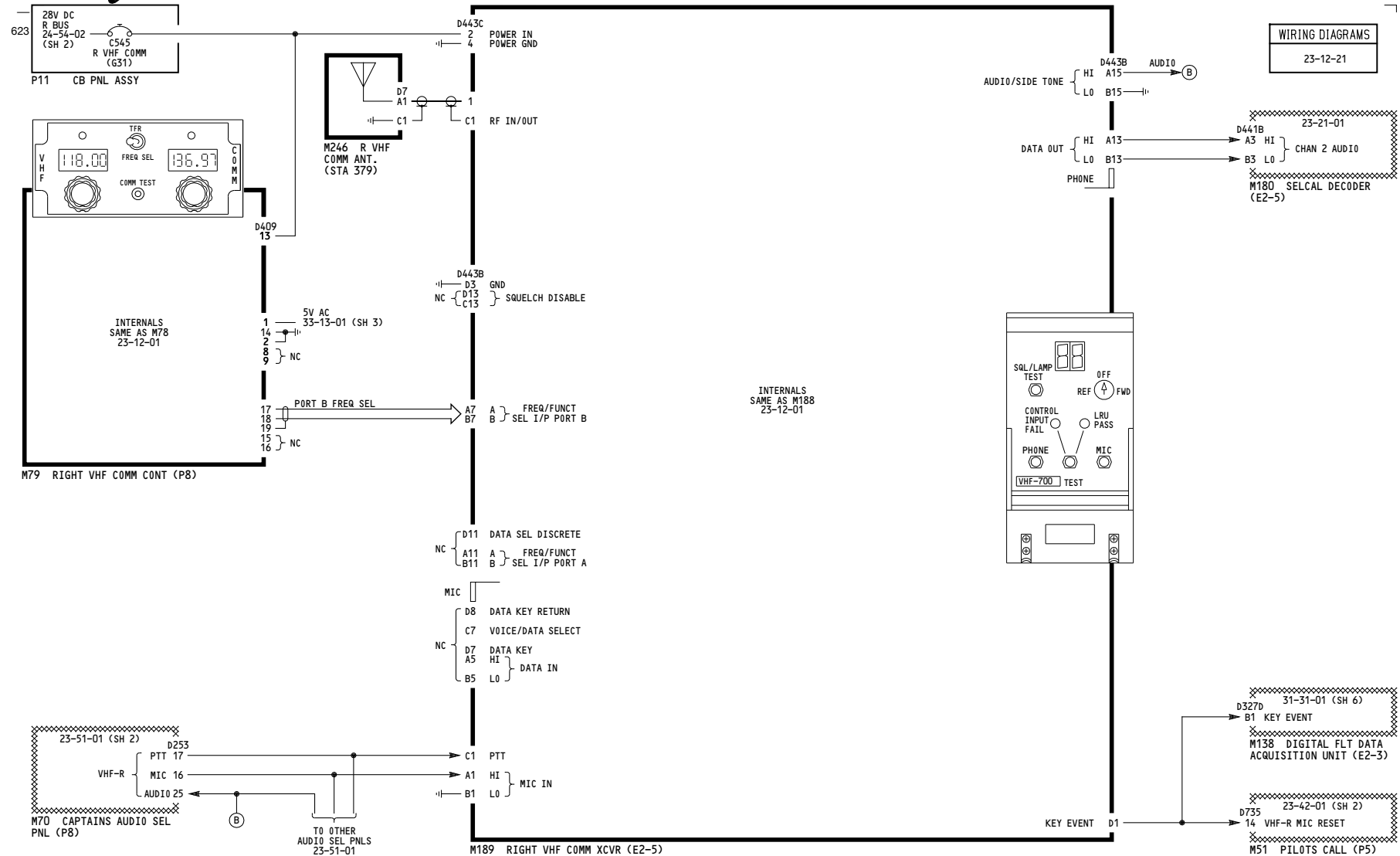


Incorporates
 34-0131
 MTO-230731

23-12-01

Page 104.1A

Mar 09/2006



050-099

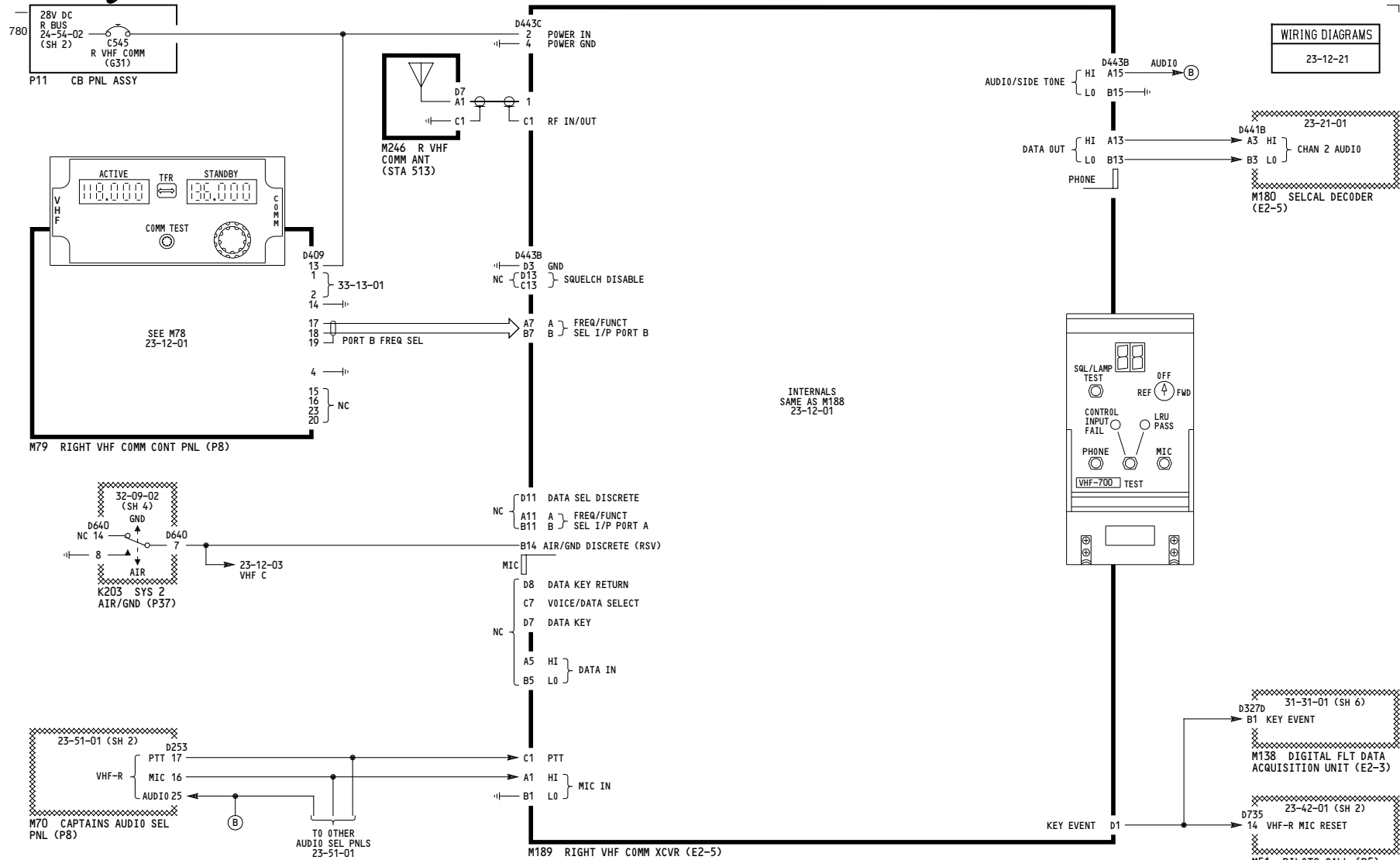
VHF COMMUNICATION-RIGHT

D280T232

23-12-02



Page 101

Jan 21/2005



150, 152, 275-276

VHF COMMUNICATION-RIGHT

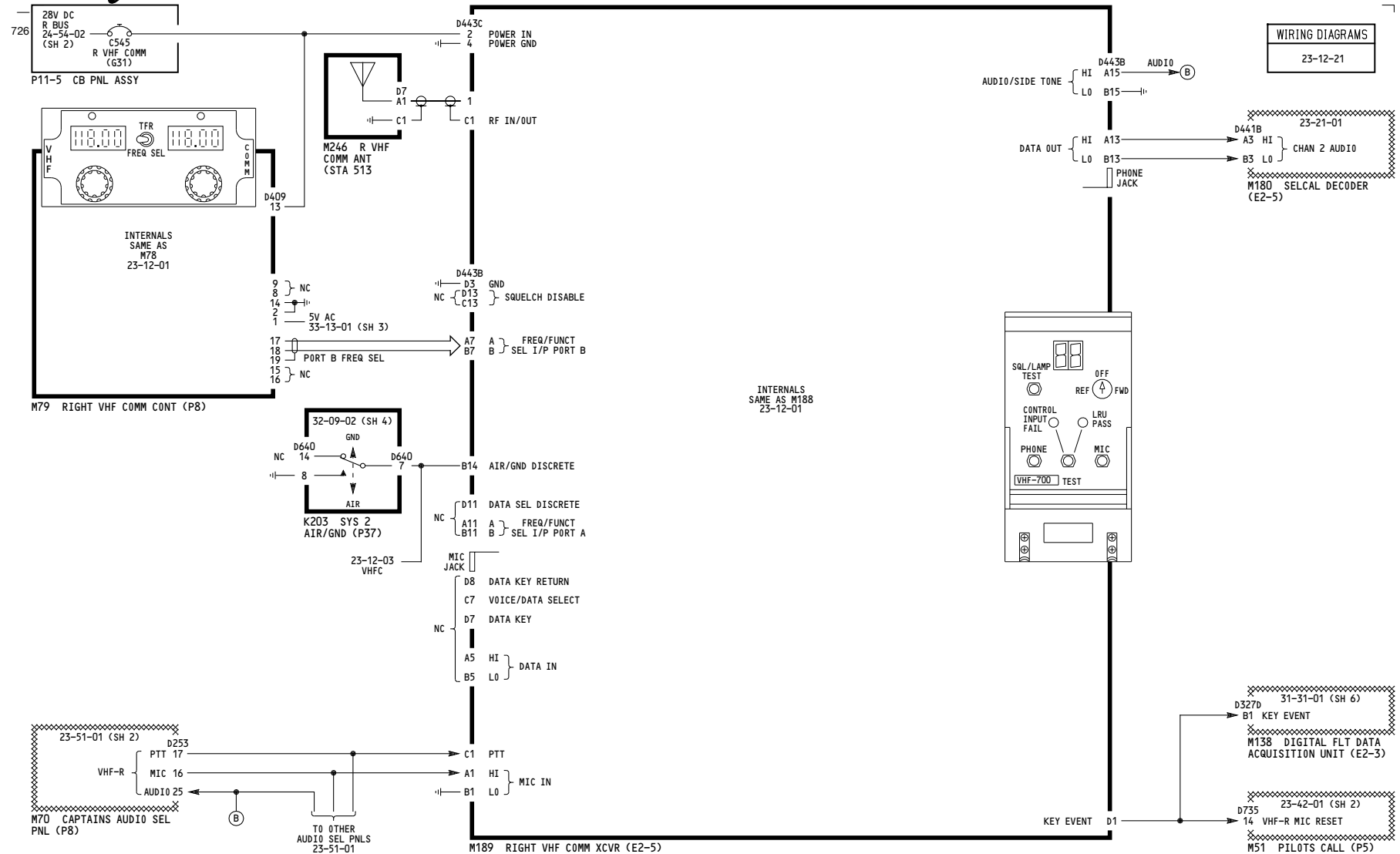
Incorporates
 34-0091 R01
 MTO-230731

D280T232

23-12-02

Page 102.1A

Jan 21/2005



151

VHF COMMUNICATION-RIGHT

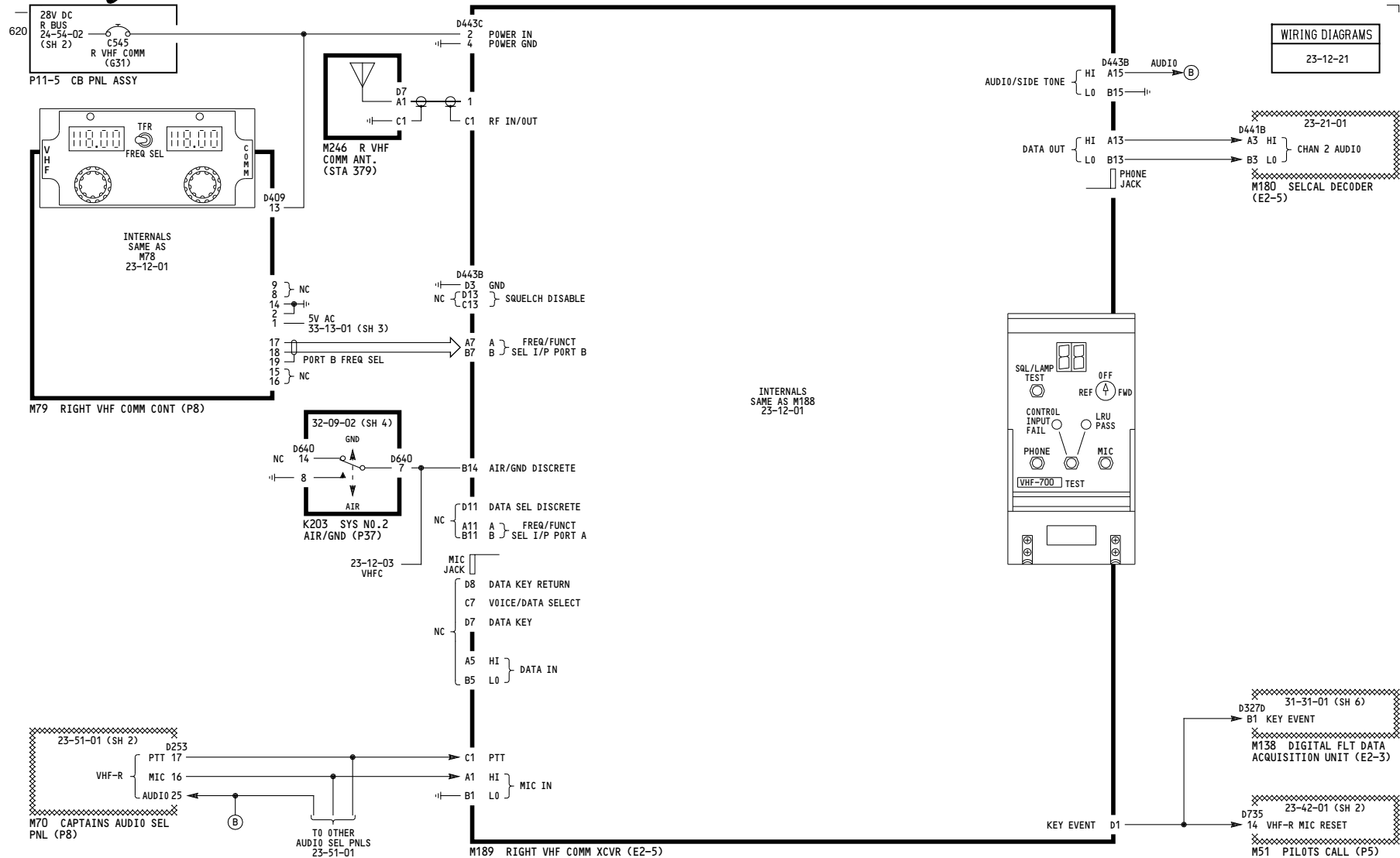
Incorporates
34-0091 R01

D280T232

23-12-02

Page 103.1

Jan 21/2005



153-154

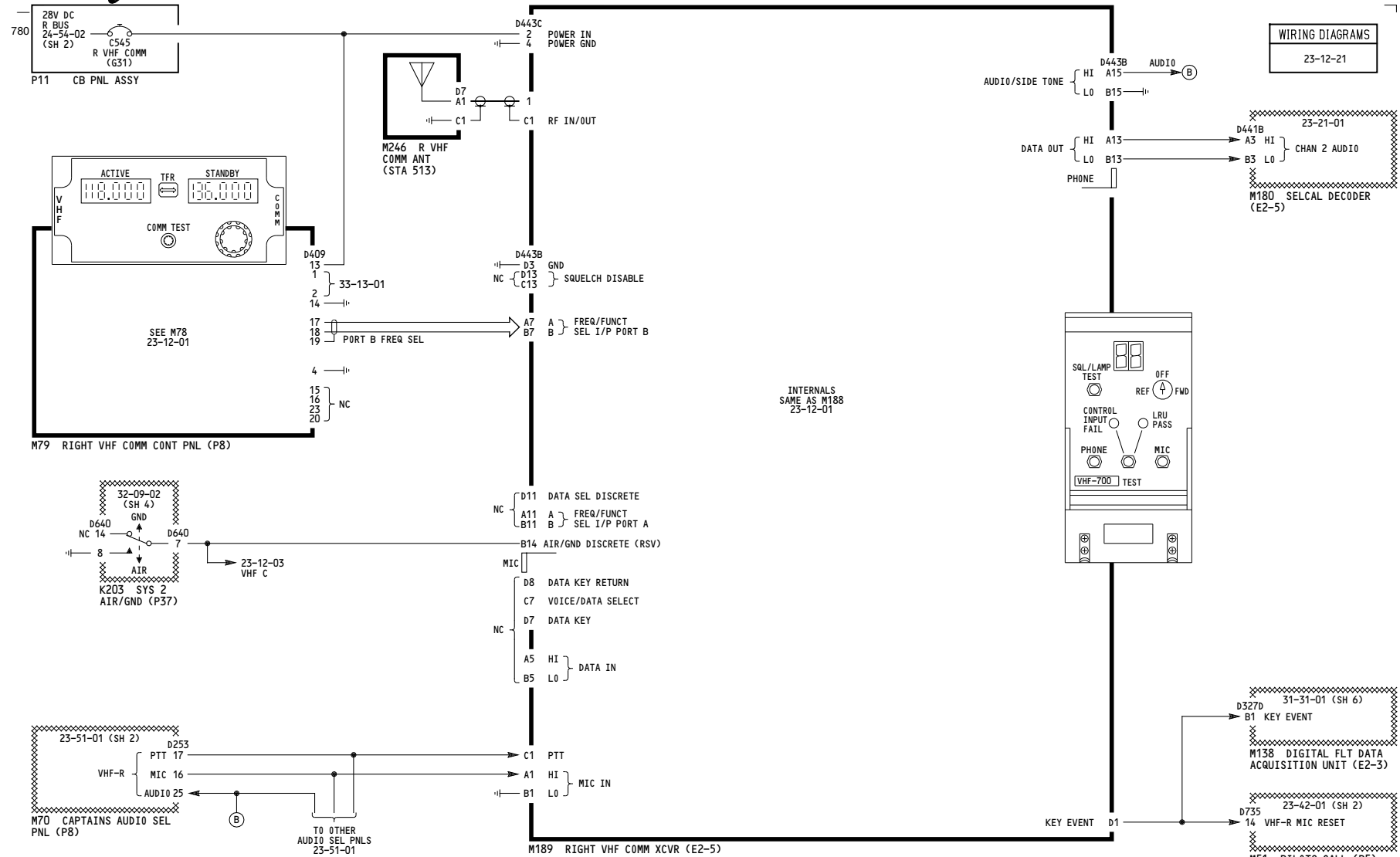
VHF COMMUNICATION- RIGHT

D280T232

23-12-02

Page 104


Jan 21/2005




153-154

VHF COMMUNICATION-RIGHT

Incorporates

 34-0133

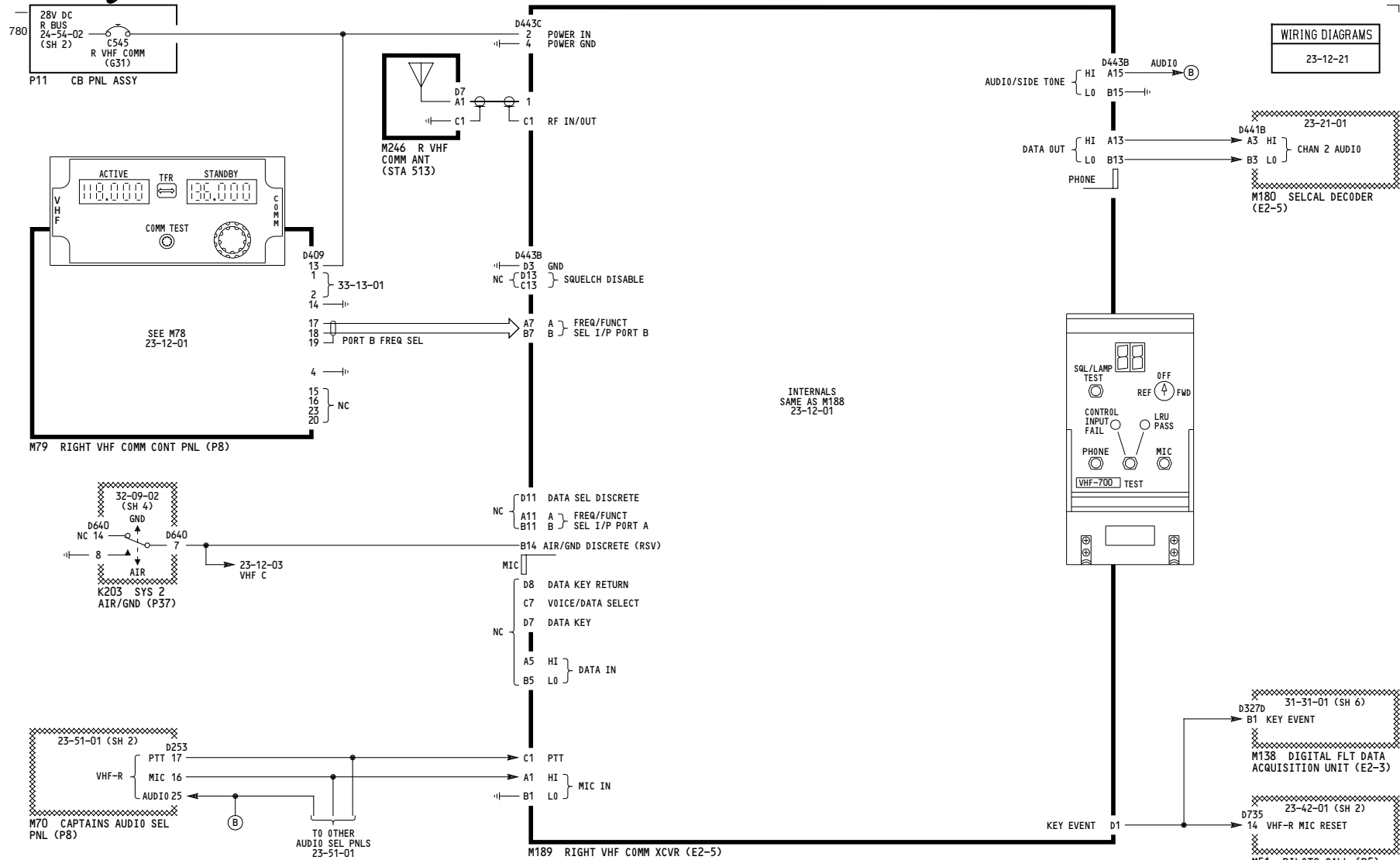
 MTO-230731

D280T232

23-12-02


Page 104.1A

Jan 21/2005



155-167

VHF COMMUNICATION-RIGHT

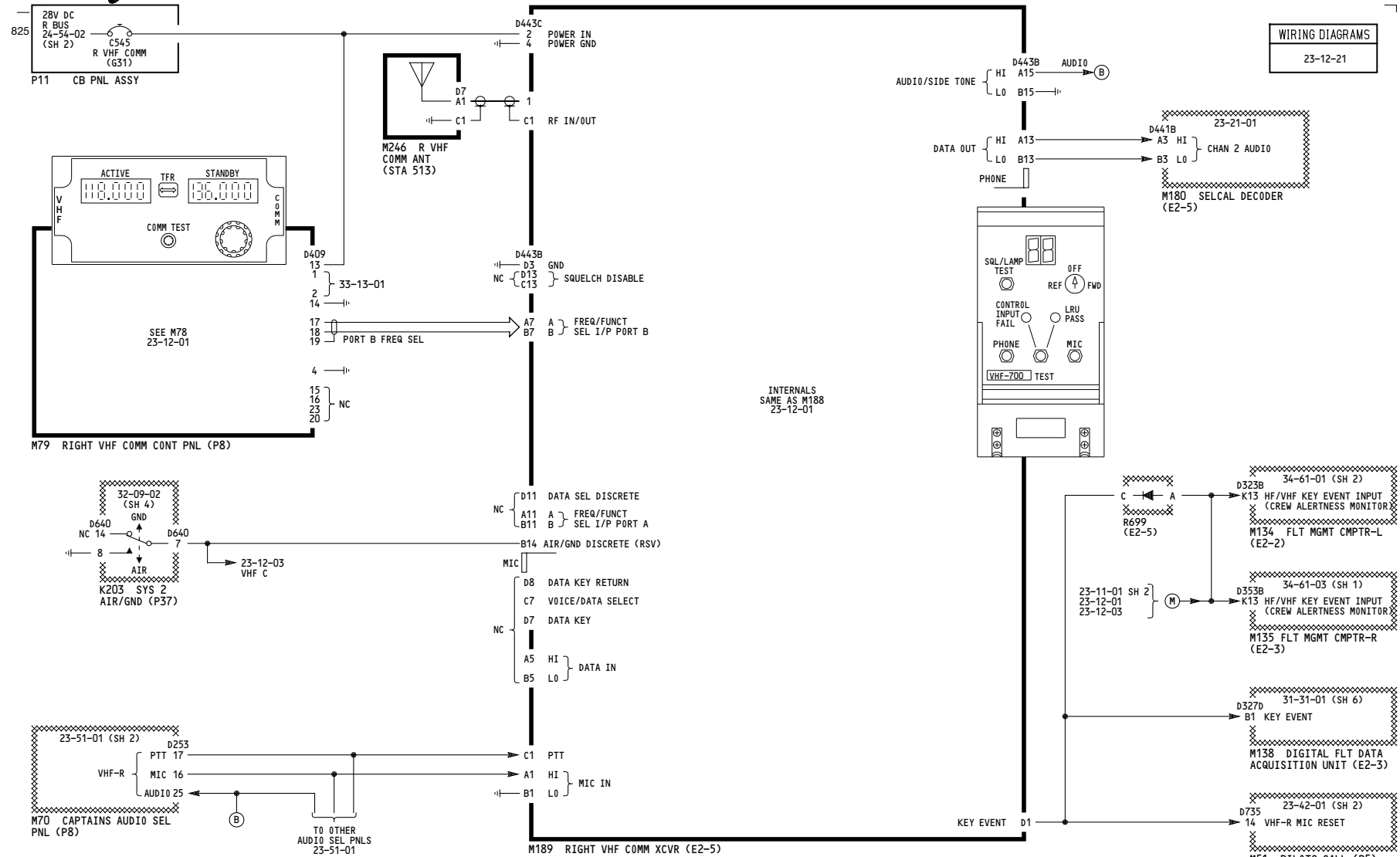
 Incorporates
MTO-230731

23-12-02

Page 105A

Mar 09/2006

D280T232



277-280

VHF COMMUNICATION-RIGHT

Incorporates

▶ 34-0131

▶ MTO-230731

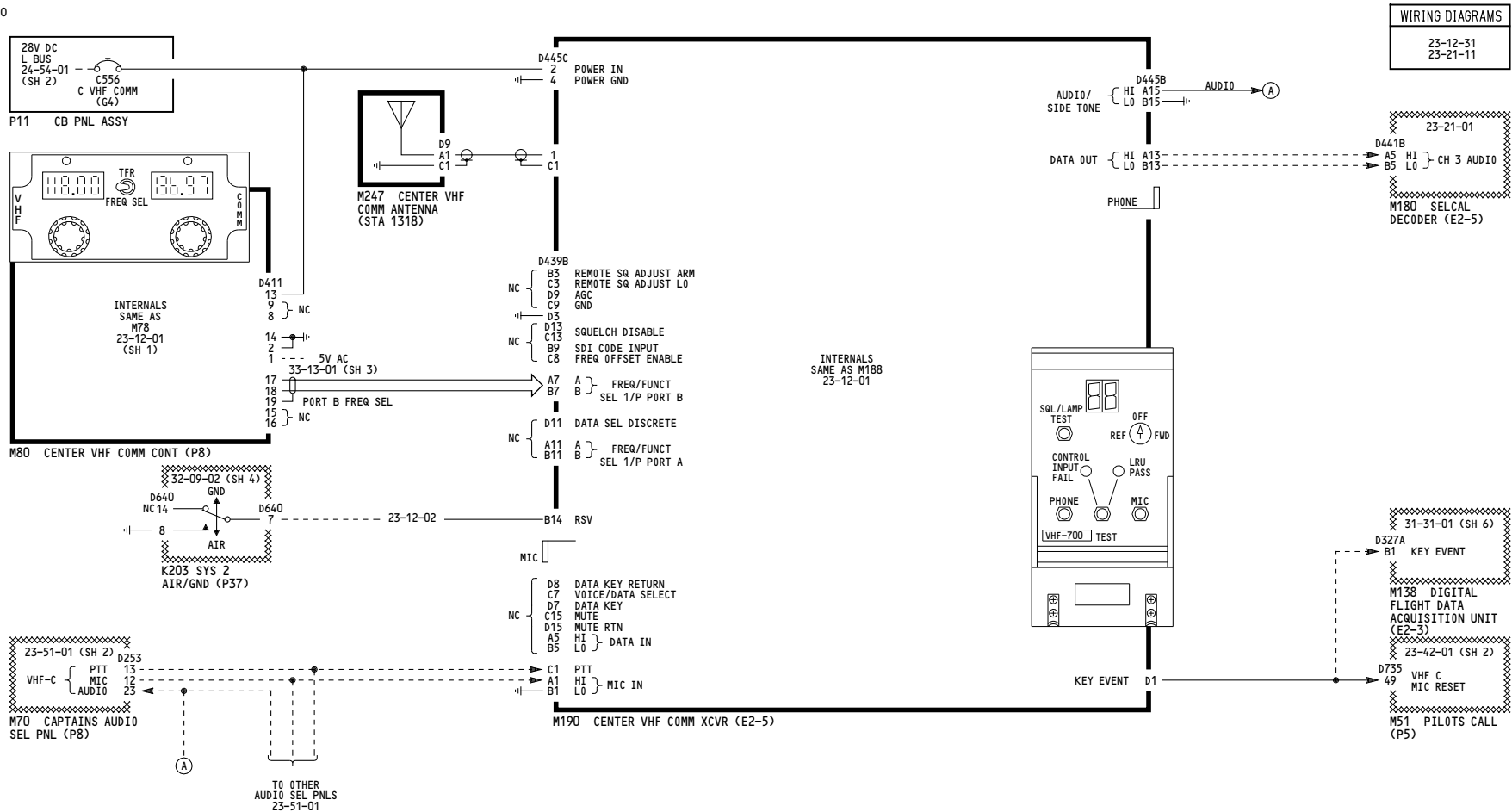
D280T232

23-12-02

Page 106.1A

Mar 09/2006

620



050-099

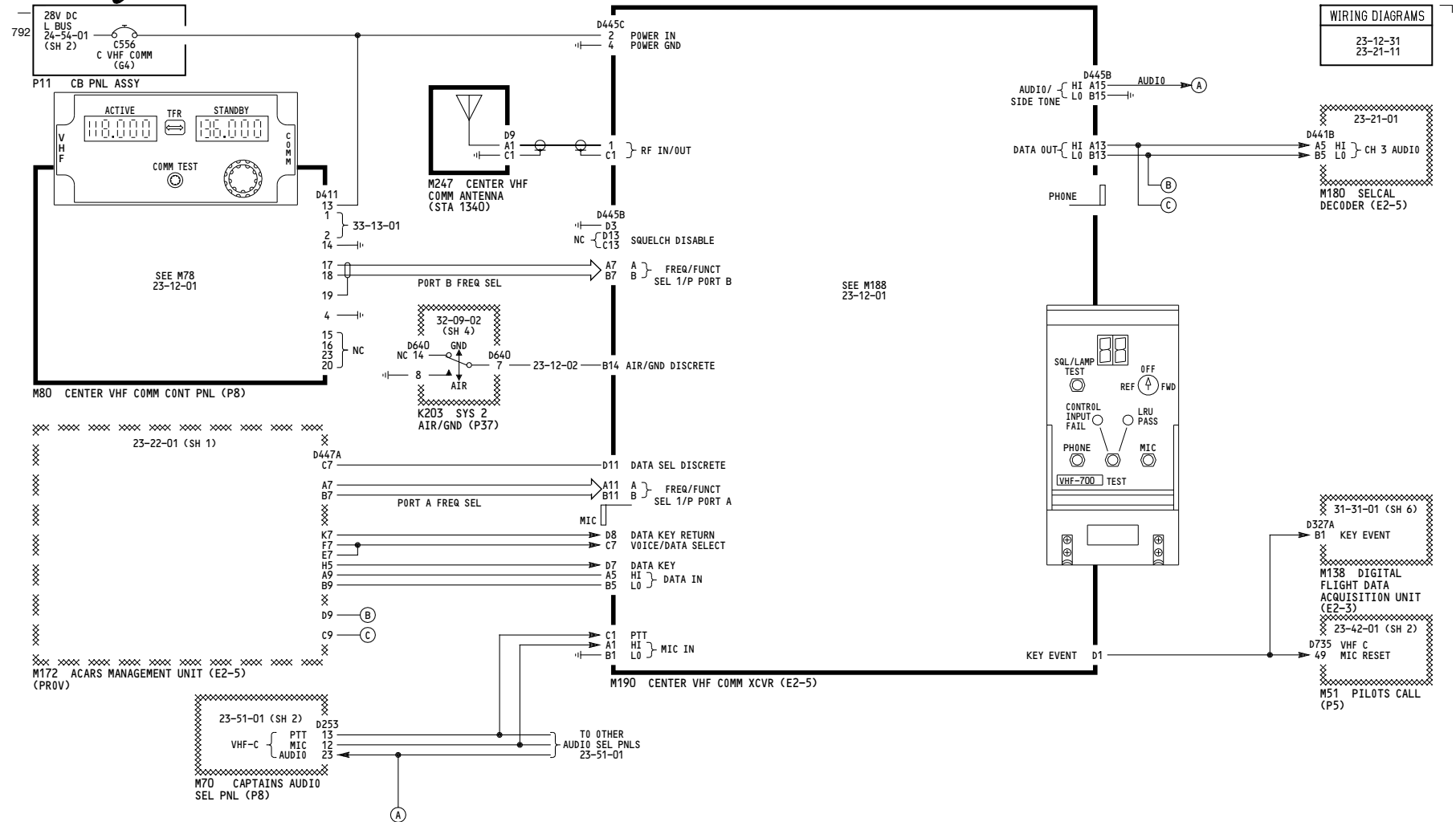
VHF COMMUNICATION-CENTER

D280T232

23-12-03


Page 101

Jan 21/2005



150, 152-166

VHF COMMUNICATION-CENTER

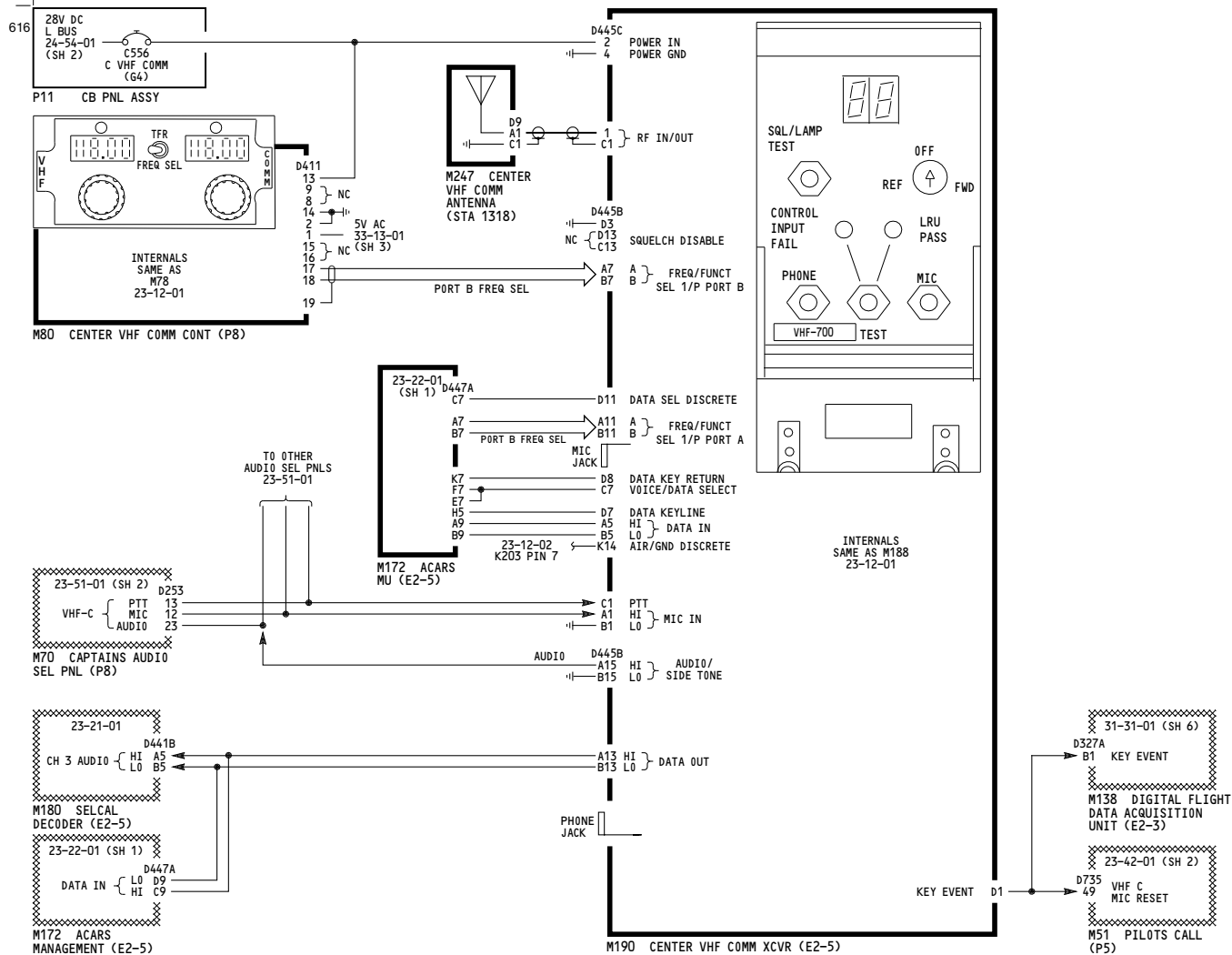
 Incorporates
MTO-230731

D280T232

23-12-03

Page 102A

Jan 21/2005



WIRING DIAGRAMS
23-12-31
23-21-11

151

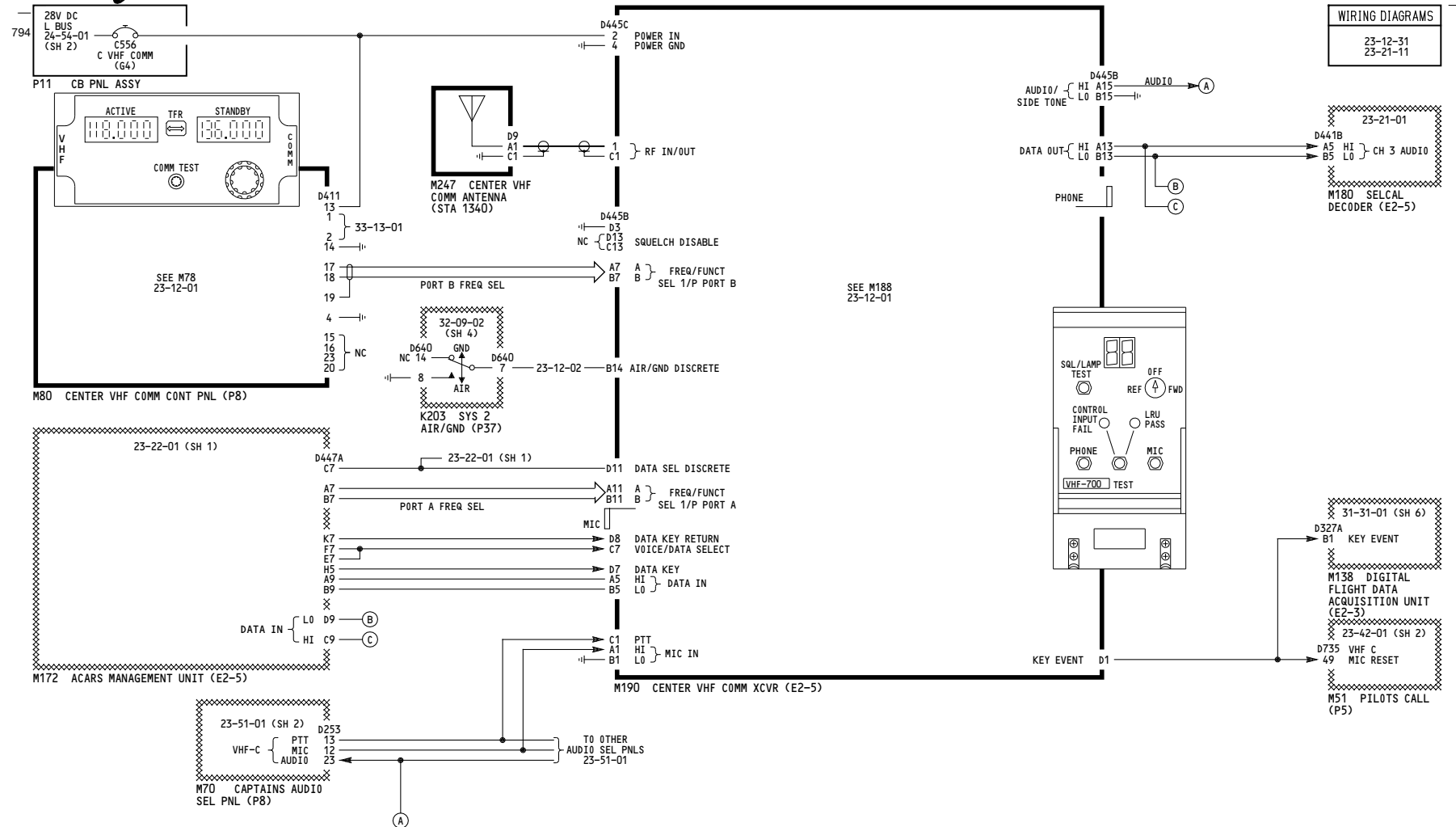
VHF COMMUNICATION-CENTER

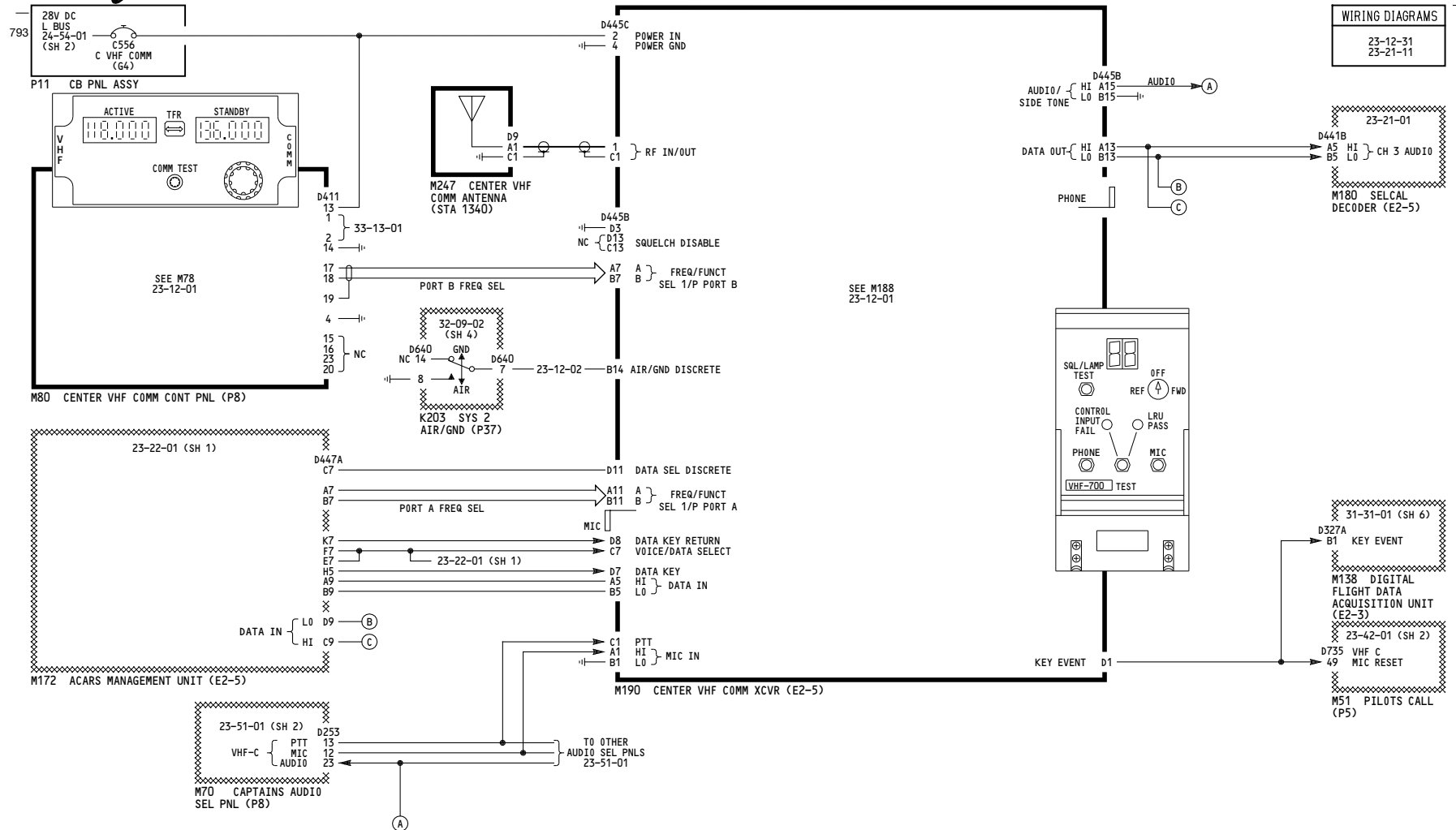
D280T232

23-12-03

Page 103


Jan 21/2005





275-276

VHF COMMUNICATION-CENTER

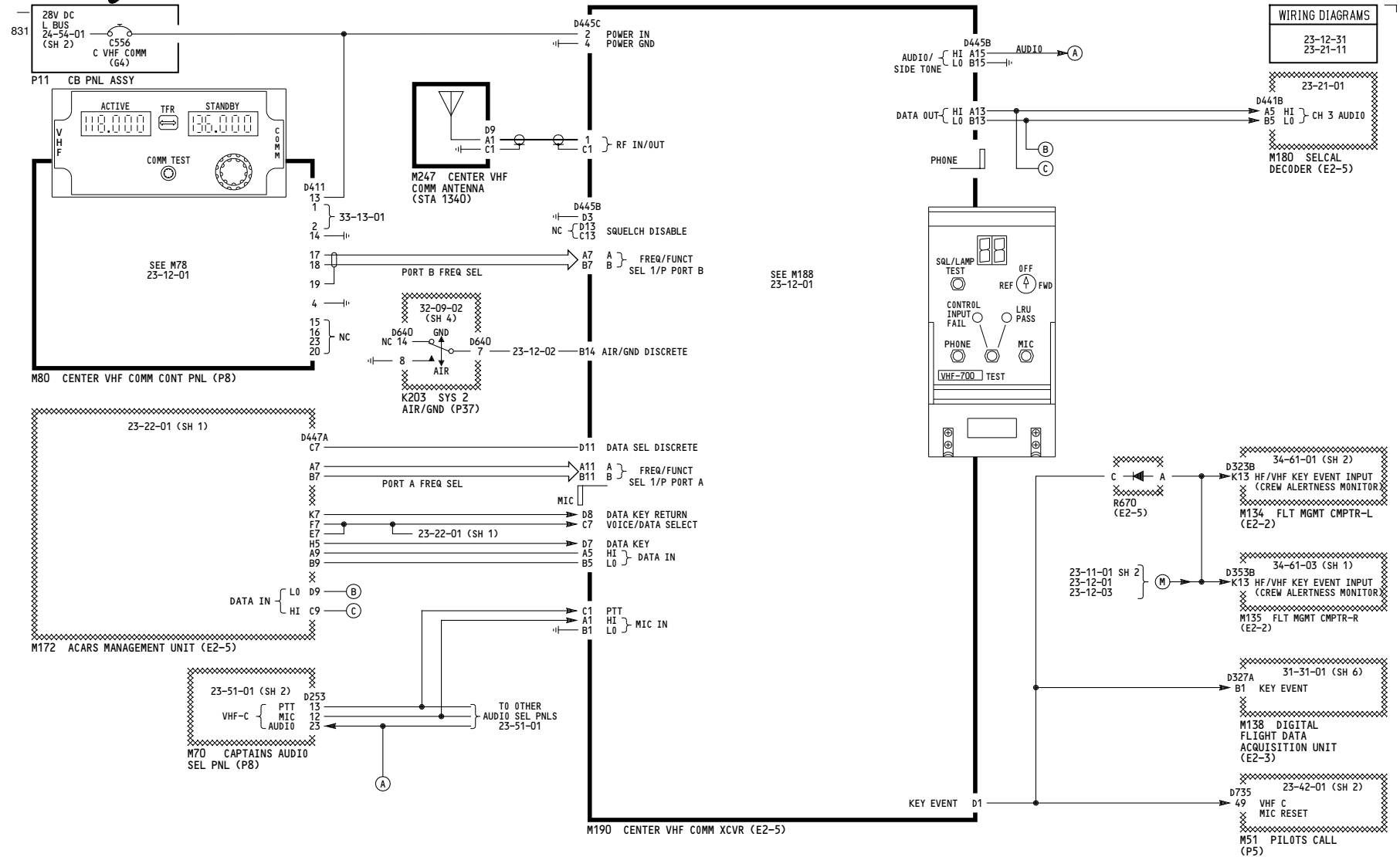
 Incorporates
MTO-230731

D280T232

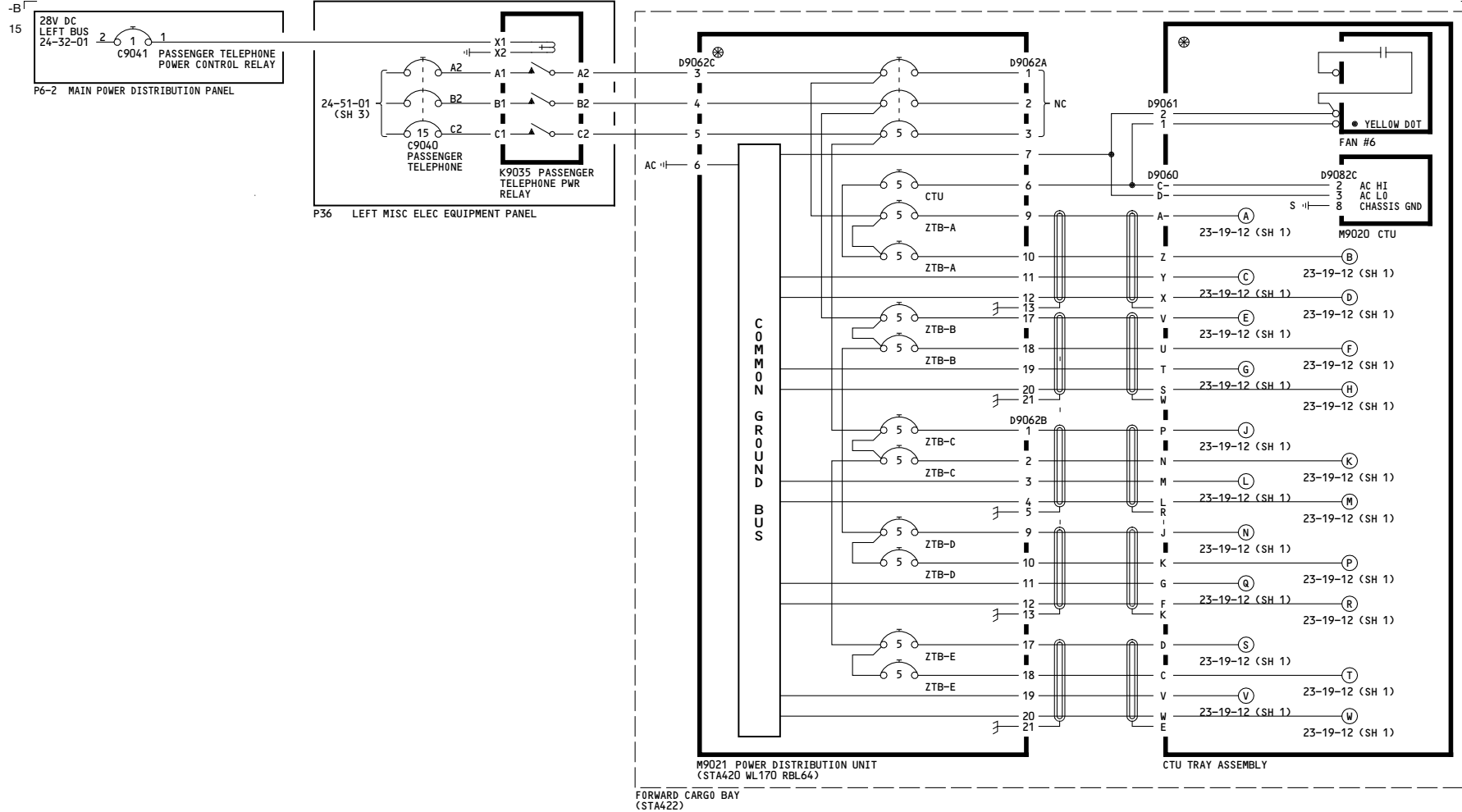
23-12-03

Page 105A

Mar 09/2006



THIS PAGE INTENTIONALLY LEFT BLANK



150

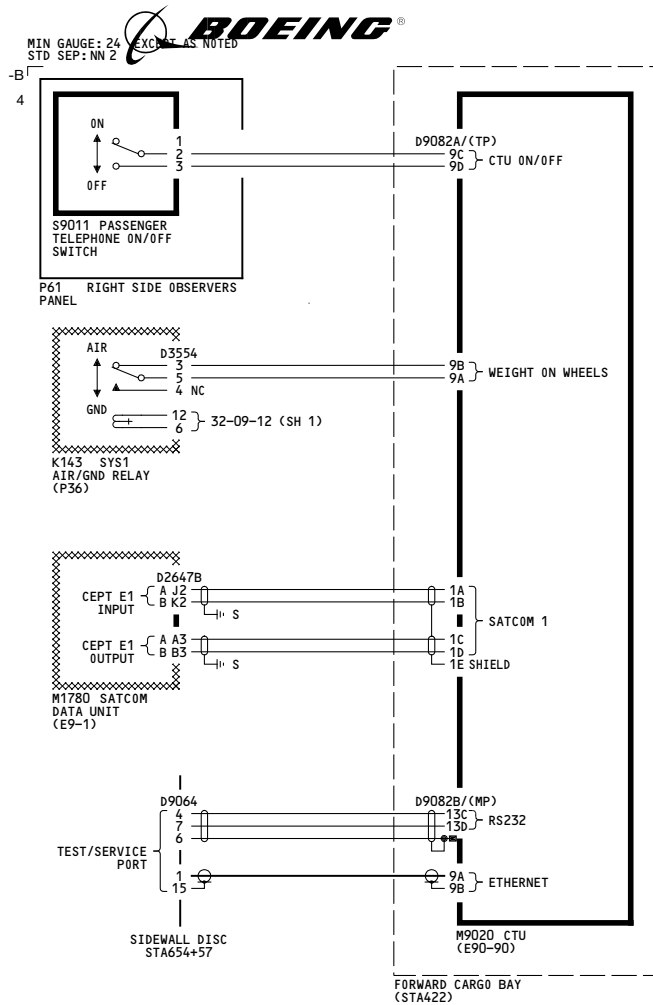
**CABIN TELECOMMUNICATIONS
CTU**

Incorporates
MTO-230695

D280T232

23-19-11

Page 101A
Sheet 1
Jan 21/2005



150

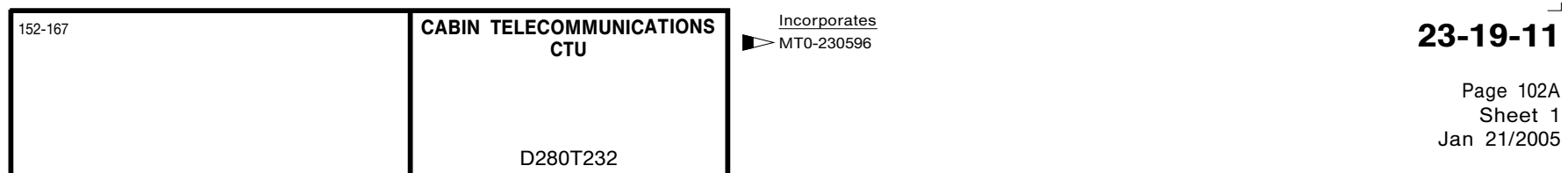
CABIN TELECOMMUNICATIONS CTU

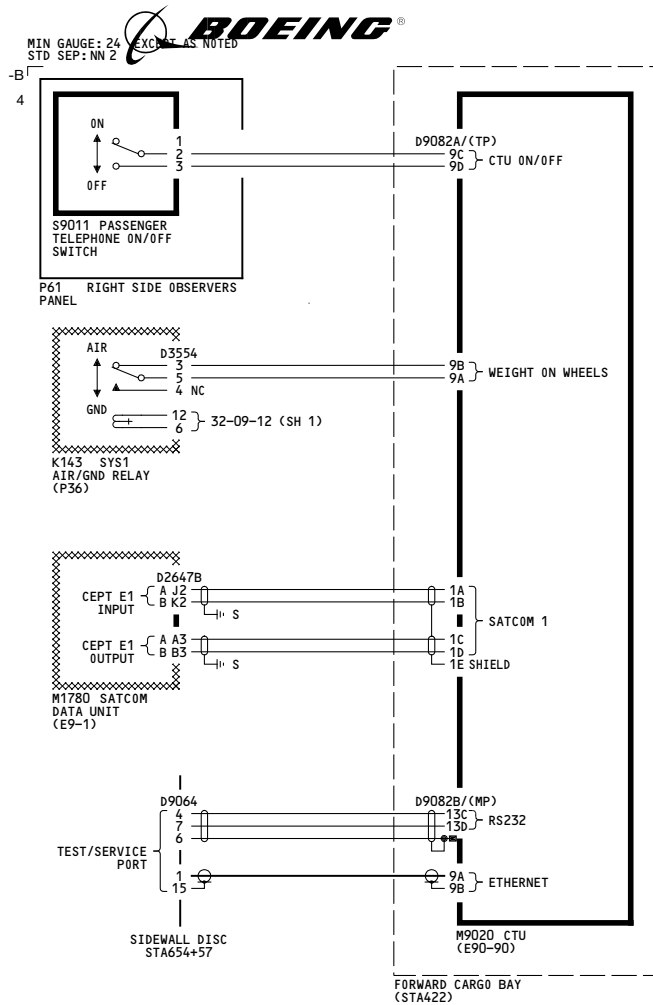
Incorporates
MTO-230695

D280T232

23-19-11

Page 101A
Sheet 2
Jan 21/2005





152-167

CABIN TELECOMMUNICATIONS CTU

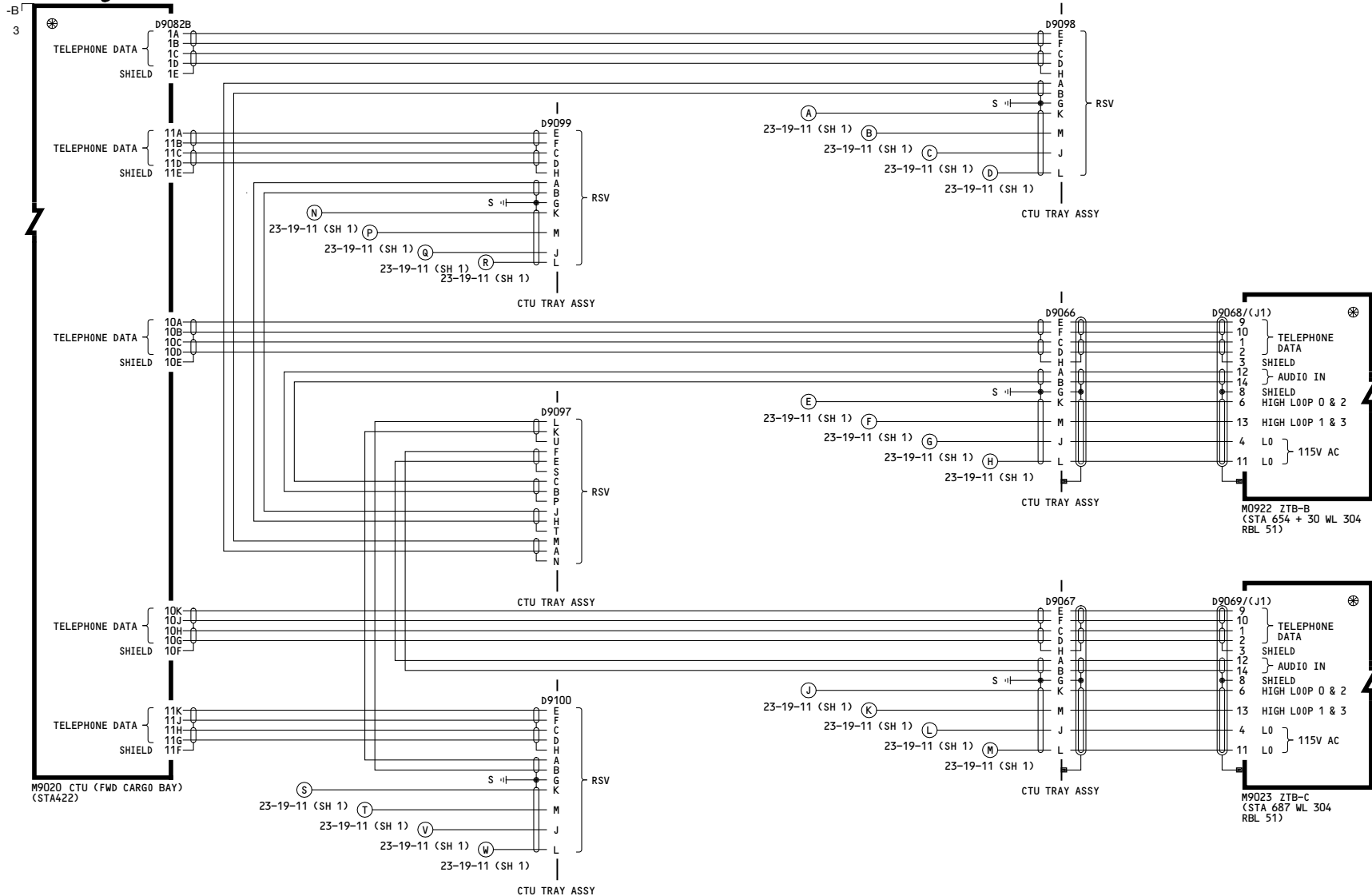
Incorporates
MT0-230596

D280T232

23-19-11

Page 102A
Sheet 2
Jan 21/2005

MIN GAUGE: 24
STD SER# 1



150

**CABIN TELECOMMUNICATIONS
STAND ALONE PHONE**

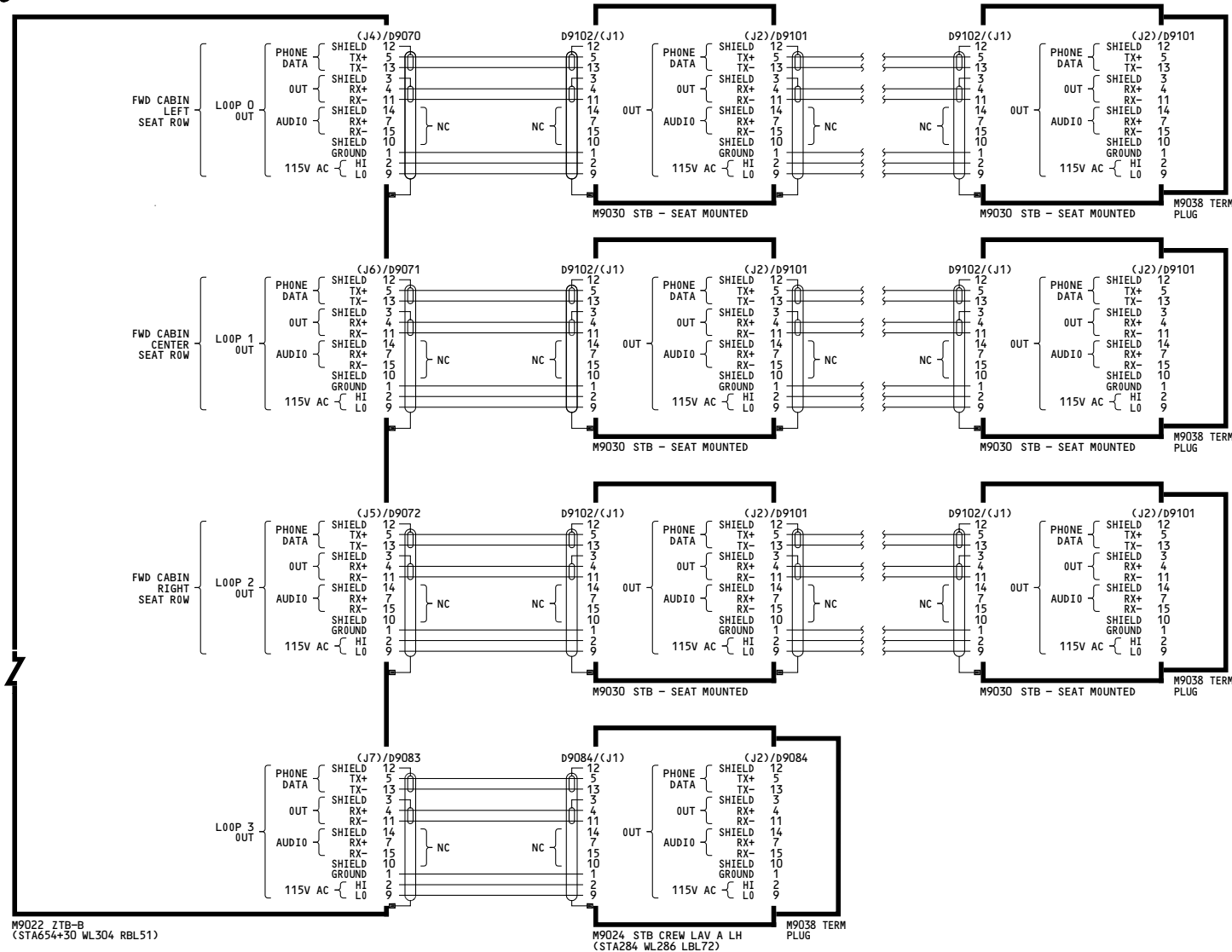
Incorporates
MTO-230695

D280T232

23-19-12

Page 101A
Sheet 1
Jan 21/2005

-B
3



150

**CABIN TELECOMMUNICATIONS
STAND ALONE PHONE**

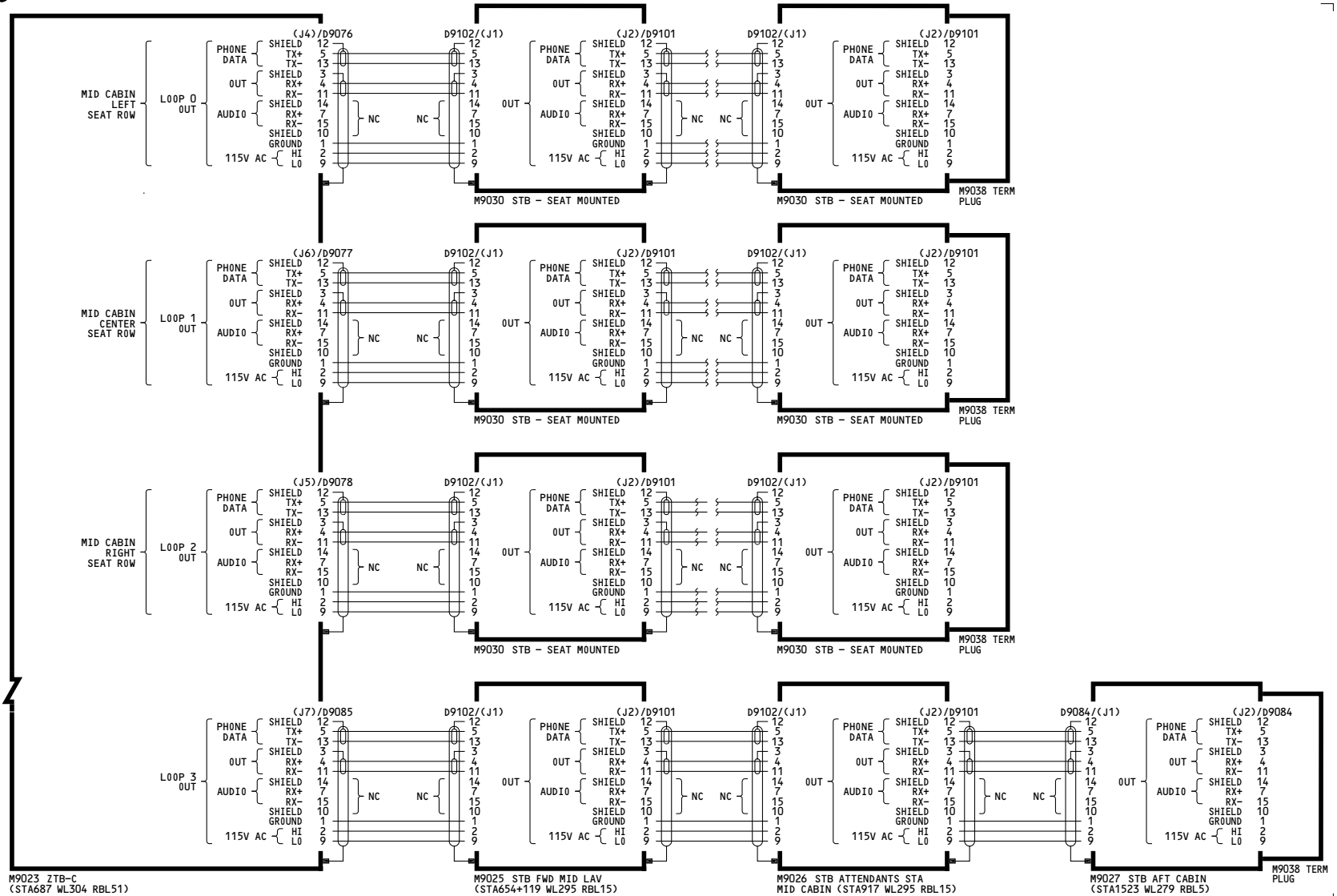
Incorporates
MTO-230695

D280T232

23-19-12

Page 101A
Sheet 2
Jan 21/2005

-B
3



150

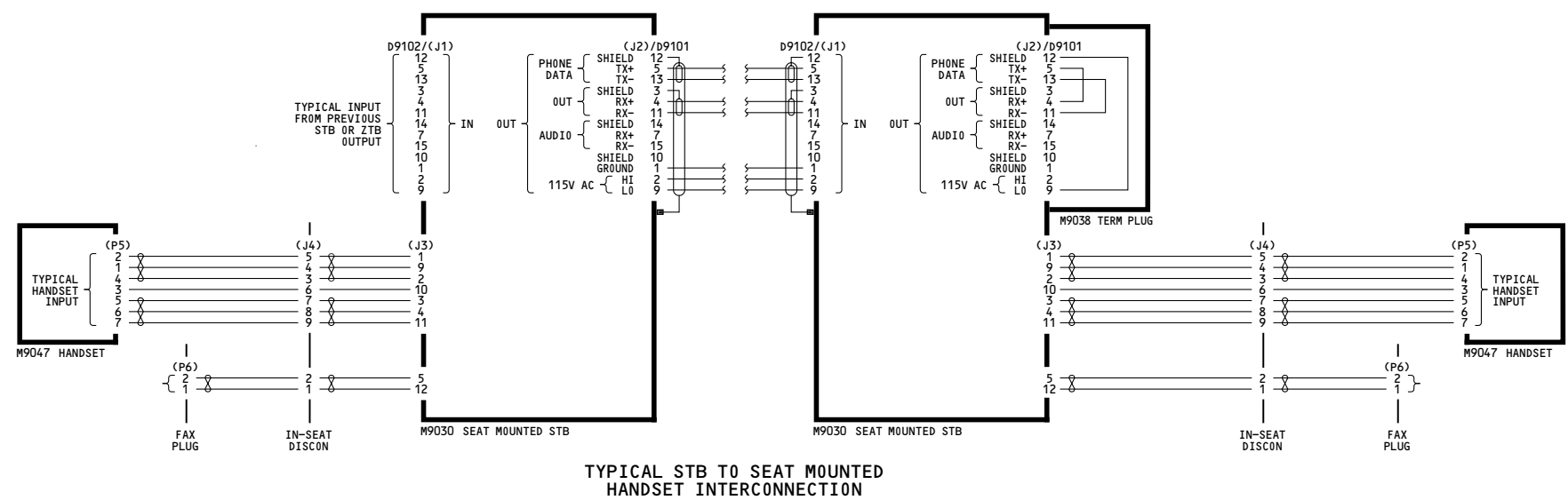
CABIN TELECOMMUNICATIONS
STAND ALONE PHONE

Incorporates
MTO-230695

D280T232

23-19-12

Page 101A
Sheet 3
Jan 21/2005



**TYPICAL STB TO SEAT MOUNTED
HANDSET INTERCONNECTION**

150

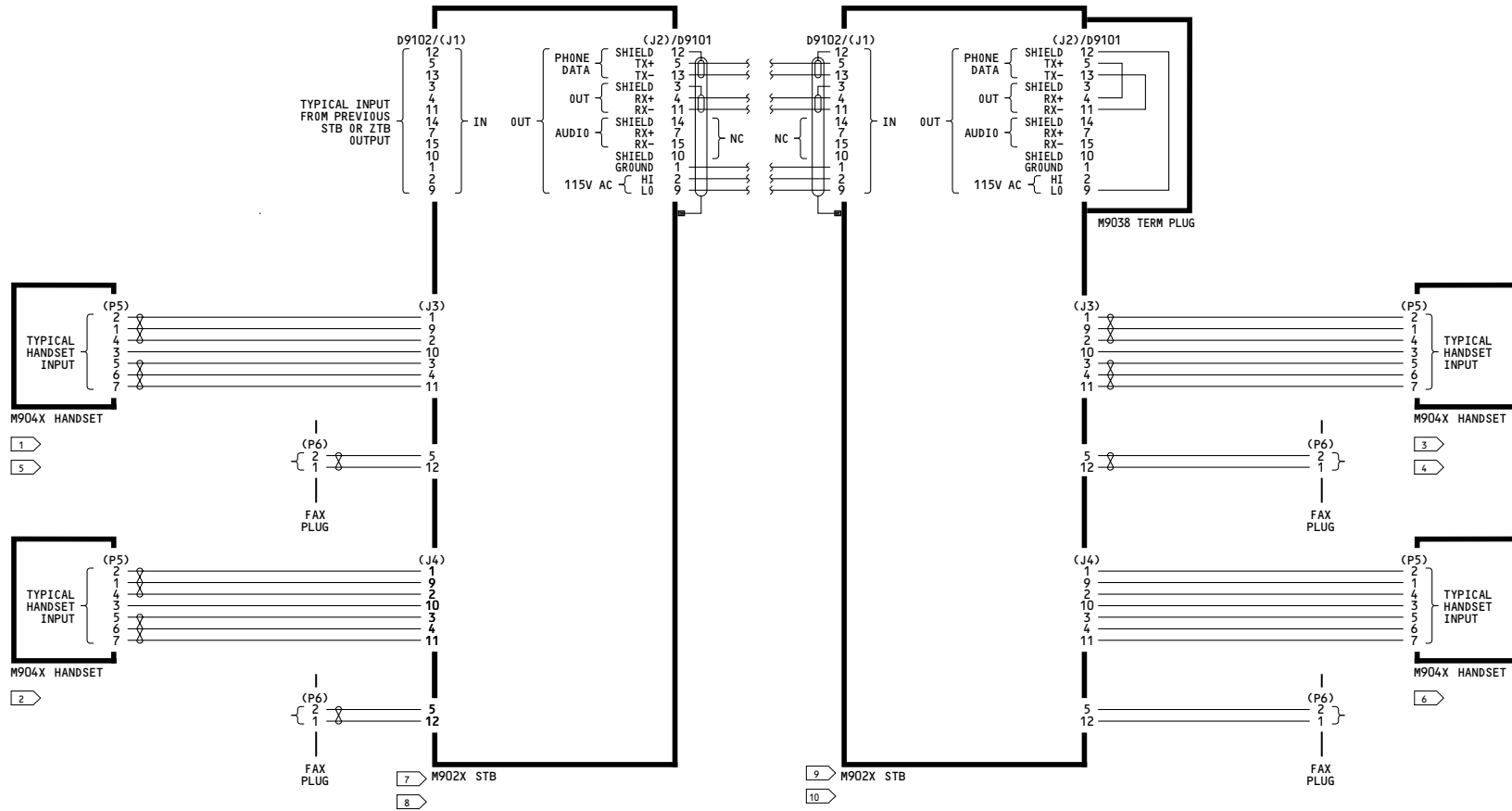
**CABIN TELECOMMUNICATIONS
STAND ALONE PHONE**

Incorporates
MTO-230695

D280T232

23-19-12

Page 101A
Sheet 4
Jan 21/2005



TYPICAL STB TO WALL MOUNTED
HANDSET INTERCONNECTION

NOTES:

- | | |
|---|---|
| 1 M9042 HANDSET - WALL MOUNTED, LAV A (STA654+119 WL272 RBL20) | 6 M9046 HANDSET - WALL MOUNTED (STA1510 WL272 RBL20) |
| 2 M9044 HANDSET - WALL MOUNTED (STA917 WL272 RBL20) | 7 M9025 STB FWD MID LAV |
| 3 M9041 HANDSET - WALL MOUNTED, LAV A (STA284 WL273 LBL54) | 8 M9026 STB FWD MID LAV |
| 4 M9045 HANDSET - WALL MOUNTED (STA1510 WL272 LBL20) | 9 M9024 STB CREW LAV A LH |
| 5 M9043 HANDSET - WALL MOUNTED (STA917 WL272 LBL20) | 10 M9027 STB AFT CABIN |

150

CABIN TELECOMMUNICATIONS
STAND ALONE PHONE

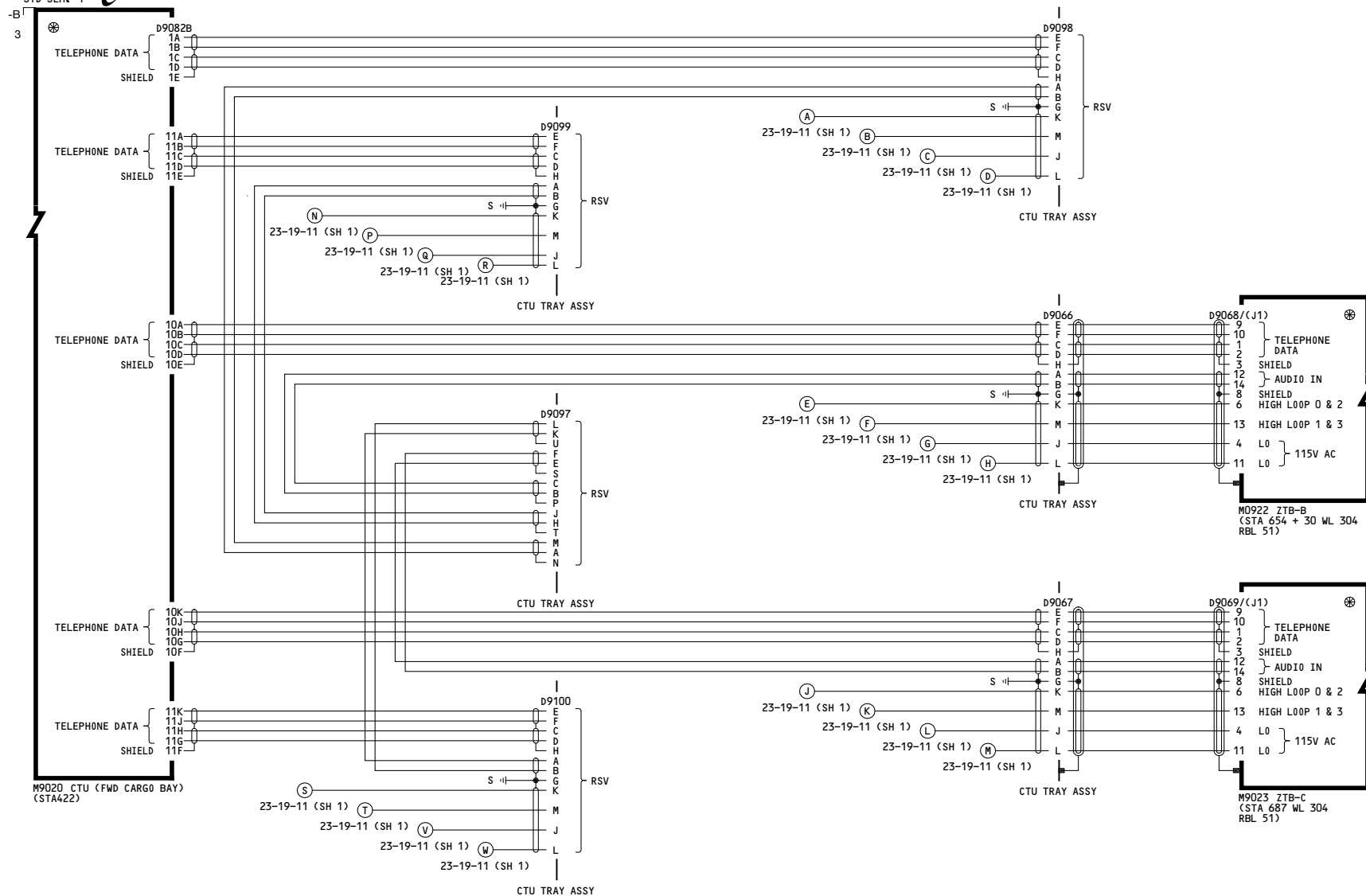
D280T232

Incorporates
MTO-230695

23-19-12

Page 101A
Sheet 5
Jan 21/2005

THIS PAGE INTENTIONALLY LEFT BLANK



152-167

**CABIN TELECOMMUNICATIONS
STAND ALONE PHONE**

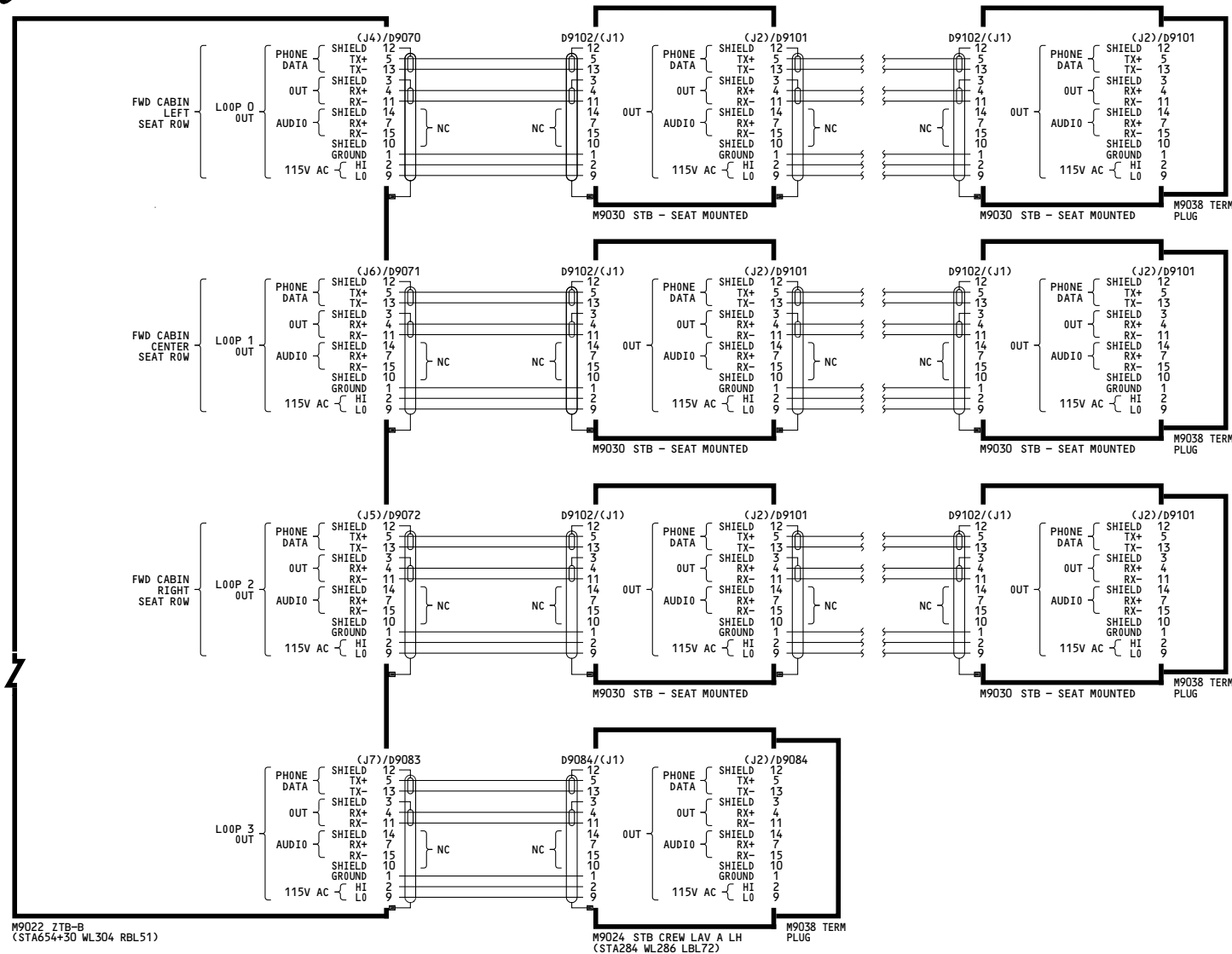
Incorporates
➤ MT0-230596

D280T232

23-19-12

Page 102A
Sheet 1
Jan 21/2005

-B
3



152-167

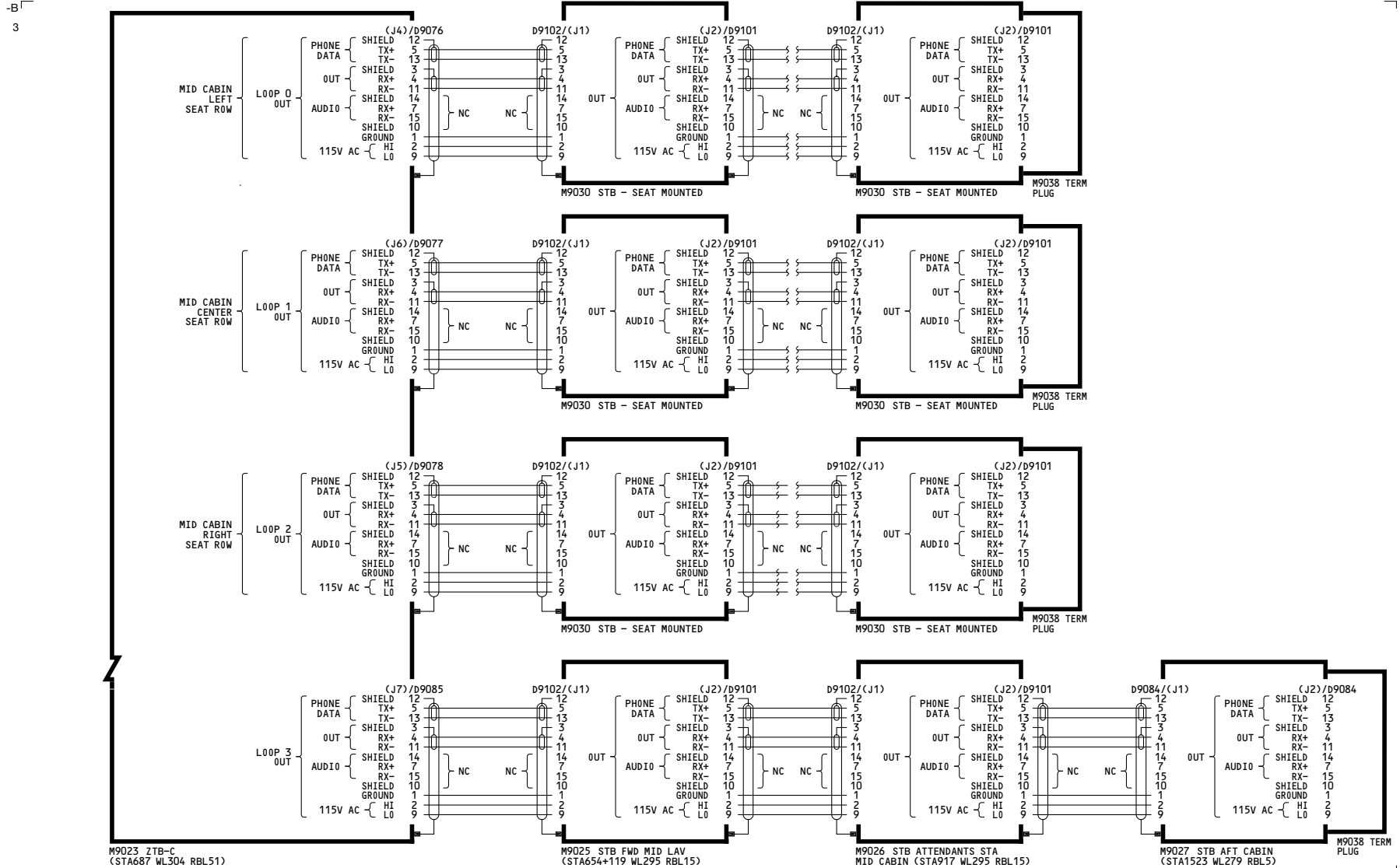
**CABIN TELECOMMUNICATIONS
STAND ALONE PHONE**

Incorporates
MT0-230596

D280T232

23-19-12

Page 102A
Sheet 2
Jan 21/2005



152-167

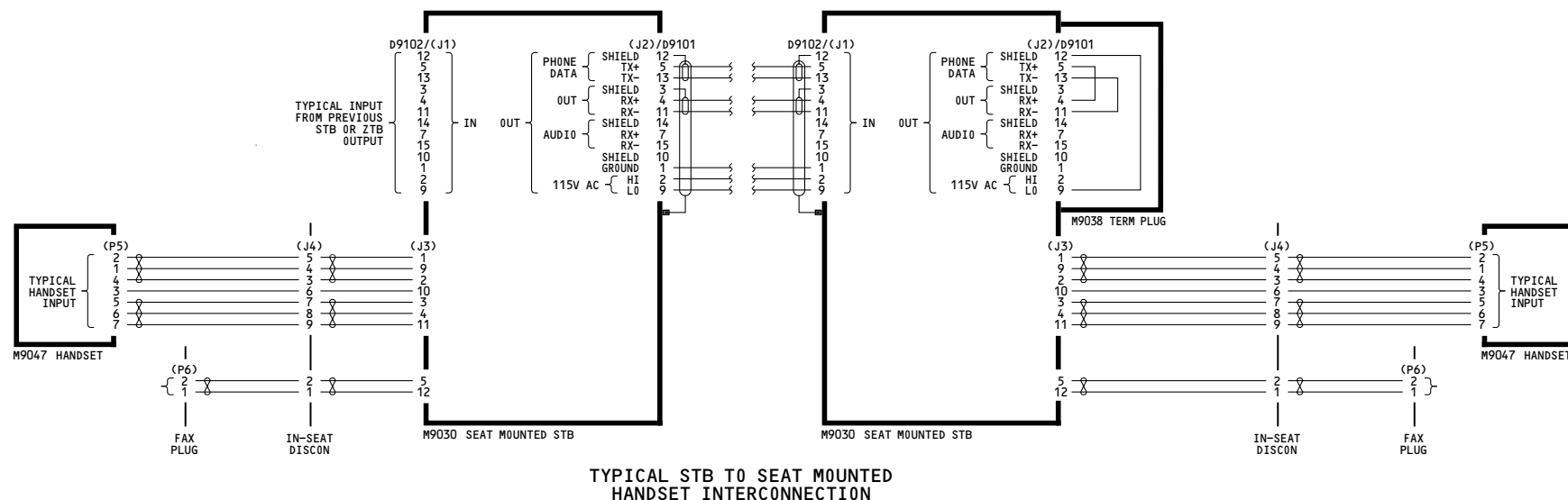
CABIN TELECOMMUNICATIONS
STAND ALONE PHONE

Incorporates
MT0-230596

D280T232

23-19-12

Page 102A
Sheet 3
Jan 21/2005



152-167

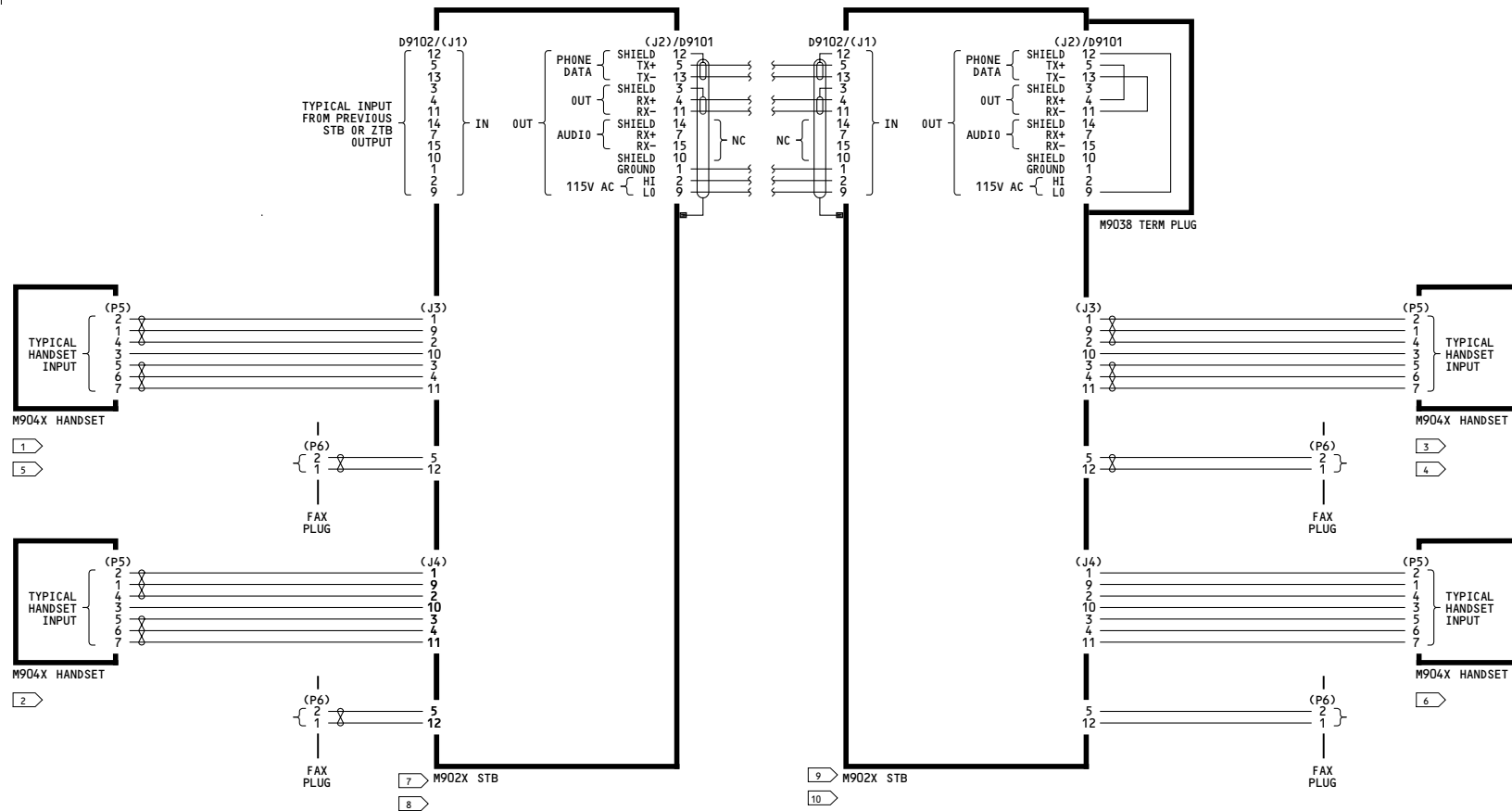
**CABIN TELECOMMUNICATIONS
STAND ALONE PHONE**

Incorporates
MT0-230596

D280T232

23-19-12

Page 102A
Sheet 4
Jan 21/2005



TYPICAL STB TO WALL MOUNTED
HANDSET INTERCONNECTION

NOTES:

- | | |
|--|--|
| 1 M9042 HANDSET - WALL MOUNTED, LAV A (STA654+119 WL272 RBL20) | 6 M9046 HANDSET - WALL MOUNTED (STA1510 WL272 RBL20) |
| 2 M9044 HANDSET - WALL MOUNTED (STA917 WL272 RBL20) | 7 M9025 STB FWD MID LAV |
| 3 M9041 HANDSET - WALL MOUNTED, LAV A (STA284 WL273 LBL54) | 8 M9026 STB FWD MID LAV |
| 4 M9045 HANDSET - WALL MOUNTED (STA1510 WL272 LBL20) | 9 M9024 STB CREW LAV A LH |
| 5 M9043 HANDSET - WALL MOUNTED (STA917 WL272 LBL20) | 10 M9027 STB AFT CABIN |

152-167

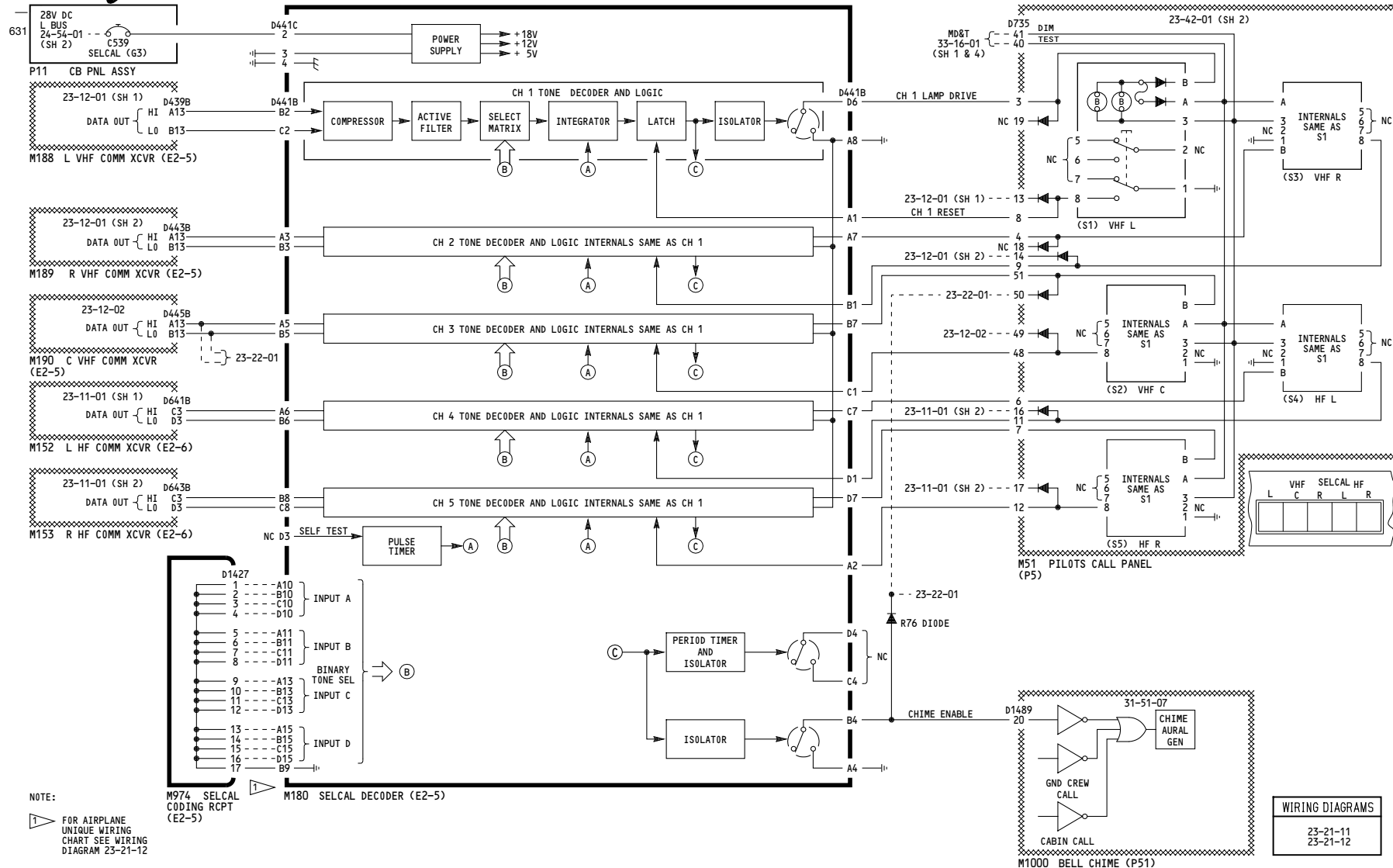
CABIN TELECOMMUNICATIONS
STAND ALONE PHONE

D280T232

Incorporates
MT0-230596

23-19-12

Page 102A
Sheet 5
Jan 21/2005



050-099, 275-278

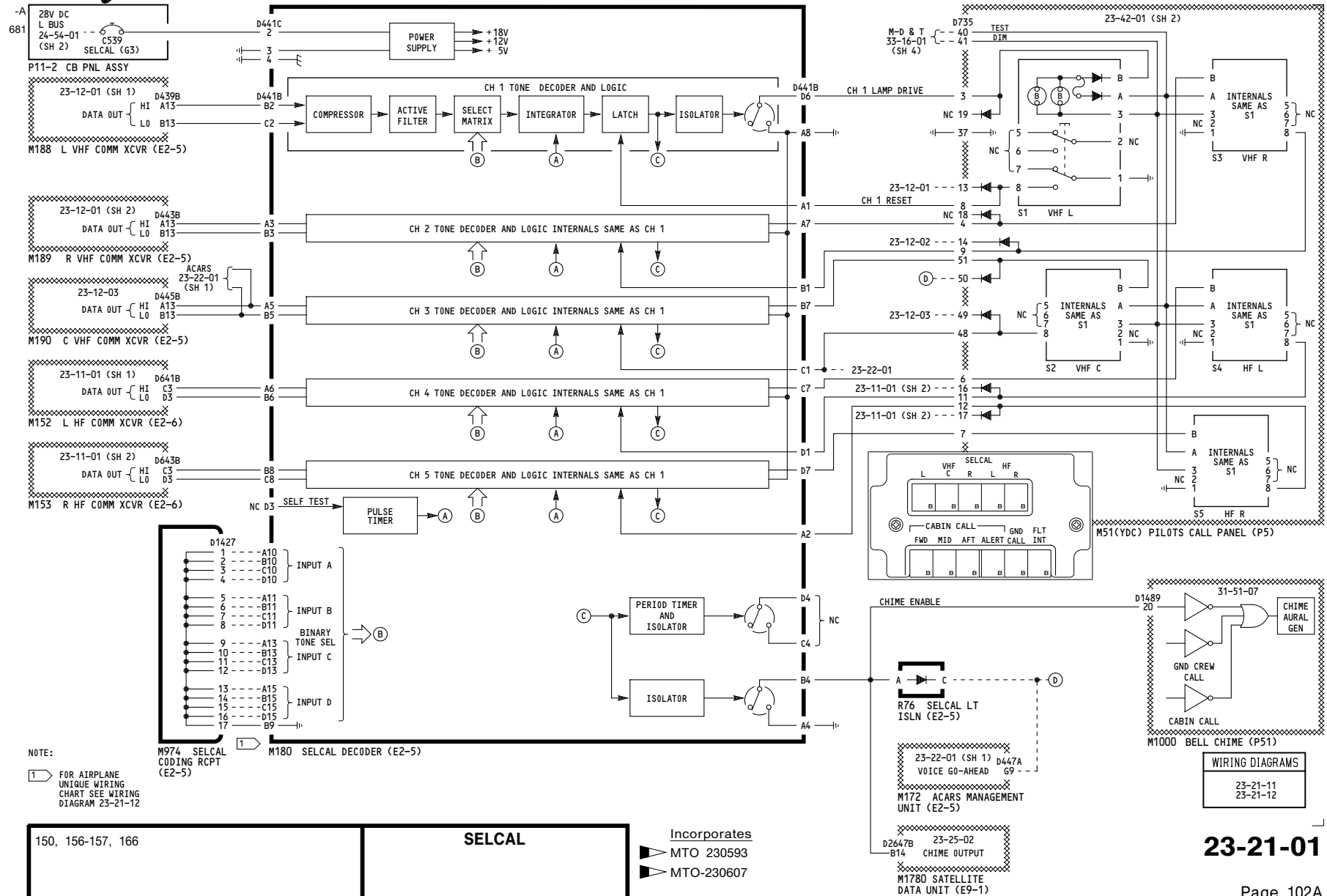
SELCAL

D280T232

23-21-01

Page 101

Jan 21/2005



NOTE:
 1 FOR AIRPLANE
 UNIQUE WIRING
 CHART SEE WIRING
 DIAGRAM 23-21-12

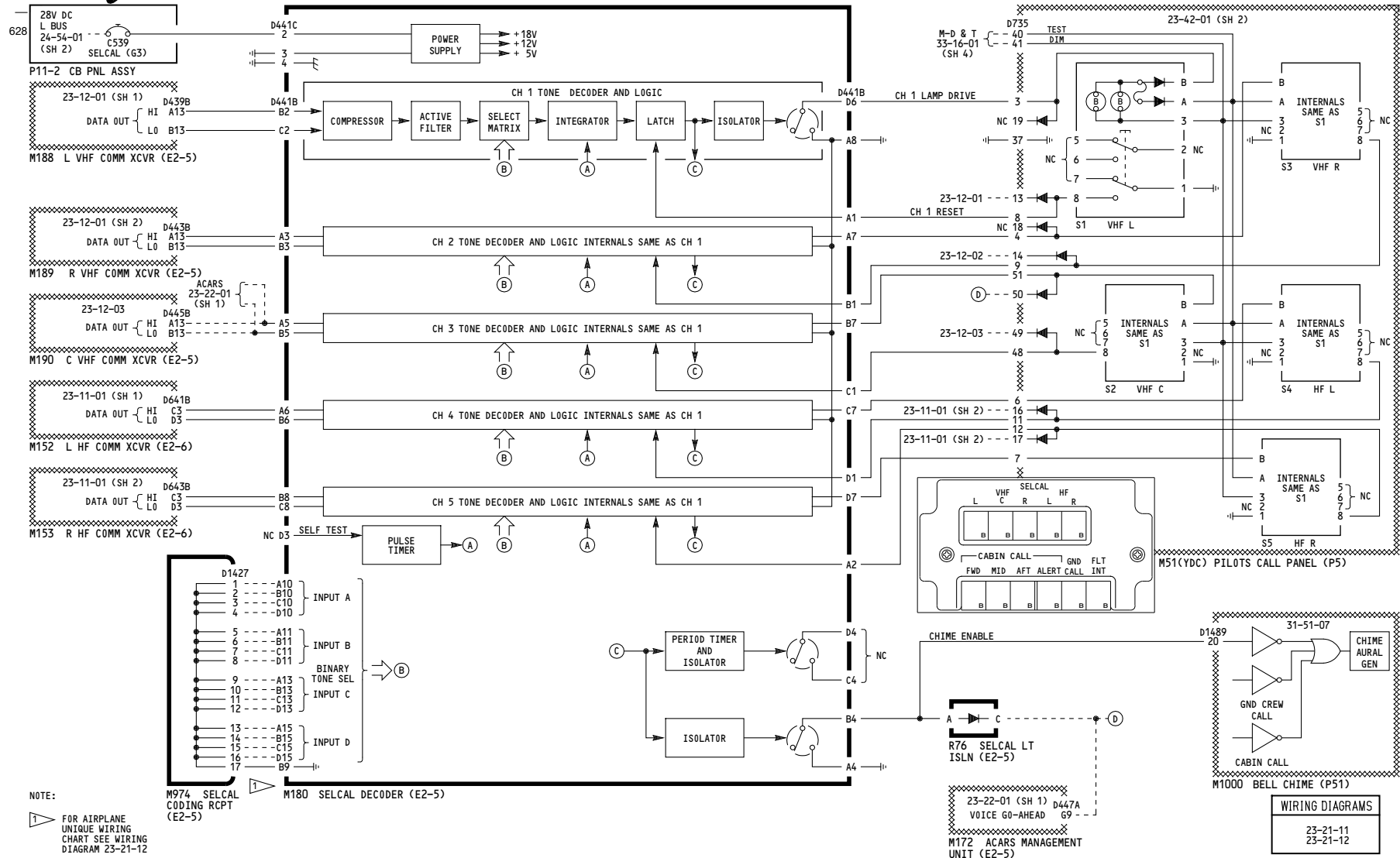
| | |
|-------------------|----------|
| 150, 156-157, 166 | SELCAL |
| | D280T232 |

Incorporates
 MTO 230593
 MTO-230607

23-21-01

Page 102A

Jan 21/2005



151

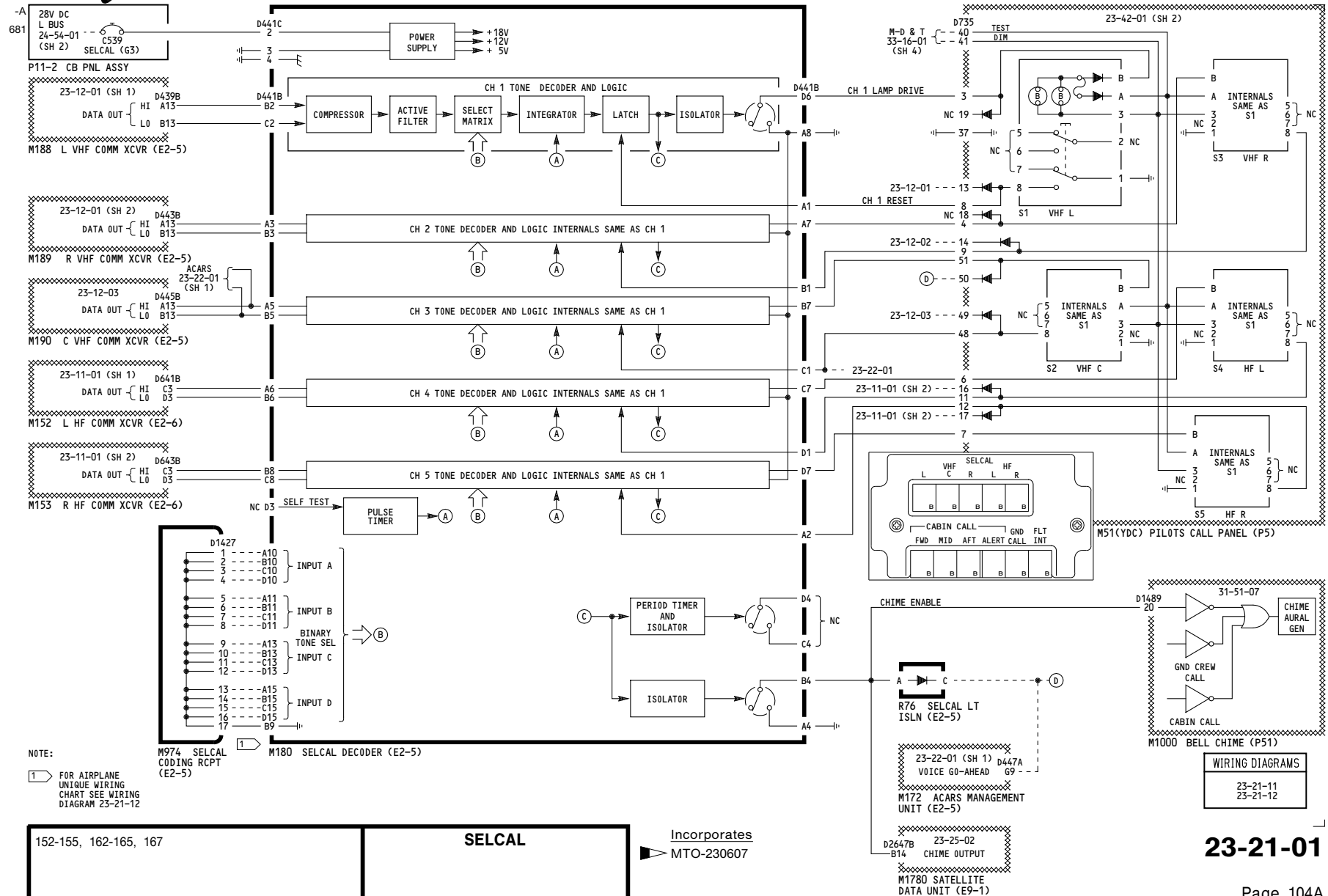
SELCAL

D280T232

23-21-01

Page 103

Jan 21/2005



NOTE:
FOR AIRPLANE
UNIQUE WIRING
CHART SEE WIRING
DIAGRAM 23-21-12

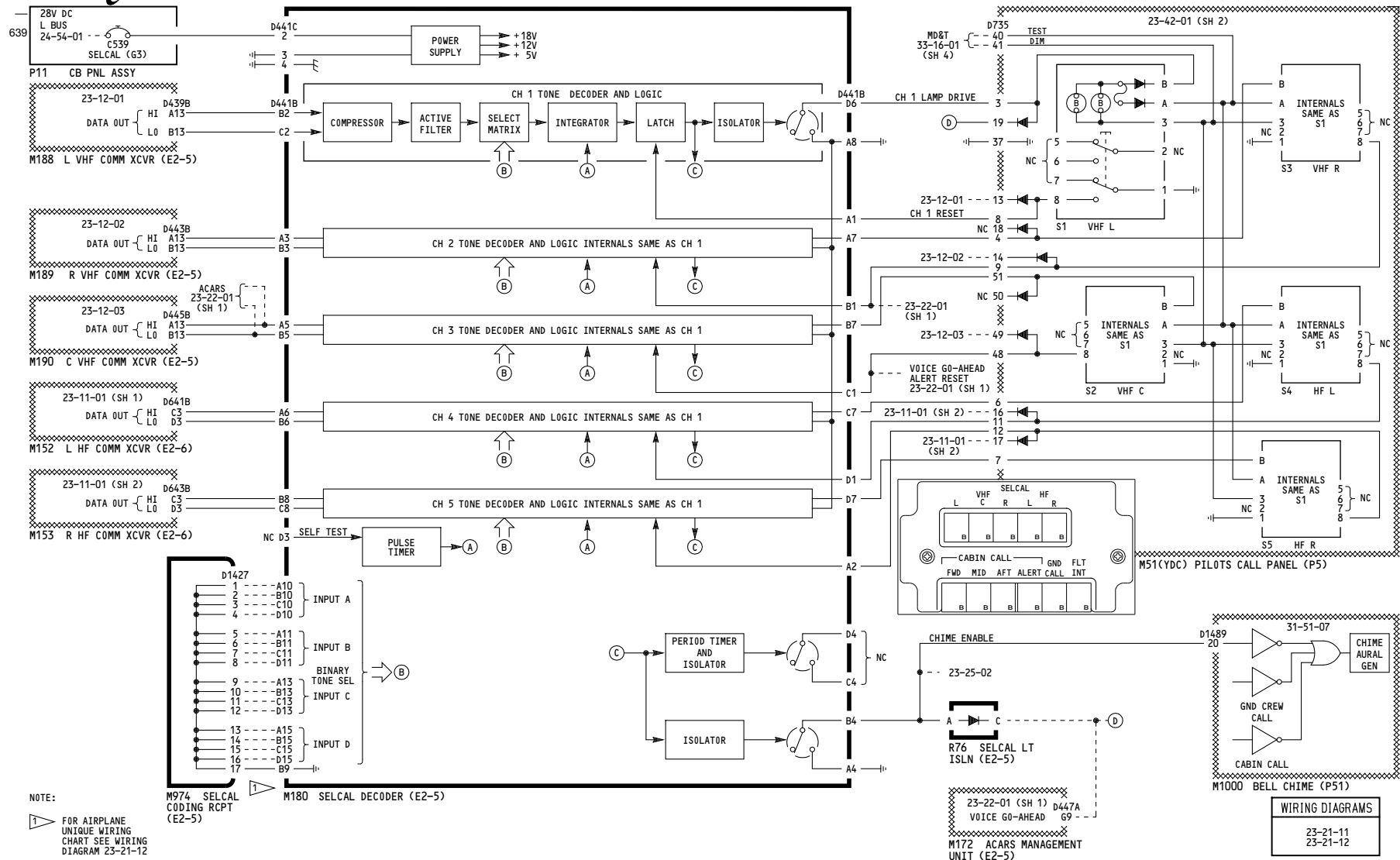
| | |
|-----------------------|----------|
| 152-155, 162-165, 167 | SELCAL |
| | D280T232 |

Incorporates
MTO-230607

23-21-01

Page 104A

Jan 21/2005



280-299

SELCAL

D280T232

23-21-01

Page 105

Jan 21/2005



- 1 USED TO MAINTAIN DATA IN MEMORY AND SUSTAIN CLOCK
- 2 FOR AIRPLANE UNIQUE WIRING CHART SEE WIRING DIAGRAM 23-22-13
- 3 PROVISIONAL EQUIPMENT

050-051

ACARS

23-22-01

Page 101A
Sheet 1
Jan 21/2005

BOEING PROPRIETARY - Copyright © - Unpublished Work - See title page for details.

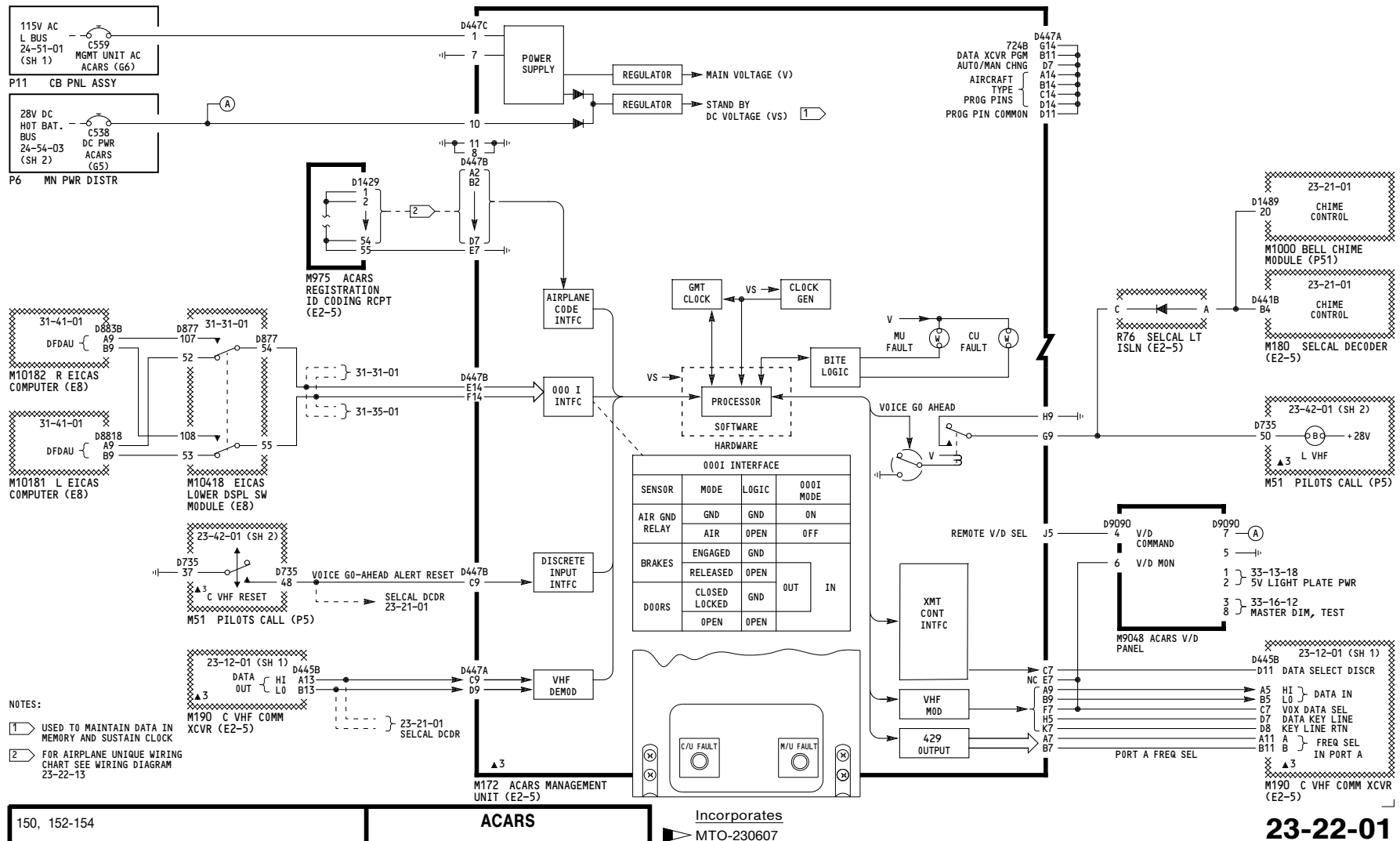
D280T232



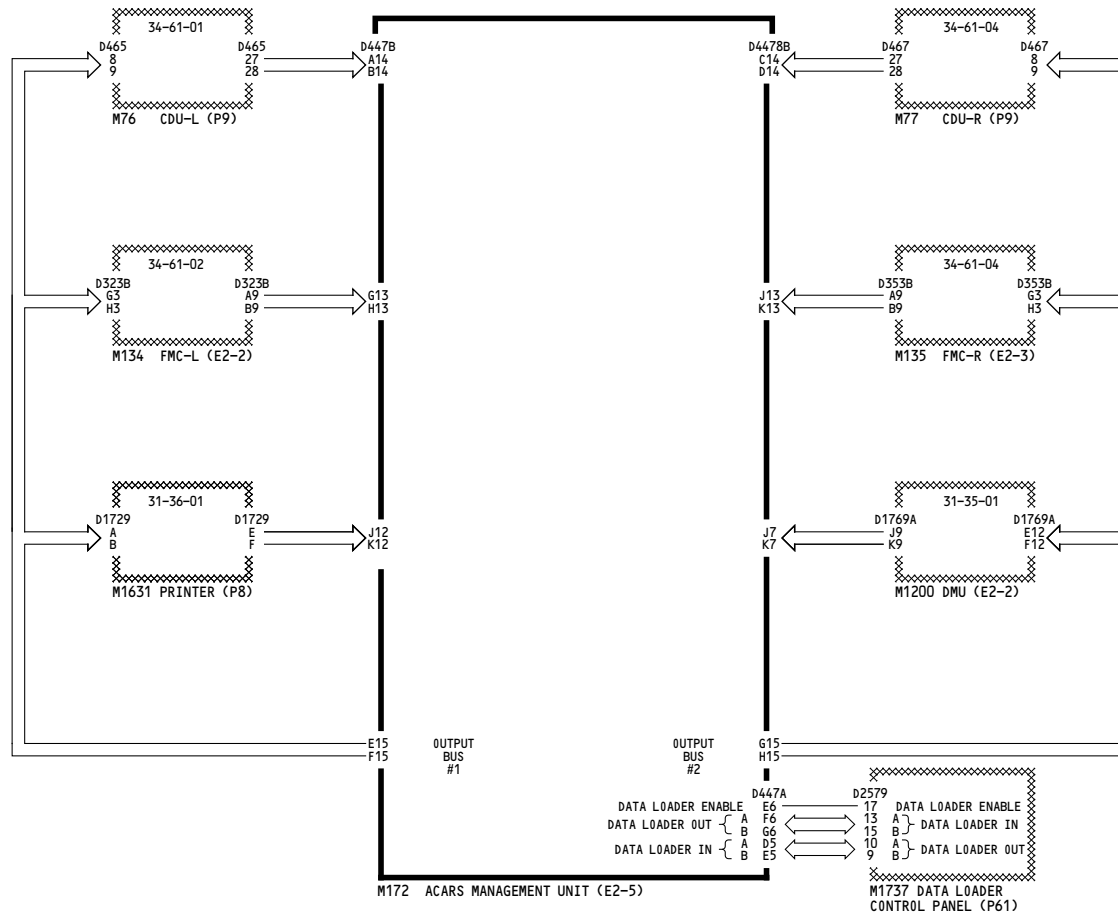
D280T232

BOEING PROPRIETARY - Copyright © - Unpublished Work - See title page for details.

738



732



150, 152-154

ACARS

Incorporates

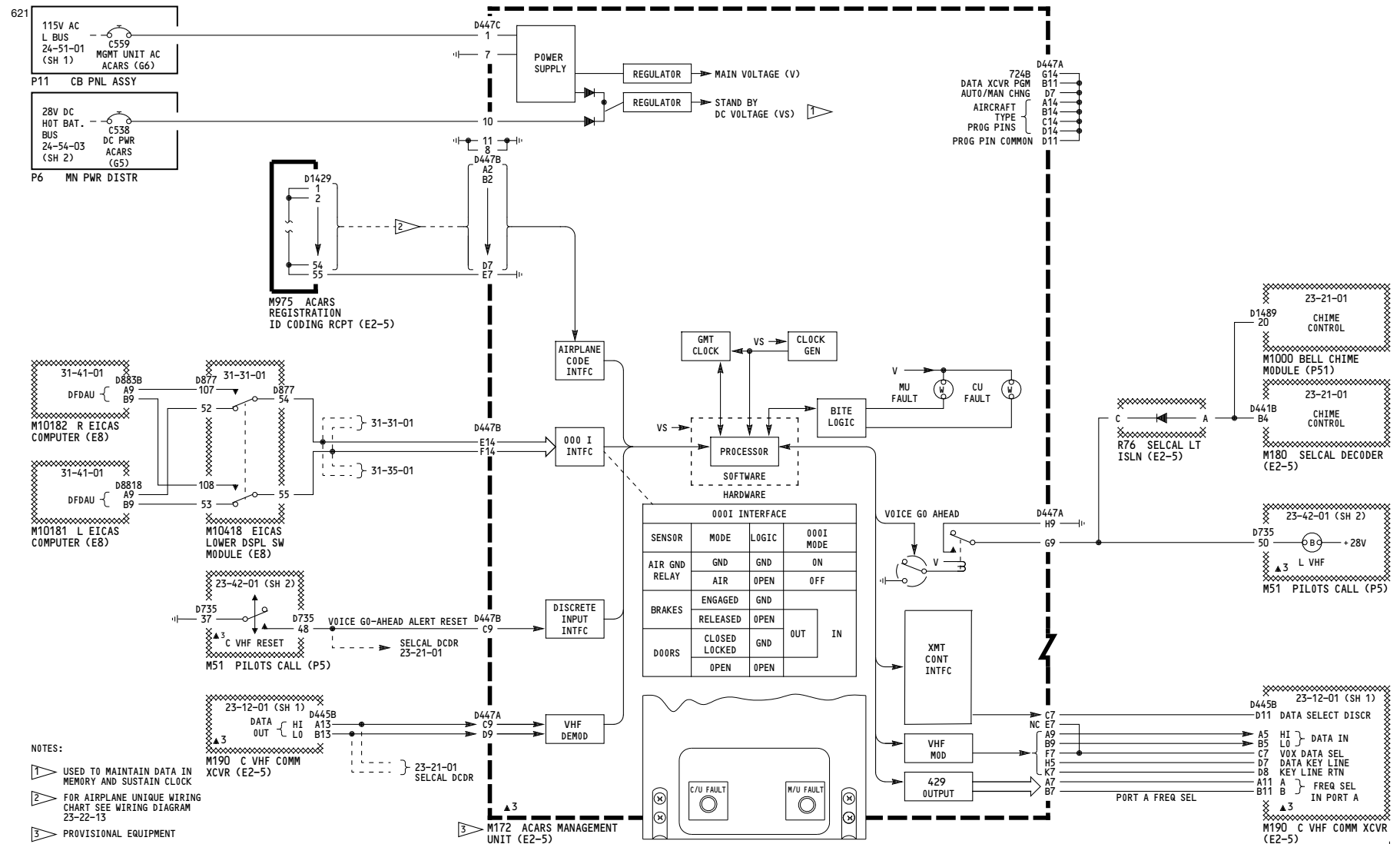
▶ 31-0031

▶ MTO-230607

D280T232

23-22-01

Page 102.1A
Sheet 2
Jan 21/2005



151

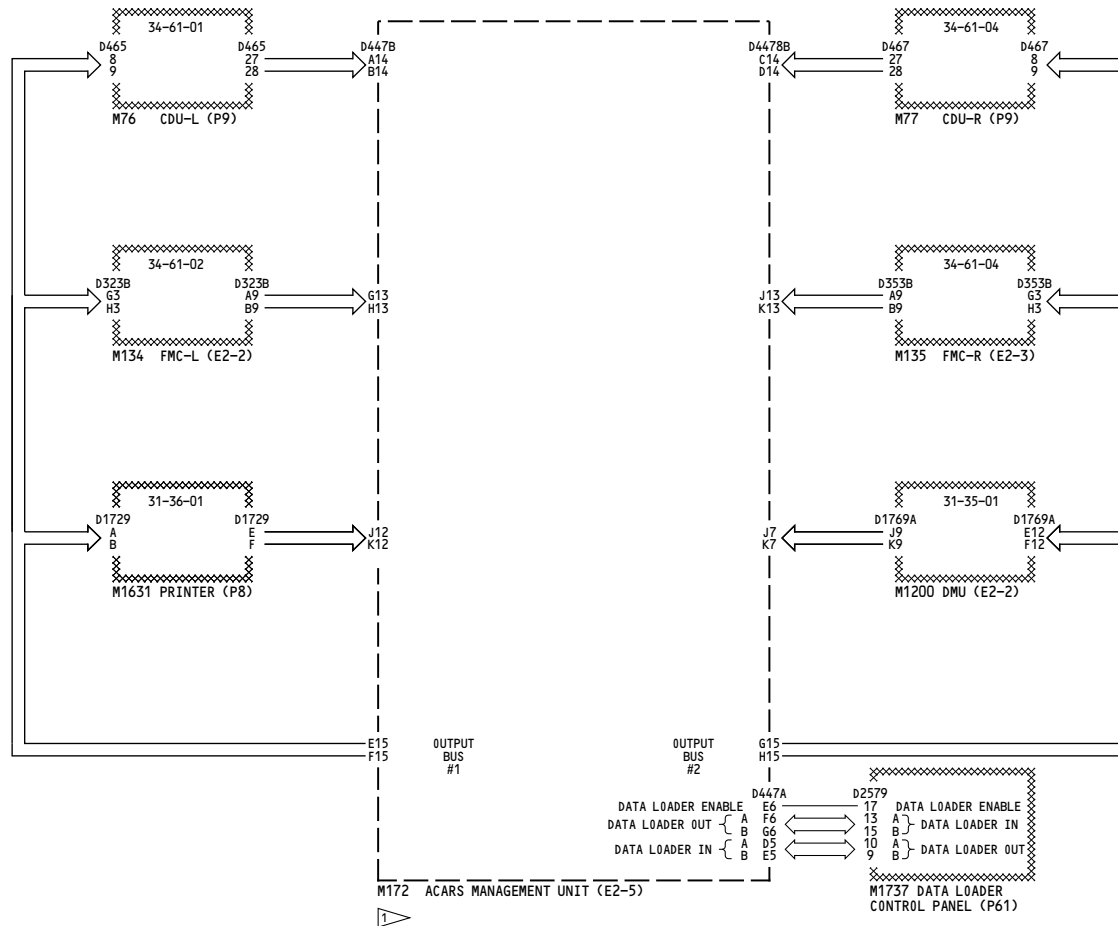
ACARS

D280T232

23-22-01

Page 103.1
Sheet 1
Jan 21/2005

673



NOTES:
1 PROVISIONAL EQUIPMENT

151

ACARS

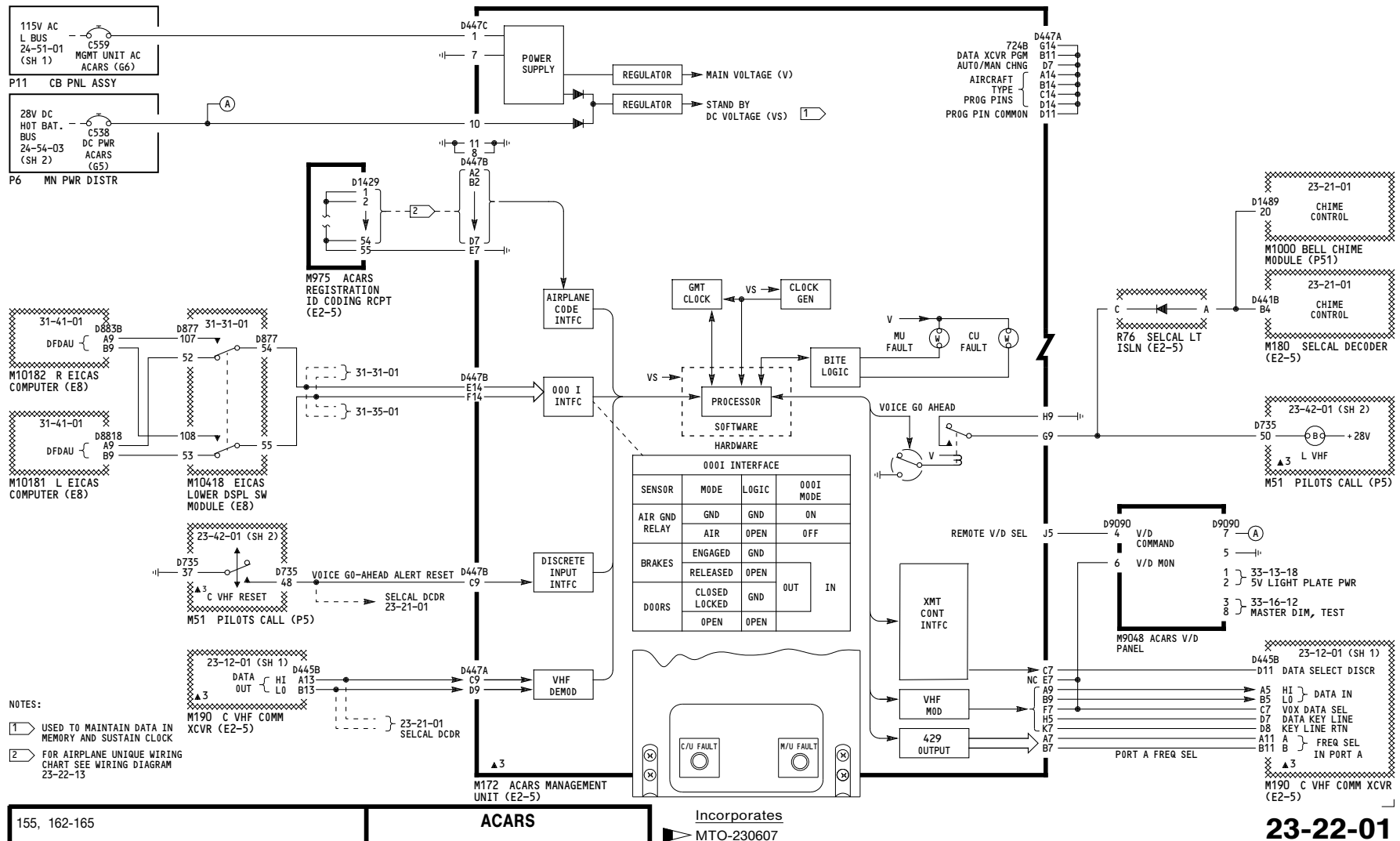
Incorporates
31-0031

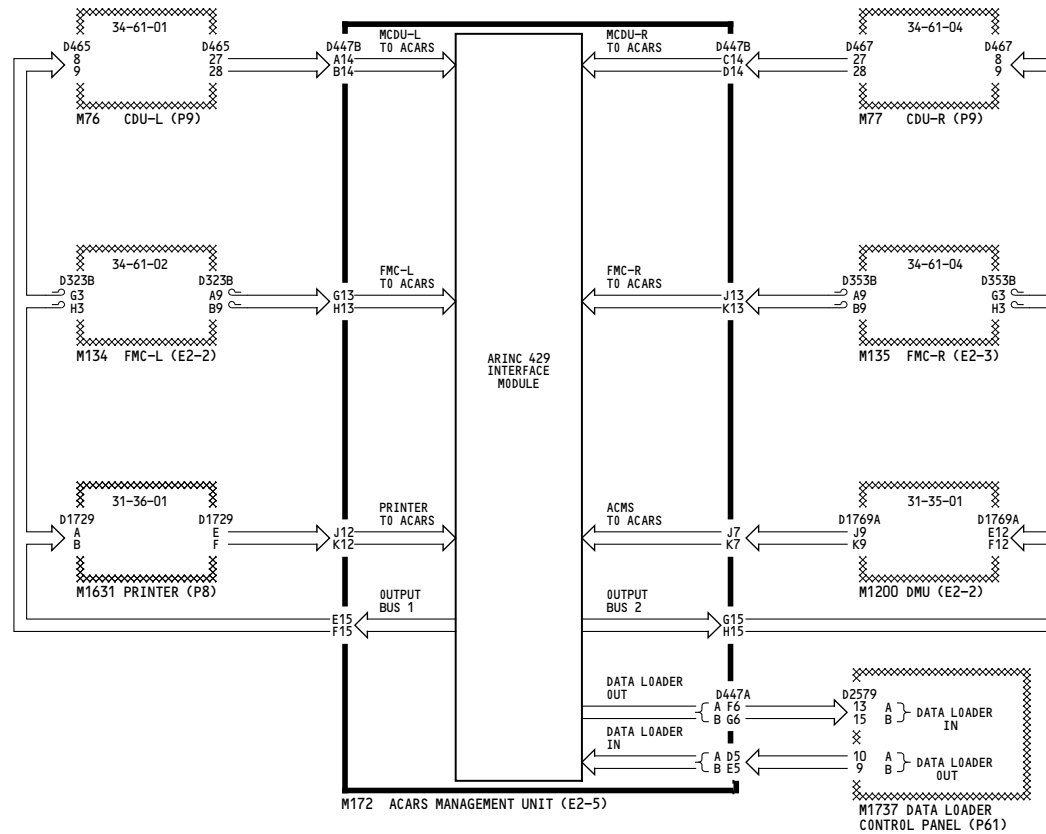
D280T232

23-22-01

Page 103.1
Sheet 2
Jan 21/2005

738





155, 162-165

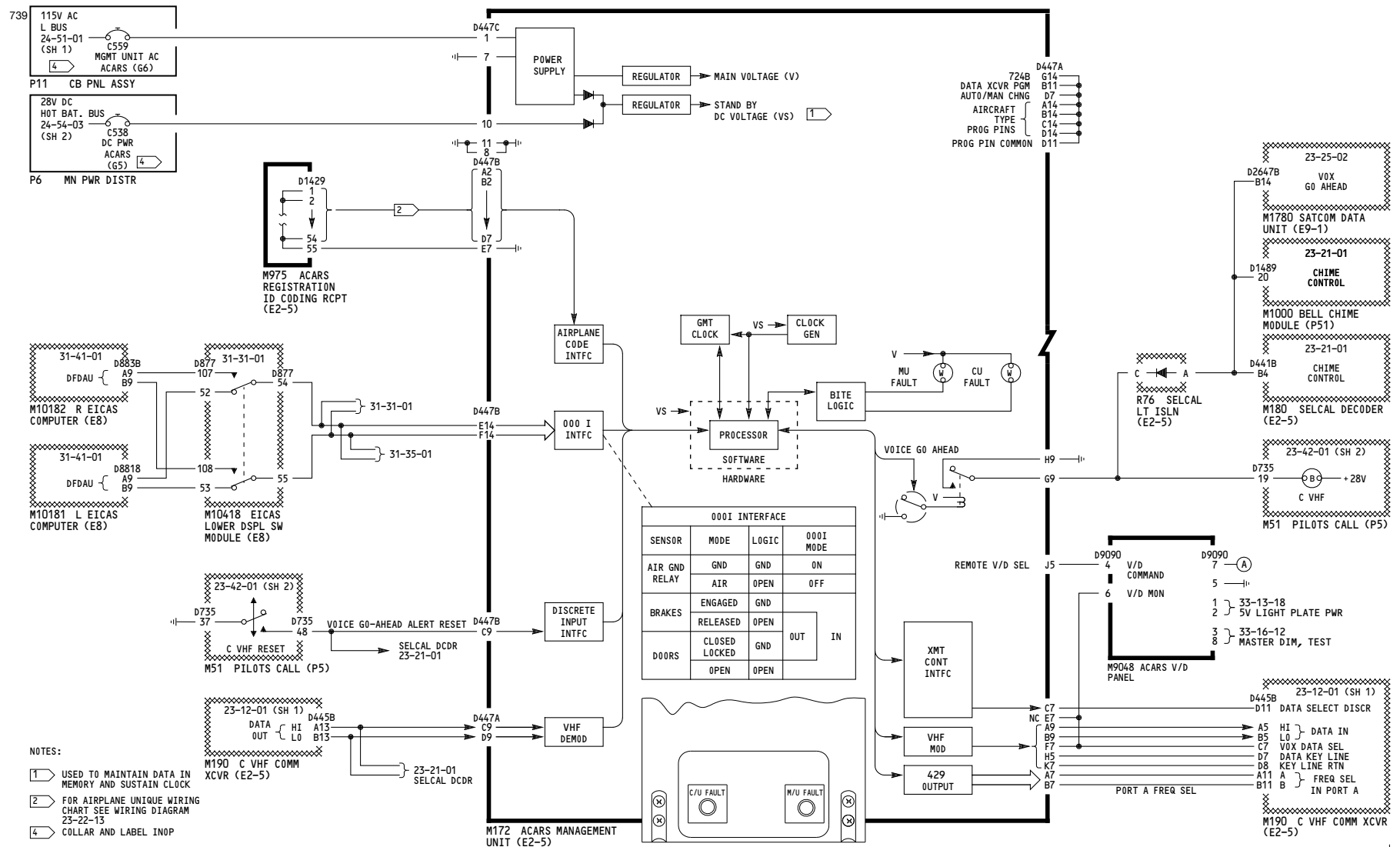
ACARS

Incorporates
MTO-230607

D280T232

23-22-01

Page 104A
Sheet 2
Jan 21/2005



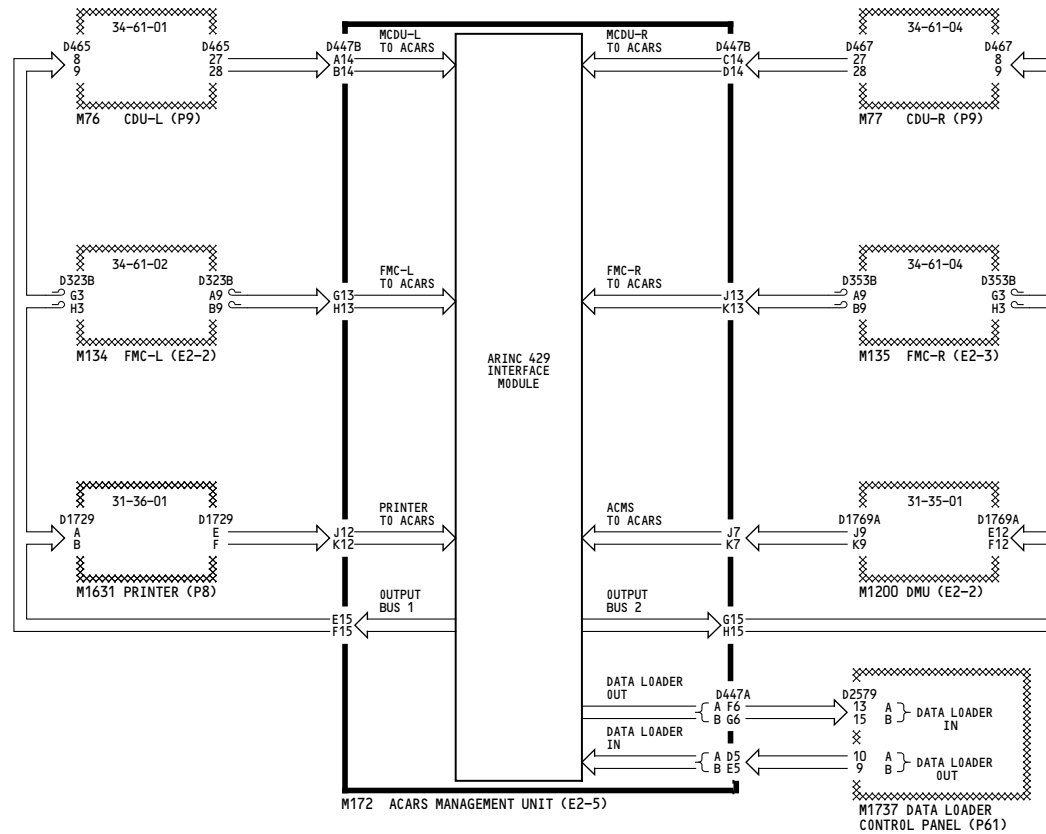
156-157, 166

ACARS

D280T232

23-22-01

Page 105A
Sheet 1
Jan 21/2005



156-157, 166

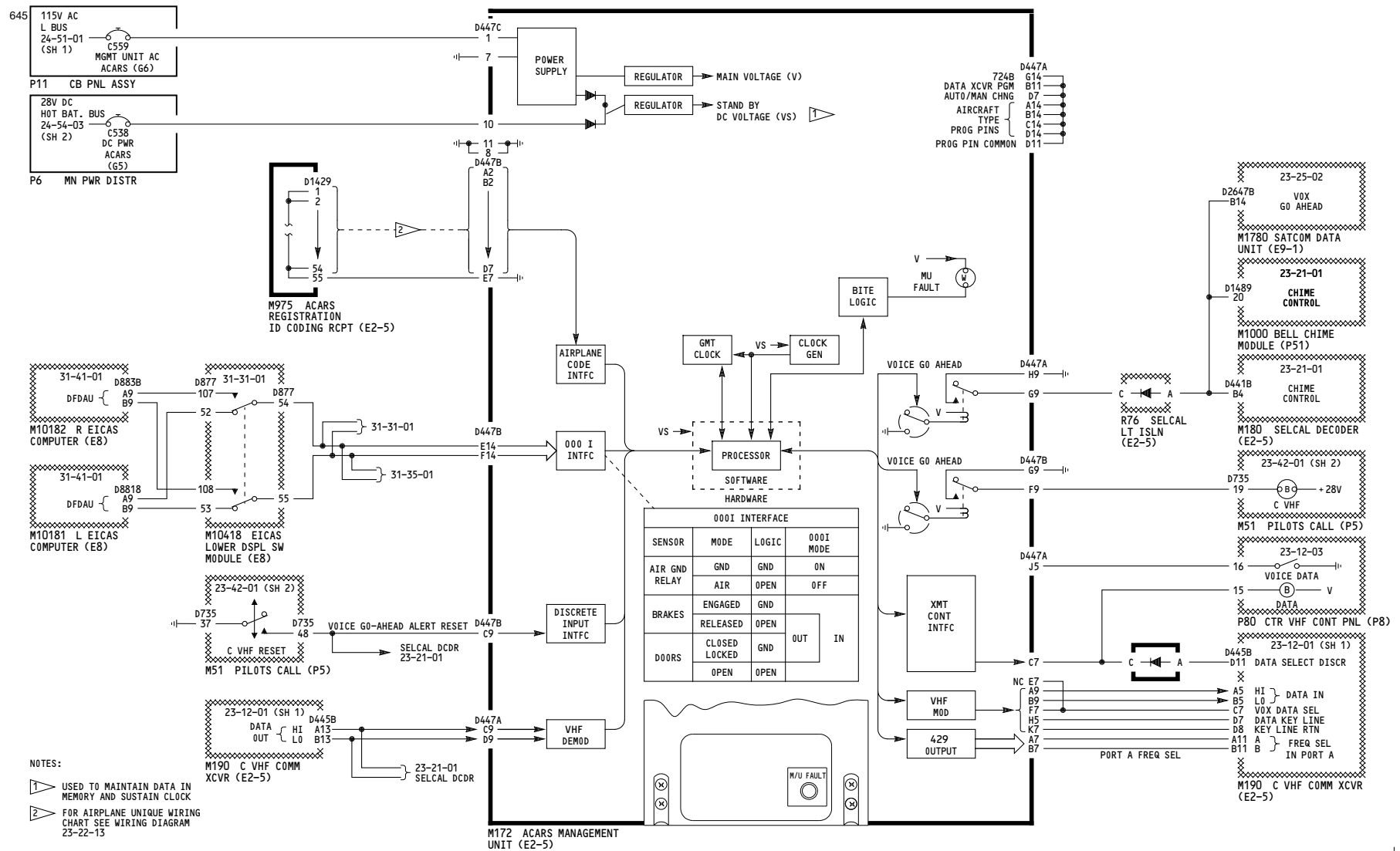
ACARS

Incorporates
MTO-230607

D280T232

23-22-01

Page 105A
Sheet 2
Jan 21/2005



167-199

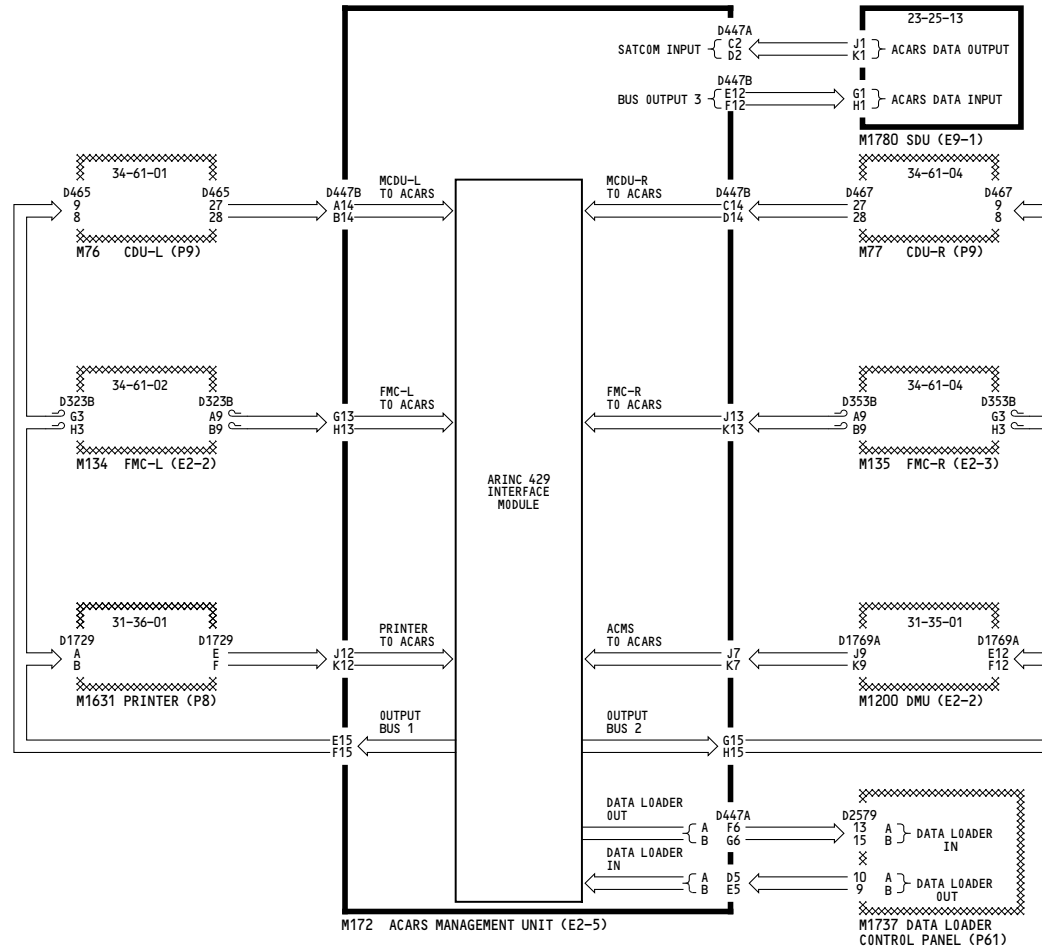
ACARS

D280T232

23-22-01

Page 106
Sheet 1
Jan 21/2005

-A
634



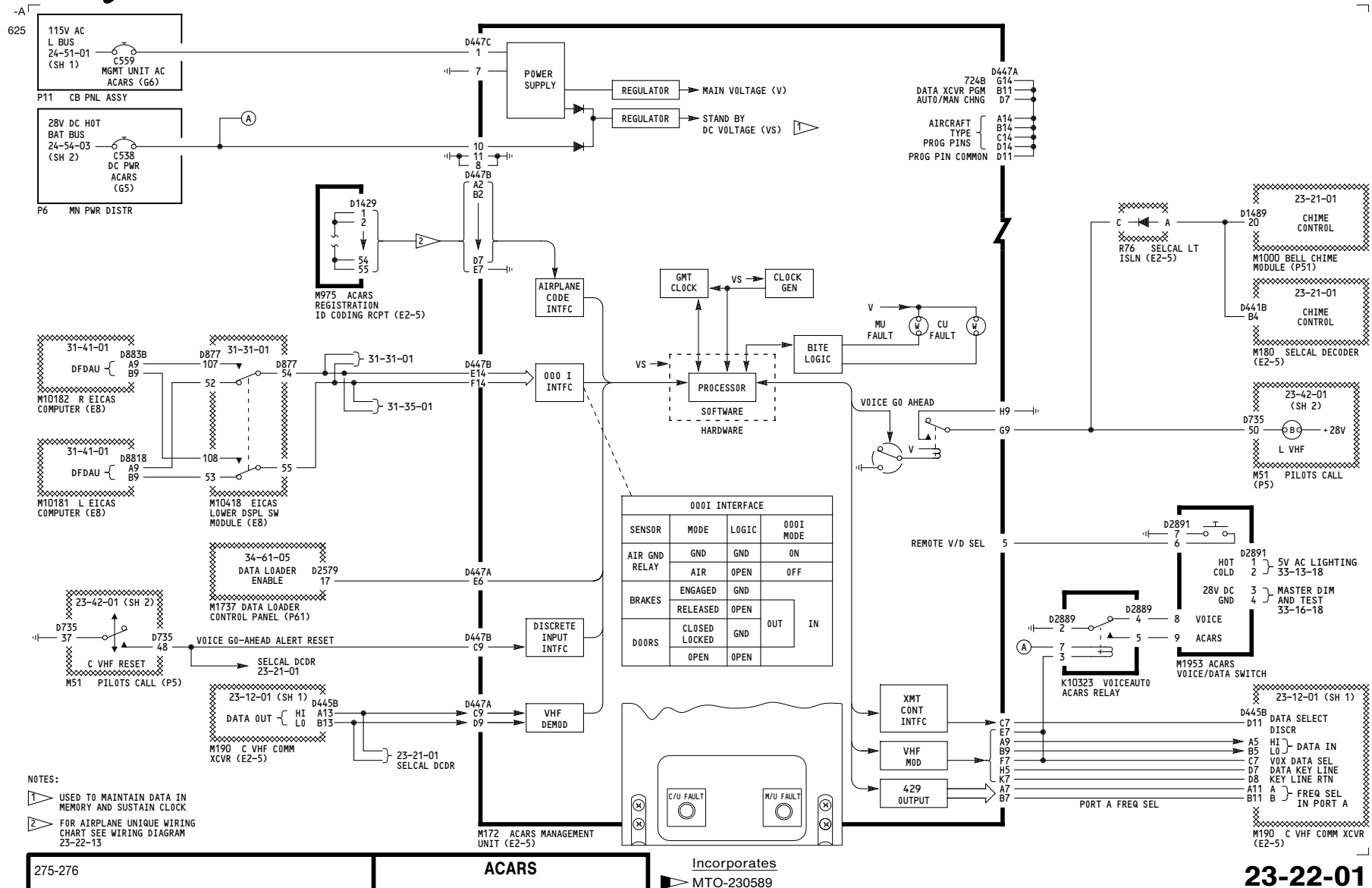
167-199

ACARS

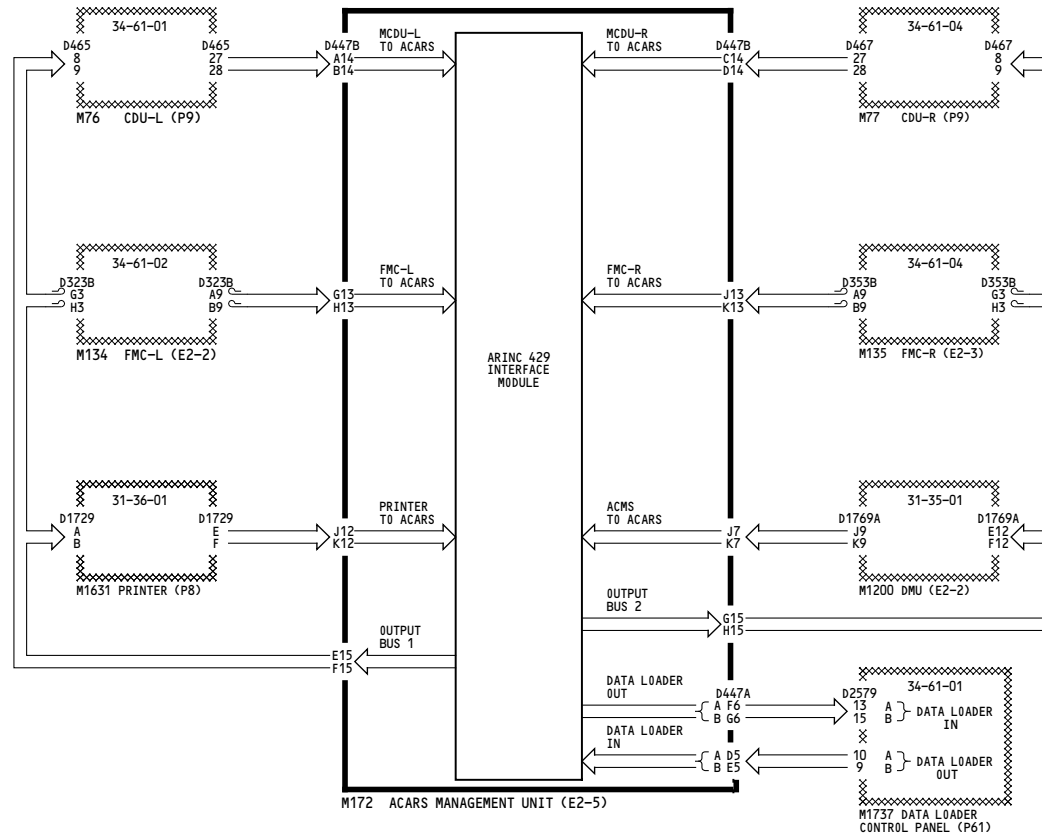
D280T232

23-22-01

Page 106
Sheet 2
Jan 21/2005



23-22-01



275-276

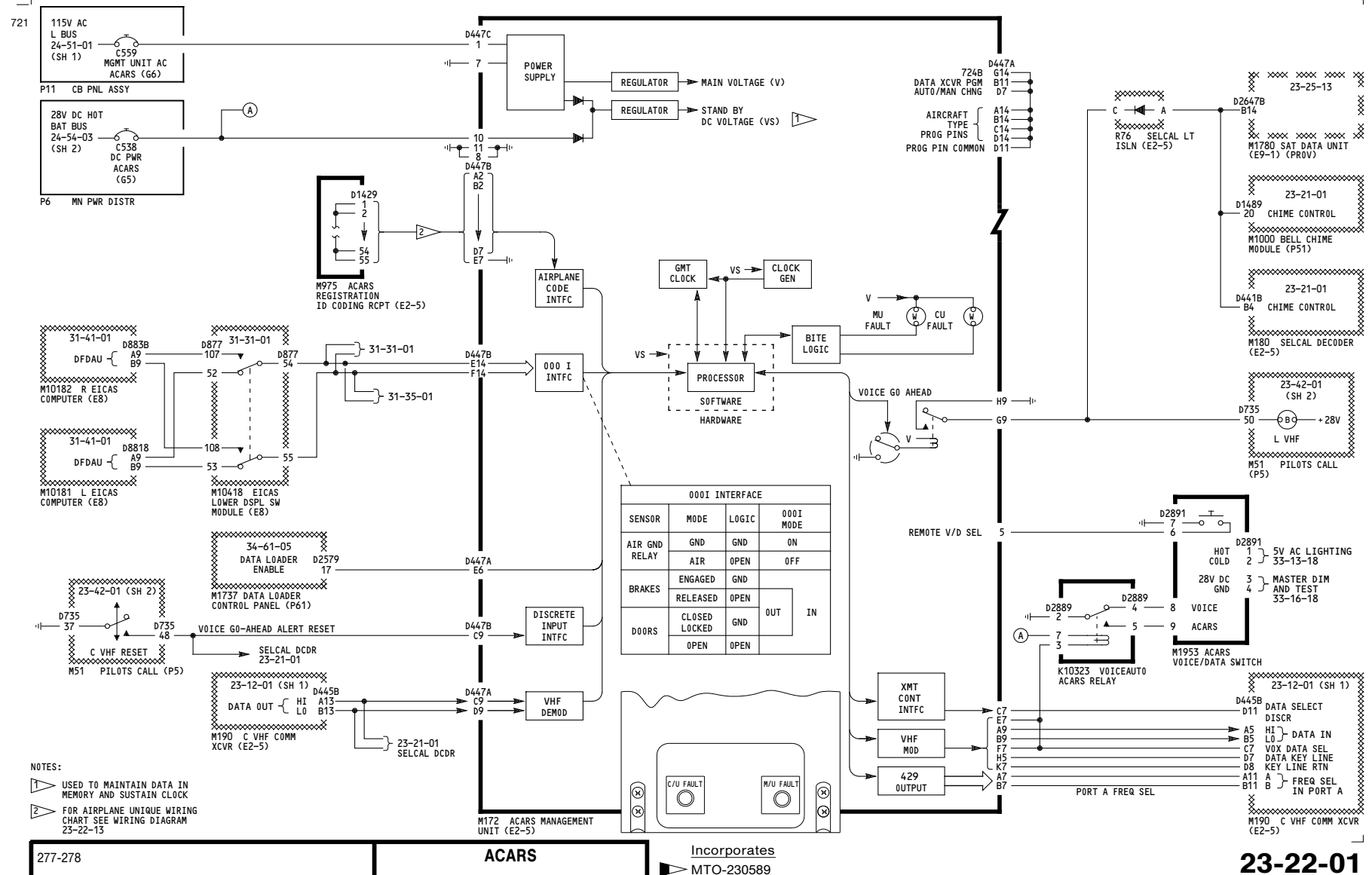
ACARS

Incorporates
MTO-230589

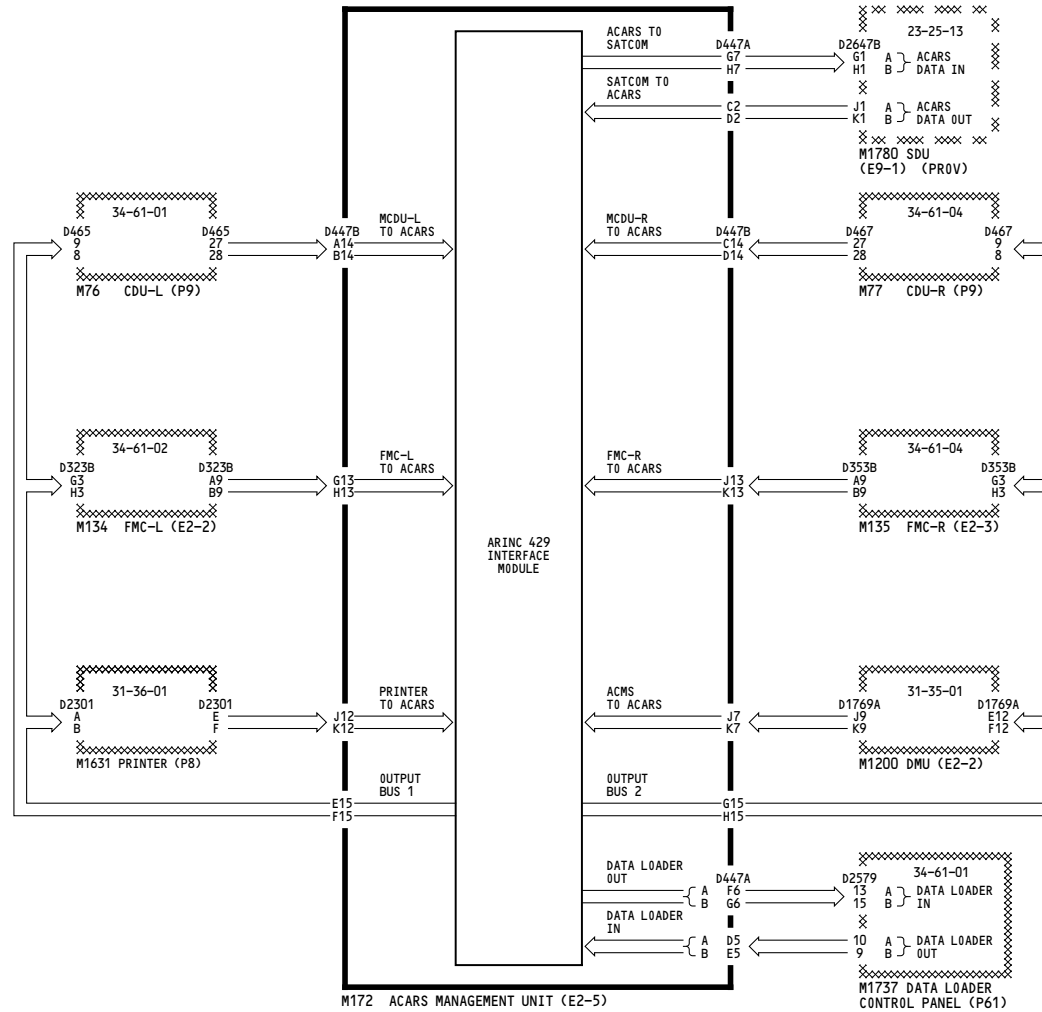
D280T232

23-22-01

Page 107A
Sheet 2
Jan 21/2005



23-22-01



277-278

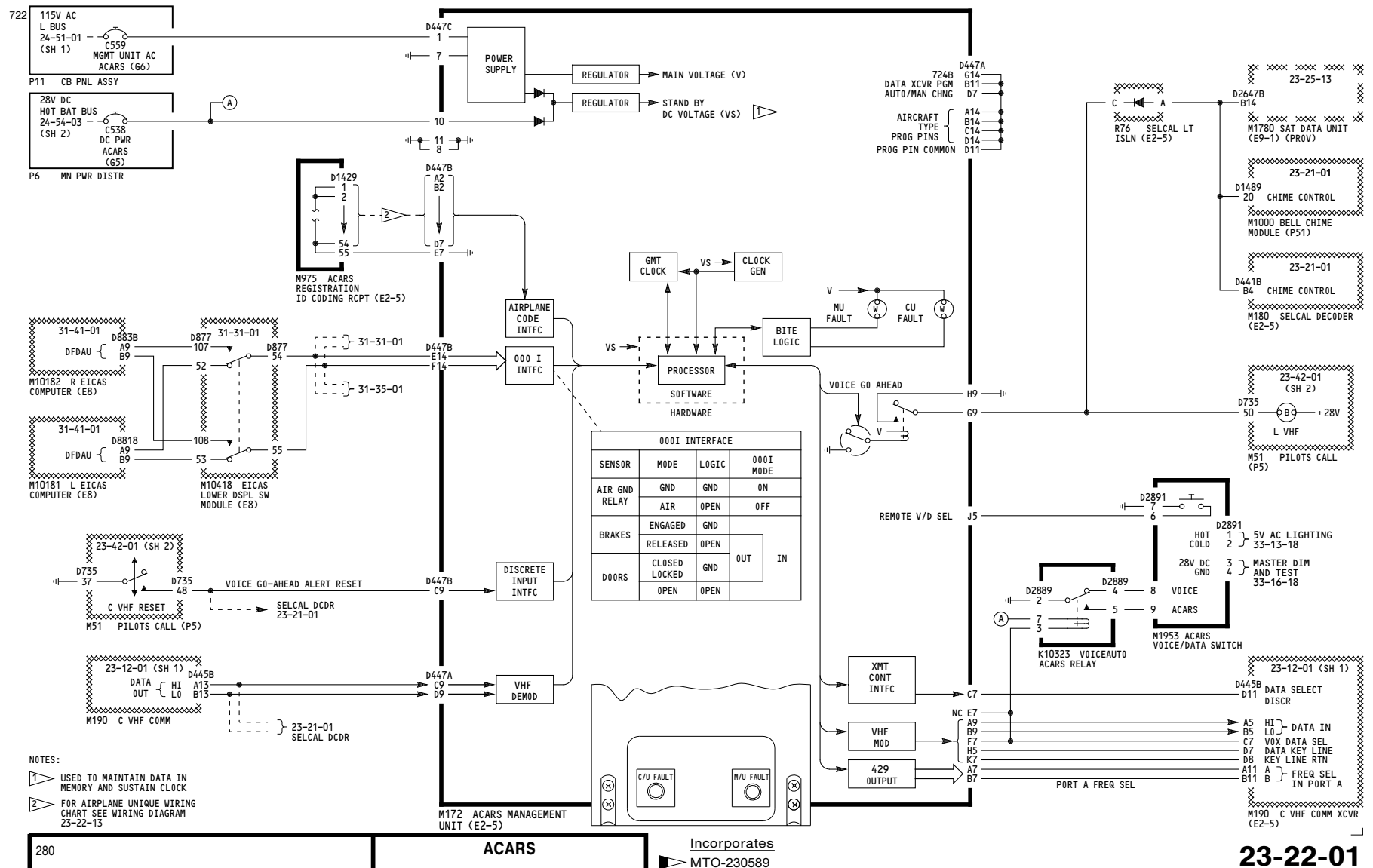
ACARS

Incorporates
MTO-230589

D280T232

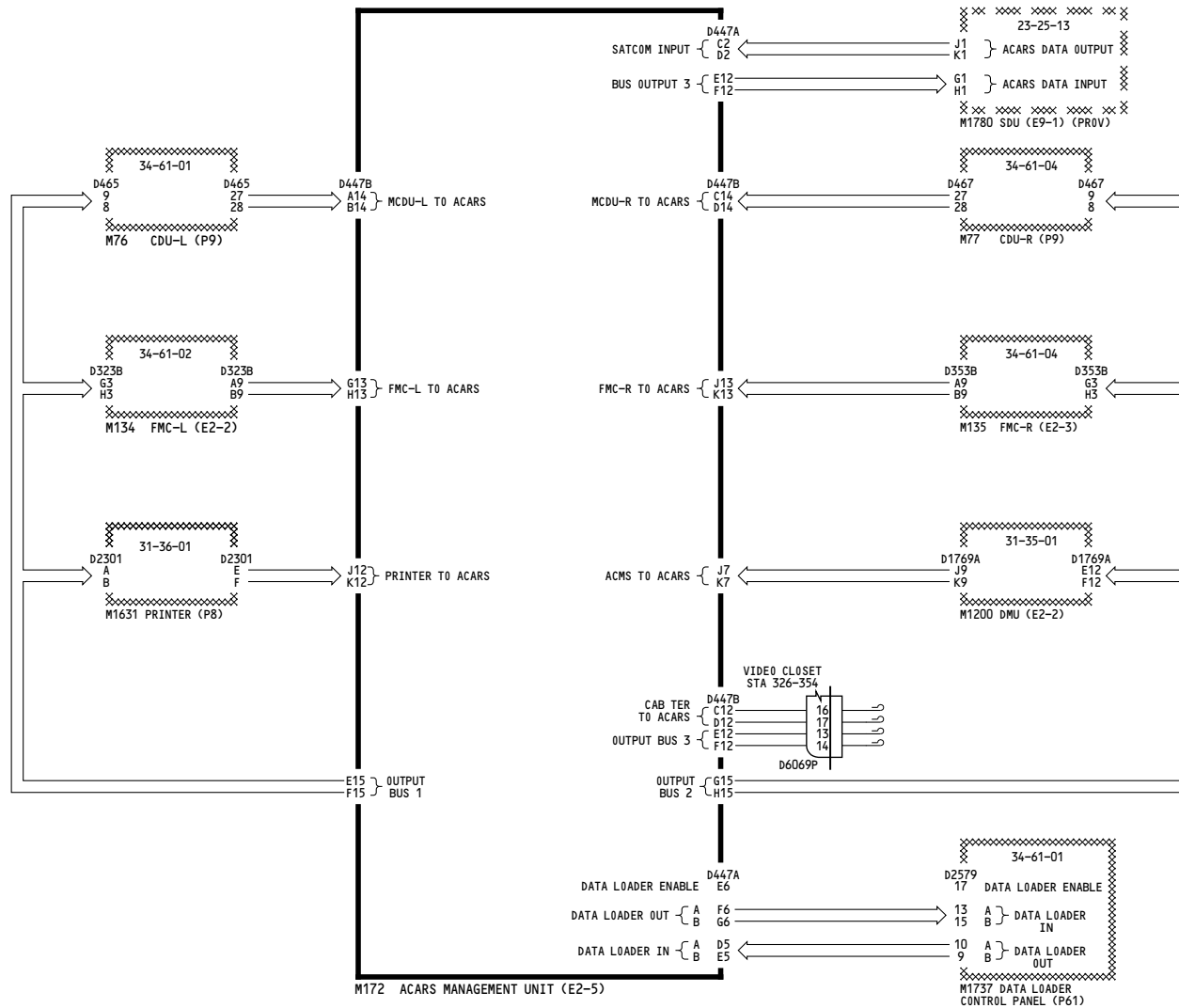
23-22-01

Page 108A
Sheet 2
Jan 21/2005



23-22-01

713



280

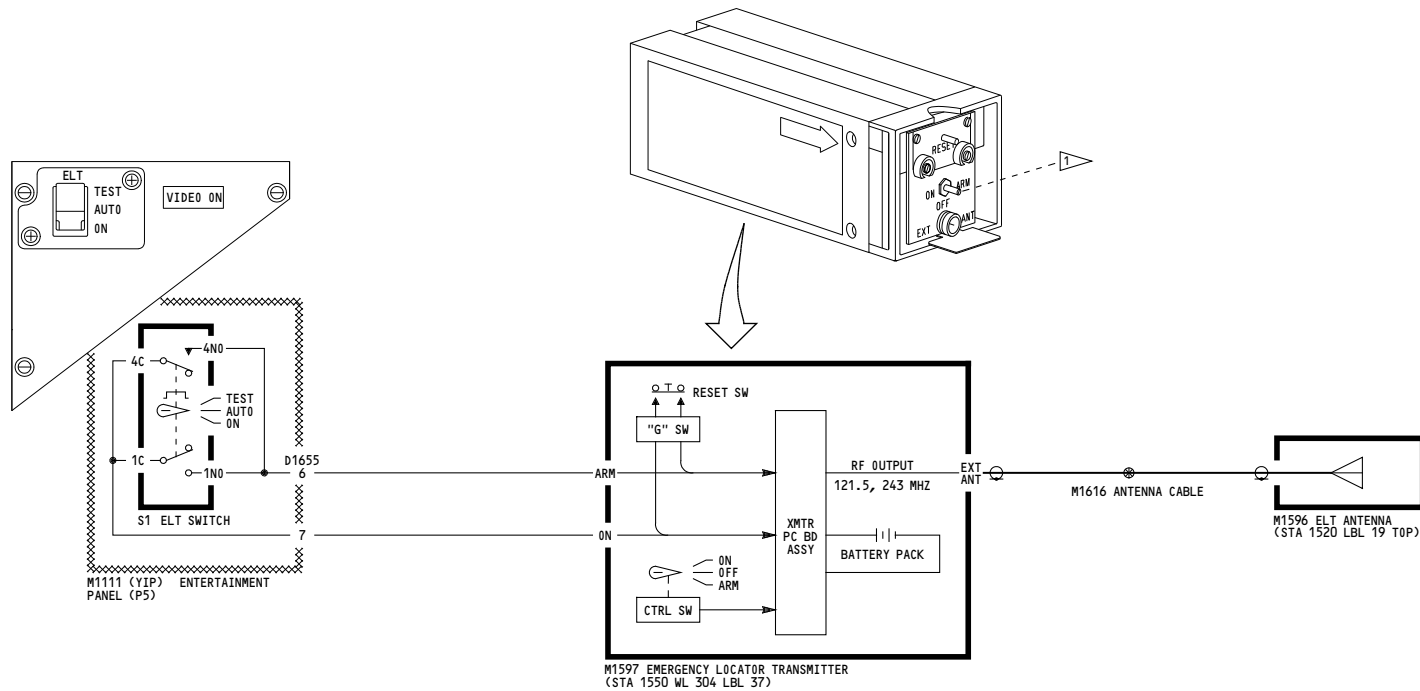
ACARS

Incorporates
MTO-230589

D280T232

23-22-01

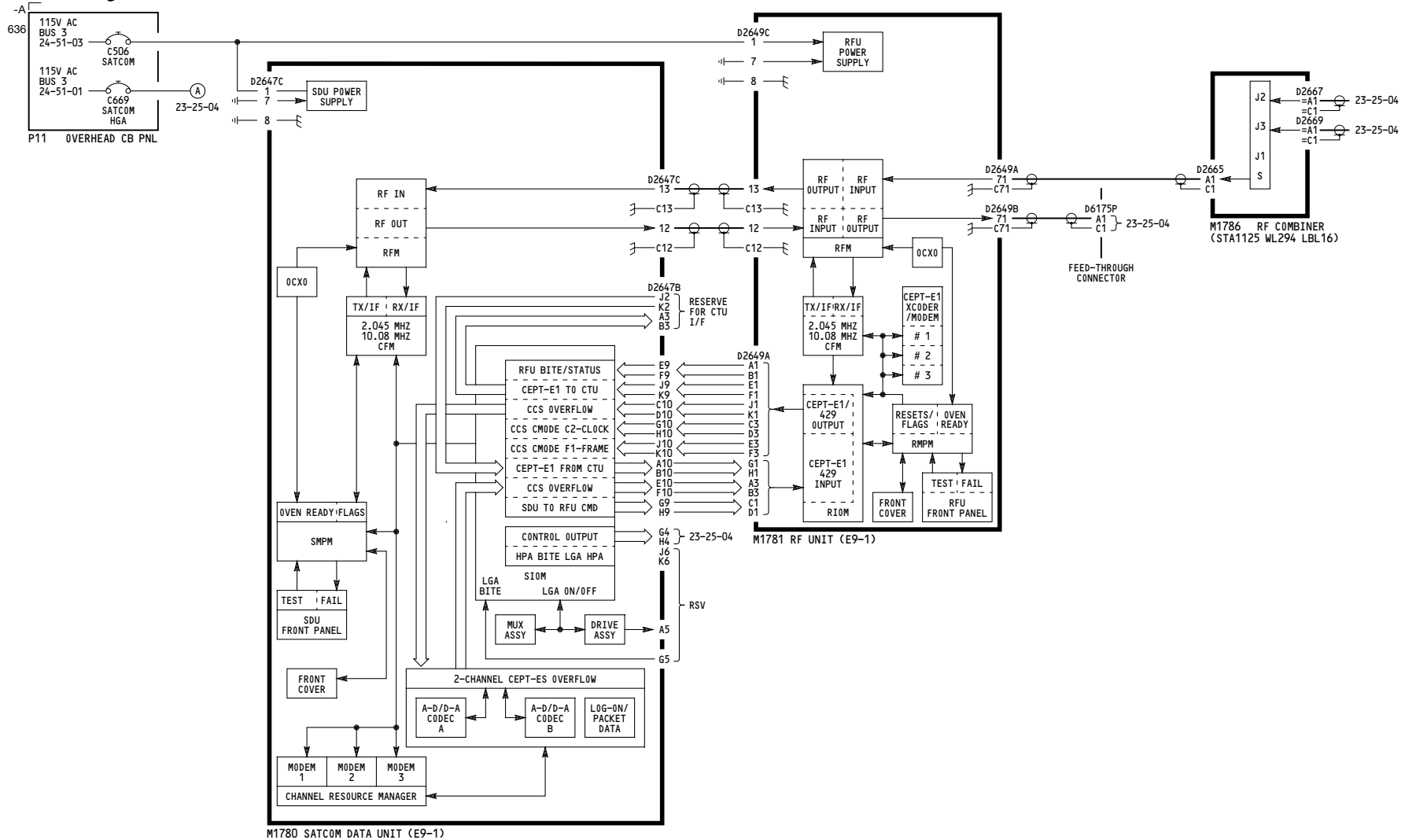
Page 109A
Sheet 2
Jan 21/2005



NOTES:
THE ELT MUST BE RESET BY DEPRESSING THE "RESET" BUTTON AFTER ANY AUTOMATIC ACTIVATION.


| ACTIVATION |
|--|
| THE ELT CAN BE MANUALLY ACTIVATED BY PLACING THE FLIGHT DECK ELT SWITCH OR THE ELT MOUNTED SWITCH IN THE "ON" POSITION. THE ELT IS AUTOMATICALLY ACTIVATED WHEN SUBJECTED TO AN ACCELERATION IN EXCESS OF 5G FOR A DURATION OF 11ms OR GREATER IN A DIRECTION LONGITUDINAL TO THE AIRPLANE AXIS FROM THE FRONT OR WHEN SUBJECTED TO 50G FOR 11ms IN ANY DIRECTION WITH THE ELT SWITCH IN THE ARM POSITION. |

| | |
|------------------|-------------------------------|
| 050-099, 150-199 | EMERGENCY LOCATOR TRANSMITTER |
| | D280T232 |



150, 153-155

**SATCOM SYSTEM
POWER, RF CONTROL AND
LGA SUBSYSTEM**

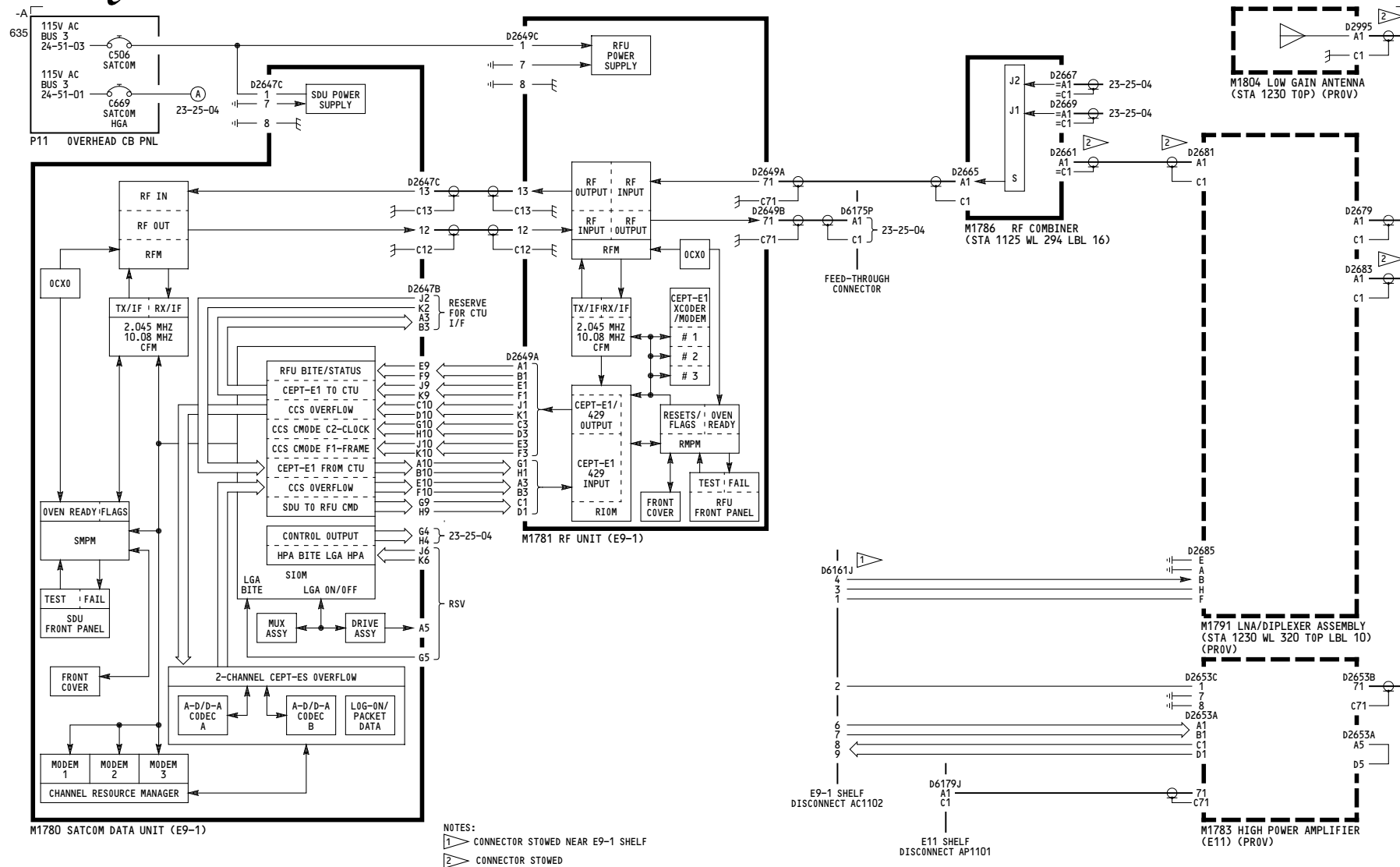
 Incorporates
MTO 230593

D280T232

23-25-01

Page 101A

Jan 21/2005



156-157, 166

SATCOM SYSTEM POWER, RF CONTROL AND LGA SUBSYSTEM

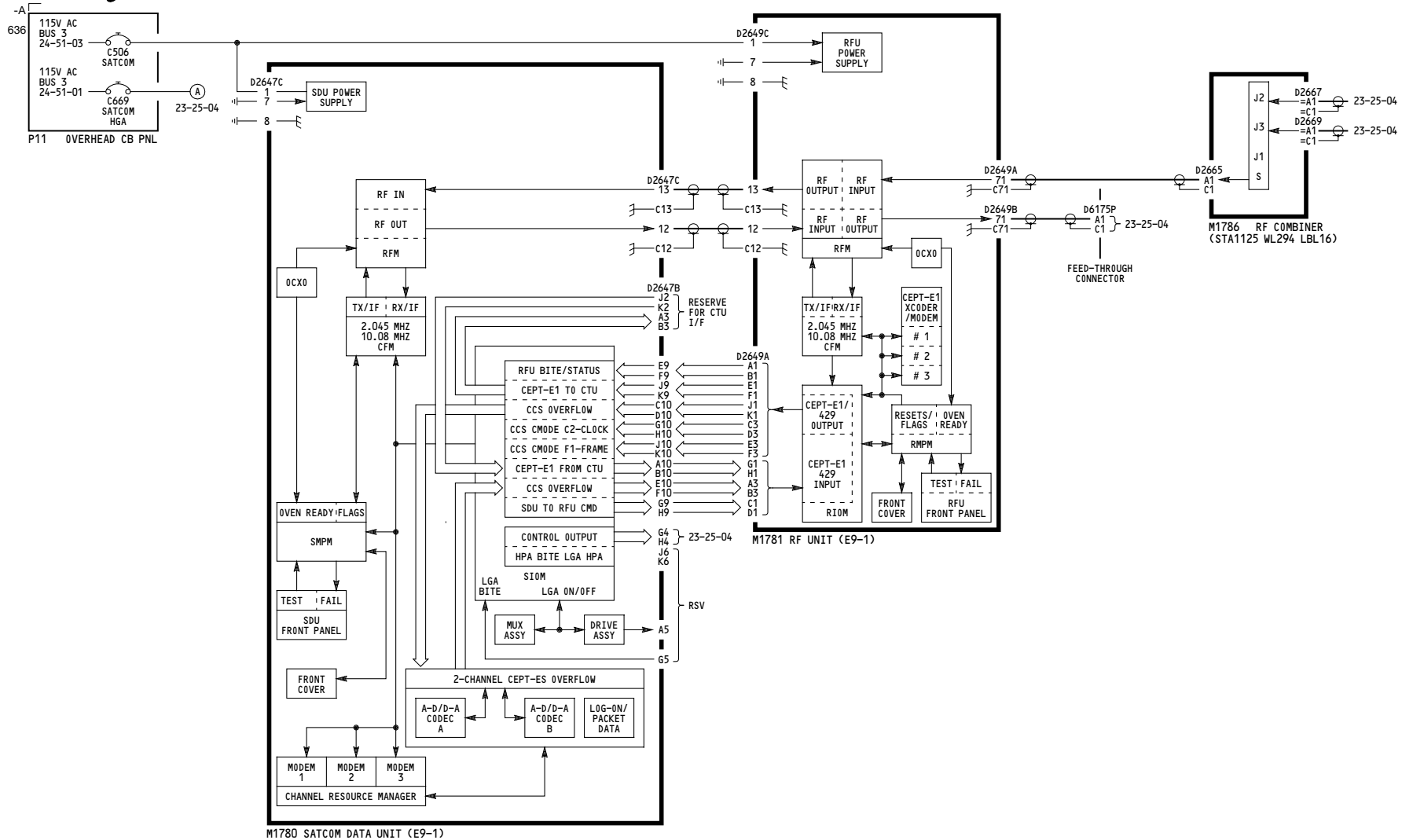
Incorporates
MTO 230591

D280T232

23-25-01

Page 102A

Jan 21/2005



162-165

SATCOM SYSTEM POWER, RF CONTROL AND LGA SUBSYSTEM

D280T232

Incorporates
MTO 230592

23-25-01

Page 103A

Jan 21/2005



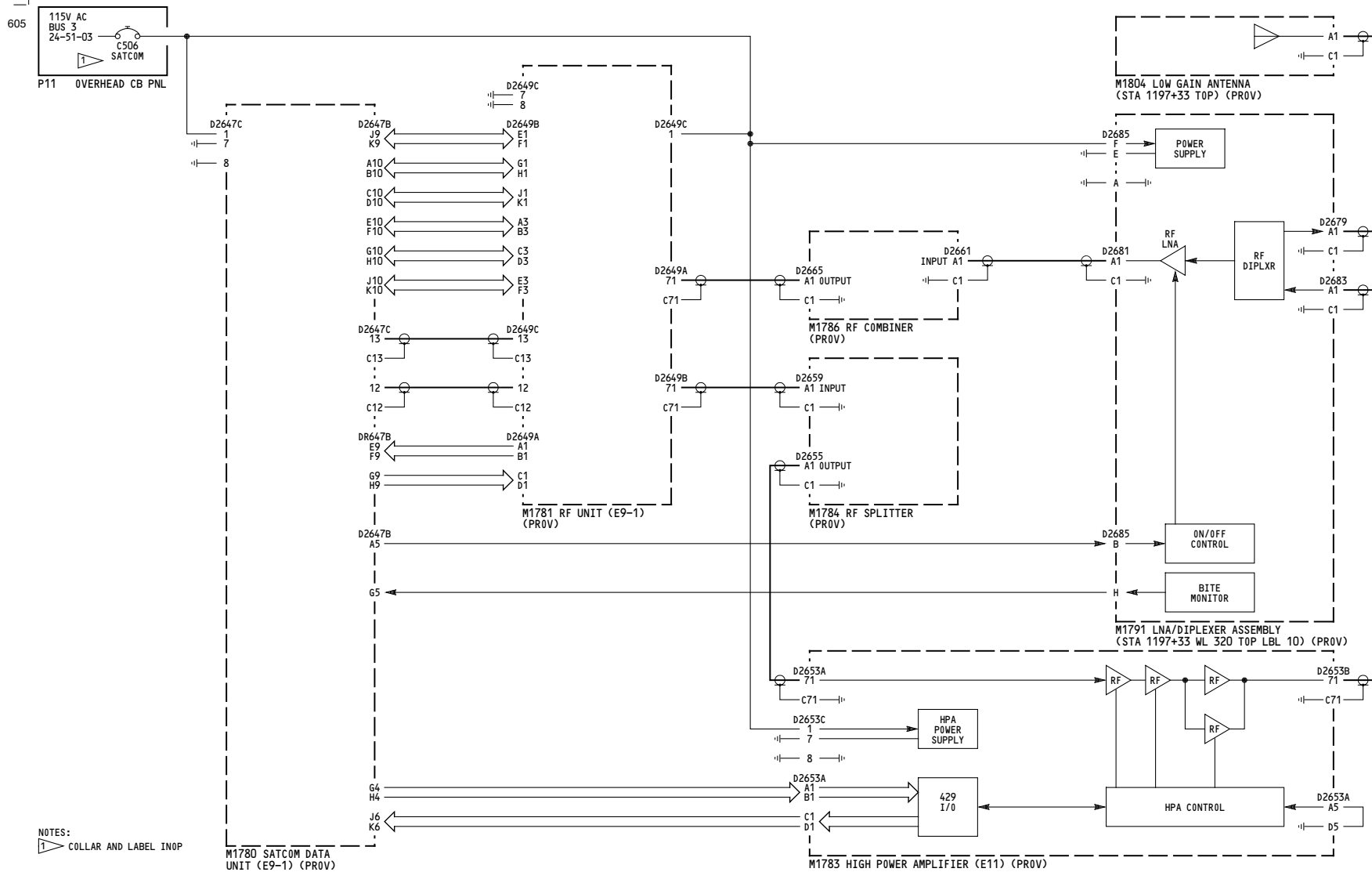
Incorporates
▶ MTO 230591

23-25-01

Page 104A

Jan 21/2005

BOEING PROPRIETARY - Copyright © - Unpublished Work - See title page for details.



277-299

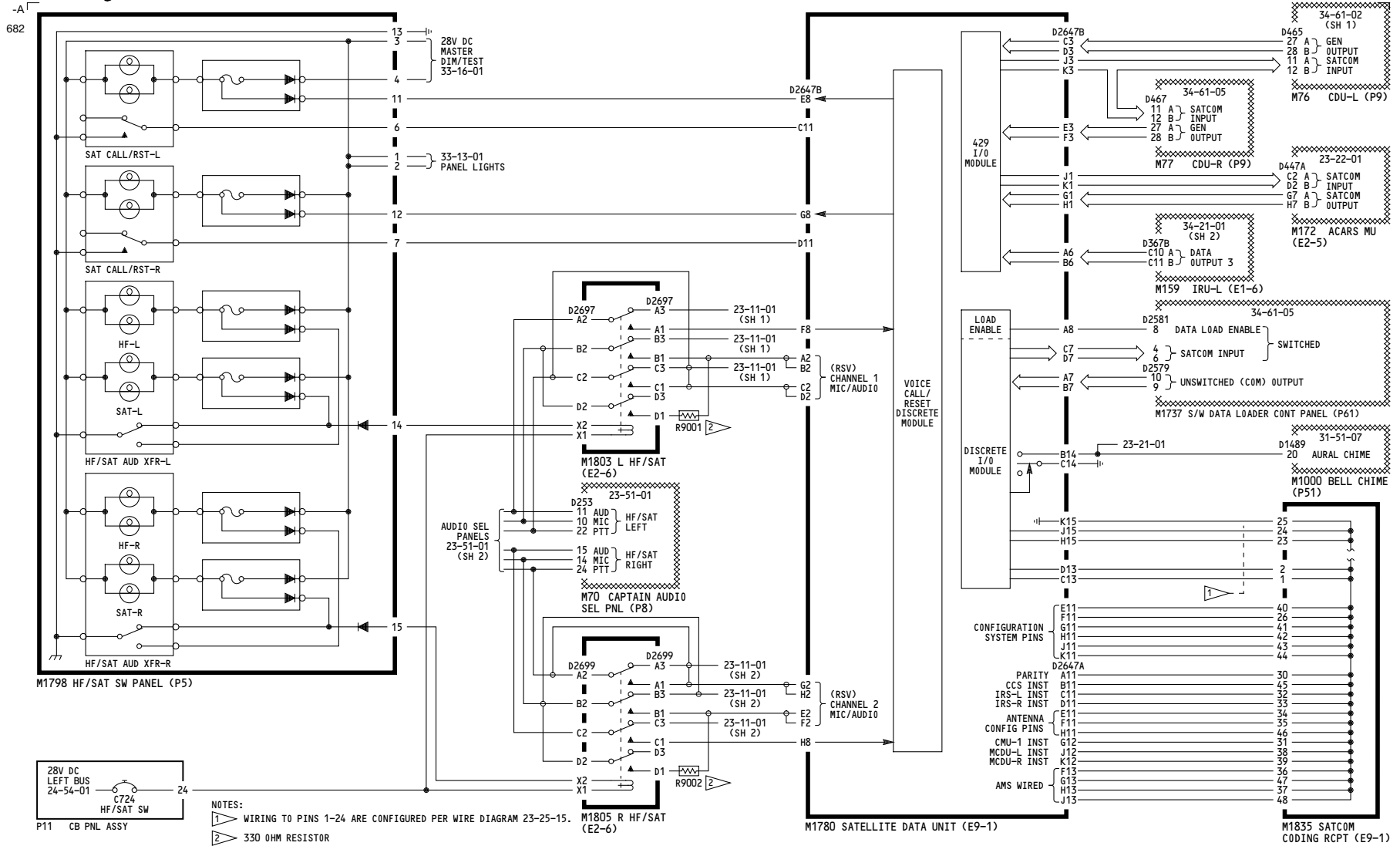
SATCOM SYSTEM POWER, RF CONTROL AND LGA SUBSYSTEM

D280T232

23-25-01

Page 105

Jan 21/2005



150, 153-155

SATCOM SYSTEM INTERFACES

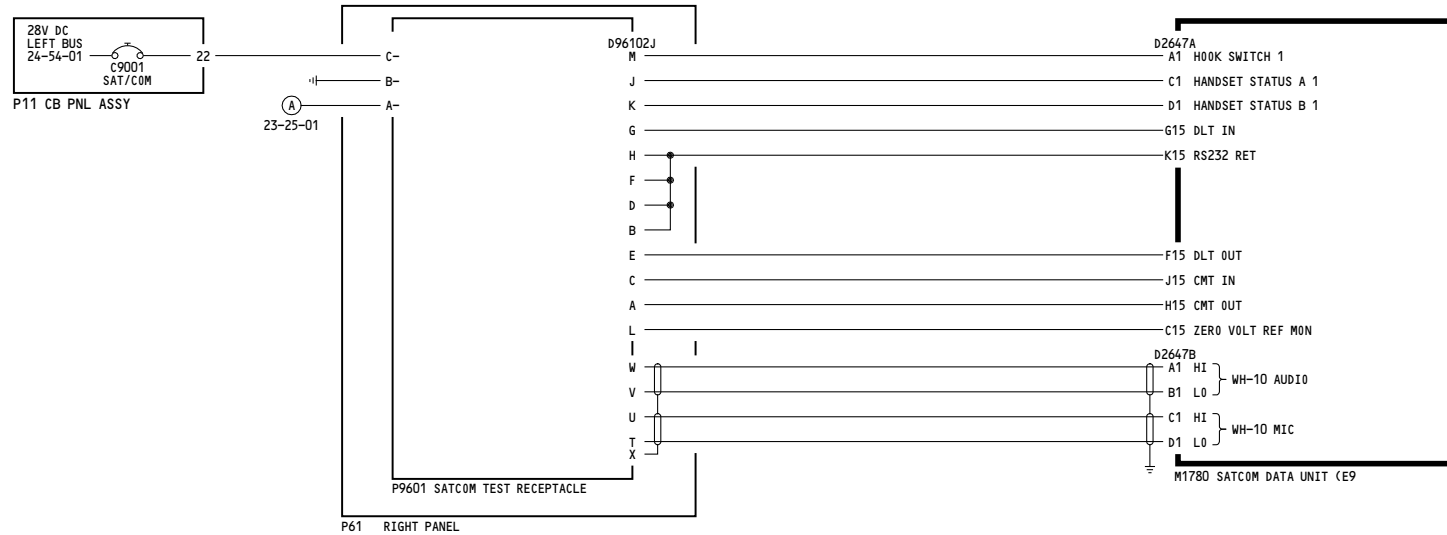
Incorporates
MTO 230593

D280T232

23-25-02

Page 101A
Sheet 1
Jan 21/2005

-A
602



150, 153-155

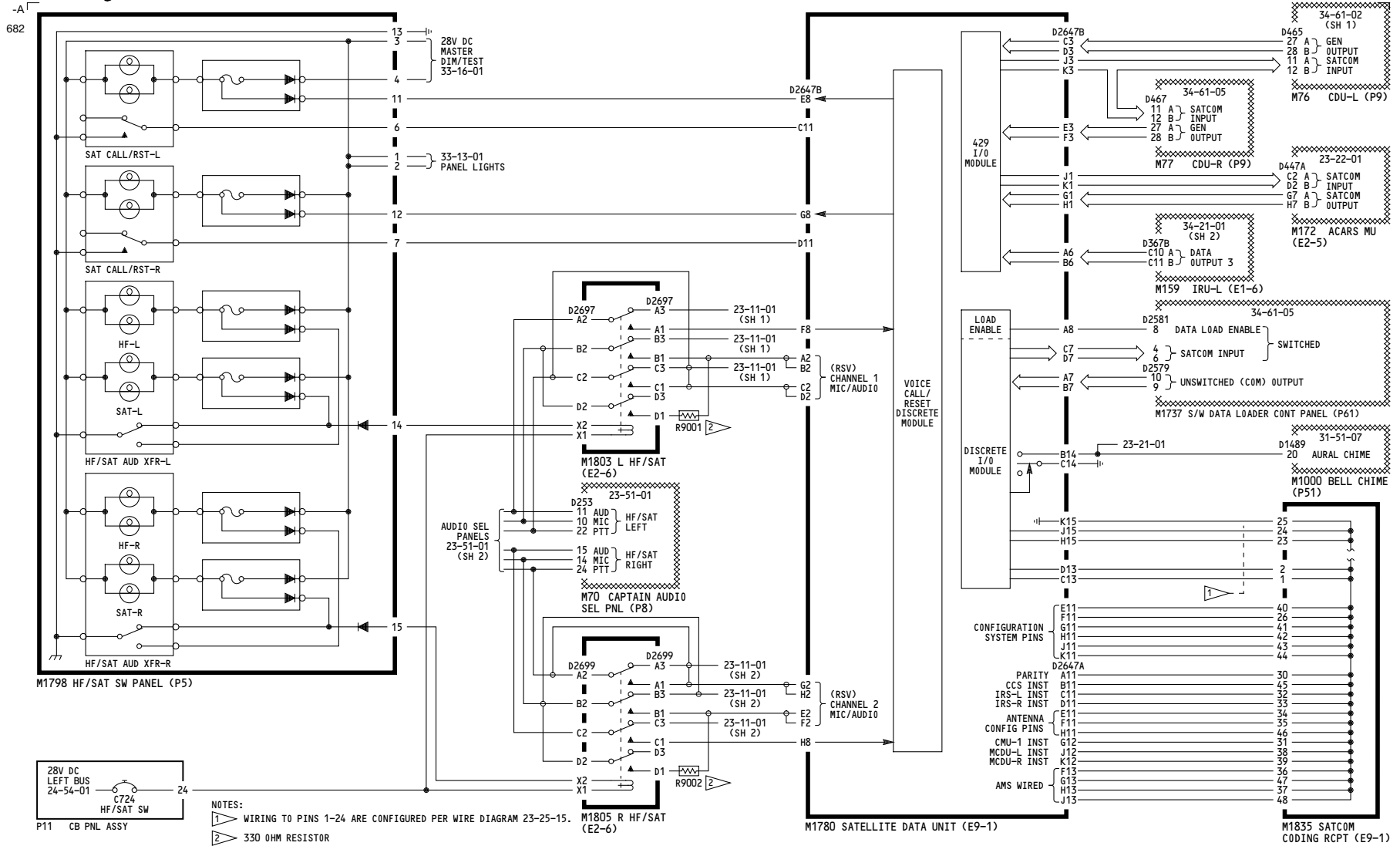
**SATCOM SYSTEM
INTERFACES**

Incorporates
MTO 230593

D280T232

23-25-02

Page 101A
Sheet 2
Jan 21/2005



156-157, 166-167

**SATCOM SYSTEM
INTERFACES**

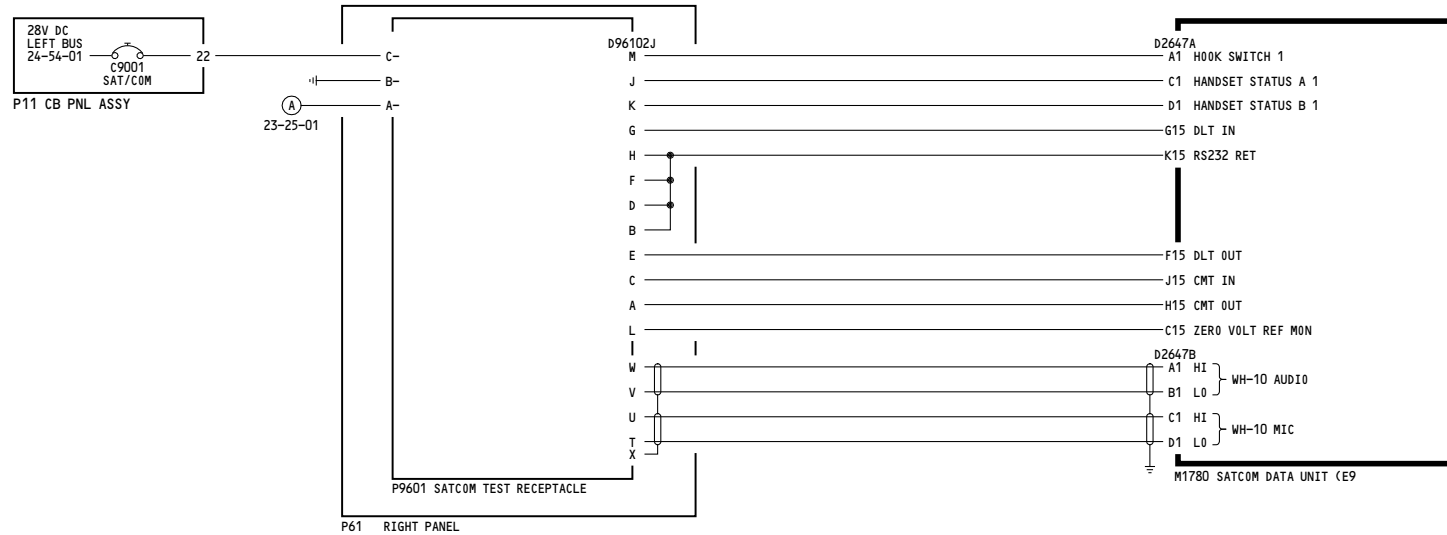
Incorporates
MTO 230591

D280T232

23-25-02

Page 102A
Sheet 1
Jan 21/2005

-A
602



156-157, 166-167

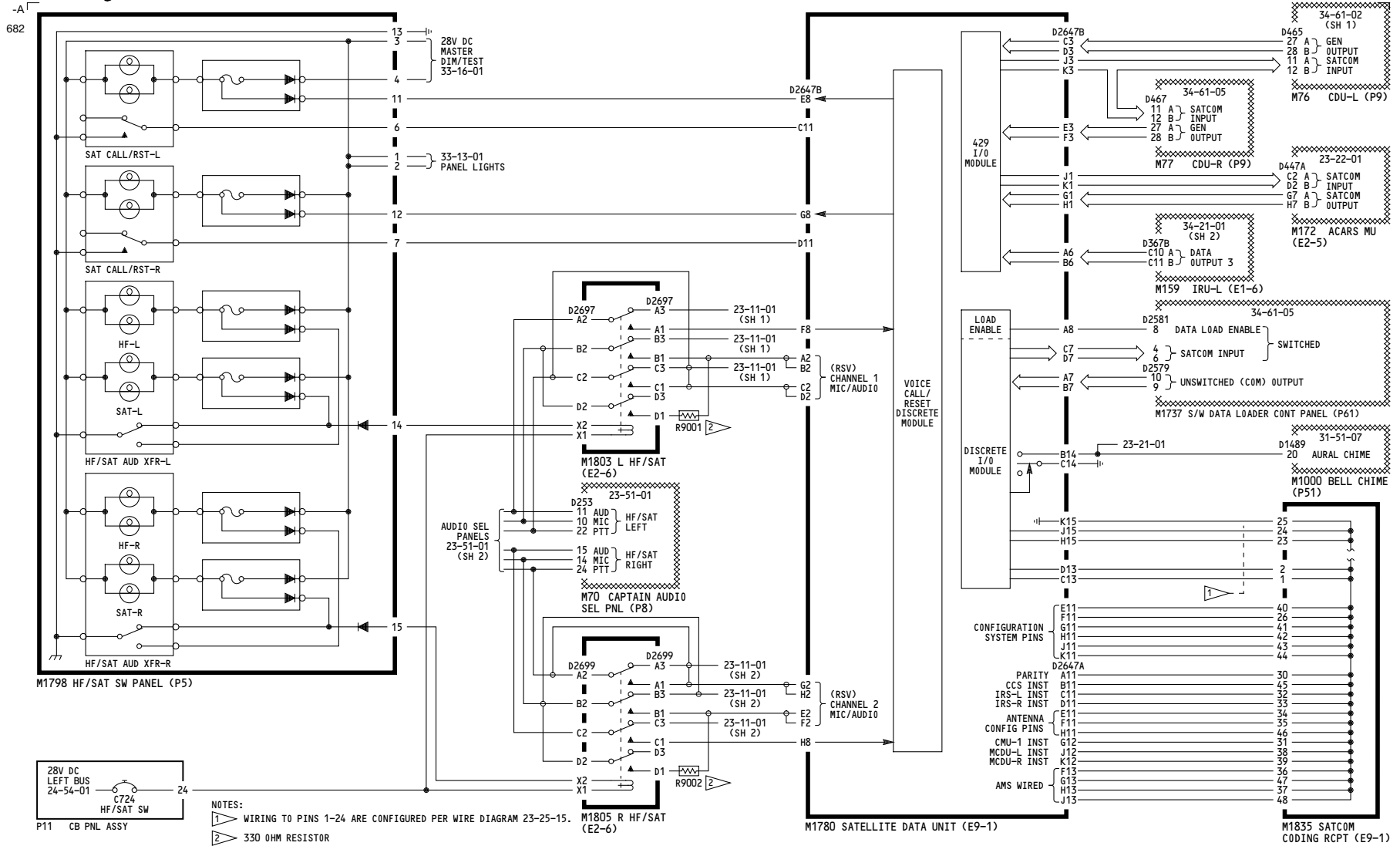
**SATCOM SYSTEM
INTERFACES**

Incorporates
MTO 230591

D280T232

23-25-02

Page 102A
Sheet 2
Jan 21/2005



162-165

SATCOM SYSTEM INTERFACES

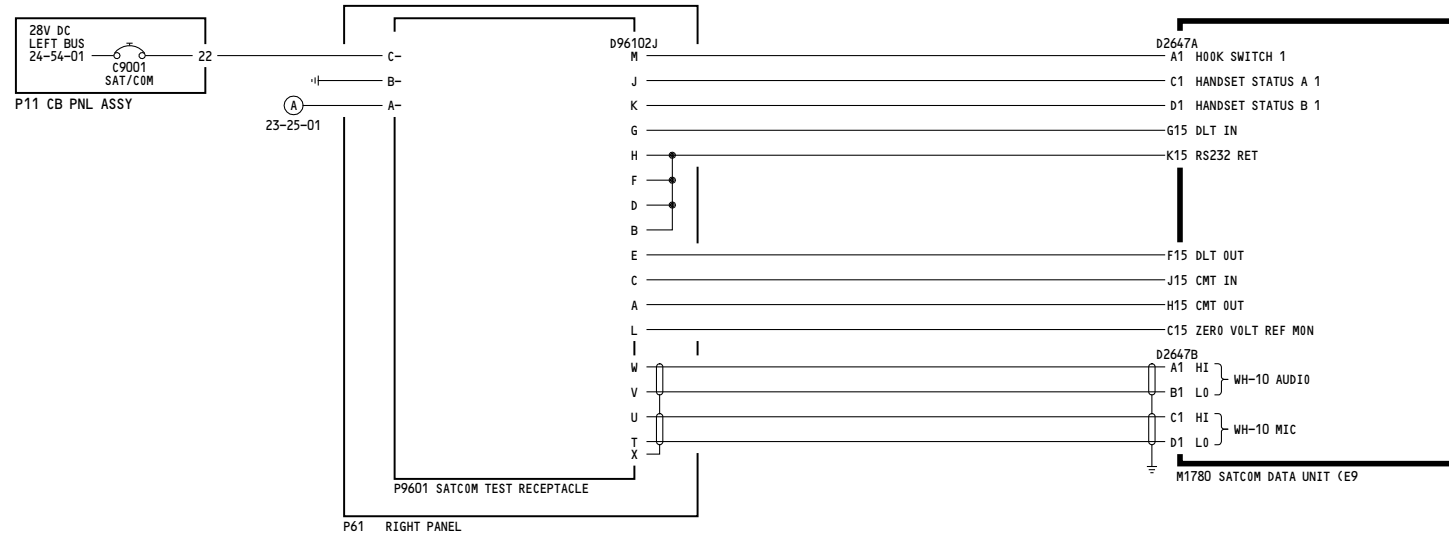
Incorporates
MTO 230592

D280T232

23-25-02

Page 103A
Sheet 1
Jan 21/2005

-A
602



162-165

**SATCOM SYSTEM
INTERFACES**

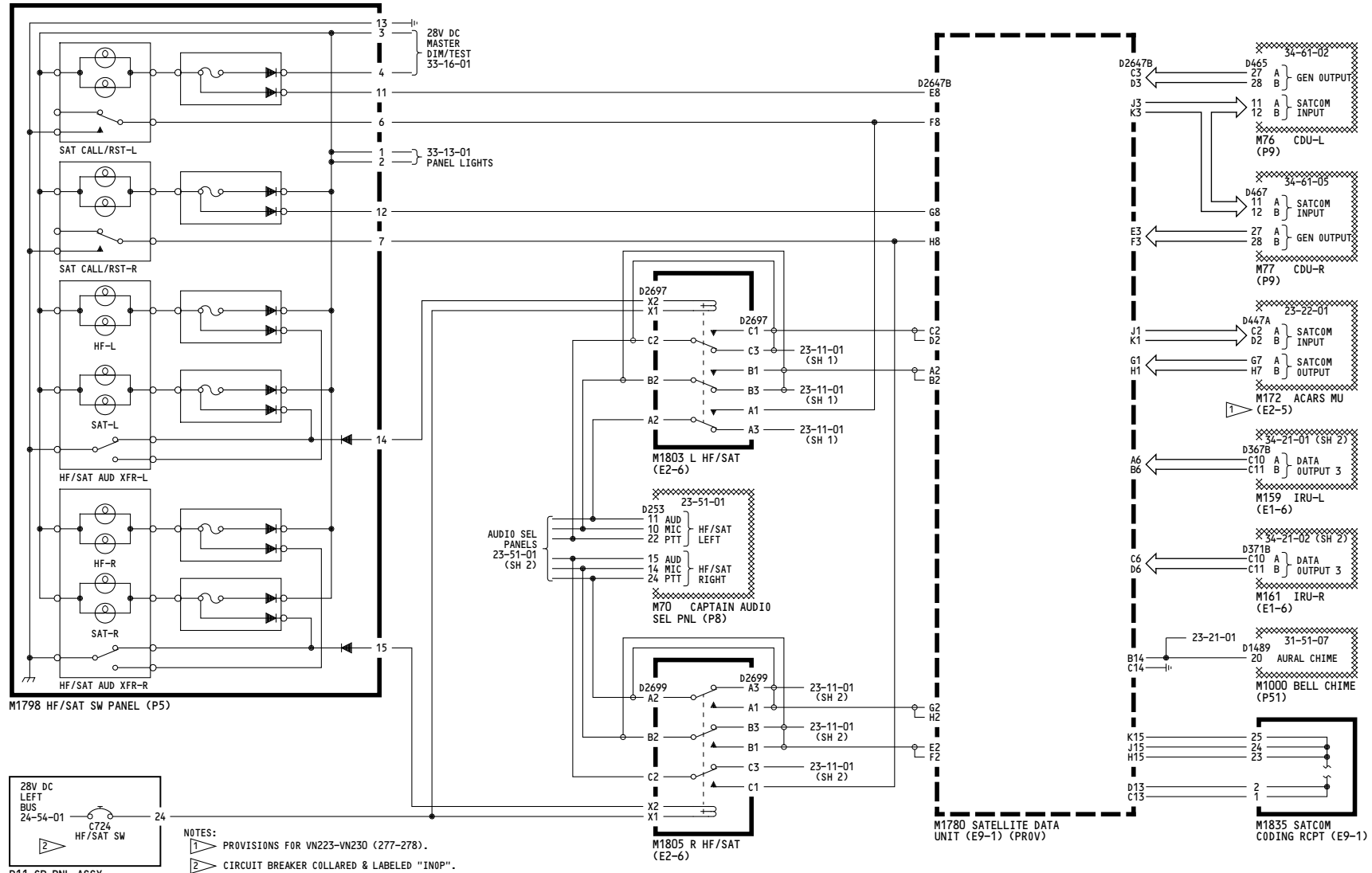
Incorporates
MTO 230592

D280T232

23-25-02

Page 103A
Sheet 2
Jan 21/2005

-A
605



277-278

SATCOM SYSTEM INTERFACES

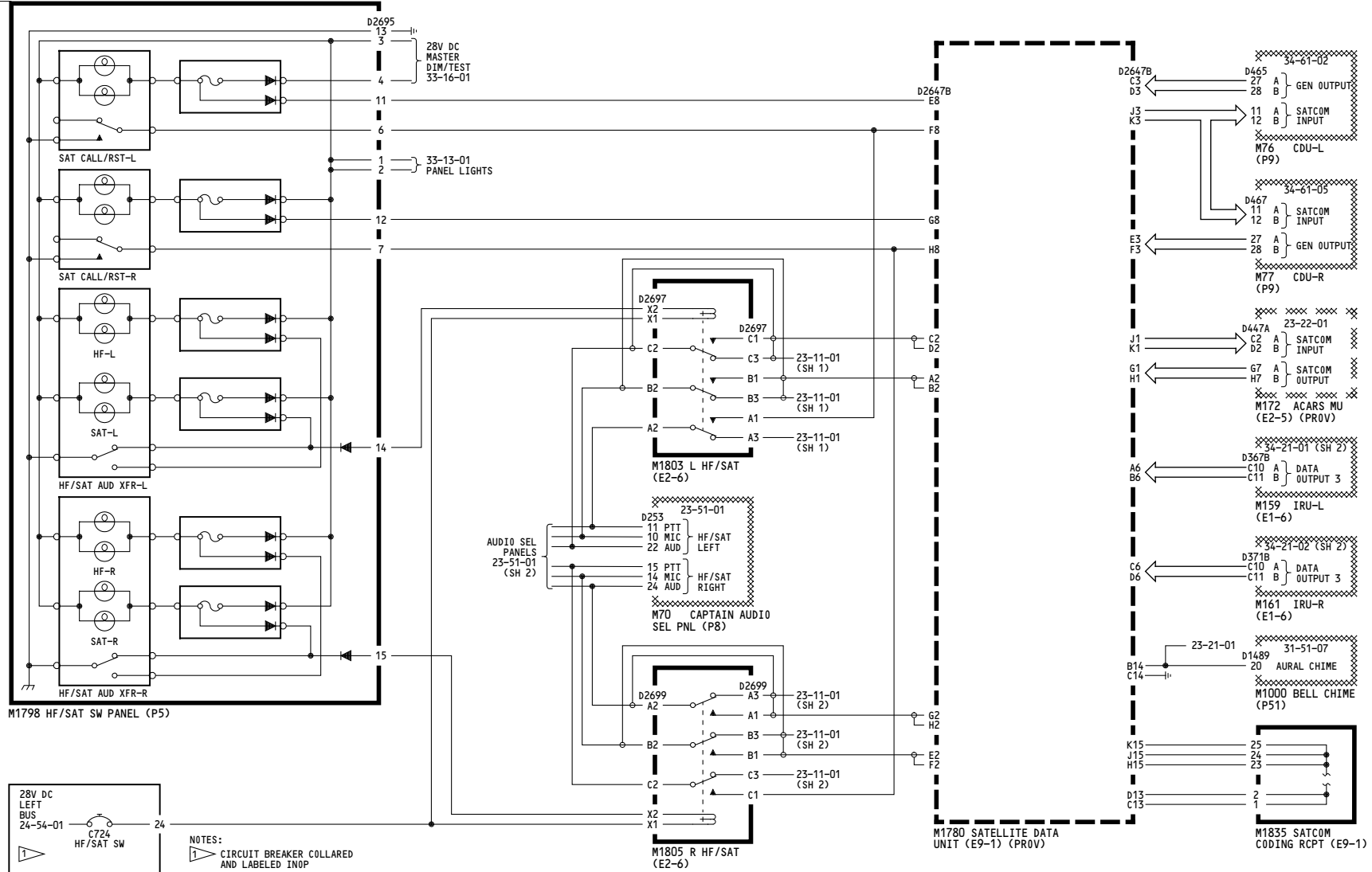
D280T232

23-25-02

Page 104

Jan 21/2005

624



P11 CB PNL ASSY

280-299

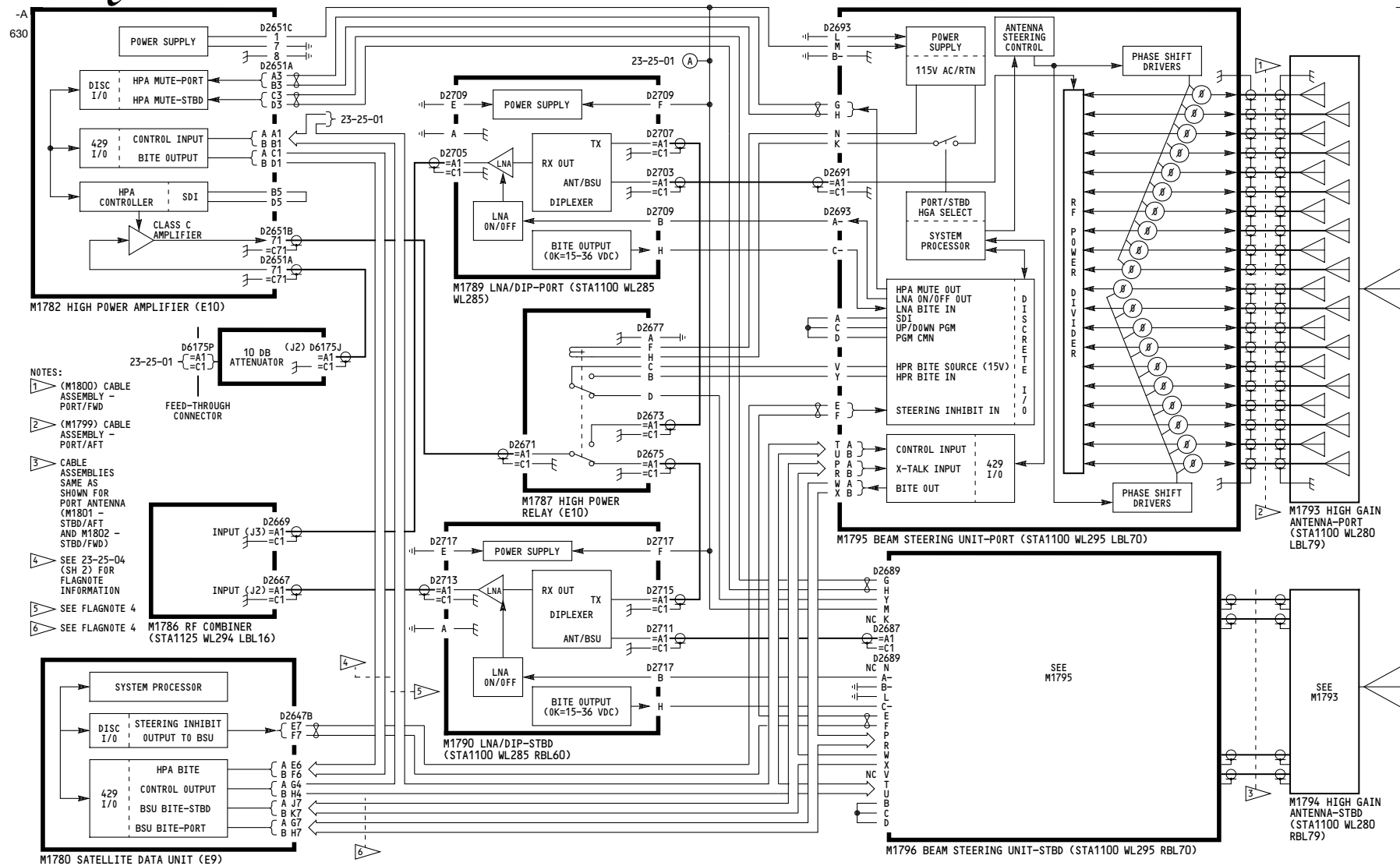
SATCOM SYSTEM INTERFACES

D280T232

23-25-02

Page 105

Jan 21/2005



150, 153-155

SATCOM SYSTEM SIDE MOUNTED HGA SUBSYSTEM

D280T232

Incorporates
MTO 230593

23-25-04

Page 101A
Sheet 1
Jan 21/2005

-A
605

6 BUS (LOW SPEED 429)

| BSU RESPONSE WORD LABEL 144 RATE: 5-10/SEC | | BSU MAINTENANCE WORD LABEL 350 RATE: 5-10/SEC | |
|---|---------------------------------|--|------------------------|
| BIT | DESCRIPTION | BIT | DESCRIPTION |
| 1-8 | LABEL | 1-8 | LABEL |
| 9-10 | SDI (DONT CARE) | 9-10 | SDI (DONT CARE) |
| 11-15 | GAIN VALUE (BINARY, BIT 11=LSB) | 11 | RESERVED |
| 16-17 | OPERATIONAL STATUS | 12 | CROSSTALK INPUT (0=0K) |
| | 16 17 CODE | 13 | CONTROL INPUT (0=0K) |
| | 0 0 OMNI DIRECTIONAL | 14 | INTERNAL RAM (0=0K) |
| | 1 0 ACQ MODE ACTIVE | 15 | INTERNAL ROM (0=0K) |
| | 0 1 ACQ COMPLETE | 16 | POWER SUPPLY (0=0K) |
| | 1 1 CLOSED LOOP MODE | 17 | HPR STATUS (0=0K) |
| 18 | 0=LEFT HGA SELECTED | 18 | BSU (0=0K) |
| 19-23 | RESERVED (DONT CARE) | 19 | RESERVED |
| 24 | HPA STATUS (0=MUTED) | 20 | LNA/DIPLEXER (0=0K) |
| 25 | RESERVED | 21 | RESERVED |
| 26 | TRACKING MODE (0=OPEN LOOP) | 22 | BSU TEMP (0=0K) |
| 27-29 | RESERVED | 23-29 | RESERVED |
| 30-31 | SSM | 30-31 | SSM (SAME AS BSU RESP) |
| | 0 0 = FAILURE WARNING | 32 | PARITY |
| | 0 1 = NO COMPUTED DATA | | |
| | 1 0 = FUNCTIONAL TEST | | |
| | 1 1 = NORMAL OPERATION | | |
| 32 | PARITY | | |

7 BUS (LOW SPEED 429)

| SYSTEM STATUS WORD LABEL 270 RATE: 1/SEC | | | |
|--|------------------------------|---------------|----------------|
| BIT | DESCRIPTION | BIT STATUS | |
| 1-8 | LABEL | 0 | 1 |
| 9-10 | SDI (DONT CARE) | | |
| 11 | DATA LINK NOT AVAILABLE | AVAILABLE | NOT AVAILABLE |
| 12 | MU/CMU 1 INACTIVE | OK | INACTIVE |
| 13 | SATCOM VOICE | AVAILABLE | UNAVAILABLE |
| 14 | SELCAL ANNUNCIATION W/ CHIME | INACTIVE | ACTIVE |
| 15 | SATCOM WITH CHIME | NO COMM ALERT | COMM ALERT |
| 16 | SATCOM WITHOUT CHIME | NO COMM ALERT | COMM ALERT |
| 17 | SATCOM LOG-ON | LOGGED ON | LOGGED OFF |
| 18 | SATCOM MASTER/SLAVE | MASTER | SLAVE |
| 19 | MU/CMU 2 INACTIVE | ACTIVE | INACTIVE |
| 20 | SATCOM COCKPIT FAULT | SATCOM OK | SATCOM INOP |
| 21 | SATCOM COCKPIT VOICE FAULT | VOICE OK | VOICE FAULT |
| 22 | SATCOM VOICE CALL CHAN 1 | NO VOICE CALL | LOW PRIO CALL |
| 23 | SATCOM VOICE CALL CHAN 2 | NO VOICE CALL | LOW PRIO CALL |
| 24 | SATCOM VOICE ALERT CHAN 1 | NO VOICE CALL | HIGH PRIO CALL |
| 25 | SATCOM VOICE ALERT CHAN 2 | NO VOICE CALL | HIGH PRIO CALL |
| 26 | COCKPIT VOICE CONNECTION 1 | NOT IN USE | IN USE |
| 27 | COCKPIT VOICE CONNECTION 2 | NOT IN USE | IN USE |
| 28 | LGA SUBSYSTEM | OK | FAIL |
| 29 | SATCOM DATA | OK | FAIL |
| 30-31 | SSM | | |
| | 0 0 = FAILURE WARNING | | |
| | 0 1 = NO COMPUTED DATA | | |
| | 1 0 = FUNCTIONAL TEST | | |
| | 1 1 = NORMAL OPERATION | | |
| 32 | PARITY | | |

4 BUS (LOW SPEED 429)

| HPA RESPONSE WORD LABEL 143 RATE: 5-10/SEC | | HPA MAINTENANCE WORD LABEL 350 RATE: 5-10/SEC | |
|---|---------------------------------|--|---------------------------|
| BIT | DESCRIPTION (FOR HGA HPA) | BIT | DESCRIPTION (FOR HGA HPA) |
| 1-8 | LABEL | 1-8 | LABEL |
| 9-10 | SDI (0, 1) | 9-10 | SDI (0, 1) |
| 11-15 | RESERVED | 11 | POWER SUPPLY (0=0K) |
| 16 | CARRIER ON/OFF (0=OFF) | 12 | VSWR (0=0K) |
| 17 | HPA TYPE (0=CLASS C) | 13 | HPA TEMP (0=0K) |
| 18-24 | PAD (ALL ZERO) | 14 | RF INPUT (0=RF PRESENT) |
| 25-29 | SHOULD BE 0, 0, 1, 0, 1 (12 DB) | 15 | CONTROL INPUT (0=0K) |
| 30-31 | SSM (SAME AS BSU RESP) | 16 | INTERNAL RAM (0=0K) |
| 32 | PARITY | 17 | INTERNAL ROM (0=0K) |
| | | 18-29 | RESERVED |
| | | 30-31 | SSM (SAME AS BSU RESP) |
| | | 32 | PARITY |

8 BUS (HIGH SPEED 429)

| LABELS | MEANING | RATE |
|--------|-------------------|--------|
| 310 | LATITUDE | 8/SEC |
| 311 | LONGITUDE | 8/SEC |
| 314 | TRUE HEADING | 32/SEC |
| 324 | PITCH ANGLE | 64/SEC |
| 325 | ROLL ANGLE | 64/SEC |
| 361 | INERTIAL ALTITUDE | 50/SEC |

5 (HIGH SPEED 429)

| HPA COMMAND WORD LABEL 143 RATE: 5-10/SEC | | BSU COMMAND WORD LABEL 144 RATE: 5-10/SEC | |
|--|---------------------------|--|------------------------------|
| BIT | DESCRIPTION (FOR HGA HPA) | BIT | DESCRIPTION |
| 1-8 | LABEL | 1-8 | LABEL |
| 9-10 | SDI (0, 1) | 9-10 | SDI (1, 0=PORT/0, 1=STBD) |
| 11 | (0) | 11 | ANTENNA SELECT (0=LGA 1=HGA) |
| 12-15 | (1, 0, 0, 0) | 12-29 | RESERVED |
| 16 | HPA X MIT ENABLE (0=OFF) | 30-31 | SSM |
| 17-24 | (ALL ZERO) | 32 | PARITY |
| 25-29 | (0, 0, 1, 0, 1) | | |
| 30-31 | SSM (SAME AS BSU RESP) | | |
| 32 | PARITY | | |

| OPEN LOOP STEERING WORD LABEL 152 RATE: 10-20/SEC | |
|--|--|
| BIT | DESCRIPTION |
| 1-8 | LABEL |
| 9-18 | ELEVATION ANGLE-BINARY 2S COMPL DEG/90 (+89.8 -90 DEG) |
| 19-29 | AZIMUTH ANGLE-BINARY 2S COMPL DEG/180 (+179.8 -180) |
| 30-31 | SSM |
| 32 | PARITY |

150, 153-155

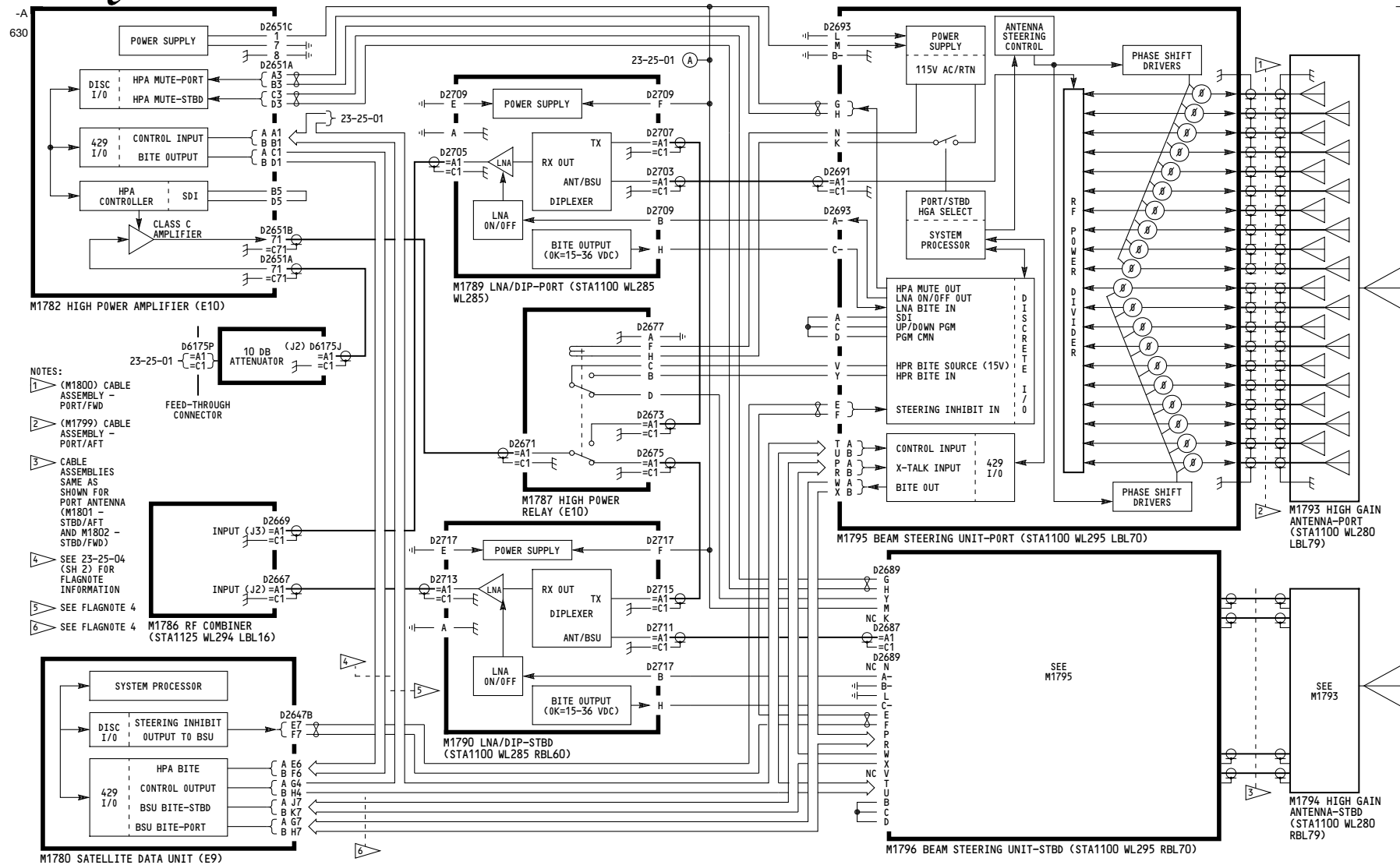
SATCOM SYSTEM SIDE MOUNTED HGA SUBSYSTEM

Incorporates
MTO 230593

D280T232

23-25-04

Page 101A
Sheet 2
Jan 21/2005



156-157, 166-167

SATCOM SYSTEM SIDE MOUNTED HGA SUBSYSTEM

Incorporates
MTO 230591

D280T232

23-25-04

Page 102A
Sheet 1
Jan 21/2005

-A
605

6 BUS (LOW SPEED 429)

| BSU RESPONSE WORD LABEL 144 RATE: 5-10/SEC | | BSU MAINTENANCE WORD LABEL 350 RATE: 5-10/SEC | |
|---|---------------------------------|--|------------------------|
| BIT | DESCRIPTION | BIT | DESCRIPTION |
| 1-8 | LABEL | 1-8 | LABEL |
| 9-10 | SDI (DONT CARE) | 9-10 | SDI (DONT CARE) |
| 11-15 | GAIN VALUE (BINARY, BIT 11=LSB) | 11 | RESERVED |
| 16-17 | OPERATIONAL STATUS | 12 | CROSSTALK INPUT (0=0K) |
| | 16 17 CODE | 13 | CONTROL INPUT (0=0K) |
| | 0 0 OMNI DIRECTIONAL | 14 | INTERNAL RAM (0=0K) |
| | 1 0 ACQ MODE ACTIVE | 15 | INTERNAL ROM (0=0K) |
| | 0 1 ACQ COMPLETE | 16 | POWER SUPPLY (0=0K) |
| | 1 1 CLOSED LOOP MODE | 17 | HPR STATUS (0=0K) |
| 18 | 0=LEFT HGA SELECTED | 18 | BSU (0=0K) |
| 19-23 | RESERVED (DONT CARE) | 19 | RESERVED |
| 24 | HPA STATUS (0=MUTED) | 20 | LNA/DIPLEXER (0=0K) |
| 25 | RESERVED | 21 | RESERVED |
| 26 | TRACKING MODE (0=OPEN LOOP) | 22 | BSU TEMP (0=0K) |
| 27-29 | RESERVED | 23-29 | RESERVED |
| 30-31 | SSM | 30-31 | SSM (SAME AS BSU RESP) |
| | 0 0 = FAILURE WARNING | 32 | PARITY |
| | 0 1 = NO COMPUTED DATA | | |
| | 1 0 = FUNCTIONAL TEST | | |
| | 1 1 = NORMAL OPERATION | | |
| 32 | PARITY | | |

7 BUS (LOW SPEED 429)

| SYSTEM STATUS WORD LABEL 270 RATE: 1/SEC | | | |
|--|------------------------------|---------------|----------------|
| BIT | DESCRIPTION | BIT STATUS | |
| 1-8 | LABEL | 0 | 1 |
| 9-10 | SDI (DONT CARE) | | |
| 11 | DATA LINK NOT AVAILABLE | AVAILABLE | NOT AVAILABLE |
| 12 | MU/CMU 1 INACTIVE | OK | INACTIVE |
| 13 | SATCOM VOICE | AVAILABLE | UNAVAILABLE |
| 14 | SELCAL ANNUNCIATION W/ CHIME | INACTIVE | ACTIVE |
| 15 | SATCOM WITH CHIME | NO COMM ALERT | COMM ALERT |
| 16 | SATCOM WITHOUT CHIME | NO COMM ALERT | COMM ALERT |
| 17 | SATCOM LOG-ON | LOGGED ON | LOGGED OFF |
| 18 | SATCOM MASTER/SLAVE | MASTER | SLAVE |
| 19 | MU/CMU 2 INACTIVE | ACTIVE | INACTIVE |
| 20 | SATCOM COCKPIT FAULT | SATCOM OK | SATCOM INOP |
| 21 | SATCOM COCKPIT VOICE FAULT | VOICE OK | VOICE FAULT |
| 22 | SATCOM VOICE CALL CHAN 1 | NO VOICE CALL | LOW PRIO CALL |
| 23 | SATCOM VOICE CALL CHAN 2 | NO VOICE CALL | LOW PRIO CALL |
| 24 | SATCOM VOICE ALERT CHAN 1 | NO VOICE CALL | HIGH PRIO CALL |
| 25 | SATCOM VOICE ALERT CHAN 2 | NO VOICE CALL | HIGH PRIO CALL |
| 26 | COCKPIT VOICE CONNECTION 1 | NOT IN USE | IN USE |
| 27 | COCKPIT VOICE CONNECTION 2 | NOT IN USE | IN USE |
| 28 | LGA SUBSYSTEM | OK | FAIL |
| 29 | SATCOM DATA | OK | FAIL |
| 30-31 | SSM | | |
| | 0 0 = FAILURE WARNING | | |
| | 0 1 = NO COMPUTED DATA | | |
| | 1 0 = FUNCTIONAL TEST | | |
| | 1 1 = NORMAL OPERATION | | |
| 32 | PARITY | | |

4 BUS (LOW SPEED 429)

| HPA RESPONSE WORD LABEL 143 RATE: 5-10/SEC | | HPA MAINTENANCE WORD LABEL 350 RATE: 5-10/SEC | |
|---|---------------------------------|--|---------------------------|
| BIT | DESCRIPTION (FOR HGA HPA) | BIT | DESCRIPTION (FOR HGA HPA) |
| 1-8 | LABEL | 1-8 | LABEL |
| 9-10 | SDI (0, 1) | 9-10 | SDI (0, 1) |
| 11-15 | RESERVED | 11 | POWER SUPPLY (0=0K) |
| 16 | CARRIER ON/OFF (0=OFF) | 12 | VSWR (0=0K) |
| 17 | HPA TYPE (0=CLASS C) | 13 | HPA TEMP (0=0K) |
| 18-24 | PAD (ALL ZERO) | 14 | RF INPUT (0=RF PRESENT) |
| 25-29 | SHOULD BE 0, 0, 1, 0, 1 (12 DB) | 15 | CONTROL INPUT (0=0K) |
| 30-31 | SSM (SAME AS BSU RESP) | 16 | INTERNAL RAM (0=0K) |
| 32 | PARITY | 17 | INTERNAL ROM (0=0K) |
| | | 18-29 | RESERVED |
| | | 30-31 | SSM (SAME AS BSU RESP) |
| | | 32 | PARITY |

8 BUS (HIGH SPEED 429)

| LABELS | MEANING | RATE |
|--------|-------------------|--------|
| 310 | LATITUDE | 8/SEC |
| 311 | LONGITUDE | 8/SEC |
| 314 | TRUE HEADING | 32/SEC |
| 324 | PITCH ANGLE | 64/SEC |
| 325 | ROLL ANGLE | 64/SEC |
| 361 | INERTIAL ALTITUDE | 50/SEC |

5 (HIGH SPEED 429)

| HPA COMMAND WORD LABEL 143 RATE: 5-10/SEC | | BSU COMMAND WORD LABEL 144 RATE: 5-10/SEC | |
|--|---------------------------|--|------------------------------|
| BIT | DESCRIPTION (FOR HGA HPA) | BIT | DESCRIPTION |
| 1-8 | LABEL | 1-8 | LABEL |
| 9-10 | SDI (0, 1) | 9-10 | SDI (1, 0=PORT/0, 1=STBD) |
| 11 | (0) | 11 | ANTENNA SELECT (0=LGA 1=HGA) |
| 12-15 | (1, 0, 0, 0) | 12-29 | RESERVED |
| 16 | HPA X MIT ENABLE (0=OFF) | 30-31 | SSM |
| 17-24 | (ALL ZERO) | 32 | PARITY |
| 25-29 | (0, 0, 1, 0, 1) | | |
| 30-31 | SSM (SAME AS BSU RESP) | | |
| 32 | PARITY | | |

| OPEN LOOP STEERING WORD LABEL 152 RATE: 10-20/SEC | |
|--|--|
| BIT | DESCRIPTION |
| 1-8 | LABEL |
| 9-18 | ELEVATION ANGLE-BINARY 2S COMPL DEG/90 (+89.8 -90 DEG) |
| 19-29 | AZIMUTH ANGLE-BINARY 2S COMPL DEG/180 (+179.8 -180) |
| 30-31 | SSM |
| 32 | PARITY |

156-157, 166-167

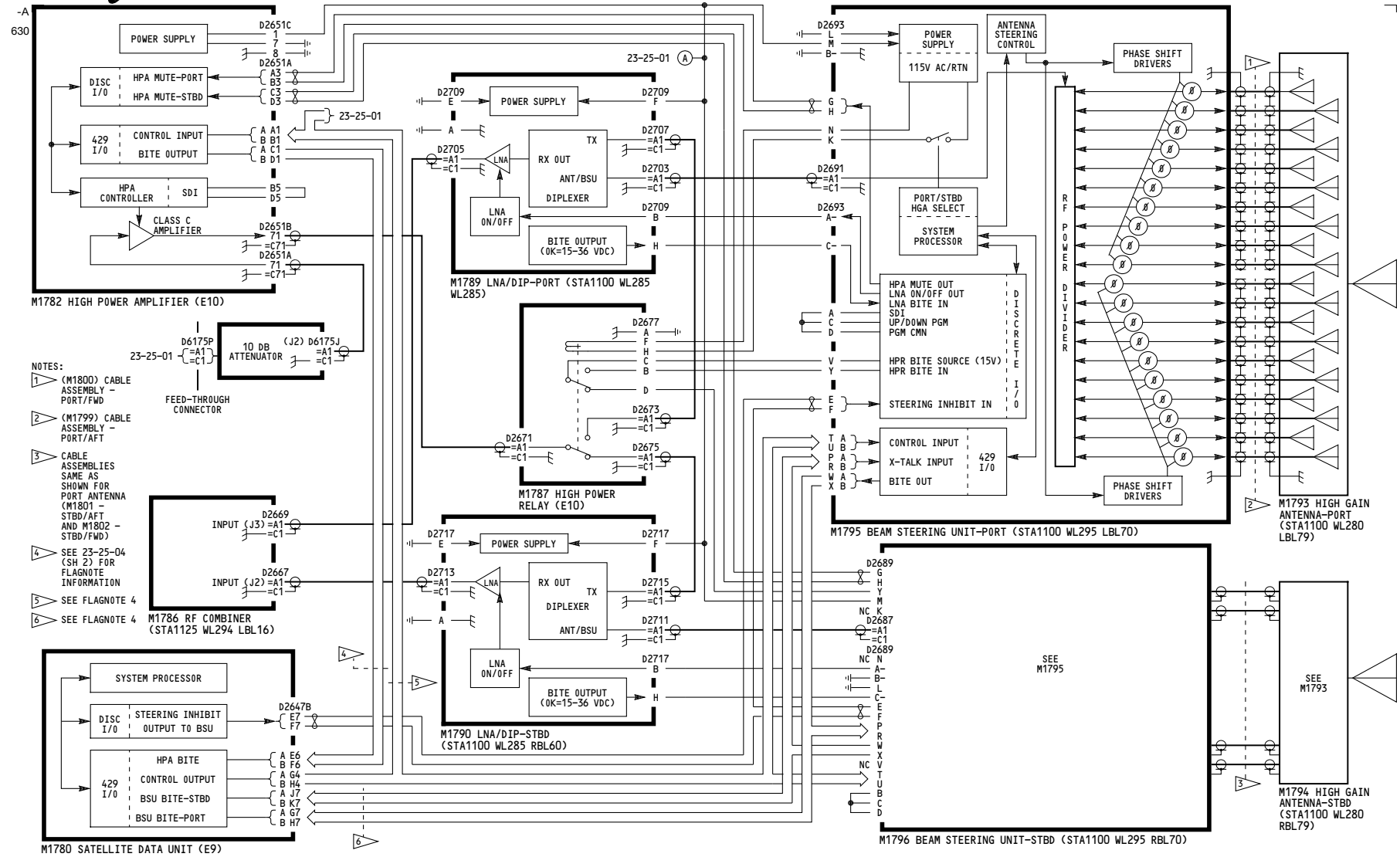
SATCOM SYSTEM SIDE MOUNTED HGA SUBSYSTEM

D280T232

Incorporates
MTO 230591


23-25-04

Page 102A
Sheet 2
Jan 21/2005



162-165

SATCOM SYSTEM SIDE MOUNTED HGA SUBSYSTEM

 Incorporates
MTO 230592

D280T232

23-25-04

Page 103A
Sheet 1
Jan 21/2005

-A
605

6 BUS (LOW SPEED 429)

| BSU RESPONSE WORD LABEL 144 RATE: 5-10/SEC | | BSU MAINTENANCE WORD LABEL 350 RATE: 5-10/SEC | |
|---|---------------------------------|--|------------------------|
| BIT | DESCRIPTION | BIT | DESCRIPTION |
| 1-8 | LABEL | 1-8 | LABEL |
| 9-10 | SDI (DONT CARE) | 9-10 | SDI (DONT CARE) |
| 11-15 | GAIN VALUE (BINARY, BIT 11=LSB) | 11 | RESERVED |
| 16-17 | OPERATIONAL STATUS | 12 | CROSSTALK INPUT (0=0K) |
| | 16 17 CODE | 13 | CONTROL INPUT (0=0K) |
| | 0 0 OMNI DIRECTIONAL | 14 | INTERNAL RAM (0=0K) |
| | 1 0 ACQ MODE ACTIVE | 15 | INTERNAL ROM (0=0K) |
| | 0 1 ACQ COMPLETE | 16 | POWER SUPPLY (0=0K) |
| | 1 1 CLOSED LOOP MODE | 17 | HPR STATUS (0=0K) |
| 18 | 0=LEFT HGA SELECTED | 18 | BSU (0=0K) |
| 19-23 | RESERVED (DONT CARE) | 19 | RESERVED |
| 24 | HPA STATUS (0=MUTED) | 20 | LNA/DIPLEXER (0=0K) |
| 25 | RESERVED | 21 | RESERVED |
| 26 | TRACKING MODE (0=OPEN LOOP) | 22 | BSU TEMP (0=0K) |
| 27-29 | RESERVED | 23-29 | RESERVED |
| 30-31 | SSM | 30-31 | SSM (SAME AS BSU RESP) |
| | 0 0 = FAILURE WARNING | 32 | PARITY |
| | 0 1 = NO COMPUTED DATA | | |
| | 1 0 = FUNCTIONAL TEST | | |
| | 1 1 = NORMAL OPERATION | | |
| 32 | PARITY | | |

7 BUS (LOW SPEED 429)

| SYSTEM STATUS WORD LABEL 270 RATE: 1/SEC | | | |
|--|------------------------------|---------------|----------------|
| BIT | DESCRIPTION | BIT STATUS | |
| 1-8 | LABEL | 0 | 1 |
| 9-10 | SDI (DONT CARE) | | |
| 11 | DATA LINK NOT AVAILABLE | AVAILABLE | NOT AVAILABLE |
| 12 | MU/CMU 1 INACTIVE | OK | INACTIVE |
| 13 | SATCOM VOICE | AVAILABLE | UNAVAILABLE |
| 14 | SELCAL ANNUNCIATION W/ CHIME | INACTIVE | ACTIVE |
| 15 | SATCOM WITH CHIME | NO COMM ALERT | COMM ALERT |
| 16 | SATCOM WITHOUT CHIME | NO COMM ALERT | COMM ALERT |
| 17 | SATCOM LOG-ON | LOGGED ON | LOGGED OFF |
| 18 | SATCOM MASTER/SLAVE | MASTER | SLAVE |
| 19 | MU/CMU 2 INACTIVE | ACTIVE | INACTIVE |
| 20 | SATCOM COCKPIT FAULT | SATCOM OK | SATCOM INOP |
| 21 | SATCOM COCKPIT VOICE FAULT | VOICE OK | VOICE FAULT |
| 22 | SATCOM VOICE CALL CHAN 1 | NO VOICE CALL | LOW PRIO CALL |
| 23 | SATCOM VOICE CALL CHAN 2 | NO VOICE CALL | LOW PRIO CALL |
| 24 | SATCOM VOICE ALERT CHAN 1 | NO VOICE CALL | HIGH PRIO CALL |
| 25 | SATCOM VOICE ALERT CHAN 2 | NO VOICE CALL | HIGH PRIO CALL |
| 26 | COCKPIT VOICE CONNECTION 1 | NOT IN USE | IN USE |
| 27 | COCKPIT VOICE CONNECTION 2 | NOT IN USE | IN USE |
| 28 | LGA SUBSYSTEM | OK | FAIL |
| 29 | SATCOM DATA | OK | FAIL |
| 30-31 | SSM | | |
| | 0 0 = FAILURE WARNING | | |
| | 0 1 = NO COMPUTED DATA | | |
| | 1 0 = FUNCTIONAL TEST | | |
| | 1 1 = NORMAL OPERATION | | |
| 32 | PARITY | | |

4 BUS (LOW SPEED 429)

| HPA RESPONSE WORD LABEL 143 RATE: 5-10/SEC | | HPA MAINTENANCE WORD LABEL 350 RATE: 5-10/SEC | |
|---|---------------------------------|--|---------------------------|
| BIT | DESCRIPTION (FOR HGA HPA) | BIT | DESCRIPTION (FOR HGA HPA) |
| 1-8 | LABEL | 1-8 | LABEL |
| 9-10 | SDI (0, 1) | 9-10 | SDI (0, 1) |
| 11-15 | RESERVED | 11 | POWER SUPPLY (0=0K) |
| 16 | CARRIER ON/OFF (0=OFF) | 12 | VSWR (0=0K) |
| 17 | HPA TYPE (0=CLASS C) | 13 | HPA TEMP (0=0K) |
| 18-24 | PAD (ALL ZERO) | 14 | RF INPUT (0=RF PRESENT) |
| 25-29 | SHOULD BE 0, 0, 1, 0, 1 (12 DB) | 15 | CONTROL INPUT (0=0K) |
| 30-31 | SSM (SAME AS BSU RESP) | 16 | INTERNAL RAM (0=0K) |
| 32 | PARITY | 17 | INTERNAL ROM (0=0K) |
| | | 18-29 | RESERVED |
| | | 30-31 | SSM (SAME AS BSU RESP) |
| | | 32 | PARITY |

8 BUS (HIGH SPEED 429)

| LABELS | MEANING | RATE |
|--------|-------------------|--------|
| 310 | LATITUDE | 8/SEC |
| 311 | LONGITUDE | 8/SEC |
| 314 | TRUE HEADING | 32/SEC |
| 324 | PITCH ANGLE | 64/SEC |
| 325 | ROLL ANGLE | 64/SEC |
| 361 | INERTIAL ALTITUDE | 50/SEC |

5 (HIGH SPEED 429)

| HPA COMMAND WORD LABEL 143 RATE: 5-10/SEC | | BSU COMMAND WORD LABEL 144 RATE: 5-10/SEC | |
|--|---------------------------|--|------------------------------|
| BIT | DESCRIPTION (FOR HGA HPA) | BIT | DESCRIPTION |
| 1-8 | LABEL | 1-8 | LABEL |
| 9-10 | SDI (0, 1) | 9-10 | SDI (1, 0=PORT/0, 1=STBD) |
| 11 | (0) | 11 | ANTENNA SELECT (0=LGA 1=HGA) |
| 12-15 | (1, 0, 0, 0) | 12-29 | RESERVED |
| 16 | HPA X MIT ENABLE (0=OFF) | 30-31 | SSM |
| 17-24 | (ALL ZERO) | 32 | PARITY |
| 25-29 | (0, 0, 1, 0, 1) | | |
| 30-31 | SSM (SAME AS BSU RESP) | | |
| 32 | PARITY | | |

| OPEN LOOP STEERING WORD LABEL 152 RATE: 10-20/SEC | |
|--|--|
| BIT | DESCRIPTION |
| 1-8 | LABEL |
| 9-18 | ELEVATION ANGLE-BINARY 2S COMPL DEG/90 (+89.8 -90 DEG) |
| 19-29 | AZIMUTH ANGLE-BINARY 2S COMPL DEG/180 (+179.8 -180) |
| 30-31 | SSM |
| 32 | PARITY |

162-165

SATCOM SYSTEM SIDE MOUNTED HGA SUBSYSTEM

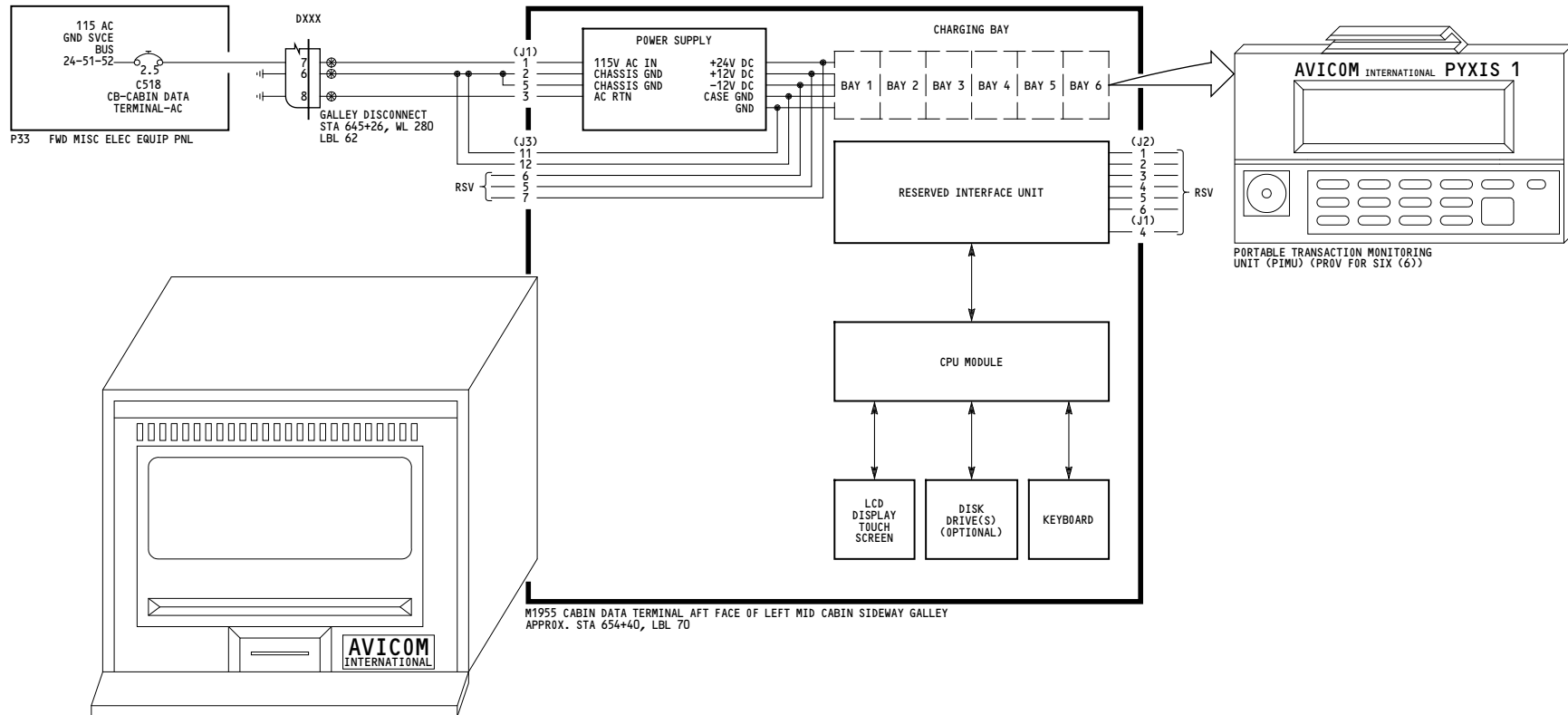
D280T232

Incorporates
MTO 230592

23-25-04

Page 103A
Sheet 2
Jan 21/2005

605



280-299

CABIN DATA TERMINAL

D280T232

23-29-01

Page 101

Jan 21/2005

THIS PAGE INTENTIONALLY LEFT BLANK



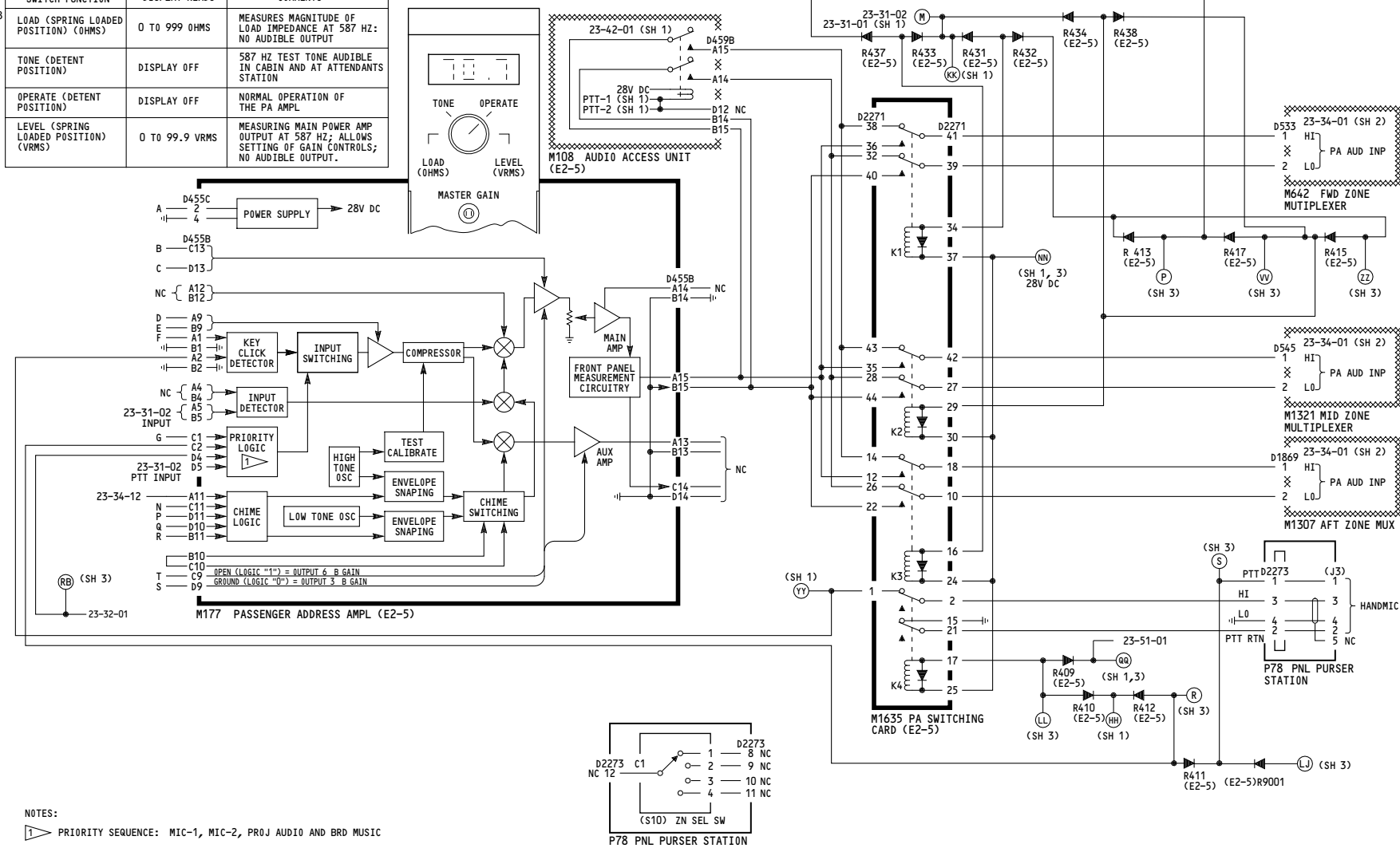
Incorporates
MTO 230541A

Page 101A
Sheet 1
Jan 21/2005

BOEING PROPRIETARY - Copyright © - Unpublished Work - See title page for details.

708

| SWITCH FUNCTION | DISPLAY READS | COMMENTS |
|---------------------------------------|----------------|--|
| LOAD (SPRING LOADED POSITION) (OHMS) | 0 TO 999 OHMS | MEASURES MAGNITUDE OF LOAD IMPEDANCE AT 587 HZ: NO AUDIBLE OUTPUT |
| TONE (DETENT POSITION) | DISPLAY OFF | 587 HZ TEST TONE AUDIBLE IN CABIN AND AT ATTENDANTS STATION |
| OPERATE (DETENT POSITION) | DISPLAY OFF | NORMAL OPERATION OF THE PA AMPL |
| LEVEL (SPRING LOADED POSITION) (VRMS) | 0 TO 99.9 VRMS | MEASURING MAIN POWER AMP OUTPUT AT 587 HZ; ALLOWS SETTING OF GAIN CONTROLS; NO AUDIBLE OUTPUT. |



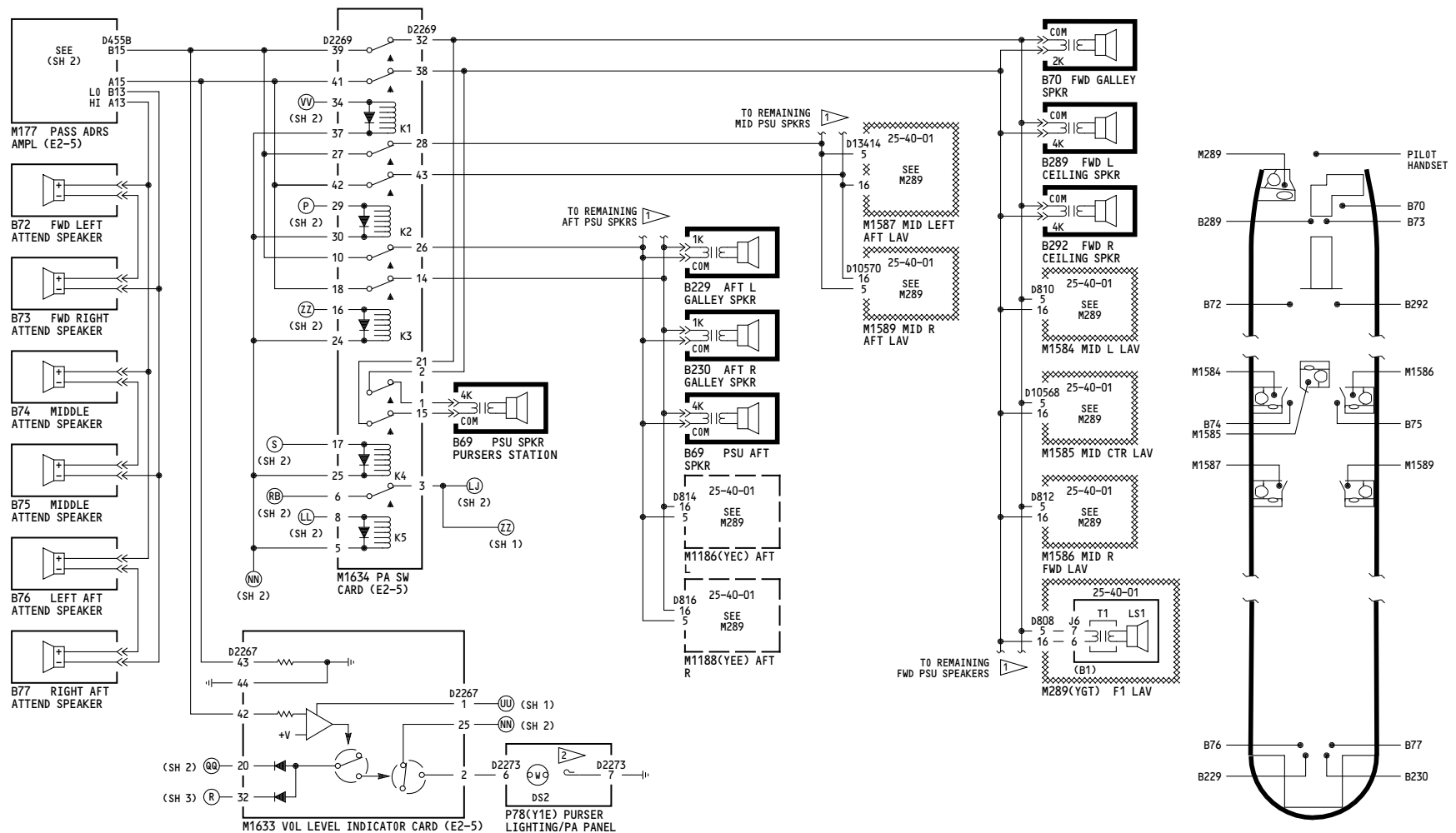
050
PASSENGER ADDRESS

D280T232

- Incorporates
- ▶ MTO 230452A
 - ▶ MTO 230485B
 - ▶ MTO 230541A

23-31-01

638



NOTES:
 1 LOCATION OF PSU SPEAKERS DEPENDENT UPON SEATING ARRANGEMENT.
 FOR TOTAL UNIT LOCATIONS AND ILLUSTRATIONS REFER TO 25-23-01.
 2 CAP AND STOW NEAR DS2

| | | | |
|-----|--|---|--|
| 050 | <h2>PASSENGER ADDRESS</h2> <p>D280T232</p> | Incorporates MTO 230452A MTO 230485B MTO 230541A | <h1>23-31-01</h1> <p>Page 101A Sheet 3 Jan 21/2005</p> |
|-----|--|---|--|

THIS PAGE INTENTIONALLY LEFT BLANK

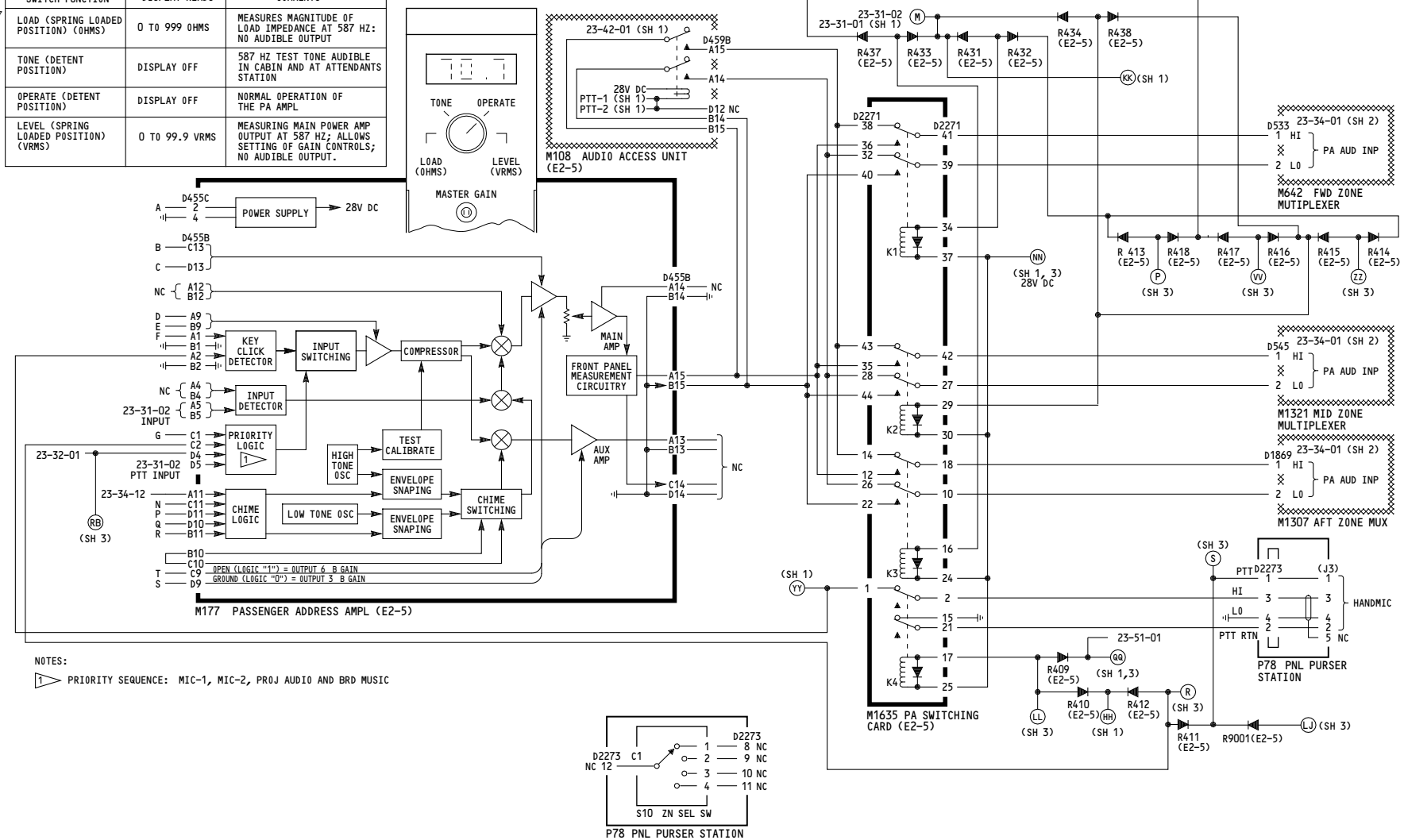


Incorporates
MTO 230541A

23-31-01

707

| SWITCH FUNCTION | DISPLAY READS | COMMENTS |
|---------------------------------------|----------------|--|
| LOAD (SPRING LOADED POSITION) (OHMS) | 0 TO 999 OHMS | MEASURES MAGNITUDE OF LOAD IMPEDANCE AT 587 HZ: NO AUDIBLE OUTPUT |
| TONE (DETENT POSITION) | DISPLAY OFF | 587 HZ TEST TONE AUDIBLE IN CABIN AND AT ATTENDANTS STATION |
| OPERATE (DETENT POSITION) | DISPLAY OFF | NORMAL OPERATION OF THE PA AMPL |
| LEVEL (SPRING LOADED POSITION) (VRMS) | 0 TO 99.9 VRMS | MEASURING MAIN POWER AMP OUTPUT AT 587 HZ; ALLOWS SETTING OF GAIN CONTROLS; NO AUDIBLE OUTPUT. |



051

PASSENGER ADDRESS

D280T232

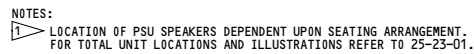
Incorporates

▶ MTO 230452A

▶ MTO 230541A

23-31-01

Page 102A
 Sheet 2
 Jan 21/2005



Incorporates

- ▶ MTO 230452A
- ▶ MTO 230541A

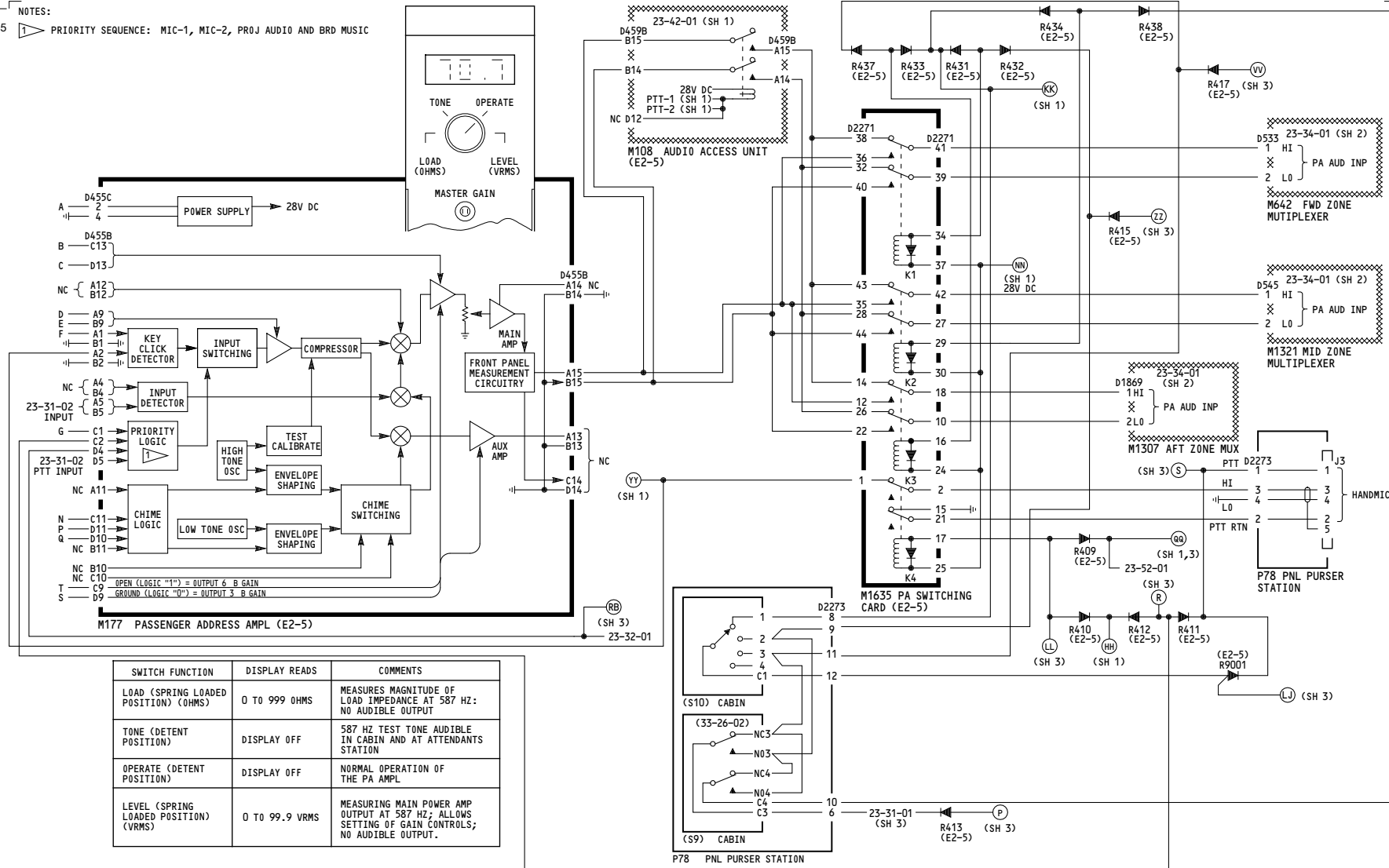
23-31-01

Page 102A
Sheet 3
Jan 21/2005

THIS PAGE INTENTIONALLY LEFT BLANK



NOTES:
705 PRIORITY SEQUENCE: MIC-1, MIC-2, PROJ AUDIO AND BRD MUSIC



150, 155, 162-165

PASSENGER ADDRESS

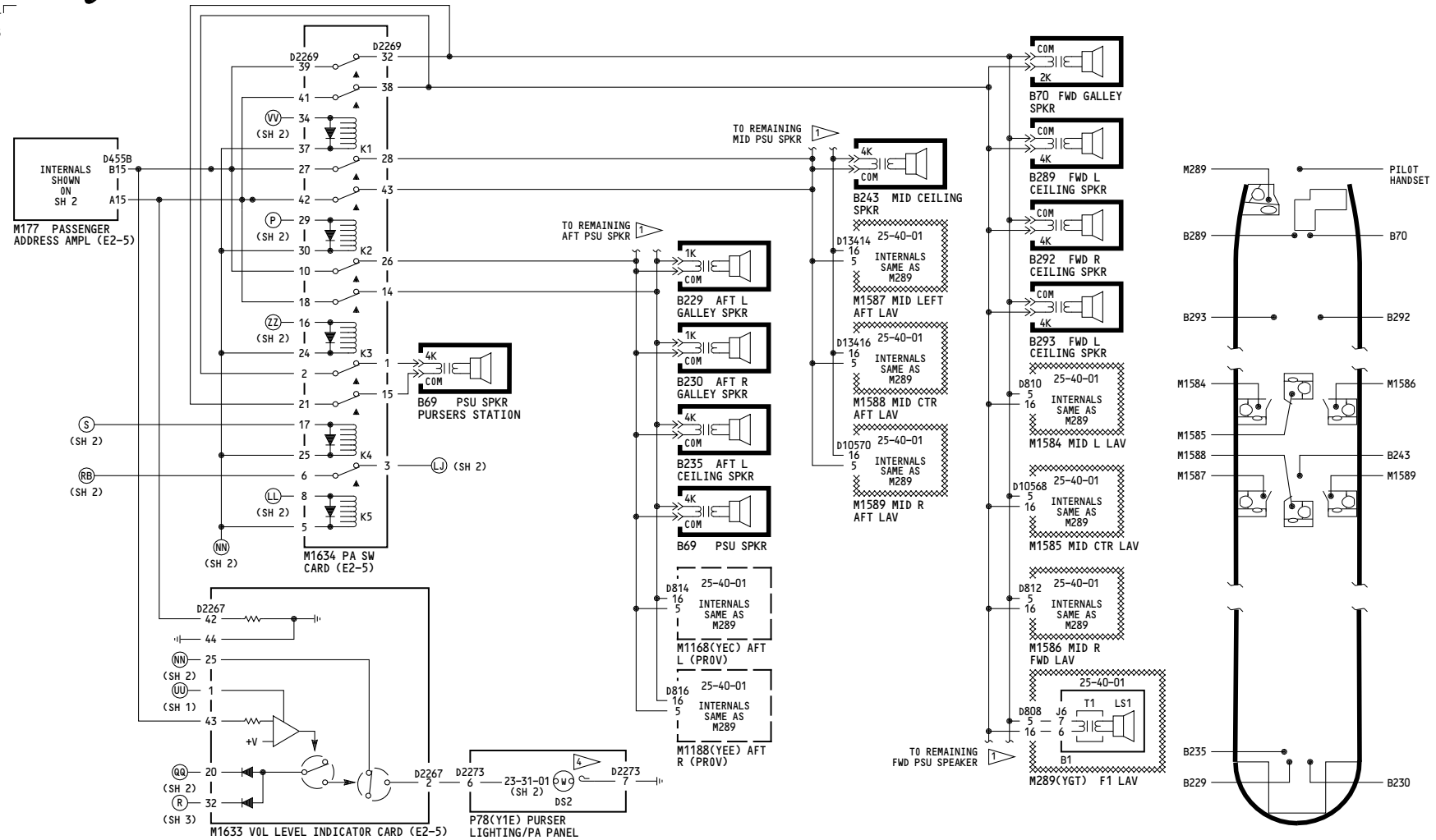
D280T232

Incorporates
 MTO 230452A
 MTO 230485B

23-31-01

Page 103A
 Sheet 2
 Jan 21/2005

635



NOTES:

1 LOCATION OF PSU SPEAKERS DEPENDENT UPON SEATING ARRANGEMENT.
FOR TOTAL UNIT LOCATIONS AND ILLUSTRATIONS REFER TO 25-23-01.

4 CAP AND STOW NEAR DS2

150, 155, 162-165

PASSENGER ADDRESS

Incorporates

▶ MTO 230452A

 MTO 230485B

D280T232

23-31-01

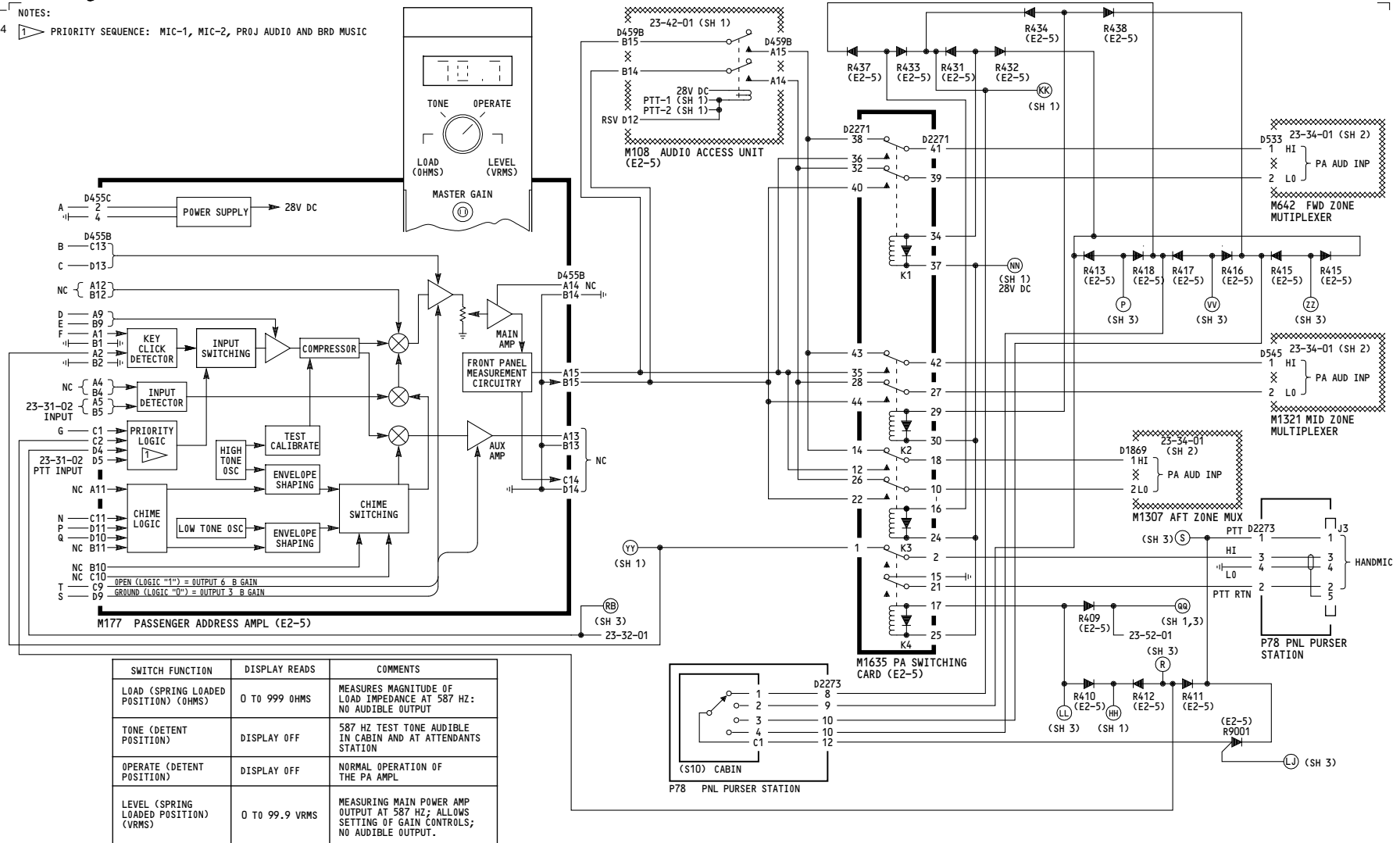
Page 103A
Sheet 3
Jan 21/2005

THIS PAGE INTENTIONALLY LEFT BLANK



23-31-01

NOTES:
704 PRIORITY SEQUENCE: MIC-1, MIC-2, PROJ AUDIO AND BRD MUSIC



151-152

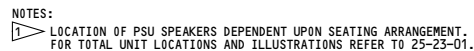
PASSENGER ADDRESS

Incorporates
MTO 230452A

D280T232

23-31-01

Page 104A
Sheet 2
Jan 21/2005



Incorporates
▶ MTO 230452A

Page 104A
Sheet 3
Jan 21/2005

THIS PAGE INTENTIONALLY LEFT BLANK

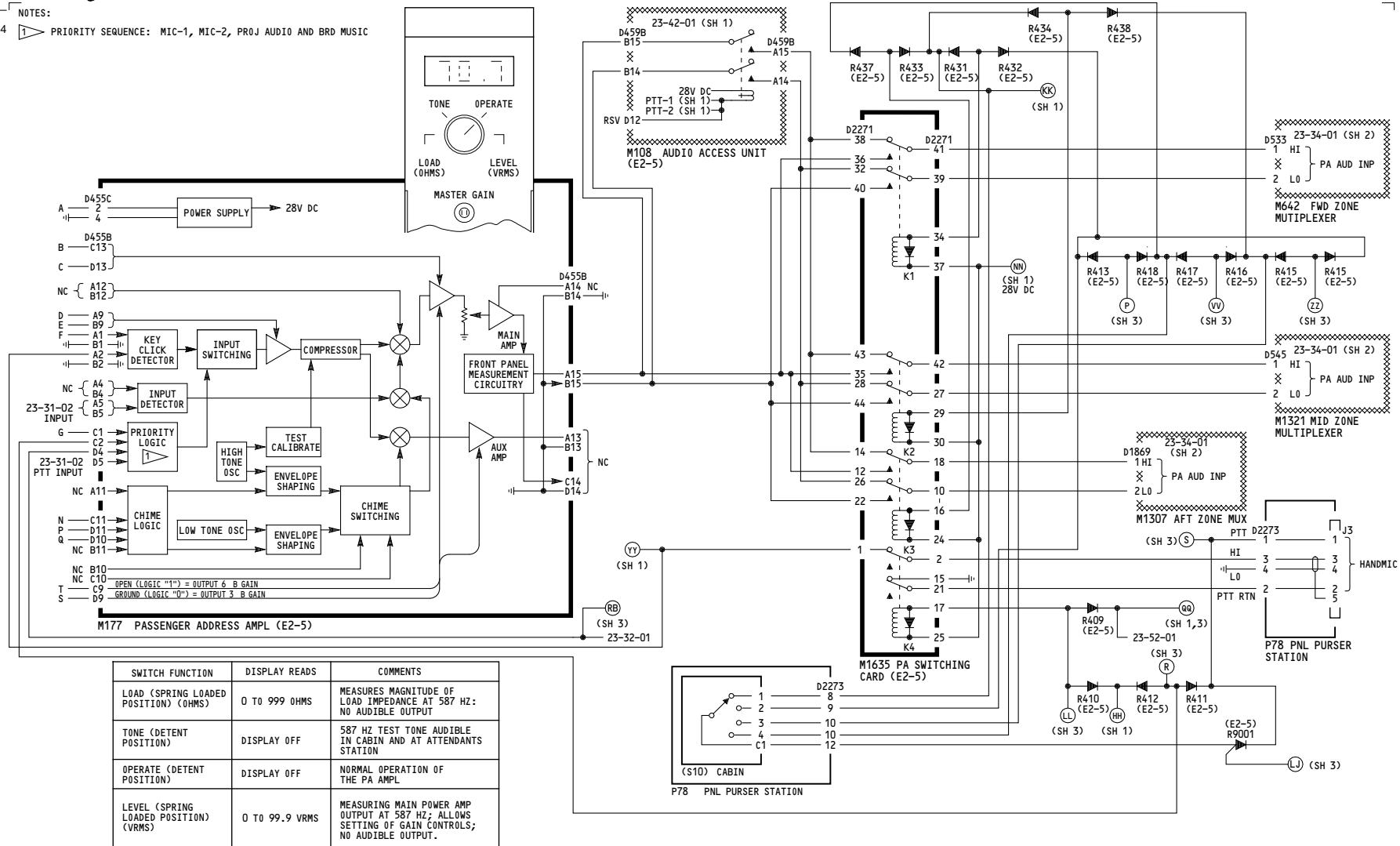


23-31-01

Sheet 1

D280T232

NOTES:
704 PRIORITY SEQUENCE: MIC-1, MIC-2, PROJ AUDIO AND BRD MUSIC



153

PASSENGER ADDRESS

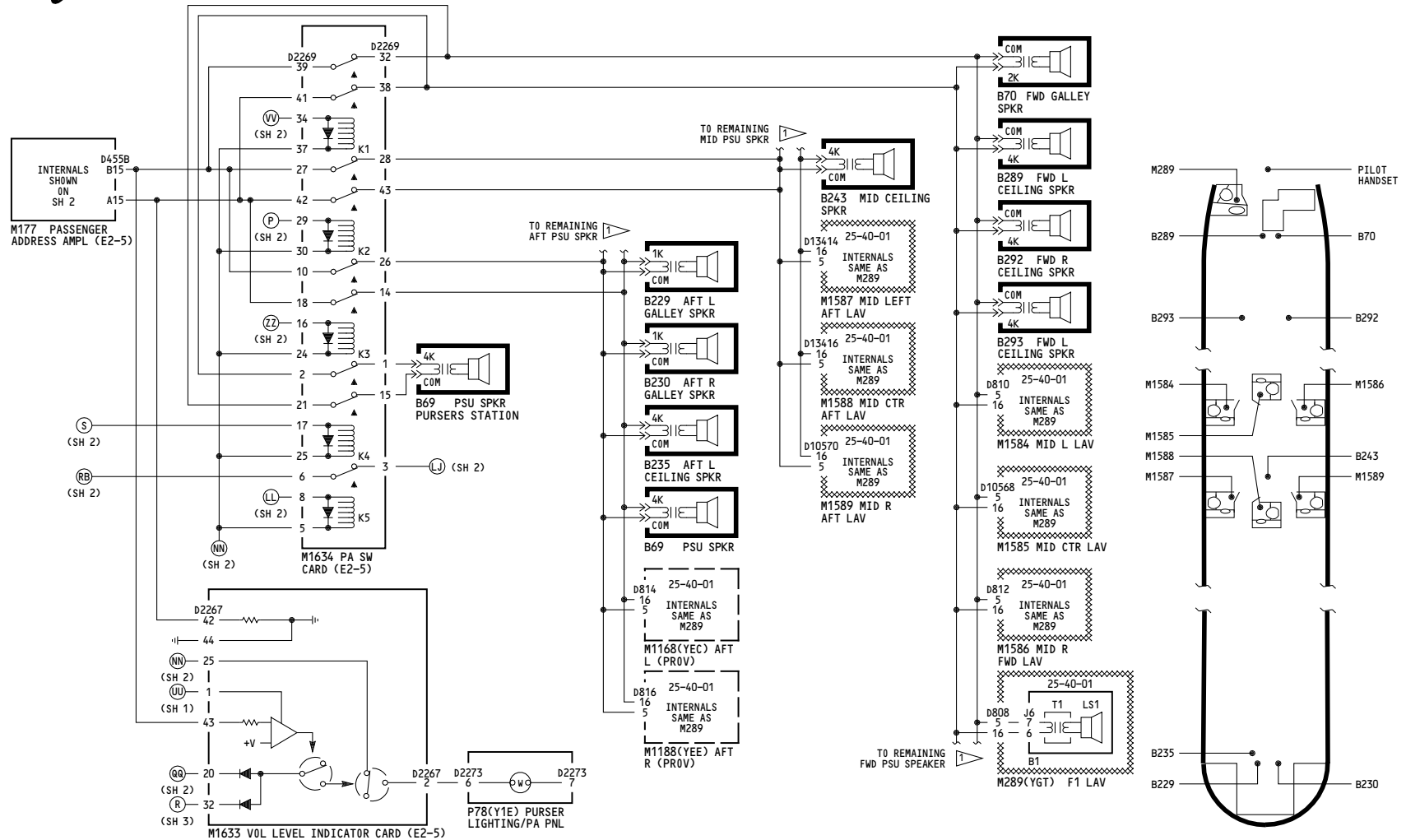
Incorporates
MTO 230452A

D280T232

23-31-01

Page 105A
Sheet 2
Jan 21/2005

637




NOTES:

1 LOCATION OF PSU SPEAKERS DEPENDENT UPON SEATING ARRANGEMENT.
FOR TOTAL UNIT LOCATIONS AND ILLUSTRATIONS REFER TO 25-23-01.

153

PASSENGER ADDRESS

 Incorporates
MTO 230452A

D280T232

23-31-01

Page 105A
Sheet 3
Jan 21/2005

THIS PAGE INTENTIONALLY LEFT BLANK

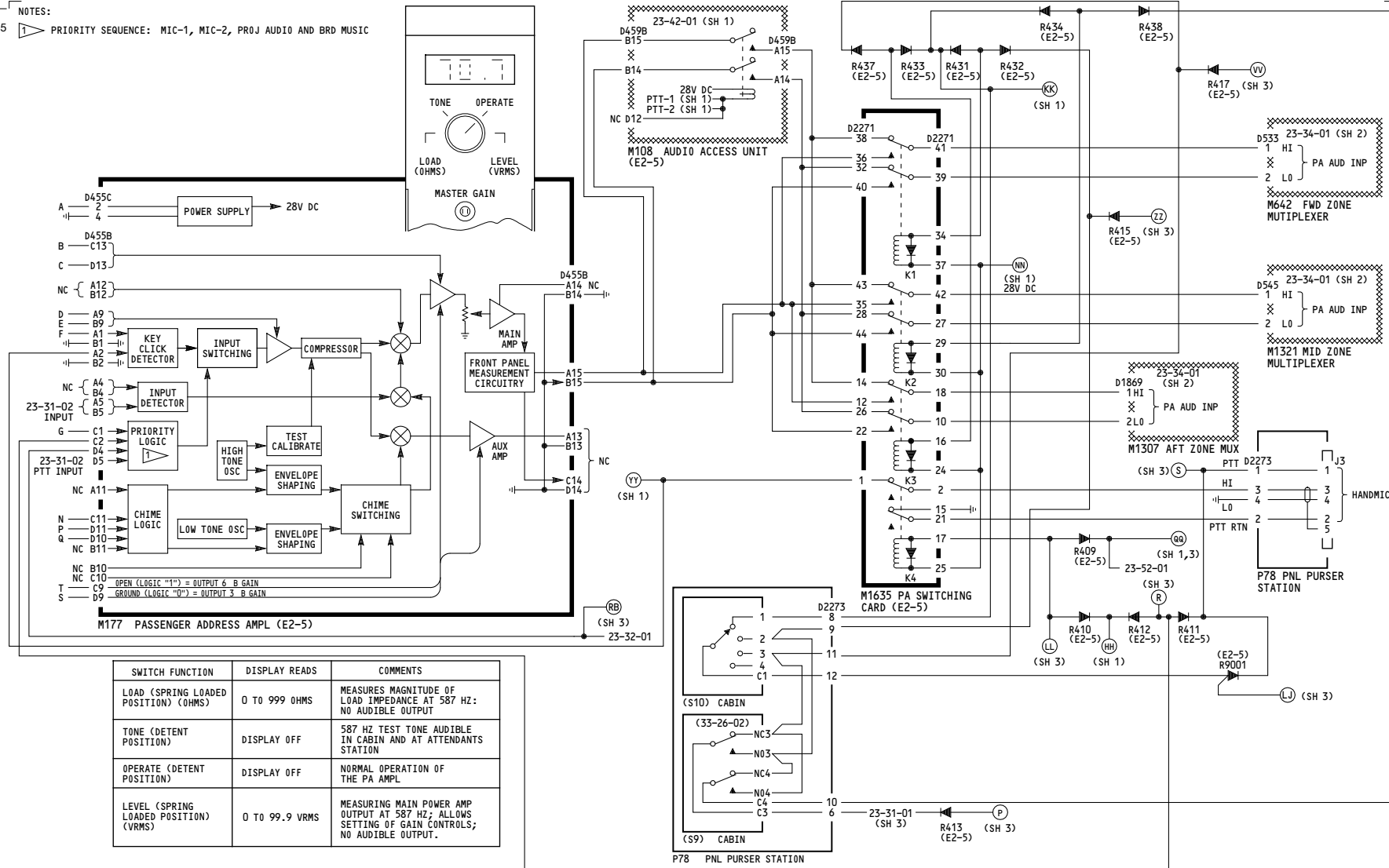


23-31-01

Sheet 1

D280T232

NOTES:
705 PRIORITY SEQUENCE: MIC-1, MIC-2, PROJ AUDIO AND BRD MUSIC



154

PASSENGER ADDRESS

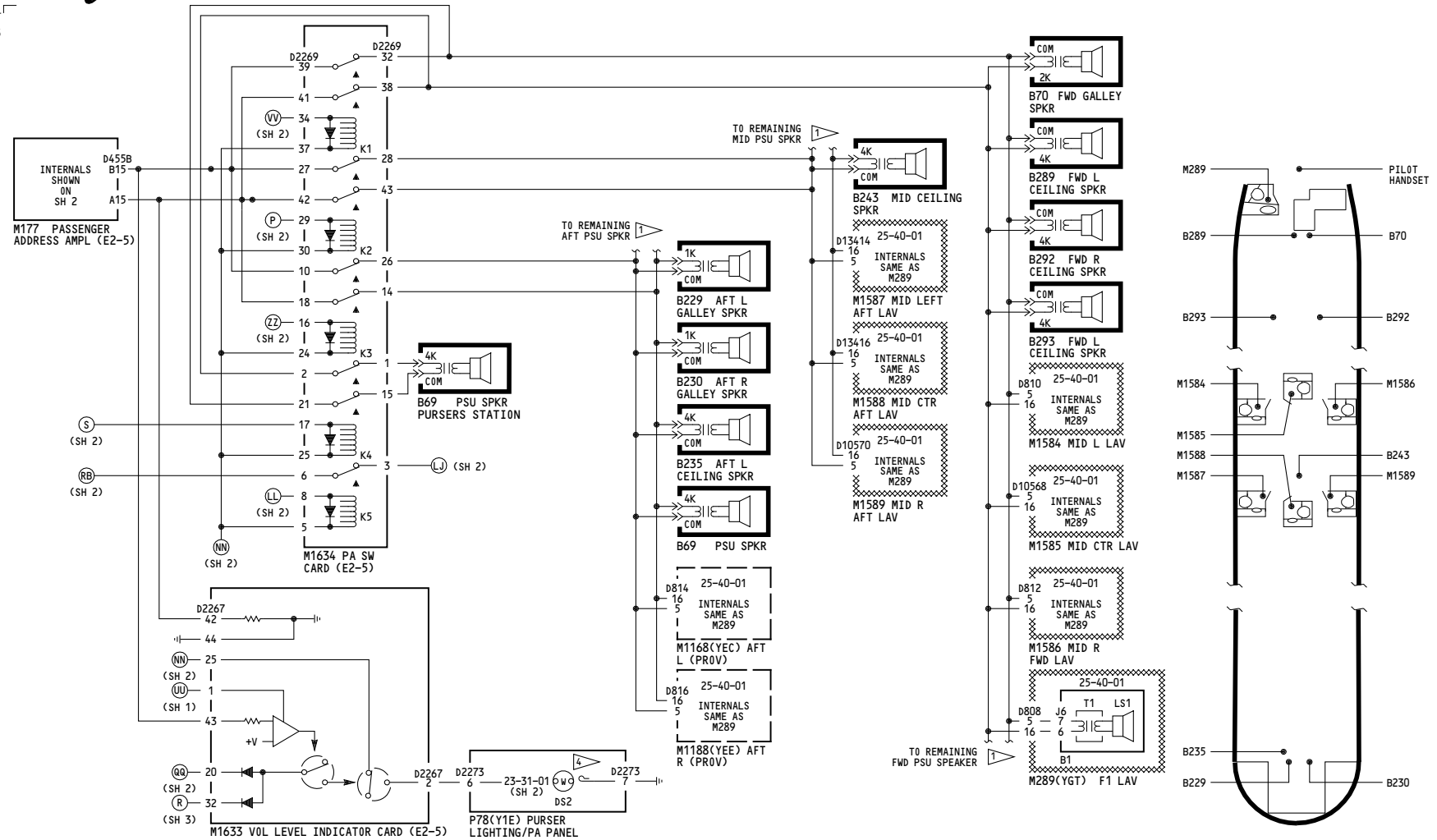
Incorporates
 MTO 230452A
 MTO 230485B

D280T232

23-31-01

Page 106A
 Sheet 2
 Jan 21/2005

635



NOTES:

1 LOCATION OF PSU SPEAKERS DEPENDENT UPON SEATING ARRANGEMENT.
FOR TOTAL UNIT LOCATIONS AND ILLUSTRATIONS REFER TO 25-23-01.

4 CAP AND STOW NEAR DS2

154

PASSENGER ADDRESS

Incorporates

▶ MTO 230452A

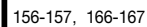
▶ MTO 230485B

D280T232

23-31-01

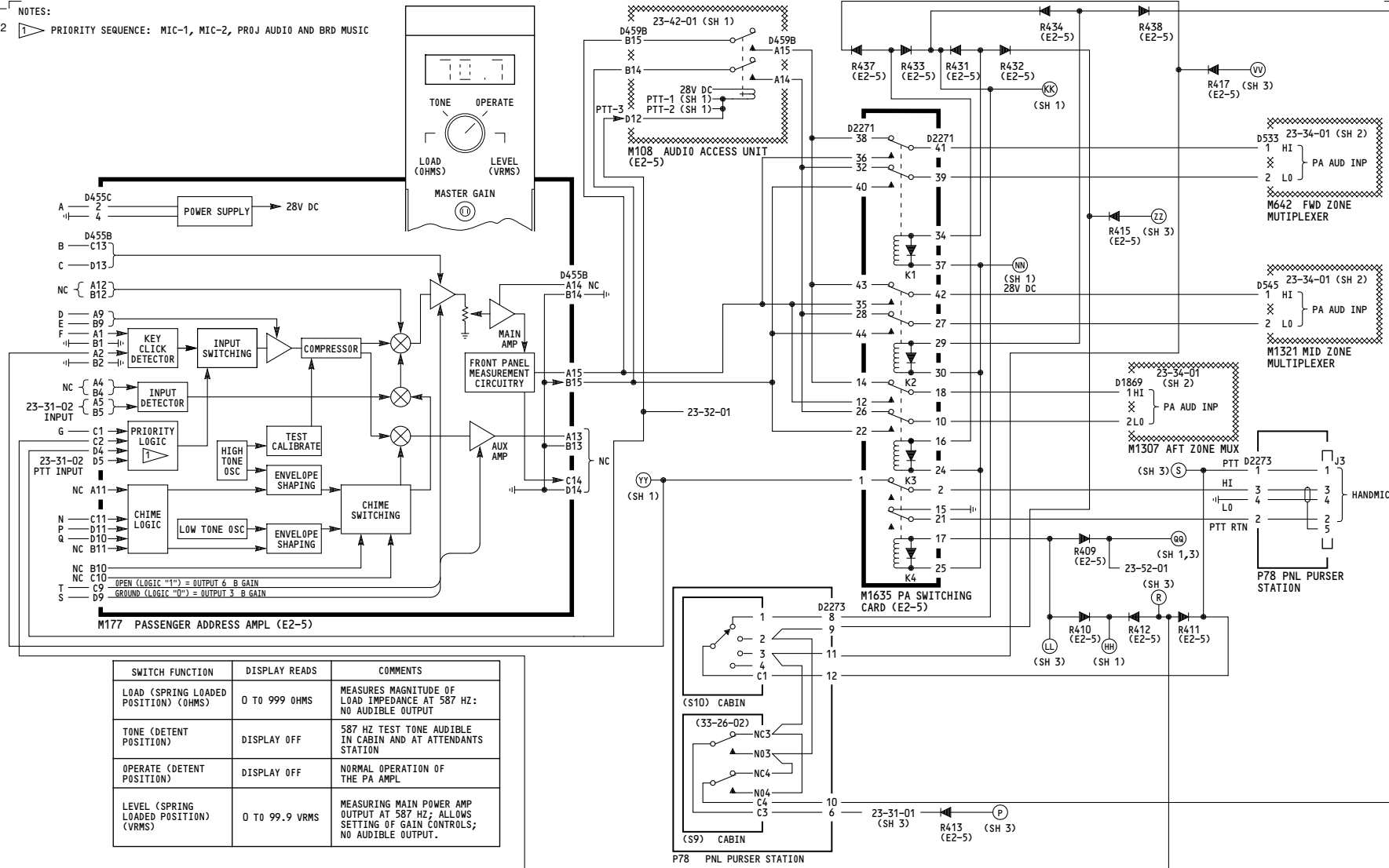
Page 106A
Sheet 3
Jan 21/2005

THIS PAGE INTENTIONALLY LEFT BLANK



23-31-01

NOTES:
712 PRIORITY SEQUENCE: MIC-1, MIC-2, PROJ AUDIO AND BRD MUSIC



156-157, 166-167

PASSENGER ADDRESS

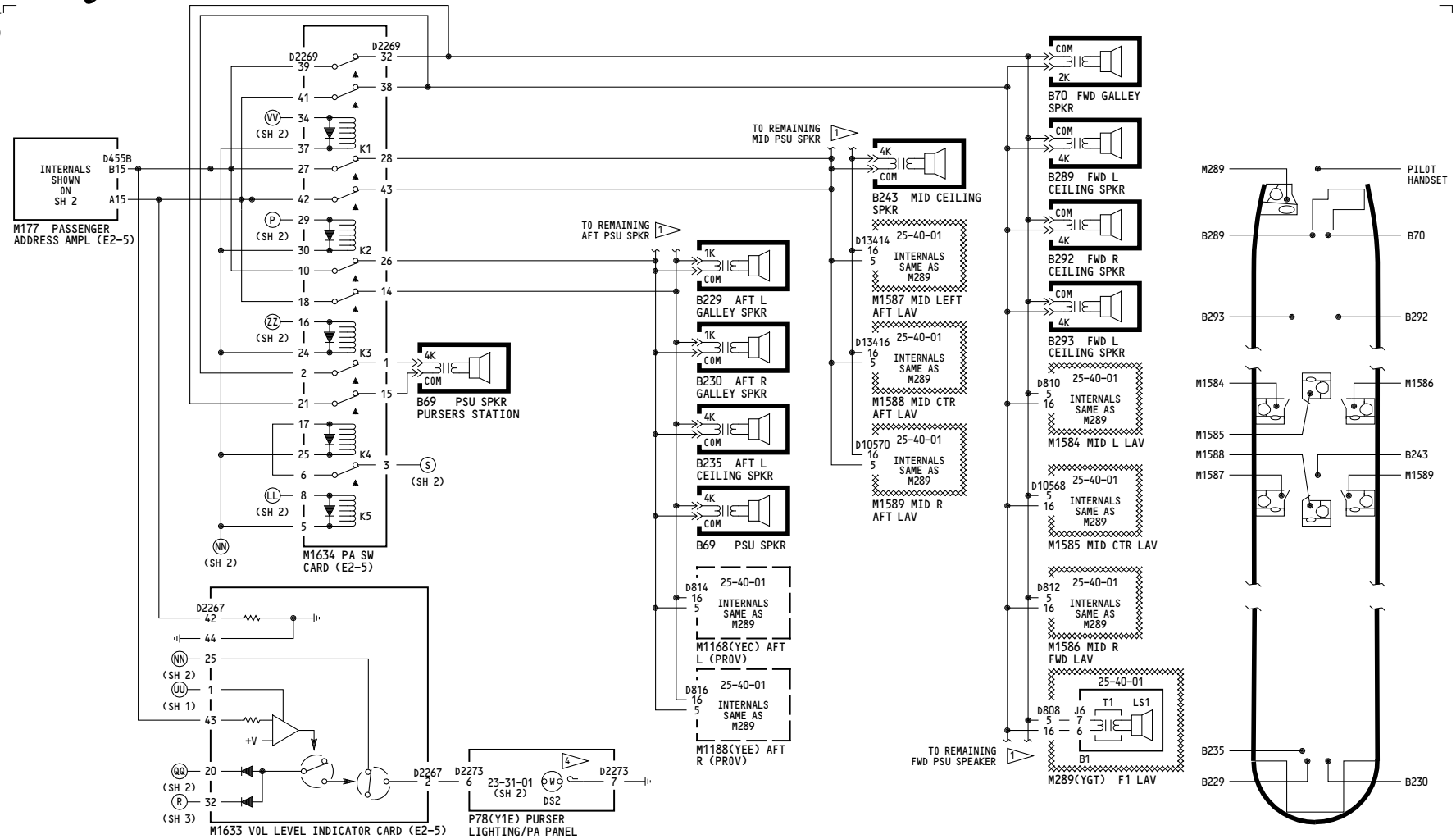
Incorporates
MTO 230485B

23-31-01

Page 107A
Sheet 2
Jan 21/2005

D280T232

640



NOTES:

1 LOCATION OF PSU SPEAKERS DEPENDENT UPON SEATING ARRANGEMENT.
FOR TOTAL UNIT LOCATIONS AND ILLUSTRATIONS REFER TO 25-23-01.

4 CAP AND STOW NEAR DS2

156-157, 166-167

PASSENGER ADDRESS

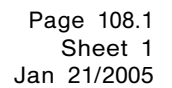
Incorporates
▶ MTO 230485B

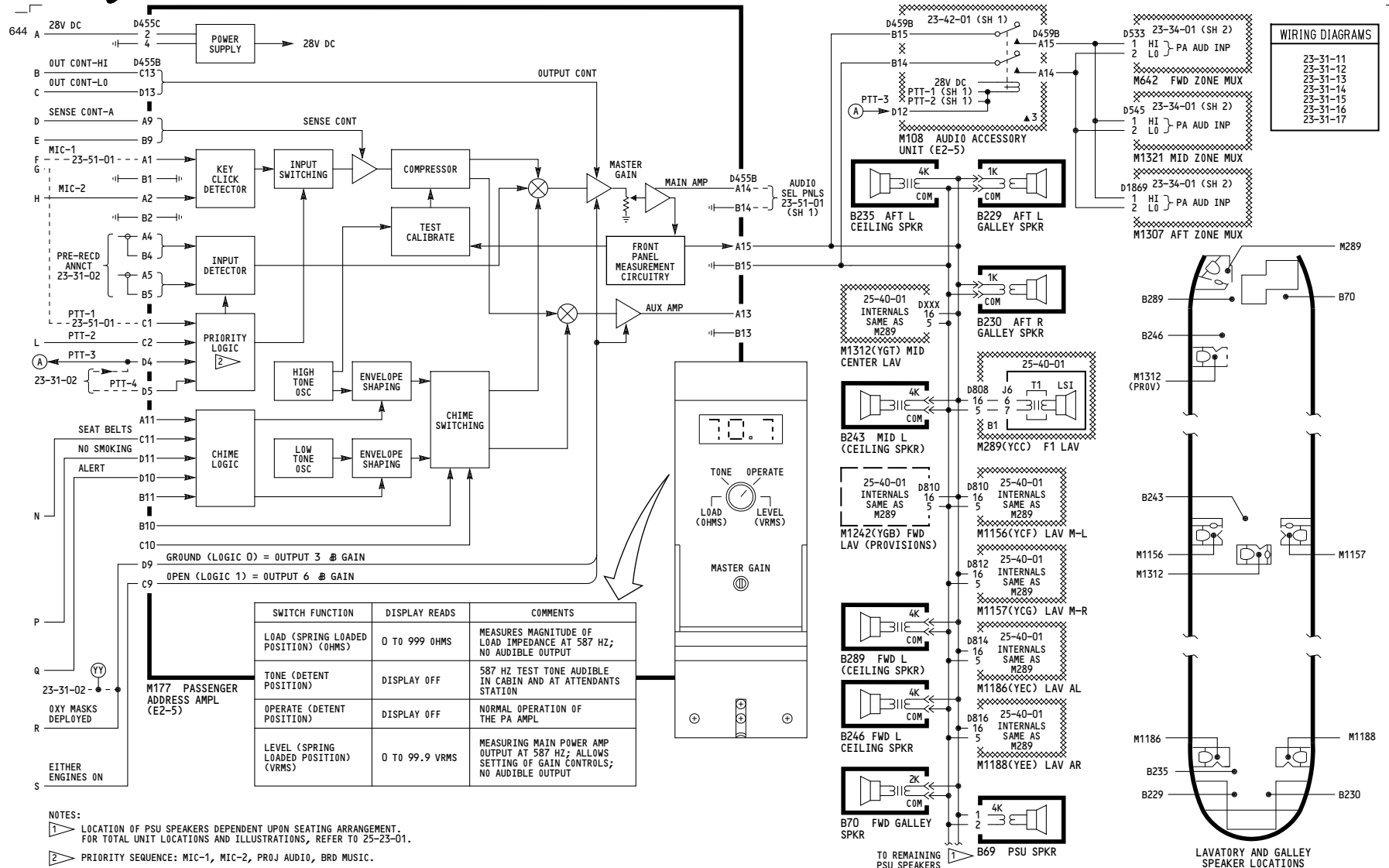
D280T232

23-31-01

Page 107A
Sheet 3
Jan 21/2005

THIS PAGE INTENTIONALLY LEFT BLANK





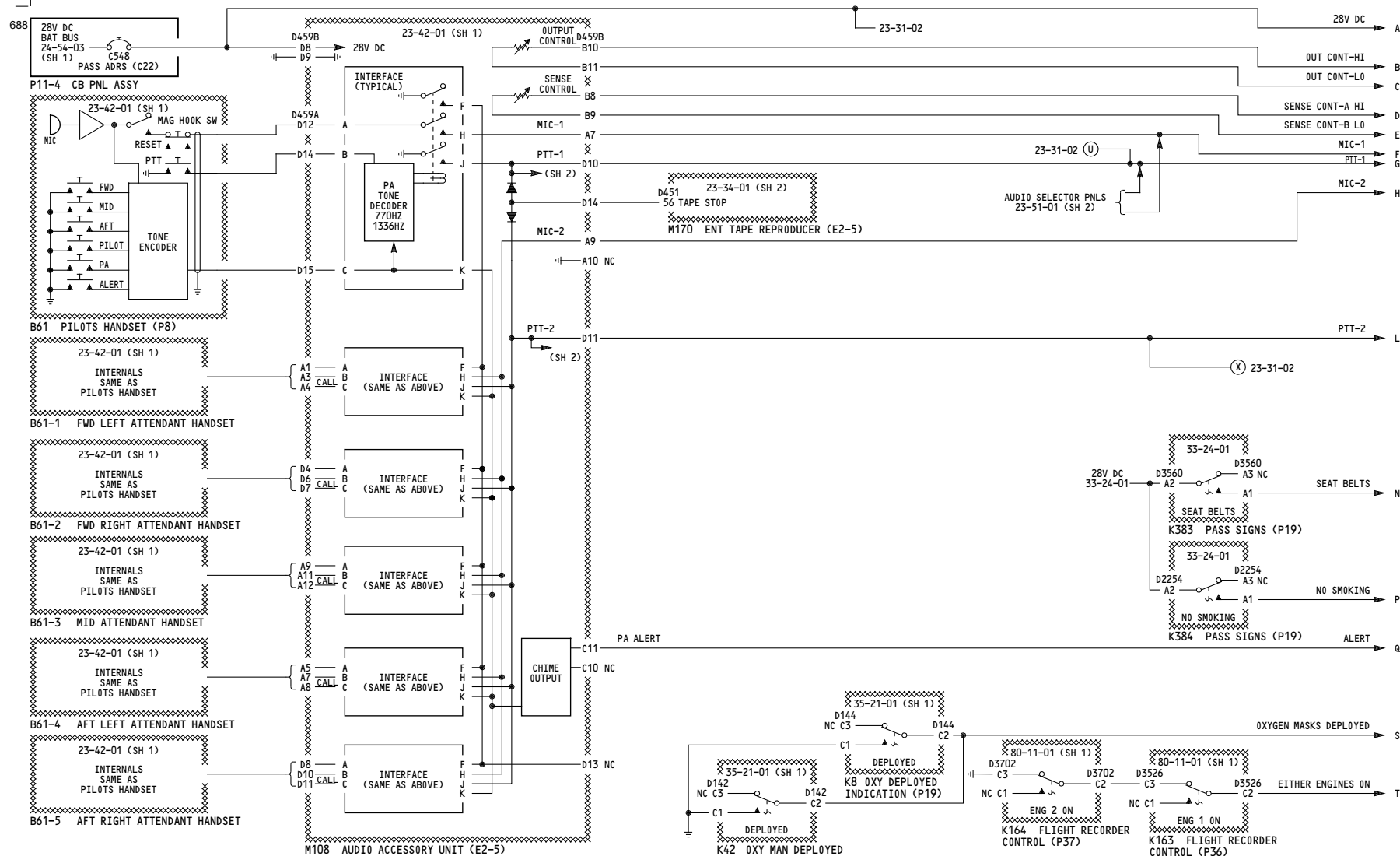
275

PASSENGER ADDRESS

D280T232

23-31-01

Page 108.1
Sheet 2
Jan 21/2005



276

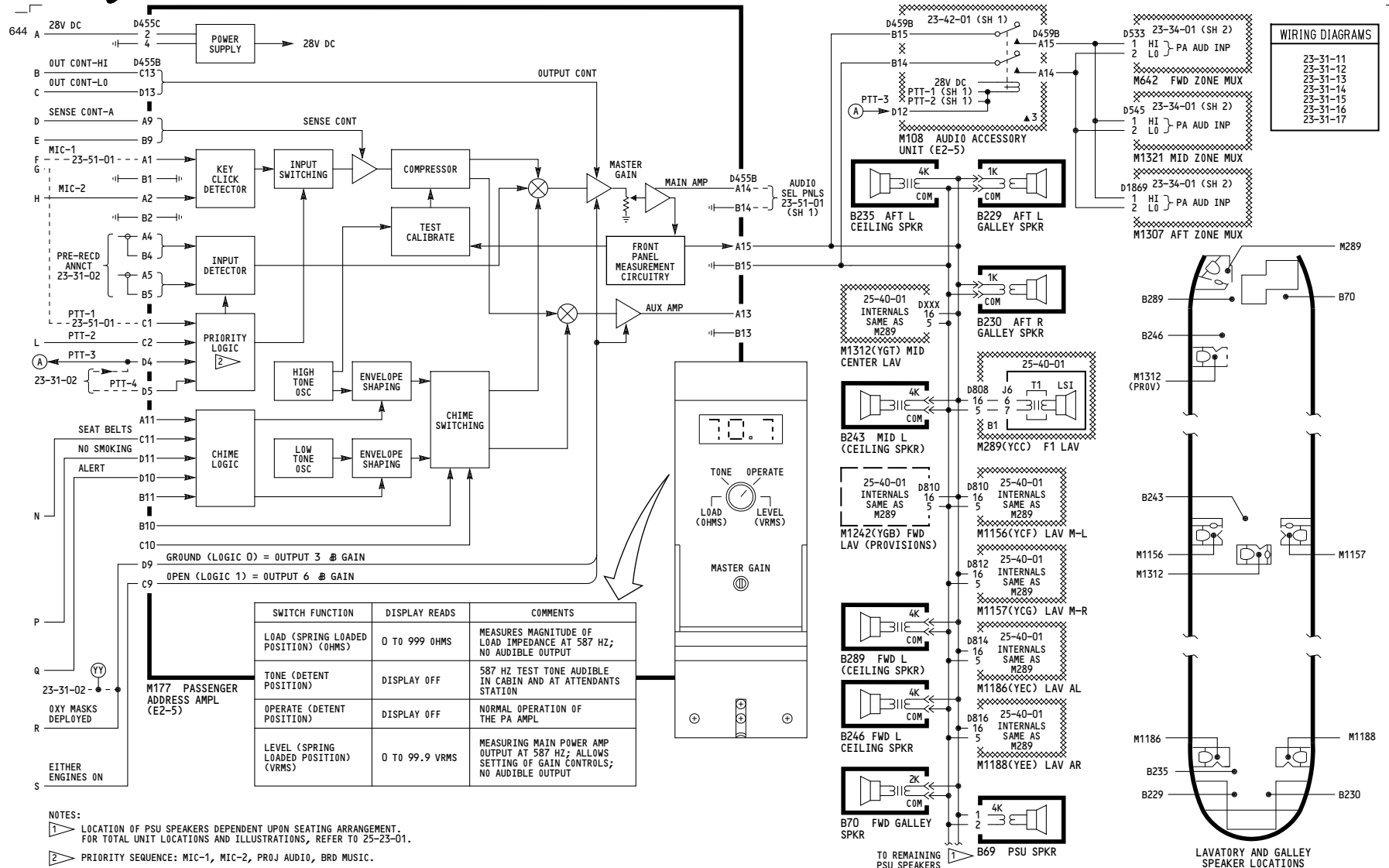
PASSENGER ADDRESS

D280T232

- Incorporates
- 23-0041
- MTO 230432-1

23-31-01

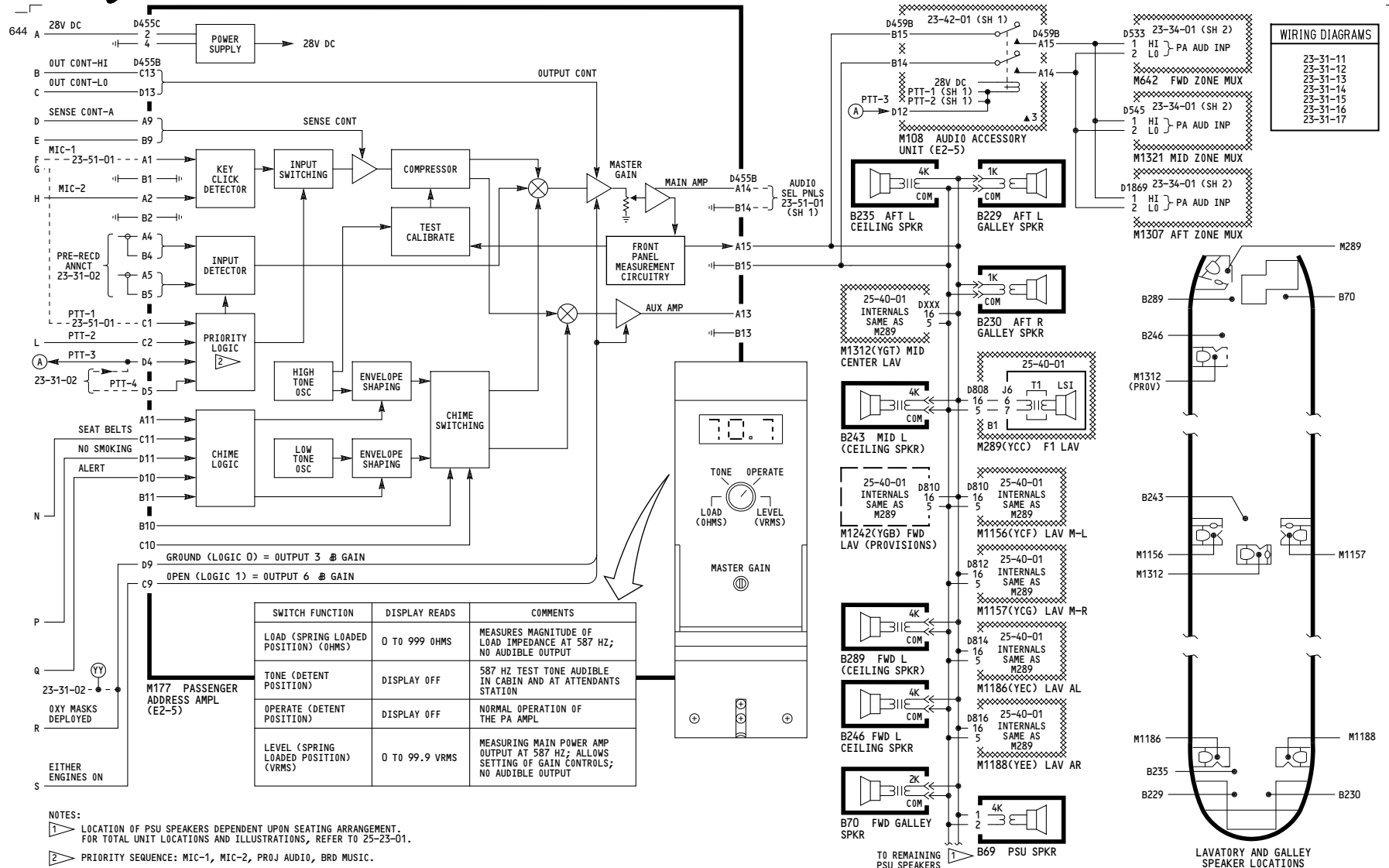
Page 109.1A
Sheet 1
Jan 21/2005





23-31-01

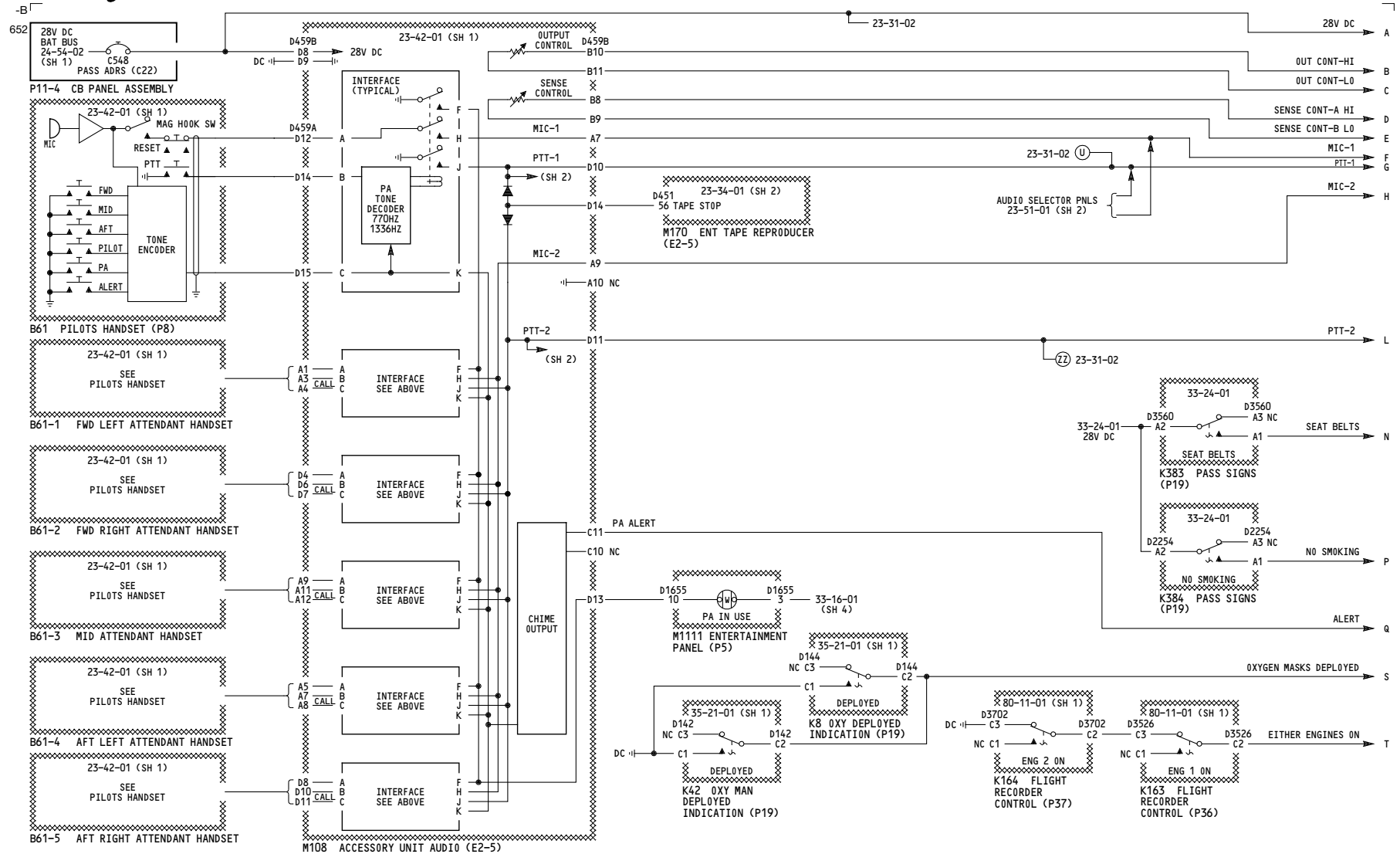
D280T232



277-278

PASSENGER ADDRESS

23-31-01



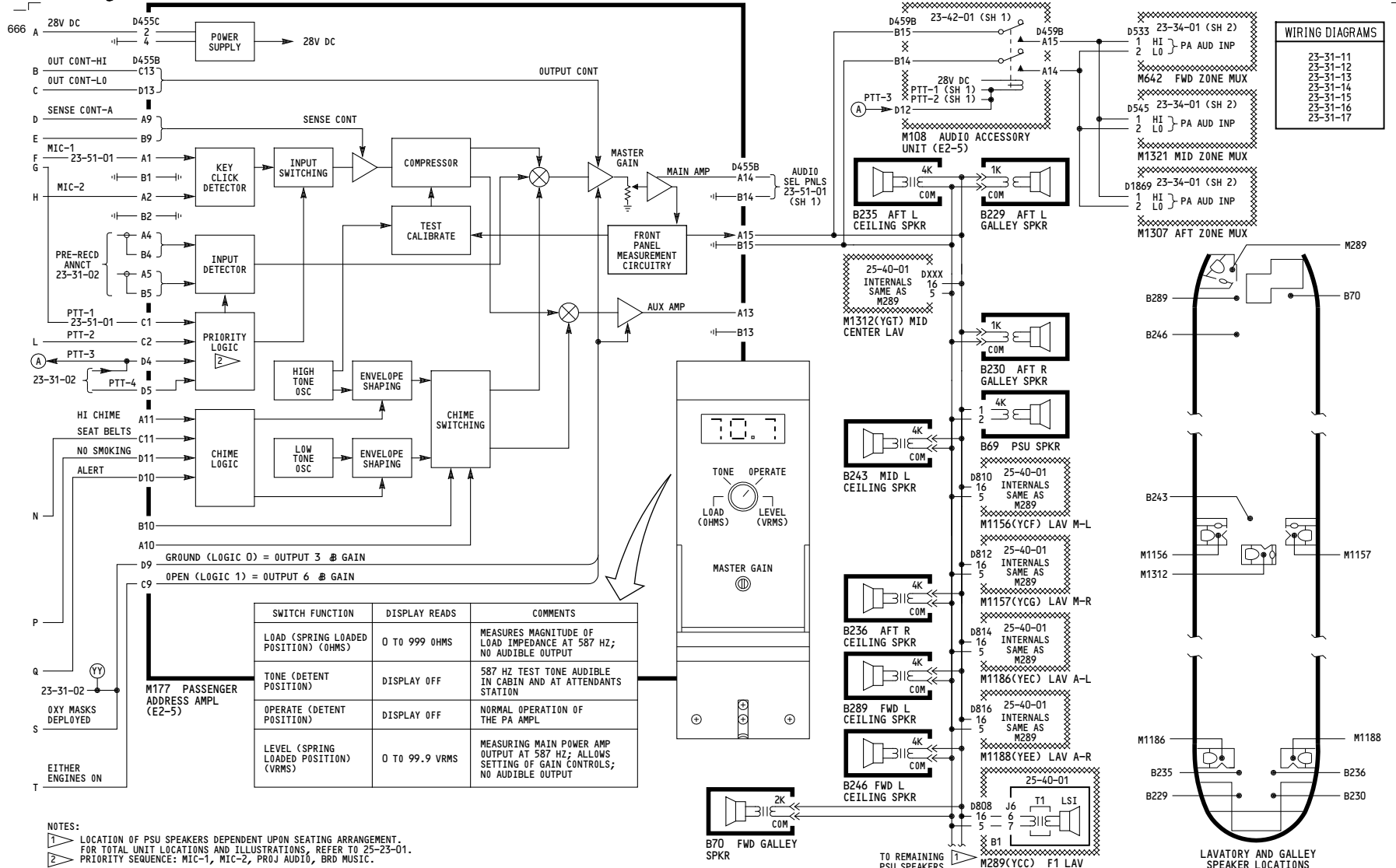
280-299

PASSENGER ADDRESS

D280T232

23-31-01

Page 111
Sheet 1
Jan 21/2005



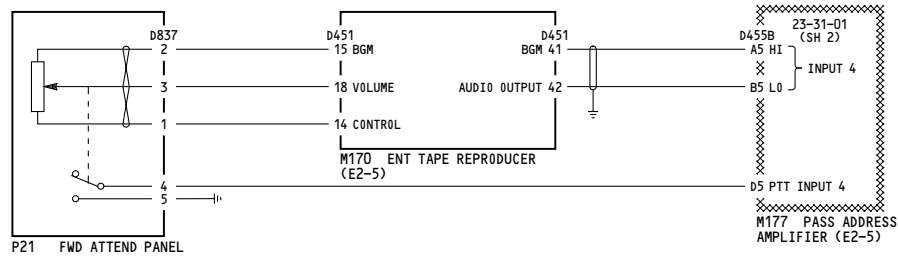
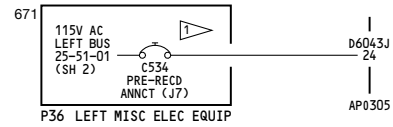
| SWITCH FUNCTION | DISPLAY READS | COMMENTS |
|---------------------------------------|----------------|---|
| LOAD (SPRING LOADED POSITION) (OHMS) | 0 TO 999 OHMS | MEASURES MAGNITUDE OF LOAD IMPEDANCE AT 587 HZ; NO AUDIBLE OUTPUT |
| TONE (DETENT POSITION) | DISPLAY OFF | 587 HZ TEST TONE AUDIBLE IN CABIN AND AT ATTENDANTS STATION |
| OPERATE (DETENT POSITION) | DISPLAY OFF | NORMAL OPERATION OF THE PA AMPL |
| LEVEL (SPRING LOADED POSITION) (VRMS) | 0 TO 99.9 VRMS | MEASURING MAIN POWER AMP OUTPUT AT 587 HZ; ALLOWS SETTING OF GAIN CONTROLS; NO AUDIBLE OUTPUT |

280-299

PASSENGER ADDRESS

D280T232

23-31-01



1 COLLAR AND LABEL INOP

050-051

PRE-RECORDED
ANNOUNCEMENTS

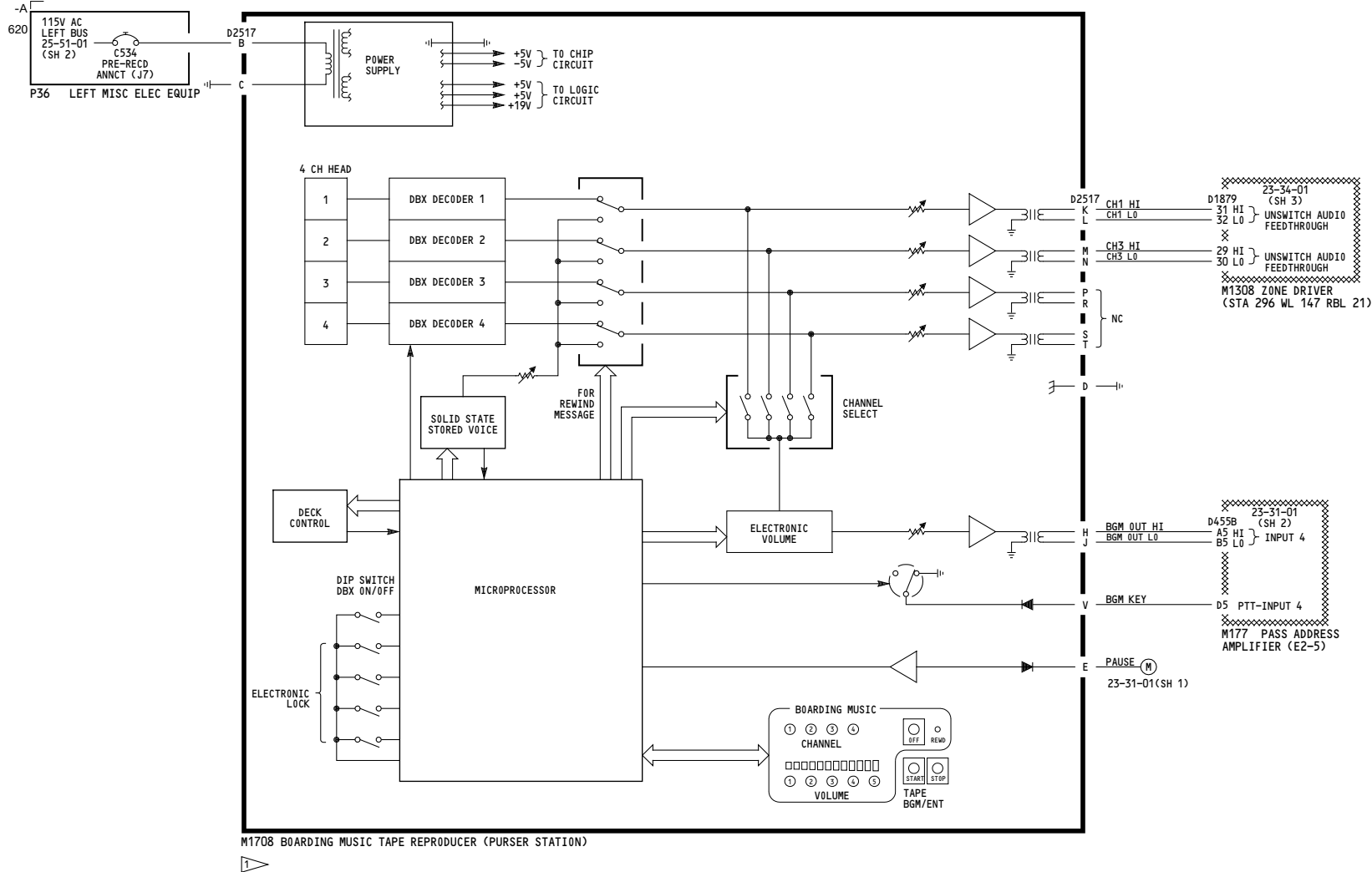
Incorporates
MTO 230541A

D280T232

23-31-02

Page 101A

Jan 21/2005



NOTES:
1 M1708 IS DELETED FOR VN151-VN151 (150) ONLY

150-199

**PRE-RECORDED
ANNOUNCEMENTS**

D280T232

23-31-02

Page 102

Jan 21/2005

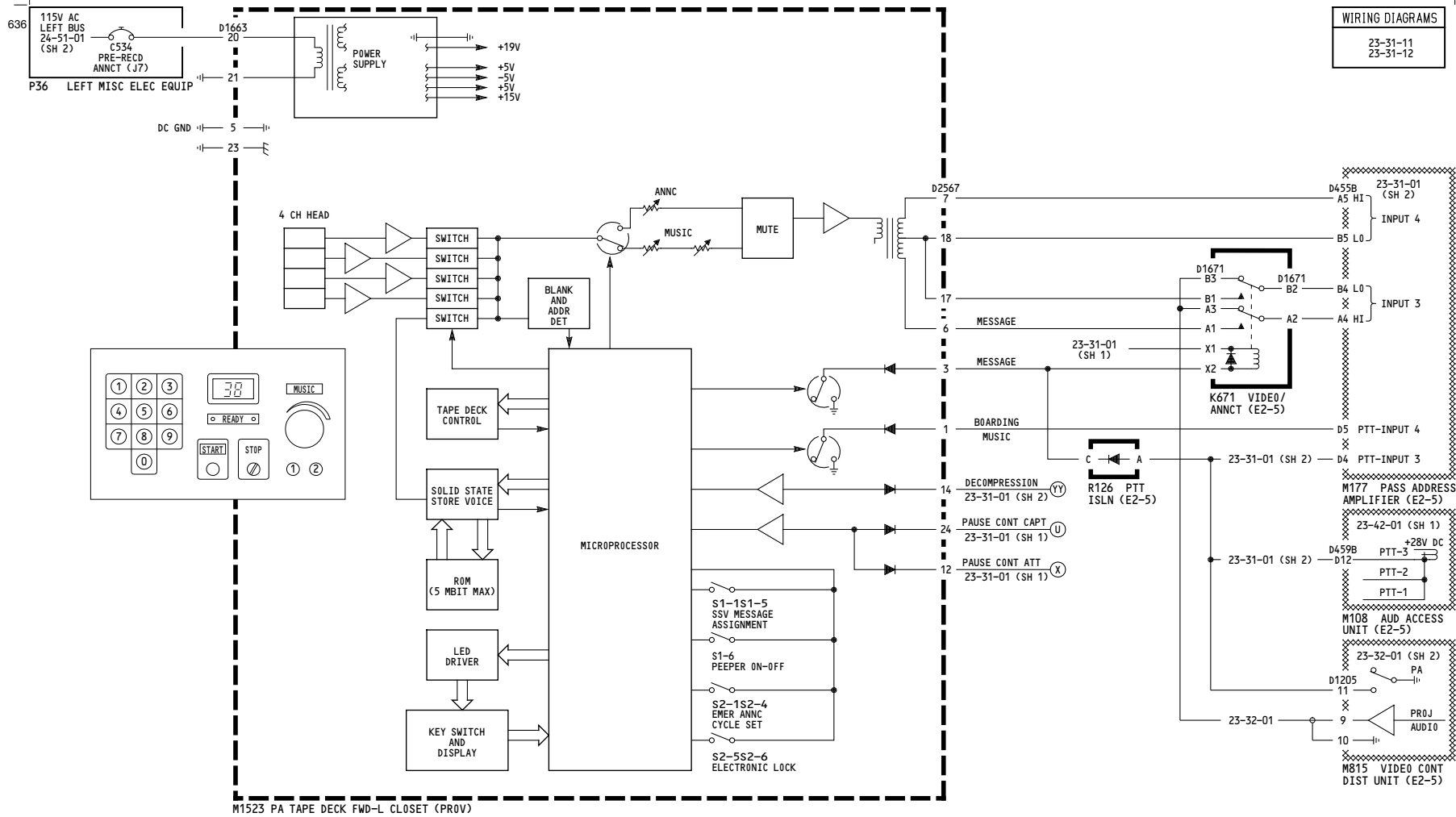


23-31-02

Page 103

Jan 21/2005

D280T232



WIRING DIAGRAMS
23-31-11
23-31-12

280-299

**PRE-RECORDED
ANNOUNCEMENTS**

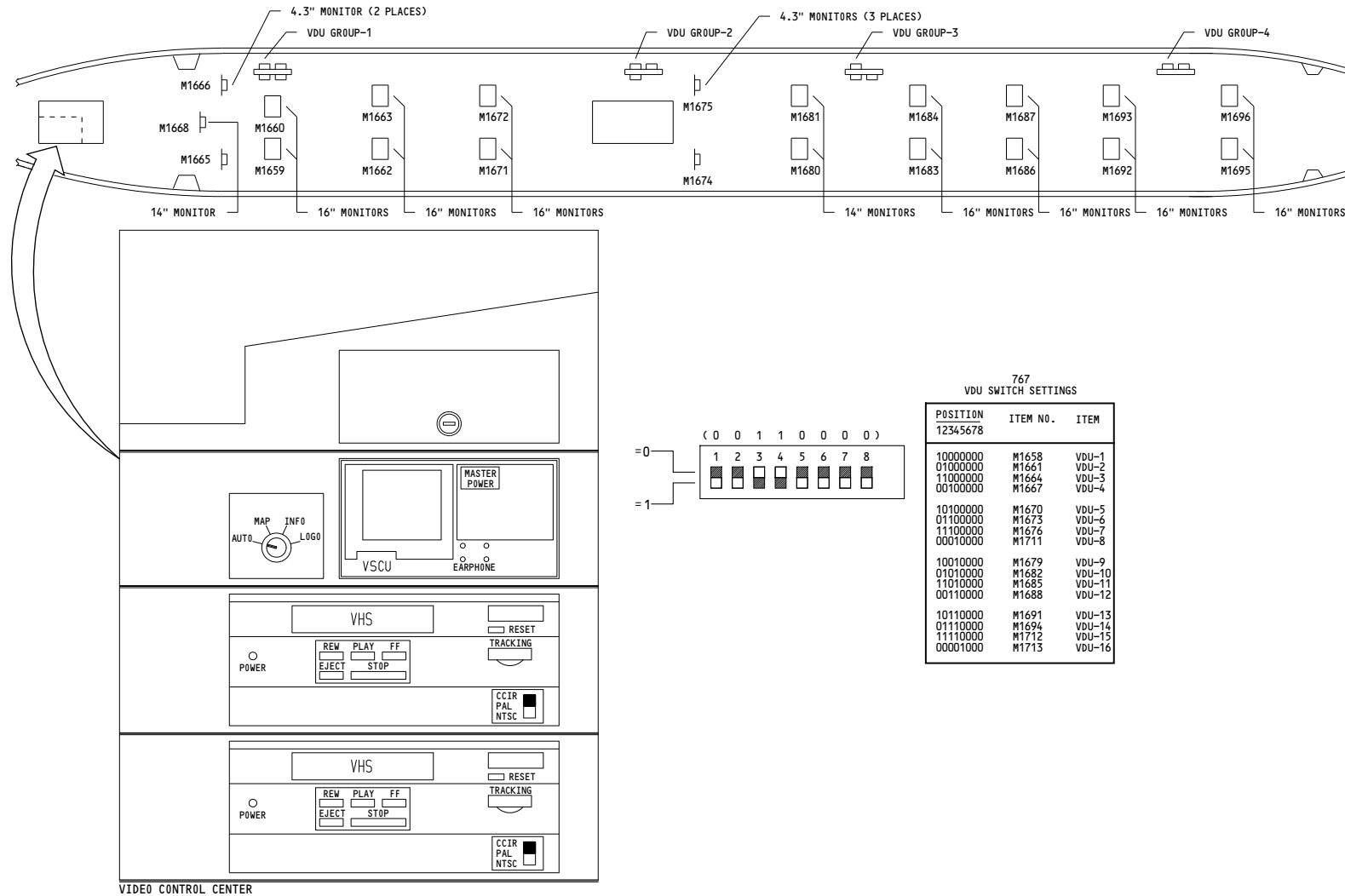
D280T232

23-31-02

Page 104

Jan 21/2005

-A
606



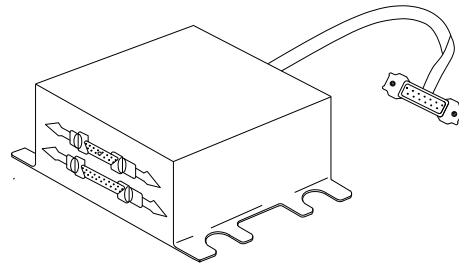
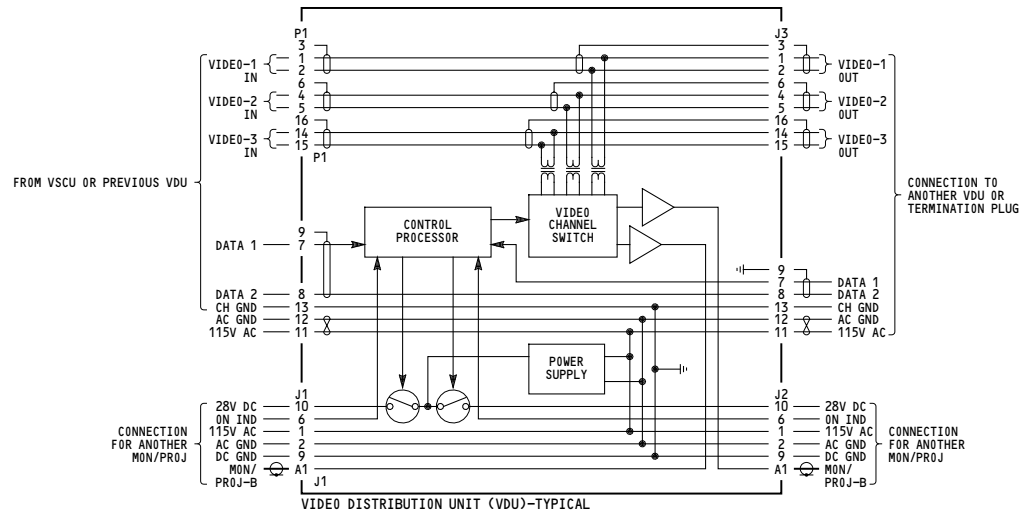
275-278

**VIDEO ENTERTAINMENT
SYSTEM OVERVIEW AND
EQUIPMENT INTERNALS**

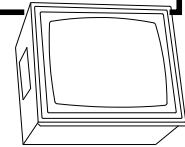
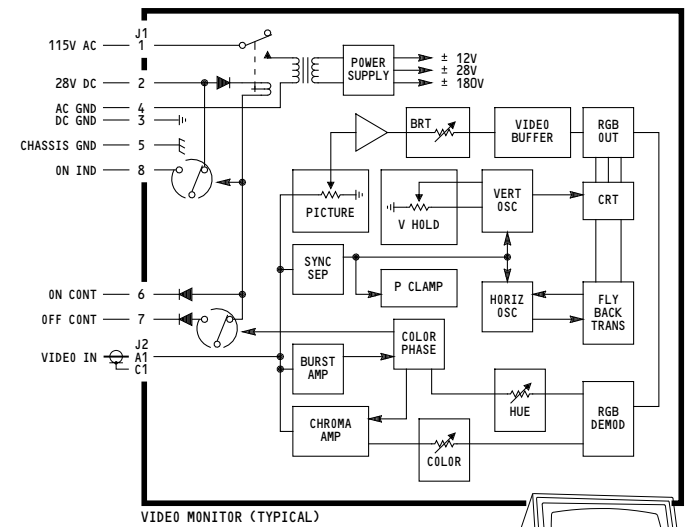
D280T232

23-32-00

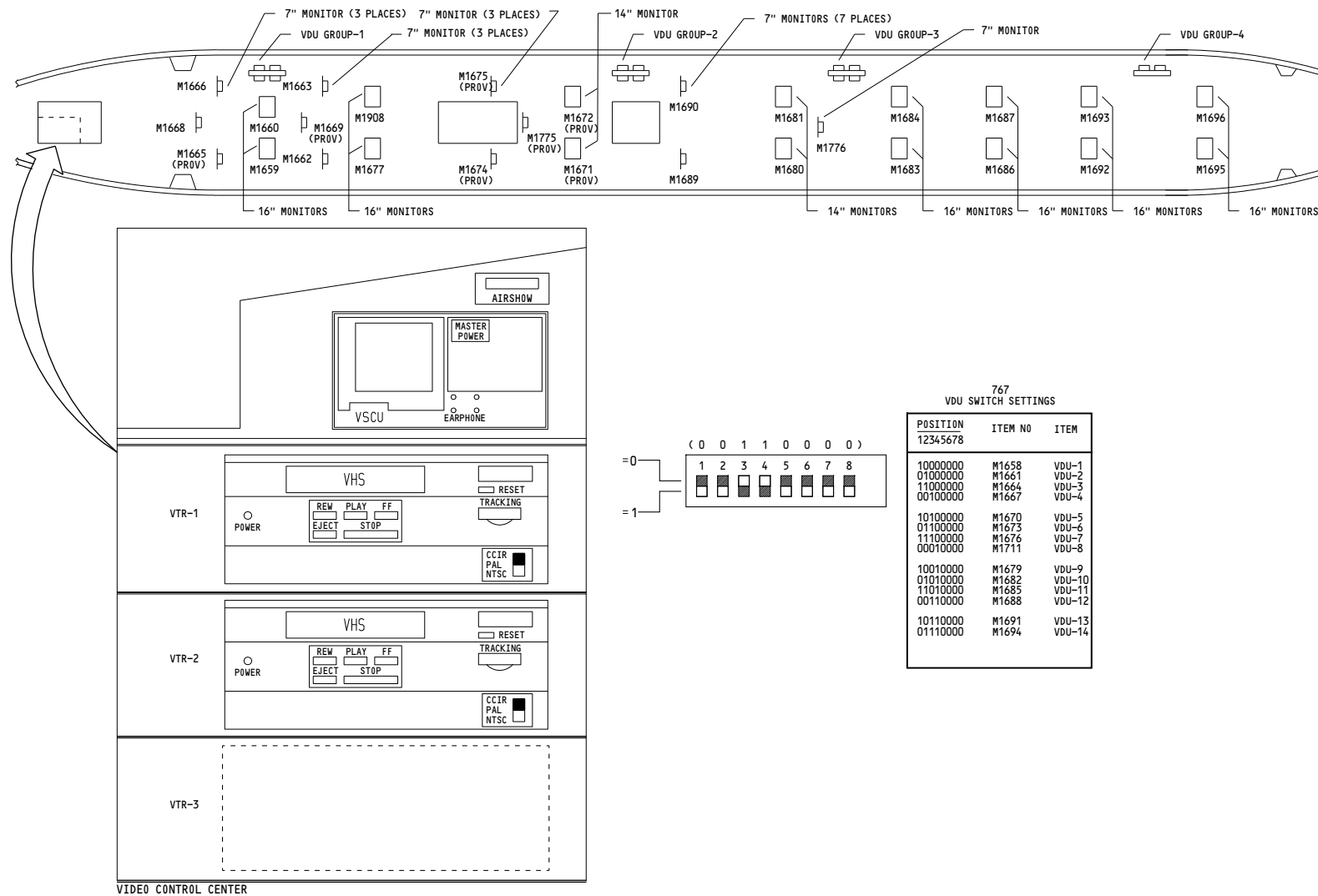
Page 101
Sheet 1
Jan 21/2005



767-200/300 SYSTEM SCHEMATIC MANUAL



-B⁺
614



280-299

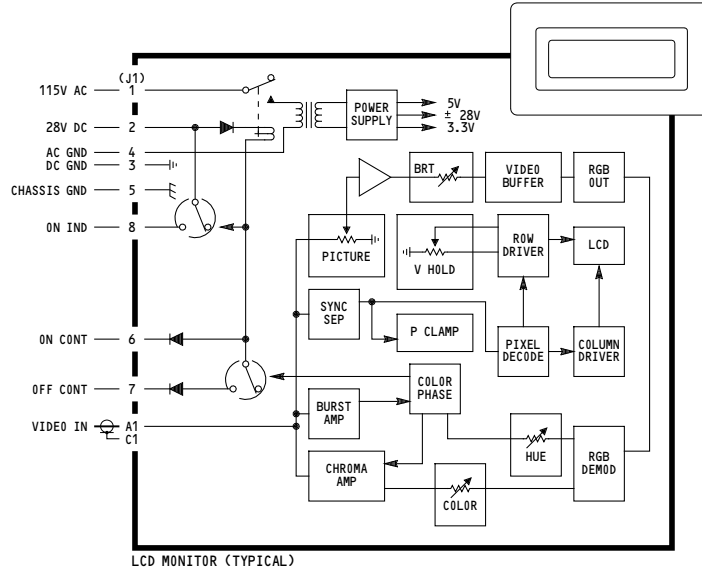
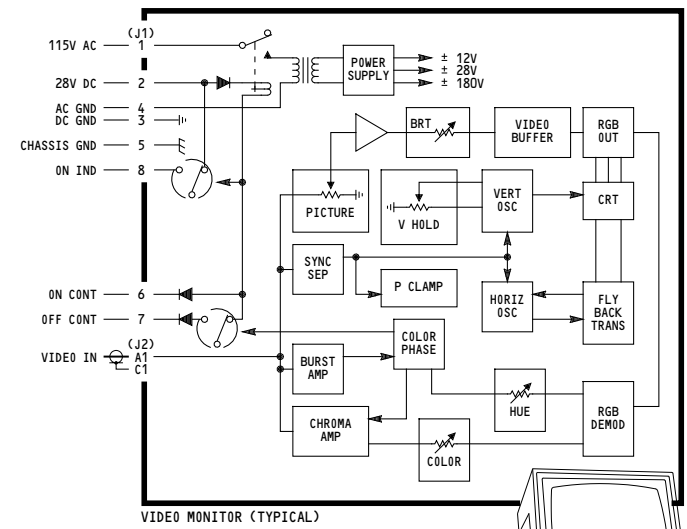
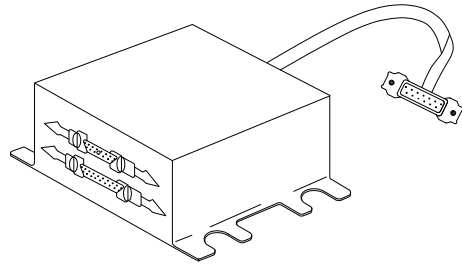
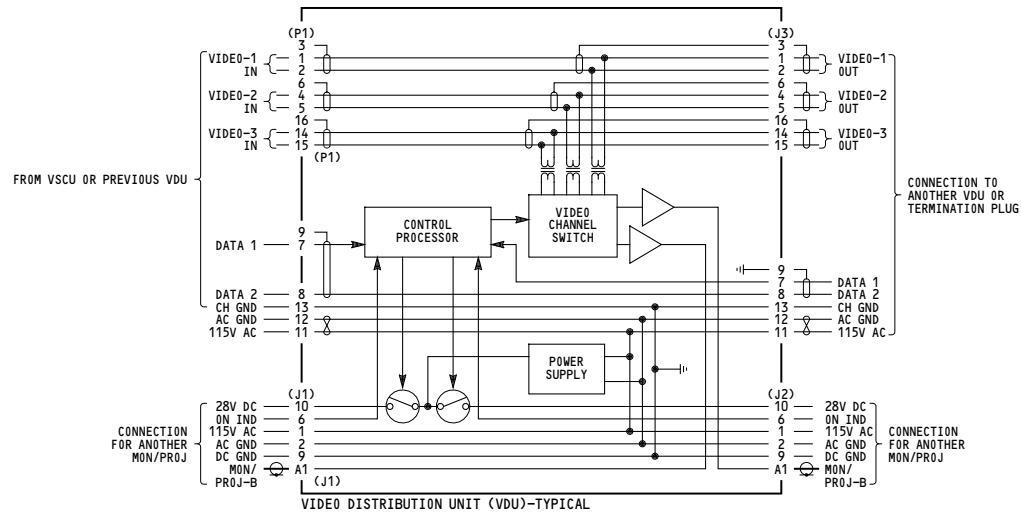
VIDEO ENTERTAINMENT SYSTEM OVERVIEW AND EQUIPMENT INTERNALS

D280T232

23-32-00

Page 102
Sheet 1
Jan 21/2005

-A
611



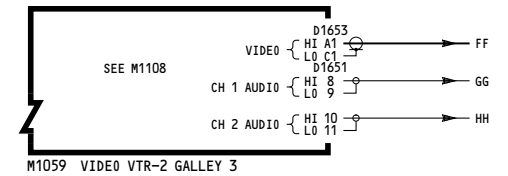
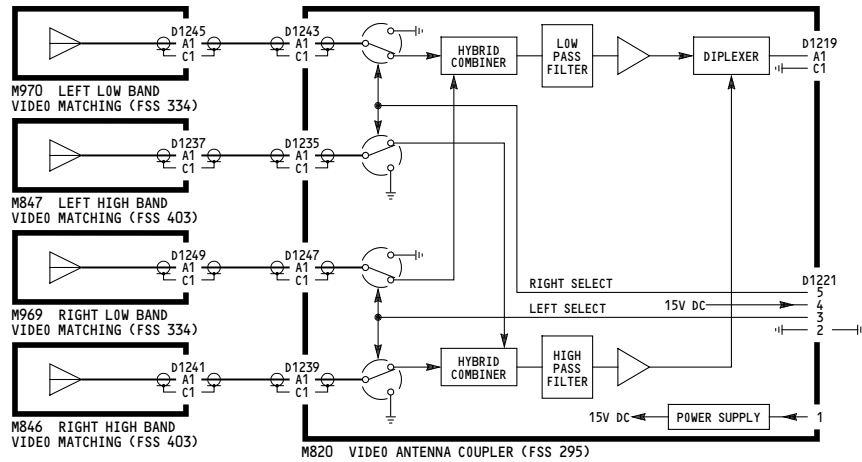
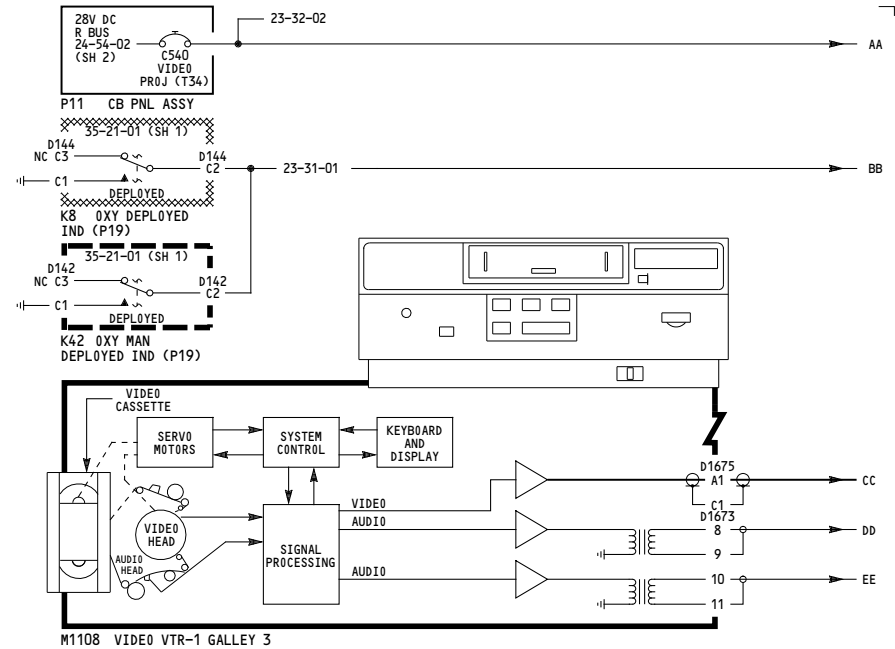
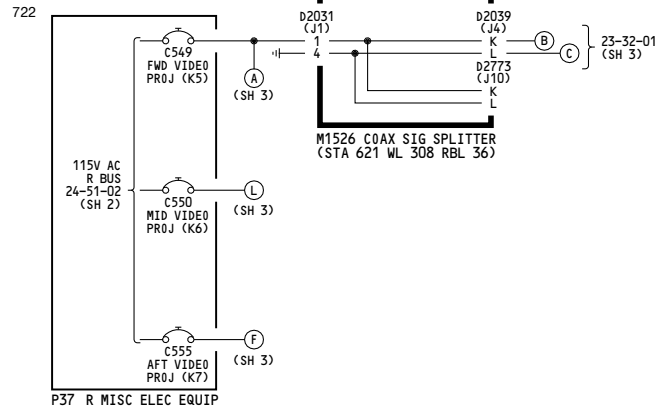
280-299

**VIDEO ENTERTAINMENT
SYSTEM OVERVIEW AND
EQUIPMENT INTERNALS**

D280T232

23-32-00

Page 102
Sheet 2
Jan 21/2005



050-051

**VIDEO ENTERTAINMENT
VCC VIDEO/AUDIO AND
CONTROL**

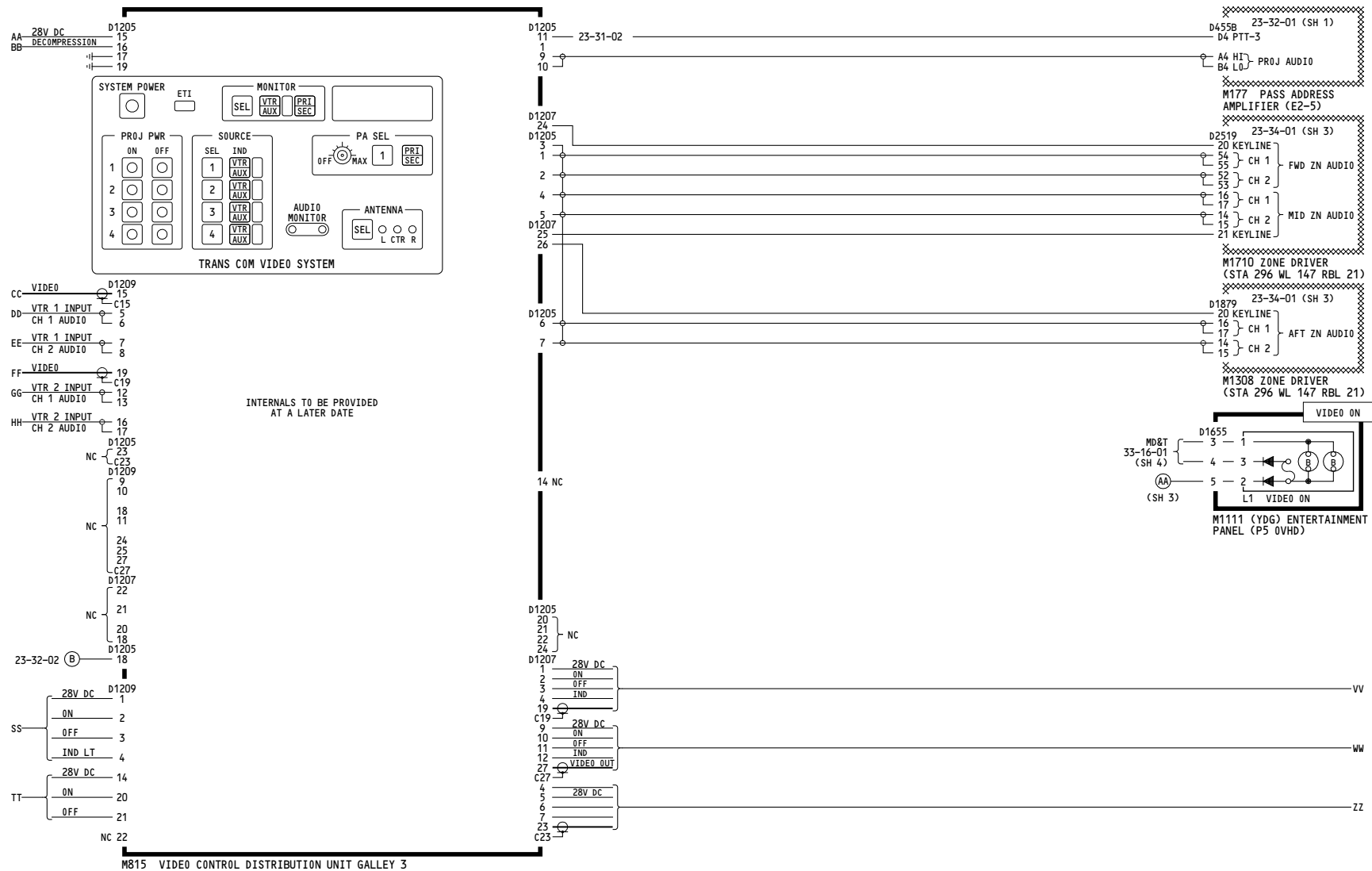
Incorporates
MTO 230540

D280T232

23-32-01

Page 101A
Sheet 1
Jan 21/2005

695



050-051

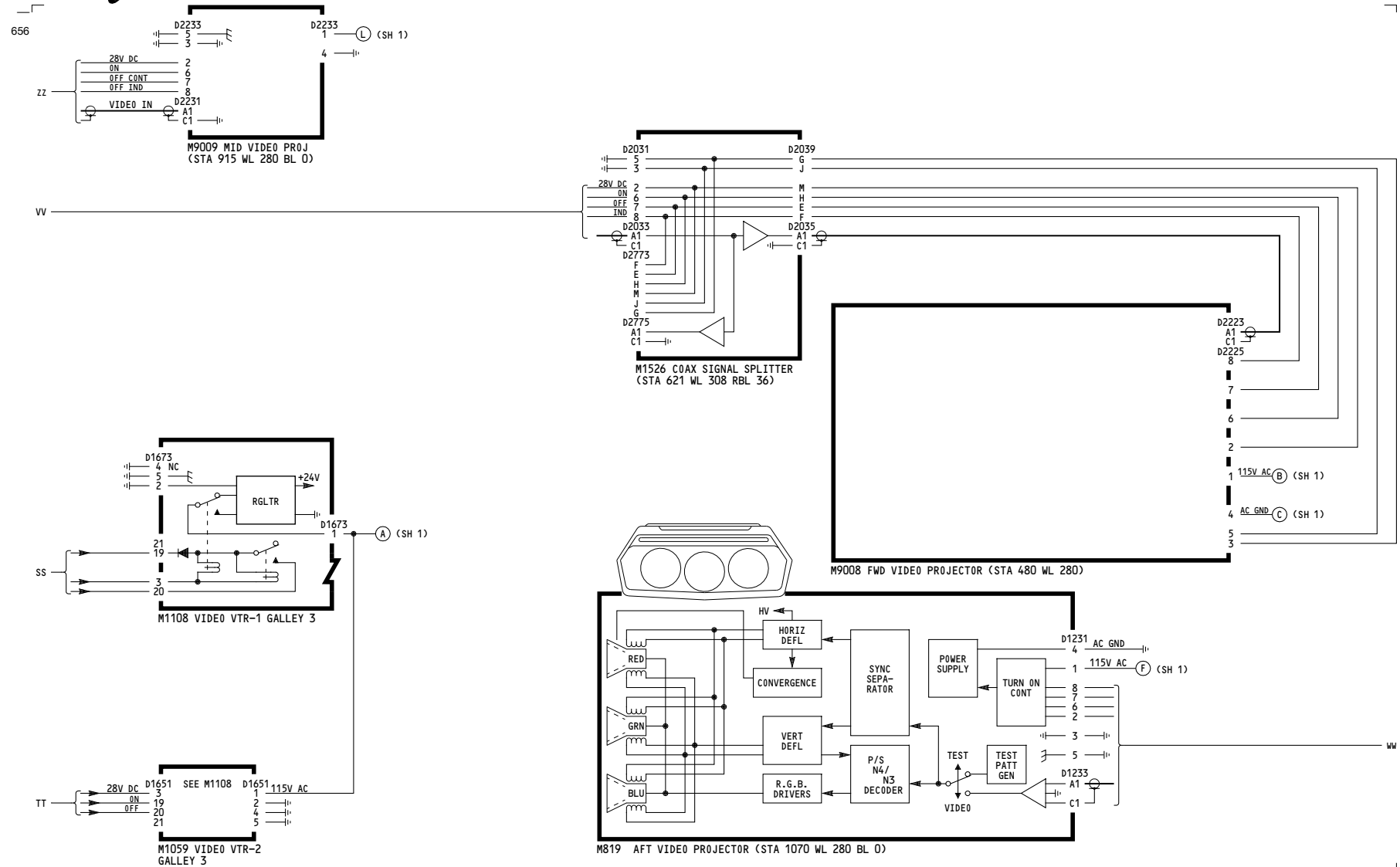
VIDEO ENTERTAINMENT VCC VIDEO/AUDIO AND CONTROL

 Incorporates
MTO 230540

D280T232

23-32-01

Page 101A
Sheet 2
Jan 21/2005



050-051

VIDEO ENTERTAINMENT
VCC VIDEO/AUDIO AND
CONTROL

D280T232

Incorporates
MTO 230540

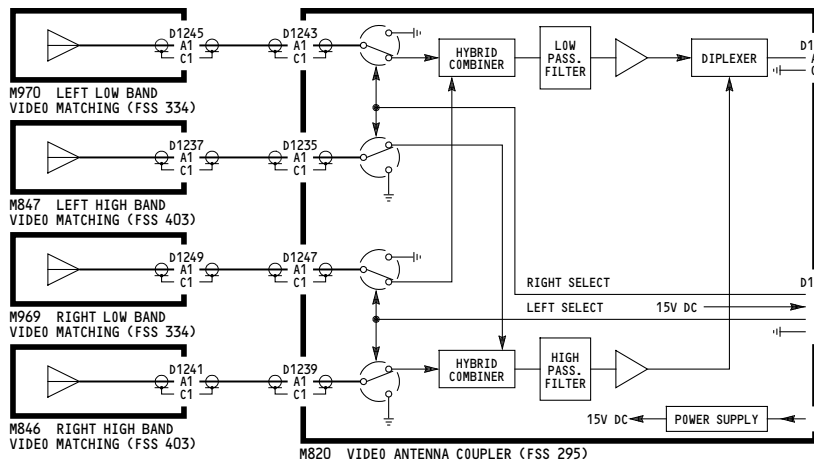
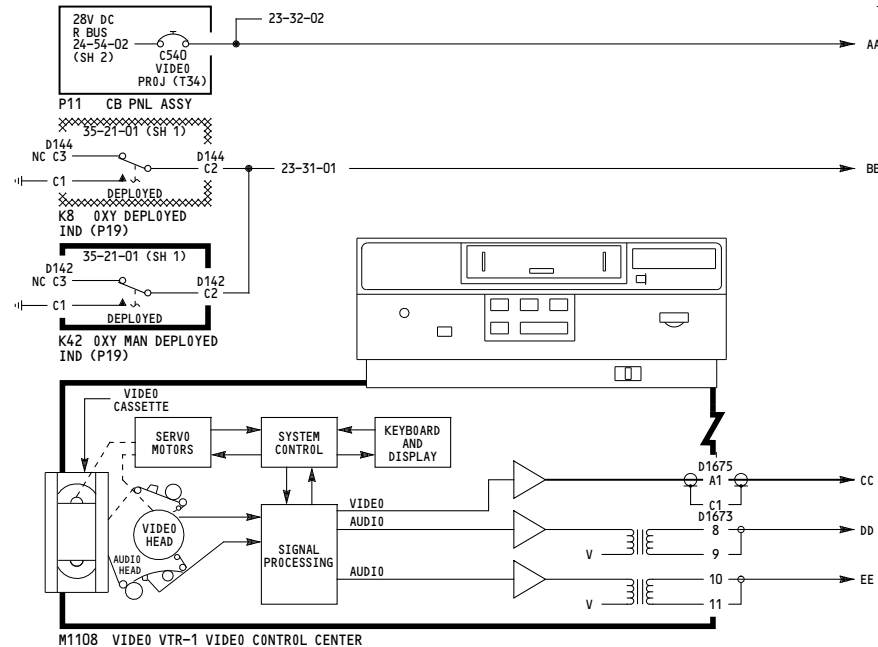
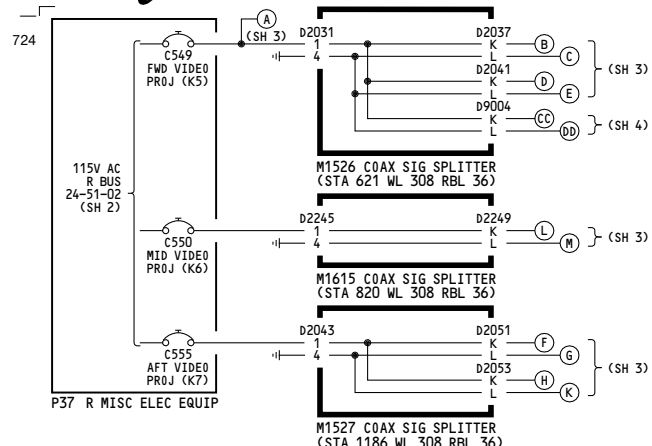
23-32-01

Page 101A
Sheet 3
Jan 21/2005

THIS PAGE INTENTIONALLY LEFT BLANK



767-200/300 SYSTEM SCHEMATIC MANUAL



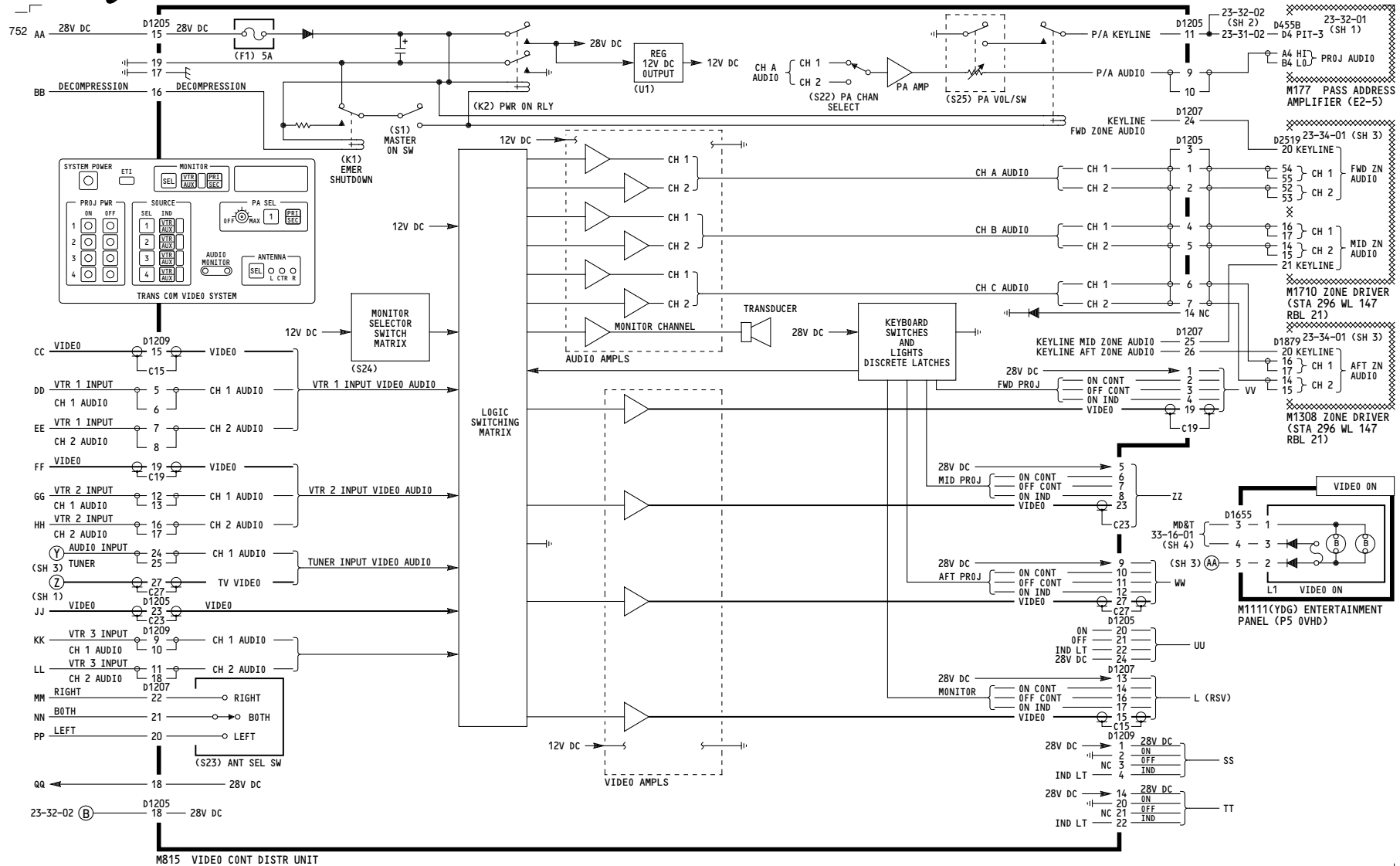
- Incorporates
- ▶ MTO 230523
 - ▶ MTO 230524
 - ▶ MTO 230532

VIDEO ENTERTAINMENT VCC VIDEO/AUDIO AND CONTROL

D280T232

23-32-01

Page 102A
Sheet 1
Jan 21/2005



150, 153-154

VIDEO ENTERTAINMENT VCC VIDEO/AUDIO AND CONTROL

Incorporates
MTO-230718

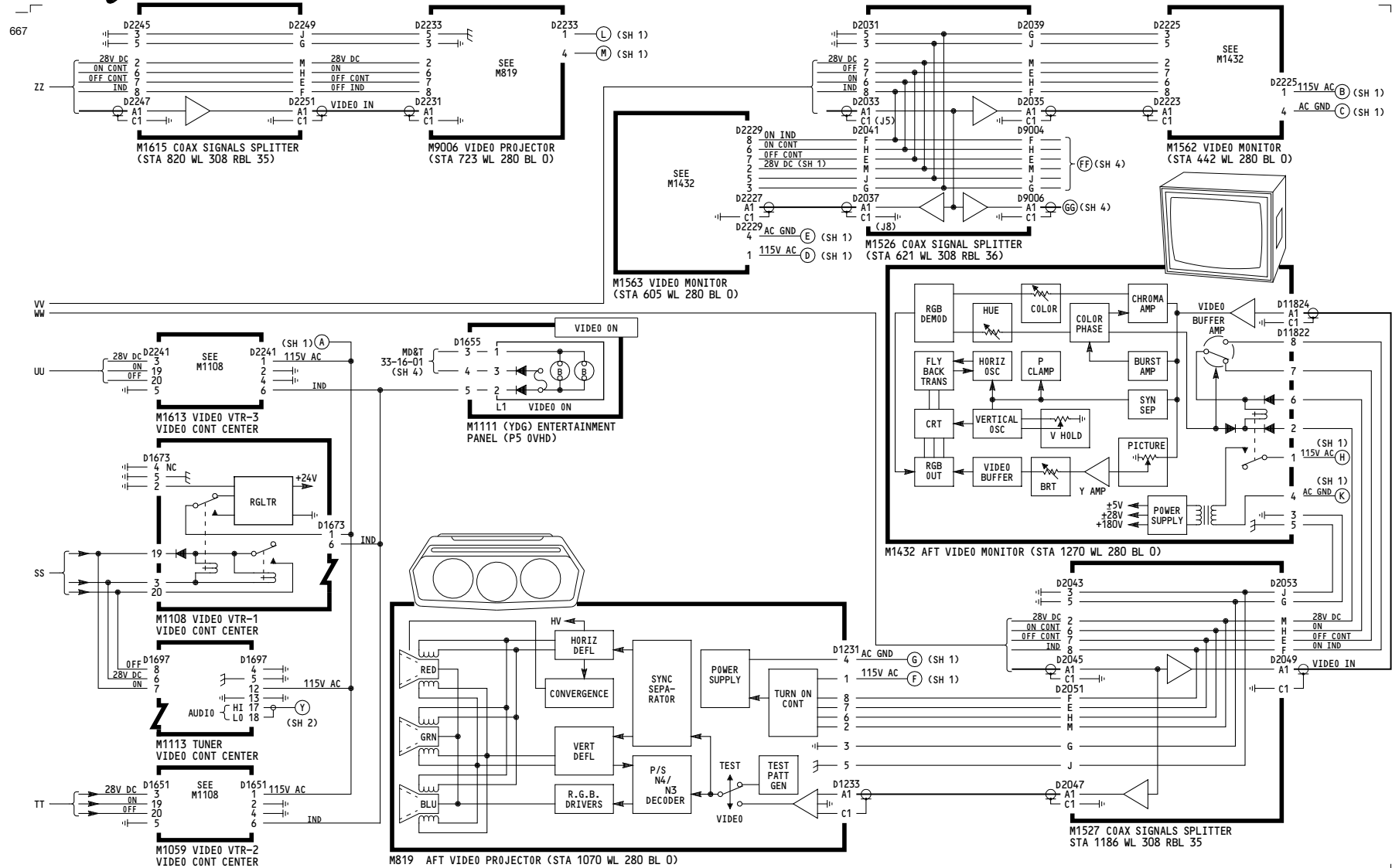
D280T232

23-32-01

Page 102A
Sheet 2
Jan 21/2005



767-200/300 SYSTEM SCHEMATIC MANUAL



VIDEO ENTERTAINMENT VCC VIDEO/AUDIO AND CONTROL

D280T232

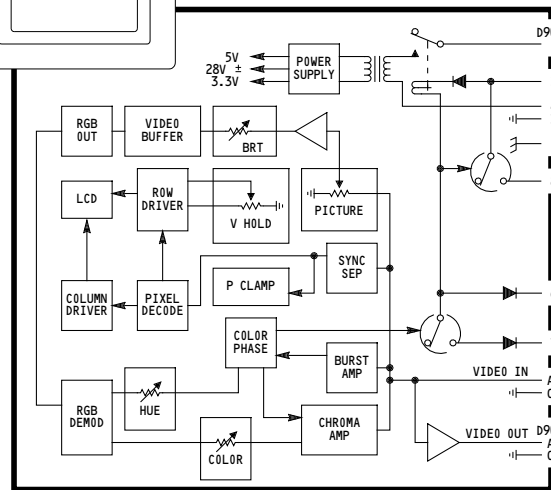
Incorporates

- ▶ MTO 230441
- ▶ MTO 230523
- ▶ MTO 230524
- ▶ MTO 230532

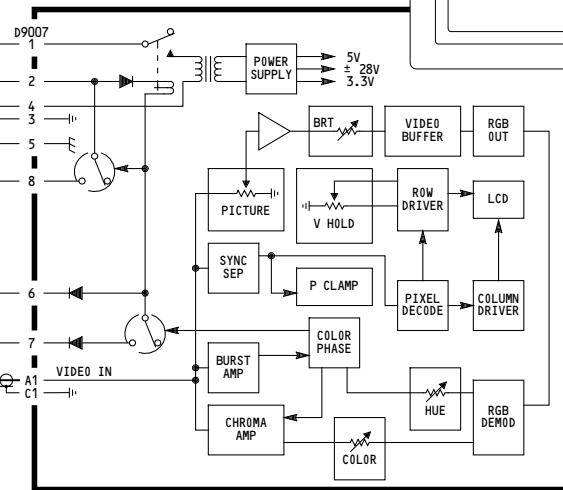
23-32-01

Page 102A
Sheet 3
Jan 21/2005

615



M9002 RH LCD VIDEO MONITOR (STA 458 WL 235 RBL 69)



M9001 LH LCD VIDEO MONITOR (STA 458 WL 295 LBL 69)

150, 153-154

**VIDEO ENTERTAINMENT
VCC VIDEO/AUDIO AND
CONTROL**

D280T232

Incorporates

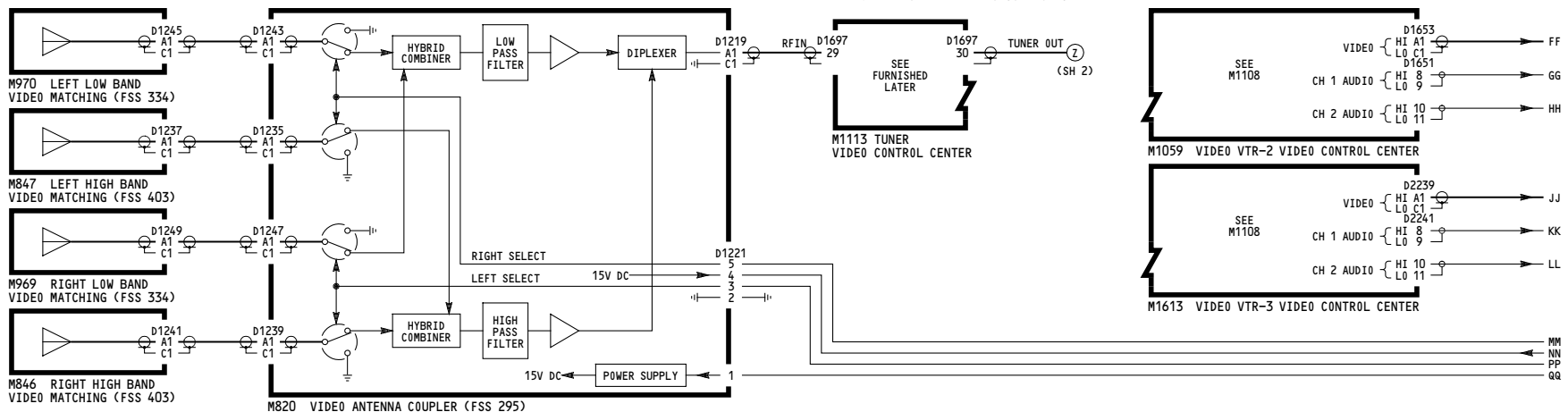
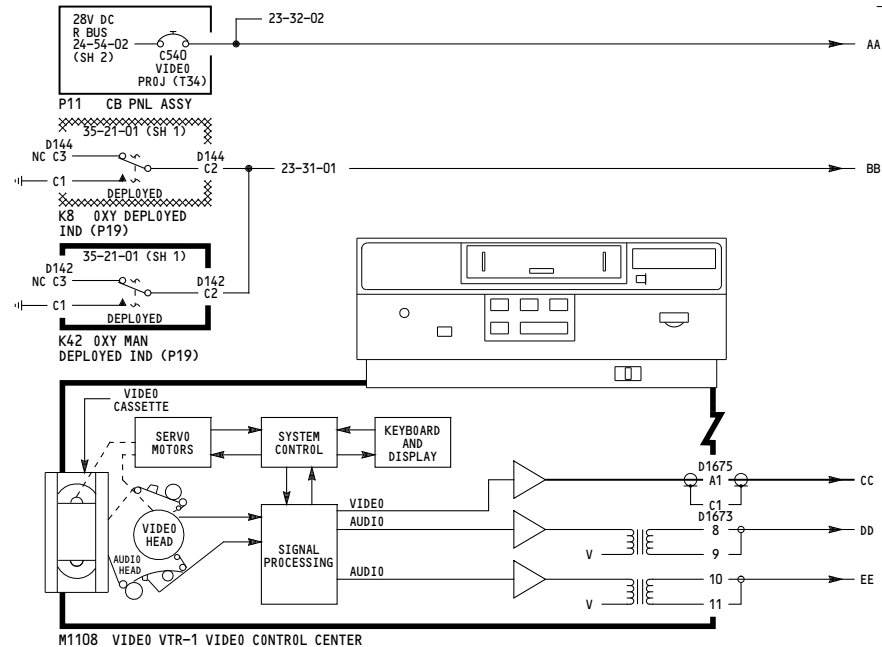
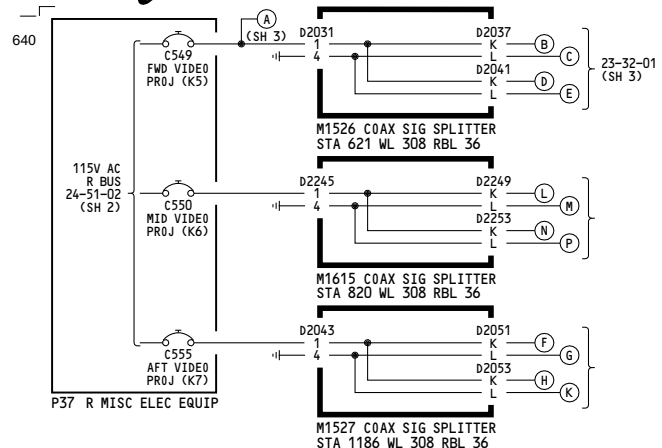
- ▶ MTO 230523
- ▶ MTO 230524
- ▶ MTO 230532

23-32-01

Page 102A
Sheet 4
Jan 21/2005



767-200/300 SYSTEM SCHEMATIC MANUAL



151

VIDEO ENTERTAINMENT VCC VIDEO/AUDIO AND CONTROL

D280T232

23-32-01

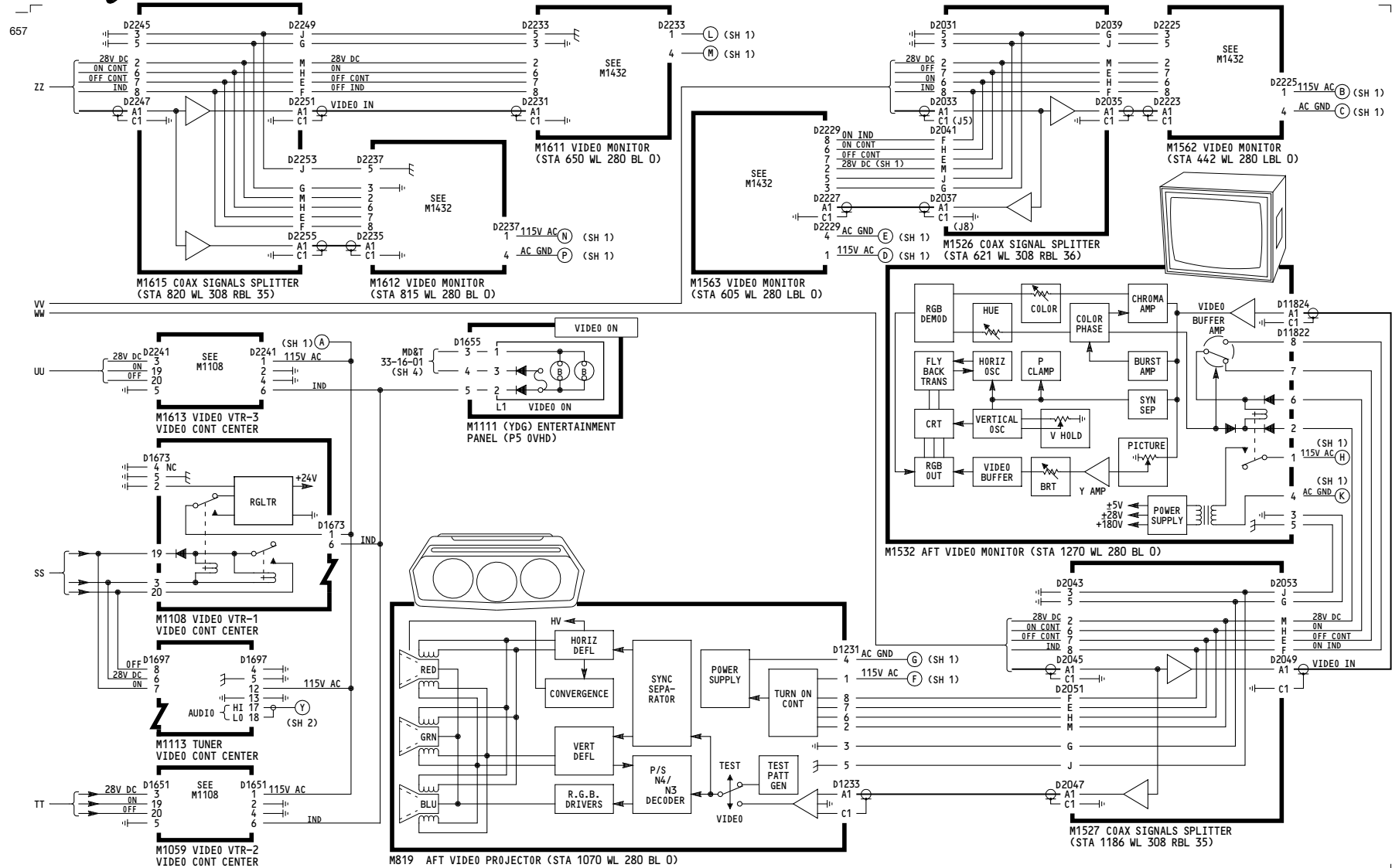
Page 103A
Sheet 1
Jan 21/2005



**VIDEO ENTERTAINMENT
VCC VIDEO/AUDIO AND
CONTROL**

23-32-01

Page 103A
Sheet 2
Jan 21/2005



VIDEO ENTERTAINMENT VCC VIDEO/AUDIO AND CONTROL

Incorporates
MTO 230441

D280T232

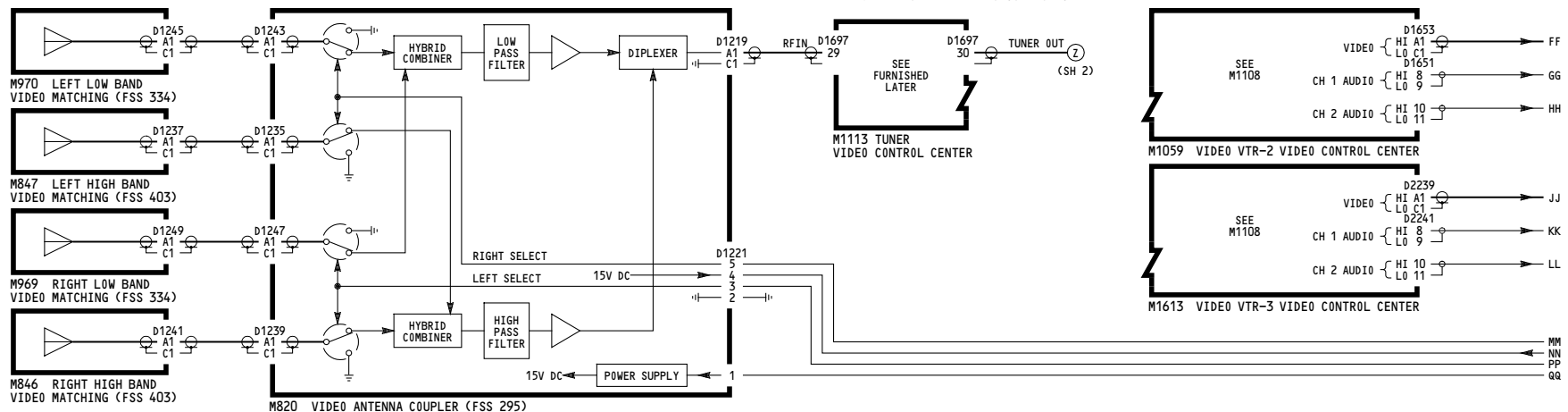
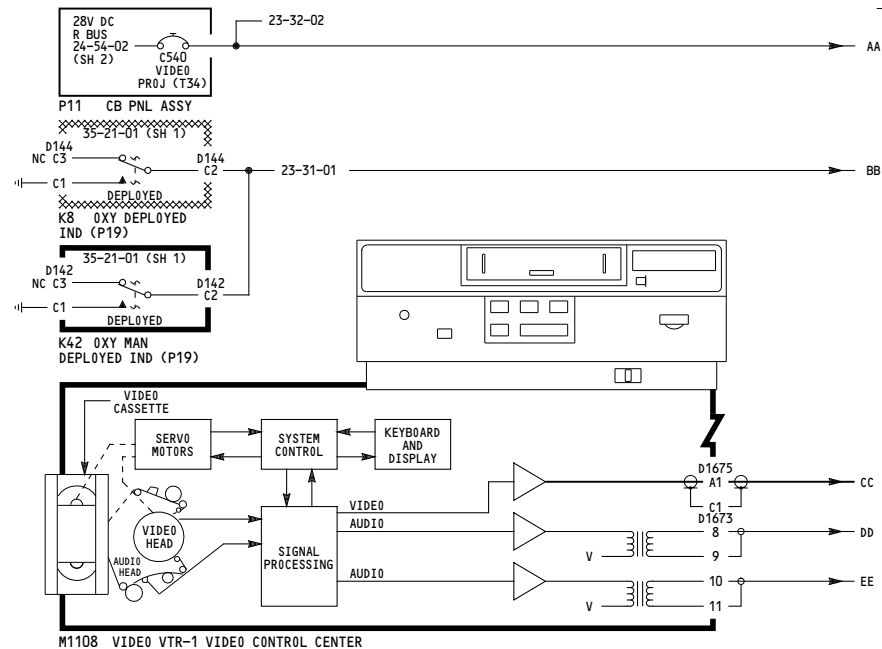
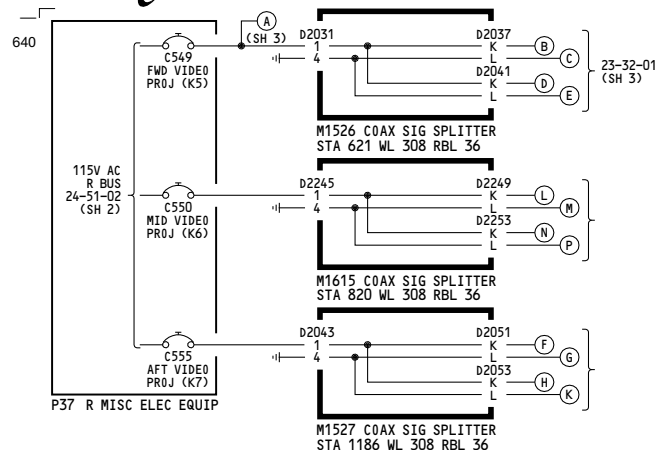
23-32-01

Page 103A
Sheet 3
Jan 21/2005

THIS PAGE INTENTIONALLY LEFT BLANK



767-200/300 SYSTEM SCHEMATIC MANUAL



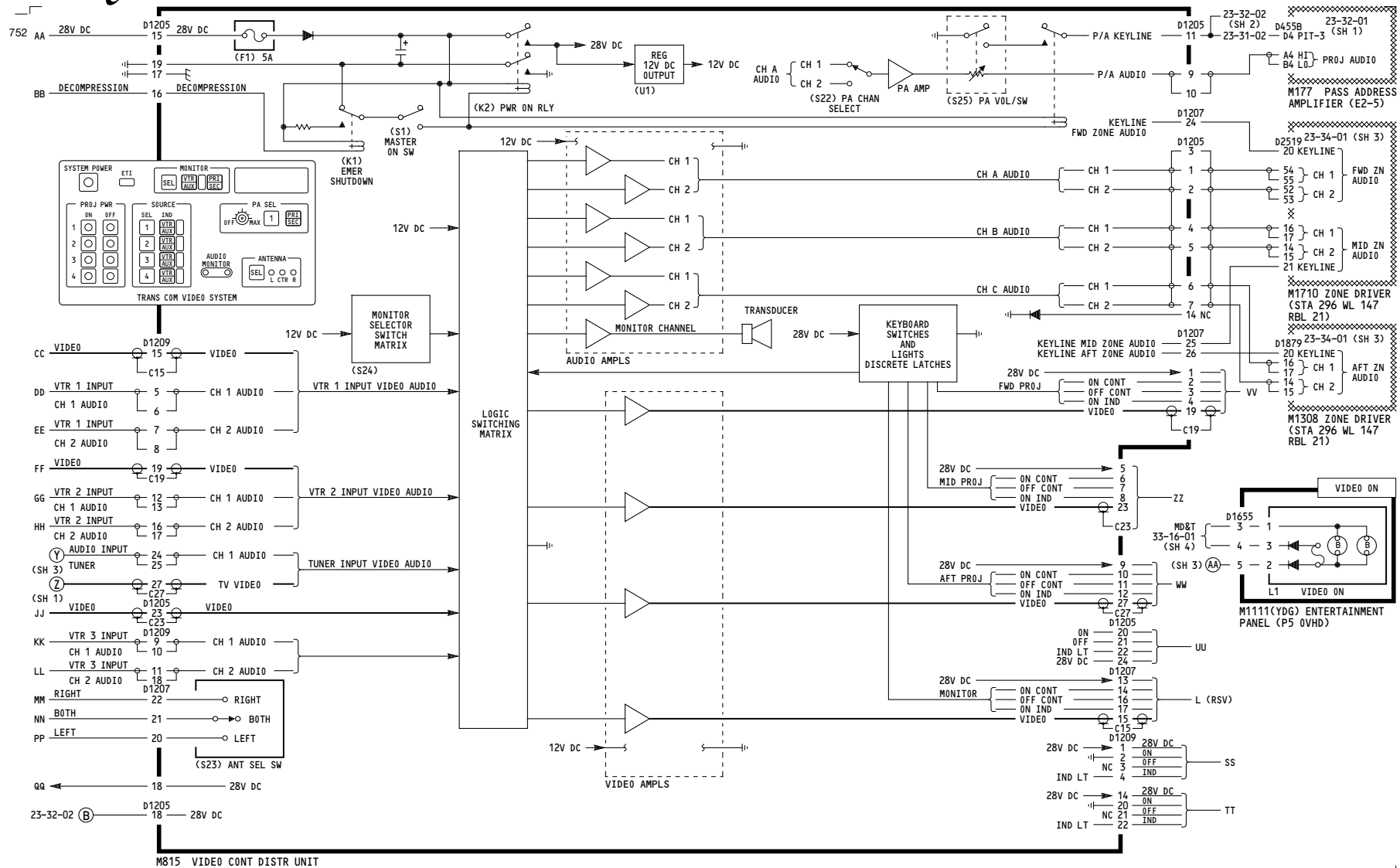
152

VIDEO ENTERTAINMENT VCC VIDEO/AUDIO AND CONTROL

D280T232

23-32-01

Page 104A
Sheet 1
Jan 21/2005



152

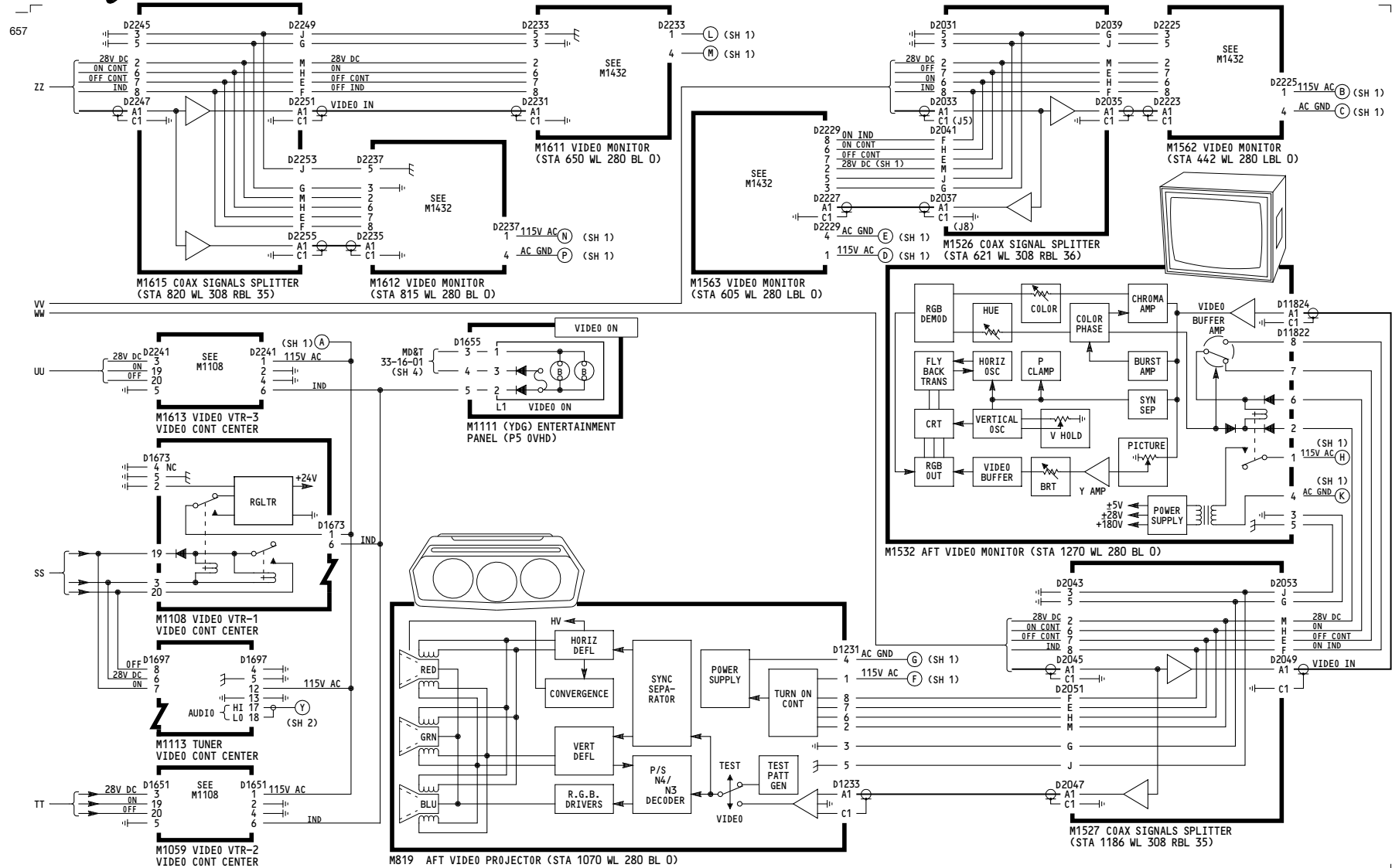
**VIDEO ENTERTAINMENT
VCC VIDEO/AUDIO AND
CONTROL**

Incorporates
▶ MTO-230718

D280T232

23-32-01

Page 104A
Sheet 2
Jan 21/2005



VIDEO ENTERTAINMENT VCC VIDEO/AUDIO AND CONTROL

Incorporates
MTO 230441

D280T232

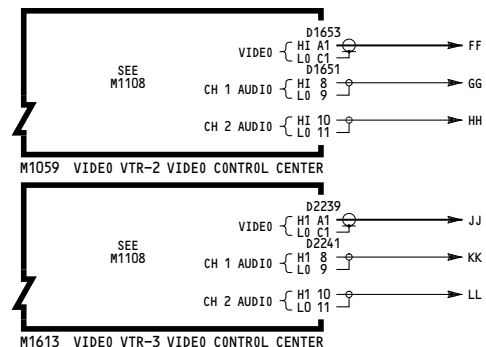
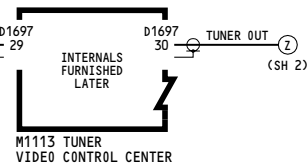
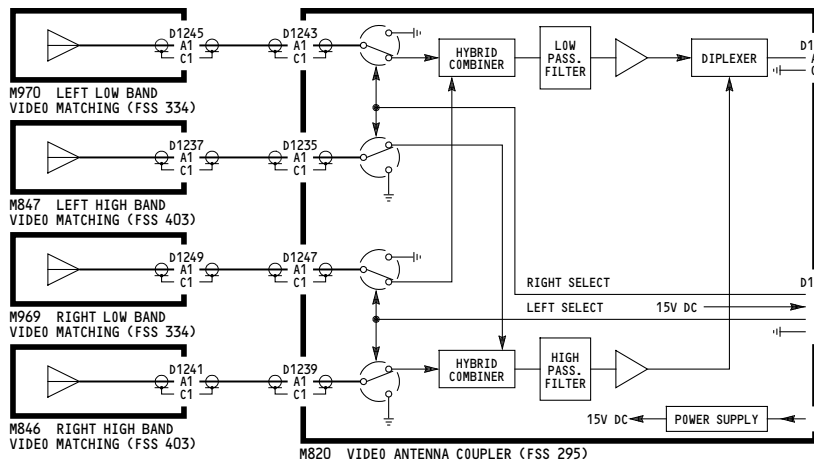
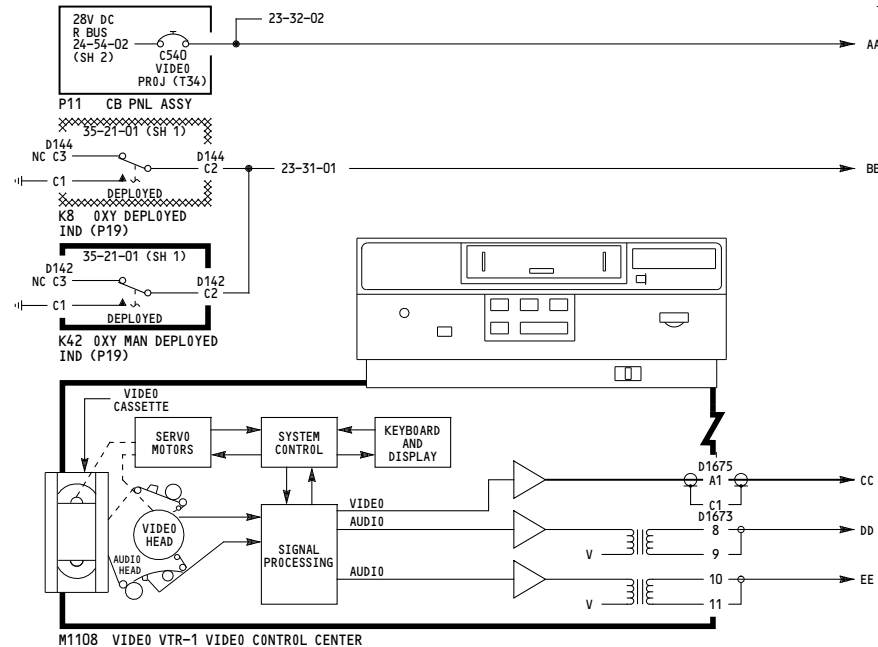
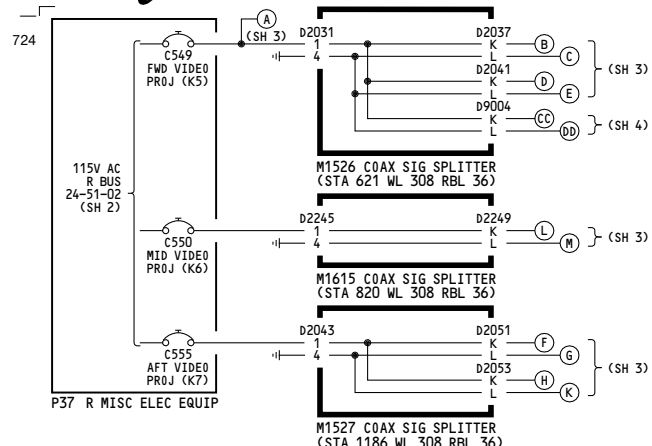
23-32-01

Page 104A
Sheet 3
Jan 21/2005

THIS PAGE INTENTIONALLY LEFT BLANK



767-200/300 SYSTEM SCHEMATIC MANUAL



155-157

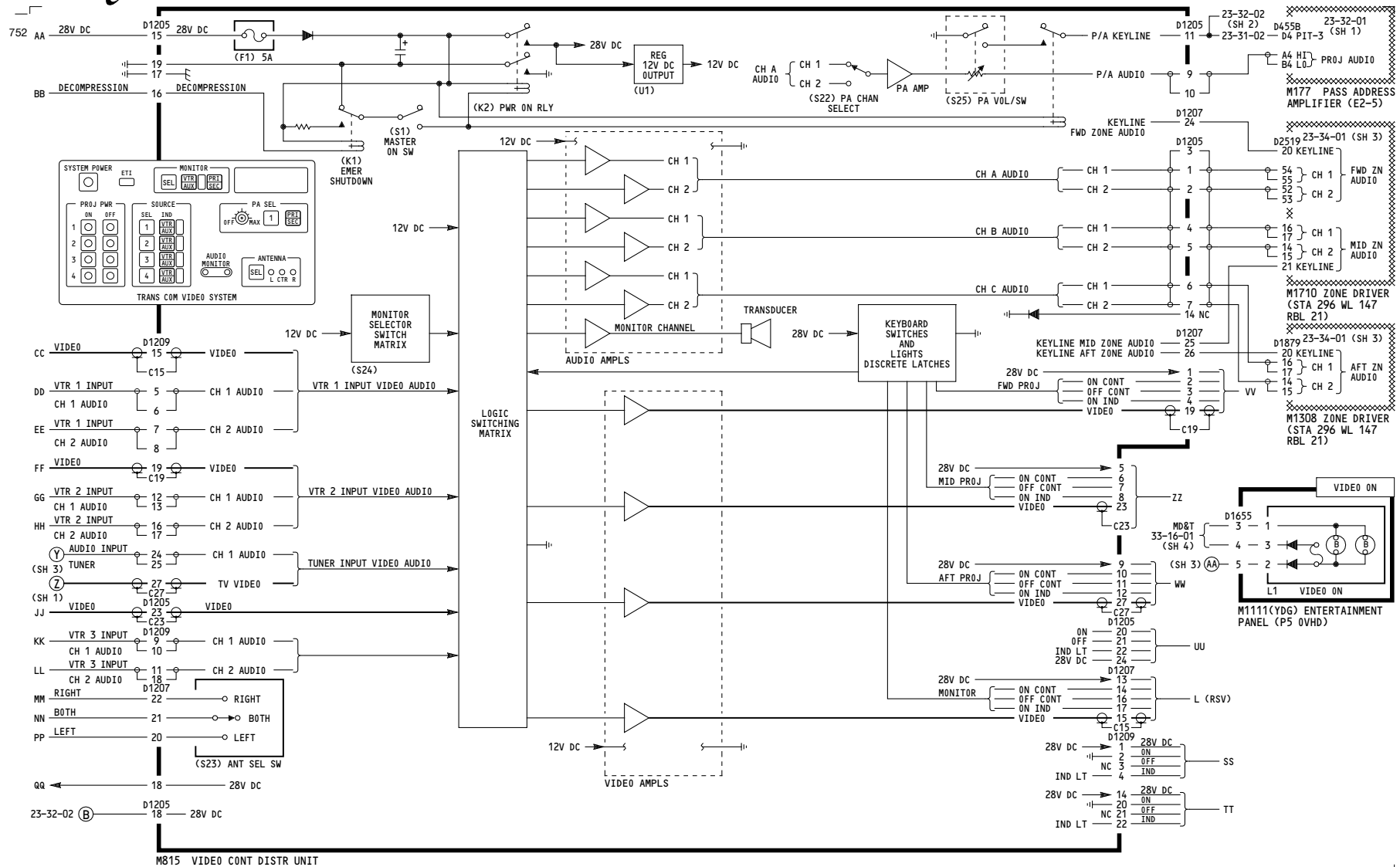
VIDEO ENTERTAINMENT VCC VIDEO/AUDIO AND CONTROL

D280T232

- Incorporates
- ▶ MTO 230523
 - ▶ MTO 230524
 - ▶ MTO 230532

23-32-01

Page 105A
Sheet 1
Jan 21/2005



155-157

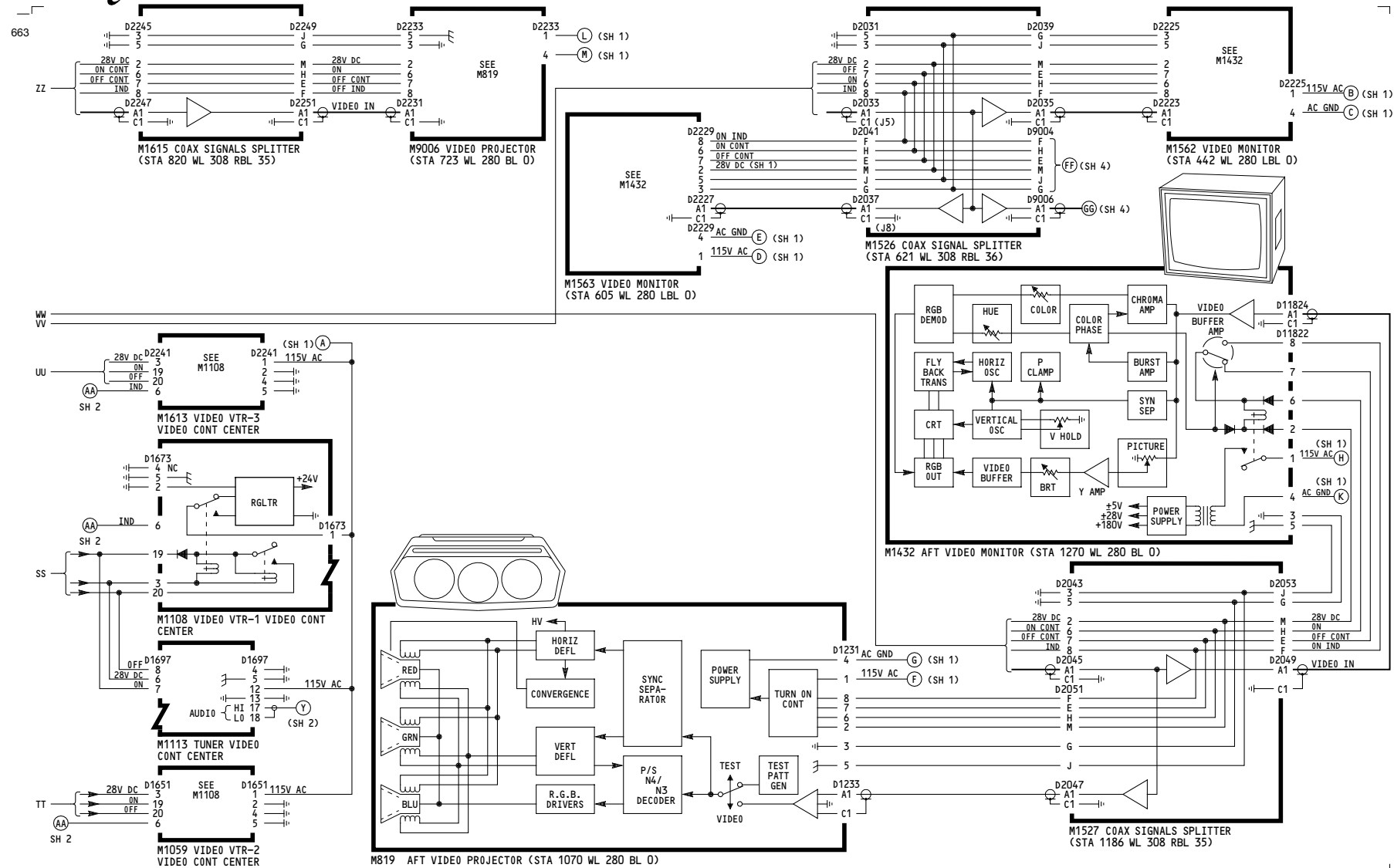
VIDEO ENTERTAINMENT VCC VIDEO/AUDIO AND CONTROL

Incorporates
MTO-230718




D280T232

23-32-01

Page 105A
Sheet 2
Jan 21/2005



**VIDEO ENTERTAINMENT
VCC VIDEO/AUDIO AND
CONTROL**

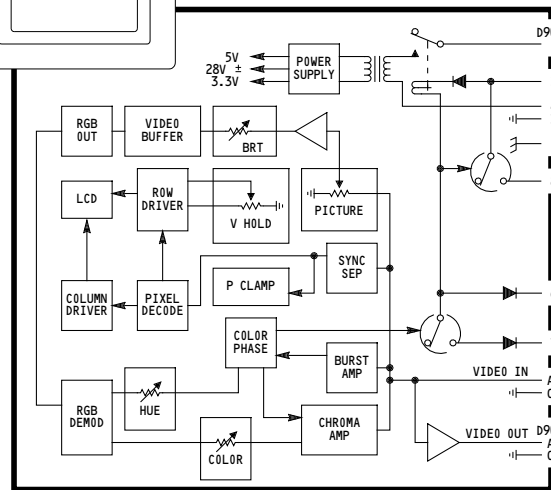
| | <u>Incorporates</u> |
|--|---------------------|
|  | MTO 230523 |
|  | MTO 230524 |
|  | MTO 230532 |

23-32-01

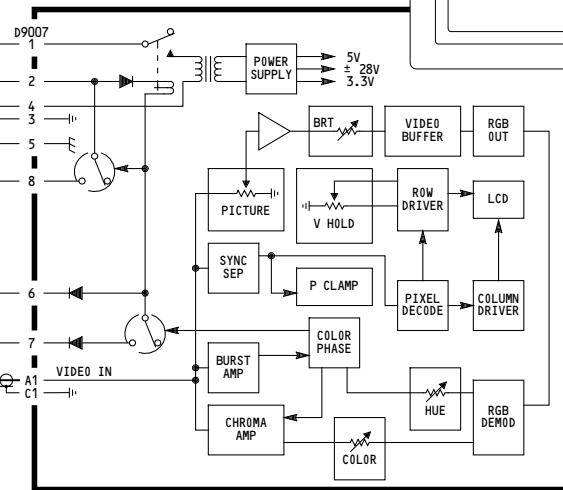
Page 105A
Sheet 3
Jan 21/2005

D280T232

615



M9002 RH LCD VIDEO MONITOR (STA 458 WL 235 RBL 69)



M9001 LH LCD VIDEO MONITOR (STA 458 WL 295 LBL 69)

155-157

**VIDEO ENTERTAINMENT
VCC VIDEO/AUDIO AND
CONTROL**

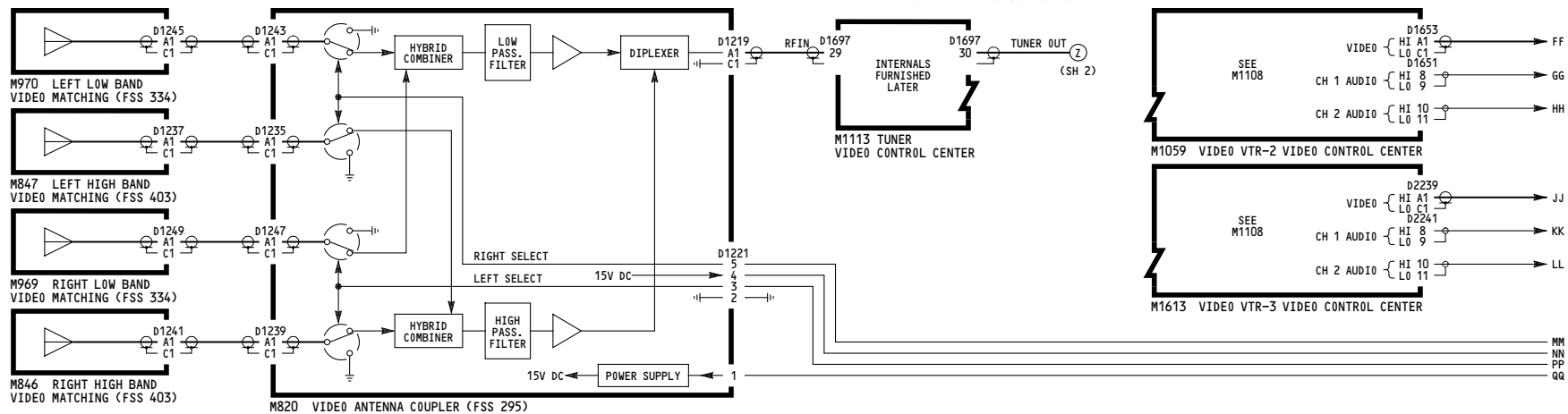
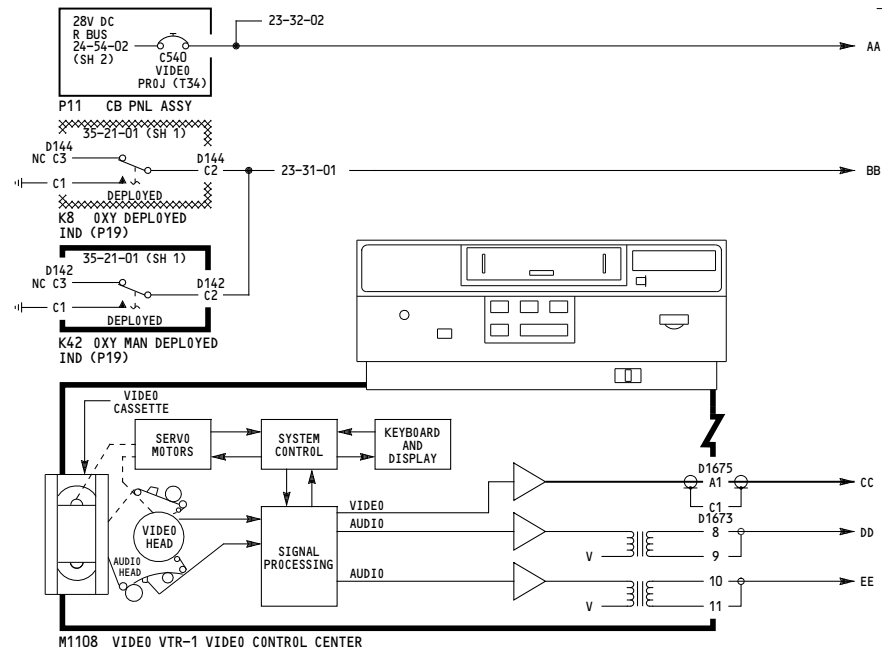
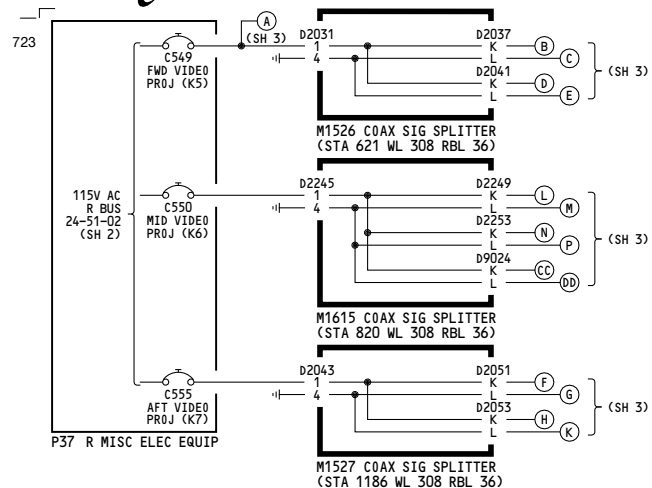
D280T232

Incorporates

- ▶ MTO 230523
- ▶ MTO 230524
- ▶ MTO 230532

23-32-01

Page 105A
Sheet 4
Jan 21/2005






162-167

VIDEO ENTERTAINMENT VCC VIDEO/AUDIO AND CONTROL

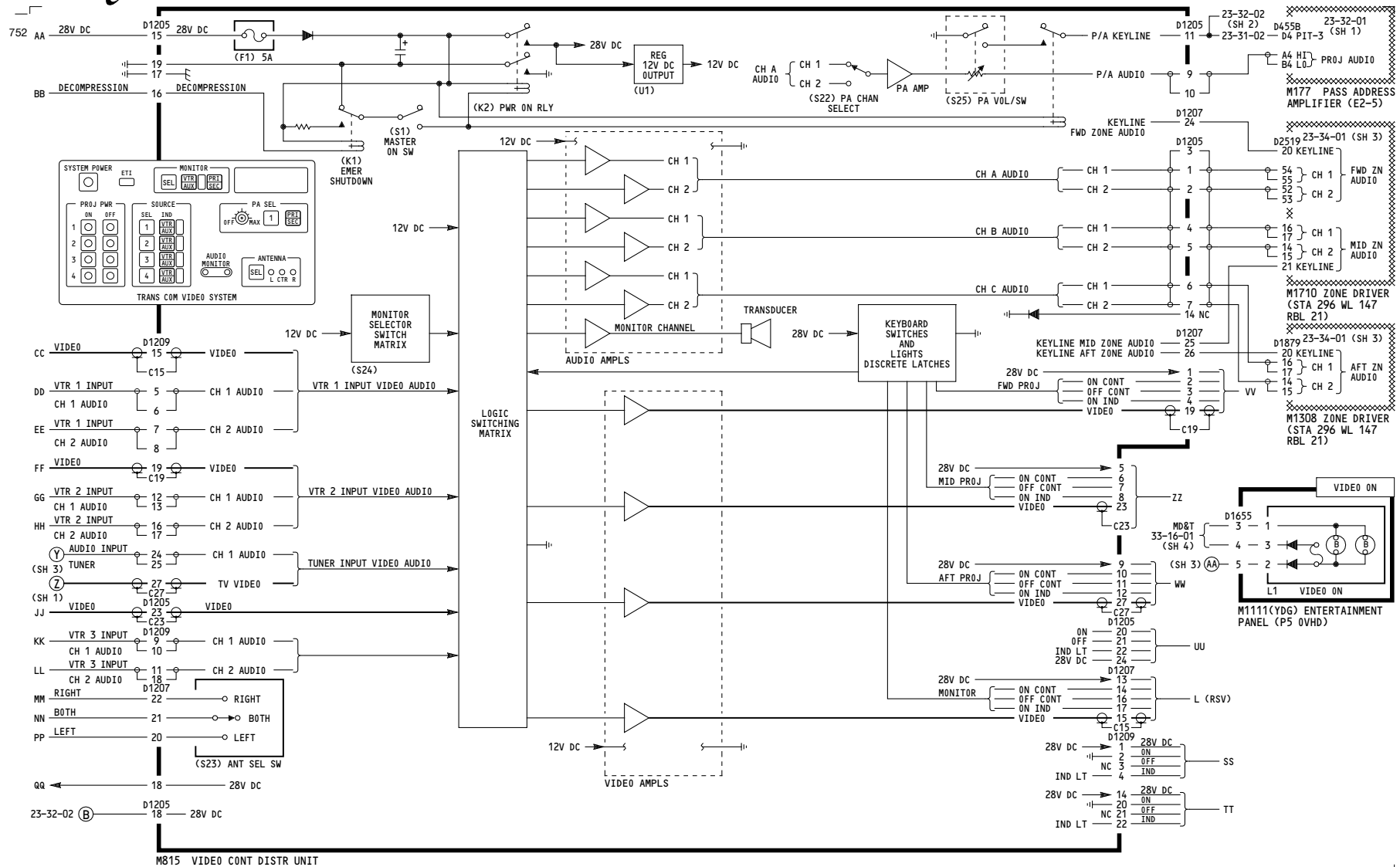
D280T232

Incorporates

-  MTO 230523
 MTO 230524
 MTO 230532

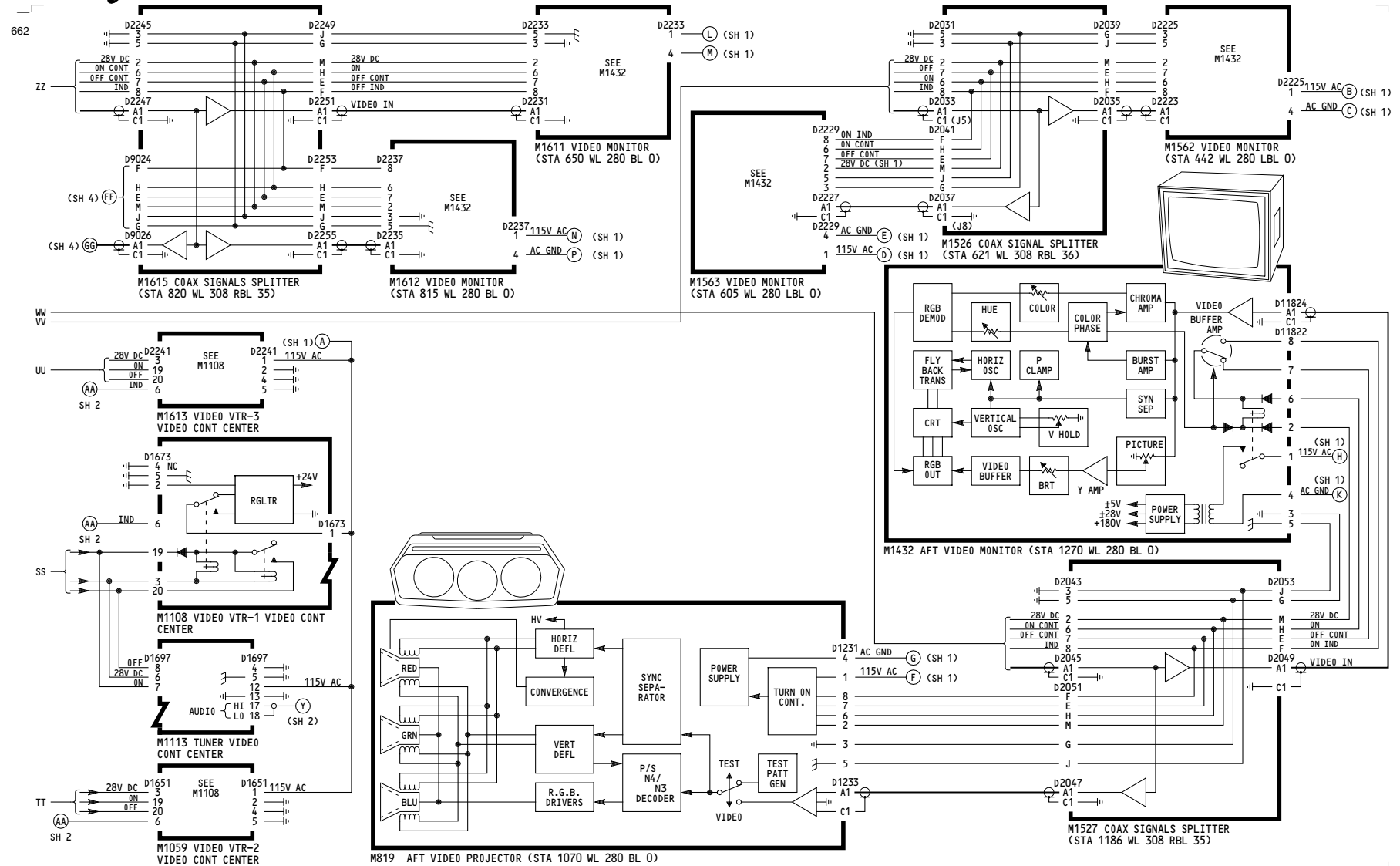
23-32-01

Page 106A
Sheet 1
Jan 21/2005



Incorporates
MTO-230718



23-32-01



162-167

VIDEO ENTERTAINMENT VCC VIDEO/AUDIO AND CONTROL

Incorporates

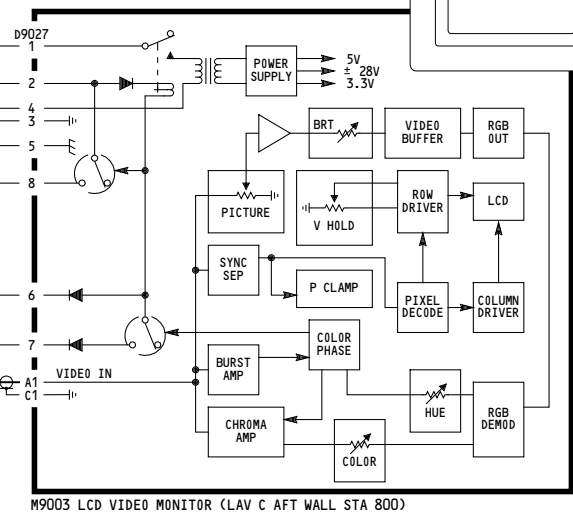
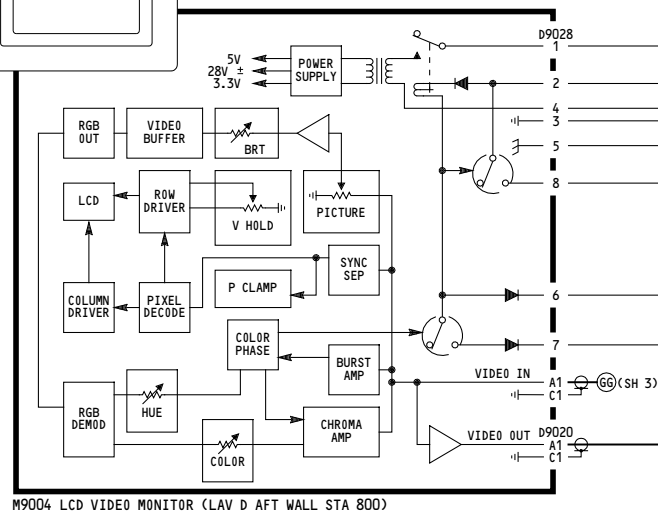
-  MTO 230523
 MTO 230524
 MTO 230532

D280T232

23-32-01

Page 106A
Sheet 3
Jan 21/2005

621



162-167

**VIDEO ENTERTAINMENT
VCC VIDEO/AUDIO AND
CONTROL**

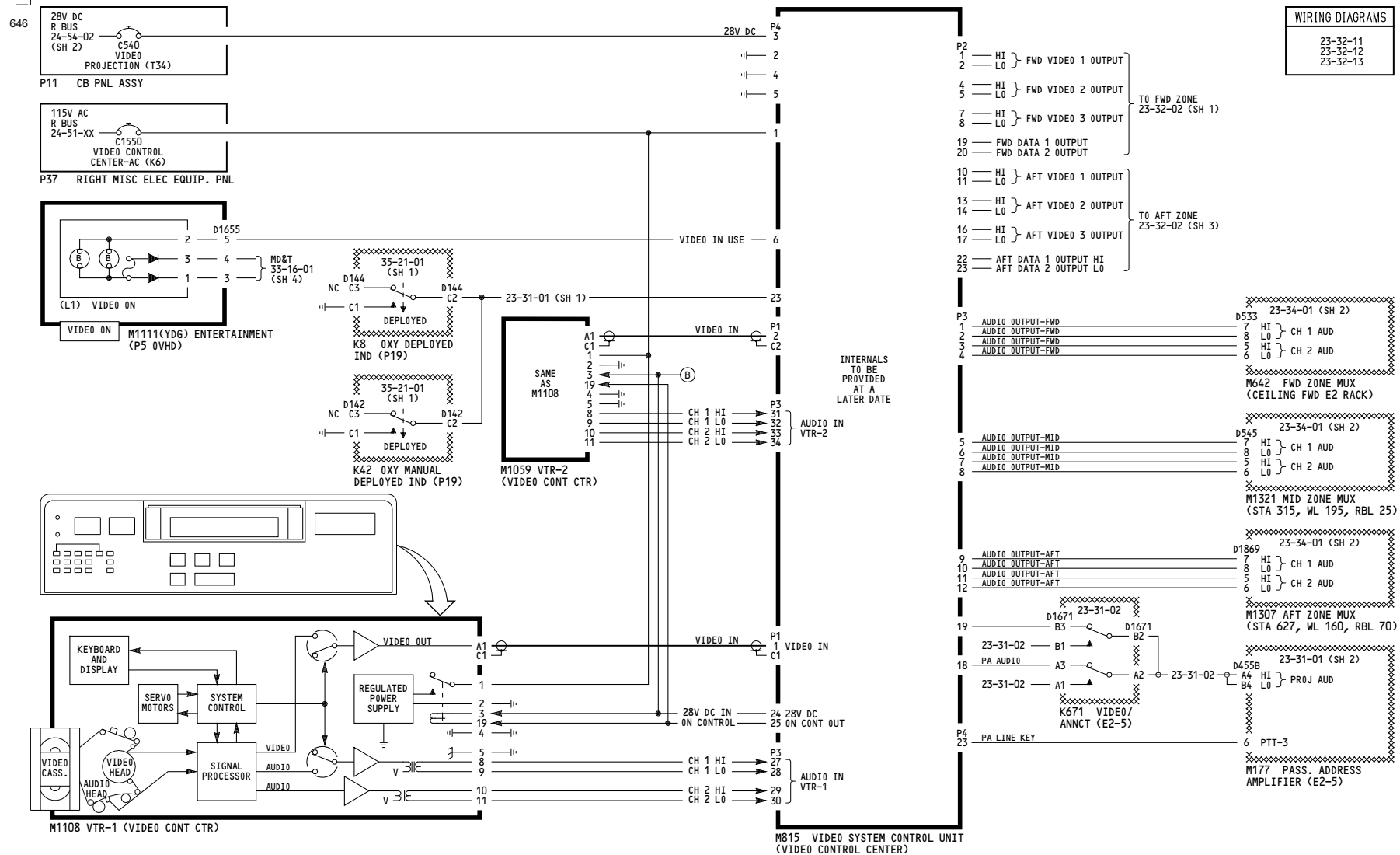
D280T232

Incorporates

- ▶ MTO 230523
- ▶ MTO 230524
- ▶ MTO 230532

23-32-01

Page 106A
Sheet 4
Jan 21/2005



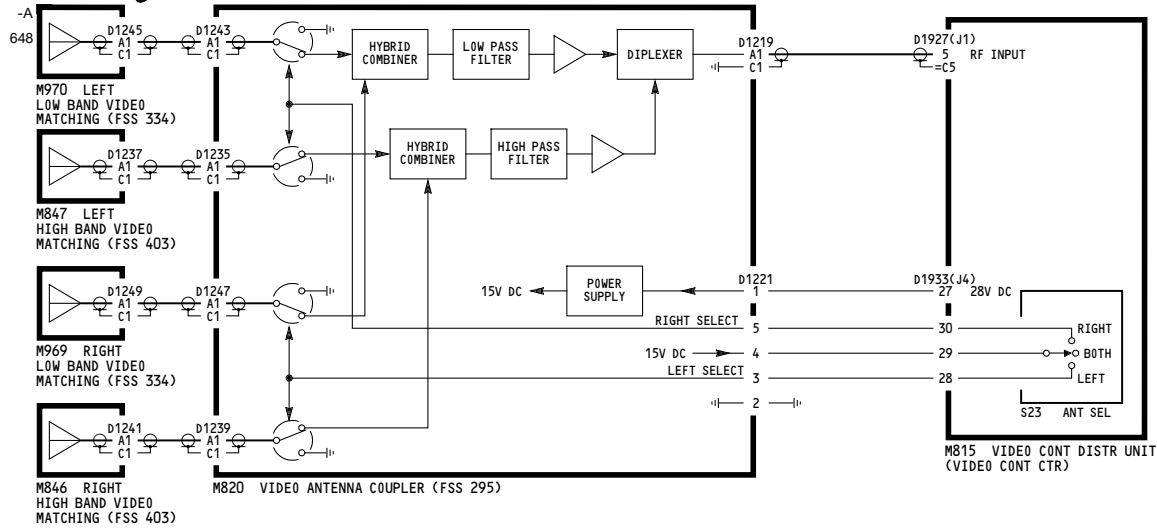
275-278

VIDEO ENTERTAINMENT VCC VIDEO/AUDIO AND CONTROL

D280T232

23-32-01

Page 107
Sheet 1
Jan 21/2005



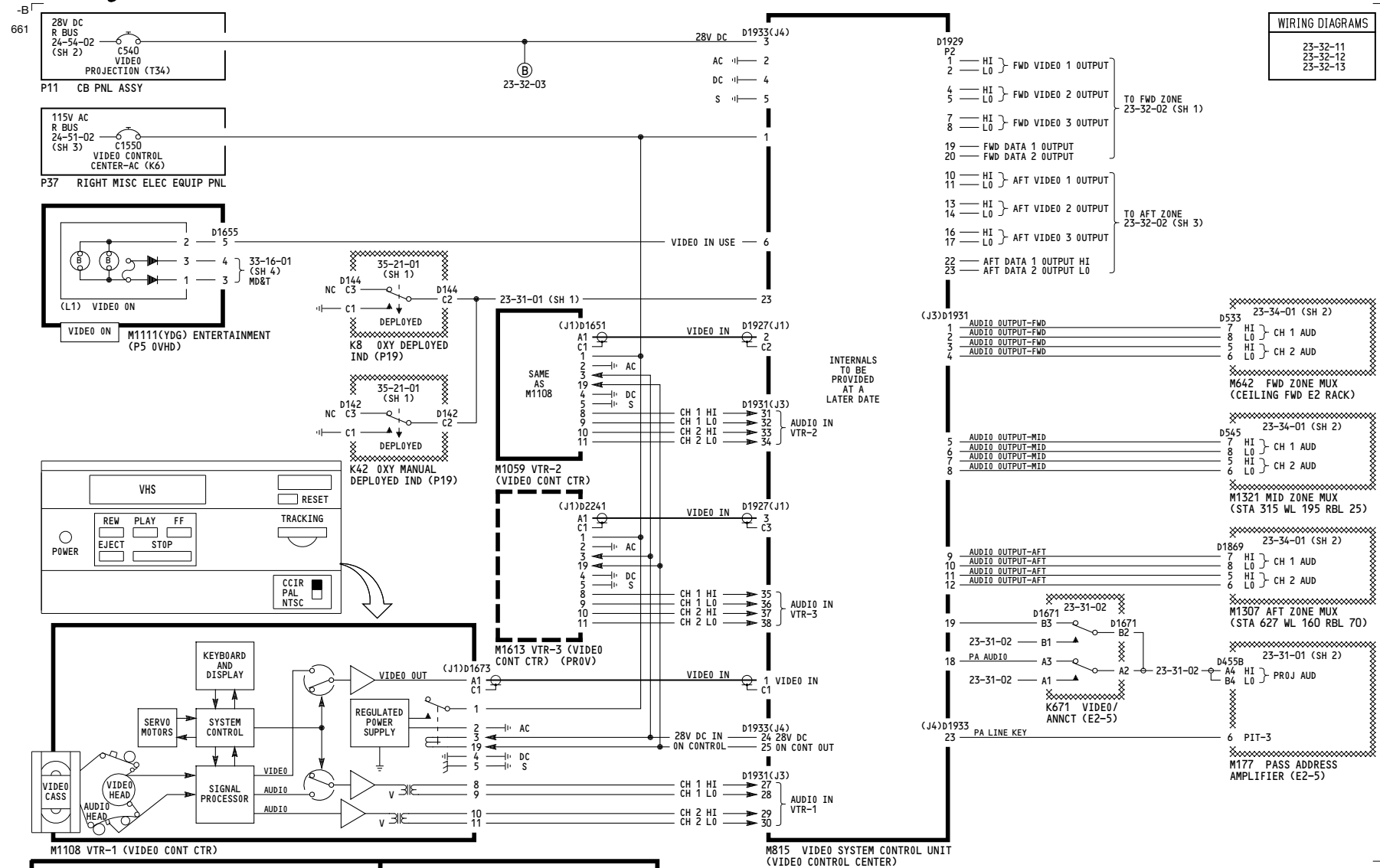
275-278

VIDEO ENTERTAINMENT VCC VIDEO/AUDIO AND CONTROL

D280T232

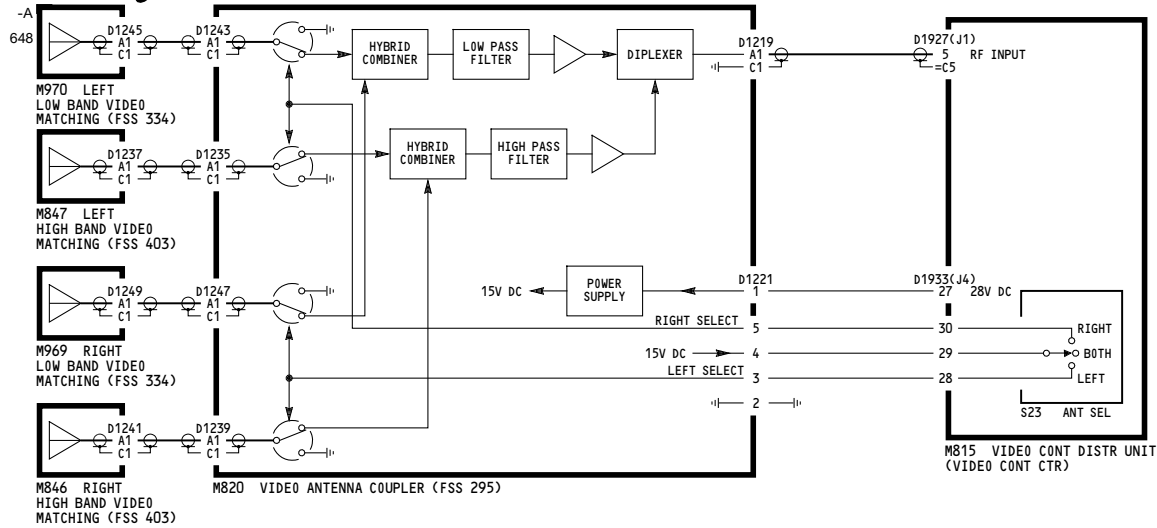
23-32-01

Page 107
Sheet 2
Jan 21/2005



23-32-01

Page 108
Sheet 1
Jan 21/2005



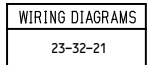
280-299

**VIDEO ENTERTAINMENT
VCC VIDEO/AUDIO AND
CONTROL**

D280T232

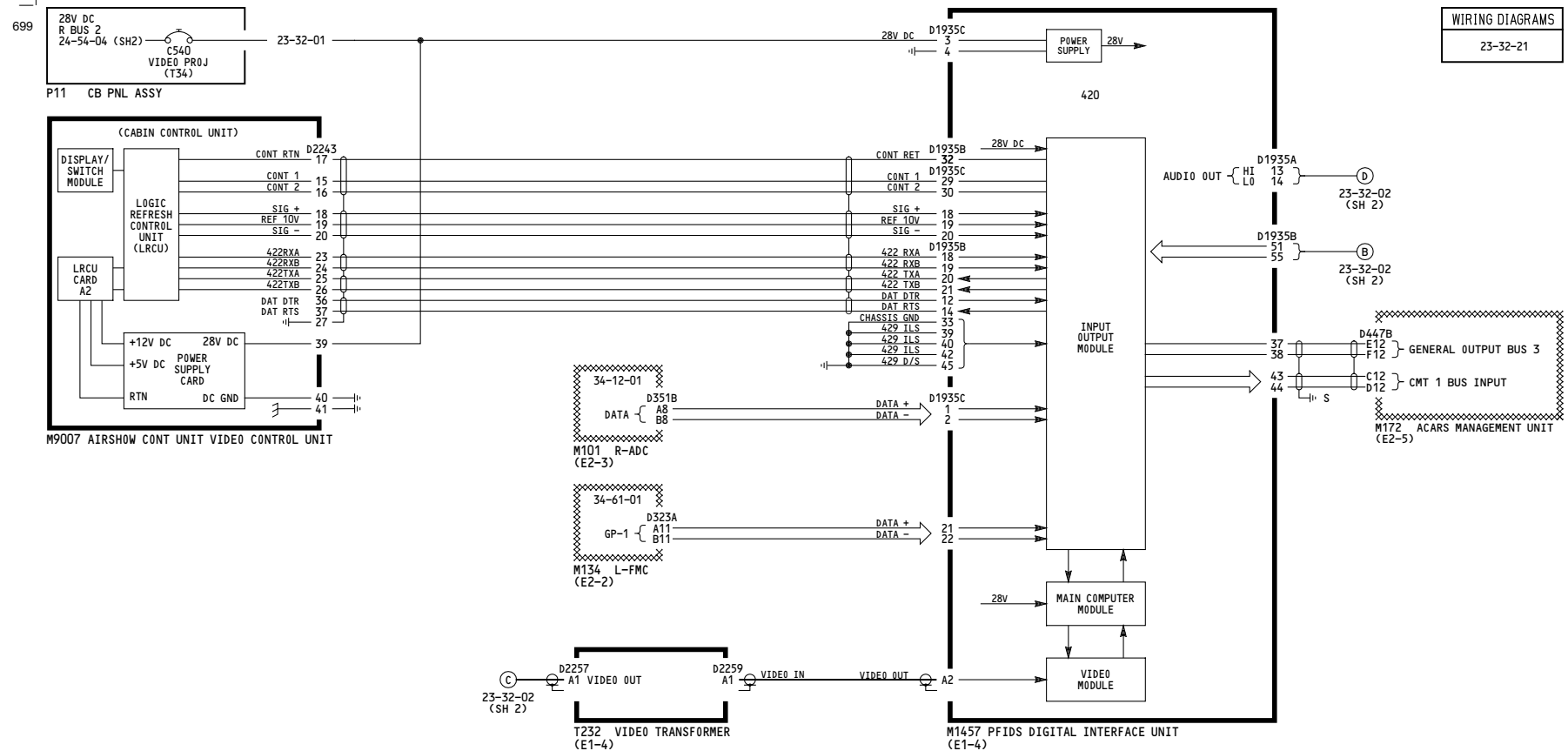
23-32-01

Page 108
Sheet 2
Jan 21/2005



BOEING PROPRIETARY - Copyright © - Unpublished Work - See title page for details.

THIS PAGE INTENTIONALLY LEFT BLANK



150, 153-167

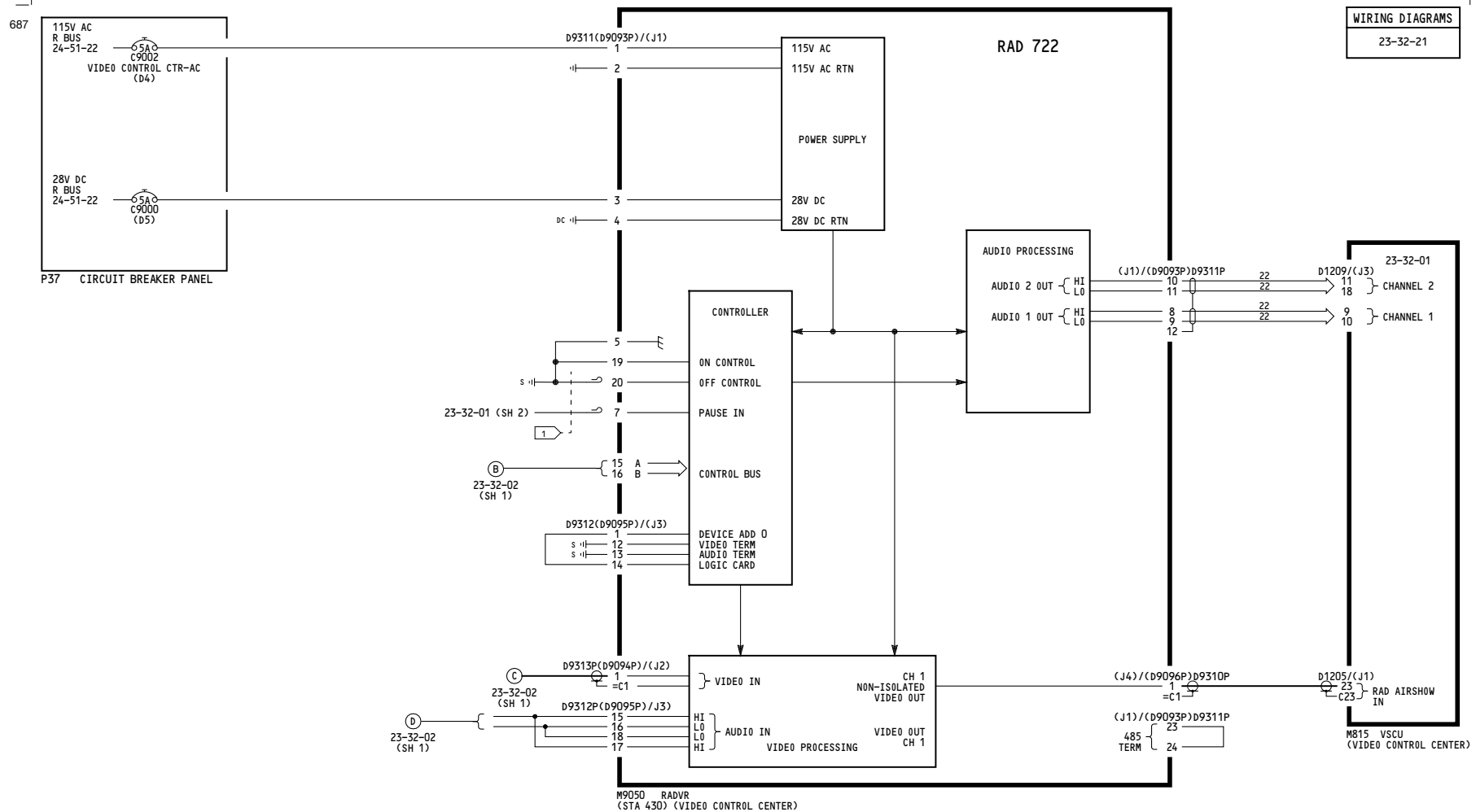
CABIN VIDEO INFORMATION SYSTEM

D280T232

- Incorporates
- ▶ MTO 230523
 - ▶ MTO 230524
 - ▶ MTO 230532
 - ▶ MTO-230718

23-32-02

Page 102A
Sheet 1
Jan 21/2005




NOTES:

1 CAP AND STOW NEAR D9093/(J1)

150, 153-167

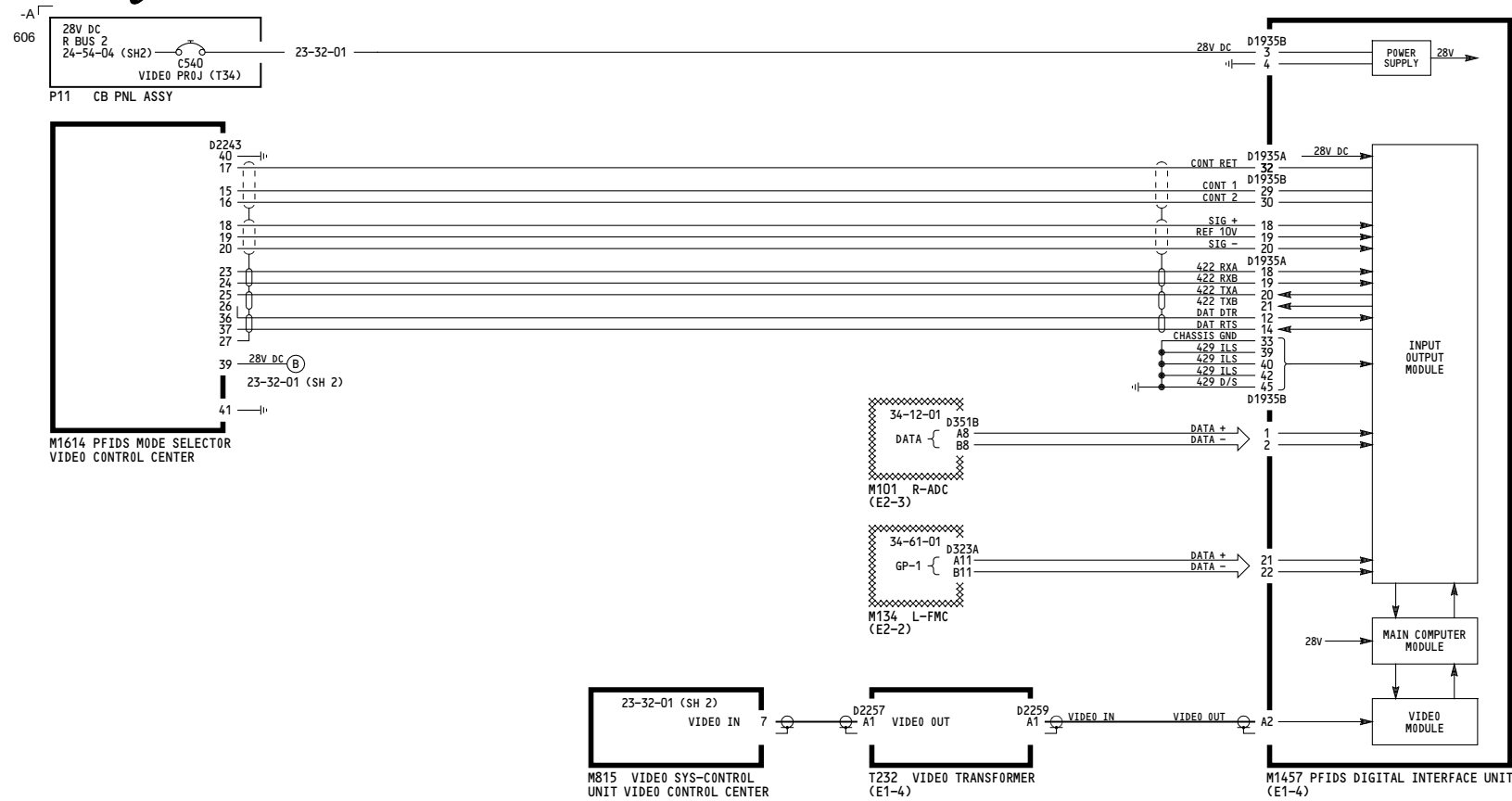
CABIN VIDEO INFORMATION SYSTEM

 Incorporates
MTO-230718

D280T232

23-32-02

Page 102A
Sheet 2
Jan 21/2005



WIRING DIAGRAMS

151

CABIN VIDEO INFORMATION SYSTEM

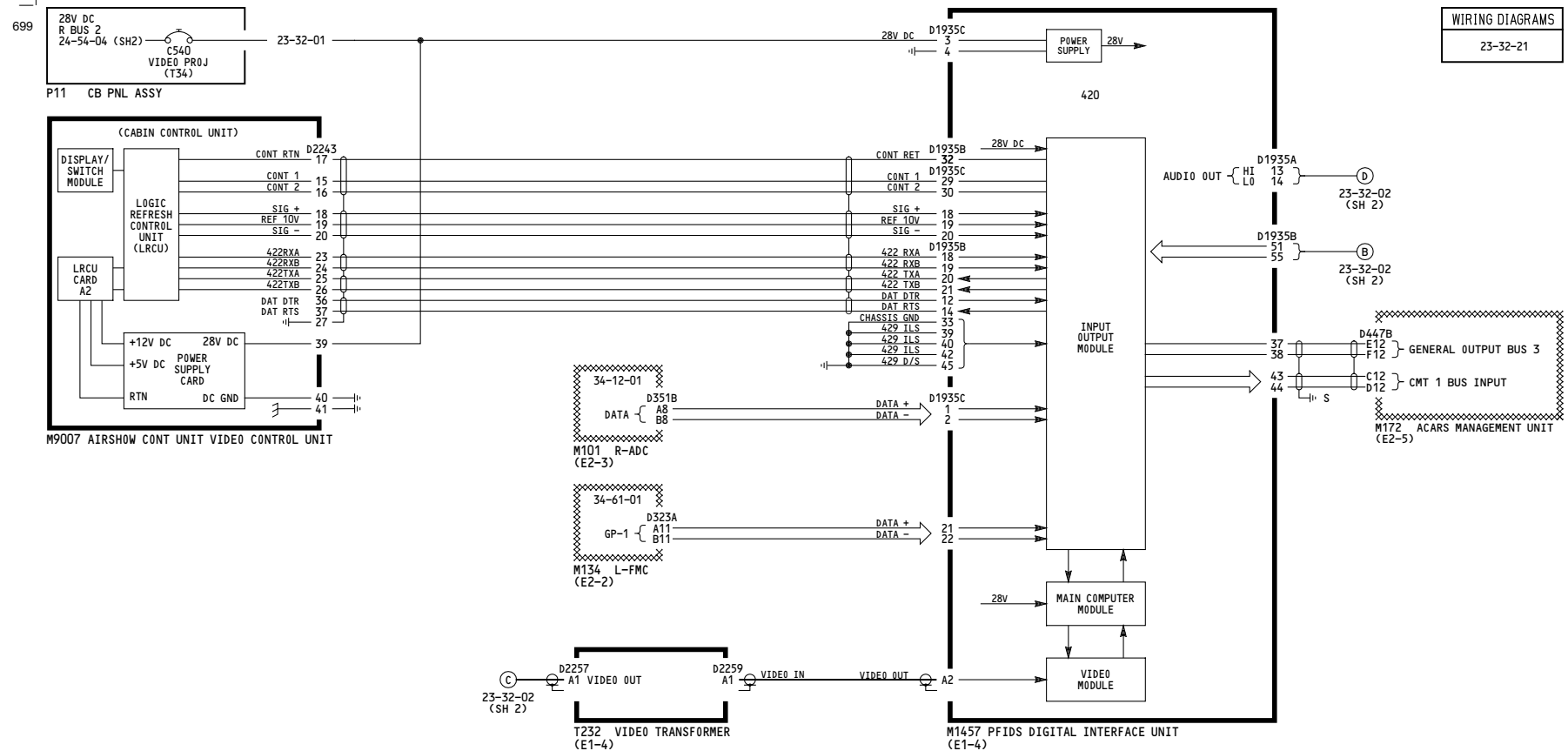
D280T232

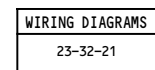
23-32-02

Page 103

Jan 21/2005

THIS PAGE INTENTIONALLY LEFT BLANK





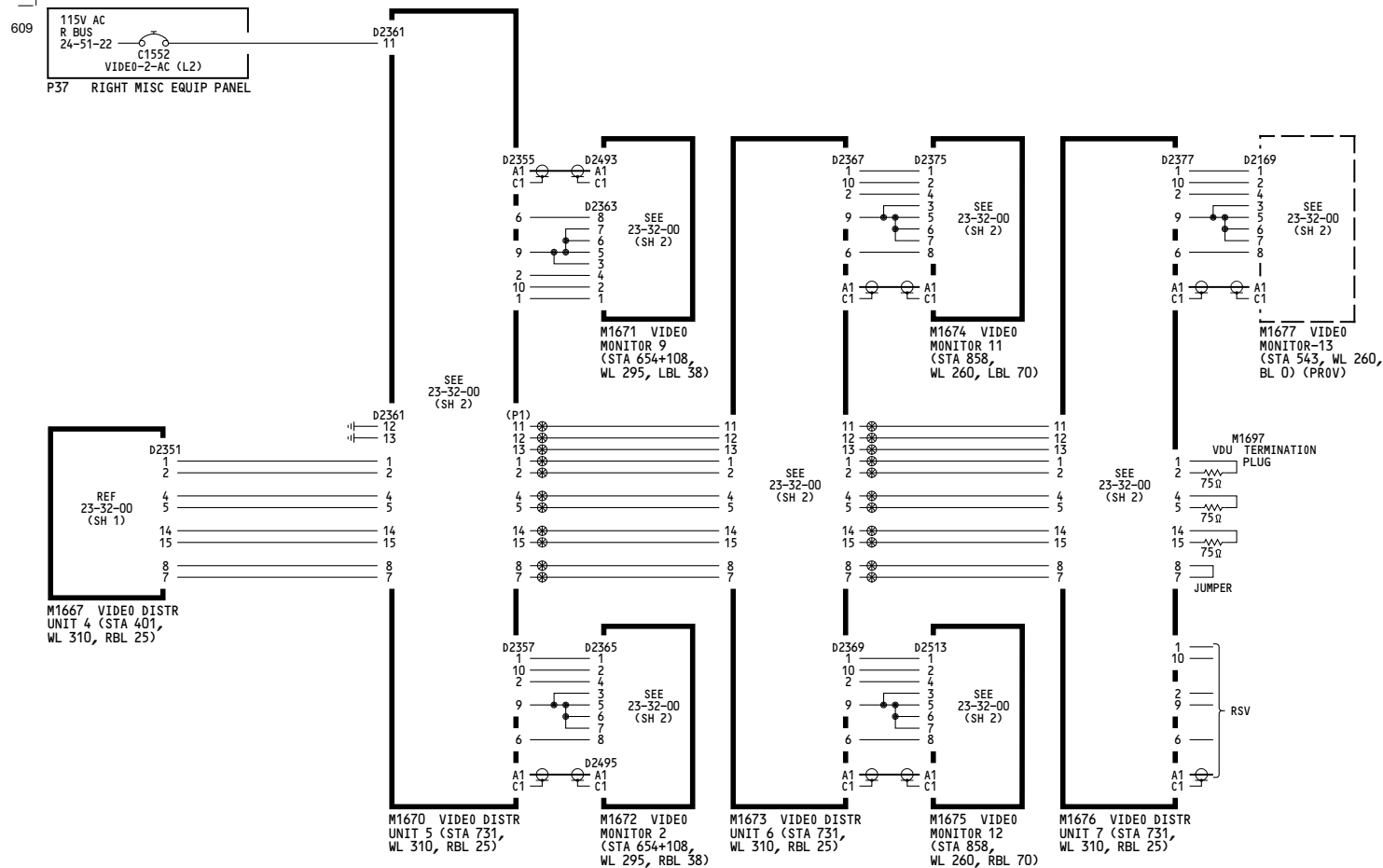
BOEING PROPRIETARY - Copyright © - Unpublished Work - See title page for details.



23-32-02

Page 105
Sheet 1
May 20/2005

D280T232



WIRING DIAGRAMS

23-32-41
23-32-42
23-32-43

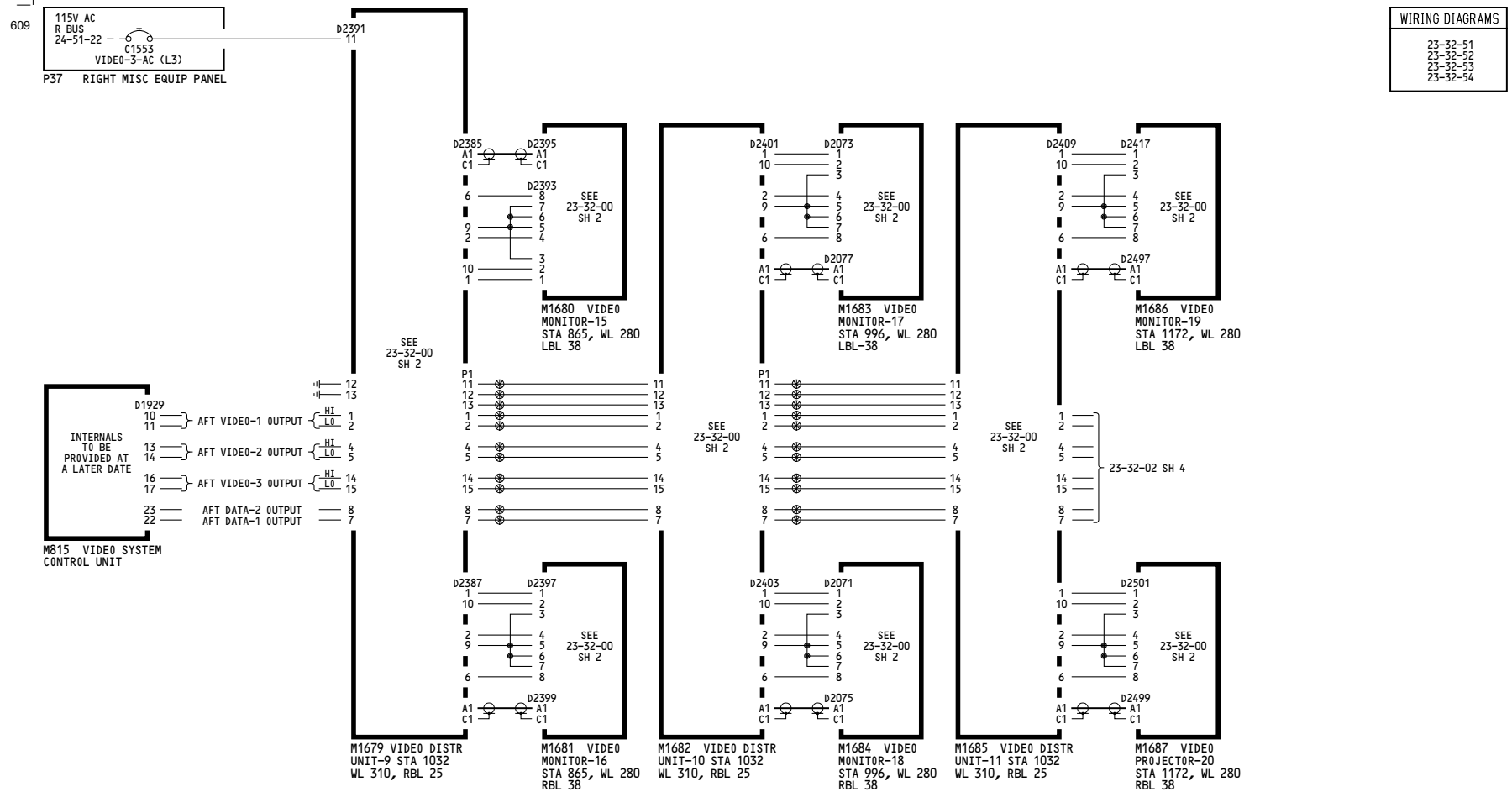
275-276

CABIN VIDEO INFORMATION SYSTEM

D280T232

23-32-02

Page 105
Sheet 2
Jan 21/2005



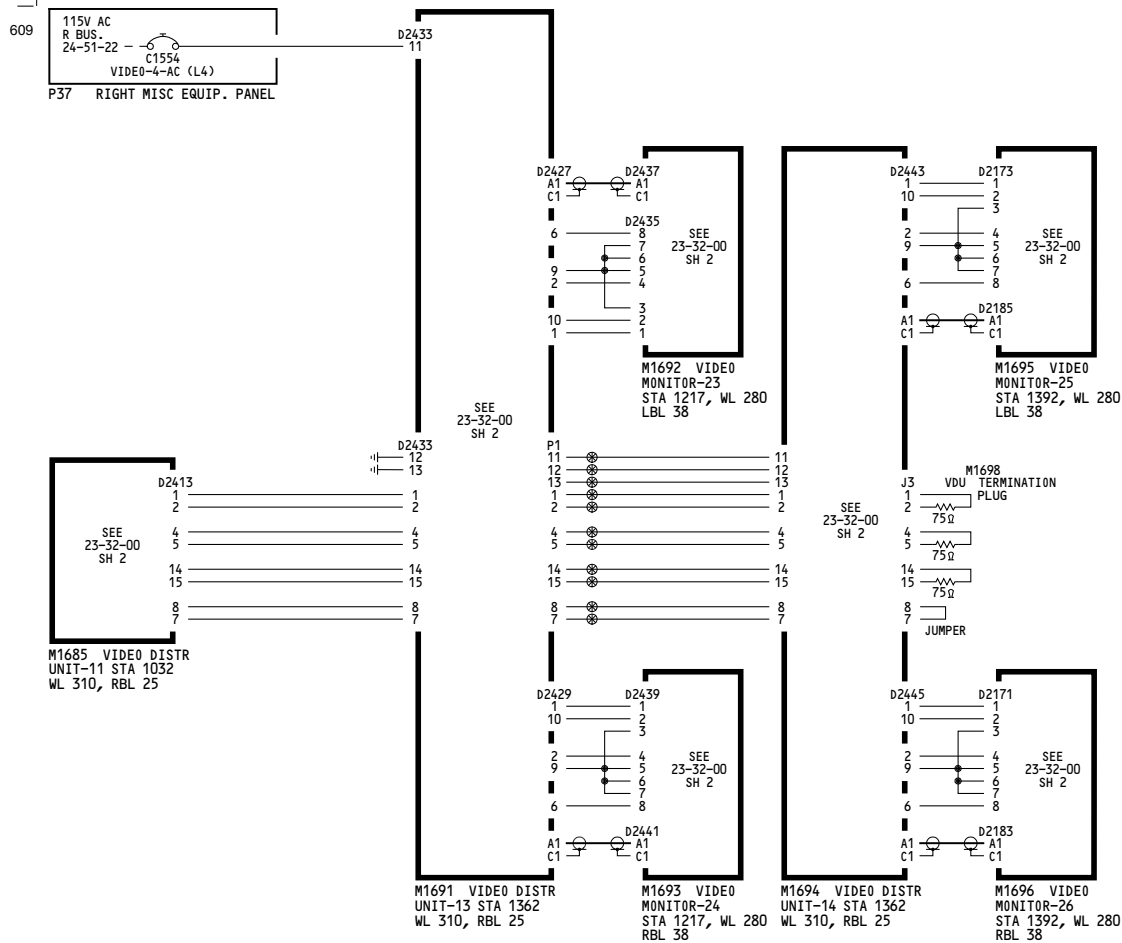
275-276

CABIN VIDEO INFORMATION SYSTEM

D280T232

23-32-02

Page 105
Sheet 3
Jan 21/2005



WIRING DIAGRAMS

23-32-61
23-32-62

275-276

CABIN VIDEO INFORMATION SYSTEM

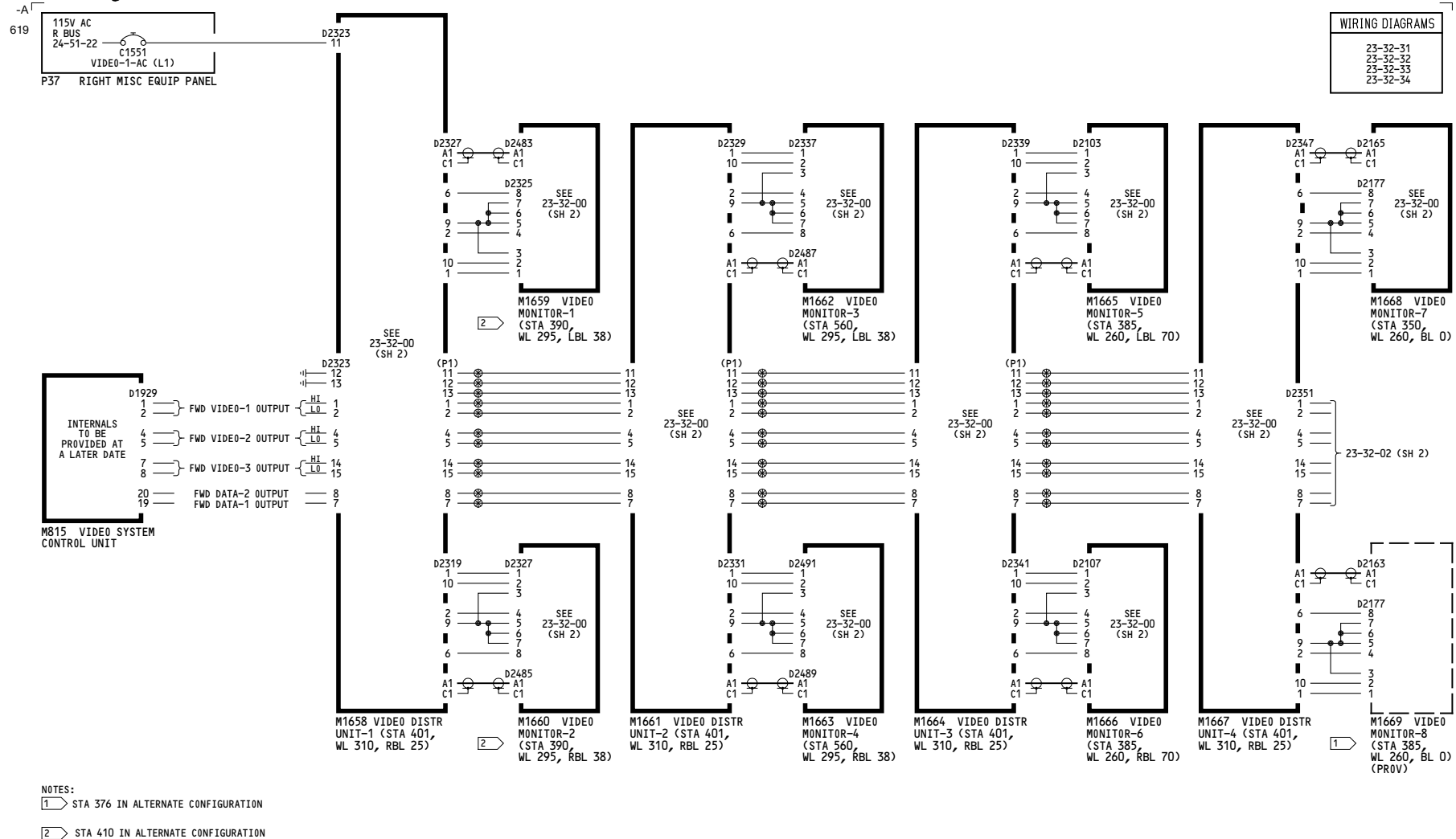
D280T232

23-32-02

Page 105
Sheet 4
Jan 21/2005



767-200/300 SYSTEM SCHEMATIC MANUAL



277-278

CABIN VIDEO INFORMATION SYSTEM

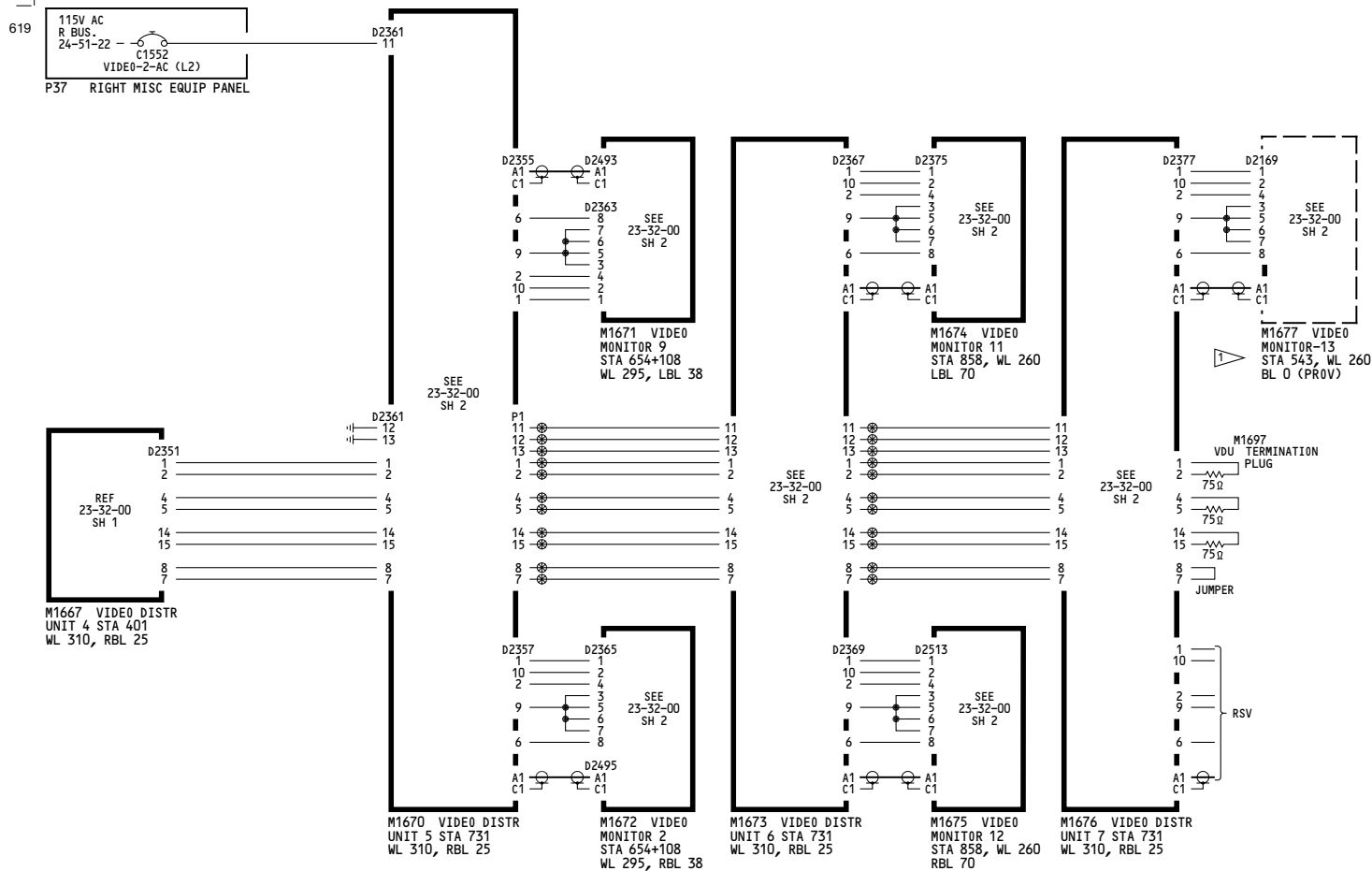
D280T232

23-32-02

Page 106
Sheet 1
May 20/2005

WIRING DIAGRAMS

23-32-41
23-32-42
23-32-43



NOTES:
1 INSTALLED IN ALTERNATE CONFIGURATION ONLY

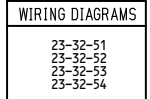
277-278

CABIN VIDEO INFORMATION SYSTEM

D280T232

23-32-02

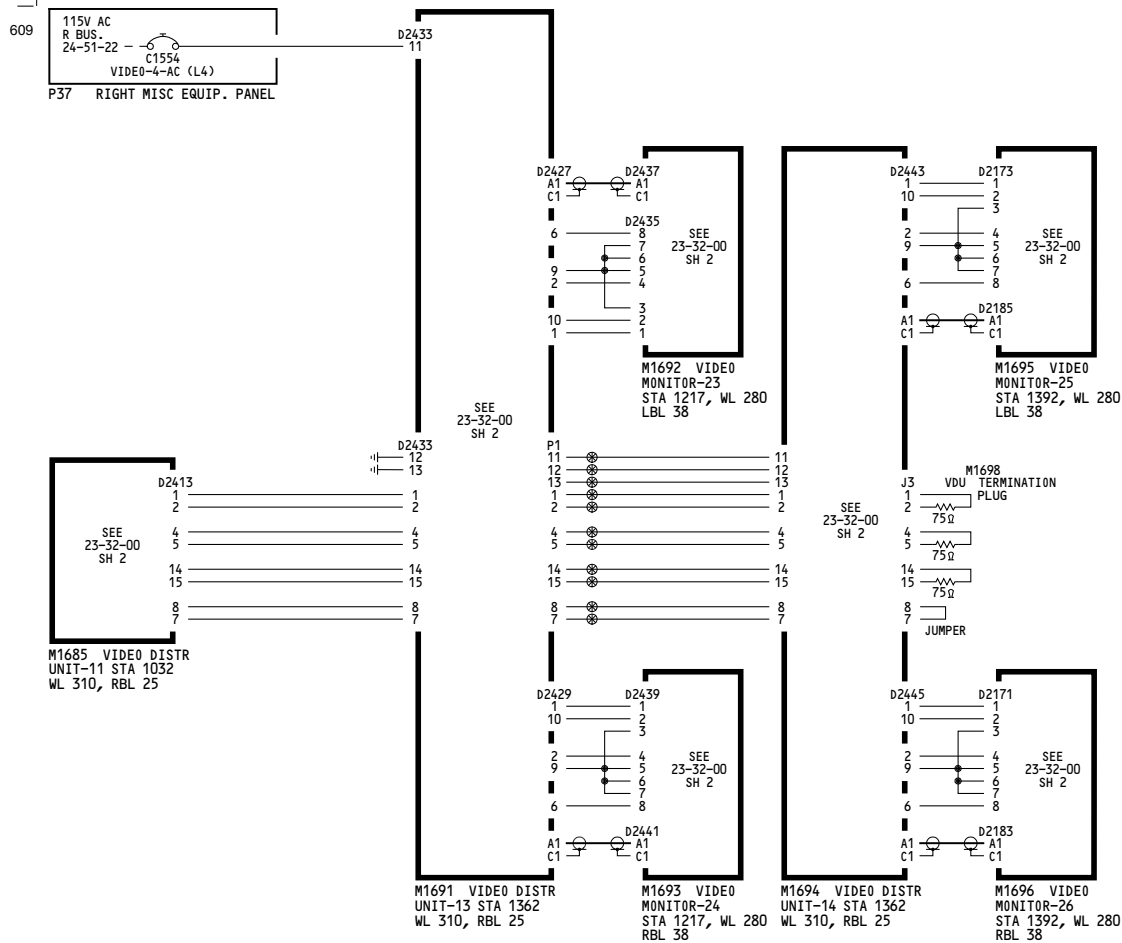
Page 106
Sheet 2
Jan 21/2005



CABIN VIDEO INFORMATION SYSTEM

23-32-02

Page 106
Sheet 3
Jan 21/2005



WIRING DIAGRAMS

23-32-61
23-32-62

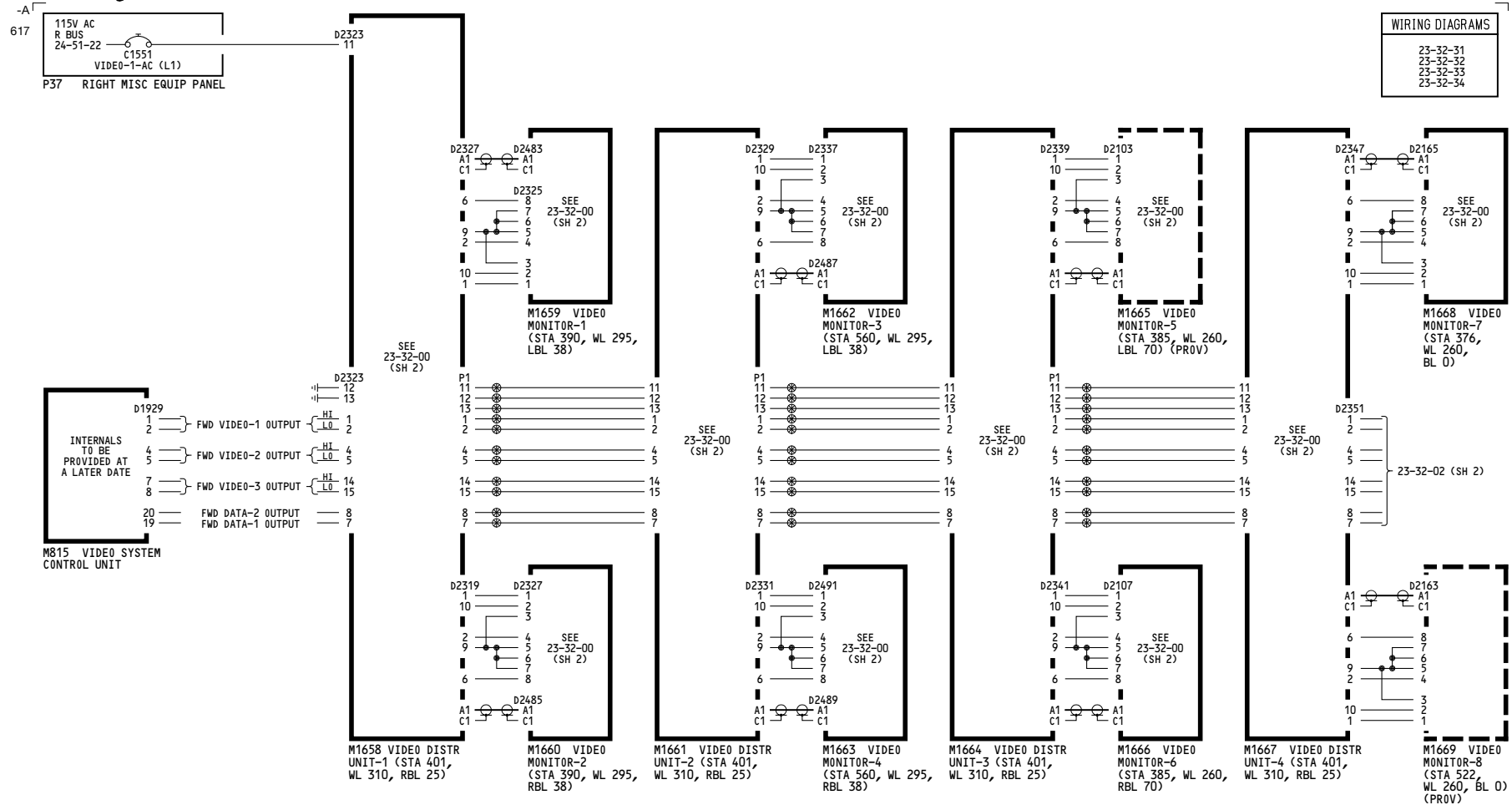
277-278

CABIN VIDEO INFORMATION SYSTEM

D280T232

23-32-02

Page 106
Sheet 4
Jan 21/2005



280-299

CABIN VIDEO INFORMATION SYSTEM

D280T232

23-32-02

Page 107
Sheet 1
May 20/2005



280-299


CABIN VIDEO INFORMATION SYSTEM

D280T232

| |
|----------------------------------|
| WIRING DIAGRAMS |
| 23-32-41 23-32-42 23-32-43 |

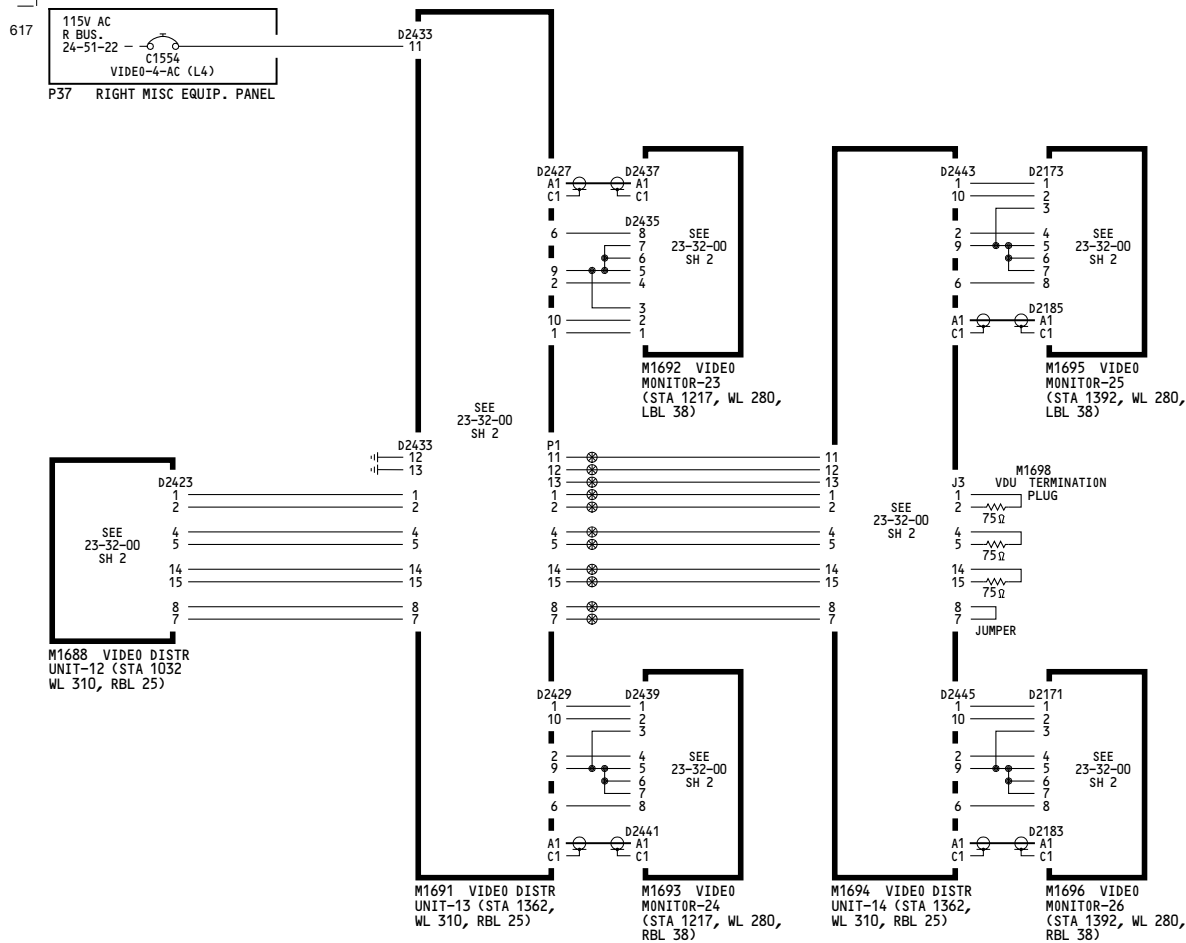
23-32-02

Page 107
Sheet 2
Jan 21/2005



WIRING DIAGRAMS

23-32-61
23-32-62



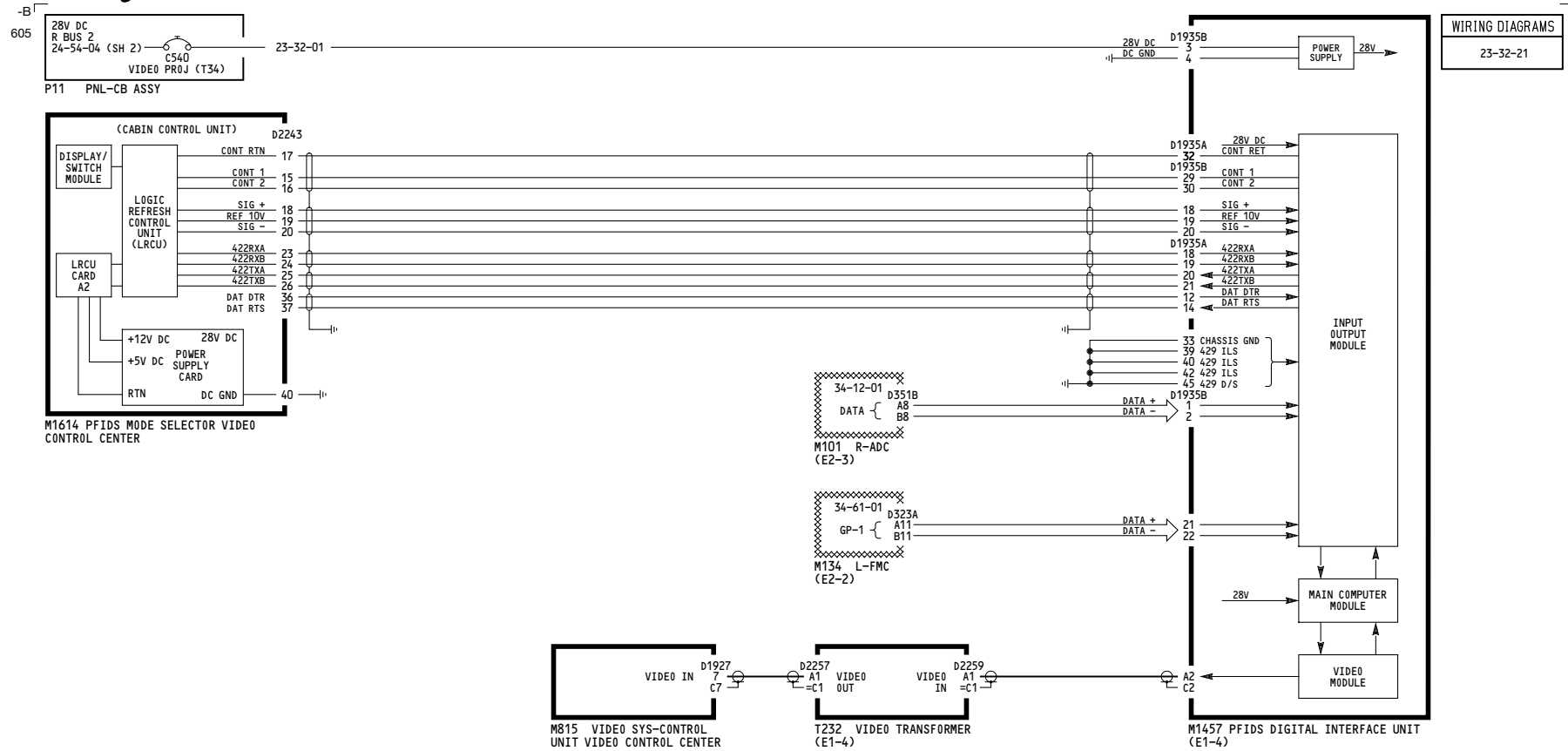
280-299

CABIN VIDEO INFORMATION SYSTEM

D280T232

23-32-02

Page 107
Sheet 4
Jan 21/2005



275-299

PASSENGER ENTERTAINMENT SYSTEM PASSENGER FLIGHT INFO DISPLAY SYSTEM

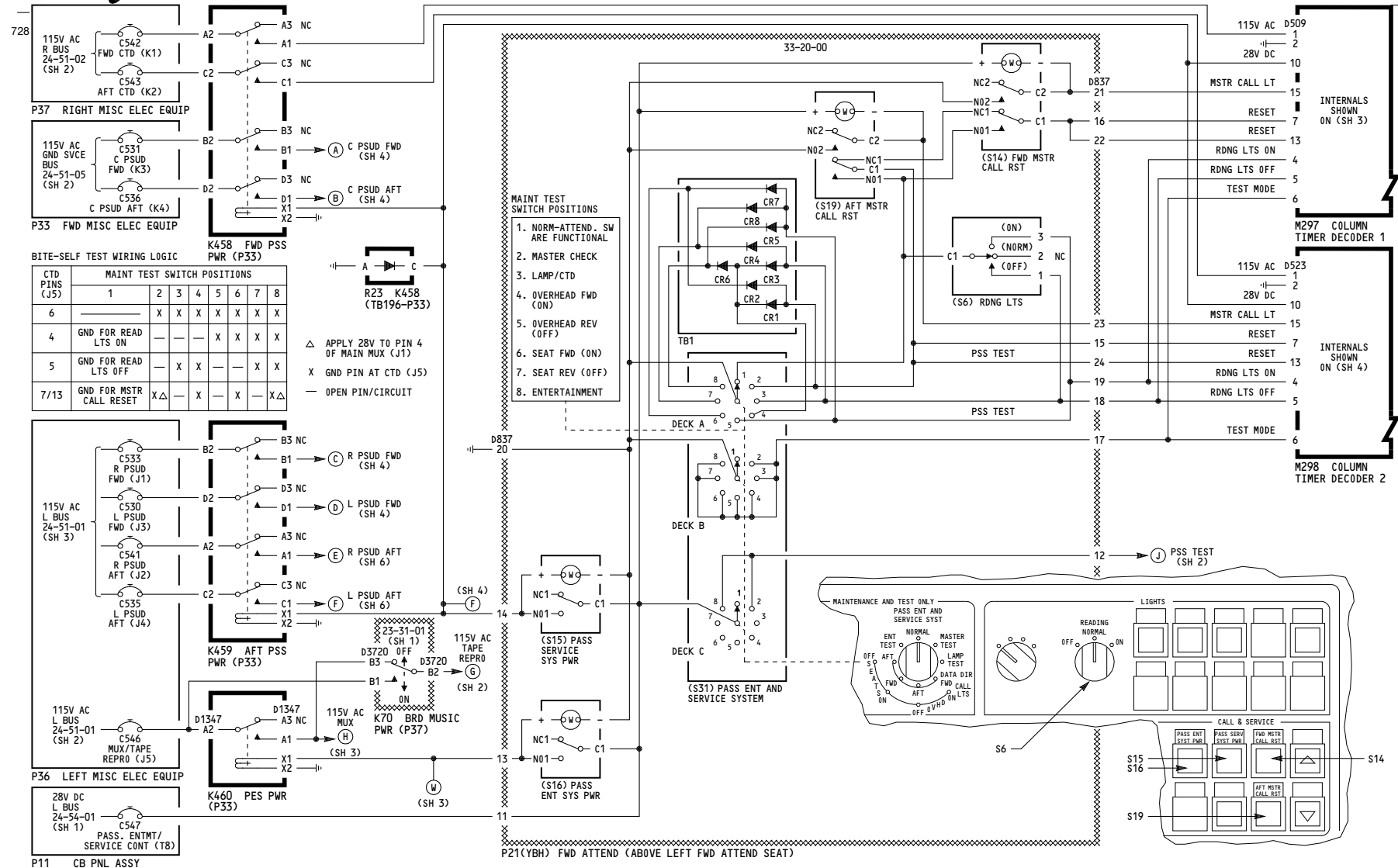
D280T232

23-32-03

Page 101

Jan 21/2005

THIS PAGE INTENTIONALLY LEFT BLANK



050-051

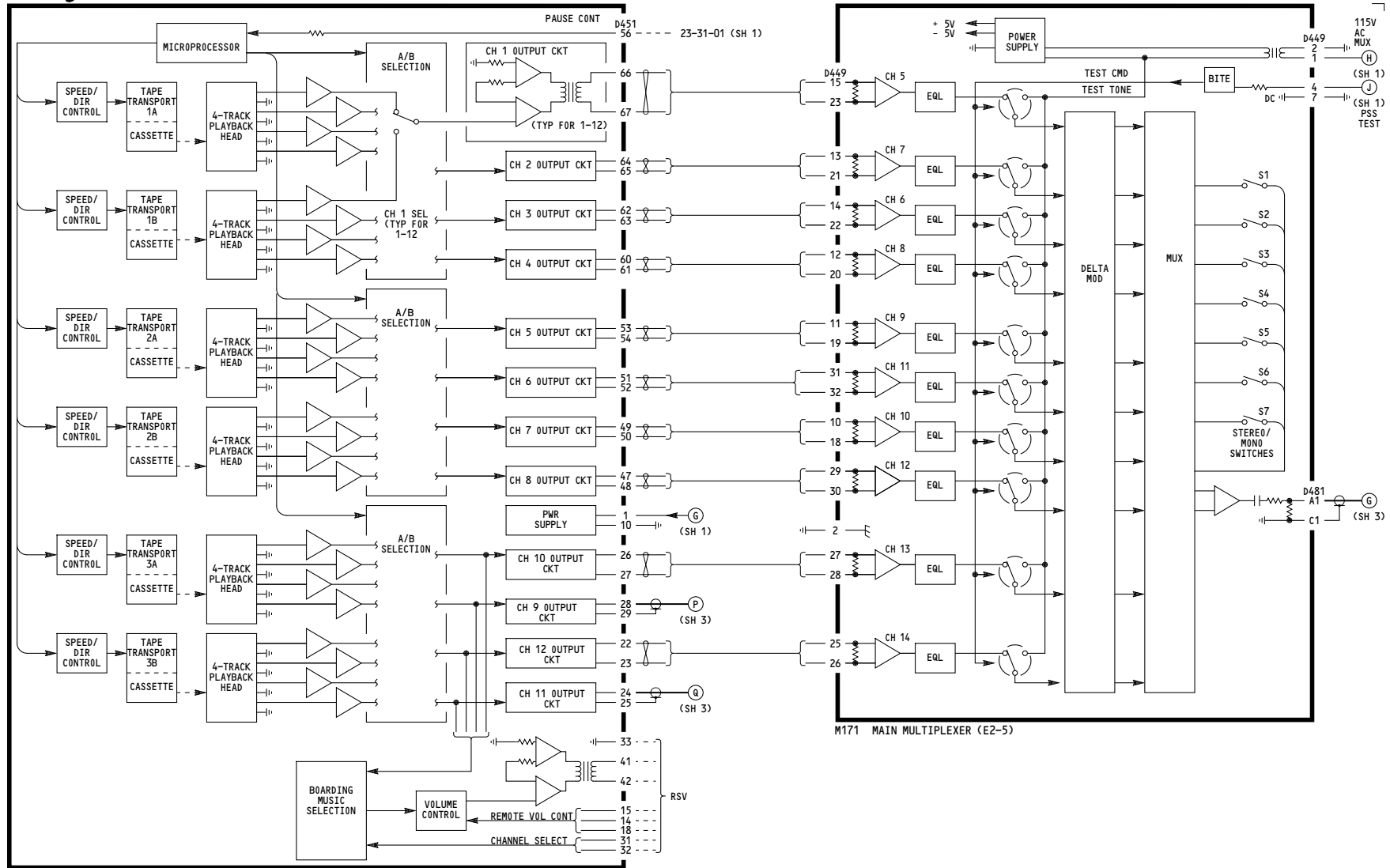
**PASSENGER ENTERTAINMENT/
PASSENGER SERVICE**

D280T232

23-34-01

Page 101A
Sheet 1
Jan 21/2005

628



M170 ENTERTAINMENT TAPE REPRODUCER (E2-5)

M171 MAIN MULTIPLEXER (E2-5)

050-051

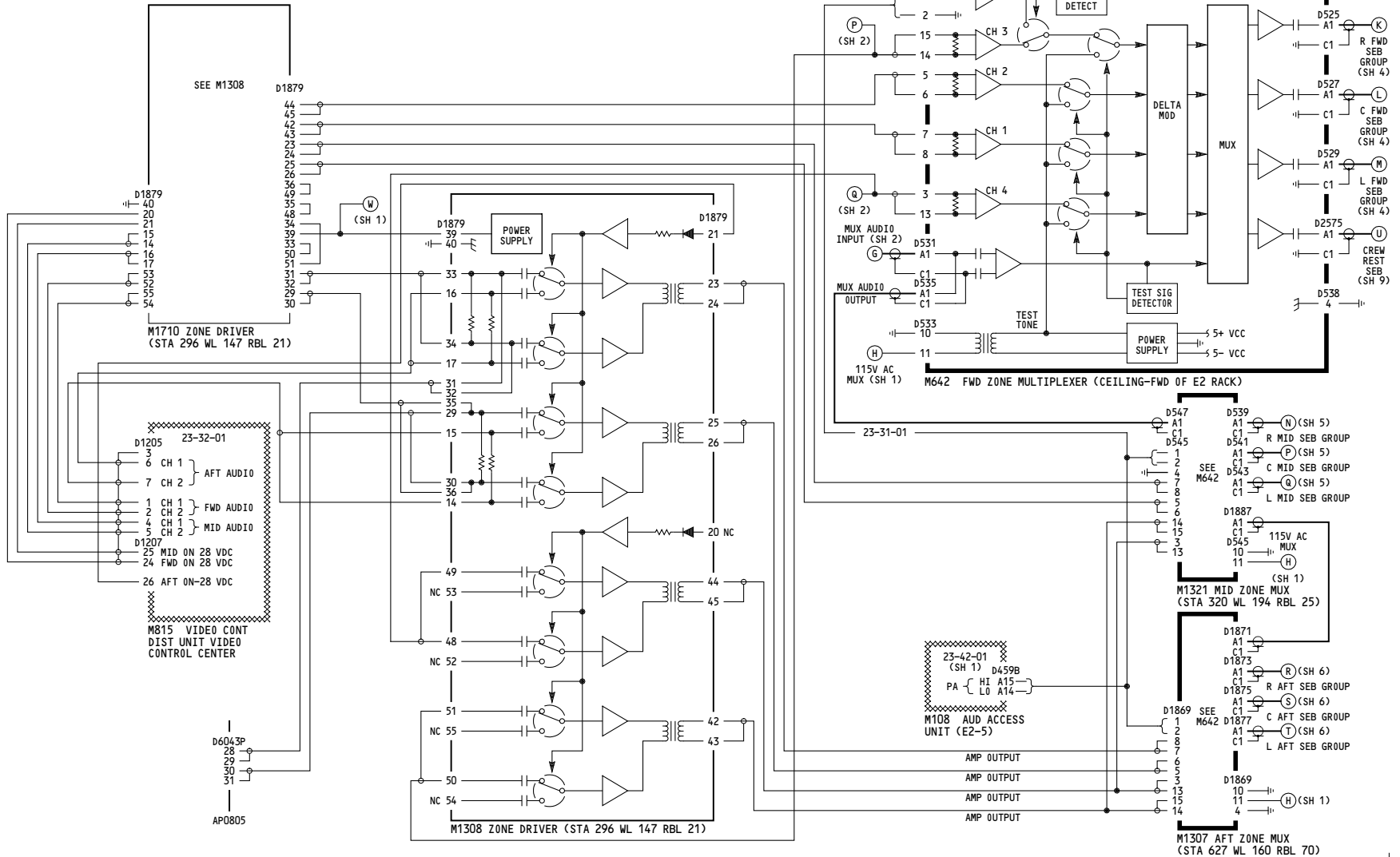
**PASSENGER ENTERTAINMENT/
PASSENGER SERVICE**

D280T232

23-34-01

Page 101A
Sheet 2
Jan 21/2005

685



050-051

PASSENGER ENTERTAINMENT/ PASSENGER SERVICE

Incorporates
MTO 230541A

D280T232

23-34-01

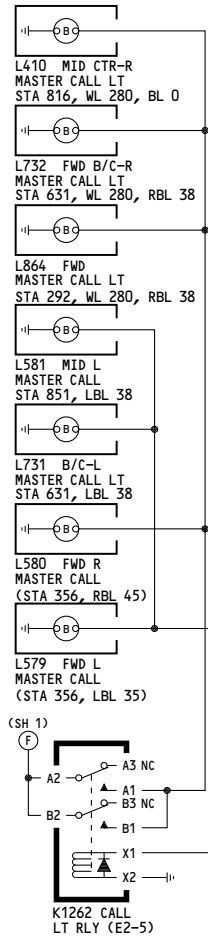
Page 101A
Sheet 3
Jan 21/2005

648

NOTES:

- 1 INTERNALS SHOWN ON (SH 7)
- 2 INTERNALS SHOWN ON (SH 8)
- 3 FWD CREW REST

- 4 FOR TOTAL UNITS, LOCATIONS AND ILLUSTRATIONS, REFER TO 23-34-02
- 5 REMOVE WHEN MID ZONE CONFIGURED FOR TOURIST CLASS
- 6 REMOVE WHEN MID ZONE CONFIGURED FOR TOURIST CLASS



(SH 1)

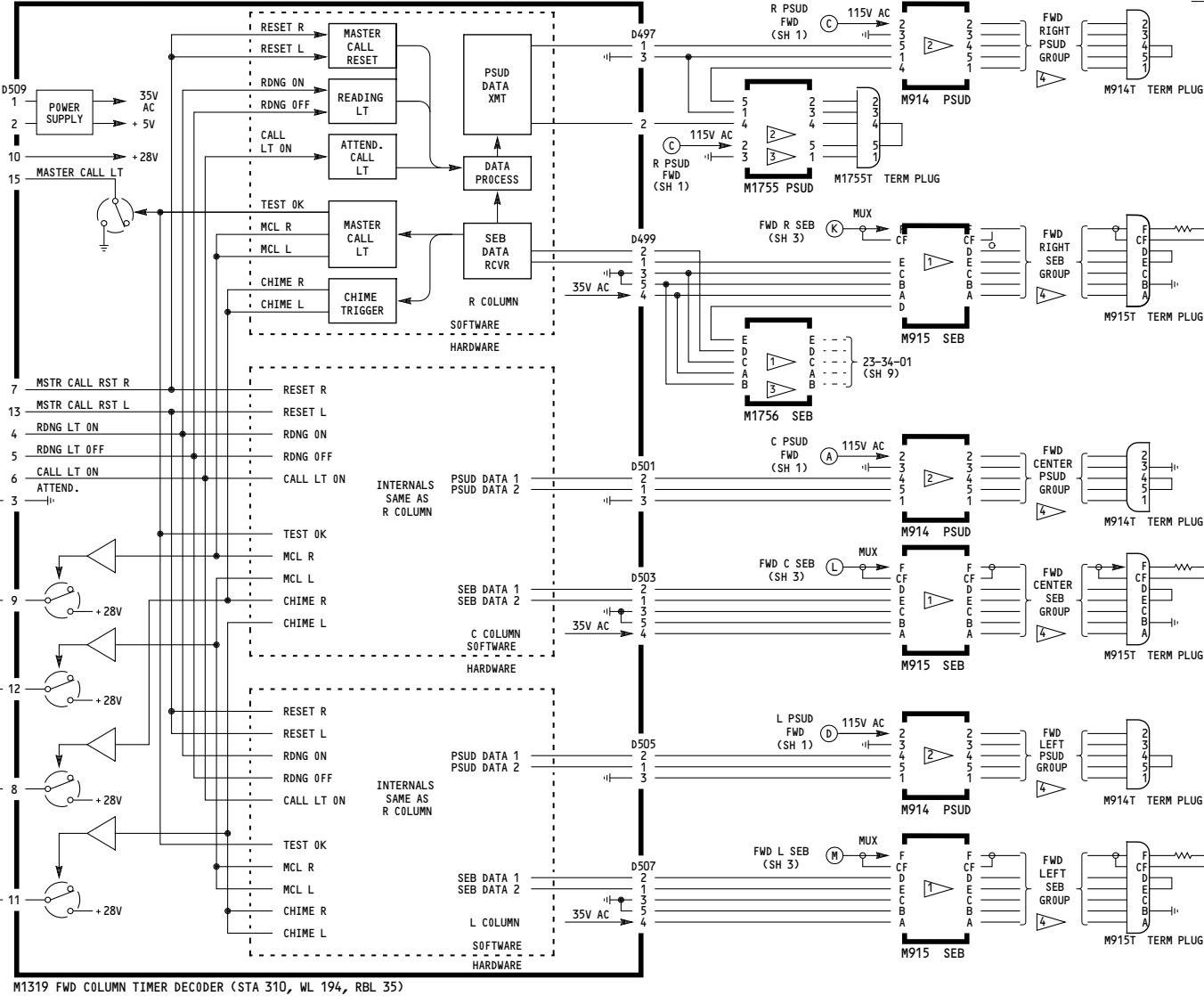
(SH 5)

(SH 5)

(SH 4)

(SH 2)

(SH 6)



050-051

**PASSENGER ENTERTAINMENT/
PASSENGER SERVICE**

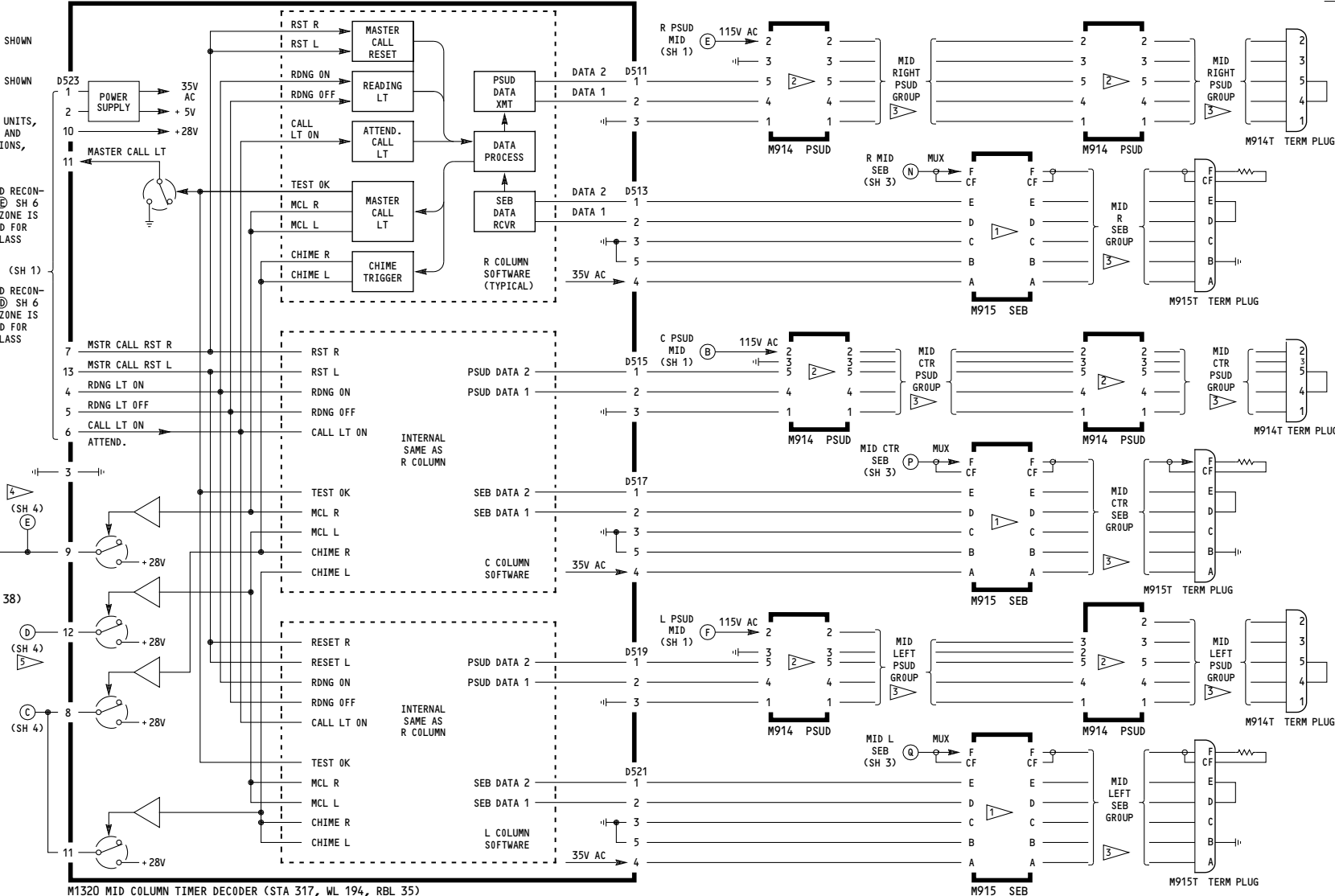
D280T232

23-34-01

Page 101A
Sheet 4
Jan 21/2005

631 NOTES:

- 1 INTERNALS SHOWN ON (SH 7)
- 2 INTERNALS SHOWN ON (SH 8)
- 3 FOR TOTAL UNITS, LOCATIONS AND ILLUSTRATIONS, REFER TO 23-34-02
- 4 REMOVE AND RECONNECT TO (E) SH 6 WHEN MID ZONE IS CONFIGURED FOR TOURIST CLASS
- 5 REMOVE AND RECONNECT TO (D) SH 6 WHEN MID ZONE IS CONFIGURED FOR TOURIST CLASS



050-051

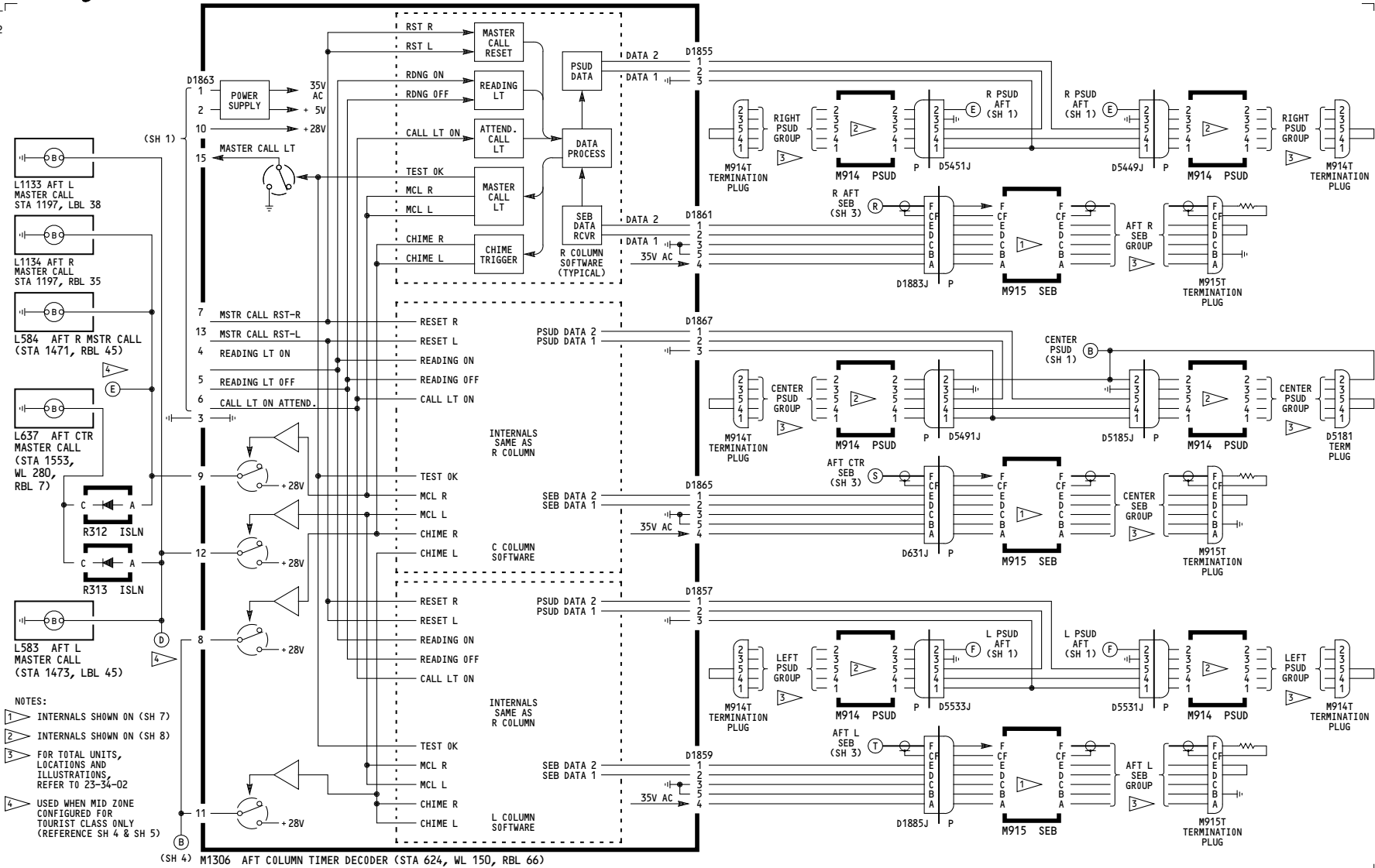
**PASSENGER ENTERTAINMENT/
PASSENGER SERVICE**

D280T232

23-34-01

Page 101A
Sheet 5
Jan 21/2005

622



050-051

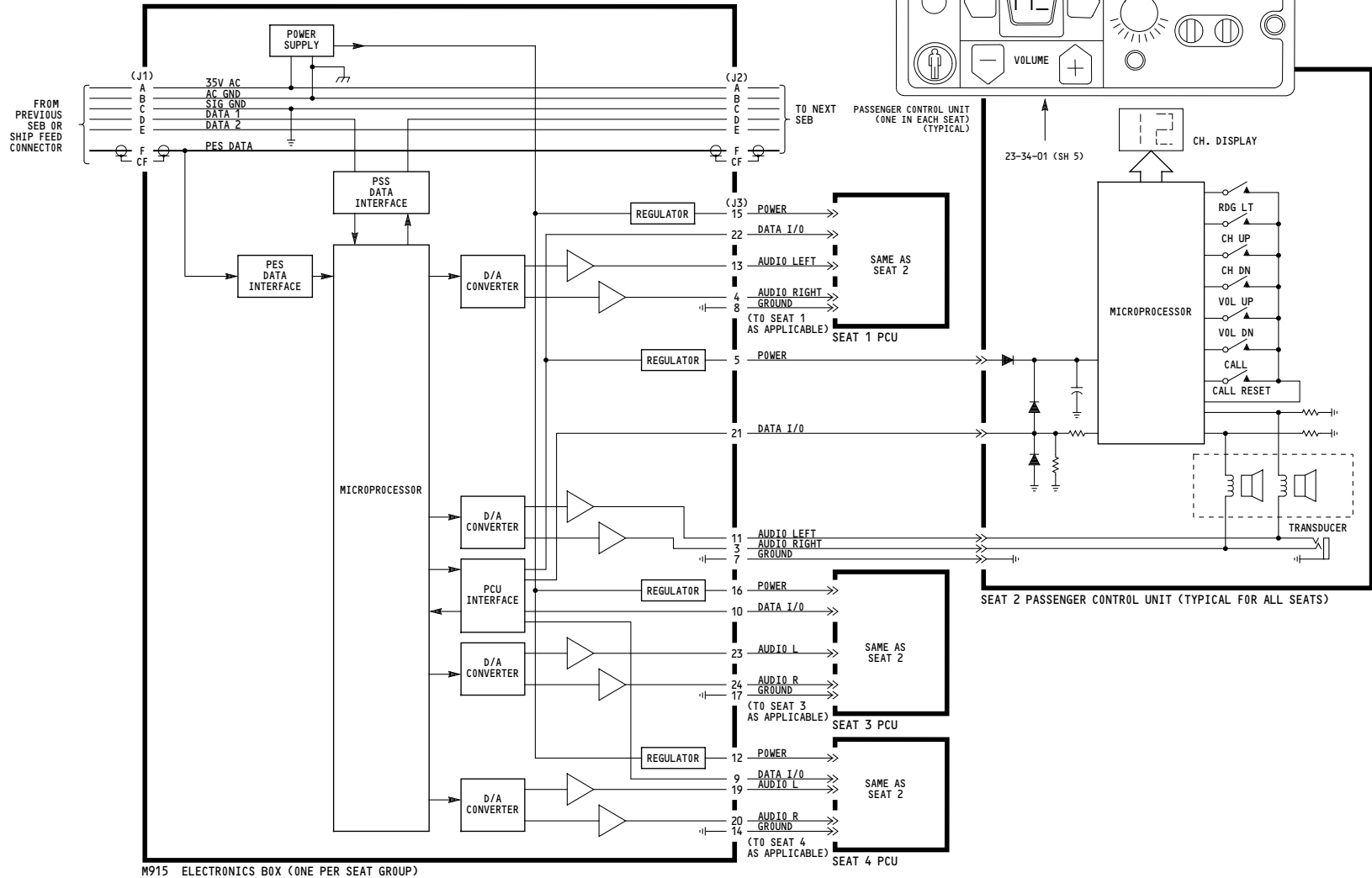
**PASSENGER ENTERTAINMENT/
PASSENGER SERVICE**

D280T232

23-34-01

Page 101A
Sheet 6
Jan 21/2005

610



050-051

**PASSENGER ENTERTAINMENT/
PASSENGER SERVICE**

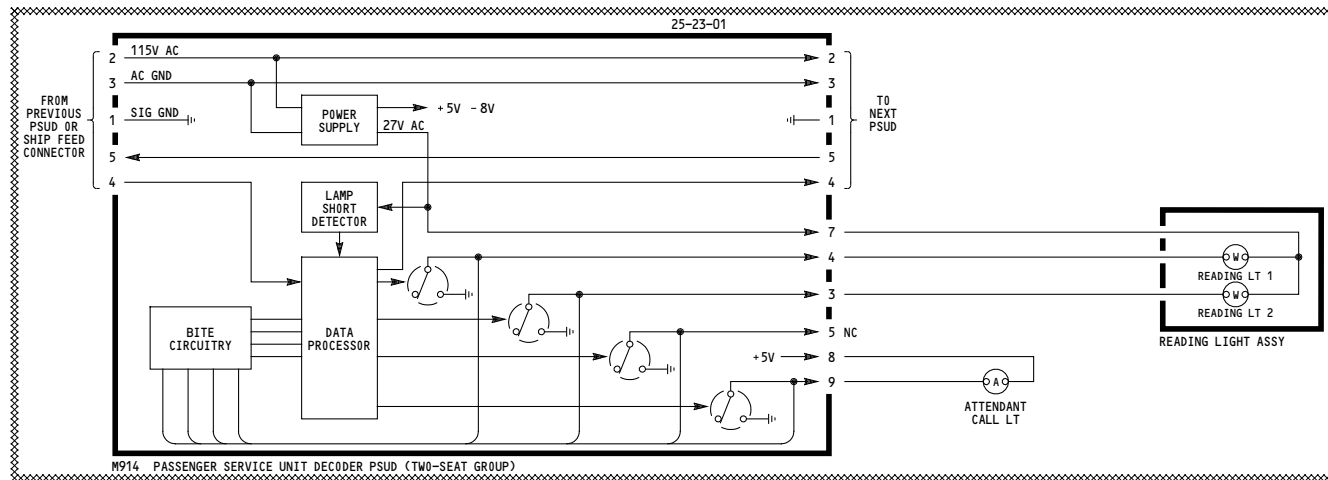
D280T232

23-34-01

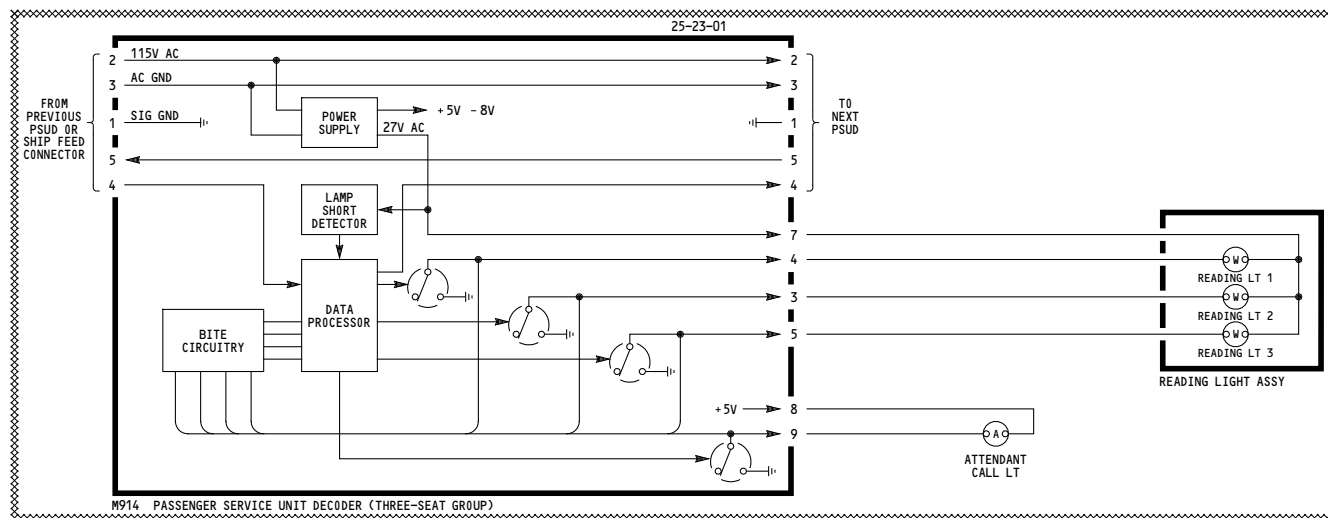
Page 101A
Sheet 7
Jan 21/2005

606

| WIRING DIAGRAMS |
|-----------------|
| 23-34-11 |
| 23-34-12 |
| 23-34-13 |
| 23-34-14 |
| 23-34-15 |
| 23-34-16 |
| 23-34-17 |
| 23-34-18 |
| 23-34-19 |
| 23-34-20 |



PASSENGER SERVICE UNIT (OUTBD)



PASSENGER SERVICE UNIT (INBD)

050-051

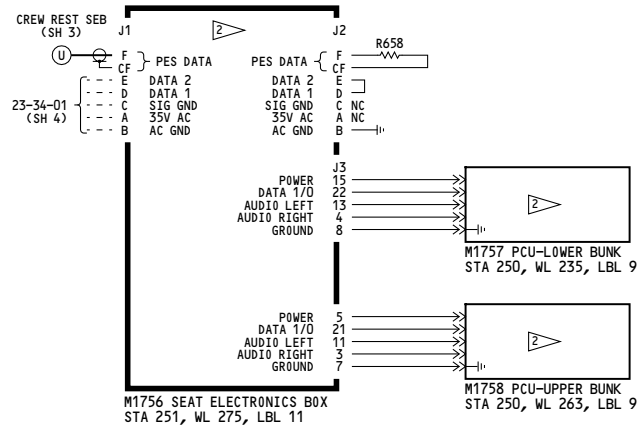
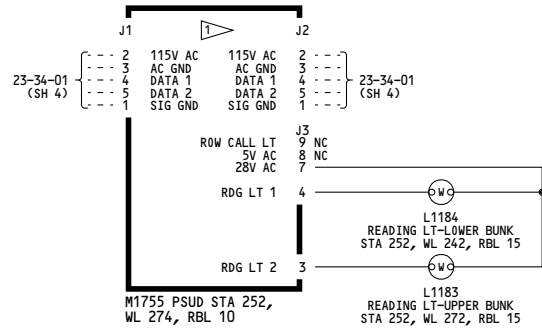
**PASSENGER ENTERTAINMENT/
PASSENGER SERVICE**

D280T232

23-34-01

Page 101A
Sheet 8
Jan 21/2005

605



NOTES:

- 1> INTERNALS SHOWN ON (SH 8)
- 2> INTERNALS SHOWN ON (SH 7)

050-051

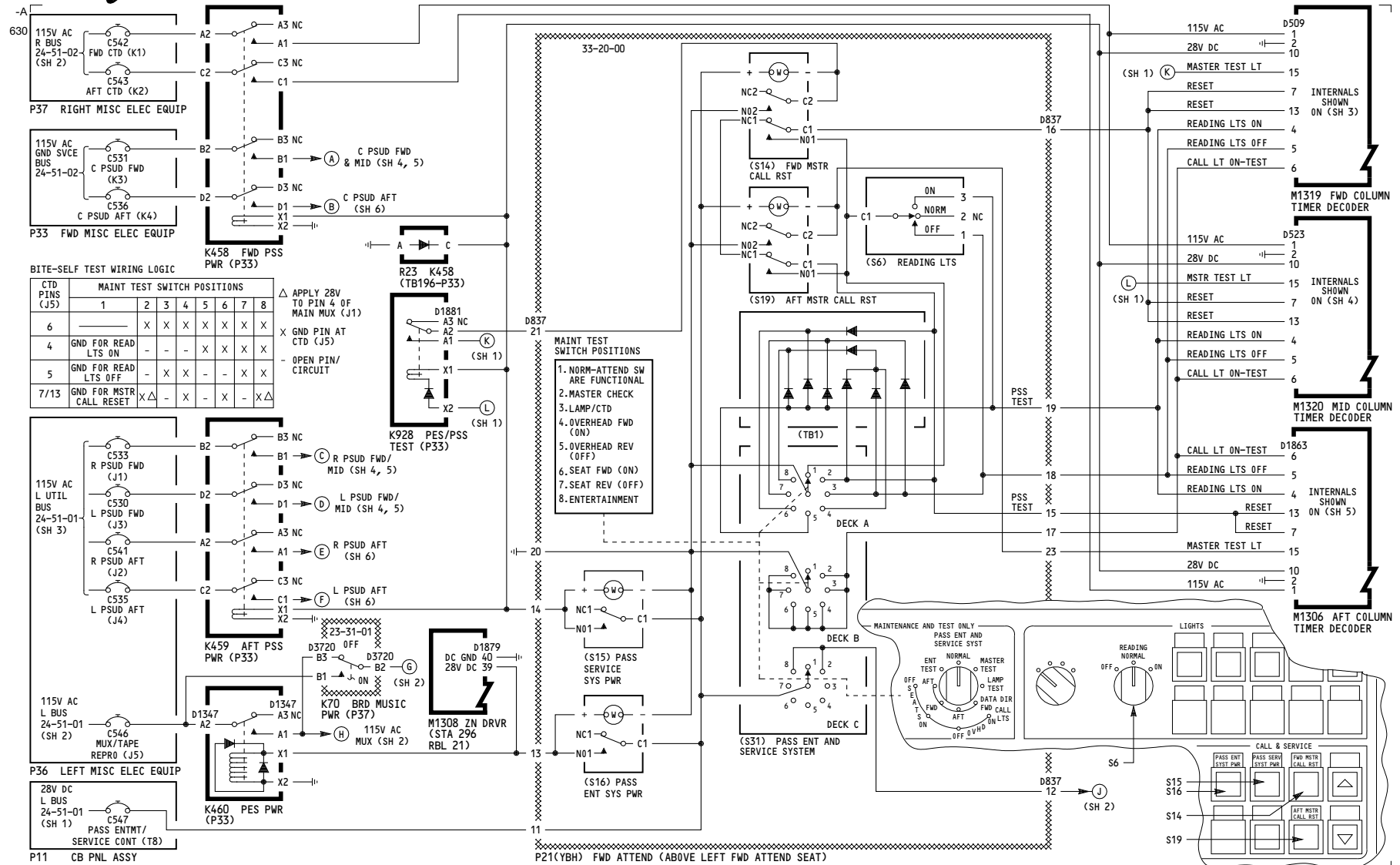
**PASSENGER ENTERTAINMENT/
PASSENGER SERVICE**

D280T232

23-34-01

Page 101A
Sheet 9
Jan 21/2005

THIS PAGE INTENTIONALLY LEFT BLANK



150-154

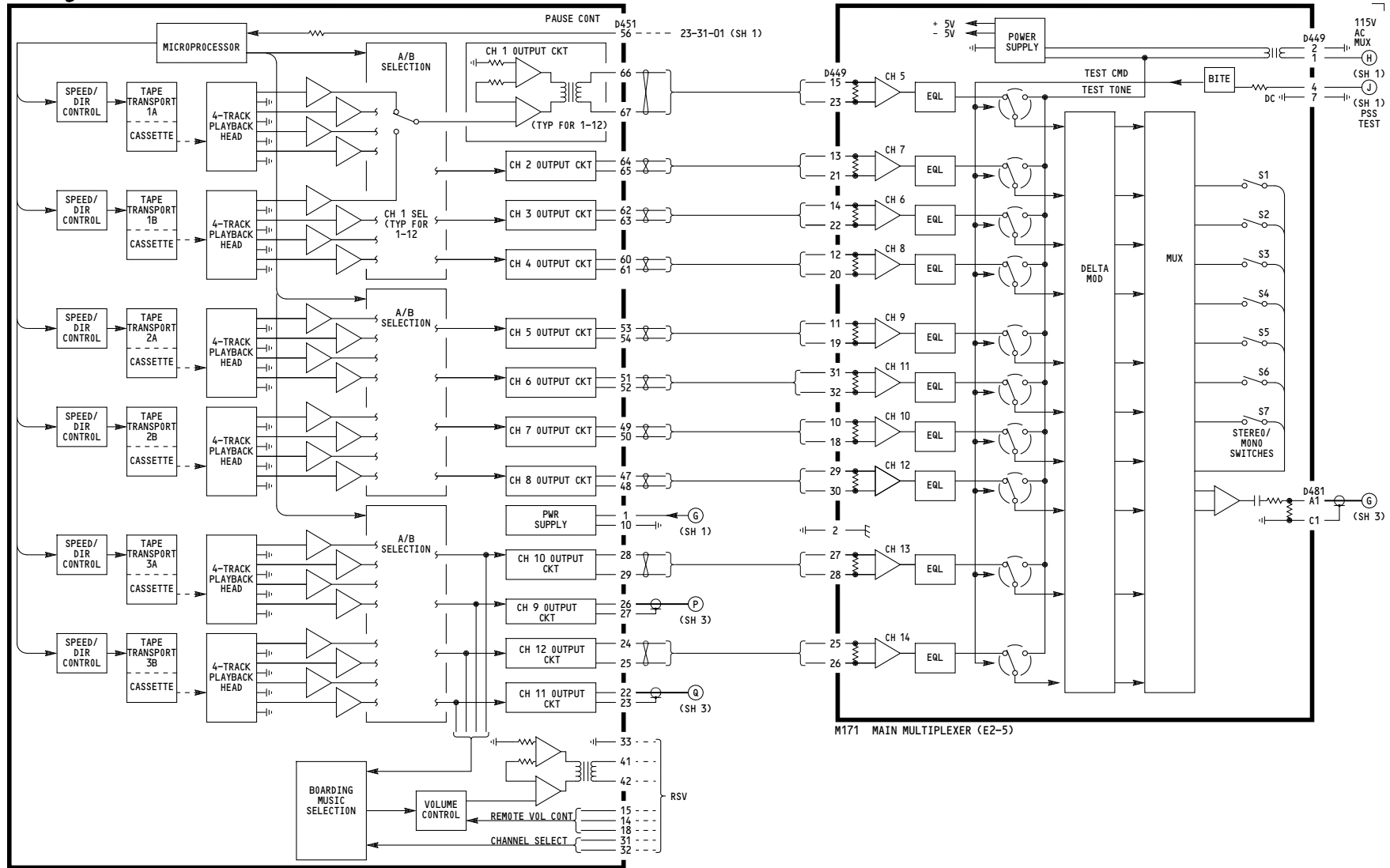
PASSENGER ENTERTAINMENT/ PASSENGER SERVICE

D280T232

23-34-01

Page 102A
Sheet 1
Jan 21/2005

683



150-154

**PASSENGER ENTERTAINMENT/
PASSENGER SERVICE**

**Incorporates
TD 3302**

D280T232

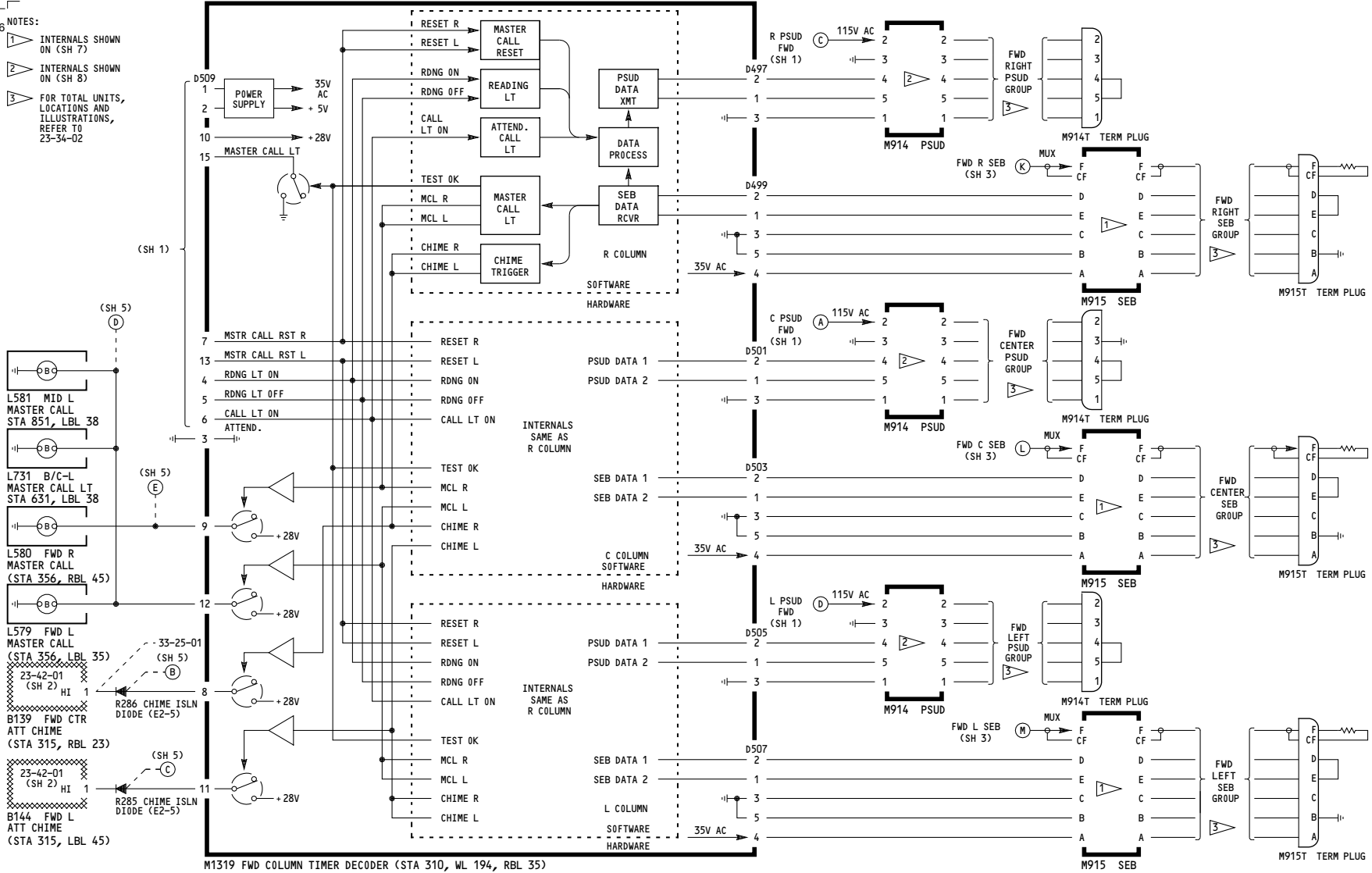
23-34-01

Page 102A
Sheet 2
Jan 21/2005



636 NOTES:

- 1 INTERNALS SHOWN ON (SH 7)
- 2 INTERNALS SHOWN ON (SH 8)
- 3 FOR TOTAL UNITS, LOCATIONS AND ILLUSTRATIONS, REFER TO 23-34-02



M1319 FWD COLUMN TIMER DECODER (STA 310, WL 194, RBL 35)

150-154

PASSENGER ENTERTAINMENT/ PASSENGER SERVICE

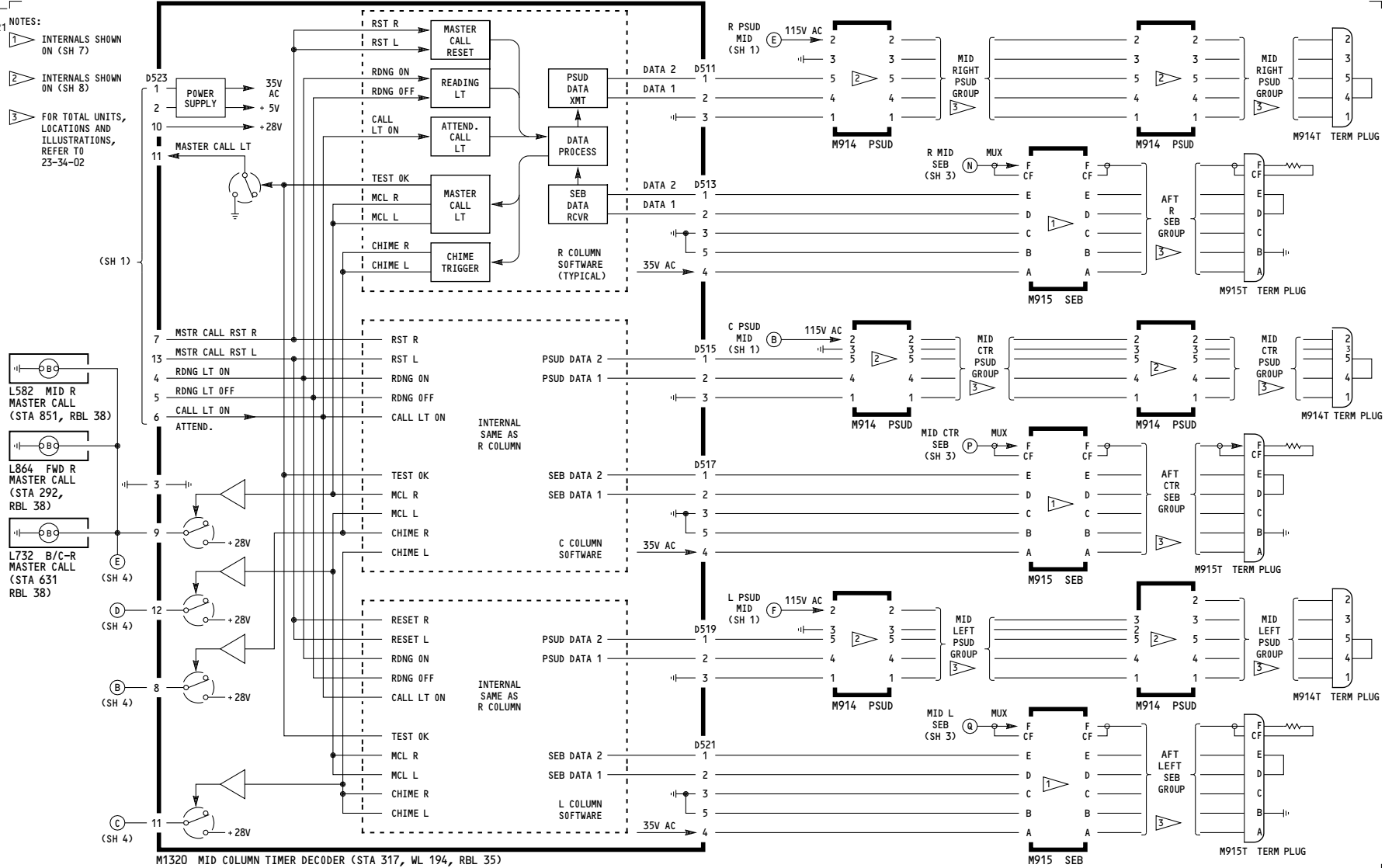
D280T232

23-34-01

Page 102A
Sheet 4
Jan 21/2005

621 NOTES:

- 1 INTERNALS SHOWN ON (SH 7)
- 2 INTERNALS SHOWN ON (SH 8)
- 3 FOR TOTAL UNITS, LOCATIONS AND ILLUSTRATIONS, REFER TO 23-34-02



150-154

**PASSENGER ENTERTAINMENT/
PASSENGER SERVICE**

D280T232

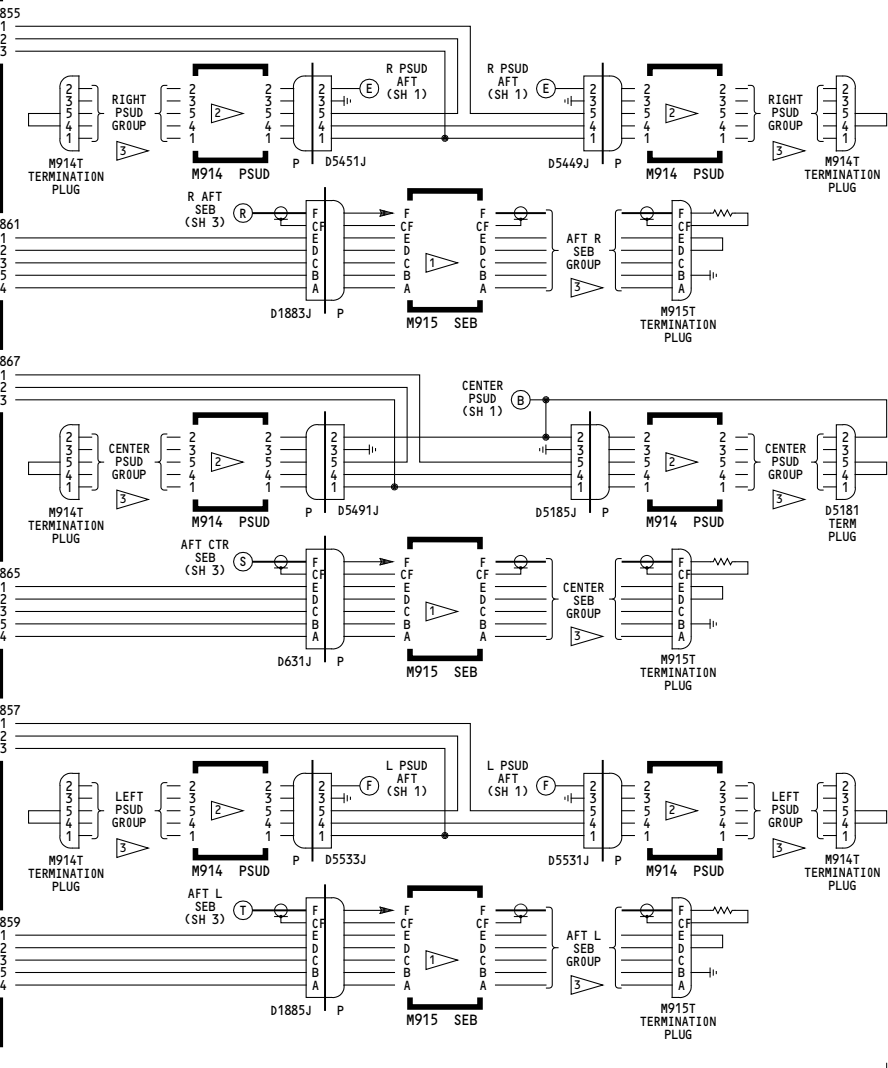
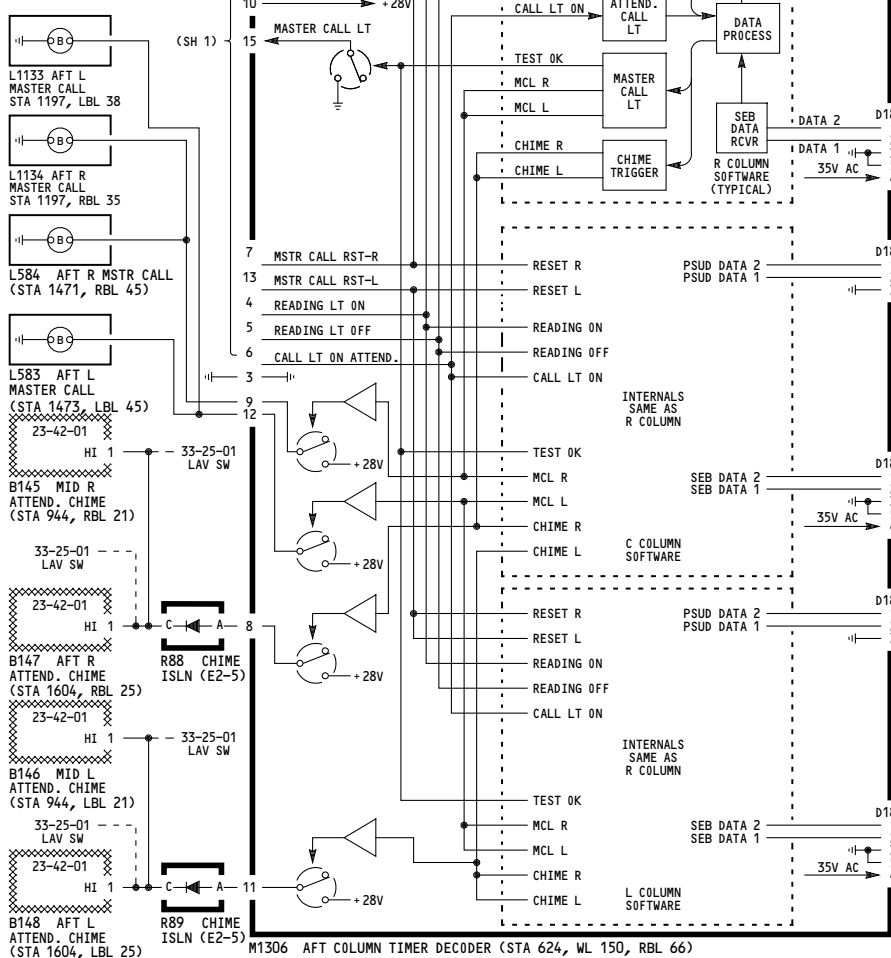
23-34-01

Page 102A
Sheet 5
Jan 21/2005

615

NOTES:

- 1 INTERNALS SHOWN ON (SH 7)
- 2 INTERNALS SHOWN ON (SH 8)
- 3 FOR TOTAL UNITS, LOCATIONS AND ILLUSTRATIONS, REFER TO 23-34-02



150-154

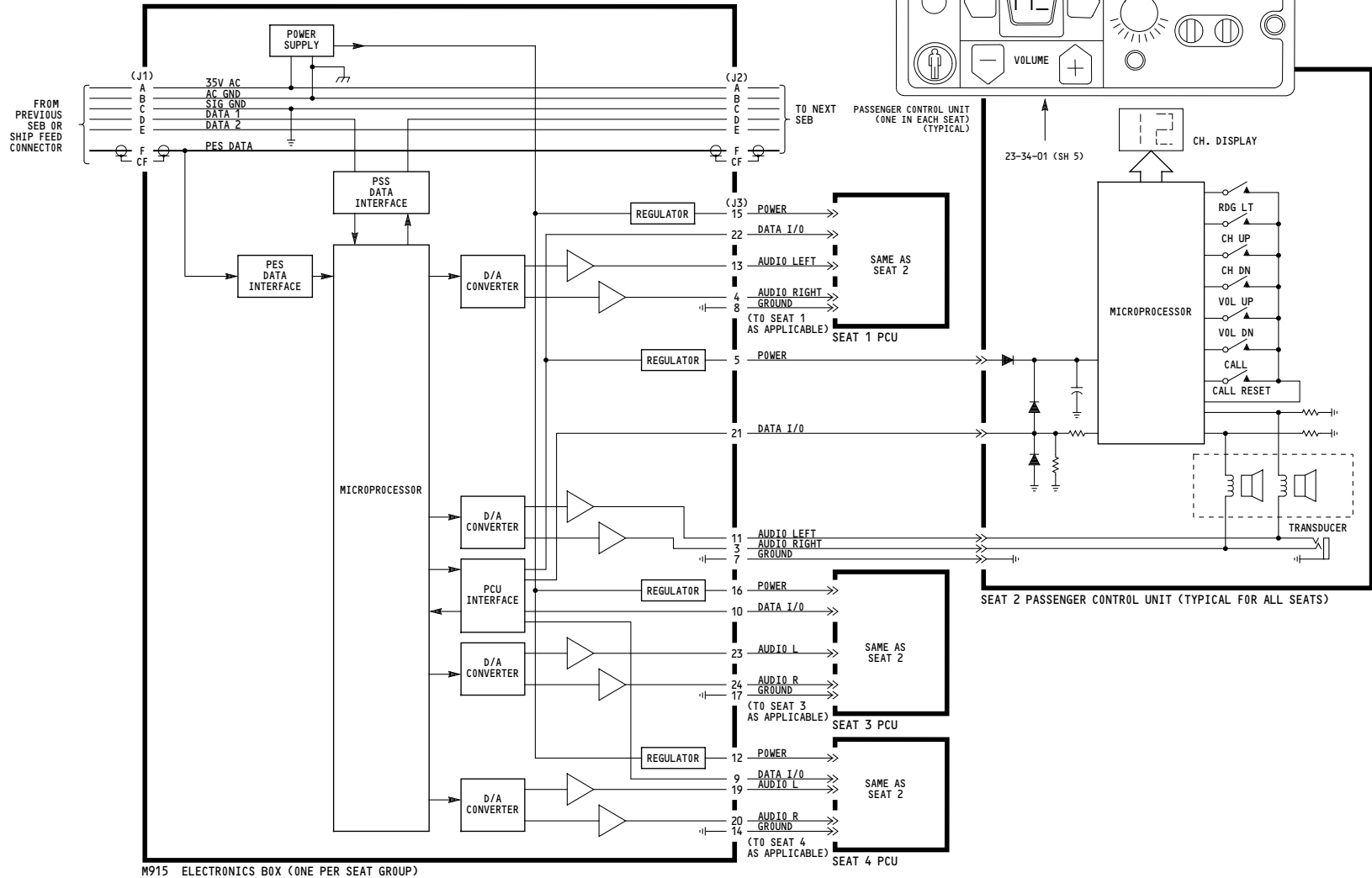
**PASSENGER ENTERTAINMENT/
PASSENGER SERVICE**

D280T232

23-34-01

Page 102A
Sheet 6
Jan 21/2005

610



150-154

**PASSENGER ENTERTAINMENT/
PASSENGER SERVICE**

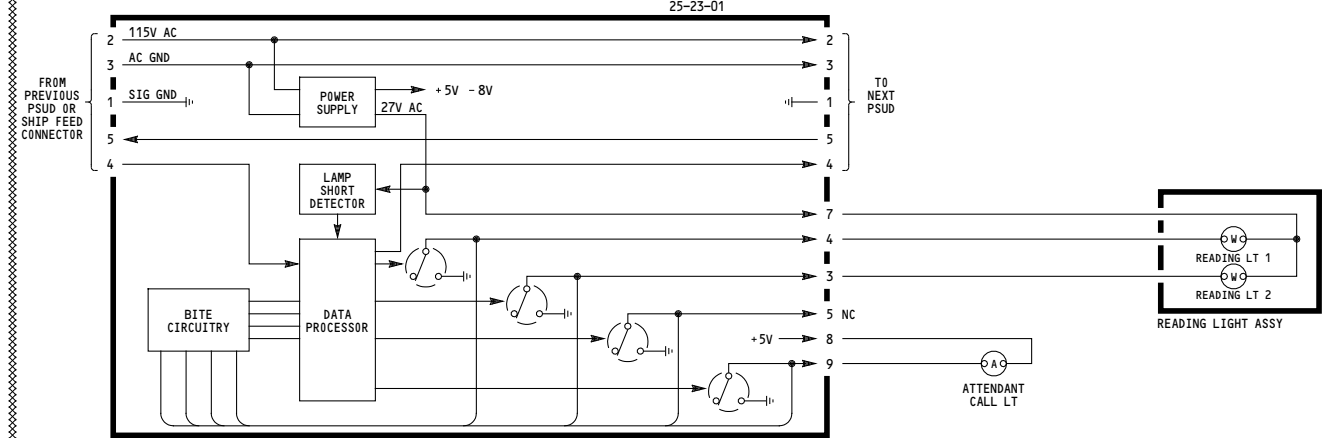
D280T232

23-34-01

Page 102A
Sheet 7
Jan 21/2005

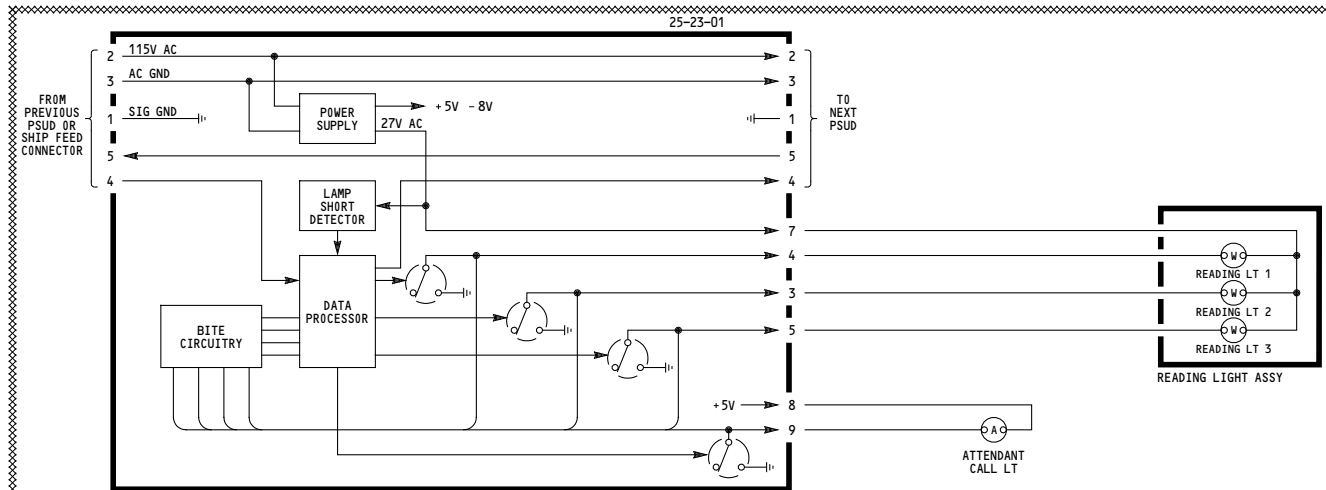
606

| WIRING DIAGRAMS |
|-----------------|
| 23-34-11 |
| 23-34-12 |
| 23-34-13 |
| 23-34-14 |
| 23-34-15 |
| 23-34-16 |
| 23-34-17 |
| 23-34-18 |
| 23-34-19 |
| 23-34-20 |



M914 PASSENGER SERVICE UNIT DECODER PSUD (TWO-SEAT GROUP)

PASSENGER SERVICE UNIT (OUTBD)



M914 PASSENGER SERVICE UNIT DECODER (THREE-SEAT GROUP)

PASSENGER SERVICE UNIT (INBD)

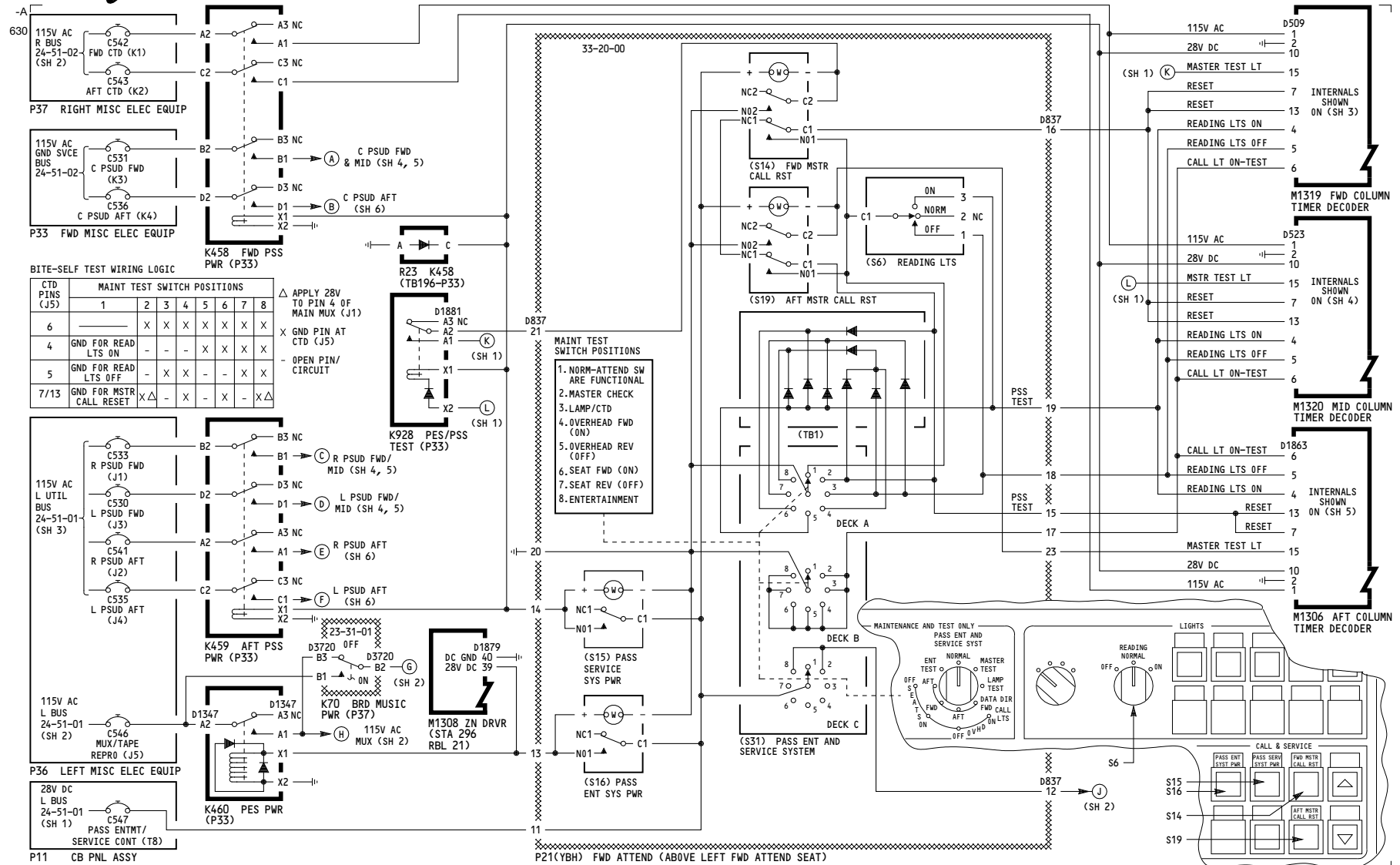
150-154

**PASSENGER ENTERTAINMENT/
PASSENGER SERVICE**

D280T232

23-34-01

Page 102A
Sheet 8
Jan 21/2005



155

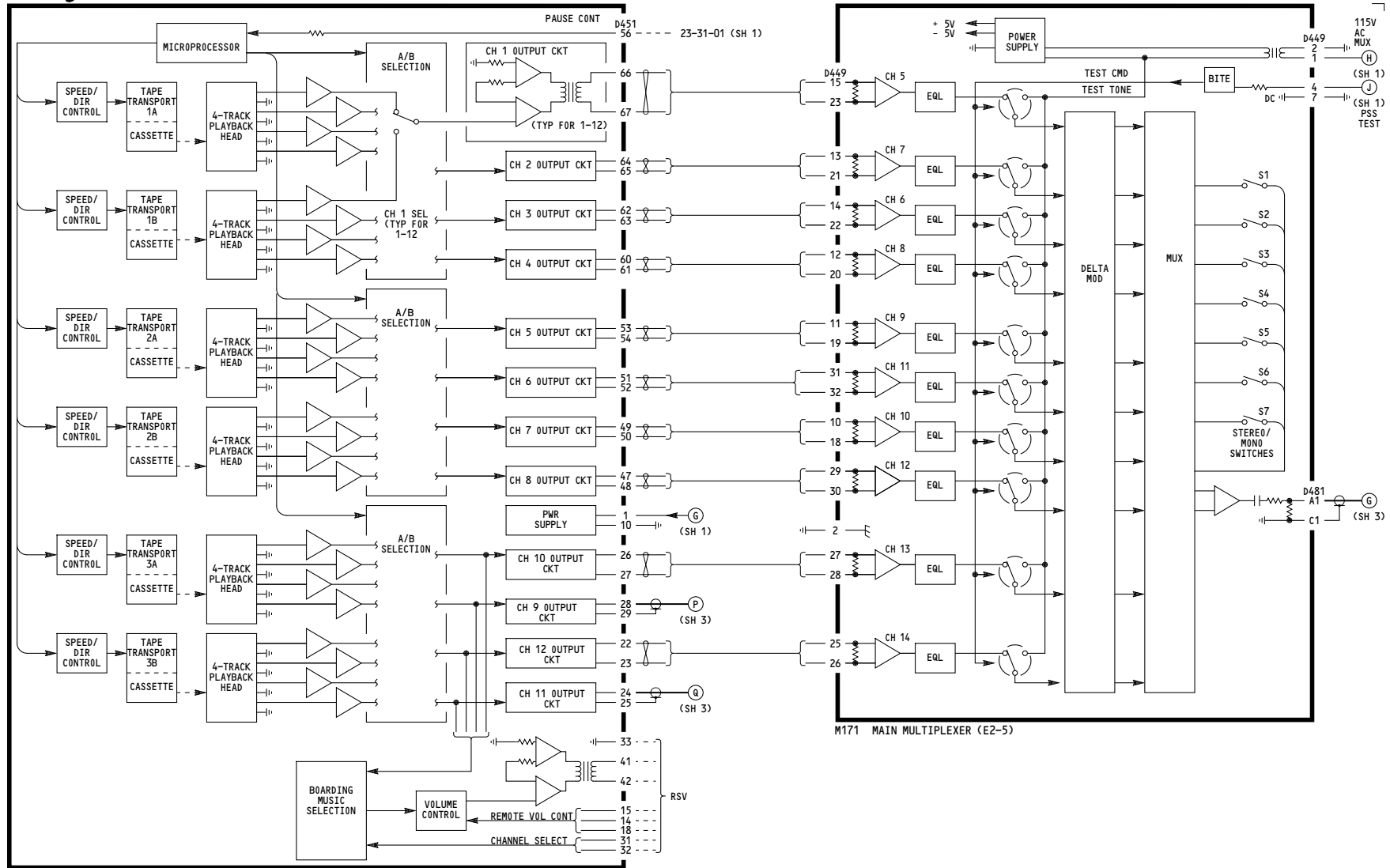
PASSENGER ENTERTAINMENT/ PASSENGER SERVICE

D280T232

23-34-01

Page 103
Sheet 1
Jan 21/2005

628



155

**PASSENGER ENTERTAINMENT/
PASSENGER SERVICE**

D280T232

23-34-01

Page 103
Sheet 2
Jan 21/2005

BOEING PROPRIETARY - Copyright © - Unpublished Work - See title page for details.



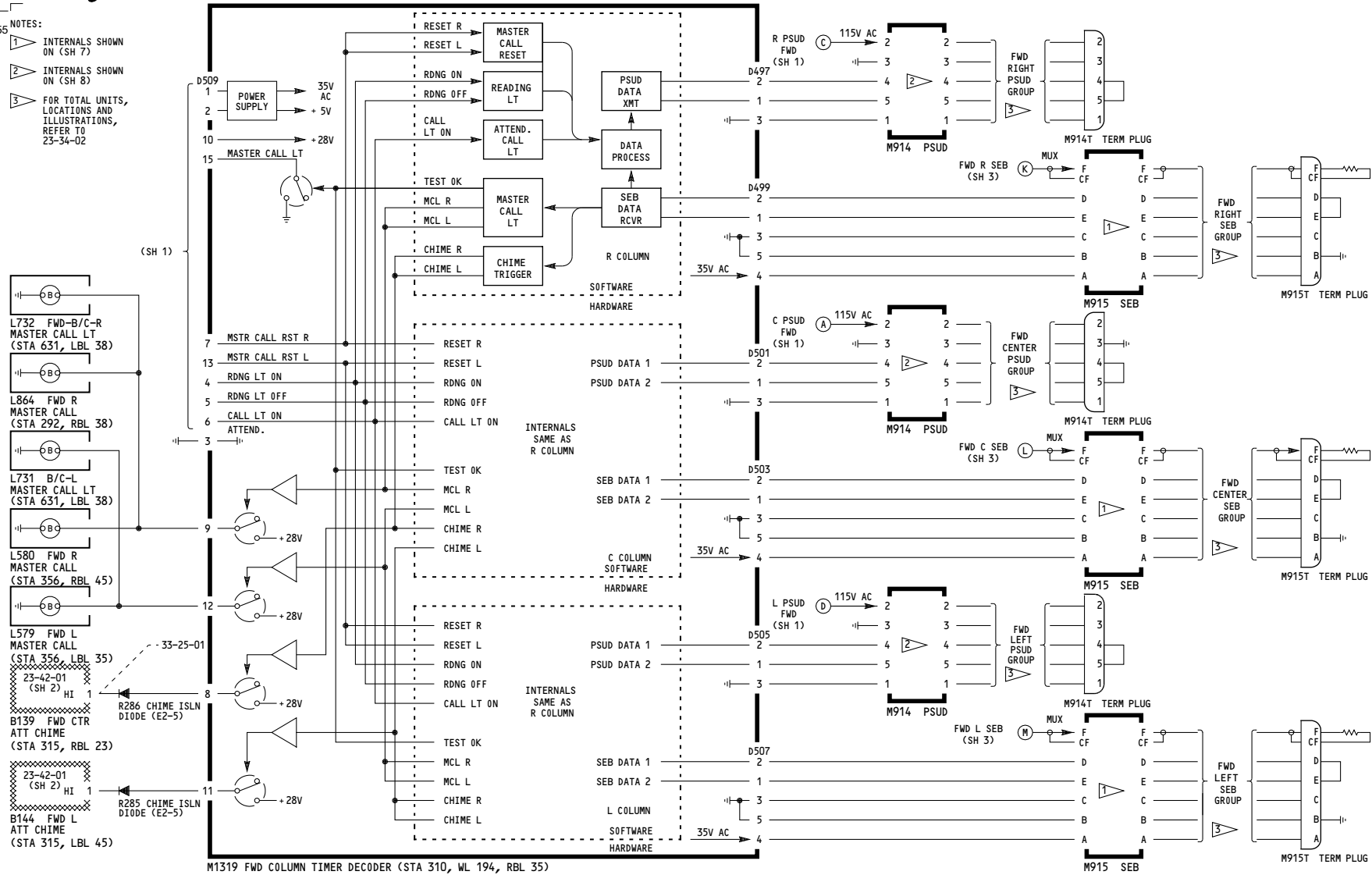
D280T232

Page 103
Sheet 3
Jan 21/2005



NOTES:

- 1 INTERNALS SHOWN ON (SH 7)
- 2 INTERNALS SHOWN ON (SH 8)
- 3 FOR TOTAL UNITS, LOCATIONS AND ILLUSTRATIONS, REFER TO 23-34-02



**PASSENGER ENTERTAINMENT/
PASSENGER SERVICE**

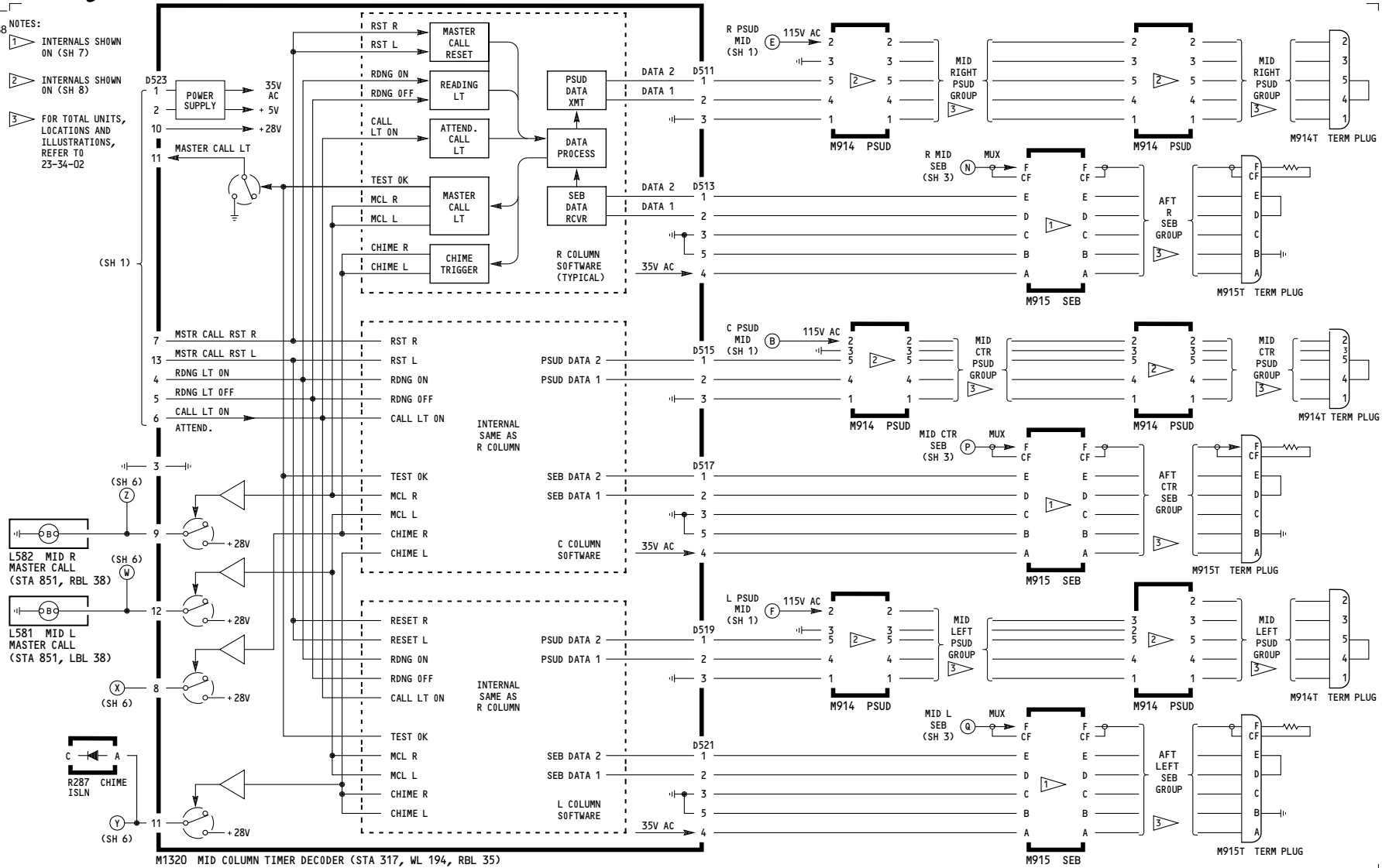
D280T232

23-34-01

Page 103
Sheet 4
Jan 21/2005

638 NOTES:

- 1 INTERALS SHOWN ON (SH 7)
- 2 INTERALS SHOWN ON (SH 8)
- 3 FOR TOTAL UNITS, LOCATIONS AND ILLUSTRATIONS, REFER TO 23-34-02



155

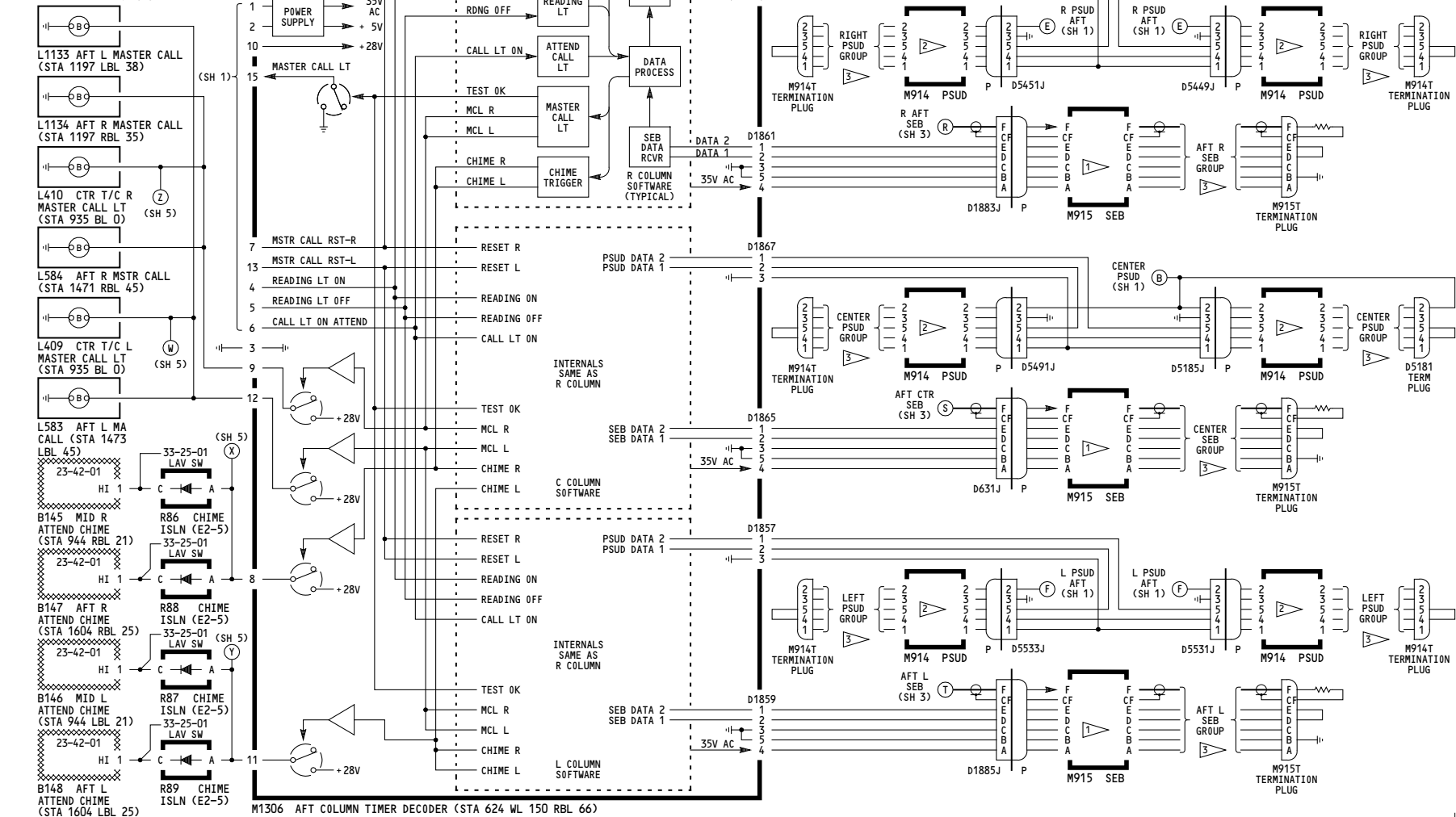
**PASSENGER ENTERTAINMENT/
PASSENGER SERVICE**

D280T232

23-34-01

Page 103
Sheet 5
Jan 21/2005

- A- NOTES:
- 1 INTERNALS SHOWN ON (SH 7)
 - 2 INTERNALS SHOWN ON (SH 8)
 - 3 FOR TOTAL UNITS, LOCATIONS AND ILLUSTRATIONS, REFER TO 23-34-02



155

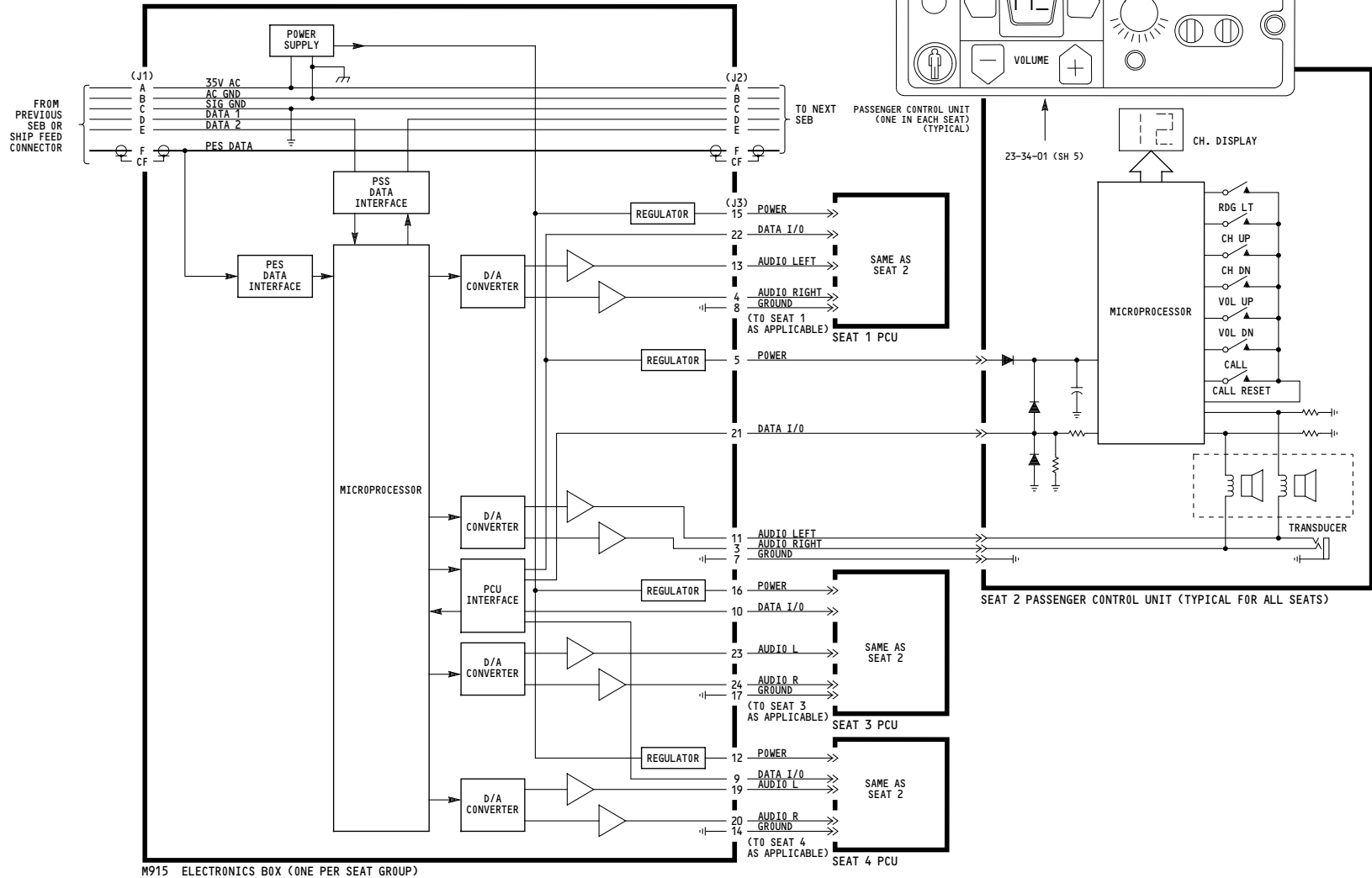
**PASSENGER ENTERTAINMENT/
PASSENGER SERVICE**

D280T232

23-34-01

Page 103
Sheet 6
Jan 21/2005

610



155

**PASSENGER ENTERTAINMENT/
PASSENGER SERVICE**

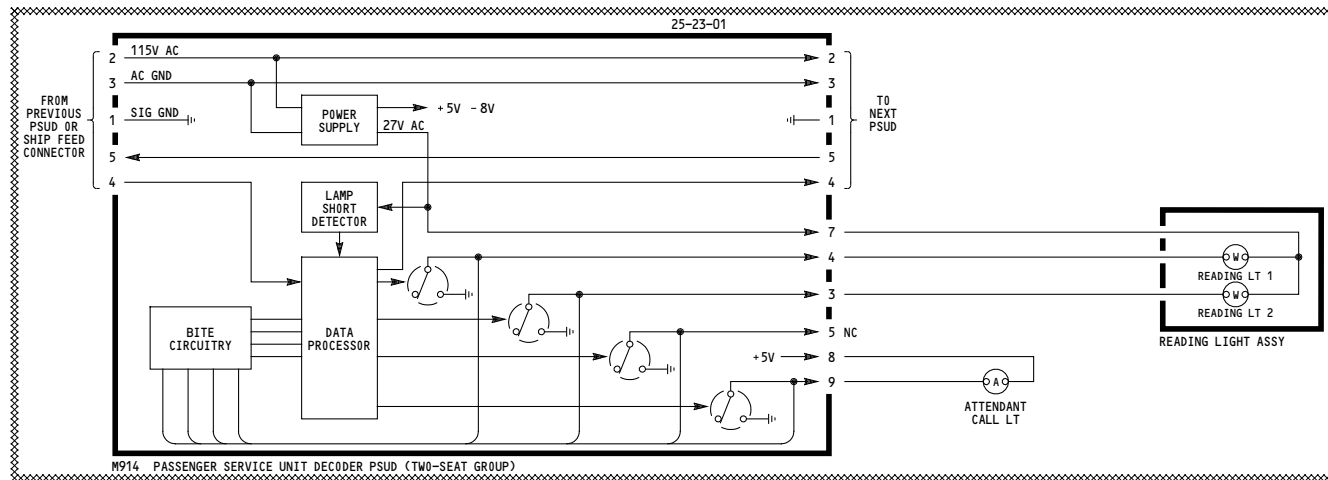
D280T232

23-34-01

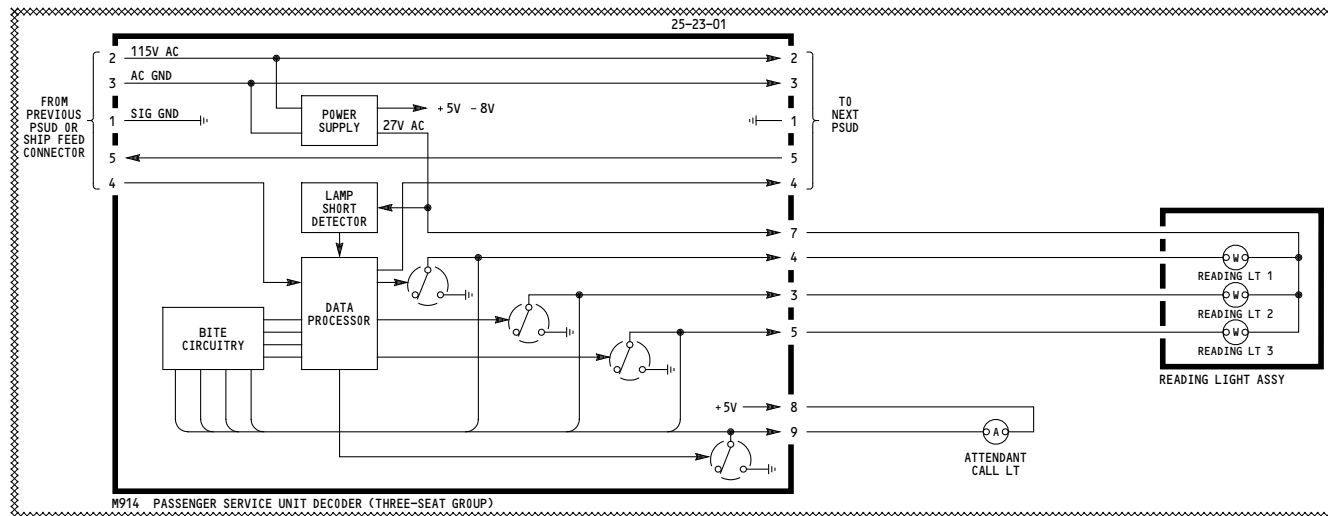
Page 103
Sheet 7
Jan 21/2005

606

| WIRING DIAGRAMS |
|-----------------|
| 23-34-11 |
| 23-34-12 |
| 23-34-13 |
| 23-34-14 |
| 23-34-15 |
| 23-34-16 |
| 23-34-17 |
| 23-34-18 |
| 23-34-19 |
| 23-34-20 |



PASSENGER SERVICE UNIT (OUTBD)



PASSENGER SERVICE UNIT (INBD)

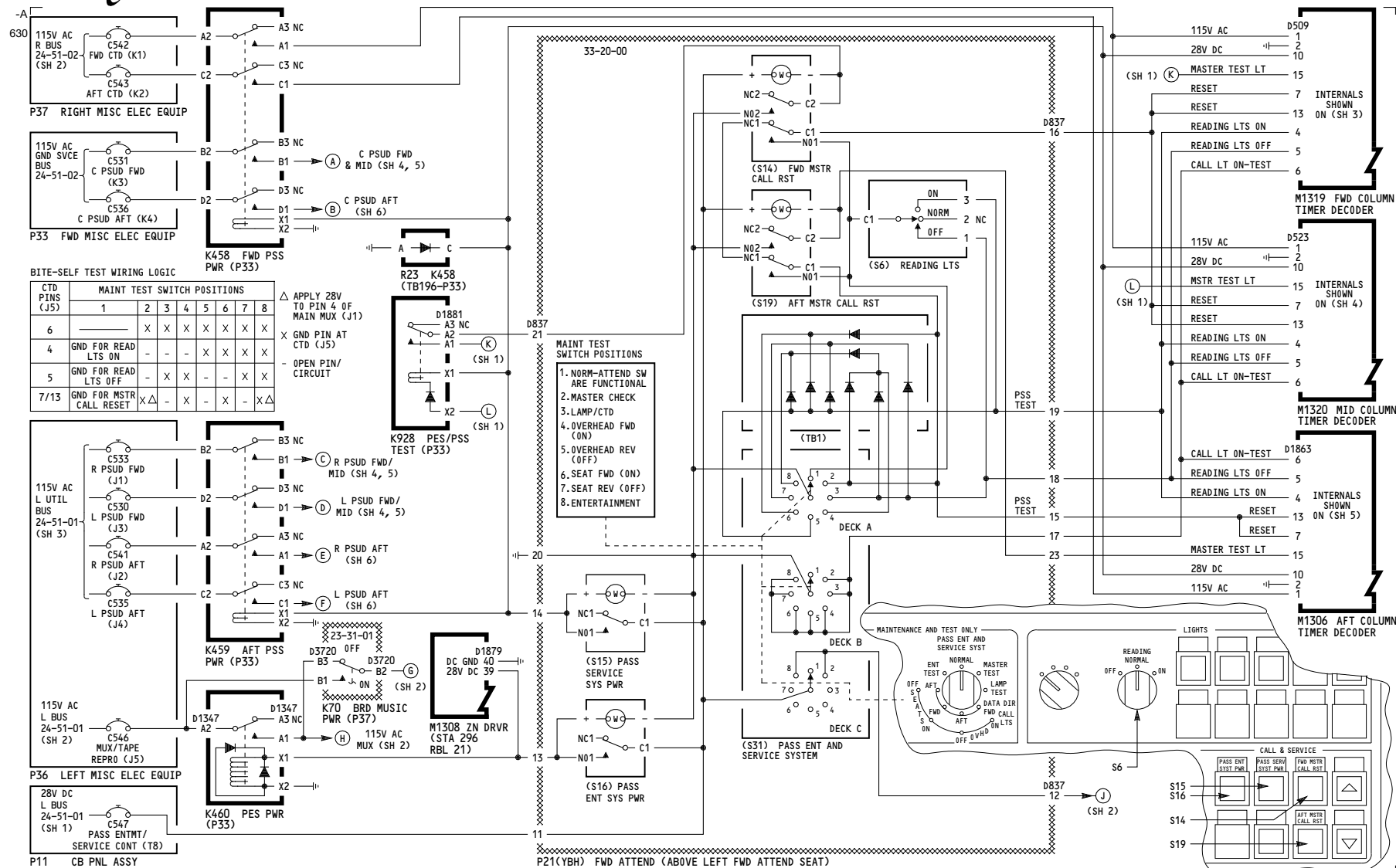
155

**PASSENGER ENTERTAINMENT/
PASSENGER SERVICE**

D280T232

23-34-01

Page 103
Sheet 8
Jan 21/2005



156-157

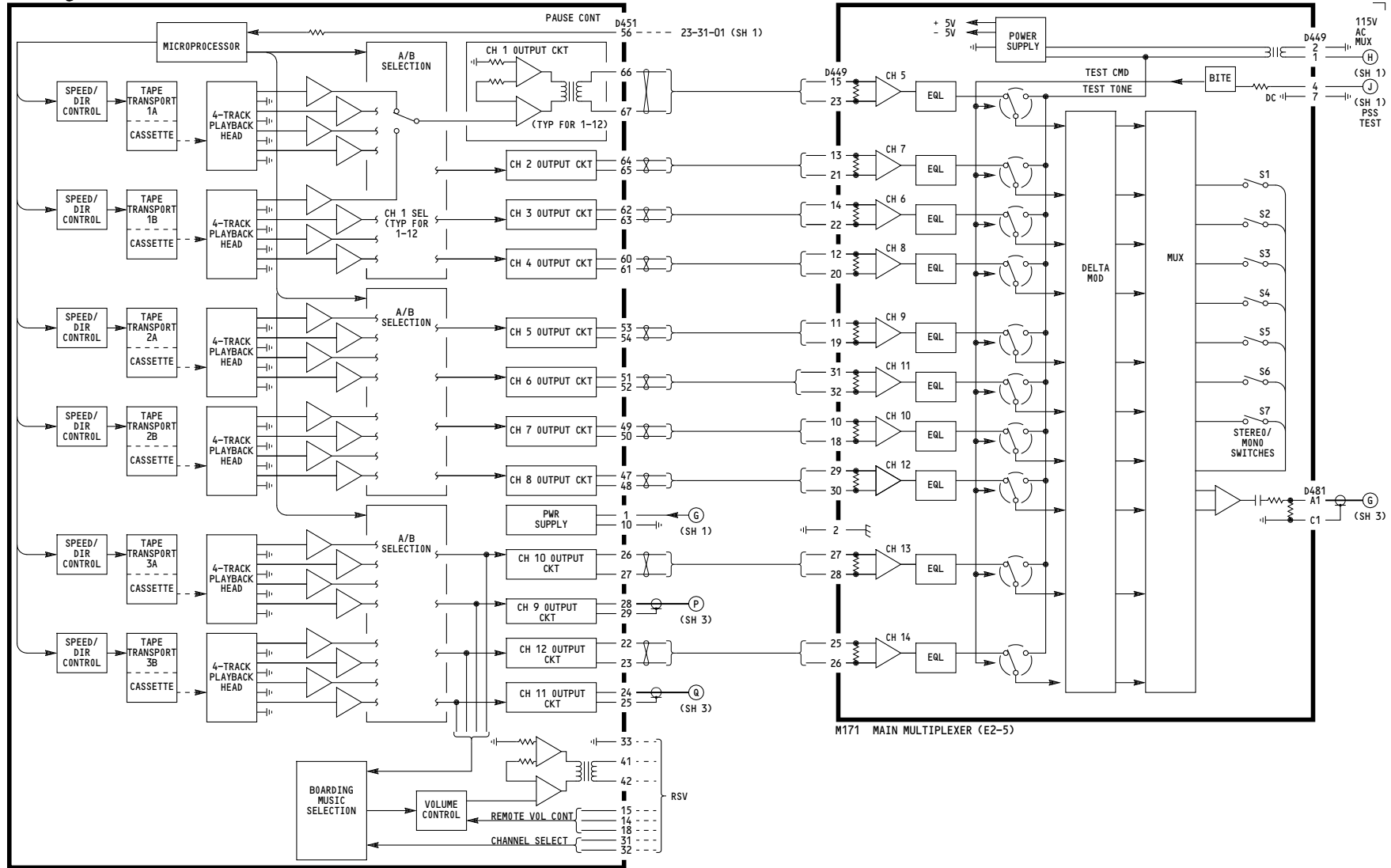
PASSENGER ENTERTAINMENT/ PASSENGER SERVICE

D280T232

23-34-01

Page 104
Sheet 1
Jan 21/2005

628



M170 ENTERTAINMENT TAPE REPRODUCER (E2-5)

M171 MAIN MULTIPLEXER (E2-5)

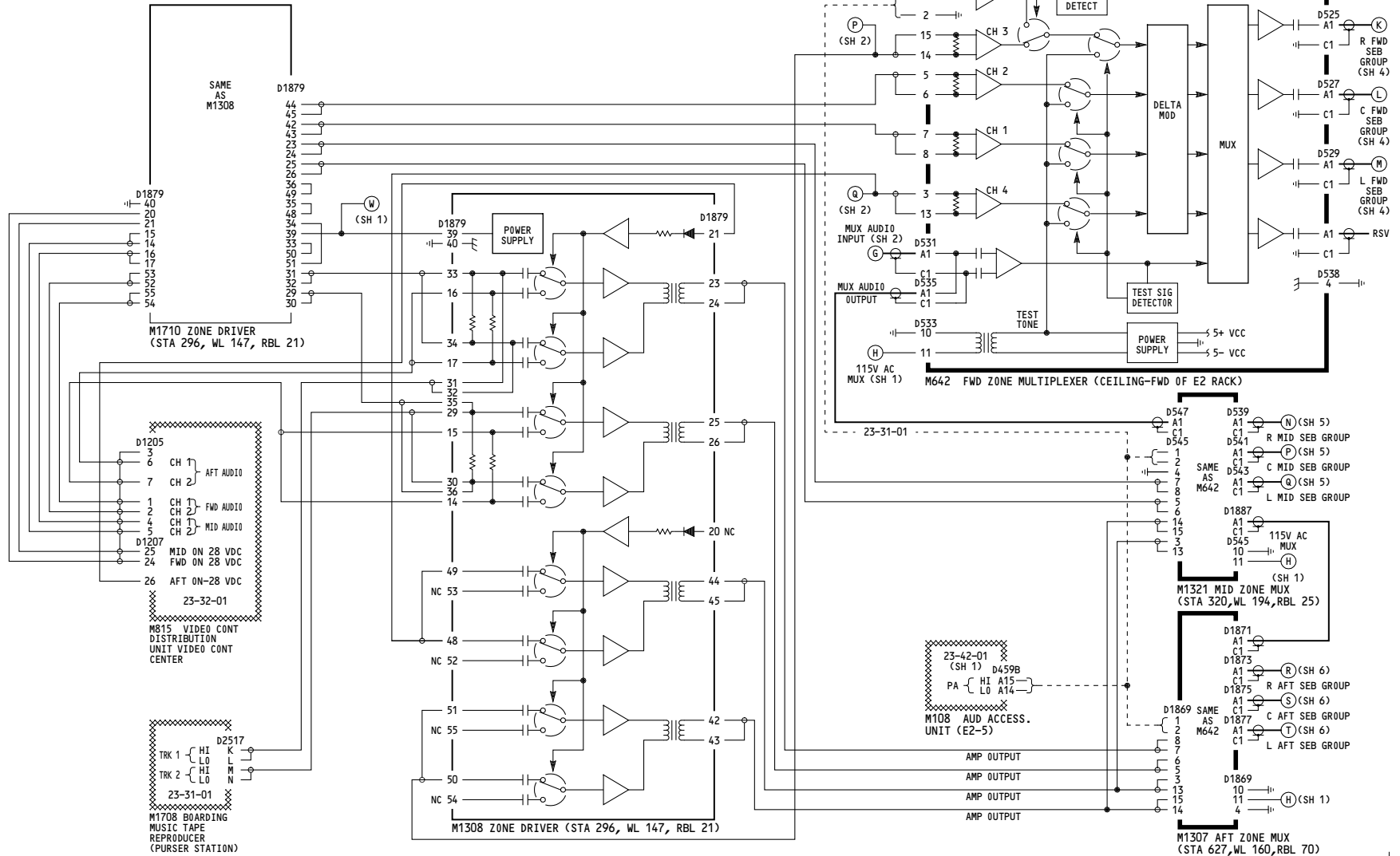
156-157

**PASSENGER ENTERTAINMENT/
PASSENGER SERVICE**

D280T232

23-34-01

Page 104
Sheet 2
Jan 21/2005



156-157

PASSENGER ENTERTAINMENT/ PASSENGER SERVICE




D280T232

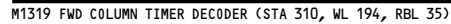
23-34-01

Page 104
Sheet 3
Jan 21/2005



6 NOTES:

- 1  INTERNALS SHOWN ON (SH 7)
- 2  INTERNALS SHOWN ON (SH 8)
- 3  FOR TOTAL UNITS, LOCATIONS AND ILLUSTRATIONS, REFER TO 23-34-02



**PASSENGER ENTERTAINMENT/
PASSENGER SERVICE**

23-34-01



M1320 MID COLUMN TIMER DECODER (STA 317, WL 194, RBL 35)

Page 104
Sheet 5
Jan 21/2005



NOTES:

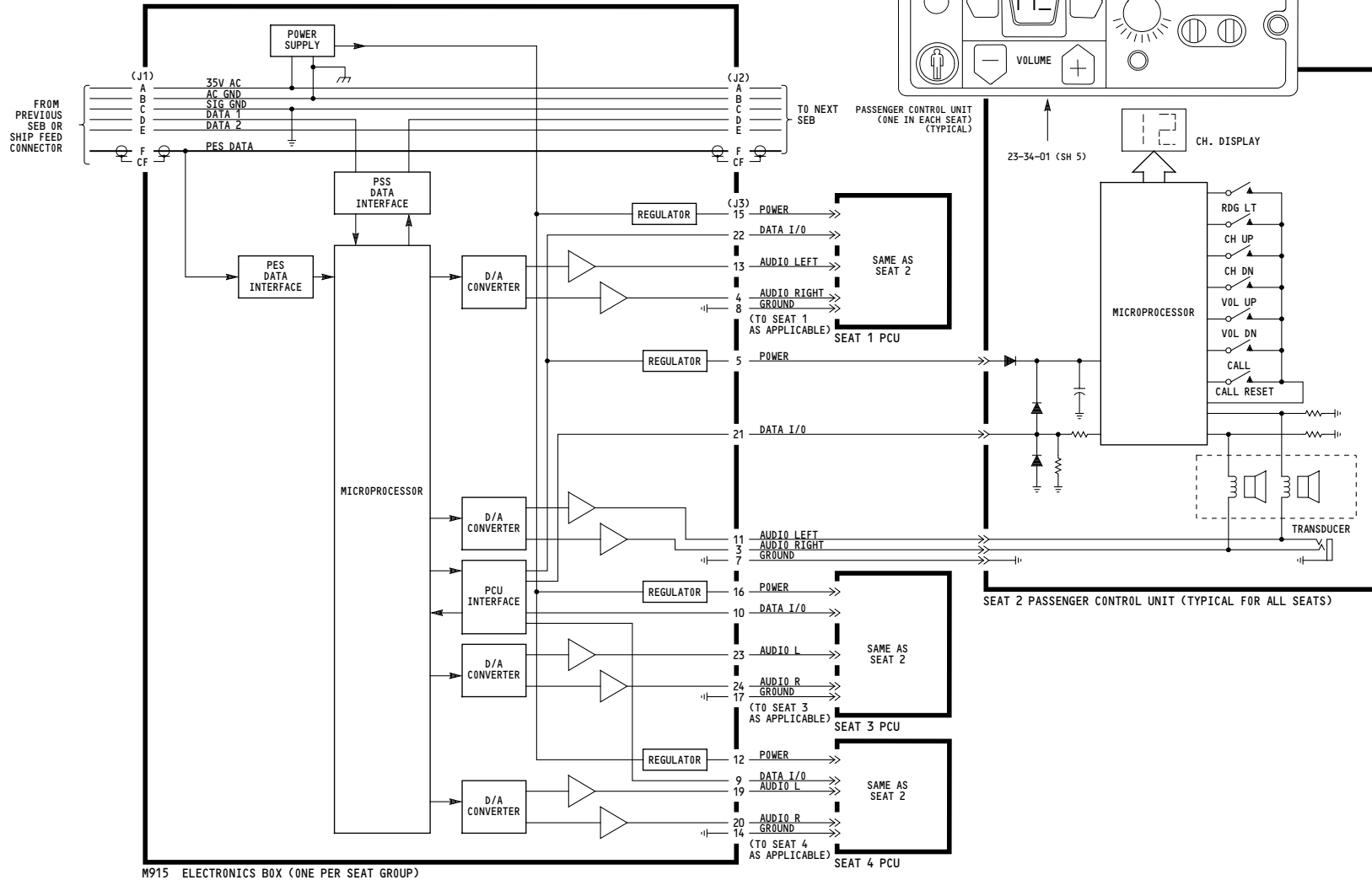
- 1 INTERNALS SHOWN ON (SH 7)
- 2 INTERNALS SHOWN ON (SH 8)
- 3 FOR TOTAL UNITS,
LOCATIONS AND
ILLUSTRATIONS,
REFER TO 23-34-02



D280T232

Page 104
Sheet 6
Jan 21/2005

610



156-157

**PASSENGER ENTERTAINMENT/
PASSENGER SERVICE**

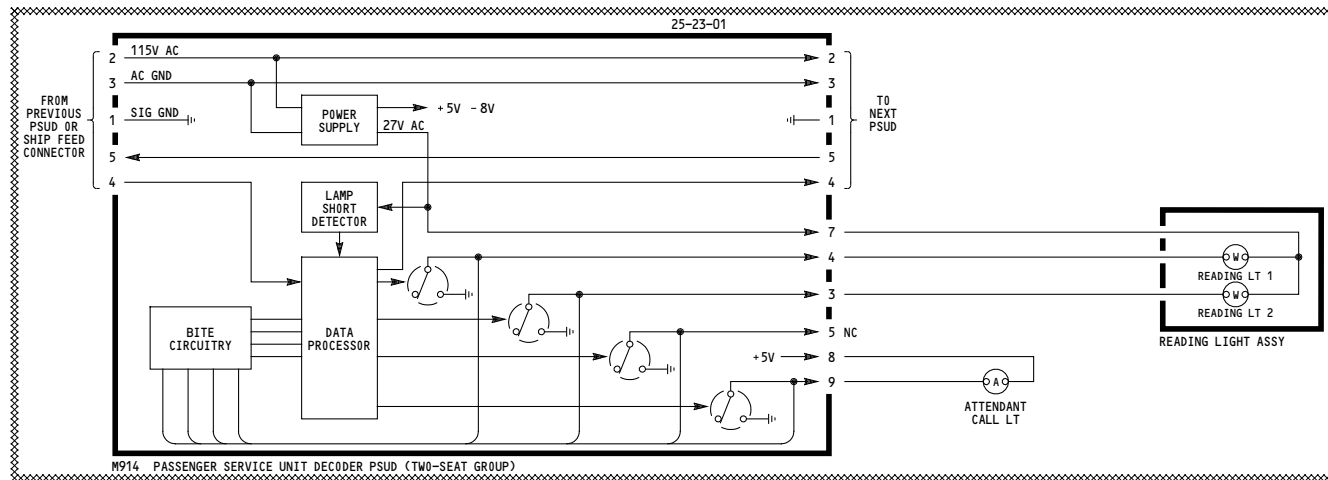
D280T232

23-34-01

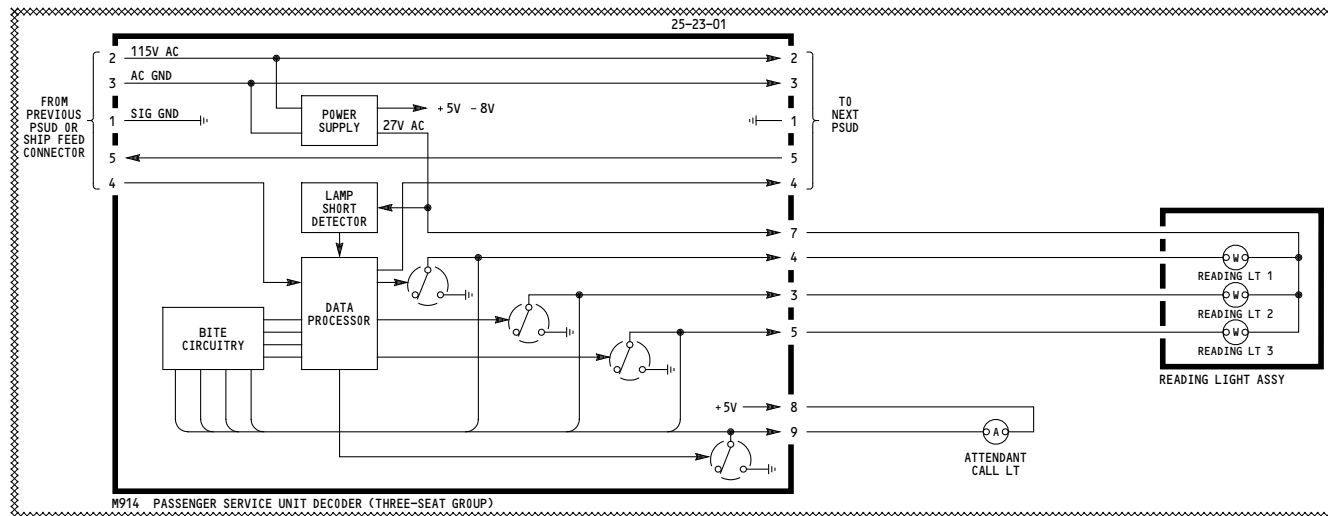
Page 104
Sheet 7
Jan 21/2005

606

| WIRING DIAGRAMS |
|-----------------|
| 23-34-11 |
| 23-34-12 |
| 23-34-13 |
| 23-34-14 |
| 23-34-15 |
| 23-34-16 |
| 23-34-17 |
| 23-34-18 |
| 23-34-19 |
| 23-34-20 |



PASSENGER SERVICE UNIT (OUTBD)



PASSENGER SERVICE UNIT (INBD)

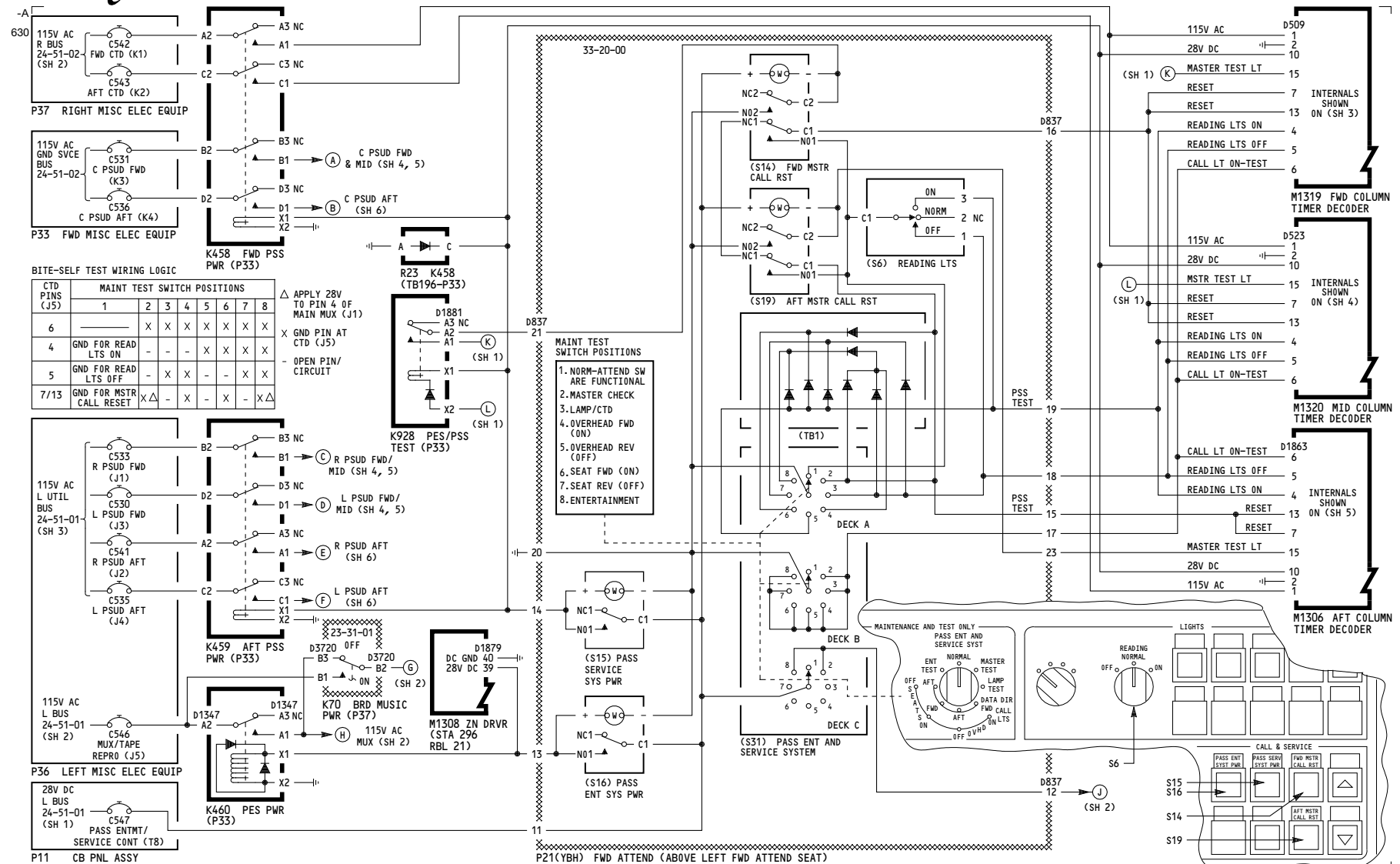
156-157

**PASSENGER ENTERTAINMENT/
PASSENGER SERVICE**

D280T232

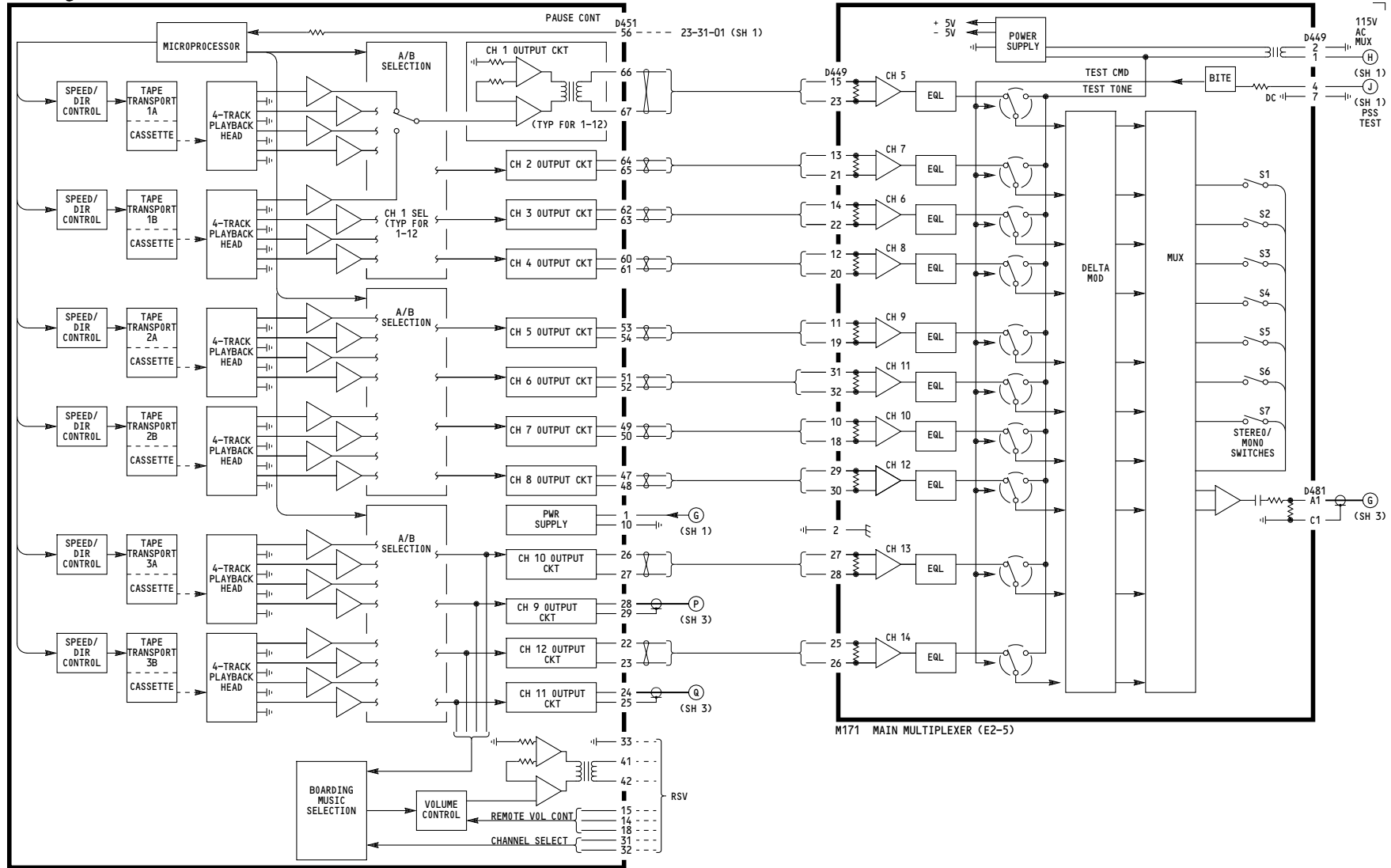
23-34-01

Page 104
Sheet 8
Jan 21/2005



23-34-01

628



162-199

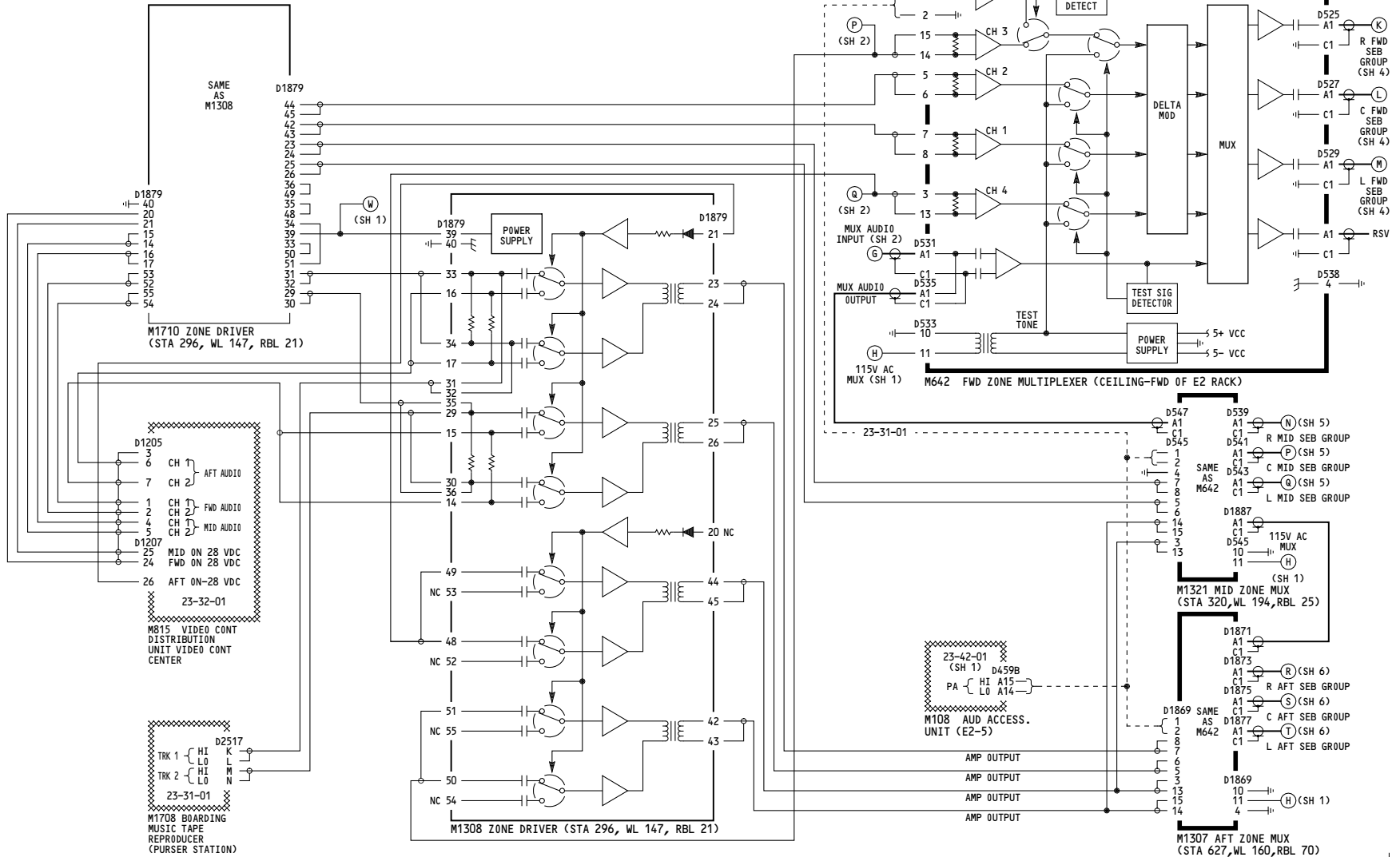
**PASSENGER ENTERTAINMENT/
PASSENGER SERVICE**

D280T232

23-34-01

Page 105
Sheet 2
Jan 21/2005

629



162-199

PASSENGER ENTERTAINMENT/ PASSENGER SERVICE

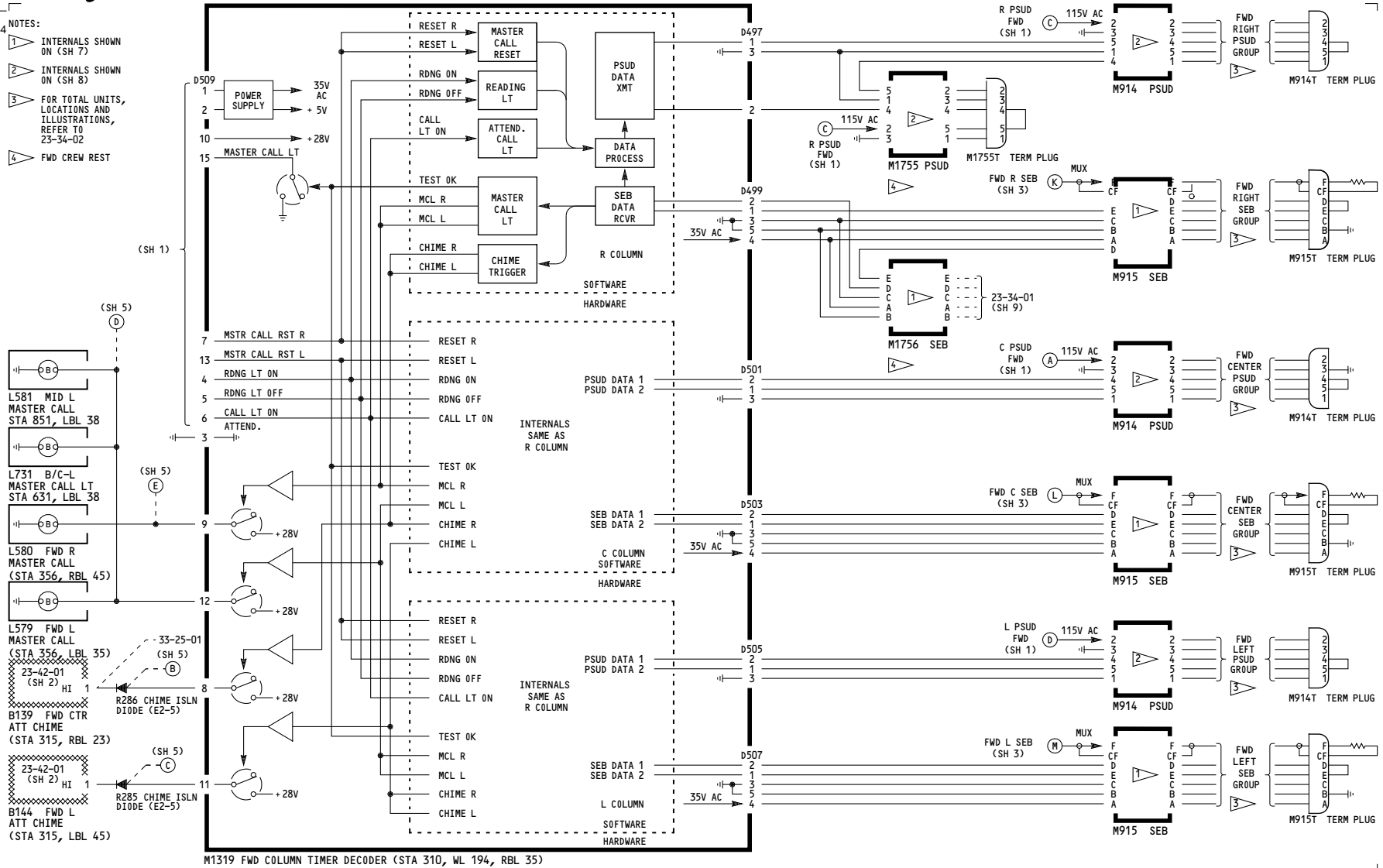
D280T232

23-34-01

Page 105
Sheet 3
Jan 21/2005



- 1 INTERNALS SHOWN ON (SH 7)
- 2 INTERNALS SHOWN ON (SH 8)
- 3 FOR TOTAL UNITS, LOCATIONS AND ILLUSTRATIONS, REFER TO 23-34-02
- 4 FWD CREW REST



**PASSENGER ENTERTAINMENT/
PASSENGER SERVICE**

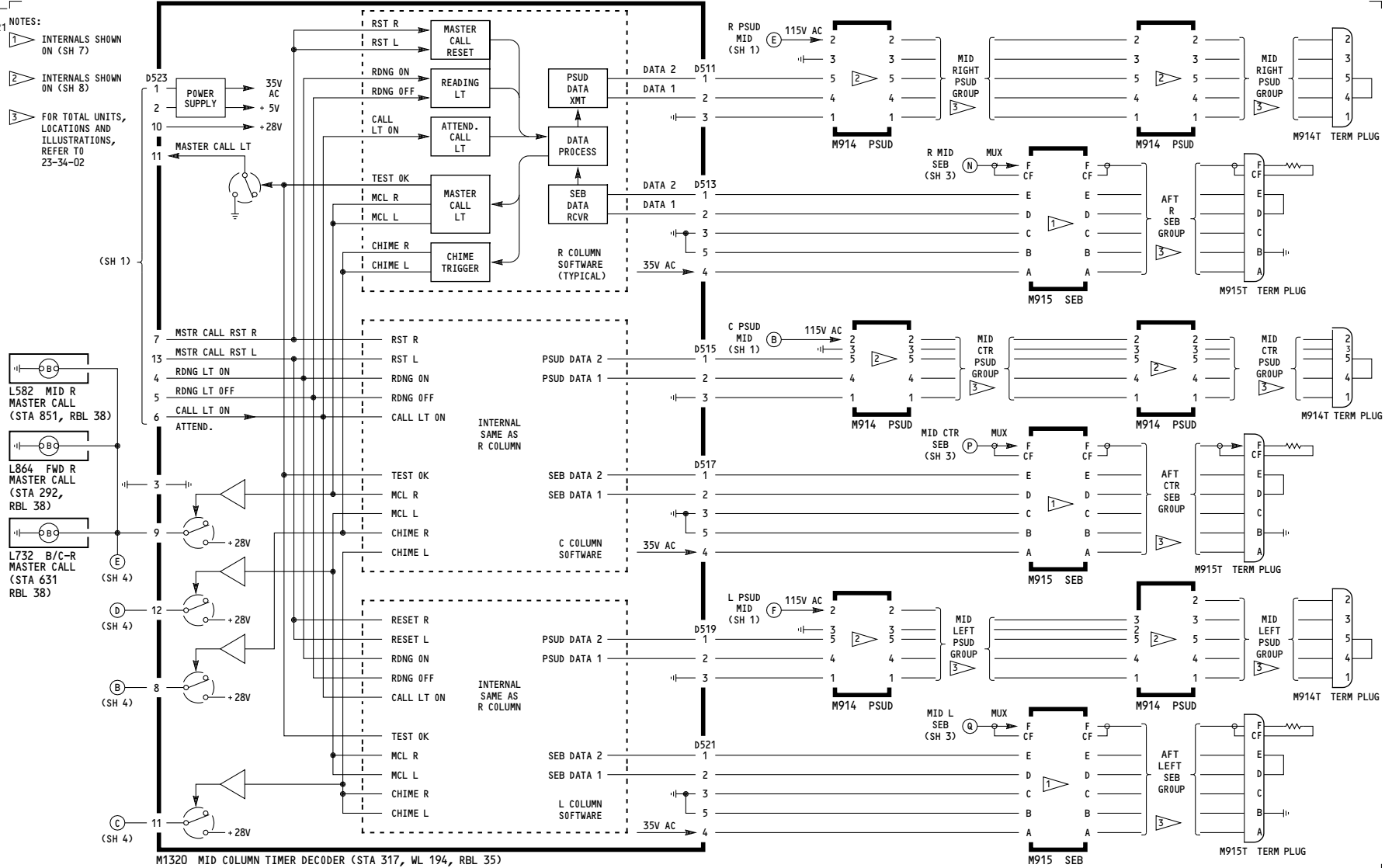
D280T232

23-34-01

Page 105
Sheet 4
Jan 21/2005

621 NOTES:

- 1 INTERNALS SHOWN ON (SH 7)
- 2 INTERNALS SHOWN ON (SH 8)
- 3 FOR TOTAL UNITS, LOCATIONS AND ILLUSTRATIONS, REFER TO 23-34-02



162-199

**PASSENGER ENTERTAINMENT/
PASSENGER SERVICE**

D280T232

23-34-01

Page 105
Sheet 5
Jan 21/2005



NOTES:

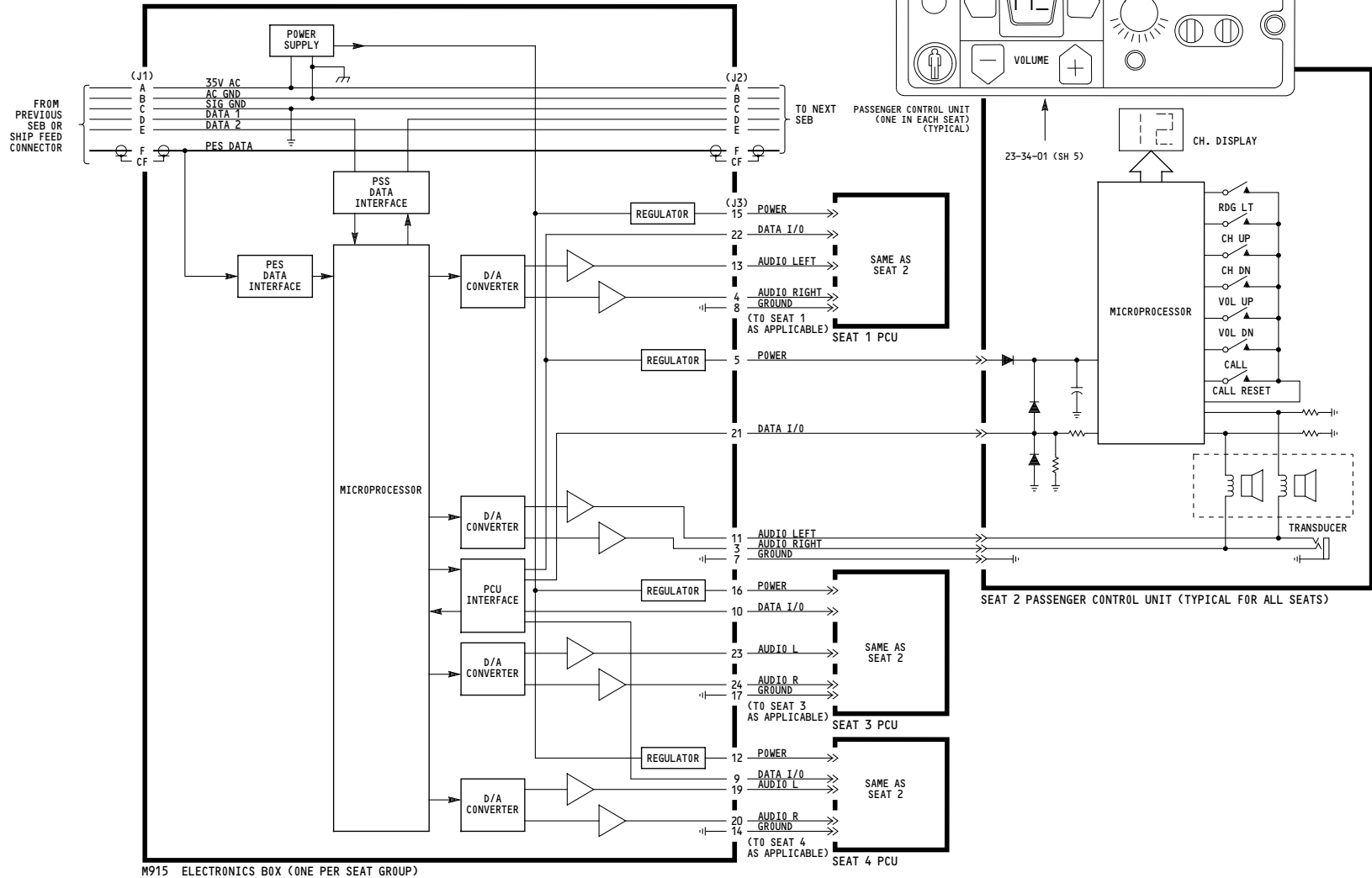
- 1 INTERNALS SHOWN ON (SH 7)
- 2 INTERNALS SHOWN ON (SH 8)
- 3 FOR TOTAL UNITS,
LOCATIONS AND
ILLUSTRATIONS,
REFER TO 23-34-02



D280T232

Page 105
Sheet 6
Jan 21/2005

610



162-199

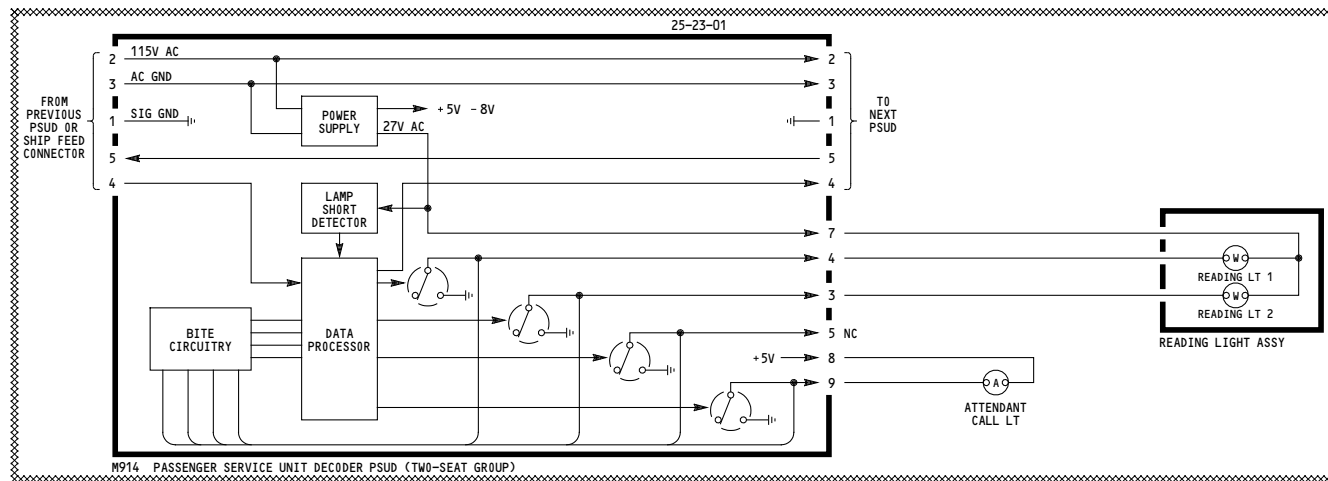
**PASSENGER ENTERTAINMENT/
PASSENGER SERVICE**

D280T232

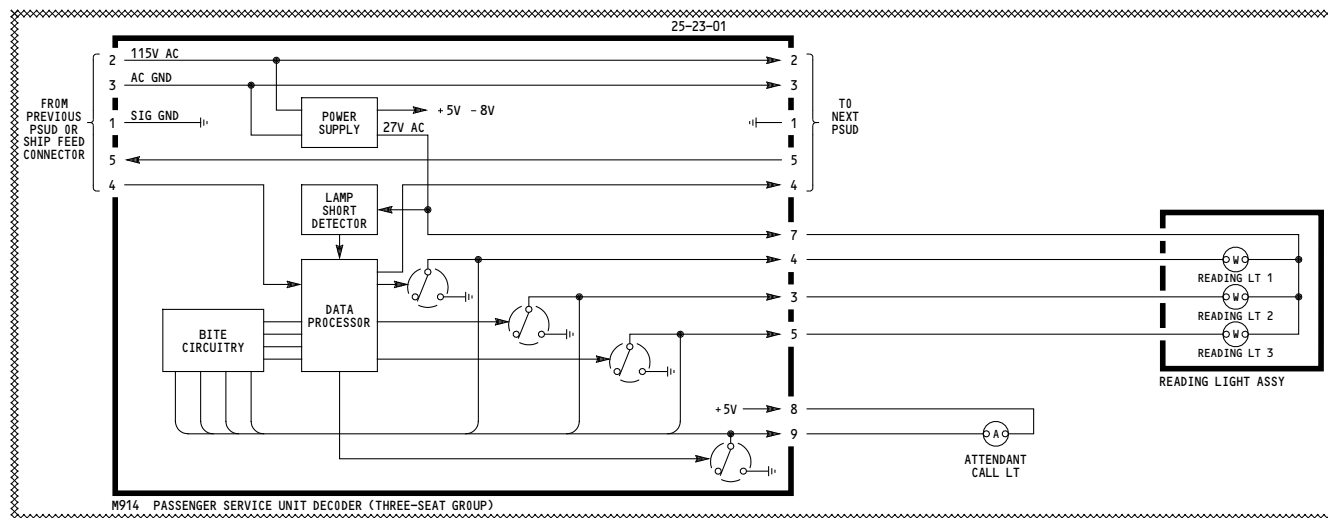
23-34-01

Page 105
Sheet 7
Jan 21/2005

606



PASSENGER SERVICE UNIT (OUTBD)



PASSENGER SERVICE UNIT (INBD)

WIRING DIAGRAMS

23-34-11
23-34-12
23-34-13
23-34-14
23-34-15
23-34-16
23-34-17
23-34-18
23-34-19
23-34-20

162-199

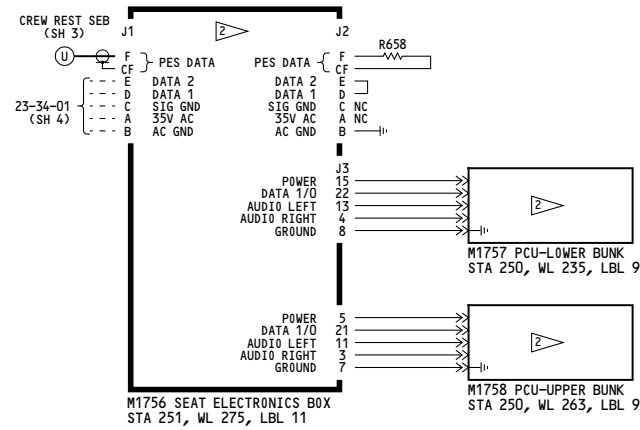
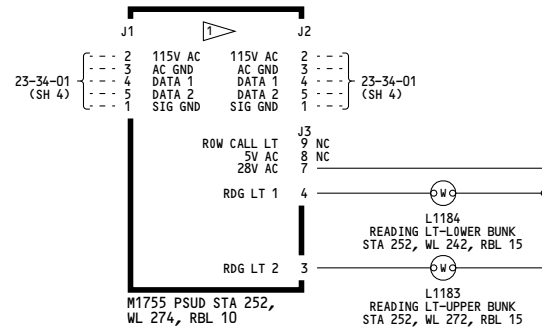
**PASSENGER ENTERTAINMENT/
PASSENGER SERVICE**

D280T232

23-34-01

Page 105
Sheet 8
Jan 21/2005

605



NOTES:

- 1 INTERNALS SHOWN ON (SH 8)
- 2 INTERNALS SHOWN ON (SH 7)

162-199

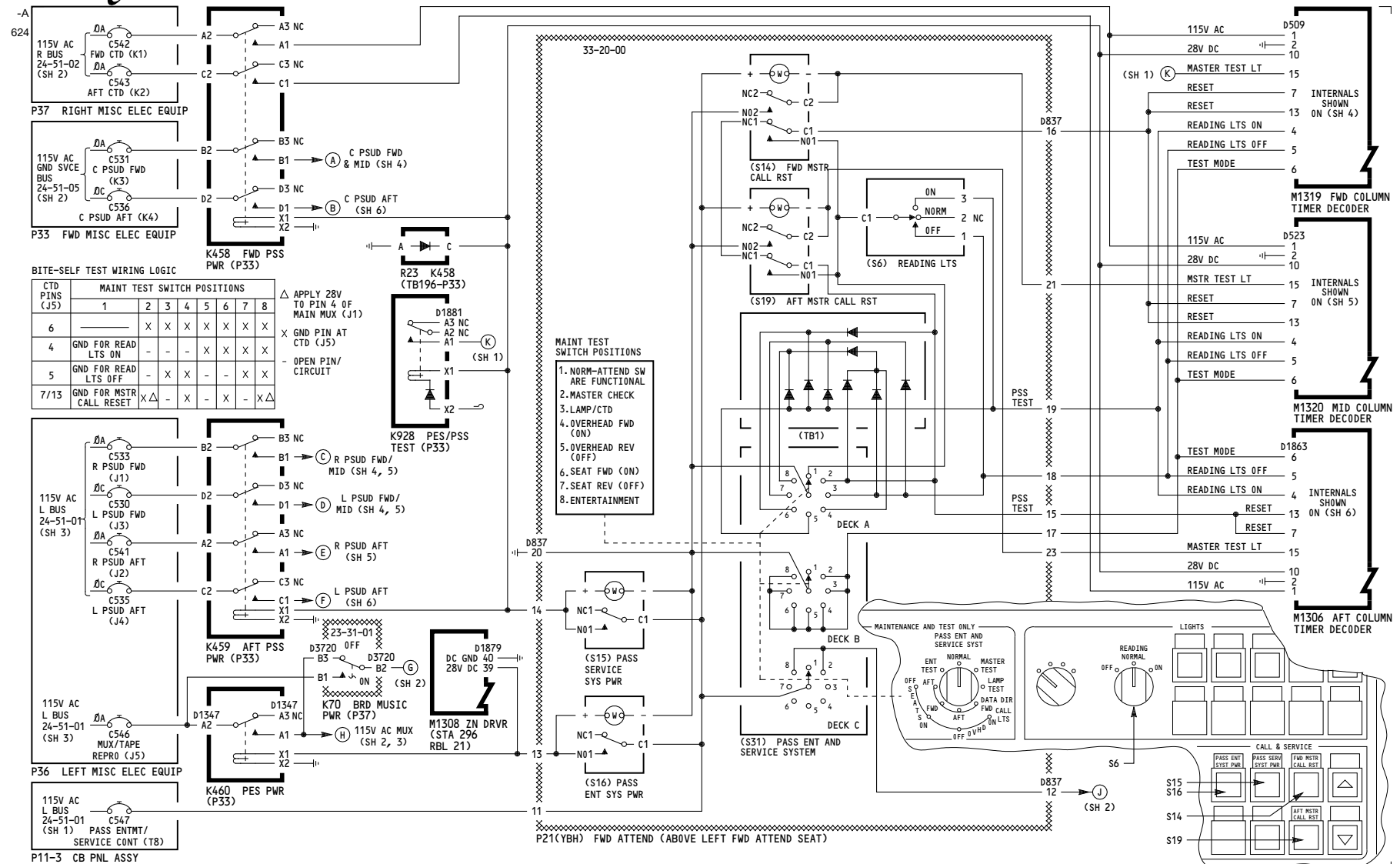
**PASSENGER ENTERTAINMENT/
PASSENGER SERVICE**

D280T232

23-34-01

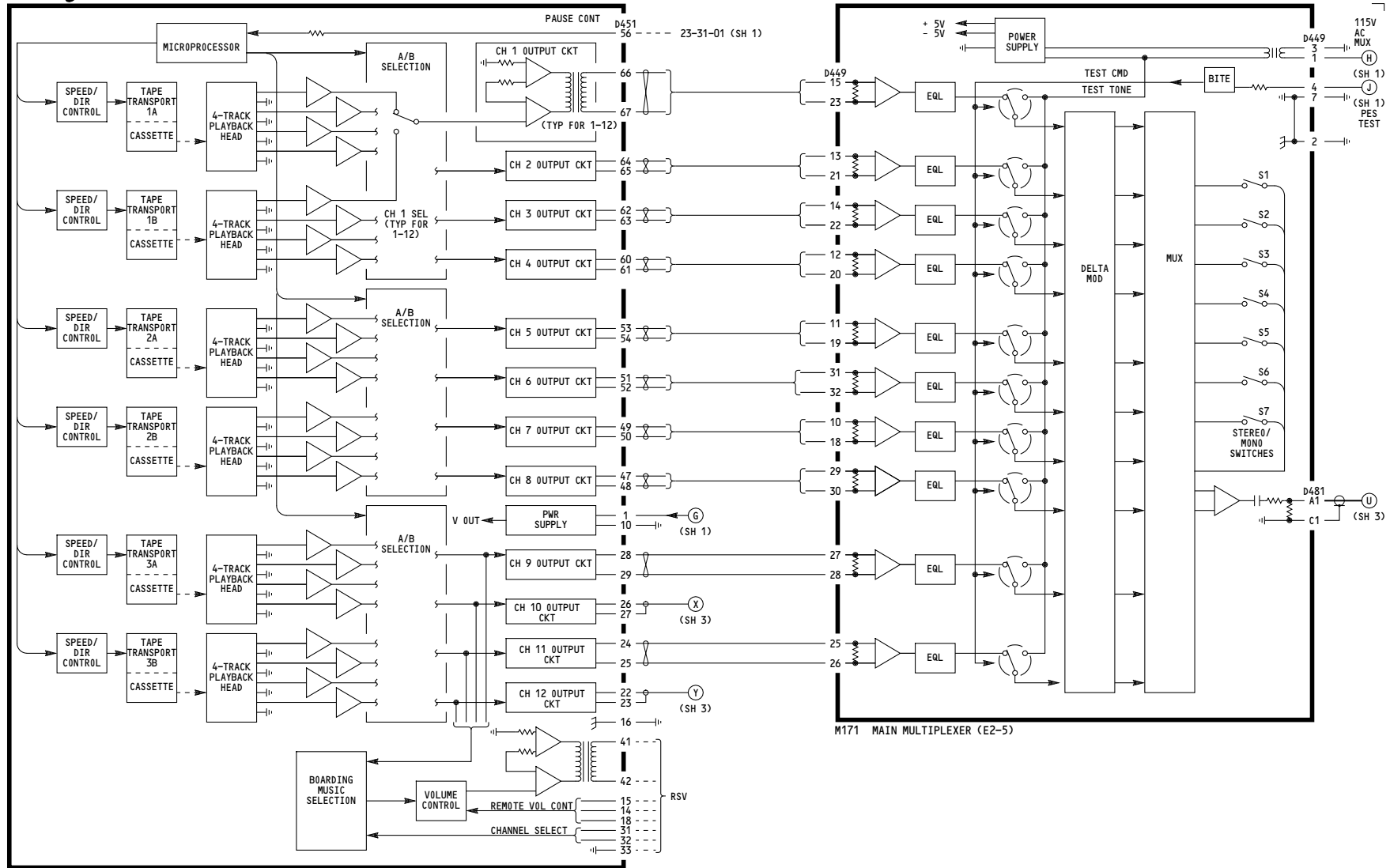
Page 105
Sheet 9
Jan 21/2005

THIS PAGE INTENTIONALLY LEFT BLANK



23-34-01

636



M170 ENTERTAINMENT TAPE REPRODUCER (E2-5)

M171 MAIN MULTIPLEXER (E2-5)

275-276

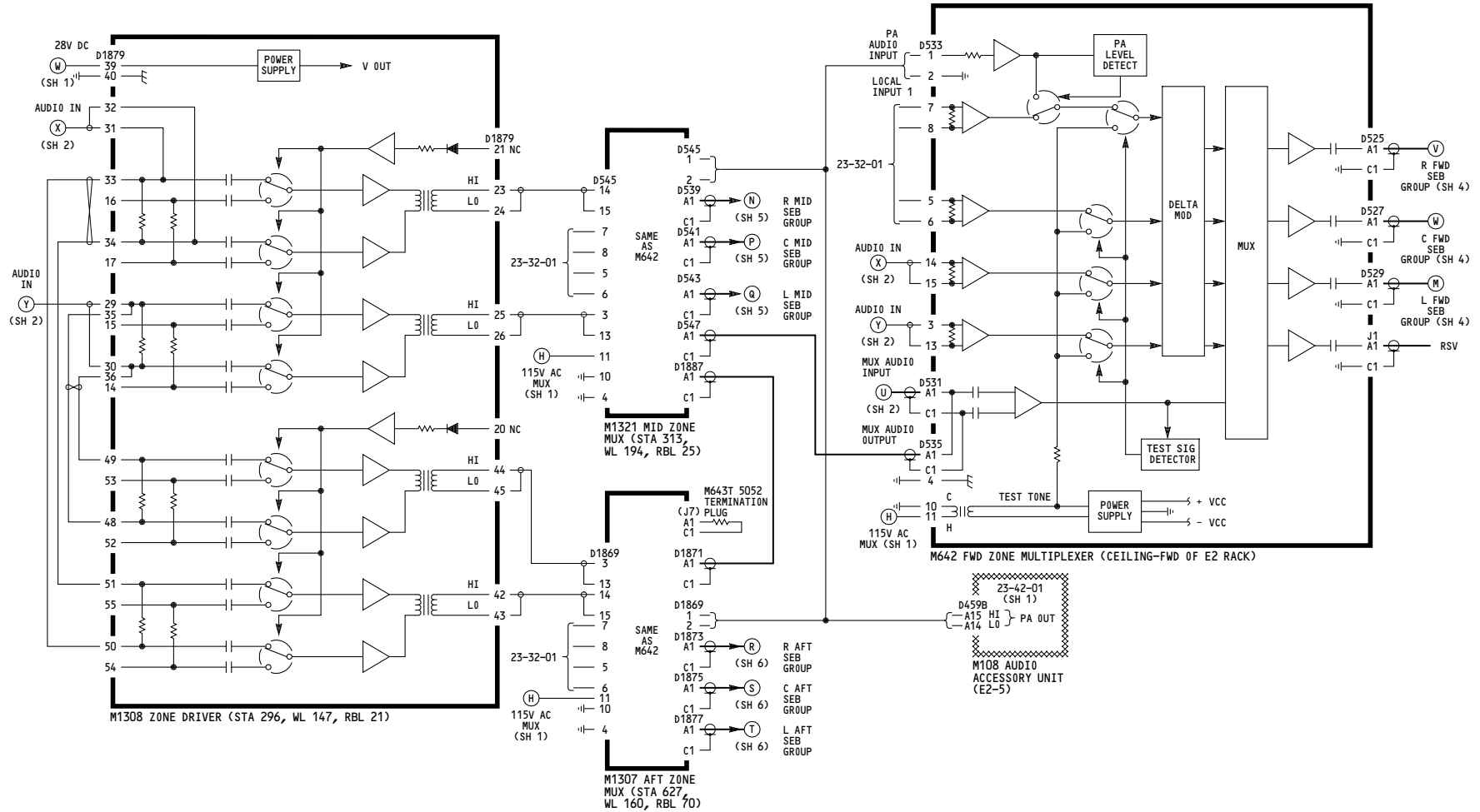
**PASSENGER ENTERTAINMENT/
PASSENGER SERVICE**

D280T232

23-34-01

Page 106
Sheet 2
Jan 21/2005

-A
624



275-276

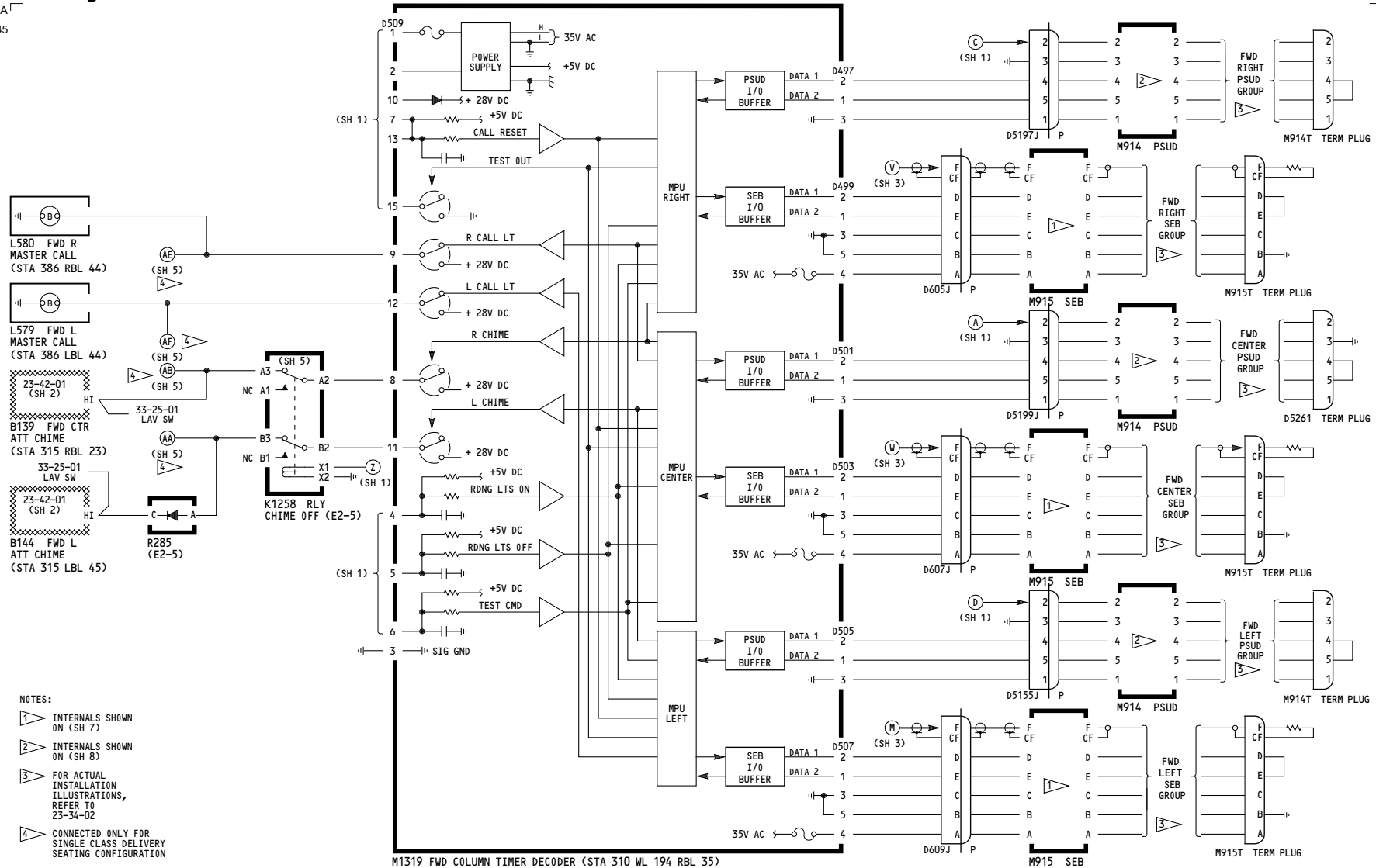
**PASSENGER ENTERTAINMENT/
PASSENGER SERVICE**

D280T232

23-34-01

Page 106
Sheet 3
Jan 21/2005

-A-
645



275-276

**PASSENGER ENTERTAINMENT/
PASSENGER SERVICE**

D280T232

23-34-01

Page 106
Sheet 4
Jan 21/2005



3 FOR ACTUAL
INSTALLATION
ILLUSTRATIONS,
REFER TO 23-34-02

4 CONNECTED ONLY FOR
TWO CLASS ALTERNATE
SEATING CONFIGURATION

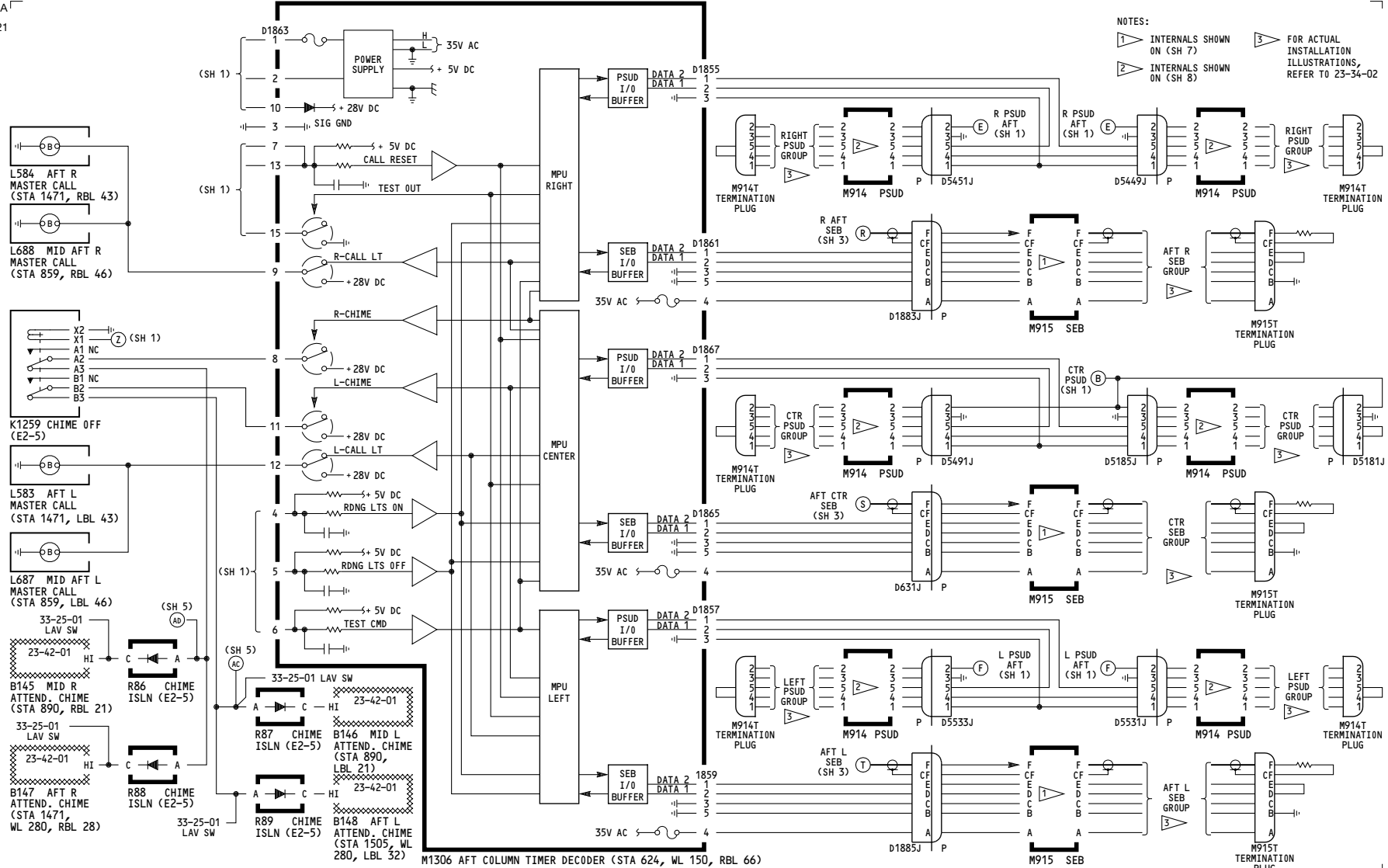
5 CONNECTED ONLY FOR
SINGLE CLASS DELIVERY
SEATING CONFIGURATION

M1320 MID COLUMN TIMER DECODER (STA 317, WL 194, RBL 35)

23-34-01

Page 106
Sheet 5
Jan 21/2005

-A
621



275-276

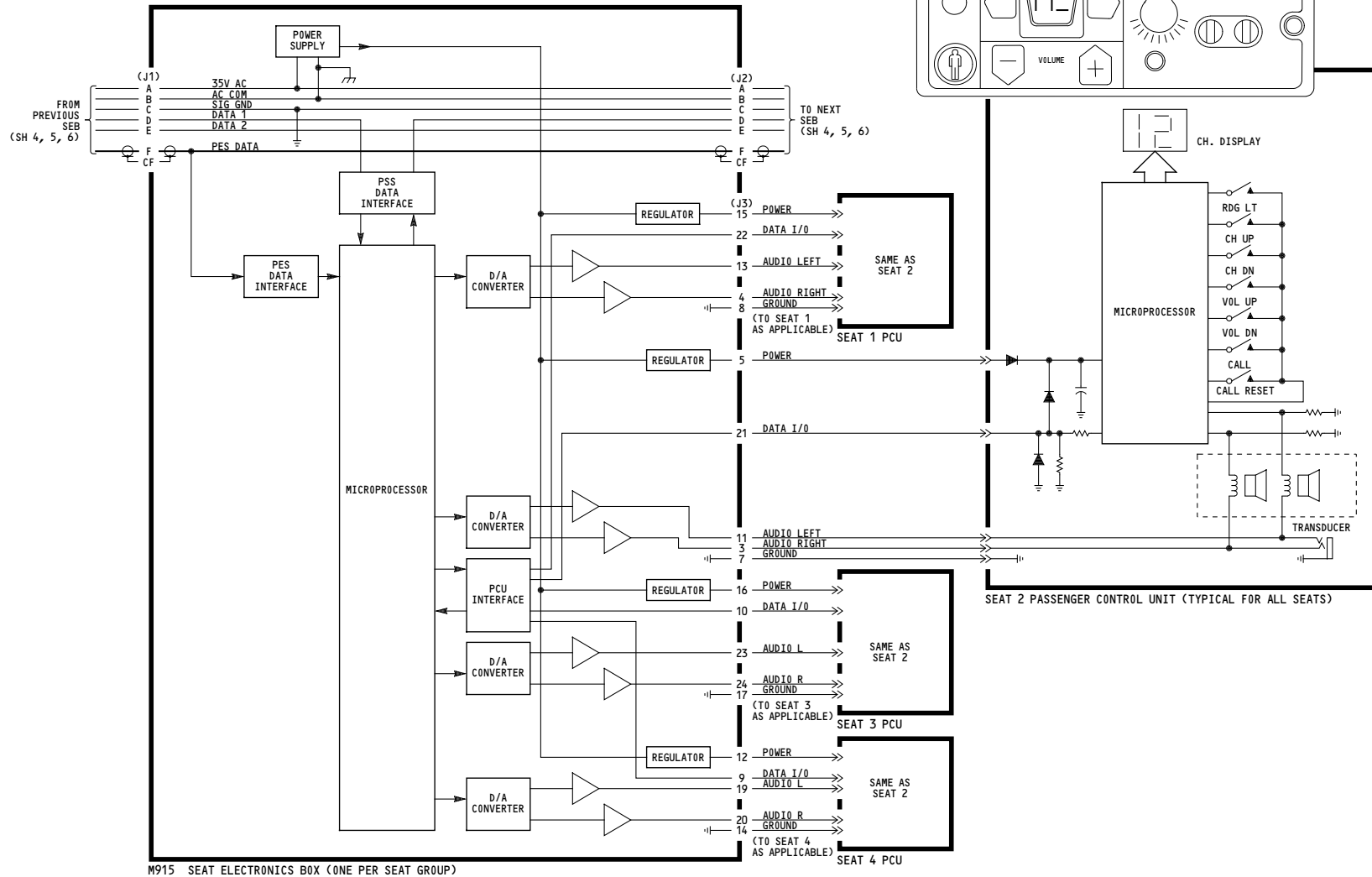
**PASSENGER ENTERTAINMENT/
PASSENGER SERVICE**

D280T232

23-34-01

Page 106
Sheet 6
Jan 21/2005

609



275-276

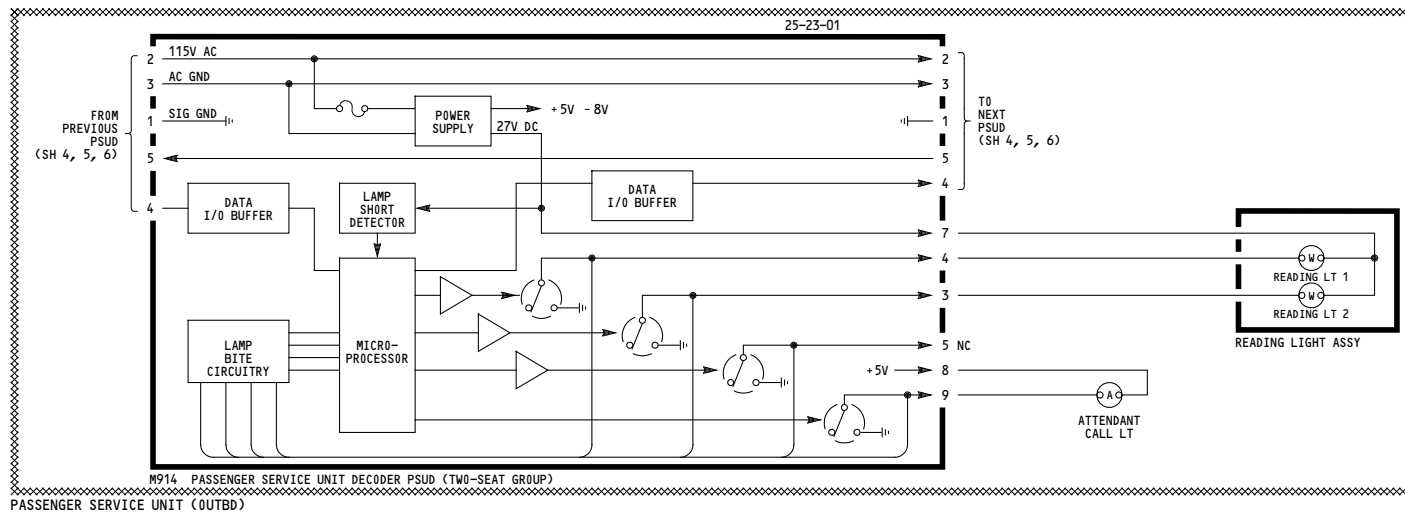
**PASSENGER ENTERTAINMENT/
PASSENGER SERVICE**

D280T232

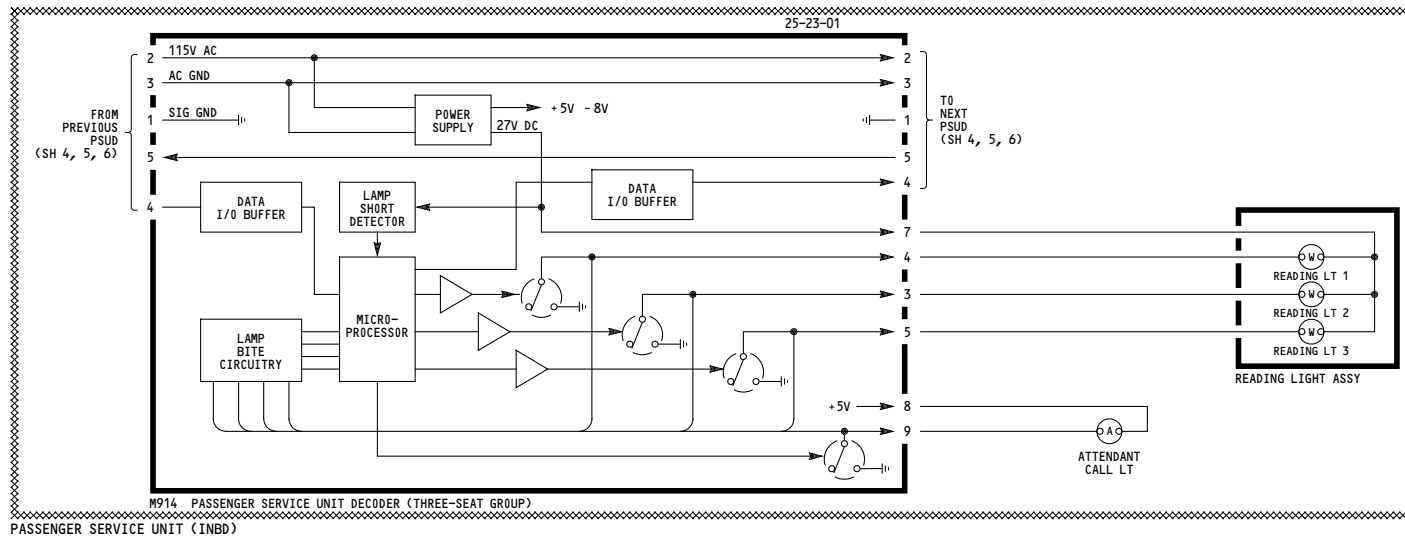
23-34-01

Page 106
Sheet 7
Jan 21/2005

605



| WIRING DIAGRAMS |
|-----------------|
| 23-34-11 |
| 23-34-12 |
| 23-34-13 |
| 23-34-14 |
| 23-34-15 |
| 23-34-16 |
| 23-34-17 |
| 23-34-18 |
| 23-34-19 |
| 23-34-20 |



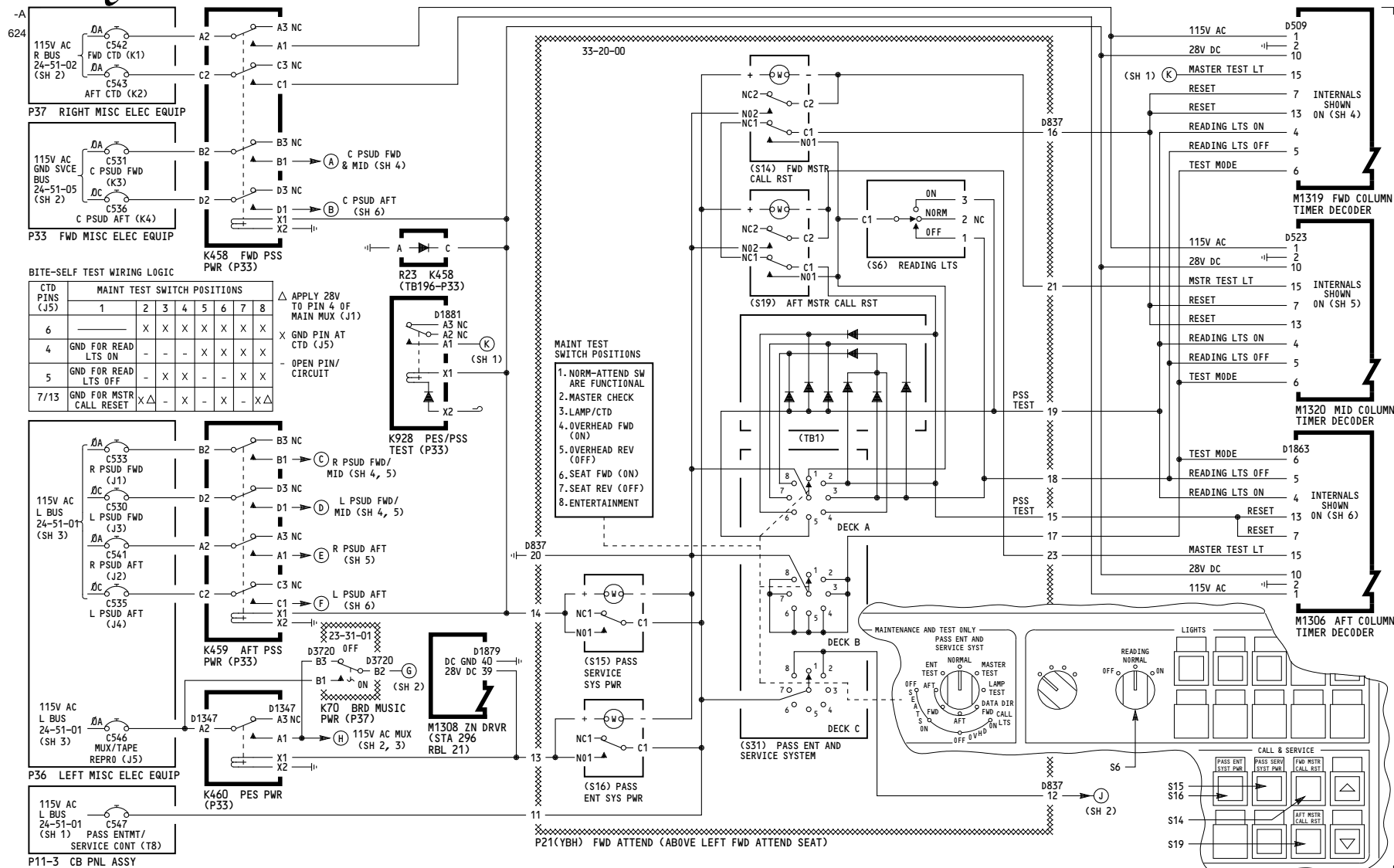
275-276

**PASSENGER ENTERTAINMENT/
PASSENGER SERVICE**

D280T232

23-34-01

Page 106
Sheet 8
Jan 21/2005



277-278

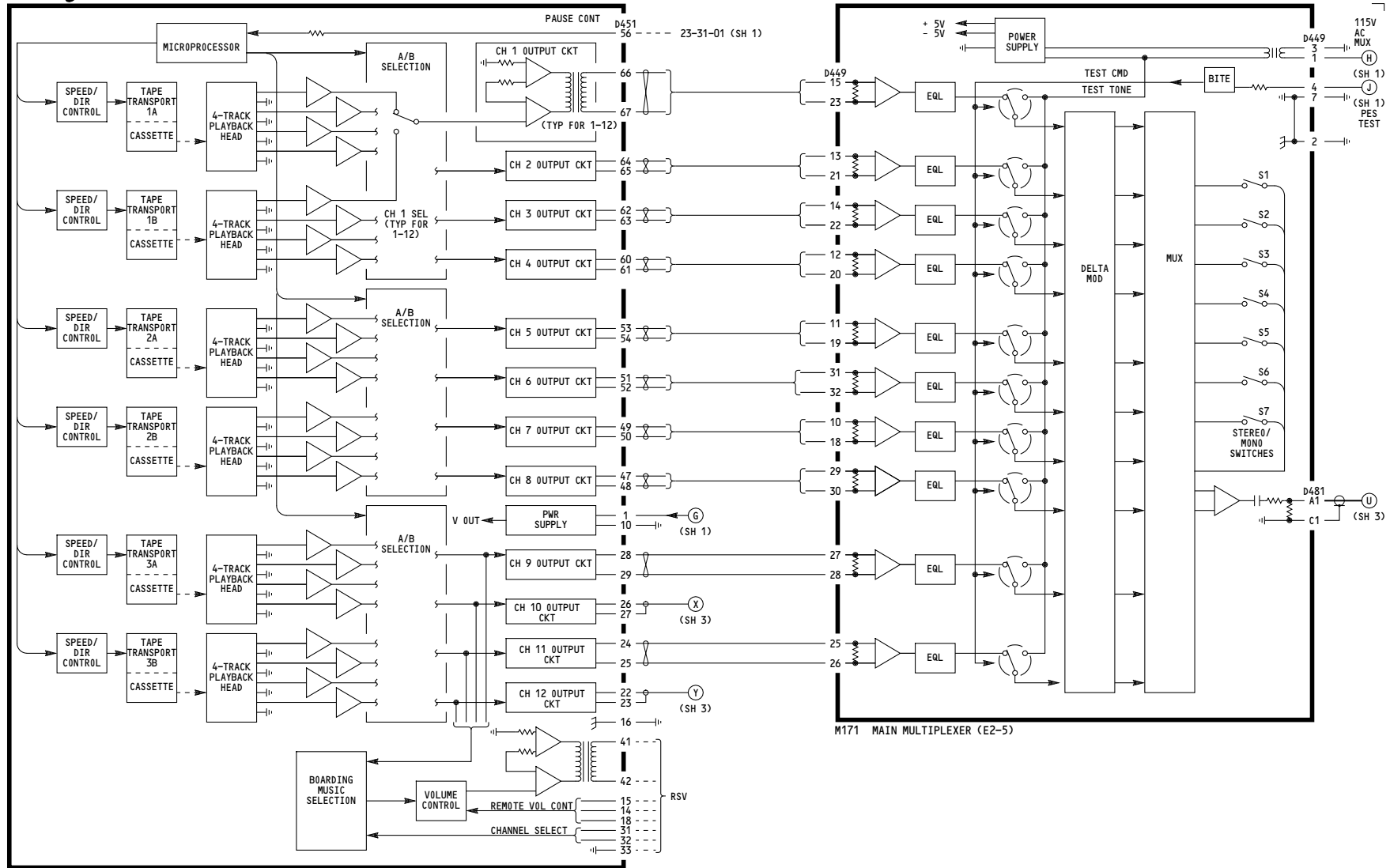
PASSENGER ENTERTAINMENT/ PASSENGER SERVICE

D280T232

23-34-01

Page 107
Sheet 1
Jan 21/2005

636



M170 ENTERTAINMENT TAPE REPRODUCER (E2-5)

M171 MAIN MULTIPLEXER (E2-5)

277-278

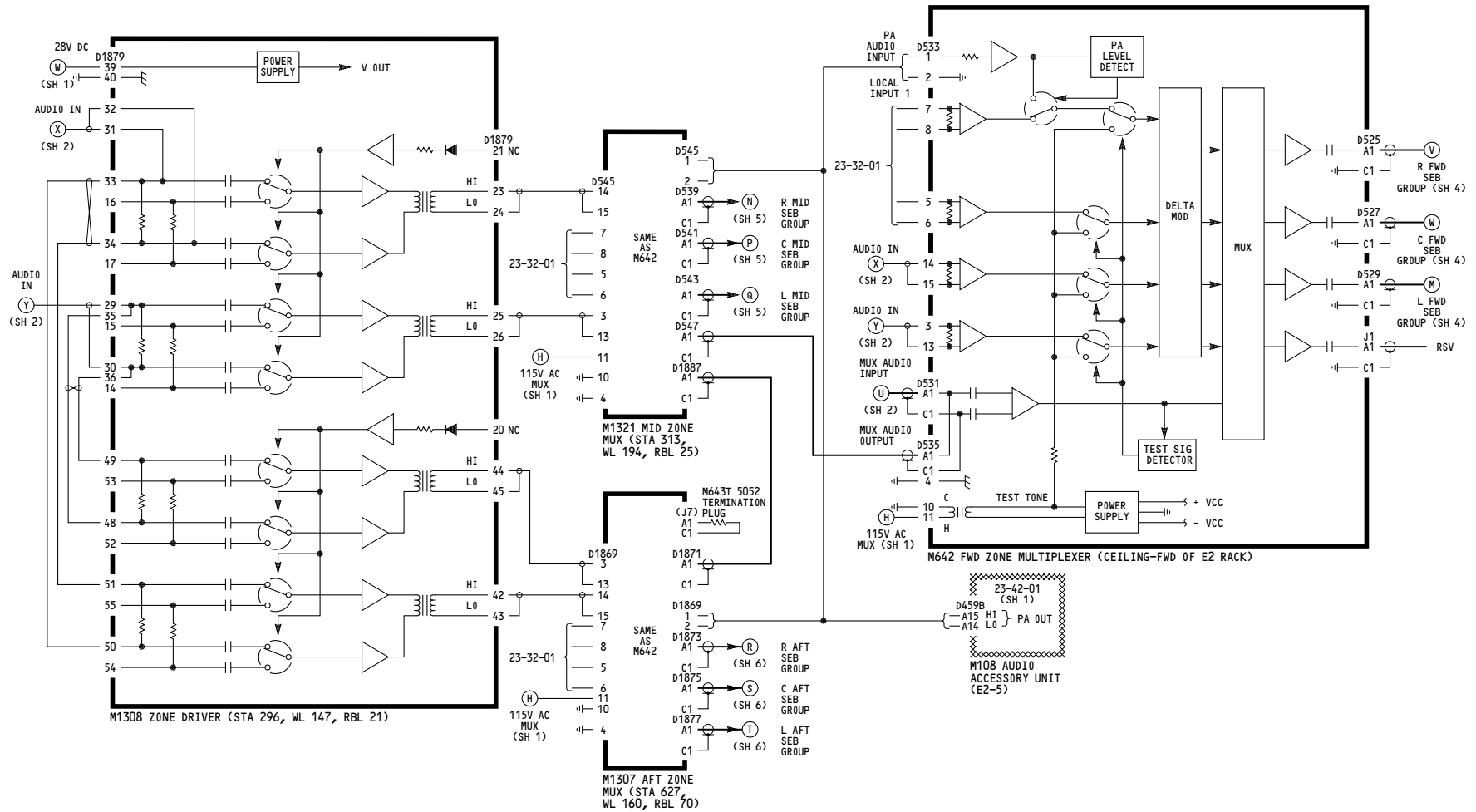
**PASSENGER ENTERTAINMENT/
PASSENGER SERVICE**

D280T232

23-34-01

Page 107
Sheet 2
Jan 21/2005

-A
624



277-278

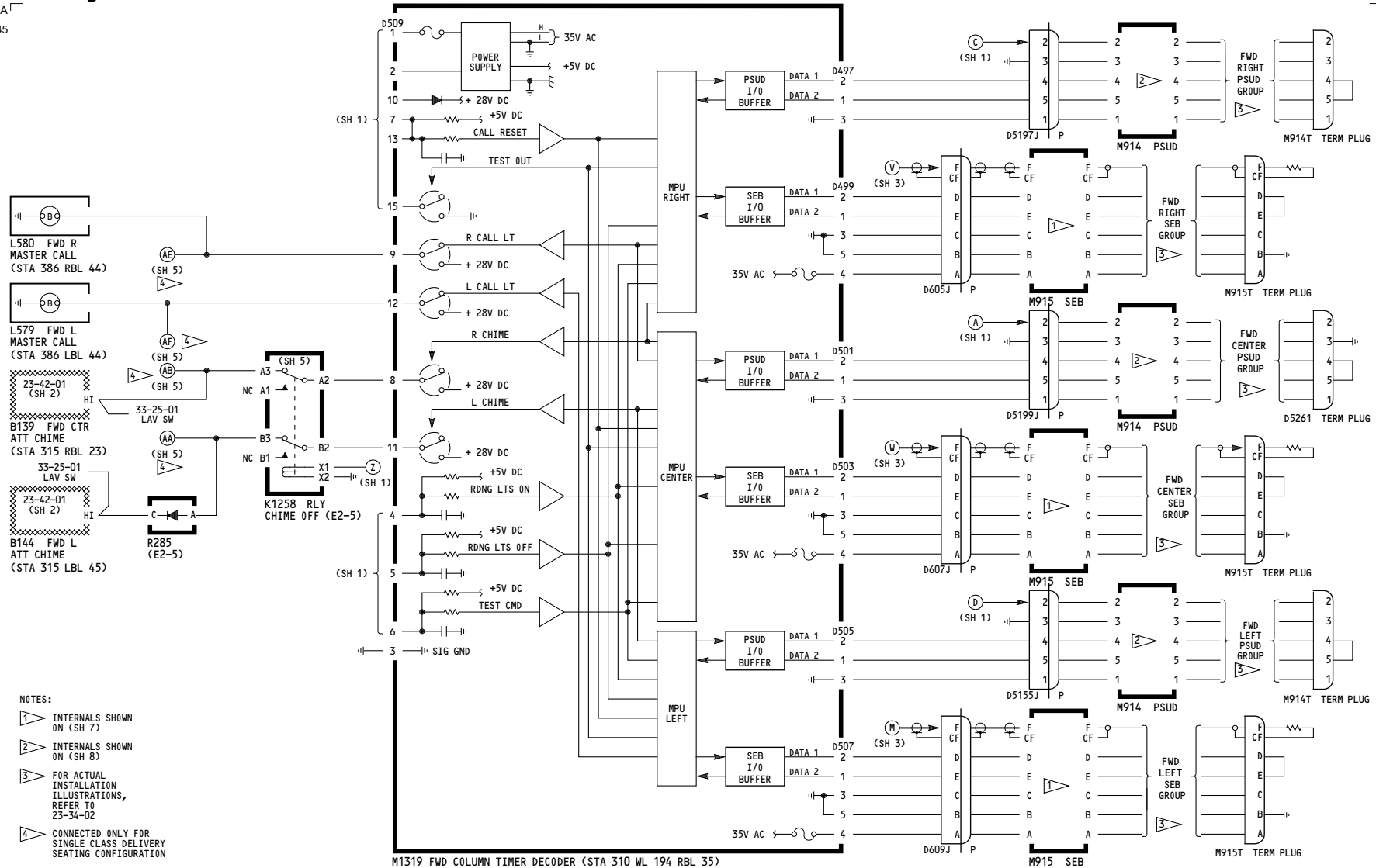
**PASSENGER ENTERTAINMENT/
PASSENGER SERVICE**

D280T232

23-34-01

Page 107
Sheet 3
Jan 21/2005

-A-
645



277-278

**PASSENGER ENTERTAINMENT/
PASSENGER SERVICE**

D280T232

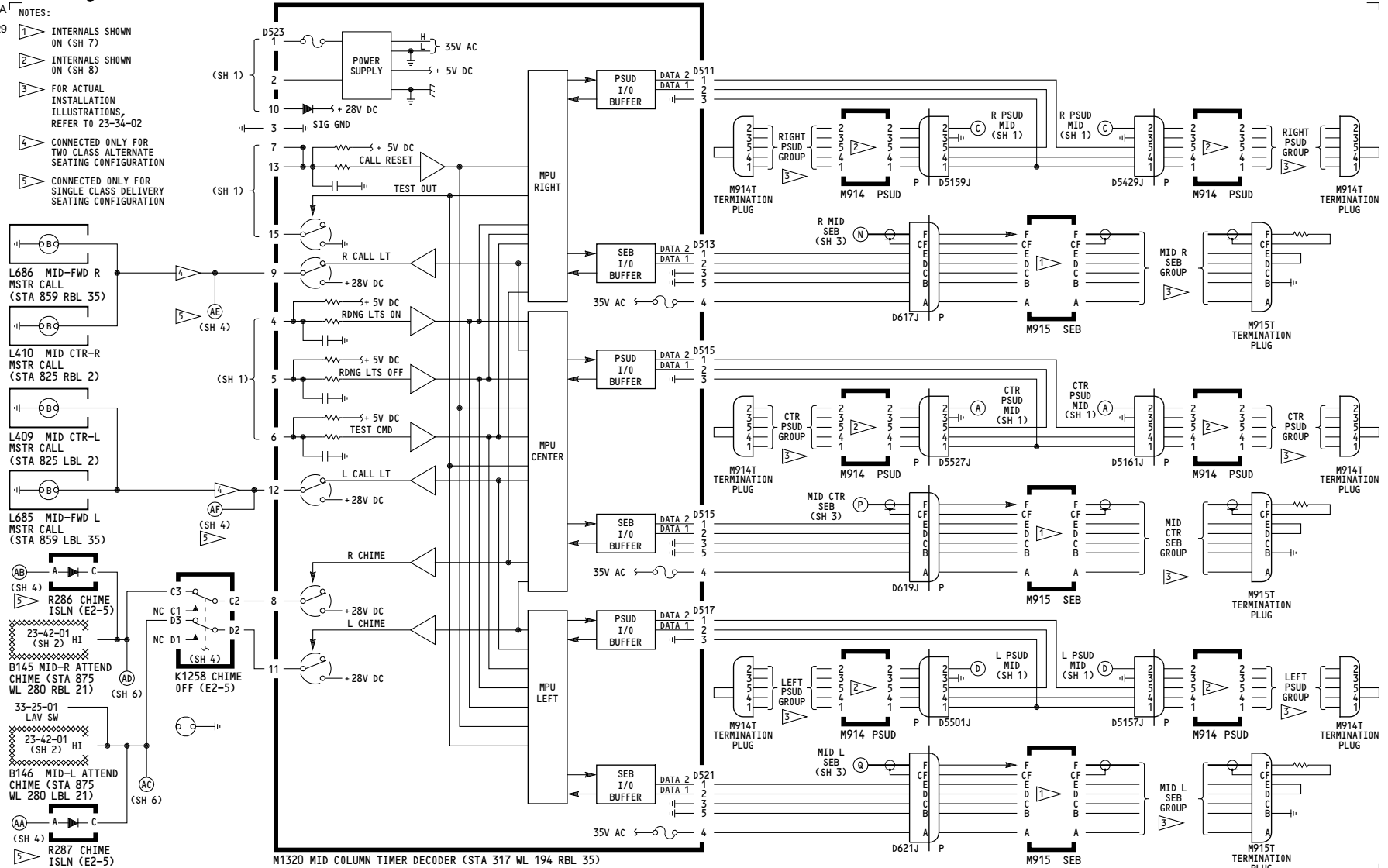
23-34-01

Page 107
Sheet 4
Jan 21/2005



629

- 1 INTERNALS SHOWN ON (SH 7)
- 2 INTERNALS SHOWN ON (SH 8)
- 3 FOR ACTUAL INSTALLATION ILLUSTRATIONS, REFER TO 23-34-02
- 4 CONNECTED ONLY FOR TWO CLASS ALTERNATE SEATING CONFIGURATION
- 5 CONNECTED ONLY FOR SINGLE CLASS DELIVERY SEATING CONFIGURATION



**PASSENGER ENTERTAINMENT/
PASSENGER SERVICE**

23-34-01

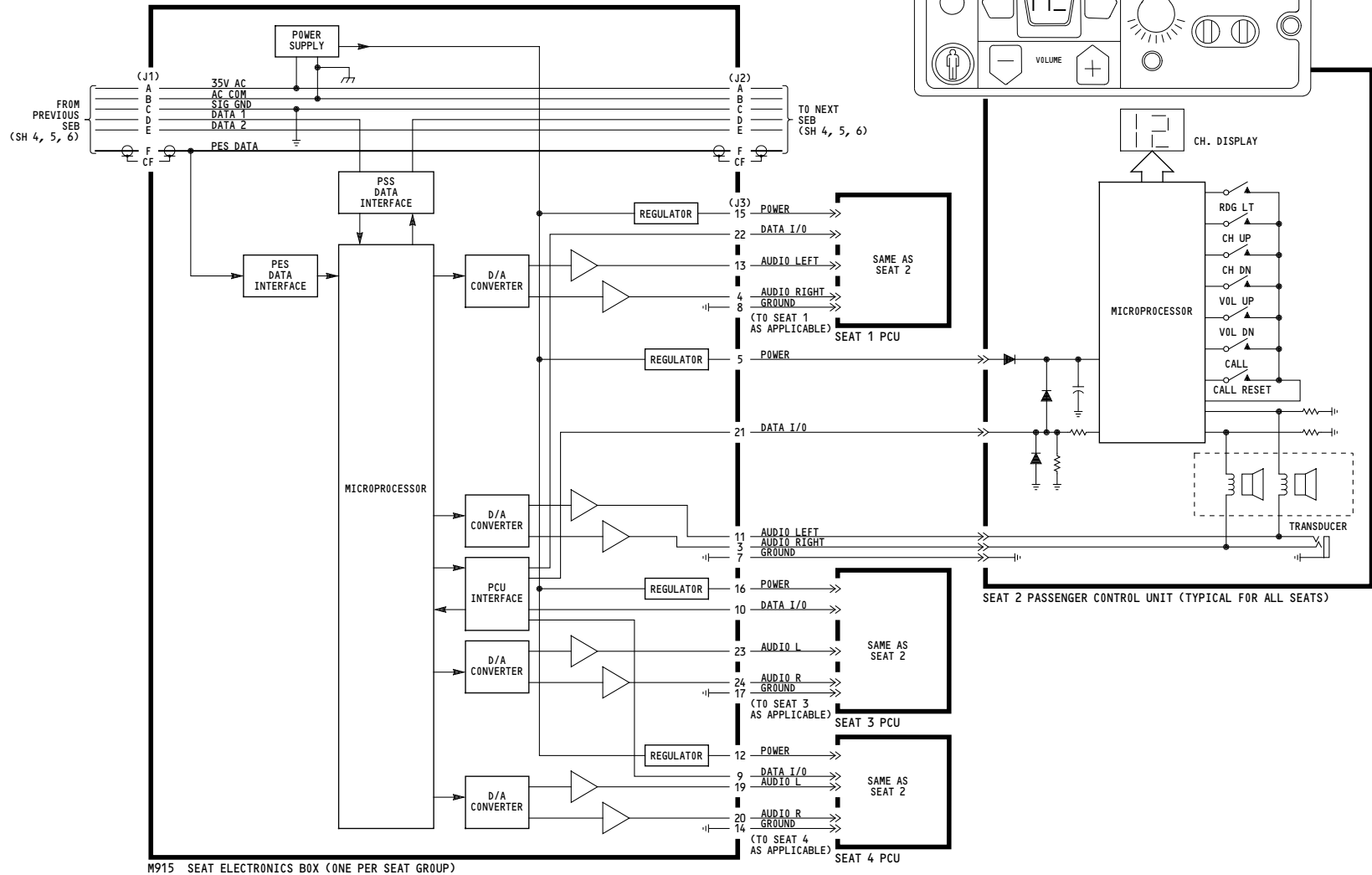
Page 107
Sheet 5
Jan 21/2005

D280T232



BOEING PROPRIETARY - Copyright © - Unpublished Work - See title page for details.

609



277-278

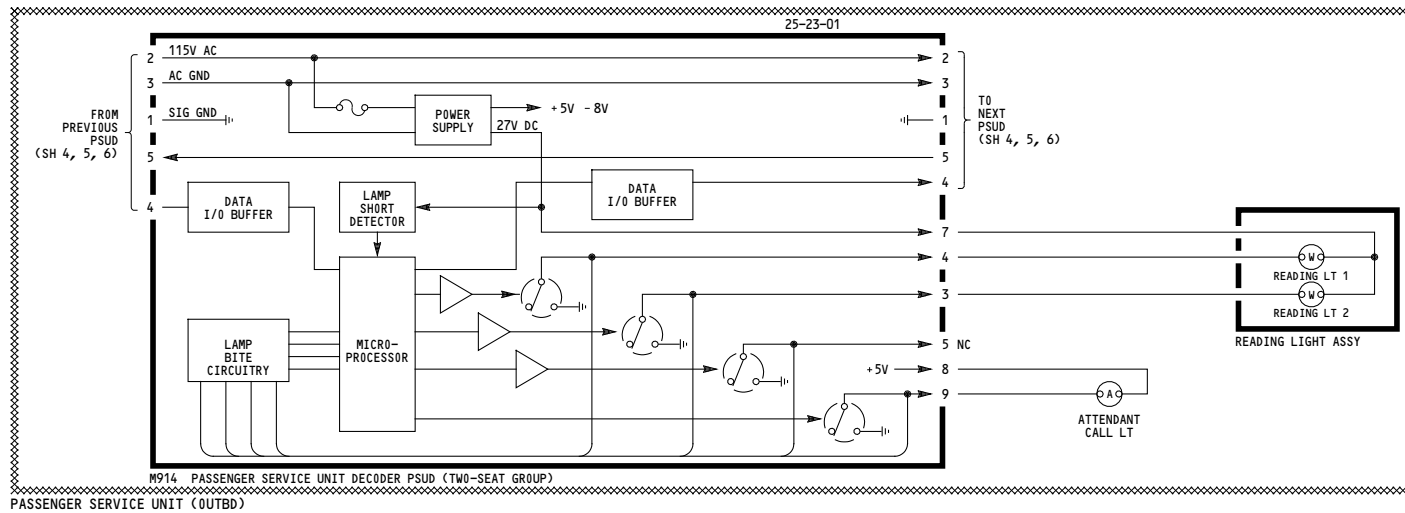
**PASSENGER ENTERTAINMENT/
PASSENGER SERVICE**

D280T232

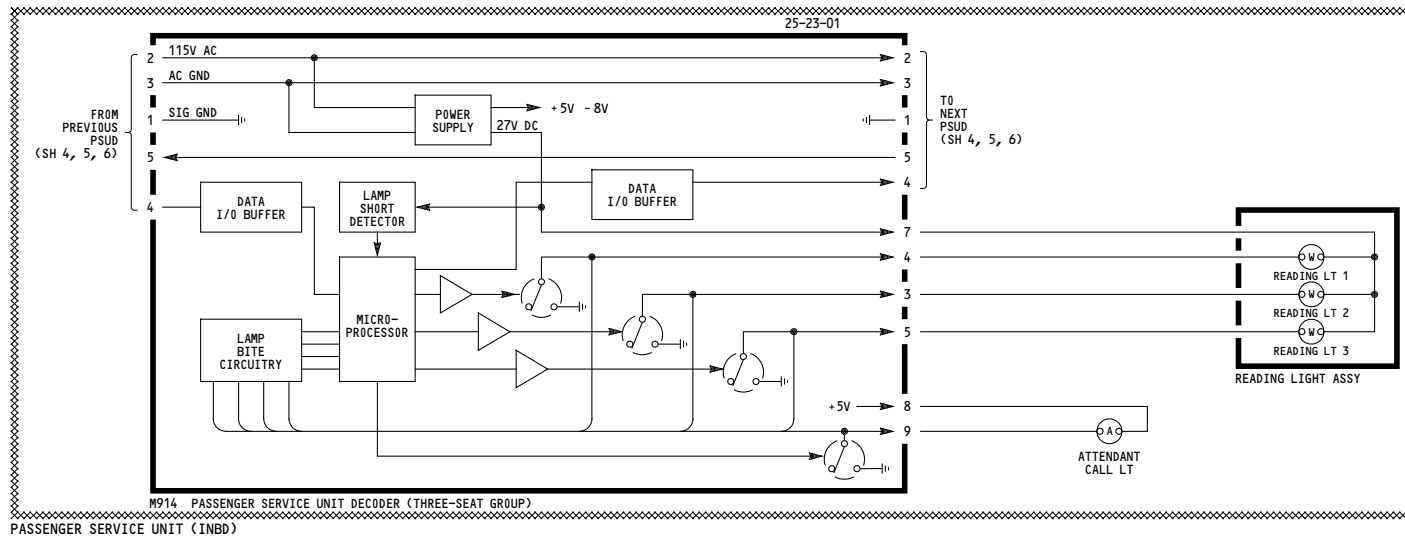
23-34-01

Page 107
Sheet 7
Jan 21/2005

605



| WIRING DIAGRAMS |
|-----------------|
| 23-34-11 |
| 23-34-12 |
| 23-34-13 |
| 23-34-14 |
| 23-34-15 |
| 23-34-16 |
| 23-34-17 |
| 23-34-18 |
| 23-34-19 |
| 23-34-20 |



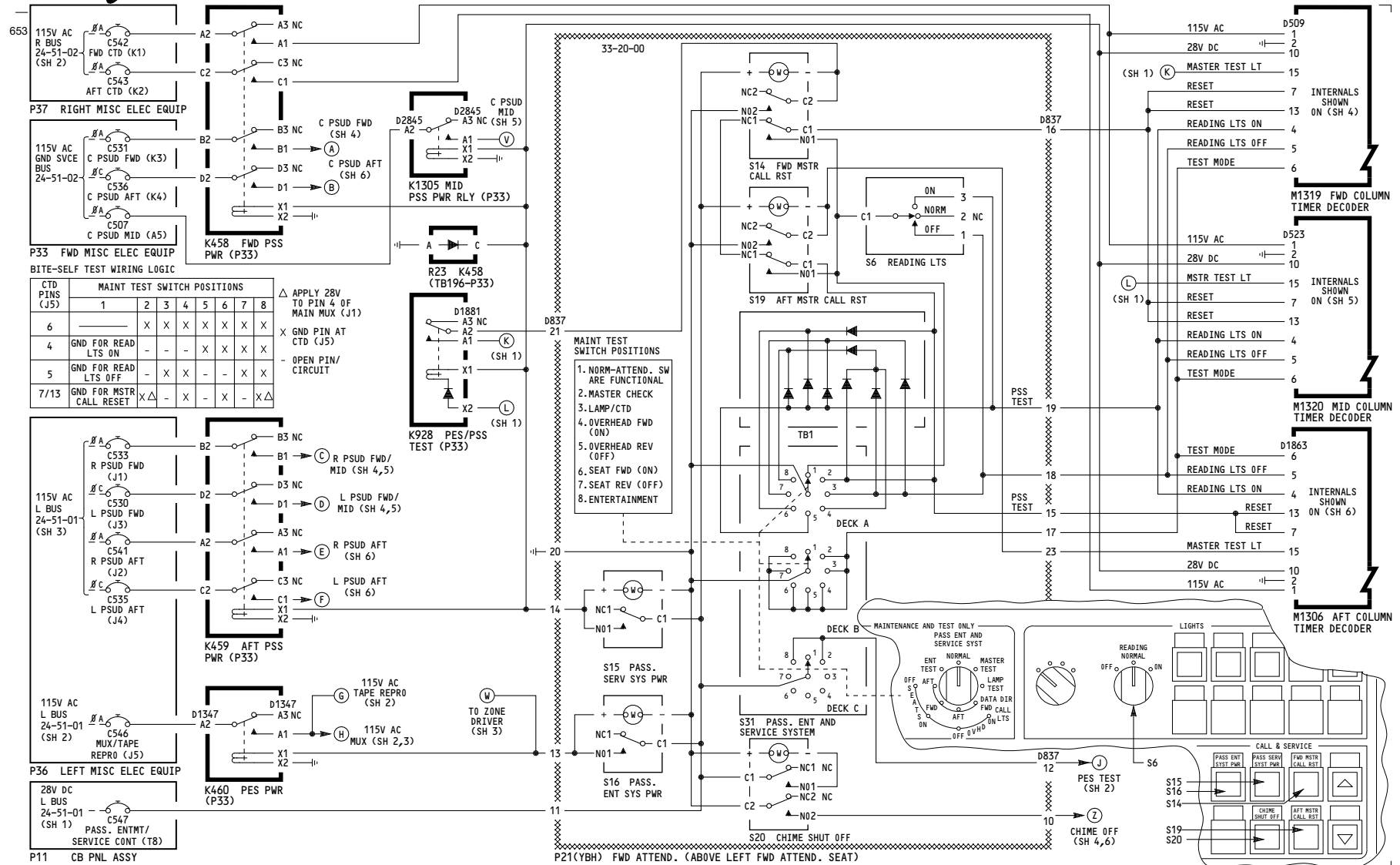
277-278

**PASSENGER ENTERTAINMENT/
PASSENGER SERVICE**

D280T232

23-34-01

Page 107
Sheet 8
Jan 21/2005



280-299

PASSENGER ENTERTAINMENT/ PASSENGER SERVICE

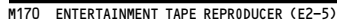
D280T232

23-34-01

Page 108
Sheet 1
Jan 21/2005



M171 MAIN MULTIPLEXER (E2-5)

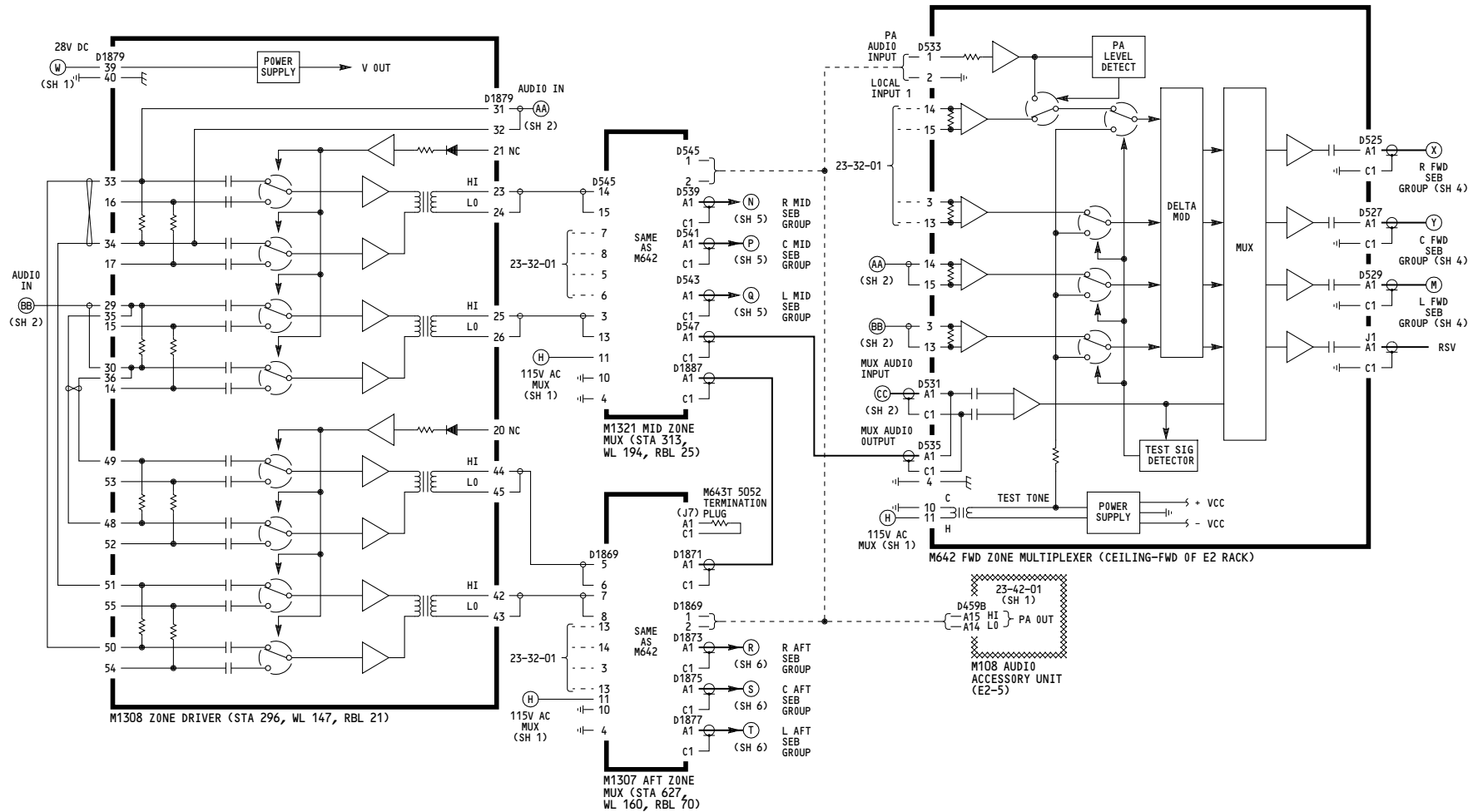


**PASSENGER ENTERTAINMENT/
PASSENGER SERVICE**

23-34-01

Page 108
Sheet 2
Jan 21/2005

655



280-299

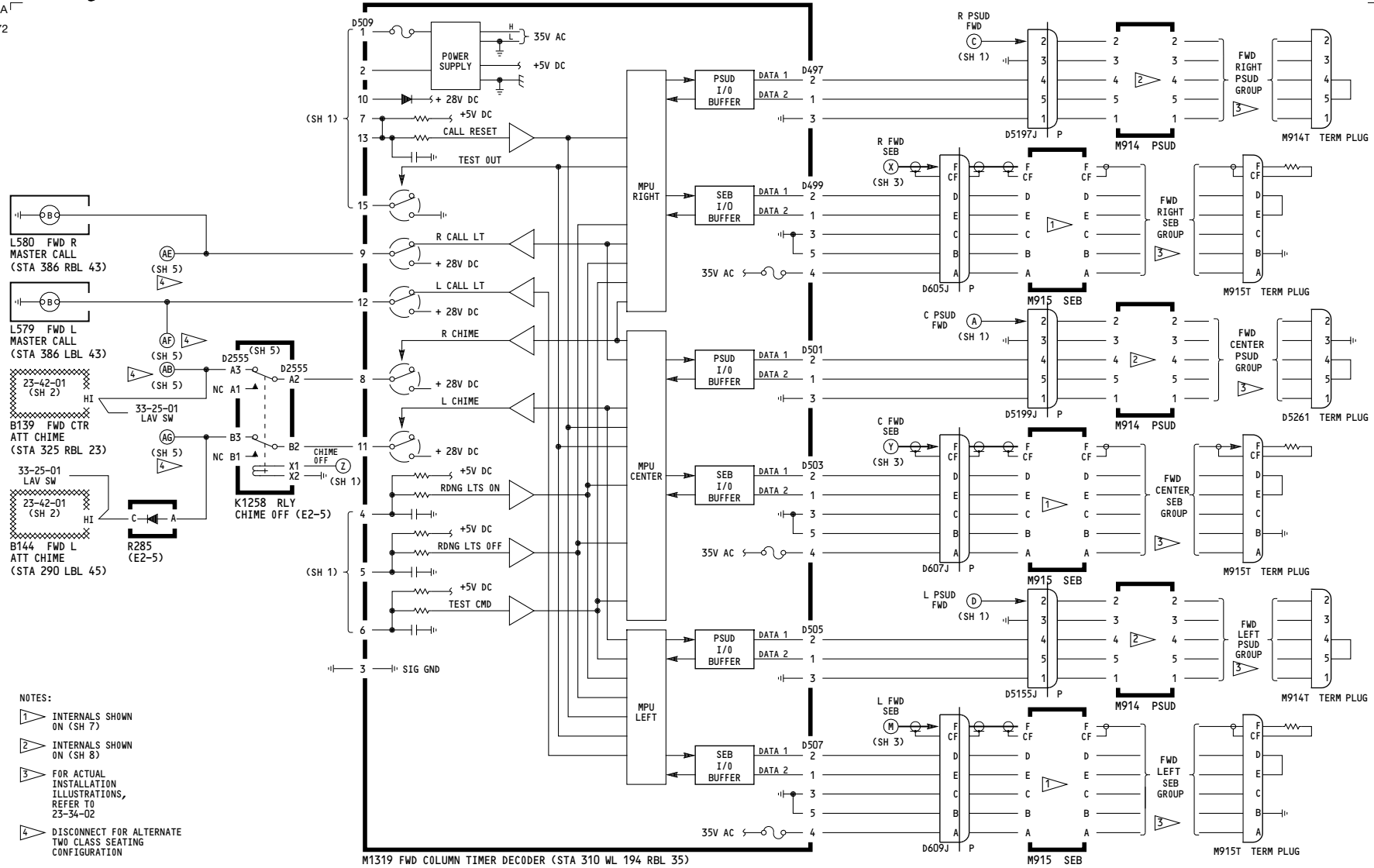
PASSENGER ENTERTAINMENT/
PASSENGER SERVICE

D280T232

23-34-01

Page 108
Sheet 3
Jan 21/2005

-A-
672



280-299

PASSENGER ENTERTAINMENT/ PASSENGER SERVICE

D280T232

23-34-01

Page 108
Sheet 4
Jan 21/2005

NOTES:

- 1 INTERNALS SHOWN ON (SH 7)
- 2 INTERNALS SHOWN ON (SH 8)
- 3 FOR ACTUAL INSTALLATION ILLUSTRATIONS, REFER TO 23-34-02
- 4 CONNECT FOR ALTERNATE TWO CLASS SEATING CONFIGURATION
- 5 DISCONNECT FOR ALTERNATE TWO CLASS SEATING CONFIGURATION

L688 MID-AFT R MSTR CALL (STA 807, RBL 35)

L410 MID CTR-R MSTR CALL (STA 825, BL 0)

(SH 4) R286 CHIME ISLN (E2-5)

23-42-01 (SH 2) HI

B145 MID-R ATTEND. CHIME (STA 821, WL 280, BL 0)

33-25-01 LAV SW

23-42-01 (SH 2) HI

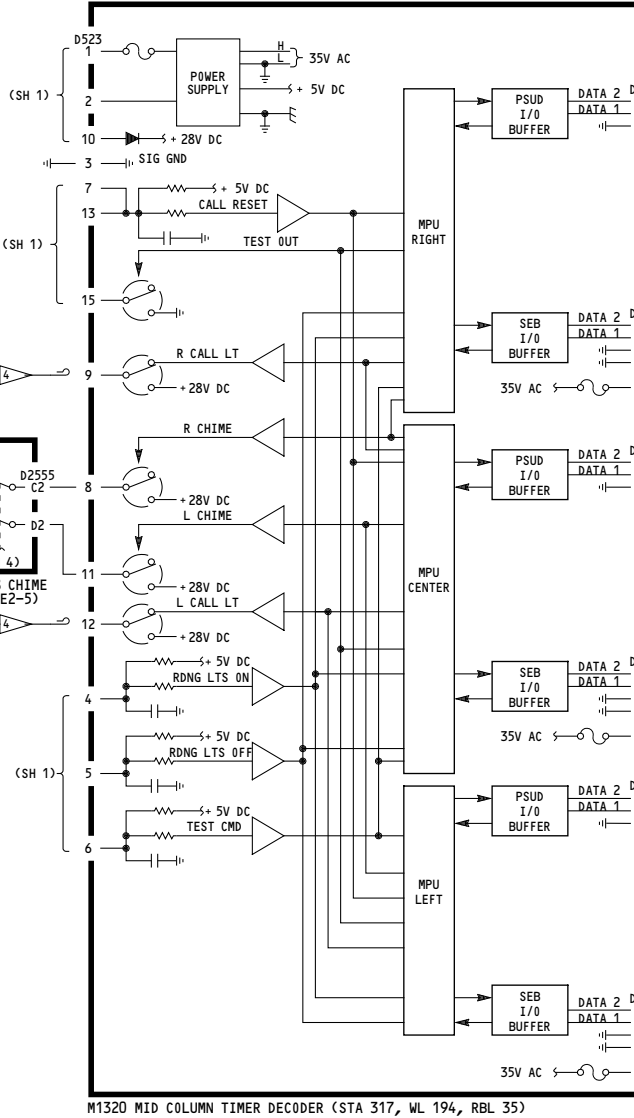
B146 MID-L ATTEND. CHIME (STA 821, WL 280, BL 0)

(SH 4) R287 CHIME ISLN (E2-5)

L409 MID CTR-L MSTR CALL (STA 825, BL 0)

L687 MID-AFT L MSTR CALL (STA 807, LBL 35)

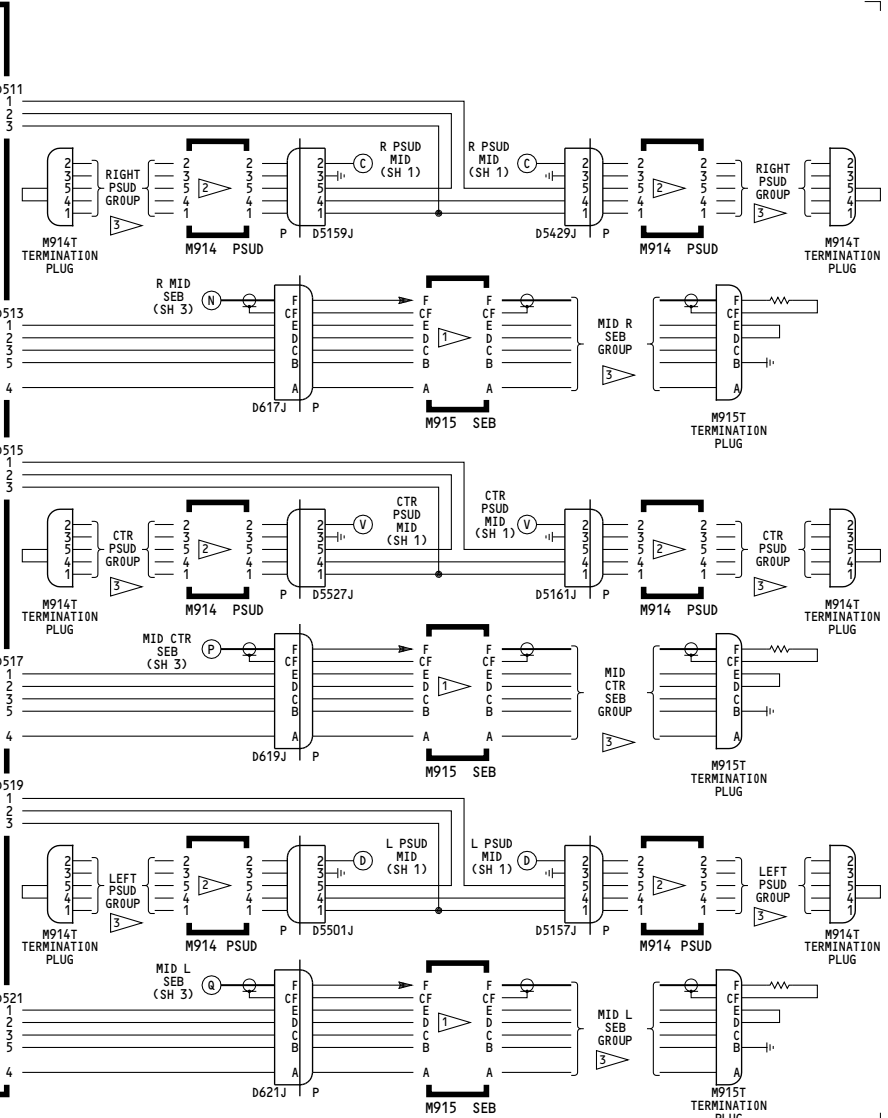
280-299



M1320 MID COLUMN TIMER DECODER (STA 317, WL 194, RBL 35)

**PASSENGER ENTERTAINMENT/
PASSENGER SERVICE**

D280T232

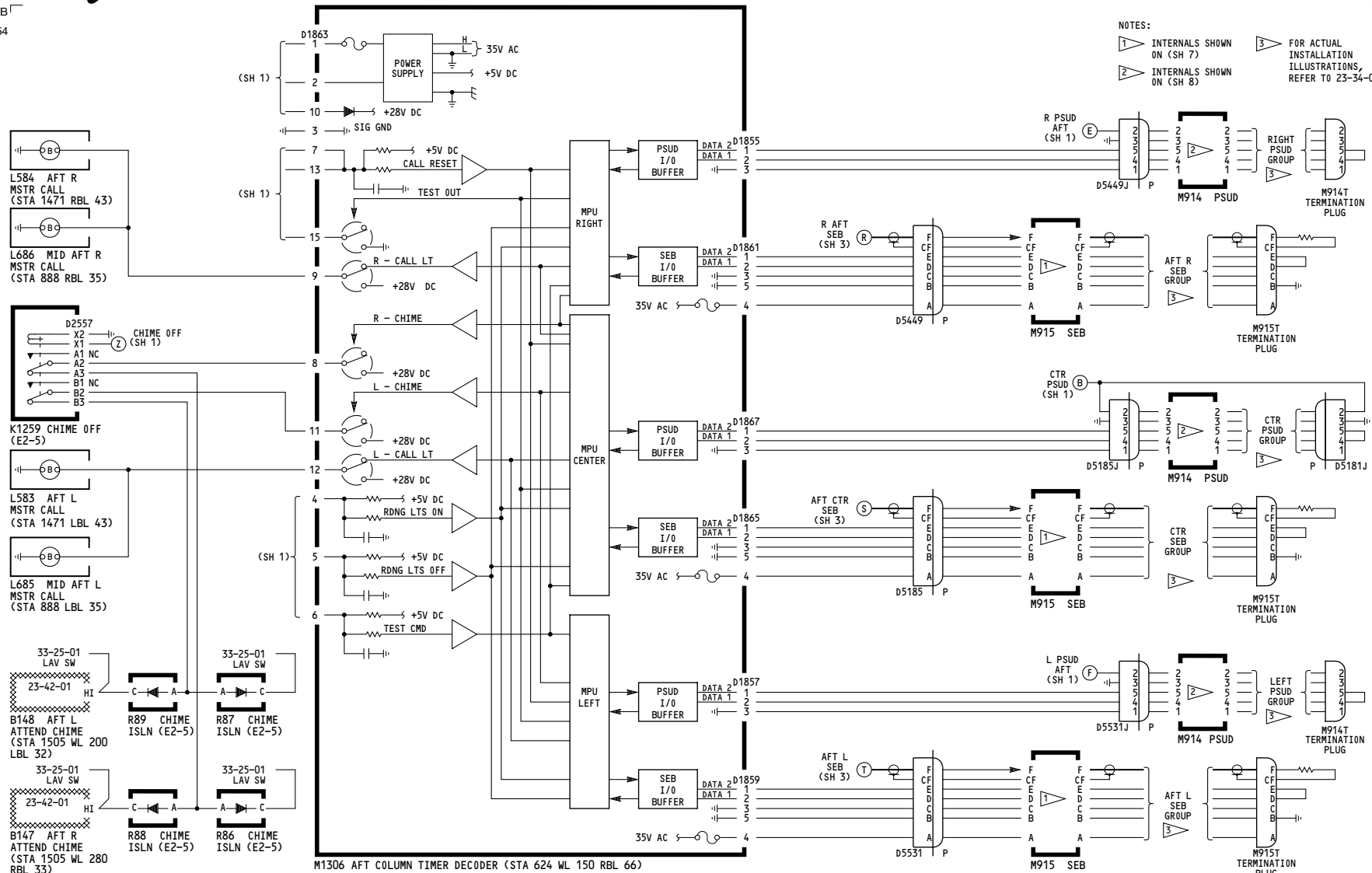


23-34-01



NOTES:

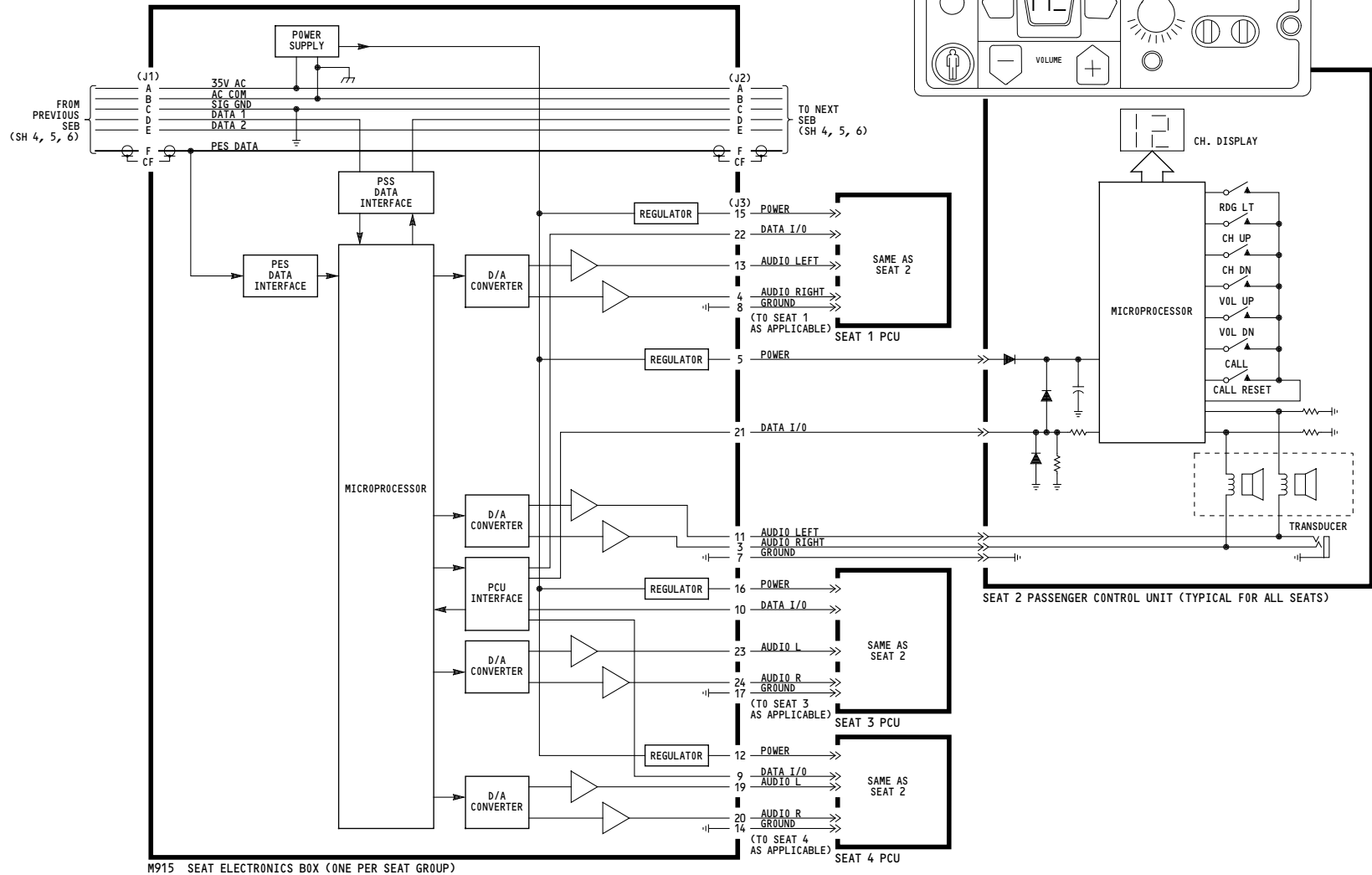
- 1 INTERNALS SHOWN
ON (SH 7)
- 2 INTERNALS SHOWN
ON (SH 8)
- 3 FOR ACTUAL
INSTALLATION
ILLUSTRATIONS,
REFER TO 23-34-02



23-34-01

Page 108
Sheet 6
Jan 21/2005

609



280-299

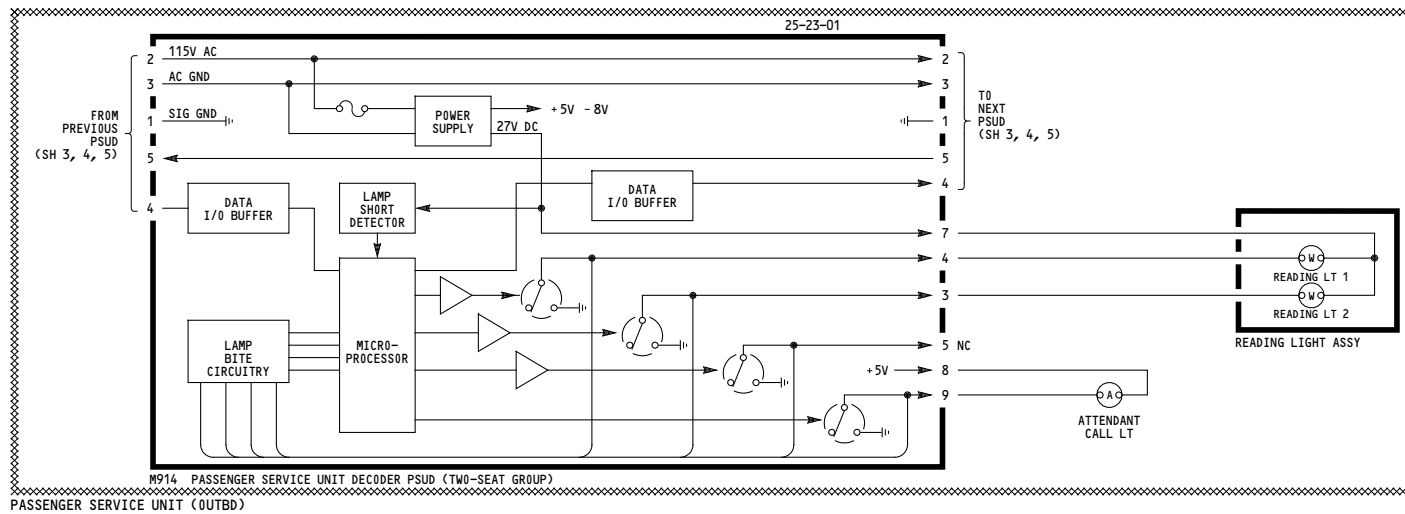
**PASSENGER ENTERTAINMENT/
PASSENGER SERVICE**

D280T232

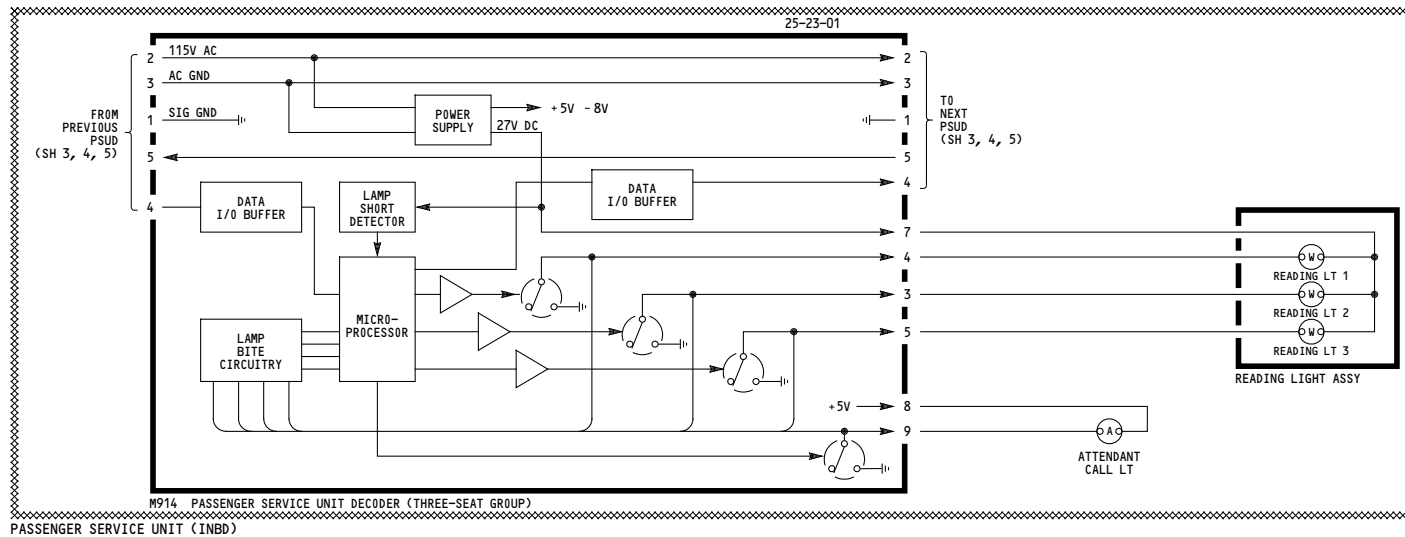
23-34-01

Page 108
Sheet 7
Jan 21/2005

612



| WIRING DIAGRAMS |
|-----------------|
| 23-34-11 |
| 23-34-12 |
| 23-34-13 |
| 23-34-14 |
| 23-34-15 |
| 23-34-16 |
| 23-34-17 |
| 23-34-18 |
| 23-34-19 |
| 23-34-20 |



280-299

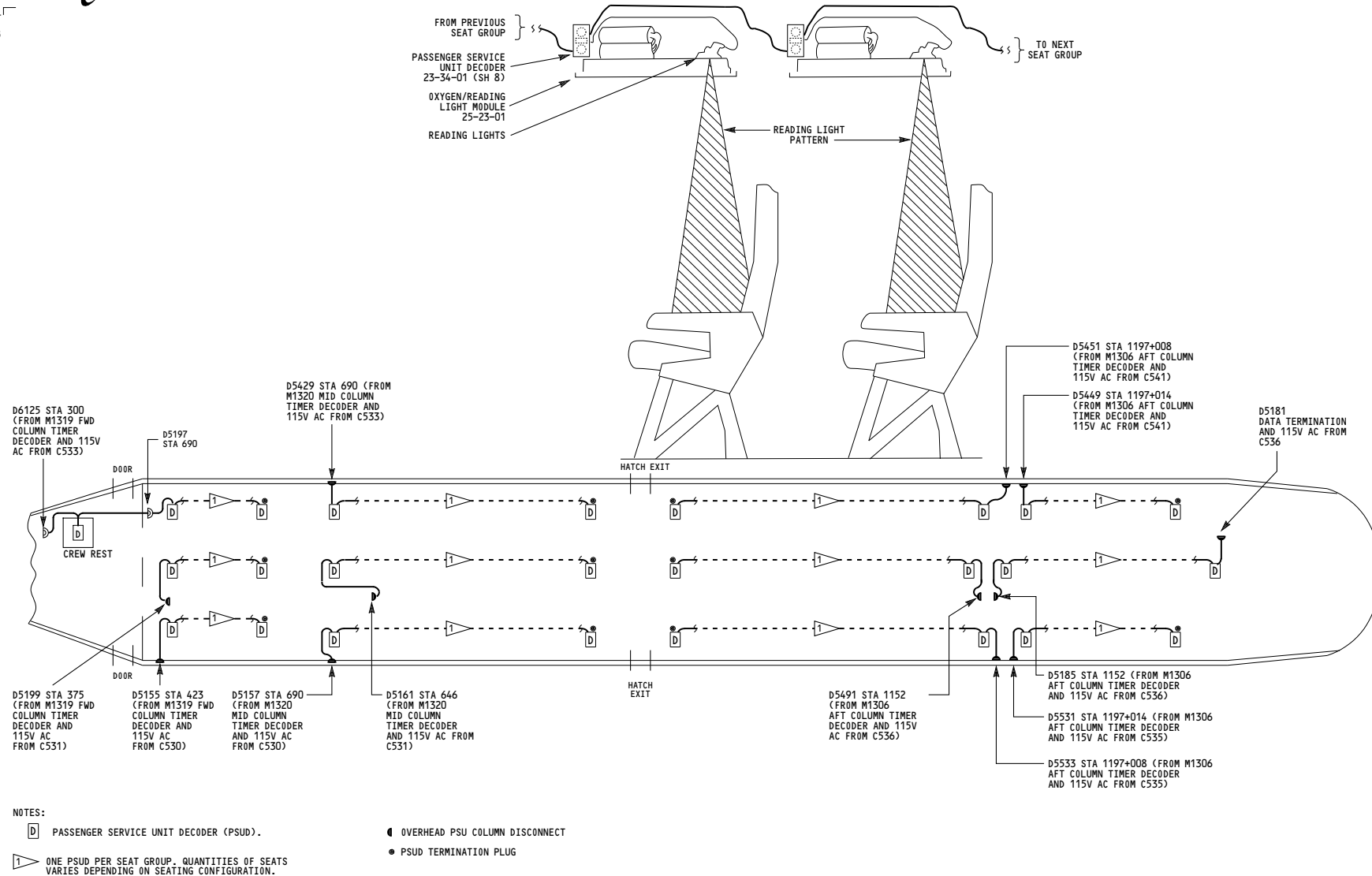
**PASSENGER ENTERTAINMENT/
PASSENGER SERVICE**

D280T232

23-34-01

Page 108
Sheet 8
Jan 21/2005

646



050-099

**PASSENGER SERVICE SYSTEM
PASSENGER ENTMT SYSTEM
MULTIPLEX DISTR**

D280T232

23-34-02

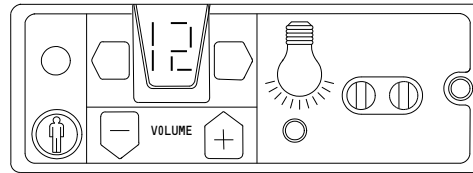
Page 101
Sheet 1
Jan 21/2005

-A-
648

PASSENGER ENTERTAINMENT CHANNEL ASSIGNMENTS

| PCU CHANNEL SELECTOR SWITCH POSITION | TAPE REPRODUCER TRACK (CHANNEL OUTPUT) OR VIDEO/BGM-TRK | STEREO OR MONO | MUX CHANNEL |
|--------------------------------------|---|----------------|-------------|
| 1 | VIDEO/BGM-1** (PRIMARY LANGUAGE) | MONO | 1* |
| 2 | VIDEO BGM-3** (PRIMARY LANGUAGE) | MONO | 2* |
| 3 | 9 | MONO | 13 |
| 4 | 11 | MONO | 14 |
| 5 | 1 & 3 | STEREO | 5 & 6 |
| 6 | 2 & 4 | STEREO | 7 & 8 |
| 7 | 5 & 7 | STEREO | 9 & 10 |
| 8 | 6 & 8 | STEREO | 11 & 12 |
| 9 | 10 | MONO | 3* |
| 10 | 12 | MONO | 4* |
| 11 | - | BLANK | - |
| 12 | - | BLANK | - |

* 7M CHANNEL
** VIDEO AUDIO PREEMPTS BGM (BOARDING MUSIC) WHEN VIDEO ON



PASSENGER CONTROL UNIT (ONE IN EACH SEAT) (TYPICAL)

23-34-01 (SH 7)

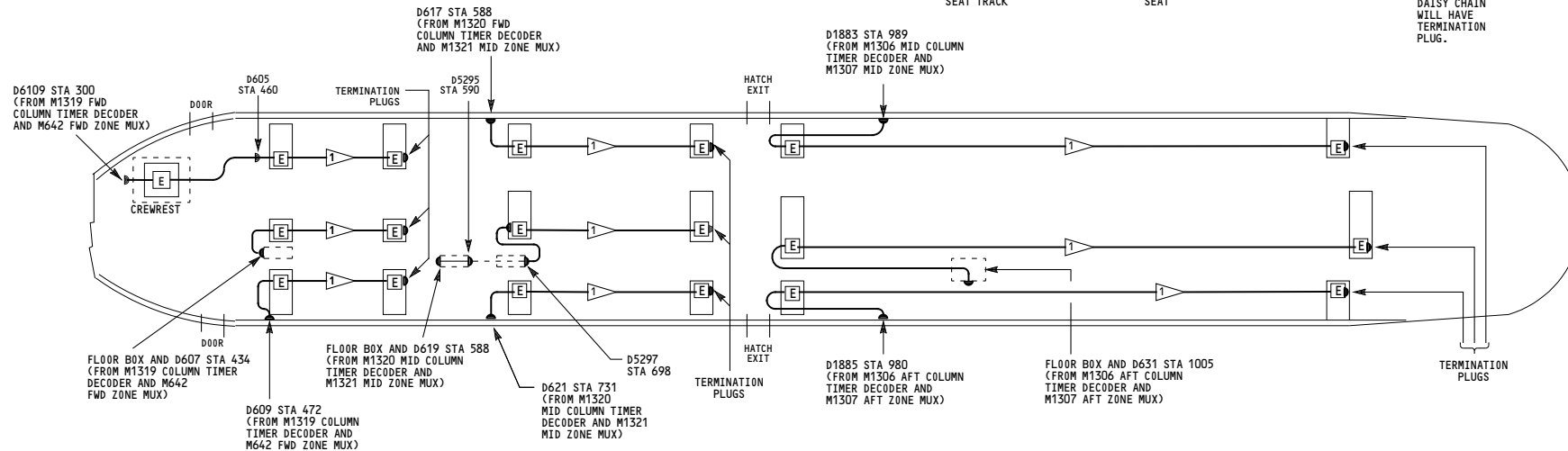
23-34-01 (SH 7)

FROM PREVIOUS SEAT GROUP

LOCATED NEXT TO SEAT TRACK

TO NEXT SEAT

| WIRING DIAGRAMS |
|-----------------|
| 23-34-11 |
| 23-34-12 |
| 23-34-13 |
| 23-34-14 |
| 23-34-15 |
| 23-34-16 |
| 23-34-17 |
| 23-34-18 |
| 23-34-19 |
| 23-34-20 |



NOTES:

[E] SEAT ELECTRONICS BOX (SEB)

1 ONE SEB PER SEAT GROUP, QUANTITIES OF SEAT VARIES DEPENDING ON SEATING CONFIGURATION.

050-099

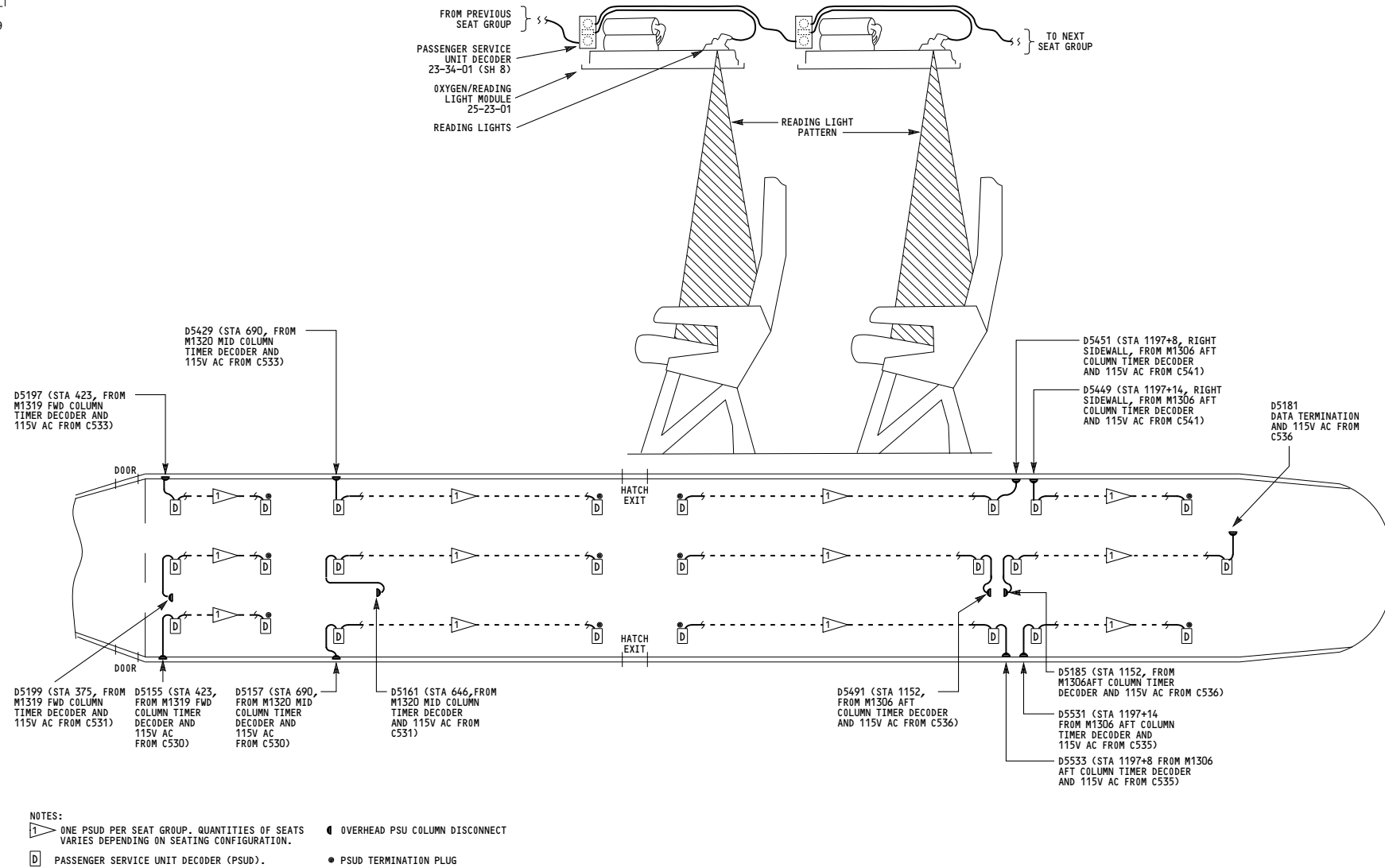
**PASSENGER SERVICE SYSTEM
PASSENGER ENTMT SYSTEM
MULTIPLEX DISTR**

D280T232

23-34-02

Page 101
Sheet 2
Jan 21/2005

639



150-199

**PASSENGER SERVICE SYSTEM
PASSENGER ENTMT SYSTEM
MULTIPLEX DISTR**

D280T232

23-34-02

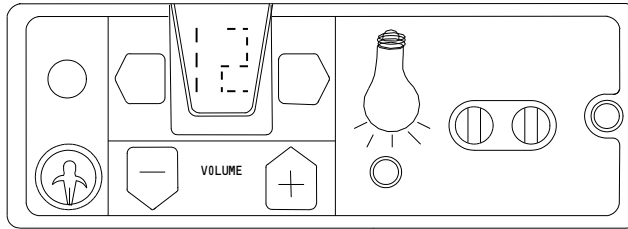
Page 102
Sheet 1
Jan 21/2005

639

PASSENGER ENTERTAINMENT CHANNEL ASSIGNMENTS

| PCU CHANNEL SELECTOR SWITCH POSITION | TAPE REPRODUCER TRACK (CHANNEL OUTPUT) OR VIDEO/BGM-TRK | STEREO OR MONO | MUX CHANNEL |
|--------------------------------------|---|----------------|-------------|
| 1 | VIDEO/BGM-1** (PRIMARY LANGUAGE) | MONO | 1* |
| 2 | VIDEO BGM-3** (PRIMARY LANGUAGE) | MONO | 2* |
| 3 | 9 | MONO | 13 |
| 4 | 11 | MONO | 14 |
| 5 | 1 & 3 | STEREO | 5 & 6 |
| 6 | 2 & 4 | STEREO | 7 & 8 |
| 7 | 5 & 7 | STEREO | 9 & 10 |
| 8 | 6 & 8 | STEREO | 11 & 12 |
| 9 | 10 | MONO | 3* |
| 10 | 12 | MONO | 4* |
| 11 | - | BLANK | - |
| 12 | - | BLANK | - |

* 7M CHANNEL
 ** VIDEO AUDIO PREEMPTS BGM (BOARDING MUSIC) WHEN VIDEO ON



PASSENGER CONTROL UNIT (ONE IN EACH SEAT) (TYPICAL)

23-34-01 (SH 7)

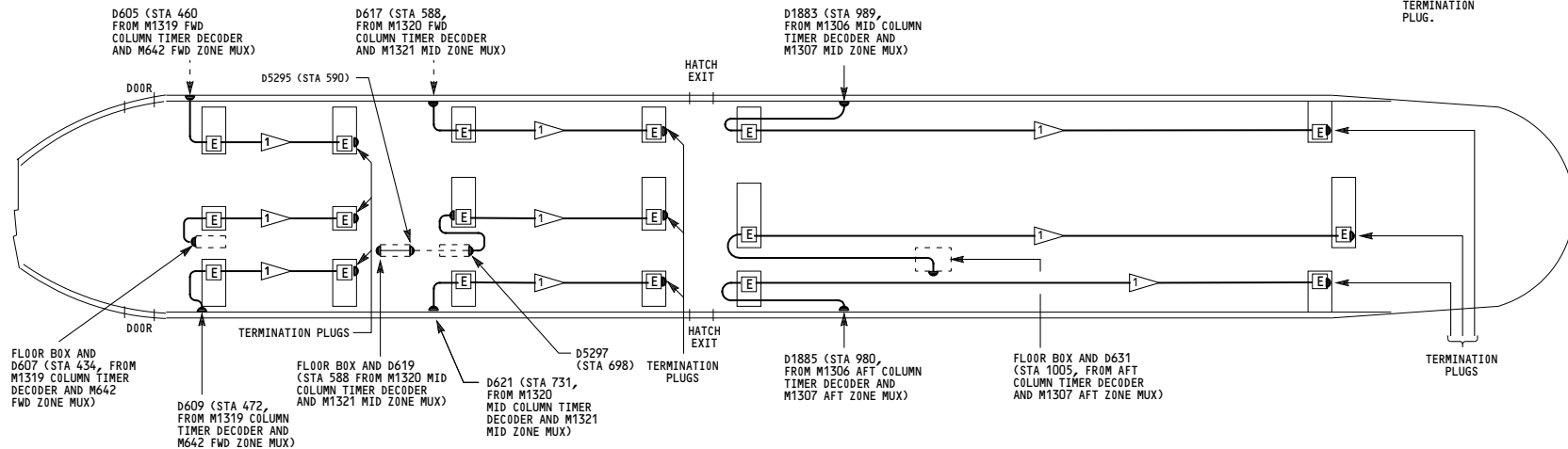
23-34-01 (SH 7)

FROM PREVIOUS SEAT GROUP

LOCATED NEXT TO SEAT TRACK

TO NEXT SEAT

| WIRING DIAGRAMS |
|-----------------|
| 23-34-11 |
| 23-34-12 |
| 23-34-13 |
| 23-34-14 |
| 23-34-15 |
| 23-34-16 |
| 23-34-17 |
| 23-34-18 |
| 23-34-19 |
| 23-34-20 |



NOTES:
 1 ONE SEB PER SEAT GROUP QUANTITIES OF SEAT VARIES DEPENDING ON SEATING CONFIGURATION.
 E SEAT ELECTRONICS BOX (SEB)

150-199

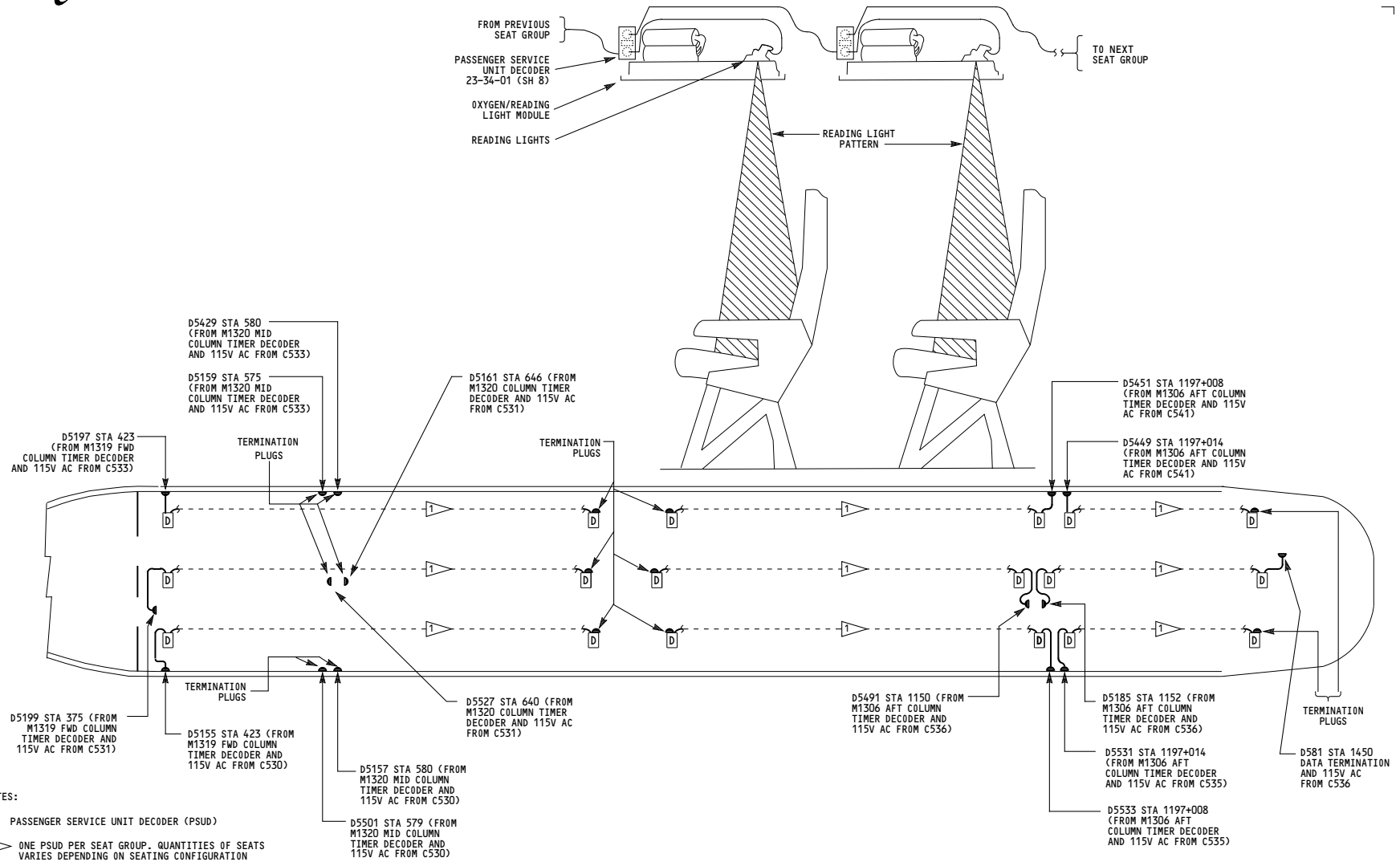
**PASSENGER SERVICE SYSTEM
 PASSENGER ENTMT SYSTEM
 MULTIPLEX DISTR**

D280T232

23-34-02

Page 102
 Sheet 2
 Jan 21/2005

-A
665



275-278

**PASSENGER SERVICE SYSTEM
PASSENGER ENTMT SYSTEM
MULTIPLEX DISTR**

D280T232

23-34-02

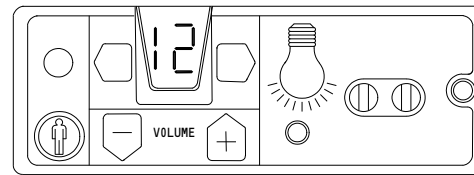
Page 103
Sheet 1
Jan 21/2005

670

PASSENGER ENTERTAINMENT CHANNEL ASSIGNMENTS

| PCU CHANNEL SELECTOR SWITCH POSITION | TAPE REPRODUCER CHANNEL OR VIDEO PROGRAM | STEREO OR MONO | MUX CHANNEL |
|--------------------------------------|--|----------------|-------------|
| 1 | VIDEO (PRIMARY LANGUAGE) | MONO | 1 * |
| 2 | VIDEO (SECONDARY LANGUAGE) | MONO | 2 * |
| 3 | | BLANK | 3 * |
| 4 | | BLANK | 4 * |
| 5 | 1 & 3 | STEREO | 5 & 6 |
| 6 | 2 & 4 | STEREO | 7 & 8 |
| 7 | 5 & 7 | STEREO | 9 & 10 |
| 8 | 6 & 8 | STEREO | 11 & 12 |
| 9 | 9 OR 10 | MONO | 13 |
| 10 | 11 OR 12 | MONO | 14 |
| 11 | | BLANK | |
| 12 | | BLANK | |

* ZM CHANNEL



PASSENGER CONTROL UNIT
(ONE IN EACH SEAT)
(TYPICAL)

23-34-01 (SH 7)

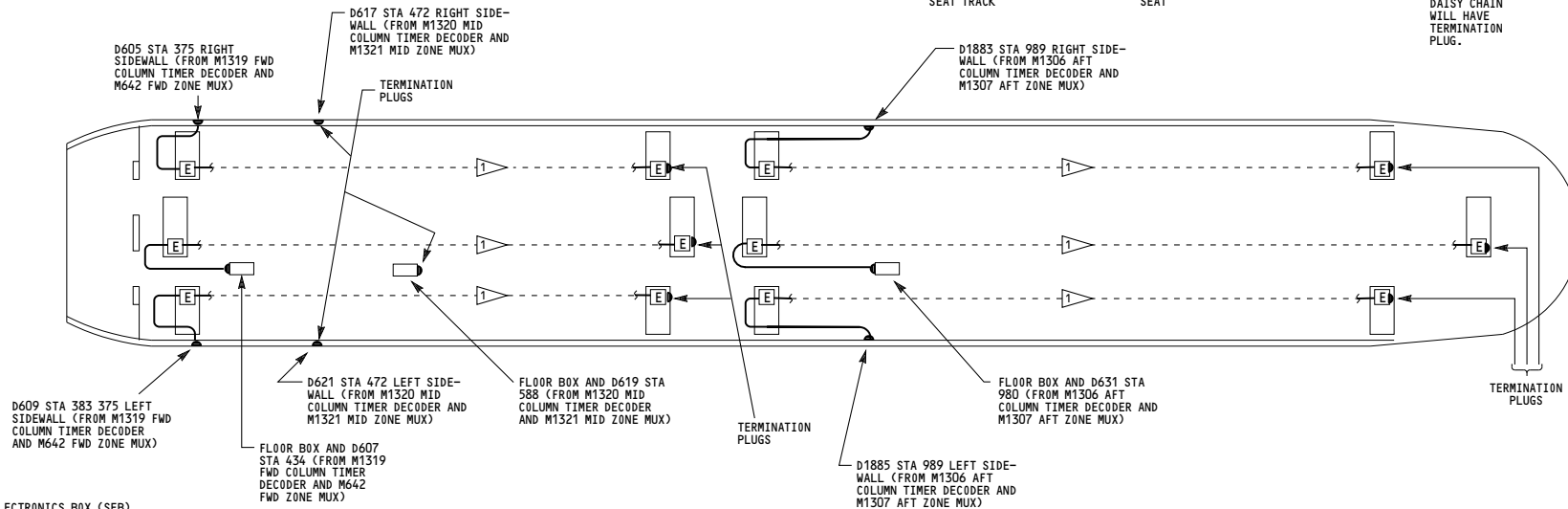
23-34-01 (SH 7)

FROM PREVIOUS SEAT GROUP

TO NEXT SEAT

LOCATED IN SEAT TRACK

| WIRING DIAGRAMS |
|-----------------|
| 23-34-11 |
| 23-34-12 |
| 23-34-13 |
| 23-34-14 |
| 23-34-15 |
| 23-34-16 |
| 23-34-17 |
| 23-34-18 |
| 23-34-19 |



NOTES:

- [E] SEAT ELECTRONICS BOX (SEB)
- 1 ONE SEB PER SEAT GROUP. QUANTITY OF SEATS VARIES DEPENDING ON SEATING CONFIGURATION

275-278

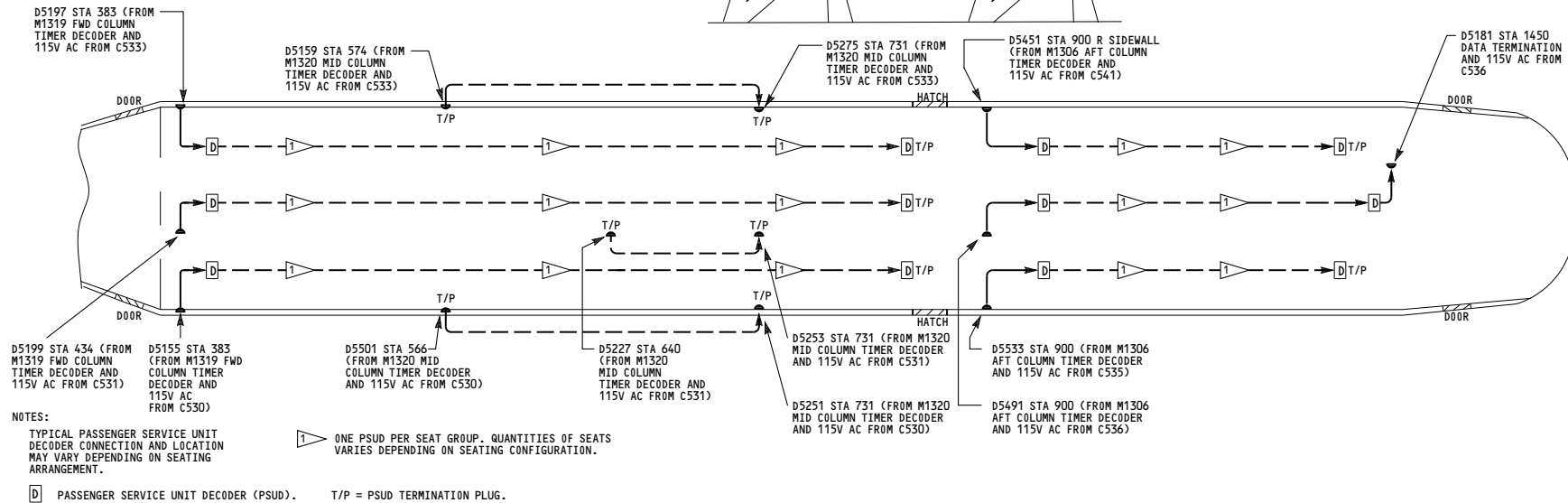
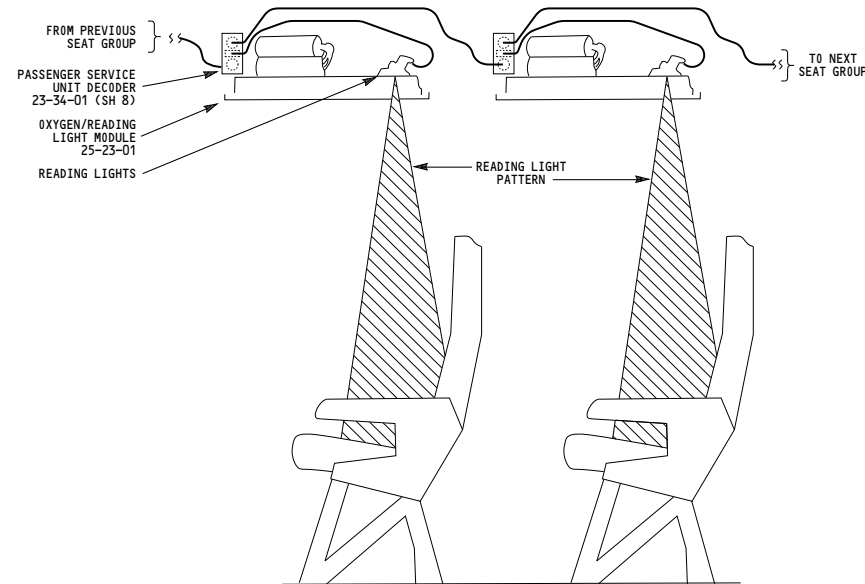
**PASSENGER SERVICE SYSTEM
PASSENGER ENTMT SYSTEM
MULTIPLEX DISTR**

D280T232

23-34-02

Page 103
Sheet 2
Jan 21/2005

663



280-299

**PASSENGER SERVICE SYSTEM
PASSENGER ENTMT SYSTEM
MULTIPLEX DISTR**

D280T232

23-34-02

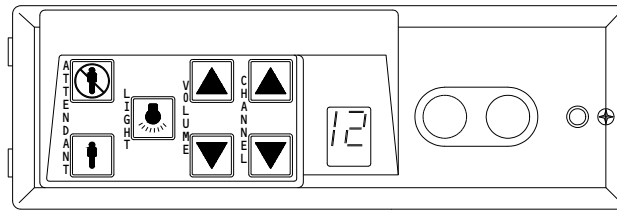
Page 104
Sheet 1
Jan 21/2005

680

PASSENGER ENTERTAINMENT CHANNEL ASSIGNMENTS

| PCU CHANNEL SELECTOR SWITCH POSITION | TAPE REPRODUCER TRACK (CHANNEL OUTPUT) OR VIDEO | STEREO OR MONO | MUX CHANNEL |
|--------------------------------------|---|----------------|-------------|
| 1 | VIDEO (PRIMARY) | MONO | 1* |
| 2 | VIDEO (SECONDARY) | MONO | 2* |
| 3 | BLANK | - | 3* |
| 4 | BLANK | - | 4* |
| 5 | 1 & 3 | STEREO | 5 & 6 |
| 6 | 2 & 4 | STEREO | 7 & 8 |
| 7 | 5 & 7 | STEREO | 9 & 10 |
| 8 | 6 & 8 | STEREO | 11 & 12 |
| 9 | 9 OR 10 | MONO | 13 |
| 10 | 11 OR 12 | MONO | 14 |
| 11 | BLANK | - | - |
| 12 | BLANK | - | - |

* ZM CHANNEL

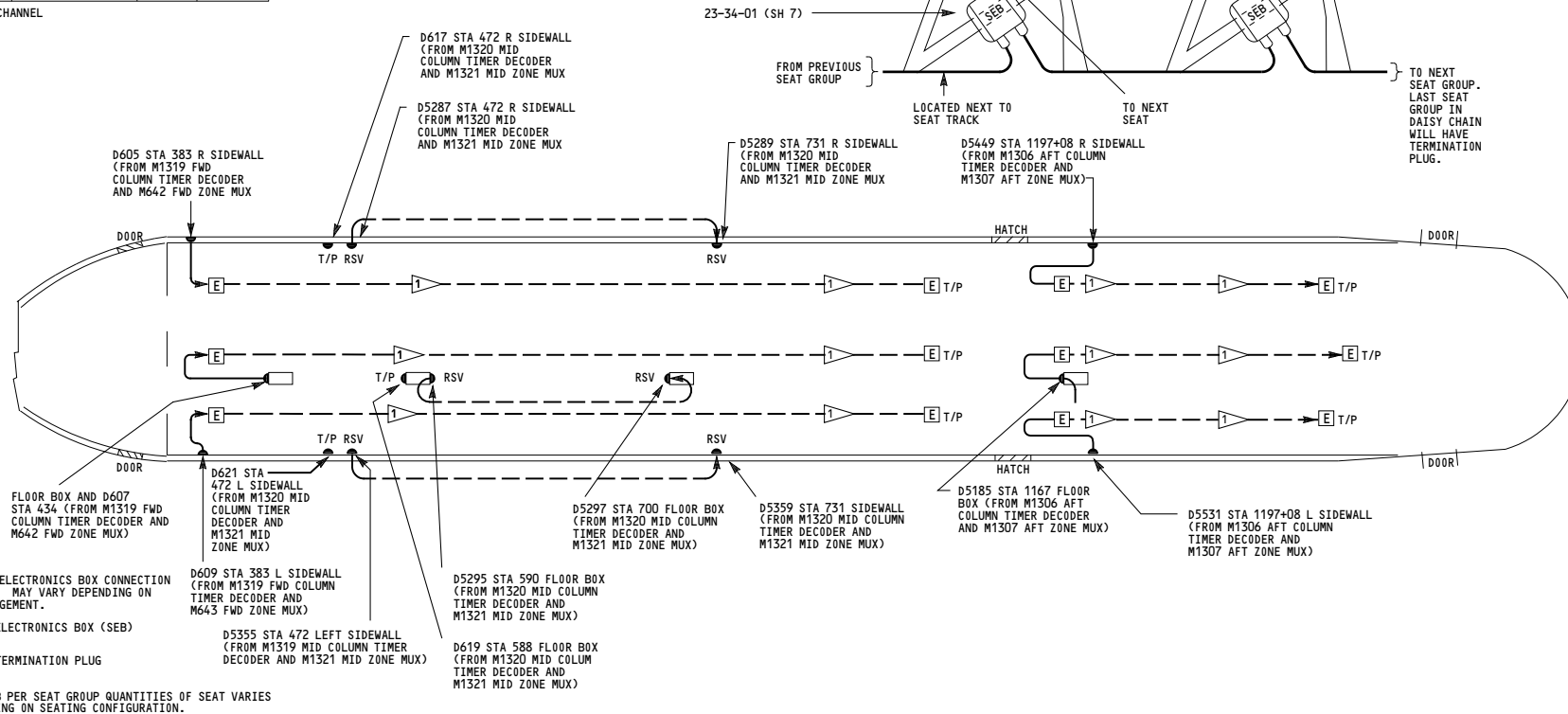


PASSENGER CONTROL UNIT (ONE IN EACH SEAT) (TYPICAL)

23-34-01 (SH 7)

WIRING DIAGRAMS

23-34-11
23-34-12
23-34-13
23-34-14
23-34-15
23-34-16
23-34-17
23-34-18
23-34-19
23-34-20



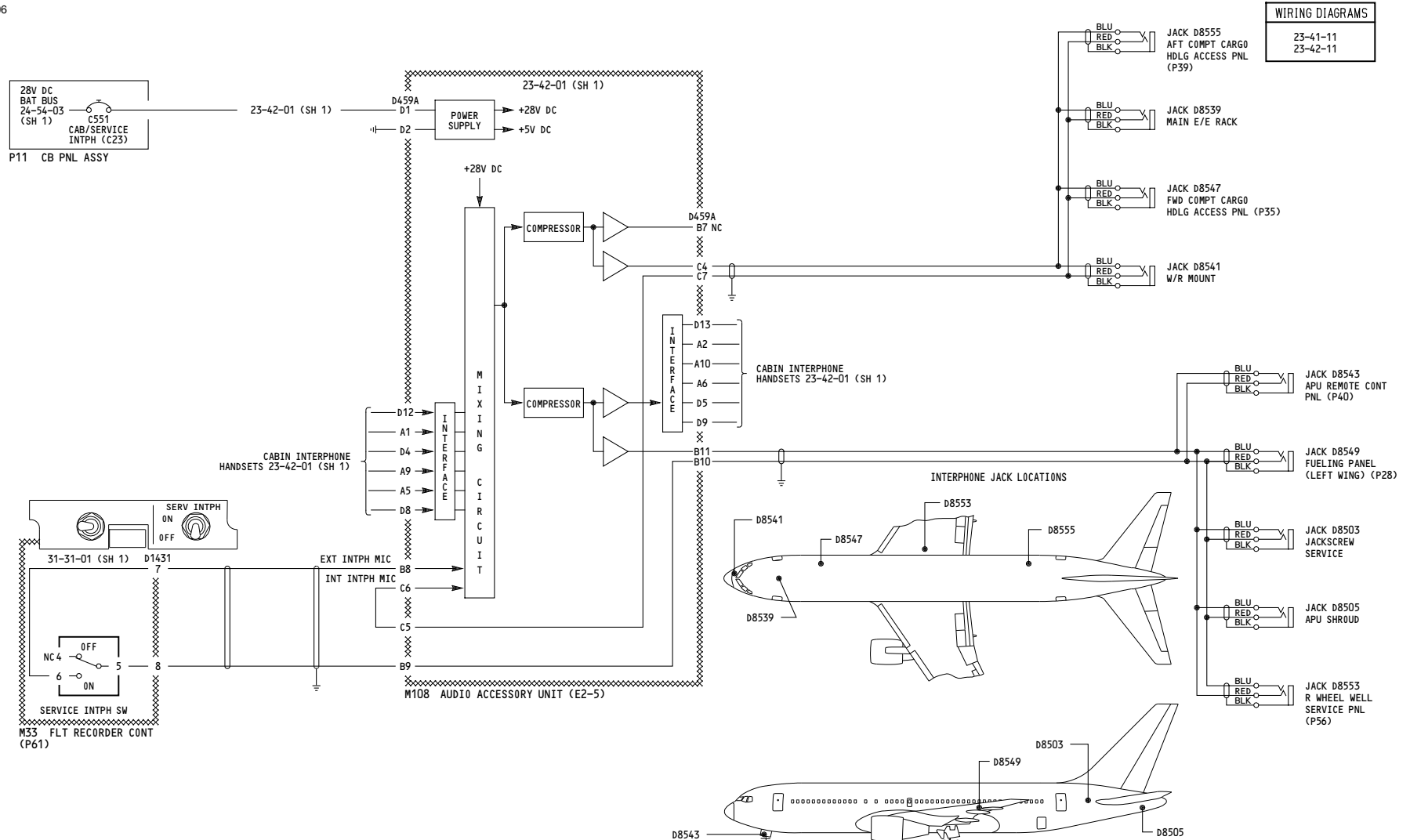
280-299

**PASSENGER SERVICE SYSTEM
PASSENGER ENTMT SYSTEM
MULTIPLEX DISTR**

D280T232

23-34-02

Page 104
Sheet 2
Jan 21/2005



ALL

SERVICE INTERPHONE

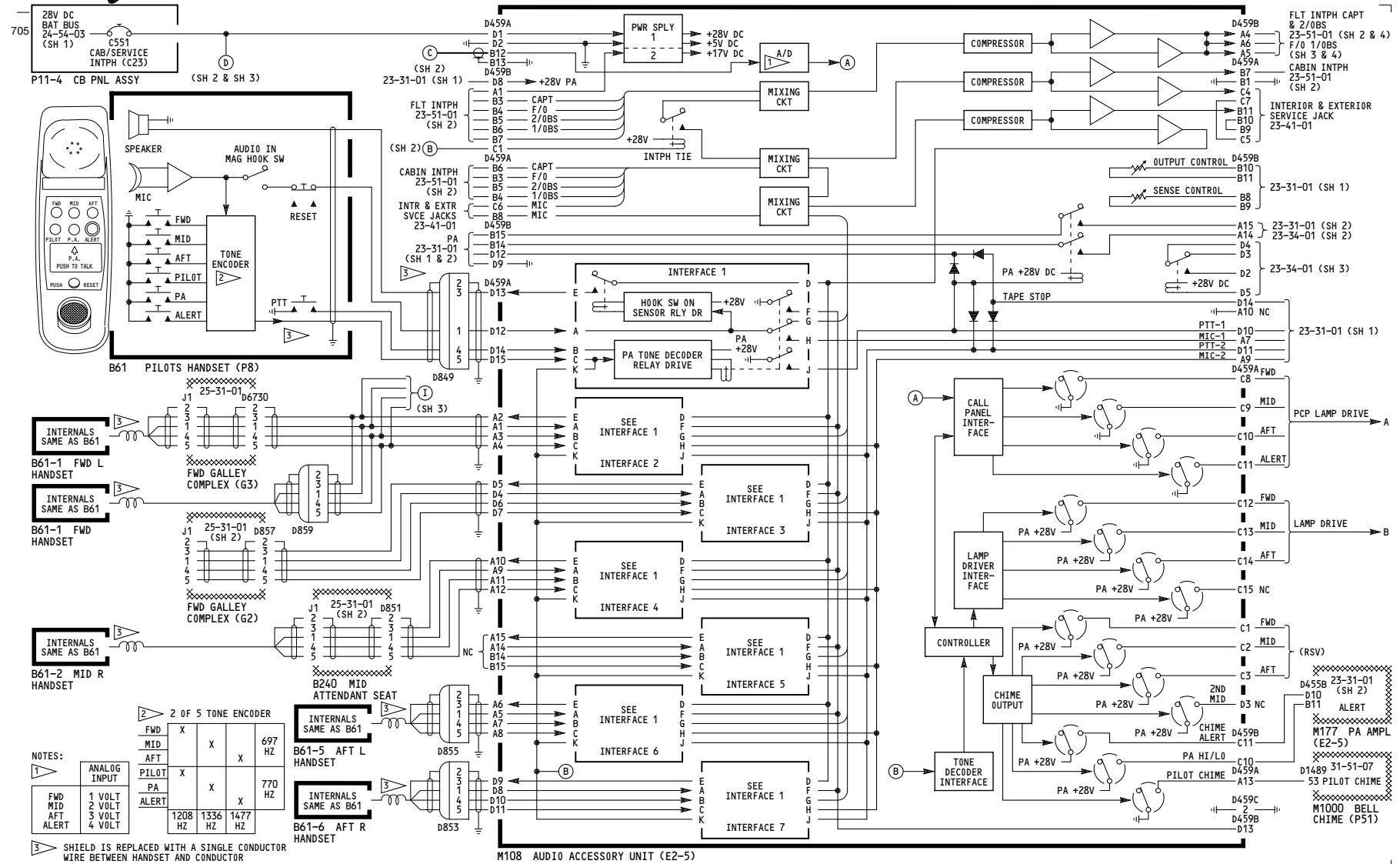
D280T232

23-41-01

Page 101

Jan 21/2005

THIS PAGE INTENTIONALLY LEFT BLANK



CABIN INTERPHONE

Incorporates
MTO 230540

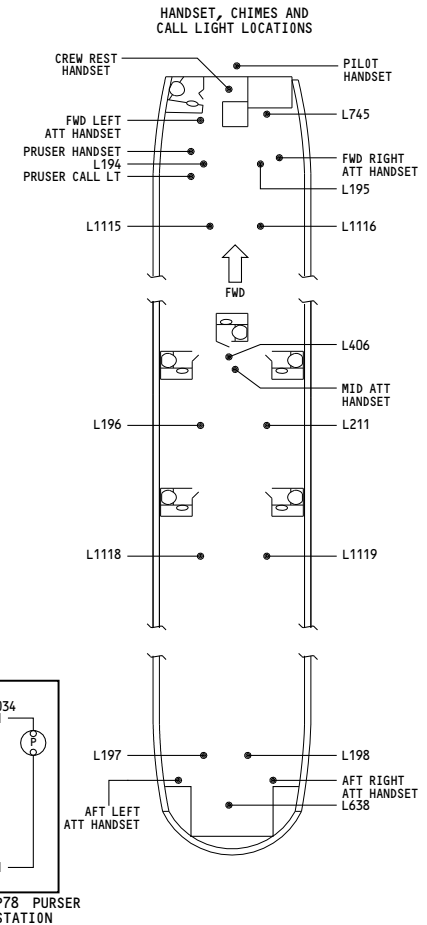
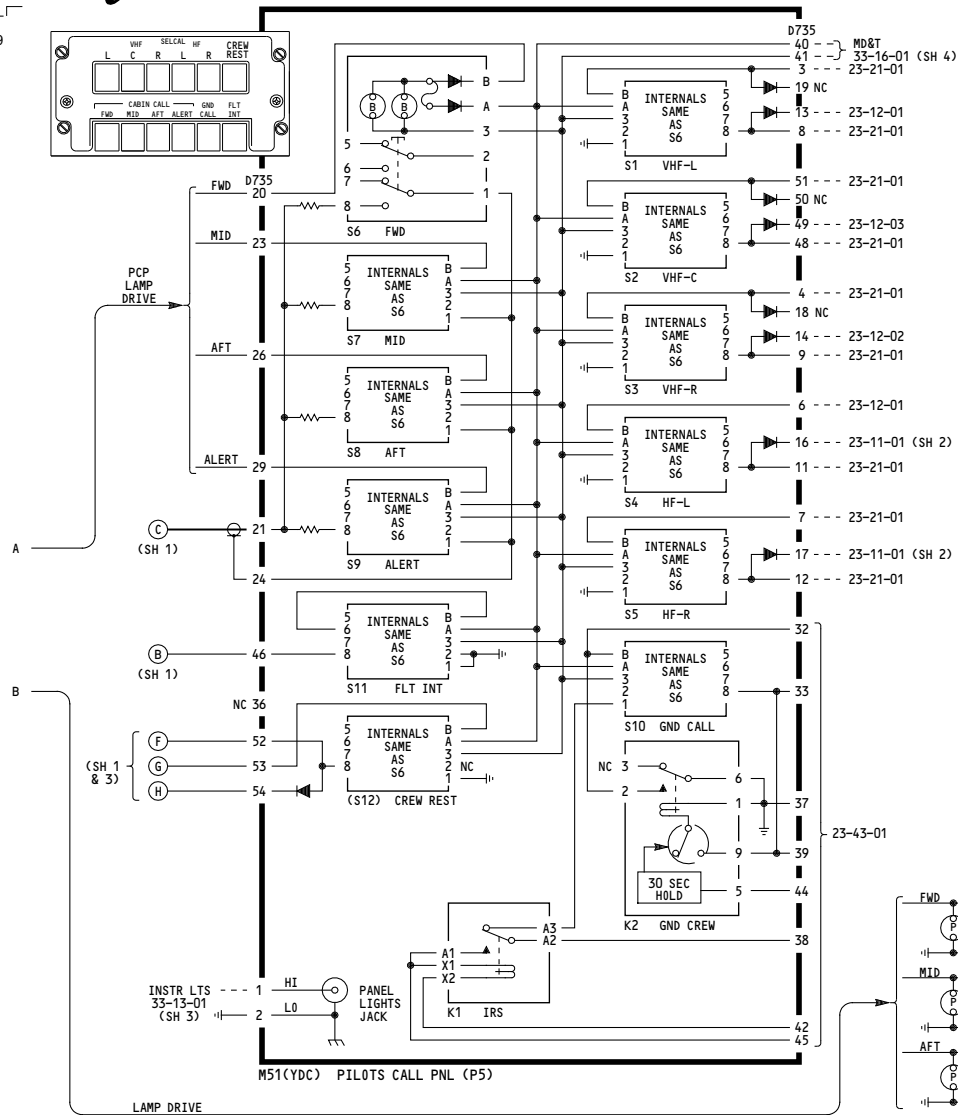
D280T232

23-42-01

Page 101A
Sheet 1
Jan 21/2005

649

WIRING DIAGRAMS
23-42-11
23-42-12



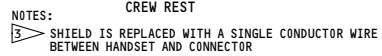
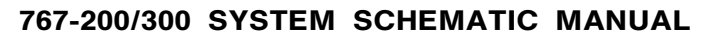
050-051

CABIN INTERPHONE

D280T232

23-42-01

Page 101A
Sheet 2
Jan 21/2005

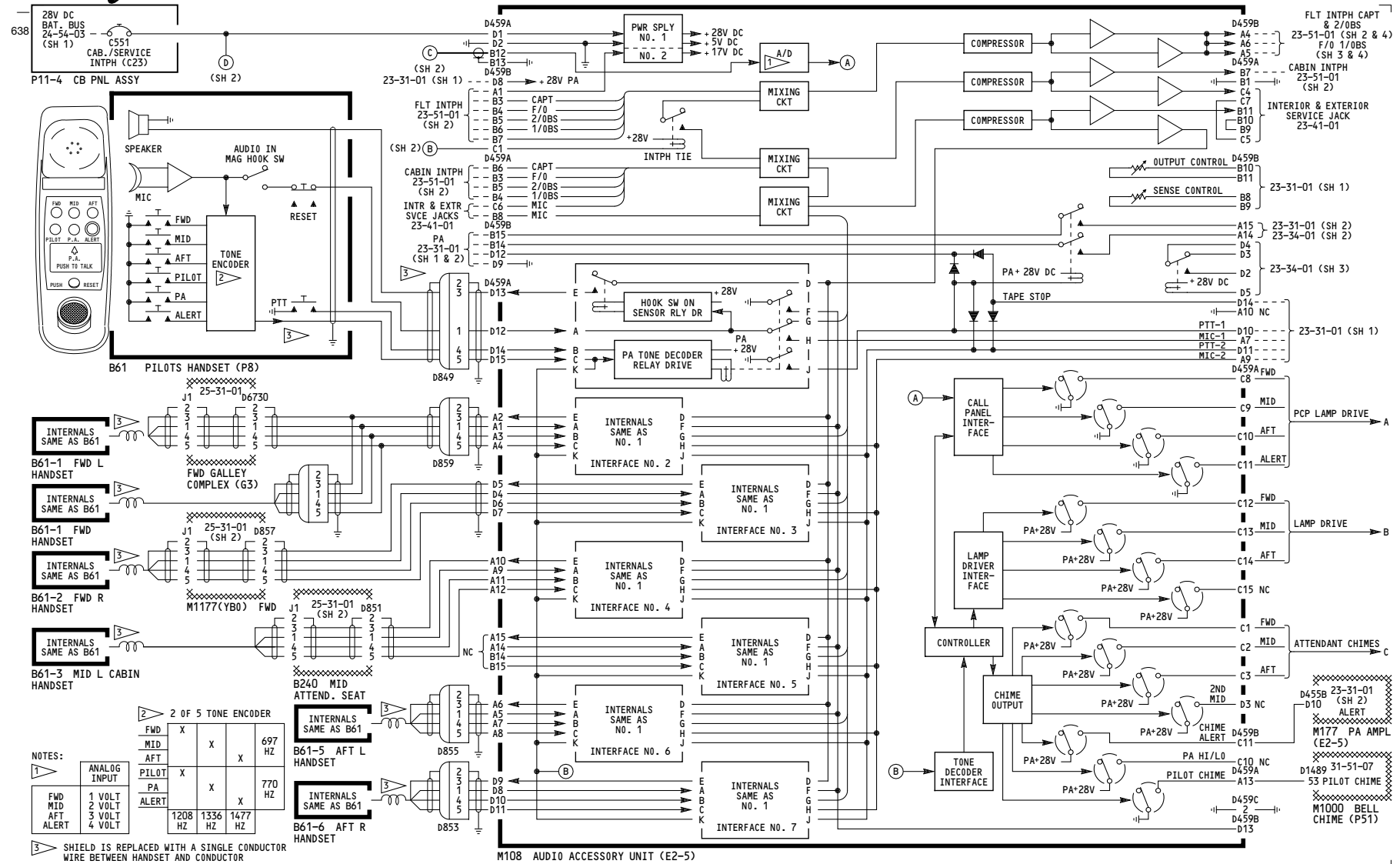


CABIN INTERPHONE

23-42-01

Page 101A
Sheet 3
Jan 21/2005

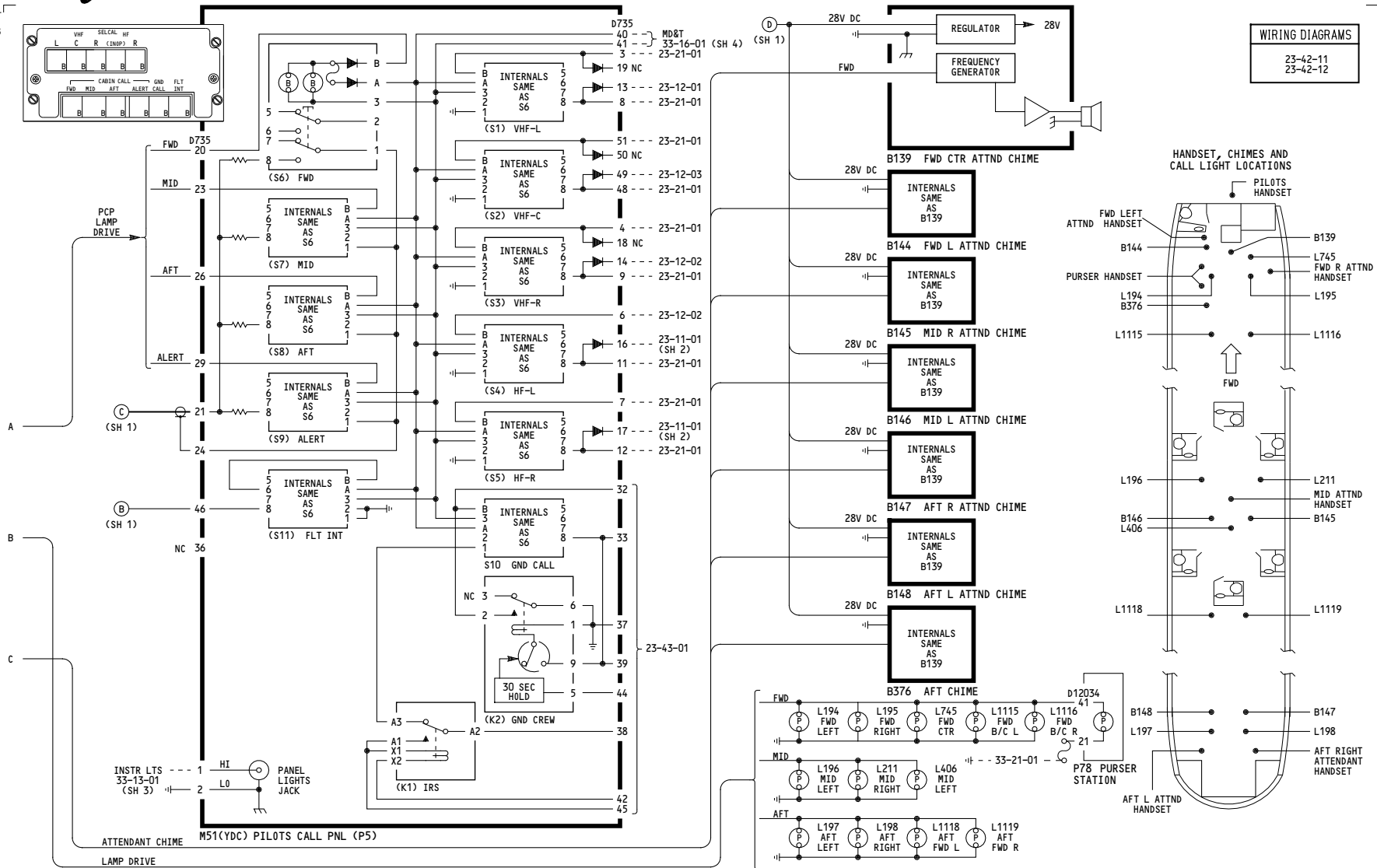
THIS PAGE INTENTIONALLY LEFT BLANK



23-42-01

Page 102
Sheet 1
Jan 21/2005

638

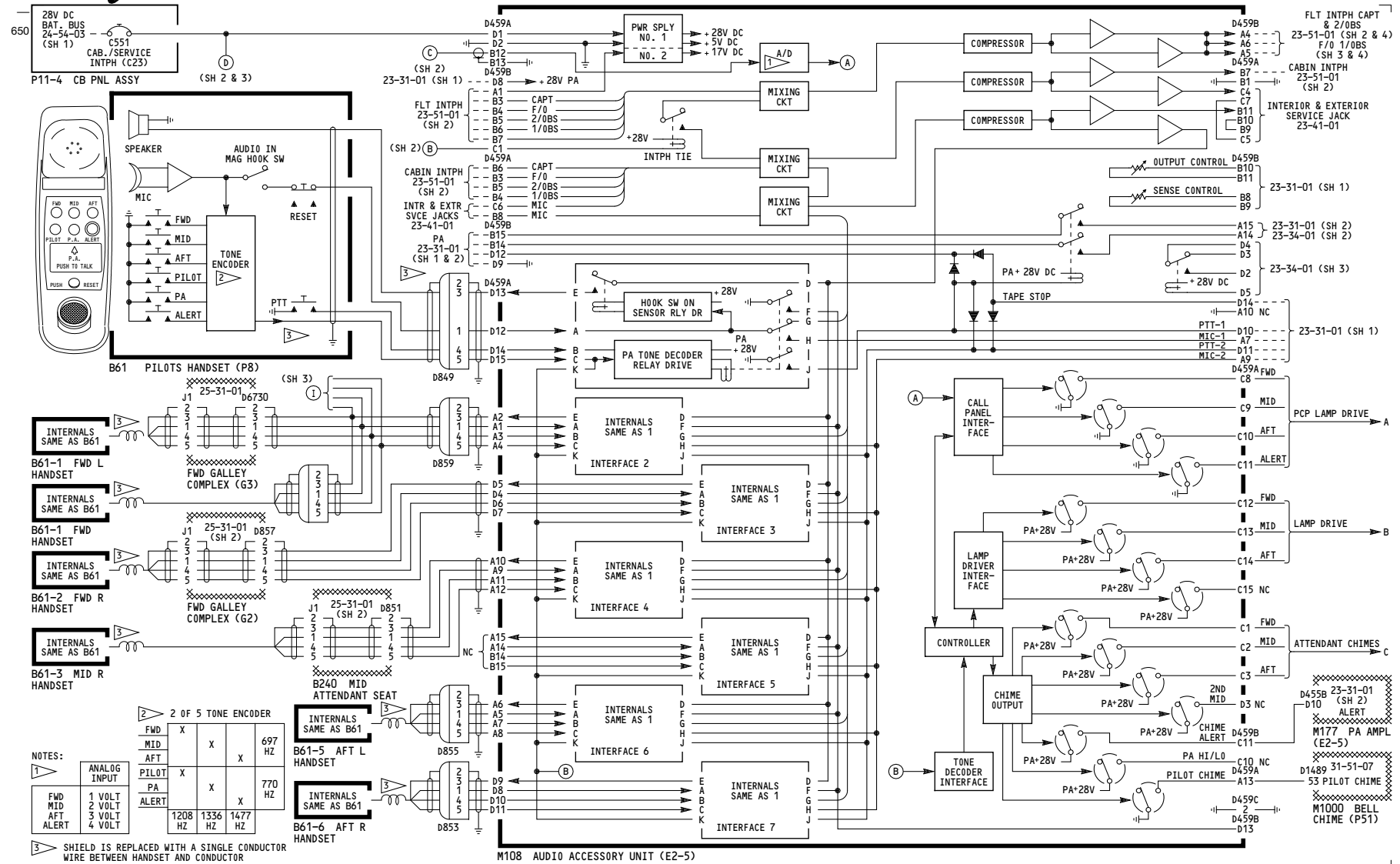


150-157

CABIN INTERPHONE

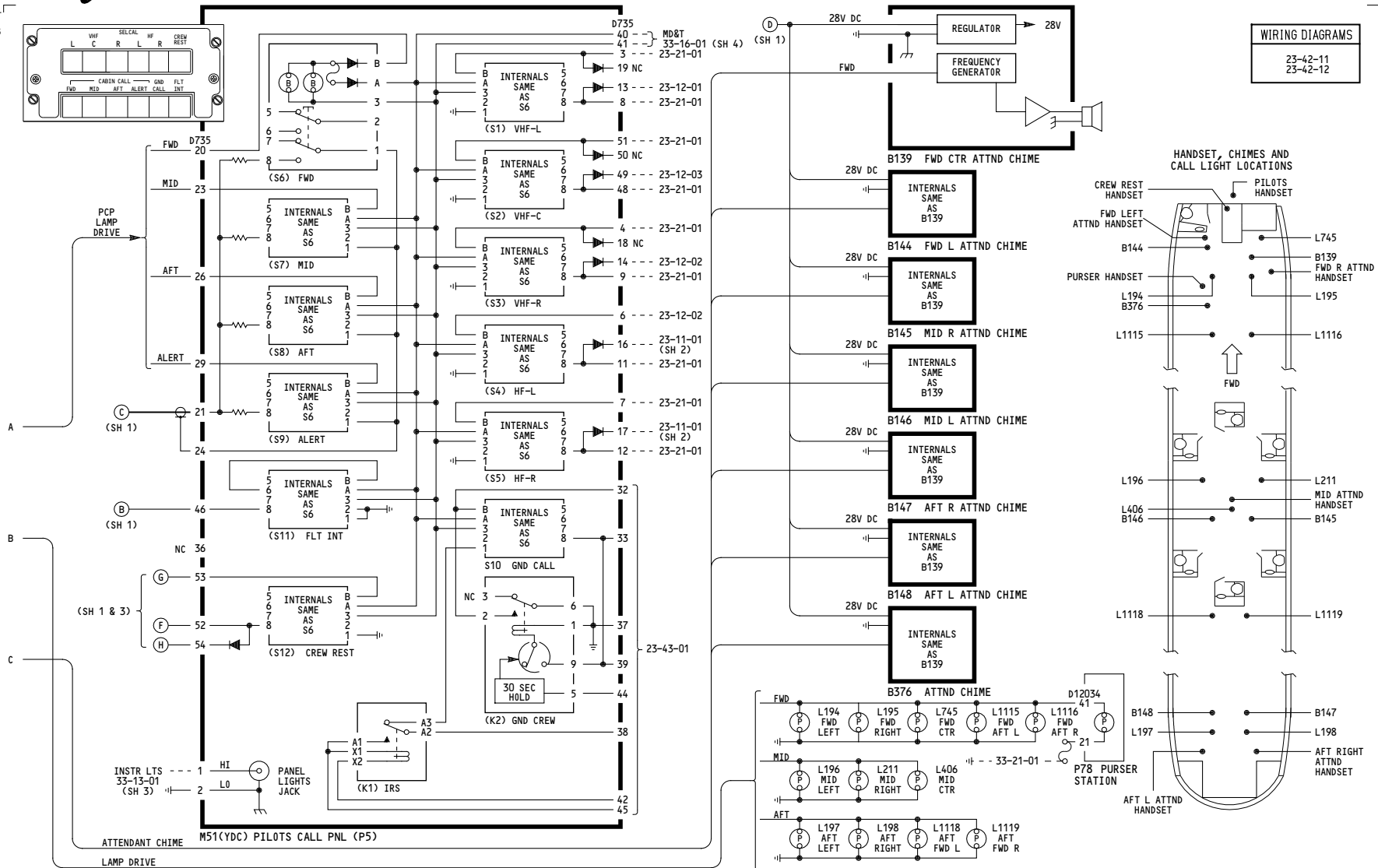
D280T232

23-42-01



23-42-01

653



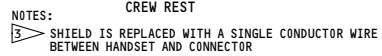
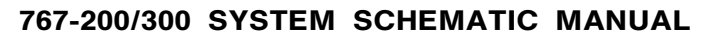
162-199

CABIN INTERPHONE

D280T232

23-42-01

Page 103
Sheet 2
Jan 21/2005

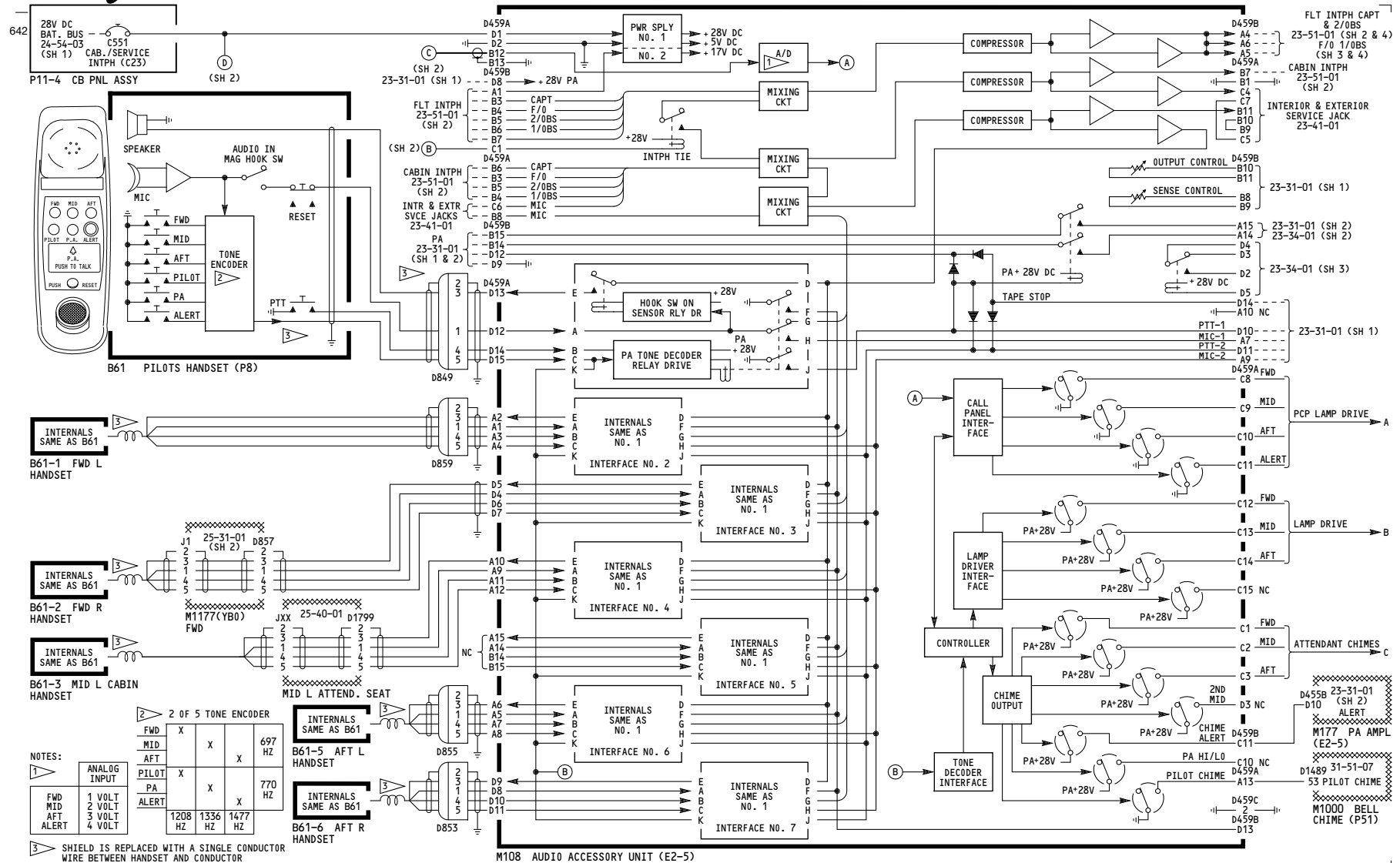


CABIN INTERPHONE

23-42-01

Page 103
Sheet 3
Jan 21/2005


THIS PAGE INTENTIONALLY LEFT BLANK

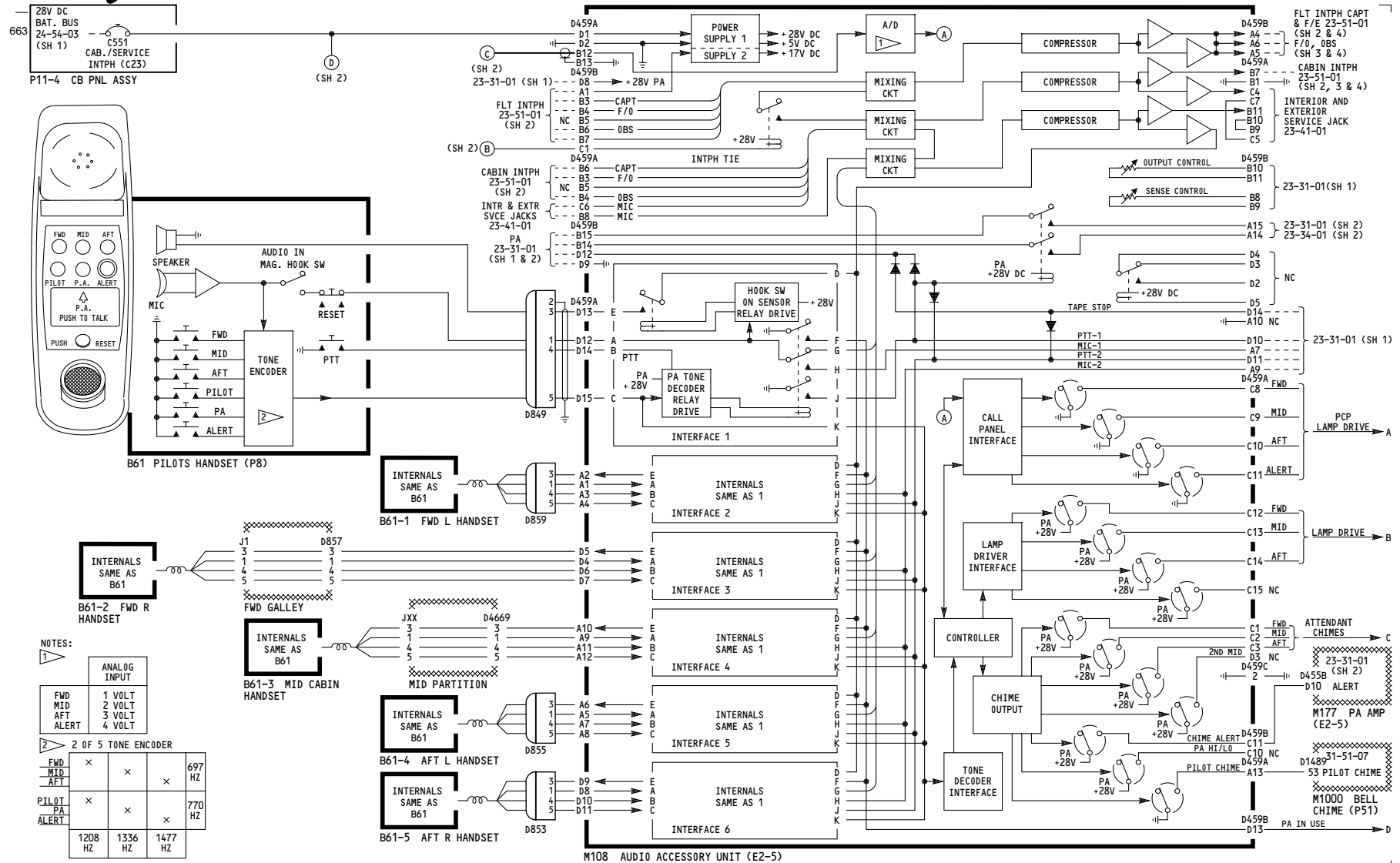




D280T232

23-42-11
23-42-12





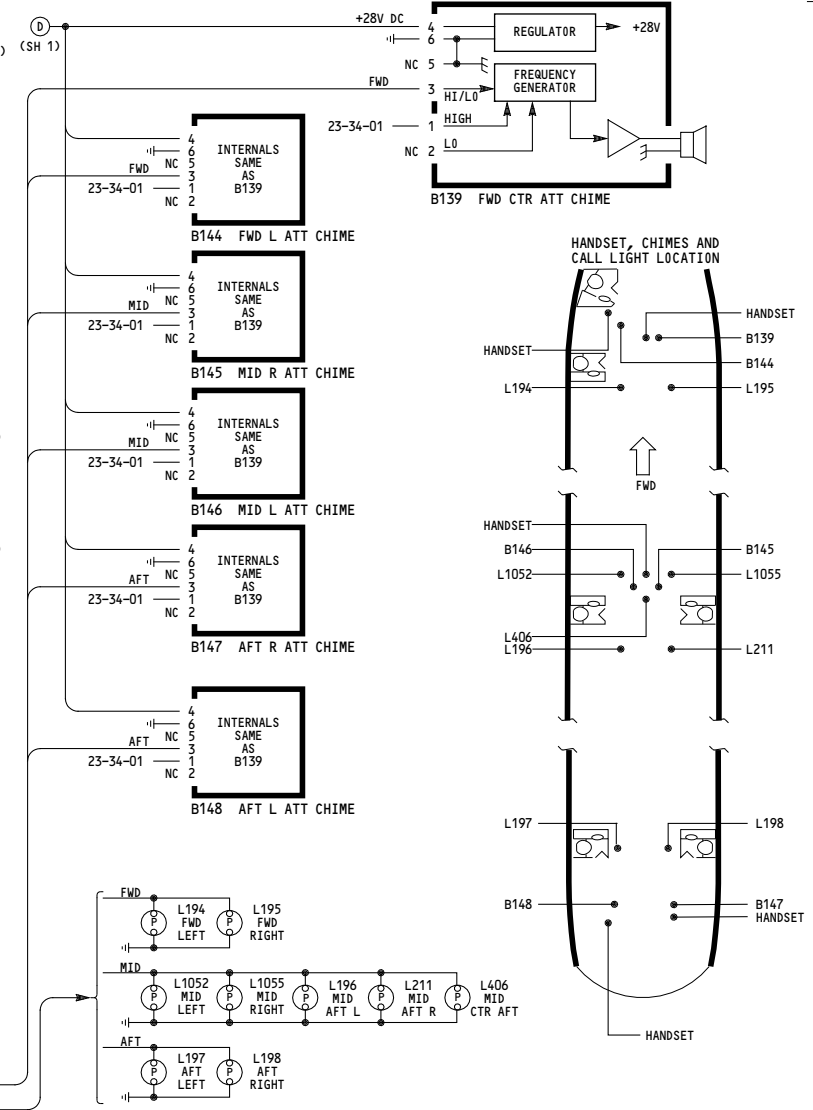
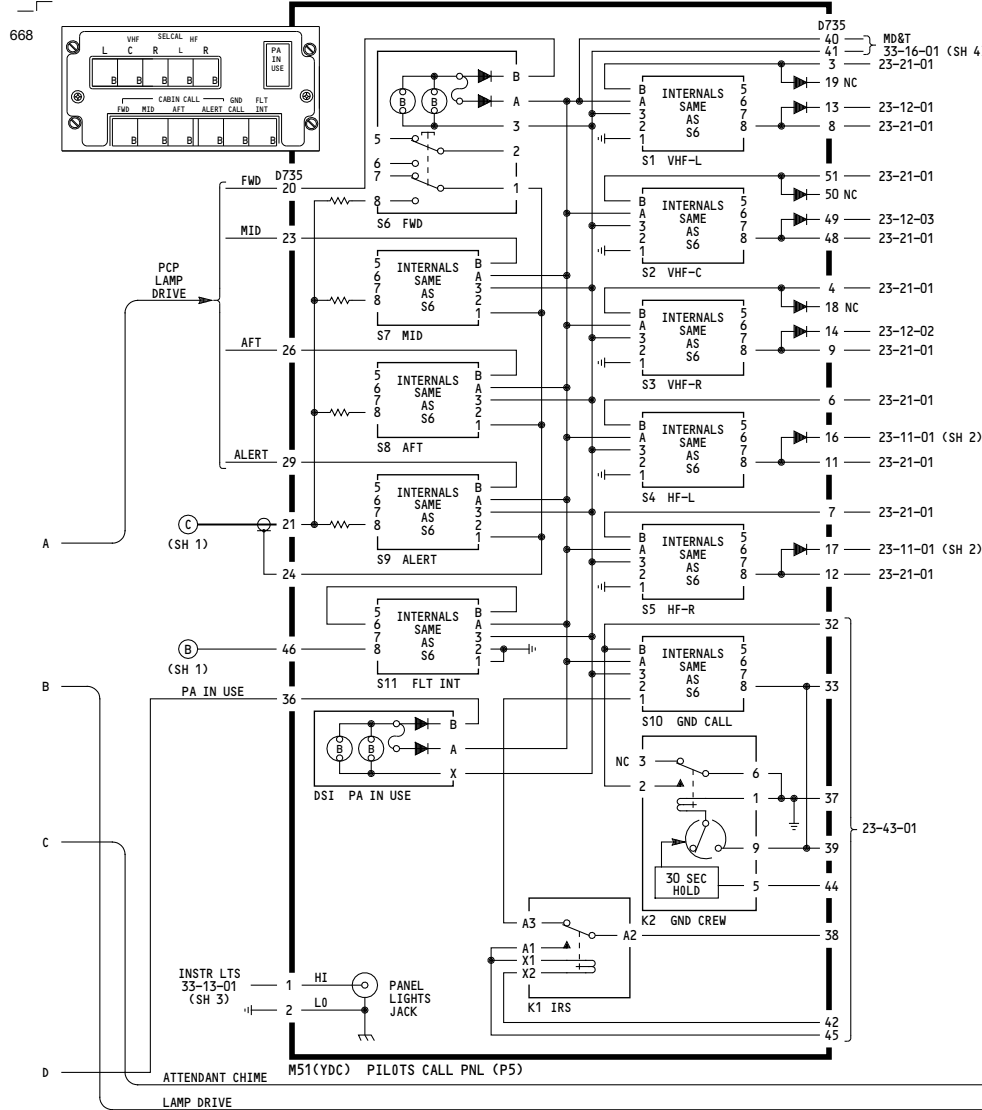
280-299

CABIN INTERPHONE

D280T232

23-42-01

Page 105
Sheet 1
Jan 21/2005



280-299

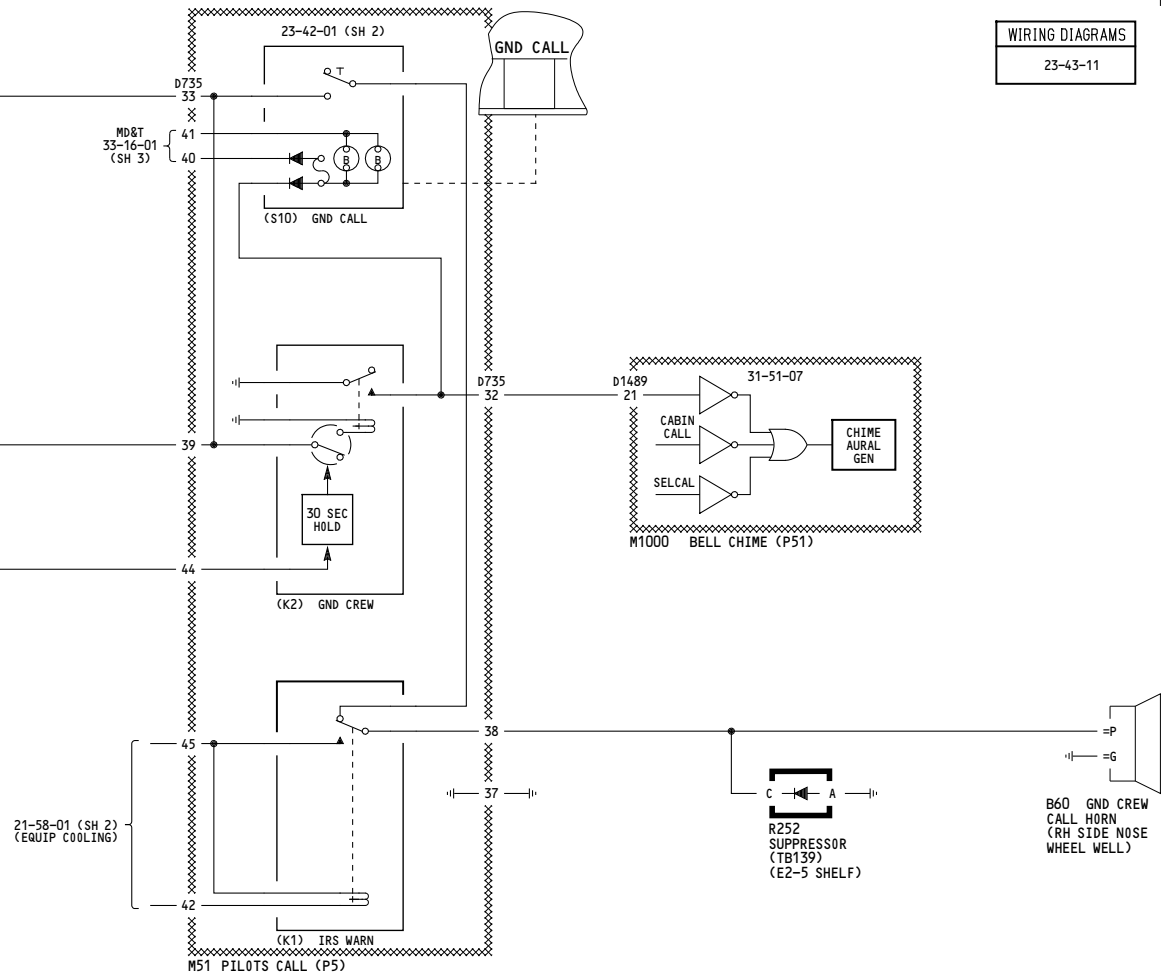
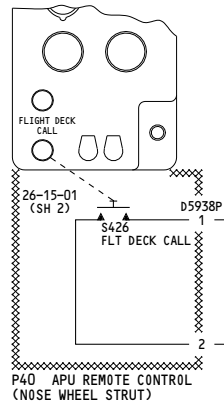
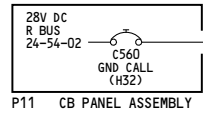
CABIN INTERPHONE

D280T232

23-42-01

Page 105
Sheet 2
Jan 21/2005

-B
606



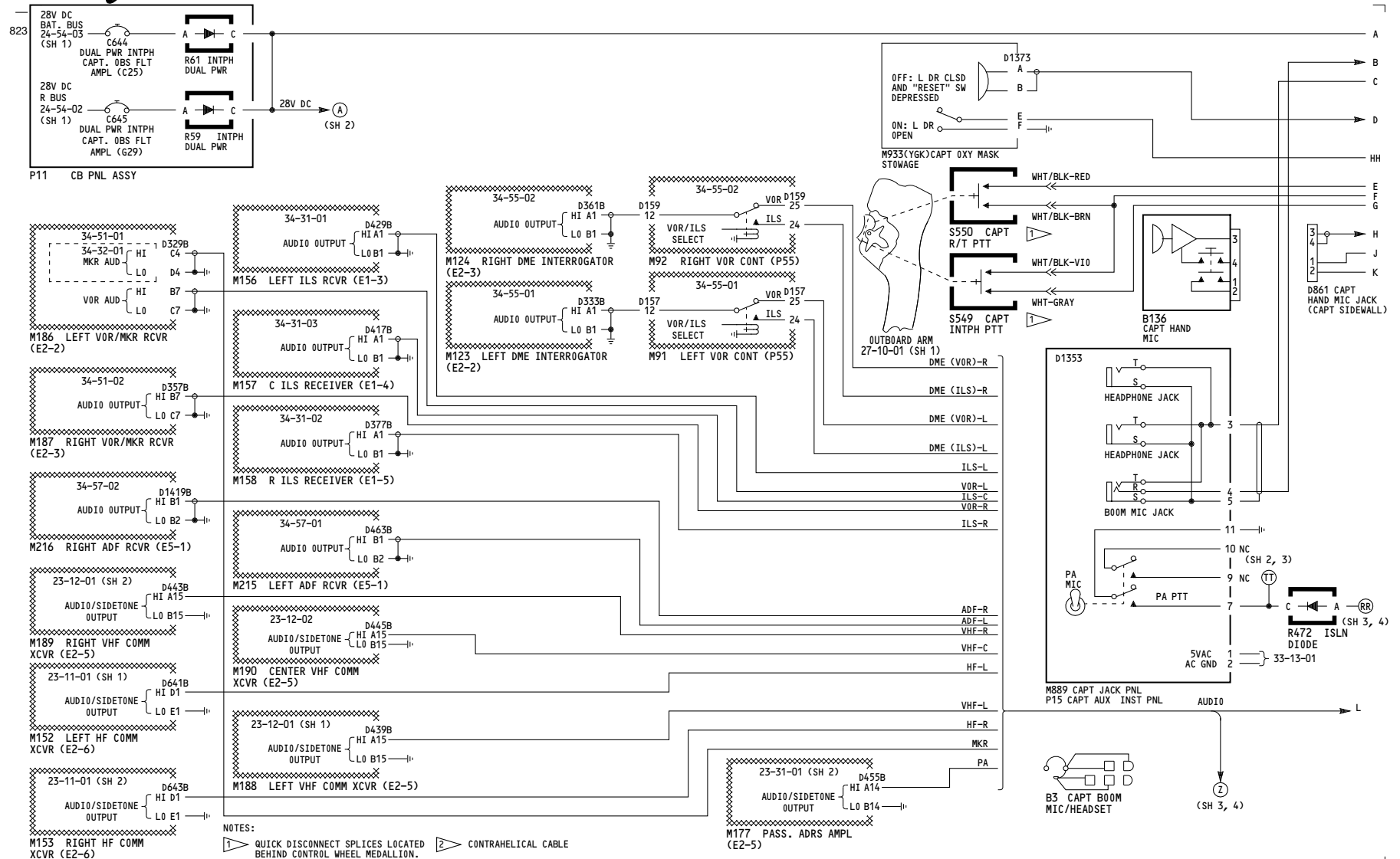
| | |
|-----|------------------|
| ALL | GROUND CREW CALL |
| | D280T232 |

23-43-01

Page 101

Jan 21/2005

THIS PAGE INTENTIONALLY LEFT BLANK



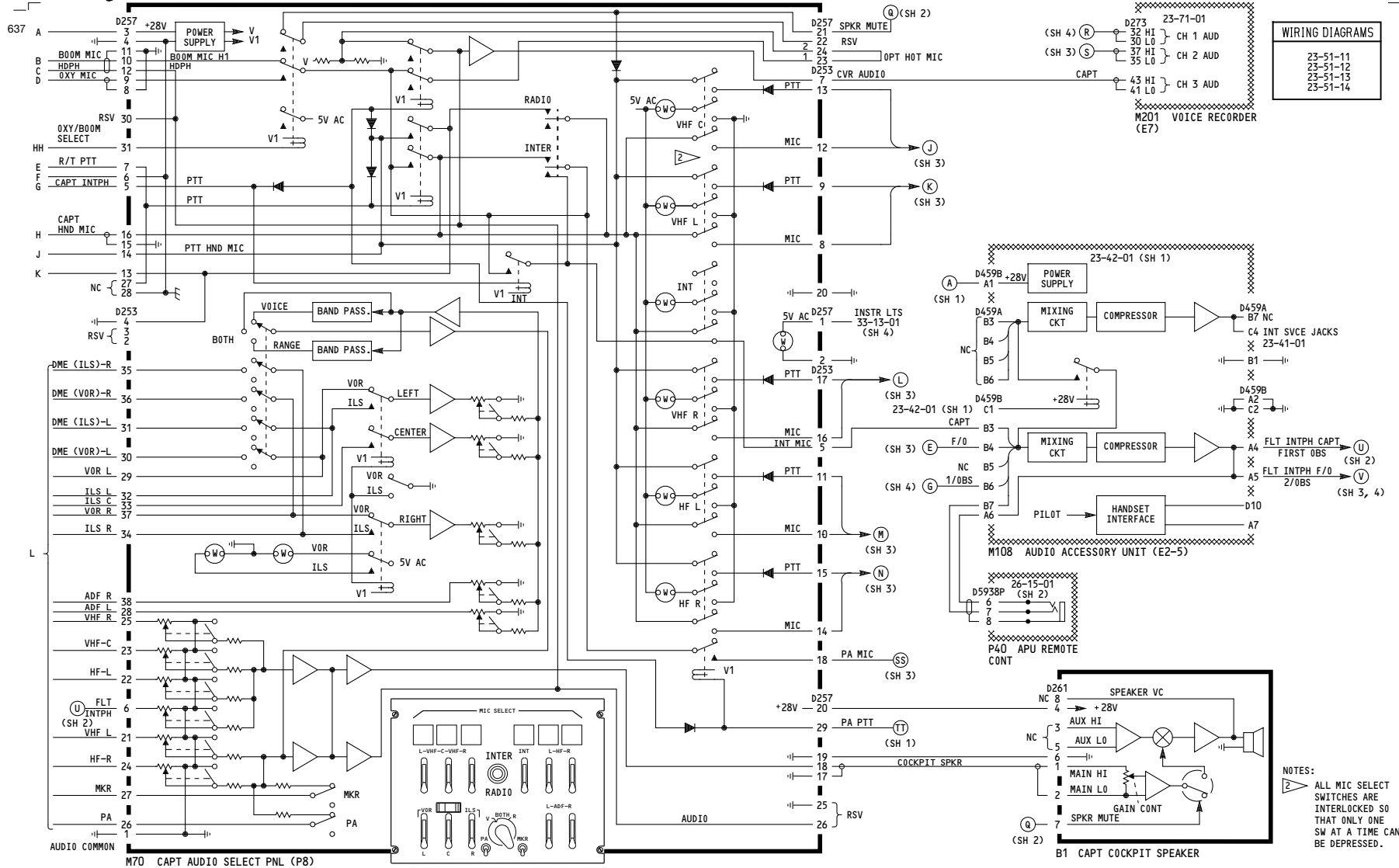
050-099

FLIGHT INTERPHONE

D280T232

23-51-01

Page 101
Sheet 1
Jan 21/2005



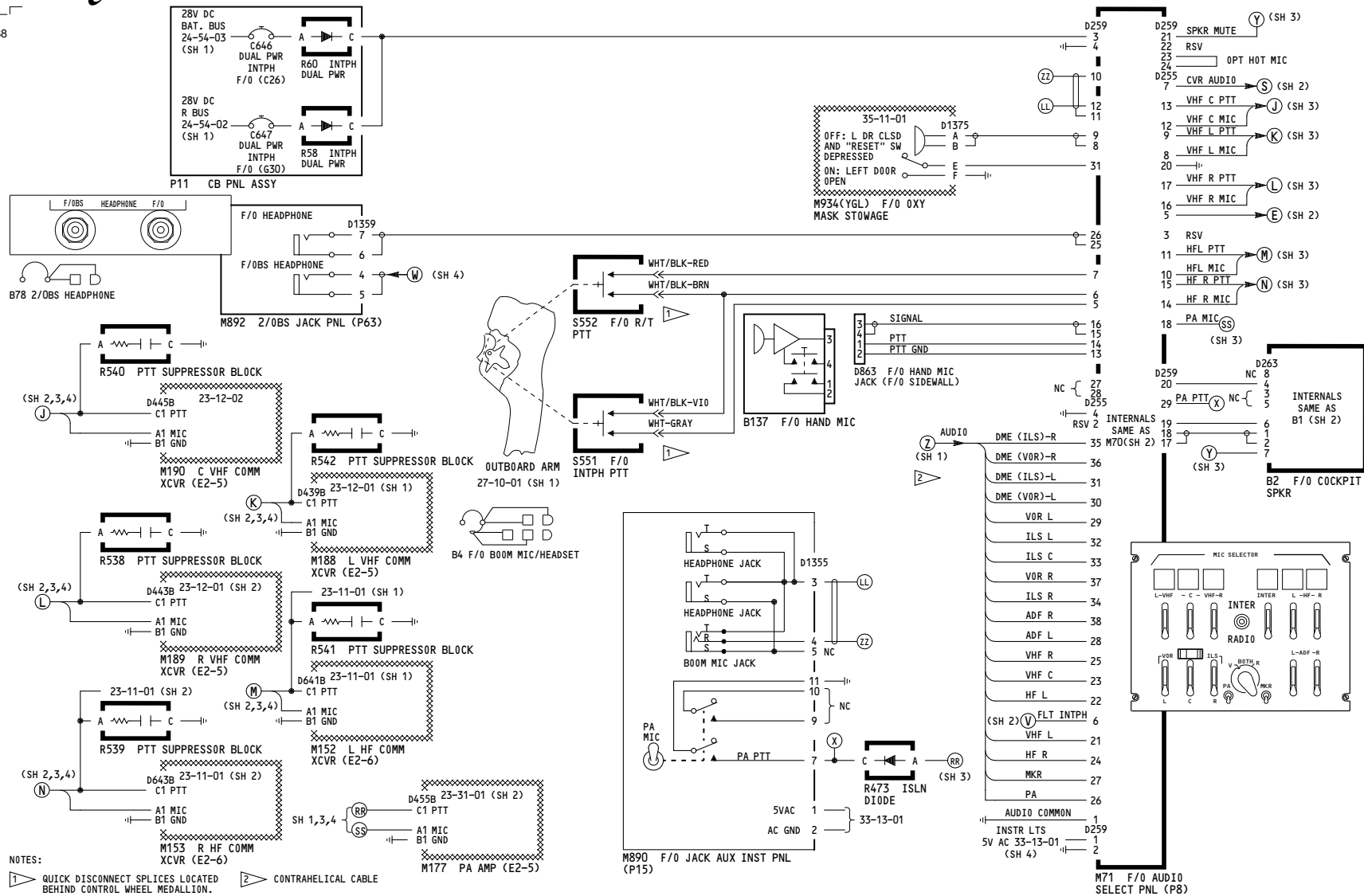
050-099

FLIGHT INTERPHONE

23-51-01

D280T232

638



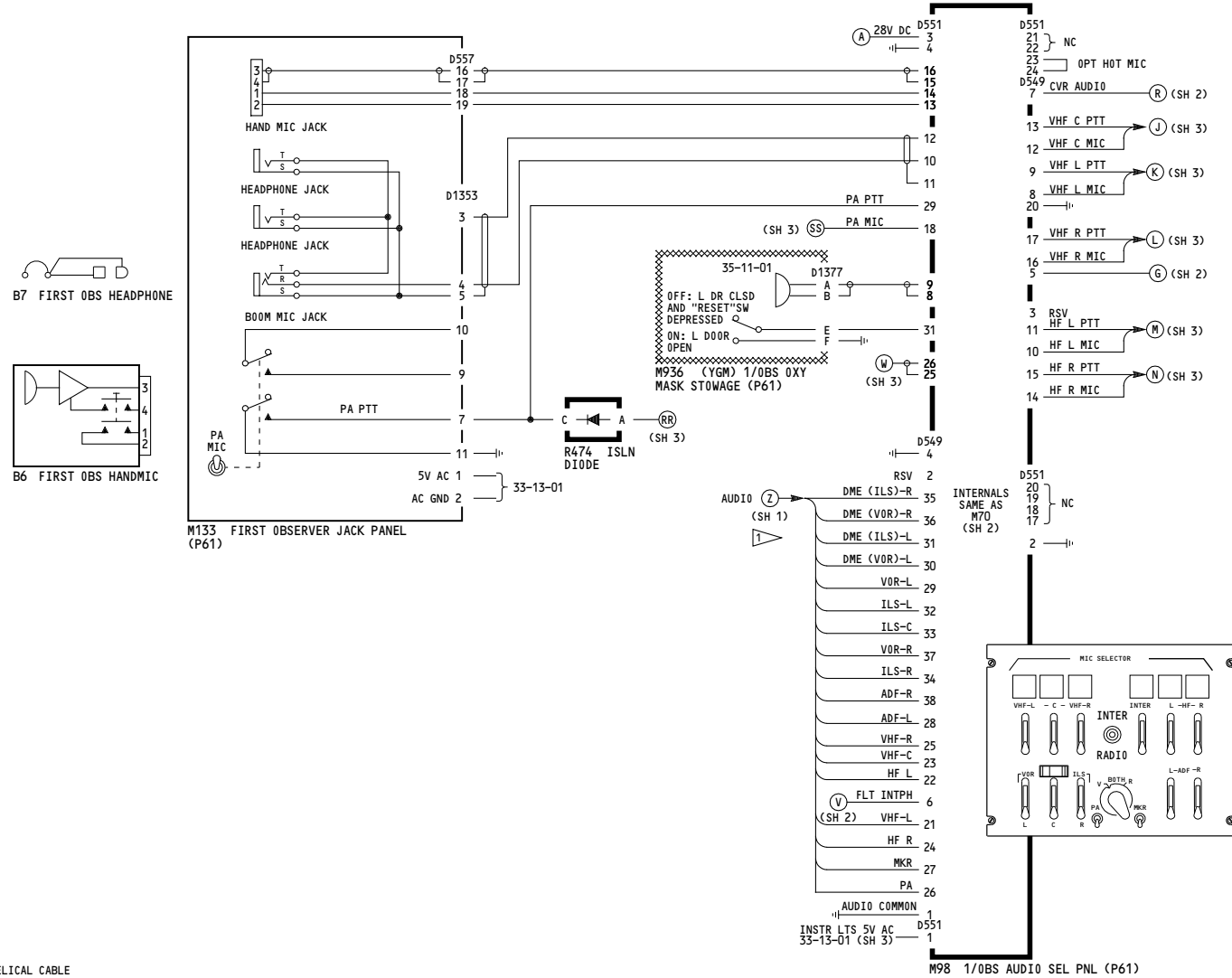
050-099

FLIGHT INTERPHONE

D280T232

23-51-01

Page 101
Sheet 3
Jan 21/2005





NOTES:
1 CONTRAHELICAL CABLE

| 050-099 | FLIGHT INTERPHONE |
|---------|-------------------|
| | D280T232 |

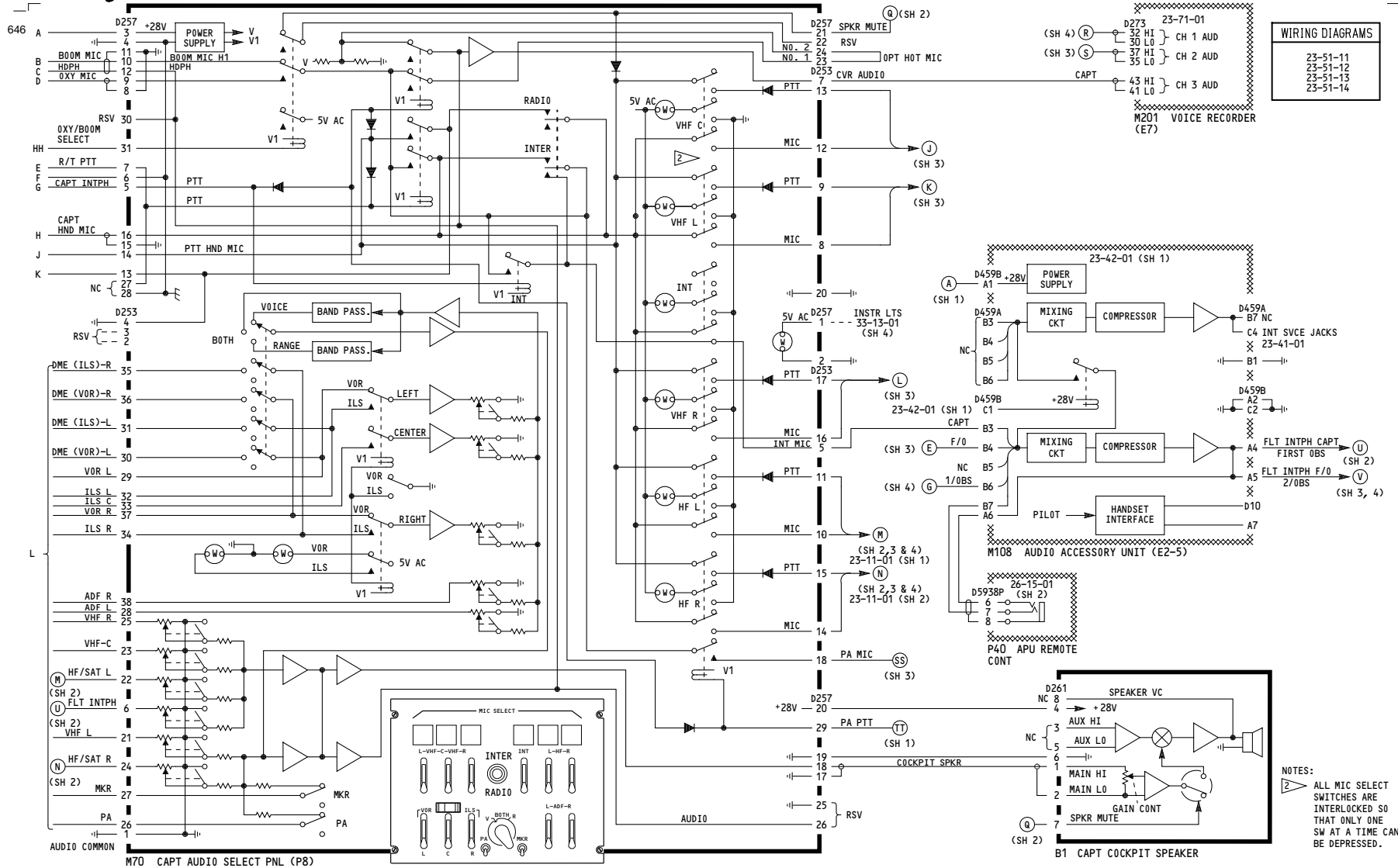
23-51-01



Incorporates
 23-0032 R01
 MTO 230593

23-51-01

Page 102.1A
Sheet 1
Jan 21/2005



150

FLIGHT INTERPHONE

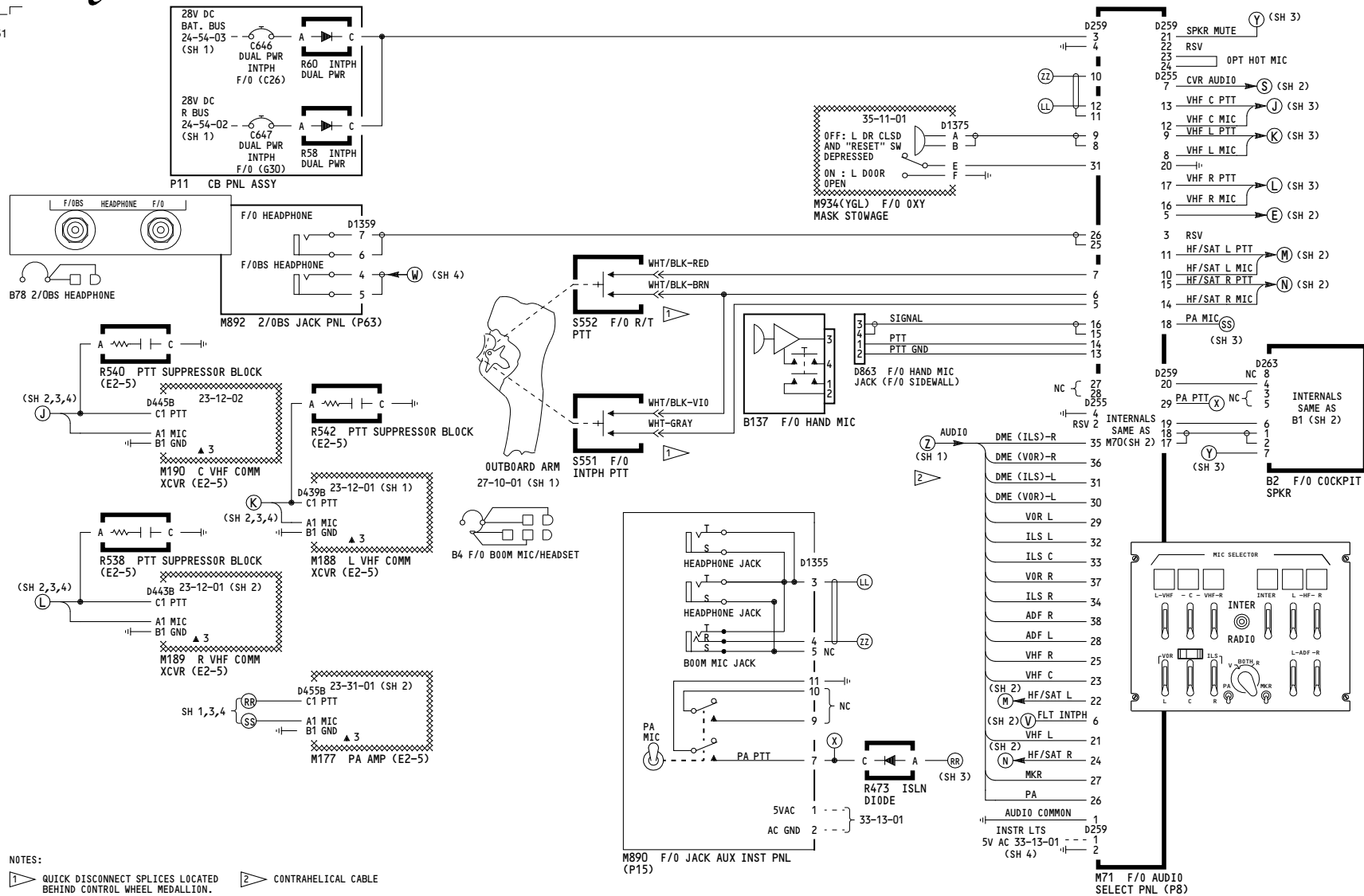
Incorporates
 23-0032 R01
 MTO 230593

D280T232

23-51-01

Page 102.1A
 Sheet 2
 Jan 21/2005

651

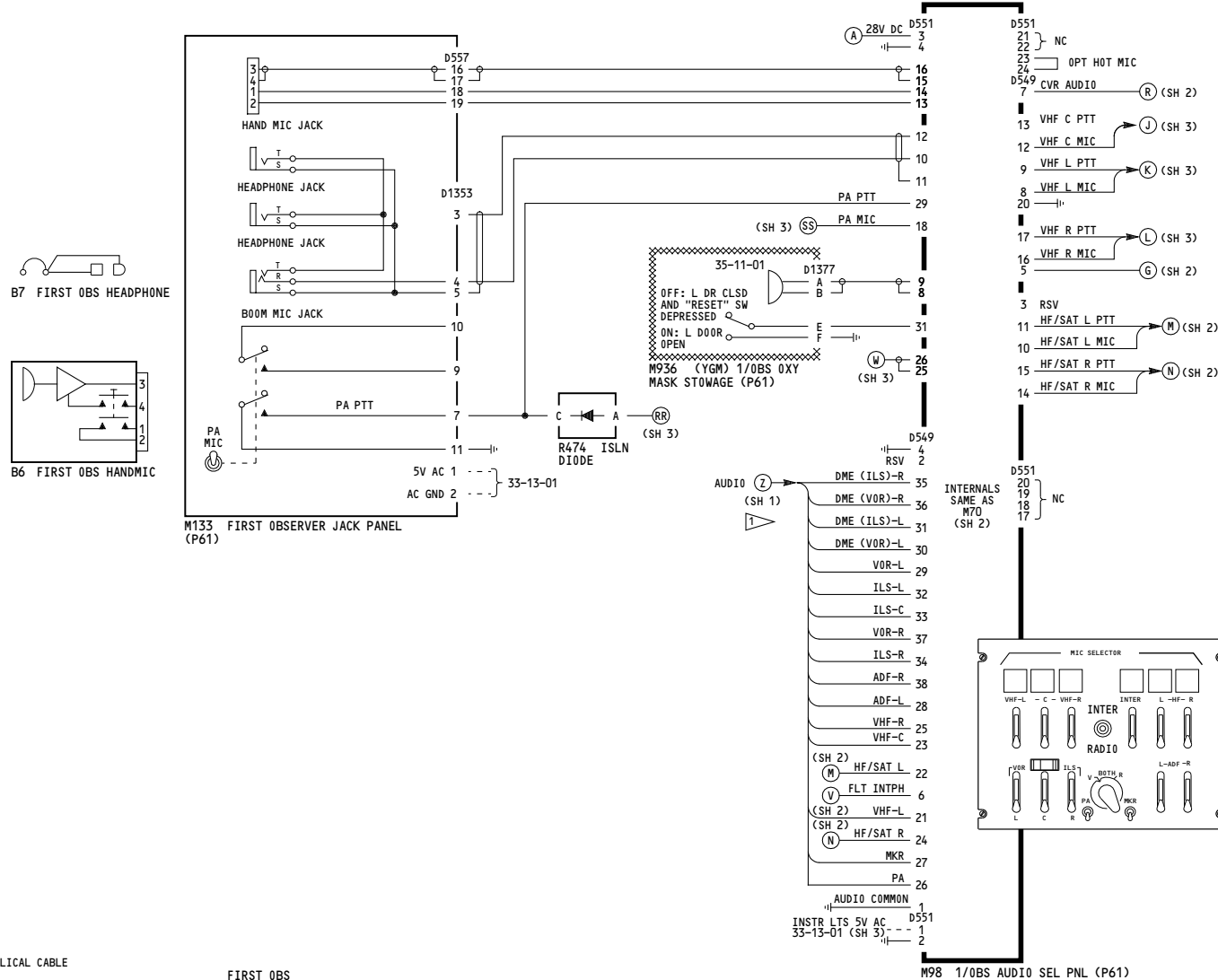


23-51-01

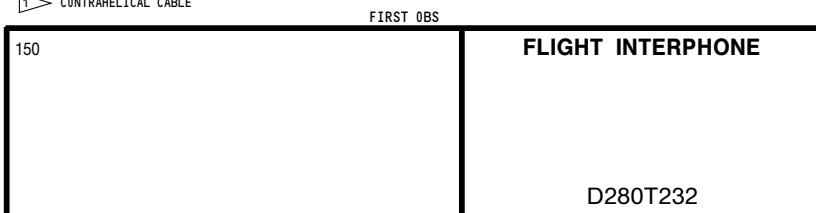
Page 102.1A
Sheet 3
Jan 21/2005

651

WIRING DIAGRAMS
23-51-21
23-51-41



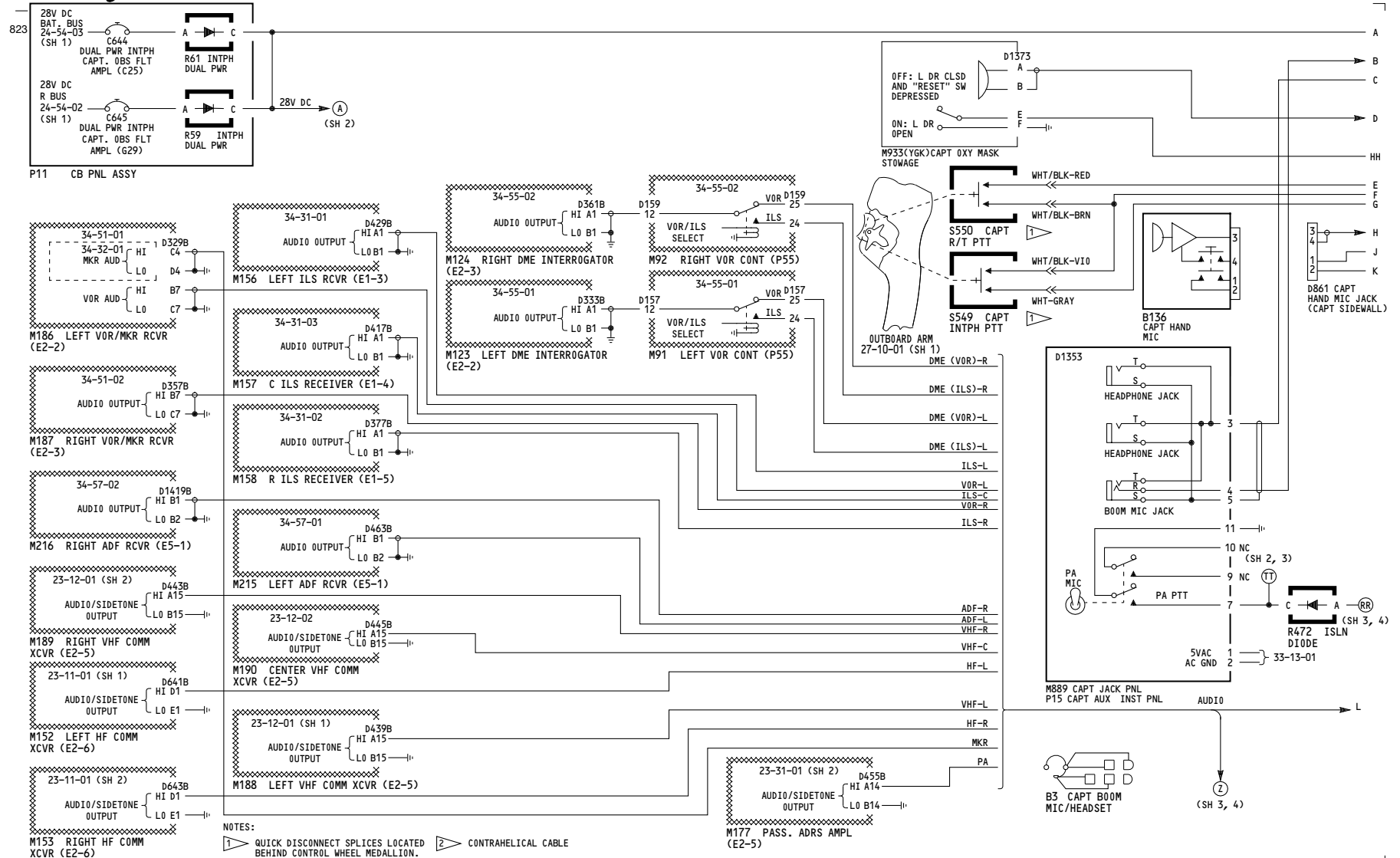
NOTES:
1 CONTRAHELICAL CABLE



Incorporates
23-0032 R01
MTO 230593

23-51-01

Page 102.1A
Sheet 4
Jan 21/2005



151-152

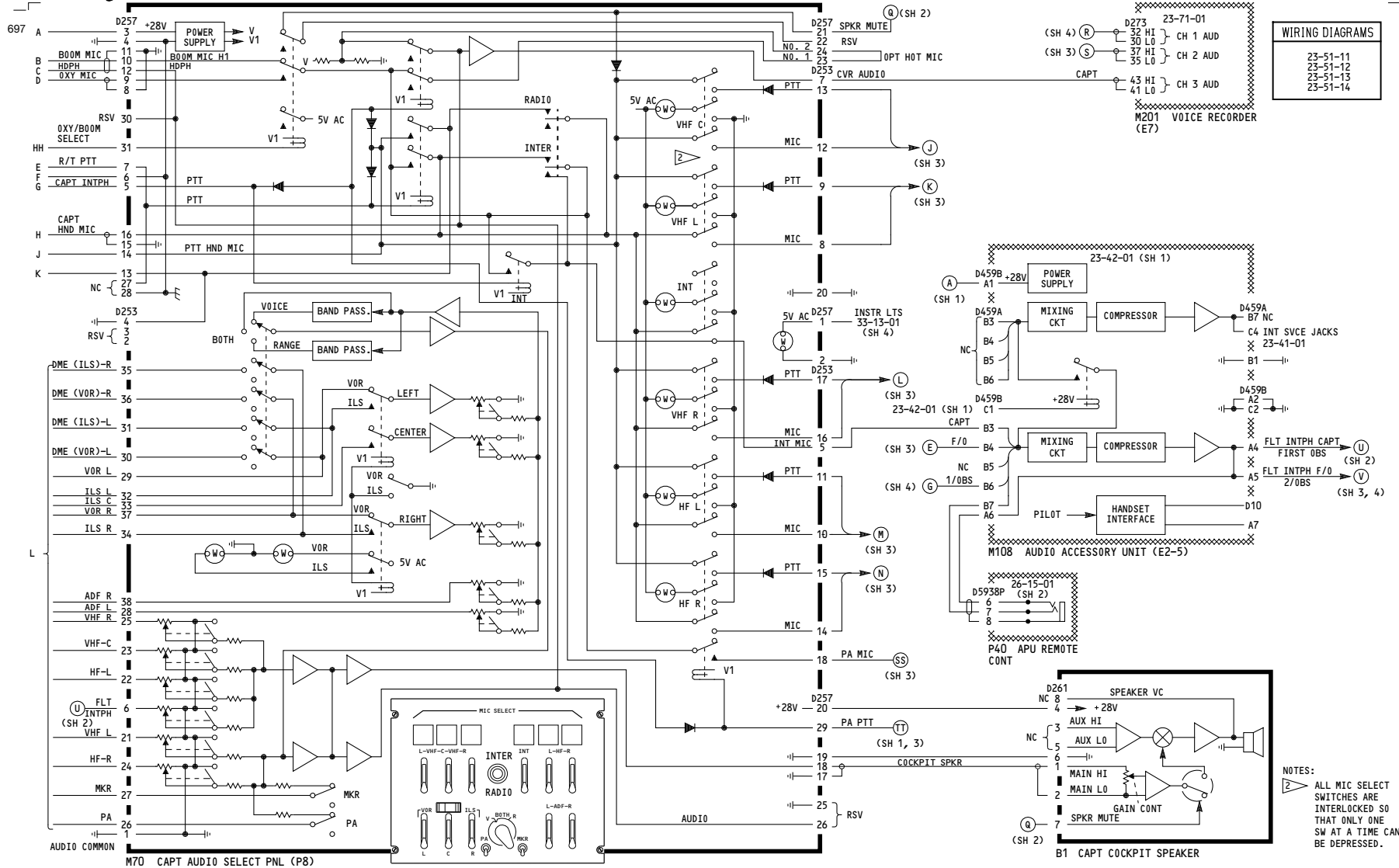
FLIGHT INTERPHONE

Incorporates
23-0032 R01

23-51-01

Page 103.1
Sheet 1
Jan 21/2005

D280T232



151-152

FLIGHT INTERPHONE

Incorporates
23-0032 R01

D280T232

23-51-01

Page 103.1
Sheet 2
Jan 21/2005



1



2 CONTRAHELICAL CABLE

FLIGHT INTERPHONE

23-51-01

BOEING PROPRIETARY - Copyright © - Unpublished Work - See title page for details.



| |
|----------------------|
| WIRING DIAGRAMS |
| 23-51-21 23-51-41 |

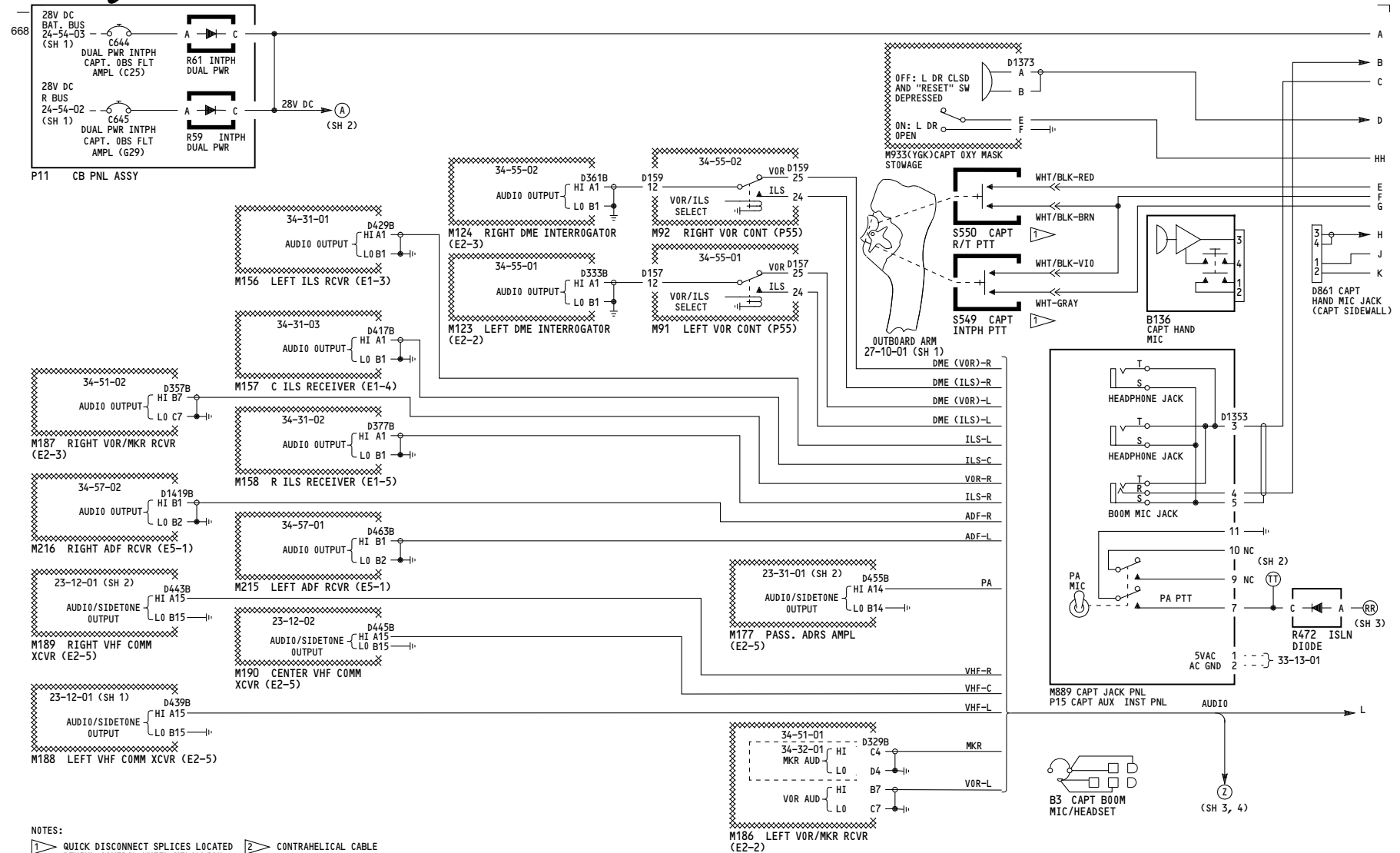


FIRST OBS

Incorporates
▶ 23-0032 R01


D280T232

Page 103.1
Sheet 4
Jan 21/2005



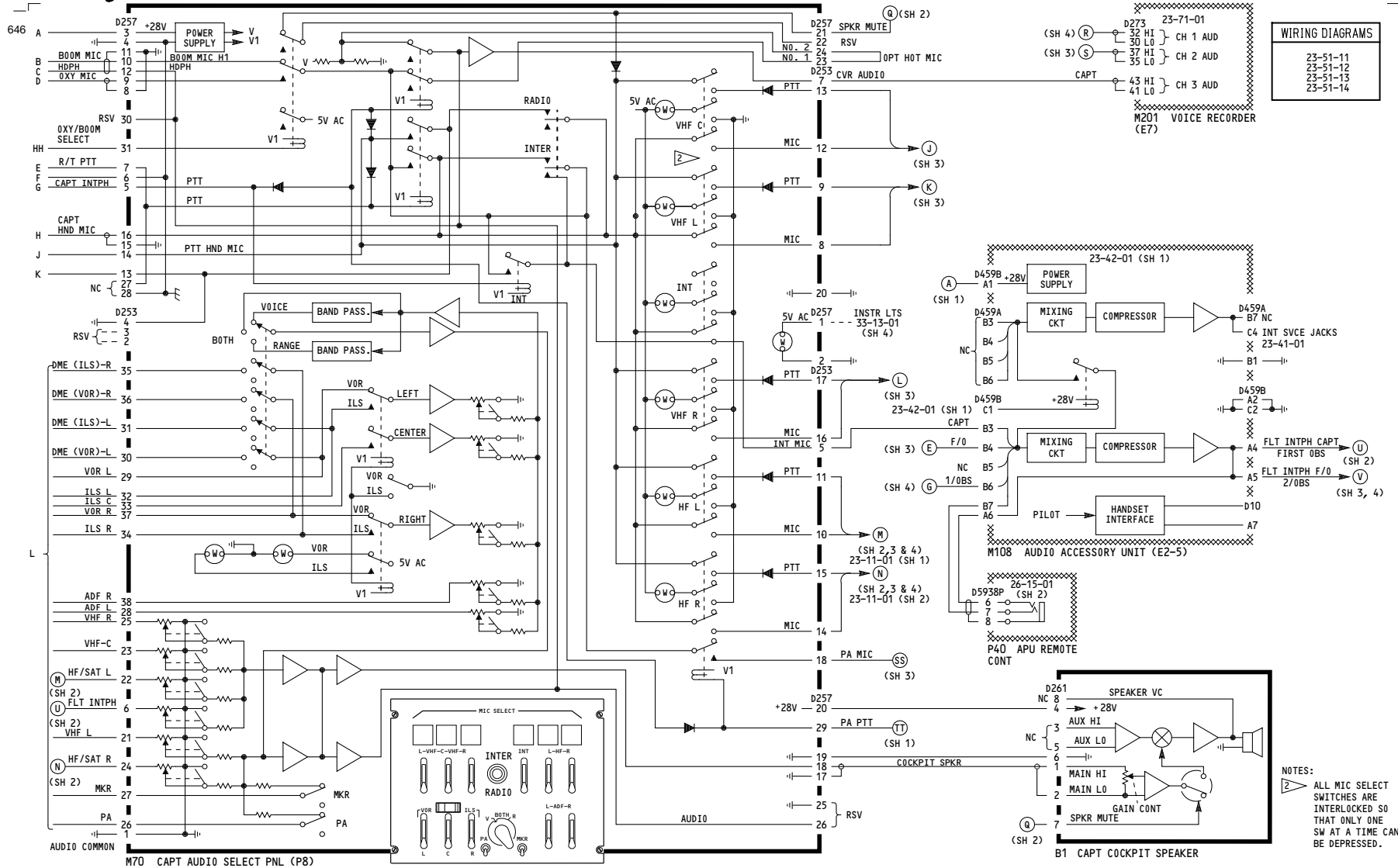
NOTES:

1 QUICK DISCONNECT SPLICES LOCATED BEHIND CONTROL WHEEL MEDALLION. 2 CONTRAHELICAL CABLE

 Incorporates
MTO 230593

23-51-01

Page 104A
Sheet 1
Jan 21/2005



153-155

FLIGHT INTERPHONE

Incorporates
MTO 230593

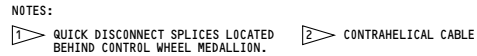
D280T232


23-51-01

Page 104A
Sheet 2
Jan 21/2005



1




 Incorporates
MTO 230593

Page 104A
Sheet 3
Jan 21/2005

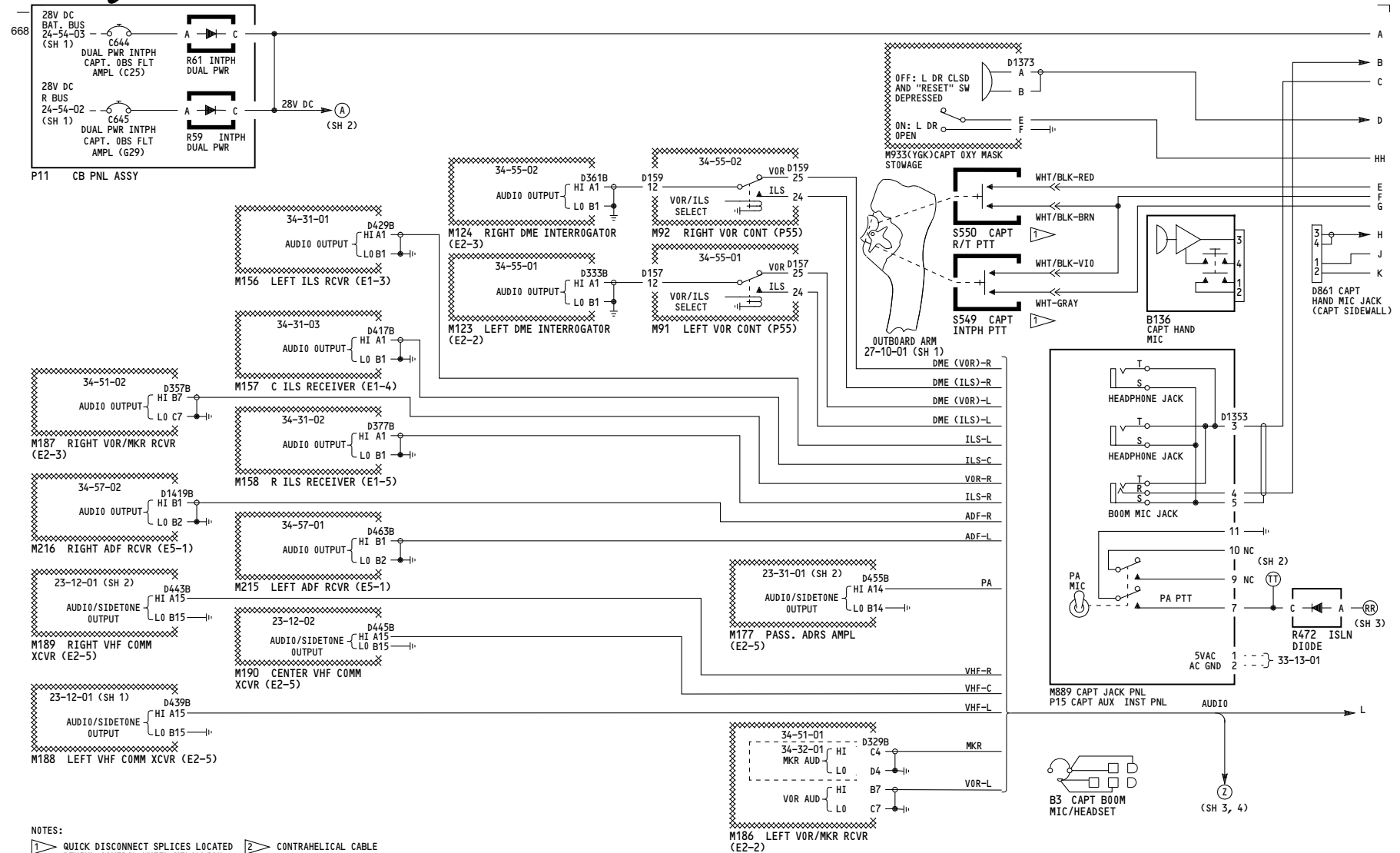


FIRST OBS

 Incorporates
MTO 230593

D280T232

23-51-01



NOTES:

1 QUICK DISCONNECT SPLICES LOCATED BEHIND CONTROL WHEEL MEDALLION. 2 CONTRAHELICAL CABLE

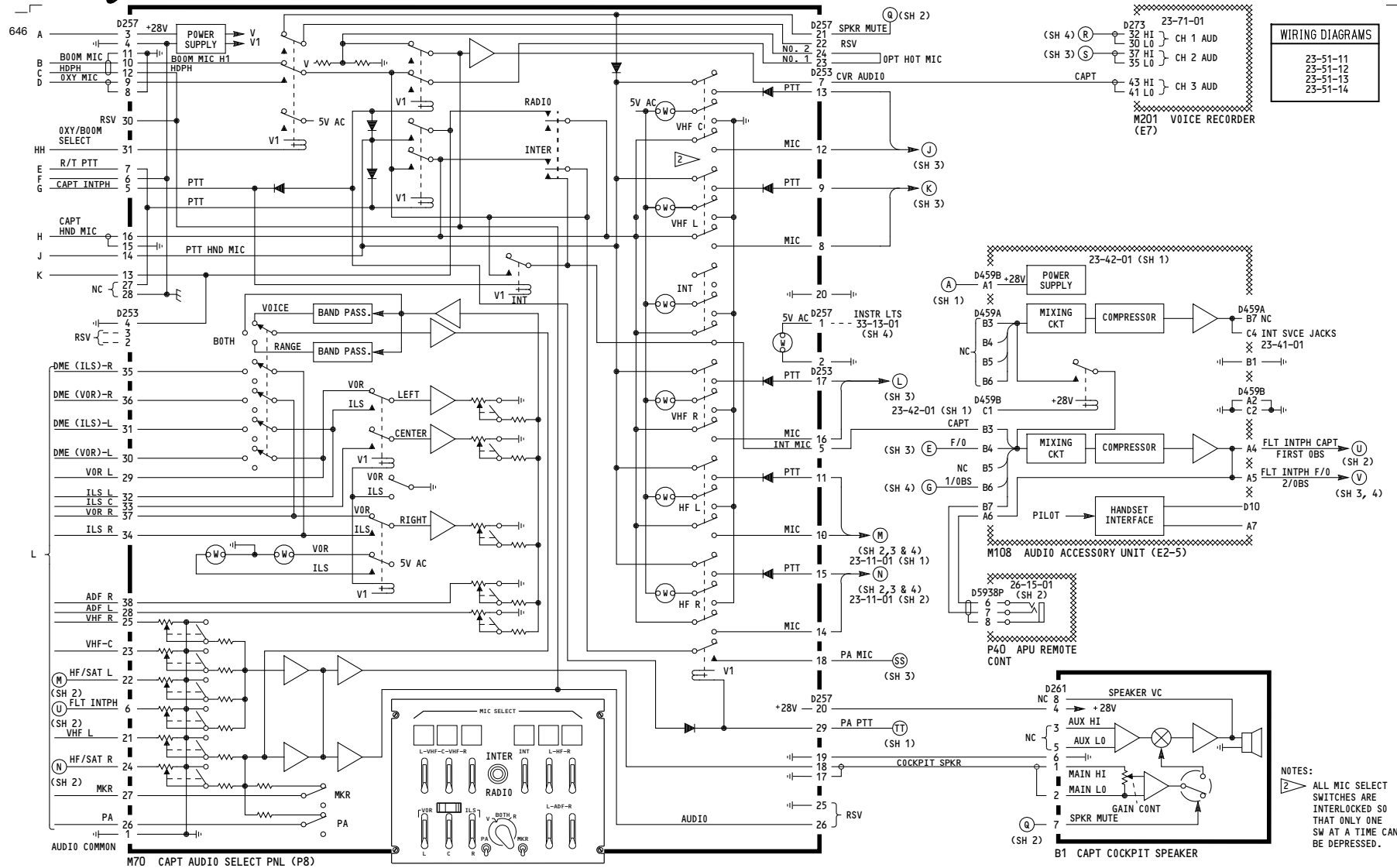
156-157, 166-199

FLIGHT INTERPHONE

D280T232

23-51-01

Page 105
Sheet 1
Jan 21/2005



156-157, 166-199

FLIGHT INTERPHONE

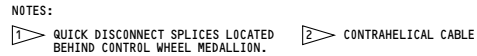
D280T232

23-51-01

Page 105
Sheet 2
Jan 21/2005



1



BOEING PROPRIETARY - Copyright © - Unpublished Work - See title page for details.



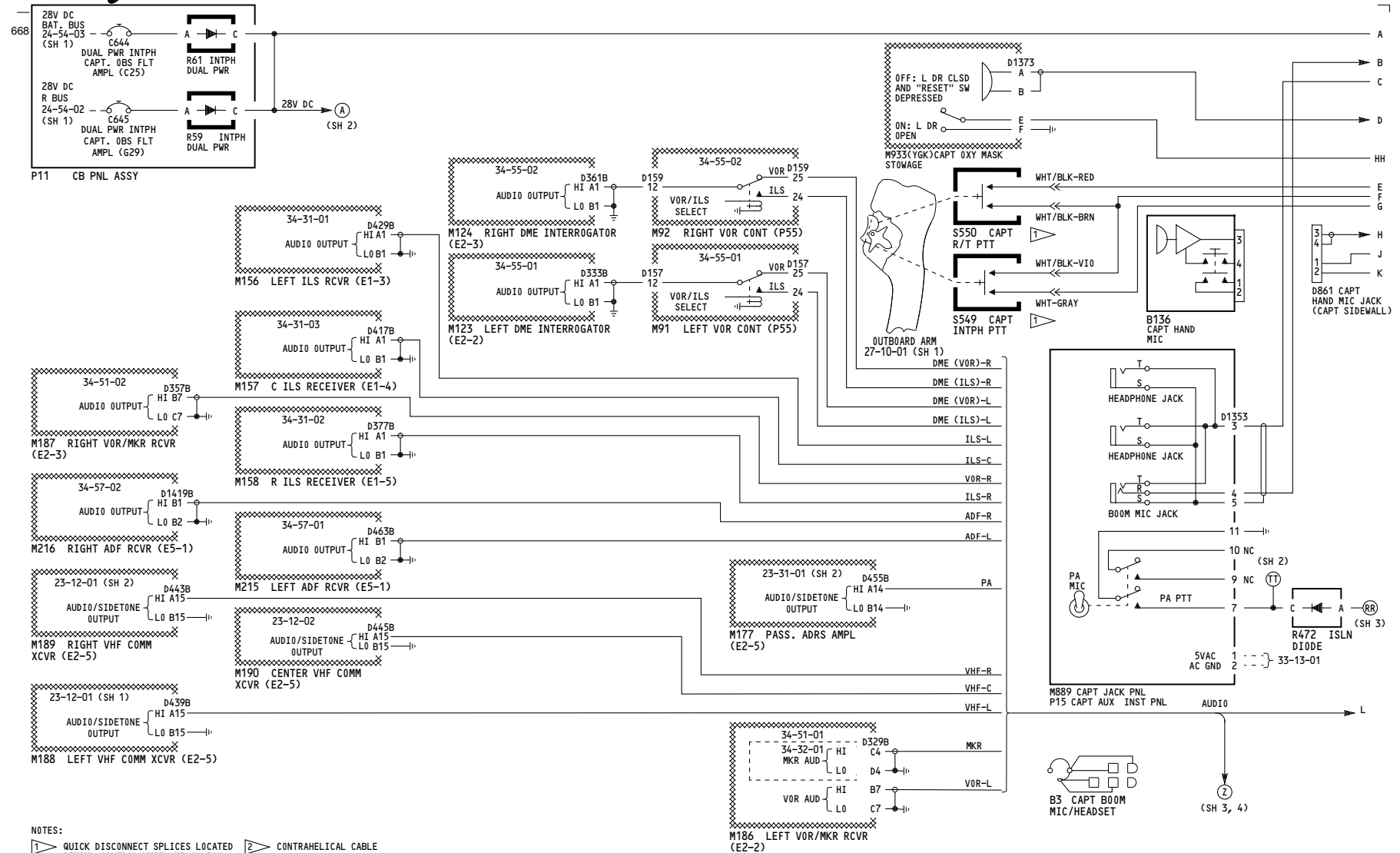
| |
|----------------------|
| WIRING DIAGRAMS |
| 23-51-21 23-51-41 |



FIRST OBS

D280T232

Page 105
Sheet 4
Jan 21/2005



162-165

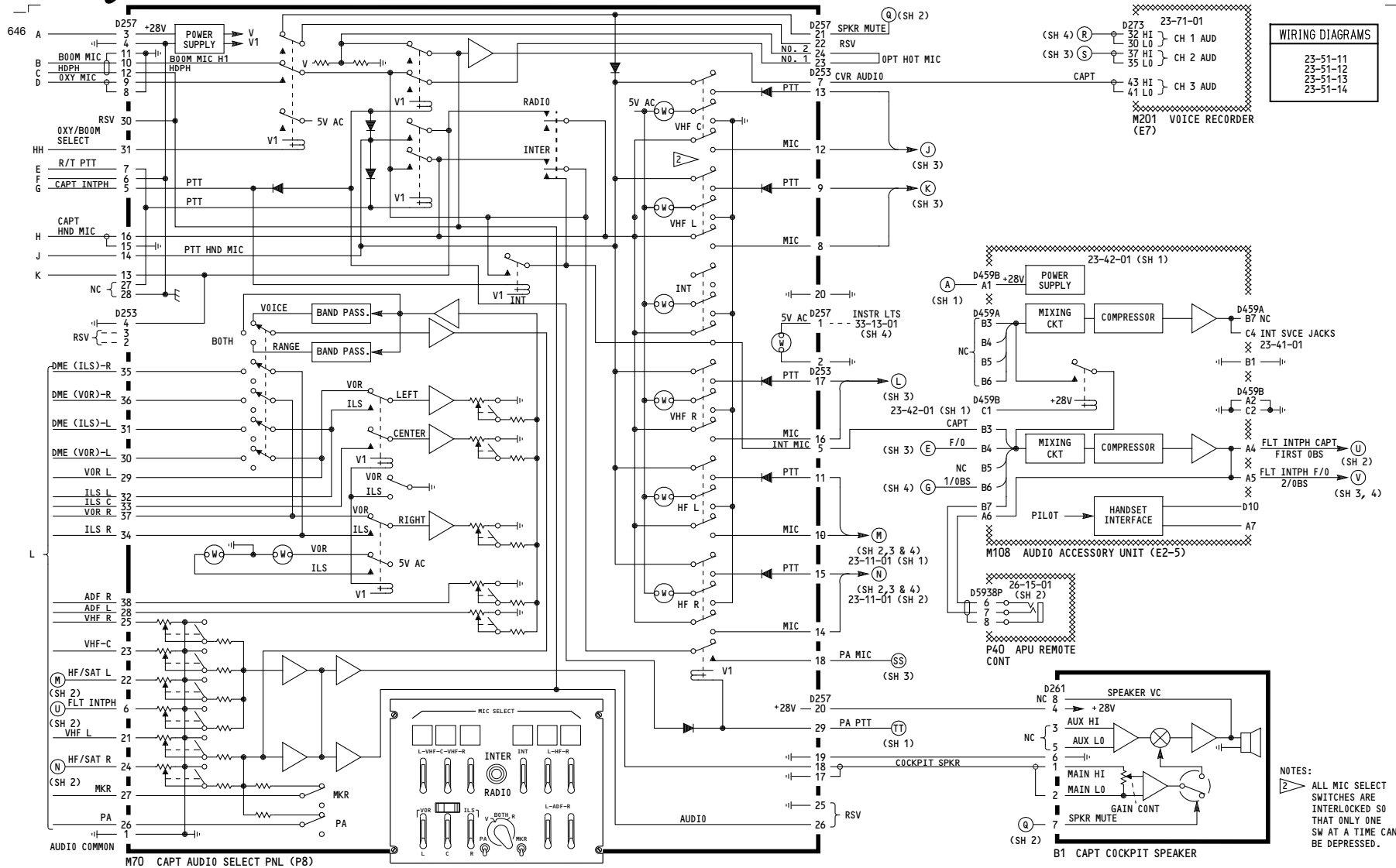
FLIGHT INTERPHONE

Incorporates
MTO 230592

D280T232

23-51-01

Page 106A
Sheet 1
Jan 21/2005



162-165

FLIGHT INTERPHONE

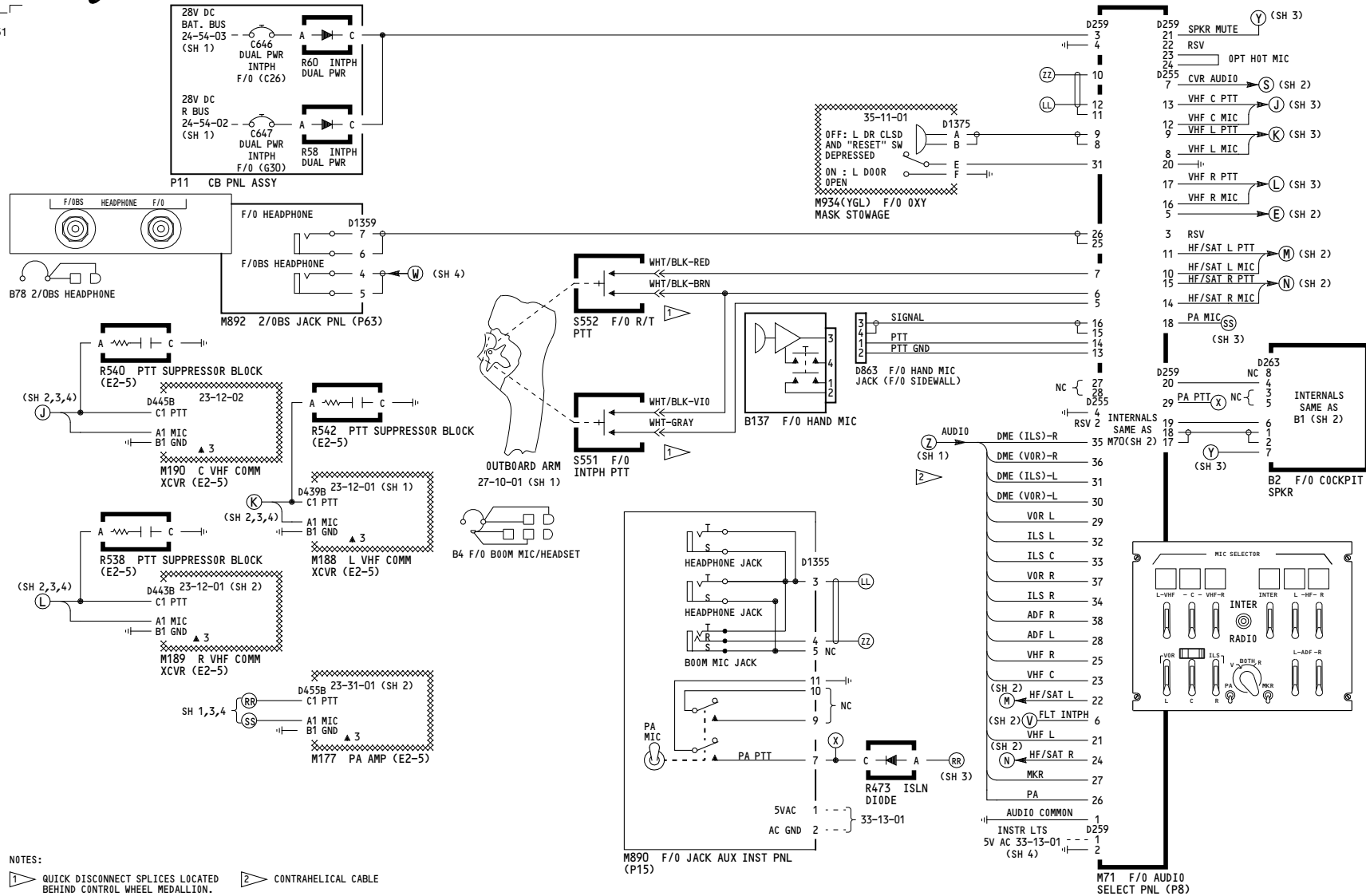
Incorporates
MTO 230592

D280T232

23-51-01


Page 106A
Sheet 2
Jan 21/2005

651

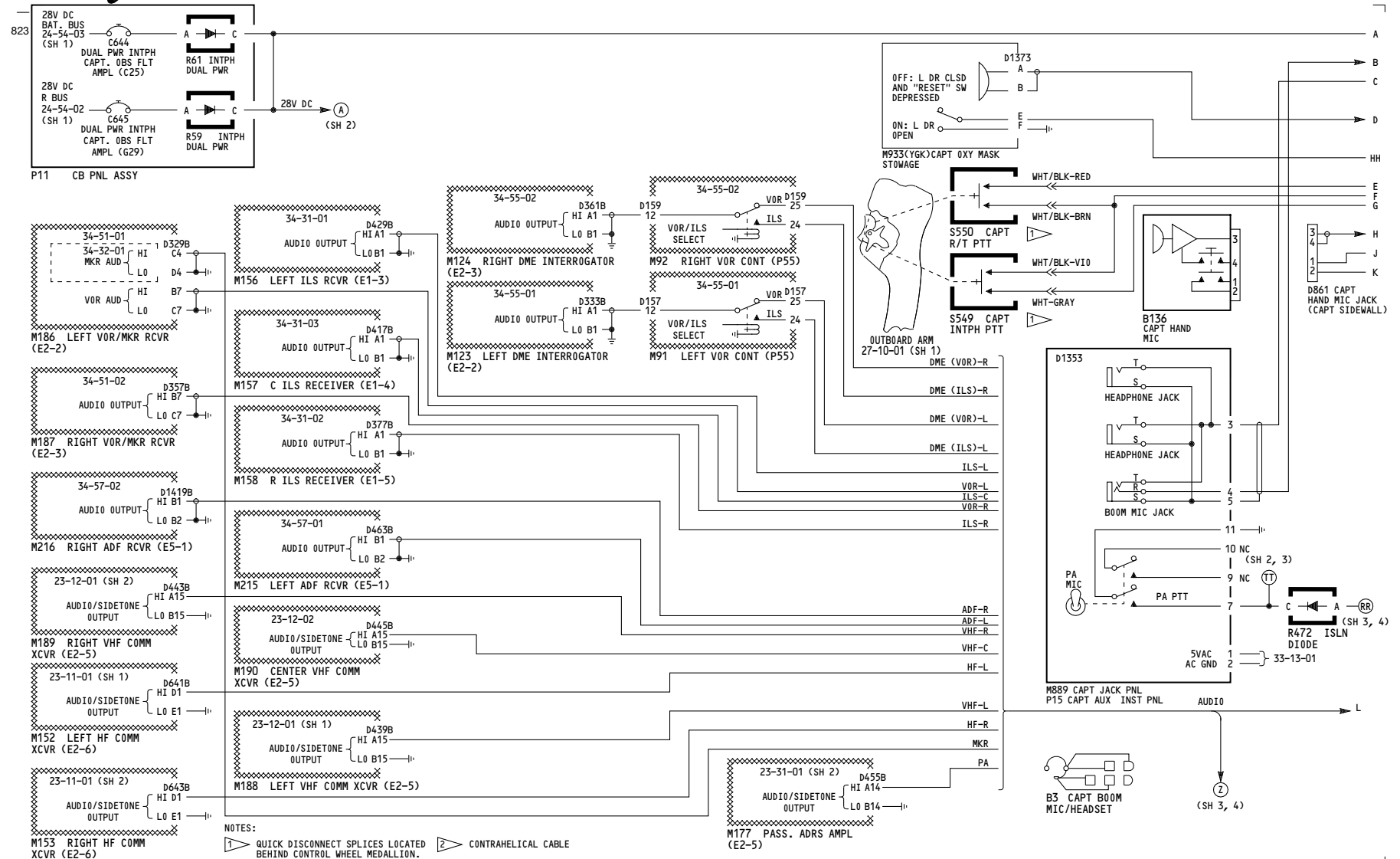


23-51-01



 Incorporates
MTO 230592

Page 106A
Sheet 4
Jan 21/2005



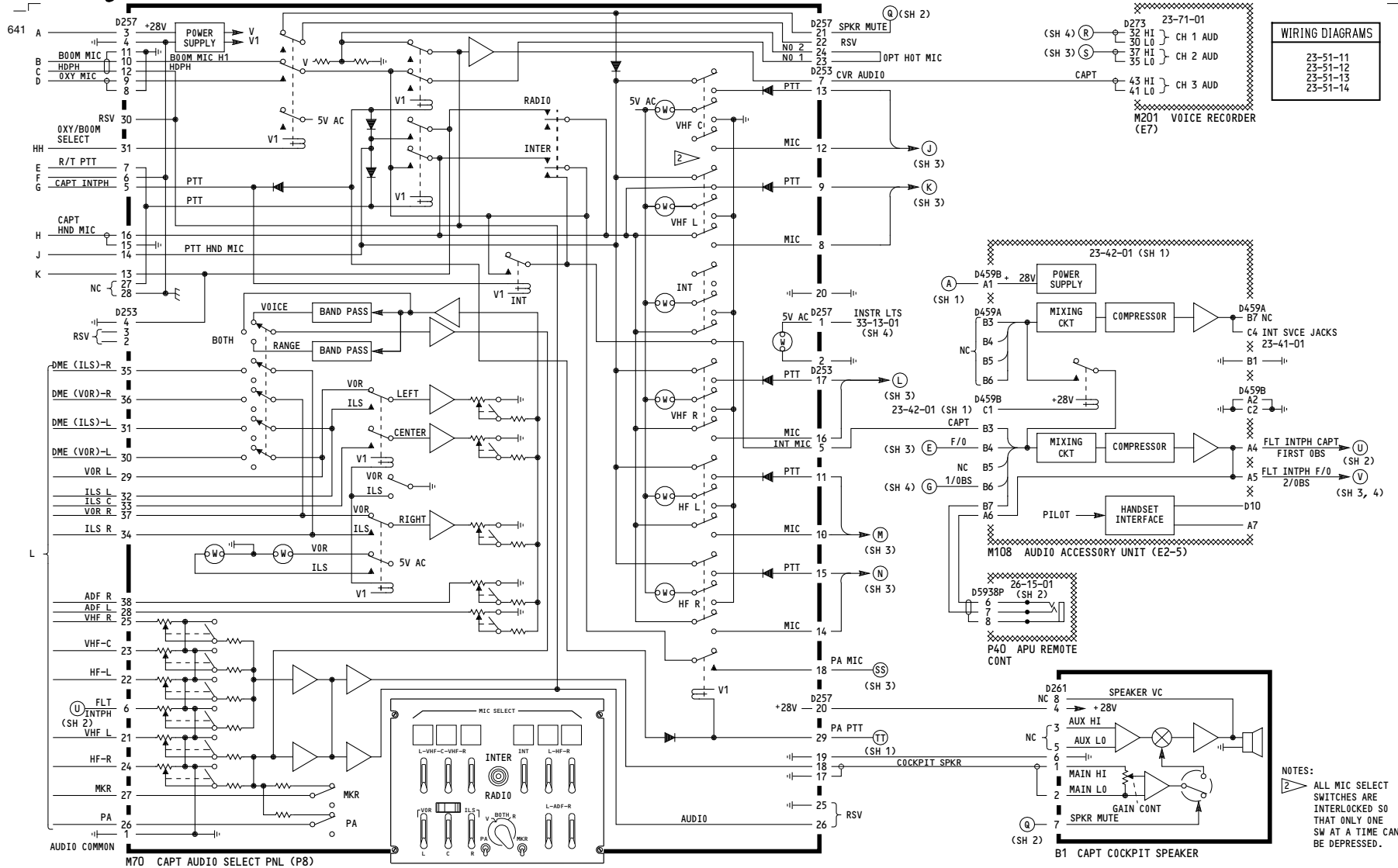
275-276

FLIGHT INTERPHONE

D280T232

23-51-01

Page 107
Sheet 1
Jan 21/2005



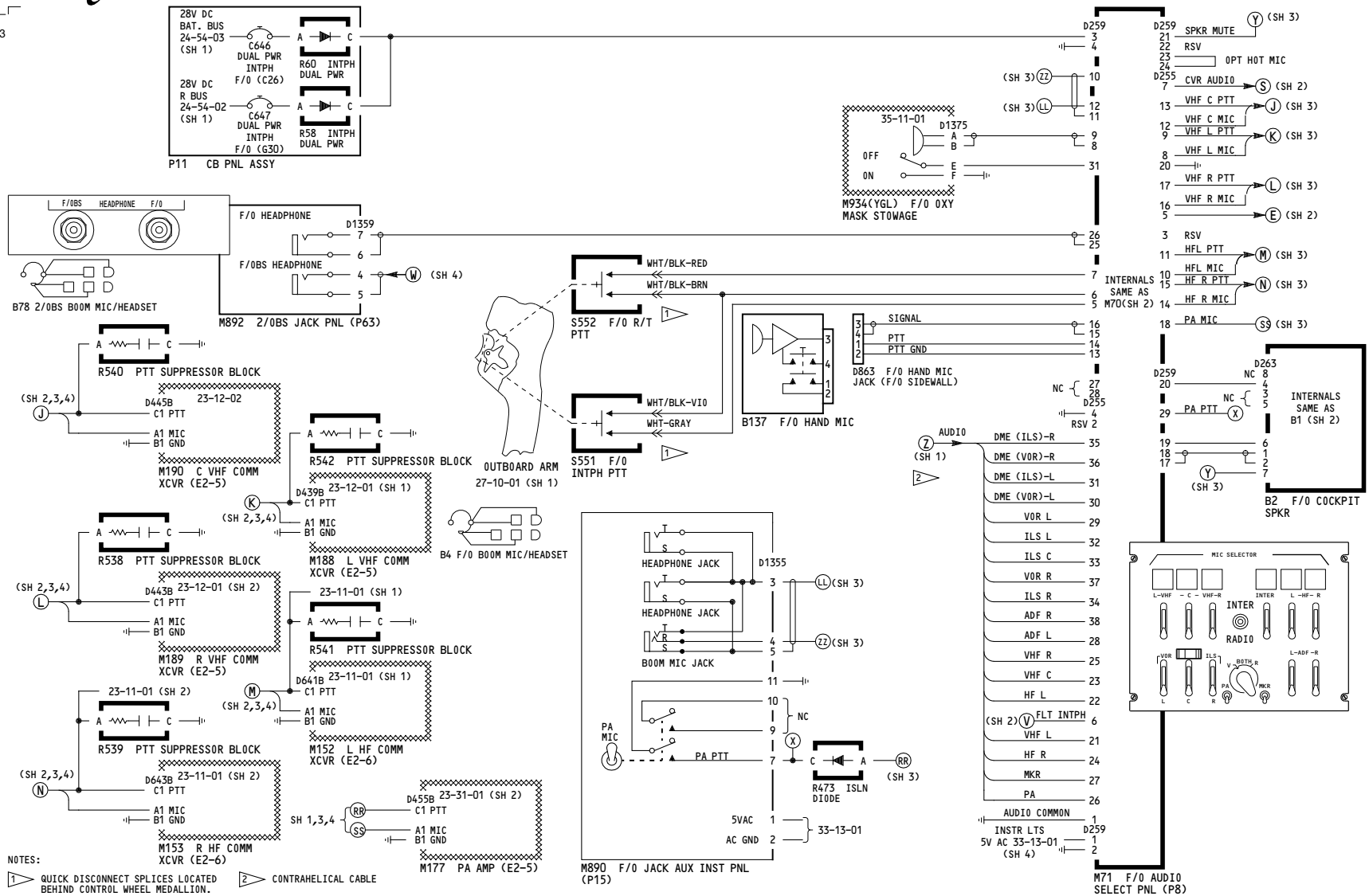
275-276

FLIGHT INTERPHONE

23-51-01

D280T232

643



275-276

FLIGHT INTERPHONE

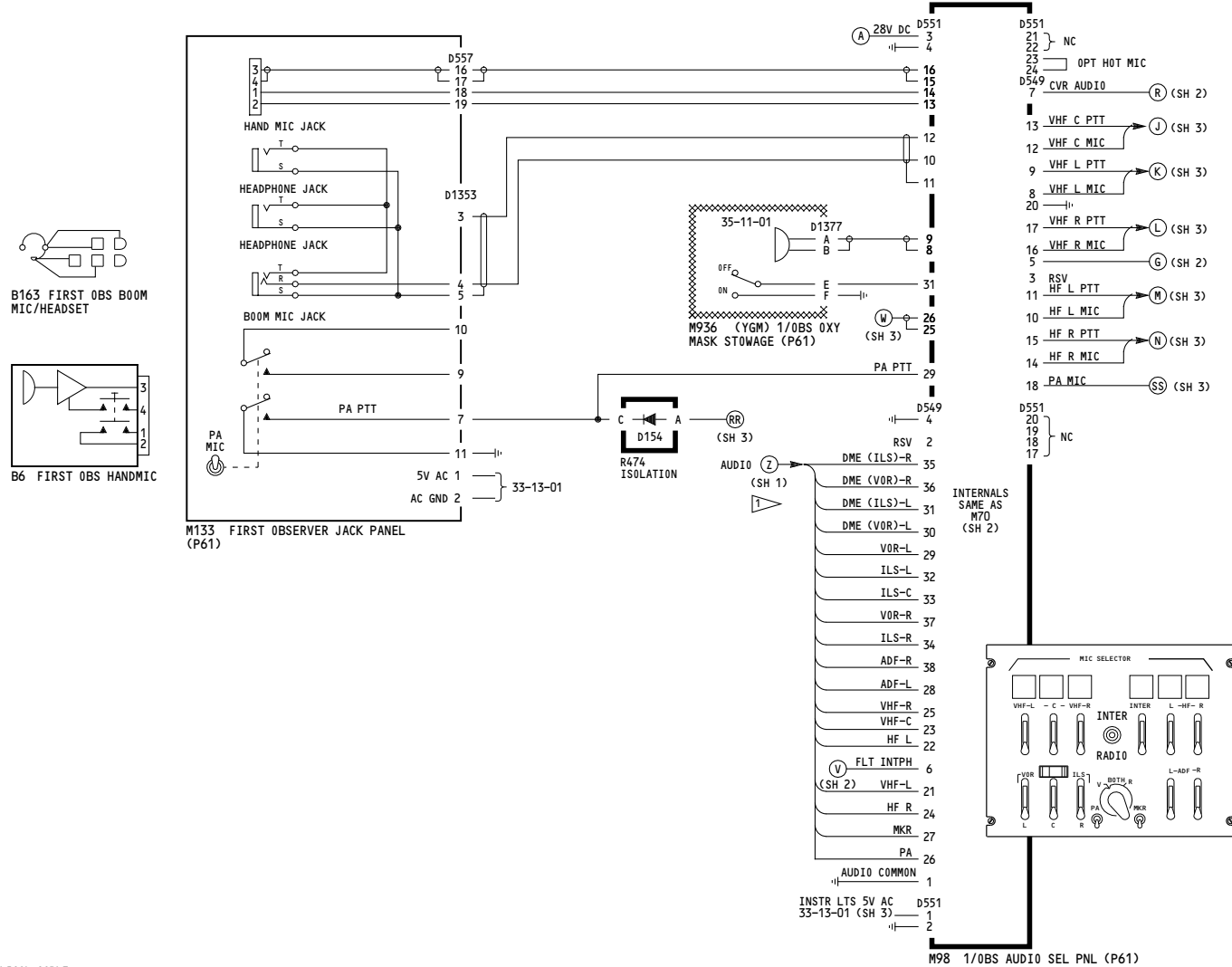
D280T232

23-51-01

Page 107
Sheet 3
Jan 21/2005

643

WIRING DIAGRAMS
23-51-21
23-51-41



NOTES:
1 CONTRAHELICAL CABLE

| FIRST OBS | FLIGHT INTERPHONE |
|-----------|-------------------|
| 275-276 | D280T232 |

23-51-01

Page 107
Sheet 4
Jan 21/2005

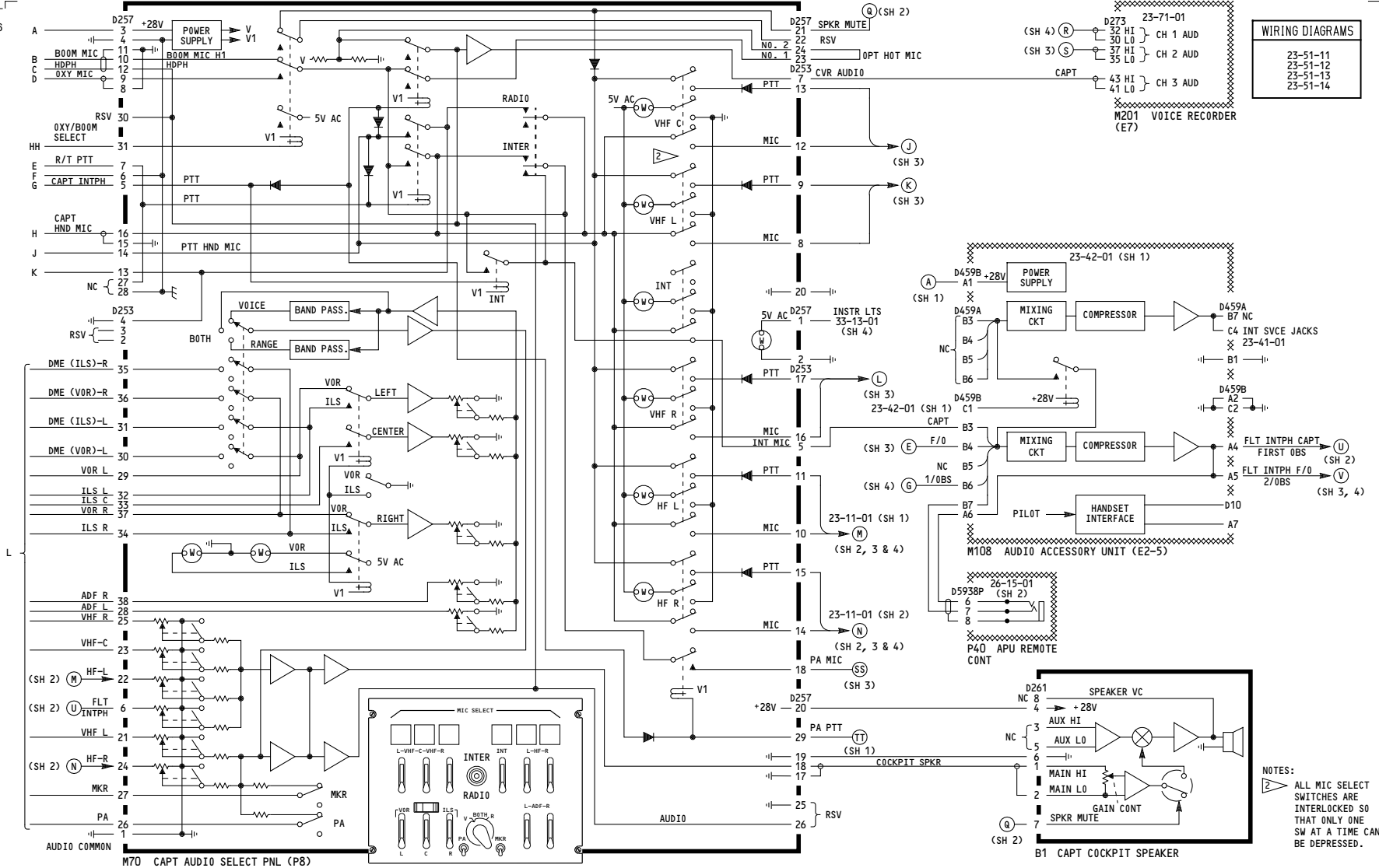


FLIGHT INTERPHONE

Page 108
Sheet 1
Jan 21/2005

BOEING PROPRIETARY - Copyright © - Unpublished Work - See title page for details.

666



277-278

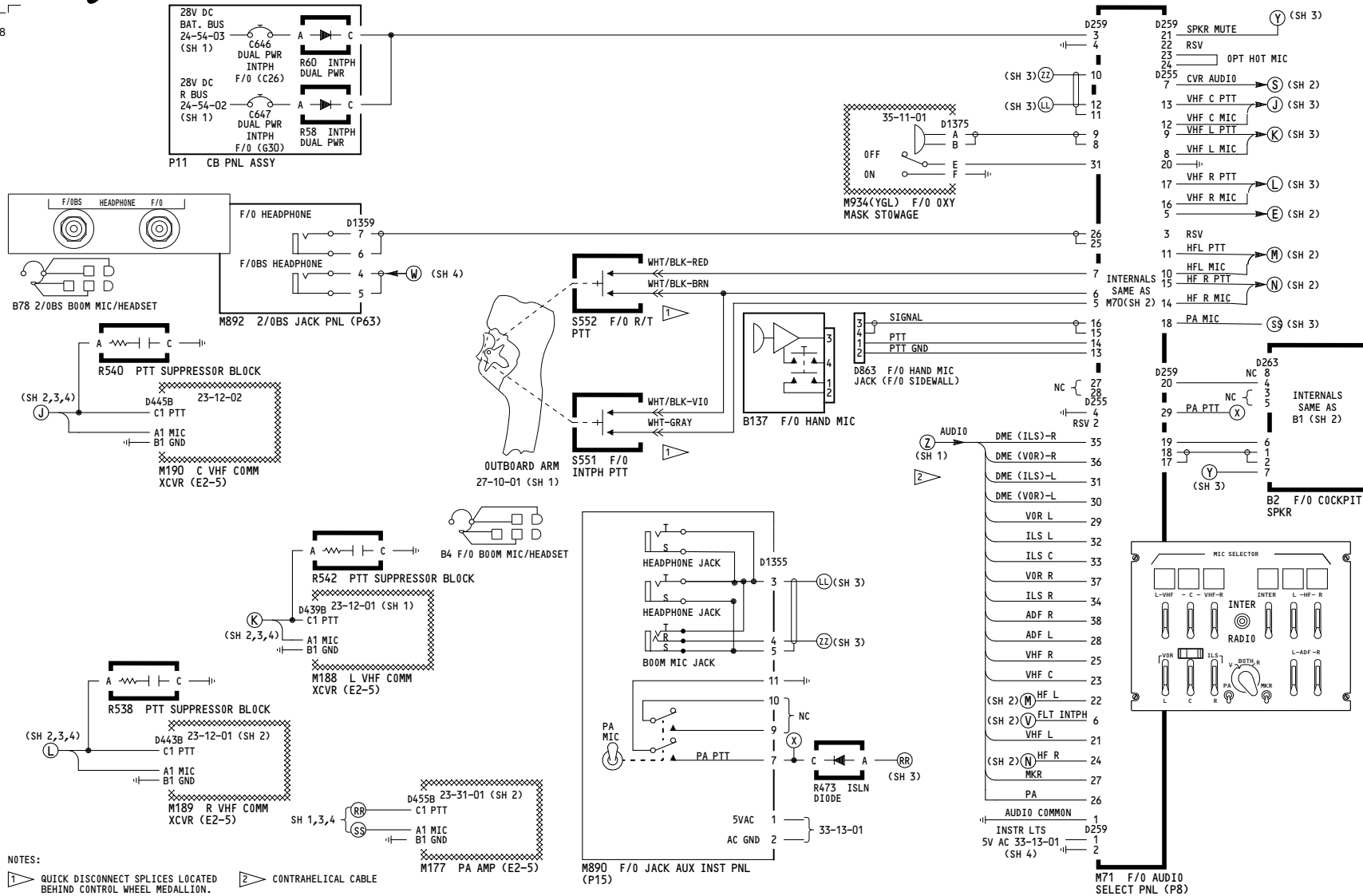
FLIGHT INTERPHONE

D280T232

23-51-01

Page 108
Sheet 2
Jan 21/2005

678



277-278

FLIGHT INTERPHONE

D280T232

23-51-01

Page 108
Sheet 3
Jan 21/2005



98 1/0BS AUDIO SEL PNL (P61)

NOTES:

1 CONTRAHELICAL CABLE

FIRST OBS

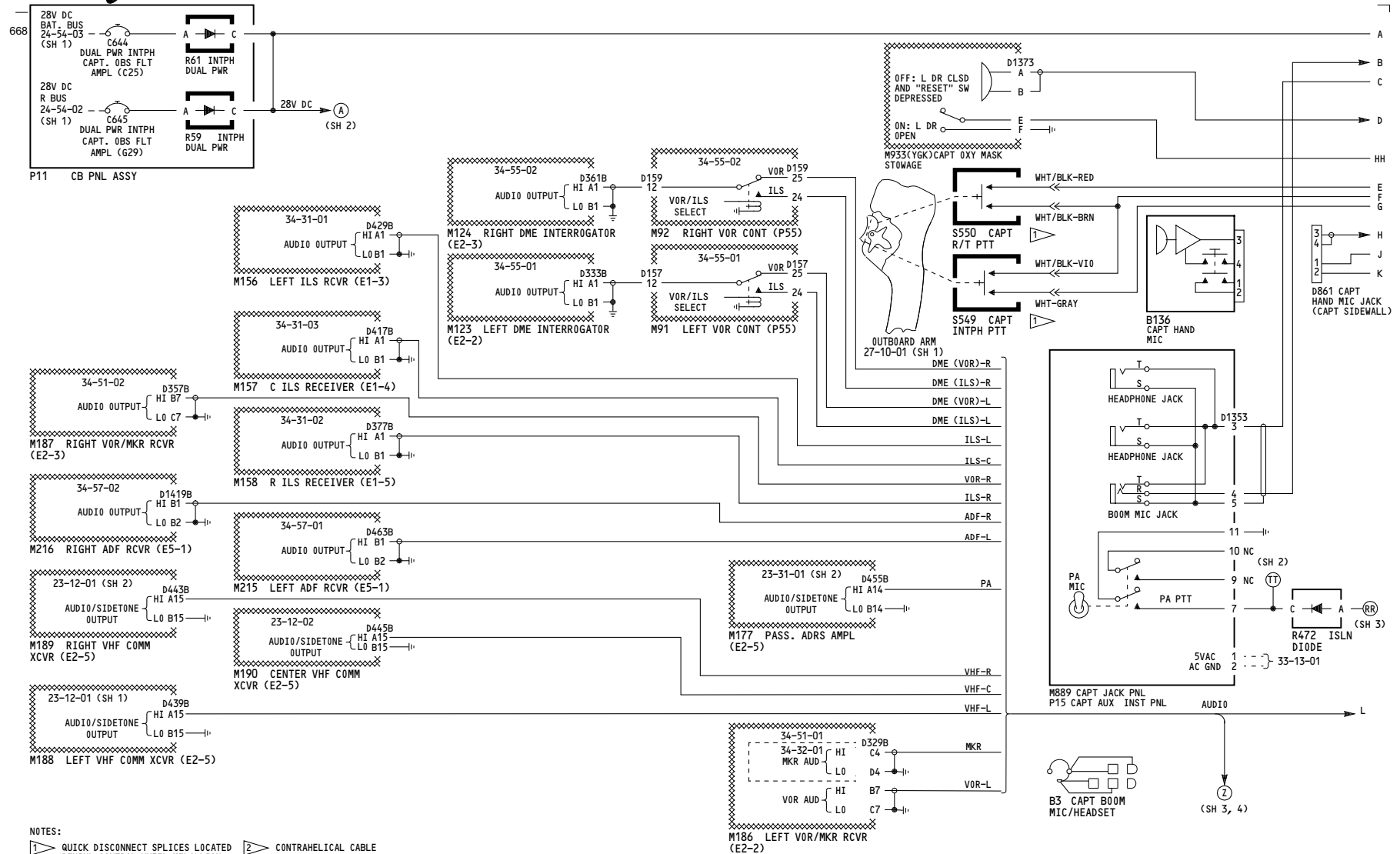
277-278

FLIGHT INTERPHONE

D280T232

23-51-01

Page 108
Sheet 4
Jan 21/2005



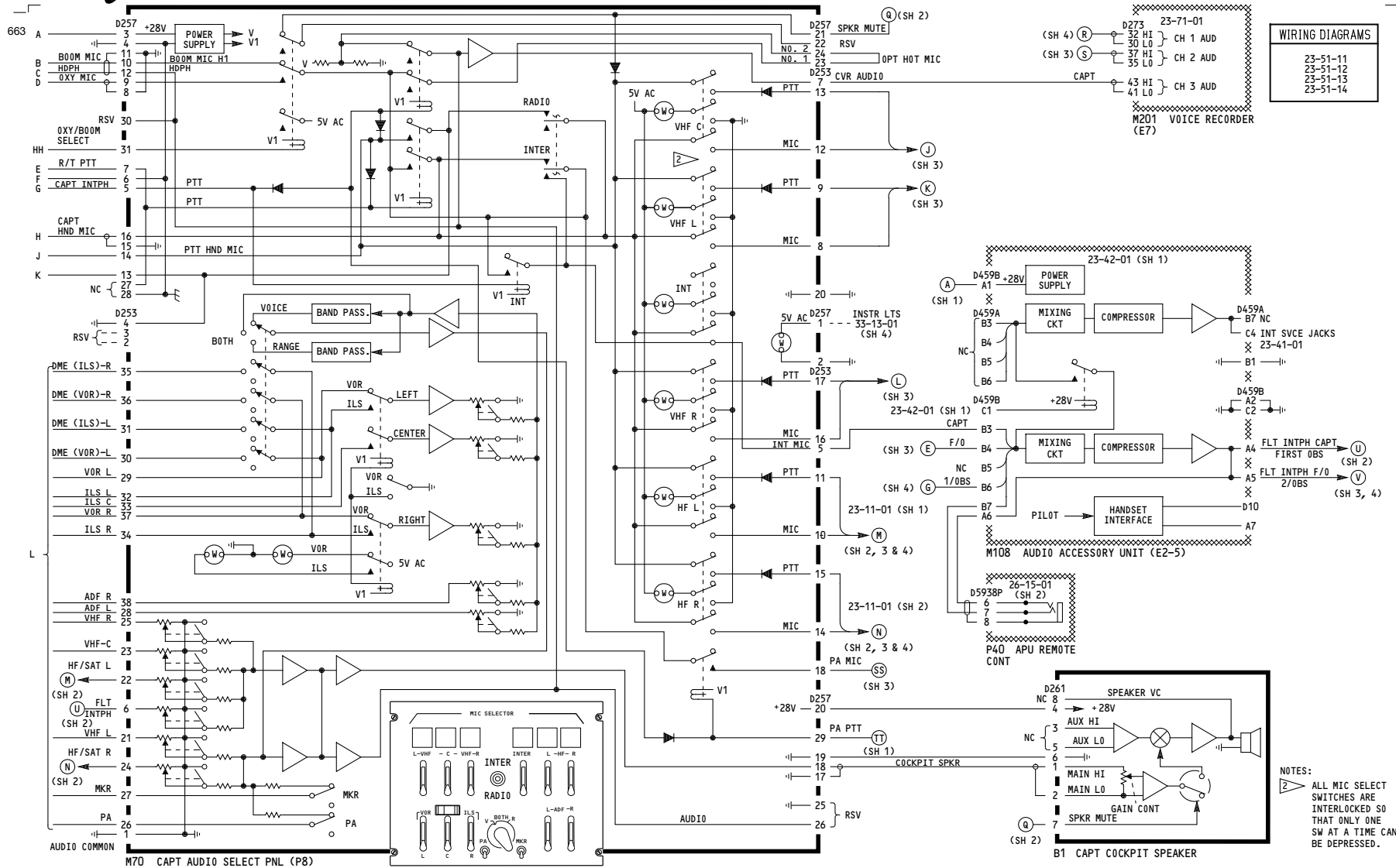
280-299

FLIGHT INTERPHONE

D280T232

23-51-01

Page 109
Sheet 1
Jan 21/2005



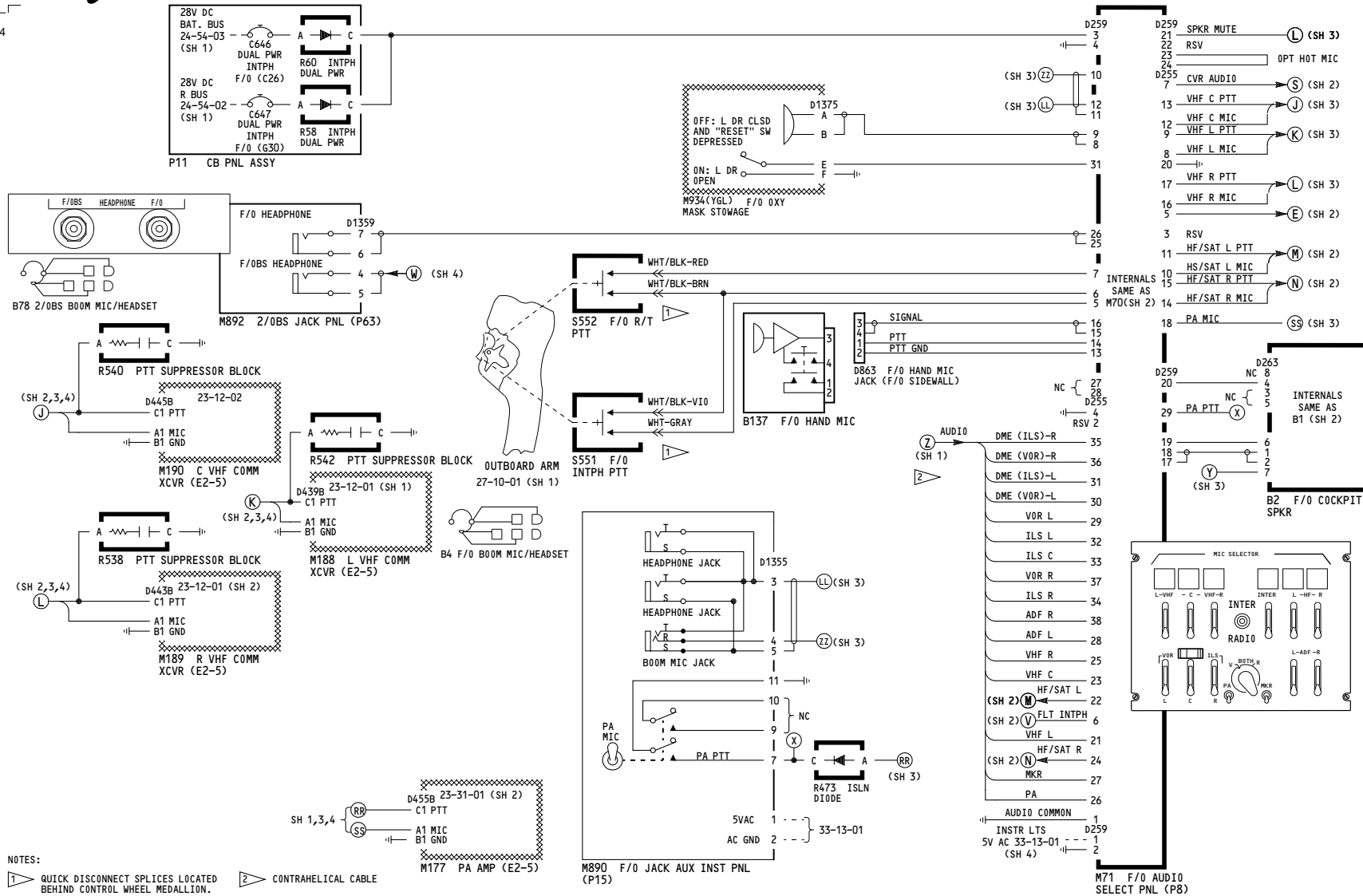
280-299

FLIGHT INTERPHONE

D280T232

23-51-01

674



280-299

FLIGHT INTERPHONE

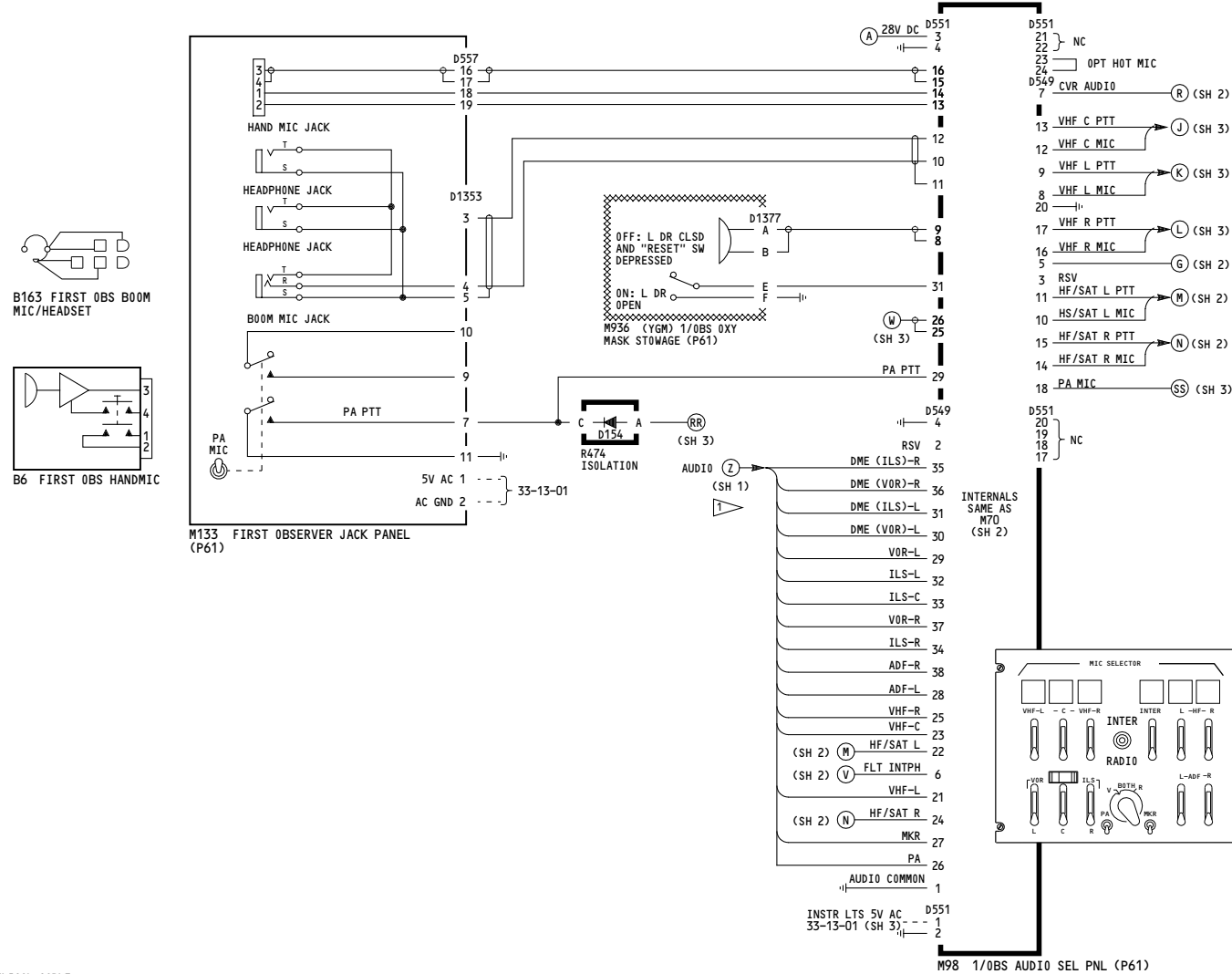
D280T232

23-51-01

Page 109
Sheet 3
Jan 21/2005

665

WIRING DIAGRAMS
23-51-21
23-51-41

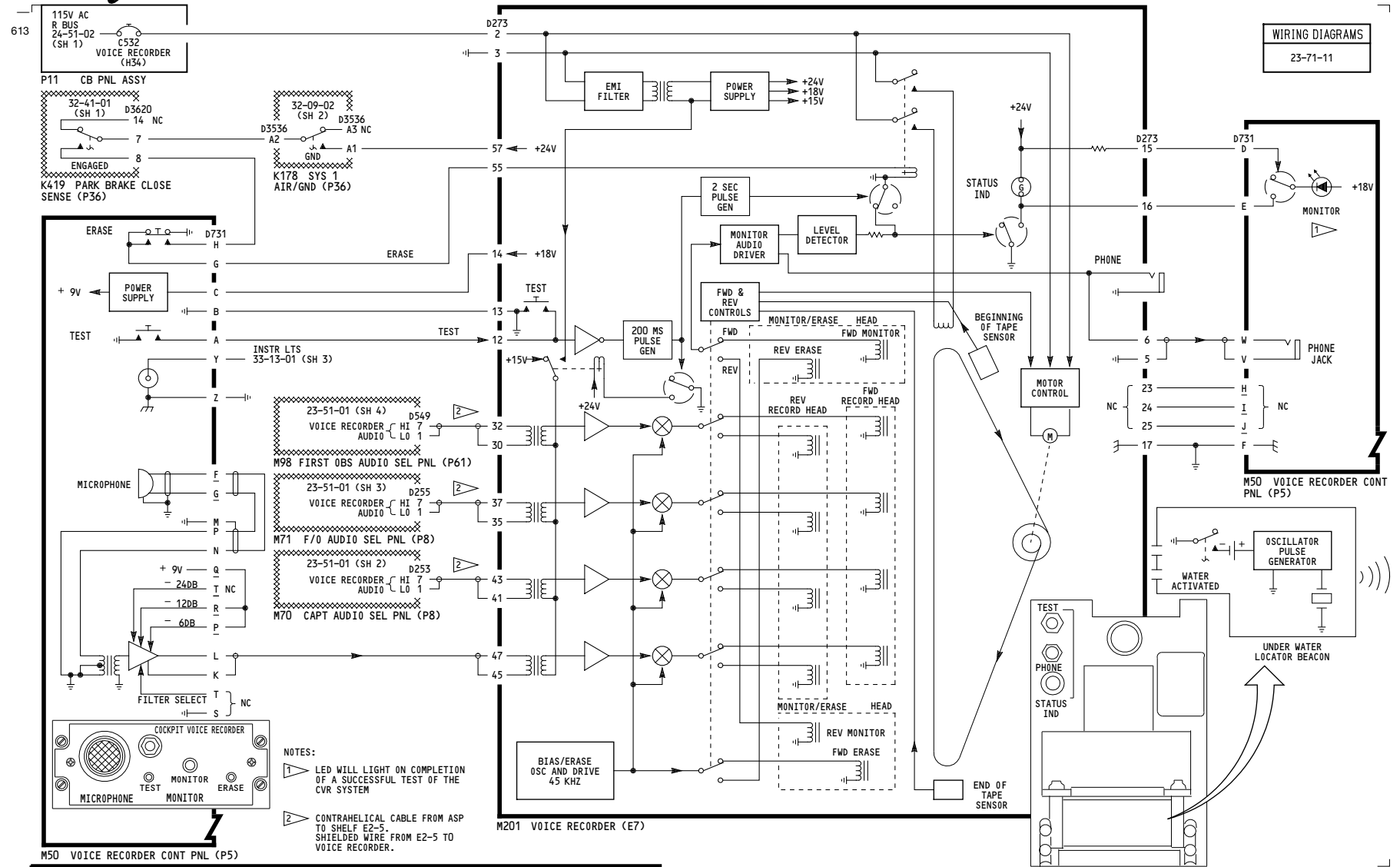


NOTES:
1 CONTRAHELICAL CABLE

| FIRST OBS | |
|-----------|-------------------|
| 280-299 | FLIGHT INTERPHONE |
| | D280T232 |

23-51-01

Page 109
Sheet 4
Jan 21/2005



050-099, 150-199, 280-299

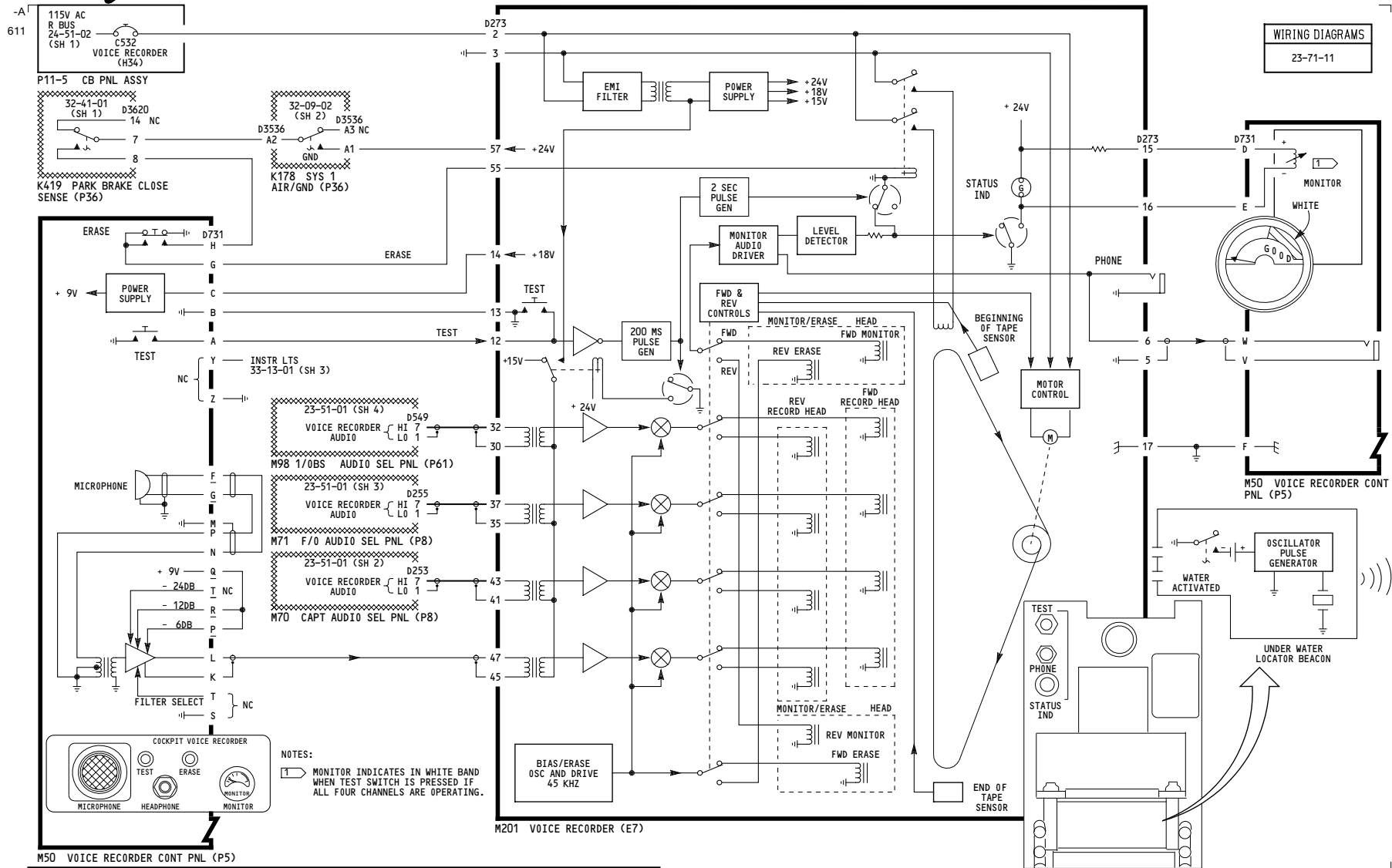
VOICE RECORDER

D280T232

23-71-01

Page 101

Jan 21/2005



275-278

VOICE RECORDER

D280T232

23-71-01

Page 102

Jan 21/2005