

CHAPTER

24

ELECTRICAL POWER



CHAPTER 24
ELECTRICAL POWER

CH-SC-SU	Schem	Page	Sheet	Date	CH-SC-SU	Schem	Page	Sheet	Date
24-EFFECTIVE PAGES					24-10-01		101		Jan 21/2005
		1 thru 7		Aug 05/2009					
		8		BLANK	24-10-02		101		Jan 21/2005
24-CONTENTS									Jan 21/2005
		1		Jun 06/2008	24-11-01		101.1	1	Jan 21/2005
		2		Jun 06/2008				2	Jan 21/2005
		3		Jun 06/2008			101.2	1	Jun 06/2008
		4		Jun 06/2008				2	Jun 06/2008
		5		Jun 06/2008			101.3	1	Jun 06/2008
		6		Jun 06/2008				2	Jun 06/2008
		7		Jun 06/2008			101.3	1	Jun 06/2008
		8		Jun 06/2008				2	Jun 06/2008
R		9		Aug 05/2009			102	1	Jan 21/2005
		10		Jun 06/2008				2	Jan 21/2005
		11		Jun 06/2008			102.1	1	Jun 06/2008
		12		Jun 06/2008				2	Jun 06/2008
		13		Jun 06/2008			102.2	1	Jun 06/2008
		14		BLANK				2	Jun 06/2008
24-ALPHABETICAL INDEX							103	1	Jan 21/2005
		1		Jun 28/2006				2	Jan 21/2005
		2		BLANK			103.1	1	Jun 06/2008
24-00-00								2	Jun 06/2008
		101		Jan 21/2005	24-20-00				
		102		Jan 21/2005			101	1	Jan 21/2005
								2	Jan 21/2005

A = Added, R = Revised, D = Deleted, O = Overflow

24-EFFECTIVE PAGES



CHAPTER 24
ELECTRICAL POWER

CH-SC-SU	Schem	Page	Sheet	Date	CH-SC-SU	Schem	Page	Sheet	Date
24-20-00 (cont.)		102	1	Jan 21/2005	24-20-04 (cont.)		102		Jan 21/2005
			2	Jan 21/2005	24-20-05		101	1	Jan 21/2005
24-20-01		101	1	Jan 21/2005				2	Jan 21/2005
			2	Jan 21/2005	24-28-01		101		Jan 21/2005
			3	Jan 21/2005	24-31-01		101		Jan 21/2005
			4	Jan 21/2005			101		Jan 21/2005
		102	1	Jan 21/2005			102.1		Jan 21/2005
			2	Jan 21/2005			103		Jan 21/2005
			3	Jan 21/2005	24-31-02		101		Jan 21/2005
			4	Jan 21/2005	24-32-01		101		Jan 21/2005
24-20-02		101	1	Jan 21/2005			102A		Jan 21/2005
			2	Jan 21/2005	24-32-02		101		Jan 21/2005
		102	1	Jan 21/2005	24-33-01		101		Jan 21/2005
			2	Jan 21/2005	24-34-01		101		Jan 21/2005
24-20-03		101	1	Jan 21/2005			102		Jan 21/2005
			2	Jan 21/2005					
		101.1	1	Jan 21/2005					
			2	Jan 21/2005					
24-20-04		101		Jan 21/2005					

A = Added, R = Revised, D = Deleted, O = Overflow

24-EFFECTIVE PAGES

Page 2
Aug 05/2009

D280T232



CHAPTER 24
ELECTRICAL POWER

CH-SC-SU	Schem	Page	Sheet	Date	CH-SC-SU	Schem	Page	Sheet	Date
24-40-01					24-51-01 (cont.)		103.1		
		101	1	Jan 21/2005				2	Jan 21/2005
			2	Jan 21/2005				3	Jan 21/2005
24-51-01								4	Jan 21/2005
		101.1	1	Jan 21/2005		103.2A		1	Jan 21/2005
			2	Jan 21/2005				2	Jan 21/2005
			3	Jan 21/2005				3	Jan 21/2005
			4	Jan 21/2005				4	Jan 21/2005
		102.1	1	Jan 21/2005		103.3B		1	Jan 21/2005
			2	Jan 21/2005				2	Jan 21/2005
			3	Jan 21/2005				3	Jan 21/2005
			4	Jan 21/2005				4	Jan 21/2005
		102.2A	1	Jan 21/2005		104.1A		1	Jan 21/2005
			2	Jan 21/2005				2	Jan 21/2005
			3	Jan 21/2005				3	Jan 21/2005
			4	Jan 21/2005				4	Jan 21/2005
		102.3	1	Jan 21/2005				4	Jan 21/2005
			2	Jan 21/2005		105A		1	Jan 21/2005
			3	Jan 21/2005				2	Jan 21/2005
			4	Jan 21/2005				3	Jan 21/2005
		102.4B	1	Jan 21/2005				4	Jan 21/2005
			2	Jan 21/2005		106A		1	Jan 21/2005
			3	Jan 21/2005				2	Jan 21/2005
			4	Jan 21/2005				3	Jan 21/2005
		103.1	1	Jan 21/2005				4	Jan 21/2005

A = Added, R = Revised, D = Deleted, O = Overflow

24-EFFECTIVE PAGES



CHAPTER 24
ELECTRICAL POWER

CH-SC-SU	Schem	Page	Sheet	Date	CH-SC-SU	Schem	Page	Sheet	Date
24-51-01 (cont.)					24-51-01 (cont.)				
	107.1A		1	Jan 21/2005				4	Jan 21/2005
			2	Jan 21/2005		111.1A		1	Jan 21/2005
			3	Jan 21/2005				2	Jan 21/2005
			4	Jan 21/2005				3	Jan 21/2005
	108.1A		1	Jan 21/2005				4	Jan 21/2005
			2	Jan 21/2005		112		1	Jan 21/2005
			3	Jan 21/2005				2	Jan 21/2005
			4	Jan 21/2005				3	Jan 21/2005
	109A		1	Jan 21/2005				4	Jan 21/2005
			2	Jan 21/2005		112A		1	Jan 21/2005
			3	Jan 21/2005				2	Jan 21/2005
			4	Jan 21/2005				3	Jan 21/2005
	110.1		1	Jan 21/2005				4	Jan 21/2005
			2	Jan 21/2005		113		1	Jan 21/2005
			3	Jan 21/2005				2	Jan 21/2005
			4	Jan 21/2005				3	Jan 21/2005
	110.1A		1	Jan 21/2005				4	Jan 21/2005
			2	Jan 21/2005		113A		1	Jan 21/2005
			3	Jan 21/2005				2	Jan 21/2005
			4	Jan 21/2005				3	Jan 21/2005
	111.1		1	Jan 21/2005				4	Jan 21/2005
			2	Jan 21/2005	24-51-02				
			3	Jan 21/2005			101	1	Jan 21/2005

A = Added, R = Revised, D = Deleted, O = Overflow

24-EFFECTIVE PAGES

Page 4
Aug 05/2009

D280T232



CHAPTER 24
ELECTRICAL POWER

CH-SC-SU	Schem	Page	Sheet	Date	CH-SC-SU	Schem	Page	Sheet	Date
24-51-02 (cont.)		101			24-51-02 (cont.)				
			2	Jan 21/2005			106.1	1	Jan 21/2005
			3	Jan 21/2005				2	Jan 21/2005
			4	Jan 21/2005				3	Jan 21/2005
		102	1	Jan 21/2005				4	Jan 21/2005
			2	Jan 21/2005			107.1	1	Jan 21/2005
			3	Jan 21/2005				2	Jan 21/2005
		102.1A	1	Jan 21/2005				3	Jan 21/2005
			2	Jan 21/2005				4	Jan 21/2005
			3	Jan 21/2005			108.1	1	Jan 21/2005
		102.2	1	Jan 21/2005				2	Jan 21/2005
			2	Jan 21/2005	R			3	Aug 05/2009
			3	Jan 21/2005				4	Jan 21/2005
		103A	1	Jan 21/2005	24-51-03				
			2	Jan 21/2005			101		Jan 21/2005
			3	Jan 21/2005			102.1		Jan 21/2005
		104A	1	Jan 21/2005	24-51-04				
			2	Jan 21/2005			101	1	Jan 21/2005
			3	Jan 21/2005				2	Jan 21/2005
			4	Jan 21/2005	24-51-05				
		105.1	1	Jan 21/2005			101	1	Jan 21/2005
			2	Jan 21/2005				2	Jan 21/2005
			3	Jan 21/2005			102	1	Jan 21/2005
			4	Jan 21/2005				2	Jan 21/2005

A = Added, R = Revised, D = Deleted, O = Overflow

24-EFFECTIVE PAGES

Page 5
Aug 05/2009

D280T232



CHAPTER 24
ELECTRICAL POWER

CH-SC-SU	Schem	Page	Sheet	Date	CH-SC-SU	Schem	Page	Sheet	Date
24-51-05 (cont.)		103	1	Jan 21/2005	24-54-01 (cont.)		103.1		Jan 21/2005
			2	Jan 21/2005			104.1A		Jan 21/2005
24-51-06							105.1A		Jan 21/2005
	101			Jan 21/2005			106.1A		Jan 21/2005
	102.1			Jan 21/2005			107A		Jan 21/2005
	103			Jan 21/2005			108.1A		Jan 21/2005
	104.1			Jan 21/2005			109.1A		Jan 21/2005
	105			Jan 21/2005			110A		Jan 21/2005
24-51-07							111.1		Jan 21/2005
	101			Jan 21/2005			111.1A		Jan 21/2005
	102			Jan 21/2005			112.1		Jan 21/2005
24-51-08							112.1A		Jan 21/2005
	101			Jan 21/2005			113		Jan 21/2005
	102			Jan 21/2005			113A		Jan 21/2005
	103			Jan 21/2005			114		Jan 21/2005
	104			Jan 21/2005			114A		Jan 21/2005
24-53-01					24-54-02				
	101			Jan 21/2005			101.1		Jan 21/2005
	102			Jan 21/2005			102.1A		Jan 21/2005
	103			Jan 21/2005			103.1		Jan 21/2005
24-54-01							104.1A		Jan 21/2005
	101.1			Jan 21/2005			105A		Jan 21/2005
	102.1A			Jan 21/2005			106.1A		Jan 21/2005

A = Added, R = Revised, D = Deleted, O = Overflow

24-EFFECTIVE PAGES

Page 6
Aug 05/2009

D280T232



CHAPTER 24
ELECTRICAL POWER

CH-SC-SU	Schem	Page	Sheet	Date	CH-SC-SU	Schem	Page	Sheet	Date
24-54-02 (cont.)					24-54-03 (cont.)		105.1		
	107A			Jan 21/2005				2	Jan 21/2005
	108.1			Jan 21/2005		105.2		1	Jan 21/2005
	109.1			Jan 21/2005				2	Jan 21/2005
	110			Jan 21/2005		106.1		1	Jan 21/2005
	111			Jan 21/2005				2	Jan 21/2005
24-54-03						106.2		1	Jan 21/2005
	101.1		1	Jan 21/2005				2	Jan 21/2005
			2	Jan 21/2005	24-54-04				
	101.2		1	Jan 21/2005		101.1			Jan 21/2005
			2	Jan 21/2005		102.1			Jan 21/2005
	102.1		1	Jan 21/2005		103.1			Jan 21/2005
			2	Jan 21/2005		104.1			Jan 21/2005
	102.2		1	Jan 21/2005		105.1			Jan 21/2005
			2	Jan 21/2005					
	103.1		1	Jan 21/2005					
			2	Jan 21/2005					
	103.2		1	Jan 21/2005					
			2	Jan 21/2005					
	104.1		1	Jan 21/2005					
			2	Jan 21/2005					
	104.2		1	Jan 21/2005					
			2	Jan 21/2005					
	105.1		1	Jan 21/2005					

A = Added, R = Revised, D = Deleted, O = Overflow

24-EFFECTIVE PAGES

Page 7
Aug 05/2009

D280T232



CHAPTER 24
ELECTRICAL POWER

Title	CH-SC-SU	Schem	Page	Sheet	Date	Effectivity
<u>ELECTRICAL POWER</u>						
ELECTRICAL POWER- SIMPLIFIED	24-00-00		101		Jan 21/2005	050-099 150-199
			102		Jan 21/2005	275-299
<u>GENERATOR DRIVE</u>						
INTEGRATED DRIVE GENERATOR INSTALLATION	24-10-01		101		Jan 21/2005	ALL
INTEGRATED DRIVE GENERATOR	24-10-02		101		Jan 21/2005	ALL
<u>GENERATOR DRIVE SYSTEM</u>						
INTEGRATED DRIVE GENERATOR OIL COOLING	24-11-01		101.1	1	Jan 21/2005	050-154
				2	Jan 21/2005	050-154
			101.2	1	Jun 06/2008	050 150-154
				2	Jun 06/2008	050 150-154
			101.3	1	Jun 06/2008	051
				2	Jun 06/2008	051
			102	1	Jan 21/2005	155-199 277-299
				2	Jan 21/2005	155-199 277-299
			102.1	1	Jun 06/2008	155-167
				2	Jun 06/2008	155-167
			102.2	1	Jun 06/2008	277-280
				2	Jun 06/2008	277-280
			103	1	Jan 21/2005	275-276
				2	Jan 21/2005	275-276
			103.1	1	Jun 06/2008	275-276
				2	Jun 06/2008	275-276



CHAPTER 24
ELECTRICAL POWER

Title	CH-SC-SU	Schem	Page	Sheet	Date	Effectivity	
<u>AC GENERATION</u>							
AC POWER GENERATION- SIMPLIFIED	24-20-00		101	1	Jan 21/2005	050-099 150-199	
				2	Jan 21/2005	050-099 150-199	
				102	1	Jan 21/2005	275-299
				2	Jan 21/2005	275-299	
GENERATOR CONTROL- LEFT	24-20-01		101	1	Jan 21/2005	050-099 162-164 276	
				2	Jan 21/2005	050-099 162-164 276	
				3	Jan 21/2005	050-099 162-164 276	
				4	Jan 21/2005	050-099 162-164 276	
			102	1	Jan 21/2005	150-157 165-199 275 277-299	
			2	Jan 21/2005	150-157 165-199 275 277-299		
			3	Jan 21/2005	150-157 165-199 275 277-299		
			4	Jan 21/2005	150-157 165-199 275 277-299		
GENERATOR CONTROL- RIGHT	24-20-02		101	1	Jan 21/2005	050-099 162-164 276	
				2	Jan 21/2005	050-099 162-164 276	
				102	1	Jan 21/2005	150-157 165-199 275 277-299
				2	Jan 21/2005	150-157 165-199 275 277-299	
GENERATOR CONTROL- AUXILIARY POWER UNIT	24-20-03		101	1	Jan 21/2005	275-299	
				2	Jan 21/2005	275-299	
				101.1	1	Jan 21/2005	050-278
				2	Jan 21/2005	050-278	
BUS POWER CONTROL UNIT	24-20-04		101		Jan 21/2005	050-099 150-199	
					Jan 21/2005	275-299	



CHAPTER 24
ELECTRICAL POWER

Title	CH-SC-SU	Schem	Page	Sheet	Date	Effectivity
HYDRAULIC GENERATOR CONTROL	24-20-05		101	1	Jan 21/2005	ALL
				2	Jan 21/2005	ALL
<u>AC METERS</u>						
AC METERS	24-28-01		101		Jan 21/2005	ALL
<u>BATTERIES</u>						
MAIN BATTERY	24-31-01		101		Jan 21/2005	050-099
			102.1		Jan 21/2005	150-154 275-276
			103		Jan 21/2005	277-278
AUXILIARY POWER UNIT BATTERY	24-31-02		101		Jan 21/2005	050-099 275-278
<u>TRANSFORMER RECTIFIER</u>						
TRANSFORMER RECTIFIER UNIT	24-32-01		101		Jan 21/2005	050-099 151-199 275-299
			102A		Jan 21/2005	150
TRANSFORMER RECTIFIER UNIT-AUXILIARY POWER UNIT START	24-32-02		101		Jan 21/2005	050-099 275-278
<u>STANDBY POWER</u>						
STANDBY POWER	24-33-01		101		Jan 21/2005	050-099
<u>DC METERS</u>						
DC METERS	24-34-01		101		Jan 21/2005	050-099
			102		Jan 21/2005	150-199 275-299
<u>EXTERNAL POWER</u>						
EXTERNAL POWER	24-40-01		101	1	Jan 21/2005	ALL
				2	Jan 21/2005	ALL



CHAPTER 24
ELECTRICAL POWER

Title	CH-SC-SU	Schem	Page	Sheet	Date	Effectivity			
<u>115-VOLT AC POWER DISTRIBUTION</u>									
115V AC POWER DISTRIBUTION- LEFT	24-51-01		101.1	1	Jan 21/2005	050-051			
				2	Jan 21/2005	050-051			
				3	Jan 21/2005	050-051			
				4	Jan 21/2005	050-051			
			102.1				1	Jan 21/2005	150-152
							2	Jan 21/2005	150-152
							3	Jan 21/2005	150-152
							4	Jan 21/2005	150-152
			102.2A				1	Jan 21/2005	150
							2	Jan 21/2005	150
							3	Jan 21/2005	150
			102.3				1	Jan 21/2005	151
							2	Jan 21/2005	151
							3	Jan 21/2005	151
							4	Jan 21/2005	151
			102.4B				1	Jan 21/2005	152
							2	Jan 21/2005	152
							3	Jan 21/2005	152
							4	Jan 21/2005	152
			103.1				1	Jan 21/2005	153-154
							2	Jan 21/2005	153-154
							3	Jan 21/2005	153-154



CHAPTER 24
ELECTRICAL POWER

Title	CH-SC-SU	Schem	Page	Sheet	Date	Effectivity	
115V AC POWER DISTRIBUTION- LEFT (cont.)	24-51-01			4	Jan 21/2005	153-154	
			103.2A	1	Jan 21/2005	153	
					2	Jan 21/2005	153
					3	Jan 21/2005	153
					4	Jan 21/2005	153
				103.3B	1	Jan 21/2005	154
					2	Jan 21/2005	154
					3	Jan 21/2005	154
					4	Jan 21/2005	154
				104.1A	1	Jan 21/2005	155
					2	Jan 21/2005	155
					3	Jan 21/2005	155
					4	Jan 21/2005	155
				105A	1	Jan 21/2005	156
					2	Jan 21/2005	156
					3	Jan 21/2005	156
					4	Jan 21/2005	156
				106A	1	Jan 21/2005	157
					2	Jan 21/2005	157
					3	Jan 21/2005	157
			4	Jan 21/2005	157		
		107.1A	1	Jan 21/2005	162-164		
			2	Jan 21/2005	162-164		



CHAPTER 24
ELECTRICAL POWER

Title	CH-SC-SU	Schem	Page	Sheet	Date	Effectivity
115V AC POWER DISTRIBUTION- LEFT (cont.)	24-51-01			3	Jan 21/2005	162-164
				4	Jan 21/2005	162-164
			108.1A	1	Jan 21/2005	165
				2	Jan 21/2005	165
				3	Jan 21/2005	165
				4	Jan 21/2005	165
			109A	1	Jan 21/2005	166-167
				2	Jan 21/2005	166-167
				3	Jan 21/2005	166-167
				4	Jan 21/2005	166-167
			110.1	1	Jan 21/2005	275
				2	Jan 21/2005	275
				3	Jan 21/2005	275
				4	Jan 21/2005	275
			110.1A	1	Jan 21/2005	275
				2	Jan 21/2005	275
				3	Jan 21/2005	275
				4	Jan 21/2005	275
			111.1	1	Jan 21/2005	276
				2	Jan 21/2005	276
		3	Jan 21/2005	276		
		4	Jan 21/2005	276		
	111.1A	1	Jan 21/2005	276		



CHAPTER 24
ELECTRICAL POWER

Title	CH-SC-SU	Schem	Page	Sheet	Date	Effectivity	
115V AC POWER DISTRIBUTION- LEFT (cont.)	24-51-01			2	Jan 21/2005	276	
				3	Jan 21/2005	276	
				4	Jan 21/2005	276	
				112	1	Jan 21/2005	277-278
					2	Jan 21/2005	277-278
					3	Jan 21/2005	277-278
					4	Jan 21/2005	277-278
				112A	1	Jan 21/2005	277-278
					2	Jan 21/2005	277-278
					3	Jan 21/2005	277-278
					4	Jan 21/2005	277-278
				113	1	Jan 21/2005	280-299
					2	Jan 21/2005	280-299
					3	Jan 21/2005	280-299
					4	Jan 21/2005	280-299
				113A	1	Jan 21/2005	280
					2	Jan 21/2005	280
					3	Jan 21/2005	280
					4	Jan 21/2005	280
				115V AC POWER DISTRIBUTION- RIGHT	24-51-02		101
2	Jan 21/2005	050-099					
3	Jan 21/2005	050-099					
4	Jan 21/2005	050-099					



CHAPTER 24
ELECTRICAL POWER

Title	CH-SC-SU	Schem	Page	Sheet	Date	Effectivity
115V AC POWER DISTRIBUTION- RIGHT (cont.)	24-51-02		102	1	Jan 21/2005	150-154
				2	Jan 21/2005	150-154
				3	Jan 21/2005	150-154
			102.1A	1	Jan 21/2005	150 152-154
				2	Jan 21/2005	150 152-154
				3	Jan 21/2005	150 152-154
			102.2	1	Jan 21/2005	151
				2	Jan 21/2005	151
				3	Jan 21/2005	151
			103A	1	Jan 21/2005	155-157
				2	Jan 21/2005	155-157
				3	Jan 21/2005	155-157
			104A	1	Jan 21/2005	162-167
				2	Jan 21/2005	162-167
				3	Jan 21/2005	162-167
				4	Jan 21/2005	162-167
			105.1	1	Jan 21/2005	275
				2	Jan 21/2005	275
				3	Jan 21/2005	275
				4	Jan 21/2005	275
			106.1	1	Jan 21/2005	276
				2	Jan 21/2005	276
				3	Jan 21/2005	276



CHAPTER 24
ELECTRICAL POWER

Title	CH-SC-SU	Schem	Page	Sheet	Date	Effectivity	
115V AC POWER DISTRIBUTION- RIGHT (cont.)	24-51-02			4	Jan 21/2005	276	
				107.1	1	Jan 21/2005	277-278
					2	Jan 21/2005	277-278
					3	Jan 21/2005	277-278
					4	Jan 21/2005	277-278
				108.1	1	Jan 21/2005	280
					2	Jan 21/2005	280
					3	Aug 05/2009	280
					4	Jan 21/2005	280
				115V AC/28V DC POWER DISTRIBUTION- CENTER	24-51-03		
102.1	Jan 21/2005	150-154 275-276					
115V AC FLIGHT INSTRUMENT TRANSFER BUS	24-51-04			101	Jan 21/2005	ALL	
					2	Jan 21/2005	ALL
115V AC GROUND SERVICE BUS	24-51-05			101	Jan 21/2005	050-099	
					2	Jan 21/2005	050-099
				102	1	Jan 21/2005	150-199
					2	Jan 21/2005	150-199
				103	1	Jan 21/2005	275-299
					2	Jan 21/2005	275-299
GROUND HANDLING BUS	24-51-06			101	Jan 21/2005	050-099	
				102.1	Jan 21/2005	150-154	
				103	Jan 21/2005	155-199	
				104.1	Jan 21/2005	275-276	

**CHAPTER 24
ELECTRICAL POWER**

Title	CH-SC-SU	Schem	Page	Sheet	Date	Effectivity
GROUND HANDLING BUS (cont.)	24-51-06		105		Jan 21/2005	277-299
ELECTRICAL LOAD SHED (GROUND)/AUTO RESET (AIR)	24-51-07		101		Jan 21/2005	050-099
			102		Jan 21/2005	150-199 275-299
FUEL JETTISON LOAD SHED	24-51-08		101		Jan 21/2005	050-099
			102		Jan 21/2005	162-199
			103		Jan 21/2005	277-278
			104		Jan 21/2005	280-299
<u>28-VOLT AC POWER DISTRIBUTION</u>						
28V AC POWER DISTRIBUTION	24-53-01		101		Jan 21/2005	050-099
			102		Jan 21/2005	150-199
			103		Jan 21/2005	275-299
<u>28-VOLT DC POWER DISTRIBUTION</u>						
28V DC POWER DISTRIBUTION LEFT	24-54-01		101.1		Jan 21/2005	050-051
			102.1A		Jan 21/2005	150 153-154
			103.1		Jan 21/2005	151
			104.1A		Jan 21/2005	152
			105.1A		Jan 21/2005	155
			106.1A		Jan 21/2005	156
			107A		Jan 21/2005	157
			108.1A		Jan 21/2005	162-165
			109.1A		Jan 21/2005	166
			110A		Jan 21/2005	167



CHAPTER 24
ELECTRICAL POWER

Title	CH-SC-SU	Schem	Page	Sheet	Date	Effectivity
28V DC POWER DISTRIBUTION LEFT (cont.)	24-54-01		111.1		Jan 21/2005	275
			111.1A		Jan 21/2005	275
			112.1		Jan 21/2005	276
			112.1A		Jan 21/2005	276
			113		Jan 21/2005	277-278
			113A		Jan 21/2005	277-278
			114		Jan 21/2005	280-299
			114A		Jan 21/2005	280
28V DC POWER DISTRIBUTION RIGHT	24-54-02		101.1		Jan 21/2005	050-051
			102.1A		Jan 21/2005	150 152-154
			103.1		Jan 21/2005	151
			104.1A		Jan 21/2005	155-156
			105A		Jan 21/2005	157
			106.1A		Jan 21/2005	162-166
			107A		Jan 21/2005	167
			108.1		Jan 21/2005	275
			109.1		Jan 21/2005	276
			110		Jan 21/2005	277-278
BATTERY POWER DISTRIBUTION	24-54-03		101.1	1	Jan 21/2005	050-051
				2	Jan 21/2005	050-051
			101.2	1	Jan 21/2005	050-051
				2	Jan 21/2005	050-051



CHAPTER 24
ELECTRICAL POWER

Title	CH-SC-SU	Schem	Page	Sheet	Date	Effectivity
BATTERY POWER DISTRIBUTION (cont.)	24-54-03		102.1	1	Jan 21/2005	150-156
				2	Jan 21/2005	150-156
			102.2	1	Jan 21/2005	150-156
				2	Jan 21/2005	150-156
			103.1	1	Jan 21/2005	157
				2	Jan 21/2005	157
			103.2	1	Jan 21/2005	157
				2	Jan 21/2005	157
			104.1	1	Jan 21/2005	162-167
				2	Jan 21/2005	162-167
			104.2	1	Jan 21/2005	162-167
				2	Jan 21/2005	162-167
			105.1	1	Jan 21/2005	275-276
				2	Jan 21/2005	275-276
			105.2	1	Jan 21/2005	275-276
				2	Jan 21/2005	275-276
			106.1	1	Jan 21/2005	277-280
				2	Jan 21/2005	277-280
106.2	1	Jan 21/2005	277-280			
	2	Jan 21/2005	277-280			
STANDBY POWER DISTRIBUTION	24-54-04		101.1		Jan 21/2005	050-051
			102.1		Jan 21/2005	150-154
			103.1		Jan 21/2005	155-167

CHAPTER 24
ELECTRICAL POWER

Title	CH-SC-SU	Schem	Page	Sheet	Date	Effectivity
STANDBY POWER DISTRIBUTION (cont.)	24-54-04		104.1		Jan 21/2005	275-278
			105.1		Jan 21/2005	280

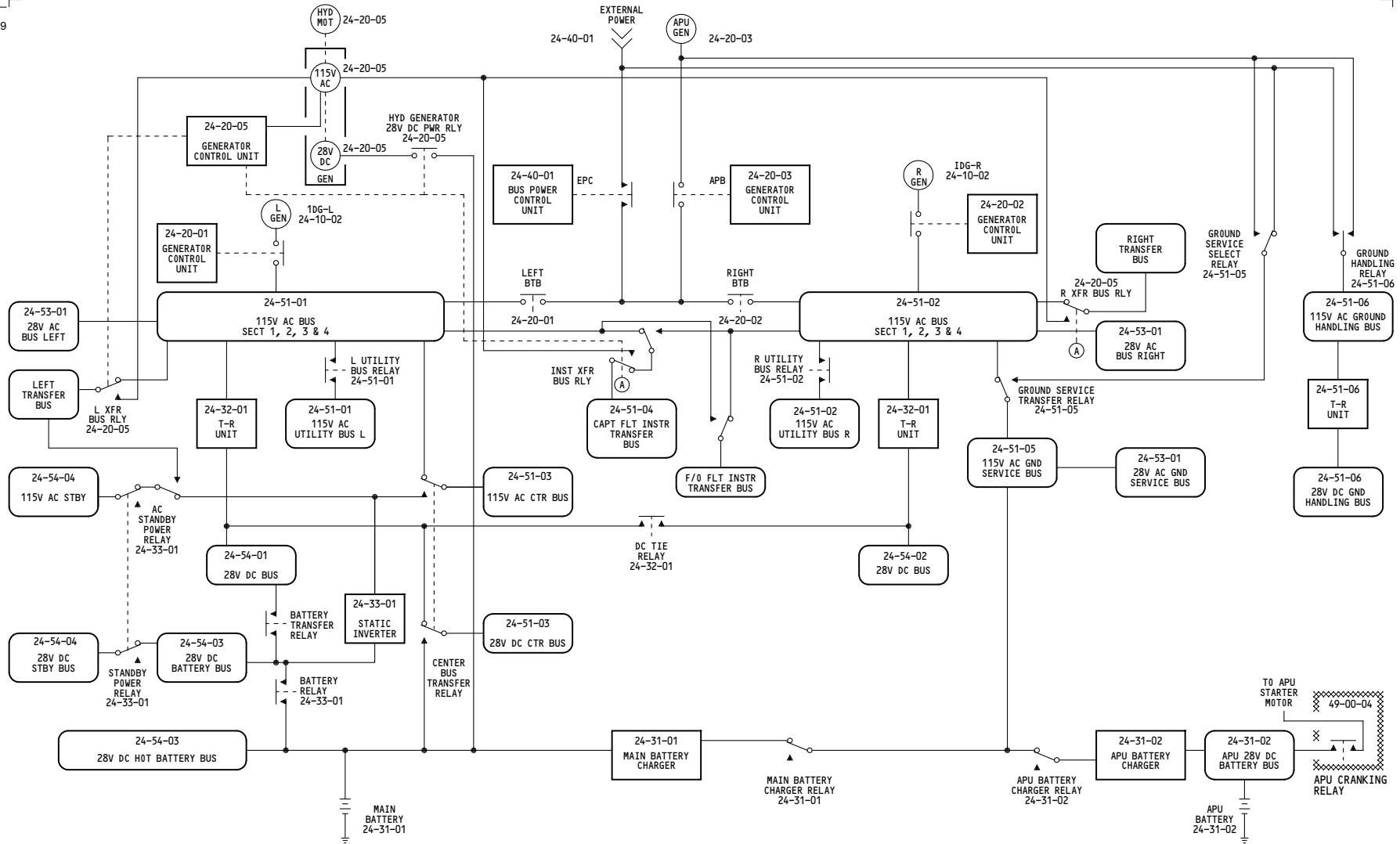
**CHAPTER 24
ELECTRICAL POWER**

CH-SC-SU	Title
24-51-04	115V AC FLIGHT INSTRUMENT TRANSFER BUS
24-51-05	115V AC GROUND SERVICE BUS
24-51-01	115V AC POWER DISTRIBUTION- LEFT
24-51-02	115V AC POWER DISTRIBUTION- RIGHT
24-51-03	115V AC/28V DC POWER DISTRIBUTION- CENTER
24-53-01	28V AC POWER DISTRIBUTION
24-54-01	28V DC POWER DISTRIBUTION LEFT
24-54-02	28V DC POWER DISTRIBUTION RIGHT
24-28-01	AC METERS
24-20-00	AC POWER GENERATION- SIMPLIFIED
24-31-02	AUXILIARY POWER UNIT BATTERY
24-54-03	BATTERY POWER DISTRIBUTION
24-20-04	BUS POWER CONTROL UNIT
24-34-01	DC METERS
24-51-07	ELECTRICAL LOAD SHED (GROUND)/AUTO RESET (AIR)
24-00-00	ELECTRICAL POWER- SIMPLIFIED
24-40-01	EXTERNAL POWER
24-51-08	FUEL JETTISON LOAD SHED
24-20-03	GENERATOR CONTROL- AUXILIARY POWER UNIT

CH-SC-SU	Title
24-20-01	GENERATOR CONTROL- LEFT
24-20-02	GENERATOR CONTROL- RIGHT
24-51-06	GROUND HANDLING BUS
24-20-05	HYDRAULIC GENERATOR CONTROL
24-10-02	INTEGRATED DRIVE GENERATOR
24-10-01	INTEGRATED DRIVE GENERATOR INSTALLATION
24-11-01	INTEGRATED DRIVE GENERATOR OIL COOLING
24-31-01	MAIN BATTERY
24-33-01	STANDBY POWER
24-54-04	STANDBY POWER DISTRIBUTION
24-32-01	TRANSFORMER RECTIFIER UNIT
24-32-02	TRANSFORMER RECTIFIER UNIT-AUXILIARY POWER UNIT START

24-ALPHABETICAL INDEX

609



050-099, 150-199

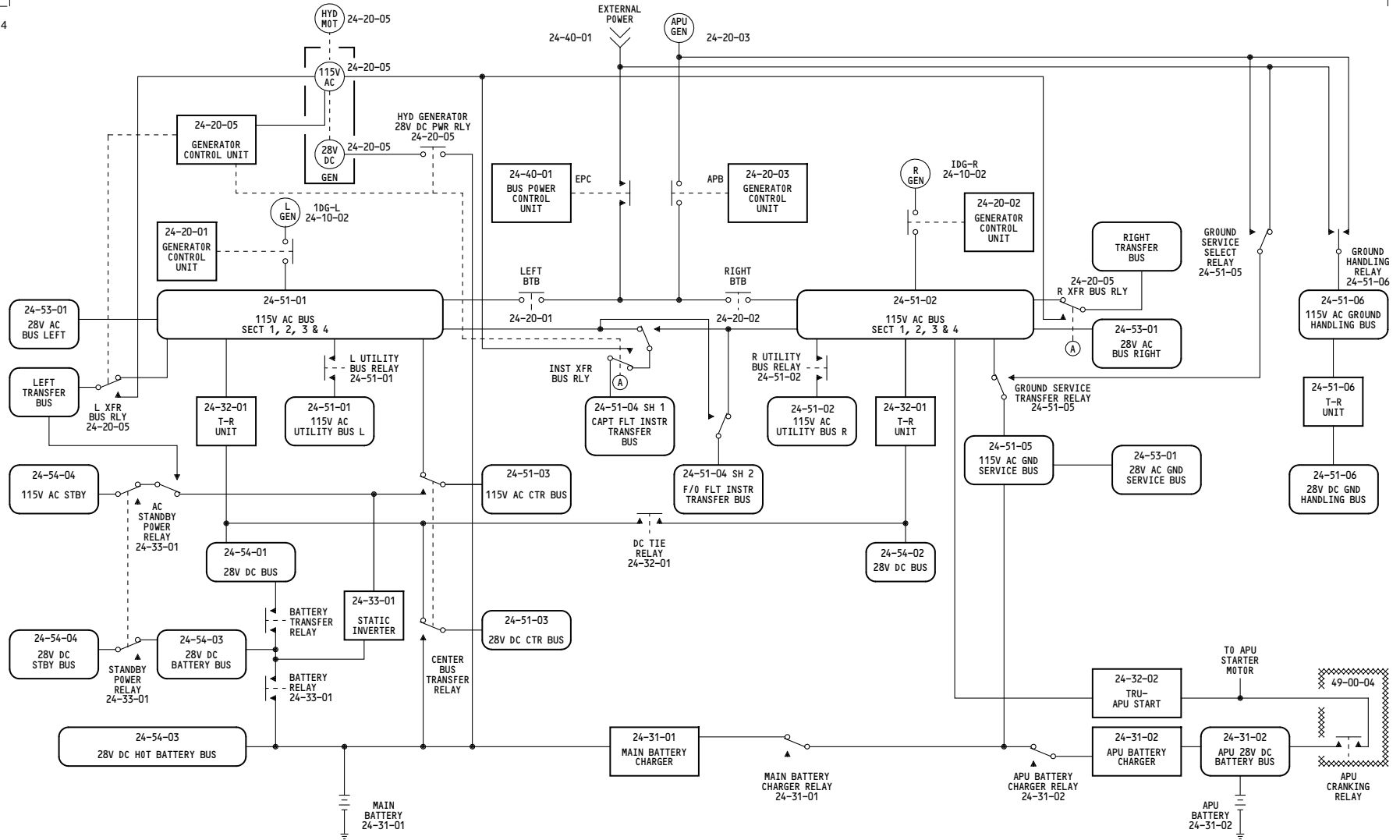
ELECTRICAL POWER-SIMPLIFIED

D280T232

24-00-00

Page 101

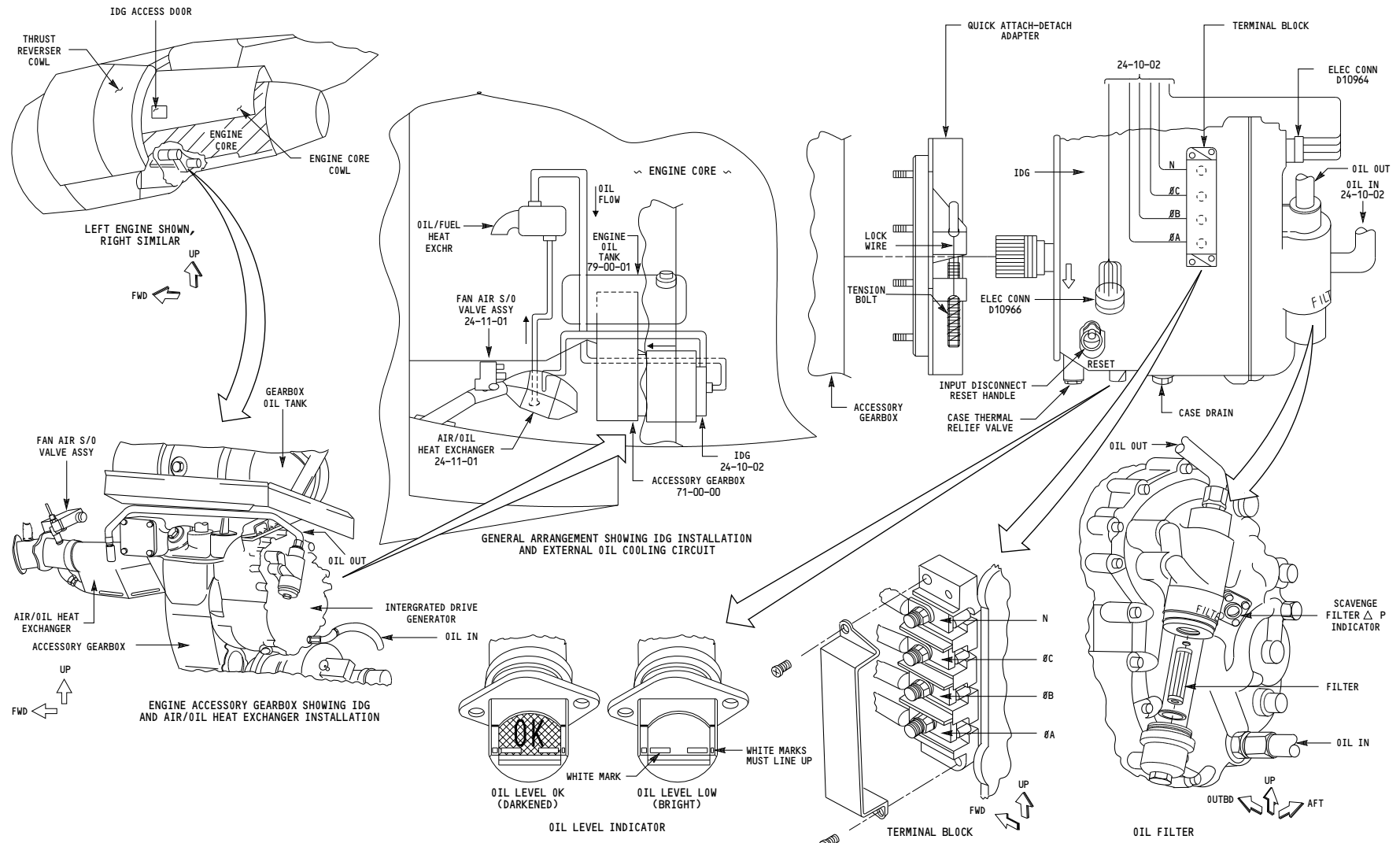
Jan 21/2005



<p>275-299</p>	<p>ELECTRICAL POWER- SIMPLIFIED</p> <p>D280T232</p>
----------------	--

24-00-00

609



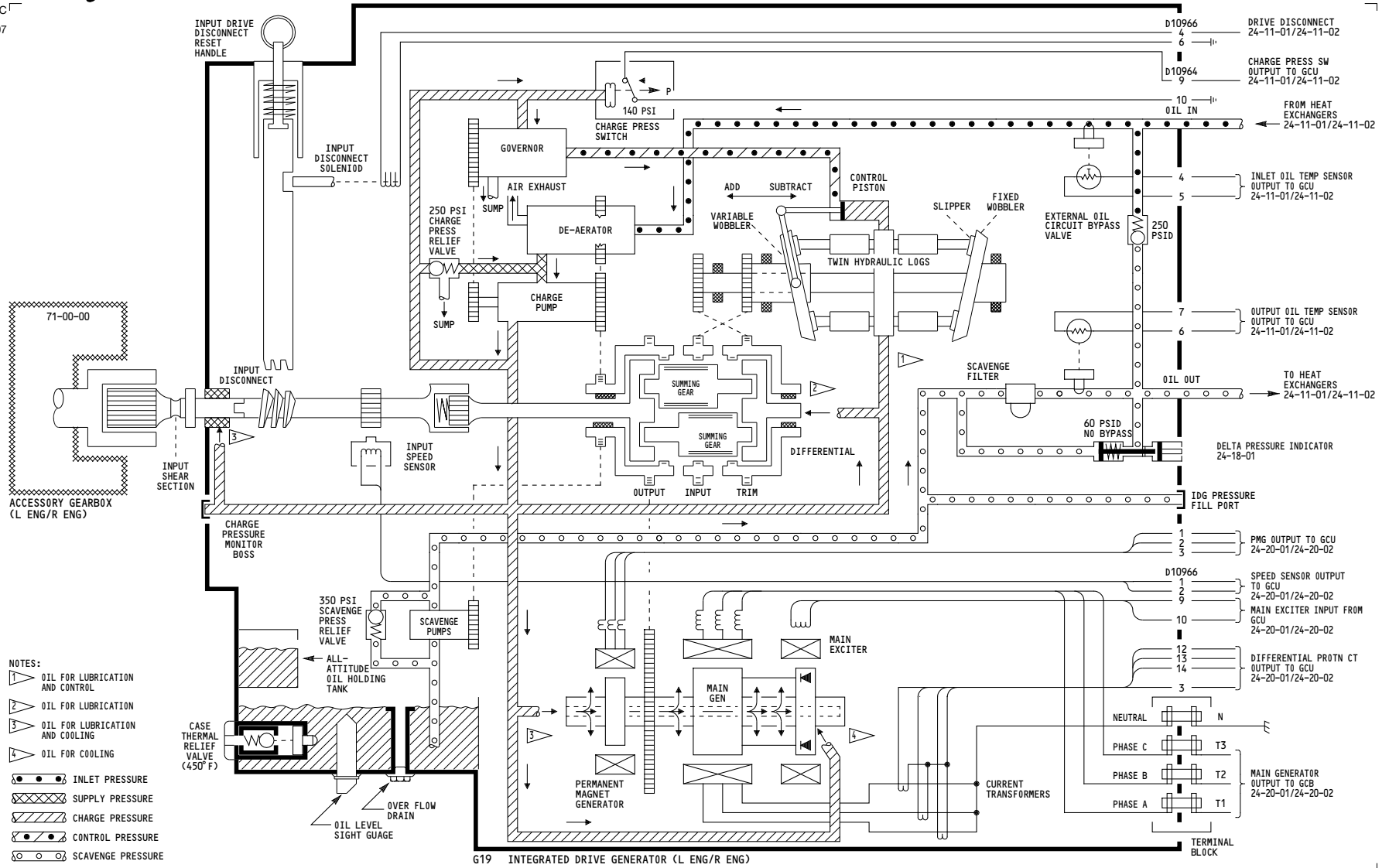
ALL	<p align="center">INTEGRATED DRIVE GENERATOR INSTALLATION</p> <p align="center">D280T232</p>
-----	---

24-10-01

Page 101

Jan 21/2005

607



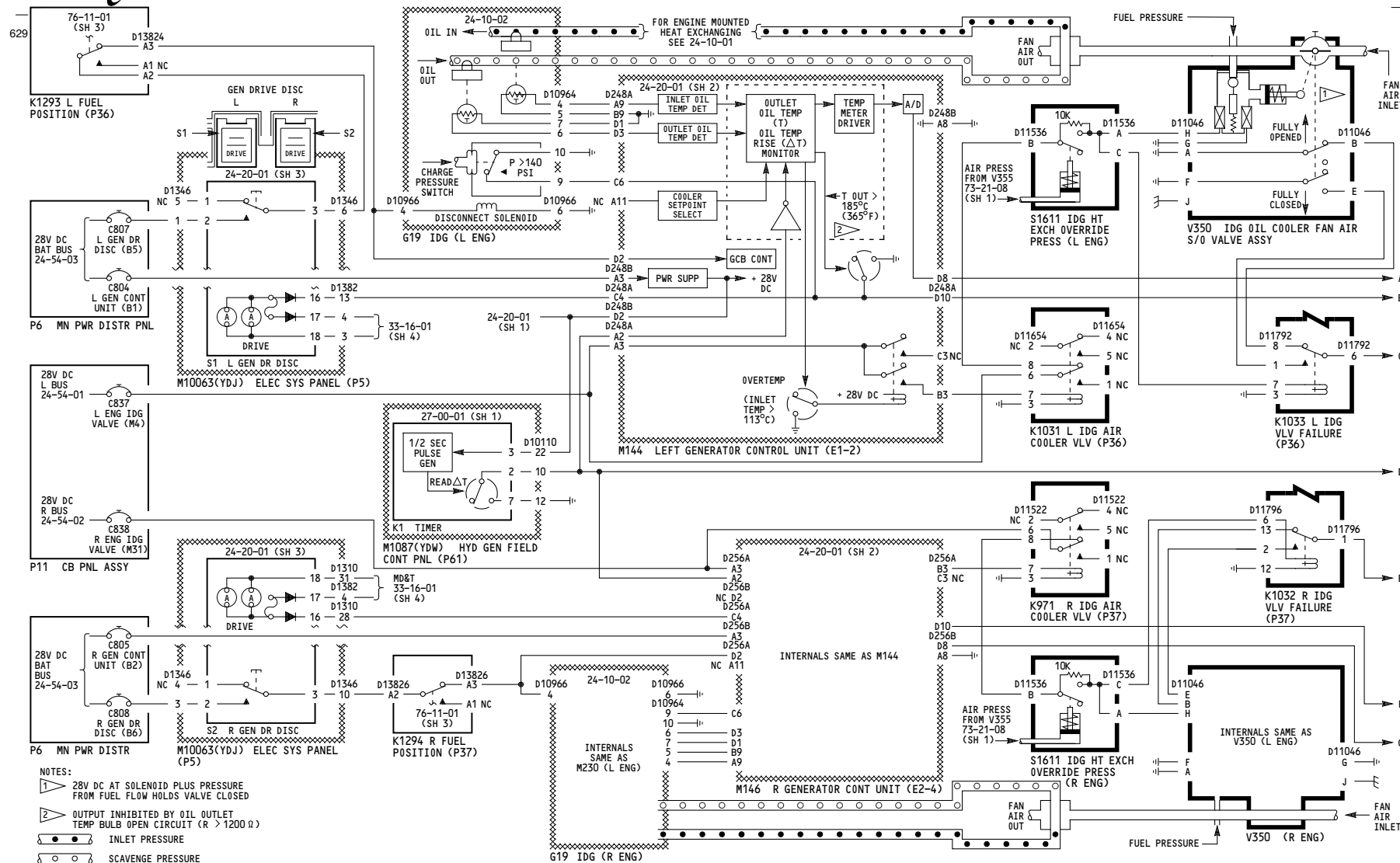
ALL	INTEGRATED DRIVE GENERATOR
	D280T232

24-10-02

Page 101

Jan 21/2005

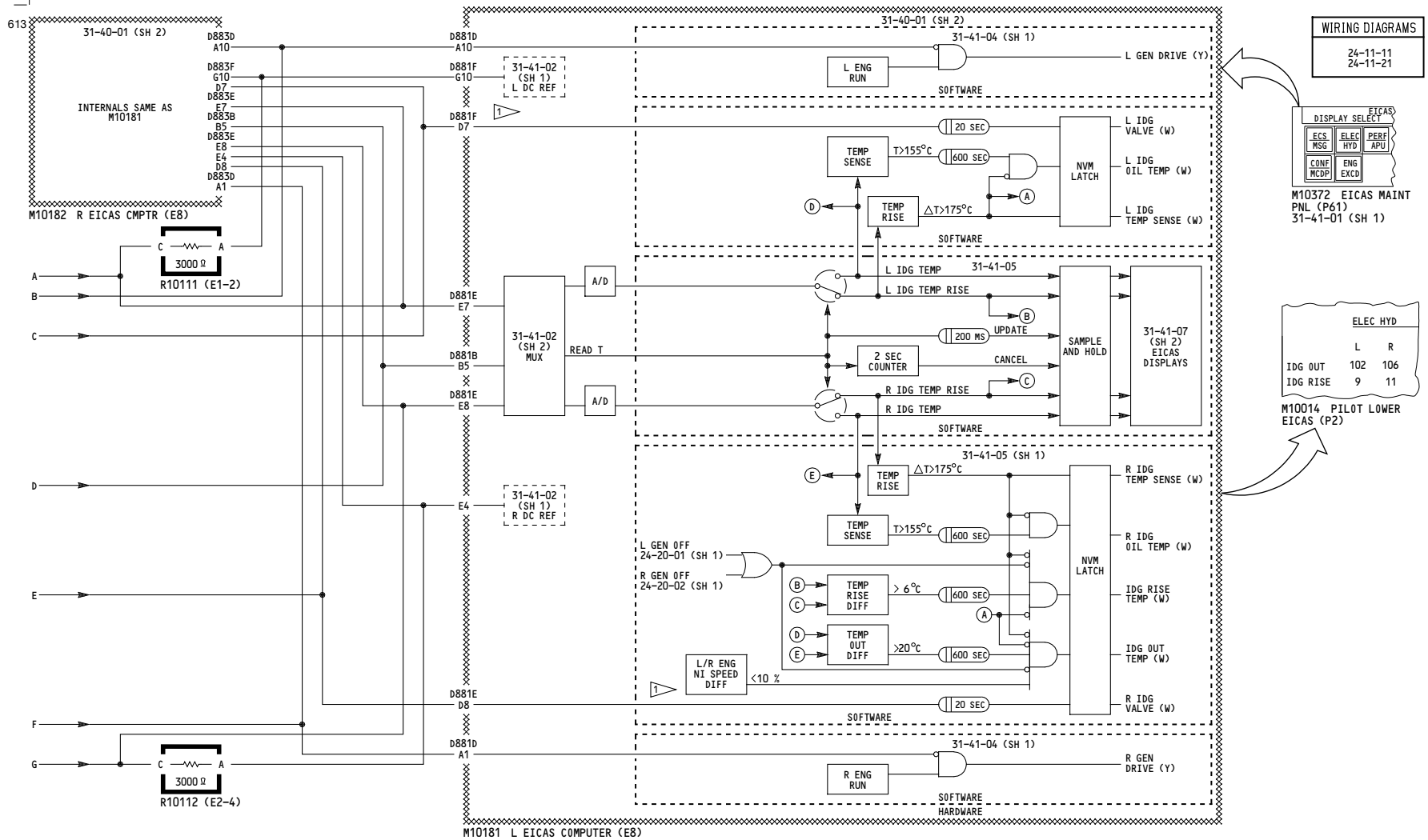
THIS PAGE INTENTIONALLY LEFT BLANK



- NOTES:
- 1 28V DC AT SOLENOID PLUS PRESSURE FROM FUEL FLOW HOLDS VALVE CLOSED
 - 2 OUTPUT INHIBITED BY OIL OUTLET TEMP BULB OPEN CIRCUIT (R > 1200 Ω)
 - INLET PRESSURE
 - SCAVENGE PRESSURE

050-154	INTEGRATED DRIVE GENERATOR OIL COOLING	Incorporates ➤ 24-0059
D280T232		

24-11-01



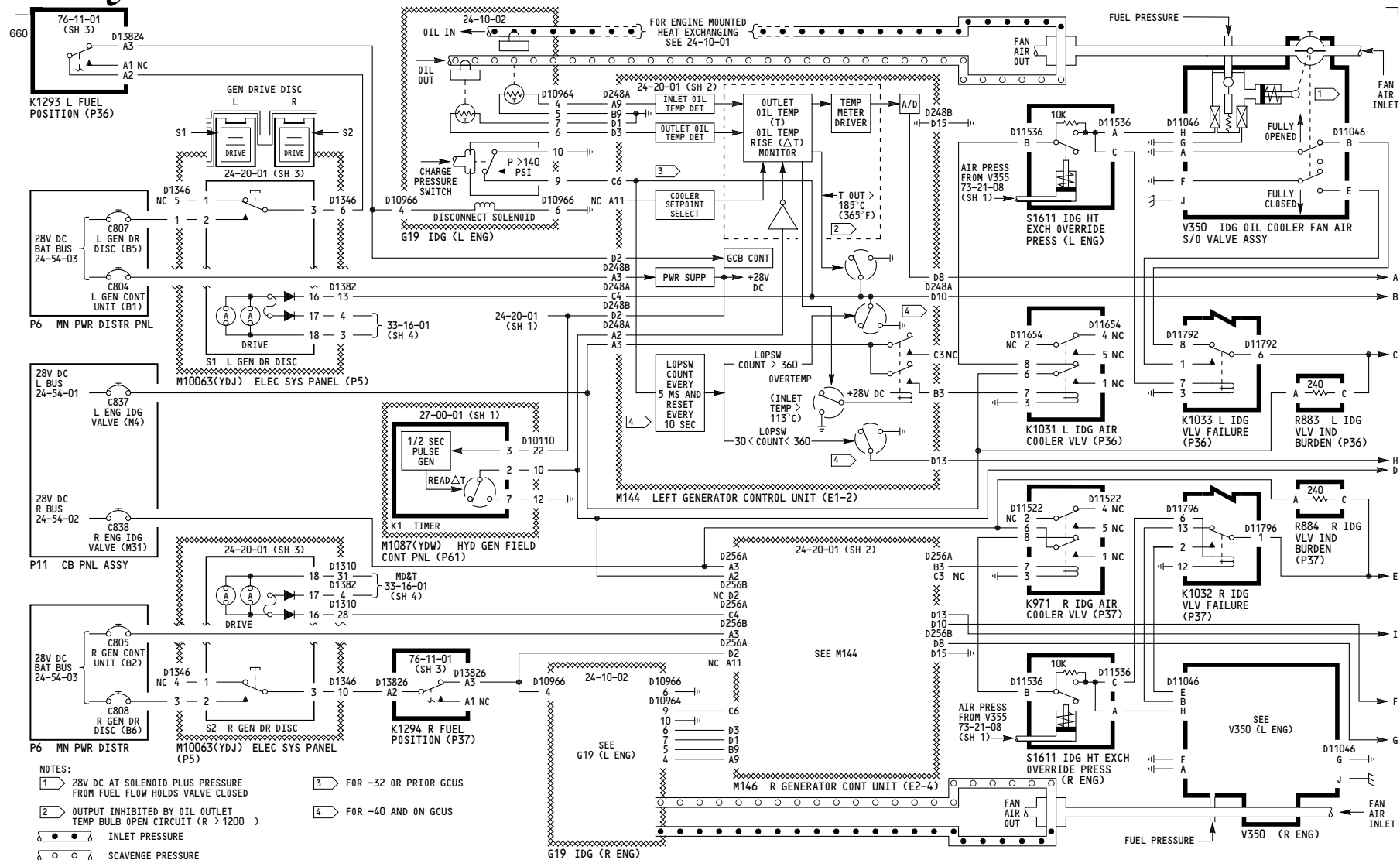
WIRING DIAGRAMS
24-11-11
24-11-21

EICAS
DISPLAY SELECT
ECS MSG ELEC HYD PERF/APU
CONF WCDP ENG EXCD
M10372 EICAS MAINT
PNL (P61)
31-41-01 (SH 1)

ELEC HYD
L R
IDG OUT 102 106
IDG RISE 9 11
M10014 PILOT LOWER
EICAS (P2)

NOTES:
1 OPEN = MSG
GND = NORMAL

050-154	<p>INTEGRATED DRIVE GENERATOR OIL COOLING</p> <p>D280T232</p>
---------	--

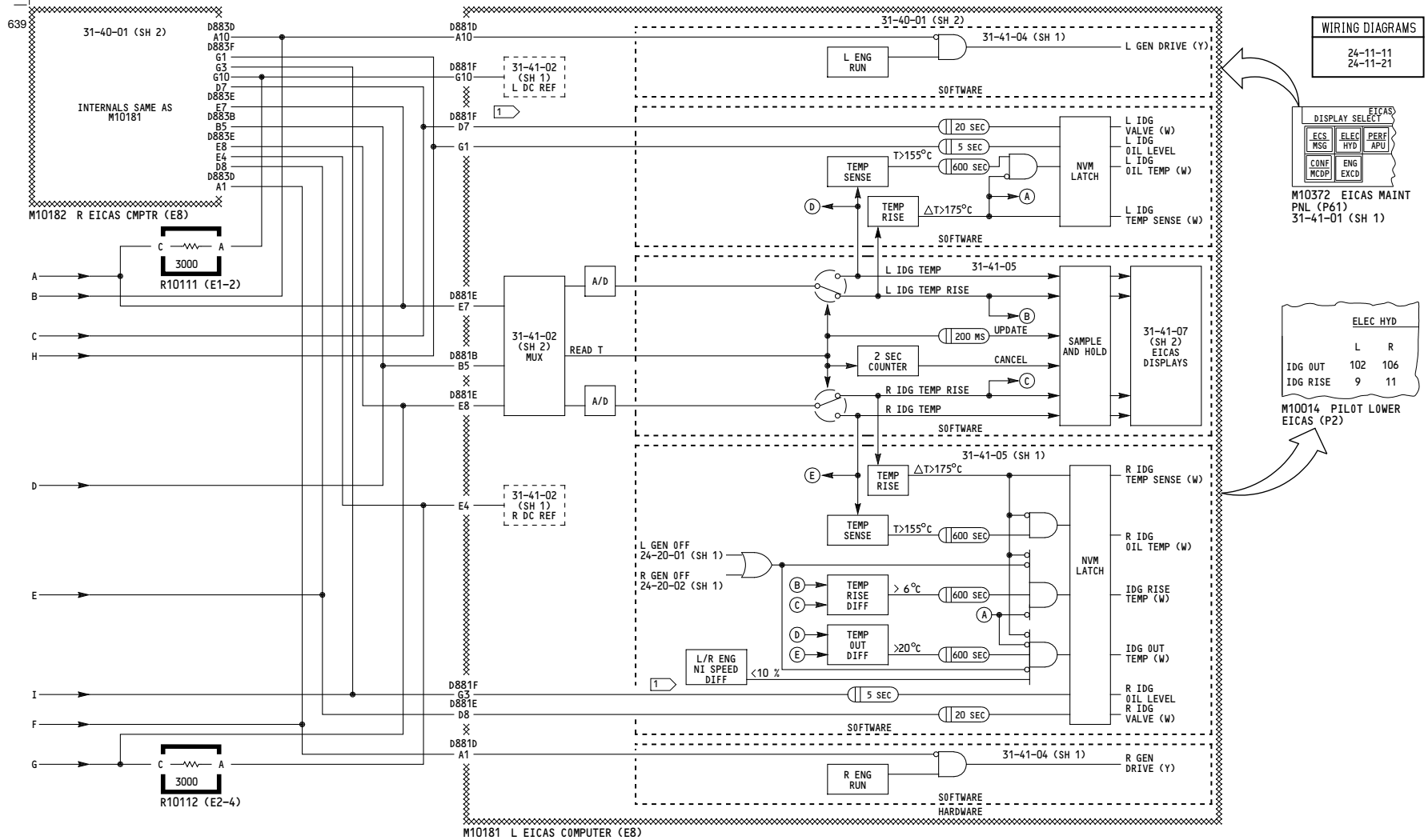


- NOTES:
- 1 28V DC AT SOLENOID PLUS PRESSURE FROM FUEL FLOW HOLDS VALVE CLOSED
 - 2 OUTPUT INHIBITED BY OIL OUTLET TEMP BULB OPEN CIRCUIT (R > 1200)
 - 3 FOR -32 OR PRIOR GCUS
 - 4 FOR -40 AND ON GCUS
- INLET PRESSURE
 SCAVENGE PRESSURE

050, 150-154	INTEGRATED DRIVE GENERATOR OIL COOLING	Incorporates 24-0059 24-0080 R01 24-0109 R01
D280T232		

24-11-01

Page 101.2
Sheet 1
Jun 06/2008



NOTES:
1 OPEN = MSG
GND = NORMAL

050, 150-154

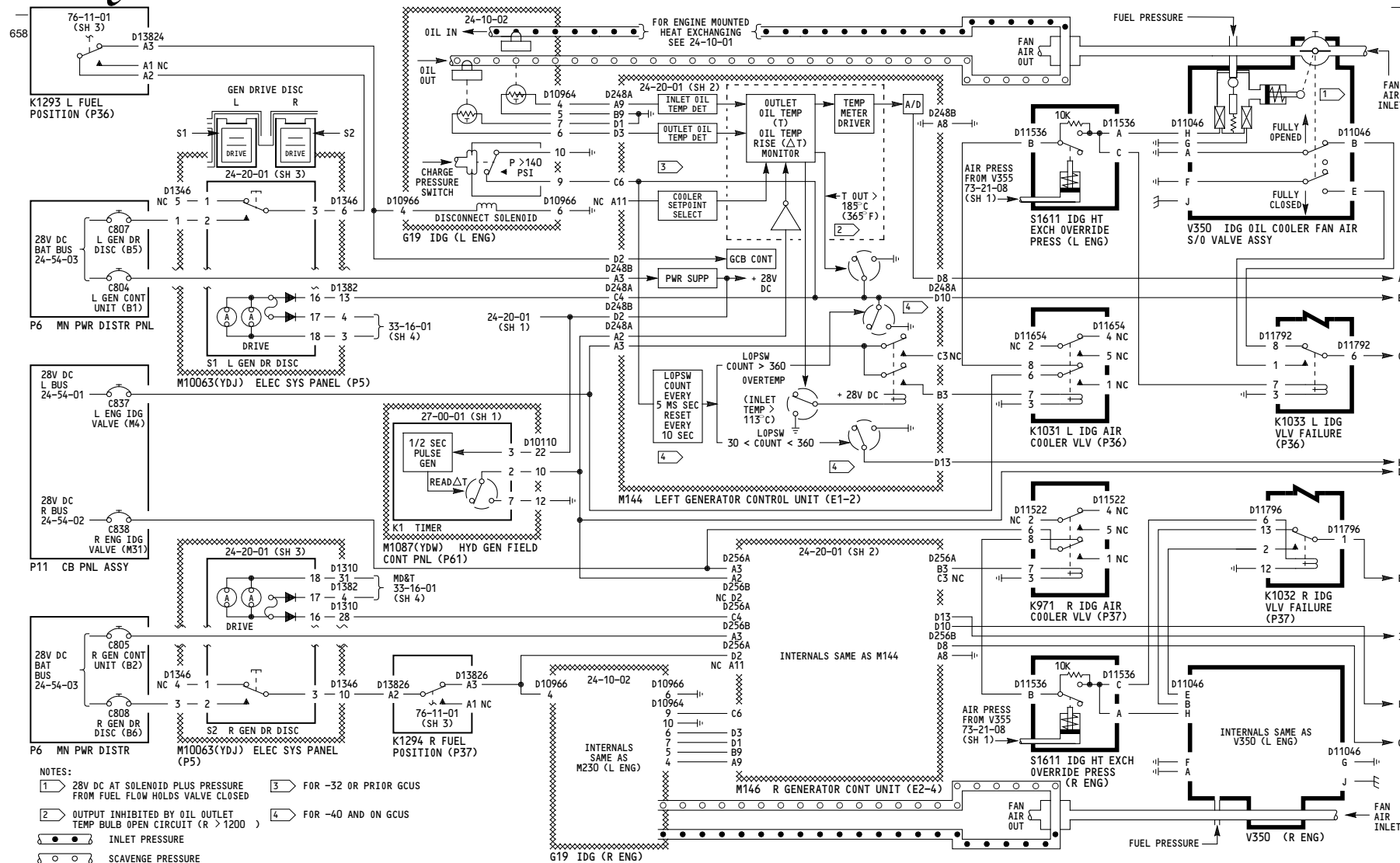
INTEGRATED DRIVE GENERATOR OIL COOLING

Incorporates
24-0080 R01

D280T232

24-11-01

Page 101.2
Sheet 2
Jun 06/2008



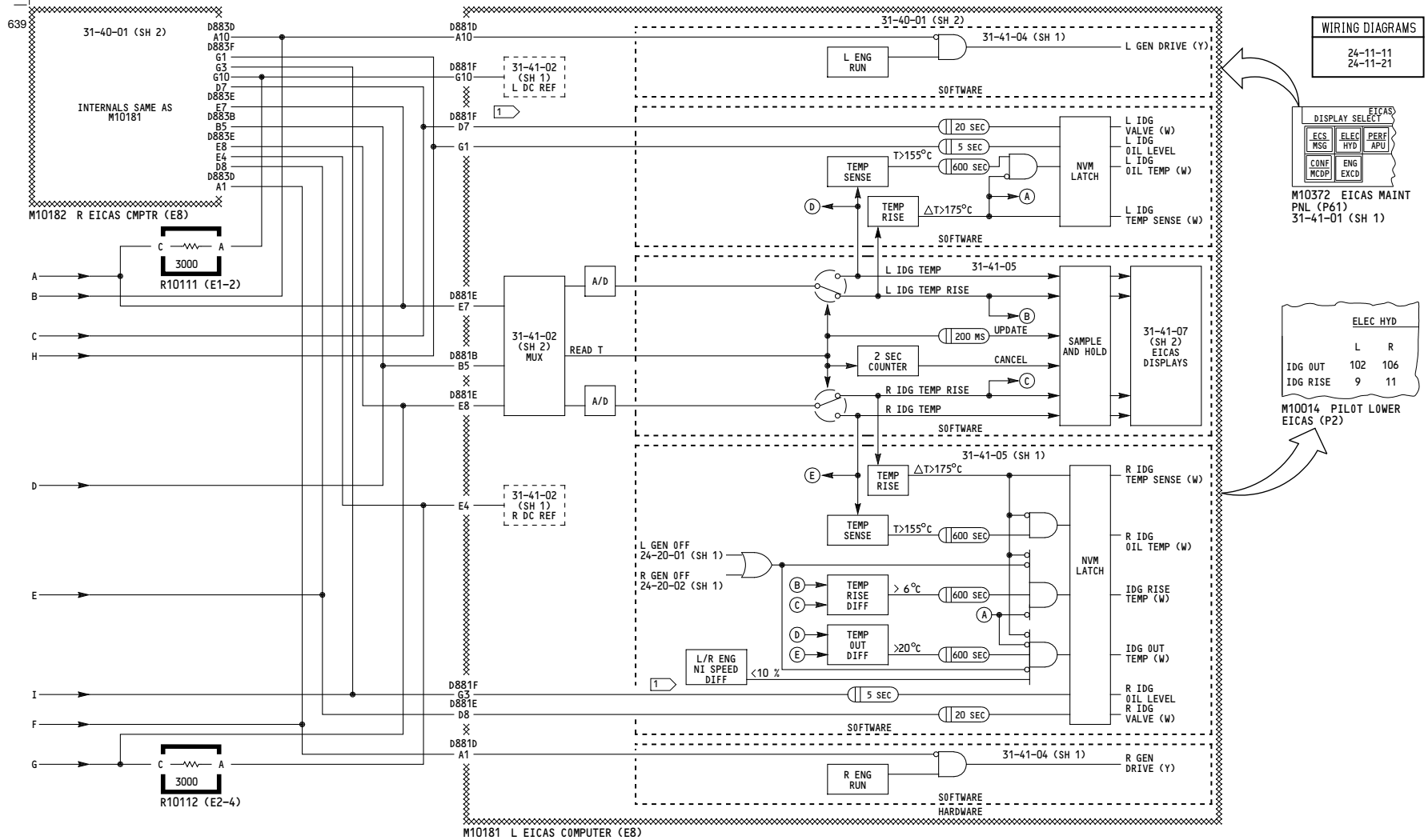
- NOTES:
- 1) 28V DC AT SOLENOID PLUS PRESSURE FROM FUEL FLOW HOLDS VALVE CLOSED
 - 2) OUTPUT INHIBITED BY OIL OUTLET TEMP BULB OPEN CIRCUIT (R > 1200)
 - 3) FOR -32 OR PRIOR GCUS
 - 4) FOR -40 AND ON GCUS
- INLET PRESSURE
 SCAVENGE PRESSURE

051	INTEGRATED DRIVE GENERATOR OIL COOLING
D280T232	

Incorporates
 24-0059
 24-0080 R01

24-11-01

Page 101.3
 Sheet 1
 Jun 06/2008



051

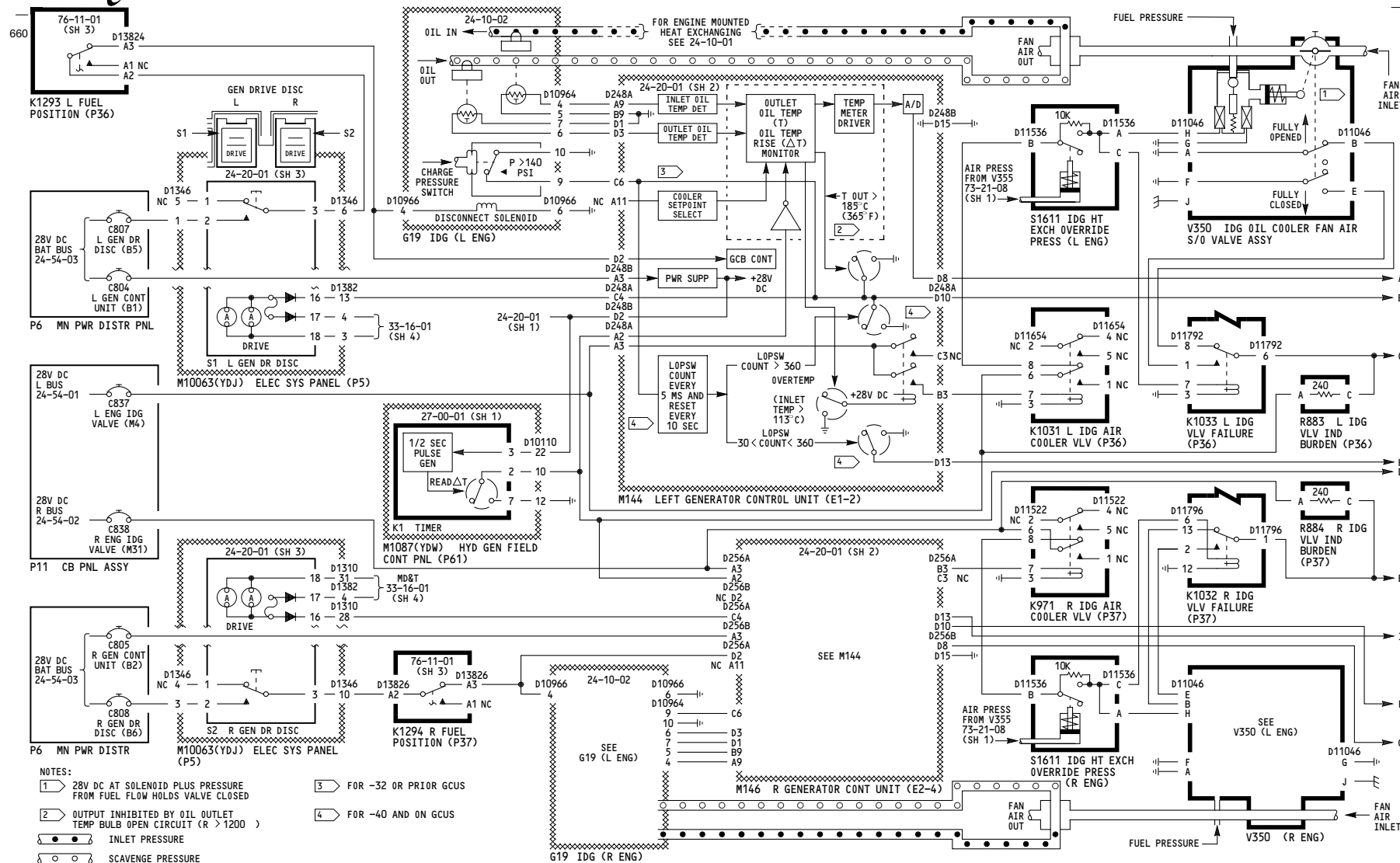
INTEGRATED DRIVE GENERATOR OIL COOLING

Incorporates
24-0080 R01

D280T232

24-11-01

Page 101.3
Sheet 2
Jun 06/2008

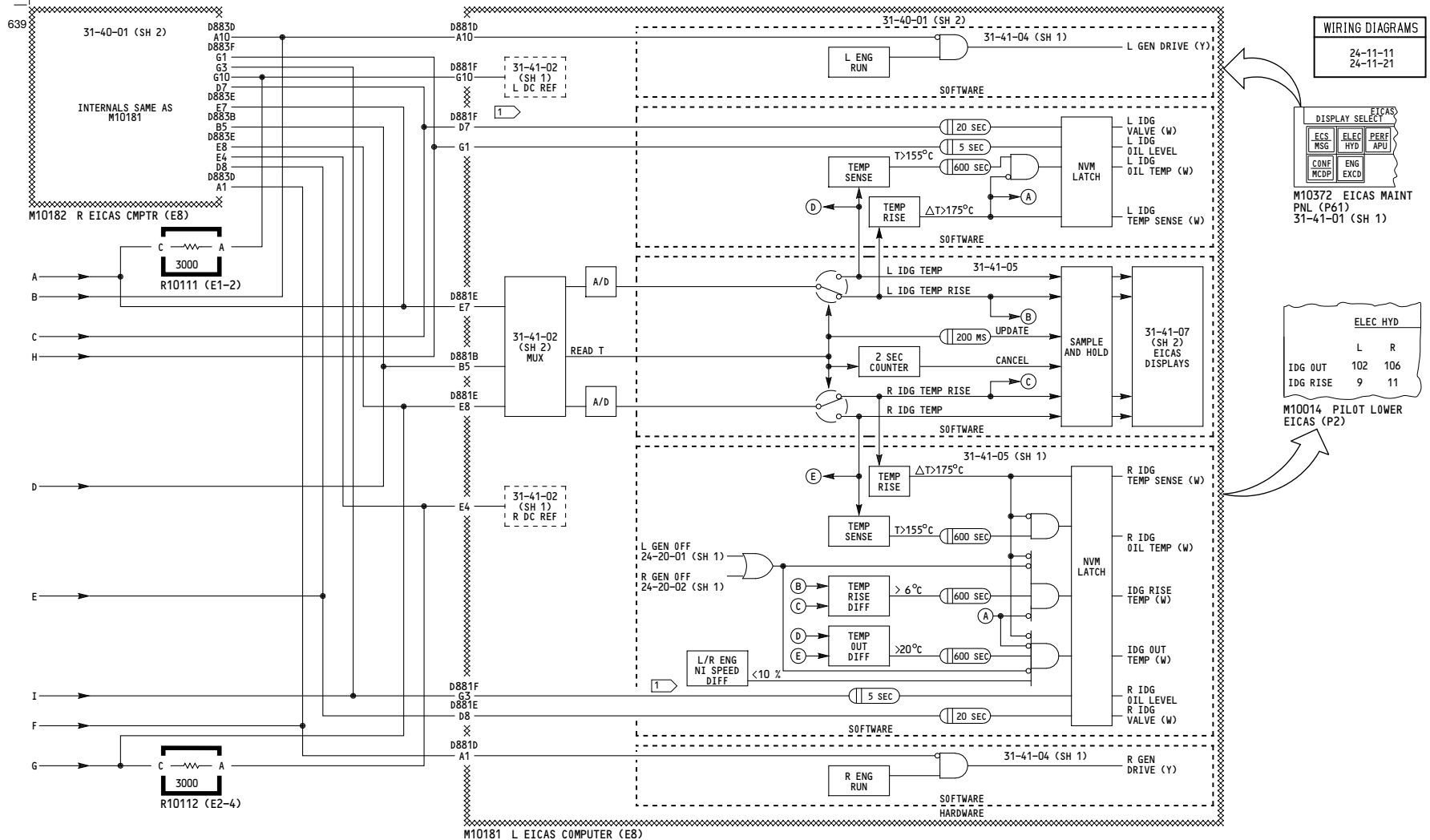


- NOTES:
- 1 28V DC AT SOLENOID PLUS PRESSURE FROM FUEL FLOW HOLDS VALVE CLOSED
 - 2 OUTPUT INHIBITED BY OIL OUTLET TEMP BULB OPEN CIRCUIT (R > 1200)
 - 3 FOR -32 OR PRIOR GCUS
 - 4 FOR -40 AND ON GCUS
- INLET PRESSURE
 SCAVENGE PRESSURE

155-167	INTEGRATED DRIVE GENERATOR OIL COOLING	Incorporates 24-0080 R01 24-0109 R01
D280T232		

24-11-01

Page 102.1
Sheet 1
Jun 06/2008



155-167

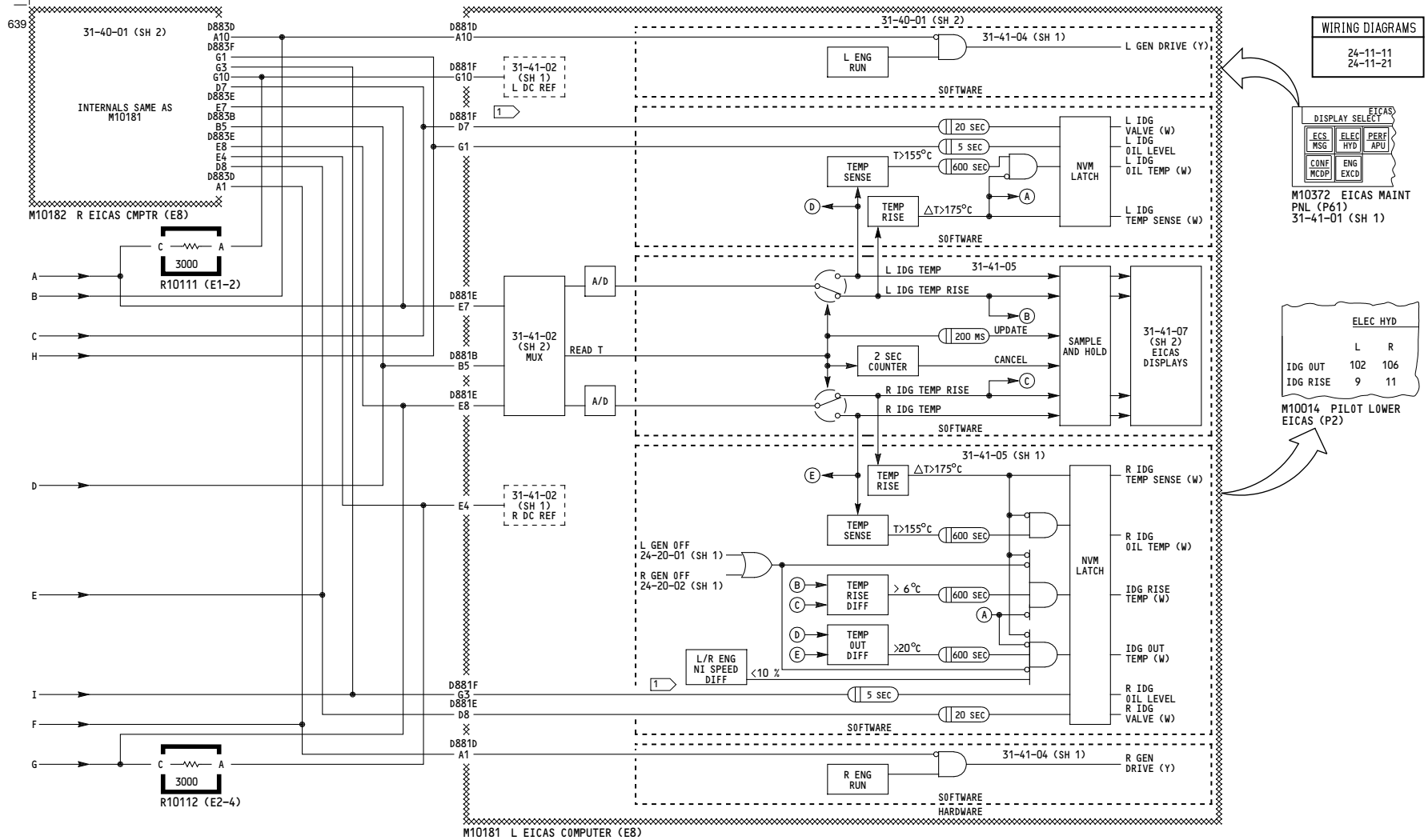
INTEGRATED DRIVE GENERATOR OIL COOLING

Incorporates
24-0080 R01

D280T232

24-11-01

Page 102.1
Sheet 2
Jun 06/2008



277-280

INTEGRATED DRIVE GENERATOR OIL COOLING

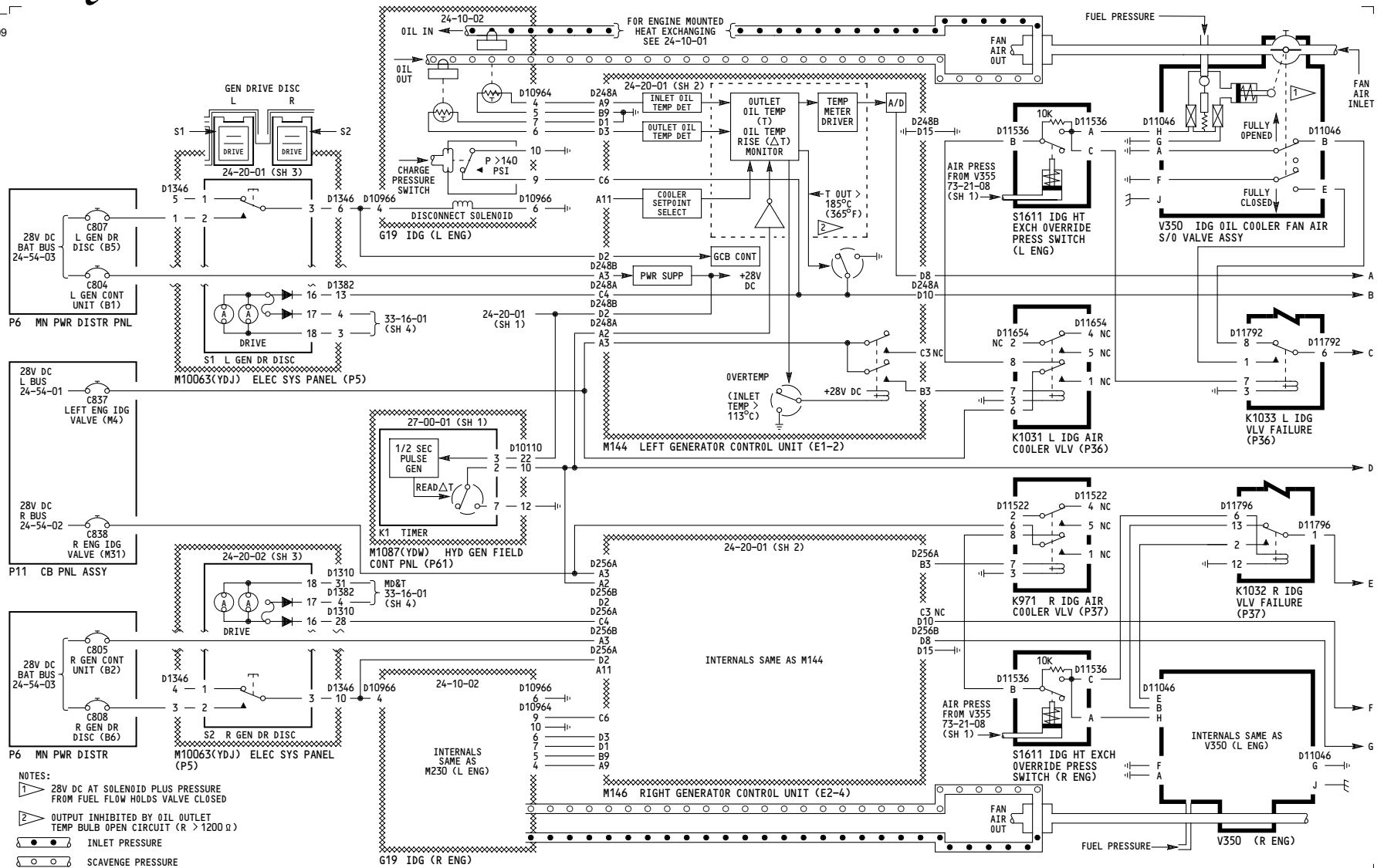
Incorporates
24-0080 R01

D280T232

24-11-01

Page 102.2
Sheet 2
Jun 06/2008

609

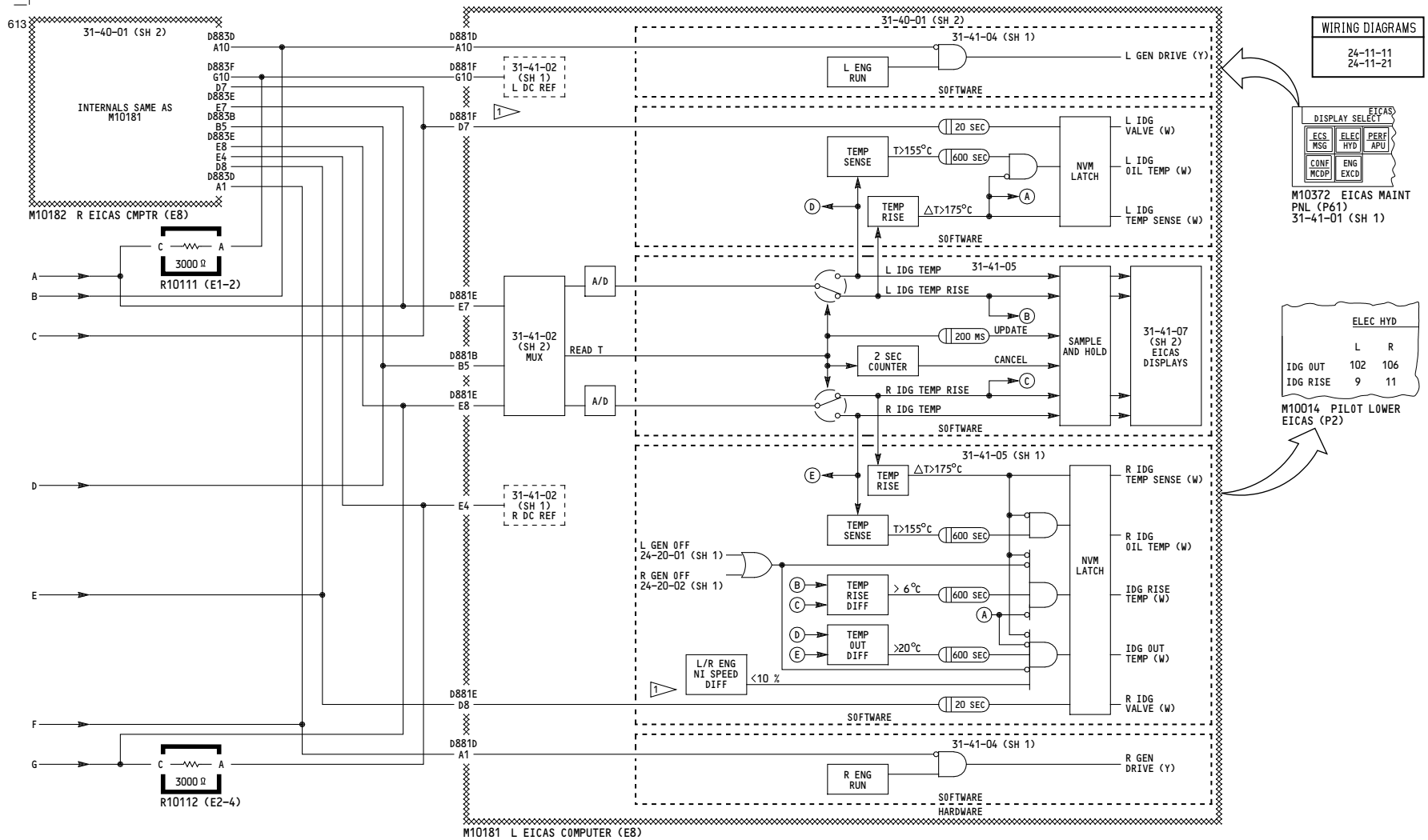


275-276

INTEGRATED DRIVE GENERATOR OIL COOLING

D280T232

24-11-01



NOTES:
 OPEN = MSG
 GND = NORMAL

275-276

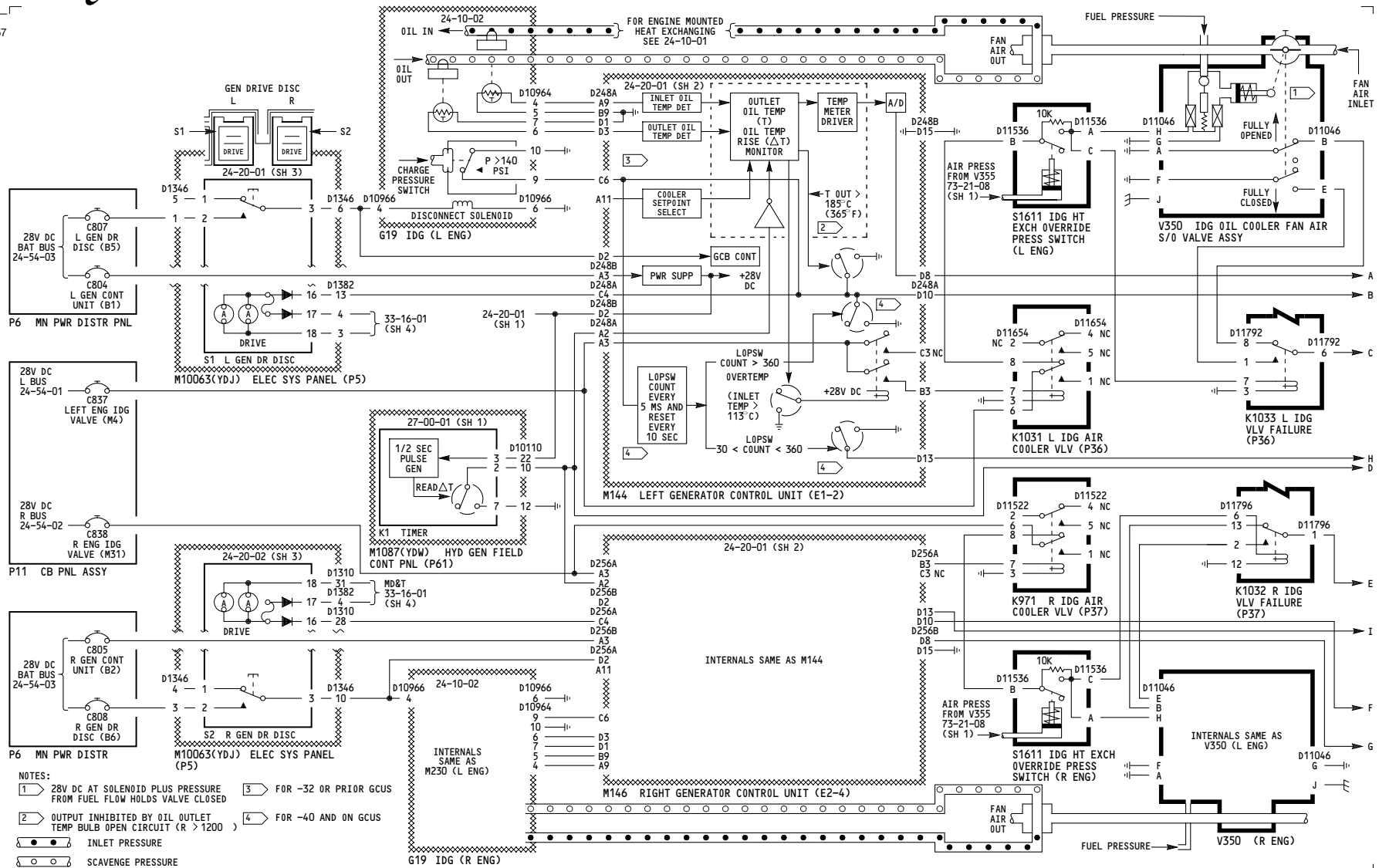
**INTEGRATED DRIVE
GENERATOR OIL COOLING**

D280T232

24-11-01

Page 103
Sheet 2
Jan 21/2005

657



275-276

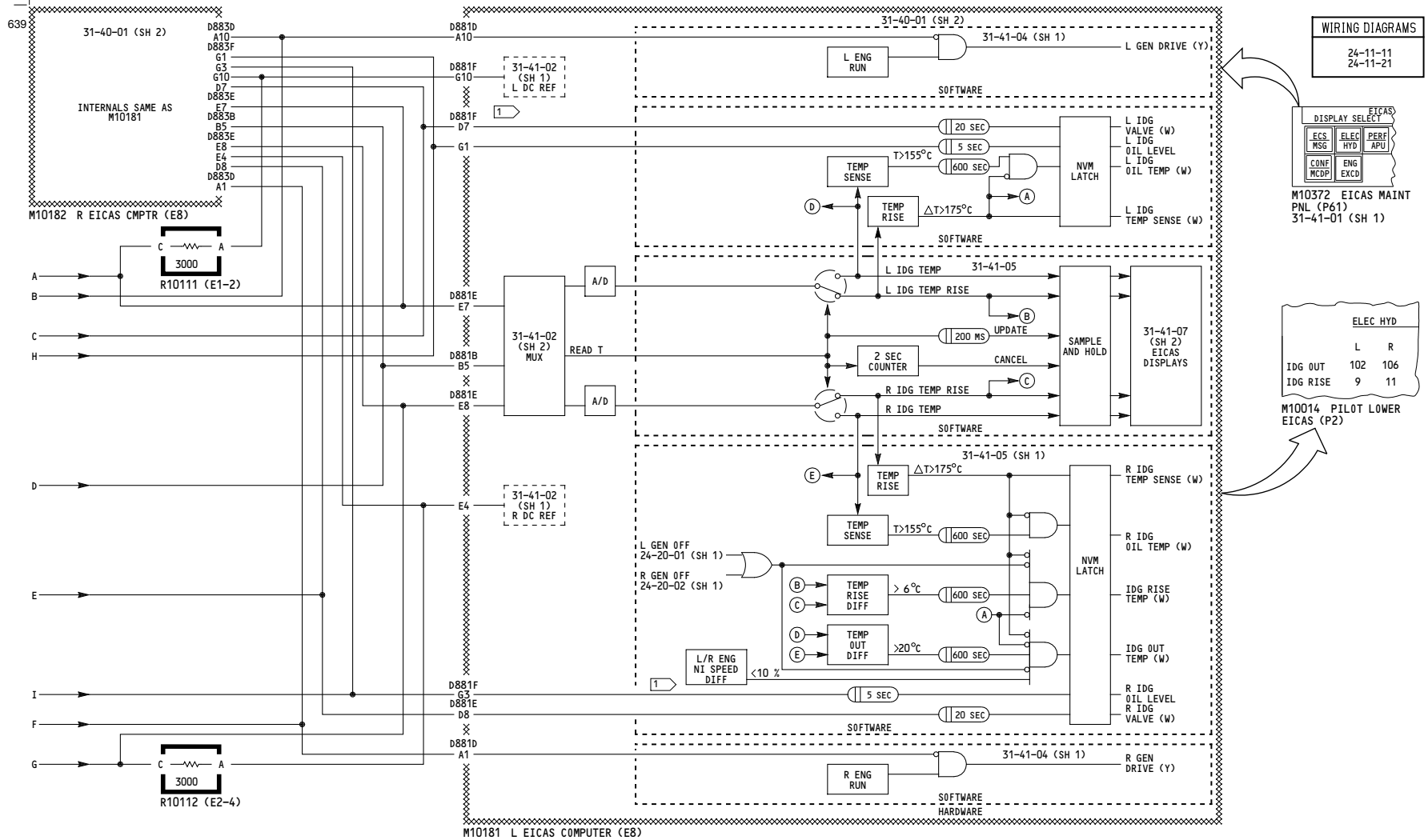
INTEGRATED DRIVE GENERATOR OIL COOLING

D280T232

Incorporates
24-0080 R01

24-11-01

Page 103.1
Sheet 1
Jun 06/2008



275-276

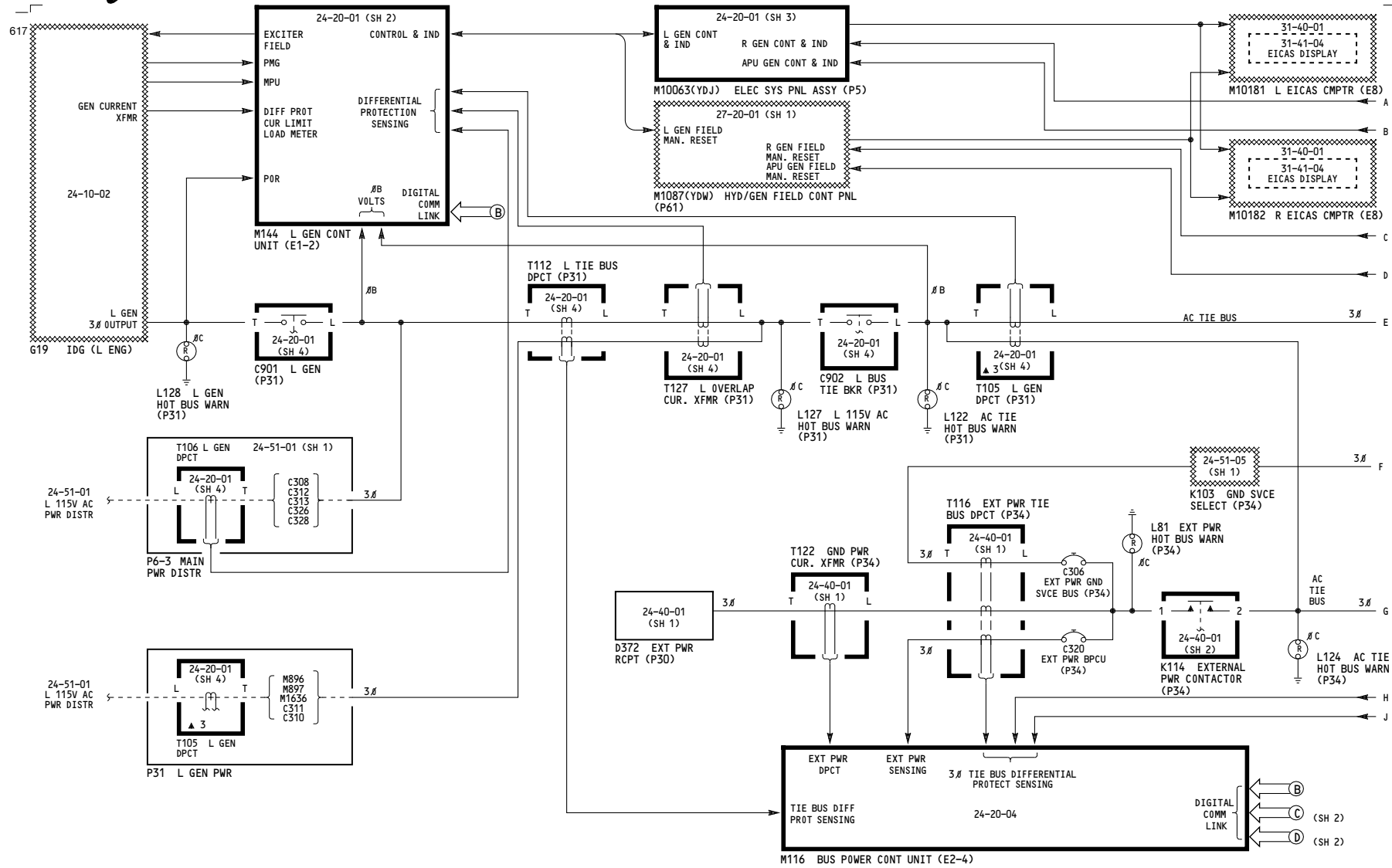
INTEGRATED DRIVE GENERATOR OIL COOLING

Incorporates
24-0080 R01

D280T232

24-11-01

Page 103.1
Sheet 2
Jun 06/2008



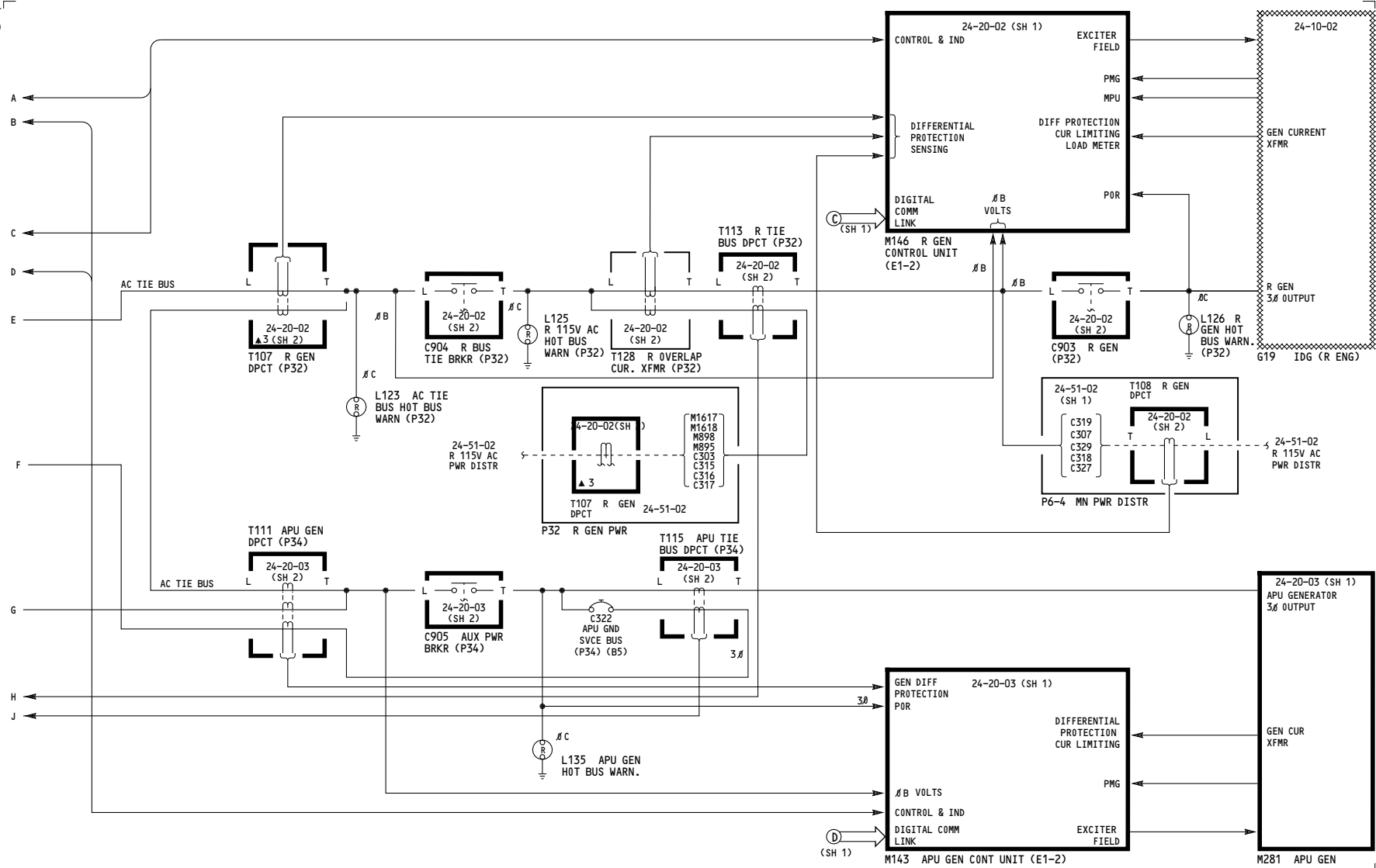
050-099, 150-199

AC POWER GENERATION-SIMPLIFIED

D280T232

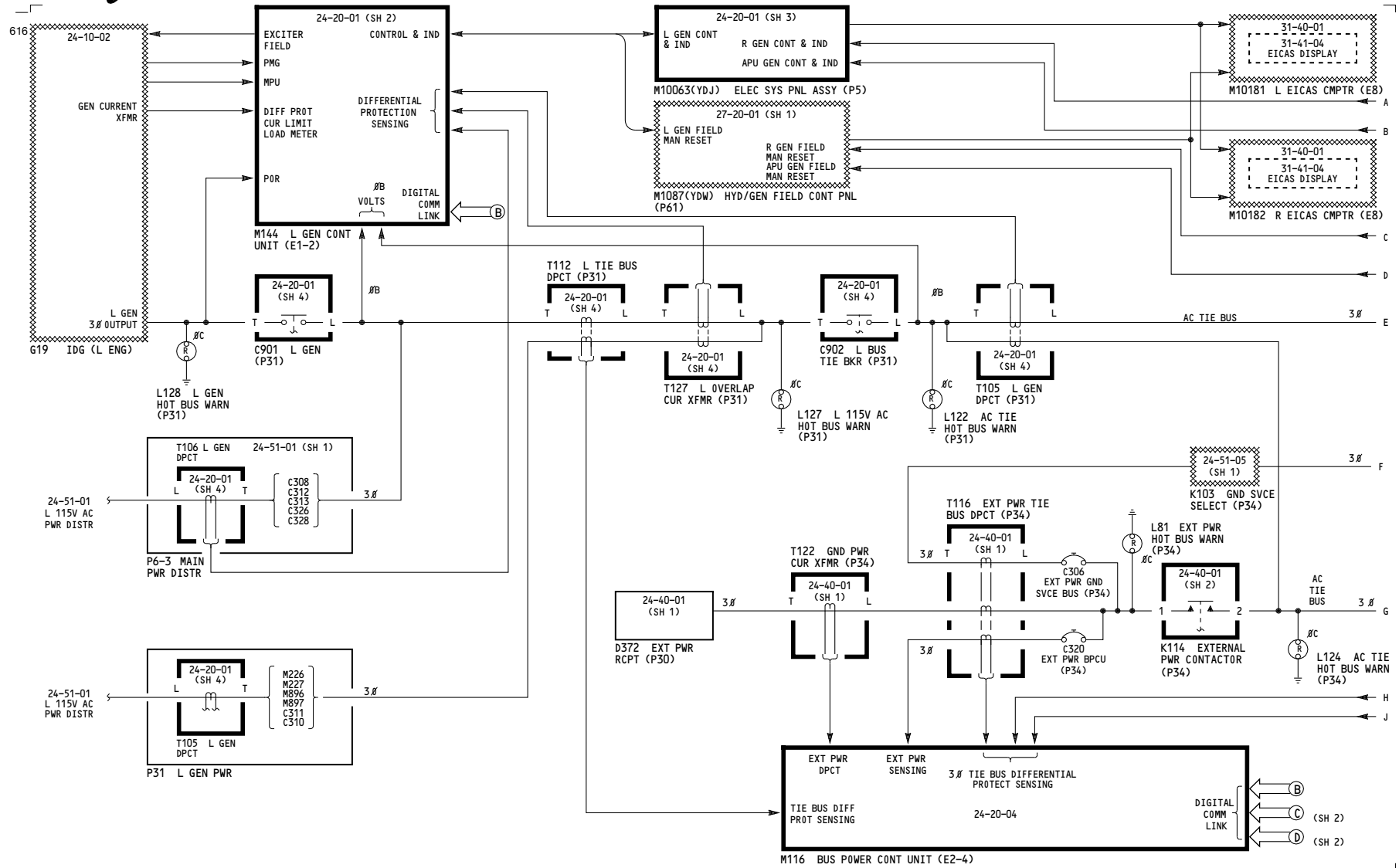
24-20-00

619



050-099, 150-199	<p>AC POWER GENERATION- SIMPLIFIED</p> <p>D280T232</p>
------------------	---

24-20-00



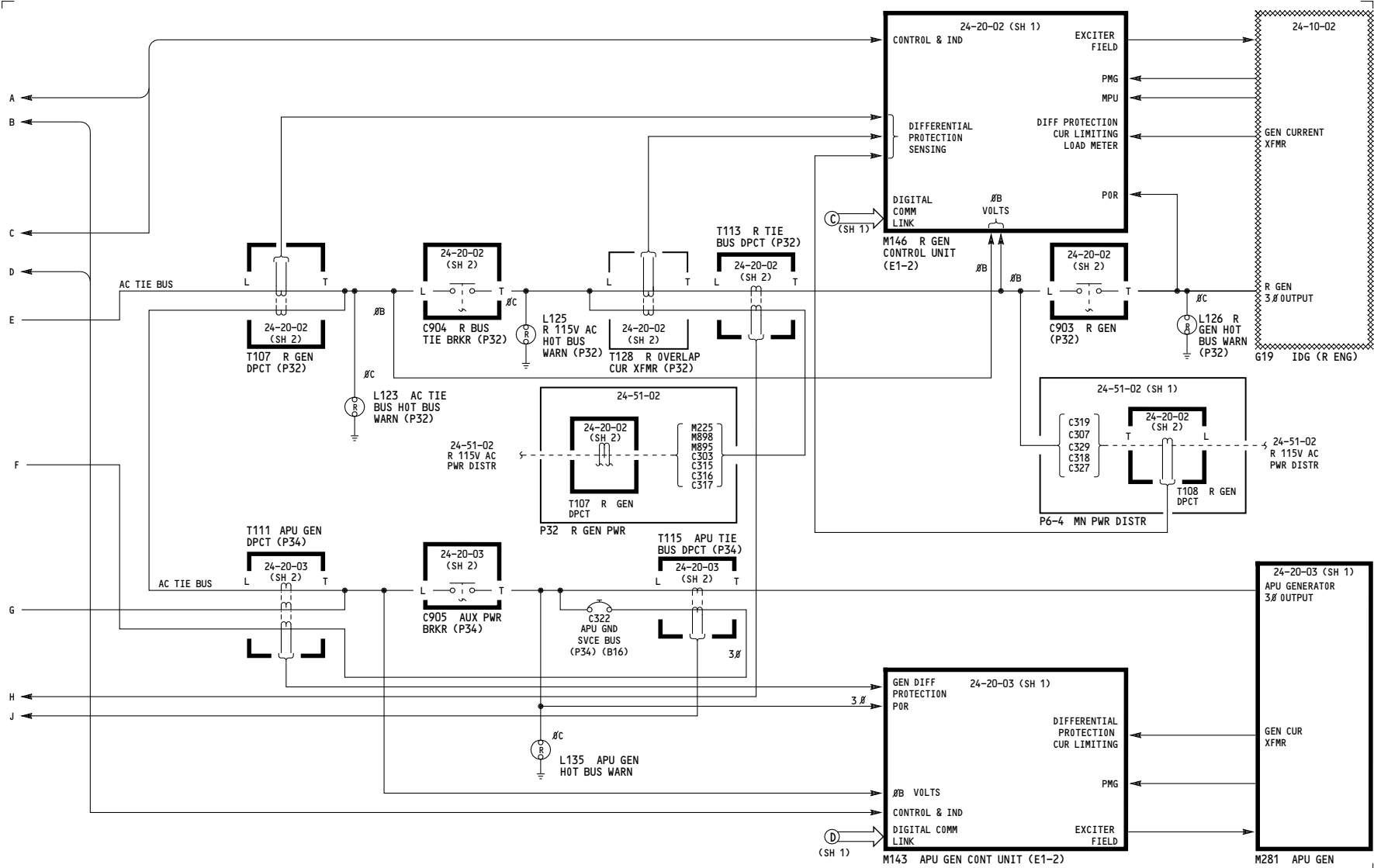
275-299

AC POWER GENERATION-SIMPLIFIED

D280T232

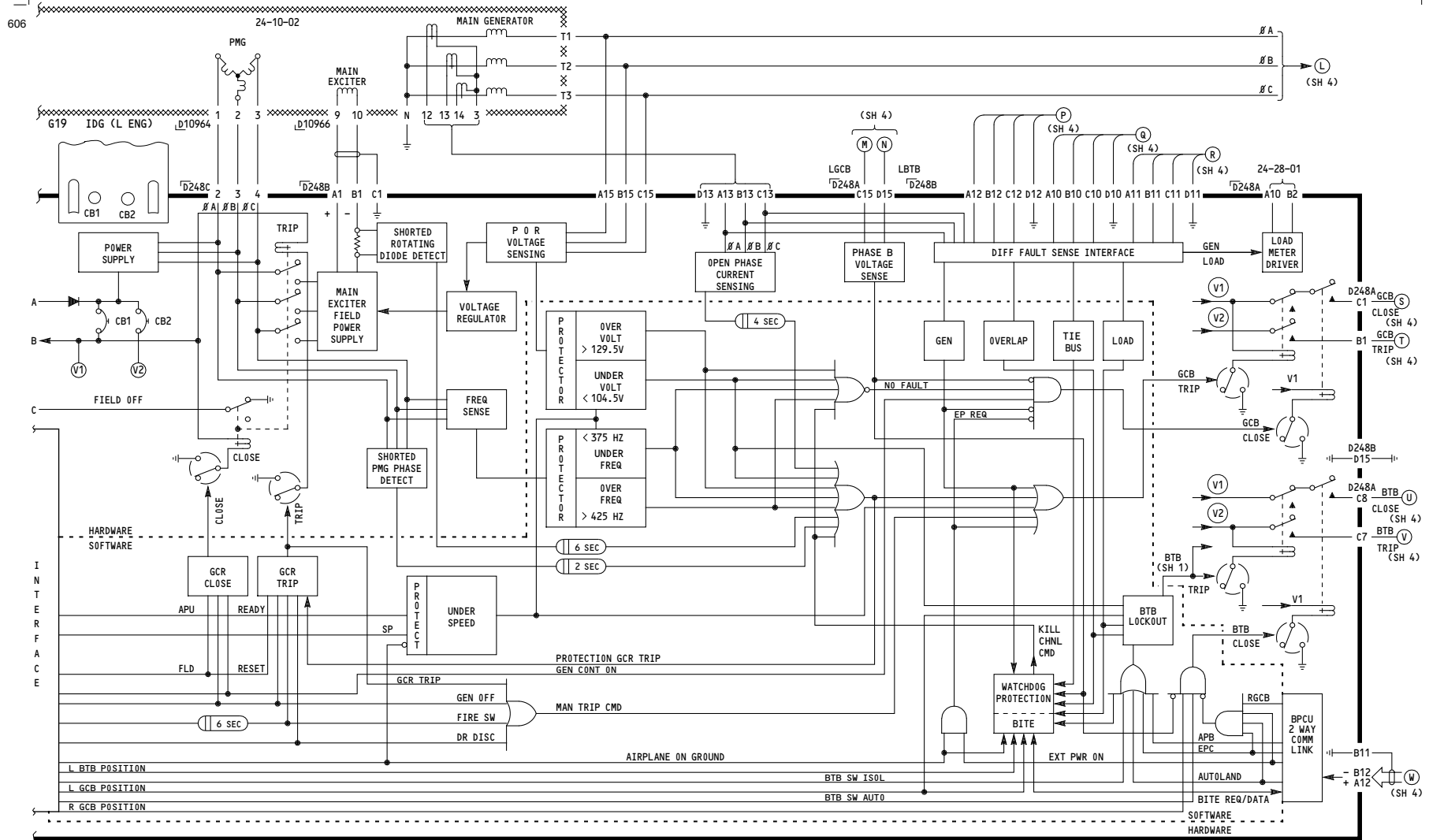
24-20-00

618



275-299	<p>AC POWER GENERATION- SIMPLIFIED</p> <p>D280T232</p>
---------	---

24-20-00



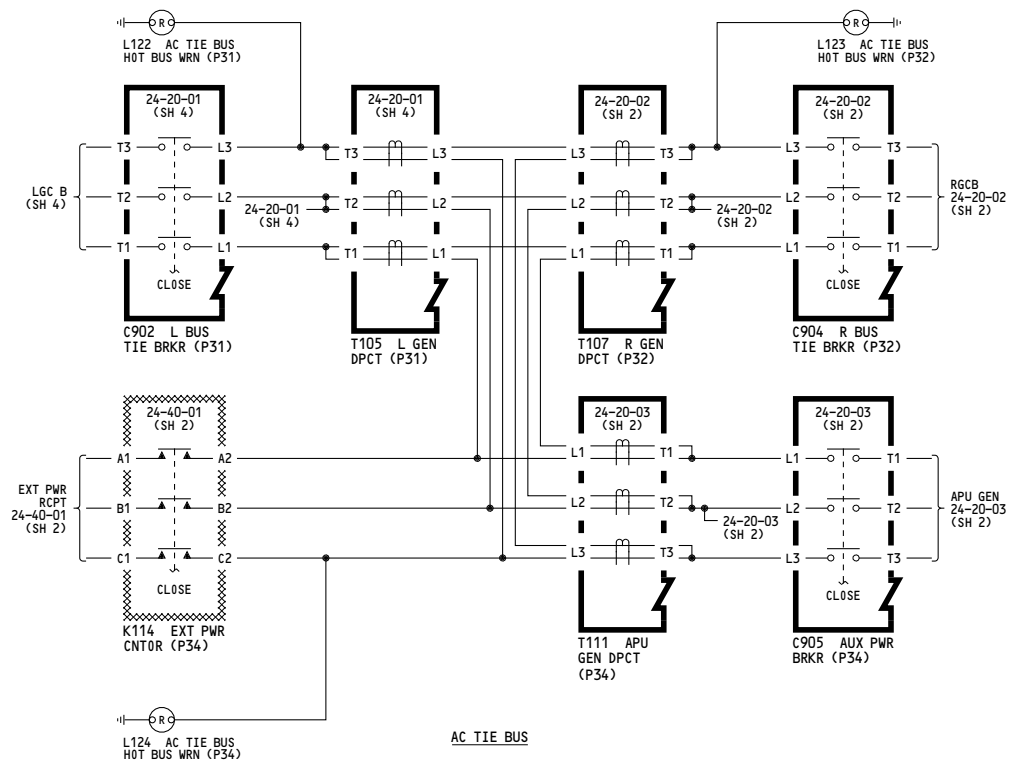
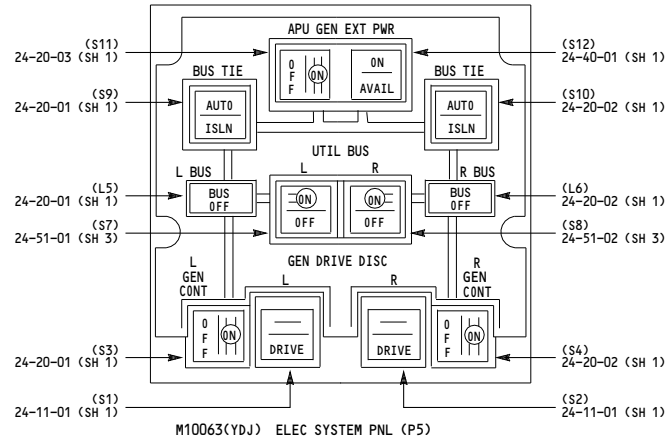
M144 L GENERATOR CONTROL UNIT (E1-2)

050-099, 162-164, 276

GENERATOR CONTROL-LEFT

D280T232

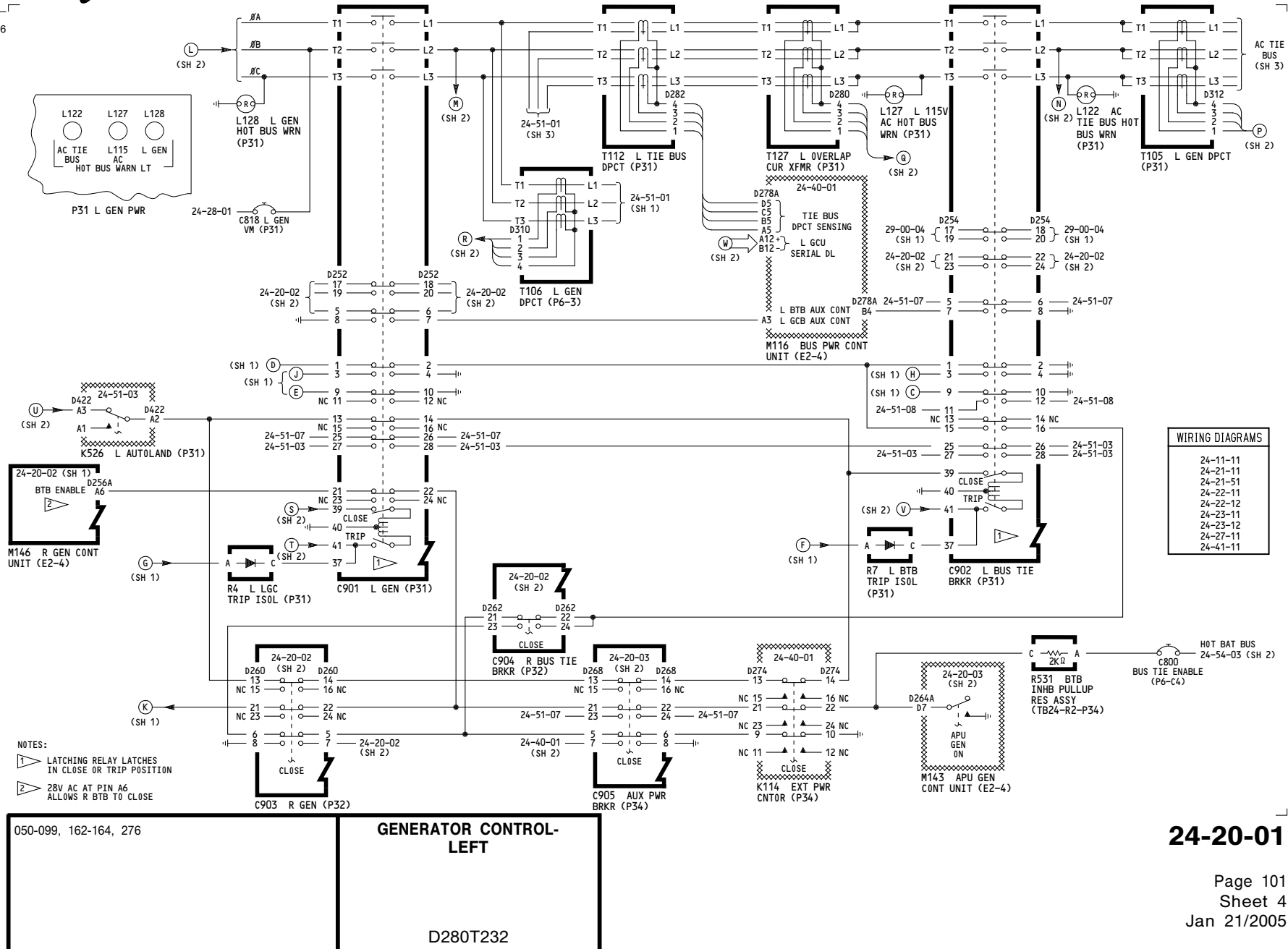
24-20-01



050-099, 162-164, 276	GENERATOR CONTROL-LEFT D280T232
-----------------------	---

24-20-01

606



WIRING DIAGRAMS

24-11-11
24-21-11
24-21-51
24-22-11
24-22-12
24-23-11
24-23-12
24-27-11
24-41-11

NOTES:
 1 LATCHING RELAY LATCHES IN CLOSE OR TRIP POSITION
 2 28V AC AT PIN A6 ALLOWS R BTB TO CLOSE

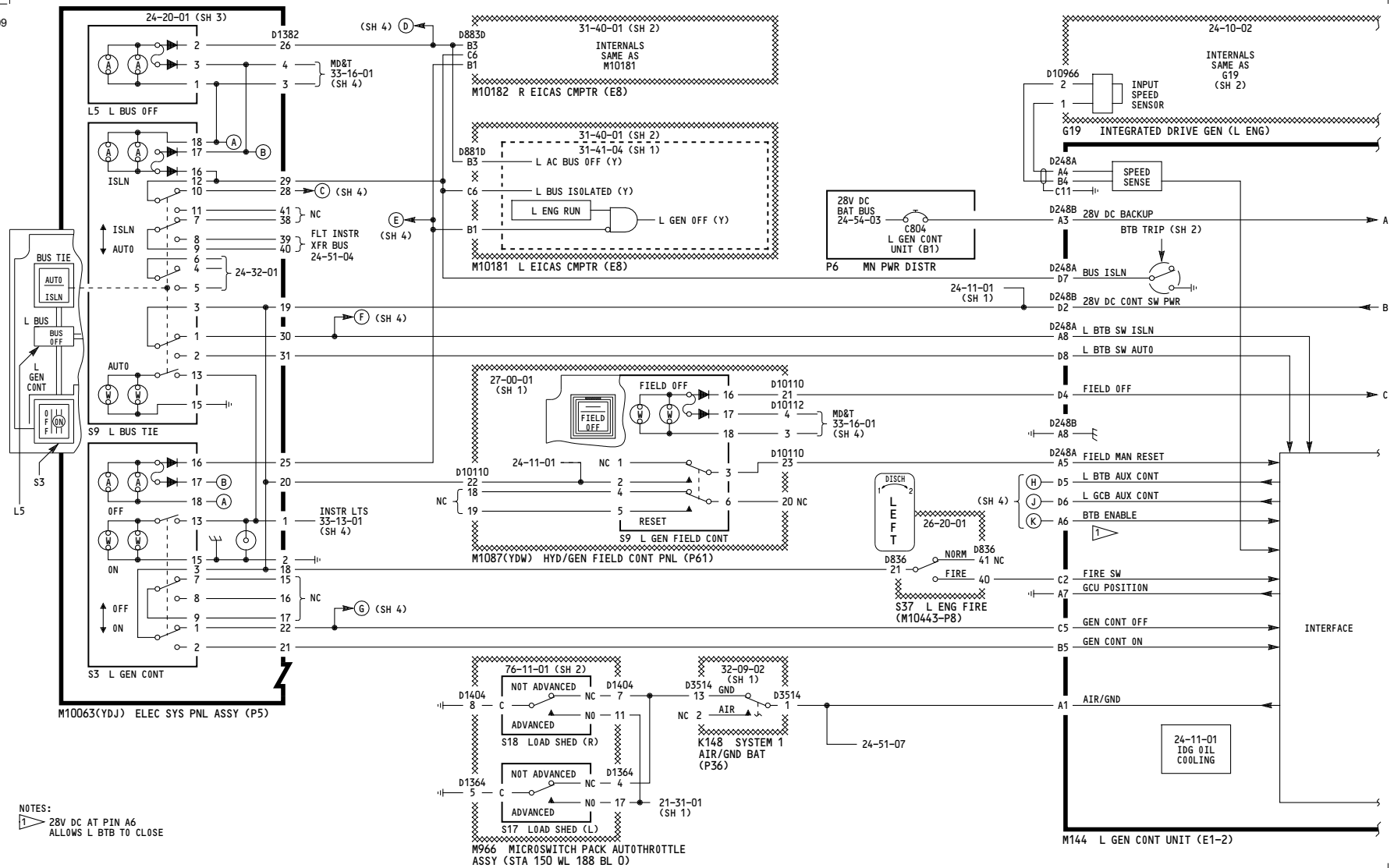
050-099, 162-164, 276

GENERATOR CONTROL-LEFT

D280T232

24-20-01

609



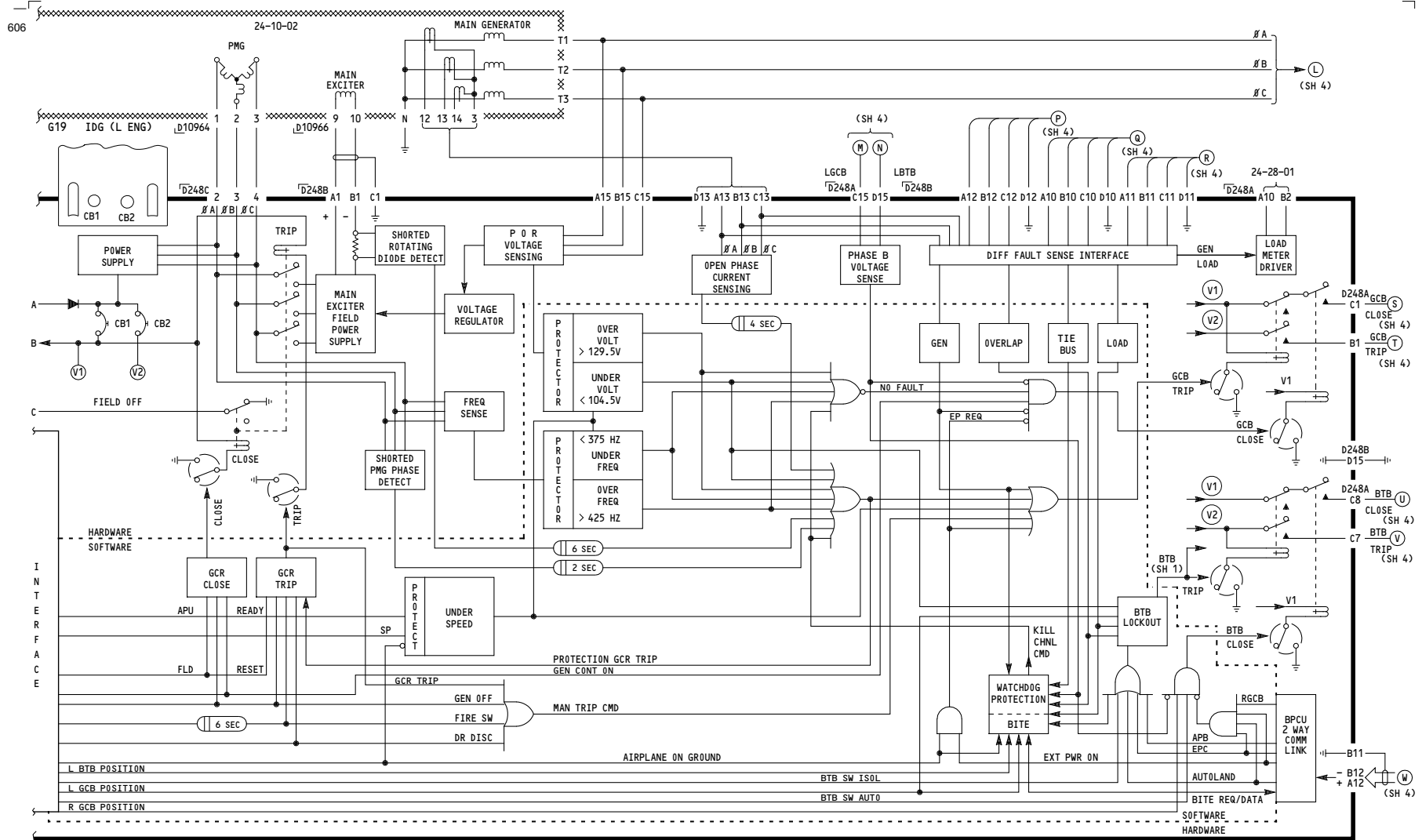
NOTES:
 1 28V DC AT PIN A6
 ALLOWS L BTB TO CLOSE

150-157, 165-199, 275, 277-299

GENERATOR CONTROL-LEFT

D280T232

24-20-01



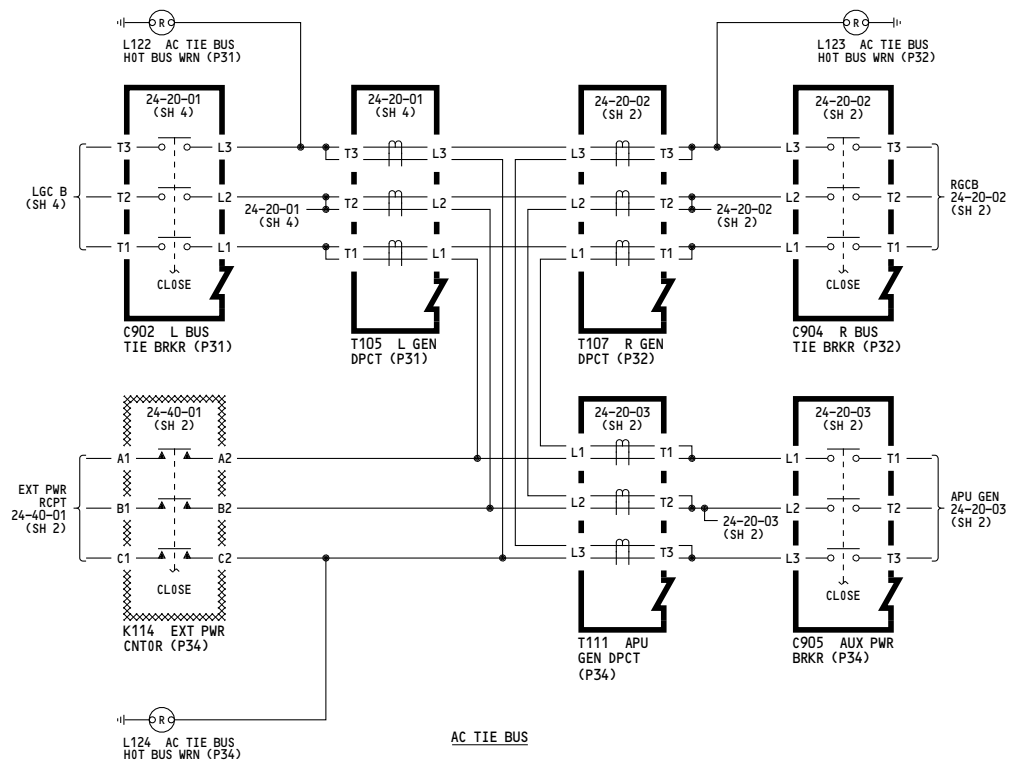
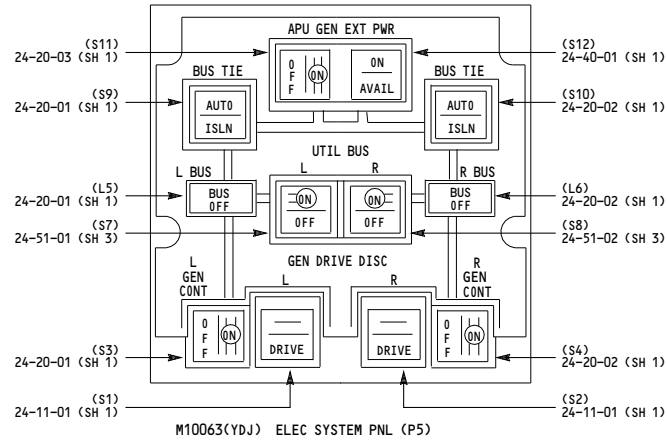
M144 L GENERATOR CONTROL UNIT (E1-2)

150-157, 165-199, 275, 277-299

GENERATOR CONTROL-LEFT

D280T232

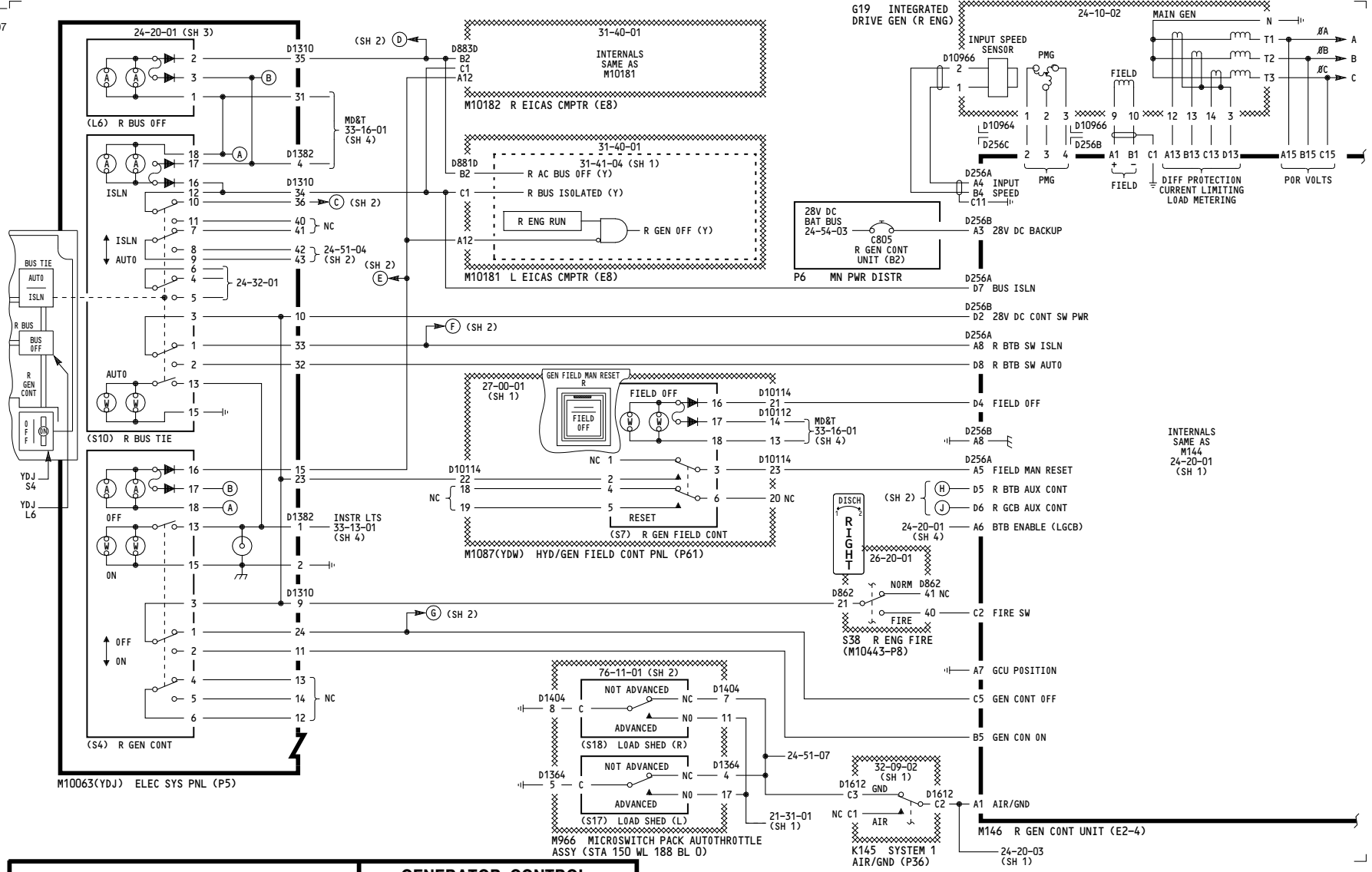
24-20-01



150-157, 165-199, 275, 277-299	GENERATOR CONTROL-LEFT
	D280T232

24-20-01

607



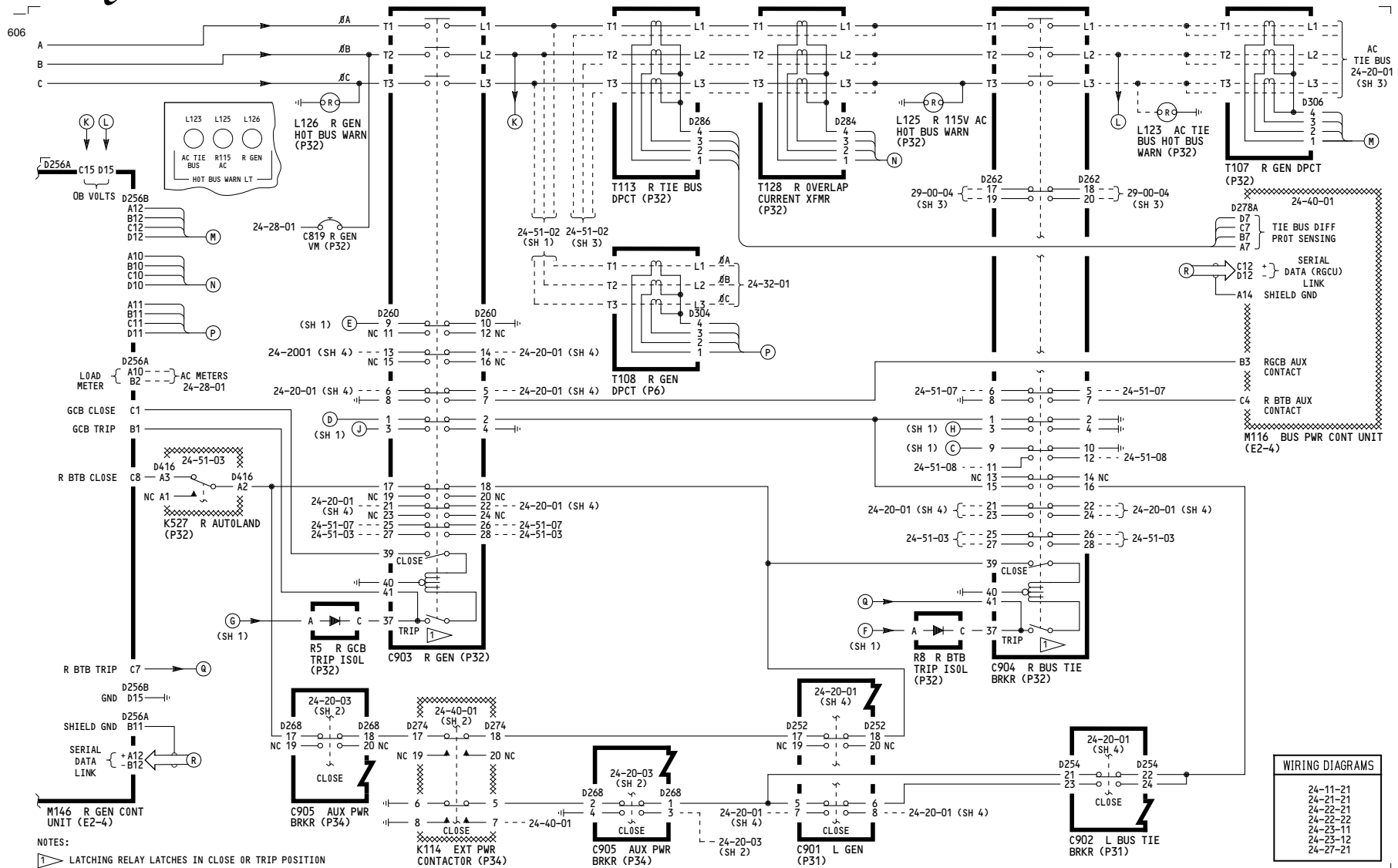
050-099, 162-164, 276

**GENERATOR CONTROL-
RIGHT**

D280T232

24-20-02

Page 101
Sheet 1
Jan 21/2005



NOTES:
 LATCHING RELAY LATCHES IN CLOSE OR TRIP POSITION

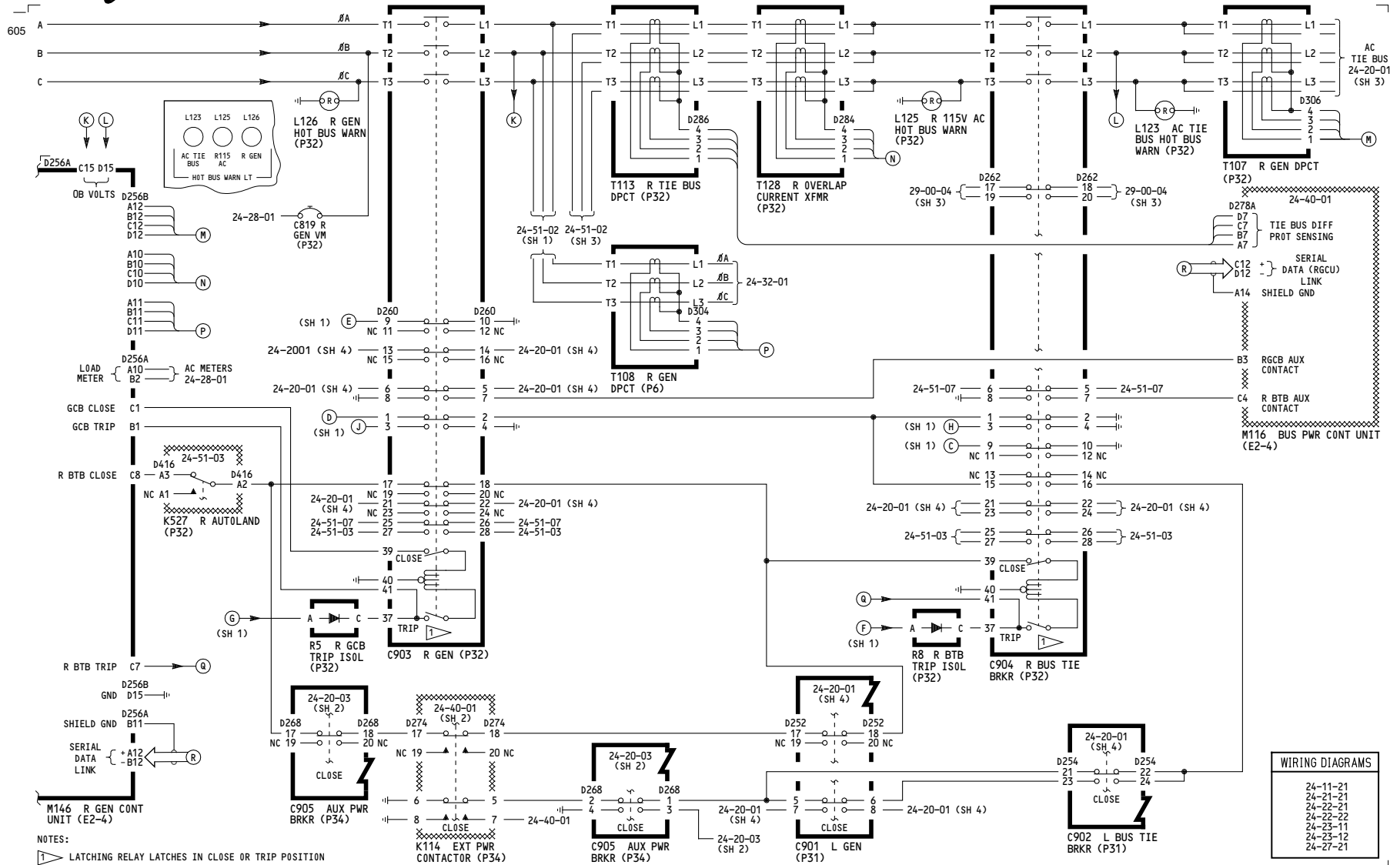
050-099, 162-164, 276

**GENERATOR CONTROL-
RIGHT**

D280T232

WIRING DIAGRAMS	
24-11-21	
24-21-21	
24-22-21	
24-22-22	
24-23-11	
24-23-12	
24-27-21	

24-20-02

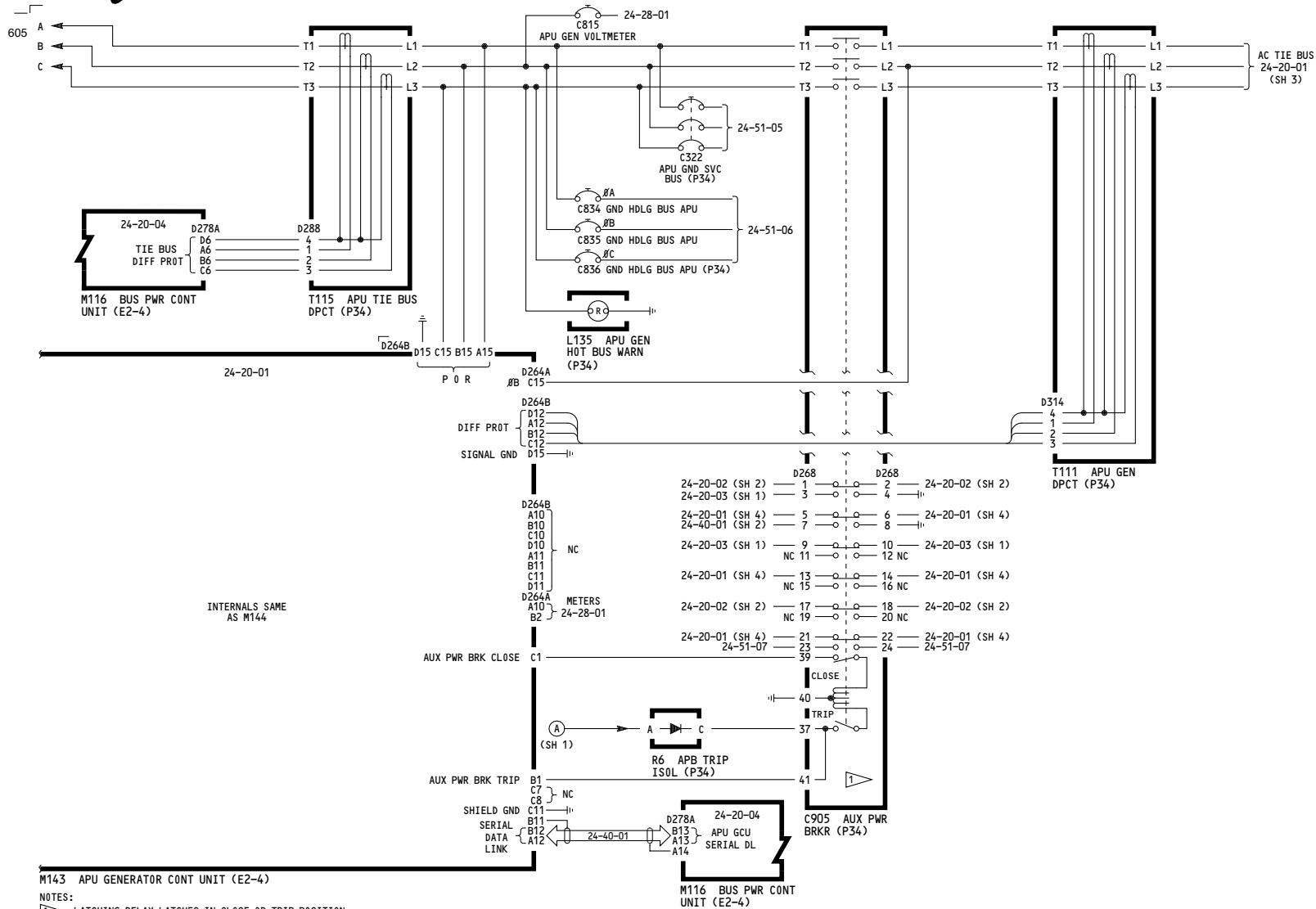


150-157, 165-199, 275, 277-299

**GENERATOR CONTROL-
RIGHT**

D280T232

24-20-02



WIRING DIAGRAMS	
24-21-41	
24-22-41	
24-23-11	
24-23-12	
24-27-41	
24-41-11	

INTERNALS SAME AS M144

M143 APU GENERATOR CONT UNIT (E2-4)

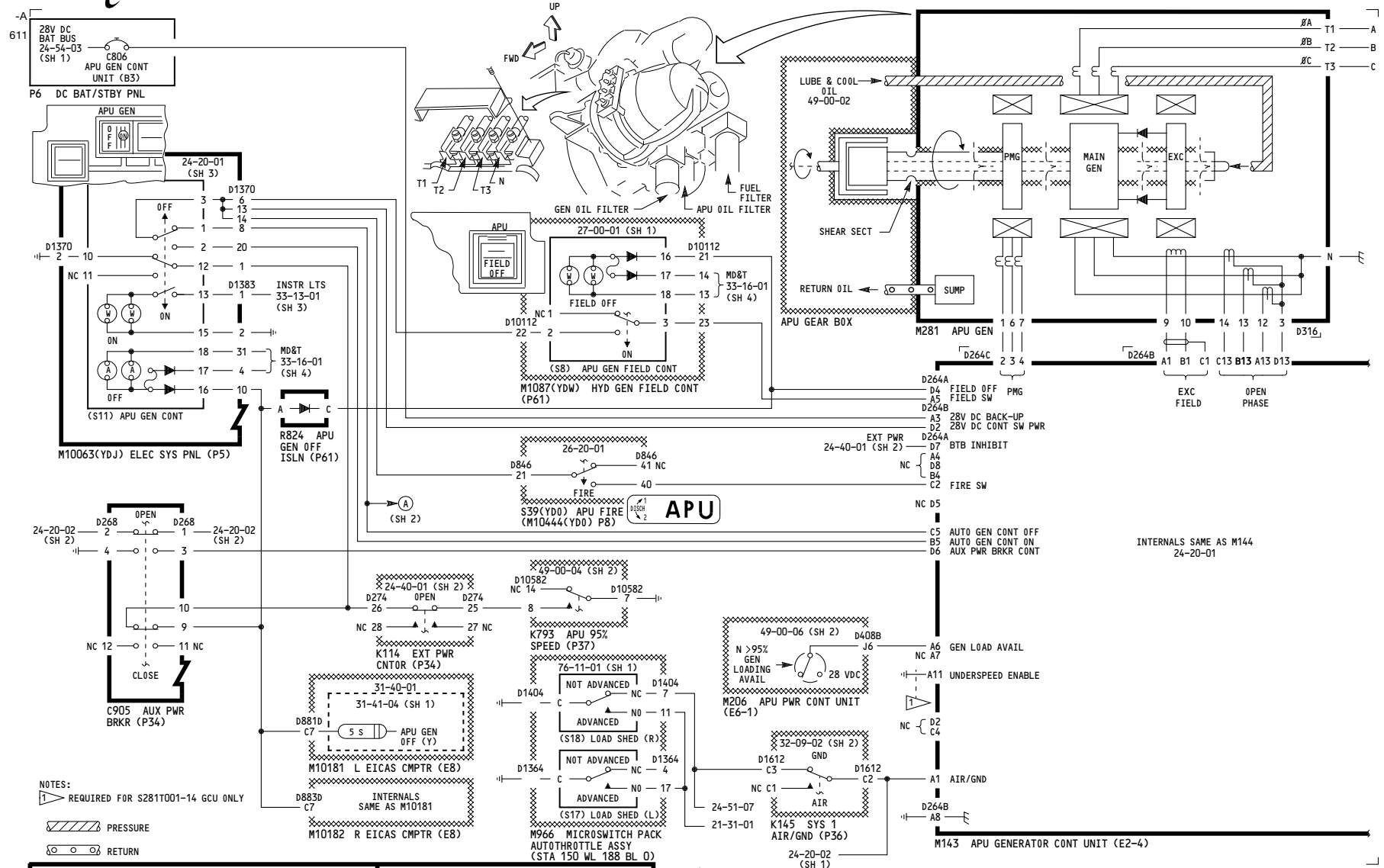
NOTES:
 ▷ LATCHING RELAY LATCHES IN CLOSE OR TRIP POSITION

275-299

GENERATOR CONTROL-AUXILIARY POWER UNIT

D280T232

24-20-03



NOTES:
 1. REQUIRED FOR S281T001-14 GCU ONLY
 [Symbol] PRESSURE
 [Symbol] RETURN

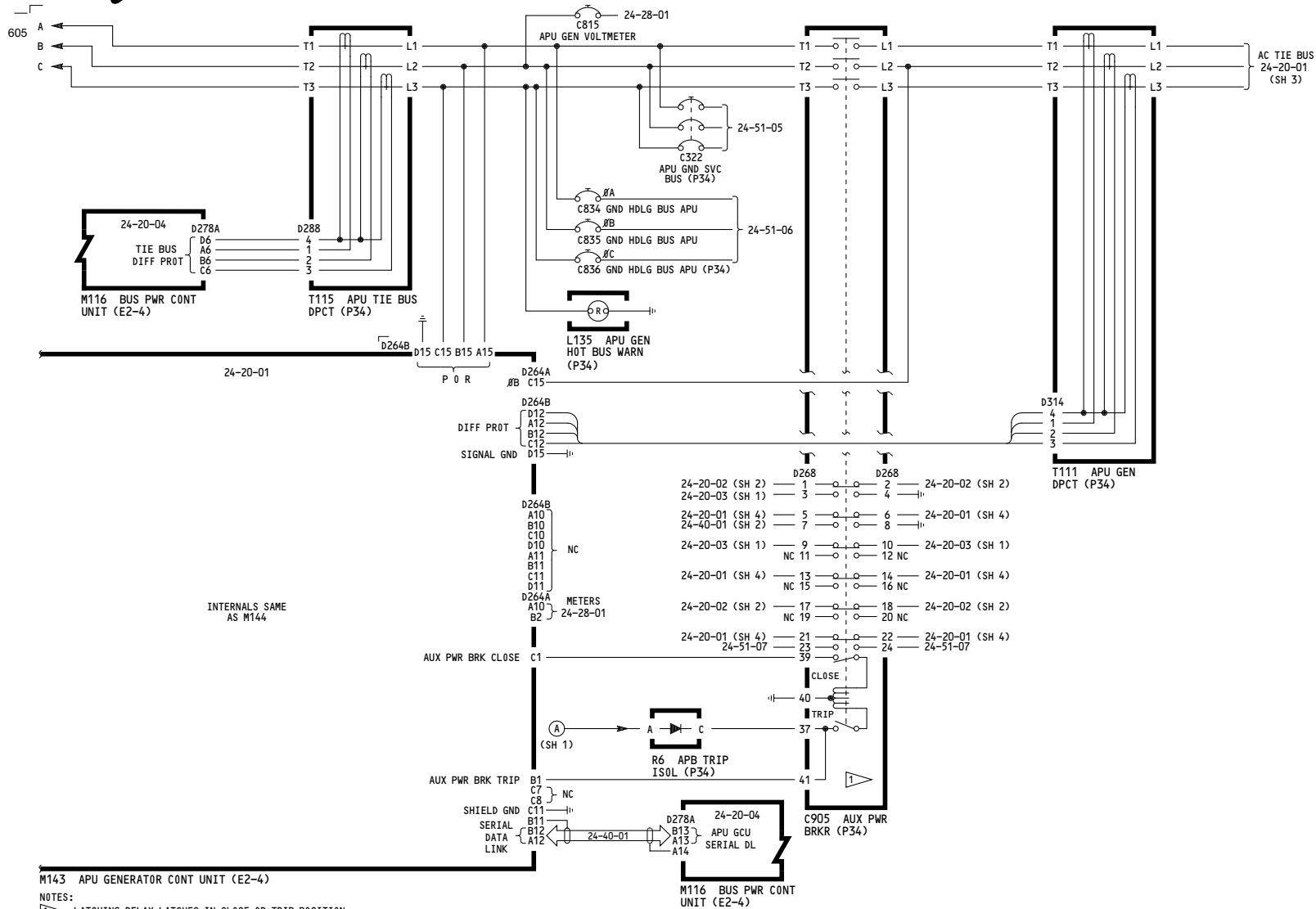
050-278

GENERATOR CONTROL-AUXILIARY POWER UNIT

D280T232

Incorporates
 24-0103

24-20-03



M143 APU GENERATOR CONT UNIT (E2-4)

NOTES:
 ▷ LATCHING RELAY LATCHES IN CLOSE OR TRIP POSITION

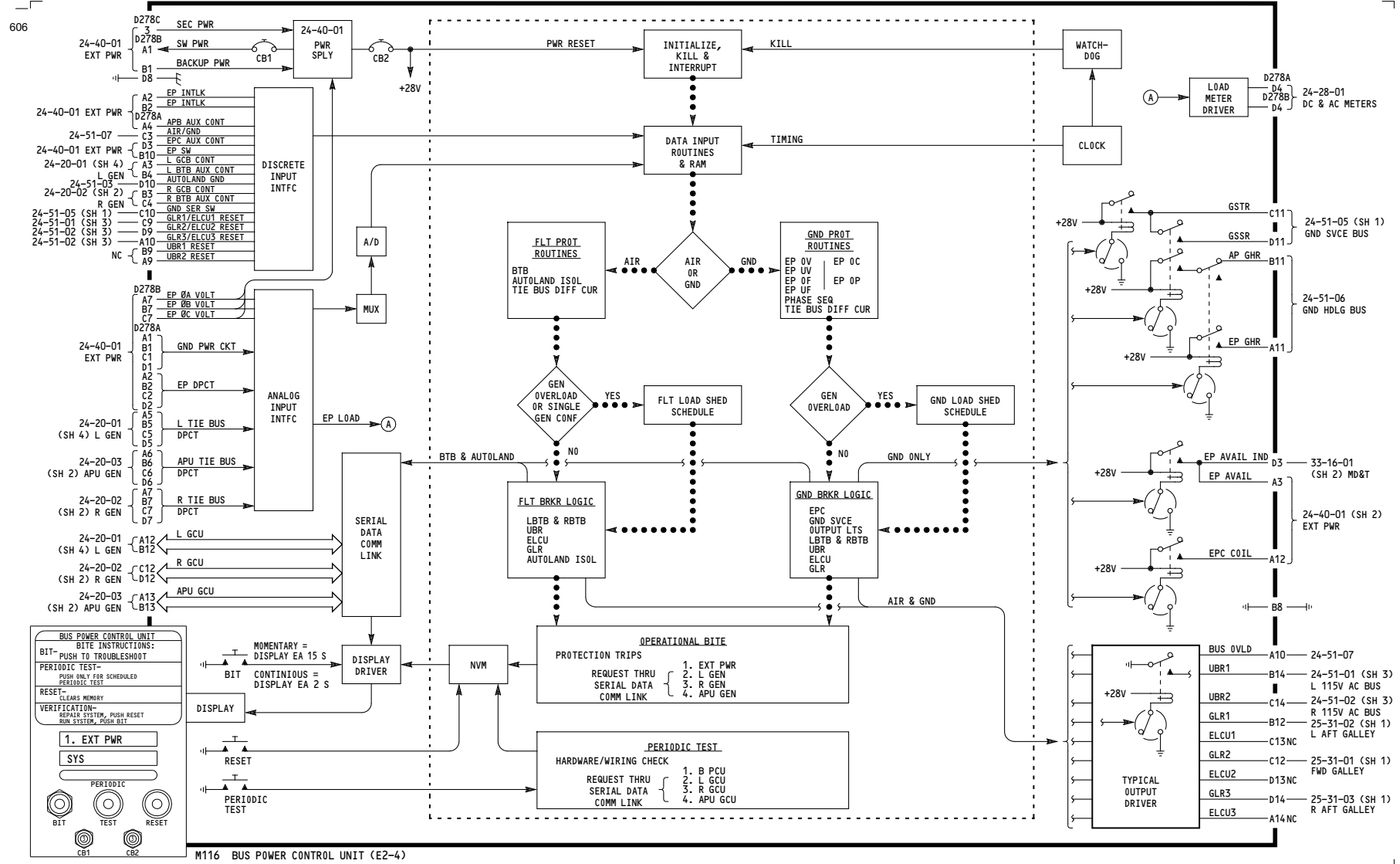
050-278

**GENERATOR CONTROL-
 AUXILIARY POWER UNIT**

D280T232

24-20-03

Page 101.1
 Sheet 2
 Jan 21/2005



M116 BUS POWER CONTROL UNIT (E2-4)

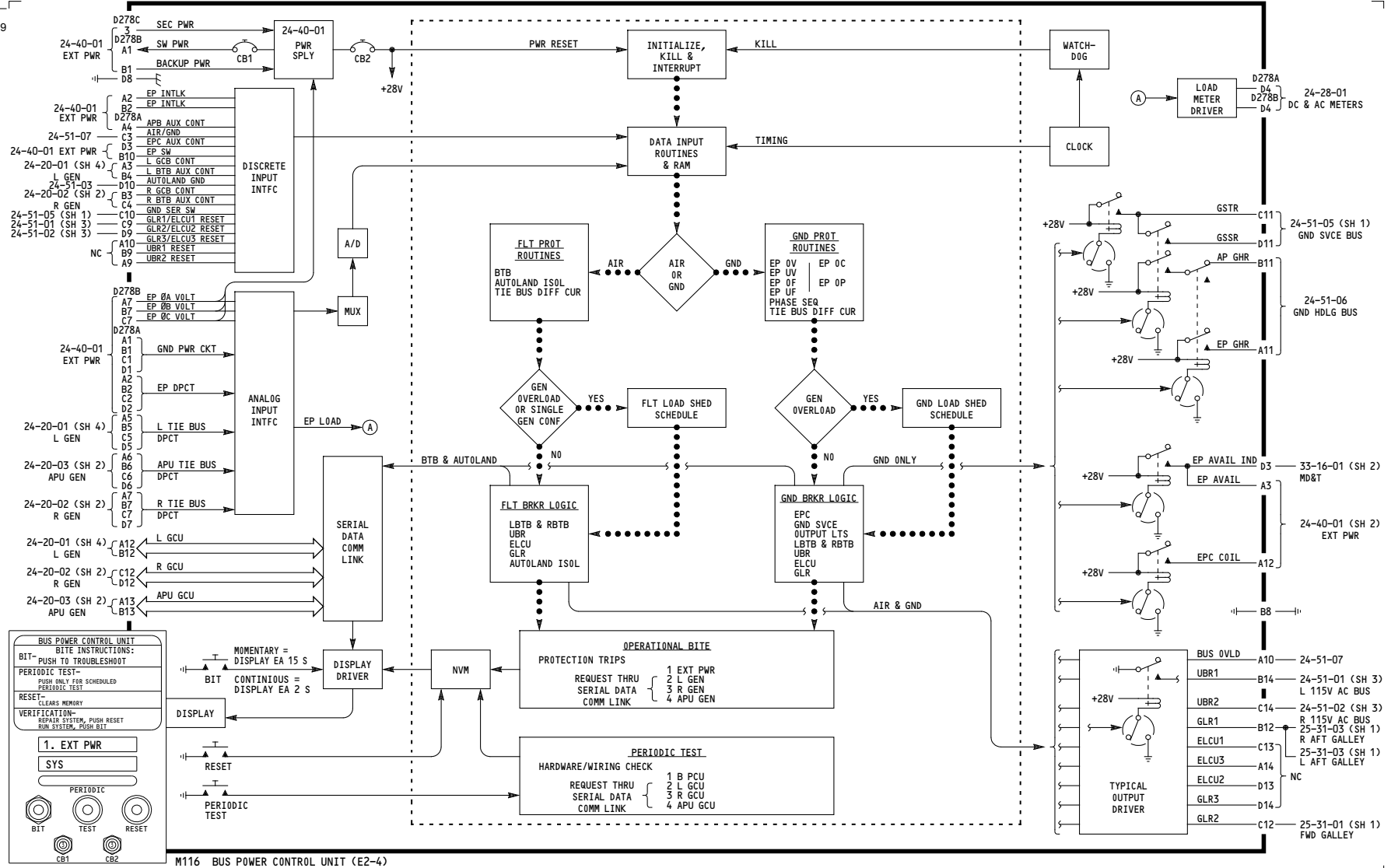
050-099, 150-199

BUS POWER CONTROL UNIT

D280T232

24-20-04

609



275-299

BUS POWER CONTROL UNIT

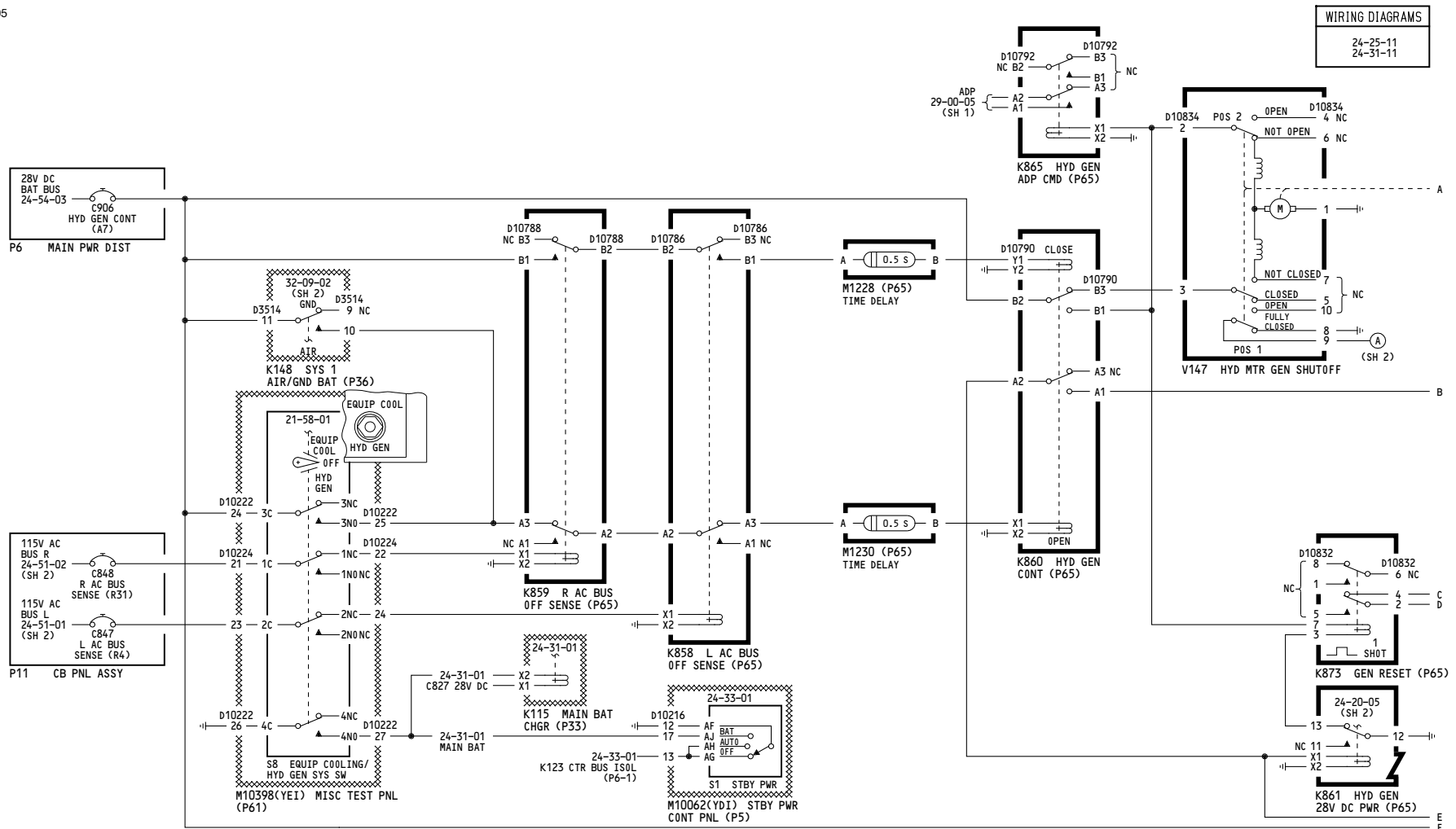
24-20-04

Page 102

Jan 21/2005

D280T232

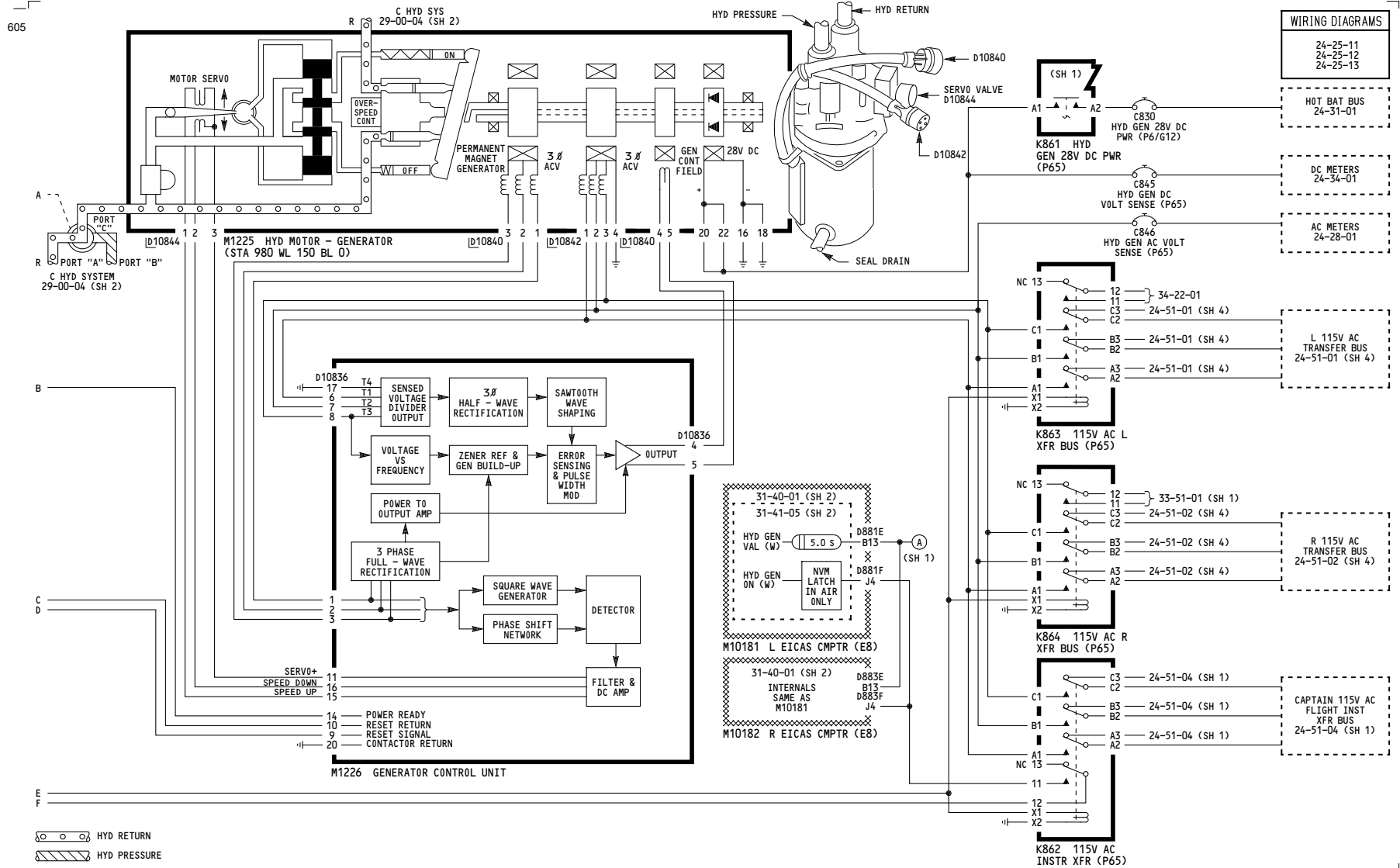
605



ALL	<p align="center">HYDRAULIC GENERATOR CONTROL</p> <p align="center">D280T232</p>
-----	---

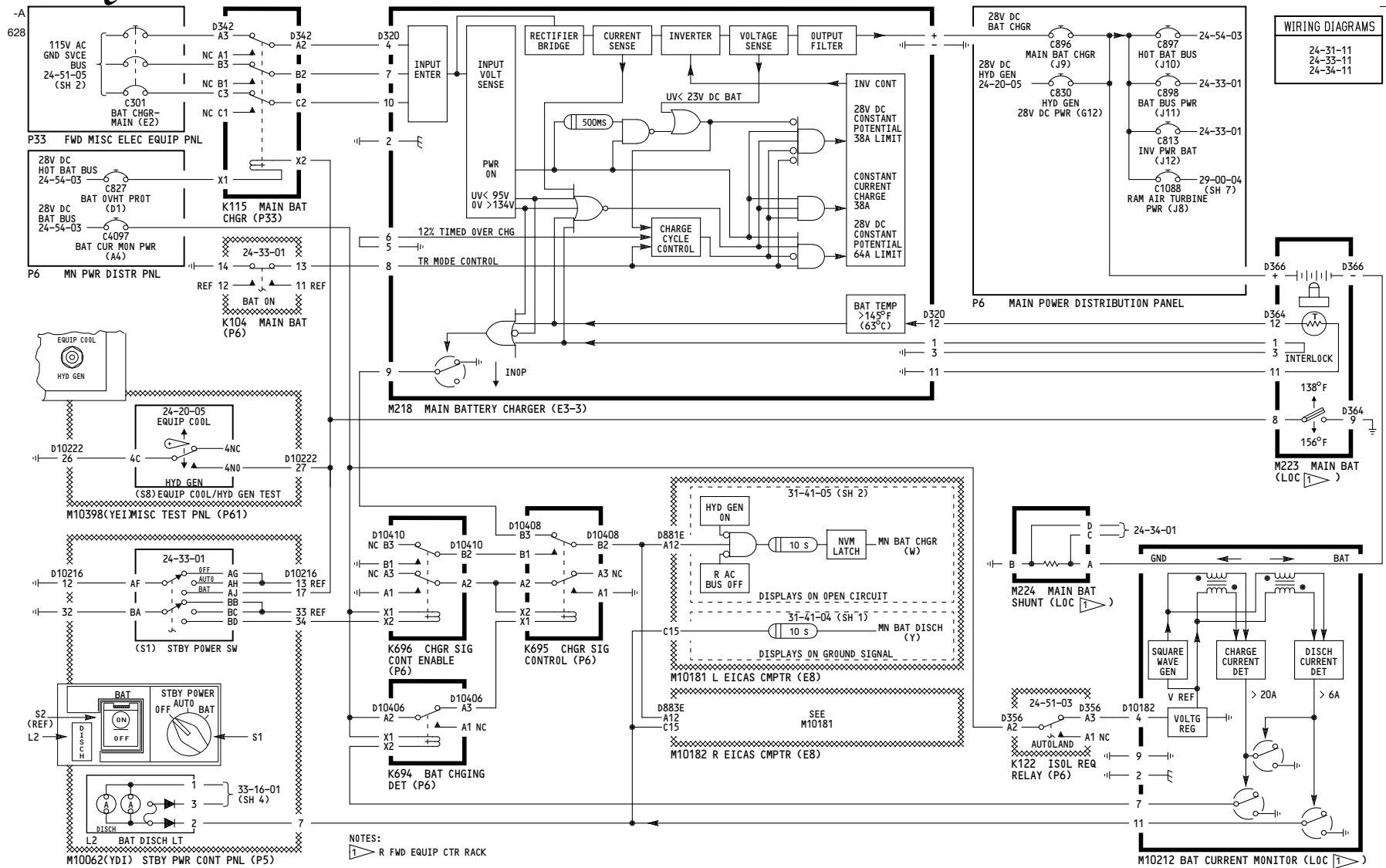
24-20-05

Page 101
Sheet 1
Jan 21/2005



ALL	<p>HYDRAULIC GENERATOR CONTROL</p> <p>D280T232</p>
-----	---

24-20-05

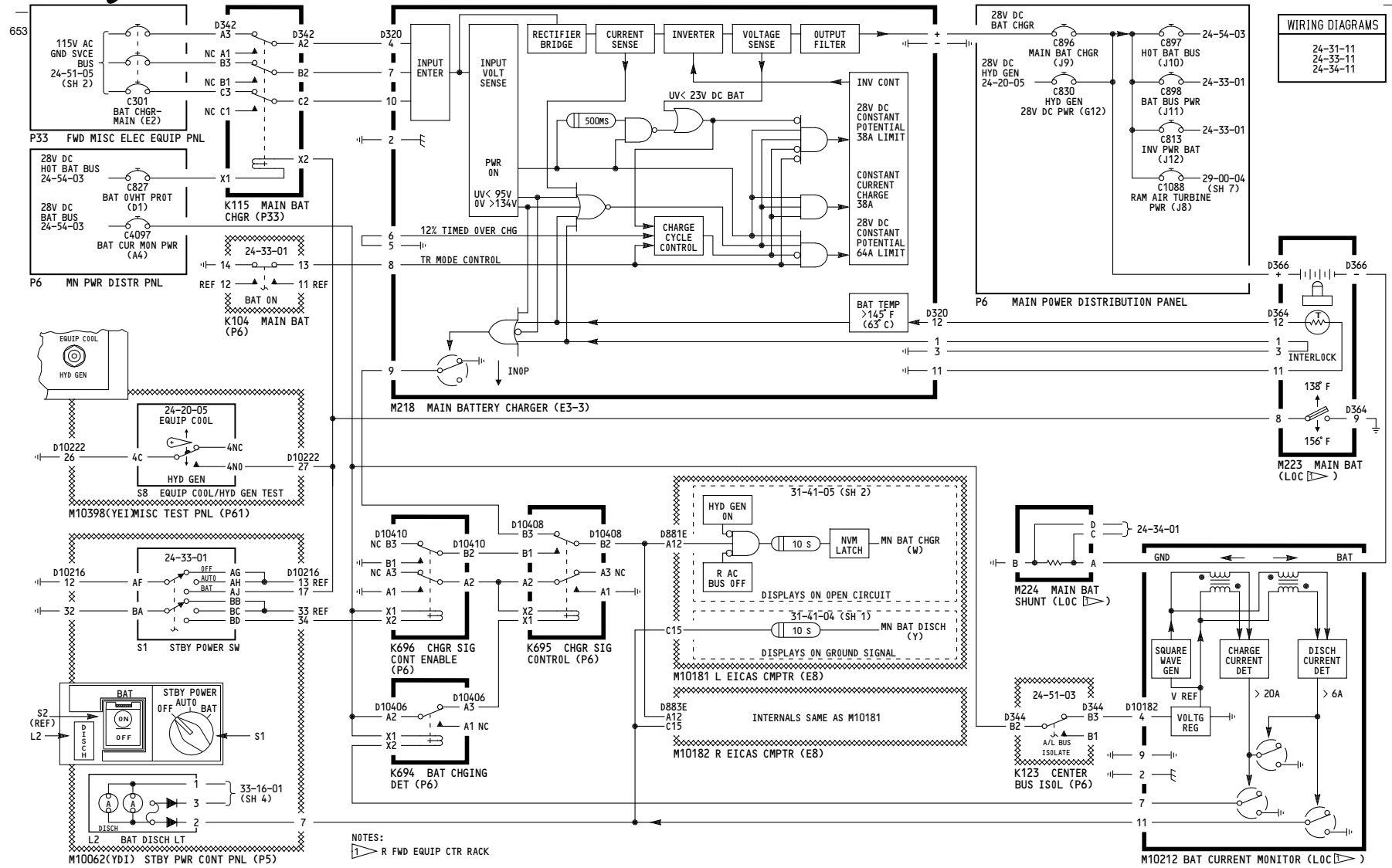


050-099

MAIN BATTERY

D280T232

24-31-01



150-154, 275-276

MAIN BATTERY

D280T232

Incorporates
▷ 24-0064

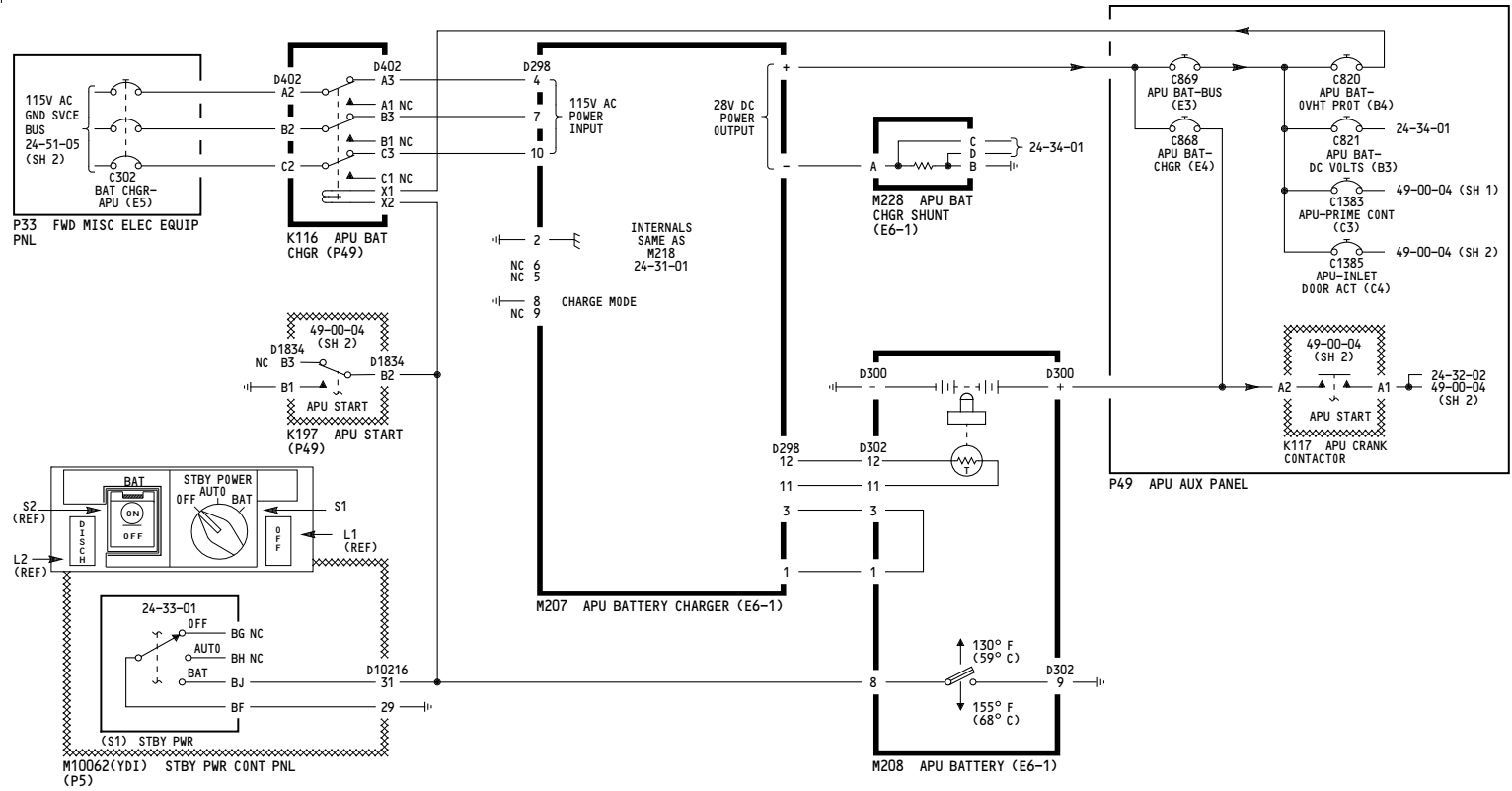
24-31-01

Page 102.1

Jan 21/2005

605

WIRING DIAGRAMS
24-31-11
24-31-41

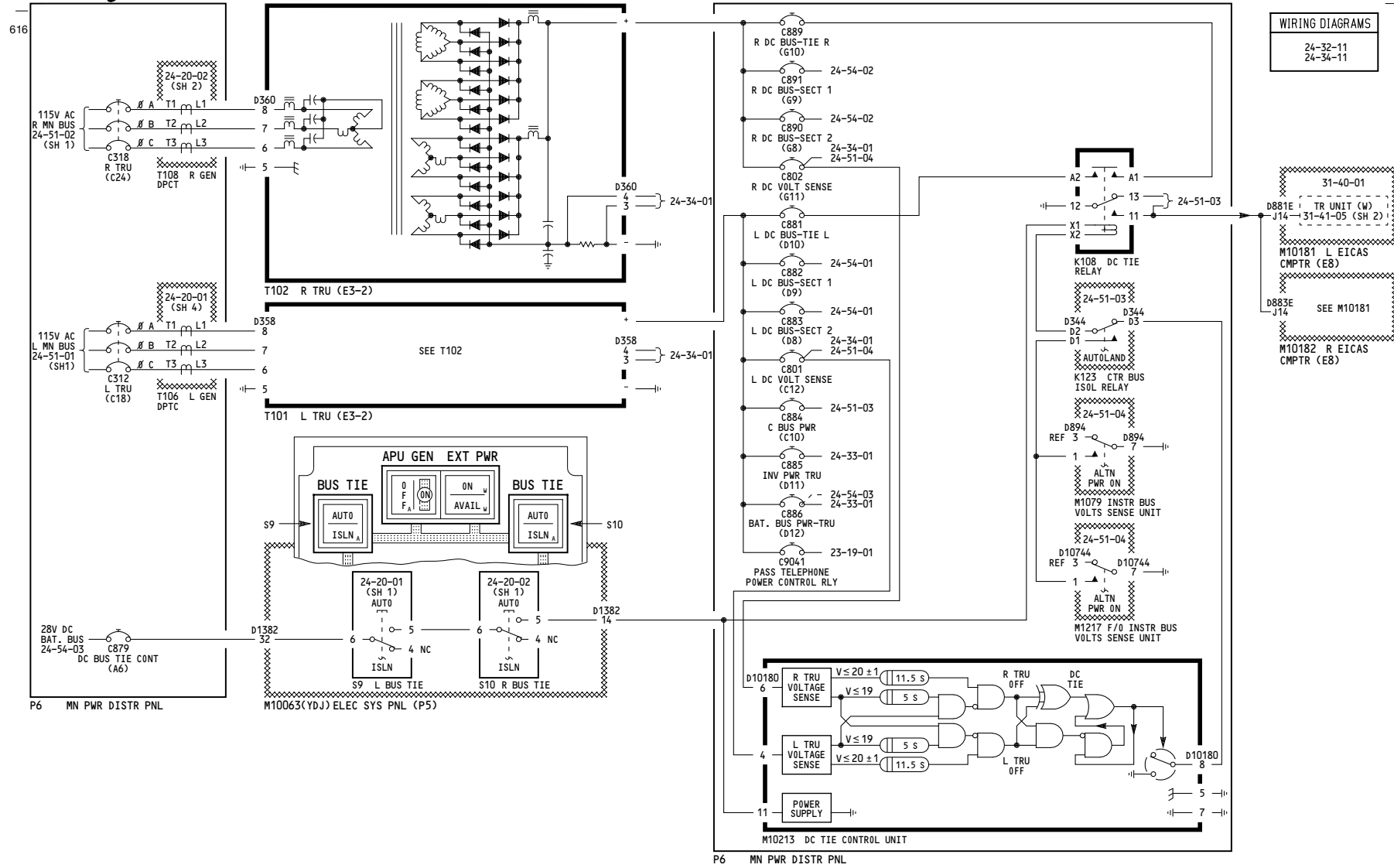


050-099, 275-278	<p align="center">AUXILIARY POWER UNIT BATTERY</p> <p align="center">D280T232</p>
------------------	--

24-31-02

Page 101

Jan 21/2005



150

TRANSFORMER RECTIFIER UNIT

Incorporates
MTO-230695

D280T232

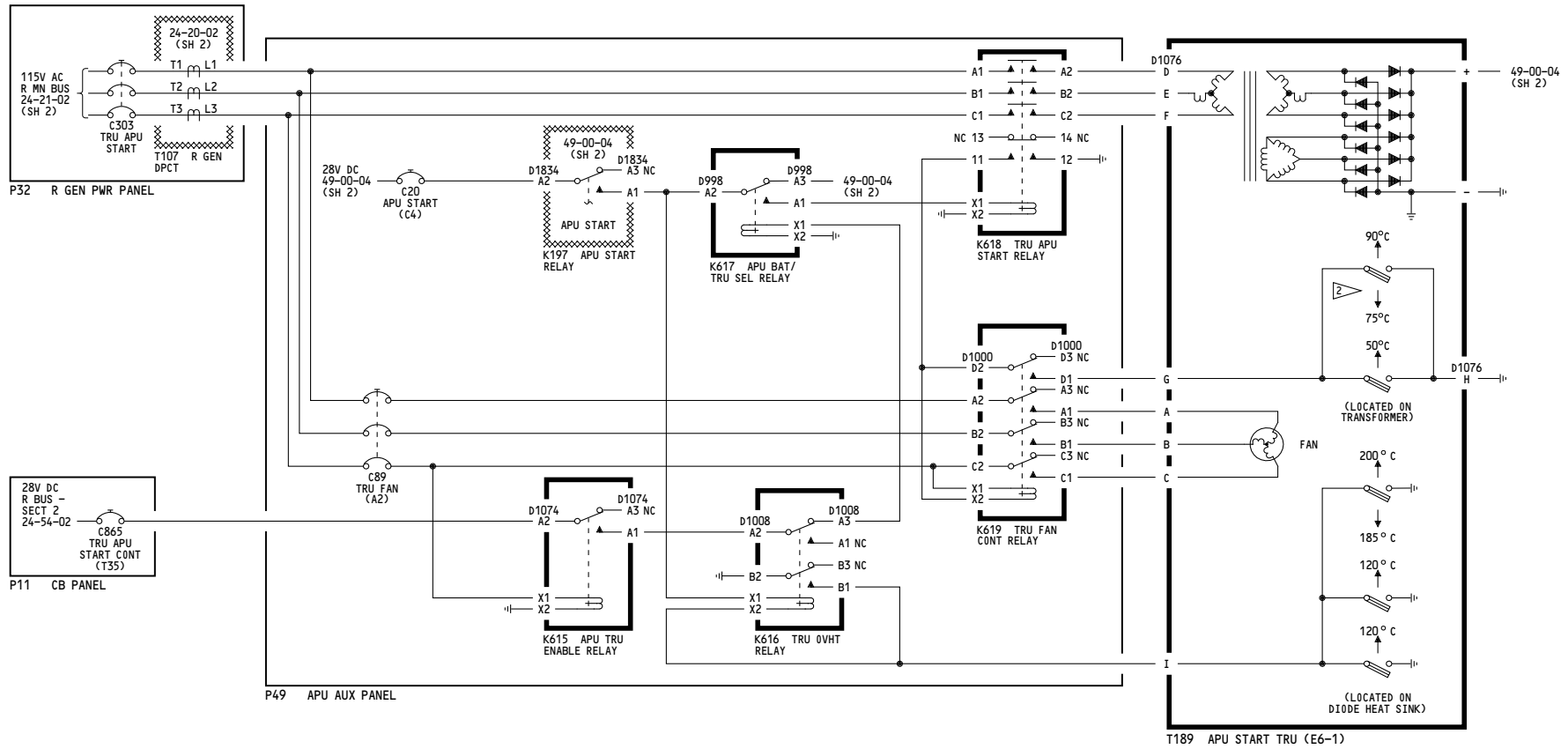
24-32-01

Page 102A

Jan 21/2005

-B
607

WIRING DIAGRAMS
24-32-41



050-099, 275-278

**TRANSFORMER RECTIFIER
UNIT-AUXILIARY POWER
UNIT START**

D280T232

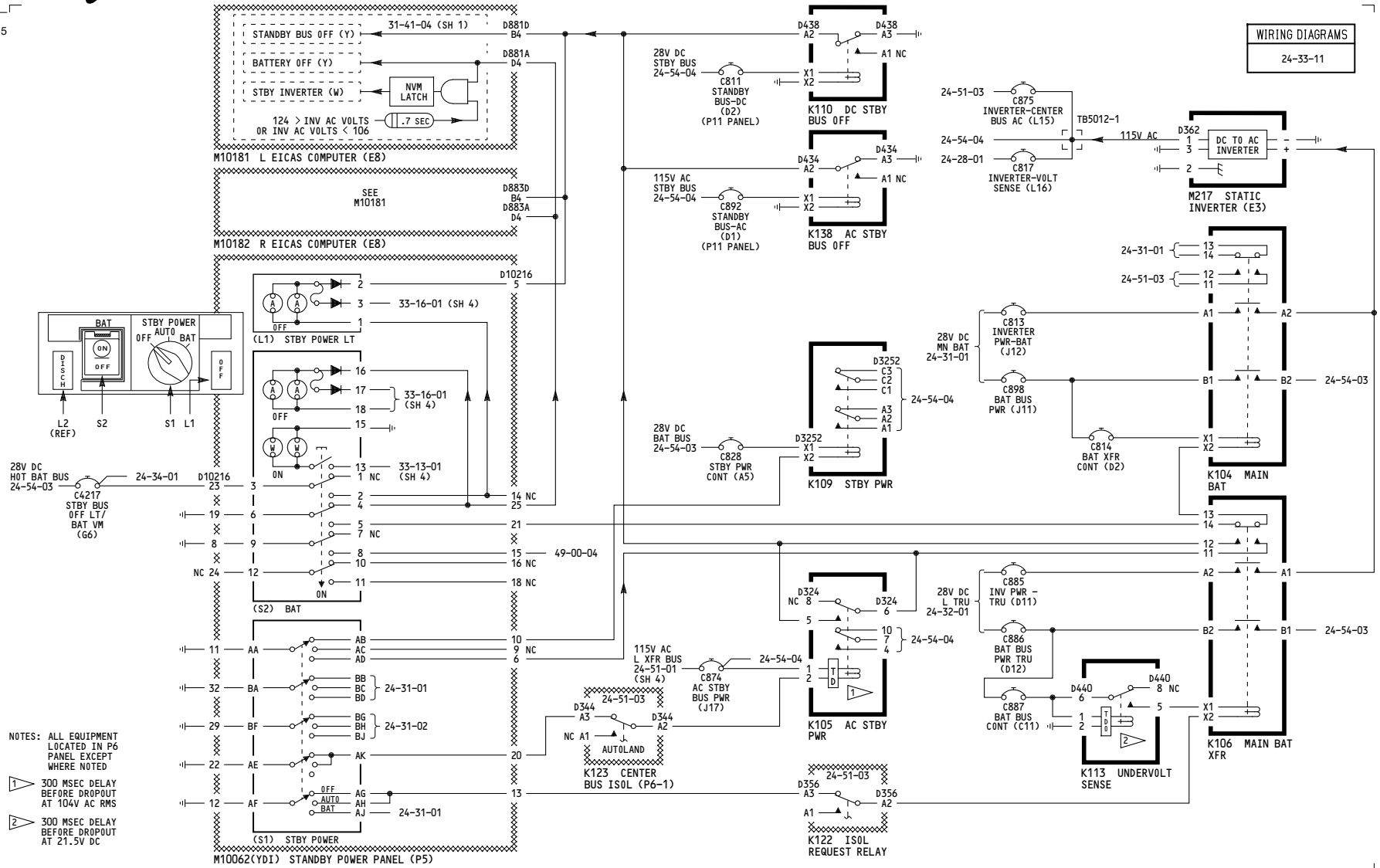
24-32-02

Page 101

Jan 21/2005

615

WIRING DIAGRAMS
24-33-11



NOTES: ALL EQUIPMENT LOCATED IN P6 PANEL EXCEPT WHERE NOTED

1 300 MSEC DELAY BEFORE DROPOUT AT 104V AC RMS

2 300 MSEC DELAY BEFORE DROPOUT AT 21.5V DC

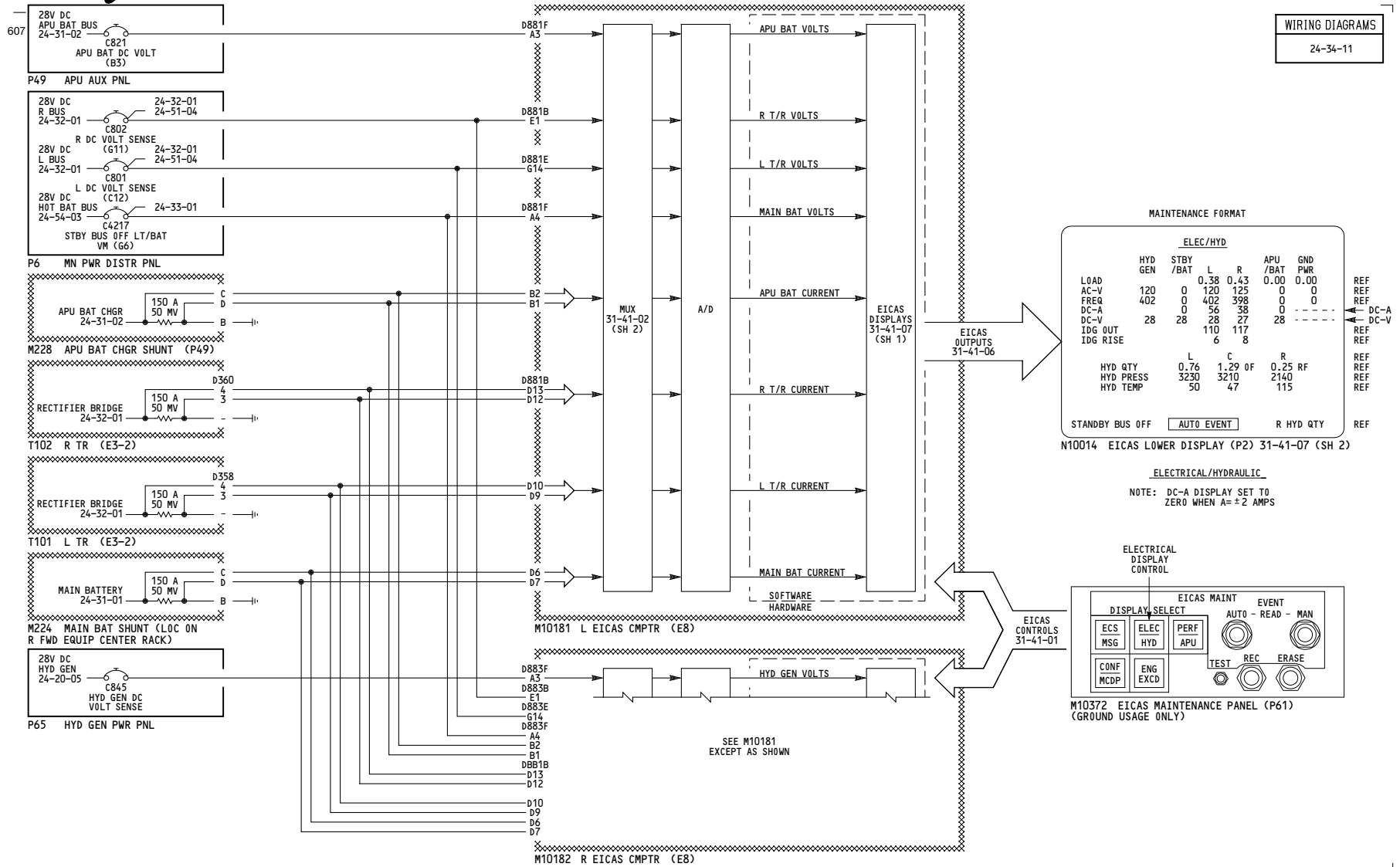
050-099	STANDBY POWER
D280T232	

24-33-01

Page 101

Jan 21/2005

WIRING DIAGRAMS
24-34-11



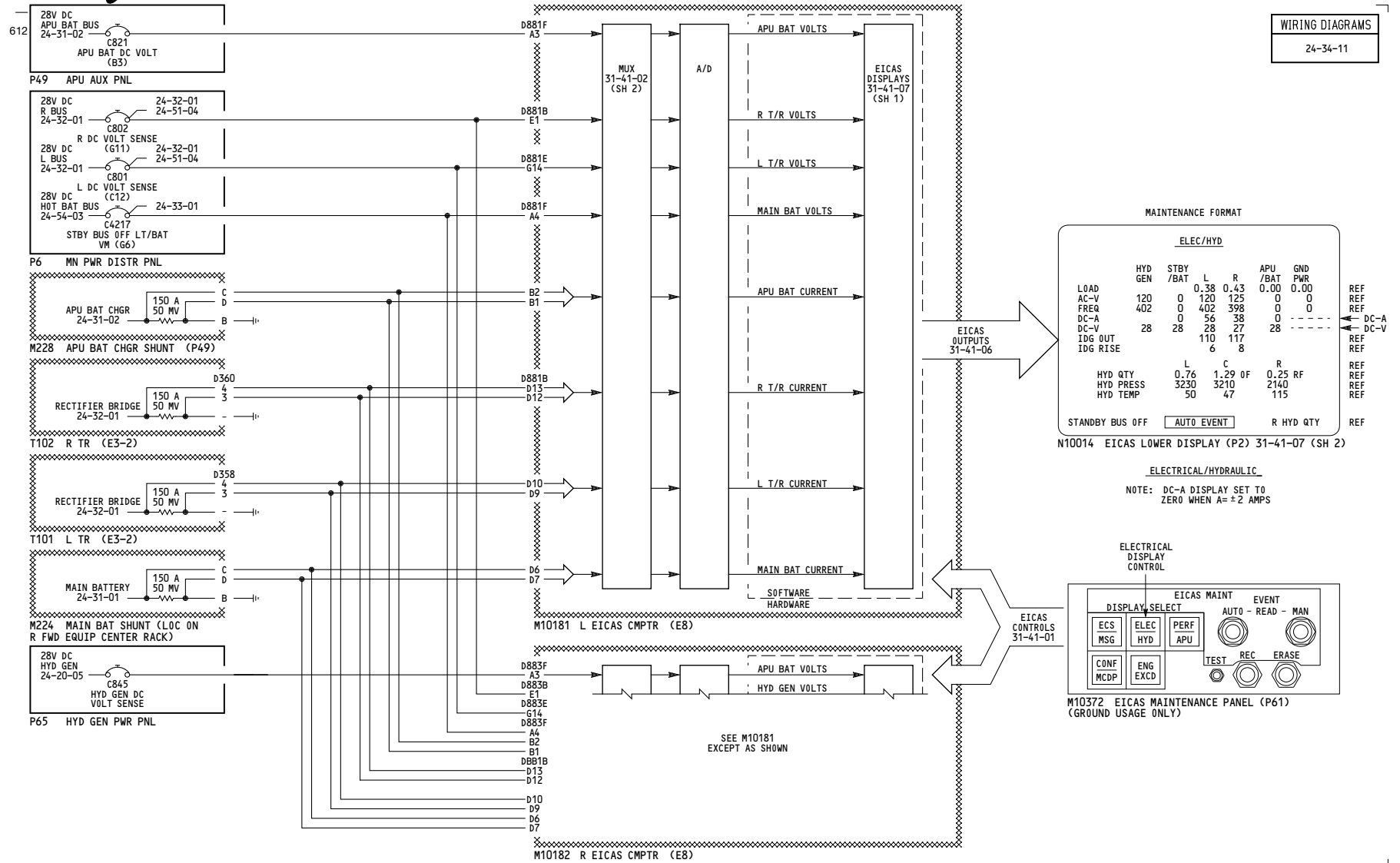
050-099

DC METERS

D280T232

24-34-01

WIRING DIAGRAMS
24-34-11



150-199, 275-299	DC METERS
	D280T232


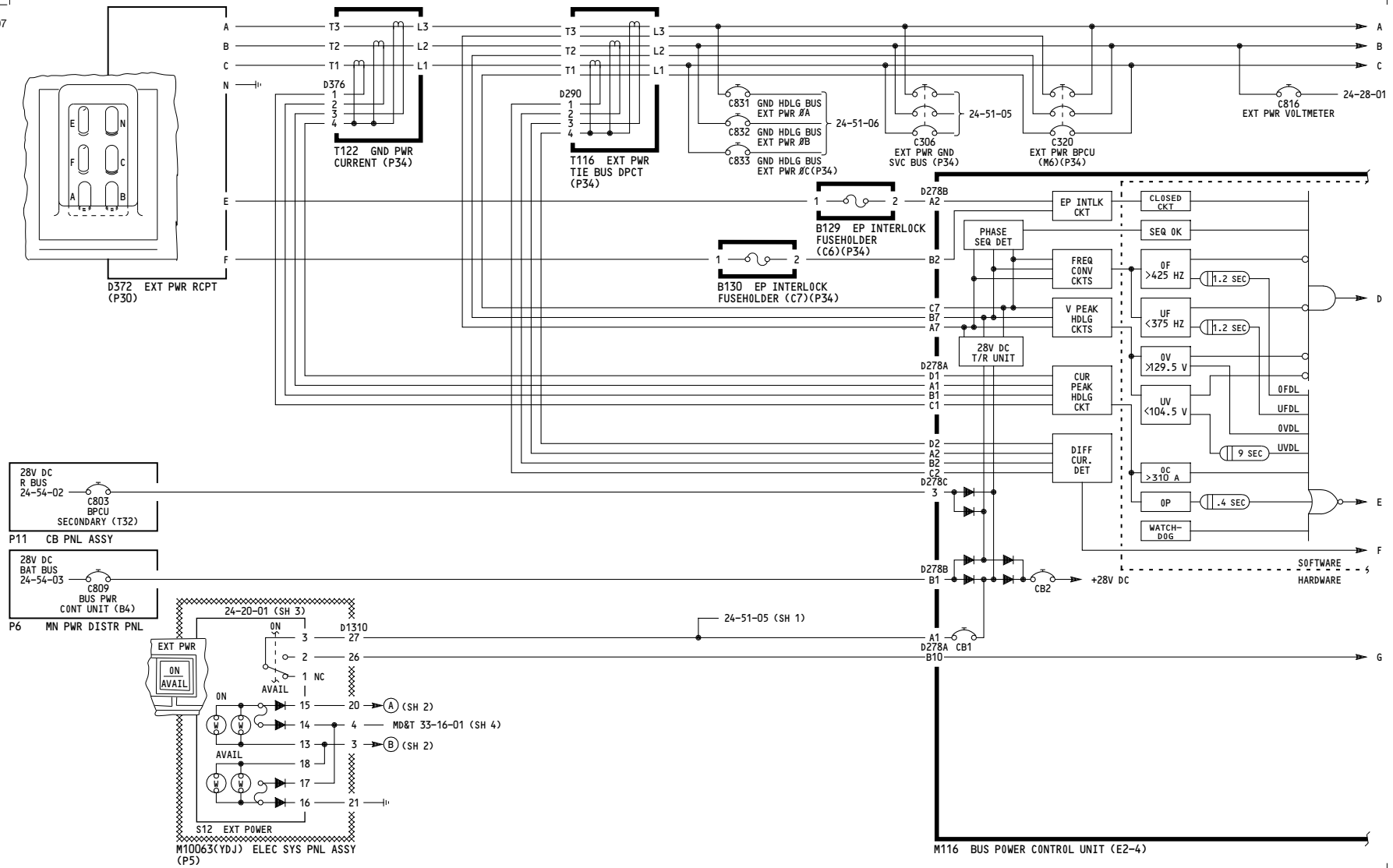
24-34-01

Page 102

Jan 21/2005

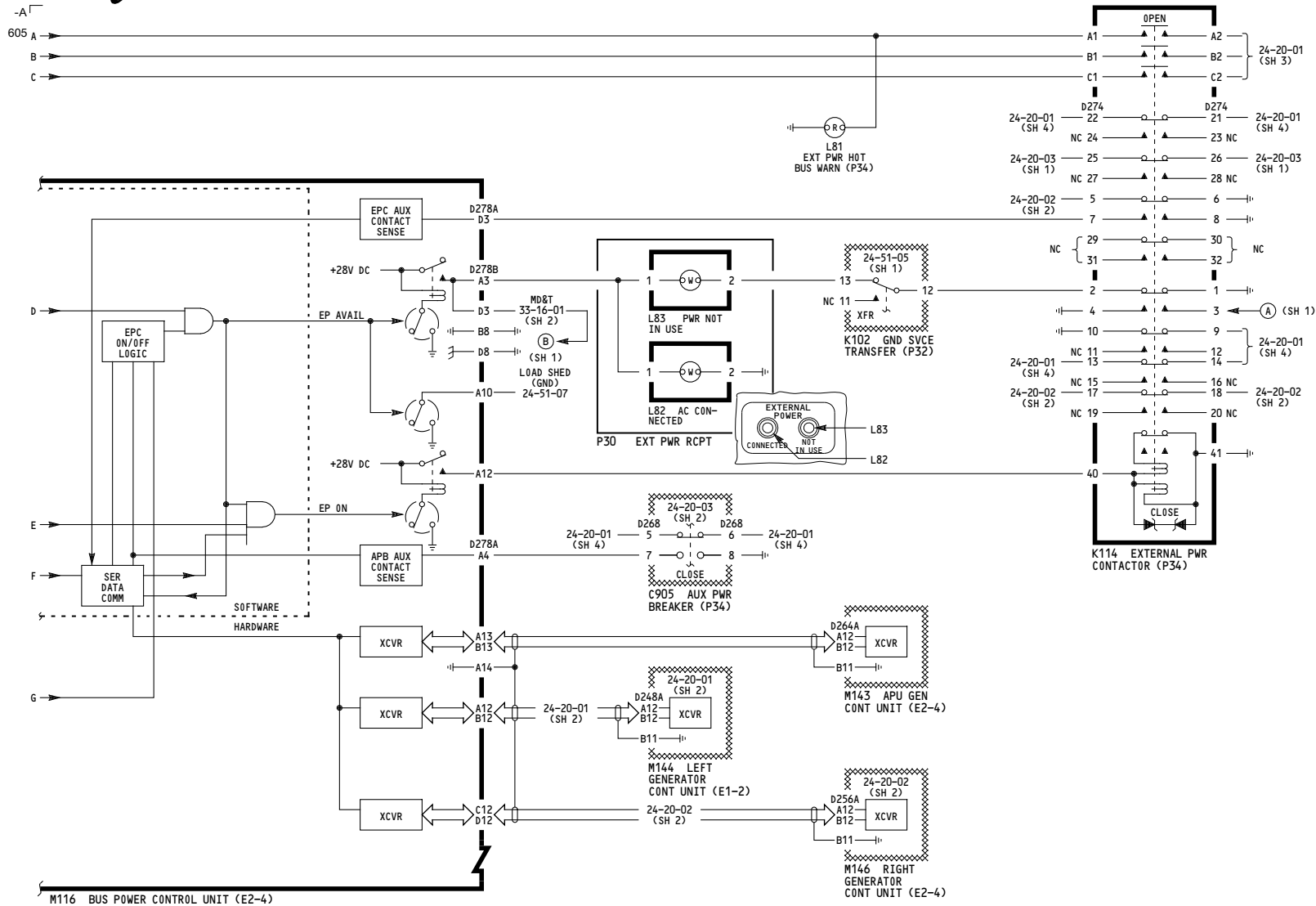
THIS PAGE INTENTIONALLY LEFT BLANK

607



24-40-01

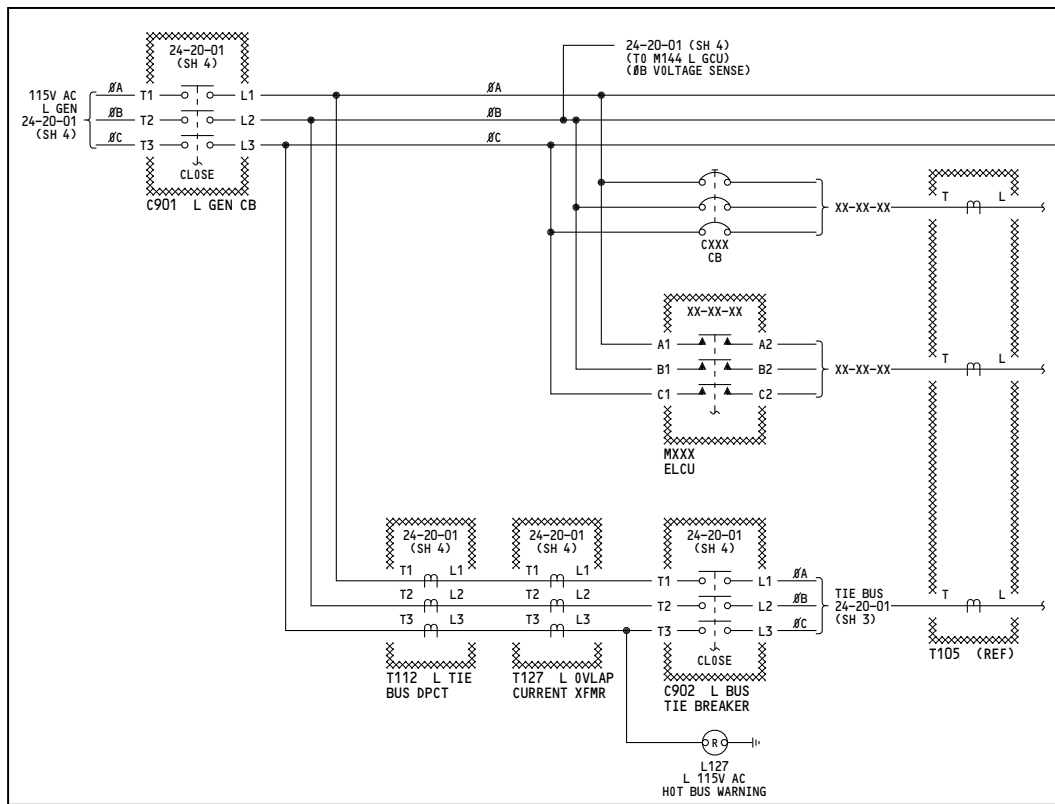
WIRING DIAGRAMS	
24-22-11	
24-23-12	
24-41-11	
24-41-12	



ALL	EXTERNAL POWER
	D280T232

24-40-01

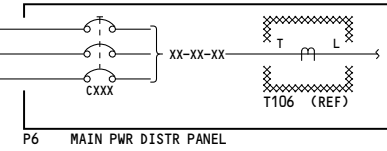
639



P31 L GEN PWR PANEL

P31 PANEL DISTRIBUTION TABLE

CXXX/ MXXX	NOMENCLATURE	SCHEM REF	
		DIAG	SH
C310	115V AC BUS L - SECT 4	24-51-01	3
C311	UTILITY BUS L	24-51-01	3
M227	L AFT GALLEY PWR ELCU	25-31-02	-
M896	ELEC HYD PUMP R ELCU	29-00-03	2
M897	ELEC HYD PUMP C1 ELCU	29-00-04	1
M1636	AFT GALLEY PWR ELCU	25-31-02	-



P6 MAIN PWR DISTR PANEL

WIRING DIAGRAMS	
24-51-11	
24-51-12	
24-51-13	
24-51-14	

P6 PANEL DISTRIBUTION TABLE

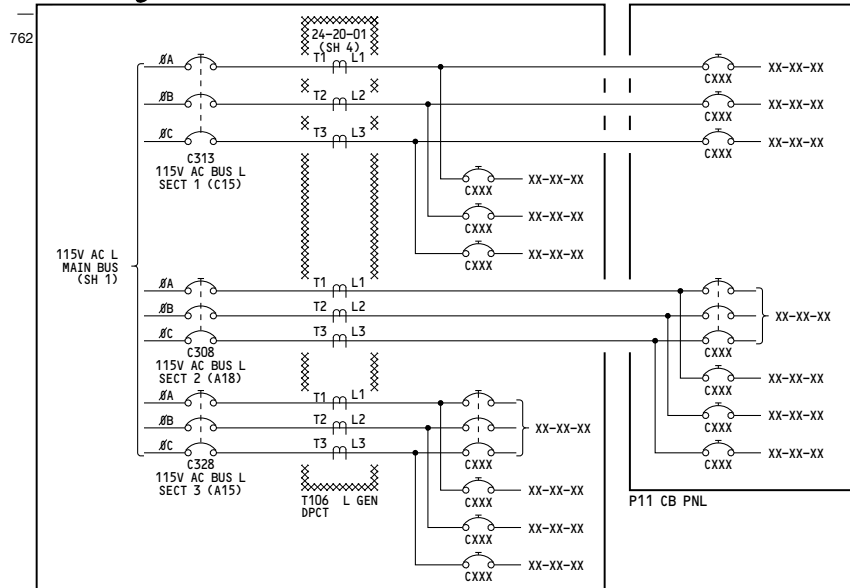
CB CXXX	GRID LOC	NOMENCLATURE	SCHEM REF	
			DIAG	SH
C308	A18	115V AC BUS L - SECT 2	24-51-01	2
C312	C18	L TRU	24-32-01	-
C313	C15	115V AC BUS L - SECT 1	24-51-01	2
C326	D15	115V AC L XFR BUS	24-51-01	4
C328	A15	115V AC BUS L - SECT 3	24-51-01	2

L MAIN BUS DISTRIBUTION

050-051	<p>115V AC POWER DISTRIBUTION- LEFT</p> <p>D280T232</p>
---------	--

24-51-01

Page 101.1
Sheet 1
Jan 21/2005



P6 MAIN PWR DISTR

POWER BUS SECT	CB	SYSTEM					SCHEM REF	
		CB CXXX	#	GRID LOC	PNL	NOMENCLATURE	DIAG	SH
1	C313	C520	C	U9	P11-3	DSPL MAINT CONT	22-41-01	1
		C651	B	P13	P11-3	EQUIP COOLING-OUTBD VLVS	21-58-03	-
		C667	C	R15	P11-3	ZONE CNTLR	21-60-01	1
		C668	A	R11	P11-3	AUX ZONE CONTROLLER	21-60-01	1
		C673	B	N10	P11-3	LEFT PACK AUTO PWR	21-50-03	3
		C709	B	N17	P11-3	PACK FLOW IND	21-50-01	5
		C847	B	R4	P11-3	L AC BUS SENSE	24-20-05	1
		C1118	A	T14	P11-3	L - ICE DETECTOR	30-81-01	-
		C1226	B	N7	P11-3	ANTI COLL LTS-WHITE	33-44-01	-
		C1232	C	S5	P11-3	LIGHTING CONT-5 KVA INSTR	33-13-01	2
		C1244	A	P4	P11-3	INSTRUMENT & PANEL LT-OVHD C/B	33-13-01	2
		C1247	B	N3	P11-3	LANDING LTS-NOSE GEAR L	33-42-01	-
		C1248	C	N4	P11-3	LANDING LTS-NOSE GEAR R	33-42-01	-
		C1249	B	N5	P11-3	LANDING LTS-WING L	33-42-01	-
		C1276	B	N6	P11-3	LIGHTING-RUNWAY TURNOFF L	33-42-02	-
		C1312	B	N8	P11-3	LIGHTING-TAXI L	33-42-02	-
		C1313	C	N9	P11-3	LIGHTING-TAXI R	33-42-02	-

SECT 1, 2 & 3 POWER DISTRIBUTION (P6 & P11)

POWER BUS SECT	CB	SYSTEM					SCHEM REF	
		CB CXXX	#	GRID LOC	PNL	NOMENCLATURE	DIAG	SH
1	C313	C1316	B	R9	P11-3	LIGHTING-LAV SYS 1-MIRROR	33-26-01	-
		C1337	C	S14	P11-3	AIR SUPPLY ISOL VALVE PWR-CTR	36-11-03	-
		C1430	A	M1	P11-2	ENGINES-L IGN 1	74-31-01	1
		C1432	A	M2	P11-2	ENGINES-R IGN 1	74-31-01	2
		C1439	B	M9	P11-2	LEFT ENGINE-BUS PWR SENSE	74-31-01	1
		C1464	B	K1	P11-2	ENGINES-VIB MONITOR	77-00-02	-
		C4038	B	N15	P11-3	RIGHT PACK STANDBY PWR	21-50-06	2
		C4221	C	S17	P11-3	AIR SUPPLY DUCT PRESS IND-PWR	36-21-01	-
		C4226	A	S7	P11-3	F/O INSTR TRANSFER-ALTN BUS #A	24-51-04	2
		C4228	B	S8	P11-3	F/O INSTR TRANSFER-ALTN BUS #B	24-51-04	2
		C4230	C	S9	P11-3	F/O INSTR TRANSFER-ALTN BUS #C	24-51-04	2
		C4264	A	J14	P6-3	CAPT PRIM INSTR BUS #A	24-51-04	1
		C4265	B	J15	P6-3	CAPT PRIM INSTR BUS #B	24-51-04	1
		C4266	C	J16	P6-3	CAPT PRIM INSTR BUS #C	24-51-04	1
C4280	A	P7	P11-3	FLOOD LTS-GLARE SHIELD	33-11-01	2		

POWER BUS SECT	CB	SYSTEM					SCHEM REF			
		CB CXXX	#	GRID LOC	PNL	NOMENCLATURE	DIAG	SH		
2	C308	C501	C	F14	P11-1	AUTO FLIGHT-TMC AC	22-30-02	1		
		C513	A	E17	P11-1	L FLT CONT CMPTR PWR	22-10-02	2		
		C561	C	J7	P11-2	FLIGHT RECORDER-AC	31-31-01	1		
		C592	B	F4	P11-1	NAVIGATION LEFT-GND PROX	34-46-01	1		
		C607	B	F6	P11-1	NAVIGATION LEFT-ADF	34-57-01	-		
		C615	C	F2	P11-1	NAVIGATION LEFT-WX RADAR	34-43-01	1		
		C628	B	F12	P11-1	TCAS	34-45-01	-		
		C631	A	E12	P11-2	WXR IND	34-43-01	2		
		C1521	B	G16	P11-2	FLAP SLAT ELEC UNIT 2-CONT	27-58-03	-		
		C1536	B	G17	P11-2	FLT CONT ELEX IR AC	27-09-02	-		
		C4078	C	J2	P11-2	EICAS CMPTR L	31-41-01	2		
		C4081	C	J3	P11-2	EICAS UPPR DSPL	31-41-06	2		
		3	C328	C331	3	H18	P6-3	EQUIP COOL SUPPLY FAN 1	21-58-04	1
				C354	3	H15	P6-3	CAPT SEAT	25-11-01	-
				C366	3	G15	P6-3	L AFT FUEL BOOST PUMP	28-22-01	1
				C368	3	G18	P6-3	R FWD FUEL BOOST PUMP	28-22-01	2
C369	3			F15	P6-3	L FUEL OVRD PUMP	28-22-01	3		
C876	B			J18	P6-3	CENTER BUS AC	24-51-03	-		
C877	B			J19	P6-3	28V AC BUS L	24-53-01	-		
C1138	A			L18	P6-3	L TAT PROBE HEAT	30-33-01	-		

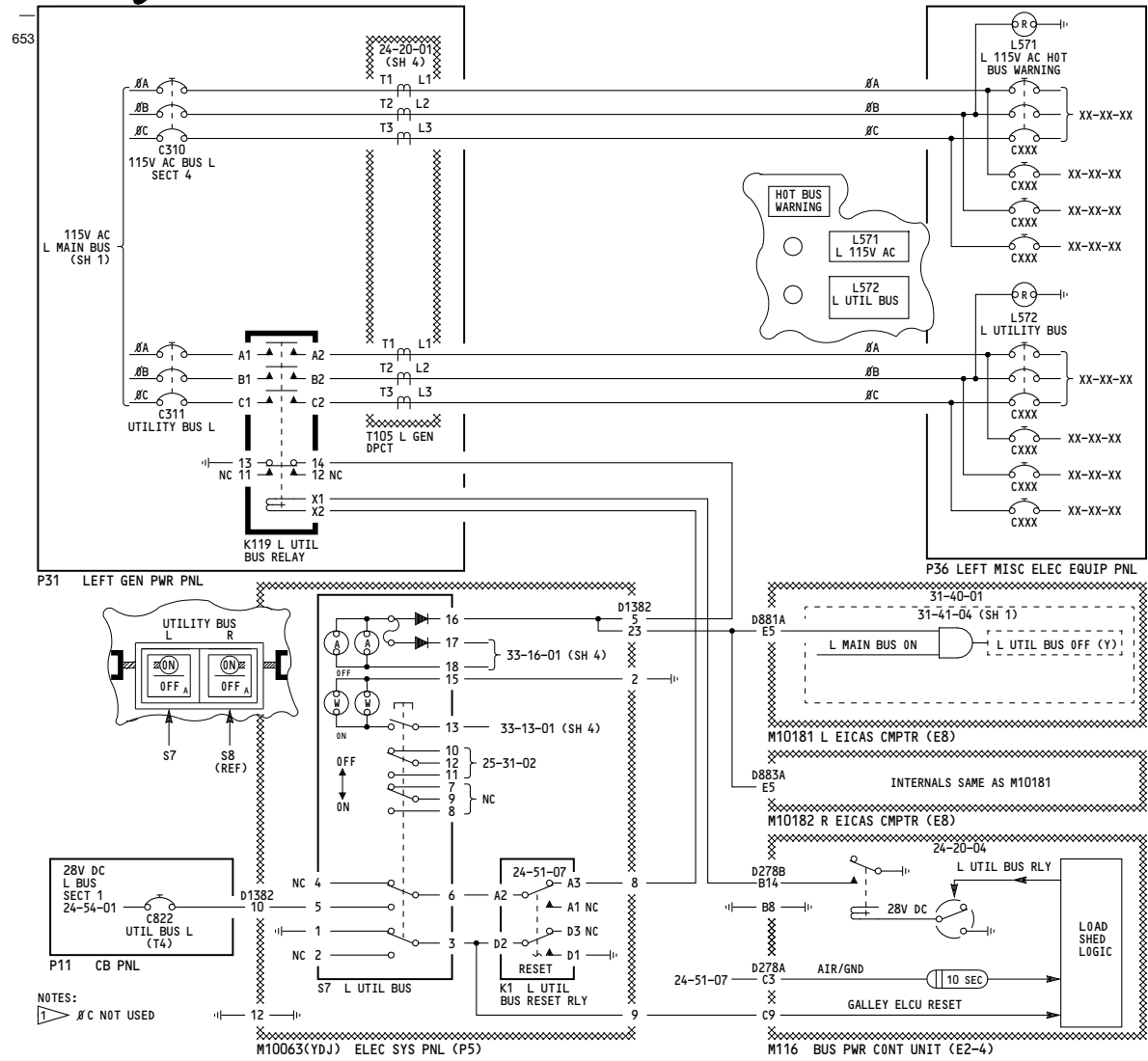
050-051

115V AC POWER DISTRIBUTION-LEFT

Incorporates 24-0069 R03

D280T232

24-51-01



POWER BUS		SYSTEM					SCHEM REF	
SECT	CB	CB CXXX	#	GRID LOC	NOMENCLATURE	DIAG	SH	
4	C310	C334	3	G4	EQUIP COOL - AFT FAN 2	21-26-02	—	
		C375	3	F4	FUEL JETTISON PUMP - L	28-31-01	—	
		C389	3	F6	LAV SYS 1 - VACUUM BLOWER	38-30-01	1	
		C391	3	L5	WINDOW HEAT 1L	30-41-01	1	
		C530	C	J3	PSUD - L FWD	23-34-01	1	
		C533	A	J1	PSUD - R FWD	23-34-01	1	
		C534	B	J7	PRE-RECD ANNCT	23-31-02	—	
		C535	C	J4	PSUD - L AFT	23-34-01	1	
		C541	A	J2	PSUD - R AFT	23-34-01	1	
		C546	A	J5	MUX/TAPE REPRO	30-41-01	1	
		C652	C	L1	CARGO HEAT VALUE - BULK	21-44-02	—	
		C684	C	L3	CARGO HEAT VALUE - AFT CONT	21-44-01	—	
		C696	C	L2	CARGO HEAT VALUE - FWD CONT	21-43-01	—	
		C1125	C	H6	ICE/RAIN - WINDOW HEAT 2R	30-41-01	1	
C1127	C	H7	ICE/RAIN - WINDOW HEAT 3R	23-34-01	1			
C1341	C	L7	AIR SUPPLY BITE	36-23-01	—			
UTIL	C311	C336	3	F2	RECIRC FAN L	21-25-01	—	
		C342	3	K2	GASPER FAN	21-24-01	—	
		C343	3	A2	FWD DOOR AREA HEATER POWER	21-45-02	—	
		C400	3	C4	FLT DK CREW REST - HEAT	21-66-01	1	
		C401	3	C7	FLT DK CREW REST - FAN	21-66-01	2	
		C403	3	B4	AFT LH CABIN CREW REST - HEAT	21-66-03	1	
		C406	3	B1	AFT LH CREW REST - FAN	21-66-03	2	
		C662	A	H1	CAPT AUX HTRS - HIGH	21-45-01	—	
		C663	B	H2	CAPT AUX HTRS - LOW	21-45-01	—	
		C678	B	H3	HEATER BLANKET	21-45-02	—	
		C734	B	D1	LAV SHAVERS	25-42-01	—	
C1365	B	D7	WATER/WASTE - SYS 1 LAV WH	38-10-02	—			

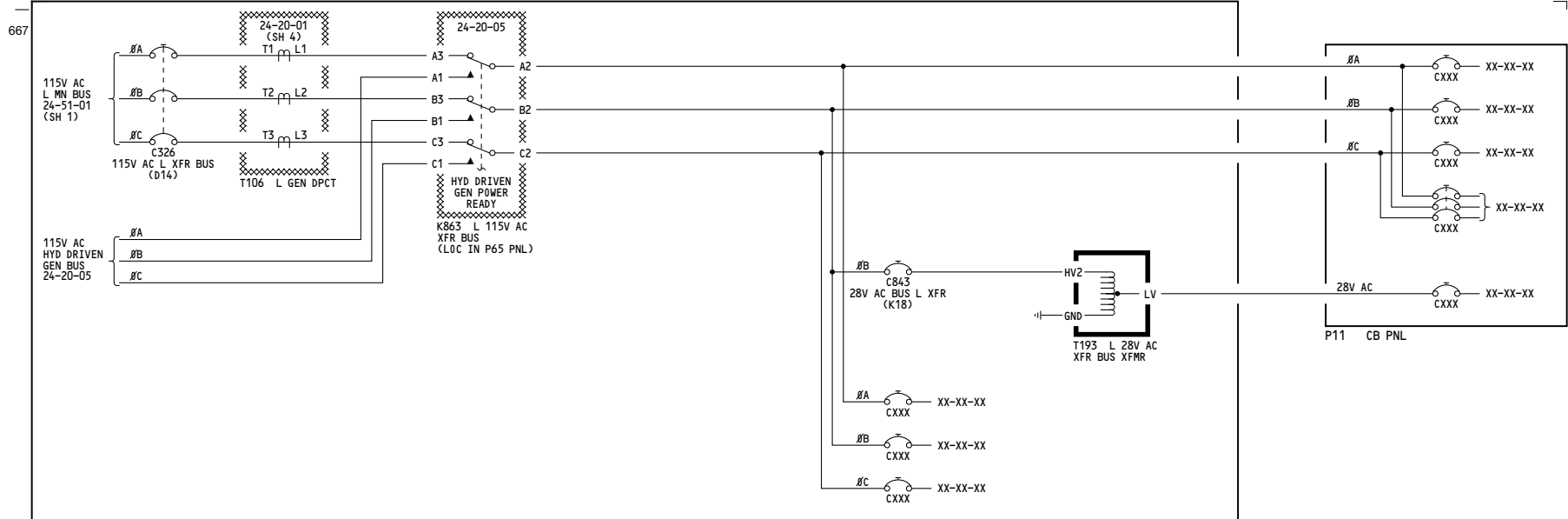
050-051

115V AC POWER DISTRIBUTION-LEFT

D280T232

24-51-01

Page 101.1
Sheet 3
Jan 21/2005



P6 MN PWR DISTR

POWER BUS	SYSTEM						
	CB CXXX	Ø	GRID LOC	PANEL	NOMENCLATURE	SCHEM REF	
						DIAG	SH
115V AC	C340	3	G8	P11-2	LEFT HF COMM	23-11-01	-
	C582	A	E11	P11-1	NAVIGATION LEFT - DME	34-55-01	-
	C597	A	E8	P11-1	FMCS - CDU	34-61-01	-
	C609	A	E9	P11-1	FMCS - CMPTR	34-61-02	3
	C611	C	F1	P11-1	NAVIGATION LEFT - IRS	34-21-01	1
	C616	B	F7	P11-1	NAVIGATION LEFT - ATC	34-53-01	-
	C686	B	P15	P11-3	CAB ALT CONTROL - AUTO 1	21-31-01	-
	C874	A	J17	P6-3	AC STBY BUS PWR	24-33-01	-
	C1110	A	K14	P6-3	CAPT PITOT HEAT - ØA	30-31-01	1
	C1111	B	K15	P6-3	CAPT PITOT HEAT - ØB	30-31-01	1
	C1112	B	K16	P6-3	R AUX PITOT HEAT - ØB	30-31-01	1
	C1113	C	K17	P6-3	R AUX PITOT HEAT - ØC	30-31-01	1
	C1122	B	L19	P6	L ENG PROBE HEAT	30-34-01	-
	C1133	C	L17	P6-3	L AOA PROBE HEAT	30-32-01	1

POWER BUS	SYSTEM						
	CB CXXX	Ø	GRID LOC	PANEL	NOMENCLATURE	SCHEM REF	
						DIAG	SH
115V AC	C1241	C	P3	P11-3	INSTR AND PNL LTS-ØVHD	33-13-01	2
	C1242	C	P1	P11-3	INSTR & PNL LTS - AISLE STAND	33-13-01	2
	C1289	B	P5	P11-3	FLOOD LTS - STBY CONT	33-11-01	-
	C1330	C	S12	P11-3	PNEU AIR SUPPLY - ISOL VALVE PWR L	36-11-01	-
	C1008	-	J15	P11-2	FLIGHT CONTROLS - FLAP POS IND L	27-58-01	-
	C1034	-	K17	P11-2	FLIGHT CONTROLS - RUDDER POS	27-20-01	-
28V AC (T193)	C1318	-	R7	P11-3	LAVS SYS 1 - LIGHTS	33-26-02	-
	C1522	-	J16	P11-2	FLIGHT CONTROLS - FLAP POS IND R	27-58-01	-

LEFT TRANSFER BUS

050-051

**115V AC
POWER DISTRIBUTION-
LEFT**

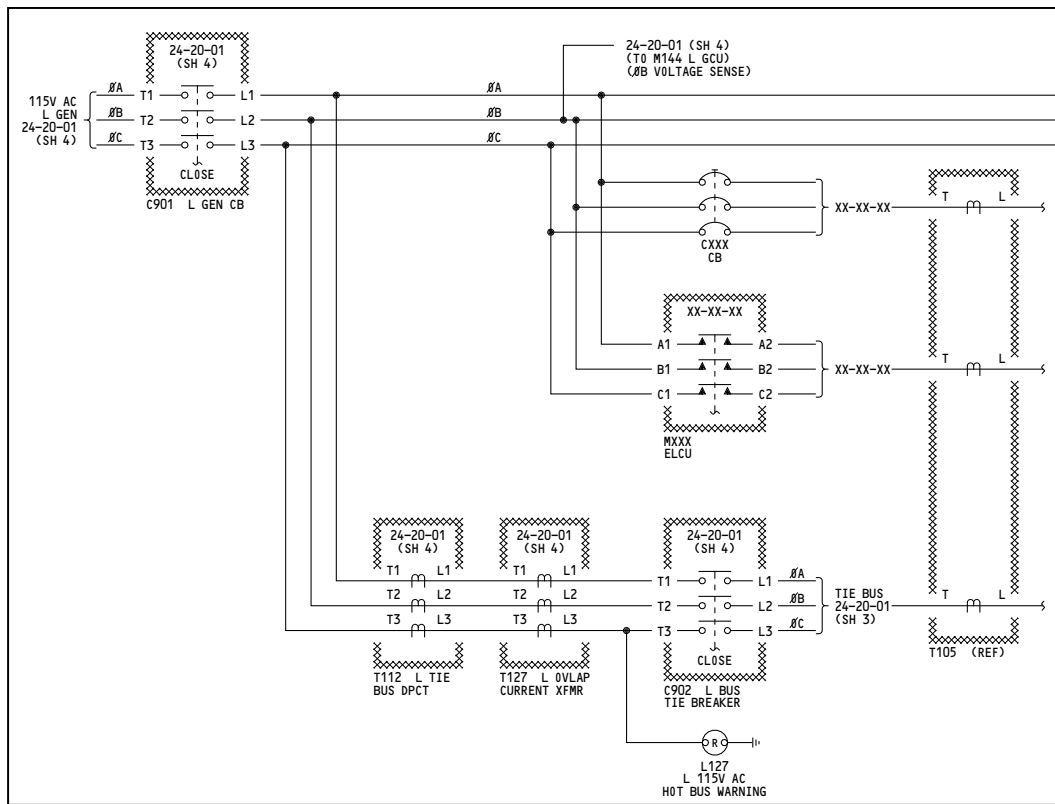
Incorporates
➤ 24-0069 R03

D280T232

24-51-01

Page 101.1
Sheet 4
Jan 21/2005

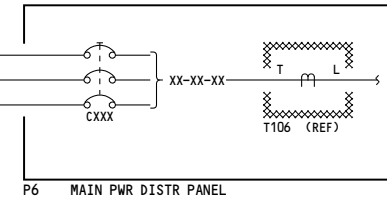
631



P31 L GEN PWR PANEL

P31 PANEL DISTRIBUTION TABLE

CXXX/ MXXX	NOMENCLATURE	SCHEM REF	
		DIAG	SH
C310	115V AC BUS L - SECT 4	24-51-01	3
C311	UTILITY BUS L	24-51-01	3
M1636	AFT GALLEYS PWR ELCU	25-31-02	-
M896	ELEC HYD PUMP R ELCU	29-00-03	2
M897	ELEC HYD PUMP C1 ELCU	29-00-04	1



P6 MAIN PWR DISTR PANEL

P6 PANEL DISTRIBUTION TABLE

CB CXXX	GRID LOC	NOMENCLATURE	SCHEM REF	
			DIAG	SH
C308	A18	115V AC BUS L - SECT 2	24-51-01	2
C312	C18	L TRU	24-32-01	-
C313	C15	115V AC BUS L - SECT 1	24-51-01	2
C326	D14	115V AC L XFR BUS	24-51-01	4
C328	A15	115V AC BUS L - SECT 3	24-51-01	2

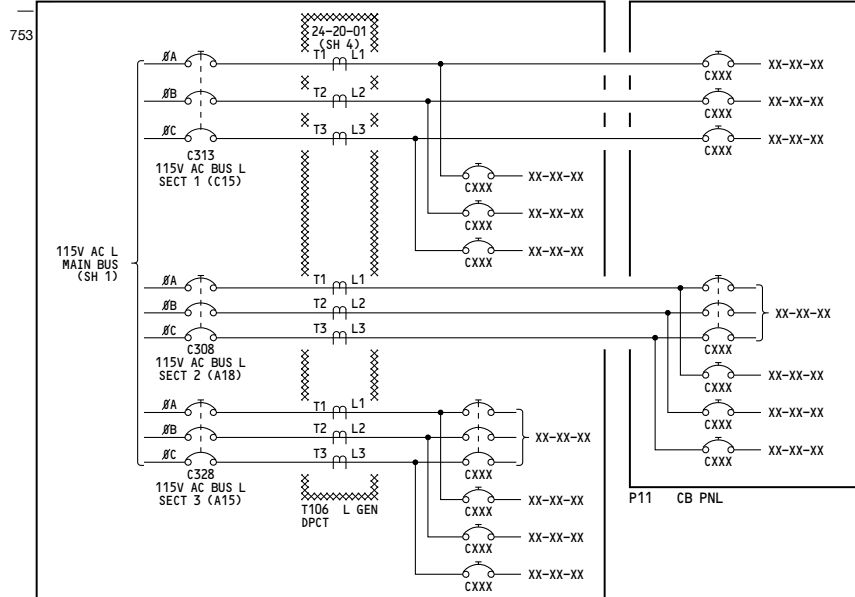
WIRING DIAGRAMS	
24-51-11	
24-51-12	
24-51-13	
24-51-14	

L MAIN BUS DISTRIBUTION



24-51-01

Page 102.1
Sheet 1
Jan 21/2005



P6 MAIN PWR DISTR

POWER BUS SECT	CB	SYSTEM					SCHEM REF	
		CB CXXX	Ø	GRID LØC	PNL	NOMENCLATURE	DIAG	SH
1	C313	C520	C	U9	P11-3	DSPL MAINT CONT	22-41-01	1
		C651	B	P13	P11-3	EQUIP COOLING-OUTBD VLVS	21-58-03	-
		C667	C	R15	P11-3	ZONE CNTLR	21-60-01	1
		C668	A	R11	P11-3	AUG ZONE CONT	21-60-01	1
		C673	B	N10	P11-3	LEFT PACK AUTO PWR	21-50-03	3
		C709	B	N17	P11-3	PACK FLOW IND	21-50-01	5
		C847	B	R4	P11-3	LEFT AC BUS SENSE	24-20-05	1
		C1226	B	N7	P11-3	ANTI COLL LTS WHITE	33-44-01	-
		C1232	C	S5	P11-3	LIGHTING CONT 5 KVA INSTR	33-13-01	2
		C1244	A	P4	P11-3	INSTRUMENT & PANEL LT OVHD C/B	33-13-01	2
		C1247	B	N3	P11-3	LANDING LTS-NOSE GEAR L	33-42-01	-
		C1248	C	N4	P11-3	LANDING LTS-NOSE GEAR R	33-42-01	-
		C1249	B	N5	P11-3	LANDING LTS-WING L	33-42-01	-
		C1276	B	N6	P11-3	LIGHTING-RUNWAY TURNOFF L	33-42-02	-
		C1312	B	N8	P11-3	LIGHTING - TAXI L	33-42-02	-
		C1313	C	N9	P11-3	LIGHTING - TAXI R	33-42-02	-

SECT 1, 2 & 3 POWER DISTRIBUTION (P6 & P11)

POWER BUS SECT	CB	SYSTEM					SCHEM REF	
		CB CXXX	Ø	GRID LØC	PNL	NOMENCLATURE	DIAG	SH
1	C313	C1316	B	R9	P11-3	LIGHTING-LAV SYS 1-MIRROR	33-26-01	-
		C1337	C	S14	P11-3	AIR SUPPLY ISOL VALVE PWR-CTR	36-11-03	-
		C1430	A	M1	P11-2	ENGINES-L IGN 1	74-31-01	1
		C1432	A	M2	P11-2	ENGINES-R IGN 1	74-31-01	2
		C1439	B	M9	P11-2	LEFT ENGINE-BUS PWR SENSE	74-31-01	1
		C1464	B	K1	P11-2	ENG VIB MONITOR	77-00-02	-
		C4038	B	N15	P11-3	RIGHT PACK STANDBY PWR	21-50-06	2
		C4221	C	S17	P11-3	AIR SUPPLY DUCT PRESS IND-PWR	36-21-01	-
		C4226	A	S7	P11-3	F/O INSTR TRANSFER-ALTN BUS ØA	24-51-04	2
		C4228	B	S8	P11-3	F/O INSTR TRANSFER-ALTN BUS ØB	24-51-04	2
		C4230	C	S9	P11-3	F/O INSTR TRANSFER-ALTN BUS ØC	24-51-04	2
		C4264	A	J14	P6-3	CAPT PRIM INSTR BUS ØA	24-51-04	1
		C4265	B	J15	P6-3	CAPT PRIM INSTR BUS ØB	24-51-04	1
C4266	C	J16	P6-3	CAPT PRIM INSTR BUS ØC	24-51-04	1		
C4280	A	P7	P11-3	FLOOD LTS-GLARE SHIELD	33-11-01	2		

POWER BUS SECT	CB	SYSTEM					SCHEM REF			
		CB CXXX	Ø	GRID LØC	PNL	NOMENCLATURE	DIAG	SH		
2	C308	C501	C	F14	P11-1	AUTO FLIGHT-TMC AC	22-30-02	1		
		C513	A	E17	P11-1	FLT CONT CMPTR-PWR L	22-10-02	2		
		C559	B	G6	P11-1	ACARS AC	23-22-01	1		
		C561	C	J7	P11-2	FLIGHT RECORDER-AC	31-31-01	1		
		C569	C	J4	P11-2	ACMS AC	31-35-00	-		
		C571	C	J1	P11-2	PRINTER	31-36-01	-		
		C592	B	F4	P11-1	NAVIGATION LEFT-GND PROX	34-46-01	1		
		C607	B	F6	P11-1	NAVIGATION LEFT - ADF	34-57-01	-		
		C615	C	F2	P11-1	NAVIGATION LEFT-WX RADAR	34-43-01	1		
		C628	B	F12	P11-1	TCAS	34-45-01	-		
		C643	C	J4	P11-2	AIDS AC	31-31-01	1		
		C1521	B	G16	P11-2	FLAP SLAT ELEC UNIT 2-CONT	27-58-03	-		
		C1536	B	G17	P11-2	FLT CONT ELEC IR AC	27-09-02	-		
		C4078	C	J2	P11-2	EICAS CMPTR L	31-41-01	2		
		C4081	C	J3	P11-2	EICAS UPDR DSPL	31-41-06	2		
		C4181	A	H2	P11-2	AUX FWD ZONE TEMP CONT	21-61-06	1		
		C4182	A	H3	P11-2	AUX MID ZONE TEMP CONT	21-61-07	1		
		3	C328	C331	3	H18	P6-3	EQUIP COOL SUPPLY FAN 1	21-58-04	1
				C354	3	H15	P6-3	CAPT SEAT	25-11-01	-
				C366	3	G15	P6-3	L AFT FUEL BOOST PUMP	28-22-01	1
C368	3			G18	P6-3	R FWD FUEL BOOST PUMP	28-22-01	2		
C369	3			F15	P6-3	L FUEL OVRD PUMP	28-22-01	3		
C876	B			J18	P6-3	CENTER BUS AC	24-51-03	-		
C877	B			J19	P6-3	28V AC BUS L	24-53-01	-		
C1138	A			L18	P6-3	L TAT PROBE HEAT	30-33-01	-		

150-152

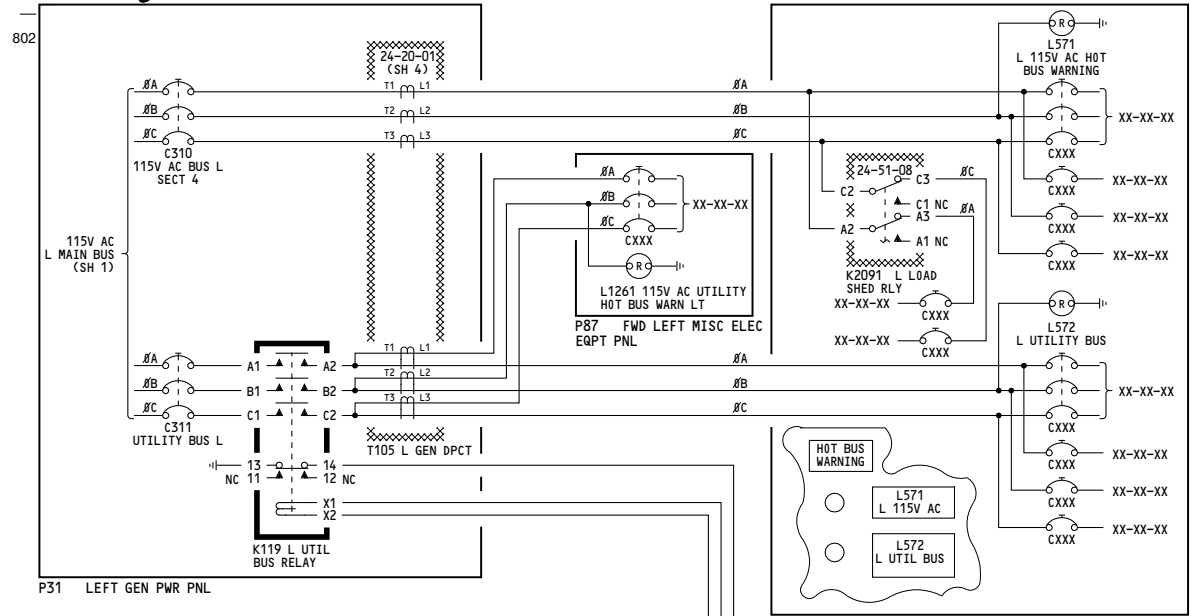
115V AC POWER DISTRIBUTION-LEFT

Incorporates

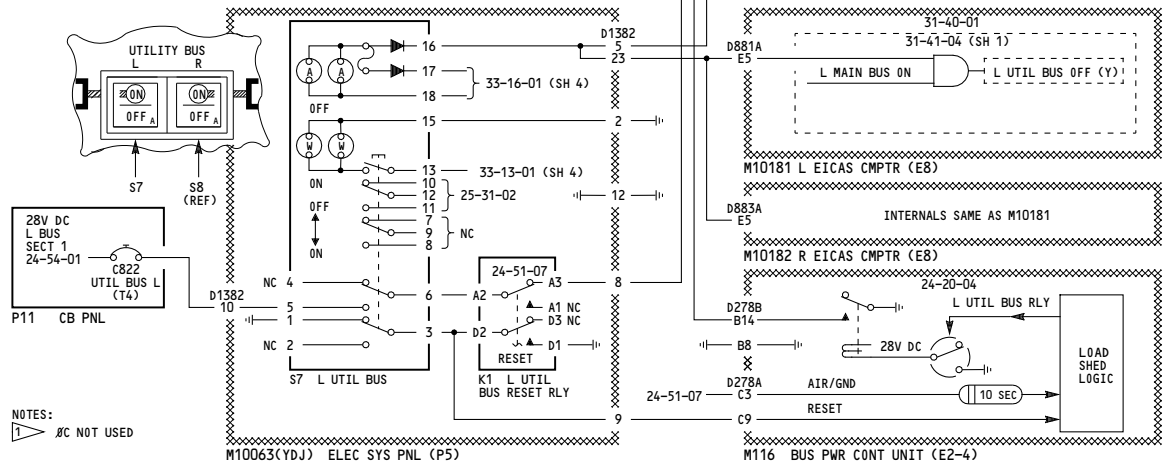
- 24-0069 R03
- 34-0091 R01

D280T232

24-51-01



POWER BUS	SECT	CB	SYSTEM				SCHEM REF	
			CB CXXX	#	GRID LOC	PANEL		NOMENCLATURE
4	C310	C334	3	G4	P36	EQUIP COOL - AFT FAN 2	21-26-02	-
		C389	3	F6	P36	LAV SYS 1 - VACUUM BLOWER	38-30-01	1
		C391	3	L5	P36	WINDOW HEAT 1L	30-41-01	1
		C530	C	J3	P36	PASS ENTERTAINMENT - PSUD L FWD	23-34-01	1
		C533	A	J1	P36	PASS ENTERTAINMENT - PSUD R FWD	23-34-01	1
		C535	C	J4	P36	PASS ENTERTAINMENT - PSUD L AFT	23-34-01	1
		C541	A	J2	P36	PASS ENTERTAINMENT - PSUD R AFT	23-34-01	1
		C546	A	J5	P36	MUX/TAPE REPRO	23-34-01	1
		C652	C	L1	P36	CARGO HEAT VALUE - BULK	21-44-02	-
		C684	C	L3	P36	CARGO HEAT VALUE - AFT CONT	21-44-01	-
		C696	C	L2	P36	CARGO HEAT VALUE - FWD CONT	21-43-01	-
		C1125	C	H6	P36	ICE/RAIN - WINDOW HEAT 2R	30-41-01	1
		C1127	C	H7	P36	ICE/RAIN - WINDOW HEAT 3R	30-41-01	1
C1341	C	L7	P36	AIR SUPPLY BITE	36-23-01	-		
UTIL	C311	C336	3	F2	P36	RECIRC FAN L	21-25-01	-
		C342	3	E2	P36	GASPER FAN	21-24-01	-
		C343	3	A2	P36	FWD DOOR AREA HEATER POWER	21-45-02	-
		C662	A	H1	P36	CAPT AUX HTRS - HIGH	21-45-01	-
		C663	B	H2	P36	CAPT AUX HTRS - LOW	21-45-01	-
		C678	B	H3	P36	HEATER BLANKET	21-45-02	-
		C734	B	D1	P36	LAV SHAVERS	25-42-01	-
C1365	B	D7	P36	WATER/WASTE - SYS 1 LAV WH	38-10-02	-		



150-152

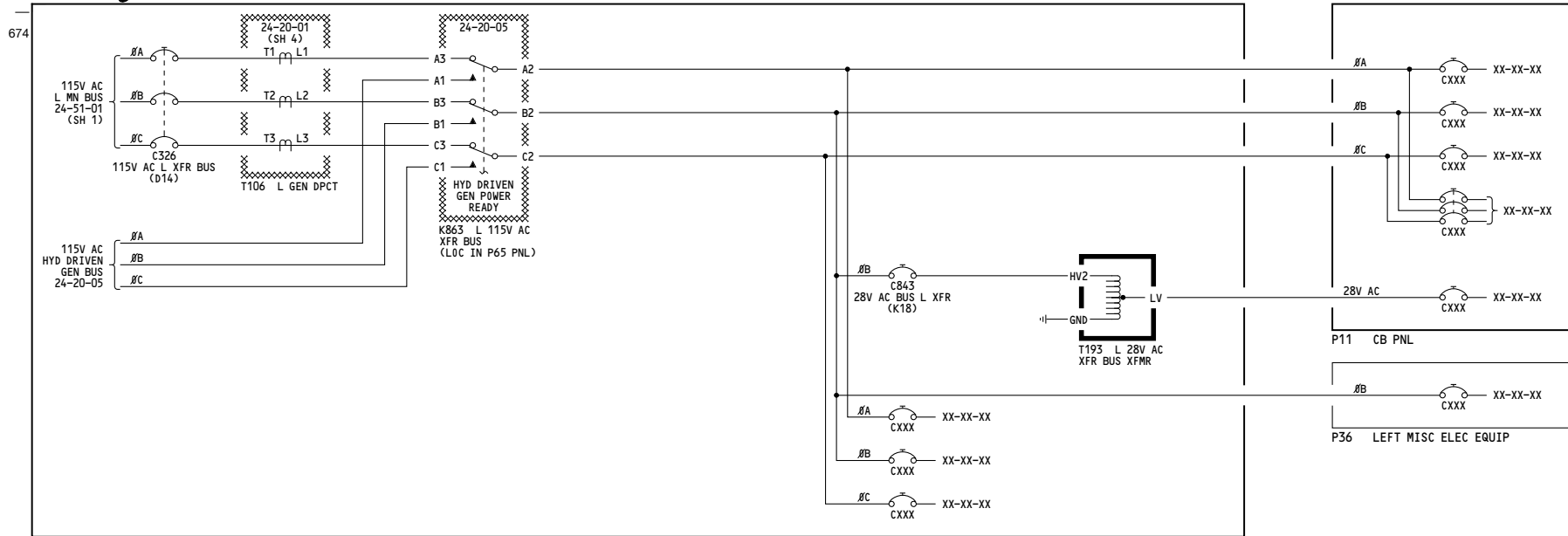
115V AC POWER DISTRIBUTION-LEFT

D280T232

Incorporates
 25-0113 R04

24-51-01

Page 102.1
 Sheet 3
 Jan 21/2005



P6 MN PWR DISTR

POWER BUS	SYSTEM						
	CB CXXX	Ø	GRID LOC	PANEL	NOMENCLATURE	SCHEM REF	
						DIAG	SH
115V AC	C340	3	G8	P11-2	LEFT HF COMM	23-11-01	-
	C582	A	E11	P11-1	NAVIGATION LEFT - DME	34-55-11	-
	C597	A	E8	P11-1	FMCS - CDU	34-61-01	-
	C609	A	E9	P11-1	FMCS - CMPTR	34-61-02	3
	C611	C	F1	P11-1	NAVIGATION LEFT - IRS	34-21-01	1
	C616	B	F7	P11-1	NAVIGATION LEFT - ATC	34-53-01	-
	C686	B	P15	P11-3	CAB ALT CONTROL - AUTO 1	21-31-01	-
	C874	A	J17	P6-3	AC STBY BUS PWR	24-33-01	-
	C1110	A	K14	P6-3	CAPT PITOT HEAT - ØA	30-31-01	1
	C1111	B	K15	P6-3	CAPT PITOT HEAT - ØB	30-31-01	1
	C1112	B	K16	P6-3	R AUX PITOT HEAT - ØB	30-31-01	1
	C1113	C	K17	P6-3	R AUX PITOT HEAT - ØC	30-31-01	1
	C1122	B	L19	P6-3	L ENG PROBE HEAT	30-34-01	-
	C1133	C	L17	P6-3	L AOA PROBE HEAT	30-32-01	1

POWER BUS	SYSTEM						
	CB CXXX	Ø	GRID LOC	PANEL	NOMENCLATURE	SCHEM REF	
						DIAG	SH
115V AC	C1204	B	K4	P36	AFT PASS. NIGHT LTS	33-21-02	-
	C1241	C	P3	P11-3	INSTR & PNL LTS - ØVHD	33-13-01	2
	C1242	C	P1	P11-3	INSTR & PNL LTS - AISLE STAND	33-13-01	2
	C1289	B	P5	P11-3	FLOOD LTS - STBY CONT	33-11-01	-
	C1330	C	S12	P11-3	PNEU AIR SUPPLY - ISOL VALVE PWR L	36-11-01	-
28V AC (T193)	C1008	-	J15	P11-2	FLIGHT CONTROLS - FLAP POS IND L	27-58-01	-
	C1034	-	K17	P11-2	FLIGHT CONTROLS - RUDDER POS	27-20-01	-
	C1203	-	S4	P11-3	FWD NIGHT LIGHTS	33-21-02	-
	C1318	-	R7	P11-3	LAVS SYS 1 - LIGHTS	33-26-02	-
C1522	-	J16	P11-2	FLIGHT CONTROLS - FLAP POS IND R	27-58-01	-	

LEFT TRANSFER BUS

150-152

**115V AC
POWER DISTRIBUTION-
LEFT**

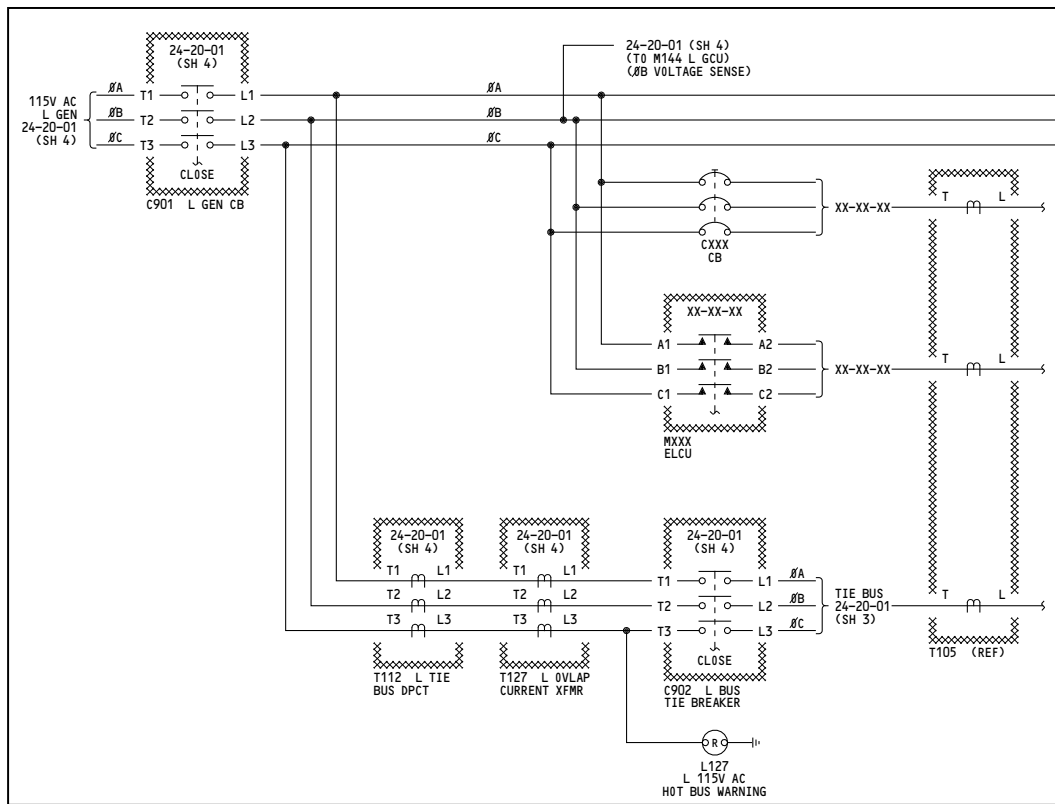
D280T232

Incorporates
24-0069 R03

24-51-01

Page 102.1
Sheet 4
Jan 21/2005

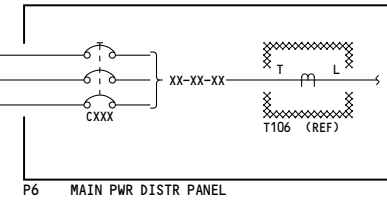
674



P31 L GEN PWR PANEL

P31 PANEL DISTRIBUTION TABLE

CXXX/ MXXX	NOMENCLATURE	SCHEM REF	
		DIAG	SH
C310	115V AC BUS L - SECT 4	24-51-01	3
C311	UTILITY BUS L	24-51-01	3
M1636	AFT GALLEYS PWR ELCU	25-31-02	-
M896	ELEC HYD PUMP R ELCU	29-00-03	2
M897	ELEC HYD PUMP C1 ELCU	29-00-04	1



P6 MAIN PWR DISTR PANEL

P6 PANEL DISTRIBUTION TABLE

CB CXXX	GRID LOC	NOMENCLATURE	SCHEM REF	
			DIAG	SH
C308	A18	115V AC BUS L - SECT 2	24-51-01	2
C312	C18	L TRU	24-32-01	-
C313	C15	115V AC BUS L - SECT 1	24-51-01	2
C326	D14	115V AC L XFR BUS	24-51-01	4
C328	A15	115V AC BUS L - SECT 3	24-51-01	2

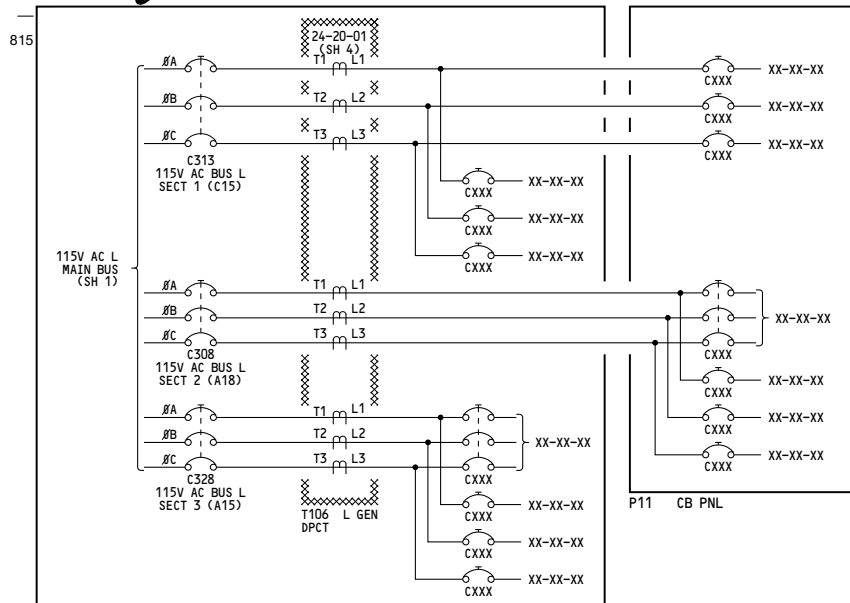
WIRING DIAGRAMS	
24-51-11	
24-51-12	
24-51-13	
24-51-14	

L MAIN BUS DISTRIBUTION



24-51-01

Page 102.2A
Sheet 1
Jan 21/2005




P6 MAIN PWR DISTR

POWER BUS SECT	SYSTEM CB	CB CXXX	Ø	GRID LOC	PNL	NOMENCLATURE	SCHEM REF	
							DIAG	SH
1	C313	C520	C	U9	P11-3	DSPL MAINT CONT	22-41-01	1
		C651	B	P13	P11-3	EQUIP COOLING-OUTBD VLVS	21-58-03	-
		C667	C	R15	P11-3	ZONE CNTLR	21-60-01	1
		C668	A	R11	P11-3	AUG ZONE CONT	21-60-01	1
		C673	B	N10	P11-3	LEFT PACK AUTO PWR	21-50-03	3
		C709	B	N17	P11-3	PACK FLOW IND	21-50-01	5
		C847	B	R4	P11-3	LEFT AC BUS SENSE	24-20-05	1
		C1226	B	N7	P11-3	ANTI COLL LTS WHITE	33-44-01	-
		C1232	C	S5	P11-3	LIGHTING CONT 5 KVA INSTR	33-13-01	2
		C1244	A	P4	P11-3	INSTRUMENT & PANEL LT OVHD C/B	33-13-01	2
		C1247	B	N3	P11-3	LANDING LTS-NOSE GEAR L	33-42-01	-
		C1248	C	N4	P11-3	LANDING LTS-NOSE GEAR R	33-42-01	-
		C1249	B	N5	P11-3	LANDING LTS-WING L	33-42-01	-
		C1276	B	N6	P11-3	LIGHTING-RUNWAY TURNOFF L	33-42-02	-
		C1312	B	N8	P11-3	LIGHTING - TAXI L	33-42-02	-
		C1313	C	N9	P11-3	LIGHTING - TAXI R	33-42-02	-

SECT 1, 2 & 3 POWER DISTRIBUTION (P6 & P11)

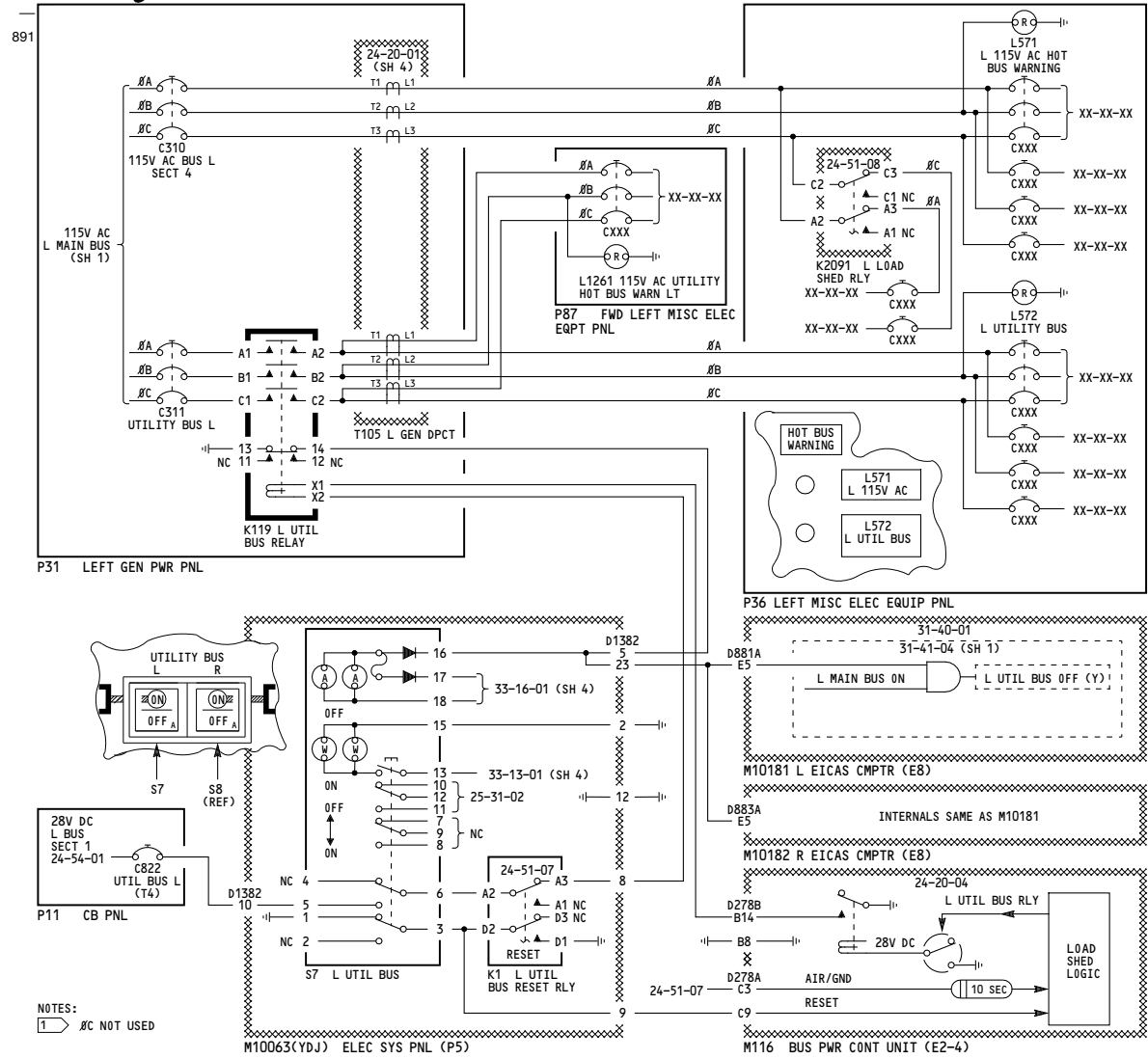
POWER BUS SECT	SYSTEM CB	CB CXXX	Ø	GRID LOC	PNL	NOMENCLATURE	SCHEM REF	
							DIAG	SH
1	C313	C1316	B	R9	P11-3	LIGHTING-LAV SYS 1-MIRROR	33-26-01	-
		C1337	C	S14	P11-3	AIR SUPPLY ISOL VALVE PWR-CTR	36-11-03	-
		C1430	A	M1	P11-2	ENGINES-L IGN 1	74-31-01	1
		C1432	A	M2	P11-2	ENGINES-R IGN 1	74-31-01	2
		C1439	B	M9	P11-2	LEFT ENGINE-BUS PWR SENSE	74-31-01	1
		C1464	B	K1	P11-2	ENG VIB MONITOR	77-00-02	-
		C4038	B	N15	P11-3	RIGHT PACK STANDBY PWR	21-50-06	2
		C4221	C	S17	P11-3	AIR SUPPLY DUCT PRESS IND-PWR	36-21-01	-
		C4226	A	S7	P11-3	F/O INSTR TRANSFER-ALTN BUS ØA	24-51-04	2
		C4228	B	S8	P11-3	F/O INSTR TRANSFER-ALTN BUS ØB	24-51-04	2
		C4230	C	S9	P11-3	F/O INSTR TRANSFER-ALTN BUS ØC	24-51-04	2
		C4264	A	J14	P6-3	CAPT PRIM INSTR BUS ØA	24-51-04	1
		C4265	B	J15	P6-3	CAPT PRIM INSTR BUS ØB	24-51-04	1
		C4266	C	J16	P6-3	CAPT PRIM INSTR BUS ØC	24-51-04	1
C4280	A	P7	P11-3	FLOOD LTS-GLARE SHIELD	33-11-01	2		

POWER BUS SECT	SYSTEM CB	CB CXXX	Ø	GRID LOC	PNL	NOMENCLATURE	SCHEM REF	
							DIAG	SH
2	C308	C501	C	F14	P11-1	AUTO FLIGHT-TMC AC	22-30-02	1
		C513	A	E17	P11-1	FLT CONT CMPTR-PWR L	22-10-02	2
		C559	B	G6	P11-1	ACARS AC	23-22-01	1
		C561	C	J7	P11-2	FLIGHT RECORDER-AC	31-31-01	1
		C569	C	J4	P11-2	ACMS AC	31-35-00	-
		C571	C	J1	P11-2	PRINTER	31-36-01	-
		C592	B	F4	P11-1	NAVIGATION LEFT-GND PROX	34-46-01	1
		C607	B	F6	P11-1	NAVIGATION LEFT - ADF	34-57-01	-
		C615	C	F2	P11-1	NAVIGATION LEFT-WX RADAR	34-43-01	1
		C628	B	F12	P11-1	TCAS	34-45-01	-
		C643	C	J4	P11-2	AIDS AC	31-31-01	1
		C669	A	H9	P11-2	SATCOM HGA	23-25-01	-
		C1521	B	G16	P11-2	FLAP SLAT ELEC UNIT 2-CONT	27-58-03	-
		C1536	B	G17	P11-2	FLT CONT ELEC IR AC	27-09-02	-
		C4078	C	J2	P11-2	EICAS CMPTR L	31-41-01	2
		C4081	C	J3	P11-2	EICAS UPDR DSPL	31-41-06	2
		C4181	A	H2	P11-2	AUX FWD ZONE TEMP CONT	21-61-06	1
		C4182	A	H3	P11-2	AUX MID ZONE TEMP CONT	21-61-07	1
3	C328	C331	3	H18	P6-3	EQUIP COOL SUPPLY FAN 1	21-58-04	1
		C354	3	H15	P6-3	CAPT SEAT	25-11-01	-
		C366	3	G15	P6-3	L AFT FUEL BOOST PUMP	28-22-01	1
		C368	3	G18	P6-3	R FWD FUEL BOOST PUMP	28-22-01	2
		C369	3	F15	P6-3	L FUEL OVRD PUMP	28-22-01	3
		C876	B	J18	P6-3	CENTER BUS AC	24-51-03	-
		C877	B	J19	P6-3	28V AC BUS L	24-53-01	-
		C1138	A	L18	P6-3	L TAT PROBE HEAT	30-33-01	-



D280T232

24-51-01



POWER BUS	SYSTEM						SCHEM REF		
	SECT	CB	CB CXXX	#	GRID LOC	PANEL		NOMENCLATURE	DIAG
4	C310	C334	3	G4	P36	EQUIP COOL - AFT FAN 2	21-26-02	-	
		C389	3	F6	P36	LAV SYS 1 - VACUUM BLOWER	38-30-01	1	
		C391	3	L5	P36	WINDOW HEAT 1L	30-41-01	1	
		C530	C	J3	P36	PASS ENTERTAINMENT - PSUD L FWD	23-34-01	1	
		C533	A	J1	P36	PASS ENTERTAINMENT - PSUD R FWD	23-34-01	1	
		C535	C	J4	P36	PASS ENTERTAINMENT - PSUD L AFT	23-34-01	1	
		C541	A	J2	P36	PASS ENTERTAINMENT - PSUD R AFT	23-34-01	1	
		C546	A	J5	P36	MUX/TAPE REPRO	23-34-01	1	
		C652	C	L1	P36	CARGO HEAT VALUE - BULK	21-44-02	-	
		C684	C	L3	P36	CARGO HEAT VALUE - AFT CONT	21-44-01	-	
		C696	C	L2	P36	CARGO HEAT VALUE - FWD CONT	21-43-01	-	
		C1125	C	H6	P36	ICE/RAIN - WINDOW HEAT 2R	30-41-01	1	
		C1127	C	H7	P36	ICE/RAIN - WINDOW HEAT 3R	30-41-01	1	
		C1341	C	L7	P36	AIR SUPPLY BITE	36-23-01	-	
UTIL	C311	C336	3	F2	P36	RECIRC FAN L	21-25-01	-	
		C342	3	E2	P36	GASPER FAN	21-24-01	-	
		C343	3	A2	P36	FWD DOOR AREA HEATER POWER	21-45-02	-	
		C403	3	B4	P36	CREW REST - AFT LH HEAT	21-66-03	1	
		C406	3	B1	P36	CREW REST - AFT LH FAN	21-66-03	2	
		C662	A	H1	P36	CAPT AUX HTRS - HIGH	21-45-01	-	
		C663	B	H2	P36	CAPT AUX HTRS - LOW	21-45-01	-	
		C678	B	H3	P36	HEATER BLANKET	21-45-02	-	
		C734	B	D1	P36	LAV SHAVERS	25-42-01	-	
		C1365	B	D7	P36	WATER/WASTE - SYS 1 LAV WH	38-10-02	-	
		C9033	3		P36	TRU - PASSENGER SEAT 28V DC	24-35-01	-	
		C9040	3		P36	PASSENGER TELEPHONE	23-19-01	-	
		C9042	3	K2	P36	EMPOWER SYSTEM	25-25-29	-	

NOTES:
 #C NOT USED

150

115V AC POWER DISTRIBUTION-LEFT

D280T232

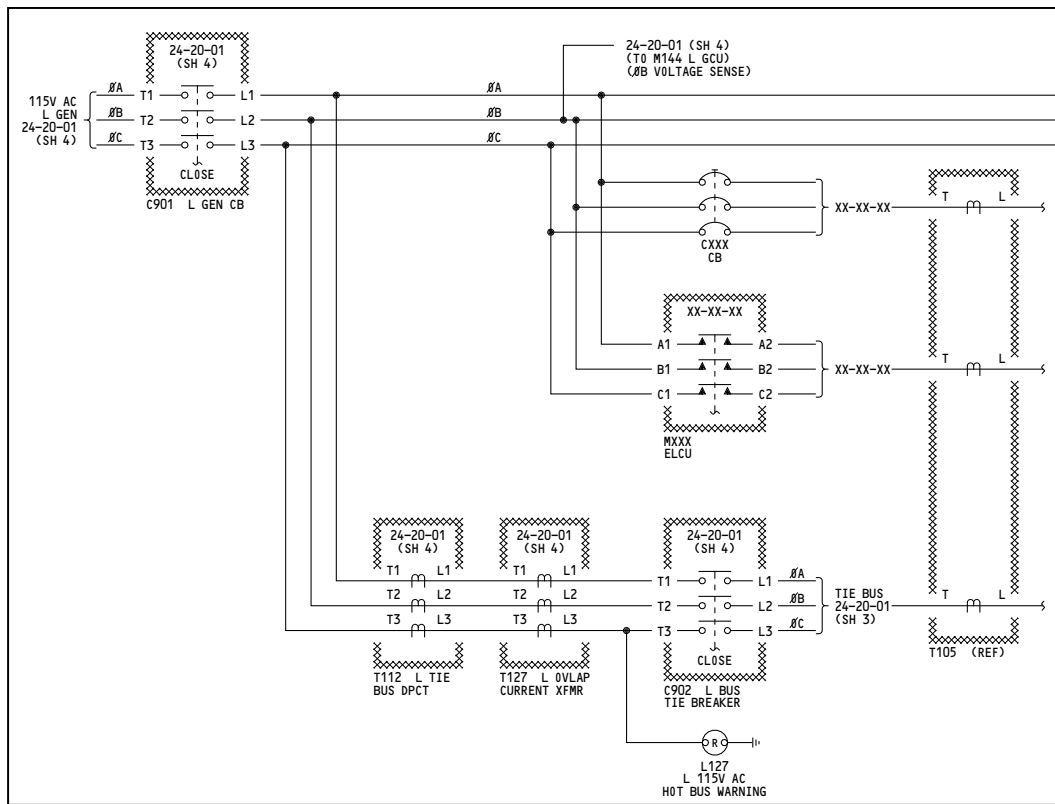
- Incorporates
- 25-0113 R04
 - EAD89-0704-00
 - MTO 210353
 - MTO 240500
 - MTO-230695

24-51-01

Page 102.2A
 Sheet 3
 Jan 21/2005

THIS PAGE INTENTIONALLY LEFT BLANK

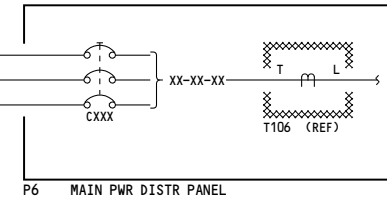
674



P31 L GEN PWR PANEL

P31 PANEL DISTRIBUTION TABLE

CXXX/ MXXX	NOMENCLATURE	SCHEM REF	
		DIAG	SH
C310	115V AC BUS L - SECT 4	24-51-01	3
C311	UTILITY BUS L	24-51-01	3
M1636	AFT GALLEYS PWR ELCU	25-31-02	-
M896	ELEC HYD PUMP R ELCU	29-00-03	2
M897	ELEC HYD PUMP C1 ELCU	29-00-04	1



P6 MAIN PWR DISTR PANEL

P6 PANEL DISTRIBUTION TABLE

CB CXXX	GRID LOC	NOMENCLATURE	SCHEM REF	
			DIAG	SH
C308	A18	115V AC BUS L - SECT 2	24-51-01	2
C312	C18	L TRU	24-32-01	-
C313	C15	115V AC BUS L - SECT 1	24-51-01	2
C326	D14	115V AC L XFR BUS	24-51-01	4
C328	A15	115V AC BUS L - SECT 3	24-51-01	2

WIRING DIAGRAMS	
24-51-11	
24-51-12	
24-51-13	
24-51-14	

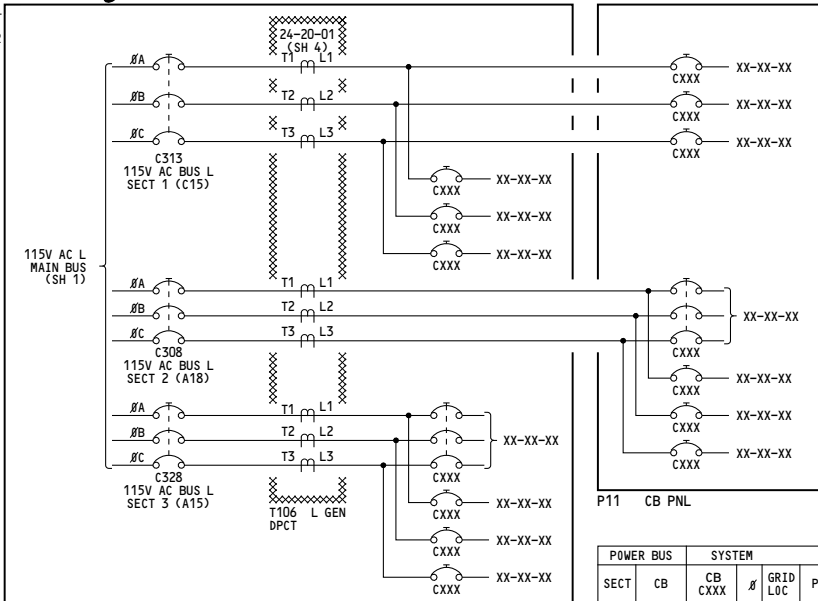
L MAIN BUS DISTRIBUTION



24-51-01

Page 102.3
Sheet 1
Jan 21/2005

752



P6 MAIN PWR DISTR

POWER BUS		SYSTEM						SCHEM REF	
SECT	CB	CB CXXX	Ø	GRID LOC	PNL	NOMENCLATURE	DIAG	SH	
1	C313	C520	C	U9	P11-3	DSPL MAINT CONT	22-41-01	1	
		C651	B	P13	P11-3	EQUIP COOLING-OUTBD VLVS	21-58-03	-	
		C667	C	R15	P11-3	ZONE CNTLR	21-60-01	1	
		C668	A	R11	P11-3	AUG ZONE CONT	21-60-01	1	
		C673	B	N10	P11-3	LEFT PACK AUTO PWR	21-50-03	3	
		C709	B	N17	P11-3	PACK FLOW IND	21-50-01	5	
		C847	B	R4	P11-3	LEFT AC BUS SENSE	24-20-05	1	
		C1118	A	T14	P11-3	L ICE DET	30-81-01	-	
		C1226	B	N7	P11-3	ANTI COLL LTS WHITE	33-44-01	-	
		C1232	C	S5	P11-3	LIGHTING CONT 5 KVA INSTR	33-13-01	2	
		C1244	A	P4	P11-3	INSTRUMENT & PANEL LT OVHD C/B	33-13-01	2	
		C1247	B	N3	P11-3	LANDING LTS-NOSE GEAR L	33-42-01	-	
		C1248	C	N4	P11-3	LANDING LTS-NOSE GEAR R	33-42-01	-	
		C1249	B	N5	P11-3	LANDING LTS-WING L	33-42-01	-	
		C1276	B	N6	P11-3	LIGHTING-RUNWAY TURNOFF L	33-42-02	-	
		C1312	B	N8	P11-3	LIGHTING - TAXI L	33-42-02	-	
		C1313	C	N9	P11-3	LIGHTING - TAXI R	33-42-02	-	

SECT 1, 2 & 3 POWER DISTRIBUTION (P6 & P11)

POWER BUS		SYSTEM						SCHEM REF	
SECT	CB	CB CXXX	Ø	GRID LOC	PNL	NOMENCLATURE	DIAG	SH	
1	C313	C1316	B	R9	P11-3	LIGHTING-LAV SYS 1-MIRROR	33-26-01	-	
		C1337	C	S14	P11-3	AIR SUPPLY ISOL VALVE PWR-CTR	36-11-03	-	
		C1430	A	M1	P11-2	ENGINES-L IGN 1	74-31-01	1	
		C1432	A	M2	P11-2	ENGINES-R IGN 1	74-31-01	2	
		C1439	B	M9	P11-2	LEFT ENGINE-BUS PWR SENSE	74-31-01	1	
		C1464	B	K1	P11-2	ENG VIB MONITOR	77-00-02	-	
		C4038	B	N15	P11-3	RIGHT PACK STANDBY PWR	21-50-06	2	
		C4221	C	S17	P11-3	AIR SUPPLY DUCT PRESS IND-PWR	36-21-01	-	
		C4226	A	S7	P11-3	F/O INSTR TRANSFER-ALTN BUS #A	24-51-04	2	
		C4228	B	S8	P11-3	F/O INSTR TRANSFER-ALTN BUS #B	24-51-04	2	
		C4230	C	S9	P11-3	F/O INSTR TRANSFER-ALTN BUS #C	24-51-04	2	
		C4264	A	J14	P6-3	CAPT PRIM INSTR BUS #A	24-51-04	1	
		C4265	B	J15	P6-3	CAPT PRIM INSTR BUS #B	24-51-04	1	
		C4266	C	J16	P6-3	CAPT PRIM INSTR BUS #C	24-51-04	1	
		C4280	A	P7	P11-3	FLOOD LTS-GLARE SHIELD	33-11-01	2	

POWER BUS		SYSTEM						SCHEM REF	
SECT	CB	CB CXXX	Ø	GRID LOC	PNL	NOMENCLATURE	DIAG	SH	
2	C308	C501	C	F14	P11-1	AUTO FLIGHT-TMC AC	22-30-02	1	
		C513	A	E17	P11-1	FLT CONT CMPTR-PWR L	22-10-02	2	
		C559	B	G6	P11-1	ACARS AC	23-22-01	1	
		C561	C	J7	P11-2	FLIGHT RECORDER-AC	31-31-01	1	
		C569	C	J4	P11-2	ACMS AC	31-35-00	-	
		C571	C	J1	P11-2	PRINTER	31-36-01	-	
		C592	B	F4	P11-1	NAVIGATION LEFT-GND PROX	34-46-01	1	
		C607	B	F6	P11-1	NAVIGATION LEFT - ADF	34-57-01	-	
		C615	C	F2	P11-1	NAVIGATION LEFT-WX RADAR	34-43-01	1	
		C628	B	F12	P11-1	TCAS	34-45-01	-	
		C643	C	J4	P11-2	AIDS AC	31-31-01	1	
		C1521	B	G16	P11-2	FLAP SLAT ELEC UNIT 2-CONT	27-58-03	-	
		C1536	B	G17	P11-2	FLT CONT ELEC IR AC	27-09-02	-	
		C4078	C	J2	P11-2	EICAS CMPTR L	31-41-01	2	
		C4081	C	J3	P11-2	EICAS UPDR DSPL	31-41-06	2	
		C4181	A	H2	P11-2	AUX FWD ZONE TEMP CONT	21-61-06	1	
		C4182	A	H3	P11-2	AUX MID ZONE TEMP CONT	21-61-07	1	
3	C328	C331	3	H18	P6-3	EQUIP COOL SUPPLY FAN 1	21-58-04	1	
		C354	3	H15	P6-3	CAPT SEAT	25-11-01	-	
		C366	3	G15	P6-3	L AFT FUEL BOOST PUMP	28-22-01	1	
		C368	3	G18	P6-3	R FWD FUEL BOOST PUMP	28-22-01	2	
		C369	3	F15	P6-3	L FUEL OVRD PUMP	28-22-01	3	
		C876	B	J18	P6-3	CENTER BUS AC	24-51-03	-	
		C877	B	J19	P6-3	28V AC BUS L	24-53-01	-	
		C1138	A	L18	P6-3	L TAT PROBE HEAT	30-33-01	-	

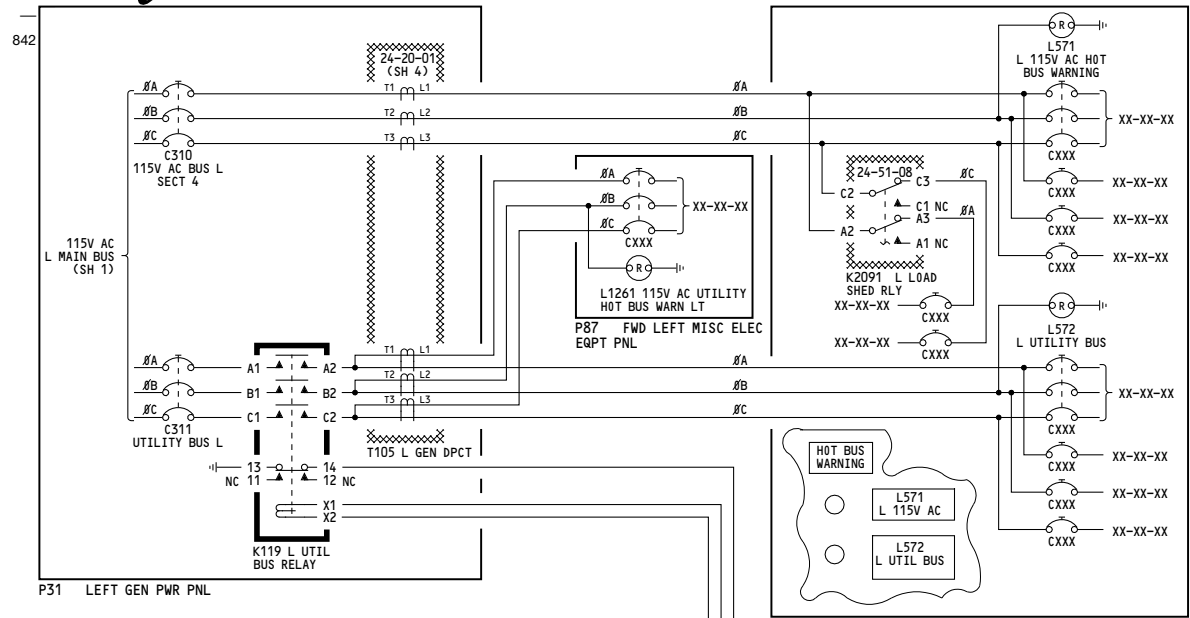
151

115V AC POWER DISTRIBUTION-LEFT

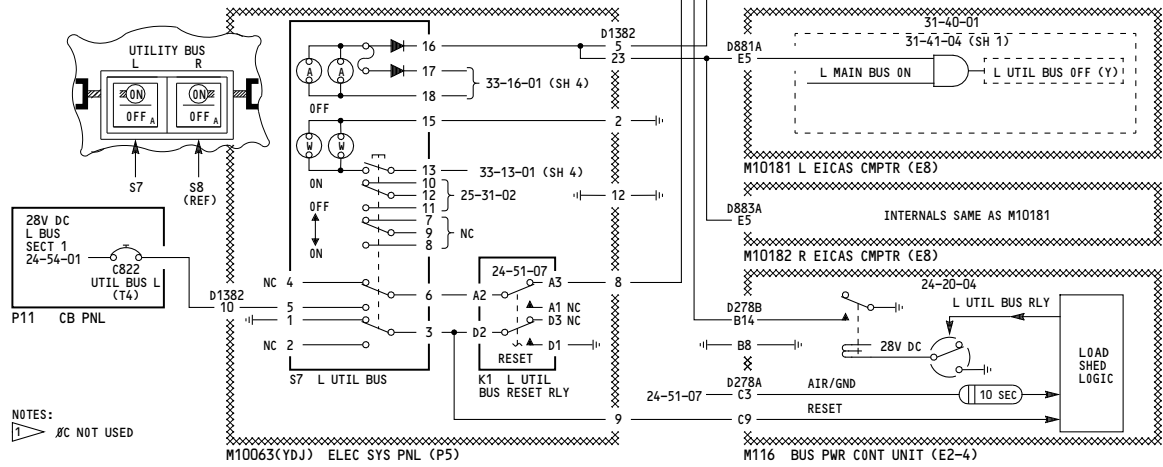
- Incorporates
- ▶ 24-0069 R03
 - ▶ 30-0017
 - ▶ 34-0091 R01

D280T232

24-51-01



POWER BUS	SECT	CB	SYSTEM				SCHEM REF	
			CB CXXX	#	GRID LOC	PANEL		NOMENCLATURE
4	C310	C334	3	G4	P36	EQUIP COOL - AFT FAN 2	21-26-02	-
		C389	3	F6	P36	LAV SYS 1 - VACUUM BLOWER	38-30-01	1
		C391	3	L5	P36	WINDOW HEAT 1L	30-41-01	1
		C530	C	J3	P36	PASS ENTERTAINMENT - PSUD L FWD	23-34-01	1
		C533	A	J1	P36	PASS ENTERTAINMENT - PSUD R FWD	23-34-01	1
		C535	C	J4	P36	PASS ENTERTAINMENT - PSUD L AFT	23-34-01	1
		C541	A	J2	P36	PASS ENTERTAINMENT - PSUD R AFT	23-34-01	1
		C546	A	J5	P36	MUX/TAPE REPRO	23-34-01	1
		C652	C	L1	P36	CARGO HEAT VALUE - BULK	21-44-02	-
		C684	C	L3	P36	CARGO HEAT VALUE - AFT CONT	21-44-01	-
		C696	C	L2	P36	CARGO HEAT VALUE - FWD CONT	21-43-01	-
		C1125	C	H6	P36	ICE/RAIN - WINDOW HEAT 2R	30-41-01	1
		C1127	C	H7	P36	ICE/RAIN - WINDOW HEAT 3R	30-41-01	1
C1341	C	L7	P36	AIR SUPPLY BITE	36-23-01	-		
UTIL	C311	C336	3	F2	P36	RECIRC FAN L	21-25-01	-
		C342	3	E2	P36	GASPER FAN	21-24-01	-
		C343	3	A2	P36	FWD DOOR AREA HEATER POWER	21-45-02	-
		C662	A	H1	P36	CAPT AUX HTRS - HIGH	21-45-01	-
		C663	B	H2	P36	CAPT AUX HTRS - LOW	21-45-01	-
		C678	B	H3	P36	HEATER BLANKET	21-45-02	-
		C734	B	D1	P36	LAV SHAVERS	25-42-01	-
		C1365	B	D7	P36	WATER/WASTE - SYS 1 LAV WH	38-10-02	-



NOTES:
 #C NOT USED

151

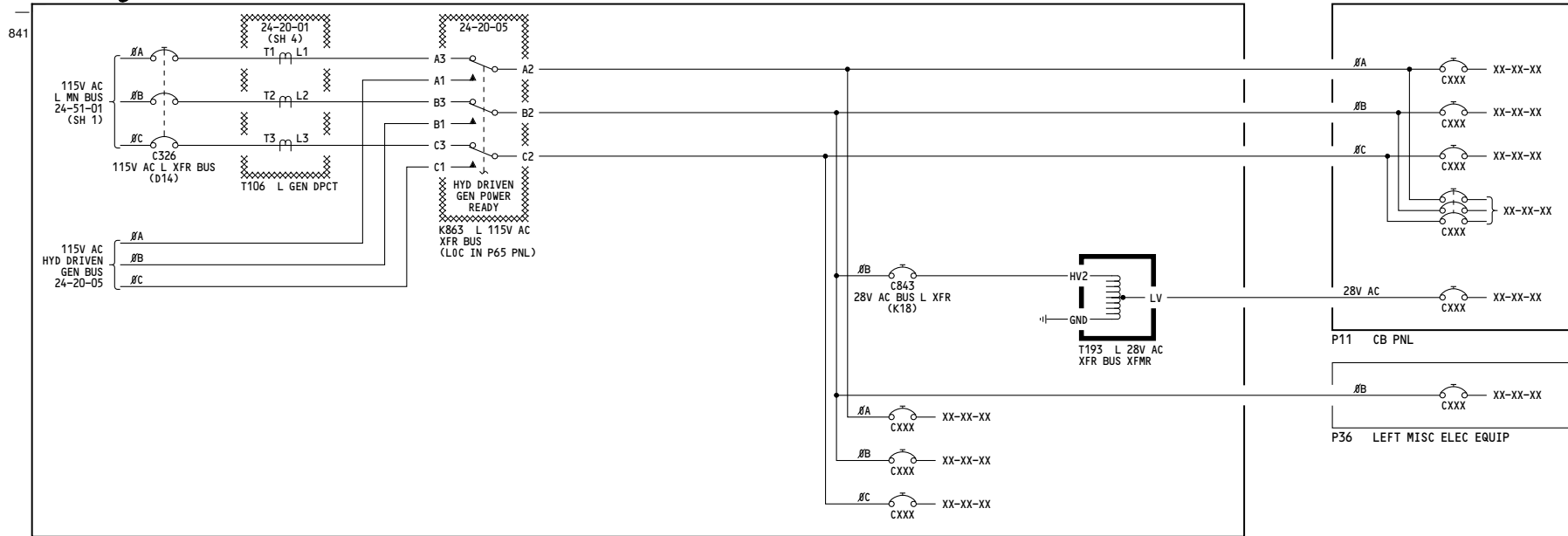
115V AC POWER DISTRIBUTION-LEFT

D280T232

Incorporates
 25-0113 R04

24-51-01

Page 102.3
 Sheet 3
 Jan 21/2005



P6 MN PWR DISTR

POWER BUS	SYSTEM						
	CB CXXX	Ø	GRID LOC	PANEL	NOMENCLATURE	SCHEM REF	
						DIAG	SH
115V AC	C340	3	G8	P11-2	LEFT HF COMM	23-11-01	-
	C582	A	E11	P11-1	NAVIGATION LEFT - DME	34-55-11	-
	C597	A	E8	P11-1	FMCS - CDU	34-61-01	-
	C609	A	E9	P11-1	FMCS - CMPTR	34-61-02	3
	C611	C	F1	P11-1	NAVIGATION LEFT - IRS	34-21-01	1
	C616	B	F7	P11-1	NAVIGATION LEFT - ATC	34-53-01	-
	C686	B	P15	P11-3	CAB ALT CONTROL - AUTO 1	21-31-01	-
	C874	A	J17	P6-3	AC STBY BUS PWR	24-33-01	-
	C1110	A	K14	P6-3	CAPT PITOT HEAT - ØA	30-31-01	1
	C1111	B	K15	P6-3	CAPT PITOT HEAT - ØB	30-31-01	1
	C1112	B	K16	P6-3	R AUX PITOT HEAT - ØB	30-31-01	1
	C1113	C	K17	P6-3	R AUX PITOT HEAT - ØC	30-31-01	1
	C1122	B	L19	P6-3	L ENG PROBE HEAT	30-34-01	-
	C1133	C	L17	P6-3	L AOA PROBE HEAT	30-32-01	1

POWER BUS	SYSTEM						
	CB CXXX	Ø	GRID LOC	PANEL	NOMENCLATURE	SCHEM REF	
						DIAG	SH
115V AC	C1204	B	K4	P36	AFT PASS. NIGHT LTS	33-21-02	-
	C1241	C	P3	P11-3	INSTR & PNL LTS - OVHD	33-13-01	2
	C1242	C	P1	P11-3	INSTR & PNL LTS - AISLE STAND	33-13-01	2
	C1289	B	P5	P11-3	FLOOD LTS - STBY CONT	33-11-01	-
	C1330	C	S12	P11-3	PNEU AIR SUPPLY - ISOL VALVE PWR L	36-11-01	-
28V AC (T193)	C1008	-	J15	P11-2	FLIGHT CONTROLS - FLAP POS IND L	27-58-01	-
	C1034	-	K17	P11-2	FLIGHT CONTROLS - RUDDER POS	27-20-01	-
	C1203	-	S4	P11-3	FWD NIGHT LIGHTS	33-21-02	-
	C1318	-	R7	P11-3	LAVS SYS 1 - LIGHTS	33-26-02	-
C1522	-	J16	P11-2	FLIGHT CONTROLS - FLAP POS IND R	27-58-01	-	

LEFT TRANSFER BUS

151

**115V AC
POWER DISTRIBUTION-
LEFT**

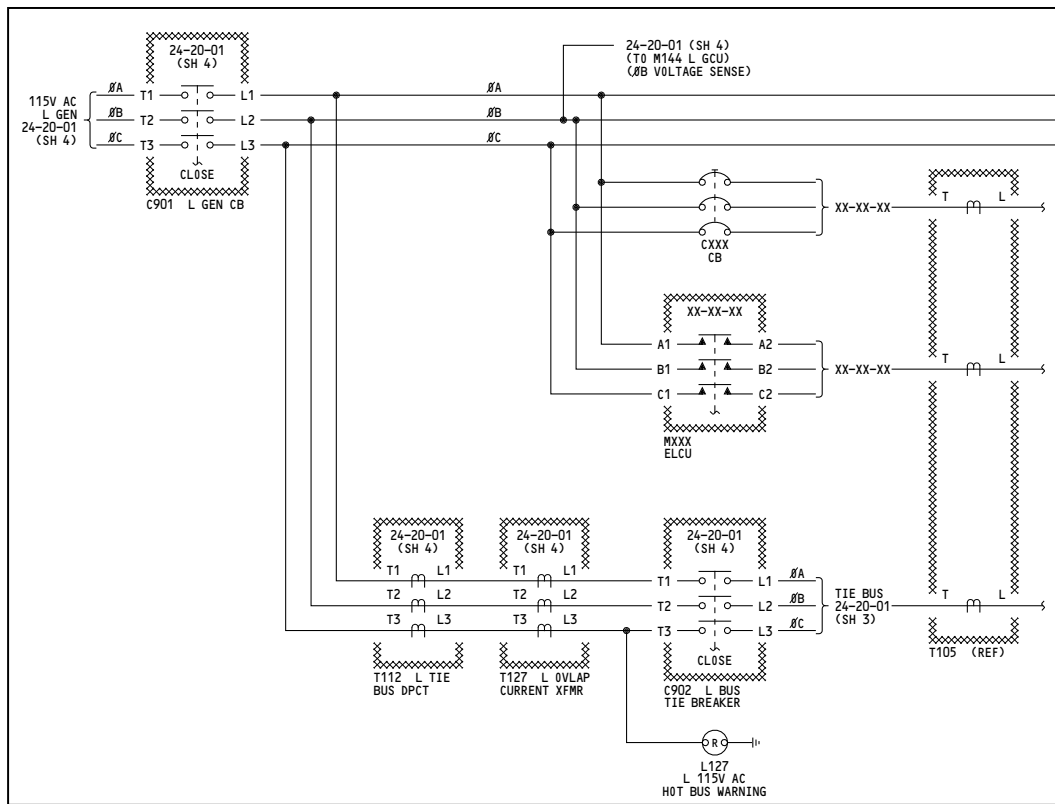
Incorporates
24-0069 R03

D280T232

24-51-01

Page 102.3
Sheet 4
Jan 21/2005

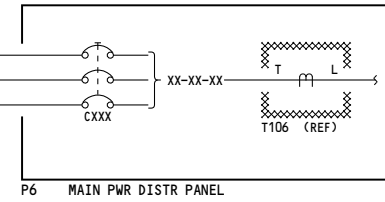
674



P31 L GEN PWR PANEL

P31 PANEL DISTRIBUTION TABLE

CXXX/ MXXX	NOMENCLATURE	SCHEM REF	
		DIAG	SH
C310	115V AC BUS L - SECT 4	24-51-01	3
C311	UTILITY BUS L	24-51-01	3
M1636	AFT GALLEYS PWR ELCU	25-31-02	-
M896	ELEC HYD PUMP R ELCU	29-00-03	2
M897	ELEC HYD PUMP C1 ELCU	29-00-04	1



P6 MAIN PWR DISTR PANEL

P6 PANEL DISTRIBUTION TABLE

CB CXXX	GRID LOC	NOMENCLATURE	SCHEM REF	
			DIAG	SH
C308	A18	115V AC BUS L - SECT 2	24-51-01	2
C312	C18	L TRU	24-32-01	-
C313	C15	115V AC BUS L - SECT 1	24-51-01	2
C326	D14	115V AC L XFR BUS	24-51-01	4
C328	A15	115V AC BUS L - SECT 3	24-51-01	2

WIRING DIAGRAMS	
24-51-11	
24-51-12	
24-51-13	
24-51-14	

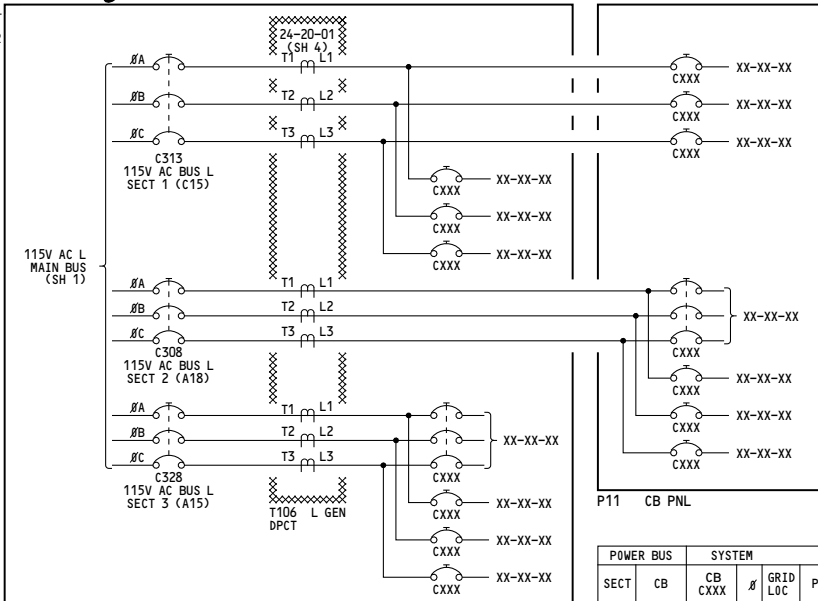
L MAIN BUS DISTRIBUTION



24-51-01

Page 102.4B
Sheet 1
Jan 21/2005

752



P11 CB PNL

P6 MAIN PWR DISTR

POWER BUS		SYSTEM					SCHEM REF	
SECT	CB	CB CXXX	#	GRID LOC	PNL	NOMENCLATURE	DIAG	SH
1	C313	C520	C	U9	P11-3	DSPL MAINT CONT	22-41-01	1
		C651	B	P13	P11-3	EQUIP COOLING-OUTBD VLVS	21-58-03	-
		C667	C	R15	P11-3	ZONE CNTLR	21-60-01	1
		C668	A	R11	P11-3	AUG ZONE CONT	21-60-01	1
		C673	B	N10	P11-3	LEFT PACK AUTO PWR	21-50-03	3
		C709	B	N17	P11-3	PACK FLOW IND	21-50-01	5
		C847	B	R4	P11-3	LEFT AC BUS SENSE	24-20-05	1
		C1118	A	T14	P11-3	L ICE DET	30-81-01	-
		C1226	B	N7	P11-3	ANTI COLL LTS WHITE	33-44-01	-
		C1232	C	S5	P11-3	LIGHTING CONT 5 KVA INSTR	33-13-01	2
		C1244	A	P4	P11-3	INSTRUMENT & PANEL LT OVHD C/B	33-13-01	2
		C1247	B	N3	P11-3	LANDING LTS-NOSE GEAR L	33-42-01	-
		C1248	C	N4	P11-3	LANDING LTS-NOSE GEAR R	33-42-01	-
		C1249	B	N5	P11-3	LANDING LTS-WING L	33-42-01	-
		C1276	B	N6	P11-3	LIGHTING-RUNWAY TURNOFF L	33-42-02	-
		C1312	B	N8	P11-3	LIGHTING - TAXI L	33-42-02	-
		C1313	C	N9	P11-3	LIGHTING - TAXI R	33-42-02	-

SECT 1, 2 & 3 POWER DISTRIBUTION (P6 & P11)

POWER BUS		SYSTEM					SCHEM REF	
SECT	CB	CB CXXX	#	GRID LOC	PNL	NOMENCLATURE	DIAG	SH
1	C313	C1316	B	R9	P11-3	LIGHTING-LAV SYS 1-MIRROR	33-26-01	-
		C1337	C	S14	P11-3	AIR SUPPLY ISOL VALVE PWR-CTR	36-11-03	-
		C1430	A	M1	P11-2	ENGINES-L IGN 1	74-31-01	1
		C1432	A	M2	P11-2	ENGINES-R IGN 1	74-31-01	2
		C1439	B	M9	P11-2	LEFT ENGINE-BUS PWR SENSE	74-31-01	1
		C1464	B	K1	P11-2	ENG VIB MONITOR	77-00-02	-
		C4038	B	N15	P11-3	RIGHT PACK STANDBY PWR	21-50-06	2
		C4221	C	S17	P11-3	AIR SUPPLY DUCT PRESS IND-PWR	36-21-01	-
		C4226	A	S7	P11-3	F/O INSTR TRANSFER-ALTN BUS #A	24-51-04	2
		C4228	B	S8	P11-3	F/O INSTR TRANSFER-ALTN BUS #B	24-51-04	2
		C4230	C	S9	P11-3	F/O INSTR TRANSFER-ALTN BUS #C	24-51-04	2
		C4264	A	J14	P6-3	CAPT PRIM INSTR BUS #A	24-51-04	1
		C4265	B	J15	P6-3	CAPT PRIM INSTR BUS #B	24-51-04	1
		C4266	C	J16	P6-3	CAPT PRIM INSTR BUS #C	24-51-04	1
		C4280	A	P7	P11-3	FLOOD LTS-GLARE SHIELD	33-11-01	2

152

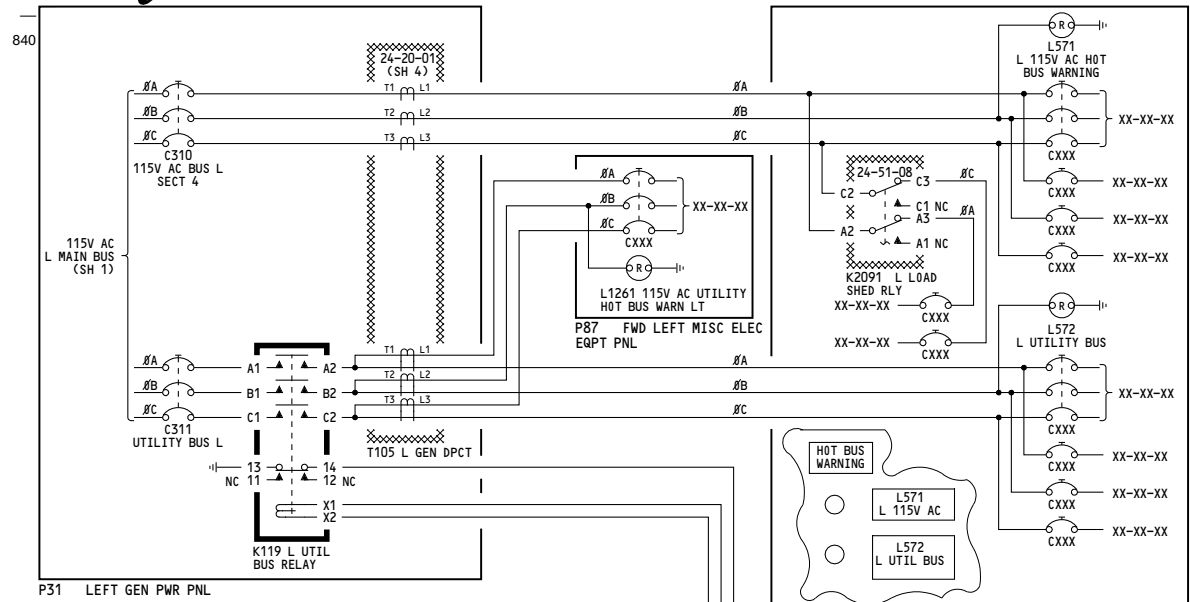
115V AC POWER DISTRIBUTION-LEFT

- Incorporates
- ▶ 24-0069 R03
 - ▶ 30-0017
 - ▶ 34-0091 R01

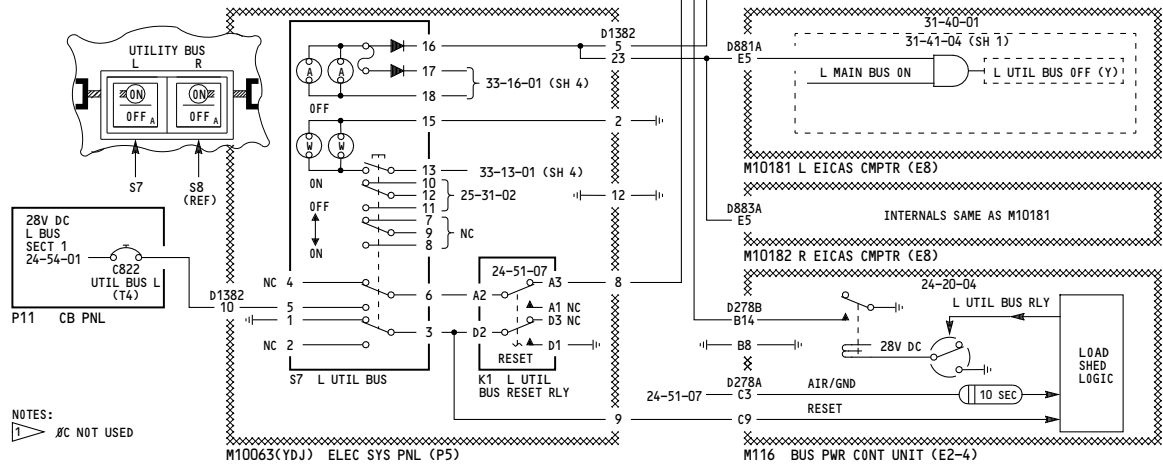
D280T232

POWER BUS		SYSTEM					SCHEM REF	
SECT	CB	CB CXXX	#	GRID LOC	PNL	NOMENCLATURE	DIAG	SH
2	C308	C501	C	F14	P11-1	AUTO FLIGHT-TMC AC	22-30-02	1
		C513	A	E17	P11-1	FLT CONT CMPTR-PWR L	22-10-02	2
		C559	B	G6	P11-1	ACARS AC	23-22-01	1
		C561	C	J7	P11-2	FLIGHT RECORDER-AC	31-31-01	1
		C569	C	J4	P11-2	ACMS AC	31-35-00	-
		C571	C	J1	P11-2	PRINTER	31-36-01	-
		C592	B	F4	P11-1	NAVIGATION LEFT-GND PROX	34-46-01	1
		C607	B	F6	P11-1	NAVIGATION LEFT - ADF	34-57-01	-
		C615	C	F2	P11-1	NAVIGATION LEFT-WX RADAR	34-43-01	1
		C628	B	F12	P11-1	TCAS	34-45-01	-
		C643	C	J4	P11-2	AIDS AC	31-31-01	1
		C1521	B	G16	P11-2	FLAP SLAT ELEC UNIT 2-CONT	27-58-03	-
		C1536	B	G17	P11-2	FLT CONT ELEX IR AC	27-09-02	-
		C4078	C	J2	P11-2	EICAS CMPTR L	31-41-01	2
		C4081	C	J3	P11-2	EICAS UPDR DSPL	31-41-06	2
		C4181	A	H2	P11-2	AUX FWD ZONE TEMP CONT	21-61-06	1
		C4182	A	H3	P11-2	AUX MID ZONE TEMP CONT	21-61-07	1
3	C328	C331	3	H18	P6-3	EQUIP COOL SUPPLY FAN 1	21-58-04	1
		C354	3	H15	P6-3	CAPT SEAT	25-11-01	-
		C366	3	G15	P6-3	L AFT FUEL BOOST PUMP	28-22-01	1
		C368	3	G18	P6-3	R FWD FUEL BOOST PUMP	28-22-01	2
		C369	3	F15	P6-3	L FUEL OVRD PUMP	28-22-01	3
		C876	B	J18	P6-3	CENTER BUS AC	24-51-03	-
		C877	B	J19	P6-3	28V AC BUS L	24-53-01	-
		C1138	A	L18	P6-3	L TAT PROBE HEAT	30-33-01	-

24-51-01



POWER BUS	SYSTEM						SCHEM REF		
	SECT	CB	CB CXXX	#	GRID LOC	PANEL		NOMENCLATURE	DIAG
4	C310	C334	3	G4	P36	EQUIP COOL - AFT FAN 2	21-26-02	-	
		C389	3	F6	P36	LAV SYS 1 - VACUUM BLOWER	38-30-01	1	
		C391	3	L5	P36	WINDOW HEAT 1L	30-41-01	1	
		C530	C	J3	P36	PASS ENTERTAINMENT - PSUD L FWD	23-34-01	1	
		C533	A	J1	P36	PASS ENTERTAINMENT - PSUD R FWD	23-34-01	1	
		C535	C	J4	P36	PASS ENTERTAINMENT - PSUD L AFT	23-34-01	1	
		C541	A	J2	P36	PASS ENTERTAINMENT - PSUD R AFT	23-34-01	1	
		C546	A	J5	P36	MUX/TAPE REPRO	23-34-01	1	
		C652	C	L1	P36	CARGO HEAT VALUE - BULK	21-44-02	-	
		C684	C	L3	P36	CARGO HEAT VALUE - AFT CONT	21-44-01	-	
		C696	C	L2	P36	CARGO HEAT VALUE - FWD CONT	21-43-01	-	
		C1125	C	H6	P36	ICE/RAIN - WINDOW HEAT 2R	30-41-01	1	
		C1127	C	H7	P36	ICE/RAIN - WINDOW HEAT 3R	30-41-01	1	
		C1341	C	L7	P36	AIR SUPPLY BITE	36-23-01	-	
UTIL	C311	C336	3	F2	P36	RECIRC FAN L	21-25-01	-	
		C342	3	E2	P36	GASPER FAN	21-24-01	-	
		C343	3	A2	P36	FWD DOOR AREA HEATER POWER	21-45-02	-	
		C403	3	B4	P36	CREW REST - AFT LH HEAT	21-66-03	1	
		C406	3	B1	P36	CREW REST - AFT LH FAN	21-66-03	2	
		C662	A	H1	P36	CAPT AUX HTRS - HIGH	21-45-01	-	
		C663	B	H2	P36	CAPT AUX HTRS - LOW	21-45-01	-	
		C678	B	H3	P36	HEATER BLANKET	21-45-02	-	
		C734	B	D1	P36	LAV SHAVERS	25-42-01	-	
		C1365	B	D7	P36	WATER/WASTE - SYS 1 LAV WH	38-10-02	-	



NOTES:
 #C NOT USED

152

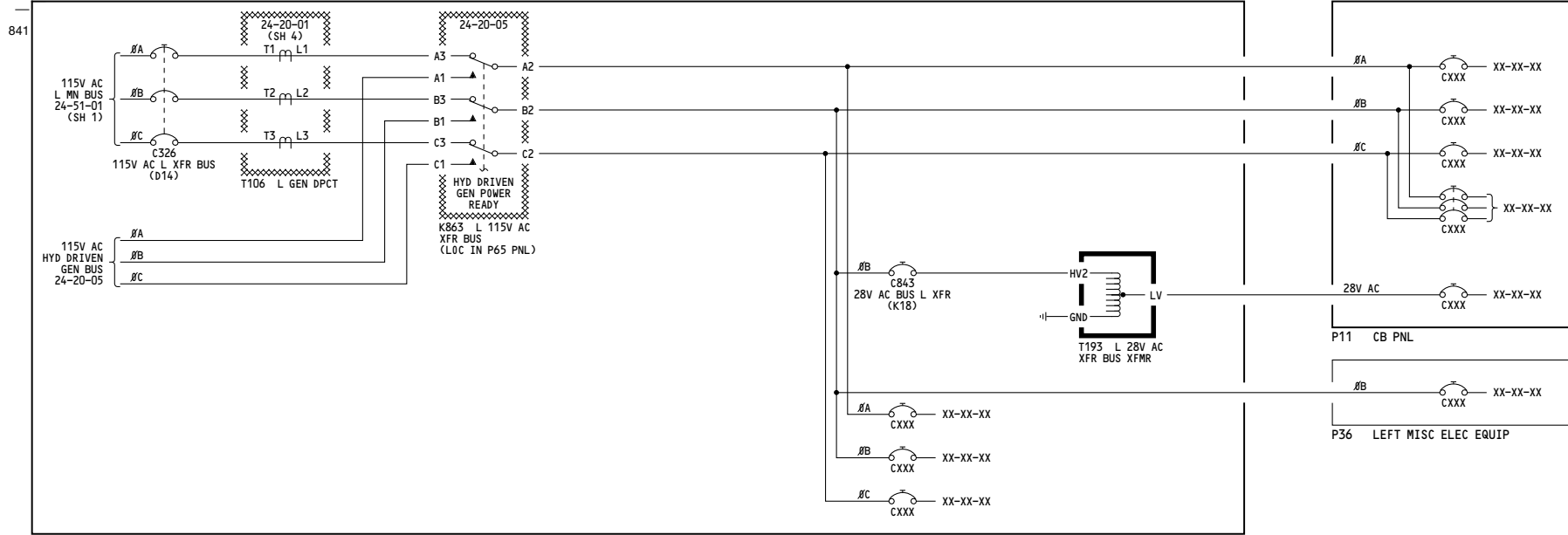
115V AC POWER DISTRIBUTION-LEFT

D280T232

Incorporates
 25-0113 R04
 MTO 210353

24-51-01

Page 102.4B
 Sheet 3
 Jan 21/2005



P6 MN PWR DISTR

POWER BUS	SYSTEM						
	CB CXXX	Ø	GRID LOC	PANEL	NOMENCLATURE	SCHEM REF	
						DIAG	SH
115V AC	C340	3	G8	P11-2	LEFT HF COMM	23-11-01	-
	C582	A	E11	P11-1	NAVIGATION LEFT - DME	34-55-11	-
	C597	A	E8	P11-1	FMCS - CDU	34-61-01	-
	C609	A	E9	P11-1	FMCS - CMPTR	34-61-02	3
	C611	C	F1	P11-1	NAVIGATION LEFT - IRS	34-21-01	1
	C616	B	F7	P11-1	NAVIGATION LEFT - ATC	34-53-01	-
	C686	B	P15	P11-3	CAB ALT CONTROL - AUTO 1	21-31-01	-
	C874	A	J17	P6-3	AC STBY BUS PWR	24-33-01	-
	C1110	A	K14	P6-3	CAPT PITOT HEAT - ØA	30-31-01	1
	C1111	B	K15	P6-3	CAPT PITOT HEAT - ØB	30-31-01	1
	C1112	B	K16	P6-3	R AUX PITOT HEAT - ØB	30-31-01	1
	C1113	C	K17	P6-3	R AUX PITOT HEAT - ØC	30-31-01	1
	C1122	B	L19	P6-3	L ENG PROBE HEAT	30-34-01	-
	C1133	C	L17	P6-3	L AOA PROBE HEAT	30-32-01	1

POWER BUS	SYSTEM						
	CB CXXX	Ø	GRID LOC	PANEL	NOMENCLATURE	SCHEM REF	
						DIAG	SH
115V AC	C1204	B	K4	P36	AFT PASS. NIGHT LTS	33-21-02	-
	C1241	C	P3	P11-3	INSTR & PNL LTS - OVHD	33-13-01	2
	C1242	C	P1	P11-3	INSTR & PNL LTS - AISLE STAND	33-13-01	2
	C1289	B	P5	P11-3	FLOOD LTS - STBY CONT	33-11-01	-
	C1330	C	S12	P11-3	PNEU AIR SUPPLY - ISOL VALVE PWR L	36-11-01	-
28V AC (T193)	C1008	-	J15	P11-2	FLIGHT CONTROLS - FLAP POS IND L	27-58-01	-
	C1034	-	K17	P11-2	FLIGHT CONTROLS - RUDDER POS	27-20-01	-
	C1203	-	S4	P11-3	FWD NIGHT LIGHTS	33-21-02	-
	C1318	-	R7	P11-3	LAVS SYS 1 - LIGHTS	33-26-02	-
C1522	-	J16	P11-2	FLIGHT CONTROLS - FLAP POS IND R	27-58-01	-	

LEFT TRANSFER BUS

152

**115V AC
POWER DISTRIBUTION-
LEFT**

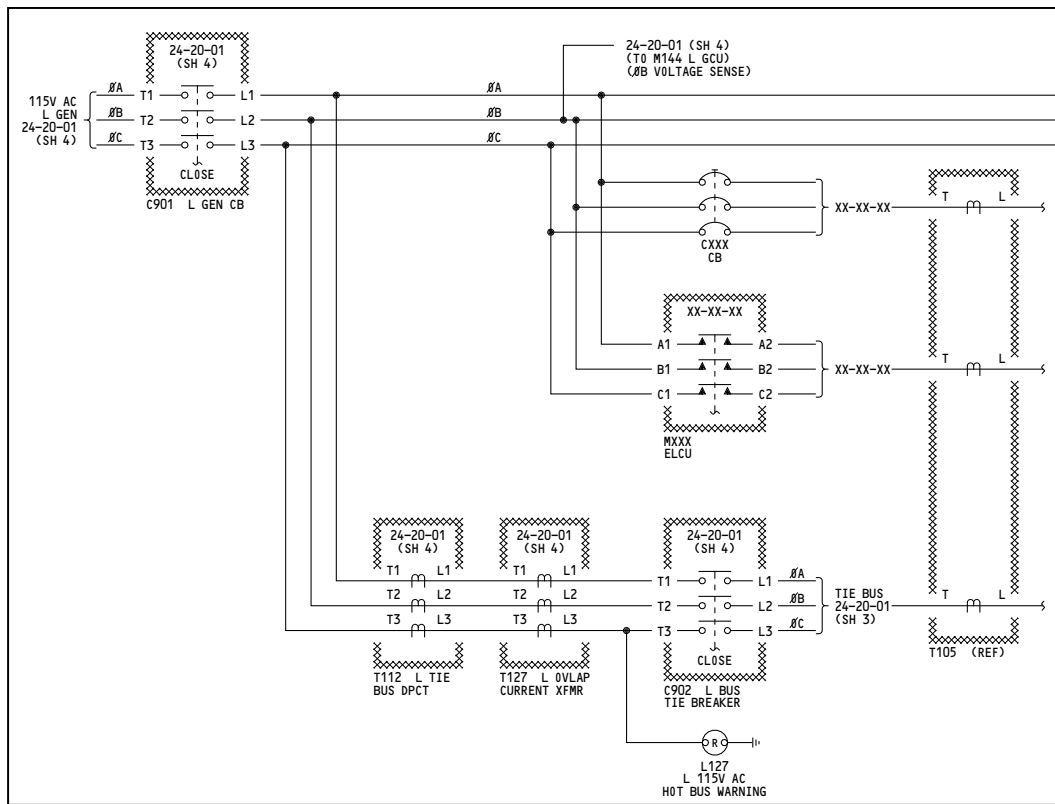
Incorporates
24-0069 R03

D280T232

24-51-01

Page 102.4B
Sheet 4
Jan 21/2005

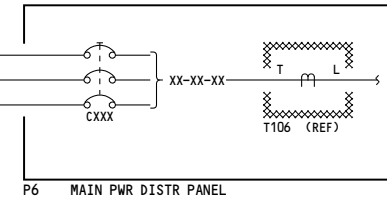
631



P31 L GEN PWR PANEL

P31 PANEL DISTRIBUTION TABLE

CXXX/ MXXX	NOMENCLATURE	SCHEM REF	
		DIAG	SH
C310	115V AC BUS L - SECT 4	24-51-01	3
C311	UTILITY BUS L	24-51-01	3
M1636	AFT GALLEYS PWR ELCU	25-31-02	-
M896	ELEC HYD PUMP R ELCU	29-00-03	2
M897	ELEC HYD PUMP C1 ELCU	29-00-04	1



P6 MAIN PWR DISTR PANEL

P6 PANEL DISTRIBUTION TABLE

CB CXXX	GRID LOC	NOMENCLATURE	SCHEM REF	
			DIAG	SH
C308	A18	115V AC BUS L - SECT 2	24-51-01	2
C312	C18	L TRU	24-32-01	-
C313	C15	115V AC BUS L - SECT 1	24-51-01	2
C326	D14	115V AC L XFR BUS	24-51-01	4
C328	A15	115V AC BUS L - SECT 3	24-51-01	2

WIRING DIAGRAMS	
24-51-11	
24-51-12	
24-51-13	
24-51-14	

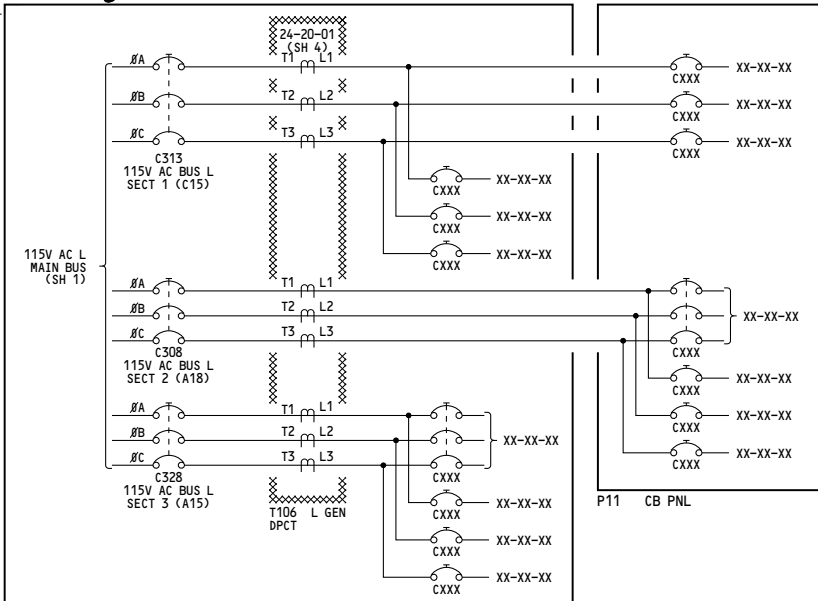
L MAIN BUS DISTRIBUTION

153-154	<p>115V AC POWER DISTRIBUTION- LEFT</p> <p>D280T232</p>
---------	--

24-51-01

Page 103.1
Sheet 1
Jan 21/2005

751



P6 MAIN PWR DISTR

SECT	CB	SYSTEM					SCHEM REF	
		CB CXXX	Ø	GRID LOC	PNL	NOMENCLATURE	DIAG	SH
1	C313	C520	C	U9	P11-3	DSPL MAINT CONT	22-41-01	1
		C651	B	P13	P11-3	EQUIP COOLING-OUTBD VLVS	21-58-03	-
		C667	C	R15	P11-3	ZONE CNTLR	21-60-01	1
		C668	A	R11	P11-3	AUG ZONE CONT	21-60-01	1
		C673	B	N10	P11-3	LEFT PACK AUTO PWR	21-50-03	3
		C709	B	N17	P11-3	PACK FLOW IND	21-50-01	5
		C847	B	R4	P11-3	LEFT AC BUS SENSE	24-20-05	1
		C1226	B	N7	P11-3	ANTI COLL LTS WHITE	33-44-01	-
		C1232	C	S5	P11-3	LIGHTING CONT 5 KVA INSTR	33-13-01	2
		C1244	A	P4	P11-3	INSTRUMENT & PANEL LT OVHD C/B	33-13-01	2
		C1247	B	N3	P11-3	LANDING LTS-NOSE GEAR L	33-42-01	-
		C1248	C	N4	P11-3	LANDING LTS-NOSE GEAR R	33-42-01	-
		C1249	B	N5	P11-3	LANDING LTS-WING L	33-42-01	-
		C1276	B	N6	P11-3	LIGHTING-RUNWAY TURNOFF L	33-42-02	-
		C1312	B	N8	P11-3	LIGHTING - TAXI L	33-42-02	-
		C1313	C	N9	P11-3	LIGHTING - TAXI R	33-42-02	-

SECT 1, 2 & 3 POWER DISTRIBUTION (P6 & P11)

SECT	CB	SYSTEM					SCHEM REF	
		CB CXXX	Ø	GRID LOC	PNL	NOMENCLATURE	DIAG	SH
1	C313	C1316	B	R9	P11-3	LIGHTING-LAV SYS 1-MIRROR	33-26-01	-
		C1337	C	S14	P11-3	AIR SUPPLY ISOL VALVE PWR-CTR	36-11-03	-
		C1430	A	M1	P11-2	ENGINES-L IGN 1	74-31-01	1
		C1432	A	M2	P11-2	ENGINES-R IGN 1	74-31-01	2
		C1439	B	M9	P11-2	LEFT ENGINE-BUS PWR SENSE	74-31-01	1
		C1464	B	K1	P11-2	ENG VIB MONITOR	77-00-02	-
		C4038	B	N15	P11-3	RIGHT PACK STANDBY PWR	21-50-06	2
		C4221	C	S17	P11-3	AIR SUPPLY DUCT PRESS IND-PWR	36-21-01	-
		C4226	A	S7	P11-3	F/O INSTR TRANSFER-ALTN BUS #A	24-51-04	2
		C4228	B	S8	P11-3	F/O INSTR TRANSFER-ALTN BUS #B	24-51-04	2
		C4230	C	S9	P11-3	F/O INSTR TRANSFER-ALTN BUS #C	24-51-04	2
		C4264	A	J14	P6-3	CAPT PRIM INSTR BUS #A	24-51-04	1
		C4265	B	J15	P6-3	CAPT PRIM INSTR BUS #B	24-51-04	1
		C4266	C	J16	P6-3	CAPT PRIM INSTR BUS #C	24-51-04	1
C4280	A	P7	P11-3	FLOOD LTS-GLARE SHIELD	33-11-01	2		

POWER BUS	SYSTEM	SECT	CB	CB CXXX	Ø	GRID LOC	PNL	NOMENCLATURE	SCHEM REF				
									DIAG	SH			
2	C308			C501	C	F14	P11-1	AUTO FLIGHT-TMC AC	22-30-02	1			
				C513	A	E17	P11-1	FLT CONT CMPTR-PWR L	22-10-02	2			
				C559	B	G6	P11-1	ACARS AC	23-22-01	1			
				C561	C	J7	P11-2	FLIGHT RECORDER-AC	31-31-01	1			
				C569	C	J4	P11-2	ACMS AC	31-35-00	-			
				C571	C	J1	P11-2	PRINTER	31-36-01	-			
				C592	B	F4	P11-1	NAVIGATION LEFT-GND PROX	34-46-01	1			
				C607	B	F6	P11-1	NAVIGATION LEFT - ADF	34-57-01	-			
				C615	C	F2	P11-1	NAVIGATION LEFT-WX RADAR	34-43-01	1			
				C628	B	F12	P11-1	TCAS	34-45-01	-			
				C643	C	J4	P11-2	AIDS AC	31-31-01	1			
				C1521	B	G16	P11-2	FLAP SLAT ELEC UNIT 2-CONT	27-58-03	-			
				C1536	B	G17	P11-2	FLT CONT ELEX IR AC	27-09-02	-			
				C4078	C	J2	P11-2	EICAS CMPTR L	31-41-01	2			
				C4081	C	J3	P11-2	EICAS UPDR DSPL	31-41-06	2			
				C4181	A	H2	P11-2	AUX FWD ZONE TEMP CONT	21-61-06	1			
				C4182	A	H3	P11-2	AUX MID ZONE TEMP CONT	21-61-07	1			
3	C328			C331	3	H18	P6-3	EQUIP COOL SUPPLY FAN 1	21-58-04	1			
				C354	3	H15	P6-3	CAPT SEAT	25-11-01	-			
				C366	3	G15	P6-3	L AFT FUEL BOOST PUMP	28-22-01	1			
				C368	3	G18	P6-3	R FWD FUEL BOOST PUMP	28-22-01	2			
				C369	3	F15	P6-3	L FUEL OVRD PUMP	28-22-01	3			
				C876	B	J18	P6-3	CENTER BUS AC	24-51-03	-			
				C877	B	J19	P6-3	28V AC BUS L	24-53-01	-			
				C1138	A	L18	P6-3	L TAT PROBE HEAT	30-33-01	-			

153-154

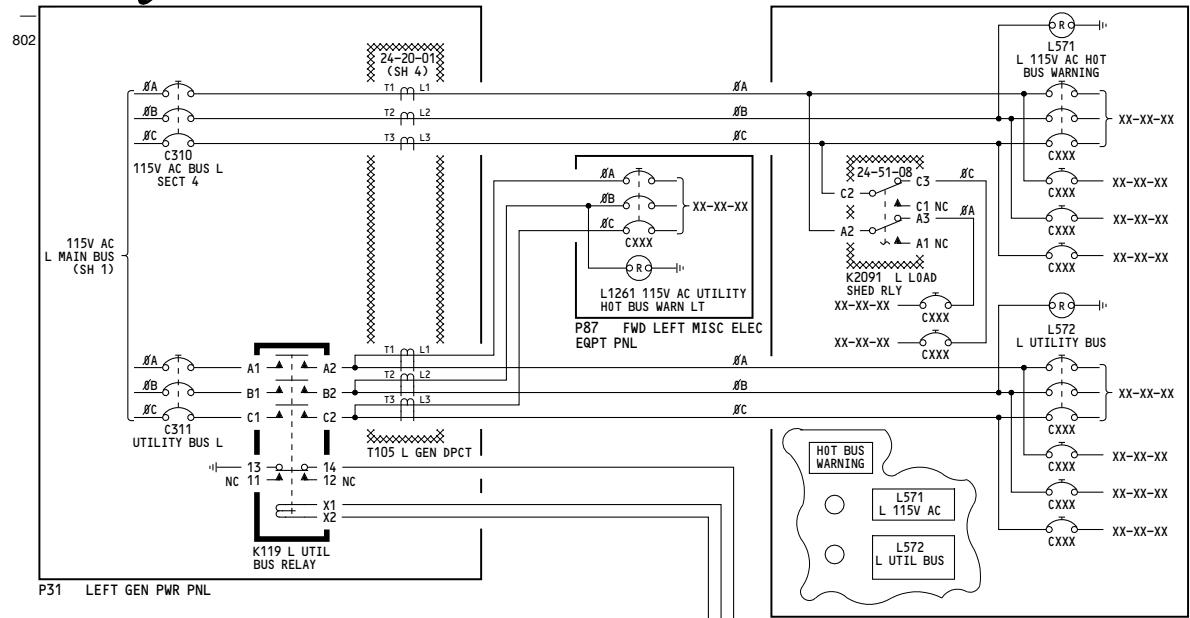
**115V AC
POWER DISTRIBUTION-
LEFT**

Incorporates
24-0069 R03

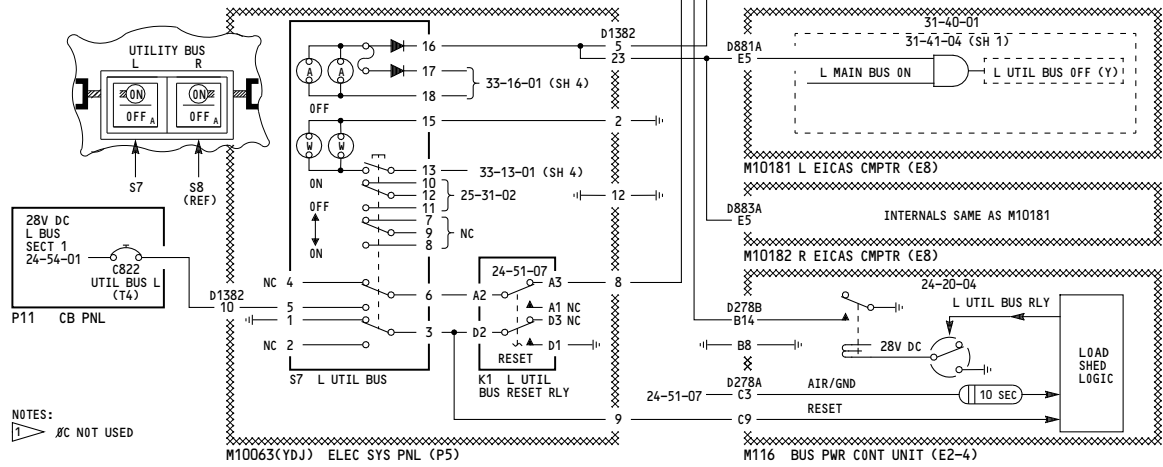
D280T232

24-51-01

Page 103.1
Sheet 2
Jan 21/2005



POWER BUS	SECT	CB	SYSTEM				SCHEM REF	
			CB CXXX	#	GRID LOC	PANEL		NOMENCLATURE
4	C310	C334	3	G4	P36	EQUIP COOL - AFT FAN 2	21-26-02	-
		C389	3	F6	P36	LAV SYS 1 - VACUUM BLOWER	38-30-01	1
		C391	3	L5	P36	WINDOW HEAT 1L	30-41-01	1
		C530	C	J3	P36	PASS ENTERTAINMENT - PSUD L FWD	23-34-01	1
		C533	A	J1	P36	PASS ENTERTAINMENT - PSUD R FWD	23-34-01	1
		C535	C	J4	P36	PASS ENTERTAINMENT - PSUD L AFT	23-34-01	1
		C541	A	J2	P36	PASS ENTERTAINMENT - PSUD R AFT	23-34-01	1
		C546	A	J5	P36	MUX/TAPE REPRO	23-34-01	1
		C652	C	L1	P36	CARGO HEAT VALUE - BULK	21-44-02	-
		C684	C	L3	P36	CARGO HEAT VALUE - AFT CONT	21-44-01	-
		C696	C	L2	P36	CARGO HEAT VALUE - FWD CONT	21-43-01	-
		C1125	C	H6	P36	ICE/RAIN - WINDOW HEAT 2R	30-41-01	1
		C1127	C	H7	P36	ICE/RAIN - WINDOW HEAT 3R	30-41-01	1
C1341	C	L7	P36	AIR SUPPLY BITE	36-23-01	-		
UTIL	C311	C336	3	F2	P36	RECIRC FAN L	21-25-01	-
		C342	3	E2	P36	GASPER FAN	21-24-01	-
		C343	3	A2	P36	FWD DOOR AREA HEATER POWER	21-45-02	-
		C662	A	H1	P36	CAPT AUX HTRS - HIGH	21-45-01	-
		C663	B	H2	P36	CAPT AUX HTRS - LOW	21-45-01	-
		C678	B	H3	P36	HEATER BLANKET	21-45-02	-
		C734	B	D1	P36	LAV SHAVERS	25-42-01	-
C1365	B	D7	P36	WATER/WASTE - SYS 1 LAV WH	38-10-02	-		



153-154

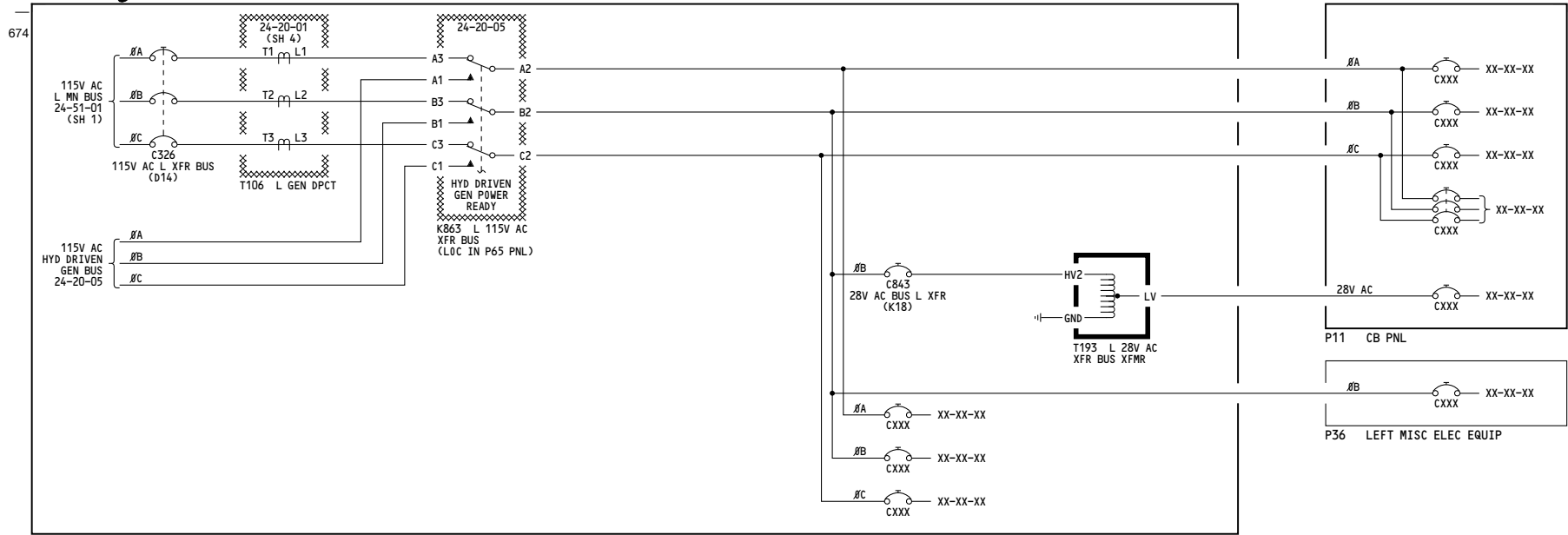
115V AC POWER DISTRIBUTION-LEFT

D280T232

Incorporates
 25-0113 R04

24-51-01

Page 103.1
 Sheet 3
 Jan 21/2005



P6 MN PWR DISTR

POWER BUS	SYSTEM						
	CB CXXX	Ø	GRID LOC	PANEL	NOMENCLATURE	SCHEM REF	
						DIAG	SH
115V AC	C340	3	G8	P11-2	LEFT HF COMM	23-11-01	-
	C582	A	E11	P11-1	NAVIGATION LEFT - DME	34-55-11	-
	C597	A	E8	P11-1	FMCS - CDU	34-61-01	-
	C609	A	E9	P11-1	FMCS - CMPTR	34-61-02	3
	C611	C	F1	P11-1	NAVIGATION LEFT - IRS	34-21-01	1
	C616	B	F7	P11-1	NAVIGATION LEFT - ATC	34-53-01	-
	C686	B	P15	P11-3	CAB ALT CONTROL - AUTO 1	21-31-01	-
	C874	A	J17	P6-3	AC STBY BUS PWR	24-33-01	-
	C1110	A	K14	P6-3	CAPT PITOT HEAT - ØA	30-31-01	1
	C1111	B	K15	P6-3	CAPT PITOT HEAT - ØB	30-31-01	1
	C1112	B	K16	P6-3	R AUX PITOT HEAT - ØB	30-31-01	1
	C1113	C	K17	P6-3	R AUX PITOT HEAT - ØC	30-31-01	1
	C1122	B	L19	P6-3	L ENG PROBE HEAT	30-34-01	-
	C1133	C	L17	P6-3	L AOA PROBE HEAT	30-32-01	1

POWER BUS	SYSTEM						
	CB CXXX	Ø	GRID LOC	PANEL	NOMENCLATURE	SCHEM REF	
						DIAG	SH
115V AC	C1204	B	K4	P36	AFT PASS. NIGHT LTS	33-21-02	-
	C1241	C	P3	P11-3	INSTR & PNL LTS - ØVHD	33-13-01	2
	C1242	C	P1	P11-3	INSTR & PNL LTS - AISLE STAND	33-13-01	2
	C1289	B	P5	P11-3	FLOOD LTS - STBY CONT	33-11-01	-
	C1330	C	S12	P11-3	PNEU AIR SUPPLY - ISOL VALVE PWR L	36-11-01	-
28V AC (T193)	C1008	-	J15	P11-2	FLIGHT CONTROLS - FLAP POS IND L	27-58-01	-
	C1034	-	K17	P11-2	FLIGHT CONTROLS - RUDDER POS	27-20-01	-
	C1203	-	S4	P11-3	FWD NIGHT LIGHTS	33-21-02	-
	C1318	-	R7	P11-3	LAVS SYS 1 - LIGHTS	33-26-02	-
C1522	-	J16	P11-2	FLIGHT CONTROLS - FLAP POS IND R	27-58-01	-	

LEFT TRANSFER BUS

153-154

**115V AC
POWER DISTRIBUTION-
LEFT**

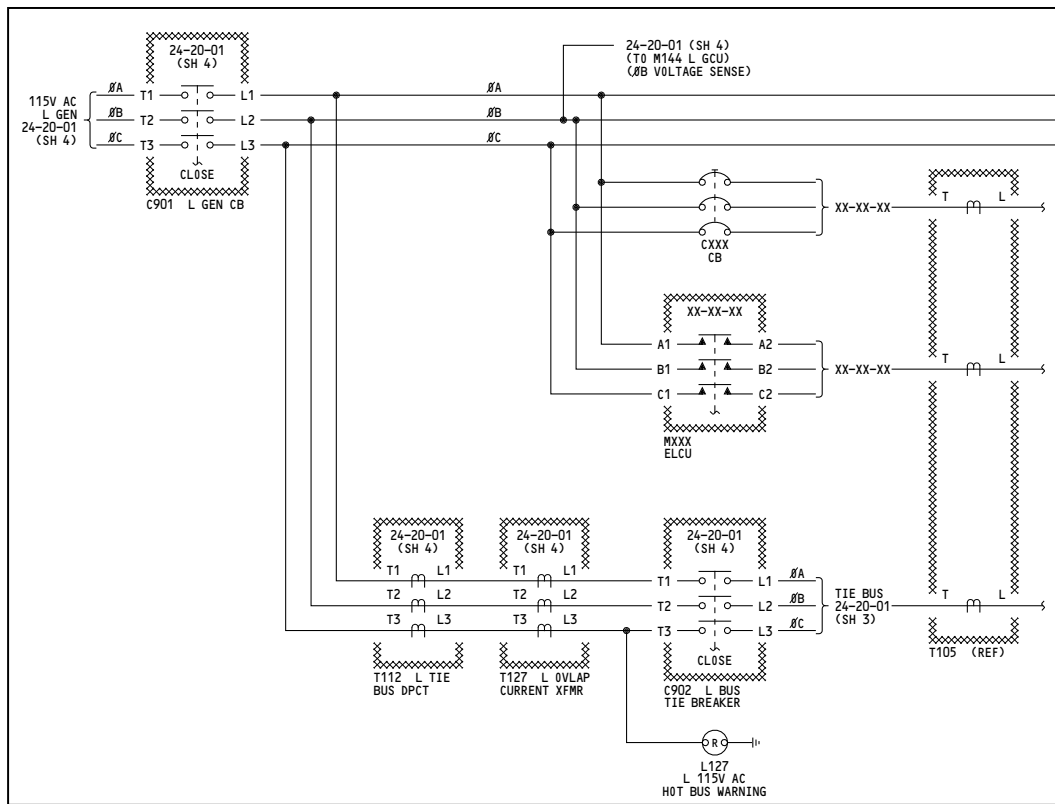
D280T232

Incorporates
 24-0069 R03

24-51-01

Page 103.1
 Sheet 4
 Jan 21/2005

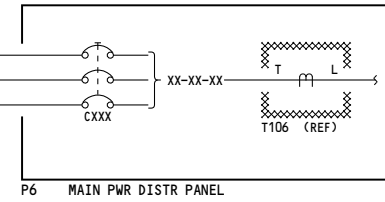
674



P31 L GEN PWR PANEL

P31 PANEL DISTRIBUTION TABLE

CXXX/ MXXX	NOMENCLATURE	SCHEM REF	
		DIAG	SH
C310	115V AC BUS L - SECT 4	24-51-01	3
C311	UTILITY BUS L	24-51-01	3
M1636	AFT GALLEYS PWR ELCU	25-31-02	-
M896	ELEC HYD PUMP R ELCU	29-00-03	2
M897	ELEC HYD PUMP C1 ELCU	29-00-04	1



P6 MAIN PWR DISTR PANEL

WIRING DIAGRAMS	
24-51-11	
24-51-12	
24-51-13	
24-51-14	

P6 PANEL DISTRIBUTION TABLE

CB CXXX	GRID LOC	NOMENCLATURE	SCHEM REF	
			DIAG	SH
C308	A18	115V AC BUS L - SECT 2	24-51-01	2
C312	C18	L TRU	24-32-01	-
C313	C15	115V AC BUS L - SECT 1	24-51-01	2
C326	D14	115V AC L XFR BUS	24-51-01	4
C328	A15	115V AC BUS L - SECT 3	24-51-01	2

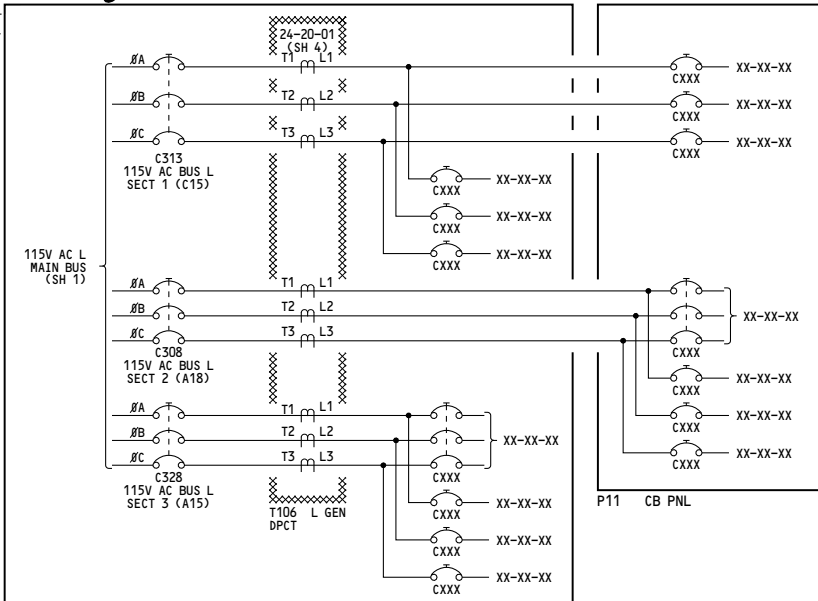
L MAIN BUS DISTRIBUTION



24-51-01

Page 103.2A
Sheet 1
Jan 21/2005

817



P6 MAIN PWR DISTR

SECT	CB	SYSTEM					SCHEM REF	
		CB CXXX	#	GRID LOC	PNL	NOMENCLATURE	DIAG	SH
1	C313	C520	C	U9	P11-3	DSPL MAINT CONT	22-41-01	1
		C651	B	P13	P11-3	EQUIP COOLING-OUTBD VLVS	21-58-03	-
		C667	C	R15	P11-3	ZONE CNTLR	21-60-01	1
		C668	A	R11	P11-3	AUG ZONE CONT	21-60-01	1
		C673	B	N10	P11-3	LEFT PACK AUTO PWR	21-50-03	3
		C709	B	N17	P11-3	PACK FLOW IND	21-50-01	5
		C847	B	R4	P11-3	LEFT AC BUS SENSE	24-20-05	1
		C1226	B	N7	P11-3	ANTI COLL LTS WHITE	33-44-01	-
		C1232	C	S5	P11-3	LIGHTING CONT 5 KVA INSTR	33-13-01	2
		C1244	A	P4	P11-3	INSTRUMENT & PANEL LT OVHD C/B	33-13-01	2
		C1247	B	N3	P11-3	LANDING LTS-NOSE GEAR L	33-42-01	-
		C1248	C	N4	P11-3	LANDING LTS-NOSE GEAR R	33-42-01	-
		C1249	B	N5	P11-3	LANDING LTS-WING L	33-42-01	-
		C1276	B	N6	P11-3	LIGHTING-RUNWAY TURNOFF L	33-42-02	-
		C1312	B	N8	P11-3	LIGHTING - TAXI L	33-42-02	-
		C1313	C	N9	P11-3	LIGHTING - TAXI R	33-42-02	-

SECT 1, 2 & 3 POWER DISTRIBUTION (P6 & P11)

SECT	CB	SYSTEM					SCHEM REF	
		CB CXXX	#	GRID LOC	PNL	NOMENCLATURE	DIAG	SH
1	C313	C1316	B	R9	P11-3	LIGHTING-LAV SYS 1-MIRROR	33-26-01	-
		C1337	C	S14	P11-3	AIR SUPPLY ISOL VALVE PWR-CTR	36-11-03	-
		C1430	A	M1	P11-2	ENGINES-L IGN 1	74-31-01	1
		C1432	A	M2	P11-2	ENGINES-R IGN 1	74-31-01	2
		C1439	B	M9	P11-2	LEFT ENGINE-BUS PWR SENSE	74-31-01	1
		C1464	B	K1	P11-2	ENG VIB MONITOR	77-00-02	-
		C4038	B	N15	P11-3	RIGHT PACK STANDBY PWR	21-50-06	2
		C4221	C	S17	P11-3	AIR SUPPLY DUCT PRESS IND-PWR	36-21-01	-
		C4226	A	S7	P11-3	F/O INSTR TRANSFER-ALTN BUS #A	24-51-04	2
		C4228	B	S8	P11-3	F/O INSTR TRANSFER-ALTN BUS #B	24-51-04	2
		C4230	C	S9	P11-3	F/O INSTR TRANSFER-ALTN BUS #C	24-51-04	2
		C4264	A	J14	P6-3	CAPT PRIM INSTR BUS #A	24-51-04	1
		C4265	B	J15	P6-3	CAPT PRIM INSTR BUS #B	24-51-04	1
		C4266	C	J16	P6-3	CAPT PRIM INSTR BUS #C	24-51-04	1
		C4280	A	P7	P11-3	FLOOD LTS-GLARE SHIELD	33-11-01	2

SECT	CB	SYSTEM					SCHEM REF			
		CB CXXX	#	GRID LOC	PNL	NOMENCLATURE	DIAG	SH		
2	C308	C501	C	F14	P11-1	AUTO FLIGHT-TMC AC	22-30-02	1		
		C513	A	E17	P11-1	FLT CONT CMPTR-PWR L	22-10-02	2		
		C559	B	G6	P11-1	ACARS AC	23-22-01	1		
		C561	C	J7	P11-2	FLIGHT RECORDER-AC	31-31-01	1		
		C569	C	J4	P11-2	ACMS AC	31-35-00	-		
		C571	C	J1	P11-2	PRINTER	31-36-01	-		
		C592	B	F4	P11-1	NAVIGATION LEFT-GND PROX	34-46-01	1		
		C607	B	F6	P11-1	NAVIGATION LEFT - ADF	34-57-01	-		
		C615	C	F2	P11-1	NAVIGATION LEFT-WX RADAR	34-43-01	1		
		C628	B	F12	P11-1	TCAS	34-45-01	-		
		C669	A	H9	P11-2	SATCOM HGA	23-25-01	-		
		C643	C	J4	P11-2	AIDS AC	31-31-01	1		
		C1521	B	G16	P11-2	FLAP SLAT ELEC UNIT 2-CONT	27-58-03	-		
		C1536	B	G17	P11-2	FLT CONT ELEX IR AC	27-09-02	-		
		C4078	C	J2	P11-2	EICAS CMPTR L	31-41-01	2		
		C4081	C	J3	P11-2	EICAS UPDR DSPL	31-41-06	2		
		C4181	A	H2	P11-2	AUX FWD ZONE TEMP CONT	21-61-06	1		
		C4182	A	H3	P11-2	AUX MID ZONE TEMP CONT	21-61-07	1		
		3	C328	C331	3	H18	P6-3	EQUIP COOL SUPPLY FAN 1	21-58-04	1
				C354	3	H15	P6-3	CAPT SEAT	25-11-01	-
C366	3			G15	P6-3	L AFT FUEL BOOST PUMP	28-22-01	1		
C368	3			G18	P6-3	R FWD FUEL BOOST PUMP	28-22-01	2		
C369	3			F15	P6-3	L FUEL OVRD PUMP	28-22-01	3		
C876	B			J18	P6-3	CENTER BUS AC	24-51-03	-		
C877	B			J19	P6-3	28V AC BUS L	24-53-01	-		
C1138	A			L18	P6-3	L TAT PROBE HEAT	30-33-01	-		

153

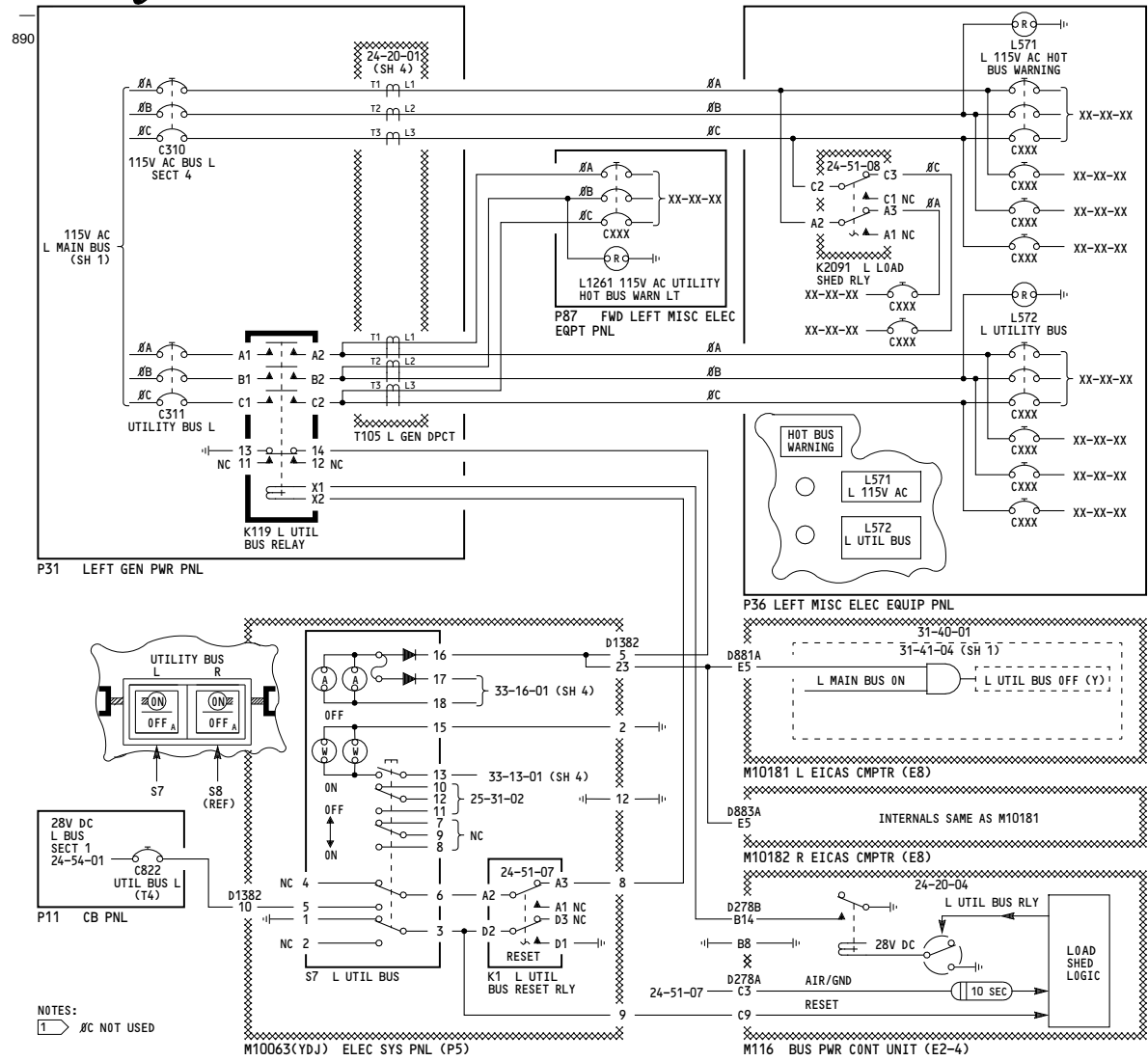
**115V AC
POWER DISTRIBUTION-
LEFT**

- Incorporates 24-0069 R03
- 30-0017
- MTO 230593

D280T232

24-51-01

Page 103.2A
Sheet 2
Jan 21/2005



POWER BUS	SYSTEM						SCHEM REF		
	SECT	CB	CB CXXX	#	GRID LOC	PANEL		NOMENCLATURE	DIAG
4	C310	C334	3	G4	P36	EQUIP COOL - AFT FAN 2	21-26-02	-	
		C389	3	F6	P36	LAV SYS 1 - VACUUM BLOWER	38-30-01	1	
		C391	3	L5	P36	WINDOW HEAT 1L	30-41-01	1	
		C530	C	J3	P36	PASS ENTERTAINMENT - PSUD L FWD	23-34-01	1	
		C533	A	J1	P36	PASS ENTERTAINMENT - PSUD R FWD	23-34-01	1	
		C535	C	J4	P36	PASS ENTERTAINMENT - PSUD L AFT	23-34-01	1	
		C541	A	J2	P36	PASS ENTERTAINMENT - PSUD R AFT	23-34-01	1	
		C546	A	J5	P36	MUX/TAPE REPRO	23-34-01	1	
		C652	C	L1	P36	CARGO HEAT VALUE - BULK	21-44-02	-	
		C684	C	L3	P36	CARGO HEAT VALUE - AFT CONT	21-44-01	-	
		C696	C	L2	P36	CARGO HEAT VALUE - FWD CONT	21-43-01	-	
		C1125	C	H6	P36	ICE/RAIN - WINDOW HEAT 2R	30-41-01	1	
		C1127	C	H7	P36	ICE/RAIN - WINDOW HEAT 3R	30-41-01	1	
		C1341	C	L7	P36	AIR SUPPLY BITE	36-23-01	-	
UTIL	C311	C336	3	F2	P36	RECIRC FAN L	21-25-01	-	
		C342	3	E2	P36	GASPER FAN	21-24-01	-	
		C343	3	A2	P36	FWD DOOR AREA HEATER POWER	21-45-02	-	
		C403	3	B4	P36	CREW REST - AFT LH HEAT	21-66-03	1	
		C406	3	B1	P36	CREW REST - AFT LH FAN	21-66-03	2	
		C662	A	H1	P36	CAPT AUX HTRS - HIGH	21-45-01	-	
		C663	B	H2	P36	CAPT AUX HTRS - LOW	21-45-01	-	
		C678	B	H3	P36	HEATER BLANKET	21-45-02	-	
		C734	B	D1	P36	LAV SHAVERS	25-42-01	-	
		C1365	B	D7	P36	WATER/WASTE - SYS 1 LAV WH	38-10-02	-	
		C9033	3		P36	TRU - PASSENGER SEAT 28V DC	24-35-01	-	
		C9042	3	K2	P36	EMPOWER SYSTEM	25-25-29	-	

NOTES:
 #C NOT USED

153

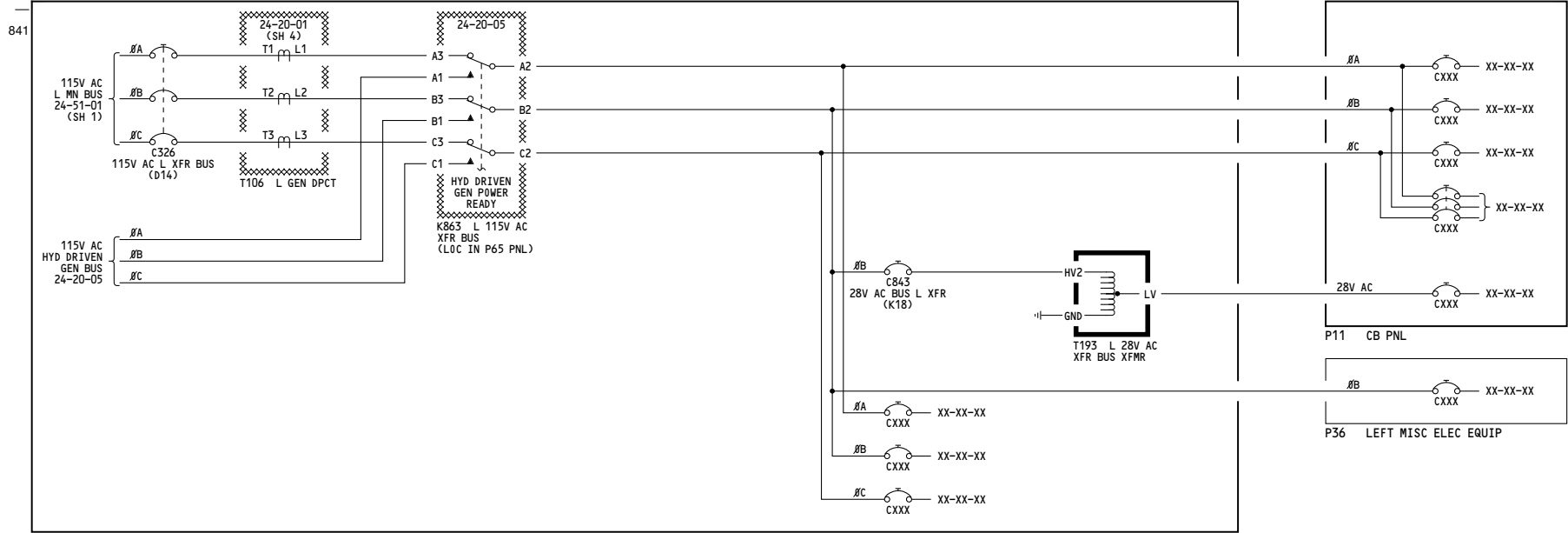
115V AC POWER DISTRIBUTION-LEFT

D280T232

- Incorporates
- 25-0113 R04
 - EAD89-0704-00
 - MTO 210353
 - MTO 240500

24-51-01

Page 103.2A
 Sheet 3
 Jan 21/2005



P6 MN PWR DISTR

POWER BUS	SYSTEM						
	CB CXXX	Ø	GRID LOC	PANEL	NOMENCLATURE	SCHEM REF	
						DIAG	SH
115V AC	C340	3	G8	P11-2	LEFT HF COMM	23-11-01	-
	C582	A	E11	P11-1	NAVIGATION LEFT - DME	34-55-11	-
	C597	A	E8	P11-1	FMCS - CDU	34-61-01	-
	C609	A	E9	P11-1	FMCS - CMPTR	34-61-02	3
	C611	C	F1	P11-1	NAVIGATION LEFT - IRS	34-21-01	1
	C616	B	F7	P11-1	NAVIGATION LEFT - ATC	34-53-01	-
	C686	B	P15	P11-3	CAB ALT CONTROL - AUTO 1	21-31-01	-
	C874	A	J17	P6-3	AC STBY BUS PWR	24-33-01	-
	C1110	A	K14	P6-3	CAPT PITOT HEAT - ØA	30-31-01	1
	C1111	B	K15	P6-3	CAPT PITOT HEAT - ØB	30-31-01	1
	C1112	B	K16	P6-3	R AUX PITOT HEAT - ØB	30-31-01	1
	C1113	C	K17	P6-3	R AUX PITOT HEAT - ØC	30-31-01	1
	C1122	B	L19	P6-3	L ENG PROBE HEAT	30-34-01	-
	C1133	C	L17	P6-3	L AOA PROBE HEAT	30-32-01	1

POWER BUS	SYSTEM						
	CB CXXX	Ø	GRID LOC	PANEL	NOMENCLATURE	SCHEM REF	
						DIAG	SH
115V AC	C1204	B	K4	P36	AFT PASS. NIGHT LTS	33-21-02	-
	C1241	C	P3	P11-3	INSTR & PNL LTS - ØVHD	33-13-01	2
	C1242	C	P1	P11-3	INSTR & PNL LTS - AISLE STAND	33-13-01	2
	C1289	B	P5	P11-3	FLOOD LTS - STBY CONT	33-11-01	-
	C1330	C	S12	P11-3	PNEU AIR SUPPLY - ISOL VALVE PWR L	36-11-01	-
28V AC (T193)	C1008	-	J15	P11-2	FLIGHT CONTROLS - FLAP POS IND L	27-58-01	-
	C1034	-	K17	P11-2	FLIGHT CONTROLS - RUDDER POS	27-20-01	-
	C1203	-	S4	P11-3	FWD NIGHT LIGHTS	33-21-02	-
	C1318	-	R7	P11-3	LAVS SYS 1 - LIGHTS	33-26-02	-
C1522	-	J16	P11-2	FLIGHT CONTROLS - FLAP POS IND R	27-58-01	-	

LEFT TRANSFER BUS

153

**115V AC
POWER DISTRIBUTION-
LEFT**

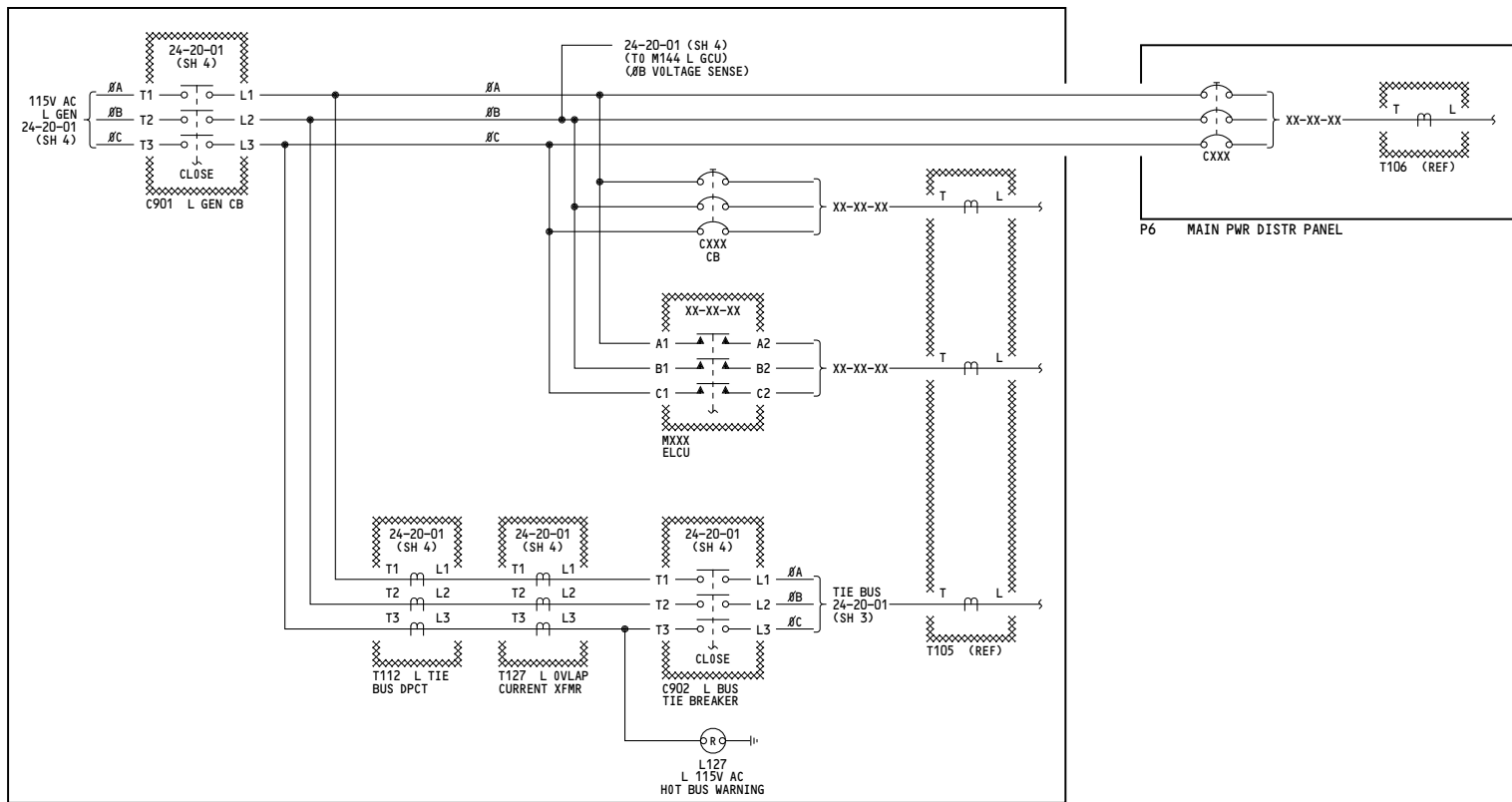
Incorporates
24-0069 R03

D280T232

24-51-01

Page 103.2A
Sheet 4
Jan 21/2005

674



P31 L GEN PWR PANEL

WIRING DIAGRAMS	
24-51-11	
24-51-12	
24-51-13	
24-51-14	

P31 PANEL DISTRIBUTION TABLE

CXXX/ MXXX	NOMENCLATURE	SCHEM REF	
		DIAG	SH
C310	115V AC BUS L - SECT 4	24-51-01	3
C311	UTILITY BUS L	24-51-01	3
M1636	AFT GALLEYS PWR ELCU	25-31-02	-
M896	ELEC HYD PUMP R ELCU	29-00-03	2
M897	ELEC HYD PUMP C1 ELCU	29-00-04	1

P6 PANEL DISTRIBUTION TABLE

CB CXXX	GRID LOC	NOMENCLATURE	SCHEM REF	
			DIAG	SH
C308	A18	115V AC BUS L - SECT 2	24-51-01	2
C312	C18	L TRU	24-32-01	-
C313	C15	115V AC BUS L - SECT 1	24-51-01	2
C326	D14	115V AC L XFR BUS	24-51-01	4
C328	A15	115V AC BUS L - SECT 3	24-51-01	2

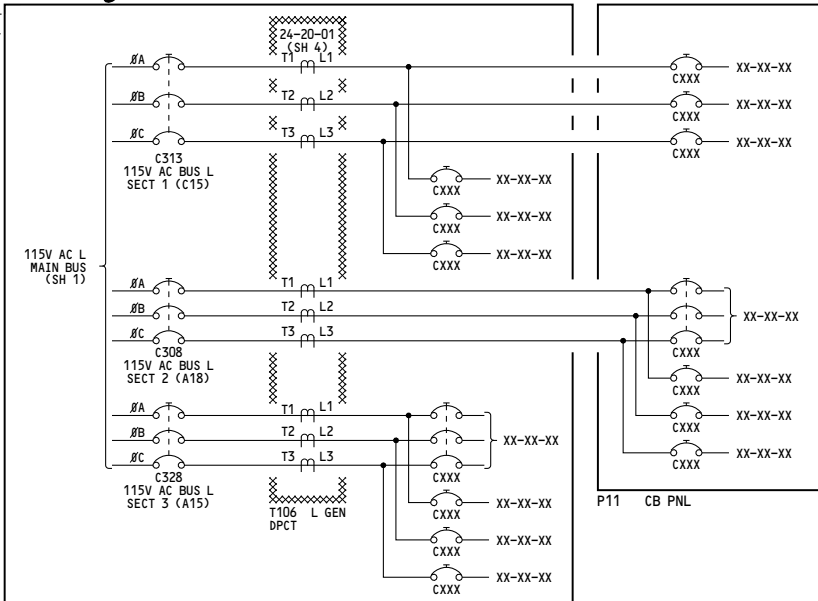
L MAIN BUS DISTRIBUTION



24-51-01

Page 103.3B
Sheet 1
Jan 21/2005

817



P6 MAIN PWR DISTR

SECT	CB	SYSTEM					SCHEM REF	
		CB CXXX	#	GRID LOC	PNL	NOMENCLATURE	DIAG	SH
1	C313	C520	C	U9	P11-3	DSPL MAINT CONT	22-41-01	1
		C651	B	P13	P11-3	EQUIP COOLING-OUTBD VLVS	21-58-03	-
		C667	C	R15	P11-3	ZONE CNTLR	21-60-01	1
		C668	A	R11	P11-3	AUG ZONE CONT	21-60-01	1
		C673	B	N10	P11-3	LEFT PACK AUTO PWR	21-50-03	3
		C709	B	N17	P11-3	PACK FLOW IND	21-50-01	5
		C847	B	R4	P11-3	LEFT AC BUS SENSE	24-20-05	1
		C1226	B	N7	P11-3	ANTI COLL LTS WHITE	33-44-01	-
		C1232	C	S5	P11-3	LIGHTING CONT 5 KVA INSTR	33-13-01	2
		C1244	A	P4	P11-3	INSTRUMENT & PANEL LT OVHD C/B	33-13-01	2
		C1247	B	N3	P11-3	LANDING LTS-NOSE GEAR L	33-42-01	-
		C1248	C	N4	P11-3	LANDING LTS-NOSE GEAR R	33-42-01	-
		C1249	B	N5	P11-3	LANDING LTS-WING L	33-42-01	-
		C1276	B	N6	P11-3	LIGHTING-RUNWAY TURNOFF L	33-42-02	-
		C1312	B	N8	P11-3	LIGHTING - TAXI L	33-42-02	-
		C1313	C	N9	P11-3	LIGHTING - TAXI R	33-42-02	-

SECT 1, 2 & 3 POWER DISTRIBUTION (P6 & P11)

SECT	CB	SYSTEM					SCHEM REF	
		CB CXXX	#	GRID LOC	PNL	NOMENCLATURE	DIAG	SH
1	C313	C1316	B	R9	P11-3	LIGHTING-LAV SYS 1-MIRROR	33-26-01	-
		C1337	C	S14	P11-3	AIR SUPPLY ISOL VALVE PWR-CTR	36-11-03	-
		C1430	A	M1	P11-2	ENGINES-L IGN 1	74-31-01	1
		C1432	A	M2	P11-2	ENGINES-R IGN 1	74-31-01	2
		C1439	B	M9	P11-2	LEFT ENGINE-BUS PWR SENSE	74-31-01	1
		C1464	B	K1	P11-2	ENG VIB MONITOR	77-00-02	-
		C4038	B	N15	P11-3	RIGHT PACK STANDBY PWR	21-50-06	2
		C4221	C	S17	P11-3	AIR SUPPLY DUCT PRESS IND-PWR	36-21-01	-
		C4226	A	S7	P11-3	F/O INSTR TRANSFER-ALTN BUS #A	24-51-04	2
		C4228	B	S8	P11-3	F/O INSTR TRANSFER-ALTN BUS #B	24-51-04	2
		C4230	C	S9	P11-3	F/O INSTR TRANSFER-ALTN BUS #C	24-51-04	2
		C4264	A	J14	P6-3	CAPT PRIM INSTR BUS #A	24-51-04	1
		C4265	B	J15	P6-3	CAPT PRIM INSTR BUS #B	24-51-04	1
		C4266	C	J16	P6-3	CAPT PRIM INSTR BUS #C	24-51-04	1
C4280	A	P7	P11-3	FLOOD LTS-GLARE SHIELD	33-11-01	2		

SECT	CB	SYSTEM					SCHEM REF	
		CB CXXX	#	GRID LOC	PNL	NOMENCLATURE	DIAG	SH
2	C308	C501	C	F14	P11-1	AUTO FLIGHT-TMC AC	22-30-02	1
		C513	A	E17	P11-1	FLT CONT CMPTR-PWR L	22-10-02	2
		C559	B	G6	P11-1	ACARS AC	23-22-01	1
		C561	C	J7	P11-2	FLIGHT RECORDER-AC	31-31-01	1
		C569	C	J4	P11-2	ACMS AC	31-35-00	-
		C571	C	J1	P11-2	PRINTER	31-36-01	-
		C592	B	F4	P11-1	NAVIGATION LEFT-GND PROX	34-46-01	1
		C607	B	F6	P11-1	NAVIGATION LEFT - ADF	34-57-01	-
		C615	C	F2	P11-1	NAVIGATION LEFT-WX RADAR	34-43-01	1
		C628	B	F12	P11-1	TCAS	34-45-01	-
		C669	A	H9	P11-2	SATCOM HGA	23-25-01	-
		C643	C	J4	P11-2	AIDS AC	31-31-01	1
		C1521	B	G16	P11-2	FLAP SLAT ELEC UNIT 2-CONT	27-58-03	-
		C1536	B	G17	P11-2	FLT CONT ELEX IR AC	27-09-02	-
		C4078	C	J2	P11-2	EICAS CMPTR L	31-41-01	2
		C4081	C	J3	P11-2	EICAS UPDR DSPL	31-41-06	2
		C4181	A	H2	P11-2	AUX FWD ZONE TEMP CONT	21-61-06	1
		C4182	A	H3	P11-2	AUX MID ZONE TEMP CONT	21-61-07	1
3	C328	C331	3	H18	P6-3	EQUIP COOL SUPPLY FAN 1	21-58-04	1
		C354	3	H15	P6-3	CAPT SEAT	25-11-01	-
		C366	3	G15	P6-3	L AFT FUEL BOOST PUMP	28-22-01	1
		C368	3	G18	P6-3	R FWD FUEL BOOST PUMP	28-22-01	2
		C369	3	F15	P6-3	L FUEL OVRD PUMP	28-22-01	3
		C876	B	J18	P6-3	CENTER BUS AC	24-51-03	-
		C877	B	J19	P6-3	28V AC BUS L	24-53-01	-
		C1138	A	L18	P6-3	L TAT PROBE HEAT	30-33-01	-

154

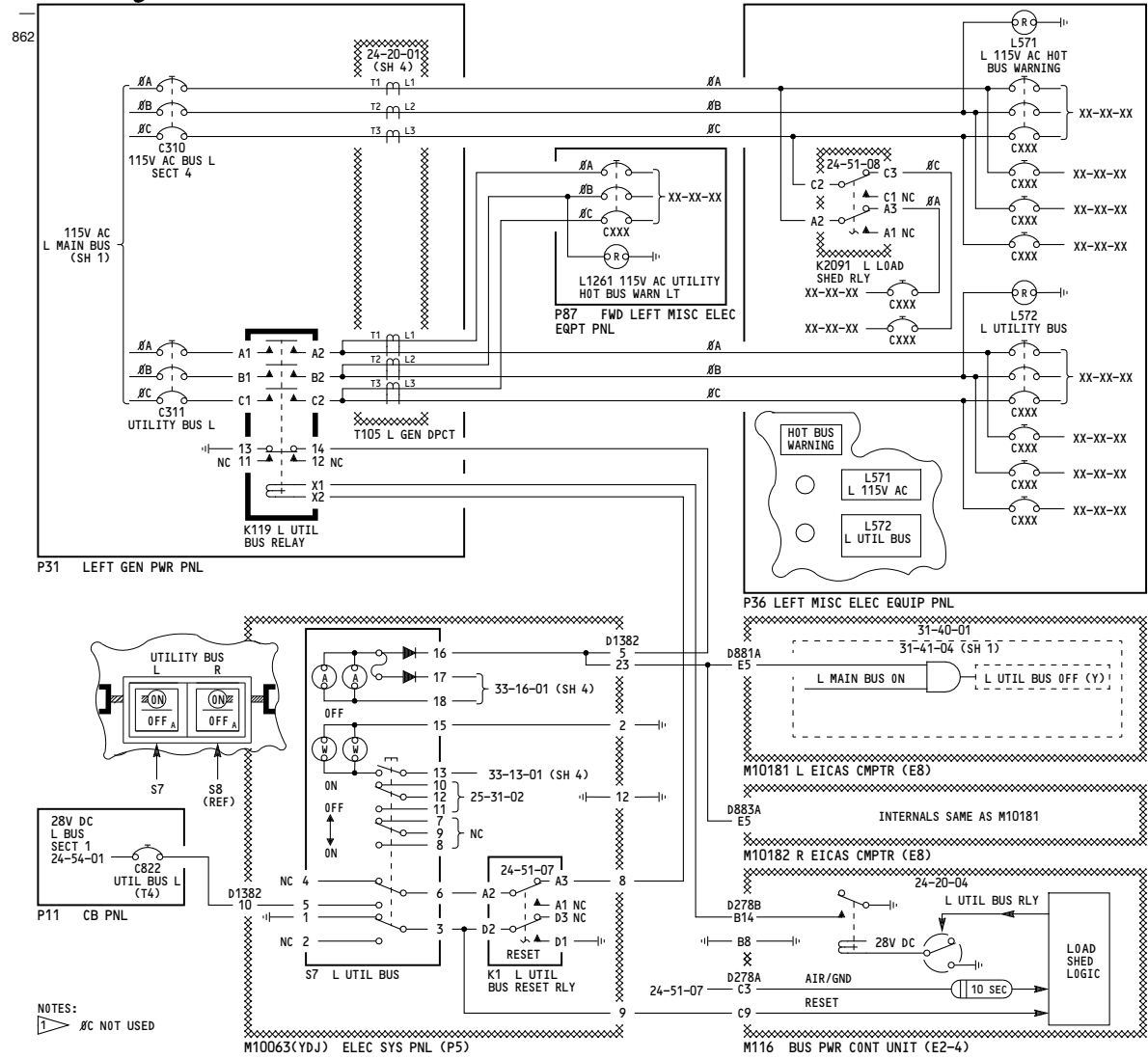
**115V AC
POWER DISTRIBUTION-
LEFT**

- Incorporates 24-0069 R03
- 30-0017
- MTO 230593

D280T232

24-51-01

Page 103.3B
Sheet 2
Jan 21/2005



POWER BUS	SYSTEM						SCHEM REF		
	SECT	CB	CB CXXX	#	GRID LOC	PANEL		NOMENCLATURE	DIAG
4	C310	C334	3	G4	P36	EQUIP COOL - AFT FAN 2	21-26-02	-	
		C389	3	F6	P36	LAV SYS 1 - VACUUM BLOWER	38-30-01	1	
		C391	3	L5	P36	WINDOW HEAT 1L	30-41-01	1	
		C530	C	J3	P36	PASS ENTERTAINMENT - PSUD L FWD	23-34-01	1	
		C533	A	J1	P36	PASS ENTERTAINMENT - PSUD R FWD	23-34-01	1	
		C535	C	J4	P36	PASS ENTERTAINMENT - PSUD L AFT	23-34-01	1	
		C541	A	J2	P36	PASS ENTERTAINMENT - PSUD R AFT	23-34-01	1	
		C546	A	J5	P36	MUX/TAPE REPRO	23-34-01	1	
		C652	C	L1	P36	CARGO HEAT VALUE - BULK	21-44-02	-	
		C684	C	L3	P36	CARGO HEAT VALUE - AFT CONT	21-44-01	-	
		C696	C	L2	P36	CARGO HEAT VALUE - FWD CONT	21-43-01	-	
		C1125	C	H6	P36	ICE/RAIN - WINDOW HEAT 2R	30-41-01	1	
		C1127	C	H7	P36	ICE/RAIN - WINDOW HEAT 3R	30-41-01	1	
		C1341	C	L7	P36	AIR SUPPLY BITE	36-23-01	-	
UTIL	C311	C336	3	F2	P36	RECIRC FAN L	21-25-01	-	
		C342	3	E2	P36	GASPER FAN	21-24-01	-	
		C343	3	A2	P36	FWD DOOR AREA HEATER POWER	21-45-02	-	
		C403	3	B4	P36	CREW REST - AFT LH HEAT	21-66-03	1	
		C406	3	B1	P36	CREW REST - AFT LH FAN	21-66-03	2	
		C662	A	H1	P36	CAPT AUX HTRS - HIGH	21-45-01	-	
		C663	B	H2	P36	CAPT AUX HTRS - LOW	21-45-01	-	
		C678	B	H3	P36	HEATER BLANKET	21-45-02	-	
		C734	B	D1	P36	LAV SHAVERS	25-42-01	-	
		C1365	B	D7	P36	WATER/WASTE - SYS 1 LAV WH	38-10-02	-	
C9033	3		P36	TRU - PASSENGER SEAT 28V DC	24-35-01	-			

NOTES:
 #C NOT USED

154

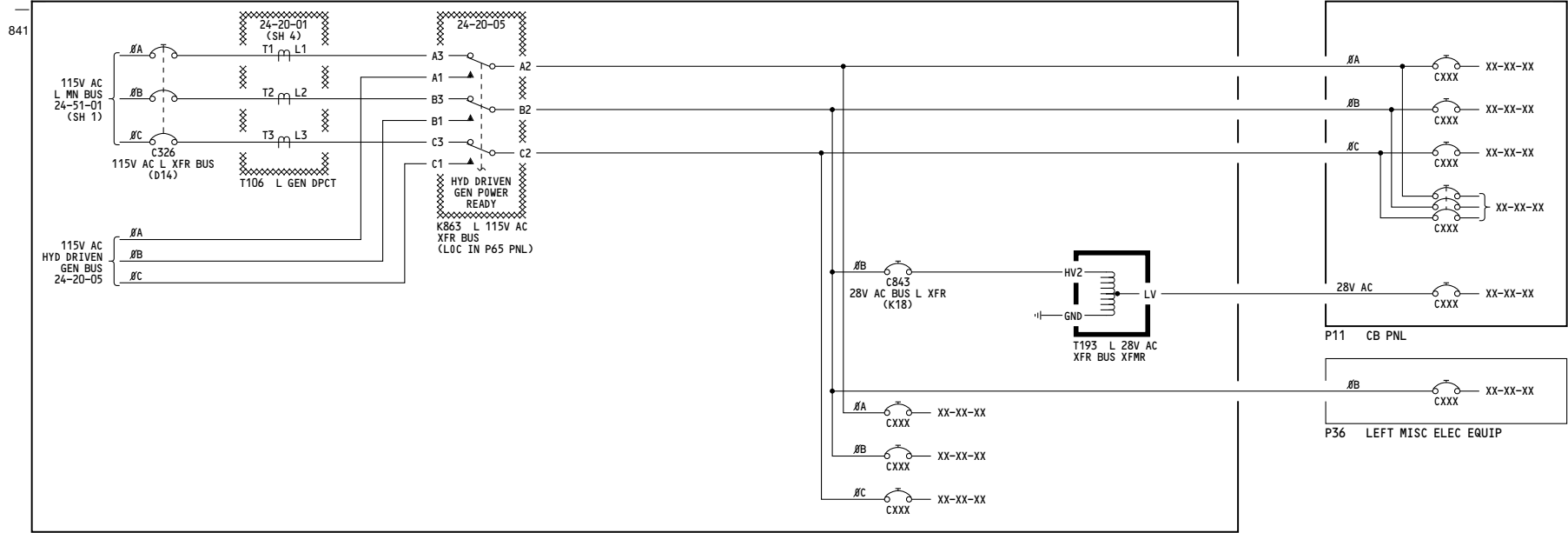
115V AC POWER DISTRIBUTION-LEFT

D280T232

- Incorporates
- 25-0113 R04
 - MTO 210353
 - MTO 240500

24-51-01

Page 103.B
 Sheet 3
 Jan 21/2005



P6 MN PWR DISTR

POWER BUS	SYSTEM						
	CB CXXX	Ø	GRID LOC	PANEL	NOMENCLATURE	SCHEM REF	
						DIAG	SH
115V AC	C340	3	G8	P11-2	LEFT HF COMM	23-11-01	-
	C582	A	E11	P11-1	NAVIGATION LEFT - DME	34-55-11	-
	C597	A	E8	P11-1	FMCS - CDU	34-61-01	-
	C609	A	E9	P11-1	FMCS - CMPTR	34-61-02	3
	C611	C	F1	P11-1	NAVIGATION LEFT - IRS	34-21-01	1
	C616	B	F7	P11-1	NAVIGATION LEFT - ATC	34-53-01	-
	C686	B	P15	P11-3	CAB ALT CONTROL - AUTO 1	21-31-01	-
	C874	A	J17	P6-3	AC STBY BUS PWR	24-33-01	-
	C1110	A	K14	P6-3	CAPT PITOT HEAT - ØA	30-31-01	1
	C1111	B	K15	P6-3	CAPT PITOT HEAT - ØB	30-31-01	1
	C1112	B	K16	P6-3	R AUX PITOT HEAT - ØB	30-31-01	1
	C1113	C	K17	P6-3	R AUX PITOT HEAT - ØC	30-31-01	1
	C1122	B	L19	P6-3	L ENG PROBE HEAT	30-34-01	-
	C1133	C	L17	P6-3	L AOA PROBE HEAT	30-32-01	1

POWER BUS	SYSTEM						
	CB CXXX	Ø	GRID LOC	PANEL	NOMENCLATURE	SCHEM REF	
						DIAG	SH
115V AC	C1204	B	K4	P36	AFT PASS. NIGHT LTS	33-21-02	-
	C1241	C	P3	P11-3	INSTR & PNL LTS - OVHD	33-13-01	2
	C1242	C	P1	P11-3	INSTR & PNL LTS - AISLE STAND	33-13-01	2
	C1289	B	P5	P11-3	FLOOD LTS - STBY CONT	33-11-01	-
	C1330	C	S12	P11-3	PNEU AIR SUPPLY - ISOL VALVE PWR L	36-11-01	-
28V AC (T193)	C1008	-	J15	P11-2	FLIGHT CONTROLS - FLAP POS IND L	27-58-01	-
	C1034	-	K17	P11-2	FLIGHT CONTROLS - RUDDER POS	27-20-01	-
	C1203	-	S4	P11-3	FWD NIGHT LIGHTS	33-21-02	-
	C1318	-	R7	P11-3	LAVS SYS 1 - LIGHTS	33-26-02	-
C1522	-	J16	P11-2	FLIGHT CONTROLS - FLAP POS IND R	27-58-01	-	

LEFT TRANSFER BUS

154

**115V AC
POWER DISTRIBUTION-
LEFT**

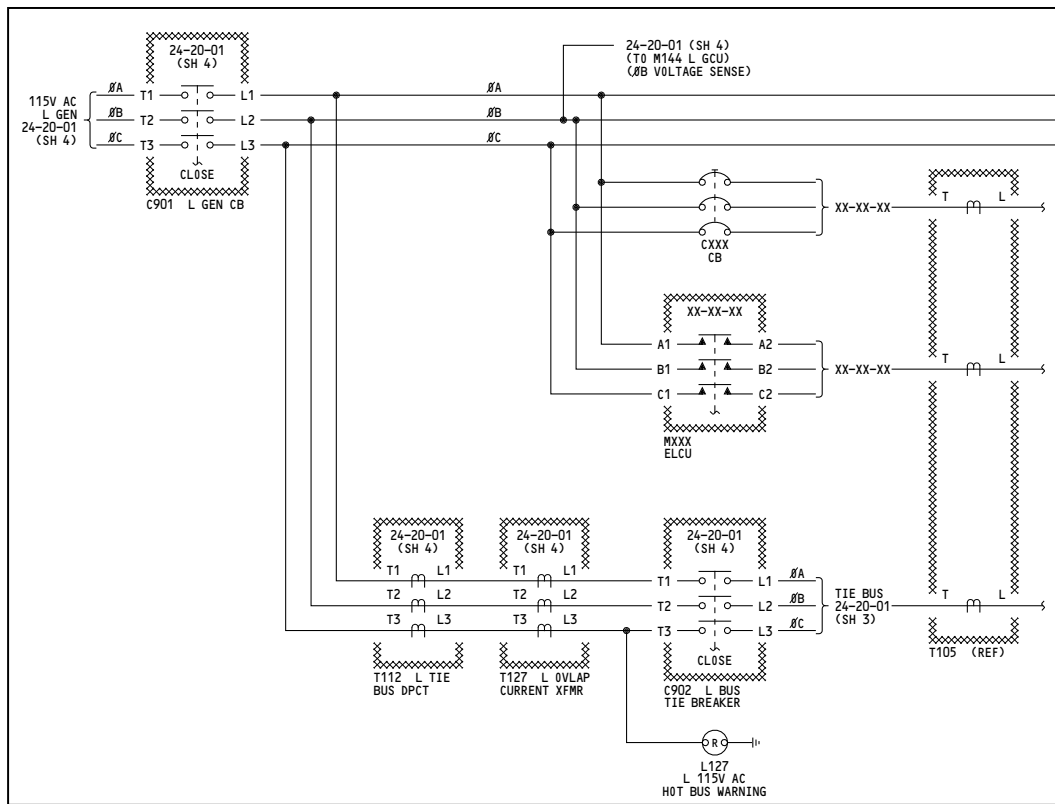
Incorporates
24-0069 R03

D280T232

24-51-01

Page 103.3B
Sheet 4
Jan 21/2005

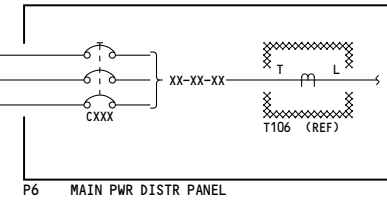
631



P31 L GEN PWR PANEL

P31 PANEL DISTRIBUTION TABLE

CXXX/ MXXX	NOMENCLATURE	SCHEM REF	
		DIAG	SH
C310	115V AC BUS L - SECT 4	24-51-01	3
C311	UTILITY BUS L	24-51-01	3
M1636	AFT GALLEYS PWR ELCU	25-31-02	-
M896	ELEC HYD PUMP R ELCU	29-00-03	2
M897	ELEC HYD PUMP C1 ELCU	29-00-04	1



P6 MAIN PWR DISTR PANEL

P6 PANEL DISTRIBUTION TABLE

CB CXXX	GRID LOC	NOMENCLATURE	SCHEM REF	
			DIAG	SH
C308	A18	115V AC BUS L - SECT 2	24-51-01	2
C312	C18	L TRU	24-32-01	-
C313	C15	115V AC BUS L - SECT 1	24-51-01	2
C326	D14	115V AC L XFR BUS	24-51-01	4
C328	A15	115V AC BUS L - SECT 3	24-51-01	2

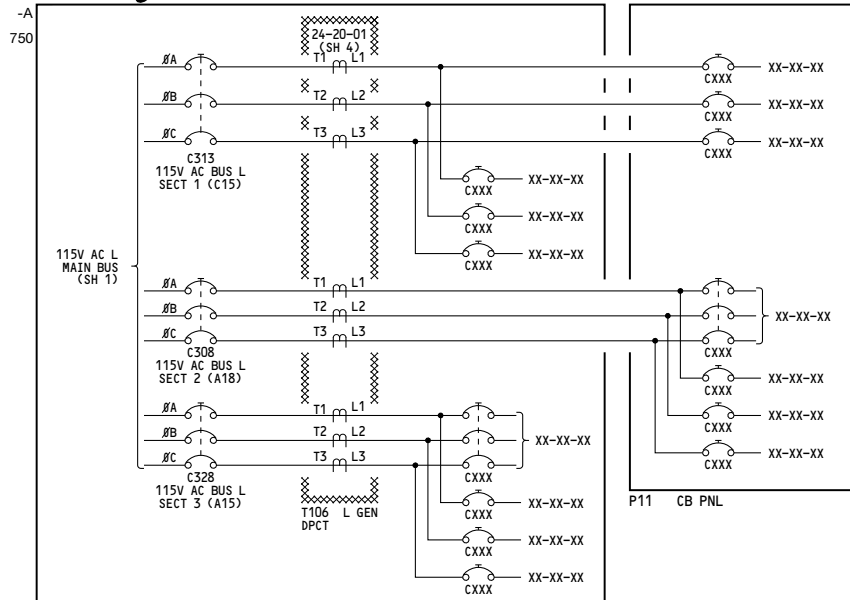
WIRING DIAGRAMS	
24-51-11	
24-51-12	
24-51-13	
24-51-14	

L MAIN BUS DISTRIBUTION

155	<p>115V AC POWER DISTRIBUTION- LEFT</p> <p>D280T232</p>
-----	--

24-51-01

Page 104.1A
Sheet 1
Jan 21/2005



P6 MAIN PWR DISTR

POWER BUS		SYSTEM					SCHEM REF	
SECT	CB	CB CXXX	#	GRID LOC	PNL	NOMENCLATURE	DIAG	SH
1	C313	C520	C	U9	P11-3	DSPL MAINT CONT	22-41-01	1
		C651	B	P13	P11-3	EQUIP COOLING-OUTBD VLVS	21-58-03	-
		C667	C	R15	P11-3	ZONE CNTLR	21-60-01	1
		C668	A	R11	P11-3	AUG ZONE CONT	21-60-01	1
		C673	B	N10	P11-3	LEFT PACK AUTO PWR	21-50-03	3
		C709	B	N17	P11-3	PACK FLOW IND	21-50-01	5
		C847	B	R4	P11-3	LEFT AC BUS SENSE	24-20-05	1
		C1118	A	T14	P11-3	L ICE DET	30-81-01	-
		C1226	B	N7	P11-3	ANTI COLL LTS WHITE	33-44-01	-
		C1232	C	S5	P11-3	LIGHTING CONT 5 KVA INSTR	33-13-01	2
		C1244	A	P4	P11-3	INSTRUMENT & PANEL LT OVHD C/B	33-13-01	2
		C1247	B	N3	P11-3	LANDING LTS-NOSE GEAR L	33-42-01	-
		C1248	C	N4	P11-3	LANDING LTS-NOSE GEAR R	33-42-01	-
		C1249	B	N5	P11-3	LANDING LTS-WING L	33-42-01	-
		C1276	B	N6	P11-3	LIGHTING-RUNWAY TURNOFF L	33-42-02	-
		C1312	B	N8	P11-3	LIGHTING - TAXI L	33-42-02	-
		C1313	C	N9	P11-3	LIGHTING - TAXI R	33-42-02	-

SECT 1, 2 & 3 POWER DISTRIBUTION (P6 & P11)

POWER BUS		SYSTEM					SCHEM REF	
SECT	CB	CB CXXX	#	GRID LOC	PNL	NOMENCLATURE	DIAG	SH
1	C313	C1316	B	R9	P11-3	LIGHTING-LAV SYS 1-MIRROR	33-26-01	-
		C1337	C	S14	P11-3	AIR SUPPLY ISOL VALVE PWR-CTR	36-11-03	-
		C1430	A	M1	P11-2	ENGINES-L IGN 1	74-31-01	1
		C1432	A	M2	P11-2	ENGINES-R IGN 1	74-31-01	2
		C1439	B	M9	P11-2	LEFT ENGINE-BUS PWR SENSE	74-31-01	1
		C1464	B	K1	P11-2	ENG VIB MONITOR	77-00-02	-
		C4038	B	N15	P11-3	RIGHT PACK STANDBY PWR	21-50-06	2
		C4221	C	S17	P11-3	AIR SUPPLY DUCT PRESS IND-PWR	36-21-01	-
		C4226	A	S7	P11-3	F/O INSTR TRANSFER-ALTN BUS #A	24-51-04	2
		C4228	B	S8	P11-3	F/O INSTR TRANSFER-ALTN BUS #B	24-51-04	2
		C4230	C	S9	P11-3	F/O INSTR TRANSFER-ALTN BUS #C	24-51-04	2
		C4264	A	J14	P6-3	CAPT PRIM INSTR BUS #A	24-51-04	1
		C4265	B	J15	P6-3	CAPT PRIM INSTR BUS #B	24-51-04	1
		C4266	C	J16	P6-3	CAPT PRIM INSTR BUS #C	24-51-04	1
C4280	A	P7	P11-3	FLOOD LTS-GLARE SHIELD	33-11-01	2		

POWER BUS		SYSTEM					SCHEM REF			
SECT	CB	CB CXXX	#	GRID LOC	PNL	NOMENCLATURE	DIAG	SH		
2	C308	C501	C	F14	P11-1	AUTO FLIGHT-TMC AC	22-30-02	1		
		C513	A	E17	P11-1	FLT CONT CMPTR-PWR L	22-10-02	2		
		C559	B	G6	P11-1	ACARS AC	23-22-01	1		
		C561	C	J7	P11-2	FLIGHT RECORDER-AC	31-31-01	1		
		C569	C	J4	P11-2	ACMS AC	31-35-00	-		
		C571	C	J1	P11-2	PRINTER	31-36-01	-		
		C592	B	F4	P11-1	NAVIGATION LEFT-GND PROX	34-46-01	1		
		C607	B	F6	P11-1	NAVIGATION LEFT - ADF	34-57-01	-		
		C615	C	F2	P11-1	NAVIGATION LEFT-WX RADAR	34-43-01	1		
		C628	B	F12	P11-1	TCAS	34-45-01	-		
		C643	C	J4	P11-2	AIDS AC	31-31-01	1		
		C669	A	H9	P11-2	SATCOM HGA	23-25-01	-		
		C1521	B	G16	P11-2	FLAP SLAT ELEC UNIT 2-CONT	27-58-03	-		
		C1536	B	G17	P11-2	FLT CONT ELEC IR AC	27-09-02	-		
		C4078	C	J2	P11-2	EICAS CMPTR L	31-41-01	2		
		C4081	C	J3	P11-2	EICAS UPDR DSPL	31-41-06	2		
		C4181	A	H2	P11-2	AUX FWD ZONE TEMP CONT	21-61-06	1		
		C4182	A	H3	P11-2	AUX MID ZONE TEMP CONT	21-61-07	1		
		3	C328	C331	3	H18	P6-3	EQUIP COOL SUPPLY FAN 1	21-58-04	1
				C354	3	H15	P6-3	CAPT SEAT	25-11-01	-
C366	3			G15	P6-3	L AFT FUEL BOOST PUMP	28-22-01	1		
C368	3			G18	P6-3	R FWD FUEL BOOST PUMP	28-22-01	2		
C369	3			F15	P6-3	L FUEL OVRD PUMP	28-22-01	3		
C876	B			J18	P6-3	CENTER BUS AC	24-51-03	-		
C877	B			J19	P6-3	28V AC BUS L	24-53-01	-		
C1138	A			L18	P6-3	L TAT PROBE HEAT	30-33-01	-		

155

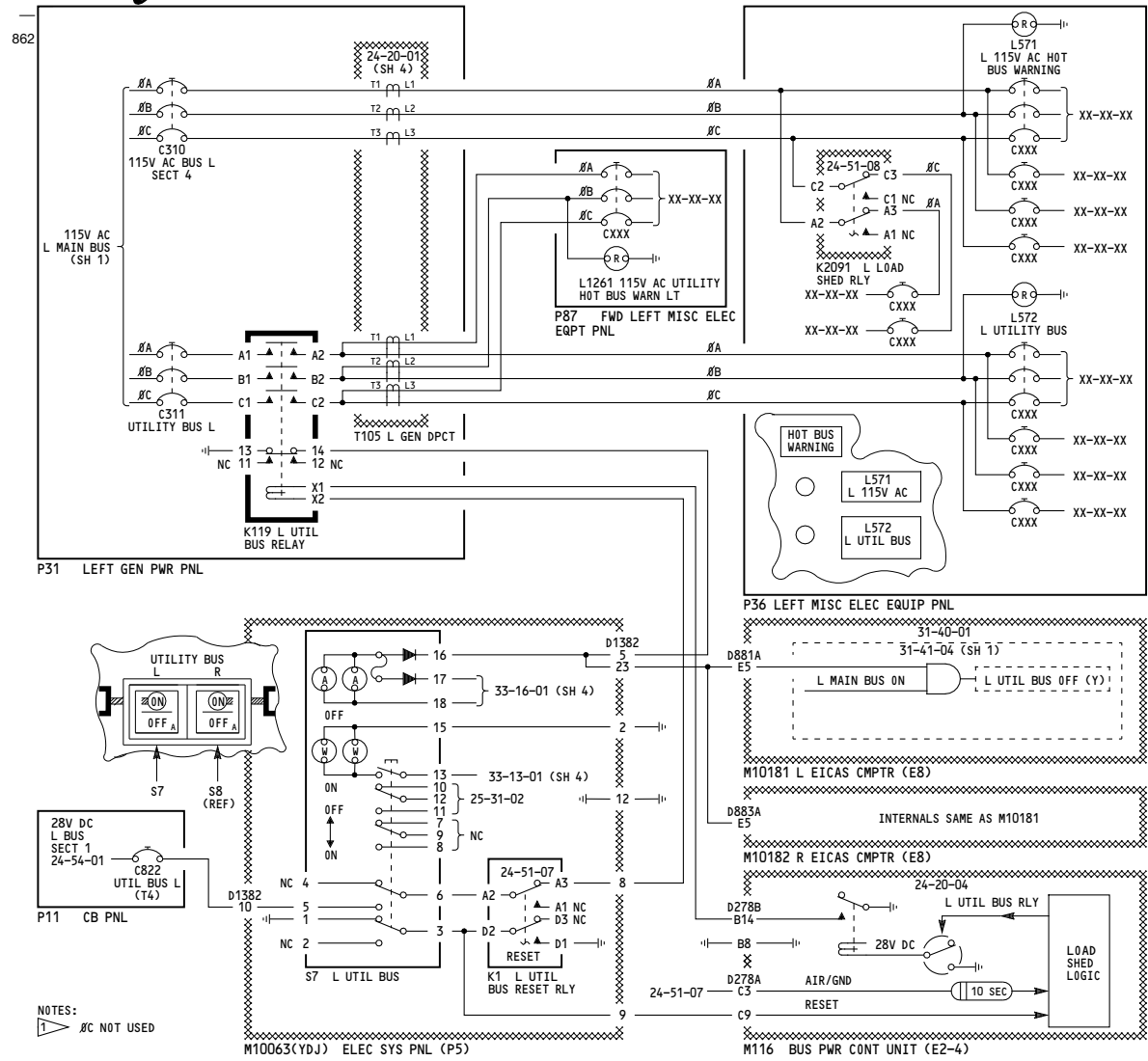
115V AC
POWER DISTRIBUTION-
LEFT

- ▶ Incorporates 24-0069 R03
- ▶ MTO 230593

D280T232

24-51-01

Page 104.1A
Sheet 2
Jan 21/2005



POWER BUS	SYSTEM						SCHEM REF	
	SECT	CB	CB CXXX	#	GRID LOC	PANEL		NOMENCLATURE
4	C310	C334	3	G4	P36	EQUIP COOL - AFT FAN 2	21-26-02	-
		C389	3	F6	P36	LAV SYS 1 - VACUUM BLOWER	38-30-01	1
		C391	3	L5	P36	WINDOW HEAT 1L	30-41-01	1
		C530	C	J3	P36	PASS ENTERTAINMENT - PSUD L FWD	23-34-01	1
		C533	A	J1	P36	PASS ENTERTAINMENT - PSUD R FWD	23-34-01	1
		C535	C	J4	P36	PASS ENTERTAINMENT - PSUD L AFT	23-34-01	1
		C541	A	J2	P36	PASS ENTERTAINMENT - PSUD R AFT	23-34-01	1
		C546	A	J5	P36	MUX/TAPE REPRO	23-34-01	1
		C652	C	L1	P36	CARGO HEAT VALUE - BULK	21-44-02	-
		C684	C	L3	P36	CARGO HEAT VALUE - AFT CONT	21-44-01	-
		C696	C	L2	P36	CARGO HEAT VALUE - FWD CONT	21-43-01	-
		C1125	C	H6	P36	ICE/RAIN - WINDOW HEAT 2R	30-41-01	1
		C1127	C	H7	P36	ICE/RAIN - WINDOW HEAT 3R	30-41-01	1
		C1341	C	L7	P36	AIR SUPPLY BITE	36-23-01	-
UTIL	C311	C336	3	F2	P36	RECIRC FAN L	21-25-01	-
		C342	3	E2	P36	GASPER FAN	21-24-01	-
		C343	3	A2	P36	FWD DOOR AREA HEATER POWER	21-45-02	-
		C403	3	B4	P36	CREW REST - AFT LH HEAT	21-66-03	1
		C406	3	B1	P36	CREW REST - AFT LH FAN	21-66-03	2
		C662	A	H1	P36	CAPT AUX HTRS - HIGH	21-45-01	-
		C663	B	H2	P36	CAPT AUX HTRS - LOW	21-45-01	-
		C678	B	H3	P36	HEATER BLANKET	21-45-02	-
		C734	B	D1	P36	LAV SHAVERS	25-42-01	-
		C1365	B	D7	P36	WATER/WASTE - SYS 1 LAV WH	38-10-02	-
C9033	3		P36	TRU - PASSENGER SEAT 28V DC	24-35-01	-		

155

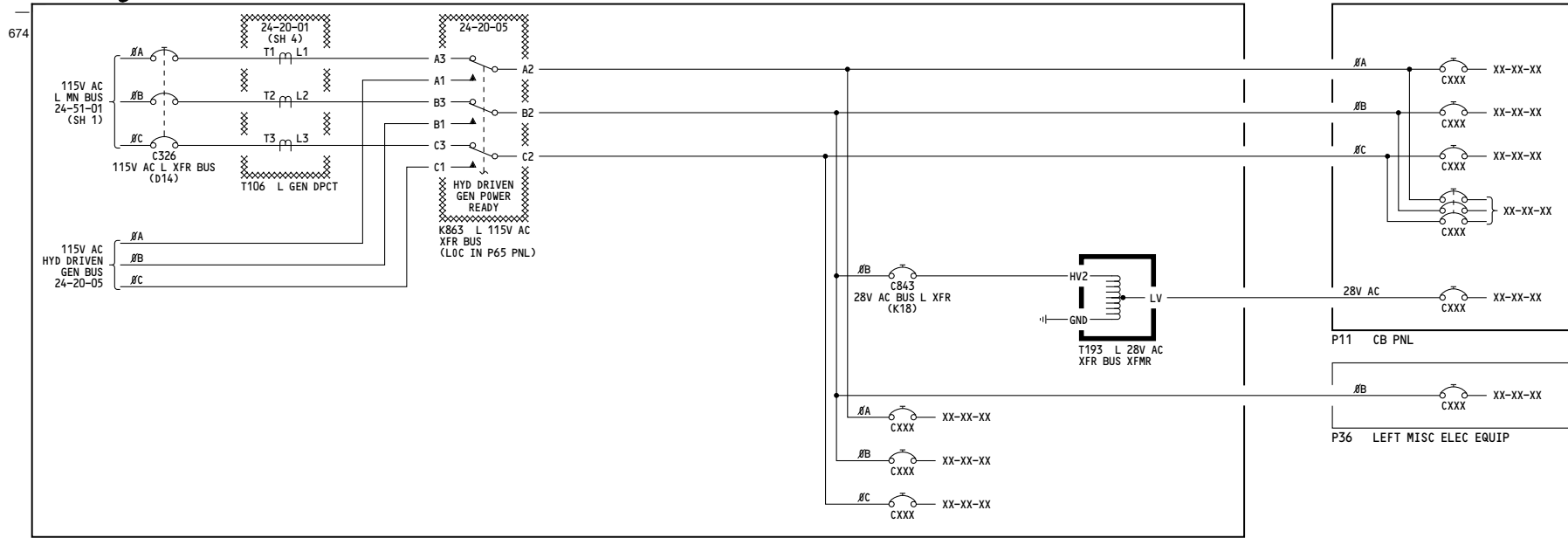
115V AC POWER DISTRIBUTION-LEFT

D280T232

- Incorporates
- ▶ MTO 210353
 - ▶ MTO 240500

24-51-01

Page 104.1A
Sheet 3
Jan 21/2005



P6 MN PWR DISTR

POWER BUS	SYSTEM						
	CB CXXX	Ø	GRID LOC	PANEL	NOMENCLATURE	SCHEM REF	
						DIAG	SH
115V AC	C340	3	G8	P11-2	LEFT HF COMM	23-11-01	-
	C582	A	E11	P11-1	NAVIGATION LEFT - DME	34-55-11	-
	C597	A	E8	P11-1	FMCS - CDU	34-61-01	-
	C609	A	E9	P11-1	FMCS - CMPTR	34-61-02	3
	C611	C	F1	P11-1	NAVIGATION LEFT - IRS	34-21-01	1
	C616	B	F7	P11-1	NAVIGATION LEFT - ATC	34-53-01	-
	C686	B	P15	P11-3	CAB ALT CONTROL - AUTO 1	21-31-01	-
	C874	A	J17	P6-3	AC STBY BUS PWR	24-33-01	-
	C1110	A	K14	P6-3	CAPT PITOT HEAT - ØA	30-31-01	1
	C1111	B	K15	P6-3	CAPT PITOT HEAT - ØB	30-31-01	1
	C1112	B	K16	P6-3	R AUX PITOT HEAT - ØB	30-31-01	1
	C1113	C	K17	P6-3	R AUX PITOT HEAT - ØC	30-31-01	1
	C1122	B	L19	P6-3	L ENG PROBE HEAT	30-34-01	-
	C1133	C	L17	P6-3	L AOA PROBE HEAT	30-32-01	1

POWER BUS	SYSTEM						
	CB CXXX	Ø	GRID LOC	PANEL	NOMENCLATURE	SCHEM REF	
						DIAG	SH
115V AC	C1204	B	K4	P36	AFT PASS. NIGHT LTS	33-21-02	-
	C1241	C	P3	P11-3	INSTR & PNL LTS - ØVHD	33-13-01	2
	C1242	C	P1	P11-3	INSTR & PNL LTS - AISLE STAND	33-13-01	2
	C1289	B	P5	P11-3	FLOOD LTS - STBY CONT	33-11-01	-
	C1330	C	S12	P11-3	PNEU AIR SUPPLY - ISOL VALVE PWR L	36-11-01	-
28V AC (T193)	C1008	-	J15	P11-2	FLIGHT CONTROLS - FLAP POS IND L	27-58-01	-
	C1034	-	K17	P11-2	FLIGHT CONTROLS - RUDDER POS	27-20-01	-
	C1203	-	S4	P11-3	FWD NIGHT LIGHTS	33-21-02	-
	C1318	-	R7	P11-3	LAVS SYS 1 - LIGHTS	33-26-02	-
C1522	-	J16	P11-2	FLIGHT CONTROLS - FLAP POS IND R	27-58-01	-	

LEFT TRANSFER BUS

155

**115V AC
POWER DISTRIBUTION-
LEFT**

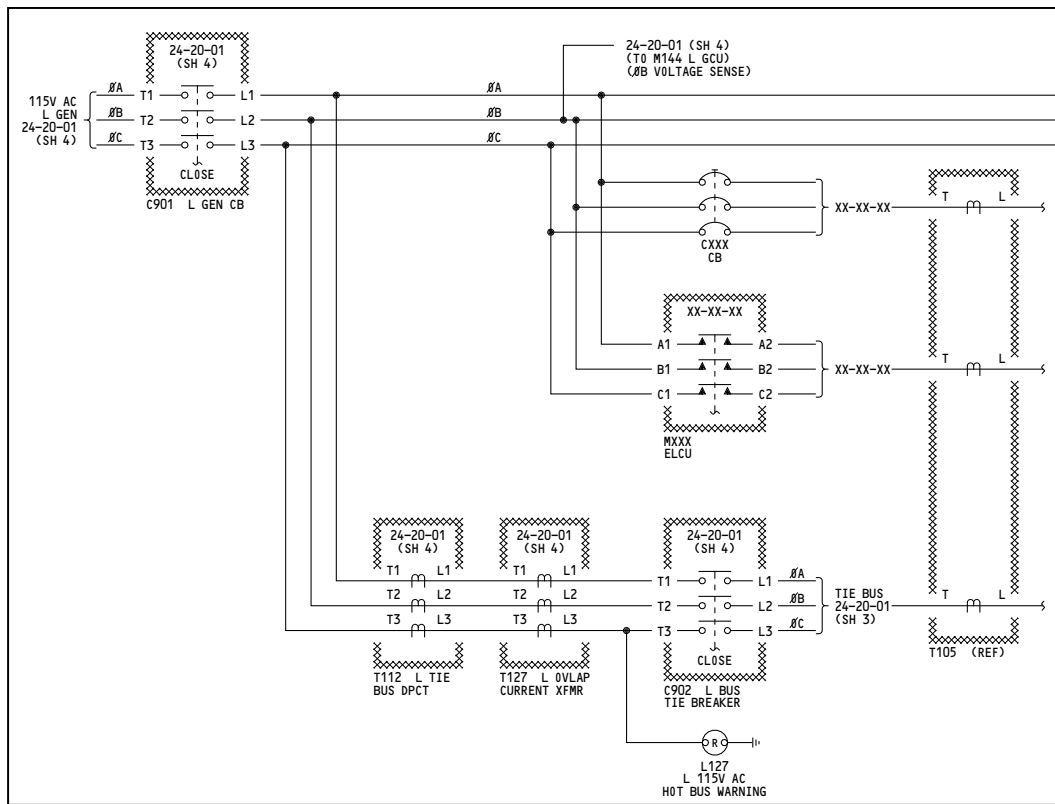
Incorporates
24-0069 R03

D280T232

24-51-01

Page 104.1A
Sheet 4
Jan 21/2005

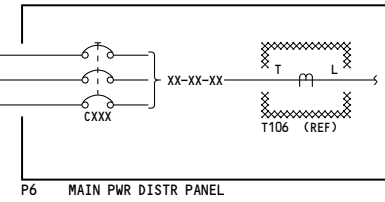
631



P31 L GEN PWR PANEL

P31 PANEL DISTRIBUTION TABLE

CXXX/ MXXX	NOMENCLATURE	SCHEM REF	
		DIAG	SH
C310	115V AC BUS L - SECT 4	24-51-01	3
C311	UTILITY BUS L	24-51-01	3
M1636	AFT GALLEYS PWR ELCU	25-31-02	-
M896	ELEC HYD PUMP R ELCU	29-00-03	2
M897	ELEC HYD PUMP C1 ELCU	29-00-04	1



P6 MAIN PWR DISTR PANEL

P6 PANEL DISTRIBUTION TABLE

CB CXXX	GRID LOC	NOMENCLATURE	SCHEM REF	
			DIAG	SH
C308	A18	115V AC BUS L - SECT 2	24-51-01	2
C312	C18	L TRU	24-32-01	-
C313	C15	115V AC BUS L - SECT 1	24-51-01	2
C326	D14	115V AC L XFR BUS	24-51-01	4
C328	A15	115V AC BUS L - SECT 3	24-51-01	2

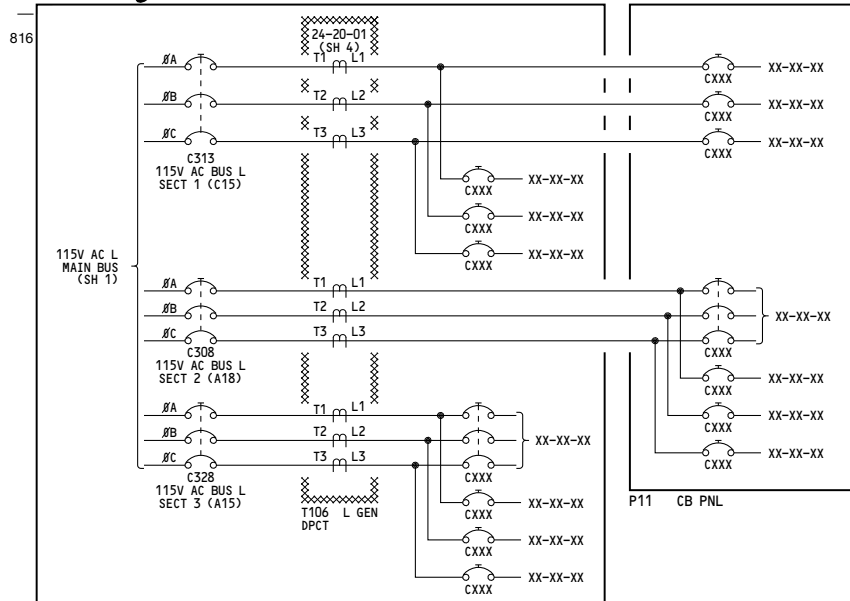
WIRING DIAGRAMS	
24-51-11	
24-51-12	
24-51-13	
24-51-14	

L MAIN BUS DISTRIBUTION



24-51-01

Page 105A
Sheet 1
Jan 21/2005



P6 MAIN PWR DISTR

POWER BUS SECT	CB	SYSTEM					SCHEM REF	
		CB CXXX	Ø	GRID LOC	PNL	NOMENCLATURE	DIAG	SH
1	C313	C520	C	U9	P11-3	DSPL MAINT CONT	22-41-01	1
		C651	B	P13	P11-3	EQUIP COOLING-OUTBD VLVS	21-58-03	-
		C667	C	R15	P11-3	ZONE CNTLR	21-60-01	1
		C668	A	R11	P11-3	AUG ZONE CONT	21-60-01	1
		C673	B	N10	P11-3	LEFT PACK AUTO PWR	21-50-03	3
		C709	B	N17	P11-3	PACK FLOW IND	21-50-01	5
		C847	B	R4	P11-3	LEFT AC BUS SENSE	24-20-05	1
		C1118	A	T14	P11-3	L ICE DET	30-81-01	-
		C1226	B	N7	P11-3	ANTI COLL LTS WHITE	33-44-01	-
		C1232	C	S5	P11-3	LIGHTING CONT 5 KVA INSTR	33-13-01	2
		C1244	A	P4	P11-3	INSTRUMENT & PANEL LT 0VHD C/B	33-13-01	2
		C1247	B	N3	P11-3	LANDING LTS-NOSE GEAR L	33-42-01	-
		C1248	C	N4	P11-3	LANDING LTS-NOSE GEAR R	33-42-01	-
		C1249	B	N5	P11-3	LANDING LTS-WING L	33-42-01	-
		C1276	B	N6	P11-3	LIGHTING-RUNWAY TURNOFF L	33-42-02	-
		C1312	B	N8	P11-3	LIGHTING - TAXI L	33-42-02	-

SECT 1, 2 & 3 POWER DISTRIBUTION (P6 & P11)

POWER BUS SECT	CB	SYSTEM					SCHEM REF	
		CB CXXX	Ø	GRID LOC	PNL	NOMENCLATURE	DIAG	SH
1	C313	C1313	C	N9	P11-3	LIGHTING - TAXI R	33-42-02	-
		C1316	B	R9	P11-3	LIGHTING-LAV SYS 1-MIRROR	33-26-01	-
		C1337	C	S14	P11-3	AIR SUPPLY ISOL VALVE PWR-CTR	36-11-03	-
		C1430	A	M1	P11-2	ENGINES-L IGN 1	74-31-01	1
		C1432	A	M2	P11-2	ENGINES-R IGN 1	74-31-01	2
		C1439	B	M9	P11-2	LEFT ENGINE-BUS PWR SENSE	74-31-01	1
		C1464	B	K1	P11-2	ENG VIB MONITOR	77-00-02	-
		C4038	B	N15	P11-3	RIGHT PACK STANDBY PWR	21-50-06	2
		C4221	C	S17	P11-3	AIR SUPPLY DUCT PRESS IND-PWR	36-21-01	-
		C4226	A	S7	P11-3	F/O INSTR TRANSFER-ALTN BUS ØA	24-51-04	2
		C4228	B	S8	P11-3	F/O INSTR TRANSFER-ALTN BUS ØB	24-51-04	2
		C4230	C	S9	P11-3	F/O INSTR TRANSFER-ALTN BUS ØC	24-51-04	2
		C4264	A	J14	P6-3	CAPT PRIM INSTR BUS ØA	24-51-04	1
		C4265	B	J15	P6-3	CAPT PRIM INSTR BUS ØB	24-51-04	1
C4266	C	J16	P6-3	CAPT PRIM INSTR BUS ØC	24-51-04	1		
C4280	A	P7	P11-3	FLOOD LTS-GLARE SHIELD	33-11-01	2		

Incorporates MTO 230591

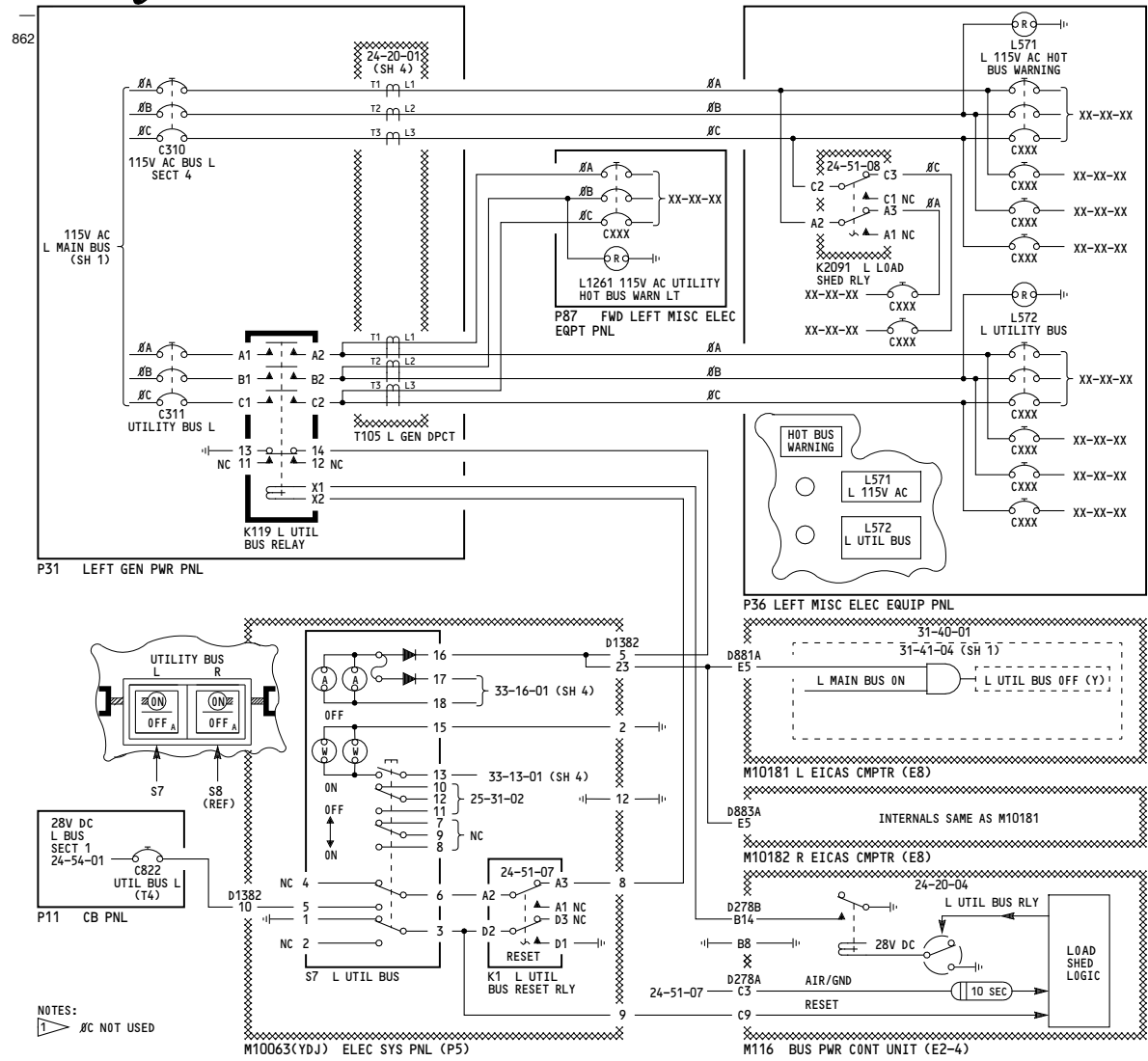
POWER BUS SECT	CB	SYSTEM					SCHEM REF	
		CB CXXX	Ø	GRID LOC	PNL	NOMENCLATURE	DIAG	SH
2	C308	C501	C	F14	P11-1	AUTO FLIGHT-TMC AC	22-30-02	1
		C506	A	H8	P11-2	SATCOM	23-25-01	-
		C513	A	E17	P11-1	FLT CONT CMPTR-PWR L	22-10-02	2
		C559	B	G6	P11-1	ACARS AC	23-22-01	1
		C561	C	J7	P11-2	FLIGHT RECORDER-AC	31-31-01	1
		C569	C	J4	P11-2	ACMS AC	31-35-00	-
		C571	C	J1	P11-2	PRINTER	31-36-01	-
		C592	B	F4	P11-1	NAVIGATION LEFT-GND PROX	34-46-01	1
		C607	B	F6	P11-1	NAVIGATION LEFT - ADF	34-57-01	-
		C615	C	F2	P11-1	NAVIGATION LEFT-WX RADAR	34-43-01	1
		C628	B	F12	P11-1	TCAS	34-45-01	-
		C643	C	J4	P11-2	AIDS AC	31-31-01	1
		C669	A	H9	P11-2	SATCOM HGA	23-25-01	-
		C1521	B	G16	P11-2	FLAP SLAT ELEC UNIT 2-CONT	27-58-03	-
		C1536	B	G17	P11-2	FLT CONT ELEX IR AC	27-09-02	-
		C4078	C	J2	P11-2	EICAS CMPTR L	31-41-01	2
		C4081	C	J3	P11-2	EICAS UPDR DSPL	31-41-06	2
		C4181	A	H2	P11-2	AUX FWD ZONE TEMP CONT	21-61-06	1
		C4182	A	H3	P11-2	AUX MID ZONE TEMP CONT	21-61-07	1
		3	C328	C331	Ø	H18	P6-3	EQUIP COOL SUPPLY FAN 1
C354	Ø			H15	P6-3	CAPT SEAT	25-11-01	-
C366	Ø			G15	P6-3	L AFT FUEL BOOST PUMP	28-22-01	1
C368	Ø			G18	P6-3	R FWD FUEL BOOST PUMP	28-22-01	2
C369	Ø			F15	P6-3	L FUEL OVRD PUMP	28-22-01	3
C876	B			J18	P6-3	CENTER BUS AC	24-51-03	-
C877	B			J19	P6-3	28V AC BUS L	24-53-01	-
C1138	A			L18	P6-3	L TAT PROBE HEAT	30-33-01	-

156

115V AC POWER DISTRIBUTION-LEFT

D280T232

24-51-01



POWER BUS	SYSTEM						SCHEM REF		
	SECT	CB	CB CXXX	#	GRID LOC	PANEL		NOMENCLATURE	DIAG
4	C310	C334	3	G4	P36	EQUIP COOL - AFT FAN 2	21-26-02	-	
		C389	3	F6	P36	LAV SYS 1 - VACUUM BLOWER	38-30-01	1	
		C391	3	L5	P36	WINDOW HEAT 1L	30-41-01	1	
		C530	C	J3	P36	PASS ENTERTAINMENT - PSUD L FWD	23-34-01	1	
		C533	A	J1	P36	PASS ENTERTAINMENT - PSUD R FWD	23-34-01	1	
		C535	C	J4	P36	PASS ENTERTAINMENT - PSUD L AFT	23-34-01	1	
		C541	A	J2	P36	PASS ENTERTAINMENT - PSUD R AFT	23-34-01	1	
		C546	A	J5	P36	MUX/TAPE REPRO	23-34-01	1	
		C652	C	L1	P36	CARGO HEAT VALUE - BULK	21-44-02	-	
		C684	C	L3	P36	CARGO HEAT VALUE - AFT CONT	21-44-01	-	
		C696	C	L2	P36	CARGO HEAT VALUE - FWD CONT	21-43-01	-	
		C1125	C	H6	P36	ICE/RAIN - WINDOW HEAT 2R	30-41-01	1	
		C1127	C	H7	P36	ICE/RAIN - WINDOW HEAT 3R	30-41-01	1	
		C1341	C	L7	P36	AIR SUPPLY BITE	36-23-01	-	
UTIL	C311	C336	3	F2	P36	RECIRC FAN L	21-25-01	-	
		C342	3	E2	P36	GASPER FAN	21-24-01	-	
		C343	3	A2	P36	FWD DOOR AREA HEATER POWER	21-45-02	-	
		C403	3	B4	P36	CREW REST - AFT LH HEAT	21-66-03	1	
		C406	3	B1	P36	CREW REST - AFT LH FAN	21-66-03	2	
		C662	A	H1	P36	CAPT AUX HTRS - HIGH	21-45-01	-	
		C663	B	H2	P36	CAPT AUX HTRS - LOW	21-45-01	-	
		C678	B	H3	P36	HEATER BLANKET	21-45-02	-	
		C734	B	D1	P36	LAV SHAVERS	25-42-01	-	
		C1365	B	D7	P36	WATER/WASTE - SYS 1 LAV WH	38-10-02	-	
C9033	3		P36	TRU - PASSENGER SEAT 28V DC	24-35-01	-			

NOTES:
 #C NOT USED

SECT 4 & UTILITY BUS (P36)

156

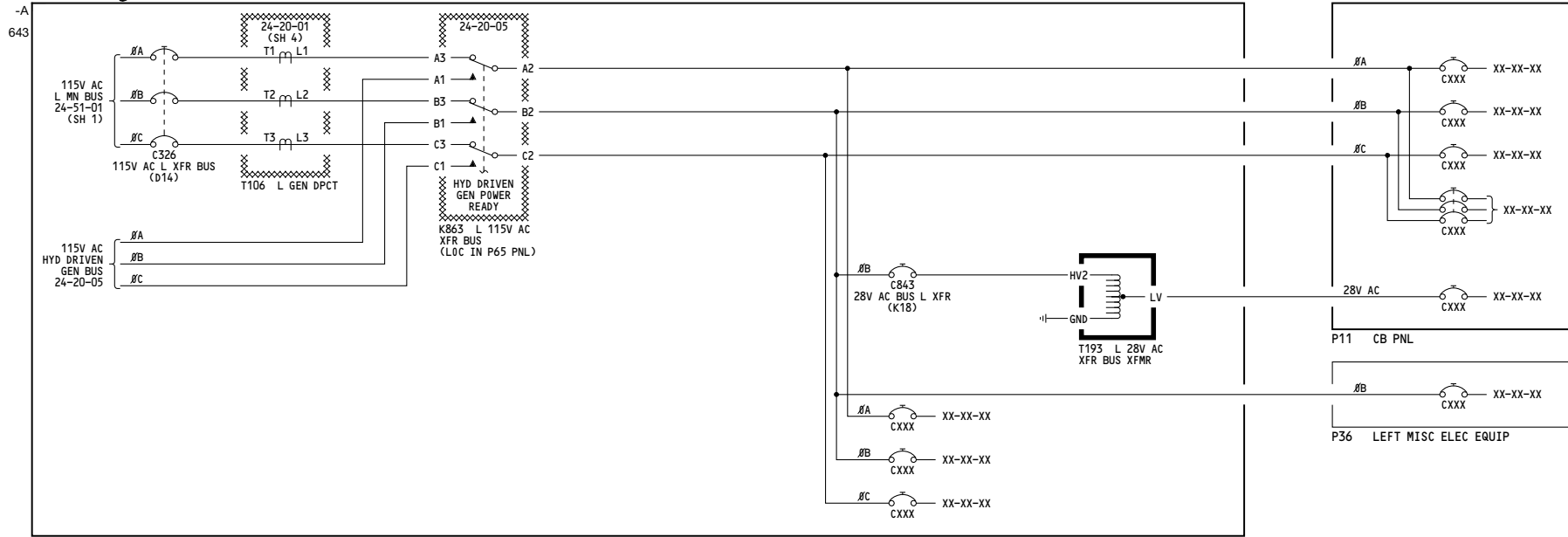
115V AC POWER DISTRIBUTION-LEFT

D280T232

- Incorporates
- MTO 210353
 - MTO 240500

24-51-01

Page 105A
 Sheet 3
 Jan 21/2005



P6 MN PWR DISTR

POWER BUS	SYSTEM						
	CB CXXX	Ø	GRID LOC	PANEL	NOMENCLATURE	SCHEM REF	
						DIAG	SH
115V AC	C340	3	G8	P11-2	LEFT HF COMM	23-11-01	-
	C582	A	E11	P11-1	NAVIGATION LEFT - DME	34-55-11	-
	C597	A	E8	P11-1	FMCS - CDU	34-61-01	-
	C609	A	E9	P11-1	FMCS - CMPTR	34-61-02	3
	C611	C	F1	P11-1	NAVIGATION LEFT - IRS	34-21-01	1
	C616	B	F7	P11-1	NAVIGATION LEFT - ATC	34-53-01	-
	C686	B	P15	P11-3	CAB ALT CONTROL - AUTO 1	21-31-01	-
	C874	A	J17	P6-3	AC STBY BUS PWR	24-33-01	-
	C1110	A	K14	P6-3	CAPT PITOT HEAT - ØA	30-31-01	1
	C1111	B	K15	P6-3	CAPT PITOT HEAT - ØB	30-31-01	1
	C1112	B	K16	P6-3	R AUX PITOT HEAT - ØB	30-31-01	1
	C1113	C	K17	P6-3	R AUX PITOT HEAT - ØC	30-31-01	1
	C1122	B	L19	P6-3	L ENG PROBE HEAT	30-34-01	-
	C1133	C	L17	P6-3	L AOA PROBE HEAT	30-32-01	1

POWER BUS	SYSTEM						
	CB CXXX	Ø	GRID LOC	PANEL	NOMENCLATURE	SCHEM REF	
						DIAG	SH
115V AC	C1204	B	K4	P36	AFT PASS. NIGHT LTS	33-21-02	-
	C1241	C	P3	P11-3	INSTR & PNL LTS - ØVHD	33-13-01	2
	C1242	C	P1	P11-3	INSTR & PNL LTS - AISLE STAND	33-13-01	2
	C1289	B	P5	P11-3	FLOOD LTS - STBY CONT	33-11-01	-
	C1330	C	S12	P11-3	PNEU AIR SUPPLY - ISOL VALVE PWR L	36-11-01	-
28V AC (T193)	C1008	-	J15	P11-2	FLIGHT CONTROLS - FLAP POS IND L	27-58-01	-
	C1034	-	K17	P11-2	FLIGHT CONTROLS - RUDDER POS	27-20-01	-
	C1203	-	S4	P11-3	FWD NIGHT LIGHTS	33-21-02	-
	C1318	-	R7	P11-3	LAVS SYS 1 - LIGHTS	33-26-02	-
C1522	-	J16	P11-2	FLIGHT CONTROLS - FLAP POS IND R	27-58-01	-	

LEFT TRANSFER BUS

156

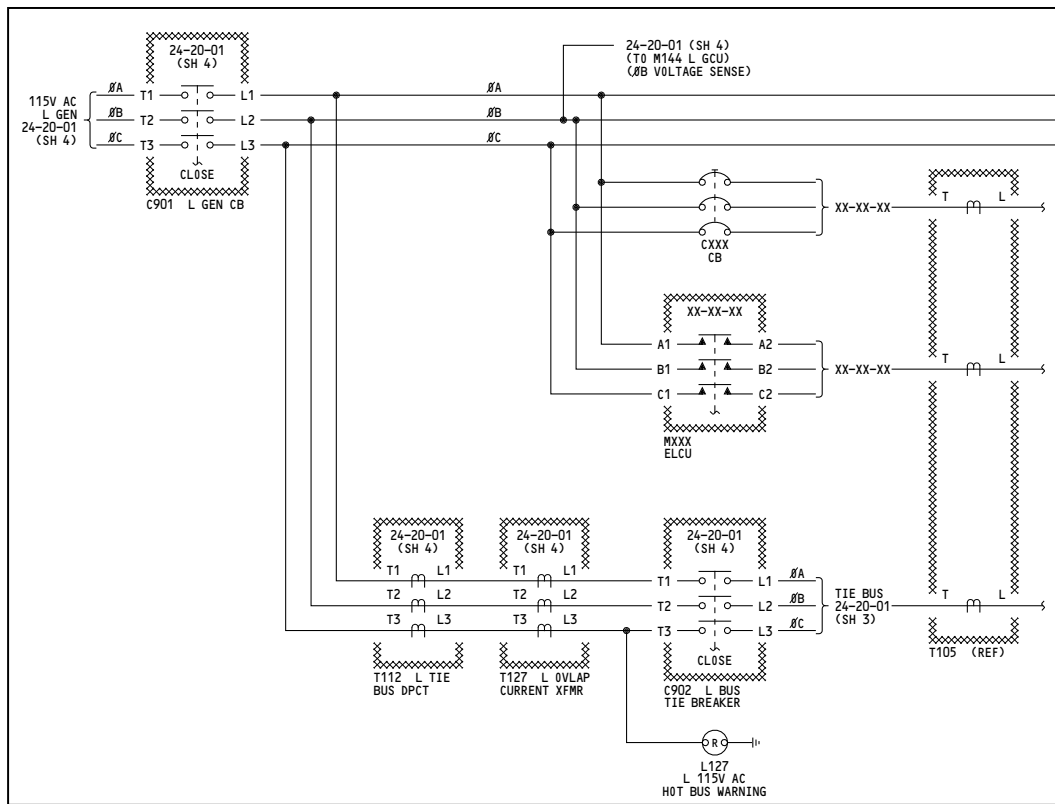
**115V AC
POWER DISTRIBUTION-
LEFT**

D280T232

24-51-01

Page 105A
Sheet 4
Jan 21/2005

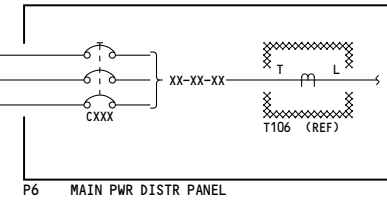
631



P31 L GEN PWR PANEL

P31 PANEL DISTRIBUTION TABLE

CXXX/ MXXX	NOMENCLATURE	SCHEM REF	
		DIAG	SH
C310	115V AC BUS L - SECT 4	24-51-01	3
C311	UTILITY BUS L	24-51-01	3
M1636	AFT GALLEYS PWR ELCU	25-31-02	-
M896	ELEC HYD PUMP R ELCU	29-00-03	2
M897	ELEC HYD PUMP C1 ELCU	29-00-04	1



P6 MAIN PWR DISTR PANEL

P6 PANEL DISTRIBUTION TABLE

CB CXXX	GRID LOC	NOMENCLATURE	SCHEM REF	
			DIAG	SH
C308	A18	115V AC BUS L - SECT 2	24-51-01	2
C312	C18	L TRU	24-32-01	-
C313	C15	115V AC BUS L - SECT 1	24-51-01	2
C326	D14	115V AC L XFR BUS	24-51-01	4
C328	A15	115V AC BUS L - SECT 3	24-51-01	2

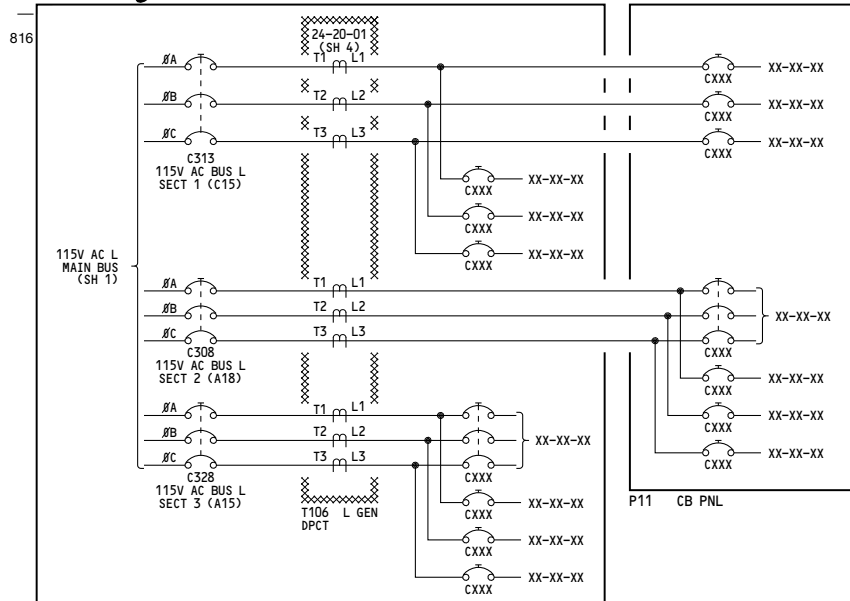
WIRING DIAGRAMS	
24-51-11	
24-51-12	
24-51-13	
24-51-14	

L MAIN BUS DISTRIBUTION



24-51-01

Page 106A
Sheet 1
Jan 21/2005



P6 MAIN PWR DISTR

POWER BUS	SYSTEM	SECT	CB	CB CXXX	Ø	GRID LOC	PNL	NOMENCLATURE	SCHEM REF	
									DIAG	SH
1	C313	C520	C	U9	P11-3			DSPL MAINT CONT	22-41-01	1
		C651	B	P13	P11-3			EQUIP COOLING-OUTBD VLVS	21-58-03	-
		C667	C	R15	P11-3			ZONE CNTLR	21-60-01	1
		C668	A	R11	P11-3			AUG ZONE CONT	21-60-01	1
		C673	B	N10	P11-3			LEFT PACK AUTO PWR	21-50-03	3
		C709	B	N17	P11-3			PACK FLOW IND	21-50-01	5
		C847	B	R4	P11-3			LEFT AC BUS SENSE	24-20-05	1
		C1118	A	T14	P11-3			L ICE DET	30-81-01	-
		C1226	B	N7	P11-3			ANTI COLL LTS WHITE	33-44-01	-
		C1232	C	S5	P11-3			LIGHTING CONT 5 KVA INSTR	33-13-01	2
		C1244	A	P4	P11-3			INSTRUMENT & PANEL LT 0VHD C/B	33-13-01	2
		C1247	B	N3	P11-3			LANDING LTS-NOSE GEAR L	33-42-01	-
		C1248	C	N4	P11-3			LANDING LTS-NOSE GEAR R	33-42-01	-
		C1249	B	N5	P11-3			LANDING LTS-WING L	33-42-01	-
		C1276	B	N6	P11-3			LIGHTING-RUNWAY TURNOFF L	33-42-02	-
		C1312	B	N8	P11-3			LIGHTING - TAXI L	33-42-02	-

SECT 1, 2 & 3 POWER DISTRIBUTION (P6 & P11)

POWER BUS	SYSTEM	SECT	CB	CB CXXX	Ø	GRID LOC	PNL	NOMENCLATURE	SCHEM REF	
									DIAG	SH
1	C313	C1313	C	N9	P11-3			LIGHTING - TAXI R	33-42-02	-
		C1316	B	R9	P11-3			LIGHTING-LAV SYS 1-MIRROR	33-26-01	-
		C1337	C	S14	P11-3			AIR SUPPLY ISOL VALVE PWR-CTR	36-11-03	-
		C1430	A	M1	P11-2			ENGINES-L IGN 1	74-31-01	1
		C1432	A	M2	P11-2			ENGINES-R IGN 1	74-31-01	2
		C1439	B	M9	P11-2			LEFT ENGINE-BUS PWR SENSE	74-31-01	1
		C1464	B	K1	P11-2			ENG VIB MONITOR	77-00-02	-
		C4038	B	N15	P11-3			RIGHT PACK STANDBY PWR	21-50-06	2
		C4221	C	S17	P11-3			AIR SUPPLY DUCT PRESS IND-PWR	36-21-01	-
		C4226	A	S7	P11-3			F/O INSTR TRANSFER-ALTN BUS ØA	24-51-04	2
		C4228	B	S8	P11-3			F/O INSTR TRANSFER-ALTN BUS ØB	24-51-04	2
		C4230	C	S9	P11-3			F/O INSTR TRANSFER-ALTN BUS ØC	24-51-04	2
		C4264	A	J14	P6-3			CAPT PRIM INSTR BUS ØA	24-51-04	1
		C4265	B	J15	P6-3			CAPT PRIM INSTR BUS ØB	24-51-04	1

Incorporates
MTO 230591

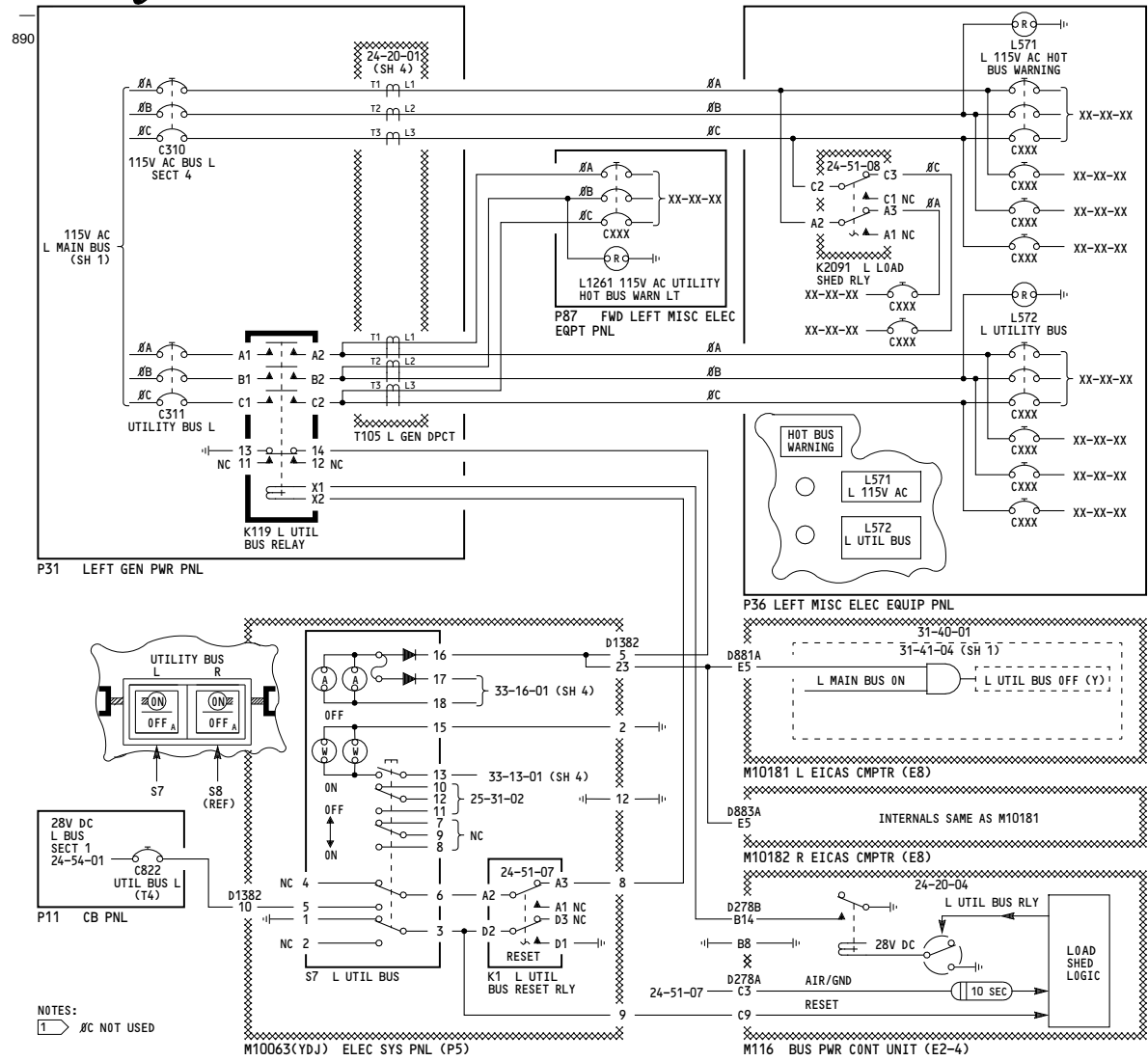
POWER BUS	SYSTEM	SECT	CB	CB CXXX	Ø	GRID LOC	PNL	NOMENCLATURE	SCHEM REF	
									DIAG	SH
2	C308	C501	C	F14	P11-1			AUTO FLIGHT-TMC AC	22-30-02	1
		C506	A	H8	P11-2			SATCOM	23-25-01	-
		C513	A	E17	P11-1			FLT CONT CMPTR-PWR L	22-10-02	2
		C559	B	G6	P11-1			ACARS AC	23-22-01	1
		C561	C	J7	P11-2			FLIGHT RECORDER-AC	31-31-01	1
		C569	C	J4	P11-2			ACMS AC	31-35-00	-
		C571	C	J1	P11-2			PRINTER	31-36-01	-
		C592	B	F4	P11-1			NAVIGATION LEFT-GND PROX	34-46-01	1
		C607	B	F6	P11-1			NAVIGATION LEFT - ADF	34-57-01	-
		C615	C	F2	P11-1			NAVIGATION LEFT-WX RADAR	34-43-01	1
		C628	B	F12	P11-1			TCAS	34-45-01	-
		C643	C	J4	P11-2			AIDS AC	31-31-01	1
		C669	A	H9	P11-2			SATCOM HGA	23-25-01	-
		C1521	B	G16	P11-2			FLAP SLAT ELEC UNIT 2-CONT	27-58-03	-
		C1536	B	G17	P11-2			FLT CONT ELEX IR AC	27-09-02	-
		C4078	C	J2	P11-2			EICAS CMPTR L	31-41-01	2
		C4081	C	J3	P11-2			EICAS UPDR DSPL	31-41-06	2
		C4181	A	H2	P11-2			AUX FWD ZONE TEMP CONT	21-61-06	1
		C4182	A	H3	P11-2			AUX MID ZONE TEMP CONT	21-61-07	1
		3	C328	C331	3	H18	P6-3			EQUIP COOL SUPPLY FAN 1
C354	3			H15	P6-3			CAPT SEAT	25-11-01	-
C366	3			G15	P6-3			L AFT FUEL BOOST PUMP	28-22-01	1
C368	3			G18	P6-3			R FWD FUEL BOOST PUMP	28-22-01	2
C369	3			F15	P6-3			L FUEL OVRD PUMP	28-22-01	3
C876	B			J18	P6-3			CENTER BUS AC	24-51-03	-
C877	B			J19	P6-3			28V AC BUS L	24-53-01	-
C1138	A			L18	P6-3			L TAT PROBE HEAT	30-33-01	-

157

**115V AC
POWER DISTRIBUTION-
LEFT**

D280T232

24-51-01



POWER BUS	SYSTEM						SCHEM REF	
	SECT	CB	CB CXXX	#	GRID LOC	PANEL		NOMENCLATURE
4	C310	C334	3	G4	P36	EQUIP COOL - AFT FAN 2	21-26-02	-
		C389	3	F6	P36	LAV SYS 1 - VACUUM BLOWER	38-30-01	1
		C391	3	L5	P36	WINDOW HEAT 1L	30-41-01	1
		C530	C	J3	P36	PASS ENTERTAINMENT - PSUD L FWD	23-34-01	1
		C533	A	J1	P36	PASS ENTERTAINMENT - PSUD R FWD	23-34-01	1
		C535	C	J4	P36	PASS ENTERTAINMENT - PSUD L AFT	23-34-01	1
		C541	A	J2	P36	PASS ENTERTAINMENT - PSUD R AFT	23-34-01	1
		C546	A	J5	P36	MUX/TAPE REPRO	23-34-01	1
		C652	C	L1	P36	CARGO HEAT VALUE - BULK	21-44-02	-
		C684	C	L3	P36	CARGO HEAT VALUE - AFT CONT	21-44-01	-
		C696	C	L2	P36	CARGO HEAT VALUE - FWD CONT	21-43-01	-
		C1125	C	H6	P36	ICE/RAIN - WINDOW HEAT 2R	30-41-01	1
		C1127	C	H7	P36	ICE/RAIN - WINDOW HEAT 3R	30-41-01	1
		C1341	C	L7	P36	AIR SUPPLY BITE	36-23-01	-
UTIL	C311	C336	3	F2	P36	RECIRC FAN L	21-25-01	-
		C342	3	E2	P36	GASPER FAN	21-24-01	-
		C343	3	A2	P36	FWD DOOR AREA HEATER POWER	21-45-02	-
		C403	3	B4	P36	CREW REST - AFT LH HEAT	21-66-03	1
		C406	3	B1	P36	CREW REST - AFT LH FAN	21-66-03	2
		C662	A	H1	P36	CAPT AUX HTRS - HIGH	21-45-01	-
		C663	B	H2	P36	CAPT AUX HTRS - LOW	21-45-01	-
		C678	B	H3	P36	HEATER BLANKET	21-45-02	-
		C734	B	D1	P36	LAV SHAVERS	25-42-01	-
		C1365	B	D7	P36	WATER/WASTE - SYS 1 LAV WH	38-10-02	-
C9033	3		P36	TRU - PASSENGER SEAT 28V DC	24-35-01	-		
C9042	3	K2	P36	EMPOWER SYSTEM	25-25-29	-		

NOTES:
 #C NOT USED

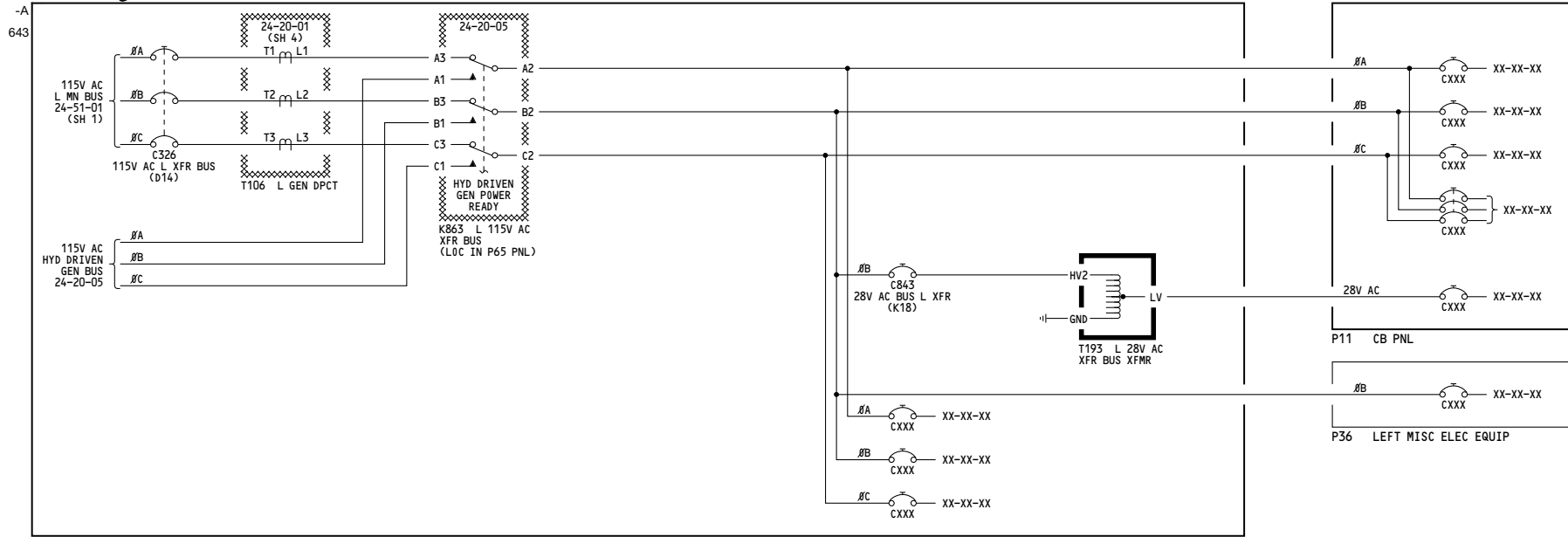
157

115V AC POWER DISTRIBUTION-LEFT

D280T232

- Incorporates
- EAD89-0704-00
 - MTO 210353
 - MTO 240500

24-51-01



P6 MN PWR DISTR

POWER BUS	SYSTEM						
	CB CXXX	Ø	GRID LOC	PANEL	NOMENCLATURE	SCHEM REF	
						DIAG	SH
115V AC	C340	3	G8	P11-2	LEFT HF COMM	23-11-01	-
	C582	A	E11	P11-1	NAVIGATION LEFT - DME	34-55-11	-
	C597	A	E8	P11-1	FMCS - CDU	34-61-01	-
	C609	A	E9	P11-1	FMCS - CMPTR	34-61-02	3
	C611	C	F1	P11-1	NAVIGATION LEFT - IRS	34-21-01	1
	C616	B	F7	P11-1	NAVIGATION LEFT - ATC	34-53-01	-
	C686	B	P15	P11-3	CAB ALT CONTROL - AUTO 1	21-31-01	-
	C874	A	J17	P6-3	AC STBY BUS PWR	24-33-01	-
	C1110	A	K14	P6-3	CAPT PITOT HEAT - ØA	30-31-01	1
	C1111	B	K15	P6-3	CAPT PITOT HEAT - ØB	30-31-01	1
	C1112	B	K16	P6-3	R AUX PITOT HEAT - ØB	30-31-01	1
	C1113	C	K17	P6-3	R AUX PITOT HEAT - ØC	30-31-01	1
	C1122	B	L19	P6-3	L ENG PROBE HEAT	30-34-01	-
	C1133	C	L17	P6-3	L AOA PROBE HEAT	30-32-01	1

POWER BUS	SYSTEM						
	CB CXXX	Ø	GRID LOC	PANEL	NOMENCLATURE	SCHEM REF	
						DIAG	SH
115V AC	C1204	B	K4	P36	AFT PASS. NIGHT LTS	33-21-02	-
	C1241	C	P3	P11-3	INSTR & PNL LTS - OVHD	33-13-01	2
	C1242	C	P1	P11-3	INSTR & PNL LTS - AISLE STAND	33-13-01	2
	C1289	B	P5	P11-3	FLOOD LTS - STBY CONT	33-11-01	-
	C1330	C	S12	P11-3	PNEU AIR SUPPLY - ISOL VALVE PWR L	36-11-01	-
28V AC (T193)	C1008	-	J15	P11-2	FLIGHT CONTROLS - FLAP POS IND L	27-58-01	-
	C1034	-	K17	P11-2	FLIGHT CONTROLS - RUDDER POS	27-20-01	-
	C1203	-	S4	P11-3	FWD NIGHT LIGHTS	33-21-02	-
	C1318	-	R7	P11-3	LAVS SYS 1 - LIGHTS	33-26-02	-
C1522	-	J16	P11-2	FLIGHT CONTROLS - FLAP POS IND R	27-58-01	-	

LEFT TRANSFER BUS

157

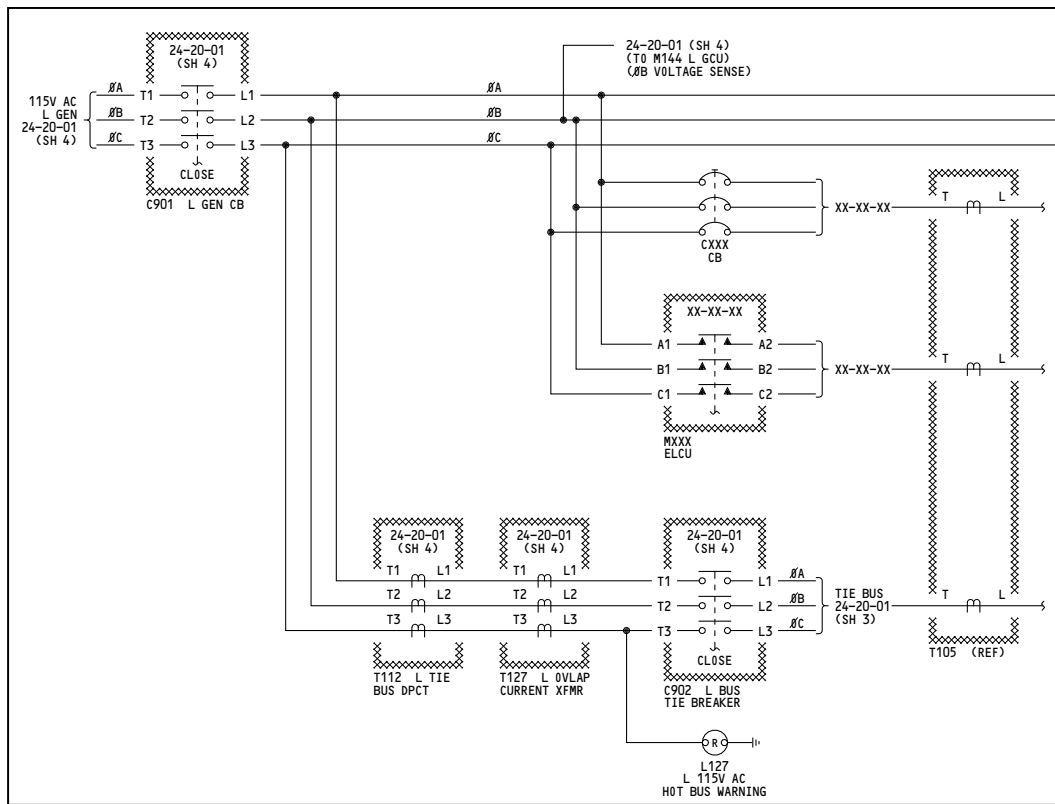
**115V AC
POWER DISTRIBUTION-
LEFT**

D280T232

24-51-01

Page 106A
Sheet 4
Jan 21/2005

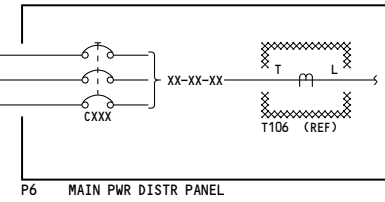
631



P31 L GEN PWR PANEL

P31 PANEL DISTRIBUTION TABLE

CXXX/ MXXX	NOMENCLATURE	SCHEM REF	
		DIAG	SH
C310	115V AC BUS L - SECT 4	24-51-01	3
C311	UTILITY BUS L	24-51-01	3
M1636	AFT GALLEYS PWR ELCU	25-31-02	-
M896	ELEC HYD PUMP R ELCU	29-00-03	2
M897	ELEC HYD PUMP C1 ELCU	29-00-04	1



P6 MAIN PWR DISTR PANEL

WIRING DIAGRAMS	
24-51-11	
24-51-12	
24-51-13	
24-51-14	

P6 PANEL DISTRIBUTION TABLE

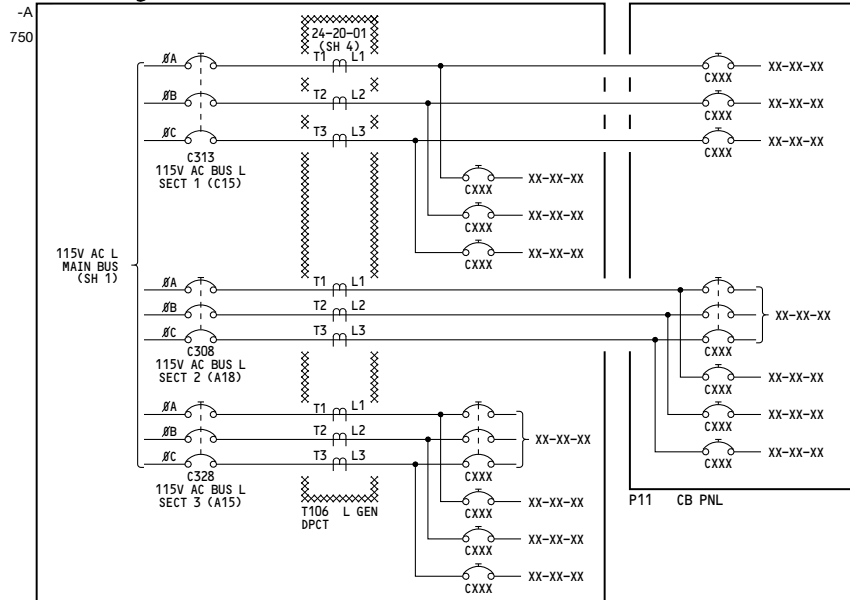
CB CXXX	GRID LOC	NOMENCLATURE	SCHEM REF	
			DIAG	SH
C308	A18	115V AC BUS L - SECT 2	24-51-01	2
C312	C18	L TRU	24-32-01	-
C313	C15	115V AC BUS L - SECT 1	24-51-01	2
C326	D14	115V AC L XFR BUS	24-51-01	4
C328	A15	115V AC BUS L - SECT 3	24-51-01	2

L MAIN BUS DISTRIBUTION



24-51-01

Page 107.1A
Sheet 1
Jan 21/2005



P6 MAIN PWR DISTR

POWER BUS		SYSTEM					SCHEM REF	
SECT	CB	CB CXXX	#	GRID LOC	PNL	NOMENCLATURE	DIAG	SH
1	C313	C520	C	U9	P11-3	DSPL MAINT CONT	22-41-01	1
		C651	B	P13	P11-3	EQUIP COOLING-OUTBD VLVS	21-58-03	-
		C667	C	R15	P11-3	ZONE CNTLR	21-60-01	1
		C668	A	R11	P11-3	AUG ZONE CONT	21-60-01	1
		C673	B	N10	P11-3	LEFT PACK AUTO PWR	21-50-03	3
		C709	B	N17	P11-3	PACK FLOW IND	21-50-01	5
		C847	B	R4	P11-3	LEFT AC BUS SENSE	24-20-05	1
		C1118	A	T14	P11-3	L ICE DET	30-81-01	-
		C1226	B	N7	P11-3	ANTI COLL LTS WHITE	33-44-01	-
		C1232	C	S5	P11-3	LIGHTING CONT 5 KVA INSTR	33-13-01	2
		C1244	A	P4	P11-3	INSTRUMENT & PANEL LT OVHD C/B	33-13-01	2
		C1247	B	N3	P11-3	LANDING LTS-NOSE GEAR L	33-42-01	-
		C1248	C	N4	P11-3	LANDING LTS-NOSE GEAR R	33-42-01	-
		C1249	B	N5	P11-3	LANDING LTS-WING L	33-42-01	-
		C1276	B	N6	P11-3	LIGHTING-RUNWAY TURNOFF L	33-42-02	-
		C1312	B	N8	P11-3	LIGHTING - TAXI L	33-42-02	-
		C1313	C	N9	P11-3	LIGHTING - TAXI R	33-42-02	-

SECT 1, 2 & 3 POWER DISTRIBUTION (P6 & P11)

POWER BUS		SYSTEM					SCHEM REF	
SECT	CB	CB CXXX	#	GRID LOC	PNL	NOMENCLATURE	DIAG	SH
1	C313	C1316	B	R9	P11-3	LIGHTING-LAV SYS 1-MIRROR	33-26-01	-
		C1337	C	S14	P11-3	AIR SUPPLY ISOL VALVE PWR-CTR	36-11-03	-
		C1430	A	M1	P11-2	ENGINES-L IGN 1	74-31-01	1
		C1432	A	M2	P11-2	ENGINES-R IGN 1	74-31-01	2
		C1439	B	M9	P11-2	LEFT ENGINE-BUS PWR SENSE	74-31-01	1
		C1464	B	K1	P11-2	ENG VIB MONITOR	77-00-02	-
		C4038	B	N15	P11-3	RIGHT PACK STANDBY PWR	21-50-06	2
		C4221	C	S17	P11-3	AIR SUPPLY DUCT PRESS IND-PWR	36-21-01	-
		C4226	A	S7	P11-3	F/O INSTR TRANSFER-ALTN BUS #A	24-51-04	2
		C4228	B	S8	P11-3	F/O INSTR TRANSFER-ALTN BUS #B	24-51-04	2
		C4230	C	S9	P11-3	F/O INSTR TRANSFER-ALTN BUS #C	24-51-04	2
		C4264	A	J14	P6-3	CAPT PRIM INSTR BUS #A	24-51-04	1
		C4265	B	J15	P6-3	CAPT PRIM INSTR BUS #B	24-51-04	1
		C4266	C	J16	P6-3	CAPT PRIM INSTR BUS #C	24-51-04	1
C4280	A	P7	P11-3	FLOOD LTS-GLARE SHIELD	33-11-01	2		

POWER BUS		SYSTEM					SCHEM REF			
SECT	CB	CB CXXX	#	GRID LOC	PNL	NOMENCLATURE	DIAG	SH		
2	C308	C501	C	F14	P11-1	AUTO FLIGHT-TMC AC	22-30-02	1		
		C513	A	E17	P11-1	FLT CONT CMPTR-PWR L	22-10-02	2		
		C559	B	G6	P11-1	ACARS AC	23-22-01	1		
		C561	C	J7	P11-2	FLIGHT RECORDER-AC	31-31-01	1		
		C569	C	J4	P11-2	ACMS AC	31-35-00	-		
		C571	C	J1	P11-2	PRINTER	31-36-01	-		
		C592	B	F4	P11-1	NAVIGATION LEFT-GND PROX	34-46-01	1		
		C607	B	F6	P11-1	NAVIGATION LEFT - ADF	34-57-01	-		
		C615	C	F2	P11-1	NAVIGATION LEFT-WX RADAR	34-43-01	1		
		C628	B	F12	P11-1	TCAS	34-45-01	-		
		C643	C	J4	P11-2	AIDS AC	31-31-01	1		
		C669	A	H9	P11-2	SATCOM HGA	23-25-01	-		
		C1521	B	G16	P11-2	FLAP SLAT ELEC UNIT 2-CONT	27-58-03	-		
		C1536	B	G17	P11-2	FLT CONT ELEC IR AC	27-09-02	-		
		C4078	C	J2	P11-2	EICAS CMPTR L	31-41-01	2		
		C4081	C	J3	P11-2	EICAS UPDR DSPL	31-41-06	2		
		C4181	A	H2	P11-2	AUX FWD ZONE TEMP CONT	21-61-06	1		
		C4182	A	H3	P11-2	AUX MID ZONE TEMP CONT	21-61-07	1		
		3	C328	C331	3	H18	P6-3	EQUIP COOL SUPPLY FAN 1	21-58-04	1
				C354	3	H15	P6-3	CAPT SEAT	25-11-01	-
C366	3			G15	P6-3	L AFT FUEL BOOST PUMP	28-22-01	1		
C368	3			G18	P6-3	R FWD FUEL BOOST PUMP	28-22-01	2		
C369	3			F15	P6-3	L FUEL OVRD PUMP	28-22-01	3		
C876	B			J18	P6-3	CENTER BUS AC	24-51-03	-		
C877	B			J19	P6-3	28V AC BUS L	24-53-01	-		
C1138	A			L18	P6-3	L TAT PROBE HEAT	30-33-01	-		

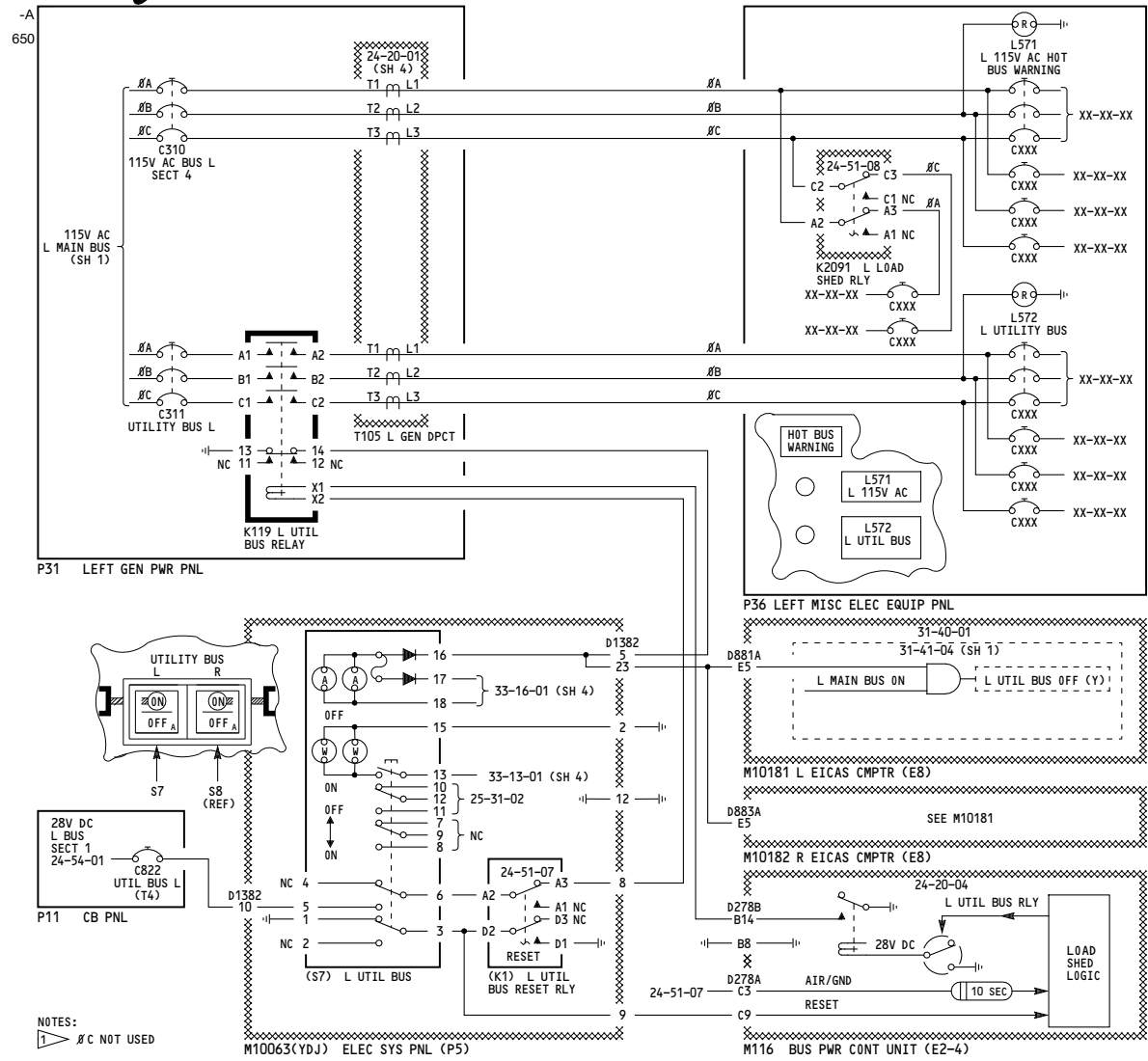
162-164

115V AC POWER DISTRIBUTION-LEFT

- ▶ Incorporates 24-0069 R03
- ▶ MTO 230592

D280T232

24-51-01



POWER BUS	SYSTEM						SCHEM REF	
	SECT	CB	CB CXXX	#	GRID LOC	PANEL		NOMENCLATURE
4	C310	C334	3	G4	P36	EQUIP COOL - AFT FAN 2	21-26-02	—
		C375	3	F4	P36	L FUEL JTSN PUMP	28-31-01	—
		C389	3	F6	P36	LAV SYS 1 - VACUUM BLOWER	38-30-01	1
		C391	3	L5	P36	WINDOW HEAT 1L	30-41-01	1
		C530	C	J3	P36	PASS ENTERTAINMENT - PSUD L FWD	23-34-01	1
		C533	A	J1	P36	PASS ENTERTAINMENT - PSUD R FWD	23-34-01	1
		C535	C	J4	P36	PASS ENTERTAINMENT - PSUD L AFT	23-34-01	1
		C541	A	J2	P36	PASS ENTERTAINMENT - PSUD R AFT	23-34-01	1
		C546	A	J5	P36	MUX/TAPE REPRO	23-34-01	1
		C652	C	L1	P36	CARGO HEAT VALUE - BULK	21-44-02	—
		C684	C	L3	P36	CARGO HEAT VALUE - AFT CONT	21-44-01	—
		C696	C	L2	P36	CARGO HEAT VALUE - FWD CONT	21-43-01	—
		C1125	C	H6	P36	ICE/RAIN - WINDOW HEAT 2R	30-41-01	1
		C1127	C	H7	P36	ICE/RAIN - WINDOW HEAT 3R	30-41-01	1
		C1341	C	L7	P36	AIR SUPPLY BITE	36-23-01	—
		UTIL	C310	C530	C	J3	P36	PSUD L FWD
C533	A			J1	P36	PSUD R FWD	23-34-01	1
C535	C			J4	P36	PSUD L AFT	23-34-01	1
C541	A			J2	P36	PSUD R AFT	23-34-01	1
C546	A			J5	P36	MUX/TAPE REPRO	23-34-01	1
C1127	C			H7	P36	WINDOW HEAT - 3R	23-34-01	1
C336	3			F2	P36	RECIRC FAN L	21-25-01	—
C342	3			E2	P36	GASPER FAN	21-24-01	—
C343	3			A2	P36	FWD DOOR AREA HEATER POWER	21-45-02	—
C662	A			H1	P36	CAPT AUX HTRS - HIGH	21-45-01	—
C663	B	H2	P36	CAPT AUX HTRS - LOW	21-45-01	—		
C678	B	H3	P36	HEATER BLANKET	21-45-02	—		
C734	B	D1	P36	LAV SHAVERS	25-42-01	—		
C1365	B	D7	P36	WATER/WASTE - SYS 1 LAV WH	38-10-02	—		
C9033	3		P36	TRU - PASSENGER SEAT 28V DC	24-35-01	—		

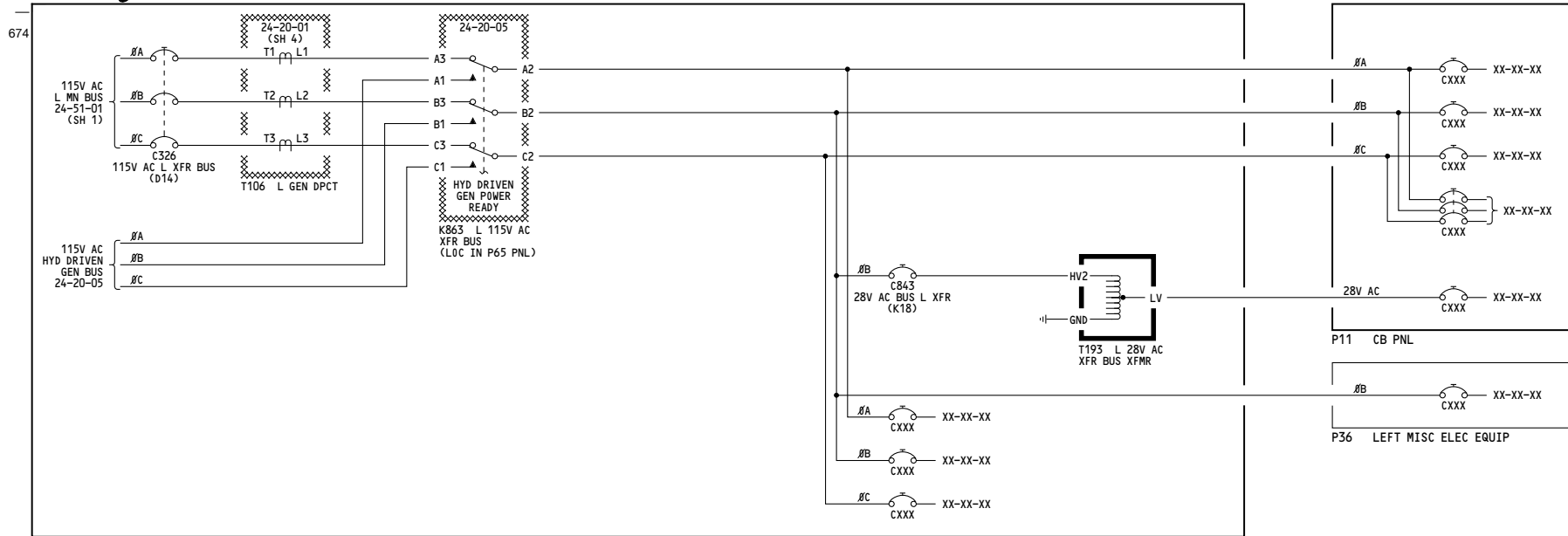
162-164

115V AC POWER DISTRIBUTION-LEFT

D280T232

Incorporates
 MTO 240500

24-51-01



P6 MN PWR DISTR

POWER BUS	SYSTEM						
	CB CXXX	Ø	GRID LOC	PANEL	NOMENCLATURE	SCHEM REF	
						DIAG	SH
115V AC	C340	3	G8	P11-2	LEFT HF COMM	23-11-01	-
	C582	A	E11	P11-1	NAVIGATION LEFT - DME	34-55-11	-
	C597	A	E8	P11-1	FMCS - CDU	34-61-01	-
	C609	A	E9	P11-1	FMCS - CMPTR	34-61-02	3
	C611	C	F1	P11-1	NAVIGATION LEFT - IRS	34-21-01	1
	C616	B	F7	P11-1	NAVIGATION LEFT - ATC	34-53-01	-
	C686	B	P15	P11-3	CAB ALT CONTROL - AUTO 1	21-31-01	-
	C874	A	J17	P6-3	AC STBY BUS PWR	24-33-01	-
	C1110	A	K14	P6-3	CAPT PITOT HEAT - ØA	30-31-01	1
	C1111	B	K15	P6-3	CAPT PITOT HEAT - ØB	30-31-01	1
	C1112	B	K16	P6-3	R AUX PITOT HEAT - ØB	30-31-01	1
	C1113	C	K17	P6-3	R AUX PITOT HEAT - ØC	30-31-01	1
	C1122	B	L19	P6-3	L ENG PROBE HEAT	30-34-01	-
	C1133	C	L17	P6-3	L AOA PROBE HEAT	30-32-01	1

POWER BUS	SYSTEM						
	CB CXXX	Ø	GRID LOC	PANEL	NOMENCLATURE	SCHEM REF	
						DIAG	SH
115V AC	C1204	B	K4	P36	AFT PASS. NIGHT LTS	33-21-02	-
	C1241	C	P3	P11-3	INSTR & PNL LTS - ØVHD	33-13-01	2
	C1242	C	P1	P11-3	INSTR & PNL LTS - AISLE STAND	33-13-01	2
	C1289	B	P5	P11-3	FLOOD LTS - STBY CONT	33-11-01	-
	C1330	C	S12	P11-3	PNEU AIR SUPPLY - ISOL VALVE PWR L	36-11-01	-
28V AC (T193)	C1008	-	J15	P11-2	FLIGHT CONTROLS - FLAP POS IND L	27-58-01	-
	C1034	-	K17	P11-2	FLIGHT CONTROLS - RUDDER POS	27-20-01	-
	C1203	-	S4	P11-3	FWD NIGHT LIGHTS	33-21-02	-
	C1318	-	R7	P11-3	LAVS SYS 1 - LIGHTS	33-26-02	-
C1522	-	J16	P11-2	FLIGHT CONTROLS - FLAP POS IND R	27-58-01	-	

LEFT TRANSFER BUS

162-164

**115V AC
POWER DISTRIBUTION-
LEFT**

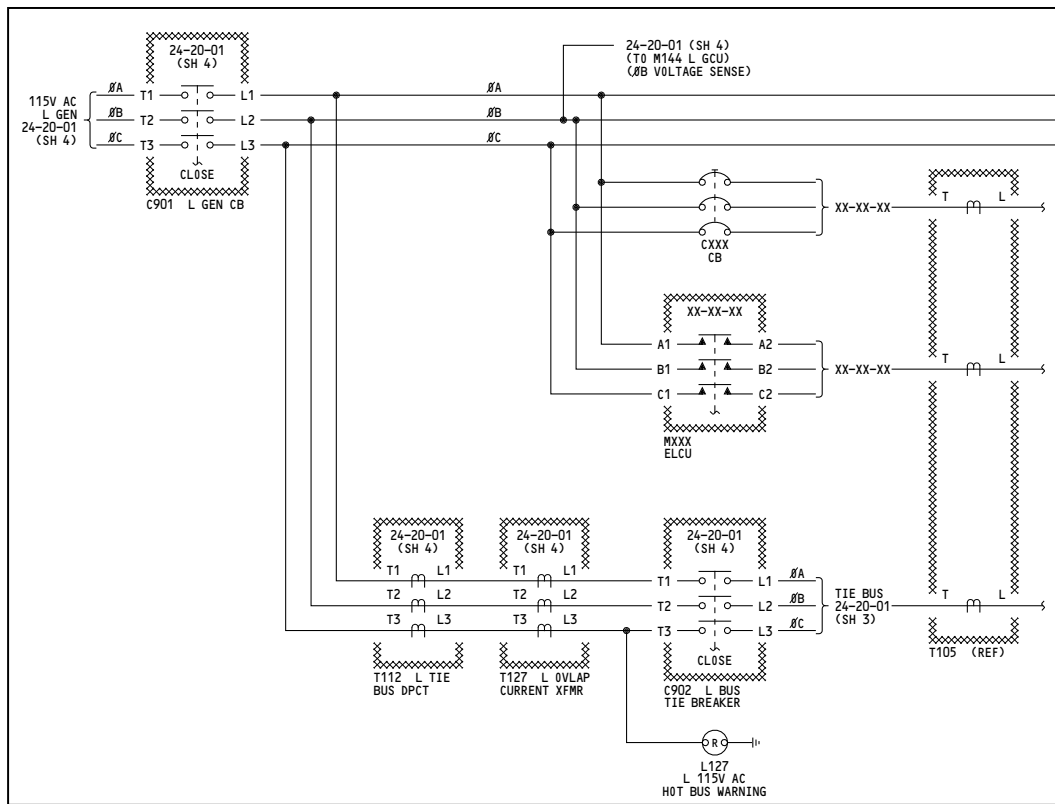
Incorporates
24-0069 R03

D280T232

24-51-01

Page 107.1A
Sheet 4
Jan 21/2005

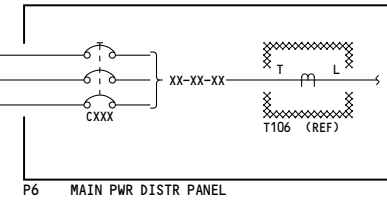
631



P31 L GEN PWR PANEL

P31 PANEL DISTRIBUTION TABLE

CXXX/ MXXX	NOMENCLATURE	SCHEM REF	
		DIAG	SH
C310	115V AC BUS L - SECT 4	24-51-01	3
C311	UTILITY BUS L	24-51-01	3
M1636	AFT GALLEYS PWR ELCU	25-31-02	-
M896	ELEC HYD PUMP R ELCU	29-00-03	2
M897	ELEC HYD PUMP C1 ELCU	29-00-04	1



P6 MAIN PWR DISTR PANEL

WIRING DIAGRAMS	
24-51-11	
24-51-12	
24-51-13	
24-51-14	

P6 PANEL DISTRIBUTION TABLE

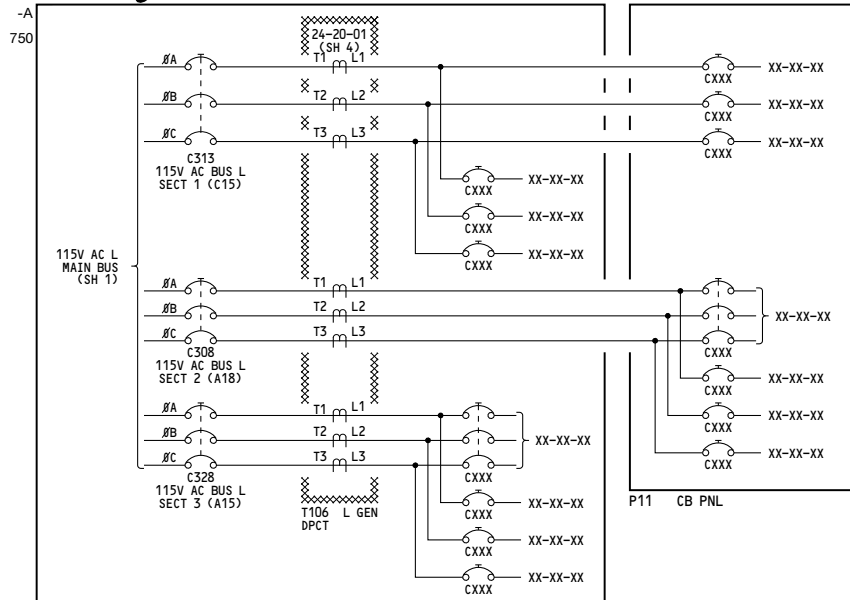
CB CXXX	GRID LOC	NOMENCLATURE	SCHEM REF	
			DIAG	SH
C308	A18	115V AC BUS L - SECT 2	24-51-01	2
C312	C18	L TRU	24-32-01	-
C313	C15	115V AC BUS L - SECT 1	24-51-01	2
C326	D14	115V AC L XFR BUS	24-51-01	4
C328	A15	115V AC BUS L - SECT 3	24-51-01	2

L MAIN BUS DISTRIBUTION



24-51-01

Page 108.1A
Sheet 1
Jan 21/2005



P6 MAIN PWR DISTR

POWER BUS		SYSTEM					SCHEM REF	
SECT	CB	CB CXXX	#	GRID LOC	P/NL	NOMENCLATURE	DIAG	SH
1	C313	C520	C	U9	P11-3	DSPL MAINT CONT	22-41-01	1
		C651	B	P13	P11-3	EQUIP COOLING-OUTBD VLVS	21-58-03	-
		C667	C	R15	P11-3	ZONE CNTLR	21-60-01	1
		C668	A	R11	P11-3	AUG ZONE CONT	21-60-01	1
		C673	B	N10	P11-3	LEFT PACK AUTO PWR	21-50-03	3
		C709	B	N17	P11-3	PACK FLOW IND	21-50-01	5
		C847	B	R4	P11-3	LEFT AC BUS SENSE	24-20-05	1
		C1118	A	T14	P11-3	L ICE DET	30-81-01	-
		C1226	B	N7	P11-3	ANTI COLL LTS WHITE	33-44-01	-
		C1232	C	S5	P11-3	LIGHTING CONT 5 KVA INSTR	33-13-01	2
		C1244	A	P4	P11-3	INSTRUMENT & PANEL LT OVHD C/B	33-13-01	2
		C1247	B	N3	P11-3	LANDING LTS-NOSE GEAR L	33-42-01	-
		C1248	C	N4	P11-3	LANDING LTS-NOSE GEAR R	33-42-01	-
		C1249	B	N5	P11-3	LANDING LTS-WING L	33-42-01	-
		C1276	B	N6	P11-3	LIGHTING-RUNWAY TURNOFF L	33-42-02	-
		C1312	B	N8	P11-3	LIGHTING - TAXI L	33-42-02	-
		C1313	C	N9	P11-3	LIGHTING - TAXI R	33-42-02	-

SECT 1, 2 & 3 POWER DISTRIBUTION (P6 & P11)

POWER BUS		SYSTEM					SCHEM REF	
SECT	CB	CB CXXX	#	GRID LOC	P/NL	NOMENCLATURE	DIAG	SH
1	C313	C1316	B	R9	P11-3	LIGHTING-LAV SYS 1-MIRROR	33-26-01	-
		C1337	C	S14	P11-3	AIR SUPPLY ISOL VALVE PWR-CTR	36-11-03	-
		C1430	A	M1	P11-2	ENGINES-L IGN 1	74-31-01	1
		C1432	A	M2	P11-2	ENGINES-R IGN 1	74-31-01	2
		C1439	B	M9	P11-2	LEFT ENGINE-BUS PWR SENSE	74-31-01	1
		C1464	B	K1	P11-2	ENG VIB MONITOR	77-00-02	-
		C4038	B	N15	P11-3	RIGHT PACK STANDBY PWR	21-50-06	2
		C4221	C	S17	P11-3	AIR SUPPLY DUCT PRESS IND-PWR	36-21-01	-
		C4226	A	S7	P11-3	F/O INSTR TRANSFER-ALTN BUS #A	24-51-04	2
		C4228	B	S8	P11-3	F/O INSTR TRANSFER-ALTN BUS #B	24-51-04	2
		C4230	C	S9	P11-3	F/O INSTR TRANSFER-ALTN BUS #C	24-51-04	2
		C4264	A	J14	P6-3	CAPT PRIM INSTR BUS #A	24-51-04	1
		C4265	B	J15	P6-3	CAPT PRIM INSTR BUS #B	24-51-04	1
		C4266	C	J16	P6-3	CAPT PRIM INSTR BUS #C	24-51-04	1
C4280	A	P7	P11-3	FLOOD LTS-GLARE SHIELD	33-11-01	2		

POWER BUS		SYSTEM					SCHEM REF			
SECT	CB	CB CXXX	#	GRID LOC	P/NL	NOMENCLATURE	DIAG	SH		
2	C308	C501	C	F14	P11-1	AUTO FLIGHT-TMC AC	22-30-02	1		
		C513	A	E17	P11-1	FLT CONT CMPTR-PWR L	22-10-02	2		
		C559	B	G6	P11-1	ACARS AC	23-22-01	1		
		C561	C	J7	P11-2	FLIGHT RECORDER-AC	31-31-01	1		
		C569	C	J4	P11-2	ACMS AC	31-35-00	-		
		C571	C	J1	P11-2	PRINTER	31-36-01	-		
		C592	B	F4	P11-1	NAVIGATION LEFT-GND PROX	34-46-01	1		
		C607	B	F6	P11-1	NAVIGATION LEFT - ADF	34-57-01	-		
		C615	C	F2	P11-1	NAVIGATION LEFT-WX RADAR	34-43-01	1		
		C628	B	F12	P11-1	TCAS	34-45-01	-		
		C643	C	J4	P11-2	AIDS AC	31-31-01	1		
		C669	A	H9	P11-2	SATCOM HGA	23-25-01	-		
		C1521	B	G16	P11-2	FLAP SLAT ELEC UNIT 2-CONT	27-58-03	-		
		C1536	B	G17	P11-2	FLT CONT ELEC IR AC	27-09-02	-		
		C4078	C	J2	P11-2	EICAS CMPTR L	31-41-01	2		
		C4081	C	J3	P11-2	EICAS UPTR DSPL	31-41-06	2		
		C4181	A	H2	P11-2	AUX FWD ZONE TEMP CONT	21-61-06	1		
		C4182	A	H3	P11-2	AUX MID ZONE TEMP CONT	21-61-07	1		
		3	C328	C331	3	H18	P6-3	EQUIP COOL SUPPLY FAN 1	21-58-04	1
				C354	3	H15	P6-3	CAPT SEAT	25-11-01	-
C366	3			G15	P6-3	L AFT FUEL BOOST PUMP	28-22-01	1		
C368	3			G18	P6-3	R FWD FUEL BOOST PUMP	28-22-01	2		
C369	3			F15	P6-3	L FUEL OVRD PUMP	28-22-01	3		
C876	B			J18	P6-3	CENTER BUS AC	24-51-03	-		
C877	B			J19	P6-3	28V AC BUS L	24-53-01	-		
C1138	A			L18	P6-3	L TAT PROBE HEAT	30-33-01	-		

165

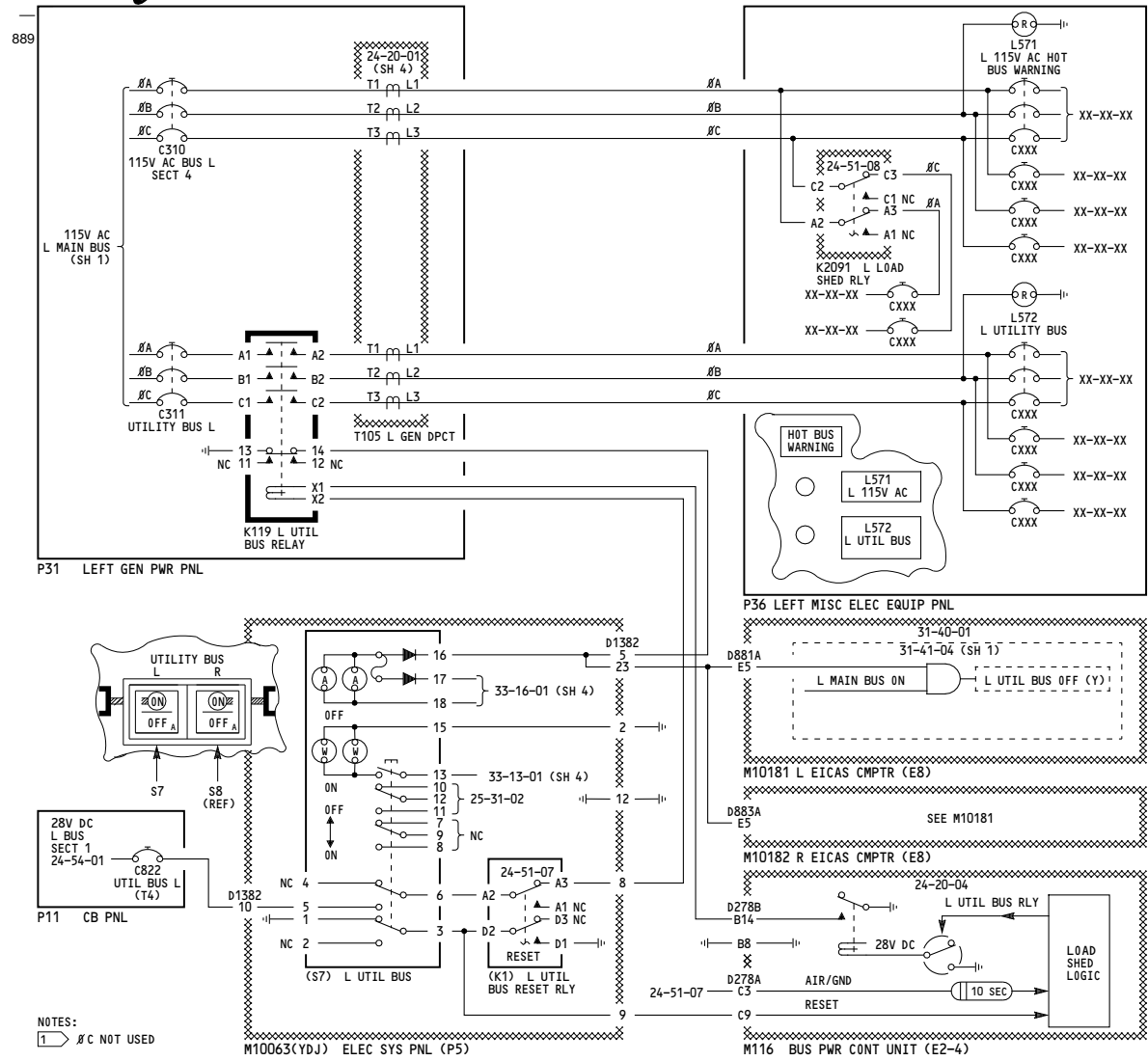
115V AC
POWER DISTRIBUTION-
LEFT

- ▶ Incorporates 24-0069 R03
- ▶ MTO 230592

D280T232

24-51-01

Page 108.1A
Sheet 2
Jan 21/2005



POWER BUS	SYSTEM						SCHEM REF			
	SECT	CB	CB CXXX	#	GRID LOC	PANEL		NOMENCLATURE	DIAG	SH
4	C310	C334	3	G4	P36	EQUIP COOL - AFT FAN 2	21-26-02	-		
		C375	3	F4	P36	L FUEL JTSN PUMP	28-31-01	-		
		C389	3	F6	P36	LAV SYS 1 - VACUUM BLOWER	38-30-01	1		
		C391	3	L5	P36	WINDOW HEAT 1L	30-41-01	1		
		C530	C	J3	P36	PASS ENTERTAINMENT - PSUD L FWD	23-34-01	1		
		C533	A	J1	P36	PASS ENTERTAINMENT - PSUD R FWD	23-34-01	1		
		C535	C	J4	P36	PASS ENTERTAINMENT - PSUD L AFT	23-34-01	1		
		C541	A	J2	P36	PASS ENTERTAINMENT - PSUD R AFT	23-34-01	1		
		C546	A	J5	P36	MUX/TAPE REPRO	23-34-01	1		
		C652	C	L1	P36	CARGO HEAT VALUE - BULK	21-44-02	-		
		C684	C	L3	P36	CARGO HEAT VALUE - AFT CONT	21-44-01	-		
		C696	C	L2	P36	CARGO HEAT VALUE - FWD CONT	21-43-01	-		
		C1125	C	H6	P36	ICE/RAIN - WINDOW HEAT 2R	30-41-01	1		
		C1127	C	H7	P36	ICE/RAIN - WINDOW HEAT 3R	30-41-01	1		
		C1341	C	L7	P36	AIR SUPPLY BITE	36-23-01	-		
		UTIL	C310 LOAD SHED K2091	C530	C	J3	P36	PSUD L FWD	23-34-01	1
				C533	A	J1	P36	PSUD R FWD	23-34-01	1
C535	C			J4	P36	PSUD L AFT	23-34-01	1		
C541	A			J2	P36	PSUD R AFT	23-34-01	1		
C546	A			J5	P36	MUX/TAPE REPRO	23-34-01	1		
C1127	C			H7	P36	WINDOW HEAT - 3R	23-34-01	1		
C336	3			F2	P36	RECIRC FAN L	21-25-01	-		
C342	3			E2	P36	GASPER FAN	21-24-01	-		
C343	3			A2	P36	FWD DOOR AREA HEATER POWER	21-45-02	-		
C662	A			H1	P36	CAPT AUX HTRS - HIGH	21-45-01	-		
C663	B	H2	P36	CAPT AUX HTRS - LOW	21-45-01	-				
C678	B	H3	P36	HEATER BLANKET	21-45-02	-				
C734	B	D1	P36	LAV SHAVERS	25-42-01	-				
C1365	B	D7	P36	WATER/WASTE - SYS 1 LAV WH	38-10-02	-				
C9033	3		P36	TRU - PASSENGER SEAT 28V DC	24-35-01	-				
C9042	3	K2	P36	EMPOWER SYSTEM	25-25-29	-				

165

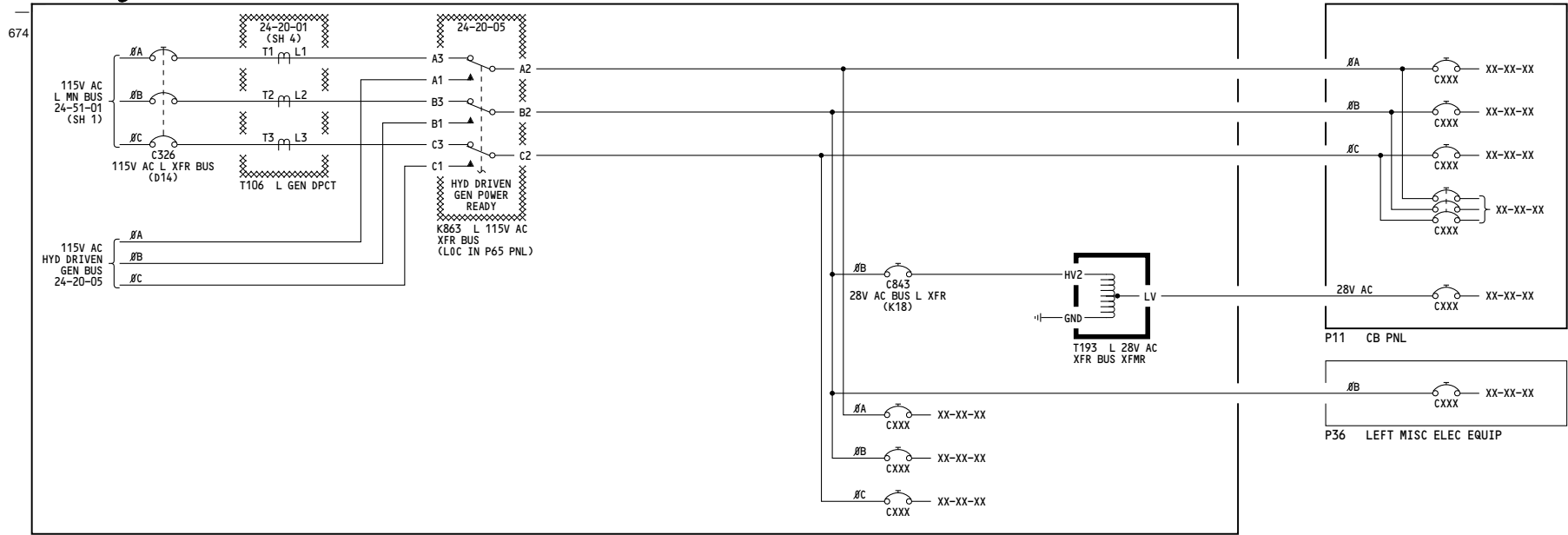
115V AC POWER DISTRIBUTION-LEFT

D280T232

Incorporates
 EAD89-0704-00
 MTO 240500

24-51-01

Page 108.1A
 Sheet 3
 Jan 21/2005



P6 MN PWR DISTR

POWER BUS	SYSTEM						
	CB CXXX	Ø	GRID LOC	PANEL	NOMENCLATURE	SCHEM REF	
						DIAG	SH
115V AC	C340	3	G8	P11-2	LEFT HF COMM	23-11-01	-
	C582	A	E11	P11-1	NAVIGATION LEFT - DME	34-55-11	-
	C597	A	E8	P11-1	FMCS - CDU	34-61-01	-
	C609	A	E9	P11-1	FMCS - CMPTR	34-61-02	3
	C611	C	F1	P11-1	NAVIGATION LEFT - IRS	34-21-01	1
	C616	B	F7	P11-1	NAVIGATION LEFT - ATC	34-53-01	-
	C686	B	P15	P11-3	CAB ALT CONTROL - AUTO 1	21-31-01	-
	C874	A	J17	P6-3	AC STBY BUS PWR	24-33-01	-
	C1110	A	K14	P6-3	CAPT PITOT HEAT - ØA	30-31-01	1
	C1111	B	K15	P6-3	CAPT PITOT HEAT - ØB	30-31-01	1
	C1112	B	K16	P6-3	R AUX PITOT HEAT - ØB	30-31-01	1
	C1113	C	K17	P6-3	R AUX PITOT HEAT - ØC	30-31-01	1
	C1122	B	L19	P6-3	L ENG PROBE HEAT	30-34-01	-
	C1133	C	L17	P6-3	L AOA PROBE HEAT	30-32-01	1

POWER BUS	SYSTEM						
	CB CXXX	Ø	GRID LOC	PANEL	NOMENCLATURE	SCHEM REF	
						DIAG	SH
115V AC	C1204	B	K4	P36	AFT PASS. NIGHT LTS	33-21-02	-
	C1241	C	P3	P11-3	INSTR & PNL LTS - ØVHD	33-13-01	2
	C1242	C	P1	P11-3	INSTR & PNL LTS - AISLE STAND	33-13-01	2
	C1289	B	P5	P11-3	FLOOD LTS - STBY CONT	33-11-01	-
	C1330	C	S12	P11-3	PNEU AIR SUPPLY - ISOL VALVE PWR L	36-11-01	-
28V AC (T193)	C1008	-	J15	P11-2	FLIGHT CONTROLS - FLAP POS IND L	27-58-01	-
	C1034	-	K17	P11-2	FLIGHT CONTROLS - RUDDER POS	27-20-01	-
	C1203	-	S4	P11-3	FWD NIGHT LIGHTS	33-21-02	-
	C1318	-	R7	P11-3	LAVS SYS 1 - LIGHTS	33-26-02	-
C1522	-	J16	P11-2	FLIGHT CONTROLS - FLAP POS IND R	27-58-01	-	

LEFT TRANSFER BUS

165

**115V AC
POWER DISTRIBUTION-
LEFT**

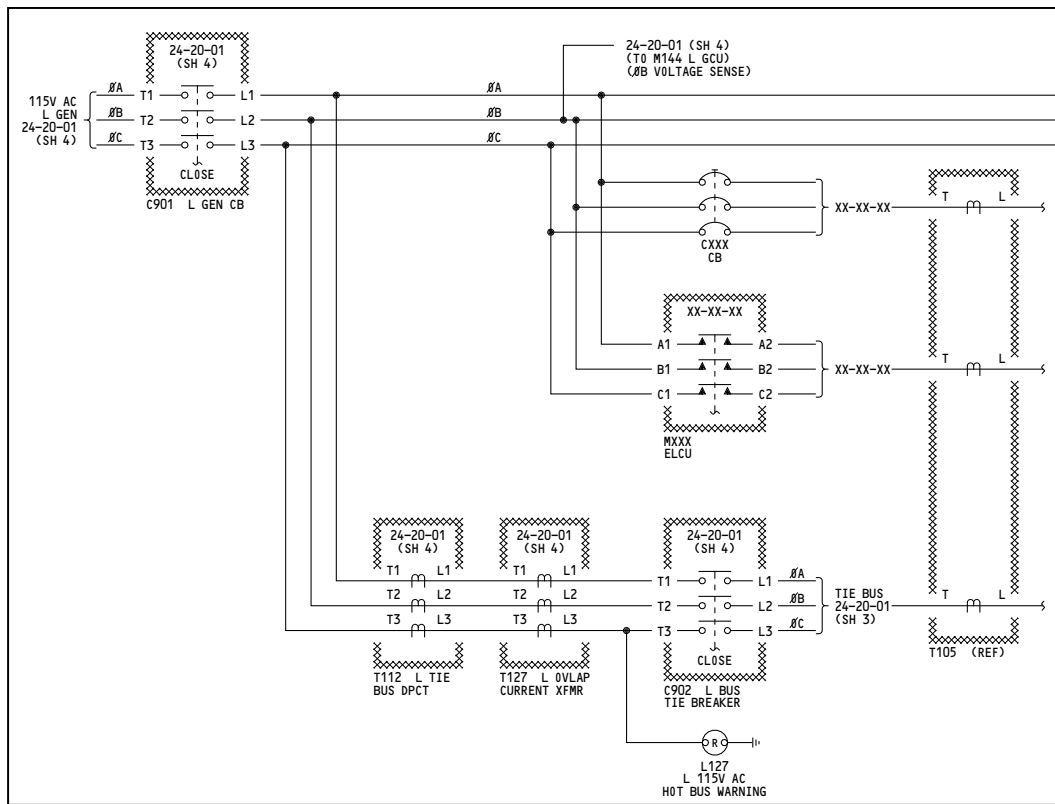
Incorporates
24-0069 R03

D280T232

24-51-01

Page 108.1A
Sheet 4
Jan 21/2005

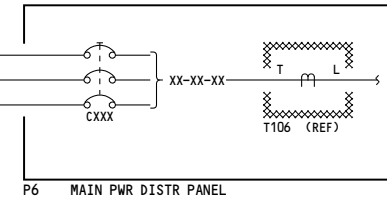
631



P31 L GEN PWR PANEL

P31 PANEL DISTRIBUTION TABLE

CXXX/ MXXX	NOMENCLATURE	SCHEM REF	
		DIAG	SH
C310	115V AC BUS L - SECT 4	24-51-01	3
C311	UTILITY BUS L	24-51-01	3
M1636	AFT GALLEYS PWR ELCU	25-31-02	-
M896	ELEC HYD PUMP R ELCU	29-00-03	2
M897	ELEC HYD PUMP C1 ELCU	29-00-04	1



P6 MAIN PWR DISTR PANEL

P6 PANEL DISTRIBUTION TABLE

CB CXXX	GRID LOC	NOMENCLATURE	SCHEM REF	
			DIAG	SH
C308	A18	115V AC BUS L - SECT 2	24-51-01	2
C312	C18	L TRU	24-32-01	-
C313	C15	115V AC BUS L - SECT 1	24-51-01	2
C326	D14	115V AC L XFR BUS	24-51-01	4
C328	A15	115V AC BUS L - SECT 3	24-51-01	2

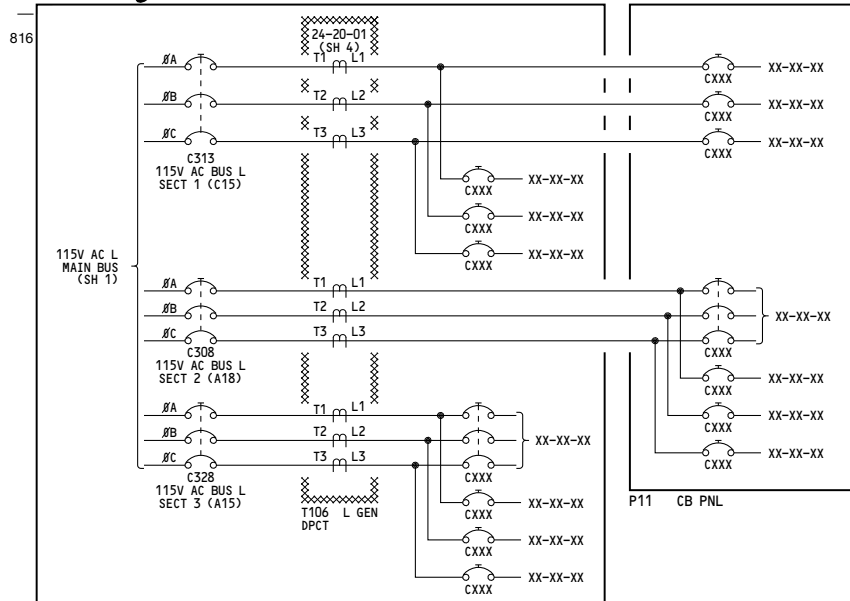
WIRING DIAGRAMS	
24-51-11	
24-51-12	
24-51-13	
24-51-14	

L MAIN BUS DISTRIBUTION



24-51-01

Page 109A
Sheet 1
Jan 21/2005



P6 MAIN PWR DISTR

POWER BUS	SYSTEM	SECT	CB	CB CXXX	Ø	GRID LOC	PNL	NOMENCLATURE	SCHEM REF	
									DIAG	SH
1	C313	C520	C	U9	P11-3			DSPL MAINT CONT	22-41-01	1
		C651	B	P13	P11-3			EQUIP COOLING-OUTBD VLVS	21-58-03	-
		C667	C	R15	P11-3			ZONE CNTLR	21-60-01	1
		C668	A	R11	P11-3			AUG ZONE CONT	21-60-01	1
		C673	B	N10	P11-3			LEFT PACK AUTO PWR	21-50-03	3
		C709	B	N17	P11-3			PACK FLOW IND	21-50-01	5
		C847	B	R4	P11-3			LEFT AC BUS SENSE	24-20-05	1
		C1118	A	T14	P11-3			L ICE DET	30-81-01	-
		C1226	B	N7	P11-3			ANTI COLL LTS WHITE	33-44-01	-
		C1232	C	S5	P11-3			LIGHTING CONT 5 KVA INSTR	33-13-01	2
		C1244	A	P4	P11-3			INSTRUMENT & PANEL LT 0VHD C/B	33-13-01	2
		C1247	B	N3	P11-3			LANDING LTS-NOSE GEAR L	33-42-01	-
		C1248	C	N4	P11-3			LANDING LTS-NOSE GEAR R	33-42-01	-
		C1249	B	N5	P11-3			LANDING LTS-WING L	33-42-01	-
		C1276	B	N6	P11-3			LIGHTING-RUNWAY TURNOFF L	33-42-02	-
		C1312	B	N8	P11-3			LIGHTING - TAXI L	33-42-02	-

SECT 1, 2 & 3 POWER DISTRIBUTION (P6 & P11)

POWER BUS	SYSTEM	SECT	CB	CB CXXX	Ø	GRID LOC	PNL	NOMENCLATURE	SCHEM REF	
									DIAG	SH
1	C313	C1313	C	N9	P11-3			LIGHTING - TAXI R	33-42-02	-
		C1316	B	R9	P11-3			LIGHTING-LAV SYS 1-MIRROR	33-26-01	-
		C1337	C	S14	P11-3			AIR SUPPLY ISOL VALVE PWR-CTR	36-11-03	-
		C1430	A	M1	P11-2			ENGINES-L IGN 1	74-31-01	1
		C1432	A	M2	P11-2			ENGINES-R IGN 1	74-31-01	2
		C1439	B	M9	P11-2			LEFT ENGINE-BUS PWR SENSE	74-31-01	1
		C1464	B	K1	P11-2			ENG VIB MONITOR	77-00-02	-
		C4038	B	N15	P11-3			RIGHT PACK STANDBY PWR	21-50-06	2
		C4221	C	S17	P11-3			AIR SUPPLY DUCT PRESS IND-PWR	36-21-01	-
		C4226	A	S7	P11-3			F/O INSTR TRANSFER-ALTN BUS ØA	24-51-04	2
		C4228	B	S8	P11-3			F/O INSTR TRANSFER-ALTN BUS ØB	24-51-04	2
		C4230	C	S9	P11-3			F/O INSTR TRANSFER-ALTN BUS ØC	24-51-04	2
		C4264	A	J14	P6-3			CAPT PRIM INSTR BUS ØA	24-51-04	1
		C4265	B	J15	P6-3			CAPT PRIM INSTR BUS ØB	24-51-04	1

Incorporates
MTO 230591

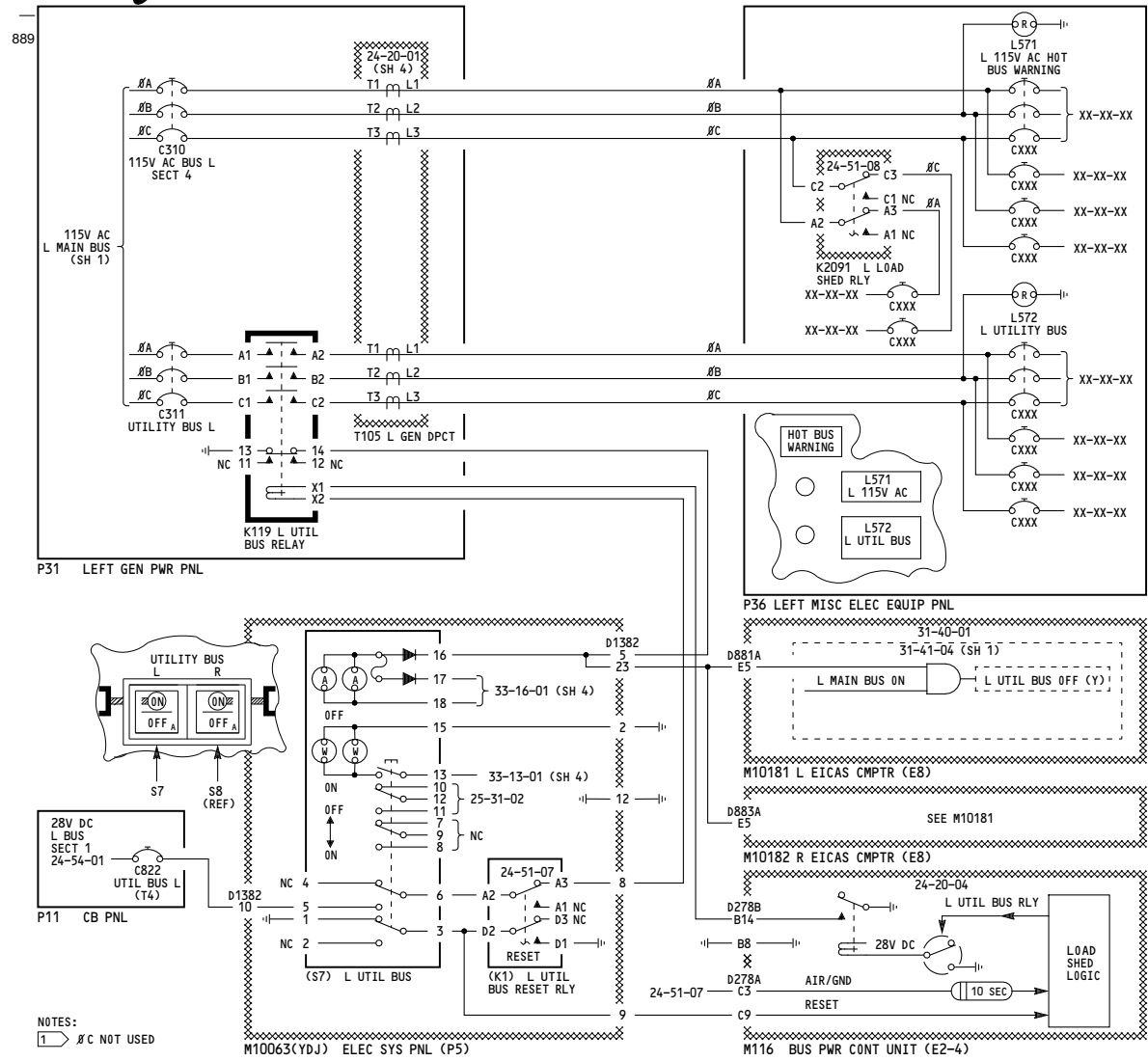
POWER BUS	SYSTEM	SECT	CB	CB CXXX	Ø	GRID LOC	PNL	NOMENCLATURE	SCHEM REF	
									DIAG	SH
2	C308	C501	C	F14	P11-1			AUTO FLIGHT-TMC AC	22-30-02	1
		C506	A	H8	P11-2			SATCOM	23-25-01	-
		C513	A	E17	P11-1			FLT CONT CMPTR-PWR L	22-10-02	2
		C559	B	G6	P11-1			ACARS AC	23-22-01	1
		C561	C	J7	P11-2			FLIGHT RECORDER-AC	31-31-01	1
		C569	C	J4	P11-2			ACMS AC	31-35-00	-
		C571	C	J1	P11-2			PRINTER	31-36-01	-
		C592	B	F4	P11-1			NAVIGATION LEFT-GND PROX	34-46-01	1
		C607	B	F6	P11-1			NAVIGATION LEFT - ADF	34-57-01	-
		C615	C	F2	P11-1			NAVIGATION LEFT-WX RADAR	34-43-01	1
		C628	B	F12	P11-1			TCAS	34-45-01	-
		C643	C	J4	P11-2			AIDS AC	31-31-01	1
		C669	A	H9	P11-2			SATCOM HGA	23-25-01	-
		C1521	B	G16	P11-2			FLAP SLAT ELEC UNIT 2-CONT	27-58-03	-
		C1536	B	G17	P11-2			FLT CONT ELEX IR AC	27-09-02	-
		C4078	C	J2	P11-2			EICAS CMPTR L	31-41-01	2
		C4081	C	J3	P11-2			EICAS UPDR DSPL	31-41-06	2
		C4181	A	H2	P11-2			AUX FWD ZONE TEMP CONT	21-61-06	1
		C4182	A	H3	P11-2			AUX MID ZONE TEMP CONT	21-61-07	1
		3	C328	C331	3	H18	P6-3			EQUIP COOL SUPPLY FAN 1
C354	3			H15	P6-3			CAPT SEAT	25-11-01	-
C366	3			G15	P6-3			L AFT FUEL BOOST PUMP	28-22-01	1
C368	3			G18	P6-3			R FWD FUEL BOOST PUMP	28-22-01	2
C369	3			F15	P6-3			L FUEL OVRD PUMP	28-22-01	3
C876	B			J18	P6-3			CENTER BUS AC	24-51-03	-
C877	B			J19	P6-3			28V AC BUS L	24-53-01	-
C1138	A			L18	P6-3			L TAT PROBE HEAT	30-33-01	-

166-167

**115V AC
POWER DISTRIBUTION-
LEFT**

D280T232

24-51-01



POWER BUS	SYSTEM						SCHEM REF	
	SECT	CB	CB CXXX	#	GRID LOC	PANEL		NOMENCLATURE
4	C310	C334	3	G4	P36	EQUIP COOL - AFT FAN 2	21-26-02	—
		C375	3	F4	P36	L FUEL JTSN PUMP	28-31-01	—
		C389	3	F6	P36	LAV SYS 1 - VACUUM BLOWER	38-30-01	1
		C391	3	L5	P36	WINDOW HEAT 1L	30-41-01	1
		C530	C	J3	P36	PASS ENTERTAINMENT - PSUD L FWD	23-34-01	1
		C533	A	J1	P36	PASS ENTERTAINMENT - PSUD R FWD	23-34-01	1
		C535	C	J4	P36	PASS ENTERTAINMENT - PSUD L AFT	23-34-01	1
		C541	A	J2	P36	PASS ENTERTAINMENT - PSUD R AFT	23-34-01	1
		C546	A	J5	P36	MUX/TAPE REPRO	23-34-01	1
		C652	C	L1	P36	CARGO HEAT VALUE - BULK	21-44-02	—
		C684	C	L3	P36	CARGO HEAT VALUE - AFT CONT	21-44-01	—
		C696	C	L2	P36	CARGO HEAT VALUE - FWD CONT	21-43-01	—
		C1125	C	H6	P36	ICE/RAIN - WINDOW HEAT 2R	30-41-01	1
		C1127	C	H7	P36	ICE/RAIN - WINDOW HEAT 3R	30-41-01	1
		C1341	C	L7	P36	AIR SUPPLY BITE	36-23-01	—
		UTIL	C310 LOAD SHED K2091	C530	C	J3	P36	PSUD L FWD
C533	A			J1	P36	PSUD R FWD	23-34-01	1
C535	C			J4	P36	PSUD L AFT	23-34-01	1
C541	A			J2	P36	PSUD R AFT	23-34-01	1
C546	A			J5	P36	MUX/TAPE REPRO	23-34-01	1
C1127	C			H7	P36	WINDOW HEAT - 3R	23-34-01	1
C336	3			F2	P36	RECIRC FAN L	21-25-01	—
C342	3			E2	P36	GASPER FAN	21-24-01	—
C343	3			A2	P36	FWD DOOR AREA HEATER POWER	21-45-02	—
C662	A			H1	P36	CAPT AUX HTRS - HIGH	21-45-01	—
C663	B	H2	P36	CAPT AUX HTRS - LOW	21-45-01	—		
C678	B	H3	P36	HEATER BLANKET	21-45-02	—		
C734	B	D1	P36	LAV SHAVERS	25-42-01	—		
C1365	B	D7	P36	WATER/WASTE - SYS 1 LAV WH	38-10-02	—		
C9033	3		P36	TRU - PASSENGER SEAT 28V DC	24-35-01	—		
C9042	3	K2	P36	EMPOWER SYSTEM	25-25-29	—		

166-167

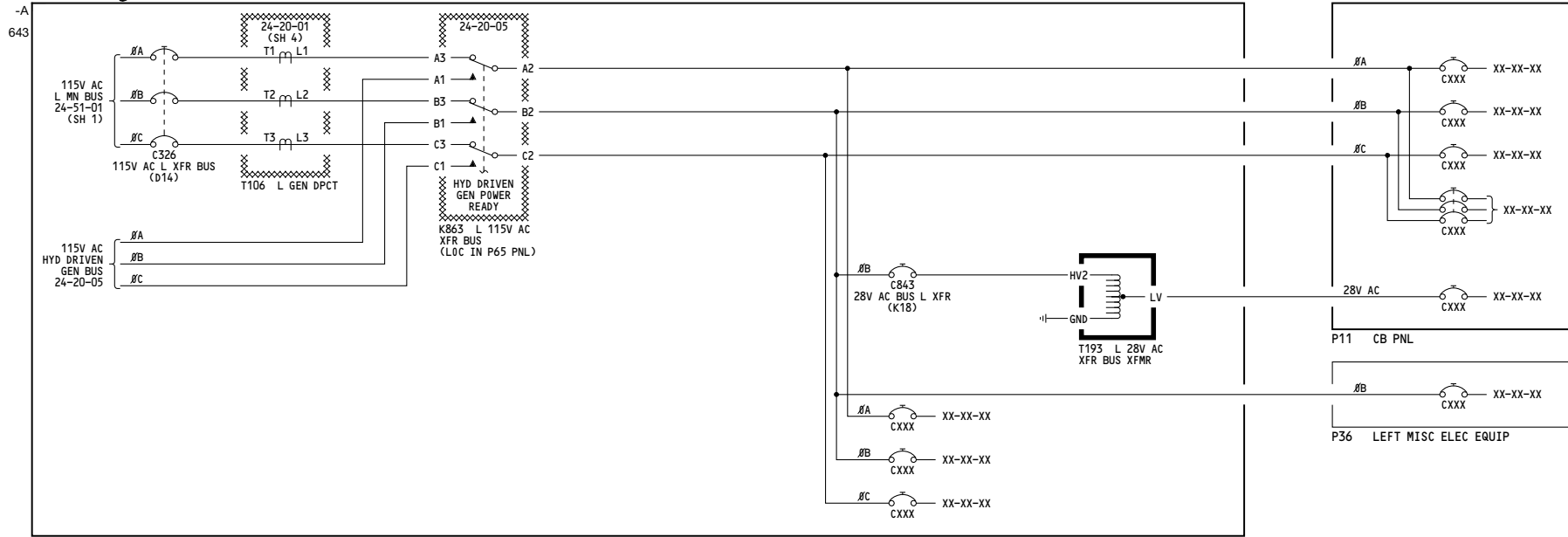
115V AC POWER DISTRIBUTION-LEFT

D280T232

Incorporates

- ▶ EAD89-0704-00
- ▶ MTO 240500

24-51-01



P6 MN PWR DISTR

POWER BUS	SYSTEM						
	CB CXXX	Ø	GRID LOC	PANEL	NOMENCLATURE	SCHEM REF	
						DIAG	SH
115V AC	C340	3	G8	P11-2	LEFT HF COMM	23-11-01	-
	C582	A	E11	P11-1	NAVIGATION LEFT - DME	34-55-11	-
	C597	A	E8	P11-1	FMCS - CDU	34-61-01	-
	C609	A	E9	P11-1	FMCS - CMPTR	34-61-02	3
	C611	C	F1	P11-1	NAVIGATION LEFT - IRS	34-21-01	1
	C616	B	F7	P11-1	NAVIGATION LEFT - ATC	34-53-01	-
	C686	B	P15	P11-3	CAB ALT CONTROL - AUTO 1	21-31-01	-
	C874	A	J17	P6-3	AC STBY BUS PWR	24-33-01	-
	C1110	A	K14	P6-3	CAPT PITOT HEAT - ØA	30-31-01	1
	C1111	B	K15	P6-3	CAPT PITOT HEAT - ØB	30-31-01	1
	C1112	B	K16	P6-3	R AUX PITOT HEAT - ØB	30-31-01	1
	C1113	C	K17	P6-3	R AUX PITOT HEAT - ØC	30-31-01	1
	C1122	B	L19	P6-3	L ENG PROBE HEAT	30-34-01	-
	C1133	C	L17	P6-3	L AOA PROBE HEAT	30-32-01	1

POWER BUS	SYSTEM						
	CB CXXX	Ø	GRID LOC	PANEL	NOMENCLATURE	SCHEM REF	
						DIAG	SH
115V AC	C1204	B	K4	P36	AFT PASS. NIGHT LTS	33-21-02	-
	C1241	C	P3	P11-3	INSTR & PNL LTS - ØVHD	33-13-01	2
	C1242	C	P1	P11-3	INSTR & PNL LTS - AISLE STAND	33-13-01	2
	C1289	B	P5	P11-3	FLOOD LTS - STBY CONT	33-11-01	-
	C1330	C	S12	P11-3	PNEU AIR SUPPLY - ISOL VALVE PWR L	36-11-01	-
28V AC (T193)	C1008	-	J15	P11-2	FLIGHT CONTROLS - FLAP POS IND L	27-58-01	-
	C1034	-	K17	P11-2	FLIGHT CONTROLS - RUDDER POS	27-20-01	-
	C1203	-	S4	P11-3	FWD NIGHT LIGHTS	33-21-02	-
	C1318	-	R7	P11-3	LAVS SYS 1 - LIGHTS	33-26-02	-
C1522	-	J16	P11-2	FLIGHT CONTROLS - FLAP POS IND R	27-58-01	-	

LEFT TRANSFER BUS

166-167

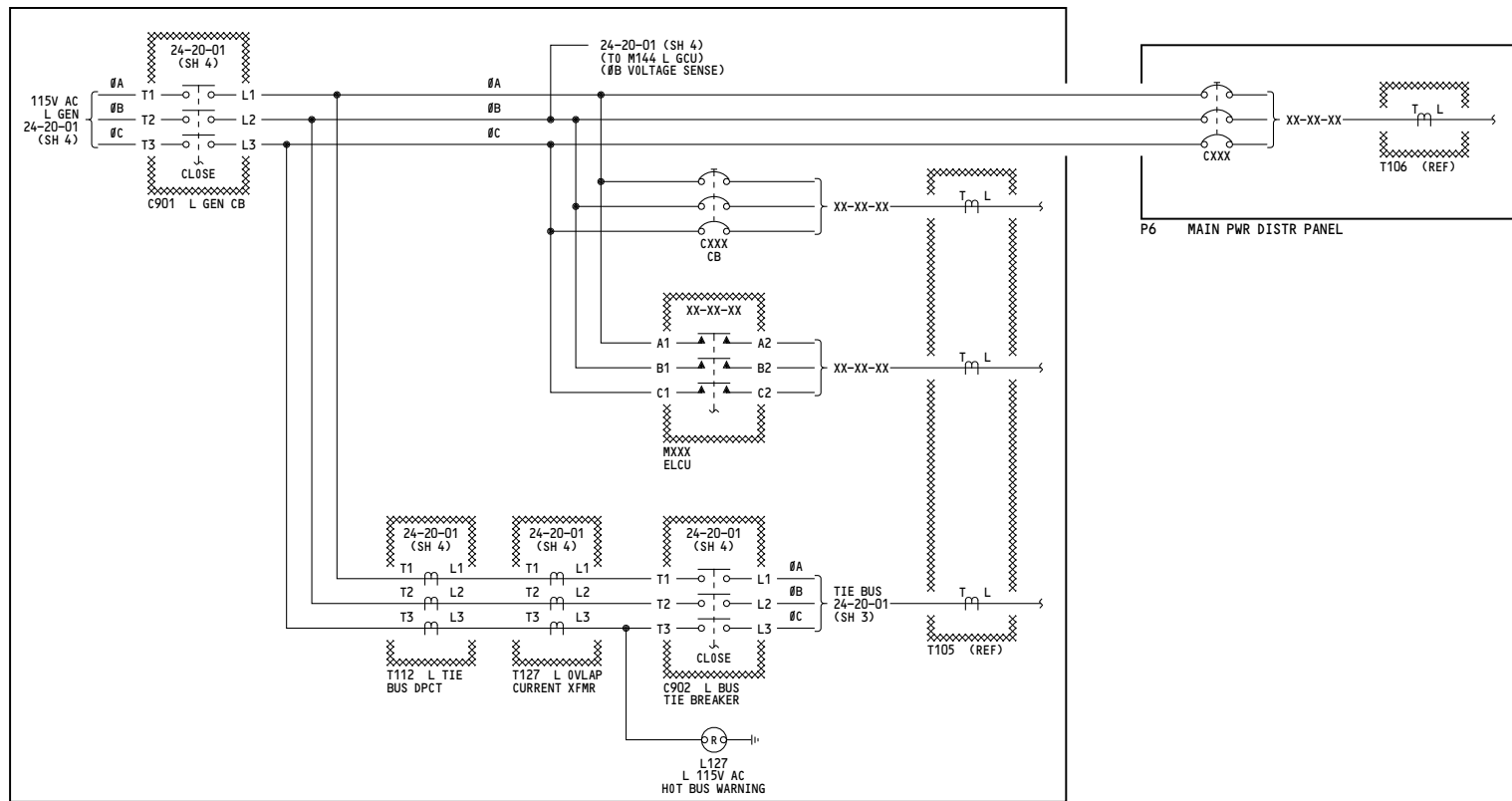
**115V AC
POWER DISTRIBUTION-
LEFT**

D280T232

24-51-01

620

WIRING DIAGRAMS	
24-51-11	
24-51-12	
24-51-13	
24-51-14	



P31 L GEN PWR PANEL

P31 PANEL DISTRIBUTION TABLE

CXXX/ MXXX	NOMENCLATURE	SCHEM REF	
		DIAG	SH
C310	115V AC BUS L - SECT 4	24-51-01	3
C311	UTILITY BUS L	24-51-01	3
M226	R AFT GALLEY PWR ELCU	25-31-03	-
M227	L AFT GALLEY PWR ELCU	25-31-02	-
M896	ELEC HYD PUMP R ELCU	29-00-03	2
M897	ELEC HYD PUMP C1 ELCU	29-00-04	1

P6 PANEL DISTRIBUTION TABLE

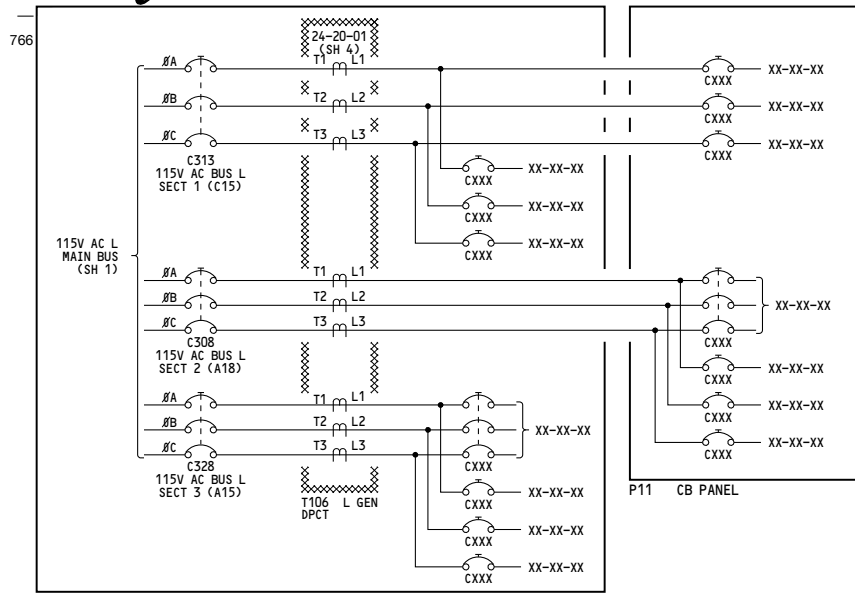
CB CXXX	GRID LOC	NOMENCLATURE	SCHEM REF	
			DIAG	SH
C308	A18	115V AC BUS L - SECT 2	24-51-01	2
C312	C18	L TRU	24-32-01	-
C313	C15	115V AC BUS L - SECT 1	24-51-01	2
C326	D15	115V AC L XFR BUS	24-51-01	4
C328	A15	115V AC BUS L - SECT 3	24-51-01	2

L MAIN BUS DISTRIBUTION



24-51-01

Page 110.1
Sheet 1
Jan 21/2005



P6 MAIN POWER DISTR

SECT	CB	SYSTEM				SCHEM REF		
		CB CXXX	Ø	GRID LDC	PNL	NOMENCLATURE	DIAG	SH
1	C313	C520	C	U9	P11-3	DSPL MAINT CONT	22-41-01	1
		C651	B	P13	P11-3	EQUIP COOLING-OUTBD VLVS	21-58-03	-
		C667	C	R15	P11-3	ZONE CNTRLR	21-60-01	1
		C668	A	R11	P11-3	AUX ZONE CONTROLLER	21-60-01	1
		C673	B	N10	P11-3	LEFT PACK AUTO PWR	21-50-03	3
		C709	B	N17	P11-3	PACK FLOW IND	21-50-01	5
		C847	B	R4	P11-3	LEFT AC BUS SENSE	24-20-05	1
		C1226	B	N7	P11-3	ANTI COLL LTS WHITE	33-44-01	-
		C1232	C	S5	P11-3	LIGHTING CONT 5 KVA INSTR	33-13-01	2
		C1244	A	P4	P11-3	INSTRUMENT & PANEL LT 0VHD C/B	33-13-01	2
		C1247	B	N3	P11-3	LANDING LTS-NOSE GEAR L	33-42-01	-
		C1248	C	N4	P11-3	LANDING LTS-NOSE GEAR R	33-42-01	-
		C1249	B	N5	P11-3	LANDING LTS-WING L	33-42-01	-
		C1276	B	N6	P11-3	LIGHTING-RUNWAY TURNOFF L	33-42-02	-
		C1312	B	N8	P11-3	LIGHTING-L TAXI	33-42-02	-
		C1313	C	N9	P11-3	LIGHTING-R TAXI	33-42-02	-
		C1316	B	R9	P11-3	LIGHTING-LAV SYS 1-MIRROR	33-26-01	-

SECT 1, 2 & 3 POWER DISTRIBUTION (P6 & P11)

SECT	CB	SYSTEM				SCHEM REF				
		CB CXXX	Ø	GRID LDC	PNL	NOMENCLATURE	DIAG	SH		
1	C313	C1337	C	S14	P11-3	AIR SUPPLY ISOL VALVE PWR-CTR	36-11-03	-		
		C1430	A	M1	P11-2	ENGINES-L IGN 1	74-31-01	1		
		C1432	A	M2	P11-2	ENGINES-R IGN 1	74-31-01	2		
		C1439	B	M9	P11-2	LEFT ENGINE-BUS PWR SENSE	74-31-01	1		
		C1464	B	K1	P11-2	ENG VIB MONITOR	77-00-02	-		
		C4038	B	N15	P11-3	RIGHT PACK STANDBY PWR	21-50-06	2		
		C4221	C	S17	P11-3	AIR SUPPLY DUCT PRESS IND-PWR	36-21-01	-		
		C4226	A	S7	P11-3	F/O INSTR TRANSFER-ALTN BUS #A	24-51-04	2		
		C4228	B	S8	P11-3	F/O INSTR TRANSFER-ALTN BUS #B	24-51-04	2		
		C4230	C	S9	P11-3	F/O INSTR TRANSFER-ALTN BUS #C	24-51-04	2		
		C4264	A	J14	P6-3	CAPT PRIM INSTR BUS #A	24-51-04	1		
		C4265	B	J15	P6-3	CAPT PRIM INSTR BUS #B	24-51-04	1		
		C4266	C	J16	P6-3	CAPT PRIM INSTR BUS #C	24-51-04	1		
		C4280	A	P7	P11-3	FLOOD LTS-GLARE SHIELD	33-11-01	2		
		2	C308	C501	C	F14	P11-1	AUTO FLIGHT-TMC AC	22-30-02	2
				C513	A	E17	P11-1	FLT CONT CMPTR-PWR L	22-10-02	2
				C559	B	G6	P11-2	ACARS MGMT UNIT-AC	23-22-01	1
				C561	C	J7	P11-2	FLIGHT RECORDER-AC	31-31-01	1
				C569	C	J4	P11-2	ACMS AC	31-35-00	-
				C571	C	J1	P11-2	PRINTER	31-36-01	-
C592	B			F4	P11-1	NAVIGATION LEFT-GND PROX	34-46-01	1		
C607	B			F6	P11-1	NAVIGATION LEFT-ADF	34-57-01	-		
C615	C			F2	P11-1	NAVIGATION LEFT-WX RADAR	34-43-01	1		
C628	B			F12	P11-1	TCAS	34-45-01	-		
C1521	B			G16	P11-2	FLAP SLAT ELEC UNIT 2-CONT	27-58-03	-		
C1536	B			G17	P11-2	FLT CONT ELEX IR AC	27-09-02	-		
C4078	C			J2	P11-2	EICAS CMPTR L	31-41-01	2		
C4081	C			J3	P11-2	EICAS UPPR DSPL	31-41-06	2		
3	C328	C331	3	H18	P6-3	EQUIP COOL SUPPLY FAN 1	21-58-04	1		
		C354	3	H15	P6-3	CAPT SEAT	25-11-01	-		
		C366	3	G15	P6-3	L AFT FUEL BOOST PUMP	28-22-01	1		
		C368	3	G18	P6-3	R FWD FUEL BOOST PUMP	28-22-01	2		
		C369	3	F15	P6-3	L FUEL OVRD PUMP	28-22-01	3		
		C876	B	J18	P6-3	CENTER BUS AC	24-51-03	-		
		C877	B	J19	P6-3	28V AC BUS L	24-53-01	-		
		C1138	A	L18	P6-3	L TAT PROBE HEAT	30-33-01	-		

275

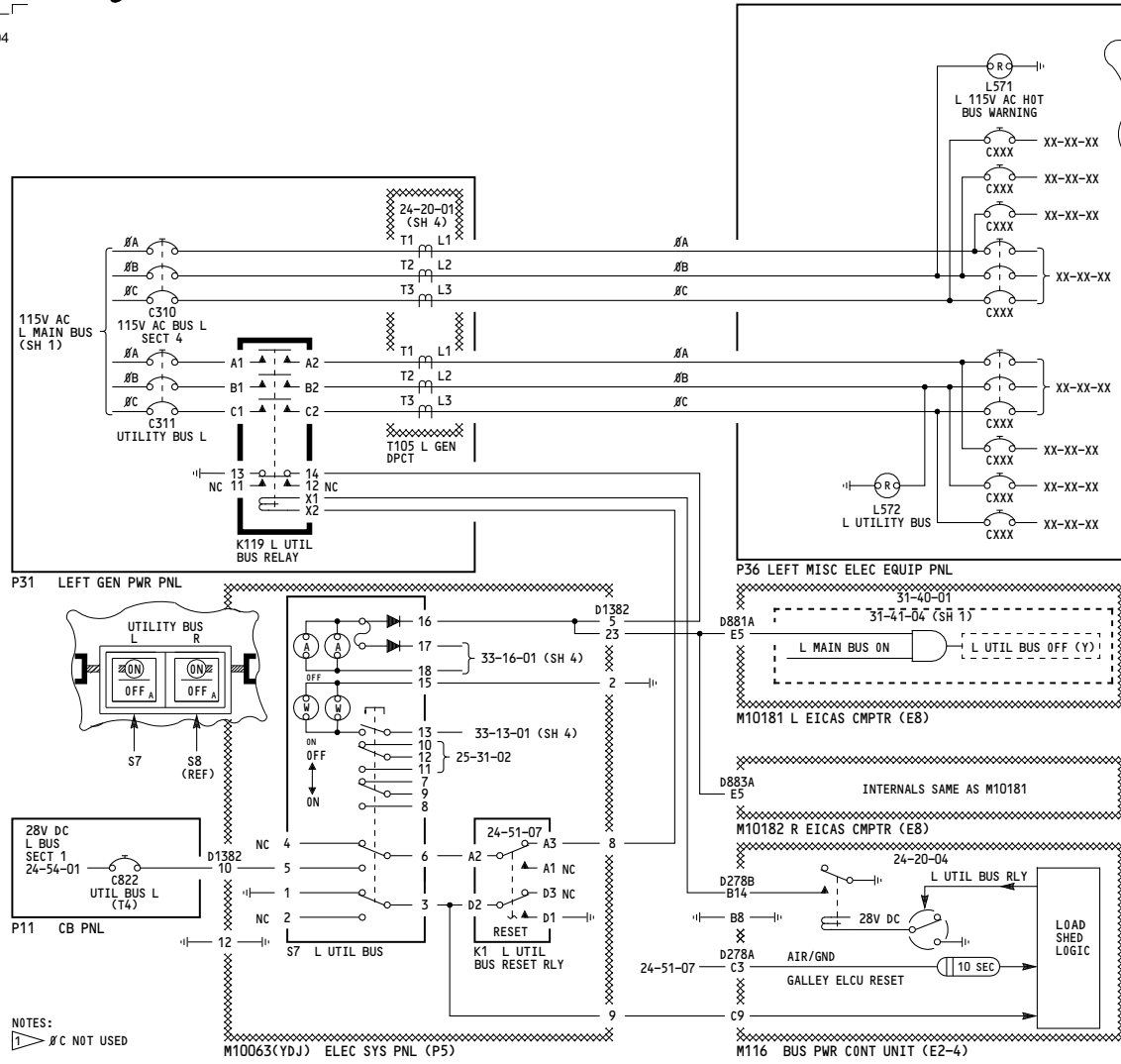
115V AC POWER DISTRIBUTION-LEFT

- Incorporates
- 24-0069 R03
 - 34-0091 R01

D280T232

24-51-01

Page 110.1
Sheet 2
Jan 21/2005



POWER BUS SECT	CB	SYSTEM					SCHEM REF	
		CB CXXX	#	GRID LOC	PNL	NOMENCLATURE		DIAG
4	C310	C334	3	G4	P36	EQUIP COOL - AFT FAN 2	21-26-02	—
		C389	3	F6	P36	LAV SYS 1 - VACUUM BLOWER	38-30-01	1
		C391	3	L5	P36	WINDOW HEAT 1L	30-41-01	1
		C530	C	J3	P36	PASS ENTERTAINMENT - PSUD L FWD	23-34-01	1
		C533	A	J1	P36	PASS ENTERTAINMENT - PSUD R FWD	23-34-01	1
		C534	B	J7	P36	PRE-RECD ANNCNT	23-31-02	—
		C535	C	J4	P36	PASS ENTERTAINMENT - PSUD L AFT	23-34-01	1
		C541	A	J2	P36	PASS ENTERTAINMENT - PSUD R AFT	23-34-01	1
		C546	A	J5	P36	MUX/TAPE REPRO	23-34-01	1
		C652	C	L1	P36	CARGO HEAT VALUE - BULK	21-44-02	—
		C684	C	L3	P36	CARGO HEAT VALUE - AFT CONT	21-44-01	—
		C696	C	L2	P36	CARGO HEAT VALUE - FWD CONT	21-43-01	—
		C1125	C	H6	P36	ICE/RAIN - WINDOW HEAT 2R	30-41-01	1
		C1127	C	H7	P36	ICE/RAIN - WINDOW HEAT 3R	30-41-01	1
C1341	C	L7	P36	AIR SUPPLY BITE	36-23-01	—		
UTIL	C311	C336	3	F2	P36	RECIRC FAN L	21-25-01	—
		C343	3	A2	P36	FWD DOOR AREA HEATER POWER	21-45-02	—
		C662	A	H1	P36	CAPT AUX HTRS - HIGH	21-45-01	—
		C663	B	H2	P36	CAPT AUX HTRS - LOW	21-45-01	—
		C678	B	H3	P36	HEATER BLANKET	21-45-02	—
		C734	B	D1	P36	LAV SHAVERS	25-42-01	—
		C1365	B	D7	P36	WATER/WASTE - SYS 1 LAV WH	38-10-02	—

NOTES:
 1 # C NOT USED

SECT 4 & UTILITY BUS (P36)

275

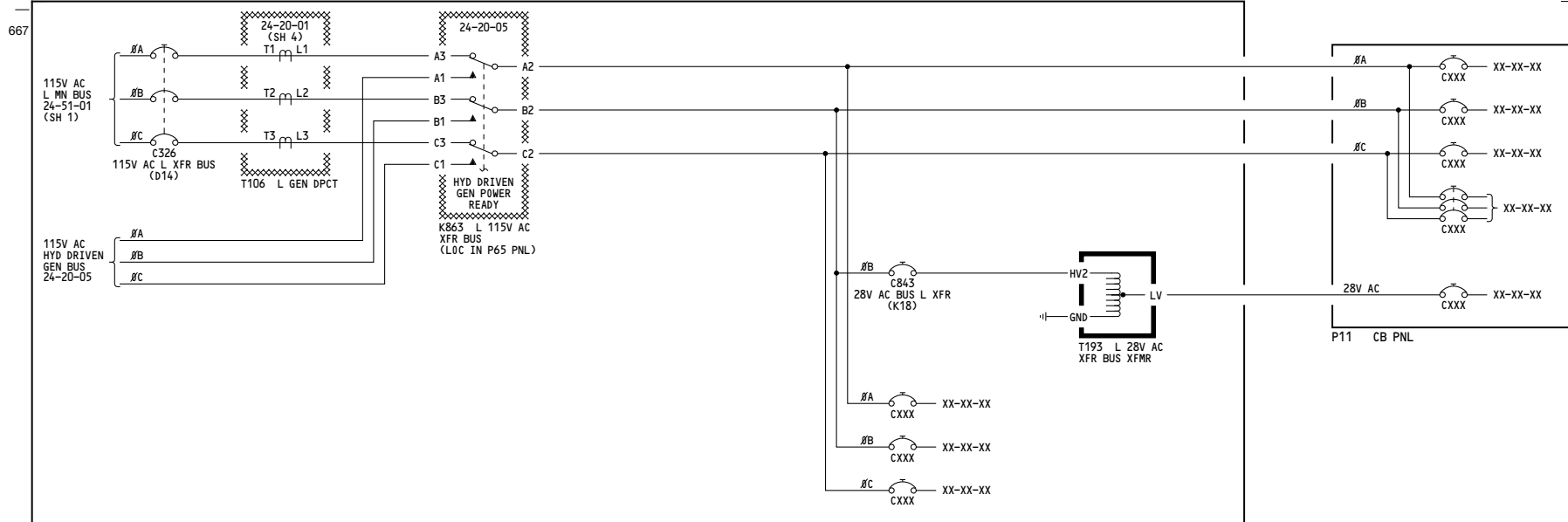
115V AC POWER DISTRIBUTION-LEFT

D280T232

Incorporates
 25-0113 R04

24-51-01

Page 110.1
 Sheet 3
 Jan 21/2005



P6 MN PWR DISTR

POWER BUS	SYSTEM						
	CB CXXX	Ø	GRID LOC	PANEL	NOMENCLATURE	SCHEM REF	
						DIAG	SH
115V AC	C340	3	G8	P11-2	LEFT HF COMM	23-11-01	-
	C582	A	E11	P11-1	NAVIGATION LEFT - DME	34-55-01	-
	C597	A	E8	P11-1	FMCS - CDU	34-61-01	-
	C609	A	E9	P11-1	FMCS - CMPTR	34-61-02	3
	C611	C	F1	P11-1	NAVIGATION LEFT - IRS	34-21-01	1
	C616	B	F7	P11-1	NAVIGATION LEFT - ATC	34-53-01	-
	C686	B	P15	P11-3	CAB ALT CONTROL - AUTO 1	21-31-01	-
	C874	A	J17	P6-3	AC STBY BUS PWR	24-33-01	-
	C1110	A	K14	P6-3	CAPT PITOT HEAT - ØA	30-31-01	1
	C1111	B	K15	P6-3	CAPT PITOT HEAT - ØB	30-31-01	1
	C1112	B	K16	P6-3	R AUX PITOT HEAT - ØB	30-31-01	1
	C1113	C	K17	P6-3	R AUX PITOT HEAT - ØC	30-31-01	1
	C1122	B	L19	P6	L ENG PROBE HEAT	30-34-01	-
	C1133	C	L17	P6-3	L AOA PROBE HEAT	30-32-01	1

POWER BUS	SYSTEM						
	CB CXXX	Ø	GRID LOC	PANEL	NOMENCLATURE	SCHEM REF	
						DIAG	SH
115V AC	C1241	C	P3	P11-3	INSTR AND PNL LTS-ØVHD	33-13-01	2
	C1242	C	P1	P11-3	INSTR & PNL LTS - AISLE STAND	33-13-01	2
	C1289	B	P5	P11-3	FLOOD LTS - STBY CONT	33-11-01	-
	C1330	C	S12	P11-3	PNEU AIR SUPPLY - ISOL VALVE PWR L	36-11-01	-
	C1008	-	J15	P11-2	FLIGHT CONTROLS - FLAP POS IND L	27-58-01	-
	C1034	-	K17	P11-2	FLIGHT CONTROLS - RUDDER POS	27-20-01	-
28V AC (T193)	C1318	-	R7	P11-3	LAVS SYS 1 - LIGHTS	33-26-02	-
	C1522	-	J16	P11-2	FLIGHT CONTROLS - FLAP POS IND R	27-58-01	-

LEFT TRANSFER BUS

275

**115V AC
POWER DISTRIBUTION-
LEFT**

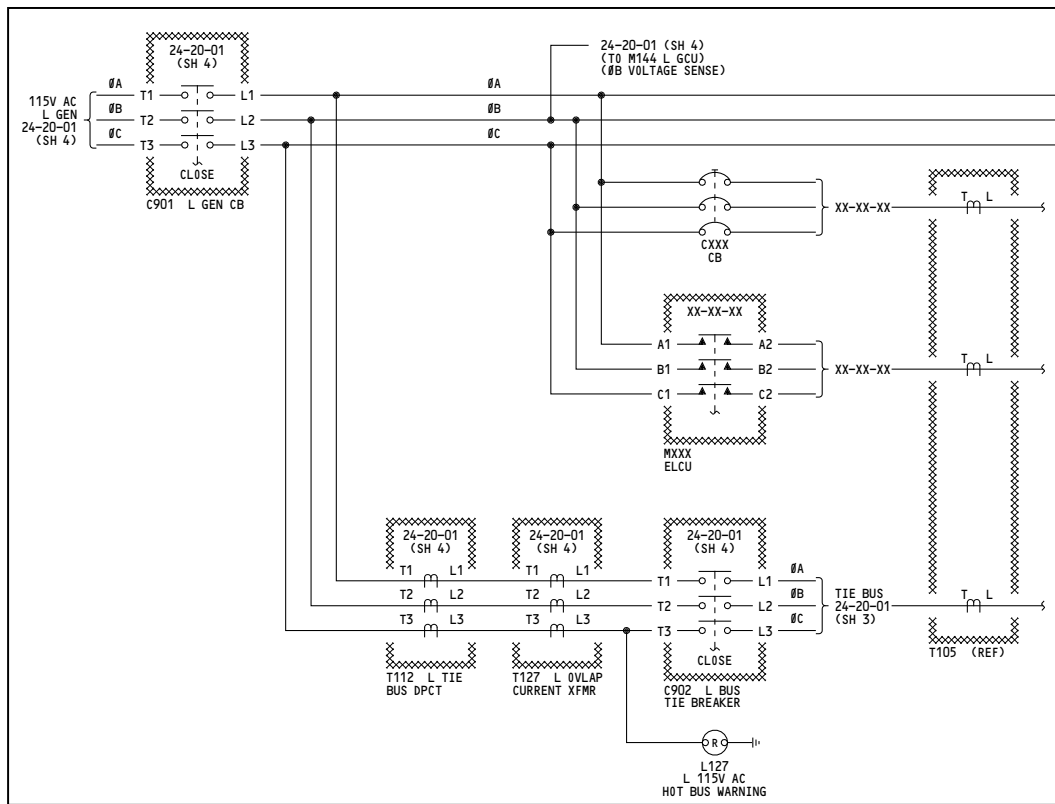
Incorporates
24-0069 R03

D280T232

24-51-01

Page 110.1
Sheet 4
Jan 21/2005

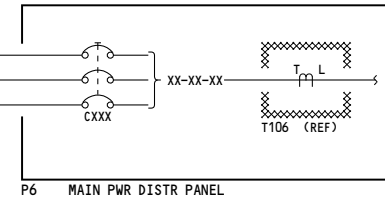
620



P31 L GEN PWR PANEL

P31 PANEL DISTRIBUTION TABLE

CXXX/ MXXX	NOMENCLATURE	SCHEM REF	
		DIAG	SH
C310	115V AC BUS L - SECT 4	24-51-01	3
C311	UTILITY BUS L	24-51-01	3
M226	R AFT GALLEY PWR ELCU	25-31-03	-
M227	L AFT GALLEY PWR ELCU	25-31-02	-
M896	ELEC HYD PUMP R ELCU	29-00-03	2
M897	ELEC HYD PUMP C1 ELCU	29-00-04	1



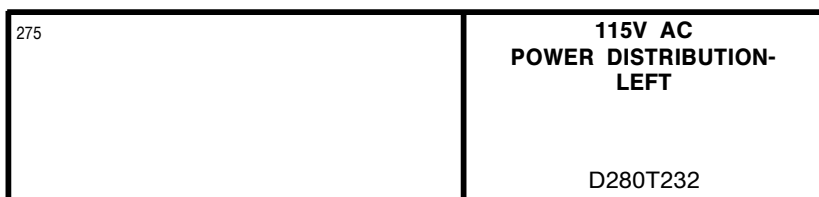
P6 MAIN PWR DISTR PANEL

P6 PANEL DISTRIBUTION TABLE

CB CXXX	GRID LOC	NOMENCLATURE	SCHEM REF	
			DIAG	SH
C308	A18	115V AC BUS L - SECT 2	24-51-01	2
C312	C18	L TRU	24-32-01	-
C313	C15	115V AC BUS L - SECT 1	24-51-01	2
C326	D15	115V AC L XFR BUS	24-51-01	4
C328	A15	115V AC BUS L - SECT 3	24-51-01	2

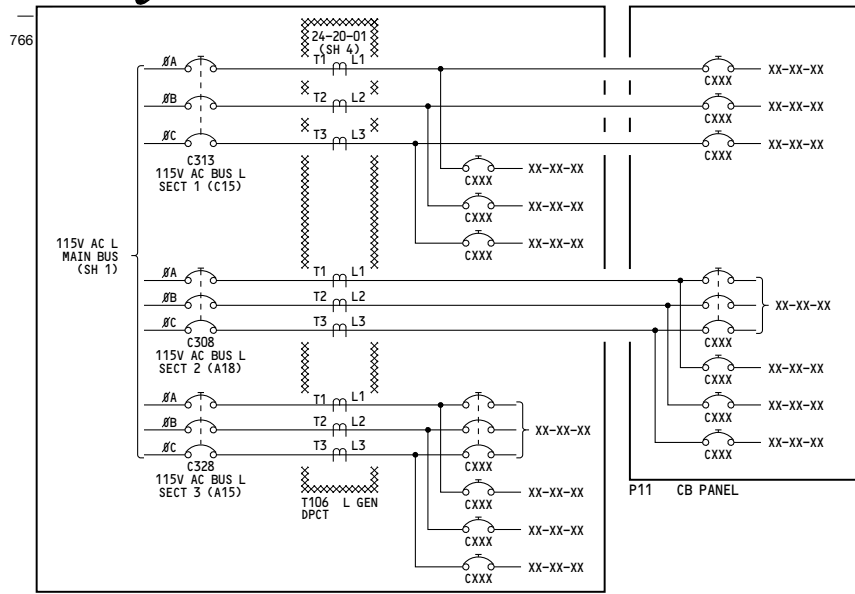
WIRING DIAGRAMS	
24-51-11	
24-51-12	
24-51-13	
24-51-14	

L MAIN BUS DISTRIBUTION



24-51-01

Page 110.1A
Sheet 1
Jan 21/2005



P6 MAIN POWER DISTR

SECT	CB	SYSTEM				SCHEM REF		
		CB CXXX	#	GRID LDC	PNL	NOMENCLATURE	DIAG	SH
1	C313	C520	C	U9	P11-3	DSPL MAINT CONT	22-41-01	1
		C651	B	P13	P11-3	EQUIP COOLING-OUTBD VLVS	21-58-03	-
		C667	C	R15	P11-3	ZONE CNTLR	21-60-01	1
		C668	A	R11	P11-3	AUX ZONE CONTROLLER	21-60-01	1
		C673	B	N10	P11-3	LEFT PACK AUTO PWR	21-50-03	3
		C709	B	N17	P11-3	PACK FLOW IND	21-50-01	5
		C847	B	R4	P11-3	LEFT AC BUS SENSE	24-20-05	1
		C1226	B	N7	P11-3	ANTI COLL LTS WHITE	33-44-01	-
		C1232	C	S5	P11-3	LIGHTING CONT 5 KVA INSTR	33-13-01	2
		C1244	A	P4	P11-3	INSTRUMENT & PANEL LT OVHD C/B	33-13-01	2
		C1247	B	N3	P11-3	LANDING LTS-NOSE GEAR L	33-42-01	-
		C1248	C	N4	P11-3	LANDING LTS-NOSE GEAR R	33-42-01	-
		C1249	B	N5	P11-3	LANDING LTS-WING L	33-42-01	-
		C1276	B	N6	P11-3	LIGHTING-RUNWAY TURNOFF L	33-42-02	-
		C1312	B	N8	P11-3	LIGHTING-L TAXI	33-42-02	-
		C1313	C	N9	P11-3	LIGHTING-R TAXI	33-42-02	-
		C1316	B	R9	P11-3	LIGHTING-LAV SYS 1-MIRROR	33-26-01	-

SECT 1, 2 & 3 POWER DISTRIBUTION (P6 & P11)

SECT	CB	SYSTEM				SCHEM REF				
		CB CXXX	#	GRID LDC	PNL	NOMENCLATURE	DIAG	SH		
1	C313	C1337	C	S14	P11-3	AIR SUPPLY ISOL VALVE PWR-CTR	36-11-03	-		
		C1430	A	M1	P11-2	ENGINES-L IGN 1	74-31-01	1		
		C1432	A	M2	P11-2	ENGINES-R IGN 1	74-31-01	2		
		C1439	B	M9	P11-2	LEFT ENGINE-BUS PWR SENSE	74-31-01	1		
		C1464	B	K1	P11-2	ENG VIB MONITOR	77-00-02	-		
		C4038	B	N15	P11-3	RIGHT PACK STANDBY PWR	21-50-06	2		
		C4221	C	S17	P11-3	AIR SUPPLY DUCT PRESS IND-PWR	36-21-01	-		
		C4226	A	S7	P11-3	F/O INSTR TRANSFER-ALTN BUS #A	24-51-04	2		
		C4228	B	S8	P11-3	F/O INSTR TRANSFER-ALTN BUS #B	24-51-04	2		
		C4230	C	S9	P11-3	F/O INSTR TRANSFER-ALTN BUS #C	24-51-04	2		
		C4264	A	J14	P6-3	CAPT PRIM INSTR BUS #A	24-51-04	1		
		C4265	B	J15	P6-3	CAPT PRIM INSTR BUS #B	24-51-04	1		
		C4266	C	J16	P6-3	CAPT PRIM INSTR BUS #C	24-51-04	1		
		C4280	A	P7	P11-3	FLOOD LTS-GLARE SHIELD	33-11-01	2		
		2	C308	C501	C	F14	P11-1	AUTO FLIGHT-TMC AC	22-30-02	2
				C513	A	E17	P11-1	FLT CONT CMPTR-PWR L	22-10-02	2
				C559	B	G6	P11-2	ACARS MGMT UNIT-AC	23-22-01	1
				C561	C	J7	P11-2	FLIGHT RECORDER-AC	31-31-01	1
C569	C			J4	P11-2	ACMS AC	31-35-00	-		
C571	C			J1	P11-2	PRINTER	31-36-01	-		
C592	B			F4	P11-1	NAVIGATION LEFT-GND PROX	34-46-01	1		
C607	B			F6	P11-1	NAVIGATION LEFT-ADF	34-57-01	-		
C615	C			F2	P11-1	NAVIGATION LEFT-WX RADAR	34-43-01	1		
C628	B			F12	P11-1	TCAS	34-45-01	-		
C1521	B			G16	P11-2	FLAP SLAT ELEC UNIT 2-CONT	27-58-03	-		
C1536	B			G17	P11-2	FLT CONT ELEX IR AC	27-09-02	-		
3	C328	C4078	C	J2	P11-2	EICAS CMPTR L	31-41-01	2		
		C4081	C	J3	P11-2	EICAS UPPR DSPL	31-41-06	2		
		C4181	A	H2	P11-2	AUX FWD ZONE TEMP CONT	21-61-06	1		
		C4182	A	H3	P11-2	AUX MID ZONE TEMP CONT	21-61-07	1		
		C331	3	H18	P6-3	EQUIP COOL SUPPLY FAN 1	21-58-04	1		
		C354	3	H15	P6-3	CAPT SEAT	25-11-01	-		
		C366	3	G15	P6-3	L AFT FUEL BOOST PUMP	28-22-01	1		
		C368	3	G18	P6-3	R FWD FUEL BOOST PUMP	28-22-01	2		
C369	3	F15	P6-3	L FUEL OVVD PUMP	28-22-01	3				
C876	B	J18	P6-3	CENTER BUS AC	24-51-03	-				
C877	B	J19	P6-3	28V AC BUS L	24-53-01	-				
C1138	A	L18	P6-3	L TAT PROBE HEAT	30-33-01	-				

275

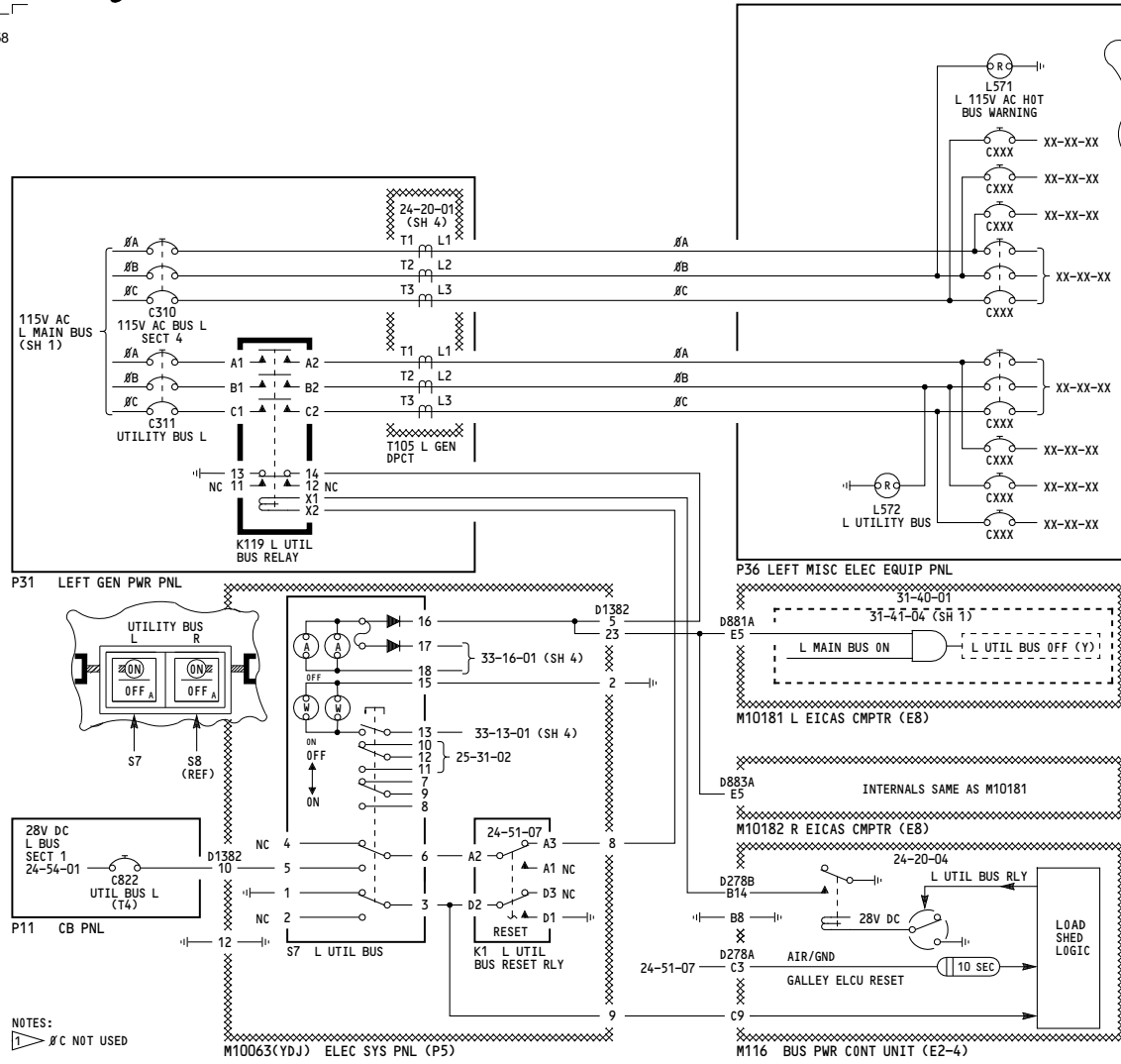
115V AC POWER DISTRIBUTION-LEFT

- Incorporates
- ▶▶ 24-0069 R03
 - ▶▶ 34-0091 R01

D280T232

24-51-01

Page 110.1A
Sheet 2
Jan 21/2005



POWER BUS SECT	CB	SYSTEM					SCHEM REF	
		CB CXXX	#	GRID LOC	PNL	NOMENCLATURE		DIAG
4	C310	C334	3	G4	P36	EQUIP COOL - AFT FAN 2	21-26-02	—
		C389	3	F6	P36	LAV SYS 1 - VACUUM BLOWER	38-30-01	1
		C391	3	L5	P36	WINDOW HEAT 1L	30-41-01	1
		C530	C	J3	P36	PASS ENTERTAINMENT - PSUD L FWD	23-34-01	1
		C533	A	J1	P36	PASS ENTERTAINMENT - PSUD R FWD	23-34-01	1
		C534	B	J7	P36	PRE-RECD ANNCNT	23-31-02	—
		C535	C	J4	P36	PASS ENTERTAINMENT - PSUD L AFT	23-34-01	1
		C541	A	J2	P36	PASS ENTERTAINMENT - PSUD R AFT	23-34-01	1
		C546	A	J5	P36	MUX/TAPE REPRO	23-34-01	1
		C652	C	L1	P36	CARGO HEAT VALUE - BULK	21-44-02	—
		C684	C	L3	P36	CARGO HEAT VALUE - AFT CONT	21-44-01	—
		C696	C	L2	P36	CARGO HEAT VALUE - FWD CONT	21-43-01	—
		C1125	C	H6	P36	ICE/RAIN - WINDOW HEAT 2R	30-41-01	1
		C1127	C	H7	P36	ICE/RAIN - WINDOW HEAT 3R	30-41-01	1
UTIL	C311	C1341	C	L7	P36	AIR SUPPLY BITE	36-23-01	—
		C336	3	F2	P36	RECIRC FAN L	21-25-01	—
		C343	3	A2	P36	FWD DOOR AREA HEATER POWER	21-45-02	—
		C662	A	H1	P36	CAPT AUX HTRS - HIGH	21-45-01	—
		C663	B	H2	P36	CAPT AUX HTRS - LOW	21-45-01	—
		C678	B	H3	P36	HEATER BLANKET	21-45-02	—
		C734	B	D1	P36	LAV SHAVERS	25-42-01	—
C1129	3	F1	P36	ZONAL DRYERS	21-73-01	—		
C1365	B	D7	P36	WATER/WASTE - SYS 1 LAV WH	38-10-02	—		

NOTES:
 1 # C NOT USED

SECT 4 & UTILITY BUS (P36)

275

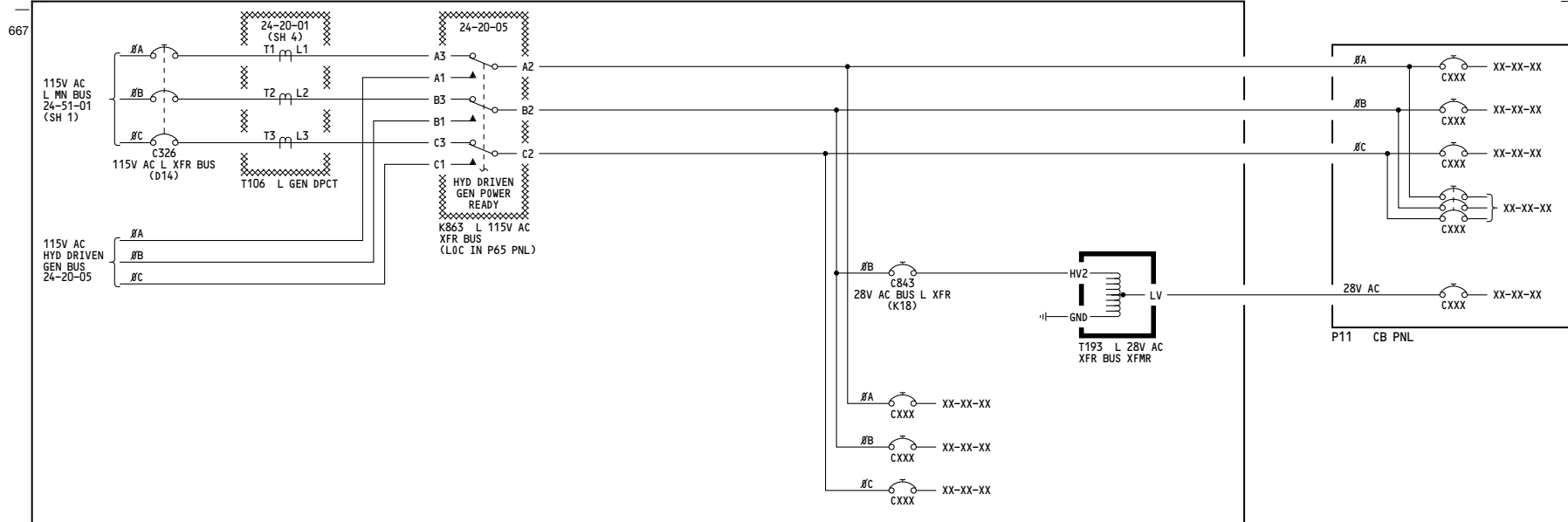
115V AC POWER DISTRIBUTION-LEFT

D280T232

Incorporates
 25-0113 R04
 PR 21-02-98

24-51-01

Page 110.1A
 Sheet 3
 Jan 21/2005



P6 MN PWR DISTR

POWER BUS	SYSTEM						
	CB CXXX	Ø	GRID LOC	PANEL	NOMENCLATURE	SCHEM REF	
						DIAG	SH
115V AC	C340	3	G8	P11-2	LEFT HF COMM	23-11-01	-
	C582	A	E11	P11-1	NAVIGATION LEFT - DME	34-55-01	-
	C597	A	E8	P11-1	FMCS - CDU	34-61-01	-
	C609	A	E9	P11-1	FMCS - CMPTR	34-61-02	3
	C611	C	F1	P11-1	NAVIGATION LEFT - IRS	34-21-01	1
	C616	B	F7	P11-1	NAVIGATION LEFT - ATC	34-53-01	-
	C686	B	P15	P11-3	CAB ALT CONTROL - AUTO 1	21-31-01	-
	C874	A	J17	P6-3	AC STBY BUS PWR	24-33-01	-
	C1110	A	K14	P6-3	CAPT PITOT HEAT - ØA	30-31-01	1
	C1111	B	K15	P6-3	CAPT PITOT HEAT - ØB	30-31-01	1
	C1112	B	K16	P6-3	R AUX PITOT HEAT - ØB	30-31-01	1
	C1113	C	K17	P6-3	R AUX PITOT HEAT - ØC	30-31-01	1
	C1122	B	L19	P6	L ENG PROBE HEAT	30-34-01	-
	C1133	C	L17	P6-3	L AOA PROBE HEAT	30-32-01	1

POWER BUS	SYSTEM						
	CB CXXX	Ø	GRID LOC	PANEL	NOMENCLATURE	SCHEM REF	
						DIAG	SH
115V AC	C1241	C	P3	P11-3	INSTR AND PNL LTS-ØVHD	33-13-01	2
	C1242	C	P1	P11-3	INSTR & PNL LTS - AISLE STAND	33-13-01	2
	C1289	B	P5	P11-3	FLOOD LTS - STBY CONT	33-11-01	-
	C1330	C	S12	P11-3	PNEU AIR SUPPLY - ISOL VALVE PWR L	36-11-01	-
	C1008	-	J15	P11-2	FLIGHT CONTROLS - FLAP POS IND L	27-58-01	-
28V AC (T193)	C1034	-	K17	P11-2	FLIGHT CONTROLS - RUDDER POS	27-20-01	-
	C1318	-	R7	P11-3	LAVS SYS 1 - LIGHTS	33-26-02	-
	C1522	-	J16	P11-2	FLIGHT CONTROLS - FLAP POS IND R	27-58-01	-

LEFT TRANSFER BUS

275

**115V AC
POWER DISTRIBUTION-
LEFT**

Incorporates
24-0069 R03

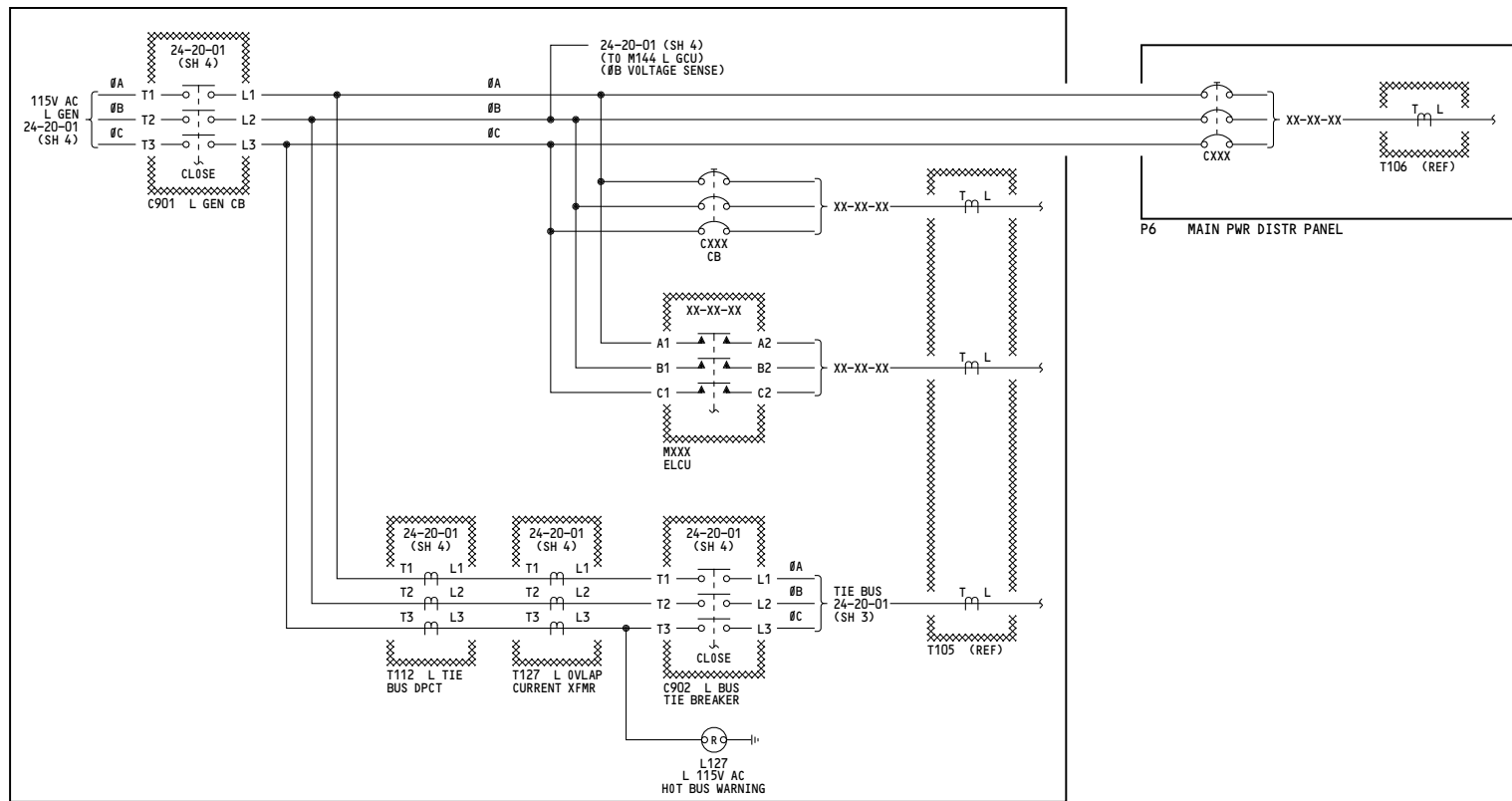
D280T232

24-51-01

Page 110.1A
Sheet 4
Jan 21/2005

620

WIRING DIAGRAMS	
24-51-11	
24-51-12	
24-51-13	
24-51-14	



P31 L GEN PWR PANEL

P31 PANEL DISTRIBUTION TABLE

CXXX/MXXX	NOMENCLATURE	SCHEM REF	
		DIAG	SH
C310	115V AC BUS L - SECT 4	24-51-01	3
C311	UTILITY BUS L	24-51-01	3
M226	R AFT GALLEY PWR ELCU	25-31-03	-
M227	L AFT GALLEY PWR ELCU	25-31-02	-
M896	ELEC HYD PUMP R ELCU	29-00-03	2
M897	ELEC HYD PUMP C1 ELCU	29-00-04	1

P6 PANEL DISTRIBUTION TABLE

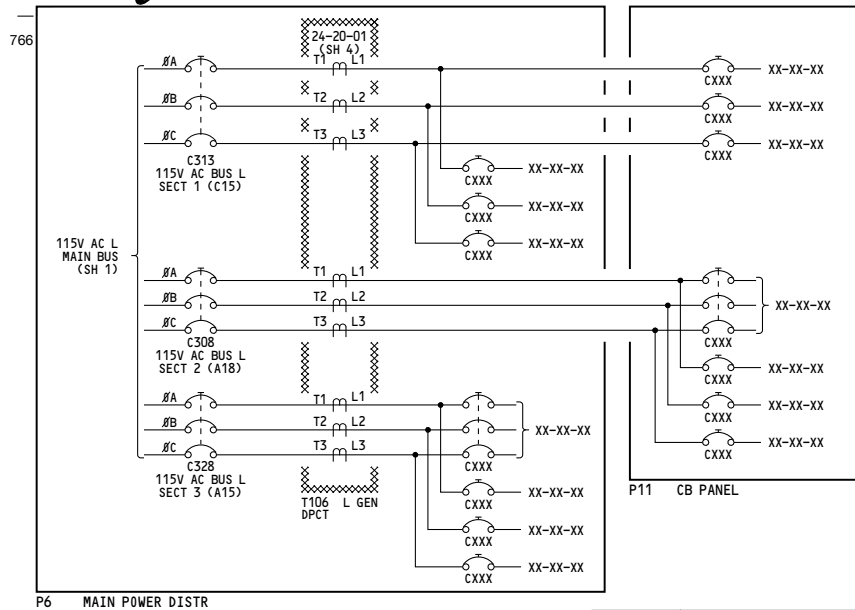
CB CXXX	GRID LOC	NOMENCLATURE	SCHEM REF	
			DIAG	SH
C308	A18	115V AC BUS L - SECT 2	24-51-01	2
C312	C18	L TRU	24-32-01	-
C313	C15	115V AC BUS L - SECT 1	24-51-01	2
C326	D15	115V AC L XFR BUS	24-51-01	4
C328	A15	115V AC BUS L - SECT 3	24-51-01	2

L MAIN BUS DISTRIBUTION



24-51-01

Page 111.1
Sheet 1
Jan 21/2005



P6 MAIN POWER DISTR

SECT	CB	SYSTEM				SCHEM REF		
		CB CXXX	#	GRID LDC	PNL	NOMENCLATURE	DIAG	SH
1	C313	C520	C	U9	P11-3	DSPL MAINT CONT	22-41-01	1
		C651	B	P13	P11-3	EQUIP COOLING-OUTBD VLVS	21-58-03	-
		C667	C	R15	P11-3	ZONE CNTRLR	21-60-01	1
		C668	A	R11	P11-3	AUX ZONE CONTROLLER	21-60-01	1
		C673	B	N10	P11-3	LEFT PACK AUTO PWR	21-50-03	3
		C709	B	N17	P11-3	PACK FLOW IND	21-50-01	5
		C847	B	R4	P11-3	LEFT AC BUS SENSE	24-20-05	1
		C1226	B	N7	P11-3	ANTI COLL LTS WHITE	33-44-01	-
		C1232	C	S5	P11-3	LIGHTING CONT 5 KVA INSTR	33-13-01	2
		C1244	A	P4	P11-3	INSTRUMENT & PANEL LT OVHD C/B	33-13-01	2
		C1247	B	N3	P11-3	LANDING LTS-NOSE GEAR L	33-42-01	-
		C1248	C	N4	P11-3	LANDING LTS-NOSE GEAR R	33-42-01	-
		C1249	B	N5	P11-3	LANDING LTS-WING L	33-42-01	-
		C1276	B	N6	P11-3	LIGHTING-RUNWAY TURNOFF L	33-42-02	-
		C1312	B	N8	P11-3	LIGHTING-L TAXI	33-42-02	-
		C1313	C	N9	P11-3	LIGHTING-R TAXI	33-42-02	-
		C1316	B	R9	P11-3	LIGHTING-LAV SYS 1-MIRROR	33-26-01	-

SECT 1, 2 & 3 POWER DISTRIBUTION (P6 & P11)

SECT	CB	SYSTEM				SCHEM REF				
		CB CXXX	#	GRID LDC	PNL	NOMENCLATURE	DIAG	SH		
1	C313	C1337	C	S14	P11-3	AIR SUPPLY ISOL VALVE PWR-CTR	36-11-03	-		
		C1430	A	M1	P11-2	ENGINES-L IGN 1	74-31-01	1		
		C1432	A	M2	P11-2	ENGINES-R IGN 1	74-31-01	2		
		C1439	B	M9	P11-2	LEFT ENGINE-BUS PWR SENSE	74-31-01	1		
		C1464	B	K1	P11-2	ENG VIB MONITOR	77-00-02	-		
		C4038	B	N15	P11-3	RIGHT PACK STANDBY PWR	21-50-06	2		
		C4221	C	S17	P11-3	AIR SUPPLY DUCT PRESS IND-PWR	36-21-01	-		
		C4226	A	S7	P11-3	F/O INSTR TRANSFER-ALTN BUS #A	24-51-04	2		
		C4228	B	S8	P11-3	F/O INSTR TRANSFER-ALTN BUS #B	24-51-04	2		
		C4230	C	S9	P11-3	F/O INSTR TRANSFER-ALTN BUS #C	24-51-04	2		
		C4264	A	J14	P6-3	CAPT PRIM INSTR BUS #A	24-51-04	1		
		C4265	B	J15	P6-3	CAPT PRIM INSTR BUS #B	24-51-04	1		
		C4266	C	J16	P6-3	CAPT PRIM INSTR BUS #C	24-51-04	1		
		C4280	A	P7	P11-3	FLOOD LTS-GLARE SHIELD	33-11-01	2		
		2	C308	C501	C	F14	P11-1	AUTO FLIGHT-TMC AC	22-30-02	2
				C513	A	E17	P11-1	FLT CONT CMPTR-PWR L	22-10-02	2
				C559	B	G6	P11-2	ACARS MGMT UNIT-AC	23-22-01	1
				C561	C	J7	P11-2	FLIGHT RECORDER-AC	31-31-01	1
C569	C			J4	P11-2	ACMS AC	31-35-00	-		
C571	C			J1	P11-2	PRINTER	31-36-01	-		
C592	B			F4	P11-1	NAVIGATION LEFT-GND PROX	34-46-01	1		
C607	B			F6	P11-1	NAVIGATION LEFT-ADF	34-57-01	-		
C615	C			F2	P11-1	NAVIGATION LEFT-WX RADAR	34-43-01	1		
C628	B			F12	P11-1	TCAS	34-45-01	-		
C1521	B			G16	P11-2	FLAP SLAT ELEC UNIT 2-CONT	27-58-03	-		
C1536	B			G17	P11-2	FLT CONT ELEX IR AC	27-09-02	-		
3	C328	C4078	C	J2	P11-2	EICAS CMPTR L	31-41-01	2		
		C4081	C	J3	P11-2	EICAS UPPR DSPL	31-41-06	2		
		C4181	A	H2	P11-2	AUX FWD ZONE TEMP CONT	21-61-06	1		
		C4182	A	H3	P11-2	AUX MID ZONE TEMP CONT	21-61-07	1		
		C331	3	H18	P6-3	EQUIP COOL SUPPLY FAN 1	21-58-04	1		
		C354	3	H15	P6-3	CAPT SEAT	25-11-01	-		
		C366	3	G15	P6-3	L AFT FUEL BOOST PUMP	28-22-01	1		
		C368	3	G18	P6-3	R FWD FUEL BOOST PUMP	28-22-01	2		
C369	3	F15	P6-3	L FUEL OVRD PUMP	28-22-01	3				
C876	B	J18	P6-3	CENTER BUS AC	24-51-03	-				
C877	B	J19	P6-3	28V AC BUS L	24-53-01	-				
C1138	A	L18	P6-3	L TAT PROBE HEAT	30-33-01	-				

276

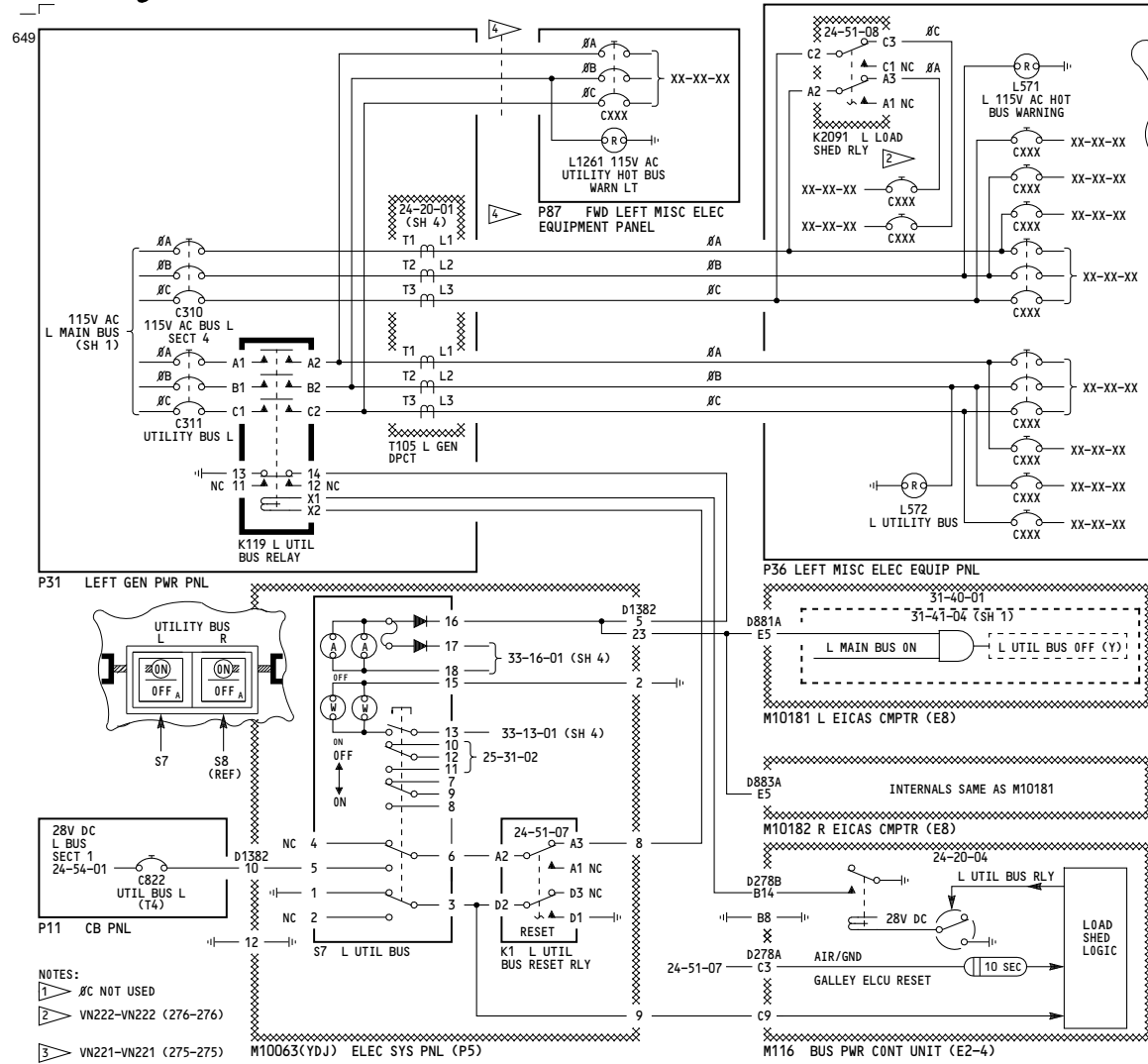
115V AC
POWER DISTRIBUTION-
LEFT

- Incorporates
- ▶▶ 24-0069 R03
 - ▶▶ 34-0091 R01

D280T232

24-51-01

Page 111.1
Sheet 2
Jan 21/2005



POWER BUS	SYSTEM					SCHEM REF		
	SECT	CB	CB CXXX	#	GRID LOC		PNL	NOMENCLATURE
4	C310	C334	3	G4	P36	EQUIP COOL - AFT FAN 2	21-26-02	—
		C375	3	F4	P36	L FUEL JTSN PUMP	28-31-01	2
		C389	3	F6	P36	LAV SYS 1 - VACUUM BLOWER	38-30-01	1
		C391	3	L5	P36	WINDOW HEAT 1L	30-41-01	1
		C530	C	J3	P36	PASS ENTERTAINMENT - PSUD L FWD	23-34-01	1
		C533	A	J1	P36	PASS ENTERTAINMENT - PSUD R FWD	23-34-01	1
		C534	B	J7	P36	PRE-RECD ANNCNT	23-31-02	—
		C535	C	J4	P36	PASS ENTERTAINMENT - PSUD L AFT	23-34-01	1
		C541	A	J2	P36	PASS ENTERTAINMENT - PSUD R AFT	23-34-01	1
		C546	A	J5	P36	MUX/TAPE REPRO	23-34-01	1
		C652	C	L1	P36	CARGO HEAT VALUE - BULK	21-44-02	—
		C684	C	L3	P36	CARGO HEAT VALUE - AFT CONT	21-44-01	—
		C696	C	L2	P36	CARGO HEAT VALUE - FWD CONT	21-43-01	—
		C1125	C	H6	P36	ICE/RAIN - WINDOW HEAT 2R	30-41-01	1
C1127	C	H7	P36	ICE/RAIN - WINDOW HEAT 3R	30-41-01	1		
C1341	C	L7	P36	AIR SUPPLY BITE	36-23-01	—		
UTIL	C311	C530	C	J3	P36	PSUD L FWD	23-34-01	1
		C533	A	J1	P36	PSUD R FWD	23-34-01	1
		C535	C	J4	P36	PSUD L AFT	23-34-01	1
		C541	A	J2	P36	PSUD R AFT	23-34-01	1
		C546	A	J5	P36	MUX/TAPE REPRO	23-34-01	1
		C1127	C	H7	P36	WINDOW HEAT - 3R	23-34-01	1
		C336	3	F2	P36	RECIRC FAN L	21-25-01	—
UTIL	C311	C343	3	A2	P36	FWD DOOR AREA HEATER POWER	21-45-02	—
		C662	A	H1	P36	CAPT AUX HTRS - HIGH	21-45-01	—
		C663	B	H2	P36	CAPT AUX HTRS - LOW	21-45-01	—
		C678	B	H3	P36	HEATER BLANKET	21-45-02	2
		C734	B	D1	P36	LAV SHAVERS	25-42-01	—
		C1365	B	D7	P36	WATER/WASTE - SYS 1 LAV WH	38-10-02	—
		C379	3	B3	P87	AFT DOOR AREA HEATER PWR	21-45-05	4
		C408	3	B4	P87	LEFT AFT DOOR AREA FAN PWR	21-45-05	4
C409	3	A1	P87	RIGHT AFT DOOR AREA FAN PWR	21-45-05	4		

- NOTES:
- 1 #C NOT USED
 - 2 VN222-VN222 (276-276)
 - 3 VN221-VN221 (275-275)
 - 4 VN224-VN230 (278), VN672-VN675 (280)

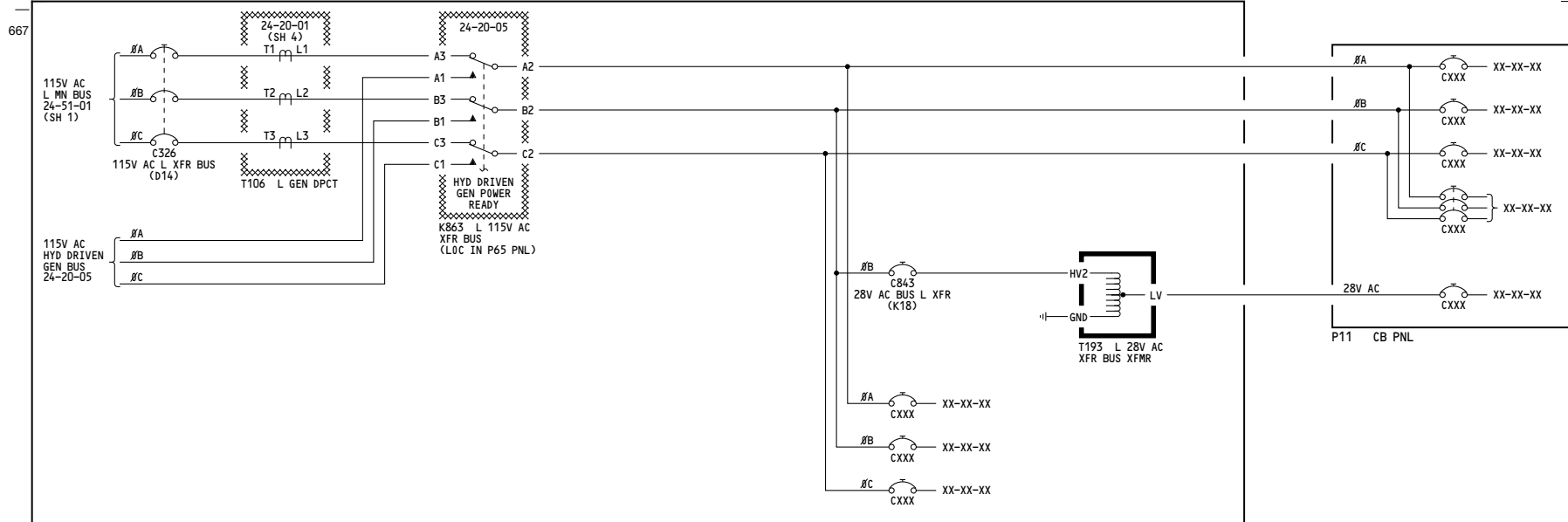
SECT 4 & UTILITY BUS (P36)

276

115V AC POWER DISTRIBUTION-LEFT

D280T232

24-51-01



P6 MN PWR DISTR

POWER BUS	SYSTEM						
	CB CXXX	Ø	GRID LOC	PANEL	NOMENCLATURE	SCHEM REF	
						DIAG	SH
115V AC	C340	3	G8	P11-2	LEFT HF COMM	23-11-01	-
	C582	A	E11	P11-1	NAVIGATION LEFT - DME	34-55-01	-
	C597	A	E8	P11-1	FMCS - CDU	34-61-01	-
	C609	A	E9	P11-1	FMCS - CMPTR	34-61-02	3
	C611	C	F1	P11-1	NAVIGATION LEFT - IRS	34-21-01	1
	C616	B	F7	P11-1	NAVIGATION LEFT - ATC	34-53-01	-
	C686	B	P15	P11-3	CAB ALT CONTROL - AUTO 1	21-31-01	-
	C874	A	J17	P6-3	AC STBY BUS PWR	24-33-01	-
	C1110	A	K14	P6-3	CAPT PITOT HEAT - ØA	30-31-01	1
	C1111	B	K15	P6-3	CAPT PITOT HEAT - ØB	30-31-01	1
	C1112	B	K16	P6-3	R AUX PITOT HEAT - ØB	30-31-01	1
	C1113	C	K17	P6-3	R AUX PITOT HEAT - ØC	30-31-01	1
	C1122	B	L19	P6	L ENG PROBE HEAT	30-34-01	-
	C1133	C	L17	P6-3	L AOA PROBE HEAT	30-32-01	1

POWER BUS	SYSTEM						
	CB CXXX	Ø	GRID LOC	PANEL	NOMENCLATURE	SCHEM REF	
						DIAG	SH
115V AC	C1241	C	P3	P11-3	INSTR AND PNL LTS-ØVHD	33-13-01	2
	C1242	C	P1	P11-3	INSTR & PNL LTS - AISLE STAND	33-13-01	2
	C1289	B	P5	P11-3	FLOOD LTS - STBY CONT	33-11-01	-
	C1330	C	S12	P11-3	PNEU AIR SUPPLY - ISOL VALVE PWR L	36-11-01	-
	C1008	-	J15	P11-2	FLIGHT CONTROLS - FLAP POS IND L	27-58-01	-
	C1034	-	K17	P11-2	FLIGHT CONTROLS - RUDDER POS	27-20-01	-
28V AC (T193)	C1318	-	R7	P11-3	LAVS SYS 1 - LIGHTS	33-26-02	-
	C1522	-	J16	P11-2	FLIGHT CONTROLS - FLAP POS IND R	27-58-01	-

LEFT TRANSFER BUS

276

**115V AC
POWER DISTRIBUTION-
LEFT**

Incorporates
24-0069 R03

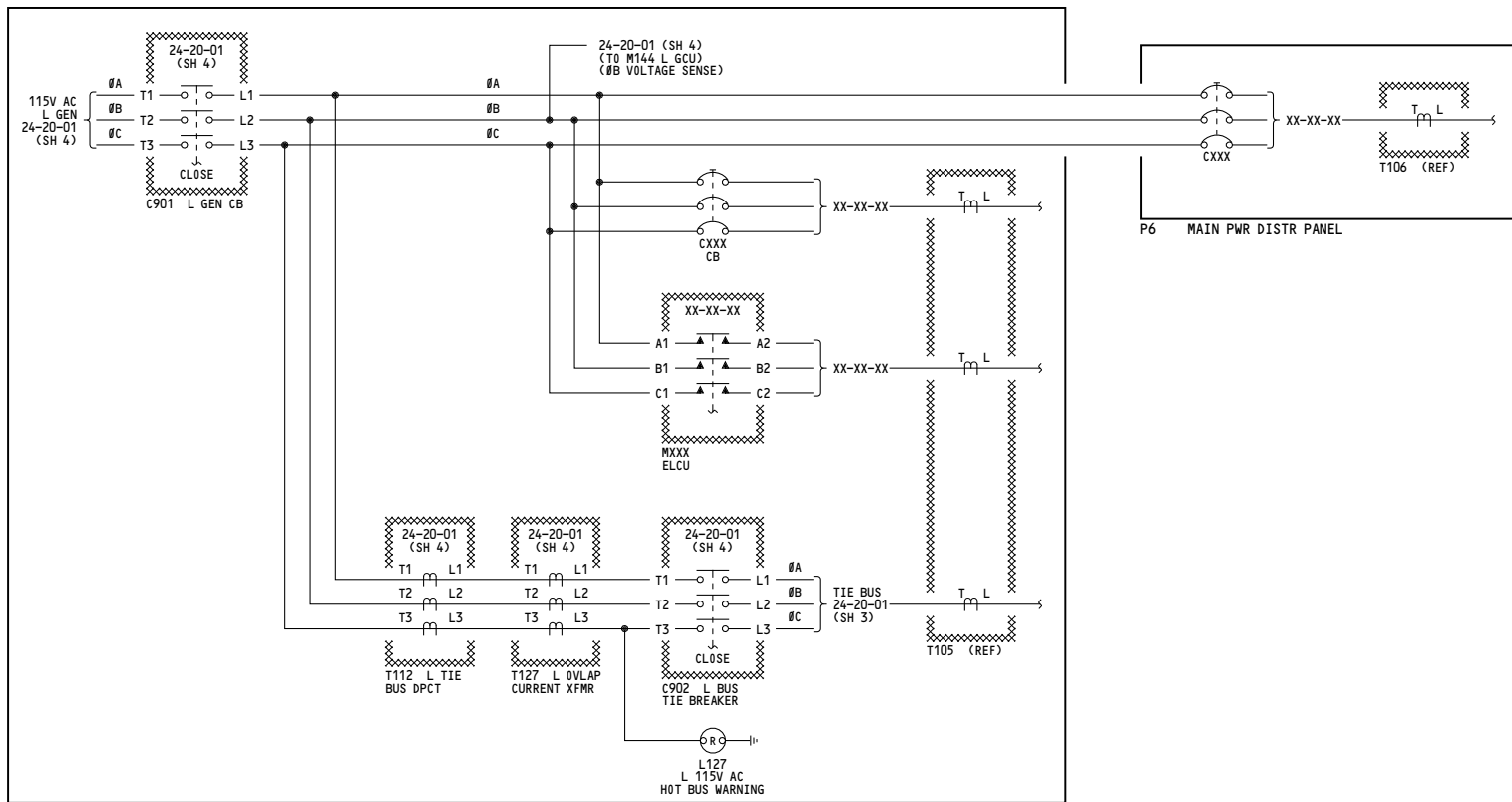
D280T232

24-51-01

Page 111.1
Sheet 4
Jan 21/2005

620

WIRING DIAGRAMS	
24-51-11	
24-51-12	
24-51-13	
24-51-14	



P31 L GEN PWR PANEL

P31 PANEL DISTRIBUTION TABLE

CXXX/ MXXX	NOMENCLATURE	SCHEM REF	
		DIAG	SH
C310	115V AC BUS L - SECT 4	24-51-01	3
C311	UTILITY BUS L	24-51-01	3
M226	R AFT GALLEY PWR ELCU	25-31-03	-
M227	L AFT GALLEY PWR ELCU	25-31-02	-
M896	ELEC HYD PUMP R ELCU	29-00-03	2
M897	ELEC HYD PUMP C1 ELCU	29-00-04	1

P6 PANEL DISTRIBUTION TABLE

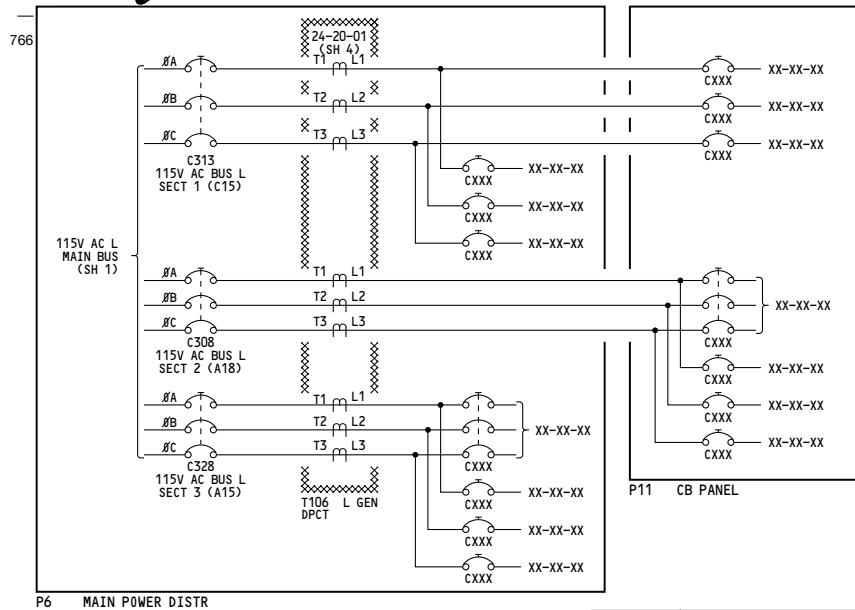
CB CXXX	GRID LOC	NOMENCLATURE	SCHEM REF	
			DIAG	SH
C308	A18	115V AC BUS L - SECT 2	24-51-01	2
C312	C18	L TRU	24-32-01	-
C313	C15	115V AC BUS L - SECT 1	24-51-01	2
C326	D15	115V AC L XFR BUS	24-51-01	4
C328	A15	115V AC BUS L - SECT 3	24-51-01	2

L MAIN BUS DISTRIBUTION



24-51-01

Page 111.1A
Sheet 1
Jan 21/2005



POWER BUS SECT	CB	SYSTEM				SCHEM REF		
		CB CXXX	#	GRID LDC	PNL	NOMENCLATURE	DIAG	SH
1	C313	C520	C	U9	P11-3	DSPL MAINT CONT	22-41-01	1
		C651	B	P13	P11-3	EQUIP COOLING-OUTBD VLVS	21-58-03	-
		C667	C	R15	P11-3	ZONE CNTRLR	21-60-01	1
		C668	A	R11	P11-3	AUX ZONE CONTROLLER	21-60-01	1
		C673	B	N10	P11-3	LEFT PACK AUTO PWR	21-50-03	3
		C709	B	N17	P11-3	PACK FLOW IND	21-50-01	5
		C847	B	R4	P11-3	LEFT AC BUS SENSE	24-20-05	1
		C1226	B	N7	P11-3	ANTI COLL LTS WHITE	33-44-01	-
		C1232	C	S5	P11-3	LIGHTING CONT 5 KVA INSTR	33-13-01	2
		C1244	A	P4	P11-3	INSTRUMENT & PANEL LT OVHD C/B	33-13-01	2
		C1247	B	N3	P11-3	LANDING LTS-NOSE GEAR L	33-42-01	-
		C1248	C	N4	P11-3	LANDING LTS-NOSE GEAR R	33-42-01	-
		C1249	B	N5	P11-3	LANDING LTS-WING L	33-42-01	-
		C1276	B	N6	P11-3	LIGHTING-RUNWAY TURNOFF L	33-42-02	-
		C1312	B	N8	P11-3	LIGHTING-L TAXI	33-42-02	-
		C1313	C	N9	P11-3	LIGHTING-R TAXI	33-42-02	-
		C1316	B	R9	P11-3	LIGHTING-LAV SYS 1-MIRROR	33-26-01	-

SECT 1, 2 & 3 POWER DISTRIBUTION (P6 & P11)

POWER BUS SECT	CB	SYSTEM				SCHEM REF				
		CB CXXX	#	GRID LDC	PNL	NOMENCLATURE	DIAG	SH		
1	C313	C1337	C	S14	P11-3	AIR SUPPLY ISOL VALVE PWR-CTR	36-11-03	-		
		C1430	A	M1	P11-2	ENGINES-L IGN 1	74-31-01	1		
		C1432	A	M2	P11-2	ENGINES-R IGN 1	74-31-01	2		
		C1439	B	M9	P11-2	LEFT ENGINE-BUS PWR SENSE	74-31-01	1		
		C1464	B	K1	P11-2	ENG VIB MONITOR	77-00-02	-		
		C4038	B	N15	P11-3	RIGHT PACK STANDBY PWR	21-50-06	2		
		C4221	C	S17	P11-3	AIR SUPPLY DUCT PRESS IND-PWR	36-21-01	-		
		C4226	A	S7	P11-3	F/O INSTR TRANSFER-ALTN BUS #A	24-51-04	2		
		C4228	B	S8	P11-3	F/O INSTR TRANSFER-ALTN BUS #B	24-51-04	2		
		C4230	C	S9	P11-3	F/O INSTR TRANSFER-ALTN BUS #C	24-51-04	2		
		C4264	A	J14	P6-3	CAPT PRIM INSTR BUS #A	24-51-04	1		
		C4265	B	J15	P6-3	CAPT PRIM INSTR BUS #B	24-51-04	1		
		C4266	C	J16	P6-3	CAPT PRIM INSTR BUS #C	24-51-04	1		
		C4280	A	P7	P11-3	FLOOD LTS-GLARE SHIELD	33-11-01	2		
		2	C308	C501	C	F14	P11-1	AUTO FLIGHT-TMC AC	22-30-02	2
				C513	A	E17	P11-1	FLT CONT CMPTR-PWR L	22-10-02	2
				C559	B	G6	P11-2	ACARS MGMT UNIT-AC	23-22-01	1
				C561	C	J7	P11-2	FLIGHT RECORDER-AC	31-31-01	1
C569	C			J4	P11-2	ACMS AC	31-35-00	-		
C571	C			J1	P11-2	PRINTER	31-36-01	-		
C592	B			F4	P11-1	NAVIGATION LEFT-GND PROX	34-46-01	1		
C607	B			F6	P11-1	NAVIGATION LEFT-ADF	34-57-01	-		
C615	C			F2	P11-1	NAVIGATION LEFT-WX RADAR	34-43-01	1		
C628	B			F12	P11-1	TCAS	34-45-01	-		
C1521	B			G16	P11-2	FLAP SLAT ELEC UNIT 2-CONT	27-58-03	-		
C1536	B			G17	P11-2	FLT CONT ELEX IR AC	27-09-02	-		
3	C328	C4078	C	J2	P11-2	EICAS CMPTR L	31-41-01	2		
		C4081	C	J3	P11-2	EICAS UPPR DSPL	31-41-06	2		
		C4181	A	H2	P11-2	AUX FWD ZONE TEMP CONT	21-61-06	1		
		C4182	A	H3	P11-2	AUX MID ZONE TEMP CONT	21-61-07	1		
		C331	3	H18	P6-3	EQUIP COOL SUPPLY FAN 1	21-58-04	1		
		C354	3	H15	P6-3	CAPT SEAT	25-11-01	-		
		C366	3	G15	P6-3	L AFT FUEL BOOST PUMP	28-22-01	1		
		C368	3	G18	P6-3	R FWD FUEL BOOST PUMP	28-22-01	2		
C369	3	F15	P6-3	L FUEL OVVD PUMP	28-22-01	3				
C876	B	J18	P6-3	CENTER BUS AC	24-51-03	-				
C877	B	J19	P6-3	28V AC BUS L	24-53-01	-				
C1138	A	L18	P6-3	L TAT PROBE HEAT	30-33-01	-				

276

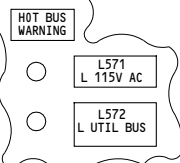
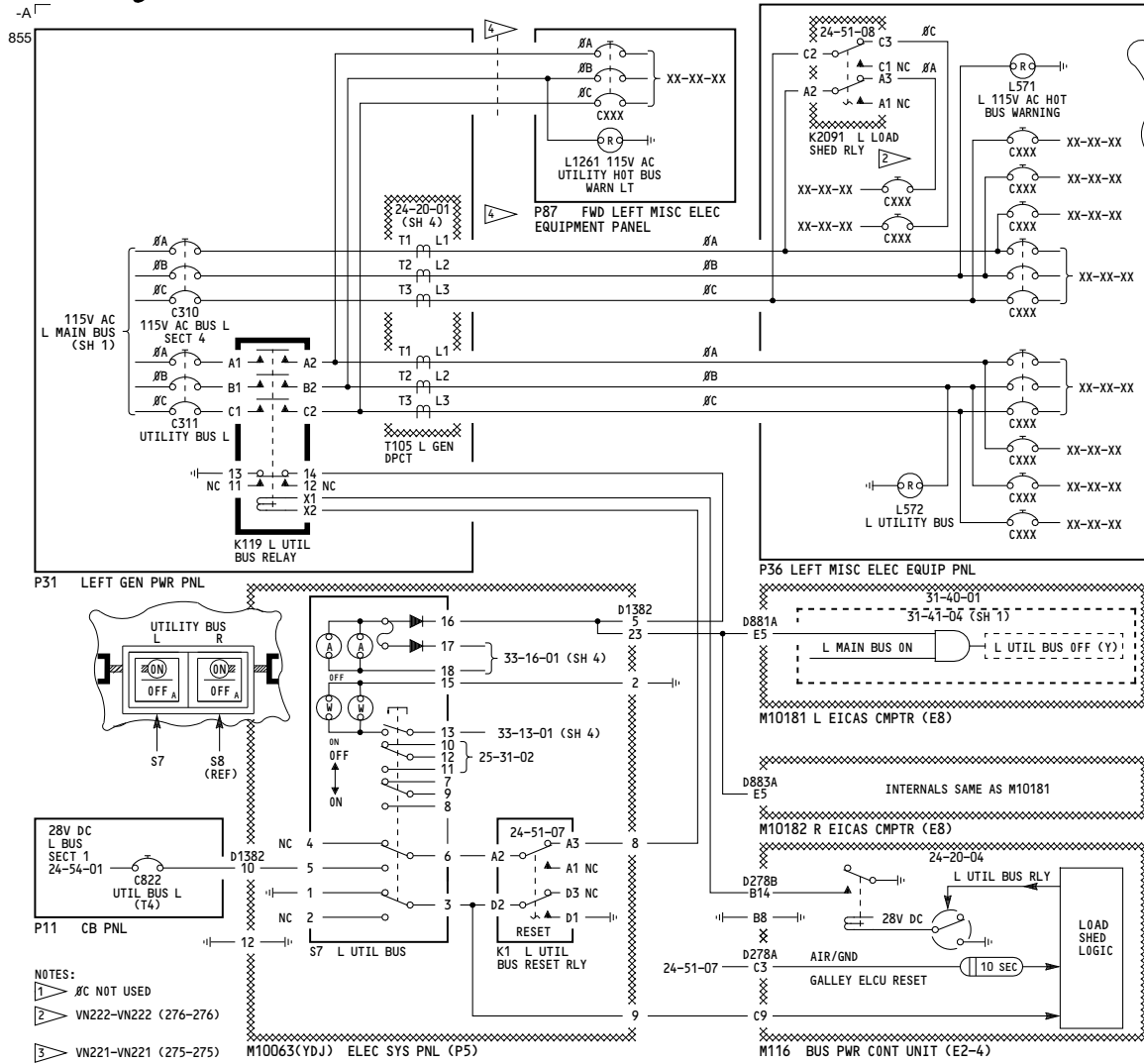
115V AC POWER DISTRIBUTION-LEFT

- Incorporates
- ▶▶ 24-0069 R03
 - ▶▶ 34-0091 R01

D280T232

24-51-01

Page 111.1A
Sheet 2
Jan 21/2005



POWER BUS SECT	CB	SYSTEM					SCHEM REF DIAG	SH
		CB CXXX	#	GRID LOC	PNL	NOMENCLATURE		
4	C310	C334	3	G4	P36	EQUIP COOL - AFT FAN 2	21-26-02	—
		C375	3	F4	P36	L FUEL JTSN PUMP	28-31-01	—
		C389	3	F6	P36	LAV SYS 1 - VACUUM BLOWER	38-30-01	1
		C391	3	L5	P36	WINDOW HEAT 1L	30-41-01	1
		C530	C	J3	P36	PASS ENTERTAINMENT - PSUD L FWD	23-34-01	1
		C533	A	J1	P36	PASS ENTERTAINMENT - PSUD R FWD	23-34-01	1
		C534	B	J7	P36	PRE-RECD ANNC	23-31-02	—
		C535	C	J4	P36	PASS ENTERTAINMENT - PSUD L AFT	23-34-01	1
		C541	A	J2	P36	PASS ENTERTAINMENT - PSUD R AFT	23-34-01	1
		C546	A	J5	P36	MUX/TAPE REPRO	23-34-01	1
		C652	C	L1	P36	CARGO HEAT VALUE - BULK	21-44-02	—
		C684	C	L3	P36	CARGO HEAT VALUE - AFT CONT	21-44-01	—
		C696	C	L2	P36	CARGO HEAT VALUE - FWD CONT	21-43-01	—
		C1125	C	H6	P36	ICE/RAIN - WINDOW HEAT 2R	30-41-01	1
C1127	C	H7	P36	ICE/RAIN - WINDOW HEAT 3R	30-41-01	1		
C1341	C	L7	P36	AIR SUPPLY BITE	36-23-01	—		
C310 LOAD SHED K2091	C530	C	J3	P36	PSUD L FWD	23-34-01	1	
	C533	A	J1	P36	PSUD R FWD	23-34-01	1	
	C535	C	J4	P36	PSUD L AFT	23-34-01	1	
	C541	A	J2	P36	PSUD R AFT	23-34-01	1	
	C546	A	J5	P36	MUX/TAPE REPRO	23-34-01	1	
	C1127	C	H7	P36	WINDOW HEAT - 3R	23-34-01	1	
UTIL	C311	C336	3	F2	P36	RECIRC FAN L	21-25-01	—
		C343	3	A2	P36	FWD DOOR AREA HEATER POWER	21-45-02	—
		C662	A	H1	P36	CAPT AUX HTRS - HIGH	21-45-01	—
		C663	B	H2	P36	CAPT AUX HTRS - LOW	21-45-01	—
		C678	B	H3	P36	HEATER BLANKET	21-45-02	—
		C734	B	D1	P36	LAV SHAVERS	25-42-01	—
		C1129	3	F1	P36	ZONAL DRYERS	21-73-01	—
		C1365	B	D7	P36	WATER/WASTE - SYS 1 LAV WH	38-10-02	—
		C379	3	B3	P87	AFT DOOR AREA HEATER PWR	21-45-05	—
		C408	3	B4	P87	LEFT AFT DOOR AREA FAN PWR	21-45-05	—
		C409	3	A1	P87	RIGHT AFT DOOR AREA FAN PWR	21-45-05	—

- NOTES:
- 1) #C NOT USED
 - 2) VN222-VN222 (276-276)
 - 3) VN221-VN221 (275-275)
 - 4) VN224-VN230 (278), VN672-VN675 (280)

SECT 4 & UTILITY BUS (P36)

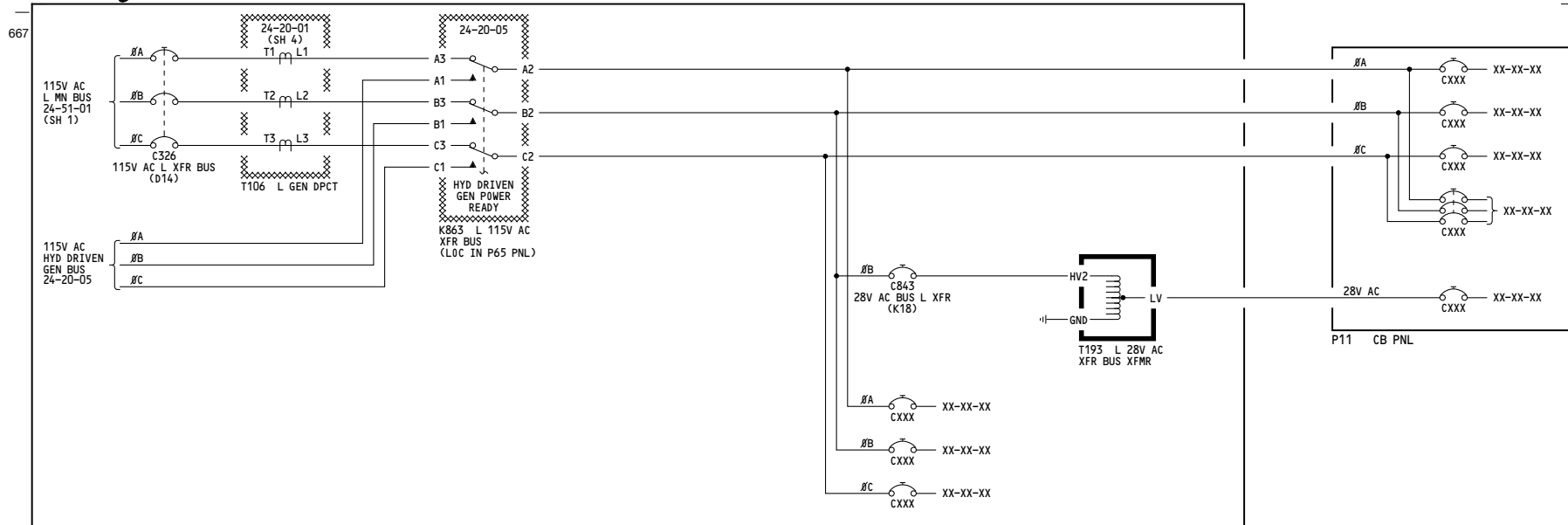
276

115V AC POWER DISTRIBUTION-LEFT

D280T232

Incorporates PR 21-02-98

24-51-01



P6 MN PWR DISTR

POWER BUS	SYSTEM						
	CB CXXX	Ø	GRID LOC	PANEL	NOMENCLATURE	SCHEM REF	
						DIAG	SH
115V AC	C340	3	G8	P11-2	LEFT HF COMM	23-11-01	-
	C582	A	E11	P11-1	NAVIGATION LEFT - DME	34-55-01	-
	C597	A	E8	P11-1	FMCS - CDU	34-61-01	-
	C609	A	E9	P11-1	FMCS - CMPTR	34-61-02	3
	C611	C	F1	P11-1	NAVIGATION LEFT - IRS	34-21-01	1
	C616	B	F7	P11-1	NAVIGATION LEFT - ATC	34-53-01	-
	C686	B	P15	P11-3	CAB ALT CONTROL - AUTO 1	21-31-01	-
	C874	A	J17	P6-3	AC STBY BUS PWR	24-33-01	-
	C1110	A	K14	P6-3	CAPT PITOT HEAT - ØA	30-31-01	1
	C1111	B	K15	P6-3	CAPT PITOT HEAT - ØB	30-31-01	1
	C1112	B	K16	P6-3	R AUX PITOT HEAT - ØB	30-31-01	1
	C1113	C	K17	P6-3	R AUX PITOT HEAT - ØC	30-31-01	1
	C1122	B	L19	P6	L ENG PROBE HEAT	30-34-01	-
	C1133	C	L17	P6-3	L AOA PROBE HEAT	30-32-01	1

POWER BUS	SYSTEM						
	CB CXXX	Ø	GRID LOC	PANEL	NOMENCLATURE	SCHEM REF	
						DIAG	SH
115V AC	C1241	C	P3	P11-3	INSTR AND PNL LTS-ØVHD	33-13-01	2
	C1242	C	P1	P11-3	INSTR & PNL LTS - AISLE STAND	33-13-01	2
	C1289	B	P5	P11-3	FLOOD LTS - STBY CONT	33-11-01	-
	C1330	C	S12	P11-3	PNEU AIR SUPPLY - ISOL VALVE PWR L	36-11-01	-
	C1008	-	J15	P11-2	FLIGHT CONTROLS - FLAP POS IND L	27-58-01	-
28V AC (T193)	C1034	-	K17	P11-2	FLIGHT CONTROLS - RUDDER POS	27-20-01	-
	C1318	-	R7	P11-3	LAVS SYS 1 - LIGHTS	33-26-02	-
	C1522	-	J16	P11-2	FLIGHT CONTROLS - FLAP POS IND R	27-58-01	-

LEFT TRANSFER BUS

276

**115V AC
POWER DISTRIBUTION-
LEFT**

Incorporates
24-0069 R03

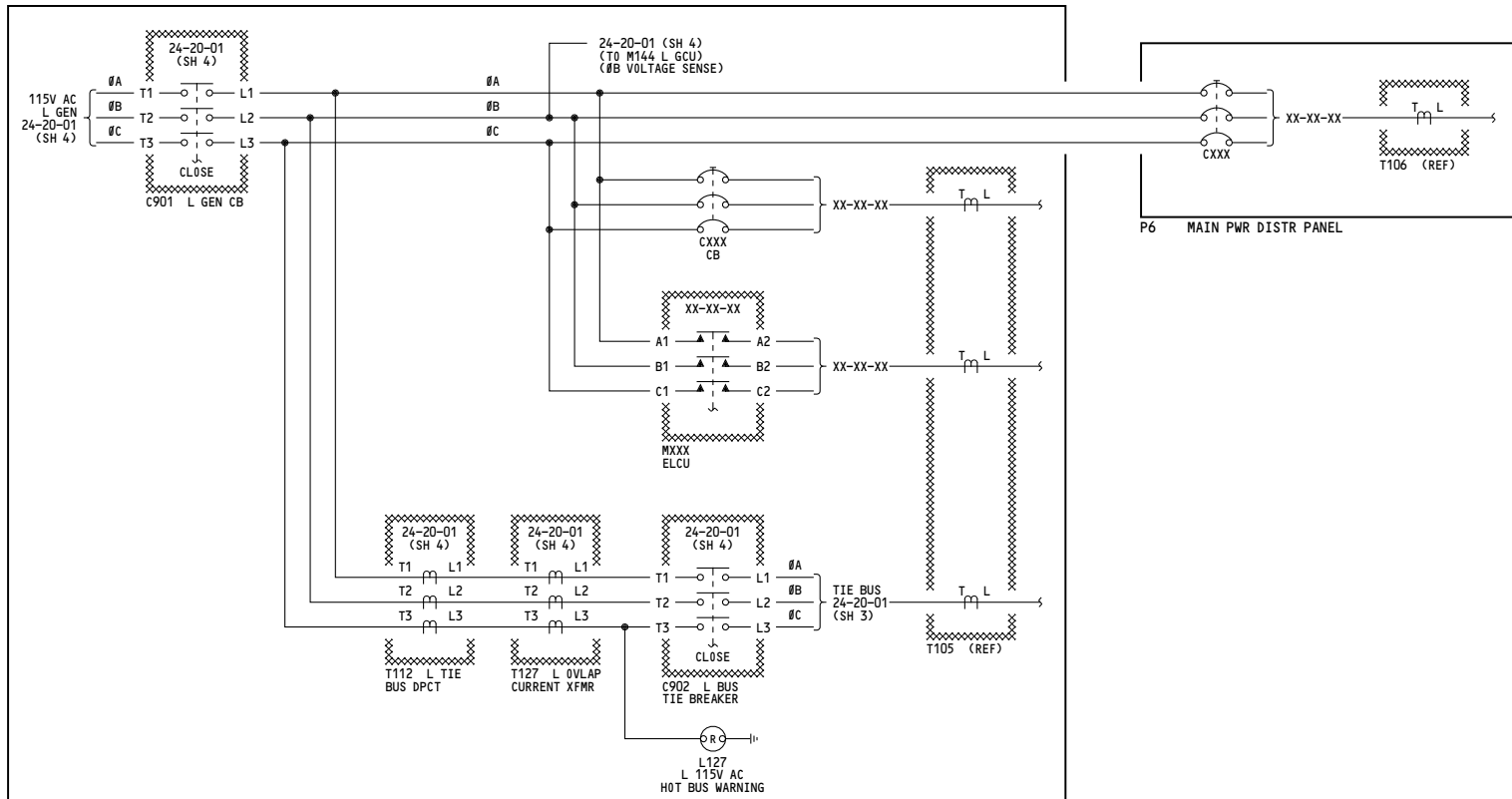
D280T232

24-51-01

Page 111.1A
Sheet 4
Jan 21/2005

620

WIRING DIAGRAMS	
24-51-11	
24-51-12	
24-51-13	
24-51-14	



P31 L GEN PWR PANEL

P31 PANEL DISTRIBUTION TABLE

CXXX/ MXXX	NOMENCLATURE	SCHEM REF	
		DIAG	SH
C310	115V AC BUS L - SECT 4	24-51-01	3
C311	UTILITY BUS L	24-51-01	3
M226	R AFT GALLEY PWR ELCU	25-31-03	-
M227	L AFT GALLEY PWR ELCU	25-31-02	-
M896	ELEC HYD PUMP R ELCU	29-00-03	2
M897	ELEC HYD PUMP C1 ELCU	29-00-04	1

P6 PANEL DISTRIBUTION TABLE

CB CXXX	GRID LOC	NOMENCLATURE	SCHEM REF	
			DIAG	SH
C308	A18	115V AC BUS L - SECT 2	24-51-01	2
C312	C18	L TRU	24-32-01	-
C313	C15	115V AC BUS L - SECT 1	24-51-01	2
C326	D15	115V AC L XFR BUS	24-51-01	4
C328	A15	115V AC BUS L - SECT 3	24-51-01	2

L MAIN BUS DISTRIBUTION

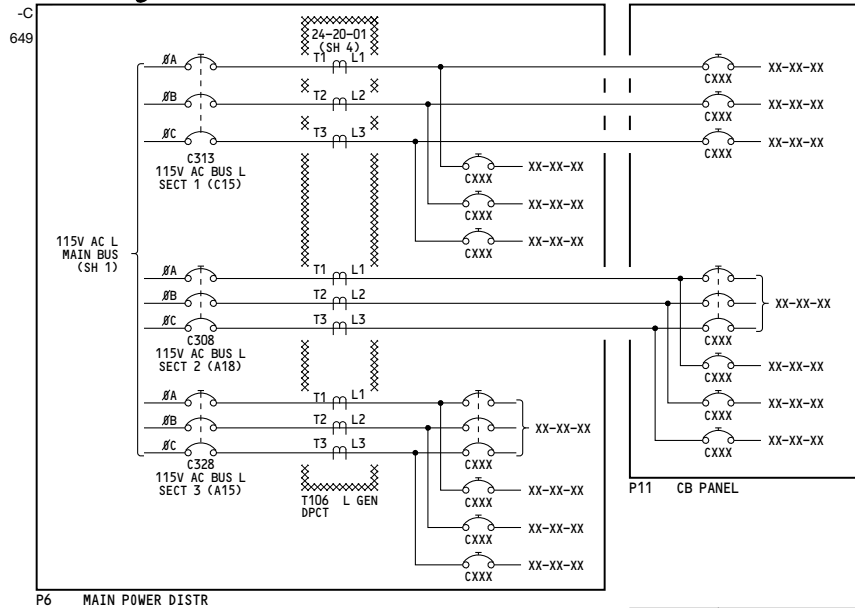
277-278

**115V AC
POWER DISTRIBUTION-
LEFT**

D280T232

24-51-01

Page 112
Sheet 1
Jan 21/2005



SECT	CB	SYSTEM					SCHEM REF			
		CB CXXX	Ø	GRID LOC	PNL	NOMENCLATURE	DIAG	SH		
1	C313	C1337	C	S14	P11-3	AIR SUPPLY ISOL VALVE PWR-CTR	36-11-03	-		
		C1430	A	M1	P11-2	ENGINES-L IGN 1	74-31-01	1		
		C1432	A	M2	P11-2	ENGINES-R IGN 1	74-31-01	2		
		C1439	B	M9	P11-2	LEFT ENGINE-BUS PWR SENSE	74-31-01	1		
		C1464	B	K1	P11-2	ENG VIB MONITOR	77-00-02	-		
		C4038	B	N15	P11-3	RIGHT PACK STANDBY PWR	21-50-06	2		
		C4221	C	S17	P11-3	AIR SUPPLY DUCT PRESS IND-PWR	36-21-01	-		
		C4226	A	S7	P11-3	F/O INSTR TRANSFER-ALTN BUS ØA	24-51-04	2		
		C4228	B	S8	P11-3	F/O INSTR TRANSFER-ALTN BUS ØB	24-51-04	2		
		C4230	C	S9	P11-3	F/O INSTR TRANSFER-ALTN BUS ØC	24-51-04	2		
		C4264	A	J14	P6-3	CAPT PRIM INSTR BUS ØA	24-51-04	1		
		C4265	B	J15	P6-3	CAPT PRIM INSTR BUS ØB	24-51-04	1		
		C4266	C	J16	P6-3	CAPT PRIM INSTR BUS ØC	24-51-04	1		
		C4280	A	P7	P11-3	FLOOD LTS-GLARE SHIELD	33-11-01	2		
		2	C308	C501	C	F14	P11-1	AUTO FLIGHT-TMC AC	22-30-02	2
				C506	A	H8	P11-2	SATCOM	23-25-01	-
				C513	A	E17	P11-1	FLT CONT CMPTR-PWR L	22-10-02	2
C559	B			G6	P11-2	ACARS MGMT UNIT-AC	23-22-01	1		
C561	C			J7	P11-2	FLIGHT RECORDER-AC	31-31-01	1		
C569	C			J4	P11-2	ACMS AC	31-35-00	-		
C571	C			J1	P11-2	PRINTER	31-36-01	-		
C592	B			F4	P11-1	NAVIGATION LEFT-GND PROX	34-46-01	1		
C607	B			F6	P11-1	NAVIGATION LEFT-ADF	34-57-01	-		
C615	C			F2	P11-1	NAVIGATION LEFT-WX RADAR	34-43-01	-		
C616	B			F7	P11-1	NAVIGATION LEFT-ATC	34-53-01	1		
C628	B			F12	P11-1	TCAS	34-45-01	-		
C1521	B			G16	P11-2	FLAP SLAT ELEC UNIT 2-CONT	27-58-03	-		
C1536	B			G17	P11-2	FLT CONT ELEC IR AC	27-09-02	-		
C4078	C			J2	P11-2	EICAS CMPTR L	31-41-01	2		
C4081	C			J3	P11-2	EICAS UPDR DSPL	31-41-06	2		
C4181	A			H2	P11-2	AUX FWD ZONE TEMP CONT	21-61-06	1		
C4182	A	H3	P11-2	AUX MID ZONE TEMP CONT	21-61-07	1				
3	C328	C331	3	H18	P6-3	EQUIP COOL SUPPLY FAN 1	21-58-04	1		
		C354	3	H15	P6-3	CAPT SEAT	25-11-01	-		
		C366	3	G15	P6-3	L AFT FUEL BOOST PUMP	28-22-01	1		
		C368	3	G18	P6-3	R FWD FUEL BOOST PUMP	28-22-01	2		
		C369	3	F15	P6-3	L FUEL OVRD PUMP	28-22-01	3		
		C876	B	J18	P6-3	CENTER BUS AC	24-51-03	-		
		C877	B	J19	P6-3	28V AC BUS L	24-53-01	-		
		C1138	A	L18	P6-3	L TAT PROBE HEAT	30-33-01	-		

SECT	CB	SYSTEM					SCHEM REF	
		CB CXXX	Ø	GRID LOC	PNL	NOMENCLATURE	DIAG	SH
1	C313	C520	C	U9	P11-3	DSPL MAINT CONT	22-41-01	1
		C651	B	P13	P11-3	EQUIP COOLING-OUTBD VLVS	21-58-03	-
		C667	C	R15	P11-3	ZONE CNTLR	21-60-01	1
		C668	A	R11	P11-3	AUX ZONE CONTROLLER	21-60-01	1
		C673	B	N10	P11-3	LEFT PACK AUTO PWR	21-50-03	3
		C709	B	N17	P11-3	PACK FLOW IND	21-50-01	5
		C847	B	R4	P11-3	LEFT AC BUS SENSE	24-20-05	1
		C1226	B	N7	P11-3	ANTI COLL LTS WHITE	33-44-01	-
		C1232	C	S5	P11-3	LIGHTING CONT 5 KVA INSTR	33-13-01	2
		C1244	A	P4	P11-3	INSTRUMENT & PANEL LT OVHD C/B	33-13-01	2
		C1247	B	N3	P11-3	LANDING LTS-NOSE GEAR L	33-42-01	-
		C1248	C	N4	P11-3	LANDING LTS-NOSE GEAR R	33-42-01	-
		C1249	B	N5	P11-3	LANDING LTS-WING L	33-42-01	-
		C1276	B	N6	P11-3	LIGHTING-RUNWAY TURNOFF L	33-42-02	-
		C1312	B	N8	P11-3	LIGHTING-L TAXI	33-42-02	-
		C1313	C	N9	P11-3	LIGHTING-R TAXI	33-42-02	-
		C1316	B	R9	P11-3	LIGHTING-LAV SYS 1-MIRROR	33-26-01	-

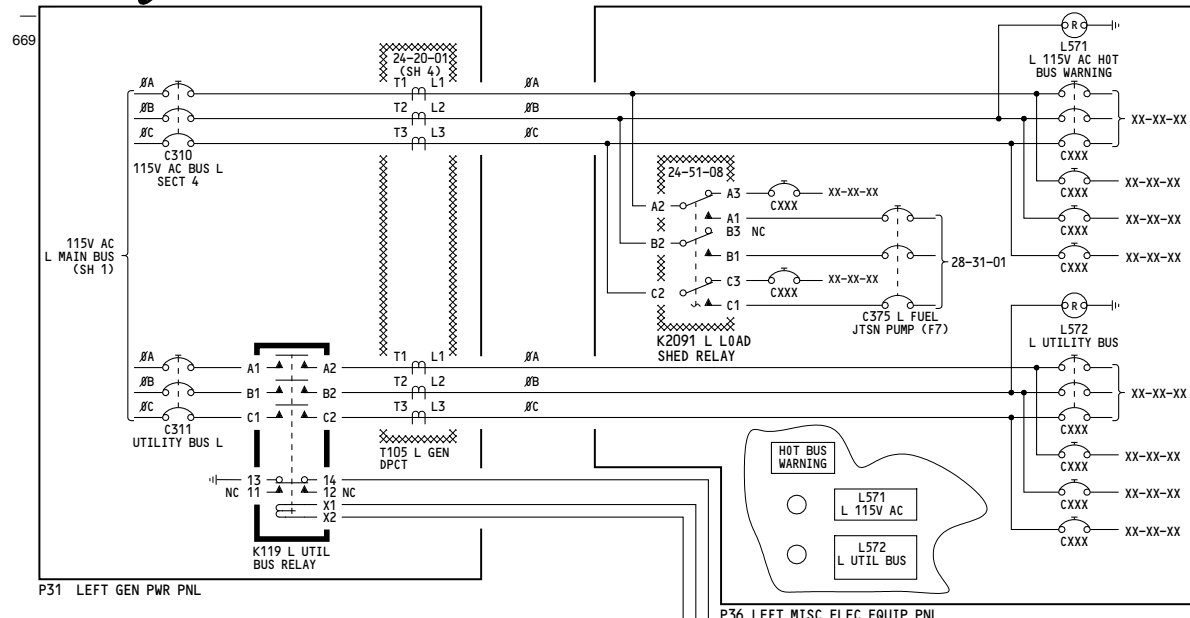
SECT 1,2 & 3 POWER DISTRIBUTION (P6 & P11)

277-278

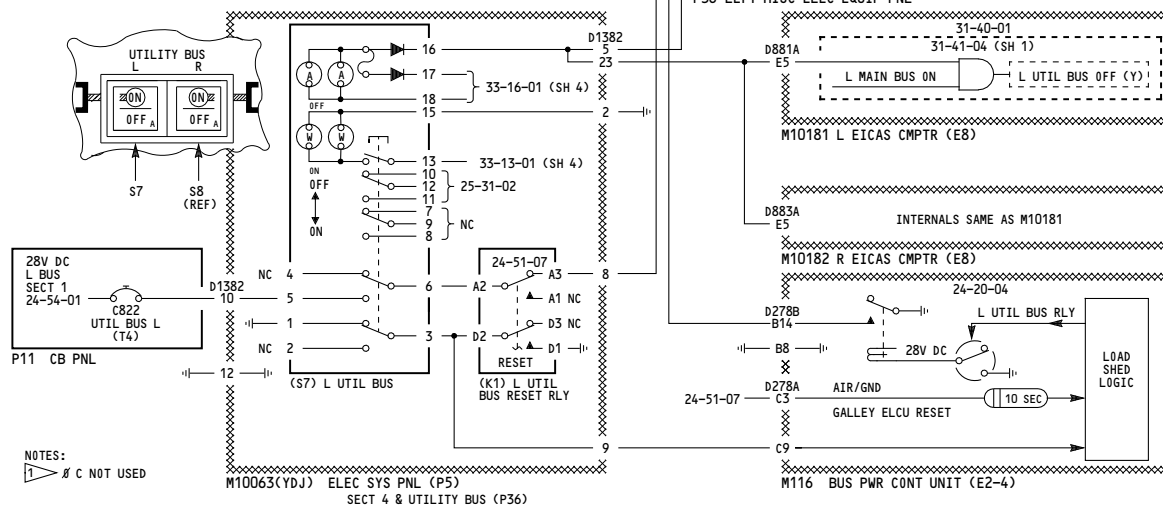
**115V AC
POWER DISTRIBUTION-
LEFT**

D280T232

24-51-01



POWER BUS		SYSTEM					SCHEM REF	
SECT	CB	CB CXXX	#	GRID LOC	NOMENCLATURE	DIAG	SH	
4	C310	C334	3	G4	EQUIP COOL - AFT FAN 2	21-26-02	—	
		C389	3	F6	LAV SYS 1 - VACUUM BLOWER	38-30-01	1	
		C391	3	L5	WINDOW HEAT 1L	30-41-01	1	
		C534	B	J7	PRE-RECD ANMCT	23-31-02	—	
		C652	C	L1	CARGO HEAT VALUE - BULK	21-44-02	—	
		C684	C	L3	CARGO HEAT VALUE - AFT CONT	21-44-01	—	
		C696	C	L2	CARGO HEAT VALUE - FWD CONT	21-43-01	—	
		C1125	C	H6	ICE/RAIN - WINDOW HEAT 2R	30-41-01	1	
		C1341	C	L7	AIR SUPPLY BITE	36-23-01	—	
		C310 LOAD SHED K2091	C530	C	J3	PSUD L FWD	23-34-01	1
			C533	A	J1	PSUD R FWD	23-34-01	1
			C535	C	J4	PSUD L AFT	23-34-01	1
			C541	A	J2	PSUD R AFT	23-34-01	1
C546	A		J5	MUX/TAPE REPRO	23-34-01	1		
C1127	C		H7	WINDOW HEAT - 3R	23-34-01	1		
UTIL	C311		C336	3	F2	RECIRC FAN L	21-25-01	—
		C343	3	A2	FWD DOOR AREA HEATER POWER	21-45-02	—	
		C662	A	H1	CAPT AUX HTRS - HIGH	21-45-01	—	
		C663	B	H2	CAPT AUX HTRS - LOW	21-45-01	—	
		C678	B	H3	HEATER BLANKET	21-45-02	—	
		C734	B	D1	LAV SHAVERS	25-42-01	—	
		C1365	B	D7	WATER/WASTE - SYS 1 LAV WH	38-10-02	—	

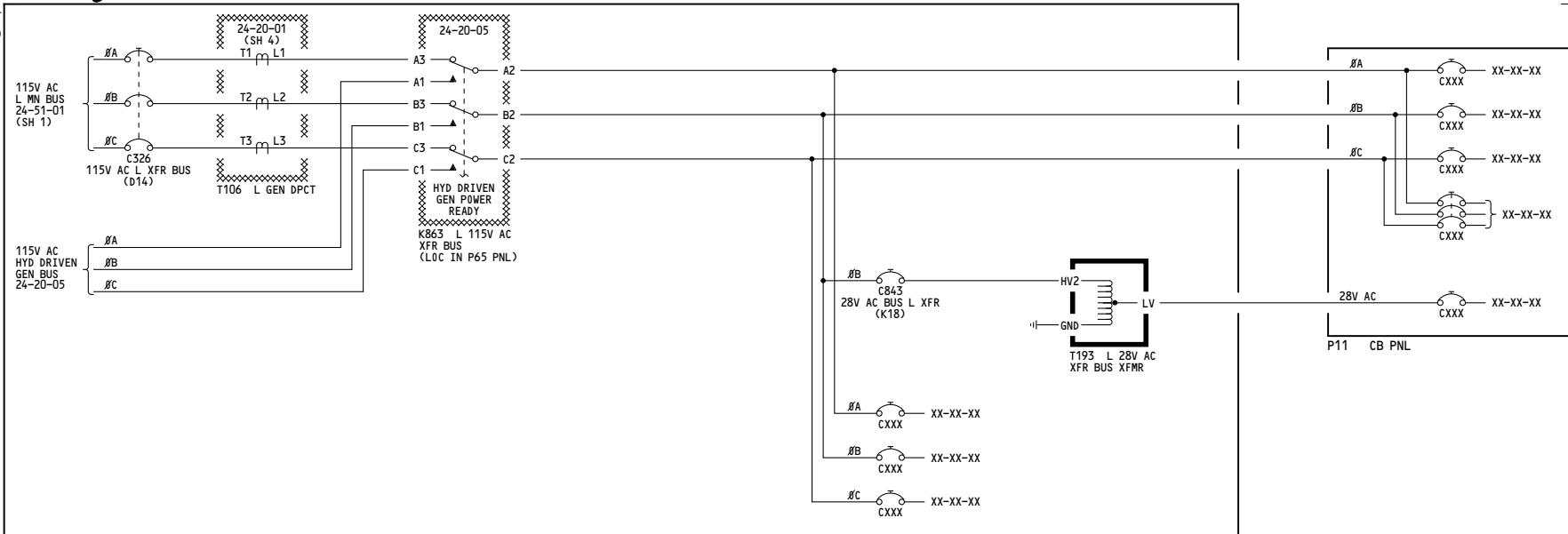


NOTES:
 1 C NOT USED

277-278	<p>115V AC POWER DISTRIBUTION- LEFT</p> <p>D280T232</p>
---------	--

24-51-01

619



P6 MN PWR DISTR

POWER BUS	SYSTEM						
	CB CXXX	Ø	GRID LOC	PANEL	NOMENCLATURE	SCHEM REF	
						DIAG	SH
115V AC	C340	3	G8	P11-2	LEFT HF COMM	23-11-01	-
	C582	A	E11	P11-1	NAVIGATION LEFT - DME	34-55-01	-
	C597	A	E8	P11-1	FMCS - CDU	34-61-01	-
	C609	A	E9	P11-1	FMCS - CMPTR	34-61-02	3
	C611	C	F1	P11-1	NAVIGATION LEFT - IRS	34-21-01	1
	C686	B	P15	P11-3	CAB ALT CONTROL - AUTO 1	21-31-01	-
	C874	A	J17	P6-3	AC STBY BUS PWR	24-33-01	-
	C1110	A	K14	P6-3	CAPT PITOT HEAT - ØA	30-31-01	1
	C1111	B	K15	P6-3	CAPT PITOT HEAT - ØB	30-31-01	1
	C1112	B	K16	P6-3	R AUX PITOT HEAT - ØB	30-31-01	1
	C1113	C	K17	P6-3	R AUX PITOT HEAT - ØC	30-31-01	1
	C1122	B	L19	P6	L ENG PROBE HEAT	30-34-01	-
	C1133	C	L17	P6-3	L AOA PROBE HEAT	30-32-01	1

POWER BUS	SYSTEM						
	CB CXXX	Ø	GRID LOC	PANEL	NOMENCLATURE	SCHEM REF	
						DIAG	SH
115V AC	C1241	C	P3	P11-3	INSTR & PNL LTS - 0VHD	33-13-01	2
	C1242	C	P1	P11-3	INSTR & PNL LTS - AISLE STAND	33-13-01	2
	C1289	B	P5	P11-3	FLOOD LTS - STBY CONT	33-11-01	-
	C1330	C	S12	P11-3	PNEU AIR SUPPLY - ISOL VALVE PWR L	36-11-01	-
	C1008	-	J15	P11-2	FLIGHT CONTROLS - FLAP POS IND L	27-58-01	-
28V AC (T193)	C1034	-	K17	P11-2	FLIGHT CONTROLS - RUDDER POS	27-20-01	-
	C1318	-	R7	P11-3	LAVS SYS 1 - LIGHTS	33-26-02	-
	C1522	-	J16	P11-2	FLIGHT CONTROLS - FLAP POS IND R	27-58-01	-

LEFT TRANSFER BUS

277-278

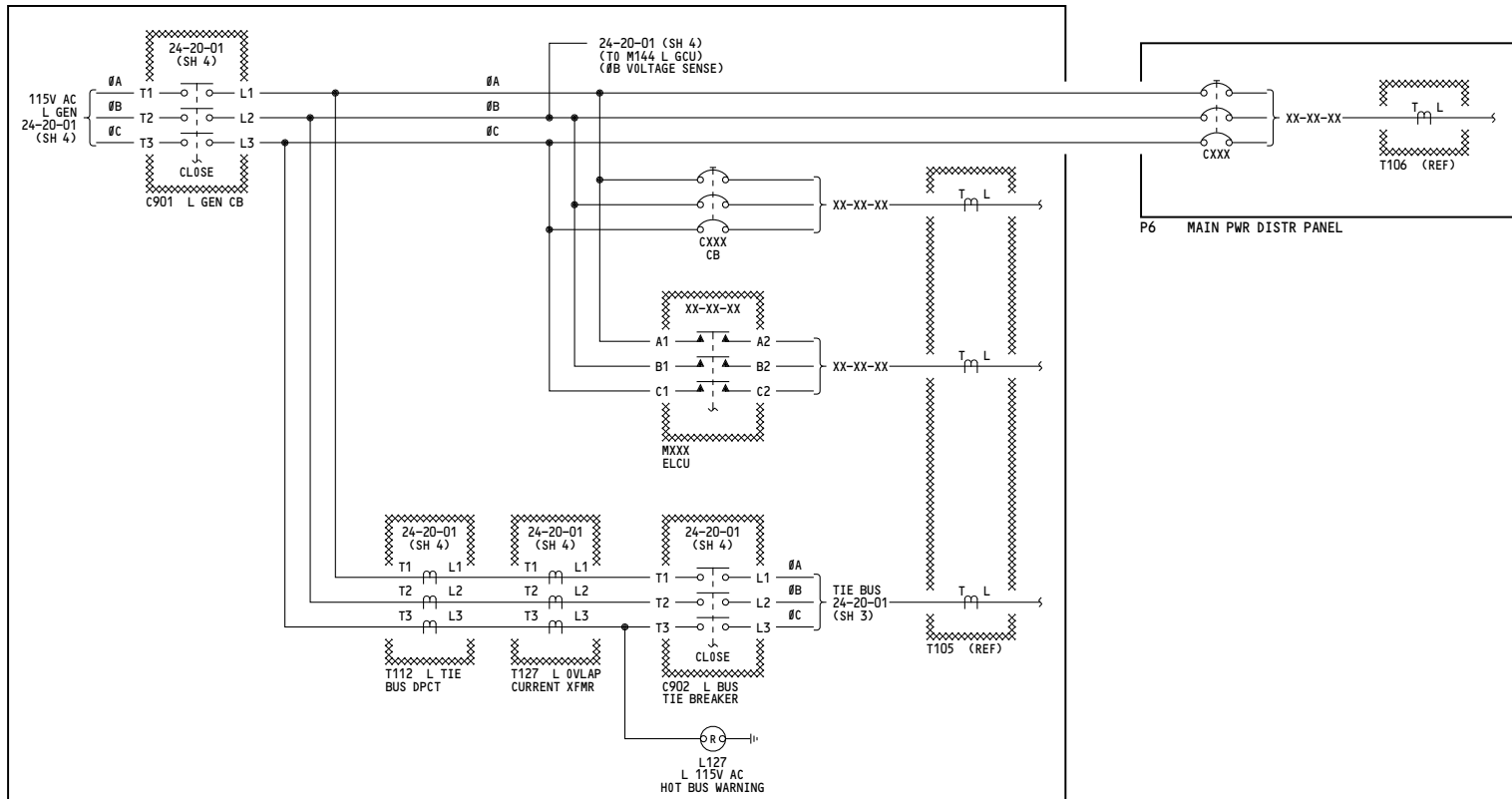
**115V AC
POWER DISTRIBUTION-
LEFT**

D280T232

24-51-01

620

WIRING DIAGRAMS	
24-51-11	
24-51-12	
24-51-13	
24-51-14	



P31 L GEN PWR PANEL

P31 PANEL DISTRIBUTION TABLE

CXXX/MXXX	NOMENCLATURE	SCHEM REF	
		DIAG	SH
C310	115V AC BUS L - SECT 4	24-51-01	3
C311	UTILITY BUS L	24-51-01	3
M226	R AFT GALLEY PWR ELCU	25-31-03	-
M227	L AFT GALLEY PWR ELCU	25-31-02	-
M896	ELEC HYD PUMP R ELCU	29-00-03	2
M897	ELEC HYD PUMP C1 ELCU	29-00-04	1

P6 PANEL DISTRIBUTION TABLE

CB CXXX	GRID LOC	NOMENCLATURE	SCHEM REF	
			DIAG	SH
C308	A18	115V AC BUS L - SECT 2	24-51-01	2
C312	C18	L TRU	24-32-01	-
C313	C15	115V AC BUS L - SECT 1	24-51-01	2
C326	D15	115V AC L XFR BUS	24-51-01	4
C328	A15	115V AC BUS L - SECT 3	24-51-01	2

L MAIN BUS DISTRIBUTION

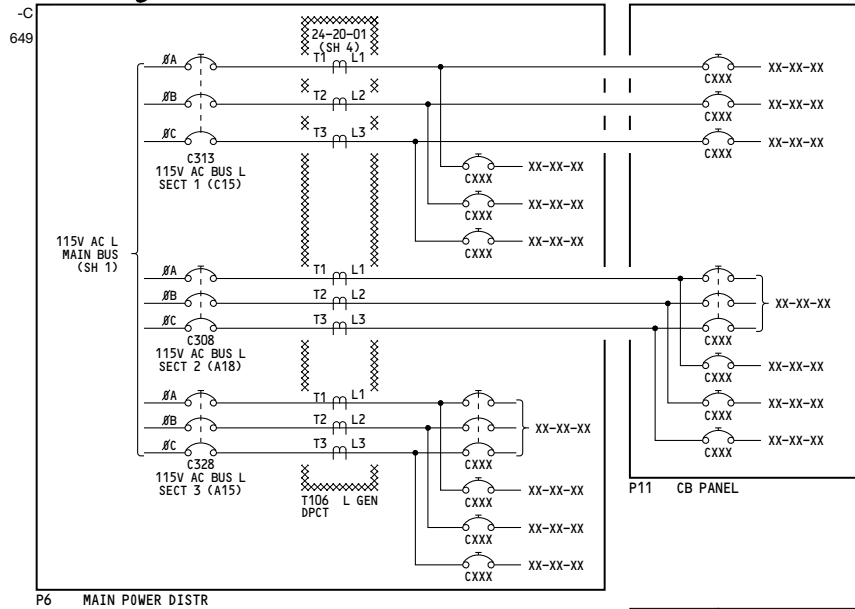
277-278

**115V AC
POWER DISTRIBUTION-
LEFT**

D280T232

24-51-01

Page 112A
Sheet 1
Jan 21/2005



SECT	CB	SYSTEM					SCHEM REF	
		CB CXXX	Ø	GRID LOC	PNL	NOMENCLATURE	DIAG	SH
1	C313	C520	C	U9	P11-3	DSPL MAINT CONT	22-41-01	1
		C651	B	P13	P11-3	EQUIP COOLING-OUTBD VLVS	21-58-03	-
		C667	C	R15	P11-3	ZONE CNTLR	21-60-01	1
		C668	A	R11	P11-3	AUX ZONE CONTROLLER	21-60-01	1
		C673	B	N10	P11-3	LEFT PACK AUTO PWR	21-50-03	3
		C709	B	N17	P11-3	PACK FLOW IND	21-50-01	5
		C847	B	R4	P11-3	LEFT AC BUS SENSE	24-20-05	1
		C1226	B	N7	P11-3	ANTI COLL LTS WHITE	33-44-01	-
		C1232	C	S5	P11-3	LIGHTING CONT 5 KVA INSTR	33-13-01	2
		C1244	A	P4	P11-3	INSTRUMENT & PANEL LT OVHD C/B	33-13-01	2
		C1247	B	N3	P11-3	LANDING LTS-NOSE GEAR L	33-42-01	-
		C1248	C	N4	P11-3	LANDING LTS-NOSE GEAR R	33-42-01	-
		C1249	B	N5	P11-3	LANDING LTS-WING L	33-42-01	-
		C1276	B	N6	P11-3	LIGHTING-RUNWAY TURNOFF L	33-42-02	-
		C1312	B	N8	P11-3	LIGHTING-L TAXI	33-42-02	-
		C1313	C	N9	P11-3	LIGHTING-R TAXI	33-42-02	-
		C1316	B	R9	P11-3	LIGHTING-LAV SYS 1-MIRROR	33-26-01	-

SECT	CB	SYSTEM					SCHEM REF			
		CB CXXX	Ø	GRID LOC	PNL	NOMENCLATURE	DIAG	SH		
1	C313	C1337	C	S14	P11-3	AIR SUPPLY ISOL VALVE PWR-CTR	36-11-03	-		
		C1430	A	M1	P11-2	ENGINES-L IGN 1	74-31-01	1		
		C1432	A	M2	P11-2	ENGINES-R IGN 1	74-31-01	2		
		C1439	B	M9	P11-2	LEFT ENGINE-BUS PWR SENSE	74-31-01	1		
		C1464	B	K1	P11-2	ENG VIB MONITOR	77-00-02	-		
		C4038	B	N15	P11-3	RIGHT PACK STANDBY PWR	21-50-06	2		
		C4221	C	S17	P11-3	AIR SUPPLY DUCT PRESS IND-PWR	36-21-01	-		
		C4226	A	S7	P11-3	F/O INSTR TRANSFER-ALTN BUS ØA	24-51-04	2		
		C4228	B	S8	P11-3	F/O INSTR TRANSFER-ALTN BUS ØB	24-51-04	2		
		C4230	C	S9	P11-3	F/O INSTR TRANSFER-ALTN BUS ØC	24-51-04	2		
		C4264	A	J14	P6-3	CAPT PRIM INSTR BUS ØA	24-51-04	1		
		C4265	B	J15	P6-3	CAPT PRIM INSTR BUS ØB	24-51-04	1		
		C4266	C	J16	P6-3	CAPT PRIM INSTR BUS ØC	24-51-04	1		
		C4280	A	P7	P11-3	FLOOD LTS-GLARE SHIELD	33-11-01	2		
		2	C308	C501	C	F14	P11-1	AUTO FLIGHT-TMC AC	22-30-02	2
				C506	A	H8	P11-2	SATCOM	23-25-01	-
				C513	A	E17	P11-1	FLT CONT CMPTR-PWR L	22-10-02	2
				C559	B	G6	P11-2	ACARS MGMT UNIT-AC	23-22-01	1
C561	C			J7	P11-2	FLIGHT RECORDER-AC	31-31-01	1		
C569	C			J4	P11-2	ACMS AC	31-35-00	-		
C571	C			J1	P11-2	PRINTER	31-36-01	-		
C592	B			F4	P11-1	NAVIGATION LEFT-GND PROX	34-46-01	1		
C607	B			F6	P11-1	NAVIGATION LEFT-ADF	34-57-01	-		
C615	C			F2	P11-1	NAVIGATION LEFT-WX RADAR	34-43-01	1		
C616	B			F7	P11-1	NAVIGATION LEFT-ATC	34-53-01	-		
C628	B			F12	P11-1	TCAS	34-45-01	-		
C1521	B			G16	P11-2	FLAP SLAT ELEC UNIT 2-CONT	27-58-03	-		
C1536	B			G17	P11-2	FLT CONT ELEC IR AC	27-09-02	-		
C4078	C			J2	P11-2	EICAS CMPTR L	31-41-01	2		
C4081	C			J3	P11-2	EICAS UPDR DSPL	31-41-06	2		
C4181	A			H2	P11-2	AUX FWD ZONE TEMP CONT	21-61-06	1		
C4182	A			H3	P11-2	AUX MID ZONE TEMP CONT	21-61-07	1		
3	C328	C331	3	H18	P6-3	EQUIP COOL SUPPLY FAN 1	21-58-04	1		
		C354	3	H15	P6-3	CAPT SEAT	25-11-01	-		
		C366	3	G15	P6-3	L AFT FUEL BOOST PUMP	28-22-01	1		
		C368	3	G18	P6-3	R FWD FUEL BOOST PUMP	28-22-01	2		
		C369	3	F15	P6-3	L FUEL OVDR PUMP	28-22-01	3		
		C876	B	J18	P6-3	CENTER BUS AC	24-51-03	-		
		C877	B	J19	P6-3	28V AC BUS L	24-53-01	-		
		C1138	A	L18	P6-3	L TAT PROBE HEAT	30-33-01	-		

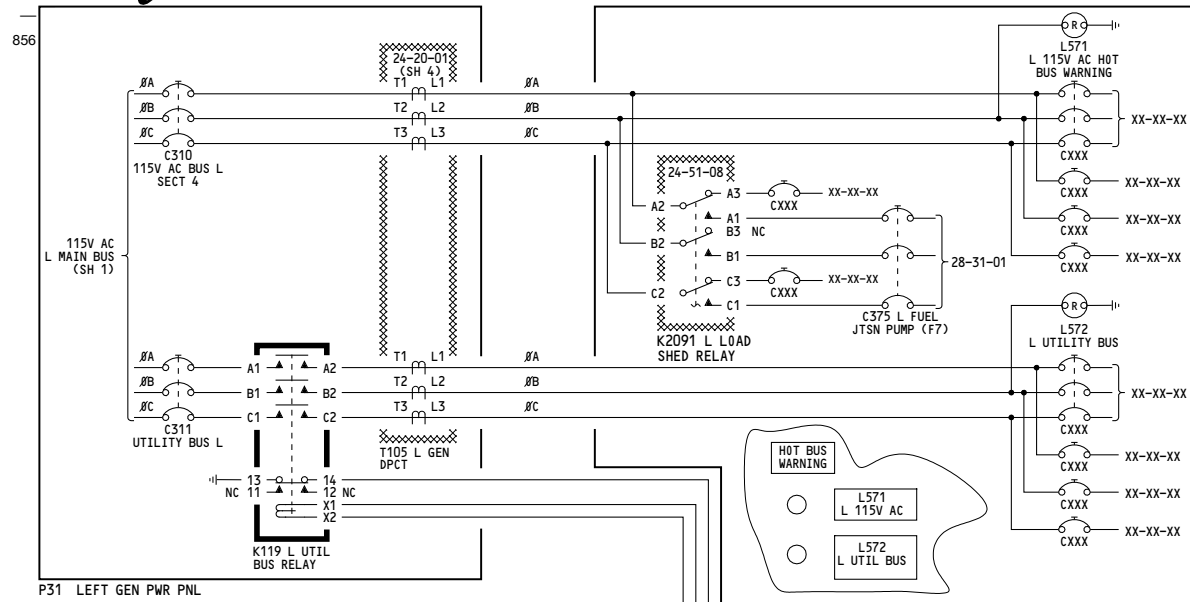
SECT 1,2 & 3 POWER DISTRIBUTION (P6 & P11)

277-278

**115V AC
POWER DISTRIBUTION-
LEFT**

D280T232

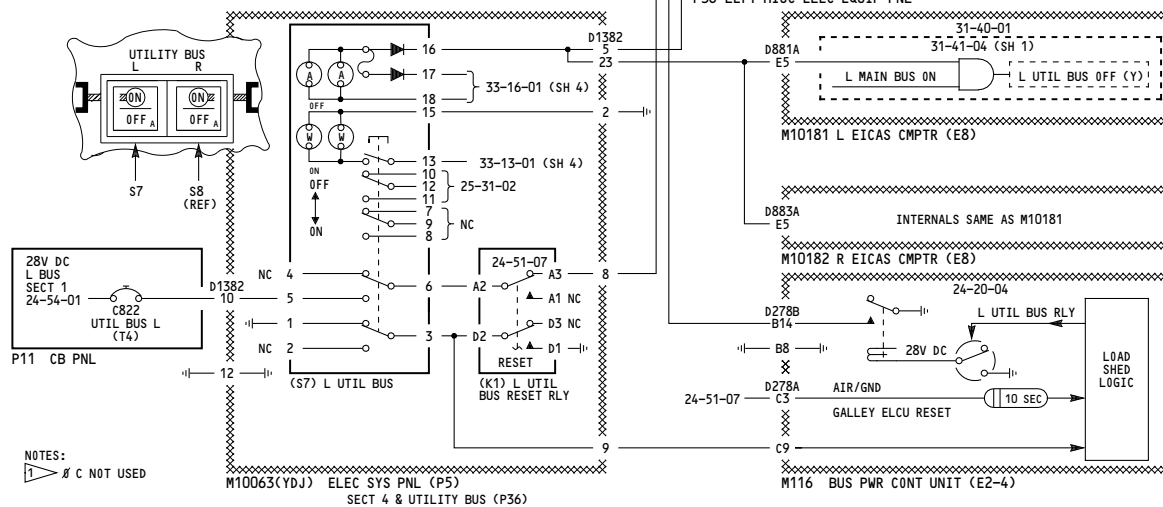
24-51-01



POWER BUS		SYSTEM					SCHEM REF		
SECT	CB	CB CXXX	#	GRID LOC	NOMENCLATURE	DIAG	SH		
4	C310	C334	3	G4	EQUIP COOL - AFT FAN 2	21-26-02	—		
		C389	3	F6	LAV SYS 1 - VACUUM BLOWER	38-30-01	1		
		C391	3	L5	WINDOW HEAT 1L	30-41-01	1		
		C534	B	J7	PRE-RECD ANMCT	23-31-02	—		
		C652	C	L1	CARGO HEAT VALUE - BULK	21-44-02	—		
		C684	C	L3	CARGO HEAT VALUE - AFT CONT	21-44-01	—		
		C696	C	L2	CARGO HEAT VALUE - FWD CONT	21-43-01	—		
		C1125	C	H6	ICE/RAIN - WINDOW HEAT 2R	30-41-01	1		
		C1341	C	L7	AIR SUPPLY BITE	36-23-01	—		
		C310 LOAD SHED K2091	C310	C530	C	J3	PSUD L FWD	23-34-01	1
				C533	A	J1	PSUD R FWD	23-34-01	1
				C535	C	J4	PSUD L AFT	23-34-01	1
				C541	A	J2	PSUD R AFT	23-34-01	1
C546	A			J5	MUX/TAPE REPRO	23-34-01	1		
C1127	C			H7	WINDOW HEAT - 3R	23-34-01	1		
UTIL	C311			C336	3	F2	RECIRC FAN L	21-25-01	—
		C343	3	A2	FWD DOOR AREA HEATER POWER	21-45-02	—		
		C662	A	H1	CAPT AUX HTRS - HIGH	21-45-01	—		
		C663	B	H2	CAPT AUX HTRS - LOW	21-45-01	—		
		C678	B	H3	HEATER BLANKET	21-45-02	—		
		C734	B	D1	LAV SHAVERS	25-42-01	—		
		C1129	3	F1	ZONAL DRYERS	21-73-01	—		
C1365	B	D7	WATER/WASTE - SYS 1 LAV WH	38-10-02	—				

P31 LEFT GEN PWR PNL

P36 LEFT MISC ELEC EQUIP PNL



NOTES:
 1. # C NOT USED

277-278

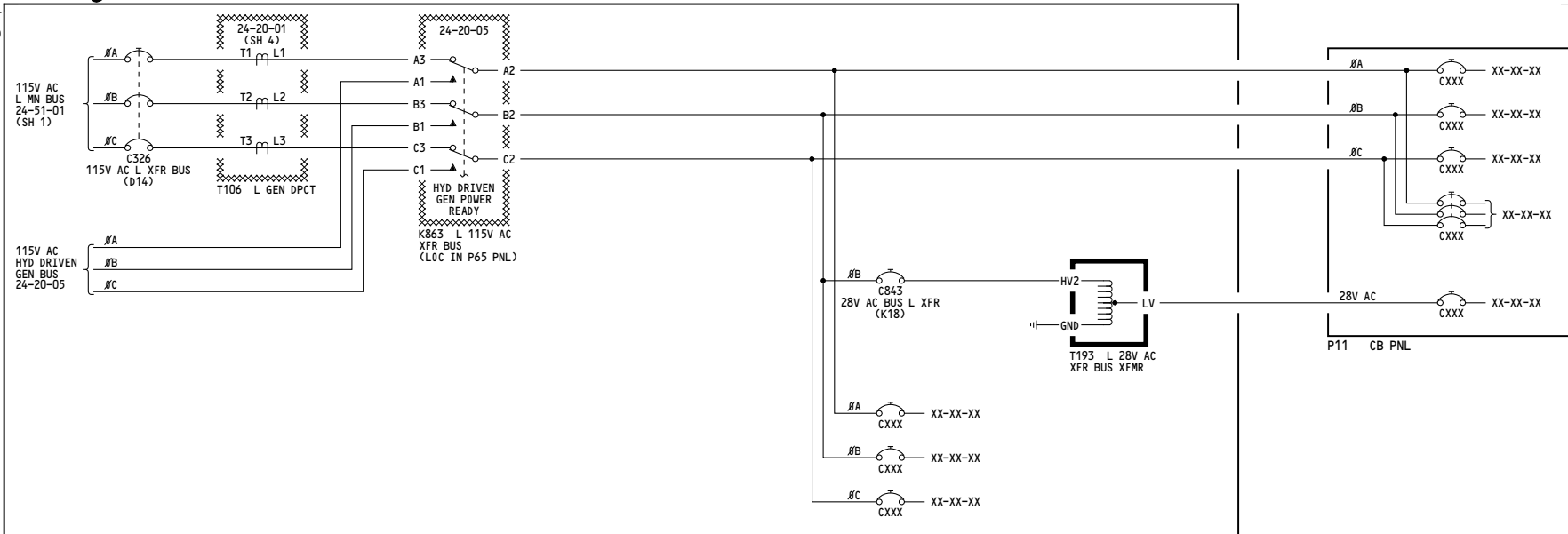
115V AC POWER DISTRIBUTION-LEFT

D280T232

Incorporates
 PR 21-02-98

24-51-01

619



P6 MN PWR DISTR

POWER BUS	SYSTEM						
	CB CXXX	Ø	GRID LOC	PANEL	NOMENCLATURE	SCHEM REF	
						DIAG	SH
115V AC	C340	3	G8	P11-2	LEFT HF COMM	23-11-01	-
	C582	A	E11	P11-1	NAVIGATION LEFT - DME	34-55-01	-
	C597	A	E8	P11-1	FMCS - CDU	34-61-01	-
	C609	A	E9	P11-1	FMCS - CMPTR	34-61-02	3
	C611	C	F1	P11-1	NAVIGATION LEFT - IRS	34-21-01	1
	C686	B	P15	P11-3	CAB ALT CONTROL - AUTO 1	21-31-01	-
	C874	A	J17	P6-3	AC STBY BUS PWR	24-33-01	-
	C1110	A	K14	P6-3	CAPT PITOT HEAT - ØA	30-31-01	1
	C1111	B	K15	P6-3	CAPT PITOT HEAT - ØB	30-31-01	1
	C1112	B	K16	P6-3	R AUX PITOT HEAT - ØB	30-31-01	1
	C1113	C	K17	P6-3	R AUX PITOT HEAT - ØC	30-31-01	1
	C1122	B	L19	P6	L ENG PROBE HEAT	30-34-01	-
	C1133	C	L17	P6-3	L AOA PROBE HEAT	30-32-01	1

POWER BUS	SYSTEM						
	CB CXXX	Ø	GRID LOC	PANEL	NOMENCLATURE	SCHEM REF	
						DIAG	SH
115V AC	C1241	C	P3	P11-3	INSTR & PNL LTS - ØVHD	33-13-01	2
	C1242	C	P1	P11-3	INSTR & PNL LTS - AISLE STAND	33-13-01	2
	C1289	B	P5	P11-3	FLOOD LTS - STBY CONT	33-11-01	-
	C1330	C	S12	P11-3	PNEU AIR SUPPLY - ISOL VALVE PWR L	36-11-01	-
	C1008	-	J15	P11-2	FLIGHT CONTROLS - FLAP POS IND L	27-58-01	-
28V AC (T193)	C1034	-	K17	P11-2	FLIGHT CONTROLS - RUDDER POS	27-20-01	-
	C1318	-	R7	P11-3	LAVS SYS 1 - LIGHTS	33-26-02	-
	C1522	-	J16	P11-2	FLIGHT CONTROLS - FLAP POS IND R	27-58-01	-

LEFT TRANSFER BUS

277-278

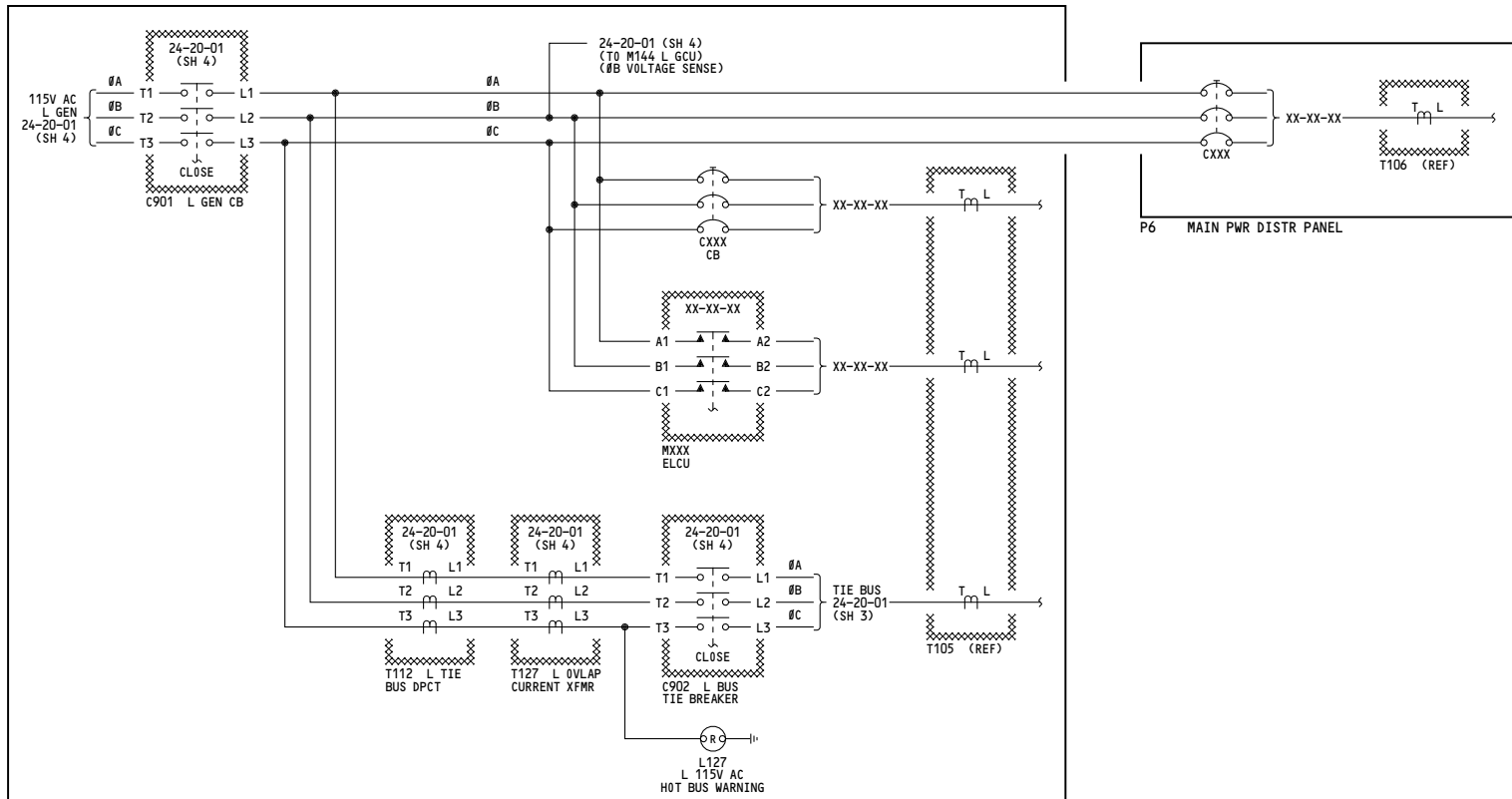
**115V AC
POWER DISTRIBUTION-
LEFT**

D280T232

24-51-01

620

WIRING DIAGRAMS	
24-51-11	
24-51-12	
24-51-13	
24-51-14	



P31 L GEN PWR PANEL

P31 PANEL DISTRIBUTION TABLE

CXXX/MXXX	NOMENCLATURE	SCHEM REF	
		DIAG	SH
C310	115V AC BUS L - SECT 4	24-51-01	3
C311	UTILITY BUS L	24-51-01	3
M226	R AFT GALLEY PWR ELCU	25-31-03	-
M227	L AFT GALLEY PWR ELCU	25-31-02	-
M896	ELEC HYD PUMP R ELCU	29-00-03	2
M897	ELEC HYD PUMP C1 ELCU	29-00-04	1

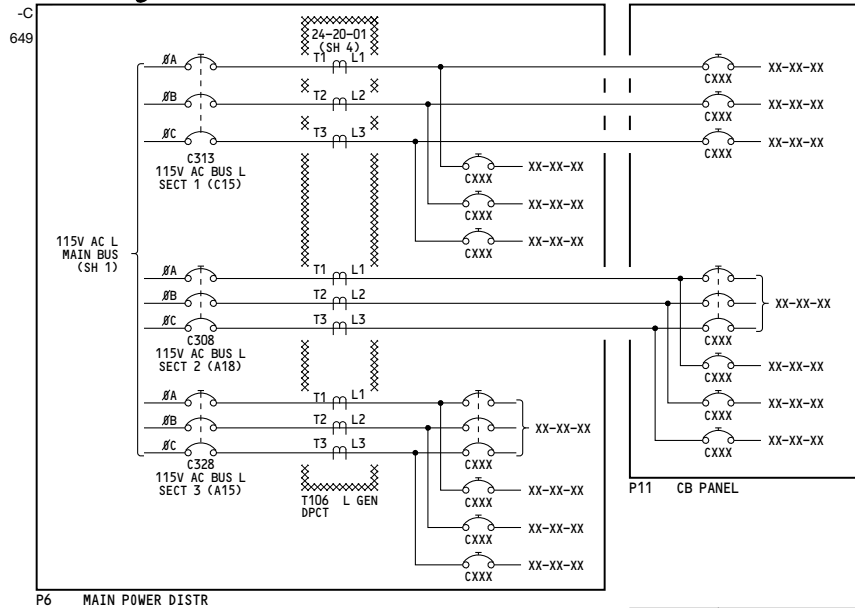
P6 PANEL DISTRIBUTION TABLE

CB CXXX	GRID LOC	NOMENCLATURE	SCHEM REF	
			DIAG	SH
C308	A18	115V AC BUS L - SECT 2	24-51-01	2
C312	C18	L TRU	24-32-01	-
C313	C15	115V AC BUS L - SECT 1	24-51-01	2
C326	D15	115V AC L XFR BUS	24-51-01	4
C328	A15	115V AC BUS L - SECT 3	24-51-01	2

L MAIN BUS DISTRIBUTION

280-299	<p>115V AC POWER DISTRIBUTION- LEFT</p> <p>D280T232</p>
---------	--

24-51-01



SECT	CB	SYSTEM					SCHEM REF	
		CB CXXX	Ø	GRID LOC	PNL	NOMENCLATURE	DIAG	SH
1	C313	C520	C	U9	P11-3	DSPL MAINT CONT	22-41-01	1
		C651	B	P13	P11-3	EQUIP COOLING-OUTBD VLVS	21-58-03	-
		C667	C	R15	P11-3	ZONE CNTLR	21-60-01	1
		C668	A	R11	P11-3	AUX ZONE CONTROLLER	21-60-01	1
		C673	B	N10	P11-3	LEFT PACK AUTO PWR	21-50-03	3
		C709	B	N17	P11-3	PACK FLOW IND	21-50-01	5
		C847	B	R4	P11-3	LEFT AC BUS SENSE	24-20-05	1
		C1226	B	N7	P11-3	ANTI COLL LTS WHITE	33-44-01	-
		C1232	C	S5	P11-3	LIGHTING CONT 5 KVA INSTR	33-13-01	2
		C1244	A	P4	P11-3	INSTRUMENT & PANEL LT OVHD C/B	33-13-01	2
		C1247	B	N3	P11-3	LANDING LTS-NOSE GEAR L	33-42-01	-
		C1248	C	N4	P11-3	LANDING LTS-NOSE GEAR R	33-42-01	-
		C1249	B	N5	P11-3	LANDING LTS-WING L	33-42-01	-
		C1276	B	N6	P11-3	LIGHTING-RUNWAY TURNOFF L	33-42-02	-
		C1312	B	N8	P11-3	LIGHTING-L TAXI	33-42-02	-
		C1313	C	N9	P11-3	LIGHTING-R TAXI	33-42-02	-
		C1316	B	R9	P11-3	LIGHTING-LAV SYS 1-MIRROR	33-26-01	-

SECT	CB	SYSTEM					SCHEM REF			
		CB CXXX	Ø	GRID LOC	PNL	NOMENCLATURE	DIAG	SH		
1	C313	C1337	C	S14	P11-3	AIR SUPPLY ISOL VALVE PWR-CTR	36-11-03	-		
		C1430	A	M1	P11-2	ENGINES-L IGN 1	74-31-01	1		
		C1432	A	M2	P11-2	ENGINES-R IGN 1	74-31-01	2		
		C1439	B	M9	P11-2	LEFT ENGINE-BUS PWR SENSE	74-31-01	1		
		C1464	B	K1	P11-2	ENG VIB MONITOR	77-00-02	-		
		C4038	B	N15	P11-3	RIGHT PACK STANDBY PWR	21-50-06	2		
		C4221	C	S17	P11-3	AIR SUPPLY DUCT PRESS IND-PWR	36-21-01	-		
		C4226	A	S7	P11-3	F/O INSTR TRANSFER-ALTN BUS ØA	24-51-04	2		
		C4228	B	S8	P11-3	F/O INSTR TRANSFER-ALTN BUS ØB	24-51-04	2		
		C4230	C	S9	P11-3	F/O INSTR TRANSFER-ALTN BUS ØC	24-51-04	2		
		C4264	A	J14	P6-3	CAPT PRIM INSTR BUS ØA	24-51-04	1		
		C4265	B	J15	P6-3	CAPT PRIM INSTR BUS ØB	24-51-04	1		
		C4266	C	J16	P6-3	CAPT PRIM INSTR BUS ØC	24-51-04	1		
		C4280	A	P7	P11-3	FLOOD LTS-GLARE SHIELD	33-11-01	2		
		2	C308	C501	C	F14	P11-1	AUTO FLIGHT-TMC AC	22-30-02	2
				C506	A	H8	P11-2	SATCOM	23-25-01	-
				C513	A	E17	P11-1	FLT CONT CMPTR-PWR L	22-10-02	2
				C559	B	G6	P11-2	ACARS MGMT UNIT-AC	23-22-01	1
				C561	C	J7	P11-2	FLIGHT RECORDER-AC	31-31-01	1
				C569	C	J4	P11-2	ACMS AC	31-35-00	-
C571	C			J1	P11-2	PRINTER	31-36-01	-		
C592	B			F4	P11-1	NAVIGATION LEFT-GND PROX	34-46-01	1		
C607	B			F6	P11-1	NAVIGATION LEFT-ADF	34-57-01	-		
C615	C			F2	P11-1	NAVIGATION LEFT-WX RADAR	34-43-01	-		
C616	B			F7	P11-1	NAVIGATION LEFT-ATC	34-53-01	1		
C628	B			F12	P11-1	TCAS	34-45-01	-		
C1521	B			G16	P11-2	FLAP SLAT ELEC UNIT 2-CONT	27-58-03	-		
C1536	B			G17	P11-2	FLT CONT ELEC IR AC	27-09-02	-		
C4078	C			J2	P11-2	EICAS CMPTR L	31-41-01	2		
C4081	C	J3	P11-2	EICAS UPDR DSPL	31-41-06	2				
C4181	A	H2	P11-2	AUX FWD ZONE TEMP CONT	21-61-06	1				
C4182	A	H3	P11-2	AUX MID ZONE TEMP CONT	21-61-07	1				
3	C328	C331	3	H18	P6-3	EQUIP COOL SUPPLY FAN 1	21-58-04	1		
		C354	3	H15	P6-3	CAPT SEAT	25-11-01	-		
		C366	3	G15	P6-3	L AFT FUEL BOOST PUMP	28-22-01	1		
		C368	3	G18	P6-3	R FWD FUEL BOOST PUMP	28-22-01	2		
		C369	3	F15	P6-3	L FUEL OVDR PUMP	28-22-01	3		
		C876	B	J18	P6-3	CENTER BUS AC	24-51-03	-		
		C877	B	J19	P6-3	28V AC BUS L	24-53-01	-		
C1138	A	L18	P6-3	L TAT PROBE HEAT	30-33-01	-				

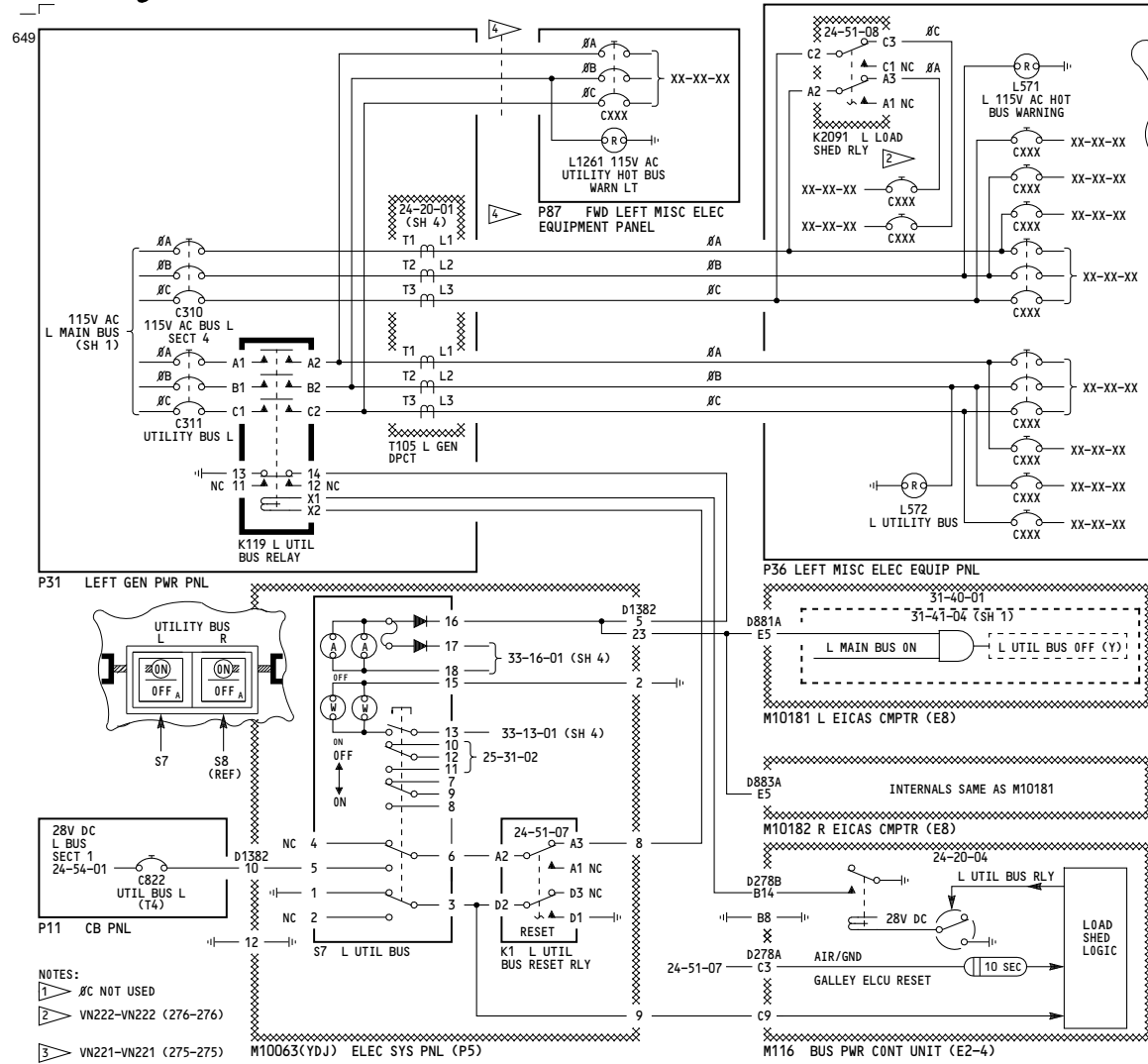
SECT 1, 2 & 3 POWER DISTRIBUTION (P6 & P11)

280-299

**115V AC
POWER DISTRIBUTION-
LEFT**

D280T232

24-51-01



POWER BUS SECT	CB	SYSTEM				NOMENCLATURE	SCHEM REF	
		CB CXXX	#	GRID LOC	PNL		DIAG	SH
4	C310	C334	3	G4	P36	EQUIP COOL - AFT FAN 2	21-26-02	—
		C375	3	F4	P36	L FUEL JTSN PUMP	28-31-01	—
		C389	3	F6	P36	LAV SYS 1 - VACUUM BLOWER	38-30-01	1
		C391	3	L5	P36	WINDOW HEAT 1L	30-41-01	1
		C530	C	J3	P36	PASS ENTERTAINMENT - PSUD L FWD	23-34-01	1
		C533	A	J1	P36	PASS ENTERTAINMENT - PSUD R FWD	23-34-01	1
		C534	B	J7	P36	PRE-RECD ANNCNT	23-31-02	—
		C535	C	J4	P36	PASS ENTERTAINMENT - PSUD L AFT	23-34-01	1
		C541	A	J2	P36	PASS ENTERTAINMENT - PSUD R AFT	23-34-01	1
		C546	A	J5	P36	MUX/TAPE REPRO	23-34-01	1
		C652	C	L1	P36	CARGO HEAT VALUE - BULK	21-44-02	—
		C684	C	L3	P36	CARGO HEAT VALUE - AFT CONT	21-44-01	—
		C696	C	L2	P36	CARGO HEAT VALUE - FWD CONT	21-43-01	—
		C1125	C	H6	P36	ICE/RAIN - WINDOW HEAT 2R	30-41-01	1
UTIL	C311	C1127	C	H7	P36	ICE/RAIN - WINDOW HEAT 3R	30-41-01	1
		C1341	C	L7	P36	AIR SUPPLY BITE	36-23-01	—
		C530	C	J3	P36	PSUD L FWD	23-34-01	1
		C533	A	J1	P36	PSUD R FWD	23-34-01	1
		C535	C	J4	P36	PSUD L AFT	23-34-01	1
		C541	A	J2	P36	PSUD R AFT	23-34-01	1
		C546	A	J5	P36	MUX/TAPE REPRO	23-34-01	1
		C1127	C	H7	P36	WINDOW HEAT - 3R	23-34-01	1
		C336	3	F2	P36	RECIRC FAN L	21-25-01	—
		C343	3	A2	P36	FWD DOOR AREA HEATER POWER	21-45-02	—
		C662	A	H1	P36	CAPT AUX HTRS - HIGH	21-45-01	—
		C663	B	H2	P36	CAPT AUX HTRS - LOW	21-45-01	—
		C678	B	H3	P36	HEATER BLANKET	21-45-02	—
		C734	B	D1	P36	LAV SHAVERS	25-42-01	—
UTIL	C310	C1365	B	D7	P36	WATER/WASTE - SYS 1 LAV WH	38-10-02	—
		C379	3	B3	P87	AFT DOOR AREA HEATER PWR	21-45-05	—
		C408	3	B4	P87	LEFT AFT DOOR AREA FAN PWR	21-45-05	—
		C409	3	A1	P87	RIGHT AFT DOOR AREA FAN PWR	21-45-05	—
		C409	3	A1	P87	RIGHT AFT DOOR AREA FAN PWR	21-45-05	—

- NOTES:
- 1 #C NOT USED
 - 2 VN222-VN222 (276-276)
 - 3 VN221-VN221 (275-275)
 - 4 VN224-VN230 (278), VN672-VN675 (280)

SECT 4 & UTILITY BUS (P36)

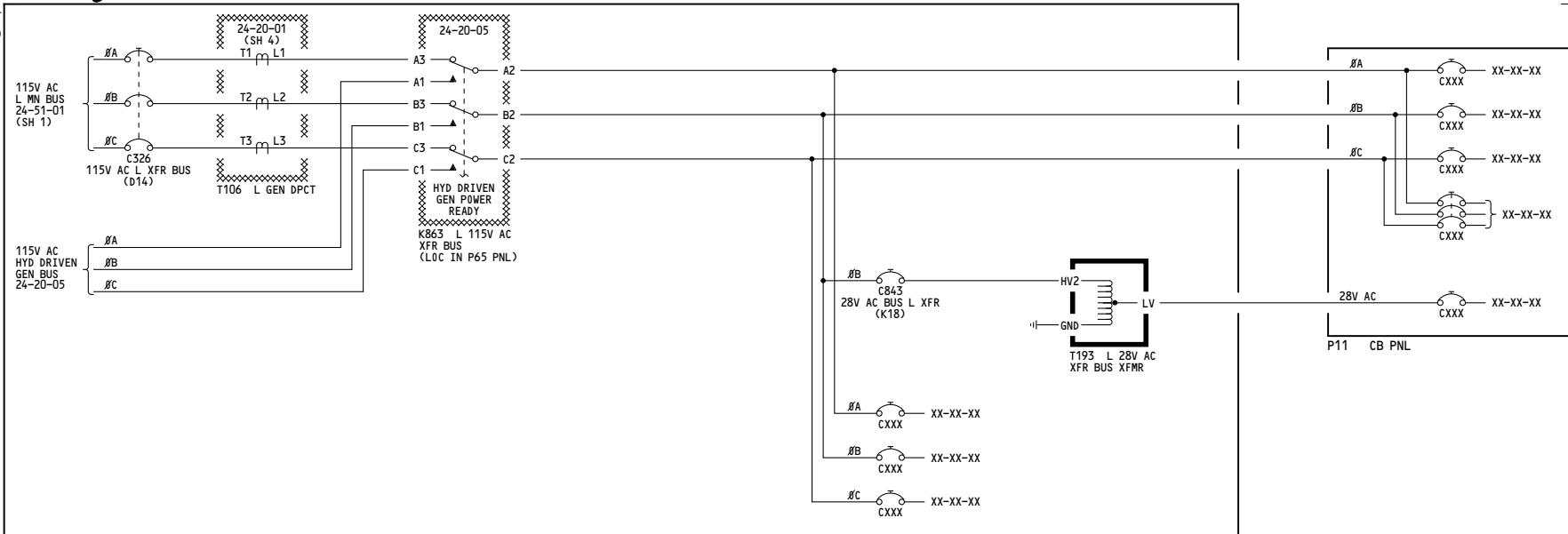
280-299

115V AC POWER DISTRIBUTION-LEFT

D280T232

24-51-01

619



P6 MN PWR DISTR

POWER BUS	SYSTEM						
	CB CXXX	Ø	GRID LOC	PANEL	NOMENCLATURE	SCHEM REF	
						DIAG	SH
115V AC	C340	3	G8	P11-2	LEFT HF COMM	23-11-01	-
	C582	A	E11	P11-1	NAVIGATION LEFT - DME	34-55-01	-
	C597	A	E8	P11-1	FMCS - CDU	34-61-01	-
	C609	A	E9	P11-1	FMCS - CMPTR	34-61-02	3
	C611	C	F1	P11-1	NAVIGATION LEFT - IRS	34-21-01	1
	C686	B	P15	P11-3	CAB ALT CONTROL - AUTO 1	21-31-01	-
	C874	A	J17	P6-3	AC STBY BUS PWR	24-33-01	-
	C1110	A	K14	P6-3	CAPT PITOT HEAT - ØA	30-31-01	1
	C1111	B	K15	P6-3	CAPT PITOT HEAT - ØB	30-31-01	1
	C1112	B	K16	P6-3	R AUX PITOT HEAT - ØB	30-31-01	1
	C1113	C	K17	P6-3	R AUX PITOT HEAT - ØC	30-31-01	1
	C1122	B	L19	P6	L ENG PROBE HEAT	30-34-01	-
	C1133	C	L17	P6-3	L AOA PROBE HEAT	30-32-01	1

POWER BUS	SYSTEM						
	CB CXXX	Ø	GRID LOC	PANEL	NOMENCLATURE	SCHEM REF	
						DIAG	SH
115V AC	C1241	C	P3	P11-3	INSTR & PNL LTS - ØVHD	33-13-01	2
	C1242	C	P1	P11-3	INSTR & PNL LTS - AISLE STAND	33-13-01	2
	C1289	B	P5	P11-3	FLOOD LTS - STBY CONT	33-11-01	-
	C1330	C	S12	P11-3	PNEU AIR SUPPLY - ISOL VALVE PWR L	36-11-01	-
	C1008	-	J15	P11-2	FLIGHT CONTROLS - FLAP POS IND L	27-58-01	-
28V AC (T193)	C1034	-	K17	P11-2	FLIGHT CONTROLS - RUDDER POS	27-20-01	-
	C1318	-	R7	P11-3	LAVS SYS 1 - LIGHTS	33-26-02	-
	C1522	-	J16	P11-2	FLIGHT CONTROLS - FLAP POS IND R	27-58-01	-

LEFT TRANSFER BUS

280-299

**115V AC
POWER DISTRIBUTION-
LEFT**

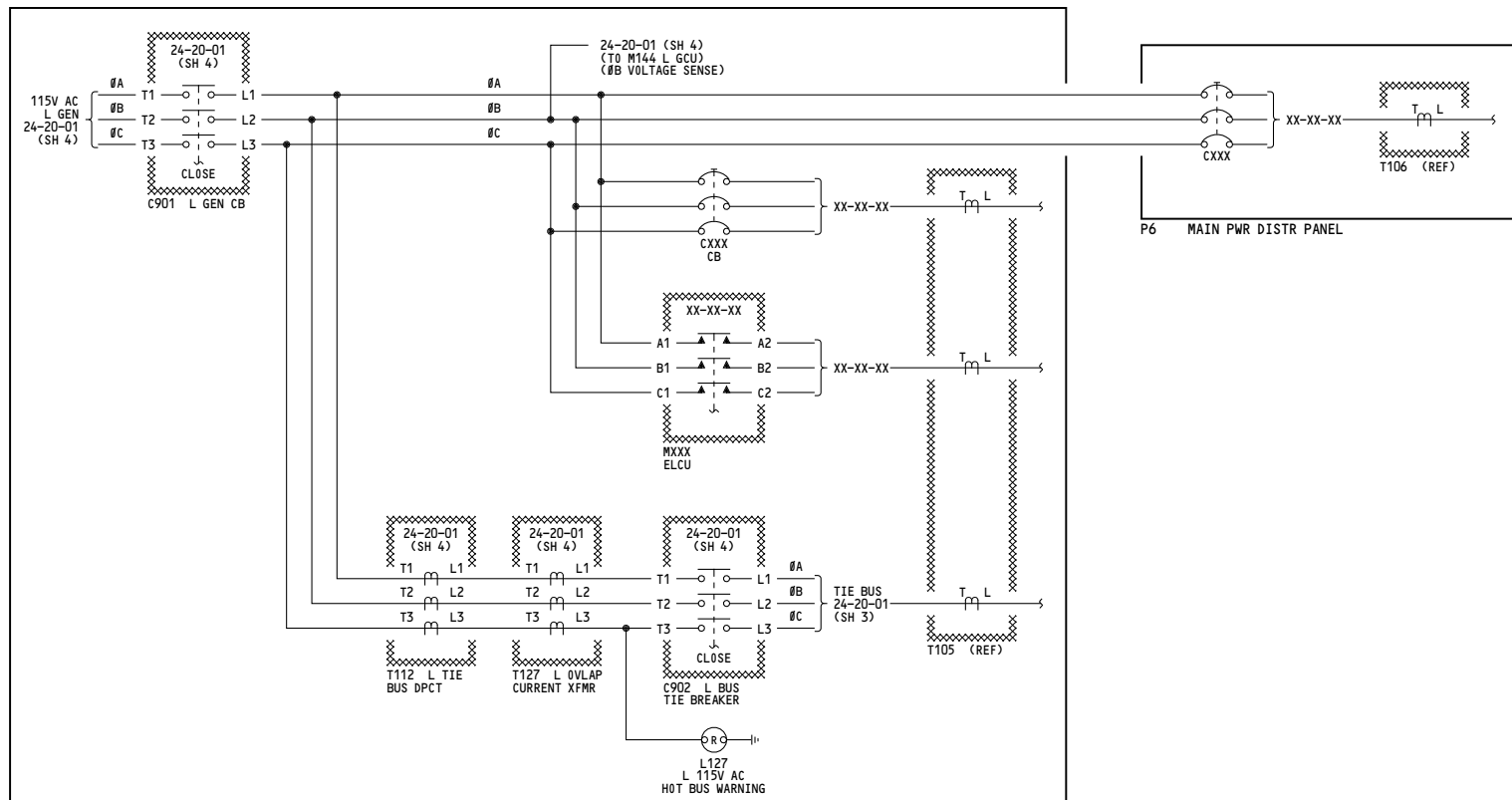
D280T232

24-51-01

Page 113
Sheet 4
Jan 21/2005

620

WIRING DIAGRAMS	
24-51-11	
24-51-12	
24-51-13	
24-51-14	



P31 L GEN PWR PANEL

P31 PANEL DISTRIBUTION TABLE

CXXX/ MXXX	NOMENCLATURE	SCHEM REF	
		DIAG	SH
C310	115V AC BUS L - SECT 4	24-51-01	3
C311	UTILITY BUS L	24-51-01	3
M226	R AFT GALLEY PWR ELCU	25-31-03	-
M227	L AFT GALLEY PWR ELCU	25-31-02	-
M896	ELEC HYD PUMP R ELCU	29-00-03	2
M897	ELEC HYD PUMP C1 ELCU	29-00-04	1

P6 PANEL DISTRIBUTION TABLE

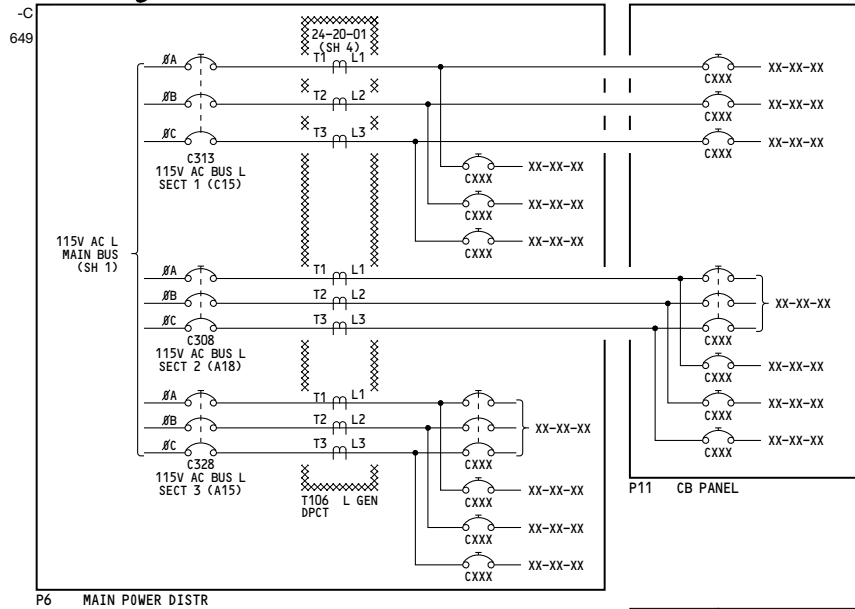
CB CXXX	GRID LOC	NOMENCLATURE	SCHEM REF	
			DIAG	SH
C308	A18	115V AC BUS L - SECT 2	24-51-01	2
C312	C18	L TRU	24-32-01	-
C313	C15	115V AC BUS L - SECT 1	24-51-01	2
C326	D15	115V AC L XFR BUS	24-51-01	4
C328	A15	115V AC BUS L - SECT 3	24-51-01	2

L MAIN BUS DISTRIBUTION



24-51-01

Page 113A
Sheet 1
Jan 21/2005



SECT	CB	SYSTEM					SCHEM REF	
		CB CXXX	Ø	GRID LOC	PNL	NOMENCLATURE	DIAG	SH
1	C313	C520	C	U9	P11-3	DSPL MAINT CONT	22-41-01	1
		C651	B	P13	P11-3	EQUIP COOLING-OUTBD VLVS	21-58-03	-
		C667	C	R15	P11-3	ZONE CNTLR	21-60-01	1
		C668	A	R11	P11-3	AUX ZONE CONTROLLER	21-60-01	1
		C673	B	N10	P11-3	LEFT PACK AUTO PWR	21-50-03	3
		C709	B	N17	P11-3	PACK FLOW IND	21-50-01	5
		C847	B	R4	P11-3	LEFT AC BUS SENSE	24-20-05	1
		C1226	B	N7	P11-3	ANTI COLL LTS WHITE	33-44-01	-
		C1232	C	S5	P11-3	LIGHTING CONT 5 KVA INSTR	33-13-01	2
		C1244	A	P4	P11-3	INSTRUMENT & PANEL LT OVHD C/B	33-13-01	2
		C1247	B	N3	P11-3	LANDING LTS-NOSE GEAR L	33-42-01	-
		C1248	C	N4	P11-3	LANDING LTS-NOSE GEAR R	33-42-01	-
		C1249	B	N5	P11-3	LANDING LTS-WING L	33-42-01	-
		C1276	B	N6	P11-3	LIGHTING-RUNWAY TURNOFF L	33-42-02	-
		C1312	B	N8	P11-3	LIGHTING-L TAXI	33-42-02	-
		C1313	C	N9	P11-3	LIGHTING-R TAXI	33-42-02	-
		C1316	B	R9	P11-3	LIGHTING-LAV SYS 1-MIRROR	33-26-01	-

SECT	CB	SYSTEM					SCHEM REF			
		CB CXXX	Ø	GRID LOC	PNL	NOMENCLATURE	DIAG	SH		
1	C313	C1337	C	S14	P11-3	AIR SUPPLY ISOL VALVE PWR-CTR	36-11-03	-		
		C1430	A	M1	P11-2	ENGINES-L IGN 1	74-31-01	1		
		C1432	A	M2	P11-2	ENGINES-R IGN 1	74-31-01	2		
		C1439	B	M9	P11-2	LEFT ENGINE-BUS PWR SENSE	74-31-01	1		
		C1464	B	K1	P11-2	ENG VIB MONITOR	77-00-02	-		
		C4038	B	N15	P11-3	RIGHT PACK STANDBY PWR	21-50-06	2		
		C4221	C	S17	P11-3	AIR SUPPLY DUCT PRESS IND-PWR	36-21-01	-		
		C4226	A	S7	P11-3	F/O INSTR TRANSFER-ALTN BUS ØA	24-51-04	2		
		C4228	B	S8	P11-3	F/O INSTR TRANSFER-ALTN BUS ØB	24-51-04	2		
		C4230	C	S9	P11-3	F/O INSTR TRANSFER-ALTN BUS ØC	24-51-04	2		
		C4264	A	J14	P6-3	CAPT PRIM INSTR BUS ØA	24-51-04	1		
		C4265	B	J15	P6-3	CAPT PRIM INSTR BUS ØB	24-51-04	1		
		C4266	C	J16	P6-3	CAPT PRIM INSTR BUS ØC	24-51-04	1		
		C4280	A	P7	P11-3	FLOOD LTS-GLARE SHIELD	33-11-01	2		
		2	C308	C501	C	F14	P11-1	AUTO FLIGHT-TMC AC	22-30-02	2
				C506	A	H8	P11-2	SATCOM	23-25-01	-
				C513	A	E17	P11-1	FLT CONT CMPTR-PWR L	22-10-02	2
				C559	B	G6	P11-2	ACARS MGMT UNIT-AC	23-22-01	1
				C561	C	J7	P11-2	FLIGHT RECORDER-AC	31-31-01	1
				C569	C	J4	P11-2	ACMS AC	31-35-00	-
C571	C			J1	P11-2	PRINTER	31-36-01	-		
C592	B			F4	P11-1	NAVIGATION LEFT-GND PROX	34-46-01	1		
C607	B			F6	P11-1	NAVIGATION LEFT-ADF	34-57-01	-		
C615	C			F2	P11-1	NAVIGATION LEFT-WX RADAR	34-43-01	-		
C616	B			F7	P11-1	NAVIGATION LEFT-ATC	34-53-01	1		
C628	B			F12	P11-1	TCAS	34-45-01	-		
C1521	B			G16	P11-2	FLAP SLAT ELEC UNIT 2-CONT	27-58-03	-		
C1536	B			G17	P11-2	FLT CONT ELEC IR AC	27-09-02	-		
C4078	C			J2	P11-2	EICAS CMPTR L	31-41-01	2		
C4081	C			J3	P11-2	EICAS UPDR DSPL	31-41-06	2		
C4181	A			H2	P11-2	AUX FWD ZONE TEMP CONT	21-61-06	1		
C4182	A			H3	P11-2	AUX MID ZONE TEMP CONT	21-61-07	1		
3	C328	C331	3	H18	P6-3	EQUIP COOL SUPPLY FAN 1	21-58-04	1		
		C354	3	H15	P6-3	CAPT SEAT	25-11-01	-		
		C366	3	G15	P6-3	L AFT FUEL BOOST PUMP	28-22-01	1		
		C368	3	G18	P6-3	R FWD FUEL BOOST PUMP	28-22-01	2		
		C369	3	F15	P6-3	L FUEL OVRD PUMP	28-22-01	3		
		C876	B	J18	P6-3	CENTER BUS AC	24-51-03	-		
		C877	B	J19	P6-3	28V AC BUS L	24-53-01	-		
		C1138	A	L18	P6-3	L TAT PROBE HEAT	30-33-01	-		

SECT 1,2 & 3 POWER DISTRIBUTION (P6 & P11)

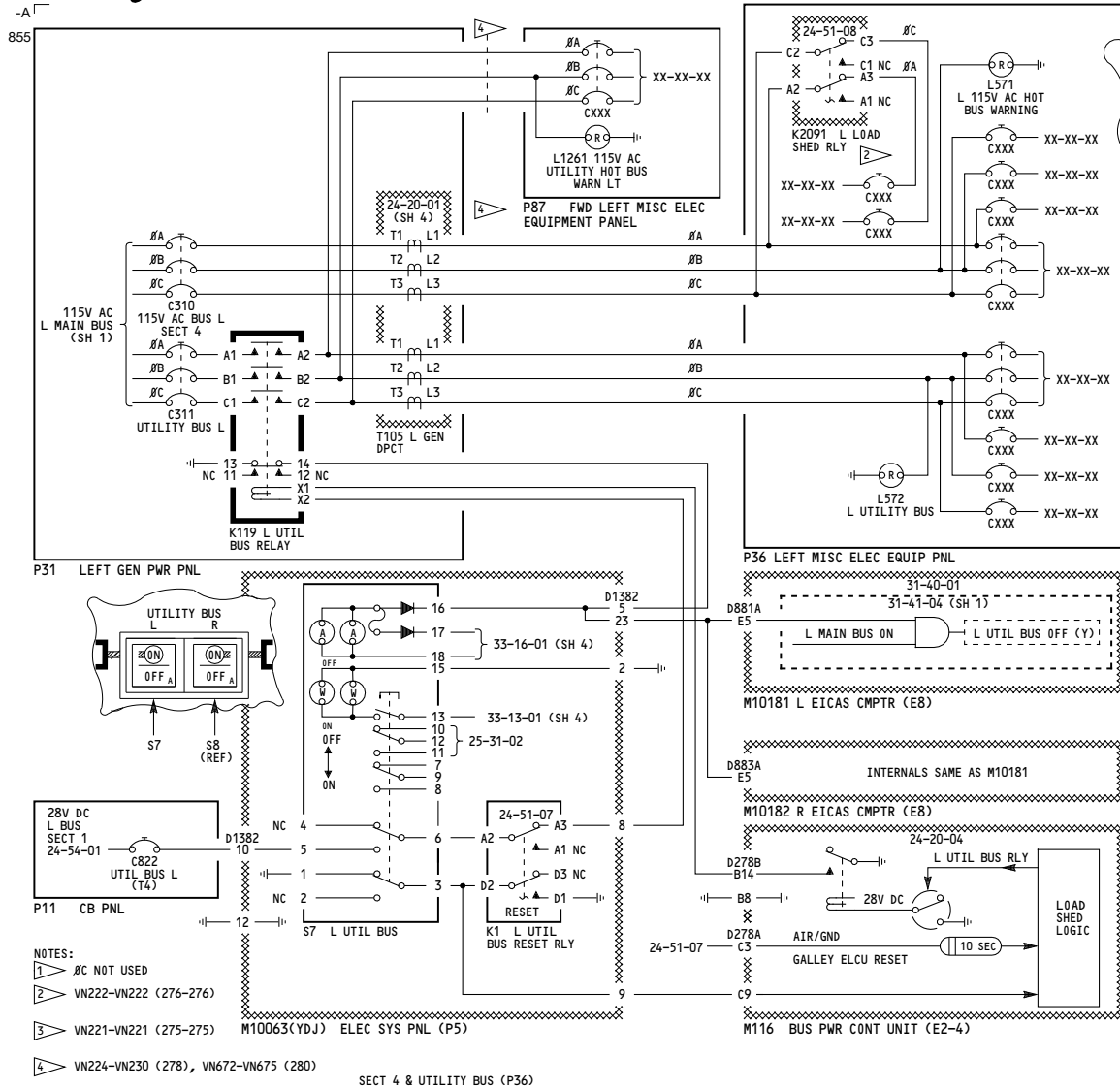
280

**115V AC
POWER DISTRIBUTION-
LEFT**

D280T232

24-51-01

Page 113A
Sheet 2
Jan 21/2005



POWER BUS SECT	CB	SYSTEM					SCHEM REF	
		CB CXXX	#	GRID LOC	PNL	NOMENCLATURE	DIAG	SH
4	C310	C334	3	G4	P36	EQUIP COOL - AFT FAN 2	21-26-02	—
		C375	3	F4	P36	L FUEL JTSN PUMP	28-31-01	—
		C389	3	F6	P36	LAV SYS 1 - VACUUM BLOWER	38-30-01	1
		C391	3	L5	P36	WINDOW HEAT 1L	30-41-01	1
		C530	C	J3	P36	PASS ENTERTAINMENT - PSUD L FWD	23-34-01	1
		C533	A	J1	P36	PASS ENTERTAINMENT - PSUD R FWD	23-34-01	1
		C534	B	J7	P36	PRE-RECD ANNC	23-31-02	—
		C535	C	J4	P36	PASS ENTERTAINMENT - PSUD L AFT	23-34-01	1
		C541	A	J2	P36	PASS ENTERTAINMENT - PSUD R AFT	23-34-01	1
		C546	A	J5	P36	MUX/TAPE REPRO	23-34-01	1
		C652	C	L1	P36	CARGO HEAT VALUE - BULK	21-44-02	—
		C684	C	L3	P36	CARGO HEAT VALUE - AFT CONT	21-44-01	—
		C696	C	L2	P36	CARGO HEAT VALUE - FWD CONT	21-43-01	—
		C1125	C	H6	P36	ICE/RAIN - WINDOW HEAT 2R	30-41-01	1
C1127	C	H7	P36	ICE/RAIN - WINDOW HEAT 3R	30-41-01	1		
C1341	C	L7	P36	AIR SUPPLY BITE	36-23-01	—		
C310 LOAD SHED K2091	C530	C	J3	P36	PSUD L FWD	23-34-01	1	
	C533	A	J1	P36	PSUD R FWD	23-34-01	1	
	C535	C	J4	P36	PSUD L AFT	23-34-01	1	
	C541	A	J2	P36	PSUD R AFT	23-34-01	1	
	C546	A	J5	P36	MUX/TAPE REPRO	23-34-01	1	
	C1127	C	H7	P36	WINDOW HEAT - 3R	23-34-01	1	
UTIL	C311	C336	3	F2	P36	RECIRC FAN L	21-25-01	—
		C343	3	A2	P36	FWD DOOR AREA HEATER POWER	21-45-02	—
		C662	A	H1	P36	CAPT AUX HTRS - HIGH	21-45-01	—
		C663	B	H2	P36	CAPT AUX HTRS - LOW	21-45-01	—
		C678	B	H3	P36	HEATER BLANKET	21-45-02	—
		C734	B	D1	P36	LAV SHAVERS	25-42-01	—
		C1129	3	F1	P36	ZONAL DRYERS	21-73-01	—
		C1365	B	D7	P36	WATER/WASTE - SYS 1 LAV WH	38-10-02	—
		C379	3	B3	P87	AFT DOOR AREA HEATER PWR	21-45-05	—
		C408	3	B4	P87	LEFT AFT DOOR AREA FAN PWR	21-45-05	—
		C409	3	A1	P87	RIGHT AFT DOOR AREA FAN PWR	21-45-05	—

- NOTES:
- 1 #C NOT USED
 - 2 VN222-VN222 (276-276)
 - 3 VN221-VN221 (275-275)
 - 4 VN224-VN230 (278), VN672-VN675 (280)

SECT 4 & UTILITY BUS (P36)

280

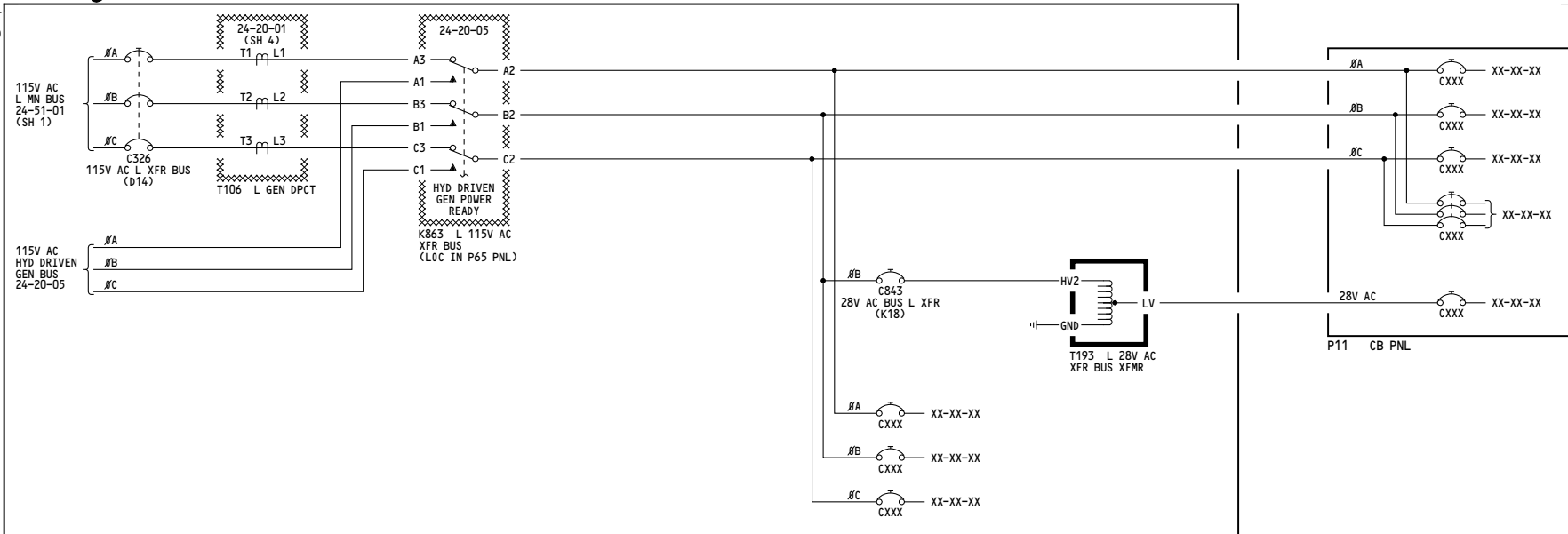
115V AC POWER DISTRIBUTION-LEFT

D280T232

Incorporates PR 21-02-98

24-51-01

619



P6 MN PWR DISTR

POWER BUS	SYSTEM						
	CB CXXX	Ø	GRID LOC	PANEL	NOMENCLATURE	SCHEM REF	
						DIAG	SH
115V AC	C340	3	G8	P11-2	LEFT HF COMM	23-11-01	-
	C582	A	E11	P11-1	NAVIGATION LEFT - DME	34-55-01	-
	C597	A	E8	P11-1	FMCS - CDU	34-61-01	-
	C609	A	E9	P11-1	FMCS - CMPTR	34-61-02	3
	C611	C	F1	P11-1	NAVIGATION LEFT - IRS	34-21-01	1
	C686	B	P15	P11-3	CAB ALT CONTROL - AUTO 1	21-31-01	-
	C874	A	J17	P6-3	AC STBY BUS PWR	24-33-01	-
	C1110	A	K14	P6-3	CAPT PITOT HEAT - ØA	30-31-01	1
	C1111	B	K15	P6-3	CAPT PITOT HEAT - ØB	30-31-01	1
	C1112	B	K16	P6-3	R AUX PITOT HEAT - ØB	30-31-01	1
	C1113	C	K17	P6-3	R AUX PITOT HEAT - ØC	30-31-01	1
	C1122	B	L19	P6	L ENG PROBE HEAT	30-34-01	-
	C1133	C	L17	P6-3	L AOA PROBE HEAT	30-32-01	1

POWER BUS	SYSTEM						
	CB CXXX	Ø	GRID LOC	PANEL	NOMENCLATURE	SCHEM REF	
						DIAG	SH
115V AC	C1241	C	P3	P11-3	INSTR & PNL LTS - ØVHD	33-13-01	2
	C1242	C	P1	P11-3	INSTR & PNL LTS - AISLE STAND	33-13-01	2
	C1289	B	P5	P11-3	FLOOD LTS - STBY CONT	33-11-01	-
	C1330	C	S12	P11-3	PNEU AIR SUPPLY - ISOL VALVE PWR L	36-11-01	-
	C1008	-	J15	P11-2	FLIGHT CONTROLS - FLAP POS IND L	27-58-01	-
28V AC (T193)	C1034	-	K17	P11-2	FLIGHT CONTROLS - RUDDER POS	27-20-01	-
	C1318	-	R7	P11-3	LAVS SYS 1 - LIGHTS	33-26-02	-
	C1522	-	J16	P11-2	FLIGHT CONTROLS - FLAP POS IND R	27-58-01	-

LEFT TRANSFER BUS

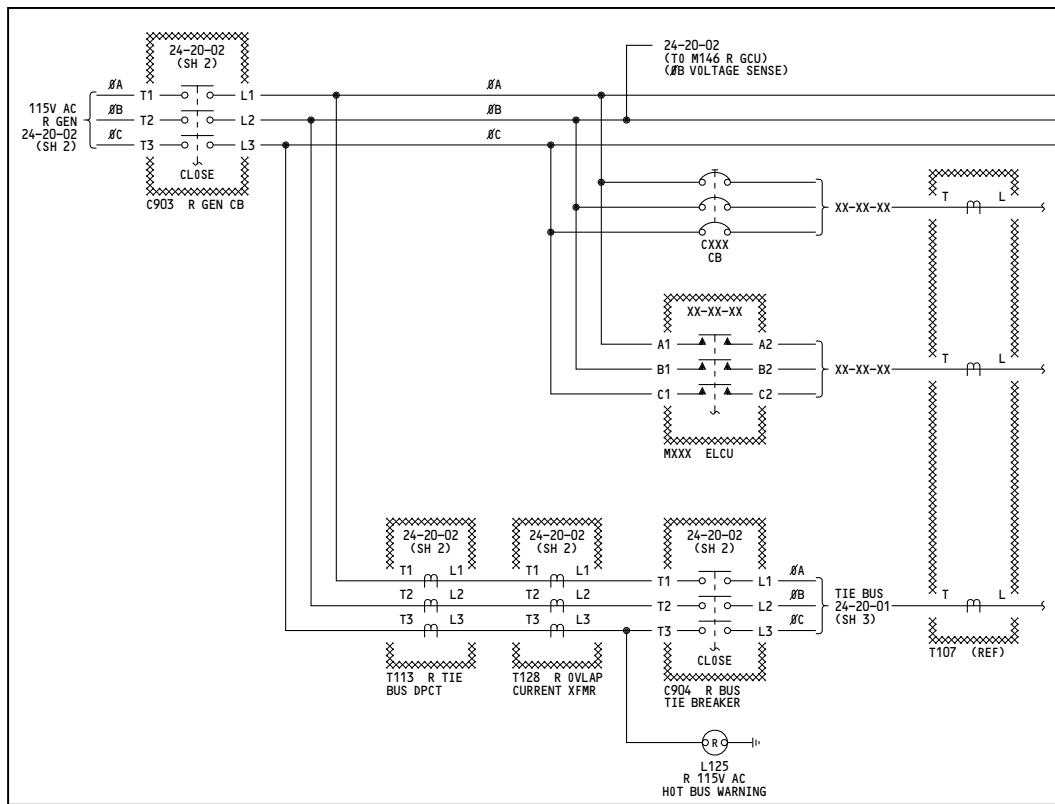
280

**115V AC
POWER DISTRIBUTION-
LEFT**

D280T232

24-51-01

651



P32 R GEN PWR PANEL

WIRING DIAGRAMS	
24-51-21	
24-51-22	
24-51-23	
24-51-24	

P32 PANEL DISTRIBUTION TABLE

CXXX/ MXXX	NOMENCLATURE	SCHEM REF	
		DIAG	SH
C315	UTILITY BUS R	24-51-02	3
C316	GND SVCE BUS	24-51-05	1
C317	115V AC BUS R - SECT 4	24-51-02	3
M226	R AFT GALLEY PWR ELCU	25-31-03	-
M895	ELEC HYD PUMP L ELCU	29-00-02	2
M898	ELEC HYD PUMP C2 ELCU	29-00-04	3
M1617	FWD GALLEY PWR ELCU A	25-31-04	-
M1618	FWD GALLEY PWR ELCU B	25-31-04	-

P6 PANEL DISTRIBUTION TABLE

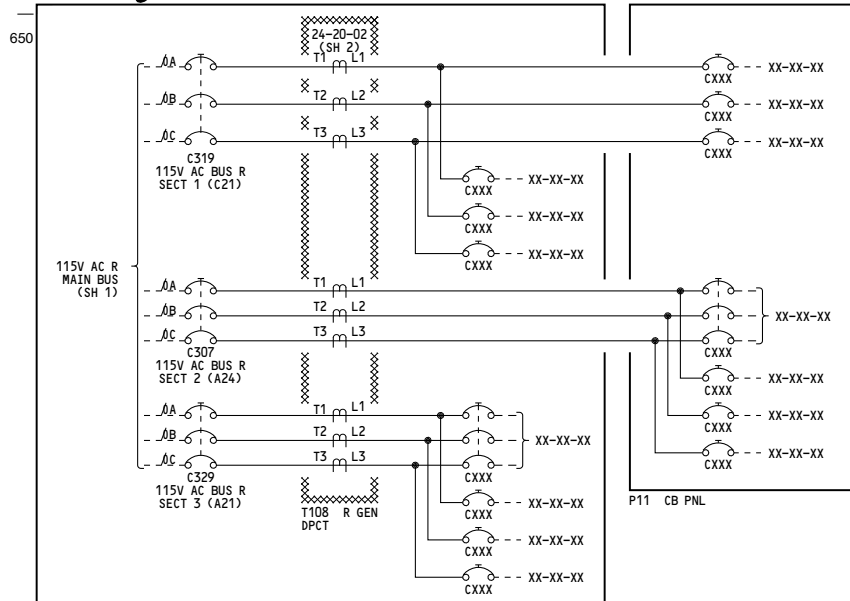
CB CXXX	GRID LOC	NOMENCLATURE	SCHEM REF	
			DIAG	SH
C307	A24	115V AC BUS R - SECT 2	24-51-02	2
C318	C24	R TRU	24-32-01	-
C319	C21	115V AC BUS R - SECT 1	24-51-02	2
C327	F18	115V AC R XFR BUS	24-51-02	4
C329	A21	115V AC BUS A - SECT 3	24-51-02	2

R MAIN BUS DISTRIBUTION

050-099	<p>115V AC POWER DISTRIBUTION- RIGHT</p> <p>D280T232</p>
---------	---

24-51-02

Page 101
Sheet 1
Jan 21/2005



P6 MAIN PWR DISTR

POWER BUS		SYSTEM					SCHEM REF	
SECT	CB	CB CXXX	Ø	GRID LOC	P/NL	NOMENCLATURE	DIAG	SH
1	C319	C674	A	N19	P11-6	RIGHT PACK-AUTO PWR	21-53-03	-
		C848	B	R31	P11-6	LIGHTING-R AC BUS SENSE	24-20-05	-
		C1119	C	T23	P11-6	ICE DET - R	30-81-01	-
		C1240	B	P30	P11-6	INSTR & PANEL LTS-GLARE SHIELD	33-13-01	1
		C1250	B	N32	P11-6	LIGHTING-LANDING-R WING	33-42-01	-
		C1277	B	N33	P11-6	LIGHTING-RUNWAY TURNOFF R	33-42-02	-
		C1317	B	R36	P11-6	LIGHTING-LAV SYS 2-MIRROR	33-26-01	-
		C1336	A	S23	P11-6	PNEU AIR SUPPLY- APU BLEED PWR	36-11-04	1
		C1431	A	M28	P11-5	ENGINES-L IGN 2	74-31-01	1
		C1433	A	M29	P11-5	ENGINES-R IGN 2	74-31-01	2
		C1440	A	M36	P11-5	RIGHT ENGINE-BUS PWR SENSE	74-31-01	1
		C4036	A	N24	P11-6	LEFT PACK STANDBY PWR	21-51-01	2
		C4180	B	N21	P11-6	FWD CARGO TEMP CONT	21-61-08	2
		C4183	B	P26	P11-6	ZONE TEMP CONT-MID VLV CLOSE	21-60-05	2
C4185	B	P25	P11-6	ZONE TEMP CONT-FWD VLV CLOSE	21-60-03	1		
C4186	B	P27	P11-6	ZONE TEMP CONT-AFT VLV CLOSE	21-60-04	1		

SECT 1, 2 & 3 POWER DISTRIBUTION (P6 & P11)

POWER BUS		SYSTEM					SCHEM REF	
SECT	CB	CB CXXX	Ø	GRID LOC	P/NL	NOMENCLATURE	DIAG	SH
1	C319	C4227	A	S34	P11-6	CAPT INSTR TRANSFER-ALTN BUS # A	24-51-04	-
		C4229	B	S35	P11-6	CAPT INSTR TRANSFER-ALTN BUS # B	24-51-04	-
		C4231	C	S36	P11-6	CAPT INSTR TRANSFER-ALTN BUS # C	24-51-04	-
		C4267	A	L20	P6-4	F/O PRIM INSTR BUS # A	24-51-04	-
		C4268	B	L21	P6-4	F/O PRIM INSTR BUS # B	24-51-04	-
		C4269	C	L22	P6-4	F/O PRIM INSTR BUS # C	24-51-04	-

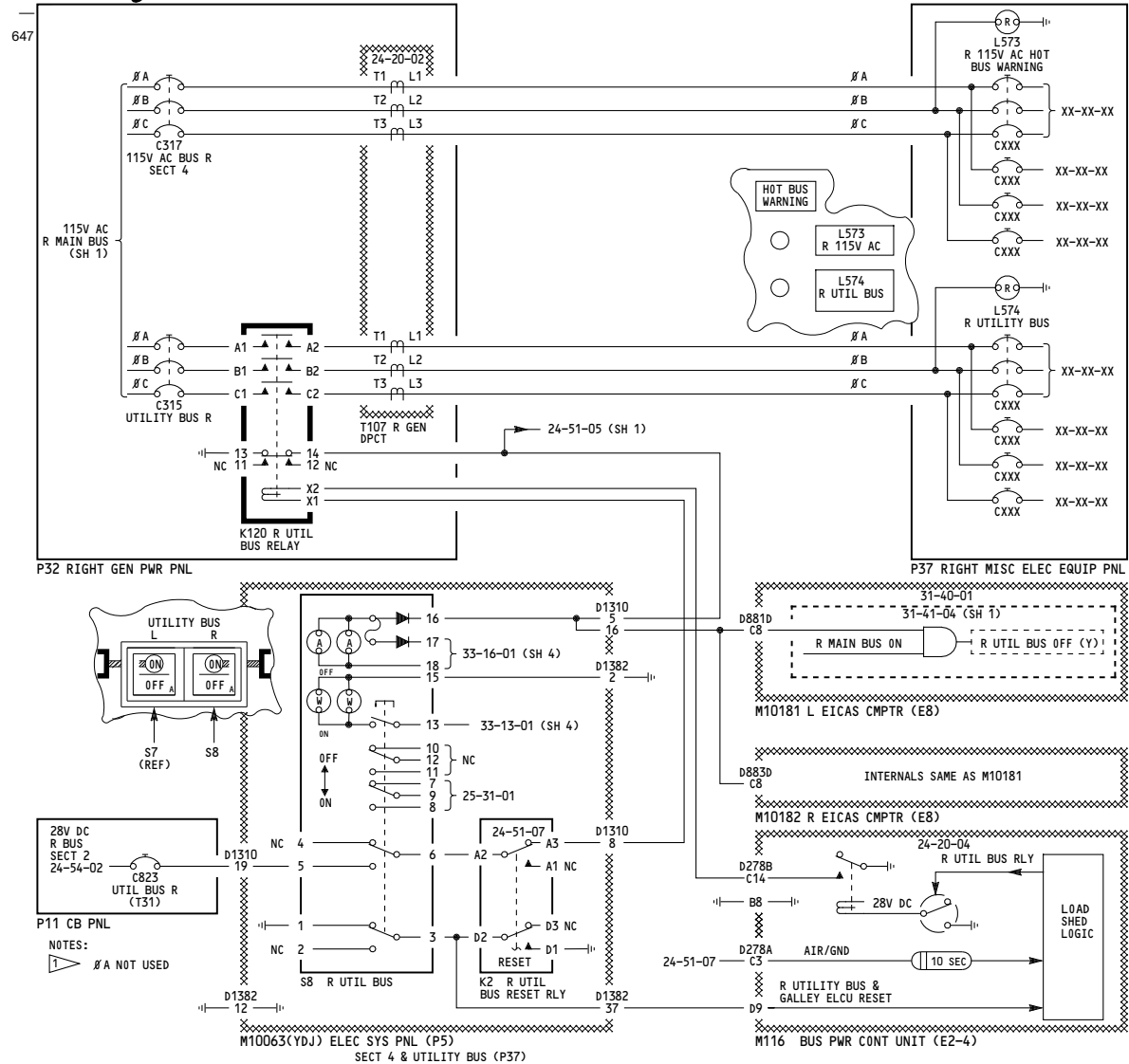
POWER BUS		SYSTEM					SCHEM REF	
SECT	CB	CB CXXX	Ø	GRID LOC	P/NL	NOMENCLATURE	DIAG	SH
2	C307	C341	3	G35	P11-5	RIGHT HF COMM	23-11-01	2
		C514	C	E35	P11-4	AUTO FLIGHT-RIGHT FLT CONT PWR	22-11-04	-
		C532	B	H34	P11-5	VOICE RECORDER	23-71-01	-
		C565	A	J34	P11-5	WARN ELEX A	31-51-03	-
		C583	A	E32	P11-4	NAVIGATION RIGHT-DME	34-55-02	-
		C596	A	E33	P11-4	NAVIGATION RIGHT-VOR	34-51-02	-
		C598	C	E29	P11-4	NAVIGATION RIGHT-FMCS CDU	34-61-03	-
		C599	B	F23	P11-4	NAVIGATION RIGHT-WX RADAR	34-43-01	-
		C610	C	E30	P11-4	NAVIGATION RIGHT-FMCS CMPTR	34-61-03	-
		C612	B	F22	P11-4	NAVIGATION RIGHT-IRS	34-21-02	1
		C617	B	F28	P11-4	NAVIGATION RIGHT-ATC	34-53-02	-
		C636	B	F25	P11-4	NAVIGATION RIGHT-RDMI	34-22-02	-
		C1535	B	G26	P11-5	FLT CONT-ELEC 2R AC	27-09-02	1
		C4079	A	J29	P11-5	EICAS CMPTR R	31-41-01	-
		C4082	A	J30	P11-5	EICAS LOWER DSPL	31-41-01	-
		C4094	A	J32	P11-5	EICAS DSPL SELECT	31-41-01	-
		3	C329	C323	3	D24	P6-4	ALTN FLAP PWR
C324	3			D21	P6-4	ALTN SLAT INBD PWR	27-81-03	2
C325	3			F24	P6-4	ALTN SLAT OUTBD PWR	27-81-03	4
C335	3			H21	P6-4	FWD EXH EQUIP COOL FAN	21-58-05	-
C355	3			J21	P6-4	F/O SEAT	25-11-02	-
C370	3			F21	P6-4	R FUEL OVRD PUMP	28-22-01	-
C371	3			G21	P6-4	R AFT FUEL BOOST PUMP	28-22-01	-
C878	B			J25	P6-4	28V AC BUS R	24-53-01	-
C1114	B			K21	P6-4	PITOT HEAT-L AUX # B	30-31-01	3
C1115	C			K20	P6-4	PITOT HEAT-L AUX # C	30-31-01	3
C1116	A			K23	P6-4	PITOT HEAT-F/O # A	30-31-01	1
C1117	B			K22	P6-4	PITOT HEAT-F/O # B	30-31-01	1
C1141	A			K24	P6-4	PROBE HEAT-R A0A	30-32-01	1

050-099

115V AC
POWER DISTRIBUTION-
RIGHT

D280T232

24-51-02



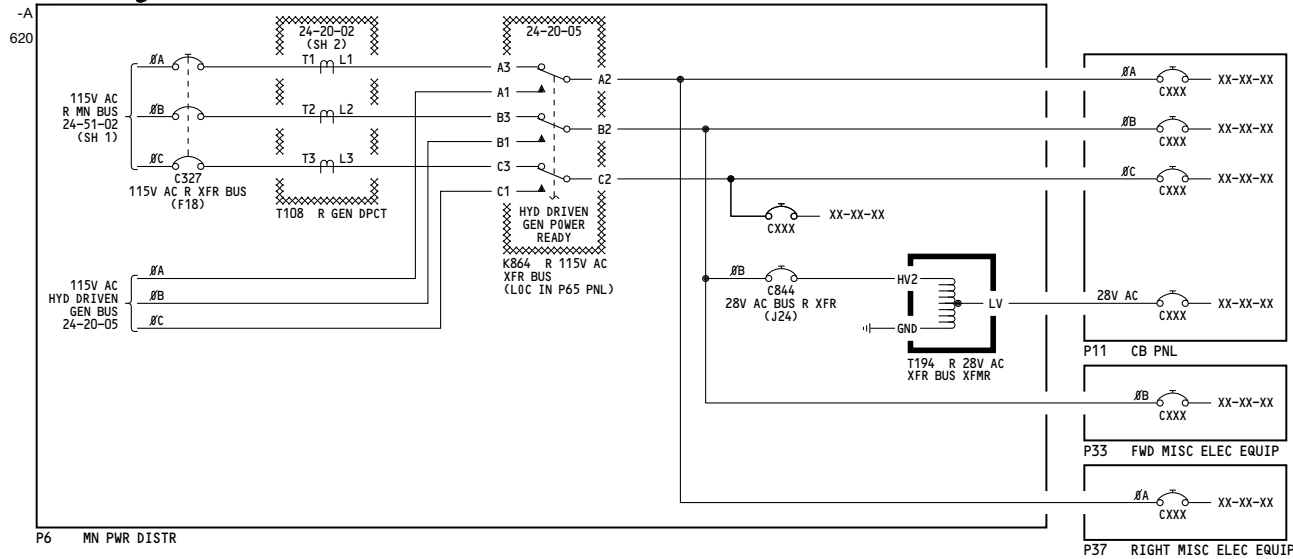
POWER BUS		SYSTEM					SCHEM REF	
SECT	CB	CB CXXX #	GRID LOC	NOMENCLATURE	DIAG	SH		
4	C317	C344	3 E6	BULK CARGO VENT FAN	21-40-01	-		
		C358	3 J3	FWD CARGO VENT FAN	21-26-04	-		
		C359	3 J6	CARGO GND EXH FAN	21-26-04	-		
		C376	3 F4	FUEL JETTISON PUMP - R	28-31-01	-		
		C388	3 G7	LAV SYS 2 VACUUM BLOWER	38-30-01	3		
		C392	3 D2	ICE/RAIN - WINDOW HEAT 1R	30-41-02	-		
		C542	A K1	PASS ENTERTAINMENT - CTD FWD	23-34-01	-		
		C543	A K2	PASS ENTERTAINMENT - CTD AFT	23-34-01	-		
		C549	C K5	VIDEO PROJECTOR - FWD	23-34-01	1		
		C550	C K6	VIDEO PROJECTOR - MID	23-32-01	1		
		C555	A K7	VIDEO PROJECTOR - AFT	23-32-01	1		
		C1124	A E1	WINDOW HEAT 2L	30-41-02	-		
		C1126	A E2	WINDOW HEAT 3L	30-41-02	-		
UTIL	C315	C337	3 G4	AIR CONDITIONING - RECIRC FAN R	21-25-01	-		
		C402	3 B2	FWD CABIN CREW REST HEAT CONTROL	21-66-02	1		
		C404	3 B7	CREW REST HEAT-AFT RH CABIN	21-66-04	1		
		C405	3 C4	FWD CABIN CREW REST FAN	21-66-02	2		
		C407	3 B4	AFT RH CABIN CREW REST FAN	21-66-04	2		
		C699	C H1	F/O AUX HEATERS - HIGH	21-45-01	-		
		C700	B H2	F/O AUX HEATERS - LOW	21-45-01	-		
		C1275	C L5	LEFT LOGO LIGHT	33-45-01	-		
		C1282	A L6	RIGHT LOGO LIGHT	33-45-01	-		
		C1366	B H7	WATER/WASTE - SYS 2 LAV WH	38-10-02	3		
		C1373	C H6	WATER HEATERS LAV SYSTEM 1/2	38-10-02	3		

050-099

115V AC POWER DISTRIBUTION- RIGHT

D280T232

24-51-02



POWER BUS	SYSTEM						
	CB CXXX	Ø	GRID LOC	PANEL	NOMENCLATURE	SCHEM REF	
						DIAG	SH
115V AC	C682	C	N27	P11-6	BULK CARGO HEAT OVRD	21-44-02	-
	C685	B	R21	P11-6	CARGO HEAT OVERRIDE - FWD	21-43-01	-
	C691	B	R22	P11-6	CARGO HEAT OVERRIDE - AFT	21-44-01	-
	C701	B	P23	P11-6	CAB ALT CONTROL - AUTO 2	21-31-02	-
	C1036	A	G23	P11-5	FLAP SLAT ELEC UNIT 3 CONT	27-51-04	1
	C1123	C	K25	P6-4	R ENG PROBE HEAT	30-36-01	-
	C1204	A	L7	P37	AFT PASS. NIGHT LIGHT	33-21-02	-
	C1220	B	L5	P33	FWD DIRECT CEILING LTS	33-22-02	-
	C1221	B	L6	P33	AFT DIRECT CEILING LTS	36-11-02	-
	C1331	A	S21	P11-6	PNEU AIR SUPPLY - R ISOL VALVE PWR	36-11-02	-
	C4184	B	P24	P11-6	ZONE TEMP CONT - MAN FLT DK	21-60-02	1

POWER BUS	SYSTEM					
	CB CXXX	GRID LOC	PANEL	NOMENCLATURE	SCHEM REF	
					DIAG	SH
28V AC (T194)	C1038	G22	P11-5	FLAP SLAT ELEC UNIT 3 SENSOR	27-51-04	1
	C1203	R32	P11-6	LIGHTING - NIGHT, FWD	33-22-01	-
	C1319	R34	P11-6	LAVS SYS 2 - LIGHTS	33-26-02	-
	C1526	J26	P11-5	FLAP/STAB POS SENSING R	27-58-02	-

NOTES:
 VE086-VE100 (006-999)

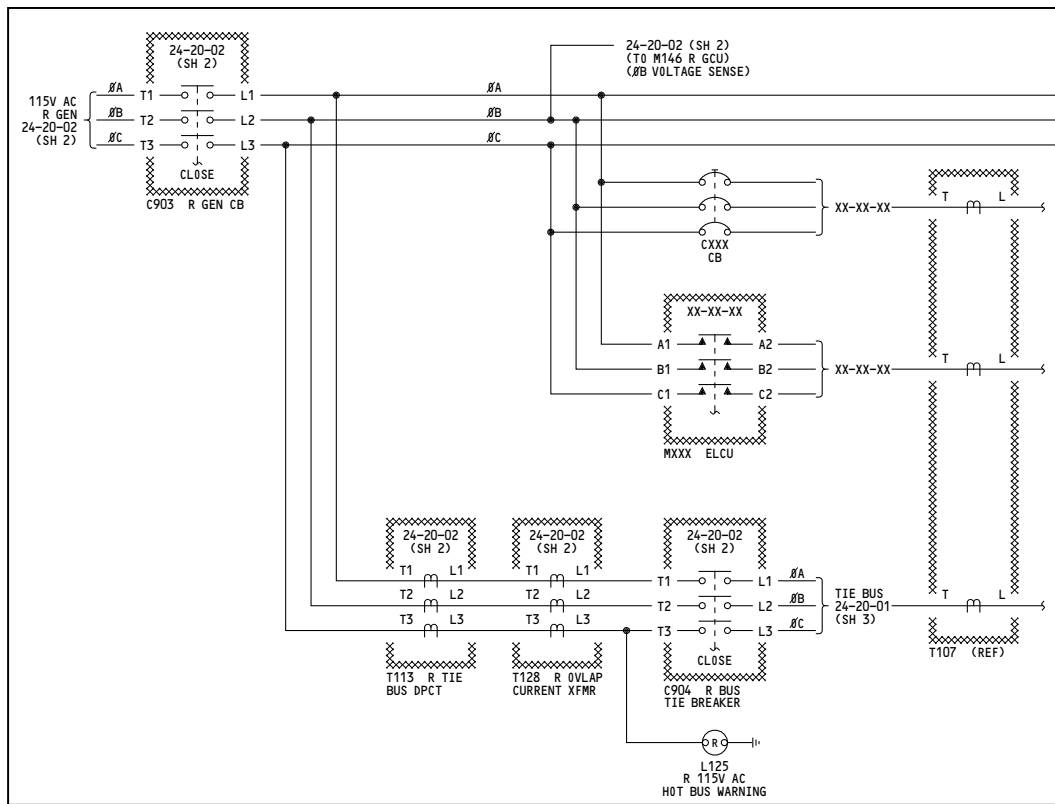
RIGHT TRANSFER BUS

050-099

**115V AC
POWER DISTRIBUTION-
RIGHT**

D280T32

631



P32 R GEN PWR PANEL

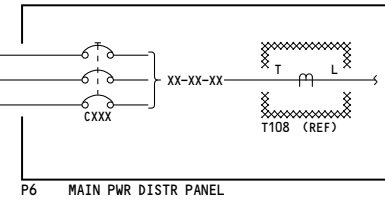
P32 PANEL DISTRIBUTION TABLE

CXXX/ MXXX	NOMENCLATURE	SCHEM REF	
		DIAG	SH
C315	UTILITY BUS R	24-51-02	3
C316	GND SVCE BUS	24-51-05	1
C317	115V AC BUS R - SECT 4	24-51-02	3
M895	ELEC HYD PUMP L ELCU	29-00-02	2
M898	ELEC HYD PUMP C2 ELCU	29-00-04	3
M1241	MID CABIN GALLEY PWR ELCU	24-31-05	-
M1617	FWD GALLEY PWR ELCU A	25-31-01	-
M1618	FWD GALLEY PWR ELCU B	25-31-04	-

R MAIN BUS DISTRIBUTION



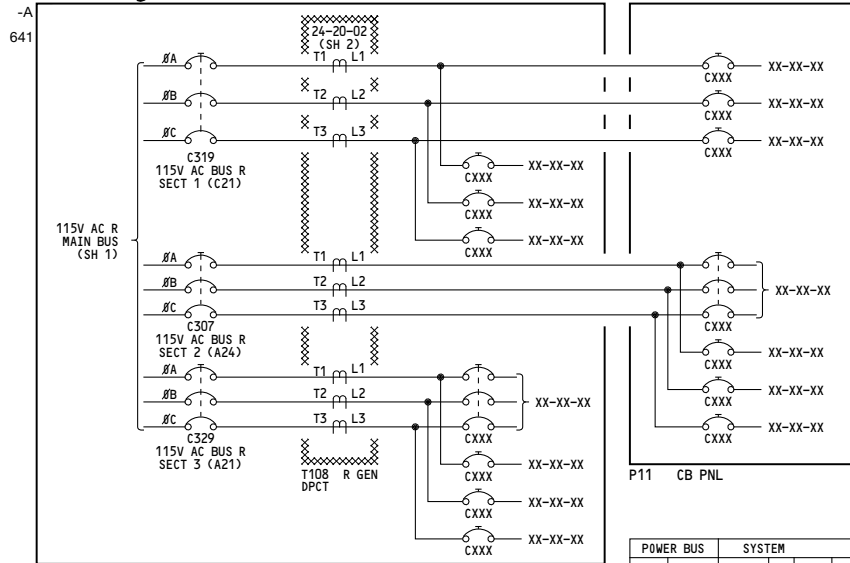
WIRING DIAGRAMS	
24-51-21	
24-51-22	
24-51-23	
24-51-24	



P6 PANEL DISTRIBUTION TABLE

CB CXXX	GRID LOC	NOMENCLATURE	SCHEM REF	
			DIAG	SH
C307	A24	115V AC BUS R - SECT 2	24-51-02	2
C318	C24	R TRU	24-32-01	-
C319	C21	115V AC BUS R - SECT 1	24-51-02	2
C327	F18	115V AC R XFR BUS	24-51-02	4
C329	A21	115V AC BUS A - SECT 3	24-51-02	2

24-51-02



P6 MAIN PWR DISTR

POWER BUS		SYSTEM						SCHEM REF	
SECT	CB	CB CXXX	Ø	GRID LOC	PNL	NOMENCLATURE	DIAG	SH	
1	C319	C674	A	N19	P11-6	RIGHT PACK-AUTO PWR	21-53-03	-	
		C848	B	R31	P11-6	LIGHTING-R AC BUS SENSE	24-20-05	-	
		C1119	C	T23	P11-6	R ICE DET	30-81-01	-	
		C1240	B	P30	P11-6	INSTR & PANEL LTS-GLARE SHIELD	33-13-01	1	
		C1250	B	N32	P11-6	LIGHTING-LANDING-R WING	33-42-01	-	
		C1277	B	N33	P11-6	LIGHTING-RUNWAY TURNOFF R	33-42-02	-	
		C1317	B	R36	P11-6	LIGHTING-LAV SYS 2-MIRROR	33-26-01	-	
		C1336	A	S23	P11-6	PNEU AIR SUPPLY- APU BLEED PWR	36-11-04	1	
		C1431	A	M28	P11-5	ENGINES-L IGN 2	74-31-01	1	
		C1433	A	M29	P11-5	ENGINES-R IGN 2	74-31-01	2	
		C1440	A	M36	P11-5	RIGHT ENGINE-BUS PWR SENSE	74-31-01	1	
		C4036	A	N24	P11-6	LEFT PACK STANDBY PWR	21-51-01	2	
		C4180	B	N21	P11-6	FWD CARGO TEMP CONT	21-61-08	2	
		C4183	B	P26	P11-6	ZONE TEMP CONT-MID VLV CLOSE	21-60-05	2	
		C4185	B	P25	P11-6	ZONE TEMP CONT-FWD VLV CLOSE	21-60-03	1	

NOTES:
 1. VN156-VN170 (155-156, 162-274) 2. VN151-VN155 (150-154)

SECT 1, 2 & 3 POWER DISTRIBUTION (P6 & P11)

150-154

**115V AC
POWER DISTRIBUTION-
RIGHT**

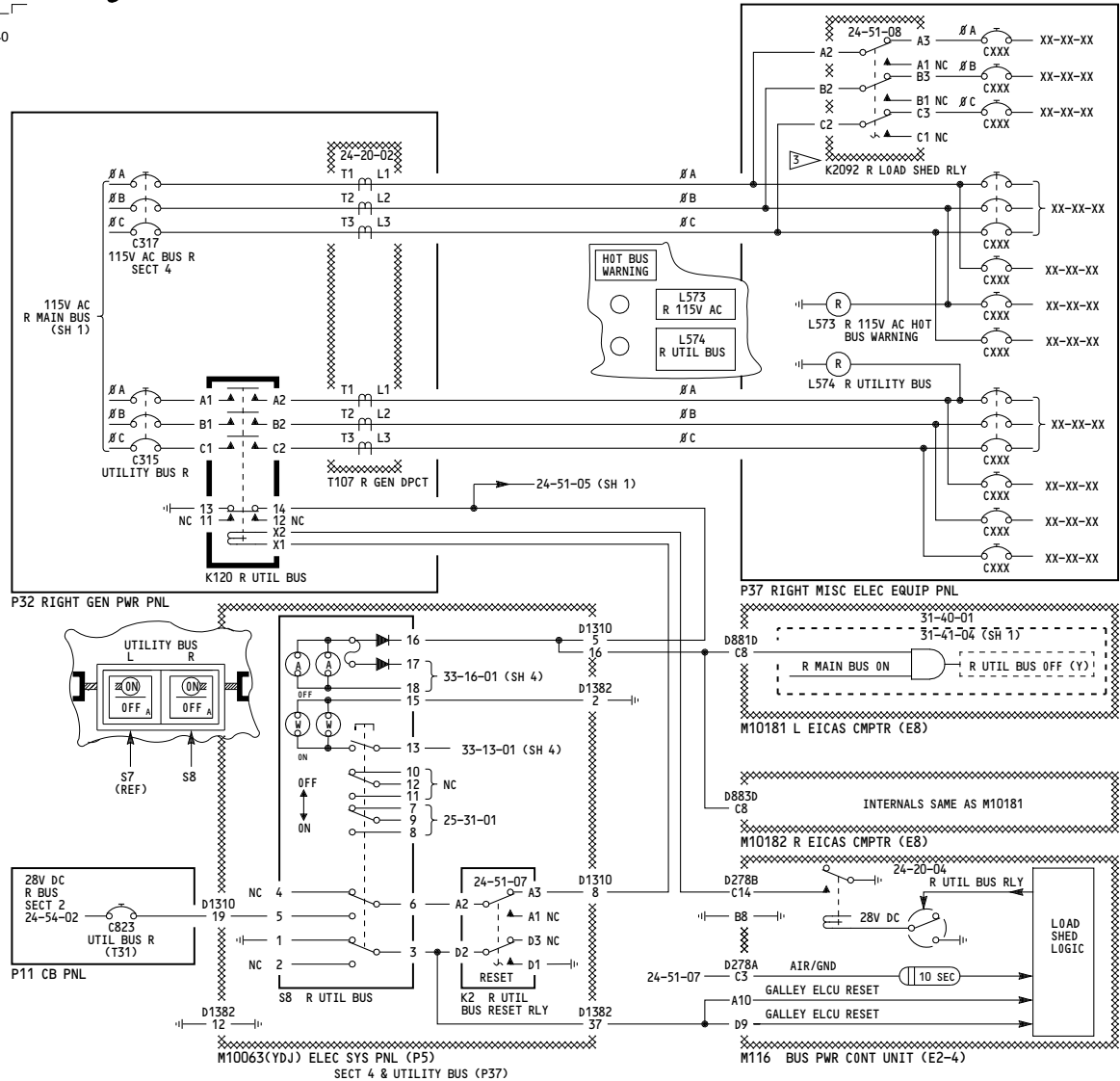
D280T232

POWER BUS		SYSTEM						SCHEM REF	
SECT	CB	CB CXXX	Ø	GRID LOC	PNL	NOMENCLATURE	DIAG	SH	
1	C319	C4186	B	P27	P11-6	ZONE TEMP CONT-AFT VLV CLOSE	21-60-04	1	
		C4227	A	S34	P11-6	CAPT INSTR TRANSFER-ALTN BUS #A	24-51-04	-	
		C4229	B	S35	P11-6	CAPT INSTR TRANSFER-ALTN BUS #B	24-51-04	-	
		C4231	C	S36	P11-6	CAPT INSTR TRANSFER-ALTN BUS #C	24-51-04	-	
		C4267	A	L20	P6-4	F/O PRIM INSTR BUS #A	24-51-04	-	
		C4268	B	L21	P6-4	F/O PRIM INSTR BUS #B	24-51-04	-	
		C4269	C	L22	P6-4	F/O PRIM INSTR BUS #C	24-51-04	-	

POWER BUS		SYSTEM						SCHEM REF		
SECT	CB CXXX	CB	Ø	GRID LOC	PNL	NOMENCLATURE	DIAG	SH		
2	C307	C341	3	G35	P11-5	RIGHT HF COMM	23-11-01	2		
		C514	C	E35	P11-4	AUTO FLIGHT-RIGHT FLT CONT PWR	22-11-04	-		
		C532	B	H34	P11-5	VOICE RECORDER	23-71-01	-		
		C565	A	J34	P11-5	WARN ELEX A	31-51-03	-		
		C583	A	E32	P11-4	NAVIGATION RIGHT-DME	34-55-02	-		
		C596	A	E33	P11-4	NAVIGATION RIGHT-VOR	34-51-02	-		
		C598	C	E29	P11-4	NAVIGATION RIGHT-FMCS CDU	34-61-03	-		
		C599	B	F23	P11-4	NAVIGATION RIGHT-WX RADAR	34-43-01	-		
		C610	C	E30	P11-4	NAVIGATION RIGHT-FMCS CMPTR	34-61-03	-		
		C612	B	F22	P11-4	NAVIGATION RIGHT-IRS	34-21-02	1		
		C617	B	F28	P11-4	NAVIGATION RIGHT-ATC	34-53-02	-		
		C636	B	F25	P11-4	NAVIGATION RIGHT-RDMI	34-22-02	-		
		C1535	B	G26	P11-5	FLT CONT-ELEC 2R AC	27-09-02	1		
		C4079	A	J29	P11-5	EICAS CMPTR R	31-41-01	-		
		C4082	A	J30	P11-5	EICAS LOWER DSPL	31-41-01	-		
		C4094	A	J32	P11-5	EICAS DSPL SELECT	31-41-01	-		
		3	C329	C323	3	D24	P6-4	ALTN FLAP PWR	27-51-04	2
				C324	3	D21	P6-4	ALTN SLAT INBD PWR	27-81-03	2
				C325	3	F24	P6-4	ALTN SLAT OUTBD PWR	27-81-03	4
C335	3			H21	P6-4	FWD EXH EQUIP COOL FAN	21-58-05	-		
C355	3			J21	P6-4	F/O SEAT	21-11-02	-		
C370	3			F21	P6-4	R FUEL OVRD PUMP	28-22-01	-		
C371	3			G21	P6-4	R AFT FUEL BOOST PUMP	28-22-01	-		
C878	B			J25	P6-4	28V AC BUS R	24-53-01	-		
C1114	B			K21	P6-4	PITOT HEAT-L AUX #B	30-31-01	3		
C1115	C			K20	P6-4	PITOT HEAT-L AUX #C	30-31-01	3		
C1116	A			K23	P6-4	PITOT HEAT-F/O #A	30-31-01	1		
C1117	B			K22	P6-4	PITOT HEAT-F/O #B	30-31-01	1		
C1141	A			K24	P6-4	PROBE HEAT-R A0A	30-32-01	1		

24-51-02

640



POWER BUS		SYSTEM					SCHEM REF	
SECT	CB	CB CXXX	#	GRID LOC	NOMENCLATURE	DIAG	SH	
4	C317	C344	3	E6	BULK CARGO VENT FAN	21-40-01	—	
		C376	3	F4	R FUEL JETTISON PUMP	28-31-01	—	
		C388	3	G7	LAV SYS 2 VACUUM BLOWER	38-30-01	3	
		C392	3	D2	ICE/RAIN - WINDOW HEAT 1R	30-41-02	—	
		C542	A	K1	PASS ENTERTAINMENT - CTD FWD	23-34-01	2	
		C543	A	K2	PASS ENTERTAINMENT - CTD AFT	23-34-01	2	
		C549	C	K5	VIDEO PROJECTOR - FWD	23-34-01	1	
		C550	C	K6	VIDEO PROJECTOR - MID	23-32-01	1	
		C555	A	K7	VIDEO PROJECTOR - AFT	23-32-01	1	
		C755	A	D4	R FWD FOOTRESTS	25-25-01	—	
		C1124	A	E1	WINDOW HEAT 2L	30-41-02	—	
C1126	A	E2	WINDOW HEAT 3L	30-41-02	2			

UTIL	CB	CB CXXX	#	GRID LOC	NOMENCLATURE	DIAG	SH
UTIL	C315	C337	3	G4	AIR CONDITIONING - RECIRC FAN R	21-25-01	—
		C402	3	B2	FWD CABIN CREW REST HEAT CONT	21-66-02	1
		C404	3	B7	CREW REST HEAT-AFT RH CABIN	21-66-04	1
		C405	3	C4	FWD CABIN CREW REST FAN	21-66-02	2
		C407	3	B4	AFT RH CABIN CREW REST FAN	21-66-04	2
		C699	C	H1	F/O AUX HEATERS - HIGH	21-45-01	—
		C700	B	H2	F/O AUX HEATERS - LOW	21-45-01	—
		C1275	C	L5	LEFT LOGO LIGHT	33-45-01	—
		C1282	A	L6	RIGHT LOGO LIGHT	33-45-01	—
		C1366	B	H7	WATER/WASTE - SYS 2 LAV WH	38-10-02	3
		C1373	C	H6	WATER/WASTE - SYS 1/2 LAV WH	38-10-02	3

- NOTES:
- 1 #A NOT USED
 - 2 VN151-VN155 (150-154)
 - 3 VN156-VN158, VN163-VN168 (155-167)
 - 4 VN163-VN168 (162-167)

150-154

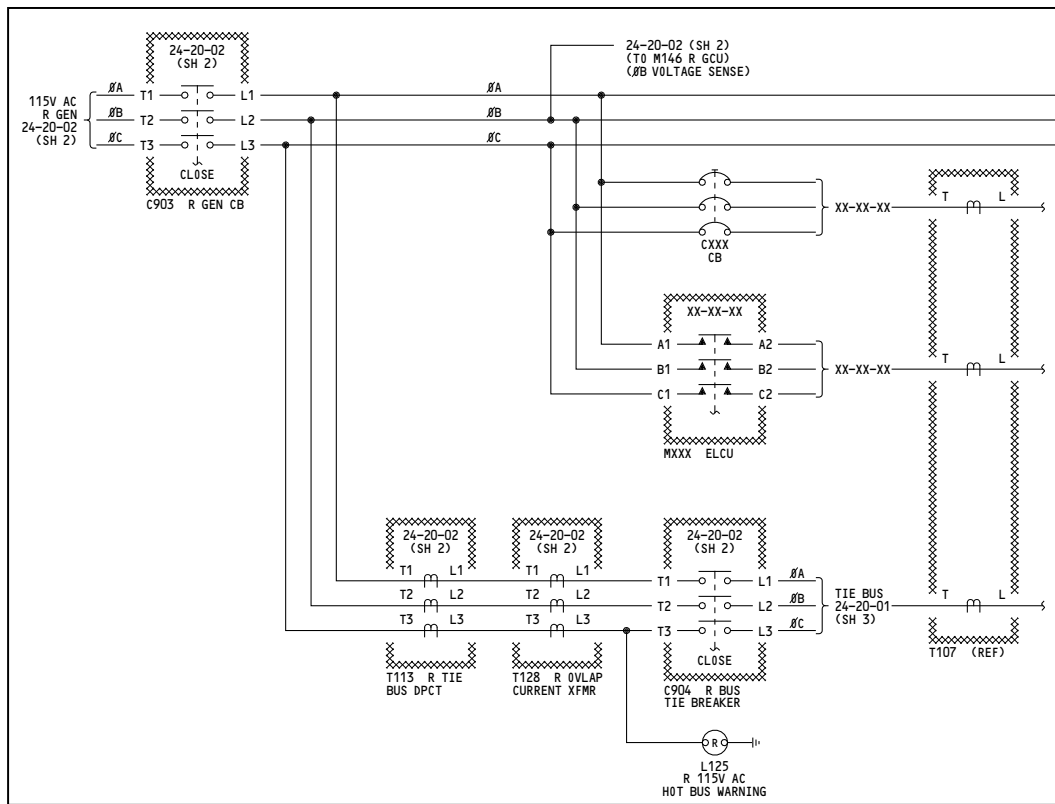
115V AC POWER DISTRIBUTION- RIGHT

D280T232

24-51-02

THIS PAGE INTENTIONALLY LEFT BLANK

631



P32 R GEN PWR PANEL

WIRING DIAGRAMS	
24-51-21	
24-51-22	
24-51-23	
24-51-24	

P32 PANEL DISTRIBUTION TABLE

CXXX/ MXXX	NOMENCLATURE	SCHEM REF	
		DIAG	SH
C315	UTILITY BUS R	24-51-02	3
C316	GND SVCE BUS	24-51-05	1
C317	115V AC BUS R - SECT 4	24-51-02	3
M895	ELEC HYD PUMP L ELCU	29-00-02	2
M898	ELEC HYD PUMP C2 ELCU	29-00-04	3
M1241	MID CABIN GALLEY PWR ELCU	24-31-05	-
M1617	FWD GALLEY PWR ELCU A	25-31-01	-
M1618	FWD GALLEY PWR ELCU B	25-31-04	-

P6 PANEL DISTRIBUTION TABLE

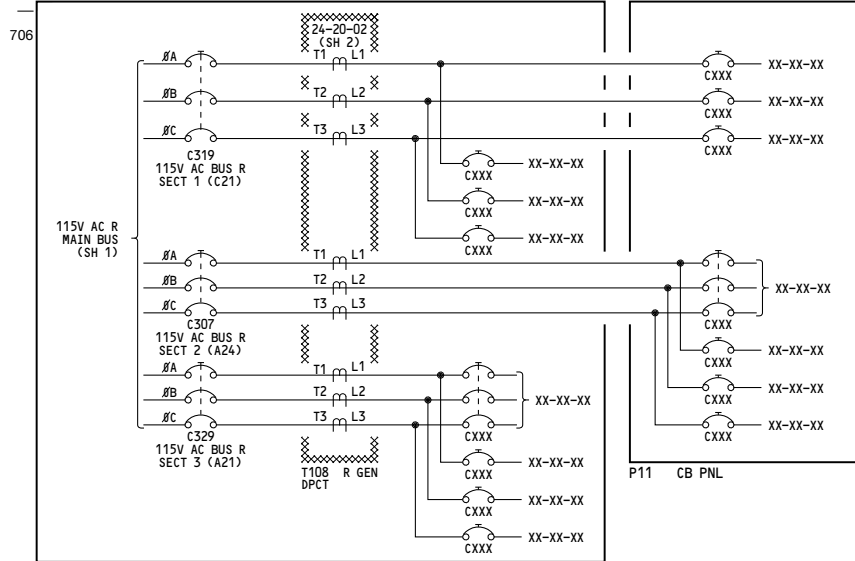
CB CXXX	GRID LOC	NOMENCLATURE	SCHEM REF	
			DIAG	SH
C307	A24	115V AC BUS R - SECT 2	24-51-02	2
C318	C24	R TRU	24-32-01	-
C319	C21	115V AC BUS R - SECT 1	24-51-02	2
C327	F18	115V AC R XFR BUS	24-51-02	4
C329	A21	115V AC BUS A - SECT 3	24-51-02	2

R MAIN BUS DISTRIBUTION

150, 152-154	<p>115V AC POWER DISTRIBUTION- RIGHT</p> <p>D280T232</p>
--------------	---

24-51-02

Page 102.1A
Sheet 1
Jan 21/2005



P6 MAIN PWR DISTR

POWER BUS SECT	CB	SYSTEM					SCHEM REF	
		CB CXXX	#	GRID LOC	PNL	NOMENCLATURE	DIAG	SH
1	C319	C674	A	N19	P11-6	RIGHT PACK-AUTO PWR	21-53-03	-
		C848	B	R31	P11-6	LIGHTING-R AC BUS SENSE	24-20-05	-
		C1119	C	T23	P11-6	R ICE DET	30-81-01	-
		C1240	B	P30	P11-6	INSTR & PANEL LTS-GLARE SHIELD	33-13-01	1
		C1250	B	N32	P11-6	LIGHTING-LANDING-R WING	33-42-01	-
		C1277	B	N33	P11-6	LIGHTING-RUNWAY TURNOFF R	33-42-02	-
		C1317	B	R36	P11-6	LIGHTING-LAV SYS 2-MIRROR	33-26-01	-
		C1336	A	S23	P11-6	PNEU AIR SUPPLY- APU BLEED PWR	36-11-04	1
		C1431	A	M28	P11-5	ENGINES-L IGN 2	74-31-01	1
		C1433	A	M29	P11-5	ENGINES-R IGN 2	74-31-01	2
		C1440	A	M36	P11-5	RIGHT ENGINE-BUS PWR SENSE	74-31-01	1
		C4036	A	N24	P11-6	LEFT PACK STANDBY PWR	21-51-01	2
		C4180	B	N21	P11-6	FWD CARGO TEMP CONT	21-61-08	2
		C4183	B	P26	P11-6	ZONE TEMP CONT-MID VLV CLOSE	21-60-05	2
		C4185	B	P25	P11-6	ZONE TEMP CONT-FWD VLV CLOSE	21-60-03	1

POWER BUS SECT	CB	SYSTEM					SCHEM REF	
		CB CXXX	#	GRID LOC	PNL	NOMENCLATURE	DIAG	SH
1	C319	C4186	B	P27	P11-6	ZONE TEMP CONT-AFT VLV CLOSE	21-60-04	1
		C4227	A	S34	P11-6	CAPT INSTR TRANSFER-ALTN BUS #A	24-51-04	-
		C4229	B	S35	P11-6	CAPT INSTR TRANSFER-ALTN BUS #B	24-51-04	-
		C4231	C	S36	P11-6	CAPT INSTR TRANSFER-ALTN BUS #C	24-51-04	-
		C4267	A	L20	P6-4	F/O PRIM INSTR BUS #A	24-51-04	-
		C4268	B	L21	P6-4	F/O PRIM INSTR BUS #B	24-51-04	-
		C4269	C	L22	P6-4	F/O PRIM INSTR BUS #C	24-51-04	-

POWER BUS SECT	CB CXXX	SYSTEM					SCHEM REF		
		CB	#	GRID LOC	PNL	NOMENCLATURE	DIAG	SH	
2	C307	C341	3	G35	P11-5	RIGHT HF COMM	23-11-01	2	
		C514	C	E35	P11-4	AUTO FLIGHT-RIGHT FLT CONT PWR	22-11-04	-	
		C532	B	H34	P11-5	VOICE RECORDER	23-71-01	-	
		C565	A	J34	P11-5	WARN ELEX A	31-51-03	-	
		C583	A	E32	P11-4	NAVIGATION RIGHT-DME	34-55-02	-	
		C596	A	E33	P11-4	NAVIGATION RIGHT-VOR	34-51-02	-	
		C598	C	E29	P11-4	NAVIGATION RIGHT-FMCS CDU	34-61-03	-	
		C599	B	F23	P11-4	NAVIGATION RIGHT-WX RADAR	34-43-01	-	
		C610	C	E30	P11-4	NAVIGATION RIGHT-FMCS CMPTR	34-61-03	-	
		C612	B	F22	P11-4	NAVIGATION RIGHT-IRS	34-21-02	1	
		C617	B	F28	P11-4	NAVIGATION RIGHT-ATC	34-53-02	-	
		C636	B	F25	P11-4	NAVIGATION RIGHT-RDMI	34-22-02	-	
		C1535	B	G26	P11-5	FLT CONT-ELEC 2R AC	27-09-02	1	
		C4079	A	J29	P11-5	EICAS CMPTR R	31-41-01	-	
		C4082	A	J30	P11-5	EICAS LOWER DSPL	31-41-01	-	
		C4094	A	J32	P11-5	EICAS DSPL SELECT	31-41-01	-	
3	C329	C323	3	D24	P6-4	ALTN FLAP PWR	27-51-04	2	
		C324	3	D21	P6-4	ALTN SLAT INBD PWR	27-81-03	2	
		C325	3	F24	P6-4	ALTN SLAT OUTBD PWR	27-81-03	4	
		C335	3	H21	P6-4	FWD EXH EQUIP COOL FAN	21-58-05	-	
		C355	3	J21	P6-4	F/O SEAT	21-11-02	-	
		C370	3	F21	P6-4	R FUEL OVRD PUMP	28-22-01	-	
		C371	3	G21	P6-4	R AFT FUEL BOOST PUMP	28-22-01	-	
		C878	B	J25	P6-4	28V AC BUS R	24-53-01	-	
		C1114	B	K21	P6-4	PITOT HEAT-L AUX #B	30-31-01	3	
		C1115	C	K20	P6-4	PITOT HEAT-L AUX #C	30-31-01	3	
		C1116	A	K23	P6-4	PITOT HEAT-F/O #A	30-31-01	1	
		C1117	B	K22	P6-4	PITOT HEAT-F/O #B	30-31-01	1	
		C1141	A	K24	P6-4	PROBE HEAT-R A0A	30-32-01	1	

SECT 1, 2 & 3 POWER DISTRIBUTION (P6 & P11)

150, 152-154

115V AC POWER DISTRIBUTION-RIGHT

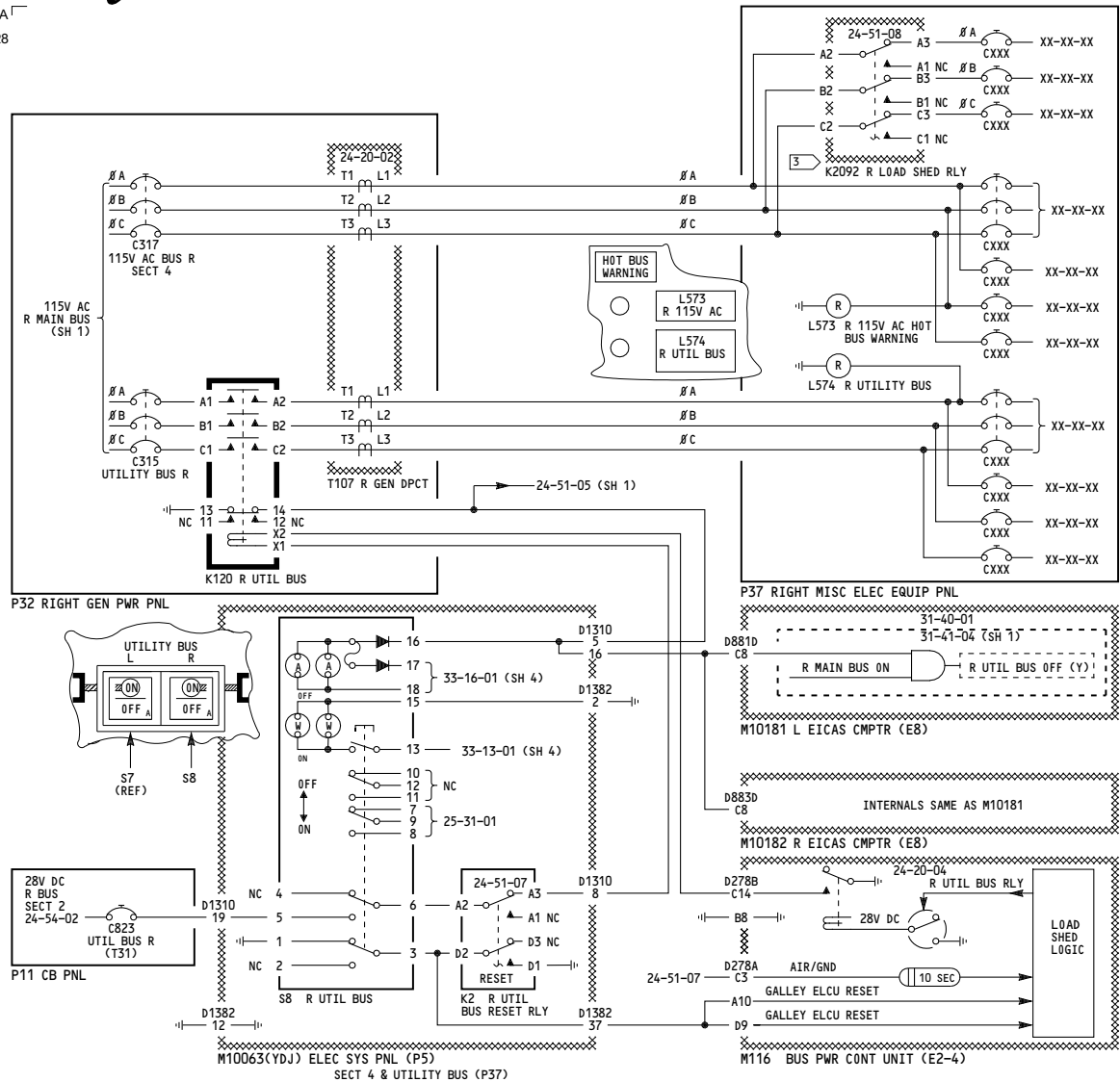
Incorporates

- ▶▶ 30-0017
- ▶▶ 34-0082

D280T232

24-51-02

-A-
828



POWER BUS		SYSTEM					SCHEM REF	
SECT	CB	CB CXXX	#	GRID LOC	NOMENCLATURE	DIAG	SH	
4	C317	C344	3	E6	BULK CARGO VENT FAN	21-40-01	—	
		C358	3	J3	FWD CARGO VENT FAN	21-26-03	—	
		C359	3	J6	CARGO GND EXH FAN	21-26-03	—	
		C376	3	F4	R FUEL JETTISON PUMP	28-31-01	1	
		C388	3	G7	LAV SYS 2 VACUUM BLOWER	38-30-01	3	
		C392	3	D2	ICE/RAIN - WINDOW HEAT 1R	30-41-02	—	
		C542	A	K1	PASS ENTERTAINMENT - CTD FWD	23-34-01	—	
		C543	A	K2	PASS ENTERTAINMENT - CTD AFT	23-34-01	—	
		C549	C	K5	VIDEO PROJECTOR - FWD	23-34-01	1	
		C550	C	K6	VIDEO PROJECTOR - MID	23-32-01	1	
		C555	A	K7	VIDEO PROJECTOR - AFT	23-32-01	1	
		C755	A	D4	R FWD FOOTRESTS	25-25-01	—	
C1124	A	E1	WINDOW HEAT 2L	30-41-02	—			
C1126	A	E2	WINDOW HEAT 3L	30-41-02	—			
C9002	C	-	-	RADVR	23-32-02	—		

UTIL	CB	CB CXXX	#	GRID LOC	NOMENCLATURE	DIAG	SH
UTIL	C315	C337	3	G4	AIR CONDITIONING - RECIRC FAN R	21-25-01	—
		C404	3	B7	CREW REST HEAT-AFT RH CABIN	21-66-04	1
		C407	3	C7	AFT RH CABIN CREW REST FAN	21-66-04	2
		C699	C	H1	F/O AUX HEATERS - HIGH	21-45-01	—
		C700	B	H2	F/O AUX HEATERS - LOW	21-45-01	—
		C1275	C	L5	LEFT LOGO LIGHT	33-45-01	—
		C1282	A	L6	RIGHT LOGO LIGHT	33-45-01	—
		C1366	B	H7	WATER/WASTE - SYS 2 LAV WH	38-10-02	3
C1373	C	H6	WATER/WASTE - SYS 1/2 LAV WH	38-10-02	3		

150, 152-154

115V AC POWER DISTRIBUTION-RIGHT

D280T232

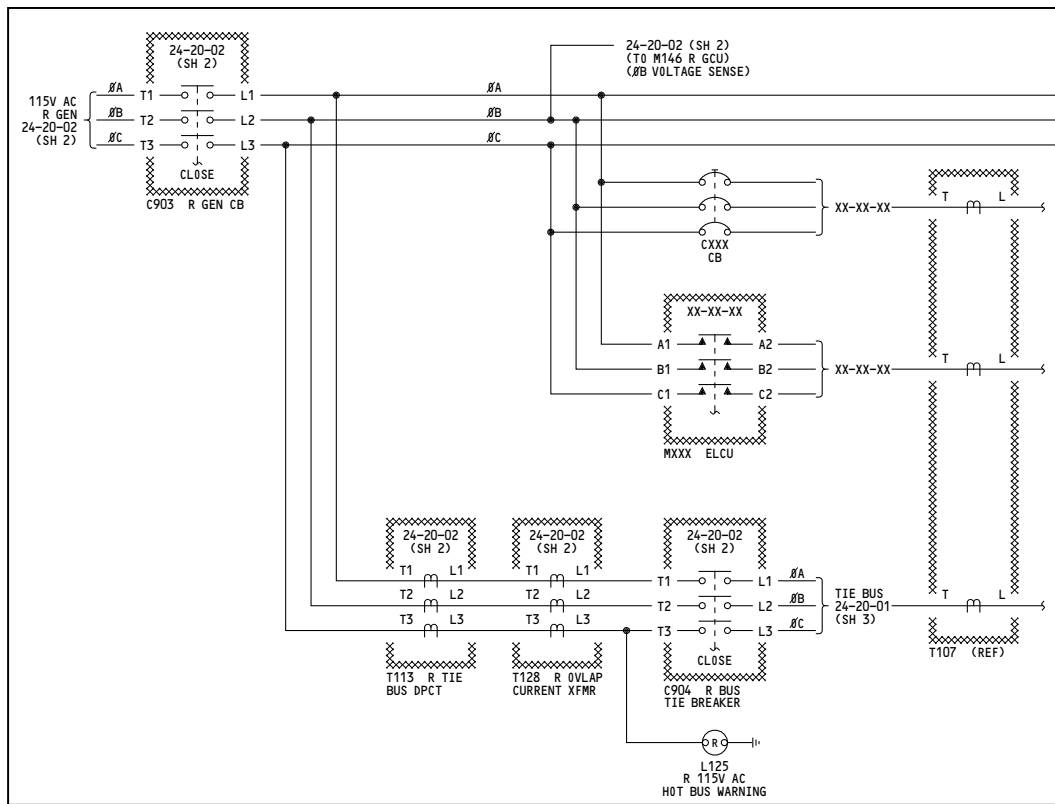
- Incorporates
- ▶ MTO 210353
 - ▶ MTO-230718

24-51-02

Page 102.1A
Sheet 3
Jan 21/2005

THIS PAGE INTENTIONALLY LEFT BLANK

631



P32 R GEN PWR PANEL

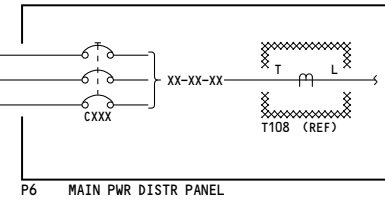
P32 PANEL DISTRIBUTION TABLE

CXXX/ MXXX	NOMENCLATURE	SCHEM REF	
		DIAG	SH
C315	UTILITY BUS R	24-51-02	3
C316	GND SVCE BUS	24-51-05	1
C317	115V AC BUS R - SECT 4	24-51-02	3
M895	ELEC HYD PUMP L ELCU	29-00-02	2
M898	ELEC HYD PUMP C2 ELCU	29-00-04	3
M1241	MID CABIN GALLEY PWR ELCU	24-31-05	-
M1617	FWD GALLEY PWR ELCU A	25-31-01	-
M1618	FWD GALLEY PWR ELCU B	25-31-04	-

R MAIN BUS DISTRIBUTION



WIRING DIAGRAMS	
24-51-21	
24-51-22	
24-51-23	
24-51-24	

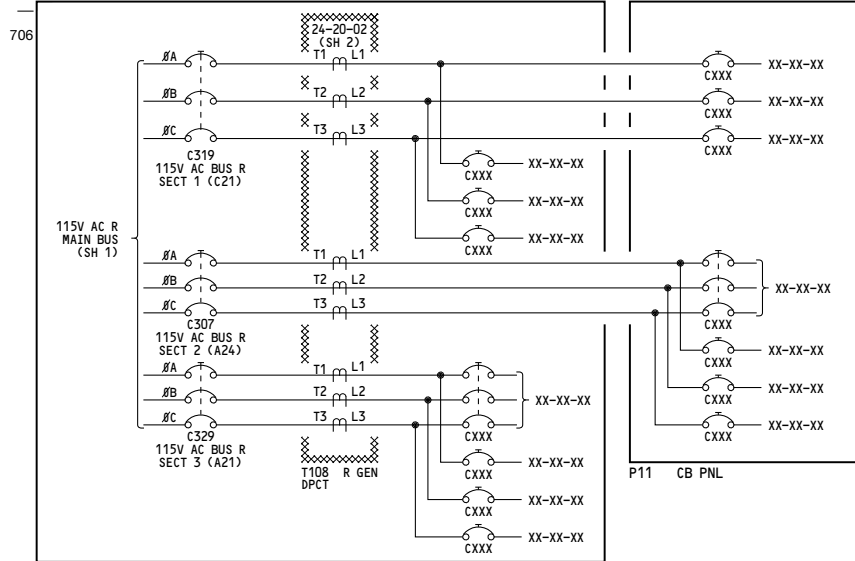


P6 MAIN PWR DISTR PANEL

P6 PANEL DISTRIBUTION TABLE

CB CXXX	GRID LOC	NOMENCLATURE	SCHEM REF	
			DIAG	SH
C307	A24	115V AC BUS R - SECT 2	24-51-02	2
C318	C24	R TRU	24-32-01	-
C319	C21	115V AC BUS R - SECT 1	24-51-02	2
C327	F18	115V AC R XFR BUS	24-51-02	4
C329	A21	115V AC BUS A - SECT 3	24-51-02	2

24-51-02



P6 MAIN PWR DISTR

POWER BUS SECT	CB	SYSTEM					SCHEM REF	
		CB CXXX	#	GRID LOC	PNL	NOMENCLATURE	DIAG	SH
1	C319	C674	A	N19	P11-6	RIGHT PACK-AUTO PWR	21-53-03	-
		C848	B	R31	P11-6	LIGHTING-R AC BUS SENSE	24-20-05	-
		C1119	C	T23	P11-6	R ICE DET	30-81-01	-
		C1240	B	P30	P11-6	INSTR & PANEL LTS-GLARE SHIELD	33-13-01	1
		C1250	B	N32	P11-6	LIGHTING-LANDING-R WING	33-42-01	-
		C1277	B	N33	P11-6	LIGHTING-RUNWAY TURNOFF R	33-42-02	-
		C1317	B	R36	P11-6	LIGHTING-LAV SYS 2-MIRROR	33-26-01	-
		C1336	A	S23	P11-6	PNEU AIR SUPPLY- APU BLEED PWR	36-11-04	1
		C1431	A	M28	P11-5	ENGINES-L IGN 2	74-31-01	1
		C1433	A	M29	P11-5	ENGINES-R IGN 2	74-31-01	2
		C1440	A	M36	P11-5	RIGHT ENGINE-BUS PWR SENSE	74-31-01	1
		C4036	A	N24	P11-6	LEFT PACK STANDBY PWR	21-51-01	2
		C4180	B	N21	P11-6	FWD CARGO TEMP CONT	21-61-08	2
		C4183	B	P26	P11-6	ZONE TEMP CONT-MID VLV CLOSE	21-60-05	2
		C4185	B	P25	P11-6	ZONE TEMP CONT-FWD VLV CLOSE	21-60-03	1

POWER BUS SECT	CB	SYSTEM					SCHEM REF	
		CB CXXX	#	GRID LOC	PNL	NOMENCLATURE	DIAG	SH
1	C319	C4186	B	P27	P11-6	ZONE TEMP CONT-AFT VLV CLOSE	21-60-04	1
		C4227	A	S34	P11-6	CAPT INSTR TRANSFER-ALTN BUS #A	24-51-04	-
		C4229	B	S35	P11-6	CAPT INSTR TRANSFER-ALTN BUS #B	24-51-04	-
		C4231	C	S36	P11-6	CAPT INSTR TRANSFER-ALTN BUS #C	24-51-04	-
		C4267	A	L20	P6-4	F/O PRIM INSTR BUS #A	24-51-04	-
		C4268	B	L21	P6-4	F/O PRIM INSTR BUS #B	24-51-04	-
		C4269	C	L22	P6-4	F/O PRIM INSTR BUS #C	24-51-04	-

POWER BUS SECT	CB CXXX	SYSTEM					SCHEM REF			
		CB	#	GRID LOC	PNL	NOMENCLATURE	DIAG	SH		
2	C307	C341	3	G35	P11-5	RIGHT HF COMM	23-11-01	2		
		C514	C	E35	P11-4	AUTO FLIGHT-RIGHT FLT CONT PWR	22-11-04	-		
		C532	B	H34	P11-5	VOICE RECORDER	23-71-01	-		
		C565	A	J34	P11-5	WARN ELEX A	31-51-03	-		
		C583	A	E32	P11-4	NAVIGATION RIGHT-DME	34-55-02	-		
		C596	A	E33	P11-4	NAVIGATION RIGHT-VOR	34-51-02	-		
		C598	C	E29	P11-4	NAVIGATION RIGHT-FMCS CDU	34-61-03	-		
		C599	B	F23	P11-4	NAVIGATION RIGHT-WX RADAR	34-43-01	-		
		C610	C	E30	P11-4	NAVIGATION RIGHT-FMCS CMPTR	34-61-03	-		
		C612	B	F22	P11-4	NAVIGATION RIGHT-IRS	34-21-02	1		
		C617	B	F28	P11-4	NAVIGATION RIGHT-ATC	34-53-02	-		
		C636	B	F25	P11-4	NAVIGATION RIGHT-RDMI	34-22-02	-		
		C1535	B	G26	P11-5	FLT CONT-ELEC 2R AC	27-09-02	1		
		C4079	A	J29	P11-5	EICAS CMPTR R	31-41-01	-		
		C4082	A	J30	P11-5	EICAS LOWER DSPL	31-41-01	-		
		C4094	A	J32	P11-5	EICAS DSPL SELECT	31-41-01	-		
		3	C329	C323	3	D24	P6-4	ALTN FLAP PWR	27-51-04	2
				C324	3	D21	P6-4	ALTN SLAT INBD PWR	27-81-03	2
				C325	3	F24	P6-4	ALTN SLAT OUTBD PWR	27-81-03	4
C335	3			H21	P6-4	FWD EXH EQUIP COOL FAN	21-58-05	-		
C355	3			J21	P6-4	F/O SEAT	21-11-02	-		
C370	3			F21	P6-4	R FUEL OVRD PUMP	28-22-01	-		
C371	3			G21	P6-4	R AFT FUEL BOOST PUMP	28-22-01	-		
C878	B			J25	P6-4	28V AC BUS R	24-53-01	-		
C1114	B			K21	P6-4	PITOT HEAT-L AUX #B	30-31-01	3		
C1115	C			K20	P6-4	PITOT HEAT-L AUX #C	30-31-01	3		
C1116	A			K23	P6-4	PITOT HEAT-F/O #A	30-31-01	1		
C1117	B			K22	P6-4	PITOT HEAT-F/O #B	30-31-01	1		
C1141	A			K24	P6-4	PROBE HEAT-R A0A	30-32-01	1		

SECT 1, 2 & 3 POWER DISTRIBUTION (P6 & P11)

151

**115V AC
POWER DISTRIBUTION-
RIGHT**

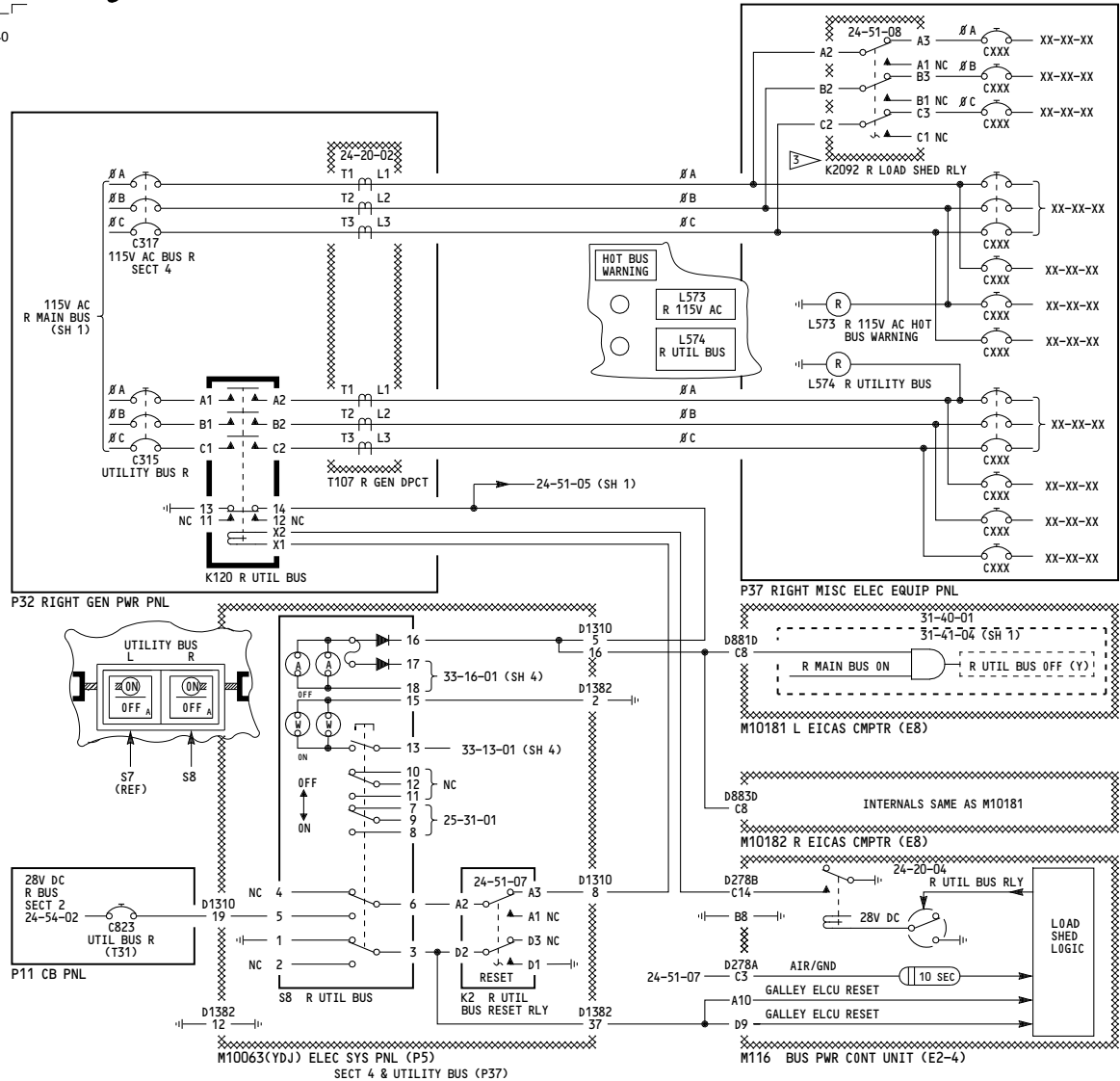
Incorporates
 30-0017
 34-0082

D280T232

24-51-02

Page 102.2
 Sheet 2
 Jan 21/2005

640



POWER BUS		SYSTEM					SCHEM REF	
SECT	CB	CB CXXX	#	GRID LOC	NOMENCLATURE	DIAG	SH	
4	C317	C344	3	E6	BULK CARGO VENT FAN		21-40-01	
		C376	3	F4	R FUEL JETTISON PUMP	3	28-31-01	
		C388	3	G7	LAV SYS 2 VACUUM BLOWER		38-30-01	
		C392	3	D2	ICE/RAIN - WINDOW HEAT 1R		30-41-02	
		C542	A	K1	PASS ENTERTAINMENT - CTD FWD	2	23-34-01	
		C543	A	K2	PASS ENTERTAINMENT - CTD AFT	2	23-34-01	
		C549	C	K5	VIDEO PROJECTOR - FWD	2	23-34-01	
		C550	C	K6	VIDEO PROJECTOR - MID	2	23-32-01	
		C555	A	K7	VIDEO PROJECTOR - AFT	2	23-32-01	
		C755	A	D4	R FWD FOOTRESTS		25-25-01	
		C1124	A	E1	WINDOW HEAT 2L		30-41-02	
C1126	A	E2	WINDOW HEAT 3L	2	30-41-02			

UTIL	C315	CB CXXX	#	GRID LOC	NOMENCLATURE	DIAG	SH
		C337	3	G4	AIR CONDITIONING - RECIRC FAN R		21-25-01
		C402	3	B2	FWD CABIN CREW REST HEAT CONT	4	21-66-02
		C404	3	B7	CREW REST HEAT-AFT RH CABIN	4	21-66-04
		C405	3	C4	FWD CABIN CREW REST FAN	4	21-66-02
		C407	3	B4	AFT RH CABIN CREW REST FAN	4	21-66-04
		C699	C	H1	F/O AUX HEATERS - HIGH		21-45-01
		C700	B	H2	F/O AUX HEATERS - LOW		21-45-01
		C1275	C	L5	LEFT LOGO LIGHT		33-45-01
		C1282	A	L6	RIGHT LOGO LIGHT		33-45-01
		C1366	B	H7	WATER/WASTE - SYS 2 LAV WH		38-10-02
		C1373	C	H6	WATER/WASTE - SYS 1/2 LAV WH		38-10-02

- NOTES:
- 1 #A NOT USED
 - 2 VN151-VN155 (150-154)
 - 3 VN156-VN158, VN163-VN168 (155-167)
 - 4 VN163-VN168 (162-167)

151

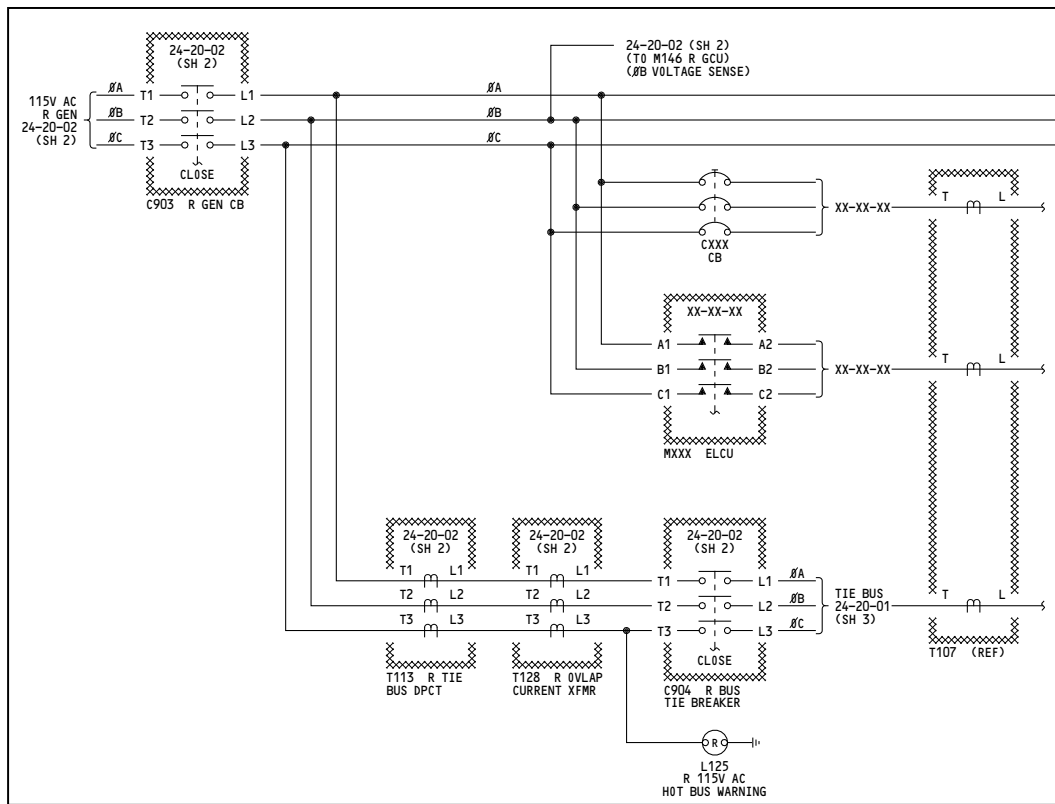
115V AC POWER DISTRIBUTION- RIGHT

D280T232

24-51-02

THIS PAGE INTENTIONALLY LEFT BLANK

631



P32 R GEN PWR PANEL

WIRING DIAGRAMS	
24-51-21	
24-51-22	
24-51-23	
24-51-24	

P32 PANEL DISTRIBUTION TABLE

CXXX/ MXXX	NOMENCLATURE	SCHEM REF	
		DIAG	SH
C315	UTILITY BUS R	24-51-02	3
C316	GND SVCE BUS	24-51-05	1
C317	115V AC BUS R - SECT 4	24-51-02	3
M895	ELEC HYD PUMP L ELCU	29-00-02	2
M898	ELEC HYD PUMP C2 ELCU	29-00-04	3
M1241	MID CABIN GALLEY PWR ELCU	24-31-05	-
M1617	FWD GALLEY PWR ELCU A	25-31-01	-
M1618	FWD GALLEY PWR ELCU B	25-31-04	-

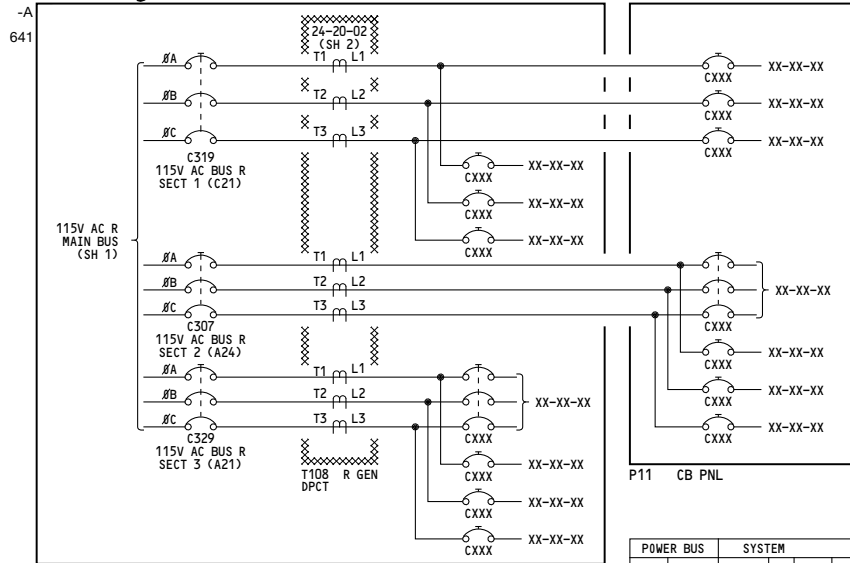
P6 PANEL DISTRIBUTION TABLE

CB CXXX	GRID LOC	NOMENCLATURE	SCHEM REF	
			DIAG	SH
C307	A24	115V AC BUS R - SECT 2	24-51-02	2
C318	C24	R TRU	24-32-01	-
C319	C21	115V AC BUS R - SECT 1	24-51-02	2
C327	F18	115V AC R XFR BUS	24-51-02	4
C329	A21	115V AC BUS A - SECT 3	24-51-02	2

R MAIN BUS DISTRIBUTION

155-157	<p>115V AC POWER DISTRIBUTION- RIGHT</p> <p>D280T232</p>
---------	---

24-51-02



P6 MAIN PWR DISTR

POWER BUS		SYSTEM						SCHEM REF	
SECT	CB	CB CXXX	Ø	GRID LOC	PNL	NOMENCLATURE	DIAG	SH	
1	C319	C674	A	N19	P11-6	RIGHT PACK-AUTO PWR	21-53-03	-	
		C848	B	R31	P11-6	LIGHTING-R AC BUS SENSE	24-20-05	-	
		C1119	C	T23	P11-6	R ICE DET	30-81-01	-	
		C1240	B	P30	P11-6	INSTR & PANEL LTS-GLARE SHIELD	33-13-01	1	
		C1250	B	N32	P11-6	LIGHTING-LANDING-R WING	33-42-01	-	
		C1277	B	N33	P11-6	LIGHTING-RUNWAY TURNOFF R	33-42-02	-	
		C1317	B	R36	P11-6	LIGHTING-LAV SYS 2-MIRROR	33-26-01	-	
		C1336	A	S23	P11-6	PNEU AIR SUPPLY- APU BLEED PWR	36-11-04	1	
		C1431	A	M28	P11-5	ENGINES-L IGN 2	74-31-01	1	
		C1433	A	M29	P11-5	ENGINES-R IGN 2	74-31-01	2	
		C1440	A	M36	P11-5	RIGHT ENGINE-BUS PWR SENSE	74-31-01	1	
		C4036	A	N24	P11-6	LEFT PACK STANDBY PWR	21-51-01	2	
		C4180	B	N21	P11-6	FWD CARGO TEMP CONT	21-61-08	2	
		C4183	B	P26	P11-6	ZONE TEMP CONT-MID VLV CLOSE	21-60-05	2	
		C4185	B	P25	P11-6	ZONE TEMP CONT-FWD VLV CLOSE	21-60-03	1	

NOTES:
 1 VN156-VN170 (155-156, 162-274) 2 VN151-VN155 (150-154)

SECT 1, 2 & 3 POWER DISTRIBUTION (P6 & P11)

155-157

**115V AC
POWER DISTRIBUTION-
RIGHT**

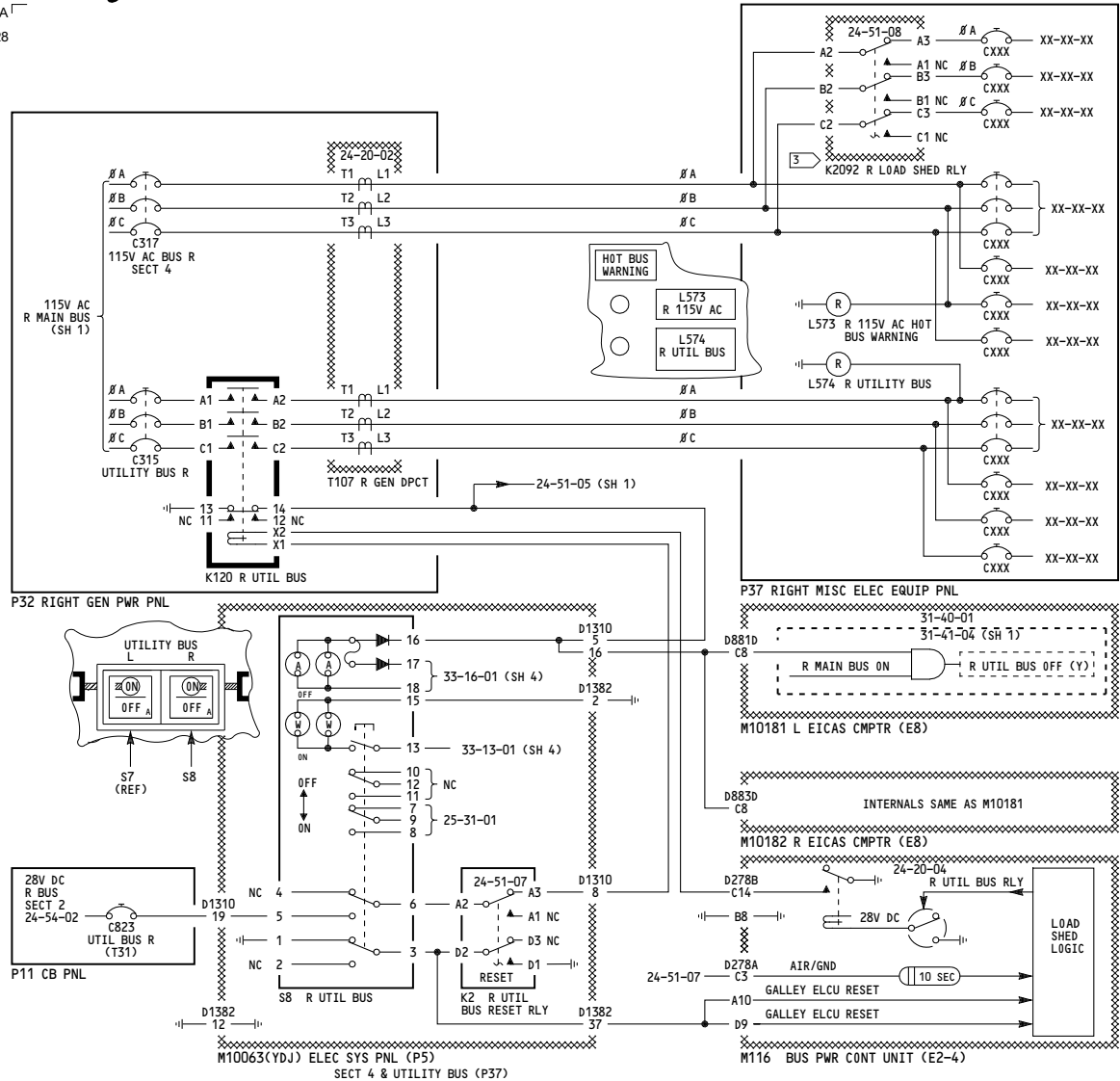
D280T232

POWER BUS		SYSTEM						SCHEM REF	
SECT	CB	CB CXXX	Ø	GRID LOC	PNL	NOMENCLATURE	DIAG	SH	
1	C319	C4186	B	P27	P11-6	ZONE TEMP CONT-AFT VLV CLOSE	21-60-04	1	
		C4227	A	S34	P11-6	CAPT INSTR TRANSFER-ALTN BUS #A	24-51-04	-	
		C4229	B	S35	P11-6	CAPT INSTR TRANSFER-ALTN BUS #B	24-51-04	-	
		C4231	C	S36	P11-6	CAPT INSTR TRANSFER-ALTN BUS #C	24-51-04	-	
		C4267	A	L20	P6-4	F/O PRIM INSTR BUS #A	24-51-04	-	
		C4268	B	L21	P6-4	F/O PRIM INSTR BUS #B	24-51-04	-	
		C4269	C	L22	P6-4	F/O PRIM INSTR BUS #C	24-51-04	-	

POWER BUS		SYSTEM						SCHEM REF		
SECT	CB CXXX	CB	Ø	GRID LOC	PNL	NOMENCLATURE	DIAG	SH		
2	C307	C341	3	G35	P11-5	RIGHT HF COMM	23-11-01	2		
		C514	C	E35	P11-4	AUTO FLIGHT-RIGHT FLT CONT PWR	22-11-04	-		
		C532	B	H34	P11-5	VOICE RECORDER	23-71-01	-		
		C565	A	J34	P11-5	WARN ELEX A	31-51-03	-		
		C583	A	E32	P11-4	NAVIGATION RIGHT-DME	34-55-02	-		
		C596	A	E33	P11-4	NAVIGATION RIGHT-VOR	34-51-02	-		
		C598	C	E29	P11-4	NAVIGATION RIGHT-FMCS CDU	34-61-03	-		
		C599	B	F23	P11-4	NAVIGATION RIGHT-WX RADAR	34-43-01	-		
		C610	C	E30	P11-4	NAVIGATION RIGHT-FMCS CMPTR	34-61-03	-		
		C612	B	F22	P11-4	NAVIGATION RIGHT-IRS	34-21-02	1		
		C617	B	F28	P11-4	NAVIGATION RIGHT-ATC	34-53-02	-		
		C636	B	F25	P11-4	NAVIGATION RIGHT-RDMI	34-22-02	-		
		C1535	B	G26	P11-5	FLT CONT-ELEC 2R AC	27-09-02	1		
		C4079	A	J29	P11-5	EICAS CMPTR R	31-41-01	-		
		C4082	A	J30	P11-5	EICAS LOWER DSPL	31-41-01	-		
		C4094	A	J32	P11-5	EICAS DSPL SELECT	31-41-01	-		
		3	C329	C323	3	D24	P6-4	ALTN FLAP PWR	27-51-04	2
				C324	3	D21	P6-4	ALTN SLAT INBD PWR	27-81-03	2
				C325	3	F24	P6-4	ALTN SLAT OUTBD PWR	27-81-03	4
C335	3			H21	P6-4	FWD EXH EQUIP COOL FAN	21-58-05	-		
C355	3			J21	P6-4	F/O SEAT	21-11-02	-		
C370	3			F21	P6-4	R FUEL OVRD PUMP	28-22-01	-		
C371	3			G21	P6-4	R AFT FUEL BOOST PUMP	28-22-01	-		
C878	B			J25	P6-4	28V AC BUS R	24-53-01	-		
C1114	B			K21	P6-4	PITOT HEAT-L AUX #B	30-31-01	3		
C1115	C			K20	P6-4	PITOT HEAT-L AUX #C	30-31-01	3		
C1116	A			K23	P6-4	PITOT HEAT-F/O #A	30-31-01	1		
C1117	B			K22	P6-4	PITOT HEAT-F/O #B	30-31-01	1		
C1141	A			K24	P6-4	PROBE HEAT-R A0A	30-32-01	1		

24-51-02

-A-
828



POWER BUS		SYSTEM					SCHEM REF	
SECT	CB	CB CXXX	#	GRID LOC	NOMENCLATURE	DIAG	SH	
4	C317	C344	3	E6	BULK CARGO VENT FAN	21-40-01	—	
		C358	3	J3	FWD CARGO VENT FAN	21-26-03	—	
		C359	3	J6	CARGO GND EXH FAN	21-26-03	—	
		C376	3	F4	R FUEL JETTISON PUMP	28-31-01	1	
		C388	3	G7	LAV SYS 2 VACUUM BLOWER	38-30-01	3	
		C392	3	D2	ICE/RAIN - WINDOW HEAT 1R	30-41-02	—	
		C542	A	K1	PASS ENTERTAINMENT - CTD FWD	23-34-01	—	
		C543	A	K2	PASS ENTERTAINMENT - CTD AFT	23-34-01	—	
		C549	C	K5	VIDEO PROJECTOR - FWD	23-34-01	1	
		C550	C	K6	VIDEO PROJECTOR - MID	23-32-01	1	
		C555	A	K7	VIDEO PROJECTOR - AFT	23-32-01	1	
		C755	A	D4	R FWD FOOTRESTS	25-25-01	—	
C1124	A	E1	WINDOW HEAT 2L	30-41-02	—			
C1126	A	E2	WINDOW HEAT 3L	30-41-02	—			
C9002	C	-	-	RADVR	23-32-02	—		

UTIL	CB	CB CXXX	#	GRID LOC	NOMENCLATURE	DIAG	SH
UTIL	C315	C337	3	G4	AIR CONDITIONING - RECIRC FAN R	21-25-01	—
		C404	3	B7	CREW REST HEAT-AFT RH CABIN	21-66-04	1
		C407	3	C7	AFT RH CABIN CREW REST FAN	21-66-04	2
		C699	C	H1	F/O AUX HEATERS - HIGH	21-45-01	—
		C700	B	H2	F/O AUX HEATERS - LOW	21-45-01	—
		C1275	C	L5	LEFT LOGO LIGHT	33-45-01	—
		C1282	A	L6	RIGHT LOGO LIGHT	33-45-01	—
		C1366	B	H7	WATER/WASTE - SYS 2 LAV WH	38-10-02	3
C1373	C	H6	WATER/WASTE - SYS 1/2 LAV WH	38-10-02	3		

155-157

115V AC POWER DISTRIBUTION - RIGHT

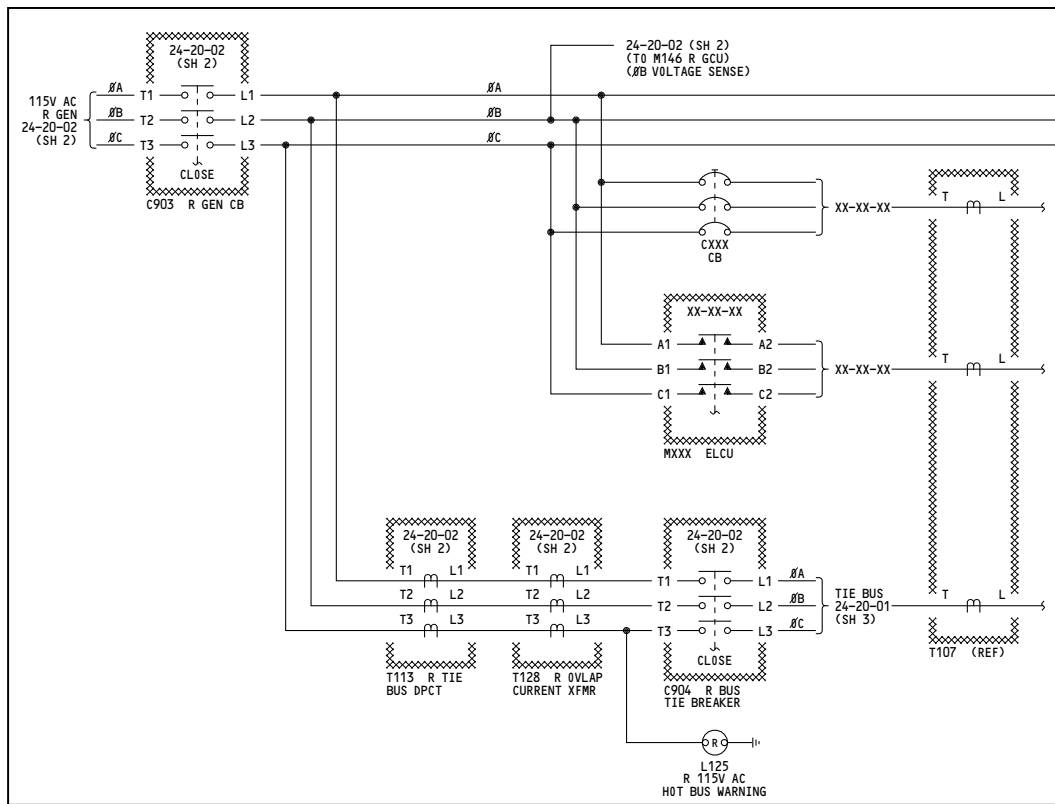
D280T232

- Incorporates
- ▶ MTO 210353
 - ▶ MTO-230718

24-51-02

THIS PAGE INTENTIONALLY LEFT BLANK

631



P32 R GEN PWR PANEL

P32 PANEL DISTRIBUTION TABLE

CXXX/ MXXX	NOMENCLATURE	SCHEM REF	
		DIAG	SH
C315	UTILITY BUS R	24-51-02	3
C316	GND SVCE BUS	24-51-05	1
C317	115V AC BUS R - SECT 4	24-51-02	3
M895	ELEC HYD PUMP L ELCU	29-00-02	2
M898	ELEC HYD PUMP C2 ELCU	29-00-04	3
M1241	MID CABIN GALLEY PWR ELCU	24-31-05	-
M1617	FWD GALLEY PWR ELCU A	25-31-01	-
M1618	FWD GALLEY PWR ELCU B	25-31-04	-

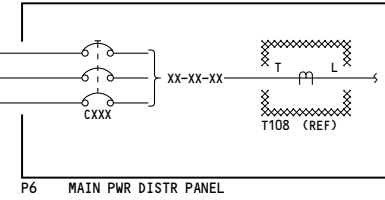
R MAIN BUS DISTRIBUTION

162-167

**115V AC
POWER DISTRIBUTION-
RIGHT**

D280T232

WIRING DIAGRAMS	
24-51-21	
24-51-22	
24-51-23	
24-51-24	

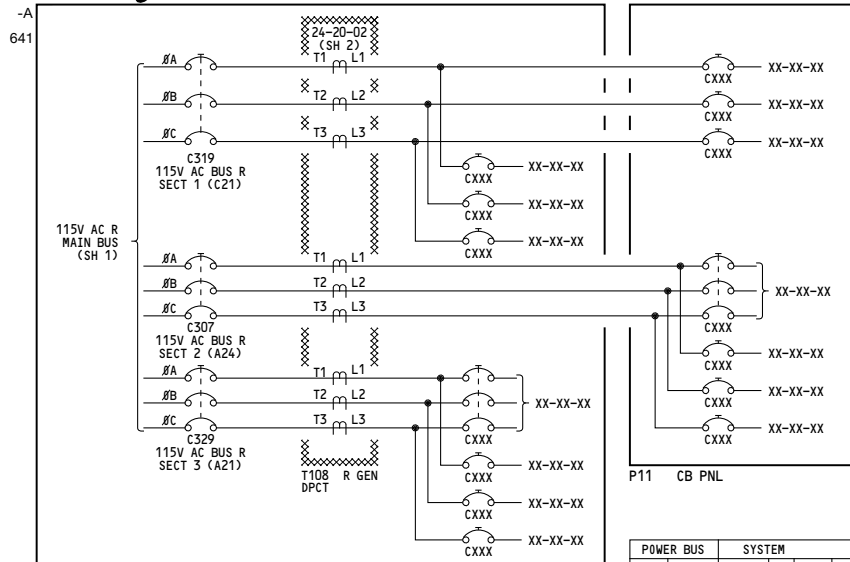


P6 MAIN PWR DISTR PANEL

P6 PANEL DISTRIBUTION TABLE

CB CXXX	GRID LOC	NOMENCLATURE	SCHEM REF	
			DIAG	SH
C307	A24	115V AC BUS R - SECT 2	24-51-02	2
C318	C24	R TRU	24-32-01	-
C319	C21	115V AC BUS R - SECT 1	24-51-02	2
C327	F18	115V AC R XFR BUS	24-51-02	4
C329	A21	115V AC BUS A - SECT 3	24-51-02	2

24-51-02



P6 MAIN PWR DISTR

POWER BUS		SYSTEM						SCHEM REF	
SECT	CB	CB CXXX	Ø	GRID LOC	PNL	NOMENCLATURE	DIAG	SH	
1	C319	C674	A	N19	P11-6	RIGHT PACK-AUTO PWR	21-53-03	-	
		C848	B	R31	P11-6	LIGHTING-R AC BUS SENSE	24-20-05	-	
		C1119	C	T23	P11-6	R ICE DET	30-81-01	-	
		C1240	B	P30	P11-6	INSTR & PANEL LTS-GLARE SHIELD	33-13-01	1	
		C1250	B	N32	P11-6	LIGHTING-LANDING-R WING	33-42-01	-	
		C1277	B	N33	P11-6	LIGHTING-RUNWAY TURNOFF R	33-42-02	-	
		C1317	B	R36	P11-6	LIGHTING-LAV SYS 2-MIRROR	33-26-01	-	
		C1336	A	S23	P11-6	PNEU AIR SUPPLY- APU BLEED PWR	36-11-04	1	
		C1431	A	M28	P11-5	ENGINES-L IGN 2	74-31-01	1	
		C1433	A	M29	P11-5	ENGINES-R IGN 2	74-31-01	2	
		C1440	A	M36	P11-5	RIGHT ENGINE-BUS PWR SENSE	74-31-01	1	
		C4036	A	N24	P11-6	LEFT PACK STANDBY PWR	21-51-01	2	
		C4180	B	N21	P11-6	FWD CARGO TEMP CONT	21-61-08	2	
		C4183	B	P26	P11-6	ZONE TEMP CONT-MID VLV CLOSE	21-60-05	2	
		C4185	B	P25	P11-6	ZONE TEMP CONT-FWD VLV CLOSE	21-60-03	1	

NOTES:
 1 VN156-VN170 (155-156, 162-274) 2 VN151-VN155 (150-154)

SECT 1, 2 & 3 POWER DISTRIBUTION (P6 & P11)

162-167

**115V AC
POWER DISTRIBUTION-
RIGHT**

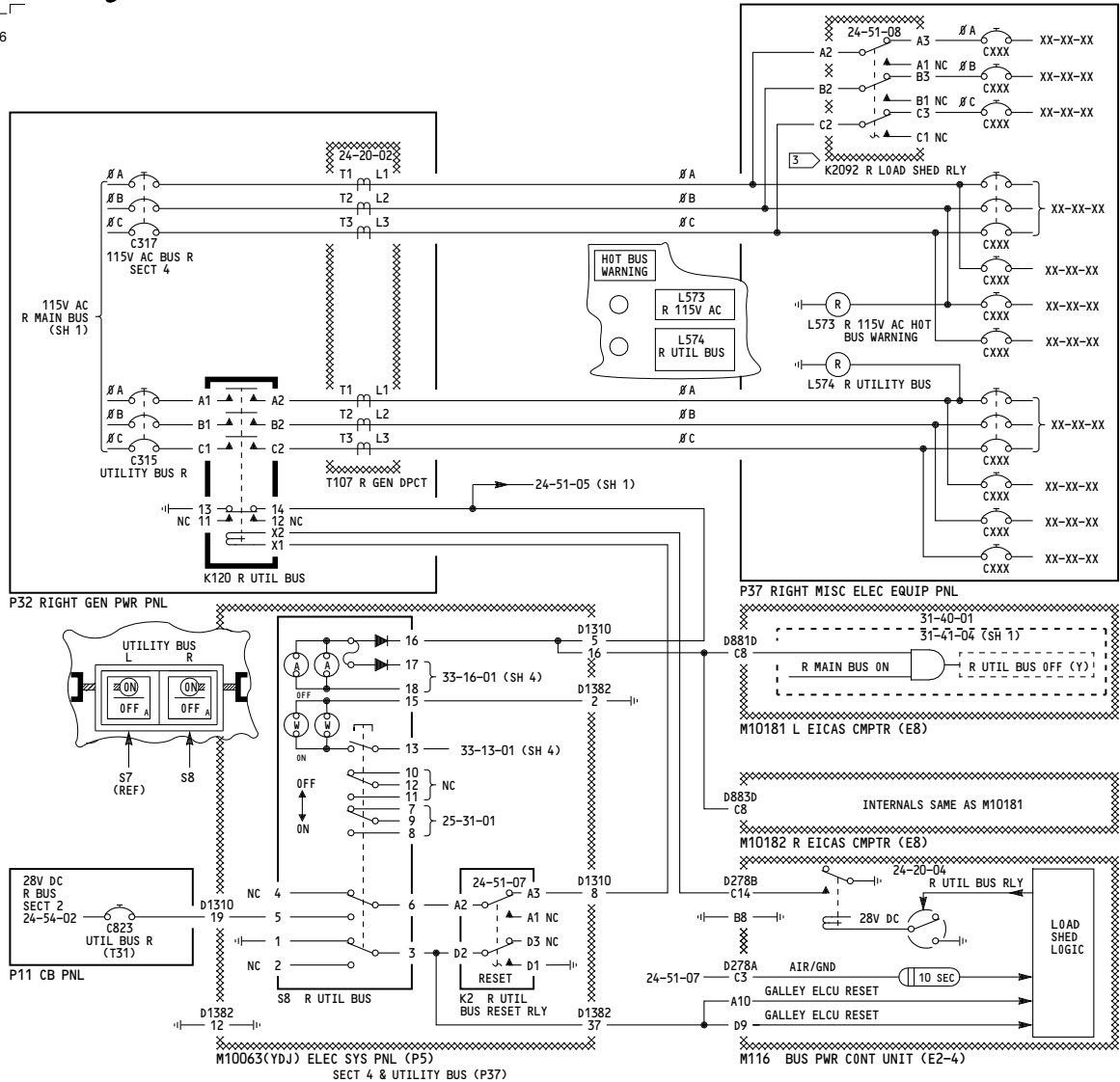
D280T232

POWER BUS		SYSTEM						SCHEM REF	
SECT	CB	CB CXXX	Ø	GRID LOC	PNL	NOMENCLATURE	DIAG	SH	
1	C319	C4186	B	P27	P11-6	ZONE TEMP CONT-AFT VLV CLOSE	21-60-04	1	
		C4227	A	S34	P11-6	CAPT INSTR TRANSFER-ALTN BUS #A	24-51-04	-	
		C4229	B	S35	P11-6	CAPT INSTR TRANSFER-ALTN BUS #B	24-51-04	-	
		C4231	C	S36	P11-6	CAPT INSTR TRANSFER-ALTN BUS #C	24-51-04	-	
		C4267	A	L20	P6-4	F/O PRIM INSTR BUS #A	24-51-04	-	
		C4268	B	L21	P6-4	F/O PRIM INSTR BUS #B	24-51-04	-	
		C4269	C	L22	P6-4	F/O PRIM INSTR BUS #C	24-51-04	-	

POWER BUS		SYSTEM						SCHEM REF	
SECT	CB CXXX	CB	Ø	GRID LOC	PNL	NOMENCLATURE	DIAG	SH	
2	C307	C341	3	G35	P11-5	RIGHT HF COMM	23-11-01	2	
		C514	C	E35	P11-4	AUTO FLIGHT-RIGHT FLT CONT PWR	22-11-04	-	
		C532	B	H34	P11-5	VOICE RECORDER	23-71-01	-	
		C565	A	J34	P11-5	WARN ELEX A	31-51-03	-	
		C583	A	E32	P11-4	NAVIGATION RIGHT-DME	34-55-02	-	
		C596	A	E33	P11-4	NAVIGATION RIGHT-VOR	34-51-02	-	
		C598	C	E29	P11-4	NAVIGATION RIGHT-FMCS CDU	34-61-03	-	
		C599	B	F23	P11-4	NAVIGATION RIGHT-WX RADAR	34-43-01	-	
		C610	C	E30	P11-4	NAVIGATION RIGHT-FMCS CMPTR	34-61-03	-	
		C612	B	F22	P11-4	NAVIGATION RIGHT-IRS	34-21-02	1	
		C617	B	F28	P11-4	NAVIGATION RIGHT-ATC	34-53-02	-	
		C636	B	F25	P11-4	NAVIGATION RIGHT-RDMI	34-22-02	-	
		C1535	B	G26	P11-5	FLT CONT-ELEC 2R AC	27-09-02	1	
		C4079	A	J29	P11-5	EICAS CMPTR R	31-41-01	-	
		C4082	A	J30	P11-5	EICAS LOWER DSPL	31-41-01	-	
		C4094	A	J32	P11-5	EICAS DSPL SELECT	31-41-01	-	
		3	C329	C323	3	D24	P6-4	ALTN FLAP PWR	27-51-04
C324	3			D21	P6-4	ALTN SLAT INBD PWR	27-81-03	2	
C325	3			F24	P6-4	ALTN SLAT OUTBD PWR	27-81-03	4	
C335	3			H21	P6-4	FWD EXH EQUIP COOL FAN	21-58-05	-	
C355	3			J21	P6-4	F/O SEAT	21-11-02	-	
C370	3			F21	P6-4	R FUEL OVRD PUMP	28-22-01	-	
C371	3			G21	P6-4	R AFT FUEL BOOST PUMP	28-22-01	-	
C878	B			J25	P6-4	28V AC BUS R	24-53-01	-	
C1114	B			K21	P6-4	PITOT HEAT-L AUX #B	30-31-01	3	
C1115	C			K20	P6-4	PITOT HEAT-L AUX #C	30-31-01	3	
C1116	A			K23	P6-4	PITOT HEAT-F/O #A	30-31-01	1	
C1117	B			K22	P6-4	PITOT HEAT-F/O #B	30-31-01	1	
C1141	A			K24	P6-4	PROBE HEAT-R A0A	30-32-01	1	

24-51-02

896



POWER BUS		SYSTEM					SCHEM REF
SECT	CB	CB CXXX	#	GRID LOC	NOMENCLATURE	DIAG	SH
4	C317	C344	3	E6	BULK CARGO VENT FAN	21-40-01	—
		C358	3	J3	FWD CARGO VENT FAN	21-26-03	—
		C359	3	J6	CARGO GND EXH FAN	21-26-03	—
		C376	3	F4	R FUEL JETTISON PUMP	28-31-01	—
		C388	3	G7	LAV SYS 2 VACUUM BLOWER	38-30-01	3
		C392	3	D2	ICE/RAIN - WINDOW HEAT 1R	30-41-02	—
		C542	A	K1	PASS ENTERTAINMENT - CTD FWD	23-34-01	—
		C543	A	K2	PASS ENTERTAINMENT - CTD AFT	23-34-01	—
		C549	C	K5	VIDEO PROJECTOR - FWD	23-34-01	1
		C550	C	K6	VIDEO PROJECTOR - MID	23-32-01	1
		C555	A	K7	VIDEO PROJECTOR - AFT	23-32-01	1
		C755	A	D4	R FWD FOOTRESTS	25-25-01	—
		C1124	A	E1	WINDOW HEAT 2L	30-41-02	—
		C1126	A	E2	WINDOW HEAT 3L	30-41-02	—
C9002	C	-	-	RADVR	23-32-02	—	

UTIL	CB	CB CXXX	#	GRID LOC	NOMENCLATURE	DIAG	SH
UTIL	C315	C337	3	G4	AIR CONDITIONING - RECIRC FAN R	21-25-01	—
		C402	3	B2	FWD CABIN CREW REST HEAT CONT	21-66-02	1
		C404	3	B7	CREW REST HEAT-AFT RH CABIN	21-66-04	1
		C405	3	C4	FWD CABIN CREW REST FAN	21-66-02	2
		C407	3	B4	AFT RH CABIN CREW REST FAN	21-66-04	2
		C699	C	H1	F/O AUX HEATERS - HIGH	21-45-01	—
		C700	B	H2	F/O AUX HEATERS - LOW	21-45-01	—
		C1275	C	L5	LEFT LOGO LIGHT	33-45-01	—
		C1282	A	L6	RIGHT LOGO LIGHT	33-45-01	—
		C1366	B	H7	WATER/WASTE - SYS 2 LAV WH	38-10-02	3
		C1373	C	H6	WATER/WASTE - SYS 1/2 LAV WH	38-10-02	3

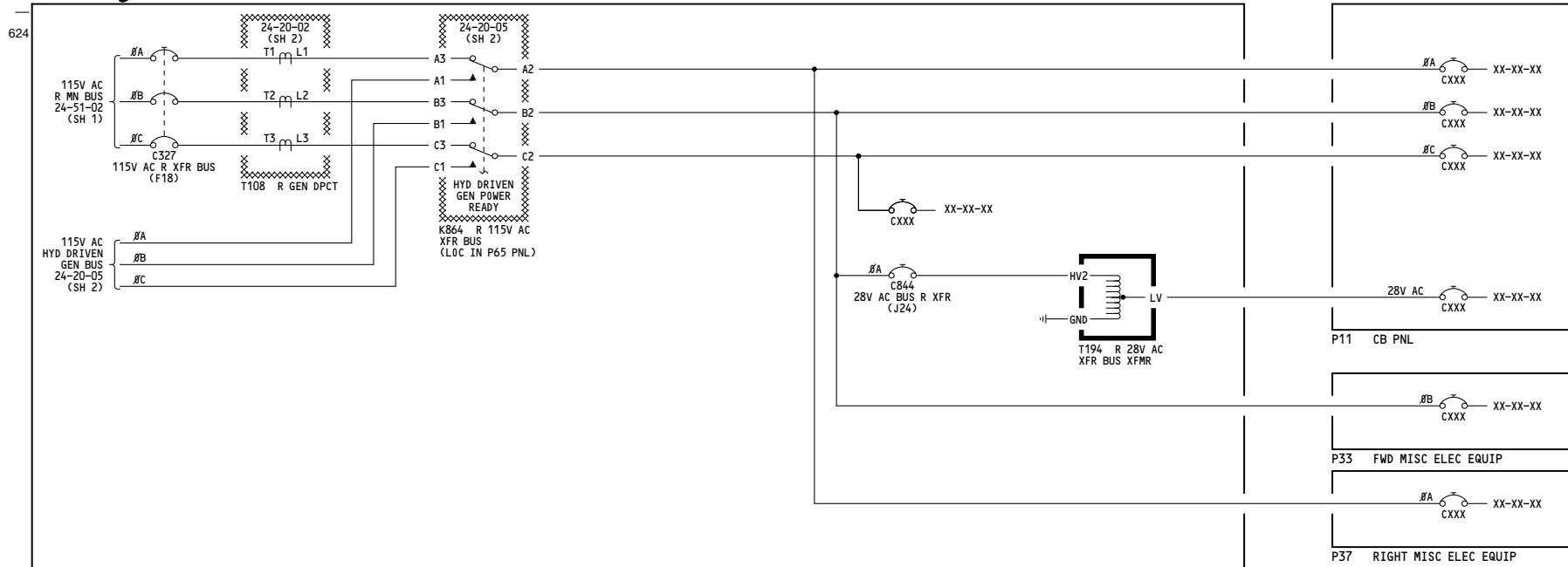
162-167

115V AC POWER DISTRIBUTION- RIGHT

D280T232

Incorporates
MTO-230718

24-51-02



P6 MN PWR DISTR

POWER BUS	SYSTEM						
	CB CXXX	Ø	GRID LOC	PANEL	NOMENCLATURE	SCHEM REF	
						DIAG	SH
115V AC	C682	C	N27	P11-6	BULK CARGO HEAT OVRD	21-44-02	-
	C685	B	R21	P11-6	CARGO HEAT OVERRIDE - FWD	21-43-01	-
	C691	B	R22	P11-6	CARGO HEAT OVERRIDE - AFT	21-44-01	-
	C701	B	P23	P11-6	CAB ALT CONTROL - AUTO 2	21-31-01	3
	C1036	A	G23	P11-5	FLAP SLAT ELEC UNIT 3 CONT	27-51-04	1
	C1123	C	K25	P6-4	R ENG PROBE HEAT	30-34-01	-
	C1204	A	L7	P37	AFT PASS NIGHT LIGHT	33-21-02	-
	C1220	B	L5	P33	FWD DIRECT CEILING LTS	33-22-02	-
	C1221	B	L6	P33	AFT DIRECT CEILING LTS	33-22-02	-
	C1331	A	S21	P11-6	PNEU AIR SUPPLY - R ISOL VALVE PWR	36-11-02	-
	C4184	B	P24	P11-6	ZONE TEMP CONT - MAN FLT DK	21-60-02	1

POWER BUS	SYSTEM						
	CB CXXX	GRID LOC	PANEL	NOMENCLATURE	SCHEM REF		
					DIAG	SH	
28V AC (T194)	C1038	G22	P11-5	FLAP SLAT ELEC UNIT 3 POS SENSOR	27-51-04	1	
	C1203	R32	P11-6	LIGHTING - NIGHT, FWD	33-22-02	-	
	C1319	R34	P11-6	LAVS SYS 2 - LIGHTS	33-26-02	-	
	C1526	J26	P11-5	FLAP/STAB POS SENSING R	27-58-02	-	

RIGHT TRANSFER BUS

162-167

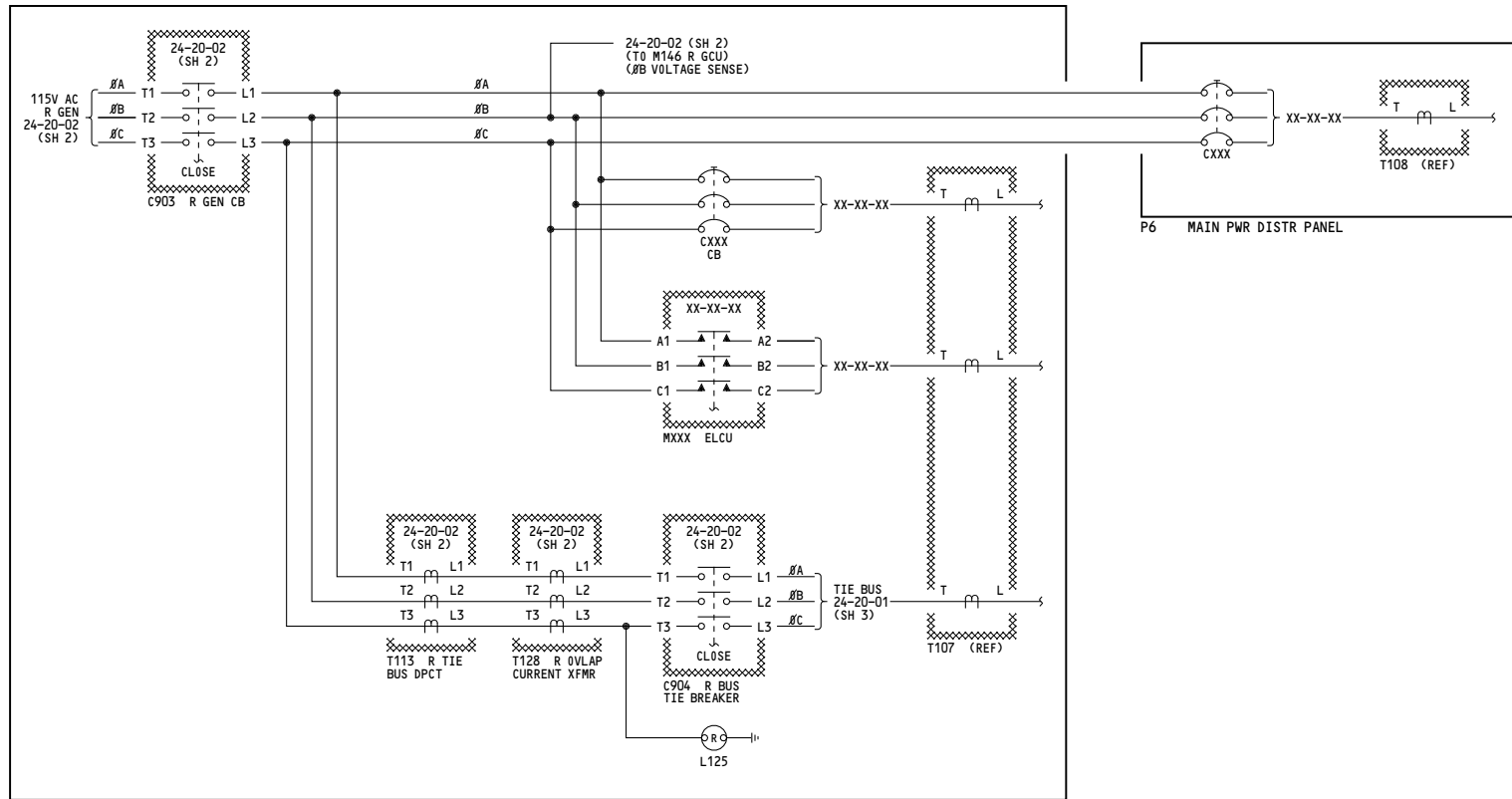
**115V AC
POWER DISTRIBUTION-
RIGHT**

D280T232

24-51-02

630

WIRING DIAGRAMS
24-51-21
24-51-22
24-51-23
24-51-24



P32 R GEN PWR PANEL

P32 PANEL DISTRIBUTION TABLE

CXXX/ MXXX	NOMENCLATURE	SCHEM REF	
		DIAG	SH
C303	TRU APU START	24-32-02	-
C315	UTILITY BUS R	24-51-02	3
C316	GND SVCE BUS	24-51-05	1
C317	115V AC BUS R - SECT 4	24-51-02	3
M225	FWD GALLEY PWR ELCU	25-31-01	-
M895	ELEC HYD PUMP L ELCU	29-00-02	2
M898	ELEC HYD PUMP C2 ELCU	29-00-04	3

P6 PANEL DISTRIBUTION TABLE

CB CXXX	GRID LOC	NOMENCLATURE	SCHEM REF	
			DIAG	SH
C307	A24	115V AC BUS R - SECT 2	24-51-02	2
C318	C24	R TRU	24-32-01	-
C319	C21	115V AC BUS R - SECT 1	24-51-02	2
C327	F18	115V AC R XFR BUS	24-51-02	4
C329	A21	115V AC BUS A - SECT 3	24-51-02	2

R MAIN BUS DISTRIBUTION

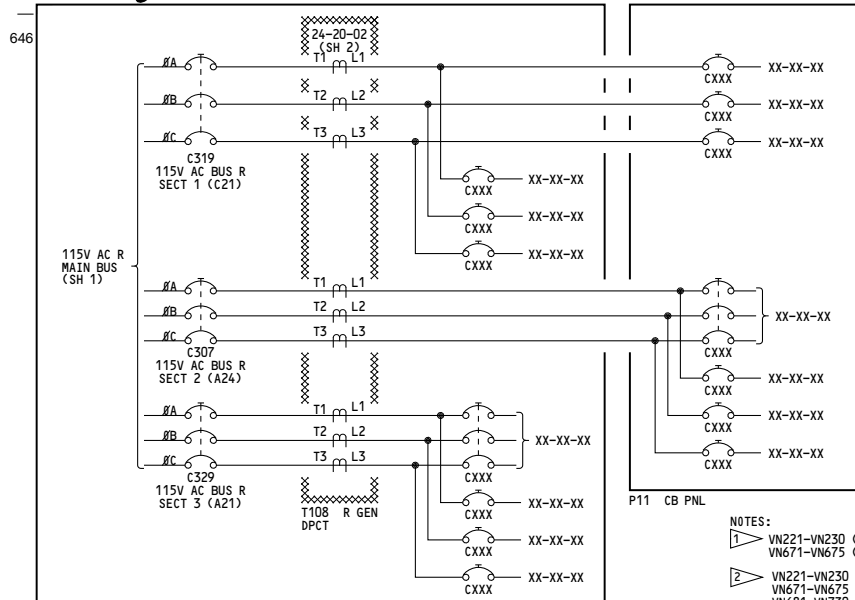
275

115V AC
POWER DISTRIBUTION-
RIGHT

D280T232

24-51-02

Page 105.1
Sheet 1
Jan 21/2005



NOTES:
 1 VN221-VN230 (275-999)
 VN671-VN675 (279-999)
 2 VN221-VN230 (275-999)
 VN671-VN675 (279-999)
 VN681-VN730 (601-999)

P6 MAIN PWR DISTR								
SECT	CB	POWER BUS				SYSTEM		
		CB CXXX	#	GRID LOC	P/NL	NOMENCLATURE	SCHEM REF	
						DIAG	SH	
1	C319	C674	A	N19	P11-6	RIGHT PACK-AUTO PWR	21-53-03	-
		C848	B	R31	P11-6	LIGHTING-R AC BUS SENSE	24-20-05	-
		C1240	B	P30	P11-6	INSTR & PANEL LTS-GLARE SHIELD	33-13-01	1
		C1250	B	N32	P11-6	LIGHTING-LANDING-R WING	33-42-01	-
		C1277	B	N33	P11-6	LIGHTING-RUNWAY TURNOFF R	33-42-02	-
		C1317	B	R36	P11-6	LIGHTING-LAV SYS 2-MIRROR	33-26-01	-
		C1336	A	S23	P11-6	PNEU AIR SUPPLY- APU BLEED PWR	36-11-04	1
		C1431	A	M28	P11-5	ENGINES-L IGN 2	74-31-01	1
		C1433	A	M29	P11-5	ENGINES-R IGN 2	74-31-01	2
		C1440	A	M36	P11-5	RIGHT ENGINE-BUS PWR SENSE	74-31-01	1
		C4036	A	N24	P11-6	LEFT PACK STANDBY PWR	21-51-01	2
		C4180	A	N21	P11-6	FWD CARGO TEMP CONT	21-61-08	2
		C4183	B	P26	P11-6	ZONE TEMP CONT-MID VLV CLOSE	21-60-05	2
		C4185	B	P25	P11-6	ZONE TEMP CONT-FWD VLV CLOSE	21-60-03	1
		C4186	B	P27	P11-6	ZONE TEMP CONT-AFT VLV CLOSE	21-60-04	1
		C4227	A	S34	P11-6	CAPT INSTR TRANSFER-ALTN BUS #A	24-51-04	-
		C4229	B	S35	P11-6	CAPT INSTR TRANSFER-ALTN BUS #B	24-51-04	-

P11 CB PNL								
SECT	CB	POWER BUS				SYSTEM		
		CB CXXX	#	GRID LOC	P/NL	NOMENCLATURE	SCHEM REF	
						DIAG	SH	
1	C319	C4231	C	S36	P11-6	CAPT INSTR TRANSFER-ALTN BUS #C	24-51-04	-
		C4267	A	L20	P6-4	F/O PRIM INSTR BUS #A	24-51-04	-
		C4268	B	L21	P6-4	F/O PRIM INSTR BUS #B	24-51-04	-
		C4269	C	L22	P6-4	F/O PRIM INSTR BUS #C	24-51-04	-

SECT	CB CXXX	POWER BUS				SYSTEM				
		CB	#	GRID LOC	P/NL	NOMENCLATURE	SCHEM REF			
						DIAG	SH			
2	C307	C341	3	G35	P11-5	RIGHT HF COMM	23-11-01	2		
		C514	C	E35	P11-4	AUTO FLIGHT-RIGHT FLT CONT PWR	22-11-04	-		
		C532	B	H34	P11-5	VOICE RECORDER	23-71-01	-		
		C565	A	J34	P11-5	WARN ELEX A	31-51-03	-		
		C583	A	E32	P11-4	NAVIGATION RIGHT-DME	34-55-02	-		
		C596	A	E33	P11-4	NAVIGATION RIGHT-VOR	34-51-02	-		
		C598	C	E29	P11-4	NAVIGATION RIGHT-FMCS CDU	34-61-03	-		
		C599	B	F23	P11-4	NAVIGATION RIGHT-WX RADAR	34-43-01	-		
		C610	C	E30	P11-4	NAVIGATION RIGHT-FMCS CMPTR	34-61-03	-		
		C612	B	F22	P11-4	NAVIGATION RIGHT-IRS	34-21-02	1		
		C617	B	F28	P11-4	NAVIGATION RIGHT-ATC	34-53-02	-		
		C636	B	F25	P11-4	NAVIGATION RIGHT-RDMI	34-22-02	-		
		C1535	B	G26	P11-5	FLT CONT-ELEC 2R AC	27-09-02	1		
		C4079	A	J29	P11-5	EICAS CMPTR R	31-41-01	-		
		C4082	A	J30	P11-5	EICAS LOWER DSPL	31-41-01	-		
		C4094	A	J32	P11-5	EICAS DSPL SELECT	31-41-01	-		
		3	C329	C323	3	D24	P6-4	ALTN FLAP PWR	27-51-04	2
				C324	3	D21	P6-4	ALTN SLAT INBD PWR	27-81-03	2
				C325	3	F24	P6-4	ALTN SLAT OUTBD PWR	27-81-03	4
				C335	3	H21	P6-4	FWD EXH EQUIP COOL FAN	21-58-05	-
C355	3			J21	P6-4	F/O SEAT	25-11-02	-		
C370	3			F21	P6-4	R FUEL OVRD PUMP	28-22-01	-		
C371	3			G21	P6-4	R AFT FUEL BOOST PUMP	28-22-01	-		
C878	B			J25	P6-4	28V AC BUS R	24-53-01	-		
C1114	B			K21	P6-4	PITOT HEAT-L AUX #B	30-31-01	3		
C1115	C			K20	P6-4	PITOT HEAT-L AUX #C	30-31-01	3		
C1116	A			K23	P6-4	PITOT HEAT-F/O #A	30-31-01	1		
C1117	B			K22	P6-4	PITOT HEAT-F/O #B	30-31-01	1		
C1141	A			K24	P6-4	PROBE HEAT-R A0A	30-32-01	1		

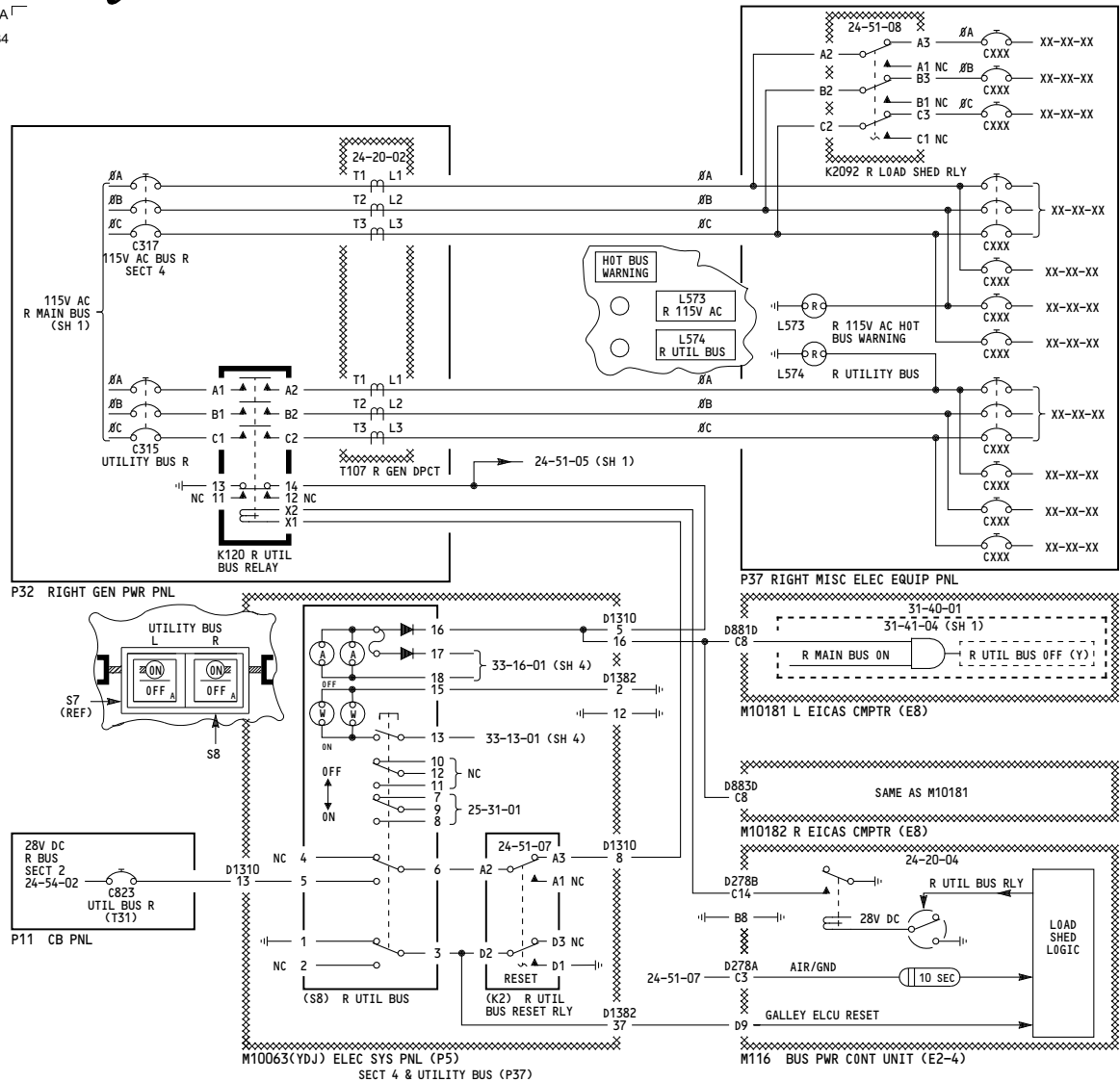
275

115V AC POWER DISTRIBUTION-RIGHT

D280T232

24-51-02

-A
734



POWER BUS	SYSTEM						
	SECT	CB	CB CXXX	#	GRID LOC	NOMENCLATURE	SCHEM REF
4	C317	C344	3	E6		BULK CARGO VENT FAN	21-40-01 -
		C358	3	J3		FWD CARGO VENT FAN	21-26-04 -
		C359	3	J6		CARGO GND EXH FAN	21-26-04 -
		C376	3	F4		R FUEL JTSN PUMP	28-31-01 -
		C388	3	G7		LAV SYS 2 VACUUM BLOWER	38-30-01 3
		C392	3	D2		ICE/RAIN - WINDOW HEAT 1R	30-41-02 -
		C542	A	K1		PASS ENTERTAINMENT - CTD FWD	23-34-01 -
		C543	A	K2		PASS ENTERTAINMENT - CTD AFT	23-34-01 -
		C1124	A	E1		WINDOW HEAT 2L	30-41-02 -
		C1126	A	E2		WINDOW HEAT 3L	30-41-02 -
		C1149	B	J1		ICE/RAIN - WATER LINE HTRS - FWD	30-71-01 3
		C1150	C	J2		ICE/RAIN - WATER LINE HTRS - MID 1	30-71-01 2
		C1151	A	J6		ICE/RAIN - WATER LINE HTRS - AFT 1	30-71-01 3
		C1155	A	J4		ICE/RAIN - WATER LINE HTRS - MID 3	30-71-01 2
		C1156	C	J7		ICE/RAIN - WATER LINE HTRS - AFT 2	30-71-01 2
		C1157	C	J3		ICE/RAIN - WATER LINE HTRS - MID 2	30-71-01 2
		C1158	C	J5		ICE/RAIN - WATER LINE HTRS - MID 4	30-71-01 2
		C1166	A	H4		AFT WATER LINE HEATERS	30-71-01 2
		C1550	C	A6		VIDEO CONT - AC	23-32-02 1
		UTIL	C315	C1551	A	A1	
C1552	A			A2		VIDEO 2	23-32-02 2
C1553	B			A3		VIDEO 3	23-32-02 3
C1554	B			A4		VIDEO 4	23-32-02 4
C337	3			G4		AIR CONDITIONING - RECIRC FAN R	21-25-01 -
C699	C			H1		F/O AUX HEATERS - HIGH	21-45-01 -
C700	B			H2		F/O AUX HEATERS - LOW	21-45-01 -
C1195	3			B4		DOOR AREA HEATER PWR - RIGHT FWD	21-45-02 -
C1275	C			L5		LEFT LOGO LTS	33-45-01 -
C1282	A			L6		RIGHT LOGO LTS	33-45-01 -
C1366	B			H7		WATER/WASTE - SYS 2 LAV WH	38-10-02 3

275

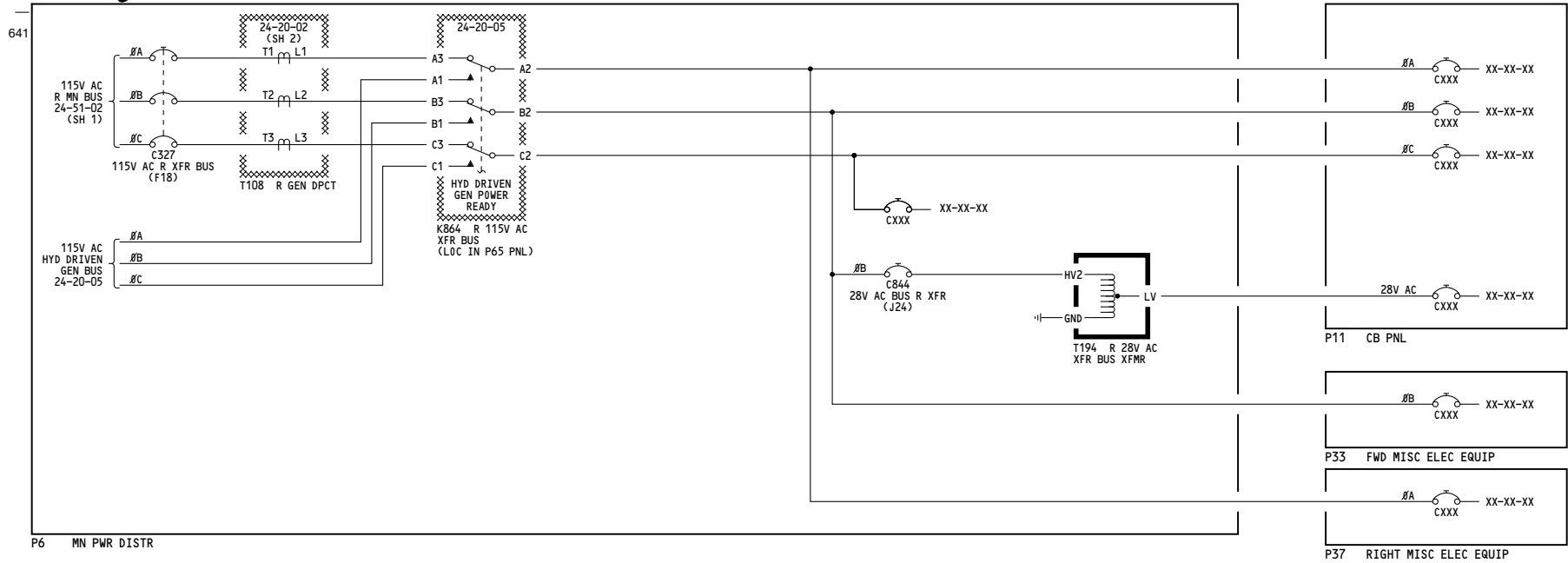
115V AC POWER DISTRIBUTION- RIGHT

D280T232

Incorporates
21-0139 R01

24-51-02

Page 105.1
Sheet 3
Jan 21/2005



POWER BUS	SYSTEM						
	CB CXXX	Ø	GRID LOC	PANEL	NOMENCLATURE	SCHEM REF	
						DIAG	SH
115V AC	C682	C	N27	P11-6	BULK CARGO HEAT OVRD	21-44-02	-
	C685	B	R21	P11-6	CARGO HEAT OVERRIDE - FWD	21-43-01	-
	C691	B	R22	P11-6	CARGO HEAT OVERRIDE - AFT	21-44-01	-
	C701	B	P23	P11-6	CAB ALT CONTROL - AUTO 2	21-31-02	-
	C1036	A	G23	P11-5	FLAP SLAT ELEC UNIT 3 CONT	27-51-04	1
	C1123	C	K25	P6-4	R ENG PROBE HEAT	30-34-01	-
	C1204	A	L7	P37	AFT PASS NIGHT LIGHT	33-21-02	-
	C1220	B	L5	P33	FWD DIRECT CEILING LTS	33-22-02	-
	C1221	B	L6	P33	AFT DIRECT CEILING LTS	36-11-02	-
	C1331	A	S21	P11-6	PNEU AIR SUPPLY - R ISOL VALVE PWR	36-11-02	-
	C4184	B	P24	P11-6	ZONE TEMP CONT - MAN FLT DK	21-60-02	1

POWER BUS	SYSTEM					
	CB CXXX	GRID LOC	PANEL	NOMENCLATURE	SCHEM REF	
					DIAG	SH
28V AC (T194)	C1038	G22	P11-5	FLAP SLAT ELEC UNIT 3 SENSOR	27-51-04	1
	C1203	R32	P11-6	LIGHTING - NIGHT, FWD	33-22-01	-
	C1319	R34	P11-6	LAVS SYS 2 - LIGHTS	33-26-02	-
	C1526	J26	P11-5	FLAP/STAB POS SENSING R	27-58-02	-

RIGHT TRANSFER BUS

275

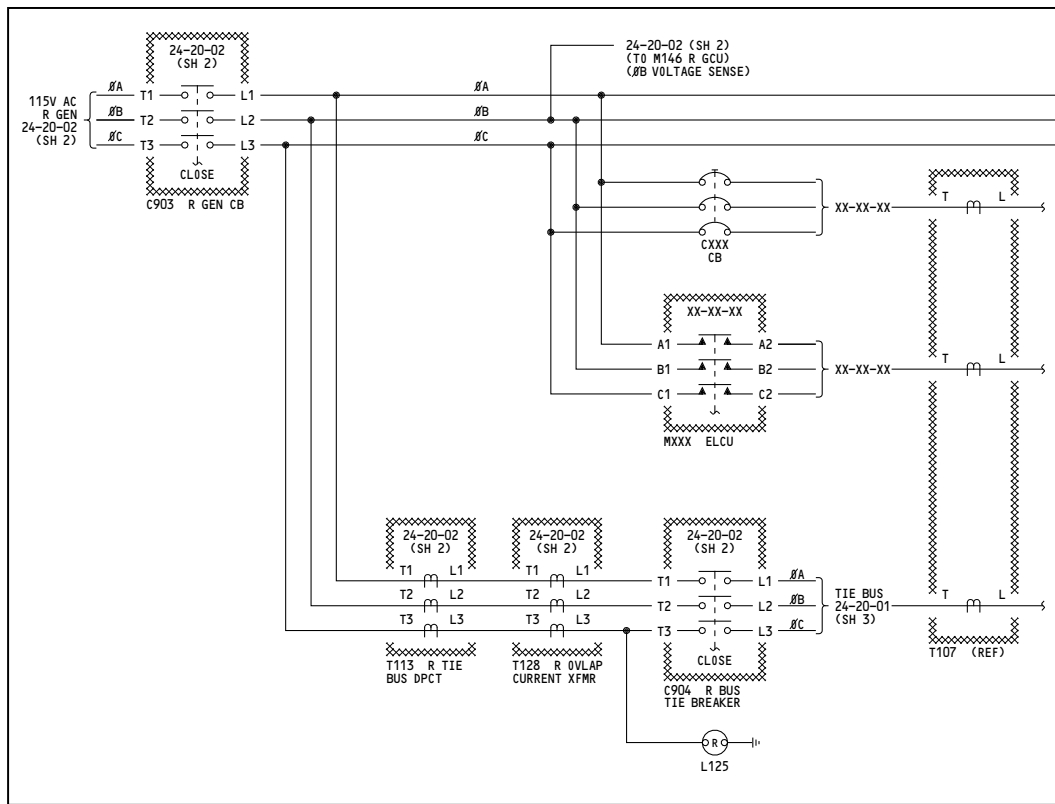
**115V AC
POWER DISTRIBUTION-
RIGHT**

D280T232

24-51-02

Page 105.1
Sheet 4
Jan 21/2005

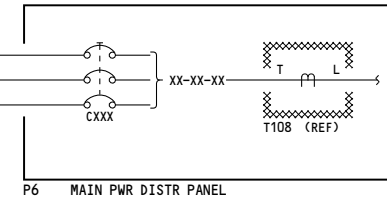
630



P32 R GEN PWR PANEL

P32 PANEL DISTRIBUTION TABLE

CXXX/ MXXX	NOMENCLATURE	SCHEM REF	
		DIAG	SH
C303	TRU APU START	24-32-02	-
C315	UTILITY BUS R	24-51-02	3
C316	GND SVCE BUS	24-51-05	1
C317	115V AC BUS R - SECT 4	24-51-02	3
M225	FWD GALLEY PWR ELCU	25-31-01	-
M895	ELEC HYD PUMP L ELCU	29-00-02	2
M898	ELEC HYD PUMP C2 ELCU	29-00-04	3



P6 MAIN PWR DISTR PANEL

P6 PANEL DISTRIBUTION TABLE

CB CXXX	GRID LOC	NOMENCLATURE	SCHEM REF	
			DIAG	SH
C307	A24	115V AC BUS R - SECT 2	24-51-02	2
C318	C24	R TRU	24-32-01	-
C319	C21	115V AC BUS R - SECT 1	24-51-02	2
C327	F18	115V AC R XFR BUS	24-51-02	4
C329	A21	115V AC BUS A - SECT 3	24-51-02	2

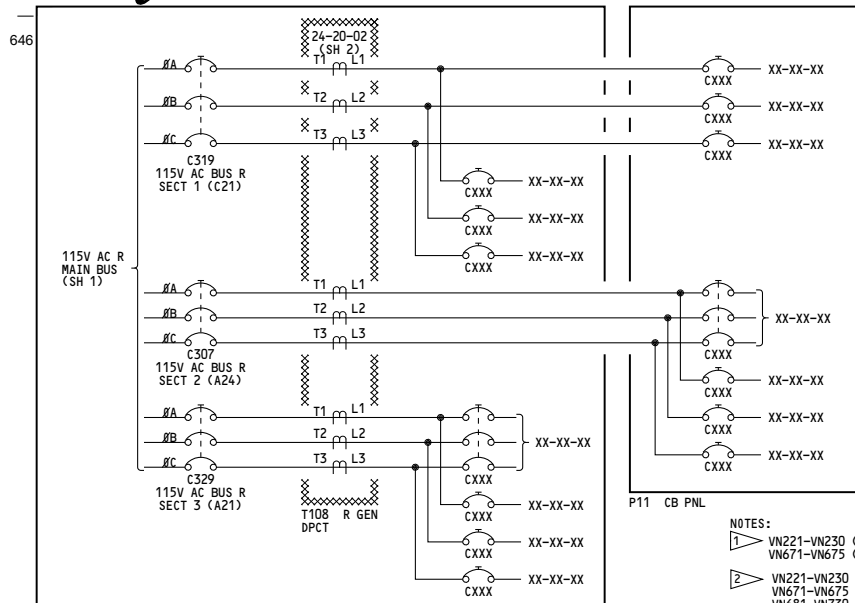
WIRING DIAGRAMS	
24-51-21	
24-51-22	
24-51-23	
24-51-24	

R MAIN BUS DISTRIBUTION



24-51-02

Page 106.1
Sheet 1
Jan 21/2005



NOTES:
 1 VN221-VN230 (275-999)
 VN671-VN675 (279-999)
 2 VN221-VN230 (275-999)
 VN671-VN675 (279-999)
 VN681-VN730 (601-999)

P6 MAIN PWR DISTR

SECT	CB	SYSTEM					SCHEM REF	
		CB CXXX	#	GRID LOC	PNL	NOMENCLATURE	DIAG	SH
1	C319	C674	A	N19	P11-6	RIGHT PACK-AUTO PWR	21-53-03	-
		C848	B	R31	P11-6	LIGHTING-R AC BUS SENSE	24-20-05	-
		C1240	B	P30	P11-6	INSTR & PANEL LTS-GLARE SHIELD	33-13-01	1
		C1250	B	N32	P11-6	LIGHTING-LANDING-R WING	33-42-01	-
		C1277	B	N33	P11-6	LIGHTING-RUNWAY TURNOFF R	33-42-02	-
		C1317	B	R36	P11-6	LIGHTING-LAV SYS 2-MIRROR	33-26-01	-
		C1336	A	S23	P11-6	PNEU AIR SUPPLY- APU BLEED PWR	36-11-04	1
		C1431	A	M28	P11-5	ENGINES-L IGN 2	74-31-01	1
		C1433	A	M29	P11-5	ENGINES-R IGN 2	74-31-01	2
		C1440	A	M36	P11-5	RIGHT ENGINE-BUS PWR SENSE	74-31-01	1
		C4036	A	N24	P11-6	LEFT PACK STANDBY PWR	21-51-01	2
		C4180	A	N21	P11-6	FWD CARGO TEMP CONT	21-61-08	2
		C4183	B	P26	P11-6	ZONE TEMP CONT-MID VLV CLOSE	21-60-05	2
		C4185	B	P25	P11-6	ZONE TEMP CONT-FWD VLV CLOSE	21-60-03	1
		C4186	B	P27	P11-6	ZONE TEMP CONT-AFT VLV CLOSE	21-60-04	1
		C4227	A	S34	P11-6	CAPT INSTR TRANSFER-ALTN BUS #A	24-51-04	-
		C4229	B	S35	P11-6	CAPT INSTR TRANSFER-ALTN BUS #B	24-51-04	-

SECT 1, 2 & 3 POWER DISTRIBUTION (P6 & P11)

SECT	CB	SYSTEM					SCHEM REF	
		CB CXXX	#	GRID LOC	PNL	NOMENCLATURE	DIAG	SH
1	C319	C4231	C	S36	P11-6	CAPT INSTR TRANSFER-ALTN BUS #C	24-51-04	-
		C4267	A	L20	P6-4	F/O PRIM INSTR BUS #A	24-51-04	-
		C4268	B	L21	P6-4	F/O PRIM INSTR BUS #B	24-51-04	-
		C4269	C	L22	P6-4	F/O PRIM INSTR BUS #C	24-51-04	-

SECT	CB CXXX	SYSTEM					SCHEM REF			
		CB	#	GRID LOC	PNL	NOMENCLATURE	DIAG	SH		
2	C307	C341	3	G35	P11-5	RIGHT HF COMM	23-11-01	2		
		C514	C	E35	P11-4	AUTO FLIGHT-RIGHT FLT CONT PWR	22-11-04	-		
		C532	B	H34	P11-5	VOICE RECORDER	23-71-01	-		
		C565	A	J34	P11-5	WARN ELEX A	31-51-03	-		
		C583	A	E32	P11-4	NAVIGATION RIGHT-DME	34-55-02	-		
		C596	A	E33	P11-4	NAVIGATION RIGHT-VOR	34-51-02	-		
		C598	C	E29	P11-4	NAVIGATION RIGHT-FMCS CDU	34-61-03	-		
		C599	B	F23	P11-4	NAVIGATION RIGHT-WX RADAR	34-43-01	-		
		C610	C	E30	P11-4	NAVIGATION RIGHT-FMCS CMPTR	34-61-03	-		
		C612	B	F22	P11-4	NAVIGATION RIGHT-IRS	34-21-02	1		
		C617	B	F28	P11-4	NAVIGATION RIGHT-ATC	34-53-02	-		
		C636	B	F25	P11-4	NAVIGATION RIGHT-RDMI	34-22-02	-		
		C1535	B	G26	P11-5	FLT CONT-ELEC 2R AC	27-09-02	1		
		C4079	A	J29	P11-5	EICAS CMPTR R	31-41-01	-		
		C4082	A	J30	P11-5	EICAS LOWER DSPL	31-41-01	-		
		C4094	A	J32	P11-5	EICAS DSPL SELECT	31-41-01	-		
		3	C329	C323	3	D24	P6-4	ALTN FLAP PWR	27-51-04	2
				C324	3	D21	P6-4	ALTN SLAT INBD PWR	27-81-03	2
				C325	3	F24	P6-4	ALTN SLAT OUTBD PWR	27-81-03	4
				C335	3	H21	P6-4	FWD EXH EQUIP COOL FAN	21-58-05	-
C355	3			J21	P6-4	F/O SEAT	25-11-02	-		
C370	3			F21	P6-4	R FUEL OVRD PUMP	28-22-01	-		
C371	3			G21	P6-4	R AFT FUEL BOOST PUMP	28-22-01	-		
C878	B			J25	P6-4	28V AC BUS R	24-53-01	-		
C1114	B			K21	P6-4	PITOT HEAT-L AUX #B	30-31-01	3		
C1115	C			K20	P6-4	PITOT HEAT-L AUX #C	30-31-01	3		
C1116	A			K23	P6-4	PITOT HEAT-F/O #A	30-31-01	1		
C1117	B			K22	P6-4	PITOT HEAT-F/O #B	30-31-01	1		
C1141	A			K24	P6-4	PROBE HEAT-R A0A	30-32-01	1		

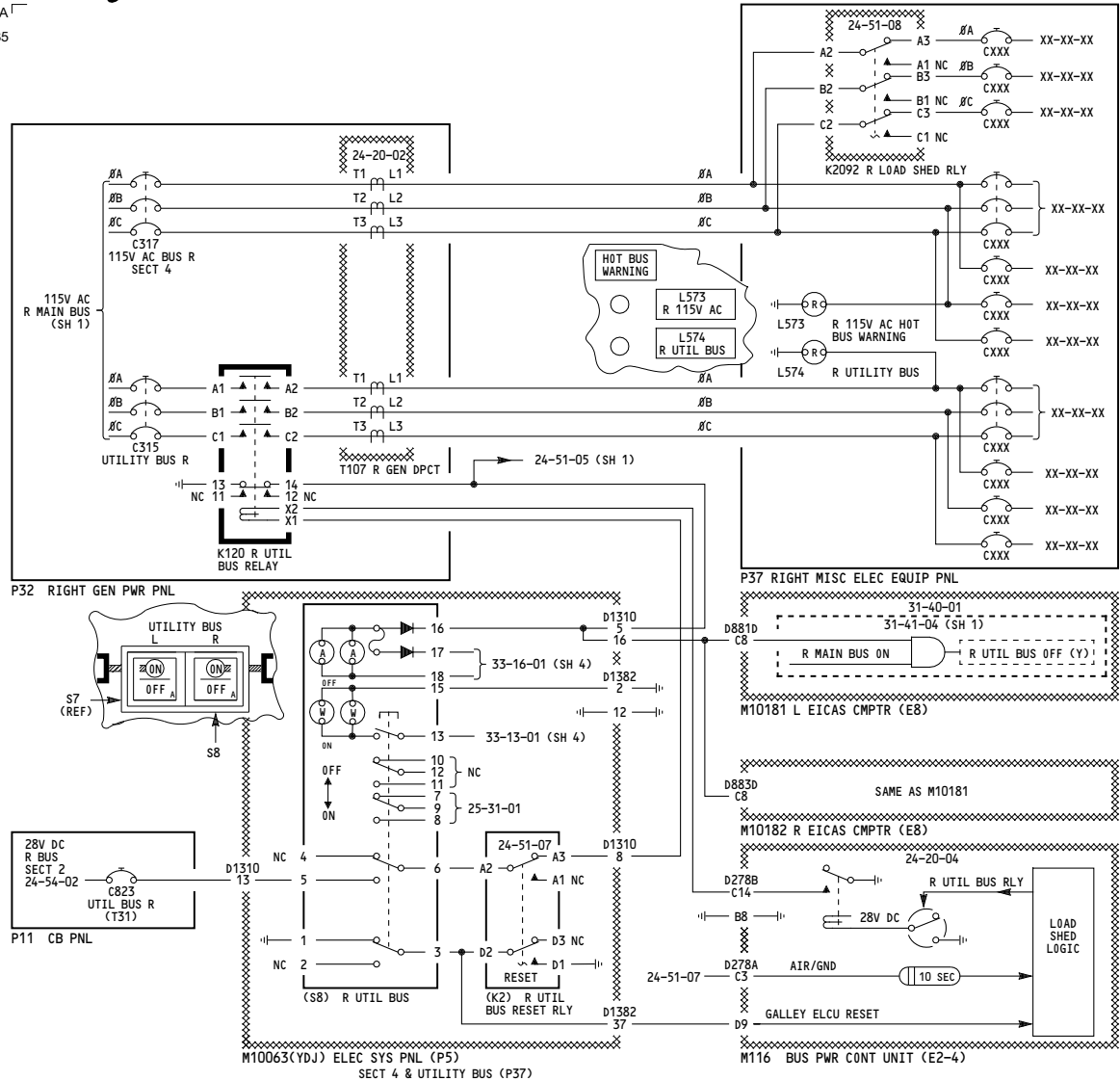
276

115V AC POWER DISTRIBUTION-RIGHT

D280T232

24-51-02

-A
735



POWER BUS	SYSTEM					
	SECT	CB	CB CXXX	GRID LOC	NOMENCLATURE	SCHEM REF
4	C317	C344	3	E6	BULK CARGO VENT FAN	21-40-01 -
		C358	3	J3	FWD CARGO VENT FAN	21-26-04 -
		C359	3	J6	CARGO GND EXH FAN	21-26-04 -
		C376	3	F4	R FUEL JTSN PUMP	28-31-01 -
		C388	3	G7	LAV SYS 2 VACUUM BLOWER	38-30-01 3
		C392	3	D2	ICE/RAIN - WINDOW HEAT 1R	30-41-02 -
		C1124	A	E1	WINDOW HEAT 2L	30-41-02 -
		C1149	B	J1	ICE/RAIN - WATER LINE HTRS - FWD	30-71-01 3
		C1150	C	J2	ICE/RAIN - WATER LINE HTRS - MID 1	30-71-01 2
		C1151	A	J6	ICE/RAIN - WATER LINE HTRS - AFT 1	30-71-01 3
		C1155	A	J4	ICE/RAIN - WATER LINE HTRS - MID 3	30-71-01 2
		C1156	C	J7	ICE/RAIN - WATER LINE HTRS - AFT 2	30-71-01 2
		C1157	C	J3	ICE/RAIN - WATER LINE HTRS - MID 2	30-71-01 2
		C1158	C	J5	ICE/RAIN - WATER LINE HTRS - MID 4	30-71-01 2
		C1166	A	H4	AFT WATER LINE HEATERS	30-71-01 2
		C317 LOAD SHED K2092		C542	B	K1
C543	B			K2	CTD - AFT	23-34-01 -
C1126	A			E2	WINDOW HEAT - 3L	30-41-01 -
C1550	C			A6	VIDEO CONT - AC	23-32-01 1
C1551	A			A1	VIDEO 1	23-32-02 1
C1552	A			A2	VIDEO 2	23-32-02 2
C1553	B			A3	VIDEO 3	23-32-02 3
C1554	B			A4	VIDEO 4	23-32-02 4
UTIL	C315	C337	3	G4	AIR CONDITIONING - RECIRC FAN R	21-25-01 -
		C699	C	H1	F/O AUX HEATERS - HIGH	21-45-01 -
		C700	B	H2	F/O AUX HEATERS - LOW	21-45-01 -
		C1195	3	B4	DOOR AREA HEATER PWR - RIGHT FWD	21-45-02 -
		C1275	C	L5	LEFT LOGO LTS	33-45-01 -
		C1282	A	L6	RIGHT LOGO LTS	33-45-01 -
		C1366	B	H7	WATER/WASTE - SYS 2 LAV WH	38-10-02 3

276

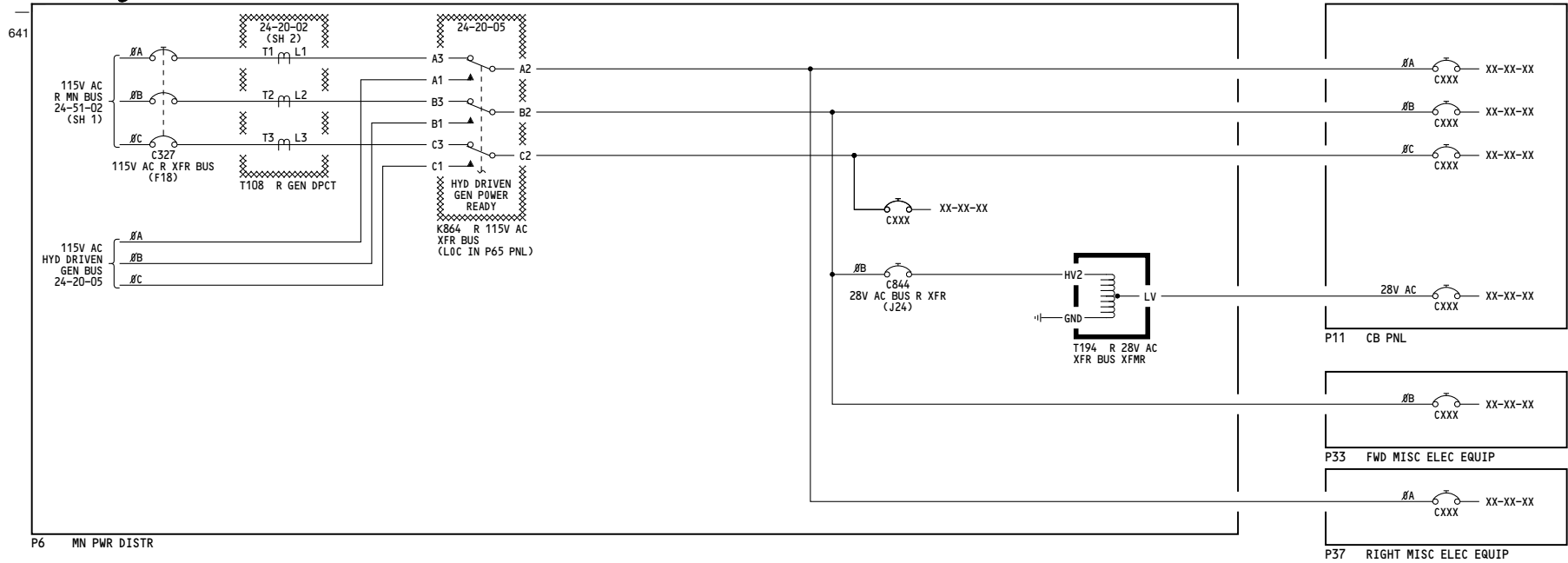
**115V AC
POWER DISTRIBUTION-
RIGHT**

D280T232

Incorporates
21-0139 R01

24-51-02

Page 106.1
Sheet 3
Jan 21/2005



POWER BUS	SYSTEM						
	CB CXXX	Ø	GRID LOC	PANEL	NOMENCLATURE	SCHEM REF	
						DIAG	SH
115V AC	C682	C	N27	P11-6	BULK CARGO HEAT OVRD	21-44-02	-
	C685	B	R21	P11-6	CARGO HEAT OVERRIDE - FWD	21-43-01	-
	C691	B	R22	P11-6	CARGO HEAT OVERRIDE - AFT	21-44-01	-
	C701	B	P23	P11-6	CAB ALT CONTROL - AUTO 2	21-31-02	-
	C1036	A	G23	P11-5	FLAP SLAT ELEC UNIT 3 CONT	27-51-04	1
	C1123	C	K25	P6-4	R ENG PROBE HEAT	30-34-01	-
	C1204	A	L7	P37	AFT PASS NIGHT LIGHT	33-21-02	-
	C1220	B	L5	P33	FWD DIRECT CEILING LTS	33-22-02	-
	C1221	B	L6	P33	AFT DIRECT CEILING LTS	36-11-02	-
	C1331	A	S21	P11-6	PNEU AIR SUPPLY - R ISOL VALVE PWR	36-11-02	-
	C4184	B	P24	P11-6	ZONE TEMP CONT - MAN FLT DK	21-60-02	1

POWER BUS	SYSTEM						
	CB CXXX	GRID LOC	PANEL	NOMENCLATURE	SCHEM REF		
					DIAG	SH	
28V AC (T194)	C1038	G22	P11-5	FLAP SLAT ELEC UNIT 3 SENSOR	27-51-04	1	
	C1203	R32	P11-6	LIGHTING - NIGHT, FWD	33-22-01	-	
	C1319	R34	P11-6	LAVS SYS 2 - LIGHTS	33-26-02	-	
	C1526	J26	P11-5	FLAP/STAB POS SENSING R	27-58-02	-	

RIGHT TRANSFER BUS

276

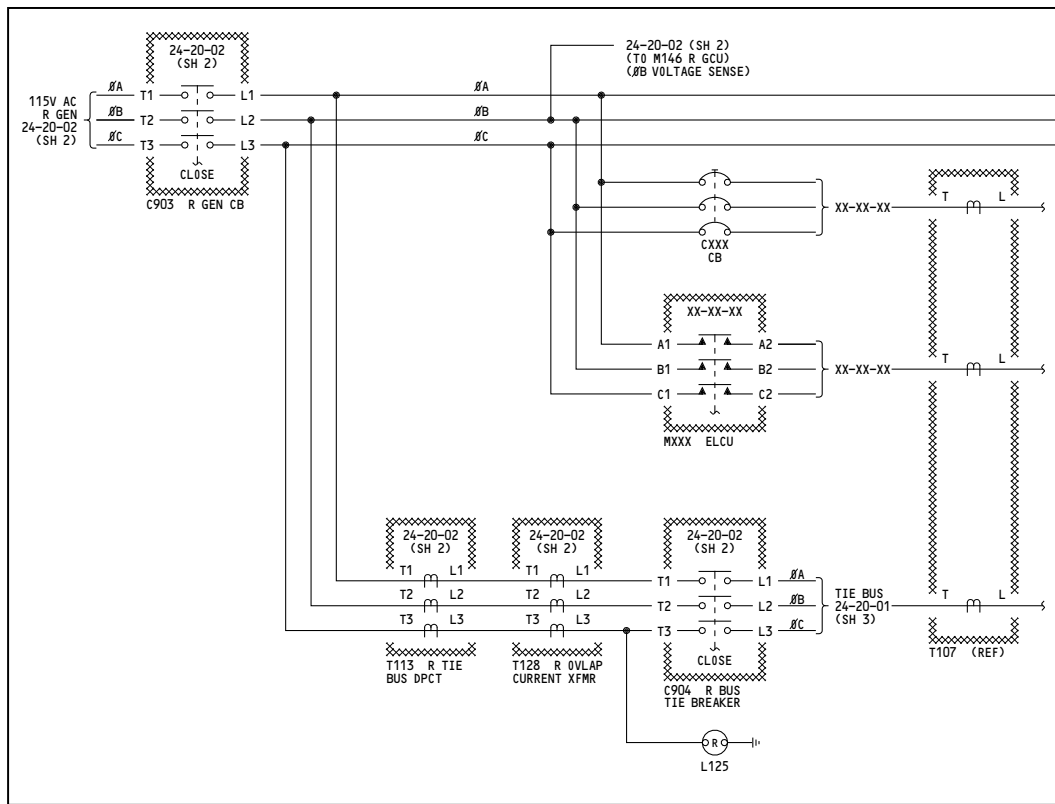
**115V AC
POWER DISTRIBUTION-
RIGHT**

D280T232

24-51-02

Page 106.1
Sheet 4
Jan 21/2005

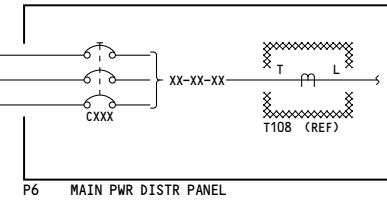
630



P32 R GEN PWR PANEL

P32 PANEL DISTRIBUTION TABLE

CXXX/ MXXX	NOMENCLATURE	SCHEM REF	
		DIAG	SH
C303	TRU APU START	24-32-02	-
C315	UTILITY BUS R	24-51-02	3
C316	GND SVCE BUS	24-51-05	1
C317	115V AC BUS R - SECT 4	24-51-02	3
M225	FWD GALLEY PWR ELCU	25-31-01	-
M895	ELEC HYD PUMP L ELCU	29-00-02	2
M898	ELEC HYD PUMP C2 ELCU	29-00-04	3



P6 MAIN PWR DISTR PANEL

P6 PANEL DISTRIBUTION TABLE

CB CXXX	GRID LOC	NOMENCLATURE	SCHEM REF	
			DIAG	SH
C307	A24	115V AC BUS R - SECT 2	24-51-02	2
C318	C24	R TRU	24-32-01	-
C319	C21	115V AC BUS R - SECT 1	24-51-02	2
C327	F18	115V AC R XFR BUS	24-51-02	4
C329	A21	115V AC BUS A - SECT 3	24-51-02	2

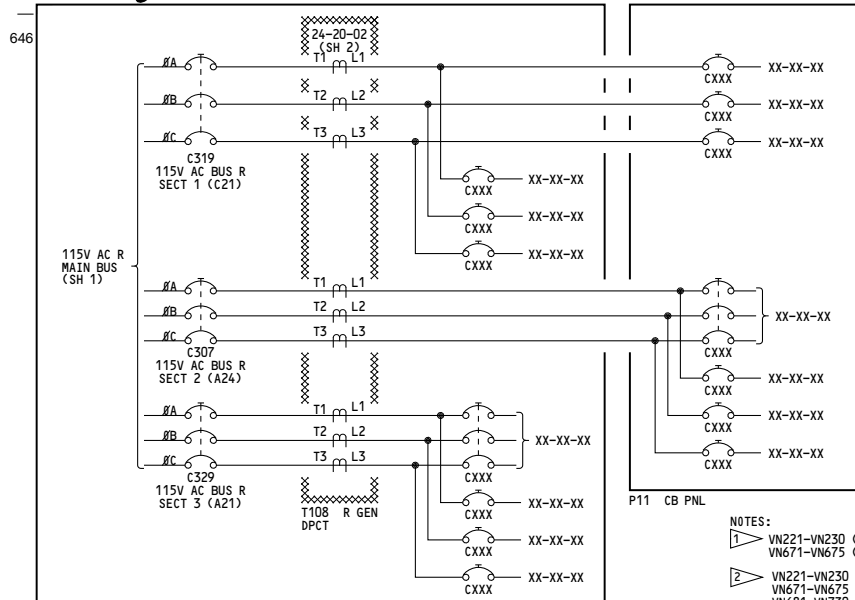
WIRING DIAGRAMS	
24-51-21	
24-51-22	
24-51-23	
24-51-24	

R MAIN BUS DISTRIBUTION

277-278	<p>115V AC POWER DISTRIBUTION- RIGHT</p> <p>D280T232</p>
---------	---

24-51-02

Page 107.1
Sheet 1
Jan 21/2005



NOTES:
 1 VN221-VN230 (275-999)
 VN671-VN675 (279-999)
 2 VN221-VN230 (275-999)
 VN671-VN675 (279-999)
 VN681-VN730 (601-999)

P6 MAIN PWR DISTR								
SECT	CB	POWER BUS				SYSTEM		
		CB CXXX	#	GRID LOC	P/NL	NOMENCLATURE	SCHEM REF	
						DIAG	SH	
1	C319	C674	A	N19	P11-6	RIGHT PACK-AUTO PWR	21-53-03	-
		C848	B	R31	P11-6	LIGHTING-R AC BUS SENSE	24-20-05	-
		C1240	B	P30	P11-6	INSTR & PANEL LTS-GLARE SHIELD	33-13-01	1
		C1250	B	N32	P11-6	LIGHTING-LANDING-R WING	33-42-01	-
		C1277	B	N33	P11-6	LIGHTING-RUNWAY TURNOFF R	33-42-02	-
		C1317	B	R36	P11-6	LIGHTING-LAV SYS 2-MIRROR	33-26-01	-
		C1336	A	S23	P11-6	PNEU AIR SUPPLY- APU BLEED PWR	36-11-04	1
		C1431	A	M28	P11-5	ENGINES-L IGN 2	74-31-01	1
		C1433	A	M29	P11-5	ENGINES-R IGN 2	74-31-01	2
		C1440	A	M36	P11-5	RIGHT ENGINE-BUS PWR SENSE	74-31-01	1
		C4036	A	N24	P11-6	LEFT PACK STANDBY PWR	21-51-01	2
		C4180	A	N21	P11-6	FWD CARGO TEMP CONT	21-61-08	2
		C4183	B	P26	P11-6	ZONE TEMP CONT-MID VLV CLOSE	21-60-05	2
		C4185	B	P25	P11-6	ZONE TEMP CONT-FWD VLV CLOSE	21-60-03	1
		C4186	B	P27	P11-6	ZONE TEMP CONT-AFT VLV CLOSE	21-60-04	1
		C4227	A	S34	P11-6	CAPT INSTR TRANSFER-ALTN BUS #A	24-51-04	-
		C4229	B	S35	P11-6	CAPT INSTR TRANSFER-ALTN BUS #B	24-51-04	-

P11 CB PNL								
SECT	CB	POWER BUS				SYSTEM		
		CB CXXX	#	GRID LOC	P/NL	NOMENCLATURE	SCHEM REF	
						DIAG	SH	
1	C319	C4231	C	S36	P11-6	CAPT INSTR TRANSFER-ALTN BUS #C	24-51-04	-
		C4267	A	L20	P6-4	F/O PRIM INSTR BUS #A	24-51-04	-
		C4268	B	L21	P6-4	F/O PRIM INSTR BUS #B	24-51-04	-
		C4269	C	L22	P6-4	F/O PRIM INSTR BUS #C	24-51-04	-

SECT	CB CXXX	POWER BUS				SYSTEM				
		CB	#	GRID LOC	P/NL	NOMENCLATURE	SCHEM REF			
						DIAG	SH			
2	C307	C341	3	G35	P11-5	RIGHT HF COMM	23-11-01	2		
		C514	C	E35	P11-4	AUTO FLIGHT-RIGHT FLT CONT PWR	22-11-04	-		
		C532	B	H34	P11-5	VOICE RECORDER	23-71-01	-		
		C565	A	J34	P11-5	WARN ELEX A	31-51-03	-		
		C583	A	E32	P11-4	NAVIGATION RIGHT-DME	34-55-02	-		
		C596	A	E33	P11-4	NAVIGATION RIGHT-VOR	34-51-02	-		
		C598	C	E29	P11-4	NAVIGATION RIGHT-FMCS CDU	34-61-03	-		
		C599	B	F23	P11-4	NAVIGATION RIGHT-WX RADAR	34-43-01	-		
		C610	C	E30	P11-4	NAVIGATION RIGHT-FMCS CMPTR	34-61-03	-		
		C612	B	F22	P11-4	NAVIGATION RIGHT-IRS	34-21-02	1		
		C617	B	F28	P11-4	NAVIGATION RIGHT-ATC	34-53-02	-		
		C636	B	F25	P11-4	NAVIGATION RIGHT-RDMI	34-22-02	-		
		C1535	B	G26	P11-5	FLT CONT-ELEC 2R AC	27-09-02	1		
		C4079	A	J29	P11-5	EICAS CMPTR R	31-41-01	-		
		C4082	A	J30	P11-5	EICAS LOWER DSPL	31-41-01	-		
		C4094	A	J32	P11-5	EICAS DSPL SELECT	31-41-01	-		
		3	C329	C323	3	D24	P6-4	ALTN FLAP PWR	27-51-04	2
				C324	3	D21	P6-4	ALTN SLAT INBD PWR	27-81-03	2
				C325	3	F24	P6-4	ALTN SLAT OUTBD PWR	27-81-03	4
				C335	3	H21	P6-4	FWD EXH EQUIP COOL FAN	21-58-05	-
C355	3			J21	P6-4	F/O SEAT	25-11-02	-		
C370	3			F21	P6-4	R FUEL OVRD PUMP	28-22-01	-		
C371	3			G21	P6-4	R AFT FUEL BOOST PUMP	28-22-01	-		
C878	B			J25	P6-4	28V AC BUS R	24-53-01	-		
C1114	B			K21	P6-4	PITOT HEAT-L AUX #B	30-31-01	3		
C1115	C			K20	P6-4	PITOT HEAT-L AUX #C	30-31-01	3		
C1116	A			K23	P6-4	PITOT HEAT-F/O #A	30-31-01	1		
C1117	B			K22	P6-4	PITOT HEAT-F/O #B	30-31-01	1		
C1141	A			K24	P6-4	PROBE HEAT-R A0A	30-32-01	1		

SECT 1, 2 & 3 POWER DISTRIBUTION (P6 & P11)

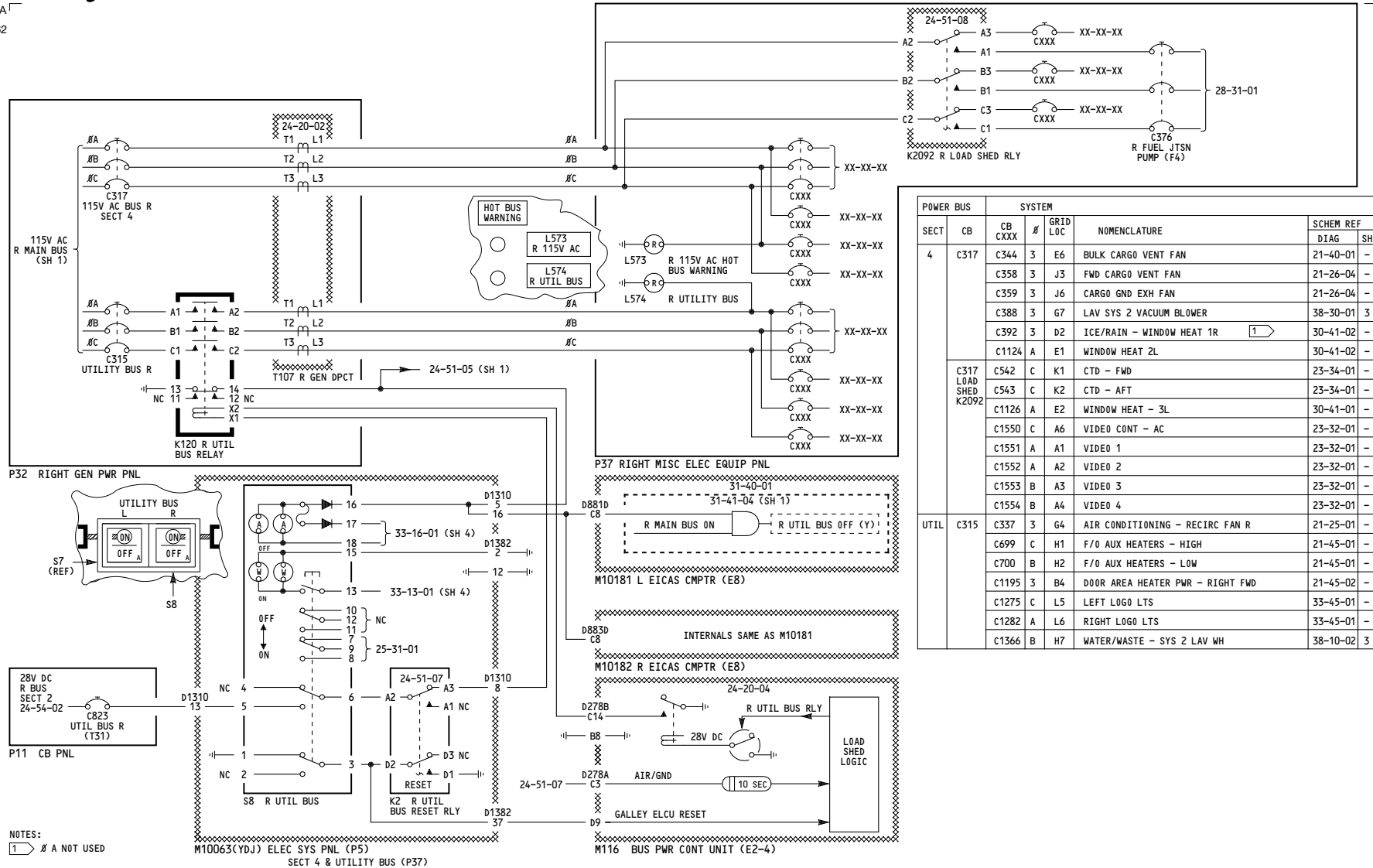
277-278

115V AC POWER DISTRIBUTION-RIGHT

D280T232

24-51-02

-A
662



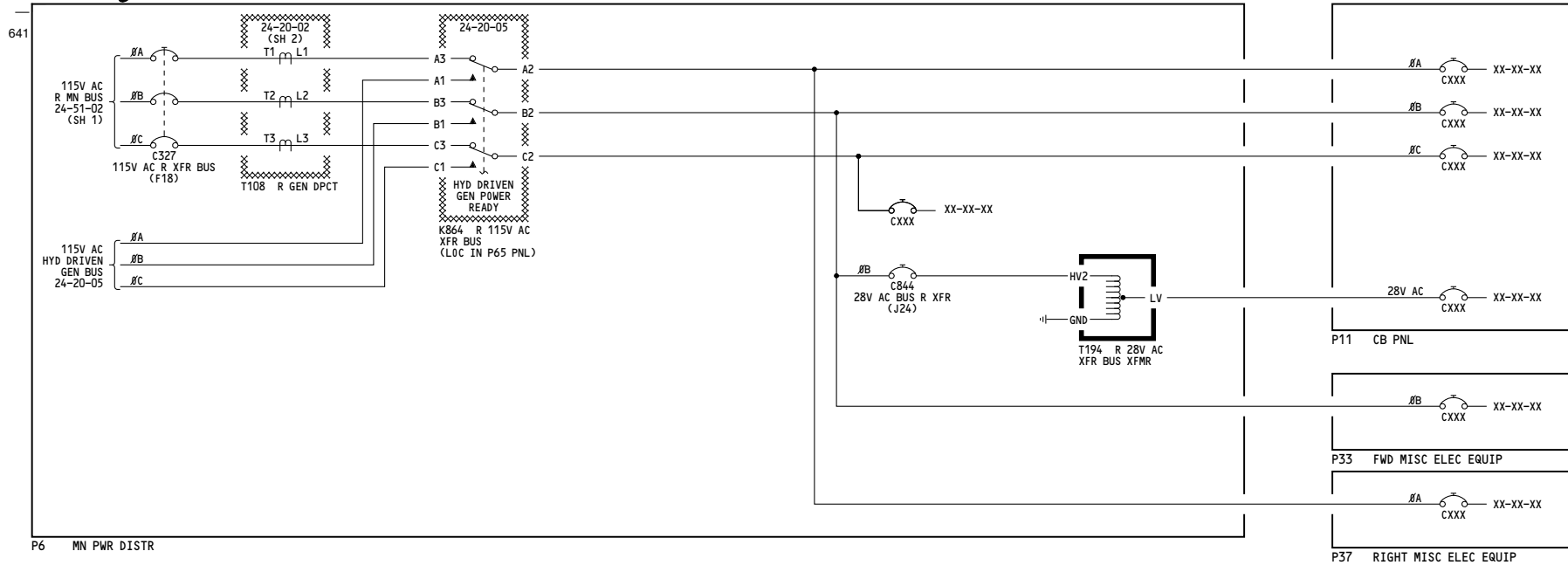
277-278

115V AC POWER DISTRIBUTION-RIGHT

D280T232

Incorporates
 21-0139 R01

24-51-02



POWER BUS	SYSTEM						
	CB CXXX	#	GRID LOC	PANEL	NOMENCLATURE	SCHEM REF	
						DIAG	SH
115V AC	C682	C	N27	P11-6	BULK CARGO HEAT OVRD	21-44-02	-
	C685	B	R21	P11-6	CARGO HEAT OVERRIDE - FWD	21-43-01	-
	C691	B	R22	P11-6	CARGO HEAT OVERRIDE - AFT	21-44-01	-
	C701	B	P23	P11-6	CAB ALT CONTROL - AUTO 2	21-31-02	-
	C1036	A	G23	P11-5	FLAP SLAT ELEC UNIT 3 CONT	27-51-04	1
	C1123	C	K25	P6-4	R ENG PROBE HEAT	30-34-01	-
	C1204	A	L7	P37	AFT PASS NIGHT LIGHT	33-21-02	-
	C1220	B	L5	P33	FWD DIRECT CEILING LTS	33-22-02	-
	C1221	B	L6	P33	AFT DIRECT CEILING LTS	36-11-02	-
	C1331	A	S21	P11-6	PNEU AIR SUPPLY - R ISOL VALVE PWR	36-11-02	-
	C4184	B	P24	P11-6	ZONE TEMP CONT - MAN FLT DK	21-60-02	1

POWER BUS	SYSTEM						
	CB CXXX	GRID LOC	PANEL	NOMENCLATURE	SCHEM REF		
					DIAG	SH	
28V AC (T194)	C1038	G22	P11-5	FLAP SLAT ELEC UNIT 3 SENSOR	27-51-04	1	
	C1203	R32	P11-6	LIGHTING - NIGHT, FWD	33-22-01	-	
	C1319	R34	P11-6	LAVS SYS 2 - LIGHTS	33-26-02	-	
	C1526	J26	P11-5	FLAP/STAB POS SENSING R	27-58-02	-	

RIGHT TRANSFER BUS

277-278

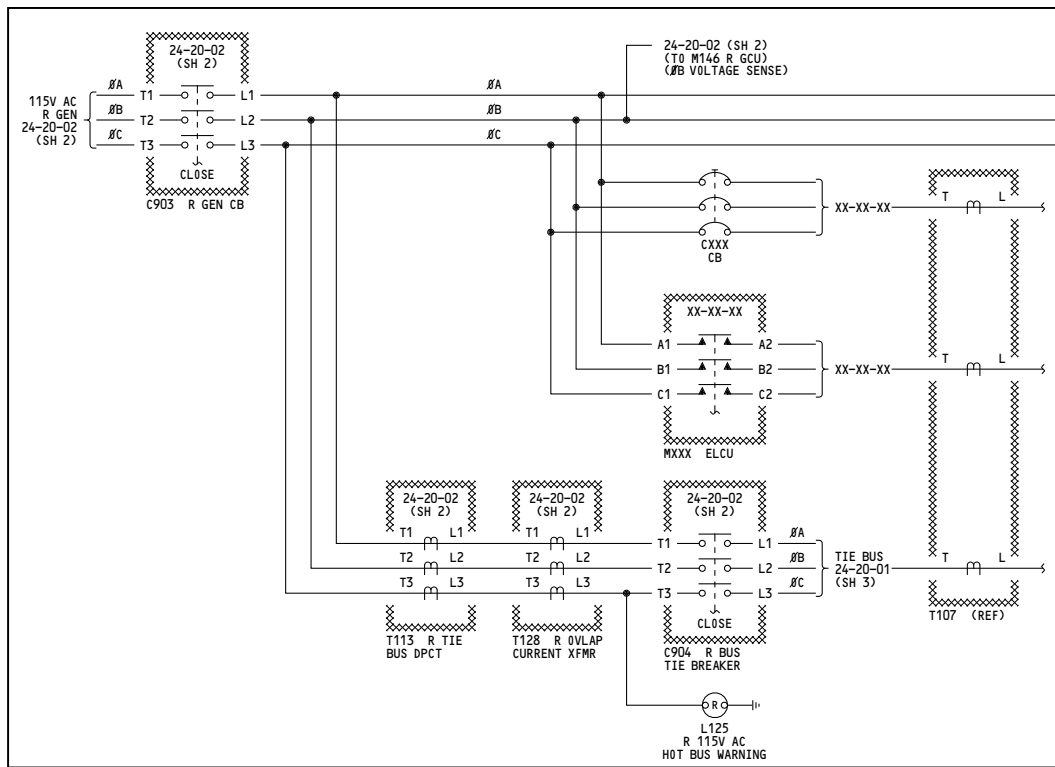
**115V AC
POWER DISTRIBUTION-
RIGHT**

D280T232

24-51-02

Page 107.1
Sheet 4
Jan 21/2005

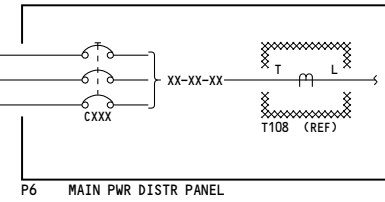
633



P32 R GEN PWR PANEL

P32 PANEL DISTRIBUTION TABLE

CXXX/ MXXX	NOMENCLATURE	SCHEM REF	
		DIAG	SH
C303	TRU APU START	24-32-02	-
C315	UTILITY BUS R	24-51-02	3
C316	GND SVCE BUS	24-51-05	1
C317	115V AC BUS R - SECT 4	24-51-02	3
M225	FWD GALLEY PWR ELCU	25-31-01	-
M895	ELEC HYD PUMP L ELCU	29-00-02	2
M898	ELEC HYD PUMP C2 ELCU	29-00-04	3
M1241	MID CABIN GALLEY	25-31-04	-



P6 MAIN PWR DISTR PANEL

WIRING DIAGRAMS	
24-51-21	
24-51-22	
24-51-23	
24-51-24	

P6 PANEL DISTRIBUTION TABLE

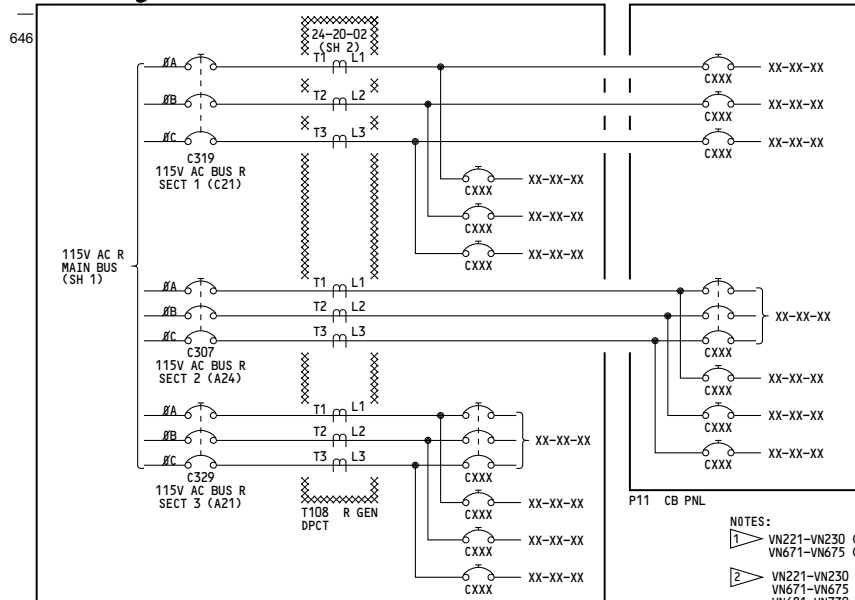
CB CXXX	GRID LOC	NOMENCLATURE	SCHEM REF	
			DIAG	SH
C307	A24	115V AC BUS R - SECT 2	24-51-02	2
C318	C24	R TRU	24-32-01	-
C319	C21	115V AC BUS R - SECT 1	24-51-02	2
C327	F18	115V AC R XFR BUS	24-51-02	4
C329	A21	115V AC BUS A - SECT 3	24-51-02	2

R MAIN BUS DISTRIBUTION

280	<p>115V AC POWER DISTRIBUTION- RIGHT</p> <p>D280T232</p>
-----	---

24-51-02

Page 108.1
Sheet 1
Jan 21/2005



NOTES:
 1 VN221-VN230 (275-999)
 VN671-VN675 (279-999)
 2 VN221-VN230 (275-999)
 VN671-VN675 (279-999)
 VN681-VN730 (601-999)

P6 MAIN PWR DISTR								
SECT	CB	POWER BUS			SYSTEM			
		CB CXXX	#	GRID LOC	P/NL	NOMENCLATURE	SCHEM REF	
						DIAG	SH	
1	C319	C674	A	N19	P11-6	RIGHT PACK-AUTO PWR	21-53-03	-
		C848	B	R31	P11-6	LIGHTING-R AC BUS SENSE	24-20-05	-
		C1240	B	P30	P11-6	INSTR & PANEL LTS-GLARE SHIELD	33-13-01	1
		C1250	B	N32	P11-6	LIGHTING-LANDING-R WING	33-42-01	-
		C1277	B	N33	P11-6	LIGHTING-RUNWAY TURNOFF R	33-42-02	-
		C1317	B	R36	P11-6	LIGHTING-LAV SYS 2-MIRROR	33-26-01	-
		C1336	A	S23	P11-6	PNEU AIR SUPPLY- APU BLEED PWR	36-11-04	1
		C1431	A	M28	P11-5	ENGINES-L IGN 2	74-31-01	1
		C1433	A	M29	P11-5	ENGINES-R IGN 2	74-31-01	2
		C1440	A	M36	P11-5	RIGHT ENGINE-BUS PWR SENSE	74-31-01	1
		C4036	A	N24	P11-6	LEFT PACK STANDBY PWR	21-51-01	2
		C4180	A	N21	P11-6	FWD CARGO TEMP CONT	21-61-08	2
		C4183	B	P26	P11-6	ZONE TEMP CONT-MID VLV CLOSE	21-60-05	2
		C4185	B	P25	P11-6	ZONE TEMP CONT-FWD VLV CLOSE	21-60-03	1
		C4186	B	P27	P11-6	ZONE TEMP CONT-AFT VLV CLOSE	21-60-04	1
		C4227	A	S34	P11-6	CAPT INSTR TRANSFER-ALTN BUS #A	24-51-04	-
		C4229	B	S35	P11-6	CAPT INSTR TRANSFER-ALTN BUS #B	24-51-04	-

P11 CB PNL								
SECT	CB	POWER BUS			SYSTEM			
		CB CXXX	#	GRID LOC	P/NL	NOMENCLATURE	SCHEM REF	
						DIAG	SH	
1	C319	C4231	C	S36	P11-6	CAPT INSTR TRANSFER-ALTN BUS #C	24-51-04	-
		C4267	A	L20	P6-4	F/O PRIM INSTR BUS #A	24-51-04	-
		C4268	B	L21	P6-4	F/O PRIM INSTR BUS #B	24-51-04	-
		C4269	C	L22	P6-4	F/O PRIM INSTR BUS #C	24-51-04	-

SECT	CB CXXX	POWER BUS			SYSTEM					
		CB	#	GRID LOC	P/NL	NOMENCLATURE	SCHEM REF			
						DIAG	SH			
2	C307	C341	3	G35	P11-5	RIGHT HF COMM	23-11-01	2		
		C514	C	E35	P11-4	AUTO FLIGHT-RIGHT FLT CONT PWR	22-11-04	-		
		C532	B	H34	P11-5	VOICE RECORDER	23-71-01	-		
		C565	A	J34	P11-5	WARN ELEX A	31-51-03	-		
		C583	A	E32	P11-4	NAVIGATION RIGHT-DME	34-55-02	-		
		C596	A	E33	P11-4	NAVIGATION RIGHT-VOR	34-51-02	-		
		C598	C	E29	P11-4	NAVIGATION RIGHT-FMCS CDU	34-61-03	-		
		C599	B	F23	P11-4	NAVIGATION RIGHT-WX RADAR	34-43-01	-		
		C610	C	E30	P11-4	NAVIGATION RIGHT-FMCS CMPTR	34-61-03	-		
		C612	B	F22	P11-4	NAVIGATION RIGHT-IRS	34-21-02	1		
		C617	B	F28	P11-4	NAVIGATION RIGHT-ATC	34-53-02	-		
		C636	B	F25	P11-4	NAVIGATION RIGHT-RDMI	34-22-02	-		
		C1535	B	G26	P11-5	FLT CONT-ELEC 2R AC	27-09-02	1		
		C4079	A	J29	P11-5	EICAS CMPTR R	31-41-01	-		
		C4082	A	J30	P11-5	EICAS LOWER DSPL	31-41-01	-		
		C4094	A	J32	P11-5	EICAS DSPL SELECT	31-41-01	-		
		3	C329	C323	3	D24	P6-4	ALTN FLAP PWR	27-51-04	2
				C324	3	D21	P6-4	ALTN SLAT INBD PWR	27-81-03	2
				C325	3	F24	P6-4	ALTN SLAT OUTBD PWR	27-81-03	4
				C335	3	H21	P6-4	FWD EXH EQUIP COOL FAN	21-58-05	-
C355	3			J21	P6-4	F/O SEAT	25-11-02	-		
C370	3			F21	P6-4	R FUEL OVRD PUMP	28-22-01	-		
C371	3			G21	P6-4	R AFT FUEL BOOST PUMP	28-22-01	-		
C878	B			J25	P6-4	28V AC BUS R	24-53-01	-		
C1114	B			K21	P6-4	PITOT HEAT-L AUX #B	30-31-01	3		
C1115	C			K20	P6-4	PITOT HEAT-L AUX #C	30-31-01	3		
C1116	A			K23	P6-4	PITOT HEAT-F/O #A	30-31-01	1		
C1117	B			K22	P6-4	PITOT HEAT-F/O #B	30-31-01	1		
C1141	A			K24	P6-4	PROBE HEAT-R A0A	30-32-01	1		

SECT 1, 2 & 3 POWER DISTRIBUTION (P6 & P11)

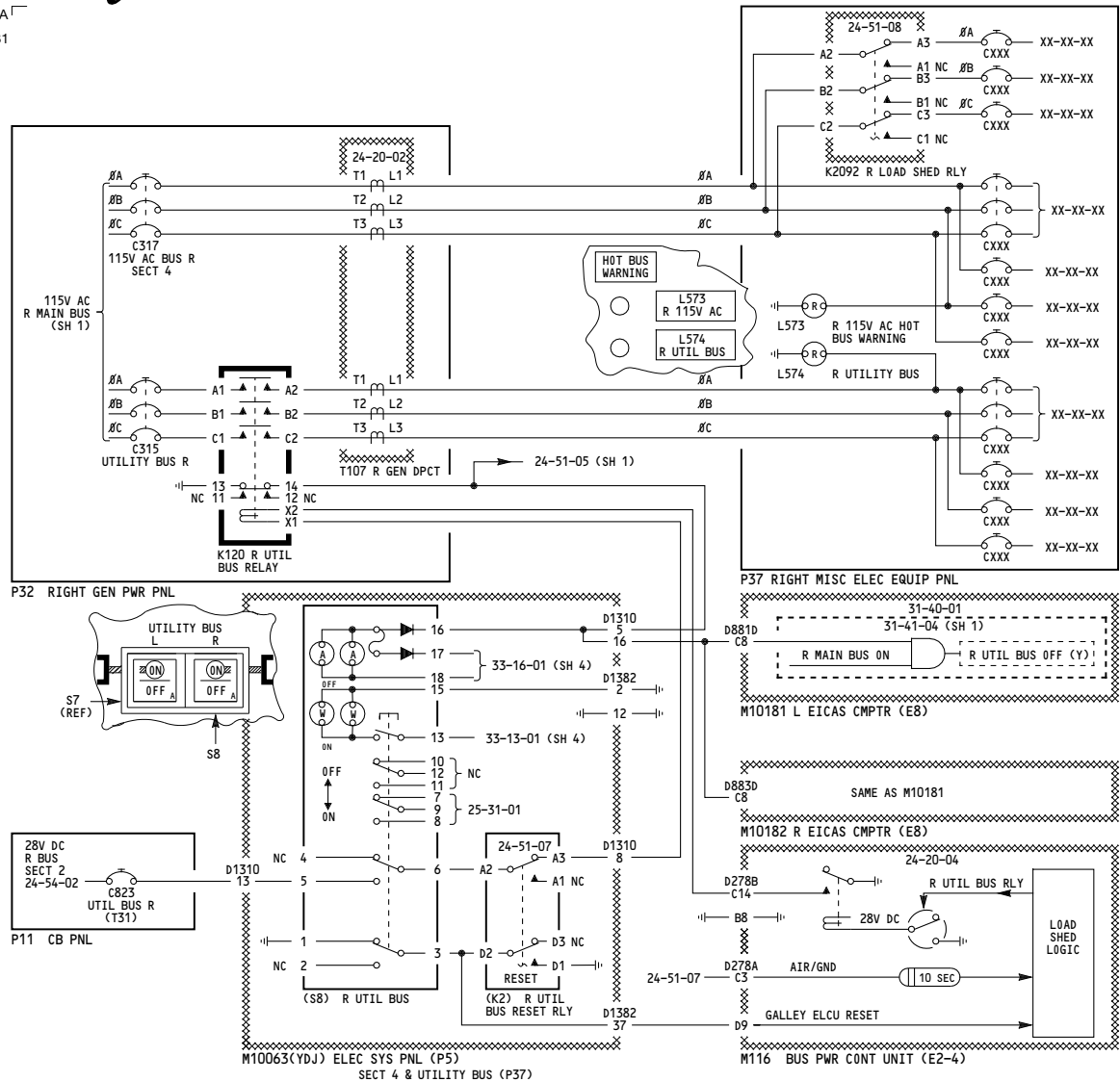
280

115V AC POWER DISTRIBUTION-RIGHT

D280T232

24-51-02

-A
931



POWER BUS	SYSTEM				SCHEM REF	
	SECT	CB	GRID LOC	NOMENCLATURE	DIAG	SH
4	C317	C344	3 E6	BULK CARGO VENT FAN	21-40-01	-
		C358	3 J3	FWD CARGO VENT FAN	21-26-04	-
		C359	3 J6	CARGO GND EXH FAN	21-26-04	-
		C376	3 F4	R FUEL JTSM PUMP	28-31-01	-
		C388	3 G7	LAV SYS 2 VACUUM BLOWER	38-30-01	3
		C392	3 D2	ICE/RAIN - WINDOW HEAT 1R	30-41-02	-
		C1124	A E1	WINDOW HEAT 2L	30-41-02	-
		C1149	B J1	ICE/RAIN - WATER LINE HTRS - FWD	30-71-01	3
		C1150	C J2	ICE/RAIN - WATER LINE HTRS - MID 1	30-71-01	2
		C1151	A J6	ICE/RAIN - WATER LINE HTRS - AFT 1	30-71-01	3
		C1155	A J4	ICE/RAIN - WATER LINE HTRS - MID 3	30-71-01	2
		C1156	C J7	ICE/RAIN - WATER LINE HTRS - AFT 2	30-71-01	2
		C1157	C J3	ICE/RAIN - WATER LINE HTRS - MID 2	30-71-01	2
		C1158	C J5	ICE/RAIN - WATER LINE HTRS - MID 4	30-71-01	2
		C1166	A H4	AFT WATER LINE HEATERS	30-71-01	2
		C317 LOAD SHED K2092	C542	B K1	CTD - FWD	23-34-01
C543	B K2		CTD - AFT	23-34-01	-	
C1126	A E2		WINDOW HEAT - 3L	30-41-02	-	
C1550	C A6		VIDEO CONT - AC	23-32-01	1	
C1551	A A1		VIDEO 1	23-32-02	1	
C1552	A A2		VIDEO 2	23-32-02	2	
C1553	B A3		VIDEO 3	23-32-02	3	
C1554	B A4		VIDEO 4	23-32-02	4	
UTIL	C315	C337	3 G4	AIR CONDITIONING - RECIRC FAN R	21-25-01	-
		C699	C H1	F/O AUX HEATERS - HIGH	21-45-01	-
		C700	B H2	F/O AUX HEATERS - LOW	21-45-01	-
		C1195	3 B4	DOOR AREA HEATER PWR - RIGHT FWD	21-45-02	-
		C1275	C L5	LEFT LOGO LTS	33-45-01	-
		C1282	A L6	RIGHT LOGO LTS	33-45-01	-
		C1366	B H7	WATER/WASTE - SYS 2 LAV WH	38-10-02	3

280

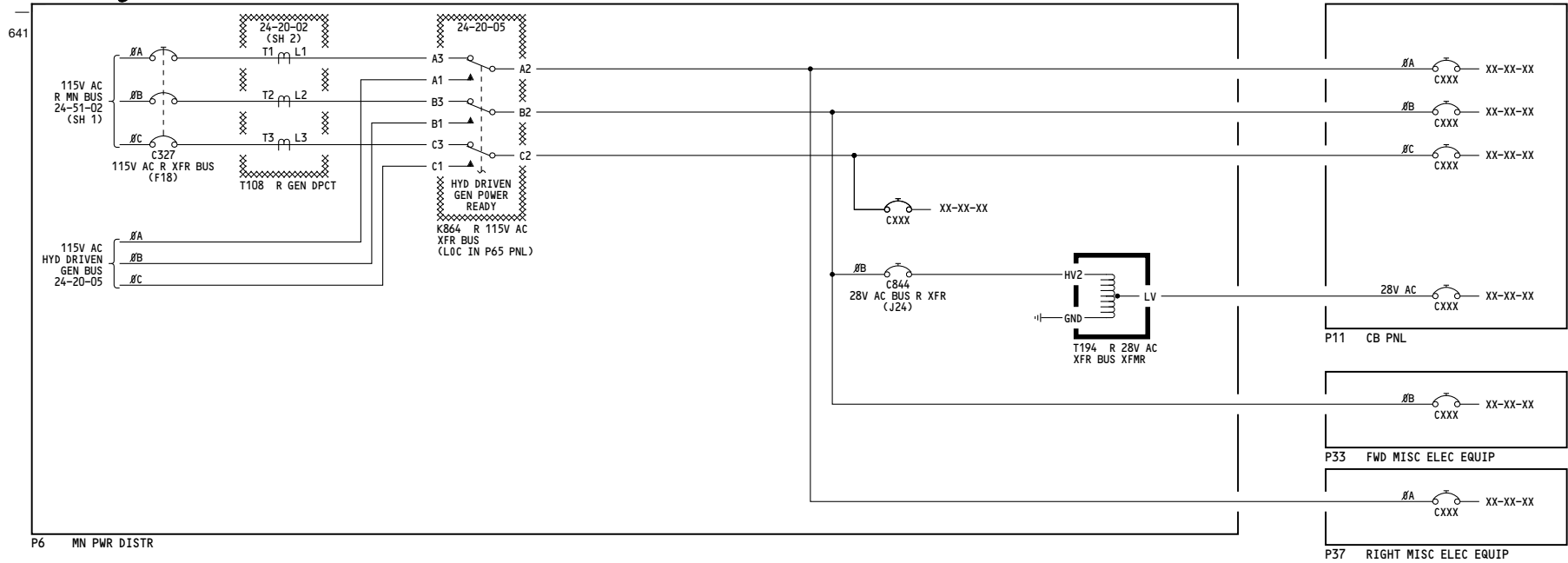
**115V AC
POWER DISTRIBUTION-
RIGHT**

D280T232

Incorporates
21-0139 R01

24-51-02

Page 108.1
Sheet 3
Aug 05/2009



POWER BUS	SYSTEM						
	CB CXXX	Ø	GRID LOC	PANEL	NOMENCLATURE	SCHEM REF	
						DIAG	SH
115V AC	C682	C	N27	P11-6	BULK CARGO HEAT OVRD	21-44-02	-
	C685	B	R21	P11-6	CARGO HEAT OVERRIDE - FWD	21-43-01	-
	C691	B	R22	P11-6	CARGO HEAT OVERRIDE - AFT	21-44-01	-
	C701	B	P23	P11-6	CAB ALT CONTROL - AUTO 2	21-31-02	-
	C1036	A	G23	P11-5	FLAP SLAT ELEC UNIT 3 CONT	27-51-04	1
	C1123	C	K25	P6-4	R ENG PROBE HEAT	30-34-01	-
	C1204	A	L7	P37	AFT PASS NIGHT LIGHT	33-21-02	-
	C1220	B	L5	P33	FWD DIRECT CEILING LTS	33-22-02	-
	C1221	B	L6	P33	AFT DIRECT CEILING LTS	36-11-02	-
	C1331	A	S21	P11-6	PNEU AIR SUPPLY - R ISOL VALVE PWR	36-11-02	-
	C4184	B	P24	P11-6	ZONE TEMP CONT - MAN FLT DK	21-60-02	1

POWER BUS	SYSTEM						
	CB CXXX	GRID LOC	PANEL	NOMENCLATURE	SCHEM REF		
					DIAG	SH	
28V AC (T194)	C1038	G22	P11-5	FLAP SLAT ELEC UNIT 3 SENSOR	27-51-04	1	
	C1203	R32	P11-6	LIGHTING - NIGHT, FWD	33-22-01	-	
	C1319	R34	P11-6	LAVS SYS 2 - LIGHTS	33-26-02	-	
	C1526	J26	P11-5	FLAP/STAB POS SENSING R	27-58-02	-	

RIGHT TRANSFER BUS

280

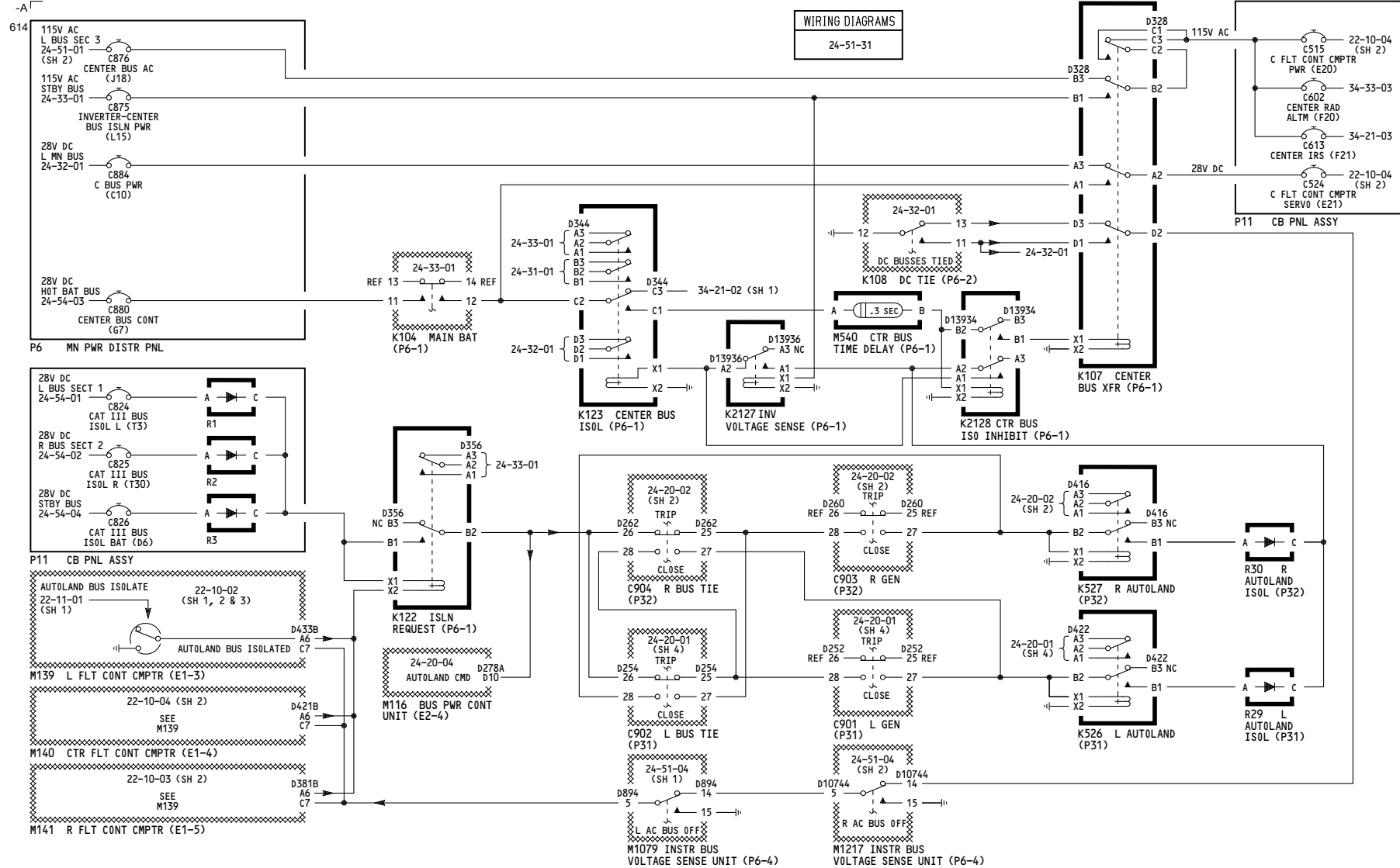
**115V AC
POWER DISTRIBUTION-
RIGHT**

D280T232

24-51-02

Page 108.1
Sheet 4
Jan 21/2005

WIRING DIAGRAMS
24-51-31



050-099, 155-199, 277-299

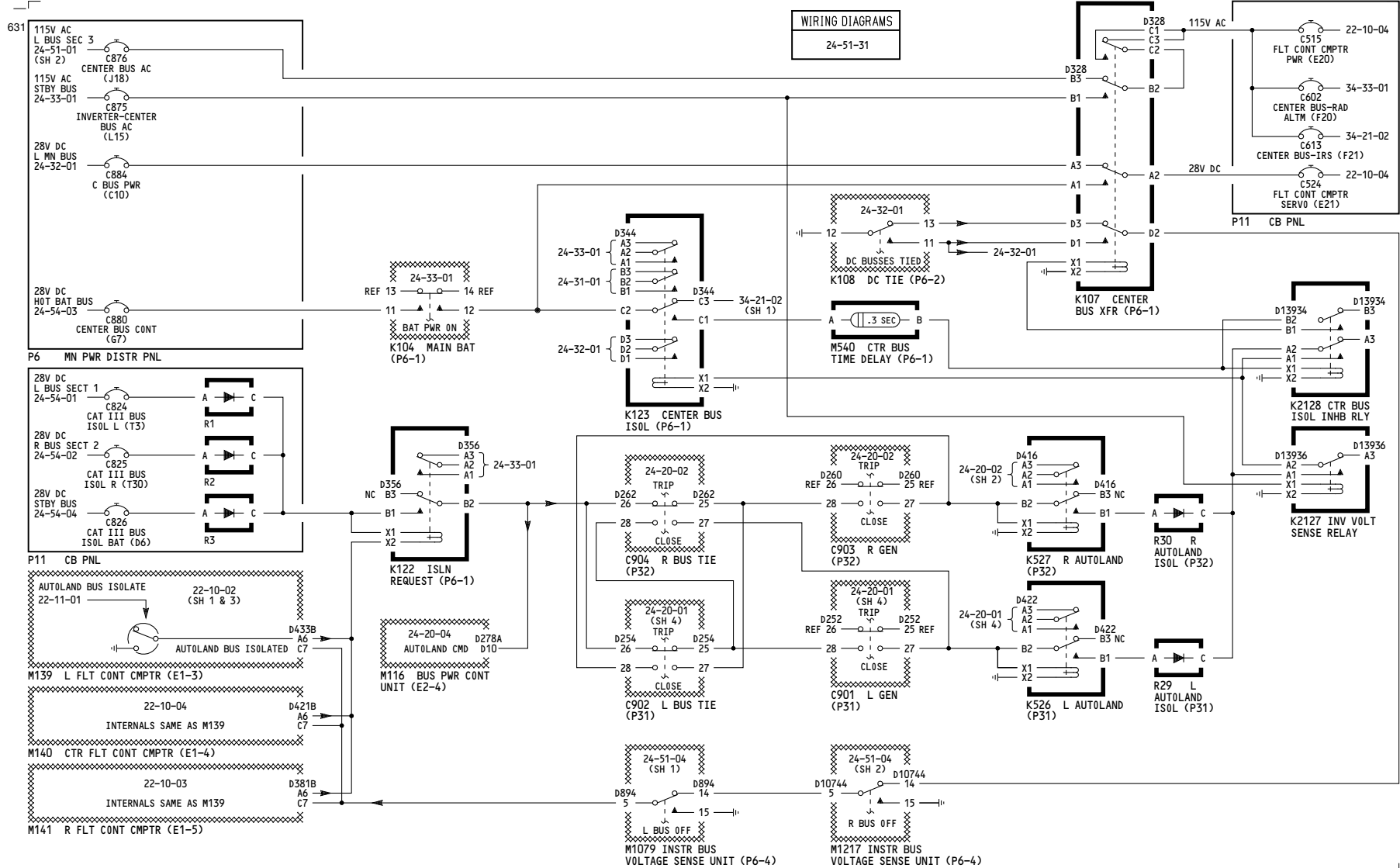
**115V AC/28V DC
POWER DISTRIBUTION-
CENTER**

D280T232

24-51-03

Page 101

Jan 21/2005



150-154, 275-276

**115V AC/28V DC
POWER DISTRIBUTION-
CENTER**

D280T232

Incorporates
24-0064

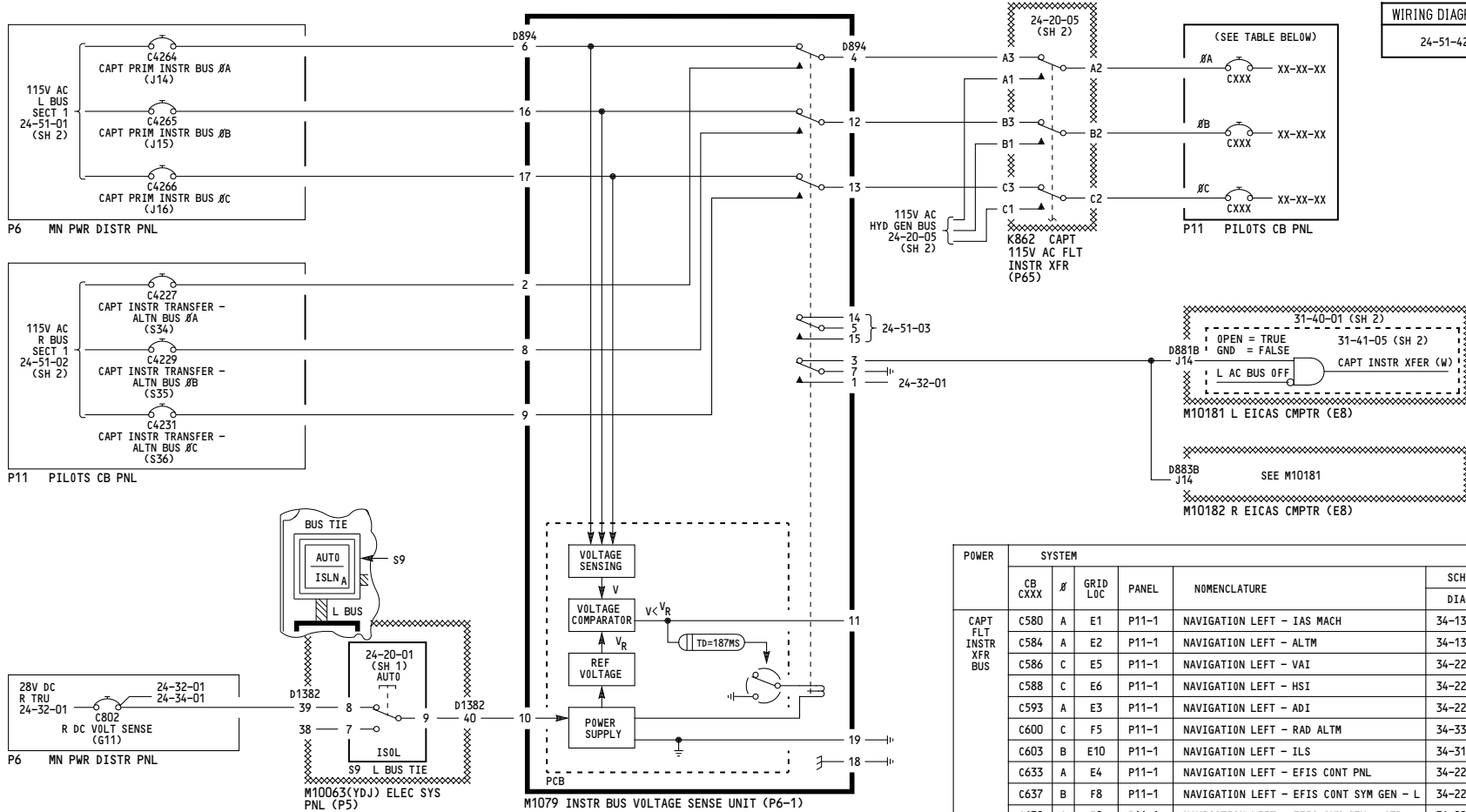
24-51-03

Page 102.1

Jan 21/2005

-A
620

WIRING DIAGRAMS
24-51-42



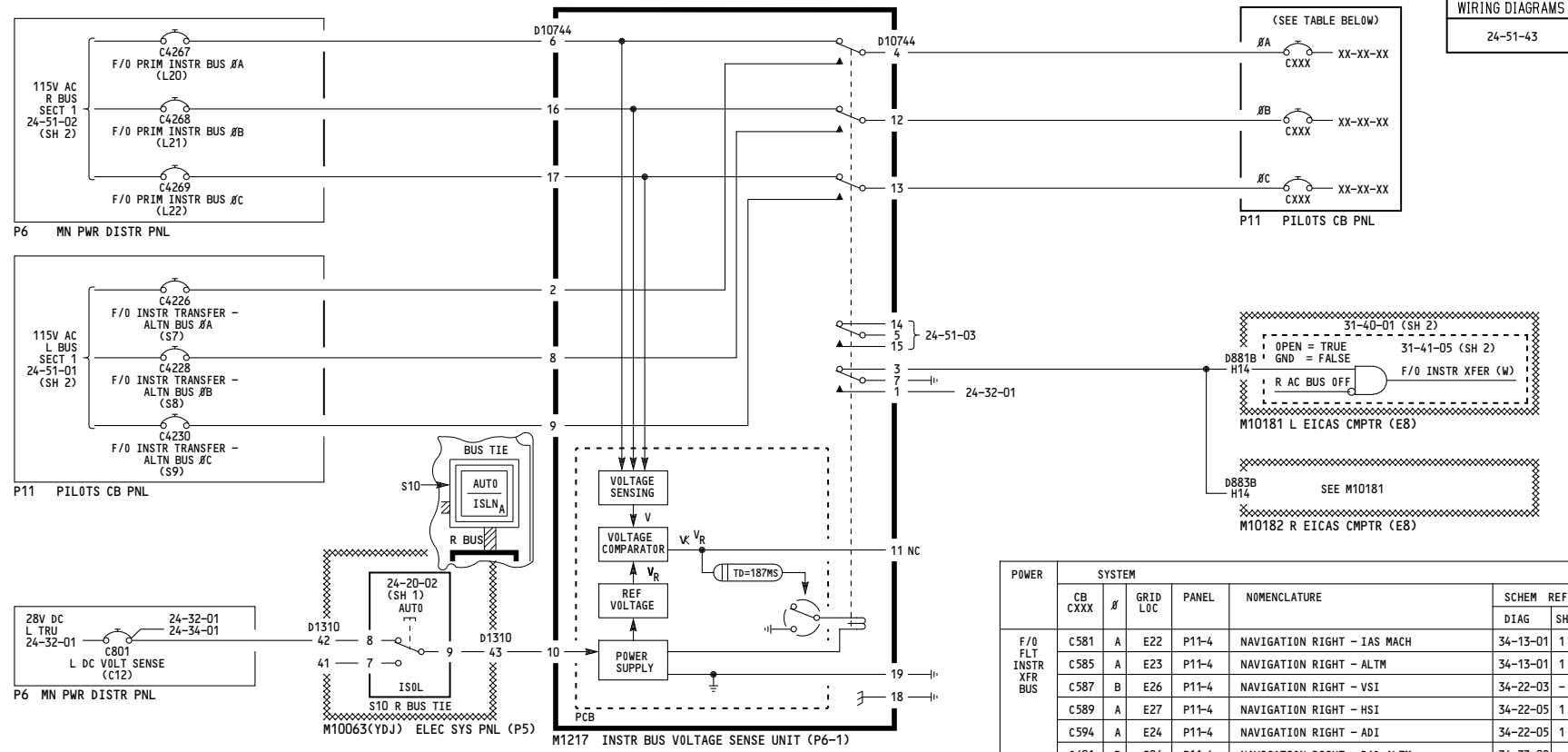
POWER	SYSTEM					SCHEM REF	
	CB CXXX	Ø	GRID LOC	PANEL	NOMENCLATURE	DIAG	SH
	CAPT FLT INSTR XFR BUS	C580	A	E1	P11-1	NAVIGATION LEFT - IAS MACH	34-13-01
	C584	A	E2	P11-1	NAVIGATION LEFT - ALTM	34-13-01	1
	C586	C	E5	P11-1	NAVIGATION LEFT - VAI	34-22-03	-
	C588	C	E6	P11-1	NAVIGATION LEFT - HSI	34-22-05	1
	C593	A	E3	P11-1	NAVIGATION LEFT - ADI	34-22-05	1
	C600	C	F5	P11-1	NAVIGATION LEFT - RAD ALTM	34-33-01	-
	C603	B	E10	P11-1	NAVIGATION LEFT - ILS	34-31-01	-
	C633	A	E4	P11-1	NAVIGATION LEFT - EFIS CONT PNL	34-22-05	1
	C637	B	F8	P11-1	NAVIGATION LEFT - EFIS CONT SYM GEN - L	34-22-05	1
	C639	C	F9	P11-1	NAVIGATION LEFT - EFIS SYM GEN - CTR	34-22-05	1
	C1237	B	P2	P11-3	LIGHTING - INSTRUMENT & PANEL - CAPT	33-13-01	1

CAPTAIN

ALL	115V AC FLIGHT INSTRUMENT TRANSFER BUS
	D280T232

24-51-04

608

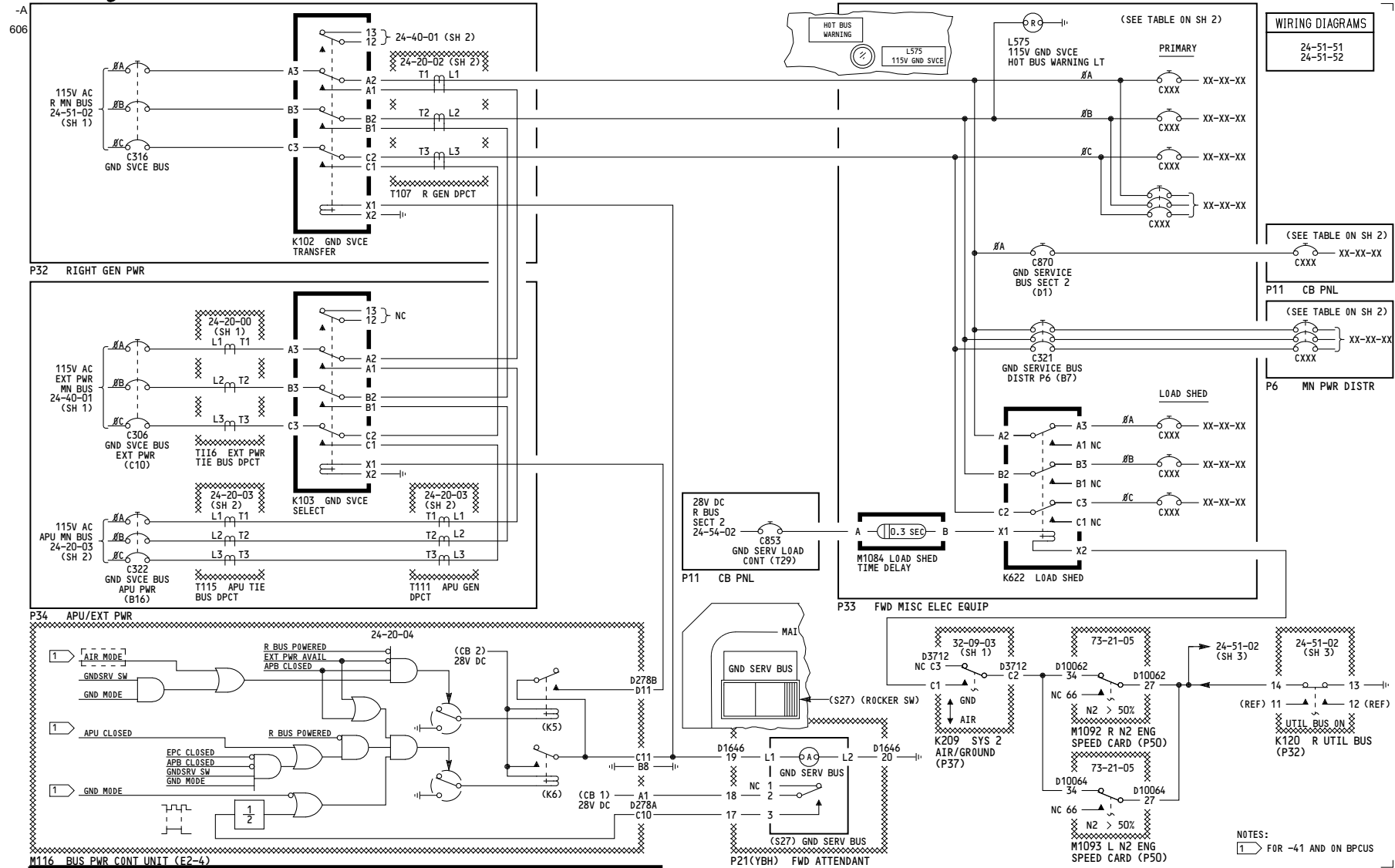


FIRST OFFICER

ALL	115V AC FLIGHT INSTRUMENT TRANSFER BUS D280T232
-----	---

24-51-04

Page 101
Sheet 2
Jan 21/2005



WIRING DIAGRAMS
24-51-51
24-51-52

(SEE TABLE ON SH 2)
CXXX XX-XX-XX

(SEE TABLE ON SH 2)
CXXX XX-XX-XX

NOTES:
1 FOR -41 AND ON BPCUS

050-099

115V AC GROUND SERVICE BUS

D280T232

24-51-05

POWER BUS		SYSTEM								
CB	USAGE	CB CXXX	Ø	GRID LOC	PANEL	NOMENCLATURE	SCHEM REF			
							DIAG	SH		
—	PRIMARY	C301	3	E2	P33	ELEC POWER - MAIN BATTERY CHARGER	24-31-01	-		
		C302	3	E5	P33	ELEC POWER - APU BATTERY CHARGER	24-31-02	-		
		C333	3	B1	P33	AIR COND - EQUIP COOL AFT FAN 1	21-26-02	-		
		C363	3	F6	P33	FWD ENTRY D00R	52-11-01	-		
		C397	3	H6	P33	WATER SYS - AIR CPRSR	38-10-01	1		
		C676	B	D6	P33	AFT EXH FAN 1 AC AVAIL	21-26-02	-		
		C731	C	D7	P33	SVCE OUTLETS	25-29-01	-		
		C871	C	D2	P33	ELEC POWER - GND SERVICE XFMR	24-53-01	-		
		C1206	C	J5	P33	LIGHTS - MN GEAR W/W SVCE	33-31-01	-		
		C1255	A	K5	P33	LIGHTS - ENTRY/ATTENDANTS - AFT	33-22-01	-		
		C1263	B	K1	P33	LIGHTS - SIDE WALL - FWD GLY	33-21-03	-		
		C1265	C	K2	P33	LIGHTS - SIDE WALL - AFT	33-21-03	-		
		C1266	A	K3	P33	LIGHTS - SIDE WALL - CONT	33-21-03	-		
		C1278	C	J6	P33	LIGHTS - LEFT LOGO	33-45-01	-		
		C1279	A	J7	P33	LIGHTS - RIGHT LOGO	33-45-01	-		
		C1474	C	D4	P33	PIMA - R ENGINE	77-35-01	-		
		C1475	C	D5	P33	PIMA - L ENGINE	77-35-01	-		
		—	LOAD SHED (K622)	C531	A	A4	P33	PSUD FWD, C	23-34-01	1
				C536	C	A3	P33	PSUD AFT, C	23-34-01	1
				C1142	C	A2	P33	ICE/RAIN - DRAIN MAST HTR - FLT	30-71-01	4
C1149	C			F1	P33	WATER LINE HTRS - FWD	30-71-01	3		
C1150	A			G1	P33	WATER LINE HEATER - MID 1	30-71-01	2		
C1151	B			G5	P33	WATER LINE HEATER - AFT 1	30-71-01	3		
C1155	A			G3	P33	WATER LINE HEATER - MID 3	30-71-01	2		
C1156	B			G6	P33	WATER LINE HEATER - AFT 2	30-71-01	2		
C1157	A			G2	P33	WATER LINE HEATER - MID 2	30-71-01	2		
C1158	B			G4	P33	WATER LINE HEATER - MID 4	30-71-01	2		
C1166	B			G7	P33	WATER LINE HEATER - AFT 3	30-71-01	2		
C1207	C			L2	P33	INDIRECT CEILING LIGHTS - CONT	33-21-01	-		
C1211	A			L1	P33	INDIRECT CEILING LIGHTS - FWD GLY	33-21-01	-		
C1219	C			L3	P33	INDIRECT CEILING LIGHTS - AFT INBD	33-21-01	-		
C1222	B			L4	P33	INDIRECT CEILING LIGHTS - AFT OUTBD	33-21-01	-		
C1262	B			L7	P33	GALLEY LIGHTS	33-27-01	-		
C321	P6			C314	3	L24	P6-4	PASS SERVICE OUTLET	25-29-01	-
		C372	3	G24	P6-4	L FWD FUEL BOOST PUMP	28-22-01	1		
		C730	B	J23	P6-4	MID CAB. SERVICE OUTLET	25-29-01	-		

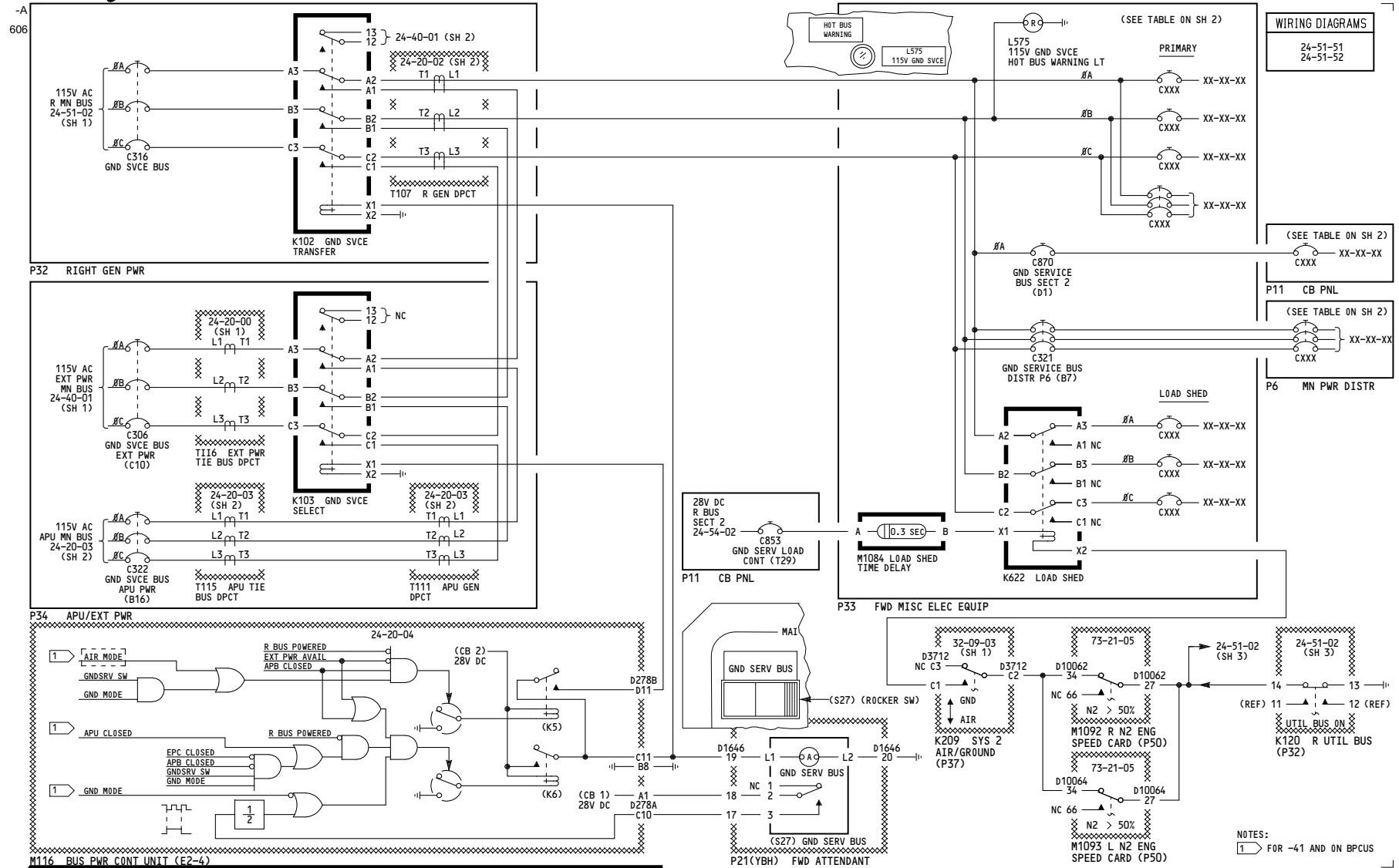
POWER BUS		SYSTEM						
CB	USAGE	CB CXXX	Ø	GRID LOC	PANEL	NOMENCLATURE	SCHEM REF	
							DIAG	SH
C870	SECT 2	C627	-	G24	P11-5	AIRBORNE DATA LOADER/RCD2	34-61-15	-
		C794	-	U36	P11-6	FIRE DET FAN AC	26-16-01	-
		C1101	-	L20	P11-5	HYDRAULIC QTY	29-00-01	2
		C1192	-	S28	P11-6	LEFT POSITION LTS	33-43-00	-
		C1193	-	S30	P11-6	RIGHT POSITION LTS	33-43-00	-
		C1225	-	N34	P11-6	ANTI-COLL RED LTS	33-44-00	-
		C1227	-	N35	P11-6	WING ILLUM LTS	33-41-00	-

NOTES:
 VF071-VF072
 VF073-VF090

050-099	<p>115V AC GROUND SERVICE BUS</p> <p>D280T232</p>
---------	--

24-51-05

Page 101
 Sheet 2
 Jan 21/2005



WIRING DIAGRAMS
24-51-51
24-51-52

(SEE TABLE ON SH 2)
CXXX XX-XX-XX

(SEE TABLE ON SH 2)
CXXX XX-XX-XX

NOTES:
1 FOR -41 AND ON BPCUS

24-51-05

150-199

**115V AC
GROUND SERVICE BUS**

D280T232

635

POWER BUS		SYSTEM								
CB	USAGE	CB CXXX	Ø	GRID LOC	PANEL	NOMENCLATURE	SCHEM REF			
							DIAG	SH		
—	PRIMARY (P33)	C301	3	E2	P33	ELEC POWER - MAIN BATTERY CHARGER	24-31-01	-		
		C302	3	E5	P33	ELEC POWER - APU BATTERY CHARGER	24-31-02	-		
		C333	3	B1	P33	AIR COND - EQUIP COOL AFT FAN 1	21-26-02	-		
		C363	3	F6	P33	FWD ENTRY DOOR	52-11-01	-		
		C397	3	H6	P33	WATER SYS - AIR CPRSR	38-10-01	1		
		C630	C	A7	P33	DATA BASE LOAD - FMCS	34-61-02	4		
		C676	B	D6	P33	AFT EXH FAN 1 AC AVAIL 4	21-26-02	-		
		C731	C	D7	P33	SVCE OUTLETS	25-29-01	-		
		C871	C	D2	P33	ELEC POWER - GND SERVICE XFMR	24-53-01	-		
		C1206	C	J5	P33	LIGHTS - MN GEAR W/W SVCE	33-31-01	-		
		C1255	A	K5	P33	LIGHTS - ENTRY/ATTENDANTS - AFT	33-22-01	-		
		C1262	B	L7	P33	DIRECT CEILING LIGHTS - GALY 1	33-27-01	-		
		C1263	B	K1	P33	LIGHTS - SIDE WALL - FWD GALY	33-21-03	-		
		C1265	C	K2	P33	LIGHTS - SIDE WALL - AFT	33-21-03	-		
		C1266	A	K3	P33	LIGHTS - SIDE WALL - CONT	33-21-03	-		
		C1278	C	J6	P33	L LOGO LIGHTS	33-45-01	-		
		C1279	A	J7	P33	R LOGO LIGHTS	33-45-01	-		
		C1474	C	D4	P33	L ENG PIMU	77-35-01	-		
		C1475	C	D5	P33	R ENG PIMU	77-35-01	-		
		—	LOAD SHED (K622)	C531	A	A4	P33	PASS. ENTERTAINMENT - FWD C PSUD	23-34-01	1
				C536	C	A3	P33	PASS. ENTERTAINMENT - AFT C PSUD	23-34-01	1
				C1142	C	A2	P33	ICE/RAIN - DRAIN MAST HTR - FLT	30-71-01	4
				C1149	C	F1	P33	FWD WATER LINE HEATERS	30-71-02	1
				C1150	A	G1	P33	MID WATER LINE HEATERS 1	30-71-02	2
				C1151	B	G5	P33	AFT WATER LINE HEATERS 1	30-71-02	1
				C1155	A	G3	P33	MID WATER LINE HEATERS 3	30-71-02	2
				C1156	B	G6	P33	AFT WATER LINE HEATERS 2	30-71-02	1
				C1157	A	G2	P33	MID WATER LINE HEATERS 2	30-71-02	2
C1158	B			G4	P33	MID WATER LINE HEATERS 4	30-71-02	2		
C1166	B			G7	P3	AFT WATER LINE HEATERS 3	30-71-02	1		
C1207	C			L2	P33	INDIRECT CEILING LIGHTS - CONT	33-21-01	-		
C1211	A			L1	P33	INDIRECT CEILING LIGHTS - FWD GALY	33-21-01	-		
C1219	C			L3	P33	INDIRECT CEILING LIGHTS - AFT INBD	33-21-01	-		
C1222	B			L4	P33	INDIRECT CEILING LIGHTS - AFT OUTBD	33-21-01	-		
C1262	B			L7	P33	GALLEY LIGHTS 2	33-27-01	-		

POWER BUS		SYSTEM						
CB	USAGE	CB CXXX	Ø	GRID LOC	PANEL	NOMENCLATURE	SCHEM REF	
							DIAG	SH
C321	(P6)	C314	3	L24	P6-4	PASS. SERVICE OUTLET	25-29-01	-
		C372	3	G24	P6-4	L FWD FUEL BOOST PUMP	28-22-01	1
		C730	B	J23	P6-4	MID CABIN SERVICE OUTLETS	25-29-01	-
C870	SECT 2	C627	-	G24	P11-5	DATA LOADER 2	34-61-15	-
		C794	-	U36	P11-6	FIRE DET FAN AC	26-16-01	-
		C1101	-	L20	P11-5	HYDRAULIC QTY	29-00-01	2
		C1192	-	S28	P11-6	LEFT POSITION LTS	33-43-01	-
		C1193	-	S30	P11-6	RIGHT POSITION LTS	33-43-01	-
		C1225	-	N34	P11-6	ANTI-COLL RED LTS	33-44-01	-
		C1227	-	N35	P11-6	WING ILLUM LTS	33-41-01	-

NOTES:

1 VN151-VN155 (150-154)

2 VN156-VN170 (155-999)

4 VN157-VN162 (156-161)
VN167-VN170 (166-274)

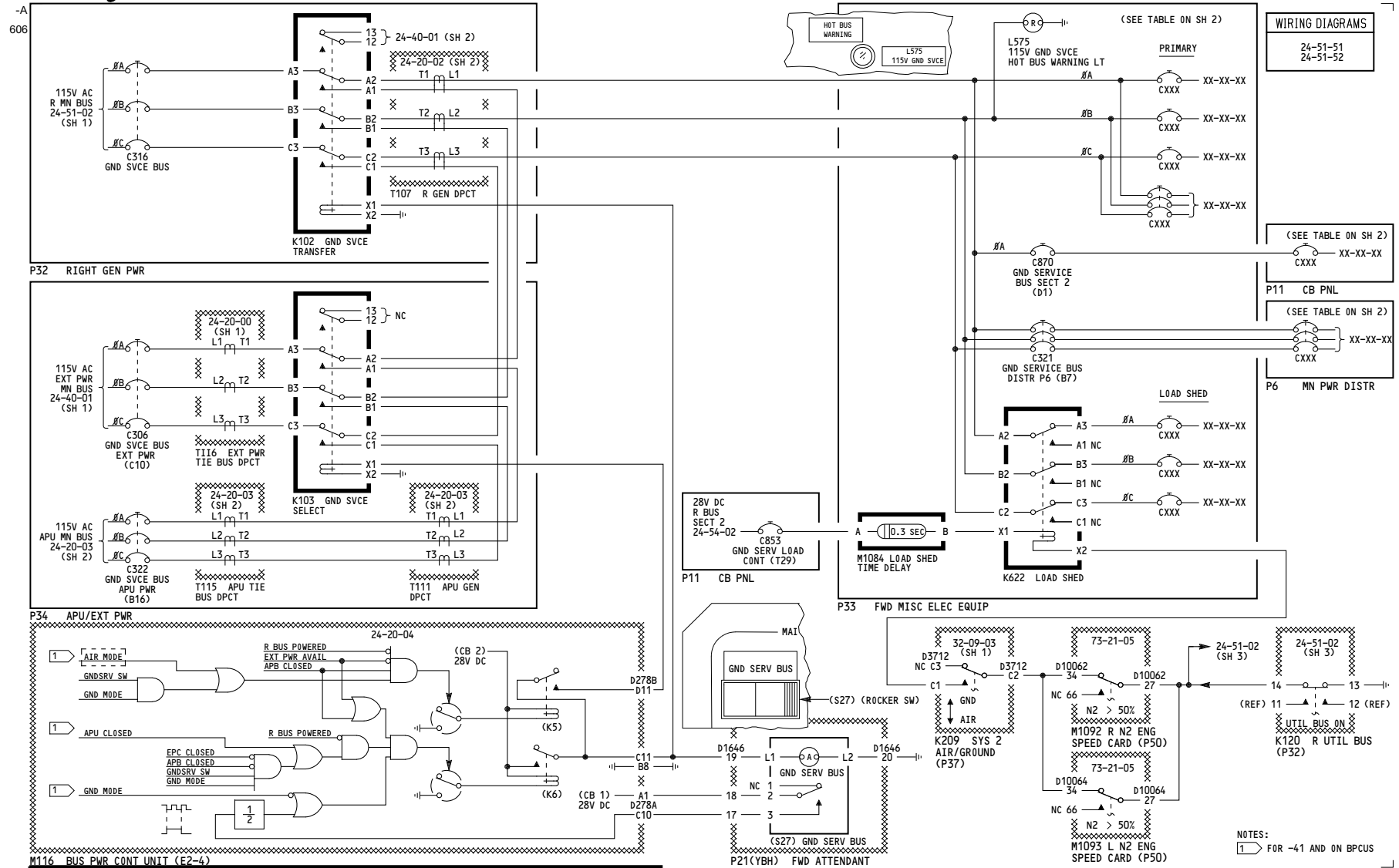
150-199

115V AC GROUND SERVICE BUS

D280T232

24-51-05

Page 102
Sheet 2
Jan 21/2005



WIRING DIAGRAMS
24-51-51
24-51-52

(SEE TABLE ON SH 2)
CXXX XX-XX-XX

(SEE TABLE ON SH 2)
CXXX XX-XX-XX

NOTES:
1 FOR -41 AND ON BPCUS

275-299

115V AC GROUND SERVICE BUS

D280T232

24-51-05

637

POWER BUS		SYSTEM								
CB	USAGE	CB CXXX	#	GRID LOC	PANEL	NOMENCLATURE	SCHEM REF			
							DIAG	SH		
—	PRIMARY (P33)	C301	3	E2	P33	ELEC POWER - MAIN BATTERY CHARGER	24-31-01	-		
		C302	3	E5	P33	ELEC POWER - APU BATTERY CHARGER	24-31-02	-		
		C333	3	B1	P33	AIR COND - EQUIP COOL AFT FAN 1	21-26-02	-		
		C363	3	F6	P33	FWD ENTRY DOOR	52-11-01	-		
		C397	3	H6	P33	WATER SYSTEM AIR COMPSR	38-10-01	1		
		C518	A	H2	P33	CABIN DATA TERMINAL	23-29-01	-		
		C676	B	D6	P33	AFT EXH FAN 1 AC AVAIL	21-26-02	-		
		C731	C	D7	P33	SVCE OUTLETS	25-29-01	-		
		C871	C	D2	P33	ELEC POWER - GND SERVICE XFMR	24-53-01	-		
		C1206	C	J5	P33	LIGHTS - MN GEAR W/W SVCE	33-31-01	-		
		C1255	A	K5	P33	LIGHTS - ENTRY/ATTENDANTS - AFT	33-22-01	-		
		C1263	B	K1	P33	LIGHTS - SIDE WALL - FWD GALY	33-21-03	-		
		C1265	C	K2	P33	LIGHTS - SIDE WALL - AFT	33-21-03	-		
		C1266	A	K3	P33	LIGHTS - SIDE WALL - CONT	33-21-03	-		
		C1278	C	J6	P33	L LOGO LIGHTS	33-45-01	-		
		C1279	A	J7	P33	R LOGO LIGHTS	33-45-01	-		
		C1474	C	D4	P33	L ENG PIMU	77-35-01	-		
		C1475	C	D5	P33	R ENG PIMU	77-35-01	-		
		—	LOAD SHED (K622)	C507	A	A5	P33	MID C PSUD	23-34-07	-
				C531	A	A4	P33	PASS ENTERTAINMENT - FWD C PSUD	23-34-01	1
				C536	C	A3	P33	PASS ENTERTAINMENT - AFT C PSUD	23-34-01	1
				C1142	C	A2	P33	ICE/RAIN - DRAIN MAST HTR - FLT	30-71-01	4
				C1150	A	G1	P33	MID WTR LINE HTRS 1	30-71-01	2
				C1151	B	G5	P33	AFT WTR LINE HTRS 1	30-71-01	3
				C1155	A	G3	P33	MID WTR LINE HTRS 3	30-71-01	2
				C1156	B	G6	P33	AFT WTR LINE HTRS 2	30-71-01	2
				C1157	A	G2	P33	MID WTR LINE HTRS 2	30-71-01	2
				C1158	B	G4	P33	MID WTR LINE HTRS 4	30-71-01	2
C1166	B			G7	P33	AFT WTR LINE HTRS 3	30-71-01	2		
C1207	C			L2	P33	INDIRECT CEILING LIGHTS - CONT	33-21-01	-		
C1211	A			L1	P33	INDIRECT CEILING LIGHTS - FWD GALY	33-21-01	-		
C1219	C			L3	P33	INDIRECT CEILING LIGHTS - AFT INBD	33-21-01	-		
C1222	B			L4	P33	INDIRECT CEILING LIGHTS - AFT OUTBD	33-21-01	-		
C1262	B			L7	P33	GALLEY LTS	33-27-01	-		

POWER BUS		SYSTEM						
CB	USAGE	CB CXXX	#	GRID LOC	PANEL	NOMENCLATURE	SCHEM REF	
							DIAG	SH
C321	(P6)	C314	3	L24	P6-4	PASS SERVICE OUTLET	25-29-01	-
		C372	3	G24	P6-4	L FWD FUEL BOOST PUMP	28-22-01	1
		C730	B	J23	P6-4	MID CATS SERVICE OUTLET	25-29-01	-
C870	SECT 2	C627	-	G24	P11-5	DATA LOADER	34-61-15	-
		C794	-	U36	P11-6	FIRE DET FAN AC	26-16-01	-
		C1101	-	L20	P11-5	HYDRAULIC QTY	29-00-01	2
		C1192	-	S28	P11-6	LEFT POSITION LTS	33-43-01	-
		C1193	-	S30	P11-6	RIGHT POSITION LTS	33-43-01	-
		C1225	-	N34	P11-6	ANTI-COLL RED LTS	33-44-01	-
		C1227	-	N35	P11-6	WING ILLUM LTS	33-41-01	-

NOTES:

- 1 VN221-VN222 (275-276)
VN671-VN675 (279-999)
- 2 VN223-VN224 (277-278)
VN671-VN675 (279-999)
- 3 VN671-VN675 (279-999)
- 4 VN222-VN224 (276-278)
VN671-VN675 (279-999)

275-299

115V AC
GROUND SERVICE BUS

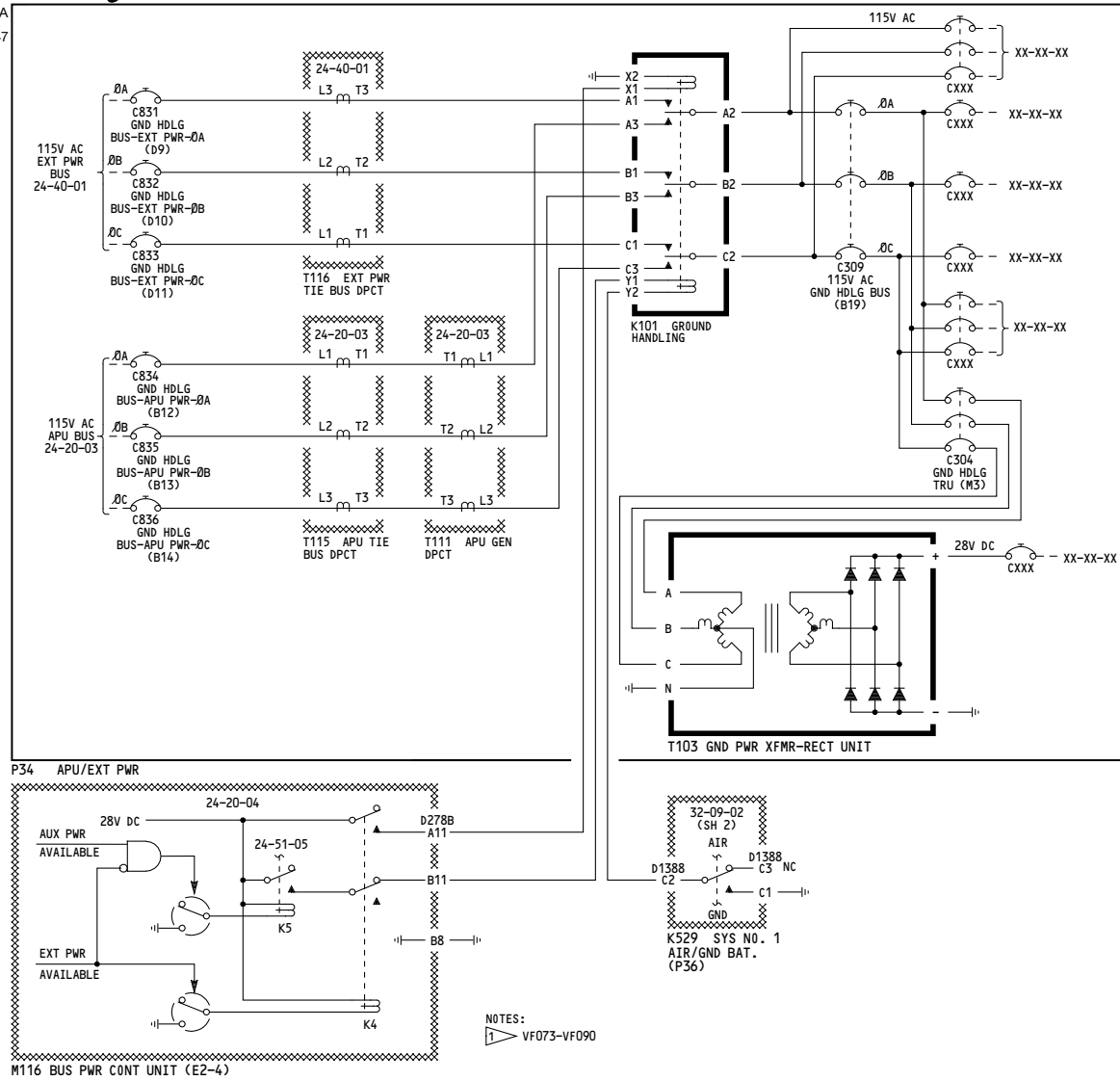
D280T232

24-51-05

Page 103
Sheet 2
Jan 21/2005

WIRING DIAGRAMS
24-51-61
24-54-61

-A
647



POWER	SYSTEM				SCHEM REF	
	CB CXXX	Ø	GRID LOC	NOMENCLATURE	DIAG	SH
115V AC (PRIM)	C350	3	A16	FWD CARGO HDLG	25-53-01	-
	C351	3	A19	AFT CARGO HDLG	25-53-04	-
115V AC C309	C360	3	J7	FWD CARGO DOOR	52-34-01	1
	C361	3	J10	AFT CARGO DOOR	52-35-01	1
	C1154	A	P10	POT WATER TK HTR	30-71-03	-
	C1167	A	P8	GALLEY WATER LINE HEATERS	30-71-02	4
	C1209	C	S10	FWD CARGO COMPT LIGHTS	33-37-01	-
	C1210	C	S11	AFT CARGO COMPT LIGHTS	33-37-02	-
	C1256	A	S3	APU/TAIL COMPT LIGHTS	33-31-02	-
	C1290	B	S4	LAV LTS & WATER LINE HTRS SYS 1	33-26-01	-
	C1291	B	S5	LAV LTS & WATER LINE HTRS SYS 2	33-26-01	-
	C1300	A	S2	AIR COND COMPT LIGHTS	33-31-02	-
28V DC (T103)	C707	-	L8	AIR CONDITIONING - AFT EQUIP COOL FAN 1	21-26-02	-
	C746	-	J2	FWD CARGO HDLG CONT	25-53-01	-
	C747	-	J3	AFT CARGO HDLG CONT	25-53-04	-
	C1040	-	L2	FUEL - REFUEL QTY	28-41-01	1
	C1041	-	L3	FUEL - FLNG CONT	28-21-01	1
	C1042	-	L4	FUEL VALVES - DEFLNG	28-26-01	1
	C1047	-	L5	FUEL VALVES - FLNG	28-21-01	1
	C1354	-	P11	POTABLE WATER/ENTRY LTS	38-10-01	1
	C1374	-	N10	LAV FLUSH CONT SYS 1	38-30-03	1
	C1375	-	N11	LAV FLUSH CONT SYS 2	38-30-01	1
	C1403	-	J4	CARGO DOOR CONT	52-34-01	1
C1408	-	J5	FWD ENTRY DOOR CONT	52-11-01	1	
C1459	-	L1	ENG IDLE CONT	73-21-02	2	



NOTES:
1 VFO73-VFO90

050-099

GROUND HANDLING BUS

D280T232

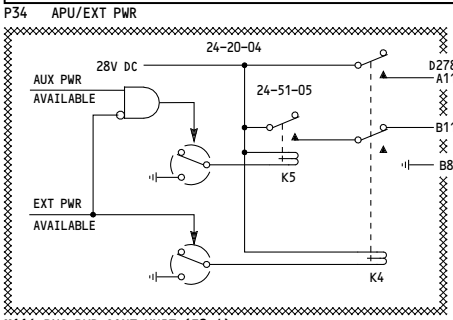
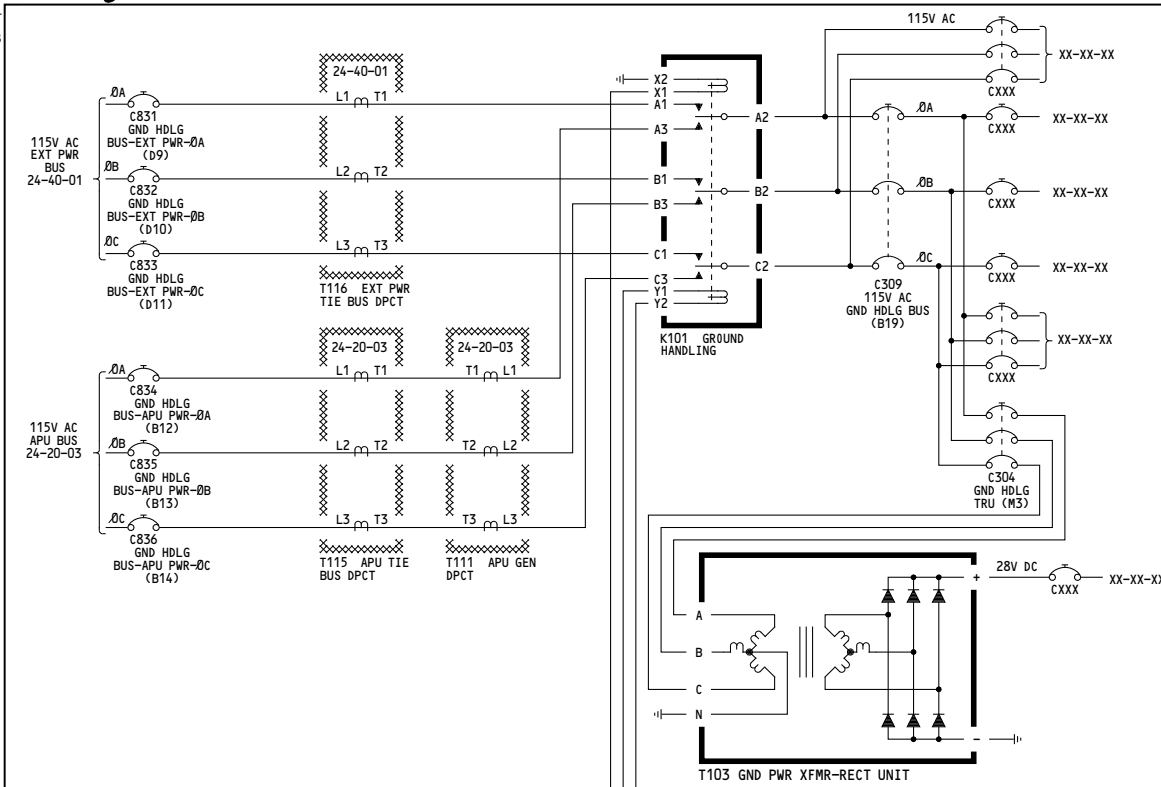
24-51-06

Page 101

Jan 21/2005

708

WIRING DIAGRAMS
24-51-61
24-54-61



M116 BUS PWR CONT UNIT (E2-4)

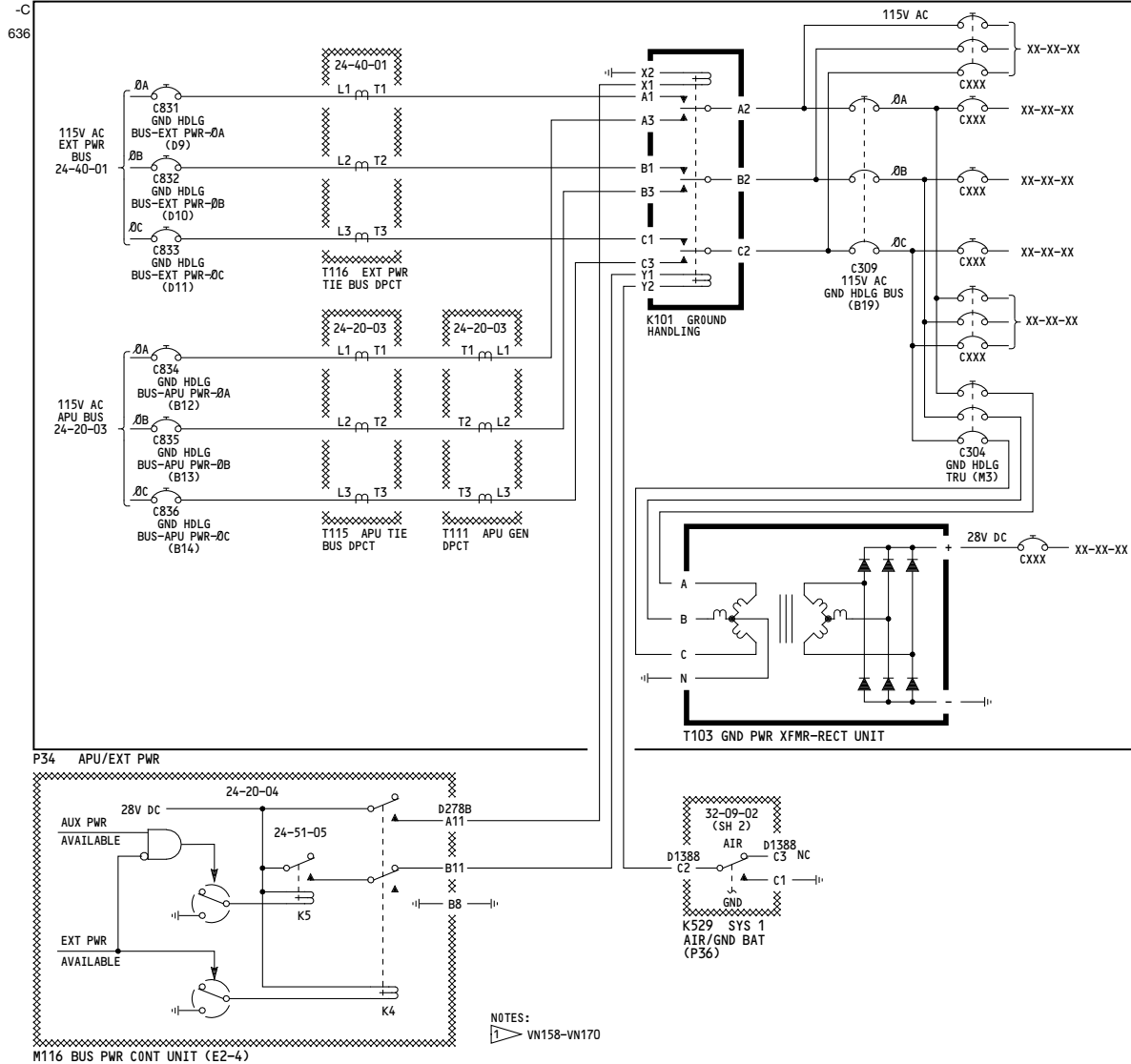
150-154	GROUND HANDLING BUS	Incorporates 76-0030 R02
D280T232		

POWER	SYSTEM				
	CB CXXX	β	GRID LOC	NOMENCLATURE	SCHEM REF
115V AC (PRIM)	C350	3	A16	FWD CARGO HDLG	25-53-01 -
	C351	3	A19	AFT CARGO HDLG	25-53-04 -
115V AC C309	C360	3	J7	FWD CARGO DOOR	52-34-01 1
	C361	3	J10	AFT CARGO DOOR	52-35-01 1
	C1154	B	P10	PORTABLE WATER TANK HEATER	30-71-03 -
	C1167	B	P8	GALLEY WATER LINE HEATER	30-71-02 4
	C1209	C	S10	FWD CARGO COMPT LIGHTS	30-71-03 -
	C1210	C	S11	AFT CARGO COMPT LIGHTS	30-71-02 -
	C1256	A	S3	APU/TAIL COMPT LIGHTS	33-31-02 -
	C1290	B	S4	LAV LIGHTS & WTR LINE HTRS - SYS 1	33-26-01 -
	C1291	B	S5	LAV LIGHTS & WTR LINE HTRS - SYS 2	33-26-01 -
	C1300	A	S2	AIR COND COMPT LIGHTS	33-31-02 -
28V DC (T103)	C707	-	L8	AIR CONDITIONING - AFT EQUIP COOL FAN 1	21-26-02 -
	C746	-	J2	FWD CARGO HDLG CONT	25-53-01 -
	C747	-	J3	AFT CARGO HDLG CONT	25-53-04 -
	C1040	-	L2	FUEL - REFUEL QTY	28-41-01 1
	C1041	-	L3	FUEL - FLNG CONT	28-21-01 1
	C1042	-	L4	FUEL VALVES - DEFLNG	28-26-01 1
	C1047	-	L5	FUEL VALVES - FLNG	28-21-01 1
	C1354	-	P11	POTABLE WATER ENTRY LTS	38-10-01 1
	C1403	-	J4	CARGO DOOR CONT	52-34-01 1
	C1408	-	J5	FWD ENTRY DOOR CONT	52-11-01 1
C1459	-	L1	ENG IDLE CONT	73-21-02 2	

24-51-06

Page 102.1

Jan 21/2005



POWER	SYSTEM						
	CB CXXX	#	GRID LOC	NOMENCLATURE	SCHEM REF		
					DIAG	SH	
115V AC (PRIM)	C350	3	A16	FWD CARGO HDLG	25-53-01	—	
	C351	3	A19	AFT CARGO HDLG	25-53-04	—	
115V AC C309	C360	3	J7	FWD CARGO DOOR	52-34-01	1	
	C361	3	J10	AFT CARGO DOOR	52-35-01	1	
	C1154	B	P10	PORTABLE WATER TANK HEATER	30-71-03	—	
	C1167	B	P8	GALLEY WATER LINE HEATER	30-71-02	4	
	C1209	C	S10	FWD CARGO COMPT LIGHTS	30-71-03	—	
	C1210	C	S11	AFT CARGO COMPT LIGHTS	30-71-02	—	
	C1256	A	S3	APU/TAIL COMPT LIGHTS	33-31-02	—	
	C1290	B	S4	LAV LIGHTS & WTR LINE HTRS - SYS 1	33-26-01	—	
	C1291	B	S5	LAV LIGHTS & WTR LINE HTRS - SYS 2	33-26-01	—	
	C1300	A	S2	AIR COND COMPT LIGHTS	33-31-02	—	
	28V DC (T103)	C707	—	L8	AIR CONDITIONING - AFT EQUIP COOL FAN 1	21-26-02	—
		C746	—	J2	FWD CARGO HDLG CONT	25-53-01	—
		C747	—	J3	AFT CARGO HDLG CONT	25-53-04	—
C1040		—	L2	FUEL - REFUEL QTY	28-41-01	1	
C1041		—	L3	FUEL - FLNG CONT	28-21-01	1	
C1042		—	L4	FUEL VALVES - DEFLNG	28-26-01	1	
C1047		—	L5	FUEL VALVES - FLNG	28-21-01	1	
C1187		—	M11	TIRE PRESS IND 2	32-45-01	—	
C1354		—	P11	POTABLE WATER/ENTRY LTS	38-10-01	1	
C1374		—	N10	LAV FLUSH CONT SYS 1	38-30-03	1	
C1375		—	N11	LAV FLUSH CONT SYS 2	38-30-01	1	
C1403	—	J4	CARGO DOOR CONT	52-34-01	1		
C1408	—	J5	FWD ENTRY DOOR CONT	52-11-01	1		
C1422	—	P2	L EEC GND TEST	73-21-02	1		
C1423	—	P3	R EEC GND TEST	73-21-04	—		
C1459	—	L1	ENG IDLE CONT	73-21-02	2		

155-199

GROUND HANDLING BUS

D280T232

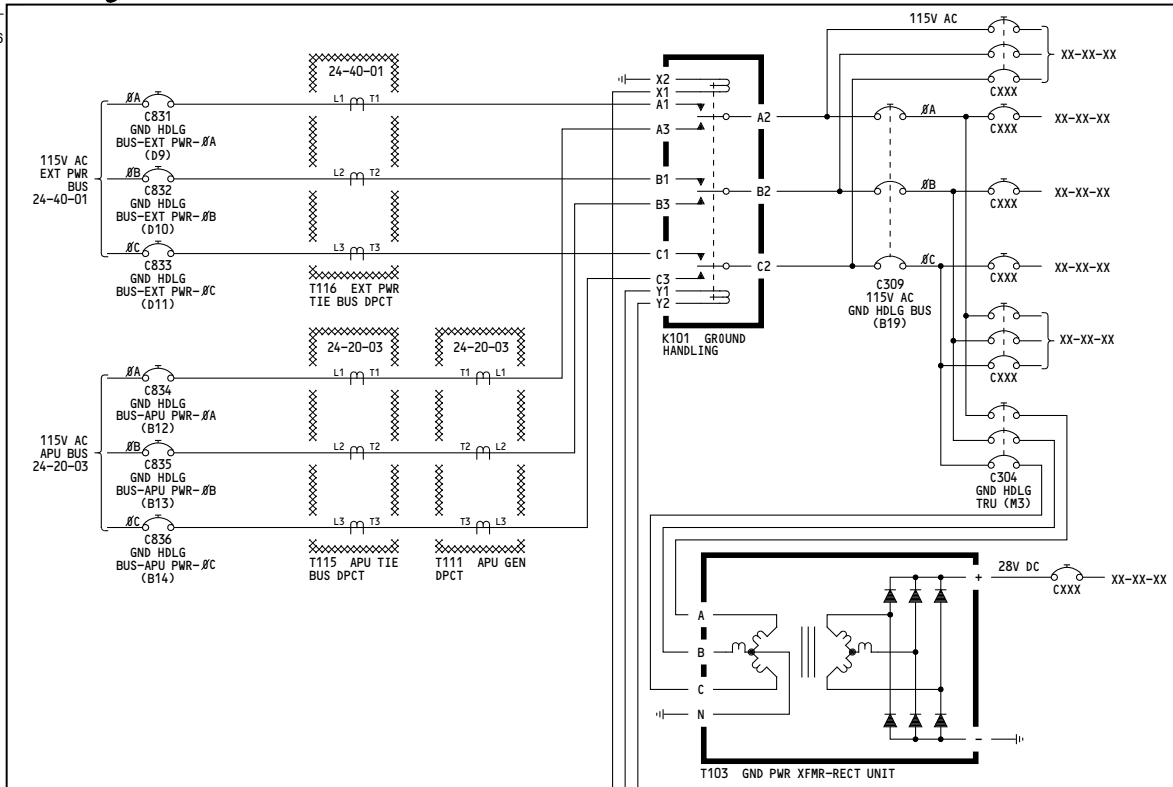
24-51-06

Page 103

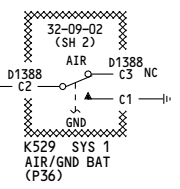
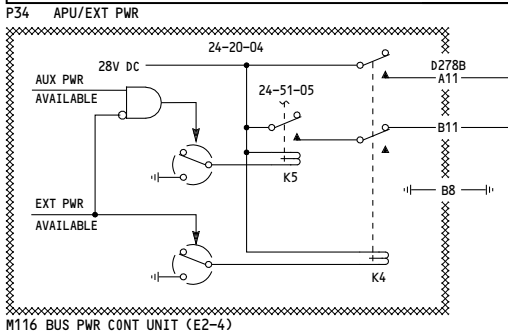
Jan 21/2005

706

WIRING DIAGRAMS
24-51-61
24-54-61



POWER	SYSTEM				SCHEM REF	
	CB CXXX	#	GRID LOC	NOMENCLATURE	DIAG	SH
115V AC (PRIM)	C350	3	A16	FWD CARGO HDLG	25-53-01	—
	C351	3	A19	AFT CARGO HDLG	25-53-04	—
115V AC (C309)	C360	3	J7	FWD CARGO DOOR	52-34-01	1
	C361	3	J10	AFT CARGO DOOR	52-35-01	1
	C1209	C	S10	FWD CARGO COMPT LIGHTS	33-37-01	—
	C1210	C	S11	AFT CARGO COMPT LIGHTS	33-37-02	—
	C1215	B	S4	LAV SVCE LIGHTS	33-26-01	—
	C1256	A	S3	APU/TAIL COMPT LIGHTS	33-31-02	—
	C1300	A	S2	AIR COND COMPT LIGHTS	33-31-02	—
	C707	—	L8	AIR COND - AFT EQUIP COOL FAN 1	21-26-02	—
28V DC (T103)	C746	—	J2	FWD CARGO HDLG CONT	25-53-01	—
	C747	—	J3	AFT CARGO HDLG CONT	25-53-04	—
	C1040	—	L2	FUEL - REFUEL QTY	28-41-01	1
	C1041	—	L3	FUEL - FLNG CONT	28-21-01	1
	C1042	—	L5	FUEL VALVES - DEFLNG	28-26-01	1
	C1047	—	P11	FUEL VALVES - FLNG	28-21-01	—
	C1187	—	M11	TIRE PRESS. IND 2	32-45-01	—
	C1354	—	J4	POTABLE WATER/ENTRY LIGHTS	38-10-01	1
	C1374	—	N10	LAV FLUSH CONT SYS 1	38-32-01	—
	C1375	—	N11	LAV FLUSH CONT SYS 2	38-32-01	—
	C1403	—	J4	CARGO DOOR CONT	52-34-01	1
	C1408	—	J5	FWD ENTRY DOOR CONT	52-11-01	1
C1459	—	L1	ENG IDLE CONT	73-21-02	2	



275-276

GROUND HANDLING BUS

D280T232

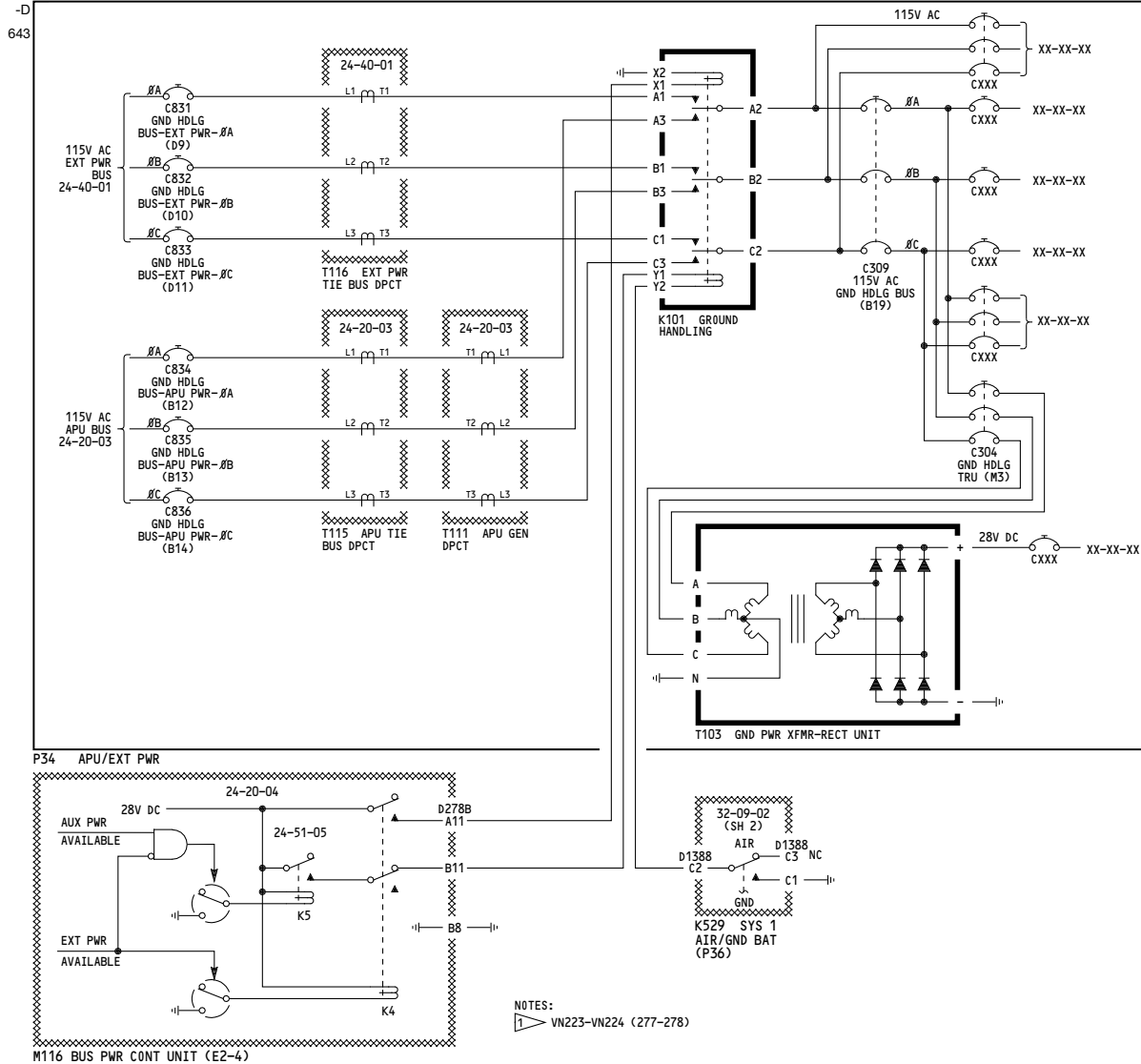
- Incorporates
- ▶ 38-0035
 - ▶ 76-0026

24-51-06

Page 104.1

Jan 21/2005

WIRING DIAGRAMS
24-51-61
24-54-61



POWER	SYSTEM				
	CB CXXX	#	GRID LOC	NOMENCLATURE	SCHEM REF DIAG SH
115V AC (PRIM)	C350	3	A16	FWD CARGO HDLG	25-53-01 -
	C351	3	A19	AFT CARGO HDLG	25-53-04 -
115V AC (C309)	C360	3	J7	FWD CARGO DOOR	52-34-01 1
	C361	3	J10	AFT CARGO DOOR	52-35-01 1
	C1209	C	S10	FWD CARGO COMPT LIGHTS	33-37-01 -
	C1210	C	S11	AFT CARGO COMPT LIGHTS	33-37-02 -
	C1215	B	S4	LAV SVCE LIGHTS	33-26-01 -
	C1256	A	S3	APU/TAIL COMPT LIGHTS	33-31-02 -
	C1300	A	S2	AIR COND COMPT LIGHTS	33-31-02 -
28V DC (T103)	C707	-	L8	AIR COND - AFT EQUIP COOL FAN 1	21-26-02 -
	C746	-	J2	FWD CARGO HDLG CONT	25-53-01 -
	C747	-	J3	AFT CARGO HDLG CONT	25-53-04 -
	C1040	-	L2	FUEL - REFUEL QTY	28-41-01 1
	C1041	-	L3	FUEL - FLNG CONT	28-21-01 1
	C1042	-	L5	FUEL VALVES - DEFLNG	28-26-01 1
	C1047	-	P11	FUEL VALVES - FLNG	28-21-01 -
	C1187	-	M11	TIRE PRESS. IND 2	32-45-01 -
	C1354	-	J4	POTABLE WATER/ENTRY LIGHTS	38-10-01 1
	C1374	-	N10	LAV FLUSH CONT SYS 1	38-30-03 1
C1375	-	N11	LAV FLUSH CONT SYS 2	38-30-01 1	
C1403	-	J4	CORGO DOOR CONT	52-34-01 1	
C1408	-	J5	FWD ENTRY DOOR CONT	52-11-01 1	
C1459	-	L1	ENG IDLE CONT	73-21-02 2	

277-299

GROUND HANDLING BUS

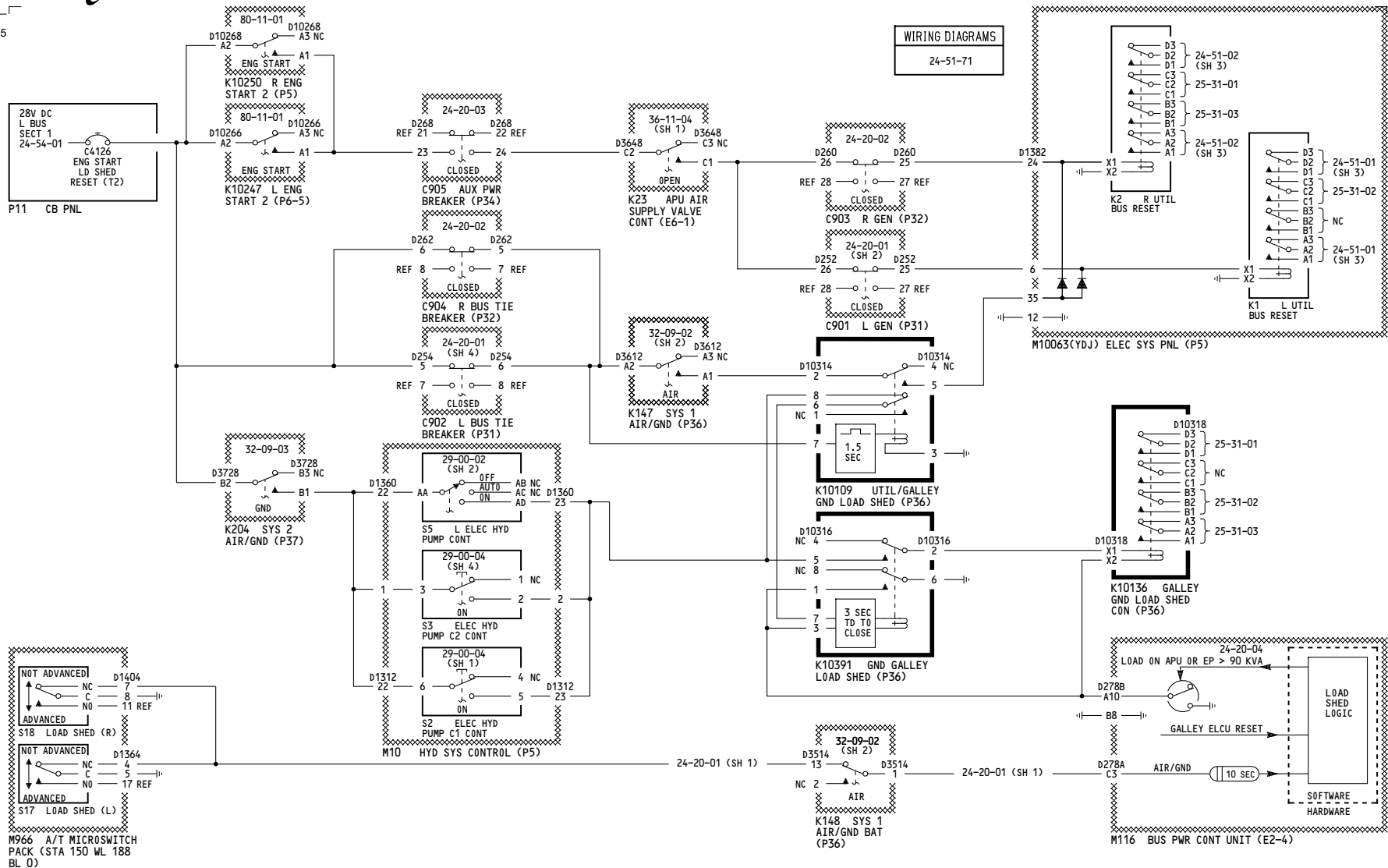
D280T232

24-51-06

Page 105

Jan 21/2005

605



050-099

ELECTRICAL LOAD SHED (GROUND)/AUTO RESET (AIR)

D280T232

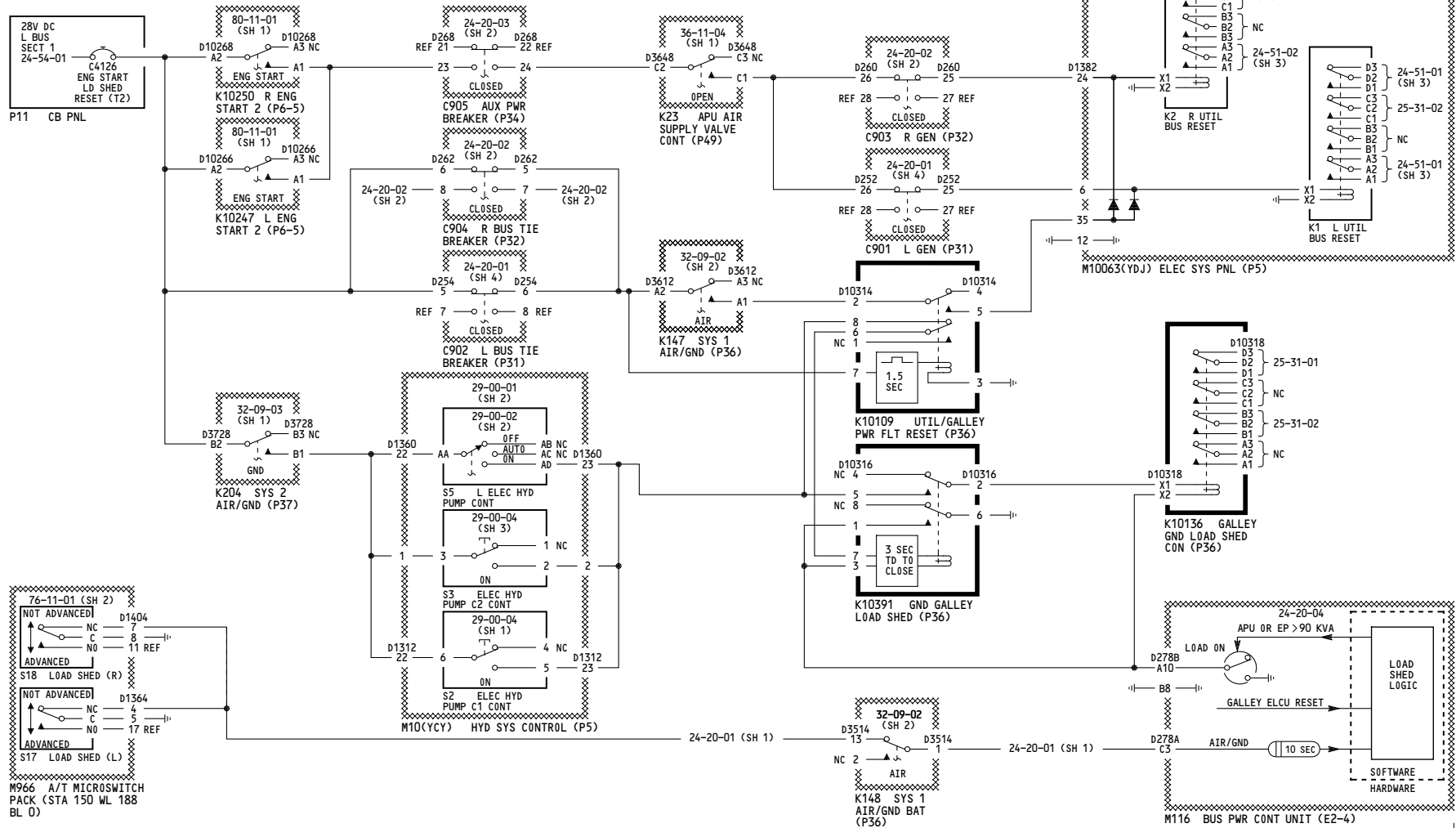
24-51-07

Page 101

Jan 21/2005

WIRING DIAGRAMS
24-51-71

-B
615



150-199, 275-299

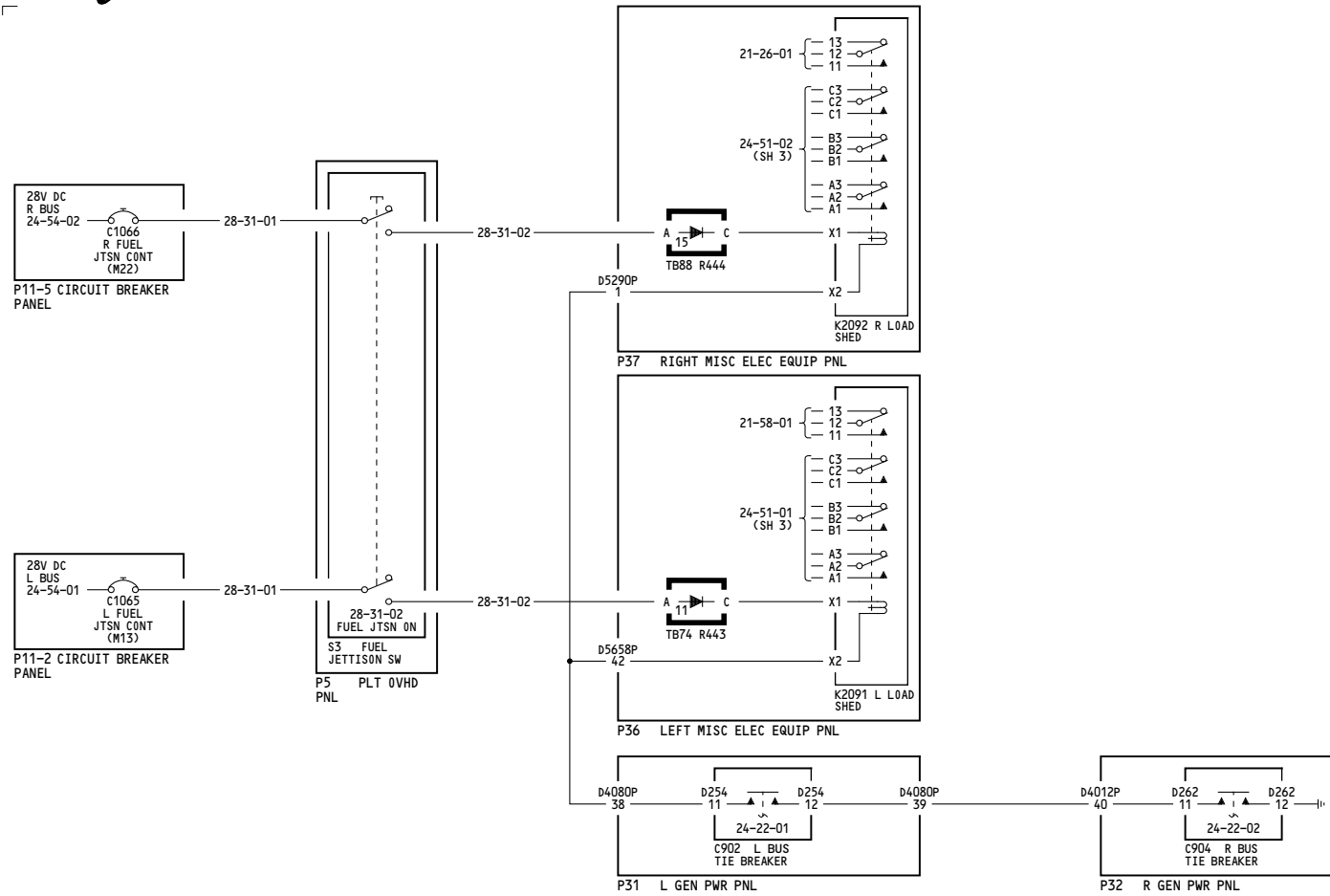
ELECTRICAL LOAD SHED (GROUND)/AUTO RESET (AIR)

D280T232

24-51-07

-A
606

WIRING DIAGRAMS
24-51-72



050-099	<p>FUEL JETTISON LOAD SHED</p> <p>D280T232</p>
---------	---

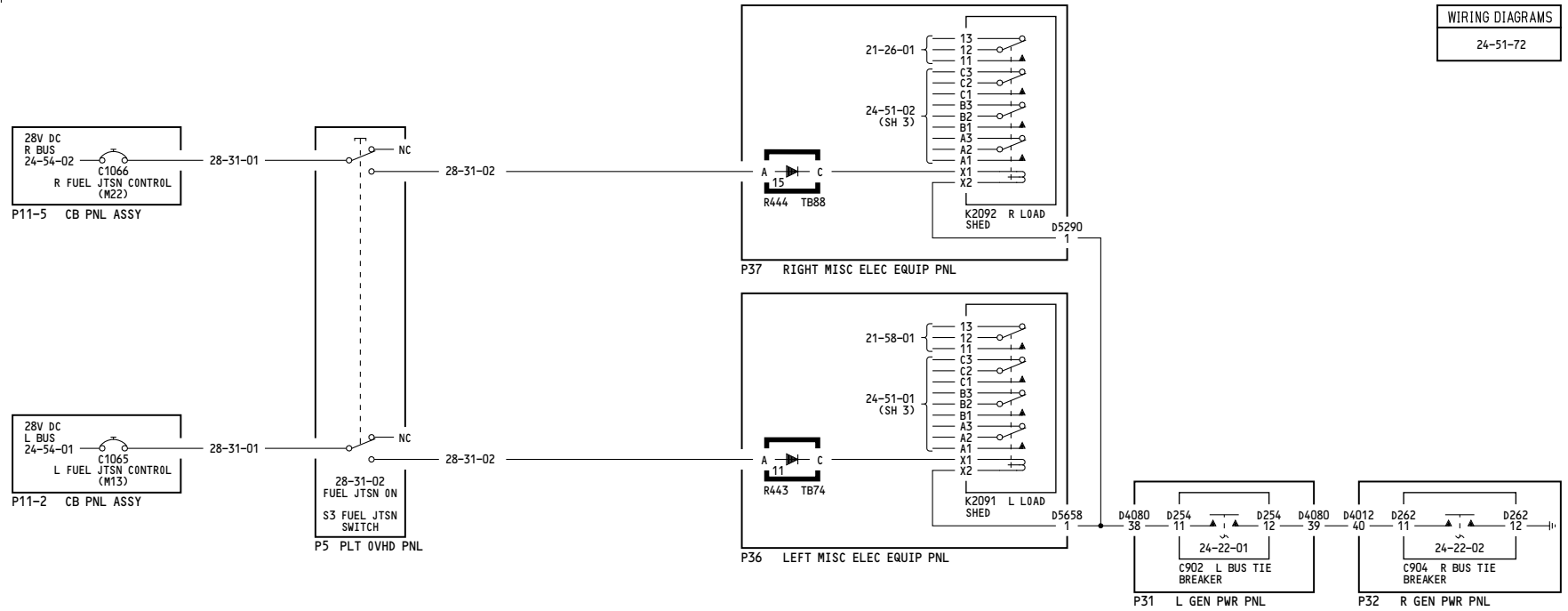
24-51-08

Page 101

Jan 21/2005

605

WIRING DIAGRAMS
24-51-72

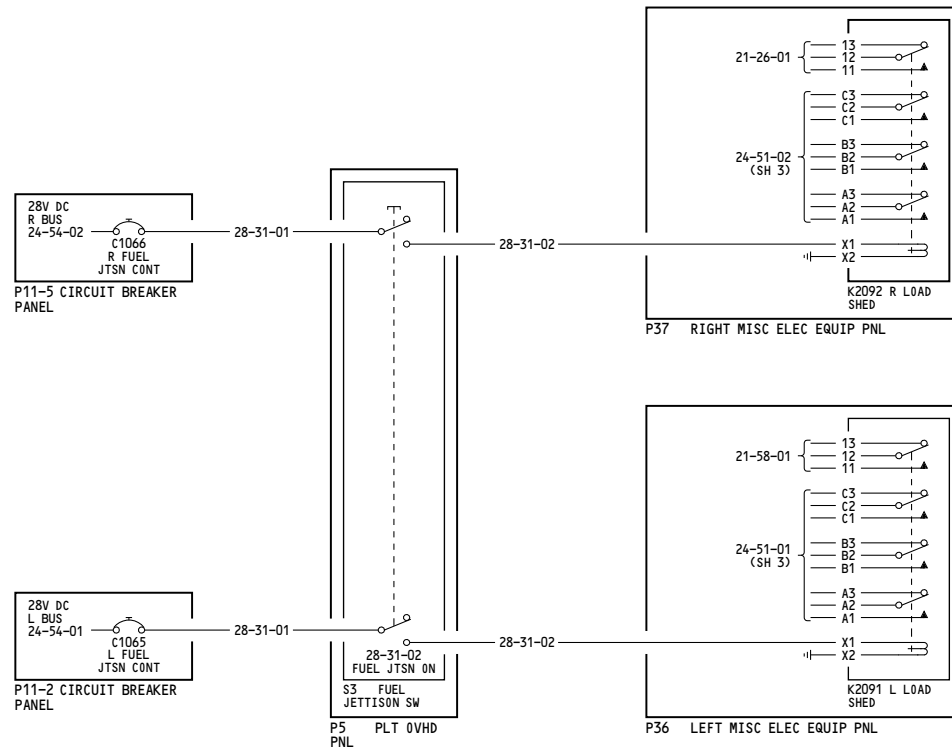


162-199	<p>FUEL JETTISON LOAD SHED</p> <p>D280T232</p>
---------	---

24-51-08

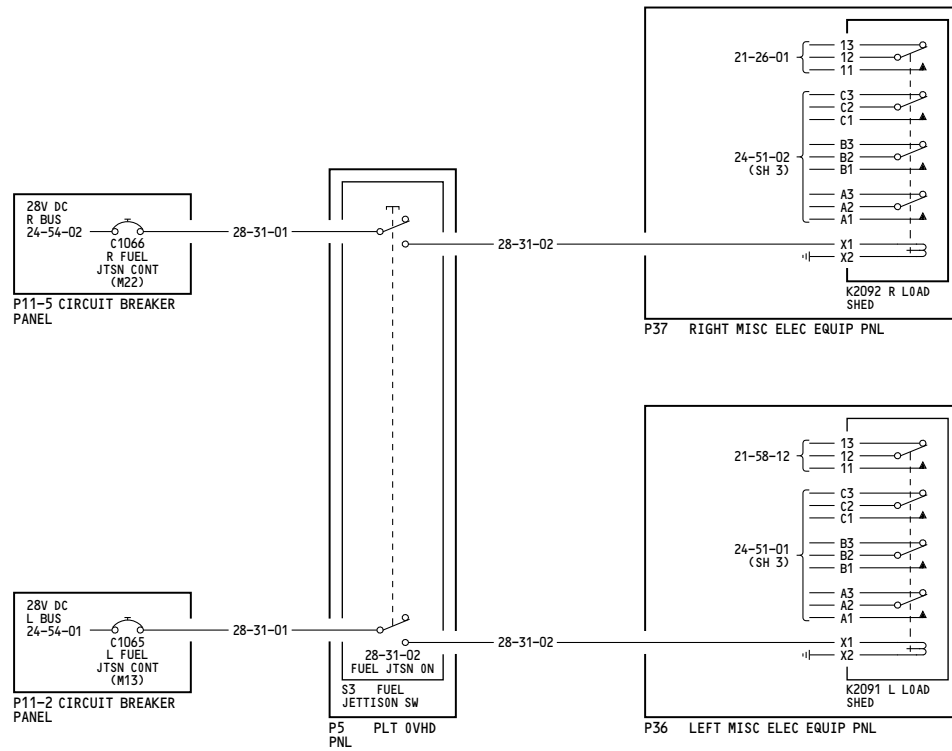
Page 102

Jan 21/2005



277-278	<p>FUEL JETTISON LOAD SHED</p> <p>D280T232</p>
---------	---

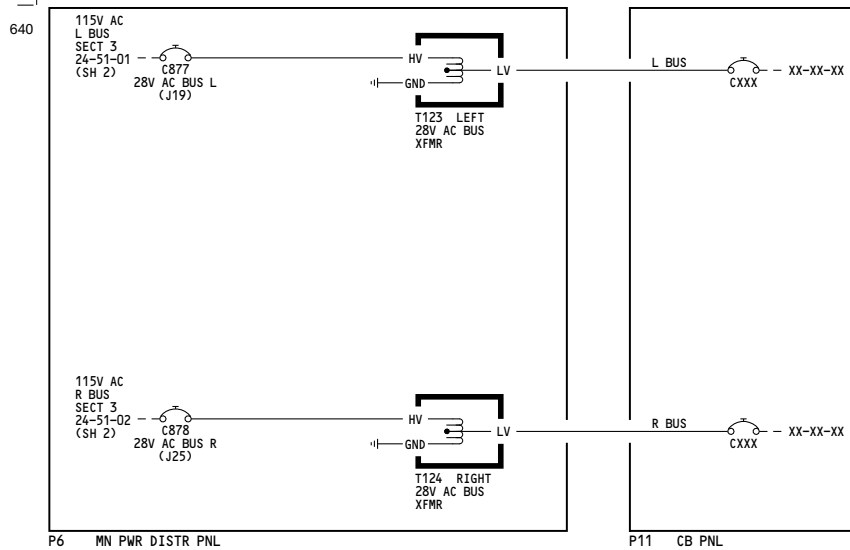
24-51-08



280-299	<p>FUEL JETTISON LOAD SHED</p> <p>D280T232</p>
---------	---

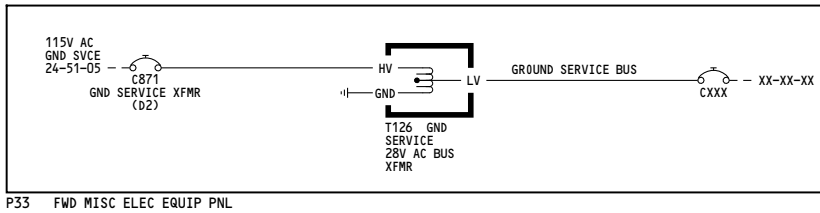


767-200/300 SYSTEM SCHEMATIC MANUAL



POWER		SYSTEM					SCHEM REF	
XFMR	BUS	CB CXXX	GRID LOC	PANEL	NOMENCLATURE	DIAG	SH	
T123	LEFT	C672	J6	P11-2	ACMS SENSOR	31-31-01	4	
		C1002	H10	P11-2	LEFT STAB TRIM POS IND	27-40-01	3	
		C1005	K16	P11-2	FLIGHT CONTROLS - RUDDER POS	27-20-01	1	
		C1080	L17	P11-2	HYDRAULIC - SYSTEM PRESS - L	29-00-05	1	
		C1082	L18	P11-2	HYDRAULIC - SYSTEM PRESS - CTR	29-00-05	1	
		C1252	P8	P11-3	LIGHTING - CHART	33-14-01	-	
		C1445	M7	P11-2	FUEL PRESS. - L ENG	73-33-01	-	
		C1498	L9	P11-2	LEFT ENGINE - OIL PRESS EICAS REF	79-00-01	-	
		C1523	J17	P11-2	FLAP/STAB POS SENSING - L	27-58-02	1	
		C1524	G15	P11-2	FLAP SLAT ELEC UNIT 2 SENSOR	27-58-03		
		C4099	K14	P11-2	FLIGHT CONTROLS - AILERON POS - L	27-10-01	1	
		C4101	K13	P11-2	FLIGHT CONTROLS - ELEV POS - L	27-30-01	3	
		T124	RIGHT	C1009	H19	P11-5	FLIGHT CONTROLS - STAB TRIM POS IND - R	27-40-01
C1081	L26			P11-5	HYDRAULIC - SYSTEM PRESS - R	29-00-05	1	
C1180	U22			P11-6	LANDING GEAR - BRAKE PRESS	32-41-01	1	
C1238	S31			P11-6	REST. LIGHTS CREW	33-22-01	-	
C1251	P31			P11-6	LIGHTING - MAP	33-14-01	-	
C1281	P32			P11-6	LIGHTING - UTILITY	33-14-01	-	
C1416	M34			P11-5	FUEL PRESS. - R ENG	73-33-01	-	
C1499	L36			P11-5	RIGHT ENGINE - OIL PRESS EICAS REF	79-00-01	1	
C4100	K23			P11-5	FLIGHT CONTROLS - AILERON POS - R	27-10-01	1	
C4102	K22			P11-5	FLIGHT CONTROLS - ELEV POS - R	27-30-01	3	
T126	GROUND SERVICE	C1165	A1	P33	ICE/RAIN - GND DRAIN MAST HTG	30-71-01	4	
		C1205	J4	P33	NLG/MW SVCE LIGHTS	33-31-01	-	
		C1213	K7	P33	FLT DK DOME LIGHTS	33-11-02	-	
		C1229	J7	P33	CLOSET LIGHTS	33-20-01	-	
		C1253	J1	P33	S/BELT SIGNS	33-24-01	-	
		C1257	K6	P33	ELEC EQUIP CTR LIGHTS	33-31-03	-	
		C1258	H1	P33	LAV SIGNS	33-24-01	-	
		C1260	J2	P33	S/BELT NO SMOKE SIGNS	33-24-01	-	
		C1269	K4	P33	FWD ENTRY/ATTENDANTS LIGHTS	33-22-01	-	
		C1296	J3	P33	NO SMOKE SIGNS	33-24-01	-	

WIRING DIAGRAMS
24-53-11
24-53-21
24-53-51



050-099

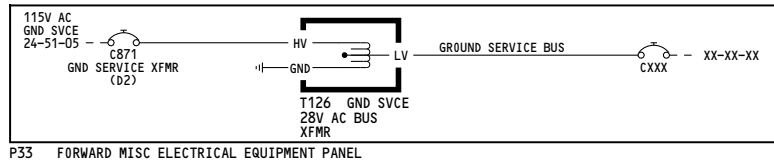
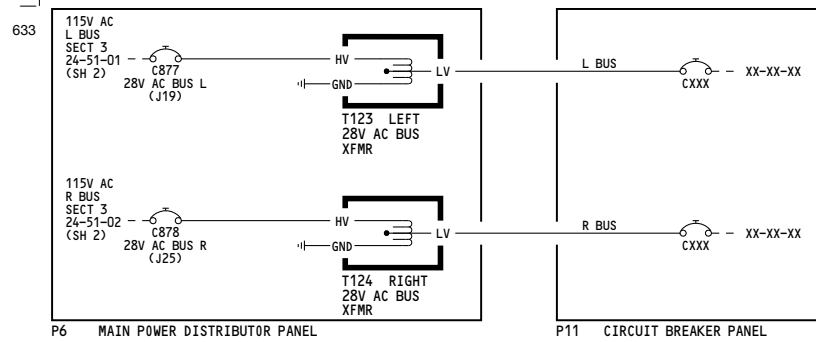
28V AC POWER DISTRIBUTION

D280T232

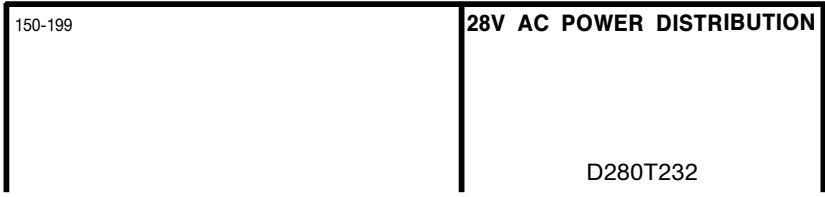
24-53-01



767-200/300 SYSTEM SCHEMATIC MANUAL



▶ VN163-VN170



POWER		SYSTEM					SCHEM REF		
XFMR	BUS	CB CXXX	GRID LOC	PANEL	NOMENCLATURE	SCHEM REF			
						DIAG	SH		
T123	LEFT	C672	J6	P11-2	ACMS SENSOR	31-31-01	4		
		C1002	M10	P11-2	LEFT STAB TRIM POSITION INDICATOR	27-40-01	3		
		C1005	K16	P11-2	FLIGHT CONTROLS - RUDDER POSITION	27-20-01	1		
		C1080	L17	P11-2	HYDRAULIC - SYMTEM PRESSURE - LEFT	29-00-05	1		
		C1082	L18	P11-2	HYDRAULIC - SYSTEM PRESSURE - CENTER	29-00-05	1		
		C1252	P8	P11-3	LIGHTING - CHART	33-14-01	-		
		C1415	M7	P11-2	LEFT ENGINE - FUEL PRESSURE	73-33-01	-		
		C1498	L9	P11-2	LEFT ENGINE - OIL PRESSURE EICAS REF	79-00-01	-		
		C1523	J17	P11-2	FLAP/STAB POSITION SENSING - LEFT	27-58-02	1		
		C1524	G15	P11-2	FLAP SLAT ELECTRICAL UNIT 2 SENSOR	27-58-03			
		C4099	K14	P11-2	FLIGHT CONTROLS - AILERON POSITION - L	27-10-01	1		
		C4101	K13	P11-2	FLIGHT CONTROLS - ELEV POSITION - LEFT	27-30-01	3		
		T124	RIGHT	C1009	H19	P11-5	FLIGHT CONTROLS - STAB TRIM POS IND - R	27-40-01	3
				C1081	L26	P11-5	HYDRAULIC - SYSTEM PRESSURE - RIGHT	29-00-05	1
C1180	U22			P11-6	LANDING GEAR - BRAKE PRESSURE	32-41-01	1		
C1238	S31			P11-6	CREW REST LIGHTS	33-22-01	-		
C1251	P31			P11-6	LIGHTING - MAP	33-14-01	-		
C1281	P32			P11-6	LIGHTING - UTILITY	33-14-01	-		
C1416	M34			P11-5	RIGHT ENGINE - FUEL PRESSURE	73-33-01	-		
C1499	L36			P11-5	RIGHT ENGINE - OIL PRESSURE EICAS REF	79-00-01	1		
C4100	K23			P11-5	FLIGHT CONTROLS - AILERON POSITION - R	27-10-01	1		
C4102	K22			P11-5	FLIGHT CONTROLS - ELEV POSITION - RIGHT	27-30-01	3		
T126	GROUND SERVICE	C1165	A1	P33	ICE/RAIN - GND DRAIN MAST HEATING	30-71-01	4		
		C1205	J4	P33	NLG/WW SERVICE LIGHTS	33-31-01	-		
		C1213	K7	P33	FLOAT DECK DOME LIGHTS	33-11-02	-		
		C1229	J7	P33	CLOSET LIGHTS	33-22-01	-		
		C1253	J1	P33	SEAT BELT SIGNS	33-24-01	-		
		C1257	K6	P33	ELECTRICAL EQUIPMENT CENTER LIGHTS	33-31-03	-		
		C1258	H1	P33	LAVATORY SIGNS	33-24-01	-		
		C1260	J2	P33	SEAT BELT NO SMOKE SIGNS	33-24-01	-		
		C1269	K4	P33	FORWARD ENTRY/ATTENDANTS LIGHTS	33-22-01	-		
		C1296	J3	P33	NO SMOKE SIGNS	33-24-01	-		

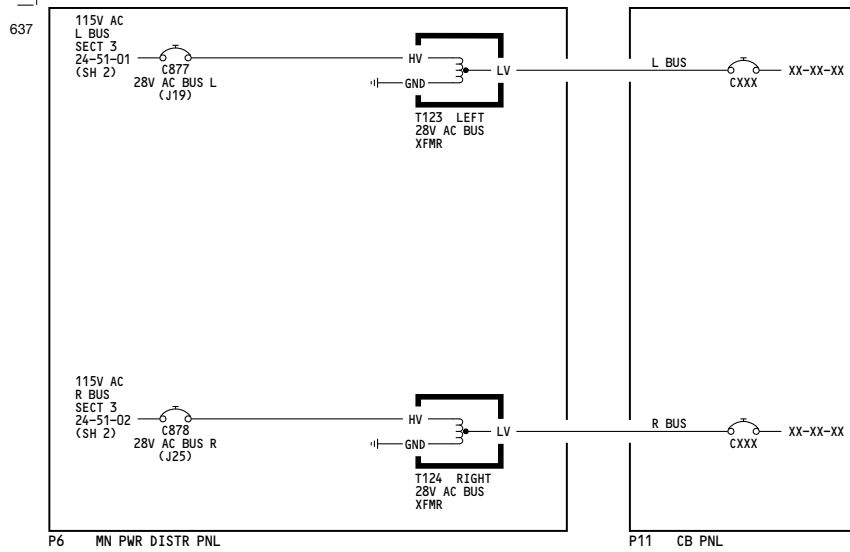
WIRING DIAGRAMS

24-53-11
24-53-21
24-53-51

24-53-01

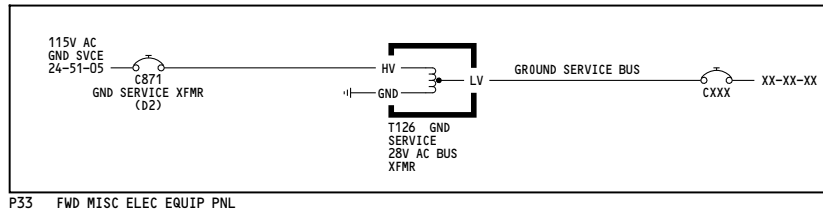
Page 102

Jan 21/2005

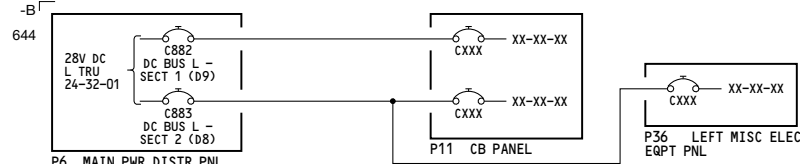


POWER		SYSTEM					SCHEM REF	
XFMR	BUS	CB CXXX	GRID LOC	PANEL	NOMENCLATURE	DIAG	SH	
T123	LEFT	C672	J6	P11-2	ACMS SENSOR	31-31-01	-	
		C1002	M10	P11-2	LEFT STAB TRIM POS IND	27-40-01	3	
		C1005	K16	P11-2	FLIGHT CONTROLS - RUDDER POS	27-20-01	1	
		C1080	L17	P11-2	HYDRAULIC - SYSTEM PRESS - L	29-00-05	1	
		C1082	L18	P11-2	HYDRAULIC - SYSTEM PRESS - CTR	29-00-05	1	
		C1252	P8	P11-3	LIGHTING - CHART	33-14-01	-	
		C1415	M7	P11-2	LEFT ENGINE - FUEL PRESS	73-33-01	-	
		C1498	L9	P11-2	LEFT ENGINE - OIL PRESS EICAS REF	79-00-01	-	
		C1523	J17	P11-2	FLAP/STAB POS SENSING - L	27-58-02	1	
		C1524	G15	P11-2	FLAP SLAT ELEC UNIT 2 SENSOR	27-58-03	-	
		C4099	K14	P11-2	FLIGHT CONTROLS - AILERON POS - L	27-10-01	1	
		C4101	K13	P11-2	FLIGHT CONTROLS - ELEV POS - L	27-30-01	3	
		T124	RIGHT	C1009	H19	P11-5	FLIGHT CONTROLS - STAB TRIM POS IND - R	27-40-01
C1081	L26			P11-5	HYDRAULIC - SYSTEM PRESS - R	29-00-05	1	
C1180	U22			P11-6	LANDING GEAR - BRAKE PRESS	32-41-01	1	
C1251	P31			P11-6	LIGHTING - MAP	33-14-01	-	
C1281	P32			P11-6	LIGHTING - UTILITY	33-14-01	-	
C1416	M34			P11-5	RIGHT ENGINE - FUEL PRESS.	73-33-01	-	
C1499	L36			P11-5	RIGHT ENGINE - OIL PRESS EICAS REF	79-00-01	1	
C4100	K23			P11-5	FLIGHT CONTROLS - AILERON POS - R	27-10-01	1	
C4102	K22			P11-5	FLIGHT CONTROLS - ELEV POS - R	27-30-01	3	
T126	GROUND SERVICE	C1165	A1	P33	ICE/RAIN - GND DRAIN MAST HTG	30-71-01	4	
		C1205	J4	P33	NLG/WW SVCE LIGHTS	33-31-01	-	
		C1213	K7	P33	FLT DK DOME LIGHTS	33-11-02	-	
		C1229	H4	P33	CLOSET LIGHTS	33-22-01	-	
		C1253	J1	P33	S/BELT SIGNS	33-31-03	-	
		C1257	K6	P33	ELEC EQUIP CTR LIGHTS	33-31-03	-	
		C1258	H1	P33	LAV SIGNS	33-24-01	-	
		C1260	J2	P33	S/BELT NO SMOKE SIGNS	33-24-01	-	
		C1269	K4	P33	FWD ENTRY/ATTENDANTS LIGHTS	33-22-01	-	
		C1296	J3	P33	NO SMOKE SIGNS	33-24-01	-	

WIRING DIAGRAMS
24-53-11
24-53-21
24-53-51



275-299	28V AC POWER DISTRIBUTION
D280T232	



WIRING DIAGRAMS
24-54-11

P6 MAIN PWR DISTR PNL

SECT	CB	CB CXXX	GRID LOC	P11 PNL	NOMENCLATURE	SCHEM REF	
						DIAG	SH
1	C882	C547	T8	-3	PASS ENTMT/SERVICE CONT	23-34-01	1
		C654	P11	-3	EQUIPMENT COOLING - SUPPLY FAN 1	21-58-04	-
		C660	R14	-3	RECIRC FAN L	21-25-01	-
		C677	R17	-3	GASPER FAN CONTROL	21-24-01	-
		C692	R12	-3	DOOR HEAT CONT	21-45-02	-
		C702	N11	-3	LEFT PACK - AUTO CONT	21-50-03	1
		C705	P10	-3	EQUIPMENT COOLING - AFT FAN EXH 2	21-26-02	-
		C737	U7	-3	AFT L GALLEY	25-31-02	1
		C822	T4	-3	UTIL BUS L	24-51-01	3
		C824	T3	-3	CAT III BUS ISOL L	24-51-03	-
		C837	M4	-2	LEFT ENGINE - IDG VALVE	24-11-01	-
		C1049	M15	-2	FUEL PUMPS - L CTR	28-22-01	3
		C1054	M16	-2	FUEL PUMPS - R FWD/L AFT	28-22-01	1
		C1065	M13	-2	FUEL JTSN CONT - L	28-31-02	-
		C1067	M14	-2	JTSN NOZZLE VALVE - L	28-31-02	-
		C1085	L15	-2	HYDRAULIC ELEC PUMP -CTR 1	29-00-04	1
		C1087	L16	-2	HYDRAULIC ELEC PUMP - R	29-00-03	2
		C1090	L10	-2	HYDRAULIC - PTU CONT	29-00-08	-
		C1095	L14	-2	HYDRAULIC L ENG PUMP DEPRESS	29-00-02	1
		C1128	T15	-3	WINDOW HEAT TEST	30-41-01	1
		C1136	T12	-3	RAIN REPEL - R	30-43-01	-
		C1143	T13	-3	WSHLD WIPER - L	30-42-01	-
		C1171	U18	-3	LANDING GEAR - 1-5 ANTISKID	32-42-01	1
		C1176	U12	-3	AUTOBRKS ANTISKID TEST/IND 1	32-42-04	1
		C1177	U14	-3	LANDING GEAR - ALTN EXT LATCH RST	32-30-01	3
		C1181	U16	-3	LANDING GEAR - BRAKE TEMP	32-46-01	-
		C1182	U15	-3	LANDING GEAR - AIR/GND SYS 1	32-09-02	1
		C1186	U17	-3	TIRE PRESS. IND 1	32-45-01	-
		C1254	P9	-3	LIGHTING - PASS SIGN CONT	33-24-01	-
		C1259	N1	-3	LIGHTING - N GEAR CONT	33-42-01	-
		C1293	R1	-3	LIGHTING - LEFT IND LTS 1	33-16-01	2
		C1297	R2	-3	LIGHTING - LEFT IND LTS 2	33-16-01	2
		C1298	R3	-3	LIGHTING - LEFT IND LTS 3	33-16-01	2
		C1309	R5	-3	LIGHTING - IND LTS DIM CONT	33-16-01	1

SECT	CB	CB CXXX	GRID LOC	P11 PNL	NOMENCLATURE	SCHEM REF	
						DIAG	SH
1	C882	C1332	S16	-3	PNEU AIR SUPPLY - DUCT PRESS IND L	36-21-01	-
		C1338	S15	-3	PNEU AIR SUPPLY - ISOL VLV CONT CTR	36-11-03	-
		C1339	S11	-3	PNEU AIR SUPPLY - LEFT ENG BLD CONT	36-11-05	-
		C1343	S10	-3	PNEU AIR SUPPLY - LEFT ENG BLD IND	36-11-05	-
		C1367	R8	-3	LIGHTING - LAVS SYS 1 - FLUSH	38-30-01	1
		C1371	R6	-3	LAV SYS 1 - VACUUM S/O VALVE	38-30-01	-
		C1400	T5	-3	DOORS - FLT DK LOCK	52-51-01	-
		C1402	T6	-3	DOORS - FWD ENTRY CONT	52-11-01	1
		C1412	M12	-2	FUEL - TEMP	28-43-01	-
		C1458	M6	-2	LEFT ENGINE -IDLE CONT	73-21-02	-
		C1460	L7	-2	EEC/SCU PWR - L ENG	73-21-02	-
		C1465	L3	-2	PERF SOL - L ENG - CHAN A	73-21-01	-
		C1466	L4	-2	PERF SOL - L ENG - CHAN B	73-21-01	-
		C4019	R16	-3	ZONE TEMP IND	21-65-01	-
		C4039	N16	-3	RIGHT PACK STANDBY CONT	21-50-06	1
		C4126	T2	-3	ENG START LD SHED RESET	24-51-07	-

SECT	CB	CB CXXX	GRID LOC	P11 PNL	NOMENCLATURE	SCHEM REF	
						DIAG	SH
2	C883	C512	F16	-1	AUTO FLIGHT - TMC SERVO	22-31-01	-
		C516	E16	-1	AUTO FLIGHT - MODE CONT PNL L	22-11-03	-
		C522	E18	-1	FLT CONT CMPTR SERVO L	22-11-03	-
		C525	F15	-1	AUTO FLIGHT - TMC DC	22-31-01	-
		C539	G3	-2	SELCAL	23-21-01	-
		C556	G4	-2	VHF COMM CTR	23-12-03	-
		C578	J8	-2	FLIGHT RECORDER	31-31-01	1
		C915	D2	P36	FLT DK CREW REST VLV CONT	21-66-01	3
		C916	D3	P36	FLT DK CREW REST TEMP CONT	21-66-01	1
		C917	D4	P36	FLT DK CREW REST FAN CONT	21-66-01	2
		C919	D6	P36	AFT LH CABIN CREW REST TEMP CONT	21-66-03	1
		C922	D5	P36	AFT LH CABIN CREW REST FAN CONT	21-66-03	2
		C1011	H17	-2	FLT CONT SHUTOFF - TAIL, L	27-00-01	-
		C1013	H18	-2	FLT CONT SHUTOFF - TAIL, CTR	27-00-01	-
		C1014	H15	-2	FLT CONT SHUTOFF - WING, L	27-00-01	-
		C1016	H16	-2	FLT CONT SHUTOFF - WING, CTR	27-00-01	-
		C1017	H11	-2	LEFT STAB TRIM CONT	27-40-01	1
		C1019	J14	-2	FLAP SHUTOFF	27-51-02	-
		C1020	H14	-2	SLAT SHUTOFF	27-81-02	-
		C1022	J13	-2	FLAP LOAD RELIEF	27-51-03	-
		C1023	G11	-2	AUTO SPEED BRAKE	27-62-01	-
		C1024	K10	-2	STICK NUDGER	27-32-03	-
		C1031	G10	-2	RUDDER RATIO	27-20-02	-
		C1035	K15	-2	AILERON TRIM	27-10-01	4
		C1449	K9	2	LEFT ENG - NAC VENT VALVE	75-23-01	-
		C1531	G18	-2	FLT CONT ELEC 1 R DC	27-09-04	5
		C4026	H5	-2	AUX FWD ZONE DUCT OVHT	21-61-05	1
		C4027	H6	-2	AUX MID ZONE DUCT OVHT	24-61-05	2
		C4423	F11	-1	ATC ANT. SWITCH	34-53-01	-

050-051

28V DC POWER DISTRIBUTION LEFT

D280T232

Incorporates
36-0026

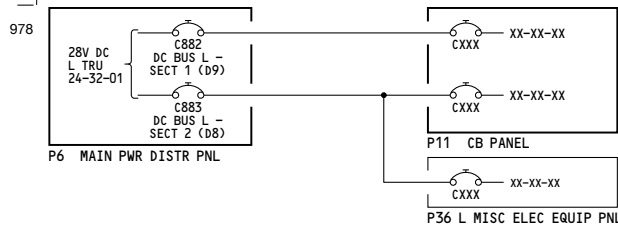
24-54-01

Page 101.1

Jan 21/2005



WIRING DIAGRAMS
24-54-11



SECT	CB	SYSTEM			NOMENCLATURE	SCHEM REF	
		CB CXXX	GRID LOC	P11 PNL		DIAG	SH
1	C882	C547	T8	-3	PASS ENTMT/SERVICE CONT	23-34-01	1
		C654	P11	-3	EQUIPMENT COOLING - SUPPLY FAN 1	21-58-04	-
		C660	R14	-3	RECIRC FAN 6	21-25-01	-
		C677	R17	-3	GASPER FAN CONT	21-24-01	-
		C680	R12	-3	FWD DR AREA HTR	21-45-02	-
		C702	N11	-3	LEFT PACK - AUTO CONT	21-50-03	1
		C705	P10	-3	EQUIPMENT COOLING - AFT FAN EXH 2	21-26-02	-
		C737	U7	-3	AFT GALLEYS	25-31-03	-
		C822	T4	-3	UTIL BUS L	24-51-01	3
		C824	T3	-3	CAT III BUS ISOL L	24-51-03	-
		C837	M4	-2	LEFT ENGINE - IDG VALVE	24-11-01	-
		C1049	M15	-2	FUEL PUMPS - L CTR	28-22-01	3
		C1054	M16	-2	FUEL PUMPS - R FWD/L AFT	28-22-01	1
		C1085	L15	-2	HYDRAULIC ELEC PUMP -CTR 1	29-00-04	1
		C1087	L16	-2	HYDRAULIC ELEC PUMP - R	29-00-03	2
		C1090	L10	-3	HYDRAULIC - PTU CONT	29-00-08	-
		C1095	L14	-2	HYDRAULIC L ENG PUMP DEPRESS	29-00-02	1
		C1128	T15	-3	WINDOW HEAT TEST	30-41-01	1
		C1136	T12	-3	RAIN REPEL - R	30-43-01	-
		C1143	T13	-3	WSHLD WIPER - L	30-42-01	-
		C1171	U18	-3	LANDING GEAR - 1-5 ANTISKID	32-42-01	1
		C1176	U12	-3	AUTOBRKS ANTISKID TEST/IND 1	32-42-04	1

SECT	CB	SYSTEM			NOMENCLATURE	SCHEM REF	
		CB CXXX	GRID LOC	P11 PNL		DIAG	SH
1	C882	C1177	U14	-3	LANDING GEAR - ALTN EXT LATCH RST	32-30-01	3
		C1181	U16	-3	LANDING GEAR - BRAKE TEMP	32-40-01	-
		C1182	U15	-3	LANDING GEAR - AIR/GND SYS 1	32-09-02	1
		C1254	P9	-3	LIGHTING - PASS SIGN CONT	33-24-01	-
		C1293	R1	-3	LIGHTING - LEFT IND LTS 1	33-16-01	2
		C1259	N1	-3	LIGHTING - N GEAR CONT	33-42-01	-
		C1297	R2	-3	LIGHTING - LEFT IND LTS 2	33-16-01	2
		C1298	R3	-3	LIGHTING - LEFT IND LTS 3	33-16-01	2
		C1309	R5	-3	LIGHTING - IND LTS DIM CONT	33-16-01	1
		C1332	S16	-3	PNEU AIR SUPPLY - DUCT PRESS IND L	36-21-01	-
		C1338	S15	-3	PNEU AIR SUPPLY - ISOL VLV CONT CTR	36-11-03	-
		C1339	S11	-3	PNEU AIR SUPPLY - LEFT ENG BLD CONT	36-11-05	-
		C1343	S10	-3	PNEU AIR SUPPLY - LEFT ENG BLD IND	36-11-05	-
		C1367	R8	-3	LIGHTING - LAVS SYS 1 - FLUSH	38-30-01	1
		C1371	R6	-3	LAV SYS 1 - VACUUM S/O VALVE	38-30-01	-
		C1400	T5	-3	DOORS - FLT DK LOCK	52-51-01	-
		C1402	T6	-3	FWD ENTRY DOOR CONT	52-11-01	-
		C1412	M12	-2	FUEL - TEMP	28-43-01	-
		C1458	M6	-2	LEFT ENGINE - IDLE CONT	73-21-02	-
		C1465	L3	-2	PERF SOL - L ENG - CHAN A	73-21-08	1
		C1466	L4	-2	PERF SOL - L ENG - CHAN B	73-21-08	1
		C4019	R16	-3	ZONE TEMP IND	21-65-01	-
		C4039	N16	-3	RIGHT PACK STANDBY CONT	21-50-06	1
		C4126	T2	-3	ENG START LD SHED RESET	24-51-07	-

SECT	CB	SYSTEM			NOMENCLATURE	SCHEM REF	
		CB CXXX	GRID LOC	P11 PNL		DIAG	SH
2	C883	C512	F16	-1	AUTO FLIGHT - TMC SERVO	22-31-01	-
		C516	E16	-1	AUTO FLIGHT - MODE CONT PNL L	22-10-01	1
		C522	E18	-1	FLT CONT CMPTR SERVO L	22-11-03	-
		C525	F15	-1	AUTO FLIGHT - TMC DC	22-31-01	-
		C539	G3	-2	SELCAL	23-21-01	-
		C556	G4	-2	VHF COMM CTR	23-12-03	-
		C578	J8	-2	FLIGHT RECORDER	31-31-01	1
		C664	E4	P36	CARGO GND EXH B/U VLV	21-28-01	-
		C725	F13	-1	NAVIGATION L - FMS SW	34-61-02	1
		C919	D6	P36	CREW REST FAN CONT - AFT LH	21-66-03	1
		C922	D5	P36	CREW REST TEMP CONT - AFT LH	21-66-03	2
		C1011	H17	-2	FLT CONT SHUTOFF - TAIL, L	27-00-01	-
		C1013	H18	-2	FLT CONT SHUTOFF - TAIL, CTR	27-00-01	-
		C1014	H15	-2	FLT CONT SHUTOFF - WING, L	27-00-01	-
		C1016	H16	-2	FLT CONT SHUTOFF - WING, CTR	27-00-01	-
		C1017	H11	-2	LEFT STAB TRIM CONT	27-40-01	1
		C1019	J14	-2	FLAP SHUTOFF	27-51-02	-
		C1020	H14	-2	SLAT SHUTOFF	27-81-02	-
		C1022	J13	-2	FLAP LOAD RELIEF	27-51-03	-
		C1023	G11	-2	AUTO SPEED BRAKE	27-62-01	-
		C1024	K10	-2	STICK NUDGER	27-32-03	-
		C1031	G10	-2	RUDDER RATIO	27-20-02	-
		C1035	K15	-2	AILERON TRIM	27-10-01	4
		C1449	K9	-2	LEFT ENGINE - NAC VENT VLV	75-23-01	-
		C1531	G18	-2	FLT CONT ELEC 1 R DC	27-09-04	5
		C4026	H5	-2	AUX FWD ZONE DUCT OVHT/INOP	21-60-06	1
		C4027	H6	-2	AUX MID ZONE DUCT OVHT	21-60-07	1
		C4423	F11	-1	ATC ANT SW	34-53-01	-
		C9001	G1	-2	SATCOM	23-25-02	-
		C9007	-	-1	TERR DISPL	34-46-13	1

150, 153-154

28V DC POWER DISTRIBUTION LEFT

- Incorporates
- ▶ 34-0082
- ▶ 36-0026
- ▶ 36-0027
- ▶ 76-0030 R02
- ▶ MTO 210353
- ▶ MTO 230593

▶ MTO-340961

D280T232

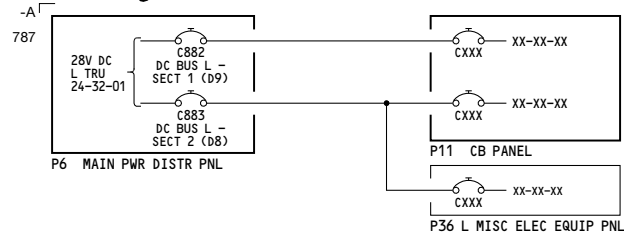
24-54-01

Page 102.1A

Jan 21/2005



WIRING DIAGRAMS
24-54-11



POWER BUS		SYSTEM					SCHEM REF	
SECT	CB	CB CXXX	GRID LOC	P11 PNL	NOMENCLATURE	DIAG	SH	
1	C882	C547	T8	-3	PASS ENMT/SERVICE CONT	23-34-01	1	
		C654	P11	-3	EQUIPMENT COOLING - SUPPLY FAN 1	21-58-04	-	
		C660	R14	-3	RECIRC FAN 6	21-25-01	-	
		C677	R17	-3	GASPER FAN CONT	21-24-01	-	
		C680	R12	-3	FWD DR AREA HTR	21-45-02	-	
		C702	N11	-3	LEFT PACK - AUTO CONT	21-50-03	1	
		C705	P10	-3	EQUIPMENT COOLING - AFT FAN EXH 2	21-26-02	-	
		C737	U7	-3	AFT GALLEYS	25-31-03	-	
		C822	T4	-3	UTIL BUS L	24-51-01	3	
		C824	T3	-3	CAT III BUS ISOL L	24-51-03	-	
		C837	M4	-2	LEFT ENGINE - IDG VALVE	24-11-01	-	
		C1049	M15	-2	FUEL PUMPS - L CTR	28-22-01	3	
		C1054	M16	-2	FUEL PUMPS - R FWD/L AFT	28-22-01	1	
		C1085	L15	-2	HYDRAULIC ELEC PUMP -CTR 1	29-00-04	1	
		C1087	L16	-2	HYDRAULIC ELEC PUMP - R	29-00-03	2	
		C1090	L10	-3	HYDRAULIC - PTU CONT	29-00-08	-	
		C1095	L14	-2	HYDRAULIC L ENG PUMP DEPRESS	29-00-02	1	
		C1128	T15	-3	WINDOW HEAT TEST	30-41-01	1	
		C1136	T12	-3	RAIN REPEL - R	30-43-01	-	
		C1143	T13	-3	WSHLD WIPER - L	30-42-01	-	
		C1171	U18	-3	LANDING GEAR - 1-5 ANTISKID	32-42-01	1	
		C1176	U12	-3	AUTOBRKS ANTISKID TEST/IND 1	32-42-04	1	

POWER BUS		SYSTEM					SCHEM REF	
SECT	CB	CB CXXX	GRID LOC	P11 PNL	NOMENCLATURE	DIAG	SH	
1	C882	C1177	U14	-3	LANDING GEAR - ALTN EXT LATCH RST	32-30-01	3	
		C1181	U16	-3	LANDING GEAR - BRAKE TEMP	32-40-01	-	
		C1182	U15	-3	LANDING GEAR - AIR/GND SYS 1	32-09-02	1	
		C1254	P9	-3	LIGHTING - PASS SIGN CONT	33-24-01	-	
		C1293	R1	-3	LIGHTING - LEFT IND LTS 1	33-16-01	2	
		C1259	N1	-3	LIGHTING - N GEAR CONT	33-42-01	-	
		C1297	R2	-3	LIGHTING - LEFT IND LTS 2	33-16-01	2	
		C1298	R3	-3	LIGHTING - LEFT IND LTS 3	33-16-01	2	
		C1309	R5	-3	LIGHTING - IND LTS DIM CONT	33-16-01	1	
		C1332	S16	-3	PNEU AIR SUPPLY - DUCT PRESS IND L	36-21-01	-	
		C1338	S15	-3	PNEU AIR SUPPLY - ISOL VLV CONT CTR	36-11-03	-	
		C1339	S11	-3	PNEU AIR SUPPLY - LEFT ENG BLD CONT	36-11-05	-	
		C1343	S10	-3	PNEU AIR SUPPLY - LEFT ENG BLD IND	36-11-05	-	
		C1367	R8	-3	LIGHTING - LAVS SYS 1 - FLUSH	38-30-01	1	
		C1371	R6	-3	LAV SYS 1 - VACUUM S/O VALVE	38-30-01	-	
		C1400	T5	-3	DOORS - FLT DK LOCK	52-51-01	-	
		C1402	T6	-3	FWD ENTRY DOOR CONT	52-11-01	-	
		C1412	M12	-2	FUEL - TEMP	28-43-01	-	
		C1458	M6	-2	LEFT ENGINE -IDLE CONT	73-21-02	-	
		C1465	L3	-2	PERF SOL - L ENG - CHAN A	73-21-08	1	
		C1466	L4	-2	PERF SOL - L ENG - CHAN B	73-21-08	1	
		C4019	R16	-3	ZONE TEMP IND	21-65-01	-	
		C4039	N16	-3	RIGHT PACK STANDBY CONT	21-50-06	1	
		C4126	T2	-3	ENG START LD SHED RESET	24-51-07	-	

POWER BUS		SYSTEM					SCHEM REF	
SECT	CB	CB CXXX	GRID LOC	P11 PNL	NOMENCLATURE	DIAG	SH	
2	C883	C512	F16	-1	AUTO FLIGHT - TMC SERVO	22-31-01	-	
		C516	E16	-1	AUTO FLIGHT - MODE CONT PNL L	22-10-01	1	
		C522	E18	-1	FLT CONT CMPTR SERVO L	22-11-03	-	
		C525	F15	-1	AUTO FLIGHT - TMC DC	22-31-01	-	
		C539	G3	-2	SELCAL	23-21-01	-	
		C556	G4	-2	VHF COMM CTR	23-12-03	-	
		C578	J8	-2	FLIGHT RECORDER	31-31-01	1	
		C664	E4	P36	CARGO GND EXH B/U VLV	21-28-01	-	
		C725	F13	-1	NAVIGATION L - FMS SW	34-61-02	1	
		C1011	H17	-2	FLT CONT SHUTOFF - TAIL, L	27-00-01	-	
		C1013	H18	-2	FLT CONT SHUTOFF - TAIL, CTR	27-00-01	-	
		C1014	H15	-2	FLT CONT SHUTOFF - WING, L	27-00-01	-	
		C1016	H16	-2	FLT CONT SHUTOFF - WING, CTR	27-00-01	-	
		C1017	H11	-2	LEFT STAB TRIM CONT	27-40-01	1	
		C1019	J14	-2	FLAP SHUTOFF	27-51-02	-	
		C1020	H14	-2	SLAT SHUTOFF	27-81-02	-	
		C1022	J13	-2	FLAP LOAD RELIEF	27-51-03	-	
		C1023	G11	-2	AUTO SPEED BRAKE	27-62-01	-	
		C1024	K10	-2	STICK NUDGER	27-32-03	-	
		C1031	G10	-2	RUDDER RATIO	27-20-02	-	
		C1035	K15	-2	AILERON TRIM	27-10-01	4	
		C1449	K9	-2	LEFT ENGINE - NAC VENT VLV	75-23-01	-	
		C1531	G18	-2	FLT CONT ELEC 1 R DC	27-09-04	5	
		C4026	H5	-2	AUX FWD ZONE DUCT OVHT/INOP	21-60-06	1	
		C4027	H6	-2	AUX MID ZONE DUCT OVHT	21-60-07	1	
		C4423	F11	-1	ATC ANT SW	34-53-01	-	

151

28V DC POWER DISTRIBUTION LEFT

- Incorporates
- 34-0082
- 36-0026
- 36-0027
- 76-0030 R02

D280T232

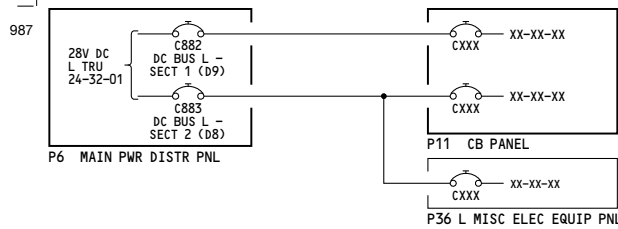
24-54-01

Page 103.1

Jan 21/2005



WIRING DIAGRAMS
24-54-11



POWER BUS		SYSTEM					SCHEM REF	
SECT	CB	CB CXXX	GRID LOC	P11 PNL	NOMENCLATURE	DIAG	SH	
1	C882	C547	T8	-3	PASS ENTMT/SERVICE CONT	23-34-01	1	
		C654	P11	-3	EQUIPMENT COOLING - SUPPLY FAN 1	21-58-04	-	
		C660	R14	-3	RECIRC FAN 6	21-25-01	-	
		C677	R17	-3	GASPER FAN CONT	21-24-01	-	
		C680	R12	-3	FWD DR AREA HTR	21-45-02	-	
		C702	N11	-3	LEFT PACK - AUTO CONT	21-50-03	1	
		C705	P10	-3	EQUIPMENT COOLING - AFT FAN EXH 2	21-26-02	-	
		C737	U7	-3	AFT GALLEYS	25-31-03	-	
		C822	T4	-3	UTIL BUS L	24-51-01	3	
		C824	T3	-3	CAT III BUS ISOL L	24-51-03	-	
		C837	M4	-2	LEFT ENGINE - IDG VALVE	24-11-01	-	
		C1049	M15	-2	FUEL PUMPS - L CTR	28-22-01	3	
		C1054	M16	-2	FUEL PUMPS - R FWD/L AFT	28-22-01	1	
		C1085	L15	-2	HYDRAULIC ELEC PUMP -CTR 1	29-00-04	1	
		C1087	L16	-2	HYDRAULIC ELEC PUMP - R	29-00-03	2	
		C1090	L10	-3	HYDRAULIC - PTU CONT	29-00-08	-	
		C1095	L14	-2	HYDRAULIC L ENG PUMP DEPRESS	29-00-02	1	
		C1128	T15	-3	WINDOW HEAT TEST	30-41-01	1	
		C1136	T12	-3	RAIN REPEL - R	30-43-01	-	
		C1143	T13	-3	WSHLD WIPER - L	30-42-01	-	
		C1171	U18	-3	LANDING GEAR - 1-5 ANTISKID	32-42-01	1	
		C1176	U12	-3	AUTOBRKS ANTISKID TEST/IND 1	32-42-04	1	

POWER BUS		SYSTEM					SCHEM REF	
SECT	CB	CB CXXX	GRID LOC	P11 PNL	NOMENCLATURE	DIAG	SH	
1	C882	C1177	U14	-3	LANDING GEAR - ALTN EXT LATCH RST	32-30-01	3	
		C1181	U16	-3	LANDING GEAR - BRAKE TEMP	32-40-01	-	
		C1182	U15	-3	LANDING GEAR - AIR/GND SYS 1	32-09-02	1	
		C1254	P9	-3	LIGHTING - PASS SIGN CONT	33-24-01	-	
		C1293	R1	-3	LIGHTING - LEFT IND LTS 1	33-16-01	2	
		C1259	N1	-3	LIGHTING - N GEAR CONT	33-42-01	-	
		C1297	R2	-3	LIGHTING - LEFT IND LTS 2	33-16-01	2	
		C1298	R3	-3	LIGHTING - LEFT IND LTS 3	33-16-01	2	
		C1309	R5	-3	LIGHTING - IND LTS DIM CONT	33-16-01	1	
		C1332	S16	-3	PNEU AIR SUPPLY - DUCT PRESS IND L	36-21-01	-	
		C1338	S15	-3	PNEU AIR SUPPLY - ISOL VLV CONT CTR	36-11-03	-	
		C1339	S11	-3	PNEU AIR SUPPLY - LEFT ENG BLD CONT	36-11-05	-	
		C1343	S10	-3	PNEU AIR SUPPLY - LEFT ENG BLD IND	36-11-05	-	
		C1367	R8	-3	LIGHTING - LAVS SYS 1 - FLUSH	38-30-01	1	
		C1371	R6	-3	LAV SYS 1 - VACUUM S/O VALVE	38-30-01	-	
		C1400	T5	-3	DOORS - FLT DK LOCK	52-51-01	-	
		C1402	T6	-3	FWD ENTRY DOOR CONT	52-11-01	-	
		C1412	M12	-2	FUEL - TEMP	28-43-01	-	
		C1458	M6	-2	LEFT ENGINE -IDLE CONT	73-21-02	-	
		C1465	L3	-2	PERF SOL - L ENG - CHAN A	73-21-08	1	
		C1466	L4	-2	PERF SOL - L ENG - CHAN B	73-21-08	1	
		C4019	R16	-3	ZONE TEMP IND	21-65-01	-	
		C4039	N16	-3	RIGHT PACK STANDBY CONT	21-50-06	1	
		C4126	T2	-3	ENG START LD SHED RESET	24-51-07	-	

POWER BUS		SYSTEM					SCHEM REF	
SECT	CB	CB CXXX	GRID LOC	P11 PNL	NOMENCLATURE	DIAG	SH	
2	C883	C512	F16	-1	AUTO FLIGHT - TMC SERVO	22-31-01	-	
		C516	E16	-1	AUTO FLIGHT - MODE CONT PNL L	22-10-01	1	
		C522	E18	-1	FLT CONT CMPTR SERVO L	22-11-03	-	
		C525	F15	-1	AUTO FLIGHT - TMC DC	22-31-01	-	
		C539	G3	-2	SELCAL	23-21-01	-	
		C556	G4	-2	VHF COMM CTR	23-12-03	-	
		C578	J8	-2	FLIGHT RECORDER	31-31-01	1	
		C664	E4	P36	CARGO GND EXH B/U VLV	21-28-01	-	
		C725	F13	-1	NAVIGATION L - FMS SW	34-61-02	1	
		C919	D6	P36	CREW REST FAN CONT - AFT LH	21-66-03	1	
		C922	D5	P36	CREW REST TEMP CONT - AFT LH	21-66-03	2	
		C1011	H17	-2	FLT CONT SHUTOFF - TAIL, L	27-00-01	-	
		C1013	H18	-2	FLT CONT SHUTOFF - TAIL, CTR	27-00-01	-	
		C1014	H15	-2	FLT CONT SHUTOFF - WING, L	27-00-01	-	
		C1016	H16	-2	FLT CONT SHUTOFF - WING, CTR	27-00-01	-	
		C1017	H11	-2	LEFT STAB TRIM CONT	27-40-01	1	
		C1019	J14	-2	FLAP SHUTOFF	27-51-02	-	
		C1020	H14	-2	SLAT SHUTOFF	27-81-02	-	
		C1022	J13	-2	FLAP LOAD RELIEF	27-51-03	-	
		C1023	G11	-2	AUTO SPEED BRAKE	27-62-01	-	
		C1024	K10	-2	STICK NUDGER	27-32-03	-	
		C1031	G10	-2	RUDDER RATIO	27-20-02	-	
		C1035	K15	-2	AILERON TRIM	27-10-01	4	
		C1449	K9	-2	LEFT ENGINE - NAC VENT VLV	75-23-01	-	
		C1531	G18	-2	FLT CONT ELEC 1 R DC	27-09-04	5	
		C4026	H5	-2	AUX FWD ZONE DUCT OVHT/INOP	21-60-06	1	
		C4027	H6	-2	AUX MID ZONE DUCT OVHT	21-60-07	1	
		C4423	F11	-1	ATC ANT SW	34-53-01	-	
		C9007	-	-1	TERR DISPL	34-46-13	1	

152

28V DC POWER DISTRIBUTION LEFT

- Incorporates
- ▶ 34-0082
 - ▶ 36-0026
 - ▶ 36-0027
 - ▶ 76-0030 R02
 - ▶ MTO 210353
 - ▶ MTO-340961

D280T232

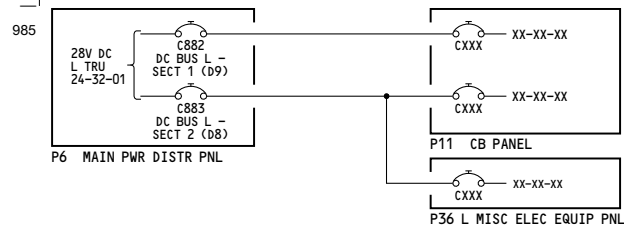
24-54-01

Page 104.1A

Jan 21/2005



WIRING DIAGRAMS
24-54-11



POWER BUS	SYSTEM	SECT	CB	CB CXXX	GRID LOC	P11 PNL	NOMENCLATURE	SCHEM REF	
								DIAG	SH
1	C882	C547	T8	-3	PASS ENTMT/SERVICE CONT	23-34-01	1		
		C654	P11	-3	EQUIPMENT COOLING - SUPPLY FAN 1	21-58-04	-		
		C660	R14	-3	RECIRC FAN 6	21-25-01	-		
		C677	R17	-3	GASPER FAN CONT	21-24-01	-		
		C692	R12	-3	DOOR HEAT CONT	21-45-03	-		
		C702	N11	-3	LEFT PACK - AUTO CONT	21-50-03	1		
		C705	P10	-3	EQUIPMENT COOLING - AFT FAN EXH 2	21-26-02	-		
		C737	U7	-3	AFT GALLEYS	25-31-03	-		
		C822	T4	-3	UTIL BUS L	24-51-01	3		
		C824	T3	-3	CAT III BUS ISOL L	24-51-03	-		
		C837	M4	-2	LEFT ENGINE - IDG VALVE	24-11-01	-		
		C1049	M15	-2	FUEL PUMPS - L CTR	28-22-01	3		
		C1054	M16	-2	FUEL PUMPS - R FWD/L AFT	28-22-01	1		
		C1065	M13	-2	L FUEL JETTISON CONTROL	28-31-02	-		
		C1067	M14	-2	L FUEL JETTISON NOZZLE VALVE	28-31-02	-		
		C1085	L15	-2	HYDRAULIC ELEC PUMP -CTR 1	29-00-04	1		
		C1087	L16	-2	HYDRAULIC ELEC PUMP - R	29-00-03	2		
		C1090	L10	-3	HYDRAULIC - PTU CONT	29-00-08	-		
		C1095	L14	-2	HYDRAULIC L ENG PUMP DEPRESS	29-00-02	1		
		C1128	T15	-3	WINDOW HEAT TEST	30-41-01	1		
		C1136	T12	-3	RAIN REPEL - R	30-43-01	-		
		C1143	T13	-3	WSHLD WIPER - L	30-42-01	-		
		C1171	U18	-3	LANDING GEAR - 1-5 ANTISKID	32-42-01	1		
		C1176	U12	-3	AUTOBRKS ANTISKID TEST/IND 1	32-42-04	1		
		C1177	U14	-3	LANDING GEAR - ALTN EXT LATCH RST	32-30-01	3		

POWER BUS	SYSTEM	SECT	CB	CB CXXX	GRID LOC	P11 PNL	NOMENCLATURE	SCHEM REF	
								DIAG	SH
1	C882	C1181	U16	-3	LANDING GEAR - BRAKE TEMP	32-40-01	-		
		C1182	U15	-3	LANDING GEAR - AIR/GND SYS 1	32-09-02	1		
		C1186	U17	-3	TIRE PRESS IND 1	32-45-01	-		
		C1254	P9	-3	LIGHTING -PASS SIGN CONT	33-24-01	-		
		C1293	R1	-3	LIGHTING - LEFT IND LTS 1	33-16-01	2		
		C1259	N1	-3	LIGHTING - N GEAR CONT	33-42-01	-		
		C1297	R2	-3	LIGHTING - LEFT IND LTS 2	33-16-01	2		
		C1298	R3	-3	LIGHTING -LEFT IND LTS 3	33-16-01	2		
		C1309	R5	-3	LIGHTING - IND LTS DIM CONT	33-16-01	1		
		C1332	S16	-3	PNEU AIR SUPPLY-DUCT PRESS IND L	36-21-01	-		
		C1338	S15	-3	PNEU AIR SUPPLY-ISOL VLV CONT CTR	36-11-03	-		
		C1339	S11	-3	PNEU AIR SUPPLY-LEFT ENG BLD CONT	36-11-05	-		
		C1343	S10	-3	PNEU AIR SUPPLY-LEFT ENG BLD IND	36-11-05	-		
		C1367	R8	-3	LIGHTING - LAVS SYS 1 - FLUSH	38-30-01	1		
		C1371	R6	-3	LAV SYS 1 - VACUUM S/O VLAVE	38-30-01	-		
		C1400	T5	-3	DOORS - FLT DK LOCK	52-51-01	-		
		C1402	T6	-3	FWD ENTRY DOOR CONT	52-11-01	-		
		C1412	M12	-2	FUEL - TEMP	28-43-01	-		
		C1458	M6	-2	LEFT ENGINE -IDLE CONT	73-21-02	-		
		C1460	L7	-2	LEFT ENGINE EEC/CCU PWR	73-21-01	-		
		C1465	L3	-2	FUEL - TEMP	73-21-08	1		
		C1466	L4	-2	FUEL - TEMP	73-21-08	1		
		C4019	R16	-3	ZONE TEMP IND	21-65-01	-		
		C4039	N16	-3	RIGHT PACK STANDBY CONT	21-50-06	1		
		C4126	T2	-3	ENG START LD SHED RESET	24-51-07	-		

POWER BUS	SYSTEM	SECT	CB	CB CXXX	GRID LOC	P11 PNL	NOMENCLATURE	SCHEM REF	
								DIAG	SH
2	C883	C512	F16	-1	AUTO FLIGHT - TMC SERVO	22-31-01	-		
		C516	E16	-1	AUTO FLIGHT - MODE CONT PNL L	22-10-01	1		
		C522	E18	-1	FLT CONT CMPTR SERVO L	22-11-03	-		
		C525	F15	-1	AUTO FLIGHT - TMC DC	22-31-01	-		
		C539	G3	-2	SELCAL	23-21-01	-		
		C556	G4	-2	VHF COMM CTR	23-12-03	-		
		C578	J8	-2	FLIGHT RECORDER	31-31-01	1		
		C664	E4	P36	CARGO GND EXH B/U VLV	21-28-01	-		
		C725	F13	-1	NAVIGATION L - FMS SW	34-61-02	1		
		C919	D6	P36	CREW REST FAN CONT - AFT LH	21-66-03	1		
		C922	D5	P36	CREW REST TEMP CONT - AFT LH	21-66-03	2		
		C1011	H17	-2	FLT CONT SHUTOFF - TAIL, L	27-00-01	-		
		C1013	H18	-2	FLT CONT SHUTOFF - TAIL, CTR	27-00-01	-		
		C1014	H15	-2	FLT CONT SHUTOFF - WING, L	27-00-01	-		
		C1016	H16	-2	FLT CONT SHUTOFF - WING, CTR	27-00-01	-		
		C1017	H11	-2	LEFT STAB TRIM CONT	27-40-01	1		
		C1019	J14	-2	FLAP SHUTOFF	27-51-02	-		
		C1020	H14	-2	SLAT SHUTOFF	27-81-02	-		
		C1022	J13	-2	FLAP LOAD RELIEF	27-51-03	-		
		C1023	G11	-2	AUTO SPEED BRAKE	27-62-01	-		
		C1024	K10	-2	STICK NUDGER	27-32-03	-		
		C1031	G10	-2	RUDDER RATIO	27-20-02	-		
		C1035	K15	-2	AILERON TRIM	27-10-01	4		
		C1449	K9	-2	LEFT ENGINE - NAC VENT VLV	75-23-01	-		
		C1531	G18	-2	FLT CONT ELEC 1 R DC	27-09-04	5		
		C4026	H5	-2	AUX FWD ZONE DUCT OVHT/INOP	21-60-06	1		
		C4027	H6	-2	AUX MID ZONE DUCT OVHT	21-60-07	1		
		C9001	H9	-2	SATCOM	23-25-20	-		
		C9007	-	-1	TERR DISPL	34-46-13	1		

155

28V DC POWER DISTRIBUTION LEFT

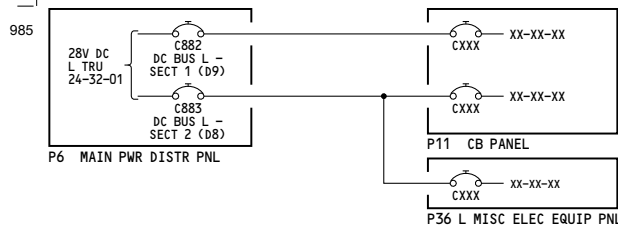
- ▶ Incorporates 36-0026
- ▶ MTO 210353
- ▶ MTO 230593
- ▶ MTO-340961

D280T232

24-54-01

Page 105.1A

Jan 21/2005



POWER BUS		SYSTEM				
SECT	CB	CB CXXX	GRID L0C	P11 PNL	NOMENCLATURE	SCHEM REF
						DIAG SH
1	C882	C547	T8	-3	PASS ENTMT/SERVICE CONT	23-34-01 1
		C654	P11	-3	EQUIPMENT COOLING - SUPPLY FAN 1	21-58-04 -
		C660	R14	-3	RECIRC FAN 6	21-25-01 -
		C677	R17	-3	GASPER FAN CONT	21-24-01 -
		C692	R12	-3	DOOR HEAT CONT	21-45-03 -
		C702	N11	-3	LEFT PACK - AUTO CONT	21-50-03 1
		C705	P10	-3	EQUIPMENT COOLING - AFT FAN EXH 2	21-26-02 -
		C737	U7	-3	AFT GALLEYS	25-31-03 -
		C822	T4	-3	UTIL BUS L	24-51-01 3
		C824	T3	-3	CAT III BUS ISOL L	24-51-03 -
		C837	M4	-2	LEFT ENGINE - IDG VALVE	24-11-01 -
		C1049	M15	-2	FUEL PUMPS - L CTR	28-22-01 3
		C1054	M16	-2	FUEL PUMPS - R FWD/L AFT	28-22-01 1
		C1065	M13	-2	L FUEL JETTISON CONTROL	28-31-02 -
		C1067	M14	-2	L FUEL JETTISON NOZZLE VALVE	28-31-02 -
		C1085	L15	-2	HYDRAULIC ELEC PUMP -CTR 1	29-00-04 1
		C1087	L16	-2	HYDRAULIC ELEC PUMP - R	29-00-03 2
		C1090	L10	-3	HYDRAULIC - PTU CONT	29-00-08 -
		C1095	L14	-2	HYDRAULIC L ENG PUMP DEPRESS	29-00-02 1
		C1128	T15	-3	WINDOW HEAT TEST	30-41-01 1
		C1136	T12	-3	RAIN REPEL - R	30-43-01 -
		C1143	T13	-3	WSHLD WIPER - L	30-42-01 -
		C1171	U18	-3	LANDING GEAR - 1-5 ANTISKID	32-42-01 1
		C1176	U12	-3	AUTOBRKS ANTISKID TEST/IND 1	32-42-04 1
		C1177	U14	-3	LANDING GEAR - ALTN EXT LATCH RST	32-30-01 3

POWER BUS		SYSTEM				
SECT	CB	CB CXXX	GRID L0C	P11 PNL	NOMENCLATURE	SCHEM REF
						DIAG SH
1	C882	C1181	U16	-3	LANDING GEAR - BRAKE TEMP	32-40-01 -
		C1182	U15	-3	LANDING GEAR - AIR/GND SYS 1	32-09-02 1
		C1186	U17	-3	TIRE PRESS IND 1	32-45-01 -
		C1254	P9	-3	LIGHTING -PASS SIGN CONT	33-24-01 -
		C1293	R1	-3	LIGHTING - LEFT IND LTS 1	33-16-01 2
		C1259	N1	-3	LIGHTING - N GEAR CONT	33-42-01 -
		C1297	R2	-3	LIGHTING - LEFT IND LTS 2	33-16-01 2
		C1298	R3	-3	LIGHTING -LEFT IND LTS 3	33-16-01 2
		C1309	R5	-3	LIGHTING - IND LTS DIM CONT	33-16-01 1
		C1332	S16	-3	PNEU AIR SUPPLY-DUCT PRESS IND L	36-21-01 -
		C1338	S15	-3	PNEU AIR SUPPLY-ISOL VLV CONT CTR	36-11-03 -
		C1339	S11	-3	PNEU AIR SUPPLY-LEFT ENG BLD CONT	36-11-05 -
		C1343	S10	-3	PNEU AIR SUPPLY-LEFT ENG BLD IND	36-11-05 -
		C1367	R8	-3	LIGHTING - LAVS SYS 1 - FLUSH	38-30-01 1
		C1371	R6	-3	LAV SYS 1 - VACUUM S/O VLAVE	38-30-01 -
		C1400	T5	-3	DOORS - FLT DK LOCK	52-51-01 -
		C1402	T6	-3	FWD ENTRY DOOR CONT	52-11-01 -
		C1412	M12	-2	FUEL - TEMP	28-43-01 -
		C1458	M6	-2	LEFT ENGINE -IDLE CONT	73-21-02 -
		C1460	L7	-2	LEFT ENGINE EEC/CCU PWR	73-21-01 -
		C1465	L3	-2	FUEL - TEMP	73-21-08 1
		C1466	L4	-2	FUEL - TEMP	73-21-08 1
		C4019	R16	-3	ZONE TEMP IND	21-65-01 -
		C4039	N16	-3	RIGHT PACK STANDBY CONT	21-50-06 1
		C4126	T2	-3	ENG START LD SHED RESET	24-51-07 -

POWER BUS		SYSTEM				
SECT	CB	CB CXXX	GRID L0C	P11 PNL	NOMENCLATURE	SCHEM REF
						DIAG SH
2	C883	C512	F16	-1	AUTO FLIGHT - TMC SERVO	22-31-01 -
		C516	E16	-1	AUTO FLIGHT - MODE CONT PNL L	22-10-01 1
		C522	E18	-1	FLT CONT CMPTR SERVO L	22-11-03 -
		C525	F15	-1	AUTO FLIGHT - TMC DC	22-31-01 -
		C539	G3	-2	SELCAL	23-21-01 -
		C556	G4	-2	VHF COMM CTR	23-12-03 -
		C578	J8	-2	FLIGHT RECORDER	31-31-01 1
		C664	E4	P36	CARGO GND EXH B/U VLV	21-28-01 -
		C725	F13	-1	NAVIGATION L - FMS SW	34-61-02 1
		C919	D6	P36	CREW REST FAN CONT - AFT LH	21-66-03 1
		C922	D5	P36	CREW REST TEMP CONT - AFT LH	21-66-03 2
		C1011	H17	-2	FLT CONT SHUTOFF - TAIL, L	27-00-01 -
		C1013	H18	-2	FLT CONT SHUTOFF - TAIL, CTR	27-00-01 -
		C1014	H15	-2	FLT CONT SHUTOFF - WING, L	27-00-01 -
		C1016	H16	-2	FLT CONT SHUTOFF - WING, CTR	27-00-01 -
		C1017	H11	-2	LEFT STAB TRIM CONT	27-40-01 1
		C1019	J14	-2	FLAP SHUTOFF	27-51-02 -
		C1020	H14	-2	SLAT SHUTOFF	27-81-02 -
		C1022	J13	-2	FLAP LOAD RELIEF	27-51-03 -
		C1023	G11	-2	AUTO SPEED BRAKE	27-62-01 -
		C1024	K10	-2	STICK NUDGER	27-32-03 -
		C1031	G10	-2	RUDDER RATIO	27-20-02 -
		C1035	K15	-2	AILERON TRIM	27-10-01 4
		C1449	K9	-2	LEFT ENGINE - NAC VENT VLV	75-23-01 -
		C1531	G18	-2	FLT CONT ELEC 1 R DC	27-09-04 5
		C4026	H5	-2	AUX FWD ZONE DUCT OVHT/INOP	21-60-06 1
		C4027	H6	-2	AUX MID ZONE DUCT OVHT	21-60-07 1
		C9001	H9	-2	SATCOM	23-25-20 -
		C9007	-	-1	TERR DISPL	34-46-13 1

156

28V DC POWER DISTRIBUTION LEFT

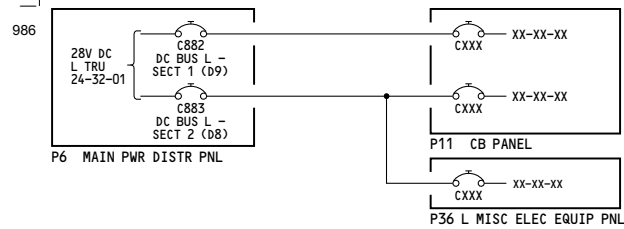
D280T232

- Incorporates
- ▶ 36-0026
 - ▶ MTO 210353
 - ▶ MTO 230591
 - ▶ MTO-340961

24-54-01

Page 106.1A

Jan 21/2005



NOTES:

1 VN156-VN157 (155-156)

POWER BUS		SYSTEM					SCHEM REF	
SECT	CB	CB CXXX	GRID LOC	P11 PNL	NOMENCLATURE	DIAG	SH	
1	C882	C547	T8	-3	PASS ENTMT/SERVICE CONT	23-34-01	1	
		C654	P11	-3	EQUIPMENT COOLING - SUPPLY FAN 1	21-58-04	-	
		C660	R14	-3	RECIRC FAN 6	21-25-01	-	
		C677	R17	-3	GASPER FAN CONT	21-24-01	-	
		C692	R12	-3	DOOR HEAT CONT	21-45-03	-	
		C702	N11	-3	LEFT PACK - AUTO CONT	21-50-03	1	
		C705	P10	-3	EQUIPMENT COOLING - AFT FAN EXH 2	21-26-02	-	
		C737	U7	-3	AFT GALLEYS	25-31-03	-	
		C822	T4	-3	UTIL BUS L	24-51-01	3	
		C824	T3	-3	CAT III BUS ISOL L	24-51-03	-	
		C837	M4	-2	LEFT ENGINE - IDG VALVE	24-11-01	-	
		C1049	M15	-2	FUEL PUMPS - L CTR	28-22-01	3	
		C1054	M16	-2	FUEL PUMPS - R FWD/L AFT	28-22-01	1	
		C1065	M13	-2	L FUEL JETTISON CONTROL	28-31-02	-	
		C1067	M14	-2	L FUEL JETTISON NOZZLE VALVE	28-31-02	-	
		C1085	L15	-2	HYDRAULIC ELEC PUMP -CTR 1	29-00-04	1	
		C1087	L16	-2	HYDRAULIC ELEC PUMP - R	29-00-03	2	
		C1090	L10	-3	HYDRAULIC - PTU CONT	29-00-08	-	
		C1095	L14	-2	HYDRAULIC L ENG PUMP DEPRESS	29-00-02	1	
		C1128	T15	-3	WINDOW HEAT TEST	30-41-01	1	
		C1136	T12	-3	RAIN REPEL - R	30-43-01	-	
		C1143	T13	-3	WSHLD WIPER - L	30-42-01	-	
		C1171	U18	-3	LANDING GEAR - 1-5 ANTISKID	32-42-01	1	
		C1176	U12	-3	AUTOBRKS ANTISKID TEST/IND 1	32-42-04	1	
		C1177	U14	-3	LANDING GEAR - ALTN EXT LATCH RST	32-30-01	3	

POWER BUS		SYSTEM					SCHEM REF	
SECT	CB	CB CXXX	GRID LOC	P11 PNL	NOMENCLATURE	DIAG	SH	
1	C882	C1181	U16	-3	LANDING GEAR - BRAKE TEMP	32-40-01	-	
		C1182	U15	-3	LANDING GEAR - AIR/GND SYS 1	32-09-02	1	
		C1186	U17	-3	TIRE PRESS IND 1	32-45-01	-	
		C1254	P9	-3	LIGHTING -PASS SIGN CONT	33-24-01	-	
		C1293	R1	-3	LIGHTING - LEFT IND LTS 1	33-16-01	2	
		C1259	N1	-3	LIGHTING - N GEAR CONT	33-42-01	-	
		C1297	R2	-3	LIGHTING - LEFT IND LTS 2	33-16-01	2	
		C1298	R3	-3	LIGHTING -PLEFT IND LTS 3	33-16-01	2	
		C1309	R5	-3	LIGHTING - IND LTS DIM CONT	33-16-01	1	
		C1332	S16	-3	PNEU AIR SUPPLY-DUCT PRESS IND L	36-21-01	-	
		C1338	S15	-3	PNEU AIR SUPPLY-ISOL VLV CONT CTR	36-11-03	-	
		C1339	S11	-3	PNEU AIR SUPPLY-LEFT ENG BLD CONT	36-11-05	-	
		C1343	S10	-3	PNEU AIR SUPPLY-LEFT ENG BLD IND	36-11-05	-	
		C1350	N14	-3	PRV CONT-L	36-11-05	-	
		C1367	R8	-3	LIGHTING - LAVS SYS 1 - FLUSH	38-30-01	1	
		C1371	R6	-3	LAV SYS 1 - VACUUM S/O VLAVE	38-30-01	-	
		C1400	T5	-3	DOORS - FLT DK LOCK	52-51-01	-	
		C1402	T6	-3	FWD ENTRY DOOR CONT	52-11-01	-	
		C1412	M12	-2	FUEL - TEMP	28-43-01	-	
		C1458	M6	-2	LEFT ENGINE -IDLE CONT	73-21-02	-	
		C1460	L7	-2	LEFT ENGINE EEC/CCU PWR	73-21-01	-	
		C1465	L3	-2	FUEL - TEMP	73-21-08	1	
		C1466	L4	-2	FUEL - TEMP	73-21-08	1	
		C4019	R16	-3	ZONE TEMP IND	21-65-01	-	
		C4039	N16	-3	RIGHT PACK STANDBY CONT	21-50-06	1	
		C4126	T2	-3	ENG START LD SHED RESET	24-51-07	-	

POWER BUS		SYSTEM					SCHEM REF	
SECT	CB	CB CXXX	GRID LOC	P11 PNL	NOMENCLATURE	DIAG	SH	
2	C883	C512	F16	-1	AUTO FLIGHT - TMC SERVO	22-31-01	-	
		C516	E16	-1	AUTO FLIGHT - MODE CONT PNL L	22-10-01	1	
		C522	E18	-1	FLT CONT CMPTR SERVO L	22-11-03	-	
		C525	F15	-1	AUTO FLIGHT - TMC DC	22-31-01	-	
		C539	G3	-2	SELCAL	23-21-01	-	
		C556	G4	-2	VHF COMM CTR	23-12-03	-	
		C578	J8	-2	FLIGHT RECORDER	31-31-01	1	
		C664	E4	P36	CARGO GND EXH B/U VLV	21-28-01	-	
		C725	F13	-1	NAVIGATION L - FMS SW	34-61-02	1	
		C919	D6	P36	CREW REST FAN CONT - AFT LH	21-66-03	1	
		C922	D5	P36	CREW REST TEMP CONT - AFT LH	21-66-03	2	
		C1011	H17	-2	FLT CONT SHUTOFF - TAIL, L	27-00-01	-	
		C1013	H18	-2	FLT CONT SHUTOFF - TAIL, CTR	27-00-01	-	
		C1014	H15	-2	FLT CONT SHUTOFF - WING, L	27-00-01	-	
		C1016	H16	-2	FLT CONT SHUTOFF - WING, CTR	27-00-01	-	
		C1017	H11	-2	LEFT STAB TRIM CONT	27-40-01	1	
		C1019	J14	-2	FLAP SHUTOFF	27-51-02	-	
		C1020	H14	-2	SLAT SHUTOFF	27-81-02	-	
		C1022	J13	-2	FLAP LOAD RELIEF	27-51-03	-	
		C1023	G11	-2	AUTO SPEED BRAKE	27-62-01	-	
		C1024	K10	-2	STICK NUDGER	27-32-03	-	
		C1031	G10	-2	RUDDER RATIO	27-20-02	-	
		C1035	K15	-2	AILERON TRIM	27-10-01	4	
		C1449	K9	-2	LEFT ENGINE - NAC VENT VLV	75-23-01	-	
		C1531	G18	-2	FLT CONT ELEC 1 R DC	27-09-04	5	
		C4026	H5	-2	AUX FWD ZONE DUCT OVHT/INOP	21-60-06	1	
C4027	H6	-2	AUX MID ZONE DUCT OVHT	21-60-07	1			
C9001	H9	-2	SATCOM	23-25-20	-			
C9007	-	-1	TERR DISPL	34-46-13	1			

157

28V DC POWER DISTRIBUTION LEFT

- ▶ Incorporates
- ▶ MTO 210353
- ▶ MTO 230591
- ▶ MTO-340961

D280T232

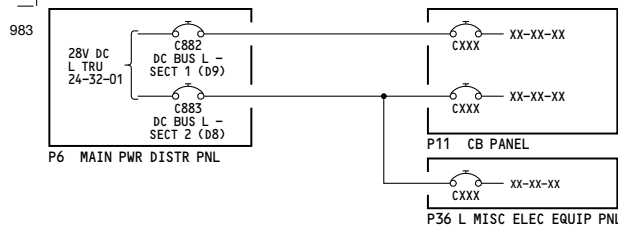
24-54-01

Page 107A

Jan 21/2005



WIRING DIAGRAMS
24-54-11



SECT	POWER BUS	SYSTEM				SCHEM REF	
		CB CXXX	GRID L0C	P11 PNL	NOMENCLATURE	DIAG	SH
1	C882	C547	T8	-3	PASS ENTMT/SERVICE CONT	23-34-01	1
		C654	P11	-3	EQUIPMENT COOLING - SUPPLY FAN 1	21-58-04	-
		C660	R14	-3	RECIRC FAN 6	21-25-01	-
		C677	R17	-3	GASPER FAN CONT	21-24-01	-
		C692	R12	-3	DOOR HEAT CONT	21-45-03	-
		C702	N11	-3	LEFT PACK - AUTO CONT	21-50-03	1
		C705	P10	-3	EQUIPMENT COOLING - AFT FAN EXH 2	21-26-02	-
		C737	U7	-3	AFT GALLEYS	25-31-03	-
		C822	T4	-3	UTIL BUS L	24-51-01	3
		C824	T3	-3	CAT III BUS ISOL L	24-51-03	-
		C837	M4	-2	LEFT ENGINE - IDG VALVE	24-11-01	-
		C1049	M15	-2	FUEL PUMPS - L CTR	28-22-01	3
		C1054	M16	-2	FUEL PUMPS - R FWD/L AFT	28-22-01	1
		C1065	M13	-2	L FUEL JETTISON CONTROL	28-31-02	-
		C1067	M14	-2	L FUEL JETTISON NOZZLE VALVE	28-31-02	-
		C1085	L15	-2	HYDRAULIC ELEC PUMP -CTR 1	29-00-04	1
		C1087	L16	-2	HYDRAULIC ELEC PUMP - R	29-00-03	2
		C1090	L10	-3	HYDRAULIC - PTU CONT	29-00-08	-
		C1095	L14	-2	HYDRAULIC L ENG PUMP DEPRESS	29-00-02	1
		C1128	T15	-3	WINDOW HEAT TEST	30-41-01	1
		C1136	T12	-3	RAIN REPEL - R	30-43-01	-
		C1143	T13	-3	WSHLD WIPER - L	30-42-01	-
		C1171	U18	-3	LANDING GEAR - 1-5 ANTISKID	32-42-01	1
		C1176	U12	-3	AUTOBRKS ANTISKID TEST / IND 1	32-42-04	1
		C1177	U14	-3	LANDING GEAR - ALTN EXT LATCH RST	32-30-01	3

SECT	POWER BUS	SYSTEM				SCHEM REF	
		CB CXXX	GRID L0C	P11 PNL	NOMENCLATURE	DIAG	SH
1	C882	C1181	U16	-3	LANDING GEAR - BRAKE TEMP	32-40-01	-
		C1182	U15	-3	LANDING GEAR - AIR/GND SYS 1	32-09-02	1
		C1186	U17	-3	TIRE PRESS IND 1	32-45-01	-
		C1254	P9	-3	LIGHTING -PASS SIGN CONT	33-24-01	-
		C1293	R1	-3	LIGHTING - LEFT IND LTS 1	33-16-01	2
		C1259	N1	-3	LIGHTING - N GEAR CONT	33-42-01	-
		C1297	R2	-3	LIGHTING - LEFT IND LTS 2	33-16-01	2
		C1298	R3	-3	LIGHTING -PLEFT IND LTS 3	33-16-01	2
		C1309	R5	-3	LIGHTING - IND LTS DIM CONT	33-16-01	1
		C1332	S16	-3	PNEU AIR SUPPLY-DUCT PRESS IND L	36-21-01	-
		C1338	S15	-3	PNEU AIR SUPPLY-ISOL VLV CONT CTR	36-11-03	-
		C1339	S11	-3	PNEU AIR SUPPLY-LEFT ENG BLD CONT	36-11-05	-
		C1343	S10	-3	PNEU AIR SUPPLY-LEFT ENG BLD IND	36-11-05	-
		C1367	R8	-3	LIGHTING - LAVS SYS 1 - FLUSH	38-30-01	1
		C1371	R6	-3	LAV SYS 1 - VACUUM S/O VLAIVE	38-30-01	-
		C1400	T5	-3	DOORS - FLT DK LOCK	52-51-01	-
		C1402	T6	-3	FWD ENTRY DOOR CONT	52-11-01	-
		C1412	M12	-2	FUEL - TEMP	28-43-01	-
		C1458	M6	-2	LEFT ENGINE -IDLE CONT	73-21-02	-
		C1460	L7	-2	LEFT ENGINE EEC/CCU PWR	73-21-01	-
		C1465	L3	-2	FUEL - TEMP	73-21-08	1
		C1466	L4	-2	FUEL - TEMP	73-21-08	1
		C4019	R16	-3	ZONE TEMP IND	21-65-01	-
		C4039	N16	-3	RIGHT PACK STANDBY CONT	21-50-06	1
		C4126	T2	-3	ENG START LD SHED RESET	24-51-07	-

SECT	POWER BUS	CB CXXX	GRID L0C	P11 PNL	SYSTEM NOMENCLATURE	SCHEM REF	
						DIAG	SH
2	C883	C512	F16	-1	AUTO FLIGHT - TMC SERVO	22-31-01	-
		C516	E16	-1	AUTO FLIGHT - MODE CONT PNL L	22-10-01	1
		C522	E18	-1	FLT CONT CMPTR SERVO L	22-11-03	-
		C525	F15	-1	AUTO FLIGHT - TMC DC	22-31-01	-
		C539	G3	-2	SELCAL	23-21-01	-
		C556	G4	-2	VHF COMM CTR	23-12-03	-
		C578	J8	-2	FLIGHT RECORDER	31-31-01	1
		C664	E4	P36	CARGO GND EXH B/U VLV	21-28-01	-
		C725	F13	-1	NAVIGATION L - FMS SW	34-61-02	1
		C1011	H17	-2	FLT CONT SHUTOFF - TAIL, L	27-00-01	-
		C1013	H18	-2	FLT CONT SHUTOFF - TAIL, CTR	27-00-01	-
		C1014	H15	-2	FLT CONT SHUTOFF - WING, L	27-00-01	-
		C1016	H16	-2	FLT CONT SHUTOFF - WING, CTR	27-00-01	-
		C1017	H11	-2	LEFT STAB TRIM CONT	27-40-01	1
		C1019	J14	-2	FLAP SHUTOFF	27-51-02	-
		C1020	H14	-2	SLAT SHUTOFF	27-81-02	-
		C1022	J13	-2	FLAP LOAD RELIEF	27-51-03	-
		C1023	G11	-2	AUTO SPEED BRAKE	27-62-01	-
		C1024	K10	-2	STICK NUDGER	27-32-03	-
		C1031	G10	-2	RUDDER RATIO	27-20-02	-
		C1035	K15	-2	AILERON TRIM	27-10-01	4
		C1449	K9	-2	LEFT ENGINE - NAC VENT VLV	75-23-01	-
		C1531	G18	-2	FLT CONT ELEC 1 R DC	27-09-04	5
		C4026	H5	-2	AUX FWD ZONE DUCT OVHT/INOP	21-60-06	1
		C4027	H6	-2	AUX MID ZONE DUCT OVHT	21-60-07	1
		C9001	H9	-2	SATCOM	23-25-20	-
		C9007	-	-1	TERR DISPL	34-46-13	1

162-165

28V DC POWER DISTRIBUTION LEFT

D280T232

- Incorporates
- ▶ 36-0026
- ▶ MTO 230592
- ▶ MTO-340961

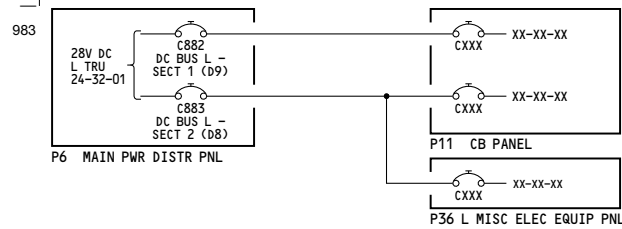
24-54-01

Page 108.1A

Jan 21/2005



WIRING DIAGRAMS
24-54-11



POWER BUS		SYSTEM					SCHEM REF	
SECT	CB	CB CXXX	GRID LOC	P11 PNL	NOMENCLATURE	DIAG	SH	
1	C882	C547	T8	-3	PASS ENTMT/SERVICE CONT	23-34-01	1	
		C654	P11	-3	EQUIPMENT COOLING - SUPPLY FAN 1	21-58-04	-	
		C660	R14	-3	RECIRC FAN 6	21-25-01	-	
		C677	R17	-3	GASPER FAN CONT	21-24-01	-	
		C692	R12	-3	DOOR HEAT CONT	21-45-03	-	
		C702	N11	-3	LEFT PACK - AUTO CONT	21-50-03	1	
		C705	P10	-3	EQUIPMENT COOLING - AFT FAN EXH 2	21-26-02	-	
		C737	U7	-3	AFT GALLEYS	25-31-03	-	
		C822	T4	-3	UTIL BUS L	24-51-01	3	
		C824	T3	-3	CAT III BUS ISOL L	24-51-03	-	
		C837	M4	-2	LEFT ENGINE - IDG VALVE	24-11-01	-	
		C1049	M15	-2	FUEL PUMPS - L CTR	28-22-01	3	
		C1054	M16	-2	FUEL PUMPS - R FWD/L AFT	28-22-01	1	
		C1065	M13	-2	L FUEL JETTISON CONTROL	28-31-02	-	
		C1067	M14	-2	L FUEL JETTISON NOZZLE VALVE	28-31-02	-	
		C1085	L15	-2	HYDRAULIC ELEC PUMP -CTR 1	29-00-04	1	
		C1087	L16	-2	HYDRAULIC ELEC PUMP - R	29-00-03	2	
		C1090	L10	-3	HYDRAULIC - PTU CONT	29-00-08	-	
		C1095	L14	-2	HYDRAULIC L ENG PUMP DEPRESS	29-00-02	1	
		C1128	T15	-3	WINDOW HEAT TEST	30-41-01	1	
		C1136	T12	-3	RAIN REPEL - R	30-43-01	-	
		C1143	T13	-3	WSHLD WIPER - L	30-42-01	-	
		C1171	U18	-3	LANDING GEAR - 1-5 ANTISKID	32-42-01	1	
		C1176	U12	-3	AUTOBRKS ANTISKID TEST / IND 1	32-42-04	1	
		C1177	U14	-3	LANDING GEAR - ALTN EXT LATCH RST	32-30-01	3	

POWER BUS		SYSTEM					SCHEM REF	
SECT	CB	CB CXXX	GRID LOC	P11 PNL	NOMENCLATURE	DIAG	SH	
1	C882	C1181	U16	-3	LANDING GEAR - BRAKE TEMP	32-40-01	-	
		C1182	U15	-3	LANDING GEAR - AIR/GND SYS 1	32-09-02	1	
		C1186	U17	-3	TIRE PRESS IND 1	32-45-01	-	
		C1254	P9	-3	LIGHTING -PASS SIGN CONT	33-24-01	-	
		C1293	R1	-3	LIGHTING - LEFT IND LTS 1	33-16-01	2	
		C1259	N1	-3	LIGHTING - N GEAR CONT	33-42-01	-	
		C1297	R2	-3	LIGHTING - LEFT IND LTS 2	33-16-01	2	
		C1298	R3	-3	LIGHTING -LEFT IND LTS 3	33-16-01	2	
		C1309	R5	-3	LIGHTING - IND LTS DIM CONT	33-16-01	1	
		C1332	S16	-3	PNEU AIR SUPPLY-DUCT PRESS IND L	36-21-01	-	
		C1338	S15	-3	PNEU AIR SUPPLY-ISOL VLV CONT CTR	36-11-03	-	
		C1339	S11	-3	PNEU AIR SUPPLY-LEFT ENG BLD CONT	36-11-05	-	
		C1343	S10	-3	PNEU AIR SUPPLY-LEFT ENG BLD IND	36-11-05	-	
		C1367	R8	-3	LIGHTING - LAVS SYS 1 - FLUSH	38-30-01	1	
		C1371	R6	-3	LAV SYS 1 - VACUUM S/O VLAVE	38-30-01	-	
		C1400	T5	-3	DOORS - FLT DK LOCK	52-51-01	-	
		C1402	T6	-3	FWD ENTRY DOOR CONT	52-11-01	-	
		C1412	M12	-2	FUEL - TEMP	28-43-01	-	
		C1458	M6	-2	LEFT ENGINE -IDLE CONT	73-21-02	-	
		C1460	L7	-2	LEFT ENGINE EEC/CCU PWR	73-21-01	-	
		C1465	L3	-2	FUEL - TEMP	73-21-08	1	
		C1466	L4	-2	FUEL - TEMP	73-21-08	1	
		C4019	R16	-3	ZONE TEMP IND	21-65-01	-	
		C4039	N16	-3	RIGHT PACK STANDBY CONT	21-50-06	1	
		C4126	T2	-3	ENG START LD SHED RESET	24-51-07	-	

POWER BUS		SYSTEM					SCHEM REF	
SECT	CB	CB CXXX	GRID LOC	P11 PNL	NOMENCLATURE	DIAG	SH	
2	C883	C512	F16	-1	AUTO FLIGHT - TMC SERVO	22-31-01	-	
		C516	E16	-1	AUTO FLIGHT - MODE CONT PNL L	22-10-01	1	
		C522	E18	-1	FLT CONT CMPTR SERVO L	22-11-03	-	
		C525	F15	-1	AUTO FLIGHT - TMC DC	22-31-01	-	
		C539	G3	-2	SELCAL	23-21-01	-	
		C556	G4	-2	VHF COMM CTR	23-12-03	-	
		C578	J8	-2	FLIGHT RECORDER	31-31-01	1	
		C664	E4	P36	CARGO GND EXH B/U VLV	21-28-01	-	
		C725	F13	-1	NAVIGATION L - FMS SW	34-61-02	1	
		C1011	H17	-2	FLT CONT SHUTOFF - TAIL, L	27-00-01	-	
		C1013	H18	-2	FLT CONT SHUTOFF - TAIL, CTR	27-00-01	-	
		C1014	H15	-2	FLT CONT SHUTOFF - WING, L	27-00-01	-	
		C1016	H16	-2	FLT CONT SHUTOFF - WING, CTR	27-00-01	-	
		C1017	H11	-2	LEFT STAB TRIM CONT	27-40-01	1	
		C1019	J14	-2	FLAP SHUTOFF	27-51-02	-	
		C1020	H14	-2	SLAT SHUTOFF	27-81-02	-	
		C1022	J13	-2	FLAP LOAD RELIEF	27-51-03	-	
		C1023	G11	-2	AUTO SPEED BRAKE	27-62-01	-	
		C1024	K10	-2	STICK NUDGER	27-32-03	-	
		C1031	G10	-2	RUDDER RATIO	27-20-02	-	
		C1035	K15	-2	AILERON TRIM	27-10-01	4	
		C1449	K9	-2	LEFT ENGINE - NAC VENT VLV	75-23-01	-	
		C1531	G18	-2	FLT CONT ELEC 1 R DC	27-09-04	5	
		C4026	H5	-2	AUX FWD ZONE DUCT OVHT/INOP	21-60-06	1	
		C4027	H6	-2	AUX MID ZONE DUCT OVHT	21-60-07	1	
		C9001	H9	-2	SATCOM	23-25-20	-	
		C9007	-	-1	TERR DISPL	34-46-13	1	

166

28V DC POWER DISTRIBUTION LEFT

- ▶ Incorporates 36-0026
- ▶ MTO 230591
- ▶ MTO-340961

D280T232

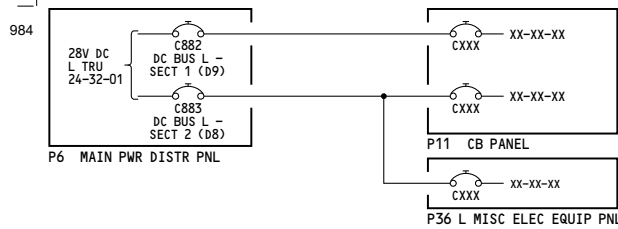
24-54-01

Page 109.1A

Jan 21/2005



WIRING DIAGRAMS
24-54-11



NOTES:
1 VN163-VN167 (162-166)

SECT	CB	SYSTEM			NOMENCLATURE	SCHEM REF	
		CB CXXX	GRID LOC	P11 PNL		DIAG	SH
1	C882	C547	T8	-3	PASS ENTMT/SERVICE CONT	23-34-01	1
		C654	P11	-3	EQUIPMENT COOLING - SUPPLY FAN 1	21-58-04	-
		C660	R14	-3	RECIRC FAN 6	21-25-01	-
		C677	R17	-3	GASPER FAN CONT	21-24-01	-
		C692	R12	-3	DOOR HEAT CONT	21-45-03	-
		C702	M11	-3	LEFT PACK - AUTO CONT	21-50-03	1
		C705	P10	-3	EQUIPMENT COOLING - AFT FAN EXH 2	21-26-02	-
		C737	U7	-3	AFT GALLEYS	25-31-03	-
		C822	T4	-3	UTIL BUS L	24-51-01	3
		C824	T3	-3	CAT III BUS ISOL L	24-51-03	-
		C837	M4	-2	LEFT ENGINE - IDG VALVE	24-11-01	-
		C1049	M15	-2	FUEL PUMPS - L CTR	28-22-01	3
		C1054	M16	-2	FUEL PUMPS - R FWD/L AFT	28-22-01	1
		C1065	M13	-2	L FUEL JETTISON CONTROL	28-31-02	-
		C1067	M14	-2	L FUEL JETTISON NOZZLE VALVE	28-31-02	-
		C1085	L15	-2	HYDRAULIC ELEC PUMP -CTR 1	29-00-04	1
		C1087	L16	-2	HYDRAULIC ELEC PUMP - R	29-00-03	2
		C1090	L10	-3	HYDRAULIC - PTU CONT	29-00-08	-
		C1095	L14	-2	HYDRAULIC L ENG PUMP DEPRESS	29-00-02	1
		C1128	T15	-3	WINDOW HEAT TEST	30-41-01	1
		C1136	T12	-3	RAIN REPEL - R	30-43-01	-
		C1143	T13	-3	WSHLD WIPER - L	30-42-01	-
		C1171	U18	-3	LANDING GEAR - 1-5 ANTISKID	32-42-01	1
C1176	U12	-3	AUTOBRKS ANTISKID TEST/IND 1	32-42-04	1		
C1177	U14	-3	LANDING GEAR - ALTN EXT LATCH RST	32-30-01	3		

SECT	CB	SYSTEM			NOMENCLATURE	SCHEM REF	
		CB CXXX	GRID LOC	P11 PNL		DIAG	SH
1	C882	C1181	U16	-3	LANDING GEAR - BRAKE TEMP	32-40-01	-
		C1182	U15	-3	LANDING GEAR - AIR/GND SYS 1	32-09-02	1
		C1186	U17	-3	TIRE PRESS IND 1	32-45-01	-
		C1254	P9	-3	LIGHTING -PASS SIGN CONT	33-24-01	-
		C1293	R1	-3	LIGHTING - LEFT IND LTS 1	33-16-01	2
		C1259	N1	-3	LIGHTING - N GEAR CONT	33-42-01	-
		C1297	R2	-3	LIGHTING - LEFT IND LTS 2	33-16-01	2
		C1298	R3	-3	LIGHTING -PLEFT IND LTS 3	33-16-01	2
		C1309	R5	-3	LIGHTING - IND LTS DIM CONT	33-16-01	1
		C1332	S16	-3	PNEU AIR SUPPLY-DUCT PRESS IND L	36-21-01	-
		C1338	S15	-3	PNEU AIR SUPPLY-ISOL VLV CONT CTR	36-11-03	-
		C1339	S11	-3	PNEU AIR SUPPLY-LEFT ENG BLD CONT	36-11-05	-
		C1343	S10	-3	PNEU AIR SUPPLY-LEFT ENG BLD IND	36-11-05	-
		C1350	N14	-3	PRV CONT-L	36-11-05	-
		C1367	R8	-3	LIGHTING - LAVS SYS 1 - FLUSH	38-30-01	1
		C1371	R6	-3	LAV SYS 1 - VACUUM S/O VLAVE	38-30-01	-
		C1400	T5	-3	DOORS - FLT DK LOCK	52-51-01	-
		C1402	T6	-3	FWD ENTRY DOOR CONT	52-11-01	-
		C1412	M12	-2	FUEL - TEMP	28-43-01	-
		C1458	M6	-2	LEFT ENGINE -IDLE CONT	73-21-02	-
		C1460	L7	-2	LEFT ENGINE EEC/CCU PWR	73-21-01	-
		C1465	L3	-2	FUEL - TEMP	73-21-08	1
		C1466	L4	-2	FUEL - TEMP	73-21-08	1
C4019	R16	-3	ZONE TEMP IND	21-65-01	-		
C4039	N16	-3	RIGHT PACK STANDBY CONT	21-50-06	1		
C4126	T2	-3	ENG START LD SHED RESET	24-51-07	-		

SECT	CB	SYSTEM			NOMENCLATURE	SCHEM REF	
		CB CXXX	GRID LOC	P11 PNL		DIAG	SH
2	C883	C512	F16	-1	AUTO FLIGHT - TMC SERVO	22-31-01	-
		C516	E16	-1	AUTO FLIGHT - MODE CONT PNL L	22-10-01	1
		C522	E18	-1	FLT CONT CMPTR SERVO L	22-11-03	-
		C525	F15	-1	AUTO FLIGHT - TMC DC	22-31-01	-
		C539	G3	-2	SELCAL	23-21-01	-
		C556	G4	-2	VHF COMM CTR	23-12-03	-
		C578	J8	-2	FLIGHT RECORDER	31-31-01	1
		C664	E4	P36	CARGO GND EXH B/U VLV	21-28-01	-
		C725	F13	-1	NAVIGATION L - FMS SW	34-61-02	1
		C1011	H17	-2	FLT CONT SHUTOFF - TAIL, L	27-00-01	-
		C1013	H18	-2	FLT CONT SHUTOFF - TAIL, CTR	27-00-01	-
		C1014	H15	-2	FLT CONT SHUTOFF - WING, L	27-00-01	-
		C1016	H16	-2	FLT CONT SHUTOFF - WING, CTR	27-00-01	-
		C1017	H11	-2	LEFT STAB TRIM CONT	27-40-01	1
		C1019	J14	-2	FLAP SHUTOFF	27-51-02	-
		C1020	H14	-2	SLAT SHUTOFF	27-81-02	-
		C1022	J13	-2	FLAP LOAD RELIEF	27-51-03	-
		C1023	G11	-2	AUTO SPEED BRAKE	27-62-01	-
		C1024	K10	-2	STICK NUDGER	27-32-03	-
		C1031	G10	-2	RUDDER RATIO	27-20-02	-
		C1035	K15	-2	AILERON TRIM	27-10-01	4
		C1449	K9	-2	LEFT ENGINE - NAC VENT VLV	75-23-01	-
		C1531	G18	-2	FLT CONT ELEC 1 R DC	27-09-04	5
C4026	H5	-2	AUX FWD ZONE DUCT OVHT/INOP	21-60-06	1		
C4027	H6	-2	AUX MID ZONE DUCT OVHT	21-60-07	1		
C9001	H9	-2	SATCOM	23-25-20	-		
C9007	-	-1	TERR DISPL	34-46-13	1		

167

28V DC POWER DISTRIBUTION LEFT

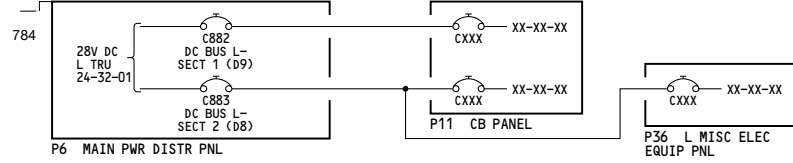
- ▶ Incorporates
- ▶ MTO 230591
- ▶ MTO-340961

D280T232

24-54-01



WIRING DIAGRAMS
24-54-11



SECT	CB	SYSTEM				SCHEM REF	
		CB CXXX	GRID LOC	P11 PNL	NOMENCLATURE	DIAG	SH
1	C882	C547	T8	-3	PASS ENMTM/SERVICE CONT	23-34-01	1
		C654	P11	-3	EQUIPMENT COOLING - SUPPLY FAN 1	21-58-04	-
		C660	R14	-3	RECIRC FAN 6	21-25-01	-
		C680	R12	-3	FWD DR AREA HTR	21-45-02	-
		C702	N11	-3	LEFT PACK - AUTO CONT	21-50-03	1
		C705	P10	-3	EQUIPMENT COOLING - AFT FAN EXH 2	21-26-02	-
		C737	U7	-3	AFT GALLEYS	25-31-03	-
		C822	T4	-3	UTIL BUS L	24-51-01	3
		C824	T3	-3	CAT III BUS ISOL L	24-51-03	-
		C837	M4	-2	LEFT ENGINE - IDG VALVE	24-11-01	-
		C1049	M15	-2	FUEL PUMPS - L CTR	28-22-01	3
		C1054	M16	-2	FUEL PUMPS - R FWD/L AFT	28-22-01	1
		C1085	L15	-2	HYDRAULIC ELEC PUMP -CTR 1	29-00-04	1
		C1087	L16	-2	HYDRAULIC ELEC PUMP - R	29-00-03	2
		C1090	L10	-3	HYDRAULIC - PTU CONT	29-00-08	-
		C1095	L14	-2	HYDRAULIC L ENG PUMP DEPRESS	29-00-02	1
		C1128	T15	-3	WINDOW HEAT TEST	30-41-01	1
		C1136	T12	-3	RAIN REPEL - R	30-43-01	-
		C1143	T13	-3	WSHLD WIPER - L	30-42-01	-
		C1171	U18	-3	LANDING GEAR - 1-5 ANTISKID	32-42-01	1
		C1176	U12	-3	AUTOBRKS ANTISKID TEST/IND 1	32-42-04	1
		C1177	U14	-3	LANDING GEAR - ALTN EXT LATCH RST	32-30-01	3
		C1181	U16	-3	LANDING GEAR - BRAKE TEMP	32-40-01	-
		C1182	U15	-3	LANDING GEAR - AIR/GND SYS 1	32-09-02	1
		C1186	U17	-3	TIRE PRESS IND 1	32-45-01	-
		C1254	P9	-3	LIGHTING - PASS SIGN CONT	33-24-01	-
		C1259	N1	-3	LIGHTING - N GEAR CONT	33-42-01	-
		C1293	R1	-3	LIGHTING - LEFT IND LTS 1	33-16-01	2

SECT	CB	SYSTEM				SCHEM REF	
		CB CXXX	GRID LOC	P11 PNL	NOMENCLATURE	DIAG	SH
1	C882	C1297	R2	-3	LIGHTING - LEFT IND LTS 2	33-16-01	2
		C1298	R3	-3	LIGHTING - LEFT IND LTS 3	33-16-01	2
		C1309	R5	-3	LIGHTING - IND LTS DIM CONT	33-16-01	1
		C1332	S16	-3	PNEU AIR SUPPLY - DUCT PRESS IND L	36-21-01	-
		C1338	S15	-3	PNEU AIR SUPPLY - ISOL VLV CONT CTR	36-11-03	-
		C1339	S11	-3	PNEU AIR SUPPLY - LEFT ENG BLD CONT	36-11-05	-
		C1343	S10	-3	PNEU AIR SUPPLY - LEFT ENG BLD IND	36-11-05	-
		C1350	N14	-3	PRV CONT - L	36-11-05	-
		C1367	R8	-3	LIGHTING - LAVS SYS 1 - FLUSH	38-30-01	1
		C1371	R6	-3	LAV SYS 1 - VACUUM S/O VLV	38-30-01	-
		C1400	T5	-3	DOORS - FLT DK LOCK	52-51-01	-
		C1402	T6	-3	FWD ENTRY DOOR CONT	52-11-01	-
		C1412	M12	-2	FUEL - TEMP	28-43-01	-
		C1458	M6	-2	LEFT ENGINE -IDLE CONT	73-21-02	-
		C1460	L7	-2	EEC/SCU PWR - L ENG	73-21-02	1
		C1465	L3	-2	L ENG PERF SOL - CHAN A	73-21-01	-
		C1466	L4	-2	L ENG PERF SOL - CHAN B	73-21-01	-
		C4019	R16	-3	ZONE TEMP IND	21-65-01	-
		C4039	N16	-3	RIGHT PACK STANDBY CONT	21-50-06	1
		C4126	T2	-3	ENG START LD SHED RESET	24-51-07	-

SECT	CB	SYSTEM				SCHEM REF	
		CB CXXX	GRID LOC	P11 PNL	NOMENCLATURE	DIAG	SH
2	C883	C512	F16	-1	AUTO FLIGHT - TMC SERVO	22-31-01	-
		C516	E16	-1	AUTO FLIGHT - MODE CONT PNL L	22-10-01	1
		C522	E18	-1	FLT CONT CMPTR SERVO L	22-11-03	-
		C525	F15	-1	AUTO FLIGHT - TMC DC	22-31-01	-
		C539	G3	-2	SELCAL	23-21-01	-
		C556	G4	-2	VHF COMM CTR	23-12-03	-
		C578	J8	-2	FLIGHT RECORDER	31-31-01	1
		C664	E4	P36	CARGO GND EXH B/U VLV	21-28-01	-
		C1011	H17	-2	FLT CONT SHUTOFF - TAIL, L	27-00-01	-
		C1013	H18	-2	FLT CONT SHUTOFF - TAIL, CTR	27-00-01	-
		C1014	H15	-2	FLT CONT SHUTOFF - WING, L	27-00-01	-
		C1016	H16	-2	FLT CONT SHUTOFF - WING, CTR	27-00-01	-
		C1017	H11	-2	LEFT STAB TRIM CONT	27-40-01	1
		C1019	J14	-2	FLAP SHUTOFF	27-51-02	-
		C1020	H14	-2	SLAT SHUTOFF	27-81-02	-
		C1022	J13	-2	FLAP LOAD RELIEF	27-51-03	-
		C1023	G11	-2	AUTO SPEED BRAKE	27-62-01	-
		C1024	K10	-2	STICK NUDGER	27-32-03	-
		C1031	G10	-2	RUDDER RATIO	27-20-02	-
		C1035	K15	-2	AILERON TRIM	27-10-01	4
		C1449	K9	-2	LEFT ENGINE - NAC VENT VLV	75-23-01	-
		C1531	G18	-2	FLT CONT ELEC 1 R DC	27-09-04	5
C4026	M5	-3	AUX FWD ZONE DUCT OVHT	21-61-06	1		
C4027	M6	-3	AUX MID ZONE DUCT OVHT	21-61-07	1		
C4423	F11	-1	ATC ANT SW	34-53-01	-		

275

28V DC POWER DISTRIBUTION LEFT

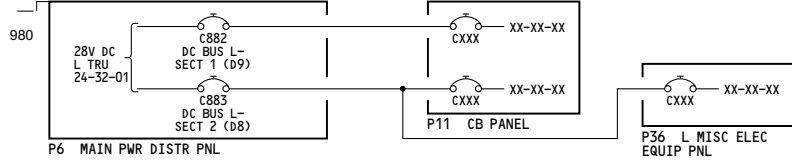
Incorporates
36-0027
76-0026

D280T232

24-54-01

Page 111.1

Jan 21/2005



SECT	POWER BUS	CB	SYSTEM			NOMENCLATURE	SCHEM REF	
			CB CXXX	GRID LOC	P11 PNL		DIAG	SH
1	C882	C547	T8	-3	PASS ENTM/SERVICE CONT	23-34-01	1	
		C654	P11	-3	EQUIPMENT COOLING - SUPPLY FAN 1	21-58-04	-	
		C660	R14	-3	RECIRC FAN 6	21-25-01	-	
		C680	R12	-3	FWD DR AREA HTR	21-45-02	-	
		C702	N11	-3	LEFT PACK - AUTO CONT	21-50-03	1	
		C705	P10	-3	EQUIPMENT COOLING - AFT FAN EXH 2	21-26-02	-	
		C737	U7	-3	AFT GALLEYS	25-31-03	-	
		C822	T4	-3	UTIL BUS L	24-51-01	3	
		C824	T3	-3	CAT III BUS ISOL L	24-51-03	-	
		C837	M4	-2	LEFT ENGINE - IDG VALVE	24-11-01	-	
		C1049	M15	-2	FUEL PUMPS - L CTR	28-22-01	3	
		C1054	M16	-2	FUEL PUMPS - R FWD/L AFT	28-22-01	1	
		C1085	L15	-2	HYDRAULIC ELEC PUMP -CTR 1	29-00-04	1	
		C1087	L16	-2	HYDRAULIC ELEC PUMP - R	29-00-03	2	
		C1090	L10	-3	HYDRAULIC - PTU CONT	29-00-08	-	
		C1095	L14	-2	HYDRAULIC L ENG PUMP DEPRESS	29-00-02	1	
		C1128	T15	-3	WINDOW HEAT TEST	30-41-01	1	
		C1136	T12	-3	RAIN REPEL - R	30-43-01	-	
		C1143	T13	-3	WSHLD WIPER - L	30-42-01	-	
		C1171	U18	-3	LANDING GEAR - 1-5 ANTISKID	32-42-01	1	
		C1176	U12	-3	AUTOBRKS ANTISKID TEST/IND 1	32-42-04	1	
		C1177	U14	-3	LANDING GEAR - ALTN EXT LATCH RST	32-30-01	3	
		C1181	U16	-3	LANDING GEAR - BRAKE TEMP	32-40-01	-	
		C1182	U15	-3	LANDING GEAR - AIR/GND SYS 1	32-09-02	1	
		C1186	U17	-3	TIRE PRESS IND 1	32-45-01	-	
		C1254	P9	-3	LIGHTING - PASS SIGN CONT	33-24-01	-	
		C1259	N1	-3	LIGHTING - N GEAR CONT	33-42-01	-	
		C1293	R1	-3	LIGHTING - LEFT IND LTS 1	33-16-01	2	

SECT	POWER BUS	CB	SYSTEM			NOMENCLATURE	SCHEM REF	
			CB CXXX	GRID LOC	P11 PNL		DIAG	SH
1	C882	C1297	R2	-3	LIGHTING - LEFT IND LTS 2	33-16-01	2	
		C1298	R3	-3	LIGHTING - LEFT IND LTS 3	33-16-01	2	
		C1309	R5	-3	LIGHTING - IND LTS DIM CONT	33-16-01	1	
		C1332	S16	-3	PNEU AIR SUPPLY - DUCT PRESS IND L	36-21-01	-	
		C1338	S15	-3	PNEU AIR SUPPLY - ISOL VLV CONT CTR	36-11-03	-	
		C1339	S11	-3	PNEU AIR SUPPLY - LEFT ENG BLD CONT	36-11-05	-	
		C1343	S10	-3	PNEU AIR SUPPLY - LEFT ENG BLD IND	36-11-05	-	
		C1367	R8	-3	LIGHTING - LAVS SYS 1 - FLUSH	38-30-01	1	
		C1371	R6	-3	LAV SYS 1 - VACUUM S/O VLV	38-30-01	-	
		C1400	T5	-3	DOORS - FLT DK LOCK	52-51-01	-	
		C1402	T6	-3	FWD ENTRY DOOR CONT	52-11-01	-	
		C1412	M12	-2	FUEL - TEMP	28-43-01	-	
		C1458	M6	-2	LEFT ENGINE - IDLE CONT	73-21-02	-	
		C1460	L7	-2	EEC/SCU PWR - L ENG	73-21-02	1	
		C1465	L3	-2	L ENG PERF SOL - CHAN A	73-21-01	-	
		C1466	L4	-2	L ENG PERF SOL - CHAN B	73-21-01	-	
		C4019	R16	-3	ZONE TEMP IND	21-65-01	-	
		C4039	N16	-3	RIGHT PACK STANDBY CONT	21-50-06	1	
		C4126	T2	-3	ENG START LD SHED RESET	24-51-07	-	

SECT	POWER BUS	CB	SYSTEM			NOMENCLATURE	SCHEM REF	
			CB CXXX	GRID LOC	P11 PNL		DIAG	SH
2	C883	C512	F16	-1	AUTO FLIGHT - TMC SERVO	22-31-01	-	
		C516	E16	-1	AUTO FLIGHT - MODE CONT PNL L	22-10-01	1	
		C522	E18	-1	FLT CONT CMPTR SERVO L	22-11-03	-	
		C525	F15	-1	AUTO FLIGHT - TMC DC	22-31-01	-	
		C539	G3	-2	SELCAL	23-21-01	-	
		C556	G4	-2	VHF COMM CTR	23-12-03	-	
		C578	J8	-2	FLIGHT RECORDER	31-31-01	1	
		C1011	H17	-2	FLT CONT SHUTOFF - TAIL, L	27-00-01	-	
		C1013	H18	-2	FLT CONT SHUTOFF - TAIL, CTR	27-00-01	-	
		C1014	H15	-2	FLT CONT SHUTOFF - WING, L	27-00-01	-	
		C1016	H16	-2	FLT CONT SHUTOFF - WING, CTR	27-00-01	-	
		C1017	H11	-2	LEFT STAB TRIM CONT	27-40-01	1	
		C1019	H14	-2	FLAP SHUTOFF	27-51-02	-	
		C1020	H14	-2	SLAT SHUTOFF	27-81-02	-	
		C1022	J13	-2	FLAP LOAD RELIEF	27-51-03	-	
		C1023	G11	-2	AUTO SPEED BRAKE	27-62-01	-	
		C1024	K10	-2	STICK NUDGER	27-32-03	-	
		C1031	G10	-2	RUDDER RATIO	27-20-02	-	
		C1035	K15	-2	AILERON TRIM	27-10-01	4	
		C1449	K9	-2	LEFT ENGINE - NAC VENT VLV	75-23-01	-	
		C1531	G18	-2	FLT CONT ELEC 1 R DC	27-09-04	5	
		C4026	M5	-3	AUX FWD ZONE DUCT OVHT	21-61-06	1	
		C4027	M6	-3	AUX MID ZONE DUCT OVHT	21-61-07	1	
		C9007	-	-1	TERR DISPL	34-46-13	1	
	C883	C664	E4	-	CARGO GND EXH B/U VLV	21-28-01	-	
	P36	C1131	K2	-	ZONAL DRYER CONTROL	21-73-01	-	

275

28V DC POWER DISTRIBUTION LEFT

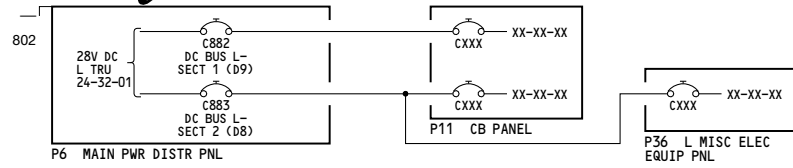
D280T232

- Incorporates
- ▶ 36-0027
 - ▶ 76-0026
 - ▶ MTO-340961
 - ▶ PR 21-02-98

BOEING PROPRIETARY - Copyright © - Unpublished Work - See title page for details.



WIRING DIAGRAMS
24-54-11



SECT	POWER BUS	CB	SYSTEM			SCHEM REF	
			GRID LOC	P11 PNL	NOMENCLATURE	DIAG	SH
1	C882	C547	T8	-3	PASS ENMT/SERVICE CONT	23-34-01	1
		C654	P11	-3	EQUIPMENT COOLING - SUPPLY FAN 1	21-58-04	-
		C660	R14	-3	RECIRC FAN 6	21-25-01	-
		C692	R12	-3	DOOR HEAT CONT	21-45-01	-
		C702	N11	-3	LEFT PACK - AUTO CONT	21-50-03	1
		C705	P10	-3	EQUIPMENT COOLING - AFT FAN EXH 2	21-26-02	-
		C737	U7	-3	AFT GALLEYS	25-31-03	-
		C822	T4	-3	UTIL BUS L	24-51-01	3
		C824	T3	-3	CAT III BUS ISOL L	24-51-03	-
		C837	M4	-2	LEFT ENGINE - IDG VALVE	24-11-01	-
		C1049	M15	-2	FUEL PUMPS - L CTR	28-22-01	3
		C1054	M16	-2	FUEL PUMPS - R FWD/L AFT	28-22-01	1
		C1065	M13	-2	L FUEL JETTISON CONT	28-31-02	-
		C1067	M14	-2	L FUEL JETTISON NOZZLE VLV	28-31-02	-
		C1085	L15	-2	HYDRAULIC ELEC PUMP -CTR 1	29-00-04	1
		C1087	L16	-2	HYDRAULIC ELEC PUMP - R	29-00-03	2
		C1090	L10	-3	HYDRAULIC - PTU CONT	29-00-08	-
		C1095	L14	-2	HYDRAULIC L ENG PUMP DEPRESS	29-00-02	1
		C1128	T15	-3	WINDOW HEAT TEST	30-41-01	1
		C1136	T12	-3	RAIN REPEL - R	30-43-01	-
		C1143	T13	-3	WSHLD WIPER - L	30-42-01	-
		C1171	U18	-3	LANDING GEAR - 1-5 ANTISKID	32-42-01	1
		C1176	U12	-3	AUTOBRKS ANTISKID TEST/IND 1	32-42-04	1
		C1177	U14	-3	LANDING GEAR - ALTN EXT LATCH RST	32-30-01	3
		C1181	U16	-3	LANDING GEAR - BRAKE TEMP	32-40-01	-
		C1182	U15	-3	LANDING GEAR - AIR/GND SYS 1	32-09-02	1
		C1186	U17	-3	TIRE PRESS. IND 1	32-45-01	-
		C1254	P9	-3	LIGHTING - PASS SIGN CONT	33-24-01	-
C1259	N1	-3	LIGHTING - N GEAR CONT	33-42-01	-		
C1293	R1	-3	LIGHTING - LEFT IND LTS 1	33-16-01	2		

SECT	POWER BUS	CB	SYSTEM			SCHEM REF	
			GRID LOC	P11 PNL	NOMENCLATURE	DIAG	SH
1	C882	C1297	R2	-3	LIGHTING - LEFT IND LTS 2	33-16-01	2
		C1298	R3	-3	LIGHTING - LEFT IND LTS 3	33-16-01	2
		C1309	R5	-3	LIGHTING - IND LTS DIM CONT	33-16-01	1
		C1332	S16	-3	PNEU AIR SUPPLY - DUCT PRESS IND L	36-21-01	-
		C1338	S15	-3	PNEU AIR SUPPLY - ISOL VLV CONT CTR	36-11-03	-
		C1339	S11	-3	PNEU AIR SUPPLY - LEFT ENG BLD CONT	36-11-05	-
		C1343	S10	-3	PNEU AIR SUPPLY - LEFT ENG BLD IND	36-11-05	-
		C1350	N14	-3	PRV CONT - L	36-11-05	-
		C1367	R8	-3	LIGHTING - LAVS SYS 1 - FLUSH	38-30-01	1
		C1371	R6	-3	LAV SYS 1 - VACUUM S/O VLV	38-30-01	-
		C1400	T5	-3	DOORS - FLT DK LOCK	52-51-01	-
		C1402	T6	-3	FWD ENTRY DOOR CONT	52-11-01	-
		C1412	M12	-2	FUEL - TEMP	28-43-01	-
		C1458	M6	-2	LEFT ENGINE - IDLE CONT	73-21-02	-
		C1460	L7	-2	EEC/SCU PWR - L ENG	73-21-02	-
		C1465	L3	-2	L ENG PERF SOL - CHAN A	73-21-01	-
		C1466	L4	-2	L ENG PERF SOL - CHAN B	73-21-01	-
		C4019	R16	-3	ZONE TEMP IND	21-65-01	-
		C4039	N16	-3	RIGHT PACK STANDBY CONT	21-50-06	1
		C4126	T2	-3	ENG START LD SHED RESET	24-51-07	-

SECT	POWER BUS	CB	SYSTEM			SCHEM REF	
			GRID LOC	P11 PNL	NOMENCLATURE	DIAG	SH
2	C883	C512	F16	-1	AUTO FLIGHT - TMC SERVO	22-31-01	-
		C516	E16	-1	AUTO FLIGHT - MODE CONT PNL L	22-10-01	1
		C522	E18	-1	FLT CONT CMPTR SERVO L	22-11-03	-
		C525	F15	-1	AUTO FLIGHT - TMC DC	22-31-01	-
		C539	G3	-2	SELCAL	23-21-01	-
		C556	G4	-2	VHF COMM CTR	23-12-03	-
		C578	J8	-2	FLIGHT RECORDER	31-31-01	1
		C664	E4	P36	CARGO GND EXH B/U VLV	21-28-01	-
		C1011	H17	-2	FLT CONT SHUTOFF - TAIL, L	27-00-01	-
		C1013	H18	-2	FLT CONT SHUTOFF - TAIL, CTR	27-00-01	-
		C1014	H15	-2	FLT CONT SHUTOFF - WING, L	27-00-01	-
		C1016	H16	-2	FLT CONT SHUTOFF - WING, CTR	27-00-01	-
		C1017	H11	-2	LEFT STAB TRIM CONT	27-40-01	1
		C1019	J14	-2	FLAP SHUTOFF	27-51-02	-
		C1020	H14	-2	SLAT SHUTOFF	27-81-02	-
		C1022	J13	-2	FLAP LOAD RELIEF	27-51-03	-
		C1023	G11	-2	AUTO SPEED BRAKE	27-62-01	-
		C1024	K10	-2	STICK NUDGER	27-32-03	-
		C1031	G10	-2	RUDDER RATIO	27-20-02	-
		C1035	K15	-2	AILERON TRIM	27-10-01	4
		C1449	K9	-2	LEFT ENGINE - NAC VENT VLV	75-23-01	-
		C1531	G18	-2	FLT CONT ELEC 1 R DC	27-09-04	5
C4026	M5	-3	AUX FWD ZONE DUCT OVHT	21-61-06	1		
C4027	M6	-3	AUX MID ZONE DUCT OVHT	21-61-07	1		
C4423	F11	-1	ATC ANT SW	34-53-01	-		

276

28V DC POWER DISTRIBUTION LEFT

D280T232

Incorporates
76-0026

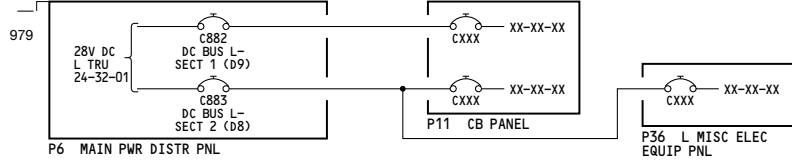
24-54-01

Page 112.1

Jan 21/2005



WIRING DIAGRAMS
24-54-11



POWER BUS	SYSTEM	SECT	CB	CB CXXX	GRID LOC	P11 PNL	NOMENCLATURE	SCHEM REF	
								DIAG	SH
1	C882		C547	T8	-3		PASS ENTM/ SERVICE CONT	23-34-01	1
			C654	P11	-3		EQUIPMENT COOLING - SUPPLY FAN 1	21-58-04	-
			C660	R14	-3		RECIRC FAN 6	21-25-01	-
			C692	R12	-3		DOOR HEAT CONT	21-45-01	-
			C702	N11	-3		LEFT PACK - AUTO CONT	21-50-03	1
			C705	P10	-3		EQUIPMENT COOLING - AFT FAN EXH 2	21-26-02	-
			C737	U7	-3		AFT GALLEYS	25-31-03	-
			C822	T4	-3		UTIL BUS L	24-51-01	3
			C824	T3	-3		CAT III BUS ISOL L	24-51-03	-
			C837	M4	-2		LEFT ENGINE - IDG VALVE	24-11-01	-
			C1049	M15	-2		FUEL PUMPS - L CTR	28-22-01	3
			C1054	M16	-2		FUEL PUMPS - R FWD/L AFT	28-22-01	1
			C1065	M13	-2		L FUEL JETTISON CONT	28-31-02	-
			C1067	M14	-2		L FUEL JETTISON NOZZLE VLV	28-31-02	-
			C1085	L15	-2		HYDRAULIC ELEC PUMP -CTR 1	29-00-04	1
			C1087	L16	-2		HYDRAULIC ELEC PUMP - R	29-00-03	2
			C1090	L10	-3		HYDRAULIC - PTU CONT	29-00-08	-
			C1095	L14	-2		HYDRAULIC L ENG PUMP DEPRESS	29-00-02	1
			C1128	T15	-3		WINDOW HEAT TEST	30-41-01	1
			C1136	T12	-3		RAIN REPEL - R	30-43-01	-
			C1143	T13	-3		WSHLD WIPER - L	30-42-01	-
			C1171	U18	-3		LANDING GEAR - 1-5 ANTISKID	32-42-01	1
			C1176	U12	-3		AUTOBRKS ANTISKID TEST/IND 1	32-42-04	1
			C1177	U14	-3		LANDING GEAR - ALTN EXT LATCH RST	32-30-01	3
			C1181	U16	-3		LANDING GEAR - BRAKE TEMP	32-40-01	-
			C1182	U15	-3		LANDING GEAR - AIR/GND SYS 1	32-09-02	1
			C1186	U17	-3		TIRE PRESS. IND 1	32-45-01	-
			C1254	P9	-3		LIGHTING - PASS SIGN CONT	33-24-01	-
			C1259	N1	-3		LIGHTING - N GEAR CONT	33-42-01	-
			C1293	R1	-3		LIGHTING - LEFT IND LTS 1	33-16-01	2

POWER BUS	SYSTEM	SECT	CB	CB CXXX	GRID LOC	P11 PNL	NOMENCLATURE	SCHEM REF	
								DIAG	SH
1	C882		C1297	R2	-3		LIGHTING - LEFT IND LTS 2	33-16-01	2
			C1298	R3	-3		LIGHTING - LEFT IND LTS 3	33-16-01	2
			C1309	R5	-3		LIGHTING - IND LTS DIM CONT	33-16-01	1
			C1332	S16	-3		PNEU AIR SUPPLY - DUCT PRESS IND L	36-21-01	-
			C1338	S15	-3		PNEU AIR SUPPLY - ISOL VLV CONT CTR	36-11-03	-
			C1339	S11	-3		PNEU AIR SUPPLY - LEFT ENG BLD CONT	36-11-05	-
			C1343	S10	-3		PNEU AIR SUPPLY - LEFT ENG BLD IND	36-11-05	-
			C1367	R8	-3		LIGHTING - LAVS SYS 1 - FLUSH	38-30-01	1
			C1371	R6	-3		LAV SYS 1 - VACUUM S/O VLV	38-30-01	-
			C1400	T5	-3		DOORS - FLT DK LOCK	52-51-01	-
			C1402	T6	-3		FWD ENTRY DOOR CONT	52-11-01	-
			C1412	M12	-2		FUEL - TEMP	28-43-01	-
			C1458	M6	-2		LEFT ENGINE - IDLE CONT	73-21-02	-
			C1460	L7	-2		EEC/SCU PMR - L ENG	73-21-02	-
			C1465	L3	-2		L ENG PERF SOL - CHAN A	73-21-01	-
			C1466	L4	-2		L ENG PERF SOL - CHAN B	73-21-01	-
			C4019	R16	-3		ZONE TEMP IND	21-65-01	-
			C4039	N16	-3		RIGHT PACK STANDBY CONT	21-50-06	1
			C4126	T2	-3		ENG START LD SHED RESET	24-51-07	-

POWER BUS	SYSTEM	SECT	CB	CB CXXX	GRID LOC	P11 PNL	NOMENCLATURE	SCHEM REF	
								DIAG	SH
2	C883		C512	F16	-1		AUTO FLIGHT - TMC SERVO	22-31-01	-
			C516	E16	-1		AUTO FLIGHT - MODE CONT PNL L	22-10-01	1
			C522	E18	-1		FLT CONT CMPTR SERVO L	22-11-03	-
			C525	F15	-1		AUTO FLIGHT - TMC DC	22-31-01	-
			C539	G3	-2		SELCAL	23-21-01	-
			C556	G4	-2		VHF COMM CTR	23-12-03	-
			C578	J8	-2		FLIGHT RECORDER	31-31-01	1
			C1011	H17	-2		FLT CONT SHUTOFF - TAIL, L	27-00-01	-
			C1013	H18	-2		FLT CONT SHUTOFF - TAIL, CTR	27-00-01	-
			C1014	H15	-2		FLT CONT SHUTOFF - WING, L	27-00-01	-
			C1016	H16	-2		FLT CONT SHUTOFF - WING, CTR	27-00-01	-
			C1017	H11	-2		LEFT STAB TRIM CONT	27-40-01	1
			C1019	J14	-2		FLAP SHUTOFF	27-51-02	-
			C1020	H14	-2		SLAT SHUTOFF	27-81-02	-
			C1022	J13	-2		FLAP LOAD RELIEF	27-51-03	-
			C1023	G11	-2		AUTO SPEED BRAKE	27-62-01	-
			C1024	K10	-2		STICK NUDGER	27-32-03	-
			C1031	G10	-2		RUDDER RATIO	27-20-02	-
			C1035	K15	-2		AILERON TRIM	27-10-01	4
			C1449	K9	-2		LEFT ENGINE - NAC VENT VLV	75-23-01	-
	C1531	G18	-2		FLT CONT ELEC 1 R DC	27-09-04	5		
	C4026	M5	-3		AUX FWD ZONE DUCT OVHT	21-61-06	1		
	C4027	M6	-3		AUX MID ZONE DUCT OVHT	21-61-07	1		
	C4423	F11	-1		ATC ANT SW	34-53-01	-		
	C9007	-	-1		TERR DISPL	34-46-13	1		
	C883	C664	E4	-		CARGO GND EXH B/U VLV	21-28-01	-	
	P36	C1131	K2	-		ZONAL DRYER CONTROL	21-73-01	-	

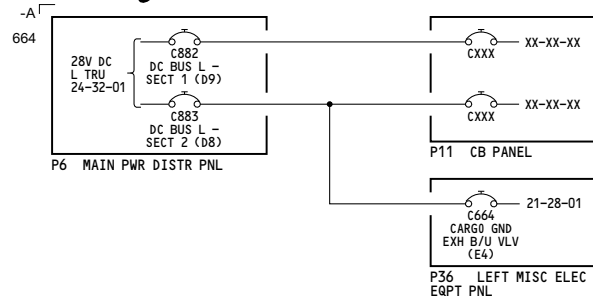
276

28V DC POWER DISTRIBUTION LEFT

D280T232

- Incorporates
- ▶ 76-0026
- ▶ MTO-340961
- ▶ PR 21-02-98

24-54-01



POWER BUS		SYSTEM					SCHEM REF	
SECT	CB	CB CXXX	GRID LOC	P11 PNL	NOMENCLATURE	DIAG	SH	
1	C882	C547	T8	-3	PASS ENTMT/SERVICE CONT	23-34-01	1	
		C654	P11	-3	EQUIPMENT COOLING - SUPPLY FAN 1	21-58-04	-	
		C660	R14	-3	RECIRC FAN 6	21-25-01	-	
		C692	R12	-3	DOOR HEAT CONT	21-45-02	-	
		C702	N11	-3	LEFT PACK - AUTO CONT	21-50-03	1	
		C705	P10	-3	EQUIPMENT COOLING - AFT FAN EXH 2	21-26-02	-	
		C741	U8	-3	R AFT GALLEY	25-31-03	1	
		C742	U7	-3	L AFT GALLEYS	25-31-02	1	
		C822	T4	-3	UTIL BUS L	24-51-01	3	
		C824	T3	-3	CAT III BUS ISOL L	24-51-03	-	
		C837	M4	-2	LEFT ENGINE - IDG VALVE	24-11-01	-	
		C1049	M15	-2	FUEL PUMPS - L CTR	28-22-01	3	
		C1054	M16	-2	FUEL PUMPS - R FWD/L AFT	28-22-01	1	
		C1065	M13	-2	L FUEL JETTISON CONTROL	28-31-02	-	
		C1067	M14	-2	L FUEL JETTISON NOZZLE VALVE	28-31-02	-	
		C1085	L15	-2	HYDRAULIC ELEC PUMP -CTR 1	29-00-04	1	
		C1087	L16	-2	HYDRAULIC ELEC PUMP - R	29-00-03	2	
		C1090	L10	-2	HYDRAULIC - PTU CONT	29-00-08	-	
		C1095	L14	-2	HYDRAULIC L ENG PUMP DEPRESS	29-00-02	1	
		C1128	T15	-3	WINDOW HEAT TEST	30-41-01	1	
		C1136	T12	-3	RAIN REPEL - R	30-43-01	-	
		C1143	T13	-3	WSHLD WIPER - L	30-42-01	-	
		C1171	U18	-3	LANDING GEAR - 1-5 ANTISKID	32-42-01	1	
		C1176	U12	-3	AUTOBRKS ANTISKID TEST/IND 1	32-42-04	1	
		C1177	U14	-3	LANDING GEAR - ALTN EXT LATCH RST	32-30-01	3	

POWER BUS		SYSTEM					SCHEM REF	
SECT	CB	CB CXXX	GRID LOC	P11 PNL	NOMENCLATURE	DIAG	SH	
1	C882	C1181	U16	-3	LANDING GEAR - BRAKE TEMP	32-40-01	-	
		C1182	U15	-3	LANDING GEAR - AIR/GND SYS 1	32-09-02	1	
		C1186	U17	-3	TIRE PRESS IND	32-45-01	-	
		C1254	P9	-3	LIGHTING - PASS SIGN CONT	33-24-01	-	
		C1259	N1	-3	LIGHTING - N GEAR CONT	33-42-01	-	
		C1293	R1	-3	LIGHTING - LEFT IND LTS 1	33-16-01	2	
		C1297	R2	-3	LIGHTING - LEFT IND LTS 2	33-16-01	2	
		C1298	R3	-3	LIGHTING - LEFT IND LTS 3	33-16-01	2	
		C1309	R5	-3	LIGHTING-IND LGTS DIM CONT	33-16-01	1	
		C1332	S16	-3	PNEU AIR SUPPLY - DUCT PRESS IND L	36-21-01	-	
		C1338	S15	-3	PNEU AIR SUPPLY - ISOL VLV CONT CTR	36-11-03	-	
		C1339	S11	-3	PNEU AIR SUPPLY - LEFT ENG BLD CONT	36-11-05	-	
		C1343	S10	-3	PNEU AIR SUPPLY - LEFT ENG BLD IND	36-11-05	-	
		C1367	R8	-3	LIGHTING - LAVS SYS 1 - FLUSH	38-30-01	1	
		C1371	R6	-3	LAV SYS 1 - VACUUM S/O VLV	38-30-01	-	
		C1400	T5	-3	DOORS - FLT DK LOCK	52-51-01	-	
		C1402	T6	-3	FWD ENTRY DR CONT	52-11-01	1	
		C1412	M12	-2	FUEL - TEMP	28-43-01	-	
		C1458	M6	-2	LEFT ENGINE -IDLE CONT	73-21-02	-	
		C1460	L7	-2	EEC/SCU PWR-LEFT ENG	73-21-01	-	
		C1465	L3	-2	LEFT ENGINE - PERF SOL CHAN A	75-24-01	-	
		C1466	L4	-2	LEFT ENGINE - PERF SOL CHAN B	75-24-01	-	
		C4019	R16	-3	ZONE TEMP IND	21-65-01	-	
		C4039	N16	-3	RIGHT PACK STANDBY CONT	21-50-06	1	
		C4126	T2	-3	ENG START LD SHED RESET	24-51-07	-	

POWER BUS		SYSTEM					SCHEM REF	
SECT	CB	CB CXXX	GRID LOC	P11 PNL	NOMENCLATURE	DIAG	SH	
2	C883	C512	F16	-1	AUTO FLIGHT - TMC SERVO	22-31-01	-	
		C516	E16	-1	AUTO FLIGHT - MODE CONT PNL L	22-11-03	-	
		C522	E18	-1	FLT CONT CMPTR SERVO L	22-11-03	-	
		C525	F15	-1	AUTO FLIGHT - TMC DC	22-31-01	-	
		C539	G3	-2	SELCAL	23-21-01	-	
		C556	G4	-2	VHF COMM CTR	23-12-03	-	
		C578	J8	-2	FLIGHT RECORDER	31-31-01	1	
		C724	H7	-2	DC HF/SAT AUDIO SW	23-25-02	-	
		C1011	H17	-2	FLT CONT SHUTOFF - TAIL, L	27-00-01	-	
		C1013	H18	-2	FLT CONT SHUTOFF - TAIL, CTR	27-00-01	-	
		C1014	H15	-2	FLT CONT SHUTOFF - WING, L	27-00-01	-	
		C1016	H16	-2	FLT CONT SHUTOFF - WING, CTR	27-00-01	-	
		C1017	H11	-2	LEFT STAB TRIM CONT	27-40-01	1	
		C1019	J14	-2	FLAP SHUTOFF	27-51-02	-	
		C1020	H14	-2	SLAT SHUTOFF	27-81-02	-	
		C1022	J13	-2	FLAP LOAD RELIEF	27-51-03	-	
		C1023	G11	-2	AUTO SPEED BRAKE	27-62-01	-	
		C1024	K10	-2	STICK NUDGER	27-32-03	-	
		C1031	G10	-2	RUDDER RATIO	27-20-02	-	
		C1035	K15	-2	AILERON TRIM	27-10-01	4	
		C1449	K9	-2	LEFT ENGINE - NAC VENT VLV	75-23-01	-	
		C1531	G18	-2	FLT CONT ELEC 1 R DC	27-09-04	5	
		C4026	H5	-2	AUX FWD ZONE DUCT OVHT/INOP	21-60-06	1	
		C4027	H6	-2	AUX MID ZONE DUCT OVHT/INOP	21-60-07	1	
		C4423	F11	-1	ATC ANT SW	34-53-01	-	

277-278

28V DC POWER DISTRIBUTION
LEFT

D280T232

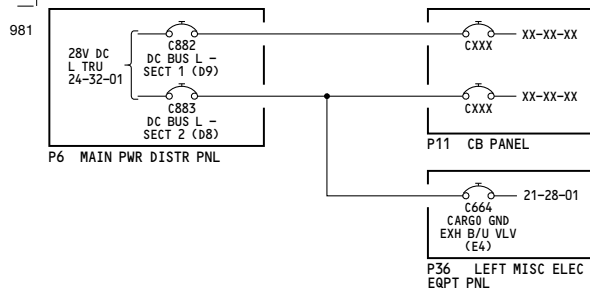
24-54-01

Page 113

Jan 21/2005



WIRING DIAGRAMS
24-54-11



POWER BUS		SYSTEM				
SECT	CB	CB CXXX	GRID LOC	P11 PNL	NOMENCLATURE	SCHEM REF
						DIAG SH
1	C882	C547	T8	-3	PASS ENTMT/SERVICE CONT	23-34-01 1
		C654	P11	-3	EQUIPMENT COOLING - SUPPLY FAN 1	21-58-04 -
		C660	R14	-3	RECIRC FAN 6	21-25-01 -
		C692	R12	-3	DOOR HEAT CONT	21-45-02 -
		C702	N11	-3	LEFT PACK - AUTO CONT	21-50-03 1
		C705	P10	-3	EQUIPMENT COOLING - AFT FAN EXH 2	21-26-02 -
		C741	U8	-3	R AFT GALLEY	25-31-03 1
		C742	U7	-3	L AFT GALLEYS	25-31-02 1
		C822	T4	-3	UTIL BUS L	24-51-01 3
		C824	T3	-3	CAT III BUS ISOL L	24-51-03 -
		C837	M4	-2	LEFT ENGINE - IDG VALVE	24-11-01 -
		C1049	M15	-2	FUEL PUMPS - L CTR	28-22-01 3
		C1054	M16	-2	FUEL PUMPS - R FWD/L AFT	28-22-01 1
		C1065	M13	-2	L FUEL JETTISON CONTROL	28-31-02 -
		C1067	M14	-2	L FUEL JETTISON NOZZLE VALVE	28-31-02 -
		C1085	L15	-2	HYDRAULIC ELEC PUMP -CTR 1	29-00-04 1
		C1087	L16	-2	HYDRAULIC ELEC PUMP - R	29-00-03 2
		C1090	L10	-2	HYDRAULIC - PTU CONT	29-00-08 -
		C1095	L14	-2	HYDRAULIC L ENG PUMP DEPRESS	29-00-02 1
		C1128	T15	-3	WINDOW HEAT TEST	30-41-01 1
		C1136	T12	-3	RAIN REPEL - R	30-43-01 -
		C1143	T13	-3	WSHLD WIPER - L	30-42-01 -
		C1171	U18	-3	LANDING GEAR - 1-5 ANTISKID	32-42-01 1
		C1176	U12	-3	AUTOBRKS ANTISKID TEST/IND 1	32-42-04 1
		C1177	U14	-3	LANDING GEAR - ALTN EXT LATCH RST	32-30-01 3

POWER BUS		SYSTEM				
SECT	CB	CB CXXX	GRID LOC	P11 PNL	NOMENCLATURE	SCHEM REF
						DIAG SH
1	C882	C1181	U16	-3	LANDING GEAR - BRAKE TEMP	32-40-01 -
		C1182	U15	-3	LANDING GEAR - AIR/GND SYS 1	32-09-02 1
		C1186	U17	-3	TIRE PRESS IND	32-45-01 -
		C1254	P9	-3	LIGHTING - PASS SIGN CONT	33-24-01 -
		C1259	N1	-3	LIGHTING - N GEAR CONT	33-42-01 -
		C1293	R1	-3	LIGHTING - LEFT IND LTS 1	33-16-01 2
		C1297	R2	-3	LIGHTING - LEFT IND LTS 2	33-16-01 2
		C1298	R3	-3	LIGHTING - LEFT IND LTS 3	33-16-01 2
		C1309	R5	-3	LIGHTING-IND LGTS DIM CONT	33-16-01 1
		C1332	S16	-3	PNEU AIR SUPPLY - DUCT PRESS IND L	36-21-01 -
		C1338	S15	-3	PNEU AIR SUPPLY - ISOL VLV CONT CTR	36-11-03 -
		C1339	S11	-3	PNEU AIR SUPPLY - LEFT ENG BLD CONT	36-11-05 -
		C1343	S10	-3	PNEU AIR SUPPLY - LEFT ENG BLD IND	36-11-05 -
		C1367	R8	-3	LIGHTING - LAVS SYS 1 - FLUSH	38-30-01 1
		C1371	R6	-3	LAV SYS 1 - VACUUM S/O VLV	38-30-01 -
		C1400	T5	-3	DOORS - FLT DK LOCK	52-51-01 -
		C1402	T6	-3	FWD ENTRY DR CONT	52-11-01 1
		C1412	M12	-2	FUEL - TEMP	28-43-01 -
		C1458	M6	-2	LEFT ENGINE -IDLE CONT	73-21-02 -
		C1460	L7	-2	EEC/SCU PWR-LEFT ENG	73-21-01 -
		C1465	L3	-2	LEFT ENGINE - PERF SOL CHAN A	75-24-01 -
		C1466	L4	-2	LEFT ENGINE - PERF SOL CHAN B	75-24-01 -
		C4019	R16	-3	ZONE TEMP IND	21-65-01 -
		C4039	N16	-3	RIGHT PACK STANDBY CONT	21-50-06 1
		C4126	T2	-3	ENG START LD SHED RESET	24-51-07 -

POWER BUS		SYSTEM				
SECT	CB	CB CXXX	GRID LOC	P11 PNL	NOMENCLATURE	SCHEM REF
						DIAG SH
2	C883	C512	F16	-1	AUTO FLIGHT - TMC SERVO	22-31-01 -
		C516	E16	-1	AUTO FLIGHT - MODE CONT PNL L	22-11-03 -
		C522	E18	-1	FLT CONT CMPTR SERVO L	22-11-03 -
		C525	F15	-1	AUTO FLIGHT - TMC DC	22-31-01 -
		C539	G3	-2	SELCAL	23-21-01 -
		C556	G4	-2	VHF COMM CTR	23-12-03 -
		C578	J8	-2	FLIGHT RECORDER	31-31-01 1
		C724	H7	-2	DC HF/SAT AUDIO SW	23-25-02 -
		C1011	H17	-2	FLT CONT SHUTOFF - TAIL, L	27-00-01 -
		C1013	H18	-2	FLT CONT SHUTOFF - TAIL, CTR	27-00-01 -
		C1014	H15	-2	FLT CONT SHUTOFF - WING, L	27-00-01 -
		C1016	H16	-2	FLT CONT SHUTOFF - WING, CTR	27-00-01 -
		C1017	H11	-2	LEFT STAB TRIM CONT	27-40-01 1
		C1019	J14	-2	FLAP SHUTOFF	27-51-02 -
		C1020	H14	-2	SLAT SHUTOFF	27-81-02 -
		C1022	J13	-2	FLAP LOAD RELIEF	27-51-03 -
		C1023	G11	-2	AUTO SPEED BRAKE	27-62-01 -
		C1024	K10	-2	STICK NUDGER	27-32-03 -
		C1031	G10	-2	RUDDER RATIO	27-20-02 -
		C1035	K15	-2	AILERON TRIM	27-10-01 4
		C1449	K9	-2	LEFT ENGINE - NAC VENT VLV	75-23-01 -
		C1531	G18	-2	FLT CONT ELEC 1 R DC	27-09-04 5
		C4026	H5	-2	AUX FWD ZONE DUCT OVHT/INOP	21-60-06 1
		C4027	H6	-2	AUX MID ZONE DUCT OVHT/INOP	21-60-07 1
		C4423	F11	-1	ATC ANT SW	34-53-01 -
		C9007	-	-1	TERR DISPL	34-46-13 1
	C883	C1131	K2	-	ZONAL DRYER CONTROL	21-73-01 -
	P36					

277-278

28V DC POWER DISTRIBUTION LEFT

- ▶ Incorporates
- ▶ MTO-340961
- ▶ PR 21-02-98

D280T232

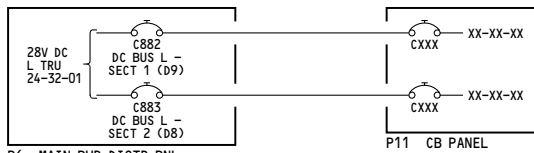
24-54-01

Page 113A

Jan 21/2005



663



NOTES:
 1 VN673-VN675
 2 VN671-VN672 (279-280)

WIRING DIAGRAMS
 24-54-11

P6 MAIN PWR DISTR PNL

SECT	CB	POWER BUS				NOMENCLATURE	SCHEM REF	
		CB CXXX	GRID LOC	P11 PNL			DIAG	SH
1	C882	C547	T8	-3	PASS ENTM/ SERVICE CONT	23-34-01	1	
		C654	P11	-3	EQUIPMENT COOLING - SUPPLY FAN 1	21-58-04	-	
		C660	R14	-3	RECIRC FAN 6	21-25-01	-	
		C692	R12	-3	DOOR HEAT CONT	21-45-03	-	
		C702	N11	-3	LEFT PACK - AUTO CONT	21-50-03	1	
		C705	P10	-3	EQUIPMENT COOLING - AFT FAN EXH 2	21-26-02	-	
		C741	U8	-3	R AFT GALLEY	25-31-02	1	
		C742	U7	-3	L AFT GALLEY	25-31-03	1	
		C822	T4	-3	UTIL BUS L	24-51-01	3	
		C824	T3	-3	CAT III BUS ISOL L	24-51-03	-	
		C837	M4	-2	LEFT ENGINE - IDG VALVE	24-11-01	-	
		C1049	M15	-2	FUEL PUMPS - L CTR	28-22-01	3	
		C1054	M16	-2	FUEL PUMPS - R FWD/L AFT	28-22-01	1	
		C1065	M13	-2	L FUEL JETTISON CONTROL	28-31-02	-	
		C1067	M14	-2	L FUEL JETTISON NOZZLE VALVE	28-31-02	-	
		C1085	L15	-2	HYDRAULIC ELEC PUMP -CTR 1	29-00-04	1	
		C1087	L16	-2	HYDRAULIC ELEC PUMP - R	29-00-03	2	
		C1090	L10	-2	HYDRAULIC - PTU CONT	29-00-08	-	
		C1095	L14	-2	HYDRAULIC L ENG PUMP DEPRESS	29-00-02	1	
		C1128	T15	-3	WINDOW HEAT TEST	30-41-01	1	
		C1136	T12	-3	RAIN REPEL - R	30-43-01	-	
		C1143	T13	-3	WSHLD WIPER - L	30-42-01	-	
		C1171	U18	-3	LANDING GEAR - 1-5 ANTISKID	32-42-01	1	
		C1176	U12	-3	AUTOBRKS ANTISKID TEST/IND 1	32-42-04	1	
		C1177	U14	-3	LANDING GEAR - ALTN EXT LATCH RST	32-30-01	3	
		C1181	U16	-3	LANDING GEAR - BRAKE TEMP	32-40-01	-	
		C1182	U15	-3	LANDING GEAR - AIR/GND SYS 1	32-09-02	1	
		C1186	U17	-3	TIRE PRESS IND	32-45-01	-	
		C1254	P9	-3	LIGHTING - PASS SIGN CONT	33-24-01	-	
		C1259	N1	-3	LIGHTING - N GEAR CONT	33-42-01	-	
		C1293	R1	-3	LIGHTING - LEFT IND LTS 1	33-16-01	2	
		C1297	R2	-3	LIGHTING - LEFT IND LTS 2	33-16-01	2	

SECT	CB	POWER BUS				NOMENCLATURE	SCHEM REF	
		CB CXXX	GRID LOC	P11 PNL			DIAG	SH
1	C882	C1298	R3	-3	LIGHTING - LEFT IND LTS 3	33-16-01	2	
		C1309	R5	-3	LIGHTING - IND LTS DIM CONT	33-16-01	1	
		C1332	S16	-3	PNEU AIR SUPPLY - DUCT PRESS IND L	36-21-01	-	
		C1338	S15	-3	PNEU AIR SUPPLY - ISOL VLV CONT CTR	36-11-03	-	
		C1339	S11	-3	PNEU AIR SUPPLY - LEFT ENG BLD CONT	36-11-05	-	
		C1343	S10	-3	PNEU AIR SUPPLY - LEFT ENG BLD IND	36-11-05	-	
		C1367	R8	-3	LIGHTING - LAVS SYS 1 - FLUSH	38-30-01	1	
		C1371	R6	-3	LAV SYS 1 - VACUUM S/O VLV	38-30-01	-	
		C1400	T5	-3	DOORS - FLT DK LOCK	52-51-01	-	
		C1402	T6	-3	FWD ENTRY DR CONT	52-11-02	-	
		C1412	M12	-2	FUEL - TEMP	28-43-01	-	
		C1458	M6	-2	LEFT ENGINE -IDLE CONT	73-21-02	-	
		C1460	L7	-2	LENG EEC/SCU	73-21-01	-	
		C1465	L3	-2	LEFT ENGINE - PERF SOL CHAN A	73-21-02	-	
		C1466	L4	-2	LEFT ENGINE - PERF SOL CHAN B	73-21-01	-	
		C4019	R16	-3	ZONE TEMP IND	21-65-01	-	
		C4039	N16	-3	RIGHT PACK STANDBY CONT	21-50-06	1	
		C4126	T2	-3	ENG START LD SHED RESET	24-51-07	-	

SECT	CB	POWER BUS				NOMENCLATURE	SCHEM REF	
		CB CXXX	GRID LOC	P11 PNL			DIAG	SH
2	C883	C512	F16	-1	AUTO FLIGHT - TMC SERVO	22-31-01	-	
		C516	E16	-1	AUTO FLIGHT - MODE CONT PNL L	22-11-03	-	
		C522	E18	-1	FLT CONT CMPTR SERVO L	22-11-03	-	
		C525	F15	-1	AUTO FLIGHT - TMC DC	22-31-01	-	
		C539	G3	-2	SELCAL	23-21-01	-	
		C556	G4	-2	VHF COMM CTR	23-12-03	-	
		C578	J8	-2	FLIGHT RECORDER	31-31-01	1	
		C664	E4	P36	CARGO GND EXH B/U VLV	21-28-01	-	
		C724	H7	-2	DC HF/SAT AUDIO SW	23-25-02	-	
		C1011	H17	-2	FLT CONT SHUTOFF - TAIL, L	27-00-01	-	
		C1013	H18	-2	FLT CONT SHUTOFF - TAIL, CTR	27-00-01	-	
		C1014	H15	-2	FLT CONT SHUTOFF - WING, L	27-00-01	-	
		C1016	H16	-2	FLT CONT SHUTOFF - WING, CTR	27-00-01	-	
		C1017	H11	-2	LEFT STAB TRIM CONT	27-40-01	1	
		C1019	J14	-2	FLAP SHUTOFF	27-51-02	-	
		C1020	H14	-2	SLAT SHUTOFF	27-81-02	-	
		C1022	J13	-2	FLAP LOAD RELIEF	27-51-03	-	
		C1023	G11	-2	AUTO SPEED BRAKE	27-62-01	-	
		C1024	K10	-2	STICK NUDGER	27-32-03	-	
		C1031	G10	-2	RUDDER RATIO	27-20-02	-	
		C1035	K15	-2	AILERON TRIM	27-10-01	4	
		C1449	K9	-2	LEFT ENGINE - NAC VENT VLV	75-23-01	-	
		C1531	G18	-2	FLT CONT ELEC 1 R DC	27-09-04	5	
		C4026	H5	-2	AUX FWD ZONE DUCT OVHT/INOP	21-60-06	1	
		C4027	H6	-2	AUX MID ZONE DUCT OVHT/INOP	21-60-07	1	
		C4423	F11	1	ATC ANT SW	34-53-01	-	
		C8017	F18	-1	GPS-L	34-58-01	-	

280-299

28V DC POWER DISTRIBUTION
 LEFT

D280T232

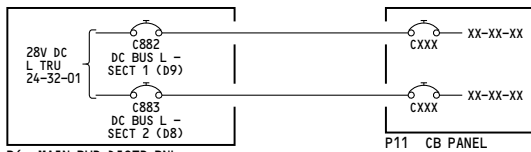
24-54-01

Page 114

Jan 21/2005



988



NOTES:
 1 VN673-VN675
 2 VN671-VN672 (279-280)

WIRING DIAGRAMS
 24-54-11

P6 MAIN PWR DISTR PNL

SECT	CB	CB CXXX	GRID LOC	P11 PNL	NOMENCLATURE	SCHEM REF	
						DIAG	SH
1	C882	C547	T8	-3	PASS ENTMT/SERVICE CONT	23-34-01	1
		C654	P11	-3	EQUIPMENT COOLING - SUPPLY FAN 1	21-58-04	-
		C660	R14	-3	RECIRC FAN 6	21-25-01	-
		C692	R12	-3	DOOR HEAT CONT	21-45-03	-
		C702	N11	-3	LEFT PACK - AUTO CONT	21-50-03	1
		C705	P10	-3	EQUIPMENT COOLING - AFT FAN EXH 2	21-26-02	-
		C741	U8	-3	R AFT GALLEY	25-31-02	1
		C742	U7	-3	L AFT GALLEY	25-31-03	1
		C822	T4	-3	UTIL BUS L	24-51-01	3
		C824	T3	-3	CAT III BUS ISOL L	24-51-03	-
		C837	M4	-2	LEFT ENGINE - IDG VALVE	24-11-01	-
		C1049	M15	-2	FUEL PUMPS - L CTR	28-22-01	3
		C1054	M16	-2	FUEL PUMPS - R FWD/L AFT	28-22-01	1
		C1065	M13	-2	L FUEL JETTISON CONTROL	28-31-02	-
		C1067	M14	-2	L FUEL JETTISON NOZZLE VALVE	28-31-02	-
		C1085	L15	-2	HYDRAULIC ELEC PUMP -CTR 1	29-00-04	1
		C1087	L16	-2	HYDRAULIC ELEC PUMP - R	29-00-03	2
		C1090	L10	-2	HYDRAULIC - PTU CONT	29-00-08	-
		C1095	L14	-2	HYDRAULIC L ENG PUMP DEPRESS	29-00-02	1
		C1128	T15	-3	WINDOW HEAT TEST	30-41-01	1
		C1136	T12	-3	RAIN REPEL - R	30-43-01	-
		C1143	T13	-3	WSHLD WIPER - L	30-42-01	-
		C1171	U18	-3	LANDING GEAR - 1-5 ANTISKID	32-42-01	1
		C1176	U12	-3	AUTOBRKS ANTISKID TEST/IND 1	32-42-04	1
		C1177	U14	-3	LANDING GEAR - ALTN EXT LATCH RST	32-30-01	3
		C1181	U16	-3	LANDING GEAR - BRAKE TEMP	32-40-01	-
		C1182	U15	-3	LANDING GEAR - AIR/GND SYS 1	32-09-02	1
		C1186	U17	-3	TIRE PRESS IND	32-45-01	-
		C1254	P9	-3	LIGHTING - PASS SIGN CONT	33-24-01	-
		C1259	N1	-3	LIGHTING - N GEAR CONT	33-42-01	-
		C1293	R1	-3	LIGHTING - LEFT IND LTS 1	33-16-01	2
		C1297	R2	-3	LIGHTING - LEFT IND LTS 2	33-16-01	2

SECT	CB	CB CXXX	GRID LOC	P11 PNL	NOMENCLATURE	SCHEM REF	
						DIAG	SH
1	C882	C1298	R3	-3	LIGHTING - LEFT IND LTS 3	33-16-01	2
		C1309	R5	-3	LIGHTING - IND LTS DIM CONT	33-16-01	1
		C1332	S16	-3	PNEU AIR SUPPLY - DUCT PRESS IND L	36-21-01	-
		C1338	S15	-3	PNEU AIR SUPPLY - ISOL VLV CONT CTR	36-11-03	-
		C1339	S11	-3	PNEU AIR SUPPLY - LEFT ENG BLD CONT	36-11-05	-
		C1343	S10	-3	PNEU AIR SUPPLY - LEFT ENG BLD IND	36-11-05	-
		C1367	R8	-3	LIGHTING - LAVS SYS 1 - FLUSH	38-30-01	1
		C1371	R6	-3	LAV SYS 1 - VACUUM S/O VLV	38-30-01	-
		C1400	T5	-3	DOORS - FLT DK LOCK	52-51-01	-
		C1402	T6	-3	FWD ENTRY DR CONT	52-11-02	-
		C1412	M12	-2	FUEL - TEMP	28-43-01	-
		C1458	M6	-2	LEFT ENGINE -IDLE CONT	73-21-02	-
		C1460	L7	-2	LENG EEC/SCU	73-21-01	-
		C1465	L3	-2	LEFT ENGINE - PERF SOL CHAN A	73-21-02	-
		C1466	L4	-2	LEFT ENGINE - PERF SOL CHAN B	73-21-01	-
		C4019	R16	-3	ZONE TEMP IND	21-65-01	-
		C4039	N16	-3	RIGHT PACK STANDBY CONT	21-50-06	1
		C4126	T2	-3	ENG START LD SHED RESET	24-51-07	-

SECT	CB	CB CXXX	GRID LOC	P11 PNL	NOMENCLATURE	SCHEM REF	
						DIAG	SH
2	C883	C512	F16	-1	AUTO FLIGHT - TMC SERVO	22-31-01	-
		C516	E16	-1	AUTO FLIGHT - MODE CONT PNL L	22-11-03	-
		C522	E18	-1	FLT CONT CMPTR SERVO L	22-11-03	-
		C525	F15	-1	AUTO FLIGHT - TMC DC	22-31-01	-
		C539	G3	-2	SELCAL	23-21-01	-
		C556	G4	-2	VHF COMM CTR	23-12-03	-
		C578	J8	-2	FLIGHT RECORDER	31-31-01	1
		C724	H7	-2	DC HF/SAT AUDIO SW	23-25-02	-
		C1011	H17	-2	FLT CONT SHUTOFF - TAIL, L	27-00-01	-
		C1013	H18	-2	FLT CONT SHUTOFF - TAIL, CTR	27-00-01	-
		C1014	H15	-2	FLT CONT SHUTOFF - WING, L	27-00-01	-
		C1016	H16	-2	FLT CONT SHUTOFF - WING, CTR	27-00-01	-
		C1017	H11	-2	LEFT STAB TRIM CONT	27-40-01	1
		C1019	J14	-2	FLAP SHUTOFF	27-51-02	-
		C1020	H14	-2	SLAT SHUTOFF	27-81-02	-
		C1022	J13	-2	FLAP LOAD RELIEF	27-51-03	-
		C1023	G11	-2	AUTO SPEED BRAKE	27-62-01	-
		C1024	K10	-2	STICK NUDGER	27-32-03	-
		C1031	G10	-2	RUDDER RATIO	27-20-02	-
		C1035	K15	-2	AILERON TRIM	27-10-01	4
		C1449	K9	-2	LEFT ENGINE - NAC VENT VLV	75-23-01	-
		C1531	G18	-2	FLT CONT ELEC 1 R DC	27-09-04	5
		C4026	H5	-2	AUX FWD ZONE DUCT OVHT/INOP	21-60-06	1
		C4027	H6	-2	AUX MID ZONE DUCT OVHT/INOP	21-60-07	1
		C4423	F11	1	ATC ANT SW	34-53-01	-
		C8017	F18	-1	GPS-L	34-58-01	-
		C9007	-	-1	TERR DISPL	34-46-13	1
	C883	C664	E4	-	CARGO GND EXH B/U VLV	21-28-01	-
	P36	C1131	K2	-	ZONAL DRYER CONTROL	21-73-01	-

280

28V DC POWER DISTRIBUTION LEFT

- ▶ Incorporates
- ▶ MTO-340961
- ▶ PR 21-02-98

D280T232

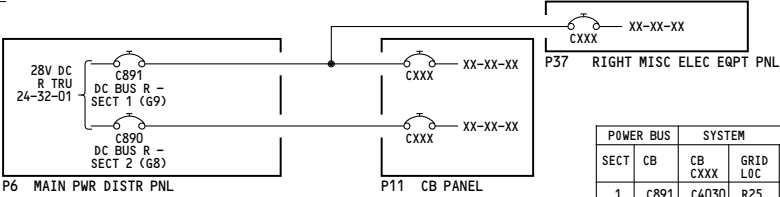
24-54-01

Page 114A

Jan 21/2005



-B
645



WIRING DIAGRAMS
24-54-21

POWER BUS		SYSTEM					SCHEM REF		
SECT	CB	CB CXXX	GRID LOC	P11 PNL	NOMENCLATURE	DIAG	SH		
1	C891	C645	G29	-5	INTPH DUAL PWR - CAPT/OBS FLT AMPL	23-51-01	1		
		C647	G30	-5	INTERPHONE DUAL PWR - F/O	23-51-01	3		
		C656	P22	-6	EQUIP COOL-OVHT/SMOKE/VLV IND	21-58-01	2		
		C661	R23	-6	RECIRC FAN - R	21-25-02	-		
		C665	E3	P37		CARGO GND EXH VALVE	21-28-01	-	
		C666	E4	P37		CARGO A/C SOV	21-28-01	-	
		C687	P23	-6	CAB ALT CONTROL - AUTO 2	21-58-05	-		
		C689	N26	-6	BULK CARGO HEAT CONT	21-44-02	-		
		C690	R20	-6	CARGO HEAT - AFT CONT	21-44-01	-		
		C693	P20	-6	CARGO A/C & VENT CONT	21-26-04	-		
		C697	R19	-6	CARGO HEAT - FWD CONT	21-43-01	-		
		C703	A26	-6	R RACK AUTO CONT	21-51-03	1		
		C706	P19	-6	EQUIPMENT COOLING - AFT FAN EXH 1	21-26-02	-		
		C918	H4	P37		FWD CABIN CREW REST TEMP CONT	21-66-02	1	
		C920	H5	P37		AFT RH CABIN CREW REST TEMP CONT	21-66-04	1	
		C921	D6	P37		FWD CABIN CREW REST FAN CONT	21-66-02	2	
		C923	D7	P37		AFT RH CABIN CREW REST FAN CONT	21-66-04	2	
		C1202	N31	-6	LIGHTING - LANDING WING - DIM CONT	33-42-01	-		
		C1216	P33	-6	ATTEND LIGHT CONT	33-21-02	-		
		C1223	P34	-6	LAV CALL SYS	33-25-01	-		
		C1273	R28	-6	LIGHTING RIGHT IND LTS 1	33-16-01	2		
		C1274	R29	-6	LIGHTING - RIGHT IND LTS 2	33-16-01	2		
		C1280	P36	-6	LIGHTING - EMER LTS - WING ESC R	33-51-01	2		
		C1284	R30	-6	LIGHTING - RIGHT IND LTS 3	33-16-01	2		
		C1302	P35	-6	LIGHTING - EMER LTS WING ESC L	33-51-01	2		
		C1368	R35	-6	LIGHTING - LAVS SYS 2 - FLUSH	38-30-01	3		
		C1372	R33	-6	LAV SYS 2 - VACUUM S/O VLV	38-32-01	-		
		C1450	L35	-5	RIGHT ENG-NAC VENT VALVE	75-23-01	-		
		C1457	M33	-5	RIGHT ENG - IDLE CONT	73-21-04	-		
		C1461	K28	-5	EEC/SCU PWR - R ENG CB	73-21-11	-		
		C4025	N22	-6	FWD CARGO DUCT OVHT/INOP	21-60-08	1		
		C4028	R26	-6	ZONE DUCT OVHT - MID	21-61-05	-		
		C4029	R24	-6	ZONE DUCT OVHT - FLT DK	21-60-02	1		

POWER BUS		SYSTEM					SCHEM REF	
SECT	CB	CB CXXX	GRID LOC	P11 PNL	NOMENCLATURE	DIAG	SH	
1	C891	C4030	R25	-6	ZONE DUCT OVHT - FWD	21-60-03	1	
		C4031	R27	-6	ZONE DUCT OVHT - AFT	21-60-04	1	
		C4037	N25	-6	LEFT PACK - STANDBY CONT	21-53-02	1	
2	C890	C517	E34	-4	AUTO FLIGHT - MODE CONT PNL R	22-11-05	-	
		C523	E36	-4	RIGHT FLIGHT CONT CMPTR SERVO	22-11-05	-	
		C540	T34	-6	VIDEO PROJ	23-32-01	1	
		C545	G31	-5	VHF COMM - R	23-12-01	-	
		C560	H32	-5	GND CALL	23-43-01	-	
		C568	H35	-5	AURAL WARN SPKR R	31-51-06	-	
		C574	J36	-5	CLOCK IND - R	31-25-01	-	
		C623	F24	-4	NAVIGATION RIGHT - EFIS DSPL SW	34-22-05	1	
		C726	F33	-4	NAVIGATION RIGHT - FMS SW	34-61-04	-	
		C732	U30	-6	SERVICE OUTLET - DC	25-29-01	-	
		C740	U33	-6	FWD GALLEY	25-31-01	-	
		C741	U34	-6	R AFT GALLEY	25-31-02	-	
		C763	K30	-5	FIRE DETECTION - L ENG	26-11-01	1	
		C764	K31	-5	FIRE DETECTION - R ENG	26-11-02	-	
		C765	K32	-5	FIRE DETECTION - APU	26-15-01	1	
		C766	K33	-5	FIRE DETECTION - CARGO	26-16-01	2	
		C767	K34	-5	OVHT DETECT - L ENG	26-11-01	1	
		C768	K35	-5	OVHT DETECT - R ENG	26-11-02	-	
		C770	K36	-5	SMOKE DETECTORS	26-13-01	-	
		C795	U35	-6	FIRE DET - CARGO - DC	26-16-01	2	
		C803	T32	-6	BPCU SEC	24-40-01	-	
		C823	T31	-6	UTIL BUS R	24-51-02	3	
		C825	T30	-6	CAT III BUS ISOL R	24-51-03	-	
		C838	M31	-5	RIGHT ENGINE - IDG VALVE	24-11-02	-	
		C853	T29	-6	GND SERV LOAD CONT	24-51-05	2	
		C1012	H27	-5	FLT CONT SHUTOFF - TAIL, R	27-00-01	2	
		C1015	H26	-5	FLT CONT SHUTOFF - WING, R	27-00-01	1	
C1018	H20	-5	STAB TRIM CONT R	27-40-01	1			
C1027	J24	-5	FLAP ALTN CONT	27-51-04	1			
C1028	H23	-5	SLAT ALTN CONT - INBD	27-81-03	1			
C1029	H24	-5	SLAT ALTN CONT - OUTBD	27-81-03	3			
C1050	M24	-5	FUEL PUMPS - R CTR	28-22-01	3			
C1053	M19	-5	FUEL - QTY 2	28-41-01	1			
C1055	M25	-5	FUEL PUMPS - L FWD, R AFT	28-22-01	1			

POWER BUS		SYSTEM					SCHEM REF	
SECT	CB	CB CXXX	GRID LOC	P11 PNL	NOMENCLATURE	DIAG	SH	
2	C890	C1066	M22	-5	R FUEL JTSN CONT	28-31-02	-	
		C1068	M23	-5	R FUEL JTSN NOZZLE VALVE	28-31-02	-	
		C1084	L25	-5	HYDRAULIC - ELEC PUMP, L	29-00-02	2	
		C1086	L24	-5	HYDRAULIC - ELEC PUMP, CTR 2	29-00-04	4	
		C1096	L23	-5	HYDRAULIC - R ENG PUMP DEPRESS	29-00-03	1	
		C1130	U32	-6	VIEWPORT HTR ENTRY/SERV DR	30-46-01	1	
		C1144	T22	-6	WSHLD WIPER R	30-42-01	-	
		C1145	T21	-6	RAIN REPEL - L	30-43-01	-	
		C1148	T19	-6	ANTI-ICE - ENG R	30-21-01	1	
		C1170	U24	-6	LG - POSITION - AIR/GND SYS 2	32-09-02	3	
		C1172	U27	-6	LG - 4-8 ANTI-SKID	33-42-02	2	
		C1173	U21	-6	LG - AUTOBRAKES ANTISKID TEST/SYS 2	32-42-03	1	
		C1174	U20	-6	LG - LEVER LOCK	32-30-01	1	
		C1178	T36	-6	TEST - PROX SW	32-09-01	2	
		C1320	U29	-6	OXYGEN PRESS	35-11-01	-	
		C1333	S24	-6	PNEU AIR SUPPLY - APU BLD CONT	36-11-04	1	
		C1335	S22	-6	PNEU AIR SUPPLY - R ISOL VLV CONT	36-11-02	-	
		C1340	S20	-6	PNEU AIR SUPPLY - R ENG BLD CONT	36-11-06	-	
		C1342	S25	-6	PNEU AIR SUPPLY - DUCT PRESS IND R	36-21-01	-	
		C1344	S19	-6	PNEU AIR SUPPLY - R ENG BLD IND	36-11-06	-	
C1353	U28	-6	POTABLE WATER/ENTRY LIGHTS	38-15-11	1			
C1405	M32	-5	RIGHT ENGINE - EEC DISCRETES	73-21-03	-			
C1406	T33	-6	DOOR IND	52-71-01	1			
C1467	L30	-5	PERF SOL - R ENG - CHAN A	73-21-01	-			
C1468	L31	-5	PERF SOL - R ENG - CHAN B	73-21-01	-			
C1481	L32	-5	RIGHT ENGINE - T/R IND	78-36-01	-			
C1483	L33	-5	RIGHT ENGINE - T/R CONT	78-34-01	-			
C1486	M30	-5	28V DC R BUS POWER SENSE	78-34-01	-			
C1495	L29	-5	R ENG T/L INTLK	78-34-01	-			
C1532	G27	-5	FLT CONT - ELEC 2R DC	27-09-04	4			
C1548	J22	-5	STICK SHAKER R	27-32-02	-			
C1561	F34	-4	AUTO FLIGHT - YAW DAMPER R	22-21-02	1			
C4189	J31	-5	EICAS DSPL SW	31-41-06	1			

050-051

28V DC POWER DISTRIBUTION
RIGHT

Incorporates
36-0026

D280T232

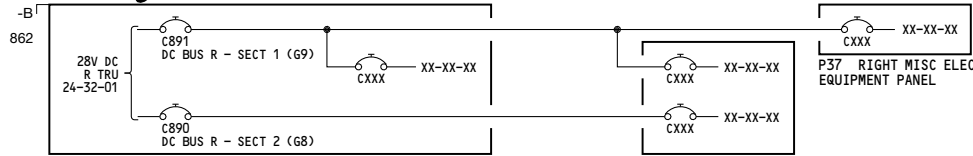
24-54-02

Page 101.1

Jan 21/2005



WIRING DIAGRAMS
24-54-21



P6 MAIN PWR DISTR PNL

SECT	CB	POWER BUS			NOMENCLATURE	SCHEM REF	
		CB CXXX	GRID LOC	P11 PNL		DIAG	SH
1	C891	C645	G29	-5	INTPH DUAL PWR - CAPT/OBS FLT AMPL	23-51-01	1
		C647	G30	-5	INTERPHONE DUAL PWR - F/O	23-51-01	3
		C656	P21	-6	EQUIP COOL-OVHT/SMOKE/VLV IND	21-58-01	2
		C661	R23	-6	RECIRC FAN - R	21-25-02	-
		C665	E3	P37	CARGO GND EXH VALVE	21-28-01	-
		C666	E4	P37	CARGO A/C SOV	21-28-01	-
		C687	P22	-6	CAB ALT CONTROL - AUTO 2	21-58-05	-
		C689	N26	-6	BULK CARGO HEAT CONT	21-44-02	-
		C690	R20	-6	CARGO HEAT - AFT CONT	21-44-01	-
		C693	P20	-6	CARGO A/C & VENT CONT	21-26-04	-
		C697	R19	-6	CARGO HEAT - FWD CONT	21-43-01	-
		C703	N20	-6	RIGHT PACK AUTO CONT	21-53-03	1
		C706	P19	-6	EQUIPMENT COOLING - AFT FAN EXH 1	21-26-02	-
		C839	G13	P6-2	MEDICAL OULET	25-29-02	-
		C920	H5	P37	CREW REST TEMP CONT - AFT RH	21-66-04	1
		C923	D7	P37	CREW REST FAN CONT - AFT RH	21-66-04	2
		C1194	P34	-6	LAV CALL/SMK DET SYS	33-25-11	-
		C1202	N31	-6	LIGHTING - LANDING WING - DIM CONT	33-42-01	-
		C1216	P33	-6	ATTEND. LIGHT CONT	33-21-02	-
		C1273	R28	-6	R IND LTS 1	33-16-01	2
		C1274	R29	-6	R IND LTS 2	33-16-01	2
		C1280	P36	-6	EMER LTS/OFF WG ESC R	33-51-01	1
		C1284	R30	-6	R IND LTS 3	33-16-01	2
		C1302	P35	-6	EMER LTS/OFF WG ESC L	33-51-01	1
		C1368	R35	-6	LAVS SYS 2 - FLUSH CONT	38-30-01	3
		C1372	R33	-6	LAV SYS 2 - VACUUM S/O VLV	38-32-01	-
		C1450	L35	-5	R ENG-NAC VENT VALVE	75-23-01	-
		C1457	M33	-5	RIGHT ENGINE - IDLE CONT	73-21-04	-
		C1461	K28	-5	RIGHT ENGINE EEC/SCU PWR	73-21-01	-
		C1495	L29	-5	T/L INTERLOCK - R ENG	78-36-01	5
		C4025	N22	-6	FWD CARGO DUCT OVHT/INOP	21-60-08	1
		C4028	R26	-6	ZONE DUCT OVHT - MID	21-61-05	-
		C4029	R24	-6	ZONE DUCT OVHT - FLT DK	21-60-02	1
		C4030	R25	-6	ZONE DUCT OVHT - FWD	21-60-03	1
		C4031	R27	-6	ZONE DUCT OVHT - AFT	21-60-04	1

P11 CB PANEL

SECT	CB	POWER BUS			NOMENCLATURE	SCHEM REF	
		CB CXXX	GRID LOC	P11 PNL		DIAG	SH
1	C891	C4037	N25	-6	LEFT PACK - STANDBY CONT	21-53-02	1
		C9000	-5	P37	RADVR	23-32-02	1
2	C890	C517	E34	-4	AUTO FLIGHT - MODE CONT PNL R	22-11-05	-
		C523	E36	-4	RIGHT FLIGHT CONT CMPTR SERVO	22-11-05	-
		C540	T34	-6	VIDEO PROJ	23-32-01	1
		C545	G31	-5	VHF COMM - R	23-12-01	-
		C560	H32	-5	GND CALL	23-43-01	-
		C568	H35	-5	AURAL WARN SPKR R	31-51-06	-
		C574	J36	-5	CLOCK IND - R	31-25-01	-
		C623	F24	-4	NAVIGATION RIGHT - EFIS DSPL SW	34-22-05	1
		C726	F33	-4	NAVIGATION RIGHT - FMS SW	34-61-04	-
		C732	U30	-6	SERVICE OUTLET - DC	25-29-01	-
		C740	U33	-6	FWD GALLEY	25-31-01	-
		C763	K30	-5	FIRE DETECTION - L ENG	26-11-01	1
		C764	K31	-5	FIRE DETECTION - R ENG	26-11-02	-
		C765	K32	-5	FIRE DETECTION - APU	26-15-01	1
		C766	K33	-5	FIRE DETECTION - CARGO	26-16-01	2
		C767	K34	-5	OVHT DETECT - L ENG	26-11-01	1
		C768	K35	-5	OVHT DETECT - R ENG	26-11-02	-
		C770	K36	-5	SMOKE DETECTORS	26-13-01	-
		C795	U35	-6	FIRE DET - CARGO - DC	26-16-01	2
		C803	T32	-6	BPCU SEC	24-40-01	-
		C823	T31	-6	UTIL BUS R	24-51-02	3
		C825	T30	-6	CAT III BUS ISOL R	24-51-03	-
		C838	M31	-5	RIGHT ENGINE - IDG VALVE	24-11-02	-
		C853	T29	-6	GND SERV LOAD CONT	24-51-05	2
		C1012	H27	-5	FLT CONT SHUTOFF - TAIL, R	27-00-01	2
		C1015	H26	-5	FLT CONT SHUTOFF - WING, R	27-00-01	1
		C1018	H20	-5	STAB TRIM CONT R	27-40-01	1
		C1027	J24	-5	FLAP ALTN CONT	27-51-04	1
		C1028	H23	-5	SLAT ALTN CONT - INBD	27-81-03	1
		C1029	H24	-5	SLAT ALTN CONT - OUTBD	27-81-03	3
		C1050	M24	-5	FUEL PUMPS - R CTR	28-22-01	3
		C1053	M19	-5	FUEL - QTY 2	28-41-01	1
		C1055	M25	-5	FUEL PUMPS - L FWD, R AFT	28-22-01	1

SECT	CB	POWER BUS			NOMENCLATURE	SCHEM REF	
		CB CXXX	GRID LOC	P11 PNL		DIAG	SH
2	C890	C1066	M22	-5	R FUEL JETTISON CONTROL	28-31-02	-
		C1068	M23	-5	R FUEL JETTISON NOZZLE VALVE	28-31-02	-
		C1084	L25	-5	HYDRAULIC - ELEC PUMP, L	29-00-02	2
		C1086	L24	-5	HYDRAULIC - ELEC PUMP, CTR 2	29-00-04	4
		C1096	L23	-5	HYDRAULIC - R ENG PUMP DEPRESS	29-00-03	1
		C1130	U32	-6	DOOR WINDOW HEATERS	30-46-01	-
		C1144	T22	-6	WSHLD WIPER R	30-42-01	-
		C1145	T21	-6	RAIN REPEL - L	30-43-01	-
		C1148	T19	-6	ANTI-ICE - ENG R	30-21-01	1
		C1170	U24	-6	LG - POSITION - AIR/GND SYS 2	32-09-02	3
		C1172	U27	-6	LG - 4-8 ANTI-SKID	33-42-02	2
		C1173	U21	-6	LG - AUTOBRAKES ANTISKID TEST/SYS 2	32-42-03	1
		C1174	U20	-6	LG - LEVER LOCK	32-30-01	2
		C1178	T36	-6	TEST - PROX SW	32-09-01	-
		C1185	U26	-6	LG - TAIL SKID CONT	32-71-01	-
		C1320	U29	-6	OXYGEN PRESS	35-11-01	1
		C1333	S24	-6	PNEU AIR SUPPLY - APU BLD CONT	36-11-04	-
		C1335	S22	-6	PNEU AIR SUPPLY - R ISOL VLV CONT	36-11-02	-
		C1340	S20	-6	PNEU AIR SUPPLY - R ENG BLD CONT	36-11-06	-
		C1342	S25	-6	PNEU AIR SUPPLY - DUCT PRESS IND R	36-21-01	-
C1344	S19	-6	PNEU AIR SUPPLY - R ENG BLD IND	36-11-06	-		
C1353	U28	-6	POTABLE WATER/ENTRY LIGHTS	38-15-01	-		
C1405	M32	-5	RIGHT ENGINE - EEC DISCRETES	73-21-03	1		
C1406	T33	-6	DOOR IND	52-71-01	-		
C1467	L30	-5	PERF SOL - R ENG - CHAN A	73-21-08	1		
C1468	L31	-5	PERF SOL - R ENG - CHAN B	73-21-08	1		
C1481	L32	-5	RIGHT ENGINE - T/R IND	78-36-01	-		
C1483	L33	-5	RIGHT ENGINE - T/R CONT	78-34-01	-		
C1486	M30	-5	28V DC R BUS POWER SENSE	78-34-01	-		
C1532	G27	-5	FLT CONT - ELEC 2R DC	27-09-04	4		
C1548	J22	-5	STICK SHAKER R	27-32-02	-		
C1561	F34	-4	AUTO FLIGHT - YAW DAMPER R	22-21-02	1		
C4189	J31	-5	EICAS DSPL SW	31-41-06	1		

150, 152-154

28V DC POWER DISTRIBUTION
RIGHT

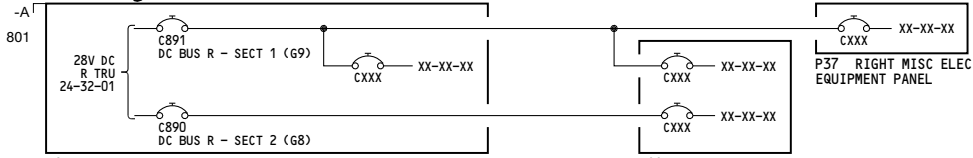
D280T232

- Incorporates
- ▶ 36-0026
 - ▶ 36-0027
 - ▶ 76-0030 R02
 - ▶ MTO 210353
 - ▶ MTO-230718

24-54-02



WIRING DIAGRAMS
24-54-21



P6 MAIN PWR DISTR PNL

SECT	CB	CB CXXX	GRID L0C	P11 PNL	NOMENCLATURE	SCHEM REF	
						DIAG	SH
1	C891	C645	G29	-5	INTPH DUAL PWR - CAPT/OBS FLT AMPL	23-51-01	1
		C647	G30	-5	INTERPHONE DUAL PWR - F/O	23-51-01	3
		C656	P21	-6	EQUIP COOL-OVHT/SMOKE/VLV IND	21-58-01	2
		C661	R23	-6	RECIRC FAN - R	21-25-02	-
		C665	E3	P37	CARGO GND EXH VALVE	21-28-01	-
		C666	E4	P37	CARGO A/C SOV	21-28-01	-
		C687	P22	-6	CAB ALT CONTROL - AUTO 2	21-58-05	-
		C689	N26	-6	BULK CARGO HEAT CONT	21-44-02	-
		C690	R20	-6	CARGO HEAT - AFT CONT	21-44-01	-
		C693	P20	-6	CARGO A/C & VENT CONT	21-26-04	-
		C697	R19	-6	CARGO HEAT - FWD CONT	21-43-01	-
		C703	N20	-6	RIGHT PACK AUTO CONT	21-53-03	1
		C706	P19	-6	EQUIPMENT COOLING - AFT FAN EXH 1	21-26-02	-
		C839	G13	P6-2	MEDICAL OULET	25-29-02	-
		C1194	P34	-6	LAV CALL/SMK DET SYS	33-25-11	-
		C1202	N31	-6	LIGHTING - LANDING WING - DIM CONT	33-42-01	-
		C1216	P33	-6	ATTEND. LIGHT CONT	33-21-02	-
		C1273	R28	-6	R IND LTS 1	33-16-01	2
		C1274	R29	-6	R IND LTS 2	33-16-01	2
		C1280	P36	-6	EMER LTS/OFF WG ESC R	33-51-01	1
		C1284	R30	-6	R IND LTS 3	33-16-01	2
		C1302	P35	-6	EMER LTS/OFF WG ESC L	33-51-01	1
		C1368	R35	-6	LAVS SYS 2 - FLUSH CONT	38-30-01	3
		C1372	R33	-6	LAV SYS 2 - VACUUM S/O VLV	38-32-01	-
		C1450	L35	-5	R ENG-NAC VENT VALVE	75-23-01	-
		C1457	M33	-5	RIGHT ENGINE - IDLE CONT	73-21-04	-
		C1461	K28	-5	RIGHT ENGINE EEC/SCU PWR	73-21-01	-
		C1495	L29	-5	T/L INTERLOCK - R ENG	78-36-01	5
		C4025	N22	-6	FWD CARGO DUCT OVHT/INOP	21-60-08	1
		C4028	R26	-6	ZONE DUCT OVHT - MID	21-61-05	-
		C4029	R24	-6	ZONE DUCT OVHT - FLT DK	21-60-02	1
		C4030	R25	-6	ZONE DUCT OVHT - FWD	21-60-03	1
		C4031	R27	-6	ZONE DUCT OVHT - AFT	21-60-04	1
		C4037	N25	-6	LEFT PACK - STANDBY CONT	21-53-02	1

P11 CB PANEL

SECT	CB	CB CXXX	GRID L0C	P11 PNL	NOMENCLATURE	SCHEM REF	
						DIAG	SH
2	C890	C517	E34	-4	AUTO FLIGHT - MODE CONT PNL R	22-11-05	-
		C523	E36	-4	RIGHT FLIGHT CONT CMPTR SERV0	22-11-05	-
		C540	T34	-6	VIDEO PROJ	23-32-01	1
		C545	G31	-5	VHF COMM - R	23-12-01	-
		C560	H32	-5	GND CALL	23-43-01	-
		C568	H35	-5	AURAL WARN SPKR R	31-51-06	-
		C574	J36	-5	CLOCK IND - R	31-25-01	-
		C623	F24	-4	NAVIGATION RIGHT - EFIS DSPL SW	34-22-05	1
		C726	F33	-4	NAVIGATION RIGHT - FMS SW	34-61-04	-
		C732	U30	-6	SERVICE OUTLET - DC	25-29-01	-
		C740	U33	-6	FWD GALLEY	25-31-01	-
		C763	K30	-5	FIRE DETECTION - L ENG	26-11-01	1
		C764	K31	-5	FIRE DETECTION - R ENG	26-11-02	-
		C765	K32	-5	FIRE DETECTION - APU	26-15-01	1
		C766	K33	-5	FIRE DETECTION - CARGO	26-16-01	2
		C767	K34	-5	OVHT DETECT - L ENG	26-11-01	1
		C768	K35	-5	OVHT DETECT - R ENG	26-11-02	-
		C770	K36	-5	SMOKE DETECTORS	26-13-01	-
		C795	U35	-6	FIRE DET - CARGO - DC	26-16-01	2
		C803	T32	-6	BPCU SEC	24-40-01	-
		C823	T31	-6	UTIL BUS R	24-51-02	3
		C825	T30	-6	CAT III BUS ISOL R	24-51-03	-
		C838	M31	-5	RIGHT ENGINE - IDG VALVE	24-11-02	-
		C853	T29	-6	GND SERV LOAD CONT	24-51-05	2
		C1012	H27	-5	FLT CONT SHUTOFF - TAIL, R	27-00-01	2
		C1015	H26	-5	FLT CONT SHUTOFF - WING, R	27-00-01	1
		C1018	H20	-5	STAB TRIM CONT R	27-40-01	1
		C1027	J24	-5	FLAP ALTN CONT	27-51-04	1
		C1028	H23	-5	SLAT ALTN CONT - INBD	27-81-03	1
		C1029	H24	-5	SLAT ALTN CONT - OUTBD	27-81-03	3
		C1050	M24	-5	FUEL PUMPS - R CTR	28-22-01	3
		C1053	M19	-5	FUEL - QTY 2	28-41-01	1
		C1055	M25	-5	FUEL PUMPS - L FWD, R AFT	28-22-01	1
		C1066	M22	-5	R FUEL JETTISON CONTROL	28-31-02	-
		C1068	M23	-5	R FUEL JETTISON NOZZLE VALVE	28-31-02	-

SECT	CB	CB CXXX	GRID L0C	P11 PNL	NOMENCLATURE	SCHEM REF	
						DIAG	SH
2	C890	C1084	L25	-5	HYDRAULIC - ELEC PUMP, L	29-00-02	2
		C1086	L24	-5	HYDRAULIC - ELEC PUMP, CTR 2	29-00-04	4
		C1096	L23	-5	HYDRAULIC - R ENG PUMP DEPRESS	29-00-03	1
		C1130	U32	-6	DOOR WINDOW HEATERS	30-46-01	-
		C1144	T22	-6	WSHLD WIPER R	30-42-01	-
		C1145	T21	-6	RAIN REPEL - L	30-43-01	-
		C1148	T19	-6	ANTI-ICE - ENG R	30-21-01	1
		C1170	U24	-6	LG - POSITION - AIR/GND SYS 2	32-09-02	3
		C1172	U27	-6	LG - 4-8 ANTI-SKID	33-42-02	2
		C1173	U21	-6	LG - AUTOBRAKES ANTISKID TEST/SYS 2	32-42-03	1
		C1174	U20	-6	LG - LEVER LOCK	32-30-01	2
		C1178	T36	-6	TEST - PROX SW	32-09-01	-
		C1185	U26	-6	LG - TAIL SKID CONT	32-71-01	-
		C1320	U29	-6	OXYGEN PRESS	35-11-01	1
		C1333	S24	-6	PNEU AIR SUPPLY - APU BLD CONT	36-11-04	-
		C1335	S22	-6	PNEU AIR SUPPLY - R ISOL VLV CONT	36-11-02	-
		C1340	S20	-6	PNEU AIR SUPPLY - R ENG BLD CONT	36-11-06	-
		C1342	S25	-6	PNEU AIR SUPPLY - DUCT PRESS IND R	36-21-01	-
		C1344	S19	-6	PNEU AIR SUPPLY - R ENG BLD IND	36-11-06	-
		C1353	U28	-6	POTABLE WATER/ENTRY LIGHTS	38-15-01	-
		C1405	M32	-5	RIGHT ENGINE - EEC DISCRETES	73-21-03	1
		C1406	T33	-6	DOOR IND	52-71-01	-
		C1467	L30	-5	PERF SOL - R ENG - CHAN A	73-21-08	1
		C1468	L31	-5	PERF SOL - R ENG - CHAN B	73-21-08	1
		C1481	L32	-5	RIGHT ENGINE - T/R IND	78-36-01	-
		C1483	L33	-5	RIGHT ENGINE - T/R CONT	78-34-01	-
		C1486	M30	-5	28V DC R BUS POWER SENSE	78-34-01	-
		C1532	G27	-5	FLT CONT - ELEC 2R DC	27-09-04	4
		C1548	J22	-5	STICK SHAKER R	27-32-02	-
		C1561	F34	-4	AUTO FLIGHT - YAW DAMPER R	22-21-02	1
		C4189	J31	-5	EICAS DSPL SW	31-41-06	1

151

28V DC POWER DISTRIBUTION RIGHT

- Incorporates
- ▶▶▶ 36-0026
 - ▶▶▶ 36-0027
 - ▶▶▶ 76-0030 R02

D280T232

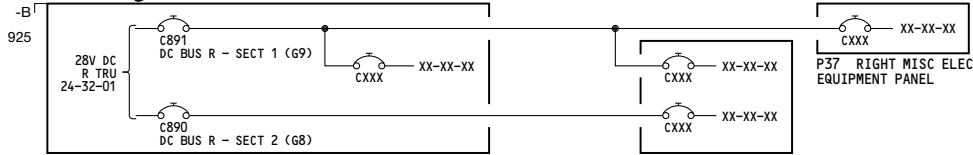
24-54-02

Page 103.1

Jan 21/2005



WIRING DIAGRAMS
24-54-21



P6 MAIN PWR DISTR PNL

Table with columns: POWER BUS, SYSTEM, SECT, CB, CB CXXX, GRID LOC, P11 PNL, NOMENCLATURE, SCHEM REF (DIAG, SH). Lists components for the main power distribution panel.

P11 CB PANEL

Table with columns: POWER BUS, SYSTEM, SECT, CB, CB CXXX, GRID LOC, P11 PNL, NOMENCLATURE, SCHEM REF (DIAG, SH). Lists components for the CB panel.

Table with columns: POWER BUS, SYSTEM, SECT, CB, CB CXXX, GRID LOC, P11 PNL, NOMENCLATURE, SCHEM REF (DIAG, SH). Lists components for the right miscellaneous equipment panel.

155-156

28V DC POWER DISTRIBUTION
RIGHT

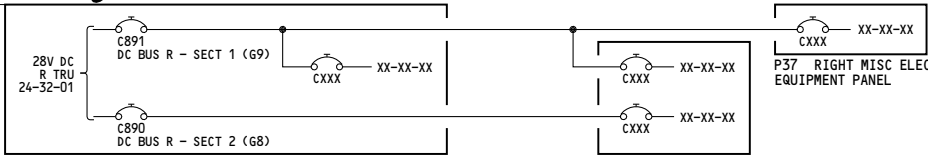
- Incorporates
36-0026
MTO 210353
MTO-230718

D280T232

24-54-02



-A
861



NOTES:
1 VN156 - VN157

WIRING DIAGRAMS
24-54-21

P6 MAIN PWR DISTR PNL

SECT	CB	CB CXXX	GRID L0C	P11 PNL	NOMENCLATURE	SCHEM REF	
						DIAG	SH
1	C891	C645	G29	-5	INTPH DUAL PWR - CAPT/OBS FLT AMPL	23-51-01	1
		C647	G30	-5	INTERPHONE DUAL PWR - F/O	23-51-01	3
		C656	P21	-6	EQUIP COOL-OVHT/SMOKE/VLV IND	21-58-01	2
		C661	R23	-6	RECIRC FAN - R	21-25-02	-
		C665	E3	P37	CARGO GND EXH VALVE	21-28-01	-
		C666	E4	P37	CARGO A/C SOV	21-28-01	-
		C687	P22	-6	CAB ALT CONTROL - AUTO 2	21-58-05	-
		C689	N26	-6	BULK CARGO HEAT CONT	21-44-02	-
		C690	R20	-6	CARGO HEAT - AFT CONT	21-44-01	-
		C693	P20	-6	CARGO A/C & VENT CONT	21-26-04	-
		C697	R19	-6	CARGO HEAT - FWD CONT	21-43-01	-
		C703	N20	-6	RIGHT PACK AUTO CONT	21-53-03	1
		C706	P19	-6	EQUIPMENT COOLING - AFT FAN EXH 1	21-26-02	-
		C839	G13	P6-2	MEDICAL OULET	25-29-02	-
		C920	H5	P37	CREW REST TEMP CONT - AFT RH	21-66-04	1
		C923	D7	P37	CREW REST FAN CONT - AFT RH	21-66-04	2
		C1194	P34	-6	LAV CALL/SMK DET SYS	33-25-11	-
		C1202	N31	-6	LIGHTING - LANDING WING - DIM CONT	33-42-01	-
		C1216	P33	-6	ATTEND. LIGHT CONT	33-21-02	-
		C1273	R28	-6	R IND LTS 1	33-16-01	2
		C1274	R29	-6	R IND LTS 2	33-16-01	2
		C1280	P36	-6	EMER LTS/OFF WG ESC R	33-51-01	1
		C1284	R30	-6	R IND LTS 3	33-16-01	2
		C1302	P35	-6	EMER LTS/OFF WG ESC L	33-51-01	1
		C1351	N23	-6	PRV CONT-R	36-11-06	-
		C1368	R35	-6	LAVS SYS 2 - FLUSH CONT	38-30-01	3
		C1372	R33	-6	LAV SYS 2 - VACUUM S/O VLV	38-32-01	-
		C1450	L35	-5	R ENG-NAC VENT VALVE	75-23-01	-
		C1457	M33	-5	RIGHT ENGINE - IDLE CONT	73-21-04	-
		C1461	K28	-5	RIGHT ENGINE EEC/SCU PWR	73-21-01	-
		C1495	L29	-5	T/L INTERLOCK - R ENG	78-36-01	5
		C4025	N22	-6	FWD CARGO DUCT OVHT/INOP	21-60-08	1
		C4028	R26	-6	ZONE DUCT OVHT - MID	21-61-05	-
		C4029	R24	-6	ZONE DUCT OVHT - FLT DK	21-60-02	1
		C4030	R25	-6	ZONE DUCT OVHT - FWD	21-60-03	1

P11 CB PANEL

SECT	CB	CB CXXX	GRID L0C	P11 PNL	NOMENCLATURE	SCHEM REF	
						DIAG	SH
1	C891	C4031	R27	-6	ZONE DUCT OVHT - AFT	21-60-04	1
		C4037	N25	-6	LEFT PACK - STANDBY CONT	21-53-02	1
		C9000	-	P37	RADVR	23-32-02	-
2	C890	C517	E34	-4	AUTO FLIGHT - MODE CONT PNL R	22-11-05	-
		C523	E36	-4	RIGHT FLIGHT CONT CMPTR SERVO	22-11-05	-
		C540	T34	-6	VIDEO PROJ	23-32-01	1
		C545	G31	-5	VHF COMM - R	23-12-01	-
		C560	H32	-5	GND CALL	23-43-01	-
		C568	H35	-5	AURAL WARN SPKR R	31-51-06	-
		C574	J36	-5	CLOCK IND - R	31-25-01	-
		C623	F24	-4	NAVIGATION RIGHT - EFIS D SPL SW	34-22-05	1
		C726	F33	-4	NAVIGATION RIGHT - FMS SW	34-61-04	-
		C732	U30	-6	SERVICE OUTLET - DC	25-29-01	-
		C740	U33	-6	FWD GALLEY	25-31-01	-
		C763	K30	-5	FIRE DETECTION - L ENG	26-11-01	1
		C764	K31	-5	FIRE DETECTION - R ENG	26-11-02	-
		C765	K32	-5	FIRE DETECTION - APU	26-15-01	1
		C766	K33	-5	FIRE DETECTION - CARGO	26-16-01	2
		C767	K34	-5	OVHT DETECT - L ENG	26-11-01	1
		C768	K35	-5	OVHT DETECT - R ENG	26-11-02	-
		C770	K36	-5	SMOKE DETECTORS	26-13-01	-
		C795	U35	-6	FIRE DET - CARGO - DC	26-16-01	2
		C803	T32	-6	BPCU SEC	24-40-01	-
		C823	T31	-6	UTIL BUS R	24-51-02	3
		C825	T30	-6	CAT III BUS ISOL R	24-51-03	-
		C838	M31	-5	RIGHT ENGINE - IDG VALVE	24-11-02	-
		C853	T29	-6	GND SERV LOAD CONT	24-51-05	2
		C1012	H27	-5	FLT CONT SHUTOFF - TAIL, R	27-00-01	2
		C1015	H26	-5	FLT CONT SHUTOFF - WING, R	27-00-01	1
		C1018	H20	-5	STAB TRIM CONT R	27-40-01	1
		C1027	J24	-5	FLAP ALTN CONT	27-51-04	1
		C1028	H23	-5	SLAT ALTN CONT - INBD	27-81-03	1
		C1029	H24	-5	SLAT ALTN CONT - OUTBD	27-81-03	3
		C1050	M24	-5	FUEL PUMPS - R CTR	28-22-01	3
		C1053	M19	-5	FUEL - QTY 2	28-41-01	1

SECT	CB	CB CXXX	GRID L0C	P11 PNL	NOMENCLATURE	SCHEM REF	
						DIAG	SH
2	C890	C1055	M25	-5	FUEL PUMPS - L FWD, R AFT	28-22-01	1
		C1066	M22	-5	R FUEL JETTISON CONTROL	28-31-02	-
		C1068	M23	-5	R FUEL JETTISON NOZZLE VALVE	28-31-02	-
		C1084	L25	-5	HYDRAULIC - ELEC PUMP, L	29-00-02	2
		C1086	L24	-5	HYDRAULIC - ELEC PUMP, CTR 2	29-00-04	4
		C1096	L23	-5	HYDRAULIC - R ENG PUMP DEPRESS	29-00-03	1
		C1130	U32	-6	DOOR WINDOW HEATERS	30-46-01	-
		C1144	T22	-6	WSHLD WIPER R	30-42-01	-
		C1145	T21	-6	RAIN REPEL - L	30-43-01	-
		C1148	T19	-6	ANTI-ICE - ENG R	30-21-01	1
		C1170	U24	-6	LG - POSITION - AIR/GND SYS 2	32-09-02	3
		C1172	U27	-6	LG - 4-8 ANTI-SKID	33-42-02	2
		C1173	U21	-6	LG - AUTOBRAKES ANTISKID TEST/SYS 2	32-42-03	1
		C1174	U20	-6	LG - LEVER LOCK	32-30-01	2
		C1178	T36	-6	TEST - PROX SW	32-09-01	-
		C1185	U26	-6	LG - TAIL SKID CONT	32-71-01	-
		C1320	U29	-6	OXYGEN PRESS	35-11-01	1
		C1333	S24	-6	PNEU AIR SUPPLY - APU BLD CONT	36-11-04	-
		C1335	S22	-6	PNEU AIR SUPPLY - R ISOL VLV CONT	36-11-02	-
		C1340	S20	-6	PNEU AIR SUPPLY - R ENG BLD CONT	36-11-06	-
		C1342	S25	-6	PNEU AIR SUPPLY - DUCT PRESS IND R	36-21-01	-
		C1344	S19	-6	PNEU AIR SUPPLY - R ENG BLD IND	36-11-06	-
		C1353	U28	-6	POTABLE WATER/ENTRY LIGHTS	38-15-01	-
		C1405	M32	-5	RIGHT ENGINE - EEC DISCRETES	73-21-03	1
		C1406	T33	-6	DOOR IND	52-71-01	-
		C1467	L30	-5	PERF SOL - R ENG - CHAN A	73-21-08	1
		C1468	L31	-5	PERF SOL - R ENG - CHAN B	73-21-08	1
		C1481	L32	-5	RIGHT ENGINE - T/R IND	78-36-01	-
		C1483	L33	-5	RIGHT ENGINE - T/R CONT	78-34-01	-
		C1486	M30	-5	28V DC R BUS POWER SENSE	78-34-01	-
		C1532	G27	-5	FLT CONT - ELEC 2R DC	27-09-04	4
		C1548	J22	-5	STICK SHAKER R	27-32-02	-
		C1561	F34	-4	AUTO FLIGHT - YAW DAMPER R	22-21-02	1
		C4189	J31	-5	EICAS D SPL SW	31-41-06	1

157

28V DC POWER DISTRIBUTION
RIGHT

- ▶ Incorporates MTO 210353
- ▶ MTO-230718

D280T232

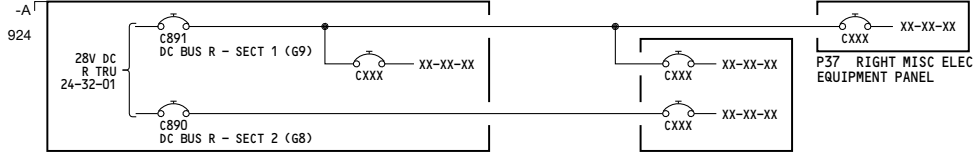
24-54-02

Page 105A

Jan 21/2005



WIRING DIAGRAMS
24-54-21



P6 MAIN PWR DISTR PNL

POWER BUS	SYSTEM	SCHEM REF					
SECT	CB	CB CXXX	GRID LOC	P11 PNL	NOMENCLATURE	DIAG	SH
1	C891	C645	G29	-5	INTPH DUAL PWR - CAPT/OBS FLT AMPL	23-51-01	1
		C647	G30	-5	INTERPHONE DUAL PWR - F/O	23-51-01	3
		C656	P21	-6	EQUIP COOL-OVHT/SMOKE/VLV IND	21-58-01	2
		C661	R23	-6	RECIRC FAN - R	21-25-02	-
		C665	E3	P37	CARGO GND EXH VALVE	21-28-01	-
		C666	E4	P37	CARGO A/C SOV	21-28-01	-
		C687	P22	-6	CAB ALT CONTROL - AUTO 2	21-58-05	-
		C689	N26	-6	BULK CARGO HEAT CONT	21-44-02	-
		C690	R20	-6	CARGO HEAT - AFT CONT	21-44-01	-
		C693	P20	-6	CARGO A/C & VENT CONT	21-26-04	-
		C697	R19	-6	CARGO HEAT - FWD CONT	21-43-01	-
		C703	N20	-6	RIGHT PACK AUTO CONT	21-53-03	1
		C706	P19	-6	EQUIPMENT COOLING - AFT FAN EXH 1	21-26-02	-
		C839	G13	P6-2	MEDICAL OULET	25-29-02	-
		C1194	P34	-6	LAV CALL/SMK DET SYS	33-25-11	-
		C1202	N31	-6	LIGHTING - LANDING WING - DIM CONT	33-42-01	-
		C1216	P33	-6	ATTEND. LIGHT CONT	33-21-02	-
		C1273	R28	-6	R IND LTS 1	33-16-01	2
		C1274	R29	-6	R IND LTS 2	33-16-01	2
		C1280	P36	-6	EMER LTS/OFF WG ESC R	33-51-01	1
		C1284	R30	-6	R IND LTS 3	33-16-01	2
		C1302	P35	-6	EMER LTS/OFF WG ESC L	33-51-01	1
		C1368	R35	-6	LAVS SYS 2 - FLUSH CONT	38-30-01	3
		C1372	R33	-6	LAV SYS 2 - VACUUM S/O VLV	38-32-01	-
		C1450	L35	-5	R ENG-NAC VENT VALVE	75-23-01	-
		C1457	M33	-5	RIGHT ENGINE - IDLE CONT	73-21-04	-
		C1461	K28	-5	RIGHT ENGINE EEC/SCU PWR	73-21-01	-
		C1495	L29	-5	T/L INTERLOCK - R ENG	78-36-01	5
		C4025	N22	-6	FWD CARGO DUCT OVHT/INOP	21-60-08	1
		C4028	R26	-6	ZONE DUCT OVHT - MID	21-61-05	-
		C4029	R24	-6	ZONE DUCT OVHT - FLT DK	21-60-02	1
		C4030	R25	-6	ZONE DUCT OVHT - FWD	21-60-03	1
		C4031	R27	-6	ZONE DUCT OVHT - AFT	21-60-04	1
		C4037	N25	-6	LEFT PACK - STANDBY CONT	21-53-02	1
		C9000	-	P37	RADVR	23-32-02	1

P11 CB PANEL

POWER BUS	SYSTEM	SCHEM REF					
SECT	CB	CB CXXX	GRID LOC	P11 PNL	NOMENCLATURE	DIAG	SH
2	C890	C517	E34	-4	AUTO FLIGHT - MODE CONT PNL R	22-11-05	-
		C523	E36	-4	RIGHT FLIGHT CONT CMPTR SERVO	22-11-05	-
		C540	T34	-6	VIDEO PROJ	23-32-01	1
		C545	G31	-5	VHF COMM - R	23-12-01	-
		C560	H32	-5	GND CALL	23-43-01	-
		C568	H35	-5	AURAL WARN SPKR R	31-51-06	-
		C574	J36	-5	CLOCK IND - R	31-25-01	-
		C623	F24	-4	NAVIGATION RIGHT - EFIS DSPL SW	34-22-05	1
		C726	F33	-4	NAVIGATION RIGHT - FMS SW	34-61-04	-
		C732	U30	-6	SERVICE OUTLET - DC	25-29-01	-
		C740	U33	-6	FWD GALLEY	25-31-01	-
		C763	K30	-5	FIRE DETECTION - L ENG	26-11-01	1
		C764	K31	-5	FIRE DETECTION - R ENG	26-11-02	-
		C765	K32	-5	FIRE DETECTION - APU	26-15-01	1
		C766	K33	-5	FIRE DETECTION - CARGO	26-16-01	2
		C767	K34	-5	OVHT DETECT - L ENG	26-11-01	1
		C768	K35	-5	OVHT DETECT - R ENG	26-11-02	-
		C770	K36	-5	SMOKE DETECTORS	26-13-01	-
		C795	U35	-6	FIRE DET - CARGO - DC	26-16-01	2
		C803	T32	-6	BPCU SEC	24-40-01	-
		C823	T31	-6	UTIL BUS R	24-51-02	3
		C825	T30	-6	CAT III BUS ISOL R	24-51-03	-
		C838	M31	-5	RIGHT ENGINE - IDG VALVE	24-11-02	-
		C853	T29	-6	GND SERV LOAD CONT	24-51-05	2
		C1012	H27	-5	FLT CONT SHUTOFF - TAIL, R	27-00-01	2
		C1015	H26	-5	FLT CONT SHUTOFF - WING, R	27-00-01	1
		C1018	H20	-5	STAB TRIM CONT R	27-40-01	1
		C1027	J24	-5	FLAP ALTN CONT	27-51-04	1
		C1028	H23	-5	SLAT ALTN CONT - INBD	27-81-03	1
		C1029	H24	-5	SLAT ALTN CONT - OUTBD	27-81-03	3
		C1050	M24	-5	FUEL PUMPS - R CTR	28-22-01	3
		C1053	M19	-5	FUEL - RTY 2	28-41-01	1
		C1055	M25	-5	FUEL PUMPS - L FWD, R AFT	28-22-01	1
		C1066	M22	-5	R FUEL JETTISON CONTROL	28-31-02	-
		C1068	M23	-5	R FUEL JETTISON NOZZLE VALVE	28-31-02	-

POWER BUS	SYSTEM	SCHEM REF					
SECT	CB	CB CXXX	GRID LOC	P11 PNL	NOMENCLATURE	DIAG	SH
2	C890	C1084	L25	-5	HYDRAULIC - ELEC PUMP, L	29-00-02	2
		C1086	L24	-5	HYDRAULIC - ELEC PUMP, CTR 2	29-00-04	4
		C1096	L23	-5	HYDRAULIC - R ENG PUMP DEPRESS	29-00-03	1
		C1130	U32	-6	DOOR WINDOW HEATERS	30-46-01	-
		C1144	T22	-6	WSHLD WIPER R	30-42-01	-
		C1145	T21	-6	RAIN REPEL - L	30-43-01	-
		C1148	T19	-6	ANTI-ICE - ENG R	30-21-01	1
		C1170	U24	-6	LG - POSITION - AIR/GND SYS 2	32-09-02	3
		C1172	U27	-6	LG - 4-8 ANTI-SKID	33-42-02	2
		C1173	U21	-6	LG - AUTOBRAKES ANTISKID TEST/SYS 2	32-42-03	1
		C1174	U20	-6	LG - LEVER LOCK	32-30-01	2
		C1178	T36	-6	TEST - PROX SW	32-09-01	-
		C1185	U26	-6	LG - TAIL SKID CONT	32-71-01	-
		C1320	U29	-6	OXYGEN PRESS	35-11-01	1
		C1333	S24	-6	PNEU AIR SUPPLY - APU BLD CONT	36-11-04	-
		C1335	S22	-6	PNEU AIR SUPPLY - R ISOL VLV CONT	36-11-02	-
		C1340	S20	-6	PNEU AIR SUPPLY - R ENG BLD CONT	36-11-06	-
		C1342	S25	-6	PNEU AIR SUPPLY - DUCT PRESS IND R	36-21-01	-
		C1344	S19	-6	PNEU AIR SUPPLY - R ENG BLD IND	36-11-06	-
		C1353	U28	-6	POTABLE WATER/ENTRY LIGHTS	38-15-01	-
		C1405	M32	-5	RIGHT ENGINE - EEC DISCRETES	73-21-03	1
		C1406	T33	-6	DOOR IND	52-71-01	-
		C1467	L30	-5	PERF SOL - R ENG - CHAN A	73-21-08	1
		C1468	L31	-5	PERF SOL - R ENG - CHAN B	73-21-08	1
		C1481	L32	-5	RIGHT ENGINE - T/R IND	78-36-01	-
		C1483	L33	-5	RIGHT ENGINE - T/R CONT	78-34-01	-
		C1486	M30	-5	28V DC R BUS POWER SENSE	78-34-01	-
		C1532	G27	-5	FLT CONT - ELEC 2R DC	27-09-04	4
		C1548	J22	-5	STICK SHAKER R	27-32-02	-
		C1561	F34	-4	AUTO FLIGHT - YAW DAMPER R	22-21-02	1
		C4189	J31	-5	EICAS DSPL SW	31-41-06	1

162-166

28V DC POWER DISTRIBUTION
RIGHT

- Incorporates
- ▶ 36-0026
- ▶ MTO-230718

D280T232

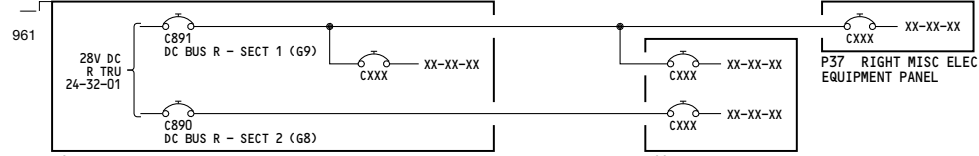
24-54-02

Page 106.1A

Jan 21/2005



WIRING DIAGRAMS
24-54-21



P6 MAIN PWR DISTR PNL

SECT	CB	CB CXXX	GRID LOC	P11 PNL	NOMENCLATURE	SCHEM REF	
						DIAG	SH
1	C891	C645	G29	-5	INTPH DUAL PWR - CAPT/OBS FLT AMPL	23-51-01	1
		C647	G30	-5	INTERPHONE DUAL PWR - F/O	23-51-01	3
		C656	P21	-6	EQUIP COOL-OVHT/SMOKE/VLV IND	21-58-01	2
		C661	R23	-6	RECIRC FAN - R	21-25-02	-
		C665	E3	P37	CARGO GND EXH VALVE	21-28-01	-
		C666	E4	P37	CARGO A/C SOV	21-28-01	-
		C687	P22	-6	CAB ALT CONTROL - AUTO 2	21-58-05	-
		C689	N26	-6	BULK CARGO HEAT CONT	21-44-02	-
		C690	R20	-6	CARGO HEAT - AFT CONT	21-44-01	-
		C693	P20	-6	CARGO A/C & VENT CONT	21-26-04	-
		C697	R19	-6	CARGO HEAT - FWD CONT	21-43-01	-
		C703	N20	-6	RIGHT PACK AUTO CONT	21-53-03	1
		C706	P19	-6	EQUIPMENT COOLING - AFT FAN EXH 1	21-26-02	-
		C839	G13	P6-2	MEDICAL OULET	25-29-02	-
		C1194	P34	-6	LAV CALL/SMK DET SYS	33-25-11	-
		C1202	N31	-6	LIGHTING - LANDING WING - DIM CONT	33-42-01	-
		C1216	P33	-6	ATTEND. LIGHT CONT	33-21-02	-
		C1273	R28	-6	R IND LTS 1	33-16-01	2
		C1274	R29	-6	R IND LTS 2	33-16-01	2
		C1280	P36	-6	EMER LTS/OFF WG ESC R	33-51-01	1
		C1284	R30	-6	R IND LTS 3	33-16-01	2
		C1302	P35	-6	EMER LTS/OFF WG ESC L	33-51-01	1
		C1351	N23	-6	PRV CONT-R	36-11-06	-
		C1368	R35	-6	LAWS SYS 2 - FLUSH CONT	38-30-01	3
		C1372	R33	-6	LAV SYS 2 - VACUUM S/O VLV	38-32-01	-
		C1450	L35	-5	R ENG-NAC VENT VALVE	75-23-01	-
		C1457	M33	-5	RIGHT ENGINE - IDLE CONT	73-21-04	-
		C1461	K28	-5	RIGHT ENGINE EEC/SCU PWR	73-21-01	-
		C1495	L29	-5	T/L INTERLOCK - R ENG	78-36-01	5
		C4025	N22	-6	FWD CARGO DUCT OVHT/INOP	21-60-08	1
		C4028	R26	-6	ZONE DUCT OVHT - MID	21-61-05	-
		C4029	R24	-6	ZONE DUCT OVHT - FLT DK	21-60-02	1
		C4030	R25	-6	ZONE DUCT OVHT - FWD	21-60-03	1
		C4031	R27	-6	ZONE DUCT OVHT - AFT	21-60-04	1
		C4037	N25	-6	LEFT PACK - STANDBY CONT	21-53-02	1

P11 CB PANEL

SECT	CB	CB CXXX	GRID LOC	P11 PNL	NOMENCLATURE	SCHEM REF	
						DIAG	SH
1	C891	C9000		P37	RADVR	23-32-02	-
2	C890	C517	E34	-4	AUTO FLIGHT - MODE CONT PNL R	22-11-05	-
		C523	E36	-4	RIGHT FLIGHT CONT CMPTR SERVO	22-11-05	-
		C540	T34	-6	VIDEO PROJ	23-32-01	1
		C545	G31	-5	VHF COMM - R	23-12-01	-
		C560	H32	-5	GND CALL	23-43-01	-
		C568	H35	-5	AURAL WARN SPKR R	31-51-06	-
		C574	J36	-5	CLOCK IND - R	31-25-01	-
		C623	F24	-4	NAVIGATION RIGHT - EFIS DSPL SW	34-22-05	1
		C726	F33	-4	NAVIGATION RIGHT - FMS SW	34-61-04	-
		C732	U30	-6	SERVICE OUTLET - DC	25-29-01	-
		C740	U33	-6	FWD GALLEY	25-31-01	-
		C763	K30	-5	FIRE DETECTION - L ENG	26-11-01	1
		C764	K31	-5	FIRE DETECTION - R ENG	26-11-02	-
		C765	K32	-5	FIRE DETECTION - APU	26-15-01	1
		C766	K33	-5	FIRE DETECTION - CARGO	26-16-01	2
		C767	K34	-5	OVHT DETECT - L ENG	26-11-01	1
		C768	K35	-5	OVHT DETECT - R ENG	26-11-02	-
		C770	K36	-5	SMOKE DETECTORS	26-13-01	-
		C795	U35	-6	FIRE DET - CARGO - DC	26-16-01	2
		C803	T32	-6	BPCU SEC	24-40-01	-
		C823	T31	-6	UTIL BUS R	24-51-02	3
		C825	T30	-6	CAT III BUS ISOL R	24-51-03	-
		C838	M31	-5	RIGHT ENGINE - IDG VALVE	24-11-02	-
		C853	T29	-6	GND SERV LOAD CONT	24-51-05	2
		C1012	H27	-5	FLT CONT SHUTOFF - TAIL, R	27-00-01	2
		C1015	H26	-5	FLT CONT SHUTOFF - WING, R	27-00-01	1
		C1018	H20	-5	STAB TRIM CONT R	27-40-01	1
		C1027	J24	-5	FLAP ALTN CONT	27-51-04	1
		C1028	H23	-5	SLAT ALTN CONT - INBD	27-81-03	1
		C1029	H24	-5	SLAT ALTN CONT - OUTBD	27-81-03	3
		C1050	M24	-5	FUEL PUMPS - R CTR	28-22-01	3
		C1053	M19	-5	FUEL - QTY 2	28-41-01	1
		C1055	M25	-5	FUEL PUMPS - L FWD, R AFT	28-22-01	1
		C1066	M22	-5	R FUEL JETTISON CONTROL	28-31-02	-

SECT	CB	CB CXXX	GRID LOC	P11 PNL	NOMENCLATURE	SCHEM REF	
						DIAG	SH
2	C890	C1068	M23	-5	R FUEL JETTISON NOZZLE VALVE	28-31-02	-
		C1084	L25	-5	HYDRAULIC - ELEC PUMP, L	29-00-02	2
		C1086	L24	-5	HYDRAULIC - ELEC PUMP, CTR 2	29-00-04	4
		C1096	L23	-5	HYDRAULIC - R ENG PUMP DEPRESS	29-00-03	1
		C1130	U32	-6	DOOR WINDOW HEATERS	30-46-01	-
		C1144	T22	-6	WSHLD WIPER R	30-42-01	-
		C1145	T21	-6	RAIN REPEL - L	30-43-01	-
		C1148	T19	-6	ANTI-ICE - ENG R	30-21-01	1
		C1170	U24	-6	LG - POSITION - AIR/GND SYS 2	32-09-02	3
		C1172	U27	-6	LG - 4-8 ANTI-SKID	33-42-02	2
		C1173	U21	-6	LG - AUTOBRAKES ANTISKID TEST/SYS 2	32-42-03	1
		C1174	U20	-6	LG - LEVER LOCK	32-30-01	2
		C1178	T36	-6	TEST - PROX SW	32-09-01	-
		C1185	U26	-6	LG - TAIL SKID CONT	32-71-01	-
		C1320	U29	-6	OXYGEN PRESS	35-11-01	1
		C1333	S24	-6	PNEU AIR SUPPLY - APU BLD CONT	36-11-04	-
		C1335	S22	-6	PNEU AIR SUPPLY - R ISOL VLV CONT	36-11-02	-
		C1340	S20	-6	PNEU AIR SUPPLY - R ENG BLD CONT	36-11-06	-
		C1342	S25	-6	PNEU AIR SUPPLY - DUCT PRESS IND R	36-21-01	-
		C1344	S19	-6	PNEU AIR SUPPLY - R ENG BLD IND	36-11-06	-
		C1353	U28	-6	POTABLE WATER/ENTRY LIGHTS	38-15-01	-
		C1405	M32	-5	RIGHT ENGINE - EEC DISCRETES	73-21-03	1
		C1406	T33	-6	DOOR IND	52-71-01	-
		C1467	L30	-5	PERF SOL - R ENG - CHAN A	73-21-08	1
		C1468	L31	-5	PERF SOL - R ENG - CHAN B	73-21-08	1
		C1481	L32	-5	RIGHT ENGINE - T/R IND	78-36-01	-
		C1483	L33	-5	RIGHT ENGINE - T/R CONT	78-34-01	-
		C1486	M30	-5	28V DC R BUS POWER SENSE	78-34-01	-
		C1532	G27	-5	FLT CONT - ELEC 2R DC	27-09-04	4
		C1548	J22	-5	STICK SHAKER R	27-32-02	-
		C1561	F34	-4	AUTO FLIGHT - YAW DAMPER R	22-21-02	1
		C4189	J31	-5	EICAS DSPL SW	31-41-06	1

167

28V DC POWER DISTRIBUTION
RIGHT

Incorporates
MTO-230718

D280T232

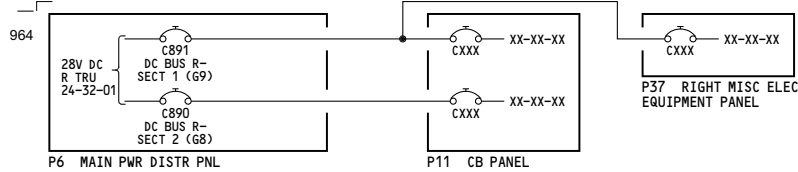
24-54-02

Page 107A

Jan 21/2005



WIRING DIAGRAMS
24-54-21



P6 MAIN PWR DISTR PNL

P11 CB PANEL

SECT	CB	CB CXXX	GRID LOC	P11 PNL	NOMENCLATURE	SCHEM REF	
						DIAG	SH
1	C891	C645	G29	-5	INTPH DUAL PWR - CAPT/OBS FLT AMPL	23-51-01	1
		C647	G30	-5	INTERPHONE DUAL PWR - F/O	23-51-01	3
		C656	P22	-6	EQUIP COOL - OVHT/SMOKE/VLV IND	21-58-01	2
		C661	R23	-6	RECIRC FAN - R	21-25-02	-
		C665	E3	P37	CARGO GND EXH VLV	21-28-01	-
		C666	E4	P37	CARGO A/C 50V	21-28-01	-
		C687	P22	-6	CAB ALT CONTROL - AUTO 2	21-58-05	-
		C689	N26	-6	BULK CARGO HEAT CONT	21-44-02	-
		C690	R20	-6	CARGO HEAT - AFT CONT	21-44-01	-
		C693	P20	-6	CARGO A/C & VENT CONT	21-26-04	-
		C697	R19	-6	CARGO HEAT - FWD CONT	21-43-01	-
		C703	N20	-6	RIGHT PACK - AUTO CONT	21-53-03	-
		C706	P19	-6	EQUIPMENT COOLING - AFT FAN EXH 1	21-26-02	-
		C839	G13	P6-2	MEDICAL OUTLETS	25-29-02	-
		C1194	P34	-6	LAV CALL/SMK DET SYS	33-25-11	-
		C1202	N31	-6	LIGHTING - LANDING WING - DIM CONT	33-42-01	-
		C1273	R28	-6	R IND LTS 1	33-16-01	2
		C1274	R29	-6	R IND LTS 2	33-16-01	2
		C1280	P36	-6	EMER LTS/OFF WG ESC R	33-51-01	1
		C1284	R30	-6	R IND LTS 3	33-16-01	2
		C1302	P35	-6	EMER LTS/OFF WG ESC L	33-51-01	1
		C1368	R35	-6	LAVS SYS 2 - FLUSH CONT	38-30-01	3
		C1372	R33	-6	LAV SYS 2 - VACUUM S/O VLV	38-30-01	-
		C1450	L35	-5	R ENG NAC VENT VALVE	75-23-01	-
		C1457	M33	-5	RIGHT ENGINE - IDLE CONT	73-21-04	-
		C1461	K28	-5	EEC/SCU PMR - R ENG	73-21-04	1
		C4025	N22	-6	FWD CARGO DUCT OVHT/INOP	21-61-08	1
		C4028	R26	-6	ZONE DUCT OVHT - MID	21-61-05	-
		C4029	R24	-6	ZONE DUCT OVHT - FLT DK	21-60-02	1
		C4030	R25	-6	ZONE DUCT OVHT - FWD	21-60-03	1
		C4031	R27	-6	ZONE DUCT OVHT - AFT	21-60-04	1
		C4037	N25	-6	LEFT PACK - STANDBY CONT	21-53-02	1

SECT	CB	CB CXXX	GRID LOC	P11 PNL	NOMENCLATURE	SCHEM REF	
						DIAG	SH
2	C890	C517	E34	-4	AUTO FLIGHT - MODE CONT PNL R	22-11-05	-
		C523	E36	-4	RIGHT FLIGHT CONT CMPTR SERVO	22-11-05	-
		C540	T34	-6	VIDEO PROJ	23-32-01	1
		C545	G31	-5	VHF COMM - R	23-12-01	-
		C560	H32	-5	GND CALL	23-43-01	-
		C568	H35	-5	AURAL WARN SPKR R	31-51-06	-
		C574	J36	-5	CLOCK IND - R	31-25-01	-
		C623	F24	-4	NAVIGATION RIGHT - EFIS DSPL SW	34-22-05	1
		C726	F33	-4	NAVIGATION RIGHT - FMS SWITCH	34-61-04	-
		C732	U30	-6	SERVICE OUTLET - DC	25-29-01	-
		C740	U33	-6	FWD GALLEY	25-31-01	-
		C763	K30	-5	FIRE DETECTION - L ENG	26-11-01	1
		C764	K31	-5	FIRE DETECTION - R ENG	26-11-02	-
		C765	K32	-5	FIRE DETECTION - APU	26-15-01	1
		C766	K33	-5	FIRE DETECTION - CARGO	26-16-01	2
		C767	K34	-5	OVHT DETECT - L ENG	26-11-01	1
		C768	K35	-5	OVHT DETECT - R ENG	26-11-02	-
		C795	U35	-6	FIRE DET - CARGO - DC	26-16-01	2
		C803	T32	-6	BPCU SEC	24-40-01	-
		C823	T31	-6	UTIL BUS R	24-51-02	3
		C825	T30	-6	CAT III BUS ISOL R	24-51-03	-
		C838	M31	-5	RIGHT ENGINE - IDG VALVE	24-11-02	-
		C853	T29	-6	GND SERV LOAD CONT	24-51-05	2
		C865	T35	-6	TRU APU START CONT	24-32-01	-
		C1012	H27	-5	FLT CONT SHUTOFF - TAIL, R	27-00-01	2
		C1015	H26	-5	FLT CONT SHUTOFF - WING, R	27-00-01	1
		C1018	H20	-5	STAB TRIM CONT R	27-40-01	1
		C1027	J24	-5	FLAP ALTN CONT	27-51-04	1
		C1028	H23	-5	SLAT ALTN CONT - INBD	27-81-03	1
		C1029	H24	-5	SLAT ALTN CONT - OUTBD	27-81-03	3
		C1050	M24	-5	FUEL PUMPS - R CTR	28-22-01	3
		C1053	M19	-5	FUEL - QTY 2	28-41-01	1
		C1055	M25	-5	FUEL PUMPS - L FWD, R AFT	28-22-01	1

SECT	CB	CB CXXX	GRID LOC	P11 PNL	NOMENCLATURE	SCHEM REF	
						DIAG	SH
2	C890	C1084	L25	-5	HYDRAULIC - ELEC PUMP, L	29-00-02	2
		C1086	L24	-5	HYDRAULIC - ELEC PUMP, CTR 2	29-00-04	4
		C1096	L23	-5	HYDRAULIC - R ENG PUMP DEPRESS	29-00-03	1
		C1130	U32	-6	DOOR WINDOW HEATERS	30-46-01	-
		C1144	T22	-6	WSHLD WIPER R	30-42-01	-
		C1145	T21	-6	RAIN REPEL - L	30-43-01	-
		C1148	T19	-6	ANTI-ICE - ENG R	30-21-01	1
		C1170	U24	-6	LG - POSITION - AIR/GND SYS 2	32-09-02	3
		C1172	U27	-6	LG - 4-8 ANTI-SKID	33-42-02	2
		C1173	U21	-6	LG - AUTOBRAKES ANTISKID TEST/SYS 2	32-42-03	1
		C1174	U20	-6	LG - LEVER LOCK	32-30-01	2
		C1178	T36	-6	TEST - PROX SW	32-09-01	-
		C1185	U26	-6	LG - TAIL SKID CONT	32-71-01	-
		C1320	U29	-6	OXYGEN PRESS	35-11-01	1
		C1333	S24	-6	PNEU AIR SUPPLY - APU BLD CONT	36-11-04	-
		C1335	S22	-6	PNEU AIR SUPPLY - R ISOL VLV CONT	36-11-02	-
		C1340	S20	-6	PNEU AIR SUPPLY - R ENG BLD CONT	36-11-06	-
		C1342	S25	-6	PNEU AIR SUPPLY - DUCT PRESS IND R	36-21-01	-
		C1344	S19	-6	PNEU AIR SUPPLY - R ENG BLD IND	36-11-06	1
		C1353	U28	-6	POTABLE WATER/ENTRY LIGHTS	38-15-11	-
		C1405	M32	-5	RIGHT ENGINE - EEC DISCRETES	73-21-03	1
		C1406	T33	-6	DOOR IND	52-71-01	-
		C1467	L30	-5	R ENG PERF SOL - CHAN A	73-21-01	-
		C1468	L31	-5	R ENG PERF SOL - CHAN B	73-21-01	-
		C1481	L32	-5	RIGHT ENGINE - T/R IND	78-36-01	-
		C1483	L33	-5	RIGHT ENGINE - T/R CONT	78-34-01	-
		C1486	M30	-5	28V DC R BUS POWER SENSE	78-34-01	-
		C1495	L29	-5	R ENG T/L INTLK	78-36-01	-
		C1532	G27	-5	FLT CONT - ELEC 2R DC	27-09-04	4
		C1548	J22	-5	STICK SHAKER R	27-32-02	-
		C1561	F34	-4	AUTO FLIGHT - YAW DAMPER R	22-21-02	1
		C4189	J31	-5	EICAS DSPL SW	31-41-06	1

275

28V DC POWER DISTRIBUTION
RIGHT

- Incorporates
 36-0027
 76-0026

D280T232

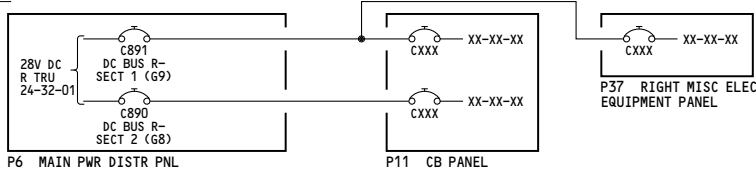
24-54-02

Page 108.1

Jan 21/2005



963



WIRING DIAGRAMS
24-54-21

POWER BUS		SYSTEM				SCHEM REF		
SECT	CB	CB CXXX	GRID LOC	P11 PNL	NOMENCLATURE	DIAG	SH	
1	C891	C645	G29	-5	INTPH DUAL PWR - CAPT/OBS FLT AMPL	23-51-01	1	
		C647	G30	-5	INTERPHONE DUAL PWR - F/O	23-51-01	3	
		C656	P22	-6	EQUIP COOL - OVHT/SMOKE/VLV IND	21-58-01	2	
		C661	R23	-6	RECIRC FAN - R	21-25-02	-	
		C665	E3	P37	-6	CARGO GND EXH VLV	21-28-01	-
		C666	E4	P37	-6	CARGO A/C 50V	21-28-01	-
		C687	P22	-6	CAB ALT CONTROL - AUTO 2	21-58-05	-	
		C689	N26	-6	BULK CARGO HEAT CONT	21-44-02	-	
		C690	R20	-6	CARGO HEAT - AFT CONT	21-44-01	-	
		C693	P20	-6	CARGO A/C & VENT CONT	21-26-04	-	
		C697	R19	-6	CARGO HEAT - FWD CONT	21-43-01	-	
		C703	N20	-6	RIGHT PACK - AUTO CONT	21-53-03	-	
		C706	P19	-6	EQUIPMENT COOLING - AFT FAN EXH 1	21-26-02	-	
		C839	G13	P6-2	MEDICAL OUTLETS	25-29-02	-	
		C1194	P34	-6	LAV CALL/SMK DET SYS	33-25-11	-	
		C1202	N31	-6	LIGHTING - LANDING WING - DIM CONT	33-42-01	-	
		C1273	R28	-6	R IND LTS 1	33-16-01	2	
		C1274	R29	-6	R IND LTS 2	33-16-01	2	
		C1280	P36	-6	EMER LTS/OFF WG ESC R	33-51-01	1	
		C1284	R30	-6	R IND LTS 3	33-16-01	2	
		C1302	P35	-6	EMER LTS/OFF WG ESC L	33-51-01	1	
		C1368	R35	-6	LAVS SYS 2 - FLUSH CONT	38-30-01	3	
		C1372	R33	-6	LAV SYS 2 - VACUUM S/O VLV	38-30-01	-	
		C1450	L35	-5	R ENG NAC VENT VALVE	75-23-01	-	
		C1457	M33	-5	RIGHT ENGINE - IDLE CONT	73-21-04	-	
		C1461	K28	-5	EEC/SCU PWR - R ENG	73-21-04	1	
		C4025	N22	-6	FWD CARGO DUCT OVHT/INOP	21-61-08	1	
		C4028	R26	-6	ZONE DUCT OVHT - MID	21-61-05	-	
		C4029	R24	-6	ZONE DUCT OVHT - FLT DK	21-60-02	1	
		C4030	R25	-6	ZONE DUCT OVHT - FWD	21-60-03	1	
		C4031	R27	-6	ZONE DUCT OVHT - AFT	21-60-04	1	
		C4037	N25	-6	LEFT PACK - STANDBY CONT	21-53-02	1	

POWER BUS		SYSTEM				SCHEM REF	
SECT	CB	CB CXXX	GRID LOC	P11 PNL	NOMENCLATURE	DIAG	SH
2	C890	C517	E34	-4	AUTO FLIGHT - MODE CONT PNL R	22-11-05	-
		C523	E36	-4	RIGHT FLIGHT CONT CMPTR SERVO	22-11-05	-
		C540	T34	-6	VIDEO PROJ	23-32-01	1
		C545	G31	-5	VHF COMM - R	23-12-01	-
		C560	H32	-5	GND CALL	23-43-01	-
		C568	H35	-5	AURAL WARN SPKR R	31-51-06	-
		C574	J36	-5	CLOCK IND - R	31-25-01	-
		C623	F24	-4	NAVIGATION RIGHT - EFIS D SPL SW	34-22-05	1
		C726	F33	-4	NAVIGATION RIGHT - FMS SWITCH	34-61-04	-
		C732	U30	-6	SERVICE OUTLET - DC	25-29-01	-
		C740	U33	-6	FWD GALLEY	25-31-01	-
		C763	K30	-5	FIRE DETECTION - L ENG	26-11-01	1
		C764	K31	-5	FIRE DETECTION - R ENG	26-11-02	-
		C765	K32	-5	FIRE DETECTION - APU	26-15-01	1
		C766	K33	-5	FIRE DETECTION - CARGO	26-16-01	2
		C767	K34	-5	OVHT DETECT - L ENG	26-11-01	1
		C768	K35	-5	OVHT DETECT - R ENG	26-11-02	-
		C795	U35	-6	FIRE DET - CARGO - DC	26-16-01	2
		C803	T32	-6	BPCU SEC	24-40-01	-
		C823	T31	-6	UTIL BUS R	24-51-02	3
		C825	T30	-6	CAT III BUS ISOL R	24-51-03	-
		C838	M31	-5	RIGHT ENGINE - IDG VALVE	24-11-02	-
		C853	T29	-6	GND SERV LOAD CONT	24-51-05	2
		C865	T35	-6	TRU APU START CONT	24-32-01	-
		C1012	H27	-5	FLT CONT SHUTOFF - TAIL, R	27-00-01	2
		C1015	H26	-5	FLT CONT SHUTOFF - WING, R	27-00-01	1
		C1018	H20	-5	STAB TRIM CONT R	27-40-01	1
		C1027	J24	-5	FLAP ALTN CONT	27-51-04	1
		C1028	H23	-5	SLAT ALTN CONT - INBD	27-81-03	1
		C1029	H24	-5	SLAT ALTN CONT - OUTBD	27-81-03	3
C1050	M24	-5	FUEL PUMPS - R CTR	28-22-01	3		
C1053	M19	-5	FUEL - QTY 2	28-41-01	1		
C1055	M25	-5	FUEL PUMPS - L FWD, R AFT	28-22-01	1		
C1066	M22	-5	R FUEL JTSN CONT	28-31-02	-		

POWER BUS		SYSTEM				SCHEM REF	
SECT	CB	CB CXXX	GRID LOC	P11 PNL	NOMENCLATURE	DIAG	SH
2	C890	C1068	M23	-5	R FUEL JTSN NOZZLE VALVE	28-31-02	-
		C1084	L25	-5	HYDRAULIC - ELEC PUMP, L	29-00-02	2
		C1086	L24	-5	HYDRAULIC - ELEC PUMP, CTR 2	29-00-04	4
		C1096	L23	-5	HYDRAULIC - R ENG PUMP DEPRESS	29-00-03	1
		C1130	U32	-6	DOOR WINDOW HEATERS	30-46-01	-
		C1144	T22	-6	WSHLD WIPER R	30-42-01	-
		C1145	T21	-6	RAIN REPEL - L	30-43-01	-
		C1148	T19	-6	ANTI-ICE - ENG R	30-21-01	1
		C1170	U24	-6	LG - POSITION - AIR/GND SYS 2	32-09-02	3
		C1172	U27	-6	LG - 4-8 ANTI-SKID	33-42-02	2
		C1173	U21	-6	LG - AUTOBRAKES ANTISKID TEST/SYS 2	32-42-03	1
		C1174	U20	-6	LG - LEVER LOCK	32-30-01	2
		C1178	T36	-6	TEST - PROX SW	32-09-01	-
		C1185	U26	-6	LG - TAIL SKID CONT	32-71-01	-
		C1320	U29	-6	OXYGEN PRESS	35-11-01	1
		C1333	S24	-6	PNEU AIR SUPPLY - APU BLD CONT	36-11-04	-
		C1335	S22	-6	PNEU AIR SUPPLY - R ISOL VLV CONT	36-11-02	-
		C1340	S20	-6	PNEU AIR SUPPLY - R ENG BLD CONT	36-11-06	-
		C1342	S25	-6	PNEU AIR SUPPLY - DUCT PRESS IND R	36-21-01	-
		C1344	S19	-6	PNEU AIR SUPPLY - R ENG BLD IND	36-11-06	1
		C1353	U28	-6	POTABLE WATER/ENTRY LIGHTS	38-15-11	-
		C1405	M32	-5	RIGHT ENGINE - EEC DISCRETES	73-21-03	1
		C1406	T33	-6	DOOR IND	52-71-01	-
		C1467	L30	-5	R ENG PERF SOL - CHAN A	73-21-01	-
		C1468	L31	-5	R ENG PERF SOL - CHAN B	73-21-01	-
		C1481	L32	-5	RIGHT ENGINE - T/R IND	78-36-01	-
		C1483	L33	-5	RIGHT ENGINE - T/R CONT	78-34-01	-
		C1486	M30	-5	28V DC R BUS POWER SENSE	78-34-01	-
		C1495	L29	-5	R ENG T/L INTLK	78-36-01	-
		C1532	G27	-5	FLT CONT - ELEC 2R DC	27-09-04	4
C1548	J22	-5	STICK SHAKER R	27-32-02	-		
C1561	F34	-4	AUTO FLIGHT - YAW DAMPER R	22-21-02	1		
C4189	J31	-5	EICAS D SPL SW	31-41-06	1		

276

28V DC POWER DISTRIBUTION RIGHT

D280T232

Incorporates
76-0026

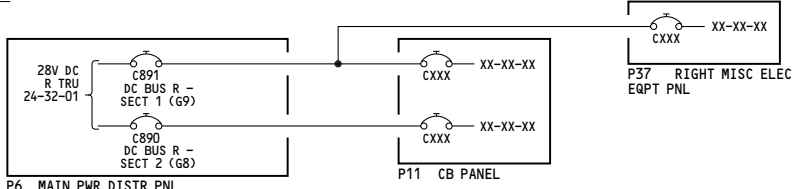
24-54-02

Page 109.1

Jan 21/2005



664



WIRING DIAGRAMS
24-54-21

POWER BUS		SYSTEM					SCHEM REF			
SECT	CB	CB CXXX	GRID LOC	P11 PNL	NOMENCLATURE	DIAG	SH			
1	C891	C645	G29	-5	INTPH DUAL PWR - CAPT/OBS FLT AMPL	23-51-01	1	1		
		C647	G30	-5	INTPH DUAL PWR - F/O	23-51-01	3	2		
		C656	P22	-6	EQUIP COOL-OVHT/SMOKE/VLV IND	21-58-01	2	1		
		C661	R23	-6	RECIRC FAN - R	21-25-02	-	-		
		C665	E3	P37	-	CARGO GND EXH VALVE	21-28-01	-	-	
		C666	E4	P37	-	CARGO A/C SOV	21-28-01	-	-	
		C687	P23	-6	CAB ALT CONTROL - AUTO 2	21-58-05	-	-		
		C689	N26	-6	BULK CARGO HEAT CONT	21-44-02	-	-		
		C690	R20	-6	CARGO HEAT - AFT CONT	21-44-01	-	-		
		C693	P20	-6	CARGO A/C & VENT CONT	21-26-03	-	-		
		C697	R19	-6	CARGO HEAT - FWD CONT	21-43-01	-	-		
		C703	N20	-6	RIGHT PACK - AUTO CONT	21-53-03	-	-		
		C706	P19	-6	EQUIP COOL - AFT FAN EXH 1	21-26-02	-	-		
		C893	G13	P6	-	MEDICAL OUTLET	25-29-02	-	-	
		C1194	P34	-6	LAV CALL/SMK DET SYS	33-25-01	-	-		
		C1202	N31	-6	LIGHTING - LANDING WING - DIM CONT	33-42-01	-	-		
		C1273	R28	-6	LIGHTING - RIGHT IND LTS 1	33-16-01	2	2		
		C1274	R29	-6	LIGHTING - RIGHT IND LTS 2	33-16-01	2	2		
		C1280	P36	-6	EMER LTS/WING ESC R	33-51-01	1	1		
		C1284	R30	-6	LIGHTING - RIGHT IND LTS 3	33-16-01	2	2		
		C1302	P35	-6	EMER LTS/WING ESC L	33-51-01	1	1		
		C1368	R35	-6	LAVS SYS 2 - FLUSH CONT	38-30-01	3	3		
		C1372	R33	-6	LAV SYS 2 - VACUUM S/O VLV	38-30-01	-	-		
		C1450	L35	-5	RIGHT ENGINE - NAC VENT VALVE	75-23-01	-	-		
		C1457	M33	-5	RIGHT ENGINE - IDLE CONT	73-21-04	-	-		
		C1461	K28	-5	EEC/SCU PWR-R ENG	73-21-01	-	-		
		C4025	N22	-6	FWD CARGO DUCT OVHT/INOP	21-60-08	1	1		
		C4028	R26	-6	ZONE DUCT OVHT - MID	21-61-05	-	-		
		C4029	R24	-6	ZONE DUCT OVHT - FLT DK	21-60-02	1	1		
		C4030	R25	-6	ZONE DUCT OVHT - FWD	21-60-03	1	1		
		C4031	R27	-6	ZONE DUCT OVHT - AFT	21-60-04	1	1		
		C4037	N25	-6	LEFT PACK - STANDBY CONT	21-53-02	1	1		
		2	C890	C517	E34	-4	AUTO FLIGHT - MODE CONT PNL R	22-11-05	-	-
				C523	E36	-4	RIGHT FLIGHT CONT CMPTR SERVO	22-11-05	-	-

POWER BUS		SYSTEM					SCHEM REF	
SECT	CB	CB CXXX	GRID LOC	P11 PNL	NOMENCLATURE	DIAG	SH	
2	C890	C540	T34	-6	VIDEO PROJ	23-32-01	1	1
		C545	G31	-5	VHF COMM - R	23-12-01	-	-
		C560	H32	-5	GND CALL	23-43-01	-	-
		C568	H35	-5	AURAL WARN SPKR R	31-51-06	-	-
		C574	J36	-5	CLOCK IND - R	31-25-01	-	-
		C623	F24	-4	NAVIGATION RIGHT - EFIS DSPL SW	34-22-05	1	1
		C726	F33	-4	R FMS SW	34-61-04	-	-
		C732	U30	-6	SERVICE OUTLET - DC	25-29-01	-	-
		C740	U33	-6	FWD GALLEY	25-31-01	1	1
		C763	K30	-5	FIRE DETECTION - L ENG	26-11-01	1	1
		C764	K31	-5	FIRE DETECTION - R ENG	26-11-02	-	-
		C765	K32	-5	FIRE DETECTION - APU	26-15-01	1	1
		C766	K33	-5	FIRE DETECTION - CARGO	26-16-01	2	2
		C767	K34	-5	OVHT DETECT - L ENG	26-11-01	1	1
		C768	K35	-5	OVHT DETECT - R ENG	26-11-02	-	-
		C795	U35	-6	FIRE DET - CARGO - DC	26-16-01	2	2
		C803	T32	-6	BPCU SEC	24-40-01	-	-
		C823	T31	-6	UTIL BUS R	24-51-01	3	3
		C825	T30	-6	CAT III BUS ISOL R	24-51-03	-	-
		C838	M31	-5	RIGHT ENGINE - IDG VALVE	24-11-02	-	-
		C853	T29	-6	GND SERV LOAD CONT	24-51-05	2	2
		C865	T35	-6	TRU APU START CONT	24-32-04	-	-
		C1012	H27	-5	FLT CONT SHUTOFF - TAIL, R	27-00-01	2	2
		C1015	H26	-5	FLT CONT SHUTOFF - WING, R	27-00-01	1	1
		C1018	H20	-5	STAB TRIM CONT R	27-40-01	1	1
		C1027	J24	-5	FLAP ALTN CONT	27-51-04	1	1
		C1028	H23	-5	SLAT ALTN CONT - INBD	27-81-03	1	1
		C1029	H24	-5	SLAT ALTN CONT - OUTBD	27-81-03	3	3
		C1050	M24	-5	FUEL PUMPS - R CTR	28-22-01	3	3
		C1053	M19	-5	FUEL - QTY 2	28-41-01	1	1
		C1055	M25	-5	FUEL PUMPS - L FWD, R AFT	28-22-01	1	1
		C1066	M22	-5	R FUEL JETTISON CONTROL	28-31-02	-	-
		C1068	M23	-5	R FUEL JETTISON NOZZLE VALVE	28-31-02	-	-
		C1084	L25	-5	HYDRAULIC - ELEC PUMP, L	29-00-02	2	2

POWER BUS		SYSTEM					SCHEM REF	
SECT	CB	CB CXXX	GRID LOC	P11 PNL	NOMENCLATURE	DIAG	SH	
2	C890	C1086	L24	-5	HYDRAULIC - ELEC PUMP, CTR 2	29-00-04	4	4
		C1096	L23	-5	HYDRAULIC - R ENG PUMP DEPRESS	29-00-03	1	1
		C1130	U32	-6	DOOR WINDOW HEATER	30-46-01	-	-
		C1144	T22	-6	WSHLD WIPER R	30-42-01	-	-
		C1145	T21	-6	RAIN REPEL - L	30-43-01	-	-
		C1148	T19	-6	ANTI-ICE - ENG R	30-21-01	1	1
		C1170	U24	-6	LG - POSITION - AIR/GND SYS 2	32-09-02	3	3
		C1172	U27	-6	LG - 4-8 ANTI-SKID	33-42-02	2	2
		C1173	U21	-6	LG - AUTOBRAKES ANTISKID TEST/SYS 2	32-42-03	1	1
		C1174	U20	-6	LG - LEVER LOCK	32-30-01	1	1
		C1178	T36	-6	TEST - PROX SW	32-09-01	2	2
		C1185	U26	-6	LG - TAIL SKID CONT	32-71-01	-	-
		C1320	U29	-6	OXYGEN PRESS	35-11-01	-	-
		C1333	S24	-6	PNEU AIR SUPPLY - APU BLD CONT	36-11-04	1	1
		C1335	S22	-6	PNEU AIR SUPPLY - R ISOL VLV CONT	36-11-02	-	-
		C1340	S20	-6	PNEU AIR SUPPLY - R ENG BLD CONT	36-11-06	-	-
		C1342	S25	-6	PNEU AIR SUPPLY - DUCT PRESS IND R	36-21-01	-	-
		C1344	S19	-6	PNEU AIR SUPPLY - R ENG BLD IND	36-11-06	-	-
		C1353	U28	-6	POTABLE WATER/ENTRY LIGHTS	38-15-01	1	1
		C1405	M32	-5	RIGHT ENGINE - EEC DISCRETES	73-21-03	-	-
		C1406	T33	-6	DOOR IND	52-71-01	1	1
		C1467	L30	-5	RIGHT ENGINE - PERF SOL CHAN A	75-24-01	-	-
		C1468	L31	-5	RIGHT ENGINE - PERF SOL CHAN B	75-24-01	-	-
		C1481	L32	-5	RIGHT ENGINE - T/R IND	78-36-01	-	-
		C1483	L33	-5	RIGHT ENGINE - T/R CONT	78-34-01	-	-
		C1486	M30	-5	28V DC R BUS POWER SENSE	78-34-01	-	-
		C1495	L29	-5	RIGHT ENGINE - T/L INTLTK	78-34-01	-	-
		C1532	G27	-5	FLT CONT - ELEC 28 DC	27-09-04	4	4
		C1548	J22	-5	STICK SHAKER R	27-32-02	1	1
		C1561	F34	-4	AUTO FLIGHT - YAW DAMPER R	22-21-02	1	1
		C4189	J31	-5	EICAS DSPL SW	31-41-06	1	1

277-278

28V DC POWER DISTRIBUTION
RIGHT

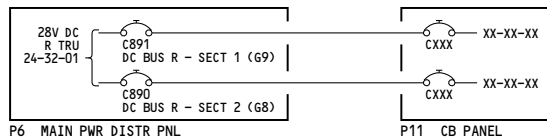
D280T232

24-54-02



WIRING DIAGRAMS
24-54-21

663



NOTES:
1 VN673-VN675

POWER BUS	SYSTEM	SECT	CB	CB CXXX	GRID L/C	P11 PNL	NOMENCLATURE	SCHEM REF					
								DIAG	SH				
1	C891			C645	G29	-5	INTPH DUAL PWR - CAPT/OBS FLT AMPL	23-51-01	1				
				C647	G30	-5	INTPH DUAL PWR - F/O	23-51-01	3				
				C656	P22	-6	EQUIP COOL-OVHT/SMOKE/VLV IND	21-58-01	2				
				C661	R23	-6	RECIRC FAN - R	21-25-02	-				
				C665	E3	P37	CARGO GND EXH VALVE	21-28-01	-				
				C666	E4	P37	CARGO A/C SOV	21-28-01	-				
				C687	P23	-6	CAB ALT CONTROL - AUTO 2	21-58-05	-				
				C689	N26	-6	BULK CARGO HEAT CONT	21-44-02	-				
				C690	R20	-6	CARGO HEAT - AFT CONT	21-44-01	-				
				C697	R19	-6	CARGO HEAT - FWD CONT	21-43-01	-				
				C703	N20	-6	RIGHT PACK - AUTO CONT	21-53-03	-				
				C706	P19	-6	EQUIP COOL - AFT FAN EXH 1	21-26-02	-				
				C839	G12	P6	MEDICAL OUTLET	25-29-02	-				
				C1194	P34	-6	LAV CALL/SMK DET SYS	33-25-01	-				
				C1202	N31	-6	LIGHTING - LANDING WING - DIM CONT	33-42-01	-				
				C1273	R28	-6	LIGHTING - RIGHT IND LTS 1	33-16-01	2				
				C1274	R29	-6	LIGHTING - RIGHT IND LTS 2	33-16-01	2				
				C1280	P36	-6	EMER LTS/WING ESC R	33-51-01	1				
				C1284	R30	-6	LIGHTING - RIGHT IND LTS 3	33-16-01	2				
				C1302	P35	-6	EMER LTS/WING ESC L	33-51-01	1				
				C1368	R35	-6	LAVS SYS 2 - FLUSH CONT	38-30-01	3				
				C1372	R33	-6	LAV SYS 2 - VACUUM S/O VLV	38-30-01	-				
				C1450	L35	-5	RIGHT ENGINE - NAC VENT VALVE	75-23-01	-				
				C1457	M33	-5	RIGHT ENGINE - IDLE CONT	73-21-04	-				
				C1461	K28	-5	R ENG EEC/SCV	73-21-01	-				
				C4025	N22	-6	FWD CARGO DUCT OVHT/INOP	21-61-08	-				
				C4028	R26	-6	ZONE DUCT OVHT - MID	21-61-05	-				
				C4029	R24	-6	ZONE DUCT OVHT - FLT DK	21-60-02	1				
				C4030	R25	-6	ZONE DUCT OVHT - FWD	21-60-03	1				
				C4031	R27	-6	ZONE DUCT OVHT - AFT	21-60-04	1				
				C4037	N25	-6	LEFT PACK - STANDBY CONT	21-53-02	1				
				2	C890			C517	E34	-4	AUTO FLIGHT - MODE CONT PNL R	22-11-05	-
								C523	E36	-4	RIGHT FLIGHT CONT CMPTR SERVO	22-11-05	-

POWER BUS	SYSTEM	SECT	CB	CB CXXX	GRID L/C	P11 PNL	NOMENCLATURE	SCHEM REF	
								DIAG	SH
2	C890			C540	T34	-6	VIDEO PROJ	23-32-01	1
				C545	G31	-5	VHF COMM - R	23-12-01	-
				C560	H32	-5	GND CALL	23-43-01	-
				C568	H35	-5	AURAL WARN SPKR R	31-51-06	-
				C574	J36	-5	CLOCK IND - R	31-25-01	-
				C623	F24	-4	NAVIGATION RIGHT - EFIS DSPL SW	34-22-05	1
				C726	F33	-4	R FMS SW	34-61-06	-
				C732	U30	-6	SERVICE OUTLET - DC	25-29-01	-
				C740	U33	-6	FWD GALLEY	25-31-01	1
				C763	K30	-5	FIRE DETECTION - L ENG	26-11-01	1
				C764	K31	-5	FIRE DETECTION - R ENG	26-11-02	-
				C765	K32	-5	FIRE DETECTION - APU	26-15-01	1
				C766	K33	-5	FIRE DETECTION - CARGO	26-16-01	2
				C767	K34	-5	OVHT DETECT - L ENG	26-11-01	1
				C768	K35	-5	OVHT DETECT - R ENG	26-11-02	-
				C795	U35	-6	FIRE DET - CARGO - DC	26-16-01	2
				C803	T32	-6	BPCU SEC	24-40-01	-
				C823	T31	-6	UTIL BUS R	24-51-01	3
				C825	T30	-6	CAT III BUS ISOL R	24-51-03	-
				C838	M31	-5	RIGHT ENGINE - IDG VALVE	24-11-02	-
				C853	T29	-6	GND SERV LOAD CONT	24-51-05	2
				C865	T35	-6	TRU APU START CONT	24-32-04	-
				C1012	H27	-5	FLT CONT SHUTOFF - TAIL, R	27-00-01	2
				C1015	H26	-5	FLT CONT SHUTOFF - WING, R	27-00-01	1
				C1018	H20	-5	STAB TRIM CONT R	27-40-01	1
				C1027	J24	-5	FLAP ALTN CONT	27-51-04	1
				C1028	H23	-5	SLAT ALTN CONT - INBD	27-81-03	1
				C1029	H24	-5	SLAT ALTN CONT - OUTBD	27-81-03	3
				C1050	M24	-5	FUEL PUMPS - R CTR	28-22-01	3
				C1053	M19	-5	FUEL - QTY 2	28-41-01	1
				C1055	M25	-5	FUEL PUMPS - L FWD, R AFT	28-22-01	1
				C1066	M22	-5	R FUEL JETTISON CONTROL	28-31-02	-
				C1068	M23	-5	R FUEL JETTISON NOZZLE VALVE	28-31-02	-
C1084	L25	-5	HYDRAULIC - ELEC PUMP, L	29-00-02	2				

POWER BUS	SYSTEM	SECT	CB	CB CXXX	GRID L/C	P11 PNL	NOMENCLATURE	SCHEM REF	
								DIAG	SH
2	C890			C1086	L24	-5	HYDRAULIC - ELEC PUMP, CTR 2	29-00-04	4
				C1096	L23	-5	HYDRAULIC - R ENG PUMP DEPRESS	29-00-03	1
				C1130	U32	-6	DOOR WINDOW HEATER	30-46-01	-
				C1144	T22	-6	WSHLD WIPER R	30-42-01	-
				C1145	T21	-6	RAIN REPEL - L	30-43-01	-
				C1148	T19	-6	ANTI-ICE - ENG R	30-21-01	1
				C1170	U24	-6	LG - POSITION - AIR/GND SYS 2	32-09-02	3
				C1172	U27	-6	LG - 4-8 ANTI-SKID	33-42-02	2
				C1173	U21	-6	LG - AUTOBRAKES ANTISKID TEST/SYS 2	32-42-03	1
				C1174	U20	-6	LG - LEVER LOCK	32-30-01	1
				C1178	T36	-6	TEST - PROX SW	32-09-01	2
				C1185	U26	-6	LG - TAIL SKID CONT	32-71-01	-
				C1320	U29	-6	OXYGEN PRESS	35-11-01	-
				C1333	S24	-6	PNEU AIR SUPPLY - APU BLD CONT	36-11-04	1
				C1335	S22	-6	PNEU AIR SUPPLY - R ISOL VLV CONT	36-11-02	-
				C1340	S20	-6	PNEU AIR SUPPLY - R ENG BLD CONT	36-11-06	-
				C1342	S25	-6	PNEU AIR SUPPLY - DUCT PRESS IND R	36-21-01	-
				C1344	S19	-6	PNEU AIR SUPPLY - R ENG BLD IND	36-11-06	-
				C1353	U28	-6	POTABLE WATER/ENTRY LIGHTS	38-15-01	1
				C1405	M32	-5	RIGHT ENGINE - EEC DISCRETES	73-21-03	-
				C1406	T33	-6	DOOR IND	52-71-01	1
				C1467	L30	-5	RIGHT ENGINE - PERF SOL CHAN A	73-21-01	-
				C1468	L31	-5	RIGHT ENGINE - PERF SOL CHAN B	73-21-01	-
				C1481	L32	-5	RIGHT ENGINE - T/R IND	78-36-01	-
				C1483	L33	-5	RIGHT ENGINE - T/R CONT	78-34-01	-
				C1486	M30	-5	28V DC R BUS POWER SENSE	78-34-01	-
				C1495	L29	-5	RIGHT ENGINE - T/L INTLK	78-34-01	-
				C1532	G27	-5	FLT CONT - ELEC 28 DC	27-09-04	4
				C1548	J22	-5	STICK SHAKER R	27-32-02	-
				C1561	F34	-4	AUTO FLIGHT - YAW DAMPER R	22-21-02	1
				C4189	J31	-5	EICAS DSPL SW	31-41-06	1
				C8018	F36	-4	GPS-R	34-58-02	-

280-299

28V DC POWER DISTRIBUTION
RIGHT

D280T232

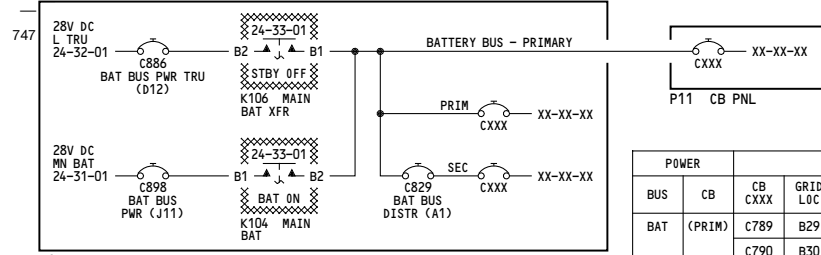
24-54-02

Page 111

Jan 21/2005

THIS PAGE INTENTIONALLY LEFT BLANK

WIRING DIAGRAMS
24-54-71



P6 MN PWR DISTR PNL

POWER		SYSTEM							
BUS	CB	CB CXXX	GRID LOC	PNL LOC	NOMENCLATURE	SCHEM REF			
						DIAG SH			
BAT	(SEC)	C829	B7	P6-1	CHILLER SHUT DOWN CONT	25-33-01	—		
		C804	B1	P6-1	L GEN CONT UNIT	24-11-01	—		
		C805	B2	P6-1	R GEN CONT UNIT	24-11-02	—		
		C806	B3	P6-1	APU CONT UNIT	24-20-03	1		
		C807	B5	P6-1	L GEN DRIVE DISC	24-11-01	—		
		C808	B6	P6-1	R GEN DRIVE DISC	24-11-02	—		
		C809	B4	P6-1	BUS PWR CONT UNIT	24-40-01	—		
		C828	A5	P6-1	STBY PWR CONT	24-33-01	—		
		C879	A6	P6-1	DC BUS TIE CONT	24-32-01	—		
		C906	A7	P6-1	HYD GEN CONT PWR	24-20-05	—		
		C1100	C2	P6-1	RAM AIR TURB - AUTO	29-00-06	—		
		C4097	A4	P6-1	BAT CUR MON PWR	24-31-01	—		
		C4248	F6	P6-1	LANDING GEAR - ALTN EXT MOTOR	32-30-01	3		
		BAT	(PRIM)	C548	C22	P11-4	PASS ADRS	23-31-01	1
				C551	C23	P11-4	INTERPHONE - CABIN SERVICE	23-42-01	1
				C644	C25	P11-4	INTERPHONE - CAPT/OBS	23-51-01	1
				C646	C26	P11-4	INTERPHONE - F/O	23-51-01	3
C670	C33			P11-4	TRIM AIR	21-60-01	—		
C679	C19			P11-4	EQUIP COOL - OVRD	21-58-02	1		
C694	C20			P11-3	CARGO EXH VALVE	21-28-01	—		
C704	A26			P11-4	PACK FLOW CONT - R	21-50-02	1		
C772	B26			P11-4	FIRE DETECTION - CARGO 1	26-16-01	2		
C774	B20			P11-4	FIRE DETECTION - LEFT ENG 1	26-11-01	1		
C775	B22			P11-4	FIRE DETECTION - RIGHT ENG 1	26-11-02	—		
C776	B24			P11-4	FIRE DETECTION - APU 1	26-15-01	—		
C783	B21			P11-4	FIRE DETECTION - LEFT ENG 2	26-11-01	1		
C784	B23			P11-4	FIRE DETECTION - RIGHT ENG 2	26-11-02	—		
C785	B25	P11-4	FIRE DETECTION - APU 2	26-15-01	—				
C788	B27	P11-4	FIRE DETECTION - CARGO 2	26-16-01	2				

BATTERY BUS

050-051

BATTERY POWER DISTRIBUTION

D280T232

- Incorporates
- 78-0051FAA
 - 78-0062 R04

POWER		SYSTEM					
BUS	CB	CB CXXX	GRID LOC	PNL LOC	NOMENCLATURE	SCHEM REF	
						DIAG SH	
BAT	(PRIM)	C789	B29	P11-4	OVERHEAT DETECT - LEFT ENG 1	26-11-01	1
		C790	B30	P11-4	OVERHEAT DETECT - LEFT ENG 2	26-11-01	1
		C791	B31	P11-4	OVERHEAT DETECT - RIGHT ENG 1	26-11-02	—
		C792	B32	P11-4	OVERHEAT DETECT - RIGHT ENG 2	26-11-02	—
		C793	B19	P11-4	FIRE SWITCH UNLOCK	26-11-01	1
		C796	B34	P11-4	APU - REMOTE FIRE IND	26-15-01	—
		C799	B33	P11-4	WW FIRE IND	26-17-01	2
		C1010	A36	P11-4	STAB TRIM - ALTN	27-41-01	—
		C1048	C34	P11-4	FUEL QTY 1	28-41-01	—
		C1051	D36	P11-4	FUEL - CROSS FEED VLV	28-22-01	4
		C1052	D35	P11-4	FUEL - DC PUMP CONT	28-25-01	—
		C1058	D34	P11-4	FUEL - DC PUMP PWR	28-25-01	—
		C1097	D29	P11-4	HYDRAULIC - L ENG PUMP SUPPLY	29-00-02	—
		C1098	D30	P11-4	HYDRAULIC - R ENG PUMP SUPPLY	29-00-03	—
		C1099	D31	P11-4	HYDRAULIC - AIR PUMP	29-00-05	—
		C1121	A28	P11-4	PROBE HEAT IND - R	30-31-01	—
		C1132	A31	P11-4	ANTI-ICE - WING	30-11-01	—
		C1140	A30	P11-4	ANTI-ICE - R ENG - ALTN	30-21-01	—
		C1175	C30	P11-4	LG - PSN - AIR/GND SYS 1	32-09-02	1
		C1183	C31	P11-4	LG - ANTISKID 2-6	32-42-01	1
		C1184	C32	P11-4	LG - ANTISKID 3-7	32-42-02	1
		C1200	A35	P11-4	IND LIGHTS 3	33-16-01	2
		C1303	A19	P11-4	ALTN EMER LTS WING ESC - L	33-51-01	—
		C1306	A33	P11-4	IND LIGHTS 1	33-16-01	2
		C1307	A32	P11-4	IND LIGHTS TEST	33-16-01	1
		C1308	A34	P11-4	IND LIGHTS 2	33-16-01	2
		C1310	A20	P11-4	ALTN EMER LTS WING ESC - R	33-51-01	—
		C1321	A21	P11-4	PASSENGER OXY - L	35-21-01	1
		C1322	A23	P11-4	PASSENGER OXY - R	35-21-01	1
		C1323	A24	P11-4	PASSENGER OXY - CONT	35-21-01	1
		C1324	A22	P11-4	PASSENGER OXY - CTR	35-21-01	1
		C1325	A25	P11-4	PASSENGER OXY - MANUAL DEPLOY	35-21-01	1
		C1345	A27	P11-4	AIR SPLY ISOL ALTN CONT R	36-11-02	—
		C1391	B35	P11-4	APU - ALTN CONT	49-00-04	1
		C1401	A29	P11-4	EEC DISCRETES - ALTN - R ENG	73-21-03	—

POWER		SYSTEM					
BUS	CB	CB CXXX	GRID LOC	PNL LOC	NOMENCLATURE	SCHEM REF	
						DIAG SH	
BAT	(PRIM)	C1419	D25	P11-4	L ENG FUEL CONT/EEC CH B	76-11-01	—
		C1420	D26	P11-4	R ENG FUEL CONT/EEC CH B	76-11-01	—
		C1426	D15	P11-1	ENGINE - SPEED SENSE L2	73-21-05	—
		C1427	D16	P11-1	ENGINE - SPEED SENSE R2	73-21-05	—
		C1428	D23	P11-4	ENGINE - SPEED SENSE L1	73-21-05	—
		C1429	D24	P11-4	ENGINE - SPEED SENSE R1	73-21-05	—
		C1462	C27	P11-4	L ENG EEC CHAN A	73-21-01	—
		C1463	C28	P11-4	R ENG EEC CHAN A	73-21-01	—
		C1478	D32	P11-4	RIGHT ENG T/R IND - ALTN	78-36-01	—
		C1479	D33	P11-4	RIGHT ENG T/R CONT - ALTN	78-34-01	—
		C1493	C35	P11-4	L ENGINE T/R INTLK	78-36-01	—
		C1494	C36	P11-4	R ENGINE T/R INTLK ALT	78-36-01	—
		C1510	D19	P11-4	ENGINE - START CONT - L	80-11-01	—
		C1511	D20	P11-4	ENGINE - START CONT - R	80-11-01	—
		C1512	B36	P11-4	APU - ENG START/ECS DISCRETES	80-11-01	—
C1575	C29	P11-4	LDG GR POS AIR/GND SYS 2 ALT	32-09-03	2		
C1577	C21	P11-4	R ENG T/R SSL CONT	78-34-02	2		
C4153	D28	P11-4	ENGINE - STBY IND	77-12-01	—		


24-54-03



P6 MN PWR DISTR PNL

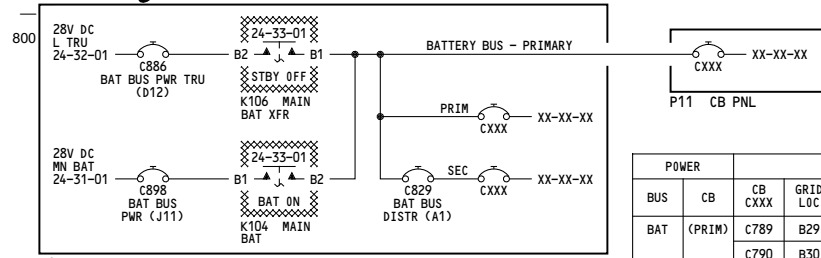
POWER		SYSTEM					SCHEM REF	
BUS	CB	CB CXXX	GRID LOC	PNL LOC	NOMENCLATURE	DIAG	SH	
HOT BAT.	C897	C538	G5	P6-1	ACARS DC POWER	23-22-01	—	
		C563	G3	P6-1	L CLOCK TIME BASE	31-25-01	—	
		C576	G4	P6-1	R CLOCK TIME BASE	31-25-01	—	
		C614	D3	P6-1	L IRS	34-21-01	1	
		C620	D5	P6-1	R IRS	34-21-02	—	
		C621	D4	P6-1	C IRS	34-21-03	—	
		C711	D6	P6-1	EQUIP. COOL GND WARN	21-58-01	1	
		C748	F2	P6-1	EVAC SIGNAL	25-63-01	—	
		C773	H6	P6-1	FIRE EXTINGUISHING - CARGO BTL 2	26-23-01	—	
		C778	H1	P6-1	FIRE EXTINGUISHING - ENG L BTL 1	26-21-01	—	
		C779	H3	P6-1	FIRE EXTINGUISHING - ENG R BTL 1	26-21-01	—	
		C780	G1	P6-1	FIRE EXT - APU 1	26-22-01	—	
		C781	H5	P6-1	FIRE EXTINGUISHING - CARGO BTL 1	26-23-01	—	
		C786	H2	P6-1	FIRE EXTINGUISHING - ENG L BTL 2	26-21-01	—	
		C787	H4	P6-1	FIRE EXTINGUISHING - ENG R BTL 2	26-21-01	—	
		C800	C4	P6-1	BUS TIE ENABLE	24-40-01	—	
		C827	D1	P6-1	BAT. OVHT PROT	24-31-01	—	
		C880	G7	P6-1	CENTER BUS CONT	24-51-03	—	
		C1043	E5	P6-1	FUELING CONTROL	28-21-01	1	
		C1044	E7	P6-1	DEFUEL VALVES	28-26-01	—	
		C1045	E4	P6-1	FUELING - QTY	28-41-01	—	
		C1046	E6	P6-1	FUELING VALVES	28-21-01	—	
		C1061	E1	P6-1	L SPAR FUEL VALVE	28-22-01	4	
		C1062	E2	P6-1	R SPAR FUEL VALVE	28-22-01	4	
		C1063	E3	P6-1	APU FUEL VALVE	28-25-01	—	
		C1089	C1	P6-1	RAM AIR TURB - MAN CONT	29-00-06	—	
		C1179	F4	P6-1	LANDING GEAR - PARKING BRAKE VLV	32-41-01	1	
		C4217	G6	P6-1	STBY BUS OFF LT/BAT. VM	24-34-01	—	

HOT BATTERY BUS



24-54-03

WIRING DIAGRAMS
24-54-71



P6 MN PWR DISTR PNL

POWER		SYSTEM							
BUS	CB	CB CXXX	GRID LOC	PNL LOC	NOMENCLATURE	SCHEM REF			
						DIAG SH			
BAT	(SEC)	C829	B7	P6-1	CHILLER SHUT DOWN CONT	25-33-01	—		
		C804	B1	P6-1	L GEN CONT UNIT	24-11-01	—		
		C805	B2	P6-1	R GEN CONT UNIT	24-11-02	—		
		C806	B3	P6-1	APU CONT UNIT	24-20-03	1		
		C807	B5	P6-1	L GEN DRIVE DISC	24-11-01	—		
		C808	B6	P6-1	R GEN DRIVE DISC	24-11-02	—		
		C809	B4	P6-1	BUS PWR CONT UNIT	24-40-01	—		
		C828	A5	P6-1	STBY PWR CONT	24-33-01	—		
		C879	A6	P6-1	DC BUS TIE CONT	24-32-01	—		
		C906	A7	P6-1	HYD GEN CONT PWR	24-20-05	—		
		C1100	C2	P6-1	RAM AIR TURB - AUTO	29-00-06	—		
		C4097	A4	P6-1	BAT CUR MON PWR	24-31-01	—		
		C4248	F6	P6-1	LANDING GEAR - ALTN EXT MOTOR	32-30-01	3		
		BAT	(PRIM)	C548	C22	P11-4	PASS ADRS	23-31-01	1
				C551	C23	P11-4	INTERPHONE - CABIN SERVICE	23-42-01	1
				C644	C25	P11-4	INTERPHONE - CAPT/OBS	23-51-01	1
				C646	C26	P11-4	INTERPHONE - F/O	23-51-01	3
C670	C33			P11-4	TRIM AIR	21-60-01	—		
C679	C19			P11-4	EQUIP COOL - OVRD	21-58-02	1		
C694	C20			P11-3	CARGO EXH VALVE	21-28-01	—		
C704	A26			P11-4	PACK FLOW CONT - R	21-50-02	1		
C772	B26			P11-4	FIRE DETECTION - CARGO 1	26-16-01	2		
C774	B20			P11-4	FIRE DETECTION - LEFT ENG 1	26-11-01	1		
C775	B22			P11-4	FIRE DETECTION - RIGHT ENG 1	26-11-02	—		
C776	B24			P11-4	FIRE DETECTION - APU 1	26-15-01	—		
C783	B21			P11-4	FIRE DETECTION - LEFT ENG 2	26-11-01	1		
C784	B23			P11-4	FIRE DETECTION - RIGHT ENG 2	26-11-02	—		
C785	B25			P11-4	FIRE DETECTION - APU 2	26-15-01	—		
C788	B27			P11-4	FIRE DETECTION - CARGO 2	26-16-01	2		

BATTERY BUS

POWER		SYSTEM					
BUS	CB	CB CXXX	GRID LOC	PNL LOC	NOMENCLATURE	SCHEM REF	
						DIAG SH	
BAT	(PRIM)	C789	B29	P11-4	OVERHEAT DETECT - LEFT ENG 1	26-11-01	1
		C790	B30	P11-4	OVERHEAT DETECT - LEFT ENG 2	26-11-01	1
		C791	B31	P11-4	OVERHEAT DETECT - RIGHT ENG 1	26-11-02	—
		C792	B32	P11-4	OVERHEAT DETECT - RIGHT ENG 2	26-11-02	—
		C793	B19	P11-4	FIRE SWITCH UNLOCK	26-11-01	1
		C796	B34	P11-4	APU - REMOTE FIRE IND	26-15-01	—
		C799	B33	P11-4	WW FIRE IND	26-17-01	2
		C1010	A36	P11-4	STAB TRIM - ALTN	27-41-01	—
		C1048	C34	P11-4	FUEL QTY 1	28-41-01	—
		C1052	D35	P11-4	FUEL - DC PUMP CONT	28-25-01	—
		C1058	D34	P11-4	FUEL - DC PUMP PWR	28-25-01	—
		C1069	M20	P11-5	FWD FUEL XFD VLV	28-22-01	4
		C1070	M21	P11-5	AFT FUEL XFD VLV	28-22-01	4
		C1071	D36	P11-4	AFT FUEL XFD IND	28-22-01	4
		C1097	D29	P11-4	HYDRAULIC - L ENG PUMP SUPPLY	29-00-02	—
		C1098	D30	P11-4	HYDRAULIC - R ENG PUMP SUPPLY	29-00-03	—
		C1099	D31	P11-4	HYDRAULIC - AIR PUMP	29-00-05	—
		C1121	A28	P11-4	PROBE HEAT IND - R	30-31-01	—
		C1132	A31	P11-4	ANTI-ICE - WING	30-11-01	—
		C1140	A30	P11-4	ANTI-ICE - R ENG - ALTN	30-21-01	—
		C1175	C30	P11-4	LG - PSN - AIR/GND SYS 1	32-09-02	1
		C1183	C31	P11-4	LG - ANTISKID 2-6	32-42-01	1
		C1184	C32	P11-4	LG - ANTISKID 3-7	32-42-02	1
		C1200	A35	P11-4	IND LIGHTS 3	33-16-01	2
		C1303	A19	P11-4	ALTN EMER LTS WING ESC - L	33-51-01	—
		C1306	A33	P11-4	IND LIGHTS 1	33-16-01	2
		C1307	A32	P11-4	IND LIGHTS TEST	33-16-01	1
		C1308	A34	P11-4	IND LIGHTS 2	33-16-01	2
		C1310	A20	P11-4	ALTN EMER LTS WING ESC - R	33-51-01	—
		C1321	A21	P11-4	PASSENGER OXY - L	35-21-01	1
		C1322	A23	P11-4	PASSENGER OXY - R	35-21-01	1
		C1323	A24	P11-4	PASSENGER OXY - CONT	35-21-01	1
		C1324	A22	P11-4	PASSENGER OXY - CTR	35-21-01	1
		C1325	A25	P11-4	PASSENGER OXY - MANUAL DEPLOY	35-21-01	1
		C1345	A27	P11-4	AIR SPLY ISOL ALTN CONT R	36-11-02	—

POWER		SYSTEM					
BUS	CB	CB CXXX	GRID LOC	PNL LOC	NOMENCLATURE	SCHEM REF	
						DIAG SH	
BAT	(PRIM)	C1391	B35	P11-4	APU - ALTN CONT	49-00-04	1
		C1401	A29	P11-4	EEC DISCRETES - ALTN - R ENG	73-21-03	—
		C1419	D25	P11-4	L ENG FUEL CONT/EEC CH B	76-11-01	—
		C1420	D26	P11-4	R ENG FUEL CONT/EEC CH B	76-11-01	—
		C1426	D15	P11-1	ENGINE - SPEED SENSE L2	73-21-05	—
		C1427	D16	P11-1	ENGINE - SPEED SENSE R2	73-21-05	—
		C1428	D23	P11-4	ENGINE - SPEED SENSE L1	73-21-05	—
		C1429	D24	P11-4	ENGINE - SPEED SENSE R1	73-21-05	—
		C1462	C27	P11-4	L ENG EEC CHAN A	73-21-01	—
		C1463	C28	P11-4	R ENG EEC CHAN A	73-21-01	—
		C1478	D32	P11-4	RIGHT ENG T/R IND - ALTN	78-36-01	—
		C1479	D33	P11-4	RIGHT ENG T/R CONT - ALTN	78-34-01	—
		C1493	C35	P11-4	L ENGINE T/R INTLK	78-36-01	—
		C1494	C36	P11-4	R ENGINE T/R INTLK ALT	78-36-01	—
		C1510	D19	P11-4	ENGINE - START CONT - L	80-11-01	—
		C1511	D20	P11-4	ENGINE - START CONT - R	80-11-01	—
		C1512	B36	P11-4	APU - ENG START/ECS DISCRETES	80-11-01	—
C1575	C29	P11-4	LDG GR POS AIR/GND SYS 2 ALT	32-09-03	2		
C1577	C21	P11-4	R ENG T/R SSL CONT	78-34-02	2		
C4153	D28	P11-4	ENGINE - STBY IND	77-12-01	—		

050-051


BATTERY POWER DISTRIBUTION

Incorporates

- 28-0034 R02
- 78-0051FAA
- 78-0062 R04

D280T232

24-54-03



P6 MN PWR DISTR PNL

POWER		SYSTEM						
BUS	CB	CB CXXX	GRID LOC	PNL LOC	NOMENCLATURE	SCHEM REF		
						DIAG	SH	
HOT BAT.	C897	C538	G5	P6-1	ACARS DC POWER	23-22-01	—	
		C563	G3	P6-1	L CLOCK TIME BASE	31-25-01	—	
		C576	G4	P6-1	R CLOCK TIME BASE	31-25-01	—	
		C614	D3	P6-1	L IRS	34-21-01	1	
		C620	D5	P6-1	R IRS	34-21-02	—	
		C621	D4	P6-1	C IRS	34-21-03	—	
		C711	D6	P6-1	EQUIP. COOL GND WARN	21-58-01	1	
		C748	F2	P6-1	EVAC SIGNAL	25-63-01	—	
		C773	H6	P6-1	FIRE EXTINGUISHING - CARGO BTL 2	26-23-01	—	
		C778	H1	P6-1	FIRE EXTINGUISHING - ENG L BTL 1	26-21-01	—	
		C779	H3	P6-1	FIRE EXTINGUISHING - ENG R BTL 1	26-21-01	—	
		C780	G1	P6-1	FIRE EXT - APU 1	26-22-01	—	
		C781	H5	P6-1	FIRE EXTINGUISHING - CARGO BTL 1	26-23-01	—	
		C786	H2	P6-1	FIRE EXTINGUISHING - ENG L BTL 2	26-21-01	—	
		C787	H4	P6-1	FIRE EXTINGUISHING - ENG R BTL 2	26-21-01	—	
		C800	C4	P6-1	BUS TIE ENABLE	24-40-01	—	
		C827	D1	P6-1	BAT. OVHT PROT	24-31-01	—	
		C880	G7	P6-1	CENTER BUS CONT	24-51-03	—	
		C1043	E5	P6-1	FUELING CONTROL	28-21-01	1	
		C1044	E7	P6-1	DEFUEL VALVES	28-26-01	—	
		C1045	E4	P6-1	FUELING - QTY	28-41-01	—	
		C1046	E6	P6-1	FUELING VALVES	28-21-01	—	
		C1061	E1	P6-1	L SPAR FUEL VALVE	28-22-01	4	
		C1062	E2	P6-1	R SPAR FUEL VALVE	28-22-01	4	
		C1063	E3	P6-1	APU FUEL VALVE	28-25-01	—	
		C1089	C1	P6-1	RAM AIR TURB - MAN CONT	29-00-06	—	
		C1179	F4	P6-1	LANDING GEAR - PARKING BRAKE VLV	32-41-01	1	
		C4217	G6	P6-1	STBY BUS OFF LT/BAT. VM	24-34-01	—	

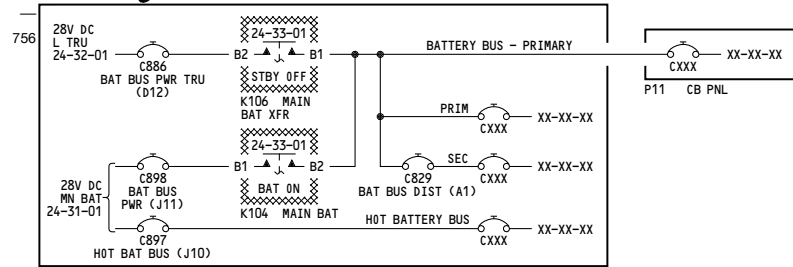
HOT BATTERY BUS

050-051	<p>BATTERY POWER DISTRIBUTION</p> <p>D280T232</p>
---------	---

24-54-03

Page 101.2
Sheet 2
Jan 21/2005

WIRING DIAGRAMS
24-54-71
24-54-72



P6 MN PWR DISTR PNL

POWER		SYSTEM				
BUS	CB	CB CXXX	GRID LOC	PNL LOC	NOMENCLATURE	SCHEM REF
						DIAG SH
HOT BAT	C897	C538	G5	P6-1	ACARS DC POWER (INOP)	23-22-01 1
		C563	G3	P6-1	L CLOCK TIME BASE	31-25-01 —
		C576	G4	P6-1	R CLOCK TIME BASE	31-25-01 —
		C614	D3	P6-1	L IRS	34-21-01 1
		C620	D5	P6-1	R IRS	34-21-02 —
		C621	D4	P6-1	C IRS	34-21-03 —
		C711	D6	P6-1	EQUIP COOL GND WARN	21-58-01 1
		C748	F2	P6-1	EVAC SIGNAL	25-63-01 —
		C773	H6	P6-1	FIRE EXTINGUISHING - CARGO BTL 2	26-23-01 —
		C778	H1	P6-1	FIRE EXTINGUISHING - ENG L BTL 1	26-21-01 —
		C779	H3	P6-1	FIRE EXTINGUISHING - ENG R BTL 1	26-21-01 —
		C780	G1	P6-1	FIRE EXT - APU 1	26-22-01 —
		C781	H5	P6-1	FIRE EXTINGUISHING - CARGO BTL 1	26-23-01 —
		C786	H2	P6-1	FIRE EXTINGUISHING - ENG L BTL 2	26-21-01 —
		C787	H4	P6-1	FIRE EXTINGUISHING - ENG R BTL 2	26-21-01 —
		C800	C4	P6-1	BUS TIE ENABLE	24-40-01 —
		C827	D1	P6-1	BAT OVHT PROT	24-31-01 —
		C880	G7	P6-1	CENTER BUS CONT	24-51-03 —
		C1043	E5	P6-1	FUELING CONTROL	28-21-01 1
		C1044	E7	P6-1	DEFUEL VALVES	28-26-01 —
		C1045	E4	P6-1	FUELING - QTY	28-41-01 —
		C1046	E6	P6-1	FUELING VALVES	28-21-01 —
		C1061	E1	P6-1	L SPAR FUEL VALVE	28-22-01 4
		C1062	E2	P6-1	R SPAR FUEL VALVE	28-22-01 4
		C1063	E3	P6-1	APU FUEL VALVE	28-25-01 —
		C1089	C1	P6-1	RAM AIR TURB - MAN CONT	29-00-06 —
		C1179	F4	P6-1	LANDING GEAR - PARKING BRAKE VLV	32-41-01 1
C4217	G6	P6-1	STBY BUS OFF LT/BAT VM	24-34-01 —		
BAT	C829 (SEC)	C804	B1	P6-1	L GEN CONT UNIT	24-11-01 —
		C805	B2	P6-1	R GEN CONT UNIT	24-11-02 —

POWER		SYSTEM				
BUS	CB	CB CXXX	GRID LOC	PNL LOC	NOMENCLATURE	SCHEM REF
						DIAG SH
BAT	C829 (SEC)	C806	B3	P6-1	APU CONT UNIT	24-20-03 1
		C807	B5	P6-1	L GEN DRIVE DISC	24-11-01 —
		C808	B6	P6-1	R GEN DRIVE DISC	24-11-02 —
		C809	B4	P6-1	BUS PWR CONT UNIT	24-40-01 —
		C828	A5	P6-1	STBY PWR CONT	24-33-01 —
		C879	A6	P6-1	DC BUS TIE CONT	24-32-01 —
		C906	A7	P6-1	HYD GEN CONT PWR	24-20-05 —
		C1100	C2	P6-1	RAM AIR TURB - AUTO	29-00-06 —
		C4097	A4	P6-1	BAT CUR MON PWR	24-31-01 —
		C4248	F6	P6-1	LANDING GEAR - ALTN EXT MOTOR	32-30-01 3

150-156

BATTERY POWER DISTRIBUTION

Incorporates
78-0051FAA

D280T232

24-54-03

Page 102.1
Sheet 1
Jan 21/2005

POWER		SYSTEM					
BUS	CB	CB CXXX	GRID LOC	PNL LOC	NOMENCLATURE	SCHEM REF	
						DIAG	SH
BAT	(PRIM)	C548	C22	P11-4	PASS ADRS	23-31-01	1
		C551	C23	P11-4	INTERPHONE - CABIN SERVICE	23-42-01	1
		C644	C25	P11-4	INTERPHONE - CAPT/OBS	23-51-01	1
		C646	C26	P11-4	INTERPHONE - F/O	23-51-01	3
		C670	C33	P11-4	TRIM AIR	21-60-01	—
		C679	C19	P11-4	EQUIP COOL - OVRD	21-58-02	1
		C694	C20	P11-3	CARGO EXH VLV	21-28-01	—
		C704	A26	P11-4	PACK FLOW CONT - R	21-50-02	1
		C772	B26	P11-4	FIRE DETECTION - CARGO 1	26-16-01	2
		C774	B20	P11-4	FIRE DETECTION - LEFT ENG 1	26-11-01	1
		C775	B22	P11-4	FIRE DETECTION - RIGHT ENG 1	26-11-02	—
		C776	B24	P11-4	FIRE DETECTION - APU 1	26-15-01	—
		C783	B21	P11-4	FIRE DETECTION - LEFT ENG 2	26-11-01	1
		C784	B23	P11-4	FIRE DETECTION - RIGHT ENG 2	26-11-02	—
		C785	B25	P11-4	FIRE DETECTION - APU 2	26-15-01	—
		C788	B27	P11-4	FIRE DETECTION - CARGO 2	26-16-01	2
		C789	B29	P11-4	OVERHEAT DETECT - LEFT ENG 1	26-11-01	1
		C790	B30	P11-4	OVERHEAT DETECT - LEFT ENG 2	26-11-01	1
		C791	B31	P11-4	OVERHEAT DETECT - RIGHT ENG 1	26-11-02	—
		C792	B32	P11-4	OVERHEAT DETECT - RIGHT ENG 2	26-11-02	—
		C793	B19	P11-4	FIRE SWITCH UNLOCK	26-11-01	1
		C796	B34	P11-4	APU - REMOTE FIRE IND	26-15-01	—
		C799	B33	P11-4	WW FIRE IND	26-17-01	2
		C1010	A36	P11-4	STAB TRIM ALT	27-41-01	—
		C1048	C34	P11-4	FUEL QTY 1	28-41-01	—
		C1051	D36	P11-4	FUEL - CROSS FEED VLV	28-22-01	4
		C1052	D35	P11-4	FUEL - DC PUMP CONT	28-25-01	—
		C1058	D34	P11-4	FUEL - DC PUMP PWR	28-25-01	—

POWER		SYSTEM					
BUS	CB	CB CXXX	GRID LOC	PNL LOC	NOMENCLATURE	SCHEM REF	
						DIAG	SH
BAT	(PRIM)	C1097	D29	P11-4	HYDRAULIC - L ENG PUMP SUPPLY	29-00-02	—
		C1098	D30	P11-4	HYDRAULIC - R ENG PUMP SUPPLY	29-00-03	—
		C1099	D31	P11-4	HYDRAULIC - AIR PUMP	29-00-05	—
		C1121	A28	P11-4	PROBE HEAT IND - R	30-31-01	—
		C1132	A31	P11-4	ANTI-ICE - WING	30-11-01	—
		C1140	A30	P11-4	ANTI-ICE - R ENG - ALTN	30-21-01	—
		C1175	C30	P11-4	LANDING GEAR-PSN - AIR/GND SYS 1	32-09-02	1
		C1183	C31	P11-4	LANDING GEAR - ANTISKID 2-6	32-42-01	1
		C1184	C32	P11-4	LANDING GEAR - ANTISKID 3-7	32-42-02	1
		C1200	A35	P11-4	IND LIGHTS 3	33-16-01	2
		C1303	A19	P11-4	L ALT EMER LTS/OFF WG ESC	33-51-01	1
		C1306	A33	P11-4	IND LIGHTS 1	33-16-01	2
		C1307	A32	P11-4	IND LIGHTS TEST	33-16-01	1
		C1308	A34	P11-4	IND LIGHTS 2	33-16-01	2
		C1310	A20	P11-4	R ALT EMER LTS/OFF WG ESC	33-51-01	1
		C1321	A21	P11-4	PASSENGER OXYGEN - L	35-21-01	1
		C1322	A23	P11-4	PASSENGER OXYGEN - R	35-21-01	1
		C1323	A24	P11-4	PASSENGER OXYGEN - CONT	35-21-01	1
		C1324	A22	P11-4	PASSENGER OXYGEN - CTR	35-21-01	1
		C1325	A25	P11-4	PASSENGER OXYGEN - MANUAL DEPLOY	35-21-01	1
		C1345	A27	P11-4	AIR SPLY ISOL ALTN CONT R	36-11-02	—
		C1391	B35	P11-4	APU - ALTN CONT	49-00-04	1
		C1401	A29	P11-4	EEC DISCRETES - ALTN - R ENG	73-21-03	—
		C1419	D25	P11-4	L ENG FUEL CONT VLV & EEC CH B RST	76-11-01	3
		C1420	D26	P11-4	R ENG FUEL CONT VLV & EEC CH B RST	76-11-01	3
		C1426	D15	P11-1	ENGINE - SPEED SENSE L2	73-21-05	—
		C1427	D16	P11-1	ENGINE - SPEED SENSE R2	73-21-05	—
		C1428	D23	P11-4	ENGINE - SPEED SENSE L1	73-21-05	—
		C1429	D24	P11-4	ENGINE - SPEED SENSE R1	73-21-05	—
		C1462	C27	P11-4	L ENG - EEC CHAN A RESET	73-21-06	—
		C1463	C28	P11-4	R ENG - EEC CHAN A RESET	73-21-06	—
		C1478	D32	P11-4	RIGHT ENG T/R IND - ALTN	78-36-01	—
		C1479	D33	P11-4	RIGHT ENG T/R CONT - ALTN	78-34-01	—
		C1493	C35	P11-4	L ENG - T/L INTERLOCK	78-36-01	6
		C1494	C36	P11-4	R ENG - T/L INTERLOCK - ALTN	78-36-01	5
		C1510	D19	P11-4	ENGINE - START CONT - L	80-11-01	—
		C1511	D20	P11-4	ENGINE - START CONT - R	80-11-01	—
		C1512	B36	P11-4	APU - ENG START/ECS DISCRETES	80-11-01	—
		C1575	C29	P11-4	LDG GR POS AIR/GND SYS 2 ALT	32-09-03	2
		C1577	C21	P11-4	R ENGINE T/R SSL CONT	78-34-02	2
		C4153	D28	P11-4	ENGINE - STBY IND	77-12-01	—

WIRING DIAGRAMS
24-54-71
24-54-72

150-156

BATTERY POWER DISTRIBUTION

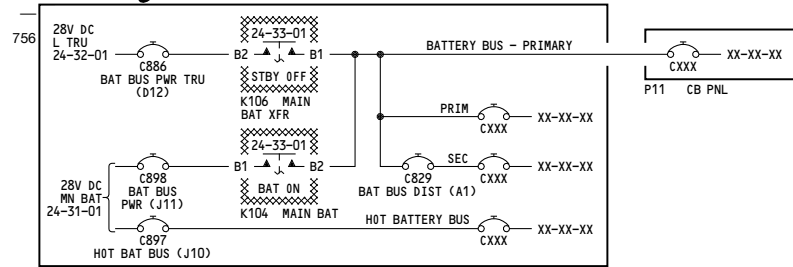
Incorporates
78-0062 R04

D280T232

24-54-03

Page 102.1
Sheet 2
Jan 21/2005

WIRING DIAGRAMS
24-54-71
24-54-72



P6 MN PWR DISTR PNL

POWER		SYSTEM				
BUS	CB	CB CXXX	GRID LOC	PNL LOC	NOMENCLATURE	SCHM REF
						DIAG SH
HOT BAT	C897	C538	G5	P6-1	ACARS DC POWER (INOP)	23-22-01 1
		C563	G3	P6-1	L CLOCK TIME BASE	31-25-01 —
		C576	G4	P6-1	R CLOCK TIME BASE	31-25-01 —
		C614	D3	P6-1	L IRS	34-21-01 1
		C620	D5	P6-1	R IRS	34-21-02 —
		C621	D4	P6-1	C IRS	34-21-03 —
		C711	D6	P6-1	EQUIP COOL GND WARN	21-58-01 1
		C748	F2	P6-1	EVAC SIGNAL	25-63-01 —
		C773	H6	P6-1	FIRE EXTINGUISHING - CARGO BTL 2	26-23-01 —
		C778	H1	P6-1	FIRE EXTINGUISHING - ENG L BTL 1	26-21-01 —
		C779	H3	P6-1	FIRE EXTINGUISHING - ENG R BTL 1	26-21-01 —
		C780	G1	P6-1	FIRE EXT - APU 1	26-22-01 —
		C781	H5	P6-1	FIRE EXTINGUISHING - CARGO BTL 1	26-23-01 —
		C786	H2	P6-1	FIRE EXTINGUISHING - ENG L BTL 2	26-21-01 —
		C787	H4	P6-1	FIRE EXTINGUISHING - ENG R BTL 2	26-21-01 —
		C800	C4	P6-1	BUS TIE ENABLE	24-40-01 —
		C827	D1	P6-1	BAT OVHT PROT	24-31-01 —
		C880	G7	P6-1	CENTER BUS CONT	24-51-03 —
		C1043	E5	P6-1	FUELING CONTROL	28-21-01 1
		C1044	E7	P6-1	DEFUEL VALVES	28-26-01 —
		C1045	E4	P6-1	FUELING - QTY	28-41-01 —
		C1046	E6	P6-1	FUELING VALVES	28-21-01 —
		C1061	E1	P6-1	L SPAR FUEL VALVE	28-22-01 4
		C1062	E2	P6-1	R SPAR FUEL VALVE	28-22-01 4
		C1063	E3	P6-1	APU FUEL VALVE	28-25-01 —
		C1089	C1	P6-1	RAM AIR TURB - MAN CONT	29-00-06 —
		C1179	F4	P6-1	LANDING GEAR - PARKING BRAKE VLV	32-41-01 1
C4217	G6	P6-1	STBY BUS OFF LT/BAT VM	24-34-01 —		
BAT	C829 (SEC)	C804	B1	P6-1	L GEN CONT UNIT	24-11-01 —
		C805	B2	P6-1	R GEN CONT UNIT	24-11-02 —

POWER		SYSTEM				
BUS	CB	CB CXXX	GRID LOC	PNL LOC	NOMENCLATURE	SCHM REF
						DIAG SH
BAT	C829 (SEC)	C806	B3	P6-1	APU CONT UNIT	24-20-03 1
		C807	B5	P6-1	L GEN DRIVE DISC	24-11-01 —
		C808	B6	P6-1	R GEN DRIVE DISC	24-11-02 —
		C809	B4	P6-1	BUS PWR CONT UNIT	24-40-01 —
		C828	A5	P6-1	STBY PWR CONT	24-33-01 —
		C879	A6	P6-1	DC BUS TIE CONT	24-32-01 —
		C906	A7	P6-1	HYD GEN CONT PWR	24-20-05 —
		C1100	C2	P6-1	RAM AIR TURB - AUTO	29-00-06 —
		C4097	A4	P6-1	BAT CUR MON PWR	24-31-01 —
		C4248	F6	P6-1	LANDING GEAR - ALTN EXT MOTOR	32-30-01 3

150-156

BATTERY POWER DISTRIBUTION

Incorporates
78-0051FAA

D280T232

24-54-03

Page 102.2
Sheet 1
Jan 21/2005



POWER		SYSTEM					
BUS	CB	CB CXXX	GRID LOC	PNL LOC	NOMENCLATURE	SCHEM REF	
						DIAG	SH
720	BAT (PRIM)	C548	C22	P11-4	PASS ADRS	23-31-01	1
		C551	C23	P11-4	INTERPHONE - CABIN SERVICE	23-42-01	1
		C644	C25	P11-4	INTERPHONE - CAPT/OBS	23-51-01	1
		C646	C26	P11-4	INTERPHONE - F/O	23-51-01	3
		C670	C33	P11-4	TRIM AIR	21-60-01	—
		C679	C19	P11-4	EQUIP COOL - OVRD	21-58-02	1
		C694	C20	P11-3	CARGO EXH VLV	21-28-01	—
		C704	A26	P11-4	PACK FLOW CONT - R	21-50-02	1
		C772	B26	P11-4	FIRE DETECTION - CARGO 1	26-16-01	2
		C774	B20	P11-4	FIRE DETECTION - LEFT ENG 1	26-11-01	1
		C775	B22	P11-4	FIRE DETECTION - RIGHT ENG 1	26-11-02	—
		C776	B24	P11-4	FIRE DETECTION - APU 1	26-15-01	—
		C783	B21	P11-4	FIRE DETECTION - LEFT ENG 2	26-11-01	1
		C784	B23	P11-4	FIRE DETECTION - RIGHT ENG 2	26-11-02	—
		C785	B25	P11-4	FIRE DETECTION - APU 2	26-15-01	—
		C788	B27	P11-4	FIRE DETECTION - CARGO 2	26-16-01	2
		C789	B29	P11-4	OVERHEAT DETECT - LEFT ENG 1	26-11-01	1
		C790	B30	P11-4	OVERHEAT DETECT - LEFT ENG 2	26-11-01	1
		C791	B31	P11-4	OVERHEAT DETECT - RIGHT ENG 1	26-11-02	—
		C792	B32	P11-4	OVERHEAT DETECT - RIGHT ENG 2	26-11-02	—
		C793	B19	P11-4	FIRE SWITCH UNLOCK	26-11-01	1
		C796	B34	P11-4	APU - REMOTE FIRE IND	26-15-01	—
		C799	B33	P11-4	WW FIRE IND	26-17-01	2
		C1010	A36	P11-4	STAB TRIM ALT	27-41-01	—
		C1048	C34	P11-4	FUEL QTY 1	28-41-01	—
		C1052	D35	P11-4	FUEL - DC PUMP CONT	28-25-01	—
		C1058	D34	P11-4	FUEL - DC PUMP PWR	28-25-01	—
		C1069	M20	P11-5	FWD FUEL - CROSSFEED VLV	28-22-01	4
		C1070	M21	P11-5	AFT FUEL - CROSSFEED VLV	28-22-01	4
		C1071	D36	P11-4	AFT FUEL - CROSSFEED IND	28-22-01	4

POWER		SYSTEM					
BUS	CB	CB CXXX	GRID LOC	PNL LOC	NOMENCLATURE	SCHEM REF	
						DIAG	SH
	BAT (PRIM)	C1097	D29	P11-4	HYDRAULIC - L ENG PUMP SUPPLY	29-00-02	—
		C1098	D30	P11-4	HYDRAULIC - R ENG PUMP SUPPLY	29-00-03	—
		C1099	D31	P11-4	HYDRAULIC - AIR PUMP	29-00-05	—
		C1121	A28	P11-4	PROBE HEAT IND - R	30-31-01	—
		C1132	A31	P11-4	ANTI-ICE - WING	30-11-01	—
		C1140	A30	P11-4	ANTI-ICE - R ENG - ALTN	30-21-01	—
		C1175	C30	P11-4	LANDING GEAR-PSN - AIR/GND SYS 1	32-09-02	1
		C1183	C31	P11-4	LANDING GEAR - ANTISKID 2-6	32-42-01	1
		C1184	C32	P11-4	LANDING GEAR - ANTISKID 3-7	32-42-02	1
		C1200	A35	P11-4	IND LIGHTS 3	33-16-01	2
		C1303	A19	P11-4	L ALT EMER LTS/OFF WG ESC	33-51-01	1
		C1306	A33	P11-4	IND LIGHTS 1	33-16-01	2
		C1307	A32	P11-4	IND LIGHTS TEST	33-16-01	1
		C1308	A34	P11-4	IND LIGHTS 2	33-16-01	2
		C1310	A20	P11-4	R ALT EMER LTS/OFF WG ESC	33-51-01	1
		C1321	A21	P11-4	PASSENGER OXYGEN - L	35-21-01	1
		C1322	A23	P11-4	PASSENGER OXYGEN - R	35-21-01	1
		C1323	A24	P11-4	PASSENGER OXYGEN - CONT	35-21-01	1
		C1324	A22	P11-4	PASSENGER OXYGEN - CTR	35-21-01	1
		C1325	A25	P11-4	PASSENGER OXYGEN - MANUAL DEPLOY	35-21-01	1
		C1345	A27	P11-4	AIR SPLY ISOL ALTN CONT R	36-11-02	—
		C1391	B35	P11-4	APU - ALTN CONT	49-00-04	1
		C1401	A29	P11-4	EEC DISCRETES - ALTN - R ENG	73-21-03	—
		C1419	D25	P11-4	L ENG FUEL CONT VLV & EEC CH B RST	76-11-01	3
		C1420	D26	P11-4	R ENG FUEL CONT VLV & EEC CH B RST	76-11-01	3
		C1426	D15	P11-1	ENGINE - SPEED SENSE L2	73-21-05	—
		C1427	D16	P11-1	ENGINE - SPEED SENSE R2	73-21-05	—
		C1428	D23	P11-4	ENGINE - SPEED SENSE L1	73-21-05	—
		C1429	D24	P11-4	ENGINE - SPEED SENSE R1	73-21-05	—
		C1462	C27	P11-4	L ENG - EEC CHAN A RESET	73-21-06	—
		C1463	C28	P11-4	R ENG - EEC CHAN A RESET	73-21-06	—
		C1478	D32	P11-4	RIGHT ENG T/R IND - ALTN	78-36-01	—
		C1479	D33	P11-4	RIGHT ENG T/R CONT - ALTN	78-34-01	—
		C1493	C35	P11-4	L ENG - T/L INTERLOCK	78-36-01	6
C1494	C36	P11-4	R ENG - T/L INTERLOCK - ALTN	78-36-01	5		
C1510	D19	P11-4	ENGINE - START CONT - L	80-11-01	—		
C1511	D20	P11-4	ENGINE - START CONT - R	80-11-01	—		
C1512	B36	P11-4	APU - ENG START/ECS DISCRETES	80-11-01	—		
C1575	C29	P11-4	LDG GR POS AIR/GND SYS 2 ALT	32-09-03	2		
C1577	C21	P11-4	R ENGINE T/R SSL CONT	78-34-02	2		
C4153	D28	P11-4	ENGINE - STBY IND	77-12-01	—		

WIRING DIAGRAMS
24-54-71
24-54-72

150-156

BATTERY POWER DISTRIBUTION

- ▶ Incorporates
- ▶ 28-0034 R02
- ▶ 78-0062 R04

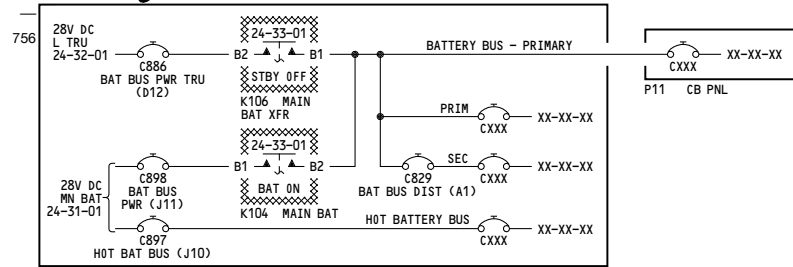
D280T232

24-54-03

Page 102.2
Sheet 2
Jan 21/2005



WIRING DIAGRAMS
24-54-71
24-54-72



P6 MN PWR DISTR PNL

POWER		SYSTEM					
BUS	CB	CB CXXX	GRID LOC	PNL LOC	NOMENCLATURE	SCHEM REF	
						DIAG	SH
HOT BAT	C897	C538	G5	P6-1	ACARS DC POWER (INOP)	23-22-01	1
		C563	G3	P6-1	L CLOCK TIME BASE	31-25-01	—
		C576	G4	P6-1	R CLOCK TIME BASE	31-25-01	—
		C614	D3	P6-1	L IRS	34-21-01	1
		C620	D5	P6-1	R IRS	34-21-02	—
		C621	D4	P6-1	C IRS	34-21-03	—
		C711	D6	P6-1	EQUIP COOL GND WARN	21-58-01	1
		C748	F2	P6-1	EVAC SIGNAL	25-63-01	—
		C773	H6	P6-1	FIRE EXTINGUISHING - CARGO BTL 2	26-23-01	—
		C778	H1	P6-1	FIRE EXTINGUISHING - ENG L BTL 1	26-21-01	—
		C779	H3	P6-1	FIRE EXTINGUISHING - ENG R BTL 1	26-21-01	—
		C780	G1	P6-1	FIRE EXT - APU 1	26-22-01	—
		C781	H5	P6-1	FIRE EXTINGUISHING - CARGO BTL 1	26-23-01	—
		C786	H2	P6-1	FIRE EXTINGUISHING - ENG L BTL 2	26-21-01	—
		C787	H4	P6-1	FIRE EXTINGUISHING - ENG R BTL 2	26-21-01	—
		C800	C4	P6-1	BUS TIE ENABLE	24-40-01	—
		C827	D1	P6-1	BAT OVHT PROT	24-31-01	—
		C880	G7	P6-1	CENTER BUS CONT	24-51-03	—
		C1043	E5	P6-1	FUELING CONTROL	28-21-01	1
		C1044	E7	P6-1	DEFUEL VALVES	28-26-01	—
		C1045	E4	P6-1	FUELING - QTY	28-41-01	—
		C1046	E6	P6-1	FUELING VALVES	28-21-01	—
		C1061	E1	P6-1	L SPAR FUEL VALVE	28-22-01	4
		C1062	E2	P6-1	R SPAR FUEL VALVE	28-22-01	4
		C1063	E3	P6-1	APU FUEL VALVE	28-25-01	—
		C1089	C1	P6-1	RAM AIR TURB - MAN CONT	29-00-06	—
		C1179	F4	P6-1	LANDING GEAR - PARKING BRAKE VLV	32-41-01	1
C4217	G6	P6-1	STBY BUS OFF LT/BAT VM	24-34-01	—		
BAT	C829 (SEC)	C804	B1	P6-1	L GEN CONT UNIT	24-11-01	—
		C805	B2	P6-1	R GEN CONT UNIT	24-11-02	—

POWER		SYSTEM					
BUS	CB	CB CXXX	GRID LOC	PNL LOC	NOMENCLATURE	SCHEM REF	
						DIAG	SH
BAT	C829 (SEC)	C806	B3	P6-1	APU CONT UNIT	24-20-03	1
		C807	B5	P6-1	L GEN DRIVE DISC	24-11-01	—
		C808	B6	P6-1	R GEN DRIVE DISC	24-11-02	—
		C809	B4	P6-1	BUS PWR CONT UNIT	24-40-01	—
		C828	A5	P6-1	STBY PWR CONT	24-33-01	—
		C879	A6	P6-1	DC BUS TIE CONT	24-32-01	—
		C906	A7	P6-1	HYD GEN CONT PWR	24-20-05	—
		C1100	C2	P6-1	RAM AIR TURB - AUTO	29-00-06	—
		C4097	A4	P6-1	BAT CUR MON PWR	24-31-01	—
		C4248	F6	P6-1	LANDING GEAR - ALTN EXT MOTOR	32-30-01	3

157

BATTERY POWER DISTRIBUTION

D280T232

24-54-03

Page 103.1
Sheet 1
Jan 21/2005

WIRING DIAGRAMS
24-54-71
24-54-72

POWER		SYSTEM						
BUS	CB	CB CXXX	GRID LOC	PNL LOC	NOMENCLATURE	SCHEM REF		
							DIAG	SH
BAT (PRIM)		C548	C22	P11-4	PASS ADRS	23-31-01	1	
		C551	C23	P11-4	INTERPHONE - CABIN SERVICE	23-42-01	1	
		C644	C25	P11-4	INTERPHONE - CAPT/OBS	23-51-01	1	
		C646	C26	P11-4	INTERPHONE - F/O	23-51-01	3	
		C670	C33	P11-4	TRIM AIR	21-60-01	—	
		C679	C19	P11-4	EQUIP COOL - OVRD	21-58-02	1	
		C694	C20	P11-3	CARGO EXH VLV	21-28-01	—	
		C704	A26	P11-4	PACK FLOW CONT - R	21-50-02	1	
		C772	B26	P11-4	FIRE DETECTION - CARGO 1	26-16-01	2	
		C774	B20	P11-4	FIRE DETECTION - LEFT ENG 1	26-11-01	1	
		C775	B22	P11-4	FIRE DETECTION - RIGHT ENG 1	26-11-02	—	
		C776	B24	P11-4	FIRE DETECTION - APU 1	26-15-01	—	
		C783	B21	P11-4	FIRE DETECTION - LEFT ENG 2	26-11-01	1	
		C784	B23	P11-4	FIRE DETECTION - RIGHT ENG 2	26-11-02	—	
		C785	B25	P11-4	FIRE DETECTION - APU 2	26-15-01	—	
		C788	B27	P11-4	FIRE DETECTION - CARGO 2	26-16-01	2	
		C789	B29	P11-4	OVERHEAT DETECT - LEFT ENG 1	26-11-01	1	
		C790	B30	P11-4	OVERHEAT DETECT - LEFT ENG 2	26-11-01	1	
		C791	B31	P11-4	OVERHEAT DETECT - RIGHT ENG 1	26-11-02	—	
		C792	B32	P11-4	OVERHEAT DETECT - RIGHT ENG 2	26-11-02	—	
		C793	B19	P11-4	FIRE SWITCH UNLOCK	26-11-01	1	
		C796	B34	P11-4	APU - REMOTE FIRE IND	26-15-01	—	
		C799	B33	P11-4	WW FIRE IND	26-17-01	2	
		C1010	A36	P11-4	STAB TRIM ALT	27-41-01	—	
		C1048	C34	P11-4	FUEL QTY 1	28-41-01	—	
		C1051	D36	P11-4	FUEL - CROSS FEED VLV	28-22-01	4	
		C1052	D35	P11-4	FUEL - DC PUMP CONT	28-25-01	—	
		C1058	D34	P11-4	FUEL - DC PUMP PWR	28-25-01	—	

POWER		SYSTEM						
BUS	CB	CB CXXX	GRID LOC	PNL LOC	NOMENCLATURE	SCHEM REF		
							DIAG	SH
BAT (PRIM)		C1097	D29	P11-4	HYDRAULIC - L ENG PUMP SUPPLY	29-00-02	—	
		C1098	D30	P11-4	HYDRAULIC - R ENG PUMP SUPPLY	29-00-03	—	
		C1099	D31	P11-4	HYDRAULIC - AIR PUMP	29-00-05	—	
		C1121	A28	P11-4	PROBE HEAT IND - R	30-31-01	—	
		C1132	A31	P11-4	ANTI-ICE - WING	30-11-01	—	
		C1140	A30	P11-4	ANTI-ICE - R ENG - ALTN	30-21-01	—	
		C1175	C30	P11-4	LANDING GEAR-PSN - AIR/GND SYS 1	32-09-02	1	
		C1183	C31	P11-4	LANDING GEAR - ANTISKID 2-6	32-42-01	1	
		C1184	C32	P11-4	LANDING GEAR - ANTISKID 3-7	32-42-02	1	
		C1200	A35	P11-4	IND LIGHTS 3	33-16-01	2	
		C1303	A19	P11-4	L ALT EMER LTS/OFF WG ESC	33-51-01	1	
		C1306	A33	P11-4	IND LIGHTS 1	33-16-01	2	
		C1307	A32	P11-4	IND LIGHTS TEST	33-16-01	1	
		C1308	A34	P11-4	IND LIGHTS 2	33-16-01	2	
		C1310	A20	P11-4	R ALT EMER LTS/OFF WG ESC	33-51-01	1	
		C1321	A21	P11-4	PASSENGER OXYGEN - L	35-21-01	1	
		C1322	A23	P11-4	PASSENGER OXYGEN - R	35-21-01	1	
		C1323	A24	P11-4	PASSENGER OXYGEN - CONT	35-21-01	1	
		C1324	A22	P11-4	PASSENGER OXYGEN - CTR	35-21-01	1	
		C1325	A25	P11-4	PASSENGER OXYGEN - MANUAL DEPLOY	35-21-01	1	
		C1345	A27	P11-4	AIR SPLY ISOL ALTN CONT R	36-11-02	—	
		C1391	B35	P11-4	APU - ALTN CONT	49-00-04	1	
		C1401	A29	P11-4	EEC DISCRETES - ALTN - R ENG	73-21-03	—	
		C1419	D25	P11-4	L ENG FUEL CONT VLV & EEC CH B RST	76-11-01	3	
		C1420	D26	P11-4	R ENG FUEL CONT VLV & EEC CH B RST	76-11-01	3	
		C1426	D15	P11-1	ENGINE - SPEED SENSE L2	73-21-05	—	
		C1427	D16	P11-1	ENGINE - SPEED SENSE R2	73-21-05	—	
		C1428	D23	P11-4	ENGINE - SPEED SENSE L1	73-21-05	—	
		C1429	D24	P11-4	ENGINE - SPEED SENSE R1	73-21-05	—	
		C1462	C27	P11-4	L ENG - EEC CHAN A RESET	73-21-06	—	
		C1463	C28	P11-4	R ENG - EEC CHAN A RESET	73-21-06	—	
		C1478	D32	P11-4	RIGHT ENG T/R IND - ALTN	78-36-01	—	
		C1479	D33	P11-4	RIGHT ENG T/R CONT - ALTN	78-34-01	—	
		C1493	C35	P11-4	L ENG - T/L INTERLOCK	78-36-01	6	
		C1494	C36	P11-4	R ENG - T/L INTERLOCK - ALTN	78-36-01	5	
		C1510	D19	P11-4	ENGINE - START CONT - L	80-11-01	—	
		C1511	D20	P11-4	ENGINE - START CONT - R	80-11-01	—	
		C1512	B36	P11-4	APU - ENG START/ECS DISCRETES	80-11-01	—	
		C1575	C29	P11-4	LDG GR POS AIR/GND SYS 2 ALT	32-09-03	2	
		C1577	C21	P11-4	R ENGINE T/R SSL CONT	78-34-02	2	
		C4153	D28	P11-4	ENGINE - STBY IND	77-12-01	—	

157

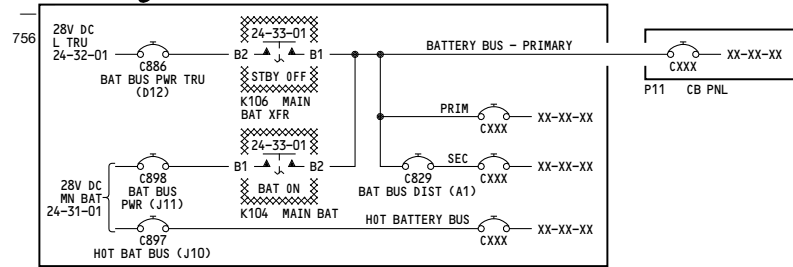
BATTERY POWER DISTRIBUTION

Incorporates
78-0062 R04

D280T232

24-54-03

Page 103.1
Sheet 2
Jan 21/2005



P6 MN PWR DISTR PNL

POWER		SYSTEM				
BUS	CB	CB CXXX	GRID LOC	PNL LOC	NOMENCLATURE	SCHEM REF
						DIAG SH
HOT BAT	C897	C538	G5	P6-1	ACARS DC POWER (INOP)	23-22-01 1
		C563	G3	P6-1	L CLOCK TIME BASE	31-25-01 —
		C576	G4	P6-1	R CLOCK TIME BASE	31-25-01 —
		C614	D3	P6-1	L IRS	34-21-01 1
		C620	D5	P6-1	R IRS	34-21-02 —
		C621	D4	P6-1	C IRS	34-21-03 —
		C711	D6	P6-1	EQUIP COOL GND WARN	21-58-01 1
		C748	F2	P6-1	EVAC SIGNAL	25-63-01 —
		C773	H6	P6-1	FIRE EXTINGUISHING - CARGO BTL 2	26-23-01 —
		C778	H1	P6-1	FIRE EXTINGUISHING - ENG L BTL 1	26-21-01 —
		C779	H3	P6-1	FIRE EXTINGUISHING - ENG R BTL 1	26-21-01 —
		C780	G1	P6-1	FIRE EXT - APU 1	26-22-01 —
		C781	H5	P6-1	FIRE EXTINGUISHING - CARGO BTL 1	26-23-01 —
		C786	H2	P6-1	FIRE EXTINGUISHING - ENG L BTL 2	26-21-01 —
		C787	H4	P6-1	FIRE EXTINGUISHING - ENG R BTL 2	26-21-01 —
		C800	C4	P6-1	BUS TIE ENABLE	24-40-01 —
		C827	D1	P6-1	BAT OVHT PROT	24-31-01 —
		C880	G7	P6-1	CENTER BUS CONT	24-51-03 —
		C1043	E5	P6-1	FUELING CONTROL	28-21-01 1
		C1044	E7	P6-1	DEFUEL VALVES	28-26-01 —
		C1045	E4	P6-1	FUELING - QTY	28-41-01 —
		C1046	E6	P6-1	FUELING VALVES	28-21-01 —
		C1061	E1	P6-1	L SPAR FUEL VALVE	28-22-01 4
		C1062	E2	P6-1	R SPAR FUEL VALVE	28-22-01 4
		C1063	E3	P6-1	APU FUEL VALVE	28-25-01 —
		C1089	C1	P6-1	RAM AIR TURB - MAN CONT	29-00-06 —
		C1179	F4	P6-1	LANDING GEAR - PARKING BRAKE VLV	32-41-01 1
C4217	G6	P6-1	STBY BUS OFF LT/BAT VM	24-34-01 —		
BAT	C829 (SEC)	C804	B1	P6-1	L GEN CONT UNIT	24-11-01 —
		C805	B2	P6-1	R GEN CONT UNIT	24-11-02 —

POWER		SYSTEM				
BUS	CB	CB CXXX	GRID LOC	PNL LOC	NOMENCLATURE	SCHEM REF
						DIAG SH
BAT	C829 (SEC)	C806	B3	P6-1	APU CONT UNIT	24-20-03 1
		C807	B5	P6-1	L GEN DRIVE DISC	24-11-01 —
		C808	B6	P6-1	R GEN DRIVE DISC	24-11-02 —
		C809	B4	P6-1	BUS PWR CONT UNIT	24-40-01 —
		C828	A5	P6-1	STBY PWR CONT	24-33-01 —
		C879	A6	P6-1	DC BUS TIE CONT	24-32-01 —
		C906	A7	P6-1	HYD GEN CONT PWR	24-20-05 —
		C1100	C2	P6-1	RAM AIR TURB - AUTO	29-00-06 —
		C4097	A4	P6-1	BAT CUR MON PWR	24-31-01 —
		C4248	F6	P6-1	LANDING GEAR - ALTN EXT MOTOR	32-30-01 3

WIRING DIAGRAMS
24-54-71
24-54-72

POWER		SYSTEM					
BUS	CB	CB CXXX	GRID LOC	PNL LOC	NOMENCLATURE	SCHEM REF	
						DIAG	SH
BAT	(PRIM)	C548	C22	P11-4	PASS ADRS	23-31-01	1
		C551	C23	P11-4	INTERPHONE - CABIN SERVICE	23-42-01	1
		C644	C25	P11-4	INTERPHONE - CAPT/OBS	23-51-01	1
		C646	C26	P11-4	INTERPHONE - F/O	23-51-01	3
		C670	C33	P11-4	TRIM AIR	21-60-01	—
		C679	C19	P11-4	EQUIP COOL - OVRD	21-58-02	1
		C694	C20	P11-3	CARGO EXH VLV	21-28-01	—
		C704	A26	P11-4	PACK FLOW CONT - R	21-50-02	1
		C772	B26	P11-4	FIRE DETECTION - CARGO 1	26-16-01	2
		C774	B20	P11-4	FIRE DETECTION - LEFT ENG 1	26-11-01	1
		C775	B22	P11-4	FIRE DETECTION - RIGHT ENG 1	26-11-02	—
		C776	B24	P11-4	FIRE DETECTION - APU 1	26-15-01	—
		C783	B21	P11-4	FIRE DETECTION - LEFT ENG 2	26-11-01	1
		C784	B23	P11-4	FIRE DETECTION - RIGHT ENG 2	26-11-02	—
		C785	B25	P11-4	FIRE DETECTION - APU 2	26-15-01	—
		C788	B27	P11-4	FIRE DETECTION - CARGO 2	26-16-01	2
		C789	B29	P11-4	OVERHEAT DETECT - LEFT ENG 1	26-11-01	1
		C790	B30	P11-4	OVERHEAT DETECT - LEFT ENG 2	26-11-01	1
		C791	B31	P11-4	OVERHEAT DETECT - RIGHT ENG 1	26-11-02	—
		C792	B32	P11-4	OVERHEAT DETECT - RIGHT ENG 2	26-11-02	—
		C793	B19	P11-4	FIRE SWITCH UNLOCK	26-11-01	1
		C796	B34	P11-4	APU - REMOTE FIRE IND	26-15-01	—
		C799	B33	P11-4	WW FIRE IND	26-17-01	2
		C1010	A36	P11-4	STAB TRIM ALT	27-41-01	—
		C1048	C34	P11-4	FUEL QTY 1	28-41-01	—
		C1052	D35	P11-4	FUEL - DC PUMP CONT	28-25-01	—
		C1058	D34	P11-4	FUEL - DC PUMP PWR	28-25-01	—
		C1069	M20	P11-5	FWD FUEL - CROSSFEED VLV	28-22-01	4
		C1070	M21	P11-5	AFT FUEL - CROSSFEED VLV	28-22-01	4
		C1071	D36	P11-4	AFT FUEL - CROSSFEED IND	28-22-01	4

POWER		SYSTEM					
BUS	CB	CB CXXX	GRID LOC	PNL LOC	NOMENCLATURE	SCHEM REF	
						DIAG	SH
BAT	(PRIM)	C1097	D29	P11-4	HYDRAULIC - L ENG PUMP SUPPLY	29-00-02	—
		C1098	D30	P11-4	HYDRAULIC - R ENG PUMP SUPPLY	29-00-03	—
		C1099	D31	P11-4	HYDRAULIC - AIR PUMP	29-00-05	—
		C1121	A28	P11-4	PROBE HEAT IND - R	30-31-01	—
		C1132	A31	P11-4	ANTI-ICE - WING	30-11-01	—
		C1140	A30	P11-4	ANTI-ICE - R ENG - ALTN	30-21-01	—
		C1175	C30	P11-4	LANDING GEAR-PSN - AIR/GND SYS 1	32-09-02	1
		C1183	C31	P11-4	LANDING GEAR - ANTISKID 2-6	32-42-01	1
		C1184	C32	P11-4	LANDING GEAR - ANTISKID 3-7	32-42-02	1
		C1200	A35	P11-4	IND LIGHTS 3	33-16-01	2
		C1303	A19	P11-4	L ALT EMER LTS/OFF WG ESC	33-51-01	1
		C1306	A33	P11-4	IND LIGHTS 1	33-16-01	2
		C1307	A32	P11-4	IND LIGHTS TEST	33-16-01	1
		C1308	A34	P11-4	IND LIGHTS 2	33-16-01	2
		C1310	A20	P11-4	R ALT EMER LTS/OFF WG ESC	33-51-01	1
		C1321	A21	P11-4	PASSENGER OXYGEN - L	35-21-01	1
		C1322	A23	P11-4	PASSENGER OXYGEN - R	35-21-01	1
		C1323	A24	P11-4	PASSENGER OXYGEN - CONT	35-21-01	1
		C1324	A22	P11-4	PASSENGER OXYGEN - CTR	35-21-01	1
		C1325	A25	P11-4	PASSENGER OXYGEN - MANUAL DEPLOY	35-21-01	1
		C1345	A27	P11-4	AIR SPLY ISOL ALTN CONT R	36-11-02	—
		C1391	B35	P11-4	APU - ALTN CONT	49-00-04	1
		C1401	A29	P11-4	EEC DISCRETES - ALTN - R ENG	73-21-03	—
		C1419	D25	P11-4	L ENG FUEL CONT VLV & EEC CH B RST	76-11-01	3
		C1420	D26	P11-4	R ENG FUEL CONT VLV & EEC CH B RST	76-11-01	3
		C1426	D15	P11-1	ENGINE - SPEED SENSE L2	73-21-05	—
		C1427	D16	P11-1	ENGINE - SPEED SENSE R2	73-21-05	—
		C1428	D23	P11-4	ENGINE - SPEED SENSE L1	73-21-05	—
		C1429	D24	P11-4	ENGINE - SPEED SENSE R1	73-21-05	—
		C1462	C27	P11-4	L ENG - EEC CHAN A RESET	73-21-06	—
		C1463	C28	P11-4	R ENG - EEC CHAN A RESET	73-21-06	—
		C1478	D32	P11-4	RIGHT ENG T/R IND - ALTN	78-36-01	—
		C1479	D33	P11-4	RIGHT ENG T/R CONT - ALTN	78-34-01	—
		C1493	C35	P11-4	L ENG - T/L INTERLOCK	78-36-01	6
		C1494	C36	P11-4	R ENG - T/L INTERLOCK - ALTN	78-36-01	5
		C1510	D19	P11-4	ENGINE - START CONT - L	80-11-01	—
		C1511	D20	P11-4	ENGINE - START CONT - R	80-11-01	—
		C1512	B36	P11-4	APU - ENG START/ECS DISCRETES	80-11-01	—
		C1575	C29	P11-4	LDG GR POS AIR/GND SYS 2 ALT	32-09-03	2
		C1577	C21	P11-4	R ENGINE T/R SSL CONT	78-34-02	2
		C4153	D28	P11-4	ENGINE - STBY IND	77-12-01	—

157

BATTERY POWER DISTRIBUTION

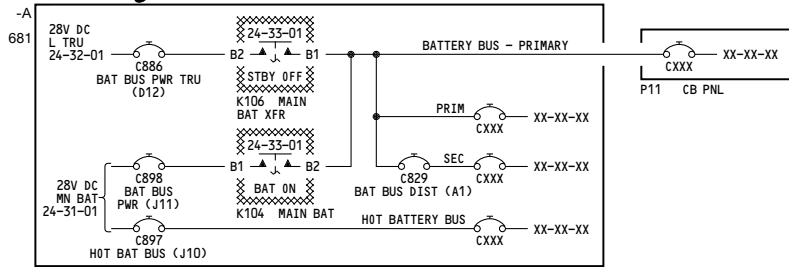
- ▶ Incorporates
- ▶ 28-0034 R02
- ▶ 78-0062 R04

D280T232

24-54-03

Page 103.2
Sheet 2
Jan 21/2005

WIRING DIAGRAMS
24-54-71
24-54-72



P6 MN PWR DISTR PNL

POWER		SYSTEM				
BUS	CB	CB CXXX	GRID LOC	PNL LOC	NOMENCLATURE	SCHEM REF
						DIAG SH
HOT BAT	C897	C538	G5	P6-1	ACARS DC POWER (INOP)	23-22-01 1
		C563	G3	P6-1	L CLOCK TIME BASE	31-25-01 —
		C576	G4	P6-1	R CLOCK TIME BASE	31-25-01 —
		C614	D3	P6-1	L IRS	34-21-01 1
		C620	D5	P6-1	R IRS	34-21-02 —
		C621	D4	P6-1	C IRS	34-21-03 —
		C711	D6	P6-1	EQUIP COOL GND WARN	21-58-01 1
		C748	F2	P6-1	EVAC SIGNAL	25-63-01 —
		C773	H6	P6-1	FIRE EXTINGUISHING - CARGO BTL 2	26-23-01 —
		C778	H1	P6-1	FIRE EXTINGUISHING - ENG L BTL 1	26-21-01 —
		C779	H3	P6-1	FIRE EXTINGUISHING - ENG R BTL 1	26-21-01 —
		C780	G1	P6-1	FIRE EXT - APU 1	26-22-01 —
		C781	H5	P6-1	FIRE EXTINGUISHING - CARGO BTL 1	26-23-01 —
		C786	H2	P6-1	FIRE EXTINGUISHING - ENG L BTL 2	26-21-01 —
		C787	H4	P6-1	FIRE EXTINGUISHING - ENG R BTL 2	26-21-01 —
		C800	C4	P6-1	BUS TIE ENABLE	24-40-01 —
		C827	D1	P6-1	BAT OVHT PROT	24-31-01 —
		C880	G7	P6-1	CENTER BUS CONT	24-51-03 —
		C1043	E5	P6-1	FUELING CONTROL	28-21-01 1
		C1044	E7	P6-1	DEFUEL VALVES	28-26-01 —
		C1045	E4	P6-1	FUELING - QTY	28-41-01 —
		C1046	E6	P6-1	FUELING VALVES	28-21-01 —
		C1061	E1	P6-1	L SPAR FUEL VALVE	28-22-01 4
C1062	E2	P6-1	R SPAR FUEL VALVE	28-22-01 4		
C1063	E3	P6-1	APU FUEL VALVE	28-25-01 —		
C1089	C1	P6-1	RAM AIR TURB - MAN CONT	29-00-06 —		
C1179	F4	P6-1	LANDING GEAR - PARKING BRAKE VLV	32-41-01 1		
C4217	G6	P6-1	STBY BUS OFF LT/BAT VM	24-34-01 —		
BAT	C829 (SEC)	C804	B1	P6-1	L GEN CONT UNIT	24-11-01 —
		C805	B2	P6-1	R GEN CONT UNIT	24-11-02 —

POWER		SYSTEM				
BUS	CB	CB CXXX	GRID LOC	PNL LOC	NOMENCLATURE	SCHEM REF
						DIAG SH
BAT	C829 (SEC)	C806	B3	P6-1	APU CONT UNIT	24-20-03 1
		C807	B5	P6-1	L GEN DRIVE DISC	24-11-01 —
		C808	B6	P6-1	R GEN DRIVE DISC	24-11-02 —
		C809	B4	P6-1	BUS PWR CONT UNIT	24-40-01 —
		C828	A5	P6-1	STBY PWR CONT	24-33-01 —
		C879	A6	P6-1	DC BUS TIE CONT	24-32-01 —
		C906	A7	P6-1	HYD GEN CONT PWR	24-20-05 —
		C1100	C2	P6-1	RAM AIR TURB - AUTO	29-00-06 —
		C4097	A4	P6-1	BAT CUR MON PWR	24-31-01 —
		C4248	F6	P6-1	LANDING GEAR - ALTN EXT MOTOR	32-30-01 3

162-167

BATTERY POWER DISTRIBUTION

D280T232

24-54-03

Page 104.1
Sheet 1
Jan 21/2005



767-200/300 SYSTEM SCHEMATIC MANUAL

POWER		SYSTEM					
BUS	CB	CB CXXX	GRID LOC	PNL LOC	NOMENCLATURE	SCHEM REF	
						DIAG	SH
705	BAT (PRIM)	C548	C22	P11-4	PASS ADRS	23-31-01	1
		C551	C23	P11-4	INTERPHONE - CABIN SERVICE	23-42-01	1
		C644	C25	P11-4	INTERPHONE - CAPT/OBS	23-51-01	1
		C646	C26	P11-4	INTERPHONE - F/O	23-51-01	3
		C670	C33	P11-4	TRIM AIR	21-60-01	—
		C679	C19	P11-4	EQUIP COOL - OVRD	21-58-02	1
		C694	C20	P11-3	CARGO EXH VLV	21-28-01	—
		C704	A26	P11-4	PACK FLOW CONT - R	21-50-02	1
		C772	B26	P11-4	FIRE DETECTION - CARGO 1	26-16-01	2
		C774	B20	P11-4	FIRE DETECTION - LEFT ENG 1	26-11-01	1
		C775	B22	P11-4	FIRE DETECTION - RIGHT ENG 1	26-11-02	—
		C776	B24	P11-4	FIRE DETECTION - APU 1	26-15-01	—
		C783	B21	P11-4	FIRE DETECTION - LEFT ENG 2	26-11-01	1
		C784	B23	P11-4	FIRE DETECTION - RIGHT ENG 2	26-11-02	—
		C785	B25	P11-4	FIRE DETECTION - APU 2	26-15-01	—
		C788	B27	P11-4	FIRE DETECTION - CARGO 2	26-16-01	2
		C789	B29	P11-4	OVERHEAT DETECT - LEFT ENG 1	26-11-01	1
		C790	B30	P11-4	OVERHEAT DETECT - LEFT ENG 2	26-11-01	1
		C791	B31	P11-4	OVERHEAT DETECT - RIGHT ENG 1	26-11-02	—
		C792	B32	P11-4	OVERHEAT DETECT - RIGHT ENG 2	26-11-02	—
		C793	B19	P11-4	FIRE SWITCH UNLOCK	26-11-01	1
		C796	B34	P11-4	APU - REMOTE FIRE IND	26-15-01	—
		C799	B33	P11-4	WW FIRE IND	26-17-01	2
		C1010	A36	P11-4	STAB TRIM ALT	27-41-01	—
		C1048	C34	P11-4	FUEL QTY 1	28-41-01	—
		C1051	D36	P11-4	FUEL - CROSS FEED VLV	28-22-01	4
		C1052	D35	P11-4	FUEL - DC PUMP CONT	28-25-01	—
		C1058	D34	P11-4	FUEL - DC PUMP PWR	28-25-01	—

POWER		SYSTEM					
BUS	CB	CB CXXX	GRID LOC	PNL LOC	NOMENCLATURE	SCHEM REF	
						DIAG	SH
705	BAT (PRIM)	C1097	D29	P11-4	HYDRAULIC - L ENG PUMP SUPPLY	29-00-02	—
		C1098	D30	P11-4	HYDRAULIC - R ENG PUMP SUPPLY	29-00-03	—
		C1099	D31	P11-4	HYDRAULIC - AIR PUMP	29-00-05	—
		C1121	A28	P11-4	PROBE HEAT IND - R	30-31-01	—
		C1132	A31	P11-4	ANTI-ICE - WING	30-11-01	—
		C1140	A30	P11-4	ANTI-ICE - R ENG - ALTN	30-21-01	—
		C1175	C30	P11-4	LANDING GEAR-PSN - AIR/GND SYS 1	32-09-02	1
		C1183	C31	P11-4	LANDING GEAR - ANTISKID 2-6	32-42-01	1
		C1184	C32	P11-4	LANDING GEAR - ANTISKID 3-7	32-42-02	1
		C1200	A35	P11-4	IND LIGHTS 3	33-16-01	2
		C1303	A19	P11-4	L ALT EMER LTS/OFF WG ESC	33-51-01	1
		C1306	A33	P11-4	IND LIGHTS 1	33-16-01	2
		C1307	A32	P11-4	IND LIGHTS TEST	33-16-01	1
		C1308	A34	P11-4	IND LIGHTS 2	33-16-01	2
		C1310	A20	P11-4	R ALT EMER LTS/OFF WG ESC	33-51-01	1
		C1321	A21	P11-4	PASSENGER OXYGEN - L	35-21-01	1
		C1322	A23	P11-4	PASSENGER OXYGEN - R	35-21-01	1
		C1323	A24	P11-4	PASSENGER OXYGEN - CONT	35-21-01	1
		C1324	A22	P11-4	PASSENGER OXYGEN - CTR	35-21-01	1
		C1325	A25	P11-4	PASSENGER OXYGEN - MANUAL DEPLOY	35-21-01	1
		C1345	A27	P11-4	AIR SPLY ISOL ALTN CONT R	36-11-02	—
		C1391	B35	P11-4	APU - ALTN CONT	49-00-04	1
		C1401	A29	P11-4	EEC DISCRETES - ALTN - R ENG	73-21-03	—
		C1419	D25	P11-4	L ENG FUEL CONT VLV & EEC CH B RST	76-11-01	3
		C1420	D26	P11-4	R ENG FUEL CONT VLV & EEC CH B RST	76-11-01	3
		C1426	D15	P11-1	ENGINE - SPEED SENSE L2	73-21-05	—
		C1427	D16	P11-1	ENGINE - SPEED SENSE R2	73-21-05	—
		C1428	D23	P11-4	ENGINE - SPEED SENSE L1	73-21-05	—
		C1429	D24	P11-4	ENGINE - SPEED SENSE R1	73-21-05	—
		C1462	C27	P11-4	L ENG - EEC CHAN A RESET	73-21-06	—
		C1463	C28	P11-4	R ENG - EEC CHAN A RESET	73-21-06	—
		C1478	D32	P11-4	RIGHT ENG T/R IND - ALTN	78-36-01	—
		C1479	D33	P11-4	RIGHT ENG T/R CONT - ALTN	78-34-01	—
C1493	C35	P11-4	L ENG - T/L INTERLOCK	78-36-01	6		
C1494	C36	P11-4	R ENG - T/L INTERLOCK - ALTN	78-36-01	5		
C1510	D19	P11-4	ENGINE - START CONT - L	80-11-01	—		
C1511	D20	P11-4	ENGINE - START CONT - R	80-11-01	—		
C1512	B36	P11-4	APU - ENG START/ECS DISCRETES	80-11-01	—		
C1575	C29	P11-4	LDG GR POS AIR/GND SYS 2 ALT	32-09-03	2		
C1577	C21	P11-4	R ENGINE T/R SSL CONT	78-34-02	2		
C4153	D28	P11-4	ENGINE - STBY IND	77-12-01	—		

WIRING DIAGRAMS
24-54-71
24-54-72

162-167

BATTERY POWER DISTRIBUTION

Incorporates
78-0062 R04

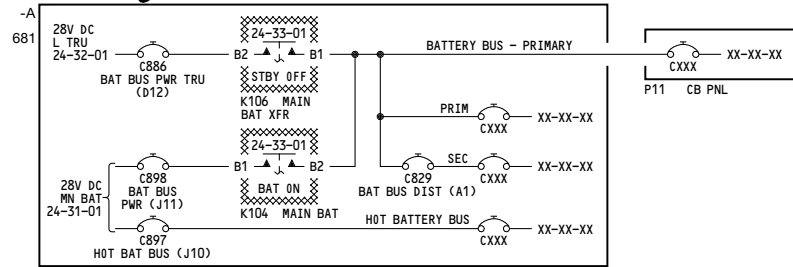
D280T232

24-54-03

Page 104.1
Sheet 2
Jan 21/2005



WIRING DIAGRAMS
24-54-71
24-54-72



P6 MN PWR DISTR PNL

POWER		SYSTEM				
BUS	CB	CB CXXX	GRID LOC	PNL LOC	NOMENCLATURE	SCHEM REF
						DIAG SH
HOT BAT	C897	C538	G5	P6-1	ACARS DC POWER (INOP)	23-22-01 1
		C563	G3	P6-1	L CLOCK TIME BASE	31-25-01 —
		C576	G4	P6-1	R CLOCK TIME BASE	31-25-01 —
		C614	D3	P6-1	L IRS	34-21-01 1
		C620	D5	P6-1	R IRS	34-21-02 —
		C621	D4	P6-1	C IRS	34-21-03 —
		C711	D6	P6-1	EQUIP COOL GND WARN	21-58-01 1
		C748	F2	P6-1	EVAC SIGNAL	25-63-01 —
		C773	H6	P6-1	FIRE EXTINGUISHING - CARGO BTL 2	26-23-01 —
		C778	H1	P6-1	FIRE EXTINGUISHING - ENG L BTL 1	26-21-01 —
		C779	H3	P6-1	FIRE EXTINGUISHING - ENG R BTL 1	26-21-01 —
		C780	G1	P6-1	FIRE EXT - APU 1	26-22-01 —
		C781	H5	P6-1	FIRE EXTINGUISHING - CARGO BTL 1	26-23-01 —
		C786	H2	P6-1	FIRE EXTINGUISHING - ENG L BTL 2	26-21-01 —
		C787	H4	P6-1	FIRE EXTINGUISHING - ENG R BTL 2	26-21-01 —
		C800	C4	P6-1	BUS TIE ENABLE	24-40-01 —
		C827	D1	P6-1	BAT OVHT PROT	24-31-01 —
		C880	G7	P6-1	CENTER BUS CONT	24-51-03 —
		C1043	E5	P6-1	FUELING CONTROL	28-21-01 1
		C1044	E7	P6-1	DEFUEL VALVES	28-26-01 —
		C1045	E4	P6-1	FUELING - QTY	28-41-01 —
		C1046	E6	P6-1	FUELING VALVES	28-21-01 —
		C1061	E1	P6-1	L SPAR FUEL VALVE	28-22-01 4
		C1062	E2	P6-1	R SPAR FUEL VALVE	28-22-01 4
		C1063	E3	P6-1	APU FUEL VALVE	28-25-01 —
		C1089	C1	P6-1	RAM AIR TURB - MAN CONT	29-00-06 —
		C1179	F4	P6-1	LANDING GEAR - PARKING BRAKE VLV	32-41-01 1
C4217	G6	P6-1	STBY BUS OFF LT/BAT VM	24-34-01 —		
BAT	C829 (SEC)	C804	B1	P6-1	L GEN CONT UNIT	24-11-01 —
		C805	B2	P6-1	R GEN CONT UNIT	24-11-02 —

POWER		SYSTEM				
BUS	CB	CB CXXX	GRID LOC	PNL LOC	NOMENCLATURE	SCHEM REF
						DIAG SH
BAT	C829 (SEC)	C806	B3	P6-1	APU CONT UNIT	24-20-03 1
		C807	B5	P6-1	L GEN DRIVE DISC	24-11-01 —
		C808	B6	P6-1	R GEN DRIVE DISC	24-11-02 —
		C809	B4	P6-1	BUS PWR CONT UNIT	24-40-01 —
		C828	A5	P6-1	STBY PWR CONT	24-33-01 —
		C879	A6	P6-1	DC BUS TIE CONT	24-32-01 —
		C906	A7	P6-1	HYD GEN CONT PWR	24-20-05 —
		C1100	C2	P6-1	RAM AIR TURB - AUTO	29-00-06 —
		C4097	A4	P6-1	BAT CUR MON PWR	24-31-01 —
		C4248	F6	P6-1	LANDING GEAR - ALTN EXT MOTOR	32-30-01 3

162-167

BATTERY POWER DISTRIBUTION

D280T232

24-54-03

Page 104.2
Sheet 1
Jan 21/2005



767-200/300 SYSTEM SCHEMATIC MANUAL

POWER		SYSTEM					
BUS	CB	CB CXXX	GRID LOC	PNL LOC	NOMENCLATURE	SCHEM REF	
						DIAG	SH
720	BAT (PRIM)	C548	C22	P11-4	PASS ADRS	23-31-01	1
		C551	C23	P11-4	INTERPHONE - CABIN SERVICE	23-42-01	1
		C644	C25	P11-4	INTERPHONE - CAPT/OBS	23-51-01	1
		C646	C26	P11-4	INTERPHONE - F/O	23-51-01	3
		C670	C33	P11-4	TRIM AIR	21-60-01	—
		C679	C19	P11-4	EQUIP COOL - OVRD	21-58-02	1
		C694	C20	P11-3	CARGO EXH VLV	21-28-01	—
		C704	A26	P11-4	PACK FLOW CONT - R	21-50-02	1
		C772	B26	P11-4	FIRE DETECTION - CARGO 1	26-16-01	2
		C774	B20	P11-4	FIRE DETECTION - LEFT ENG 1	26-11-01	1
		C775	B22	P11-4	FIRE DETECTION - RIGHT ENG 1	26-11-02	—
		C776	B24	P11-4	FIRE DETECTION - APU 1	26-15-01	—
		C783	B21	P11-4	FIRE DETECTION - LEFT ENG 2	26-11-01	1
		C784	B23	P11-4	FIRE DETECTION - RIGHT ENG 2	26-11-02	—
		C785	B25	P11-4	FIRE DETECTION - APU 2	26-15-01	—
		C788	B27	P11-4	FIRE DETECTION - CARGO 2	26-16-01	2
		C789	B29	P11-4	OVERHEAT DETECT - LEFT ENG 1	26-11-01	1
		C790	B30	P11-4	OVERHEAT DETECT - LEFT ENG 2	26-11-01	1
		C791	B31	P11-4	OVERHEAT DETECT - RIGHT ENG 1	26-11-02	—
		C792	B32	P11-4	OVERHEAT DETECT - RIGHT ENG 2	26-11-02	—
		C793	B19	P11-4	FIRE SWITCH UNLOCK	26-11-01	1
		C796	B34	P11-4	APU - REMOTE FIRE IND	26-15-01	—
		C799	B33	P11-4	WW FIRE IND	26-17-01	2
		C1010	A36	P11-4	STAB TRIM ALT	27-41-01	—
		C1048	C34	P11-4	FUEL QTY 1	28-41-01	—
		C1052	D35	P11-4	FUEL - DC PUMP CONT	28-25-01	—
		C1058	D34	P11-4	FUEL - DC PUMP PWR	28-25-01	—
		C1069	M20	P11-5	FWD FUEL - CROSSFEED VLV	28-22-01	4
		C1070	M21	P11-5	AFT FUEL - CROSSFEED VLV	28-22-01	4
		C1071	D36	P11-4	AFT FUEL - CROSSFEED IND	28-22-01	4

POWER		SYSTEM					
BUS	CB	CB CXXX	GRID LOC	PNL LOC	NOMENCLATURE	SCHEM REF	
						DIAG	SH
	BAT (PRIM)	C1097	D29	P11-4	HYDRAULIC - L ENG PUMP SUPPLY	29-00-02	—
		C1098	D30	P11-4	HYDRAULIC - R ENG PUMP SUPPLY	29-00-03	—
		C1099	D31	P11-4	HYDRAULIC - AIR PUMP	29-00-05	—
		C1121	A28	P11-4	PROBE HEAT IND - R	30-31-01	—
		C1132	A31	P11-4	ANTI-ICE - WING	30-11-01	—
		C1140	A30	P11-4	ANTI-ICE - R ENG - ALTN	30-21-01	—
		C1175	C30	P11-4	LANDING GEAR-PSN - AIR/GND SYS 1	32-09-02	1
		C1183	C31	P11-4	LANDING GEAR - ANTISKID 2-6	32-42-01	1
		C1184	C32	P11-4	LANDING GEAR - ANTISKID 3-7	32-42-02	1
		C1200	A35	P11-4	IND LIGHTS 3	33-16-01	2
		C1303	A19	P11-4	L ALT EMER LTS/OFF WG ESC	33-51-01	1
		C1306	A33	P11-4	IND LIGHTS 1	33-16-01	2
		C1307	A32	P11-4	IND LIGHTS TEST	33-16-01	1
		C1308	A34	P11-4	IND LIGHTS 2	33-16-01	2
		C1310	A20	P11-4	R ALT EMER LTS/OFF WG ESC	33-51-01	1
		C1321	A21	P11-4	PASSENGER OXYGEN - L	35-21-01	1
		C1322	A23	P11-4	PASSENGER OXYGEN - R	35-21-01	1
		C1323	A24	P11-4	PASSENGER OXYGEN - CONT	35-21-01	1
		C1324	A22	P11-4	PASSENGER OXYGEN - CTR	35-21-01	1
		C1325	A25	P11-4	PASSENGER OXYGEN - MANUAL DEPLOY	35-21-01	1
		C1345	A27	P11-4	AIR SPLY ISOL ALTN CONT R	36-11-02	—
		C1391	B35	P11-4	APU - ALTN CONT	49-00-04	1
		C1401	A29	P11-4	EEC DISCRETES - ALTN - R ENG	73-21-03	—
		C1419	D25	P11-4	L ENG FUEL CONT VLV & EEC CH B RST	76-11-01	3
		C1420	D26	P11-4	R ENG FUEL CONT VLV & EEC CH B RST	76-11-01	3
		C1426	D15	P11-1	ENGINE - SPEED SENSE L2	73-21-05	—
		C1427	D16	P11-1	ENGINE - SPEED SENSE R2	73-21-05	—
		C1428	D23	P11-4	ENGINE - SPEED SENSE L1	73-21-05	—
		C1429	D24	P11-4	ENGINE - SPEED SENSE R1	73-21-05	—
		C1462	C27	P11-4	L ENG - EEC CHAN A RESET	73-21-06	—
		C1463	C28	P11-4	R ENG - EEC CHAN A RESET	73-21-06	—
		C1478	D32	P11-4	RIGHT ENG T/R IND - ALTN	78-36-01	—
		C1479	D33	P11-4	RIGHT ENG T/R CONT - ALTN	78-34-01	—
C1493	C35	P11-4	L ENG - T/L INTERLOCK	78-36-01	6		
C1494	C36	P11-4	R ENG - T/L INTERLOCK - ALTN	78-36-01	5		
C1510	D19	P11-4	ENGINE - START CONT - L	80-11-01	—		
C1511	D20	P11-4	ENGINE - START CONT - R	80-11-01	—		
C1512	B36	P11-4	APU - ENG START/ECS DISCRETES	80-11-01	—		
C1575	C29	P11-4	LDG GR POS AIR/GND SYS 2 ALT	32-09-03	2		
C1577	C21	P11-4	R ENGINE T/R SSL CONT	78-34-02	2		
C4153	D28	P11-4	ENGINE - STBY IND	77-12-01	—		

WIRING DIAGRAMS
24-54-71
24-54-72

162-167

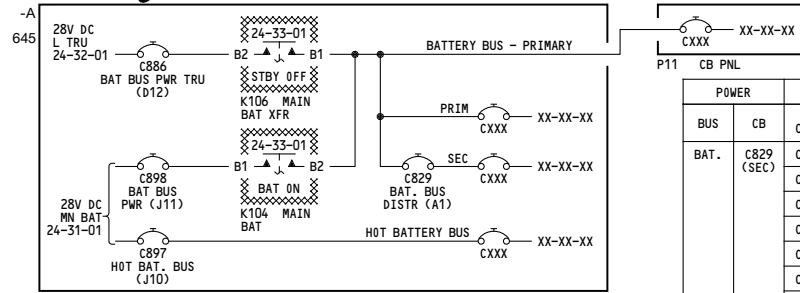
BATTERY POWER DISTRIBUTION

- Incorporates
 28-0034 R02
 78-0062 R04

D280T232

24-54-03

Page 104.2
Sheet 2
Jan 21/2005



P6 MN PWR DISTR PNL

POWER		SYSTEM					
BUS	CB	CB CXXX	GRID LOC	PNL LOC	NOMENCLATURE	SCHEM REF	
						DIAG SH	
HOT BAT.	C897	C538	G5	P6-1	ACARS DC PWR	23-22-01	—
		C563	G3	P6-1	L CLOCK TIME BASE	31-25-01	—
		C576	G4	P6-1	R CLOCK TIME BASE	31-25-01	—
		C614	D3	P6-1	L IRS	34-21-01	1
		C620	D5	P6-1	R IRS	34-21-02	—
		C621	D4	P6-1	C IRS	34-21-03	—
		C711	D6	P6-1	EQUIP COOL GND WARN	21-58-01	1
		C748	F2	P6-1	EVAC SIGNAL	25-63-01	—
		C773	H6	P6-1	FIRE EXTINGUISHING - CARGO BTL 2	26-23-01	—
		C778	H1	P6-1	FIRE EXTINGUISHING - ENG L BTL 1	26-21-01	—
		C779	H3	P6-1	FIRE EXTINGUISHING - ENG R BTL 1	26-21-01	—
		C780	G1	P6-1	FIRE EXT - APU 1	26-22-01	—
		C781	H5	P6-1	FIRE EXTINGUISHING - CARGO BTL 1	26-23-01	—
		C782	G2	P6-1	FIRE EXTINGUISHER - APU 2	26-22-01	—
		C786	H2	P6-1	FIRE EXTINGUISHING - ENG L BTL 2	26-21-01	—
		C787	H4	P6-1	FIRE EXTINGUISHING - ENG R BTL 2	26-21-01	—
		C800	C4	P6-1	BUS TIE ENABLE	24-40-01	—
		C827	D1	P6-1	BAT. OVHT PROT	24-31-01	—
		C880	G7	P6-1	CENTER BUS CONT	24-51-03	—
		C1043	E5	P6-1	FUELING CONTROL	28-21-01	1
		C1044	E7	P6-1	DEFUEL VALVES	28-26-01	—
		C1045	E4	P6-1	FUELING - QTY	28-41-01	—
		C1046	E6	P6-1	FUELING VALVES	28-21-01	—
		C1061	E1	P6-1	L SPAR FUEL VALVE	28-22-01	4
		C1062	E2	P6-1	R SPAR FUEL VALVE	28-22-01	4
		C1063	E3	P6-1	APU FUEL VALVE	28-25-01	—
		C1089	C1	P6-1	RAM AIR TURB - MAN CONT	29-00-06	—
		C1179	F4	P6-1	LANDING GEAR - PARKING BRAKE VLV	32-41-01	1
		C4217	G6	P6-1	STBY BUS OFF LT/BAT. VM	24-33-01	—

POWER		SYSTEM							
BUS	CB	CB CXXX	GRID LOC	PNL LOC	NOMENCLATURE	SCHEM REF			
						DIAG SH			
BAT.	C829 (SEC)	C749	B7	P6-1	CHILLER SHUTDOWN CONT	25-32-01	—		
		C804	B1	P6-1	L GEN CONT UNIT	24-11-01	—		
		C805	B2	P6-1	R GEN CONT UNIT	24-11-02	—		
		C806	B3	P6-1	APU CONT UNIT	24-20-03	1		
		C807	B5	P6-1	L GEN DRIVE DISC	24-11-01	—		
		C808	B6	P6-1	R GEN DRIVE DISC	24-11-02	—		
		C809	B4	P6-1	BUS PWR CONT UNIT	24-40-01	—		
		C828	A5	P6-1	STBY PWR CONT	24-33-01	—		
		C879	A6	P6-1	DC BUS TIE CNT	24-32-01	—		
		C906	A7	P6-1	HYD GEN CONT PWR	24-20-05	—		
		C1100	C2	P6-1	RAM AIR TURB - AUTO	29-00-06	—		
		C4097	A4	P6-1	BAT. CUR MON PWR	24-31-01	—		
		C4248	F6	P6-1	LANDING GEAR - ALTN EXT MOTOR	32-30-01	3		
		(PRIM)	CXXX	C548	C22	P11-4	PASS ADRS	23-31-01	1
				C551	C23	P11-4	INTERPHONE - CABIN SERVICE	23-42-01	1
				C644	C25	P11-4	INTERPHONE - CAPT/OBS	23-51-01	1
				C646	C26	P11-4	INTERPHONE - F/O	23-51-01	3
				C670	C33	P11-4	TRIM AIR	21-60-01	—
				C679	C19	P11-4	EQUIP COOL - OVRD	21-58-02	1
				C694	C20	P11-4	CARGO EXIT VLV	21-28-01	—
				C704	A26	P11-4	PACK FLOW CONT - R	21-50-02	1
				C772	B26	P11-4	FIRE DETECTION - CARGO 1	26-16-01	2
				C774	B20	P11-4	FIRE DETECTION - LEFT ENG 1	26-11-01	1
				C775	B22	P11-4	FIRE DETECTION - RIGHT ENG 1	26-11-02	—
				C776	B24	P11-4	FIRE DETECTION - APU 1	26-15-01	—
				C783	B21	P11-4	FIRE DETECTION - LEFT ENG 2	26-11-01	1
				C784	B23	P11-4	FIRE DETECTION - RIGHT ENG 2	26-11-02	—
				C785	B25	P11-4	FIRE DETECTION - APU 2	26-15-01	—
				C788	B27	P11-4	FIRE DETECTION - CARGO 2	26-16-01	2
				C789	B29	P11-4	OVERHEAT DETECT - LEFT ENG 1	26-11-01	1
				C790	B30	P11-4	OVERHEAT DETECT - LEFT ENG 2	26-11-01	1
				C791	B31	P11-4	OVERHEAT DETECT - RIGHT ENG 1	26-11-02	—
				C792	B32	P11-4	OVERHEAT DETECT - RIGHT ENG 2	26-11-02	—
C793	B19			P11-4	FIRE SWITCH UNLOCK	26-11-01	1		
C796	B34			P11-4	APU - REMOTE FIRE IND	26-15-01	—		
C799	B33			P11-4	WW FIRE IND	26-17-01	2		
C872	A2			P6-1	DC STBY	24-54-04	—		
C1010	A36	P11-4	ALTN STAB TRIM	27-41-01	—				
C1048	C34	P11-4	FUEL QTY 1	28-41-02	—				

275-276

BATTERY POWER DISTRIBUTION

D280T232

24-54-03

Page 105.1
Sheet 1
Jan 21/2005

WIRING DIAGRAMS
24-54-71
24-54-72

POWER		SYSTEM					SCHEM REF	
BUS	CB	CB CXXX	GRID LOC	PNL LOC	NOMENCLATURE	DIAG	SH	
BAT	(PRIM)	C1051	D36	P11-4	FUEL - CROSSFEED VLV	28-22-01	4	
		C1052	D35	P11-4	FUEL - DC PUMP CONT	28-25-01	—	
		C1058	D34	P11-4	FUEL - DC PUMP PWR	28-25-01	—	
		C1097	D29	P11-4	HYDRAULIC - L ENG PUMP SUPPLY	29-00-02	—	
		C1098	D30	P11-4	HYDRAULIC - R ENG PUMP SUPPLY	29-00-03	—	
		C1099	D31	P11-4	HYDRAULIC - AIR PUMP	29-00-05	—	
		C1121	A28	P11-4	PROBE HEAT IND - R	30-31-01	—	
		C1132	A31	P11-4	ANTI-ICE - WING	30-11-01	—	
		C1140	A30	P11-4	ANTI-ICE - R ENG - ALTN	30-21-01	—	
		C1175	C30	P11-4	LANDING GEAR-PSN - AIR/GND SYS 1	32-09-02	1	
		C1183	C31	P11-4	LANDING GEAR - ANTISKID 2-6	32-42-01	1	
		C1184	C32	P11-4	LANDING GEAR - ANTISKID 3-7	32-42-02	1	
		C1200	A35	P11-4	IND LIGHTS 3	33-16-01	2	
		C1303	A19	P11-4	L ALT EMER LTS/OFF WG ESC	33-51-01	1	
		C1306	A33	P11-4	IND LIGHTS 1	33-16-01	2	
		C1307	A32	P11-4	IND LIGHTS TEST	33-16-01	1	
		C1308	A34	P11-4	IND LIGHTS 2	33-16-01	2	
		C1310	A20	P11-4	R ALT EMER LTS/OFF WG ESC	33-51-01	1	
		C1321	A21	P11-4	PASSENGER OXYGEN - L	35-21-01	1	
		C1322	A23	P11-4	PASSENGER OXYGEN - R	35-21-01	1	
		C1323	A24	P11-4	PASSENGER OXYGEN - CONT	35-21-01	1	
		C1324	A22	P11-4	PASSENGER OXYGEN - CTR	35-21-01	1	
		C1325	A25	P11-4	PASSENGER OXYGEN - MANUAL DEPLOY	35-21-01	1	
		C1345	A27	P11-4	AIR SPLY ISOL ALTN CONT R	36-11-02	—	
		C1391	B35	P11-4	APU - ALTN CONT	49-00-04	1	
		C1401	A29	P11-4	EEC DISCRETES - ALTN - R ENG	73-21-03	—	
		C1419	D25	P11-4	L ENG-FUEL CONT VLV & EEC CHAN B RST	76-11-01	3	
		C1420	D26	P11-4	R ENG-FUEL CONT VLV & EEC CHAN B RST	76-11-01	3	
		C1426	D15	P11-1	ENGINE - SPEED SENSE L2	73-21-05	—	
		C1427	D16	P11-1	ENGINE - SPEED SENSE R2	73-21-05	—	
		C1428	D23	P11-4	ENGINE - SPEED SENSE L1	73-21-05	—	
		C1429	D24	P11-4	ENGINE - SPEED SENSE R1	73-21-05	—	

POWER		SYSTEM					SCHEM REF	
BUS	CB	CB CXXX	GRID LOC	PNL LOC	NOMENCLATURE	DIAG	SH	
BAT	(PRIM)	C1462	C28	P11-4	L ENG EEC CHAN A RST	73-21-01	—	
		C1463	C29	P11-4	R ENG EEC CHAN A RST	73-21-01	—	
		C1478	D32	P11-4	RIGHT ENG T/R IND - ALTN	78-36-01	—	
		C1479	D33	P11-4	RIGHT ENG T/R CONT - ALTN	78-36-01	—	
		C1493	C35	P11-4	L ENG T/L INTLK	78-36-01	—	
		C1494	C36	P11-4	R ENG ALTN T/L INTLK	78-36-01	—	
		C1510	D19	P11-4	ENGINE - START CONT - L	80-11-01	—	
		C1511	D20	P11-4	ENGINE - START CONT - R	80-11-01	—	
		C1512	B36	P11-4	APU - ENG START/ECS DISCRETES	80-11-01	—	
		C1575	C29	P11-4	LDG GR POS AIR/GND SYS 2 ALT	32-09-03	2	
		C1577	C21	P11-4	R ENG T/R SSL CONT	78-36-02	2	
		C4153	D28	P11-4	ENGINE - STBY IND	73-21-04	—	

275-276

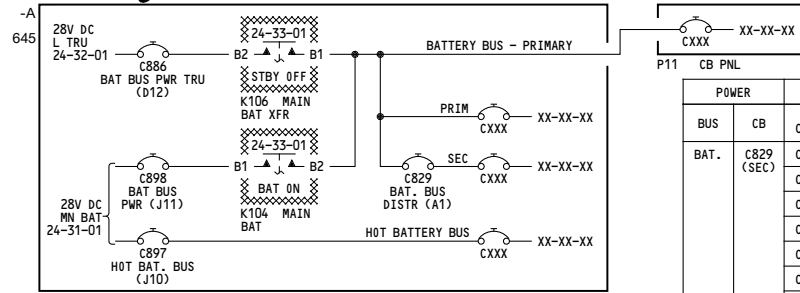
BATTERY POWER DISTRIBUTION

- ▶ Incorporates
- ▶ 78-0051FAA
- ▶ 78-0062 R04

D280T232

24-54-03

Page 105.1
Sheet 2
Jan 21/2005



P6 MN PWR DISTR PNL

POWER		SYSTEM					
BUS	CB	CB CXXX	GRID LOC	PNL LOC	NOMENCLATURE	SCHEM REF	
						DIAG SH	
HOT BAT.	C897	C538	G5	P6-1	ACARS DC PWR	23-22-01	—
		C563	G3	P6-1	L CLOCK TIME BASE	31-25-01	—
		C576	G4	P6-1	R CLOCK TIME BASE	31-25-01	—
		C614	D3	P6-1	L IRS	34-21-01	1
		C620	D5	P6-1	R IRS	34-21-02	—
		C621	D4	P6-1	C IRS	34-21-03	—
		C711	D6	P6-1	EQUIP COOL GND WARN	21-58-01	1
		C748	F2	P6-1	EVAC SIGNAL	25-63-01	—
		C773	H6	P6-1	FIRE EXTINGUISHING - CARGO BTL 2	26-23-01	—
		C778	H1	P6-1	FIRE EXTINGUISHING - ENG L BTL 1	26-21-01	—
		C779	H3	P6-1	FIRE EXTINGUISHING - ENG R BTL 1	26-21-01	—
		C780	G1	P6-1	FIRE EXT - APU 1	26-22-01	—
		C781	H5	P6-1	FIRE EXTINGUISHING - CARGO BTL 1	26-23-01	—
		C782	G2	P6-1	FIRE EXTINGUISHER - APU 2	26-22-01	—
		C786	H2	P6-1	FIRE EXTINGUISHING - ENG L BTL 2	26-21-01	—
		C787	H4	P6-1	FIRE EXTINGUISHING - ENG R BTL 2	26-21-01	—
		C800	C4	P6-1	BUS TIE ENABLE	24-40-01	—
		C827	D1	P6-1	BAT. OVHT PROT	24-31-01	—
		C880	G7	P6-1	CENTER BUS CONT	24-51-03	—
		C1043	E5	P6-1	FUELING CONTROL	28-21-01	1
		C1044	E7	P6-1	DEFUEL VALVES	28-26-01	—
		C1045	E4	P6-1	FUELING - QTY	28-41-01	—
		C1046	E6	P6-1	FUELING VALVES	28-21-01	—
		C1061	E1	P6-1	L SPAR FUEL VALVE	28-22-01	4
		C1062	E2	P6-1	R SPAR FUEL VALVE	28-22-01	4
		C1063	E3	P6-1	APU FUEL VALVE	28-25-01	—
		C1089	C1	P6-1	RAM AIR TURB - MAN CONT	29-00-06	—
		C1179	F4	P6-1	LANDING GEAR - PARKING BRAKE VLV	32-41-01	1
		C4217	G6	P6-1	STBY BUS OFF LT/BAT. VM	24-33-01	—

POWER		SYSTEM							
BUS	CB	CB CXXX	GRID LOC	PNL LOC	NOMENCLATURE	SCHEM REF			
						DIAG SH			
BAT.	C829 (SEC)	C749	B7	P6-1	CHILLER SHUTDOWN CONT	25-32-01	—		
		C804	B1	P6-1	L GEN CONT UNIT	24-11-01	—		
		C805	B2	P6-1	R GEN CONT UNIT	24-11-02	—		
		C806	B3	P6-1	APU CONT UNIT	24-20-03	1		
		C807	B5	P6-1	L GEN DRIVE DISC	24-11-01	—		
		C808	B6	P6-1	R GEN DRIVE DISC	24-11-02	—		
		C809	B4	P6-1	BUS PWR CONT UNIT	24-40-01	—		
		C828	A5	P6-1	STBY PWR CONT	24-33-01	—		
		C879	A6	P6-1	DC BUS TIE CNT	24-32-01	—		
		C906	A7	P6-1	HYD GEN CONT PWR	24-20-05	—		
		C1100	C2	P6-1	RAM AIR TURB - AUTO	29-00-06	—		
		C4097	A4	P6-1	BAT. CUR MON PWR	24-31-01	—		
		C4248	F6	P6-1	LANDING GEAR - ALTN EXT MOTOR	32-30-01	3		
		(PRIM)	C829 (SEC)	C548	C22	P11-4	PASS ADRS	23-31-01	1
				C551	C23	P11-4	INTERPHONE - CABIN SERVICE	23-42-01	1
				C644	C25	P11-4	INTERPHONE - CAPT/OBS	23-51-01	1
				C646	C26	P11-4	INTERPHONE - F/O	23-51-01	3
				C670	C33	P11-4	TRIM AIR	21-60-01	—
				C679	C19	P11-4	EQUIP COOL - OVRD	21-58-02	1
				C694	C20	P11-4	CARGO EXIT VLV	21-28-01	—
				C704	A26	P11-4	PACK FLOW CONT - R	21-50-02	1
				C772	B26	P11-4	FIRE DETECTION - CARGO 1	26-16-01	2
				C774	B20	P11-4	FIRE DETECTION - LEFT ENG 1	26-11-01	1
				C775	B22	P11-4	FIRE DETECTION - RIGHT ENG 1	26-11-02	—
				C776	B24	P11-4	FIRE DETECTION - APU 1	26-15-01	—
				C783	B21	P11-4	FIRE DETECTION - LEFT ENG 2	26-11-01	1
				C784	B23	P11-4	FIRE DETECTION - RIGHT ENG 2	26-11-02	—
				C785	B25	P11-4	FIRE DETECTION - APU 2	26-15-01	—
				C788	B27	P11-4	FIRE DETECTION - CARGO 2	26-16-01	2
				C789	B29	P11-4	OVERHEAT DETECT - LEFT ENG 1	26-11-01	1
				C790	B30	P11-4	OVERHEAT DETECT - LEFT ENG 2	26-11-01	1
				C791	B31	P11-4	OVERHEAT DETECT - RIGHT ENG 1	26-11-02	—
				C792	B32	P11-4	OVERHEAT DETECT - RIGHT ENG 2	26-11-02	—
				C793	B19	P11-4	FIRE SWITCH UNLOCK	26-11-01	1
C796	B34			P11-4	APU - REMOTE FIRE IND	26-15-01	—		
C799	B33			P11-4	WW FIRE IND	26-17-01	2		
C872	A2			P6-1	DC STBY	24-54-04	—		
C1010	A36			P11-4	ALTN STAB TRIM	27-41-01	—		
C1048	C34			P11-4	FUEL QTY 1	28-41-02	—		

275-276

BATTERY POWER DISTRIBUTION

D280T232

24-54-03

Page 105.2
Sheet 1
Jan 21/2005

WIRING DIAGRAMS
24-54-71
24-54-72

POWER		SYSTEM					
BUS	CB	CB CXXX	GRID LOC	PNL LOC	NOMENCLATURE	SCHEM REF	
						DIAG	SH
BAT	(PRIM)	C1052	D35	P11-4	FUEL - DC PUMP CONT	28-25-01	—
		C1058	D34	P11-4	FUEL - DC PUMP PWR	28-25-01	—
		C1069	M20	P11-5	FWD FUEL - CROSSFEED VLV	28-22-01	4
		C1070	M21	P11-5	AFT FUEL - CROSSFEED VLV	28-22-01	4
		C1071	D36	P11-4	AFT FUEL - CROSSFEED IND	28-22-01	4
		C1097	D29	P11-4	HYDRAULIC - L ENG PUMP SUPPLY	29-00-02	—
		C1098	D30	P11-4	HYDRAULIC - R ENG PUMP SUPPLY	29-00-03	—
		C1099	D31	P11-4	HYDRAULIC - AIR PUMP	29-00-05	—
		C1121	A28	P11-4	PROBE HEAT IND - R	30-31-01	—
		C1132	A31	P11-4	ANTI-ICE - WING	30-11-01	—
		C1140	A30	P11-4	ANTI-ICE - R ENG - ALTN	30-21-01	—
		C1175	C30	P11-4	LANDING GEAR-PSN - AIR/GND SYS 1	32-09-02	1
		C1183	C31	P11-4	LANDING GEAR - ANTISKID 2-6	32-42-01	1
		C1184	C32	P11-4	LANDING GEAR - ANTISKID 3-7	32-42-02	1
		C1200	A35	P11-4	IND LIGHTS 3	33-16-01	2
		C1303	A19	P11-4	L ALT EMER LTS/OFF WG ESC	33-51-01	1
		C1306	A33	P11-4	IND LIGHTS 1	33-16-01	2
		C1307	A32	P11-4	IND LIGHTS TEST	33-16-01	1
		C1308	A34	P11-4	IND LIGHTS 2	33-16-01	2
		C1310	A20	P11-4	R ALT EMER LTS/OFF WG ESC	33-51-01	1
		C1321	A21	P11-4	PASSENGER OXYGEN - L	35-21-01	1
		C1322	A23	P11-4	PASSENGER OXYGEN - R	35-21-01	1
		C1323	A24	P11-4	PASSENGER OXYGEN - CONT	35-21-01	1
		C1324	A22	P11-4	PASSENGER OXYGEN - CTR	35-21-01	1
		C1325	A25	P11-4	PASSENGER OXYGEN - MANUAL DEPLOY	35-21-01	1
		C1345	A27	P11-4	AIR SPLY ISOL ALTN CONT R	36-11-02	—
		C1391	B35	P11-4	APU - ALTN CONT	49-00-04	1
		C1401	A29	P11-4	EEC DISCRETES - ALTN - R ENG	73-21-03	—
		C1419	D25	P11-4	L ENG-FUEL CONT VLV & EEC CHAN B RST	76-11-01	3
		C1420	D26	P11-4	R ENG-FUEL CONT VLV & EEC CHAN B RST	76-11-01	3
		C1426	D15	P11-1	ENGINE - SPEED SENSE L2	73-21-05	—
		C1427	D16	P11-1	ENGINE - SPEED SENSE R2	73-21-05	—
		C1428	D23	P11-4	ENGINE - SPEED SENSE L1	73-21-05	—
		C1429	D24	P11-4	ENGINE - SPEED SENSE R1	73-21-05	—

POWER		SYSTEM					
BUS	CB	CB CXXX	GRID LOC	PNL LOC	NOMENCLATURE	SCHEM REF	
						DIAG	SH
BAT	(PRIM)	C1462	C28	P11-4	L ENG EEC CHAN A RST	73-21-01	—
		C1463	C29	P11-4	R ENG EEC CHAN A RST	73-21-01	—
		C1478	D32	P11-4	RIGHT ENG T/R IND - ALTN	78-36-01	—
		C1479	D33	P11-4	RIGHT ENG T/R CONT - ALTN	78-36-01	—
		C1493	C35	P11-4	L ENG T/L INTLTK	78-36-01	—
		C1494	C36	P11-4	R ENG ALTN T/L INTLTK	78-36-01	—
		C1510	D19	P11-4	ENGINE - START CONT - L	80-11-01	—
		C1511	D20	P11-4	ENGINE - START CONT - R	80-11-01	—
		C1512	B36	P11-4	APU - ENG START/ECS DISCRETES	80-11-01	—
		C1575	C29	P11-4	LDG GR POS AIR/GND SYS 2 ALT	32-09-03	2
		C1577	C21	P11-4	R ENG T/R SSL CONT	78-34-02	2
		C4153	D28	P11-4	ENGINE - STBY IND	73-21-04	—

275-276

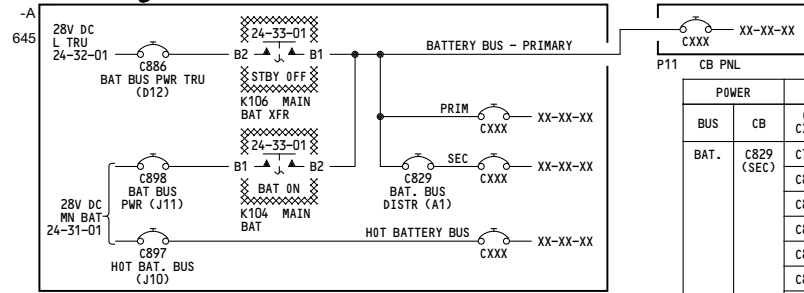
BATTERY POWER DISTRIBUTION

- ▶ Incorporates
- ▶ 28-0034 R02
- ▶ 78-0051FAA
- ▶ 78-0062 R04

D280T232

24-54-03

Page 105.2
Sheet 2
Jan 21/2005



P6 MN PWR DISTR PNL

POWER		SYSTEM					
BUS	CB	CB CXXX	GRID LOC	PNL LOC	NOMENCLATURE	SCHEM REF	
						DIAG SH	
HOT BAT.	C897	C538	G5	P6-1	ACARS DC PWR	23-22-01	—
		C563	G3	P6-1	L CLOCK TIME BASE	31-25-01	—
		C576	G4	P6-1	R CLOCK TIME BASE	31-25-01	—
		C614	D3	P6-1	L IRS	34-21-01	1
		C620	D5	P6-1	R IRS	34-21-02	—
		C621	D4	P6-1	C IRS	34-21-03	—
		C711	D6	P6-1	EQUIP COOL GND WARN	21-58-01	1
		C748	F2	P6-1	EVAC SIGNAL	25-63-01	—
		C773	H6	P6-1	FIRE EXTINGUISHING - CARGO BTL 2	26-23-01	—
		C778	H1	P6-1	FIRE EXTINGUISHING - ENG L BTL 1	26-21-01	—
		C779	H3	P6-1	FIRE EXTINGUISHING - ENG R BTL 1	26-21-01	—
		C780	G1	P6-1	FIRE EXT - APU 1	26-22-01	—
		C781	H5	P6-1	FIRE EXTINGUISHING - CARGO BTL 1	26-23-01	—
		C782	G2	P6-1	FIRE EXTINGUISHER - APU 2	26-22-01	—
		C786	H2	P6-1	FIRE EXTINGUISHING - ENG L BTL 2	26-21-01	—
		C787	H4	P6-1	FIRE EXTINGUISHING - ENG R BTL 2	26-21-01	—
		C800	C4	P6-1	BUS TIE ENABLE	24-40-01	—
		C827	D1	P6-1	BAT. OVHT PROT	24-31-01	—
		C880	G7	P6-1	CENTER BUS CONT	24-51-03	—
		C1043	E5	P6-1	FUELING CONTROL	28-21-01	1
		C1044	E7	P6-1	DEFUEL VALVES	28-26-01	—
		C1045	E4	P6-1	FUELING - QTY	28-41-01	—
		C1046	E6	P6-1	FUELING VALVES	28-21-01	—
		C1061	E1	P6-1	L SPAR FUEL VALVE	28-22-01	4
		C1062	E2	P6-1	R SPAR FUEL VALVE	28-22-01	4
		C1063	E3	P6-1	APU FUEL VALVE	28-25-01	—
		C1089	C1	P6-1	RAM AIR TURB - MAN CONT	29-00-06	—
		C1179	F4	P6-1	LANDING GEAR - PARKING BRAKE VLV	32-41-01	1
		C4217	G6	P6-1	STBY BUS OFF LT/BAT. VM	24-33-01	—

POWER		SYSTEM							
BUS	CB	CB CXXX	GRID LOC	PNL LOC	NOMENCLATURE	SCHEM REF			
						DIAG SH			
BAT.	C829 (SEC)	C749	B7	P6-1	CHILLER SHUTDOWN CONT	25-32-01	—		
		C804	B1	P6-1	L GEN CONT UNIT	24-11-01	—		
		C805	B2	P6-1	R GEN CONT UNIT	24-11-02	—		
		C806	B3	P6-1	APU CONT UNIT	24-20-03	1		
		C807	B5	P6-1	L GEN DRIVE DISC	24-11-01	—		
		C808	B6	P6-1	R GEN DRIVE DISC	24-11-02	—		
		C809	B4	P6-1	BUS PWR CONT UNIT	24-40-01	—		
		C828	A5	P6-1	STBY PWR CONT	24-33-01	—		
		C879	A6	P6-1	DC BUS TIE CNT	24-32-01	—		
		C906	A7	P6-1	HYD GEN CONT PWR	24-20-05	—		
		C1100	C2	P6-1	RAM AIR TURB - AUTO	29-00-06	—		
		C4097	A4	P6-1	BAT. CUR MON PWR	24-31-01	—		
		C4248	F6	P6-1	LANDING GEAR - ALTN EXT MOTOR	32-30-01	3		
		(PRIM)	P11	C548	C22	P11-4	PASS ADRS	23-31-01	1
				C551	C23	P11-4	INTERPHONE - CABIN SERVICE	23-42-01	1
				C644	C25	P11-4	INTERPHONE - CAPT/OBS	23-51-01	1
				C646	C26	P11-4	INTERPHONE - F/O	23-51-01	3
				C670	C33	P11-4	TRIM AIR	21-60-01	—
				C679	C19	P11-4	EQUIP COOL - OVRD	21-58-02	1
				C694	C20	P11-4	CARGO EXIT VLV	21-28-01	—
				C704	A26	P11-4	PACK FLOW CONT - R	21-50-02	1
				C772	B26	P11-4	FIRE DETECTION - CARGO 1	26-16-01	2
				C774	B20	P11-4	FIRE DETECTION - LEFT ENG 1	26-11-01	1
				C775	B22	P11-4	FIRE DETECTION - RIGHT ENG 1	26-11-02	—
				C776	B24	P11-4	FIRE DETECTION - APU 1	26-15-01	—
				C783	B21	P11-4	FIRE DETECTION - LEFT ENG 2	26-11-01	1
				C784	B23	P11-4	FIRE DETECTION - RIGHT ENG 2	26-11-02	—
				C785	B25	P11-4	FIRE DETECTION - APU 2	26-15-01	—
				C788	B27	P11-4	FIRE DETECTION - CARGO 2	26-16-01	2
				C789	B29	P11-4	OVERHEAT DETECT - LEFT ENG 1	26-11-01	1
				C790	B30	P11-4	OVERHEAT DETECT - LEFT ENG 2	26-11-01	1
				C791	B31	P11-4	OVERHEAT DETECT - RIGHT ENG 1	26-11-02	—
				C792	B32	P11-4	OVERHEAT DETECT - RIGHT ENG 2	26-11-02	—
				C793	B19	P11-4	FIRE SWITCH UNLOCK	26-11-01	1
				C796	B34	P11-4	APU - REMOTE FIRE IND	26-15-01	—
				C799	B33	P11-4	WW FIRE IND	26-17-01	2
				C872	A2	P6-1	DC STBY	24-54-04	—
		C1010	A36	P11-4	ALTN STAB TRIM	27-41-01	—		
		C1048	C34	P11-4	FUEL QTY 1	28-41-02	—		

277-280

BATTERY POWER DISTRIBUTION

D280T232

24-54-03

Page 106.1
Sheet 1
Jan 21/2005

WIRING DIAGRAMS
24-54-71
24-54-72

POWER		SYSTEM					SCHEM REF	
BUS	CB	CB CXXX	GRID LOC	PNL LOC	NOMENCLATURE	DIAG	SH	
BAT	(PRIM)	C1051	D36	P11-4	FUEL - CROSSFEED VLV	28-22-01	4	
		C1052	D35	P11-4	FUEL - DC PUMP CONT	28-25-01	—	
		C1058	D34	P11-4	FUEL - DC PUMP PWR	28-25-01	—	
		C1097	D29	P11-4	HYDRAULIC - L ENG PUMP SUPPLY	29-00-02	—	
		C1098	D30	P11-4	HYDRAULIC - R ENG PUMP SUPPLY	29-00-03	—	
		C1099	D31	P11-4	HYDRAULIC - AIR PUMP	29-00-05	—	
		C1121	A28	P11-4	PROBE HEAT IND - R	30-31-01	—	
		C1132	A31	P11-4	ANTI-ICE - WING	30-11-01	—	
		C1140	A30	P11-4	ANTI-ICE - R ENG - ALTN	30-21-01	—	
		C1175	C30	P11-4	LANDING GEAR-PSN - AIR/GND SYS 1	32-09-02	1	
		C1183	C31	P11-4	LANDING GEAR - ANTISKID 2-6	32-42-01	1	
		C1184	C32	P11-4	LANDING GEAR - ANTISKID 3-7	32-42-02	1	
		C1200	A35	P11-4	IND LIGHTS 3	33-16-01	2	
		C1303	A19	P11-4	L ALT EMER LTS/OFF WG ESC	33-51-01	1	
		C1306	A33	P11-4	IND LIGHTS 1	33-16-01	2	
		C1307	A32	P11-4	IND LIGHTS TEST	33-16-01	1	
		C1308	A34	P11-4	IND LIGHTS 2	33-16-01	2	
		C1310	A20	P11-4	R ALT EMER LTS/OFF WG ESC	33-51-01	1	
		C1321	A21	P11-4	PASSENGER OXYGEN - L	35-21-01	1	
		C1322	A23	P11-4	PASSENGER OXYGEN - R	35-21-01	1	
		C1323	A24	P11-4	PASSENGER OXYGEN - CONT	35-21-01	1	
		C1324	A22	P11-4	PASSENGER OXYGEN - CTR	35-21-01	1	
		C1325	A25	P11-4	PASSENGER OXYGEN - MANUAL DEPLOY	35-21-01	1	
		C1345	A27	P11-4	AIR SPLY ISOL ALTN CONT R	36-11-02	—	
		C1391	B35	P11-4	APU - ALTN CONT	49-00-04	1	
		C1401	A29	P11-4	EEC DISCRETES - ALTN - R ENG	73-21-03	—	
		C1419	D25	P11-4	L ENG-FUEL CONT VLV & EEC CHAN B RST	76-11-01	3	
		C1420	D26	P11-4	R ENG-FUEL CONT VLV & EEC CHAN B RST	76-11-01	3	
		C1426	D15	P11-1	ENGINE - SPEED SENSE L2	73-21-05	—	
		C1427	D16	P11-1	ENGINE - SPEED SENSE R2	73-21-05	—	
		C1428	D23	P11-4	ENGINE - SPEED SENSE L1	73-21-05	—	
		C1429	D24	P11-4	ENGINE - SPEED SENSE R1	73-21-05	—	

POWER		SYSTEM					SCHEM REF	
BUS	CB	CB CXXX	GRID LOC	PNL LOC	NOMENCLATURE	DIAG	SH	
BAT	(PRIM)	C1462	C28	P11-4	L ENG EEC CHAN A RST	73-21-01	—	
		C1463	C29	P11-4	R ENG EEC CHAN A RST	73-21-01	—	
		C1478	D32	P11-4	RIGHT ENG T/R IND - ALTN	78-36-01	—	
		C1479	D33	P11-4	RIGHT ENG T/R CONT - ALTN	78-36-01	—	
		C1493	C35	P11-4	L ENG T/L INTLK	78-36-01	—	
		C1494	C36	P11-4	R ENG ALTN T/L INTLK	78-36-01	—	
		C1510	D19	P11-4	ENGINE - START CONT - L	80-11-01	—	
		C1511	D20	P11-4	ENGINE - START CONT - R	80-11-01	—	
		C1512	B36	P11-4	APU - ENG START/ECS DISCRETES	80-11-01	—	
		C1575	C29	P11-4	LDG GR POS AIR/GND SYS 2 ALT	32-09-03	2	
		C1577	C21	P11-4	R ENG T/R SSL CONT	78-36-02	2	
		C4153	D28	P11-4	ENGINE - STBY IND	73-21-04	—	

277-280

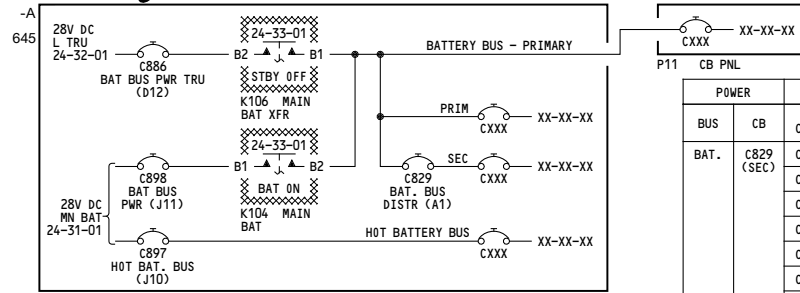
BATTERY POWER DISTRIBUTION

Incorporates
78-0062 R04

D280T232

24-54-03

Page 106.1
Sheet 2
Jan 21/2005



P6 MN PWR DISTR PNL

POWER		SYSTEM					
BUS	CB	CB CXXX	GRID LOC	PNL LOC	NOMENCLATURE	SCHEM REF	
						DIAG SH	
HOT BAT.	C897	C538	G5	P6-1	ACARS DC PWR	23-22-01	—
		C563	G3	P6-1	L CLOCK TIME BASE	31-25-01	—
		C576	G4	P6-1	R CLOCK TIME BASE	31-25-01	—
		C614	D3	P6-1	L IRS	34-21-01	1
		C620	D5	P6-1	R IRS	34-21-02	—
		C621	D4	P6-1	C IRS	34-21-03	—
		C711	D6	P6-1	EQUIP COOL GND WARN	21-58-01	1
		C748	F2	P6-1	EVAC SIGNAL	25-63-01	—
		C773	H6	P6-1	FIRE EXTINGUISHING - CARGO BTL 2	26-23-01	—
		C778	H1	P6-1	FIRE EXTINGUISHING - ENG L BTL 1	26-21-01	—
		C779	H3	P6-1	FIRE EXTINGUISHING - ENG R BTL 1	26-21-01	—
		C780	G1	P6-1	FIRE EXT - APU 1	26-22-01	—
		C781	H5	P6-1	FIRE EXTINGUISHING - CARGO BTL 1	26-23-01	—
		C782	G2	P6-1	FIRE EXTINGUISHER - APU 2	26-22-01	—
		C786	H2	P6-1	FIRE EXTINGUISHING - ENG L BTL 2	26-21-01	—
		C787	H4	P6-1	FIRE EXTINGUISHING - ENG R BTL 2	26-21-01	—
		C800	C4	P6-1	BUS TIE ENABLE	24-40-01	—
		C827	D1	P6-1	BAT. OVHT PROT	24-31-01	—
		C880	G7	P6-1	CENTER BUS CONT	24-51-03	—
		C1043	E5	P6-1	FUELING CONTROL	28-21-01	1
		C1044	E7	P6-1	DEFUEL VALVES	28-26-01	—
		C1045	E4	P6-1	FUELING - QTY	28-41-01	—
		C1046	E6	P6-1	FUELING VALVES	28-21-01	—
		C1061	E1	P6-1	L SPAR FUEL VALVE	28-22-01	4
		C1062	E2	P6-1	R SPAR FUEL VALVE	28-22-01	4
		C1063	E3	P6-1	APU FUEL VALVE	28-25-01	—
		C1089	C1	P6-1	RAM AIR TURB - MAN CONT	29-00-06	—
		C1179	F4	P6-1	LANDING GEAR - PARKING BRAKE VLV	32-41-01	1
		C4217	G6	P6-1	STBY BUS OFF LT/BAT. VM	24-33-01	—

POWER		SYSTEM							
BUS	CB	CB CXXX	GRID LOC	PNL LOC	NOMENCLATURE	SCHEM REF			
						DIAG SH			
BAT.	C829 (SEC)	C749	B7	P6-1	CHILLER SHUTDOWN CONT	25-32-01	—		
		C804	B1	P6-1	L GEN CONT UNIT	24-11-01	—		
		C805	B2	P6-1	R GEN CONT UNIT	24-11-02	—		
		C806	B3	P6-1	APU CONT UNIT	24-20-03	1		
		C807	B5	P6-1	L GEN DRIVE DISC	24-11-01	—		
		C808	B6	P6-1	R GEN DRIVE DISC	24-11-02	—		
		C809	B4	P6-1	BUS PWR CONT UNIT	24-40-01	—		
		C828	A5	P6-1	STBY PWR CONT	24-33-01	—		
		C879	A6	P6-1	DC BUS TIE CNT	24-32-01	—		
		C906	A7	P6-1	HYD GEN CONT PWR	24-20-05	—		
		C1100	C2	P6-1	RAM AIR TURB - AUTO	29-00-06	—		
		C4097	A4	P6-1	BAT. CUR MON PWR	24-31-01	—		
		C4248	F6	P6-1	LANDING GEAR - ALTN EXT MOTOR	32-30-01	3		
		(PRIM)	CXXX	C548	C22	P11-4	PASS ADRS	23-31-01	1
				C551	C23	P11-4	INTERPHONE - CABIN SERVICE	23-42-01	1
				C644	C25	P11-4	INTERPHONE - CAPT/OBS	23-51-01	1
				C646	C26	P11-4	INTERPHONE - F/O	23-51-01	3
				C670	C33	P11-4	TRIM AIR	21-60-01	—
				C679	C19	P11-4	EQUIP COOL - OVVD	21-58-02	1
				C694	C20	P11-4	CARGO EXIT VLV	21-28-01	—
				C704	A26	P11-4	PACK FLOW CONT - R	21-50-02	1
				C772	B26	P11-4	FIRE DETECTION - CARGO 1	26-16-01	2
				C774	B20	P11-4	FIRE DETECTION - LEFT ENG 1	26-11-01	1
				C775	B22	P11-4	FIRE DETECTION - RIGHT ENG 1	26-11-02	—
				C776	B24	P11-4	FIRE DETECTION - APU 1	26-15-01	—
				C783	B21	P11-4	FIRE DETECTION - LEFT ENG 2	26-11-01	1
				C784	B23	P11-4	FIRE DETECTION - RIGHT ENG 2	26-11-02	—
				C785	B25	P11-4	FIRE DETECTION - APU 2	26-15-01	—
				C788	B27	P11-4	FIRE DETECTION - CARGO 2	26-16-01	2
				C789	B29	P11-4	OVERHEAT DETECT - LEFT ENG 1	26-11-01	1
				C790	B30	P11-4	OVERHEAT DETECT - LEFT ENG 2	26-11-01	1
				C791	B31	P11-4	OVERHEAT DETECT - RIGHT ENG 1	26-11-02	—
				C792	B32	P11-4	OVERHEAT DETECT - RIGHT ENG 2	26-11-02	—
				C793	B19	P11-4	FIRE SWITCH UNLOCK	26-11-01	1
				C796	B34	P11-4	APU - REMOTE FIRE IND	26-15-01	—
				C799	B33	P11-4	WW FIRE IND	26-17-01	2
				C872	A2	P6-1	DC STBY	24-54-04	—
		C1010	A36	P11-4	ALTN STAB TRIM	27-41-01	—		
		C1048	C34	P11-4	FUEL QTY 1	28-41-02	—		

277-280

BATTERY POWER DISTRIBUTION

D280T232

24-54-03

Page 106.2
Sheet 1
Jan 21/2005

WIRING DIAGRAMS
24-54-71
24-54-72

POWER		SYSTEM					
BUS	CB	CB CXXX	GRID LOC	PNL LOC	NOMENCLATURE	SCHEM REF	
						DIAG	SH
BAT	(PRIM)	C1052	D35	P11-4	FUEL - DC PUMP CONT	28-25-01	—
		C1058	D34	P11-4	FUEL - DC PUMP PWR	28-25-01	—
		C1069	M20	P11-5	FWD FUEL - CROSSFEED VLV	28-22-01	4
		C1070	M21	P11-5	AFT FUEL - CROSSFEED VLV	28-22-01	4
		C1071	D36	P11-4	AFT FUEL - CROSSFEED IND	28-22-01	4
		C1097	D29	P11-4	HYDRAULIC - L ENG PUMP SUPPLY	29-00-02	—
		C1098	D30	P11-4	HYDRAULIC - R ENG PUMP SUPPLY	29-00-03	—
		C1099	D31	P11-4	HYDRAULIC - AIR PUMP	29-00-05	—
		C1121	A28	P11-4	PROBE HEAT IND - R	30-31-01	—
		C1132	A31	P11-4	ANTI-ICE - WING	30-11-01	—
		C1140	A30	P11-4	ANTI-ICE - R ENG - ALTN	30-21-01	—
		C1175	C30	P11-4	LANDING GEAR-PSN - AIR/GND SYS 1	32-09-02	1
		C1183	C31	P11-4	LANDING GEAR - ANTISKID 2-6	32-42-01	1
		C1184	C32	P11-4	LANDING GEAR - ANTISKID 3-7	32-42-02	1
		C1200	A35	P11-4	IND LIGHTS 3	33-16-01	2
		C1303	A19	P11-4	L ALT EMER LTS/OFF WG ESC	33-51-01	1
		C1306	A33	P11-4	IND LIGHTS 1	33-16-01	2
		C1307	A32	P11-4	IND LIGHTS TEST	33-16-01	1
		C1308	A34	P11-4	IND LIGHTS 2	33-16-01	2
		C1310	A20	P11-4	R ALT EMER LTS/OFF WG ESC	33-51-01	1
		C1321	A21	P11-4	PASSENGER OXYGEN - L	35-21-01	1
		C1322	A23	P11-4	PASSENGER OXYGEN - R	35-21-01	1
		C1323	A24	P11-4	PASSENGER OXYGEN - CONT	35-21-01	1
		C1324	A22	P11-4	PASSENGER OXYGEN - CTR	35-21-01	1
		C1325	A25	P11-4	PASSENGER OXYGEN - MANUAL DEPLOY	35-21-01	1
		C1345	A27	P11-4	AIR SPLY ISOL ALTN CONT R	36-11-02	—
		C1391	B35	P11-4	APU - ALTN CONT	49-00-04	1
		C1401	A29	P11-4	EEC DISCRETES - ALTN - R ENG	73-21-03	—
		C1419	D25	P11-4	L ENG-FUEL CONT VLV & EEC CHAN B RST	76-11-01	3
		C1420	D26	P11-4	R ENG-FUEL CONT VLV & EEC CHAN B RST	76-11-01	3
		C1426	D15	P11-1	ENGINE - SPEED SENSE L2	73-21-05	—
		C1427	D16	P11-1	ENGINE - SPEED SENSE R2	73-21-05	—
		C1428	D23	P11-4	ENGINE - SPEED SENSE L1	73-21-05	—
		C1429	D24	P11-4	ENGINE - SPEED SENSE R1	73-21-05	—

POWER		SYSTEM					
BUS	CB	CB CXXX	GRID LOC	PNL LOC	NOMENCLATURE	SCHEM REF	
						DIAG	SH
BAT	(PRIM)	C1462	C28	P11-4	L ENG EEC CHAN A RST	73-21-01	—
		C1463	C29	P11-4	R ENG EEC CHAN A RST	73-21-01	—
		C1478	D32	P11-4	RIGHT ENG T/R IND - ALTN	78-36-01	—
		C1479	D33	P11-4	RIGHT ENG T/R CONT - ALTN	78-36-01	—
		C1493	C35	P11-4	L ENG T/L INTLTK	78-36-01	—
		C1494	C36	P11-4	R ENG ALTN T/L INTLTK	78-36-01	—
		C1510	D19	P11-4	ENGINE - START CONT - L	80-11-01	—
		C1511	D20	P11-4	ENGINE - START CONT - R	80-11-01	—
		C1512	B36	P11-4	APU - ENG START/ECS DISCRETES	80-11-01	—
		C1575	C29	P11-4	LDG GR POS AIR/GND SYS 2 ALT	32-09-03	2
		C1577	C21	P11-4	R ENG T/R SSL CONT	78-34-02	2
		C4153	D28	P11-4	ENGINE - STBY IND	73-21-04	—

277-280

BATTERY POWER DISTRIBUTION

- ▶ Incorporates
- ▶ 28-0034 R02
- ▶ 78-0062 R04

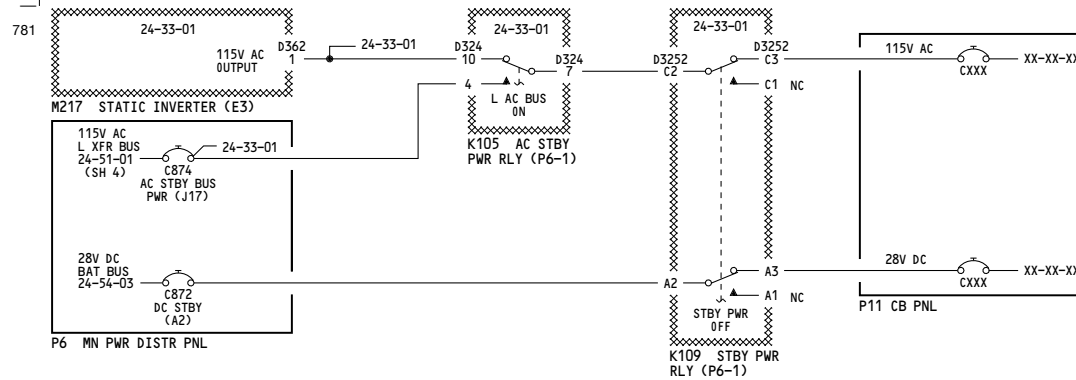
D280T232

24-54-03

Page 106.2
Sheet 2
Jan 21/2005



WIRING DIAGRAMS
24-54-73



POWER	SYSTEM			SCHEM REF	
	CB CXXX	GRID LOC	NOMENCLATURE	DIAG	SH
115V AC	C566	B18	WARN ELEX B	31-51-01	2
	C595	A1	NAVIGATION - VOR/MKR L	34-51-01	—
	C606	A2	NAVIGATION - ILS - CTR	34-31-03	—
	C625	A10	NAVIGATION - AIR DATA CMPTR - L	34-12-01	1
	C632	A3	NAVIGATION - ADF - R	34-57-01	—
	C635	A6	NAVIGATION - RDMI - L	34-22-01	—
	C688	B8	STBY EQUIP COOL	21-58-06	1
	C769	B10	WW FIRE/DUCT LEAK	26-17-01	—
	C892	D1	STBY BUS - AC	24-33-01	—
	C1025	C16	FLAP SLAT ELEC UNIT 1 CONT	27-51-02	—
	C1037	C15	FLAP SLAT ELEC UNIT 1 SENSOR	27-51-02	—
	C1246	B7	LIGHTS - STBY INSTR	33-13-01	1
	C1283	B4	FLOOD LIGHTS - MAIN PNL	33-11-01	—
	C1434	D7	ENGINE STBY IGN 1	74-31-01	—
	C1435	D8	ENGINE STBY IGN 2	74-31-01	—
	C1525	C14	FLAP/STAB POS SENSING - CTR	27-58-02	2
	C1537	C8	FLT CONT ELEC 2L - AC	27-09-01	1
	C1538	C6	FLT CONT ELEC 1L - AC	27-09-01	1
	C4205	B13	CABIN ALTM	21-33-01	—
	C4206	B12	CABIN DIFF PRESS IND	21-33-01	—

POWER	SYSTEM			SCHEM REF	
	CB CXXX	GRID LOC	NOMENCLATURE	DIAG	SH
28V DC	C521	A17	AUTO FLIGHT WARN.	22-11-03	—
	C544	C3	VHF COMM - L	23-12-01	—
	C567	B16	AURAL WARN. SPKR - L	31-51-05	—
	C573	B17	CLOCK IND - L	31-25-01	—
	C591	A8	NAVIGATION - STBY ALTM VIB	34-13-01	2
	C604	A9	NAVIGATION - STBY ILS IND	34-24-01	—
	C619	A5	NAVIGATION - STBY ATT IND	34-24-01	—
	C622	A7	NAVIGATION - EFIS DSPL SW - L	34-22-06	—
	C653	A13	PACK FLOW CONT - L	21-50-01	—
	C658	B15	CABIN ALTITUDE CONT - SELECT	21-31-01	1
	C683	B14	CABIN ALTITUDE CONT - MANUAL	21-30-01	2
	C725	B14	L FMS SWITCH	34-61-01	—
	C811	D2	STBY BUS - DC	24-33-01	—
	C826	D6	CAT 111 BUS ISOL - BAT	24-51-03	—
	C1001	C10	FLIGHT CONTROLS - SLAT POS IND	27-88-01	1
	C1021	C4	FLIGHT CONTROLS - FLAP/SLAT POS IND	27-58-01	—
	C1026	C17	FLIGHT CONTROLS - AILERON LOCKOUT - L	27-10-02	1
	C1030	C18	FLIGHT CONTROLS - AILERON LOCKOUT - R	27-10-02	1
	C1033	C5	FLIGHT CONTROLS - RUDDER TRIM	27-21-01	—
	C1039	C11	FLIGHT CONTROLS - STICK SHAKER - L	27-32-01	—
	C1120	A15	PROBE HEAT IND L	30-31-01	—
	C1147	A16	ANTI ICE - ENG L	30-21-01	—
	C1212	B6	LIGHTS - EMER CHARGER - PORTABLE	33-51-01	—
	C1287	B5	FLOOD LIGHTS - AISLE STAND	33-11-01	—
	C1334	A14	AIR SUPPLY ISOL VLV CONT - L	36-11-01	—
	C1404	D17	L ENG EEC DISCRETES	73-21-01	—
	C1480	D13	ENGINE T/R	78-36-01	1
	C1482	L6	L ENG T/R CONT	78-34-01	—
	C1528	C12	FLIGHT CONTROLS - STAB TRIM SHUTOFF - L	27-40-01	4
	C1529	C13	FLIGHT CONTROLS - STAB TRIM SHUTOFF - CTR	27-40-01	4
	C1533	C9	FLT CONT ELEC 2L - DC	27-09-03	1
	C1534	C7	FLT CONT ELEC 1L - DC	27-09-03	—
C1560	A18	AUTO FLIGHT YAW DAMPER - L	22-21-01	—	
C1576	D18	L ENG T/R SSL CONT	78-34-01	2	

050-051

STANDBY POWER DISTRIBUTION

D280T232

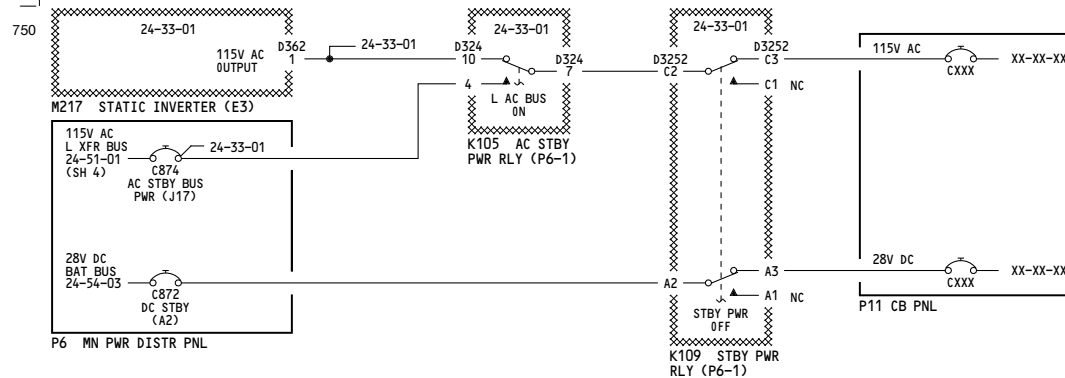
Incorporates
78-0062 R04

24-54-04



767-200/300 SYSTEM SCHEMATIC MANUAL

WIRING DIAGRAMS
24-54-73



POWER	SYSTEM			SCHEM REF	
	CB CXXX	GRID LOC	NOMENCLATURE	DIAG	SH
115V AC	C566	B18	WARN ELEX B	31-51-01	2
	C595	A1	NAVIGATION - VOR/MKR L	34-51-01	—
	C606	A2	NAVIGATION - ILS - CTR	34-31-03	—
	C625	A10	NAVIGATION - AIR DATA CMPTR - L	34-12-01	1
	C632	A3	NAVIGATION - R ADF	34-57-01	—
	C635	A6	NAVIGATION - RDMI - L	34-22-01	—
	C688	B8	STBY EQUIP COOL	21-58-06	1
	C769	B10	WW FIRE/DUCT LEAK	26-18-01	—
	C892	D1	STBY BUS - AC	24-33-01	—
	C1025	C16	FLAP SLAT ELEC UNIT 1 CONT	27-51-02	—
	C1037	C15	FLAP SLAT ELEC UNIT 1 SENSOR	27-51-02	—
	C1246	B7	LIGHTS - STBY INSTR	33-13-01	1
	C1283	B4	FLOOD LIGHTS - MAIN PNL	33-11-01	—
	C1434	D7	ENGINE STBY IGN 1	74-31-01	—
	C1435	D8	ENGINE STBY IGN 2	74-31-01	—
	C1525	C14	FLAP/STAB POS SENSING - CTR	27-58-02	2
	C1537	C8	FLT CONT ELEC 2L - AC	27-09-01	1
	C1538	C6	FLT CONT ELEC 1L - AC	27-09-01	1
	C4205	B13	CABIN ALTM	21-33-01	—
	C4206	B12	CABIN DIFF PRESS IND	21-33-01	—

POWER	SYSTEM			SCHEM REF	
	CB CXXX	GRID LOC	NOMENCLATURE	DIAG	SH
28V DC	C521	A17	AUTO FLIGHT WARN	22-11-03	—
	C544	C3	VHF COMM - L	23-12-01	—
	C567	B16	AURAL WARN SPKR - L	31-51-05	—
	C573	B17	CLOCK IND - L	31-25-01	—
	C591	A8	NAVIGATION - STBY ALTM VIB	34-13-01	2
	C604	A9	NAVIGATION - STBY ILS IND	34-24-01	—
	C619	A5	NAVIGATION - STBY ATT IND	34-24-01	—
	C622	A7	NAVIGATION - EFIS DSPL SW - L	34-22-06	—
	C653	A13	PACK FLOW CONT - L	21-50-01	—
	C658	B15	CABIN ALTITUDE CONT - SELECT	21-31-01	1
	C683	B14	CABIN ALTITUDE CONT - MANUAL	21-30-01	2
	C725	B1	L FMS SW	34-61-01	—
	C811	D2	STBY BUS - DC	24-33-01	—
	C826	D6	CAT 111 BUS ISOL - BAT	24-51-03	—
	C1001	C10	FLIGHT CONTROLS - SLAT POS IND	27-88-01	1
	C1021	C4	FLIGHT CONTROLS - FLAP/SLAT POS IND	27-58-01	—
	C1026	C17	FLIGHT CONTROLS - AILERON LOCKOUT - L	27-10-02	1
	C1030	C18	FLIGHT CONTROLS - AILERON LOCKOUT - R	27-10-02	1
	C1033	C5	FLIGHT CONTROLS - RUDDER TRIM	27-21-01	—
	C1039	C11	FLIGHT CONTROLS - STICK SHAKER - L	27-32-01	—
	C1120	A15	PROBE HEAT IND - L	30-31-01	—
	C1147	A16	ENGINE ANTI-ICE, L	30-21-01	—
	C1212	B6	LIGHTS - EMER CHARGER - PORTABLE	33-51-01	—
	C1287	B5	FLOOD LIGHTS - AISLE STAND	33-11-01	—
	C1334	A14	AIR SUPPLY ISOL VLV CONT - L	36-11-01	—
	C1404	D17	L ENG EEC DISCRETES	73-21-01	—
	C1480	D13	ENGINE T/R	78-36-01	—
	C1482	D14	L ENG T/R CONT	78-34-01	—
	C1528	C12	FLIGHT CONTROLS - STAB TRIM SHUTOFF - L	27-40-01	1
	C1529	C13	FLIGHT CONTROLS - STAB TRIM SHUTOFF - CTR	27-40-01	1
	C1533	C9	FLT CONT ELEC 2L - DC	27-09-03	4
	C1534	C7	FLT CONT ELEC 1L - DC	27-09-03	4
C1560	A18	AUTO FLIGHT YAW DAMPER - L	22-21-01	1	
C1576	D18	L ENG T/R SSL CONT	78-34-01	2	

155-167

STANDBY POWER DISTRIBUTION

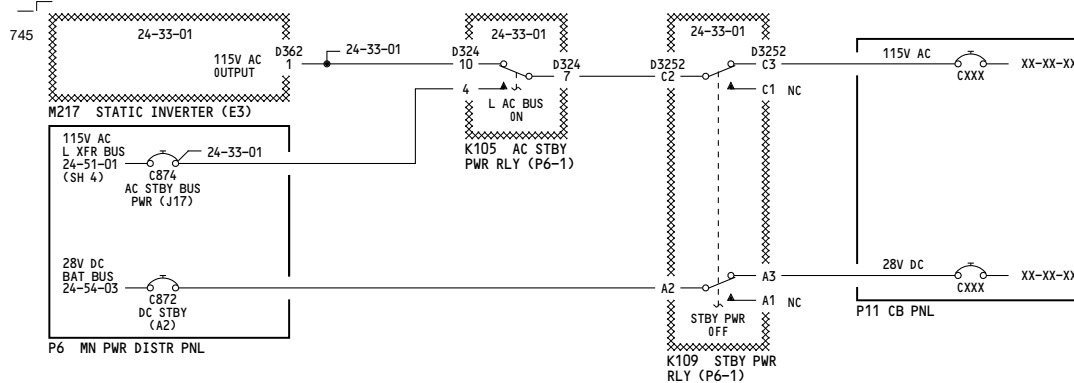
Incorporates
78-0062 R04

24-54-04

Page 103.1

Jan 21/2005

D280T232



POWER	SYSTEM			SCHEM REF	
	CB CXXX	GRID LOC	NOMENCLATURE	DIAG	SH
115V AC	C566	B18	WARN ELEX B	31-51-01	2
	C595	A1	NAVIGATION - VOR/MKR L	34-51-01	—
	C606	A2	NAVIGATION - ILS - CTR	34-31-03	—
	C625	A10	NAVIGATION - AIR DATA CMPTR - L	34-12-01	1
	C632	A3	NAVIGATION - R ADF	34-57-01	—
	C635	A6	NAVIGATION - RDMI - L	34-22-01	—
	C688	B8	STBY EQUIP COOL	21-58-06	1
	C769	B10	WW FIRE/DUCT LEAK	26-18-01	—
	C892	D1	STBY BUS - AC	24-33-01	—
	C1025	C16	FLAP SLAT ELEC UNIT 1 CONT	27-51-02	—
	C1037	C15	FLAP SLAT ELEC UNIT 1 SENSOR	27-51-02	—
	C1246	B7	LIGHTS - STBY INSTR	33-13-01	1
	C1283	B4	FLOOD LIGHTS - MAIN PNL	33-11-01	—
	C1434	D7	ENGINE STBY IGN 1	74-31-01	—
	C1435	D8	ENGINE STBY IGN 2	74-31-01	—
	C1525	C14	FLAP/STAB POS SENSING - CTR	27-58-02	2
	C1537	C8	FLT CONT ELEC 2L - AC	27-09-01	1
	C1538	C6	FLT CONT ELEC 1L - AC	27-09-01	1
	C4205	B13	CABIN ALTM	21-33-01	—
	C4206	B12	CABIN DIFF PRESS IND	21-33-01	—

POWER	SYSTEM			SCHEM REF	
	CB CXXX	GRID LOC	NOMENCLATURE	DIAG	SH
28V DC	C521	A17	AUTO FLIGHT WARN	22-11-03	—
	C544	C3	VHF COMM - L	23-12-01	—
	C567	B16	AURAL WARN SPKR - L	31-51-05	—
	C573	B17	CLOCK IND - L	31-25-01	—
	C591	A8	NAVIGATION - STBY ALTM VIB	34-13-01	2
	C604	A9	NAVIGATION - STBY ILS IND	34-24-01	—
	C619	A5	NAVIGATION - STBY ATT IND	34-24-01	—
	C622	A7	NAVIGATION - EFIS DSPL SW - L	34-22-06	—
	C653	A13	PACK FLOW CONT - L	21-50-01	—
	C658	B15	CABIN ALTITUDE CONT - SELECT	21-31-01	1
	C683	B14	CABIN ALTITUDE CONT - MANUAL	21-30-01	2
	C725	B1	L FMS SW	34-61-01	—
	C811	D2	STBY BUS - DC	24-33-01	—
	C826	D6	CAT 111 BUS ISOL - BAT	24-51-03	—
	C1001	C10	FLIGHT CONTROLS - SLAT POS IND	27-88-01	1
	C1021	C4	FLIGHT CONTROLS - FLAP/SLAT POS IND	27-58-01	—
	C1026	C17	FLIGHT CONTROLS - AILERON LOCKOUT - L	27-10-02	1
	C1030	C18	FLIGHT CONTROLS - AILERON LOCKOUT - R	27-10-02	1
	C1033	C5	FLIGHT CONTROLS - RUDDER TRIM	27-21-01	—
	C1039	C11	FLIGHT CONTROLS - STICK SHAKER - L	27-32-01	—
	C1120	A15	PROBE HEAT IND L	30-31-01	—
	C1147	A16	L ENG ANTI-ICE	30-21-01	—
	C1212	B6	LIGHTS - EMER CHARGER - PORTABLE	33-51-01	—
	C1287	B5	FLOOD LIGHTS - AISLE STAND	33-11-01	—
	C1334	A14	AIR SUPPLY ISOL VLV CONT - L	36-11-01	—
	C1404	D17	L ENG EEC DISCRETES	73-21-01	—
	C1480	D13	ENGINE T/R	78-36-01	—
	C1482	D14	L ENG T/R CONT	78-34-01	—
	C1528	C12	FLIGHT CONTROLS - STAB TRIM SHUTOFF - L	27-40-01	1
	C1529	C13	FLIGHT CONTROLS - STAB TRIM SHUTOFF - CTR	27-40-01	1
	C1533	C9	FLT CONT ELEC 2L - DC	27-09-03	4
	C1534	C7	FLT CONT ELEC 1L - DC	27-09-03	4
C1560	A18	AUTO FLIGHT YAW DAMPER - L	22-21-01	1	
C1576	D18	L ENG T/R SSL CONT	78-34-01	2	

275-278

STANDBY POWER DISTRIBUTION

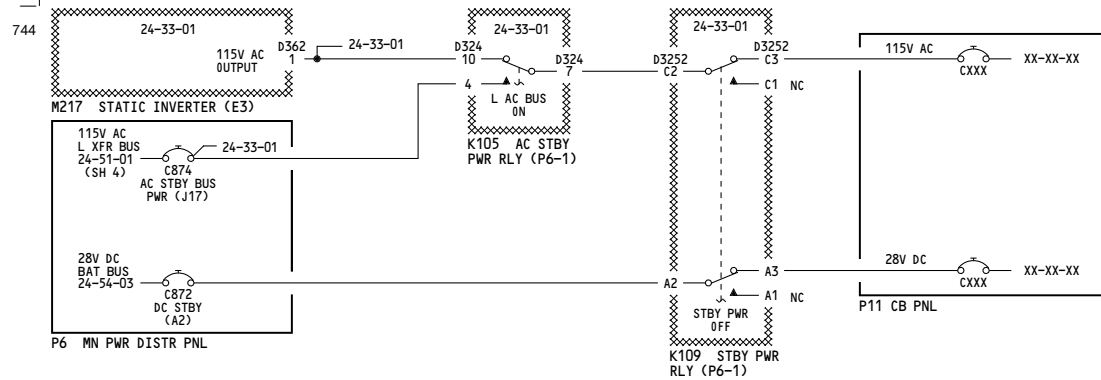
Incorporates
78-0062 R04

D280T232

24-54-04

Page 104.1

Jan 21/2005



WIRING DIAGRAMS
24-54-73

POWER	SYSTEM			SCHEM REF	
	CB CXXX	GRID LOC	NOMENCLATURE	DIAG	SH
115V AC	C566	B18	WARN ELEC B	31-51-01	2
	C595	A1	NAVIGATION - VOR/MKR L	34-51-01	—
	C606	A2	NAVIGATION - ILS - CTR	34-31-03	—
	C625	A10	NAVIGATION - AIR DATA CMPTR - L	34-12-01	1
	C632	A3	NAVIGATION - R ADF	34-57-01	—
	C635	A6	NAVIGATION - RDMI - L	34-22-01	—
	C688	B8	STBY EQUIP COOL	21-58-06	1
	C769	B10	WW FIRE/DUCT LEAK	26-18-01	—
	C892	D1	STBY BUS - AC	24-33-01	—
	C1025	C16	FLAP SLAT ELEC UNIT 1 CONT	27-51-02	—
	C1037	C15	FLAP SLAT ELEC UNIT 1 SENSOR	27-51-02	—
	C1246	B7	LIGHTS - STBY INSTR	33-13-01	1
	C1283	B4	FLOOD LIGHTS - MAIN PNL	33-11-01	—
	C1434	D7	ENGINE STBY IGN 1	74-31-01	—
	C1435	D8	ENGINE STBY IGN 2	74-31-01	—
	C1525	C14	FLAP/STAB POS SENSING - CTR	27-58-02	2
	C1537	C8	FLT CONT ELEC 2L - AC	27-09-01	1
	C1538	C6	FLT CONT ELEC 1L - AC	27-09-01	1
	C4205	B13	CABIN ALTM	21-33-01	—
	C4206	B12	CABIN DIFF PRESS IND	21-33-01	—

POWER	SYSTEM			SCHEM REF	
	CB CXXX	GRID LOC	NOMENCLATURE	DIAG	SH
28V DC	C521	A17	AUTO FLIGHT WARN	22-11-03	—
	C544	C3	VHF COMM - L	23-12-01	—
	C567	B16	AURAL WARN SPKR - L	31-51-05	—
	C573	B17	CLOCK IND - L	31-25-01	—
	C591	A8	NAVIGATION - STBY ALTM VIB	34-13-01	2
	C604	A9	NAVIGATION - STBY ILS IND	34-24-01	—
	C619	A5	NAVIGATION - STBY ATT IND	34-24-01	—
	C622	A7	NAVIGATION - EFIS DSPL SW - L	34-22-06	—
	C653	A13	PACK FLOW CONT - L	21-50-01	—
	C658	B15	CABIN ALTITUDE CONT - SELECT	21-31-01	1
	C683	B14	CABIN ALTITUDE CONT - MANUAL	21-30-01	2
	C725	B1	L FMS SW	34-61-01	—
	C811	D2	STBY BUS - DC	24-33-01	—
	C826	D6	CAT 111 BUS ISOL - BAT	24-51-03	—
	C1001	C10	FLIGHT CONTROLS - SLAT POS IND	27-88-01	1
	C1021	C4	FLIGHT CONTROLS - FLAP/SLAT POS IND	27-58-01	—
	C1026	C17	FLIGHT CONTROLS - AILERON LOCKOUT - L	27-10-02	1
	C1030	C18	FLIGHT CONTROLS - AILERON LOCKOUT - R	27-10-02	1
	C1033	C5	FLIGHT CONTROLS - RUDDER TRIM	27-21-01	—
	C1039	C11	FLIGHT CONTROLS - STICK SHAKER - L	27-32-01	—
	C1120	A15	PROBE HEAT IND - L	30-31-01	—
	C1147	A16	ENGINE ANTI-ICE, L	30-21-01	—
	C1212	B6	LIGHTS - EMER CHARGER - PORTABLE	33-51-01	—
	C1287	B5	FLOOD LIGHTS - AISLE STAND	33-11-01	—
	C1334	A14	AIR SUPPLY ISOL VLV CONT - L	36-11-01	—
	C1404	D17	L ENG EEC DISCRETES	73-21-01	—
	C1480	D13	ENGINE T/R	78-36-01	—
C1482	D14	L ENG T/R CONT	78-34-01	—	
C1528	C12	FLIGHT CONTROLS - STAB TRIM SHUTOFF - L	27-40-01	1	
C1529	C13	FLIGHT CONTROLS - STAB TRIM SHUTOFF - CTR	27-40-01	1	
C1533	C9	FLT CONT ELEC 2L - DC	27-09-03	4	
C1534	C7	FLT CONT ELEC 1L - DC	27-09-03	4	
C1560	A18	AUTO FLIGHT YAW DAMPER - L	22-21-01	1	
C1576	D18	LEFT ENGINE T/R SSL CONT	78-34-01	2	

280

STANDBY POWER DISTRIBUTION

Incorporates
78-0062 R04

D280T232

24-54-04

Page 105.1

Jan 21/2005