

**CHAPTER**

**25**

**EQUIPMENT / FURNISHINGS**



CHAPTER 25  
EQUIPMENT / FURNISHINGS

| CH-SC-SU              | Schem | Page     | Sheet | Date        | CH-SC-SU         | Schem | Page | Sheet | Date        |
|-----------------------|-------|----------|-------|-------------|------------------|-------|------|-------|-------------|
| 25-EFFECTIVE PAGES    |       |          |       |             | 25-25-24 (cont.) |       | 101A |       |             |
|                       |       | 1 thru 4 |       | Aug 05/2009 |                  |       |      | 4     | Jan 21/2005 |
| 25-CONTENTS           |       |          |       |             |                  | 102A  |      | 1     | Jun 28/2006 |
|                       |       | 1        |       | Jun 28/2006 |                  |       |      | 2     | Jan 21/2005 |
|                       |       | 2        |       | Jun 28/2006 |                  |       |      | 3     | Jan 21/2005 |
|                       |       | 3        |       | Jun 28/2006 |                  |       |      | 4     | Jan 21/2005 |
|                       |       | 4        |       | Jun 28/2006 | 25-29-01         |       |      |       |             |
|                       |       | 5        |       | Jun 28/2006 |                  | 101   |      |       | Jan 21/2005 |
|                       |       | 6        |       | Jun 28/2006 | 25-29-02         |       |      |       |             |
|                       |       | 7        |       | Jun 28/2006 |                  | 101   |      |       | Jan 21/2005 |
|                       |       | 8        |       | BLANK       | 25-31-01         |       |      |       |             |
| 25-ALPHABETICAL INDEX |       |          |       |             |                  | 101   |      | 1     | Jan 21/2005 |
|                       |       | 1        |       | Jun 28/2006 |                  |       |      | 2     | Jan 21/2005 |
|                       |       | 2        |       | BLANK       |                  |       |      | 3     | Jan 21/2005 |
| 25-11-01              |       |          |       |             |                  |       |      | 4     | Jan 21/2005 |
|                       |       | 101      |       | Mar 09/2006 |                  |       |      | 5     | Jan 21/2005 |
| 25-11-02              |       |          |       |             |                  | 102   |      | 1     | Jan 21/2005 |
|                       |       | 101      |       | Jan 21/2005 |                  |       |      | 2     | Jan 21/2005 |
| 25-25-23              |       |          |       |             |                  |       |      | 3     | Jan 21/2005 |
|                       |       | 101A     |       | Jan 21/2005 |                  |       |      | 4     | Jan 21/2005 |
| 25-25-24              |       |          |       |             |                  |       |      | 5     | Jan 21/2005 |
|                       |       | 101A     | 1     | Jun 28/2006 |                  | 103   |      | 1     | Jan 21/2005 |
|                       |       |          | 2     | Jan 21/2005 |                  |       |      | 2     | Jan 21/2005 |
|                       |       |          | 3     | Jan 21/2005 |                  |       |      | 3     | Jan 21/2005 |

A = Added, R = Revised, D = Deleted, O = Overflow

**25-EFFECTIVE PAGES**



CHAPTER 25  
EQUIPMENT / FURNISHINGS

| CH-SC-SU         | Schem | Page | Sheet | Date        | CH-SC-SU | Schem | Page  | Sheet | Date        |
|------------------|-------|------|-------|-------------|----------|-------|-------|-------|-------------|
| 25-31-01 (cont.) |       | 103  |       |             | 25-33-01 |       |       |       |             |
|                  |       |      | 4     | Jan 21/2005 |          |       | 101.1 |       | Jan 21/2005 |
|                  |       |      | 5     | Jan 21/2005 |          |       | 102   |       | Jan 21/2005 |
|                  |       | 104  |       | Jan 21/2005 |          |       | 103.1 |       | Jan 21/2005 |
|                  |       | 105  |       | Jan 21/2005 |          |       | 104.1 |       | Jan 21/2005 |
|                  |       | 106  |       | Jan 21/2005 |          |       | 105   |       | Jan 21/2005 |
| 25-31-02         |       |      |       |             |          |       | 106.1 |       | Jan 21/2005 |
|                  |       | 101  | 1     | Jan 21/2005 |          |       | 107   |       | Jan 21/2005 |
|                  |       |      | 2     | Jan 21/2005 | 25-42-01 |       |       |       |             |
|                  |       | 102  | 1     | Jan 21/2005 |          |       | 101   |       | Jan 21/2005 |
|                  |       |      | 2     | Jan 21/2005 |          |       | 102   |       | Jan 21/2005 |
|                  |       |      | 3     | Jan 21/2005 |          |       | 103   |       | Jan 21/2005 |
|                  |       | 103  | 1     | Jan 21/2005 | 25-53-00 |       |       |       |             |
|                  |       |      | 2     | Jan 21/2005 |          |       | 101   | 1     | Jan 21/2005 |
| 25-31-03         |       |      |       |             |          |       |       | 2     | Jan 21/2005 |
|                  |       | 101  | 1     | Jan 21/2005 |          |       | 102   | 1     | Jan 21/2005 |
|                  |       |      | 2     | Jan 21/2005 |          |       |       | 2     | Jan 21/2005 |
|                  |       |      | 3     | Jan 21/2005 |          |       | 103   | 1     | Jan 21/2005 |
|                  |       | 102  | 1     | Jan 21/2005 |          |       |       | 2     | Jan 21/2005 |
|                  |       |      | 2     | Jan 21/2005 | 25-53-01 |       |       |       |             |
|                  |       | 103  |       | Jan 21/2005 |          |       | 101   |       | Jan 21/2005 |
| 25-31-04         |       |      |       |             |          |       | 102   | 1     | Jan 21/2005 |
|                  |       | 101  |       | Jan 21/2005 |          |       |       | 2     | Jan 21/2005 |

A = Added, R = Revised, D = Deleted, O = Overflow

**25-EFFECTIVE PAGES**

Page 2  
Aug 05/2009

D280T232



CHAPTER 25  
EQUIPMENT / FURNISHINGS

| CH-SC-SU | Schem | Page | Sheet | Date        | CH-SC-SU         | Schem | Page | Sheet | Date        |
|----------|-------|------|-------|-------------|------------------|-------|------|-------|-------------|
| 25-53-02 |       | 101A | 1     | Jan 21/2005 | 25-53-04 (cont.) |       | 102  |       | Jan 21/2005 |
|          |       |      | 2     | Jan 21/2005 |                  |       | 103  |       | Jan 21/2005 |
|          |       |      | 3     | Jan 21/2005 | 25-53-05         |       |      |       |             |
|          |       | 102A | 1     | Jan 21/2005 |                  |       | 101  | 1     | Jan 21/2005 |
|          |       |      | 2     | Jan 21/2005 |                  |       |      | 2     | Jan 21/2005 |
|          |       |      | 3     | Jan 21/2005 |                  |       |      | 3     | Jan 21/2005 |
|          |       | 103A | 1     | Jan 21/2005 |                  |       | 102  | 1     | Jan 21/2005 |
|          |       |      | 2     | Jan 21/2005 |                  |       |      | 2     | Jan 21/2005 |
|          |       |      | 3     | Jan 21/2005 |                  |       |      | 3     | Jan 21/2005 |
| 25-53-03 |       |      |       |             |                  |       | 103  | 1     | Jan 21/2005 |
|          |       | 101  | 1     | Jan 21/2005 |                  |       |      | 2     | Jan 21/2005 |
|          |       |      | 2     | Jan 21/2005 |                  |       |      | 3     | Jan 21/2005 |
|          |       |      | 3     | Jan 21/2005 |                  |       | 104  | 1     | Jan 21/2005 |
|          |       | 102  | 1     | Jan 21/2005 |                  |       |      | 2     | Jan 21/2005 |
|          |       |      | 2     | Jan 21/2005 |                  |       | 105  | 1     | Jan 21/2005 |
|          |       |      | 3     | Jan 21/2005 |                  |       |      | 2     | Jan 21/2005 |
|          |       |      | 4     | Jan 21/2005 |                  |       | 106  | 1     | Jan 21/2005 |
|          |       | 103  | 1     | Jan 21/2005 |                  |       |      | 2     | Jan 21/2005 |
|          |       |      | 2     | Jan 21/2005 | 25-53-06         |       |      |       |             |
|          |       |      | 3     | Jan 21/2005 |                  |       | 101  | 1     | Jan 21/2005 |
|          |       |      | 4     | Jan 21/2005 |                  |       |      | 2     | Jan 21/2005 |
| 25-53-04 |       |      |       |             |                  |       |      | 3     | Jan 21/2005 |
|          |       | 101  |       | Jan 21/2005 |                  |       | 102  | 1     | Jan 21/2005 |

A = Added, R = Revised, D = Deleted, O = Overflow

**25-EFFECTIVE PAGES**

Page 3  
Aug 05/2009

D280T232



CHAPTER 25  
EQUIPMENT / FURNISHINGS

| CH-SC-SU         | Schem | Page | Sheet | Date        | CH-SC-SU         | Schem | Page | Sheet | Date        |
|------------------|-------|------|-------|-------------|------------------|-------|------|-------|-------------|
| 25-53-06 (cont.) |       | 102  |       |             | 25-65-01 (cont.) |       |      |       |             |
|                  |       |      | 2     | Jan 21/2005 |                  |       | 102  | 1     | Jan 21/2005 |
|                  |       |      | 3     | Jan 21/2005 |                  |       |      | 2     | Jan 21/2005 |
|                  |       |      | 4     | Jan 21/2005 |                  |       |      | 3     | Jan 21/2005 |
|                  |       | 103  | 1     | Jan 21/2005 |                  |       |      | 4     | Jan 21/2005 |
|                  |       |      | 2     | Jan 21/2005 |                  |       |      | 5     | Jan 21/2005 |
|                  |       |      | 3     | Jan 21/2005 |                  |       | 103  | 1     | Jan 21/2005 |
|                  |       |      | 4     | Jan 21/2005 |                  |       |      | 2     | Jan 21/2005 |
|                  |       | 104  | 1     | Jan 21/2005 |                  |       |      | 3     | Jan 21/2005 |
|                  |       |      | 2     | Jan 21/2005 |                  |       |      | 4     | Jan 21/2005 |
|                  |       |      | 3     | Jan 21/2005 |                  |       |      | 5     | Jan 21/2005 |
|                  |       |      | 4     | Jan 21/2005 |                  |       | 104  | 1     | Jan 21/2005 |
|                  |       | 105  | 1     | Jan 21/2005 |                  |       |      | 2     | Jan 21/2005 |
|                  |       |      | 2     | Jan 21/2005 |                  |       |      | 3     | Jan 21/2005 |
|                  |       |      | 3     | Jan 21/2005 |                  |       |      | 4     | Jan 21/2005 |
|                  |       |      | 4     | Jan 21/2005 |                  |       |      | 5     | Jan 21/2005 |
| 25-63-01         |       |      |       |             | 25-66-01         |       |      |       |             |
|                  |       | 101  |       | Jan 21/2005 |                  |       | 101  | 1     | Jan 21/2005 |
|                  |       | 102  |       | Jan 21/2005 |                  |       |      | 2     | Jan 21/2005 |
| 25-65-01         |       |      |       |             |                  |       |      |       |             |
|                  |       | 101  | 1     | Jan 21/2005 |                  |       |      |       |             |
|                  |       |      | 2     | Jan 21/2005 |                  |       |      |       |             |
|                  |       |      | 3     | Jan 21/2005 |                  |       |      |       |             |
|                  |       |      | 4     | Jan 21/2005 |                  |       |      |       |             |

A = Added, R = Revised, D = Deleted, O = Overflow

**25-EFFECTIVE PAGES**

Page 4  
Aug 05/2009

D280T232



**CHAPTER 25  
EQUIPMENT / FURNISHINGS**

| Title                                                      | CH-SC-SU | Schem | Page | Sheet | Date        | Effectivity |                 |
|------------------------------------------------------------|----------|-------|------|-------|-------------|-------------|-----------------|
| <b><u>FLIGHT COMPARTMENT SEATS</u></b>                     |          |       |      |       |             |             |                 |
| POWER SEAT- CAPTAIN                                        | 25-11-01 |       | 101  |       | Mar 09/2006 | 275-299     |                 |
| POWER SEAT- FIRST OFFICER                                  | 25-11-02 |       | 101  |       | Jan 21/2005 | 275-299     |                 |
| <b><u>PASSENGER SEATS</u></b>                              |          |       |      |       |             |             |                 |
| IN-SEAT POWER OUTLETS                                      | 25-25-23 |       | 101A |       | Jan 21/2005 | 150 152-167 |                 |
| IN-SEAT POWER OUTLETS- MID CABIN                           | 25-25-24 |       | 101A | 1     | Jun 28/2006 | 150 153 157 |                 |
|                                                            |          |       |      | 2     | Jan 21/2005 | 150 153 157 |                 |
|                                                            |          |       |      | 3     | Jan 21/2005 | 150 153 157 |                 |
|                                                            |          |       |      | 4     | Jan 21/2005 | 150 153 157 |                 |
|                                                            |          |       |      | 102A  | 1           | Jun 28/2006 | 165-167         |
|                                                            |          |       |      | 2     | Jan 21/2005 | 165-167     |                 |
|                                                            |          |       |      | 3     | Jan 21/2005 | 165-167     |                 |
|                                                            |          |       |      | 4     | Jan 21/2005 | 165-167     |                 |
| <b><u>PASSENGER AND CABIN ATTENDANT ACCOMMODATIONS</u></b> |          |       |      |       |             |             |                 |
| SERVICE OUTLETS                                            | 25-29-01 |       | 101  |       | Jan 21/2005 | ALL         |                 |
| MEDICAL OUTLET                                             | 25-29-02 |       | 101  |       | Jan 21/2005 | ALL         |                 |
| <b><u>GALLEYS</u></b>                                      |          |       |      |       |             |             |                 |
| FORWARD GALLEY                                             | 25-31-01 |       | 101  | 1     | Jan 21/2005 | 050-099     |                 |
|                                                            |          |       |      | 2     | Jan 21/2005 | 050-099     |                 |
|                                                            |          |       |      | 3     | Jan 21/2005 | 050-099     |                 |
|                                                            |          |       |      | 4     | Jan 21/2005 | 050-099     |                 |
|                                                            |          |       |      | 5     | Jan 21/2005 | 050-099     |                 |
|                                                            |          |       |      | 102   | 1           | Jan 21/2005 | 150-154 162-164 |



CHAPTER 25  
EQUIPMENT / FURNISHINGS

| Title                  | CH-SC-SU    | Schem   | Page | Sheet           | Date        | Effectivity     |  |     |             |                 |
|------------------------|-------------|---------|------|-----------------|-------------|-----------------|--|-----|-------------|-----------------|
| FORWARD GALLEY (cont.) | 25-31-01    |         |      | 2               | Jan 21/2005 | 150-154 162-164 |  |     |             |                 |
|                        |             |         |      | 3               | Jan 21/2005 | 150-154 162-164 |  |     |             |                 |
|                        |             |         |      | 4               | Jan 21/2005 | 150-154 162-164 |  |     |             |                 |
|                        |             |         |      | 5               | Jan 21/2005 | 150-154 162-164 |  |     |             |                 |
|                        |             |         |      | 103             | Jan 21/2005 | 155-157 165-199 |  |     |             |                 |
|                        |             |         |      | 2               | Jan 21/2005 | 155-157 165-199 |  |     |             |                 |
|                        |             |         |      | 3               | Jan 21/2005 | 155-157 165-199 |  |     |             |                 |
|                        |             |         |      | 4               | Jan 21/2005 | 155-157 165-199 |  |     |             |                 |
|                        |             |         |      | 5               | Jan 21/2005 | 155-157 165-199 |  |     |             |                 |
|                        |             |         |      | 104             | Jan 21/2005 | 275-276         |  |     |             |                 |
|                        |             |         |      | 105             | Jan 21/2005 | 277-278         |  |     |             |                 |
|                        |             |         |      | 106             | Jan 21/2005 | 280-299         |  |     |             |                 |
|                        |             |         |      | LEFT AFT GALLEY | 25-31-02    |                 |  | 101 | Jan 21/2005 | 050-099 150-199 |
|                        |             |         |      |                 |             |                 |  | 2   | Jan 21/2005 | 050-099 150-199 |
|                        |             |         |      |                 |             |                 |  | 102 | Jan 21/2005 | 275-278         |
|                        |             |         |      |                 |             |                 |  | 2   | Jan 21/2005 | 275-278         |
| 3                      | Jan 21/2005 | 275-278 |      |                 |             |                 |  |     |             |                 |
| 103                    | Jan 21/2005 | 280-299 |      |                 |             |                 |  |     |             |                 |
| 2                      | Jan 21/2005 | 280-299 |      |                 |             |                 |  |     |             |                 |
| RIGHT AFT GALLEY       | 25-31-03    |         |      |                 |             |                 |  | 101 | Jan 21/2005 | 050-099 150-199 |
|                        |             |         |      | 2               | Jan 21/2005 | 050-099 150-199 |  |     |             |                 |
|                        |             |         |      | 3               | Jan 21/2005 | 050-099 150-199 |  |     |             |                 |
|                        |             |         |      | 102             | Jan 21/2005 | 275-278         |  |     |             |                 |
|                        |             |         |      | 1               | Jan 21/2005 | 275-278         |  |     |             |                 |



CHAPTER 25  
EQUIPMENT / FURNISHINGS

| Title                                             | CH-SC-SU | Schem | Page  | Sheet | Date        | Effectivity     |
|---------------------------------------------------|----------|-------|-------|-------|-------------|-----------------|
| RIGHT AFT GALLEY (cont.)                          | 25-31-03 |       |       | 2     | Jan 21/2005 | 275-278         |
|                                                   |          |       | 103   |       | Jan 21/2005 | 280-299         |
| MID GALLEY                                        | 25-31-04 |       | 101   |       | Jan 21/2005 | 050-099 150-199 |
| <b><u>REFRIGERATION</u></b>                       |          |       |       |       |             |                 |
| GALLEY REFRIGERATION                              | 25-33-01 |       | 101.1 |       | Jan 21/2005 | 050-051         |
|                                                   |          |       | 102   |       | Jan 21/2005 | 150-154         |
|                                                   |          |       | 103.1 |       | Jan 21/2005 | 155-157 165-166 |
|                                                   |          |       | 104.1 |       | Jan 21/2005 | 162-164         |
|                                                   |          |       | 105   |       | Jan 21/2005 | 167-199         |
|                                                   |          |       | 106.1 |       | Jan 21/2005 | 277             |
|                                                   |          |       | 107   |       | Jan 21/2005 | 280-299         |
| <b><u>LAVATORY EQUIPMENT</u></b>                  |          |       |       |       |             |                 |
| SHAVER OUTLETS                                    | 25-42-01 |       | 101   |       | Jan 21/2005 | 050-099         |
|                                                   |          |       | 102   |       | Jan 21/2005 | 150-199         |
|                                                   |          |       | 103   |       | Jan 21/2005 | 275-299         |
| <b><u>CONTAINERIZED CARGO HANDLING SYSTEM</u></b> |          |       |       |       |             |                 |
| CARGO HANDLING- SIMPLIFIED                        | 25-53-00 |       | 101   | 1     | Jan 21/2005 | 050-099         |
|                                                   |          |       |       | 2     | Jan 21/2005 | 050-099         |
|                                                   |          |       | 102   | 1     | Jan 21/2005 | 150-199         |
|                                                   |          |       |       | 2     | Jan 21/2005 | 150-199         |
|                                                   |          |       | 103   | 1     | Jan 21/2005 | 275-299         |
|                                                   |          |       |       | 2     | Jan 21/2005 | 275-299         |





CHAPTER 25  
EQUIPMENT / FURNISHINGS

| Title                                                                | CH-SC-SU | Schem | Page | Sheet | Date        | Effectivity             |
|----------------------------------------------------------------------|----------|-------|------|-------|-------------|-------------------------|
| CARGO HANDLING- POWER DISTRIBUTION-<br>FORWARD LOWER LOBE            | 25-53-01 |       | 101  |       | Jan 21/2005 | 050-099                 |
|                                                                      |          |       | 102  | 1     | Jan 21/2005 | 150-199 275-299         |
|                                                                      |          |       |      | 2     | Jan 21/2005 | 150-199 275-299         |
| CARGO HANDLING LD2, LD3 LATERAL GUIDES &<br>ROLLOUT STOPS-LOWER LOBE | 25-53-02 |       | 101A | 1     | Jan 21/2005 | 050-051                 |
|                                                                      |          |       |      | 2     | Jan 21/2005 | 050-051                 |
|                                                                      |          |       |      | 3     | Jan 21/2005 | 050-051                 |
|                                                                      |          |       | 102A | 1     | Jan 21/2005 | 150-154 162 275-276     |
|                                                                      |          |       |      | 2     | Jan 21/2005 | 150-154 162 275-276     |
|                                                                      |          |       |      | 3     | Jan 21/2005 | 150-154 162 275-276     |
|                                                                      |          |       | 103A | 1     | Jan 21/2005 | 155-157 163-167 277-280 |
|                                                                      |          |       |      | 2     | Jan 21/2005 | 155-157 163-167 277-280 |
|                                                                      |          |       |      | 3     | Jan 21/2005 | 155-157 163-167 277-280 |
| CARGO HANDLING POWER DRIVE UNITS- FORWARD<br>LOWER LOBE              | 25-53-03 |       | 101  | 1     | Jan 21/2005 | 050-099                 |
|                                                                      |          |       |      | 2     | Jan 21/2005 | 050-099                 |
|                                                                      |          |       |      | 3     | Jan 21/2005 | 050-099                 |
|                                                                      |          |       | 102  | 1     | Jan 21/2005 | 150-156 162-166 275-276 |
|                                                                      |          |       |      | 2     | Jan 21/2005 | 150-156 162-166 275-276 |
|                                                                      |          |       |      | 3     | Jan 21/2005 | 150-156 162-166 275-276 |
|                                                                      |          |       |      | 4     | Jan 21/2005 | 150-156 162-166 275-276 |
|                                                                      |          |       | 103  | 1     | Jan 21/2005 | 157 167-199 277-299     |
|                                                                      |          |       |      | 2     | Jan 21/2005 | 157 167-199 277-299     |



CHAPTER 25  
EQUIPMENT / FURNISHINGS

| Title                                                                 | CH-SC-SU | Schem | Page | Sheet | Date        | Effectivity         |
|-----------------------------------------------------------------------|----------|-------|------|-------|-------------|---------------------|
| CARGO HANDLING POWER DRIVE UNITS- FORWARD LOWER LOBE (cont.)          | 25-53-03 |       |      | 3     | Jan 21/2005 | 157 167-199 277-299 |
|                                                                       |          |       |      | 4     | Jan 21/2005 | 157 167-199 277-299 |
| CARGO HANDLING POWER DISTRIBUTION- AFT LOWER LOBE                     | 25-53-04 |       | 101  |       | Jan 21/2005 | 050-099             |
|                                                                       |          |       | 102  |       | Jan 21/2005 | 150-199             |
|                                                                       |          |       | 103  |       | Jan 21/2005 | 275-299             |
| CARGO HANDLING LD2, LD3 LATERAL GUIDES & ROLLOUT STOPS-AFT LOWER LOBE | 25-53-05 |       | 101  | 1     | Jan 21/2005 | 050-099             |
|                                                                       |          |       |      | 2     | Jan 21/2005 | 050-099             |
|                                                                       |          |       |      | 3     | Jan 21/2005 | 050-099             |
|                                                                       |          |       | 102  | 1     | Jan 21/2005 | 150-154 162         |
|                                                                       |          |       |      | 2     | Jan 21/2005 | 150-154 162         |
|                                                                       |          |       |      | 3     | Jan 21/2005 | 150-154 162         |
|                                                                       |          |       | 103  | 1     | Jan 21/2005 | 155-157 163-199     |
|                                                                       |          |       |      | 2     | Jan 21/2005 | 155-157 163-199     |
|                                                                       |          |       |      | 3     | Jan 21/2005 | 155-157 163-199     |
|                                                                       |          |       | 104  | 1     | Jan 21/2005 | 275-276             |
|                                                                       |          |       |      | 2     | Jan 21/2005 | 275-276             |
|                                                                       |          |       | 105  | 1     | Jan 21/2005 | 277-278             |
|                                                                       |          |       |      | 2     | Jan 21/2005 | 277-278             |
|                                                                       |          |       | 106  | 1     | Jan 21/2005 | 280-299             |
|                                                                       |          |       |      | 2     | Jan 21/2005 | 280-299             |



CHAPTER 25  
EQUIPMENT / FURNISHINGS

| Title                                            | CH-SC-SU    | Schem   | Page | Sheet | Date        | Effectivity         |
|--------------------------------------------------|-------------|---------|------|-------|-------------|---------------------|
| CARGO HANDLING POWER DRIVE UNITS- AFT LOWER LOBE | 25-53-06    |         | 101  | 1     | Jan 21/2005 | 050-099             |
|                                                  |             |         |      | 2     | Jan 21/2005 | 050-099             |
|                                                  |             |         |      | 3     | Jan 21/2005 | 050-099             |
|                                                  |             |         | 102  | 1     | Jan 21/2005 | 150-156 162-166     |
|                                                  |             |         |      | 2     | Jan 21/2005 | 150-156 162-166     |
|                                                  |             |         |      | 3     | Jan 21/2005 | 150-156 162-166     |
|                                                  |             |         |      | 4     | Jan 21/2005 | 150-156 162-166     |
|                                                  |             |         | 103  | 1     | Jan 21/2005 | 157 167-199 280-299 |
|                                                  |             |         |      | 2     | Jan 21/2005 | 157 167-199 280-299 |
|                                                  |             |         |      | 3     | Jan 21/2005 | 157 167-199 280-299 |
|                                                  |             |         |      | 4     | Jan 21/2005 | 157 167-199 280-299 |
|                                                  |             |         | 104  | 1     | Jan 21/2005 | 275-276             |
|                                                  |             |         |      | 2     | Jan 21/2005 | 275-276             |
|                                                  |             |         |      | 3     | Jan 21/2005 | 275-276             |
|                                                  |             |         |      | 4     | Jan 21/2005 | 275-276             |
|                                                  |             |         | 105  | 1     | Jan 21/2005 | 277-278             |
| 2                                                | Jan 21/2005 | 277-278 |      |       |             |                     |
| 3                                                | Jan 21/2005 | 277-278 |      |       |             |                     |
| 4                                                | Jan 21/2005 | 277-278 |      |       |             |                     |
| <b>EMERGENCY SIGNALING EQUIPMENT</b>             |             |         |      |       |             |                     |
| EMERGENCY EVACUATION SIGNAL                      | 25-63-01    |         | 101  |       | Jan 21/2005 | 050-099 150-199     |
|                                                  |             |         | 102  |       | Jan 21/2005 | 275-299             |



CHAPTER 25  
EQUIPMENT / FURNISHINGS

| Title                                | CH-SC-SU | Schem | Page                                     | Sheet | Date        | Effectivity |
|--------------------------------------|----------|-------|------------------------------------------|-------|-------------|-------------|
| <b><u>OFF-WING ESCAPE SYSTEM</u></b> |          |       |                                          |       |             |             |
| OFF-WING ESCAPE SLIDES               | 25-65-01 |       | 101                                      | 1     | Jan 21/2005 | 050-099     |
|                                      |          |       |                                          | 2     | Jan 21/2005 | 050-099     |
|                                      |          |       |                                          | 3     | Jan 21/2005 | 050-099     |
|                                      |          |       |                                          | 4     | Jan 21/2005 | 050-099     |
|                                      |          |       | 102                                      | 1     | Jan 21/2005 | 150-152     |
|                                      |          |       |                                          | 2     | Jan 21/2005 | 150-152     |
|                                      |          |       |                                          | 3     | Jan 21/2005 | 150-152     |
|                                      |          |       |                                          | 4     | Jan 21/2005 | 150-152     |
|                                      |          |       |                                          | 5     | Jan 21/2005 | 150-152     |
|                                      |          |       | 103                                      | 1     | Jan 21/2005 | 153-199     |
|                                      |          |       |                                          | 2     | Jan 21/2005 | 153-199     |
|                                      |          |       |                                          | 3     | Jan 21/2005 | 153-199     |
|                                      |          |       |                                          | 4     | Jan 21/2005 | 153-199     |
|                                      |          |       |                                          | 5     | Jan 21/2005 | 153-199     |
|                                      |          |       | 104                                      | 1     | Jan 21/2005 | 275-299     |
|                                      |          |       |                                          | 2     | Jan 21/2005 | 275-299     |
|                                      |          |       |                                          | 3     | Jan 21/2005 | 275-299     |
|                                      |          |       |                                          | 4     | Jan 21/2005 | 275-299     |
|                                      |          |       |                                          | 5     | Jan 21/2005 | 275-299     |
|                                      |          |       | <b><u>DOOR-MOUNTED ESCAPE SYSTEM</u></b> |       |             |             |
| DOOR MOUNTED ESCAPE SLIDES           | 25-66-01 |       | 101                                      | 1     | Jan 21/2005 | ALL         |
|                                      |          |       |                                          | 2     | Jan 21/2005 | ALL         |

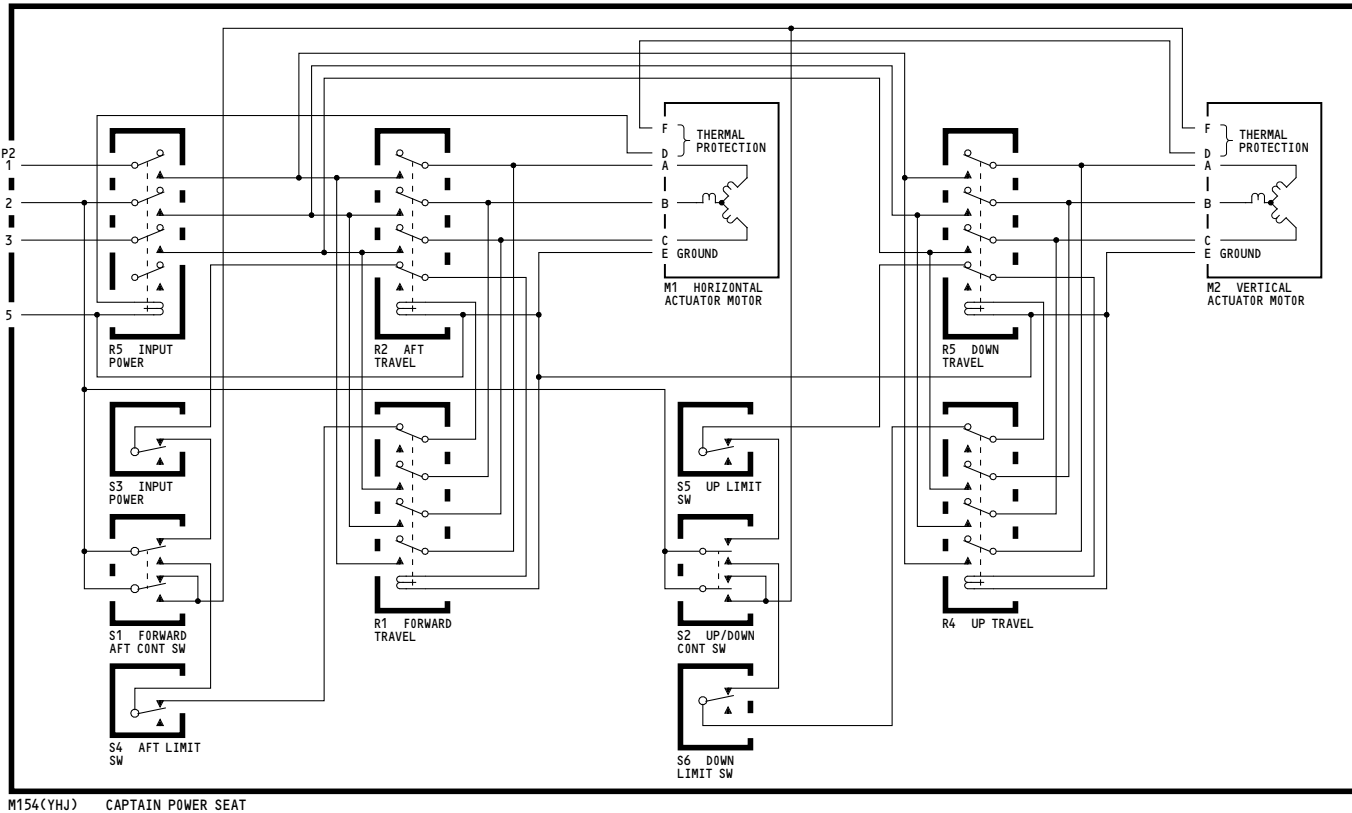
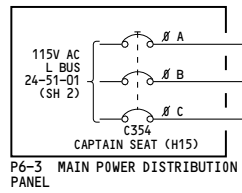
**CHAPTER 25  
EQUIPMENT / FURNISHINGS**

| <b>CH-SC-SU</b> | <b>Title</b>                                                          |
|-----------------|-----------------------------------------------------------------------|
| 25-53-05        | CARGO HANDLING LD2, LD3 LATERAL GUIDES & ROLLOUT STOPS-AFT LOWER LOBE |
| 25-53-02        | CARGO HANDLING LD2, LD3 LATERAL GUIDES & ROLLOUT STOPS-LOWER LOBE     |
| 25-53-04        | CARGO HANDLING POWER DISTRIBUTION- AFT LOWER LOBE                     |
| 25-53-06        | CARGO HANDLING POWER DRIVE UNITS- AFT LOWER LOBE                      |
| 25-53-03        | CARGO HANDLING POWER DRIVE UNITS- FORWARD LOWER LOBE                  |
| 25-53-01        | CARGO HANDLING- POWER DISTRIBUTION- FORWARD LOWER LOBE                |
| 25-53-00        | CARGO HANDLING- SIMPLIFIED                                            |
| 25-66-01        | DOOR MOUNTED ESCAPE SLIDES                                            |
| 25-63-01        | EMERGENCY EVACUATION SIGNAL                                           |
| 25-31-01        | FORWARD GALLEY                                                        |
| 25-33-01        | GALLEY REFRIGERATION                                                  |
| 25-25-23        | IN-SEAT POWER OUTLETS                                                 |
| 25-25-24        | IN-SEAT POWER OUTLETS- MID CABIN                                      |
| 25-31-02        | LEFT AFT GALLEY                                                       |
| 25-29-02        | MEDICAL OUTLET                                                        |
| 25-31-04        | MID GALLEY                                                            |

| <b>CH-SC-SU</b> | <b>Title</b>              |
|-----------------|---------------------------|
| 25-65-01        | OFF-WING ESCAPE SLIDES    |
| 25-11-01        | POWER SEAT- CAPTAIN       |
| 25-11-02        | POWER SEAT- FIRST OFFICER |
| 25-31-03        | RIGHT AFT GALLEY          |
| 25-29-01        | SERVICE OUTLETS           |
| 25-42-01        | SHAVER OUTLETS            |

**25-ALPHABETICAL INDEX**

-B  
608



275-299

**POWER SEAT-  
CAPTAIN**

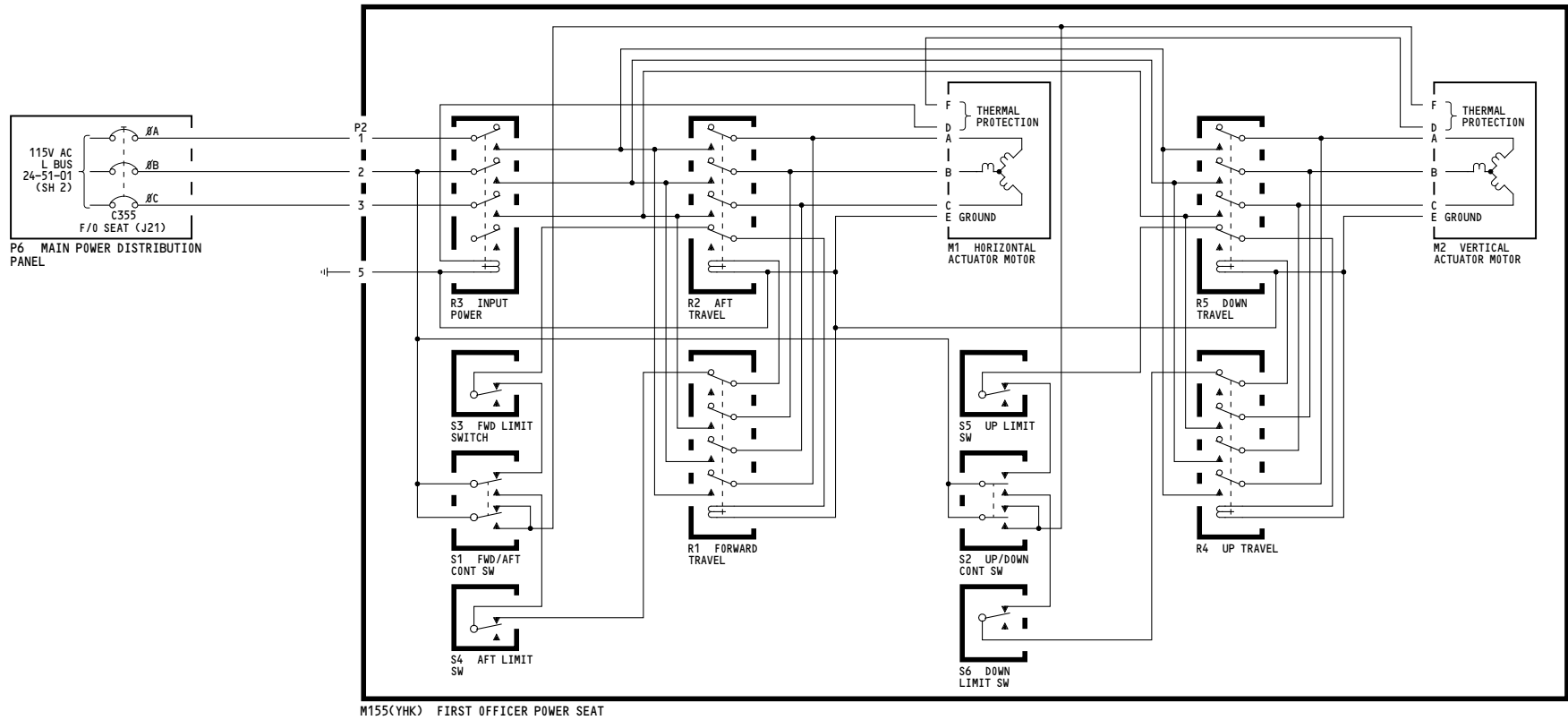
D280T232

**25-11-01**

Page 101

Mar 09/2006

-A  
609



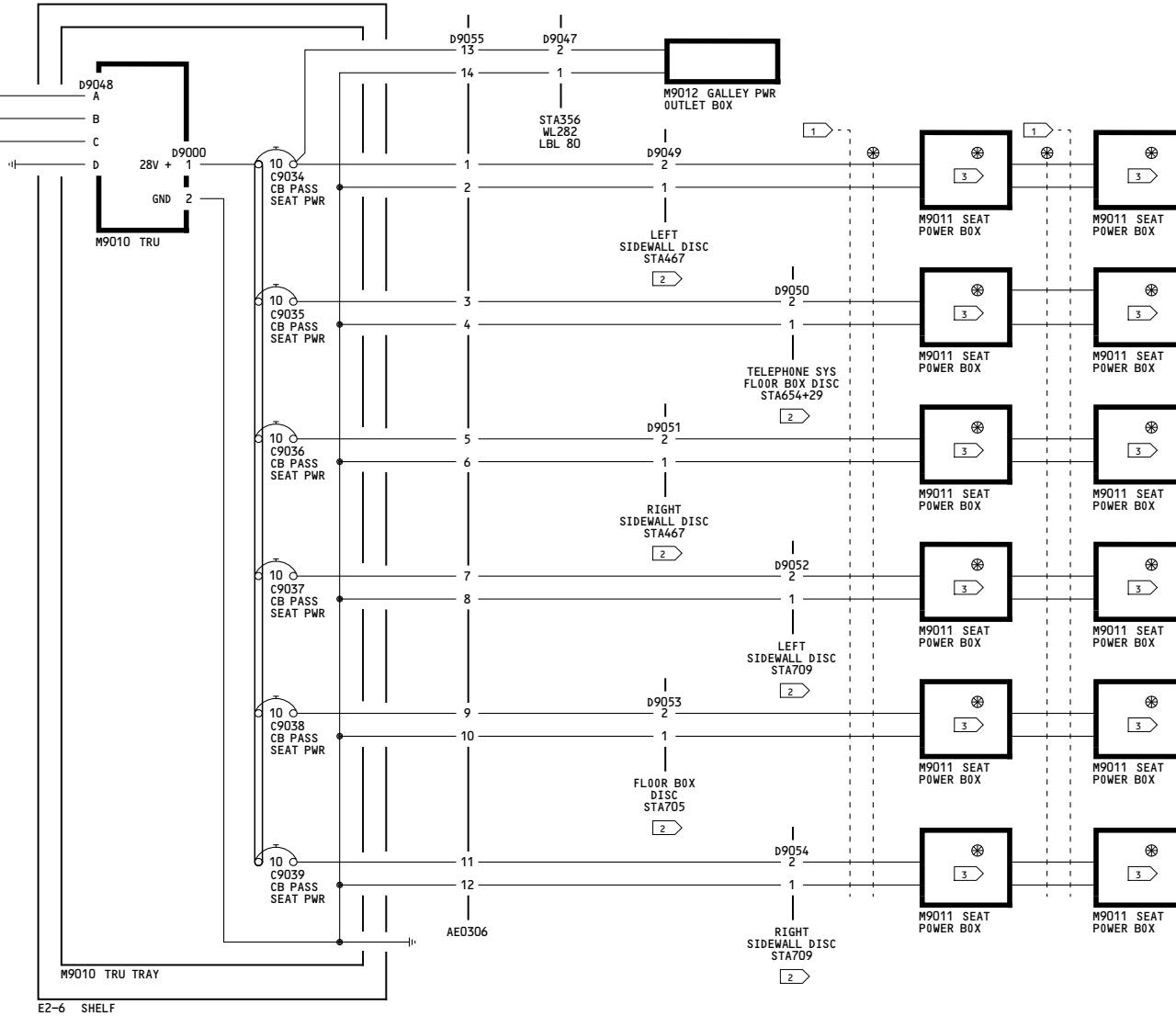
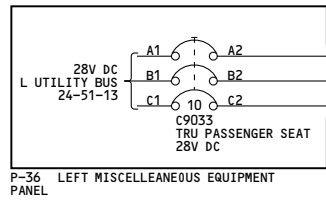
|         |                                                                                           |
|---------|-------------------------------------------------------------------------------------------|
| 275-299 | <p align="center"><b>POWER SEAT-<br/>FIRST OFFICER</b></p> <p align="center">D280T232</p> |
|---------|-------------------------------------------------------------------------------------------|

**25-11-02**

Page 101

Jan 21/2005

19



- NOTES:
- 1 TYPICAL SEAT TO SEAT CABLES:  
P/N DA300713-1 EXCEPT BETWEEN ROW 2 AND 3;  
P/N DA300713-2
  - 2 D9049 - D9054  
POLARIZED PLUG
  - 3 DISCONNECT AND PIN INFORMATION NOT PROVIDED BY CUSTOMER

150, 152-167

**IN-SEAT POWER OUTLETS**

D280T232

Incorporates  
MTO 240500

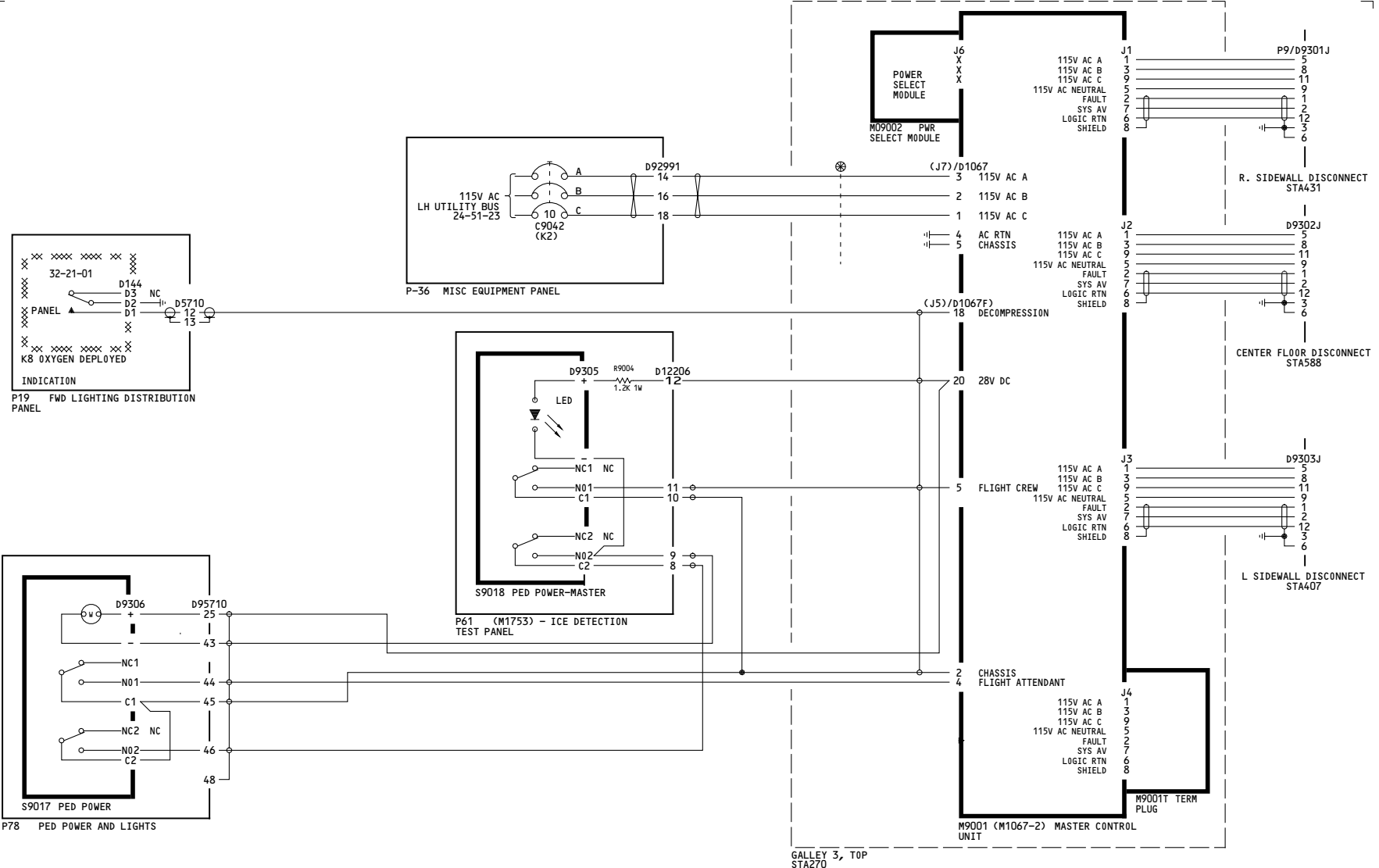
**25-25-23**

Page 101A

Jan 21/2005



-A  
7



150, 153, 157

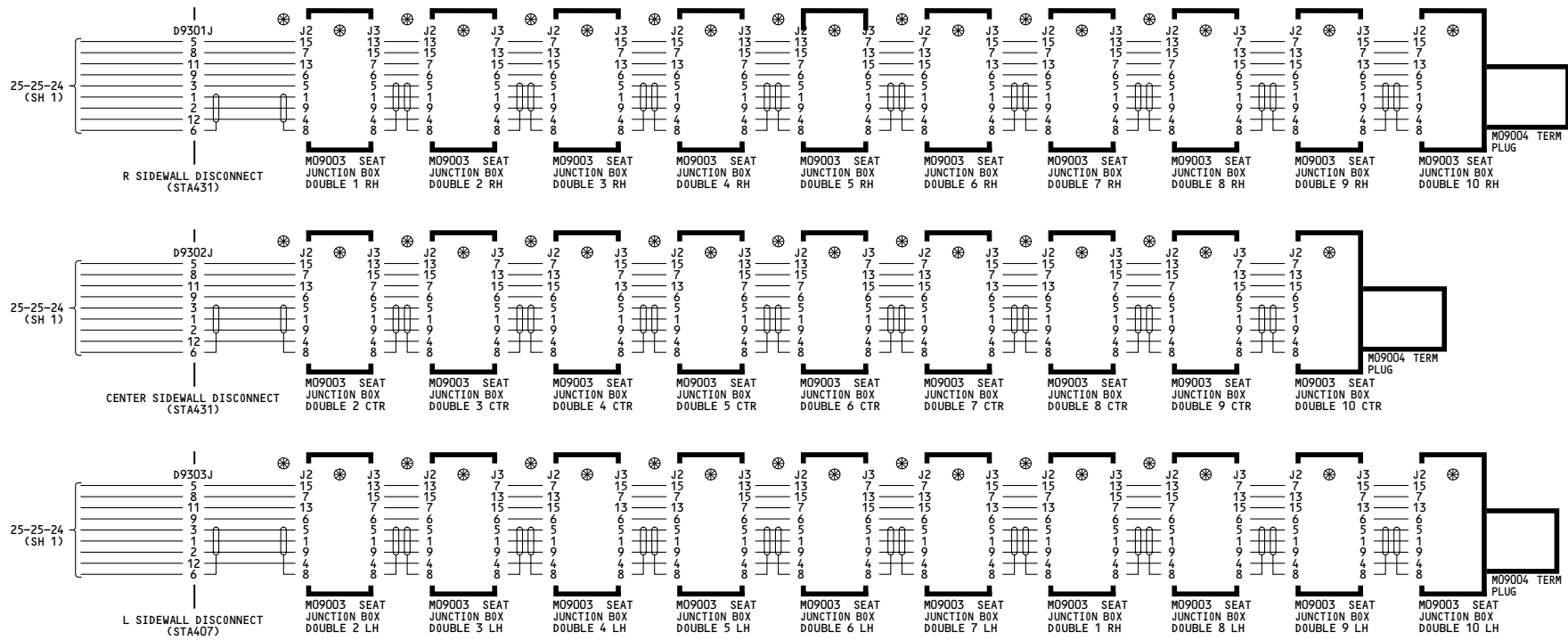
**IN-SEAT POWER OUTLETS-  
MID CABIN**

Incorporates  
EAD89-0704-00

D280T232

**25-25-24**

WIRING DIAGRAMS  
25-25-XX



150, 153, 157

IN-SEAT POWER OUTLETS-  
MID CABIN

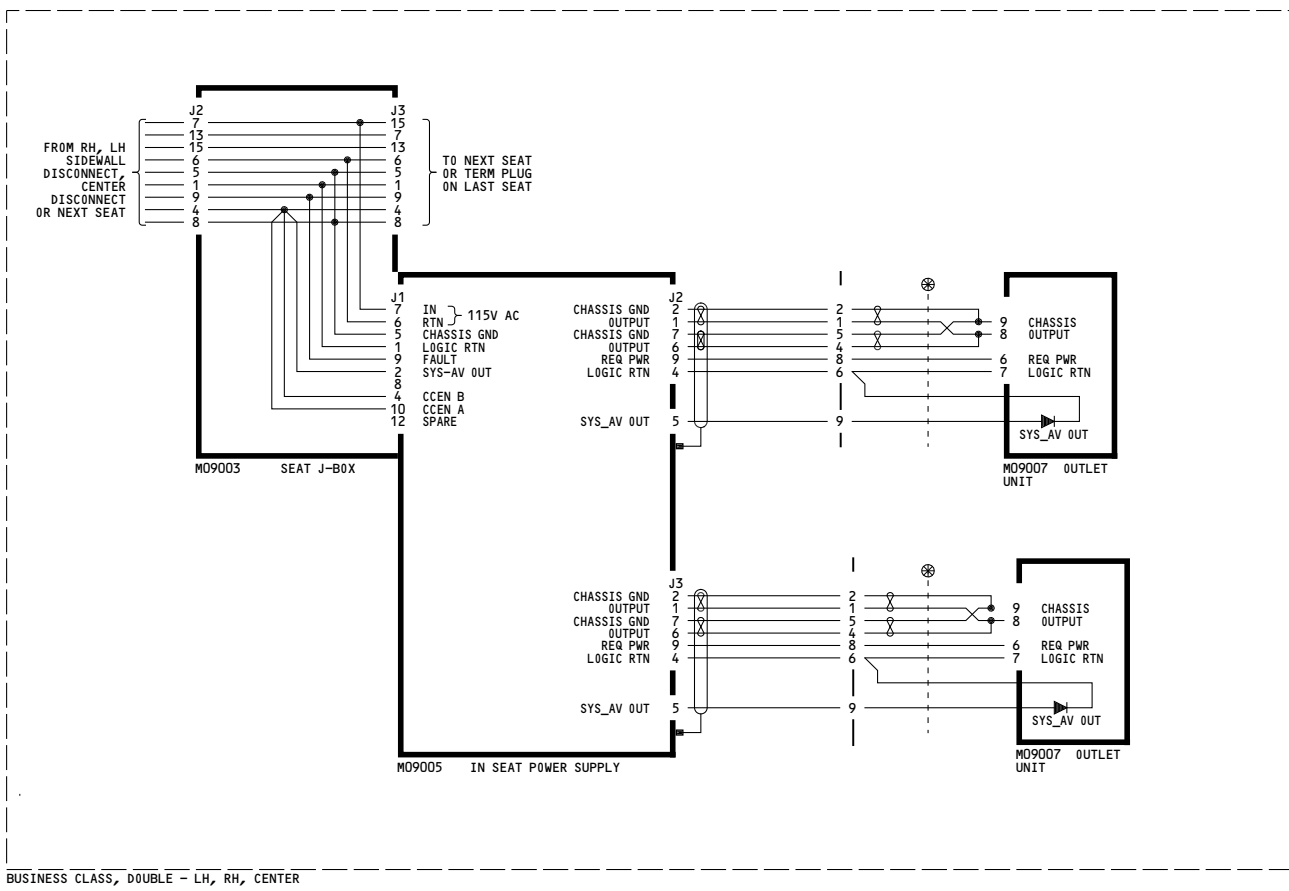
Incorporates  
EAD89-0704-00

D280T232

25-25-24

Page 101A  
Sheet 2  
Jan 21/2005

-A  
2



|               |                                                                    |
|---------------|--------------------------------------------------------------------|
| 150, 153, 157 | <p><b>IN-SEAT POWER OUTLETS-<br/>MID CABIN</b></p> <p>D280T232</p> |
|---------------|--------------------------------------------------------------------|

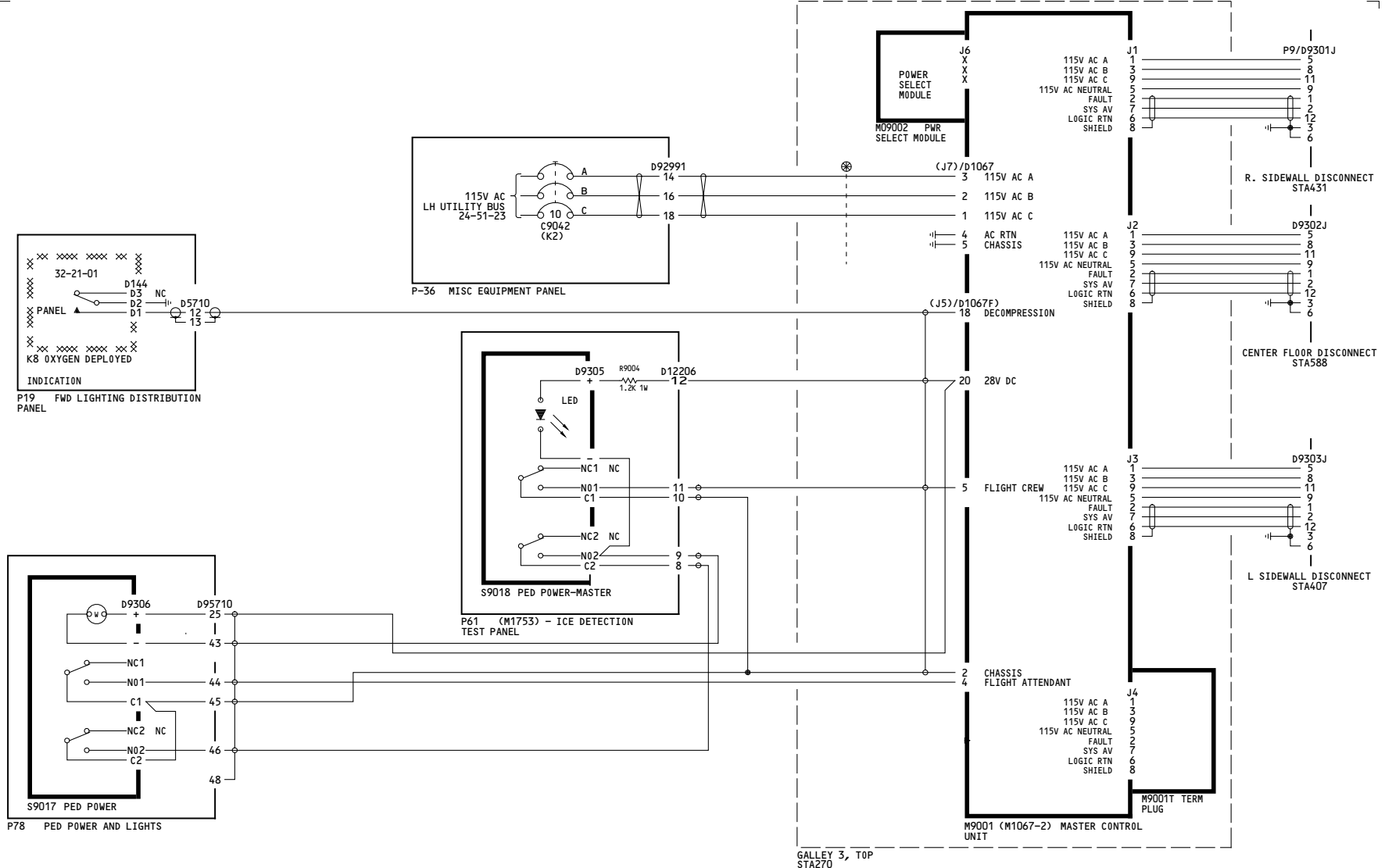
Incorporates  
EAD89-0704-00

**25-25-24**

Page 101A  
Sheet 3  
Jan 21/2005



-A  
7




|         |                                             |
|---------|---------------------------------------------|
| 165-167 | <b>IN-SEAT POWER OUTLETS-<br/>MID CABIN</b> |
|         | D280T232                                    |

Incorporates  
EAD89-0704-00

25-25-24

4

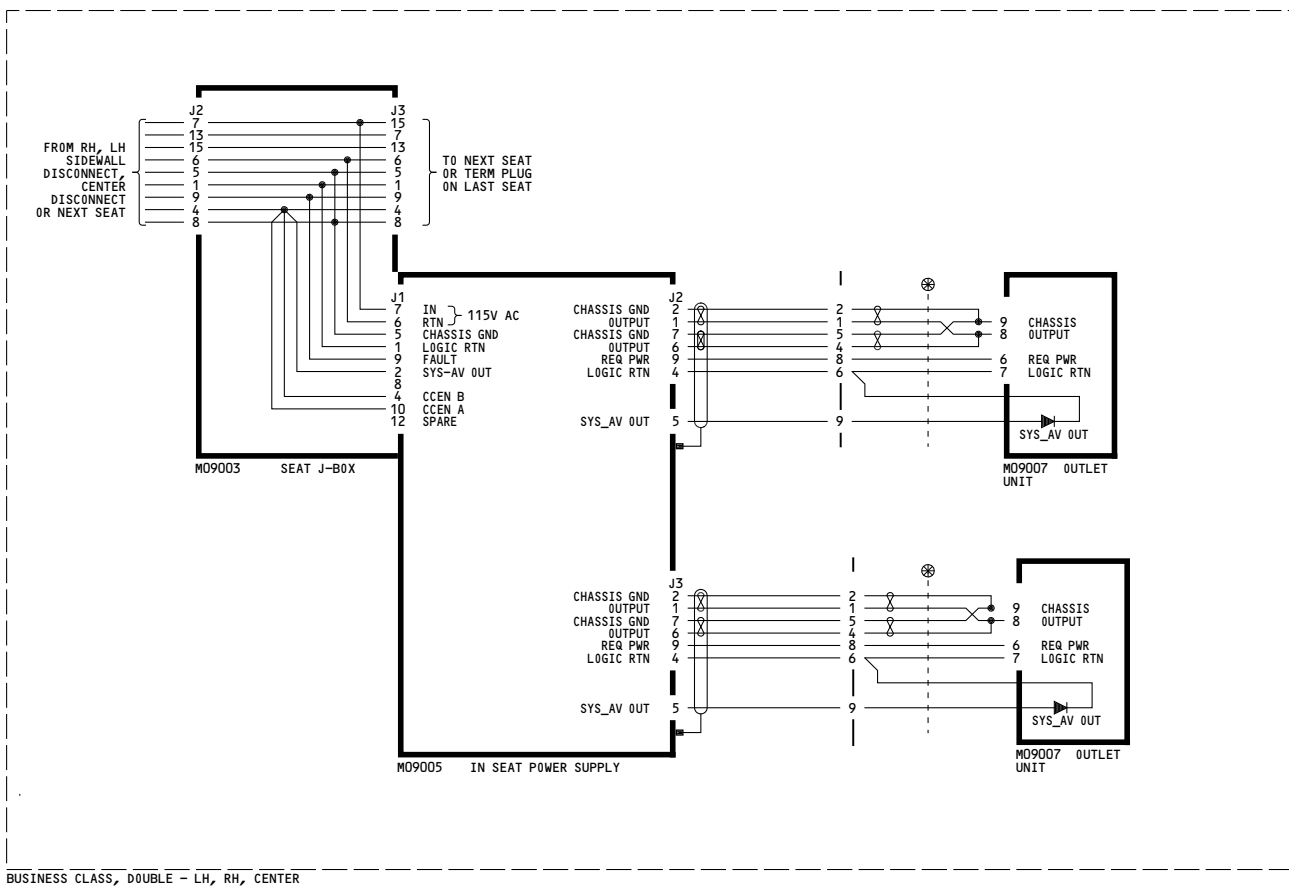


|         |                                                                                                |
|---------|------------------------------------------------------------------------------------------------|
| 165-167 | <p><b>IN-SEAT POWER OUTLETS-<br/>MID CABIN</b></p> <p style="text-align: center;">D280T232</p> |
|---------|------------------------------------------------------------------------------------------------|

Incorporates  
EAD89-0704-00

**25-25-24**

-A  
2



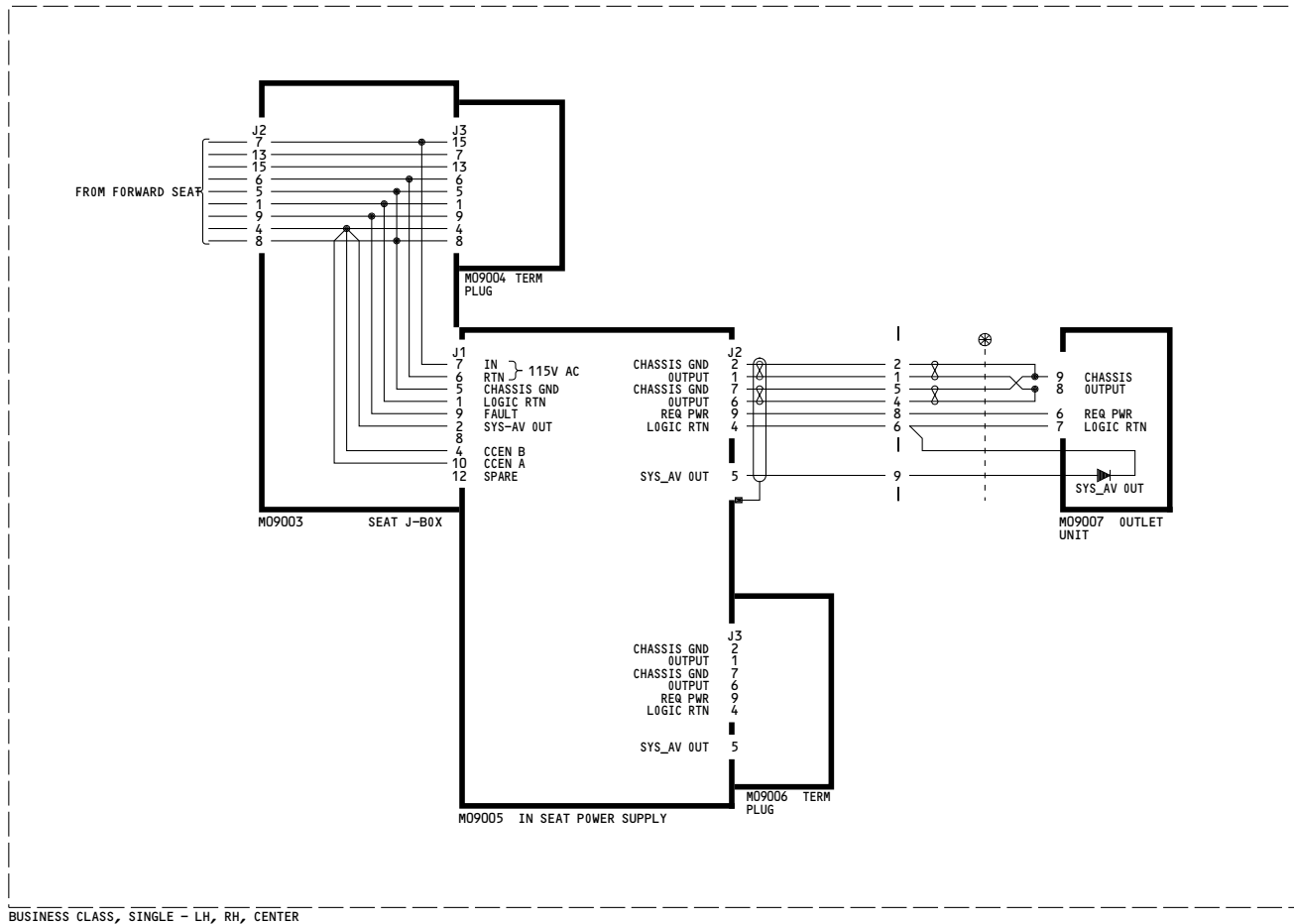
BUSINESS CLASS, DOUBLE - LH, RH, CENTER

|         |                                                                    |
|---------|--------------------------------------------------------------------|
| 165-167 | <p><b>IN-SEAT POWER OUTLETS-<br/>MID CABIN</b></p> <p>D280T232</p> |
|---------|--------------------------------------------------------------------|

Incorporates  
EAD89-0704-00

**25-25-24**

-A  
1



165-167

**IN-SEAT POWER OUTLETS-  
MID CABIN**

D280T232

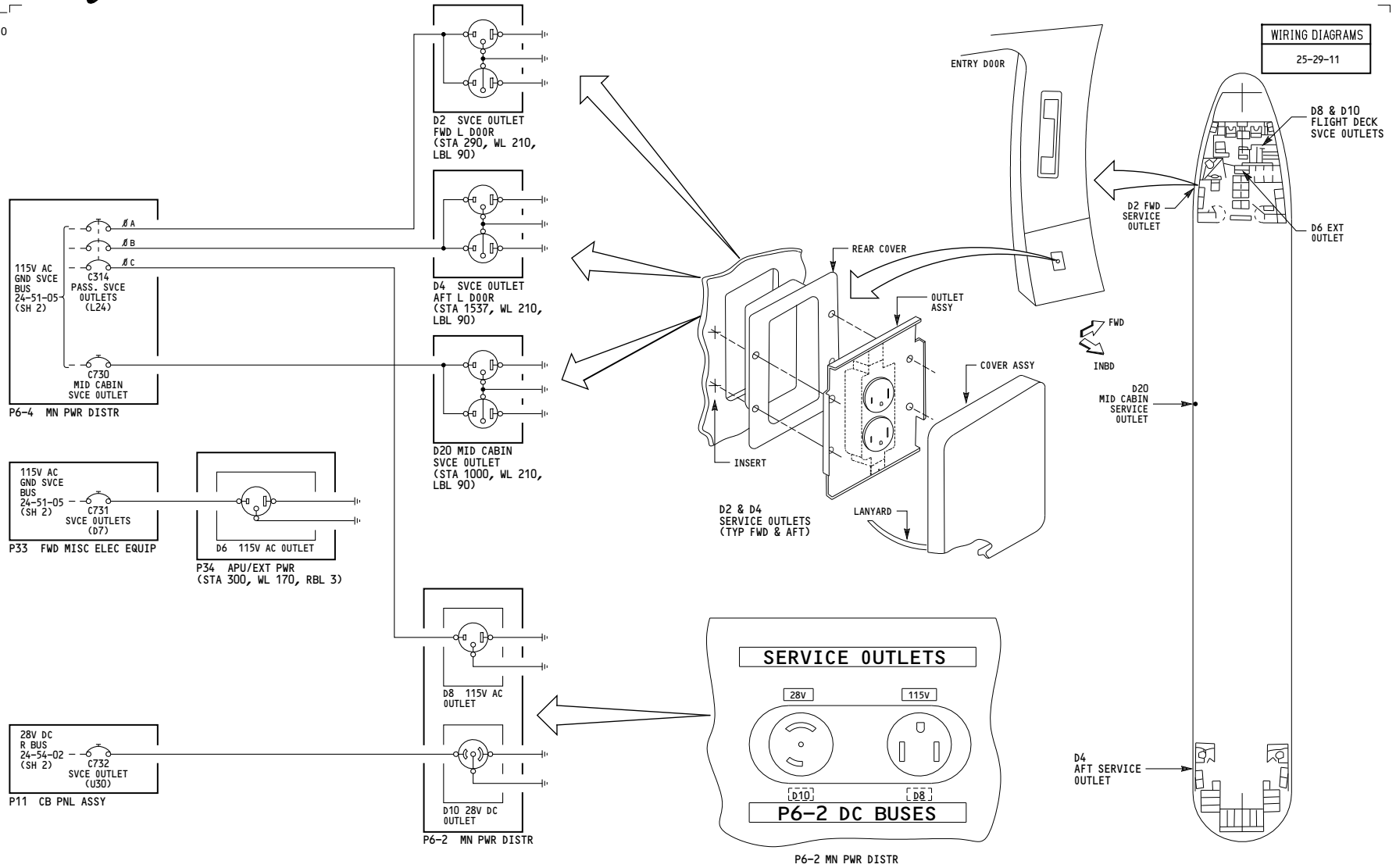
Incorporates  
EAD89-0704-00

**25-25-24**

Page 102A  
Sheet 4  
Jan 21/2005



610



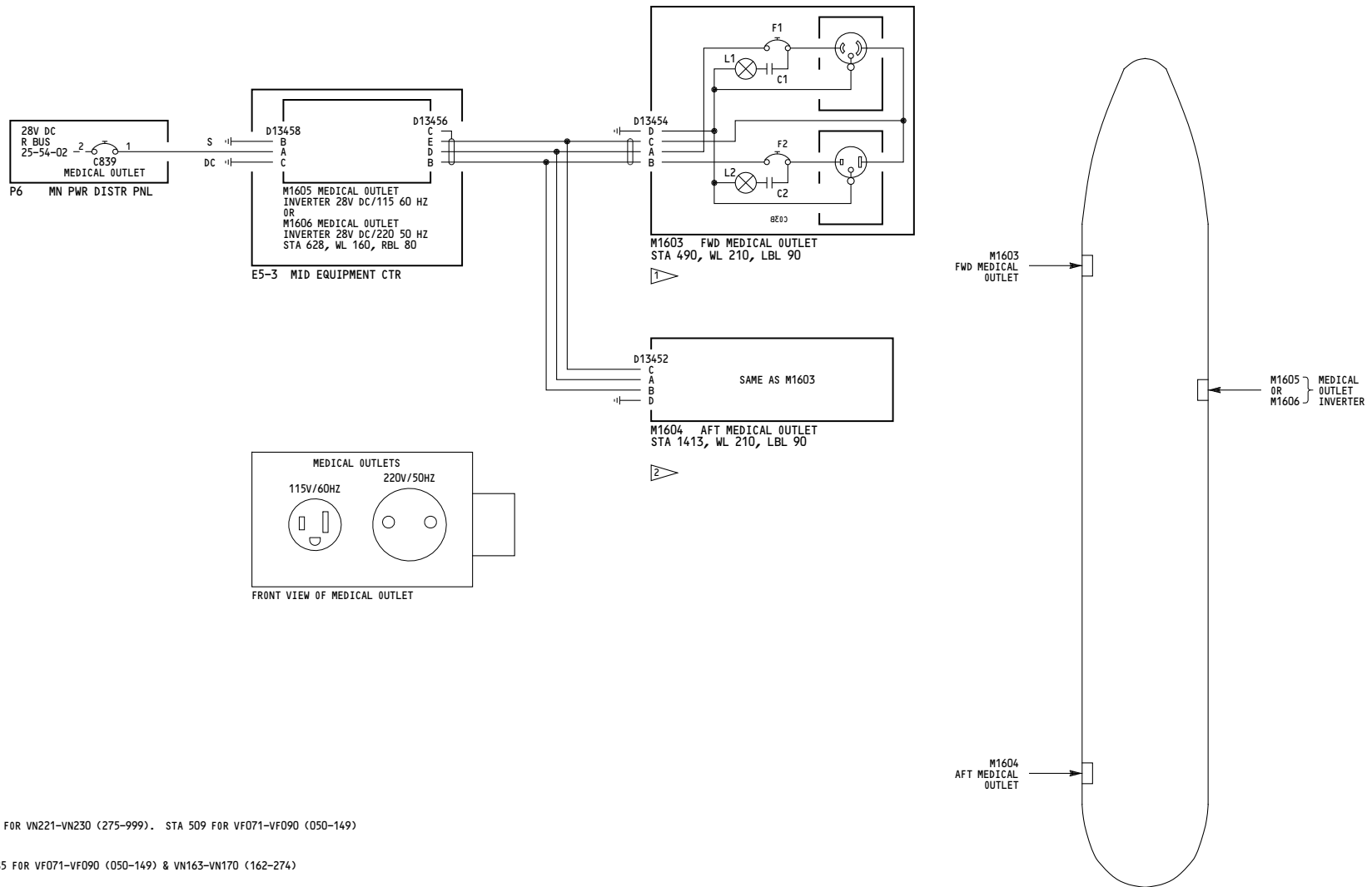
|     |                                                                             |
|-----|-----------------------------------------------------------------------------|
| ALL | <p align="center"><b>SERVICE OUTLETS</b></p> <p align="center">D280T232</p> |
|-----|-----------------------------------------------------------------------------|

**25-29-01**

Page 101

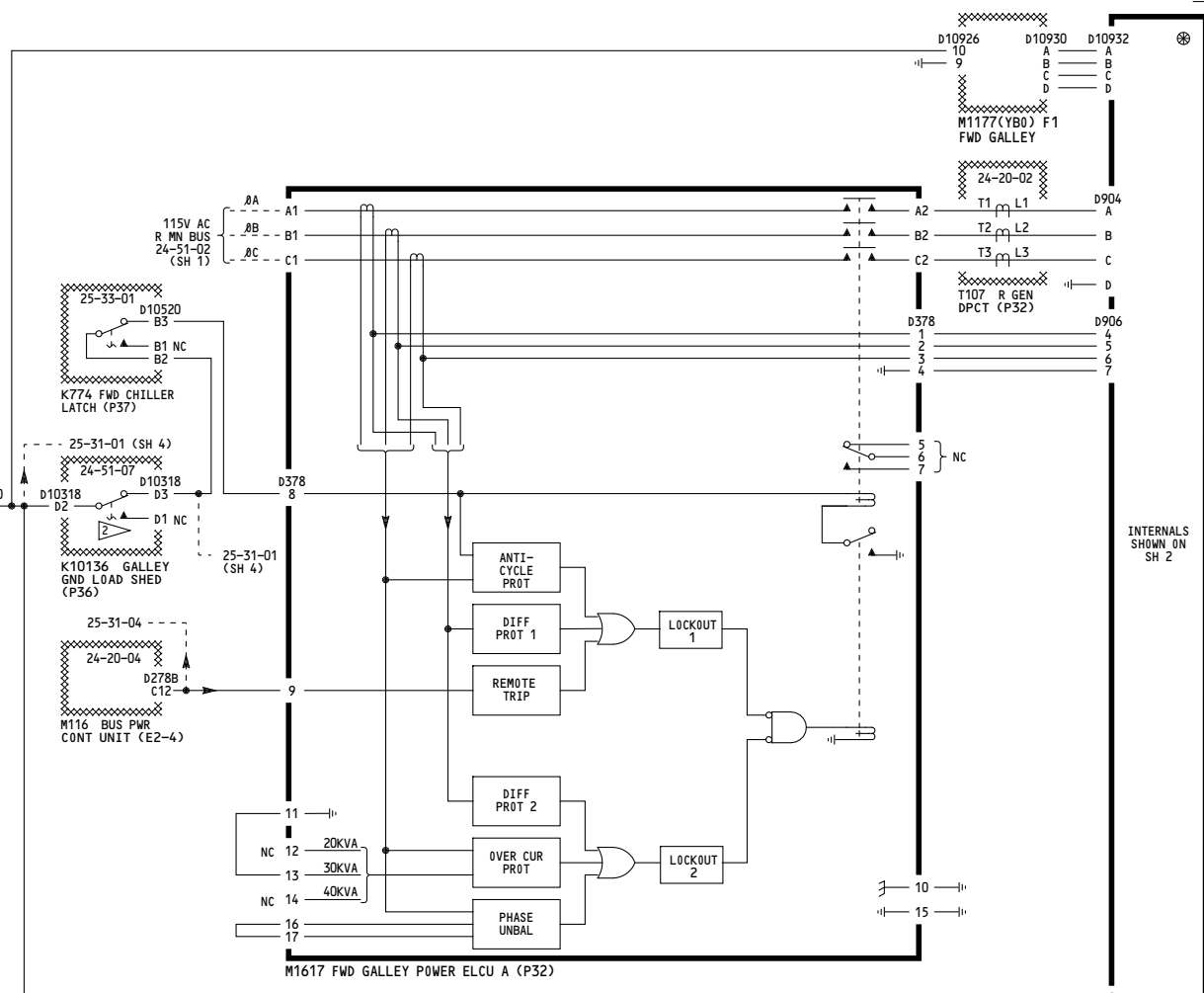
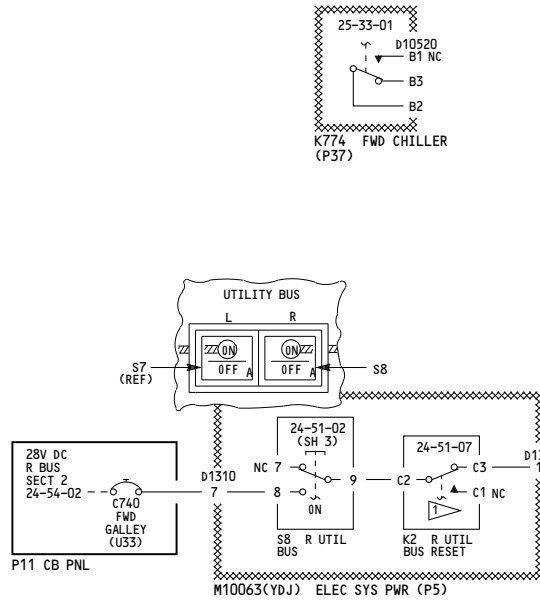
Jan 21/2005

605



|     |                       |
|-----|-----------------------|
| ALL | <b>MEDICAL OUTLET</b> |
|     | D280T232              |

666



- NOTES:**
- 1 ▷ RELAY ENERGIZED WHEN : ENGINE START SWITCH ON AND APU AIR VALVE ON.
  - 2 ▷ RELAY ENERGIZED WHEN : ELECTRIC HYDRAULIC PUMPS OPERATING (ON GROUND) AND OVERLOAD CONDITION DETECTED BY BUS POWER CONTROL UNIT.

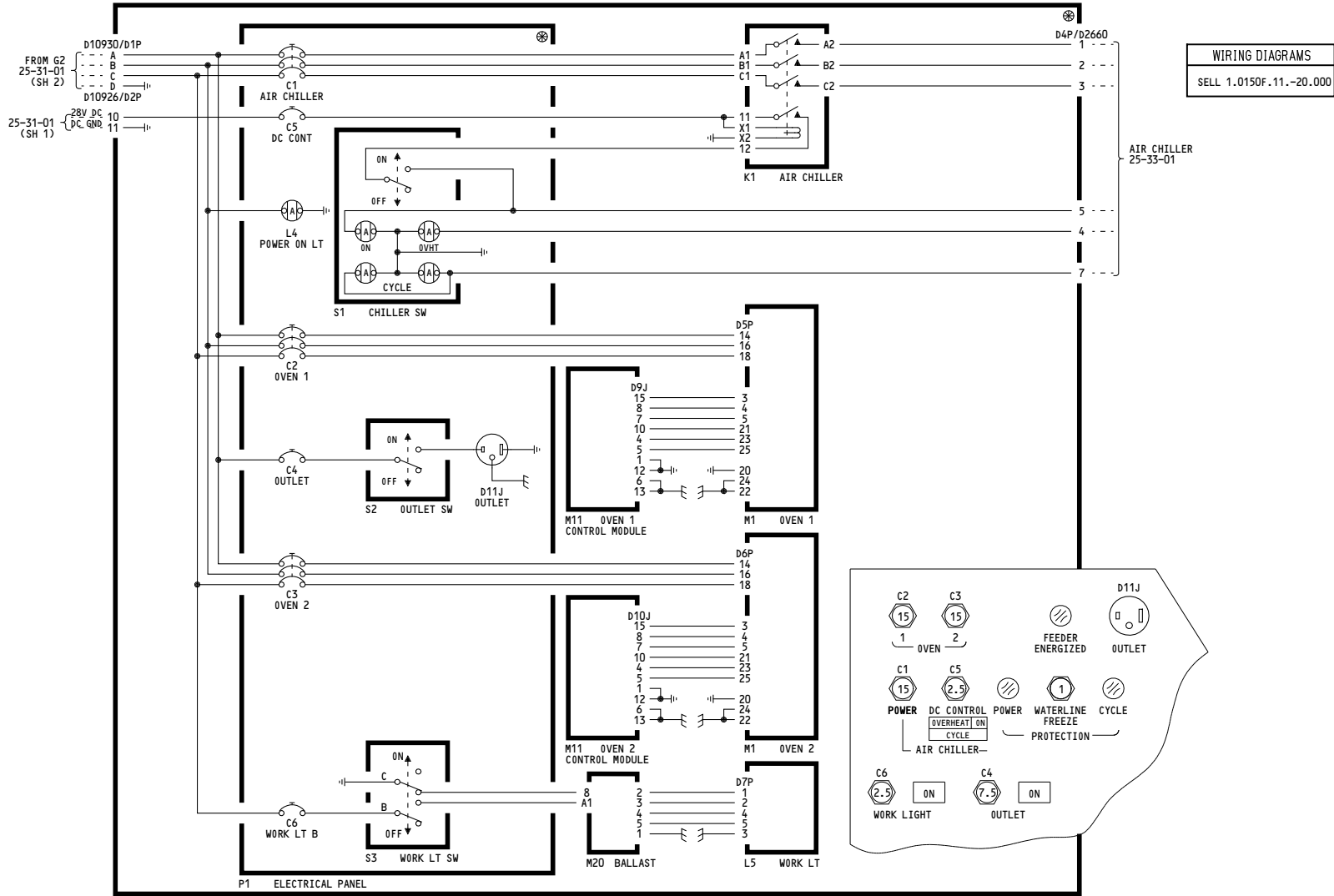
|          |                       |
|----------|-----------------------|
| 050-099  | <b>FORWARD GALLEY</b> |
| D280T232 |                       |

**25-31-01**

Page 101  
Sheet 1  
Jan 21/2005



620



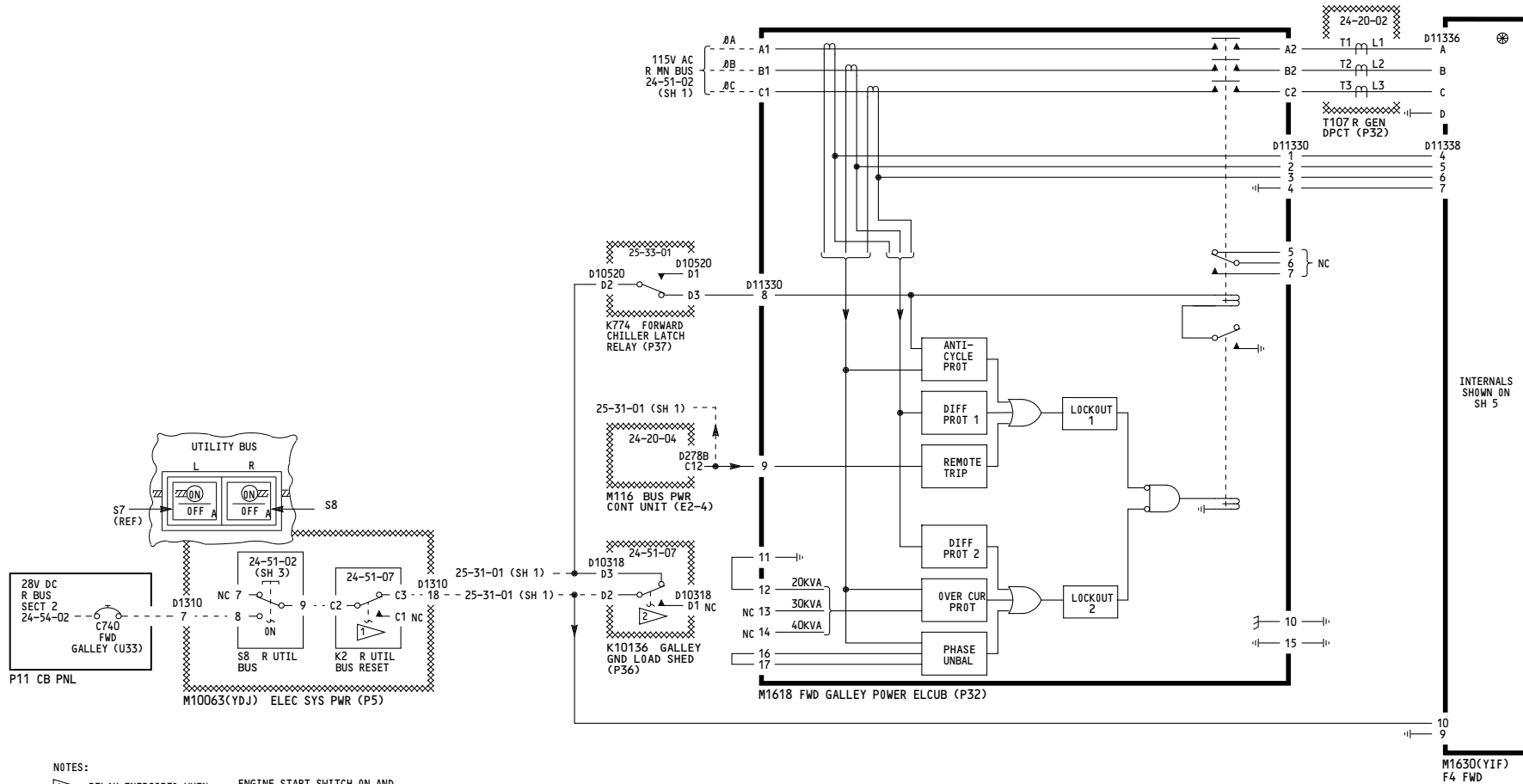
050-099

**FORWARD GALLEY**

D280T232

**25-31-01**

Page 101  
Sheet 3  
Jan 21/2005

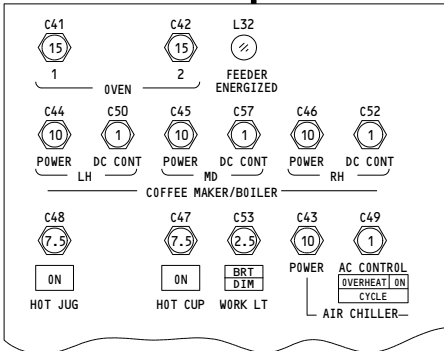
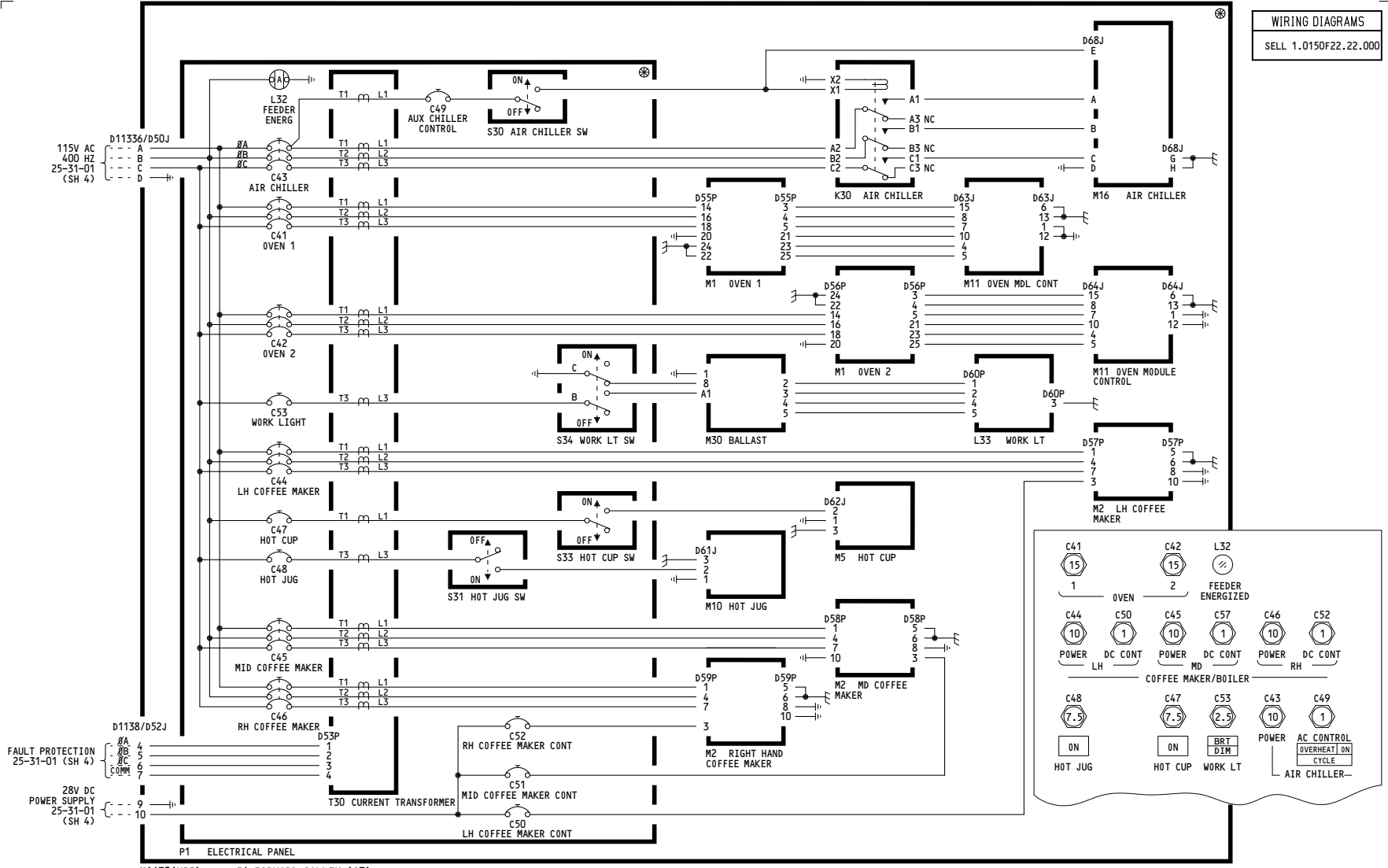


|         |                       |
|---------|-----------------------|
| 050-099 | <b>FORWARD GALLEY</b> |
|         | D280T232              |

**25-31-01**

607

WIRING DIAGRAMS  
SELL 1.0150F22.22.000



050-099

**FORWARD GALLEY**

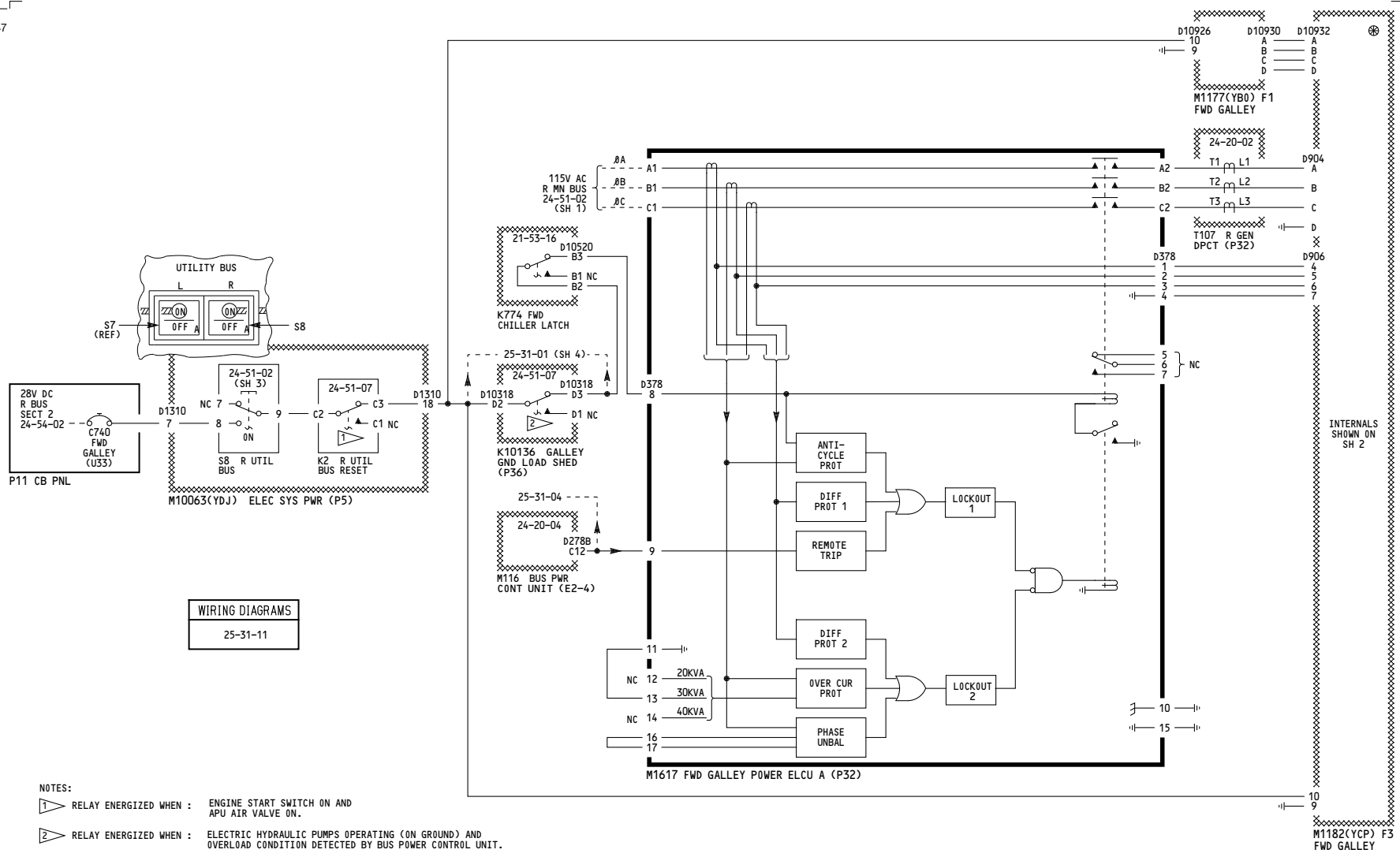
D280T232

**25-31-01**

THIS PAGE INTENTIONALLY LEFT BLANK



647



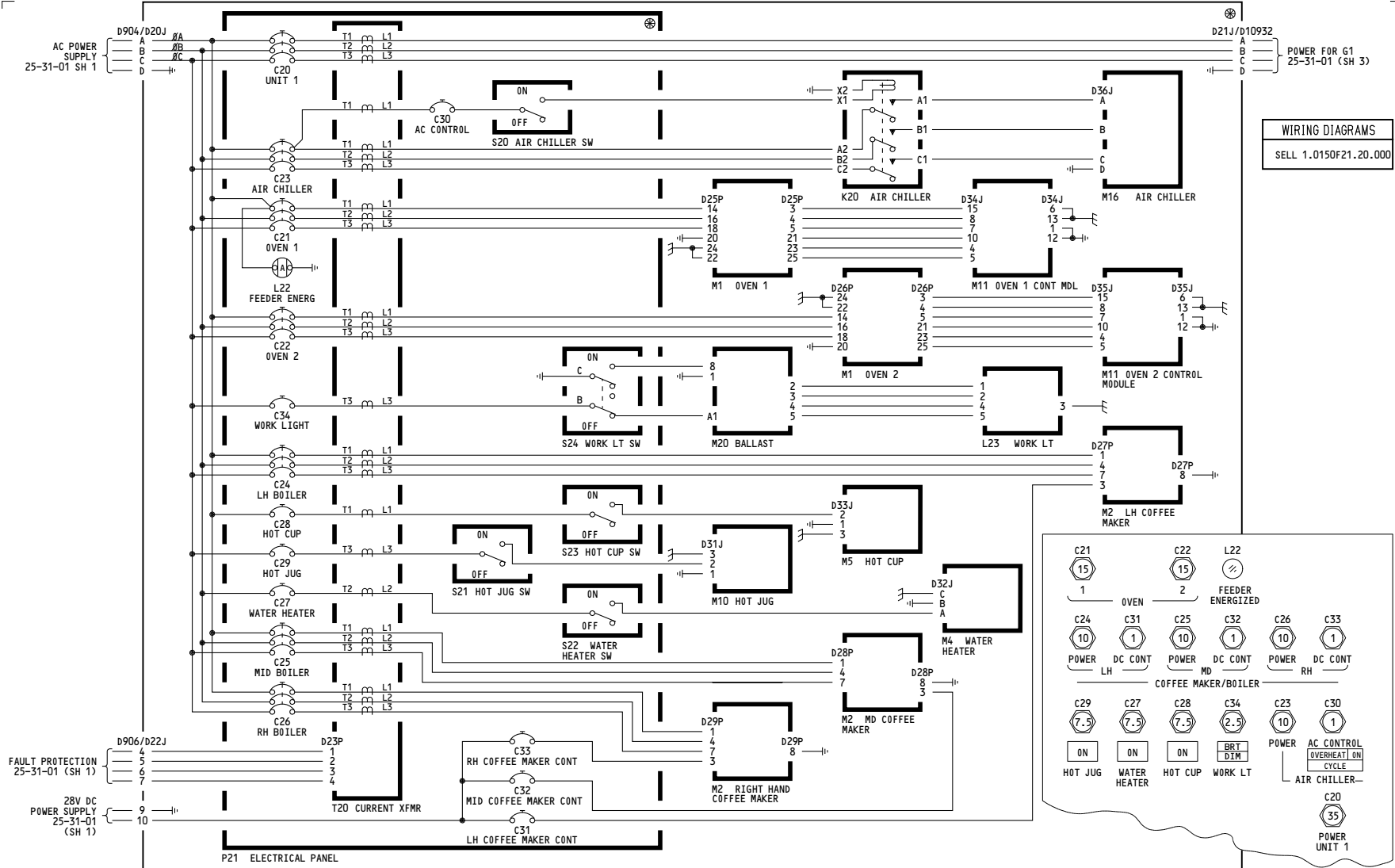
**WIRING DIAGRAMS**  
25-31-11

- NOTES:**
- 1 ▷ RELAY ENERGIZED WHEN : ENGINE START SWITCH ON AND APU AIR VALVE ON.
  - 2 ▷ RELAY ENERGIZED WHEN : ELECTRIC HYDRAULIC PUMPS OPERATING (ON GROUND) AND OVERLOAD CONDITION DETECTED BY BUS POWER CONTROL UNIT.

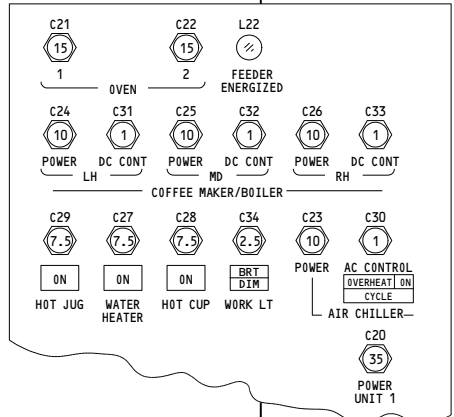
|                  |                       |
|------------------|-----------------------|
| 150-154, 162-164 | <b>FORWARD GALLEY</b> |
| D280T232         |                       |

**25-31-01**

648



WIRING DIAGRAMS  
SELL 1.0150F21.20.000



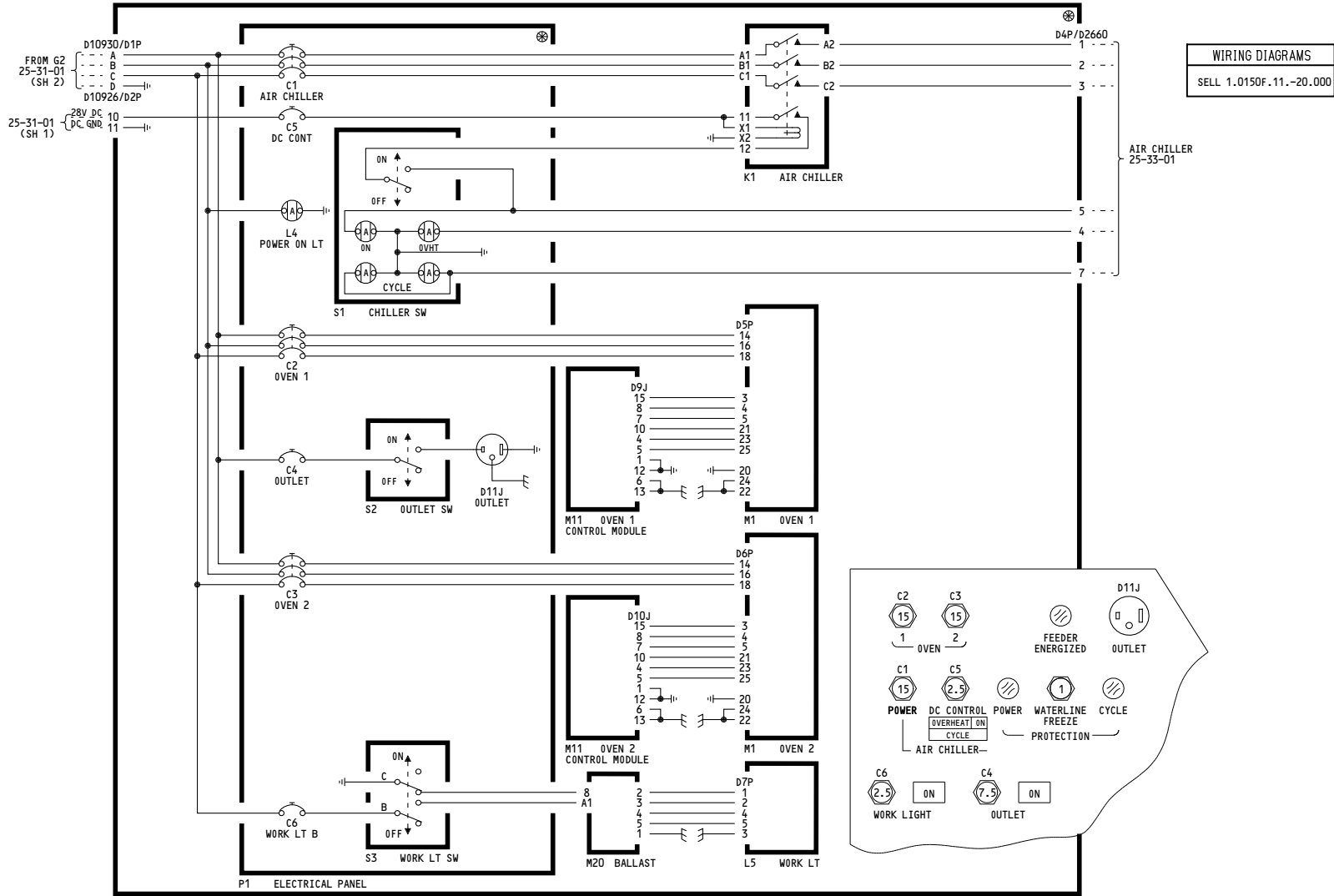
150-154, 162-164

**FORWARD GALLEY**

D280T232

**25-31-01**

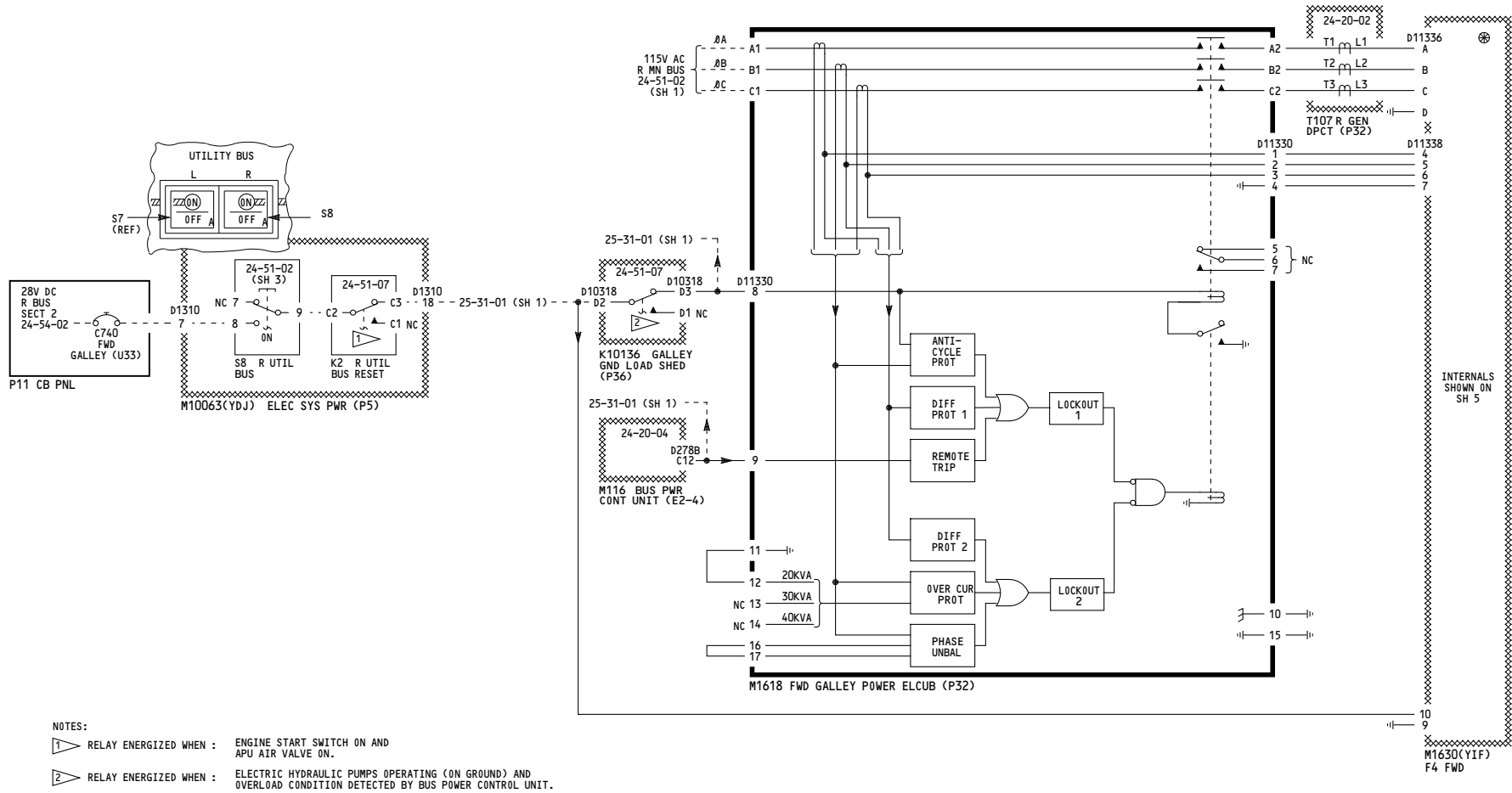
620



M1177(YB0) F1 FWD GALLEY 12 KVA (G1)

|                  |                       |
|------------------|-----------------------|
| 150-154, 162-164 | <b>FORWARD GALLEY</b> |
|                  | D280T232              |

**25-31-01**

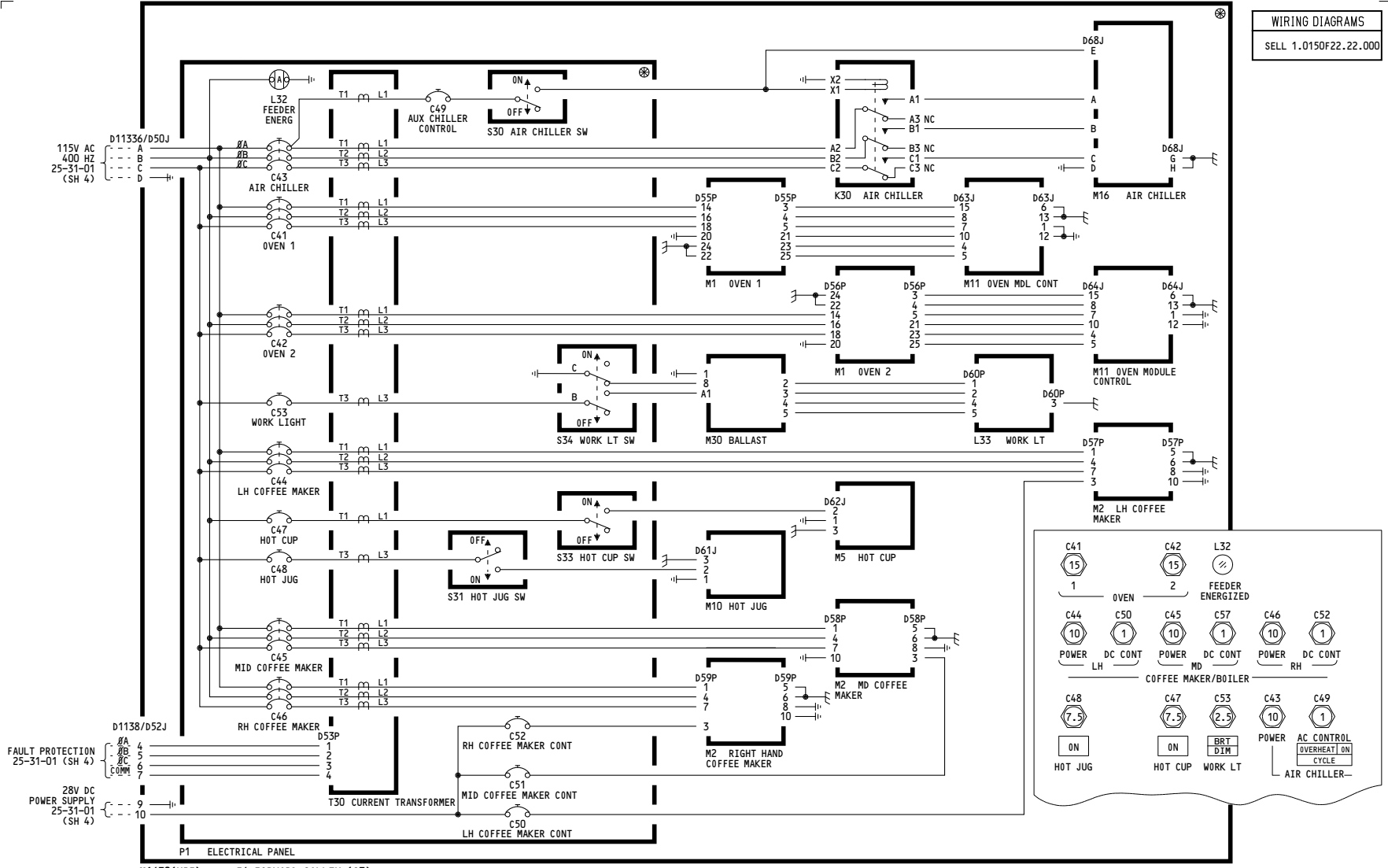


|                  |                       |
|------------------|-----------------------|
| 150-154, 162-164 | <b>FORWARD GALLEY</b> |
|                  | D280T232              |

**25-31-01**

607

WIRING DIAGRAMS  
SELL 1.0150F22.22.000



150-154, 162-164

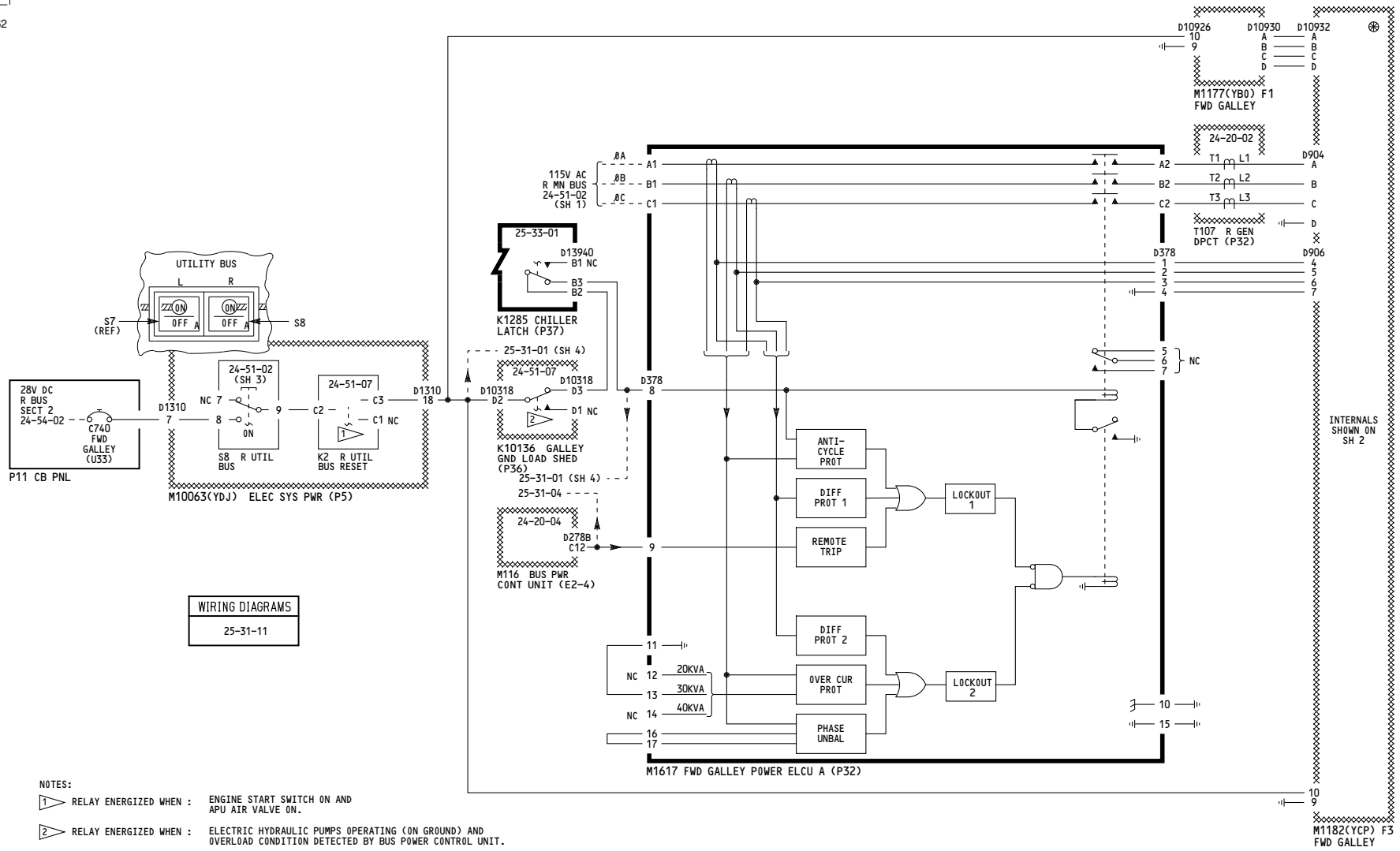
**FORWARD GALLEY**

D280T232

**25-31-01**

THIS PAGE INTENTIONALLY LEFT BLANK

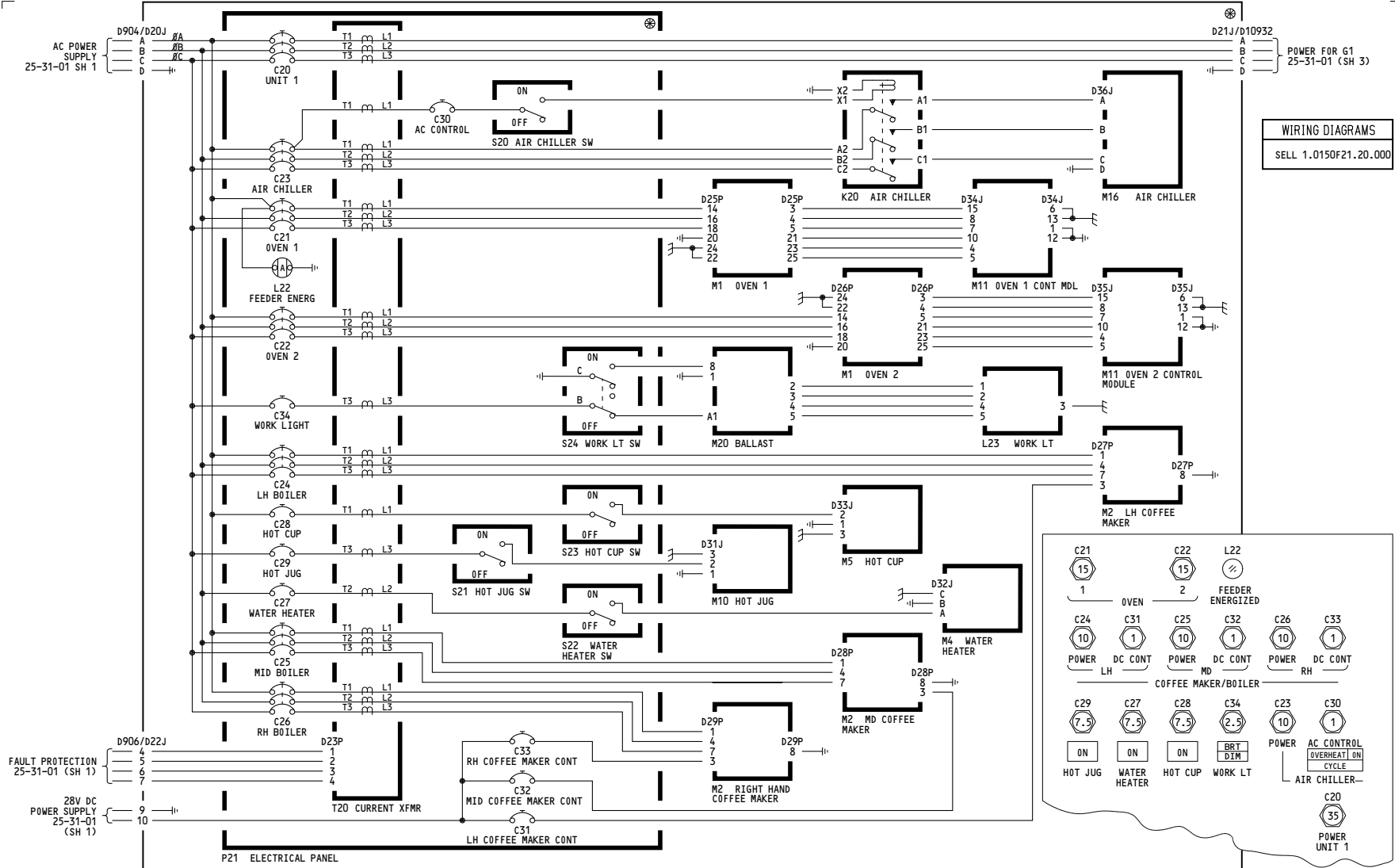
662



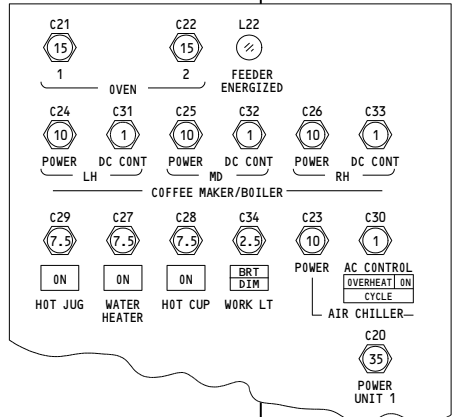
|                  |                       |
|------------------|-----------------------|
| 155-157, 165-199 | <b>FORWARD GALLEY</b> |
| D280T232         |                       |

**25-31-01**

648



WIRING DIAGRAMS  
SELL 1.0150F21.20.000



155-157, 165-199

**FORWARD GALLEY**

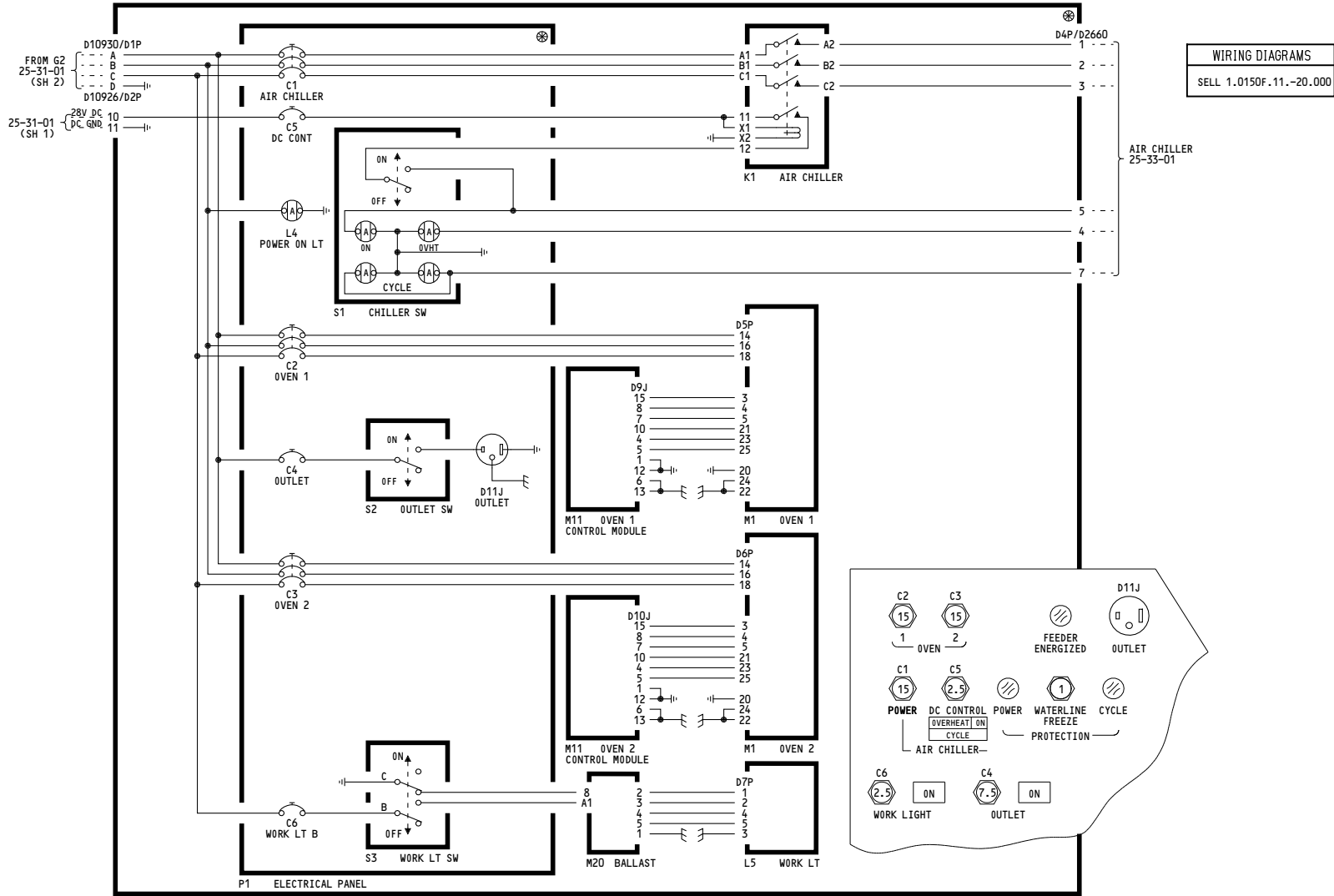
**25-31-01**

Page 103  
Sheet 2  
Jan 21/2005

D280T232



620



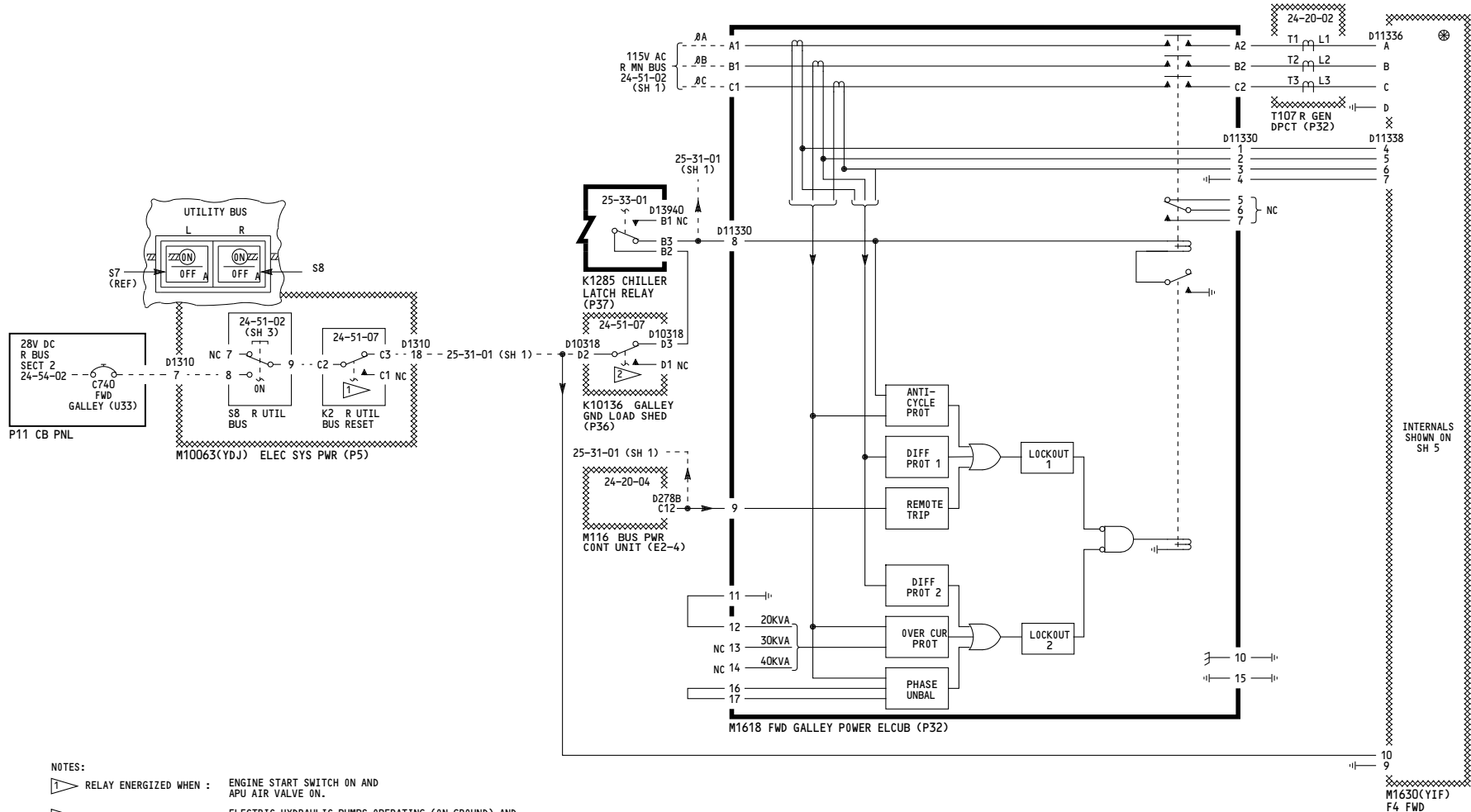
M1177(YB0) F1 FWD GALLEY 12 KVA (G1)

155-157, 165-199

**FORWARD GALLEY**

D280T232

**25-31-01**



NOTES:  
 1 RELAY ENERGIZED WHEN : ENGINE START SWITCH ON AND APU AIR VALVE ON.  
 2 RELAY ENERGIZED WHEN : ELECTRIC HYDRAULIC PUMPS OPERATING (ON GROUND) AND OVERLOAD CONDITION DETECTED BY BUS POWER CONTROL UNIT.

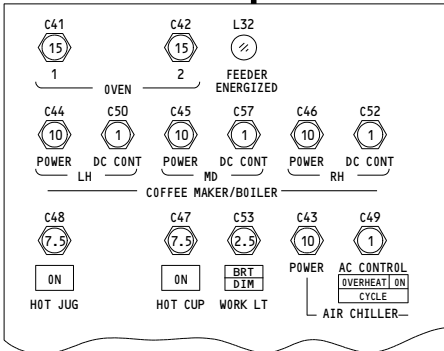
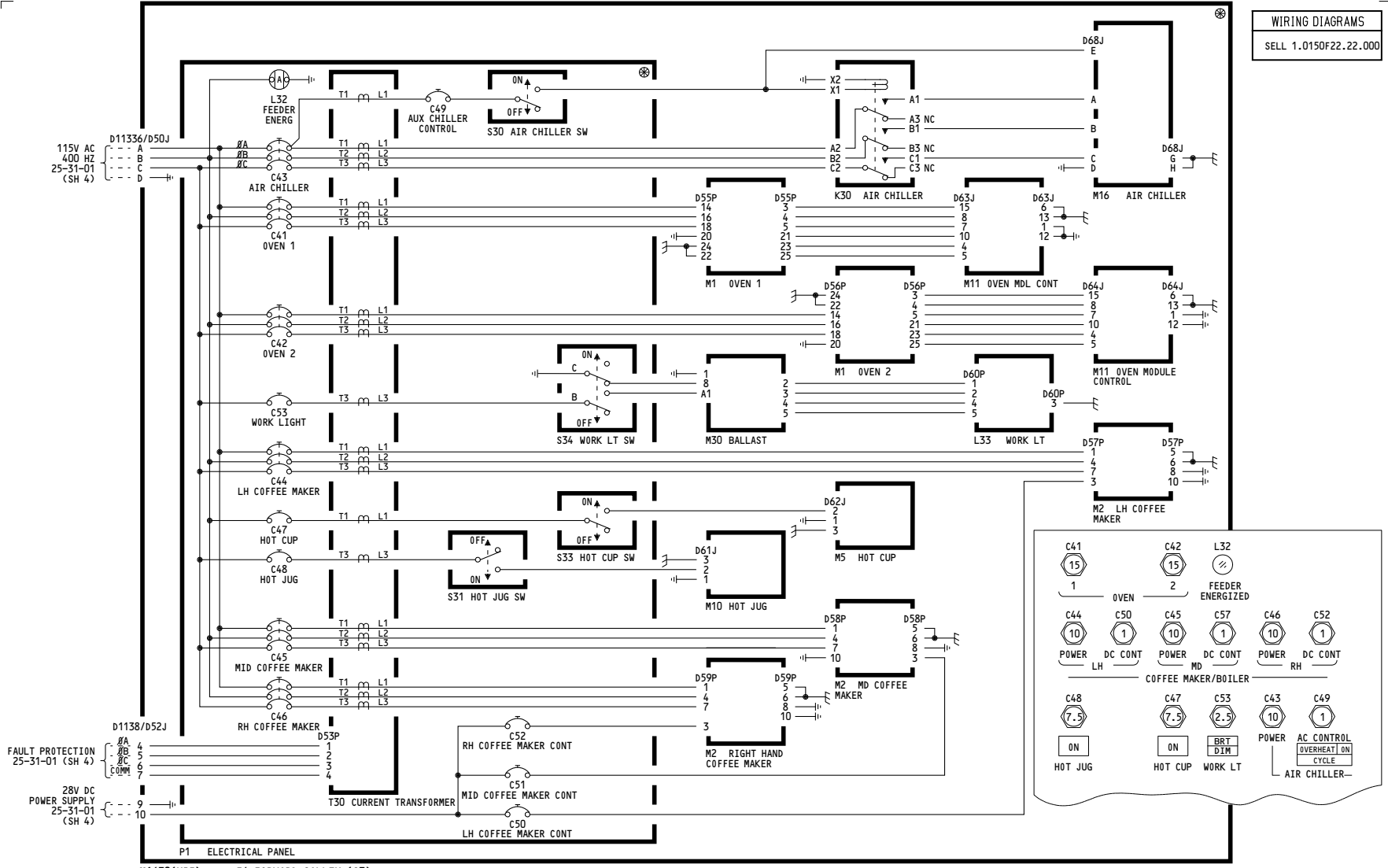
WIRING DIAGRAMS  
 25-31-12

|                  |                       |
|------------------|-----------------------|
| 155-157, 165-199 | <b>FORWARD GALLEY</b> |
| D280T232         |                       |

**25-31-01**

607

WIRING DIAGRAMS  
SELL 1.0150F22.22.000

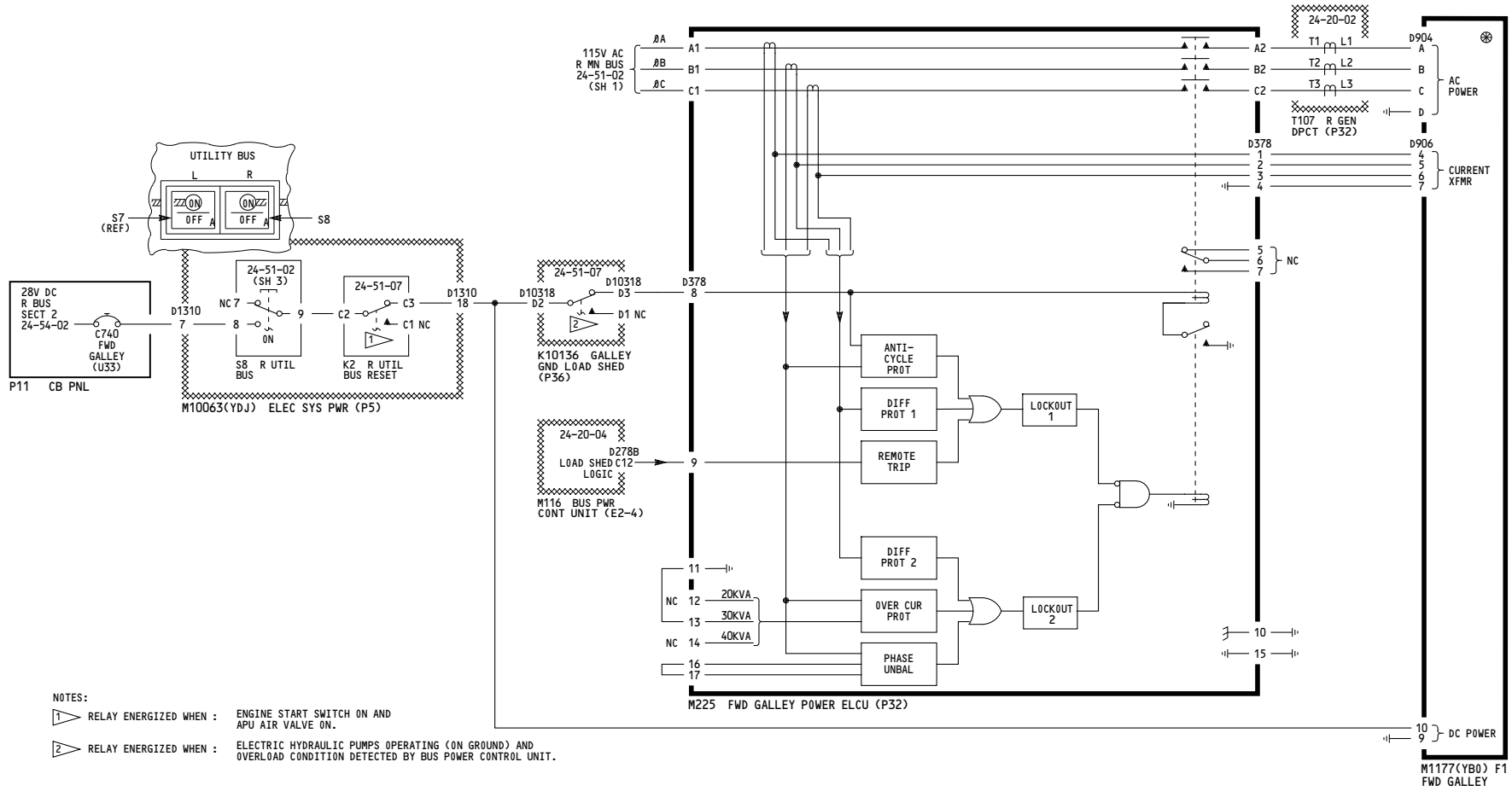


155-157, 165-199

**FORWARD GALLEY**

D280T232

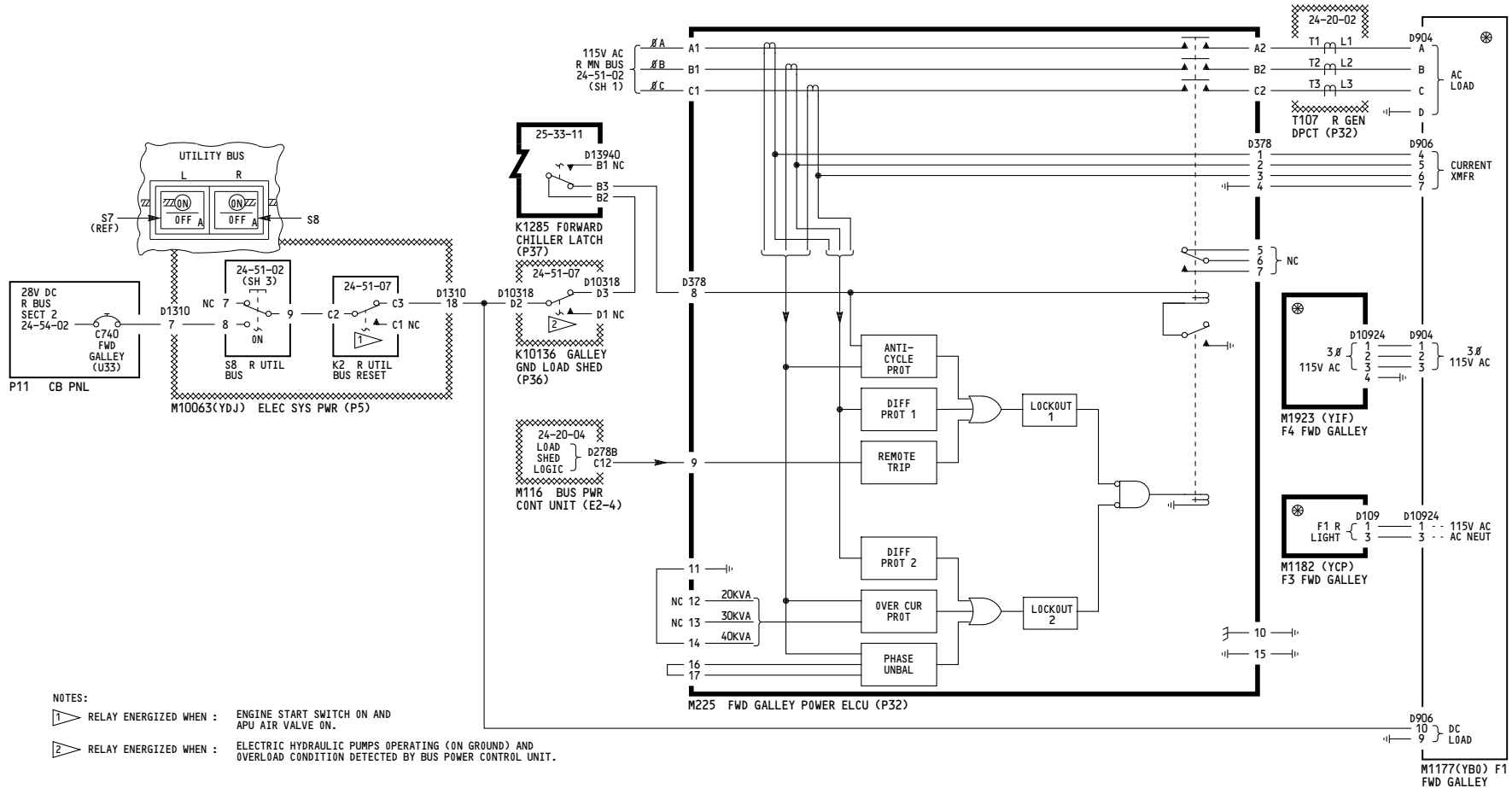
**25-31-01**



|         |                       |
|---------|-----------------------|
| 275-276 | <b>FORWARD GALLEY</b> |
|         | D280T232              |

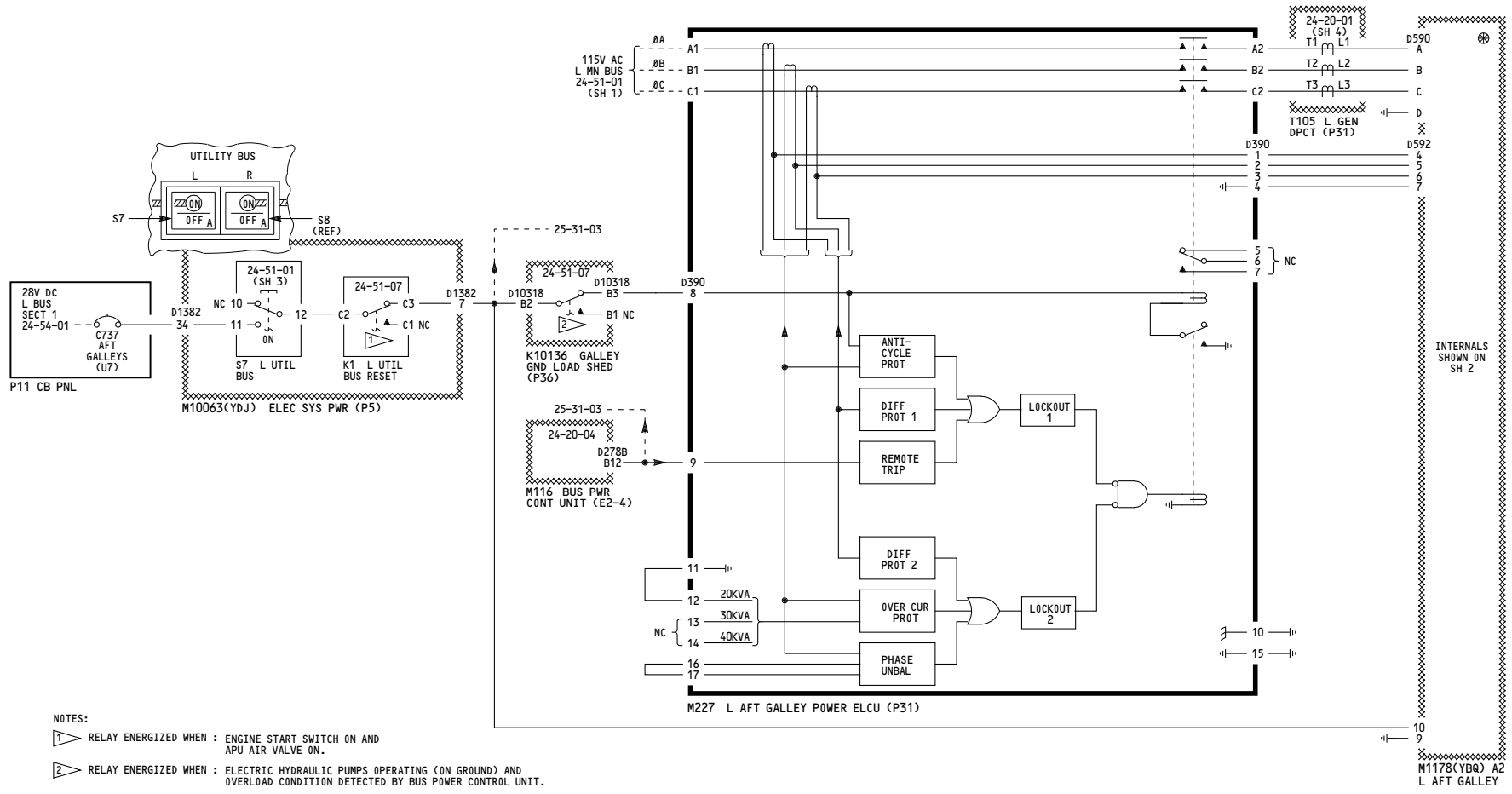
**25-31-01**





|          |                       |
|----------|-----------------------|
| 280-299  | <b>FORWARD GALLEY</b> |
| D280T232 |                       |

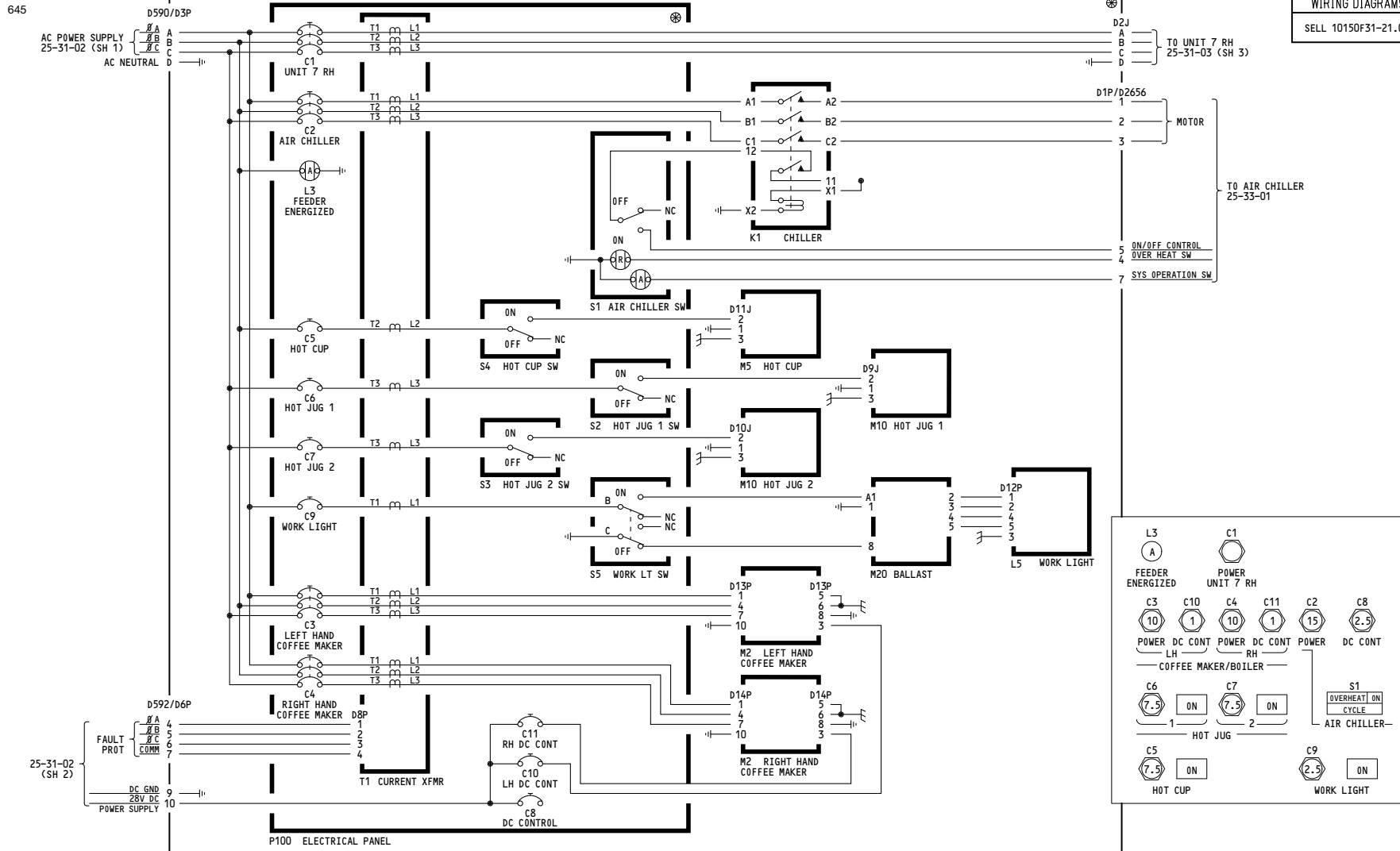
**25-31-01**



|                  |                        |
|------------------|------------------------|
| 050-099, 150-199 | <b>LEFT AFT GALLEY</b> |
| D280T232         |                        |

**25-31-02**

WIRING DIAGRAMS  
SELL 10150F31-21.000



M1178(YBQ)(A2) L AFT GALLEY (G5) (STA 1540)

050-099, 150-199

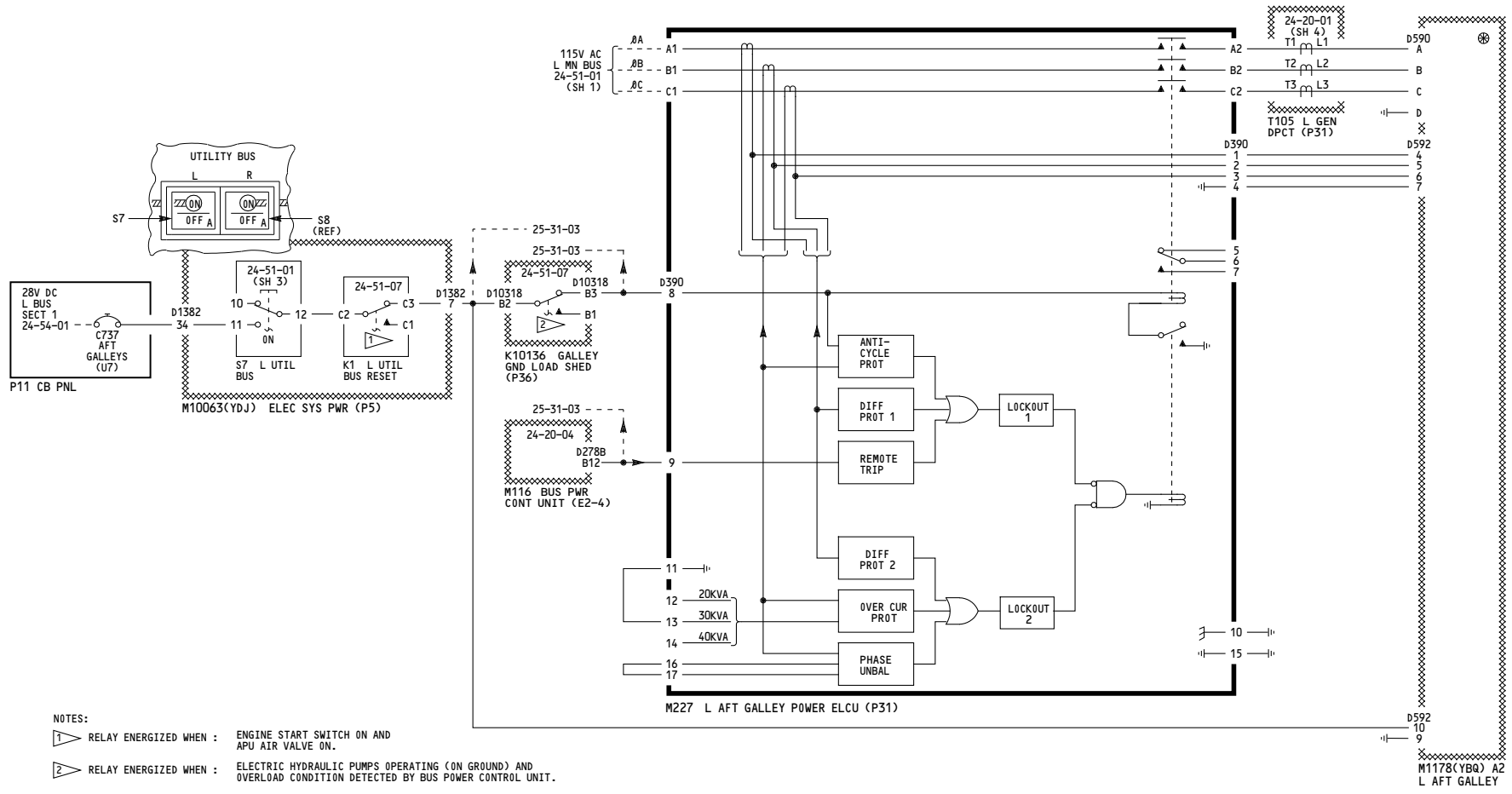
**LEFT AFT GALLEY**

D280T232

**25-31-02**

Page 101  
Sheet 2  
Jan 21/2005

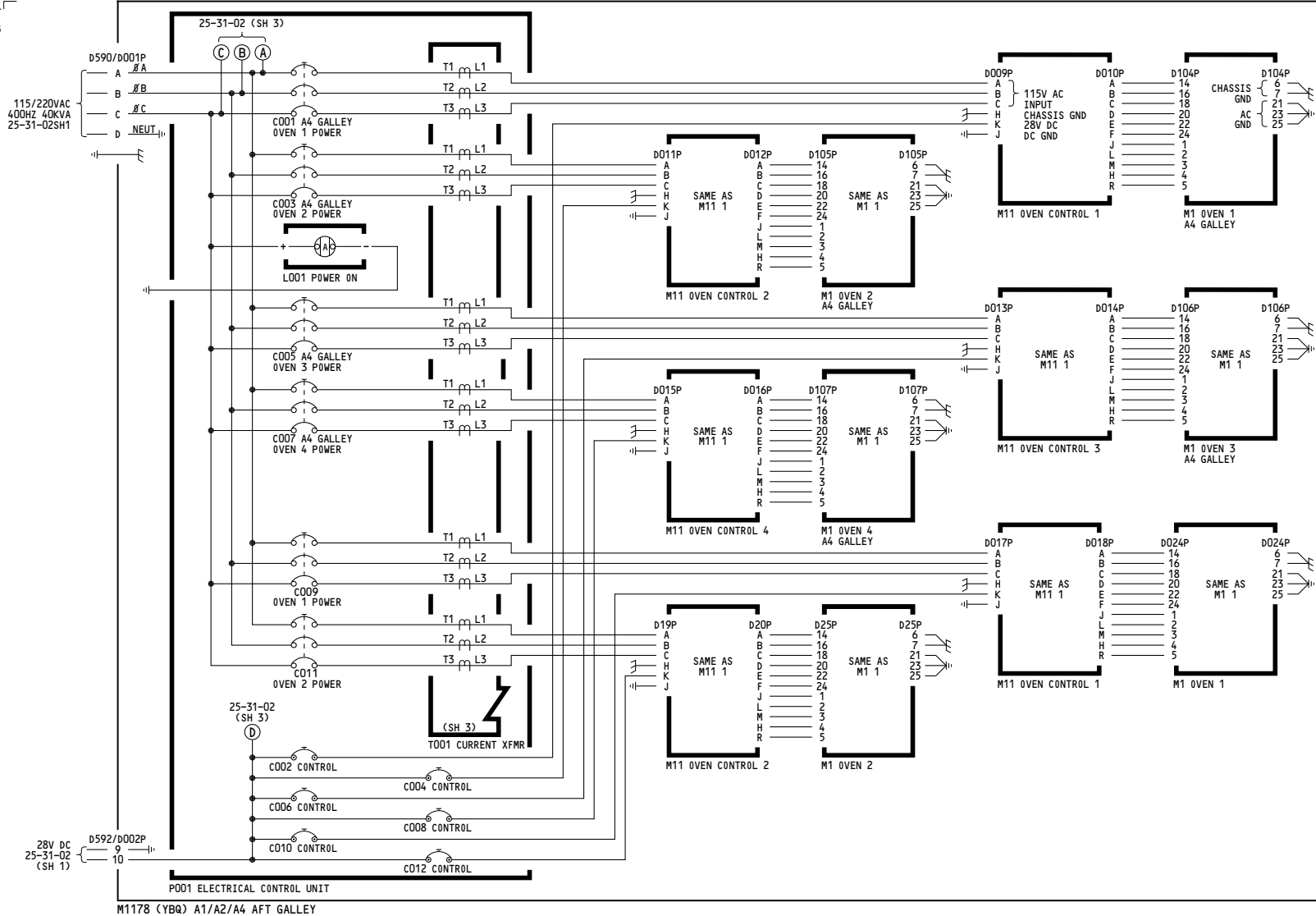




|          |                        |
|----------|------------------------|
| 275-278  | <b>LEFT AFT GALLEY</b> |
| D280T232 |                        |

**25-31-02**

656



275-278

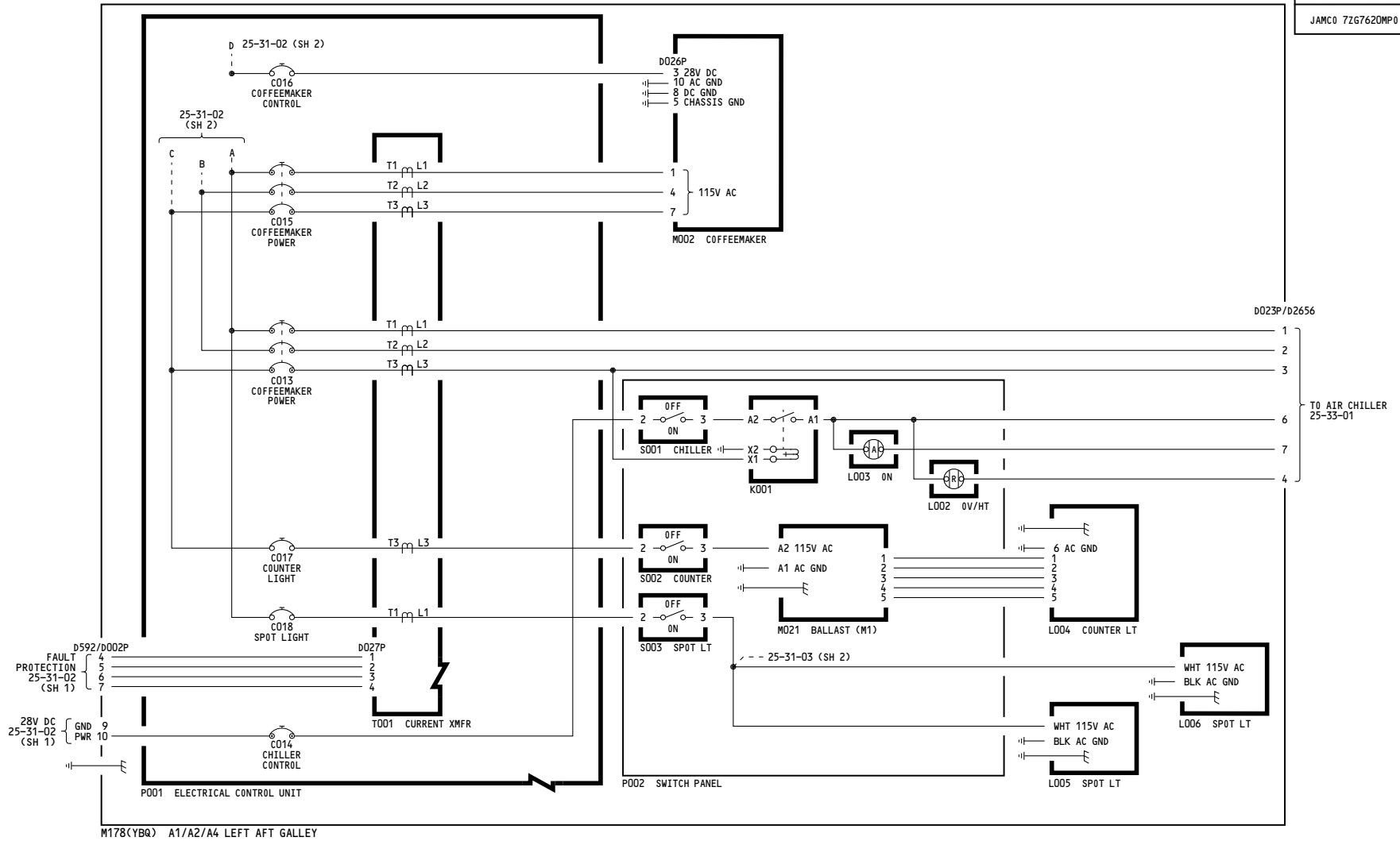
**LEFT AFT GALLEY**

D280T232

**25-31-02**

656

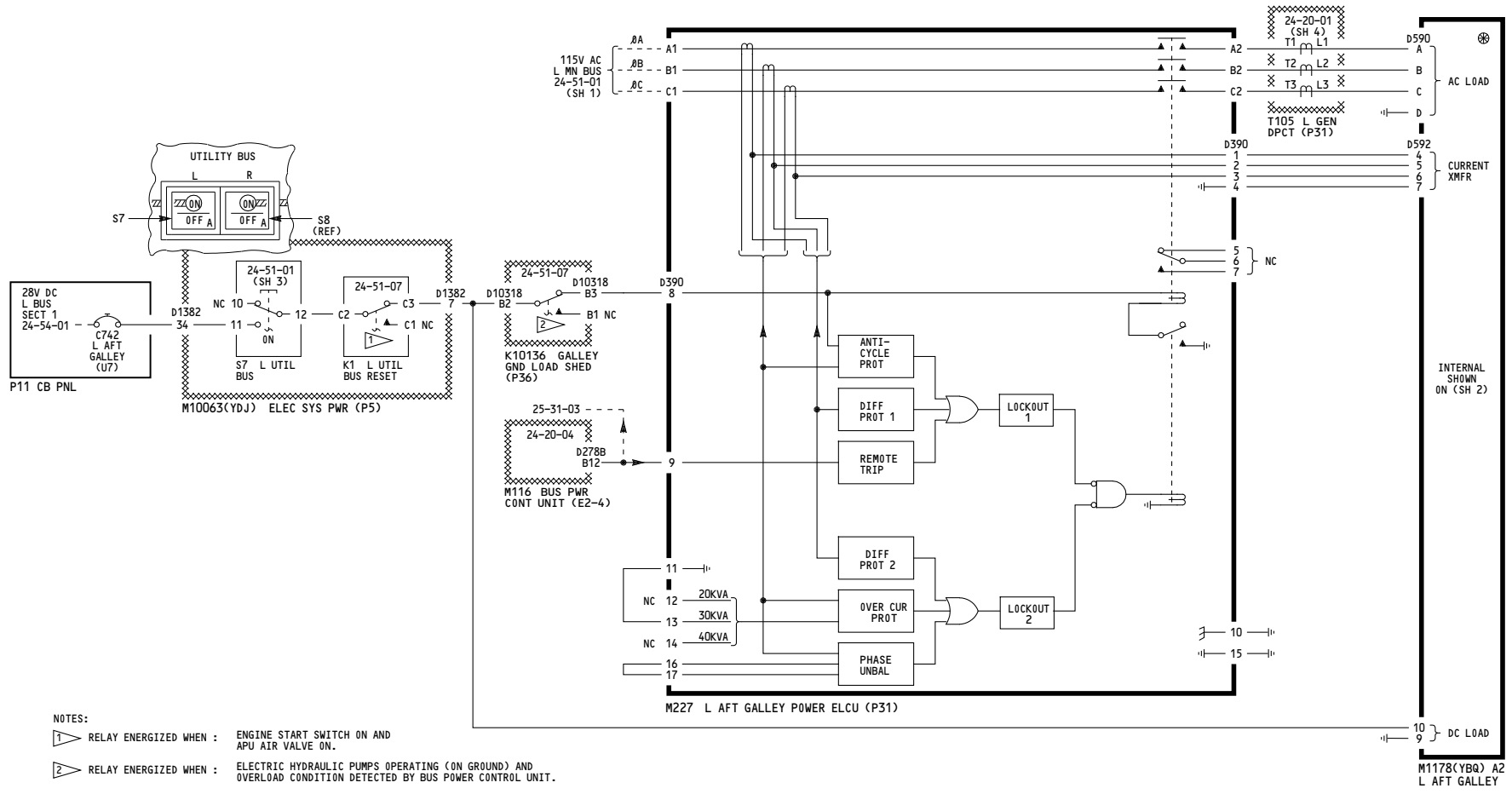
WIRING DIAGRAMS  
JAMCO 7ZG7620MP0



|         |                                                                             |
|---------|-----------------------------------------------------------------------------|
| 275-278 | <p align="center"><b>LEFT AFT GALLEY</b></p> <p align="center">D280T232</p> |
|---------|-----------------------------------------------------------------------------|


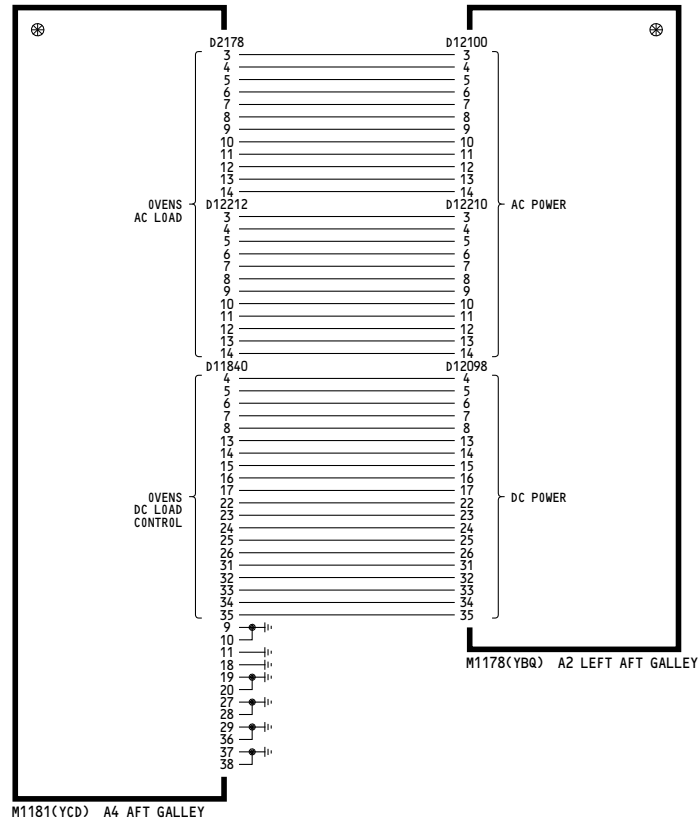
**25-31-02**

THIS PAGE INTENTIONALLY LEFT BLANK

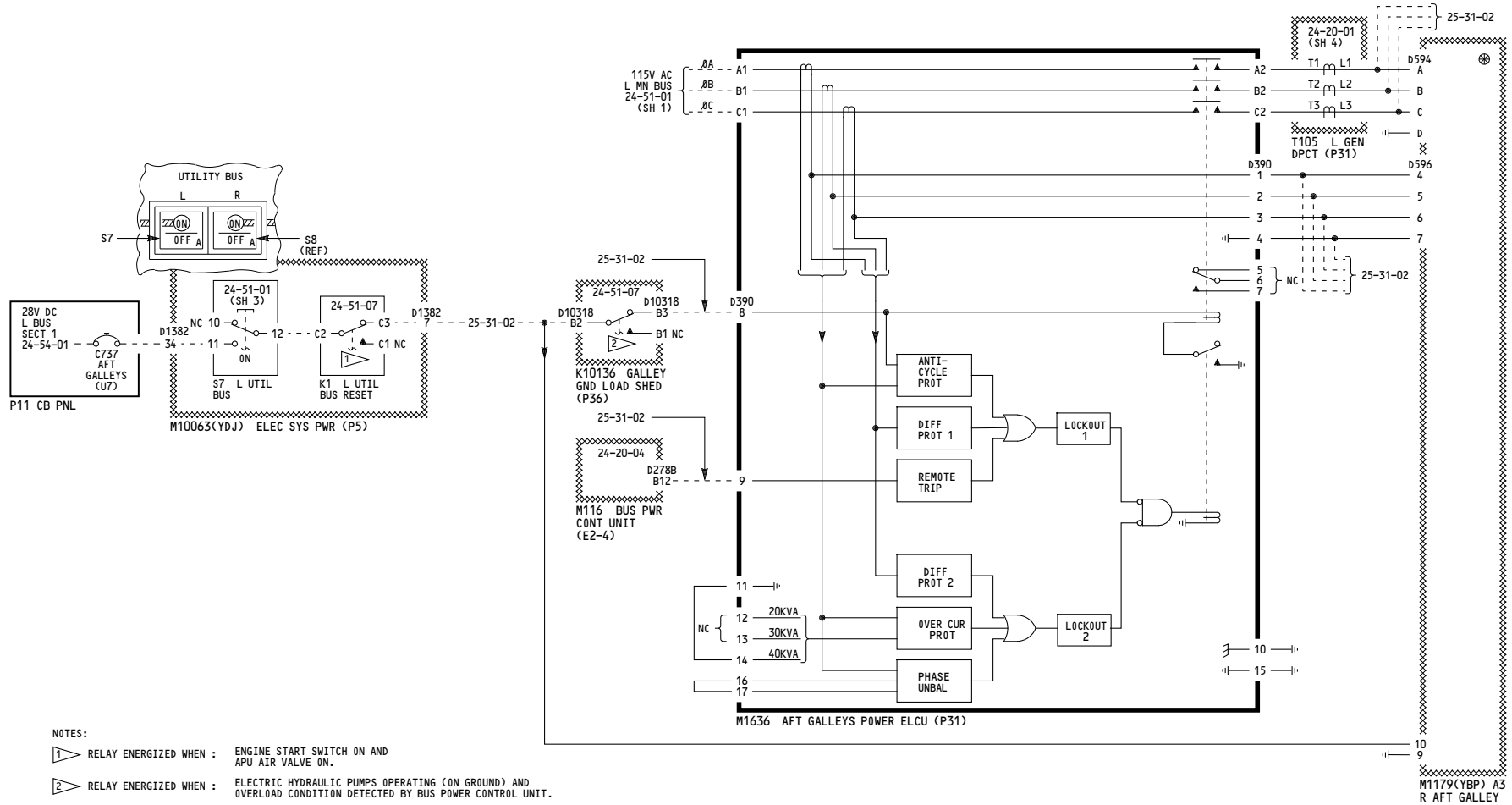


|          |                        |
|----------|------------------------|
| 280-299  | <b>LEFT AFT GALLEY</b> |
| D280T232 |                        |

**25-31-02**



WIRING DIAGRAMS  
25-31-31

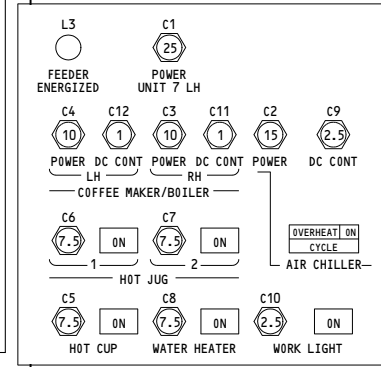
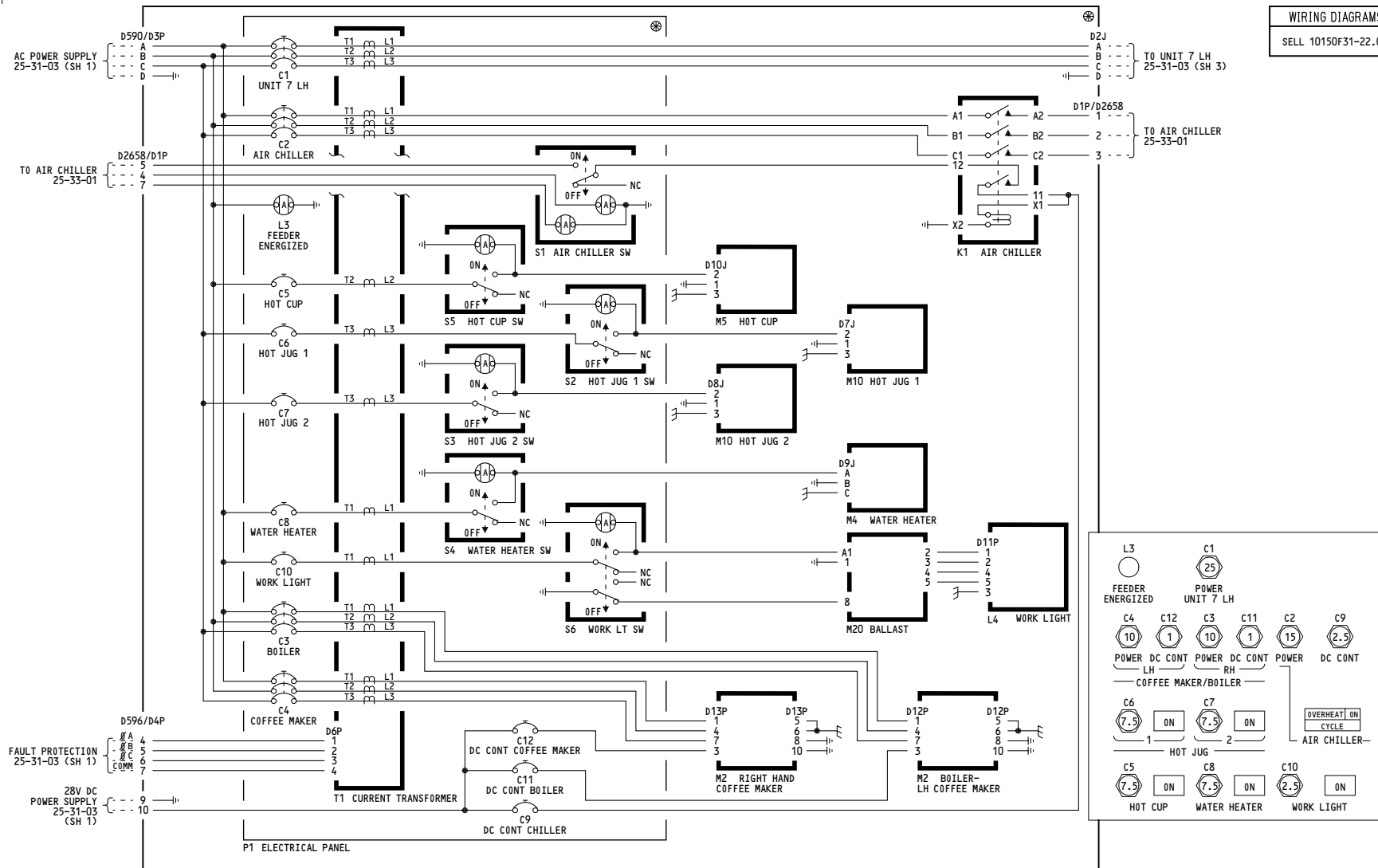


|                  |                                                |
|------------------|------------------------------------------------|
| 050-099, 150-199 | <p><b>RIGHT AFT GALLEY</b></p> <p>D280T232</p> |
|------------------|------------------------------------------------|

**25-31-03**

WIRING DIAGRAMS  
SELL 10150F31-22.000

648



050-099, 150-199

**RIGHT AFT GALLEY**

D280T232

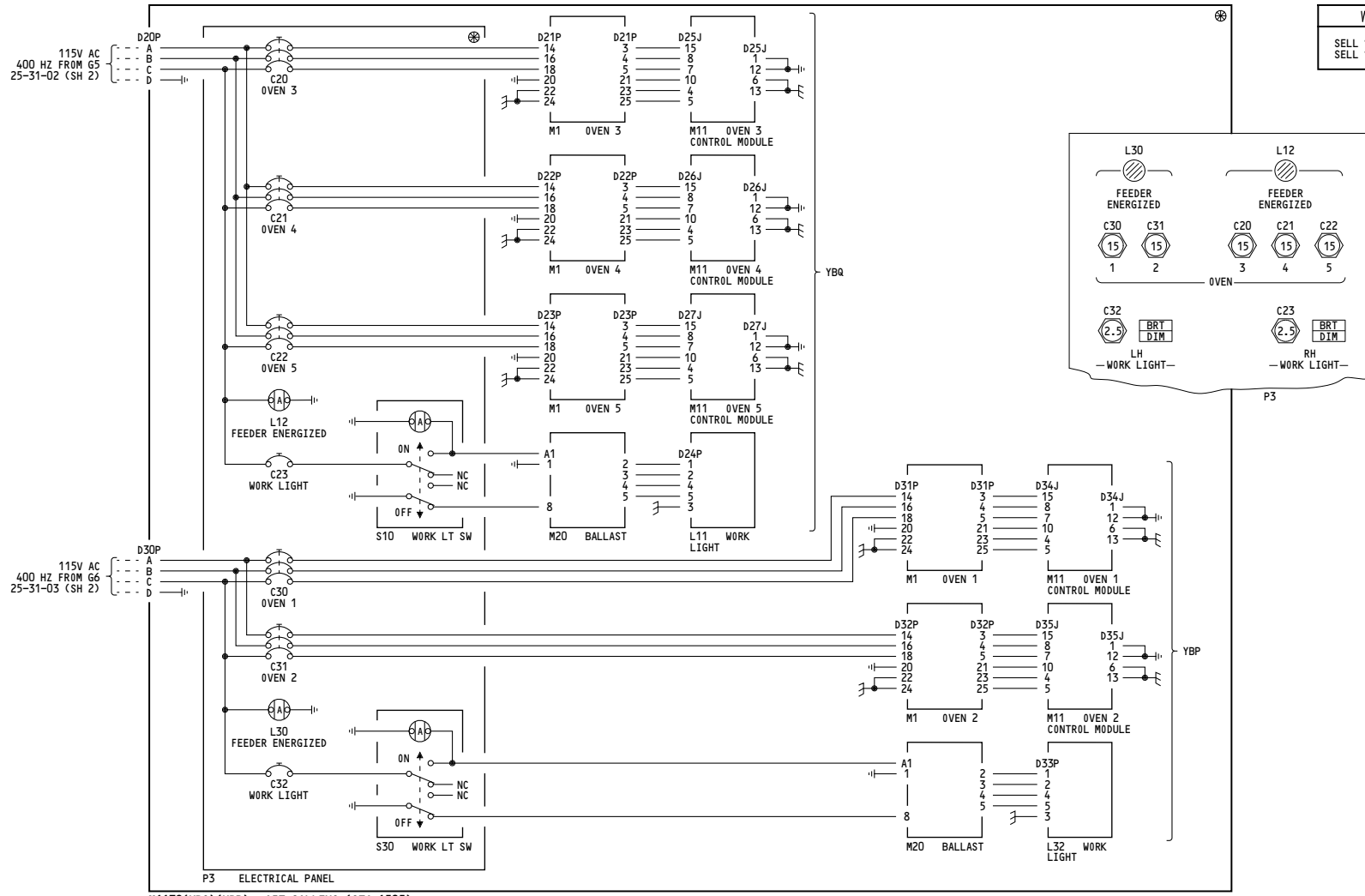
**25-31-03**

Page 101  
Sheet 2  
Jan 21/2005



611

WIRING DIAGRAMS  
 SELL 10150F31-23.000 (SH 3)  
 SELL 10150F31-23.000 (SH 2)



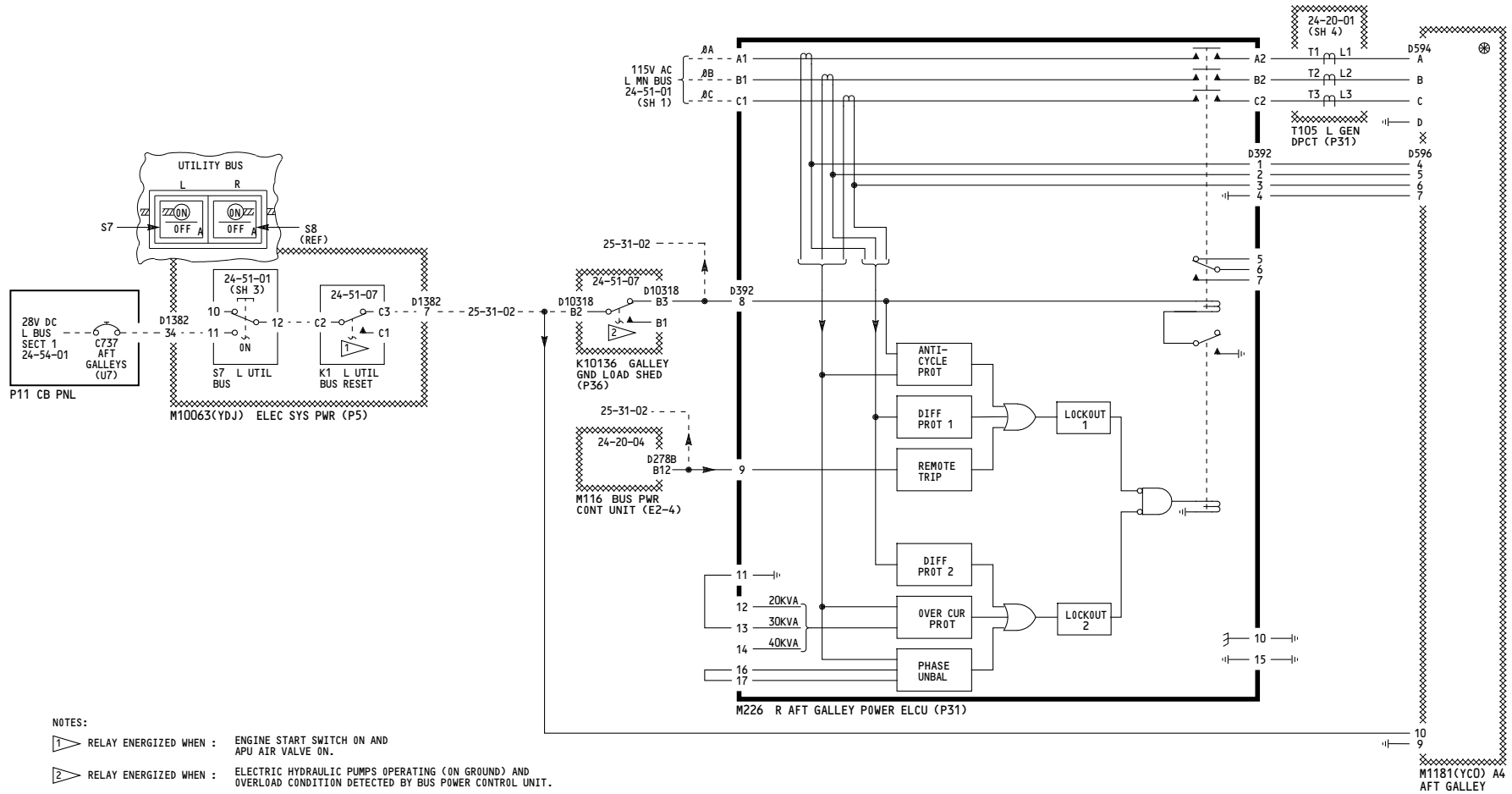
M1179(YBQ)(YBP) AFT GALLEYS (STA 1585)

|                  |                                         |
|------------------|-----------------------------------------|
| 050-099, 150-199 | <b>RIGHT AFT GALLEY</b><br><br>D280T232 |
|------------------|-----------------------------------------|

**25-31-03**

Page 101  
 Sheet 3  
 Jan 21/2005

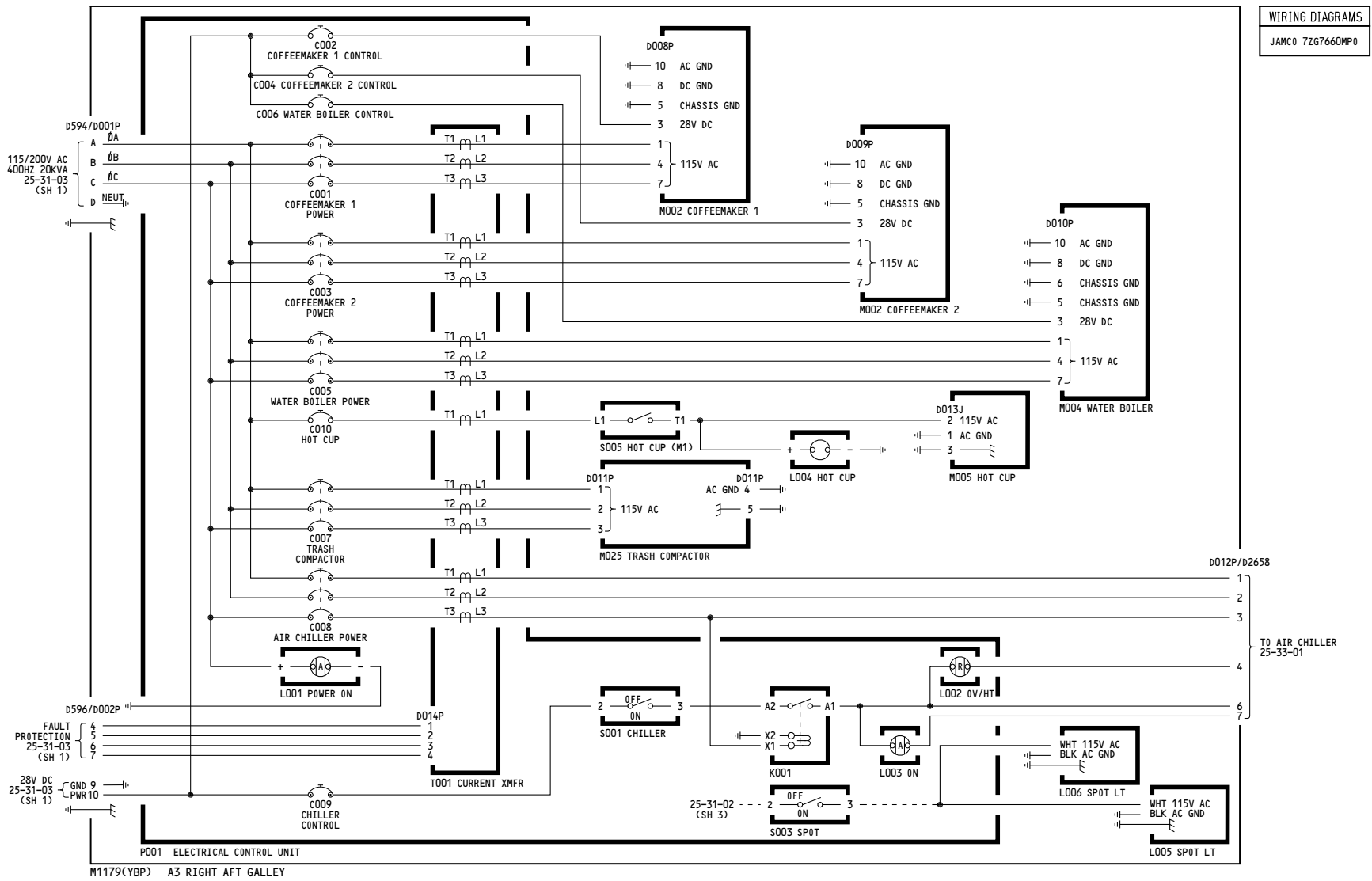
THIS PAGE INTENTIONALLY LEFT BLANK



|          |                         |
|----------|-------------------------|
| 275-278  | <b>RIGHT AFT GALLEY</b> |
| D280T232 |                         |

**25-31-03**

659

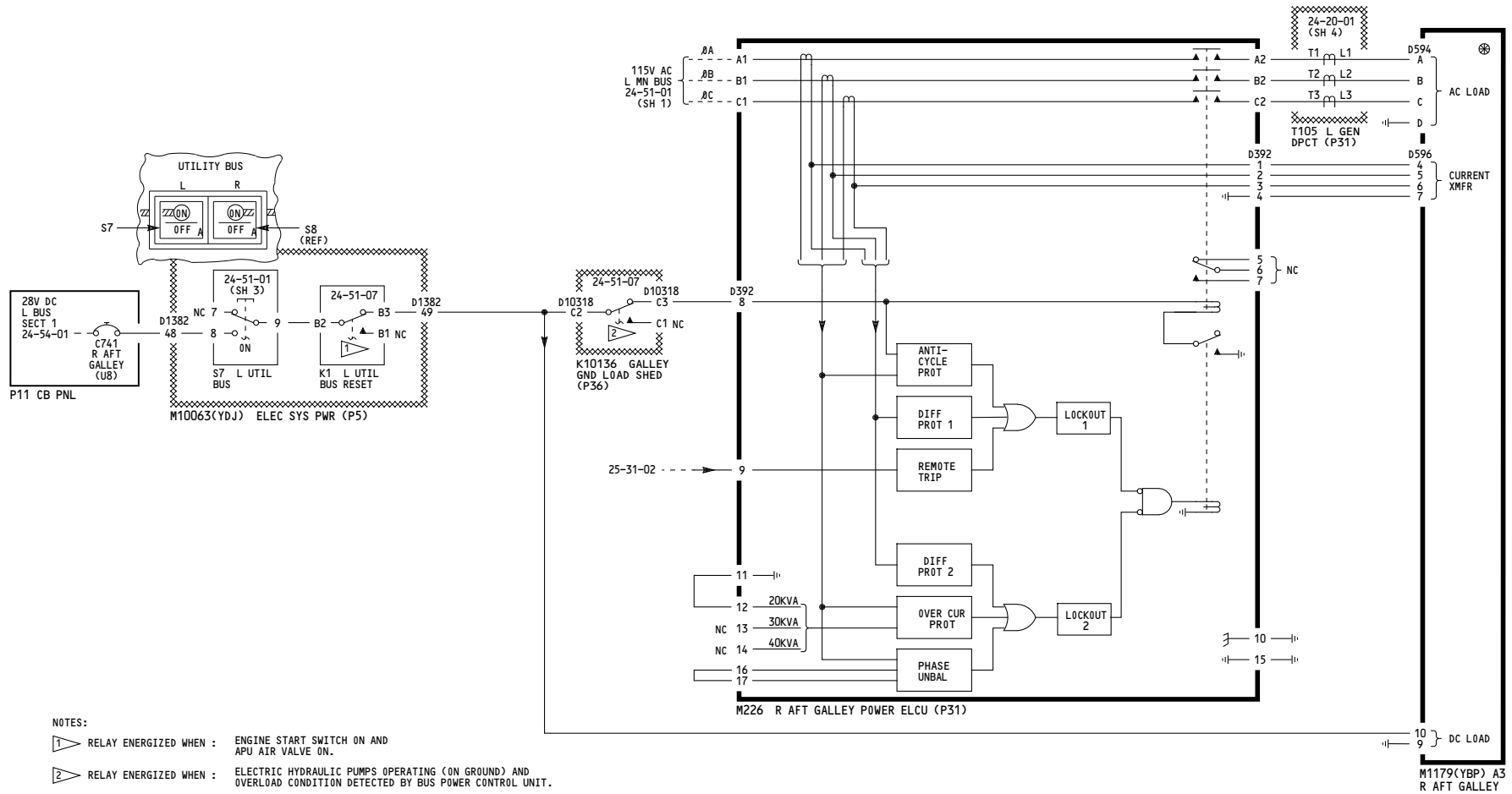


275-278

**RIGHT AFT GALLEY**

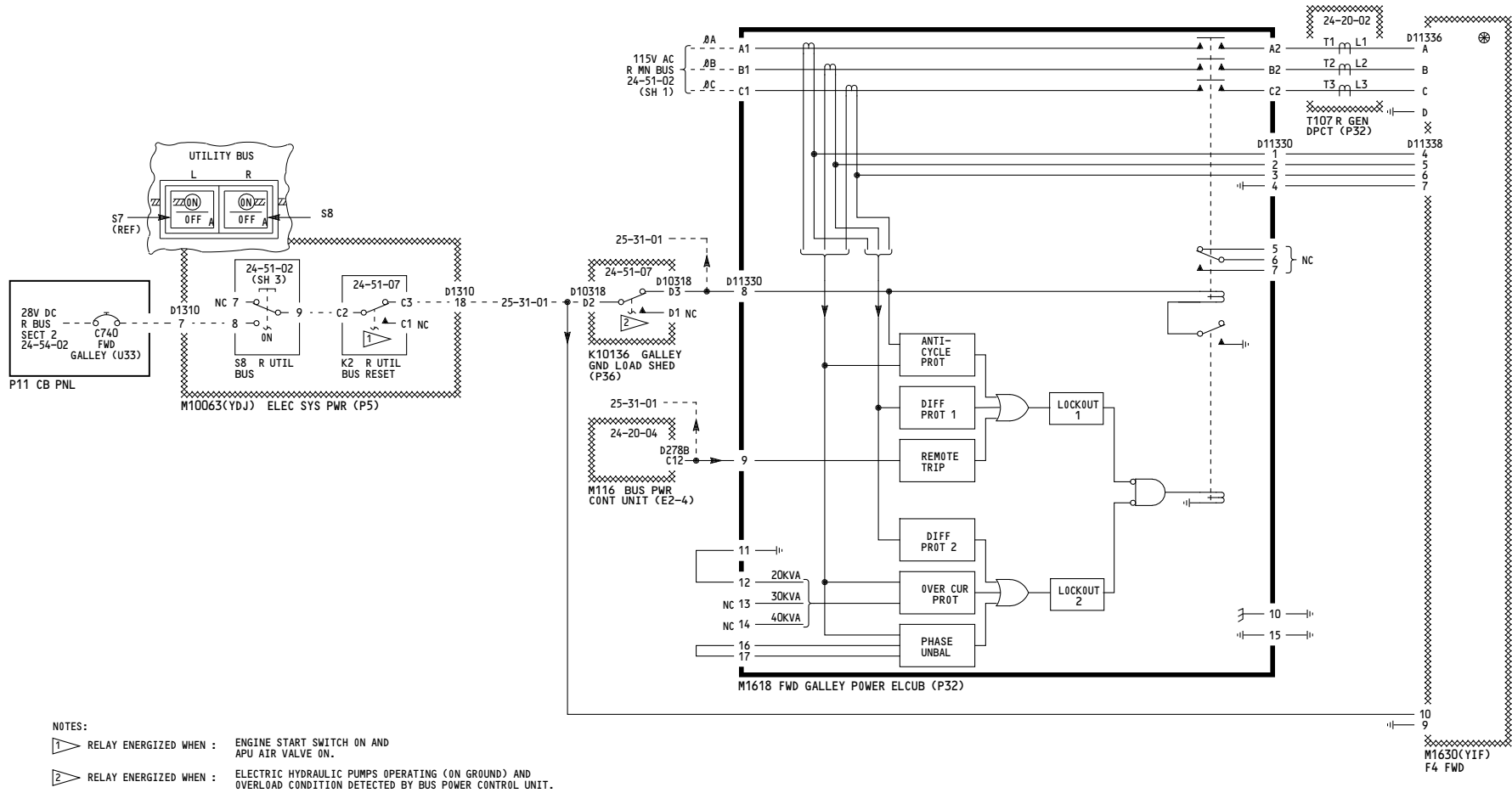
**25-31-03**

D280T232

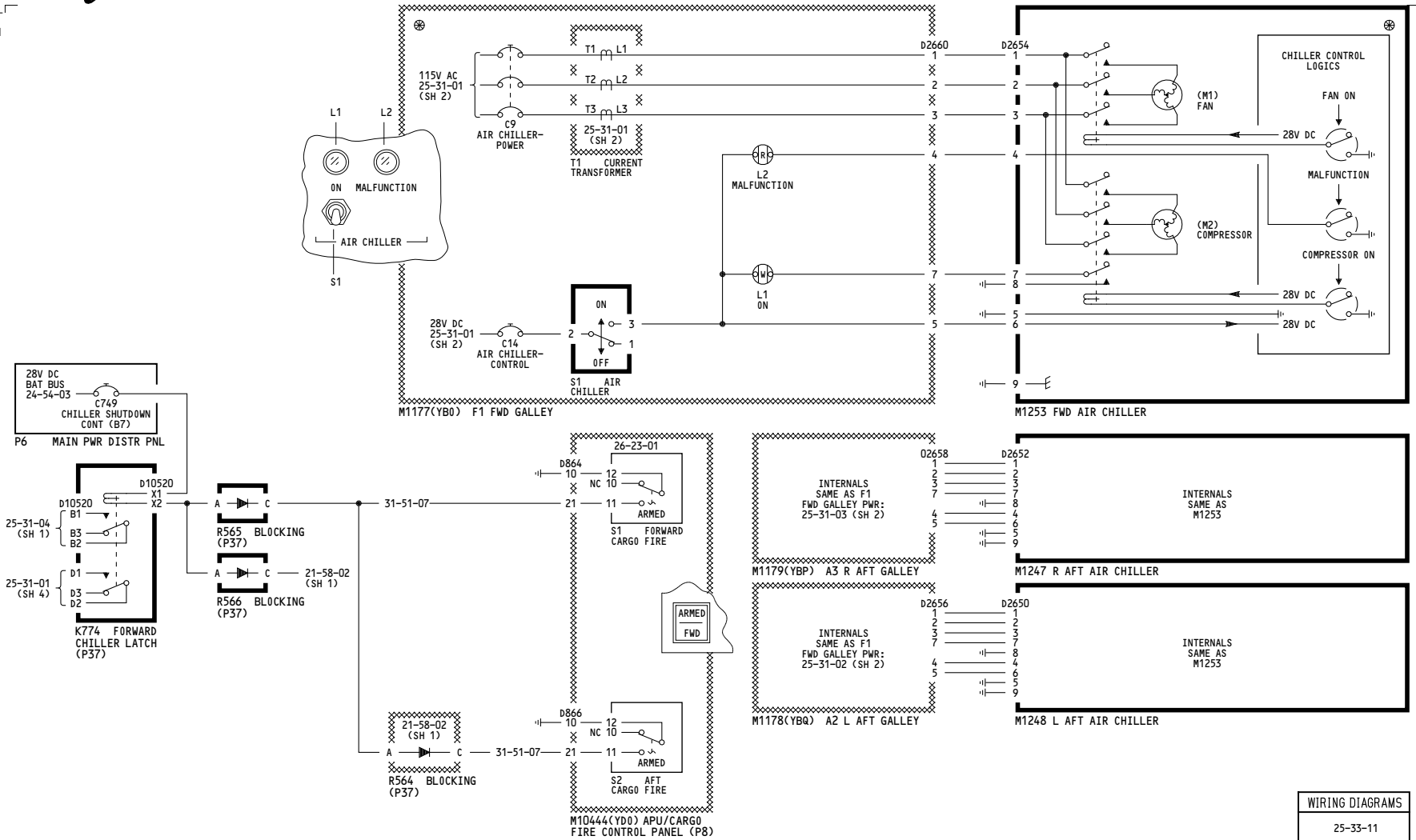


|          |                         |
|----------|-------------------------|
| 280-299  | <b>RIGHT AFT GALLEY</b> |
| D280T232 |                         |

**25-31-03**



|                  |                                                                        |
|------------------|------------------------------------------------------------------------|
| 050-099, 150-199 | <p align="center"><b>MID GALLEY</b></p> <p align="center">D280T232</p> |
|------------------|------------------------------------------------------------------------|



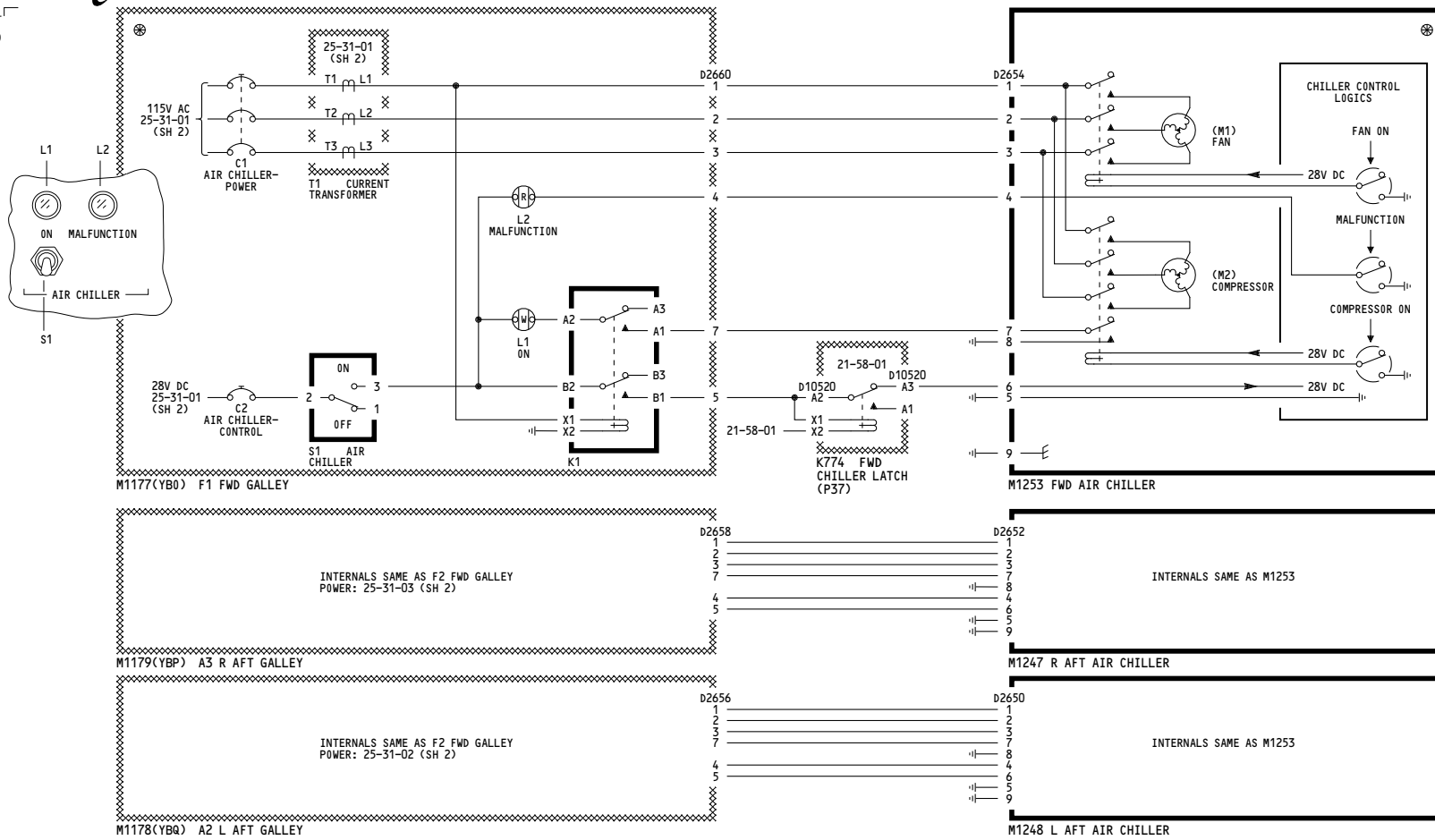
|         |                             |
|---------|-----------------------------|
| 050-051 | <b>GALLEY REFRIGERATION</b> |
|         | D280T232                    |

Incorporates  
 25-0180 R03

WIRING DIAGRAMS  
 25-33-11

**25-33-01**

619

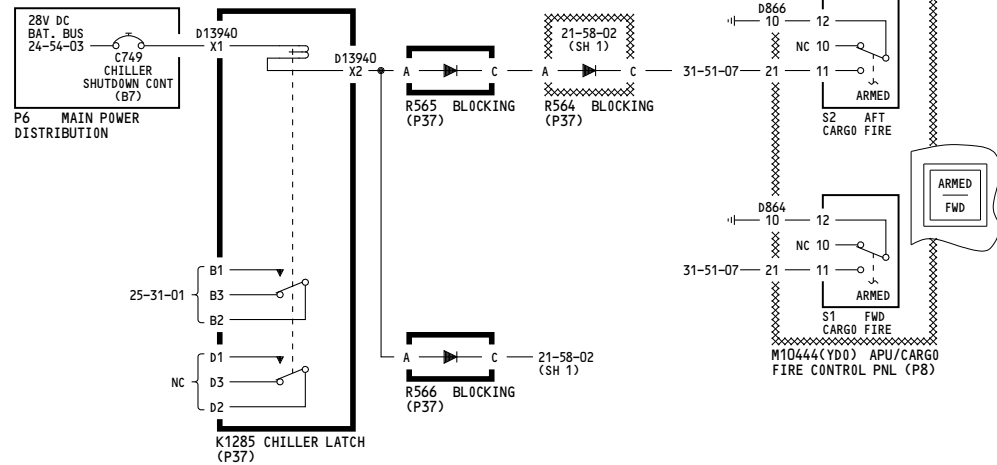
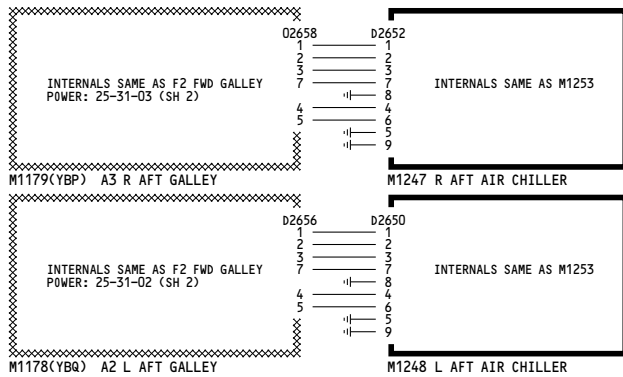
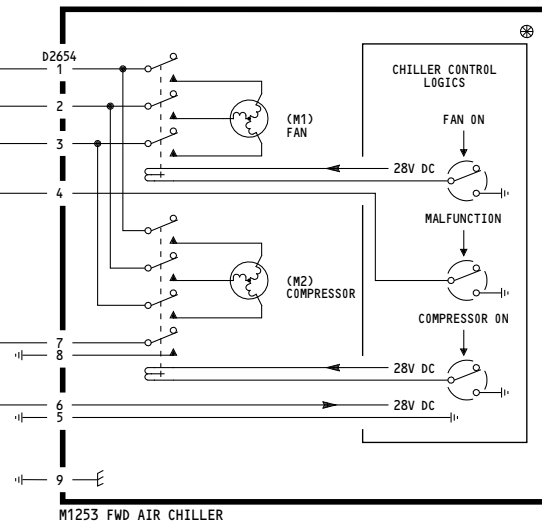
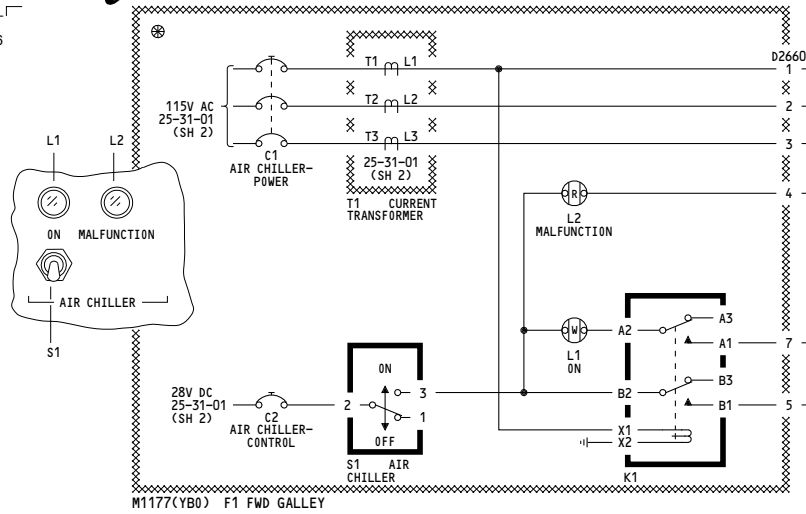


|         |                                                                                  |
|---------|----------------------------------------------------------------------------------|
| 150-154 | <p align="center"><b>GALLEY REFRIGERATION</b></p> <p align="center">D280T232</p> |
|---------|----------------------------------------------------------------------------------|

**25-33-01**



696



|                  |                             |
|------------------|-----------------------------|
| 155-157, 165-166 | <b>GALLEY REFRIGERATION</b> |
|                  | D280T232                    |

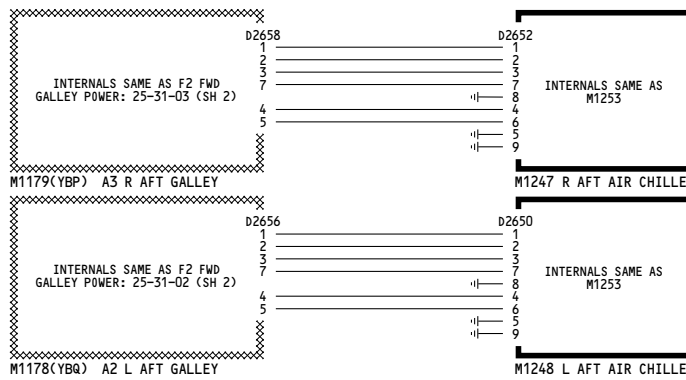
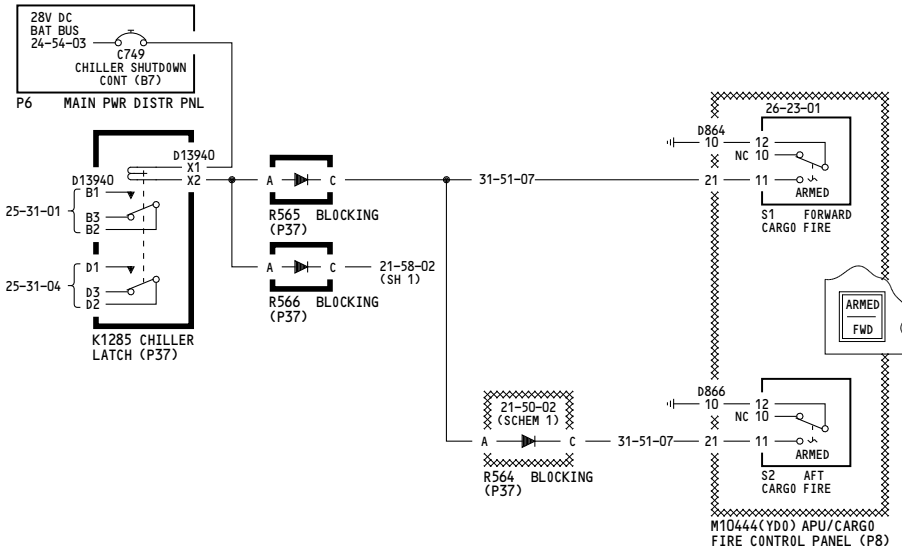
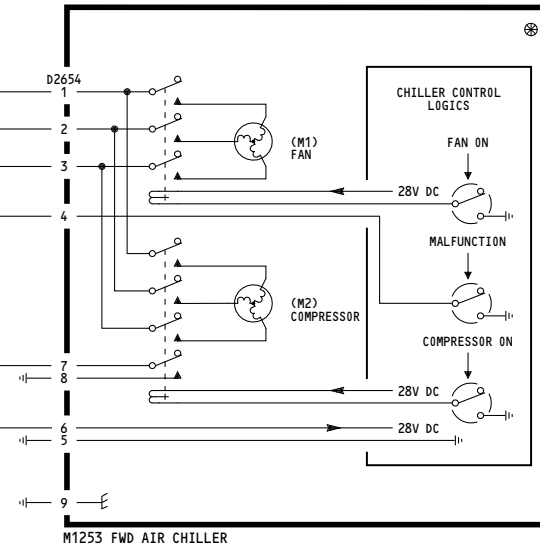
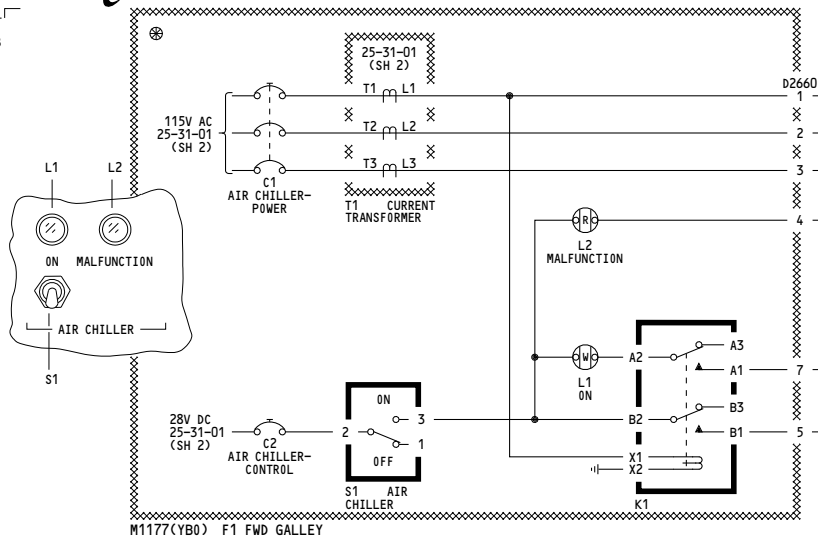
Incorporates  
25-0180 R03

**25-33-01**

Page 103.1

Jan 21/2005

693



162-164

**GALLEY REFRIGERATION**

D280T232

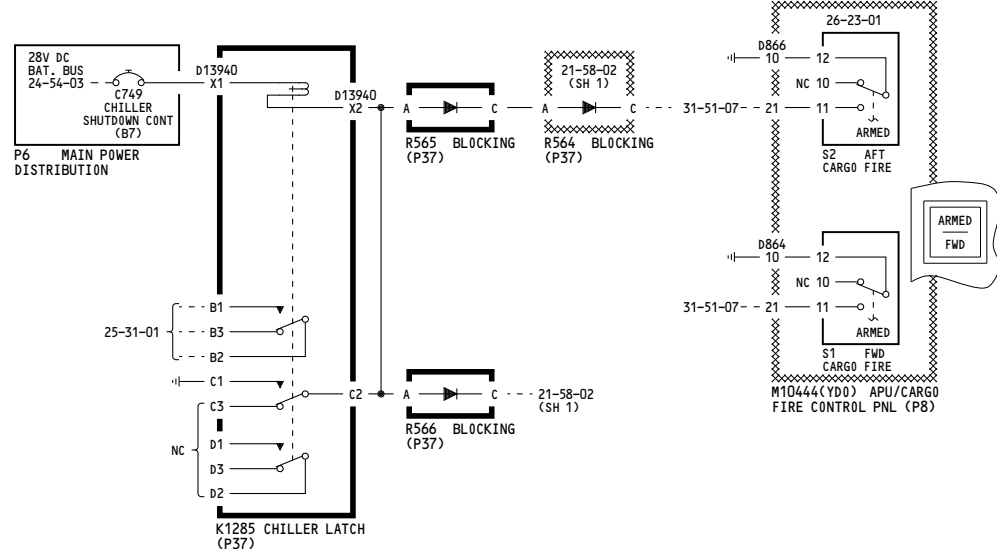
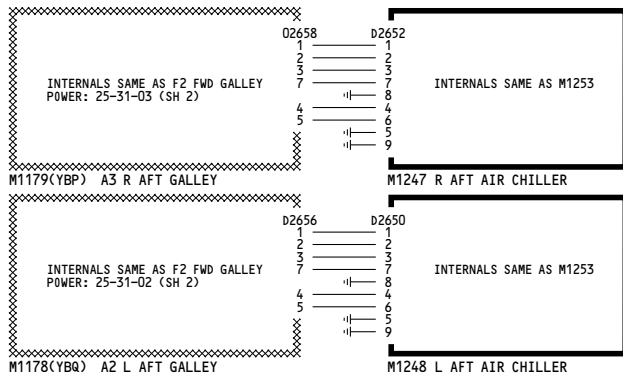
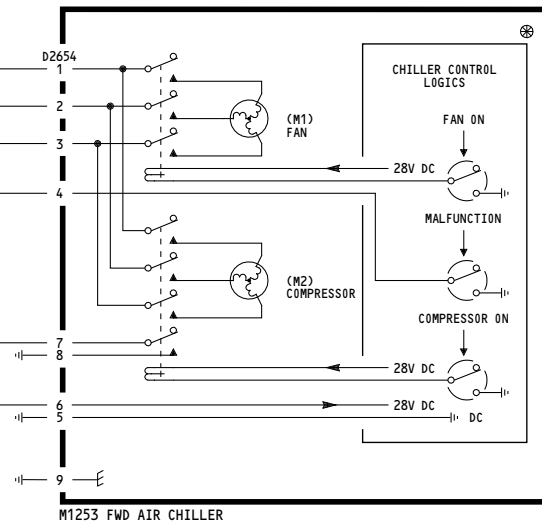
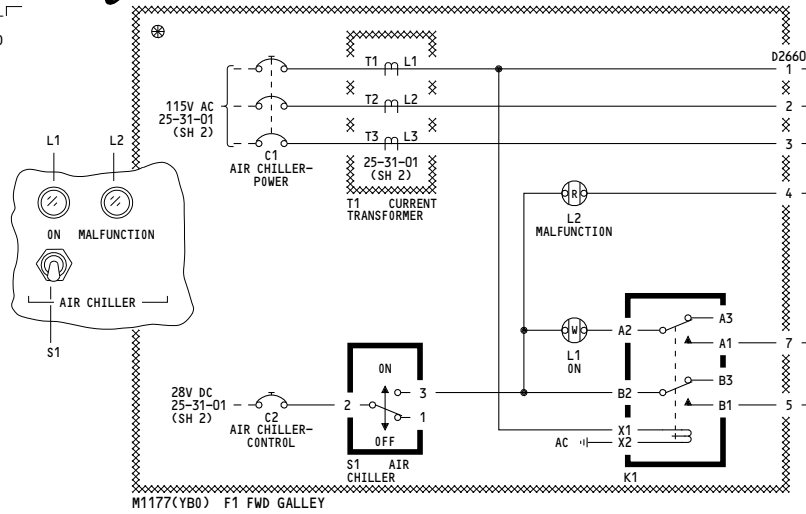
- Incorporates
- ▶ 25-0180 R03
  - ▶ 26A0074

**25-33-01**

Page 104.1

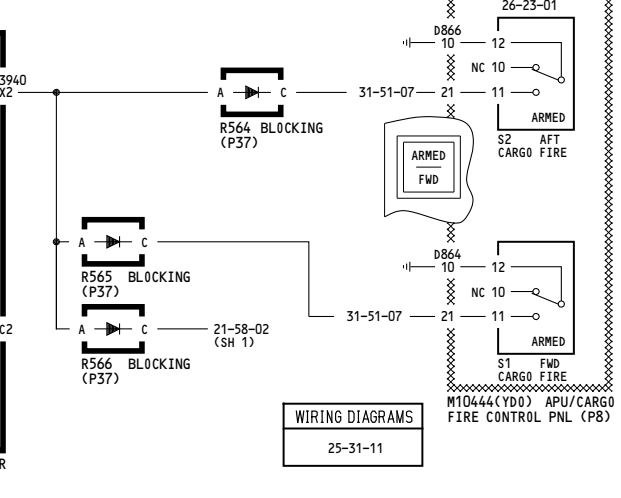
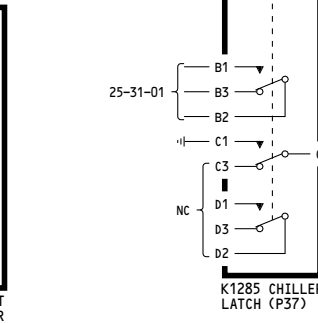
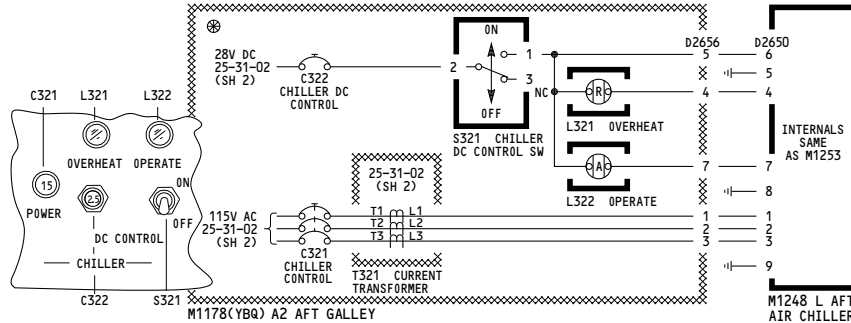
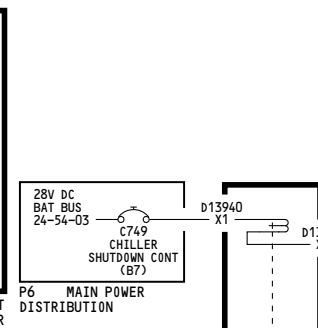
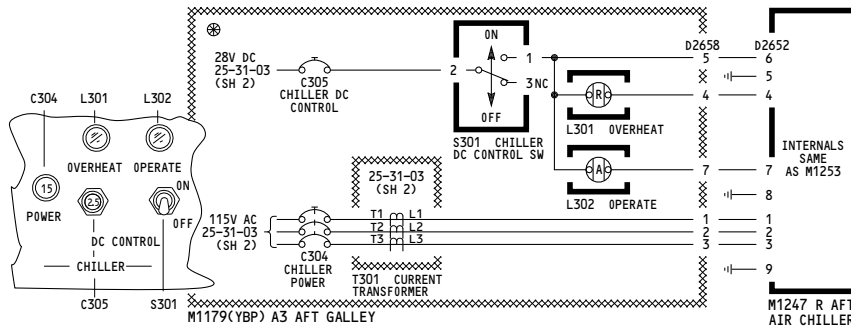
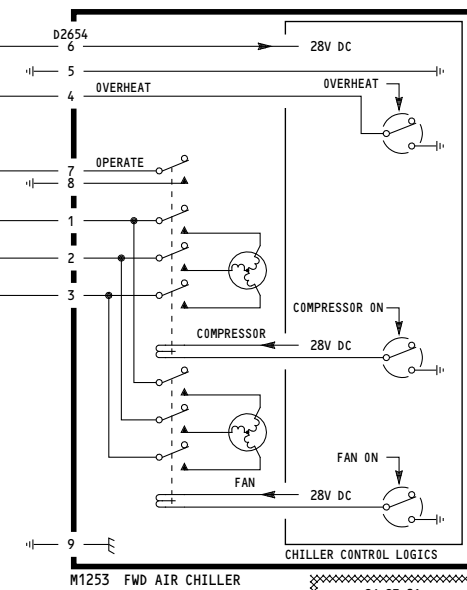
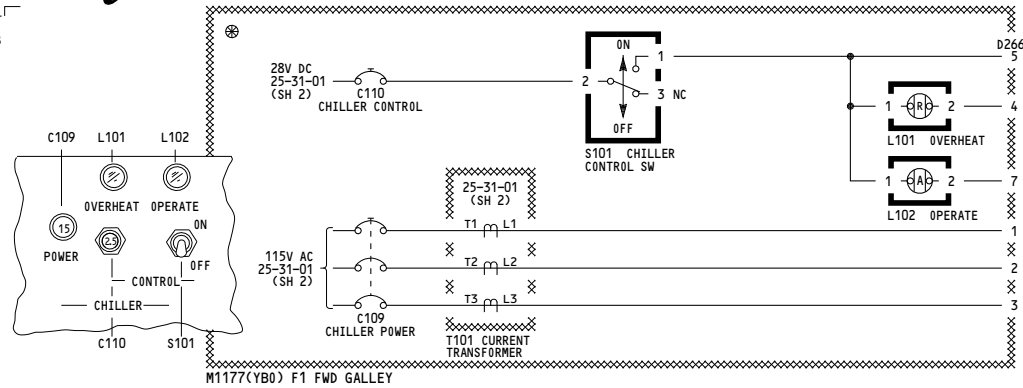
Jan 21/2005

630



|          |                             |
|----------|-----------------------------|
| 167-199  | <b>GALLEY REFRIGERATION</b> |
| D280T232 |                             |

753



277

**GALLEY REFRIGERATION**

Incorporates  
25-0180 R05

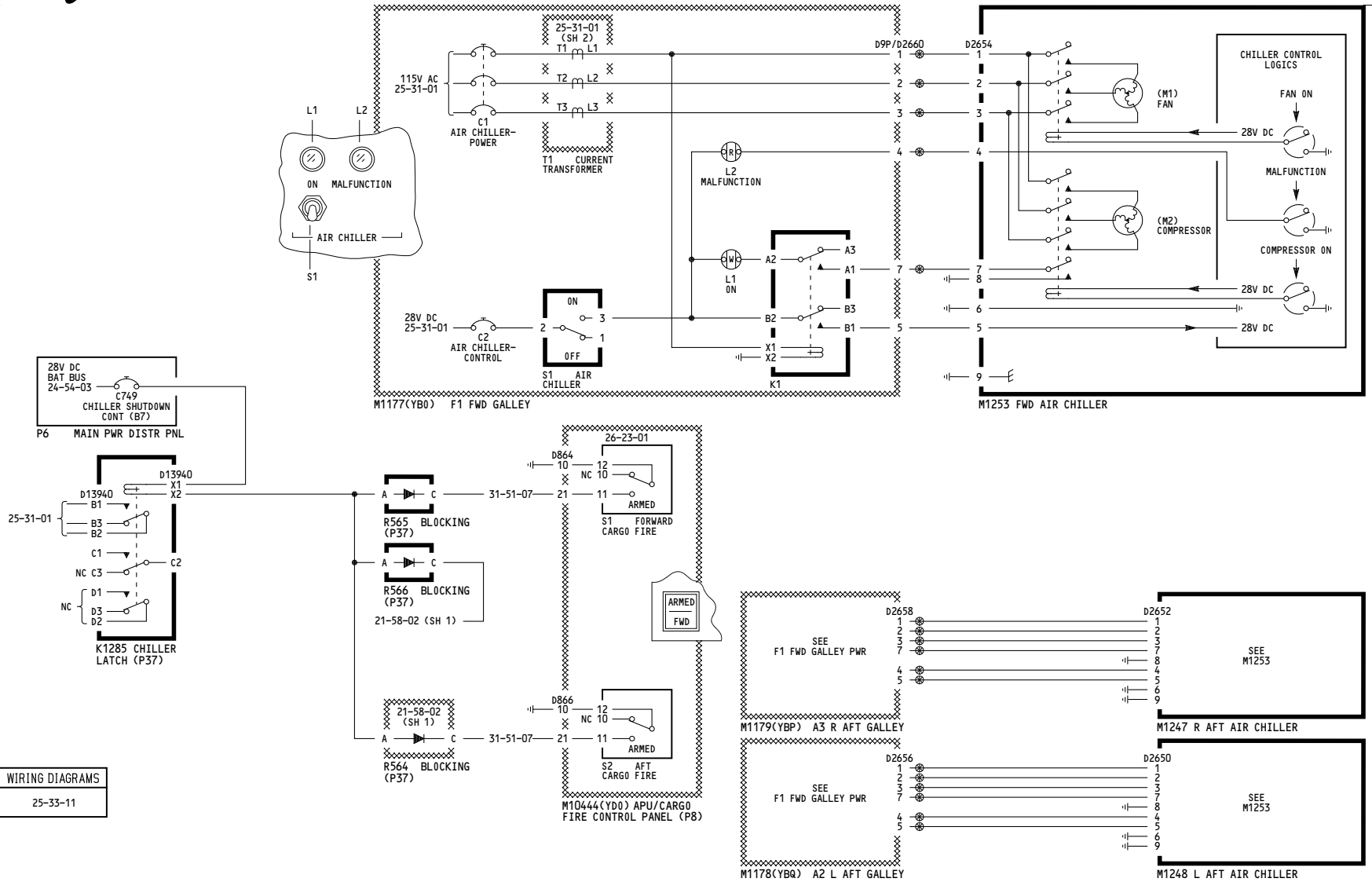
D280T232

**25-33-01**

Page 106.1

Jan 21/2005

649



WIRING DIAGRAMS  
25-33-11

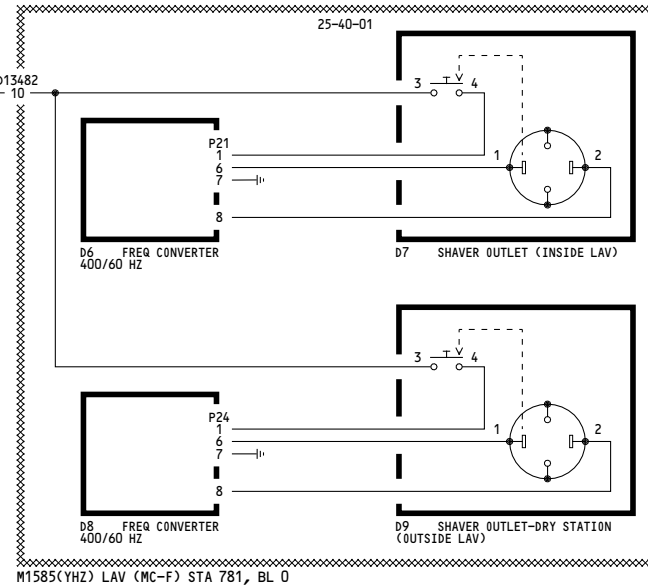
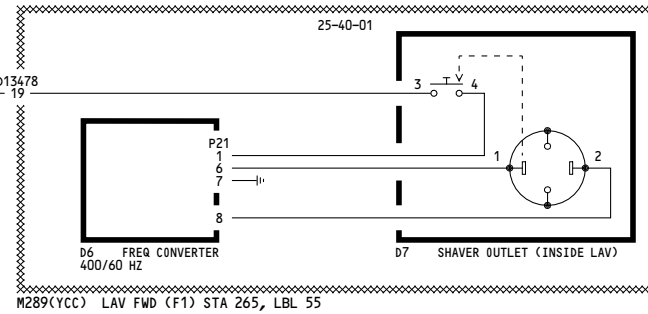
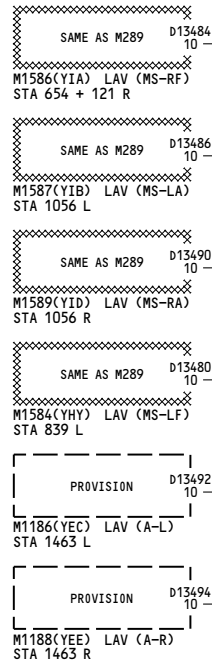
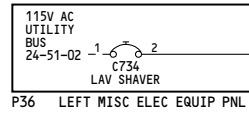
|         |                             |
|---------|-----------------------------|
| 280-299 | <b>GALLEY REFRIGERATION</b> |
|         | D280T232                    |

**25-33-01**

Page 107

Jan 21/2005

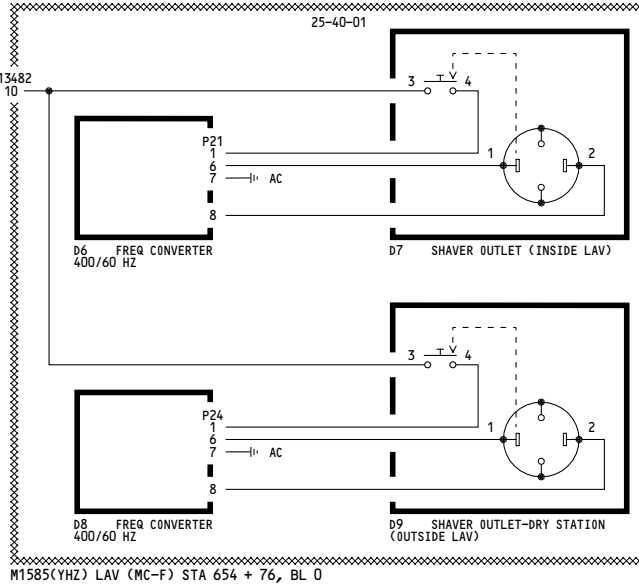
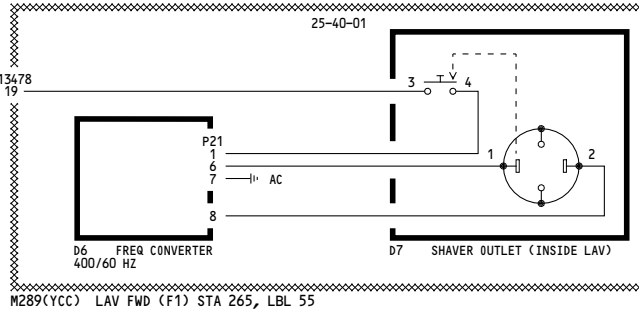
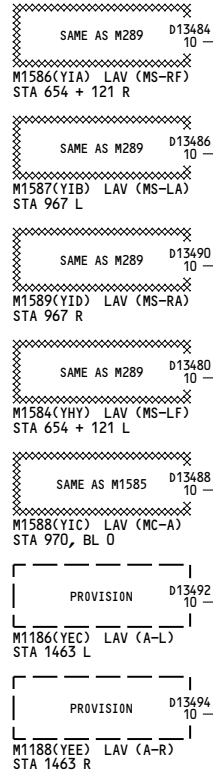
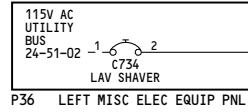
WIRING DIAGRAMS  
25-42-11



|         |                |
|---------|----------------|
| 050-099 | SHAVER OUTLETS |
|         | D280T232       |

**25-42-01**

WIRING DIAGRAMS  
25-42-11

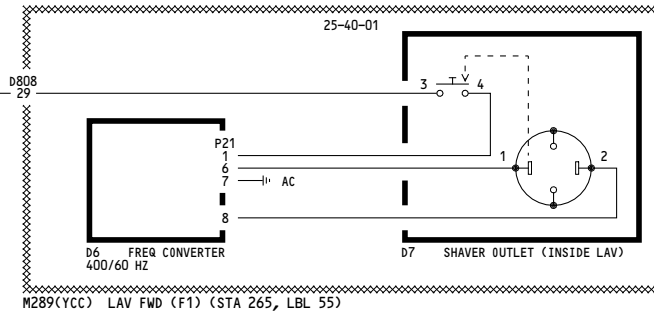
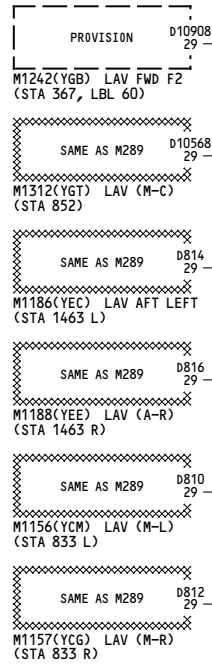
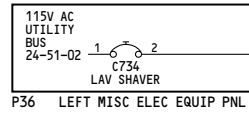


**25-42-01**

Page 102

Jan 21/2005

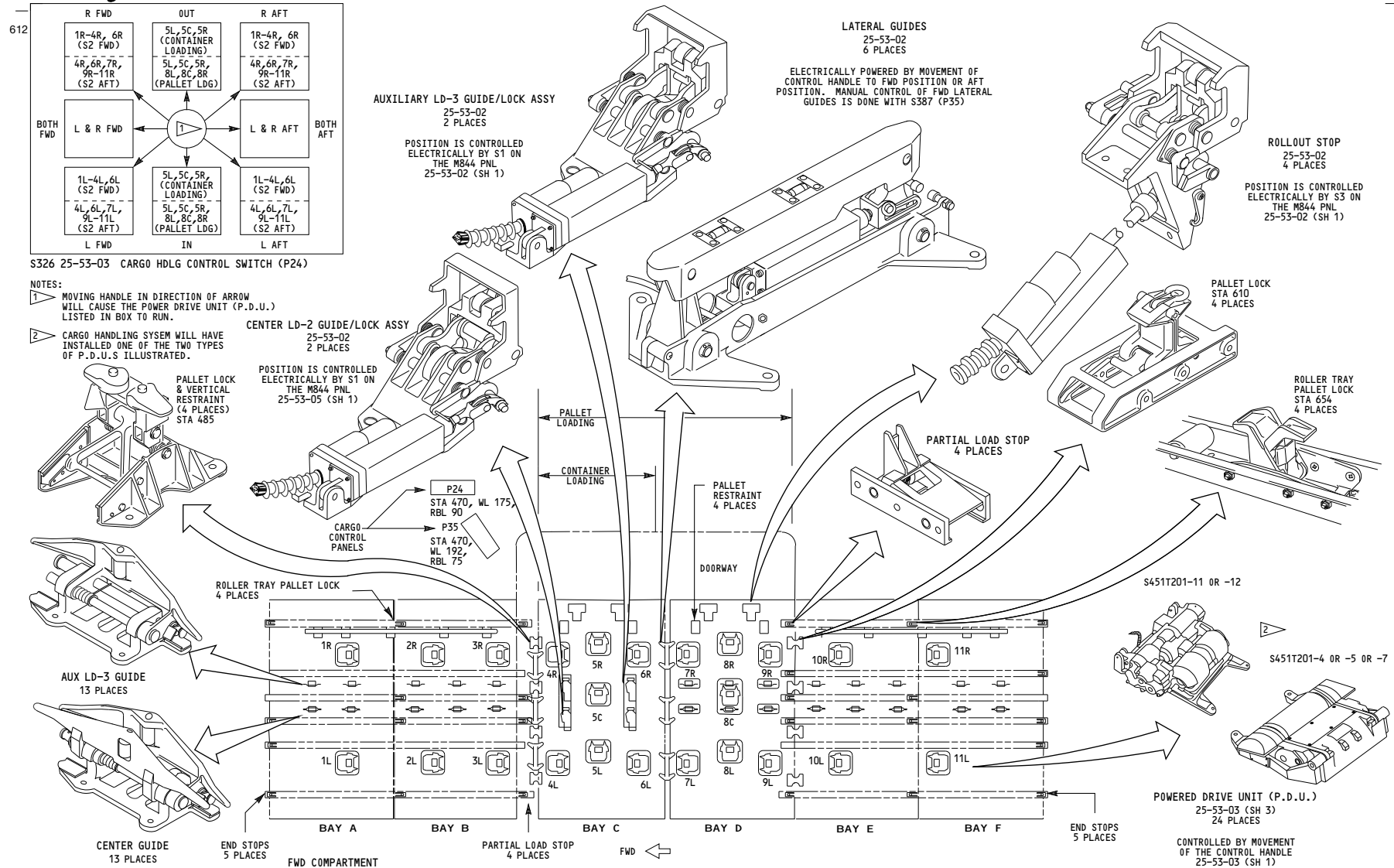
WIRING DIAGRAMS  
25-42-11



|         |                                                                            |
|---------|----------------------------------------------------------------------------|
| 275-299 | <p align="center"><b>SHAVER OUTLETS</b></p> <p align="center">D280T232</p> |
|---------|----------------------------------------------------------------------------|

**25-42-01**



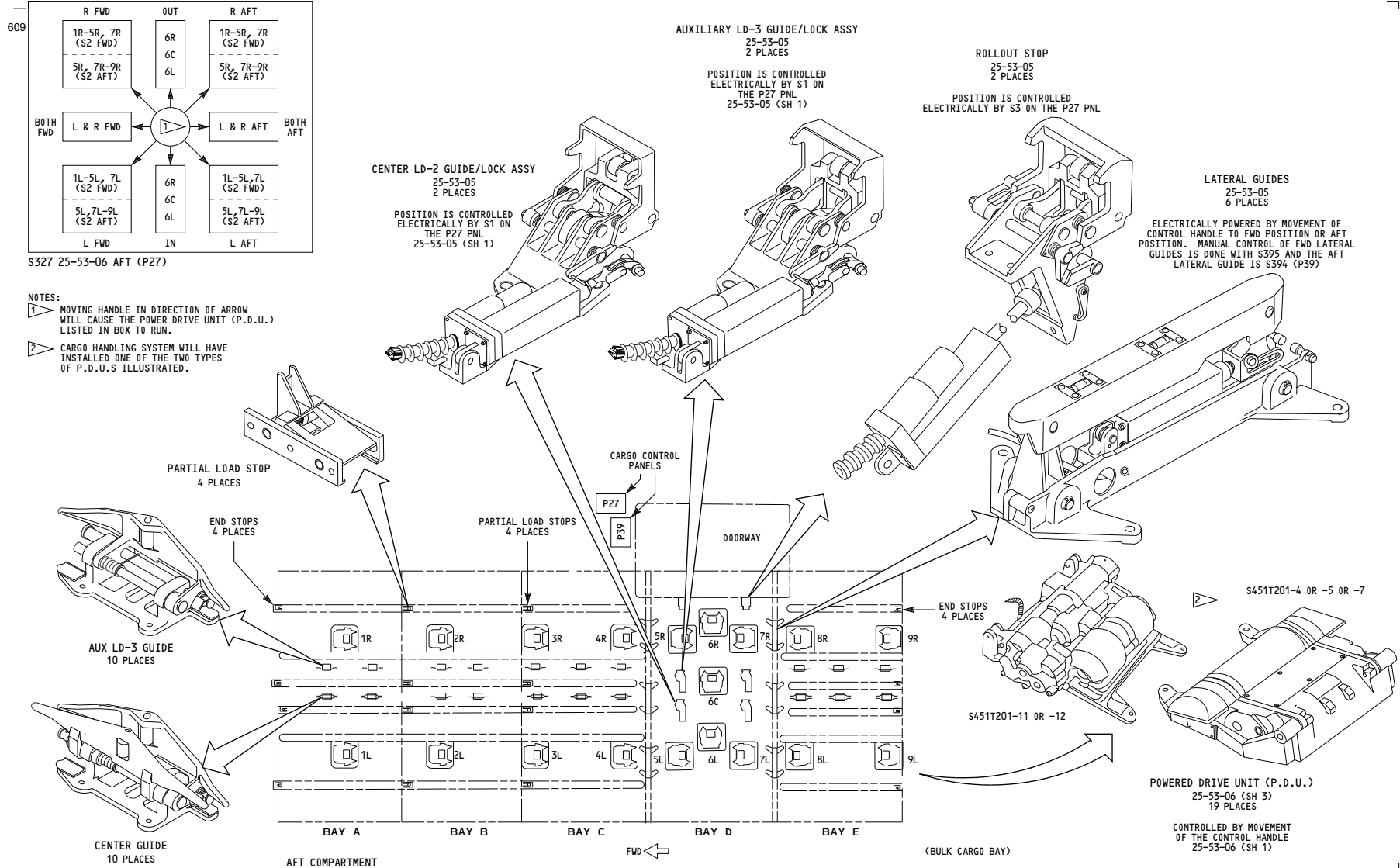


050-099

**CARGO HANDLING-SIMPLIFIED**

D280T232

**25-53-00**



050-099

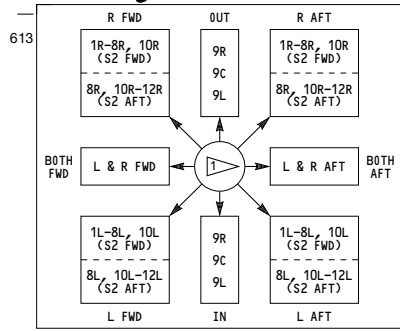
**CARGO HANDLING-  
SIMPLIFIED**

D280T232

**25-53-00**

Page 101  
Sheet 2  
Jan 21/2005





**CENTER LD-2 GUIDE/LOCK ASSY**  
25-53-05  
2 PLACES

POSITION IS CONTROLLED ELECTRICALLY BY S1 ON M845 25-53-05 (SH 1)

**AUXILIARY LD-3 GUIDE/LOCK ASSY**  
25-53-05  
2 PLACES

POSITION IS CONTROLLED ELECTRICALLY BY S1 ON M845 25-53-05 (SH 1)

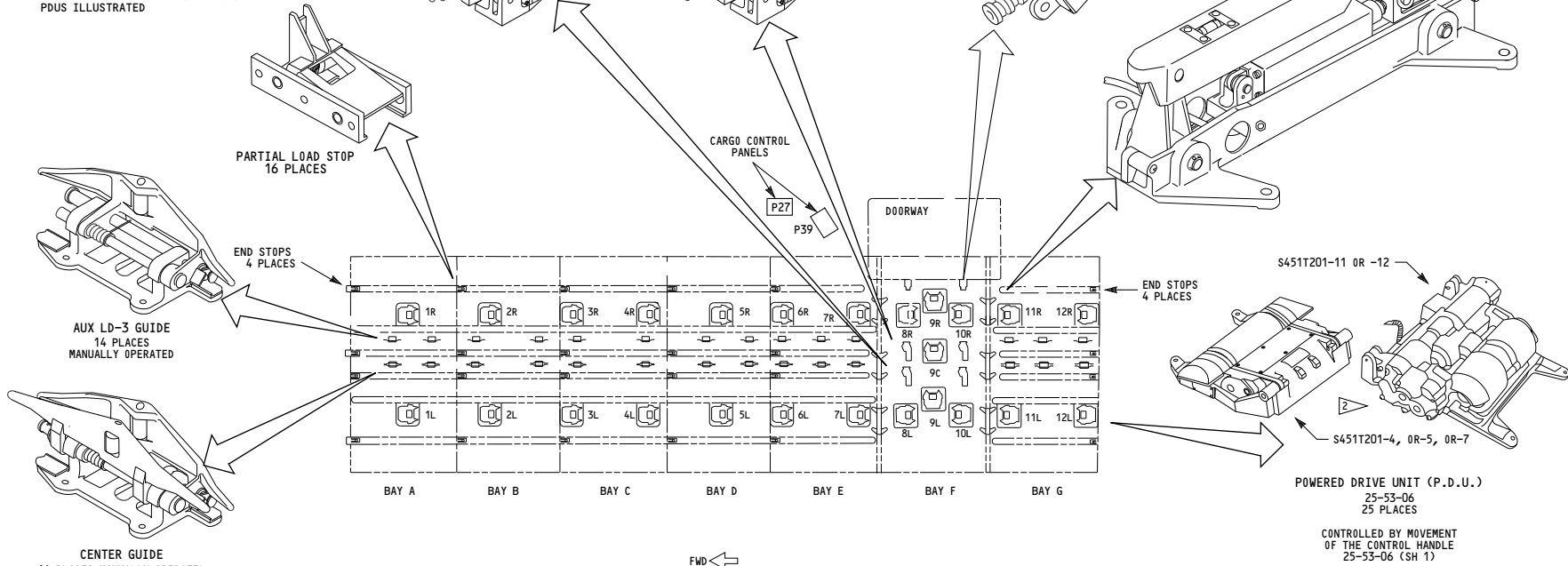
**ROLLOUT STOP**  
2 PICS AFT COMPT  
25-53-05 (SH 3)

POS IS CONTROLLED ELECTRICALLY BY S3 ON THE M845 PNL 25-53-05 (SH 3)

**LATERAL GUIDES**  
25-53-05  
6 PLACES

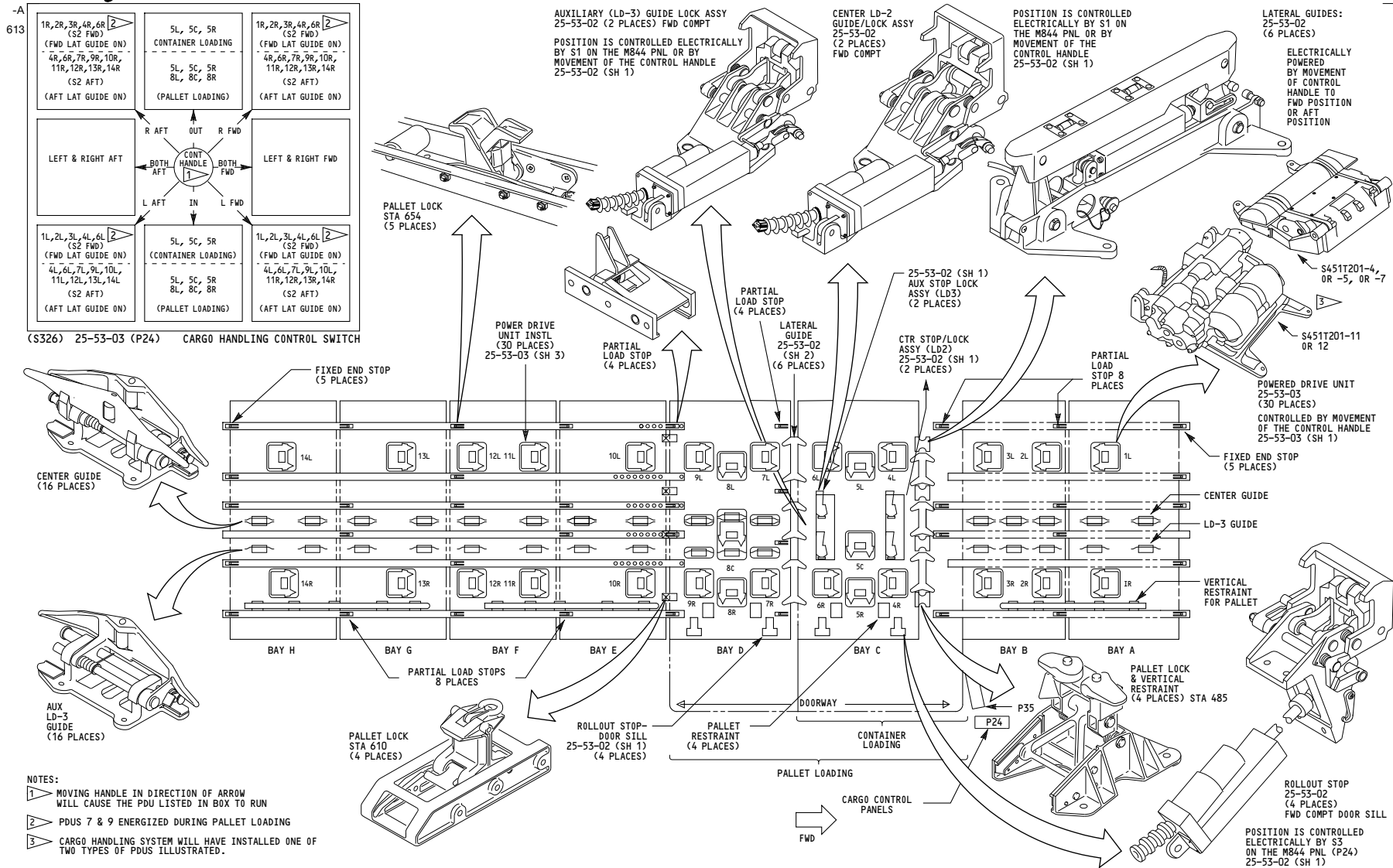
ELECTRICALLY POWERED BY MOVEMENT OF CONTROL HANDLE TO FWD POSITION OR AFT POSITION. CONTROL OF LATERAL GUIDES IS DONE AUTOMATICALLY OR MANUALLY.

- NOTES:**
- 1 MOVING HANDLE IN DIRECTION OF ARROW WILL CAUSE THE POWER DRIVE UNIT (P.D.U.) LISTED IN BOX TO RUN.
  - 2 CARGO HANDLING SYSTEM WILL HAVE INSTALLED ONE OF THE TWO TYPES OF PDUS ILLUSTRATED



|         |                                  |
|---------|----------------------------------|
| 150-199 | <b>CARGO HANDLING-SIMPLIFIED</b> |
|         | D280T232                         |

**25-53-00**

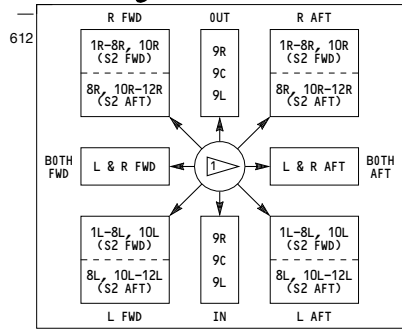


275-299

**CARGO HANDLING-SIMPLIFIED**

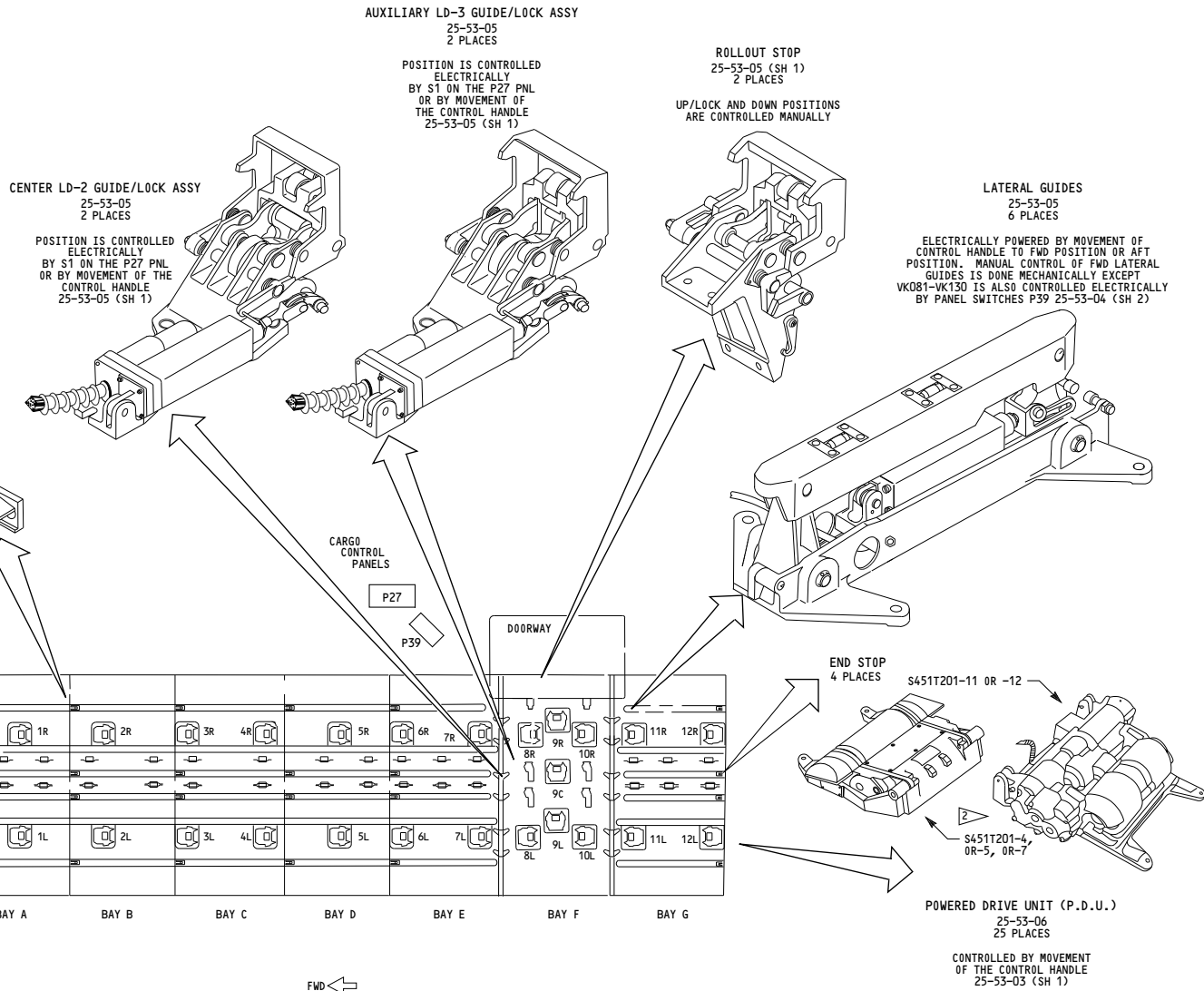
D280T232

**25-53-00**



S327 25-53-06 AFT CARGO HANDLING CONTROL SWITCH (P27)

- NOTES:**
- 1 MOVING HANDLE IN DIRECTION OF ARROW WILL CAUSE THE POWER DRIVE UNIT (P.D.U.) LISTED IN BOX TO RUN.
  - 2 CARGO HANDLING SYSTEM WILL HAVE INSTALLED ONE OF THE TWO TYPES OF P.D.U. ILLUSTRATED



612

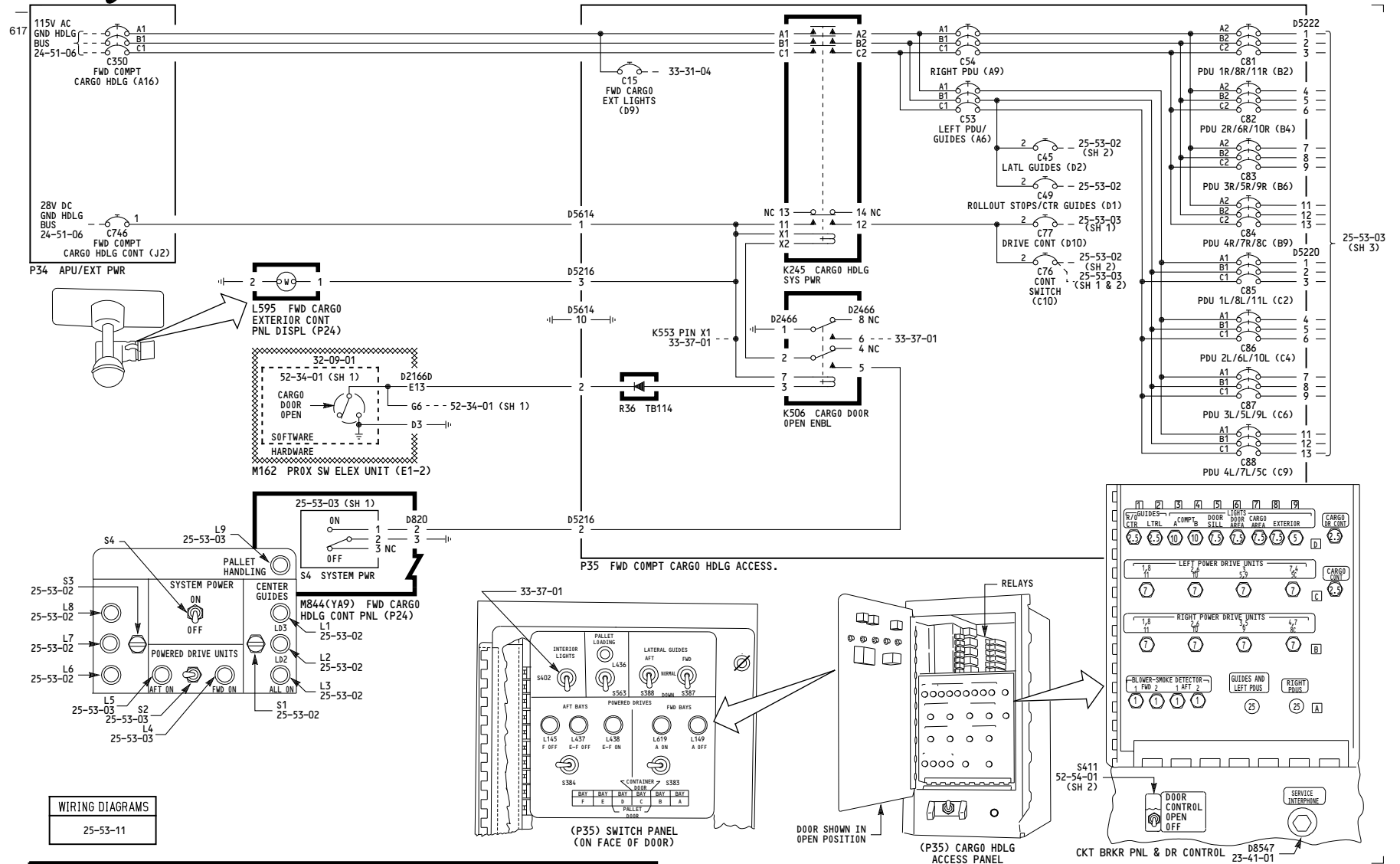
275-299

AFT COMPARTMENT

**CARGO HANDLING-SIMPLIFIED**

D280T232

**25-53-00**



050-099

**CARGO HANDLING-  
POWER DISTRIBUTION-  
FORWARD LOWER LOBE**

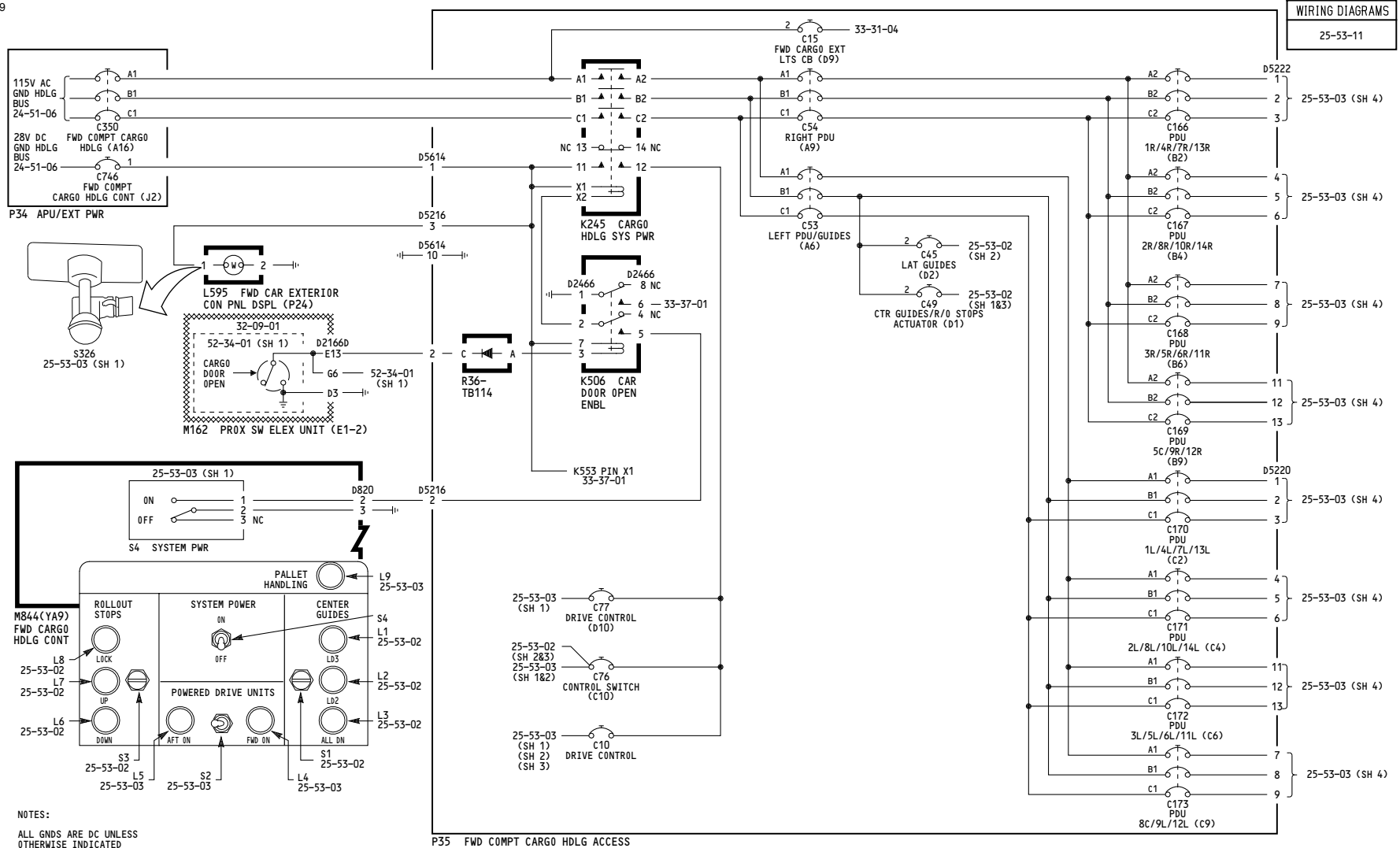
D280T232

**25-53-01**

THIS PAGE INTENTIONALLY LEFT BLANK



-A  
619



150-199, 275-299

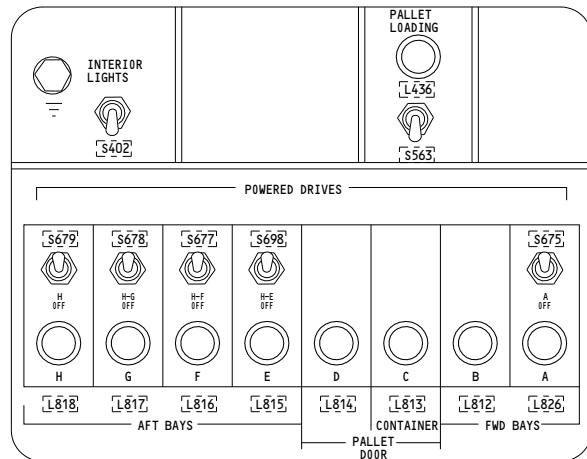
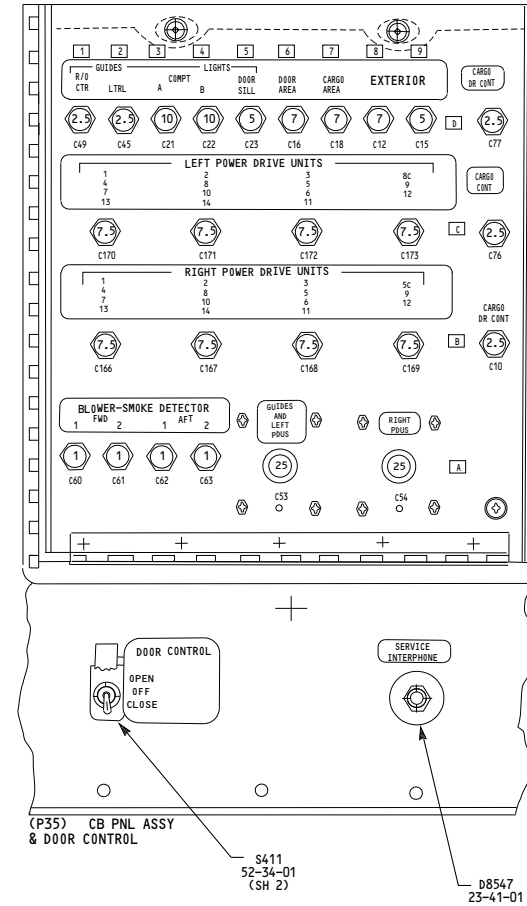
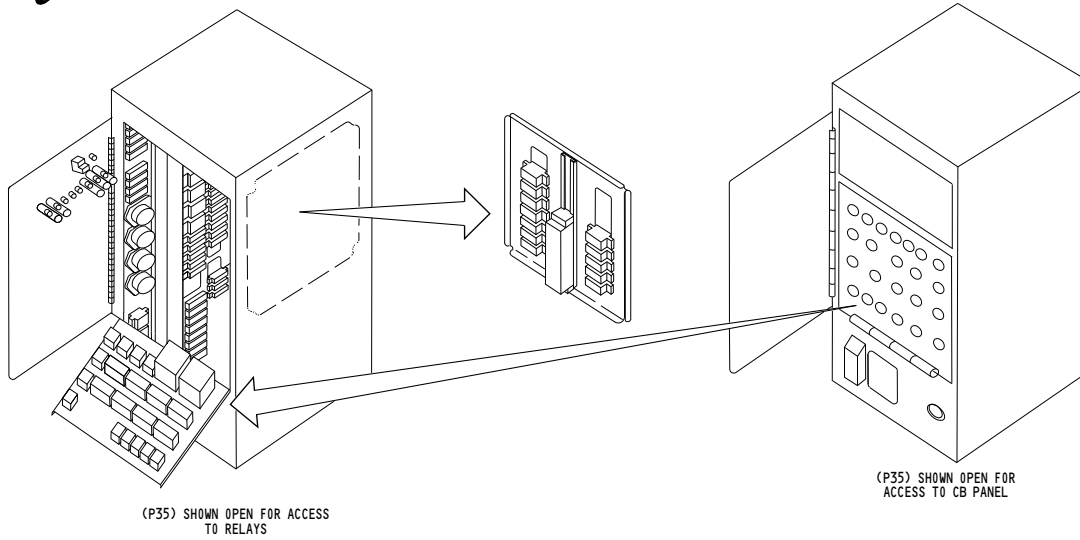
**CARGO HANDLING-  
POWER DISTRIBUTION-  
FORWARD LOWER LOBE**

D280T232

**25-53-01**

Page 102  
Sheet 1  
Jan 21/2005

619



(P35) OVERALL VIEW COMPARTMENT CARGO HANDLING ACCESS PANEL

150-199, 275-299

**CARGO HANDLING-  
POWER DISTRIBUTION-  
FORWARD LOWER LOBE**

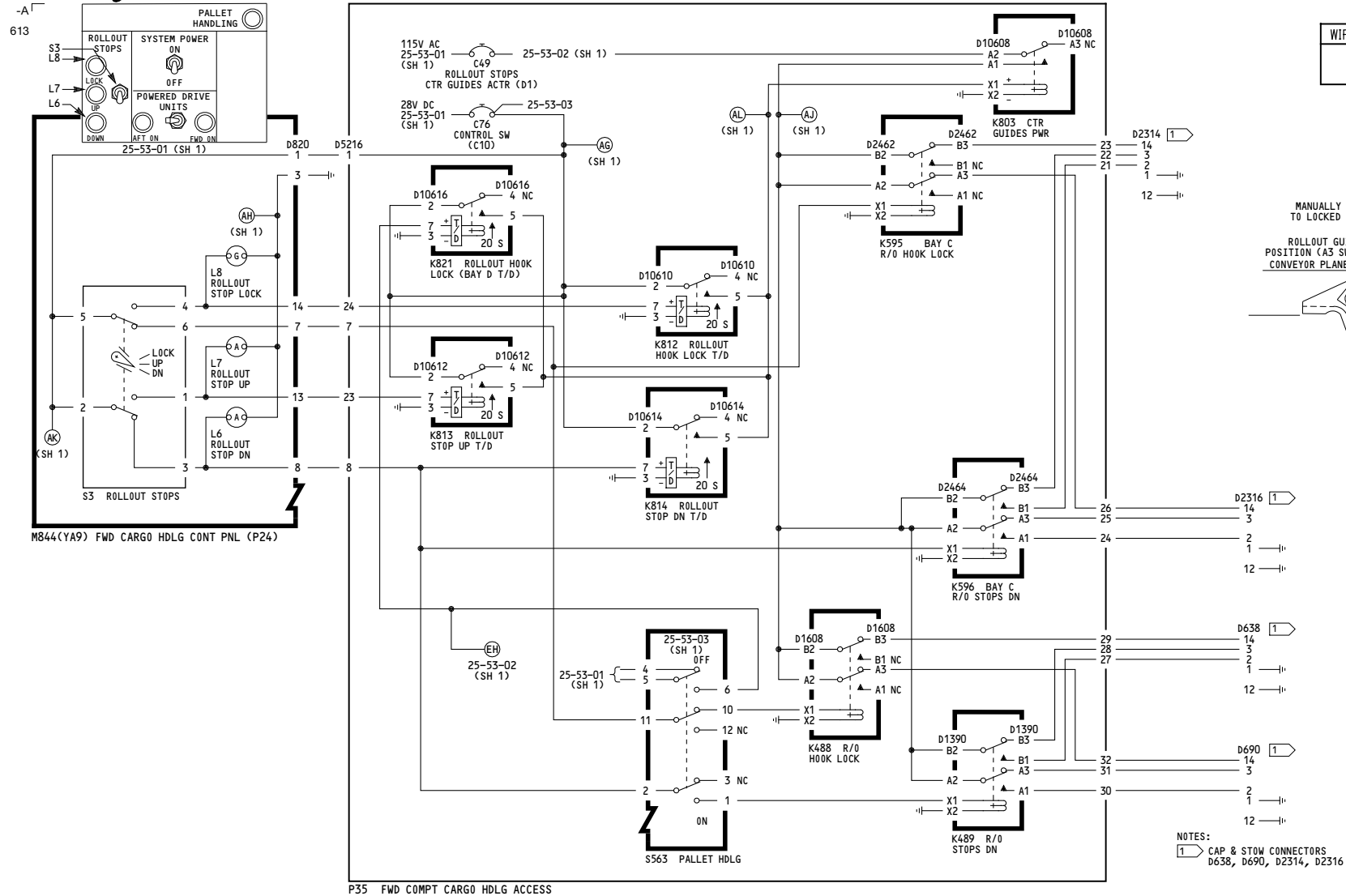
D280T232

**25-53-01**

Page 102  
Sheet 2  
Jan 21/2005







WIRING DIAGRAMS  
25-53-16  
25-53-17

050-051

**CARGO HANDLING LD2, LD3 LATERAL GUIDES & ROLLOUT STOPS-LOWER LOBE**

D280T232

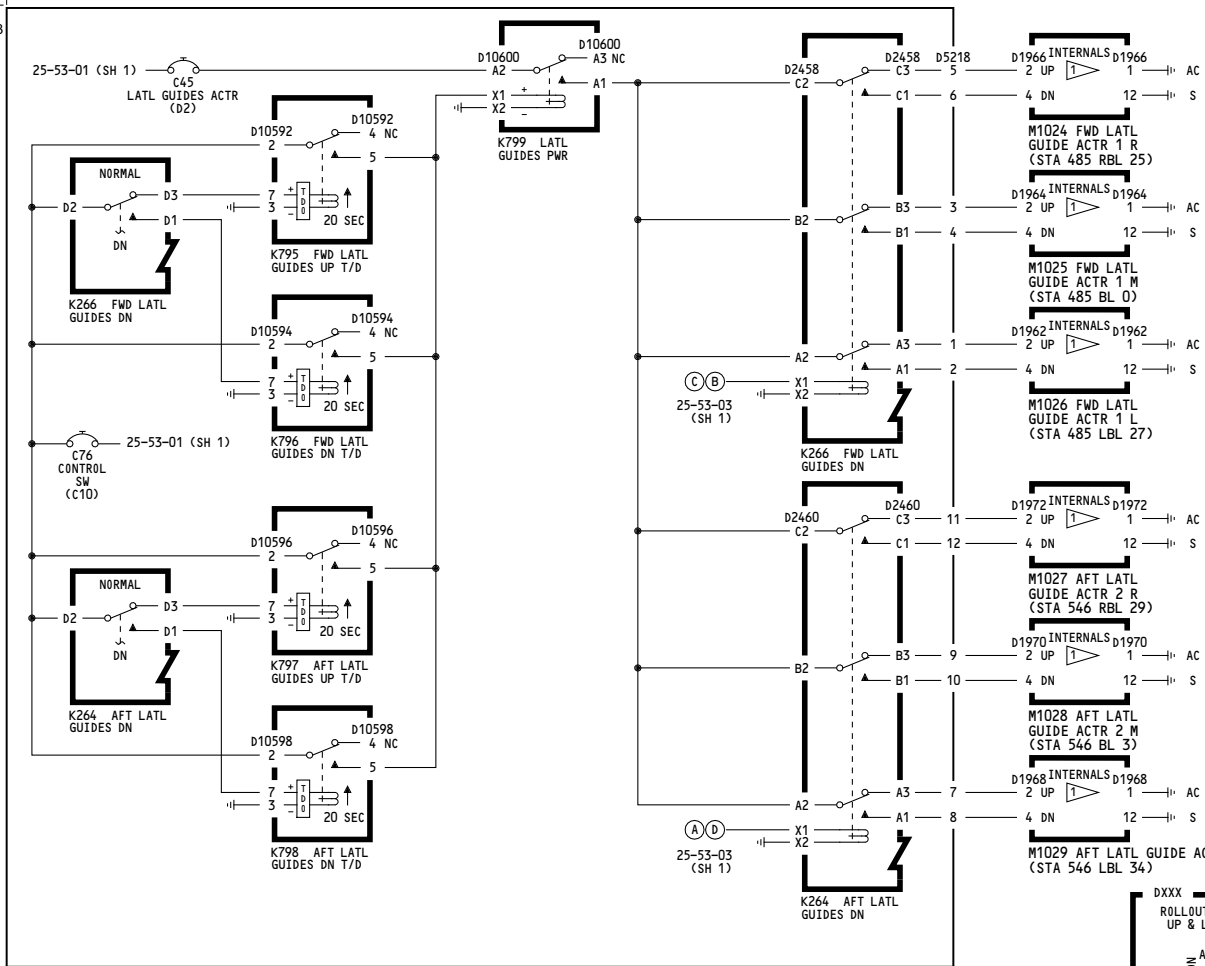
Incorporates  
MTO 253681

**25-53-02**

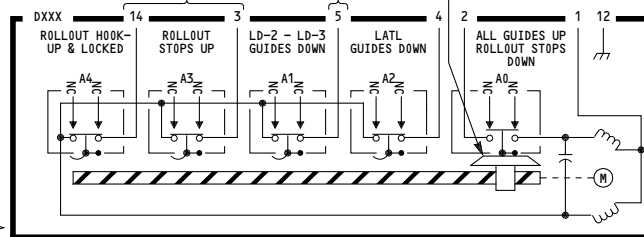
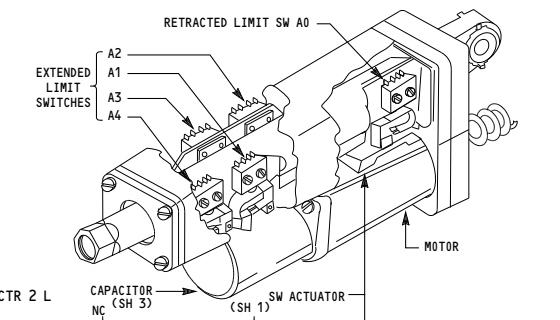
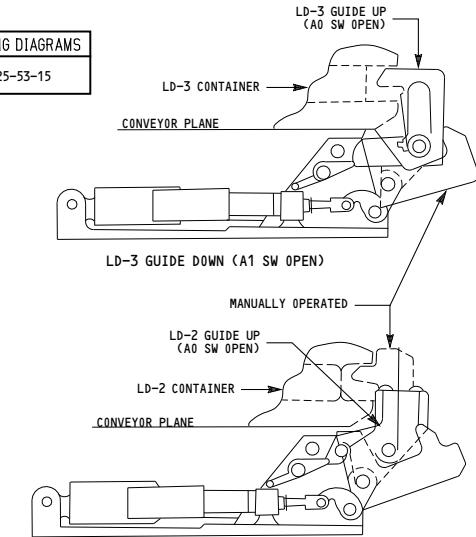
THIS PAGE INTENTIONALLY LEFT BLANK



623



**WIRING DIAGRAMS**  
25-53-15



P35 FWD COMPT CARGO HDLG ACCESS

NOTES:  
TYPICAL INTERNALS SHOWN FOR LINEAR ACTUATOR

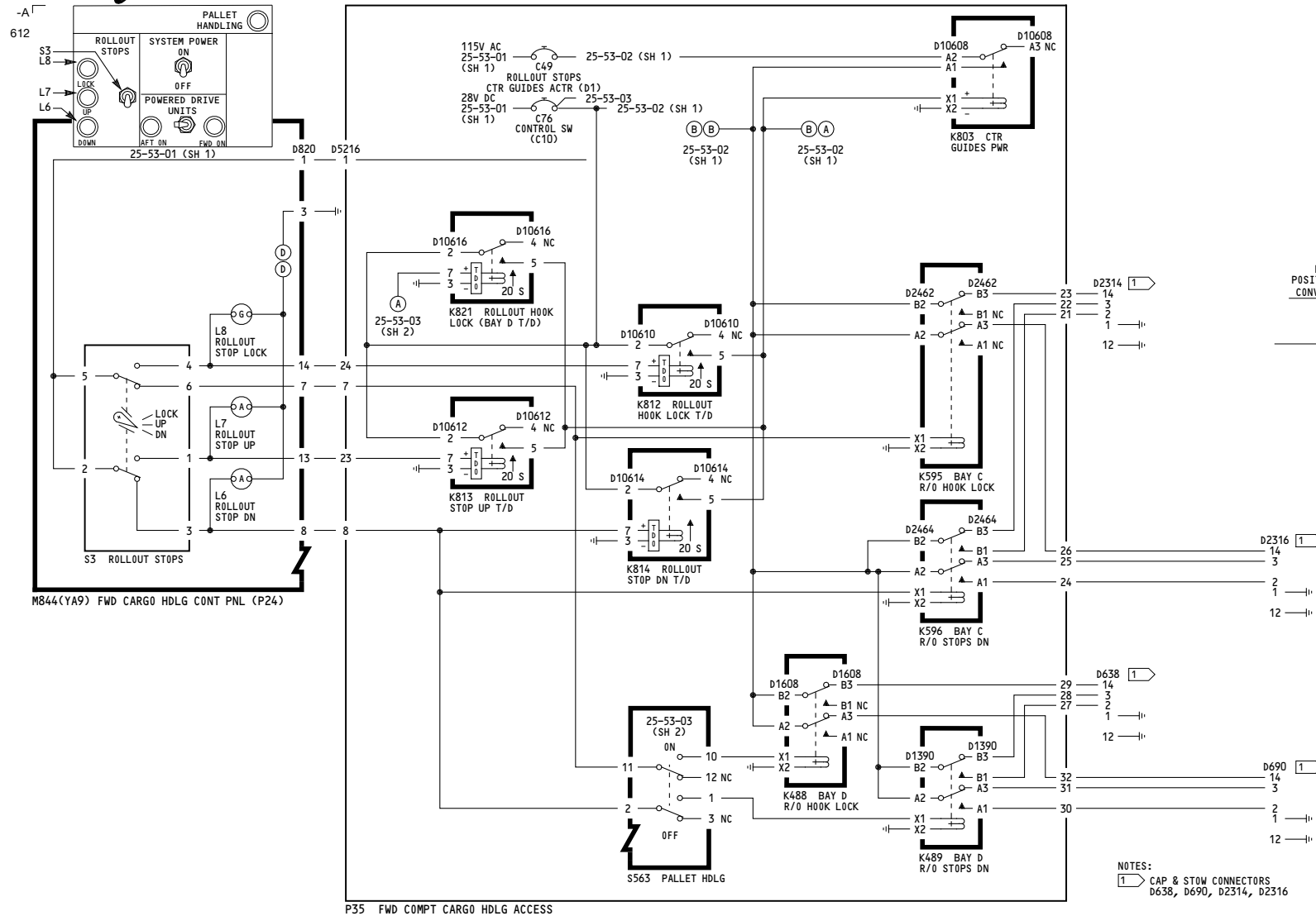
150-154, 162, 275-276

**CARGO HANDLING LD2, LD3 LATERAL GUIDES & ROLLOUT STOPS-LOWER LOBE**

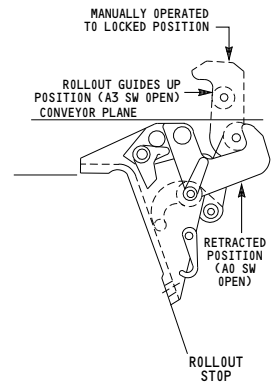
D280T232

**25-53-02**





WIRING DIAGRAMS  
25-53-16  
25-53-17



NOTES:  
1 CAP & STOW CONNECTORS  
D638, D690, D2314, D2316

150-154, 162, 275-276

**CARGO HANDLING LD2, LD3  
LATERAL GUIDES & ROLLOUT  
STOPS-LOWER LOBE**

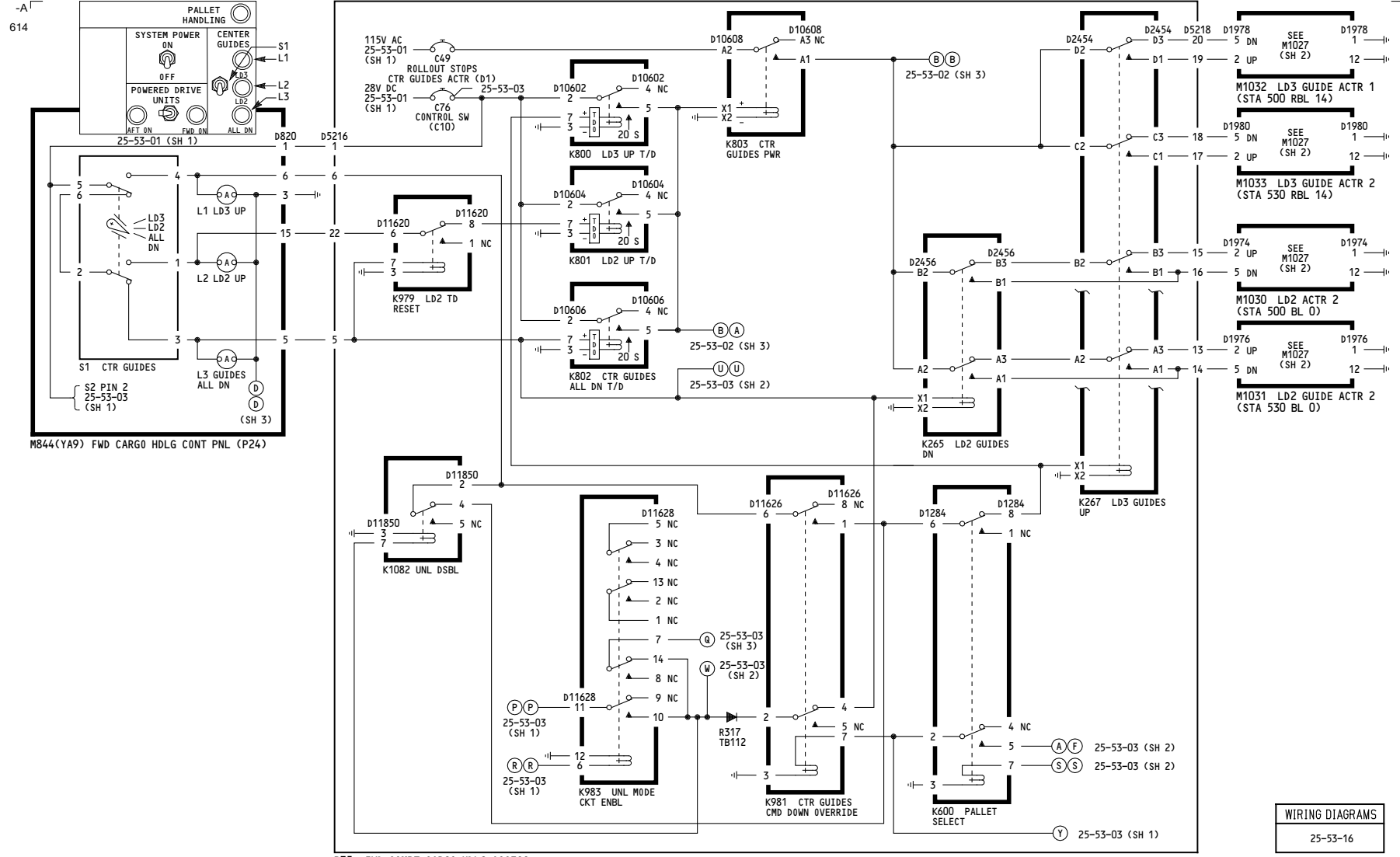
D280T232

Incorporates  
MTO 253681

**25-53-02**

Page 102A  
Sheet 3  
Jan 21/2005

THIS PAGE INTENTIONALLY LEFT BLANK



WIRING DIAGRAMS  
25-53-16

155-157, 163-167, 277-280

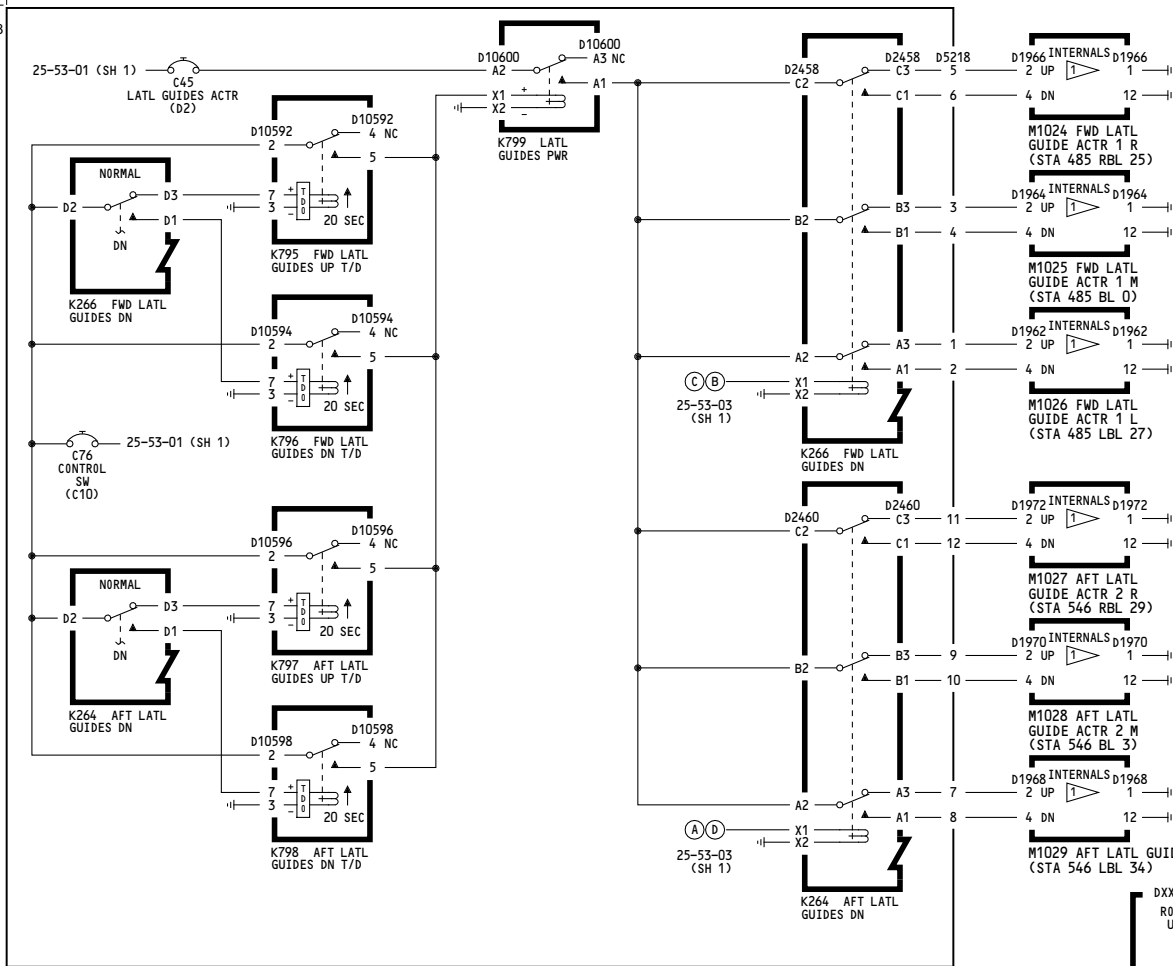
**CARGO HANDLING LD2, LD3  
LATERAL GUIDES & ROLLOUT  
STOPS-LOWER LOBE**

D280T232

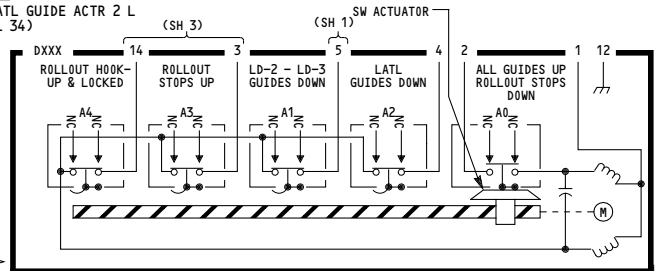
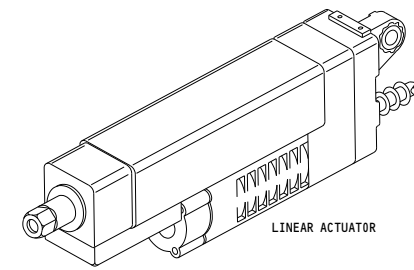
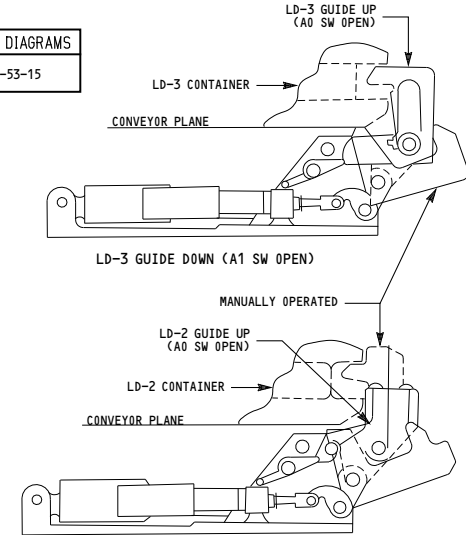
**25-53-02**

Page 103A  
Sheet 1  
Jan 21/2005

628



**WIRING DIAGRAMS**  
25-53-15



P35 FWD COMPT CARGO HDLG ACCESS

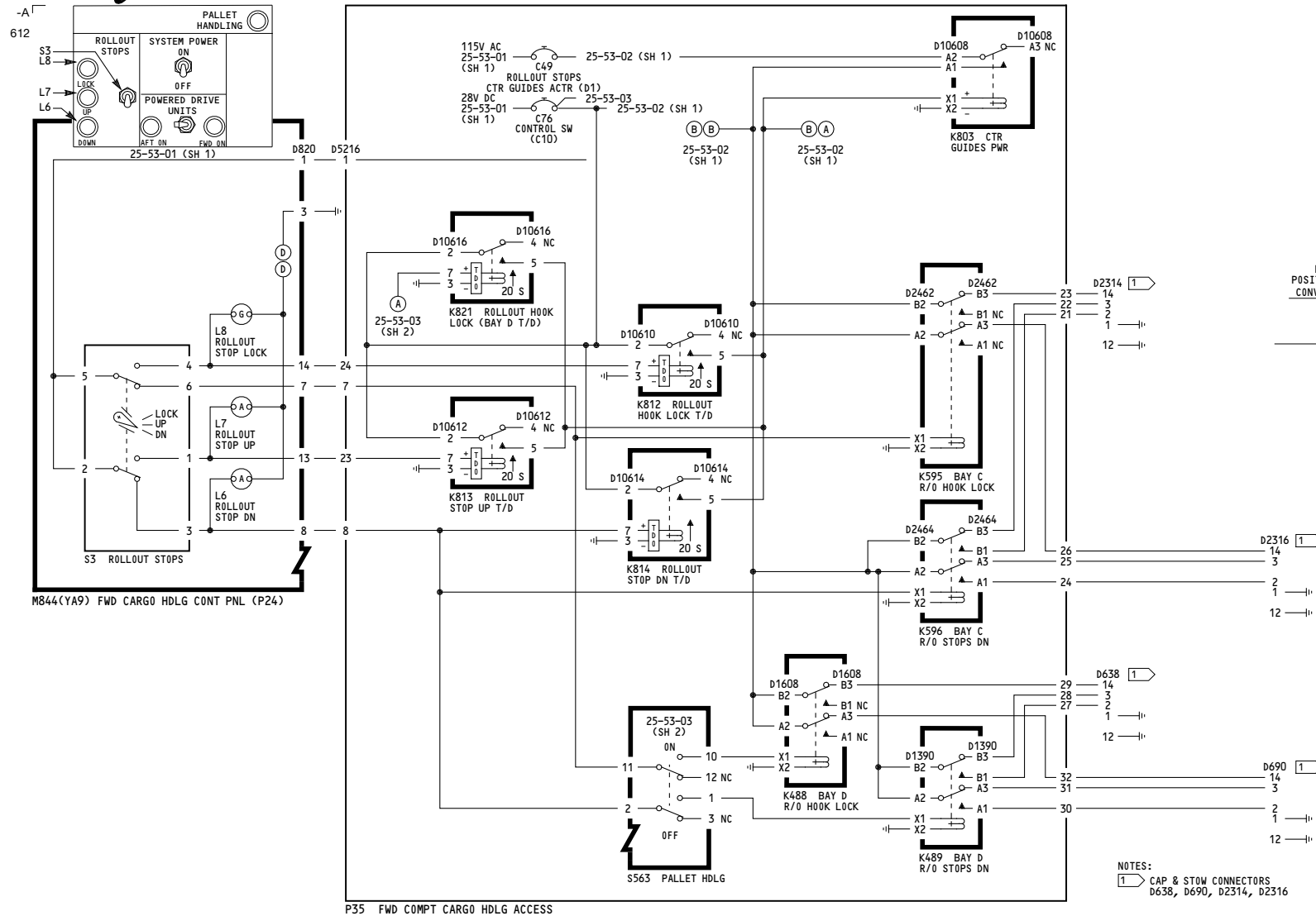
NOTES:  
TYPICAL INTERNALS SHOWN FOR LINEAR ACTUATOR

155-157, 163-167, 277-280

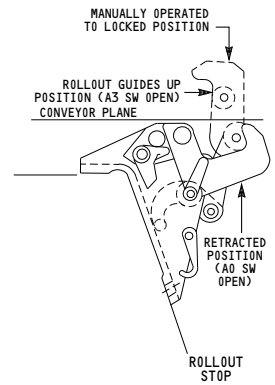
**CARGO HANDLING LD2, LD3 LATERAL GUIDES & ROLLOUT STOPS-LOWER LOBE**

D280T232

**25-53-02**



**WIRING DIAGRAMS**  
25-53-16  
25-53-17



**NOTES:**  
① CAP & STOW CONNECTORS  
D638, D690, D2314, D2316

155-157, 163-167, 277-280

**CARGO HANDLING LD2, LD3  
LATERAL GUIDES & ROLLOUT  
STOPS-LOWER LOBE**

Incorporates  
MTO 253681

D280T232

**25-53-02**

Page 103A  
Sheet 3  
Jan 21/2005

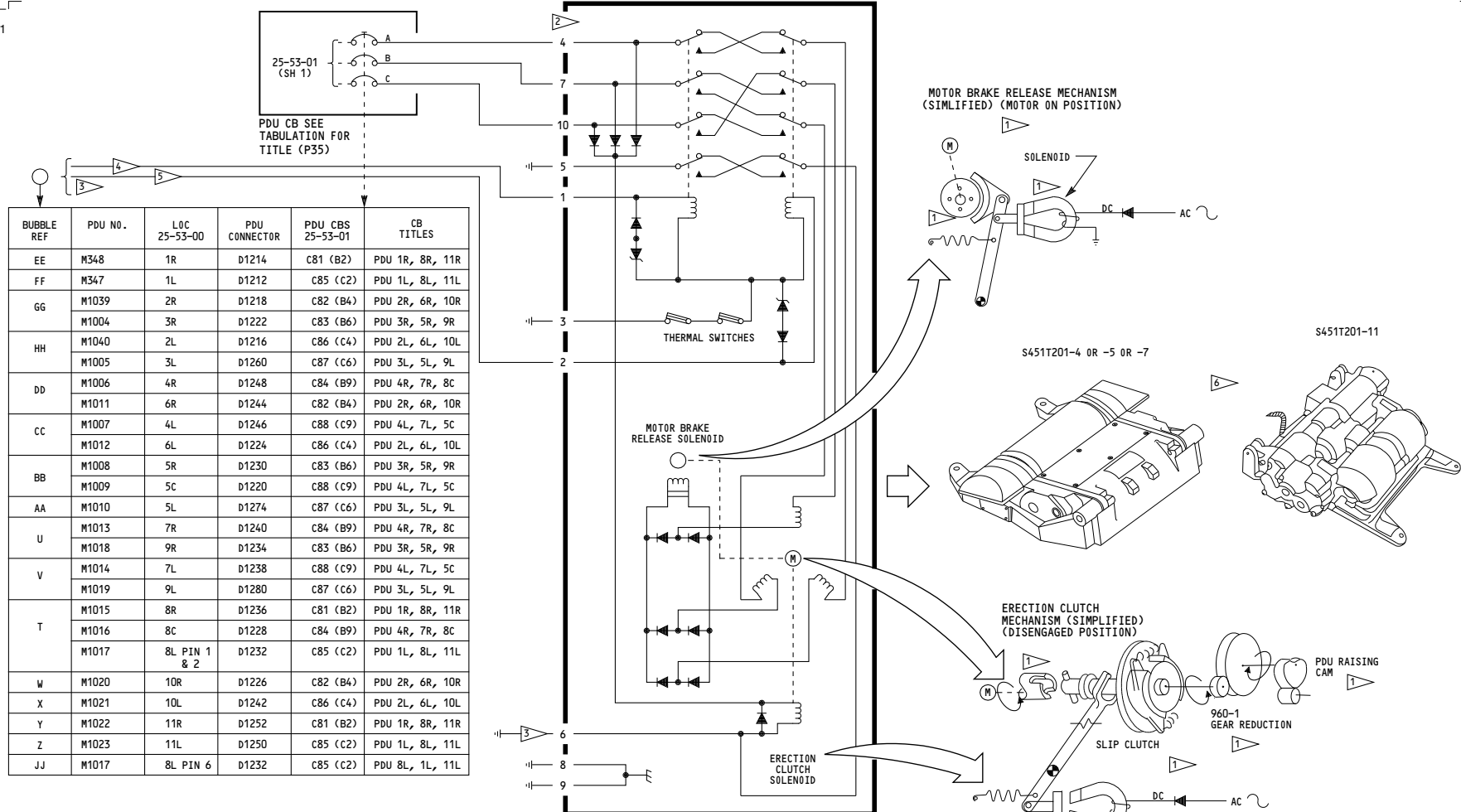
THIS PAGE INTENTIONALLY LEFT BLANK







611



- NOTES:
- 1 ANIMATED ILLUSTRATION TO SHOW BASIC OPERATION
  - 2 SEE PDU CONTROL TABULATION FOR CONNECTOR NO. AND EQUIPMENT NO.
  - 3 PDU PIN 6 GROUND WIRES, BRAKE CONTROL THROUGH CARGO HANDLING ACCESS PANEL P35 ON (SH 2)
  - 4 WIRES CONNECT TO PIN 1 OF PDU
  - 5 WIRES CONNECT TO PIN 2 OF PDU
  - 6 CARGO HANDLING SYSTEM WILL HAVE INSTALLED ONE OF THE TWO TYPES OF P.D.U.S ILLUSTRATED.

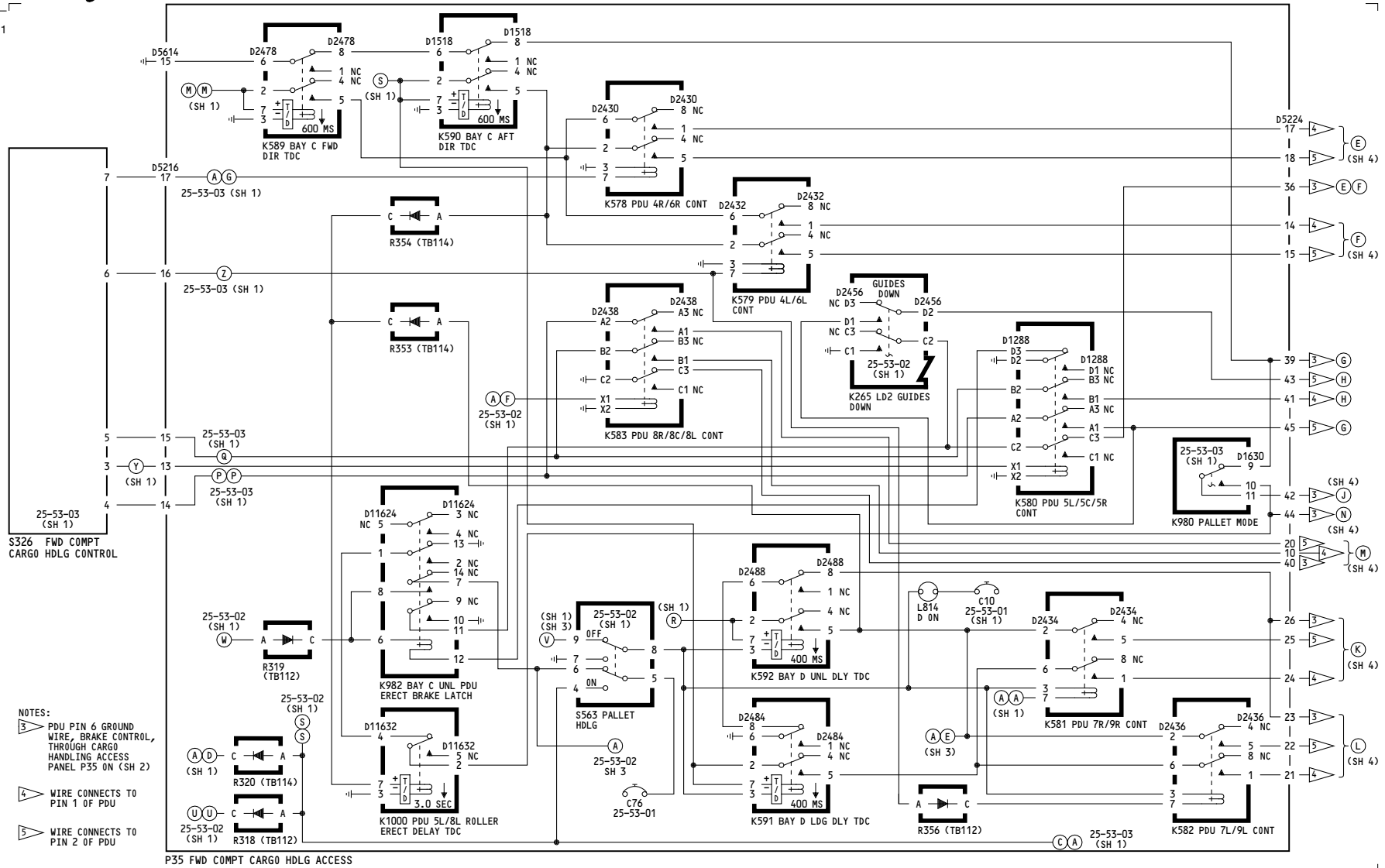
|          |                                                                     |
|----------|---------------------------------------------------------------------|
| 050-099  | <b>CARGO HANDLING<br/>POWER DRIVE UNITS-<br/>FORWARD LOWER LOBE</b> |
| D280T232 |                                                                     |

**25-53-03**

THIS PAGE INTENTIONALLY LEFT BLANK



611



S326 FWD COMPT CARGO HDLG CONTROL

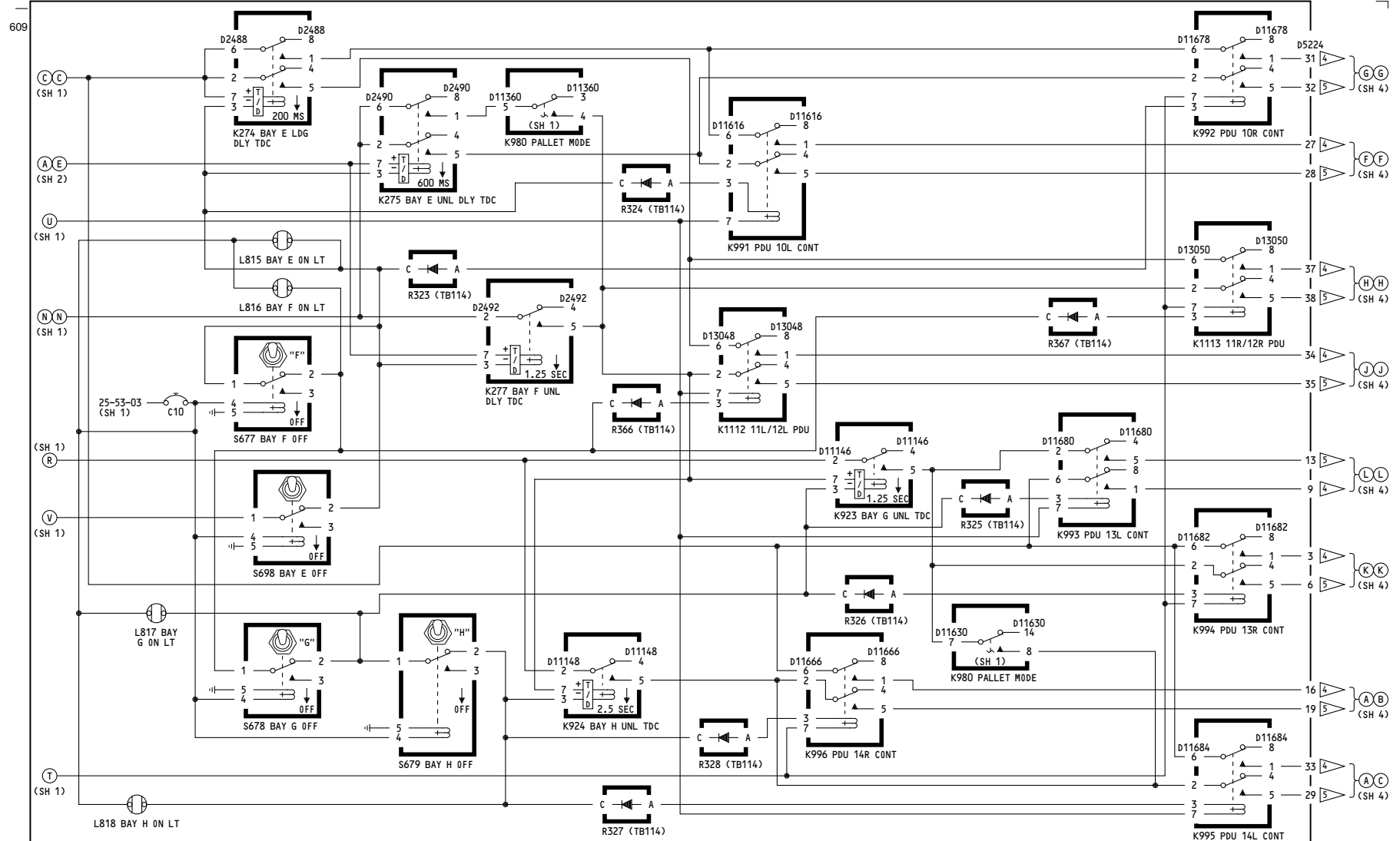
- NOTES:
- 3 PDU PIN 6 GROUND WIRE, BRAKE CONTROL, THROUGH CARGO HANDLING ACCESS PANEL P35 ON (SH 2)
  - 4 WIRE CONNECTS TO PIN 1 OF PDU
  - 5 WIRE CONNECTS TO PIN 2 OF PDU

150-156, 162-166, 275-276

**CARGO HANDLING POWER DRIVE UNITS-FORWARD LOWER LOBE**

D280T232

**25-53-03**



P35 FWD COMPT CARGO HDLG ACCESS

150-156, 162-166, 275-276

**CARGO HANDLING  
POWER DRIVE UNITS-  
FORWARD LOWER LOBE**

D280T232

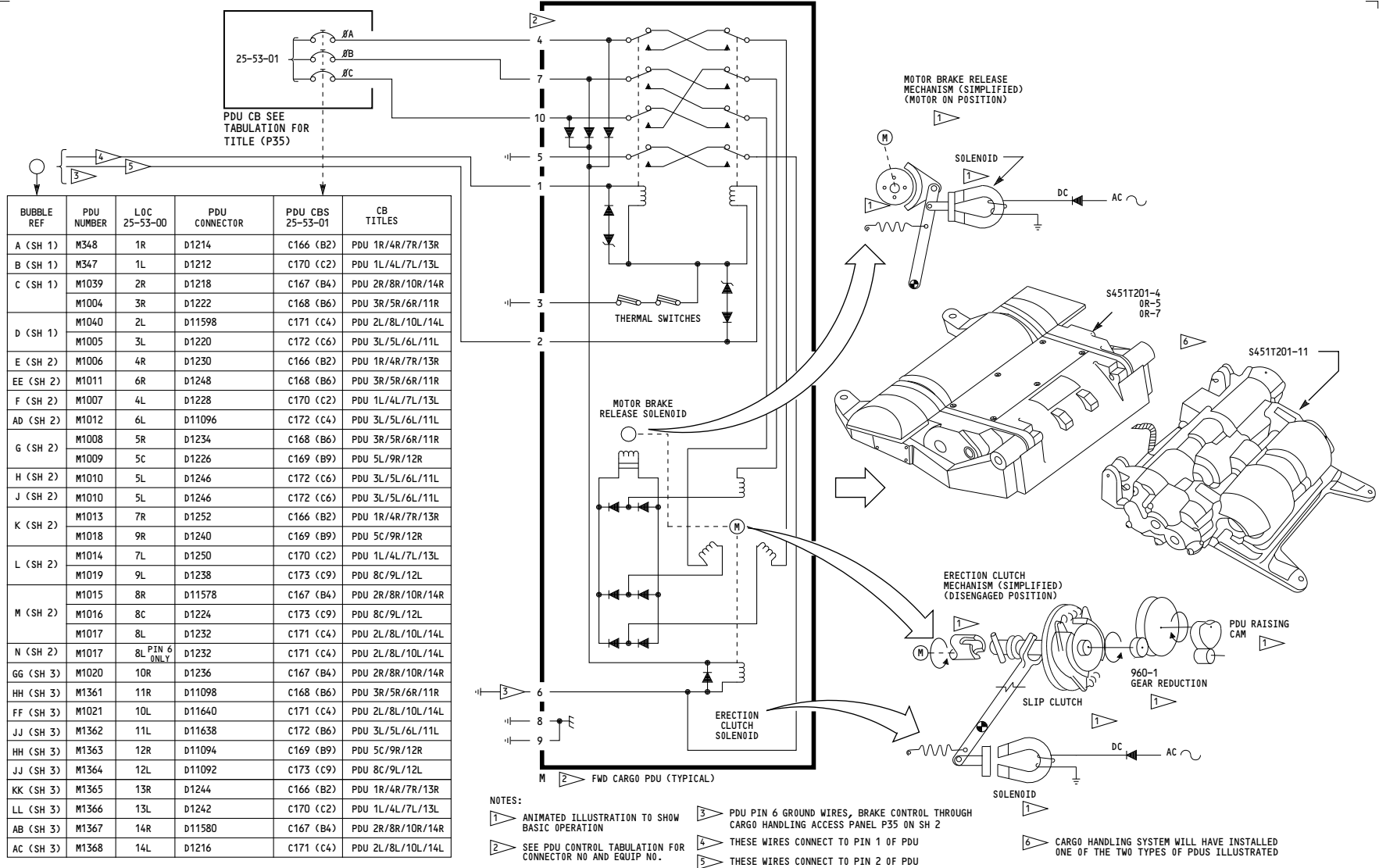
**NOTES:**

◁ WIRES CONNECT TO PIN 1 OF PDU

▷ WIRES CONNECT TO PIN 2 OF PDU

**25-53-03**

609



150-156, 162-166, 275-276

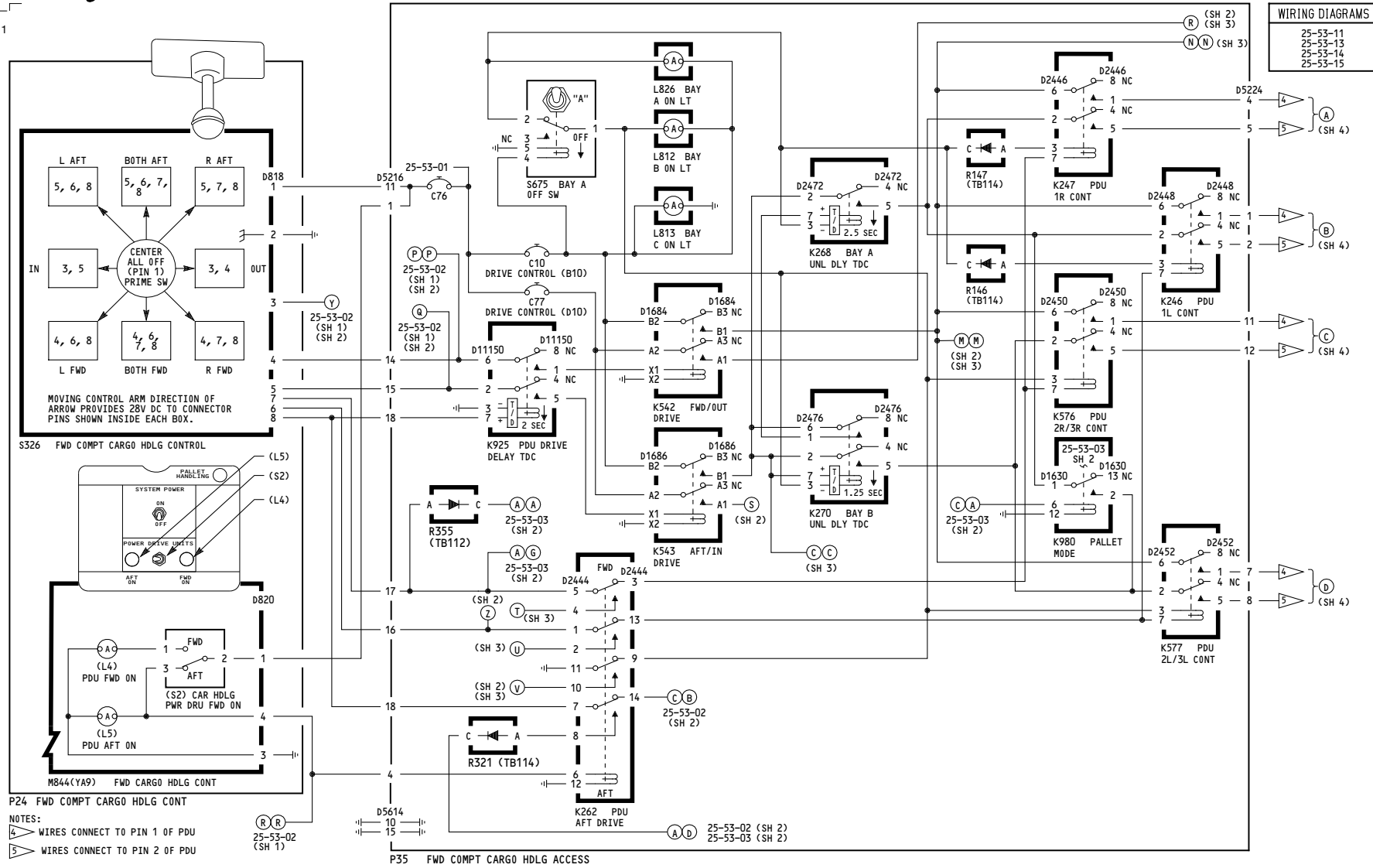
**CARGO HANDLING  
POWER DRIVE UNITS-  
FORWARD LOWER LOBE**

D280T232

**25-53-03**

Page 102  
Sheet 4  
Jan 21/2005

611



| WIRING DIAGRAMS |  |
|-----------------|--|
| 25-53-11        |  |
| 25-53-13        |  |
| 25-53-14        |  |
| 25-53-15        |  |

NOTES:  
 4 WIRES CONNECT TO PIN 1 OF PDU  
 5 WIRES CONNECT TO PIN 2 OF PDU

157, 167-199, 277-299

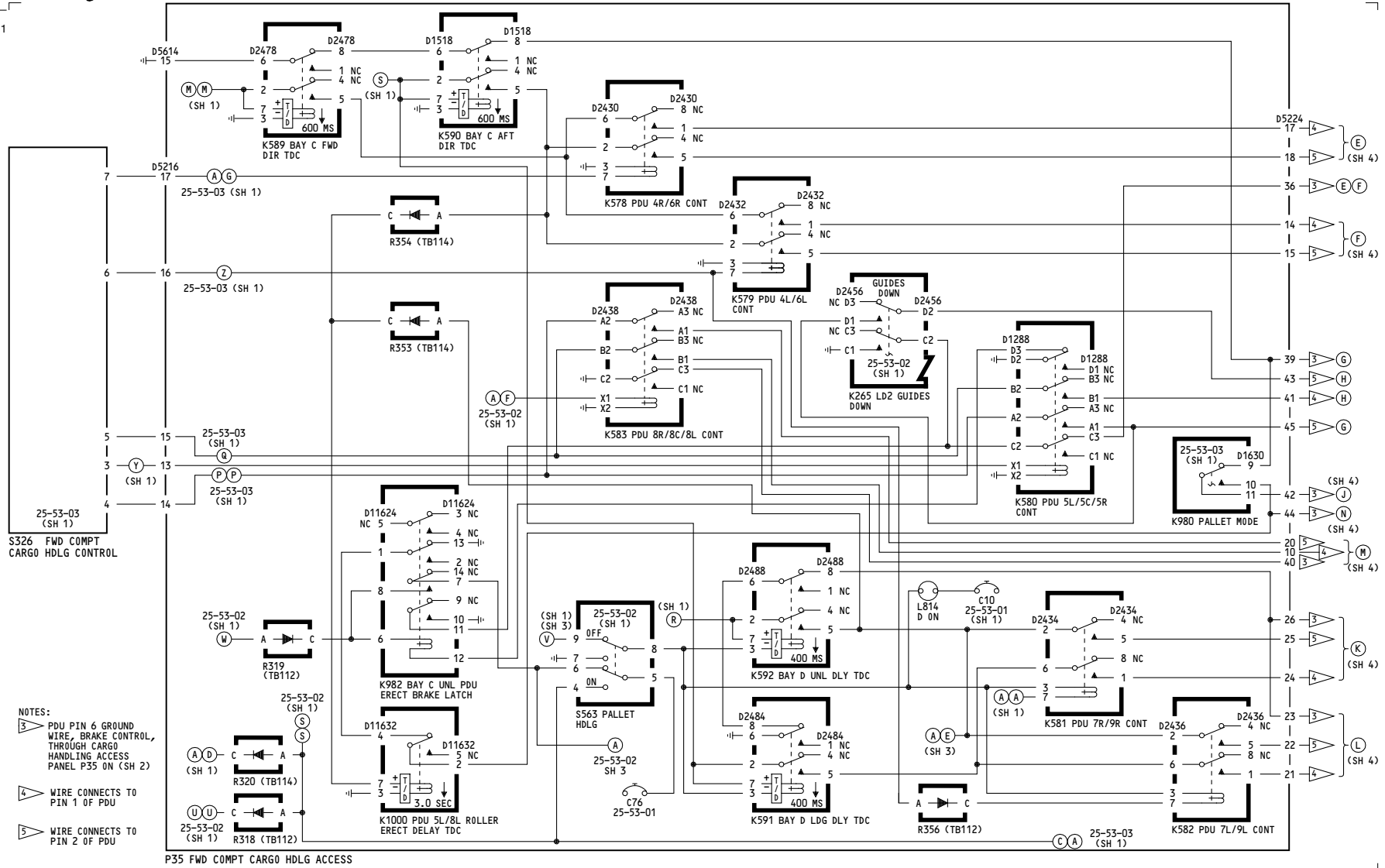
**CARGO HANDLING  
 POWER DRIVE UNITS-  
 FORWARD LOWER LOBE**

D280T232

25-53-03

Page 103  
 Sheet 1  
 Jan 21/2005

611



- NOTES:
- 3 PDU PIN 6 GROUND WIRE, BRAKE CONTROL, THROUGH CARGO HANDLING ACCESS PANEL P35 ON (SH 2)
  - 4 WIRE CONNECTS TO PIN 1 OF PDU
  - 5 WIRE CONNECTS TO PIN 2 OF PDU

157, 167-199, 277-299

**CARGO HANDLING  
POWER DRIVE UNITS-  
FORWARD LOWER LOBE**

D280T232

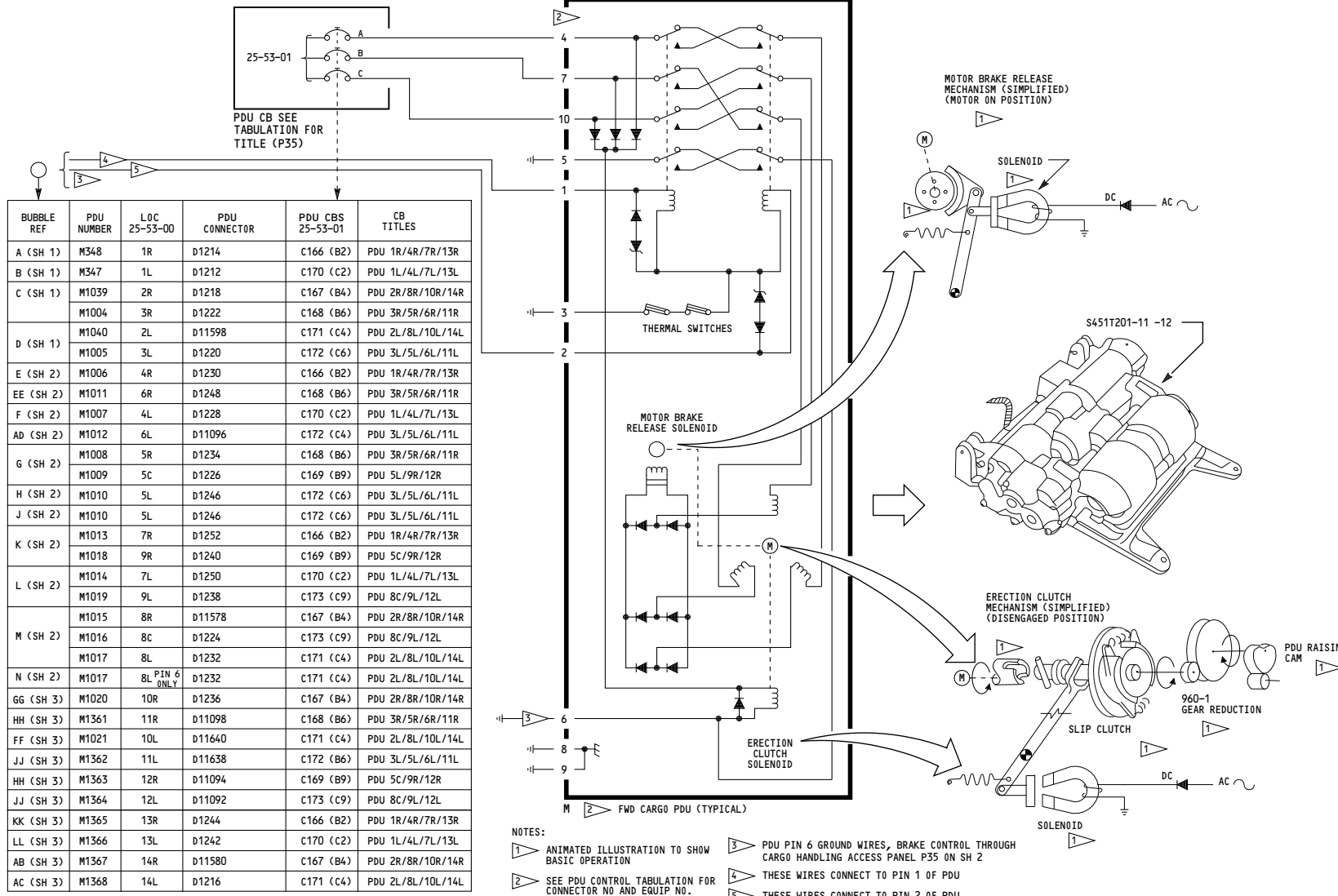
**25-53-03**

Page 103  
Sheet 2  
Jan 21/2005





611

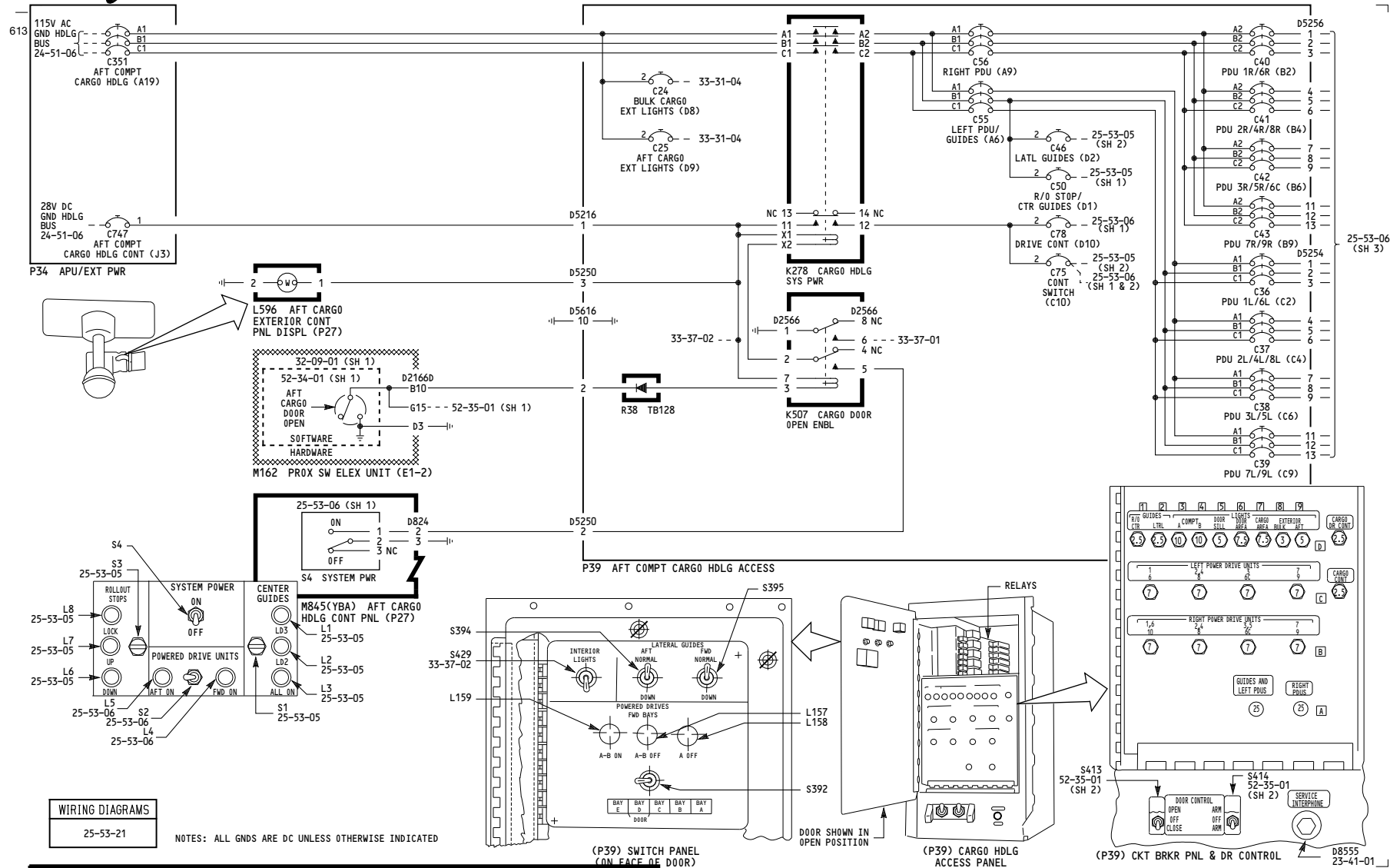


157, 167-199, 277-299

**CARGO HANDLING  
POWER DRIVE UNITS-  
FORWARD LOWER LOBE**

D280T232

**25-53-03**



WIRING DIAGRAMS  
25-53-21

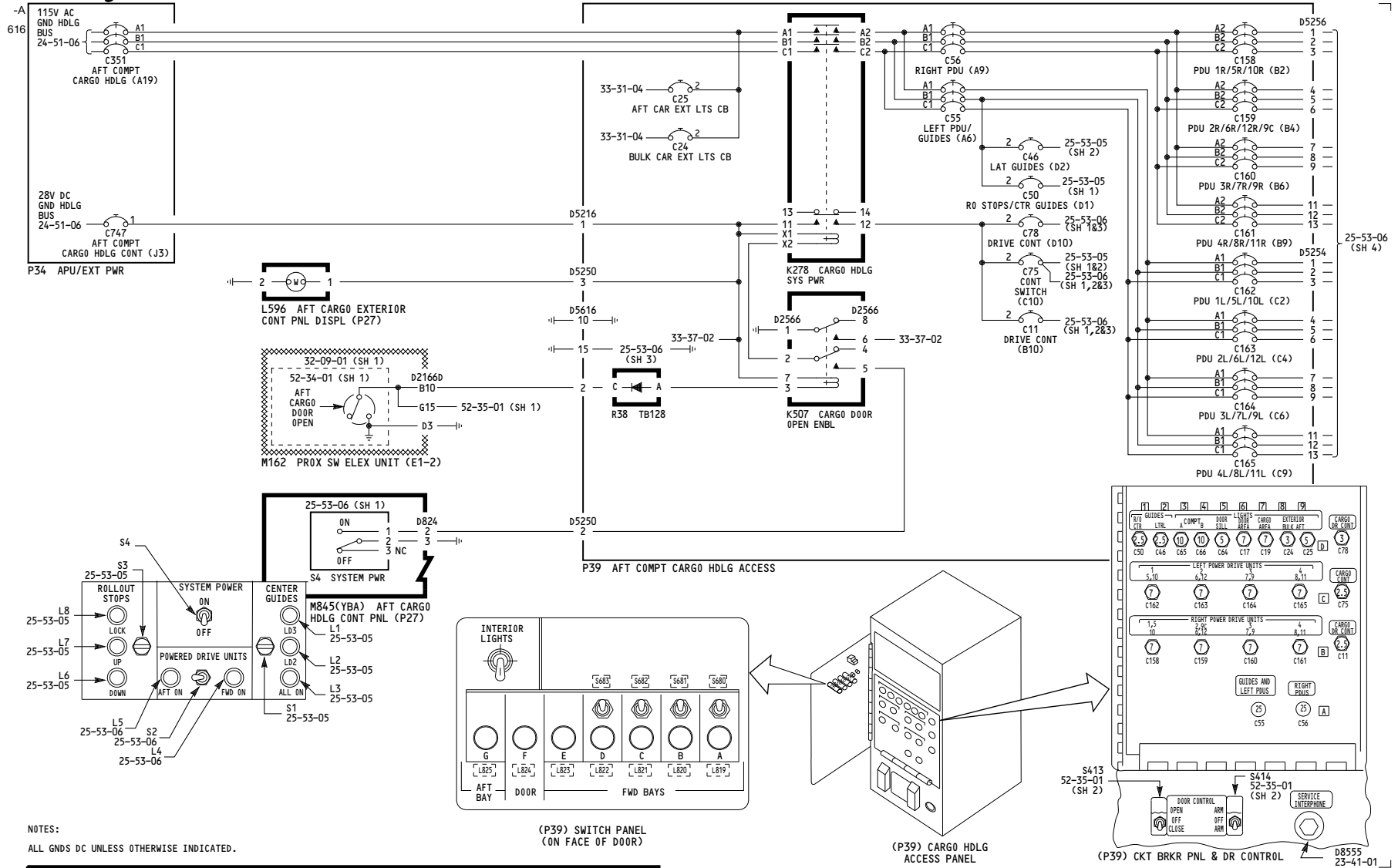
NOTES: ALL GNDS ARE DC UNLESS OTHERWISE INDICATED

050-099

**CARGO HANDLING  
POWER DISTRIBUTION-  
AFT LOWER LOBE**

D280T232

**25-53-04**



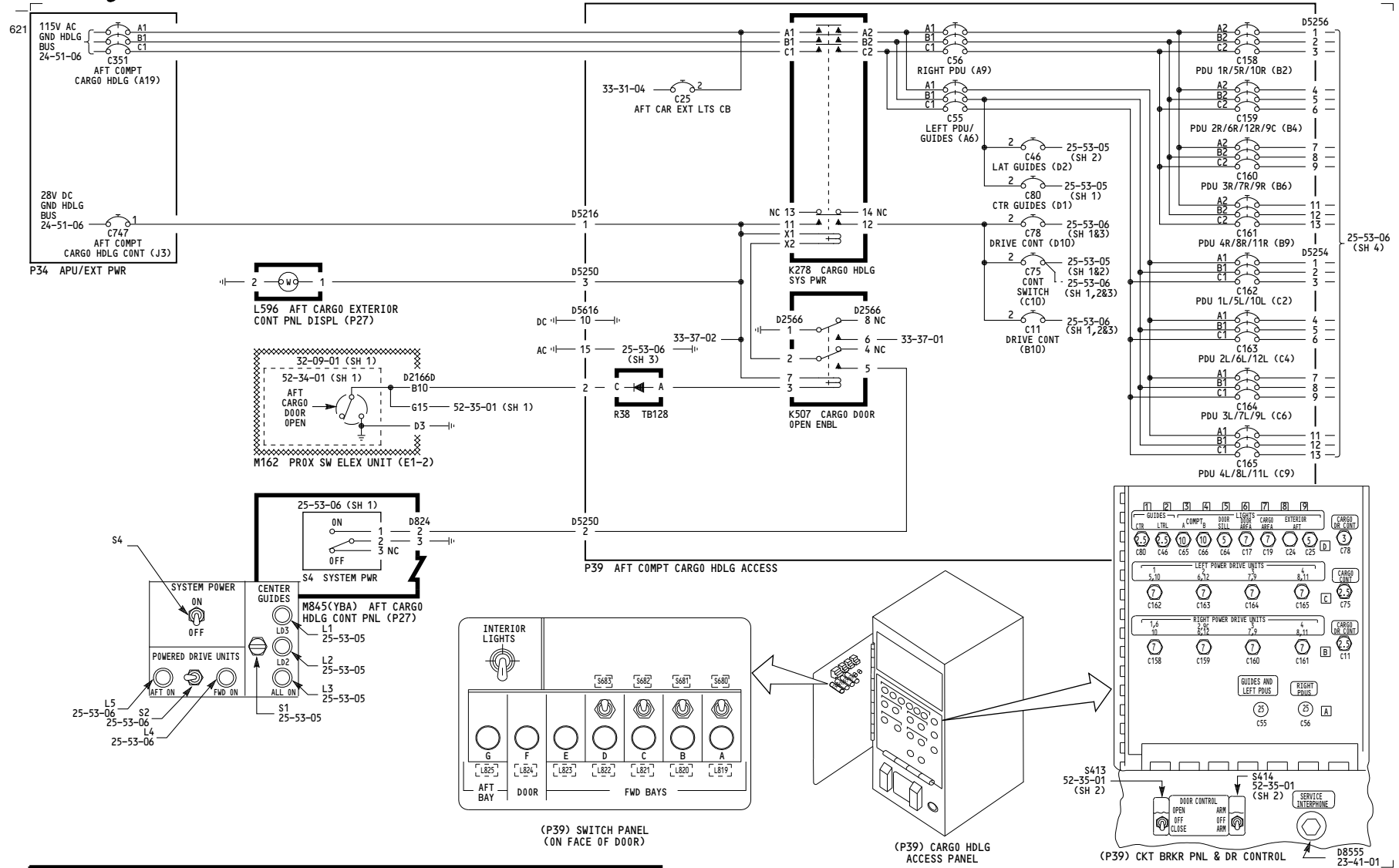
NOTES:  
ALL GNDS DC UNLESS OTHERWISE INDICATED.

150-199

**CARGO HANDLING  
POWER DISTRIBUTION-  
AFT LOWER LOBE**

D280T232

**25-53-04**



275-299

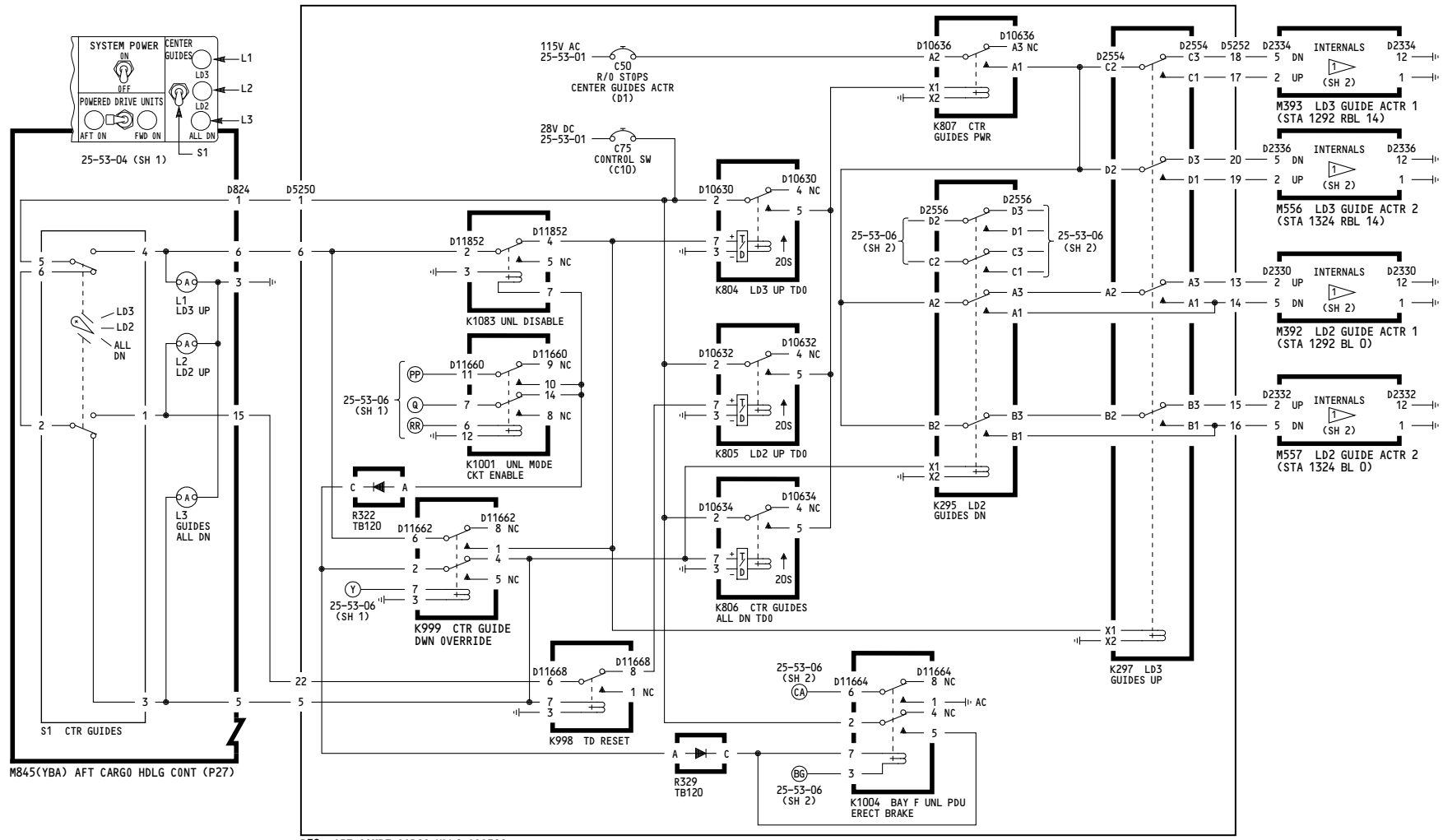
**CARGO HANDLING  
POWER DISTRIBUTION-  
AFT LOWER LOBE**

D280T232

**25-53-04**

THIS PAGE INTENTIONALLY LEFT BLANK

WIRING DIAGRAMS  
25-53-26

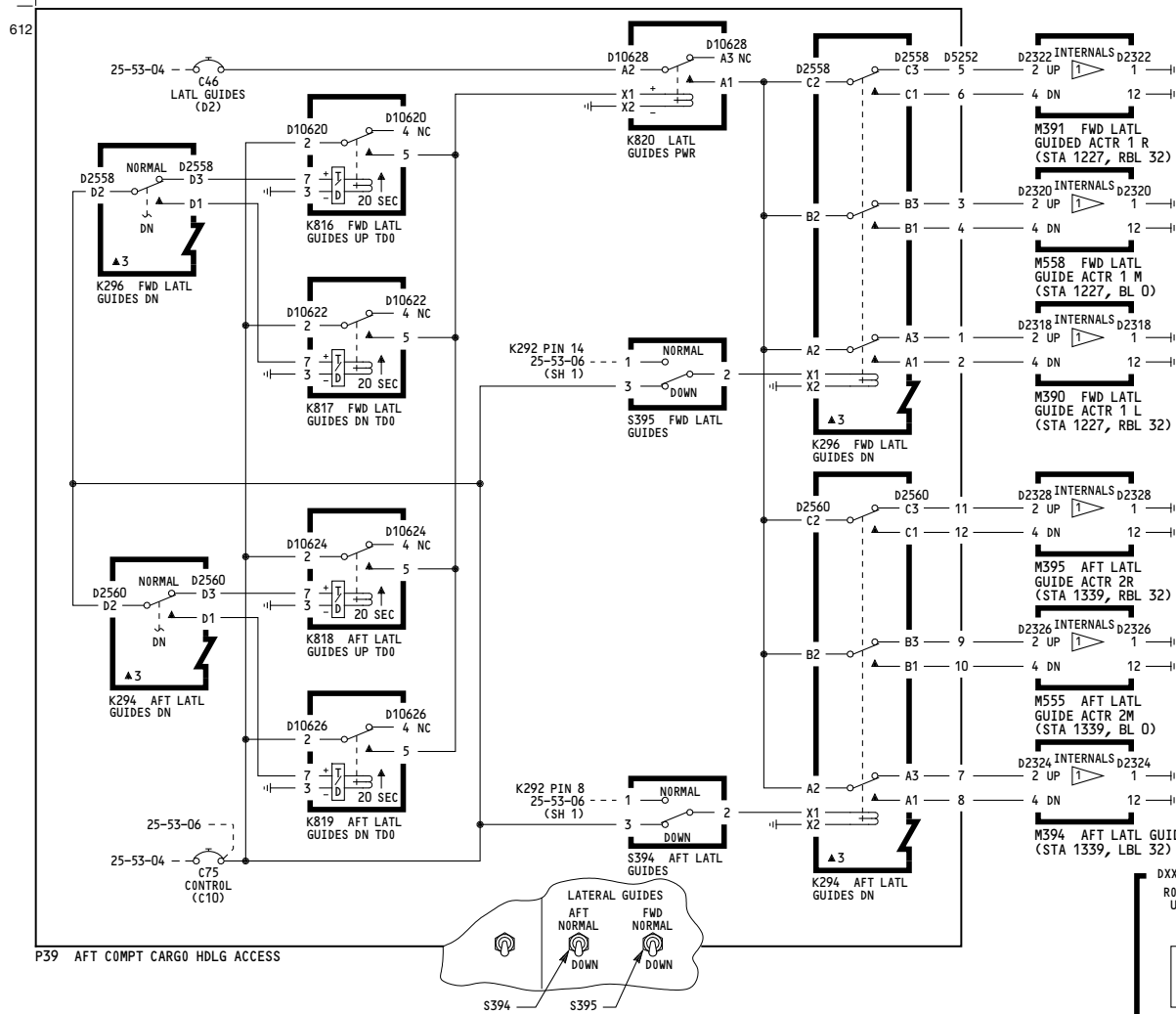


050-099

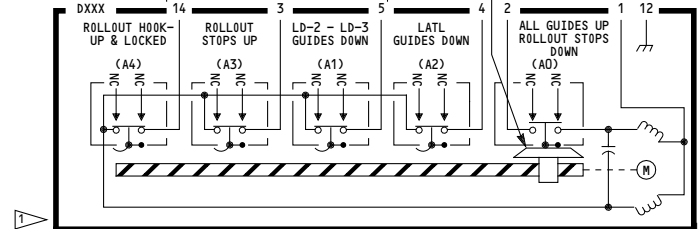
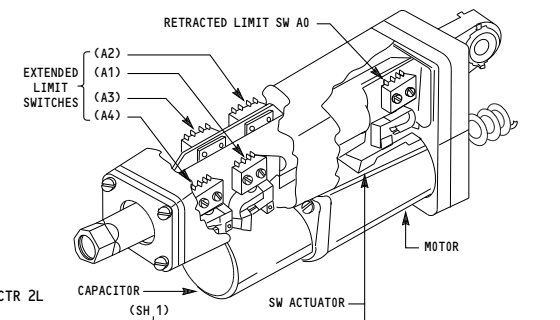
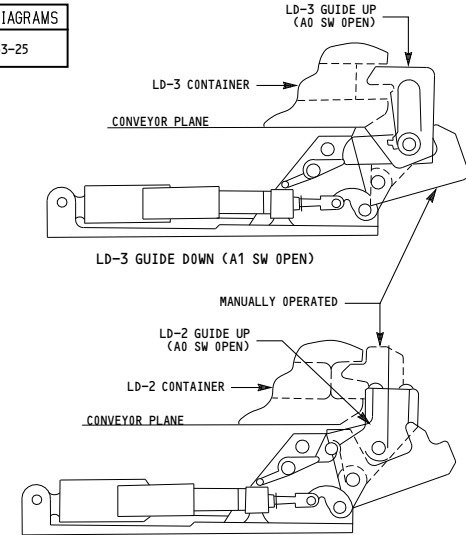
**CARGO HANDLING LD2, LD3 LATERAL GUIDES & ROLLOUT STOPS-AFT LOWER LOBE**

D280T232

**25-53-05**



**WIRING DIAGRAMS**  
25-53-25



NOTES:  
 TYPICAL INTERNALS FOR LINEAR ACTUATOR

050-099

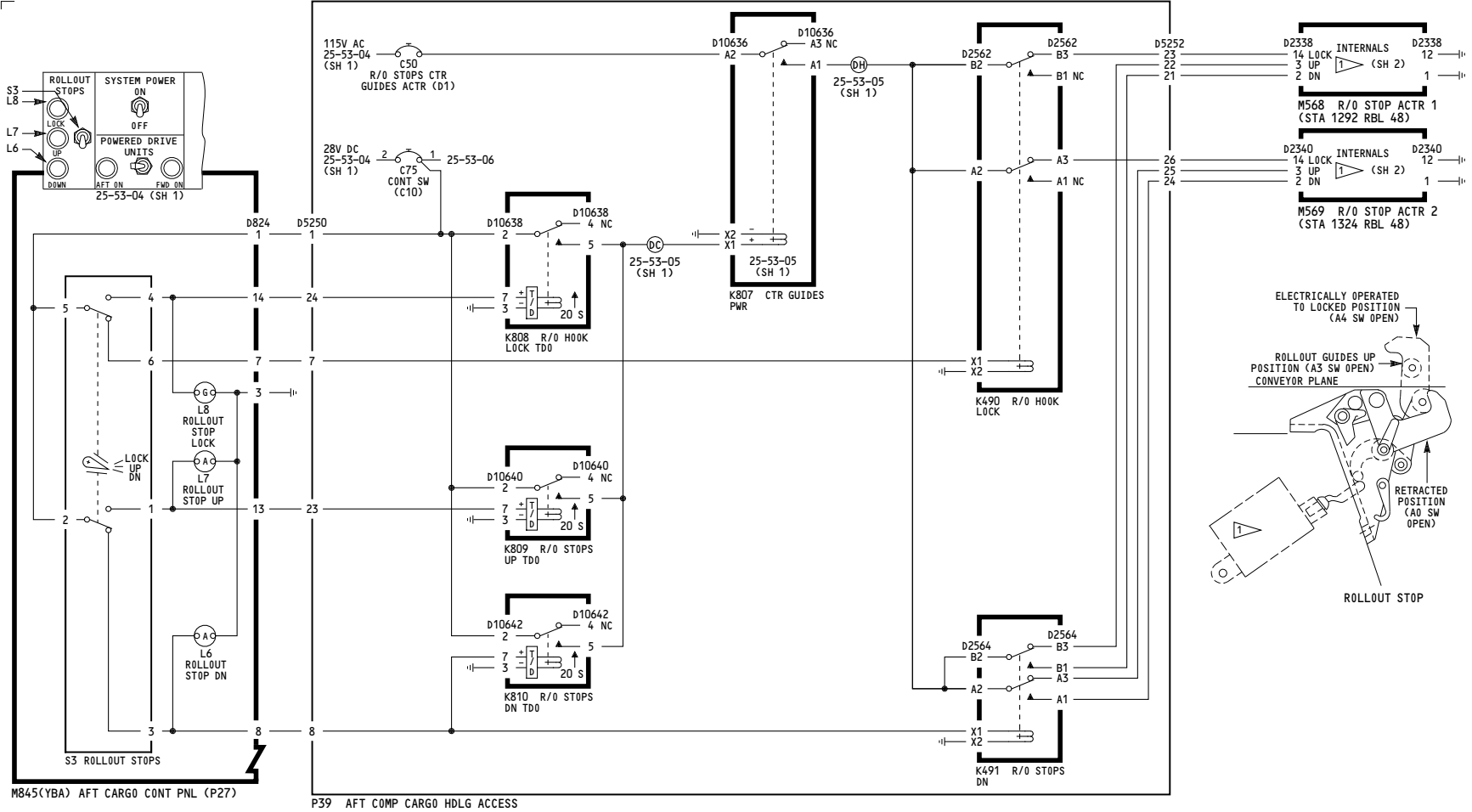
**CARGO HANDLING LD2, LD3 LATERAL GUIDES & ROLLOUT STOPS-AFT LOWER LOBE**

D280T232

**25-53-05**



605



NOTES:  
 SEE SHEET 2 FOR INTERNAL DIAGRAM OF ACTUATOR.

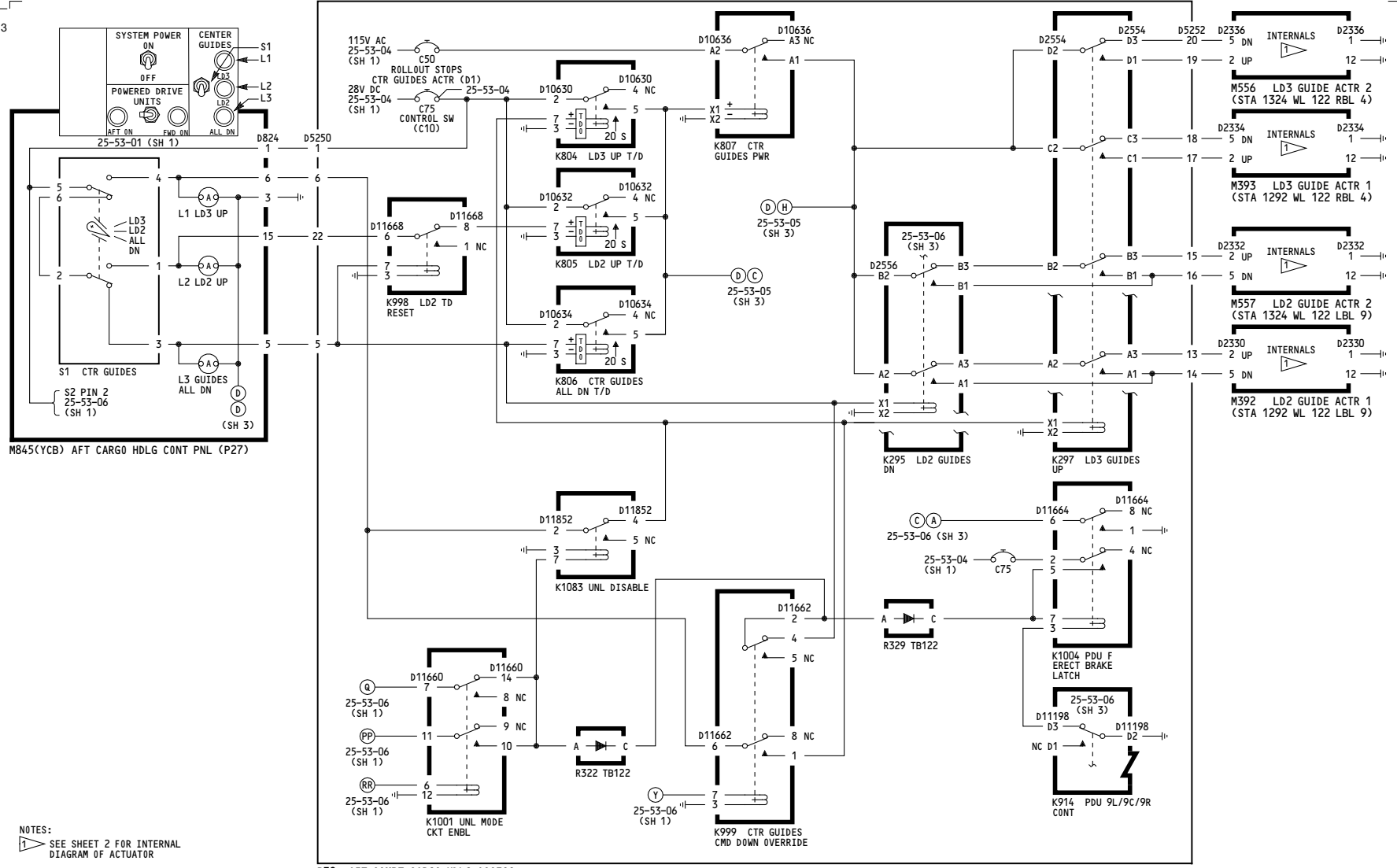
|         |                                                                                                         |
|---------|---------------------------------------------------------------------------------------------------------|
| 050-099 | <p><b>CARGO HANDLING LD2, LD3 LATERAL GUIDES &amp; ROLLOUT STOPS-AFT LOWER LOBE</b></p> <p>D280T232</p> |
|---------|---------------------------------------------------------------------------------------------------------|

**25-53-05**

Page 101  
 Sheet 3  
 Jan 21/2005

THIS PAGE INTENTIONALLY LEFT BLANK

613



NOTES:  
 SEE SHEET 2 FOR INTERNAL DIAGRAM OF ACTUATOR

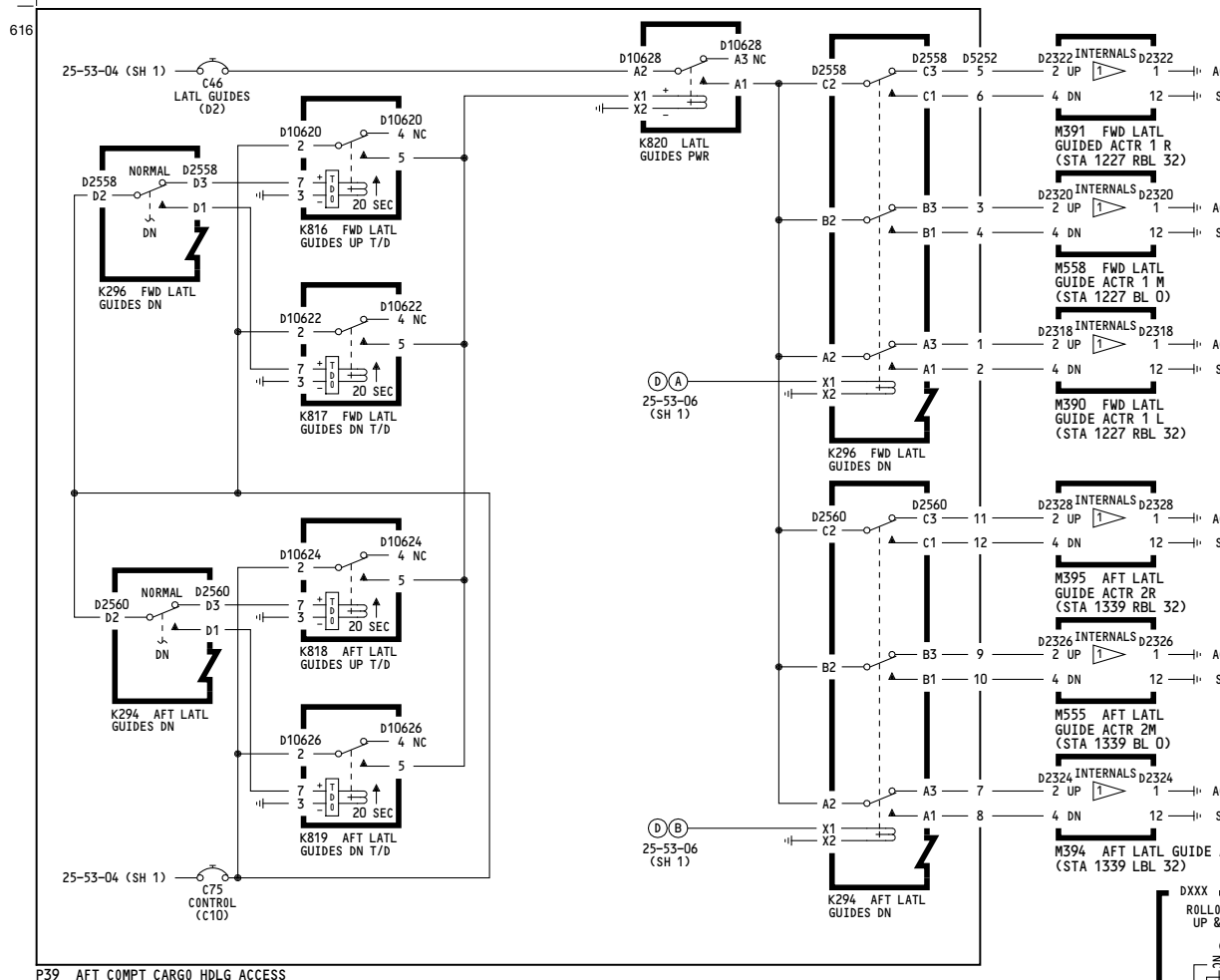
150-154, 162

**CARGO HANDLING LD2, LD3 LATERAL GUIDES & ROLLOUT STOPS-AFT LOWER LOBE**

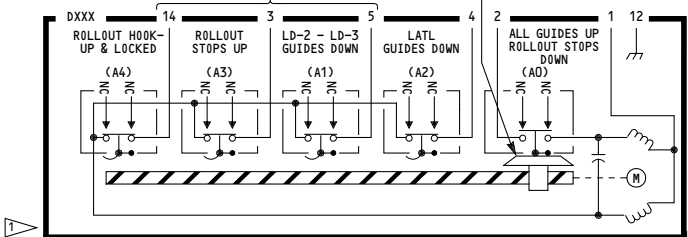
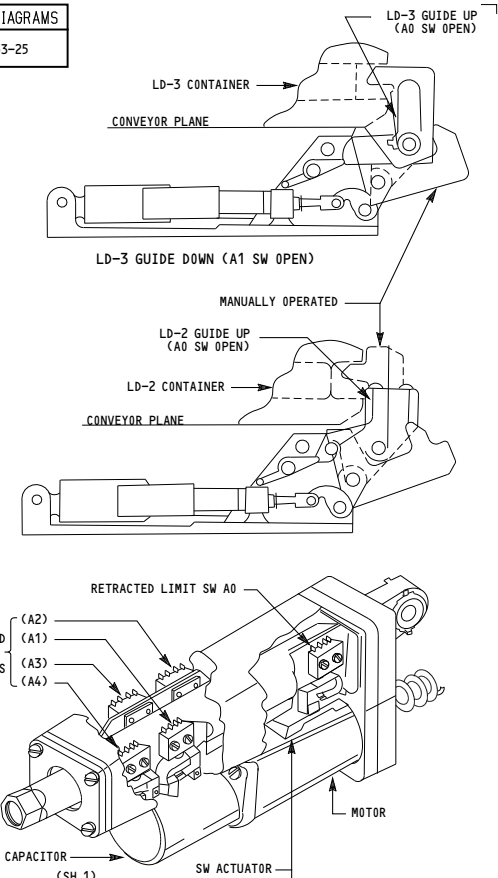
D280T232

**25-53-05**

Page 102  
 Sheet 1  
 Jan 21/2005



**WIRING DIAGRAMS**  
25-53-25



P39 AFT COMPT CARGO HDLG ACCESS

NOTES:  
TYPICAL INTERNALS FOR LINEAR ACTUATOR

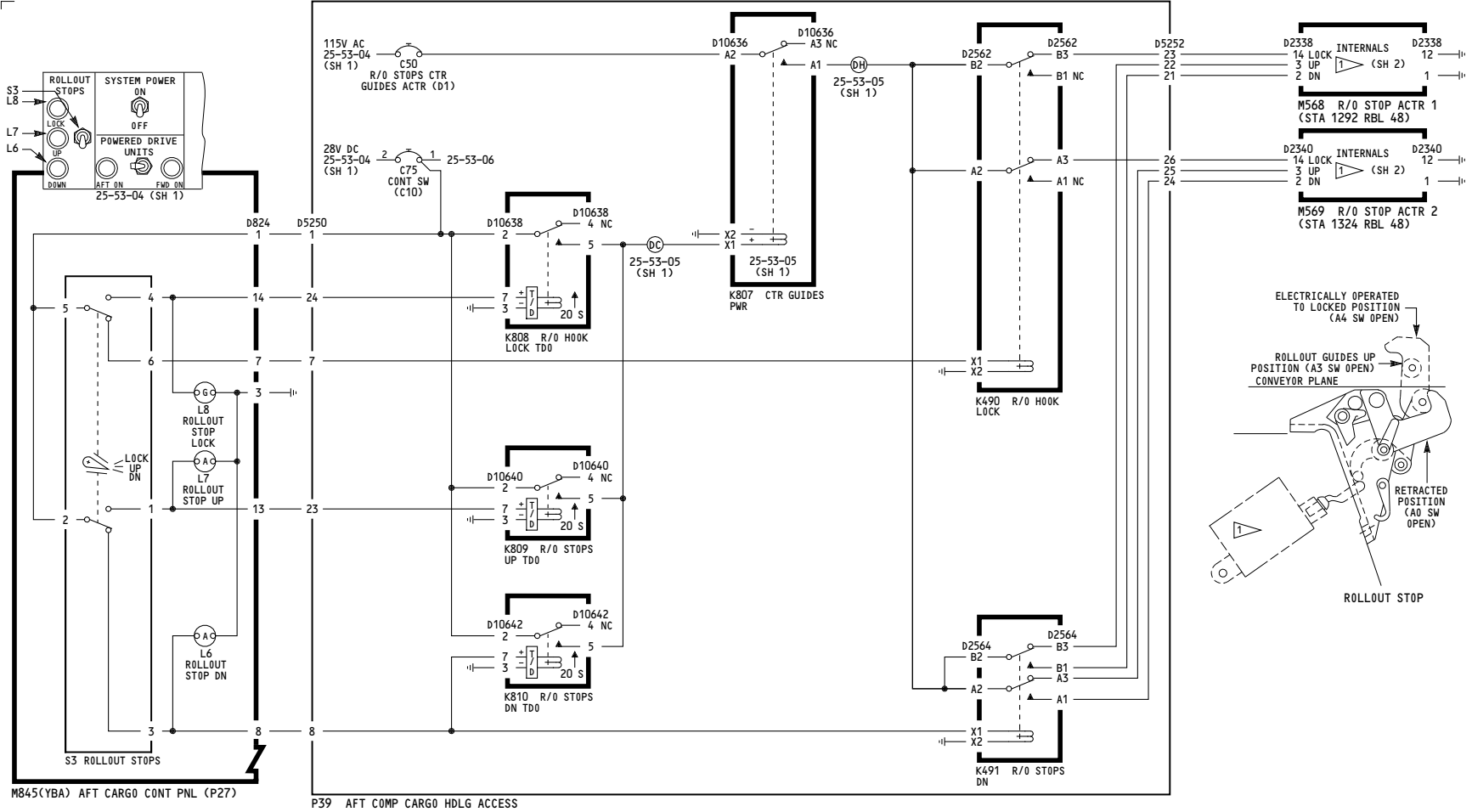
150-154, 162

**CARGO HANDLING LD2, LD3 LATERAL GUIDES & ROLLOUT STOPS-AFT LOWER LOBE**

D280T232

**25-53-05**

605



NOTES:  
SEE SHEET 2 FOR INTERNAL DIAGRAM OF ACTUATOR.

150-154, 162

**CARGO HANDLING LD2, LD3 LATERAL GUIDES & ROLLOUT STOPS-AFT LOWER LOBE**

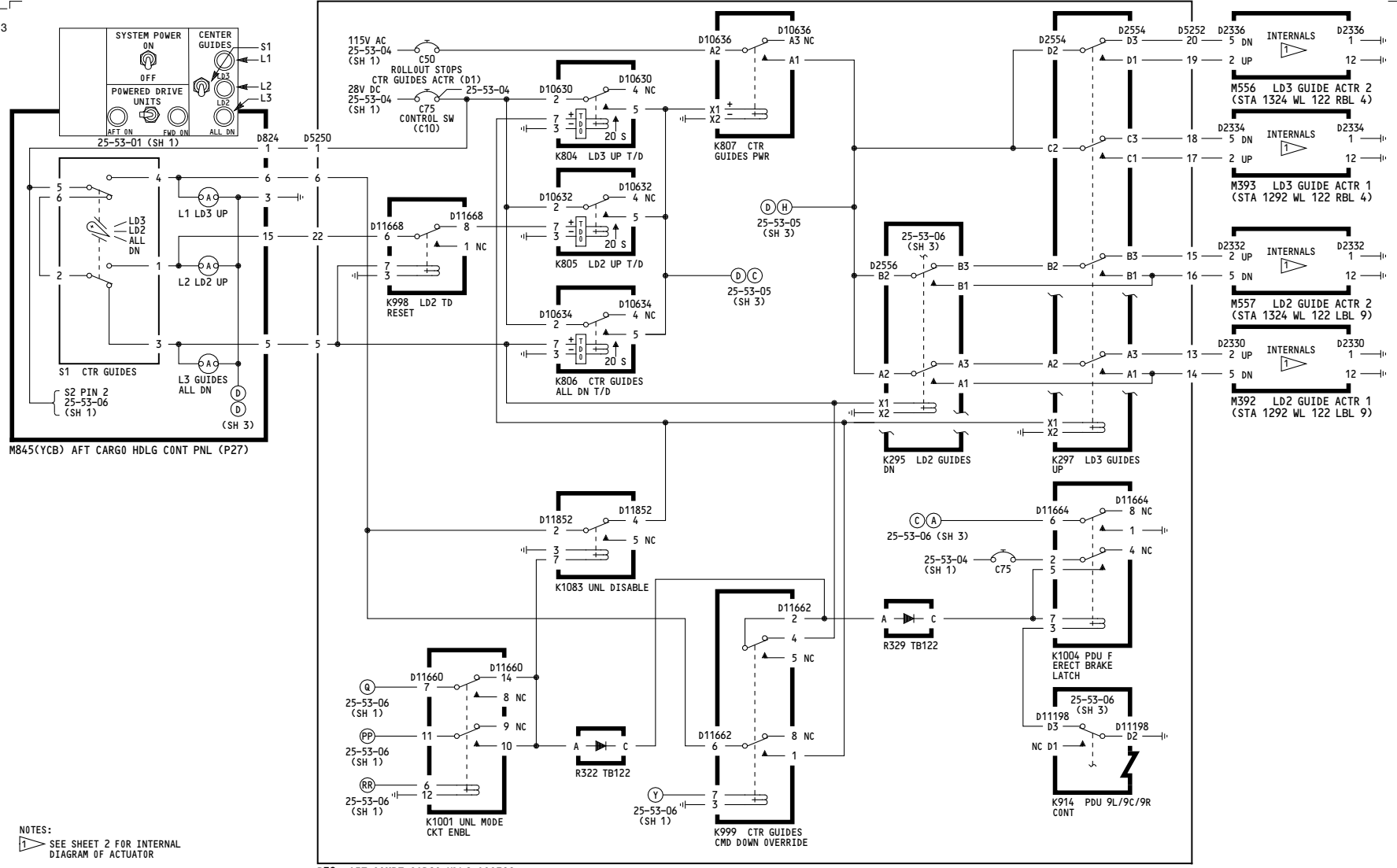
D280T232

**25-53-05**

Page 102  
Sheet 3  
Jan 21/2005

THIS PAGE INTENTIONALLY LEFT BLANK

613

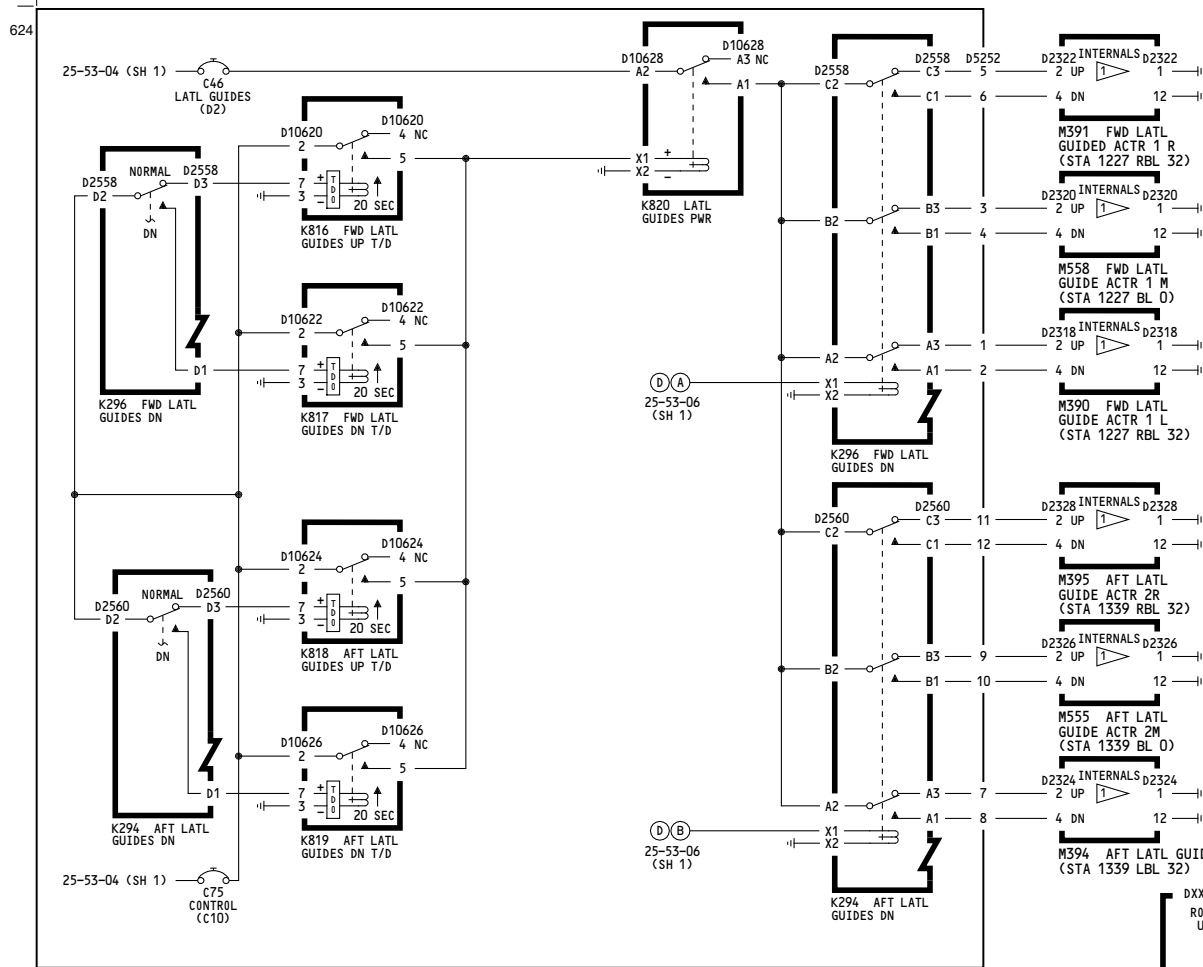


155-157, 163-199

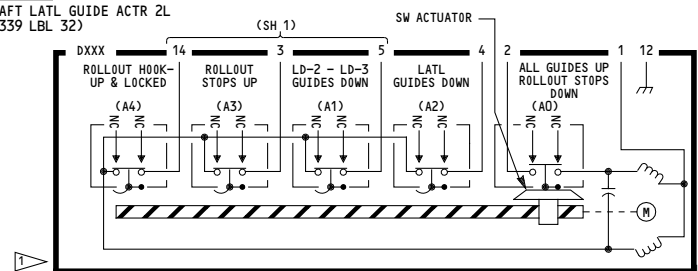
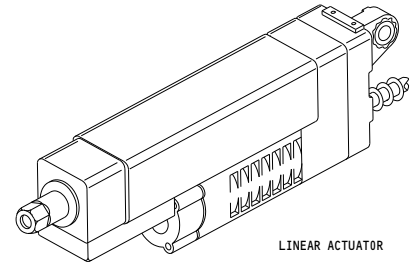
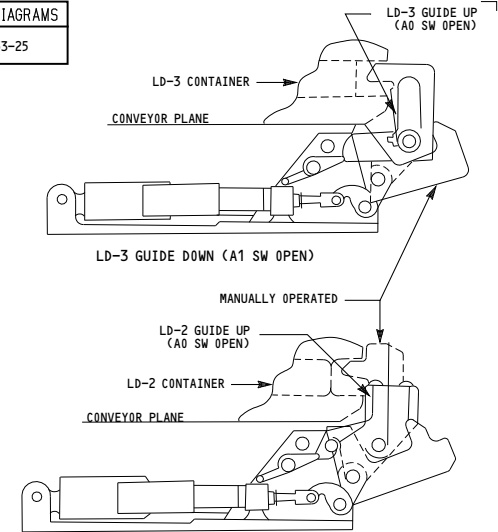
**CARGO HANDLING LD2, LD3 LATERAL GUIDES & ROLLOUT STOPS-AFT LOWER LOBE**

D280T232

**25-53-05**



**WIRING DIAGRAMS**  
25-53-25



P39 AFT COMPT CARGO HDLG ACCESS

NOTES:  
TYPICAL INTERNALS FOR LINEAR ACTUATOR

155-157, 163-199

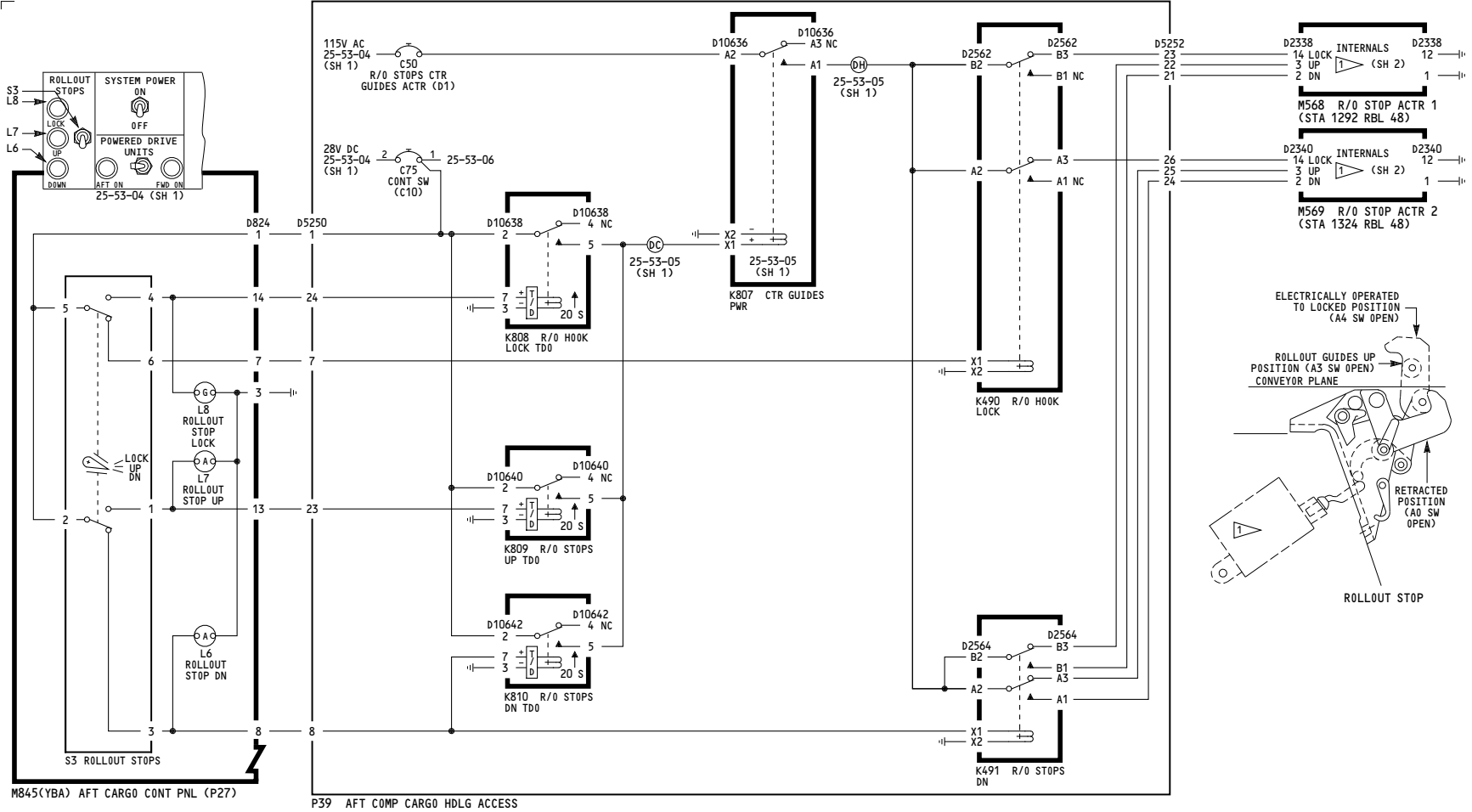
**CARGO HANDLING LD2, LD3 LATERAL GUIDES & ROLLOUT STOPS-AFT LOWER LOBE**

D280T232

**25-53-05**



605



NOTES:  
 1 SEE SHEET 2 FOR INTERNAL DIAGRAM OF ACTUATOR.

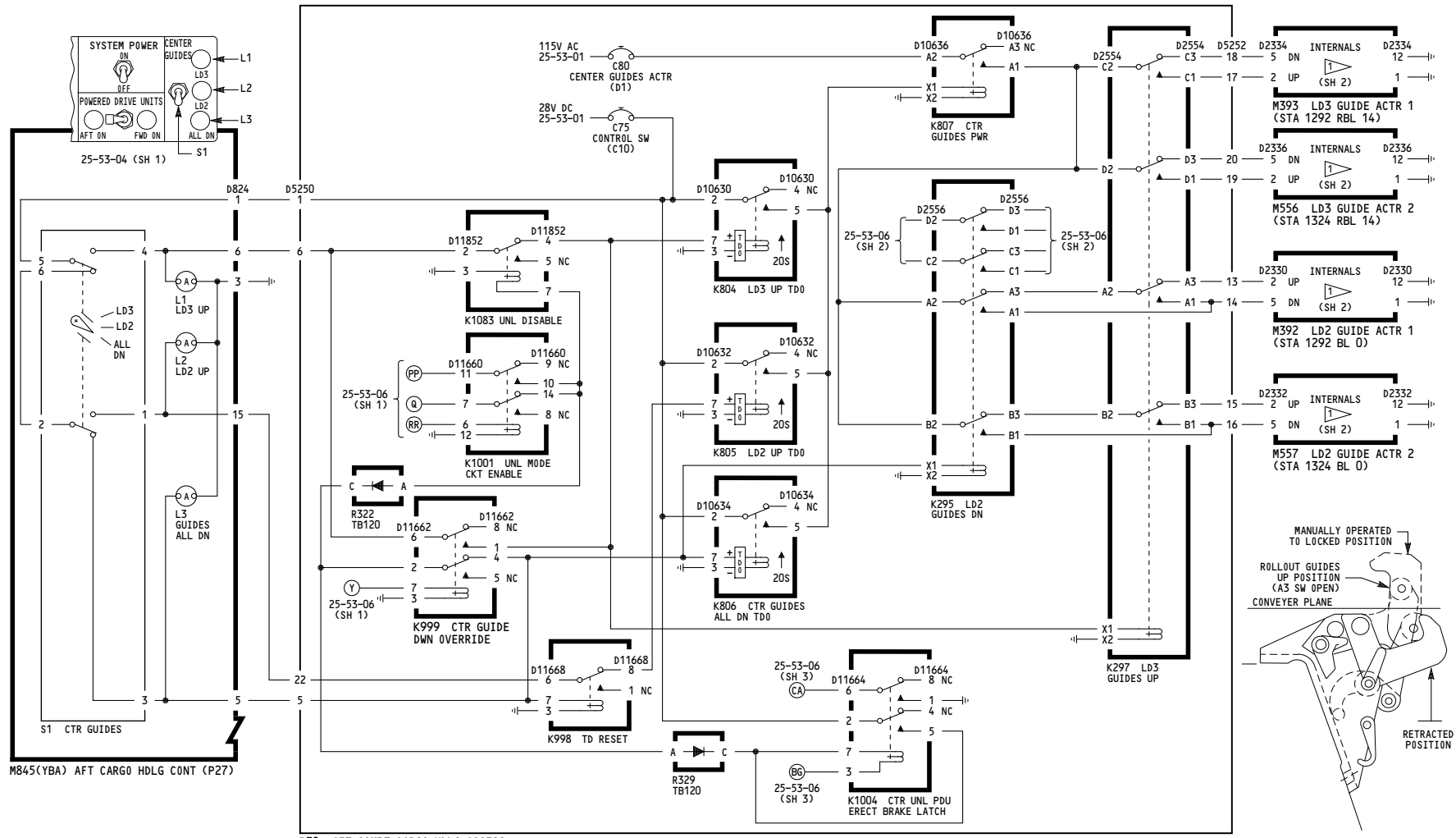
|                         |                                                                                                         |
|-------------------------|---------------------------------------------------------------------------------------------------------|
| <p>155-157, 163-199</p> | <p><b>CARGO HANDLING LD2, LD3 LATERAL GUIDES &amp; ROLLOUT STOPS-AFT LOWER LOBE</b></p> <p>D280T232</p> |
|-------------------------|---------------------------------------------------------------------------------------------------------|

**25-53-05**

Page 103  
 Sheet 3  
 Jan 21/2005

THIS PAGE INTENTIONALLY LEFT BLANK

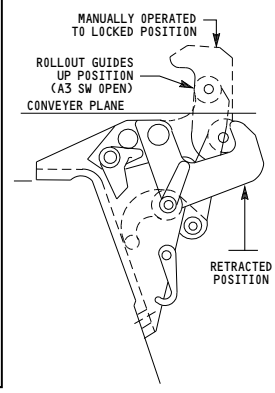
WIRING DIAGRAMS  
25-53-26



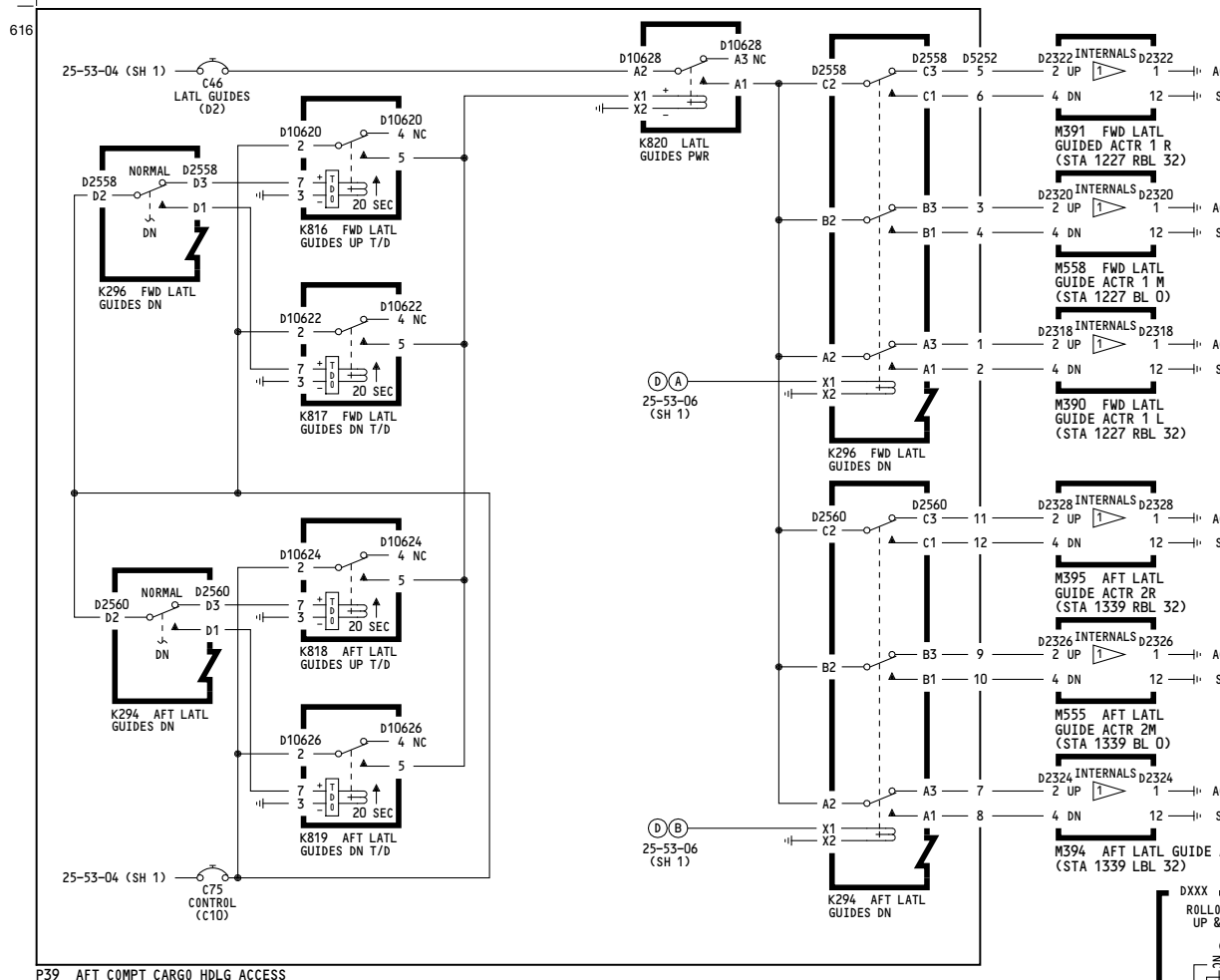
275-276

**CARGO HANDLING LD2, LD3 LATERAL GUIDES & ROLLOUT STOPS-AFT LOWER LOBE**

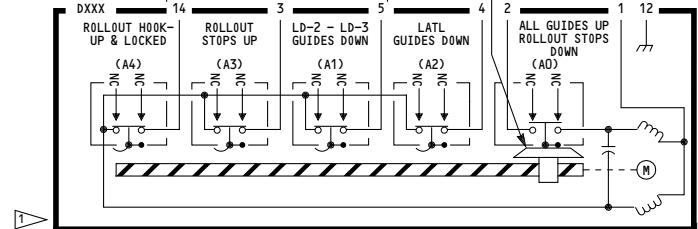
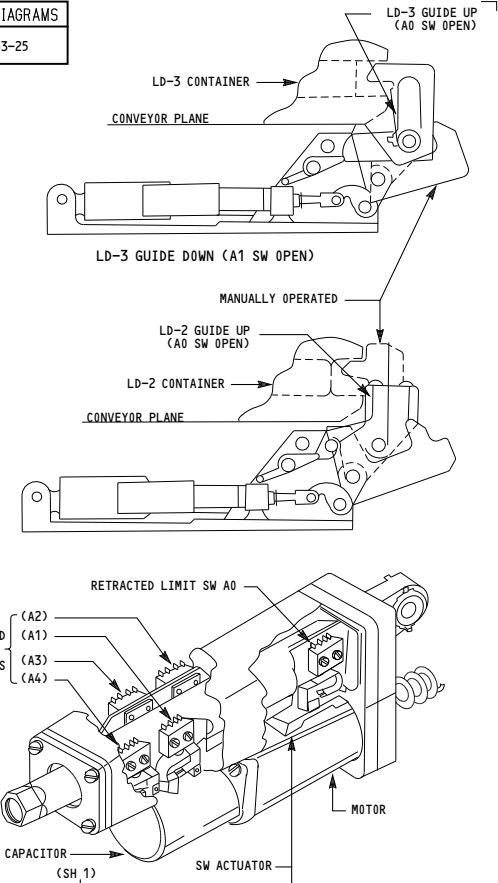
D280T232



ROLLOUT STOP  
**25-53-05**



**WIRING DIAGRAMS**  
25-53-25



P39 AFT COMPT CARGO HDLG ACCESS

NOTES:  
▷ TYPICAL INTERNALS FOR LINEAR ACTUATOR

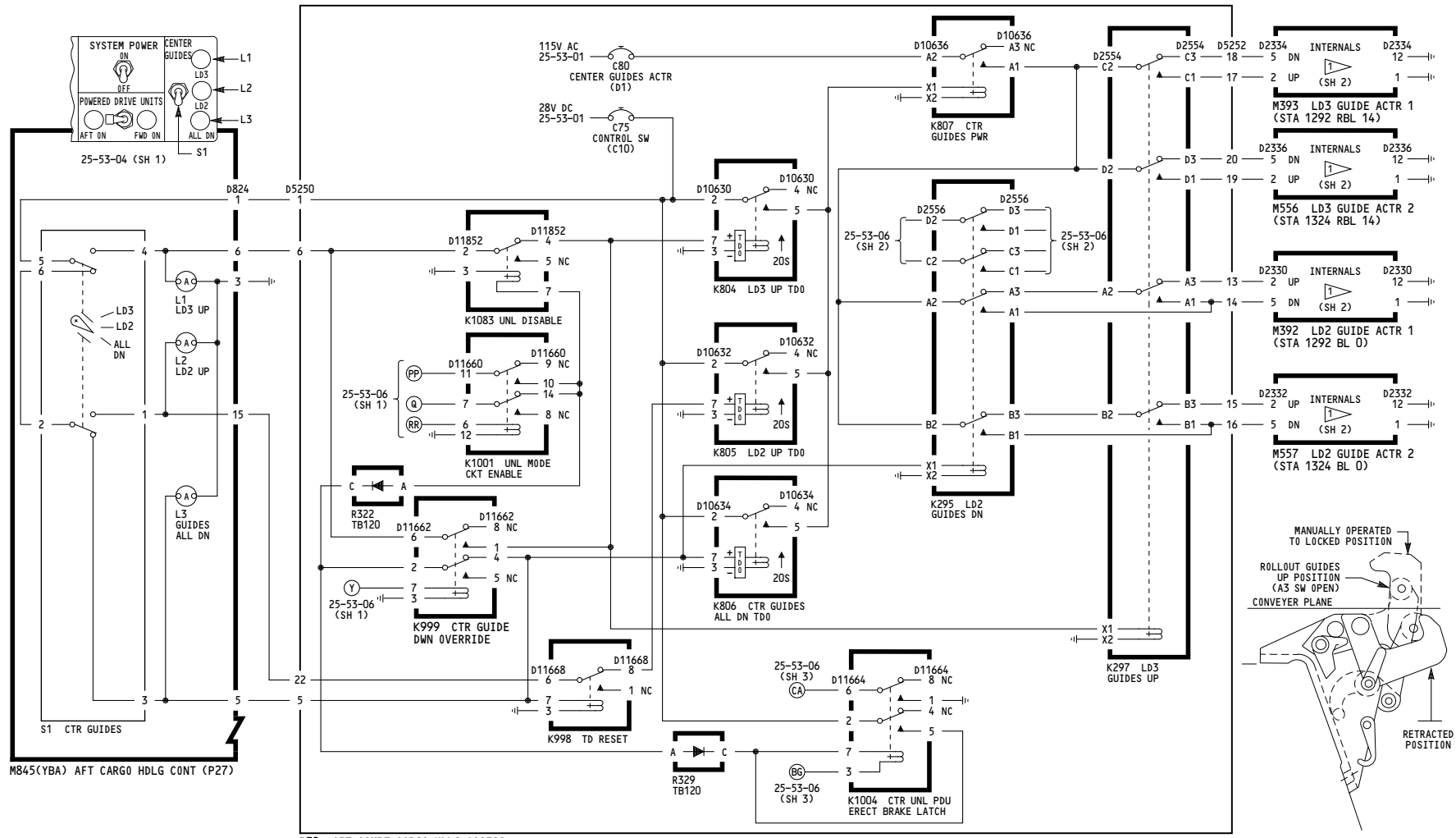
275-276

**CARGO HANDLING LD2, LD3 LATERAL GUIDES & ROLLOUT STOPS-AFT LOWER LOBE**

D280T232

**25-53-05**

WIRING DIAGRAMS  
25-53-26

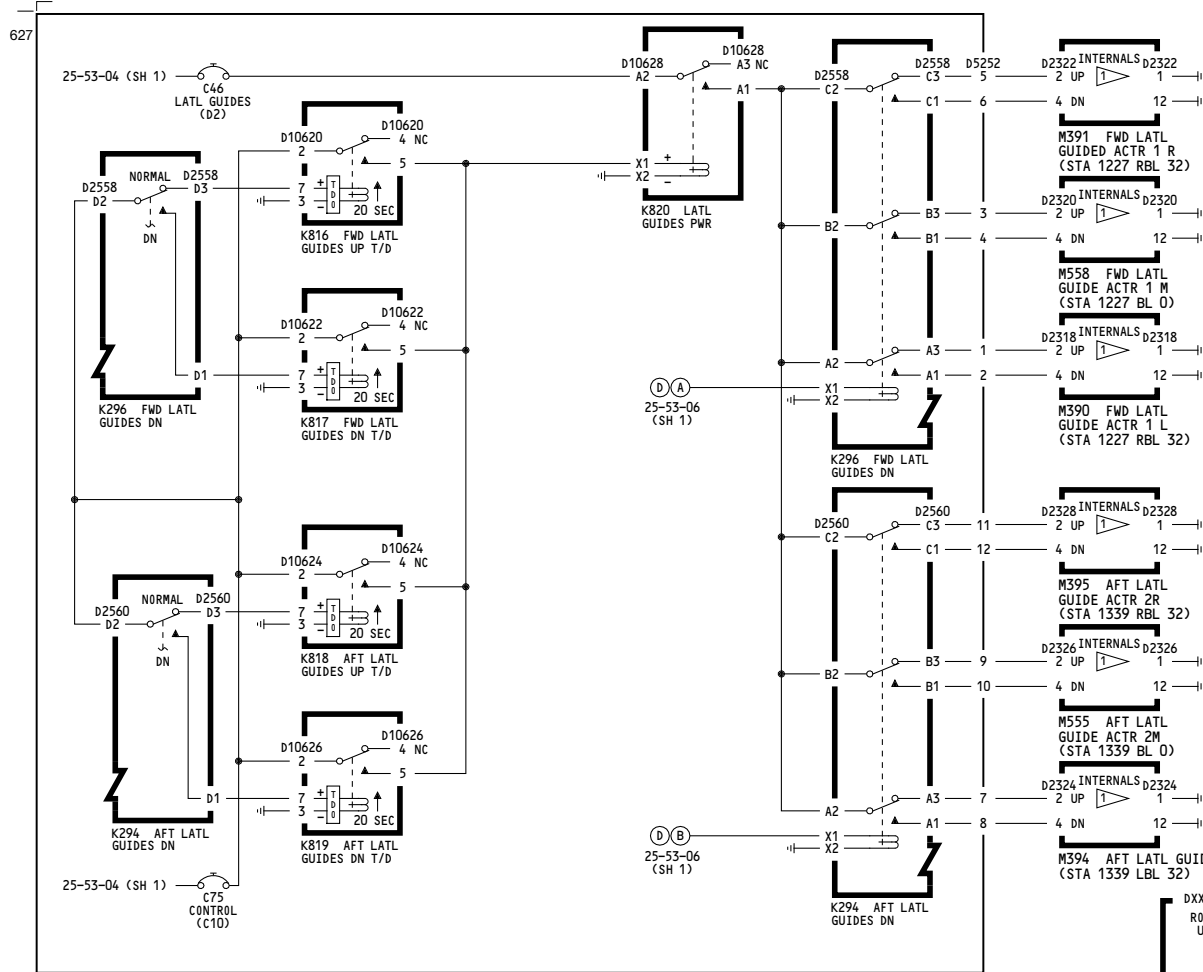


277-278

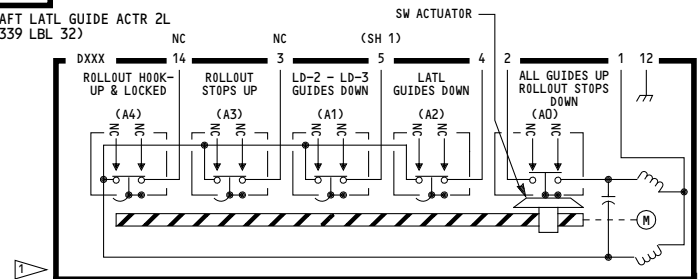
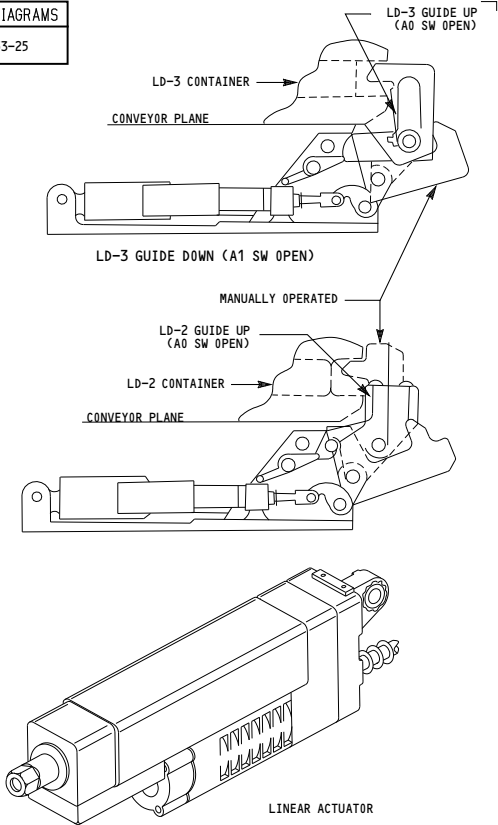
**CARGO HANDLING LD2, LD3  
LATERAL GUIDES & ROLLOUT  
STOPS-AFT LOWER LOBE**

D280T232

ROLLOUT STOP  
**25-53-05**



**WIRING DIAGRAMS**  
25-53-25



P39 AFT COMPT CARGO HDLG ACCESS

NOTES:  
TYPICAL INTERNALS FOR LINEAR ACTUATOR

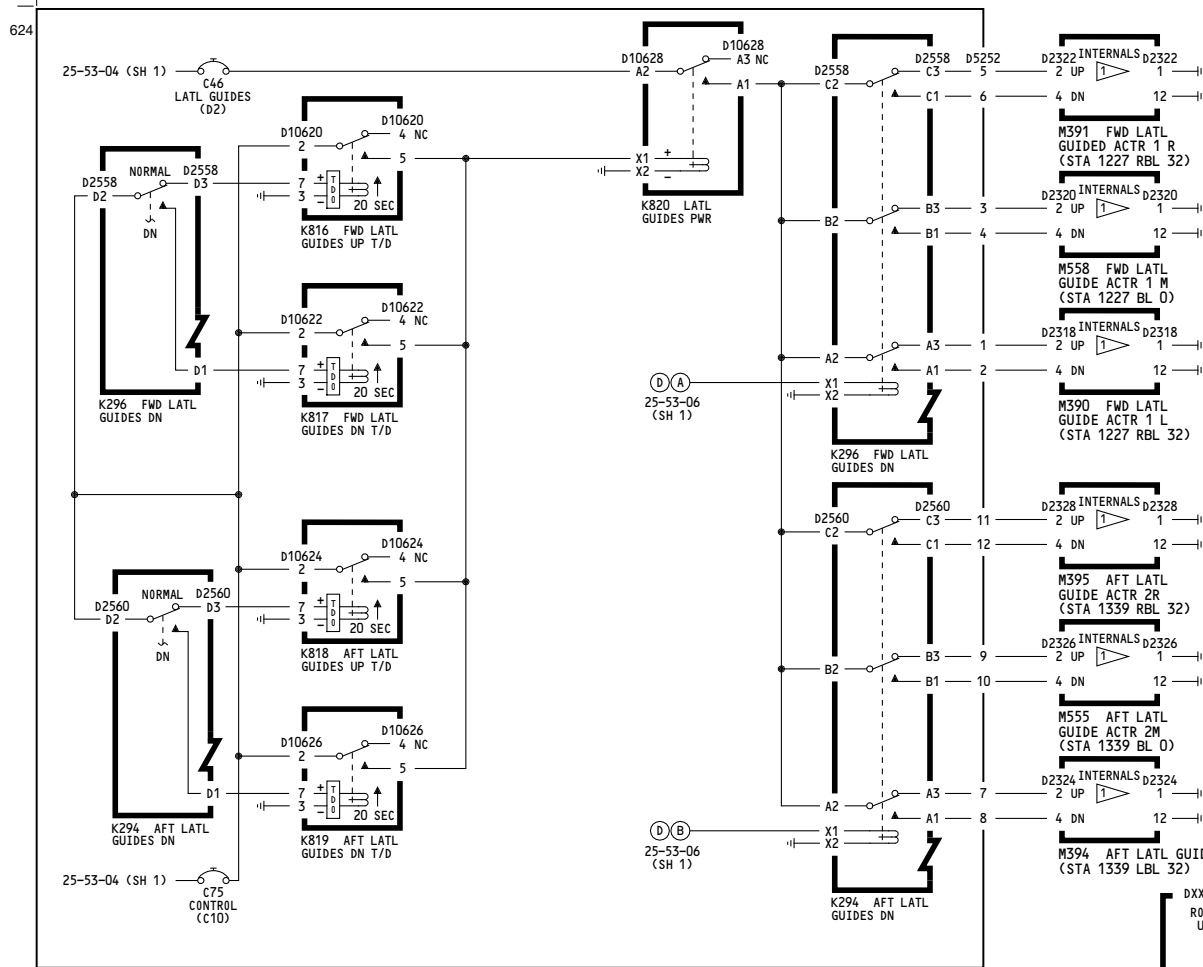
277-278

**CARGO HANDLING LD2, LD3 LATERAL GUIDES & ROLLOUT STOPS-AFT LOWER LOBE**

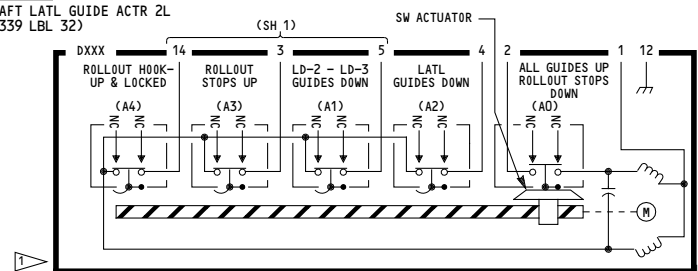
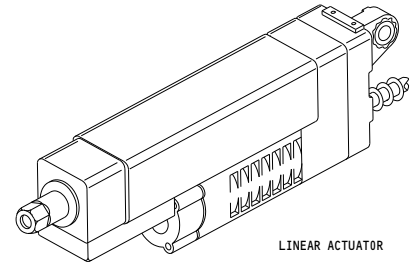
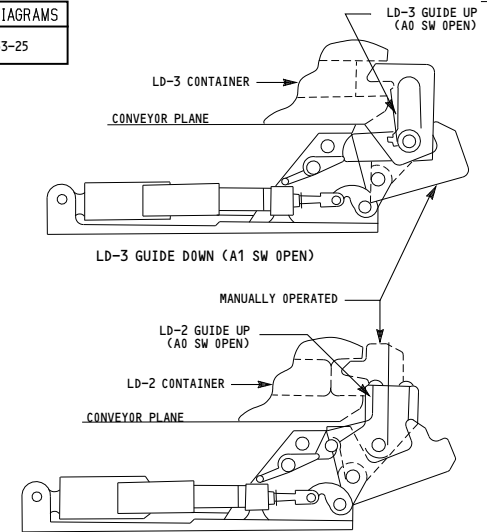
D280T232

**25-53-05**





**WIRING DIAGRAMS**  
25-53-25



P39 AFT COMPT CARGO HDLG ACCESS

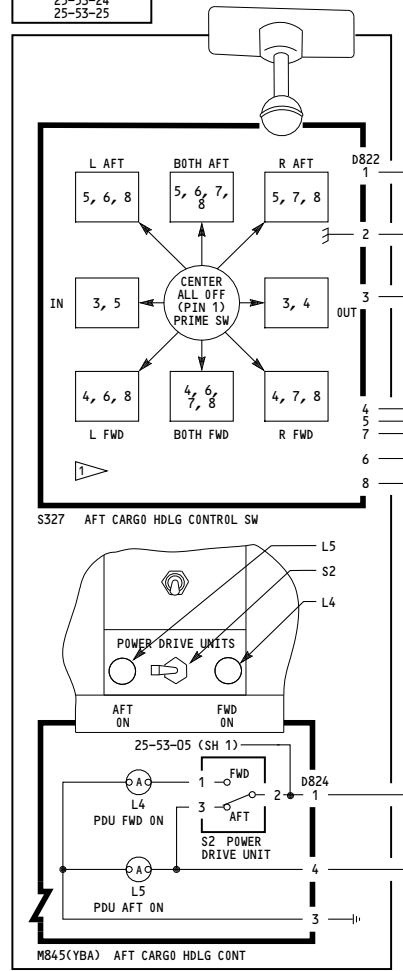
NOTES:  
TYPICAL INTERNALS FOR LINEAR ACTUATOR

|          |                                                                                  |
|----------|----------------------------------------------------------------------------------|
| 280-299  | <b>CARGO HANDLING LD2, LD3 LATERAL GUIDES &amp; ROLLOUT STOPS-AFT LOWER LOBE</b> |
| D280T232 |                                                                                  |

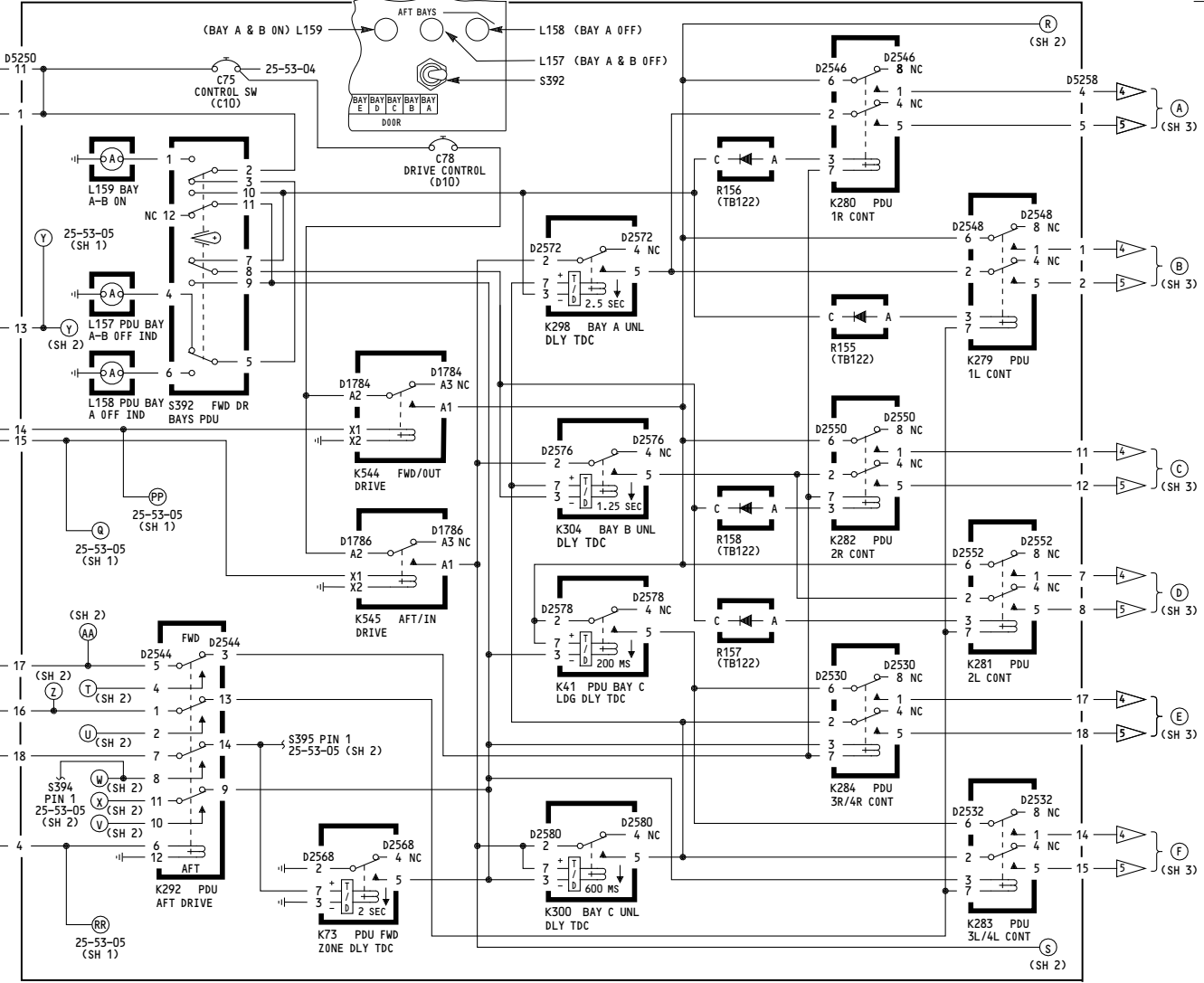
**25-53-05**



WIRING DIAGRAMS  
611  
25-53-21  
25-53-23  
25-53-24  
25-53-25



S327 AFT CARGO HDLG CONTROL SW  
M845(YBA) AFT CARGO HDLG CONT  
P27 AFT COMPT CARGO HDLG CONT  
NOTES:  
MOVING CONTROL ARM DIRECTION OF ARROW PROVIDES 28V DC TO CONNECTOR PINS SHOWN INSIDE EACH BOX.



P39 AFT COMPT CARGO HDLG ACCESS

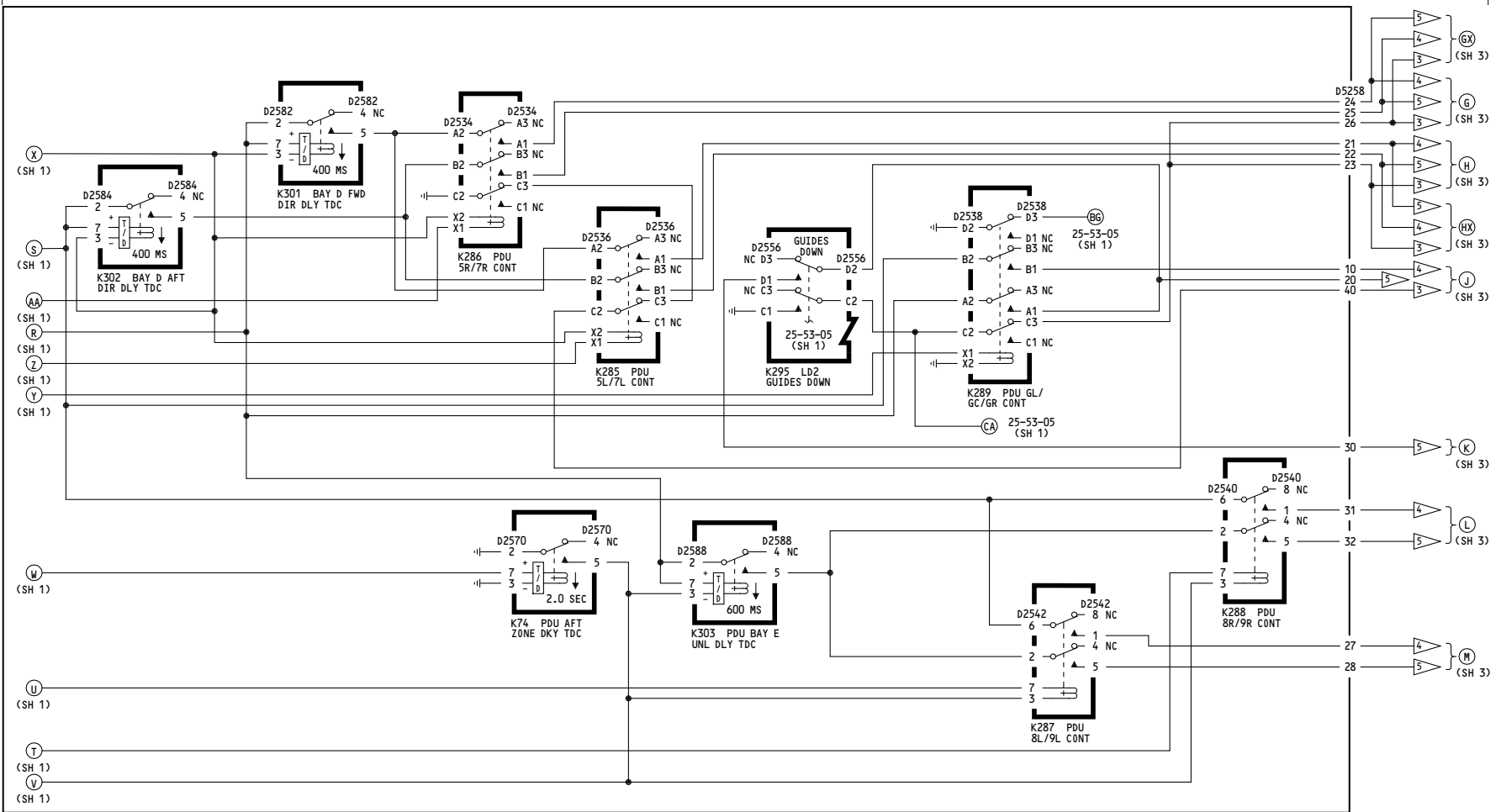
050-099

**CARGO HANDLING  
POWER DRIVE UNITS-  
AFT LOWER LOBE**

D280T232

**25-53-06**

611



P39 AFT COMPT CARGO HDLG ACCESS

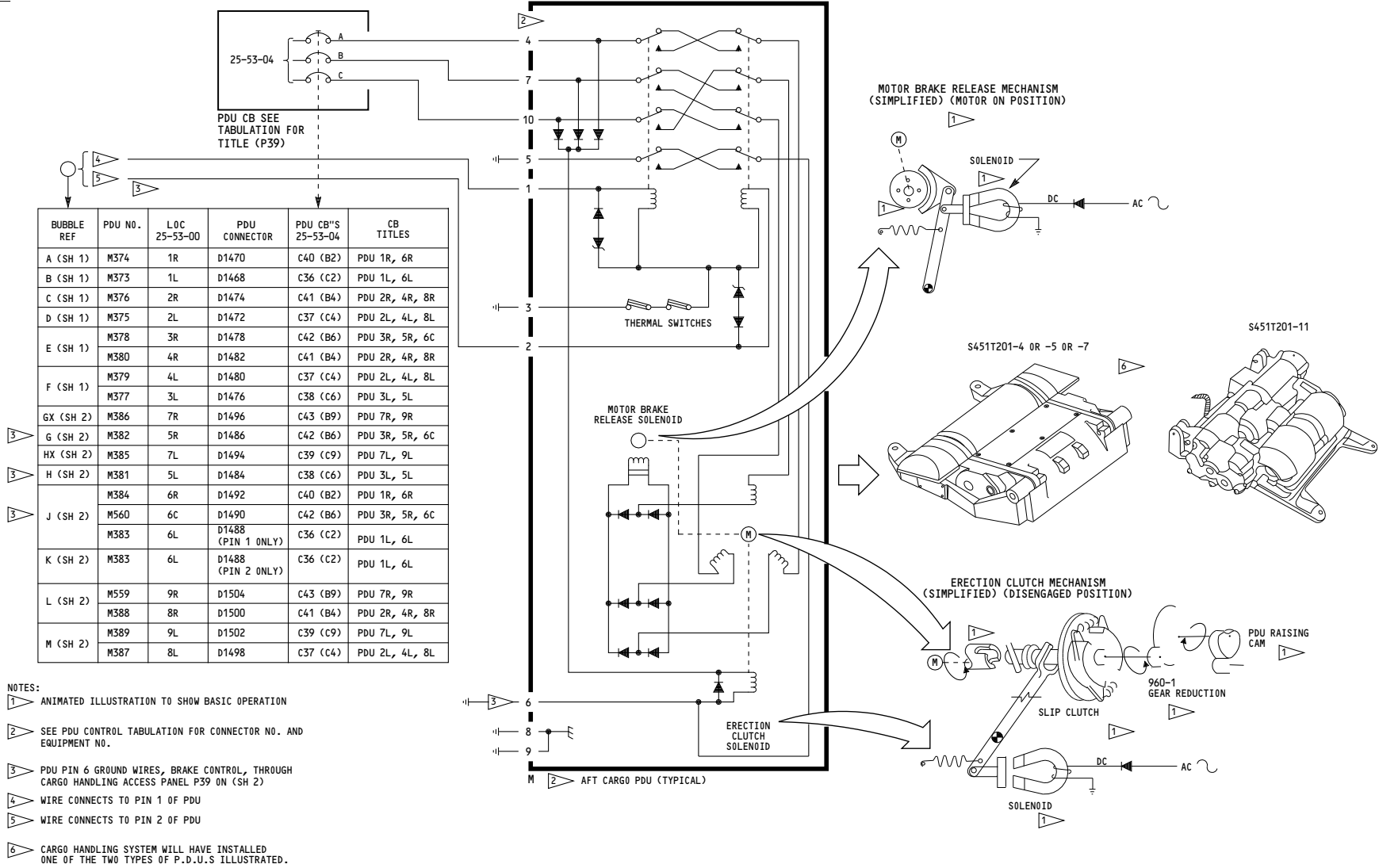
WIRING DIAGRAMS  
 25-53-21  
 25-53-23  
 25-53-24  
 25-53-25

|         |                                                                                                                          |
|---------|--------------------------------------------------------------------------------------------------------------------------|
| 050-099 | <p><b>CARGO HANDLING<br/>                 POWER DRIVE UNITS-<br/>                 AFT LOWER LOBE</b></p> <p>D280T232</p> |
|---------|--------------------------------------------------------------------------------------------------------------------------|

**25-53-06**

BOEING PROPRIETARY - Copyright © - Unpublished Work - See title page for details.

-A  
605



050-099

**CARGO HANDLING  
POWER DRIVE UNITS-  
AFT LOWER LOBE**

D280T232

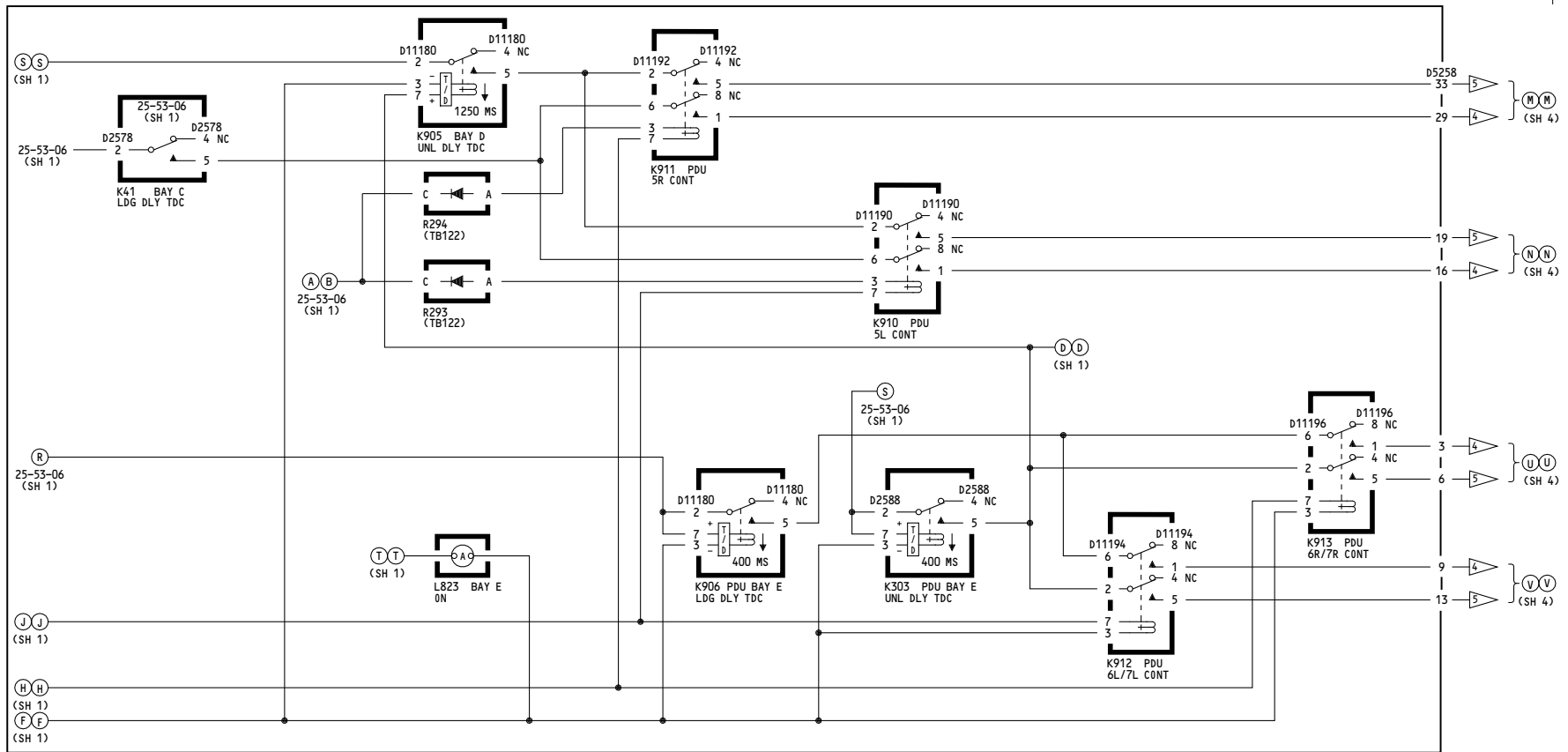
**25-53-06**

Page 101  
Sheet 3  
Jan 21/2005

THIS PAGE INTENTIONALLY LEFT BLANK



613



P39 AFT COMPT CARGO HDLG ACCESS

| WIRING DIAGRAMS |  |
|-----------------|--|
| 25-53-21        |  |
| 25-53-23        |  |
| 25-53-24        |  |
| 25-53-25        |  |
| 25-53-26        |  |

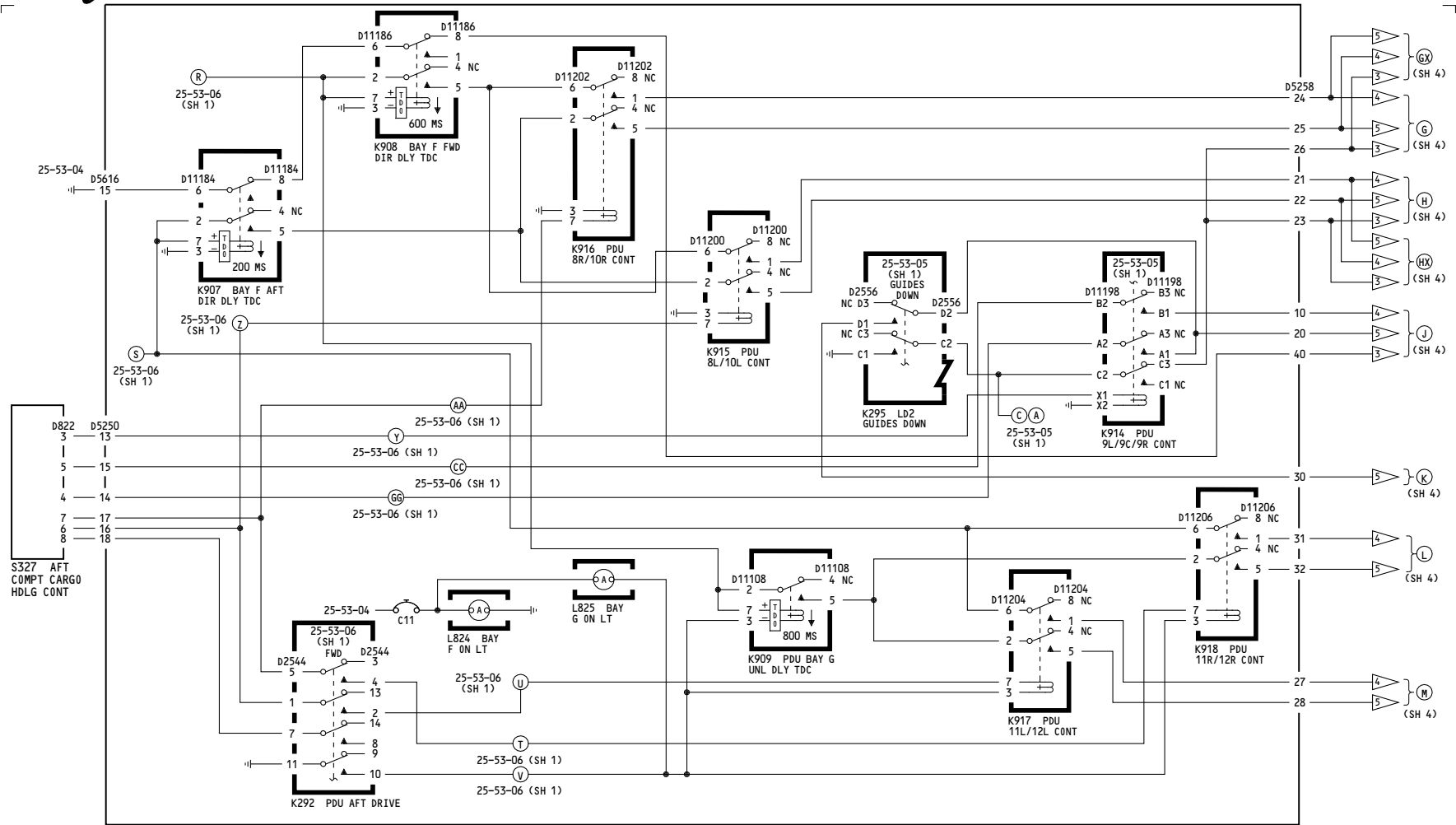
- NOTES:
- 4 WIRE CONNECTS TO PIN 1 OF PDU
  - 5 WIRE CONNECTS TO PIN 2 OF PDU

|                  |                                                                        |
|------------------|------------------------------------------------------------------------|
| 150-156, 162-166 | <p><b>CARGO HANDLING<br/>POWER DRIVE UNITS-<br/>AFT LOWER LOBE</b></p> |
| D280T232         |                                                                        |

**25-53-06**

Page 102  
Sheet 2  
Jan 21/2005

608



P39 AFT COMPT CARGO HDLG ACCESS

**NOTES:**

➤ PDU PIN 6 GROUND WIRES, BRAKE CONTROL, THROUGH CARGO HANDLING ACCESS PANEL P39 ON SH 3

➤ WIRE CONNECTS TO PIN 1 OF PDU (S)

➤ WIRE CONNECTS TO PIN 2 OF PDU (S)

| WIRING DIAGRAMS |  |
|-----------------|--|
| 25-53-21        |  |
| 25-53-23        |  |
| 25-53-24        |  |
| 25-53-25        |  |

150-156, 162-166

**CARGO HANDLING  
POWER DRIVE UNITS-  
AFT LOWER LOBE**

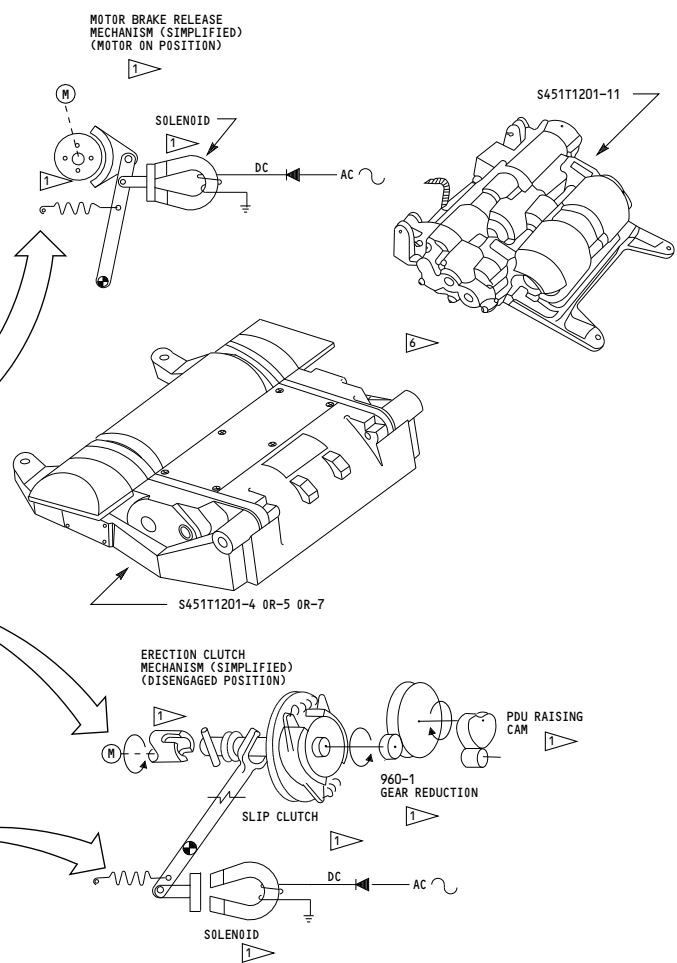
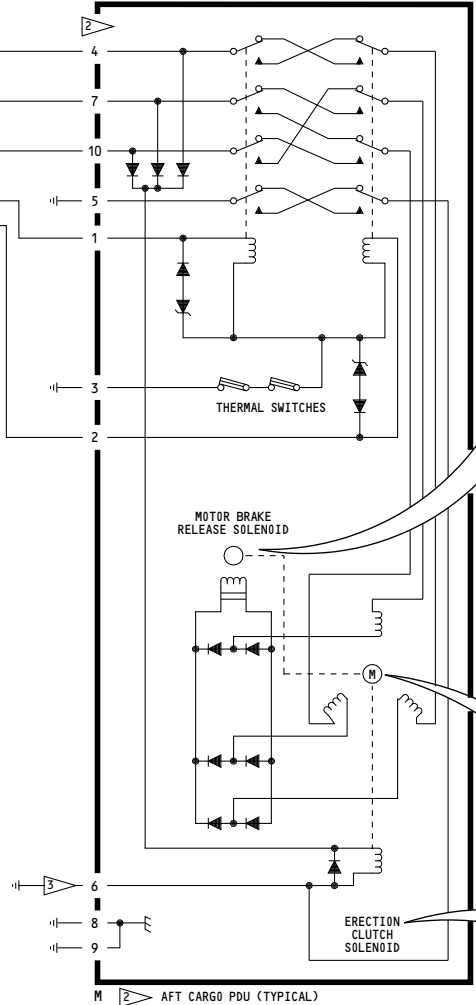
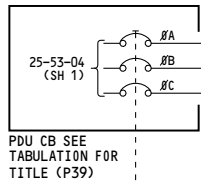
D280T232

**25-53-06**

Page 102  
Sheet 3  
Jan 21/2005

605

| BUBBLE REF | PDU NUMBER | L.O.C 25-53-00 | PDU CONNECTOR      | PDU CBS 25-53-04 | CB TITLES        |
|------------|------------|----------------|--------------------|------------------|------------------|
| A (SH 1)   | M374       | 1R             | D1470              | C158 (B2)        | PDU 1R,5R,10R    |
| B (SH 1)   | M373       | 1L             | D1468              | C162 (C2)        | PDU 1L,5L,10L    |
| C (SH 1)   | M376       | 2R             | D1474              | C159 (B4)        | PDU 2R,6R,12R,9C |
| D (SH 1)   | M375       | 2L             | D1472              | C163 (C4)        | PDU 2L,6L,12L    |
| E (SH 1)   | M378       | 3R             | D1478              | C160 (B6)        | PDU 3R,7R,9R     |
|            | M380       | 4R             | D1482              | C161 (B9)        | PDU 4R,8R,11R    |
| F (SH 1)   | M379       | 4L             | D1480              | C165 (C9)        | PDU 4L,8L,11L    |
|            | M377       | 3L             | D1476              | C164 (C6)        | PDU 3L,7L,9L     |
| UU (SH 2)  | M386       | 7R             | D1496              | C160 (B6)        | PDU 3R,7R,9R     |
|            | M384       | 6R             | D1492              | C159 (B4)        | PDU 2R,6R,12R,9C |
| VV (SH 2)  | M385       | 7L             | D1494              | C164 (C6)        | PDU 3L,7L,9L     |
|            | M383       | 6L             | D1488              | C163 (C4)        | PDU 2L,6L,12L    |
| J (SH 3)   | M559       | 9R             | D1504              | C160 (B6)        | PDU 3R,7R,9R     |
|            | M1297      | 9C             | D11104             | C159 (B4)        | PDU 2R,6R,12R,9C |
|            | M389       | 9L             | D1502 (PIN 1 & 6)  | C164 (C6)        | PDU 3L,7L,9L     |
| K (SH 3)   | M389       | 9L             | D1502 (PIN 2 ONLY) | C164 (C6)        | PDU 3L,7L,9L     |
| GX (SH 3)  | M1296      | 10R            | D11102             | C158 (B2)        | PDU 1R,5R,10R    |
| G (SH 3)   | M388       | 8R             | D1500              | C161 (B9)        | PDU 4R,8R,11R    |
| HX (SH 3)  | M1295      | 10L            | D11100             | C162 (C2)        | PDU 1L,5L,10L    |
| H (SH 3)   | M387       | 8L             | D1498              | C165 (C9)        | PDU 4L,8L,11L    |
| MM (SH 2)  | M382       | 5R             | D1486              | C158 (B2)        | PDU 1R,5R,10R    |
| NN (SH 2)  | M381       | 5L             | D1484              | C162 (C2)        | PDU 1L,5L,10L    |
| L (SH 3)   | M1299      | 11R            | D11108             | C161 (B9)        | PDU 4R,8R,11R    |
|            | M1301      | 12R            | D11112             | C159 (B4)        | PDU 2R,6R,12R,9C |
| M (SH 3)   | M1298      | 11L            | D11106             | C165 (C9)        | PDU 4L,8L,11L    |
|            | M1300      | 12L            | D11110             | C163 (C4)        | PDU 2L,6L,12L    |



- NOTES:
- 1 ANIMATED ILLUSTRATION TO SHOW BASIC OPERATION
  - 2 SEE PDU CONTROL TABULATION FOR CONNECTOR NO AND EQUIPMENT NO
  - 3 PDU PIN 6 GROUND WIRES, BRAKE CONTROL, THROUGH CARGO HANDLING ACCESS PANEL P39 ON SH 3
  - 4 THESE WIRES CONNECT TO PIN 1 OF PDU
  - 5 THESE WIRES CONNECT TO PIN 2 OF PDU
  - 6 CARGO HANDLING SYSTEM WILL HAVE INSTALLED ONE OF THE TWO TYPES OF PDUS ILLUSTRATED

150-156, 162-166

**CARGO HANDLING  
POWER DRIVE UNITS-  
AFT LOWER LOBE**

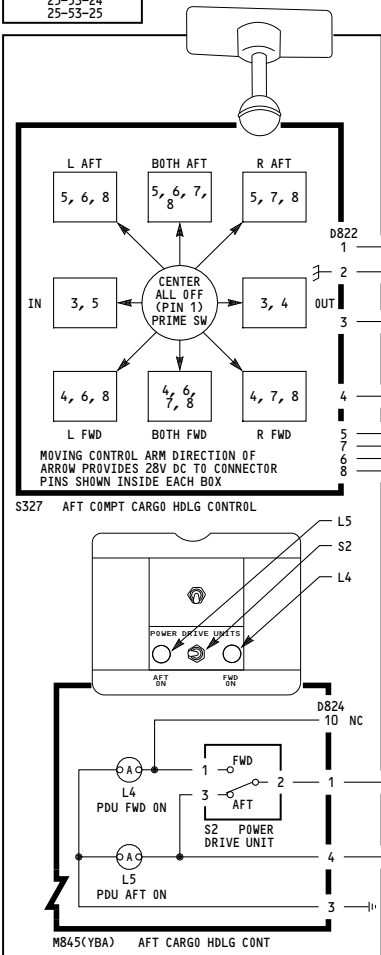
D280T232

**25-53-06**



-A  
614

**WIRING DIAGRAMS**  
25-53-21  
25-53-23  
25-53-24  
25-53-25

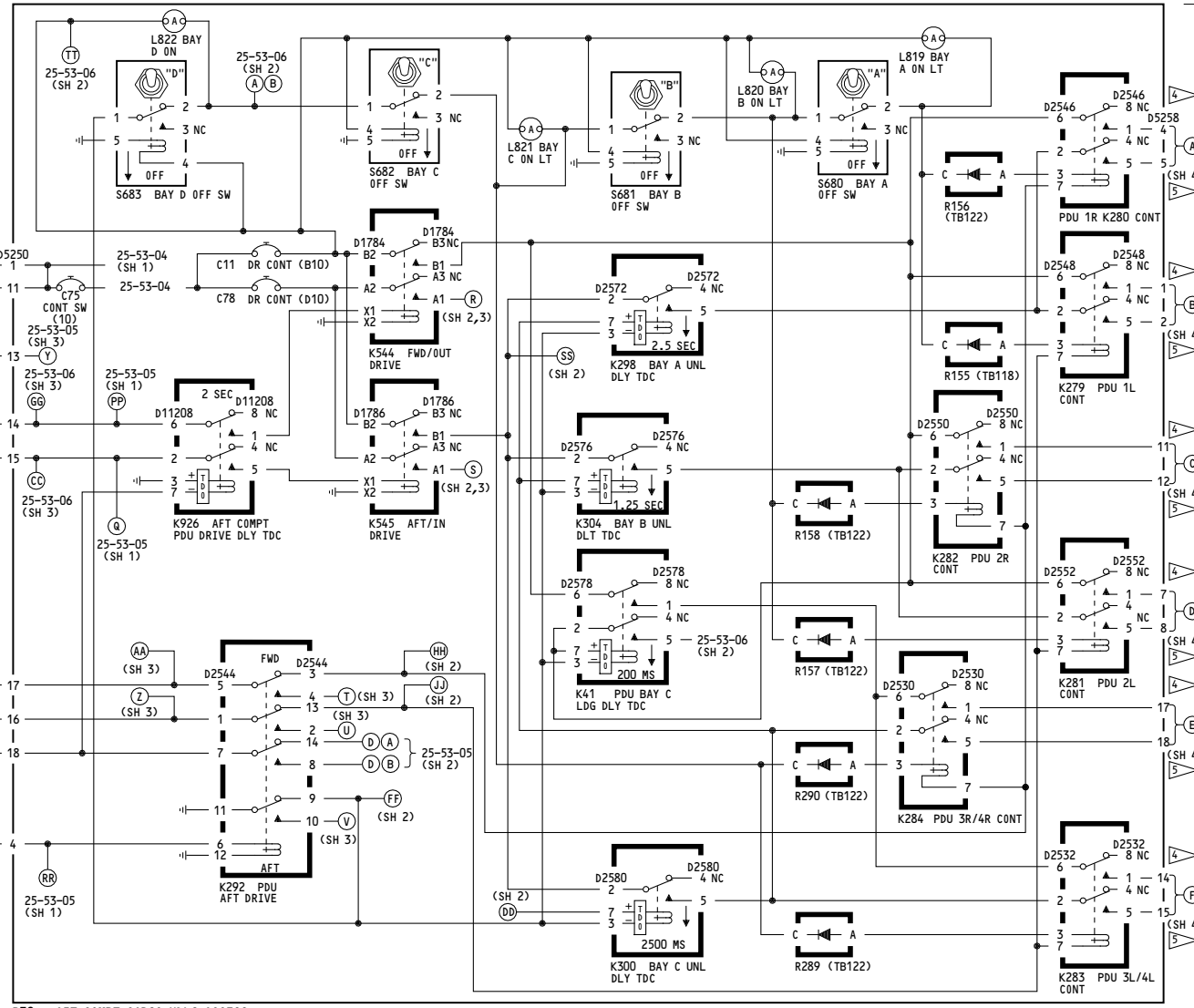


**P27 AFT COMPT CARGO HDLG CONT**

**NOTES:**

4 WIRE CONNECTS TO PIN 1 OF PDU (S)

5 WIRE CONNECTS TO PIN 2 OF PDU (S)



**P39 AFT COMPT CARGO HDLG ACCESS**

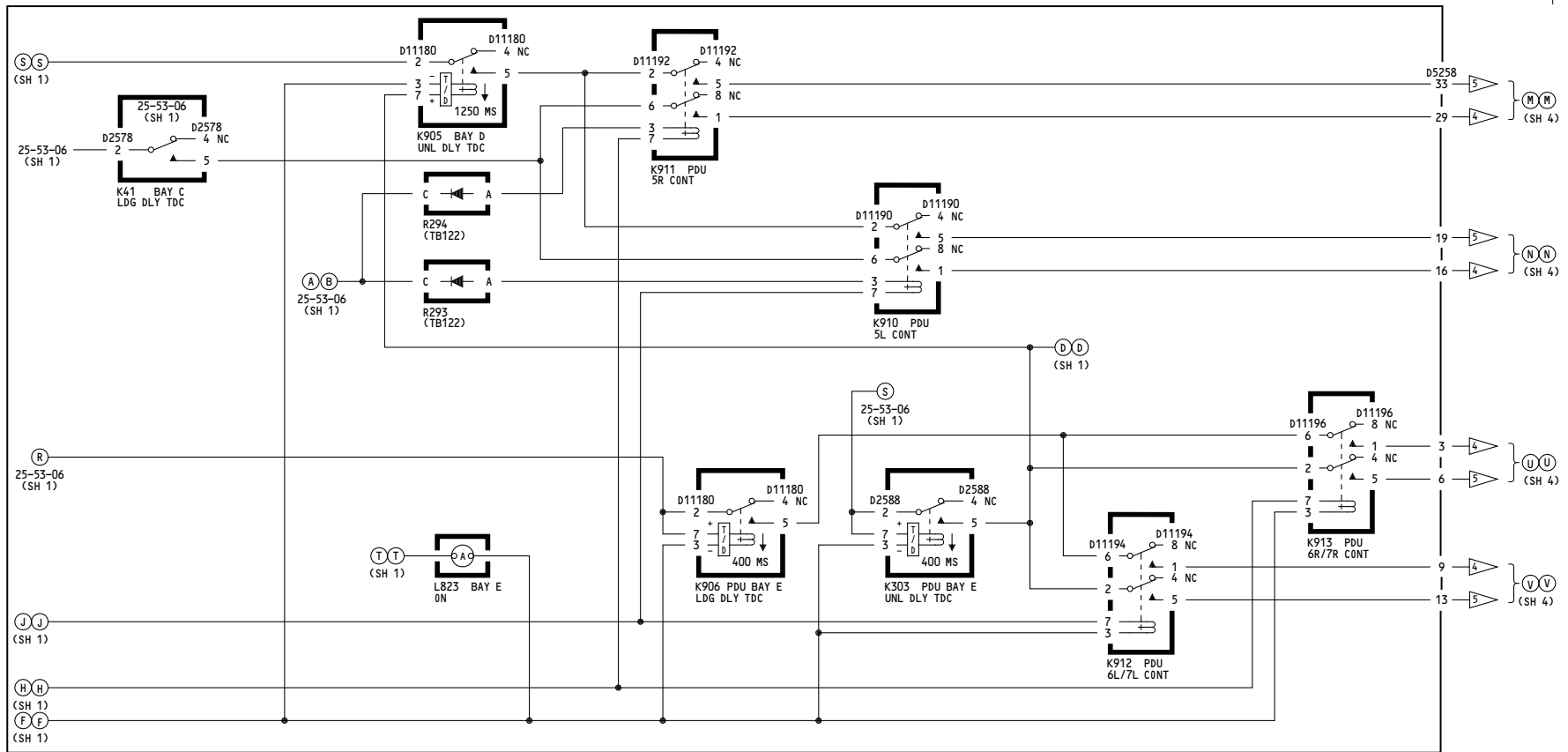
157, 167-199, 280-299

**CARGO HANDLING POWER DRIVE UNITS- AFT LOWER LOBE**

D280T232

**25-53-06**

613



P39 AFT COMPT CARGO HDLG ACCESS

| WIRING DIAGRAMS |  |
|-----------------|--|
| 25-53-21        |  |
| 25-53-23        |  |
| 25-53-24        |  |
| 25-53-25        |  |
| 25-53-26        |  |

- NOTES:
- 4 WIRE CONNECTS TO PIN 1 OF PDU
  - 5 WIRE CONNECTS TO PIN 2 OF PDU

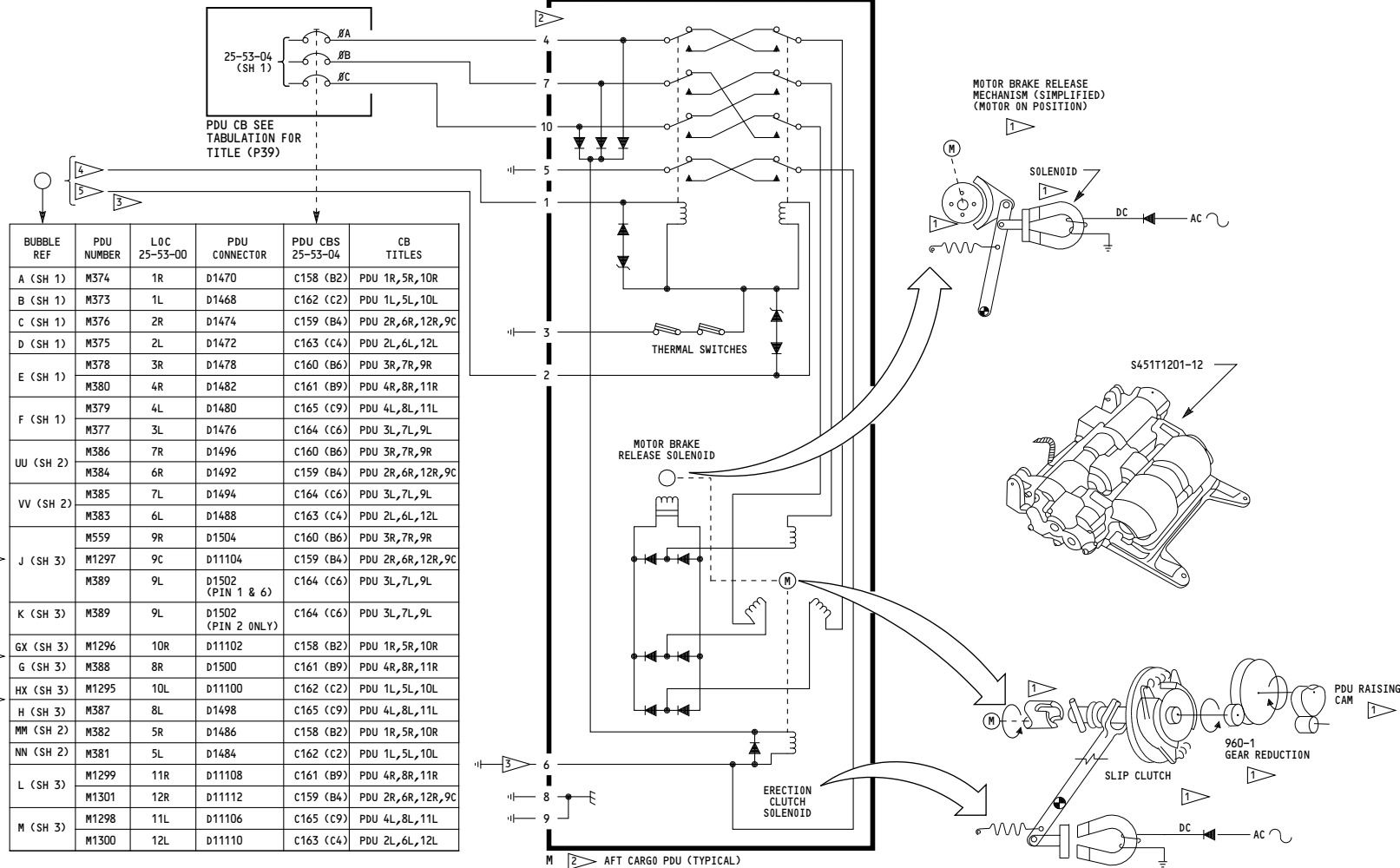
|                       |                                                                        |
|-----------------------|------------------------------------------------------------------------|
| 157, 167-199, 280-299 | <p><b>CARGO HANDLING<br/>POWER DRIVE UNITS-<br/>AFT LOWER LOBE</b></p> |
| D280T232              |                                                                        |

**25-53-06**

Page 103  
Sheet 2  
Jan 21/2005



608



- NOTES:
- 1 ANIMATED ILLUSTRATION TO SHOW BASIC OPERATION
  - 2 SEE PDU CONTROL TABULATION FOR CONNECTOR NUMBER AND EQUIPMENT NUMBER
  - 3 PDU PIN 6 GROUND WIRES, BRAKE CONTROL, THROUGH CARGO HANDLING ACCESS PANEL P39 ON SH 3
  - 4 THESE WIRES CONNECT TO PIN 1 OF PDU
  - 5 THESE WIRES CONNECT TO PIN 2 OF PDU

157, 167-199, 280-299

**CARGO HANDLING  
POWER DRIVE UNITS-  
AFT LOWER LOBE**

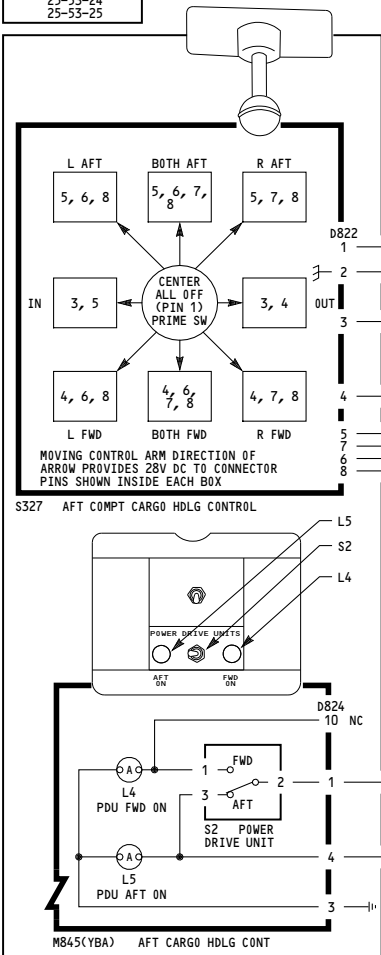
D280T232

**25-53-06**

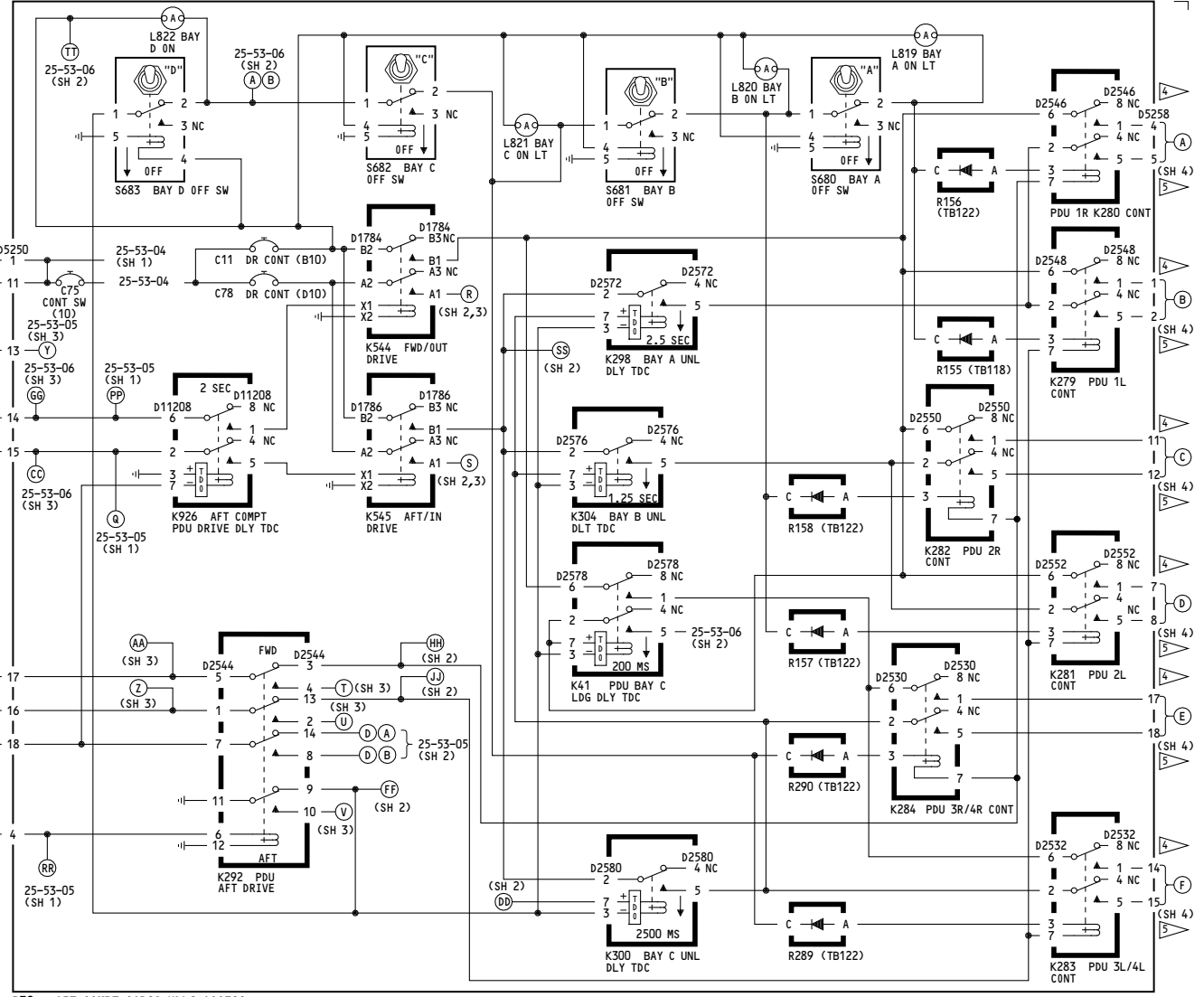
Page 103  
Sheet 4  
Jan 21/2005

-A  
614

**WIRING DIAGRAMS**  
25-53-21  
25-53-23  
25-53-24  
25-53-25



**NOTES:**  
4 WIRE CONNECTS TO PIN 1 OF PDU (S)  
5 WIRE CONNECTS TO PIN 2 OF PDU (S)



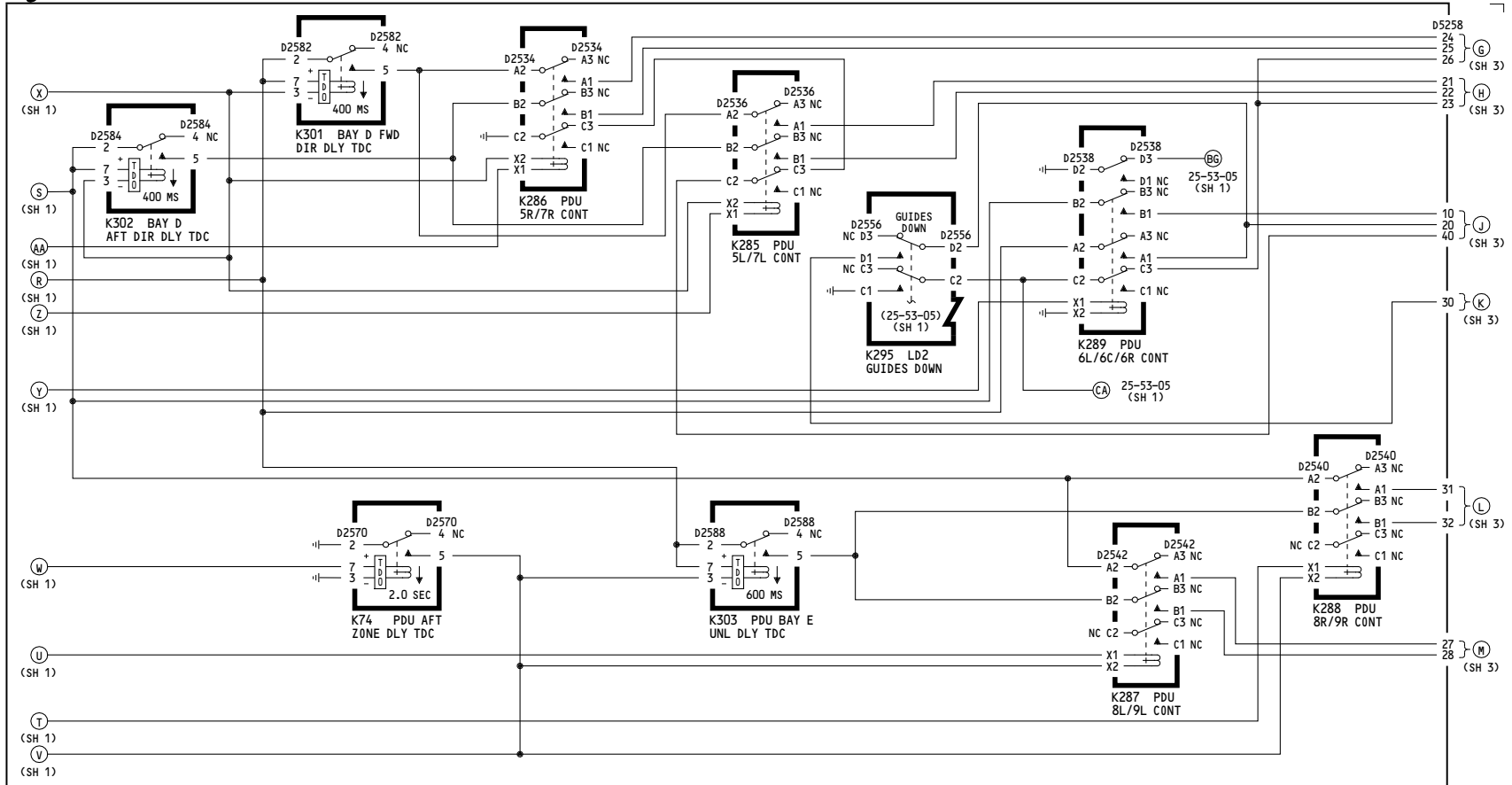
275-276

**CARGO HANDLING POWER DRIVE UNITS- AFT LOWER LOBE**

D280T232

**25-53-06**

612



P39 AFT COMPT CARGO HDLG ACCESS

275-276

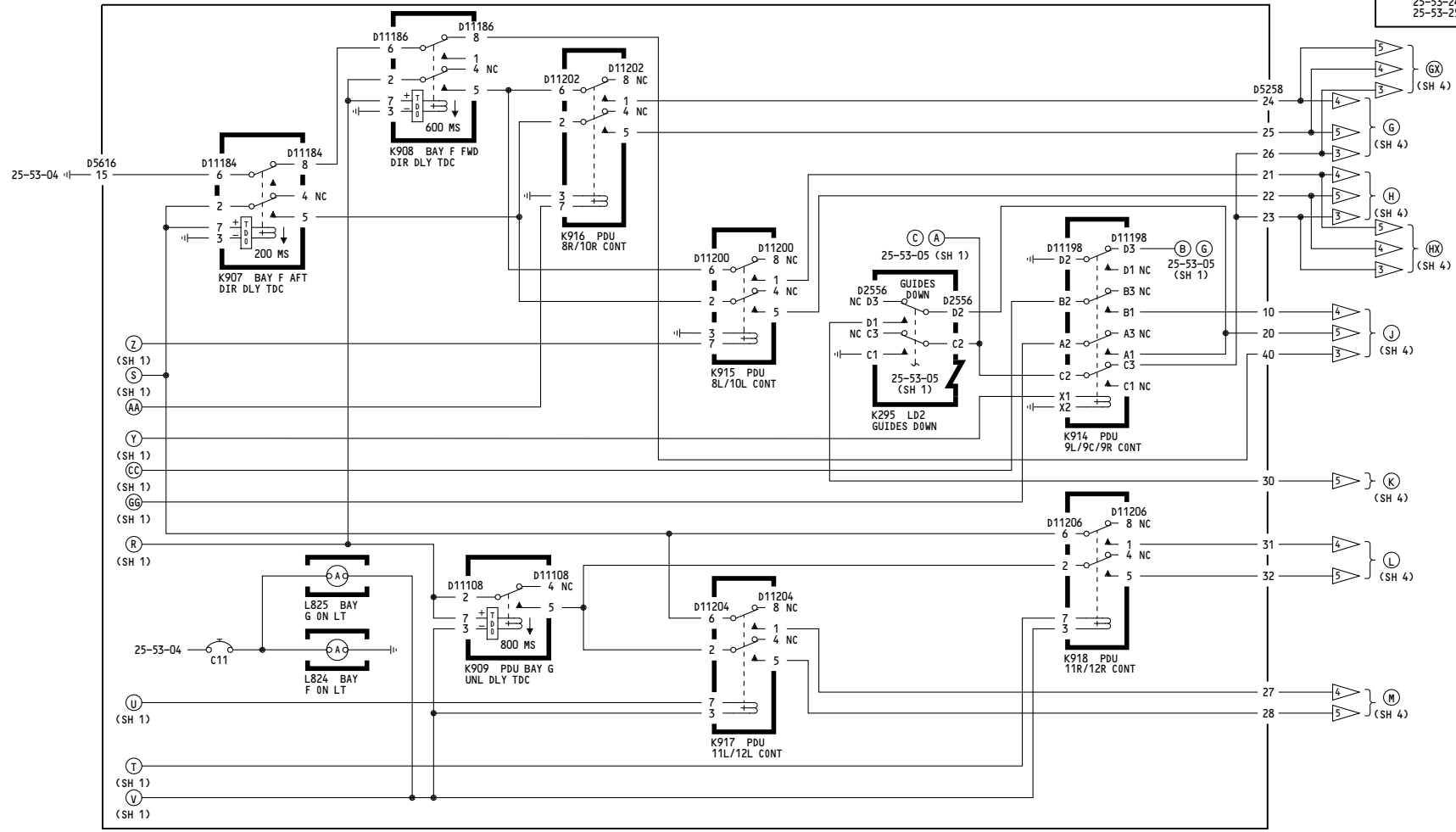
**CARGO HANDLING  
POWER DRIVE UNITS-  
AFT LOWER LOBE**

D280T232

**25-53-06**

Page 104  
Sheet 2  
Jan 21/2005

| WIRING DIAGRAMS |  |
|-----------------|--|
| 25-53-21        |  |
| 25-53-23        |  |
| 25-53-24        |  |
| 25-53-25        |  |

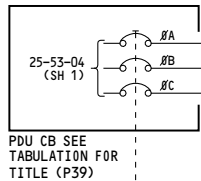


NOTES:  
 3 PDU PIN 6 GROUND WIRES BRAKE CONTROL THROUGH CARGO HANDLING ACCESS PANEL P39 ON SH 3  
 4 WIRE CONNECTS TO PIN 1 OF PDU  
 5 WIRE CONNECTS TO PIN 2 OF PDU

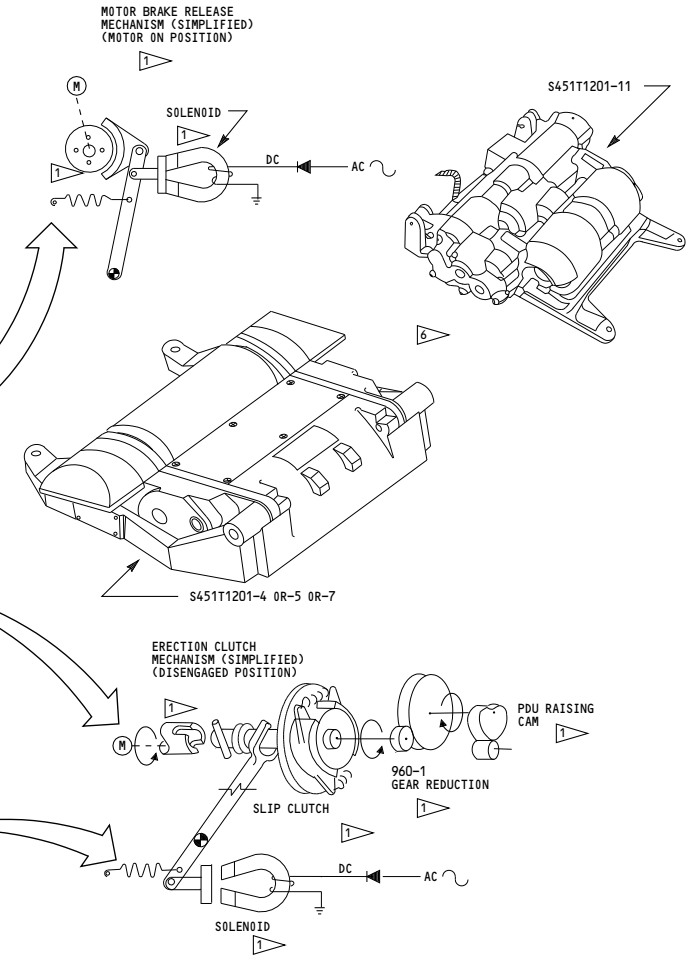
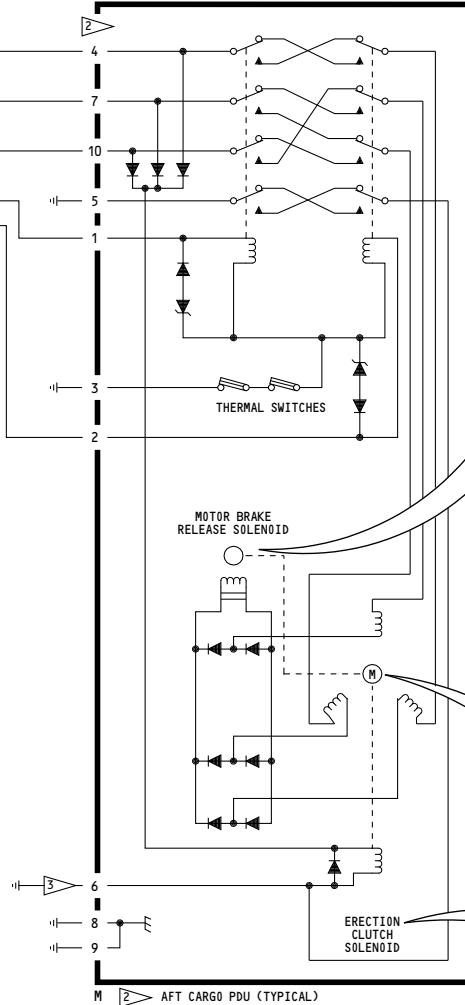
|         |                                                                                        |
|---------|----------------------------------------------------------------------------------------|
| 275-276 | <p><b>CARGO HANDLING<br/>POWER DRIVE UNITS-<br/>AFT LOWER LOBE</b></p> <p>D280T232</p> |
|---------|----------------------------------------------------------------------------------------|

**25-53-06**

605



| BUBBLE REF | PDU NUMBER | L.O.C 25-53-00 | PDU CONNECTOR      | PDU CBS 25-53-04 | CB TITLES        |
|------------|------------|----------------|--------------------|------------------|------------------|
| A (SH 1)   | M374       | 1R             | D1470              | C158 (B2)        | PDU 1R,5R,10R    |
| B (SH 1)   | M373       | 1L             | D1468              | C162 (C2)        | PDU 1L,5L,10L    |
| C (SH 1)   | M376       | 2R             | D1474              | C159 (B4)        | PDU 2R,6R,12R,9C |
| D (SH 1)   | M375       | 2L             | D1472              | C163 (C4)        | PDU 2L,6L,12L    |
| E (SH 1)   | M378       | 3R             | D1478              | C160 (B6)        | PDU 3R,7R,9R     |
|            | M380       | 4R             | D1482              | C161 (B9)        | PDU 4R,8R,11R    |
| F (SH 1)   | M379       | 4L             | D1480              | C165 (C9)        | PDU 4L,8L,11L    |
|            | M377       | 3L             | D1476              | C164 (C6)        | PDU 3L,7L,9L     |
| UU (SH 2)  | M386       | 7R             | D1496              | C160 (B6)        | PDU 3R,7R,9R     |
|            | M384       | 6R             | D1492              | C159 (B4)        | PDU 2R,6R,12R,9C |
| VV (SH 2)  | M385       | 7L             | D1494              | C164 (C6)        | PDU 3L,7L,9L     |
|            | M383       | 6L             | D1488              | C163 (C4)        | PDU 2L,6L,12L    |
| J (SH 3)   | M559       | 9R             | D1504              | C160 (B6)        | PDU 3R,7R,9R     |
|            | M1297      | 9C             | D11104             | C159 (B4)        | PDU 2R,6R,12R,9C |
|            | M389       | 9L             | D1502 (PIN 1 & 6)  | C164 (C6)        | PDU 3L,7L,9L     |
| K (SH 3)   | M389       | 9L             | D1502 (PIN 2 ONLY) | C164 (C6)        | PDU 3L,7L,9L     |
| GX (SH 3)  | M1296      | 10R            | D11102             | C158 (B2)        | PDU 1R,5R,10R    |
| G (SH 3)   | M388       | 8R             | D1500              | C161 (B9)        | PDU 4R,8R,11R    |
| HX (SH 3)  | M1295      | 10L            | D11100             | C162 (C2)        | PDU 1L,5L,10L    |
| H (SH 3)   | M387       | 8L             | D1498              | C165 (C9)        | PDU 4L,8L,11L    |
| MM (SH 2)  | M382       | 5R             | D1486              | C158 (B2)        | PDU 1R,5R,10R    |
| NN (SH 2)  | M381       | 5L             | D1484              | C162 (C2)        | PDU 1L,5L,10L    |
| L (SH 3)   | M1299      | 11R            | D11108             | C161 (B9)        | PDU 4R,8R,11R    |
|            | M1301      | 12R            | D11112             | C159 (B4)        | PDU 2R,6R,12R,9C |
| M (SH 3)   | M1298      | 11L            | D11106             | C165 (C9)        | PDU 4L,8L,11L    |
|            | M1300      | 12L            | D11110             | C163 (C4)        | PDU 2L,6L,12L    |



- NOTES:
- 1 ANIMATED ILLUSTRATION TO SHOW BASIC OPERATION
  - 2 SEE PDU CONTROL TABULATION FOR CONNECTOR NO AND EQUIPMENT NO
  - 3 PDU PIN 6 GROUND WIRES, BRAKE CONTROL, THROUGH CARGO HANDLING ACCESS PANEL P39 ON SH 3
  - 4 THESE WIRES CONNECT TO PIN 1 OF PDU
  - 5 THESE WIRES CONNECT TO PIN 2 OF PDU
  - 6 CARGO HANDLING SYSTEM WILL HAVE INSTALLED ONE OF THE TWO TYPES OF PDUS ILLUSTRATED

275-276

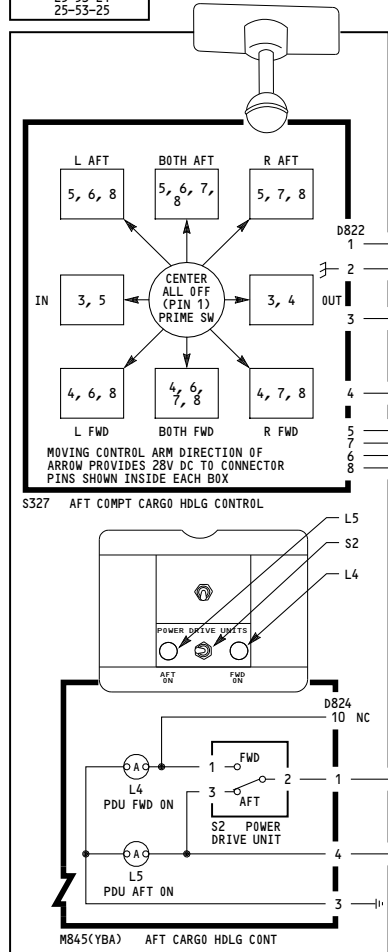
**CARGO HANDLING  
POWER DRIVE UNITS-  
AFT LOWER LOBE**

D280T232

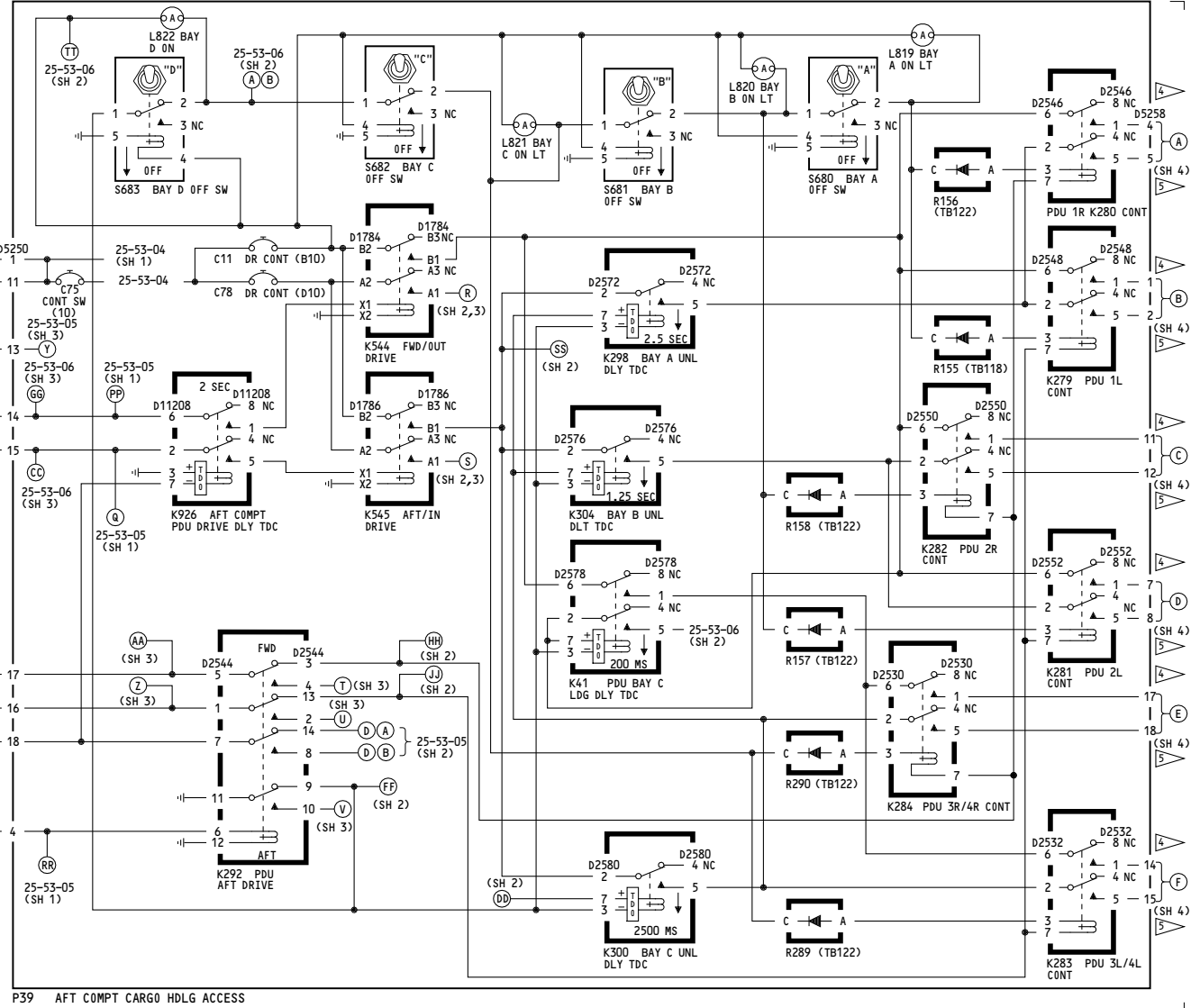
**25-53-06**



-A1  
614  
WIRING DIAGRAMS  
25-53-21  
25-53-23  
25-53-24  
25-53-25



M845(YBA) AFT CARGO HDLG CONT  
P27 AFT COMPT CARGO HDLG CONT  
NOTES:  
4 WIRE CONNECTS TO PIN 1 OF PDU (S)  
5 WIRE CONNECTS TO PIN 2 OF PDU (S)



P39 AFT COMPT CARGO HDLG ACCESS

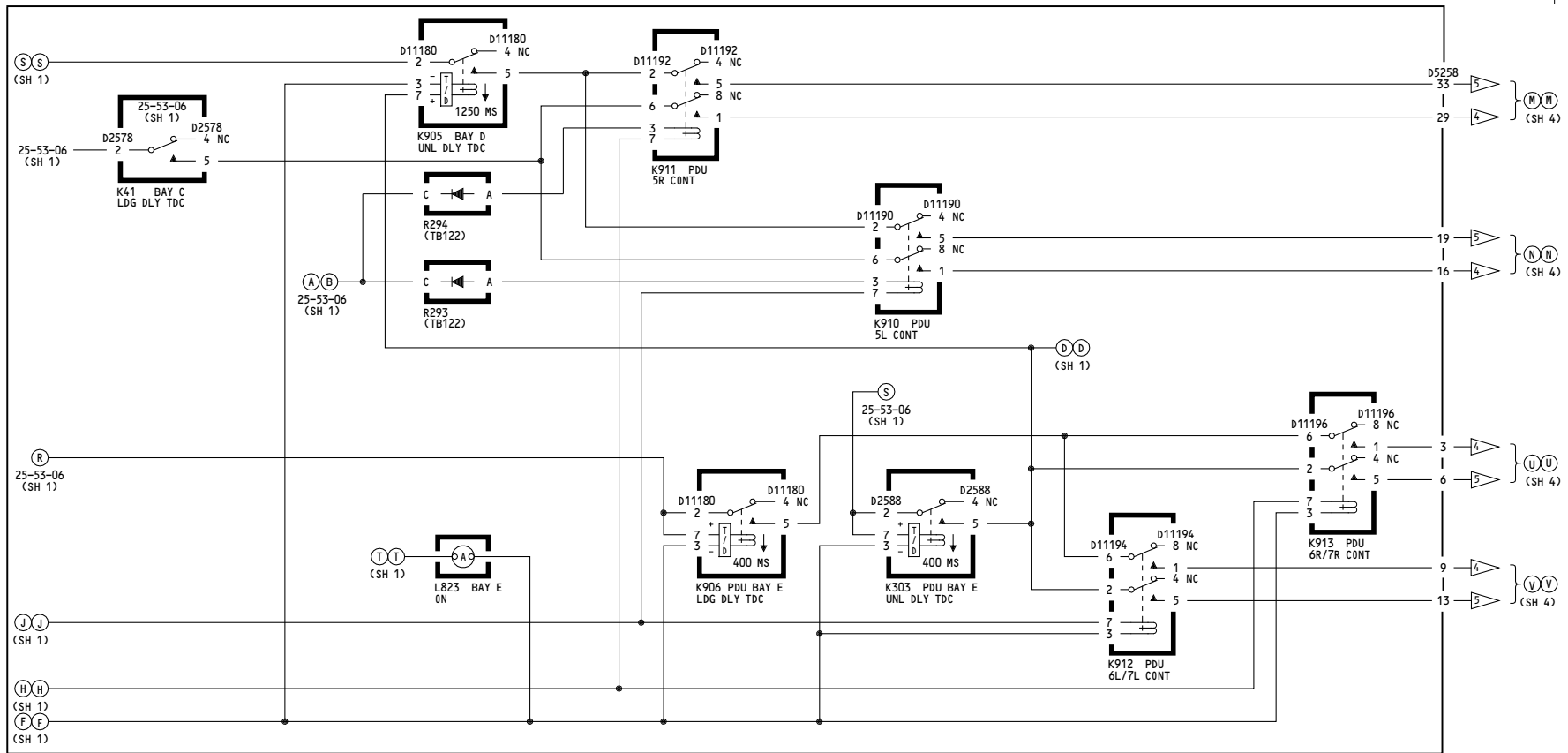
277-278

**CARGO HANDLING  
POWER DRIVE UNITS-  
AFT LOWER LOBE**

D280T232

**25-53-06**

613



P39 AFT COMPT CARGO HDLG ACCESS

| WIRING DIAGRAMS |  |
|-----------------|--|
| 25-53-21        |  |
| 25-53-23        |  |
| 25-53-24        |  |
| 25-53-25        |  |
| 25-53-26        |  |

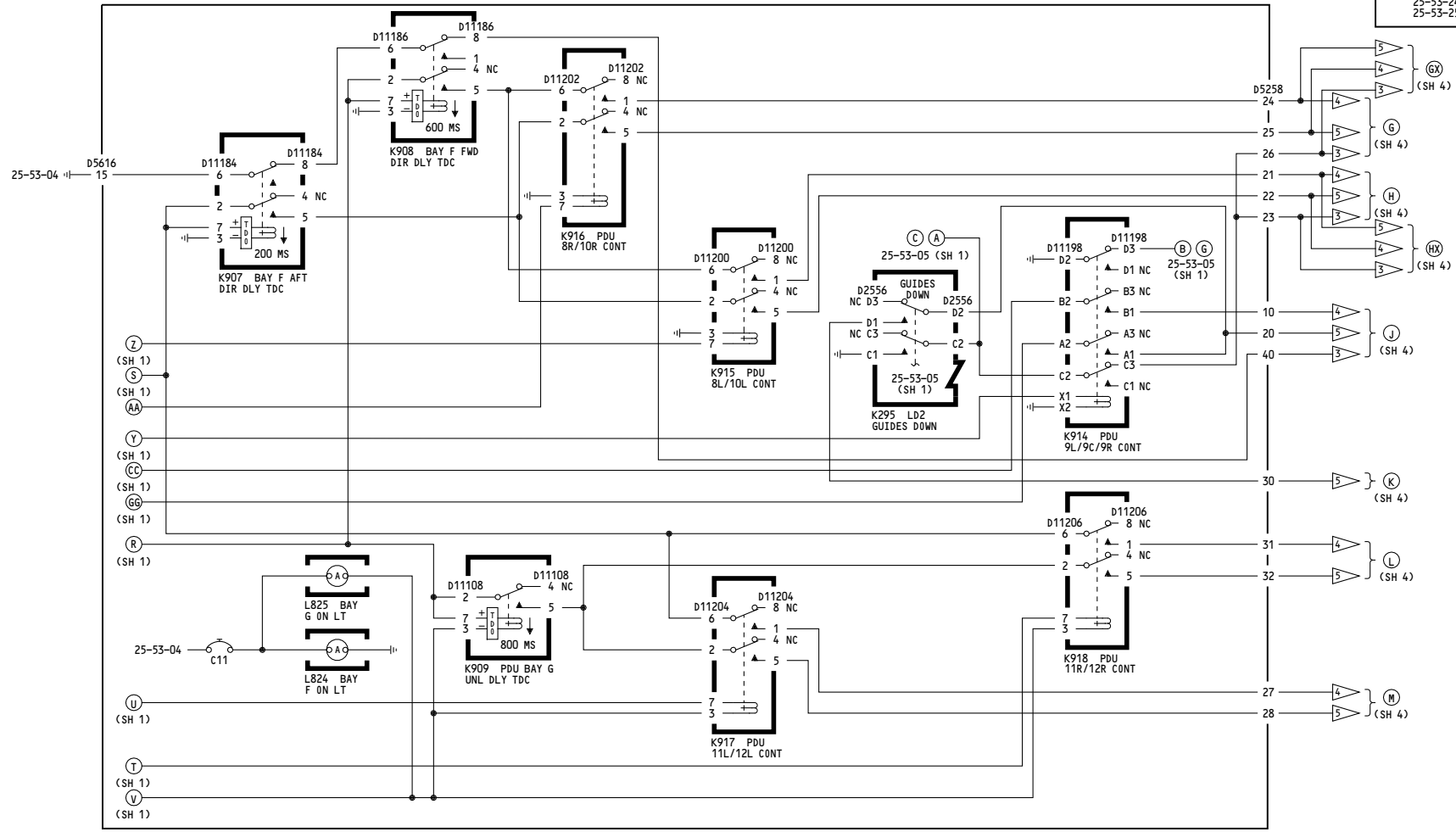
- NOTES:
- 4 WIRE CONNECTS TO PIN 1 OF PDU
  - 5 WIRE CONNECTS TO PIN 2 OF PDU

|          |                                                                 |
|----------|-----------------------------------------------------------------|
| 277-278  | <b>CARGO HANDLING<br/>POWER DRIVE UNITS-<br/>AFT LOWER LOBE</b> |
| D280T232 |                                                                 |

**25-53-06**

Page 105  
Sheet 2  
Jan 21/2005

| WIRING DIAGRAMS |  |
|-----------------|--|
| 25-53-21        |  |
| 25-53-23        |  |
| 25-53-24        |  |
| 25-53-25        |  |



NOTES:  
 3 PDU PIN 6 GROUND WIRES BRAKE CONTROL THROUGH CARGO HANDLING ACCESS PANEL P39 ON SH 3  
 4 WIRE CONNECTS TO PIN 1 OF PDU  
 5 WIRE CONNECTS TO PIN 2 OF PDU

277-278

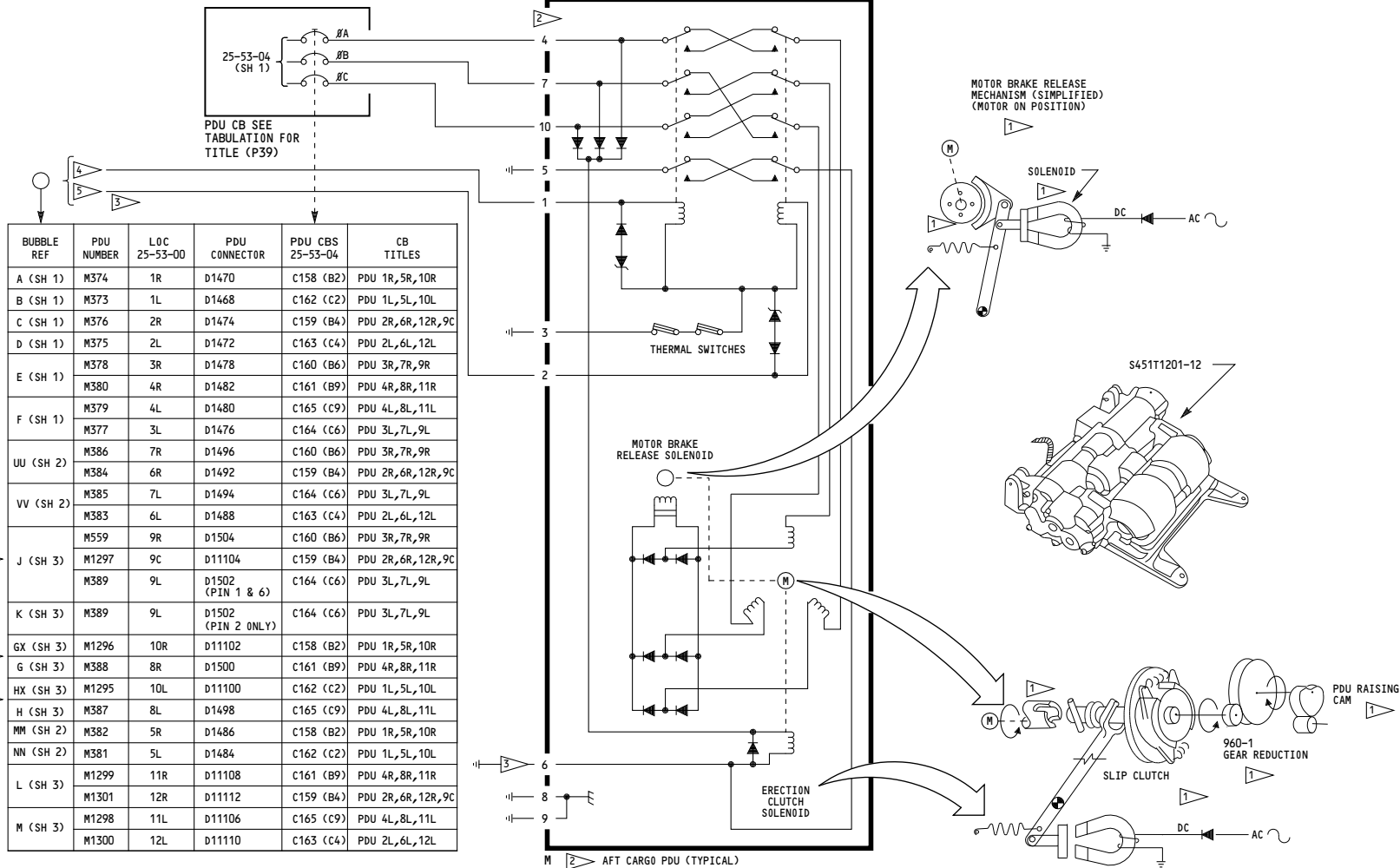
**CARGO HANDLING  
POWER DRIVE UNITS-  
AFT LOWER LOBE**

D280T232

**25-53-06**

Page 105  
 Sheet 3  
 Jan 21/2005

608



- NOTES:**
- 1 ANIMATED ILLUSTRATION TO SHOW BASIC OPERATION
  - 2 SEE PDU CONTROL TABULATION FOR CONNECTOR NUMBER AND EQUIPMENT NUMBER
  - 3 PDU PIN 6 GROUND WIRES, BRAKE CONTROL, THROUGH CARGO HANDLING ACCESS PANEL P39 ON SH 3
  - 4 THESE WIRES CONNECT TO PIN 1 OF PDU
  - 5 THESE WIRES CONNECT TO PIN 2 OF PDU

277-278

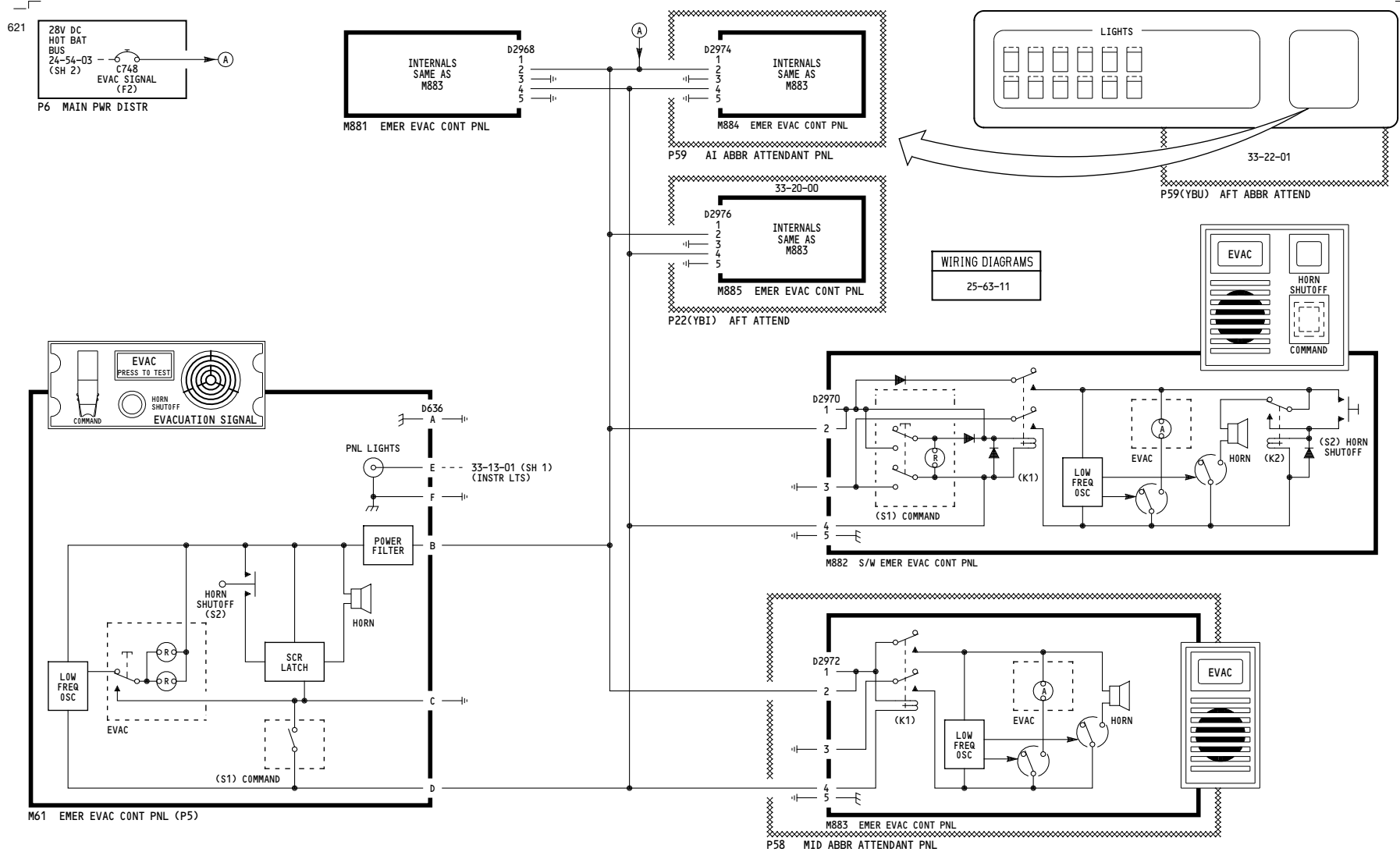
**CARGO HANDLING  
POWER DRIVE UNITS-  
AFT LOWER LOBE**

D280T232

**25-53-06**

Page 105  
Sheet 4  
Jan 21/2005





275-299

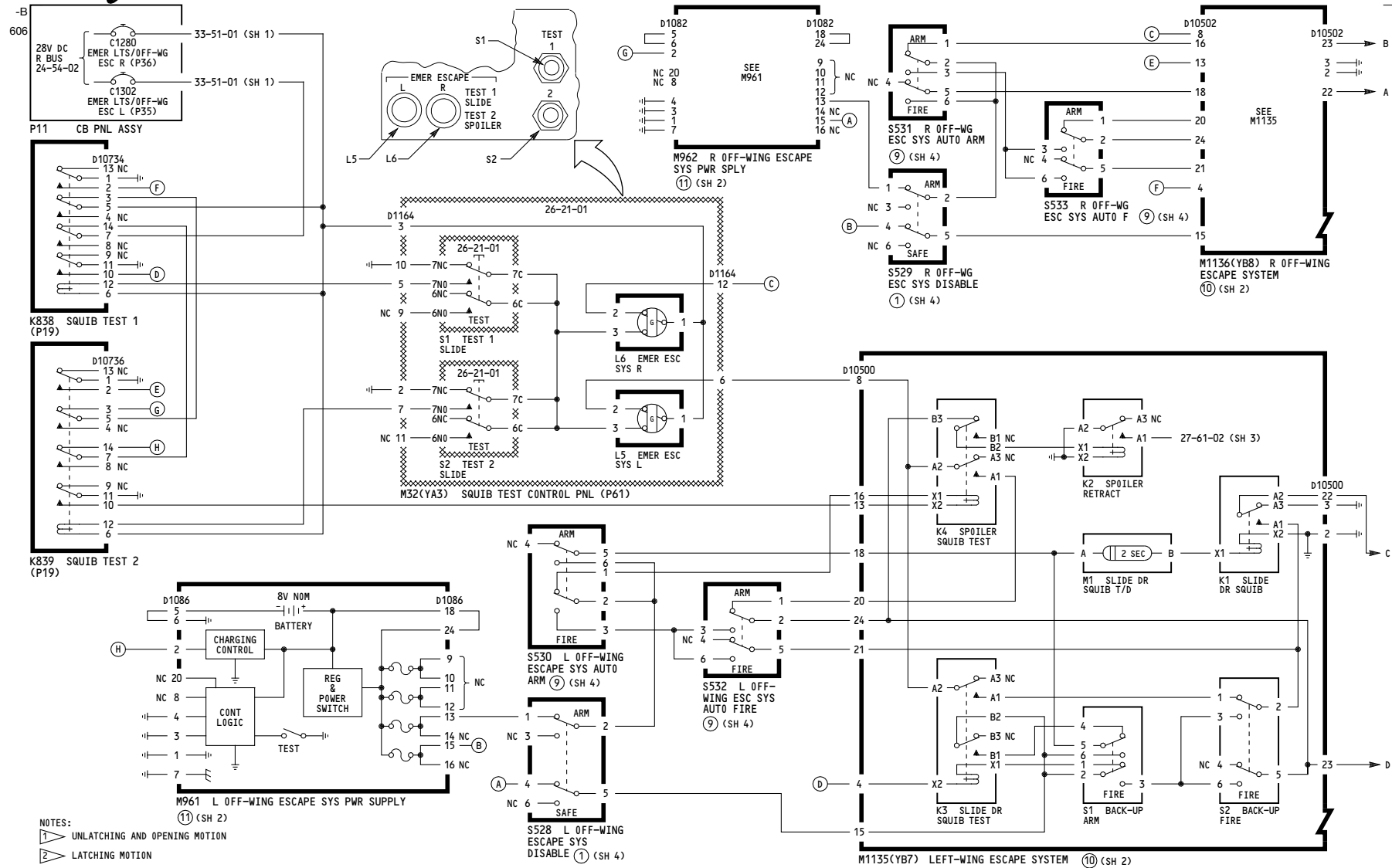
**EMERGENCY EVACUATION SIGNAL**

D280T232

**25-63-01**

Page 102

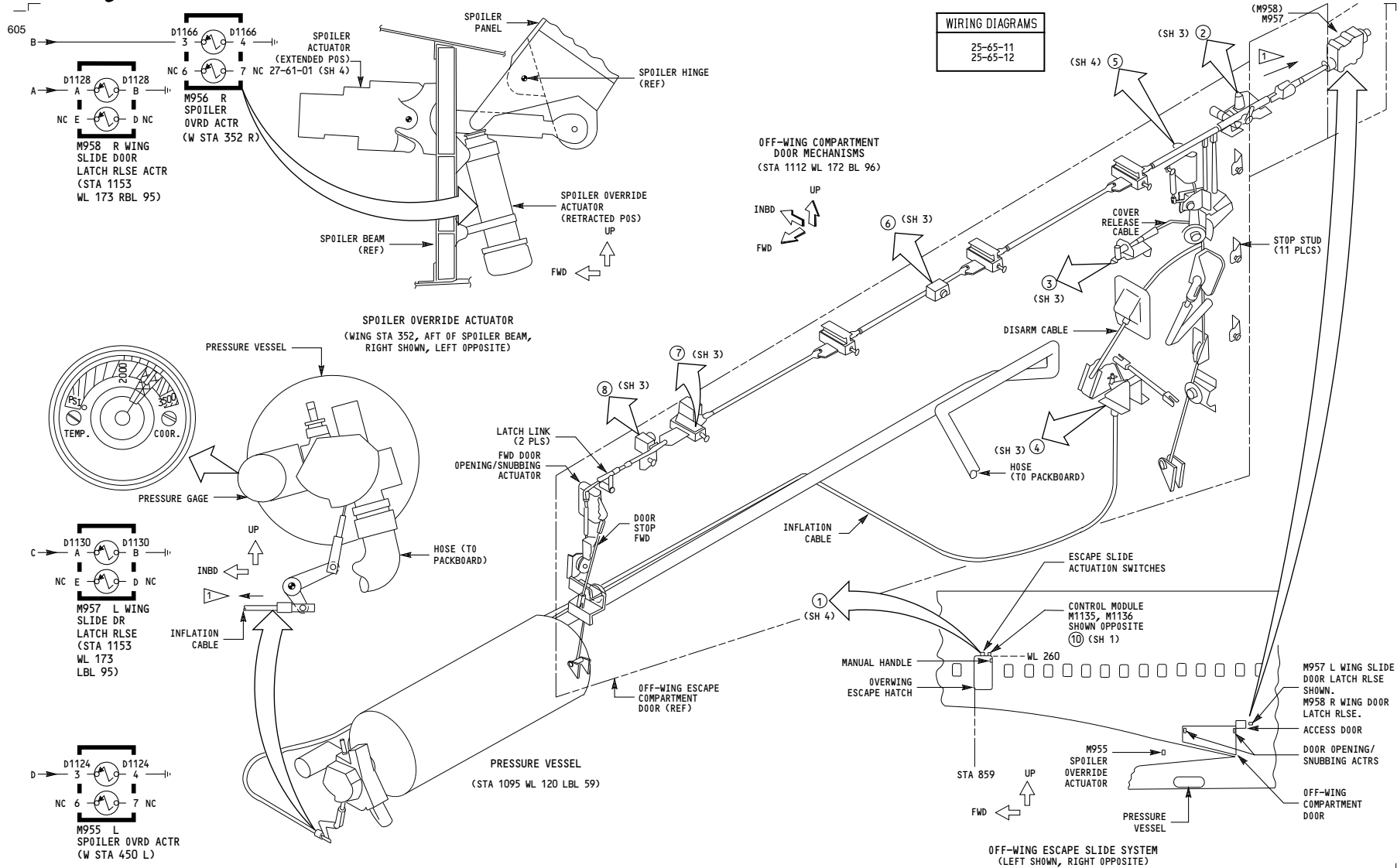
Jan 21/2005



NOTES:  
 UNLATCHING AND OPENING MOTION  
 LATCHING MOTION

|          |                               |
|----------|-------------------------------|
| 050-099  | <b>OFF-WING ESCAPE SLIDES</b> |
| D280T232 |                               |

**25-65-01**



050-099

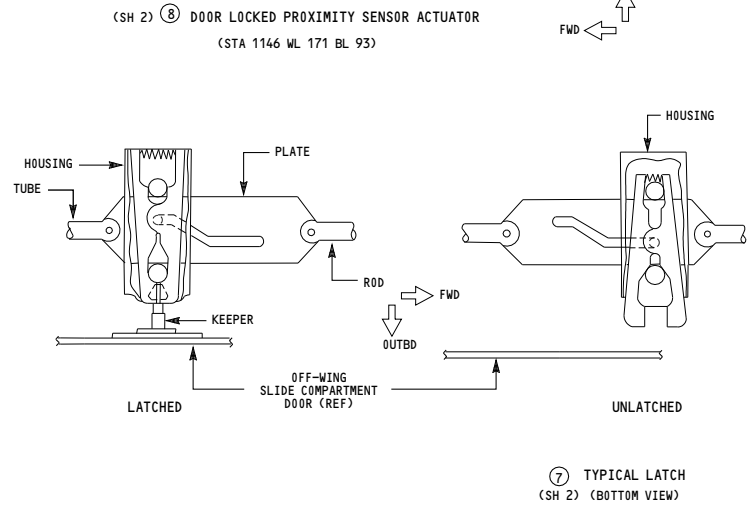
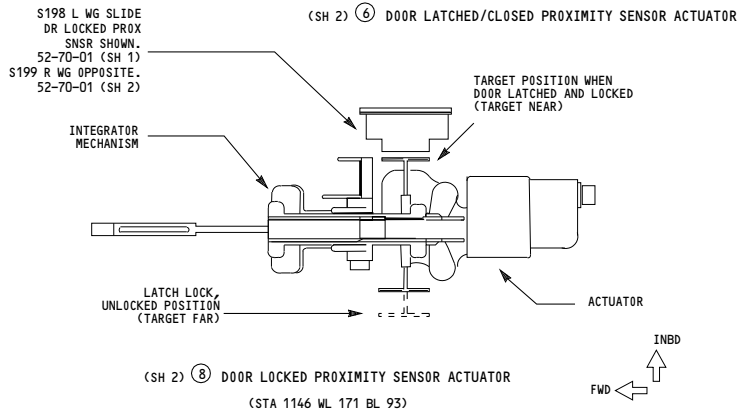
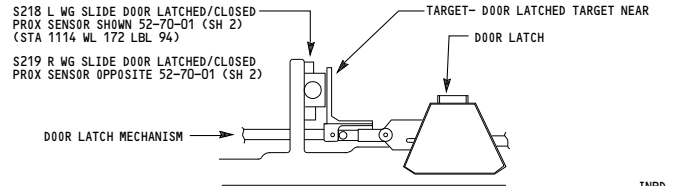
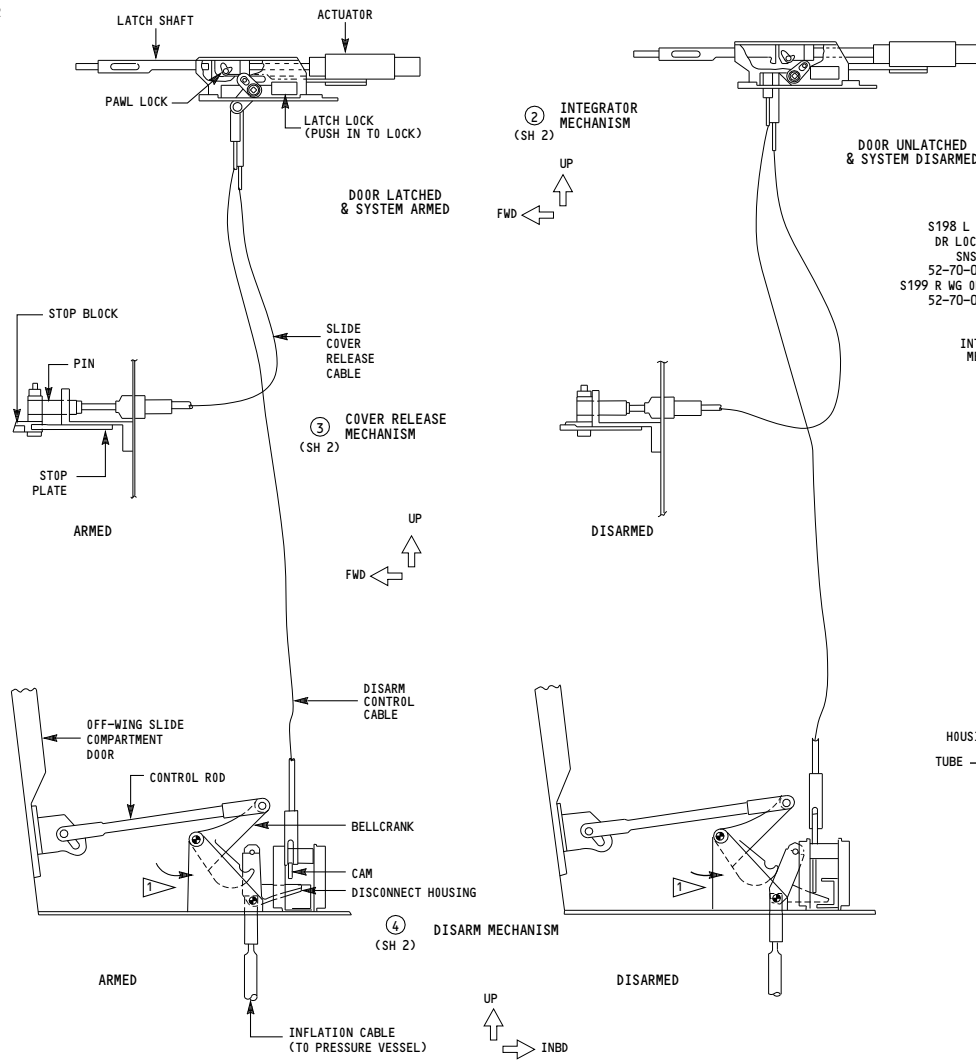
**OFF-WING ESCAPE SLIDES**

D280T232

**25-65-01**

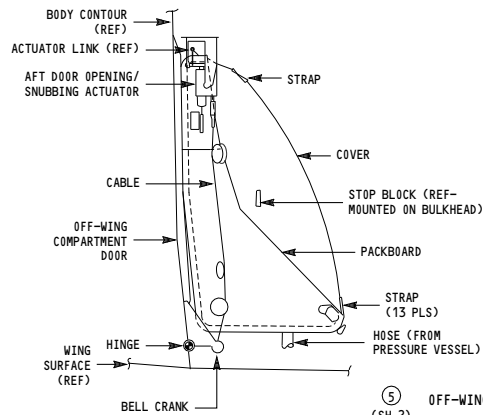
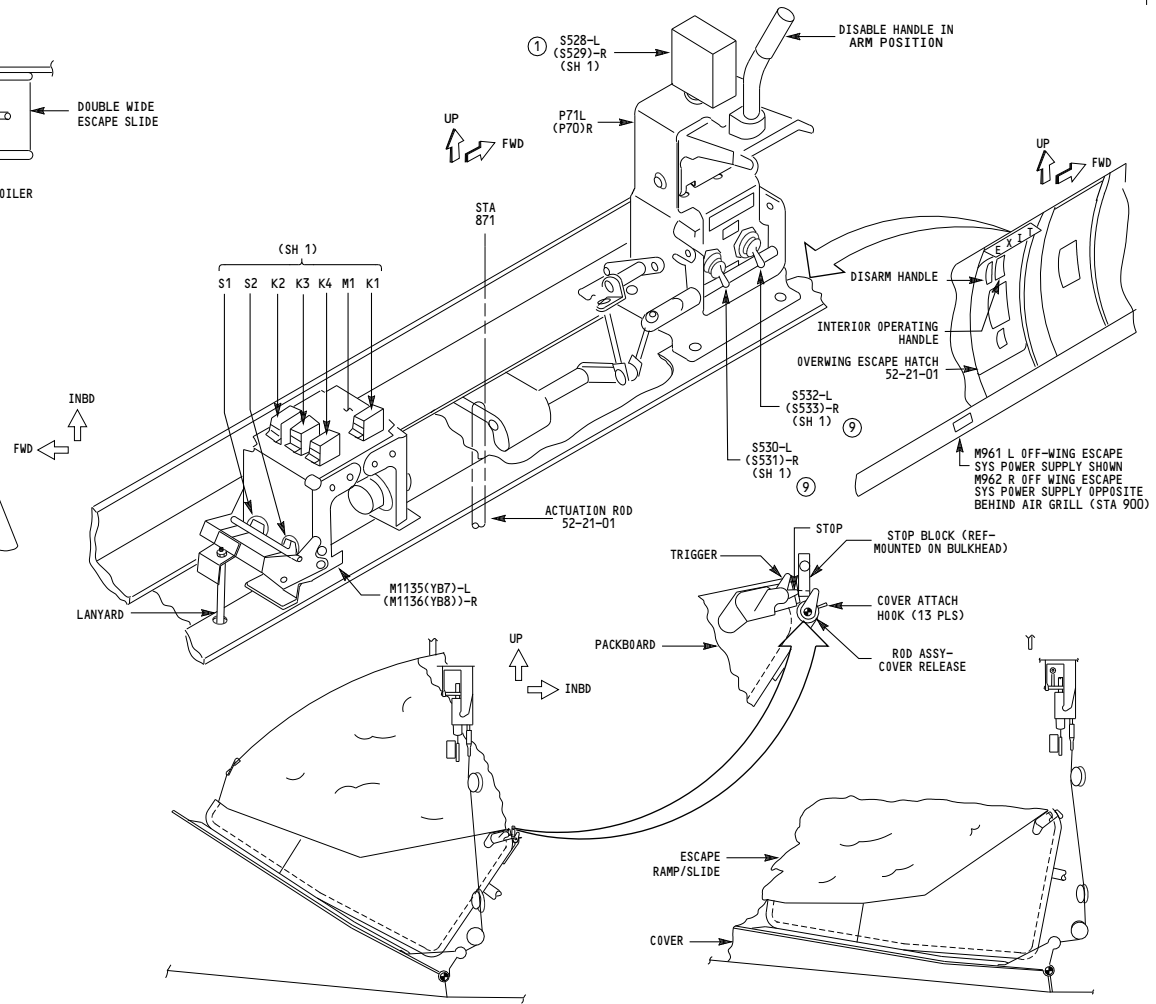
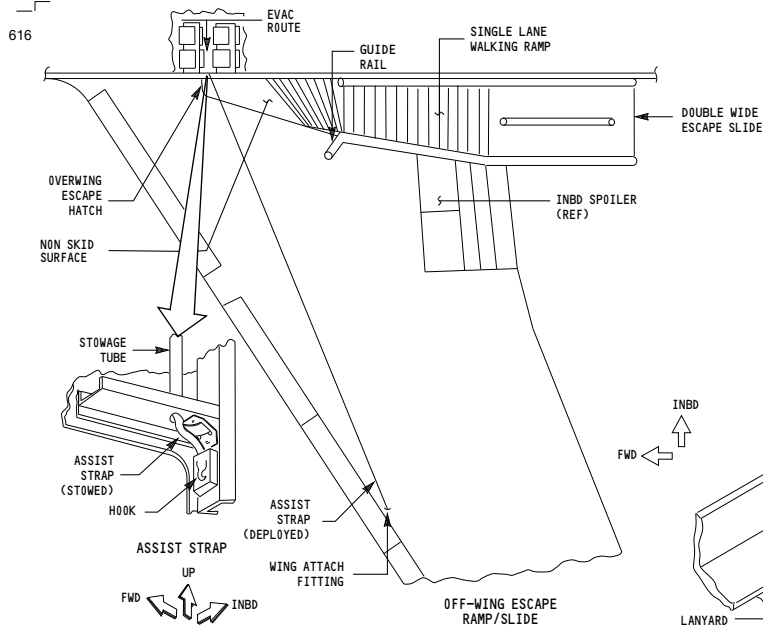
Page 101  
Sheet 2  
Jan 21/2005





|          |                        |
|----------|------------------------|
| 050-099  | OFF-WING ESCAPE SLIDES |
| D280T232 |                        |

**25-65-01**



5 OFF-WING COMPARTMENT DOOR OPENING SEQUENCE (SH 2) (AFT DOOR OPENING/SNUBBING ACTUATOR SHOWN, FWD SIMILAR)

COVER RELEASED, INFLATION STARTS.

SNUBBED ABOVE SURFACE. RAMP/SLIDE INFLATING

STOWED & LATCHED

050-099

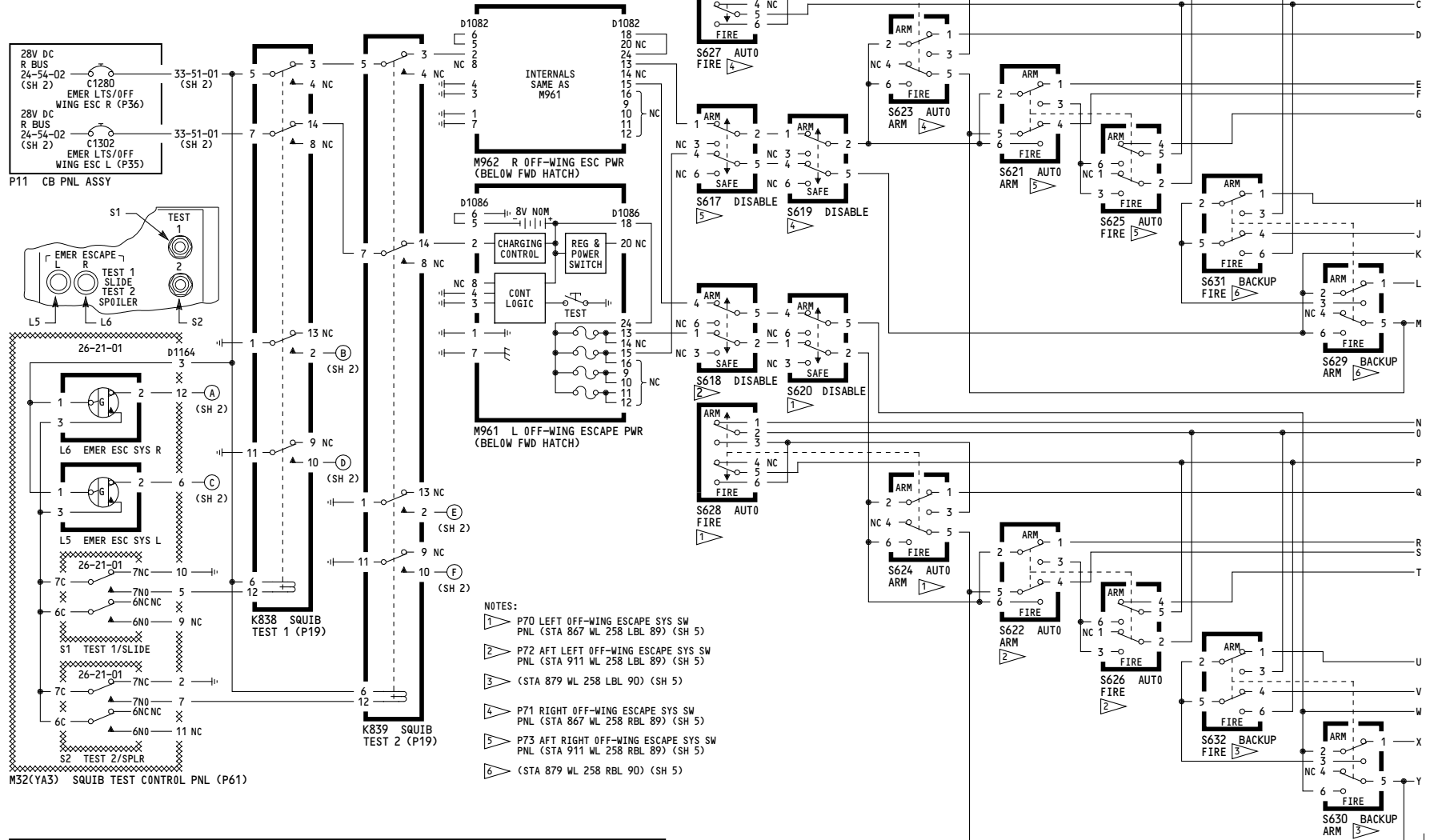
**OFF-WING ESCAPE SLIDES**

D280T232

**25-65-01**

Page 101  
Sheet 4  
Jan 21/2005

609

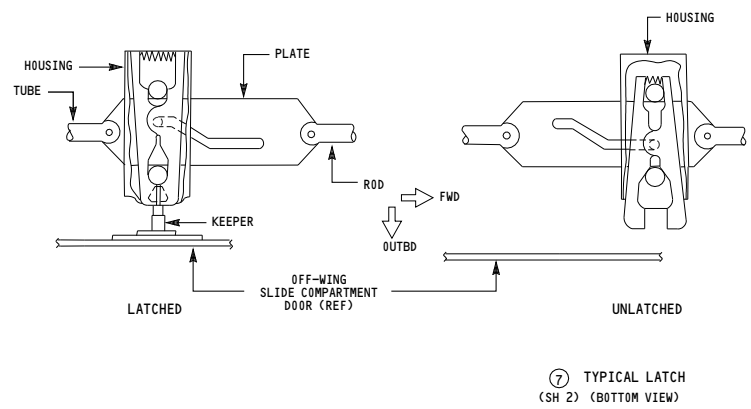
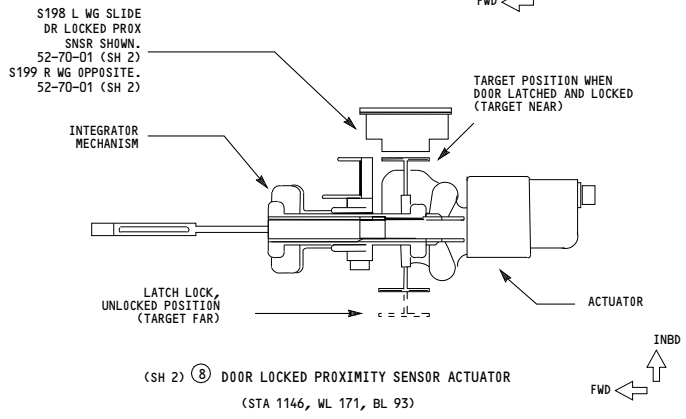
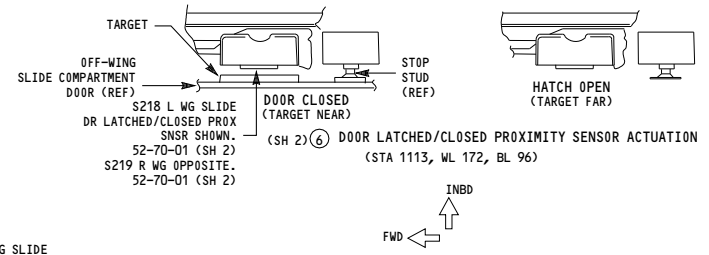
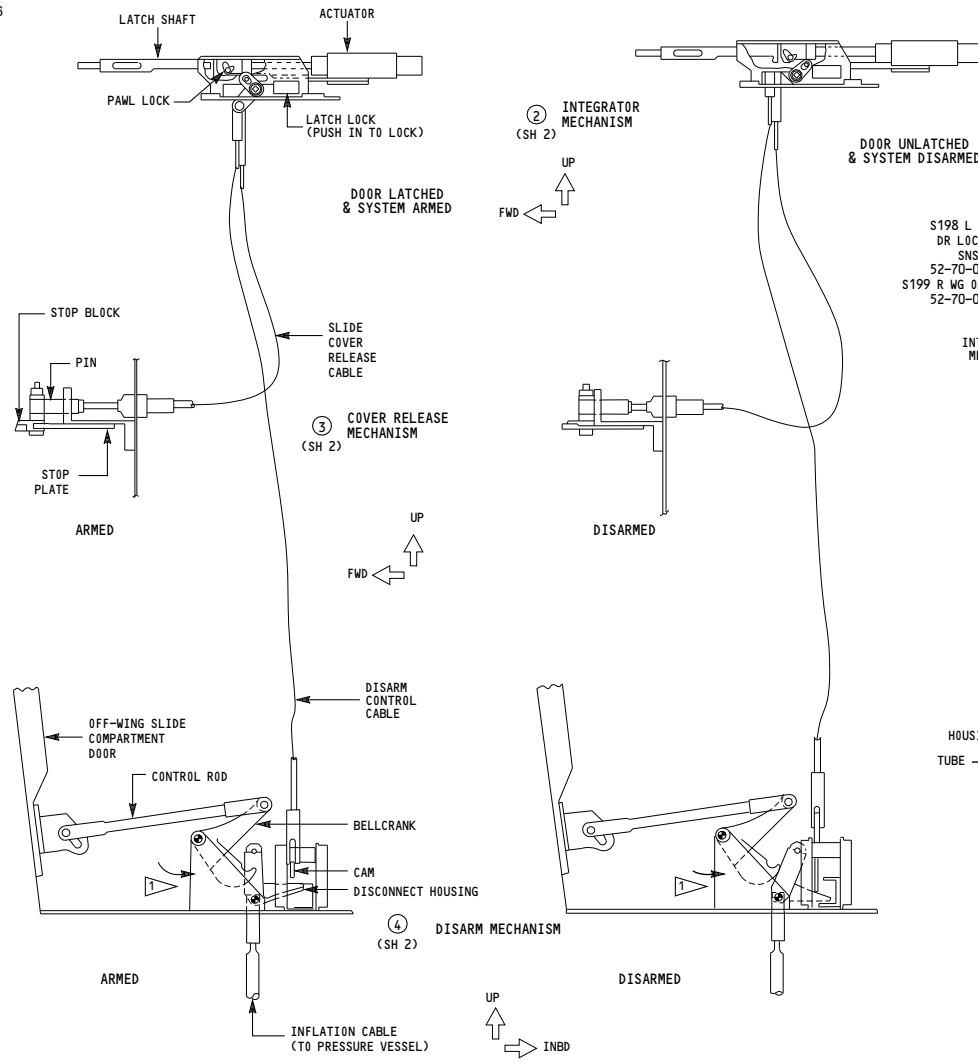


**25-65-01**

|         |                               |
|---------|-------------------------------|
| 150-152 | <b>OFF-WING ESCAPE SLIDES</b> |
|         | D280T232                      |



606



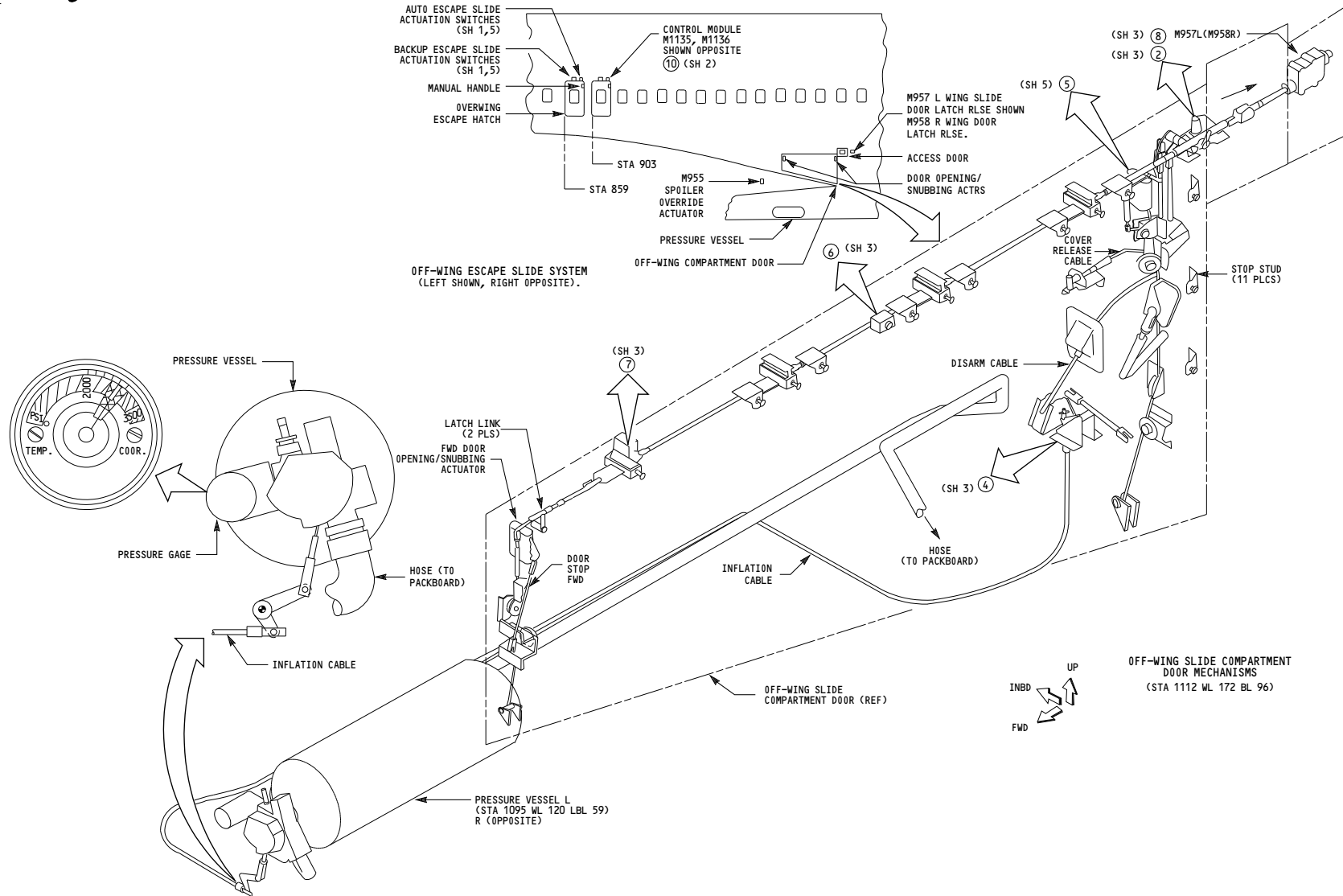
150-152

**OFF-WING ESCAPE SLIDES**

D280T232

**25-65-01**

614

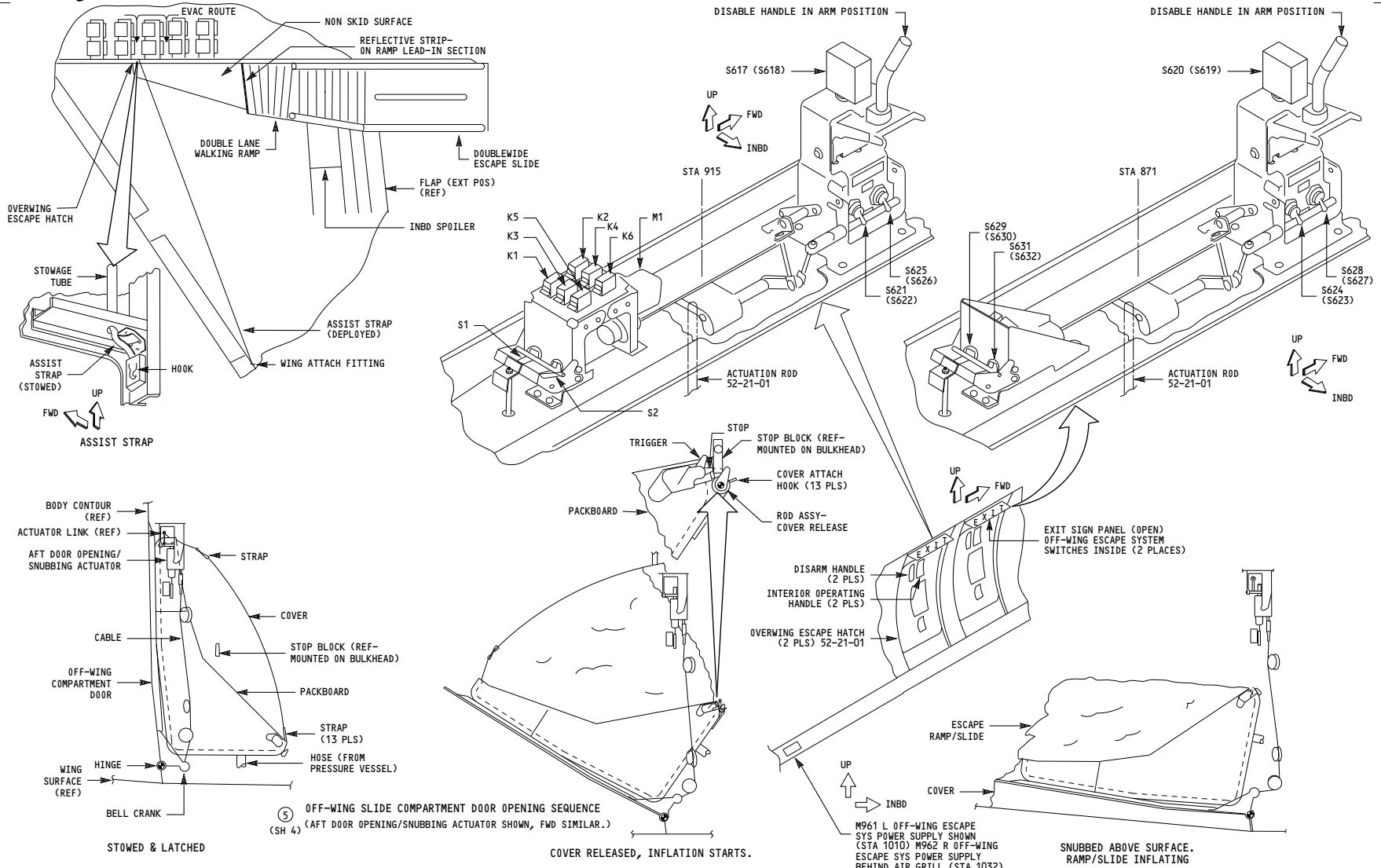


|                |                                                      |
|----------------|------------------------------------------------------|
| <p>150-152</p> | <p><b>OFF-WING ESCAPE SLIDES</b></p> <p>D280T232</p> |
|----------------|------------------------------------------------------|

**25-65-01**

Page 102  
Sheet 4  
Jan 21/2005

608



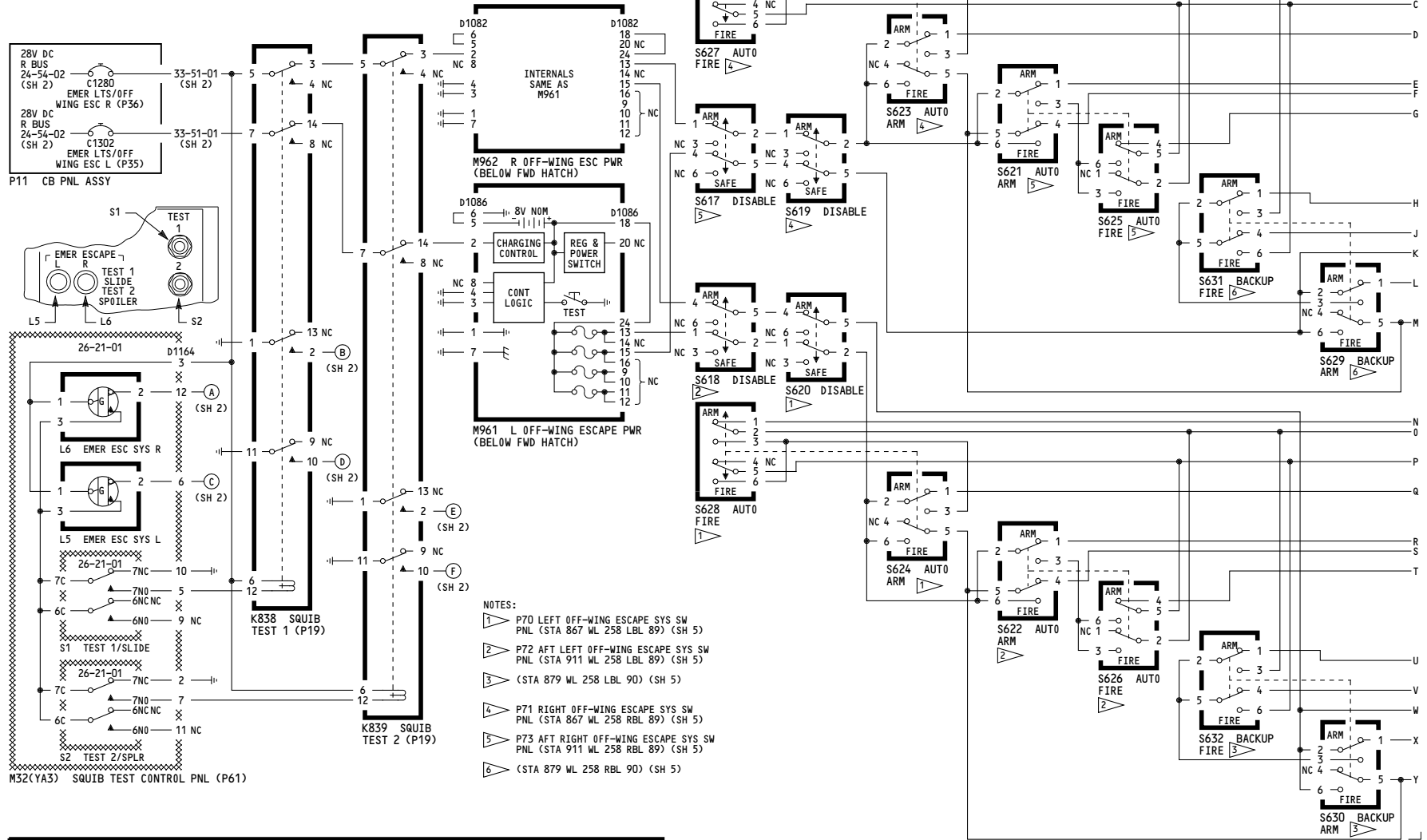
|                |                                                      |
|----------------|------------------------------------------------------|
| <p>150-152</p> | <p><b>OFF-WING ESCAPE SLIDES</b></p> <p>D280T232</p> |
|----------------|------------------------------------------------------|

**25-65-01**

THIS PAGE INTENTIONALLY LEFT BLANK



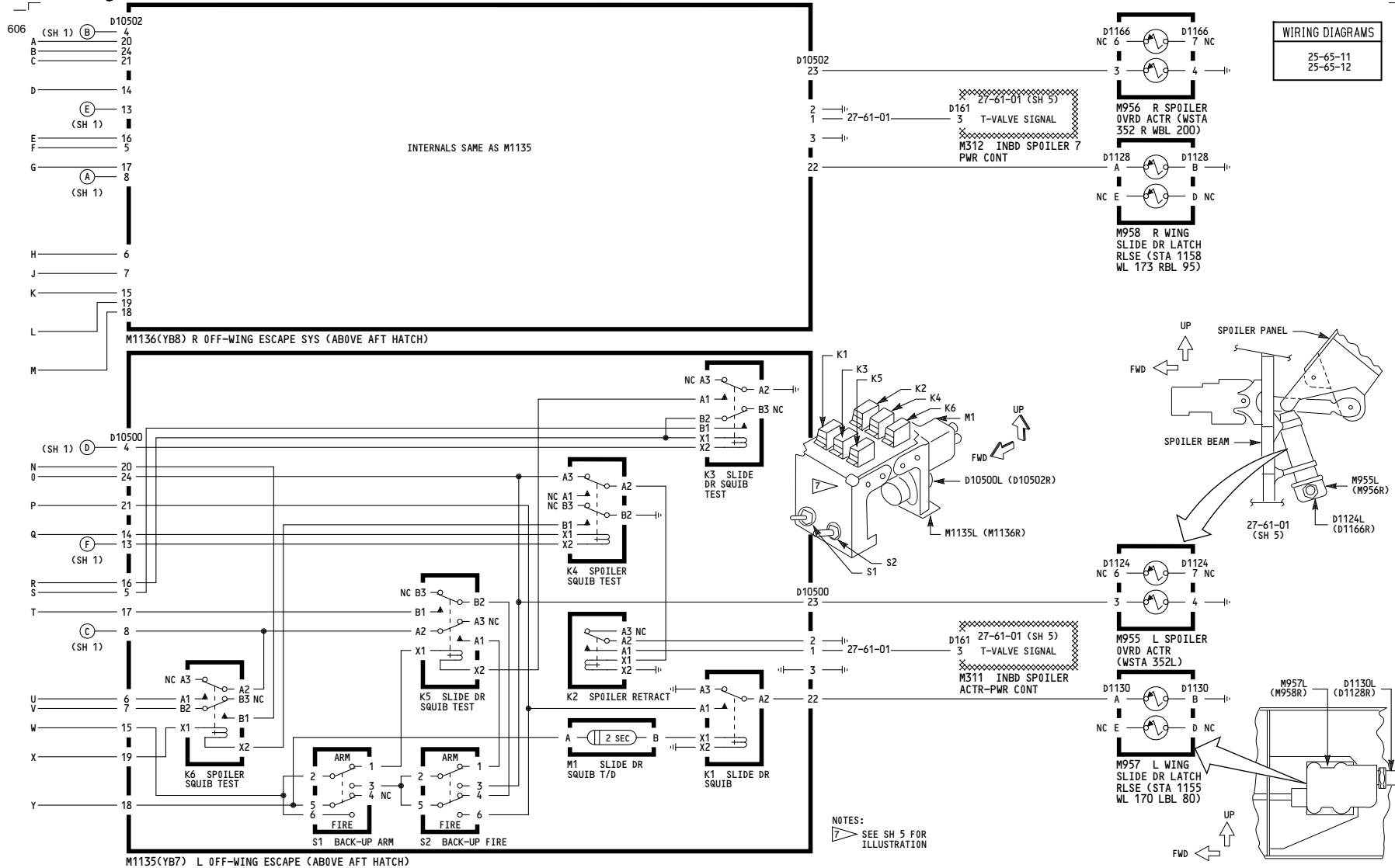
609



- NOTES:
- 1 P70 LEFT OFF-WING ESCAPE SYS SW PNL (STA 867 WL 258 LBL 89) (SH 5)
  - 2 P72 AFT LEFT OFF-WING ESCAPE SYS SW PNL (STA 911 WL 258 LBL 89) (SH 5)
  - 3 (STA 879 WL 258 LBL 90) (SH 5)
  - 4 P71 RIGHT OFF-WING ESCAPE SYS SW PNL (STA 867 WL 258 RBL 89) (SH 5)
  - 5 P73 AFT RIGHT OFF-WING ESCAPE SYS SW PNL (STA 911 WL 258 RBL 89) (SH 5)
  - 6 (STA 879 WL 258 RBL 90) (SH 5)

|          |                               |
|----------|-------------------------------|
| 153-199  | <b>OFF-WING ESCAPE SLIDES</b> |
| D280T232 |                               |

**25-65-01**

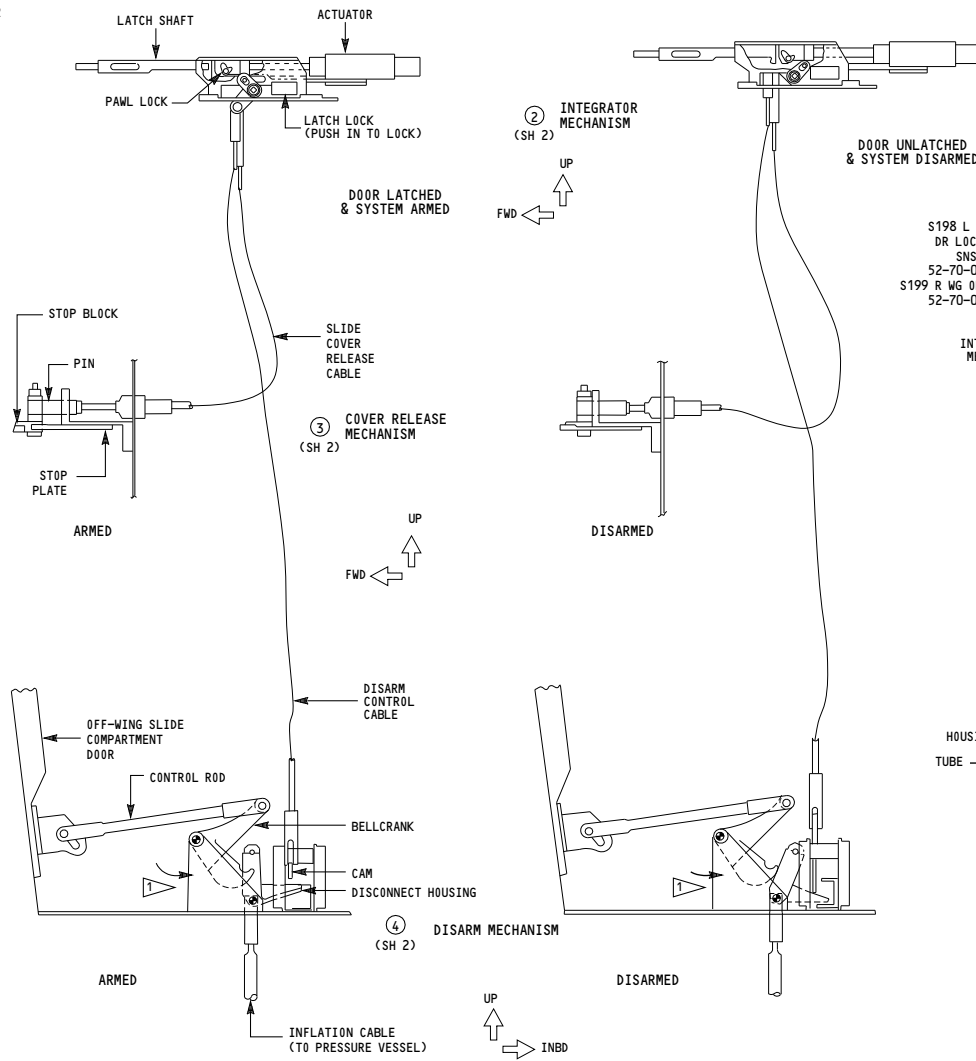


153-199

**OFF-WING ESCAPE SLIDES**

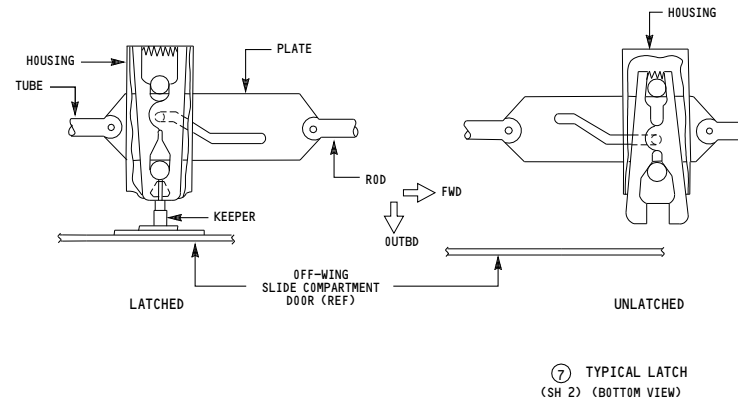
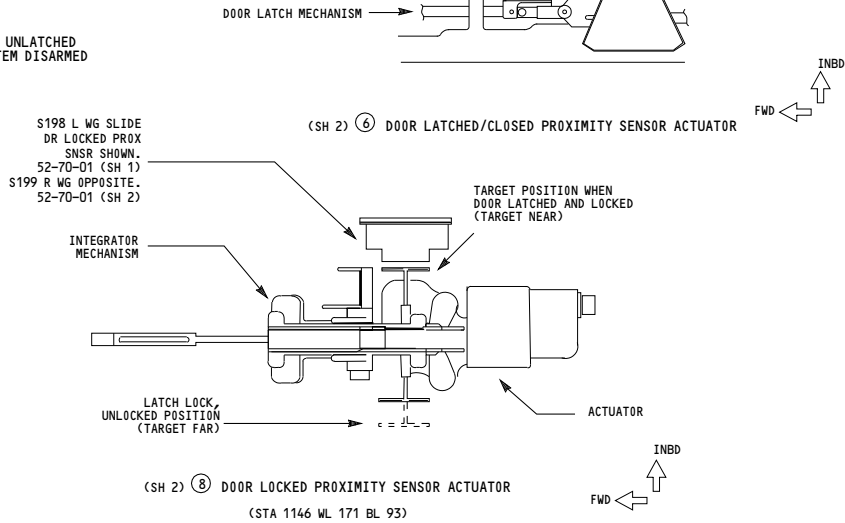
D280T232

**25-65-01**



S218 L WG SLIDE DOOR LATCHED/CLOSED PROX SENSOR SHOWN 52-70-01 (SH 2) (STA 1114 WL 172 LBL 94)

S219 R WG SLIDE DOOR LATCHED/CLOSED PROX SENSOR OPPOSITE 52-70-01 (SH 2)



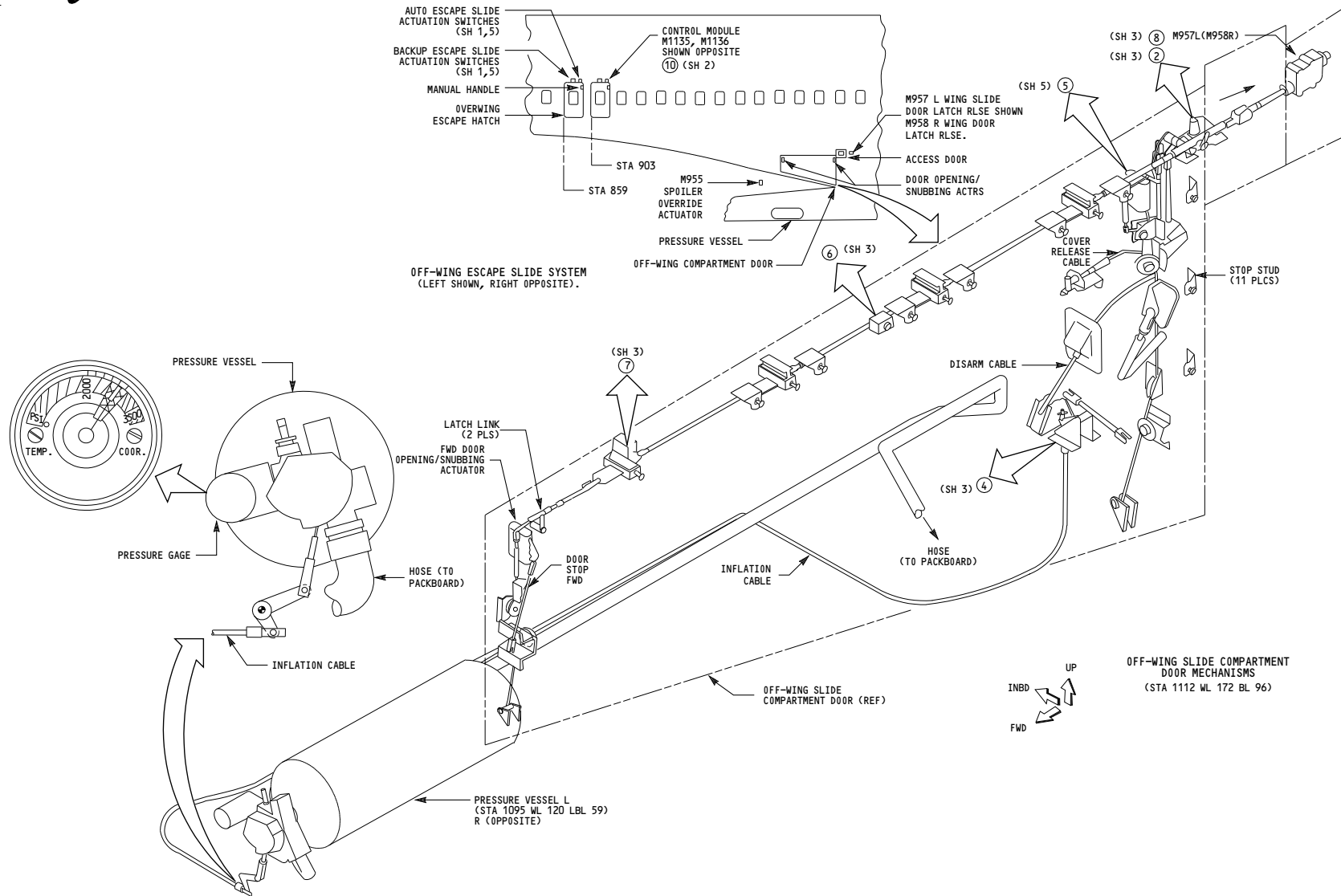
153-199

**OFF-WING ESCAPE SLIDES**

D280T232

**25-65-01**

614

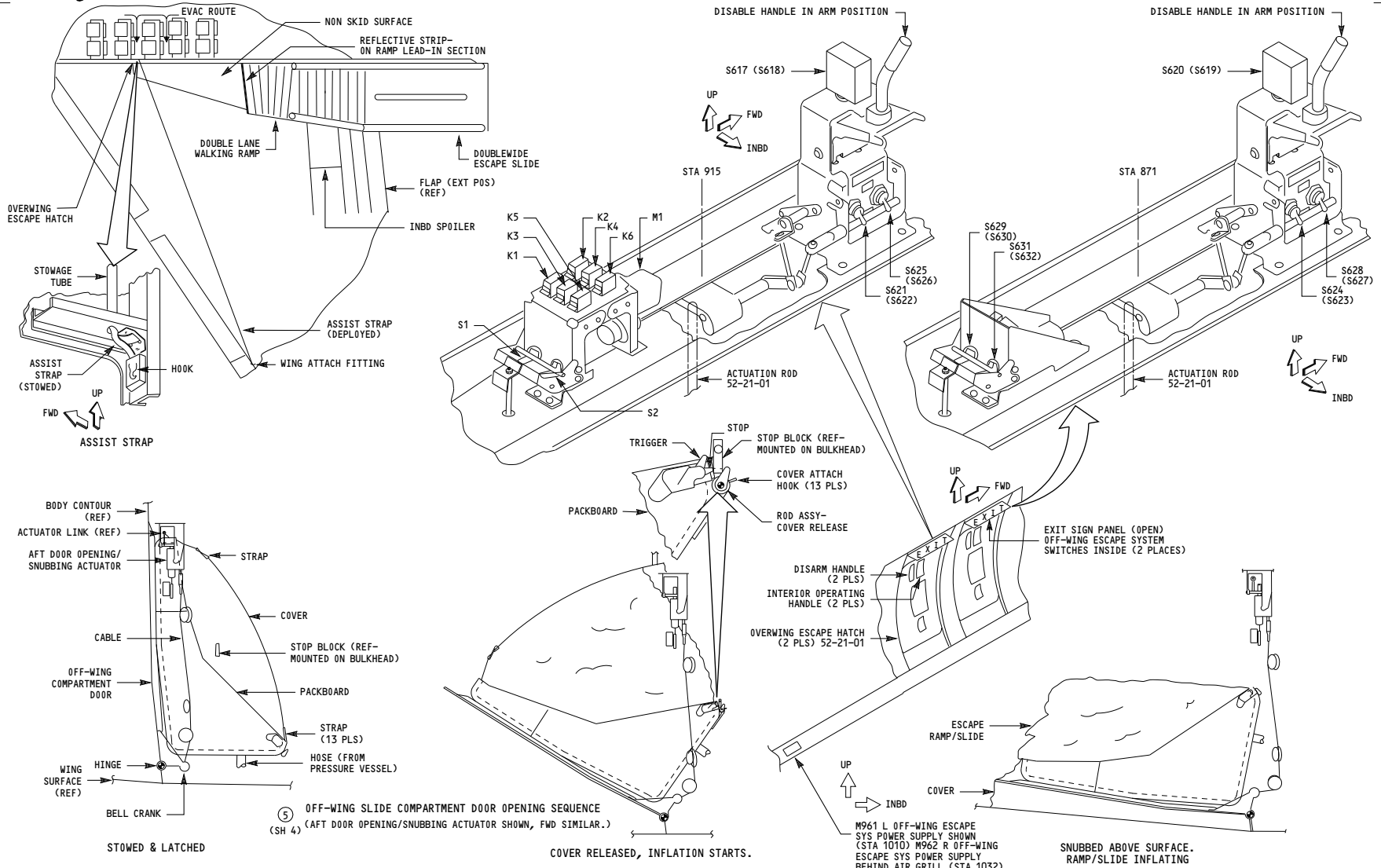


|                |                                                      |
|----------------|------------------------------------------------------|
| <p>153-199</p> | <p><b>OFF-WING ESCAPE SLIDES</b></p> <p>D280T232</p> |
|----------------|------------------------------------------------------|

**25-65-01**

Page 103  
Sheet 4  
Jan 21/2005

608



153-199

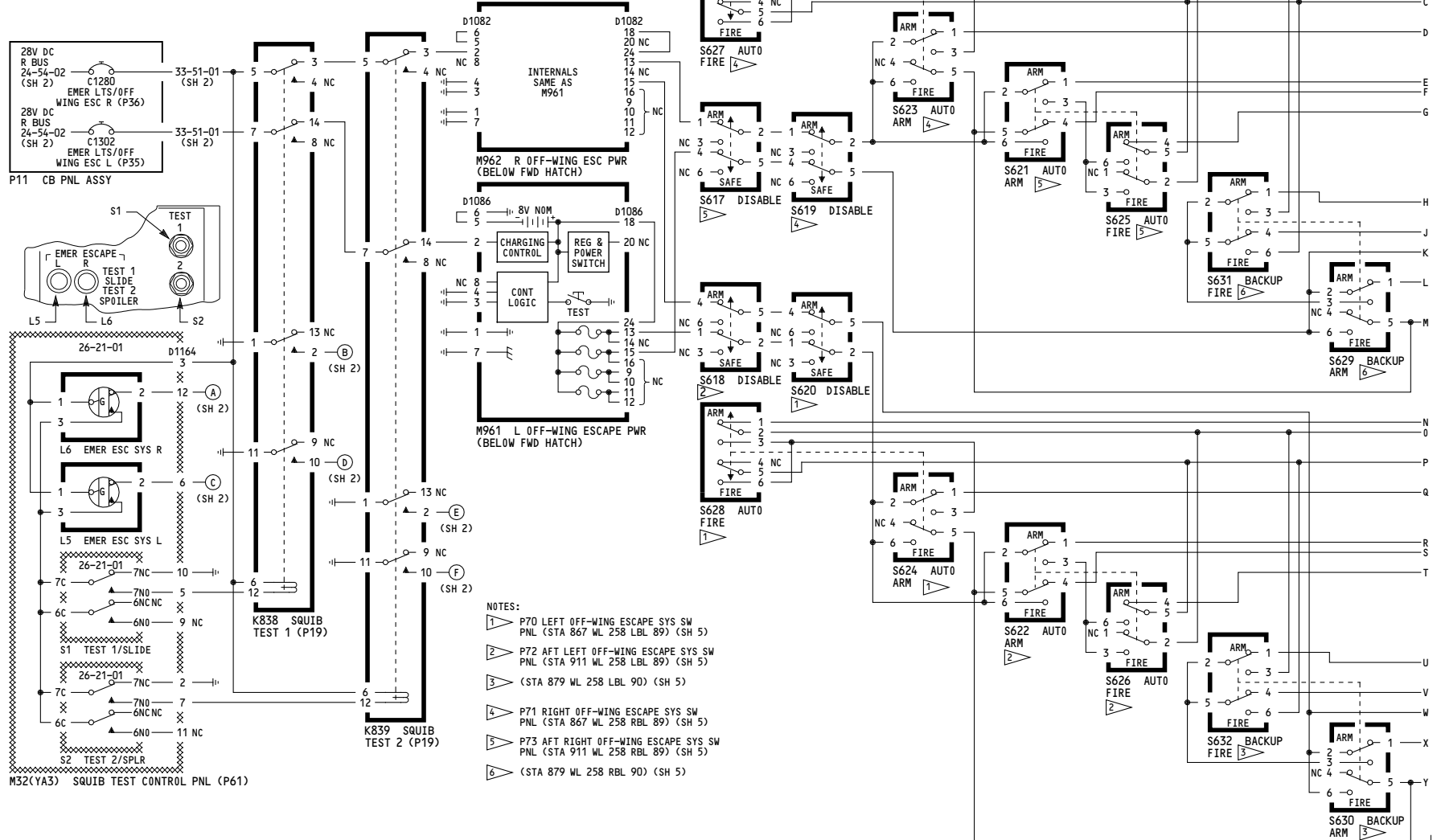
**OFF-WING ESCAPE SLIDES**

D280T232

**25-65-01**

THIS PAGE INTENTIONALLY LEFT BLANK

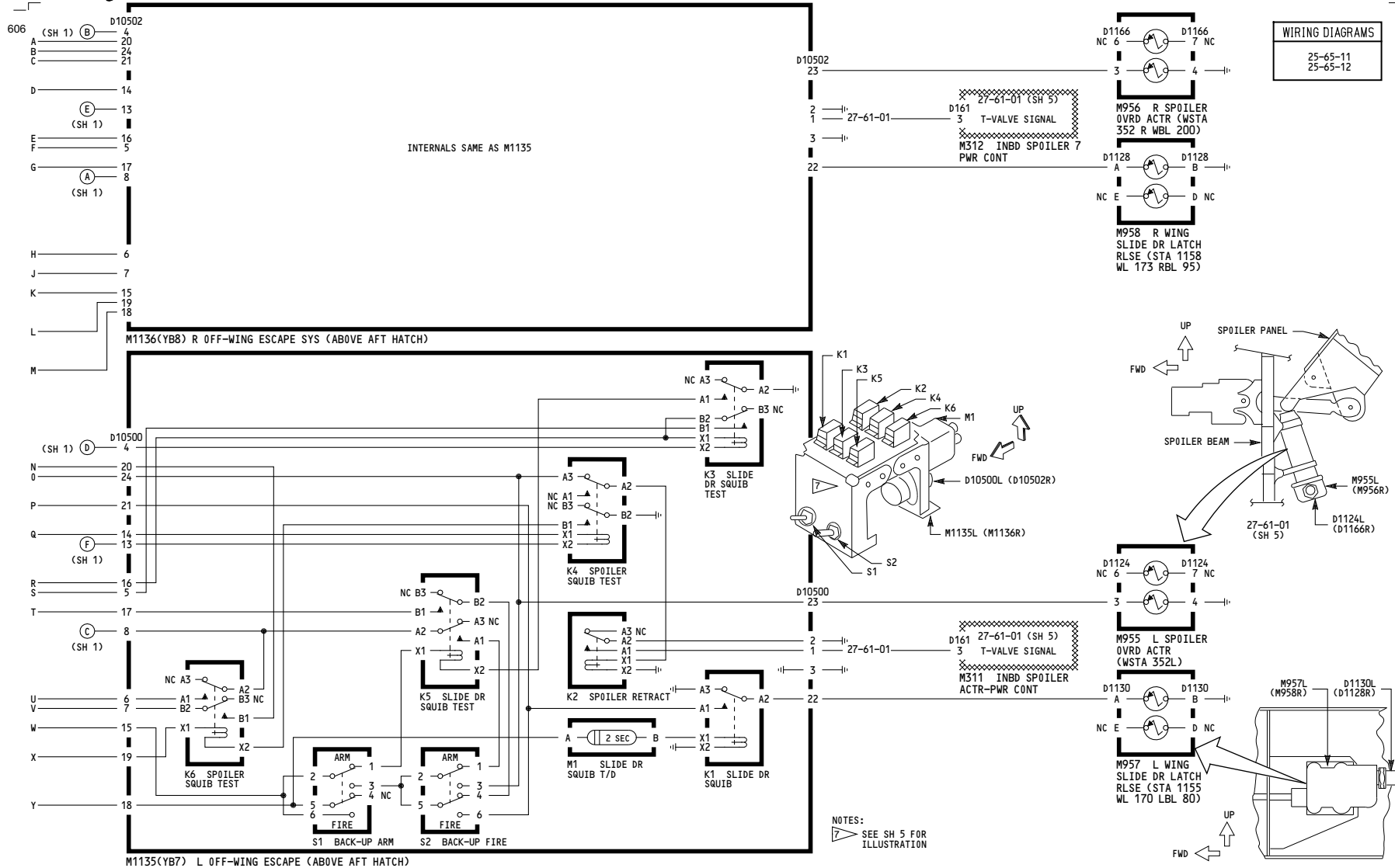
609



- NOTES:
- 1 P70 LEFT OFF-WING ESCAPE SYS SW PNL (STA 867 WL 258 LBL 89) (SH 5)
  - 2 P72 AFT LEFT OFF-WING ESCAPE SYS SW PNL (STA 911 WL 258 LBL 89) (SH 5)
  - 3 (STA 879 WL 258 LBL 90) (SH 5)
  - 4 P71 RIGHT OFF-WING ESCAPE SYS SW PNL (STA 867 WL 258 RBL 89) (SH 5)
  - 5 P73 AFT RIGHT OFF-WING ESCAPE SYS SW PNL (STA 911 WL 258 RBL 89) (SH 5)
  - 6 (STA 879 WL 258 RBL 90) (SH 5)

|          |                               |
|----------|-------------------------------|
| 275-299  | <b>OFF-WING ESCAPE SLIDES</b> |
| D280T232 |                               |

**25-65-01**



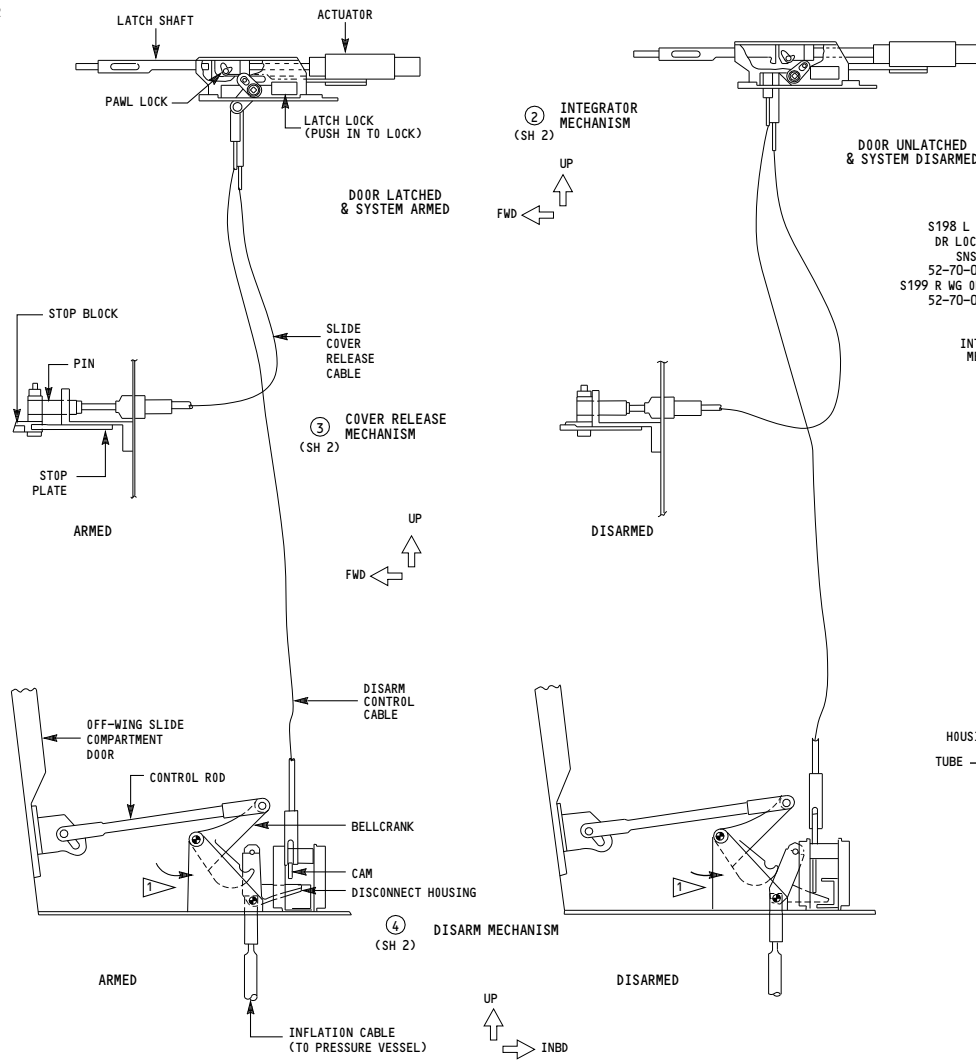
275-299

**OFF-WING ESCAPE SLIDES**

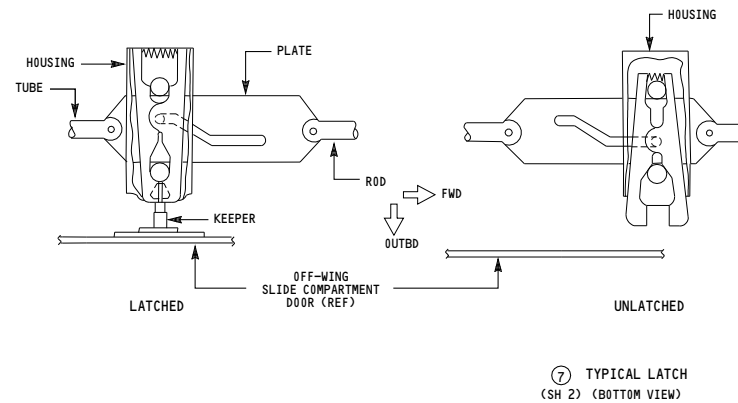
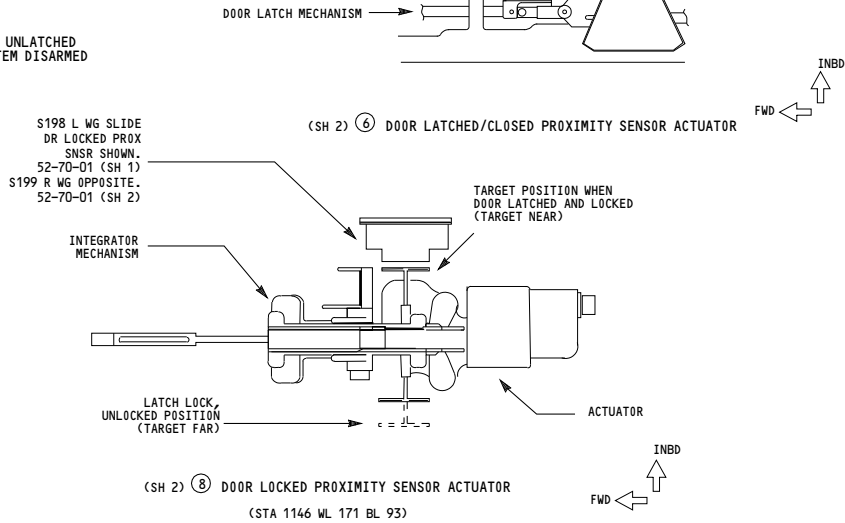
D280T232

**25-65-01**





S218 L WG SLIDE DOOR LATCHED/CLOSED PROX SENSOR SHOWN 52-70-01 (SH 2) (STA 1114 WL 172 LBL 94)  
 S219 R WG SLIDE DOOR LATCHED/CLOSED PROX SENSOR OPPOSITE 52-70-01 (SH 2)



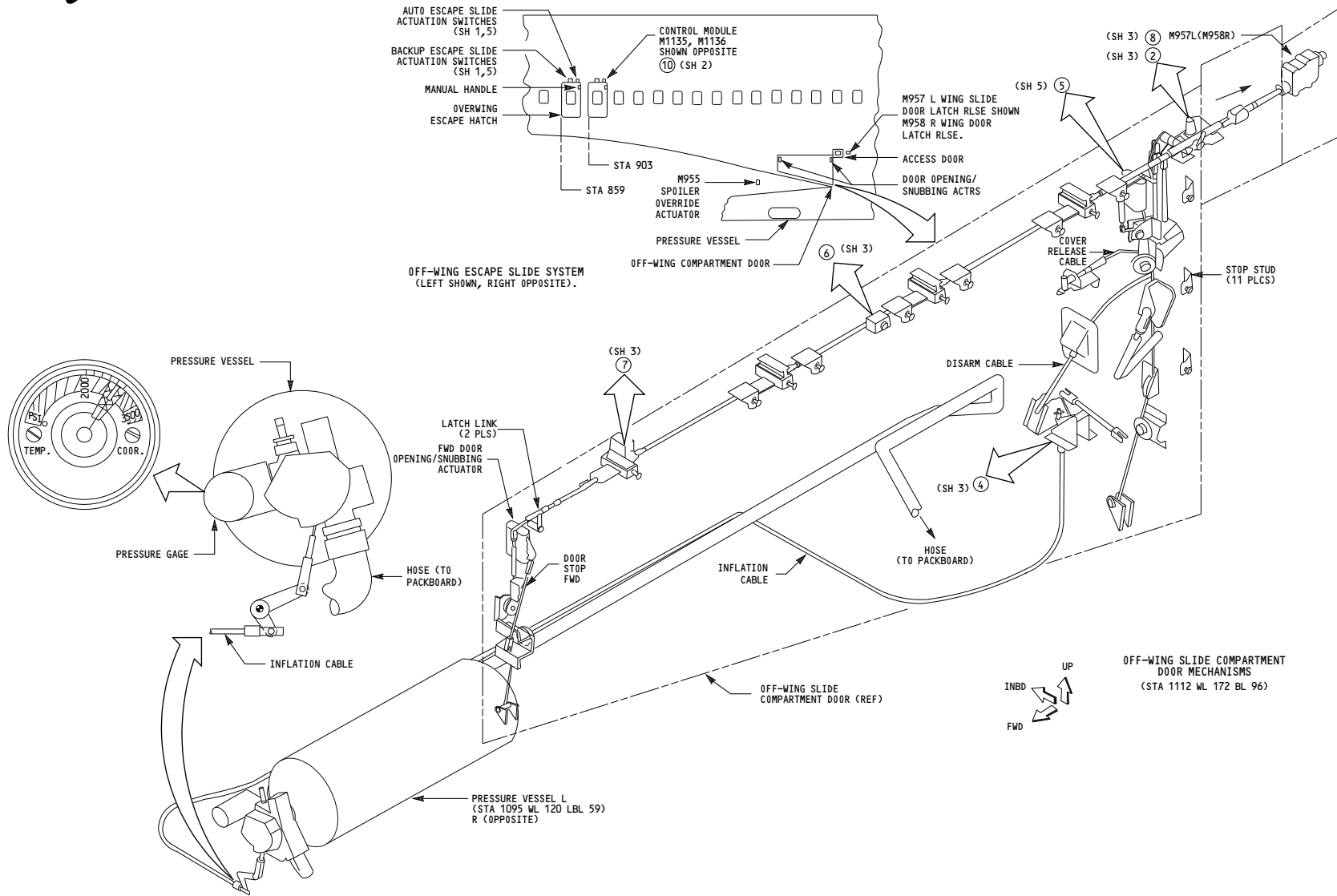
275-299

**OFF-WING ESCAPE SLIDES**

D280T232

**25-65-01**

614



275-299

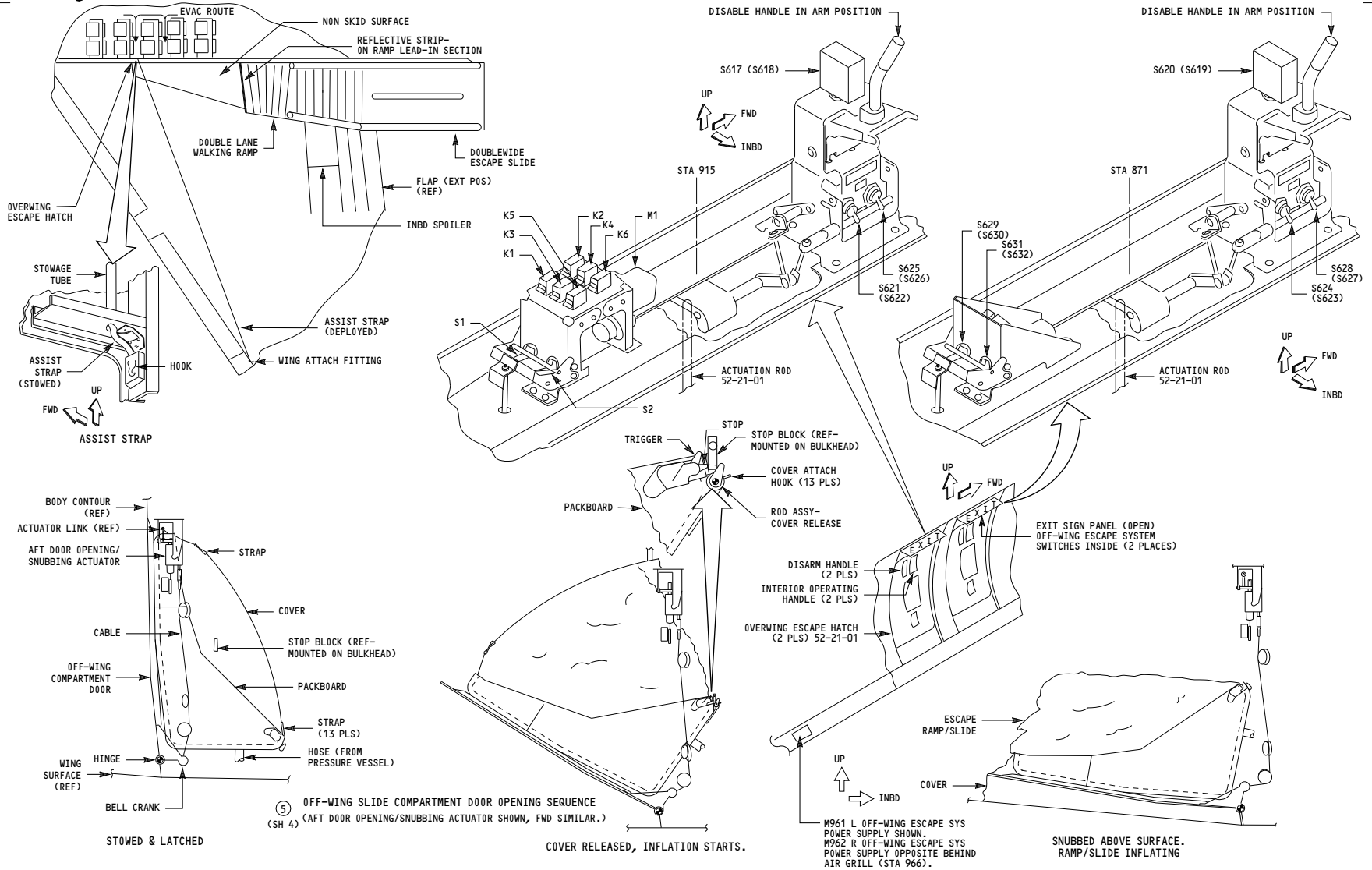
**OFF-WING ESCAPE SLIDES**

D280T232

**25-65-01**

Page 104  
 Sheet 4  
 Jan 21/2005

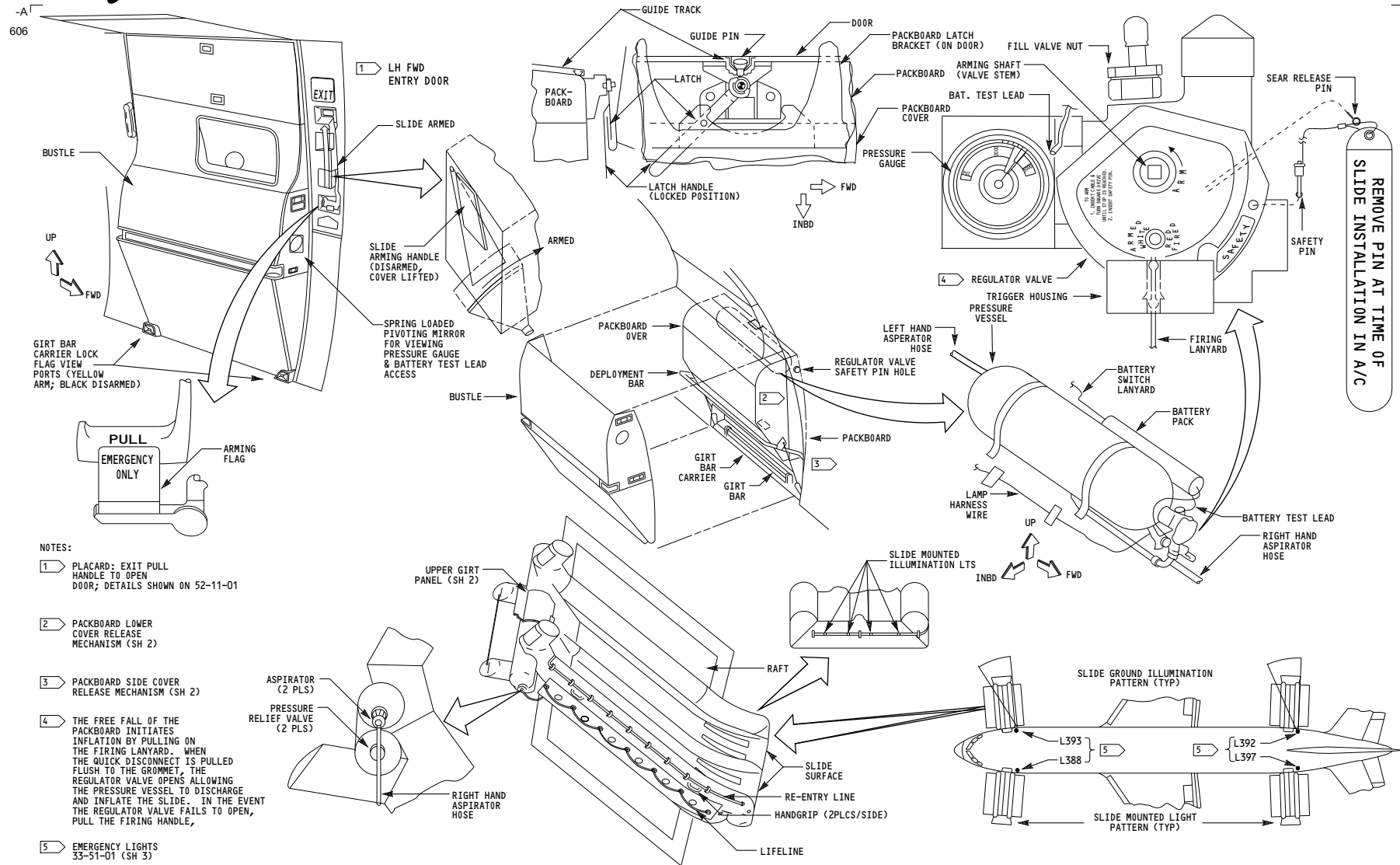
607



|         |                               |
|---------|-------------------------------|
| 275-299 | <b>OFF-WING ESCAPE SLIDES</b> |
|         | D280T232                      |

**25-65-01**

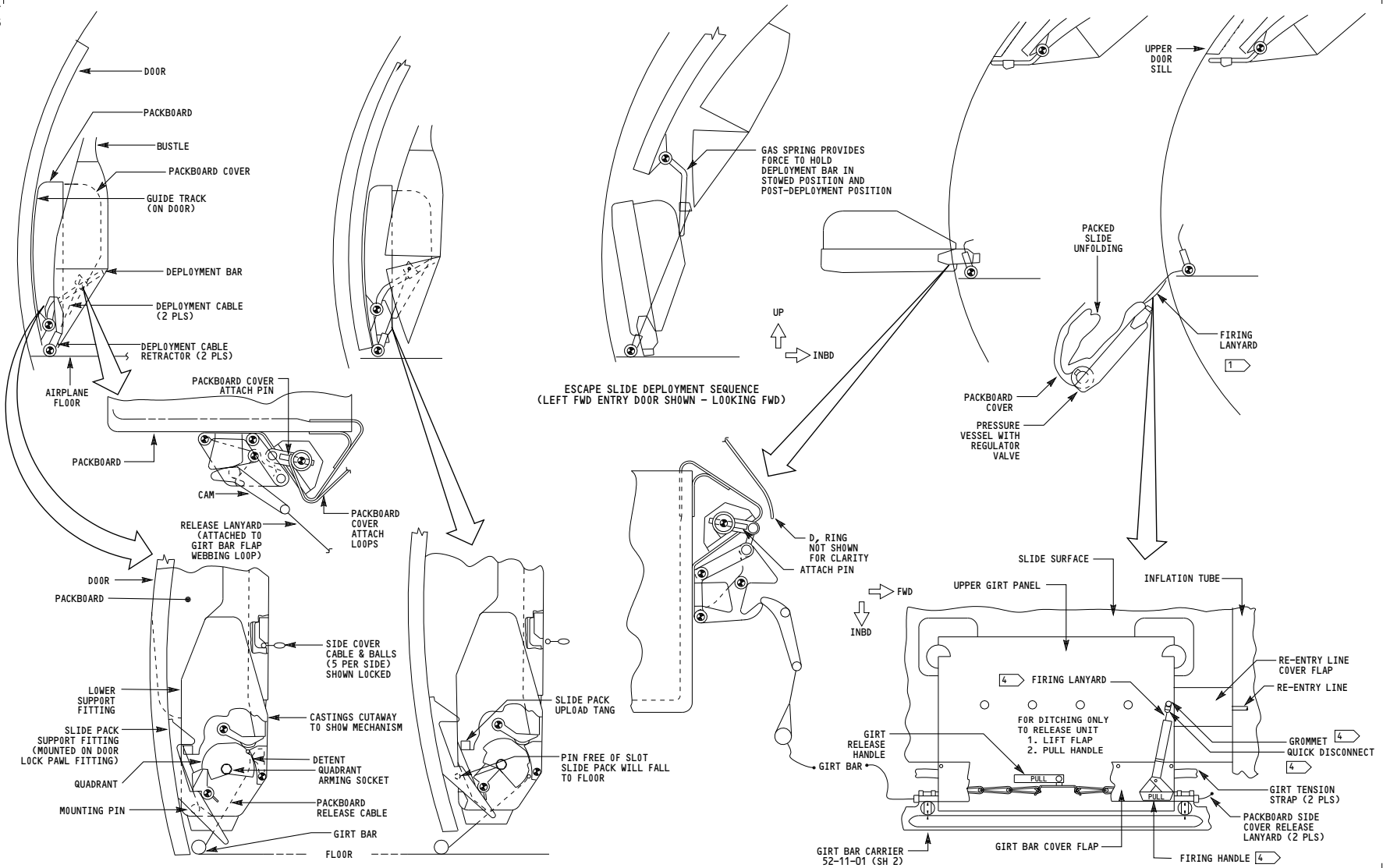
THIS PAGE INTENTIONALLY LEFT BLANK



|     |                                   |
|-----|-----------------------------------|
| ALL | <b>DOOR MOUNTED ESCAPE SLIDES</b> |
|     | D280T232                          |

**25-66-01**

-A  
605



|     |                                                                                        |
|-----|----------------------------------------------------------------------------------------|
| ALL | <p align="center"><b>DOOR MOUNTED ESCAPE SLIDES</b></p> <p align="center">D280T232</p> |
|-----|----------------------------------------------------------------------------------------|

**25-66-01**