

CHAPTER

49

AIRBORNE

AUXILIARY POWER



767-200/300

WIRING DIAGRAM MANUAL

CHAPTER 49
AIRBORNE AUXILIARY POWER

CH-SC-SU	Schem	Page	Sheet	Date	CH-SC-SU	Schem	Page	Sheet	Date
49-EFFECTIVE PAGES									
		1		Aug 05/2009					
		2		BLANK					
49-CONTENTS									
		1		Jun 28/2006					
		2		Jun 28/2006					
49-ALPHABETICAL INDEX									
		1		Jan 21/2005					
		2		BLANK					
49-14-11		1	1	Jan 21/2005					
			2	Jan 21/2005					
			3	Jan 21/2005					
		2	1	Jan 21/2005					
			2	Jan 21/2005					
			3	Jan 21/2005					
49-15-11		1		Jan 21/2005					
49-41-11		1		Jan 21/2005					
		2		Jan 21/2005					
49-61-11		1	1	Jan 21/2005					
			2	Jan 21/2005					
		2	1	Jan 21/2005					
			2	Jan 21/2005					
		3	1	Jan 21/2005					
			2	Jan 21/2005					
		4.1	1	Jan 21/2005					
			2	Jan 21/2005					
		5	1	Jan 21/2005					
			2	Jan 21/2005					
49-71-11		1		Jan 21/2005					
		2		Jan 21/2005					
49-72-11		1		Jan 21/2005					
		2		Jan 21/2005					
49-73-11		1		Jan 21/2005					
		2		Jan 21/2005					
49-94-14		1		Jan 21/2005					
		2		Jan 21/2005					

A = Added, R = Revised, D = Deleted, O = Overflow

49-EFFECTIVE PAGES

Page 1
Aug 05/2009

D280T132



767-200/300

WIRING DIAGRAM MANUAL

**CHAPTER 49
AIRBORNE AUXILIARY POWER**

Title	CH-SC-SU	Schem	Page	Sheet	Date	Effectivity
<u>APU HARNESS</u>						
AUXILIARY POWER UNIT HARNESS ELECTRICAL ACCESSORIES	49-14-11		1	1	Jan 21/2005	050-099
				2	Jan 21/2005	050-099
				3	Jan 21/2005	050-099
			2	1	Jan 21/2005	150-199 275-299
				2	Jan 21/2005	150-199 275-299
				3	Jan 21/2005	150-199 275-299
<u>APU AIR INTAKE</u>						
AUXILIARY POWER UNIT AIR INTAKE DOOR	49-15-11		1		Jan 21/2005	ALL
<u>APU IGNITION/STARTING SYSTEM</u>						
AUXILIARY POWER UNIT STARTER	49-41-11		1		Jan 21/2005	050-099 150-199
				2	Jan 21/2005	275-299
<u>APU CONTROL SYSTEM</u>						
AUXILIARY POWER UNIT CONTROL SYSTEM	49-61-11		1	1	Jan 21/2005	050-099 162-199 280-299
				2	Jan 21/2005	050-099 162-199 280-299
			2	1	Jan 21/2005	150-154
				2	Jan 21/2005	150-154
			3	1	Jan 21/2005	155-157
				2	Jan 21/2005	155-157
			4.1	1	Jan 21/2005	275-276
				2	Jan 21/2005	275-276
			5	1	Jan 21/2005	277-278
				2	Jan 21/2005	277-278
<u>APU EXHAUST GAS TEMPERATURE INDICATING SYSTEM</u>						
INDICATING-AUXILIARY POWER UNIT EXHAUST GAS TEMPERATURE	49-71-11		1		Jan 21/2005	050-099 150-154 162-164 275-276
				2	Jan 21/2005	155-157 165-199 277-299
<u>APU TIME TOTALIZER</u>						
AUXILIARY POWER UNIT HOURMETER SYSTEM	49-72-11		1		Jan 21/2005	050-099 162-199 275-299

49-CONTENTS



767-200/300

WIRING DIAGRAM MANUAL

**CHAPTER 49
AIRBORNE AUXILIARY POWER**

Title	CH-SC-SU	Schem	Page	Sheet	Date	Effectivity
AUXILIARY POWER UNIT HOURMETER SYSTEM (cont.)	49-72-11		2		Jan 21/2005	150-157
<u>APU TACHOMETER SYSTEM</u>						
INDICATION-AUXILIARY POWER UNIT TACHOMETER	49-73-11		1		Jan 21/2005	050-099 150-154 162-164 275-276
			2		Jan 21/2005	155-157 165-199 277-299
<u>APU OIL INDICATING SYSTEM</u>						
INDICATION-AUXILIARY POWER UNIT OIL QUANTITY	49-94-14		1		Jan 21/2005	050-099 150-154 162-164 275-276
			2		Jan 21/2005	155-157 165-199 277-299

49-CONTENTS



767-200/300

WIRING DIAGRAM MANUAL

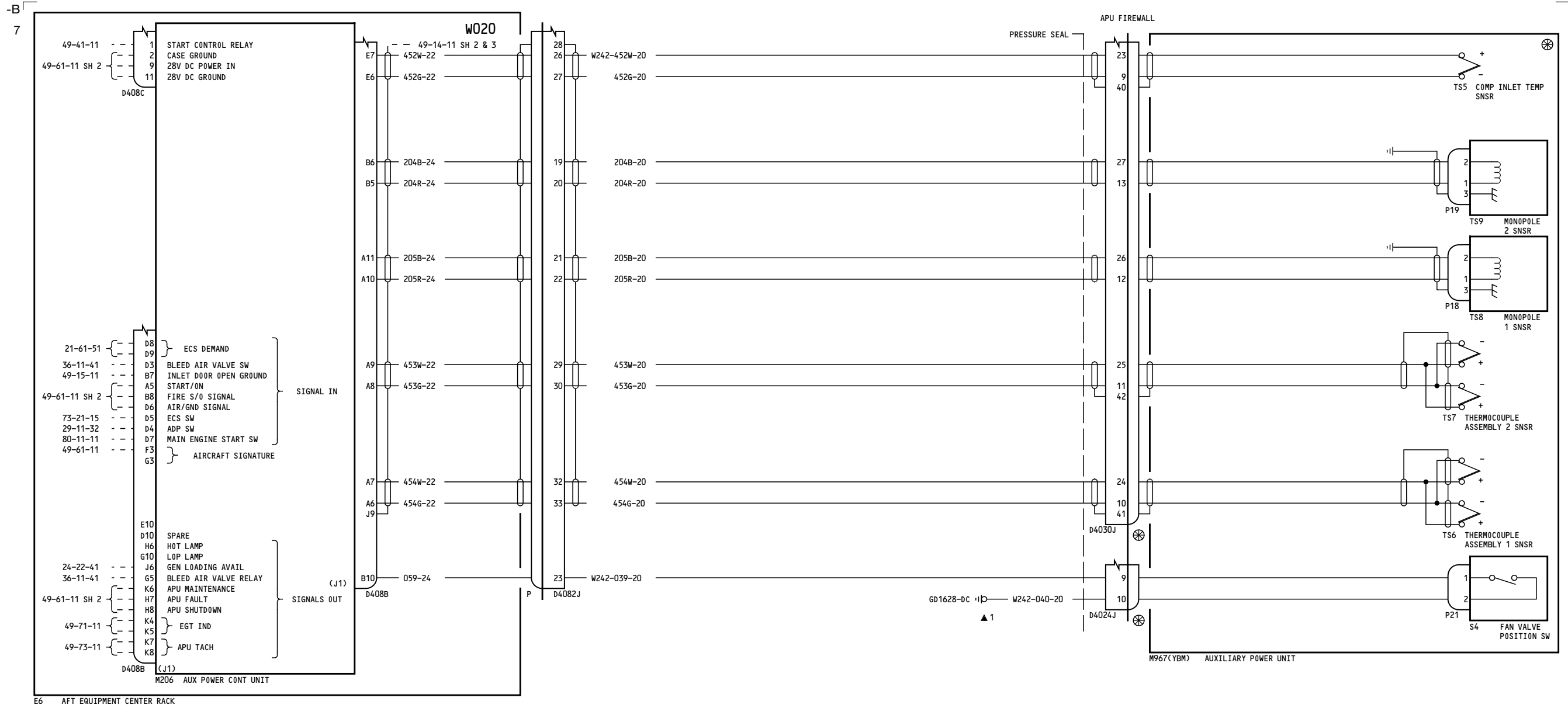
**CHAPTER 49
AIRBORNE AUXILIARY POWER**

CH-SC-SU	Title
49-15-11	AUXILIARY POWER UNIT AIR INTAKE DOOR
49-61-11	AUXILIARY POWER UNIT CONTROL SYSTEM
49-14-11	AUXILIARY POWER UNIT HARNESS ELECTRICAL ACCESSORIES
49-72-11	AUXILIARY POWER UNIT HOURMETER SYSTEM
49-41-11	AUXILIARY POWER UNIT STARTER
49-71-11	INDICATING-AUXILIARY POWER UNIT EXHAUST GAS TEMPERATURE
49-94-14	INDICATION-AUXILIARY POWER UNIT OIL QUANTITY
49-73-11	INDICATION-AUXILIARY POWER UNIT TACHOMETER

49-ALPHABETICAL INDEX

D280T132

Page 1
Jan 21/2005



050-099

**AUXILIARY POWER UNIT
HARNES ELECTRICAL
ACCESSORIES**


D280T132

49-14-11

Page 1
Sheet 1
Jan 21/2005

49-14-11

Page 1
Sheet 1
Jan 21/2005



050-099

**AUXILIARY POWER UNIT
HARNESS ELECTRICAL
ACCESSORIES**

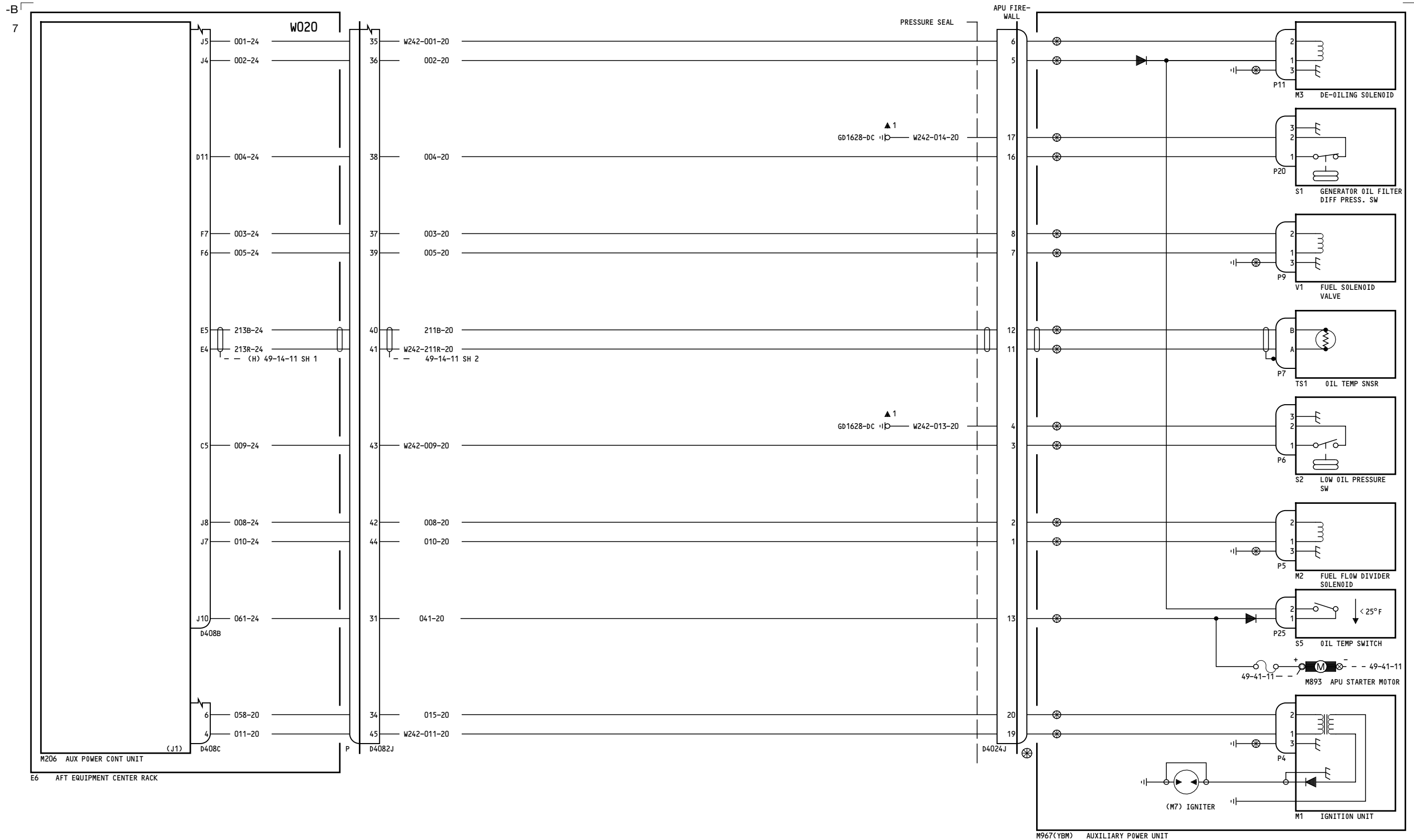
D280T132

49-14-11

Page 1
Sheet 2
Jan 21/2005

49-14-11

Page 1
Sheet 2
Jan 21/2005



050-099

**AUXILIARY POWER UNIT
HARNES ELECTRICAL
ACCESSORIES**

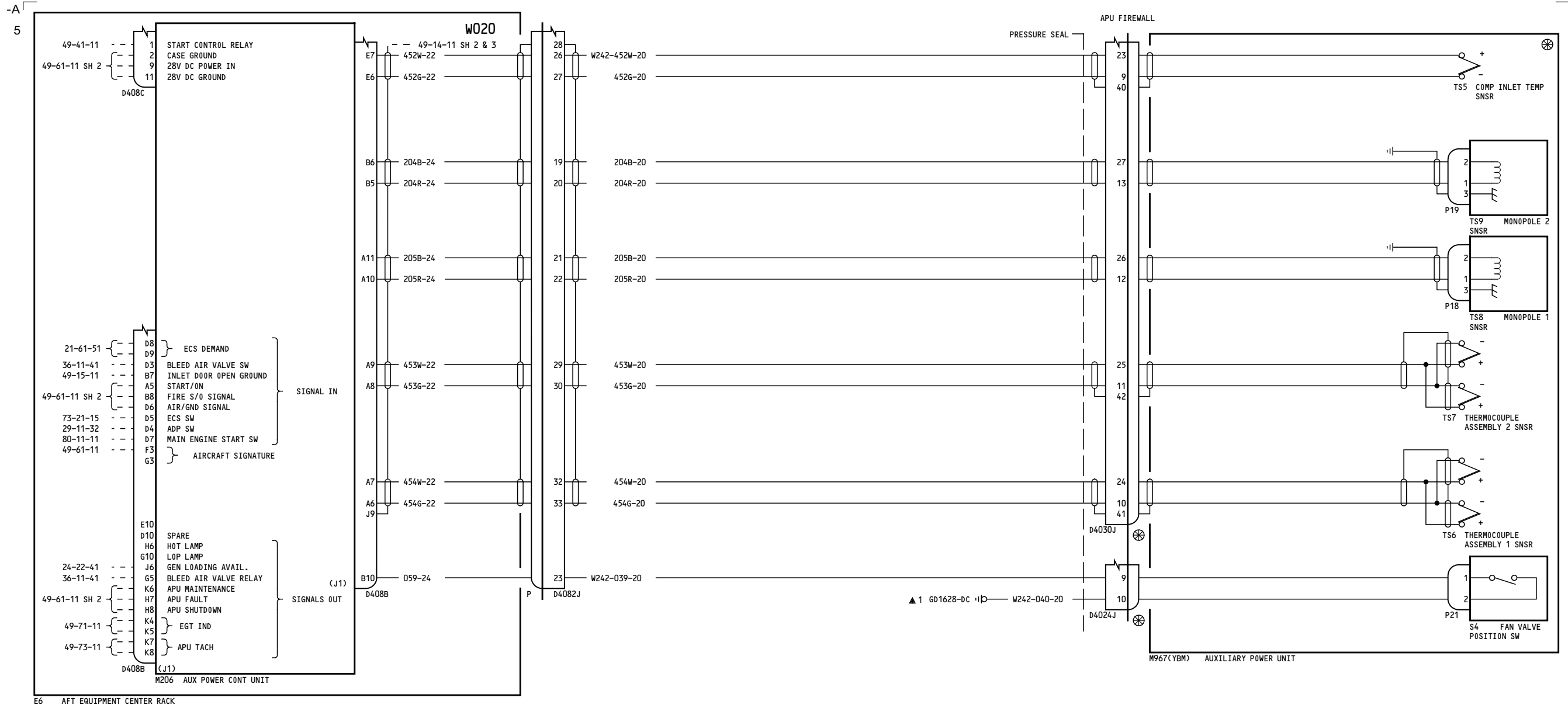
D280T132


49-14-11

Page 1
Sheet 3
Jan 21/2005

49-14-11

Page 1
Sheet 3
Jan 21/2005





150-199, 275-299

**AUXILIARY POWER UNIT
HARNESS ELECTRICAL
ACCESSORIES**

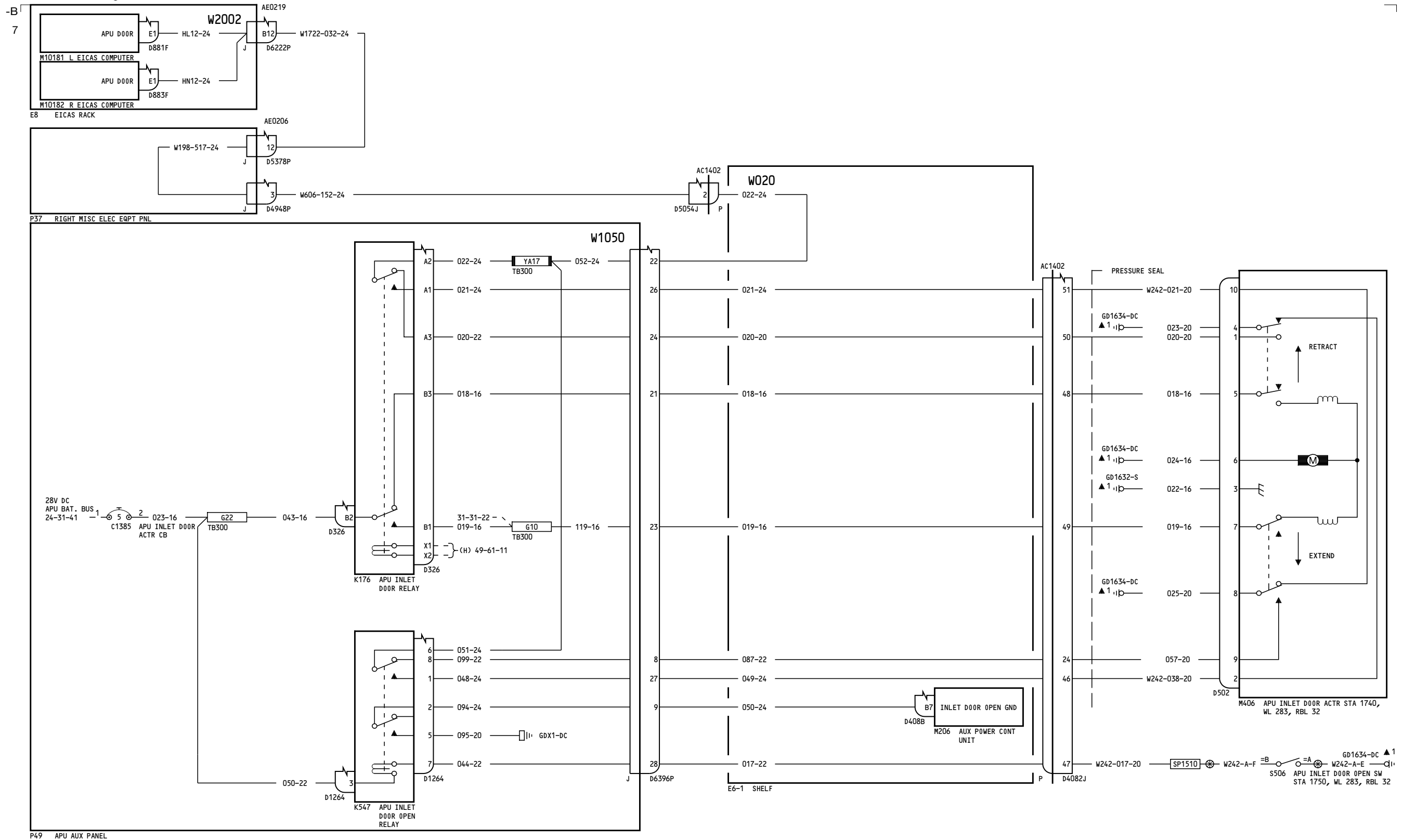
49-14-11

Page 2
Sheet 2
Jan 21/2005

D280T132

49-14-11

Page 2
Sheet 2
Jan 21/2005



ALL

**AUXILIARY POWER UNIT
AIR INTAKE DOOR**

49-15-11

Page 1


D280T132

Jan 21/2005

49-15-11

Page 1

Jan 21/2005



050-099, 150-199

**AUXILIARY POWER UNIT
STARTER**

49-41-11

Page 1

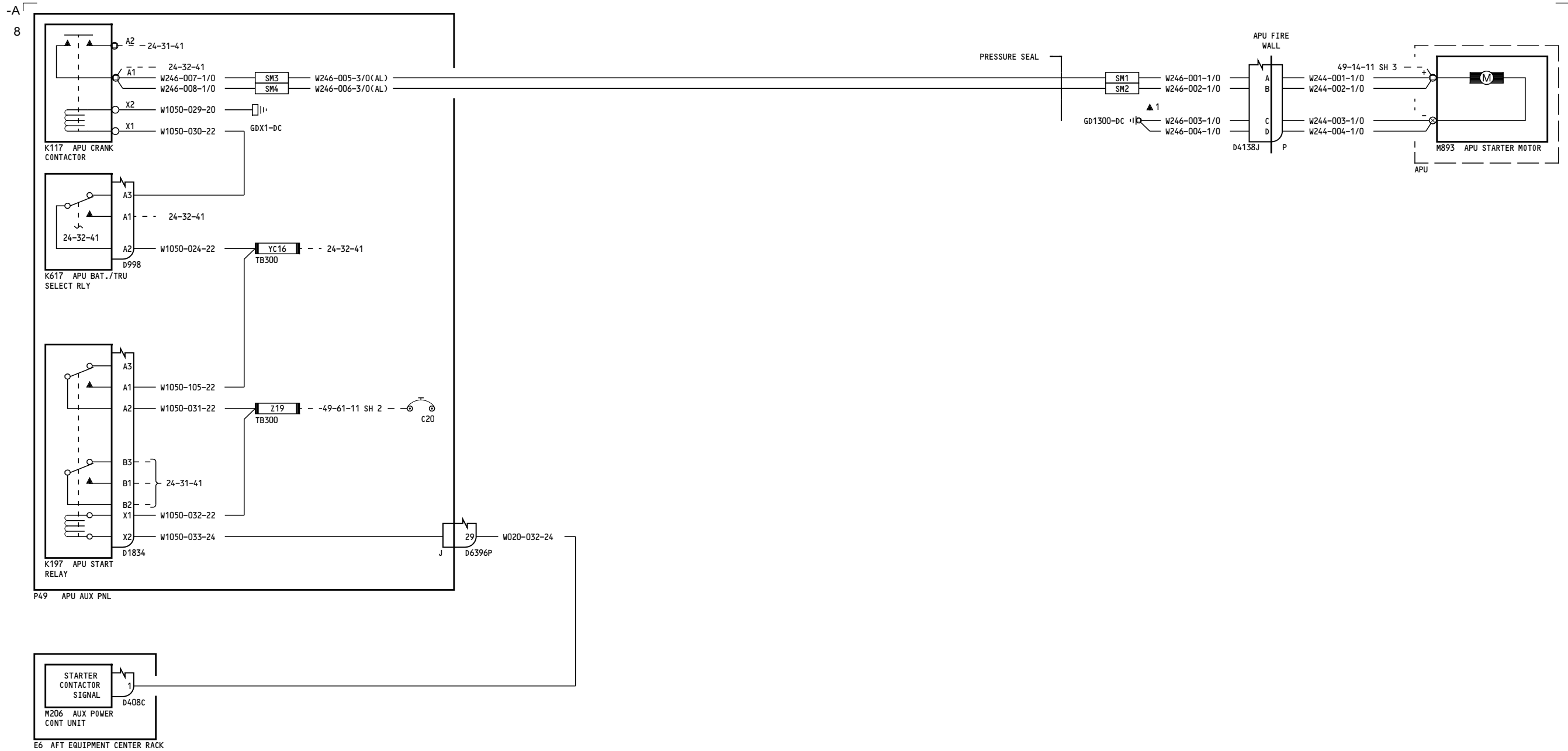
D280T132

Jan 21/2005

49-41-11

Page 1

Jan 21/2005



275-299

**AUXILIARY POWER UNIT
STARTER**

49-41-11

Page 2

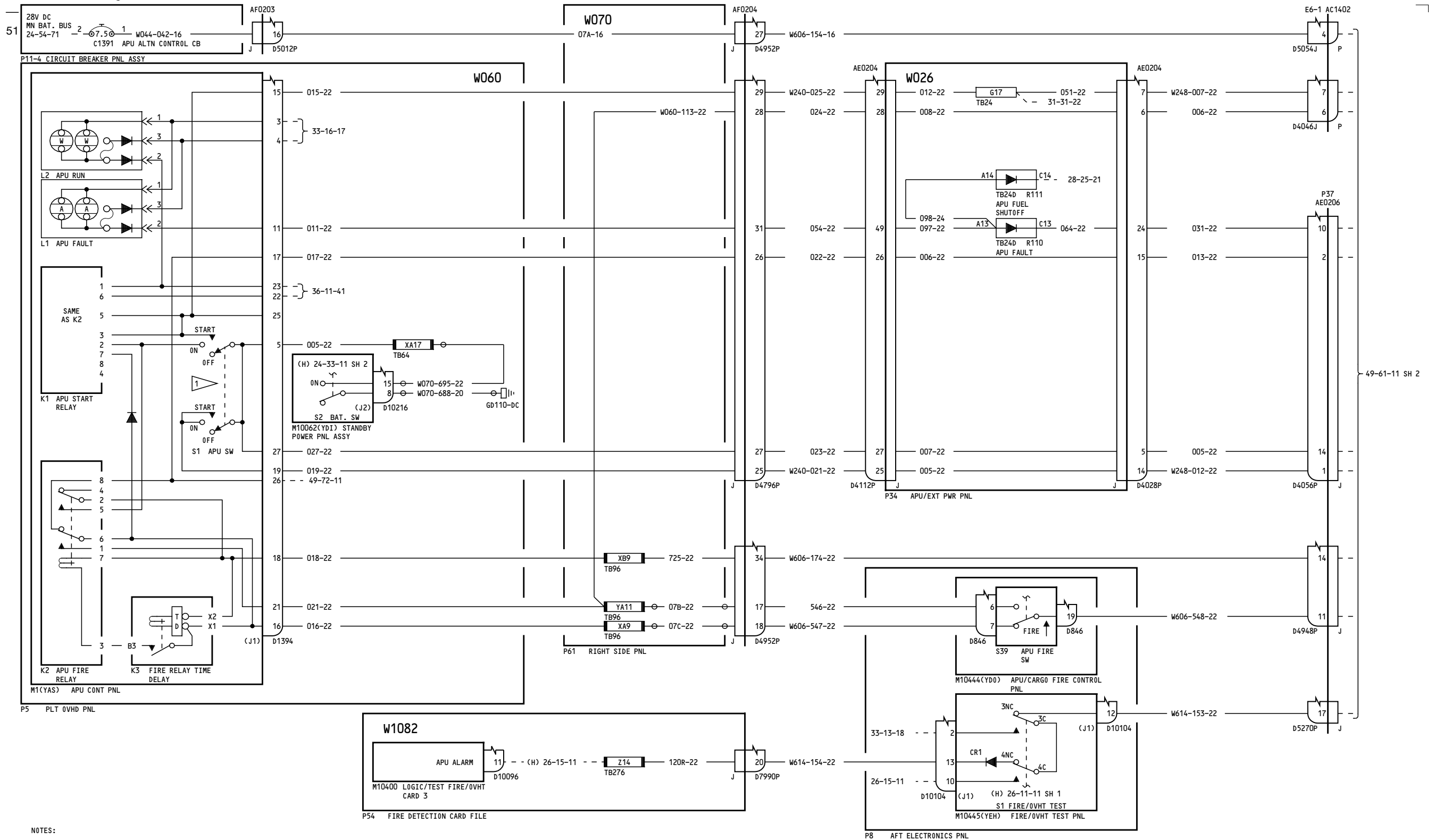
D280T132

Jan 21/2005

49-41-11

Page 2

Jan 21/2005



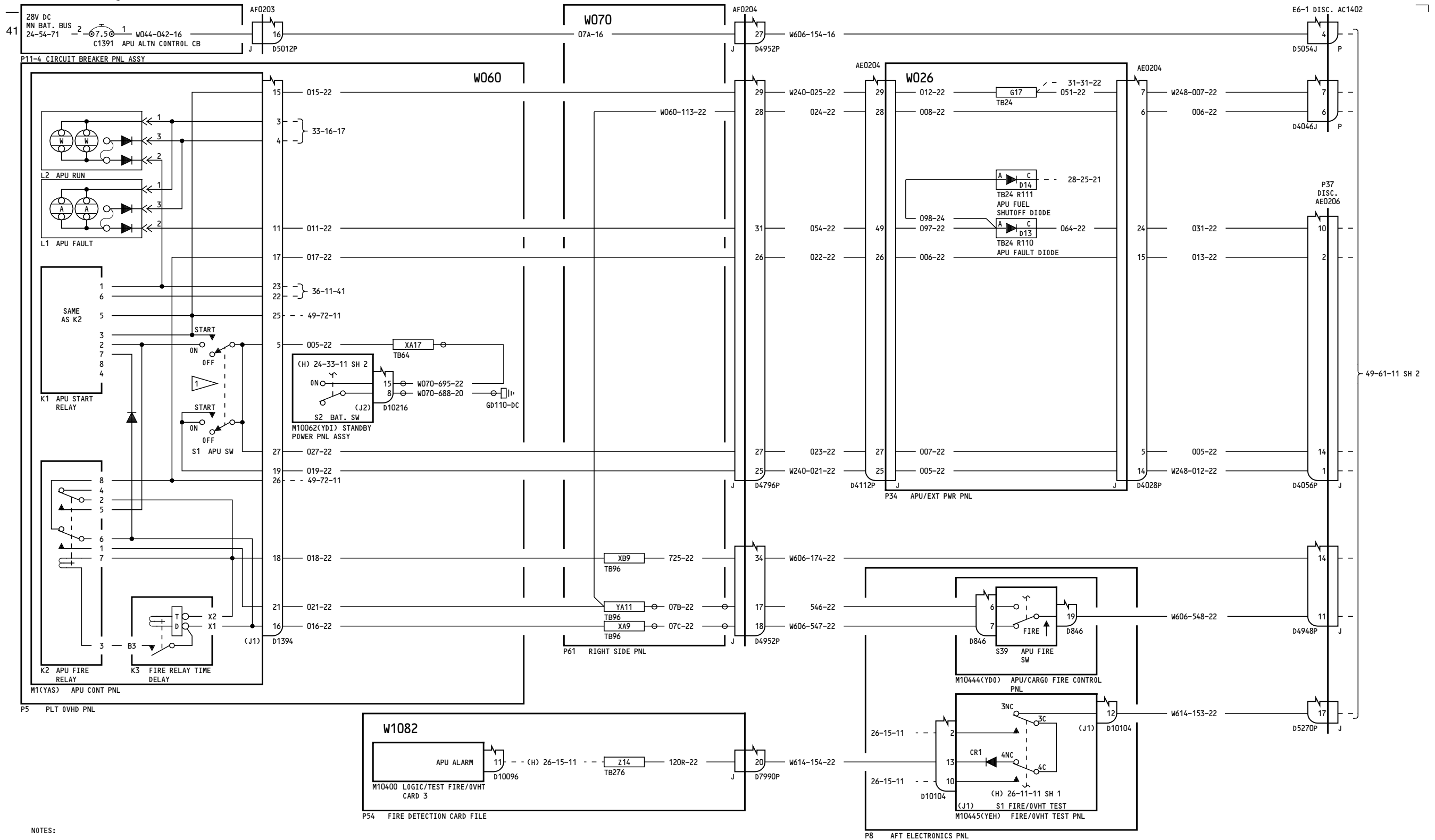
NOTES:
 1 SWITCH CONTACTS ARE "MAKE BEFORE BREAK"

050-099, 162-199, 280-299

AUXILIARY POWER UNIT CONTROL SYSTEM
 D280T132

49-61-11
 Page 1
 Sheet 1
 Jan 21/2005

49-61-11
 Page 1
 Sheet 1
 Jan 21/2005



NOTES:
 SWITCH CONTACTS ARE "MAKE BEFORE BREAK"

150-154

AUXILIARY POWER UNIT CONTROL SYSTEM

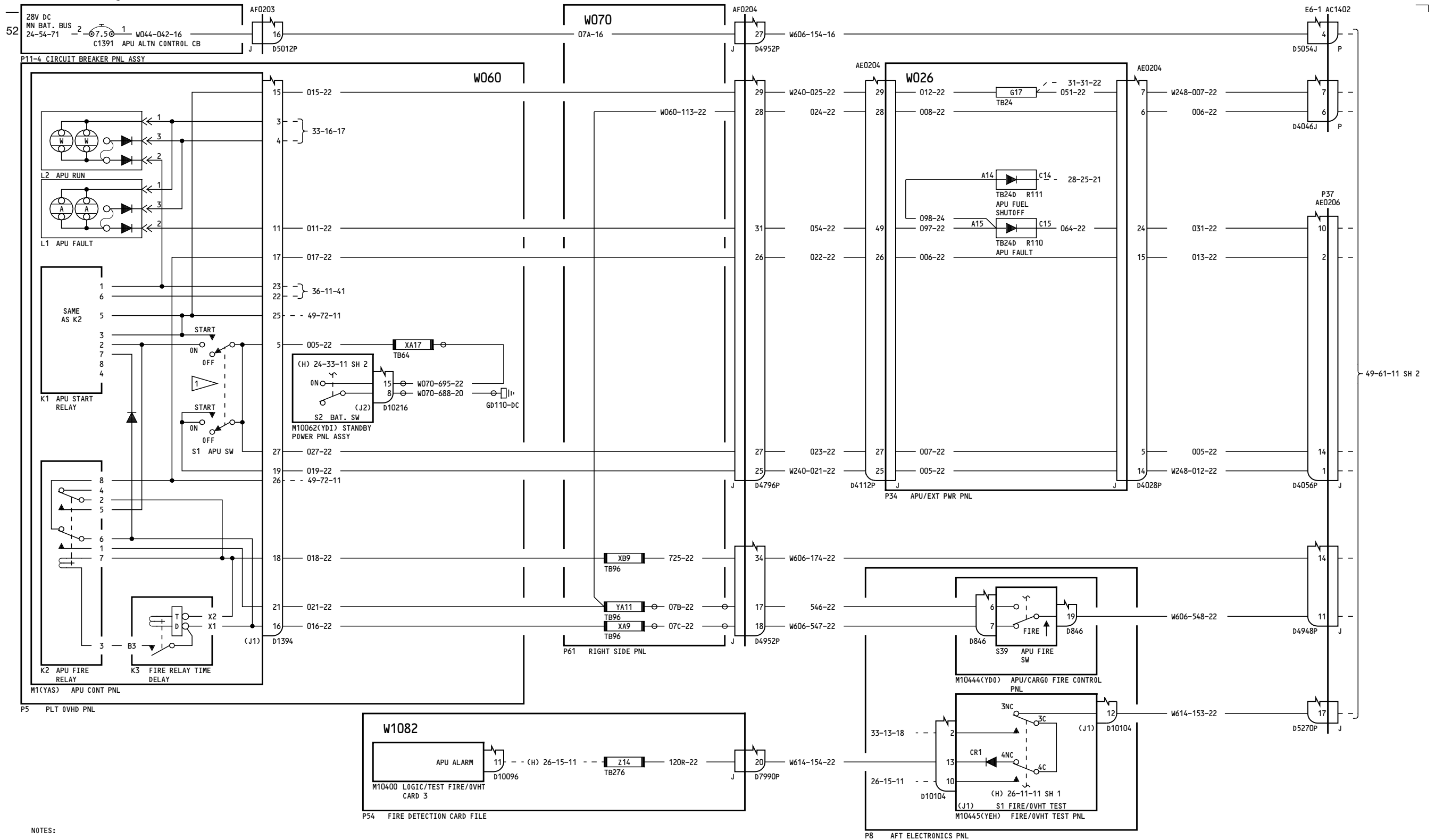
D280T132

49-61-11

Page 2
 Sheet 1
 Jan 21/2005

49-61-11

Page 2
 Sheet 1
 Jan 21/2005



NOTES:
 SWITCH CONTACTS ARE "MAKE BEFORE BREAK"

155-157

AUXILIARY POWER UNIT CONTROL SYSTEM

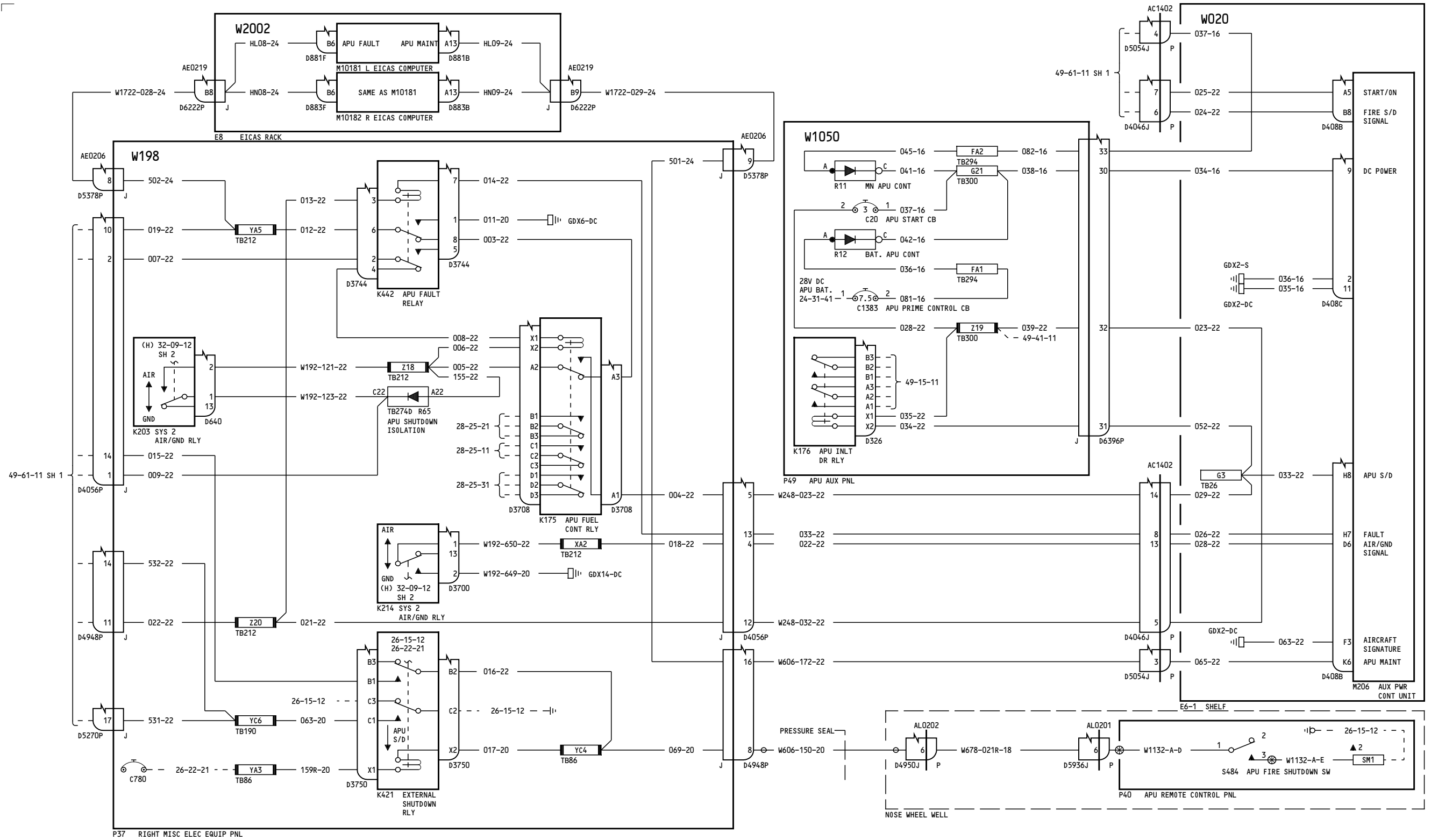
D280T132

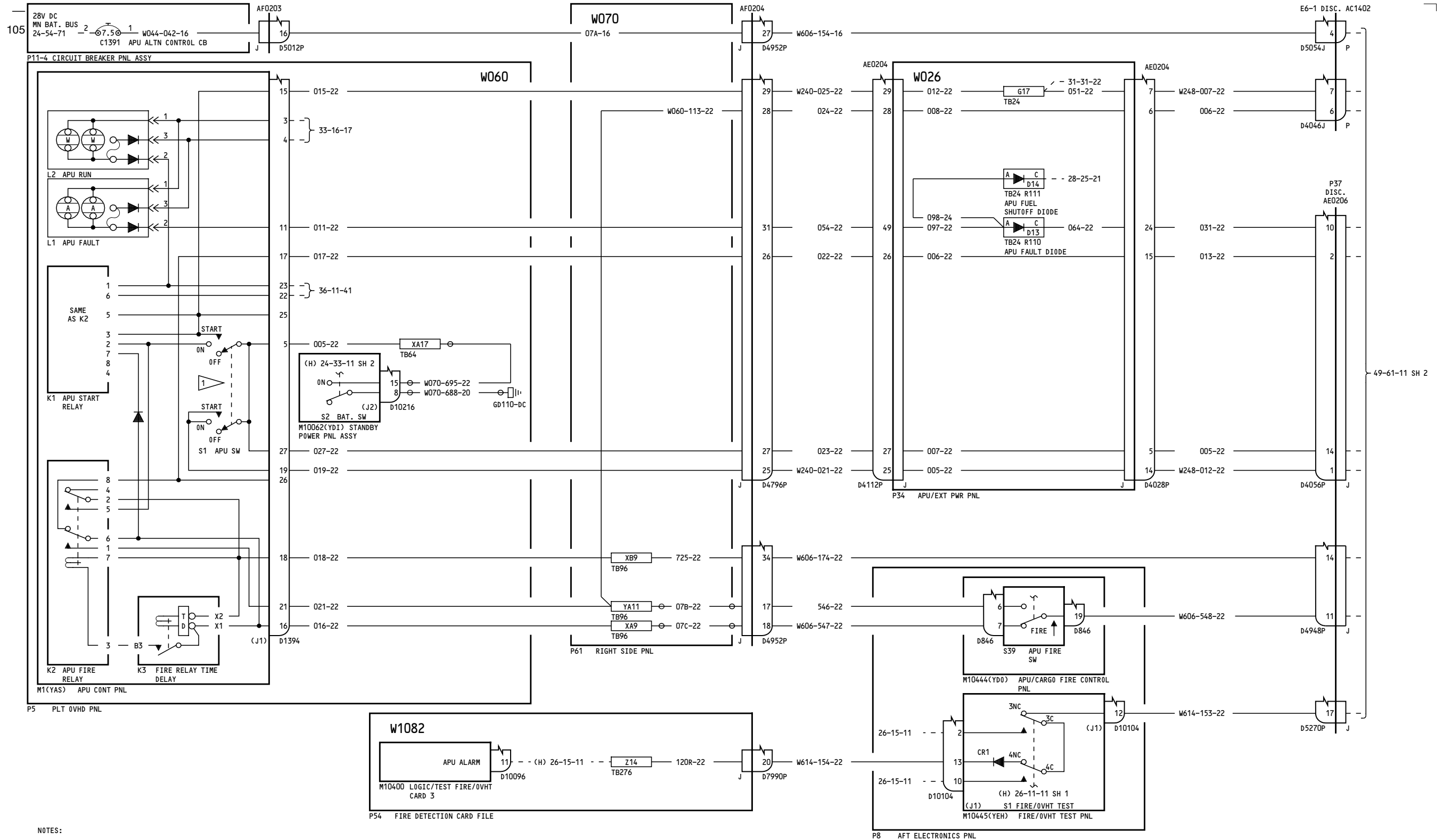
49-61-11

Page 3
 Sheet 1
 Jan 21/2005

49-61-11

Page 3
 Sheet 1
 Jan 21/2005





NOTES:
 1 SWITCH CONTACTS ARE "MAKE BEFORE BREAK"

275-276

AUXILIARY POWER UNIT CONTROL SYSTEM

49-61-11

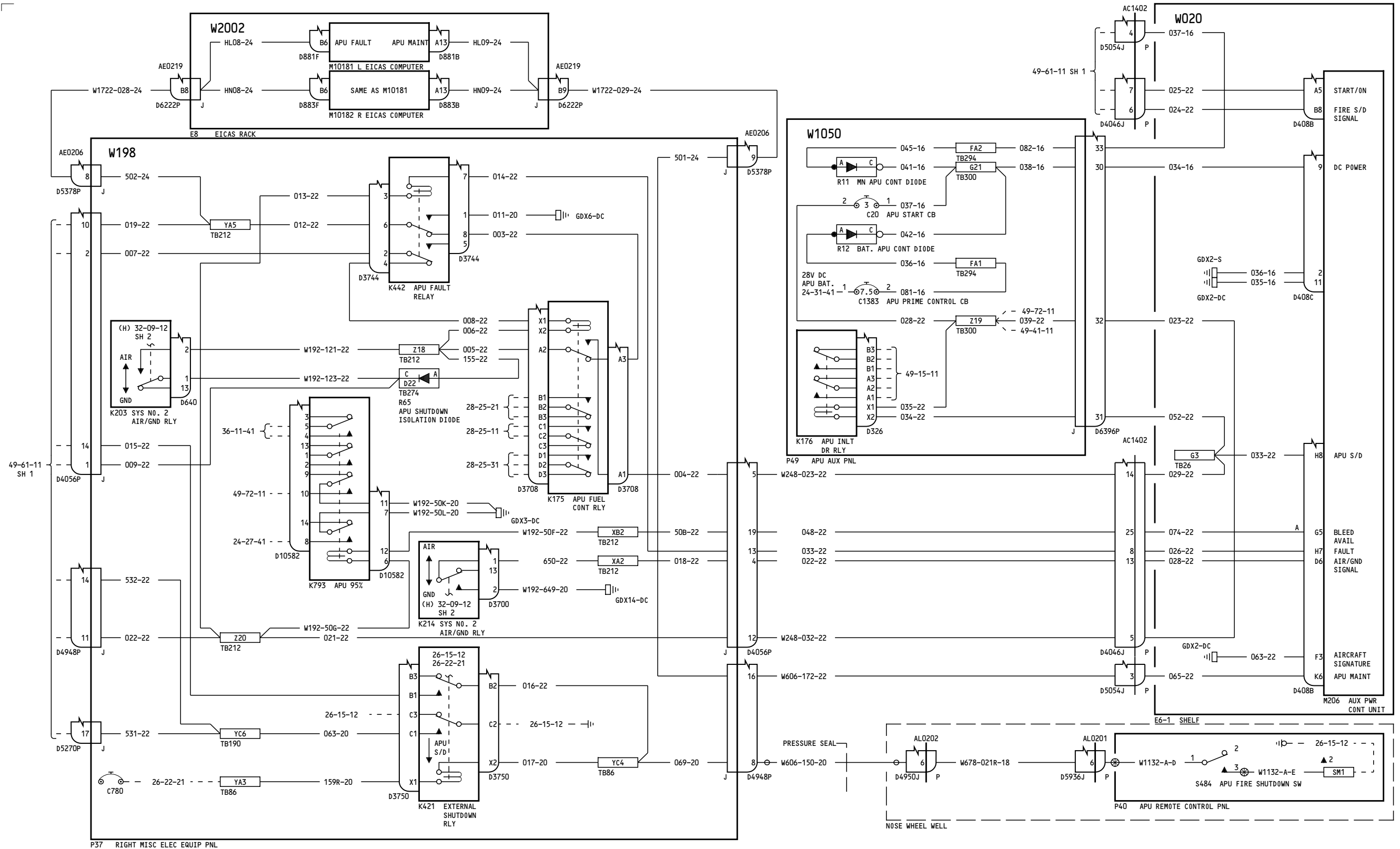
Page 4.1
 Sheet 1
 Jan 21/2005

D280T132

Incorporates
 32-0085

49-61-11

Page 4.1
 Sheet 1
 Jan 21/2005



275-276

AUXILIARY POWER UNIT CONTROL SYSTEM

49-61-11

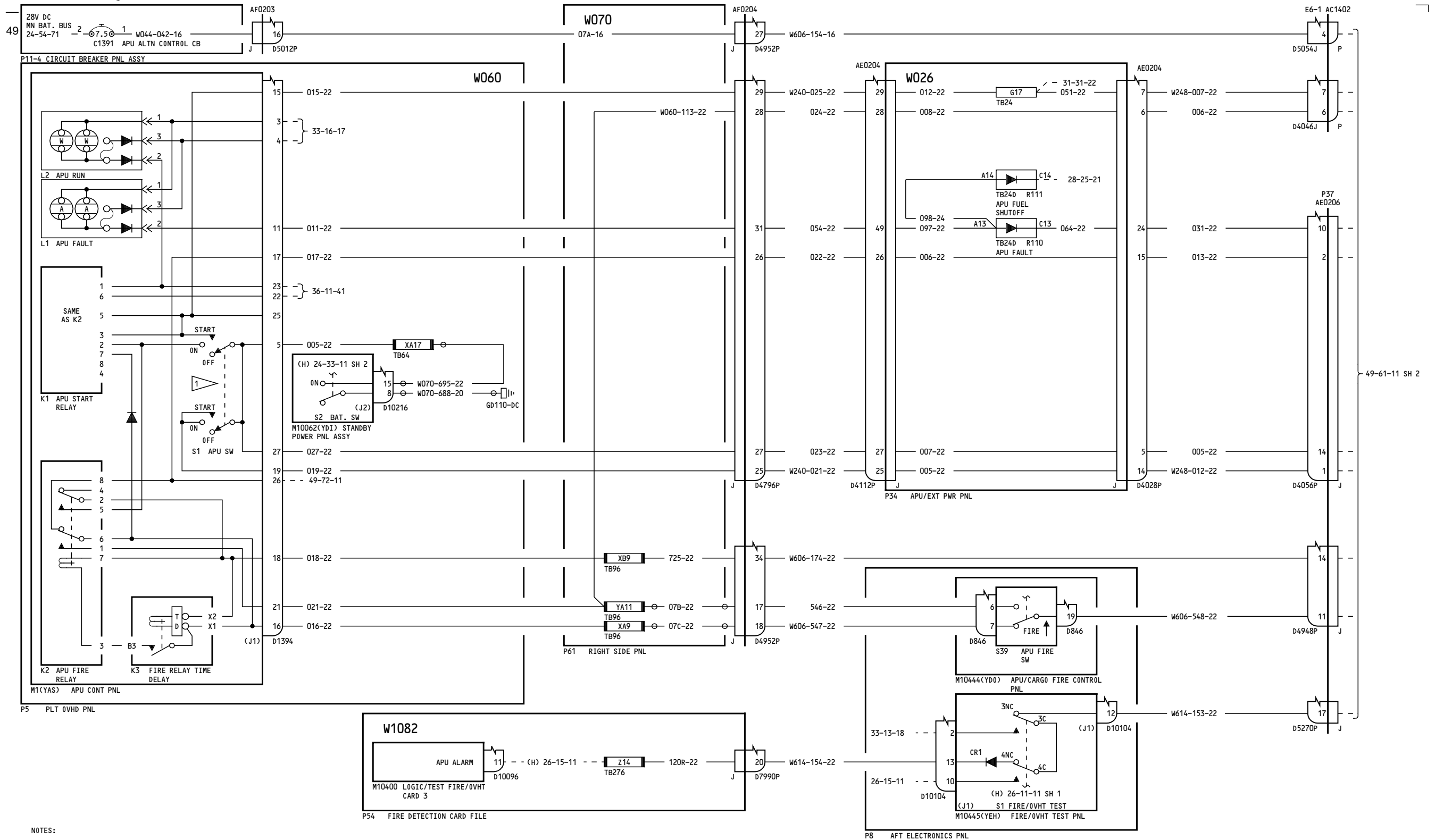
Page 4.1
Sheet 2
Jan 21/2005

D280T132

Incorporates
32-0085

49-61-11

Page 4.1
Sheet 2
Jan 21/2005



NOTES:
 SWITCH CONTACTS ARE "MAKE BEFORE BREAK"

277-278

AUXILIARY POWER UNIT CONTROL SYSTEM

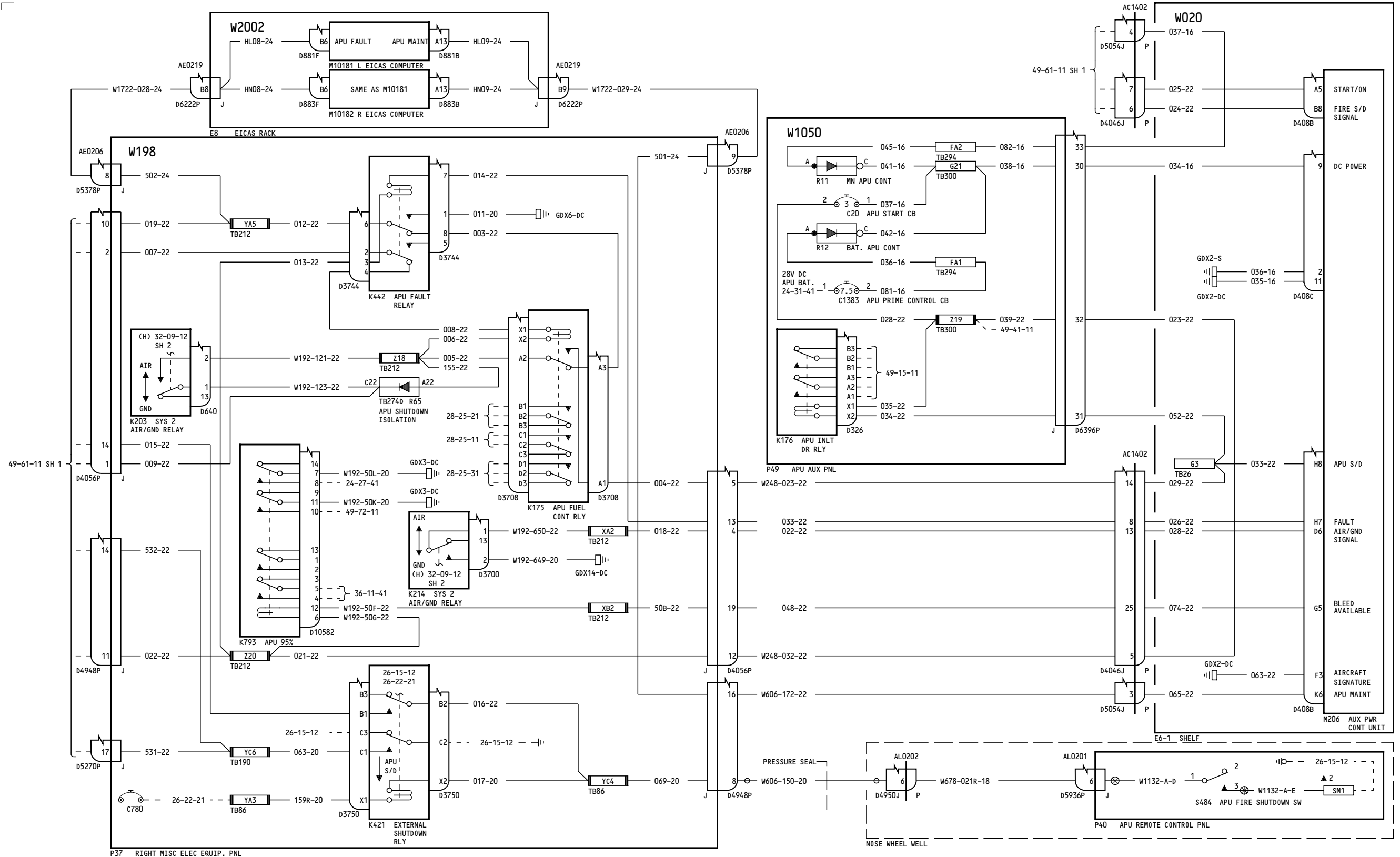
49-61-11

Page 5
 Sheet 1
 Jan 21/2005

D280T132

49-61-11

Page 5
 Sheet 1
 Jan 21/2005



277-278

AUXILIARY POWER UNIT CONTROL SYSTEM

D280T132

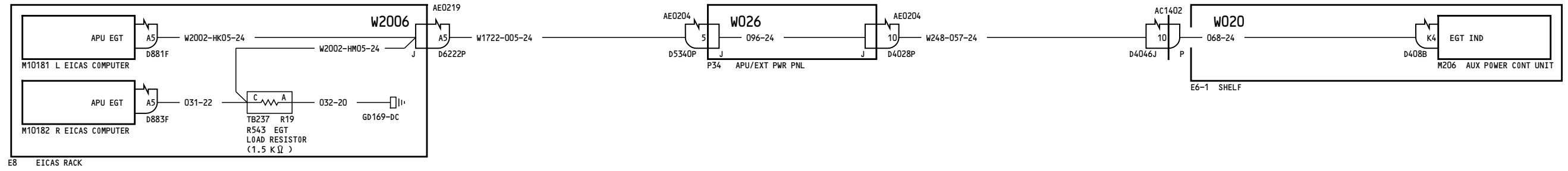
49-61-11

Page 5
Sheet 2
Jan 21/2005

49-61-11

Page 5
Sheet 2
Jan 21/2005

4



050-099, 150-154, 162-164, 275-276

**INDICATING-AUXILIARY
POWER UNIT EXHAUST GAS
TEMPERATURE**

49-71-11

Page 1

Jan 21/2005

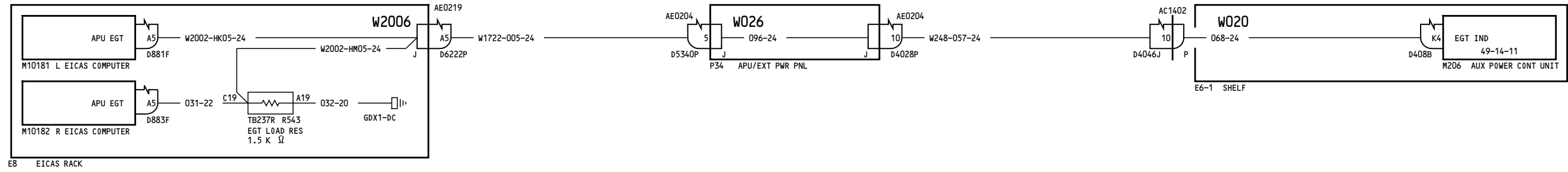
D280T132

49-71-11

Page 1

Jan 21/2005

-C
6



155-157, 165-199, 277-299

**INDICATING-AUXILIARY
POWER UNIT EXHAUST GAS
TEMPERATURE**

49-71-11

Page 2

Jan 21/2005


D280T132

49-71-11

Page 2

Jan 21/2005

8



050-099, 162-199, 275-299

**AUXILIARY POWER UNIT
HOURMETER SYSTEM**

49-72-11

Page 1


D280T132

Jan 21/2005

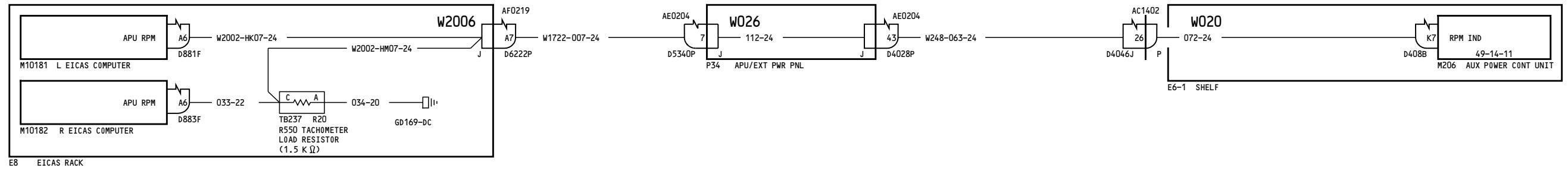
49-72-11

Page 1

Jan 21/2005



4



050-099, 150-154, 162-164, 275-276

**INDICATION-AUXILIARY
POWER UNIT TACHOMETER**

49-73-11

Page 1

Jan 21/2005

D280T132

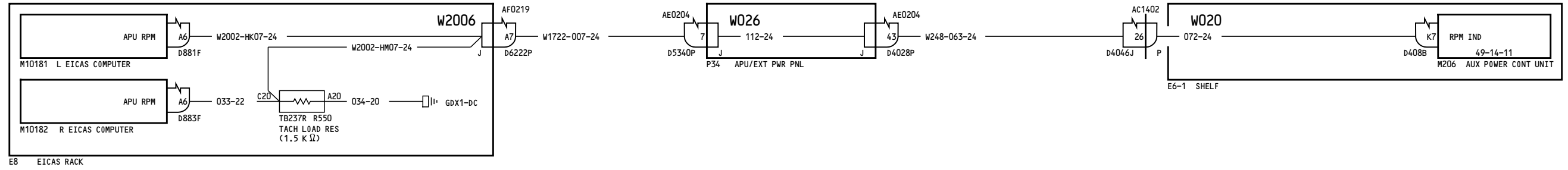
49-73-11

Page 1

Jan 21/2005

-A

5



155-157, 165-199, 277-299

**INDICATION-AUXILIARY
POWER UNIT TACHOMETER**

49-73-11

Page 2

Jan 21/2005

D280T132

49-73-11

Page 2

Jan 21/2005

