

**CHAPTER**

**77**

**ENGINE INDICATING**



767-200/300

# WIRING DIAGRAM MANUAL

## CHAPTER 77 ENGINE INDICATING

CH-SC-SU	Schem	Page	Sheet	Date	CH-SC-SU	Schem	Page	Sheet	Date
77-EFFECTIVE PAGES									
		1		Aug 05/2009					
		2		BLANK					
77-CONTENTS									
		1		Feb 06/2009					
		2		BLANK					
77-ALPHABETICAL INDEX									
		1		Jan 21/2005					
		2		BLANK					
77-12-11									
		1		Jan 21/2005					
		1.1		Feb 06/2009					
		2		Jan 21/2005					
		2.1		Feb 06/2009					
		3		Jan 21/2005					
		4		Jan 21/2005					
77-12-12									
		1		Jan 21/2005					
		2.1		Jan 21/2005					
		3.1		Jan 21/2005					
77-31-11									
		1		Jan 21/2005					
		2.1		Jan 21/2005					
		3		Jan 21/2005					
		4		Jan 21/2005					
		5		Jan 21/2005					
77-35-11									
		1		Jan 21/2005					
		2		Jan 21/2005					

A = Added, R = Revised, D = Deleted, O = Overflow

### 77-EFFECTIVE PAGES

Page 1  
Aug 05/2009

D280T132



**767-200/300  
WIRING DIAGRAM MANUAL**

**CHAPTER 77  
ENGINE INDICATING**

<b>Title</b>	<b>CH-SC-SU</b>	<b>Schem</b>	<b>Page</b>	<b>Sheet</b>	<b>Date</b>	<b>Effectivity</b>
<b><u>ENGINE TACHOMETER SYSTEM</u></b>						
ENGINE TACHOMETER SYSTEM-N1	77-12-11		1		Jan 21/2005	050-099 162-165
			1.1		Feb 06/2009	050-051 162-165
			2		Jan 21/2005	150-155 275-276
			2.1		Feb 06/2009	150-155 275-276
			3		Jan 21/2005	156-157
			4		Jan 21/2005	166-199 277-299
ENGINE TACHOMETER SYSTEM-N2	77-12-12		1		Jan 21/2005	050-099 155-199 277-299
			2.1		Jan 21/2005	150-154
			3.1		Jan 21/2005	275-276
<b><u>AIRBORNE VIBRATION MONITORING (AVM) SYSTEM</u></b>						
AIRBORNE VIBRATION MONITORING SYSTEM	77-31-11		1		Jan 21/2005	050-099 277-299
			2.1		Jan 21/2005	150-154
			3		Jan 21/2005	155-157
			4		Jan 21/2005	162-199
			5		Jan 21/2005	275-276
<b><u>ELECTRONIC PROPULSION CONTROL SYSTEM (EPCS)</u></b>						
ELECTRONIC ENGINE CONTROL MONITOR SYSTEM	77-35-11		1		Jan 21/2005	050-099 150-199 277-299
			2		Jan 21/2005	275-276

**77-CONTENTS**



767-200/300

## WIRING DIAGRAM MANUAL

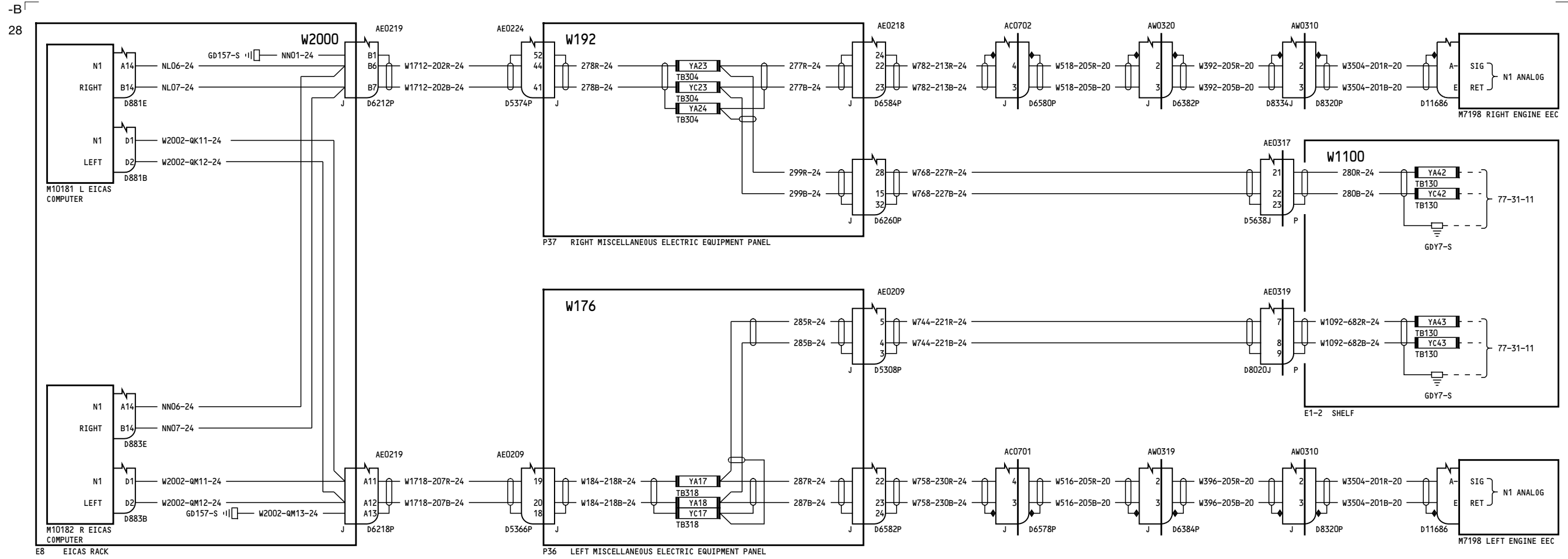
### CHAPTER 77 ENGINE INDICATING

CH-SC-SU	Title
77-31-11	AIRBORNE VIBRATION MONITORING SYSTEM
77-35-11	ELECTRONIC ENGINE CONTROL MONITOR SYSTEM
77-12-11	ENGINE TACHOMETER SYSTEM-N1
77-12-12	ENGINE TACHOMETER SYSTEM-N2

## 77-ALPHABETICAL INDEX

D280T132

Page 1  
Jan 21/2005



NOTES: SHIELD PIGTAIL TO DISCONNECT BACKSHELL 2 INCH MAXIMUM

050-099, 162-165

**ENGINE TACHOMETER  
SYSTEM-N1**

**77-12-11**

Page 1

D280T132

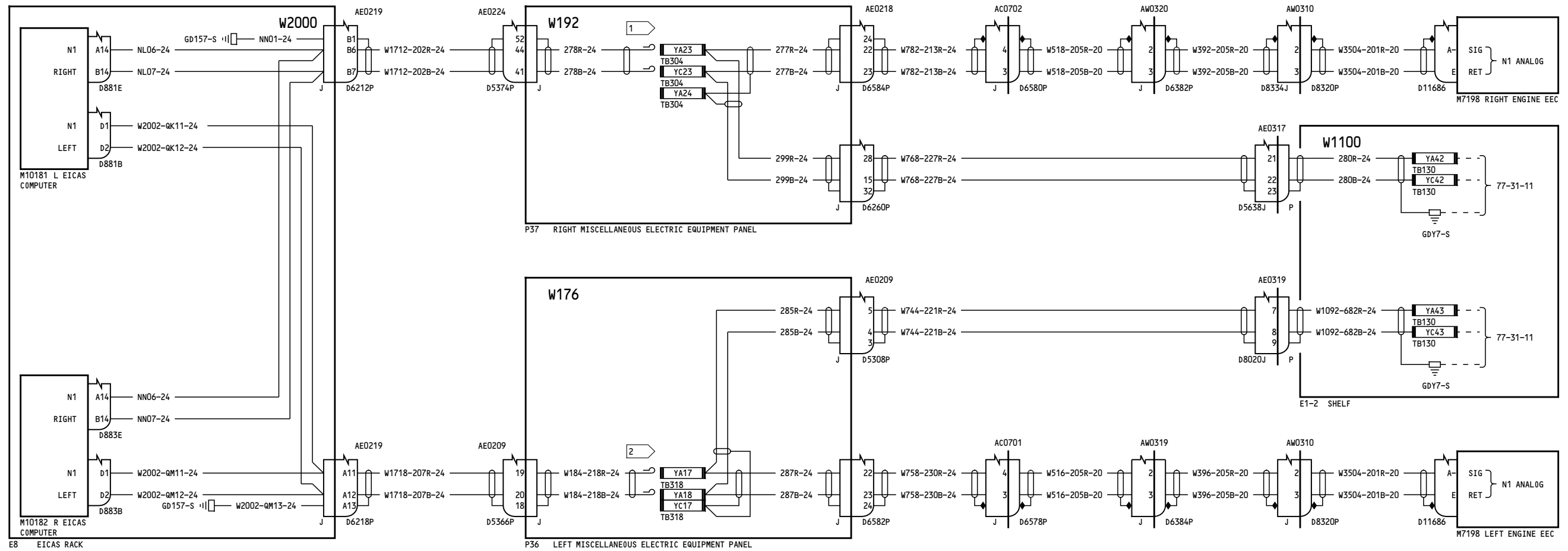
Jan 21/2005

**77-12-11**

Page 1

Jan 21/2005

50



NOTES: SHIELD PIGTAIL TO DISCONNECT BACKSHELL 2 INCH MAXIMUM

1 CAP & STOW NEAR TB304Y

2 CAP & STOW NEAR TB318Y

050-051, 162-165

**ENGINE TACHOMETER SYSTEM-N1**

D280T132

**77-12-11**

Page 1.1

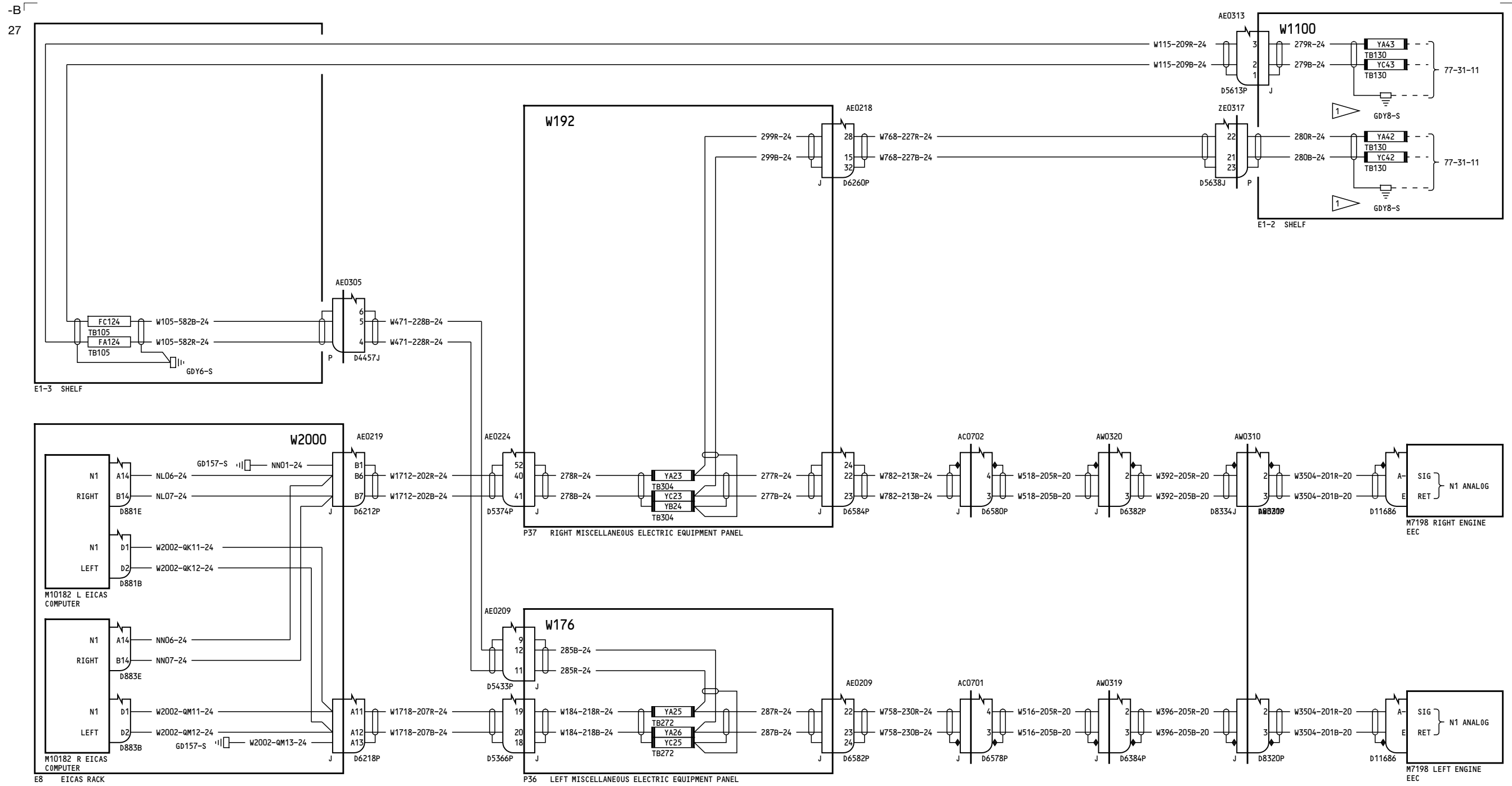
Feb 06/2009

Incorporates  
77-0017

**77-12-11**

Page 1.1

Feb 06/2009



NOTES:  
 SHIELD PIGTAIL TO DISCONNECT BACKSHELL 2 INCH MAXIMUM  
 1 SHIELD PIGTAIL 6 INCH MAXIMUM

150-155, 275-276

**ENGINE TACHOMETER SYSTEM-N1**

**77-12-11**

Page 2

D280T132

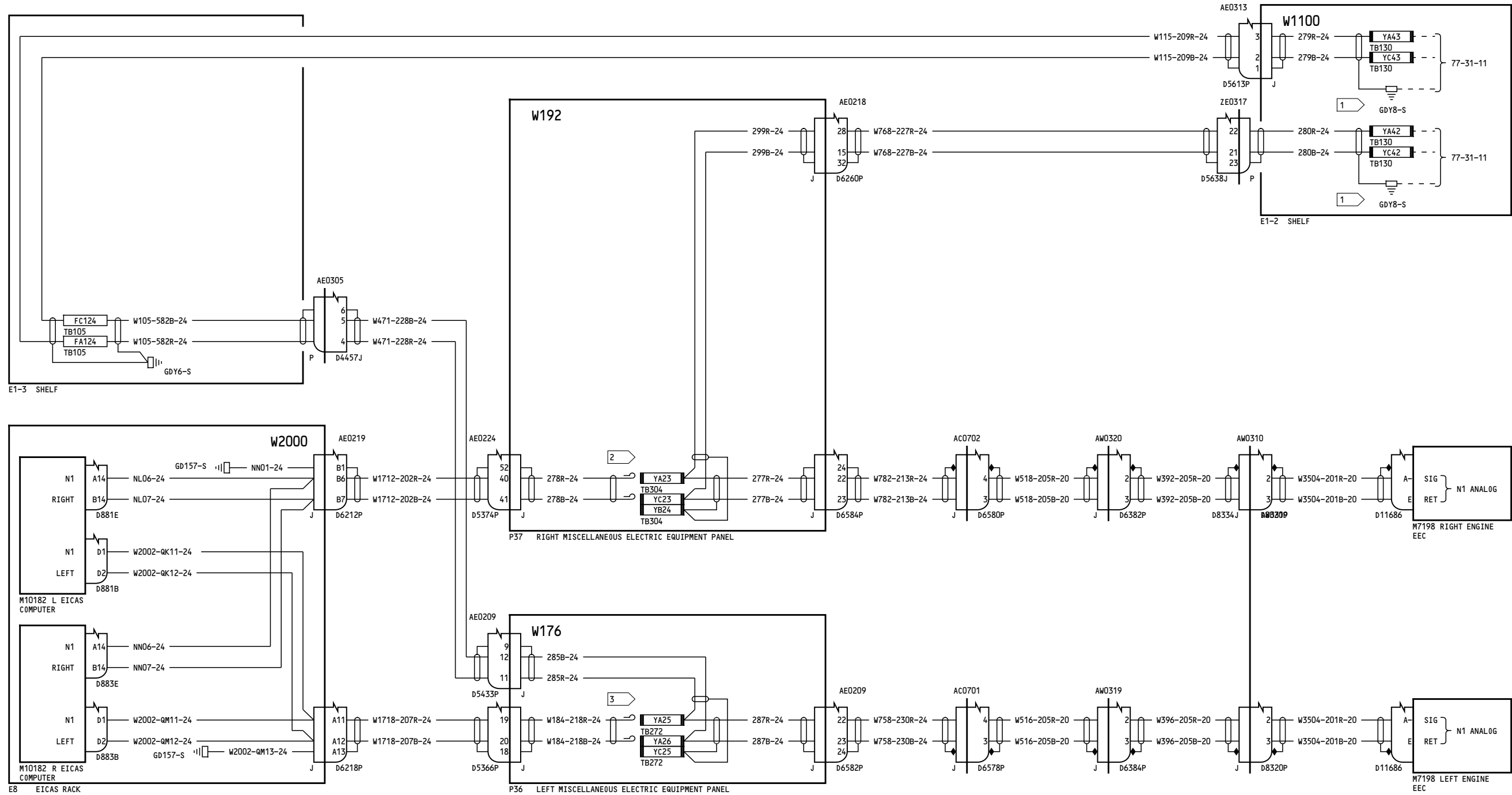
Jan 21/2005

**77-12-11**

Page 2

Jan 21/2005

51



NOTES:  
SHIELD PIGTAIL TO DISCONNECT BACKSHELL 2 INCH MAXIMUM

- 1 SHIELD PIGTAIL 6 INCH MAXIMUM
- 2 CAP & STOW NEAR TB304Y
- 3 CAP & STOW NEAR TB272Y

150-155, 275-276

**ENGINE TACHOMETER SYSTEM-N1**

D280T132

**77-12-11**

Page 2.1

Feb 06/2009

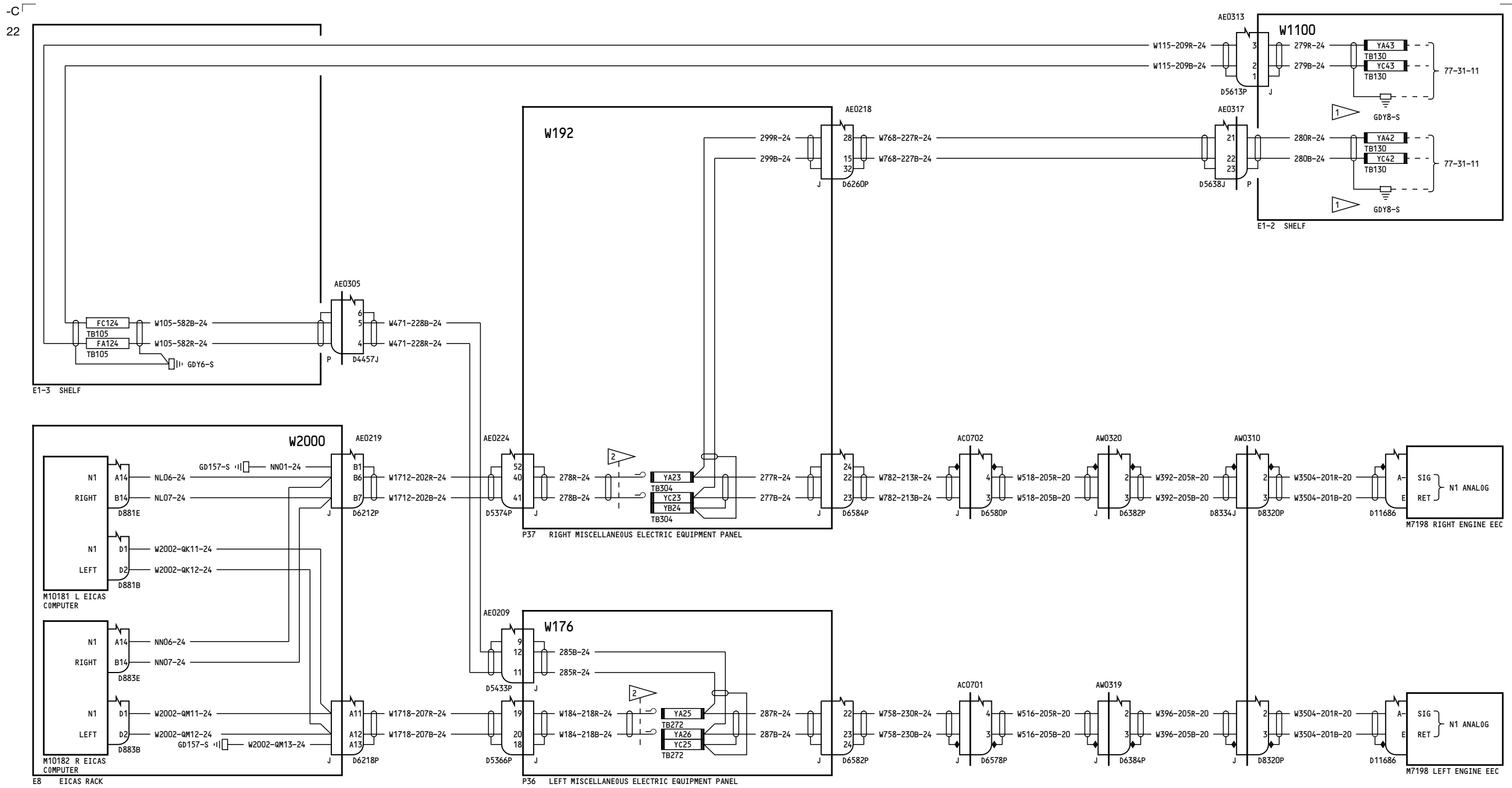
Incorporates  
77-0017

**77-12-11**

Page 2.1

Feb 06/2009





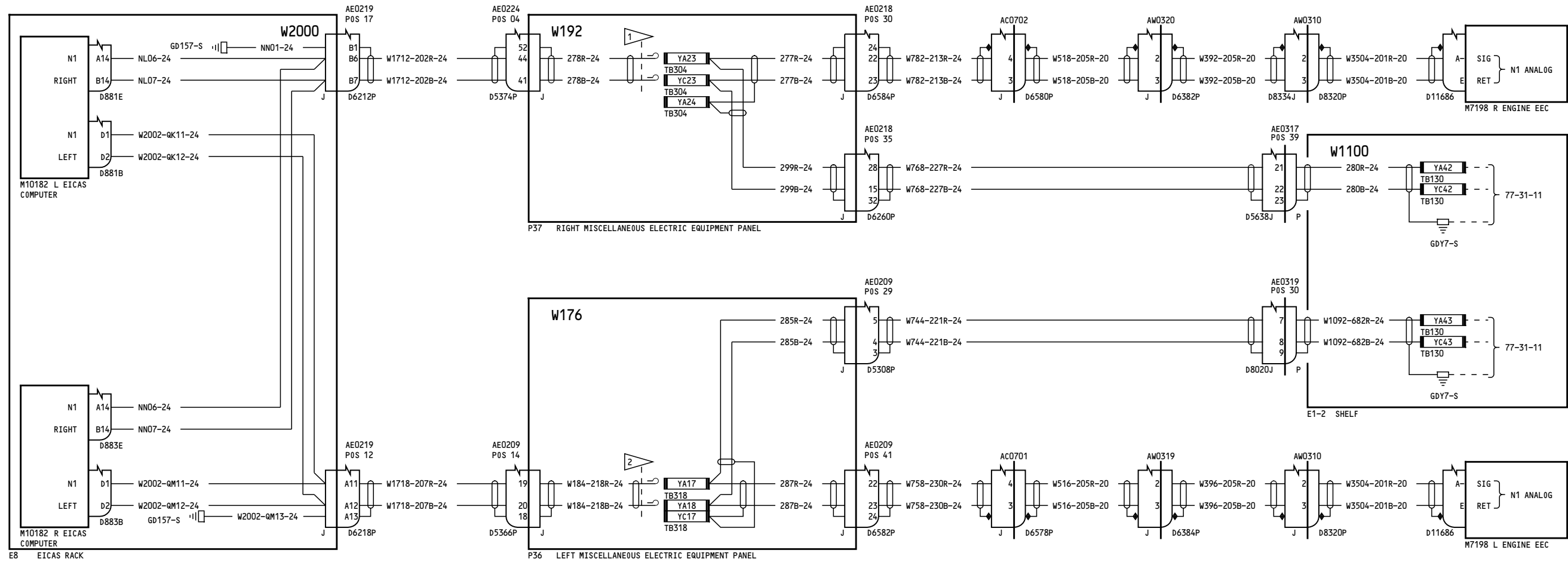
NOTES:  
 SHIELD PIGTAIL TO DISCONNECT BACKSHELL 2 INCH MAXIMUM  
 1 SHIELD PIGTAIL 6 INCH MAXIMUM  
 2 CAP & STOW NEAR BURNDY TRACK POSITION

156-157	<b>ENGINE TACHOMETER SYSTEM-N1</b>
	D280T132

**77-12-11**  
 Page 3  
 Jan 21/2005

**77-12-11**  
 Page 3  
 Jan 21/2005

25



NOTES: SHIELD PIGTAIL TO DISCONNECT BACKSHELL 2 INCH MAXIMUM  
 1 CAP AND STOW NEAR TB304    2 CAP & STOW NEAR TB318

166-199, 277-299

**ENGINE TACHOMETER SYSTEM-N1**

**77-12-11**

Page 4

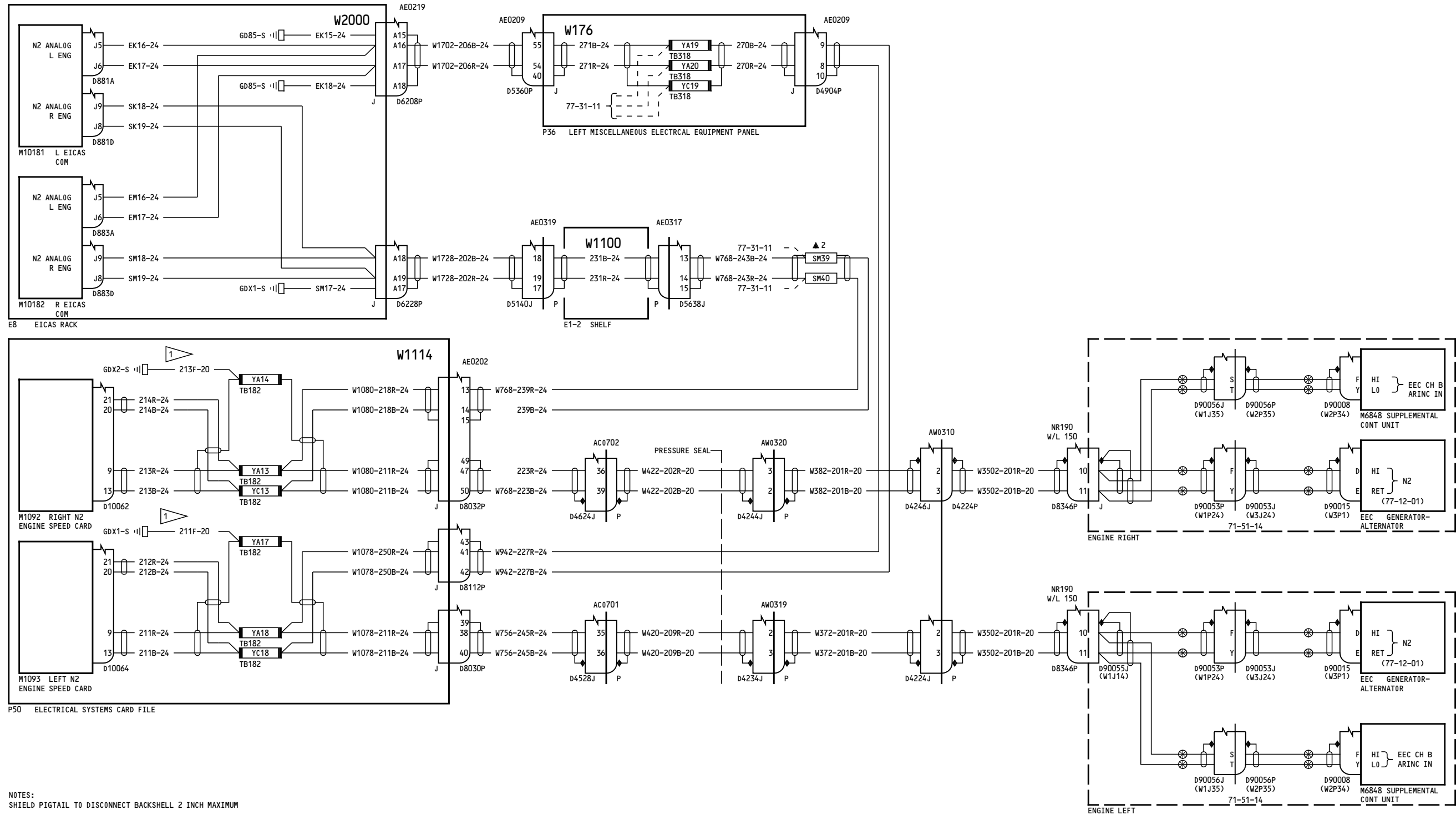
D280T132

Jan 21/2005

**77-12-11**

Page 4

Jan 21/2005



050-099, 155-199, 277-299

ENGINE TACHOMETER SYSTEM-N2

77-12-12

Page 1

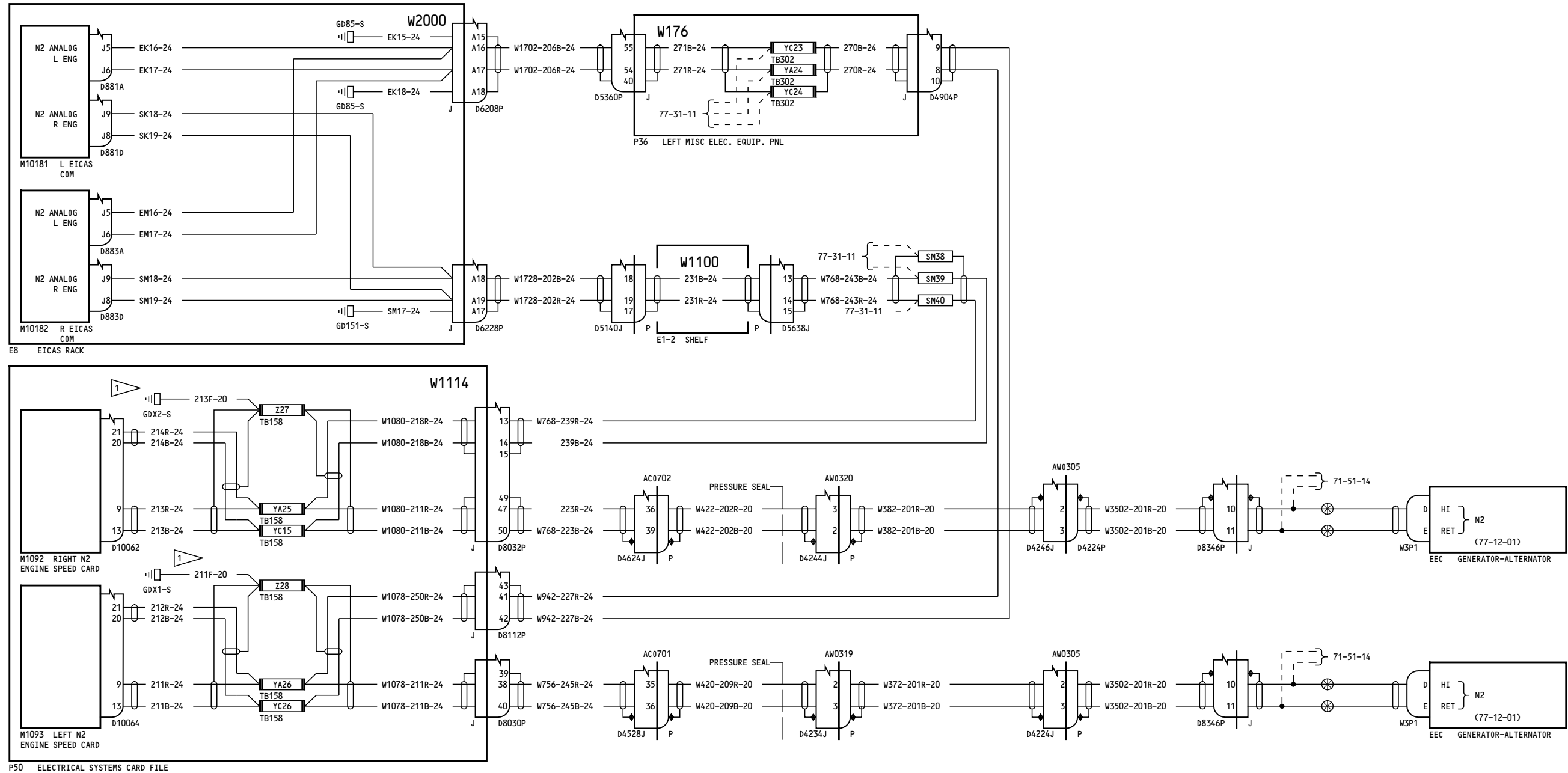
D280T132

Jan 21/2005

77-12-12

Page 1

Jan 21/2005



NOTES:  
SHIELD PIGTAIL TO DISCONNECT BACKSHELL 2 INCH MAXIMUM

1 SHIELD GROUND PIGTAILS 6 INCH MAXIMUM

150-154

**ENGINE TACHOMETER SYSTEM-N2**

**77-12-12**

Page 2.1

D280T132

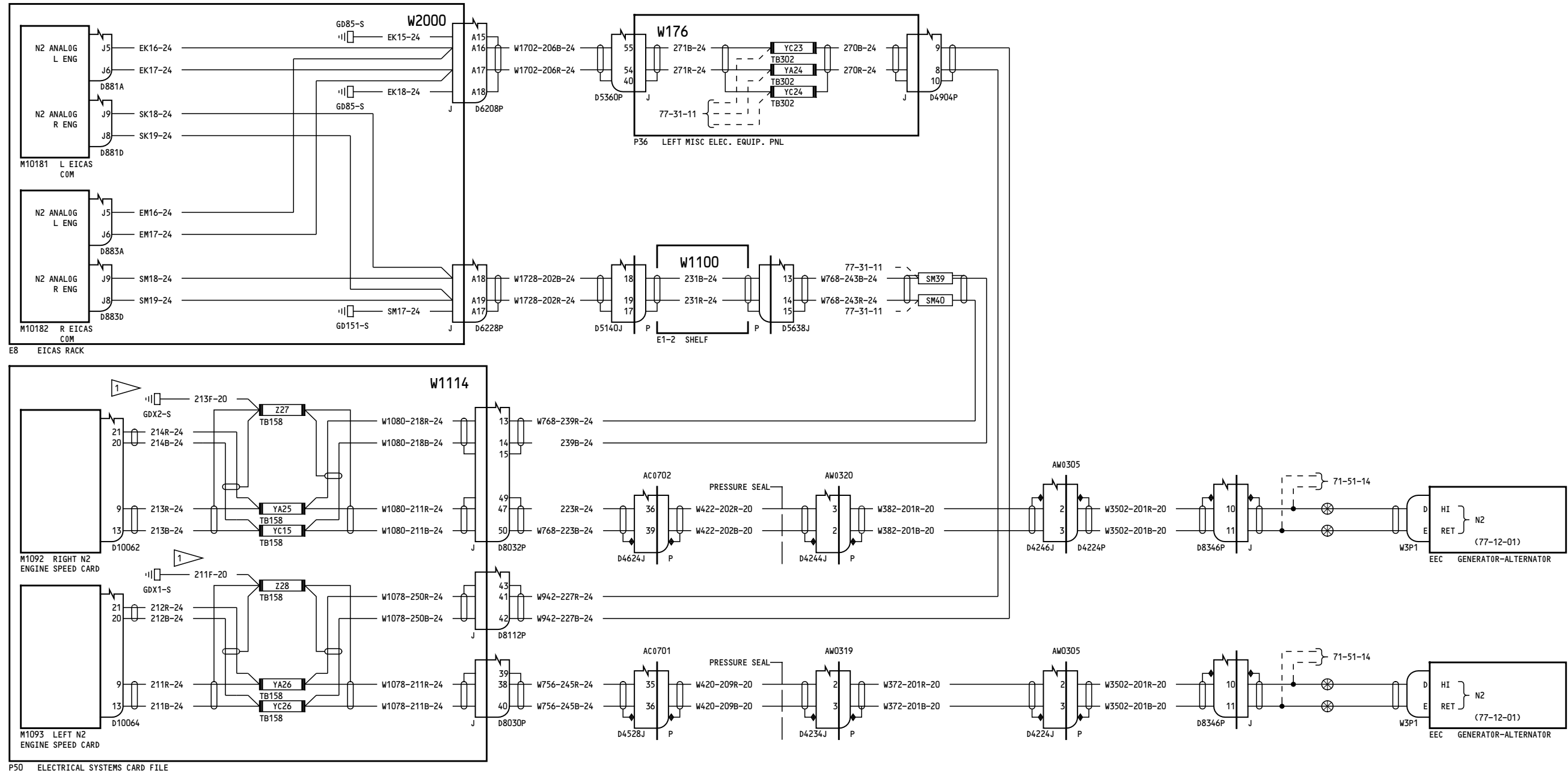
Jan 21/2005

Incorporates  
76-0030 R02

**77-12-12**

Page 2.1

Jan 21/2005



NOTES:  
SHIELD PIGTAIL TO DISCONNECT BACKSHELL 2 INCH MAXIMUM

1 SHIELD GROUND PIGTAILS 6 INCH MAXIMUM

275-276

**ENGINE TACHOMETER SYSTEM-N2**

D280T132

**77-12-12**

Page 3.1

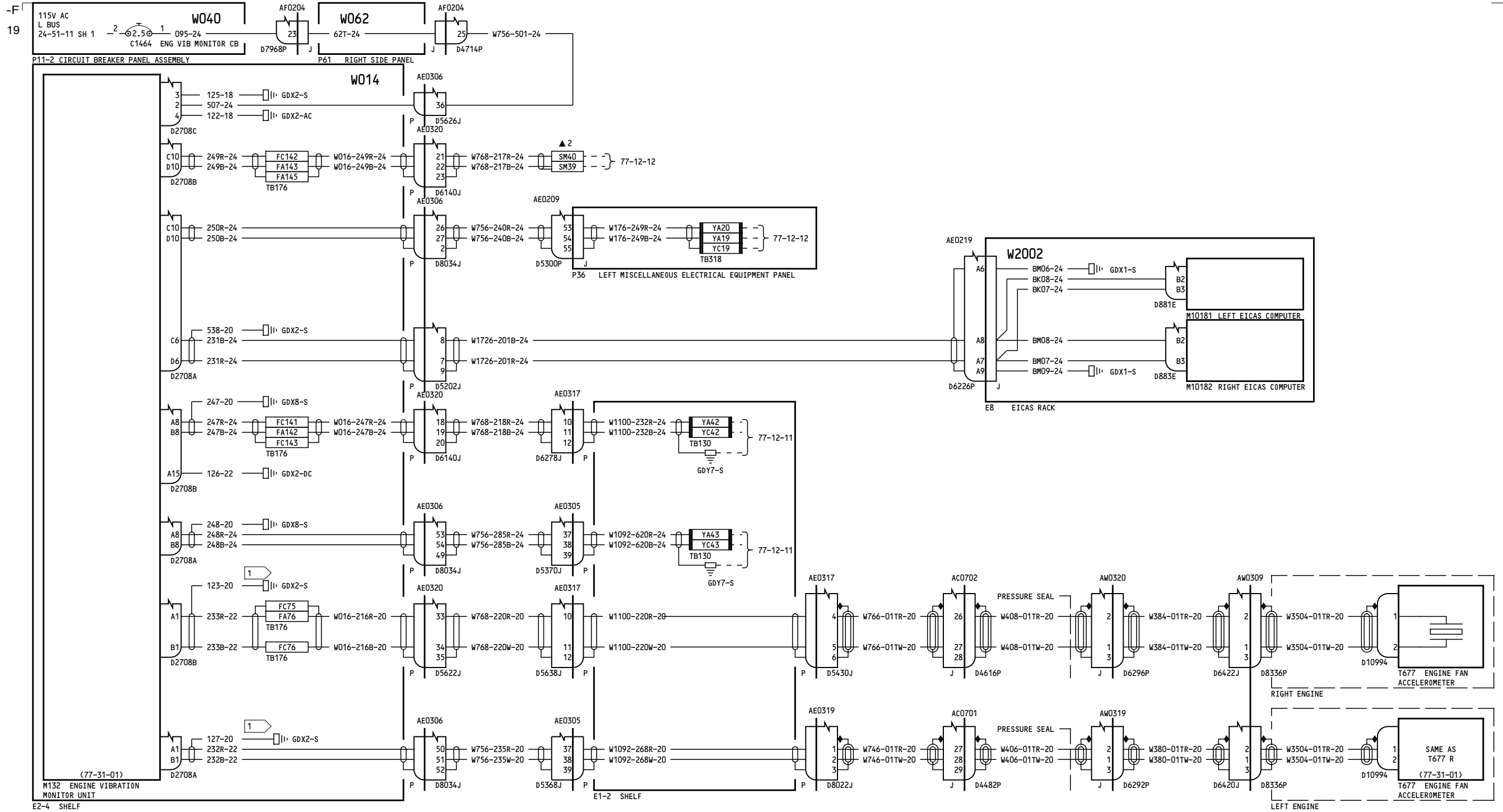
Jan 21/2005

Incorporates  
76-0026

**77-12-12**

Page 3.1

Jan 21/2005



NOTES:  
 SHIELD PIGTAIL TO DISCONNECT BACKSHELL 2 INCH MAXIMUM  
 1 SHIELD TO BE GROUND AS NEAR TO SIG CONDITIONER AS POSSIBLE

050-099, 277-299

**AIRBORNE VIBRATION MONITORING SYSTEM**

**77-31-11**

Page 1

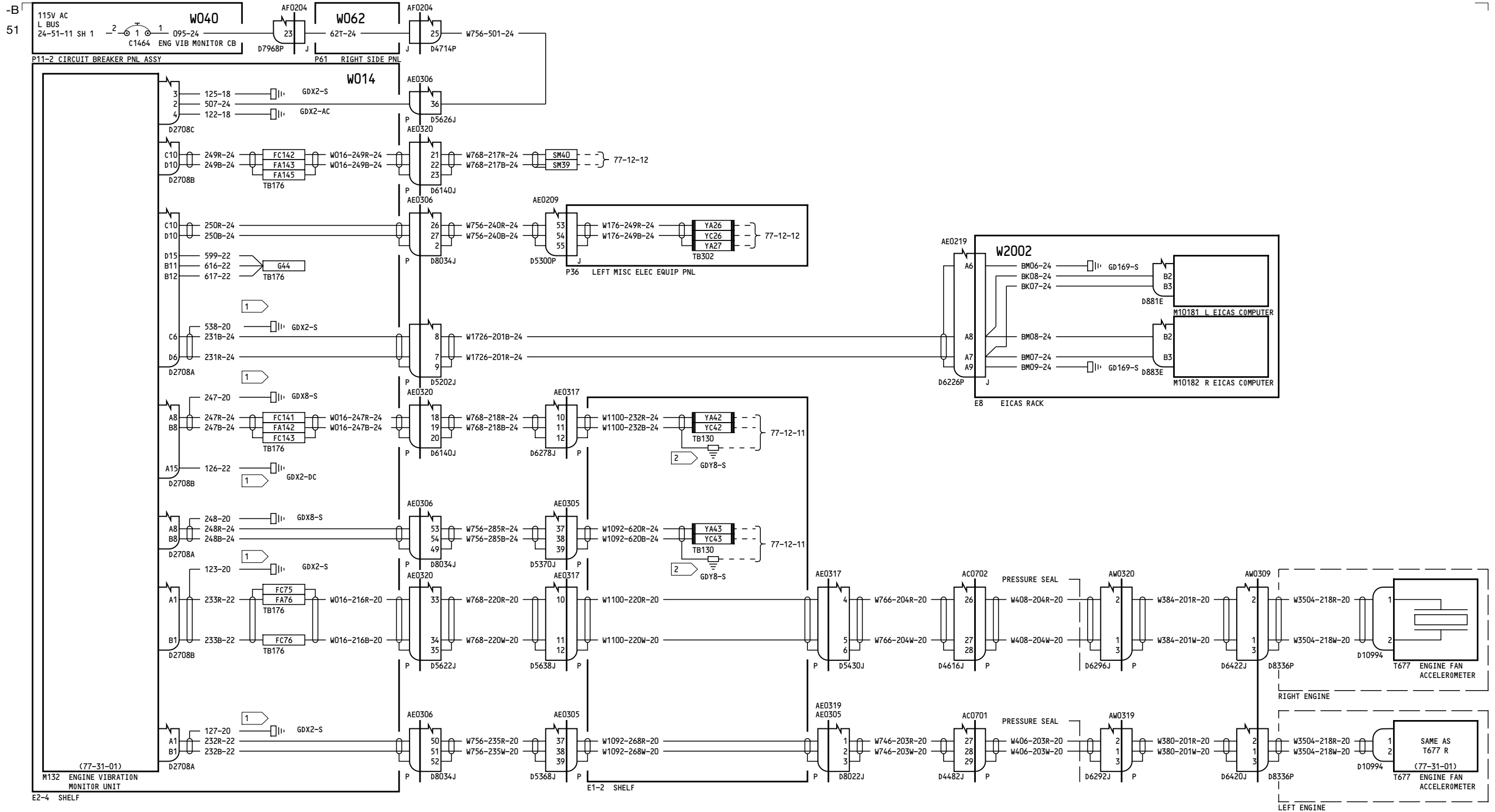
D280T132

Jan 21/2005

**77-31-11**

Page 1

Jan 21/2005



NOTES:  
 1 SHIELD TO BE GROUND AS NEAR TO SIG CONDITIONER AS POSSIBLE

150-154

**AIRBORNE VIBRATION MONITORING SYSTEM**

D280T132

**77-31-11**

Page 2.1

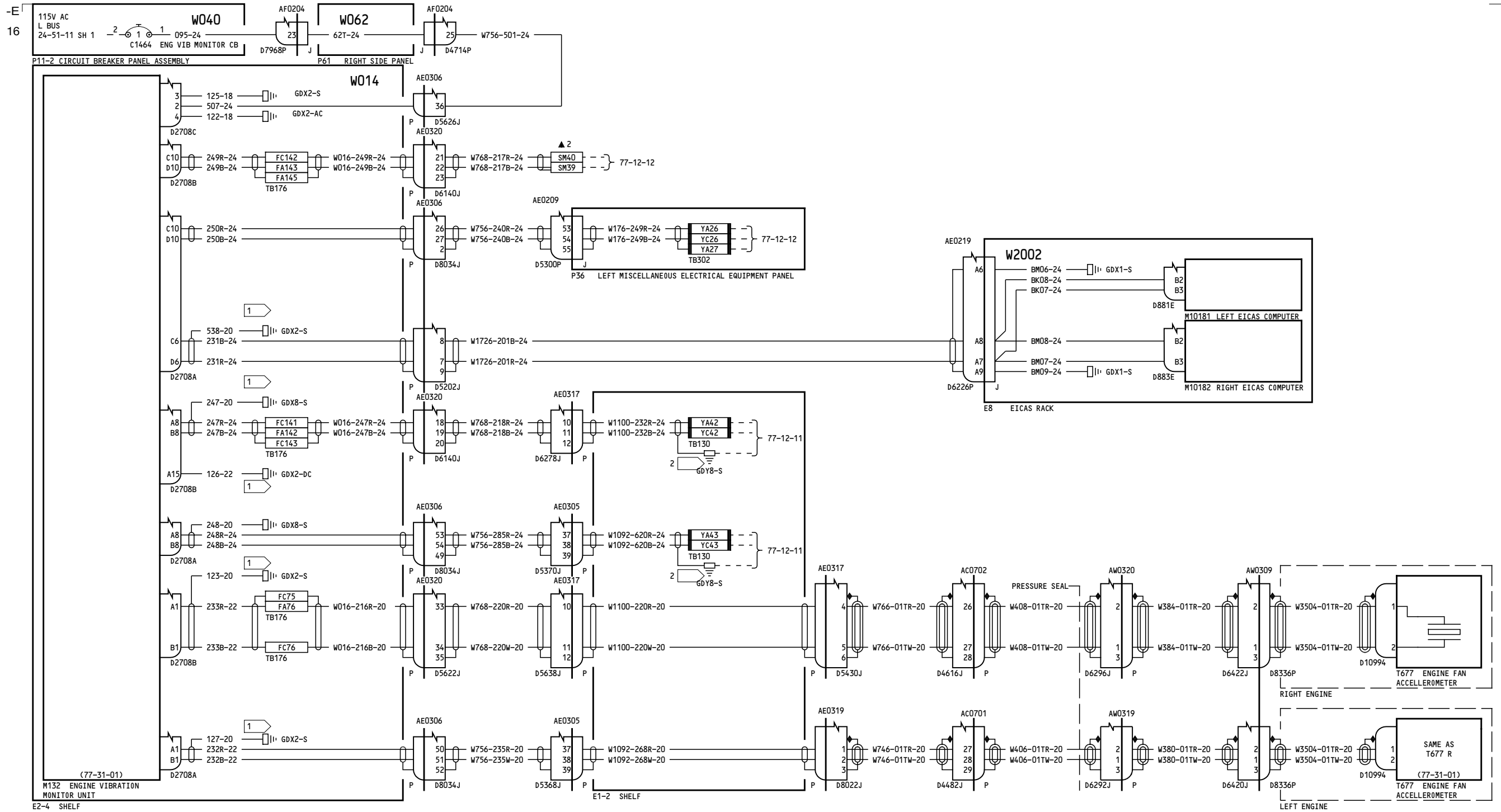
Jan 21/2005

Incorporates  
 77-0013

**77-31-11**

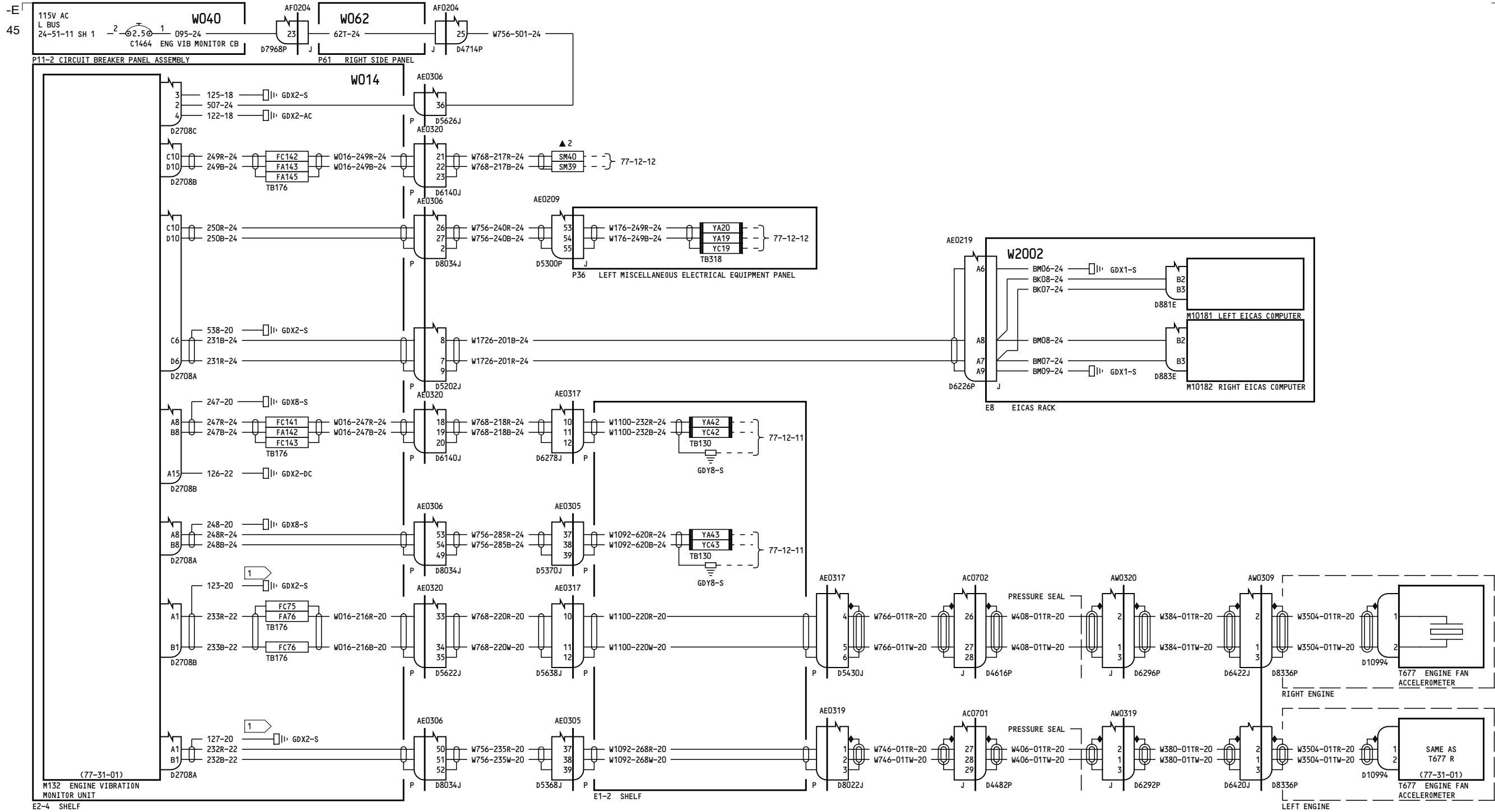
Page 2.1

Jan 21/2005



NOTES:  
SHIELD PIGTAIL TO DISCONNECT BACKSHELL 2 INCH MAXIMUM  
1 SHIELD TO BE GROUND AS NEAR TO SIG CONDITIONER AS POSSIBLE





NOTES:  
 SHIELD PIGTAIL TO DISCONNECT BACKSHELL 2 INCH MAXIMUM  
 1 SHIELD TO BE GROUND AS NEAR TO SIG CONDITIONER AS POSSIBLE

162-199

**AIRBORNE VIBRATION MONITORING SYSTEM**

**77-31-11**

Page 4

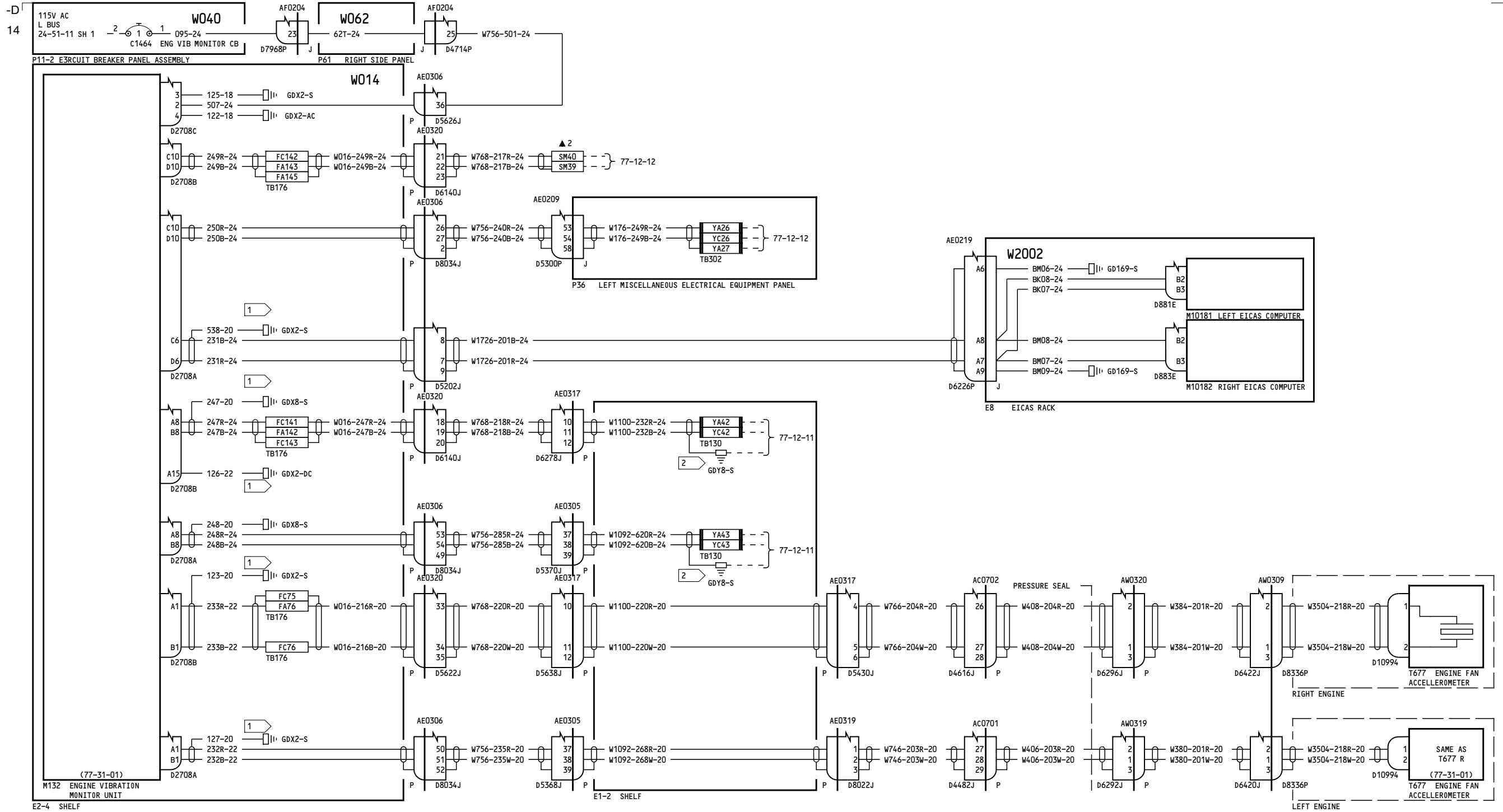
D280T132

Jan 21/2005

**77-31-11**

Page 4

Jan 21/2005



NOTES:  
 1 SHIELD TO BE GROUND AS NEAR TO SIG CONDITIONER AS POSSIBLE

275-276

AIRBORNE VIBRATION MONITORING SYSTEM

77-31-11

Page 5

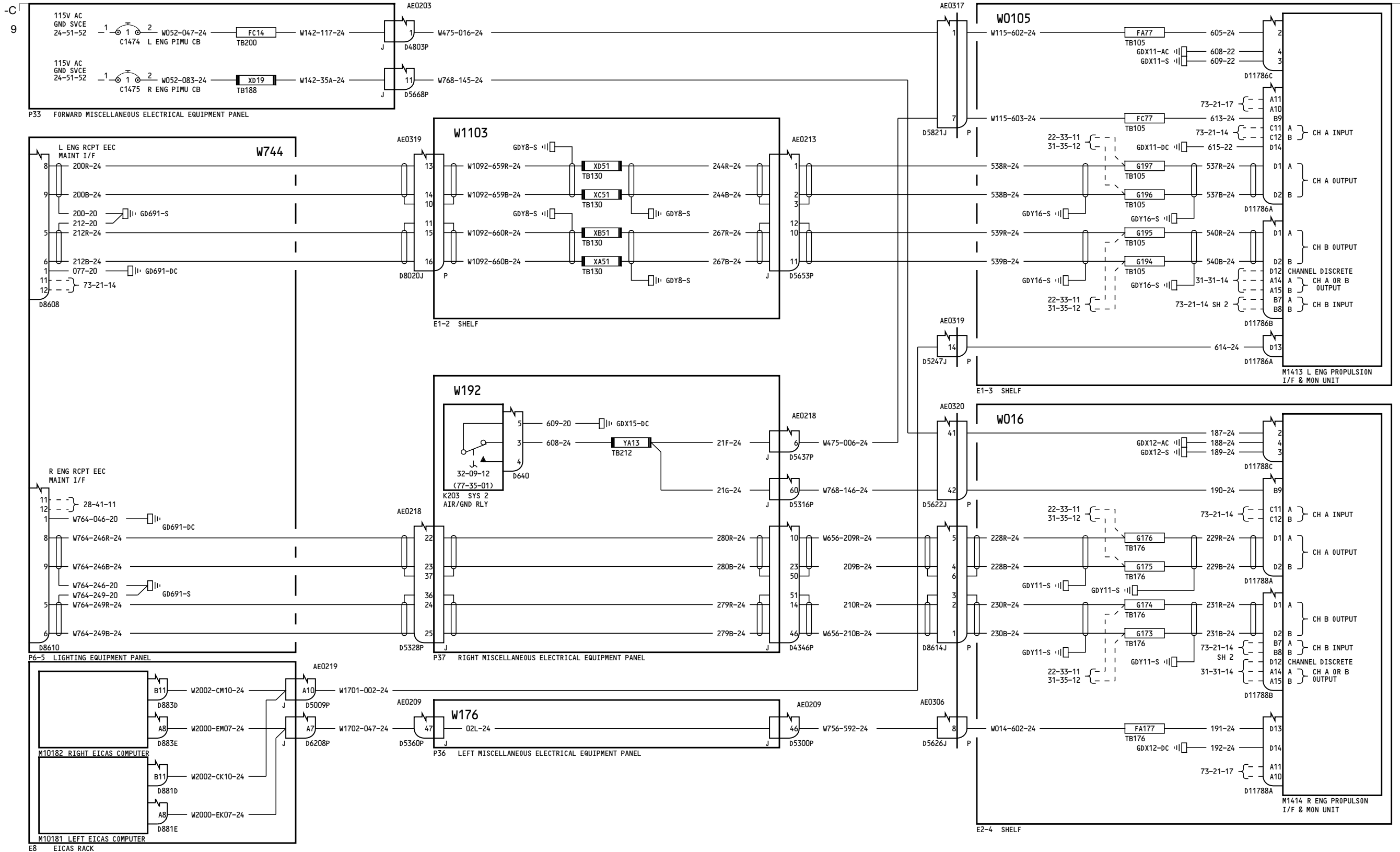
D280T132

Jan 21/2005

77-31-11

Page 5

Jan 21/2005



050-099, 150-199, 277-299

ELECTRONIC ENGINE CONTROL MONITOR SYSTEM

77-35-11

Page 1

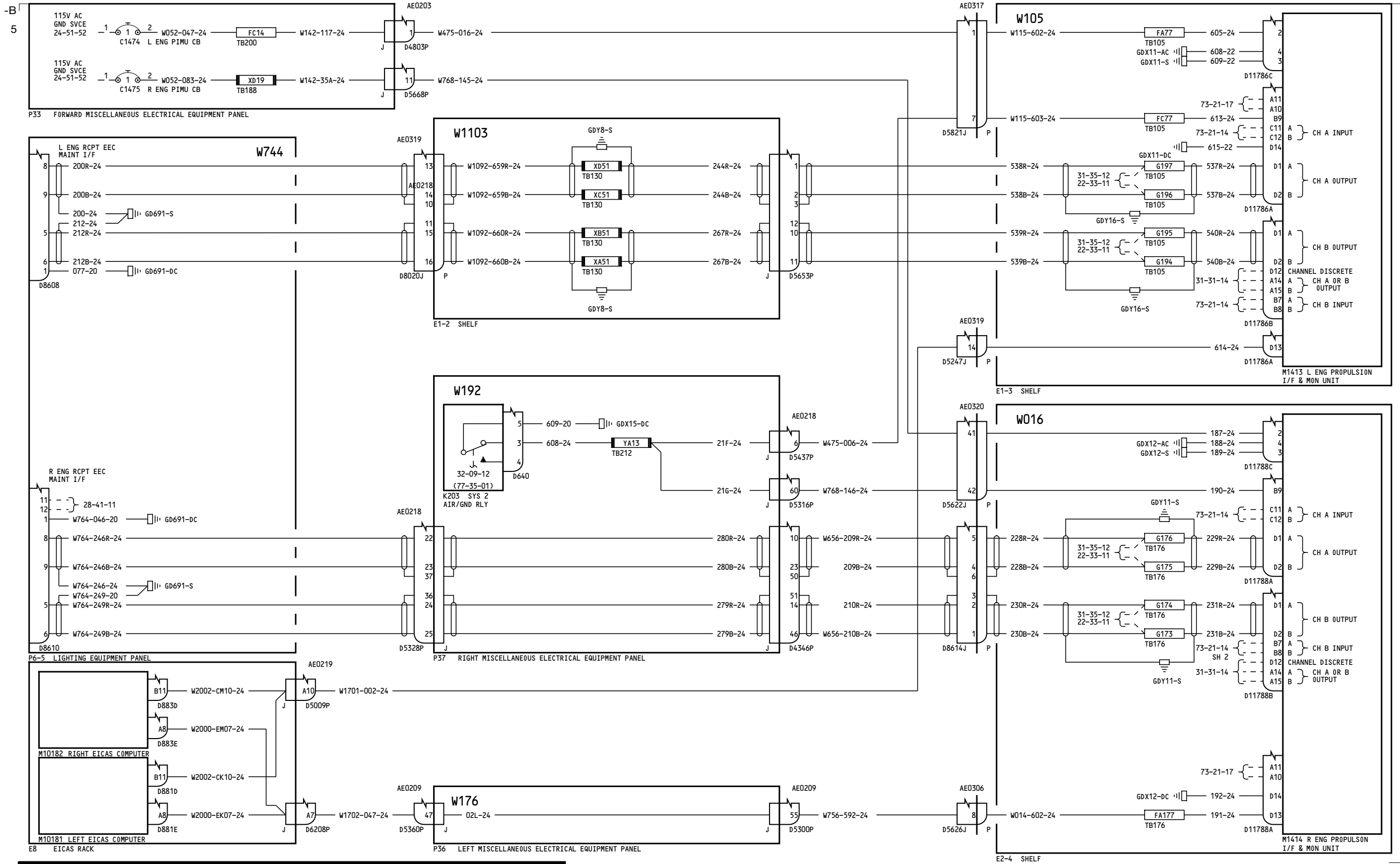
D280T132

Jan 21/2005

77-35-11

Page 1

Jan 21/2005



275-276

ELECTRONIC ENGINE CONTROL MONITOR SYSTEM

77-35-11

Page 2

D280T132

Jan 21/2005

77-35-11

Page 2

Jan 21/2005