

**CHAPTER**

**78**

**EXHAUST**



767-200/300

WIRING DIAGRAM MANUAL

CHAPTER 78  
EXHAUST

CH-SC-SU	Schem	Page	Sheet	Date	CH-SC-SU	Schem	Page	Sheet	Date
78-EFFECTIVE PAGES		1 thru 2		Aug 05/2009	78-34-21 (cont.)		5.1	2	Jan 21/2005
78-CONTENTS		1		Jun 28/2006			6.1	3	Jan 21/2005
		2		Jun 28/2006				4	Jan 21/2005
		3		Jun 28/2006				1	Jan 21/2005
		4		Jun 28/2006				2	Jan 21/2005
		5		Jun 28/2006				3	Jan 21/2005
		6		BLANK			7.1	4	Jan 21/2005
78-ALPHABETICAL INDEX		1		Jan 21/2005				1	Jan 21/2005
		2		BLANK				2	Jan 21/2005
78-34-11		1.1	1	Jan 21/2005			8.1	3	Jan 21/2005
			2	Jan 21/2005				4	Jan 21/2005
			3	Jan 21/2005				1	Jan 21/2005
		2.1	1	Jan 21/2005			9.1	2	Jan 21/2005
			2	Jan 21/2005				3	Jan 21/2005
			3	Jan 21/2005				4	Jan 21/2005
		3.1	1	Jan 21/2005				1	Jan 21/2005
			2	Jan 21/2005				2	Jan 21/2005
			3	Jan 21/2005				3	Jan 21/2005
		4.1	1	Jan 21/2005	78-36-11		1.1	4	Jan 21/2005
			2	Jan 21/2005				1	Jan 21/2005
			3	Jan 21/2005				2	Jan 21/2005
		5.1	1	Jan 21/2005				3	Jan 21/2005
			2	Jan 21/2005				4	Jan 21/2005
			3	Jan 21/2005				5	Jan 21/2005
		6.1	1	Jan 21/2005			2.1	6	Jan 21/2005
			2	Jan 21/2005				1	Jan 21/2005
			3	Jan 21/2005				2	Jan 21/2005
		7.1	1	Jan 21/2005				3	Jan 21/2005
			2	Jan 21/2005				4	Jan 21/2005
			3	Jan 21/2005				5	Jan 21/2005
78-34-21							3.1	6	Jan 21/2005
		1.1	1	Jan 21/2005				1	Jan 21/2005
			2	Jan 21/2005				2	Jan 21/2005
			3	Jan 21/2005				3	Jan 21/2005
			4	Jan 21/2005				4	Jan 21/2005
		2.1	1	Jan 21/2005			4.1	5	Jan 21/2005
			2	Jan 21/2005				6	Jan 21/2005
			3	Jan 21/2005				1	Jan 21/2005
			4	Jan 21/2005				2	Jan 21/2005
		3.1	1	Jan 21/2005				3	Jan 21/2005
			2	Jan 21/2005				4	Jan 21/2005
			3	Jan 21/2005				5	Jan 21/2005
			4	Jan 21/2005			5.1	6	Jan 21/2005
		4.1	1	Jan 21/2005				1	Jan 21/2005
			2	Jan 21/2005				2	Jan 21/2005
			3	Jan 21/2005				3	Jan 21/2005
			4	Jan 21/2005				4	Jan 21/2005
		5.1	1	Jan 21/2005				5	Jan 21/2005
							6.1	6	Jan 21/2005
								1	Jan 21/2005

A = Added, R = Revised, D = Deleted, O = Overflow

78-EFFECTIVE PAGES

Page 1  
Aug 05/2009

D280T132



767-200/300

WIRING DIAGRAM MANUAL

CHAPTER 78  
EXHAUST

CH-SC-SU	Schem	Page	Sheet	Date	CH-SC-SU	Schem	Page	Sheet	Date
78-36-11 (cont.)		6.1							
			2	Jan 21/2005					
			3	Jan 21/2005					
			4	Jan 21/2005					
			5	Jan 21/2005					
			6	Jan 21/2005					
		7.1	1	Jan 21/2005					
			2	Jan 21/2005					
			3	Jan 21/2005					
			4	Jan 21/2005					
			5	Jan 21/2005					
			6	Jan 21/2005					
78-36-21									
		1.1	1	Jan 21/2005					
			2	Jan 21/2005					
			3	Jan 21/2005					
			4	Jan 21/2005					
			5	Jan 21/2005					
		2.1	1	Jan 21/2005					
			2	Jan 21/2005					
			3	Jan 21/2005					
			4	Jan 21/2005					
			5	Jan 21/2005					
		3.1	1	Jan 21/2005					
			2	Jan 21/2005					
			3	Jan 21/2005					
			4	Jan 21/2005					
			5	Jan 21/2005					
		4.1	1	Jan 21/2005					
			2	Jan 21/2005					
			3	Jan 21/2005					
			4	Jan 21/2005					
			5	Jan 21/2005					
		5.1	1	Jan 21/2005					
			2	Jan 21/2005					
			3	Jan 21/2005					
			4	Jan 21/2005					
			5	Jan 21/2005					
		6.1	1	Jan 21/2005					
			2	Jan 21/2005					
			3	Jan 21/2005					
			4	Jan 21/2005					
			5	Jan 21/2005					

A = Added, R = Revised, D = Deleted, O = Overflow

**78-EFFECTIVE PAGES**

Page 2  
Aug 05/2009

D280T132



767-200/300

WIRING DIAGRAM MANUAL

CHAPTER 78  
EXHAUST

Title	CH-SC-SU	Schem	Page	Sheet	Date	Effectivity
<b>THRUST REVERSER CONTROL SYSTEM</b>						
THRUST REVERSER CONTROL- LEFT ENGINE	78-34-11		1.1	1	Jan 21/2005	050-051
				2	Jan 21/2005	050-051
				3	Jan 21/2005	050-051
			2.1	1	Jan 21/2005	150-156 162-166
				2	Jan 21/2005	150-156 162-166
				3	Jan 21/2005	150-156 162-166
			3.1	1	Jan 21/2005	157
				2	Jan 21/2005	157
				3	Jan 21/2005	157
			4.1	1	Jan 21/2005	167
				2	Jan 21/2005	167
				3	Jan 21/2005	167
			5.1	1	Jan 21/2005	275-276
				2	Jan 21/2005	275-276
				3	Jan 21/2005	275-276
			6.1	1	Jan 21/2005	277-278
				2	Jan 21/2005	277-278
				3	Jan 21/2005	277-278
			7.1	1	Jan 21/2005	280
				2	Jan 21/2005	280
				3	Jan 21/2005	280
THRUST REVERSER CONTROL- RIGHT ENGINE	78-34-21		1.1	1	Jan 21/2005	050-051
				2	Jan 21/2005	050-051
				3	Jan 21/2005	050-051
				4	Jan 21/2005	050-051
			2.1	1	Jan 21/2005	150-154 156
				2	Jan 21/2005	150-154 156
				3	Jan 21/2005	150-154 156
				4	Jan 21/2005	150-154 156
			3.1	1	Jan 21/2005	155
				2	Jan 21/2005	155

**78-CONTENTS**



767-200/300

WIRING DIAGRAM MANUAL

CHAPTER 78  
EXHAUST

Title	CH-SC-SU	Schem	Page	Sheet	Date	Effectivity
THRUST REVERSER CONTROL- RIGHT ENGINE (cont.)	78-34-21			3	Jan 21/2005	155
				4	Jan 21/2005	155
		4.1		1	Jan 21/2005	157
				2	Jan 21/2005	157
				3	Jan 21/2005	157
				4	Jan 21/2005	157
		5.1		1	Jan 21/2005	162-166
				2	Jan 21/2005	162-166
				3	Jan 21/2005	162-166
				4	Jan 21/2005	162-166
		6.1		1	Jan 21/2005	167
				2	Jan 21/2005	167
				3	Jan 21/2005	167
				4	Jan 21/2005	167
		7.1		1	Jan 21/2005	275-276
				2	Jan 21/2005	275-276
				3	Jan 21/2005	275-276
				4	Jan 21/2005	275-276
		8.1		1	Jan 21/2005	277-278
				2	Jan 21/2005	277-278
		3	Jan 21/2005	277-278		
		4	Jan 21/2005	277-278		
9.1		1	Jan 21/2005	280		
		2	Jan 21/2005	280		
		3	Jan 21/2005	280		
		4	Jan 21/2005	280		
<b><u>THRUST REVERSER INDICATING SYSTEM</u></b>						
THRUST REVERSER POSITION INDICATING SYSTEM- LEFT ENGINE	78-36-11		1.1	1	Jan 21/2005	050-051
				2	Jan 21/2005	050-051
				3	Jan 21/2005	050-051
				4	Jan 21/2005	050-051

**78-CONTENTS**



767-200/300

WIRING DIAGRAM MANUAL

CHAPTER 78  
EXHAUST

Title	CH-SC-SU	Schem	Page	Sheet	Date	Effectivity
THRUST REVERSER POSITION INDICATING SYSTEM- LEFT ENGINE (cont.)	78-36-11			5	Jan 21/2005	050-051
				6	Jan 21/2005	050-051
		2.1	1	Jan 21/2005	150-156 162-166	
			2	Jan 21/2005	150-156 162-166	
			3	Jan 21/2005	150-156 162-166	
			4	Jan 21/2005	150-156 162-166	
			5	Jan 21/2005	150-156 162-166	
			6	Jan 21/2005	150-156 162-166	
		3.1	1	Jan 21/2005	157	
			2	Jan 21/2005	157	
			3	Jan 21/2005	157	
			4	Jan 21/2005	157	
			5	Jan 21/2005	157	
			6	Jan 21/2005	157	
		4.1	1	Jan 21/2005	167	
			2	Jan 21/2005	167	
			3	Jan 21/2005	167	
			4	Jan 21/2005	167	
			5	Jan 21/2005	167	
			6	Jan 21/2005	167	
		5.1	1	Jan 21/2005	275-276	
			2	Jan 21/2005	275-276	
			3	Jan 21/2005	275-276	
			4	Jan 21/2005	275-276	
			5	Jan 21/2005	275-276	
			6	Jan 21/2005	275-276	
		6.1	1	Jan 21/2005	277-278	
			2	Jan 21/2005	277-278	
			3	Jan 21/2005	277-278	
			4	Jan 21/2005	277-278	
	5	Jan 21/2005	277-278			

78-CONTENTS



767-200/300

WIRING DIAGRAM MANUAL

CHAPTER 78  
EXHAUST

Title	CH-SC-SU	Schem	Page	Sheet	Date	Effectivity
THRUST REVERSER POSITION INDICATING SYSTEM- LEFT ENGINE (cont.)	78-36-11			6	Jan 21/2005	277-278
			7.1	1	Jan 21/2005	280
				2	Jan 21/2005	280
				3	Jan 21/2005	280
				4	Jan 21/2005	280
				5	Jan 21/2005	280
				6	Jan 21/2005	280
THRUST REVERSER POSITION INDICATING SYSTEM- RIGHT ENGINE	78-36-21		1.1	1	Jan 21/2005	050-051 275-276
				2	Jan 21/2005	050-051 275-276
				3	Jan 21/2005	050-051 275-276
				4	Jan 21/2005	050-051 275-276
				5	Jan 21/2005	050-051 275-276
			2.1	1	Jan 21/2005	150-156 162-166
				2	Jan 21/2005	150-156 162-166
				3	Jan 21/2005	150-156 162-166
				4	Jan 21/2005	150-156 162-166
				5	Jan 21/2005	150-156 162-166
			3.1	1	Jan 21/2005	157
				2	Jan 21/2005	157
				3	Jan 21/2005	157
				4	Jan 21/2005	157
				5	Jan 21/2005	157
			4.1	1	Jan 21/2005	167
				2	Jan 21/2005	167
				3	Jan 21/2005	167
				4	Jan 21/2005	167
				5	Jan 21/2005	167
			5.1	1	Jan 21/2005	277-278
		2	Jan 21/2005	277-278		
		3	Jan 21/2005	277-278		

78-CONTENTS



767-200/300

WIRING DIAGRAM MANUAL

CHAPTER 78  
EXHAUST

Title	CH-SC-SU	Schem	Page	Sheet	Date	Effectivity
THRUST REVERSER POSITION INDICATING SYSTEM- RIGHT ENGINE (cont.)	78-36-21			4	Jan 21/2005	277-278
				5	Jan 21/2005	277-278
		6.1		1	Jan 21/2005	280
				2	Jan 21/2005	280
				3	Jan 21/2005	280
				4	Jan 21/2005	280
				5	Jan 21/2005	280

**78-CONTENTS**

Page 5  
Jun 28/2006

D280T132





767-200/300

## WIRING DIAGRAM MANUAL

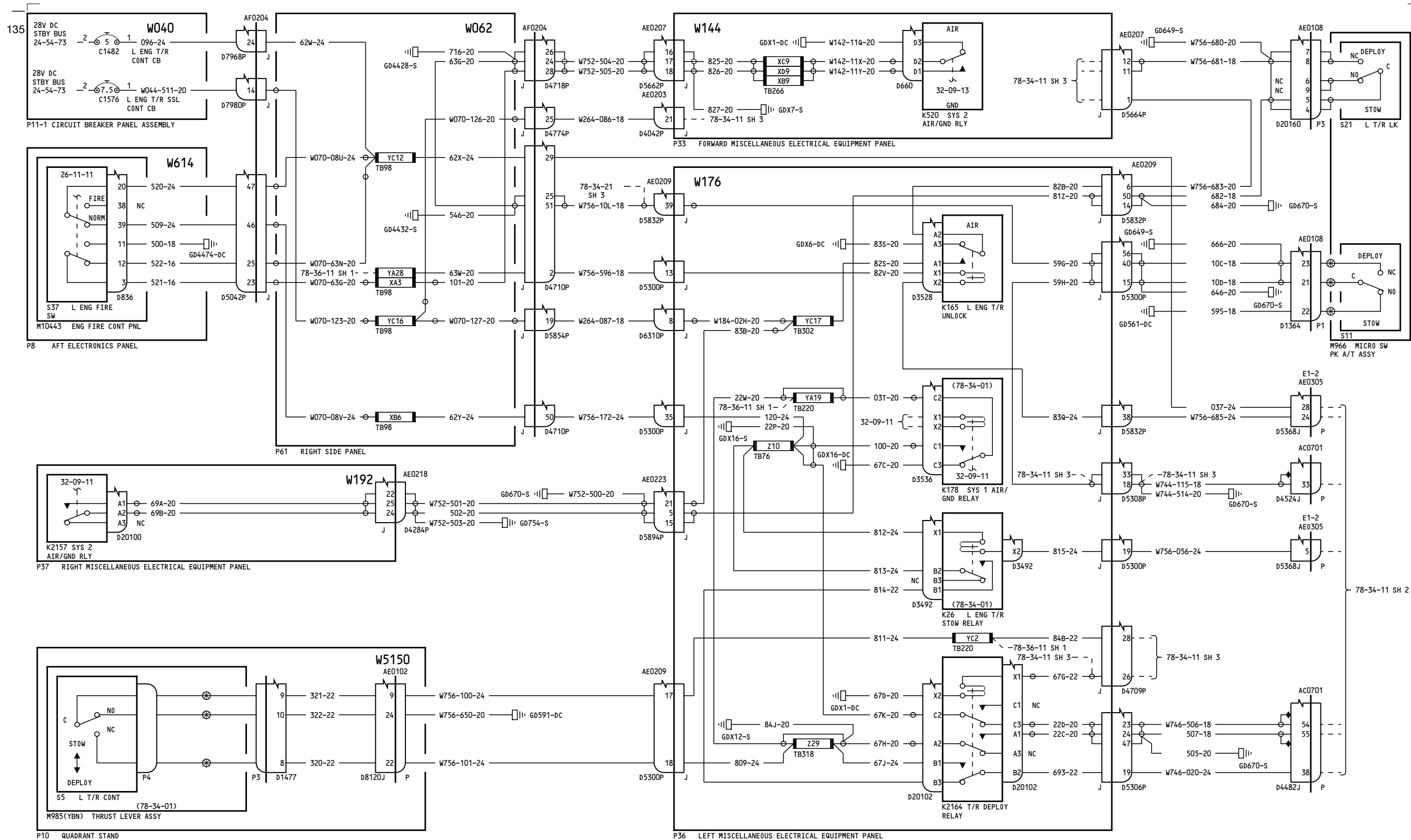
### CHAPTER 78 EXHAUST

CH-SC-SU	Title
78-34-11	THRUST REVERSER CONTROL- LEFT ENGINE
78-34-21	THRUST REVERSER CONTROL- RIGHT ENGINE
78-36-11	THRUST REVERSER POSITION INDICATING SYSTEM- LEFT ENGINE
78-36-21	THRUST REVERSER POSITION INDICATING SYSTEM- RIGHT ENGINE

## 78-ALPHABETICAL INDEX

D280T132

Page 1  
Jan 21/2005



NOTES:  
SHIELD PIGTAIL TO DISCONNECT BACKSHELL 2 INCH MAXIMUM

050-051

**THRUST REVERSER CONTROL-  
LEFT ENGINE**

D280T132

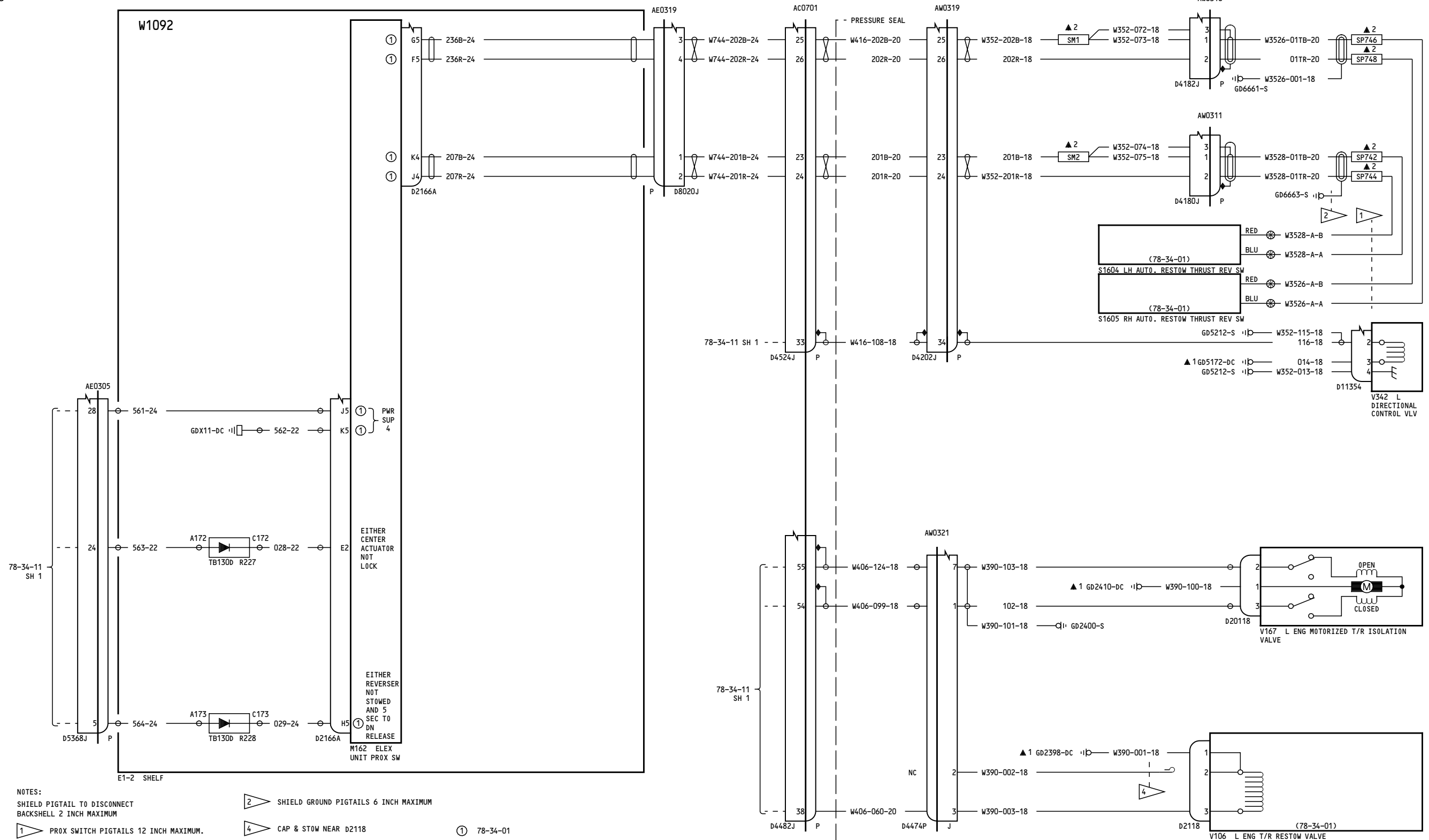
**78-34-11**

Page 1.1  
Sheet 1  
Jan 21/2005

Incorporates  
78-0051FAA  
78-0062 R04

**78-34-11**

Page 1.1  
Sheet 1  
Jan 21/2005



**NOTES:**  
 SHIELD PIGTAIL TO DISCONNECT BACKSHELL 2 INCH MAXIMUM  
 PROX SWITCH PIGTAILS 12 INCH MAXIMUM.  
 SHIELD GROUND PIGTAILS 6 INCH MAXIMUM  
 CAP & STOW NEAR D2118  
 ① 78-34-01

050-051	<b>THRUST REVERSER CONTROL- LEFT ENGINE</b>  D280T132
---------	---

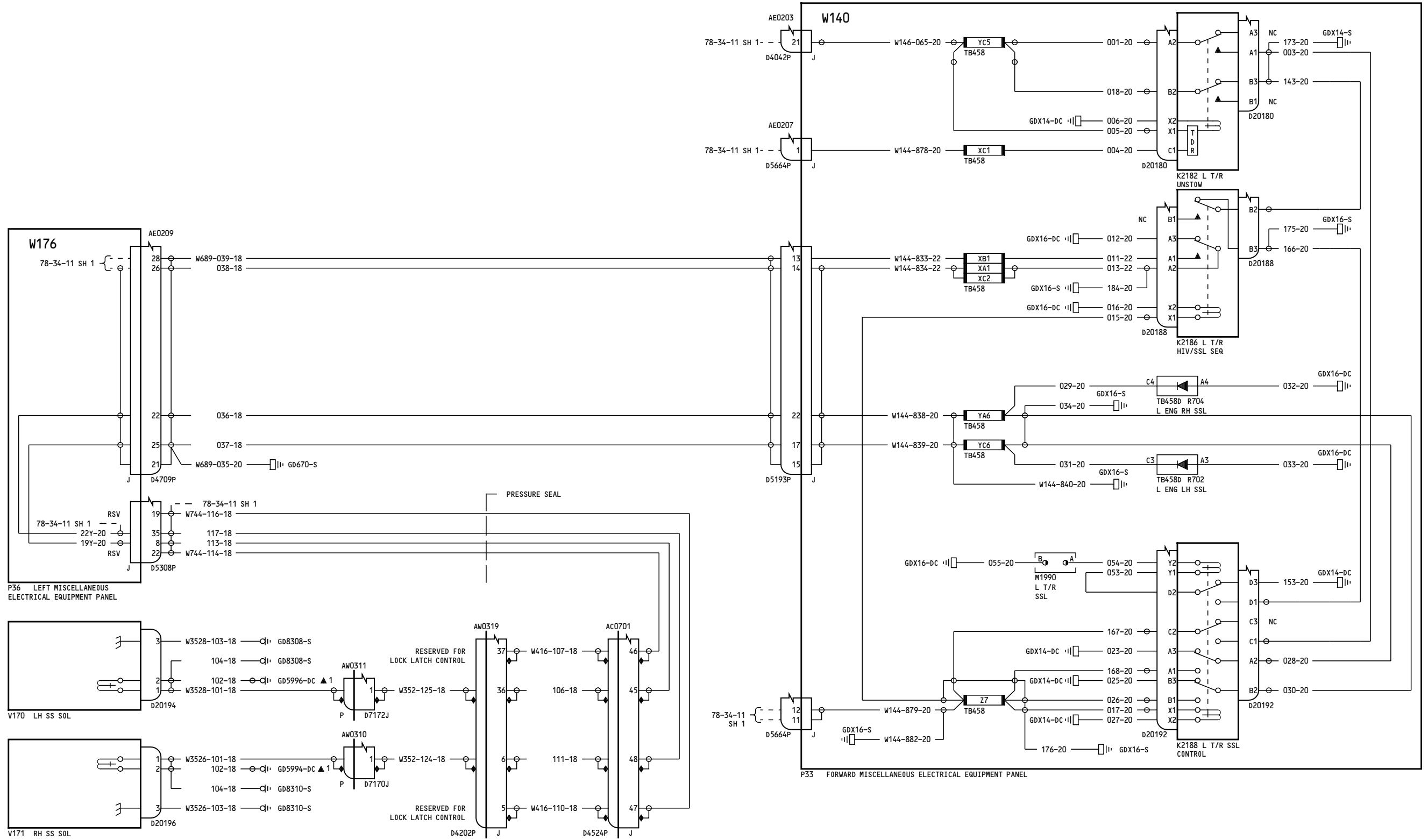
**78-34-11**

Page 1.1  
 Sheet 2  
 Jan 21/2005

Incorporates  
 78-0051FAA  
 78-0062 R04

**78-34-11**

Page 1.1  
 Sheet 2  
 Jan 21/2005



NOTES: SHIELD PIGTAIL TO DISCONNECT BACKSHELL 2 INCH MAXIMUM

050-051

**THRUST REVERSER CONTROL-  
LEFT ENGINE**

D280T132

**78-34-11**

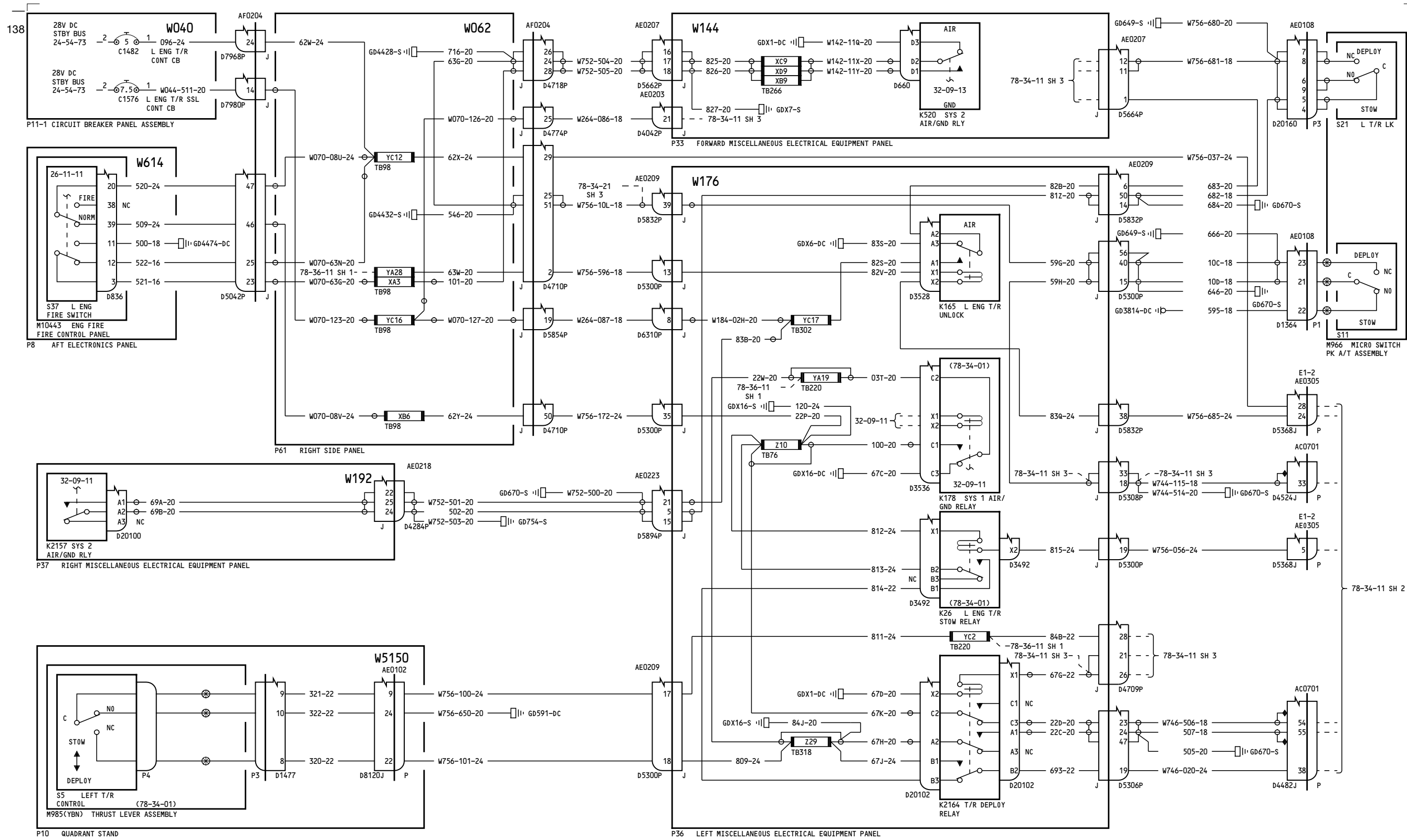
Page 1.1  
Sheet 3  
Jan 21/2005

Incorporates  
78-0051FAA  
78-0062 R04

BOEING PROPRIETARY - Copyright © - Unpublished Work - See title page for details.

**78-34-11**

Page 1.1  
Sheet 3  
Jan 21/2005



NOTES:  
SHIELD PIGTAIL TO DISCONNECT BACKSHELL 2 INCH MAXIMUM

150-156, 162-166

**THRUST REVERSER CONTROL-  
LEFT ENGINE**

D280T132

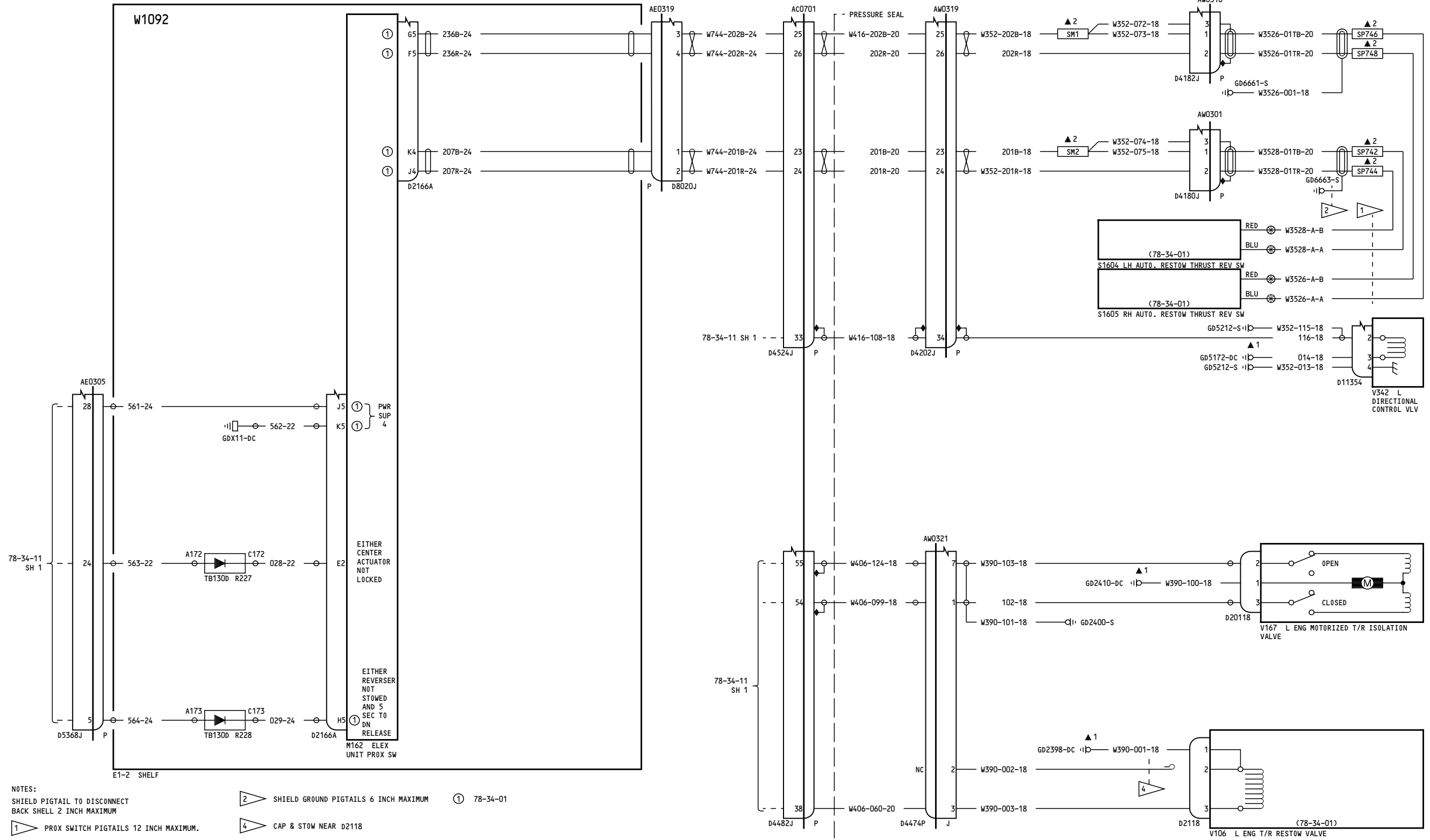
**78-34-11**

Page 2.1  
Sheet 1  
Jan 21/2005

Incorporates  
78-0051FAA  
78-0062 R04

**78-34-11**

Page 2.1  
Sheet 1  
Jan 21/2005



NOTES:  
 SHIELD PIGTAIL TO DISCONNECT BACK SHELL 2 INCH MAXIMUM  
 PROX SWITCH PIGTAILS 12 INCH MAXIMUM.  
 SHIELD GROUND PIGTAILS 6 INCH MAXIMUM  
 CAP & STOW NEAR D2118

150-156, 162-166

**THRUST REVERSER CONTROL-  
LEFT ENGINE**

D280T132

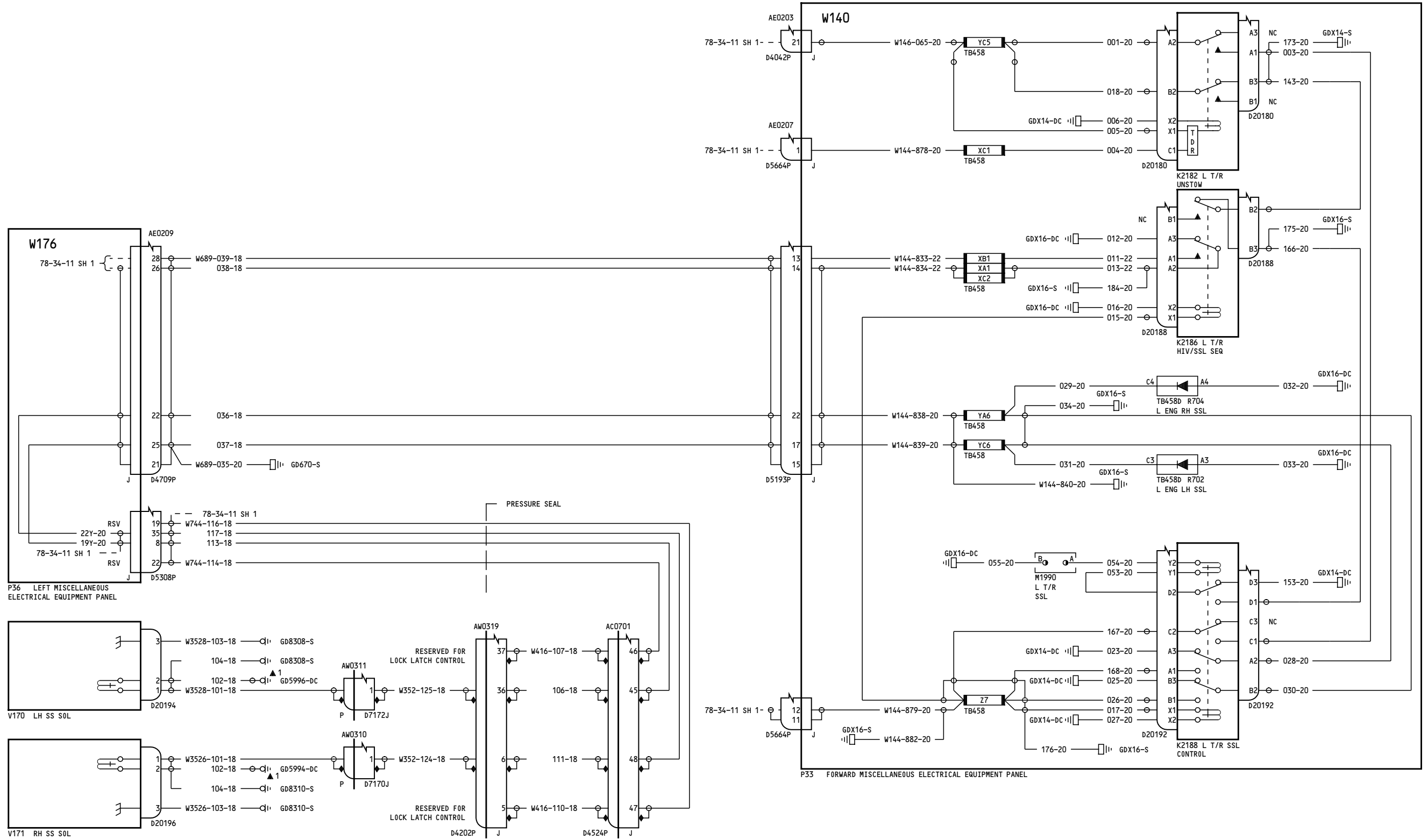
**78-34-11**

Page 2.1  
 Sheet 2  
 Jan 21/2005

Incorporates  
 78-0051FAA  
 78-0062 R04

**78-34-11**

Page 2.1  
 Sheet 2  
 Jan 21/2005



NOTES: SHIELD PIGTAIL TO DISCONNECT BACKSHELL 2 INCH MAXIMUM

150-156, 162-166

THRUST REVERSER CONTROL- LEFT ENGINE

78-34-11

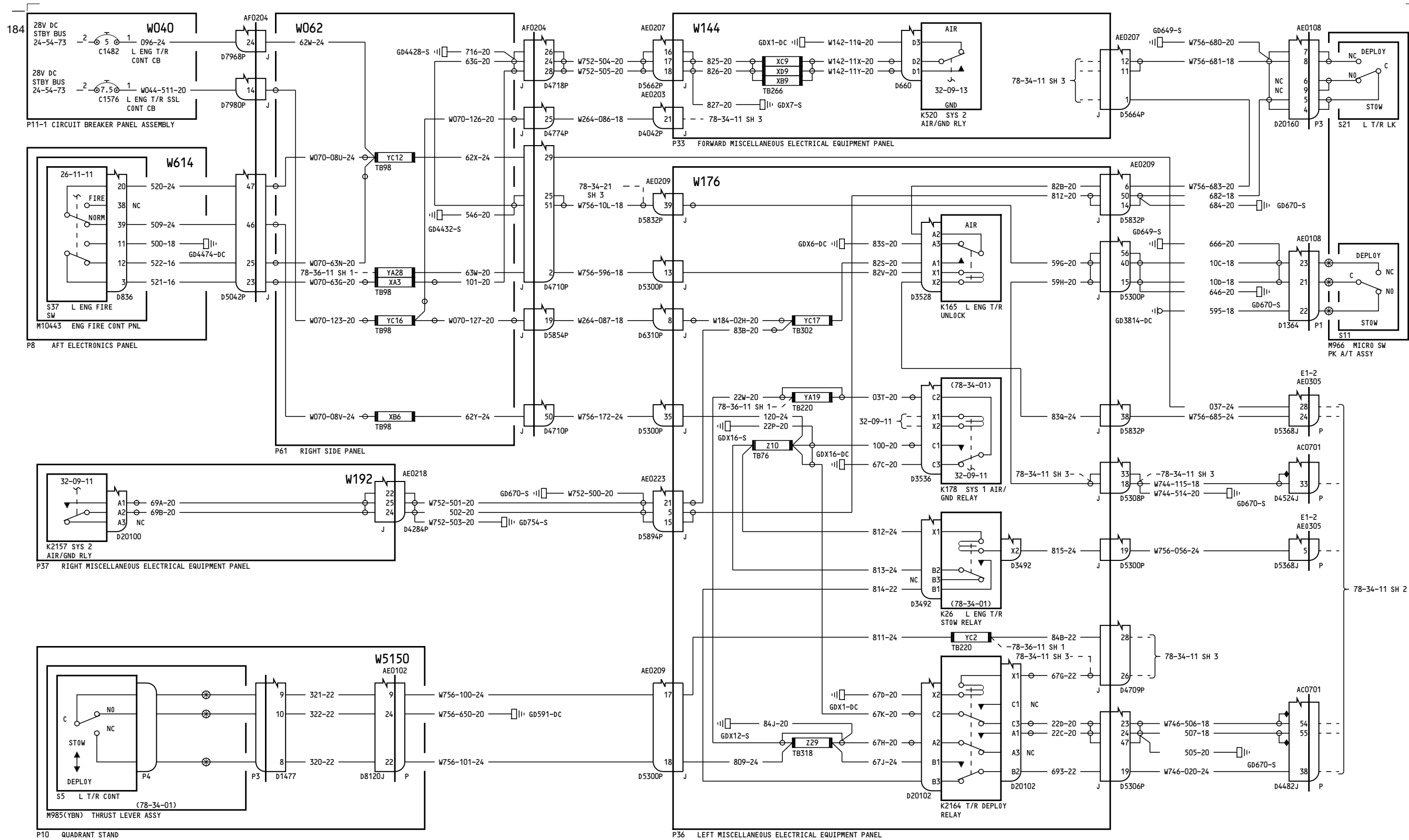
Page 2.1  
Sheet 3  
Jan 21/2005

D280T132

Incorporates  
78-0051FAA  
78-0062 R04

78-34-11

Page 2.1  
Sheet 3  
Jan 21/2005



NOTES:  
SHIELD PIGTAIL TO DISCONNECT BACKSHELL 2 INCH MAXIMUM

**THRUST REVERSER CONTROL-  
LEFT ENGINE**

D280T132

**78-34-11**

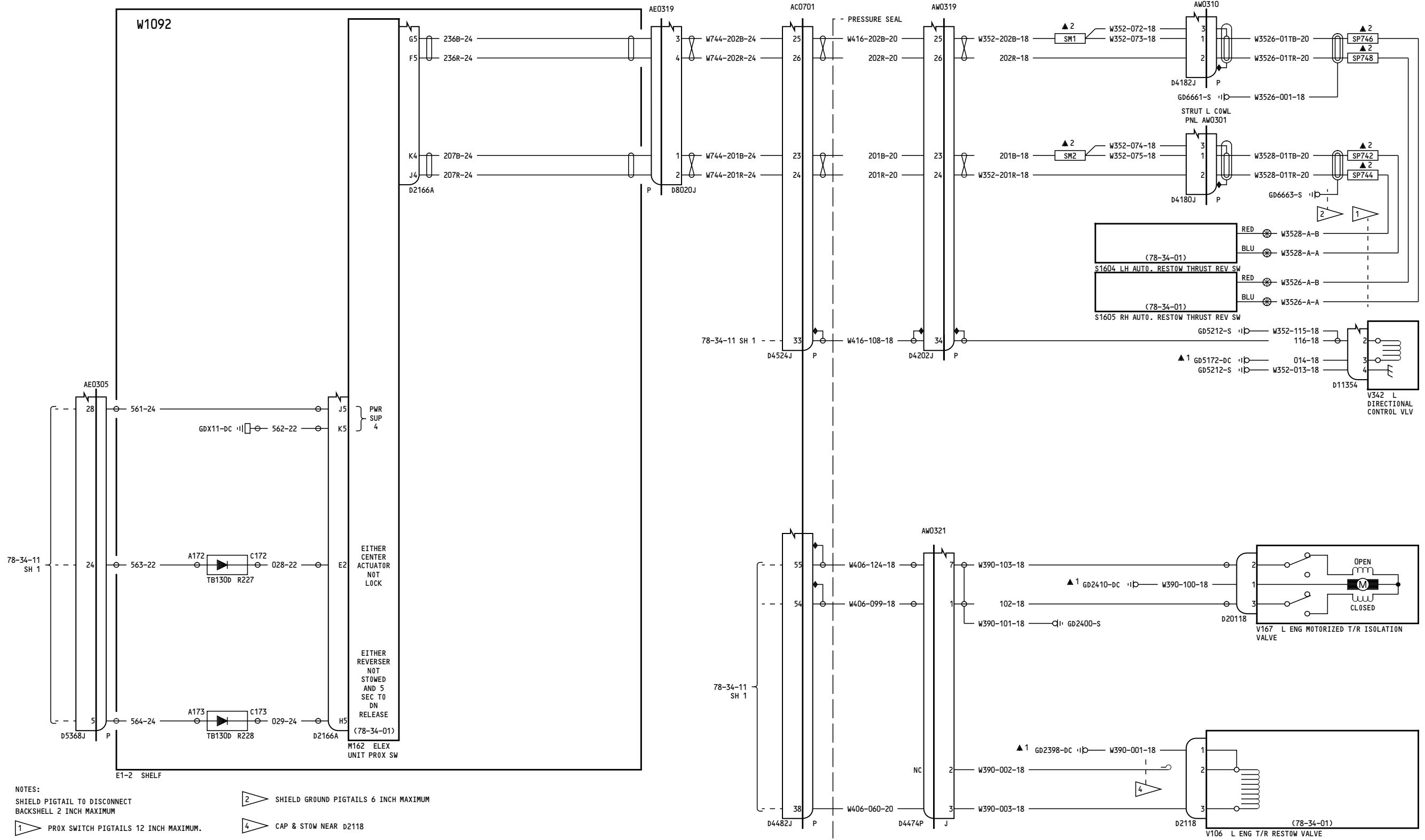
Page 3.1  
Sheet 1  
Jan 21/2005

Incorporates  
78-0062 R04

**78-34-11**

Page 3.1  
Sheet 1  
Jan 21/2005





157

**THRUST REVERSER CONTROL- LEFT ENGINE**

D280T132

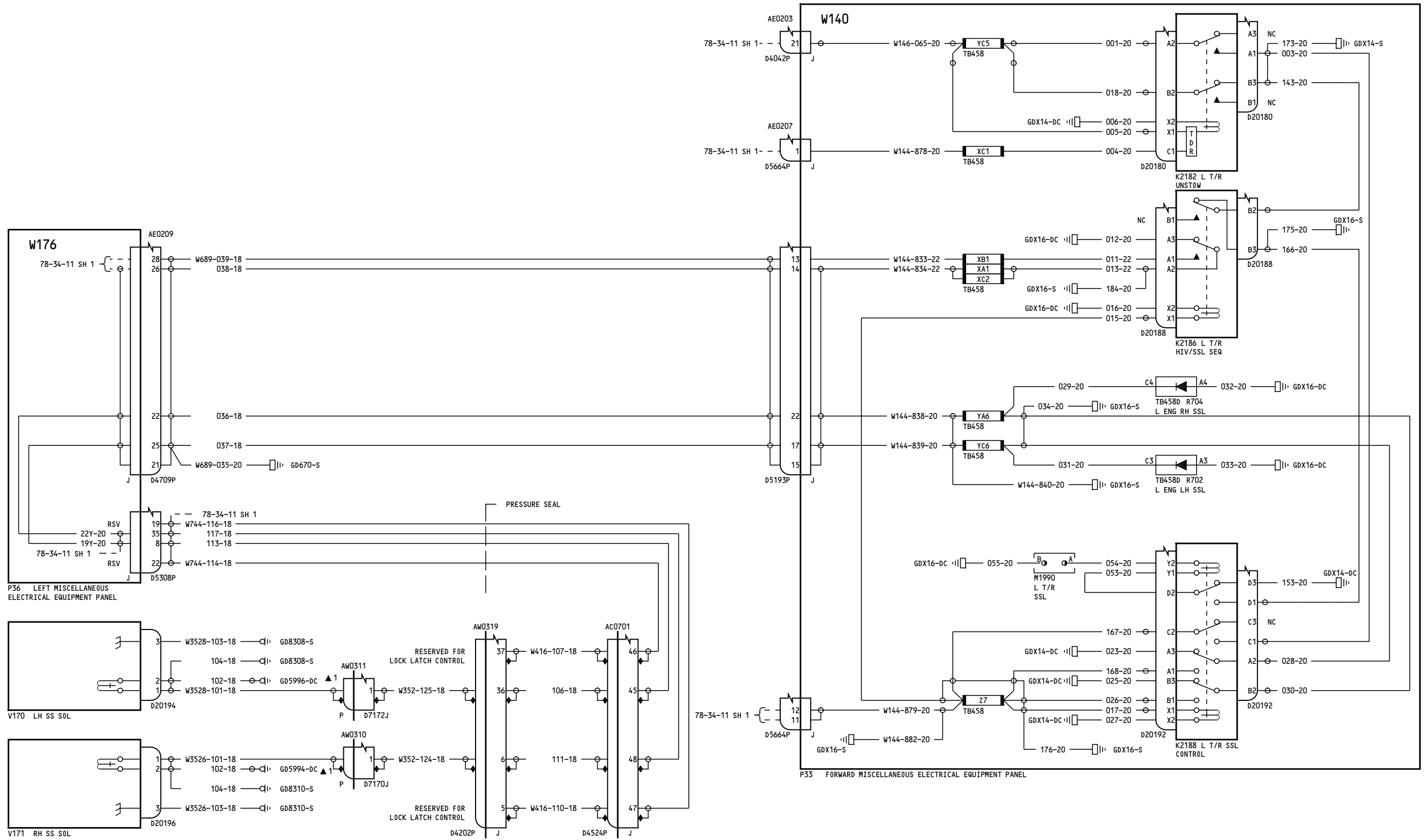
78-34-11

Page 3.1  
Sheet 2  
Jan 21/2005

Incorporates  
78-0062 R04

78-34-11

Page 3.1  
Sheet 2  
Jan 21/2005



NOTES: SHIELD PIGTAIL TO DISCONNECT BACKSHELL 2 INCH MAXIMUM

157

**THRUST REVERSER CONTROL-  
LEFT ENGINE**

**78-34-11**

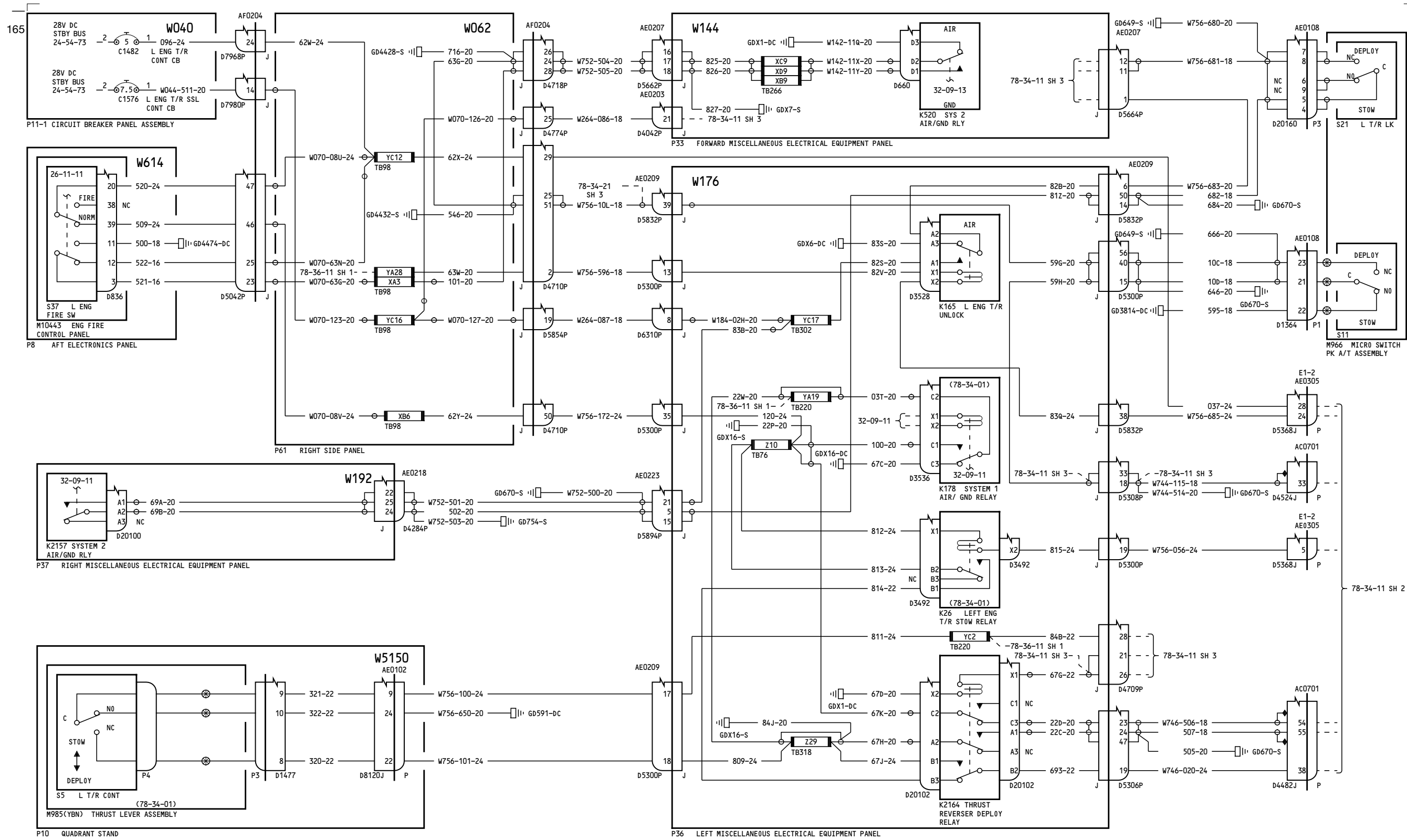
Page 3.1  
Sheet 3  
Jan 21/2005

D280T132

Incorporates  
78-0062 R04

**78-34-11**

Page 3.1  
Sheet 3  
Jan 21/2005



NOTES:  
SHIELD PIGTAIL TO DISCONNECT BACKSHELL 2 INCH MAXIMUM

167

**THRUST REVERSER CONTROL-  
LEFT ENGINE**  
  
D280T132

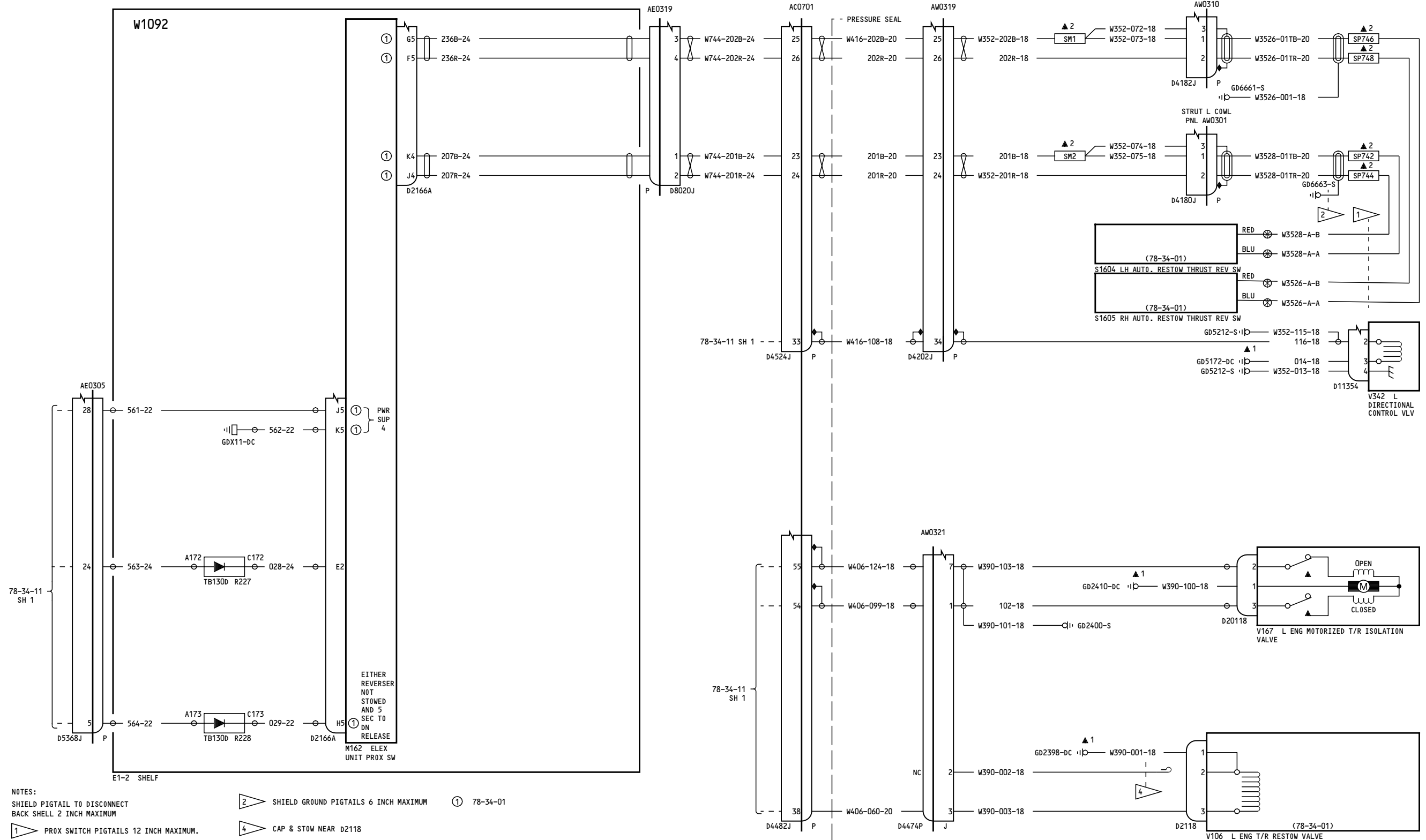
**78-34-11**

Page 4.1  
Sheet 1  
Jan 21/2005

Incorporates  
78-0062 R04

**78-34-11**

Page 4.1  
Sheet 1  
Jan 21/2005



**NOTES:**  
 SHIELD PIGTAIL TO DISCONNECT BACK SHELL 2 INCH MAXIMUM  
 PROX SWITCH PIGTAILS 12 INCH MAXIMUM.  
 SHIELD GROUND PIGTAILS 6 INCH MAXIMUM  
 CAP & STOW NEAR D2118

167

**THRUST REVERSER CONTROL- LEFT ENGINE**

D280T132

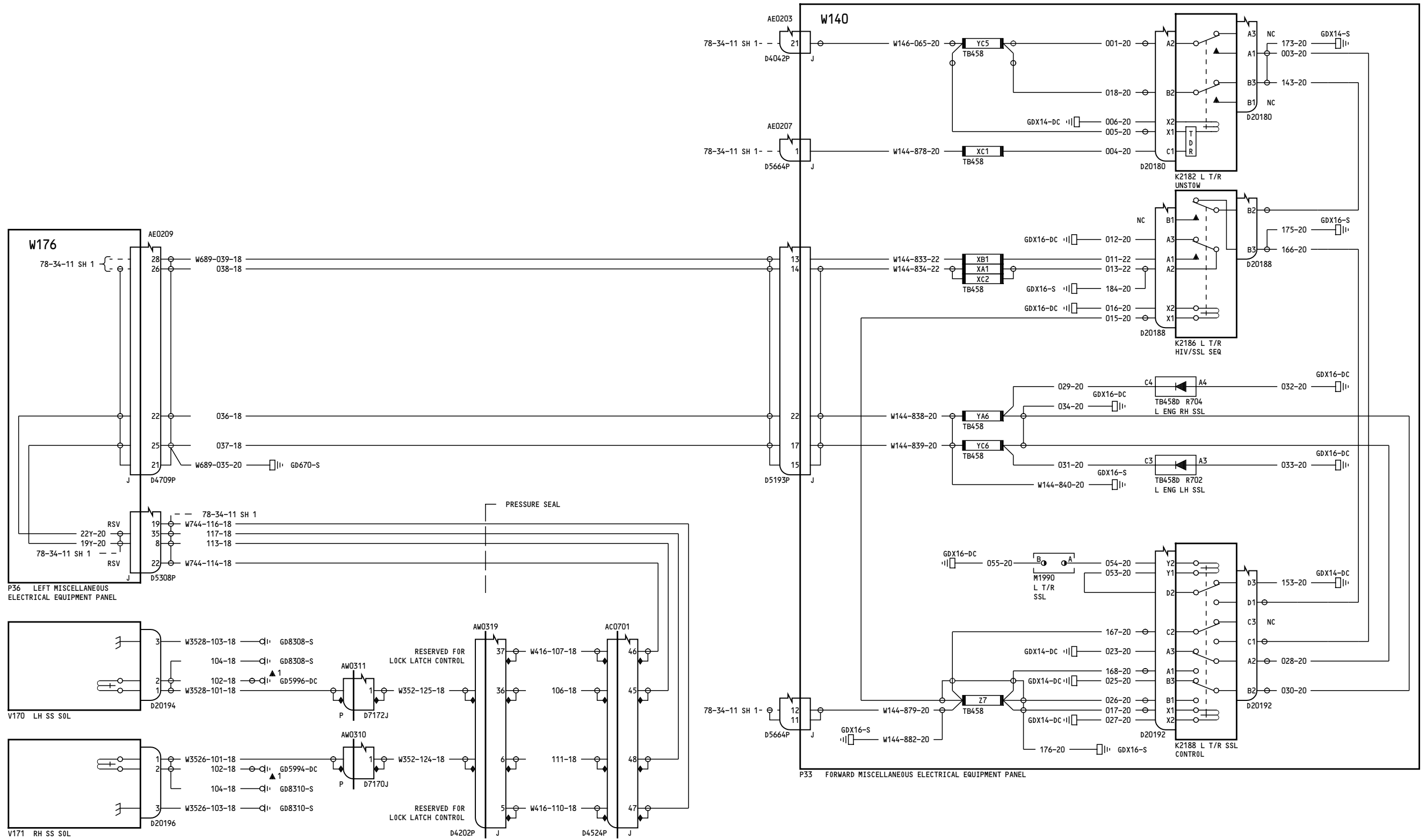
**78-34-11**

Page 4.1  
 Sheet 2  
 Jan 21/2005

Incorporates  
 78-0062 R04

**78-34-11**

Page 4.1  
 Sheet 2  
 Jan 21/2005



NOTES: SHIELD PIGTAIL TO DISCONNECT BACKSHELL 2 INCH MAXIMUM

167

**THRUST REVERSER CONTROL- LEFT ENGINE**

**78-34-11**

Page 4.1  
Sheet 3  
Jan 21/2005

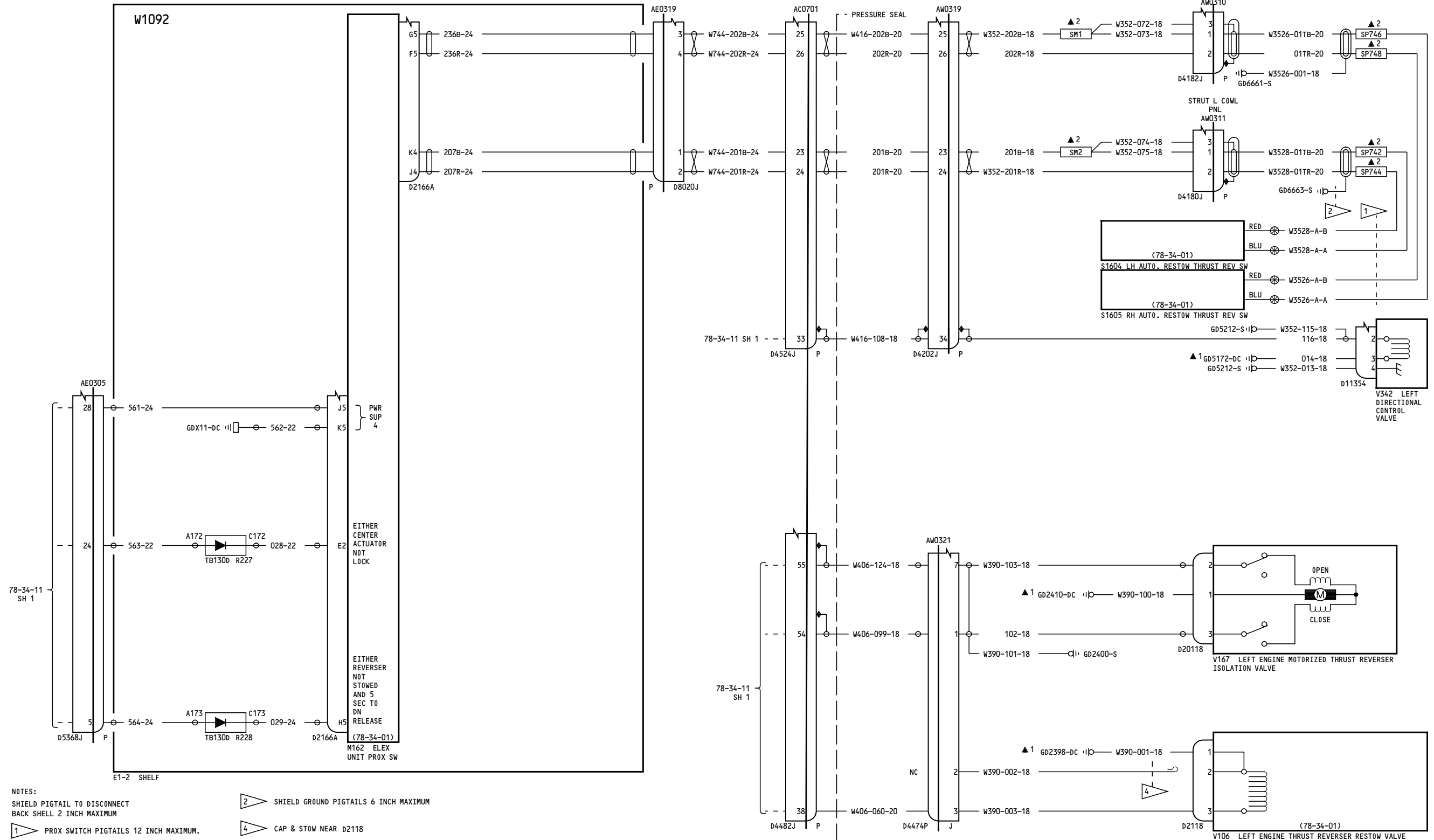
D280T132

Incorporates  
78-0062 R04

**78-34-11**

Page 4.1  
Sheet 3  
Jan 21/2005





NOTES:  
 SHIELD PIGTAIL TO DISCONNECT BACK SHELL 2 INCH MAXIMUM  
 PROX SWITCH PIGTAILS 12 INCH MAXIMUM.  
 SHIELD GROUND PIGTAILS 6 INCH MAXIMUM  
 CAP & STOW NEAR D2118

275-276	<b>THRUST REVERSER CONTROL- LEFT ENGINE</b>
	D280T132

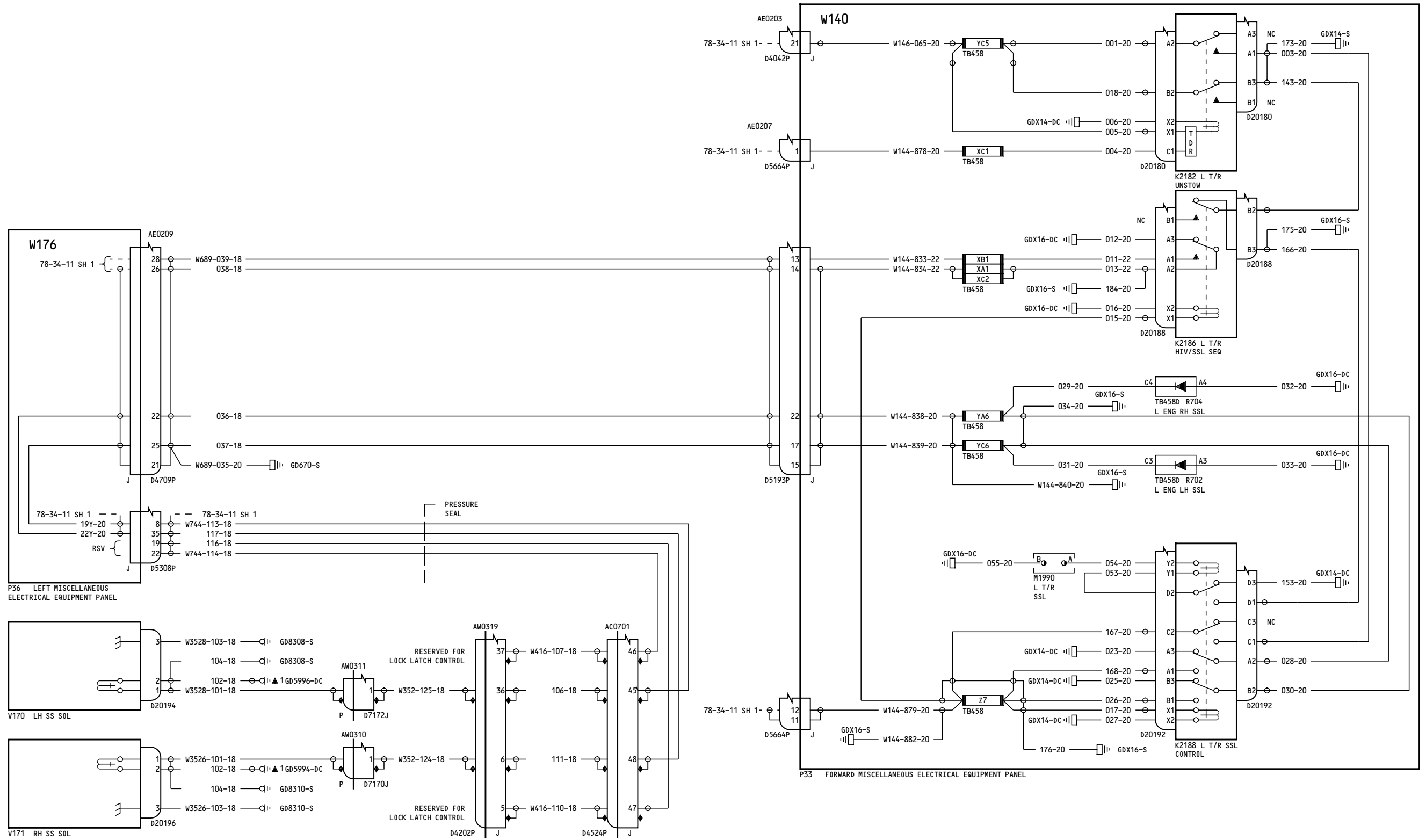
**78-34-11**

Page 5.1  
 Sheet 2  
 Jan 21/2005

Incorporates  
 78-0051FAA  
 78-0062 R04

**78-34-11**

Page 5.1  
 Sheet 2  
 Jan 21/2005



NOTES: SHIELD PIGTAIL TO DISCONNECT BACKSHELL 2 INCH MAXIMUM

275-276

THRUST REVERSER CONTROL- LEFT ENGINE

78-34-11

Page 5.1  
Sheet 3  
Jan 21/2005

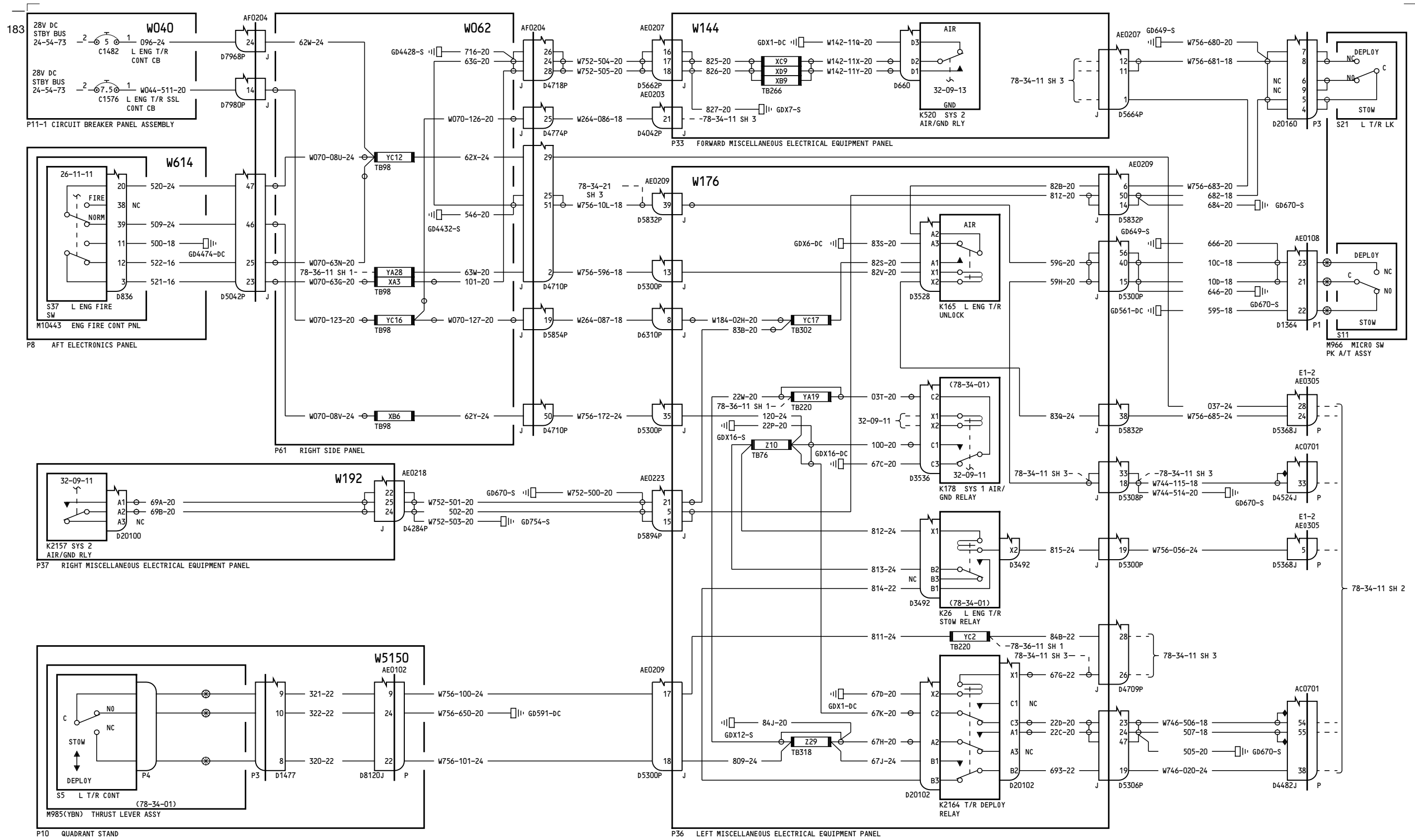
D280T132

Incorporates  
78-0051FAA  
78-0062 R04

78-34-11

Page 5.1  
Sheet 3  
Jan 21/2005





NOTES:  
SHIELD PIGTAIL TO DISCONNECT BACKSHELL 2 INCH MAXIMUM

277-278

**THRUST REVERSER CONTROL-  
LEFT ENGINE**

D280T132

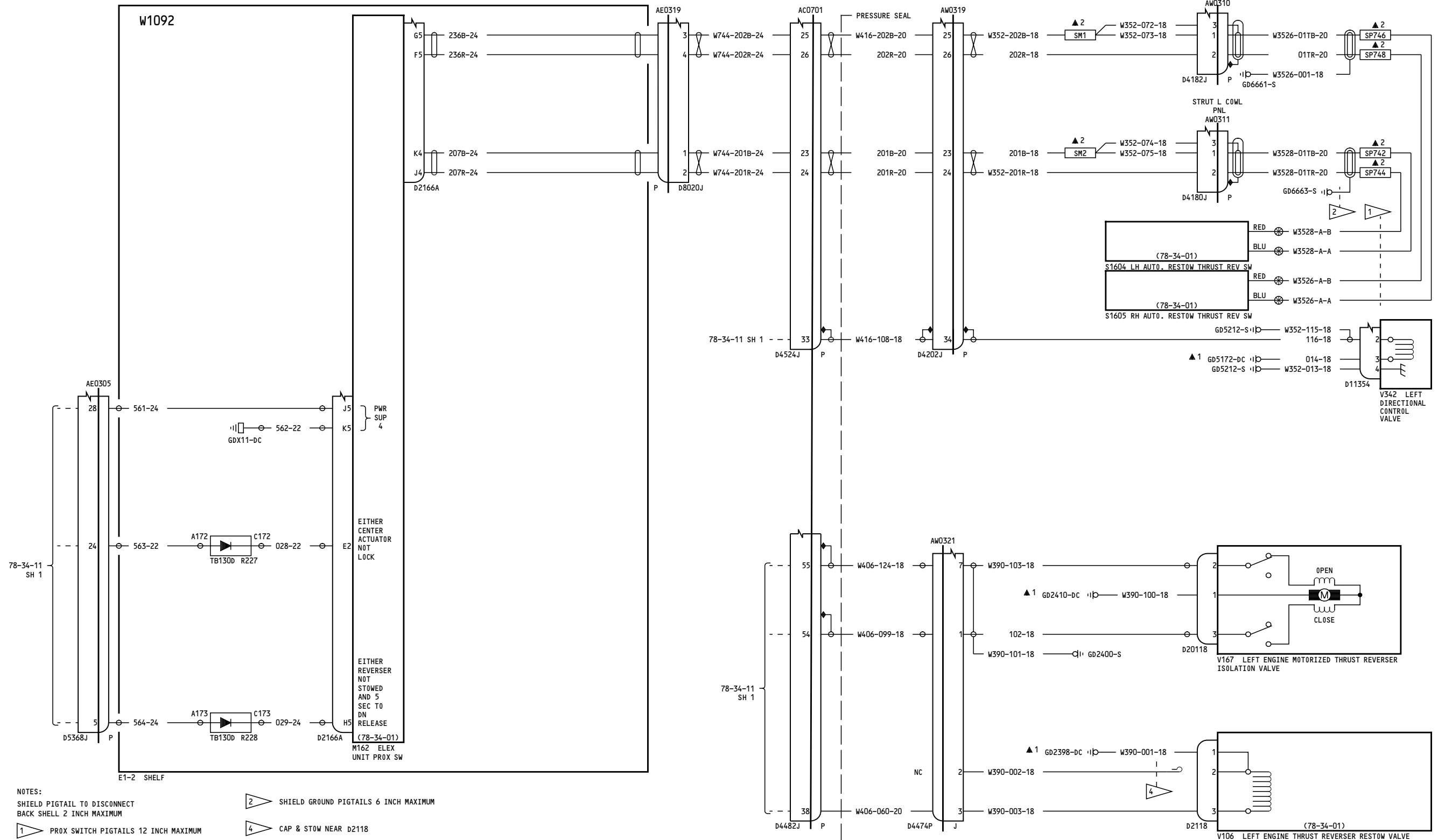
**78-34-11**

Page 6.1  
Sheet 1  
Jan 21/2005

Incorporates  
78-0062 R04

**78-34-11**

Page 6.1  
Sheet 1  
Jan 21/2005



NOTES:  
 SHIELD PIGTAIL TO DISCONNECT BACK SHELL 2 INCH MAXIMUM  
 PROX SWITCH PIGTAILS 12 INCH MAXIMUM  
 SHIELD GROUND PIGTAILS 6 INCH MAXIMUM  
 CAP & STOW NEAR D2118

277-278	<b>THRUST REVERSER CONTROL- LEFT ENGINE</b>
	D280T132

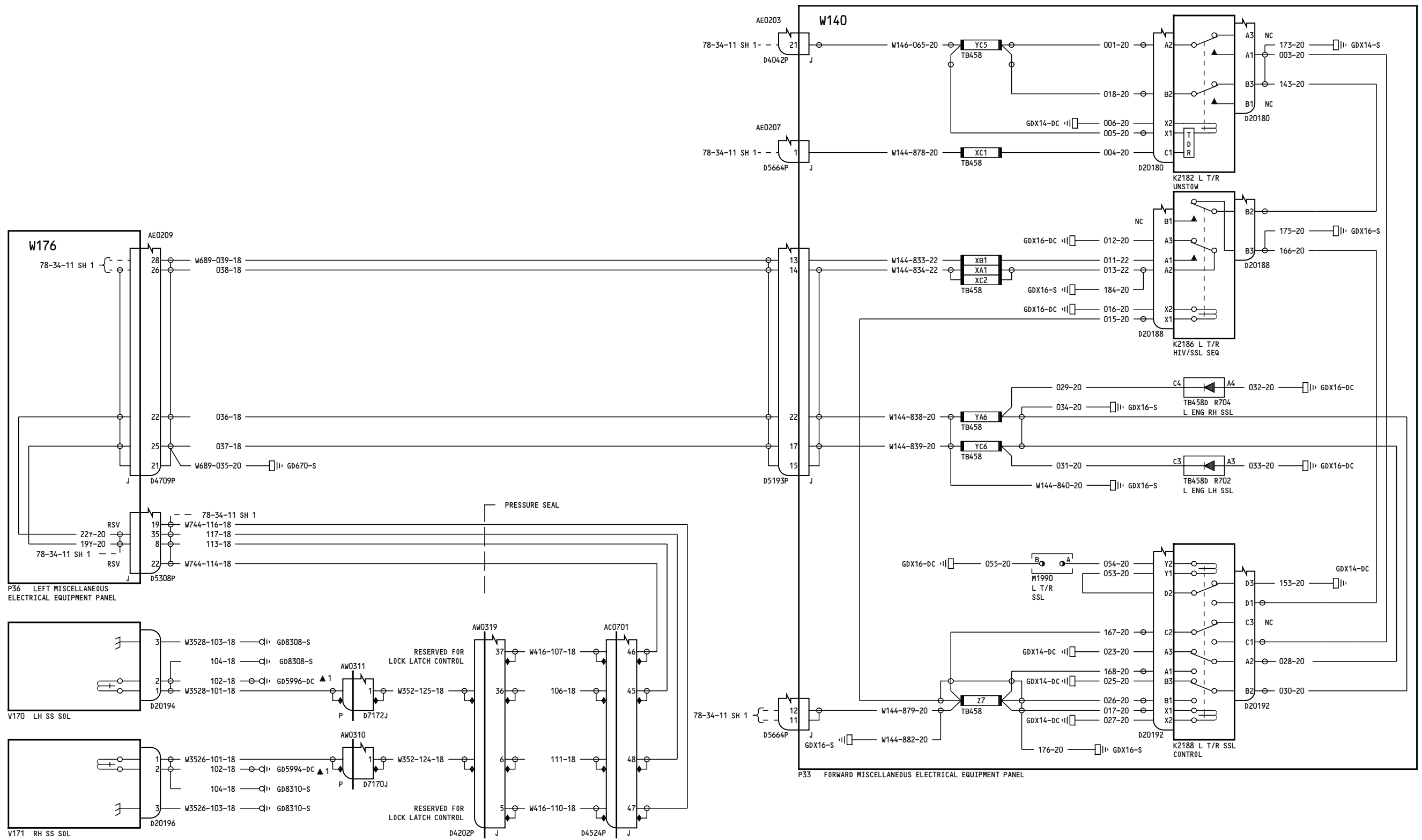
**78-34-11**

Page 6.1  
 Sheet 2  
 Jan 21/2005

Incorporates  
 78-0062 R04

**78-34-11**

Page 6.1  
 Sheet 2  
 Jan 21/2005



NOTES: SHIELD PIGTAIL TO DISCONNECT BACKSHELL 2 INCH MAXIMUM

277-278

**THRUST REVERSER CONTROL-  
LEFT ENGINE**

**78-34-11**

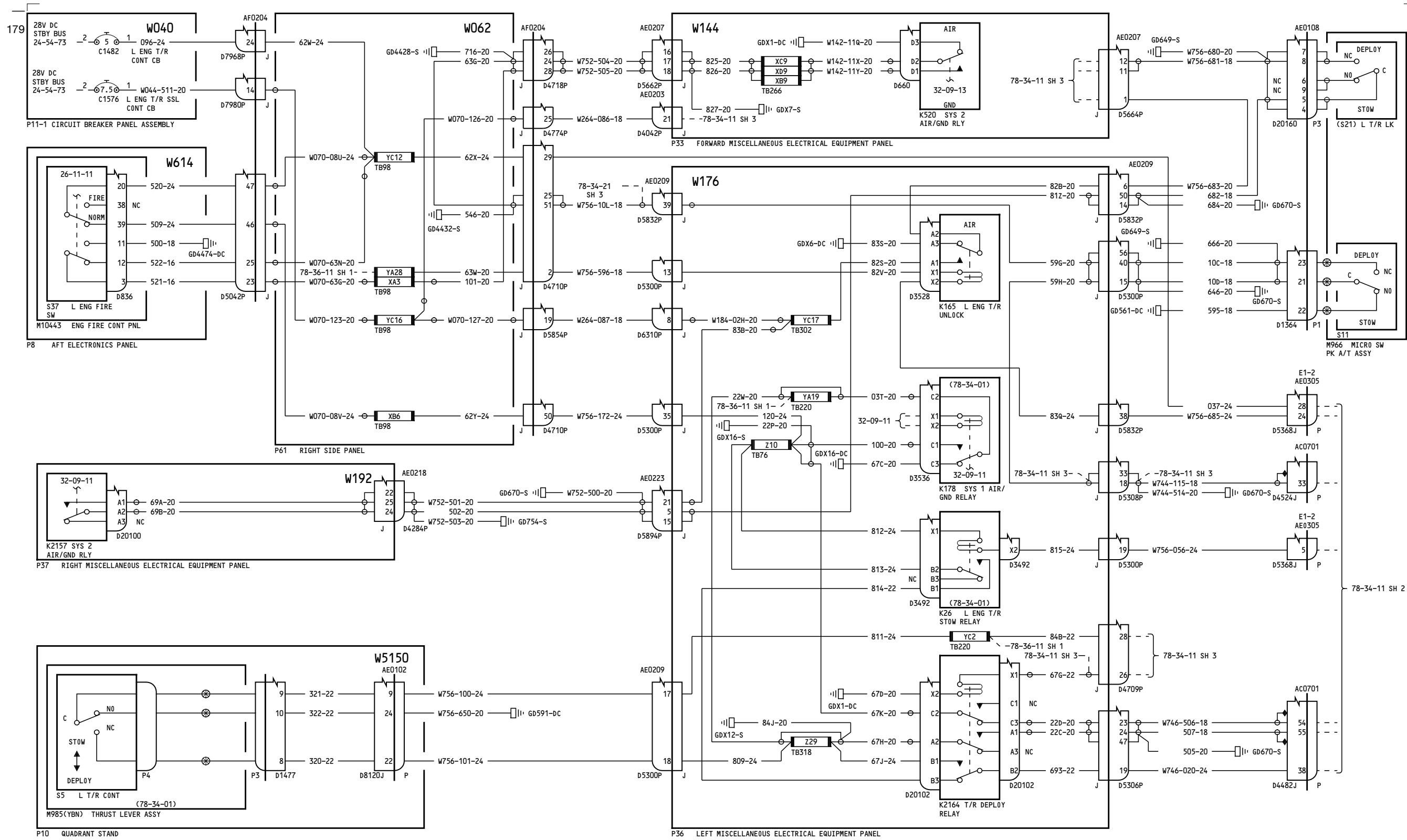
Page 6.1  
Sheet 3  
Jan 21/2005

D280T132

Incorporates  
78-0062 R04

**78-34-11**

Page 6.1  
Sheet 3  
Jan 21/2005



NOTES:  
SHIELD PIGTAIL TO DISCONNECT BACKSHELL 2 INCH MAXIMUM

280

**THRUST REVERSER CONTROL-  
LEFT ENGINE**  
  
D280T132

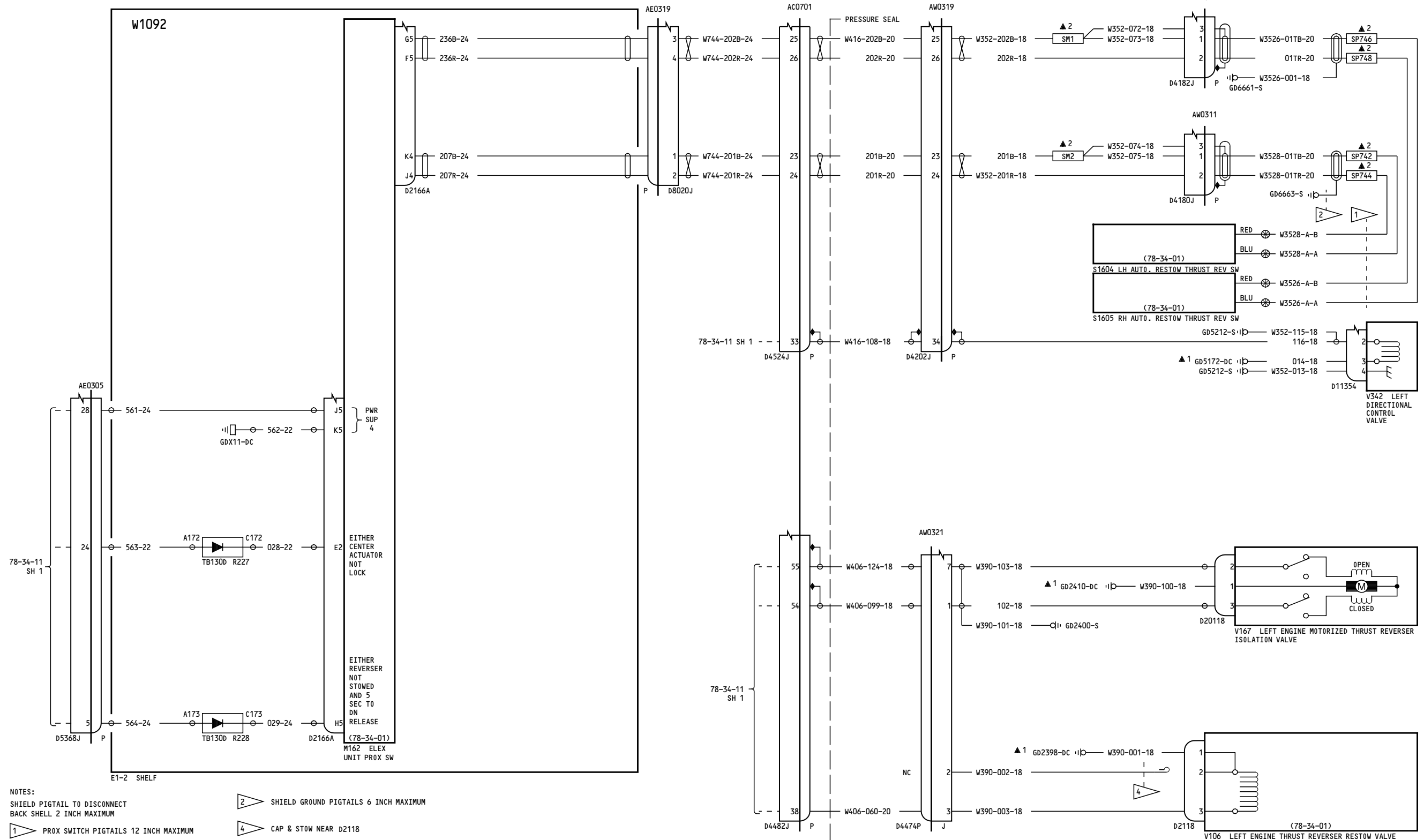
**78-34-11**

Page 7.1  
Sheet 1  
Jan 21/2005

Incorporates  
78-0062 R04

**78-34-11**

Page 7.1  
Sheet 1  
Jan 21/2005



280	<b>THRUST REVERSER CONTROL- LEFT ENGINE</b>
	D280T132

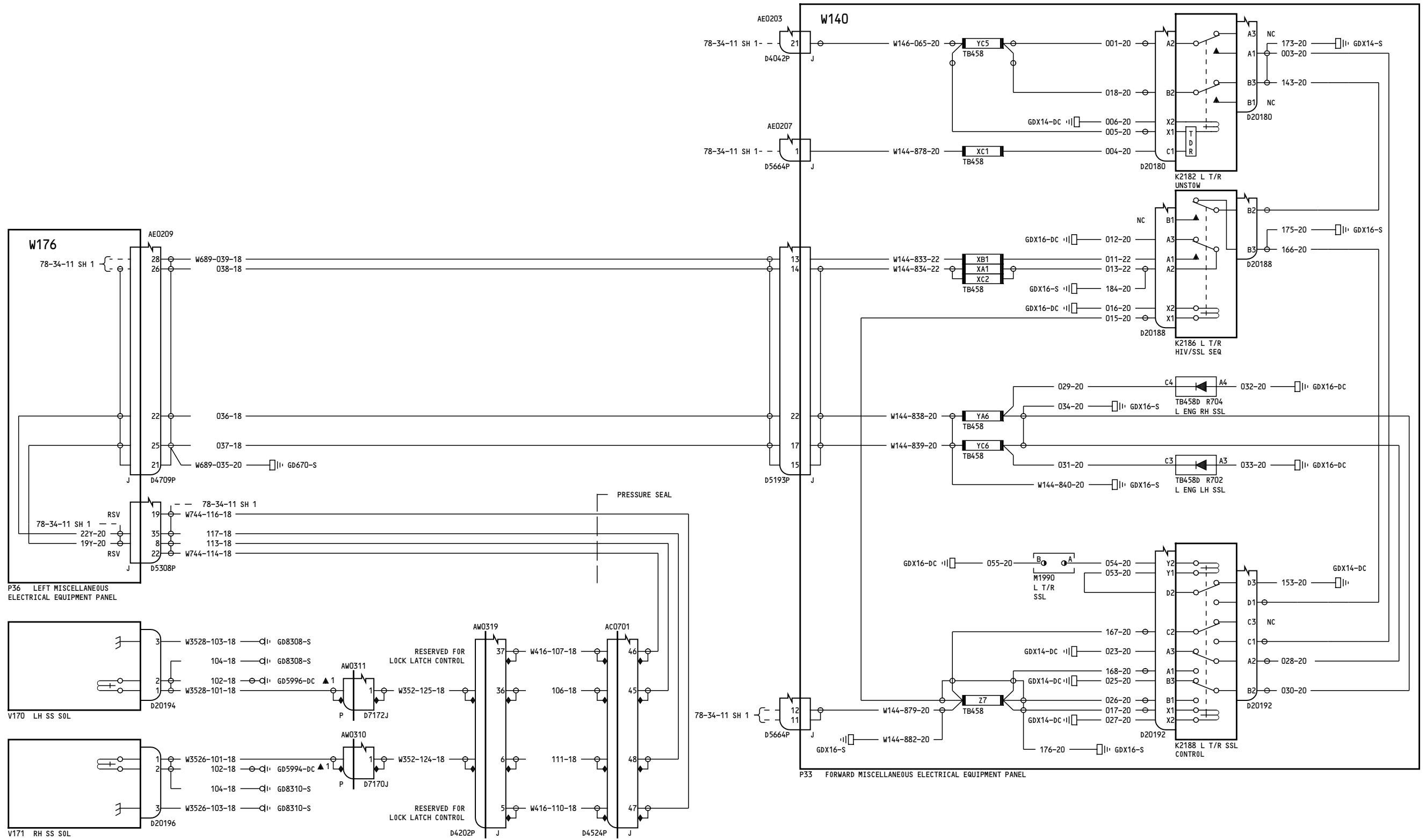
**78-34-11**

Page 7.1  
Sheet 2  
Jan 21/2005

Incorporates  
78-0062 R04

**78-34-11**

Page 7.1  
Sheet 2  
Jan 21/2005



NOTES: SHIELD PIGTAIL TO DISCONNECT BACKSHELL 2 INCH MAXIMUM

280

**THRUST REVERSER CONTROL-  
LEFT ENGINE**

**78-34-11**

Page 7.1  
Sheet 3  
Jan 21/2005

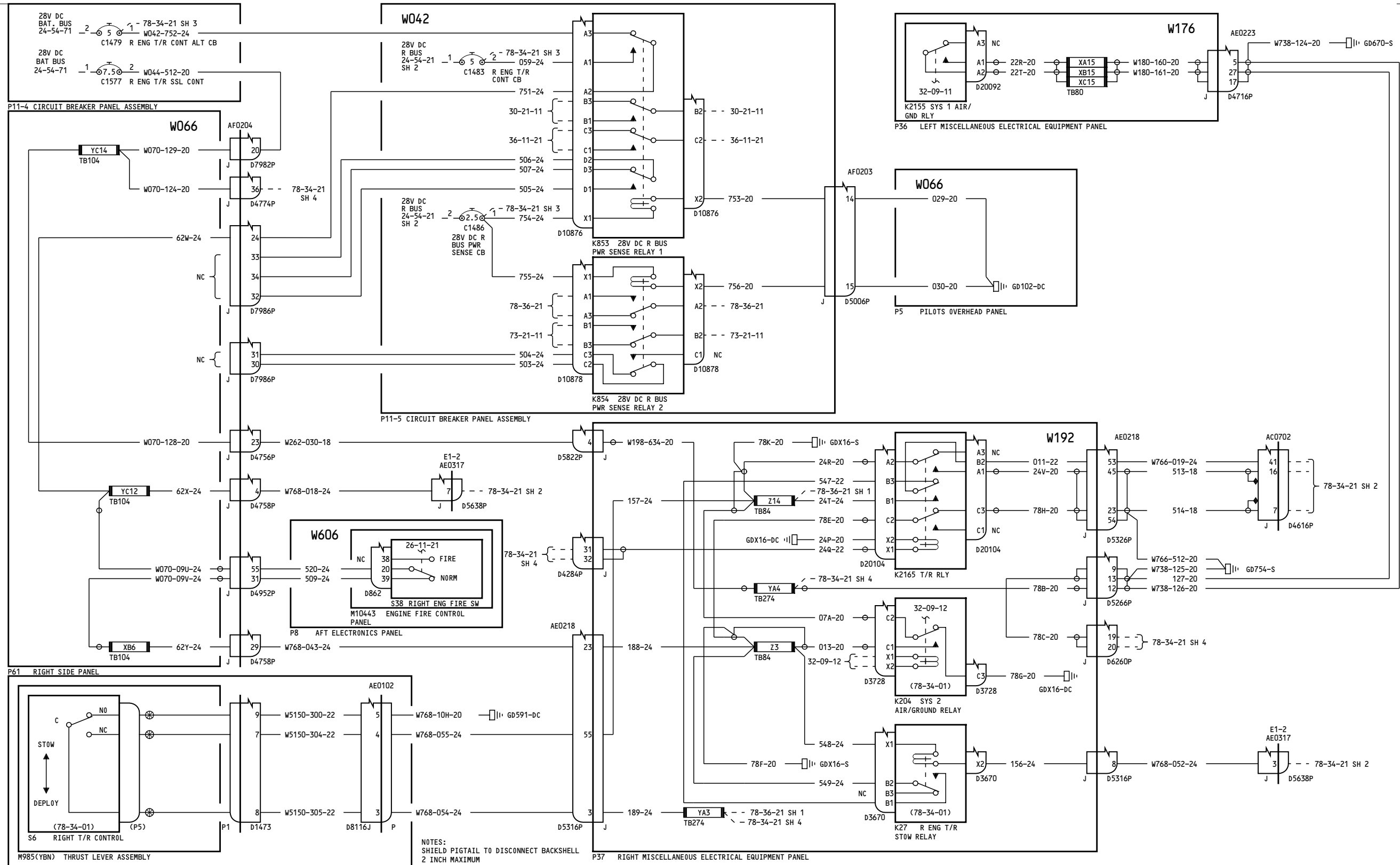
D280T132

Incorporates  
78-0062 R04

**78-34-11**

Page 7.1  
Sheet 3  
Jan 21/2005

-A  
188



NOTES:  
SHIELD PIGTAIL TO DISCONNECT BACKSHELL  
2 INCH MAXIMUM

050-051

THRUST REVERSER CONTROL-  
RIGHT ENGINE

D280T132

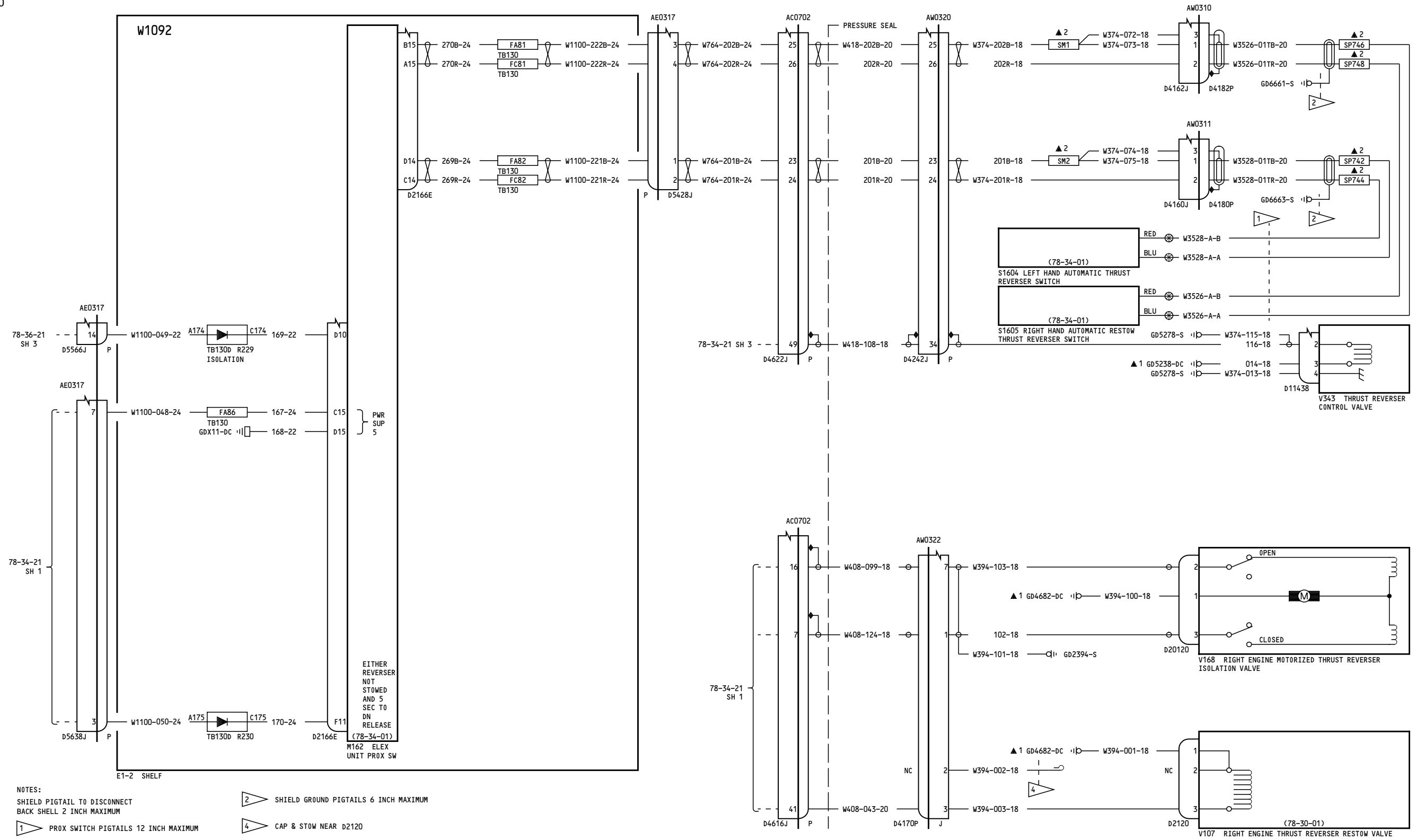
78-34-21

Page 1.1  
Sheet 1  
Jan 21/2005

Incorporates  
78-0051FAA  
78-0062 R04

78-34-21

Page 1.1  
Sheet 1  
Jan 21/2005



**NOTES:**  
 SHIELD PIGTAIL TO DISCONNECT BACK SHELL 2 INCH MAXIMUM  
 PROX SWITCH PIGTAILS 12 INCH MAXIMUM  
 SHIELD GROUND PIGTAILS 6 INCH MAXIMUM  
 CAP & STOW NEAR D2120

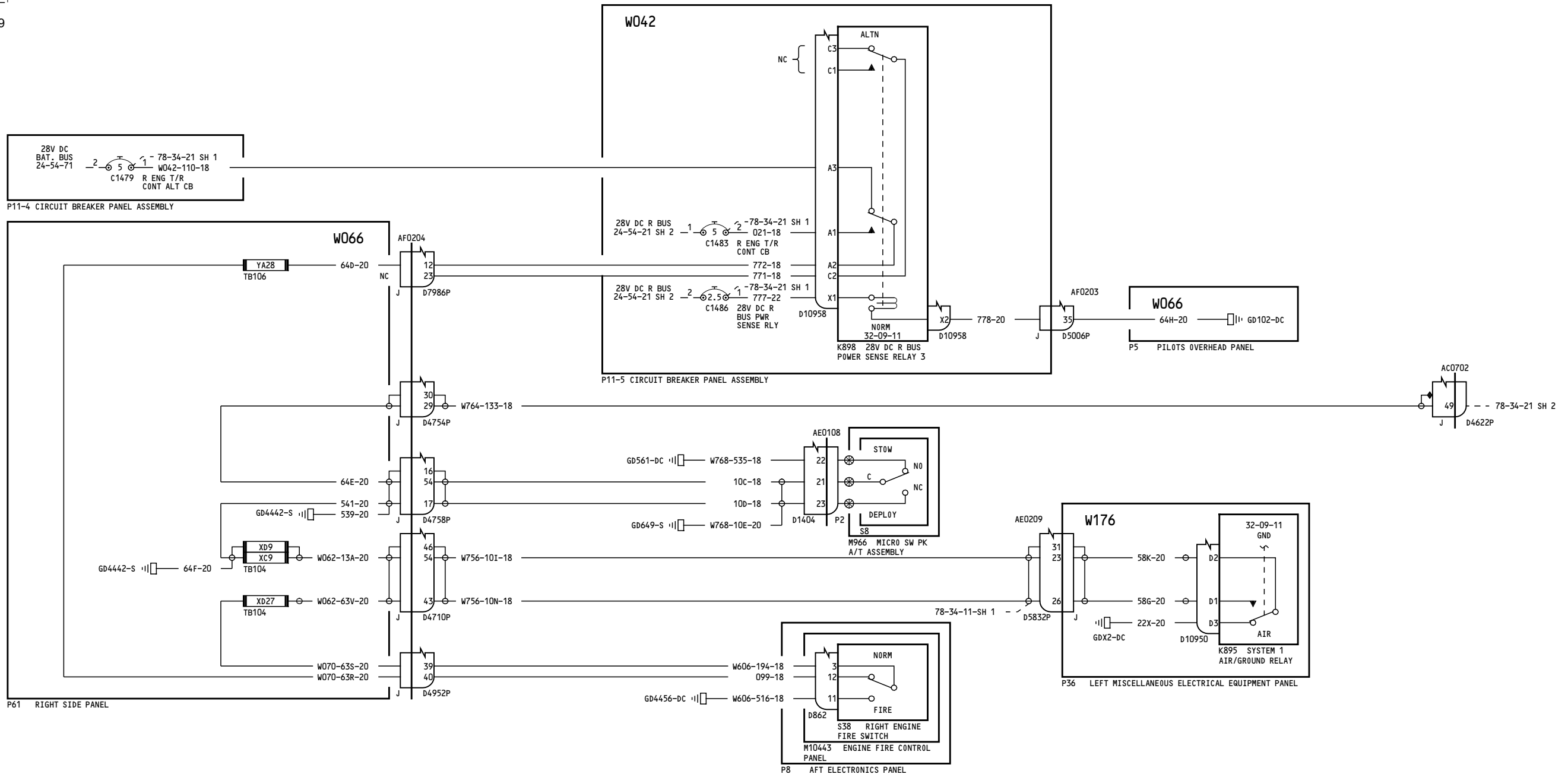
050-051	<b>THRUST REVERSER CONTROL- RIGHT ENGINE</b>
	D280T132

**78-34-21**

**Incorporates**  
 78-0051FAA  
 78-0062 R04

**78-34-21**





NOTES:  
SHIELD PIGTAIL TO DISCONNECT BACKSHELL 2 INCH MAXIMUM

050-051	<p align="center"><b>THRUST REVERSER CONTROL- RIGHT ENGINE</b></p> <p align="center">D280T132</p>
---------	---

**78-34-21**

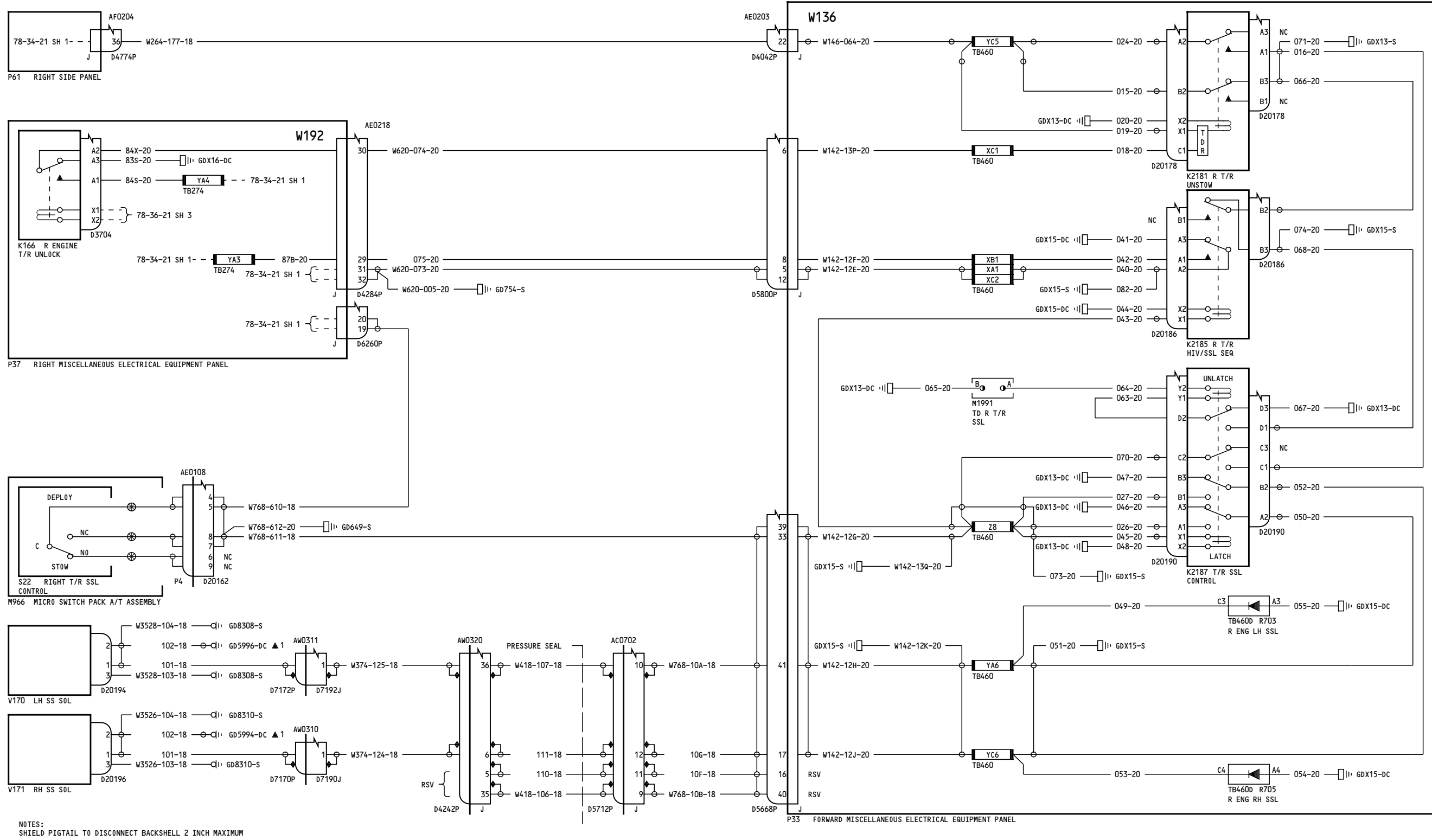
Page 1.1  
Sheet 3  
Jan 21/2005

Incorporates  
78-0051FAA  
78-0062 R04

**78-34-21**

Page 1.1  
Sheet 3  
Jan 21/2005

131



NOTES:  
SHIELD PIGTAIL TO DISCONNECT BACKSHELL 2 INCH MAXIMUM

050-051

**THRUST REVERSER CONTROL-  
RIGHT ENGINE**

D280T132

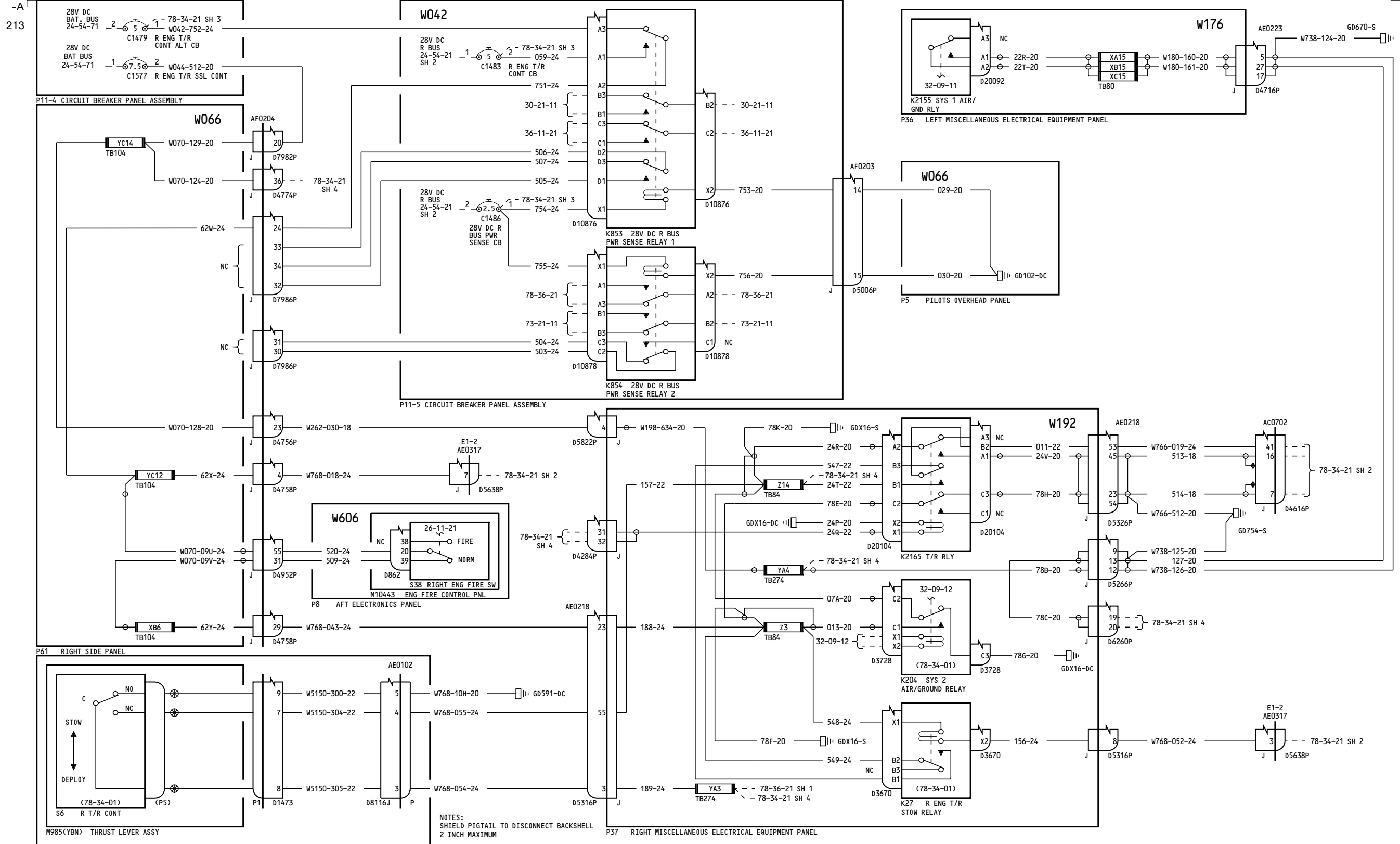
**78-34-21**

Page 1.1  
Sheet 4  
Jan 21/2005

Incorporates  
78-0051FAA  
78-0062 R04

**78-34-21**

Page 1.1  
Sheet 4  
Jan 21/2005



P10 QUADRANT STAND

150-154, 156

**THRUST REVERSER CONTROL-  
RIGHT ENGINE**

D280T132

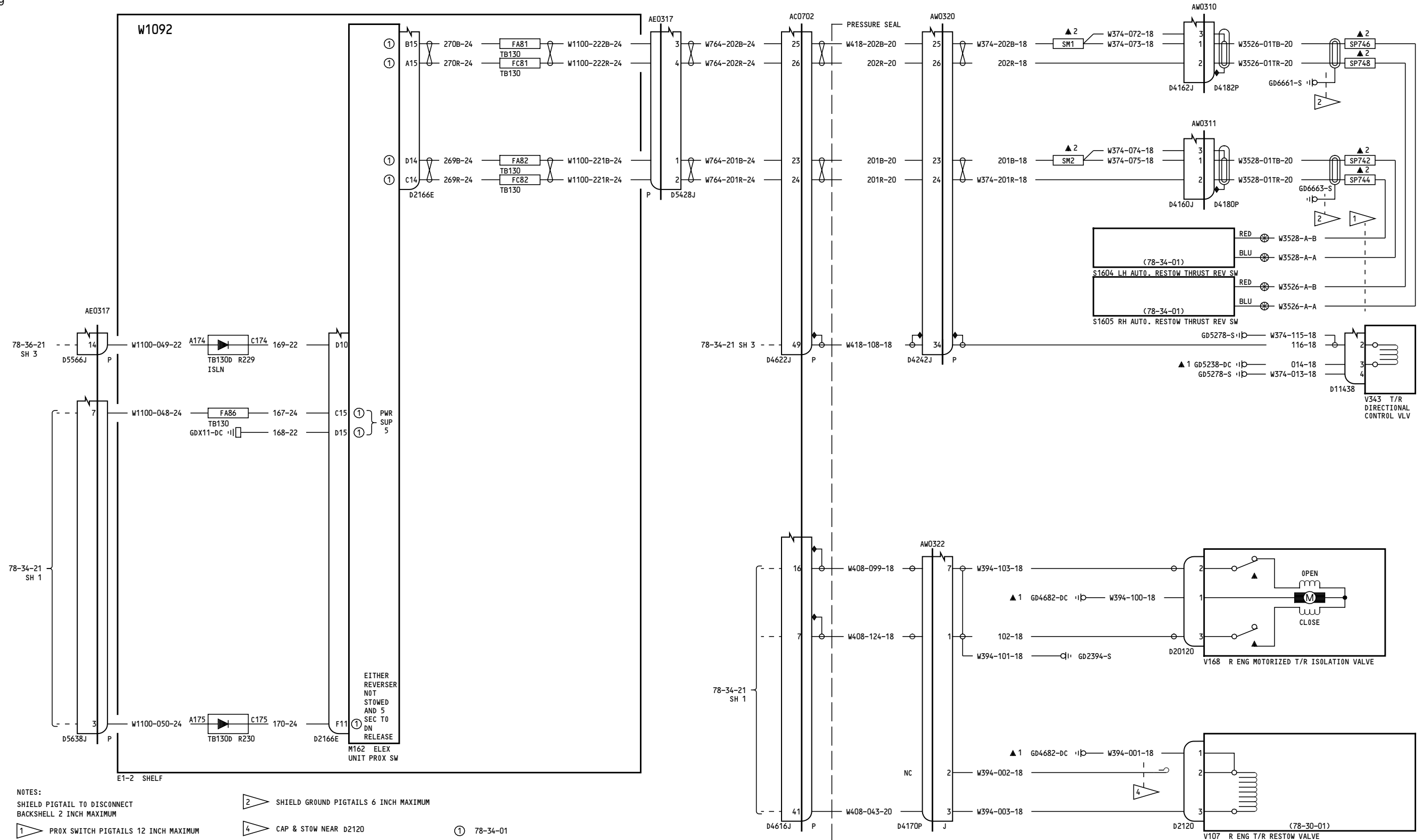
**78-34-21**

Page 2.1  
Sheet 1  
Jan 21/2005

Incorporates  
78-0051FAA  
78-0062 R04

**78-34-21**

Page 2.1  
Sheet 1  
Jan 21/2005



150-154, 156

**THRUST REVERSER CONTROL-  
RIGHT ENGINE**

D280T132

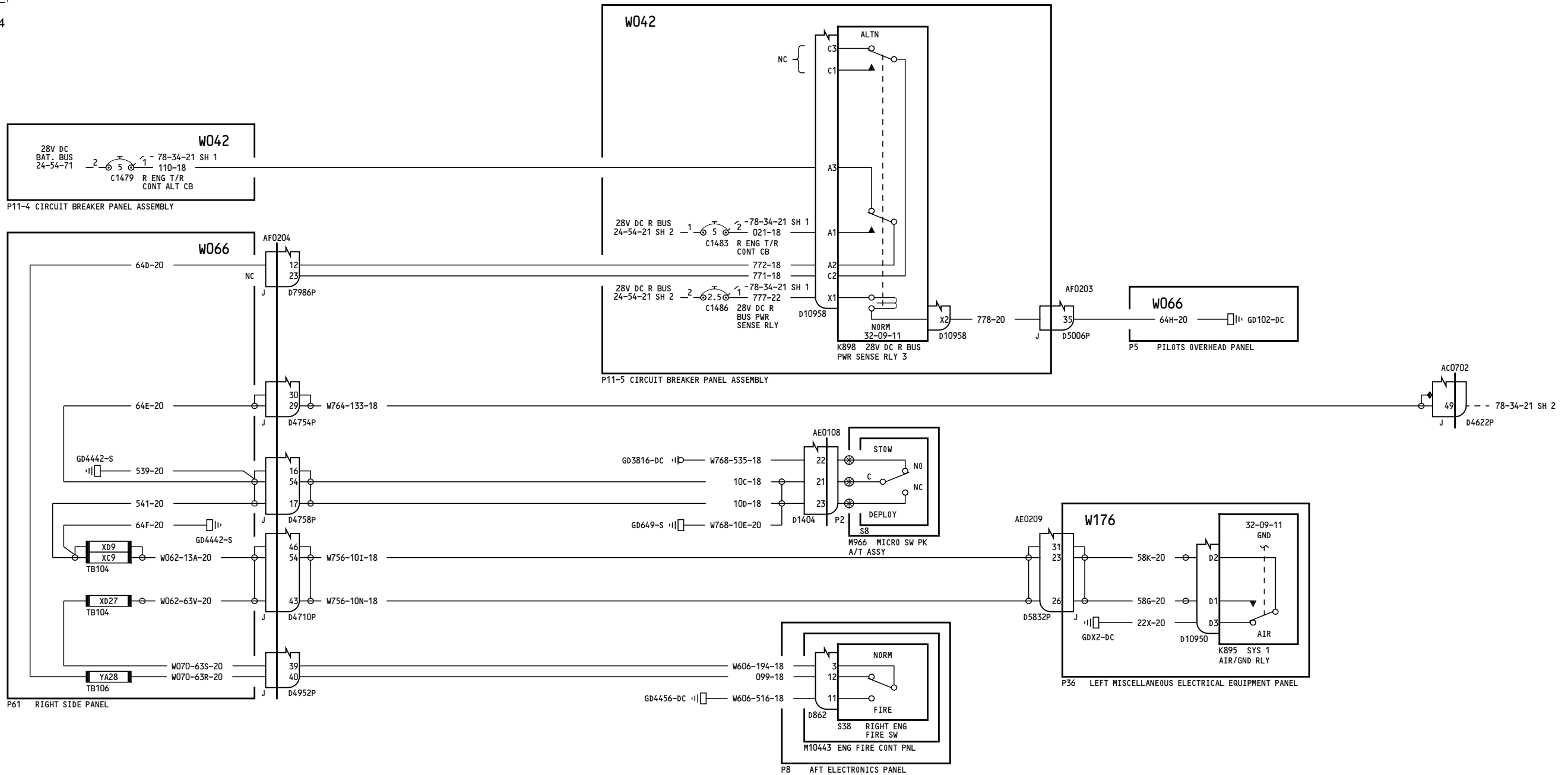
**78-34-21**

Page 2.1  
Sheet 2  
Jan 21/2005

Incorporates  
78-0051FAA  
78-0062 R04

**78-34-21**

Page 2.1  
Sheet 2  
Jan 21/2005



NOTES:  
SHIELD PIGTAIL TO DISCONNECT BACKSHELL 2 INCH MAXIMUM

150-154, 156

**THRUST REVERSER CONTROL-  
RIGHT ENGINE**

D280T132

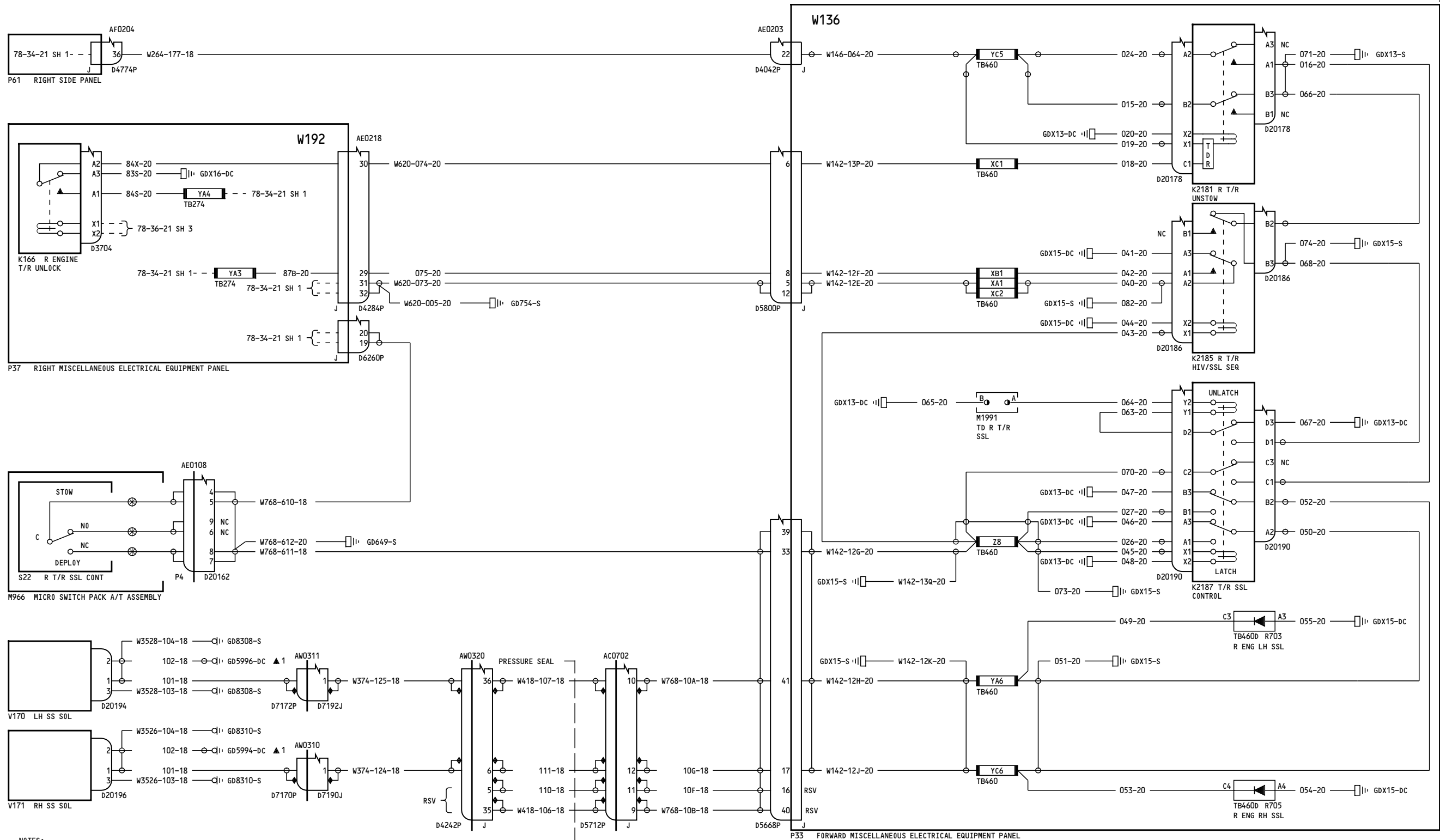
**78-34-21**

Page 2.1  
Sheet 3  
Jan 21/2005

Incorporates  
78-0051FAA  
78-0062 R04

**78-34-21**

Page 2.1  
Sheet 3  
Jan 21/2005



NOTES:  
SHIELD PIGTAIL TO DISCONNECT BACKSHELL 2 INCH MAXIMUM

**THRUST REVERSER CONTROL-  
RIGHT ENGINE**

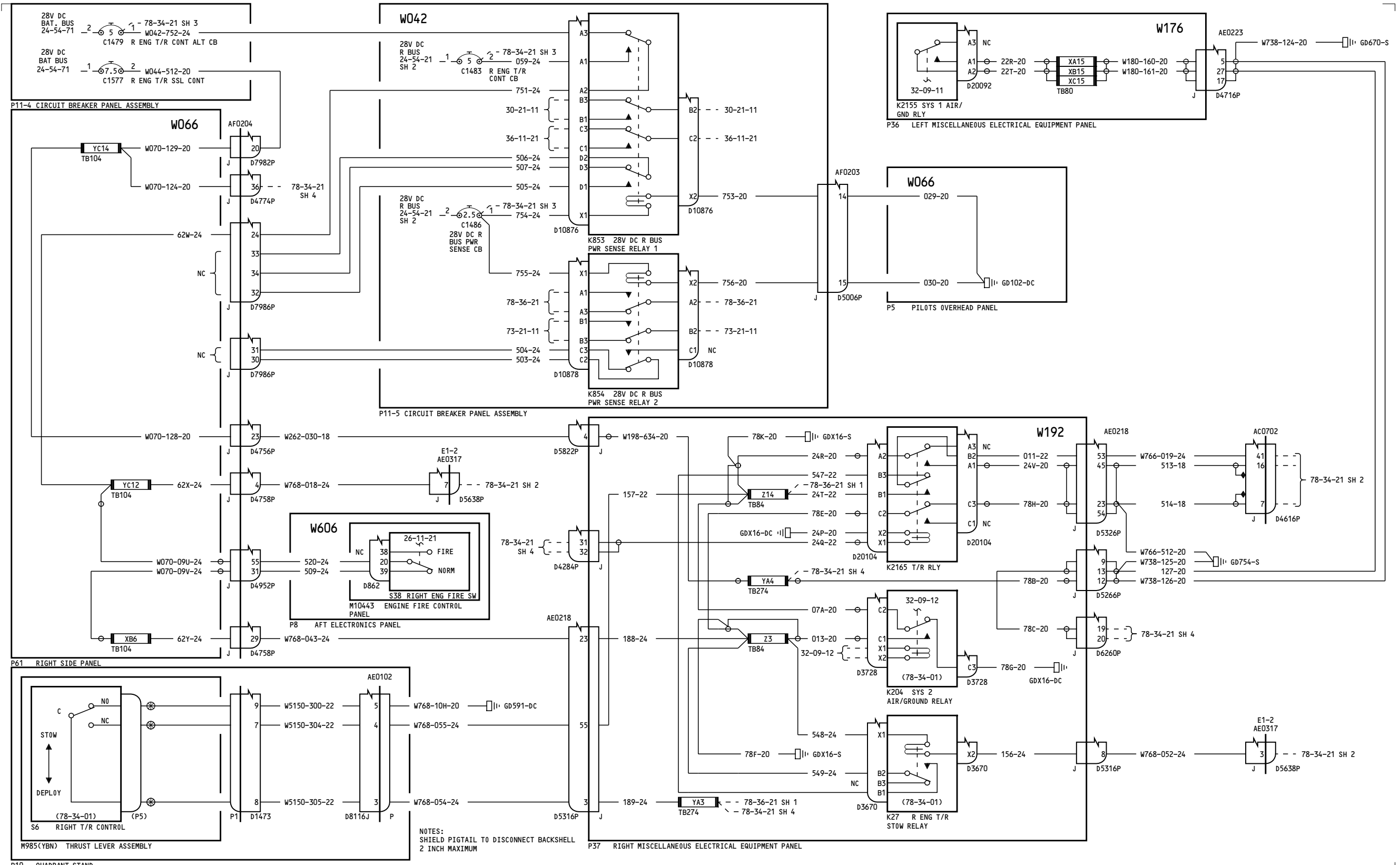
D280T132

**78-34-21**

Incorporates  
78-0062 R04

**78-34-21**

-A  
212



155

**THRUST REVERSER CONTROL - RIGHT ENGINE**

D280T132

## 78-34-21

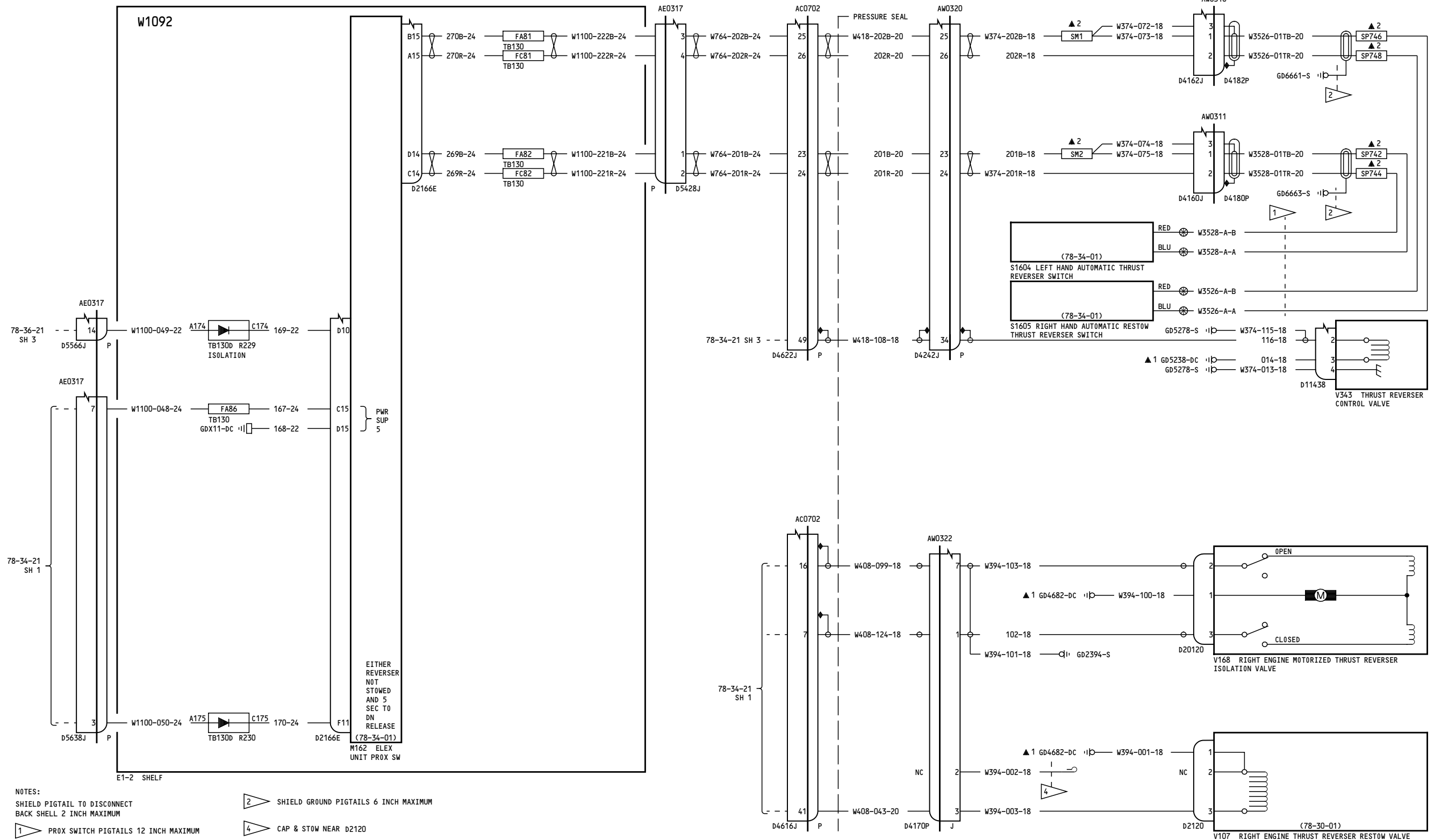
Page 3.1  
Sheet 1  
Jan 21/2005

Incorporates  
78-0051FAA  
78-0062 R04

BOEING PROPRIETARY - Copyright © - Unpublished Work - See title page for details.

## 78-34-21

Page 3.1  
Sheet 1  
Jan 21/2005



155

**THRUST REVERSER CONTROL-  
 RIGHT ENGINE**

D280T132

**78-34-21**

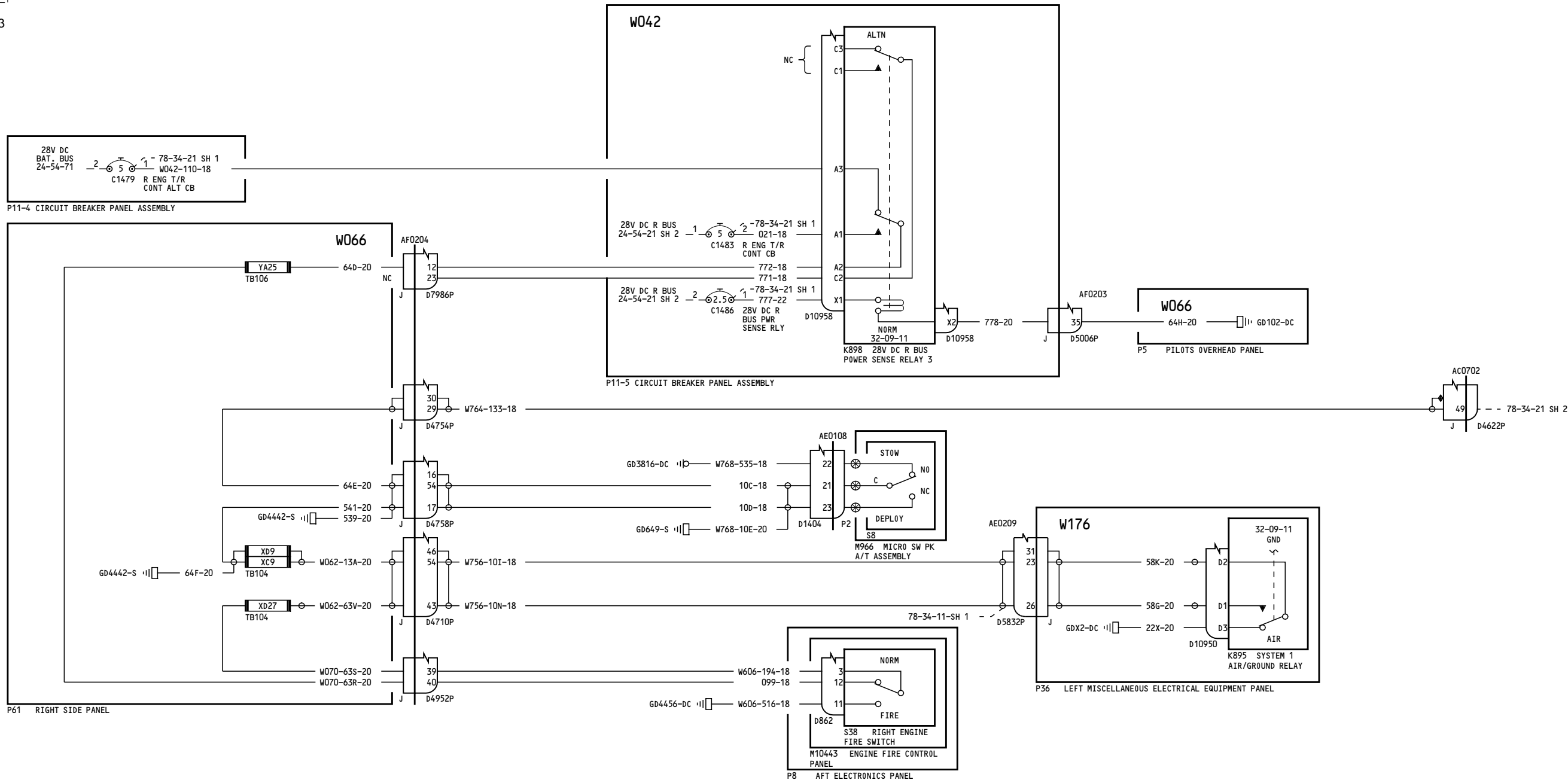
Page 3.1  
 Sheet 2  
 Jan 21/2005

Incorporates  
 78-0051FAA  
 78-0062 R04

**78-34-21**

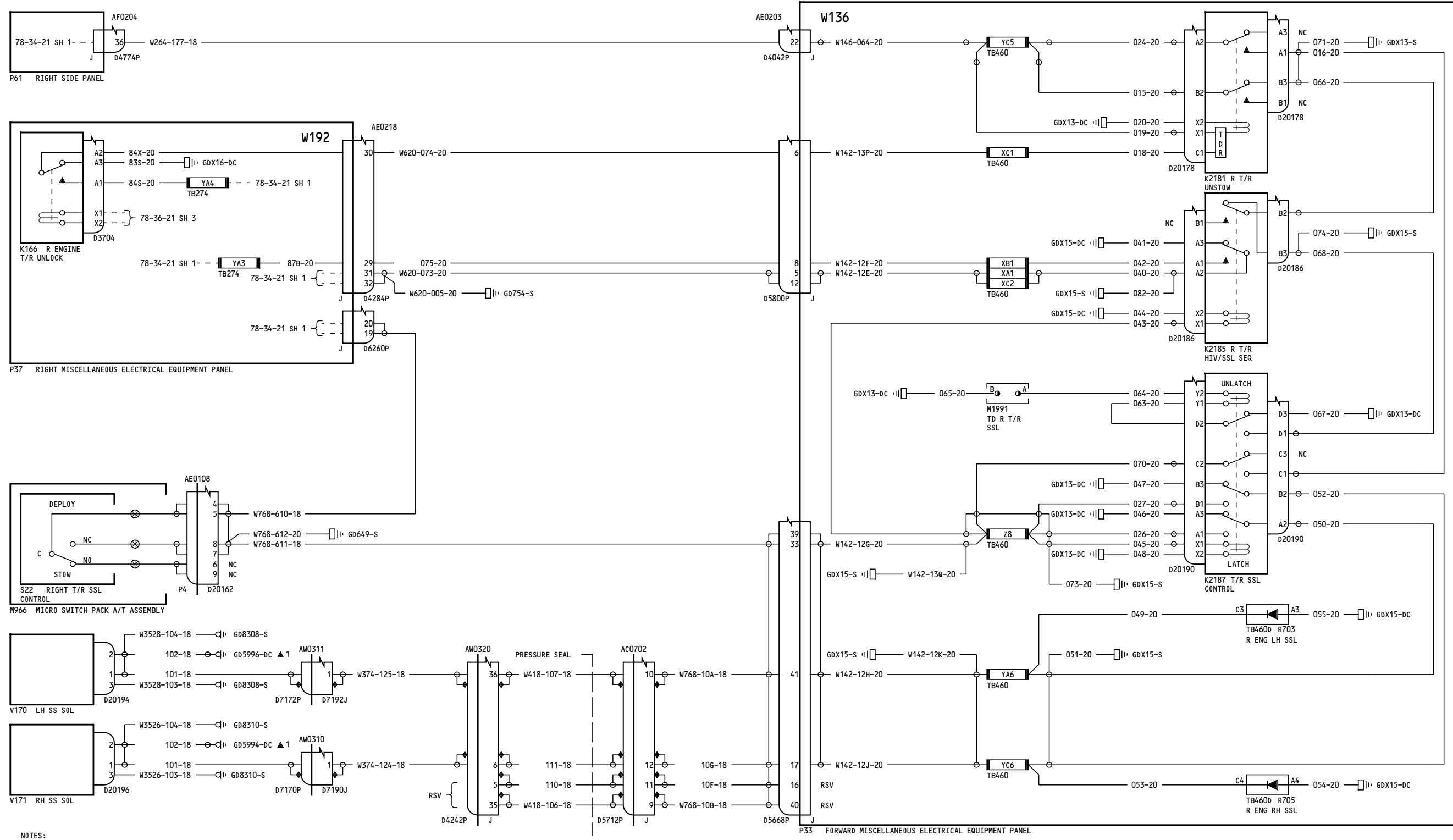
Page 3.1  
 Sheet 2  
 Jan 21/2005





NOTES:  
SHIELD PIGTAIL TO DISCONNECT BACKSHELL 2 INCH MAXIMUM

135



NOTES:  
SHIELD PIGTAIL TO DISCONNECT BACKSHELL 2 INCH MAXIMUM

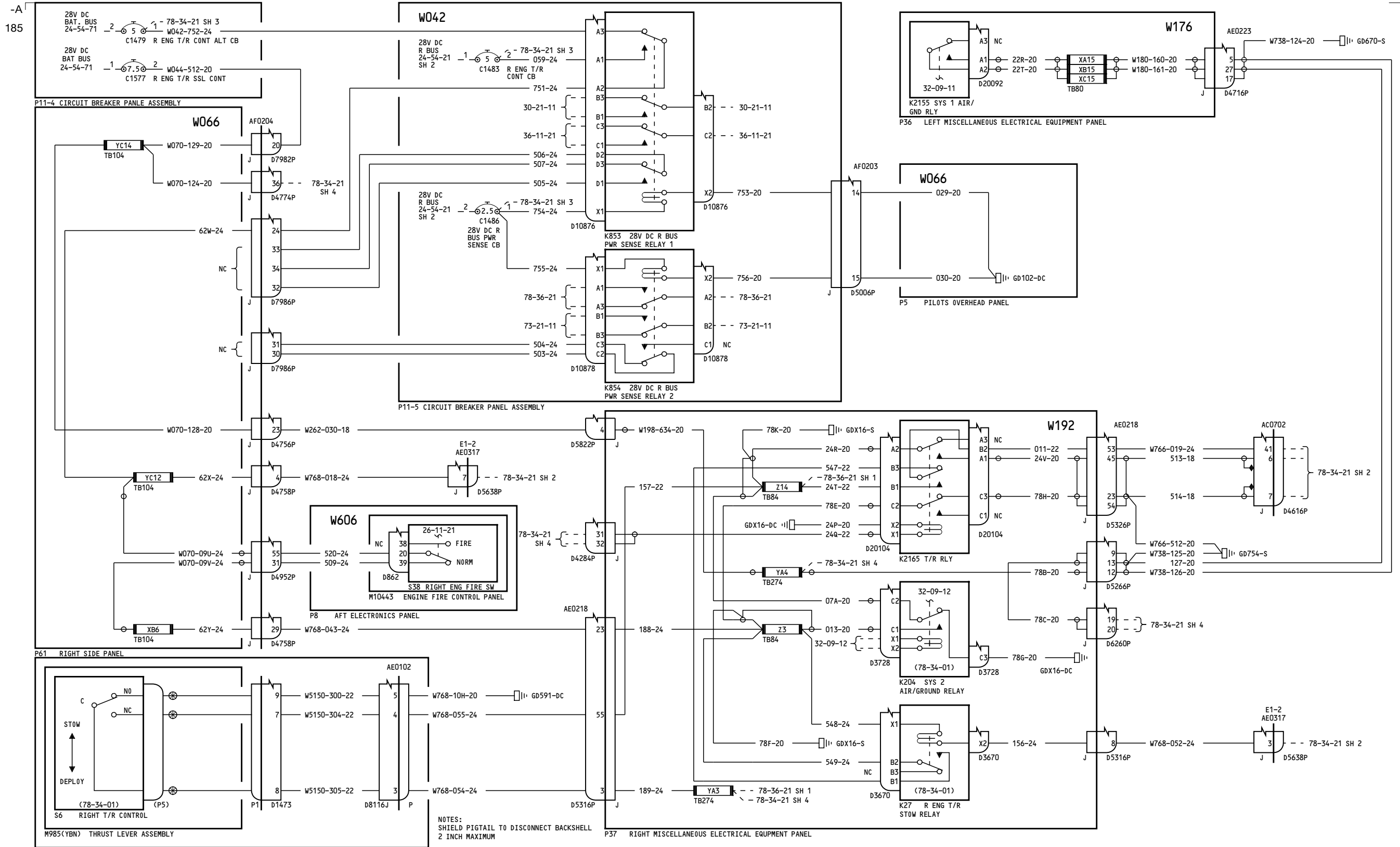
155

**THRUST REVERSER CONTROL-  
RIGHT ENGINE**  
  
D280T132

**78-34-21**  
  
Page 3.1  
Sheet 4  
Jan 21/2005

Incorporates  
78-0062 R04

**78-34-21**  
  
Page 3.1  
Sheet 4  
Jan 21/2005



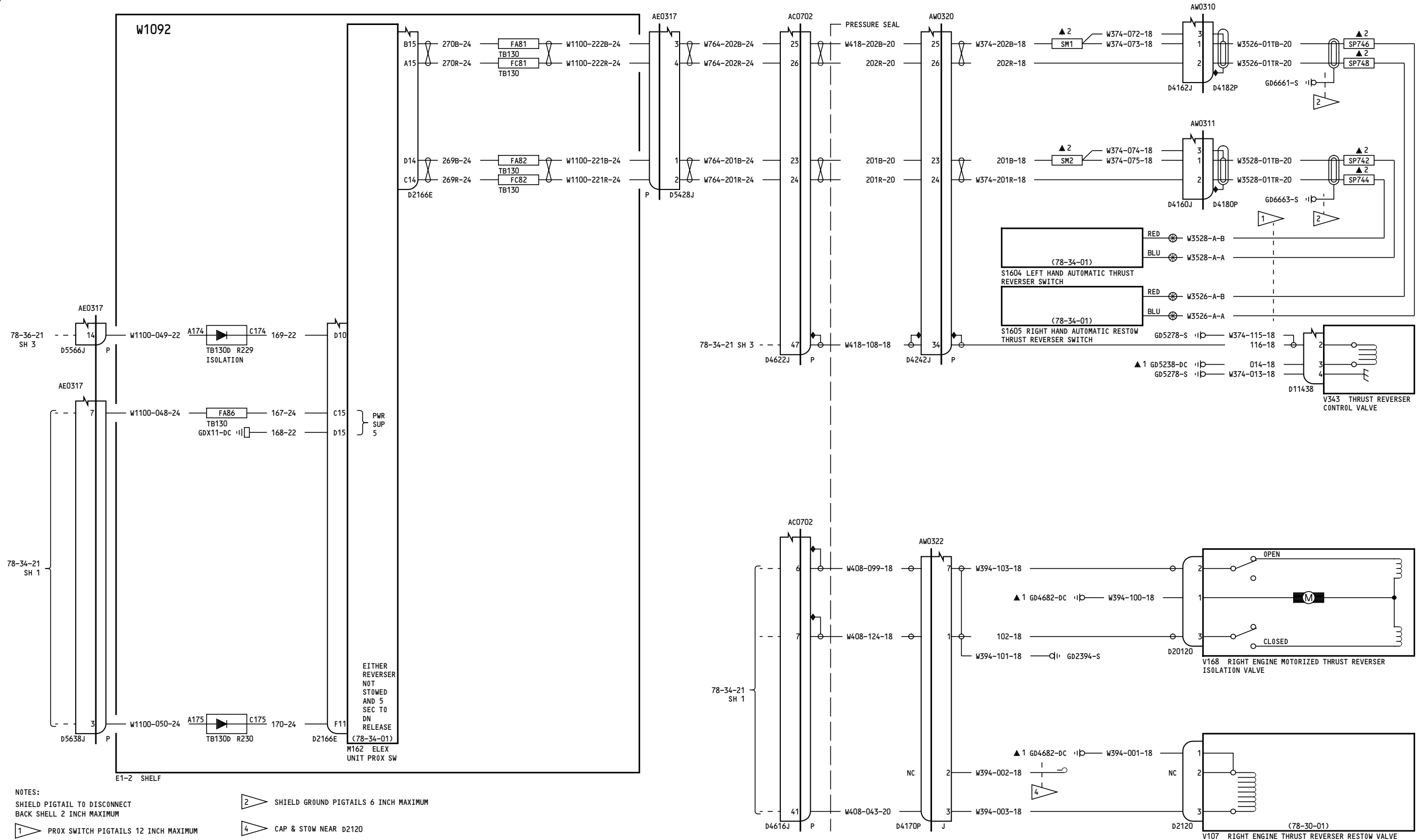
NOTES:  
SHIELD PIGTAIL TO DISCONNECT BACKSHELL  
2 INCH MAXIMUM

Incorporates  
78-0062 R04

**THRUST REVERSER CONTROL-  
RIGHT ENGINE**  
D280T132

**78-34-21**  
Page 4.1  
Sheet 1  
Jan 21/2005

**78-34-21**  
Page 4.1  
Sheet 1  
Jan 21/2005



NOTES:  
 SHIELD PIGTAIL TO DISCONNECT BACK SHELL 2 INCH MAXIMUM  
 PROX SWITCH PIGTAILS 12 INCH MAXIMUM  
 SHIELD GROUND PIGTAILS 6 INCH MAXIMUM  
 CAP & STOW NEAR D2120

157

**THRUST REVERSER CONTROL- RIGHT ENGINE**

D280T132

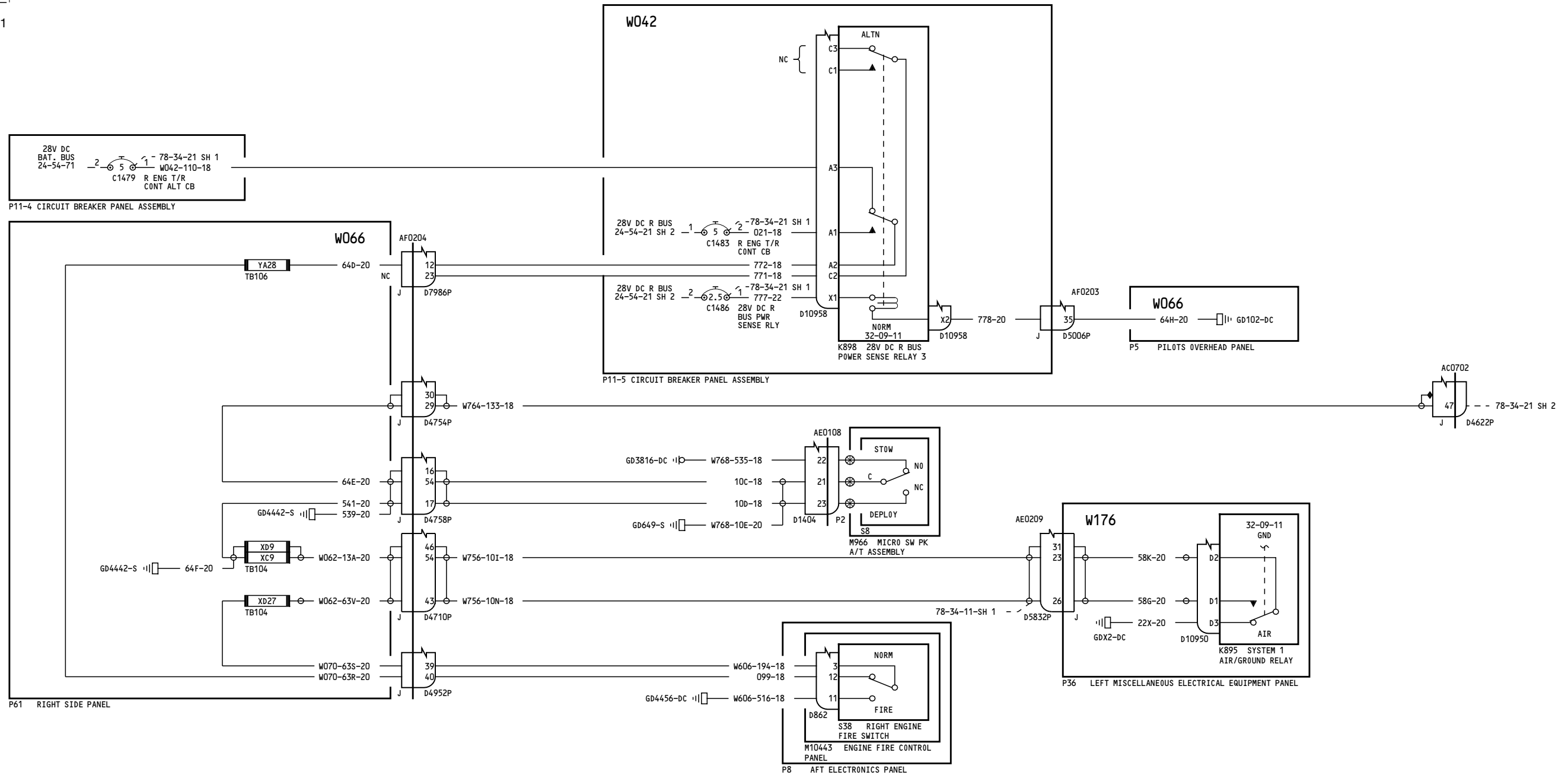
**78-34-21**

Page 4.1  
 Sheet 2  
 Jan 21/2005

Incorporates  
 78-0062 R04

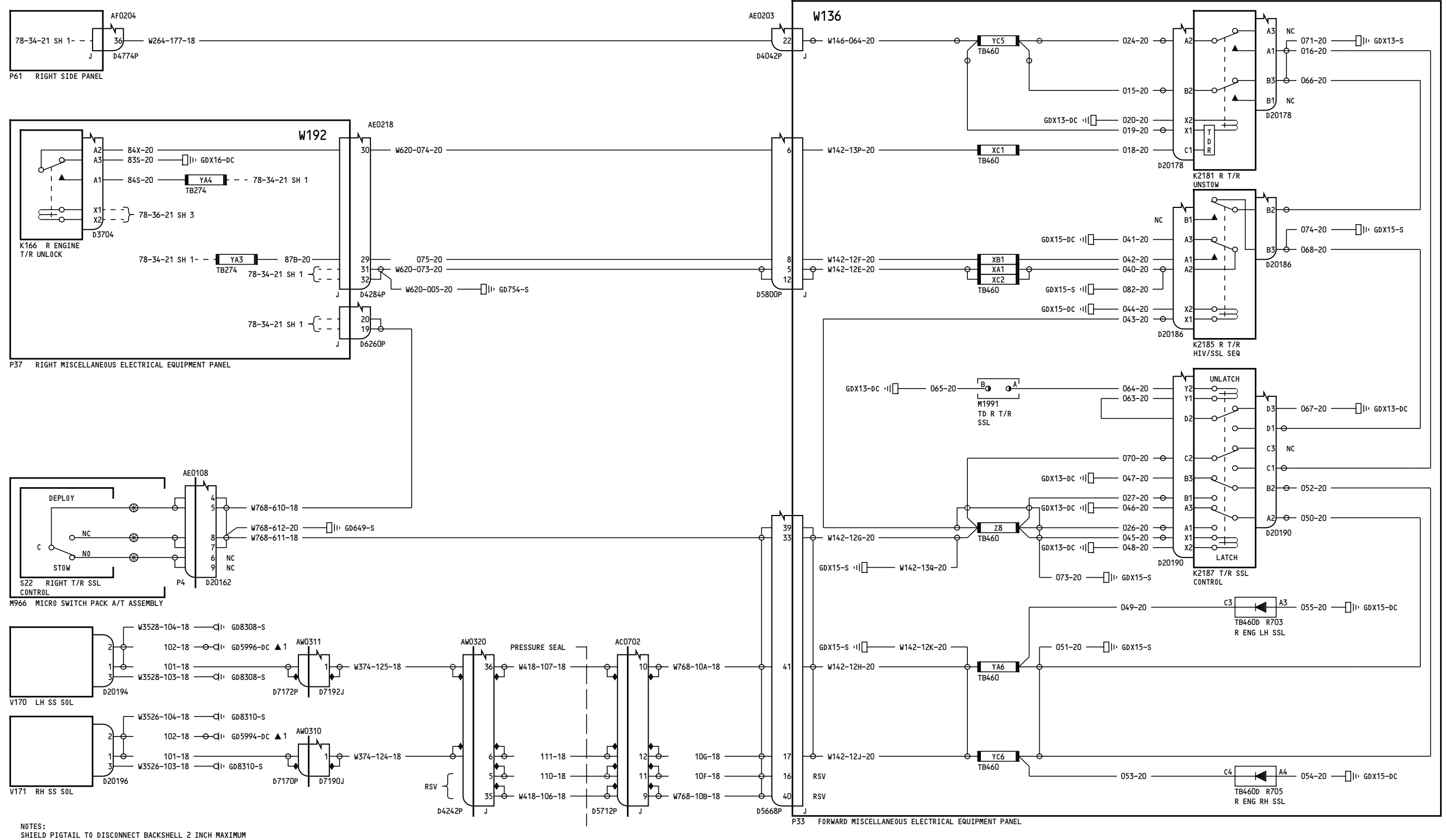
**78-34-21**

Page 4.1  
 Sheet 2  
 Jan 21/2005



NOTES:  
SHIELD PIGTAIL TO DISCONNECT BACKSHELL 2 INCH MAXIMUM

128



NOTES: SHIELD PIGTAIL TO DISCONNECT BACKSHELL 2 INCH MAXIMUM

157

THRUST REVERSER CONTROL- RIGHT ENGINE

78-34-21

Page 4.1 Sheet 4 Jan 21/2005

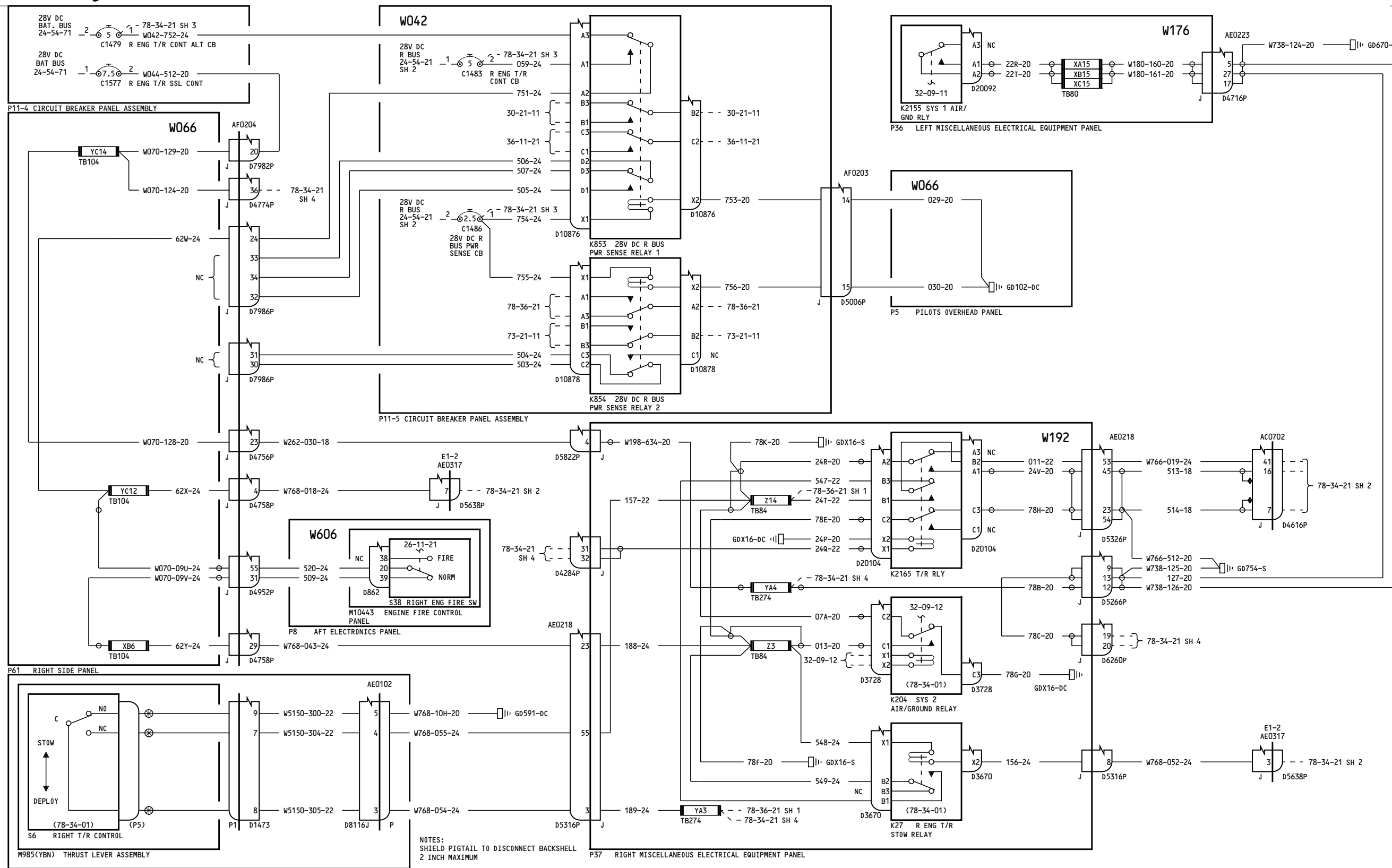
D280T132

Incorporates 78-0062 R04

78-34-21

Page 4.1 Sheet 4 Jan 21/2005

-A  
133



162-166

**THRUST REVERSER CONTROL-  
RIGHT ENGINE**

D280T132

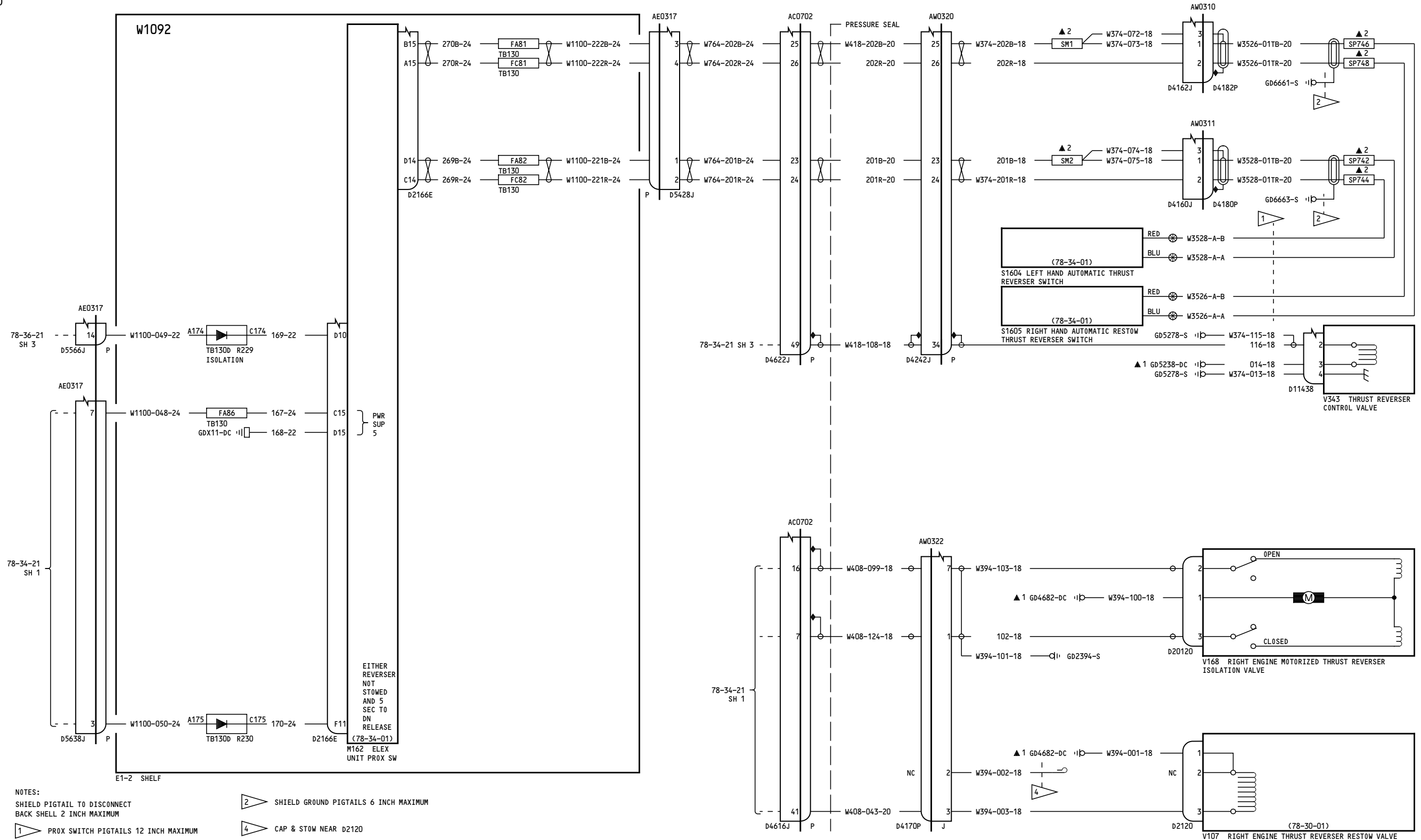
**78-34-21**

Page 5.1  
Sheet 1  
Jan 21/2005

- Incorporates**  
▶ 78-0051FAA  
▶ 78-0062 R04

**78-34-21**

Page 5.1  
Sheet 1  
Jan 21/2005



NOTES:  
 SHIELD PIGTAIL TO DISCONNECT BACK SHELL 2 INCH MAXIMUM  
 PROX SWITCH PIGTAILS 12 INCH MAXIMUM  
 SHIELD GROUND PIGTAILS 6 INCH MAXIMUM  
 CAP & STOW NEAR D2120

162-166	<b>THRUST REVERSER CONTROL- RIGHT ENGINE</b>
	D280T132

**78-34-21**

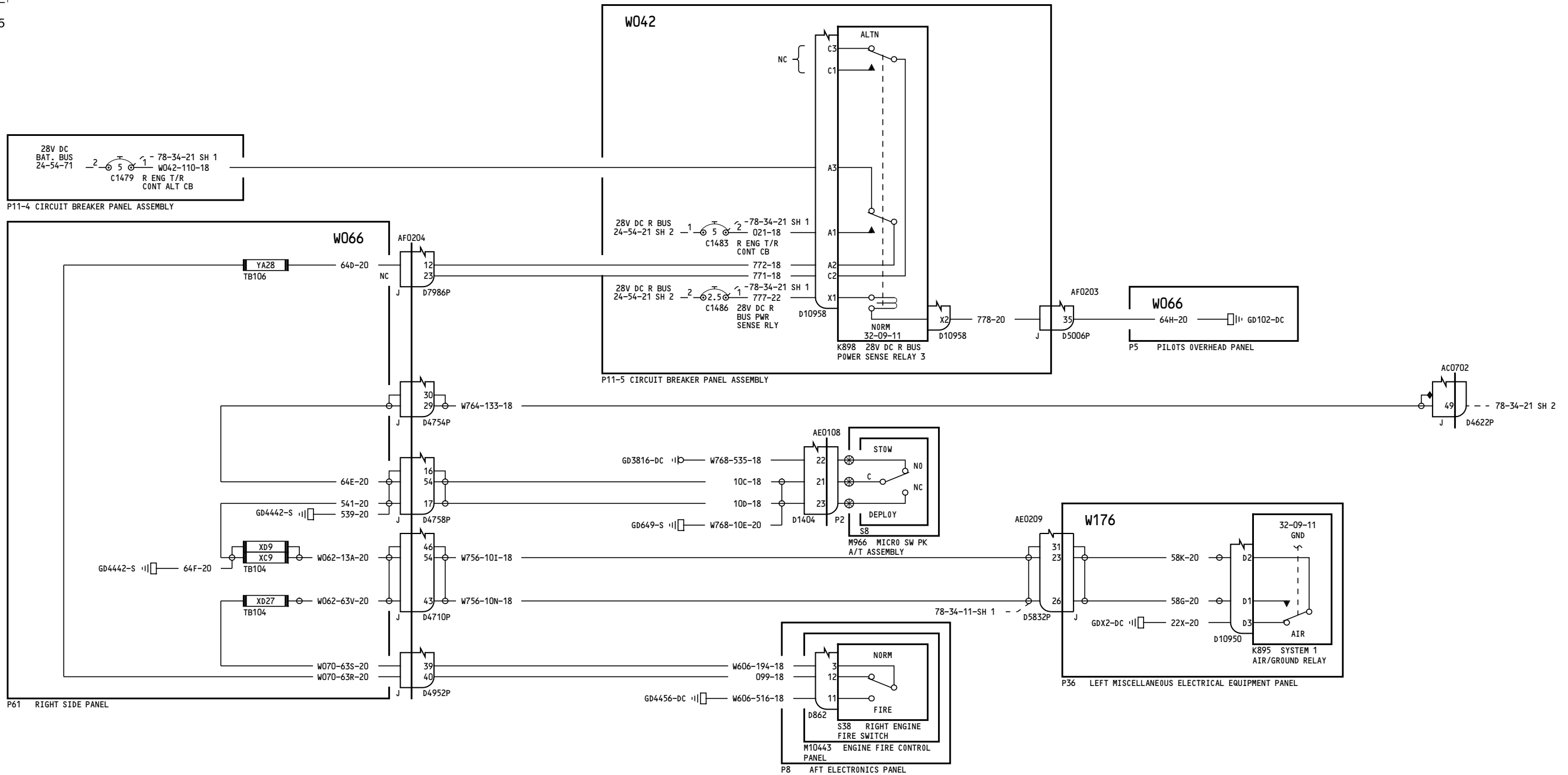
Page 5.1  
 Sheet 2  
 Jan 21/2005

Incorporates  
 78-0051FAA  
 78-0062 R04

**78-34-21**

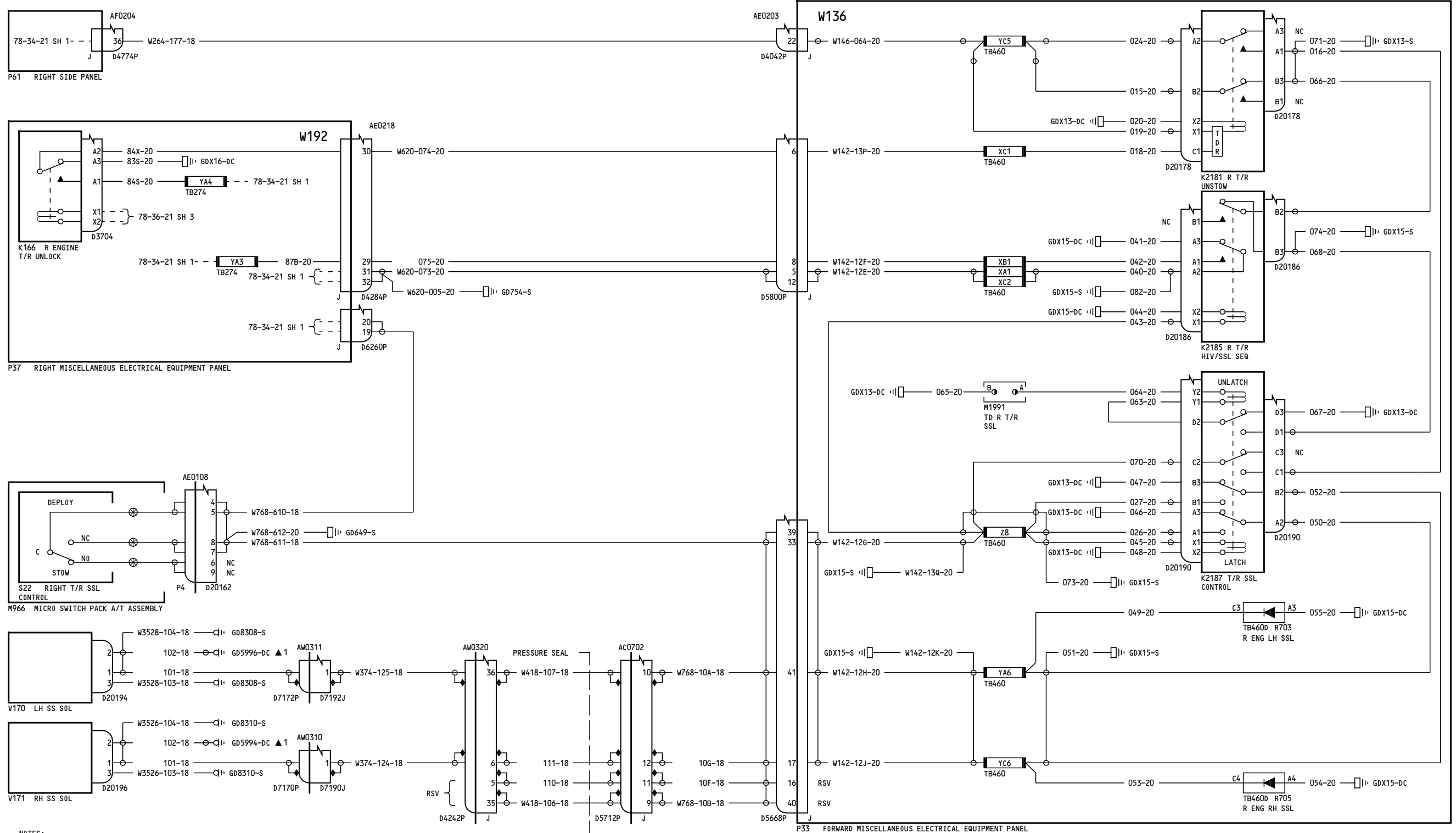
Page 5.1  
 Sheet 2  
 Jan 21/2005





NOTES:  
SHIELD PIGTAIL TO DISCONNECT BACKSHELL 2 INCH MAXIMUM

107



NOTES:  
SHIELD PIGTAIL TO DISCONNECT BACKSHELL 2 INCH MAXIMUM

162-166

**THRUST REVERSER CONTROL-  
RIGHT ENGINE**

D280T132

**78-34-21**

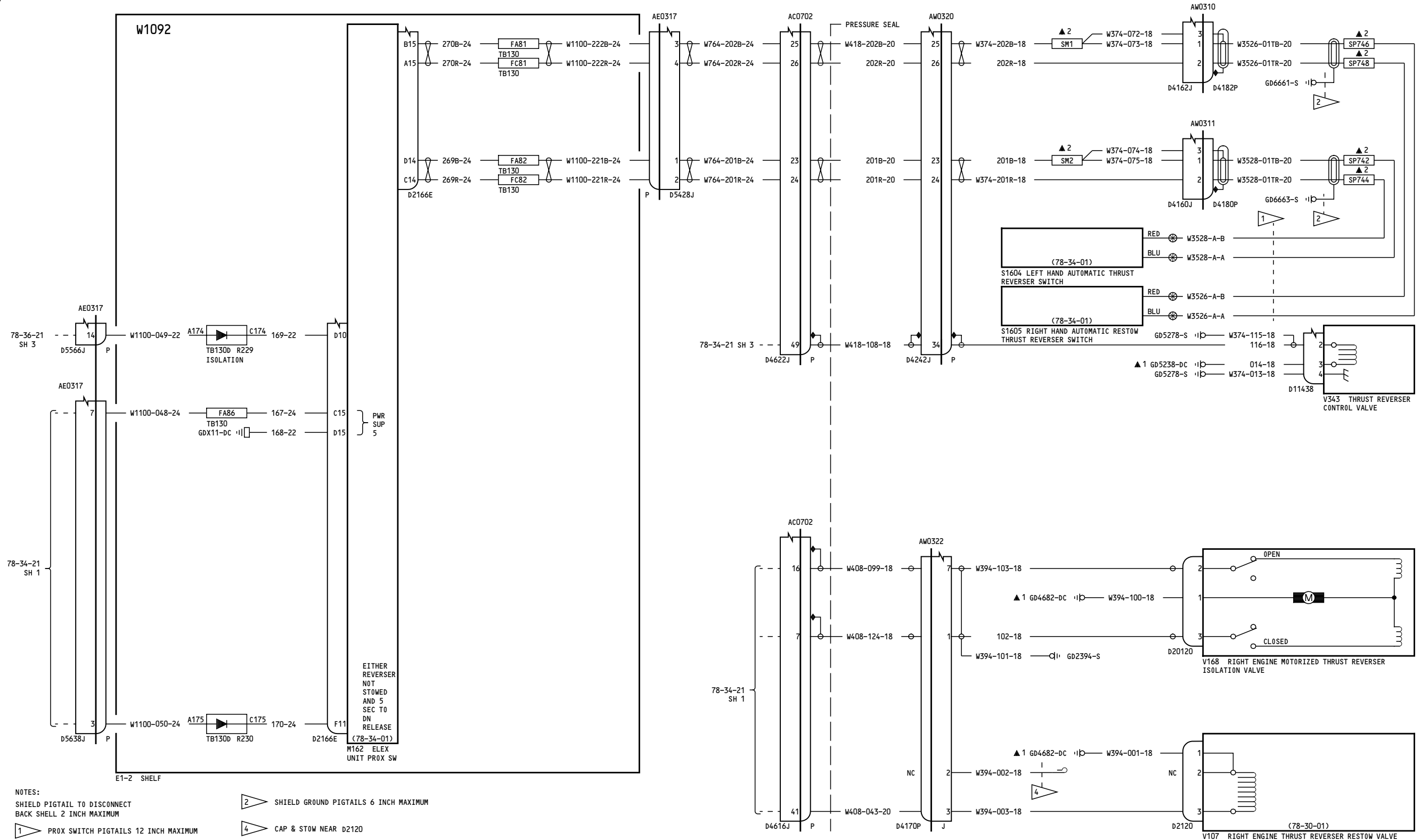
Page 5.1  
Sheet 4  
Jan 21/2005

Incorporates  
78-0062 R04

**78-34-21**

Page 5.1  
Sheet 4  
Jan 21/2005





NOTES:  
 SHIELD PIGTAIL TO DISCONNECT BACK SHELL 2 INCH MAXIMUM  
 PROX SWITCH PIGTAILS 12 INCH MAXIMUM  
 SHIELD GROUND PIGTAILS 6 INCH MAXIMUM  
 CAP & STOW NEAR D2120

167	<p><b>THRUST REVERSER CONTROL- RIGHT ENGINE</b></p> <p>D280T132</p>
-----	---

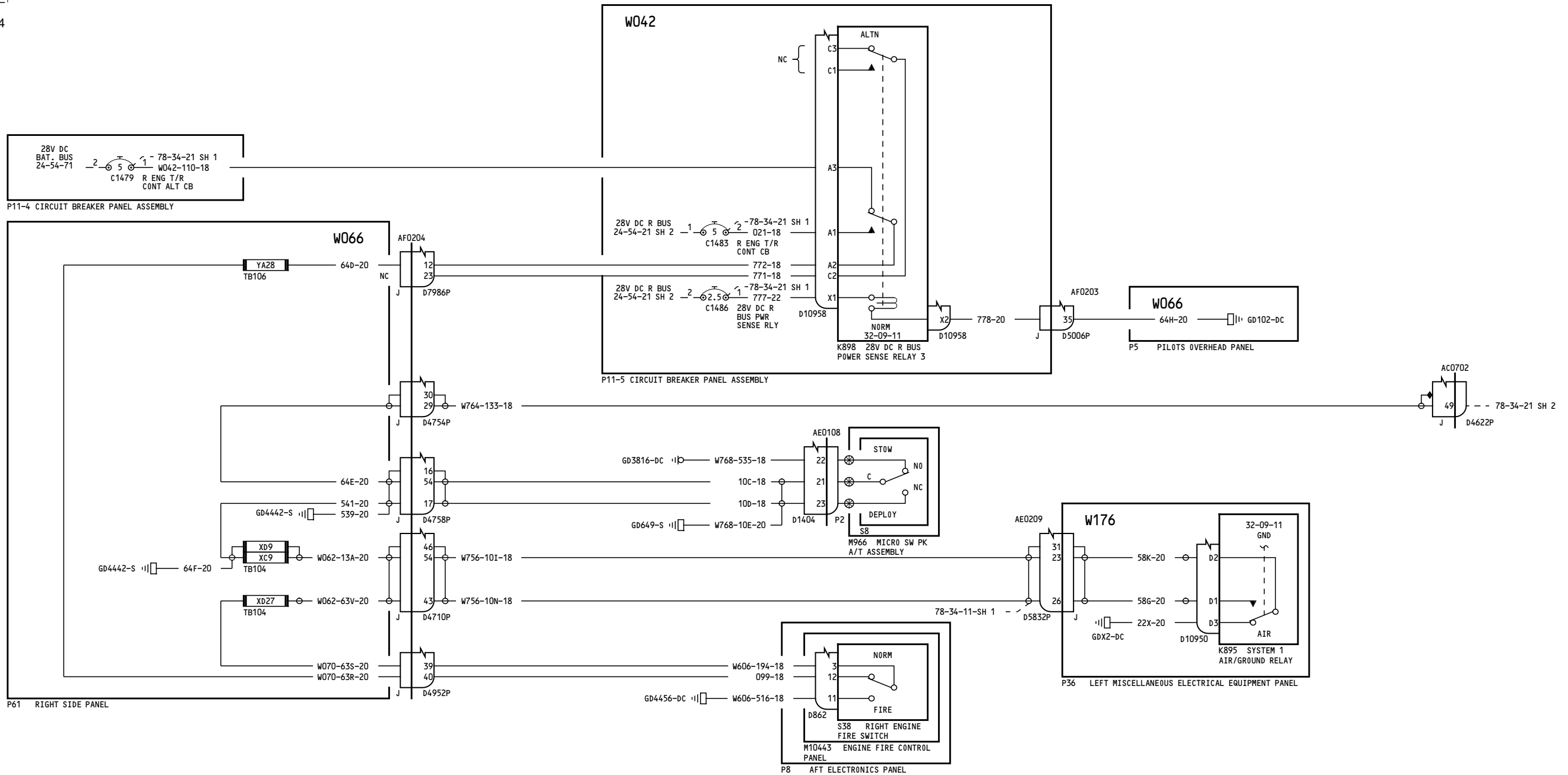
**78-34-21**

Page 6.1  
 Sheet 2  
 Jan 21/2005

Incorporates  
 78-0062 R04

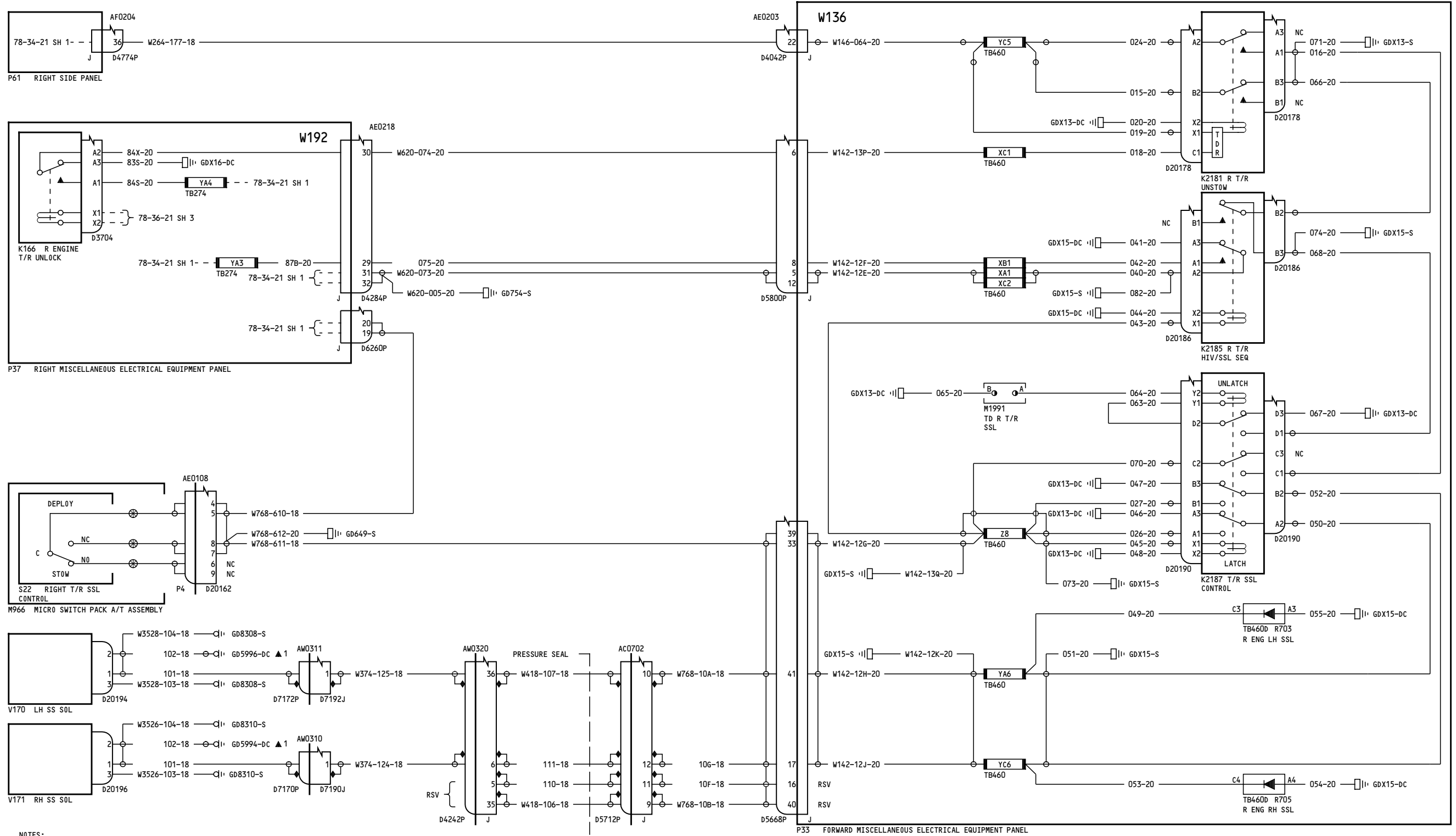
**78-34-21**

Page 6.1  
 Sheet 2  
 Jan 21/2005



NOTES:  
SHIELD PIGTAIL TO DISCONNECT BACKSHELL 2 INCH MAXIMUM

108



NOTES: SHIELD PIGTAIL TO DISCONNECT BACKSHELL 2 INCH MAXIMUM

167

THRUST REVERSER CONTROL- RIGHT ENGINE

D280T132

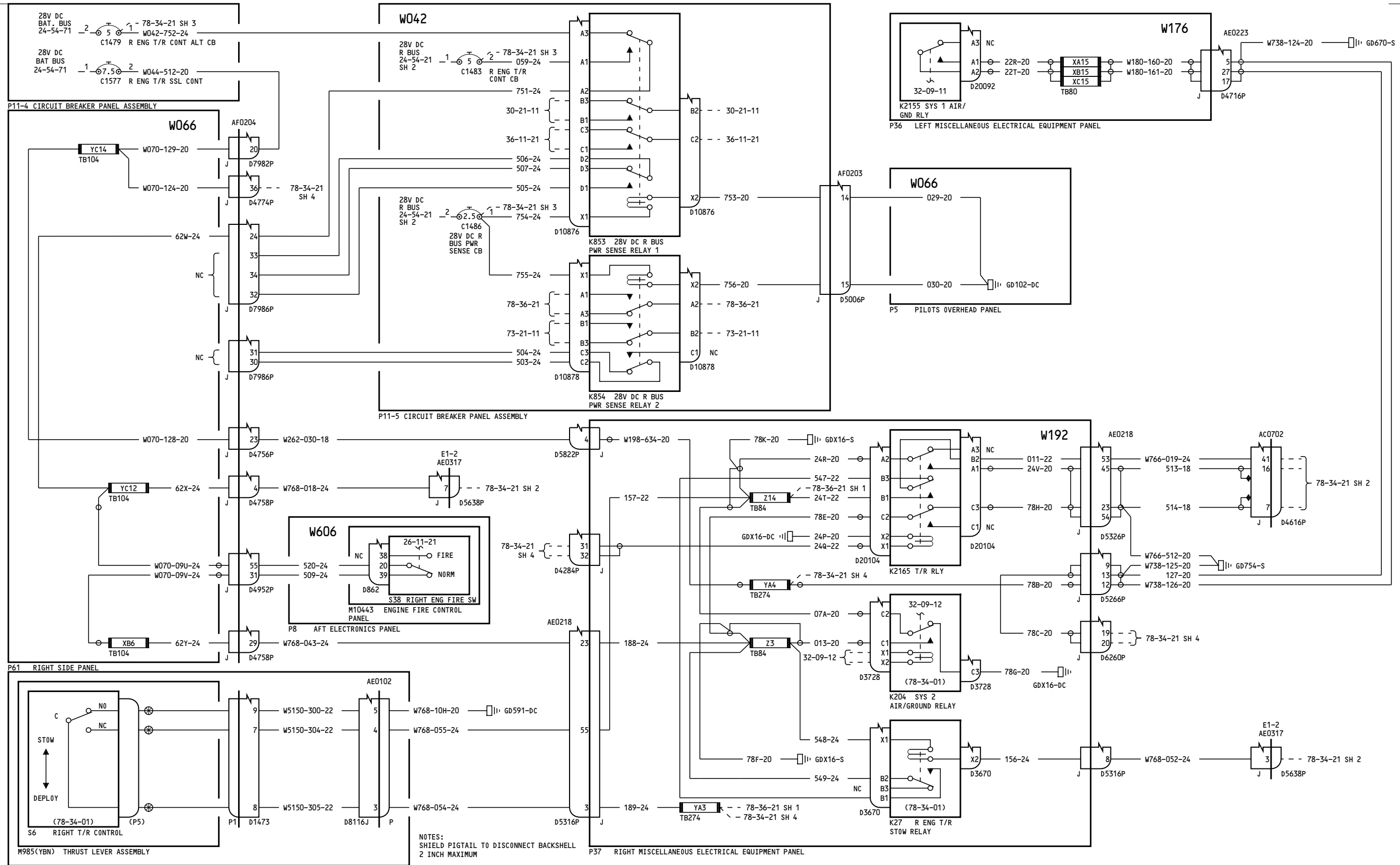
78-34-21

Page 6.1 Sheet 4 Jan 21/2005

Incorporates 78-0062 R04

78-34-21

Page 6.1 Sheet 4 Jan 21/2005



**THRUST REVERSER CONTROL-  
RIGHT ENGINE**

D280T132

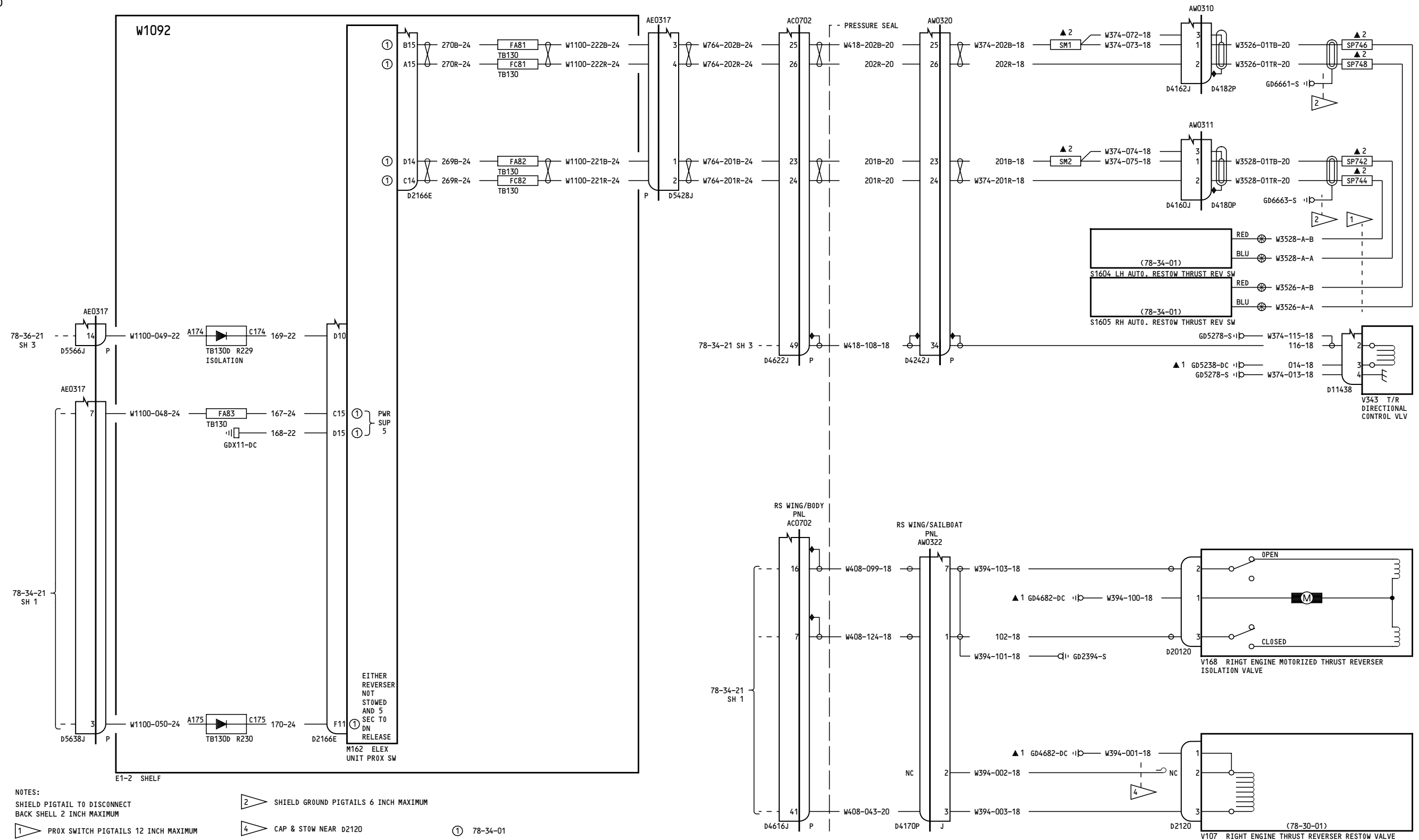
**78-34-21**

Page 7.1  
Sheet 1  
Jan 21/2005

Incorporates  
78-0051FAA  
78-0062 R04

**78-34-21**

Page 7.1  
Sheet 1  
Jan 21/2005



NOTES:  
 SHIELD PIGTAIL TO DISCONNECT BACK SHELL 2 INCH MAXIMUM  
 PROX SWITCH PIGTAILS 12 INCH MAXIMUM  
 SHIELD GROUND PIGTAILS 6 INCH MAXIMUM  
 CAP & STOW NEAR D2120  
 78-34-01

275-276

**THRUST REVERSER CONTROL- RIGHT ENGINE**

D280T132

**78-34-21**

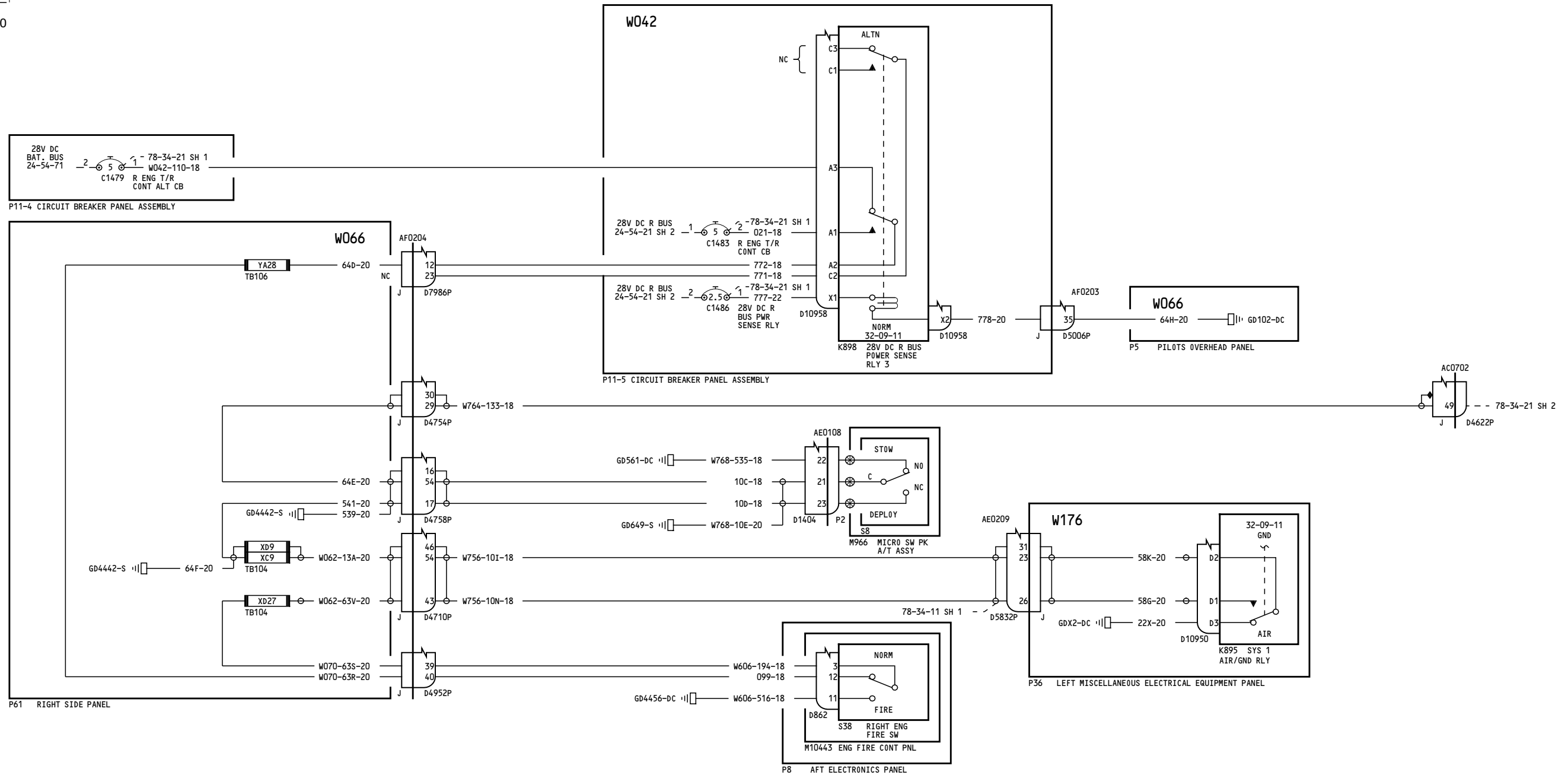
Page 7.1  
 Sheet 2  
 Jan 21/2005

Incorporates  
 78-0051FAA  
 78-0062 R04

**78-34-21**

Page 7.1  
 Sheet 2  
 Jan 21/2005





NOTES:  
SHIELD PIGTAIL TO DISCONNECT BACKSHELL 2 INCH MAXIMUM

275-276	<p align="center"><b>THRUST REVERSER CONTROL- RIGHT ENGINE</b></p> <p align="center">D280T132</p>
---------	---

**78-34-21**

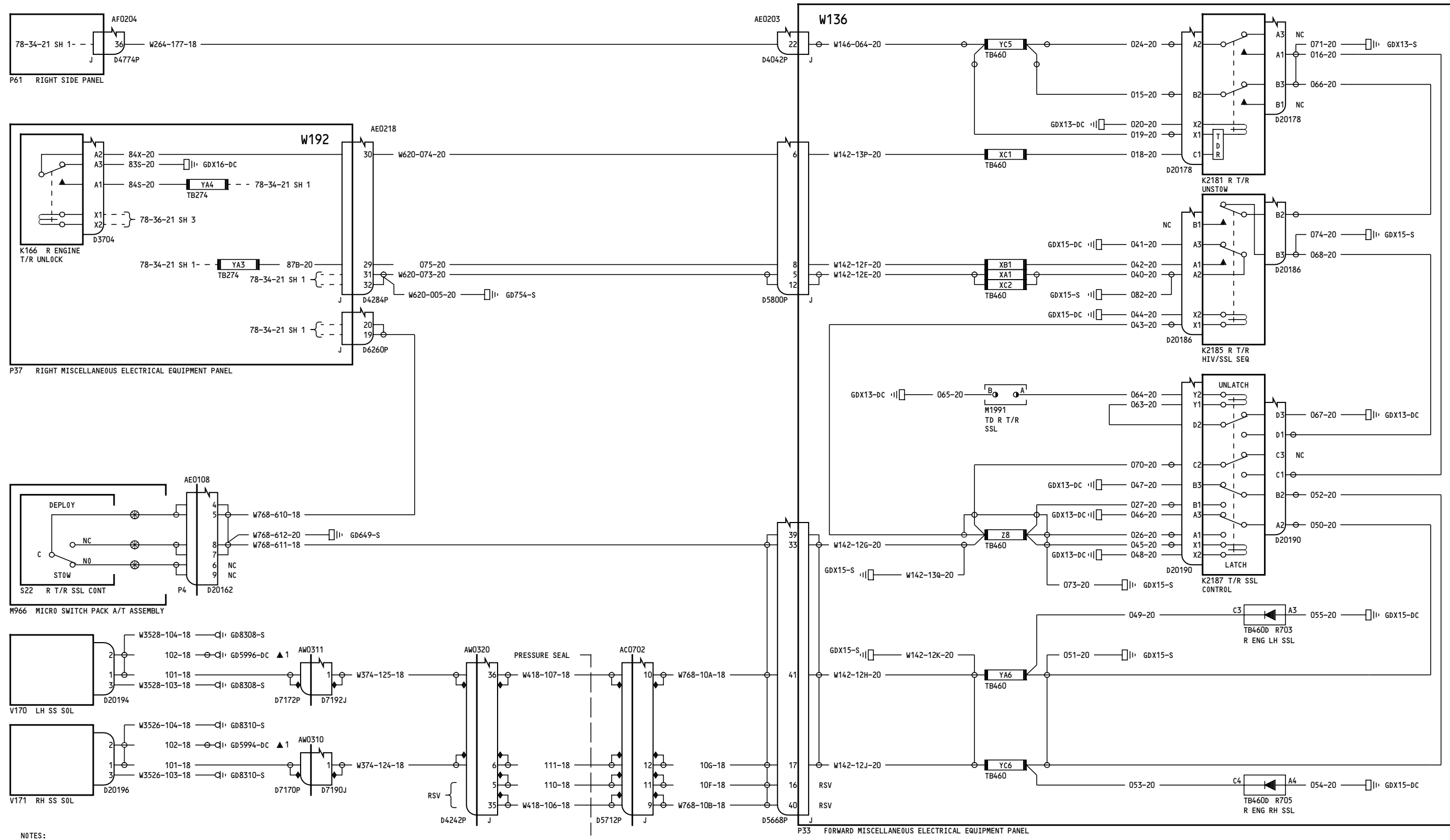
Page 7.1  
Sheet 3  
Jan 21/2005

- Incorporates
- 78-0051FAA
  - 78-0062 R04

**78-34-21**

Page 7.1  
Sheet 3  
Jan 21/2005

122



NOTES:  
SHIELD PIGTAIL TO DISCONNECT BACKSHELL 2 INCH MAXIMUM

275-276

**THRUST REVERSER CONTROL-  
RIGHT ENGINE**

D280T132

**78-34-21**

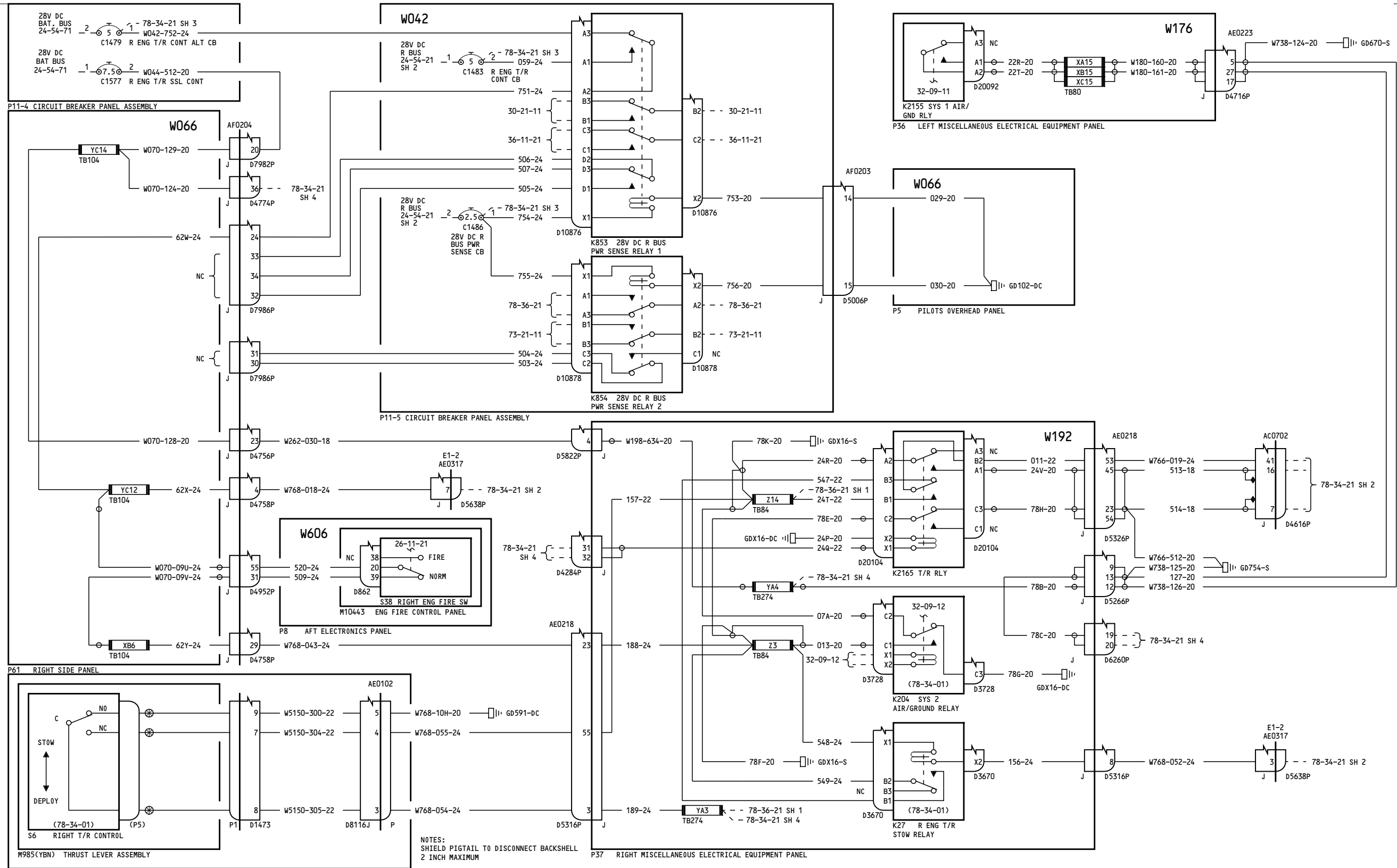
Page 7.1  
Sheet 4  
Jan 21/2005

Incorporates  
78-0051FAA  
78-0062 R04

**78-34-21**

Page 7.1  
Sheet 4  
Jan 21/2005

-A  
184



NOTES:  
SHIELD PIGTAIL TO DISCONNECT BACKSHELL  
2 INCH MAXIMUM



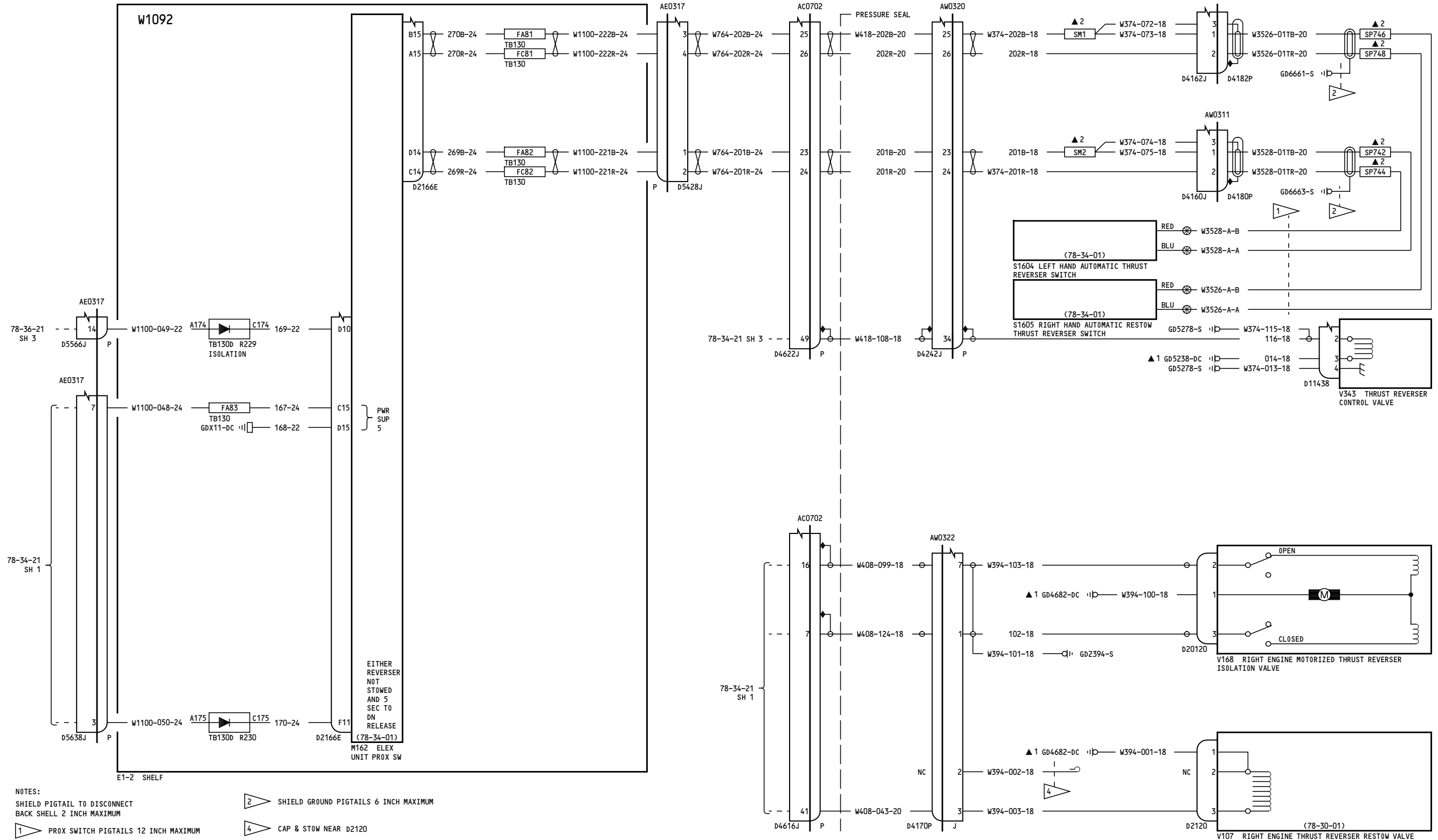
**78-34-21**

Page 8.1  
Sheet 1  
Jan 21/2005

Incorporates  
78-0062 R04

**78-34-21**

Page 8.1  
Sheet 1  
Jan 21/2005



277-278

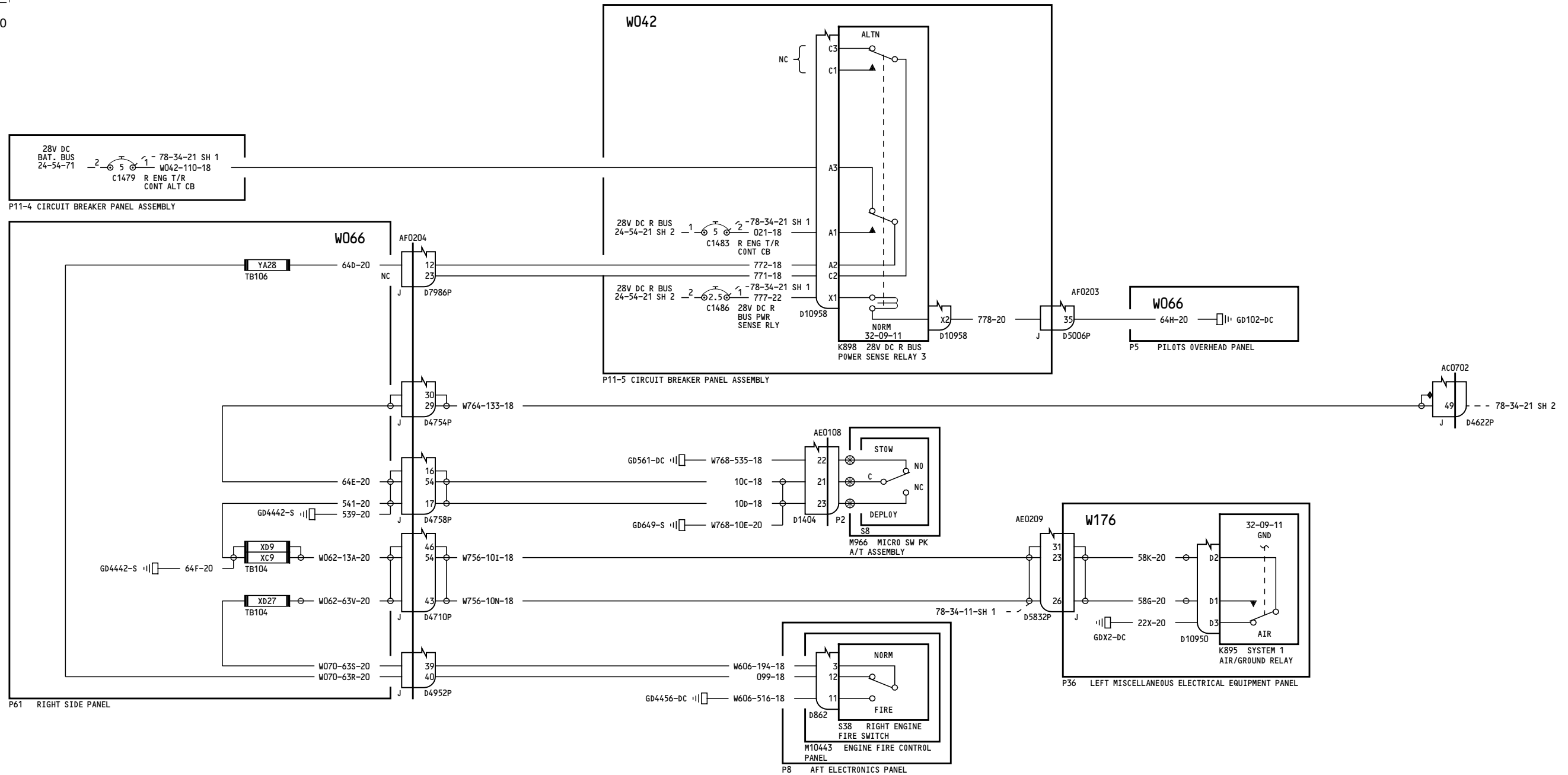
**THRUST REVERSER CONTROL-  
RIGHT ENGINE**

D280T132

**78-34-21**

Incorporates  
78-0062 R04

**78-34-21**



NOTES:  
SHIELD PIGTAIL TO DISCONNECT BACKSHELL 2 INCH MAXIMUM

277-278	<b>THRUST REVERSER CONTROL- RIGHT ENGINE</b>
	D280T132

**78-34-21**

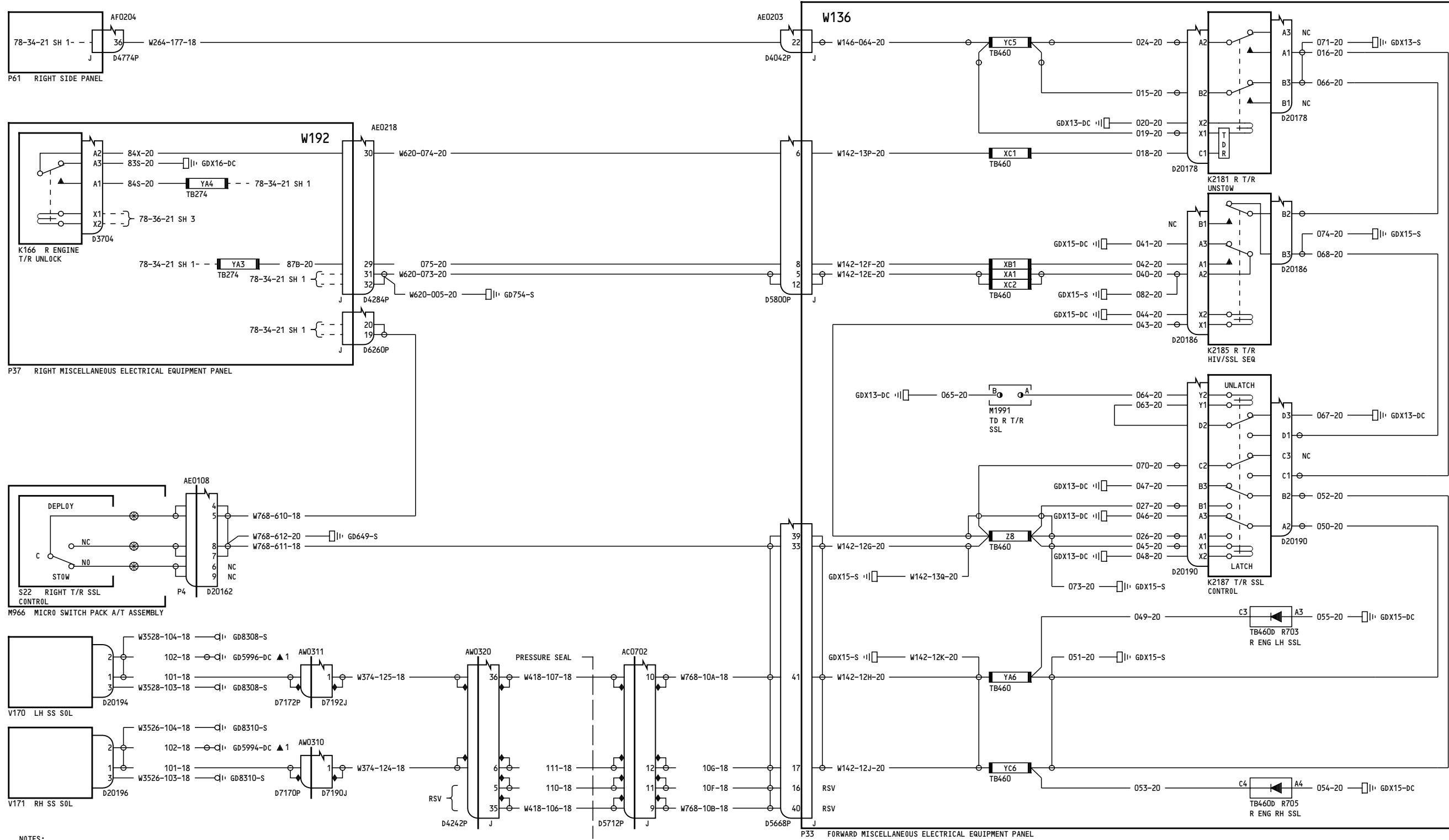
Page 8.1  
Sheet 3  
Jan 21/2005

Incorporates  
78-0062 R04

**78-34-21**

Page 8.1  
Sheet 3  
Jan 21/2005

127



NOTES:  
SHIELD PIGTAIL TO DISCONNECT BACKSHELL 2 INCH MAXIMUM

277-278

THRUST REVERSER CONTROL-  
RIGHT ENGINE

D280T132

78-34-21

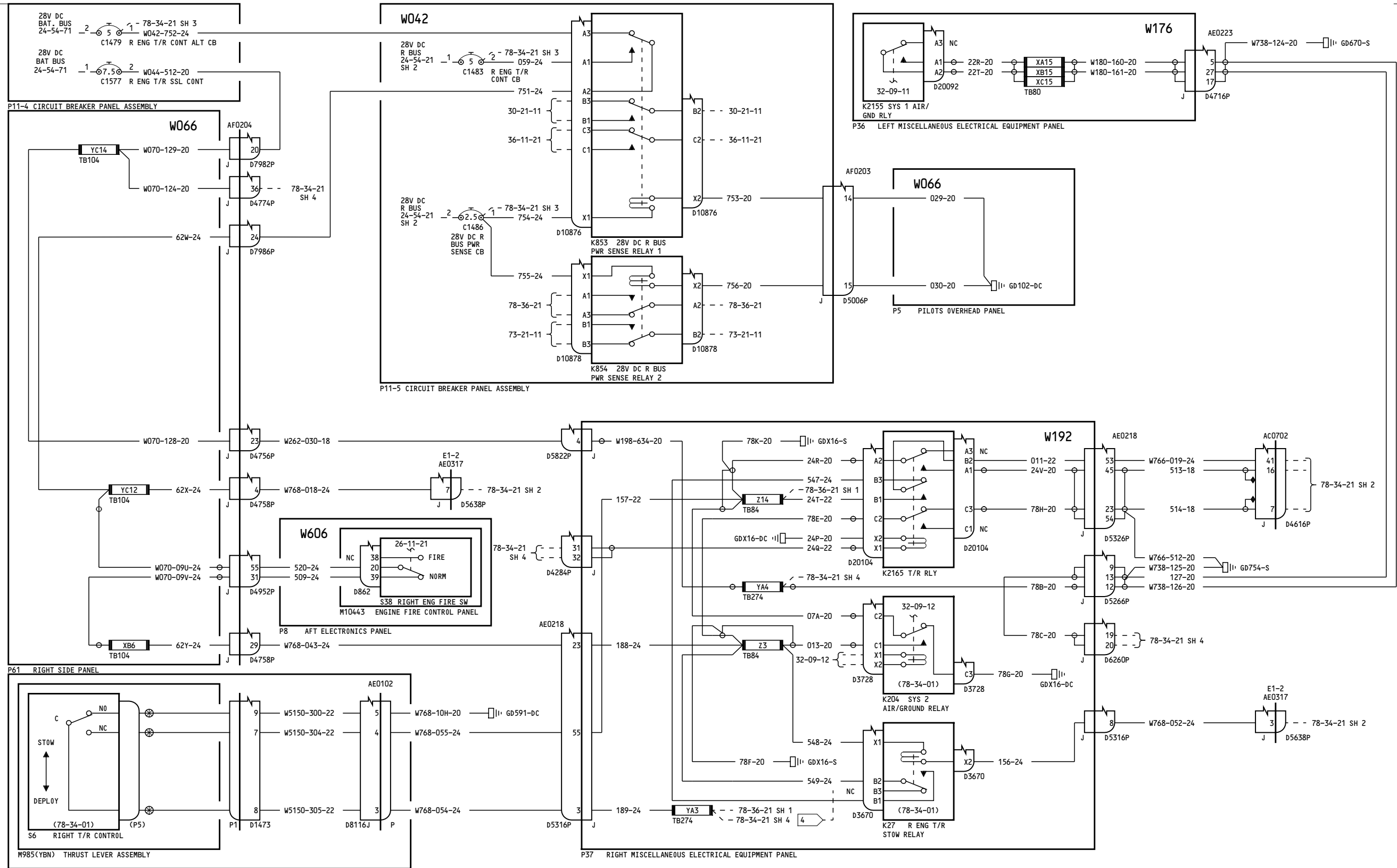
Page 8.1  
Sheet 4  
Jan 21/2005

Incorporates  
78-0062 R04

78-34-21

Page 8.1  
Sheet 4  
Jan 21/2005

-A  
180



**THRUST REVERSER CONTROL-  
RIGHT ENGINE**

D280T132

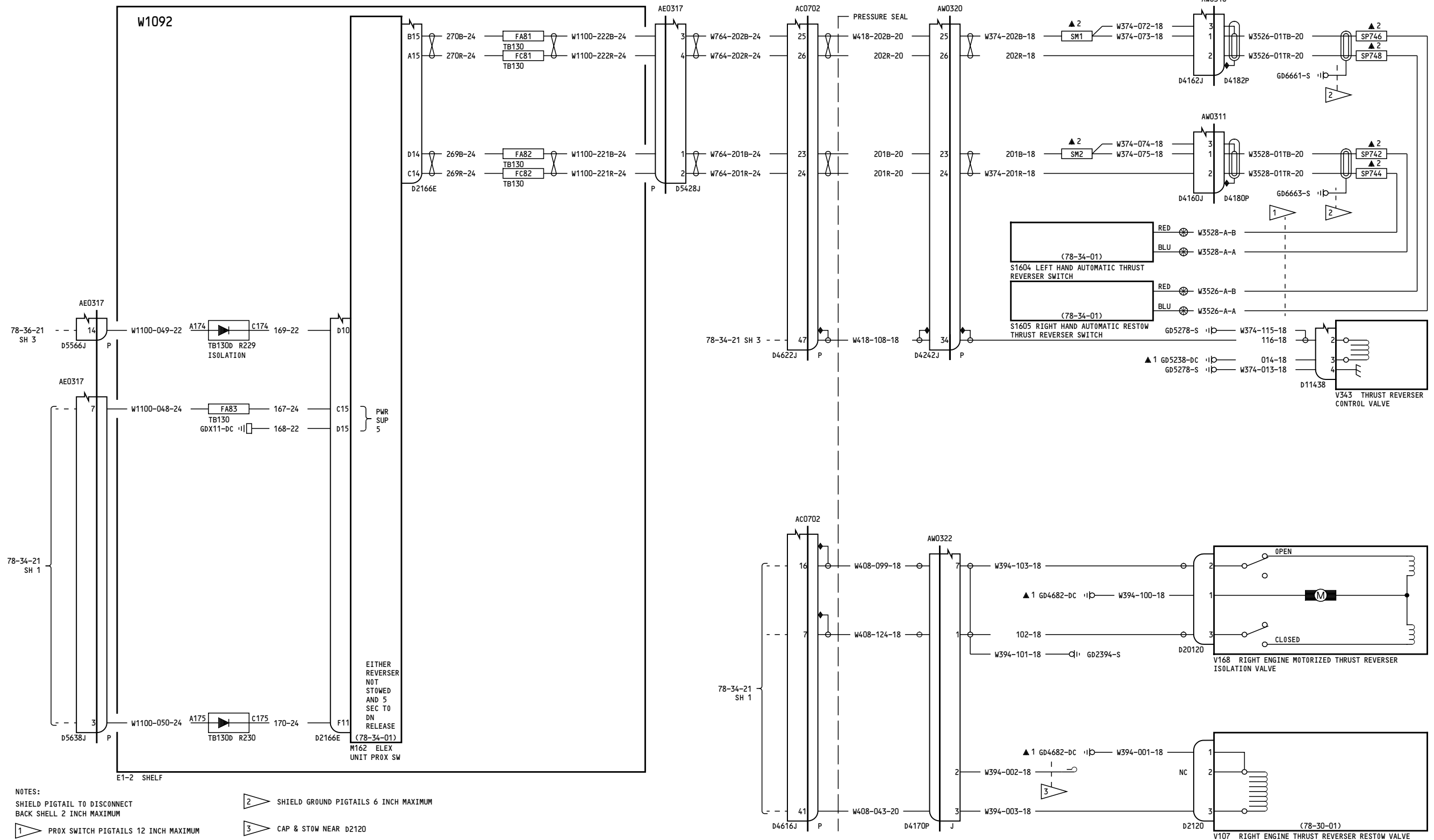
**78-34-21**

Page 9.1  
Sheet 1  
Jan 21/2005

Incorporates  
78-0062 R04

**78-34-21**

Page 9.1  
Sheet 1  
Jan 21/2005



280

**THRUST REVERSER CONTROL-  
RIGHT ENGINE**

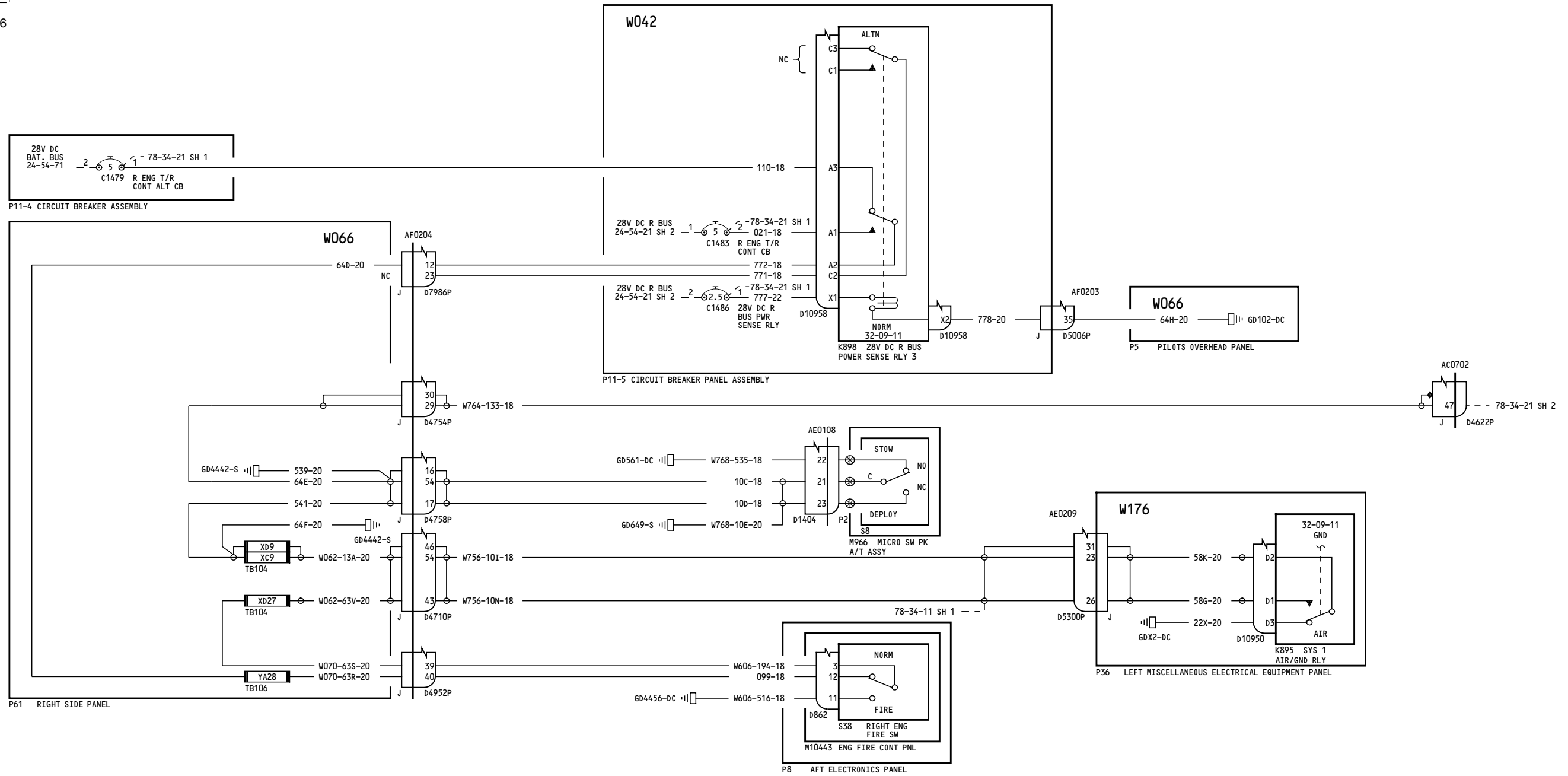
D280T132

**78-34-21**

Incorporates  
78-0062 R04

**78-34-21**





NOTES:  
SHIELD PIGTAIL TO DISCONNECT BACKSHELL 2 INCH MAXIMUM

280	<p><b>THRUST REVERSER CONTROL- RIGHT ENGINE</b></p> <p>D280T132</p>
-----	---

**78-34-21**

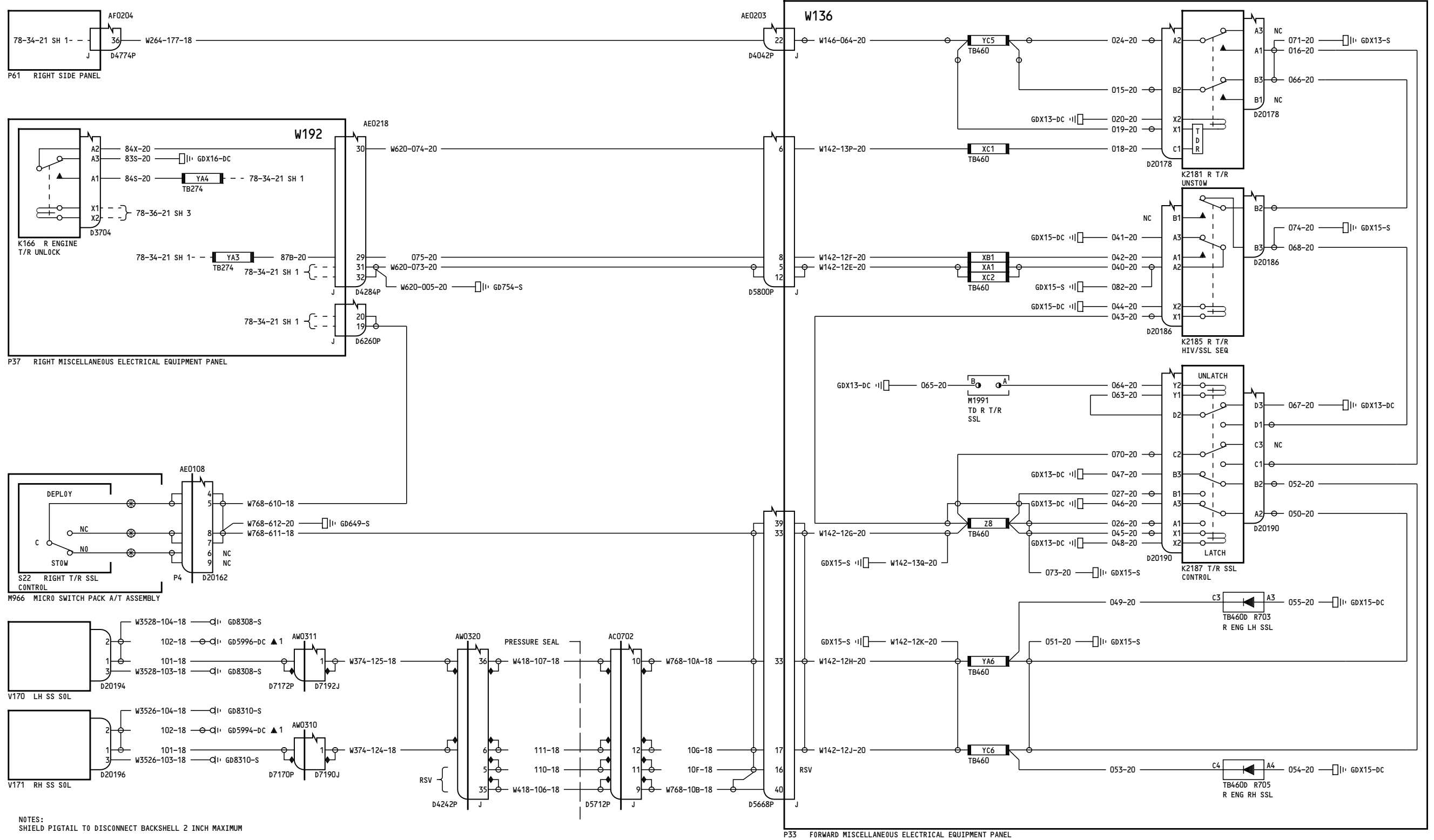
Page 9.1  
Sheet 3  
Jan 21/2005

Incorporates  
78-0062 R04

**78-34-21**

Page 9.1  
Sheet 3  
Jan 21/2005

115



NOTES:  
SHIELD PIGTAIL TO DISCONNECT BACKSHELL 2 INCH MAXIMUM

280

THRUST REVERSER CONTROL-  
RIGHT ENGINE

D280T132

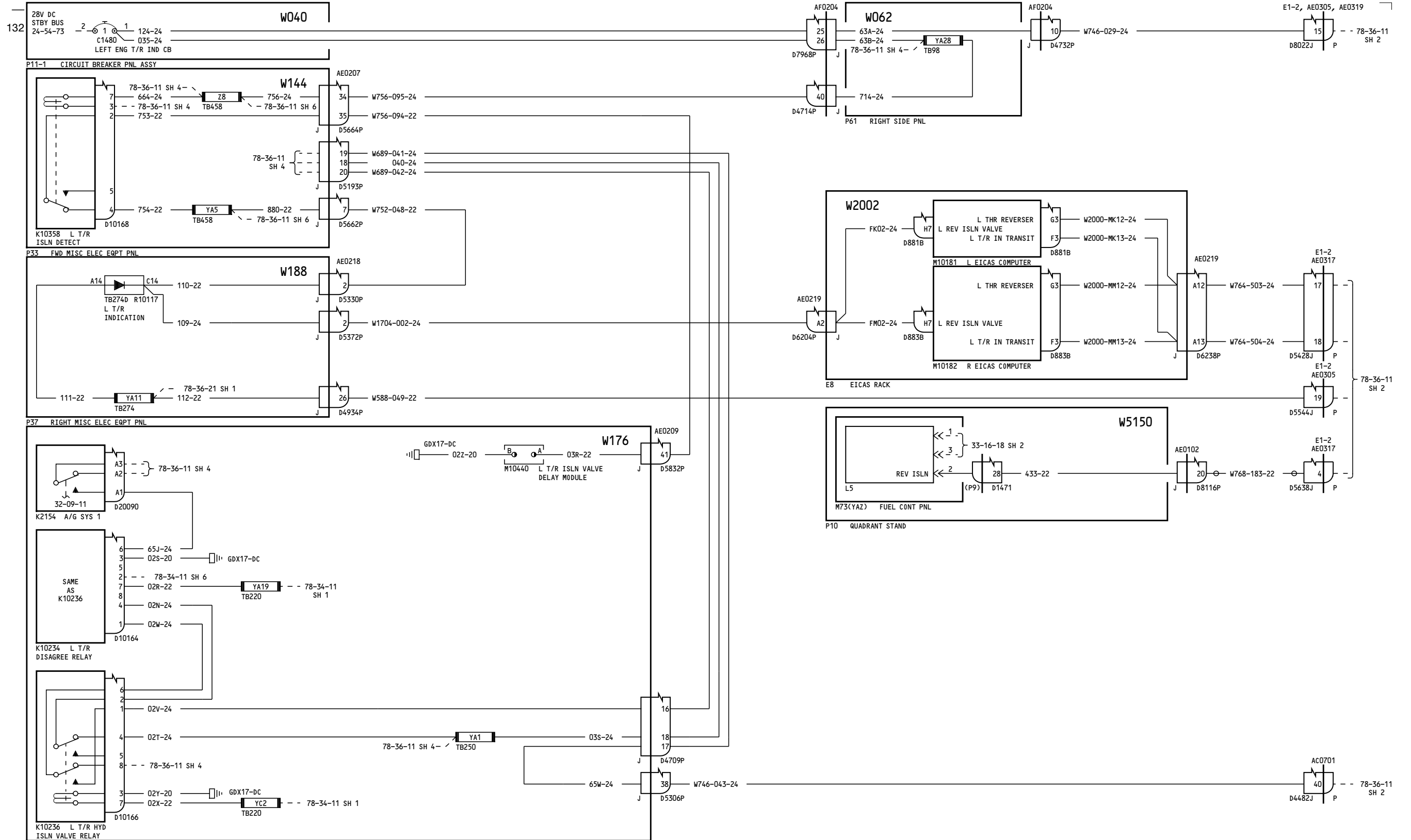
78-34-21

Page 9.1  
Sheet 4  
Jan 21/2005

Incorporates  
78-0062 R04

78-34-21

Page 9.1  
Sheet 4  
Jan 21/2005



050-051

**THRUST REVERSER POSITION INDICATING SYSTEM- LEFT ENGINE**

D280T132

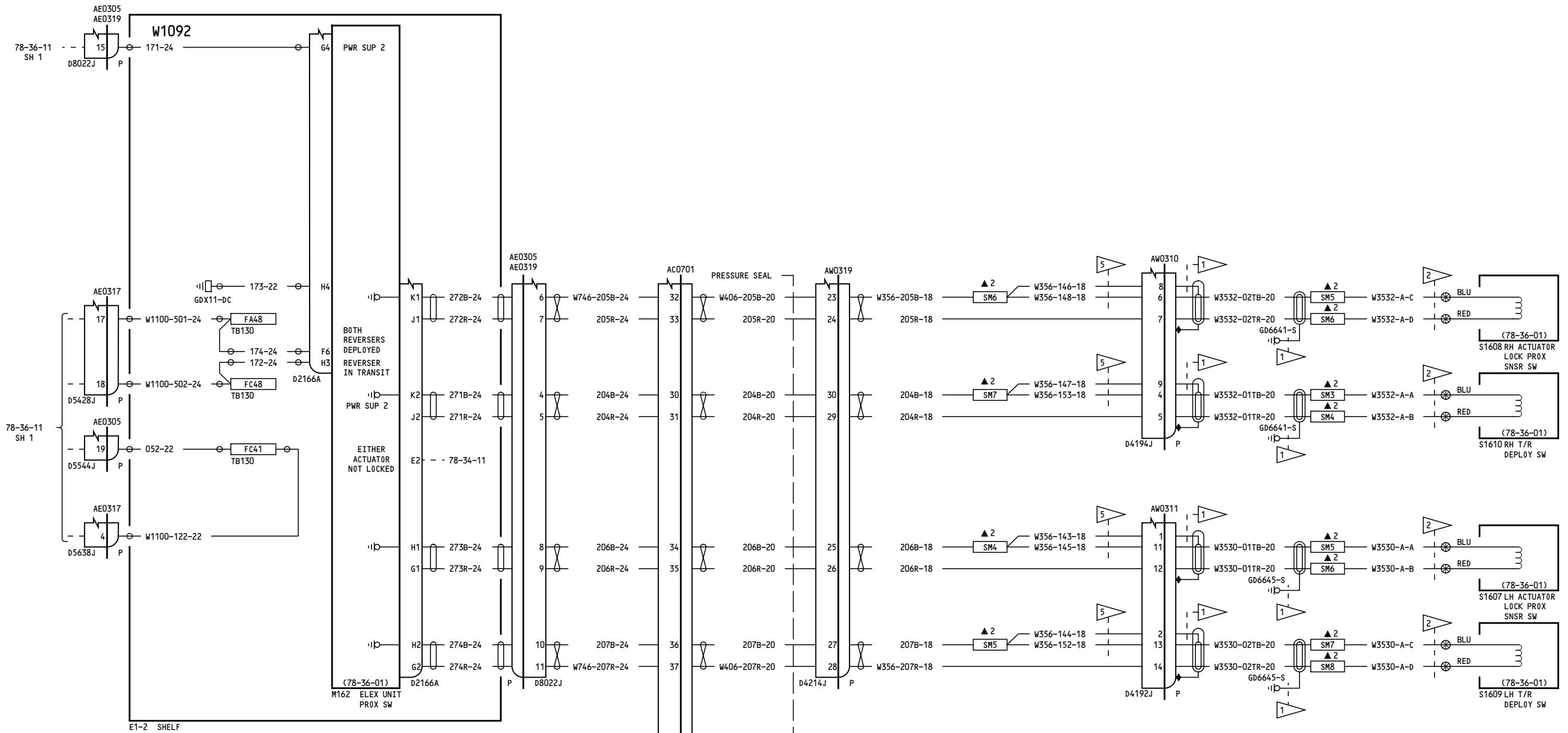
**78-36-11**

Page 1.1  
Sheet 1  
Jan 21/2005

Incorporates  
78-0051FAA  
78-0062 R04

**78-36-11**

Page 1.1  
Sheet 1  
Jan 21/2005



- NOTES:
- SHIELD PIGTAIL TO DISCONNECT BACKSHELL 2 INCH MAXIMUM
  - 1 SHIELD PIGTAILS 6 INCH MAXIMUM
  - 2 PROX SENSOR PIGTAILS 12 INCH MAXIMUM EXCEPT S164 AND S165 SHALL BE 16 INCH MAXIMUM
  - 5 MAXIMUM LENGTH FOR PIGTAIL TO SPLICE 6 INCHES INCLUDING CONNECTOR

050-051

**THRUST REVERSER POSITION INDICATING SYSTEM- LEFT ENGINE**

D280T132

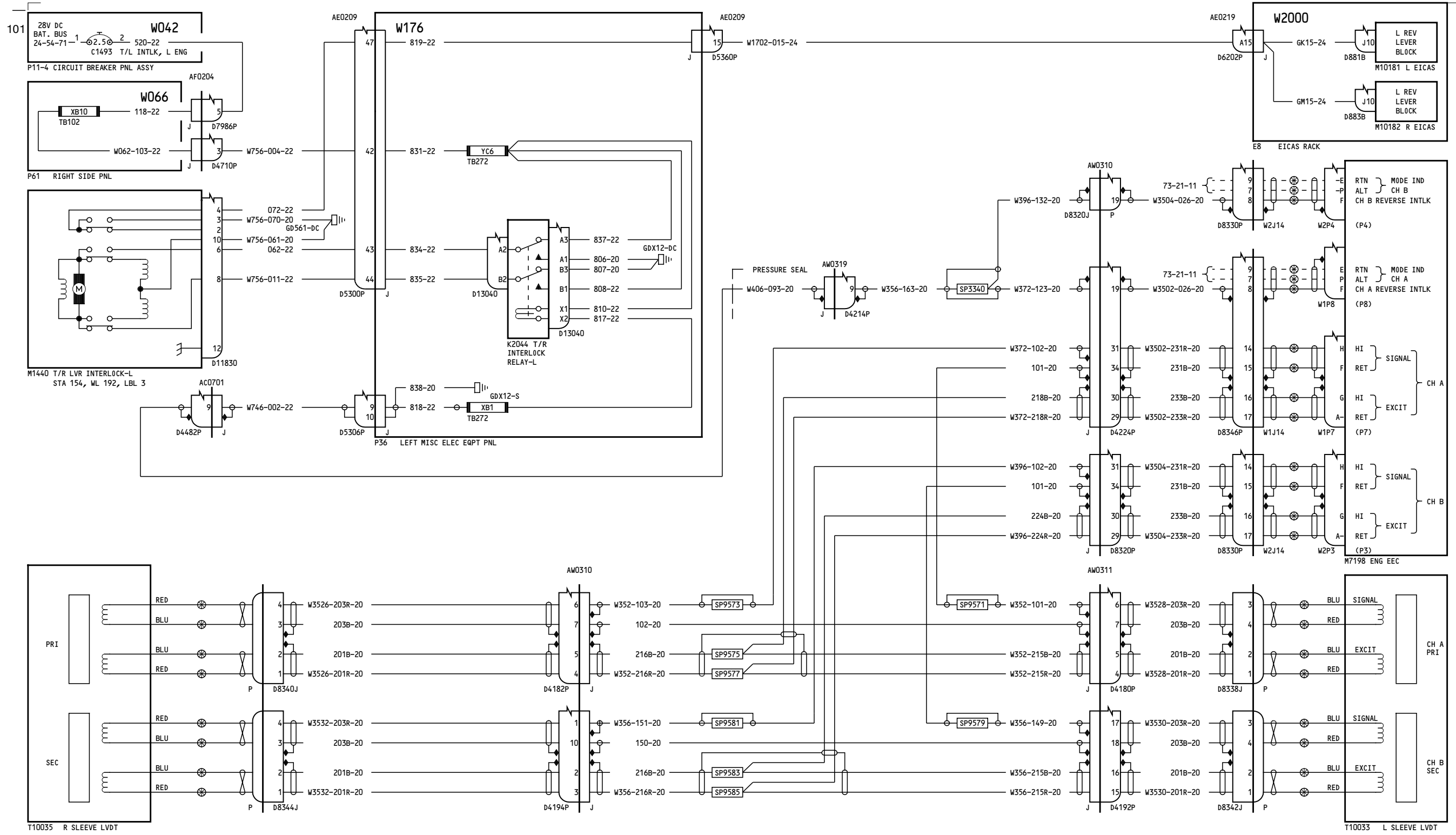
**78-36-11**

Page 1.1  
Sheet 2  
Jan 21/2005

Incorporates  
78-0051FAA  
78-0062 R04

**78-36-11**

Page 1.1  
Sheet 2  
Jan 21/2005



NOTES:  
 SHIELD PIGTAIL TO DISCONNECT  
 BACKSHELL 2 INCH MAXIMUM

050-051

**THRUST REVERSER POSITION  
 INDICATING SYSTEM-  
 LEFT ENGINE**

D280T132

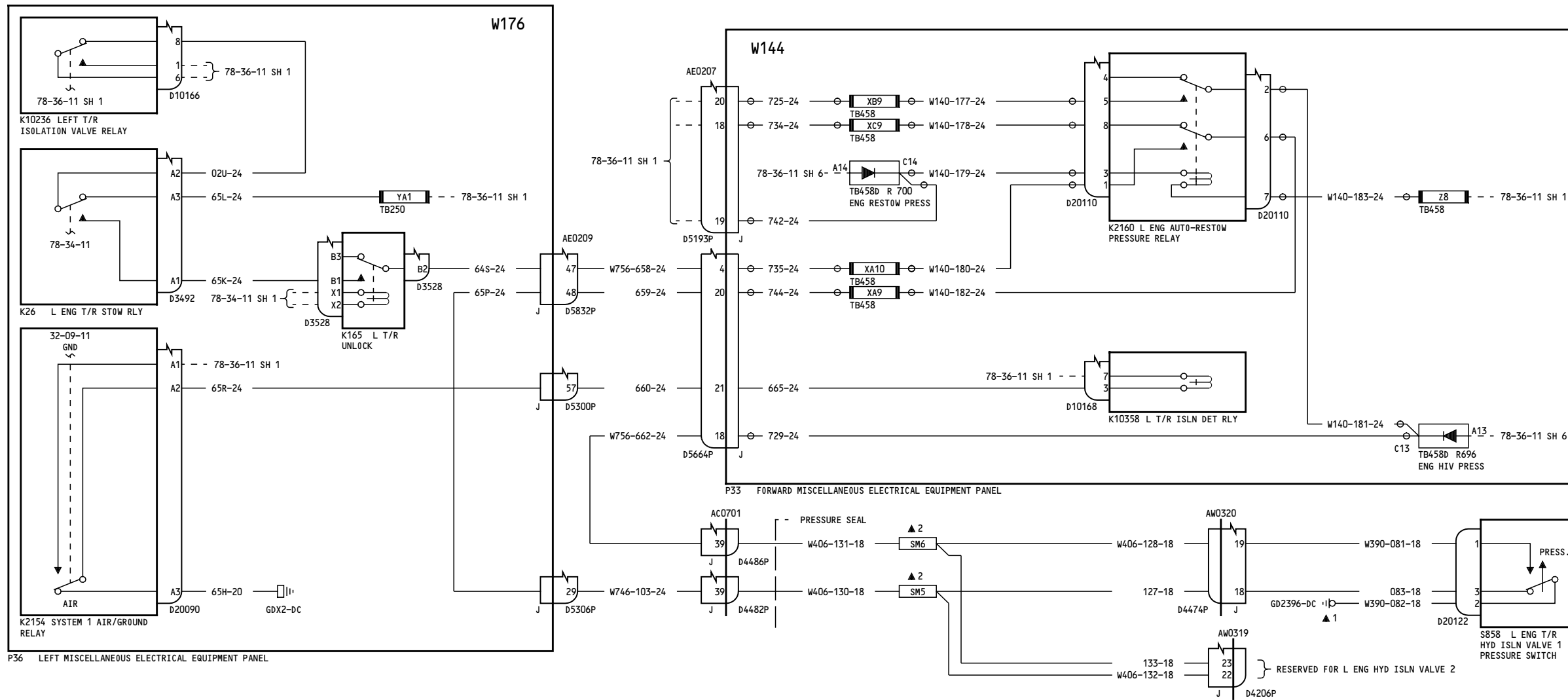
**78-36-11**

Page 1.1  
 Sheet 3  
 Jan 21/2005

Incorporates  
 78-0051FAA  
 78-0062 R04

**78-36-11**

Page 1.1  
 Sheet 3  
 Jan 21/2005



050-051	<p><b>THRUST REVERSER POSITION INDICATING SYSTEM- LEFT ENGINE</b></p> <p>D280T132</p>
---------	---

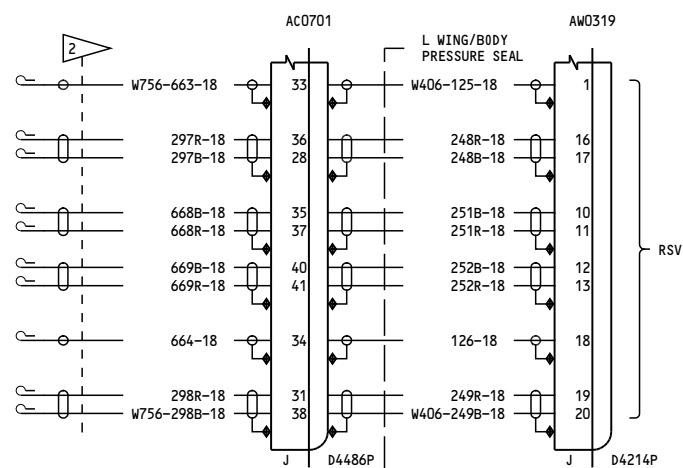
**78-36-11**

Page 1.1  
Sheet 4  
Jan 21/2005

- Incorporates
- ▶ 78-0051FAA
  - ▶ 78-0062 R04

**78-36-11**

Page 1.1  
Sheet 4  
Jan 21/2005



NOTES: SHIELD PIGTAIL TO DISCONNECT BACKSHELL 2 INCH MAXIMUM

2 CAP & STOW NEAR P33

050-051

**THRUST REVERSER POSITION  
INDICATING SYSTEM-  
LEFT ENGINE**

D280T132

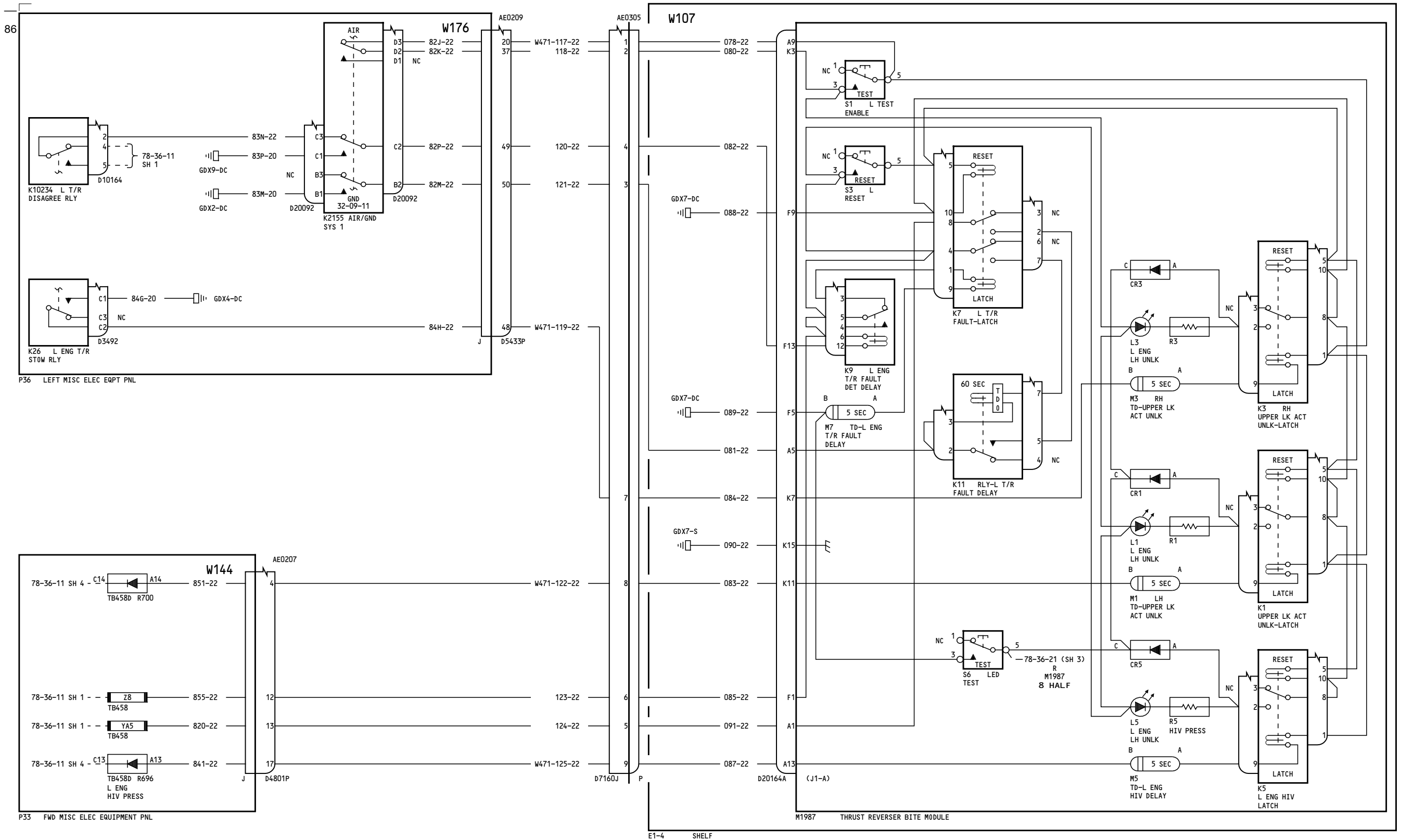
**78-36-11**

Page 1.1  
Sheet 5  
Jan 21/2005

Incorporates  
78-0051FAA  
78-0062 R04

**78-36-11**

Page 1.1  
Sheet 5  
Jan 21/2005



050-051

**THRUST REVERSER POSITION INDICATING SYSTEM-LEFT ENGINE**

D280T132

**78-36-11**

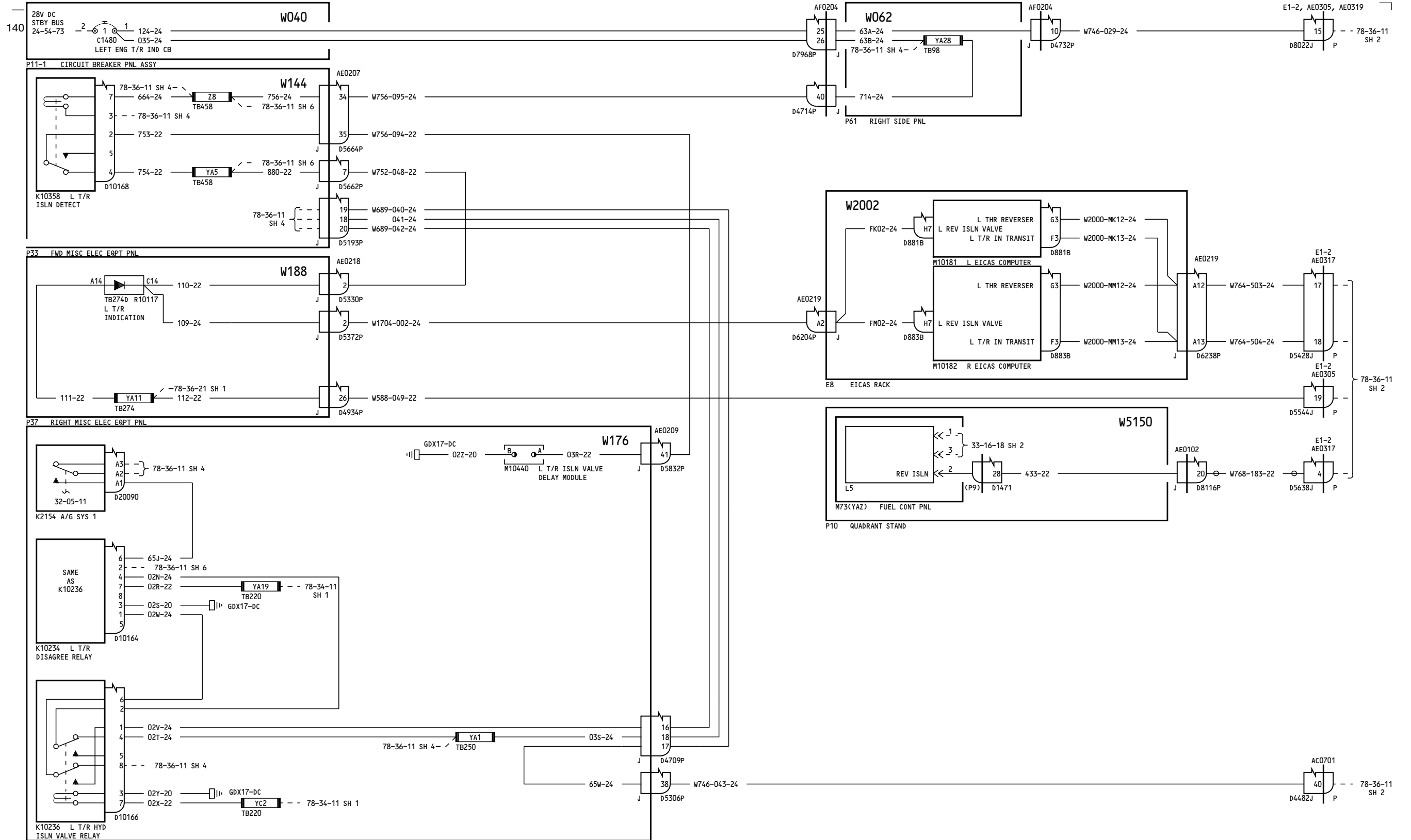
Page 1.1  
Sheet 6  
Jan 21/2005

Incorporates  
78-0062 R04

**78-36-11**

Page 1.1  
Sheet 6  
Jan 21/2005





150-156, 162-166

**THRUST REVERSER POSITION INDICATING SYSTEM- LEFT ENGINE**

D280T132

**78-36-11**

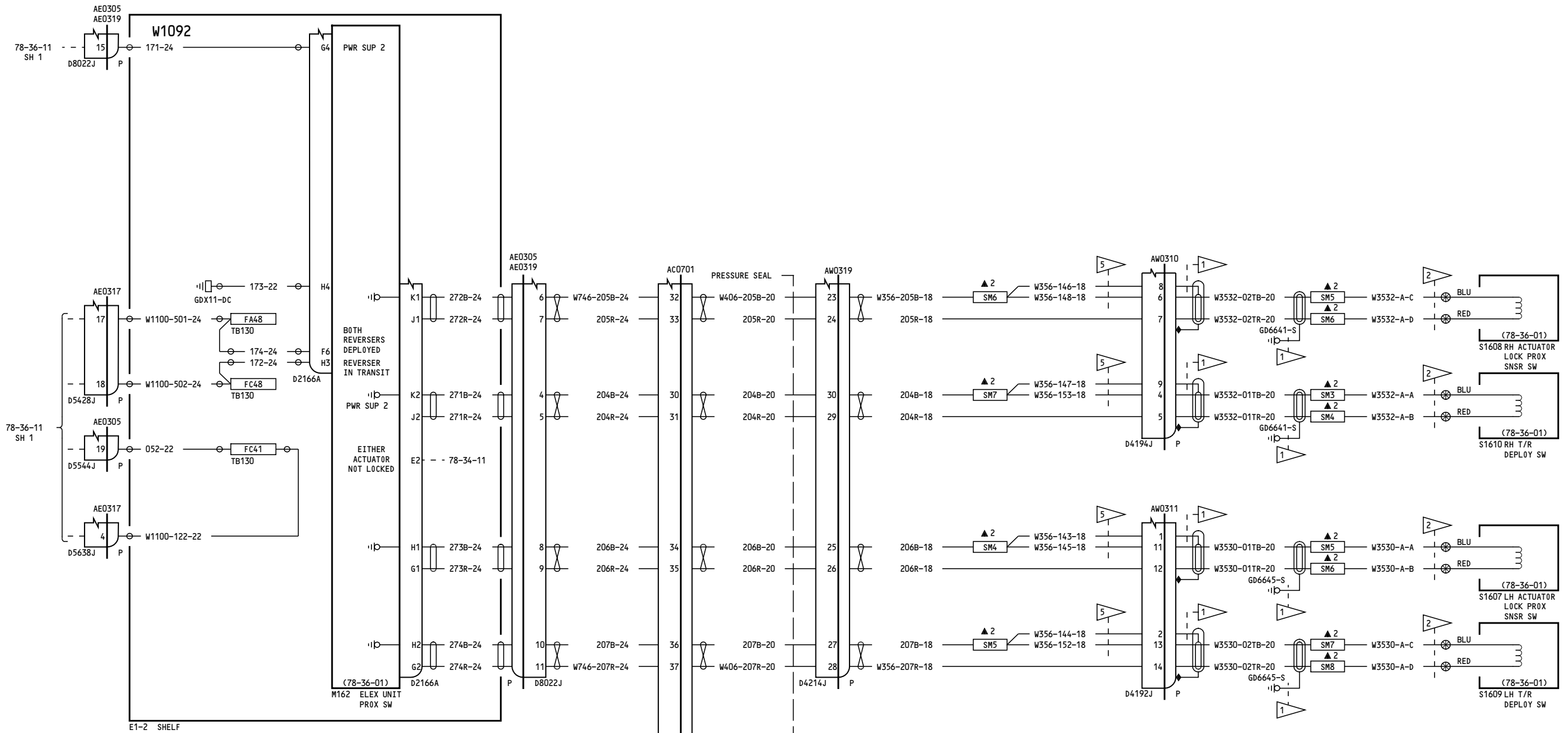
Page 2.1  
Sheet 1  
Jan 21/2005

Incorporates  
78-0051FAA  
78-0062 R04

**78-36-11**

Page 2.1  
Sheet 1  
Jan 21/2005

135



- NOTES:
- SHIELD PIGTAIL TO DISCONNECT BACK SHELL 2 INCH MAXIMUM
  - 1 SHIELD PIGTAILS 6 INCH MAXIMUM
  - 2 PROX SENSOR PIGTAILS 12 INCH MAXIMUM EXCEPT S164 AND S165 SHALL BE 16 INCH MAXIMUM
  - 5 MAXIMUM LENGTH FOR PIGTAIL TO SPLICE 6 INCHES INCLUDING CONNECTOR

150-156, 162-166

**THRUST REVERSER POSITION INDICATING SYSTEM- LEFT ENGINE**

D280T132

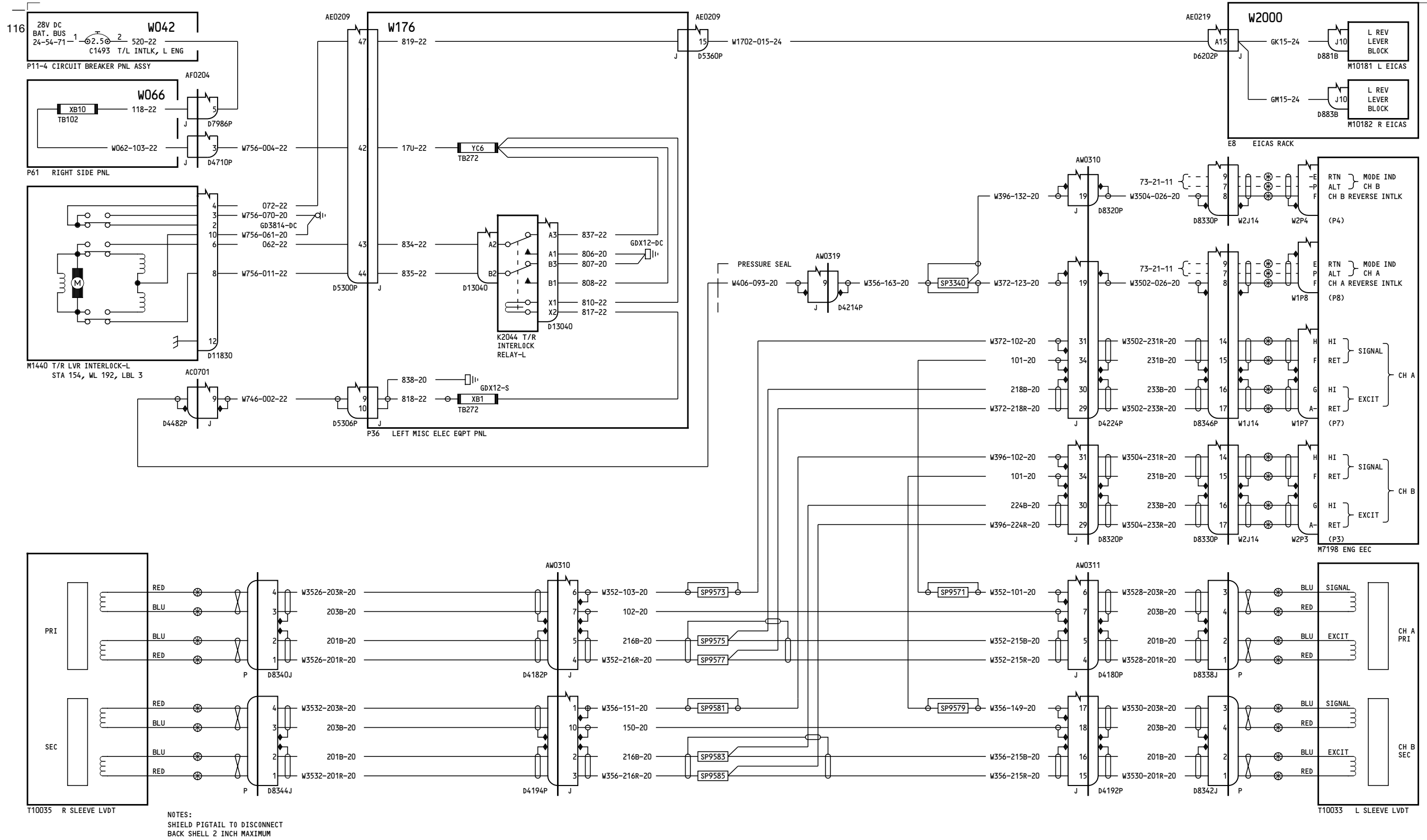
**78-36-11**

Page 2.1  
Sheet 2  
Jan 21/2005

- Incorporates
- 78-0051FAA
  - 78-0062 R04

**78-36-11**

Page 2.1  
Sheet 2  
Jan 21/2005



NOTES:  
SHIELD PIGTAIL TO DISCONNECT  
BACK SHELL 2 INCH MAXIMUM

150-156, 162-166

**THRUST REVERSER POSITION  
INDICATING SYSTEM-  
LEFT ENGINE**

D280T132

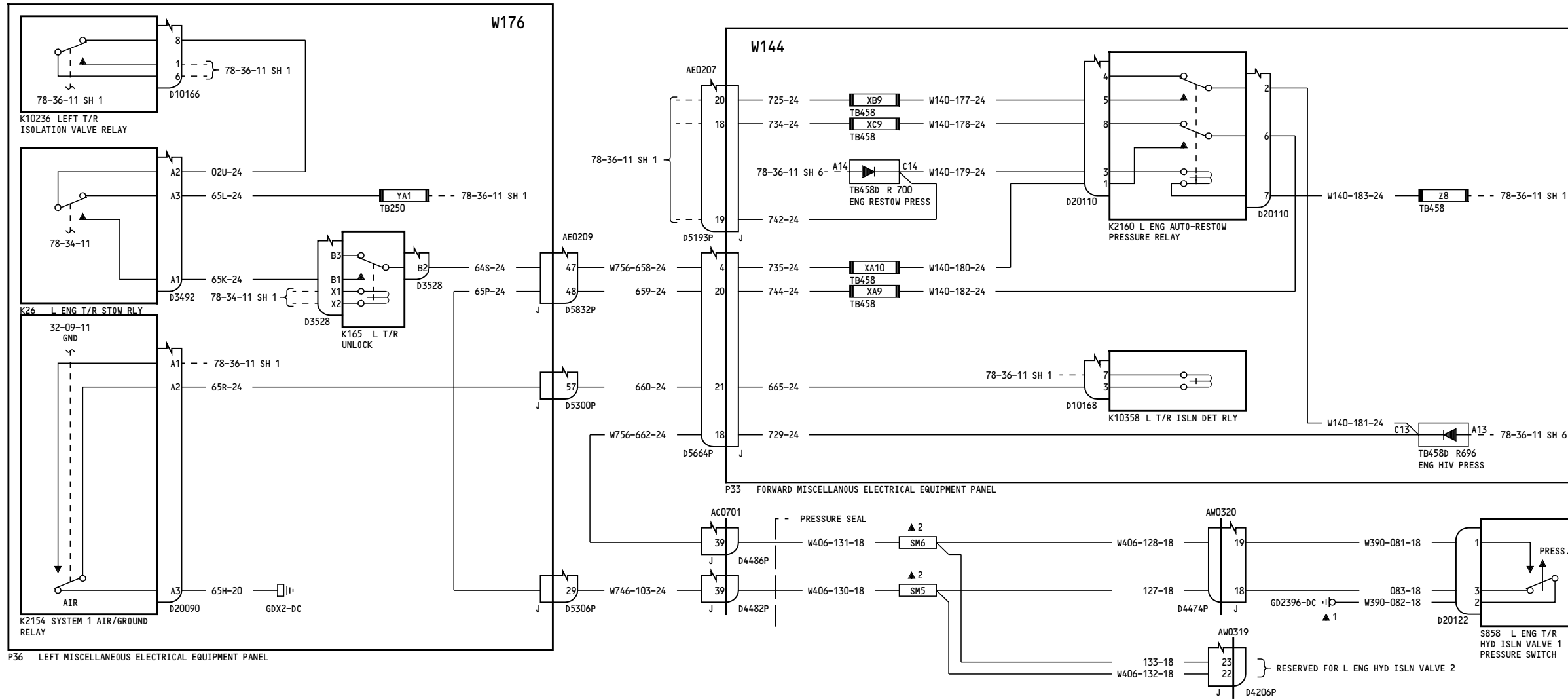
**78-36-11**

Page 2.1  
Sheet 3  
Jan 21/2005

Incorporates  
78-0051FAA  
78-0062 R04

**78-36-11**

Page 2.1  
Sheet 3  
Jan 21/2005



150-156, 162-166

**THRUST REVERSER POSITION  
INDICATING SYSTEM-  
LEFT ENGINE**

D280T132

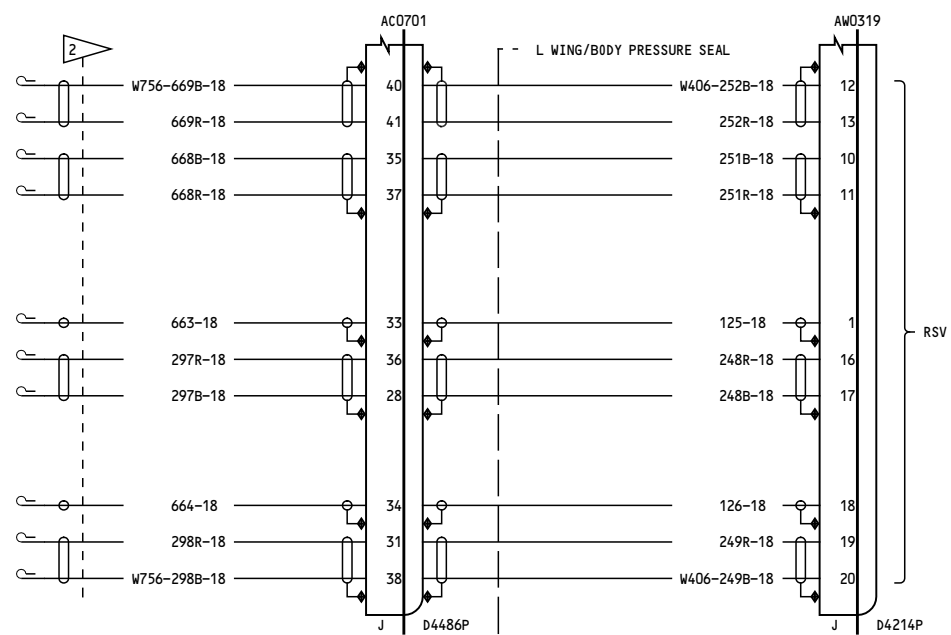
**78-36-11**

Page 2.1  
Sheet 4  
Jan 21/2005

Incorporates  
78-0051FAA  
78-0062 R04

**78-36-11**

Page 2.1  
Sheet 4  
Jan 21/2005



NOTES:  
SHIELD PIGTAIL TO DISCONNECT BACKSHELL 2 INCH MAXIMUM

2 CAP & STOW NEAR P33

150-156, 162-166

**THRUST REVERSER POSITION  
INDICATING SYSTEM-  
LEFT ENGINE**

D280T132

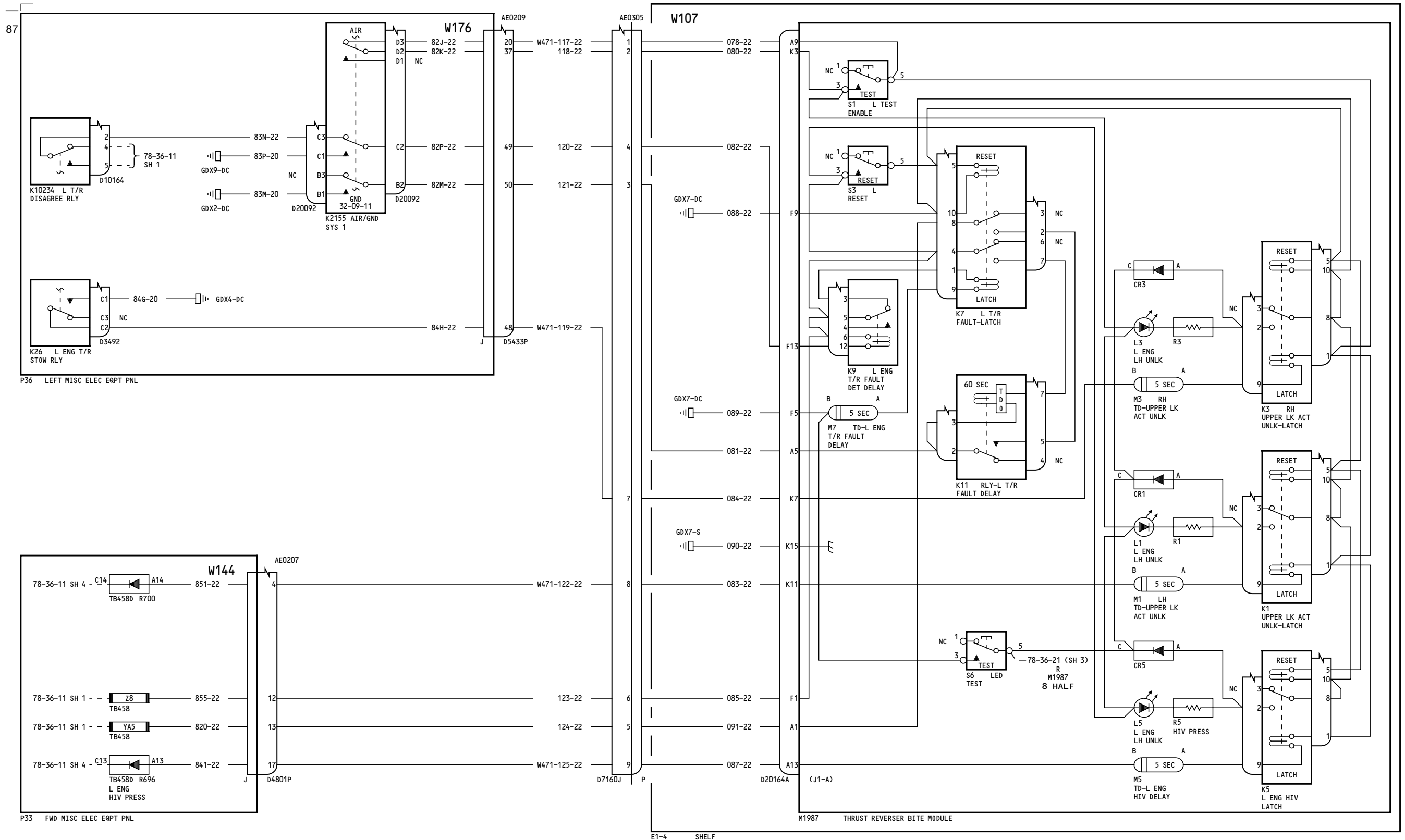
**78-36-11**

Page 2.1  
Sheet 5  
Jan 21/2005

Incorporates  
78-0051FAA  
78-0062 R04

**78-36-11**

Page 2.1  
Sheet 5  
Jan 21/2005



150-156, 162-166

**THRUST REVERSER POSITION INDICATING SYSTEM- LEFT ENGINE**

D280T132

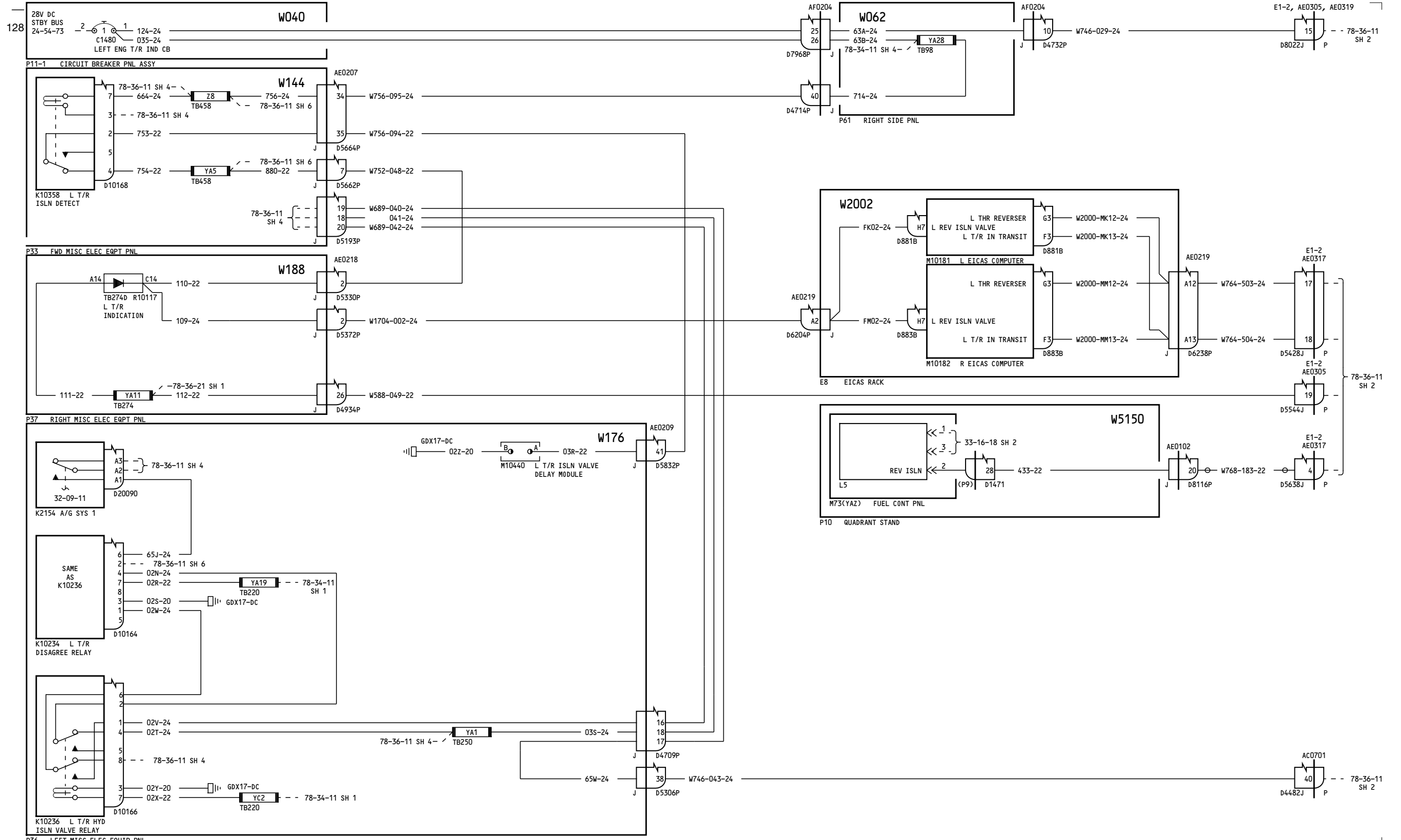
**78-36-11**

Page 2.1  
Sheet 6  
Jan 21/2005

Incorporates  
78-0062 R04

**78-36-11**

Page 2.1  
Sheet 6  
Jan 21/2005



157

**THRUST REVERSER POSITION INDICATING SYSTEM- LEFT ENGINE**

D280T132

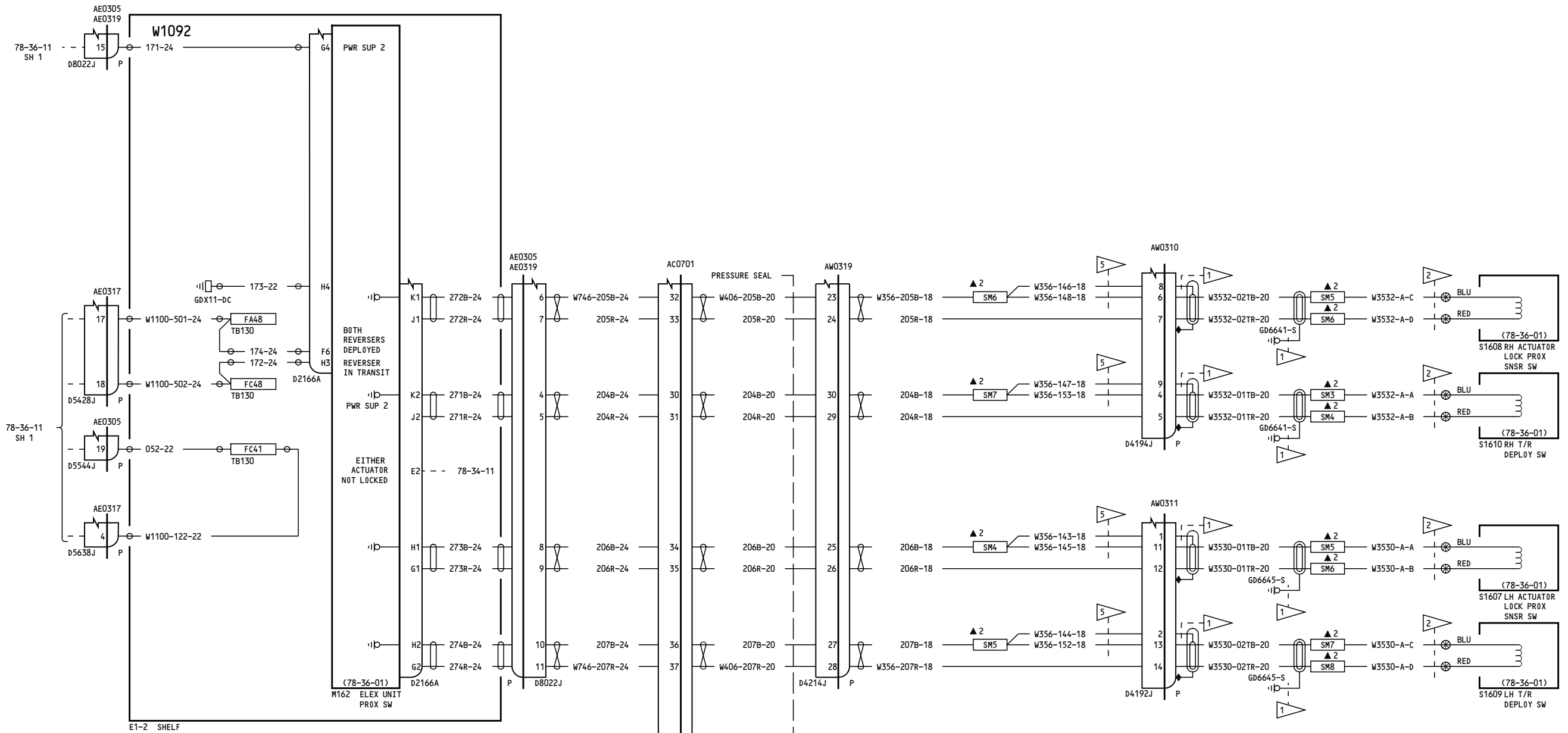
**78-36-11**

Page 3.1  
Sheet 1  
Jan 21/2005

Incorporates  
78-0062 R04

**78-36-11**

Page 3.1  
Sheet 1  
Jan 21/2005



- NOTES:
- SHIELD PIGTAIL TO DISCONNECT BACK SHELL 2 INCH MAXIMUM
  - 1 SHIELD GROUND PIGTAILS 6 INCH MAXIMUM
  - 2 PROX SENSOR PIGTAILS 12 INCH MAXIMUM EXCEPT S164 AND S165 SHALL BE 16 INCH MAXIMUM
  - 5 MAXIMUM LENGTH FOR PIGTAIL TO SPLICE 6 INCHES INCLUDING CONNECTOR

157

**THRUST REVERSER POSITION INDICATING SYSTEM- LEFT ENGINE**

D280T132

**78-36-11**

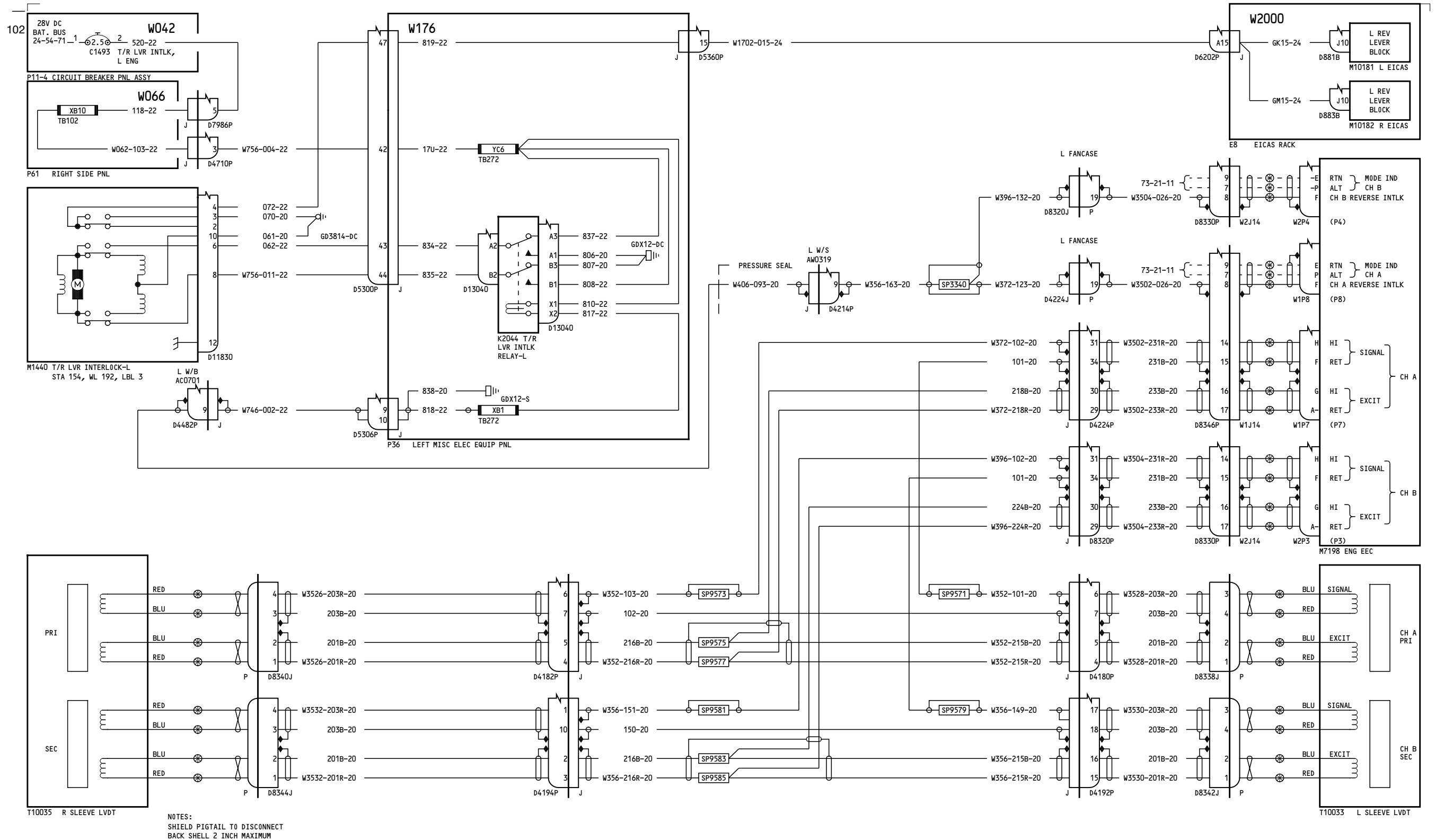
Page 3.1  
Sheet 2  
Jan 21/2005

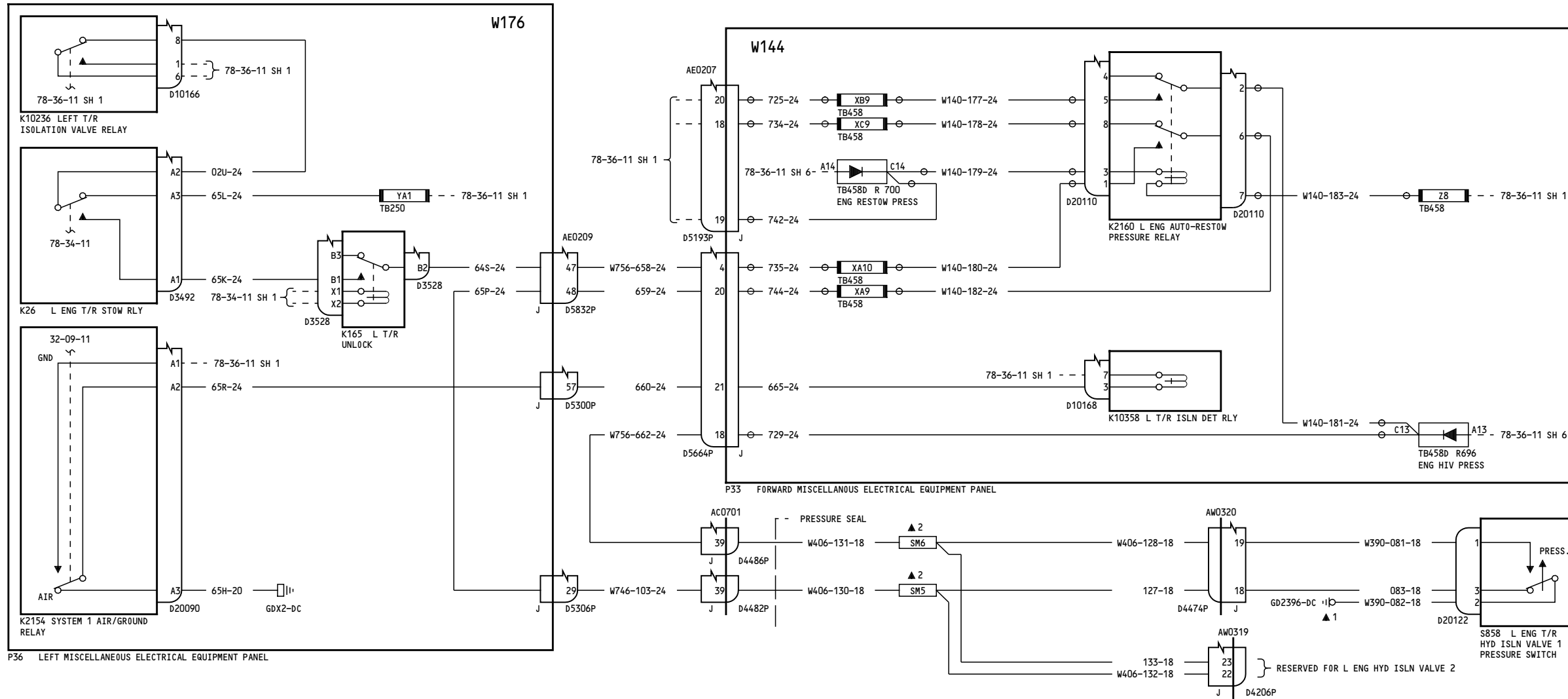
Incorporates  
78-0062 R04

**78-36-11**

Page 3.1  
Sheet 2  
Jan 21/2005







157	<p><b>THRUST REVERSER POSITION INDICATING SYSTEM- LEFT ENGINE</b></p> <p>D280T132</p>
-----	---

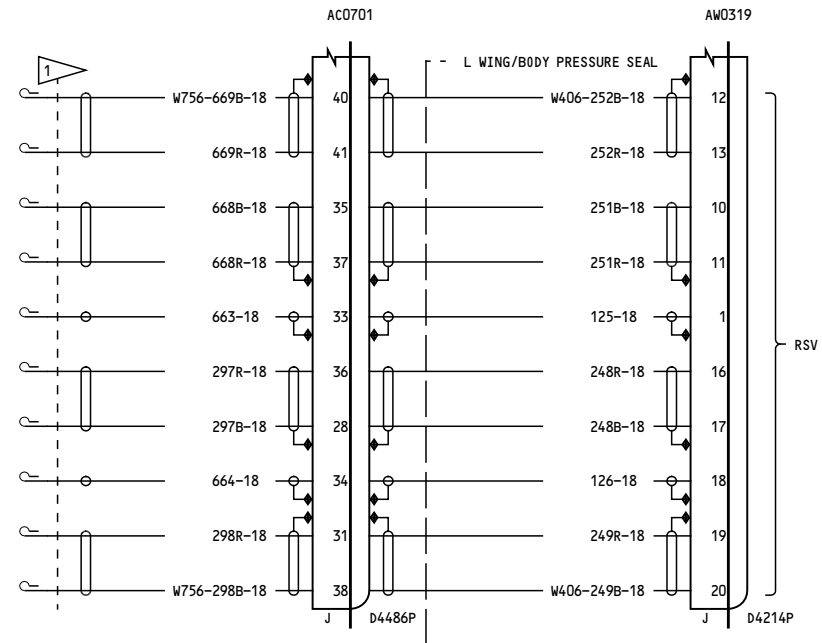
**78-36-11**

Page 3.1  
Sheet 4  
Jan 21/2005

Incorporates  
78-0062 R04

**78-36-11**

Page 3.1  
Sheet 4  
Jan 21/2005



NOTES:  
SHIELD PIGTAIL TO DISCONNECT BACKSHELL 2 INCH MAXIMUM

1 CAP & STOW NEAR D5664P

157

**THRUST REVERSER POSITION  
INDICATING SYSTEM-  
LEFT ENGINE**

D280T132

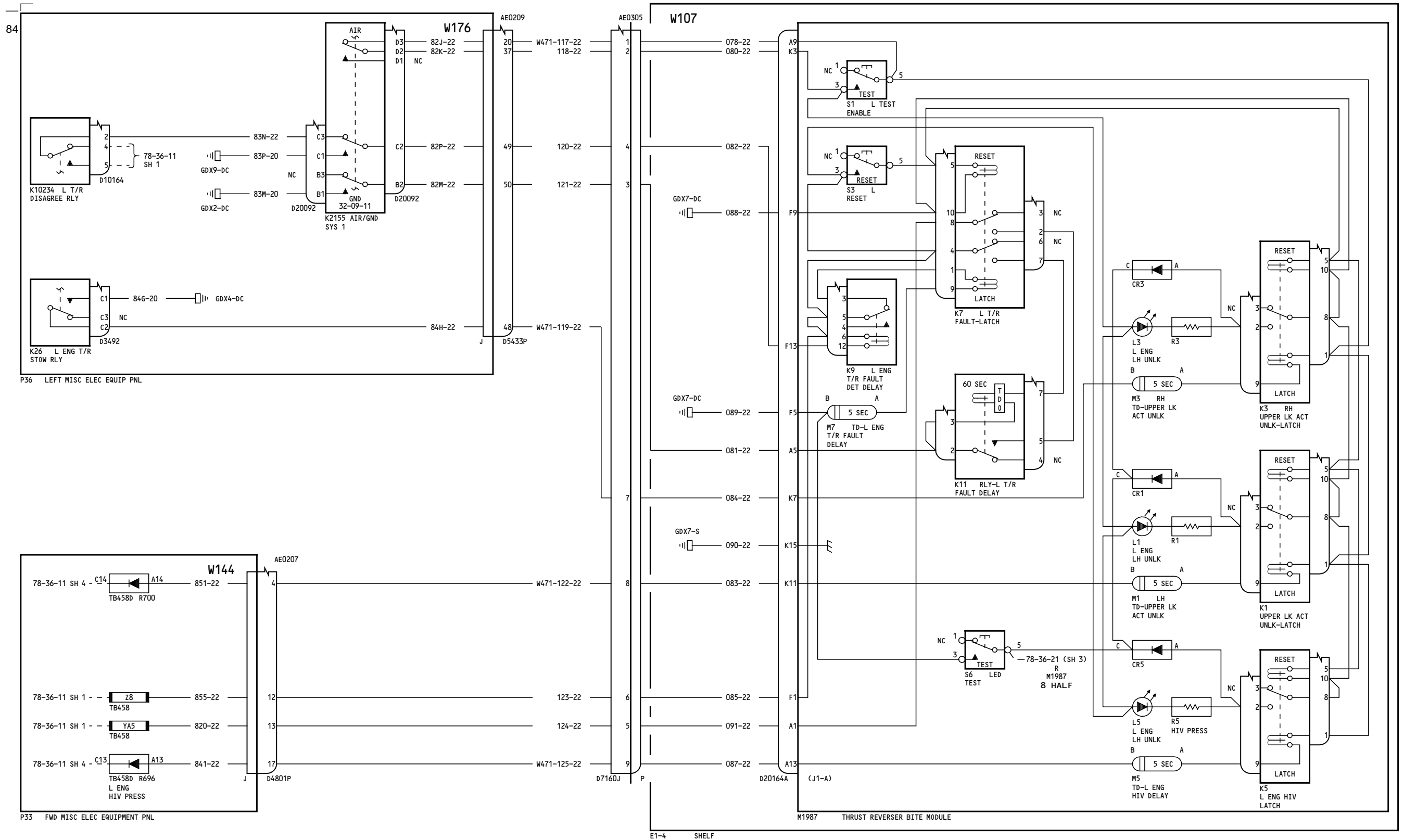
**78-36-11**

Page 3.1  
Sheet 5  
Jan 21/2005

Incorporates  
78-0062 R04

**78-36-11**

Page 3.1  
Sheet 5  
Jan 21/2005



157

**THRUST REVERSER POSITION  
INDICATING SYSTEM-  
LEFT ENGINE**

D280T132

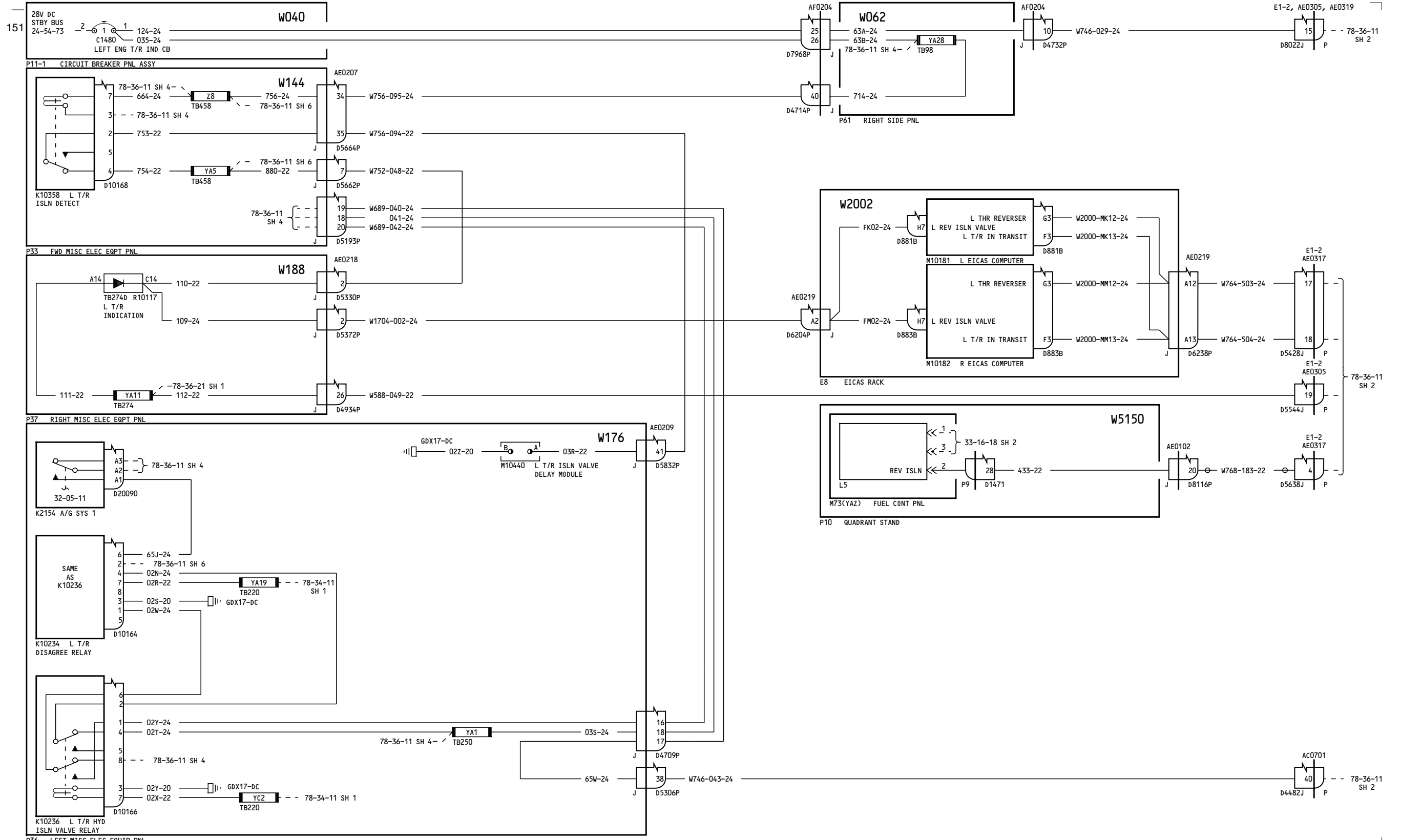
**78-36-11**

Page 3.1  
Sheet 6  
Jan 21/2005

Incorporates  
78-0062 R04

**78-36-11**

Page 3.1  
Sheet 6  
Jan 21/2005



167

**THRUST REVERSER POSITION INDICATING SYSTEM- LEFT ENGINE**

D280T132

**78-36-11**

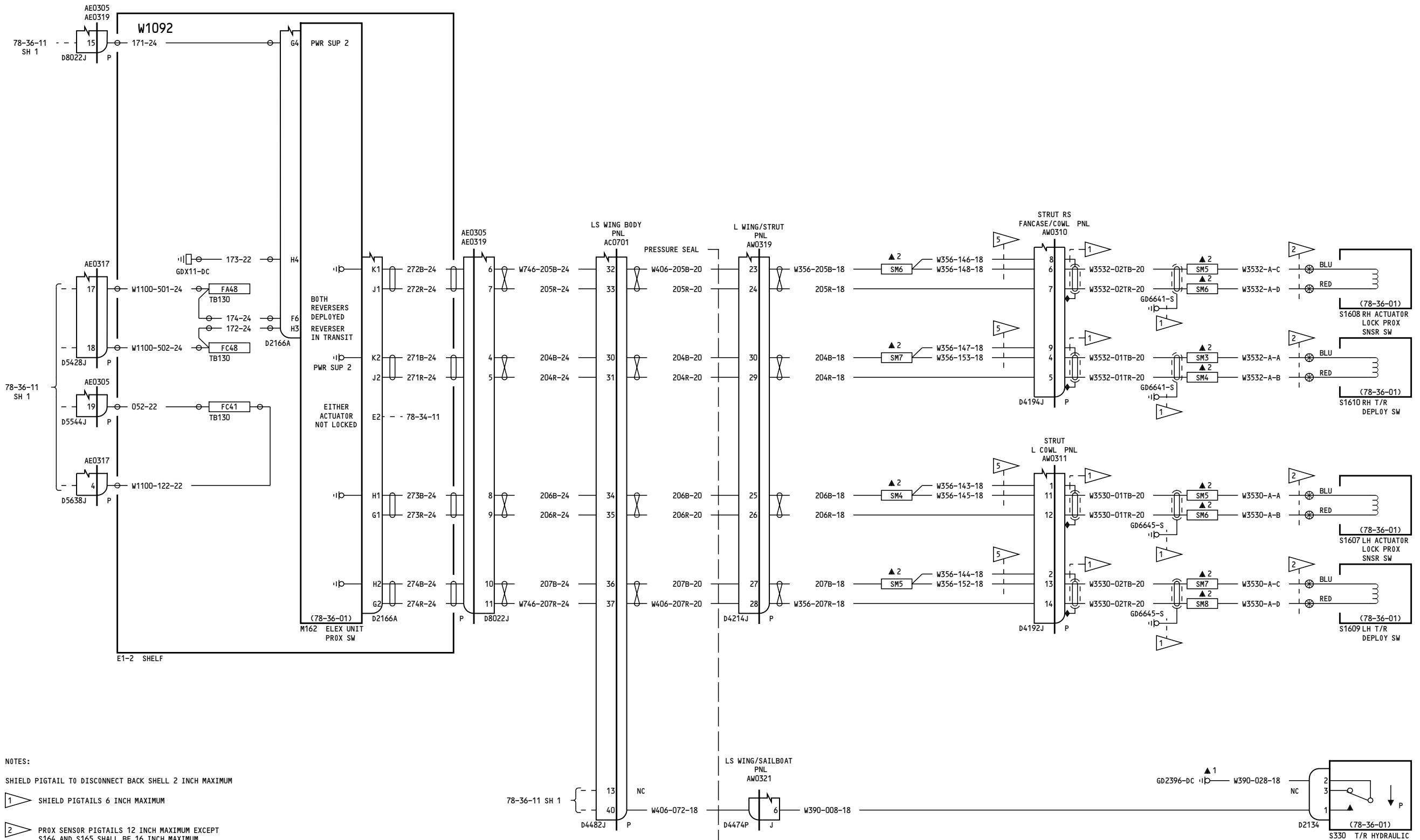
Page 4.1  
Sheet 1  
Jan 21/2005

Incorporates  
78-0062 R04

**78-36-11**

Page 4.1  
Sheet 1  
Jan 21/2005

113



- NOTES:
- SHIELD PIGTAIL TO DISCONNECT BACK SHELL 2 INCH MAXIMUM
  - 1 SHIELD PIGTAILS 6 INCH MAXIMUM
  - 2 PROX SENSOR PIGTAILS 12 INCH MAXIMUM EXCEPT S164 AND S165 SHALL BE 16 INCH MAXIMUM
  - 5 MAXIMUM LENGTH FOR PIGTAIL TO SPLICE 6 INCHES INCLUDING CONNECTOR

167

**THRUST REVERSER POSITION INDICATING SYSTEM- LEFT ENGINE**

D280T132

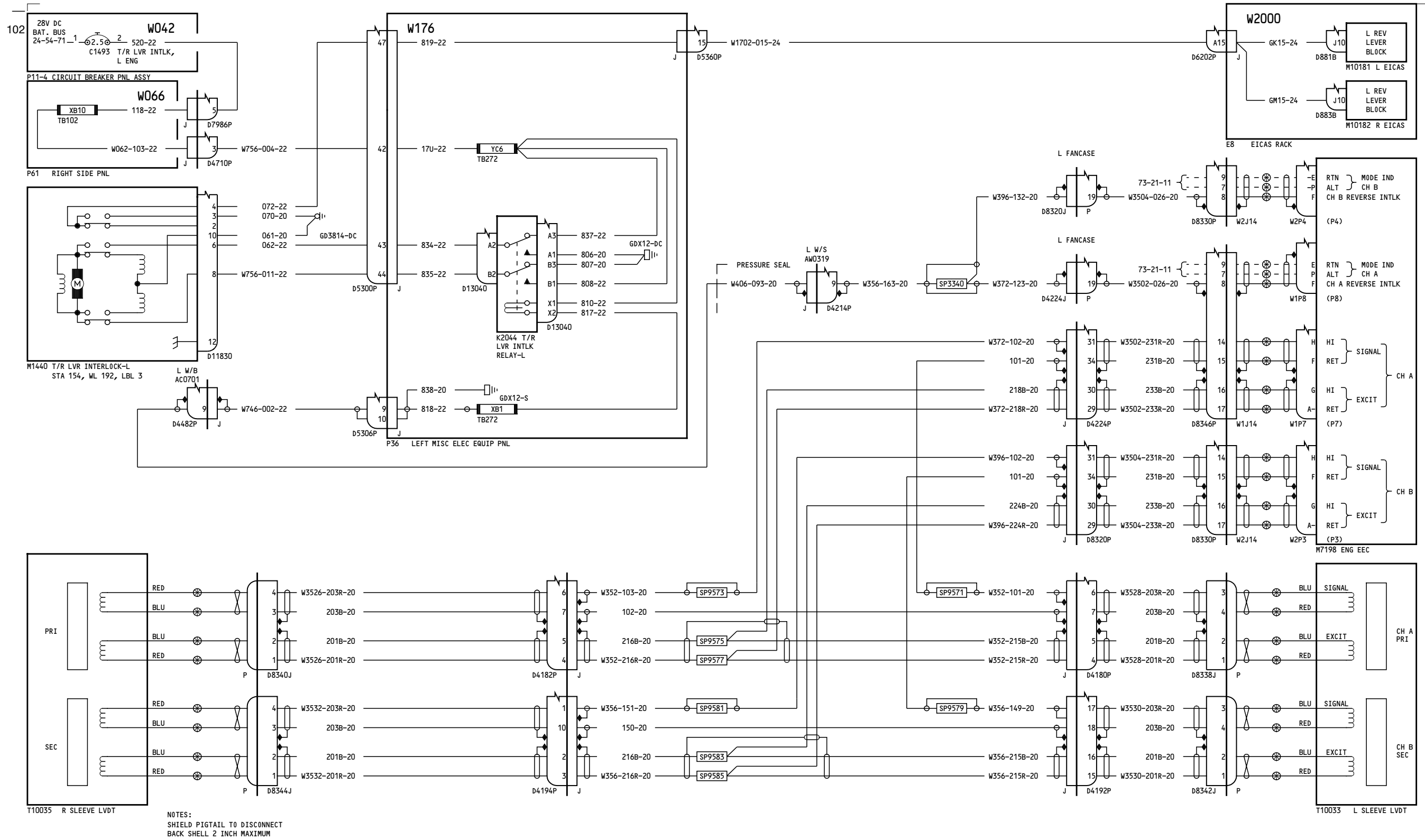
**78-36-11**

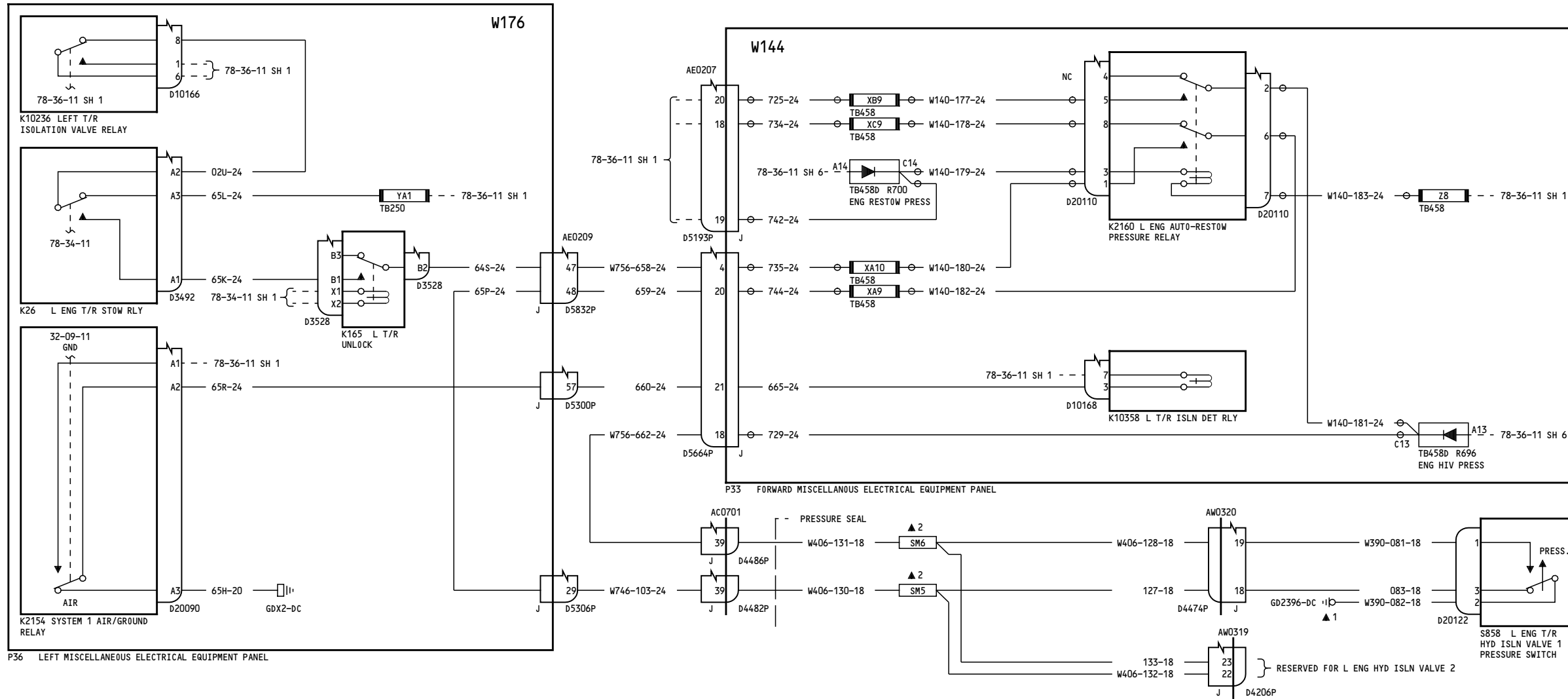
Page 4.1  
Sheet 2  
Jan 21/2005

Incorporates  
78-0062 R04

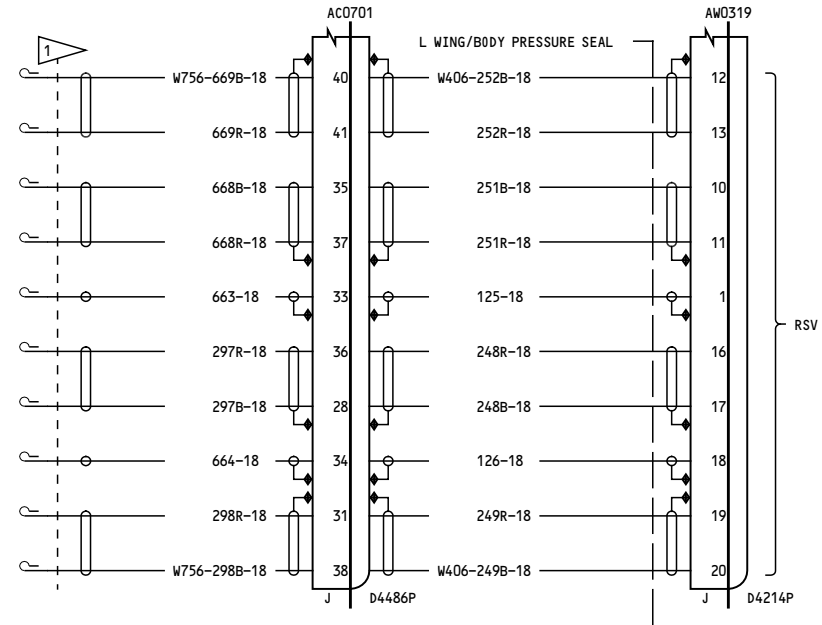
**78-36-11**

Page 4.1  
Sheet 2  
Jan 21/2005









NOTES:  
SHIELD PIGTAIL TO DISCONNECT BACKSHELL 2 INCH MAXIMUM

1 CAP & STOW NEAR D5664P

167

**THRUST REVERSER POSITION  
INDICATING SYSTEM-  
LEFT ENGINE**

D280T132

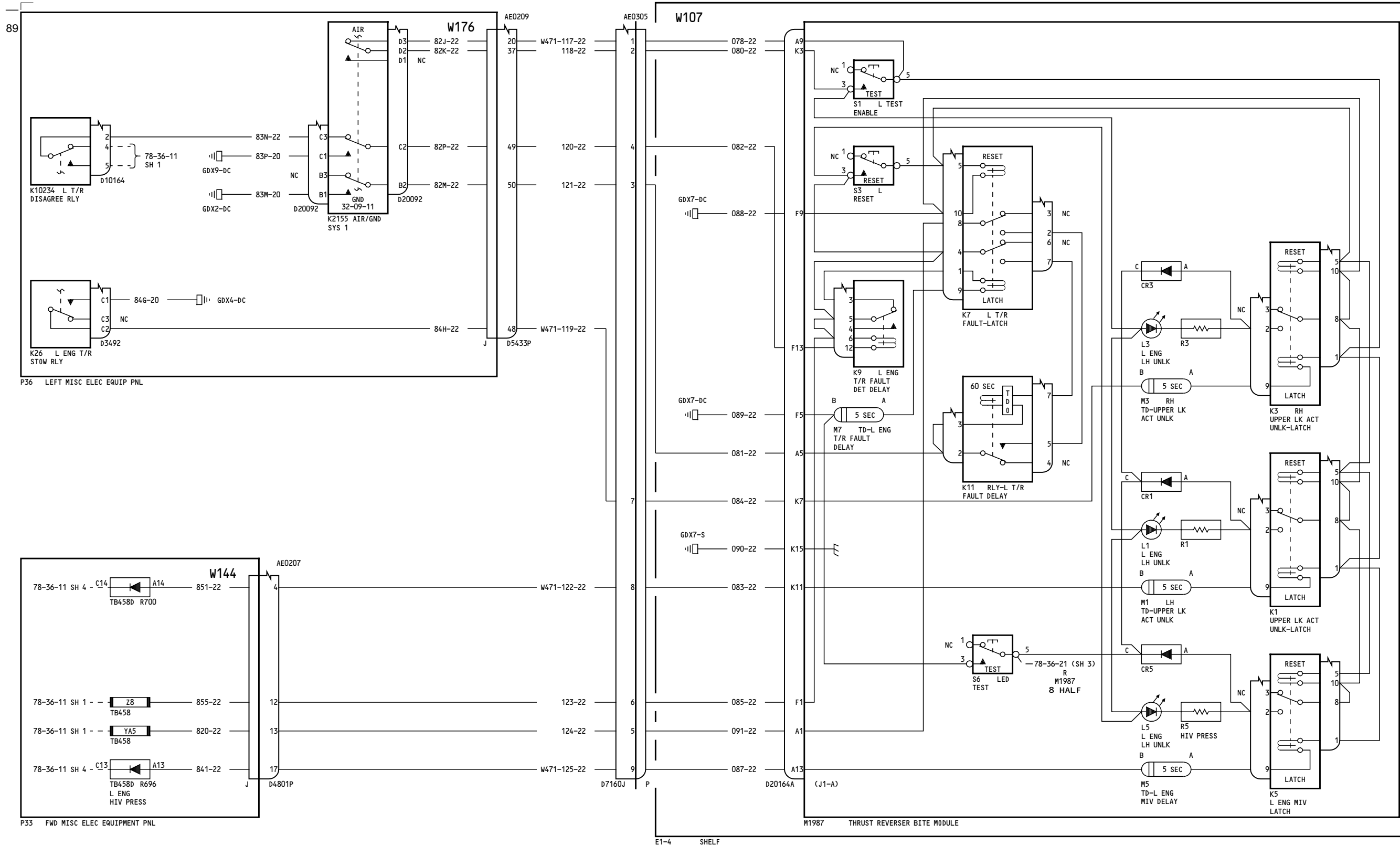
**78-36-11**

Page 4.1  
Sheet 5  
Jan 21/2005

Incorporates  
78-0062 R04

**78-36-11**

Page 4.1  
Sheet 5  
Jan 21/2005



THRUST REVERSER POSITION INDICATING SYSTEM- LEFT ENGINE

D280T132

78-36-11

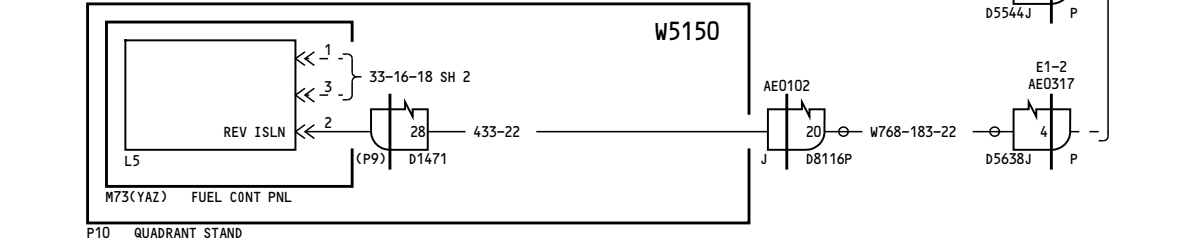
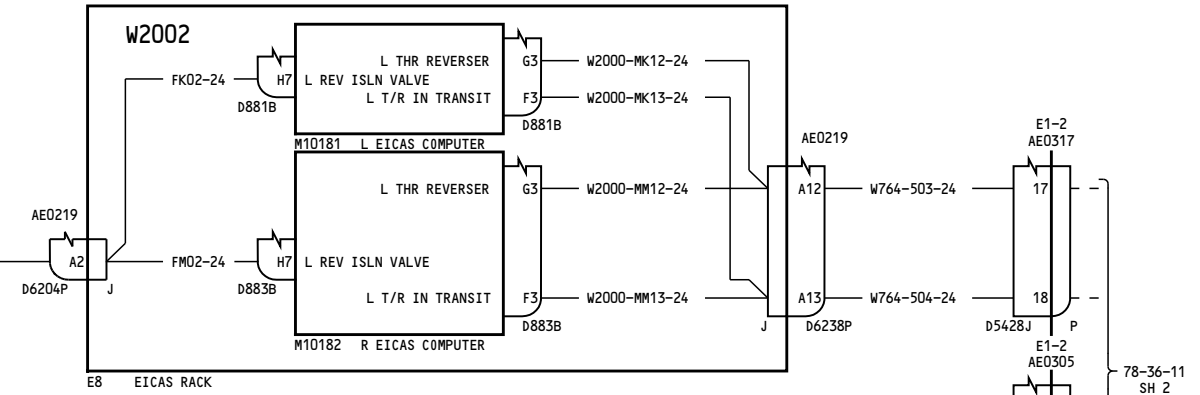
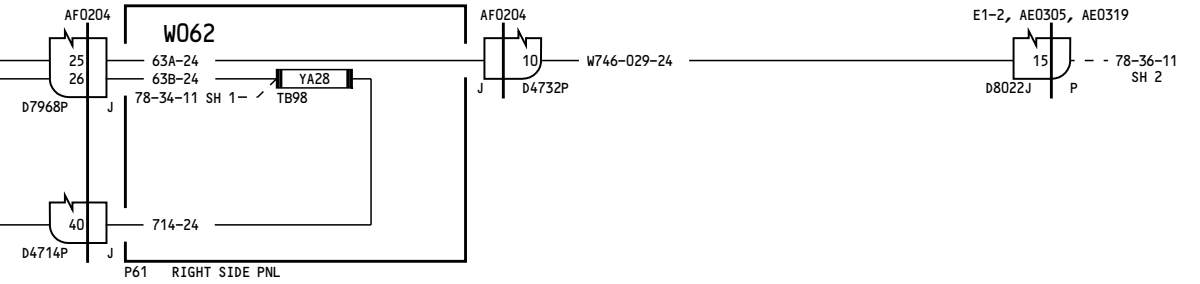
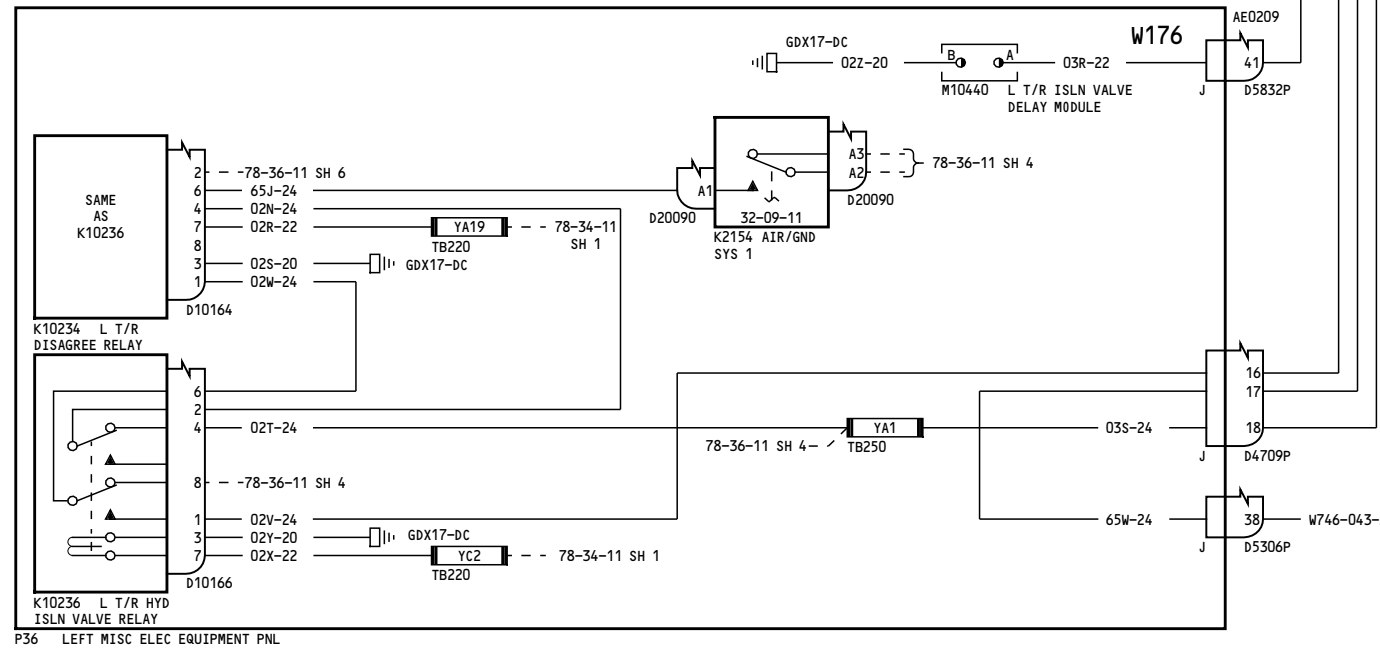
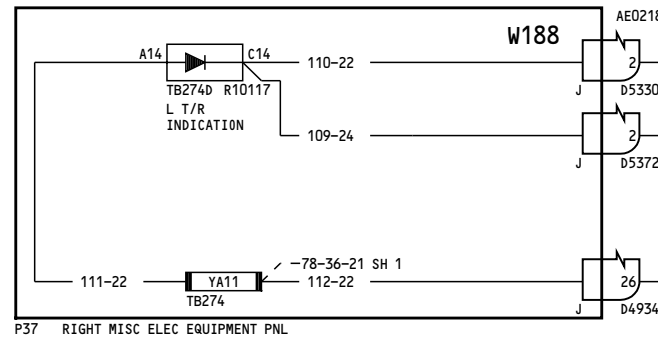
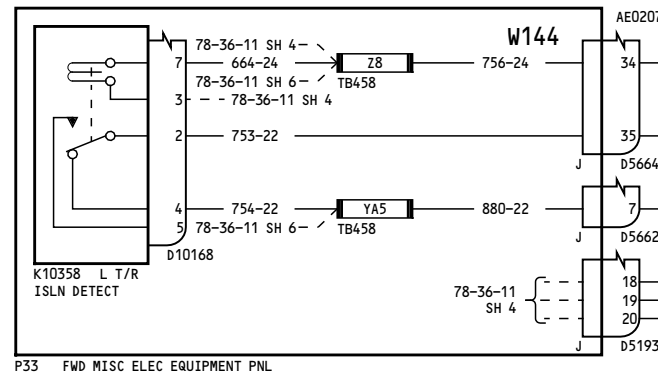
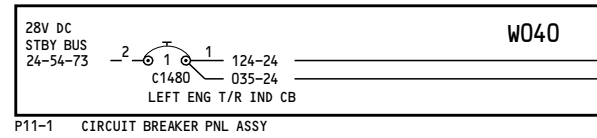
Page 4.1  
Sheet 6  
Jan 21/2005

Incorporates  
78-0062 R04

78-36-11

Page 4.1  
Sheet 6  
Jan 21/2005

133



275-276

**THRUST REVERSER POSITION INDICATING SYSTEM- LEFT ENGINE**

D280T132

**78-36-11**

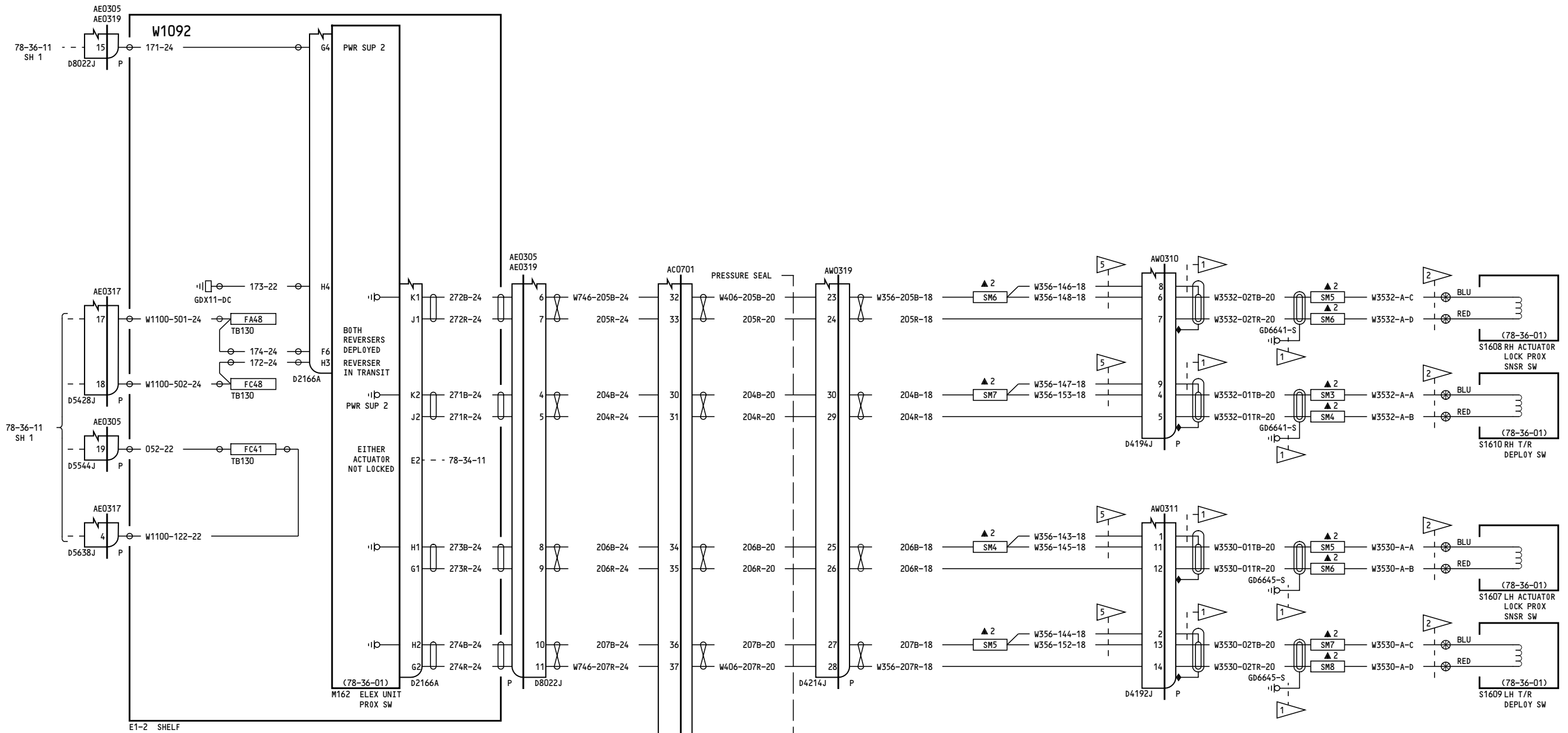
Page 5.1  
Sheet 1  
Jan 21/2005

Incorporates  
78-0051FAA  
78-0062 R04

**78-36-11**

Page 5.1  
Sheet 1  
Jan 21/2005

130



- NOTES:
- SHIELD PIGTAIL TO DISCONNECT BACK SHELL 2 INCH MAXIMUM
  - 1 SHIELD PIGTAILS 6 INCH MAXIMUM
  - 2 PROX SENSOR PIGTAILS 12 INCH MAXIMUM EXCEPT S164 AND S165 SHALL BE 16 INCH MAXIMUM
  - 5 MAXIMUM LENGTH FOR PIGTAIL TO SPLICE 6 INCHES INCLUDING CONNECTOR

275-276

**THRUST REVERSER POSITION INDICATING SYSTEM- LEFT ENGINE**

D280T132

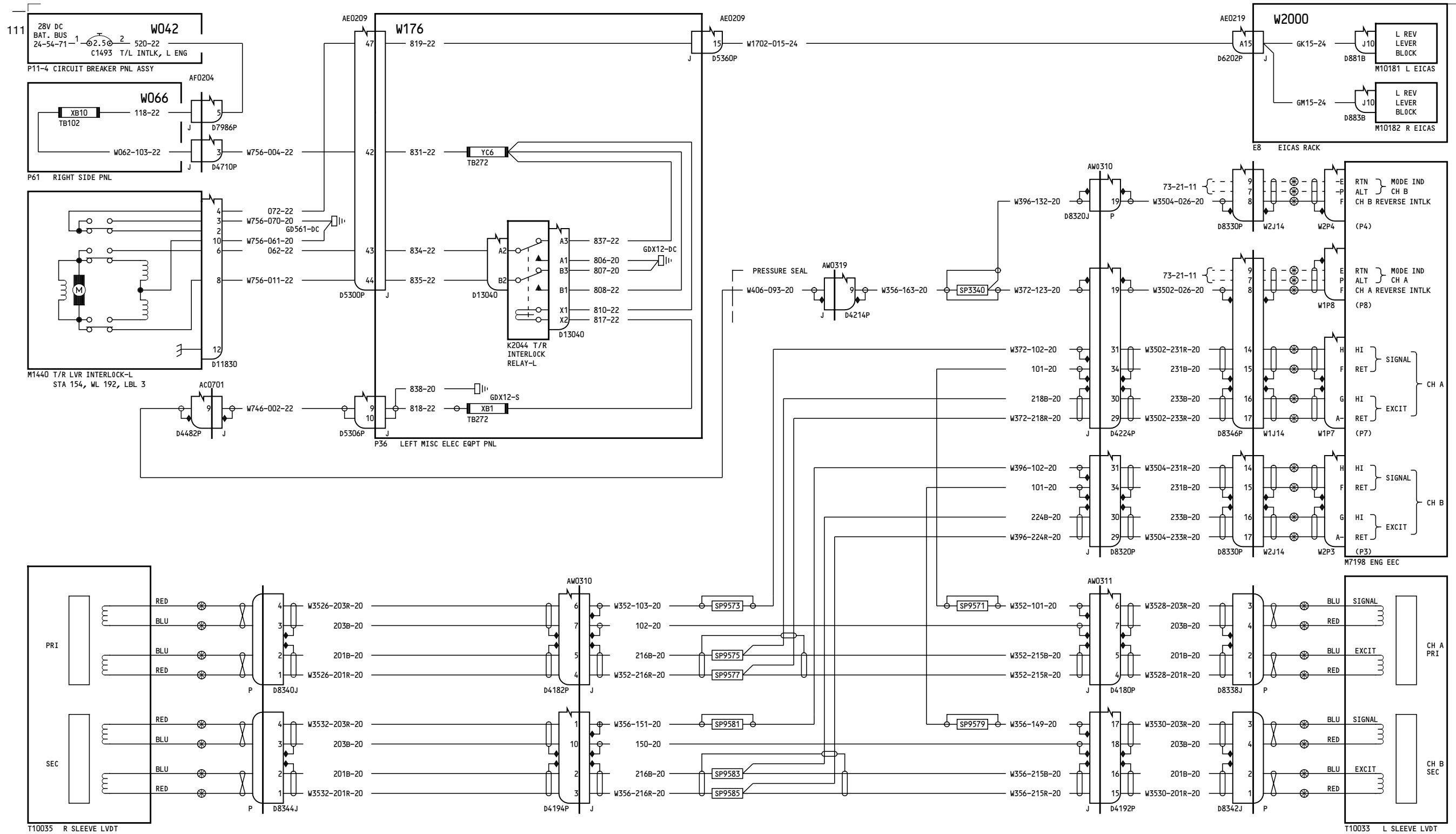
**78-36-11**

Page 5.1  
Sheet 2  
Jan 21/2005

Incorporates  
78-0051FAA  
78-0062 R04

**78-36-11**

Page 5.1  
Sheet 2  
Jan 21/2005



NOTES:  
SHIELD PIGTAIL TO DISCONNECT  
BACK SHELL 2 INCH MAXIMUM

275-276

**THRUST REVERSER POSITION INDICATING SYSTEM- LEFT ENGINE**

D280T132

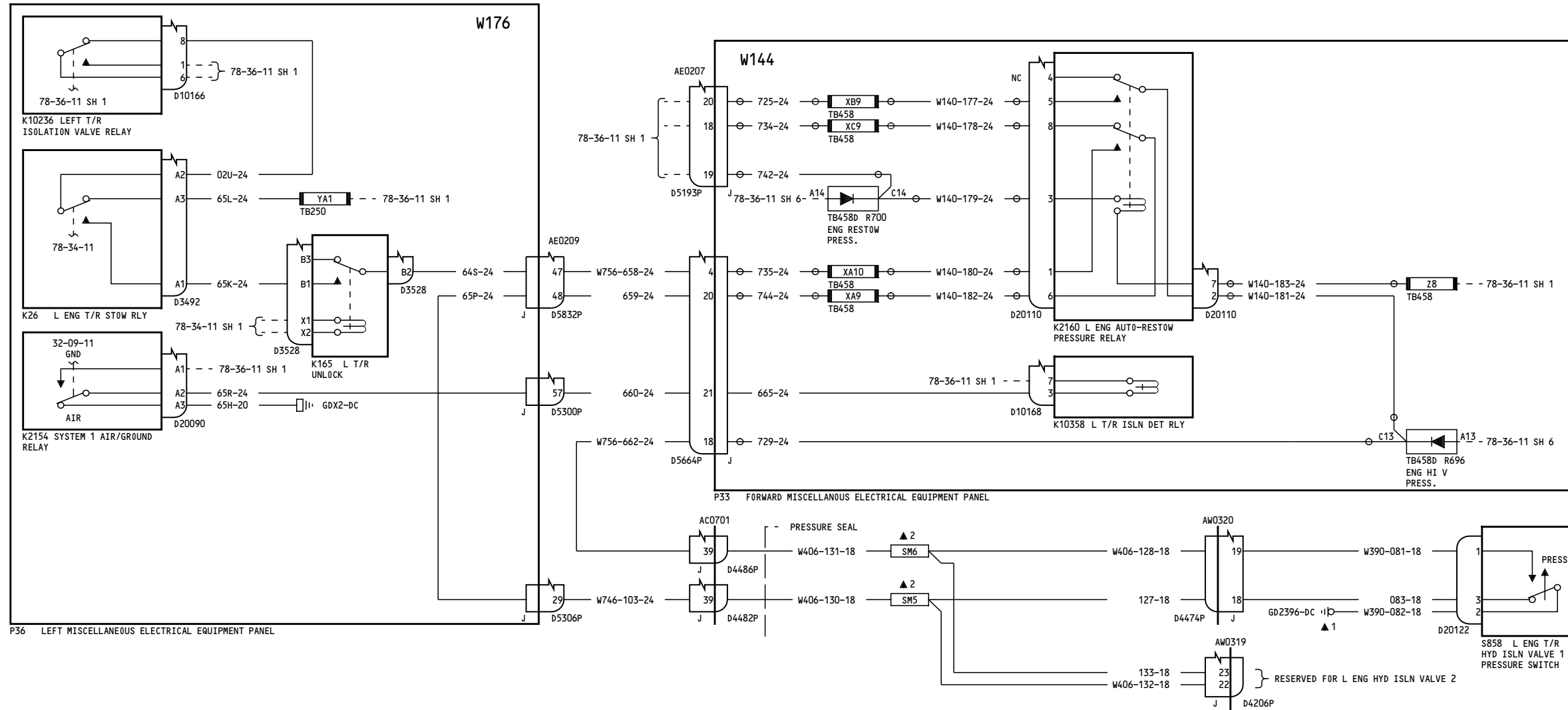
**78-36-11**

Page 5.1  
Sheet 3  
Jan 21/2005

Incorporates  
78-0051FAA  
78-0062 R04

**78-36-11**

Page 5.1  
Sheet 3  
Jan 21/2005



275-276

**THRUST REVERSER POSITION  
INDICATING SYSTEM-  
LEFT ENGINE**

D280T132

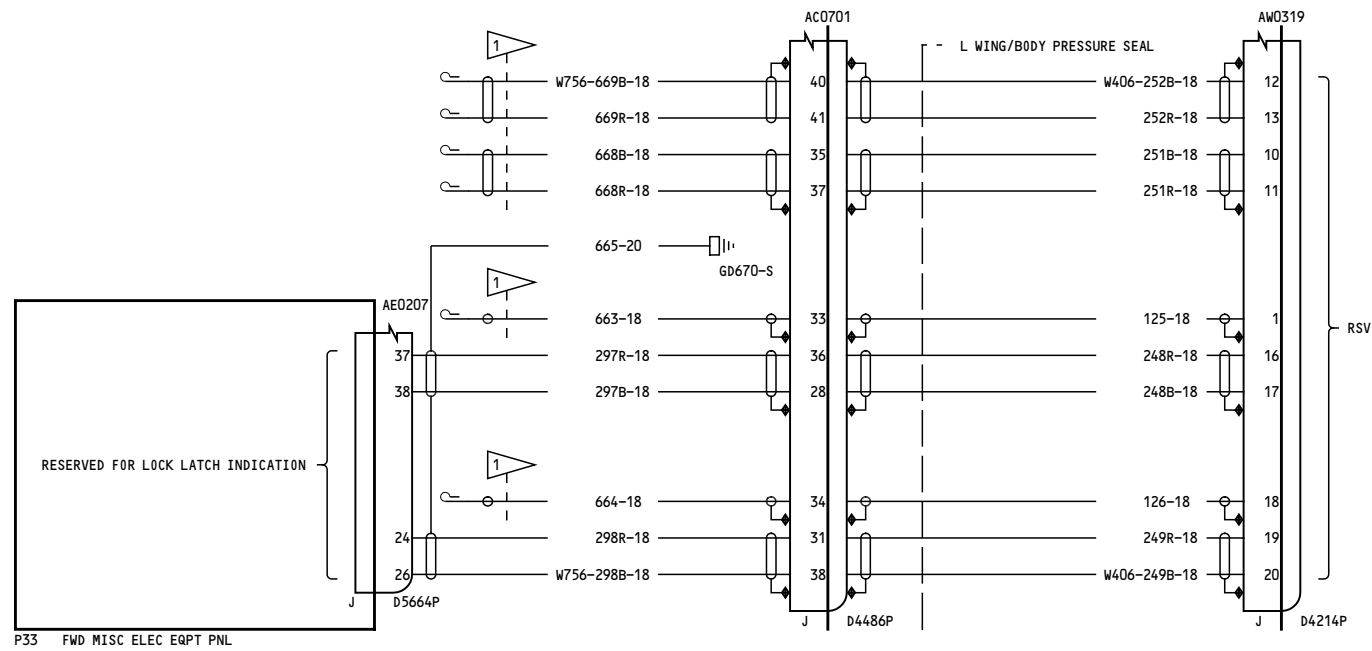
**78-36-11**

Page 5.1  
Sheet 4  
Jan 21/2005

Incorporates  
78-0051FAA  
78-0062 R04

**78-36-11**

Page 5.1  
Sheet 4  
Jan 21/2005



NOTES:  
SHIELD PIGTAIL TO DISCONNECT BACKSHELL 2 INCH MAXIMUM

1 CAP & STOW NEAR D5664P

275-276

**THRUST REVERSER POSITION  
INDICATING SYSTEM-  
LEFT ENGINE**

D280T132

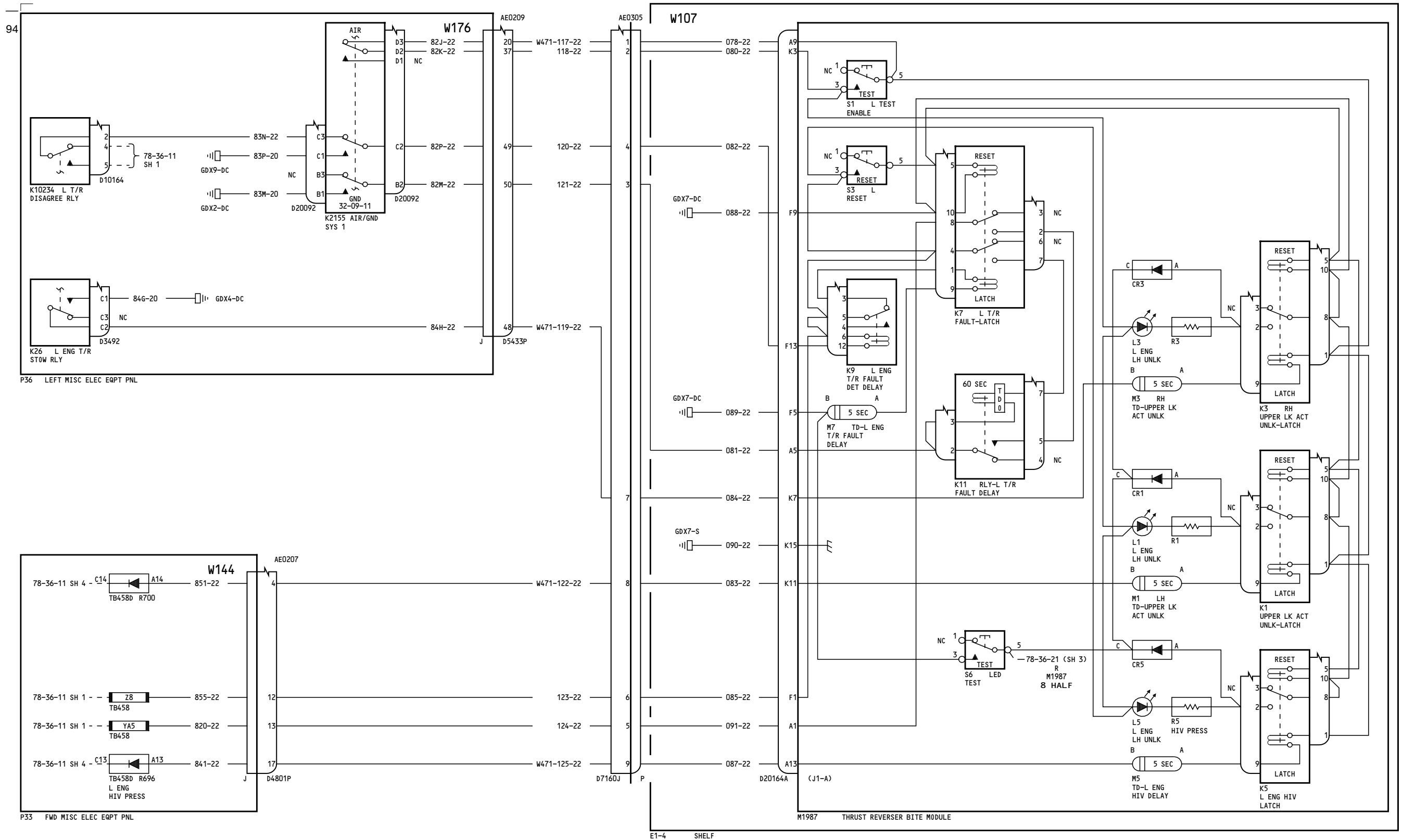
**78-36-11**

Page 5.1  
Sheet 5  
Jan 21/2005

Incorporates  
78-0051FAA  
78-0062 R04

**78-36-11**

Page 5.1  
Sheet 5  
Jan 21/2005



275-276

**THRUST REVERSER POSITION  
INDICATING SYSTEM-  
LEFT ENGINE**

D280T132

**78-36-11**

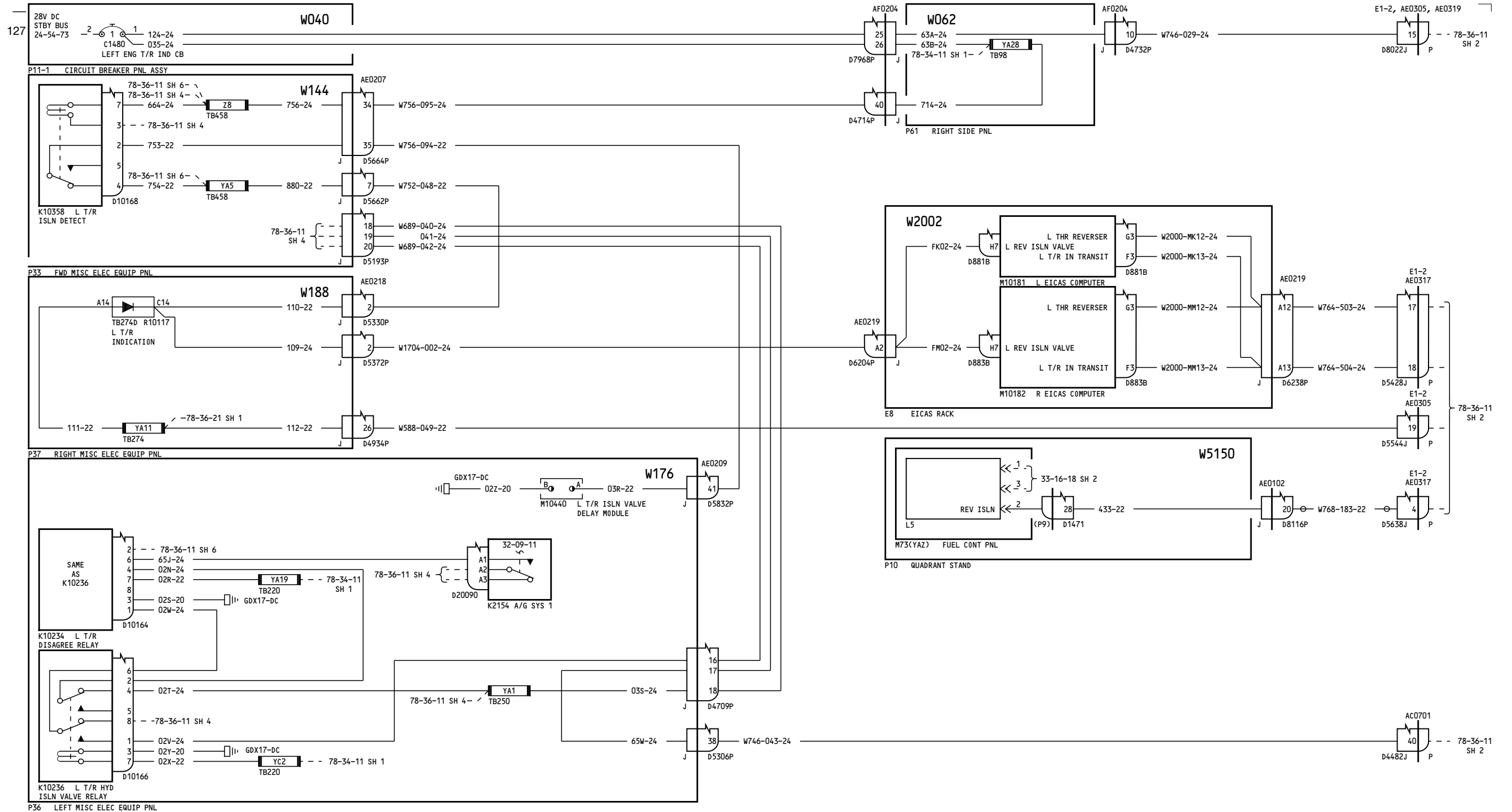
Page 5.1  
Sheet 6  
Jan 21/2005

Incorporates  
78-0062 R04

**78-36-11**

Page 5.1  
Sheet 6  
Jan 21/2005





277-278

**THRUST REVERSER POSITION INDICATING SYSTEM- LEFT ENGINE**

D280T132

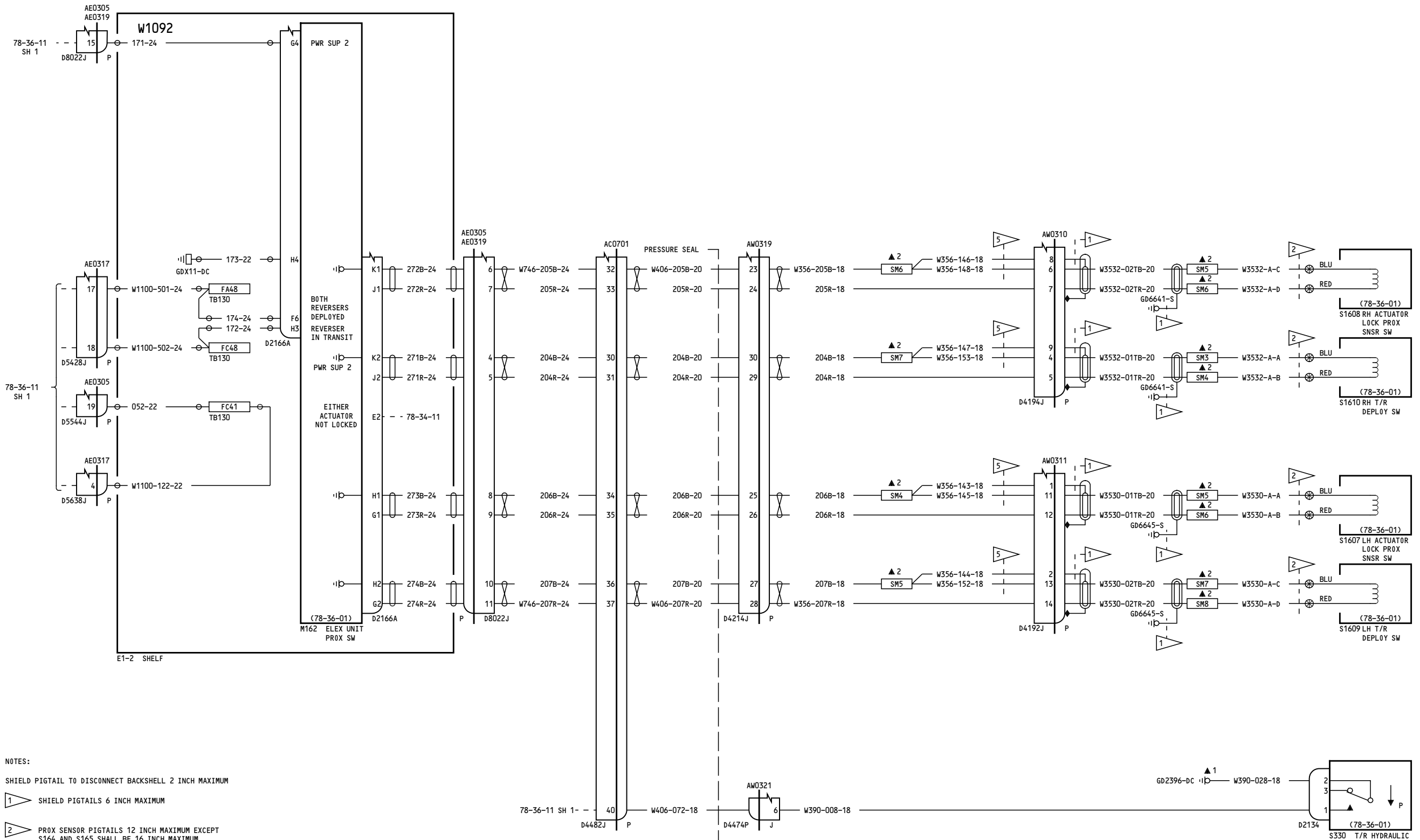
**78-36-11**

Page 6.1  
Sheet 1  
Jan 21/2005

Incorporates  
78-0062 R04

**78-36-11**

Page 6.1  
Sheet 1  
Jan 21/2005



- NOTES:
- SHIELD PIGTAIL TO DISCONNECT BACKSHELL 2 INCH MAXIMUM
  - 1 SHIELD PIGTAILS 6 INCH MAXIMUM
  - 2 PROX SENSOR PIGTAILS 12 INCH MAXIMUM EXCEPT S164 AND S165 SHALL BE 16 INCH MAXIMUM
  - 5 MAXIMUM LENGTH FOR PIGTAIL TO SPLICE 6 INCHES INCLUDING CONNECTOR

277-278

**THRUST REVERSER POSITION INDICATING SYSTEM- LEFT ENGINE**

D280T132

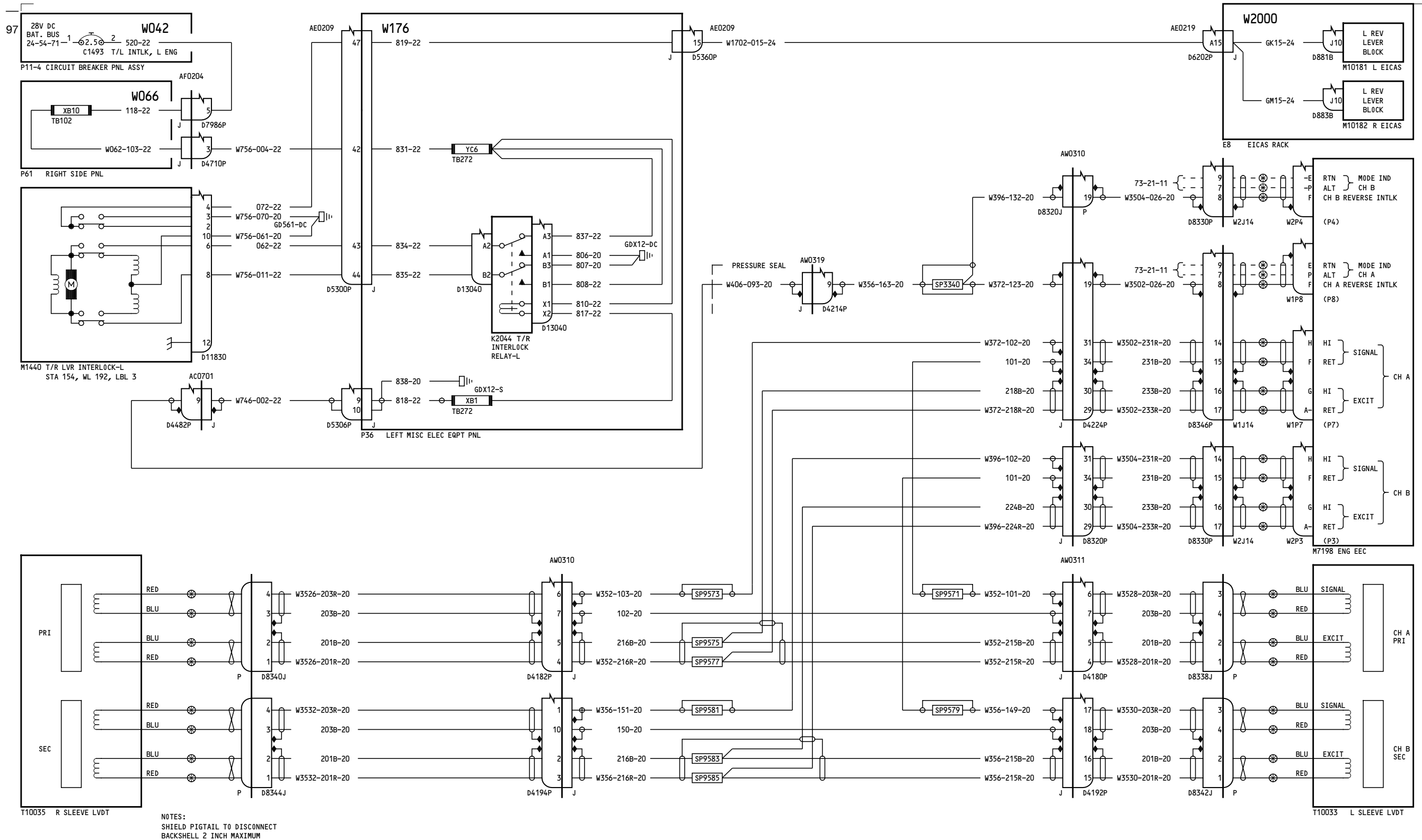
**78-36-11**

Page 6.1  
Sheet 2  
Jan 21/2005

Incorporates  
78-0062 R04

**78-36-11**

Page 6.1  
Sheet 2  
Jan 21/2005



NOTES:  
SHIELD PIGTAIL TO DISCONNECT  
BACKSHELL 2 INCH MAXIMUM

277-278

**THRUST REVERSER POSITION  
INDICATING SYSTEM-  
LEFT ENGINE**

D280T132

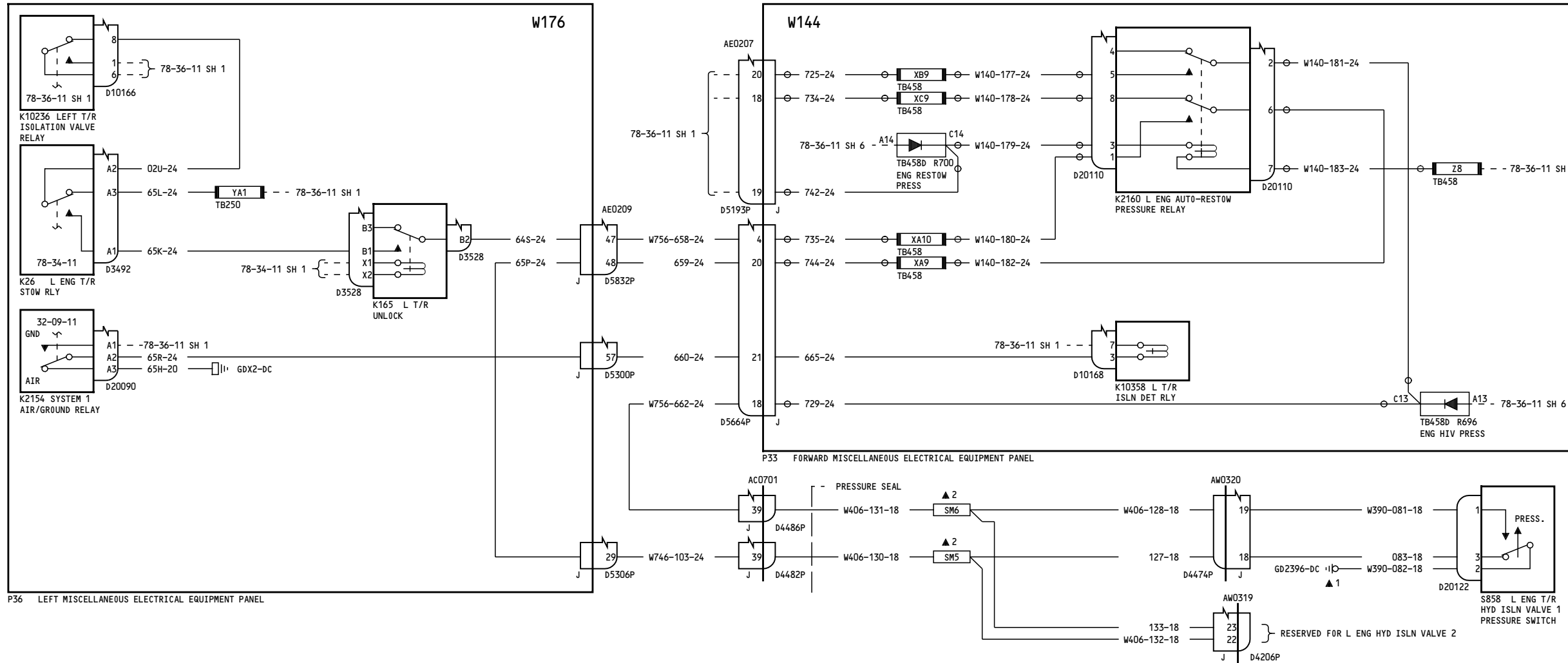
**78-36-11**

Page 6.1  
Sheet 3  
Jan 21/2005

Incorporates  
78-0062 R04

**78-36-11**

Page 6.1  
Sheet 3  
Jan 21/2005



277-278

**THRUST REVERSER POSITION  
INDICATING SYSTEM-  
LEFT ENGINE**

D280T132

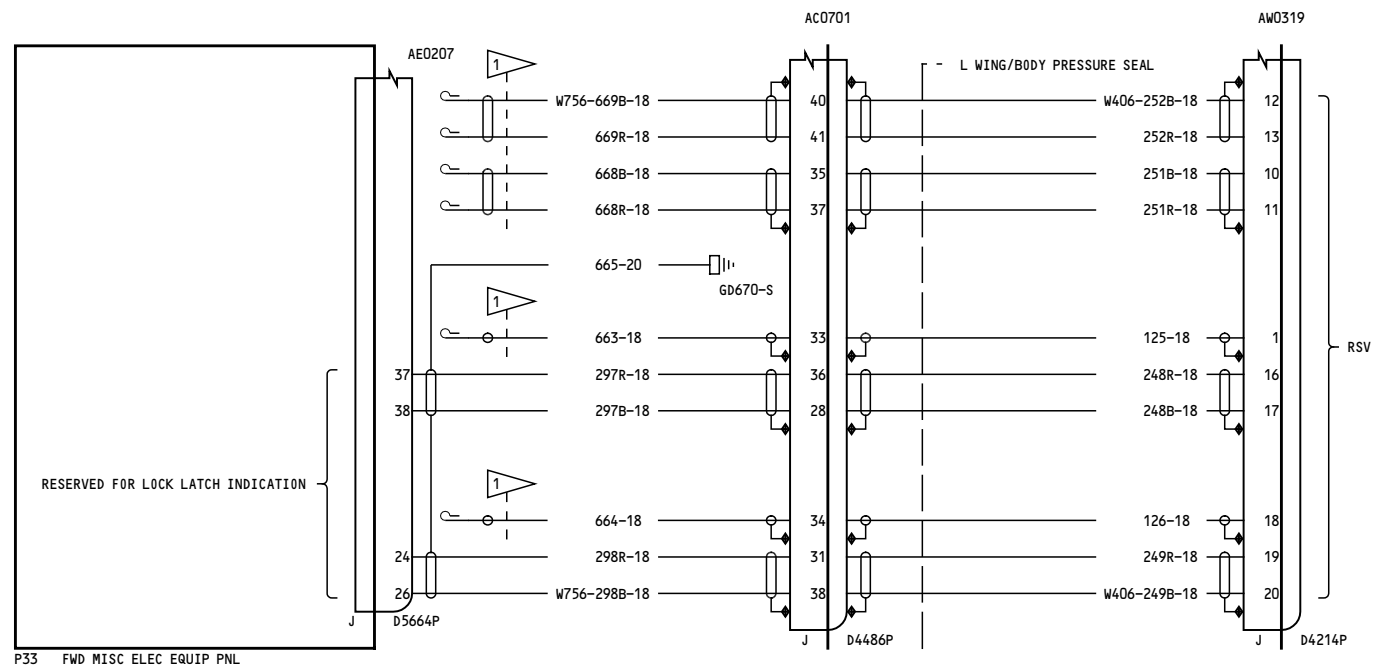
**78-36-11**

Page 6.1  
Sheet 4  
Jan 21/2005

Incorporates  
78-0062 R04

**78-36-11**

Page 6.1  
Sheet 4  
Jan 21/2005



NOTES:  
SHIELD PIGTAIL TO DISCONNECT BACKSHELL 2 INCH MAXIMUM

1 CAP & STOW NEAR D5664P

277-278

**THRUST REVERSER POSITION  
INDICATING SYSTEM-  
LEFT ENGINE**

D280T132

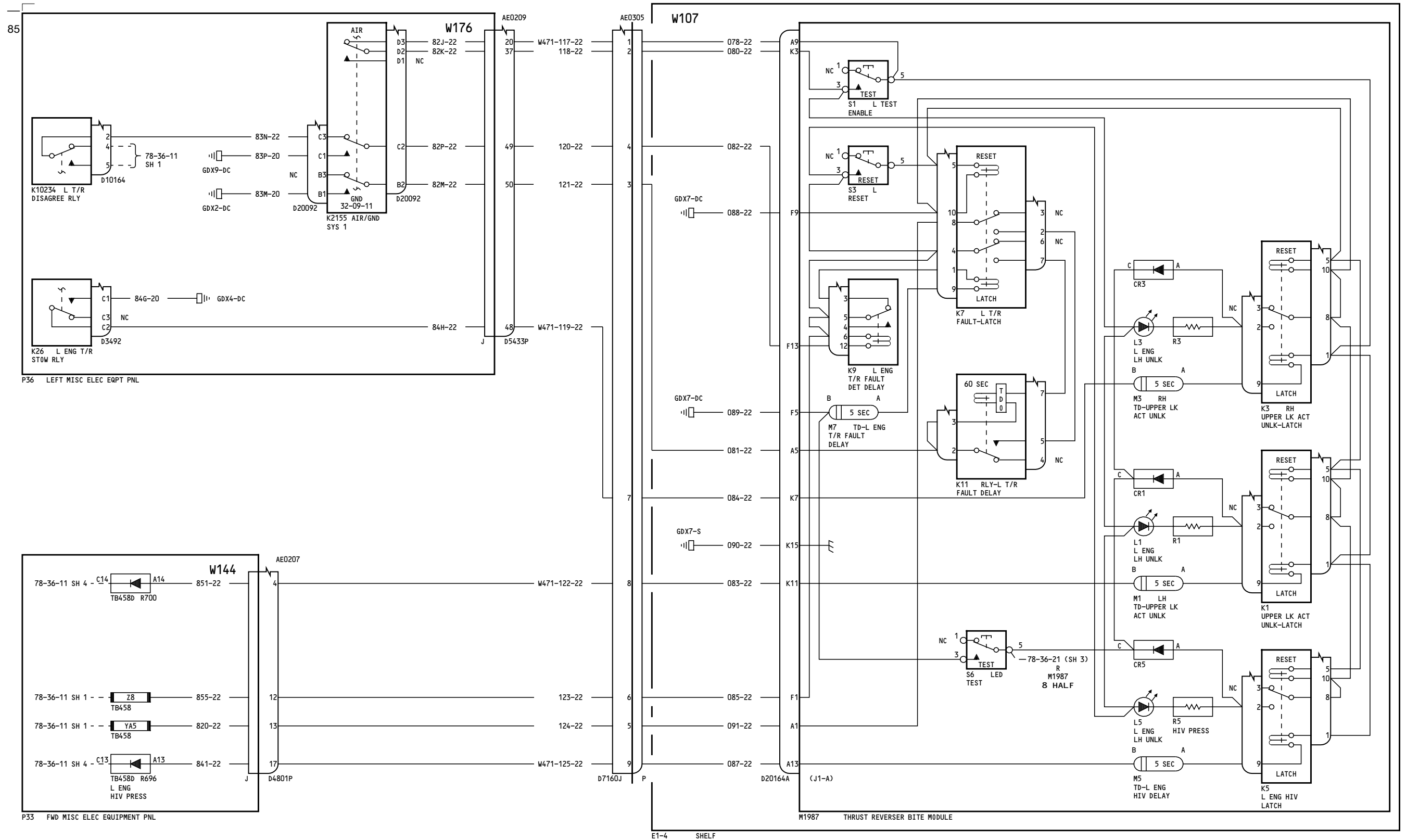
**78-36-11**

Page 6.1  
Sheet 5  
Jan 21/2005

Incorporates  
78-0062 R04

**78-36-11**

Page 6.1  
Sheet 5  
Jan 21/2005



277-278

**THRUST REVERSER POSITION INDICATING SYSTEM- LEFT ENGINE**

D280T132

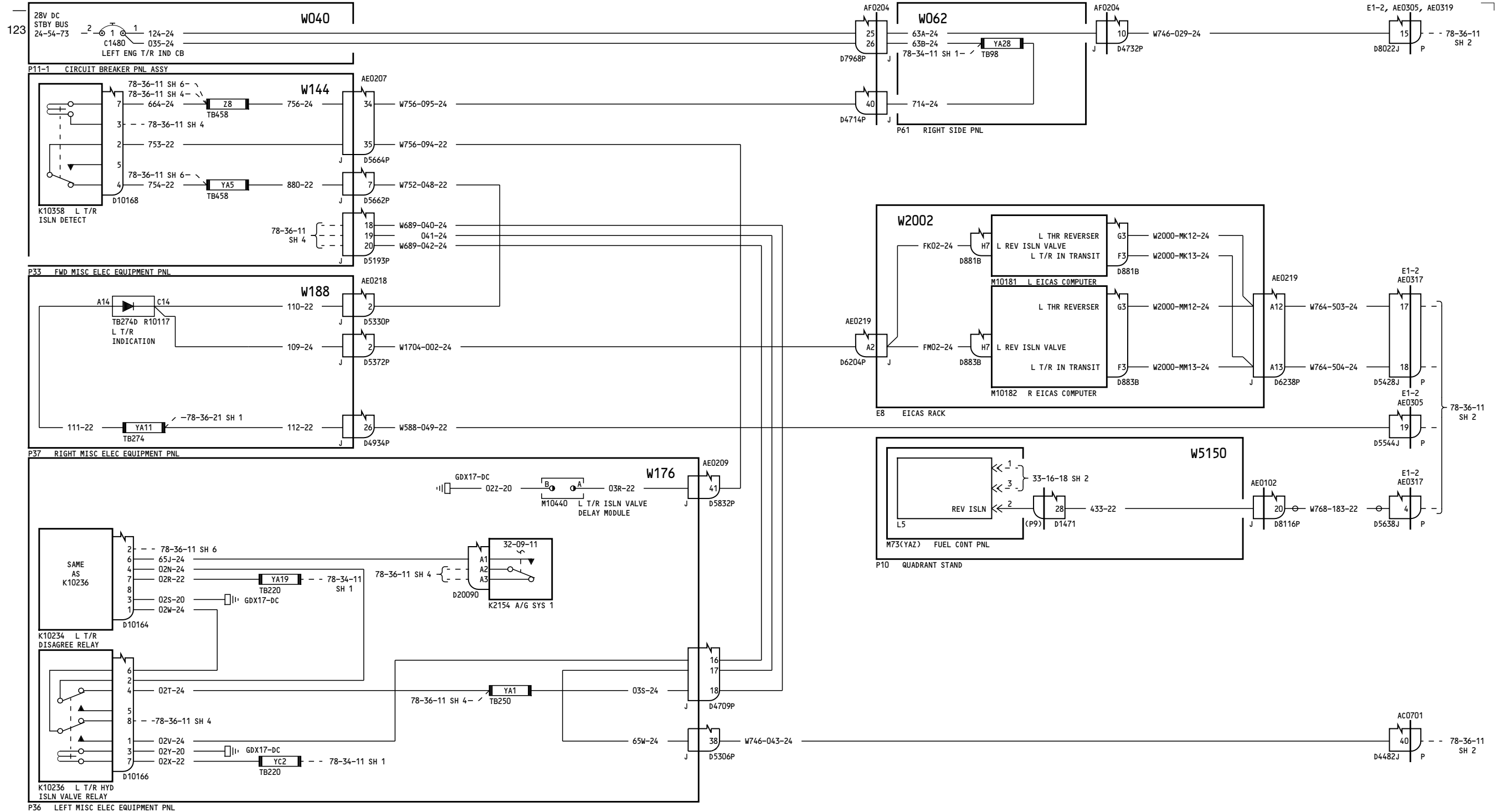
**78-36-11**

Page 6.1  
Sheet 6  
Jan 21/2005

Incorporates  
78-0062 R04

**78-36-11**

Page 6.1  
Sheet 6  
Jan 21/2005



280

**THRUST REVERSER POSITION INDICATING SYSTEM- LEFT ENGINE**

D280T132

**78-36-11**

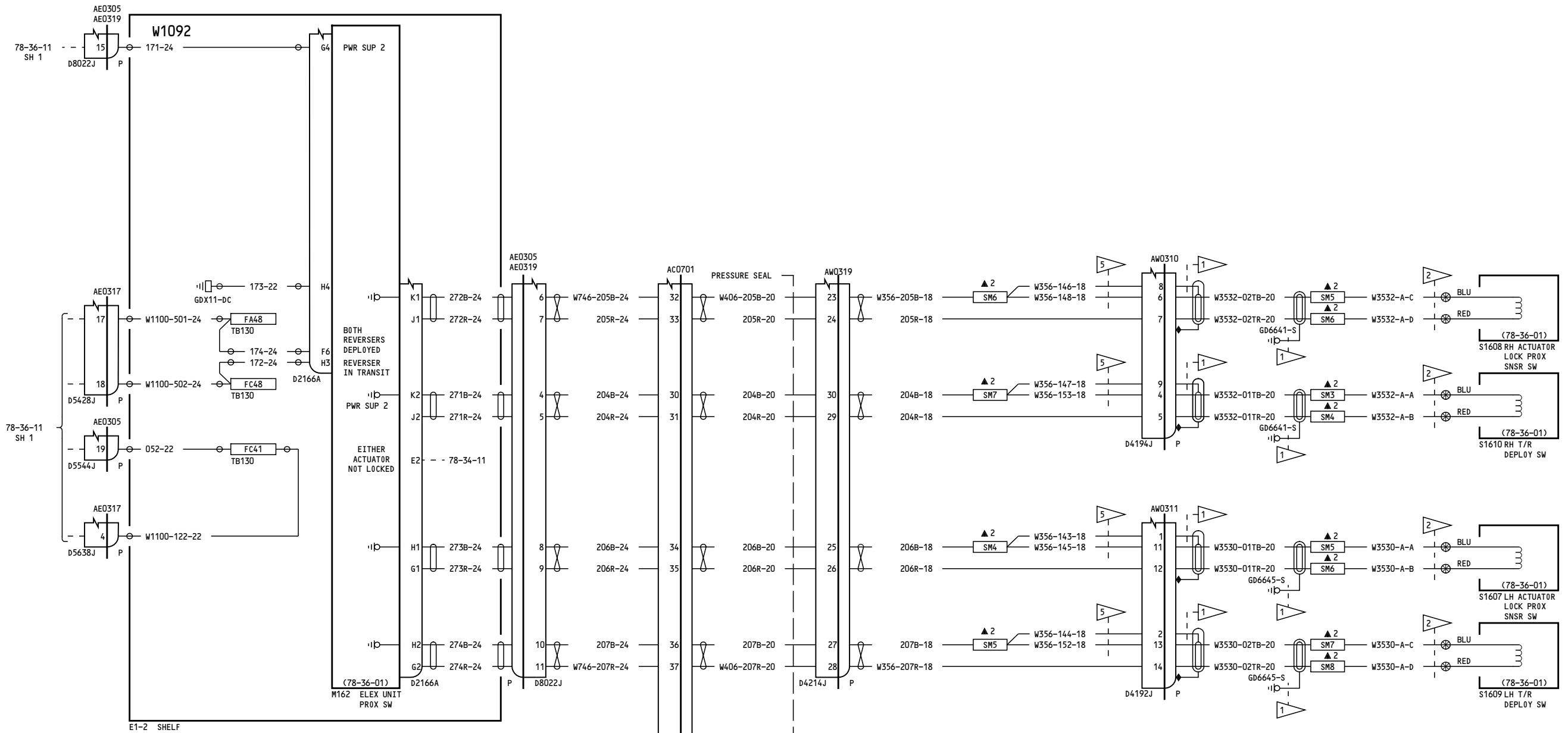
Page 7.1  
Sheet 1  
Jan 21/2005

Incorporates  
78-0062 R04

**78-36-11**

Page 7.1  
Sheet 1  
Jan 21/2005

121



- NOTES:
- SHIELD PIGTAIL TO DISCONNECT BACKSHELL 2 INCH MAXIMUM
  - 1 SHIELD PIGTAILS 6 INCH MAXIMUM
  - 2 PROX SENSOR PIGTAILS 12 INCH MAXIMUM EXCEPT S164 AND S165 SHALL BE 16 INCH MAXIMUM
  - 5 MAXIMUM LENGTH FOR PIGTAIL TO SPLICE 6 INCHES INCLUDING CONNECTOR

280

**THRUST REVERSER POSITION INDICATING SYSTEM- LEFT ENGINE**

D280T132

**78-36-11**

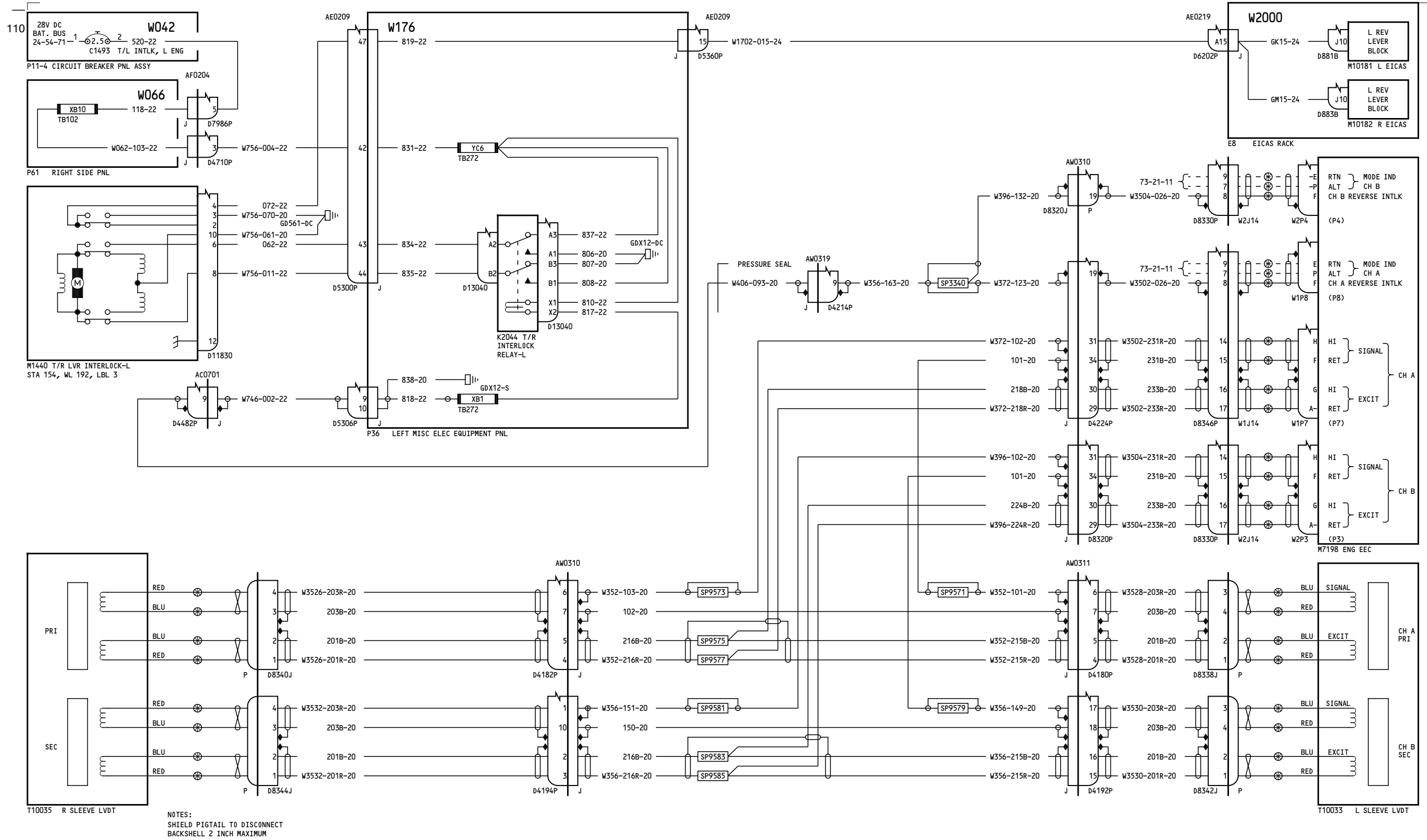
Page 7.1  
Sheet 2  
Jan 21/2005

Incorporates  
78-0062 R04

**78-36-11**

Page 7.1  
Sheet 2  
Jan 21/2005





280

**THRUST REVERSER POSITION INDICATING SYSTEM- LEFT ENGINE**

D280T132

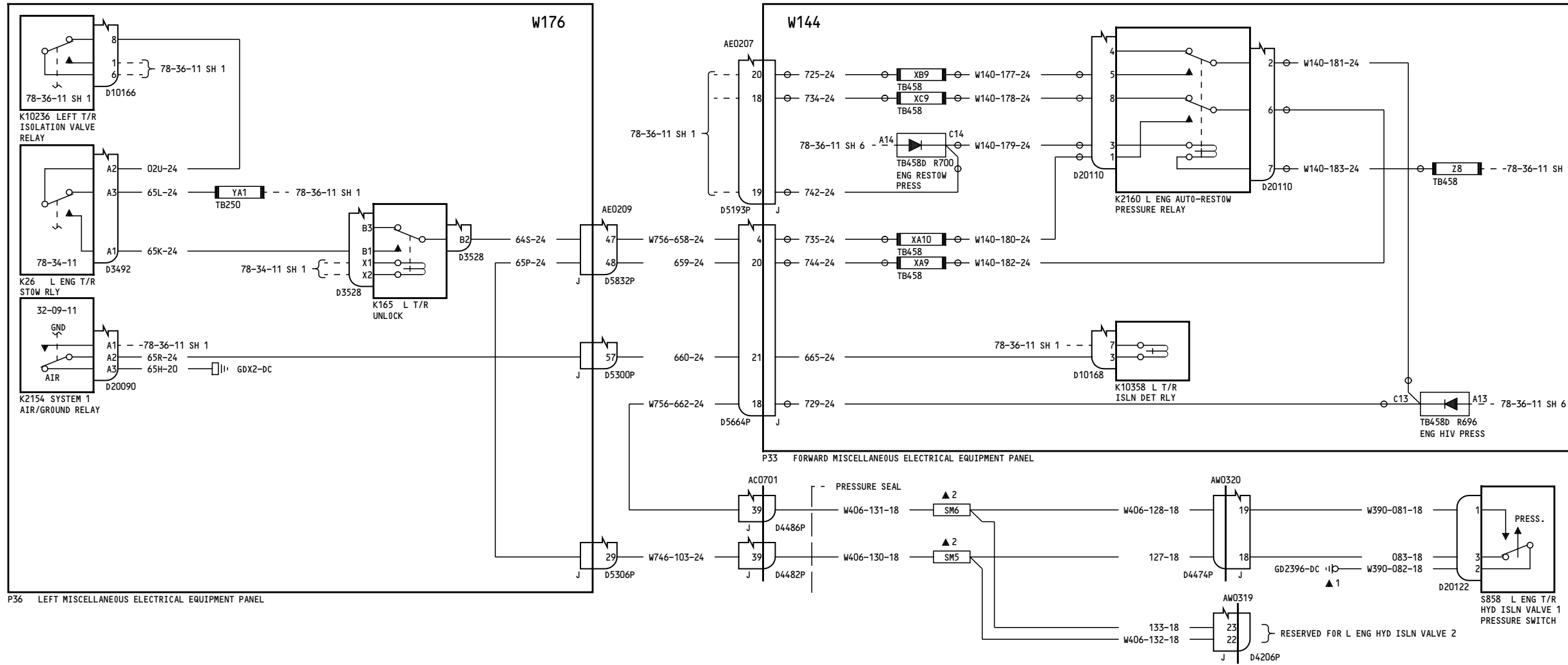
**78-36-11**

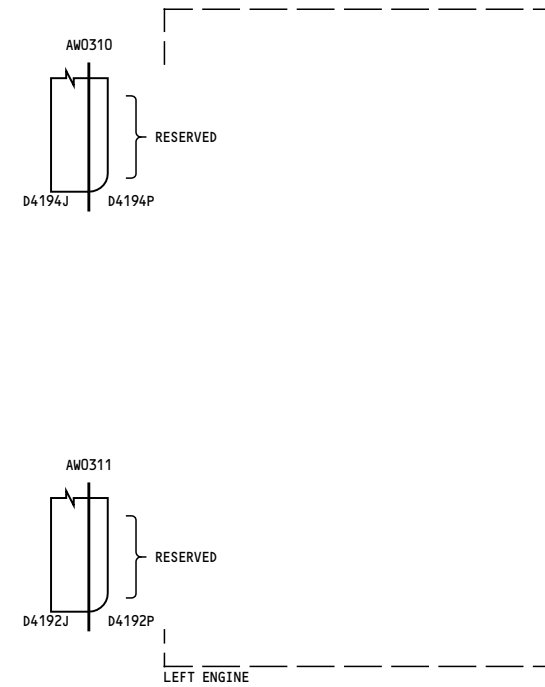
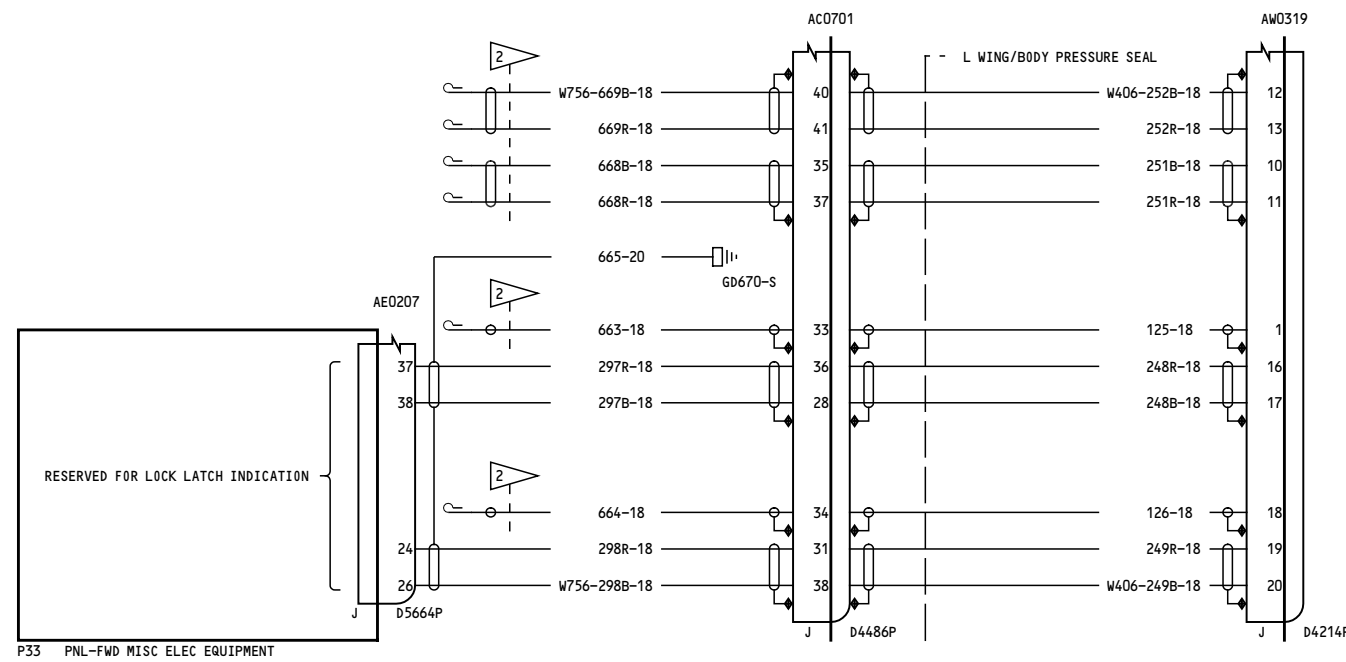
Page 7.1  
Sheet 3  
Jan 21/2005

Incorporates  
78-0062 R04

**78-36-11**

Page 7.1  
Sheet 3  
Jan 21/2005





NOTES:  
SHIELD PIGTAIL TO DISCONNECT BACKSHELL 2 INCH MAXIMUM

2 CAP & STOW NEAR D5664P

280

**THRUST REVERSER POSITION  
INDICATING SYSTEM-  
LEFT ENGINE**

D280T132

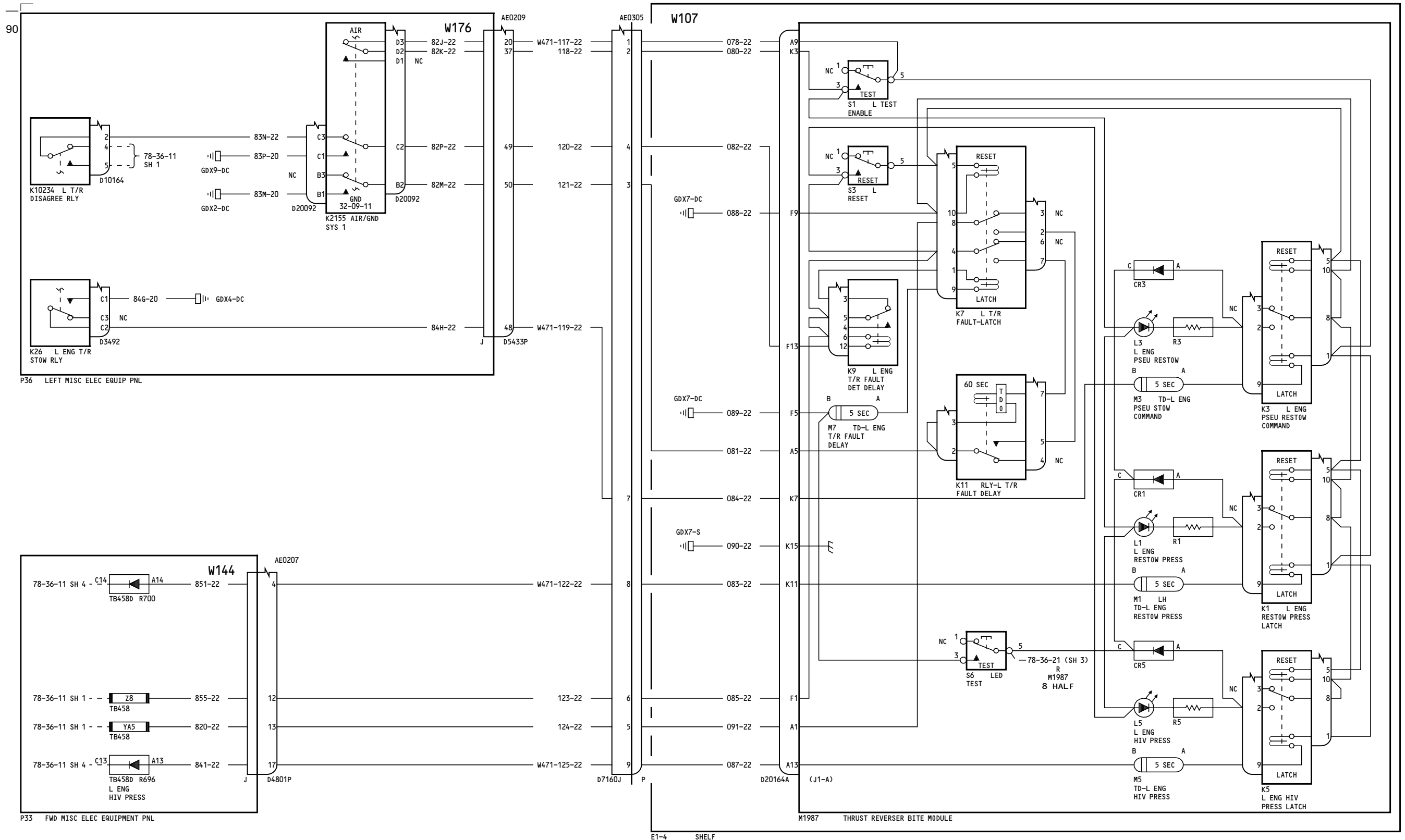
**78-36-11**

Page 7.1  
Sheet 5  
Jan 21/2005

Incorporates  
78-0062 R04

**78-36-11**

Page 7.1  
Sheet 5  
Jan 21/2005



280

**THRUST REVERSER POSITION INDICATING SYSTEM- LEFT ENGINE**

D280T132

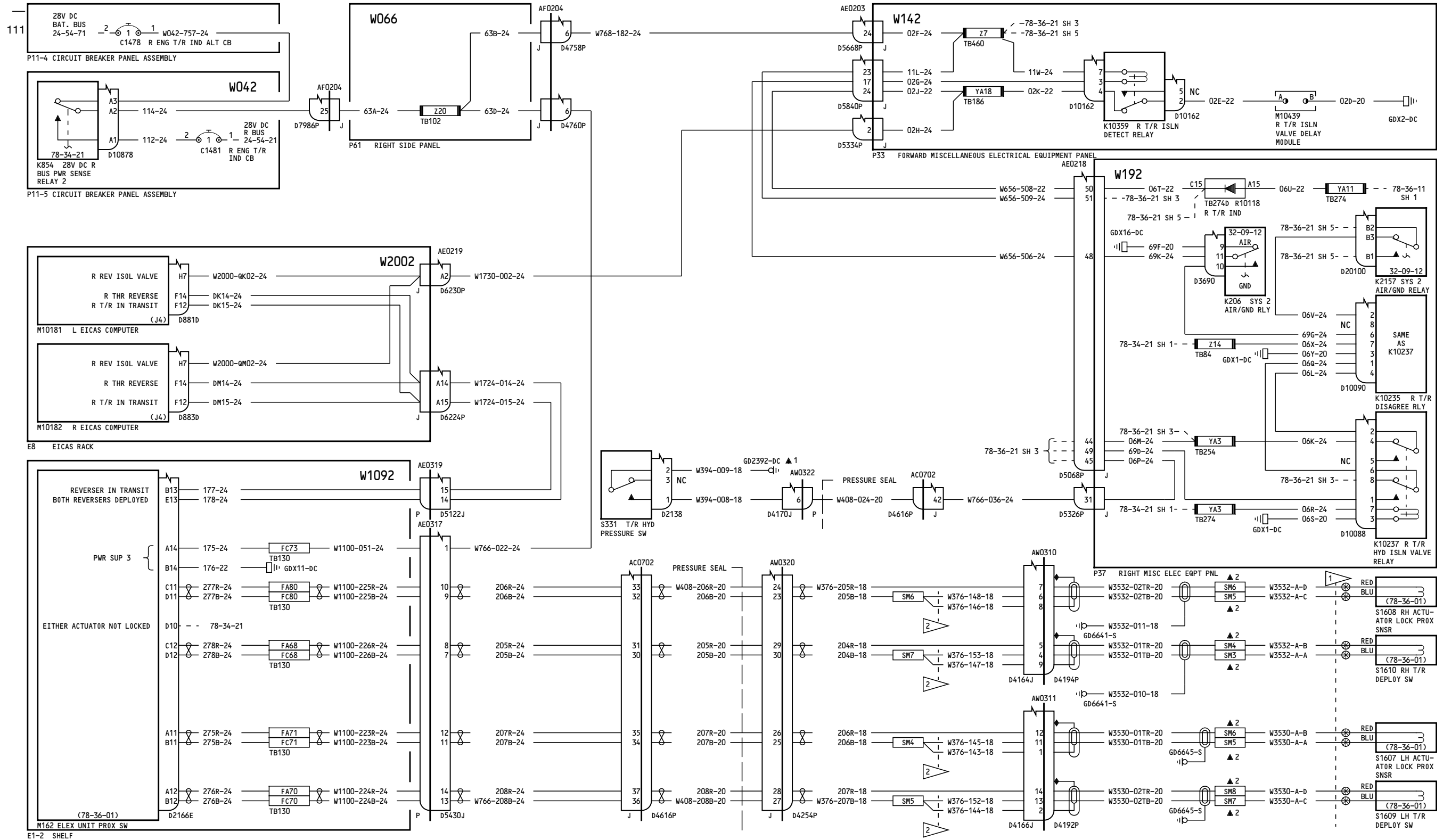
**78-36-11**

Page 7.1  
 Sheet 6  
 Jan 21/2005

Incorporates  
 78-0062 R04

**78-36-11**

Page 7.1  
 Sheet 6  
 Jan 21/2005



NOTES:  
 SHIELD PIGTAIL TO DISCONNECT BACK SHELL 2 INCH MAXIMUM  
 SHIELD PIGTAILS 6 INCH MAXIMUM

1 PROX SNSR PIGTAILS 12 INCH MAX EXCEPT S164 & 165 SHALL BE 16 INCH MAX

2 MAXIMUM LENGTH FROM PIGTAIL TO SPLICE IS 6 INCHES INCLUDING CONNECTOR

050-051, 275-276

**THRUST REVERSER POSITION INDICATING SYSTEM - RIGHT ENGINE**

D280T132

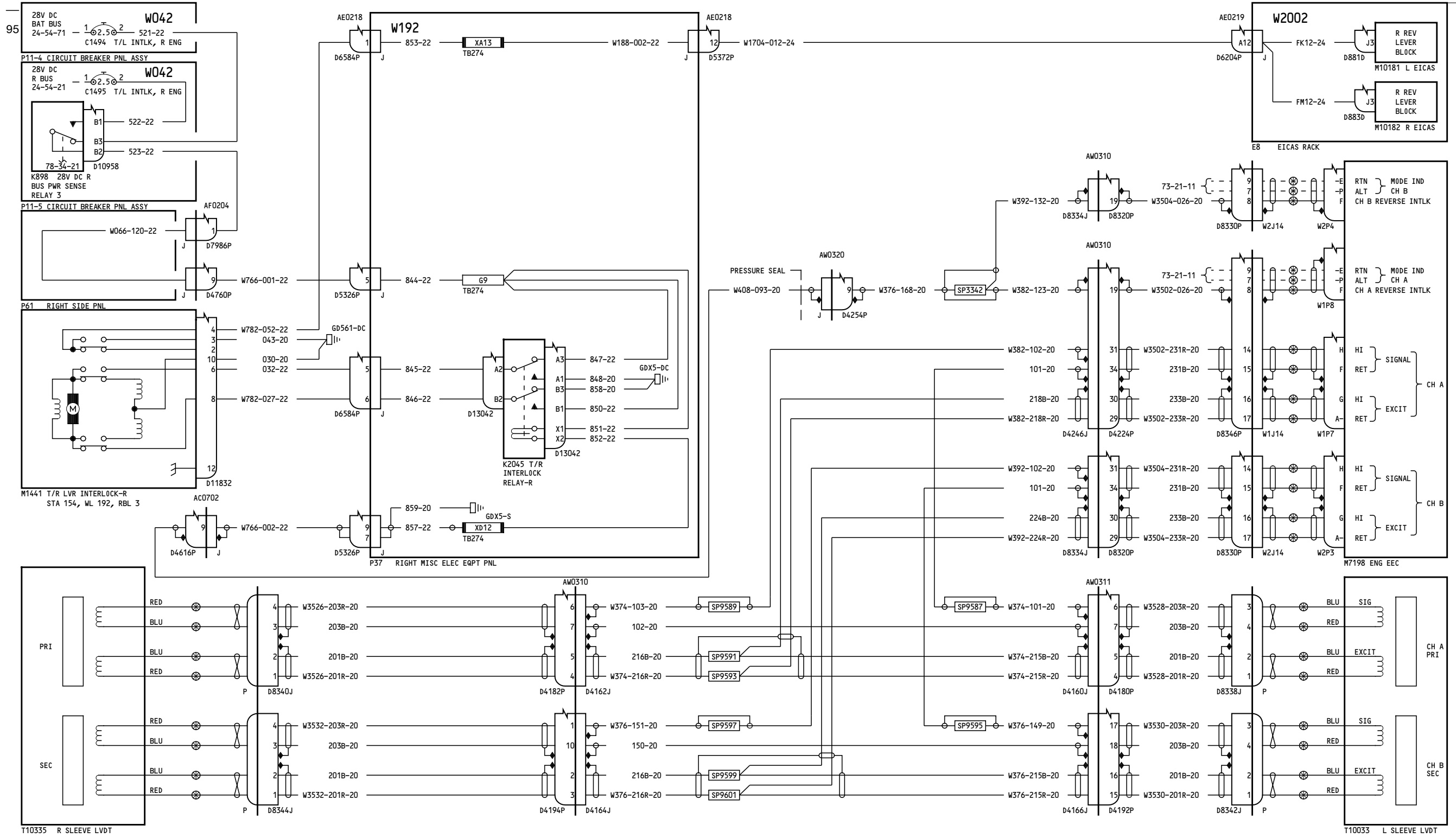
**78-36-21**

Page 1.1  
 Sheet 1  
 Jan 21/2005

Incorporates  
 78-0051FAA  
 78-0062 R04

**78-36-21**

Page 1.1  
 Sheet 1  
 Jan 21/2005



T10335 R SLEEVE LVDT  
 NOTES:  
 SHIELD PIGTAIL TO DISCONNECT  
 BACKSHELL 2 INCH MAXIMUM

050-051, 275-276

**THRUST REVERSER POSITION  
 INDICATING SYSTEM-  
 RIGHT ENGINE**

D280T132

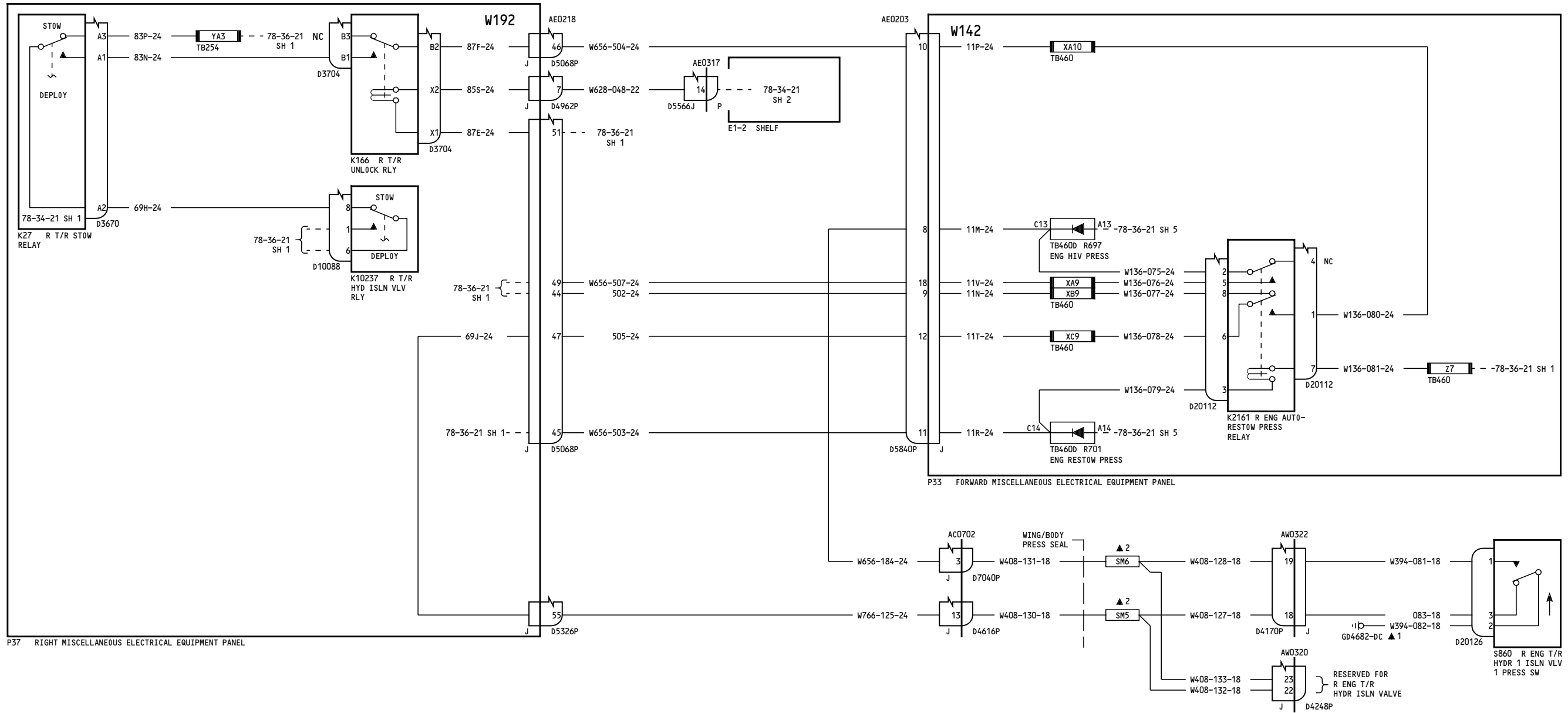
**78-36-21**

Page 1.1  
 Sheet 2  
 Jan 21/2005

Incorporates  
 78-0051FAA  
 78-0062 R04

**78-36-21**

Page 1.1  
 Sheet 2  
 Jan 21/2005



050-051, 275-276

**THRUST REVERSER POSITION INDICATING SYSTEM - RIGHT ENGINE**

D280T132

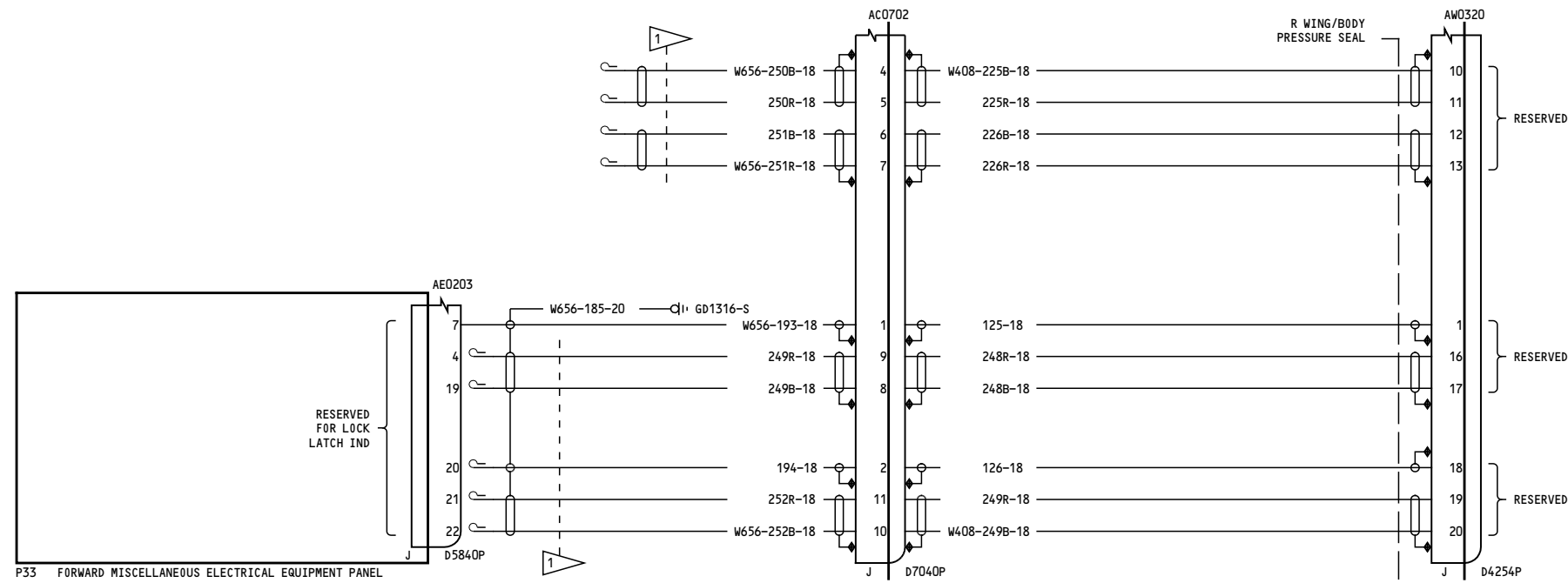
**78-36-21**

Page 1.1  
Sheet 3  
Jan 21/2005

Incorporates  
78-0051FAA  
78-0062 R04

**78-36-21**

Page 1.1  
Sheet 3  
Jan 21/2005



NOTES: SHIELD PIGTAIL TO DISCONNECT BACKSHELL 2 INCH MAXIMUM

1 CAP & STOW NEAR D5840P

050-051, 275-276

**THRUST REVERSER POSITION  
INDICATING SYSTEM-  
RIGHT ENGINE**

D280T132

**78-36-21**

Page 1.1  
Sheet 4  
Jan 21/2005

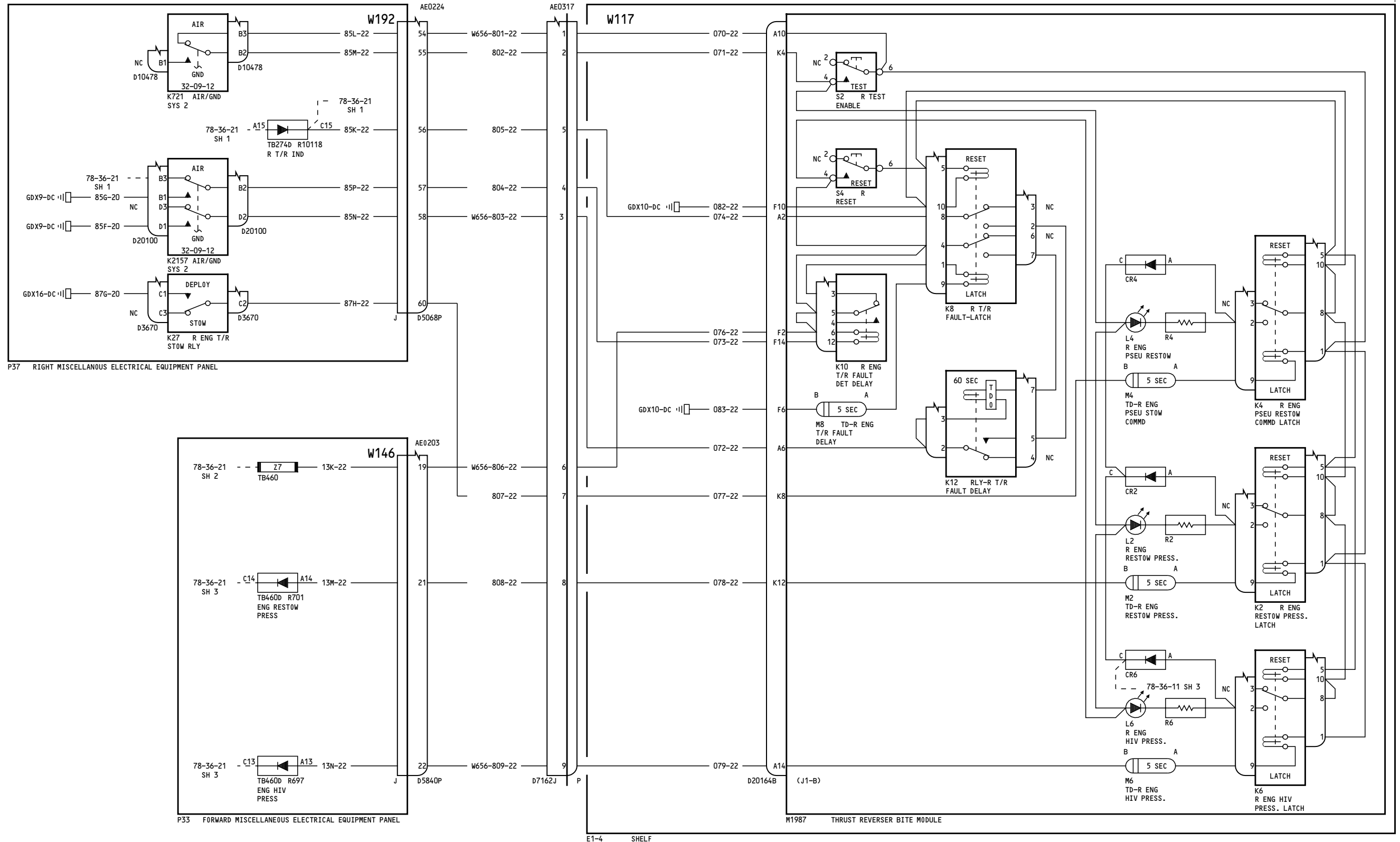
Incorporates  
78-0051FAA  
78-0062 R04

**78-36-21**

Page 1.1  
Sheet 4  
Jan 21/2005



82



050-051, 275-276

**THRUST REVERSER POSITION  
INDICATING SYSTEM-  
RIGHT ENGINE**

D280T132

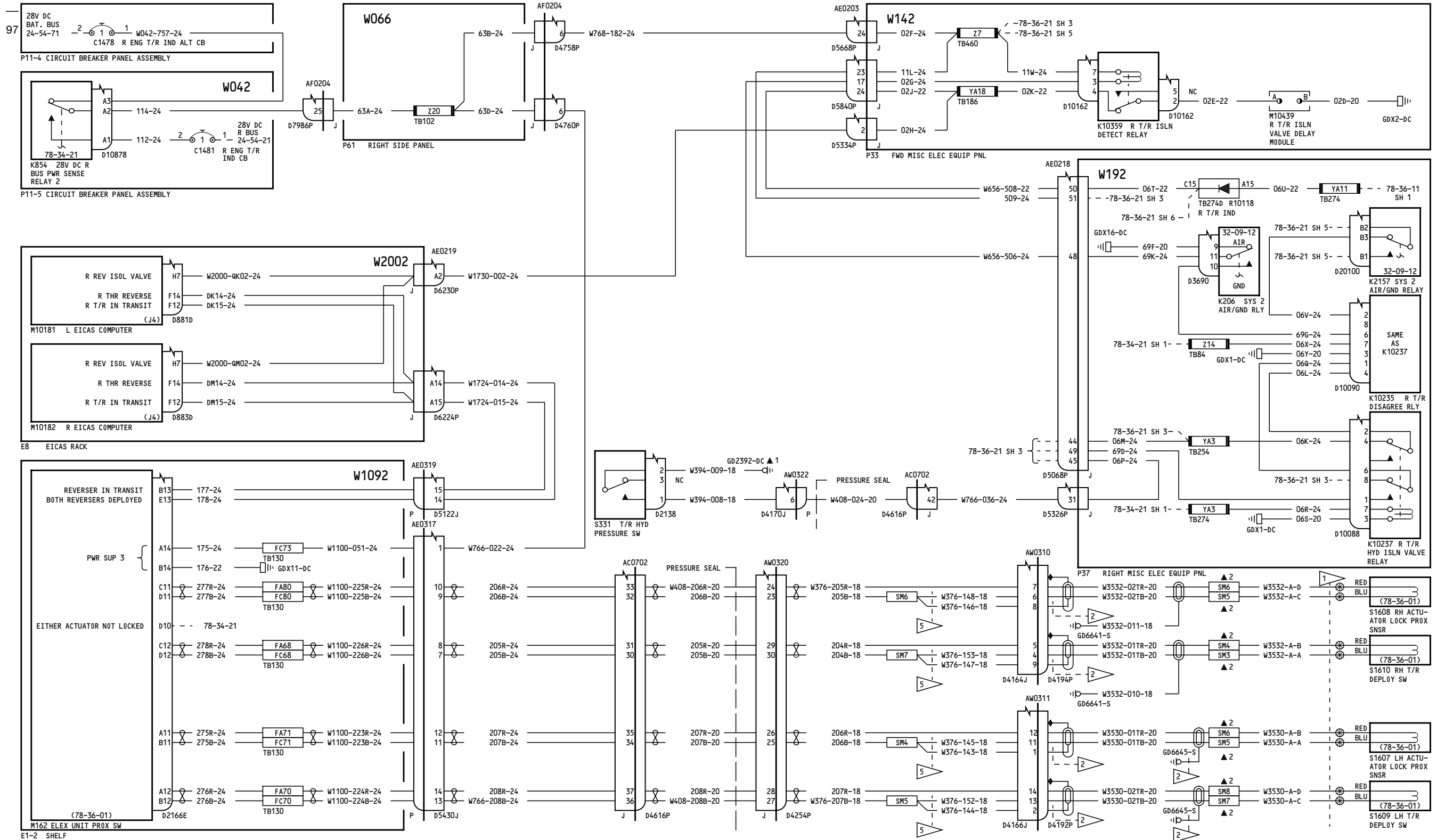
**78-36-21**

Page 1.1  
Sheet 5  
Jan 21/2005

Incorporates  
78-0062 R04

**78-36-21**

Page 1.1  
Sheet 5  
Jan 21/2005



NOTES:  
 SHIELD PIGTAIL TO DISCONNECT BACK SHELL 2 INCH MAXIMUM  
 1 PROX SNSR PIGTAILS 12 INCH MAX EXCEPT S164 & 165 SHALL BE 16 INCH MAX  
 2 SHIELD PIGTAILS 6 INCH MAXIMUM  
 5 MAXIMUM LENGTH FROM PIGTAIL TO SPLICE IS 6 INCHES INCLUDING CONNECTOR

150-156, 162-166

**THRUST REVERSER POSITION INDICATING SYSTEM - RIGHT ENGINE**

**78-36-21**

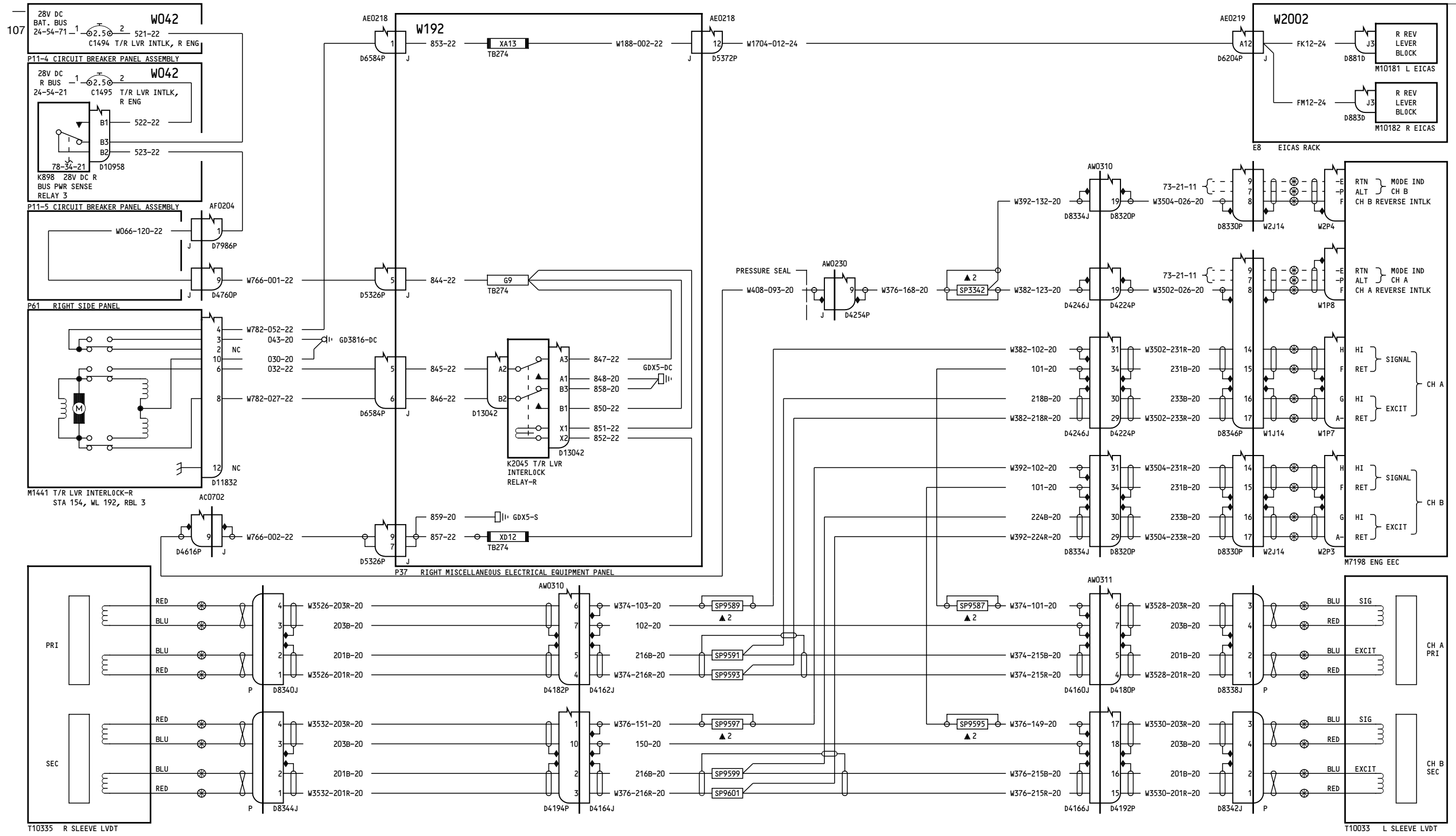
Page 2.1  
 Sheet 1  
 Jan 21/2005

D280T132

Incorporates  
 78-0051FAA  
 78-0062 R04

**78-36-21**

Page 2.1  
 Sheet 1  
 Jan 21/2005



NOTES:  
SHIELD PIGTAIL TO DISCONNECT  
BACKSHELL 2 INCH MAXIMUM

150-156, 162-166

**THRUST REVERSER POSITION  
INDICATING SYSTEM-  
RIGHT ENGINE**

D280T132

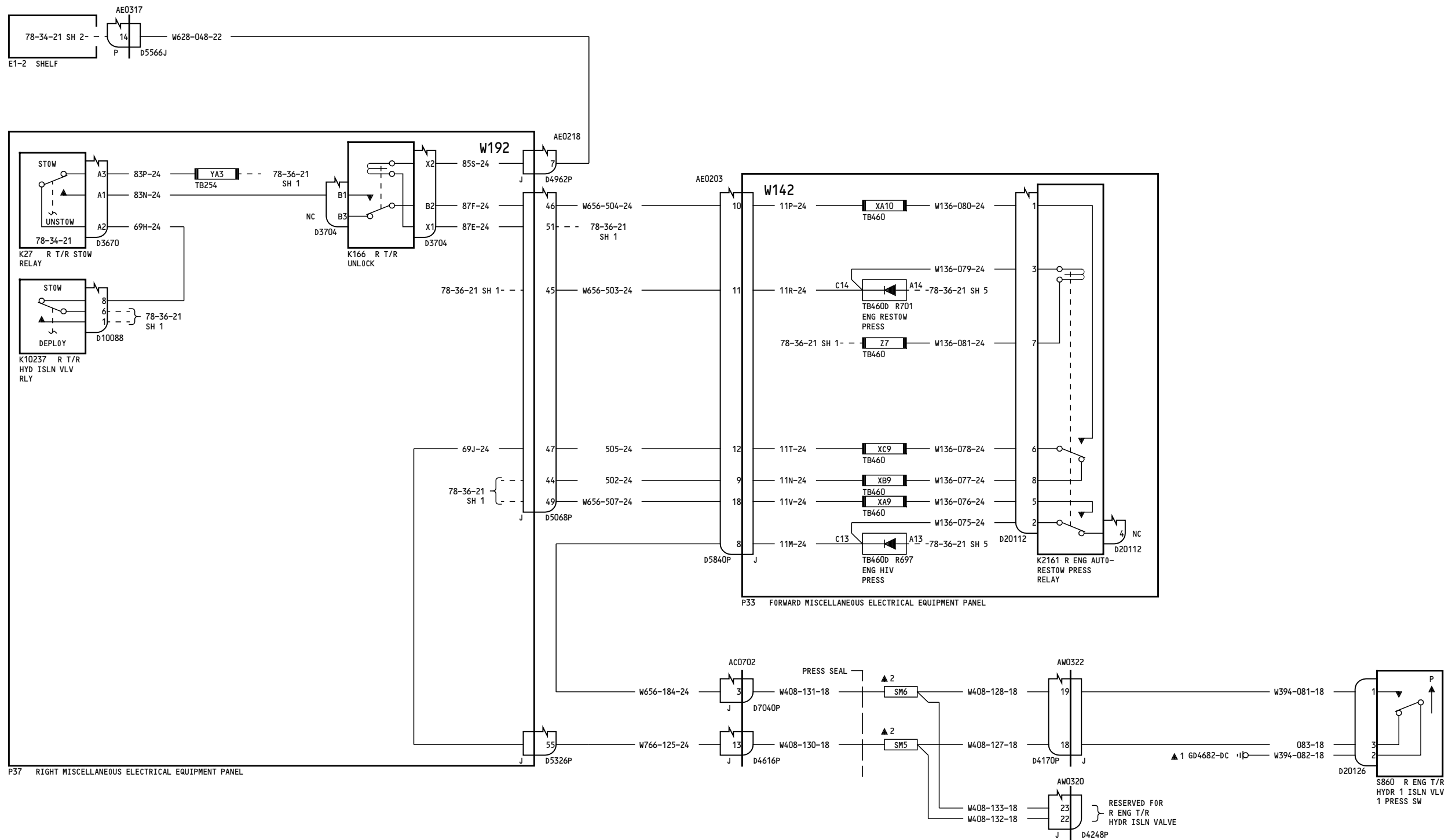
**78-36-21**

Page 2.1  
Sheet 2  
Jan 21/2005

Incorporates  
78-0051FAA  
78-0062 R04

**78-36-21**

Page 2.1  
Sheet 2  
Jan 21/2005



150-156, 162-166

**THRUST REVERSER POSITION  
INDICATING SYSTEM-  
RIGHT ENGINE**

D280T132

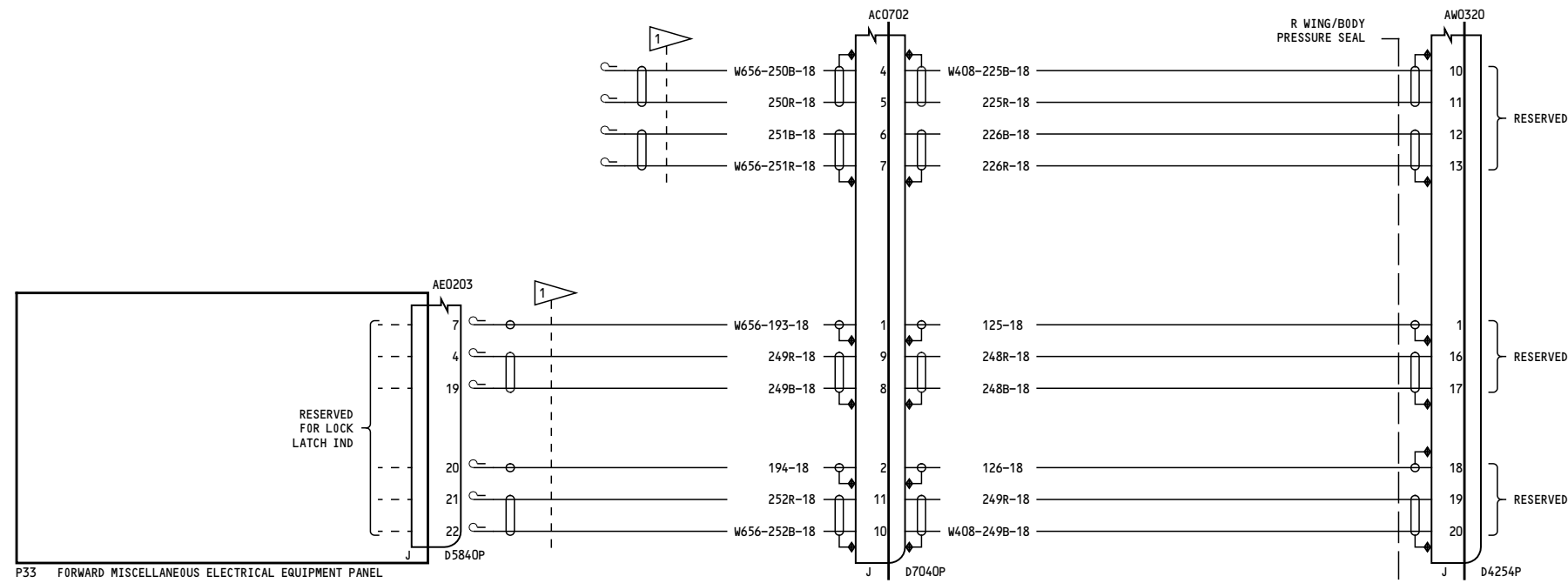
**78-36-21**

Page 2.1  
Sheet 3  
Jan 21/2005

Incorporates  
78-0051FAA  
78-0062 R04

**78-36-21**

Page 2.1  
Sheet 3  
Jan 21/2005



NOTES: SHIELD PIGTAIL TO DISCONNECT BACKSHELL 2 INCH MAXIMUM

1 CAP & STOW NEAR D5840P

150-156, 162-166

**THRUST REVERSER POSITION  
INDICATING SYSTEM-  
RIGHT ENGINE**

D280T132

**78-36-21**

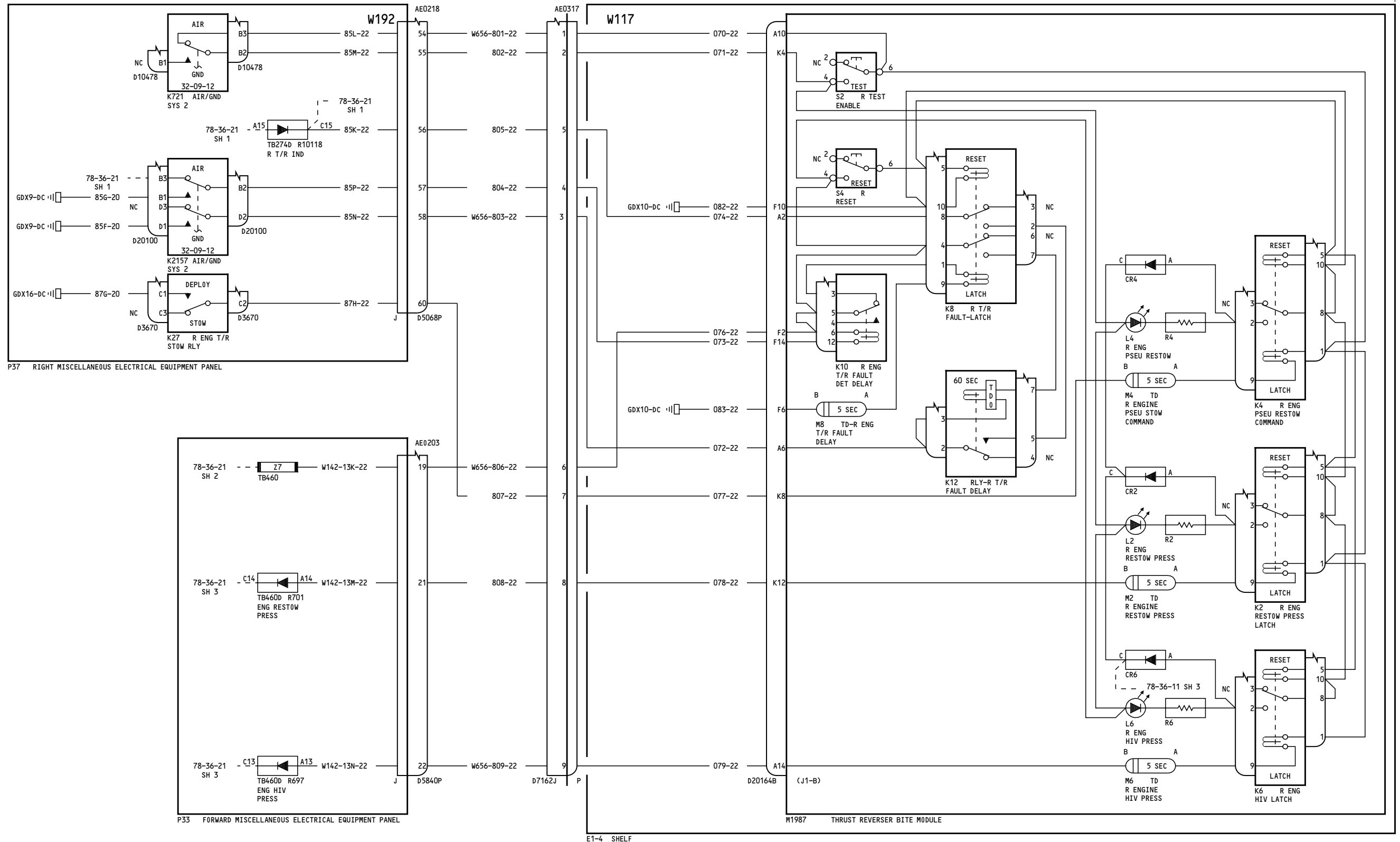
Page 2.1  
Sheet 4  
Jan 21/2005

Incorporates  
78-0051FAA  
78-0062 R04

**78-36-21**

Page 2.1  
Sheet 4  
Jan 21/2005

78



150-156, 162-166

**THRUST REVERSER POSITION INDICATING SYSTEM - RIGHT ENGINE**

D280T132

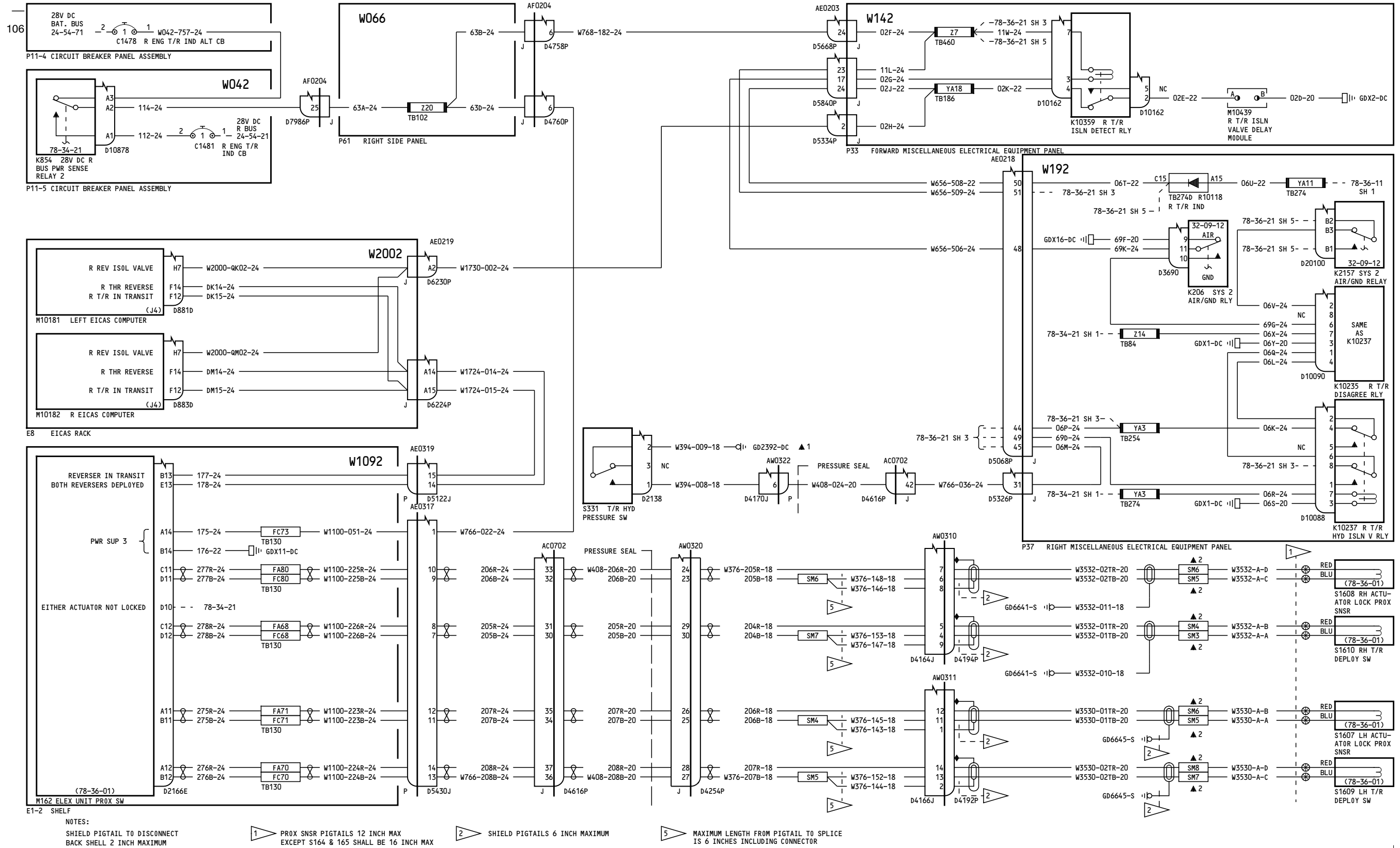
**78-36-21**

Page 2.1  
Sheet 5  
Jan 21/2005

Incorporates  
78-0062 R04

**78-36-21**

Page 2.1  
Sheet 5  
Jan 21/2005



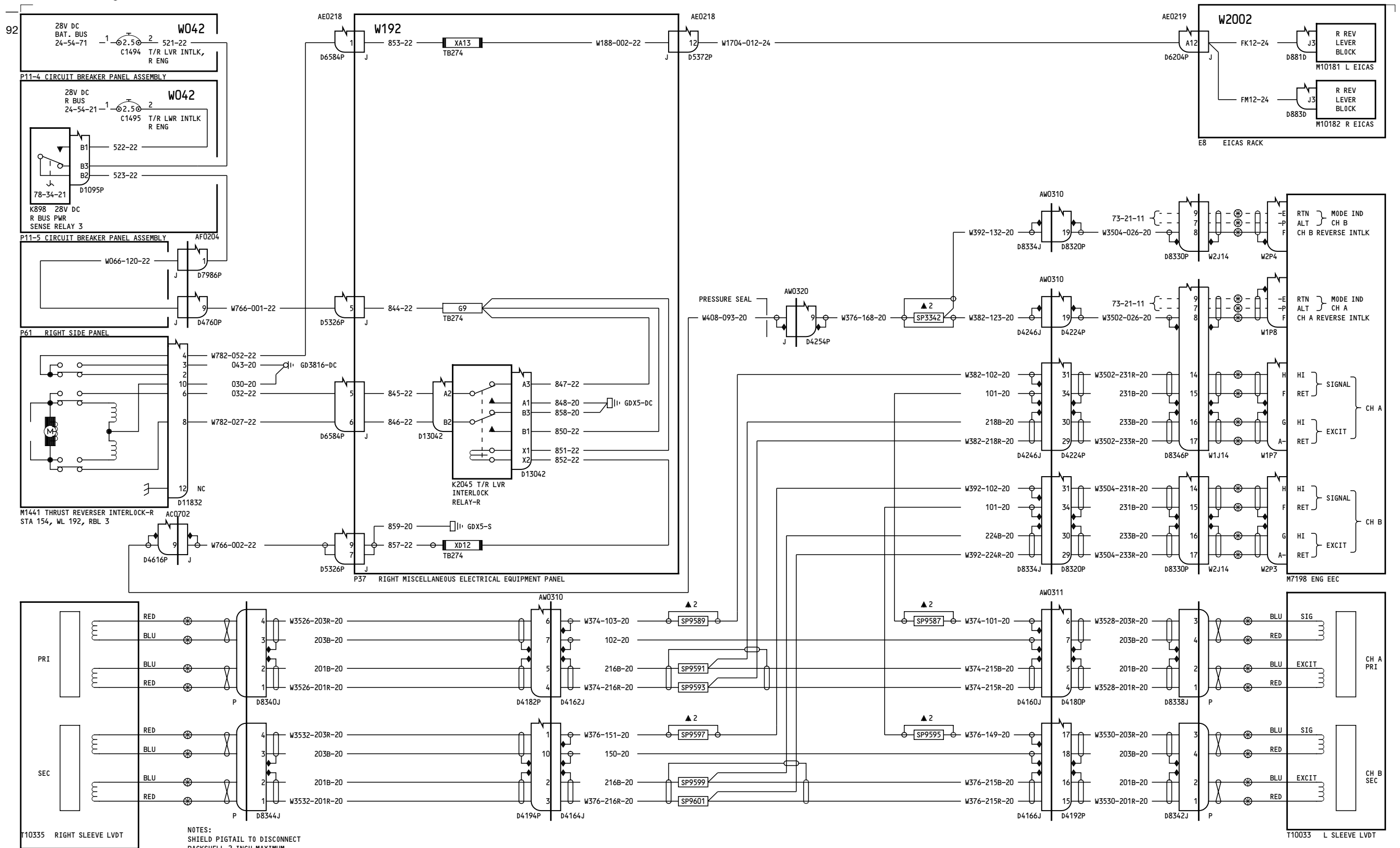
THRUST REVERSER POSITION INDICATING SYSTEM - RIGHT ENGINE

D280T132

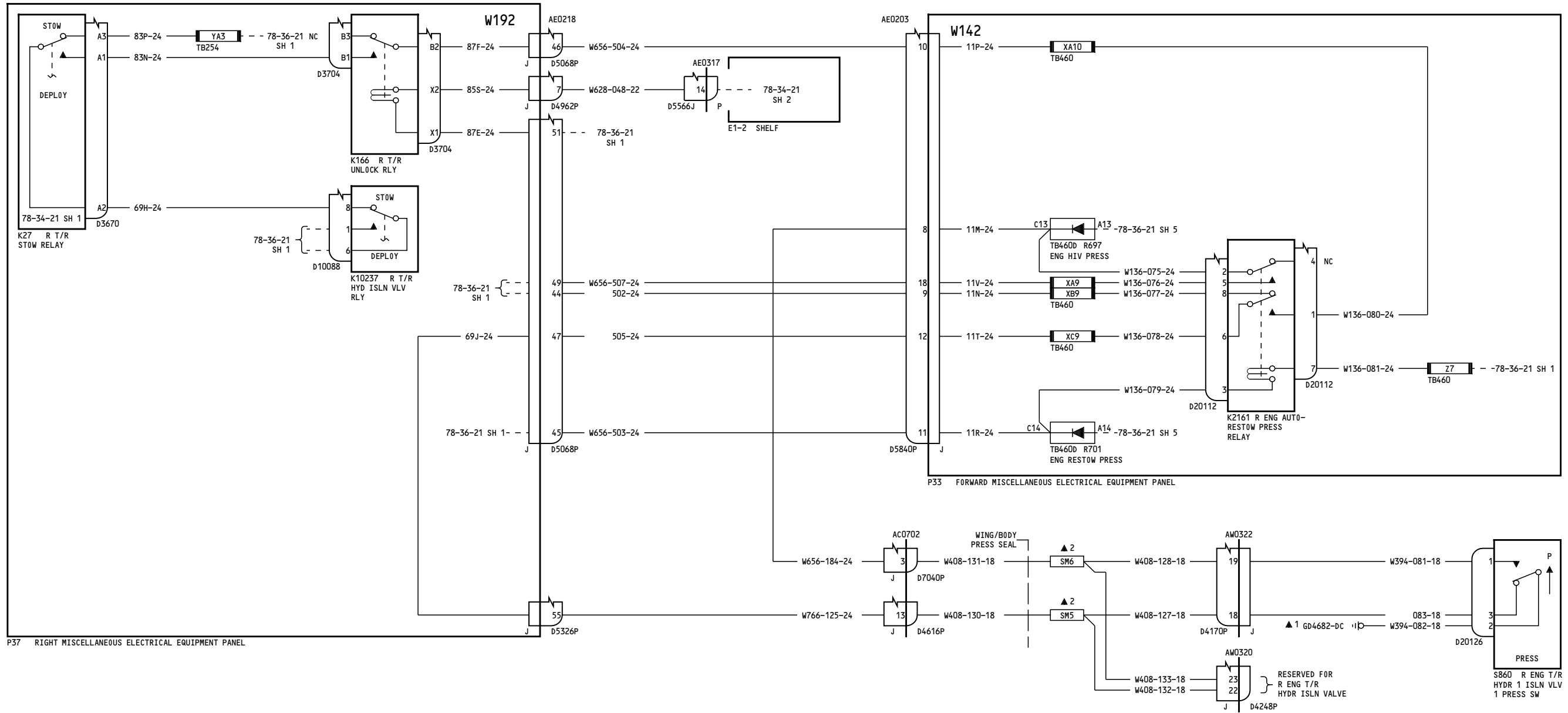
78-36-21

Incorporates 78-0062 R04

78-36-21







157	<p><b>THRUST REVERSER POSITION INDICATING SYSTEM- RIGHT ENGINE</b></p> <p>D280T132</p>
-----	--

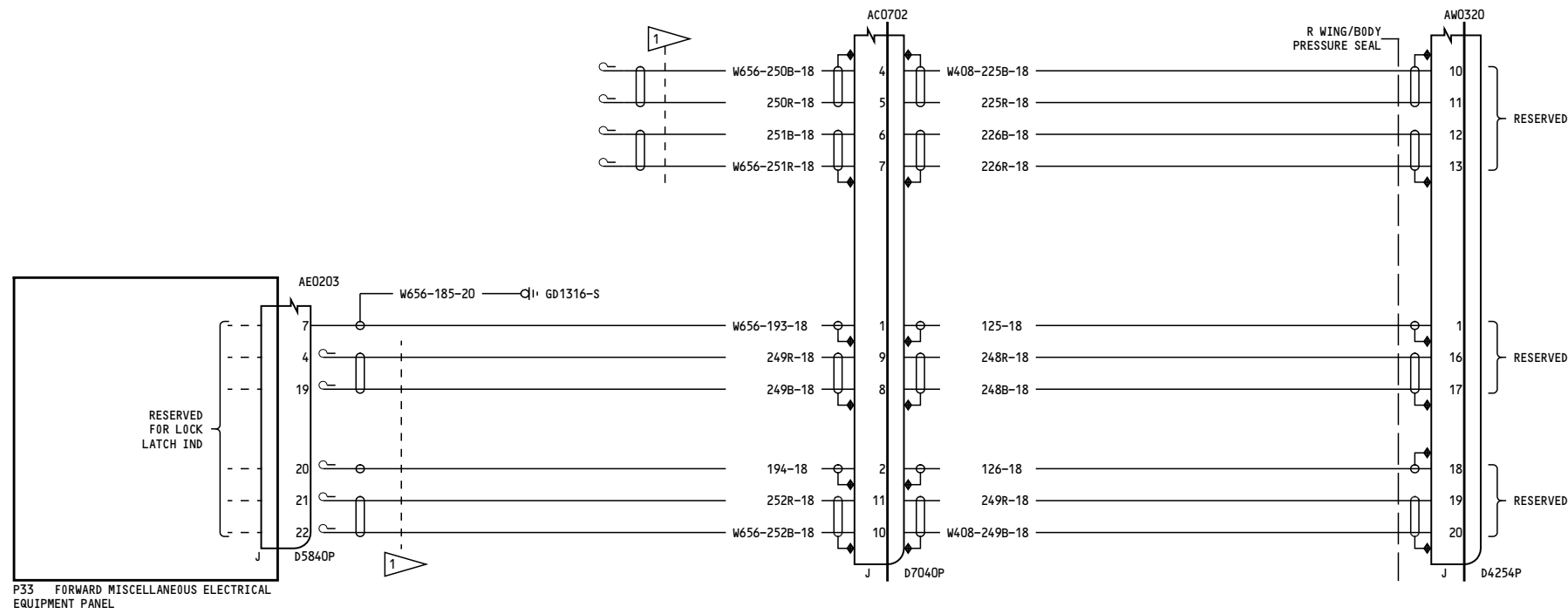
**78-36-21**

Page 3.1  
Sheet 3  
Jan 21/2005

Incorporates  
78-0062 R04

**78-36-21**

Page 3.1  
Sheet 3  
Jan 21/2005



NOTES: SHIELD PIGTAIL TO DISCONNECT BACKSHELL 2 INCH MAXIMUM

1 CAP & STOW NEAR D5840P

157

**THRUST REVERSER POSITION  
INDICATING SYSTEM-  
RIGHT ENGINE**

D280T132

**78-36-21**

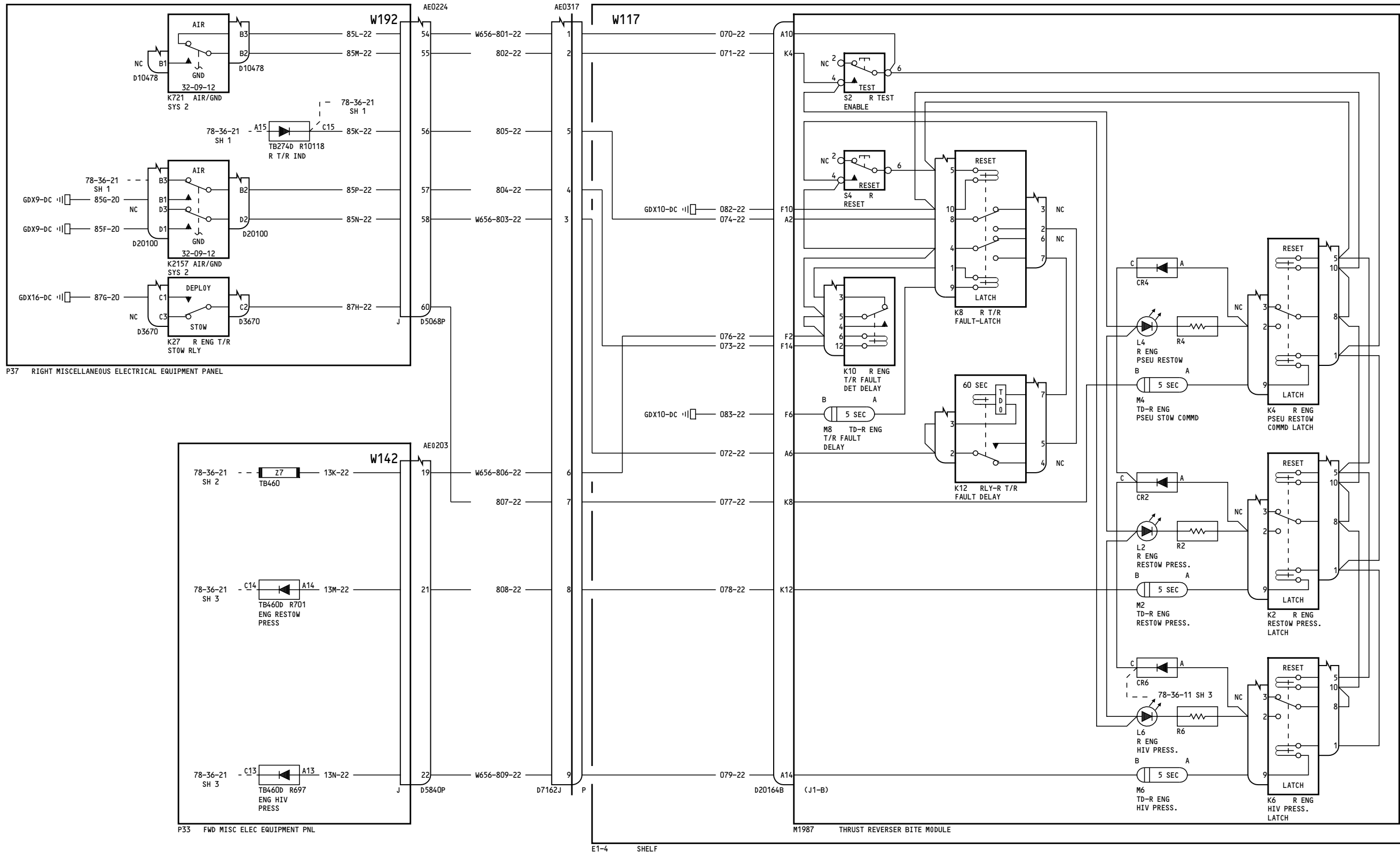
Page 3.1  
Sheet 4  
Jan 21/2005

Incorporates  
78-0062 R04

**78-36-21**

Page 3.1  
Sheet 4  
Jan 21/2005

77



157

**THRUST REVERSER POSITION INDICATING SYSTEM- RIGHT ENGINE**

D280T132

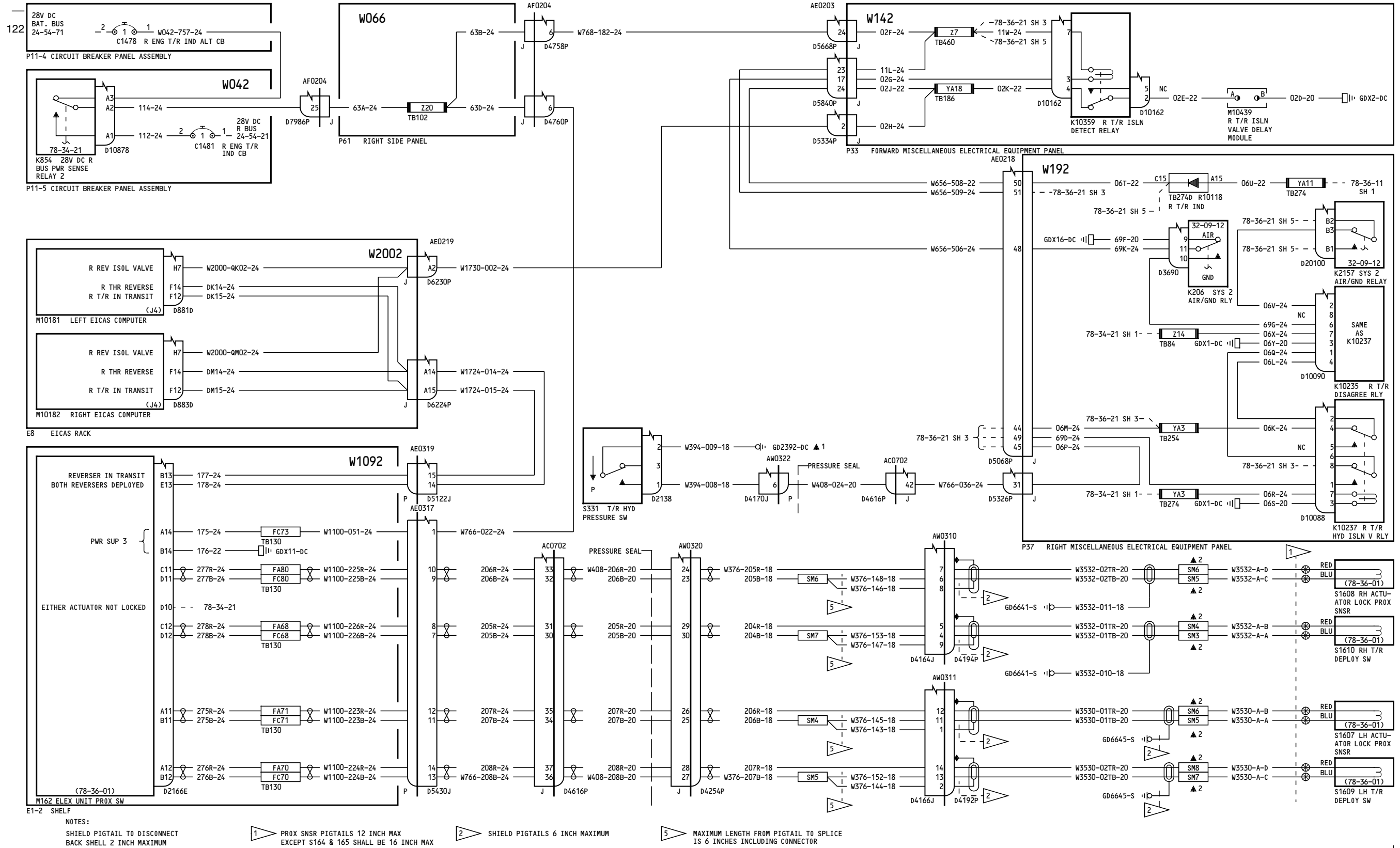
**78-36-21**

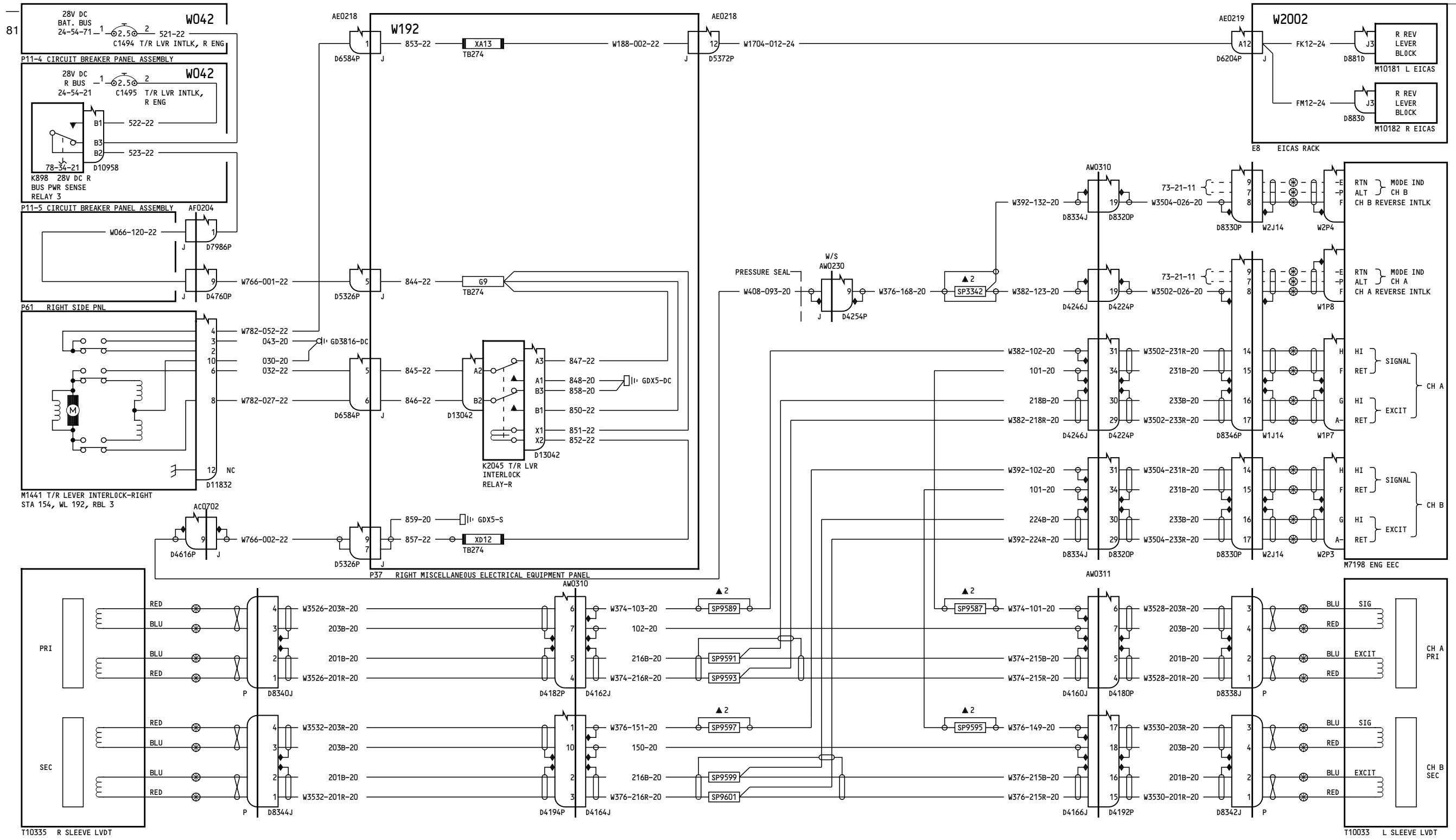
Page 3.1  
Sheet 5  
Jan 21/2005

Incorporates  
78-0062 R04

**78-36-21**

Page 3.1  
Sheet 5  
Jan 21/2005





NOTES:  
SHIELD PIGTAIL TO DISCONNECT  
BACKSHELL 2 INCH MAXIMUM

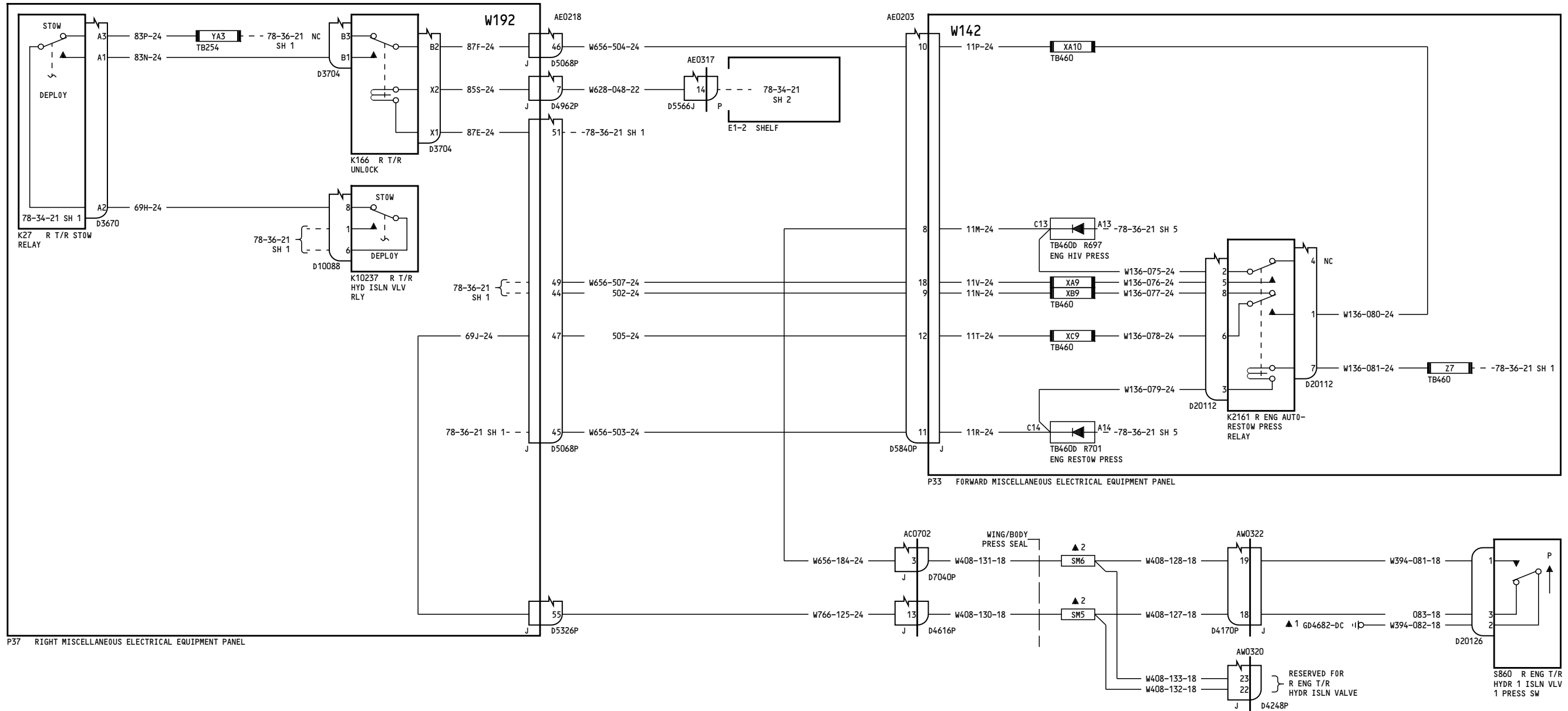
**THRUST REVERSER POSITION  
INDICATING SYSTEM-  
RIGHT ENGINE**

D280T132

**78-36-21**

Incorporates  
78-0062 R04

**78-36-21**



P37 RIGHT MISCELLANEOUS ELECTRICAL EQUIPMENT PANEL

P33 FORWARD MISCELLANEOUS ELECTRICAL EQUIPMENT PANEL

**THRUST REVERSER POSITION INDICATING SYSTEM- RIGHT ENGINE**

D280T132

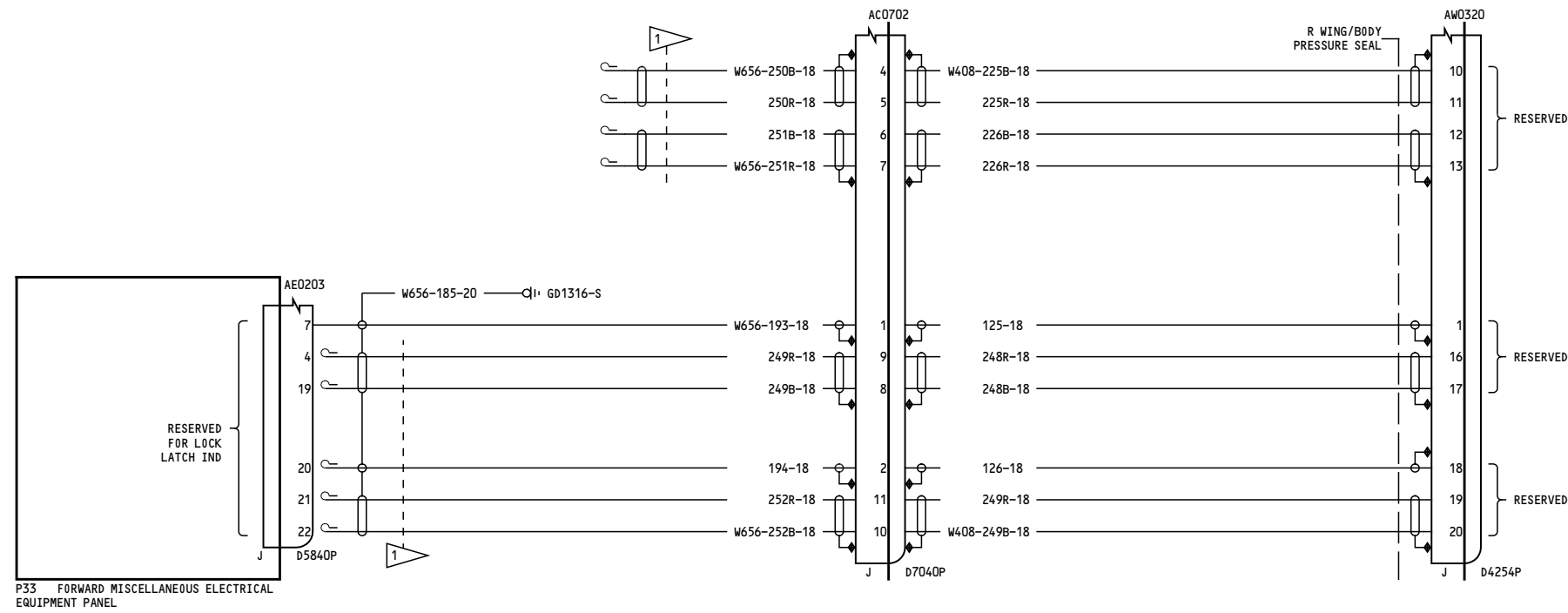
**78-36-21**

Page 4.1  
Sheet 3  
Jan 21/2005

Incorporates  
78-0062 R04

**78-36-21**

Page 4.1  
Sheet 3  
Jan 21/2005



NOTES: SHIELD PIGTAIL TO DISCONNECT BACKSHELL 2 INCH MAXIMUM

1 CAP & STOW NEAR D5840P

167

**THRUST REVERSER POSITION  
INDICATING SYSTEM-  
RIGHT ENGINE**

D280T132

**78-36-21**

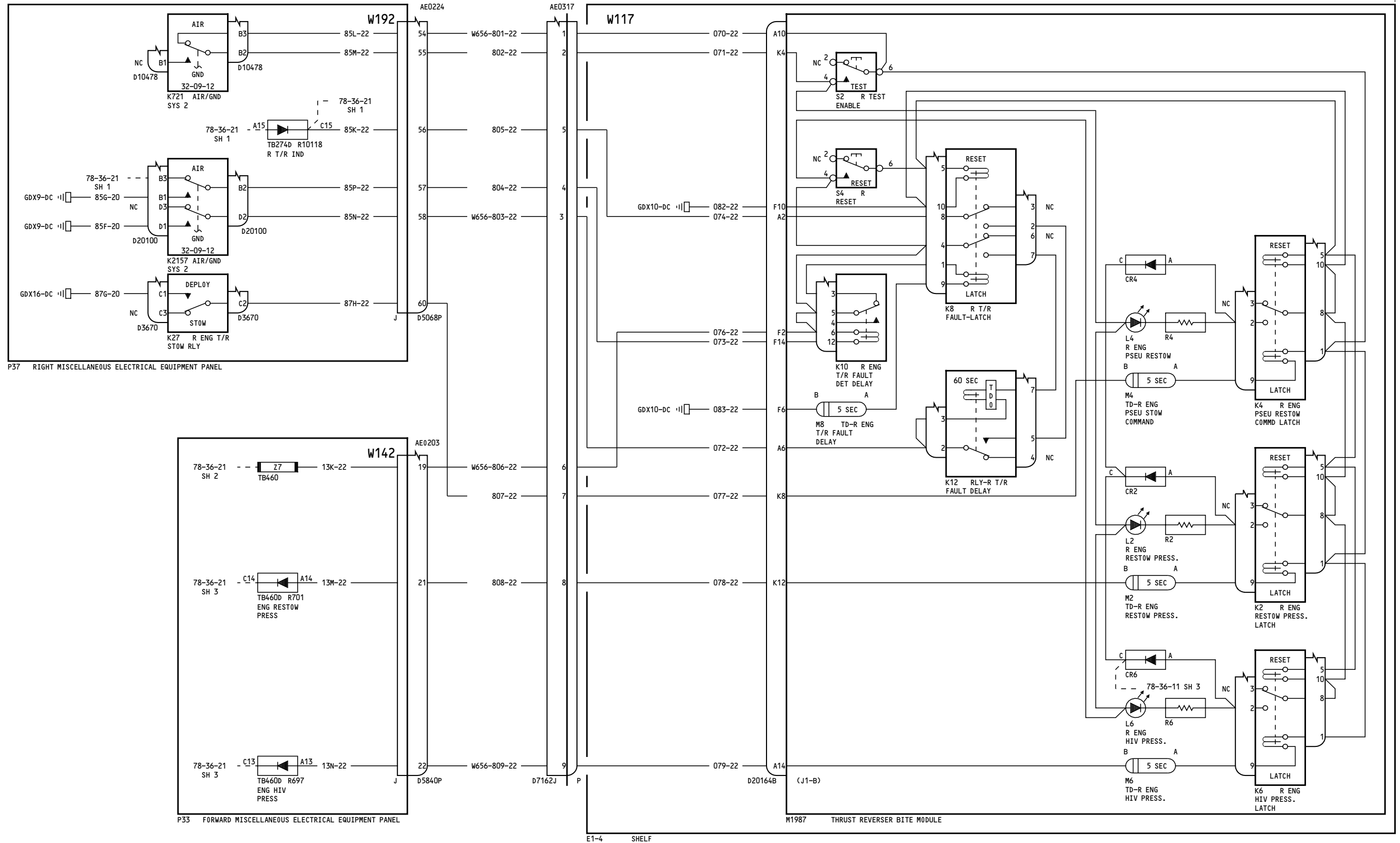
Page 4.1  
Sheet 4  
Jan 21/2005

Incorporates  
78-0062 R04

**78-36-21**

Page 4.1  
Sheet 4  
Jan 21/2005

74



167

**THRUST REVERSER POSITION INDICATING SYSTEM - RIGHT ENGINE**

D280T132

**78-36-21**

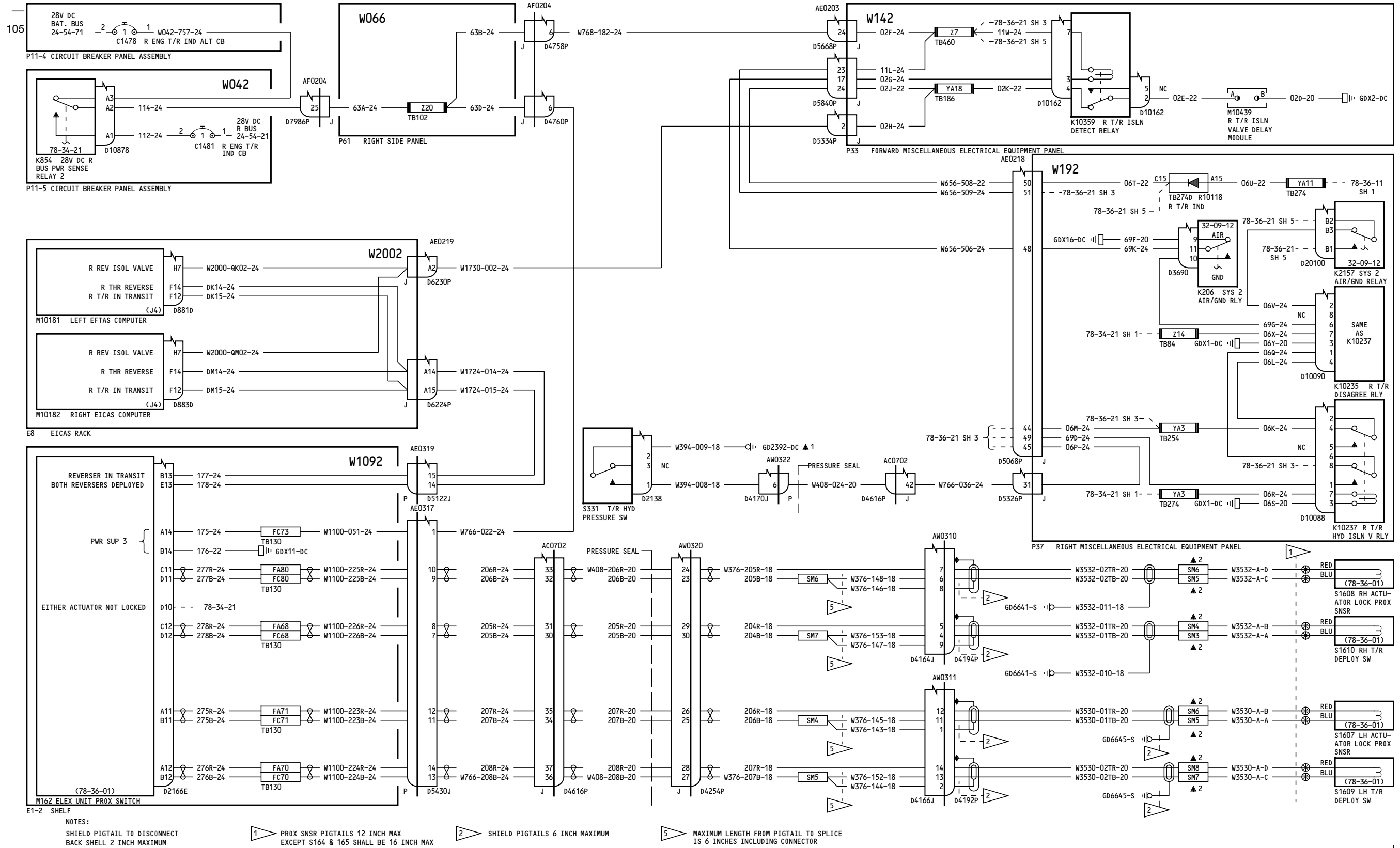
Page 4.1  
Sheet 5  
Jan 21/2005

Incorporates  
78-0062 R04

**78-36-21**

Page 4.1  
Sheet 5  
Jan 21/2005





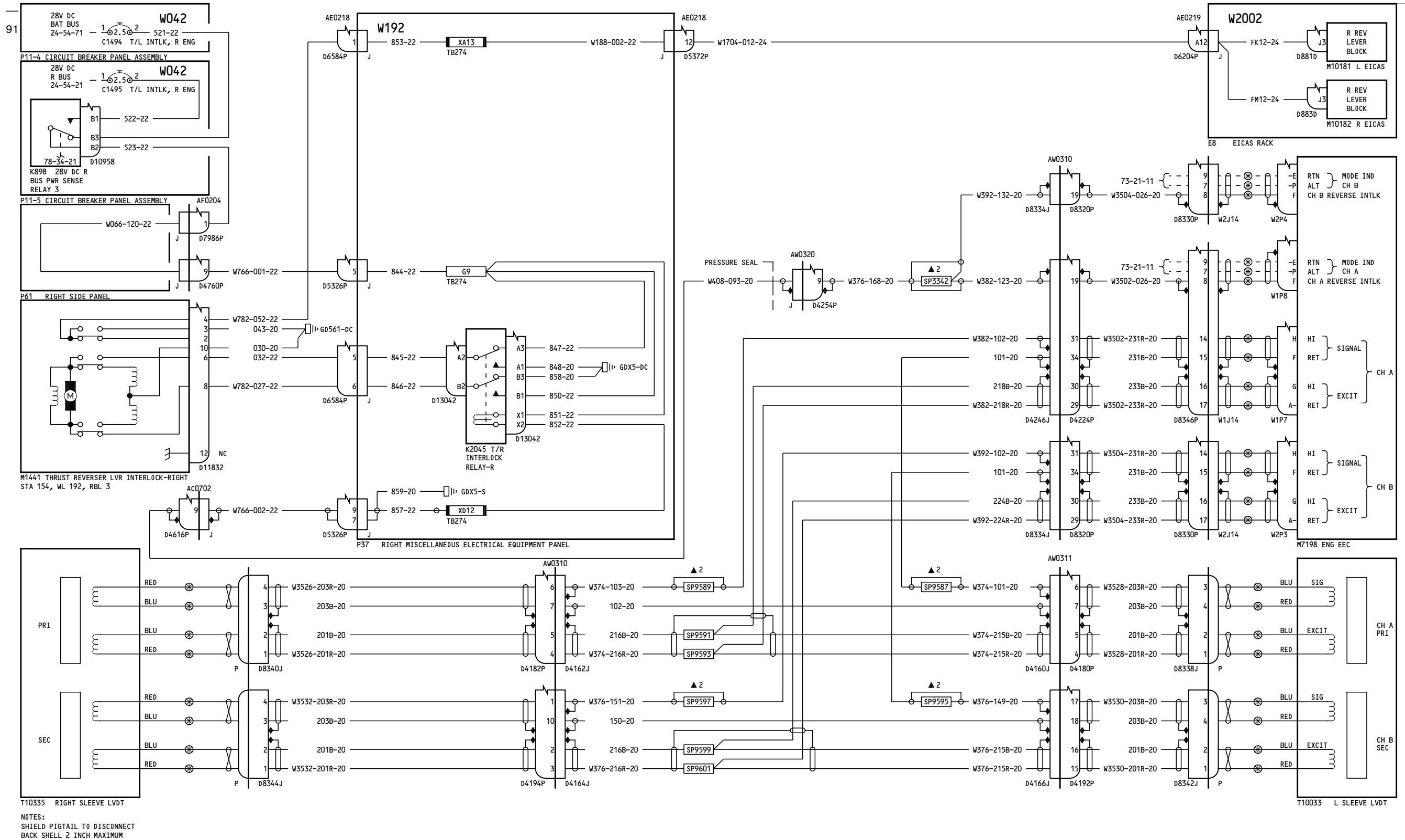
NOTES:  
 SHIELD PIGTAIL TO DISCONNECT BACK SHELL 2 INCH MAXIMUM  
 1 PROX SNSR PIGTAILS 12 INCH MAX EXCEPT S164 & 165 SHALL BE 16 INCH MAX  
 2 SHIELD PIGTAILS 6 INCH MAXIMUM  
 5 MAXIMUM LENGTH FROM PIGTAIL TO SPLICE IS 6 INCHES INCLUDING CONNECTOR

277-278

**THRUST REVERSER POSITION INDICATING SYSTEM - RIGHT ENGINE**  
 D280T132

**78-36-21**  
 Page 5.1  
 Sheet 1  
 Jan 21/2005

Incorporates  
 78-0062 R04  
**78-36-21**  
 Page 5.1  
 Sheet 1  
 Jan 21/2005



277-278

**THRUST REVERSER POSITION  
INDICATING SYSTEM-  
RIGHT ENGINE**

D280T132

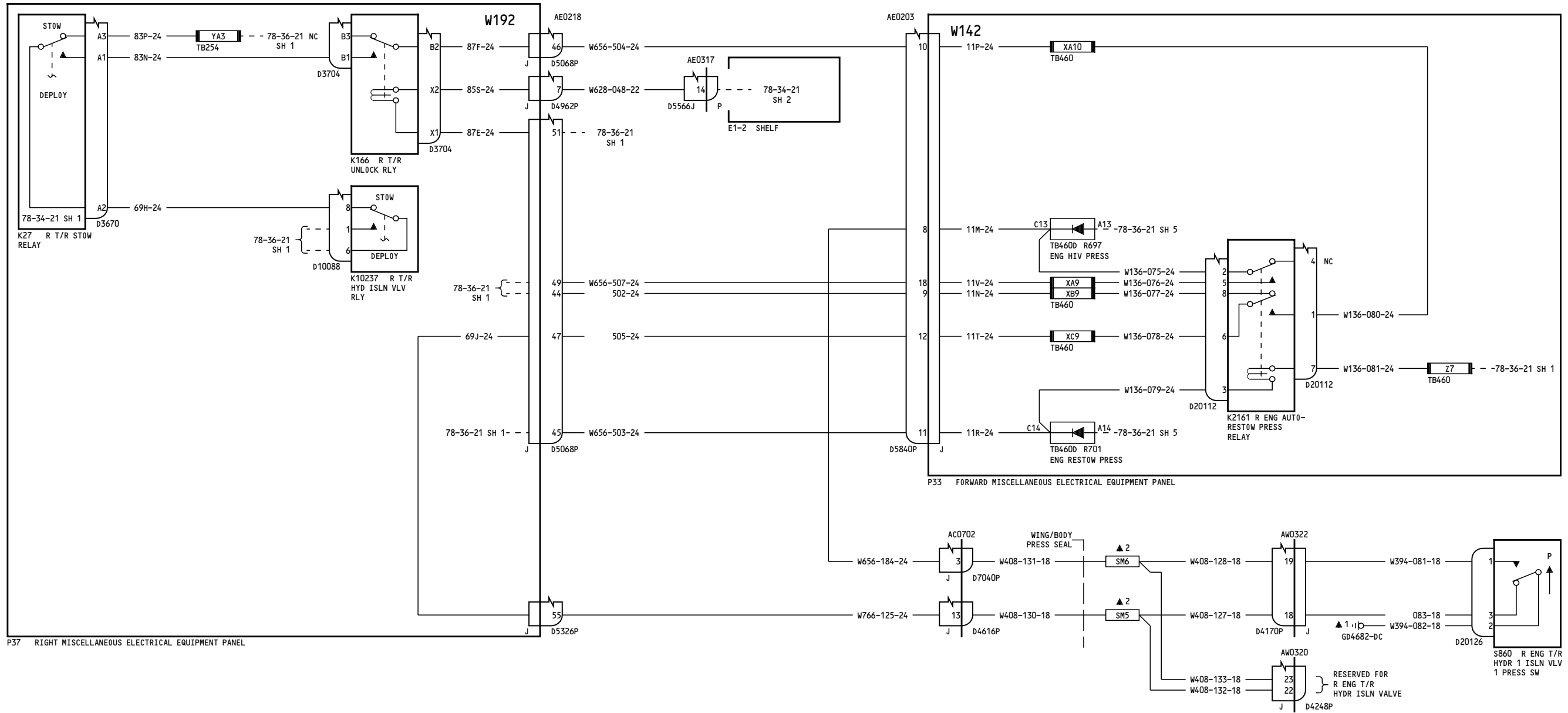
**78-36-21**

Page 5.1  
Sheet 2  
Jan 21/2005

Incorporates  
78-0062 R04

**78-36-21**

Page 5.1  
Sheet 2  
Jan 21/2005



277-278

**THRUST REVERSER POSITION INDICATING SYSTEM- RIGHT ENGINE**

D280T132

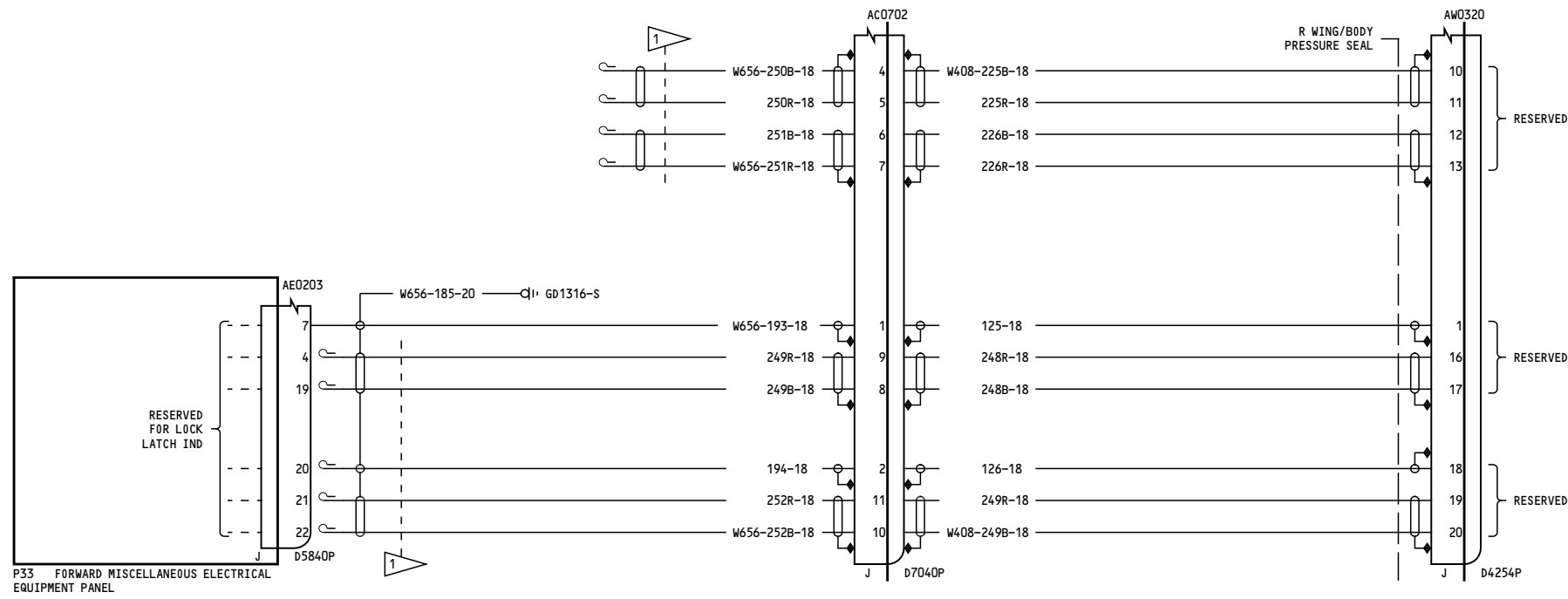
**78-36-21**

Page 5.1  
Sheet 3  
Jan 21/2005

Incorporates  
78-0062 R04

**78-36-21**

Page 5.1  
Sheet 3  
Jan 21/2005



NOTES: SHIELD PIGTAIL TO DISCONNECT BACKSHELL 2 INCH MAXIMUM

1 CAP & STOW NEAR D5840P

277-278

**THRUST REVERSER POSITION  
INDICATING SYSTEM-  
RIGHT ENGINE**

D280T132

**78-36-21**

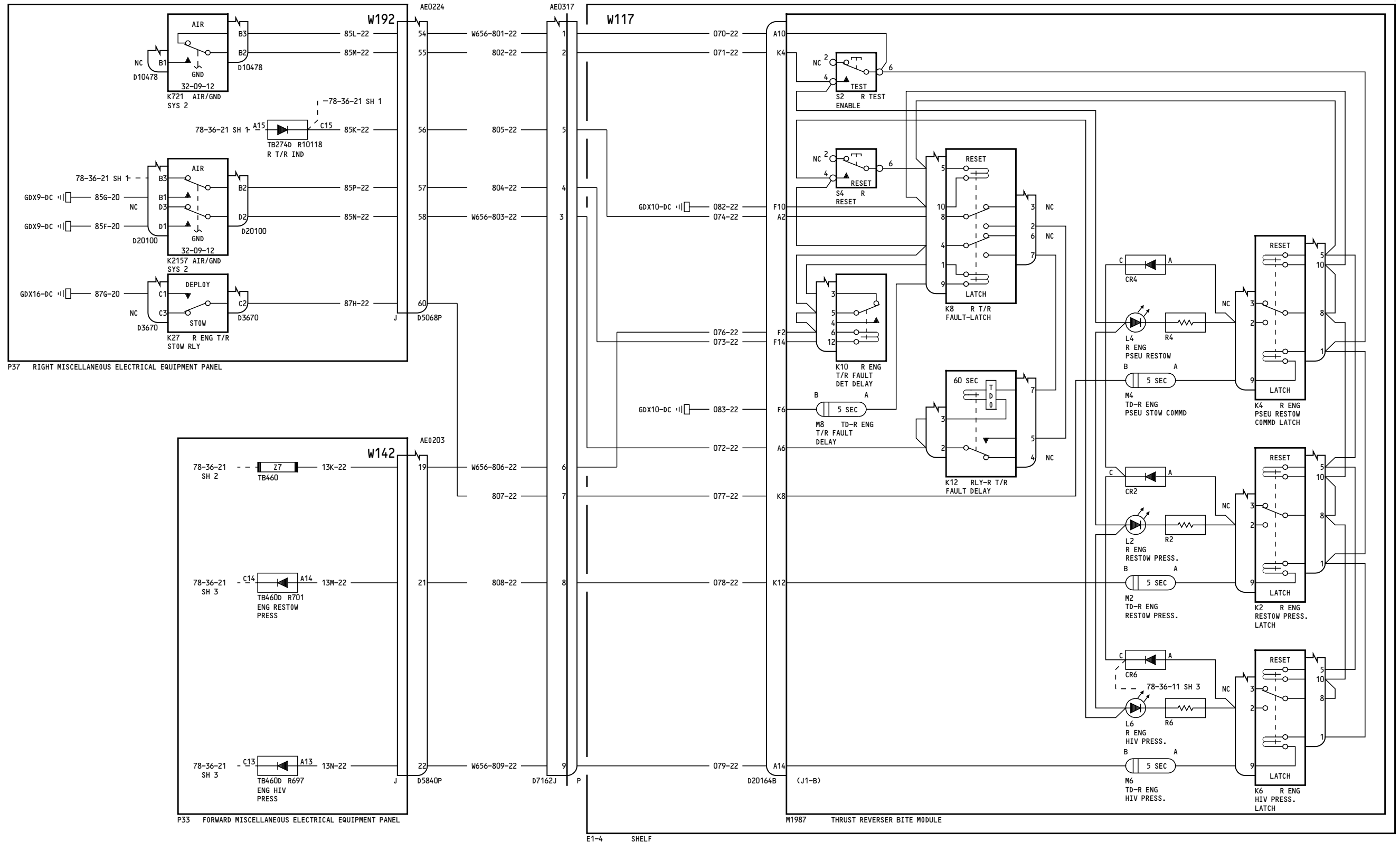
Page 5.1  
Sheet 4  
Jan 21/2005

Incorporates  
78-0062 R04

**78-36-21**

Page 5.1  
Sheet 4  
Jan 21/2005

75



277-278

**THRUST REVERSER POSITION INDICATING SYSTEM - RIGHT ENGINE**

D280T132

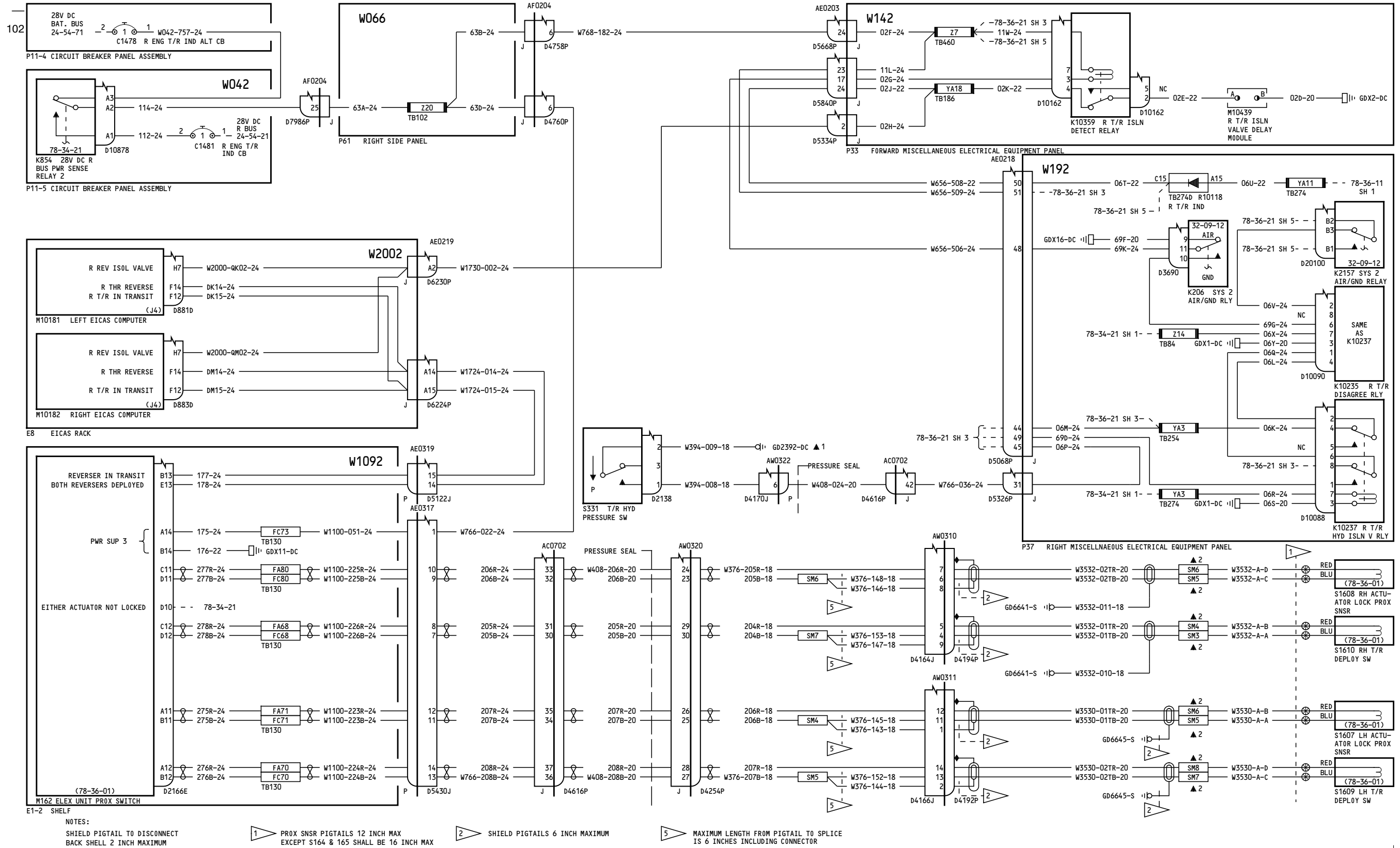
**78-36-21**

Page 5.1  
Sheet 5  
Jan 21/2005

Incorporates  
78-0062 R04

**78-36-21**

Page 5.1  
Sheet 5  
Jan 21/2005



280

**THRUST REVERSER POSITION INDICATING SYSTEM - RIGHT ENGINE**

D280T132

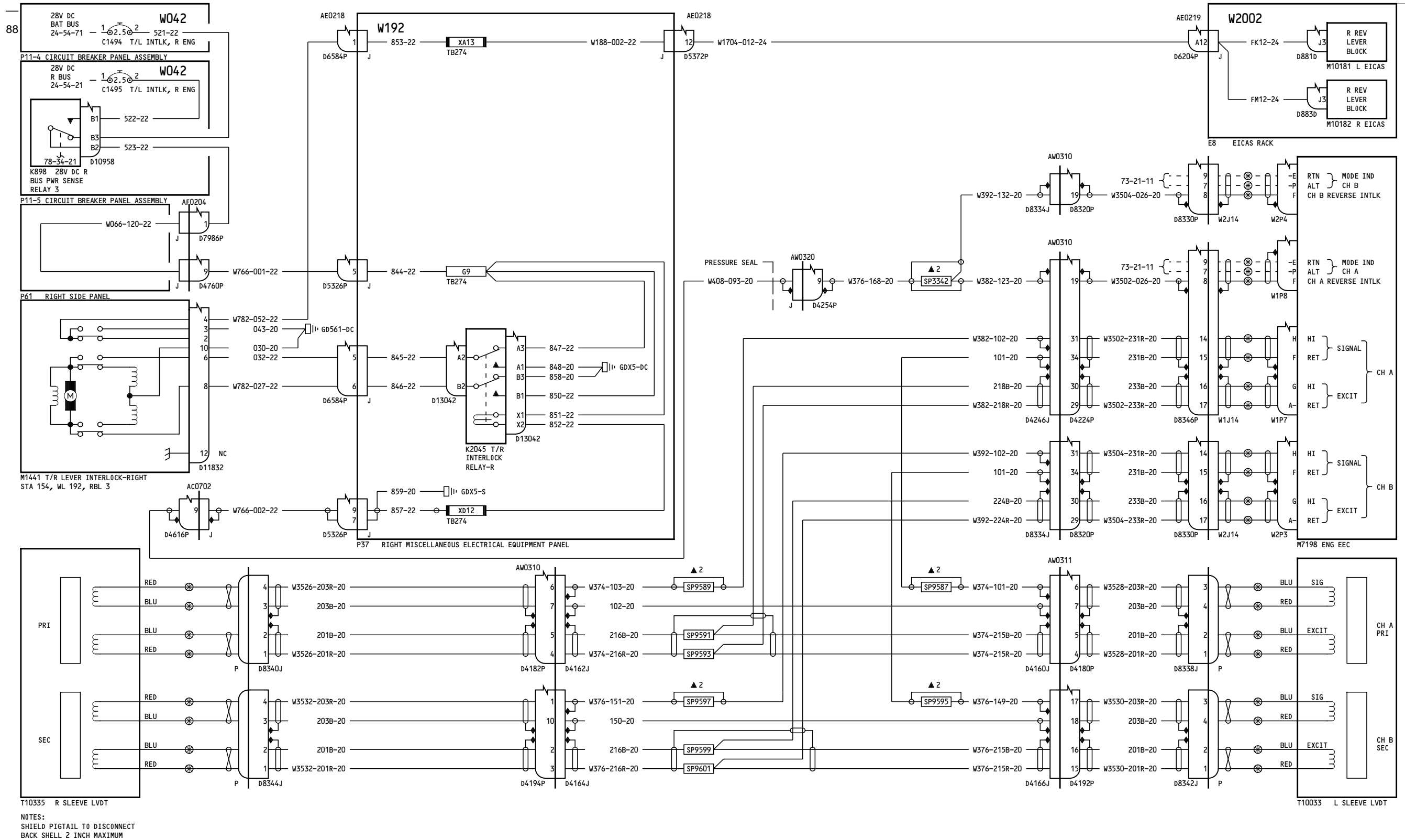
**78-36-21**

Page 6.1  
Sheet 1  
Jan 21/2005

Incorporates  
78-0062 R04

**78-36-21**

Page 6.1  
Sheet 1  
Jan 21/2005



280

**THRUST REVERSER POSITION INDICATING SYSTEM - RIGHT ENGINE**

D280T132

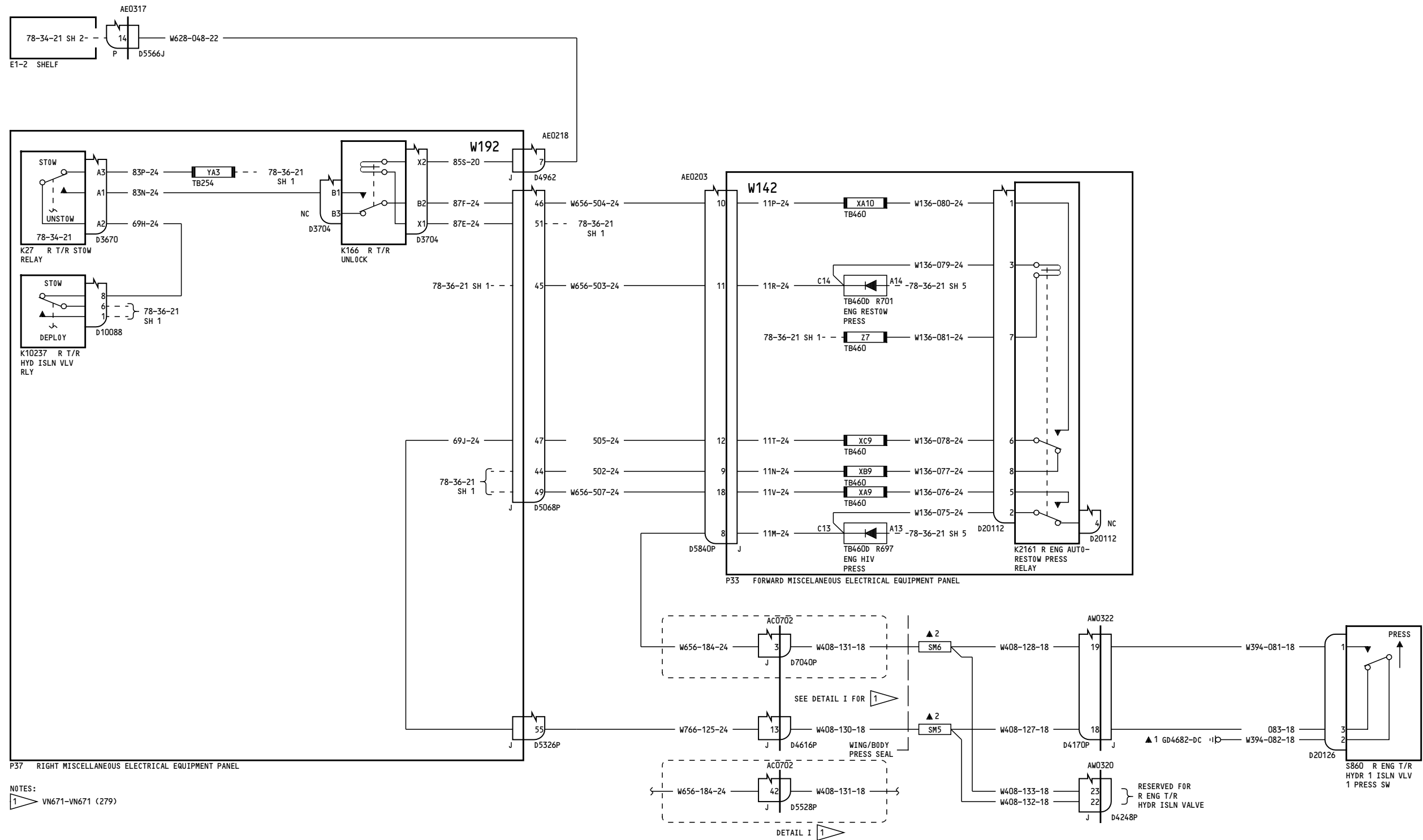
**78-36-21**

Page 6.1  
Sheet 2  
Jan 21/2005

Incorporates  
78-0062 R04

**78-36-21**

Page 6.1  
Sheet 2  
Jan 21/2005



280

**THRUST REVERSER POSITION INDICATING SYSTEM- RIGHT ENGINE**

D280T132

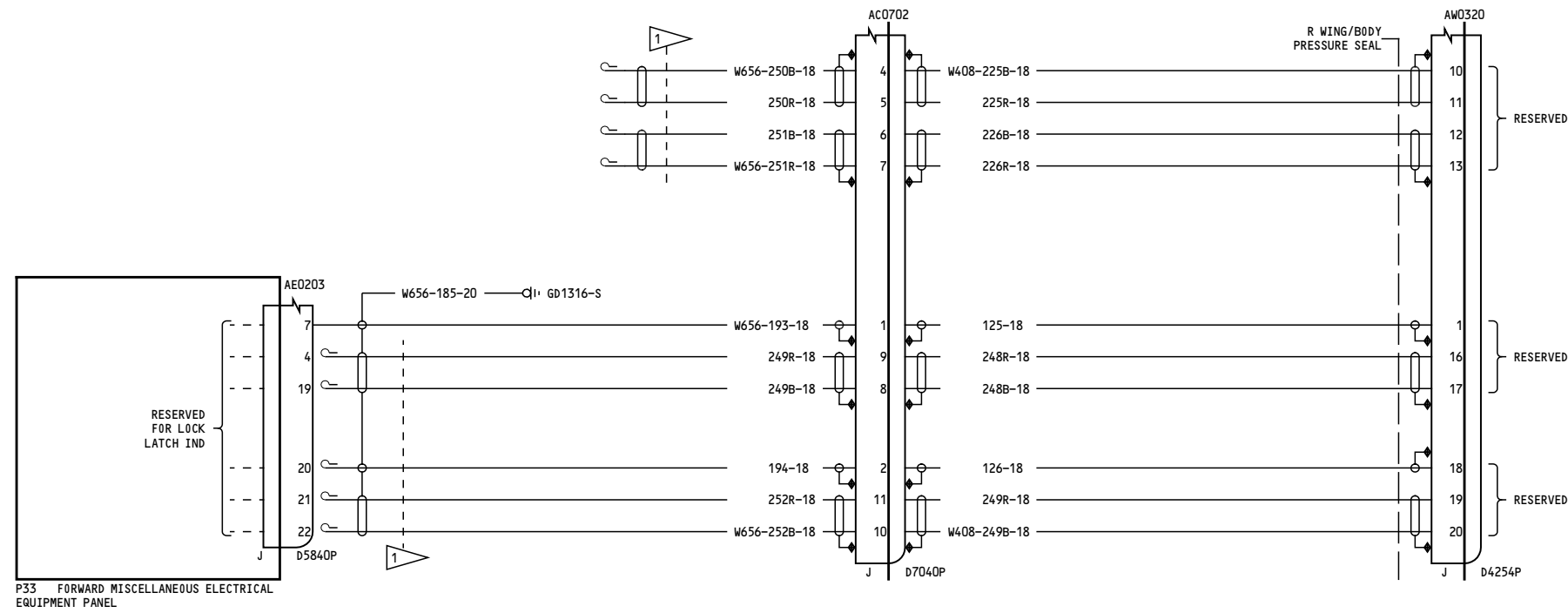
**78-36-21**

Page 6.1  
 Sheet 3  
 Jan 21/2005

**78-36-21**

Page 6.1  
 Sheet 3  
 Jan 21/2005





NOTES: SHIELD PIGTAIL TO DISCONNECT BACKSHELL 2 INCH MAXIMUM

1 CAP & STOW NEAR D5840P

280

**THRUST REVERSER POSITION  
INDICATING SYSTEM-  
RIGHT ENGINE**

D280T132

**78-36-21**

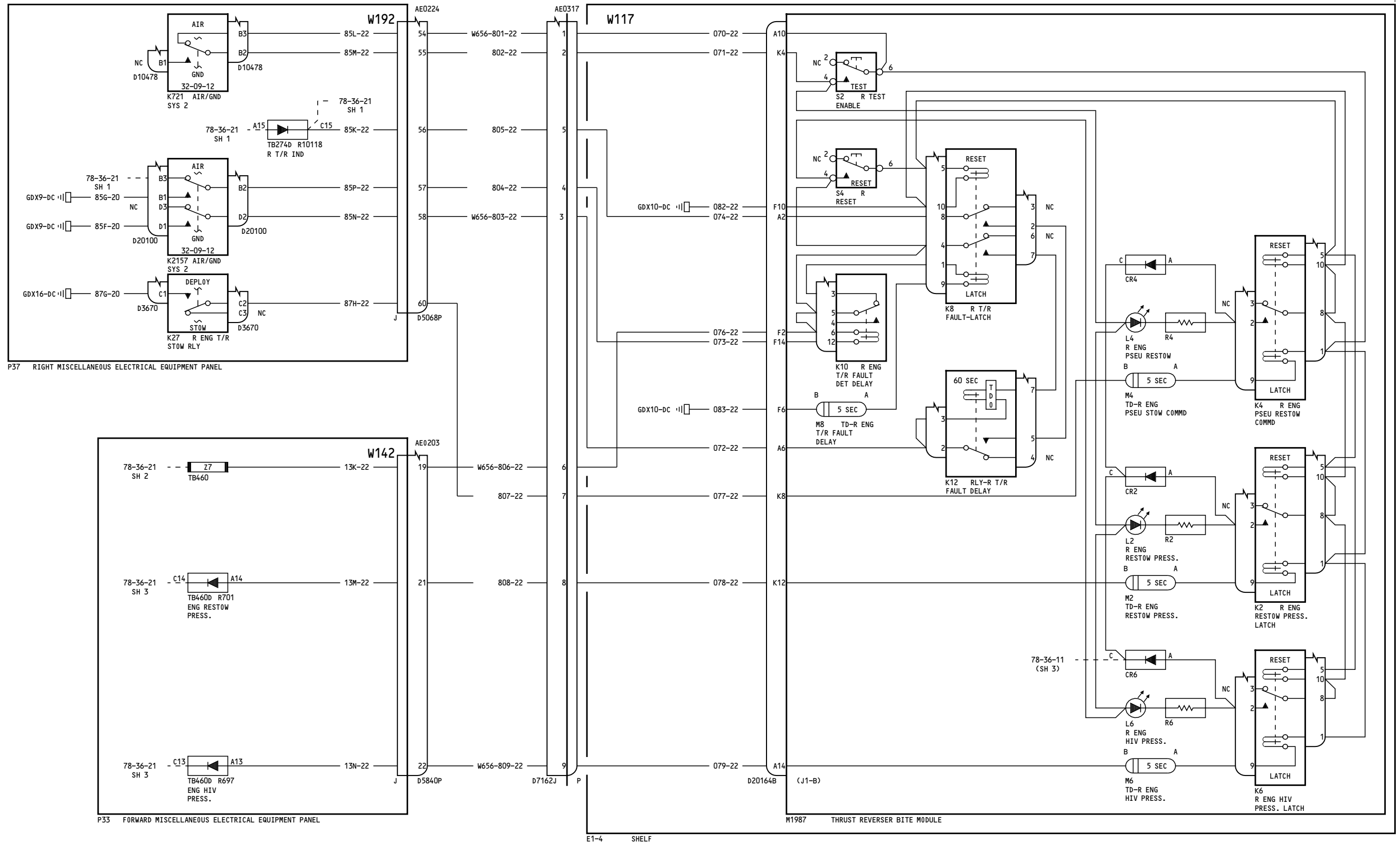
Page 6.1  
Sheet 4  
Jan 21/2005

Incorporates  
78-0062 R04

**78-36-21**

Page 6.1  
Sheet 4  
Jan 21/2005

73



280

**THRUST REVERSER POSITION  
INDICATING SYSTEM-  
RIGHT ENGINE**

D280T132

**78-36-21**

Page 6.1  
Sheet 5  
Jan 21/2005

Incorporates  
78-0062 R04

**78-36-21**

Page 6.1  
Sheet 5  
Jan 21/2005