



Tesla, Inc.
Service Bulletin

Replace LH Front Damper Assembly

SB-20-31-004
August 14, 2020

Classification		Section/Group	Mobile Service
Campaign Bulletin		31 - Suspension	Cannot Perform
Model Year	Model	Country/Region	Version
2020	Model 3	All	All

The model(s) and model year(s) listed are a general approximation of the affected VIN list. Refer to the VIN/Bulletin Tracker or Customer/Vehicle profile to determine applicability of this bulletin for a particular vehicle.

Campaign Bulletin: This campaign bulletin addresses a known non-safety-related condition and provides recommended technical diagnosis and repair procedures. Apply this procedure to all vehicles in the affected VIN list.

Condition

Certain Model 3 vehicles were manufactured with LH front damper assemblies that do not meet internal specifications, which may result in elevated NVH (Noise, Vibration, and Harshness) from the front of the vehicle.

Correction

Replace the LH front damper assembly.

Correction Description	Correction	Time
SB-20-31-004 Not Applicable	S012031004	0.00
Replace LH Front Damper Assembly	S022031004	0.45

Part Number	Description	Quantity
Parts Required		
1111543-00-A	NUT, HF, M12-1.75, [10], ZNNI, PTP	1
1109263-00-B	NUT&WSHR[SW], M14x1.5, [10], ZNFL, PTP	1
1111145-00-A	NUT, HF, M10-1.5, [10], ZNNI, PTP	1
1114797-00-A	BOLT, HF, M6-1x16, [58], ZNFL, SMAT	1
One of the following (see steps 2–3):		
1044363-00-F	DAMPER ASSY FR LH, COIL E3 AWD	1
1044363-04-B	DAMPER ASSY, FRONT-LEFT, COIL PDM E3	1
1044364-00-E	DAMPER ASSY FR LH RWD, COIL E1	1
1044364-00-F	DAMPER ASSY FR LH RWD, COIL E1	1

These part numbers were current at the time of publication. Use the revisions listed or later, unless otherwise specified in the [Parts Catalog](#).


Special Tools 1467109-00-A M3 Strut Removal Socket

Procedure

1. Open the [Damper PN Checker](#).

 **NOTE:** Microsoft Excel is required.

2. Enter the vehicle's VIN into the yellow box (Figure 1).

 **TIP:** If pasting the VIN, double click the yellow box first.


SB-20-31-004/005 Replace Front Left/Right Damper Assembly	
Damper Assembly PN Checker	
ENTER VIN HERE (Double click if pasting) 	ORDER THIS DAMPER PN

Figure 1

3. Procure the damper PN returned by the checker (circled, Figure 2).



SB-20-31-004/005 Replace Front Left/Right Damper Assembly	
Damper Assembly PN Checker	
ENTER VIN HERE (Double click if pasting) 	ORDER THIS DAMPER PN
5YJ3E1EC 	LH Damper: 1044363-04-B

Figure 2 – VIN partially hidden

4. Replace the LH front damper assembly (refer to Service Manual procedure [31151002](#)).