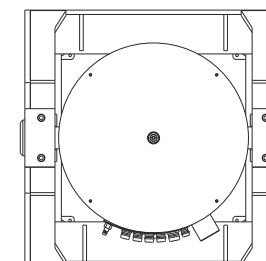
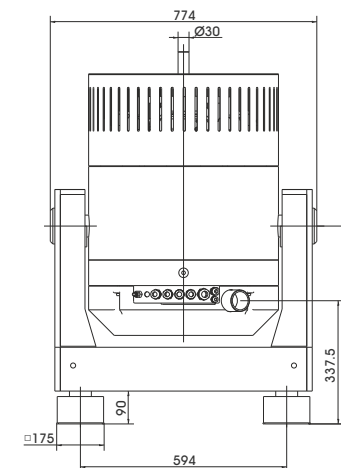
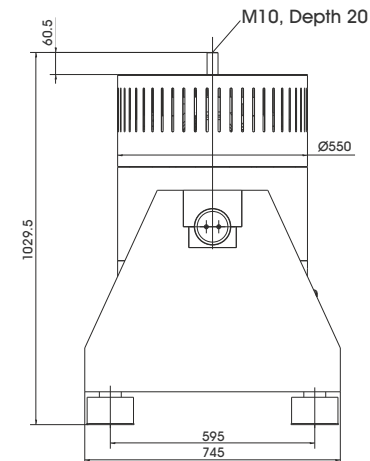


TECHNICAL PARAMETERS Modal exciter S 56280-M/LSS

Rated peak force Sine _{pk} /Random _{RMS} ¹	8000/6000 N
Frequency range	1 - 2000 Hz
Main resonance frequency (free-swinging)	>2500 Hz
Max. displacement Peak-Peak ²	100 mm
Max. velocity	2.0 m/s
Suspension stiffness	electronically adjustable
Effective moving mass	12.0 kg
Total mass	850 kg
Coupling thread	M10
Interlocks	Field coil temperature, displacement, cooling air, overcurrent

1) Random force according to ISO 5344:2004
2) only with foundation mounting

For long-term tests, the load must be reduced to 80 %. Continuous operation at maximum load can cause damage.



SCOPE OF DELIVERY, OPTIONS AND FEATURES OF THE SYSTEM

<p>Scope of delivery:</p> <ul style="list-style-type: none"> Modal exciter 8 kN Trunnion mount Power amplifier 15 kVA Cooling blower Connection cables (each 5 m) Power cables (5 m) for amplifier (CEE 32 connector) Blower hose ø140 mm (5 m) 	<p>Options:</p> <ul style="list-style-type: none"> Wheels&Rails (incl. 3m rails) Squeak&Rattle (Silent operation without blower) Remote control (Software) ASM-Mode (Auto Shutdown Manager) Silencer for cooling blower (Noise reduction 3 - 6 dB(A)) Acoustic enclosure for cooling blower (Noise reduction 5 - 23 dB(A)) Cable extension Factory acceptance test 	<p>Options:</p> <ul style="list-style-type: none"> TIRA EMS Energy Management System Operation with temperature-controlled cooling blower (and optional with variable field strength) <p>Features:</p> <ul style="list-style-type: none"> Vibration isolation < 6 Hz Coarse filter unit Fully automatic electronic load compensation Electronic zero point regulation with adjustable stiffness Automatic centering of the armature 4 Sigma Peak current Made in Germany Servicehotline
---	---	---

TECHNICAL PARAMETERS Amplifier A 1 02 11 021 T SV

Max. output power _{RMS} (factory-set)	15000 VA
Frequency range	DC - 5 kHz
Voltage _{RMS} , max.	±212 V
Current _{RMS} , max. (factory-set)	40-100 A
Signal input voltage _{RMS}	10 V
Total Harmonic Distortion (at 70A _{RMS} , 200 Hz)	< 0.2 %
Signal to noise ratio	> 80 dB
Field voltage (factory-set)	140-280 V
Field current (factory-set)	6-8 A
Total mass	330 kg
Dimensions (WxHxD)	600 x 1740 x 800 mm
Power supply (Standard)	3~ / N / PE 400 V ±5% 50 Hz, CEE 32
Recommended fuse protection	32 A slow
Max. power consumption at 400 V (incl. blower)	17 kVA
Interlocks:	Overload, Temperature, Displacement, Cooling air, Phase monitoring, Emergency stop
Features:	
Field supply integrated	
Field voltage/Field current variable according to customer spec.	
4 Sigma peak current	
Electronic zero-point-regulation (TMC)	
Mains switch and integrated line filter	
Color Touch Screen	

TECHNICAL PARAMETERS Cooling blower TB 9 FUK

Max. volume flow rate	1080 m³/h
Total pressure difference	9 kPa
Motor output	4 kW
Max. frequency	90 Hz
Hose diameter	140 mm
Hose length (Std.)	5 m
Total mass	60 kg
Dimensions (WxHxD)	505 x 598 x 464 mm
Max. sound pressure level	99 dB(A)
Power supply (standard)	by amplifier rack
Max. current consumption at 400 V	7.9 A
Options:	
Silencer TB 9-SI (Noise reduction 3 - 6 dB(A))	
Dimensions (LxD): 1012 x 150 mm	
Mass: 1.2 kg	
Acoustic enclosure TB 9-AE (Noise reduction 5 - 23 dB(A))	
Dimensions (WxHxD): 1250 x 1393 x 1470 mm	
Mass: 103 kg	
Hose length according to customers request (up to 10 m)	



Cooling blower TB 9 FUK



Silencer TB 9-SI (optional)



Acoustic enclosure TB 9-AE (optional)