

Engineering Notes

ENGINEERING NOTES are short manuscripts describing new developments or important results of a preliminary nature. These Notes should not exceed 2500 words (where a figure or table counts as 200 words). Following informal review by the Editors, they may be published within a few months of the date of receipt. Style requirements are the same as for regular contributions (see inside back cover).

Stationary Configurations of a Tetrahedral Tethered Satellite Formation

Anna D. Guerman*

University of Beira Interior, 6201-001 Covilhã, Portugal

Georgi Smirnov†

University of Porto, 4169-007 Porto, Portugal

P. Paglione‡

Instituto Tecnológico de Aeronáutica,
12228-900 São José dos Campos, Brazil
and

A. M. Vale Seabra§

Instituto Superior Politécnico de Viseu,
3504-510 Viseu, Portugal

DOI: 10.2514/1.31979

Introduction

ORBITAL dynamics analysis of a connected multibody system is relevant for several missions, including tethered systems, space robots and manipulators, telescopes, space stations, etc. It is important to determine stationary motions of such structures due to their possible use as nominal motions in energy-saving mode. The study of the behavior of multibody systems in the orbital environment continues to grow since its beginning in the 1960s. Sarychev [1] and Wittenburg [2] investigate the equilibria of two connected rigid bodies in circular orbit with respect to the orbital reference frame. Cheng and Liu [3] consider the in-plane dynamics of a three-body system with two equal extreme bodies, examining the equilibrium orientations, bifurcations, and stability with respect to in-plane perturbations. Lavagna and Ercoli Finzi describe planar equilibrium configurations [4] and study their stability [5] for an extended rigid body with two pendulums attached either in a sequence or in a parallel scheme.

Quite frequently, the orbital dynamics of multibody systems is studied for models that approximate connected satellites by an open chain of material points linked by weightless straight rods with spherical hinges. Misra and Modi [6] develop the general three-dimensional formulation for an n -link chain. For two- and three-link

systems, they determine the libration frequencies and study the control laws. In [7,8] this model is used to determine in-plane equilibrium configurations of a two-link chain and to study their stability. Sarychev [9] finds all spatial equilibrium orientations of a two-link chain in a circular orbit and describes their number as a function of problem parameters. Continued interest in such studies was confirmed recently by Corrêa and Gómez [10], who numerically study the equilibrium configurations of a three-link chain in the plane of the orbit and analyze their stability with respect to in-plane perturbations.

An analytical study of chains with arbitrary number of links can be found in [11,12]. The center of mass of the chain (CMC) moves along a circular orbit. All in-plane equilibrium configurations are described in [11]. All spatial equilibria are listed in [12], in which it is shown that each connecting rod can be oriented with respect to the tangent, normal and binormal to the CMC orbit in one of the following ways:

- 1) A rod is aligned with the tangent axis.
- 2) A rod belongs to an NBN group, that is, to a subchain of rods that lies in the plane parallel to normal and binormal so that its center of mass is on the tangent axis.
- 3) A rod links two NBN groups or an end of an NBN group with the tangent axis.

Some of these equilibrium configurations are actually two-dimensional, with all the system lying in one of the coordinate planes of the orbital reference frame. Yet, there exist essentially three-dimensional configurations, for example, with masses placed at the vertices of a tetrahedron.

Tetrahedral satellite formations are of significant interest due to numerous applications and many projects under development, including NASA research programs in formation flying [13–15]. Tetrahedral configuration has been successfully implemented in the Cluster mission to study three-dimensional structure of the Earth's magnetosphere [16]. Being the simplest spatial configuration, a tetrahedral formation is a natural tool in experiments of this kind, because it enables one to execute simultaneous measurements at points of a large-span three-dimensional basis.

In the present article, we apply the general results of [12] to study tetrahedral equilibrium configurations of a tethered satellite system. We identify the spectrum of spatial equilibrium configurations that can be achieved by varying the masses of the bodies and lengths of the rods. We determine the links that can be replaced with tethers. We study the possibility of controlling such a system and of stabilizing its orientation.

Statement of the Problem

We study spatial equilibrium configurations of four tethered satellites. We model their dynamics using the following assumptions:

- 1) The satellites are represented by four material points A_j ($j = 1, \dots, 4$) with respective masses m_j ($j = 1, \dots, 4$).
- 2) These points are connected by three weightless rigid rods.
- 3) The junctions are spherical hinges.
- 4) The Earth's gravitational field is central Newtonian.
- 5) The CMC moves along a circular orbit of radius r_* with angular velocity ω .
- 6) The lengths of the rods are small compared with r_* .

We describe the dynamics of this system with respect to the right-hand orbital reference frame $Oxyz$. Its origin O is the CMC, the z axis

Received 6 May 2007; accepted for publication 10 October 2007. Copyright © 2007 by Guerman, Smirnov, Paglione, and Seabra. Published by the American Institute of Aeronautics and Astronautics, Inc., with permission. Copies of this paper may be made for personal or internal use, on condition that the copier pay the \$10.00 per-copy fee to the Copyright Clearance Center, Inc., 222 Rosewood Drive, Danvers, MA 01923; include the code 0731-5090/08 \$10.00 in correspondence with the CCC.

*Assistant Professor, Department of Electromechanical Engineering; anna@ubi.pt. AIAA Member.

†Associate Professor, Department of Applied Mathematics; gsmirnov@fc.up.pt.

‡Adjunct Professor, Division of Aeronautical Engineering; paglione@ita.br.

§Adjunct Professor, Department of Mathematics; seabra@mat.estv.ipv.pt.

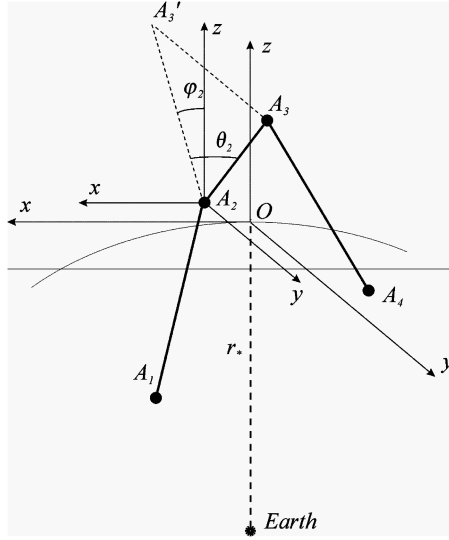


Fig. 1 Reference frames and orientation angles.

is along the local vertical, the x axis is tangent to the CMC orbit and points in the direction of the CMC velocity, and the y axis is normal to the plane containing the CMC orbit. We also use other reference frames A_kxyz with axes parallel to those of the $Oxyz$ frame and the origins at points of the chain.

The orientation of the rod $a_k = A_kA_{k+1}$ ($k = 1, \dots, 3$) is described by two angles: θ_k is the angle between the rod and the x - z plane ($-\pi/2 \leq \theta_k \leq \pi/2$) and ϕ_k is the angle between the projection of this rod onto the x - z plane and the z axis ($-\pi < \phi_k \leq \pi$) (Fig. 1). The components of the vector $\mathbf{a}_k = \overrightarrow{A_kA_{k+1}}$ are

$$\begin{aligned} a_{kx} &= \xi_k = a_k \cos \theta_k \sin \phi_k, & a_{ky} &= \eta_k = a_k \sin \theta_k \\ a_{kz} &= \zeta_k = a_k \cos \theta_k \cos \phi_k, & k &= 1, 2, 3 \end{aligned}$$

We denote by x_1 , y_1 , and z_1 the coordinates of the point A_1 in the orbital frame. The coordinates of all other points A_k are

$$\begin{aligned} x_{k+1} &= x_1 + \sum_{s=1}^k \xi_s, & y_{k+1} &= y_1 + \sum_{s=1}^k \eta_s \\ z_{k+1} &= z_1 + \sum_{s=1}^k \zeta_s, & k &= 1, 2, 3 \end{aligned}$$

The coordinates of the CMC in this frame are

$$x_* = y_* = z_* = 0$$

so we can use the relations

$$\begin{aligned} \sum_{k=1}^4 m_k x_k &= M x_* = 0, & \sum_{k=1}^4 m_k y_k &= M y_* = 0 \\ \sum_{k=1}^4 m_k z_k &= M z_* = 0 \end{aligned}$$

to calculate x_1 , y_1 , and z_1 and then express the coordinates of the points A_k in terms of six generalized coordinates ϕ_k and θ_k

($k = 1, 2, 3$), where

$$M = \sum_{k=1}^4 m_k$$

is the total mass of the system.

The kinetic energy T of the system is

$$T = \sum_{k=1}^4 \frac{m_k}{2} \left\{ [\dot{x}_k + \omega(z_k + r_*)]^2 + \dot{y}_k^2 + (\dot{z}_k - \omega x_k)^2 \right\}$$

Its potential energy is

$$V = -\omega^2 r_*^3 \sum_{k=1}^4 \frac{m_k}{r_k} \quad (1)$$

where

$$r_k = \sqrt{x_k^2 + y_k^2 + (r_* + z_k)^2}$$

is the distance between A_k and the center of the Earth. Approximating the potential energy up to terms of the second order in the small ratios a_k/r_* , one can use Eq. (1) to get

$$\begin{aligned} V &= -\omega^2 r_*^3 \sum_{k=1}^4 m_k \left[x_k^2 + y_k^2 + (r_* + z_k)^2 \right]^{-1/2} \\ &= -\omega^2 r_*^3 \sum_{k=1}^4 m_k \left(1 - \frac{z_k}{r_*} - \frac{x_k^2 + y_k^2 - 2z_k^2}{r_*^2} \right) \\ &= -M\omega^2 r_*^2 + \frac{\omega^2}{2} \sum_{k=1}^4 m_k (x_k^2 + y_k^2 - 2z_k^2) \end{aligned}$$

Equilibrium Equations

All equilibria of the chain correspond to solutions

$$\phi_k = \phi_{k0} = \text{const}, \quad \theta_k = \theta_{k0} = \text{const}$$

of the equations

$$\frac{\partial(T_0 - V)}{\partial \phi_k} = 0, \quad \frac{\partial(T_0 - V)}{\partial \theta_k} = 0, \quad k = 1, \dots, n$$

where T_0 is the kinetic potential of the system: that is, the terms in the expression of the kinetic energy that do not depend on generalized velocities $\dot{\phi}$ and $\dot{\theta}$. The resulting equations of equilibrium are

$$\begin{aligned} \xi_k(\mathbf{b}_k \cdot \mathbf{z}) &= 0 \\ 3 \cos \phi_k \sin \theta_k(\mathbf{b}_k \cdot \mathbf{z}) + \cos \theta_k(\mathbf{b}_k \cdot \mathbf{y}) &= 0, \quad k = 1, 2, 3 \end{aligned} \quad (2)$$

where $\mathbf{z} = (\zeta_1, \zeta_2, \zeta_3)^T$, $\mathbf{y} = (\eta_1, \eta_2, \eta_3)^T$, and

$$\mathbf{B} = \begin{pmatrix} \mathbf{b}_1 \\ \mathbf{b}_2 \\ \mathbf{b}_3 \end{pmatrix} = \frac{1}{M^2} \begin{pmatrix} m_1(m_2 + m_3 + m_4) & m_1(m_3 + m_4) & m_1 m_4 \\ m_1(m_3 + m_4) & (m_1 + m_2)(m_3 + m_4) & (m_1 + m_2)m_4 \\ m_1 m_4 & (m_1 + m_2)m_4 & (m_1 + m_2 + m_3)m_4 \end{pmatrix}$$

Tetrahedral Equilibrium Configurations

Equations (2) are a particular case of those studied in [12]. Here, we examine only tetrahedral configurations, which are shown to be of two types.

Tetrahedral equilibria of type 1 correspond to configurations with one end rod of the chain aligned with Oy and the other aligned with the Oz axis, so that their centers of mass lie on the Ox axis (Fig. 2a). The geometry in this case is pretty obvious, and the proper choice of the satellites' mass ratio and length of the rods can provide a wide variety of equilibrium configurations. For example, the tetrahedron formed is ideal when all satellites have equal masses and all rods have equal lengths. However, all configurations of type 1 include two satellites at the same vertical, which can be a disadvantage for some missions because of shadowing.

A simple analysis of forces in the rods leads to the following conclusions: the rod aligned with the local vertical is stretched, the rod directed along the normal to the orbit is compressed, and the one in the middle is not loaded. Consequently, in the system shown in Fig. 2a, the link A_1A_2 should be rigid, whereas the rod A_3A_4 can be replaced with a flexible tether.

Tetrahedral configurations of type 2 have a different geometry. A chain of three satellites connected by two rods belong to a plane parallel to Oyz . Without loss of generality, we assume that these satellites are A_1, A_2 , and A_3 . The third rod connects this structure with the last satellite A_4 situated on the Ox axis (Fig. 2b). Satellite A_4 can be placed at any point of the Ox axis: its position depends only on the length of the connecting rod A_3A_4 . The other three satellites A_1, A_2 , and A_3 form an NBN group situated in the plane orthogonal to the CMC velocity. Their positions are described by the angles θ_1 and θ_2 that satisfy the equations

$$\begin{aligned} & 3 \sin \theta_1 [(m_2 + m_3)a_1 \cos \theta_1 + m_3 a_2 \cos \theta_2] \\ & + \cos \theta_1 [(m_2 + m_3)a_1 \sin \theta_1 + m_3 a_2 \sin \theta_2] = 0 \\ & 3 \sin \theta_2 [m_1 a_1 \cos \theta_1 + (m_1 + m_2)a_2 \cos \theta_2] \\ & + \cos \theta_2 [m_1 a_1 \sin \theta_1 + (m_1 + m_2)a_2 \sin \theta_2] = 0 \end{aligned} \quad (3)$$

where $-\pi \leq \theta_1, \theta_2 \leq \pi$. We look for three-dimensional solutions of type 2, and so necessarily $\sin \theta_1 \neq 0$ (otherwise, we would also have $\sin \theta_2 = 0$, and the chain would lie in the orbit plane). Likewise, $\sin \theta_2 \neq 0$, $\cos \theta_1 \neq 0$, and $\cos \theta_2 \neq 0$. We divide the first equation of Eq. (3) by $m_3 a_2 \sin \theta_1 \cos \theta_1$ and the second one by $m_3 a_2 \sin \theta_2 \cos \theta_2$. Using new variables and parameters

$$\begin{aligned} p &= \frac{\cos \theta_2}{\cos \theta_1}, \quad r = \frac{\sin \theta_2}{\sin \theta_1}, \quad \lambda = \frac{a_1}{a_2} \\ \mu_1 &= \frac{m_1}{m_3}, \quad \mu_2 = \frac{m_2}{m_3} \end{aligned} \quad (4)$$

we can transform system (3) to

$$\begin{aligned} 3p + r + 4\lambda(\mu_2 + 1) &= 0 \\ \mu_1 \lambda \left(\frac{3}{p} + \frac{1}{r} \right) + 4(\mu_1 + \mu_2) &= 0 \end{aligned} \quad (5)$$

System (5) has solutions

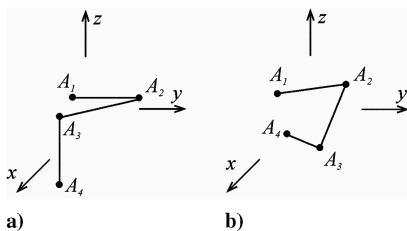


Fig. 2 Tetrahedral equilibrium configurations.

$$\begin{aligned} p_{1,2} &= -\frac{\lambda}{3(\mu_1 + \mu_2)} (3\mu_1 + 2\mu_2 + 2\mu_1\mu_2 + 2\mu_2^2 \pm \sqrt{D}) \\ r_{1,2} &= -\frac{\lambda}{\mu_1 + \mu_2} (\mu_1 + 2\mu_2 + 2\mu_1\mu_2 + 2\mu_2^2 \mp \sqrt{D}) \end{aligned}$$

where

$$D = \mu_2(1 + \mu_1 + \mu_2)(3\mu_1 + 4\mu_2 + 4\mu_1\mu_2 + 4\mu_2^2) > 0$$

because μ_1 and μ_2 are positive. Therefore, system (5) has two pairs of solutions. For each pair (p, r) , one can use Eq. (4) to obtain

$$\begin{aligned} \cos \theta_2 &= p \cos \theta_1, \quad \sin \theta_2 = r \sin \theta_1 \\ (\cos \theta_2)^2 + (\sin \theta_2)^2 &= p^2 \cos^2 \theta_1 + r^2 \sin^2 \theta_1 = 1 \end{aligned}$$

and so

$$\sin^2 \theta_1 = \frac{1 - p^2}{r^2 - p^2}$$

If

$$0 < \frac{1 - p^2}{r^2 - p^2} < 1$$

there exist two values of $\sin \theta_1$. Each one corresponds to two angles θ_1 ($-\pi \leq \theta_j \leq \pi$). Hence, for given parameters of the system, there exist, at most, eight solutions of type 2. Similar results were obtained in [9].

An important issue to be addressed here is the geometry of equilibria that can be achieved by an appropriate choice of system parameters. The restrictions on angles θ_1 and θ_2 are determined by system (3). One can solve it with respect to the parameters μ_1 and μ_2 and find

$$\begin{aligned} \mu_1 &= \frac{\cos \theta_2 \sin \theta_2 (3 \cos \theta_2 \sin \theta_1 + \cos \theta_1 \sin \theta_2 + 4\lambda \cos \theta_1 \sin \theta_1)}{\lambda \cos \theta_1 \sin \theta_1 (4 \cos \theta_2 \sin \theta_2 + \lambda \cos \theta_2 \sin \theta_1 + 3\lambda \cos \theta_1 \sin \theta_2)} \\ \mu_2 &= -\frac{3 \cos \theta_2 \sin \theta_1 + \cos \theta_1 \sin \theta_2 + 4\lambda \cos \theta_1 \sin \theta_1}{4\lambda \cos \theta_1 \sin \theta_1} \end{aligned}$$

and

$$\begin{aligned} \mu_1 &= -\mu_2 \frac{4 \cos \theta_2 \sin \theta_2}{4 \cos \theta_2 \sin \theta_2 + \lambda \cos \theta_2 \sin \theta_1 + 3\lambda \cos \theta_1 \sin \theta_2} \\ &= -\mu_2 \frac{4pr}{4pr + \lambda p + 3\lambda r} \end{aligned}$$

Because $\mu_1 > 0$ and $\mu_2 > 0$, we arrive at two conditions that define the possible configurations of the chain:

$$\frac{3}{p} + \frac{1}{r} + \frac{4}{\lambda} < 0, \quad 3p + r + 4\lambda < 0$$

Figures 3–8 show the attainable geometries for tetrahedral configurations of type 2 for the indicated values of $\lambda = a_1/a_2$. Axis θ_1 is horizontal and axis θ_2 is vertical. It suffices to study the interval $0 < \lambda \leq 1$. Solutions exist only for $\theta_1 \theta_2 < 0$. We show the regions $0 < \theta_1 < \pi$ and $-\pi < \theta_2 < 0$, because for $-\pi < \theta_1 < 0$ and $0 < \theta_2 < \pi$, the picture is the same. The shadowed regions are the domains in the plane θ_1 – θ_2 , in which equilibrium configurations exist. Note that attainable geometries are confined to small regions on the plane θ_1 – θ_2 .

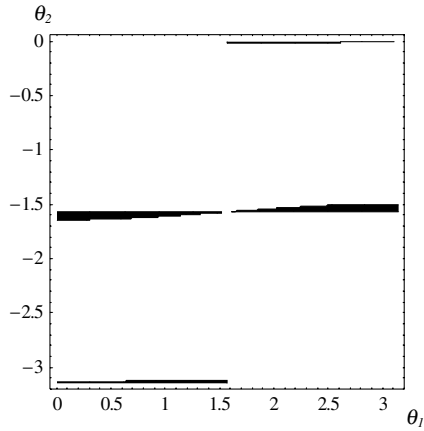
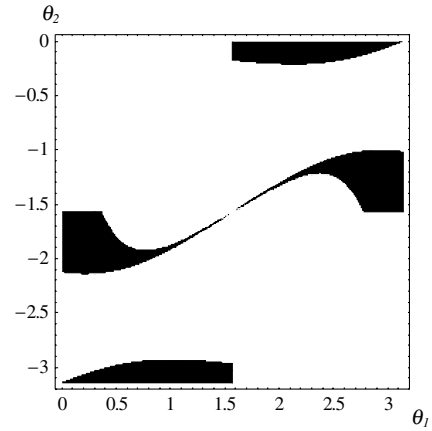
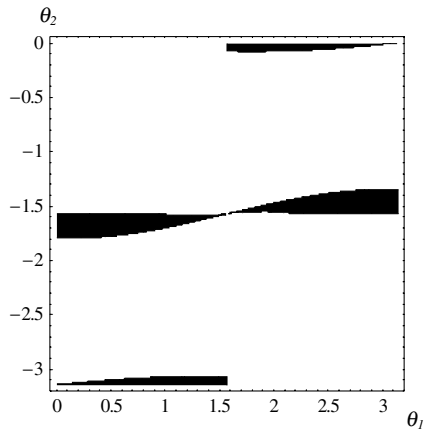
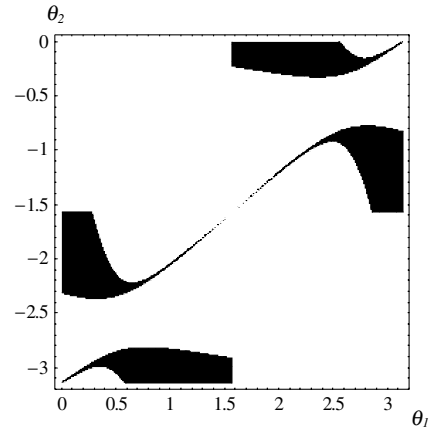
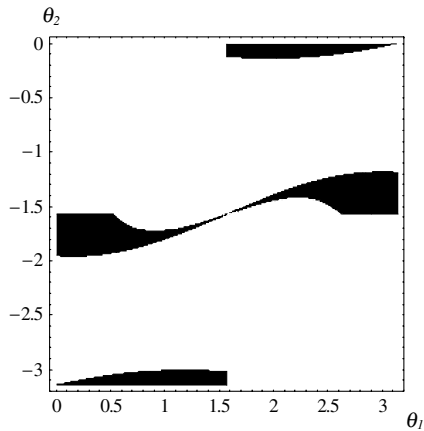
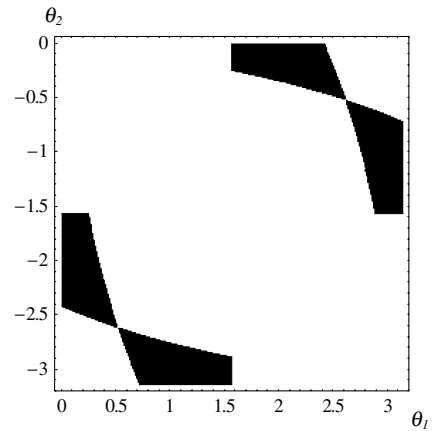
When the ratio between the lengths of the rods is fixed, the area formed by the NBN rods increases as

$$\theta_1 - \theta_2 \rightarrow \pm\pi/2, \quad \pm 3\pi/2$$

One can see that this happens only when the angles (θ_1, θ_2) converge to one of the following values:

$$(\pm\pi, \mp\pi/2), \quad (\pm\pi/2, \mp\pi), \quad (\pm\pi/2, 0), \quad (0, \pm\pi/2)$$

In these cases, one of the rods approaches the vertical position, whereas the other tends to the horizontal one. All these cases

Fig. 3 $\lambda = 0.1$.Fig. 6 $\lambda = 0.7$.Fig. 4 $\lambda = 0.3$.Fig. 7 $\lambda = 0.9$.Fig. 5 $\lambda = 0.5$.Fig. 8 $\lambda = 1$.

correspond to $\mu_2 \rightarrow \infty$ with $\mu_1 = \mathcal{O}(1)$. These relations mean that in the NBN group, the mass of the central satellite A_2 should be much greater than those of A_1 and A_3 .

Analysis of forces in the rods for type-2 configurations shows that a rod is compressed if it crosses the orbit plane, and so it should be rigid. If a rod does not intersect the orbit plane, it is stretched and can be replaced with a flexible tether. Finally, the rod that links NBN group with A_4 is unloaded.

Stability and stabilization

The stability analysis performed for tetrahedral equilibria of an open chain in a circular orbit shows that the configurations of both types are unstable.

Consider first an equilibrium of type 1 (Fig. 2a). This system can be regarded as two equilibrated subsystems (rod A_1A_2 normal to the orbit plane and rod A_3A_4 directed along the local vertical) with one geometrical constraint (connecting link A_2A_3). Rod A_1A_2 is stable [17]. Rod A_3A_4 is unstable. Because the angular dynamics of the rod perpendicular to the orbit plane are locally equivalent to the dynamics of an unstable spherical pendulum, the instability degree of this system (i.e., the number of imaginary frequencies in the normal form of the system) is equal to two. However, it is well known [18] that it is impossible to stabilize a mechanical system with an instability degree greater than one by imposing one geometrical constraint. Thus, all equilibria of type 1 are unstable.

Consider now an equilibrium of type 2 (Fig. 2b). The chain can be divided into two equilibrated subsystems: triangle $A_1A_2A_3$ in the

plane orthogonal to the orbit, with the instability degree equal to at least one, and point A_4 moving along the circular orbit, also with an instability degree equal to one. Adding a new link, we get a system with the instability degree of at least one. Thus, configurations of both types 1 and 2 are unstable.

One can stabilize both configurations by control applied to a single generalized coordinate. Consider, for example, the case of identical satellites and rods. If it is possible to control a generalized force corresponding to some generalized coordinate (say, an angle θ_k), we get a control system that, after linearization, satisfies the Kalman controllability condition. Therefore, the configuration can be stabilized in the neighborhood of the equilibrium position by a feedback that is linear with respect to generalized coordinates and velocities.

Conclusions

We study tetrahedral equilibrium configurations of a chain that consists of four satellites connected by three rigid weightless rods. These configurations are shown to be of two different types. In an equilibrium of the first type, one end rod occupies the vertical position and the other is normal to the orbit plane. The limitation of these configurations is that two satellites are necessarily located at the same vertical. The second type of equilibrium corresponds to two rods in the plane orthogonal to the CMC velocity vector. These equilibria provide a greater variety of satellites' positions with respect to the Earth. Although both types of equilibrium configurations are shown to be unstable, they can be stabilized by a control torque applied to one of the rods.

The attainable tetrahedral geometries are described in terms of the system parameters. We study the possibility to increase the formation volume.

Analysis of the forces in the links indicates that the rods that are either aligned with the local vertical or do not intersect the orbit plane are stretched and can be replaced with flexible tethers. The rods that cross the orbit plane are compressed and should be rigid. All the rods with a nonzero component along the tangent to the CMC orbit are not loaded. So all tetrahedral equilibrium configurations contain one unloaded link and at least one compressed rod. Therefore, they cannot be implemented using only tethers: at least one link should be rigid.

Acknowledgments

This work is supported by the Portuguese Foundation for Science and Technology (FCT), the Operational Program for Science and Innovation (POCI2010), cosponsored by the European Regional Development Fund (FEDER) and the Portuguese—Brazil cooperation program. We express our gratitude to P. Bainum and A. Burov for the discussions of this problem.

References

- [1] Sarychev, V. A., "Positions of Relative Equilibrium for Two Bodies Connected by a Spherical Hinge in a Circular Orbit," *Cosmic Research (Translation of Kosmicheskie Issledovaniya)*, Vol. 5, No. 3, 1967, pp. 360–364.
- [2] Wittenburg, J., "Gleichgewichtslagen von Vielkörper-Satellitensystemen," *Abhandlungen der Braunschweigischen Wissenschaftlichen Gesellschaft*, Vol. 20, 1968, pp. 198–278.
- [3] Cheng, G., and Liu, Y. Z., "Global Dynamical Behavior of a Three-Body System with Flexible Connection in the Gravitational Field," *Archive of Applied Mechanics*, Vol. 69, No. 1, 1999, pp. 47–54. doi:10.1007/s004190050203
- [4] Lavagna, M., and Ercoli Finzi, A., "Equilibrium Analysis of a Large Multi-Hinged Space System," *Acta Astronautica*, Vol. 53, No. 1, 2003, pp. 9–20. doi:10.1016/S0094-5765(02)00138-8
- [5] Lavagna, M., and Ercoli Finzi, A., "Large Multi-Hinged Space Systems: A Parametric Stability Analysis," *Acta Astronautica*, Vol. 54, No. 4, 2004, pp. 295–305. doi:10.1016/S0094-5765(02)00304-1
- [6] Misra, A. K., and Modi, V. J., "Three-Dimensional Dynamics and Control of Tether-Connected N -Body Systems," *Acta Astronautica*, Vol. 26, No. 2, 1992, pp. 77–84. doi:10.1016/0094-5765(92)90048-N
- [7] Misra, A. K., Amier, Z., and Modi, V. J., "Attitude Dynamics of Three-Body Tethered Systems," *Acta Astronautica*, Vol. 17, No. 10, 1988, pp. 1059–1068. doi:10.1016/0094-5765(88)90189-0
- [8] Misra, A. K., "Equilibrium Configurations of Tethered Three-Body Systems and Their Stability," *The Journal of the Astronautical Sciences*, Vol. 50, No. 3, 2002, pp. 241–253.
- [9] Sarychev, V. A., "Equilibria of a Double Pendulum in a Circular Orbit," *Acta Astronautica*, Vol. 44, No. 1, 1999, pp. 63–65.
- [10] Corrêa, A. A., and Gómez, G., "Equilibrium Configurations of a Four-Body Tethered System," *Journal of Guidance, Control, and Dynamics*, Vol. 29, No. 6, 2006, pp. 1430–1435. doi:10.2514/1.18390
- [11] Guerman, A. D., "Equilibria of Multibody Chain in Orbit Plane," *Journal of Guidance, Control, and Dynamics*, Vol. 26, No. 6, 2003, pp. 942–948.
- [12] Guerman, A. D., "Spatial Equilibria of Multibody Chain in a Circular Orbit," *Acta Astronautica*, Vol. 58, No. 1, 2006, pp. 1–14. doi:10.1016/j.actaastro.2005.05.002
- [13] Guzman, J., and Schiff, C., "A Preliminary Study for a Tetrahedron Formation: Quality Factors and Visualization," AIAA Paper 2002-4637, Aug. 2002.
- [14] Clemente, D. C., and Atkins, E. M., "Optimization of a Tetrahedral Satellite Formation," *Journal of Spacecraft and Rockets*, Vol. 42, No. 4, 2005, pp. 699–710.
- [15] Capó-Lugo, P. A., and Bainum, P. M., "Digital LQR Control Scheme to Maintain the Separation Distance of the NASA Benchmark Tetrahedron Constellation," AIAA Paper 2006-6014, Aug. 2006.
- [16] Laakso, H., Escoubet, P., Opgenoorth, H., Pallaschke, S., and Hapgood, M., "Cluster—A Microscope and a Telescope for Studying Space Plasmas," *ESA Bulletin*, Vol. 121, Feb. 2005, pp. 10–17.
- [17] Beletskii, V. V., *Motion of an Artificial Satellite About its Center of Mass*, Israel Program for Scientific Translations, Jerusalem, 1966, pp. 58–64.
- [18] Chetaev, N. G., *The Stability of Motion*, Pergamon, New York, 1961, pp. 93–95.