

References

- ¹Potter, J.L. and Whitfield, J.D. "Effects of Unit Reynolds Number Nose Bluntness, and Roughness on Boundary Layer Transition," TR-60-5, March 1960, Arnold Engineering Development Center, Tullahoma, Tenn.
- ²Van Driest, E.R. and Blumer, C.B. "Summary Report on Studies on Boundary Layer Transition for Years 1963-64," SID64-2191, Dec. 1964, Space Sciences Lab., North American Aviation, Inc., Space and Information Systems Div.
- ³Braslow, A. L. Knox, E.C., and Horton, E. A. "Effect of Distributed Three-Dimensional Roughness and Surface Cooling on Boundary Layer Transition and Lateral Spread of Turbulence at Supersonic Speeds," TN D-53, 1959, NASA.
- ⁴Gibbings, J.C. and Hall, J.D., "Criterion for Tolerable Roughness in a Laminar Boundary Layer," *Journal of Aircraft*, Vol. 6, March-April 1969, pp. 171-173.
- ⁵Pate, S.R., "Induced Boundary Layer Transition at Supersonic Speeds: Combined Effects of Roughness and Free Stream Disturbances," *AIAA Journal*, Vol. 9, May 1971, pp. 797-803.
- ⁶Klebanoff, P.S., Schulbauer, G.B., and Tidstrom, K.D., "Measurements of the Effect of Two-Dimensional and Three-Dimensional Roughness Elements on Boundary-Layer Transition," *Journal of the Aeronautical Sciences*, Vol. 22, Nov. 1955, pp. 803-804.
- ⁷Van Driest, E.R. and McCauley, W.D., "The Effect of Controlled Three-Dimensional Roughness on Boundary Layer Transition at Supersonic Speeds," *Journal of the Aerospace Sciences*, Vol. 27, April 1960, pp. 261-271. 303.
- ⁸Hicks, R.M. and Harper, E.R., Jr., "A Comparison of Spherical and Triangular Boundary Layer Trips on a Flat Plate at Supersonic Speeds," TM X-2416, 1970, NASA.
- ⁹McCauley, W.D., Saydah, A.R., and Beuche, J.F., "Effect of Spherical Roughness on Hypersonic Boundary Layer Transition," *AIAA Journal*, Vol. 4, Dec. 1966, pp. 2142-2148.
- ¹⁰Stainback, P. C., "Effect of Unit Reynolds Number, Nose Bluntness, Angle of Attack and Roughness on Transition on a 5° Half-Angle Cone at Mach 8," TN D-4961, 1969, NASA.
- ¹¹Holloway, P. F. and Morrisette, E. L., "Roughness Effects on Boundary Layer Transition for Blunt-Leading-Edge Plates at Mach 6," TN D-3517, 1966, NASA.
- ¹²Morrisette, E.L., Stone, D.R., and Whitehead, A.H., Jr. Boundary-Layer Tripping with Emphasis on Hypersonic Flows," *Presented at the Symposium on Viscous Drag Reduction*, Dallas, Texas, September 24 and 25, 1968. Sponsored by ONR and NASA.

Atmospheric Entry into Jupiter's Atmosphere in View of Recent Flyby Results

Philip R. Nachtsheim,* Edward Tindle,†
and

John T. Howe‡

NASA Ames Research Center, Moffett Field, Calif.

Nomenclature

A	= frontal cross sectional area of probe
C_D	= drag coefficient
g	= gravitational constant
m	= probe mass
q	= heating rate
R	= universal gas constant

Received July 21, 1975; revision received October 14, 1975.

Index categories: Entry Vehicles; Radiation and Radiative Heat Transfer.

*Assistant Chief, Thermal Protection Branch, T&G Division. Member AIAA.

†Research Scientist, Space Exploration Branch, Systems Study Division.

‡Research Scientist, Thermal Protection Branch, T & G Division. Member AIAA.

R_N	= nose radius
t	= time
T	= temperature
V	= probe velocity
y	= distance above reference altitude
ρ	= gas density

Subscripts

conv	= convective
E	= entry condition
0	= pertains to a reference altitude
rad	= radiative
∞	= ambient flight condition

Introduction

TEMPERATURE profiles of Jupiter's atmosphere, based on the data of the Pioneer 10 occultation experiment,^{1,2} indicate that the atmosphere is much warmer than was previously thought. These results by Kliore et al., are not in agreement with Earth-based observations of the Jovian atmosphere,³⁻⁵ nor with the results of the Pioneer 10 infrared experiment of Munich.⁶ Nonetheless, the implications of Kliore's preliminary results are of interest because of the generally held belief that entry into a warmer atmosphere would produce less aerodynamic heating of an entry probe. And any lessening of the extreme heat levels that a Jupiter probe is expected to encounter could permit a significant reduction in heat shield weight and a corresponding increase in science payload.

This paper examines the heating levels experienced by a probe entering the "Kliore" model atmosphere and compares the results with those of the Jupiter model atmospheres given in Ref. 7, with the heating levels of Tauber⁸ and Tauber and Wakefield.⁹ The computations made in this paper employ a point-mass atmospheric entry trajectory program, that is, the Allen-Eggers analysis¹⁰ and simple correlations of heating. First the atmospheres are identified and then the atmospheric entry analysis is given along with the heating correlations. The result of the heating calculations are compared and discussed.

Atmospheric Heating and Entry into Model Atmospheres of Jupiter

The Kliore model atmosphere is compared with the model atmospheres of Jupiter obtained from Ref. 7 in Fig. 1. Results inferred from the other Pioneer 10 experiments and Earth-based observations are also shown. It is seen that the Kliore atmosphere is distinguished by a temperature bulge at about 200 K.

A simplified entry analysis with constant probe mass probably would not significantly change the relative relations among the heating values for the various model atmospheres. The factors that influence the heating of the probe during deceleration are the atmospheric composition and scale height. The Kliore measurements give no direct measure of the composition. He assumed a composition of 85% hydrogen and 15% helium by number, and found the atmospheric model was insensitive to the assumed composition. At any given altitude the scale height is determined by the temperature at that altitude, and the density variation is given by

$$\rho_\infty = \rho_0 \exp \left[- \frac{Mg}{RT} y \right] \quad (1)$$

The probe deceleration can be described by the expression

$$dV_\infty/dt = - \frac{C_D A}{m} \frac{1}{2} \rho_\infty V_\infty^2 \quad (2)$$

Apart from the ballistic coefficient, $m/C_D A$, it is seen that the deceleration is influenced mainly by the time variation of the density ρ_∞ as the probe decelerates in the atmosphere. The

convective and radiative heating rates at the stagnation point are given by correlations of some numerical solutions of the fully coupled shock-layer equations obtained by Wilson¹¹ for an atmosphere that is 85% hydrogen and 15% helium. Without the effects of mass addition, these are

$$q_{\text{conv}} = 0.21 \times 10^{-14} R_N^{1/2} \rho_{\infty}^{1/2} V_{\infty}^3 \quad (3)$$

$$q_{\text{rad}} = 0.74 \times 10^{-17} R_N \rho_{\infty}^{0.7} V_{\infty}^{3.28} \quad (4)$$

where cgs units are employed and the heating is given in kw/cm^2 .

For the Kliore atmosphere extrapolated to higher altitudes¹² and for the three published model atmospheres (warm, nominal, and cold), entry trajectory calculations were performed and heating estimates were obtained for a typical probe entering Jupiter's atmosphere at a shallow angle. The approximate characteristics of the probe are: a ballistic coefficient of $23 \text{ gm}/\text{cm}^2$ and a nose radius of 30 cm . The entry angle is 9° and the entry velocity $48 \text{ km}/\text{sec}$.

The velocity history vs altitude (where the zero altitude point corresponds to 1 atm pressure⁷) is shown in Fig. 2. The short vertical lines that cross the velocity history curves mark the occurrence of the maximum heating and deceleration values. For each velocity history curve, peak heating occurs before peak deceleration. The horizontal lines in Fig. 2 at 85% and 61% of the entry velocity mark the approximate location of peak heating and deceleration as derived in Ref. 10 (a more general derivation is given by Ref. 13). Also shown on this figure are the range of Kliore's measurements, and the altitude at which the temperature bulge occurs. For entry into the Kliore model atmosphere it can be seen that maximum heating occurs well before the bulge is encountered and that maximum deceleration occurs near the bulge.

The values for the maximum deceleration, the heating, and the factors influencing the heating are summarized in Table 1. Table 1 and Fig. 2 show that insofar as the heating history is concerned, the Kliore model atmosphere is like the nominal atmosphere but raised about 100 km in altitude. The bar chart in Fig. 3 was constructed from Table 1, and shows that the levels of heating and deceleration associated with entering the Kliore model atmosphere are bracketed by the warm and nominal model atmospheres. The value of the deceleration for the Kliore model is closer to the deceleration value for the warm model atmosphere and the value for the heating is closer to that for the nominal atmosphere. Another way of comparing the heating results is to examine the altitude at which maximum heating occurs. It can be seen from Fig. 4 that maximum heating occurs for the Kliore model atmosphere well above the temperature bulge that occurs at 200 km .

Table 1 Maximum deceleration and conditions at maximum heating to Jupiter entry; $V_E = 48.6 \text{ km}/\text{sec}$; $R_N = 30.48 \text{ cm}$; $m/C_D A = 23.53 \text{ gm}/\text{cm}^2$; entry angle $= 9.42^\circ$

	Atmosphere			
	Kliore	Warm	Nominal	Cold
Deceleration, Earth G's	254	210	337	532
V_{∞} cm/sec	4.16×10^6	3.99×10^6	4.70×10^6	4.06×10^6
ρ_{∞} gm/cm ³	5.02×10^{-7}	4.48×10^{-7}	4.48×10^{-7}	1.03×10^{-6}
Q_{CONV} , kw/cm ²	19.34	16.11	20.02	25.87
q_{RAD} , kw/cm ²	44.96	36.18	48.14	69.00
Total, kw/cm ²	64.30	52.29	68.16	94.87
Altitude, km	222.60	147.40	110.50	72.90
Scale height, km	20.20	29	21	12.30

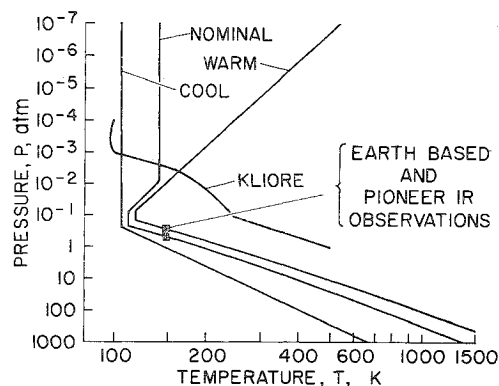


Fig. 1 Pressure vs temperature for Jupiter model atmospheres.

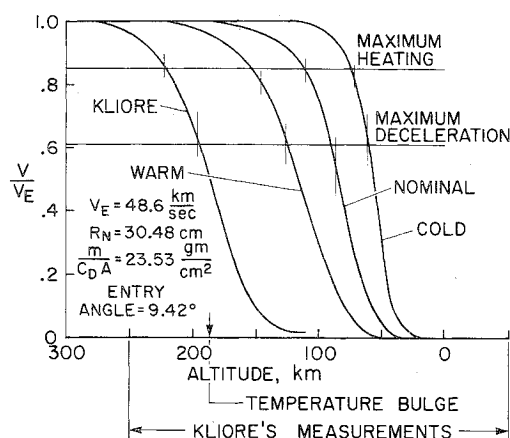


Fig. 2 Entry into model atmospheres of Jupiter.

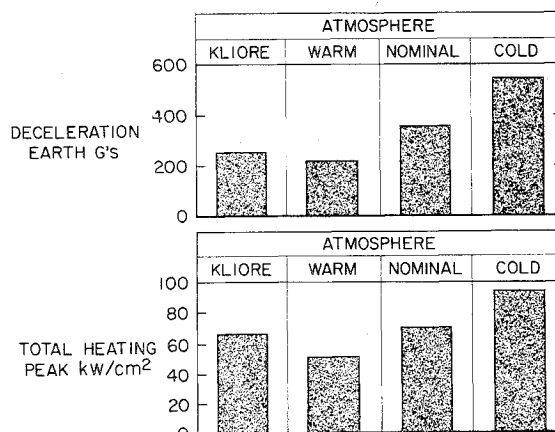


Fig. 3 Comparison of deceleration heating for entry into Jupiter model atmospheres.

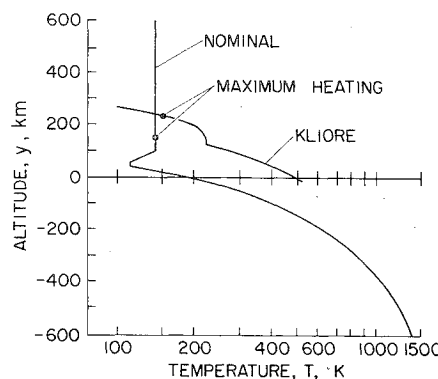


Fig. 4 Altitude for maximum heating for Jupiter model atmospheres.

K. Thus, the high heating part of the entry is over before the expanded scale height associated with the thermal bulge can alleviate entry heating.

Conclusions

Although Kliore's occultation measurements of Jupiter's atmosphere disagree with Earth-based observations and with another Pioneer 10 experiment, the impact on entry heating of Kliore's model of Jupiter's atmosphere was examined. It was found that the warm temperature bulge exists at a level too low in the atmosphere to affect entry heating and that the nominal atmosphere fits Kliore's model atmosphere best insofar as heating is concerned. Therefore, previous estimates of the heating levels to be expected for a probe entering Jupiter's atmosphere are not affected by Kliore's postulated atmospheres.

References

- ¹Kliore, A., Cain, D. L., Fjeldbo, G., Seidel, B. L., and Rasool, S. I., "Preliminary Results on the Atmospheres of Io and Jupiter from the Pioneer 10 S-Band Occultation Experiment," *Science*, Vol. 183, Jan. 1974, pp. 323-324.
- ²Kliore, A., Cain, D. L., Fjeldbo, G., Seidel, B. L., and Rasool, S. I., "The Atmospheres of Io and Jupiter Measured by the Pioneer 10 Radio Occultation Experiment," Preprint No. II-VII.1.4, 17th Plenary Meeting of COSPAR, Sao Paulo, Brazil, June 1974.
- ³Gulkis, S. and Paynter, R., "Thermal Radio Emission from Jupiter and Saturn," *Physics of the Earth and Planetary Interiors*, Vol. 6, 1972, pp. 36-43.
- ⁴Houck, J., Pollack, J., Schaack, D., Reed, R., and Summers, A., "Jupiter: Its Infrared Spectrum from 16 to 40 Micrometers," *Science*, Vol. 189, Aug. 1975, pp. 720-722.
- ⁵Ohring, G., "The Temperature and Ammonia Profiles in the Jovian Atmosphere from Inversion of the Jovian Emission Spectrum," *Astrophysical Journal*, Vol. 184, 1973, pp. 1027-1040.
- ⁶Chase, S. C., Ruiz, R. D., Munch, G., Neugebauer, G., Schroeder, M., and Trafton, L. M., "Pioneer 10 Infrared Radiometer Experiment: Preliminary Results," *Science*, Vol. 183, Jan. 1974, pp. 315-317.
- ⁷"The Planet Jupiter (1970), NASA SP-8069, 1971.
- ⁸Tauber, M. E., "Atmospheric Entry Into Jupiter," *Journal of Spacecraft and Rockets*, Vol. 6, Oct. 1969, pp. 1103-1109.
- ⁹Tauber, M. E. and Wakefield, R. M., "Heating Environment and Protection During Jupiter Entry," *Journal of Spacecraft and Rockets*, Vol. 8, June 1971, pp. 630-636.
- ¹⁰Allen, J. J. and Eggers, A. J., "A Study of the Motion and Aerodynamic Heating of Ballistic Missiles Entering the Earth's Atmosphere at High Supersonic Speeds," Rept. 1381, 1958, NACA.
- ¹¹Wilson, K. H., Woodward, H., Tauber, M., and Page, W., "Jupiter Probe Heating Rates," presented at the Symposium on Hypervelocity Radiation: Flow Fields for Planetary Entry, Jet Propulsion Lab., Pasadena, Calif. 1972.
- ¹²Myers, H., private communication, Aug. 1974, McDonnell Douglas, St. Louis, Mo.
- ¹³Tauber, M. E., "Some Simple Scaling Relations for Heating of Ballistic Entry Bodies," *Journal of Spacecraft and Rockets*, Vol. 7, July 1970, pp. 885-886.

Stability Conditions for Spin-Stabilized Rockets

J. P. Sharma*

Defence Science Laboratory, Delhi, India

Introduction

THE Hurwitz problem on the location of zeros of polynomials in the complex plane finds practical application

Received August 26, 1975; revision received November 25, 1975.

Index category: LV/M Dynamics and Control.

*Junior Scientific Officer.

in analyzing questions of stability.¹ The purpose of the present study is to make use of the same criterion to derive the stability conditions of Davis et al.² for spin-stabilized rockets in the presence of all aerodynamic forces and moments afresh. In the earlier method considerable manipulation is required to arrive at the main condition utilizing the square root of a complex number. Such a criterion is found to present difficulty in obtaining useful analytic results for upper and lower bounds on stability.³ Also, it is not possible to deduce the third condition, Eq. (19) of Ref. 2 as prescribed when d (as defined in Ref. 2) becomes zero, a situation which may arise in practice since the aerodynamic lift has the opposite effect to that of the Magnus moment. The two effects tend to approach each other and will become coincident at a certain stage of the motion leaving the Magnus force and the overturning moment to influence the projectile, which has been observed to be stable if spun fast enough.

The condition of Eq. (19) of Davis et al. has also been derived from the condition of Eq. (17) in a novel way, thus proving their contention (cf. p. 377, Ref. 2) that the latter condition is a consequence of the former.

Mathematical Preliminaries

Definition: Hurwitz polynomial—A polynomial

$$P(Z) = Z^n + (p_1 + iq_1)Z^{n-1} + \dots + (p_n + iq_n) \quad (1)$$

is called a Hurwitz polynomial if all its zeros lie in the left half plane $\text{Re}(Z) < 0$.

Theorem.⁴ The polynomial $P(Z)$ has all its zeros in the left half plane $\text{Re}(Z) < 0$ if and only if the determinants

$$\Delta_1 = p_1 \quad (2)$$

and

$$\Delta_k = \begin{vmatrix} p_1 & p_3 & p_5 & \dots & p_{2k-1} & -q_2 & -q_4 & \dots & -q_{2k-2} \\ 1 & p_2 & p_4 & \dots & p_{2k-2} & -q_1 & -q_3 & \dots & -q_{2k-3} \\ & & & \dots & & & & & \\ 0 & & & & p_k & 0 & & & -q_{k-1} \\ 0 & q_2 & q_4 & \dots & p_{2k-2} & p_1 & p_3 & \dots & p_{2k-3} \\ 0 & q_2 & q_3 & \dots & q_{2k-3} & 1 & p_2 & \dots & p_{2k-4} \\ & & & & & & & & \\ 0 & & & & q_k & 0 & & & p_{k-1} \end{vmatrix} \quad (3)$$

for $k=2, 3, \dots, n$ ($p_2 = q_r = 0$ for $r > n$) are all positive.

Derivation of the Stability Conditions

Utilizing the notations and assumptions of Davis et al., the characteristics equation of the spin stabilized rocket in the presence of all transverse aerodynamic forces and moments is governed by

$$Q(\lambda) = \lambda^2 + (b - ia)\lambda - (c + id) \quad (4)$$

where a, b, c, d are all constants.

We shall now find conditions that are necessary and sufficient for $Q(\lambda)$ to have both the roots in the left half plane. It may then be concluded that under those conditions $Q(\lambda)$ is a Hurwitz polynomial and stability of motion prevails.

A straightforward application of the preceding theorem to Eq. (4) yields

$$b > 0 \quad (5)$$

and

$$abd - b^2c - d^2 > 0 \quad (6)$$