

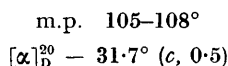
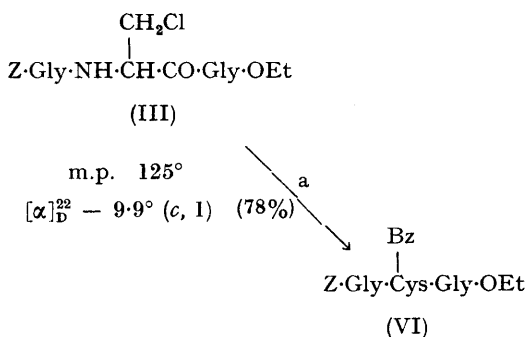
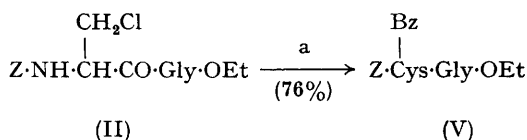
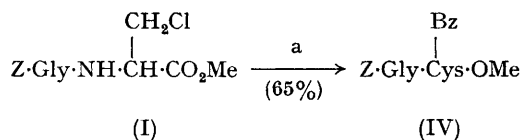
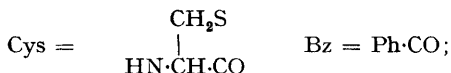
Transformation of β -Chloro-L-alanine Peptides into L-Cysteine Peptides

By I. PHOTAKI and V. BARDAKOS

(Laboratory of Organic Chemistry, University of Athens, Athens, Greece)

As has been previously stated¹ an alternative to the direct incorporation of *S*-protected cysteines into a peptide chain is the incorporation of *O*-substituted serine or β -halogeno-alanine residues into the chain, followed by their conversion into protected cysteine residues. In the meantime examples of transformation of L-serine into L-cysteine *via* the *O*-toluene-*p*-sulphonylserine derivatives have been reported.^{2,3}

This paper deals with the conversion of β -chloro-L-alanine residues, incorporated in a peptide chain, into *S*-protected L-cysteine residues. Using as starting material β -chloro-L-alanine and its *N*-benzyloxycarbonyl derivative,⁴ the peptides (I), (II), and (III) were synthesized⁵ by the usual methods. By the action of potassium thiobenzoate at room temperature all these peptides were converted into the corresponding *S*-benzoyl-L-cysteine peptides (IV–VI). In a similar manner using triethylammonium thioacetate in place of potassium thiobenzoate, peptides (II) and (III) were transformed, respectively, into *S*-acetyl-*N*-benzyloxycarbonyl-L-cysteinylglycine ethyl ester (m.p. 134°; lit.,⁶ gives m.p. 135–136°) and *S*-acetyl-*N*-benzyloxycarbonyl-L-cysteinylglycine ethyl ester (m.p. 93–95°; lit.,² gives m.p. 92–95°). All these transformations of β -chloro-L-alanine peptides into the corresponding *S*-acyl-L-cysteine peptides occur without racemisation. The removal of the *S*-acyl groups can be effected as usual by methanolysis.⁶



"a" is the reagent PhCOSK–DMF, values in parentheses beneath arrows indicate percentage yield. DMF = dimethylformamide in which values of *c* are measured.

(Received, September 29th, 1966; Com. 729.)

¹ L. Zervas and I. Photaki, *Chimia (Switz.)* 1960, **14**, 375.

² I. Photaki and V. Bardakos, *Experientia*, 1965, **21**, 371; *J. Amer. Chem. Soc.*, 1965, **87**, 3489.

³ C. Zioudrou, M. Wilchek, and A. Patchornik, *Biochemistry*, 1965, **4**, 1811.

⁴ As the dicyclohexylammonium salt, m.p. 155° (decomp.), $[\alpha]_{\text{D}}^{17} + 24.3^\circ$ (*c*, 2.5, dimethylformamide).

⁵ The new crystalline compounds (I), (II), (III), and (IV) gave satisfactory elemental analyses and were homogeneous by thin-layer chromatography on Silica Gel G.

⁶ L. Zervas, I. Photaki, and N. Ghelis, *J. Amer. Chem. Soc.*, 1963, **85**, 1337.