

Bromination of Some Substituted 9-Methylantracenes

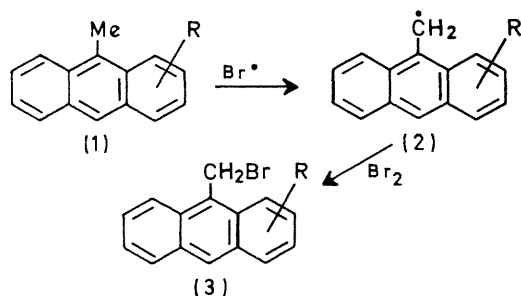
By J. FLOOD, A. D. MOSNAIM, and D. C. NONHEBEL*

(Department of Pure and Applied Chemistry, University of Strathclyde, Glasgow, C.1)

Summary The bromination of a series of 9-methylantracenes with substituents in the side rings has been investigated under both radical and ionic conditions.

BROMINATION of 2,9- and 3,9-dimethylantracenes with bromine in carbon disulphide has been reported to take place in the 9-methyl group to give the 9-bromomethylantracenes.¹ This behaviour is in marked contrast to that of 9-methylantracene which affords 9-bromo-10-methylantracene under the same conditions.² These reactions have been re-examined and a systematic survey made of the influence of substituents in the side rings on the bromination product under various conditions.

Bromination of 2,9-dimethylantracene with bromine in carbon tetrachloride gave exclusively 9-bromomethyl-2-methylantracene. The formation of this compound undoubtedly occurs by a free-radical mechanism (Scheme 1).

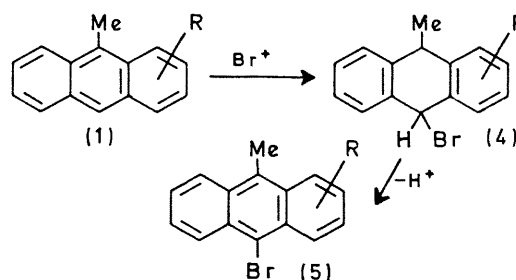


SCHEME 1

It was considered that if the reactions were carried out under conditions to vitiate against the formation of free radicals, then nuclear attack by Br^+ might occur (Scheme 2). Accordingly, the bromination of 2,9-dimethylantracene was carried out in acetic acid in the dark in an atmosphere of nitrogen and found to give exclusively 10-bromo-2,9-dimethylantracene. Unless there were vigorous exclusion of both oxygen and light a substantial amount of 9-bromomethyl-2-methylantracene was obtained, indicative of the high propensity that the substrate has to undergo reaction by a radical pathway.

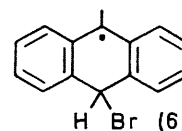
3,9-Dimethylantracene and 2-chloro- and 3-chloro-9-methylantracenes were found to react in the same manner as 2,9-dimethylantracene giving the 9-bromomethyl compound in carbon tetrachloride and the 10-brominated

derivative in acetic acid in the dark under nitrogen. In contrast to the behaviour of these compounds, 9-methylantracene underwent bromination under both radical and



SCHEME 2

ionic conditions to give only 9-bromo-10-methylantracene. This would suggest that the radical (2; $\text{R} = \text{H}$) is less stable than the radical (6) resulting from addition of atomic bromine to the anthracene nucleus. No explanation can at present be advanced as to why substitution of the anthracene nucleus by both electron-donating methyl groups and electron-withdrawing chloro-groups apparently reverse the stabilities of these two radical types.



The work was extended to the study of 9-methyl anthracenes with substituents in the 1- and/or 4- or 5-positions. 1,5-Dichloroanthracene, which had previously been shown to undergo bromination in carbon disulphide to give 9-bromomethyl-1,5-dichloroanthracene,³ was found to give only this compound on bromination both in carbon tetrachloride and in acetic acid in the dark in a nitrogen atmosphere. There was no evidence whatsoever for any nuclear bromination having occurred. Similar results were also obtained for 1,4,9-trimethylantracene and 1-chloro-10-methylantracene. The formation of these bromomethyl compounds, which can only be readily accounted for by a radical mechanism, under conditions which would generally be considered prejudicial to the generation of free radicals, is postulated to involve a molecule-induced homolysis of the

bromine by the anthracene.⁴ The non-intervention of the ionic reaction leading to nuclear substitution is probably because the substituent adjacent to the 10-position sterically inhibits attack at this position.

(Received, May 8th, 1970; Com. 707.)

¹ E. de B. Barnett and N. F. Goodway, *J. Chem. Soc.*, 1929, 1754.

² E. de B. Barnett and M. A. Matthews, *Ber.*, 1926, **59**, 1426.

³ E. de B. Barnett, J. W. Cook, and M. A. Matthews, *Ber.*, 1926, **59**, 2863.

⁴ W. A. Pryor, "Free Radicals," McGraw-Hill, New York, 1966, p. 119.