

Quinquecovalent Adducts from Ethylene Phosphonothioites and from Dimethyl t-Butylphosphonite

By A. P. STEWART and S. TRIPPETT*

(Department of Chemistry, The University, Leicester LE1 7RH)

Summary Quinquecovalent adducts from ethylene phosphonothioites readily eliminate ethylene sulphide to give phosphoryl compounds; the low-temperature ^1H n.m.r. spectrum of the adduct of dimethyl t-butylphosphonite with methylenedioxybenzoin shows that the t-butyl group preferentially occupies an *equatorial* position.

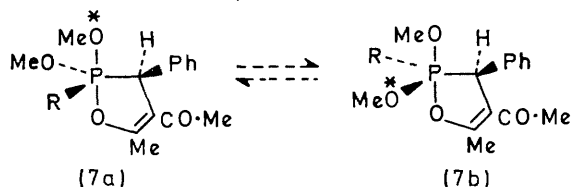
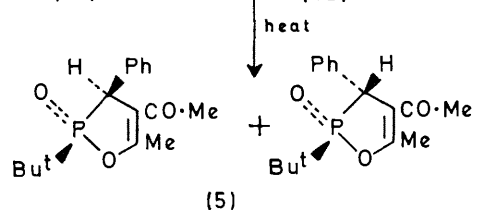
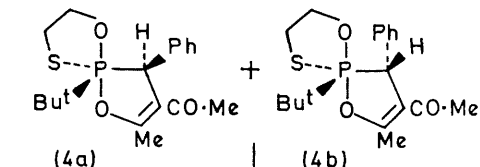
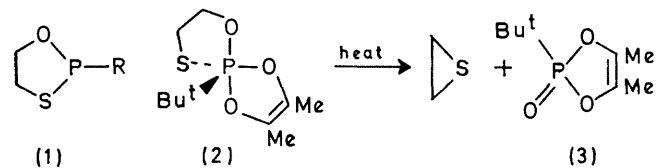
ETHYLENE phosphonothioites (1; R = Ph or Bu[†]) form stable 1:1-adducts with diacetyl, benzylideneacetylacetone, phenanthraquinone, *etc.*, which on warming readily eliminate ethylene sulphide to give the corresponding phos-

phonate or phosphinate esters.² Thus the t-butylphosphonothioite (1; R = Bu[†]), b.p. 48–50° at 0.9 mm Hg, ^{31}P n.m.r. –174 p.p.m., with diacetyl at room temperature gave the adduct (2), τ 8.63 (9H, d, $J_{\text{P,H}}$ 20 Hz), 8.25 (3H, s), 8.14 (3H, s), 7.2br (2H, m), and 6.25 and 5.6br (2H, 2m), ^{31}P –24 p.p.m., which slowly at room temperature and rapidly at 100° gave ethylene sulphide (86%) and the phosphonate (3) (80%), m.p. 79–80°. The benzylideneacetylacetone adduct of (1; R = Bu[†]) contained the two isomers (4a) and (4b)† as shown by the presence of two t-butyl signals at τ 8.71 (J 11 Hz) and 9.04 (J 11 Hz);

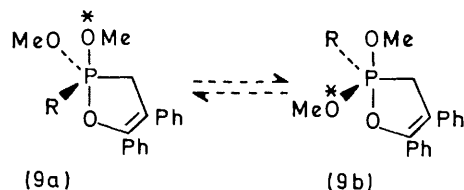
† These isomers are not interconvertible by pseudorotation processes.

elimination of ethylene sulphide at 100° gave the isomeric phosphinates (5), m.ps. 148–152° and 173–175°.

Dimethyl *t*-butylphosphonite (6), b.p. 100–105° at 230 mm Hg, obtained (60%) from *t*-butyldichlorophosphine and sodium methoxide in ether,² with benzylideneacetylacetone formed a 1:1-adduct whose n.m.r. spectrum, τ 8.85 (9H, d, J 18.8 Hz), 8.13 (3H, s), 7.5 (3H, s), 6.86



(3H, d, J 8 Hz), 6.34 (3H, d, J 12 Hz), and 5.77 (2H, d, J 13 Hz), was unchanged from -90 to $+150^\circ$. This contrasts with the corresponding dimethyl phenylphosphonite (7) adduct,^{3,4} in which pseudorotation to equilibrate the isomers (8a; R = Ph) and (8b; R = Ph) was inhibited at -20° , and could be due either to extremely rapid pseudorotation between (8a; R = Ph) and (8b; R = Ph) or to the presence in the *t*-butylphosphonite adduct of only one



detectable isomer,§ presumably (8b; R = Bu^t), because of steric effects. That the latter is the correct explanation was shown by the low-temperature n.m.r. spectra of the 1:1-adducts (9; R = Bu^t and Ph), from treatment of (6) and (7) with methylenedecybenzoin where geometrical isomerism is not possible. In the spectra of both adducts, the single doublet at 35° due to the equivalent methoxyls split into two doublets below -10° because of slow pseudorotation between (9a) and (9b), e.g. for the *t*-butyl adduct the doublet at τ 6.43 ($J_{P,H}$ 11 Hz) became two doublets at τ 6.27 ($J_{P,H}$ 13.5 Hz) and 6.58 ($J_{P,H}$ 8.5 Hz).

These results demonstrate that, whatever its kinetic preference,⁵ the *t*-butyl group is thermodynamically more stable in the equatorial position of a trigonal bipyramidal phosphorane when in competition with methoxyl. We have so far been unable to obtain quinquivalent phosphorus compounds having two *t*-butyl groups attached to phosphorus.

(Received, August 11th, 1970; Com. 1349.)

§ By analogy with the formation of the adducts (4), both isomers of (8; R = Bu^t) would be formed initially.

¹ A similar elimination has been postulated in a five-co-ordinate intermediate; N. K. Hamer, *Chem. Comm.*, 1968, 1399.

² See P. C. Crofts and D. M. Parker, *J. Chem. Soc. (C)*, 1970, 332 for a previous attempt to prepare this compound.

³ D. Gorenstein and F. H. Westheimer, *Proc. Nat. Acad. Sci. U.S.A.*, 1967, 58, 1747; F. H. Westheimer, *Accounts Chem. Res.*, 1968, 1, 70.

⁴ F. Ramirez, J. F. Pilot, O. P. Madan, and C. P. Smith, *J. Amer. Chem. Soc.*, 1968, 90, 1275.

⁵ W. Hawes and S. Trippett, *Chem. Comm.*, 1968, 577.