

Intramolecular Cyclization of π -1-Chloro-3-phenylallylpalladium(II) Complexes. A Novel Route to Stable Indenyl Complexes of Palladium(II)

By ROCCO A. FIATO, PAUL MUSHAK, and MERLE A. BATTISTE*

(Department of Chemistry, University of Florida, Gainesville, Florida 32611)

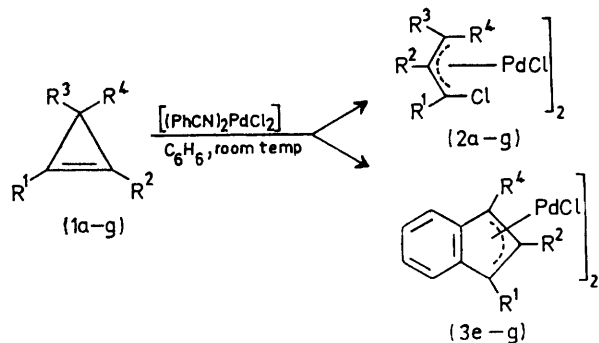
Summary Intramolecular cyclization of the π -allylpalladium(II) complexes derived from the reaction of $[(\text{PhCN})_2\text{PdCl}_2]$ with tri- and tetra-substituted cyclopropenes affords novel indenylpalladium(II) complexes with and without strong donor ligand activation.

We have previously shown that the reaction of $[(\text{PhCN})_2\text{PdCl}_2]$ with the cyclopropenes (**1a**)¹ and (**1b—d**)² proceeds with quantitative formation of the corresponding π -allyl

complexes (**2a—d**). We now report that under identical conditions the tetrasubstituted cyclopropenes (**1e—g**) unexpectedly afford the stable indenyl complexes (**3e—g**) with concomitant HCl evolution. Mechanistic considerations indicate that these novel indenyl complexes most likely arise from spontaneous intramolecular cyclization of the intermediate π -allylic complexes (**2e—g**).

The crude indenyl complex (**3e**), obtained in 40—60% yield from reaction of (**1e**) with $[(\text{PhCN})_2\text{PdCl}_2]$ in benzene

at room temperature, was chromatographed on silica gel and repeatedly recrystallized from benzene-hexane (1:1) to give a grey-green solid, m.p. 151–153 °C, analysing most nearly for $C_{44}H_{34}Cl_2Pd$ [ν_{KBr} 565 and 545 cm^{-1} ; δ (C_6D_6) 7.6–7.2 (5H, m), 7.1–6.8 (5H, m), 6.72 (4H, s), and 1.01 (3H, s)]. Treatment of (3e) with aqueous KCN gave a quantitative yield of a mixture (87:13) of 3-methyl-1,2-diphenyl- and 1-methyl-2,3-diphenylindene³ (n.m.r. comparison with authentic samples⁴).



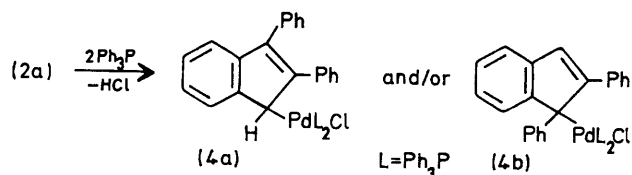
- a**; $R^1 = R^2 = R^3 = Ph, R^4 = H$
b; $R^1 = R^2 = Ph, R^3 = R^4 = Me$
c; $R^1 = Ph, R^2 = R^3 = R^4 = Me$
d; $R^1 = R^2 = R^3 = Me, R^4 = Ph$
e; $R^1 = R^2 = R^3 = Ph, R^4 = Me$
f; $R^1 = R^4 = Me, R^2 = R^3 = Ph$
g; $R^1 = R^2 = R^3 = R^4 = Ph$

Chromatography and repeated recrystallization of the similarly isolated indenyl complexes (3f) and (3g) gave material with analytical data high in chlorine, although the i.r. spectra again showed strong absorptions at 565 and 545 cm^{-1} . More importantly, treatment of (3f) with aqueous KCN gave a single product identified as 1,3-dimethyl-2-phenylindene,† m.p. 73–74 °C; δ ($CDCl_3$) 7.3–6.9 (9H, m), 3.75 (1H, q, J 7.5 Hz), 2.20 (3H, d, J 2.0 Hz), and 1.15 (3H, d, J 7.5 Hz). Similar treatment of (3g) with aqueous KCN gave 1,2,3-triphenylindene⁵ as the sole product in agreement with the assigned structure.

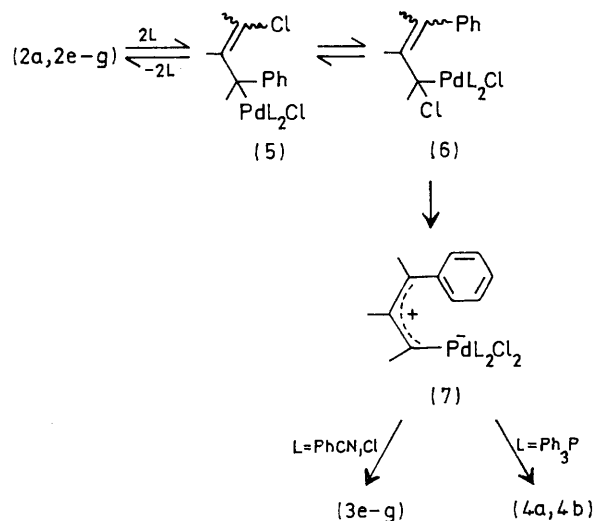
The probable mechanism of the Pd-promoted rearrangement of the cyclopropenes (1e–g) to the indenyl complexes (3e–g) was investigated by the reaction of the π -allyl complex (2a) with PPh_3 . It was found that 2 equiv. of the phosphine smoothly converted (2a) into the σ -indenyl complexes (4a) and/or (4b),† with HCl evolution, in 91% isolated yield; m.p. 210–220 °C(decomp); λ_{max} (log ϵ) (CH_2Cl_2) 232 (4.92), 290 (3.92), and 315sh (2.11) nm; ν_{Pd-Cl} (CsI and Nujol) 295 and 285 cm^{-1} ; δ ($CDCl_3$) 8.0–7.0 (m). Reduction of (4) with $LiAlH_4$ gave a mixture of 1,2- and 2,3-diphenylindene⁶ in agreement with the proposed structure.‡

The PPh_3 -induced conversion of (2a) into the indenyl-palladium(II) complex (4) clearly implicates the inter-

mediacy of the π -allyl complexes (2e–g) in the similar Pd-promoted conversions of (1e–g) into (3e–g). The



Scheme shows a mechanism that is consistent with the ready intramolecular cyclization of 1-chloro-3-phenyl- π -allylpalladium(II) chloride complexes. Ample precedent exists for the initial step of this mechanism, a ligand-assisted π - to σ -allyl interconversion.⁷ The subsequent formation and internal cyclization of the postulated σ -palladium allylic cation (7) provides an attractive explanation for the facility of these organopalladium transformations that is consistent with the expected ability of palladium greatly to activate the chloride in (6) to ionization. Although cationic metal complexes related to (7) have been previously postulated, their potential importance to Pd- and Pt-mediated reactions has been largely ignored.§



SCHEME

In view of the fact that strong donor ligands such as PPh_3 were not required to initiate indenyl complex formation from (2e–g) one may conclude that enhanced steric crowding associated with the terminal substituents of these allylic complexes promotes ready weak-ligand-assisted interconversion with the less constrained σ -complexes (5)

† All new compounds gave satisfactory elemental analyses unless otherwise noted.

‡ A separate experiment using PMe_2Ph established (n.m.r.) the *trans* orientation of the phosphine ligands in the σ -indenyl complex (4; $L = PhPMe_2$). See P. Mushak, Ph.D. Dissertation, University of Florida, 1970, for further details regarding the structure of (4).

§ A previously postulated homoallylic counterpart to the allylic ion (7) (H. Reinheimer, J. Moffat, and P. M. Maitlis, *J. Amer. Chem. Soc.*, 1970, **92**, 2285) is a notable exception.

and (**6**; L = PhCN, Cl), which then triggers the ionization-cyclization sequence. Of the isolated π -allyl complexes (**2b—d**) derived from tetrasubstituted cyclopropenes, only (**2d**) has the requisite phenyl substituent at R³ (or R⁴) for internal cyclization. In line with the above observations (**2d**) was found to have limited stability when stored and to

decompose rapidly with evolution of HCl on moderate heating.

Financial support of this research by the National Science Foundation is gratefully acknowledged.

(Received, 11th July 1975; Com. 790.)

¹ P. Mushak and M. Battiste, *J. Organometallic Chem.*, 1969, **17**, P46.

² M. A. Battiste, L. E. Friedrich, and R. A. Fiato, *Tetrahedron Letters*, 1975, 45.

³ C. F. Koelsch and P. R. Johnson, *J. Amer. Chem. Soc.*, 1943, **65**, 567.

⁴ M. Kulig, Ph.D. Dissertation, University of Florida, 1973.

⁵ M. A. Battiste, B. Halton, and R. H. Grubbs, *Chem. Comm.*, 1967, 907, and references cited therein.

⁶ S. Goldschmidt and B. Acksteiner, *Chem. Ber.*, 1958, **91**, 502; A. C. B. Smith and W. Wilson, *J. Chem. Soc.*, 1955, 1342.

⁷ J. Powell, S. D. Robinson, and B. L. Shaw, *Chem. Comm.*, 1965, 78.