

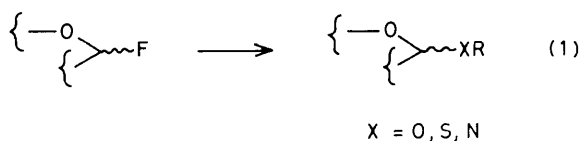
Reactions of Glycosyl Fluorides. Synthesis of *O*-, *S*-, and *N*-Glycosides

K. C. Nicolaou,* Alexander Chucholowski, Roland E. Dolle, and Jared L. Randall

Department of Chemistry, University of Pennsylvania, Philadelphia, Pennsylvania 19104, U.S.A.

Glycosyl fluorides react with a variety of *O*-, *S*-, and *N*-nucleophiles to afford the corresponding glycosides in good to excellent yields.

The high abundance and biological importance of carbohydrate-containing natural products, such as *C*-glycosides, lipopolysaccharides, glycoproteins, and nucleotides dictate new synthetic technology for their construction. In previous papers we described reactions of glycosyl fluorides leading to *C*-glycosides¹ and oligosaccharides.^{2,3} In this communication we report the utilization of these versatile intermediates in the synthesis of novel *O*-, *S*-, and *N*-glycosides, equation (1),^{†‡} all compounds of potential biological importance. Table 1 demonstrates the scope of this methodology with the preparation of glycosyl esters (entries 1,2,14), 'double' glycosides (entry 3), thioglycosides (entries 11,12), glycosyl peroxides (entry 6), glycosyl azides (entry 7), and aminoglycosides (entries 8—10). In most cases $\text{BF}_3 \cdot \text{Et}_2\text{O}$ was found to be an effective catalyst for the coupling reaction. Amines were coupled to the carbohydrate residue after activation with AlMe_3 or by the action of $\text{MgBr}_2 \cdot \text{Et}_2\text{O}$, which presumably leads to the more active glycosyl bromide as an intermediate.¹ The facile coupling of glycosyl fluorides to bases such as 6-azauridine *via* its disilyl ether after activation with SnCl_4 (entry 13)⁴ offers promising applications of the present technology in the construction of nucleotides, whereas the entry into glycosyl phosphate esters (entry 4) may provide the first stage for stereospecific enzyme-induced glycosidations.⁵ It is expected that the present methodology will find widespread applications in the synthesis of carbohydrate-containing naturally occurring and other synthetic molecules.



[†] New compounds exhibited satisfactory spectroscopic and analytical data. Yields refer to pure isolated (flash column chromatography-silica) products.

[‡] ¹H N.m.r. data (250 MHz, CDCl_3 , Me_4Si) (**2a**) δ 7.50—7.10 (m, 30H, Ph), 6.42 (d, *J* 4.5 Hz, 1-H), 4.97—4.52 (m, 8H, OCH_2Ph), 3.94—3.68 (m, 6H, CHO, CH_2O), 3.89 and 3.61 (doublets, *J* 15.0 Hz, 2H each, NCH_2Ph), 3.44 (dd, *J* 8.1, 6.9 Hz, 1H, CHCO_2), 1.84—1.45 (m, 3H, CH_2CHMe_2), 0.80 and 0.61 (doublets, *J* 7.5 Hz, 3H each, CMe_2); (**2d**) 7.50—7.20 (m, 20H, Ph), 5.00—4.55 (m, 8H, CH_2Ph), 3.93 (d, *J* 8.0 Hz, 1-H), 3.80—3.35 (m, 6H, CHO, CH_2O), 3.02—2.70 (m, 8H, morpholine); (**4e**) 7.40 (m, 5H, Ph), 5.90 (d, *J* 7.5 Hz, 1H, NH), 5.12 (m, 5H, 2-H, 3-H, 4-H, OCH_2Ph), 4.59 (m, 1H, CHCO_2Et), 4.48 (d, *J* 8.0 Hz, 1-H), 4.20 (m, 4H, 6-H, OCH_2Me), 3.63 (m, 1H, 5-H), 3.25 (dd, *J* 12.0, 4.5 Hz, 1H, SCH_2), 3.05 (dd, *J* 12.0, 5.0 Hz, 1H, SCH_2), 2.12, 2.08, 2.07, 2.05 (singlets, 3H each, OAc), 1.25 (t, *J* 5.0 Hz, 3H, OCH_2Me); (**4f**) 9.88 (br.s, 1H, NH), 7.51 (s, 1H, CH=N), 5.89 (d, *J* 7.5 Hz, 1H, 1-H), 5.69, 5.35, 5.15 (dd's, *J* 7.5 Hz, 1H each, 2-H, 3-H, 4-H), 4.20 (m, 2H, 6-H), 3.94 (m, 1H, 5-H), 2.14, 2.12, 1.99, 1.94 (singlets, 3H each, OAc).

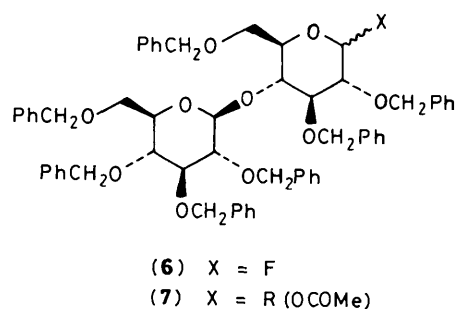
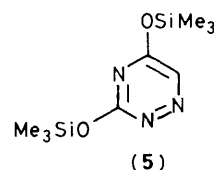
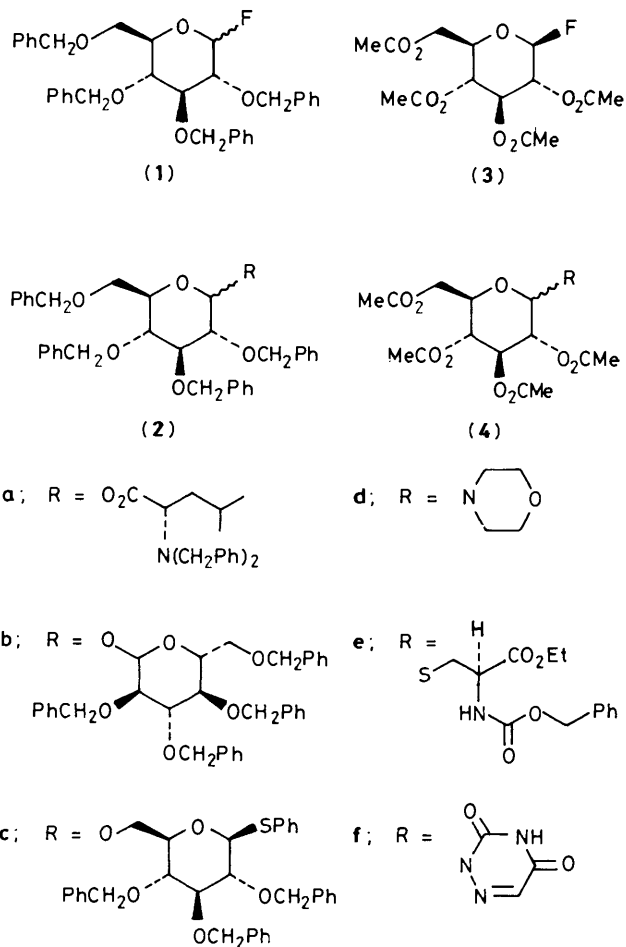


Table 1. Synthesis of O-, S-, and N-glycosides.

Entry	Reagents (equiv.) and conditions	R	Yield ratio $\alpha:\beta$ ^f
Substrate (1) ^{a,b,c} \rightarrow product (2) ^b			
1	MeCO ₂ H (4), BF ₃ ·Et ₂ O (0.5), CH ₂ Cl ₂ , 4Å MS, ^d 0 \rightarrow 25 °C	Me	97 (ca. 3:2)
2	RH (2), BF ₃ ·Et ₂ O (0.3), CH ₂ Cl ₂ , 4Å MS, 0 °C	(a)	76 (10:1)
3	RH (1), BF ₃ ·Et ₂ O (0.3), CH ₂ Cl ₂ , 0 \rightarrow 25 °C	(b)	65 ^e
4	(PhCH ₂ O) ₂ P(O)OSnBu ₃ ⁿ (2), BF ₃ ·Et ₂ O (2), Et ₂ O, 0 \rightarrow 25 °C	O(O)P(OCH ₂ Ph) ₂	50 (10:1)
5	RH (1), BF ₃ ·Et ₂ O (0.5), 4Å MS, -15 \rightarrow 0 °C	(c)	51 (2:1)
6	Bu ^t O ₂ H (2), BF ₃ ·Et ₂ O, (0.2), CH ₂ Cl ₂ , 4Å MS, -15 \rightarrow 0 °C	O ₂ Bu ^t	91 (3:1)
7	Me ₃ SiN ₃ (2.5), BF ₃ ·Et ₂ O (0.5), CH ₂ Cl ₂ , 0 \rightarrow 25 °C	N ₃	90 (10:1)
8	RH (1.5), MgBr ₂ ·Et ₂ O (5), CH ₂ Cl ₂ , 25 °C	(d)	90 (1:10)
9	H ₂ NCH=CH ₂ (1), AlMe ₃ (1), CH ₂ Cl ₂ , 25 °C	NHCN ₂ CH=CH ₂	95 (2:1)
10	H ₂ NPh (2), AlMe ₃ (2), CH ₂ Cl ₂ , 25 °C	NHPh	65 (1:1)
Substrate (3) ^{a,b} \rightarrow product (4) ^b			
11	RH (1.5), BF ₃ ·Et ₂ O (0.1), CH ₂ Cl ₂ , 25 °C	(e)	80 (1:20)
12	PhSH (2), BF ₃ ·Et ₂ O (0.1), CH ₂ Cl ₂ , 25 °C	SPh	95 (1:20)
13	(5) (1.5), SnCl ₄ (0.2), CH ₂ Cl ₂ , 25 °C	(f)	76 (1:20)
Substrate (6) ^{a,b,c} \rightarrow product (7) ^b			
14	MeCO ₂ H (4), BF ₃ ·Et ₂ O (0.5), CH ₂ Cl ₂ , 4Å MS, 0 \rightarrow 25 °C	OCOMe	83 (3:2)

^a Prepared from the corresponding phenylthioglycoside and *N*-bromosuccinimide-diethylamino sulphur trifluoride (ref. 2); ^b structure determined by spectroscopic methods; ^c $\alpha:\beta$ mixture ca. 1:1; ^d MS = molecular sieve; ^e ratio not determined; ^f ratio was determined by ¹H n.m.r.

Financial support for this work from the National Institutes of Health (U.S.A.) and Merck Sharp & Dohme (U.S.A.) is gratefully acknowledged.

Received, 2nd May 1984; Com. 613

References

- 1 K. C. Nicolaou, R. E. Dolle, A. Chucholowski, and J. L. Randall, *J. Chem. Soc., Chem. Commun.*, 1984, preceding communication.
- 2 K. C. Nicolaou, R. E. Dolle, D. P. Papahatjis, and J. L. Randall, *J. Am. Chem. Soc.*, 1984, **106**, 4189.
- 3 K. C. Nicolaou, S. P. Seitz, and D. P. Papahatjis, *J. Am. Chem. Soc.*, 1983, **105**, 2430.
- 4 U. Nedballa and H. Vorbruggen, *J. Org. Chem.*, 1974, **39**, 3654.
- 5 N. K. Kochetkov, in 'Bacterial Lipopolysaccharides,' ACS Symposium Series 231, 1983, Ch. 4, p. 65; J. F. Kennedy and C. A. White, in 'Bioactive Carbohydrates,' Wiley, New York, 1983, Ch. 5, p. 88.