

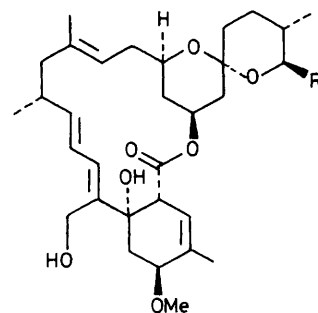
Asymmetric Synthesis of the Spiroacetal Fragment of Milbemycin E

Girish Khandekar, Gareth C. Robinson, Nicholas A. Stacey, Patrick G. Steel, Eric J. Thomas,* and Sunil Vather
The Dyson Perrins Laboratory, South Parks Road, Oxford OX1 3QY, U.K.

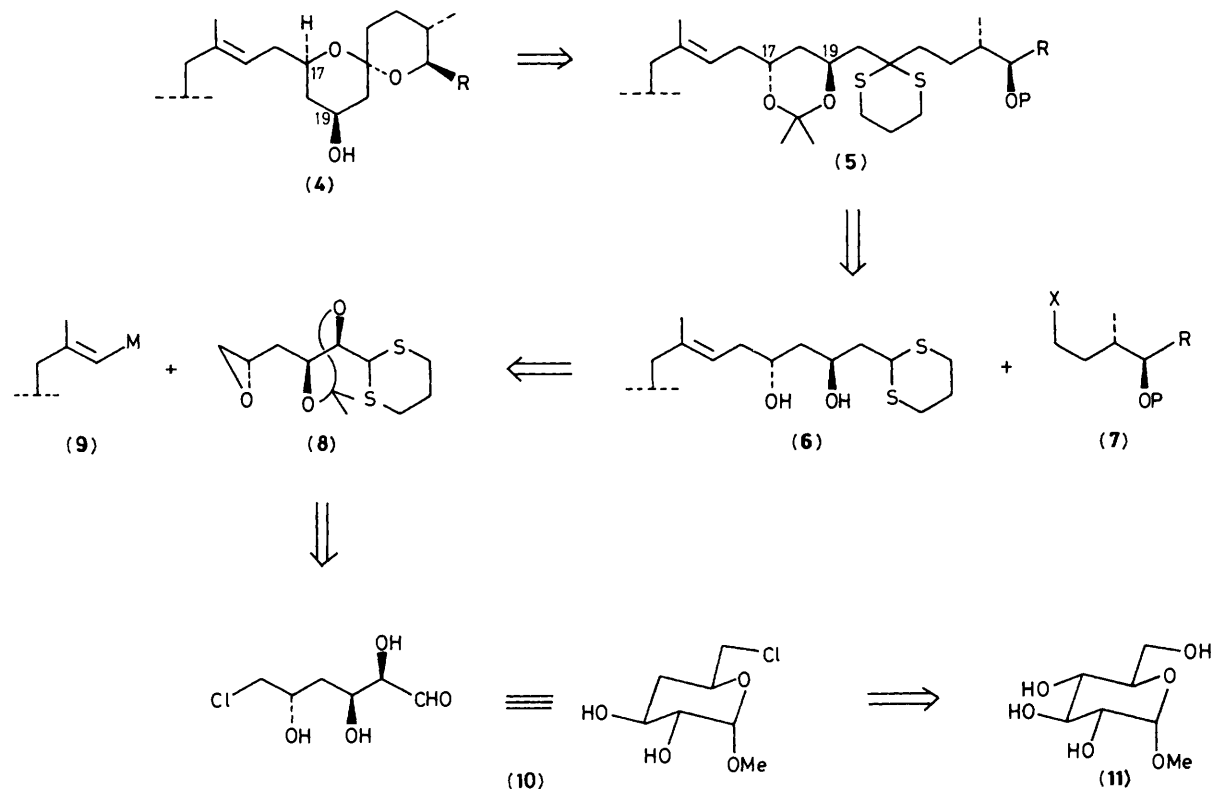
Spiro-acetals (17) and (21) have been synthesized from methyl α -D-glucopyranoside (11), via the 6-chloro-4,6-dideoxygalactopyranoside (10), the epoxy-dithiane (8), and the open-chain dithianes (16) and (20).

Total synthesis of the milbemycins and avermectins is of considerable interest at present because of their potent biological activity and potential commercial importance.¹ To date several syntheses of the spiroacetal and 'lower hemisphere' fragments of these compounds have been described, together with syntheses of the aromatic milbemycin β_3 and a synthesis of avermectin B_{1a}.^{2,3} We have been interested in developing syntheses of the non-aromatic β -milbemycins, *i.e.*, β_1 , β_2 , and E (1)—(3), and now report a convergent and flexible asymmetric synthesis of the spiroacetal fragment of milbemycin E (3).

Our synthetic strategy is outlined in Scheme 1. The key intermediate is epoxy-dithiane (8) which it was thought would be available from methyl α -D-glucopyranoside (11) via the 6-chloro-4,6-dideoxygalactopyranoside (10). Cleavage of this epoxide with a vinyl organometallic reagent (9) followed by



- (1) R = Me
- (2) R = Et
- (3) R = Prⁱ



Scheme 1

acetonide fragmentation and ketenethioacetal reduction would give the dihydroxy-dithiane (6). Diol protection and dithiane alkylation with a suitable alkyl halide (7) would then provide the dialkyldithiane (5), which on deprotection should cyclize to spiroacetal (4).

Syntheses of spiroacetals (17) and (21) based on this approach are summarized in Scheme 2. Methyl α -D-glucopyranoside (11) was treated with sulphuryl chloride and KI to give methyl 4,6-dichloro-4,6-dideoxy- α -D-galactopyranoside which was conveniently purified as its diacetate (12).⁴ Selective hydrogenolysis of the secondary C-Cl bond was achieved using a Pd-C catalyst in ethanol in the presence of KOH, and was accompanied by ester cleavage, giving an excellent yield (>90%) of the 6-chloro-4,6-dideoxygalactopyranoside (10).[†] Alternative procedures for the selective reduction of this secondary chloride, *e.g.*, by using a trialkyltin hydride,⁵ or by hydrogenolysis in the presence of a Raney nickel catalyst,⁶ were either less regioselective or less convenient. The 6-chloro-4,6-dideoxygalactopyranoside was then converted into the epoxy-dithiane (8) by treatment with propane-1,3-dithiol,⁷ diol protection, and cyclization.

The epoxy-dithiane was found to be reactive towards organometallic reagents at two sites. Treatment with vinylmagnesium bromide in the presence of a copper(I) catalyst caused epoxide ring opening and gave a good yield (82%) of the homoallylic alcohol (14). In contrast the more basic *n*-butyl-lithium removed the dithiane proton, initiating acetonide fragmentation, and gave the epoxy-hydroxy-ketenethioacetal (22), also in good yield (87%).

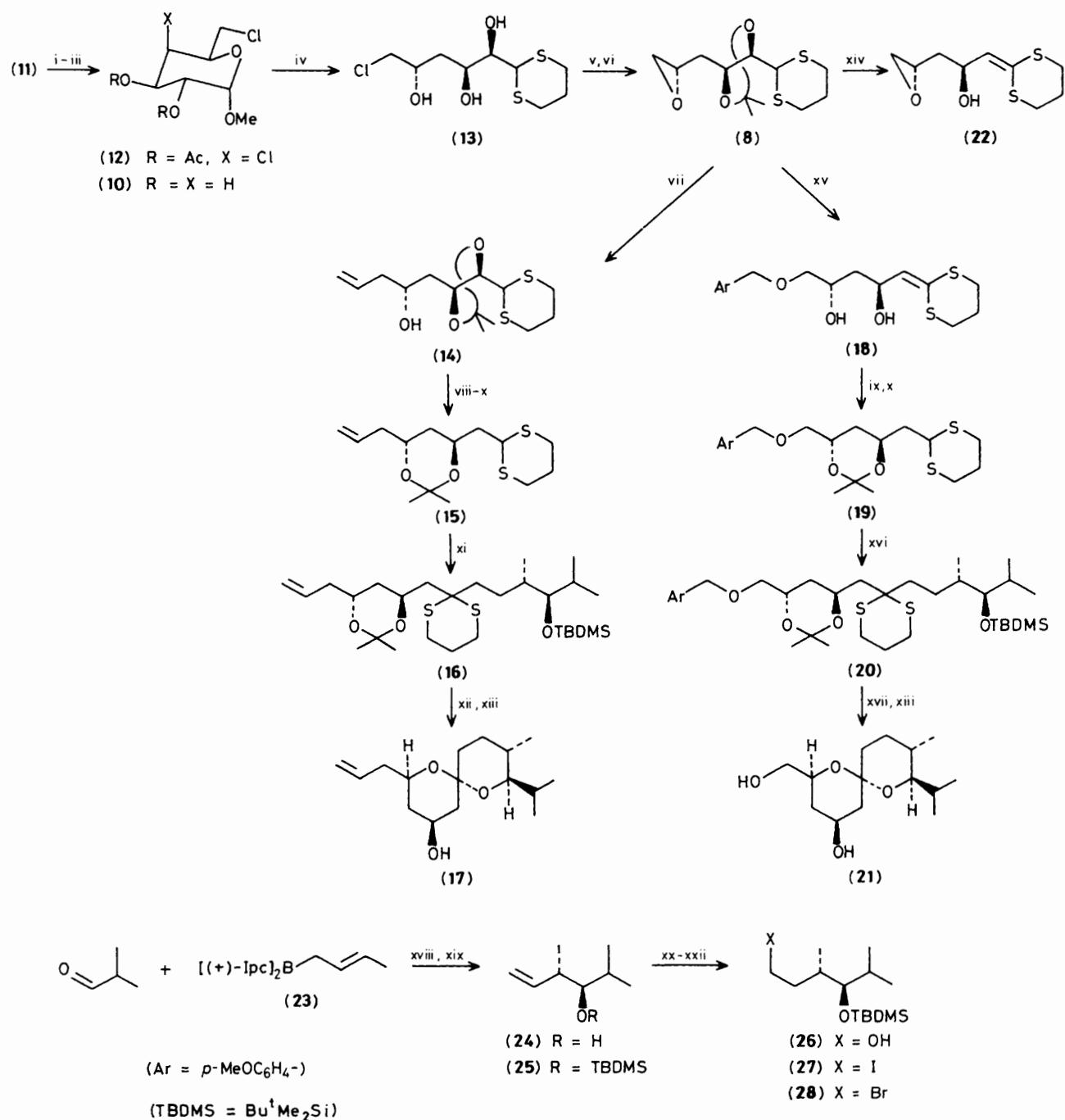
For the synthesis of spiroacetal (17), the homoallylic alcohol (14) was treated with *n*-butyl-lithium and LiAlH_4 , which gave the acetonide-dithiane (15) after diol protection. This was alkylated using the optically active alkyl iodide (27) conveniently prepared from 2-methylpropanal in four steps. Thus treatment of 2-methylpropanal with *trans*-but-2-enyldi-(+)-isopinocampheylborane (23) according to the procedure reported by Brown⁸ gave a 60–70% isolated yield of the *anti*-alcohol (24) together with *ca.* 10% of its separable *syn*-diastereoisomer. The alcohol (24) was estimated to have an enantiomeric excess of >90% (Mosher's derivative), and was converted through to the required iodide (27) by protection, hydroboration, and treatment with triphenylphosphine, imidazole, and iodine. Alkylation of dithiane (15) with iodide (27) gave the dialkyldithiane (16) which on deprotection underwent spontaneous cyclization to give spiroacetal (17).

For the synthesis of spiroacetal (21), epoxide (8) was treated with an excess of *p*-methoxybenzyl alcohol and base to give the dihydroxyketenethioacetal (18) via simultaneous epoxide cleavage and acetonide fragmentation. Reduction and diol protection then gave the acetonide-dithiane (19) which was alkylated, in this case using bromide (28), to give the target spiroacetal (21) after deprotection.

This work has developed a reasonably short [13 linear steps from methyl α -D-glucopyranoside (11)], convergent, and flexible synthesis of milbemycin spiroacetals. Moreover, the readily available epoxydithiane (8) and derivatives, *e.g.*, the epoxy-hydroxy-ketenethioacetal (22), should be generally useful for the synthesis of optically active *anti*-1,3-diols.

We thank the S.E.R.C. and I.C.I. Plant Protection Division for support (to G. K., G. C. R., N. A. S., and P. G. S.), and Balliol College for a grant (to S. V.). We also thank Dr. M. D.

[†] We thank Dr. A. Davidson (UWIST) for helpful advice concerning this hydrogenolysis.



Scheme 2. Reagents: i, SO₂Cl₂, pyridine (py), -78 °C, 2 h, then KI; ii, Ac₂O, py [40% from (11)]; iii, H₂, Pd-C, KOH, EtOH, 150 p.s.i., 6 h (95%); iv, HS[CH₂]₃SH, HCl, room temp. (r.t.), 16 h (93%, crude); v, acetone, CuSO₄, *p*-MeC₆H₄SO₃H (PTSA), r.t., 17 h (91%); vi, powdered NaOH, EtOH, r.t., 30 min (75%); vii, vinylmagnesium bromide, CuI, -40 to -30 °C, 4 h (82%); viii, BuⁿLi tetrahydrofuran (THF), -78 °C, 2 h; ix, LiAlH₄, THF, r.t., 16 h [65% from (14), 85% from (18)]; x, acetone, 2,2-dimethoxypropane, PTSA, r.t., 12 h (90%); xi, BuⁿLi, hexamethylphosphoramide (HMPA)-THF, -22 °C, 2 h, then add (27) in THF, -22 °C, 16 h (75%); xii, 1 M-HCl, MeOH, r.t., 12 h (85%); xiii, HgCl₂, THF, r.t., 12-24 h (70%); xiv, BuⁿLi, THF, -78 °C, 30 min (87%); xv, *p*-MeOC₆H₄CH₂OH, NaH, dimethylformamide (DMF), 2 h, r.t. (70%); xvi, BuⁿLi, THF, -70 to -40 °C, then add HMPA and (28) at -70 °C (40%); xvii, HOAc, THF, H₂O, 40 °C, 16 h (65%); xviii, -78 °C, 3 h, then NaOH, H₂O₂, 0 °C then heat under reflux, 1 h [60-70% of (24)]; xix, CF₃SO₃-SiMe₂Bu^t, 2,6-lutidine, CH₂Cl₂, 0 °C to r.t., 2 h (quant.); xx, borane-THF, 0 °C to r.t., then H₂O₂, NaOH, 1 h, heat under reflux (70%); xxi, Ph₃P, imidazole, I₂, benzene, 80 °C, 2 h (90%); xxii, CBr₄, Ph₃P, CH₂Cl₂, 0 °C, 30 min (82%).

Turnbull (I.C.I. Plant Protection) for helpful discussions, Mrs. E. McGuinness and Dr. A. E. Derome for n.m.r. spectra, and Dr. R. T. Aplin for mass spectra.

Received, 23rd February 1987; Com. 233

References

- 1 H. G. Davies and R. H. Green, *Nat. Prod. Rep.*, 1986, **3**, 87.
 - 2 A. B. Smith, S. R. Schow, J. D. Bloom, A. S. Thompson, and K. N. Winzenberg, *J. Am. Chem. Soc.*, 1982, **104**, 4015; D. R. Williams, B. A. Barner, K. Nishitani, and J. G. Phillips, *ibid.*, p. 4708; R. Baker, M. J. O'Mahoney, and C. J. Swain, *J. Chem. Soc., Chem. Commun.*, 1985, 1326; S. D. A. Street, C. Yeates, P. Kocienski, and S. F. Campbell, *ibid.*, p. 1386; C. Yeates, S. D. A. Street, P. Kocienski, and S. F. Campbell, *ibid.*, p. 1388; S. V. Attwood, A. G. M. Barrett, R. A. E. Carr, and G. Richardson, *ibid.*, 1986, 479.
 - 3 S. Hanessian, A. Ugolini, D. Dube, P. J. Hodges, and C. Andre, *J. Am. Chem. Soc.*, 1986, **108**, 2776.
 - 4 B. T. Lawton, W. A. Szarek, and J. K. N. Jones, *Carbohydr. Res.*, 1970, **14**, 255; H. J. Jennings and J. K. N. Jones, *Can. J. Chem.*, 1963, **41**, 1151.
 - 5 H. Arita, N. Ueda, and Y. Matsushima, *Bull. Chem. Soc. Jpn.*, 1972, **45**, 567; H. Redlich and W. Roy, *Carbohydr. Res.*, 1979, **68**, 275; S. Hanessian and R. Roy, *Can. J. Chem.*, 1985, **63**, 163.
 - 6 B. T. Lawton, W. A. Szarek, and J. K. N. Jones, *Carbohydr. Res.*, 1970, **15**, 397.
 - 7 H. Redlich, B. Schneider, R. W. Hoffmann, and K.-J. Geueke, *Liebigs Ann. Chem.*, 1983, 393.
 - 8 H. C. Brown and K. S. Bhat, *J. Am. Chem. Soc.*, 1986, **108**, 293; 5919.
-