

## Photocatalytic Nitrogen Reduction using Visible Light

K. Tennakone,<sup>\*a,b†</sup> S. Wickramanayake,<sup>a</sup> C. A. N. Fernando,<sup>b</sup> O. A. Ileperuma,<sup>a,c</sup> and S. Punchihewa<sup>a</sup>

<sup>a</sup> Photochemistry Group, Institute of Fundamental Studies, Hantana, Kandy, Sri Lanka

<sup>b</sup> Department of Physics, University of Ruhuna, Matara, Sri Lanka

<sup>c</sup> Department of Chemistry, University of Peradeniya, Peradeniya, Sri Lanka

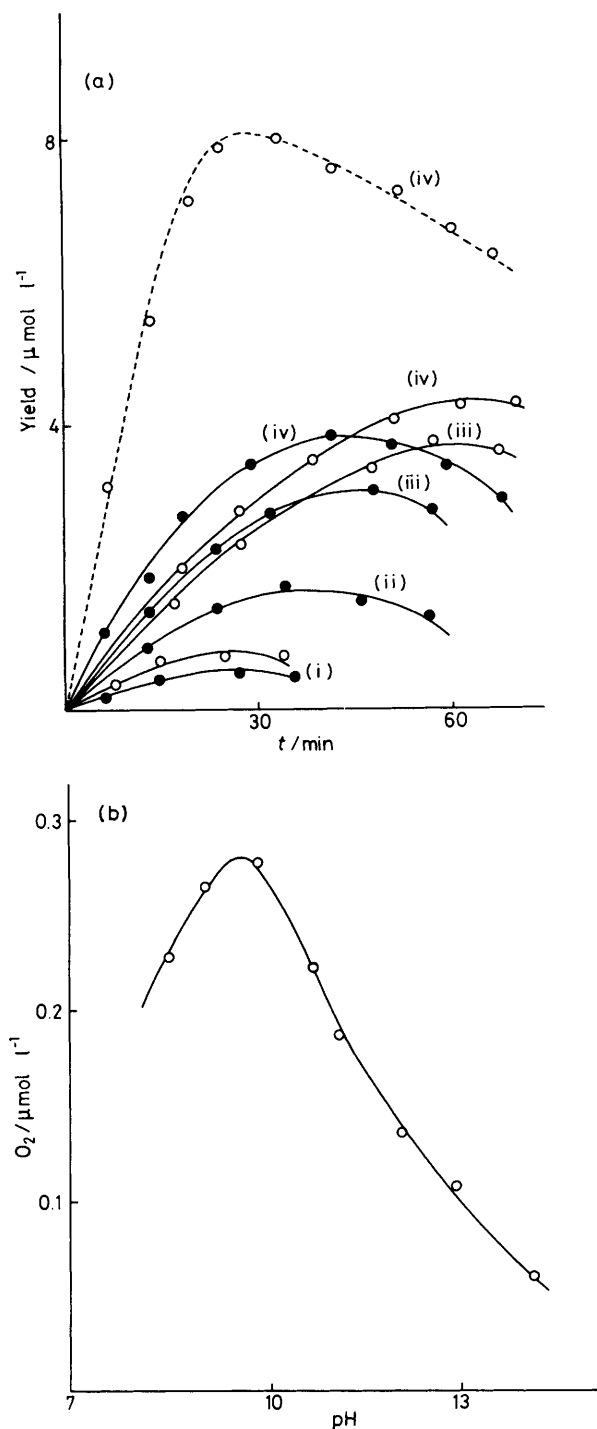
An aqueous suspension of hydrous ferric oxide photocatalyses reduction of molecular nitrogen to ammonia with oxidation of water; the catalytic activity of this material is attributed to the strongly negative flat band potential and chemisorption of N<sub>2</sub>.

---

The use of sunlight for decomposition of water and fixation of nitrogen would have an unprecedented economic impact. Although model systems for photocleavage of water have been extensively investigated no promising practical device is

available.<sup>1-3</sup> Nitrogen photofixation is perhaps more difficult to achieve and has received less attention. A few reports indicate detection of N<sub>2</sub> reduction to NH<sub>3</sub> when TiO<sub>2</sub> based catalysts dispersed in water are irradiated with u.v. light.<sup>4-7</sup> This communication reports the first example of a system where N<sub>2</sub> reduction occurs using visible light. An aqueous

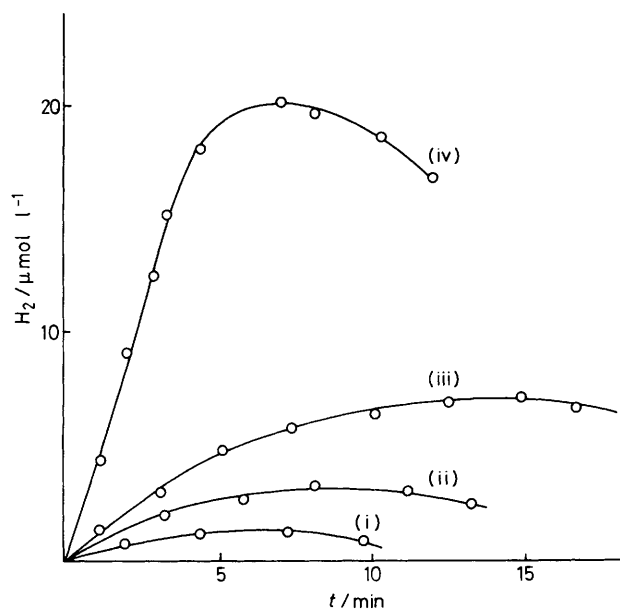
† Address correspondence to the University of Ruhuna.



**Figure 1.** (a) Yields of  $\text{NH}_3$  (●) and  $\text{O}_2$  (○) at various pH values. (i) pH 14; (ii) 12; (iii) 11; (iv) 10. ----  $\text{NH}_3$  yield when  $\text{N}_2$  is purged continuously at a rate  $110 \text{ ml min}^{-1}$ . (b) pH variation of the initial reaction rate.

suspension of hydrous ferric oxide [ $\text{Fe}_2\text{O}_3(\text{H}_2\text{O})_n$ ] is found to photoreduce  $\text{N}_2$  to  $\text{NH}_3$  with concomitant oxidation of water. The catalytic activity of  $\text{Fe}_2\text{O}_3(\text{H}_2\text{O})_n$  seems to originate from its strongly negative flat band potential and chemisorption of  $\text{N}_2$ .

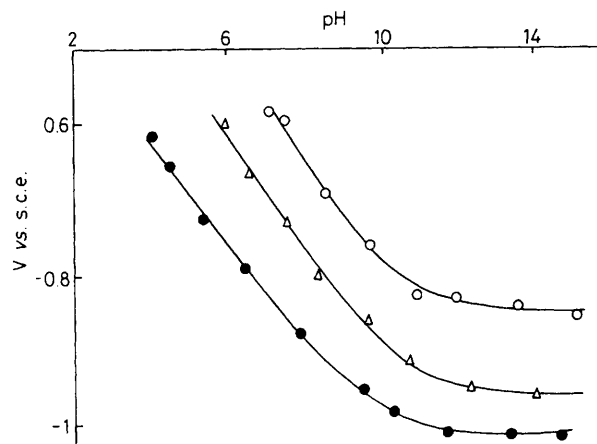
$\text{Fe}_2\text{O}_3(\text{H}_2\text{O})_n$  was prepared by gradual addition of 0.2 M KOH to a solution of 0.2 M  $\text{FeCl}_3$  (AnalaR grade reagents and double distilled water were used). The precipitate formed



**Figure 2.**  $\text{H}_2$  photogeneration in the presence of sodium acetate (0.2 M) at various pH values: (i) pH 8; (ii) 12.5; (iii) 13; (iv) 10.

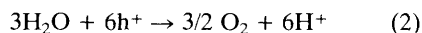
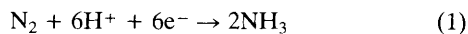
under these conditions is known to be amorphous and does not correspond to  $\text{Fe}(\text{OH})_3$  or  $\text{FeO}\cdot\text{OH}$ .<sup>8</sup> The catalyst, made from 2 ml of  $\text{FeCl}_3$  solution (the catalyst cannot be weighed as it denatures on drying), dispersed in 35 ml of water (pH adjusted with KOH) was stirred in a thermostatted ( $26^\circ\text{C}$ ) quartz reaction cell (Applied Photophysics) which was purged with  $\text{N}_2$  (99.9%, at a rate  $110 \text{ ml min}^{-1}$ ) for 30 min. The  $\text{N}_2$  saturated solution was irradiated with a 100 W tungsten filament lamp (intensity of illumination ca.  $400 \text{ W m}^{-2}$ , measured with an International Light IL 700 Radiometer, u.v. and i.r. filtered), the mixture made strongly alkaline, and distilled. The quantities of  $\text{NH}_3$  in the distillate, as estimated by the indophenol blue method, as a function of time<sup>4</sup> is shown in Figure 1(a). The mixture processed in the same way without irradiation was used as the zero standard. All reagents, water, and gases used were tested for  $\text{NH}_3$ ; the level of  $\text{NH}_3$  in the absence of irradiation was less than ca.  $0.5 \mu\text{mol l}^{-1}$ . The  $\text{O}_2$  evolution in the system was monitored by a polarographic detector fitted to the cell and is shown in Figure 1(a). G.c. confirmed that the evolved gas is  $\text{O}_2$ . Figure 1(b) shows the pH variation of the initial reaction rates. The absence of  $\text{O}_2$  from argon purged solutions demonstrated that  $\text{O}_2$  did not arise from a contamination in the electrolyte.<sup>9</sup> However  $\text{H}_2$  evolution (monitored using the polarographic detector and confirmed by g.c.) was noted in the presence of sacrificial electron donors, e.g., sodium acetate (Figure 2). The absorption spectrum of the dispersion measured by reflection exhibited an absorption threshold at ca. 595 nm which corresponds to an energy gap of ca. 2.1 eV. The photocurrent on-set potentials obtained from  $\text{Fe}_2\text{O}_3(\text{H}_2\text{O})_n$  pressed onto a fibre glass disc shows that the flat band potential (approximately equal to the on-set potential) becomes more negative with increase in pH and has a value sufficient for photoreduction of water when the pH is less than ca. 10, Figure 3.

The reactions of the photogenerated electrons and holes are summarized in equations (1) and (2). The molar ratio of the yield of  $\text{NH}_3$  to  $\text{O}_2$  from samples irradiated for short intervals of time [Figure 1(a)] is in approximate agreement with the stoichiometric value ( $\text{NH}_3 : \text{O}_2$  1 : 0.75) expected from equations (1) and (2). The gradual decrease in  $\text{NH}_3$  concentration



**Figure 3.** pH variation of the photocurrent on-set potential [in V vs. saturated calomel electrode (s.c.e.)] for  $\text{Fe}_2\text{O}_3(\text{H}_2\text{O})_n$  (●),  $\alpha\text{-Fe}_2\text{O}_3$  (○) and  $\text{Fe}_2\text{O}_3(\text{H}_2\text{O})_n$  (△) in the presence of  $\text{NO}_3^-$  (ca.  $10 \mu\text{mol l}^{-1}$ ).

(Figure 1) is possibly a result of photocatalytic decomposition of  $\text{NH}_3$ . An argon purged suspension of the catalyst containing  $0.01 \text{ M}$   $\text{NH}_3$  photogenerates  $\text{H}_2$  but not  $\text{O}_2$ , suggesting decomposition of  $\text{NH}_3$ . Continuous  $\text{N}_2$  purging increases the  $\text{NH}_3$  yield owing to rapid removal of the photogenerated  $\text{O}_2$ , but the gradual reduction of the yield cannot be suppressed completely [Figure 1(a), dotted curve]. The absence of an equilibrium yield could also result from poisoning of the catalyst by the reaction products. Samples irradiated for longer periods of time were found to contain detectable amounts of nitrate, perhaps originating from oxidation of  $\text{N}_2$  or  $\text{NH}_3$ . A slight decrease in  $\text{O}_2$  yield on prolonged illumination is also noticeable [Figure 1(a)]. We have found that trace quantities of  $\text{NO}_3^-$  in the electrolyte shifts the flat band potential of  $\text{Fe}_2\text{O}_3(\text{H}_2\text{O})_n$  towards the less negative direction (Figure 3) which is unfavourable for  $\text{N}_2$  reduction.  $\text{NH}_3$  has no influence on the flat band potential. Kinetically, reaction (1) is



favoured by a low pH. However, the highly negative flat band potential needed for  $\text{N}_2$  reduction is realized only under

strongly alkaline conditions. The observed variation of the reaction rate with pH, *i.e.*, existence of an optimum pH, is caused by the above effect.

It is interesting to note that unhydrated  $\text{Fe}_2\text{O}_3$  and  $\text{FeO}\cdot\text{OH}^8$  [ $\text{Fe}_2\text{O}_3(\text{H}_2\text{O})_n$  when heated is first transformed into  $\alpha\text{-FeO}\cdot\text{OH}$  and then  $\alpha\text{-Fe}_2\text{O}_3$ ] do not possess the ability to photoreduce  $\text{N}_2$  or  $\text{H}_2\text{O}$ . As expected these materials have less negative flat band potentials (Figure 3). The catalysts prepared in the manner we have described give reproducible results and remain stable when stored under water or during photolysis. The catalytic activity seems to depend on the high degree of hydration. Any attempt to dry the catalyst (even freeze drying) denatures it completely. Platinization makes the catalyst less effective for both  $\text{N}_2$  and  $\text{H}_2\text{O}$  photoreduction. Iron compounds are known to chemisorb  $\text{N}_2$  with weakening of the N–N bond.<sup>10</sup> The preferential  $\text{N}_2$  photoreduction (*i.e.*, without  $\text{H}_2$  evolution, within the limits of detection) could be a consequence of this phenomenon. The progressive decrease in the  $\text{NH}_3$  photoproduction rate is also seen in  $\text{TiO}_2$  based catalysts.<sup>11</sup> However the optimum yield obtained with the present catalyst is higher. A continuous process can be developed only if a method is found to remove the photogenerated  $\text{NH}_3$  and  $\text{O}_2$  immediately from the reaction site. Apart from  $\text{N}_2$  reduction, the ability of  $\text{Fe}_2\text{O}_3(\text{H}_2\text{O})_n$  to photoreduce water in the absence of promoters (*e.g.*, Pt or other oxides) is a noteworthy observation.

Received, 5th January 1987; Com. 011

## References

- 1 G. Porter, in 'Light, chemical change and life,' eds. J. D. Coyle, R. R. Hill, and D. R. Roberts, Open University Press, Milton Keynes, 1982, p. 58.
- 2 A. Harriman, *J. Photochem.*, 1984, **25**, 33.
- 3 'Energy Resources through Photochemistry and Catalysis,' ed. M. Grätzel, Academic Press, New York, 1983.
- 4 S. Grayer and M. Halmann, *J. Electroanal. Chem.*, 1984, **170**, 363.
- 5 G. N. Sachrauzer and T. D. Guth, *J. Am. Chem. Soc.*, 1977, **99**, 7189.
- 6 H. Miyama, N. Fujii, and Y. Nagai, *Chem. Phys. Lett.*, 1980, **74**, 523.
- 7 G. N. Schrauzer, N. Strampach, L. N. Hui, M. R. Palmer, and J. Salehi, *Proc. Natl. Acad. Sci. USA*, 1983, **50**, 3873.
- 8 S. C. F. Au-Yeung, G. Denes, J. E. Greedon, D. R. Eaton, and T. Birchall, *Inorg. Chem.*, 1984, **23**, 1513.
- 9 M. Halmann, *J. Electroanal. Chem.*, 1985, **181**, 307.
- 10 F. Bozso, G. Ertl, M. Grunze, and M. Weiss, *J. Catal.*, 1977, **49**, 18.
- 11 Q. S. Li, K. Domen, S. Naito, and K. Tamaru, *Chem. Lett.*, 1983, 321.