

Reductive Cleavage of the O–C(8) Bond in 5'-O,8-Cycloadenosines. Intramolecular Protection of the 8-Position and the 5'-Hydroxy Group in Adenosines

Magoichi Sako, Takao Saito, Keiji Kameyama, Kosaku Hirota, and Yoshifumi Maki*

Gifu Pharmaceutical University, 6-1, Mitahora-higashi 5 Chome, Gifu 502, Japan

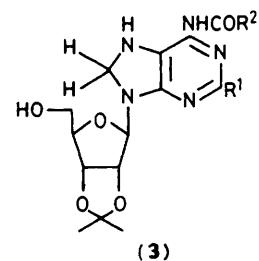
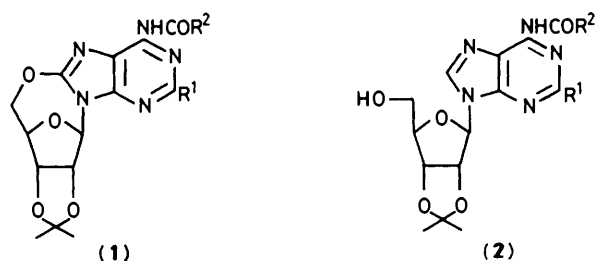
Upon treatment with NaBH₃CN in acetic acid at ambient temperature, N⁶-acyl-5'-O,8-cycloadenosines (**1**) with or without carbon functional groups on the 2-position undergo exclusively a reductive O–C(8) bond cleavage to give the corresponding N⁶-acyladenosines (**2**).

5'-O,8-Cycloadenosines [e.g. (**1**)], prepared with ease by the oxidation of adenosines,¹ are labile in acidic or basic medium, undergoing exclusive C(5')–O bond cleavage to give the corresponding 8-hydroxyadenosines.^{1a–c} To the best of our knowledge, however, the reductive cleavage of the O–C(8) bond is unprecedented.

We report here the reductive O–C(8) bond cleavage of N⁶-acyl-5'-O,8-cycloadenosines (**1**) leading to the corresponding N⁶-acyladenosines (**2**). This conversion was achieved by taking advantage of the prominent substituent effect of the N⁶-acyl group, causing an increase in the nucleophilicity of the

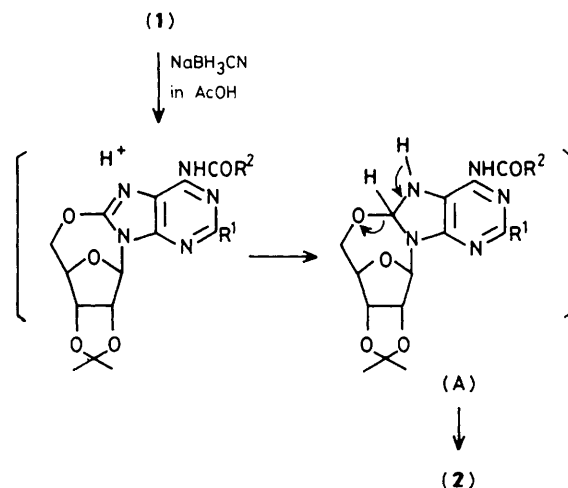
imidazole ring nitrogen [N(7)],² and the appropriate reducing capacity of sodium cyanoborohydride (NaBH₃CN) under acidic conditions.³

A mixture of N⁶-benzoyl-5'-O,8-cyclo-2',3'-O-isopropylideneadenosine (**1a**)^{1c} (1.0 mmol) and NaBH₃CN (3.0 mmol) in acetic acid was stirred at ambient temperature for 1 day. The solvent was removed and the residue was chromatographed over silica gel to provide N⁶-benzoyl-2',3'-O-isopropylideneadenosine (**2a**) in 84% yield, together with a small amount of N⁶-benzoyl-7,8-dihydro-2',3'-O-isopropylideneadenosine (**3a**), m.p. 93 °C.† No other products were detected by t.l.c. The structure of (**2a**) was confirmed by spectroscopic comparison with an authentic sample.^{1c} Treatment of (**2a**) with NaBH₃CN in acetic acid led to the slow formation of (**3a**), which reverted smoothly to (**2a**) on



- a**; R¹ = H, R² = Ph
b; R¹ = H, R² = Me
c; R¹ = CONH₂, R² = Ph
d; R¹ = Me, R² = Ph

Scheme 1



Scheme 2

† Satisfactory analytical and spectroscopic data were obtained for all new compounds described.

Table 1. Reduction of *N*⁶-acyl-5'-*O*,8-cyclo-2',3'-*O*-isopropylideneadenosines (**1**) with NaBH₃CN in acetic acid.^a

Starting material [m.p. (°C)]	Conv. (%) ^b	Product [m.p. (°C)]	Yield (%) ^c
(1a) ^d	66	(2a) ^d	84
(1b) [119]	55	(2b) [194]	62
(1c) [215]	52	(2c) [186]	62
(1d) ^e	60	(2d) ^e	64 ^e

^a Reaction conditions: (**1**) (1.0 mmol), NaBH₃CN (3.0 mmol), acetic acid (10 ml), at ambient temperature, for 1 day. In every case, the corresponding *N*⁶-acyl-5'-*O*,8-cyclo-7,8-dihydroadenosine (**3**) was detected as a minor product. ^b Estimated by t.l.c. densitometry. ^c Isolated yield based on (**1**) consumed. ^d Ref. 1e. ^e Compound (**1d**) and (**2d**) were contaminated by a small amount of 2-unsubstituted compound, (**1a**) or (**2a**), respectively. The yield of (**2d**) was estimated by n.m.r. spectrometry.

oxidation with 2,3-dichloro-5,6-dicyano-1,4-benzoquinone in dry acetonitrile. ‡

Analogous reductive cleavage of the O-C(8) bond was observed in the reactions of the *N*⁶-acetyl-5'-*O*,8-cycloadenosine derivative (**1b**) and the 2-substituted *N*⁶-benzoyl-5'-*O*,8-cycloadenosine derivatives (**1c** and **1d**) with NaBH₃CN in acetic acid (Table 1).

In sharp contrast to the foregoing results, 5'-*O*,8-cyclo-2',3'-*O*-isopropylideneadenosine^{1a} itself was stable under the reaction conditions. When tetrahydrofuran or *N,N*-dimethylformamide was employed as a solvent, reduction of (**1a**) with NaBH₃CN did not proceed. The use of sodium borohydride in place of NaBH₃CN resulted in preferential formation of *N*⁶-benzyl-5'-*O*,8-cyclo-2',3'-*O*-isopropylideneadenosine, m.p. 165 °C,[§] rather than (**2a**). Thus the presence of an *N*⁶-acyl group and the employment of NaBH₃CN in acetic acid as reducing agent are pre-requisites for the reductive cleavage of the O-C(8) bond of the 5'-*O*,8-cycloadenosines.

‡ The 7,8-dihydroadenosine (**3a**) was autoxidised gradually at ambient temperature to (**2a**). Analogous autoxidation of 7,8-dihydroadenine derivative has been observed; cf. J. L. Kelley and J. A. Linn, *J. Org. Chem.*, 1986, **51**, 5435 and references cited therein.

§ The formation of this compound could be due to further reduction of the *N*⁶-benzoyl group in (**A**) followed by smooth autoxidation of the product, *N*⁶-benzyl-5'-*O*,8-cyclo-7,8-dihydro-2',3'-*O*-isopropylideneadenosine.

In view of the foregoing results, and of the effect of *N*⁶-acyl groups on the reactivity of adenosines,² the formation of (**2**) in this reaction can be explained by a mechanism involving the formation of a transient 5'-*O*,8-cyclo-7,8-dihydroadenosine (**A**) (Scheme 2): preferential protonation at the N(7) in (**1**) and nucleophilic attack of hydride ion on the activated C(8) afford the intermediate (**A**) in a manner similar to the case of *N*⁶-acyladenosine derivatives.^{2a,f} Subsequent O-C(8) cleavage in (**A**) occurs under the conditions employed.

The 2-substituted 5'-*O*,8-cycloadenosines (**1c** and **d**) were prepared by the reaction of (**1a**) with methyl radical or carbamoyl radical, respectively in acidic medium, in moderate yields. The present result indicates the effective utilisation of 5'-*O*,8-cyclisation as a means of protecting the 8-position in (**2a**); homolytic substitution of (**2a**) in acidic medium occurs at the C(8) and subsequently at C(2).^{2d} A combination of homolytic substitution in the *N*⁶-acyl-5'-*O*,8-cycloadenosines under acidic conditions and reduction of the resulting 2-substituted *N*⁶-acyl-5'-*O*,8-cycloadenosines with NaBH₃CN in acetic acid represent a new method for the introduction of carbon functional groups at C(2) of adenosines.⁴

Received, 13th April 1987; Com. 494

References

- (a) M. Ikehara and M. Kaneko, *J. Am. Chem. Soc.*, 1968, **90**, 497; (b) K. L. Nagpal and M. M. Dhar, *Tetrahedron Lett.*, 1968, 47; (c) M. Ikehara, M. Kaneko, and R. Okano, *ibid.*, 1970, **26**, 5675; (d) K. Kameyama, M. Sako, K. Hirota, and Y. Maki, *J. Chem. Soc., Chem. Commun.*, 1984, 1658; (e) M. Sako, K. Shimada, K. Hirota, and Y. Maki, *ibid.*, 1986, 1704.
- (a) Y. Maki, M. Suzuki, and K. Ozeki, *Tetrahedron Lett.*, 1976, 1199; (b) Y. Maki, M. Suzuki, K. Kameyama, M. Kawai, M. Suzuki, and M. Sako, *Heterocycles*, 1981, **15**, 895; (c) Y. Maki, M. Suzuki, K. Kameyama, and M. Sako, *J. Chem. Soc., Chem. Commun.*, 1981, 658; (d) Y. Maki, K. Kameyama, M. Sako, and K. Hirota, *Tetrahedron Lett.*, 1983, **24**, 799; (e) K. Kameyama, M. Sako, K. Hirota, and Y. Maki, *Synthesis*, 1983, 849; (f) Y. Maki, K. Kameyama, M. Suzuki, M. Sako, and K. Hirota, *J. Chem. Research* 1984, (S) 388; (M), 3601.
- M. M. Kreevoy and J. E. C. Hutchins, *J. Am. Chem. Soc.*, 1969, **91**, 4329; R. F. Borch, M. D. Bernstein, and H. D. Durst, *ibid.*, 1971, **93**, 2897.
- K. Kikugawa, H. Suehiro, and R. Yanase, *Chem. Pharm. Bull.*, 1977, **25**, 1959; A. Matsuda, M. Shinozaka, T. Miyasaka, H. Machida, and T. Abiru, *ibid.*, 1985, **33**, 1766 and references cited therein.