

A New Synthetic Route to β -Bromoprop-2-ynyl Mixed Acetals and Bromovinyl Bis-allyl Mixed Acetals, Precursors of α -Methylene- γ -Butyrolactones

J. P. Dulcere,* M. N. Mihoubi, and J. Rodriguez

U.A. au CNRS n° 109, Centre de St-Jérôme, D 12, Ave Esc. Normandie-Niemen, 13397 Marseille Cedex 13, France

Cohalogenation by *N*-bromosuccinimide in methanol of β -bromoallenyl ethers (**3a—g**) or allyl allenyl ethers (**8d—f**) affords unsaturated halogeno-compounds (**5a—g**) or (**9d—f**) which are converted *via* homolytic carbocyclization into α -methylene- γ -butyrolactones (**7a—g**).

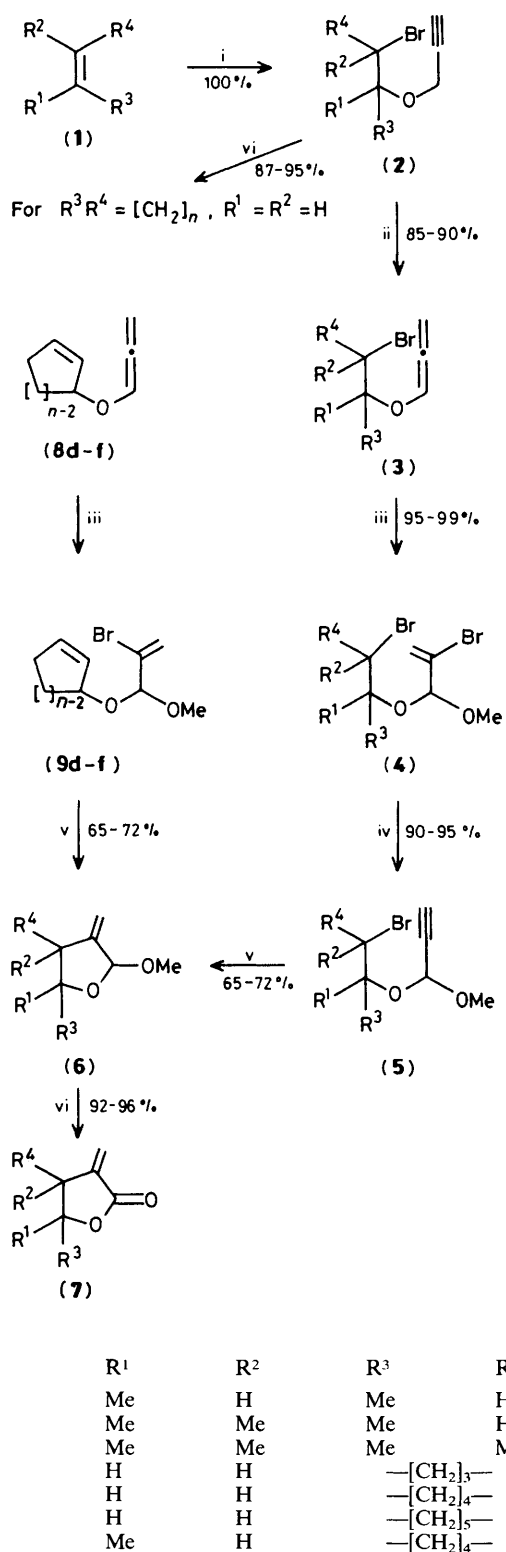
There has been considerable work on the synthesis of α -methylene- γ -butyrolactones owing to the biological and tumour-inhibiting activities of a number of naturally occurring terpenoids containing this structural unit.¹ More specifically, methylene-tetrahydrofurans have recently received much attention owing to their preformed methylene moiety.² They can readily be synthesized by radical cyclization of β -bromoprop-2-ynyl ethers, then oxidized into α -methylene- γ -butyrolactones, but the low yield of the last step limits the usefulness of this synthetic approach.³

In order to enlarge the scope of this procedure, a characteristic of which is the regio- and stereo-selectivity of the intramolecular free-radical cyclization step,⁴ we have

extended the reaction to β -bromoprop-2-ynyl mixed acetals (**5a—g**) and bromovinyl bis-allyl mixed acetals (**9d—f**).

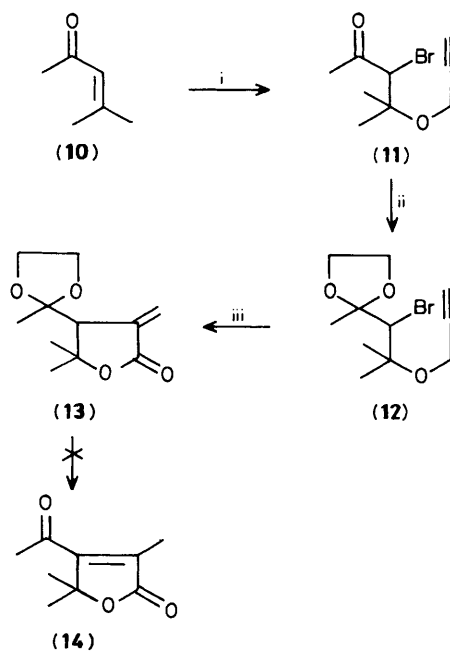
Halogenation of the alkenes (**1**) by *N*-bromosuccinimide (NBS) in prop-2-ynyl alcohol afforded the β -bromopropynyl ethers (**2**) in almost quantitative yields (Scheme 1), the reaction being regio- and stereo-selective for compounds (**2a,b,g**). The propynyl acetals (**5**) could easily be prepared from the ethers (**2**) in three steps: the allenyl ethers (**3**) were formed by the reaction of (**2**) with a catalytic amount of Bu^tOK in benzene or pentane (4—6 h);⁶ bromination-dehydrobromination led to the acetals (**5**) *via* the dibromides (**4**).

For the cyclic derivatives (**2d—f**), on the other hand, treatment with 1.2 equivalents of Bu^tOK in refluxing benzene

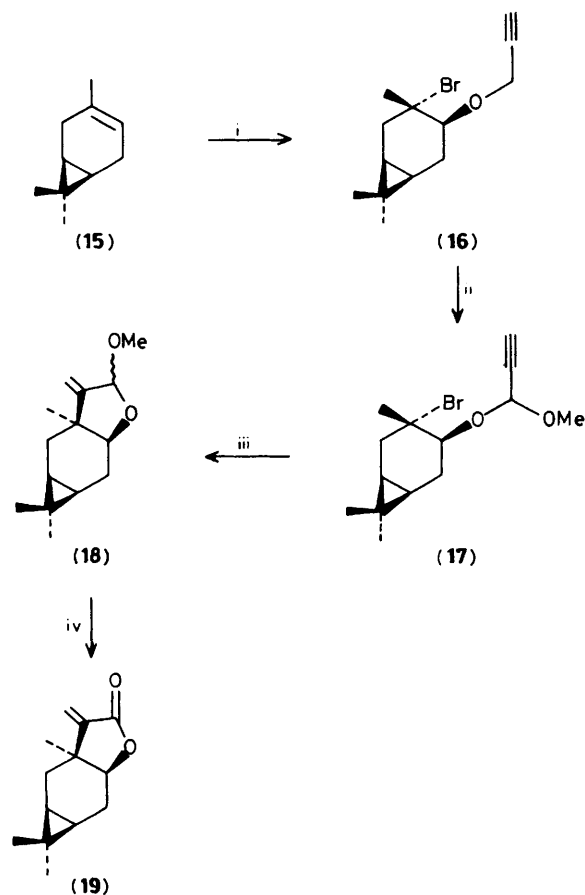


The bicyclic compounds (7d-g) are *cis*-ring fused.

Scheme 1. Reagents and conditions: i, $\text{HC}\equiv\text{C}-\text{CH}_2\text{OH}$, NBS (0°C; 1 h); ii, Bu^tOK (catalytic quantity), pentane or C_6H_6 , 4-6 h; iii, add NBS (1.0 equiv.) in Me_2CO to (3) or (8) in MeOH, -40°C, 0.5 h; iv, Bu^tOK (1.1 equiv.), pentane, room temp.; v, (5) or (9), 10 mmol, 0.35 M in C_6H_6 , Bu_3SnH (1.25 equiv.), azoisobutyronitrile (AIBN) catalyst, C_6H_6 , 2 h, reflux.



Scheme 2. Reagents and conditions: i, $\text{HC}\equiv\text{C}-\text{CH}_2\text{OH}$, NBS; ii, ClSiMe_3 , $\text{HOCH}_2\text{CH}_2\text{OH}$; iii, (a), Bu^tOK (cat. amount), pentane, room temp.; (b), NBS, MeOH; (c), Bu_3SnH , AIBN, C_6H_6 ; (d), Jones reagent.



Scheme 3. Reagents and conditions: i, $\text{HC}\equiv\text{C}-\text{CH}_2\text{OH}$, NBS; ii, Bu^tOK (cat. amount), pentane, room temp.; iii, Bu_3SnH , AIBN, C_6H_6 ; iv, *m*- $\text{ClC}_6\text{H}_4\text{CO}_3\text{H}$, $\text{BF}_3-\text{Et}_2\text{O}$.

for 3 h afforded the allyl allenyl ethers (**8d—f**), treatment of which in acetone with NBS at -40°C gave the mixed acetals (**9d—f**). Intramolecular free-radical cyclization of either the propynyl acetals (**5a—g**) or the bromovinyl acetals (**9d—f**) by heating the Bu_3SnH in refluxing benzene in the presence of azoisobutyronitrile (AIBN) gave the 2-methoxy-3-methylene-tetrahydrofurans (**6**) (65—72%). Jones oxidation of (**6**) gave the α -methylene- γ -lactones (**7**) in 92—96% yields.

It is noteworthy that the α -methylene- γ -lactones (**7d—f**) can be obtained in only five steps *via* (**8**) from starting cyclic alkenes in at least 50% overall yield.

The presence of an additional oxygen function in the homoallylic position is assumed to enhance tumour-inhibiting activities of α -methylene- γ -lactones.^{1d,e} Thus mesityl oxide (**10**) was a suitable starting material for preparing the oxygenated α -methylene- γ -butyrolactone (**13**) (Scheme 2). Favorskii-type rearrangements could be avoided by converting (**11**) into the ethylene acetal⁷ (**12**). The protected carbonyl group prevents the isomerization of (**13**) to give (**14**).^{2,8}

Starting from Δ^3 -carene (**15**), the acid sensitive α -methylene- γ -lactone (**19**) ($[\alpha]_{578}^{20}$ 68.5°, c 7.3, methanol) could be prepared similarly using mild oxidation conditions.⁹ The regio- and stereo-selectivity of the cohalogenation to give (**16**) and the free-radical cyclization lead to diastereospecificity in the product (**19**)¹⁰ (Scheme 3).[†]

Compounds of type (**9**) have previously been prepared by a more elaborate synthetic route involving addition of butoxyallene to an excess of allylic alcohol.¹⁰ Our procedure which

requires only readily available starting materials such as the alkenes (**1a—g**) and (**15**) or the α,β -unsaturated carbonyl compound (**10**) and prop-2-ynyl alcohol, appears to be as efficient as others which have already been reported.^{1a, 11}

Received, 18th May 1987; Com. 657

References

- (a) H. M. R. Hoffmann and J. Rabe, *Angew. Chem., Int. Ed. Engl.*, 1985, **24**, 94; (b) V. Nair and A. K. Sinhababu, *J. Org. Chem.*, 1980, **45**, 1893; (c) J. M. Cassady, S. R. Byrn, I. K. Stamos, S. M. Evans, and A. McKenzie, *J. Med. Chem.*, 1978, **21**, 815; (d) S. M. Kupchan, M. A. Eakin, and A. M. Thomas, *ibid.*, 1971, **14**, 1147; (e) P. F. Hudrlik, D. T. W. Chou, and M. A. Stephenson, *J. Org. Chem.*, 1982, **47**, 2987.
- J. P. Dulcere, J. Rodriguez, M. Santelli, and J. P. Zahra, *Tetrahedron Lett.*, 1987, **28**, 2009, and references therein.
- (a) M. Okabe, M. Abe, and M. Tada, *J. Org. Chem.*, 1982, **47**, 1775; (b) A. Srikrishna, *J. Chem. Soc., Chem. Commun.*, 1987, 587.
- (a) G. Stork and M. Khan, *J. Am. Chem. Soc.*, 1985, **107**, 500; (b) A. L. J. Beckwith and C. H. Schiesser, *Tetrahedron*, 1985, **41**, 3925; (c) B. Giese, 'Radicals in Organic Synthesis,' Pergamon Press, New York, 1986, and references therein.
- D. J. Hart, *Science*, 1984, **223**, 883.
- S. Hoff, L. Brandsma, and J. F. Arens, *Rec. Trav. Chim. Pays-Bas*, 1968, **87**, 916.
- T. H. Chan, M. A. Brook, and T. Chaly, *Synthesis*, 1983, 203.
- P. A. Jacobi, T. A. Craig, D. G. Walker, B. A. Arrick, and R. F. Frechette, *J. Am. Chem. Soc.*, 1984, **106**, 5585.
- P. A. Grieco and T. Oguri, *Tetrahedron Lett.*, 1978, 419.
- O. Moriya, M. Okawara, and Y. Ueno, *Chem. Lett.*, 1984, 1437.
- (a) N. Petragani, H. M. C. Ferraz, and G. V. J. Silva, *Synthesis*, 1986, 157; (b) S. Kano, S. Shubuya, and T. Ebata, *Heterocycles*, 1980, **14**, 661; (c) M. D. Bachi and E. Bosch, *Tetrahedron Lett.*, 1986, **27**, 641.

† (**19**): N.m.r. (CDCl_3 , 200 MHz): ^1H : δ 0.43—0.97 (m, 2H), 1.07 (s, 6H), 1.43 (s, 3H), 2.43—3.13 (m, 5H), 5.5 (d, J 2.5 Hz, 1H), and 6.08 (d, J 2.5 Hz, 1H); ^{13}C : δ 169.9, 140.3, 122.5, 84.5, 44.7, 30.6, 28.9, 28.2, 26.5, 20.6, 19.8, 19.2, and 14.7.