

## Transformations of Ethoxycarbonyl-substituted But-3-enyl and Cyclopropylmethyl Radicals: Characterisation by E.S.R. Spectroscopy

Alwyn G. Davies,<sup>\*a</sup> Bernard T. Golding,<sup>\*b</sup> Robyn S. Hay-Motherwell,<sup>a</sup> Samson Mwesigye-Kibende,<sup>b</sup> D. N. Ramakrishna Rao,<sup>b</sup> and Martyn C. R. Symons<sup>\*c</sup>

<sup>a</sup> Chemistry Department, University College London, 20 Gordon Street, London WC1H 0AJ, U.K.

<sup>b</sup> Department of Organic Chemistry, Bedson Building, The University, Newcastle upon Tyne NE1 7RU, U.K.

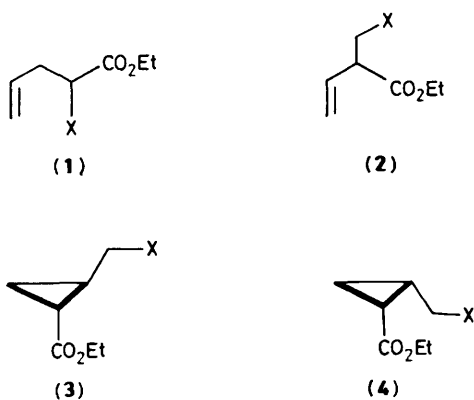
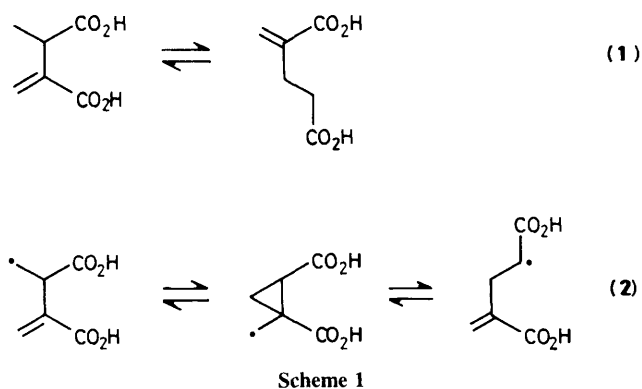
<sup>c</sup> Department of Chemistry, University of Leicester, University Road, Leicester LE1 7RH, U.K.

Ethoxycarbonyl-substituted but-3-enyl and cyclopropylmethyl radicals were generated from the corresponding halides by treatment with tributyltin and triethylsilyl radicals in cyclopropane solution; the radicals were characterised by e.s.r. spectroscopy and the rearrangement at  $-40^{\circ}\text{C}$  of the 3-ethoxycarbonylbut-1-enyl radical to the 1-ethoxycarbonylbut-1-enyl radical was demonstrated.

The adenosylcobalamin-dependent enzyme  $\alpha$ -methylene-glutarate mutase catalyses the interconversion of 2-methylenepentane-1,5-dioic acid ( $\alpha$ -methyleneglutarate) with 2-methyl-3-methylenebutane-1,4-dioic acid [equation (1)].<sup>1-3</sup> We concluded from model studies of but-3-enyl- and cyclopropylmethyl-cobaloximes that organocobalt intermediates

were not plausible for this reaction.<sup>4</sup> Rather, it was inferred that carboxy-substituted but-3-enyl and cyclopropylmethyl radicals were intermediates in the enzymic reaction [equation (2)].

In contrast, Dowd and co-workers<sup>5</sup> have recently re-iterated their belief, based on studies of the chemistry of certain



a; X = Br  
 b; X = free electron  
 c; X = Co(dmgh)<sub>2</sub>py (dmgh = monoanion of dimethylglyoxime; py = pyridine)

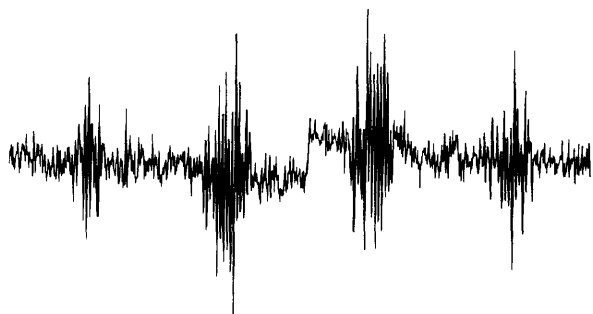
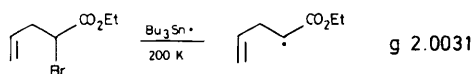


Figure 1

alkylcobalamins, that the  $\alpha$ -methylene-glutarate mutase reaction proceeds *via* organocorrinoid intermediates. To complement model studies with organocobalt compounds we have attempted to prepare ethoxycarbonyl-substituted but-3-enyl and cyclopropylmethyl radicals from the corresponding halides (1a)–(4a) in order to characterise them by e.s.r. spectroscopy, and to study their interconversions.

Radicals were generated by irradiating, with ultraviolet light, solutions of the halides in cyclopropane containing either hexabutyliditin, or a mixture of triethylsilane and

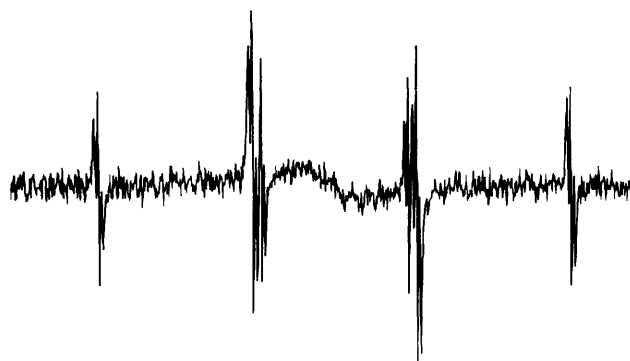
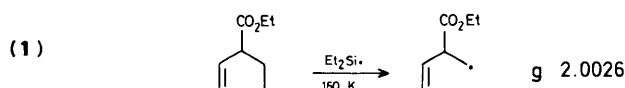


Figure 2

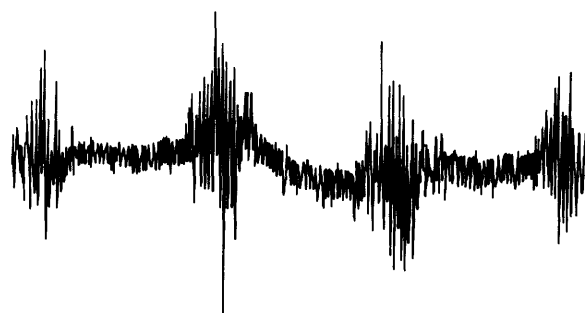
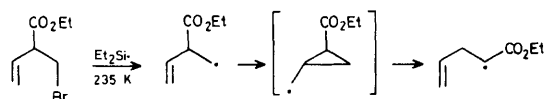


Figure 3

di-*t*-butyl peroxide, initially at *ca.* 173 K. Under these conditions, halides (1a), (3a), and (4a)<sup>4</sup> all gave radical (1b) with  $a(\text{H})$  23.15, 22.0, 21.5, 1.63, 1.13, and 0.5 G,  $g$  2.0031, at 200 K. The spectrum is shown in Figure 1; although it is surprising that the two  $\beta$ -hydrogen atoms should apparently be slightly non-equivalent, simulations in which a single value for  $a(2\text{H}\beta)$  were assumed were less satisfactory. The high  $g$  value is characteristic of an  $\alpha$ -carbonylalkyl radical.

At 160 K, halide (2a)<sup>4</sup> gave radical (2b) with  $a(2\text{H}\alpha)$  22.35,  $a(\text{H}\beta)$  23.6,  $a(2\text{H})$  0.5 G,  $g$  2.0026 (see Figure 2). When the solution of the radical (2b) was warmed, the spectrum began to change at 223 K, and at 235 K it showed the spectrum illustrated in Figure 3, which can be simulated as a 1:1 mixture of the radicals (2b) and (1b). At higher temperature, the spectrum was lost.<sup>†</sup> The rearrangement of (2b) to (1b) presumably occurs by ring-closure to (3b) and/or (4b), then ring re-opening.

The results described show the clean rearrangement of the 3-ethoxycarbonylbut-1-enyl radical (2b) to the 1-ethoxycar-

<sup>†</sup> The radicals were also generated by  $\gamma$ -radiolysis of the halides in a CD<sub>3</sub>OD matrix at 77 K.<sup>6</sup> Halides (1a) and (2a) gave the corresponding radicals (1b) and (2b), and halides (3a) and (4a) gave radical (1b) directly. However, if the matrix containing (2b) was allowed to warm up, the spectrum was lost before any transition to the spectrum of (1b) could be observed.

bonylbut-1-enyl (**1b**) at 223 K. This is thermodynamically favourable because the ester carbonyl of (**1b**) can stabilise the adjacent radical centre. The cyclopropylmethyl radicals (**3b**) and (**4b**) are both kinetically competent intermediates for the conversion of (**2b**) into (**1b**).

In contrast to the rapid rearrangements observed with the free radicals (**1b**)—(**4b**), the corresponding cobaloximes (**1c**)—(**3c**) are thermally stable at room temperature<sup>4</sup> [*n.b.* (**4c**) has not been prepared]. This supports the postulated intermediacy of radicals [equation (2)], and not the corresponding organocorrinoids, in the  $\alpha$ -methyleneglutarate mutase reaction [equation (1)].

Received, 2nd November 1987; Com. 1587

## References

- 1 H. F. Kung and T. C. Stadtman, *J. Biol. Chem.*, 1971, **246**, 3378.
  - 2 G. Hartrampf and W. Buckel, *Eur. J. Biochem.*, 1986, **156**, 301.
  - 3 Recent reviews of adenosylcobalamin-dependent enzymic reactions: B. T. Golding in 'B<sub>12</sub>,' vol. 1, ed. D. Dolphin, Wiley-Interscience, New York, 1982, ch. 15; J. M. Pratt, *ibid.*, ch. 10; J. Halpern, *ibid.*, ch. 14; B. Zagalak, *Naturwissenschaften*, 1982, **69**, 63; J. Halpern, *Science*, 1985, **227**, 869; B. T. Golding and D. N. R. Rao in 'Enzyme Mechanisms,' ed. M. I. Page and A. Williams, Royal Society of Chemistry, 1987, ch. 20.
  - 4 B. T. Golding and S. Mwesigye-Kibende, *J. Chem. Soc., Chem. Commun.*, 1983, 1103.
  - 5 P. Dowd, M. Shapiro, and J. Kang, *Tetrahedron*, 1984, **40**, 3069.
  - 6 M. C. R. Symons, *Pure Appl. Chem.*, 1981, **53**, 223.
-