

Novel Ring-opening Reaction of Norbornadiene(tricarbonyl)iron: Synthesis and Crystal Structure of $C_7H_8(CO)_2FeC(OEt)Ar$

Jiabi Chen,^{*a} Guixin Lei,^a Meicheng Shao,^b Xiaojie Xu,^b and Zeying Zhang^b

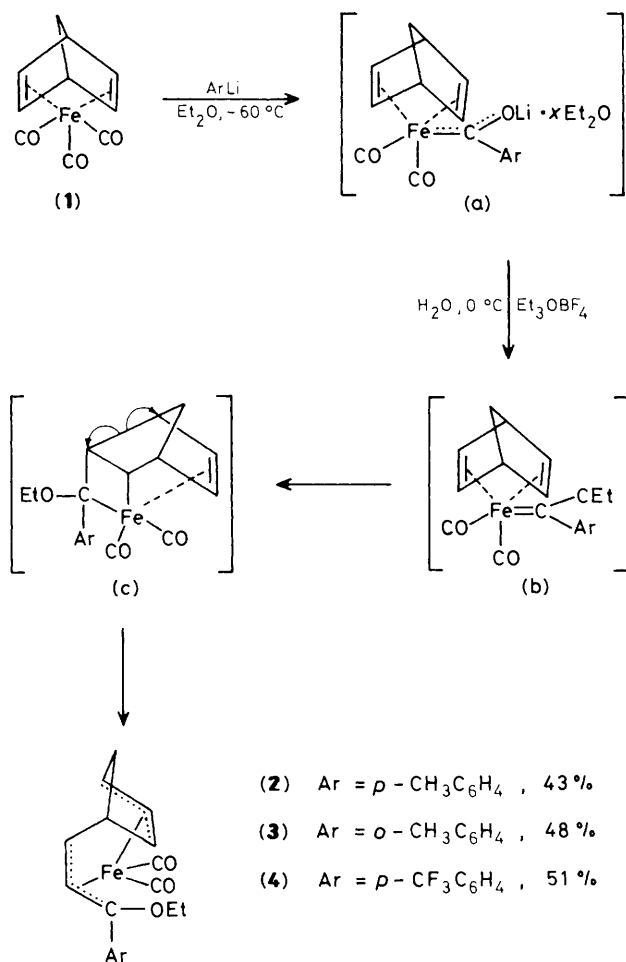
^a Shanghai Institute of Organic Chemistry, Academia Sinica, 345 Lingling Lu, Shanghai, China

^b Department of Chemistry, Peking University, Beijing, China

Reaction of norbornadiene(tricarbonyl)iron with aryl-lithium reagents at low temperature, followed by alkylation of the intermediate acylmetallates with Et_3OBF_4 in aqueous solution at 0 °C gives novel ring-opened diallyl complexes, $C_7H_8(CO)_2FeC(OC_2H_5)Ar$.

In continuation of work on diene co-ordinated metal carbene complexes, a series of isomerized butadiene- and isoprene-(dicarbonyl)[ethoxy(aryl)carbene]iron complexes^{1,2} have been synthesized and identified. Cyclic polyenes such as cyclo-octatetraene³ and cycloheptatriene⁴ can also be activated by iron, and a series of interesting, isomerized products of olefin-metal-carbene complexes were obtained by the reaction of cyclo-octatetraene- and cycloheptatriene-(tricar-

bonyl)iron with aryl-lithium reagents at low temperature and subsequent alkylation with Et_3OBF_4 , respectively. We have now extended our studies to the activation of nonconjugated cyclic polyene ligands like norbornadiene, and report a novel ring-opening reaction of norbornadiene(tricarbonyl)iron (**1**) with aryl-lithium at low temperature, followed by alkylation with Et_3OBF_4 , which leads to cleavage of the norbornadiene ring and formation of a new C-C bond.



Scheme 1

Reaction of (1) with equimolar quantities of aryl-lithium (ArLi; Ar = *p*-,*o*-CH₃C₆H₄, *p*-CF₃C₆H₄) in ether at -60 °C and subsequent alkylation of the acylmetallates formed with Et₃OBF₄ in aqueous solution at 0 °C gave orange-red crystalline complexes (2–4)[†] with compositions C₇H₈(CO)₂FeC(OC₂H₅)Ar in moderate yield (Scheme 1).

[†] Satisfactory elemental analyses were obtained for the compounds described. (2): m.p. 99 °C (dec.); i.r. (ν_{CO}, cm⁻¹): 1970vs, 1906vs (CH₂Cl₂); ¹H n.m.r. (δ, CD₃COCD₃): 7.32, 7.10 (m, 4H, C₆H₄CH₃), 4.46 (m, 1H, C₇H₈), 3.90 (q, 2H, OCH₂CH₃), 3.64 (m, 1H, C₇H₈), 3.18 (m, 1H, C₇H₈), 2.98 (m, 1H, C₇H₈), 2.76 (m, 1H, C₇H₈), 2.28 (s, 3H, CH₃C₆H₄), 1.32 (t, 3H, OCH₂CH₃), 1.16 (s, 2, C₇H₈), 0.96 (m, 1H, C₇H₈); *m/z* 352(M⁺). (3): m.p. 105–106 °C (decomp.); i.r. (ν_{CO}, cm⁻¹): 1972vs, 1915vs (CH₂Cl₂); ¹H n.m.r. (δ, CD₃COCD₃): 7.20, 7.08 (m, 4H, C₆H₄CH₃), 4.52 (m, 1H, C₇H₈), 3.84 (q, 2H, OCH₂CH₃), 3.60 (m, 1H, C₇H₈), 3.20 (m, 1H, C₇H₈), 2.96 (m, 1H, C₇H₈), 2.78 (m, 1H, C₇H₈), 2.58 (s, 3H, CH₃C₆H₄), 1.30 (t, 3H, OCH₂CH₃), 1.18 (s, 2H, C₇H₈), 0.95 (m, 1H, C₇H₈); *m/z* 352(M⁺). (4): m.p. 90–91 °C (decomp), i.r. (ν_{CO}, cm⁻¹): 1973vs, 1912vs (CH₂Cl₂); ¹H n.m.r. (δ, CD₃COCD₃): 7.60 (m, 4H, C₆H₄CH₃), 4.50 (m, 1H, C₇H₈), 3.92 (q, 2H, OCH₂CH₃), 3.26–3.18 (m, 1H, C₇H₈), 3.12–3.08 (m, 2H, C₇H₈), 2.95 (m, 1H, C₇H₈), 1.33 (t, 3H, OCH₂CH₃), 1.20 (s, 2H, C₇H₈), 0.95 (m, 1H, C₇H₈); *m/z* 406(M⁺). (5): m.p. 91.5–92 °C; i.r. (ν_{CO}, cm⁻¹): 2046vs, 1975vs, br (CH₂Cl₂); ¹H n.m.r. (δ, CD₃COCD₃): 7.76, 7.66 (m, 4H, C₆H₄CF₃), 6.46 (m, 1H, C₇H₈), 5.80 (m, 1H, C₇H₈), 5.60 (m, 1H, C₇H₈), 5.40 (m, 1H, C₇H₈), 3.98 (q, 2H, OCH₂CH₃), 2.94 (m, 1H, C₇H₈), 2.32 (t, 1H, C₇H₈), 1.83 (m, 1H, C₇H₈), 1.35 (t, 3H, OCH₂CH₃), 0.82 (m, 1H, C₇H₈); *m/z* 434(M⁺).

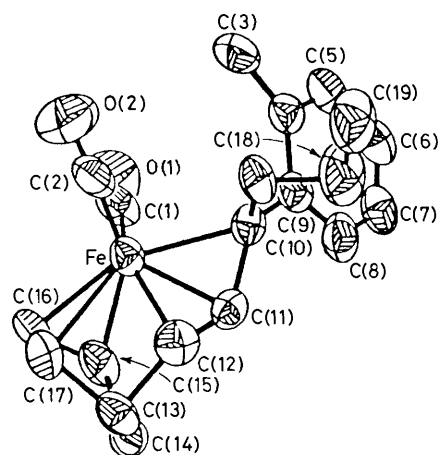
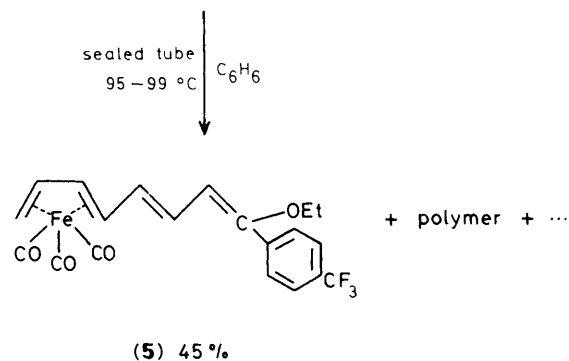
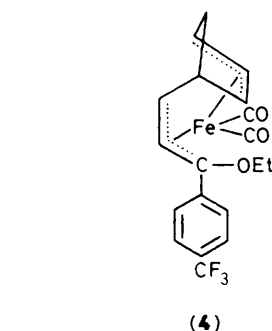


Figure 1. ORTEP drawing of C₁₉H₂₀O₃Fe (3). Fe–C(1), 1.76(1); Fe–C(2), 1.78(1); Fe–C(10), 2.19(1); Fe–C(11), 2.03(1); Fe–C(12), 2.11(1); Fe–C(15), 2.19(1); Fe–C(16), 2.08(1); Fe–C(17), 2.23(1); C(10)–C(11), 1.41(1); C(11)–C(12), 1.42(1); C(12)–C(13), 1.50(1); C(13)–C(14), 1.53(1); C(13)–C(17), 1.52(1); C(14)–C(15), 1.50(1); C(15)–C(16), 1.44(1); C(16)–C(17), 1.38(1); C(10)–O(3), 1.41(1) Å. C(9)–C(10)–O(3), 115.1(5)°; C(9)–C(10)–C(11), 121.3(6)°; C(11)–C(10)–O(3), 117.8(6)°.



Scheme 2

A possible mechanism for the formation of these novel complexes (Scheme 1) might involve an unstable alkoxy-carbene complex (b) and a 16e metallacyclobutane intermediate (c) which on homolysis involving the σ-bond shown gives the 18e species, (2–4).

The complexes (2–4) are highly sensitive to air and temperature. Their structures were determined by elemental analyses, spectroscopic analyses and single-crystal X-ray diffraction of (3).

The X-ray structure of (3) (Figure 1)‡ shows that a five-membered ring of the norbornadiene ligand is opened with breaking of the σ -bond in the norbornadiene moiety corresponding to C(11)–C(15), and carbon atom C(11) is now linked to the carbene carbon atom C(10) forming a new σ -bond C(11)–C(10). Along with the formation of the new σ -bond, the atomic chains C(15)–C(16)–C(17) and C(10)–C(11)–C(12) are co-ordinated to the orbitals of the iron atom in an η^3 allyl-type π -bonding to satisfy the 18-electron rule.

When an orange-red benzene solution of (4) was heated in a sealed tube at 95–99 °C for 75 h, a new acyclic 1,3-diene-tricarbonyliron complex (5)† and an unidentified polymer (practically insoluble in all organic solvents) were obtained (Scheme 2).

‡ (3): $C_{19}H_{20}O_3Fe$, triclinic, $P\bar{1}$, $a = 7.824(3)$, $b = 8.229(3)$, $c = 13.597(4)$ Å, $\alpha = 83.18(3)$, $\beta = 87.12(3)$, $\gamma = 71.79(3)^\circ$, $V = 825.52$ Å³, $Z = 2$, $D_c = 1.42$ g/cm³. Of 2154 unique reflections, 1822 [$I \geq 3\sigma(I)$] were observed, collected within the range $0^\circ \leq 2\theta \leq 45^\circ$ (radiation Mo- K_α : 0.71069 Å), and used in structural analysis by Patterson–Fourier method and refinement to $R = 0.0652$ and $R_w = 0.0646$. (5): $C_{20}H_{17}O_4F_3Fe$, monoclinic, $C_{2h}^5-P2_1/n$, $a = 10.804(5)$, $b = 12.044(9)$, $c = 15.056(9)$ Å, $\beta = 98.91^\circ$; $V = 1959.10$ Å³, $Z = 4$, $D_c = 1.47$ g/cm³. Of 3843 unique reflections, 1755 [$I \geq 3\sigma(I)$] were observed, collected within the range $3^\circ \leq 2\theta \leq 50^\circ$, and used in the structure solution (direct methods) and refinement (block-diagonal matrix least-squares) to $R = 0.129$ and $R_w = 0.108$. For both structures, atomic co-ordinates, bond lengths and angles, and thermal parameters have been deposited at the Cambridge Crystallographic Data Centre. See Notice to Authors, Issue 1.

The structure of (5) has also been characterized by X-ray analysis.‡ Because the crystal of (5) is too small to get good reflection data we have obtained just a preliminary structure with $R = 0.129$ and $R_w = 0.108$. However, it is clear that on heating of (4), another five-membered ring of the norbornadiene ligand was opened with breaking of the C–C σ -bond and formation of an η^4 π -bond with the iron atom. To satisfy the 18-electron rule, one CO generated by thermal decomposition of (4) is co-ordinated to the iron atom.

The reaction described above implies that the σ -bonds of a cyclic polyene ligand in this kind of complex can be activated by the iron atom, resulting in the breaking of a C–C σ -bond and formation of a new one.

We thank the Science Foundation of the Chinese Academy of Sciences and the National Science Foundation of China for financial support of this work.

Received, 28th March 1988; Com. 8/01238E

References

- 1 J.-B. Chen, G.-X. Lei, W.-H. Xu, X.-L. Jin, M.-C. Shao, and Y.-Q. Tang, *J. Organomet. Chem.*, 1985, **286**, 55.
 - 2 T.-L. Wang, J.-B. Chen, W.-H. Xu, S.-W. Zhang, Z.-H. Pan, and Y.-Q. Tang, *Acta Chim. Sinica*, 1987, **45**, 636; *Acta Chim. Sinica, Engl. Ed.*, 1987, **1**, 85.
 - 3 J.-B. Chen, G.-X. Lei, W.-H. Xu, Z.-H. Pan, S.-W. Zhang, Z.-Y. Zhang, and Y.-Q. Tang, *Organometallics*, 1987, **6**, 2461.
 - 4 J.-B. Chen, G.-X. Lei, Z.-H. Pan, S.-W. Zhang, and Y.-Q. Tang, *J. Chem. Soc., Chem. Commun.*, 1987, 1273.
-