

Enantioselective Route to (–)-Chokol A

Toshio Suzuki,*^a Etsuko Sato,^a Yasuyuki Matsuda,^a Hitoshi Tada,^a Satoko Koizumi,^a Katsuo Unno,^a and Tetsuji Kametani*^b

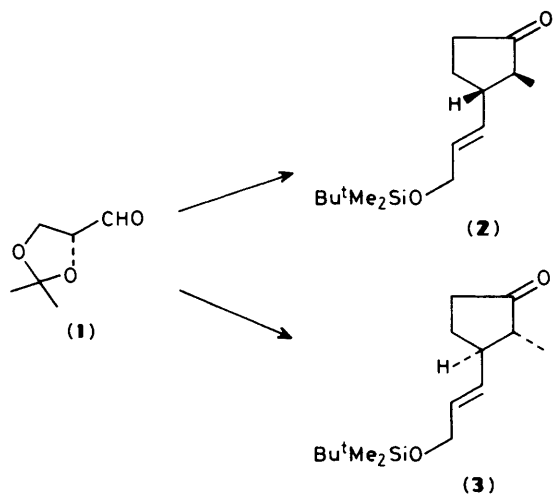
^a Department of Pharmacy, Akita University Hospital, Hondo 1-1-1, Akita 010, Japan

^b Institute of Medicinal Chemistry, Hoshi University, Ebara 2-4-41, Shinagawa-ku, Tokyo 142, Japan

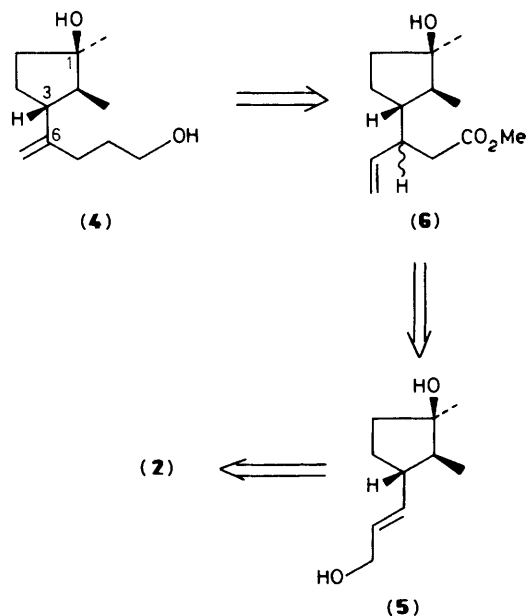
Stereoselective introduction of a methyl group to (3*R*)-2-methylcyclopentanone (**2**), followed by orthoester Claisen rearrangement provided the methyl ester (**6**) leading to (–)-chokol A (**4**).

Chokol A, a fungitoxic modified sesquiterpene isolated from stroma of the timothy *Phleum pratense* infected by the fungus *Epichloe typhina*,¹ has been shown, initially by spectral evidence and confirmed by syntheses of both racemic and optically active forms,^{2,3} to possess the structure and absolute stereochemistry of (**4**).

As part of our program aimed at the synthesis of biologically active natural products using simple chiral templates, we recently reported that (3*R*)- and (3*S*)-methylcyclopentanones (**2**) and (**3**), efficiently derived from (*R*)-2,3-*O*-isopropylidene-glyceraldehyde (**1**) (Scheme 1), could be potential intermediates for steroids⁴ and vitamin D₃.⁵ In this context,



Scheme 1

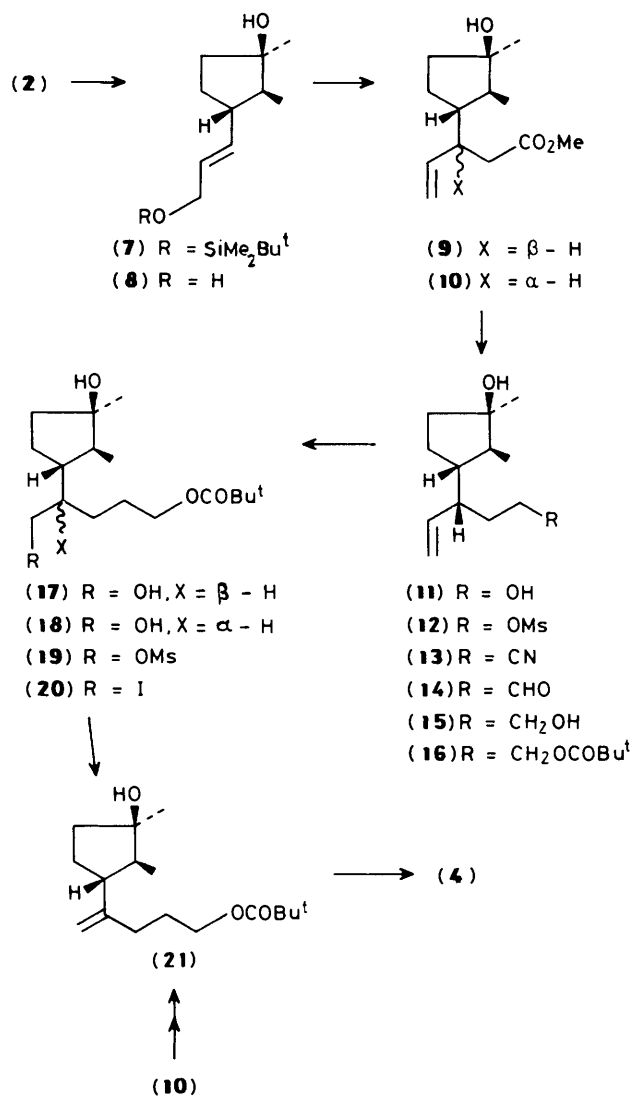


Scheme 2

we report here an enantioselective synthesis of (-)-chokol A from (3R)-methylcyclopentanone (2).

The retrosynthetic plan is outlined in Scheme 2. Stereoselective introduction of a methyl group to (2), followed by orthoester Claisen rearrangement of the allyl alcohol (5) provides the methyl ester (6) possessing the requisite functional groups for further elaboration of the side chain at C₃ in chokol A (4).

Stereoselective introduction of a methyl group into (3R)-methylcyclopentanone (2) (Scheme 3) with methyl cerium dichloride⁶ [1.8 equiv., tetrahydrofuran (THF), -78°C, 2 h] gave the desired alcohol (7) {[α]_D²⁵ -41.9° (c 0.139, CHCl₃)} in 76.6% yield. Deprotection of the silyl group (cat. *p*-TsOH, MeOH, room temp., 3 h) followed by orthoester Claisen rearrangement [(MeO)₃CMe (5 equiv.), propionic acid (0.1 equiv.), xylene, 145–150°C, 1.5 h] of the resultant allyl alcohol (8) {[α]_D²⁵ -31.3° (c 1.40, CHCl₃)} afforded the separable methyl esters (9) {[α]_D²⁵ -23.6° (c 0.77, CHCl₃)} (51.1% yield) and (10) {[α]_D²⁵ -37.0° (c 0.27, CHCl₃)} (18.9%) along with the starting material (5.0%), respectively.



Scheme 3

Reduction [LiAlH₄ (3 equiv.), THF, room temp., 2 h] of (9) and subsequent selective mesylation [MeSO₂Cl (1.2 equiv.), 4-*N,N*-dimethylaminopyridine (DMAP) (1.5 equiv.), CH₂Cl₂, 0°C, 1 h] of the primary alcohol in (11) {[α]_D²⁵ -41.9° (c 0.63, CHCl₃)} provided in 90.1% overall yield, the monomesylate (12) {[α]_D²⁵ -37.3° (c 0.57, CHCl₃)}, which on treatment with potassium cyanide (4 equiv., DMSO, 60°C, 1.5 h) gave the nitrile (13) {[α]_D²⁴ -10.5° (c 0.19, CHCl₃)}. Partial reduction of (13) with an excess of di-isobutylaluminum hydride (6 equiv., toluene, -78°C, 4 h, followed by acid work-up) followed by a brief treatment of the resulting aldehyde (14) with an excess of sodium borohydride (MeOH, 0°C, 10 min) afforded the diol (15) {[α]_D²⁵ -38.7° (c 0.31, CHCl₃)} in 77.9% overall yield. Selective protection of the primary hydroxy group in (15) [pivaloyl chloride (1.0 equiv.), DMAP (1.2 equiv.), CH₂Cl₂, 0°C, 5.5 h] followed by sequential treatment of the resulting ester (16) {[α]_D²⁵ -17.0° (c 0.27, CHCl₃)} with osmium tetroxide (0.1 equiv.), sodium periodate (2.5 equiv.), and sodium borohydride (MeOH, 0°C, 5 min) provided the separable alcohol (17) {[α]_D²⁴ -33.9° (c 0.2, CHCl₃)} (71.5%) and its C-6 epimer (18) {[α]_D²⁴ -33.6° (c 0.05, CHCl₃)} in 19.6% overall yield. Selective mesylation

[MeSO₂Cl (1.2 equiv.), DMAP (1.3 equiv.), CH₂Cl₂, 0°C, 2 h) of the primary hydroxy group in (17), followed by treatment of the resulting (19) {[α]_D²⁵ -34.2° (c 0.16, CHCl₃)}, with sodium iodide (4 equiv., acetone, 70°C, 5 h) gave the iodide (20) which on treatment without purification with 1,8-diazabicyclo[5.4.0]undec-7-ene (DBU) (4.5 equiv., benzene, 75°C, 8 h) afforded the protected chokol A (21) {[α]_D²⁵ -32.0° (c 0.05, CHCl₃)} in 68.5% overall yield. Finally, mild hydrolysis of pivaloyl ester (21) with potassium carbonate (MeOH, room temp., 4 h) furnished in almost quantitative yield (-)-chokol A (4) {[α]_D²⁵ -55.0° (c 0.16, EtOH); lit.³ [α]_D²³ -46.3° (c 1.07, EtOH)}, † identified by comparison of the i.r. and ¹H n.m.r. spectra and t.l.c. behaviour of the synthetic material with those of the natural material. Chokol A (4) was also synthesised *via* (18) from the methyl ester (10) using the same sequence described above.

† Professor E. A. Mash postulates that the actual optical rotation for natural (-)-chokol A is approximately -58° by careful examination of the 500 MHz ¹H n.m.r. spectrum of a sample provided by Professor T. Yoshihara, and concluded the enantiomeric excess of his synthetic material to be 80%.

We thank Professor T. Yoshihara (Faculty of Agriculture, Hokkaido University, Sapporo, Japan) and Professor E. A. Mash (Department of Chemistry, University of Arizona, U.S.A.) for a gift of (-)-chokol A and for its spectral data. We also thank Professor W. Oppolzer, Department of Organic Chemistry (University of Geneva, Geneva, Switzerland) for the spectral data of (-)-chokol A. Financial Support of this research by the Japan Association of Chemistry is gratefully acknowledged.

Received, 6th June 1988; Com. 8/02251H

References

- 1 T. Yoshihara, S. Togiya, H. Koshino, S. Sakamura, T. Shimanuki, T. Sato, and A. Tajimi, *Tetrahedron Lett.*, 1985, **26**, 5551.
- 2 W. Oppolzer and A. F. Cunningham, *Tetrahedron Lett.*, 1986, **27**, 5467.
- 3 E. A. Mash, *J. Org. Chem.*, 1987, **52**, 4142.
- 4 T. Suzuki, E. Sato, K. Unno, and T. Kametani, *J. Chem. Soc., Perkin Trans. 1*, **1986**, 2263.
- 5 T. Suzuki, E. Sato, K. Unno, and T. Kametani, *J. Chem. Soc., Chem. Commun.*, in the press.
- 6 T. Imamoto, Y. Sugiura, and N. Takiyama, *Tetrahedron Lett.*, 1984, **25**, 4233.