

The Mechanism of Nitration by 4-Methyl-4-nitro-2,3,5,6-tetrabromocyclohexa-2,5-dienone

Robert G. Coombes*† and John H. Ridd

Department of Chemistry, University College London, 20 Gordon Street, London WC1H 0AJ, UK

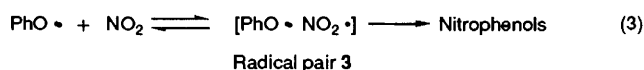
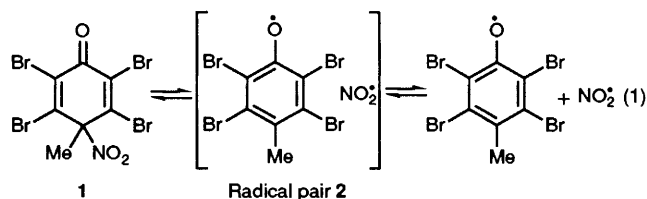
Nitration of phenol by 4-methyl-4-nitro-2,3,5,6-tetrabromocyclohexa-2,5-dienone in diethyl ether is a radical process involving reaction between the phenoxy radical and NO_2^\cdot that has escaped from a radical pair in which it was formed by homolytic fission of the C–N bond.

In recent years there has been increasing use of nitrocyclohexadienones and, in particular, the tetrabromoderivative **1** for the selective nitration of naphthols, phenols and amines under mild conditions.^{1,2} Addition of this reagent to a solution of phenol in dry diethyl ether at room temperature has been reported² to give a 72% yield of *o*- and *p*-nitrophenols (*o* : *p* = 1 : 3). The reagent **1** can be regenerated by nitration of tetrabromo-*p*-cresol making this reaction particularly attractive.

There is, however, no agreement on the mechanism of these reactions. The suggestion that **1** undergoes heterolysis to form a nitronium ion¹ can be supported by reference to the electronegative substituents present. Other authors² have suggested that the reactions involve ion pairs or a synchronous transfer of a nitro group and a hydrogen atom within a hydrogen-bonded complex formed by the reactants. However, since 4-nitrocyclohexa-2,5-dienones without electronegative substituents are well known to undergo homolytic fission of the C–N bond in a wide range of solvents,^{3–5} even when the protonated species is involved,^{4–7} we have followed up an earlier suggestion of homolysis⁸ using the ¹⁵N-labelled cyclohexadienone **1** to determine from CIDNP (chemically induced dynamic nuclear polarisation) effects whether radicals are involved.

¹⁵N-labelled **1** was prepared by nitration of tetrabromo-*p*-cresol with H^{15}NO_3 in acetic acid. Solutions of phenol in diethyl ether (0.1–0.3 mol dm⁻³) were nitrated by equimolar amounts of **1** rapidly at room temperature giving 60–80% yields of nitrophenols (56% *o*, 44% *p*), and tetrabromo-*p*-cresol. For the CIDNP experiment, the initial mixing of the reactants was carried out at –1 °C and the reaction mixture was rapidly brought to 30 °C within the NMR spectrometer. [¹⁵N]-Nitrobenzene in [2H₆]-acetone was used as an external reference. A series of ¹⁵N spectra taken during the kinetic run are shown in Fig. 1.

Comparison with the noise level and with the signal for the standard [too small to be seen with amplitude settings in spectra (b) and (c)] shows that **1** exhibits enhanced absorption in spectrum (b) and that the nitro products give strong emission signals in spectra (b), (c) and (d) with a maximum



Scheme 1

enhancement factor >200. The final spectrum shows the unpolarised products at the end of reaction.

These results can be understood by the application of Kaptein's rules⁹ to the reaction mechanism shown in Scheme 1. The enhanced absorption of **1** in the second spectrum is as expected from the polarisation deriving from the radical pair **2** and accords with that observed in the rearrangement of 4-nitrocyclohexadienones to 2-nitrophenols.⁴ However, if the partition of this radical pair between dissociation and recombination were the sole source of the CIDNP effects, the polarisation in the products should then be far less persistent. This arises because, by the time of the third spectrum, the absorption of **1** has disappeared; the reaction is, therefore, effectively over with all of the ¹⁵N atoms transferred to the products. Hence, if there were no other source of CIDNP effects, the ¹⁵N spin distribution in the products should then be close to a normal distribution. We suggest that the other source is the partitioning of the radical pair **3** between dissociation and radical combination; this, by analogy with the work on *p*-nitrophenol,¹⁰ should give rise to strong emission signals in the nitro products formed. The hydrogen-atom transfer in reaction (2) of Scheme 1 accords with previous studies,⁵ and the overall process is similar to that proposed for the nitrosation of phenols by thionitrites.¹¹

This mechanism is supported by the product isomer proportions. The ratio of the intensities of the emission signals for the *o*-nitro and *p*-nitro products (1.11)‡ is close to the corresponding ratio for the product composition (1.27) and so there is no reason to believe that any additional heterolytic mechanism contributes significantly to the product composition. Although in our hands the product proportions were

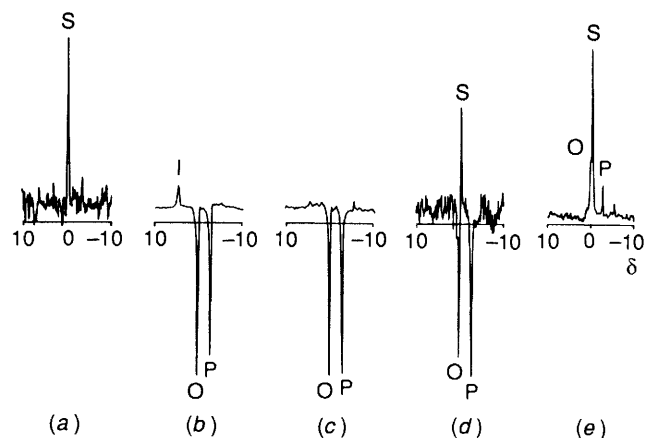


Fig. 1 ¹⁵N NMR spectra taken during the nitration of phenol by the ¹⁵N-labelled nitrocyclohexadienone **1** under the conditions described in the text: (a) before addition of **1**; (b) 3–7 min after addition; (c) 8–12 min after addition; (d) 13–17 min after addition; (e) at the end of the reaction. Peaks: S, standard ($\text{Ph}^{15}\text{NO}_2$); I, the cyclohexadienone **1**; O, *o*-nitrophenol; P, *p*-nitrophenol. The spectra involved 24 pulses [(e), 1240 pulses], pulse repetition time 10 s, pulse width 20 μs .

† Present address: Department of Chemistry, Brunel University, Uxbridge, Middlesex UB8 3PH, UK.

‡ Taken from spectrum (b) to minimise the effects of any difference in the ¹⁵N relaxation times for the two nitro products.

different from those previously reported,² they are similar to those reported by Al-Obaidi and Moodie¹² for the nitrous acid catalysed nitration of phenol in aqueous sulfuric acid (57% *o*, 43% *p*), and those reported for reaction of low concentrations of NO₂/N₂O₄ with phenol in CCl₄ (56% *o*, 44% *p*).¹³ In both these cases, the product-determining stage of reaction is believed to involve reaction of NO₂[•] with the phenoxyl radical.

We conclude that the nitrocyclohexadienone **1** provides a very convenient way of carrying out homolytic nitrations of phenols and related compounds.

Received, 25th October 1991; Com. 1/05450C

References

- 1 J. Roussel, M. Lemaire, A. Guy and J. P. Guetté, *Tetrahedron Lett.*, 1986, **27**, 27; M. Lemaire, A. Guy, J. Roussel and J. P. Guetté *Tetrahedron*, 1987, **43**, 835; M. Lemaire, A. Guy, P. Boutin and J. P. Guetté, *Synthesis*, 1989, 761.
 - 2 M. A. Kashmiri, M. A. Munawar, R. Yasmin and M. S. Khan, *J. Natl. Sci. Math.*, 1988, **28**, 289; M. A. Kashmiri and M. S. Khan, *Sci. Int. (Lahore)*, 1989, **1**, 177.
 - 3 C. E. Barnes and P. C. Myhre, *J. Am. Chem. Soc.*, 1978, **100**, 973.
 - 4 J. H. Ridd, J. P. B. Sandall and S. Trevellick, *J. Chem. Soc., Chem. Commun.*, 1988, 1195.
 - 5 M. J. Gray, M. P. Hartshorn, J. Vaughan and C. J. Wright, *Aust. J. Chem.*, 1984, **37**, 2027.
 - 6 P. C. Myhre, Report 1985, ARO-17572. 1-CH-H; cf. *Gov. Rep. Announce. Index (US)*, 1985, **85(24)**, Abstr. No. 555-257.
 - 7 P. Hadjigeorgiou, PhD Thesis, City University, London, 1979; R. G. Coombes and P. Hadjigeorgiou, unpublished work.
 - 8 J. Constantine and R. B. Moodie, Abstract Cw3, RSC Fifth International Conference on Mechanisms of Reactions in Solution, University of Kent at Canterbury, 1990.
 - 9 R. Kaptein, *J. Chem. Soc., Chem. Commun.*, 1971, 732.
 - 10 A. H. Clemens, J. H. Ridd and J. P. B. Sandall, *J. Chem. Soc., Perkin Trans 2*, 1984, 1667.
 - 11 S. M. N. Y. F. Oh and L. H. Williams, *J. Chem. Soc., Perkin Trans. 2*, 1991, 685.
 - 12 U. Al-Obaidi and R. B. Moodie, *J. Chem. Soc., Perkin Trans. 2*, 1985, 467.
 - 13 A. W. Diggle, PhD Thesis, City University, London, 1987.
-