

Tetranuclear Vanadium(III) Carboxylate Chemistry, and a New Example of a Metal Butterfly Complex exhibiting Spin Frustration: Structure and Properties of $[V_4O_2(O_2CMe)_7(bpy)_2](ClO_4)$

Stephanie L. Castro,^a Ziming Sun,^b John C. Bollinger,^a David N. Hendrickson^{*b} and George Christou^{*a}

^a Department of Chemistry and the Molecular Structure Center, Indiana University, Bloomington, IN 47405-4001, USA

^b Department of Chemistry-0358, University of California at San Diego, La Jolla, CA 92093-0358, USA

Treatment of $[VCl_3(thf)_3]$ (thf = tetrahydrofuran) with bpy (bpy = 2,2'-bipyridine) and NaO_2CMe in a 1:1:3 molar ratio in Me_2CO followed by addition of ClO_4^- allows isolation of $[V_4O_2(O_2CMe)_7(bpy)_2](ClO_4)$ [**4**](ClO_4), which contains a butterfly-like V_4 unit; variable-temperature magnetic susceptibility studies show **1** to possess both ferro- and antiferro-magnetic exchange interactions leading to spin-frustration effects and an $S = 3$ ground state.

Our interest in spin-frustration effects within molecular metal carboxylate clusters began with the tetranuclear butterfly species $[Fe_4O_2(O_2CMe)_7(bpy)_2]^+ \mathbf{1}$ (bpy = 2,2'-bipyridine),¹ $[Mn_4O_2(O_2CMe)_7(bpy)_2]^+ \mathbf{2}$ ² and $[Mn_4O_2(O_2CMe)_7(pic)_2]^- \mathbf{3}$ (Hpic = picolinic acid).³ Since then, we have analysed these effects within complexes of various metal nuclearities, including Fe_6 ,⁴ Mn_7 ,⁵ Mn_8 ,⁶ Mn_9 ⁶ and Mn_{18} ⁷ species, to mention but a few. Spin frustration within appropriate topologies represents the inability of certain spins to adopt their preferred alignments *vis-à-vis* their exchange coupling with neighbouring spins, owing to competing exchange interactions in the rest of the molecule. As a result, such clusters often possess large ground-state spin values and not the small values that might logically be expected for these (usually) predominantly antiferromagnetically-coupled systems. In fact, spin frustration is very likely a major contributing factor to the large ground-state spins in a majority of the molecular clusters determined to possess this property.¹⁻¹⁰

We have recently sought to extend our studies of this phenomenon at the tetranuclear level by obtaining the analogues of cations **1** and **2** with other paramagnetic M^{III} ions, and have been particularly attracted by V^{III} . We herein report successful attainment of the new butterfly cation $[V_4O_2(O_2CMe)_7(bpy)_2]^+ \mathbf{4}$, and show that spin-frustration effects are operative and are responsible for the observed $S = 3$ ground state of **4**.

A reaction slurry comprising $[VCl_3(thf)_3]$, bpy and NaO_2CMe (3:3:9 mmol) in acetone (50 ml; degassed but not distilled) was stirred under argon overnight, and the resulting red-brown solution was filtered, NBu_4ClO_4 (0.75 mmol) added to the filtrate, and the solvent removed *in vacuo*. The residue was

washed with Et_2O , and recrystallized from Me_2CO-Et_2O to give brown microcrystals of **4**(ClO_4).[†] The same procedure can be employed for the $PhCO_2^-$ and substituted-bpy analogues of **4**. The structure of **4**[‡] contains a $[V_4(\mu_3-O)_2]^{8+}$ butterfly core with the oxides slightly out of each V_3 'wing' plane (Fig. 1). Peripheral ligation by seven $EtCO_2^-$ and two bpy groups completes six-coordination at all V^{III} centres and gives C_2 idealized symmetry to the cation. The $V \cdots V$ distances indicate the absence of metal-metal bonds, with the shortest distance [$V(1) \cdots V(2)$ 2.909(2) Å] being significantly longer than the 2.6 Å expected for $V^{III}-V^{III}$ single bonds.¹¹ The structure of **4** is thus very similar to those of **1-3**. Cation **4** becomes the fourth member of the $[M_4O_2(O_2CR)_7(bpy)_2]^+$ ($M = Mn^{III}, Fe^{III}, Cr^{III}, V^{III}$) family for tripositive 3d metals, the Cr^{III} analogue having been reported by others.¹² In a wider context, **4** is the first structurally characterized example of a tetranuclear vanadium(III) carboxylate complex; there is, however, a mixed-metal $V^{III}-Zn^{II}$ species known, namely $[Zn_4V_4O_4(O_2CPh)_{12}(thf)_4]$, which contains a cubane-like $[V_4O_4]^{4+}$ core.¹³

Variable-temperature magnetic susceptibility studies have been performed on powdered samples of **4**(ClO_4) (restrained in VaselineTM to prevent torquing) in a 10 kG field and 2.00–300 K temperature range. The effective magnetic moment (μ_{eff}/V_4) gradually increases from 5.79 μ_B at 300 K to a maximum of 6.80 μ_B at 25 K and then decreases to 4.72 μ_B at 2.00 K (Fig. 2). The 300 K value is slightly higher than the spin-only value for four

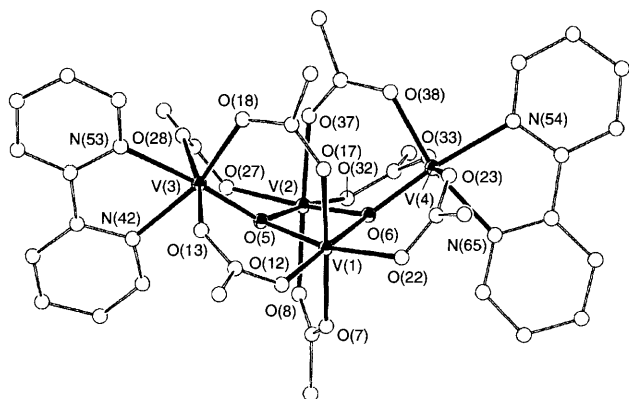


Fig. 1 ORTEP representation of $[V_4O_2(O_2CMe)_7(bpy)_2]^+ \mathbf{4}$. Selected interatomic distances (Å) and angles ($^\circ$) are: $V(1) \cdots V(2)$ 2.909(2), $V(1) \cdots V(3)$ 3.315(2), $V(1) \cdots V(4)$ 3.480(2), $V(2) \cdots V(3)$ 3.465(2), $V(2) \cdots V(4)$ 3.321(2), $V(1)-O(5)$ 1.928(4), $V(1)-O(6)$ 1.972(5), $V(2)-O(5)$ 1.981(5), $V(2)-O(6)$ 1.931(4), $V(3)-O(5)$ 1.830(4), $V(4)-O(6)$ 1.841(4), $V(1)-O(5)-V(3)$ 123.8(2), $V(2)-O(5)-V(3)$ 130.8(2), $V(1)-O(5)-V(2)$ 96.2(2), $V(1)-O(6)-V(2)$ 96.4(2), $V(1)-O(6)-V(4)$ 131.6(2), $V(2)-O(6)-V(4)$ 123.4(2). Carboxylate Me groups and all H atoms are omitted for clarity.

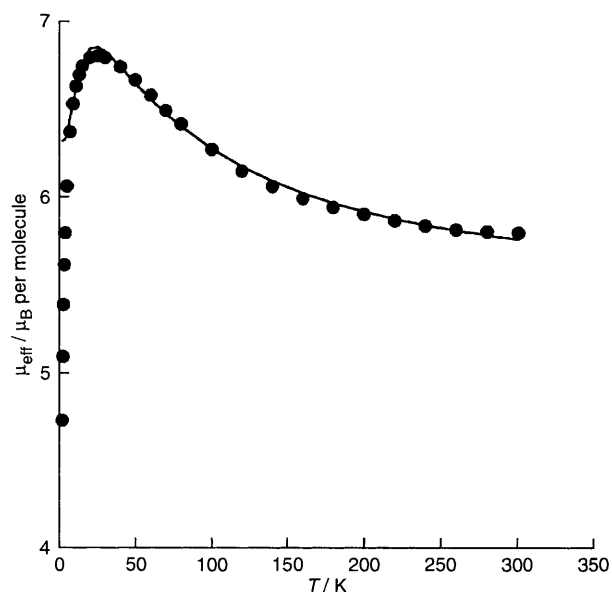
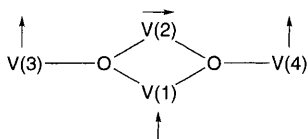


Fig. 2 Plot of effective magnetic moment (μ_{eff}) vs. temperature for $[V_4O_2(O_2CMe)_7(bpy)_2](ClO_4)$. The solid line is a fit of the data in the 7–300 K range to the appropriate theoretical expression (data below 7 K were omitted owing to zero-field splitting effects that cause the decrease in μ_{eff}); see text for fitting parameters.

non-interacting V^{III} ions ($5.66 \mu_B/V_4$). The experimental data were fit to the equation derived previously for a $[M_4O_2]$ butterfly complex of idealized C_{2v} core symmetry,¹⁻³ adjusted for the present 4 V^{III} system. The fitting parameters (using the $H = -2JS_iS_j$ convention) are $J_{bb} = -31.2 \text{ cm}^{-1}$, $J_{wb} = 27.5 \text{ cm}^{-1}$ and $g = 1.82$, with no paramagnetic impurity term, and a temperature-independent paramagnetism term held constant at $400 \times 10^{-6} \text{ cm}^3 \text{ mol}^{-1}$; J_{bb} and J_{wb} refer to the inner 'body-body' and outer 'wingtip-body' interactions, respectively, of the V_4 butterfly. The fit is shown as a solid line in Fig. 2. The corresponding values for **1** and **2** are (in the format **1/2**) $J_{bb} = -8.9/-23.5 \text{ cm}^{-1}$, $J_{wb} = -45.5/-7.8 \text{ cm}^{-1}$ and $g = 2.00/2.00$.^{1,2} In addition to the changes in relative J_{bb}/J_{wb} ratios in this triad, the main difference between **4** and **1/2** is the occurrence of ferromagnetic exchange interactions in the former. The ground states for the three complexes are $S = 0, 3$ and 3 for **1, 2** and **4**, respectively.

The J_{bb} (negative) and J_{wb} (positive) parameters for **4** indicate that (i) the spins on the two 'body' V atoms, V(1) and V(2), should prefer to align antiparallel in the ground state, and (ii) the spins on all four V atoms should prefer to align parallel. Both conditions are clearly impossible to fulfill at the same time, and the preferred spin alignments are therefore frustrated. As a result, the ground state becomes sensitive to the J_{bb}/J_{wb} ratio: an analysis of the data in Fig. 2 indicates the actual ground state to be, in the format (S, S_A, S_B), the (3, 1, 2) state, where $\hat{S}_A = \hat{S}_1 + \hat{S}_2$ and $\hat{S}_B = \hat{S}_3 + \hat{S}_4$. These spin alignments in the ground state can be depicted as shown below.



The $S = 3$ ground state was confirmed by magnetization vs. field studies in the 0.500–50.0 kG and 2–300 K magnetic field and temperature ranges, respectively. A fit of the data to a model that assumes only the ground state is occupied and includes Zeeman and axial zero-field splitting effects gave the following fitting parameters: $S = 3$, $g = 1.96$, and $D = 3.71 \text{ cm}^{-1}$, where D is the axial zero-field splitting parameter.

In summary, the successful development of tetranuclear vanadium(III) carboxylate chemistry not only presages a potentially large new area of V^{III}_xO/RCO_2^- ($x \geq 4$) chemistry, but demonstrates that the pervasive occurrence of spin-frustration effects in polynuclear transition-metal clusters extends also to vanadium(III). Further studies on the magnetic properties of V^{III}_xO/RCO_2^- clusters are in progress.

This work was supported by the US Department of Energy (G. C.) and the National Science Foundation (D. N. H.).

Received, 12th September 1995; Com. 5/06020F

Footnotes

† The complex analysed satisfactorily (C, H, N) as $4(\text{ClO}_4)\cdot\text{Et}_2\text{O}\cdot\text{H}_2\text{O}$.

‡ Suitable single crystals of $4(\text{ClO}_4)\cdot 2\text{CH}_2\text{Cl}_2$ were grown from CH_2Cl_2 -hexane. *Crystal data*: $\text{C}_{43}\text{H}_{55}\text{Cl}_5\text{N}_4\text{O}_{20}\text{V}_4$, $M_r = 1328.95$, triclinic, space group $P\bar{1}$, $a = 13.302(3)$, $b = 13.265(3)$, $c = 15.905(4) \text{ \AA}$, $\alpha = 87.51(1)$, $\beta = 96.70(1)$, $\gamma = 86.66(1)^\circ$, $U = 2778.8 \text{ \AA}^3$ and $Z = 2$. The structure was solved by direct methods (SHELXTL) and standard Fourier techniques, and refined by full-matrix least squares. All non-hydrogen atoms were refined anisotropically; hydrogen atoms were located in a difference Fourier map and refined isotropically. Final residuals were $R(F) = 0.0716$ using 5730 unique reflections with $F > 4\sigma(F)$, and $R(F^2) = 0.1649$ using all 7256 unique intensities. Atomic coordinates, bond lengths and angles, and thermal parameters have been deposited at the Cambridge Crystallographic Data Centre. See Information for Authors, Issue No. 1.

References

- J. K. McCusker, J. B. Vincent, E. A. Schmitt, M. L. Mino, K. Shin, D. K. Coggin, P. M. Hagen, J. C. Huffman, D. N. Hendrickson and G. Christou, *J. Am. Chem. Soc.*, 1991, **113**, 3012 and references therein.
- J. B. Vincent, C. A. Christmas, H.-R. Chang, Q. Li, P. D. W. Boyd, J. C. Huffman, D. N. Hendrickson and G. Christou, *J. Am. Chem. Soc.*, 1989, **111**, 2086.
- E. Libby, J. K. McCusker, E. A. Schmitt, K. Folting, D. N. Hendrickson and G. Christou, *Inorg. Chem.*, 1991, **30**, 3486.
- J. K. McCusker, C. A. Christmas, P. M. Hagen, R. K. Chadha, D. F. Harvey and D. N. Hendrickson, *J. Am. Chem. Soc.*, 1991, **113**, 6114; C. A. Christmas, H.-L. Tsai, L. Pardi, J. M. Kesselman, P. K. Gantzel, R. K. Chadha, D. Gatteschi, D. F. Harvey and D. N. Hendrickson, *J. Am. Chem. Soc.*, 1993, **115**, 12483.
- S. Wang, H.-L. Tsai, W. E. Streib, G. Christou and D. N. Hendrickson, *J. Chem. Soc., Chem. Commun.*, 1992, 677.
- H.-L. Tsai, S. Wang, K. Folting, W. E. Streib, D. N. Hendrickson and G. Christou, *J. Am. Chem. Soc.*, 1995, **117**, 2503.
- R. C. Squire, S. M. J. Aubin, K. Folting, W. E. Streib, D. N. Hendrickson and G. Christou, *Angew. Chem., Int. Ed. Engl.*, 1995, **34**, 887; R. C. Squire, S. M. Aubin, K. Folting, W. E. Streib, G. Christou and D. N. Hendrickson, *Inorg. Chem.*, in the press.
- D. N. Hendrickson, in *Research Frontiers in Magnetochemistry*, ed. C. J. O'Connor, World Scientific, Singapore, 1993.
- H. J. Eppley, H.-L. Tsai, N. de Vries, K. Folting, G. Christou and D. N. Hendrickson, *J. Am. Chem. Soc.*, 1995, **117**, 301; R. Sessoli, H.-L. Tsai, A. R. Schake, S. Wang, J. B. Vincent, K. Folting, D. Gatteschi, G. Christou and D. N. Hendrickson, *J. Am. Chem. Soc.*, 1993, **115**, 1804.
- W. Micklitz, V. McKee, R. L. Rardin, L. E. Pence, G. C. Papaefthymiou, S. G. Bott and S. J. Lippard, *J. Am. Chem. Soc.*, 1994, **116**, 8061; C. Delfs, D. Gatteschi, L. Pardi, R. Sessoli, K. Wieghardt and D. Hanke, *Inorg. Chem.*, 1993, **32**, 3099; A. K. Powell, S. L. Heath, D. Gatteschi, L. Pardi, R. Sessoli, G. Spina, F. Del Giallo and F. Pieralli, *J. Am. Chem. Soc.*, 1995, **117**, 2491.
- N. S. Dean, S. L. Bartley, W. E. Streib, E. B. Lobkovsky and G. Christou, *Inorg. Chem.*, 1995, **34**, 1608 and references cited therein.
- T. Ellis, M. Glass, A. Harton, K. Folting, J. C. Huffman and J. B. Vincent, *Inorg. Chem.*, 1994, **33**, 5522; A. Bino, R. Chayat, E. Pedersen and A. Schneider, *Inorg. Chem.*, 1991, **30**, 856.
- F. A. Cotton, S. A. Duraj and W. J. Roth, *Inorg. Chem.*, 1984, **23**, 4042.