

Neutral highly branched metallomacromolecules: incorporation of a (2,2':6',2''-terpyridine)ruthenium(II) complex without external counterions

George R. Newkome,* Enfei He, Luis A. Godínez and Gregory R. Baker

Center for Molecular Design and Recognition, Department of Chemistry, University of South Florida, 4202 E. Fowler Ave., Tampa, FL 33620-5250, USA.

Received (in Corvallis, OR, USA) 17th August 1998, Accepted 18th November 1998

Neutral dendritic metallomacromolecules possessing four bis-terpyridine Ru^{II} linking sites with internal counter ions have been prepared and their electrochemical properties have been studied.

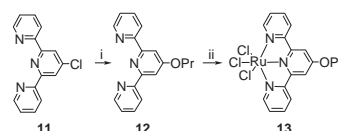
The assembly of highly branched metallomacromolecules has been reported, and they have been shown to possess interesting magnetic, electronic, electrochemical, photooptical and catalytic properties.¹ To the best of our knowledge, these assemblies all utilize external counter ions, e.g. Cl⁻, BF₄⁻, PF₆⁻. We herein report the construction of two tiers of overall neutral, dendritic metallomacromolecules, **1** and **2**, which incorporate (2,2':6',2''-terpyridine)ruthenium(II) ([<Ru>]) complexes with internally counter balanced charges. The use of four [<Ru>] linkages generated a supramolecular construct of precise description, based on the structural analysis of its components, and the eight internal carboxylate ions balance the charges of these Ru^{II} centers.

The core construct **10** was prepared from EtNO₂ with 2 equiv. of *tert*-butyl acrylate in liquid NH₃ affording (95%) di-*tert*-butyl 4-nitro-4-methylheptane-1,7-dioate **3**, which was converted (96%) to amine **4** by Raney Nickel reduction (Scheme 1).² Treatment of **4** with nitroisophthalic acid monochloride **5**³ gave (58%) monocarboxylic acid **6**. Subsequent DCC coupling⁴ of **6** with 5-aminopentyl 4'-(2,2':6',2''-terpyridinyl) ether⁵ **7** generated **8** (92%), which was reduced⁶ with 10% Pd-C and ammonium formate to afford the desired monomer **9** (90%). Treatment of **9** (4 equiv.) with a tetraacyl chloride core in the presence of Et₃N gave **10** (67%) possessing eight easily hydrolyzed *tert*-butyl ester moieties. All components were characterized by ¹H NMR, ¹³C NMR, IR and elemental analyses, and ESI-MS.

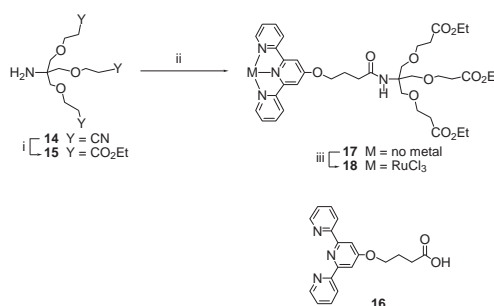
4'-Chloro-2,2':6',2''-terpyridine **11**⁷ was heated with ProH and powdered KOH in DMSO⁵ to give (93%) propyl 4'-(2,2':6',2''-terpyridinyl) ether **12**, which was refluxed with RuCl₃·3H₂O in EtOH to afford (89%) the unbranched **13** (Scheme 2). The surface branching, amine **15**⁸ was coupled with 4-[4'-oxa-(2,2':6',2''-terpyridinyl)]butanoic acid⁵ **16** to afford **17** (86%), which was similarly transformed (84%) with RuCl₃·3H₂O to give appendage **18** (Scheme 3). Both **13** and **18** were used without further purification due to their extremely low solubility in most organic solvents; fortunately, their purity

was confirmed by elemental analyses and the analyses of the resultant assemblies.

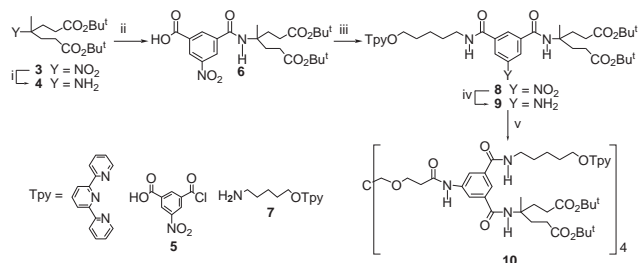
Core **10** (1 equiv.) was refluxed with 4 equiv. of either **13** or **18** in EtOH in the presence of 4-ethylmorpholine, as reducing agent, to assemble **19** (93%) or **21** (96%), respectively (Scheme 4). Although **13** and **18** possessed limited initial solubility, they dissolved upon addition of the reducing agent to give the characteristic deep-red color of the [<Ru>] complex. After



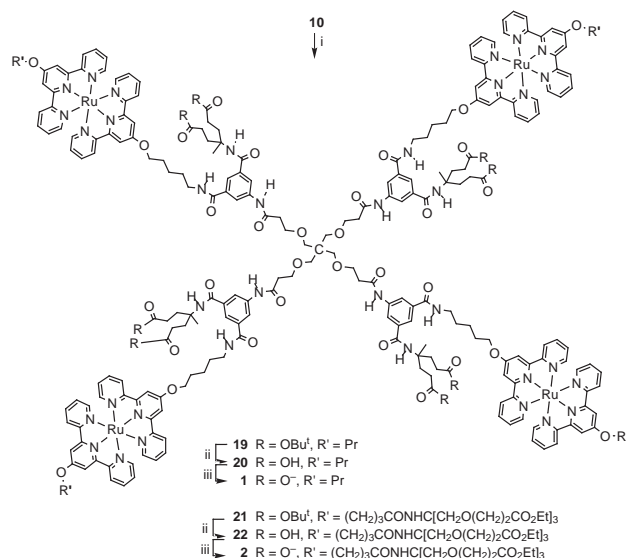
Scheme 2 Reagents and conditions: i, ProH, KOH, DMSO, 24 h, 60 °C; ii, RuCl₃·3H₂O, Et₃OH, 4 h, reflux.



Scheme 3 Reagents and conditions: i, HCl, EtOH, 6 h, reflux; ii, **16**, DCC, 1-HOBT, DMF, 24 h, 25 °C; iii, RuCl₃·3H₂O, EtOH, 6 h, reflux.



Scheme 1 Reagents and conditions: i, Raney nickel, H₂, 4 atm., 12 h, 25 °C; ii, **5**, Et₃N, THF, 12 h, -5 °C; iii, **7**, DCC, 1-HOBT, DMF, 24 h, 25 °C; vi, 10% Pd on C, HCO₂NH₄, MeOH, 30 min, 50 °C; v, Et₃N, C[CH₂OCH₂CH₂COC]n, THF, 12 h, 25 °C.



Scheme 4 Reagents and conditions: i, **13** (→**19**) or **18** (→**21**) (4 equiv.), 4-ethylmorpholine, EtOH, 6 h, reflux; ii, HCO₂H, 6 h, 25 °C; iii, KOH, H₂O–MeOH, dialysis, 24 h, 25 °C.

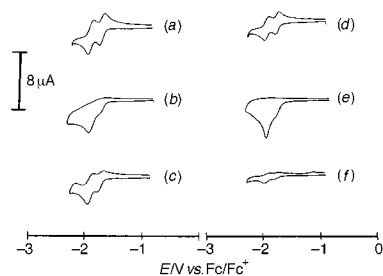


Fig. 1 CV responses for 1.0 mM solutions of (a) **21**, (b) **22**, (c) **2**, (d) **19**, (e) **20**, and (f) **1** (the smaller current observed was due to the limited solubility of **1** that presented in DMF) in Et₄NBF₄ (0.1 M) in DMF at 25 °C; scan rate 200 mV s⁻¹.

dialysis, the desired constructs were supported by the significant downfield shift (¹³C NMR) of all terpyridine carbons. The *tert*-butyl groups were removed from **19** or **21** by treatment with formic acid,⁹ affording complexes **20** (98%) or **22** (97%), respectively. The characteristic downfield shift of ¹³C NMR ($\Delta\delta = 4$ ppm) of the carbonyl carbon supports the transformation; the retention of the external alkyl ester moieties was evidenced by the presence of the ethyl signals. Final neutral complexes **1** (92%) or **2** (97%) were formed by addition of a slight excess of KOH into a H₂O–MeOH solution of **20** or **22**. After dialysis, the desired neutral complexes **1** and **2** were analyzed (0.00% of Cl), and only one downfield shift ($\Delta\delta = 3.4$ ppm for **1** and 4.2 ppm for **2**) for the internal acid carbonyl carbon supports the formation of the carboxylate carbon centers. The UV–VIS spectra of the macromolecules possessing the four [*<*Ru*>*] linkages are analogous to related systems.^{5,10} All the intermediate molecules and final complexes exhibit correct molecular weights. MALDI-TOF mass spectra of **19** and **21** exhibited low sensitivity and broad signals with all attempted matrices.

Electrochemical experiments with these metallodendrimers gave further insight to their electrocatalytic potential. Fig. 1(a) shows the two reversible waves that characterize the cathodic CV response of the two terpyridine ligands of **21**¹¹. After internal deprotection of the *tert*-butyl groups, the presence of the carboxylic acid moieties in **22** results in a merging of the two redox waves and the virtual disappearance of the corresponding anodic signal [Fig. 1(b)]. Based on previous studies of the electrochemical reduction of pyridine and its derivatives,¹² the observed irreversibility is due to an electrochemical–chemical reaction in which a proton from the vicinal carboxylic acid group quenches the aromatic anion radical resulting in a probable 1,4-reduction of one of the pyridine rings of each terpyridine ligand. This explanation is further supported by CV experiments with neutral dendrimer **2**; as seen in Fig. 1(c), the lack of neighboring acidic protons, readily available in **22**, results in the recovery of the typical ‘two wave’ reversible response of the terpyridine ligands.

CV experiments on the first tier dendrimer series **19**, **20** and **1** showed similar voltammetric responses to those discussed above. By careful inspection of Table 1, however, the second tier assemblies **21** and **2** show slightly larger ΔE_p values than those corresponding to the first tier series **19** and **1**. This

Table 1 CV data for **1**, **2**, **19–22**

Compound	Terpyridines		Ru ^{III} /Ru ^{II} $E_{1/2}/V$ ($\Delta E_p/V$) ^a
	$E_{1/2}/V$ ($\Delta E_p/V$) ^a	$E_{1/2}/V$ ($\Delta E_p/V$) ^a	
19	-1.945 (0.082)	-1.759 (0.068)	0.627 (0.073)
20	I ^b	I ^b	0.629 (0.057)
1	-1.950 (0.072)	-1.788 (0.077)	0.624 (0.059)
21	-1.950 (0.086)	-1.751 (0.088)	0.640 (0.100)
22	I ^c	I ^c	0.627 (0.097)
2	-1.935 (0.102)	-1.767 (0.106)	0.634 (0.089)

^a E/V vs. Fe/Fe⁺. Same conditions as those described in Fig. 1. ^b Irreversible cathodic peak at -1.945 V. ^c Irreversible cathodic peak at -1.968 V.

observation is in perfect agreement with previous reports¹³ and has been attributed to the slower electron transfer kinetics that characterizes molecules featuring bulkier dendritic structures around their electroactive sites.

In summary, we have constructed [*<*Ru*>*]₄ dendrimers possessing an overall neutral charge. The loss of external counterions in these metallomacromolecules had a marginal effect on their spectra, as well as stability and physical properties. However, the solubilities of these neutral species decreased in polar solvents, such as MeOH and H₂O. Complexes **19–22** are all slightly soluble in H₂O, whereas, **1** and **2** are insoluble in H₂O. The neutral metallodendrimers have internally balanced carboxylates, which are weaker counter ions than most others like Cl⁻, NO₃⁻ and PF₆⁻. Thus, addition of inorganic salts to these neutral species allows convenient interchange between external counter ions. Notably, **1** and **2** are not soluble in DMF, but quickly go into solution upon addition of salts like BF₄⁻ or PF₆⁻. Another important aspect is that these neutral metallomacromolecules were more easily ionized (*i.e.* lower laser power) and gave stronger signals in MALDI-TOF mass spectrometry in comparison to the *tert*-butyl and acid metallodendrimers possessing external Cl⁻ or PF₆⁻ counter ions. The observed intramolecular proton transfer during the redox process stands to give insight into the potential chemistry within such macromolecular constructs.

We gratefully acknowledge support of this work from the National Science Foundation (DMR-96-22609; BIR-95-12208) and the Army Research Office (DAAH04-95-1-0373; DAAH04-96-1-0306).

Notes and references

† All new compounds exhibited satisfactory spectral, elemental and mass data.

‡ *Selected data for 1*: C₂₃₃H₂₄₀N₃₆O₄₀Ru₄; $M = 4589.0$; mp > 230 °C (decomp.); Found: C, 60.61; H, 5.45; N, 10.23; Cl, 0.00; requires: C, 60.98; H, 5.27; N, 10.99; Cl, 0.00%; m/z (MALDI-TOF, IAA matrix) 4590 [M + H⁺].

For **2**: C₃₁₃H₃₇₂N₄₀O₈₀Ru₄; $M = 6378.9$; mp > 210 °C (decomp.); Found: C, 58.49; H, 5.86; N, 8.71; Cl, 0.00; requires: C, 58.94; H, 5.88; N, 8.78; Cl, 0.00%; m/z (MALDI-TOF, IAA matrix) 6381 [M + H⁺].

- For recent reviews see: G. R. Newkome, C. N. Moorefield and F. Vögtle, *Dendritic Molecules: Concepts, Syntheses, Perspectives*, VCH, Weinheim, 1996; V. Balzani, S. Campagna, G. Denti, A. Juris, S. Serroni and M. Venturi, *Acc. Chem. Res.*, 1998, **31**, 26; H.-F. Chow, T. K. K. Mong, M. F. Nongrum and C.-W. Wan, *Tetrahedron*, 1998, **54**, 8543; V. V. Narayanan and G. R. Newkome, *Top. Curr. Chem.*, 1998, **19**; P. L. Boudas, M. Gómez-Kaifer and L. Echegoyen, *Angew. Chem., Int. Ed.*, 1998, **37**, 216; C. Gorman, *Adv. Mater.*, 1998, **10**, 295; A. Matthews, A. N. Shipway and J. F. Stoddart, *Prog. Polym. Sci.*, 1998, **23**, 1; E. C. Constable, *Chem. Commun.*, 1997, 1973.
- G. R. Newkome and C. D. Weis, *Org. Prep. Proced. Int.*, 1996, **28**, 485.
- K. Landsteiner and J. Van Der Scheer, *J. Exp. Med.*, 1938, **67**, 709.
- J. Klausner and B. Bodansky, *Synthesis*, 1972, 453.
- G. R. Newkome and E. He, *J. Mater. Chem.*, 1997, **7**, 1237.
- S. Ram and R. E. Ehrenkauffer, *Tetrahedron Lett.*, 1984, **25**, 3415.
- E. C. Constable and M. D. Ward, *J. Chem. Soc., Dalton Trans.*, 1996, **28**, 485.
- G. R. Newkome and X. Lin, *Macromolecules*, 1991, **24**, 1443.
- S. Chandrasekaran, A. F. Kluge and J. A. Edwards, *J. Org. Chem.*, 1977, **42**, 3972.
- G. R. Newkome, E. He and L. A. Godínez, *Macromolecules*, 1998, **31**, 4382.
- G. R. Newkome, R. Güther, C. N. Moorefield, F. Cardullo, L. Echegoyen, E. Pérez-Cordero and H. Luftmann, *Angew. Chem., Int. Ed. Engl.*, 1995, **34**, 2023.
- A. P. Tomilov, S. G. Mairanovskii, M. Y. Fioshin and V. A. Smirnov, *Electrochemistry of Organic Compounds*, Wiley, NY, 1972.
- P. J. Dandilker, F. Diederich, J.-P. Gisselbrecht, A. Louati and M. Gross, *Angew. Chem., Int. Ed. Engl.*, 1995, **34**, 2725; C. B. Gorman, B. L. Parkhurst, W. Y. Su and K.-Y. Chen, *J. Am. Chem. Soc.*, 1997, **119**, 1141.