

Mesoporous aluminophosphates from a single-source precursor

Michael Tiemann^{†a} and Michael Fröba^{*b}^a Institute of Inorganic and Applied Chemistry, University of Hamburg, Martin-Luther-King-Platz 6, D-20146 Hamburg, Germany^b Institute of Inorganic and Analytical Chemistry, Justus-Liebig-University Gießen, Heinrich-Buff-Ring 58, D-35392 Gießen, Germany. E-mail: michael.froeba@anorg.chemie.uni-giessen.de

Received (in Cambridge, UK) 21st November 2001, Accepted 14th January 2002

First published as an Advance Article on the web 6th February 2002

Mesoporous aluminophosphates with a strict ratio of Al:P = 1:1 have been synthesised from a single-source molecular precursor.

The utilisation of self-assembled supramolecular arrays of organic amphiphiles as structure-directing agents¹ has become a widely explored synthesis method for nanoscopically structured materials, among them mesoporous aluminophosphates.^{2–7} In light of the significance of their microporous analogues (crystalline 'AlPO₄-*n*' with uniform pore diameters below 1 nm),⁸ particularly in the field of size-selective heterogeneous catalysis,⁹ there is an obvious demand for larger pores with an equally regular arrangement. Mesoporous aluminophosphates exhibit uniform pore diameters between 2 and 4 nm. However, they are not crystalline and vary in their relative Al:P ratios. Controlling their precise composition has turned out to be very difficult to achieve. Porous products with an exact 1:1 stoichiometry of Al and P have not been rationally prepared so far. The entire topic of ordered mesostructured aluminophosphates has recently been reviewed.¹⁰

In contrast to the well-established mesoporous silica materials, which usually require only one single reactant (such as tetraethyl orthosilicate), aluminophosphates have so far exclusively been prepared from separate sources of aluminium and phosphorus [e.g. Al(OPrⁱ)₃ and H₃PO₄]. Owing to the complexity of the synthesis it is generally difficult to control the reaction in a rational way. This problem can be overcome by the utilisation of single-source precursors which contain the elements for the inorganic network in a pre-defined stoichiometry and short-range structural order. This concept is widely established in various kinds of inorganic syntheses, such as (non-oxide) amorphous ceramic materials.^{11–13} However, in the field of mesostructured materials, single-source syntheses have so far been reported only for silica phases (from a double four-ring Si₈O₂₀^{8–} unit)¹⁴ and for aluminosilicates (from an analogous Si₄Al₄(OH)₈O₁₂^{4–} unit).¹⁵

Here we describe the first rational synthesis of ordered mesoporous aluminophosphates with strict 1:1 molar ratios of Al:P from an ethanol-soluble molecular single-source precursor,¹⁶ which can be conveniently prepared in large quantities. The core unit of the precursor consists of a cube-like arrangement of alternating aluminium and phosphorus atoms connected with each other by oxygen atoms. The empirical formula is [Al(PO₄)(HCl)(C₂H₅OH)₄]₄ (Fig. 1). The synthesis of mesoporous aluminophosphates from this precursor requires non-aqueous conditions, since the compound is not stable in the presence of water; we have recently shown that ethanol is a suitable solvent for such syntheses.^{7,17}

In a typical synthesis of mesoporous aluminophosphates from the precursor a solution of 4.8 g *n*-hexadecylamine (C₁₆H₃₃NH₂) in 10 g ethanol (99.8%) was added to a solution of 13.8 g of the precursor in 50 g ethanol (99.8%), corresponding to an approximate molar ratio in the synthesis mixture of Al:P:surfactant:ethanol = 1:1:0.5:32. After stirring at room temperature for 30 min the slurry was kept at 363 K for 48 h in

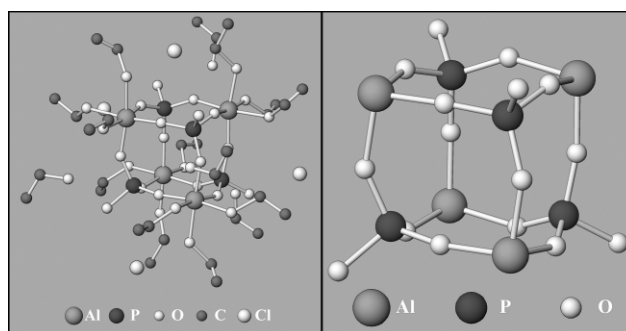


Fig. 1 Left: schematic representation of the molecular structure of the precursor [Al(PO₄)(HCl)(C₂H₅OH)₄]₄. Right: the same view without the ethanol and Cl ligands clarifies the cube-like structure of the core unit (drawing based on crystal data from ref. 16; H atoms not shown).

a Teflon-lined autoclave without agitation. The product was filtered off, washed with ethanol and dried. (*n*-Tetradecylamine and *n*-dodecylamine were also used.) For the extraction of the surfactant, 5 g of the sample were dispersed in a solution of 20 g methanol and 5 g aqueous hydrogen chloride (1 mol l⁻¹). The mixture was stirred at room temperature for 15 min, filtered off, and washed with methanol. This process was repeated three times.

Elemental analysis shows that the molar ratio of Al:P:surfactant is 1:1:~0.5 in all products (Table 1). The molar composition suggests that the core unit of the precursor may remain intact during the synthesis, thus serving as a building block for the inorganic network. Otherwise, an Al:P ratio different from unity would have to be expected. As we have recently shown, the 'conventional' synthesis from separate sources of Al and P under otherwise very similar conditions leads to products with an excess in Al of at least 12%.⁷

Table 1 Relative molar ratios of Al, P, C, and N in three representative mesostructured aluminophosphates synthesised from the molecular precursor [Al(PO₄)(HCl)(C₂H₅OH)₄]₄

Surfactant	Relative molar amount ^a					C _n -NH ₂ :P
	Al	P	C	N	Al:P	
C ₁₂ -NH ₂	0.117	0.118	0.710	0.057	0.99	0.50
C ₁₄ -NH ₂	0.100	0.101	0.752	0.052	1.00	0.53
C ₁₆ -NH ₂	0.099	0.099	0.754	0.048	1.00	0.48

^a By elemental analysis.

The powder X-ray diffraction diagrams of a representative sample (as-synthesised and after surfactant removal, Fig. 2) show a single broad reflection (and another very weak reflection at approximately double the diffraction angle) as typical of randomly ordered tubular mesostructures; this is also confirmed by transmission electron microscopy (not shown). The *d* value in the as-synthesised sample (prepared with *n*-hexadecylamine) is 3.74 nm. A slight decrease to 3.42 nm occurs after surfactant extraction; such shrinkage upon removal of the structure-directing species is frequently observed for mesoporous materials.

[†] Current address: Department of Physical Chemistry, Åbo Akademi University, Porthansgatan 3-5, FIN-20500 Turku, Finland.

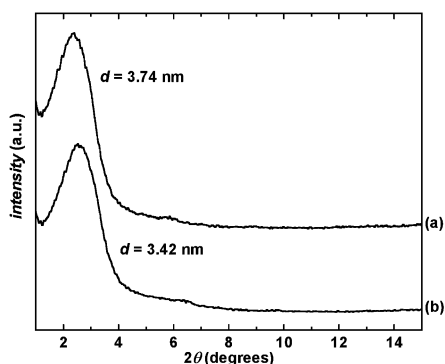


Fig. 2 Powder X-ray diffraction diagram (Bruker AXS D8, CuK α) of a mesoporous aluminophosphate prepared from the molecular precursor [Al(PO₄)(HCl)(C₂H₅OH)₄]₄: (a) as-synthesised; (b) after removal of the surfactant (*n*-hexadecylamine).

Nitrogen physisorption (Fig. 3) confirms the mesoporous nature of the samples: The adsorption–desorption isotherms are of type IV with a well-defined step at $p/p_0 \approx 0.35$ – 0.45 , indicating capillary condensation. The pore size (diameter) distribution (calculated by the BJH method from the desorption branch) has its maximum at *ca.* 3.3 nm; the specific surface area (calculated by the BET equation for $p/p_0 \approx 0.05$ – 0.2) is 410 m² g⁻¹. Hysteresis is attributable to textural porosity.^{18,19} The quantitative removal of the surfactant is confirmed by elemental analysis and IR spectroscopy (not shown).

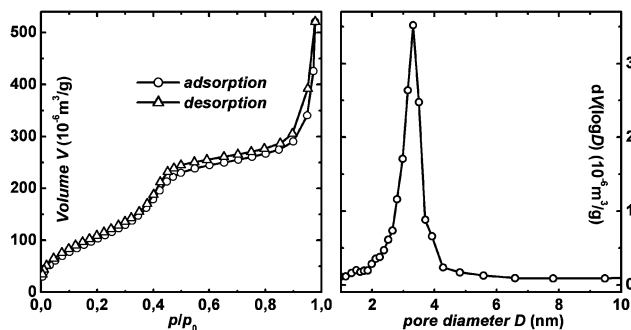


Fig. 3 Left: nitrogen adsorption–desorption isotherms (Quantachrome Autosorb 1; $T = 77$ K) of a mesoporous aluminophosphate prepared from the molecular precursor [Al(PO₄)(HCl)(C₂H₅OH)₄]₄. The isotherms are of type IV; the specific BET surface area is 410 m² g⁻¹. Right: pore size (diameter) distribution (calculated by the BJH method).

Solid-state MAS NMR spectroscopy confirms that the inorganic network consists of Al–O–P linkages. The ²⁷Al spectra of a representative sample (as-synthesised and after surfactant removal, Fig. 4, left) exhibit two resonances, at *ca.* 42 and 8 ppm, corresponding to tetrahedral Al(OP)₄ and octahedral Al(OP)₄(H₂O)₂, respectively.²⁰ In the porous sample a slightly higher relative intensity of the octahedral resonance is observed

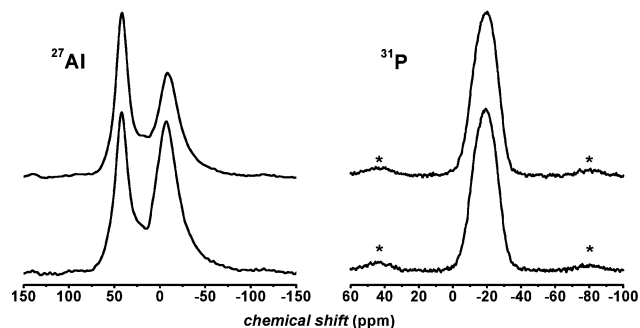


Fig. 4 ²⁷Al (left) and ³¹P (right) solid-state MAS NMR spectra (Bruker AXS 400; ²⁷Al, 102 MHz; ³¹P, 161 MHz) of a mesoporous aluminophosphate prepared from the molecular precursor [Al(PO₄)(HCl)(C₂H₅OH)₄]₄ before (top) and after (bottom) removal of the surfactant (*n*-hexadecylamine). The assignment of the resonances is made in the text. (* = spinning side bands.)

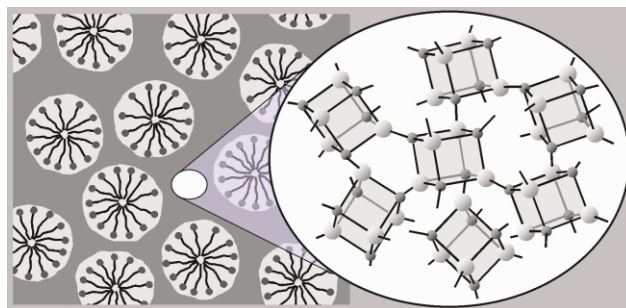


Fig. 5 Schematic representation of the proposed structural properties of a mesostructured aluminophosphate prepared from the single-source molecular precursor [Al(PO₄)(HCl)(C₂H₅OH)₄]₄. The stoichiometry of Al:P = 1 in all products suggests that the inorganic matrix consists of cube-like Al₄P₄O₁₂ core units connected with each other by oxygen bridges; for clarity, oxygen atoms (*cf.* Fig. 1) are not shown.

than in the as-synthesised material, which can be explained by additional water ligands coordinating to Al after the (partly aqueous) extraction of the surfactant. The ³¹P spectra (Fig. 4, right) show one broad line between 0 and 30 ppm in both the as-synthesised and the porous samples, attributable to four-fold coordinated P with O–Al (tetrahedral and/or octahedral Al) and various amounts of H₂O or OH groups, *i.e.* P(OAl)_{*x*}(H₂O)_(4–*x*).²¹

The successful utilisation of a single-source molecular precursor for mesoporous aluminophosphates (Fig. 5) opens new perspectives for future syntheses. Modification of the precursor, especially the incorporation of transition metals, may lead to tailor-made catalyst materials.

This work was supported by Deutsche Forschungsgemeinschaft (Fr1372/5-1) and Fonds der Chemischen Industrie. We thank Marcus Schulz and Professor Christian Jäger (Friedrich-Schiller-Universität Jena, Germany) for the recording of and helpful discussion of the NMR spectra.

Notes and references

- C. T. Kresge, M. E. Leonowicz, W. J. Roth, J. C. Vartuli and J. S. Beck, *Nature*, 1992, **359**, 710.
- Z. Luan, D. Zhao, H. He, J. Klinowski and L. Kevan, *J. Phys. Chem. B*, 1998, **102**, 1250.
- T. Kimura, Y. Sugahara and K. Kuroda, *Microporous Mesoporous Mater.*, 1998, **22**, 115.
- B. T. Holland, P. K. Isbester, C. F. Blanford, E. J. Munson and A. Stein, *J. Am. Chem. Soc.*, 1997, **119**, 6796.
- S. Cabrera, J. E. Haskouri, C. Guillem, A. Beltrán-Porter, D. Beltrán-Porter, S. Mendioroz, M. D. Marcos and P. Amorós, *Chem. Commun.*, 1999, 333.
- Y. Z. Khimyak and J. Klinowski, *Phys. Chem. Chem. Phys.*, 2000, **2**, 5275.
- M. Tiemann, M. Schulz, C. Jäger and M. Fröba, *Chem. Mater.*, 2001, **13**, 2885.
- S. T. Wilson, B. M. Lok, C. A. Messina, T. R. Cannan and E. M. Flanigen, *J. Am. Chem. Soc.*, 1982, **104**, 1146.
- For review see, for example: M. Hartmann and L. Kevan, *Chem. Rev.*, 1999, **99**, 635.
- M. Tiemann and M. Fröba, *Chem. Mater.*, 2001, **13**, 3211.
- M. Birot, J.-P. Pillot and J. Dunogues, *Chem. Rev.*, 1995, **95**, 1443.
- J. Bill and F. Aldinger, *Adv. Mater.*, 1995, **7**, 775.
- H.-P. Baldus and M. Jansen, *Angew. Chem., Int. Ed. Engl.*, 1997, **36**, 328.
- C. A. Fyfe and G. Fu, *J. Am. Chem. Soc.*, 1995, **117**, 9709.
- G. Fu, C. A. Fyfe, W. Schwieger and G. T. Kokotailo, *Angew. Chem., Int. Ed. Engl.*, 1995, **34**, 1499.
- J. E. Cassidy, J. A. J. Jarvis and R. N. J. Rathon, *J. Chem. Soc., Dalton Trans.*, 1975, 1497.
- M. Tiemann, M. Fröba, G. Rapp and S. S. Funari, *Chem. Mater.*, 2000, **12**, 1342.
- Y. Long, T. Xu, Y. Sun and W. Dong, *Langmuir*, 1998, **14**, 6173.
- C. G. Sonwane and S. K. Bhatia, *Langmuir*, 1999, **15**, 2809.
- M. Schulz, M. Tiemann, M. Fröba and C. Jäger, *J. Phys. Chem. B*, 2000, **104**, 10 473.
- A. Sayari, I. Moudrakovski, J. S. Reddy, C. I. Ratcliffe, J. A. Ripmeester and K. F. Preston, *Chem. Mater.*, 1996, **8**, 2080.