

Combinatorial approach for the hydrothermal syntheses of open-framework zinc phosphates

Yu Song, Jihong Yu,* Guanghua Li, Yi Li, Yu Wang and Ruren Xu*

State Key Laboratory of Inorganic Synthesis and Preparative Chemistry, College of Chemistry, Jilin University, Changchun 130023, P. R. China

Received (in Cambridge, UK) 9th May 2002, Accepted 28th June 2002

First published as an Advance Article on the web 11th July 2002

Applying a combinatorial strategy, new zinc phosphates with interesting framework architectures have been hydrothermally synthesized and their structures solved by single-crystal X-ray diffraction analysis.

In recent years combinatorial approaches for the discovery of new materials have attracted considerable attention because of their high efficiency.^{1–3} Originating from the discovery of new drugs by pharmaceutical companies, combinatorial methods have been employed in the areas of organic, biochemical and inorganic chemistry.^{4–6} The application of combinatorial approaches to hydrothermal synthesis is full of challenges. So far, there are only a few reports on hydrothermal combinatorial synthesis.^{7–10} Akporiaye and co-workers first reported the application of a combinatorial strategy to the hydrothermal synthesis of zeolites, which demonstrates the potential strengths of combinatorial approaches in the synthesis of microporous and related materials.⁷ Maier *et al.*⁸ and Bein *et al.*⁹ subsequently developed the methodology based on automatic dispensing of the reagents and identifying the products, respectively. Here we describe the combinatorial approaches for the hydrothermal syntheses of new zinc phosphates using *N,N'*-dimethylpiperazine as a structure-directing agent. The experimental design includes variation of the components of Zn(OAc)₂, H₃PO₄ and *N,N'*-dimethylpiperazine, as well as a study of the influence of some transition metal cations on the crystallization. New zinc phosphates have been prepared with interesting framework architectures and in particular, compound **A** exhibits large 16-membered ring channels intersected by 10- and 8-membered channels, which is rare in the family of zinc phosphates.^{11–15} Our combinatorial method allows automatic dispensing and mixing of the reagents, as well as automatic separation and identification of the products. This work further demonstrates the potential applications of hydrothermal combinatorial methods to the discovery of new open-framework materials.

Our multiautoclave consists of a stainless steel block with 64 Teflon chambers (0.7 cm in diameter, 3.0 cm in depth, 800 μl in volume per chamber). The reactions were performed in Zn(OAc)₂–H₃PO₄–*N,N'*-dimethylpiperazine–H₂O system. Zn(OAc)₂ aqueous solution was first added into each individual Teflon chamber using a Tecan CH Miniprep 75 pipette robot, followed by addition of *N,N'*-dimethylpiperazine and H₃PO₄ (85%). The reaction mixtures were shaken for 2 h for homogenization. The multiautoclave was placed in an oven for 60 h at 180 °C. The yield is normally enough for automatic powder XRD analysis, compositional and TG analysis, as well as single-crystal X-ray diffraction determination. The arrays of Teflon chambers were put into a Hermle 2300 centrifuge apparatus for sample separation. The dried samples were transferred to a sample holder for X-ray analysis. Automated X-ray diffraction analysis was carried out with a computer-controlled xyz stage GADDS microdiffractometer from Bruker D8 Discover with a CCD detector using Cu-Kα radiation. Suitable single crystals were selected for single-crystal X-ray diffraction analysis performed on a Siemens diffractometer fitted with a Bruker SMART CCD detector.

In this study, we have investigated the influence of variation

of the contents of reagents on the product in the reaction system 1.0 Zn(OAc)₂–*x* H₃PO₄–*y* *N,N'*-dimethylpiperazine (R) with a fixed water volume of 0.5 mL for each crystallization. Fig. 1 shows the crystallization fields for two zinc phosphate phases, *i.e.*, a new phase **A** ([Zn₆P₅O₂₀(H₂O)]·0.5C₆H₁₆N₂·C₅H₁₄N₂·3H₂O), and a known phase **B** (Zn₃(PO₄)₂·H₂O).¹⁶ It can be seen clearly that phase **A** forms in the range of 0.5 ≤ P/Zn ≤ 4 and 2 ≤ R/Zn ≤ 6 with pH values of 7–9. While increasing the content of H₃PO₄ or decreasing the content of organic amine, *i.e.* decreasing the pH value of the reaction system to 5–7, phase **B** forms in the areas of 0.5 ≤ P/Zn ≤ 4 and 0.33 ≤ R/Zn ≤ 1.67, and 6 ≤ P/Zn ≤ 7 and 3 ≤ R/Zn ≤ 6, respectively. Further decreasing the pH value of the reaction system, the reaction mixtures keep as a clear solution, and no crystalline products are obtained in the range of 5 ≤ P/Zn ≤ 7 and 0 ≤ R/Zn ≤ 2.

We further investigated some transition metal cations such as Co²⁺, Fe²⁺, Ni²⁺, Mn²⁺, *etc.* on the influence of the crystallization of phase **A** and **B** employing a combinatorial approach. It was found that the existence of Co²⁺ greatly affects the crystallization of phase **A**. Adding Co²⁺ cations to the crystallization field of phase **A** with the Co/Zn molar ratio in the range of 0.2–0.4 causes the formation of a new phase **C** ([Zn₅P₄O₁₆(H₂O)]·C₄H₁₄N₂). A small amount of transition metal cations does not affect the crystallization results, whereas when the M²⁺/Zn molar ratio is above 0.4, the products are amorphous. Inductively coupled plasma (ICP) analysis indicates that Co atoms are not incorporated in phase **C**, suggesting that Co cations play an important role in inducing the nucleation of phase **C**.

Compound **A** ([Zn₆P₅O₂₀(H₂O)]·0.5C₆H₁₆N₂·C₅H₁₄N₂·3H₂O)[†] exhibits a novel three-dimensional framework incorporating diprotonated *N,N'*-dimethylpiperazine and *N*-methylpiperazine molecules within the pores. *N*-Methylpiperazine molecules are believed to be decomposed from the *N,N'*-dimethylpiperazine molecules in the reaction mixture under hydrothermal conditions. Its structure consists of ZnO₄, ZnO₃(H₂O) and PO₄ tetrahedra linked through their vertices forming 16-membered channels along the [100] direction,

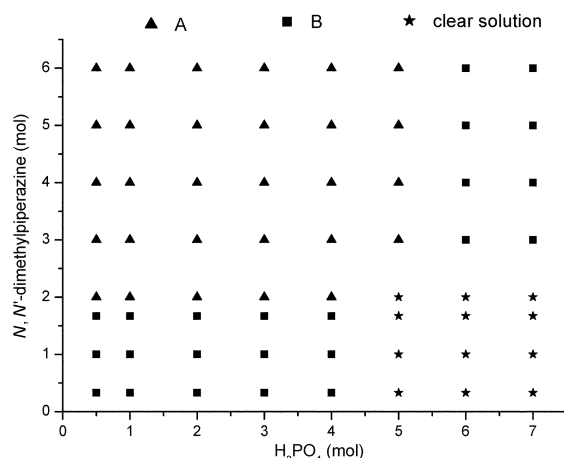


Fig. 1 The crystallization fields of phases **A** and **B**.

which are intersected with 10- and 8-membered ring channels along the [010] and [001] direction, respectively. There are Zn–O–Zn bonds connected through μ_3 -O atoms. Fig. 2 shows the framework structure of **A** viewed along the [100] direction. Two diprotonated *N*-methylpiperazine molecules are accommodated in the 16-membered ring channel, while one diprotonated *N,N'*-dimethylpiperazine molecule resides in the 10-membered ring channel. Compound **A** exhibits a unique large channel structure, which is quite rare in open-framework solids and there are only a few such reports in open-framework zinc phosphates.^{17–21}

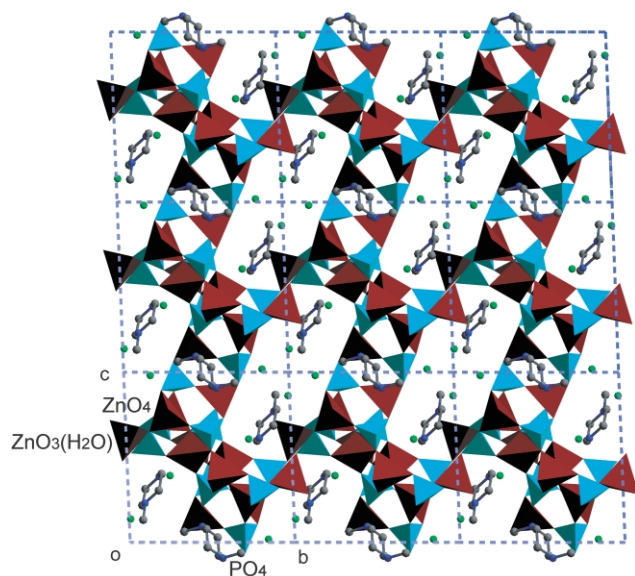


Fig. 2 Polyhedral view of the framework structure of phase **A** along the [100] direction showing the 16-membered ring channels.

The structure of **B** ($\text{Zn}_3(\text{PO}_4)_2\text{H}_2\text{O}$) exhibits a known framework without incorporation of the organic species.¹⁶ Its structure consists of ZnO_4 , $\text{ZnO}_4(\text{H}_2\text{O})$ and PO_4 moieties linked through oxygen vertices forming an open-framework with 8-membered ring channels along the [010] direction.

The structure of **C** ($[\text{Zn}_5\text{P}_4\text{O}_{16}(\text{H}_2\text{O})]\cdot\text{C}_4\text{H}_{14}\text{N}_2$)[‡] is built up by ZnO_4 , $\text{ZnO}_3(\text{H}_2\text{O})$, PO_4 and $\text{PO}_3(=\text{O})$ units via vertex oxygen atoms forming an open-framework with 10-membered ring channels along the [010] direction (Fig. 3). There also exist Zn–O–Zn bonds connected through μ_3 -O atoms. Each 10-membered ring accommodates one diprotonated *N,N'*-dimethylethylenediamine molecule, which is believed to be decomposed from the *N,N'*-dimethylpiperazine molecules under hydrothermal conditions. The structure of **C** is similar to that of a reported hybrid zinc phosphate in which one end of diethylene-




Fig. 3 Polyhedral view of the framework structure of phase **C** along the [010] direction showing the 10-membered ring channels.

triamine templating molecule is coordinated to one Zn atom forming the Zn–N bond.²²

Employing a combinatorial approach, new zinc phosphate compounds have been prepared under hydrothermal conditions. They exhibit interesting open-framework architectures and in particular, compound **A** has large 16-membered ring channels intersected with 10- and 8-membered ring channels. Their synthesis parameters are systematically investigated in a fast and efficient way. Hydrothermal combinatorial synthesis demonstrates its power for the discovery of new open-framework materials.

We are grateful to the National Natural Science Foundation of China and the State Basic Research Project (G2000077507) for financial supports. J. Y. thanks the support by the Outstanding Youth Scientific Fund from the NNSF of China.

Notes and references

† Crystal data for **A**: $\text{C}_8\text{H}_{30}\text{N}_3\text{O}_{24}\text{P}_5\text{Zn}_6$, $M = 1099.42$, triclinic, $a = 9.984(2)$, $b = 12.354(3)$, $c = 12.834(3)$ Å, $\alpha = 88.32(2)^\circ$, $\beta = 74.57(3)^\circ$, $\gamma = 75.81(3)^\circ$, $U = 1478.3(5)$ Å³, $T = 293(2)$ K, space group $P\bar{1}$ (no. 2), $Z = 2$, $\mu(\text{Mo-K}\alpha) = 5.163$ mm⁻¹, 11032 reflections measured, 6712 unique ($R_{\text{int}} = 0.0205$) which were used in all calculations. The final $wR(F^2)$ was 0.1011 (all data). CCDC 186431. See <http://www.rsc.org/suppdata/cc/b2/b204496j/> for crystallographic files in .cif or other electronic format.

‡ Crystal data for **C**: $\text{C}_4\text{H}_{16}\text{N}_2\text{O}_{17}\text{P}_4\text{Zn}_5$, $M = 814.92$, orthorhombic, $a = 20.7940(9)$, $b = 5.2272(7)$, $c = 17.9628(10)$ Å, $U = 1952.46(16)$ Å³, $T = 293(2)$ K, space group $Pna2_1$ (no. 33), $Z = 4$, $\mu(\text{Mo-K}\alpha) = 6.471$ mm⁻¹, 8819 reflections measured, 2448 unique ($R_{\text{int}} = 0.059$) which were used in all calculations. The final $wR(F^2)$ was 0.0851 (all data). CCDC 186431.

- B. Jandeleit, D. J. Schaefer, T. S. Powers, H. W. Turner and W. H. Weinberg, *Angew. Chem.*, 1999, **111**, 2648.
- G. Briceno, H. Chang, X. Sun, P. G. Schultz and X.-D. Xiang, *Science*, 1995, **270**, 273.
- (a) E. Danielson, J. H. Golden, E. W. McFarland, C. M. Reaves, W. H. Weinberg and X. D. Wu, *Nature*, 1997, **389**, 944; (b) E. Danielson, M. Devenney, D. M. Giaquinta, J. H. Golden, R. C. Haushalter, E. W. McFarland, D. M. Poojary, C. M. Reaves, W. H. Weinberg and X. D. Wu, *Science*, 1998, **279**, 837.
- Acc. Chem. Res.*, 1996, **29**, 112–170 (special issue).
- G. Lowe, *Chem. Soc. Rev.*, 1995, **24**, 309.
- X.-D. Xiang, X. Sun, G. Briceno, Y. Lou, K. A. Wang, H. Chang, H. Chang, W. G. Wallace-Freedman, S.-W. Chen and P. G. Schultz, *Science*, 1995, **268**, 1738.
- D. E. Akporiaye, I. M. Dahl, A. Karlsson and R. Wendelbo, *Angew. Chem., Int. Ed.*, 1998, **37**, 609; D. Akporiaye, I. Dahl, A. Karlsson, M. Plassen, R. Wendelbo, D. S. Bem, R. W. Broach, G. J. Lewis, M. Miller and J. Moscoso, *Microporous Mesoporous Mater.*, 2001, **48**, 367.
- J. Klein, C. W. Lehmann, H.-W. Schmidt and W. F. Maier, *Angew. Chem., Int. Ed.*, 1998, **37**, 3369.
- K. Choi, D. Gardner, N. Hilbrandt and T. Bein, *Angew. Chem., Int. Ed.*, 1999, **38**, 2891.
- J. M. Newsam, T. Bein, J. Klein, W. F. Maier and W. Stichert, *Microporous Mesoporous Mater.*, 2001, **48**, 355.
- C. N. R. Rao, S. Natarajan and S. Neeraj, *J. Am. Chem. Soc.*, 2002, **122**, 2810 and references therein.
- A. Choudhry, S. Natarajan and C. N. R. Rao, *Inorg. Chem.*, 2000, **39**, 4295 and references therein.
- H. Y. Ng and W. T. A. Harrison, *Microporous Mesoporous Mater.*, 2001, **50**, 187 and references therein.
- W. T. A. Harrison and M. L. F. Phillips, *Chem. Commun.*, 1996, 2771 and references therein.
- J. Yu, Y. Wang, Z. Shi and R. Xu, *Chem. Mater.*, 2001, **13**, 2972.
- A. Riou, Y. Cudennec and Y. Gorault, *Revue de chimie Mineale RVCMA*, 1986, **23**, 810.
- J. Zhu, X. H. Bu, P. Y. Feng and G. D. Stucky, *J. Am. Chem. Soc.*, 2000, **122**, 11563.
- G. Y. Yang and S. C. Sevov, *J. Am. Chem. Soc.*, 1999, **121**, 8389.
- J. A. Rodgers and W. T. A. Harrison, *J. Mater. Chem.*, 2000, **10**, 2853.
- W. T. A. Harrison and M. L. F. Phillips, *Chem. Commun.*, 1996, 2771.
- S. Natarajan, *Chem. Commun.*, 2002, 780.
- S. Neeraj, S. Natarajan and C. N. R. Rao, *New J. Chem.*, 1999, 303.