

A 'three-in-one' crystal of coordination networks†

Kumar Biradha and Makoto Fujita*

Department of Applied Chemistry, Graduate School of Engineering, The University of Tokyo, 7-3-1 Hongo, Bunkyo-ku, Tokyo 113-8656, Japan. E-mail: mfujita@appchem.t.u-tokyo.ac.jp

Received (in Cambridge, UK) 26th March 2002, Accepted 24th June 2002

First published as an Advance Article on the web 24th July 2002

Three types of coordination polymers are formed together in one crystal when a linear bifunctional ligand of length 15.7 Å is reacted with Cd(NO₃)₂ in the presence of mesitylene or *m*-xylene or *o*-xylene, which is also included in the crystal as a guest.

The linear and bifunctional ligand 4,4'-bipyridine and its longer analogs upon reaction with transition metals are known to form several types of coordination networks that include 3D-networks (octahedral and diamondoid),^{1,2} 2D-networks (square and rectangular grids, brick-wall and bilayers),^{3–5} and 1D-networks (ladders, linear chains, helices and railroads).^{6–11} The formation of the networks was shown to depend upon several factors such as the presence of guest, the mode of coordination by metal atom, the type of anions present and metal:ligand ratios. Here we present a very unusual example in which 4,4'-bis(4-pyridyl)biphenyl (**1**) upon reaction with Cd(NO₃)₂ results in the crystallization of three types of coordination polymers and guest molecules in one crystal.¹² This unusualness is found to be consistent for three guest molecules such as mesitylene, *m*-xylene and *o*-xylene.

Recently we have shown that ligand **1** upon reaction with Ni(NO₃)₂ in the presence of *o*-xylene forms an open 2D-network containing square grids of dimension 20 × 20 Å.¹³ Accordingly we anticipated similar type of network upon reaction of ligand **1** with Cd(NO₃)₂. The diffusion of an MeOH (1 ml) solution of Cd(NO₃)₂ (3.1 mg, 0.001 mmol) into the mesitylene solution (5 ml) of **1** (6.2 mg, 0.002 mmol) resulted in the crystals of complex **2** suitable for X-ray diffraction.‡

To our surprise the crystal structure analysis revealed that **2** consisted of three types of polymers (Fig. 1): desired 2D-layer containing grids of 20 × 20 Å [Cd(**1**)₂(NO₃)₂] (**A**), double linear chain [Cd₄(**1**)₄(NO₃)₆(MeOH)₆]²⁺ (**B**), and linear chain [Cd(**1**)(NO₃)₃][–] (**C**). In total, complex **2** can be formulated as {(A)(B)(C)NO₃·2(mesitylene)·3MeOH}_{*n*}.

The polymer **A** consists of the anticipated square grid polymer with grid dimensions of 20 × 20 Å (Fig. 1(a)). The Cd atom has distorted octahedral geometry and exhibited no symmetry in coordination. As a result there are two Cd–ONO₂ distances (2.525 and 2.382 Å) and four Cd–N distances (2.327, 2.379, 2.286 and 2.360 Å) around the Cd atom. Further, the grid layers pack on each other such that there exist channels of dimension *ca.* 10 × 20 Å with large interlayer separation of 10.9 Å.

In polymer **B**, four Cd atoms form two linear chains with four ligands of **1** which are joined together by nitrate anions with Cd···Cd separations of 4.2 and 5.1 Å. These double linear chains are nicely fitted in the channels that are formed across the packing of grid **A** to form a 3D-polyrotaxane type arrangement (Fig. 2).¹⁴ The four Cd atoms in **B** are symmetrically independent: each of them has different coordination environments (Fig. 1(b)). All Cd atoms complete six-coordination with a different number of NO₃ anions and MeOH molecules. The Cd–N, Cd–OMe and Cd–ONO₂ distances are in the range 2.260–2.300, 2.326–2.387 and 2.314–2.515 Å respectively.

Polymer **C** consists of linear chains which are packed between the 2D layers of polymer **A** such that they make an angle of 90° with the polymer **B** (Fig. 3). The Cd-atom has seven coordination as it coordinates to two moieties of **1** and five O atoms of three NO₃ anions, two coordinated in a bidentate fashion and one in a monodentate fashion (Fig. 1(c)). As a result of seven-coordination, Cd–ONO₂ distances are somewhat longer than usual (2.442–2.556 Å). Further the uncoordinated MeOH molecule links the polymers **C** and **B** via O–H···O hydrogen bonds (B–MeO(H)···(Me)OH···ONO₂–C, O···O 2.61 and 2.73 Å). The mesitylene and MeOH molecules and remaining nitrate anion fills the cavities that are formed between the packing of these polymers.

A similar type of complex formation was observed when the reaction was repeated by using *m*-xylene (**3**) or *o*-xylene (**4**) instead of mesitylene. The crystal structures of complexes **3** and **4** are essentially identical to the crystal structure of **2** but contain one additional H₂O molecule.‡ The inclusion of H₂O molecule in **3** and **4** could be due to the fact that *m*-xylene and *o*-xylene

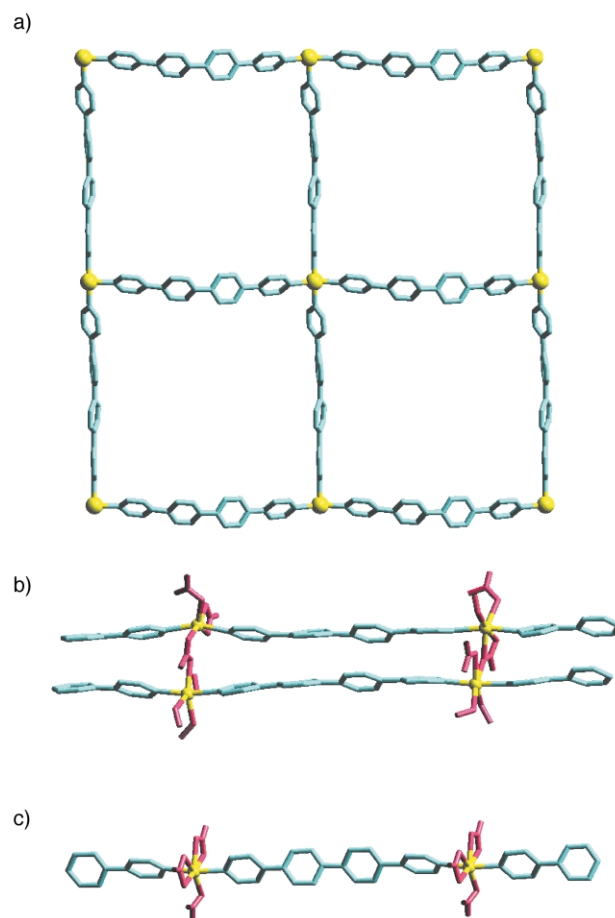


Fig. 1 Illustrations for the three coordination polymers exhibited in the crystal structure of **2**: (a) square grid (**A**); (b) double linear chain (**B**) and (c) linear chain (**C**). **1** = light blue; Cd = yellow; NO₃ and MeOH = pink.

† Electronic supplementary information (ESI) available: ORTEP drawings for **2**, **3** and **4**. See <http://www.rsc.org/suppdata/cc/b2/b203025j/>

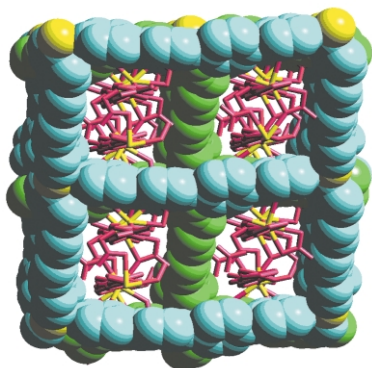


Fig. 2 Top view showing the insertion of polymer **B** through the channels formed across the layers of **A** to form 3D-polyrotaxane type arrangement. **B** = pink, Cd = yellow, alternate layers of **A** = light blue or green.

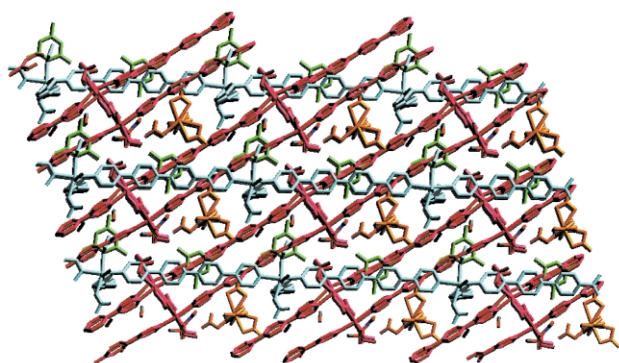


Fig. 3 Crystal packing of complex **2** showing all components. **A** (side view) = light blue; **B** = pink; **C** = orange; mesitylene = green. Note the free methanol and nitrate anions (O = red, C = gray, N = blue).

are smaller in size than mesitylene. The repetitive formation of this unusual complex in three solvents suggests that the packing of three polymers together is more highly robust than packing of any of these polymers with themselves. Further, it is noteworthy that the crystal structure of Ni-analogue of polymer **A** contains 60% of guest occupied volume whereas in the present structures it is only 33%. The interpenetration of the nets mostly of the same kind is well known to reduce the space available for the guest molecules in the crystal. These structures demonstrate that the formation of more types of polymers in one crystal is an alternative method to reduce the available space for guest molecules since the voids or channels formed by one polymer (**A**) are occupied by the remaining polymers **B** and **C**.

Notes and references

‡ *Crystal data for 2:* C₁₈₁H₁₇₂N₂₆O₄₅Cd₆, triclinic, space group *P1*, *a* = 14.586(1), *b* = 15.938(1), *c* = 20.461(2) Å, α = 79.171(1), β = 74.183(1), γ = 82.219(1)°, *U* = 4477.3(6) Å³, *T* = 193 K, *Z* = 1, *D_c* = 1.523 g cm⁻³, λ = 0.7107 Å, 29163 reflections measured, 23974 unique (*R_{int}* = 0.0180) which are used in all calculations; *R1* = 0.0340 and *wR2* = 0.0776.

Crystal data for 3: C₁₇₉H₁₇₀N₂₆O₄₆Cd₆, triclinic, space group *P1*, *a* = 14.583(1), *b* = 15.648(1), *c* = 20.393(2) Å, α = 78.869(1), β = 75.705(1), γ = 83.175(1)°, *U* = 4412.4(6) Å³, *T* = 193 K, *Z* = 1, *D_c* = 1.541 g cm⁻³, λ = 0.7107 Å, 28676 reflections measured, 23631 unique (*R_{int}* = 0.0160) which are used in all calculations; *R1* = 0.045 and *wR2* = 0.1163.

Crystal data for 4: C₁₇₉H₁₇₀N₆O₄₆Cd₆, triclinic, *P1*, *a* = 14.692(2), *b* = 15.522(2), *c* = 20.387(3) Å, α = 79.360(3), β = 74.950(3), γ = 83.088(4)°, *U* = 4399.7(11) Å³, *T* = 193 K, *Z* = 1, *D_c* = 1.546 g cm⁻³, λ = 0.7107 Å, 29098 reflections measured, 24102 unique (*R_{int}* = 0.0664) which are used in all calculations; *R1* = 0.0682 and *wR2* = 0.1218.

In all structures H-atoms of water and of OH of MeOH were not located. Some of the C and N-atoms in **4** were refined isotropically as they are going non positive definites in anisotropic refinement.

CCDC reference numbers 184121–184123. See <http://www.rsc.org/suppdata/cc/b2/b203025j/> for crystallographic data in CIF or other electronic format.

- (a) S. Subramanian and M. J. Zaworotko, *Angew. Chem., Int. Ed. Engl.*, 1995, **34**, 2127; (b) S.-I. Noro, S. Kitagawa, M. Kondo and K. Seki, *Angew. Chem., Int. Ed.*, 2000, **39**, 2082.
- (a) L. R. MacGillivray, S. Subramanian and M. J. Zaworotko, *J. Chem. Soc., Chem. Commun.*, 1994, 1325; (b) L. Carlucci, G. Ciani, D. M. Proserpio and A. Sironi, *J. Chem. Soc., Chem. Commun.*, 1994, 2755.
- (a) R. W. Gable, B. F. Hoskins and R. Robson, *J. Chem. Soc., Chem. Commun.*, 1990, 1677; (b) M. Fujita, Y. J. Kwon, S. Washizu and K. Ogura, *J. Am. Chem. Soc.*, 1994, **116**, 1151; (c) K. Biradha and M. Fujita, *J. Chem. Soc., Dalton Trans.*, 2000, 3887.
- (a) L. R. MacGillivray, R. H. Groeneman and J. L. Atwood, *J. Am. Chem. Soc.*, 1998, **120**, 2676; (b) K. Biradha and M. Fujita, *Chem. Commun.*, 2001, 15.
- M. J. Zaworotko, *Chem. Commun.*, 2001, 1; also see references therein for some other 2D-layers.
- M. Fujita, Y. J. Kwon, O. Sasaki, K. Yamaguchi and K. Ogura, *J. Am. Chem. Soc.*, 1995, **117**, 7287.
- P. Losier and M. J. Zaworotko, *Angew. Chem., Int. Ed. Engl.*, 1996, **35**, 2779.
- Y. M. Yaghi, H. Li and T. L. Groy, *Inorg. Chem.*, 1997, **36**, 4292.
- L. Carlucci, G. Ciani and D. M. Proserpio, *Chem. Commun.*, 1999, 449.
- J. Blake, M. R. Champness, M. Crew and S. Parsons, *New J. Chem.*, 1999, **23**, 13.
- K. Biradha, C. Seward and M. J. Zaworotko, *Angew. Chem. Int. Ed.*, 1999, **38**, 492.
- Examples for the existence of two types of polymers in one crystal: (a) M. B. Zaman, M. D. Smith and H.-C. zur Loye, *Chem. Commun.*, 2001, 2256; (b) L. Carlucci, G. Ciani, M. Moret, D. M. Proserpio and S. Rizzato, *Angew. Chem., Int. Ed.*, 2000, **39**, 1506; (c) L. Carlucci, G. Ciani and D. M. Proserpio, *New J. Chem.*, 1998, 1319.
- K. Biradha, Y. Hongo and M. Fujita, *Angew. Chem., Int. Ed.*, 2000, **39**, 3843.
- The double chains of polymer **B** also interact with each other to form 2D-layers via O–H...O hydrogen bonds (MeO(H)...ONO₂ 2.77 Å).