

First total synthesis of the marine illudalane sesquiterpenoid alcyopterosin E

Bernhard Witulski,* Axel Zimmermann and Nicholas D. Gowans

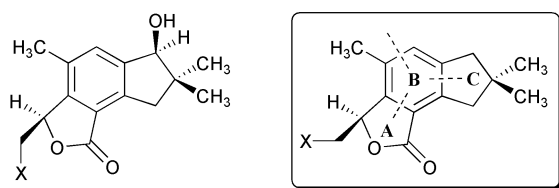
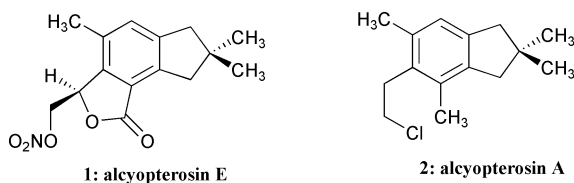
Fachbereich Chemie, Universität Kaiserslautern, Erwin-Schrödinger-Strasse, D-67663 Kaiserslautern, Germany. E-mail: witulski@rhrk.uni-kl.de; Fax: +49 631 205 3921; Tel: +49 631 205 2032

Received (in Cambridge, UK) 1st October 2002, Accepted 24th October 2002

First published as an Advance Article on the web 8th November 2002

The first synthesis of the marine illudalane sesquiterpenoid alcyopterosin E was accomplished through a concise ABC ring-formation strategy using a rhodium(I)-catalysed intramolecular alkyne cyclotrimerisation as key connection.

The alcyopterosins comprise a new set of the rare class of illudalane sesquiterpenoids whose isolation from the sub-Antarctic deep seawater soft coral *Alcyonium paessleri* was quite recently reported by Palermo *et al.*¹ They represent the first ever illudalane sesquiterpenoids isolated from marine sources. Furthermore, alcyopterosin E (**1**) together with seven other alcyopterosins (B, C, F, G, H, J and M) are the first nitrate esters to be found in any natural product, while alcyopterosin A (**2**) and other examples of this series are chlorinated.² As judged by preliminary *in vitro* tests alcyopterosin E (**1**) showed mild cytotoxicity toward Hep-2 (human larynx carcinoma) cell line, while compound **2** was cytotoxic toward HT-29 (human colon carcinoma) cell line.¹ The unusual structures, the potential biological activities and the need to confirm the absolute stereochemistry of **1** as well as of other members of this family make them attractive synthetic targets.



Herein we report the first total synthesis of naturally occurring (*R*)-alcyopterosin E (**1**) as well as the synthesis of its non-natural (*S*)-enantiomer. Our synthetic plan for the assembly of the tricyclic core of the alcyopterosins relies on a concise ABC ring-formation approach through a fully intramolecular rhodium(I)-catalysed alkyne cyclotrimerisation. Such a strategy not only secures a rapid and straightforward access to the tricyclic core of alcyopterosin E (**1**), moreover, the option that the underlying triyne itself can be assembled from two readily available building blocks through a simple esterification keeps the overall approach flexible enough to allow also future syntheses of other members of the alcyopterosin family or derivatives thereof.

† Electronic supplementary information (ESI) available: experimental details. See <http://www.rsc.org/suppdata/cc/b2/b209573d/>

Although several studies concerning the use of Wilkinson's catalyst [RhCl(PPh₃)₃] for alkyne cyclotrimerisations appeared in the recent literature,³ applications of this catalytic three C–C bond forming process in the syntheses of natural products remained fairly rare.^{4–7} In an elegant route to pterosin Z and calomelanolactone Stevenson used such an approach to gain the regiochemical control of the substitution pattern of these natural products.⁴ At that time, tethered non-activated alkynes were subjected to rhodium(I)-catalysed intramolecular alkyne cyclotrimerisations. However, disconnection of the illudalane ring skeleton of alcyopterosin E (**1**) along an ABC ring-formation strategy leads to a triyne ester with an electron deficient alkyne unit and truly catalytic *intramolecular* alkyne cyclotrimerisations with electron deficient alkynes mediated by Wilkinson's catalyst have not been investigated so far.⁸

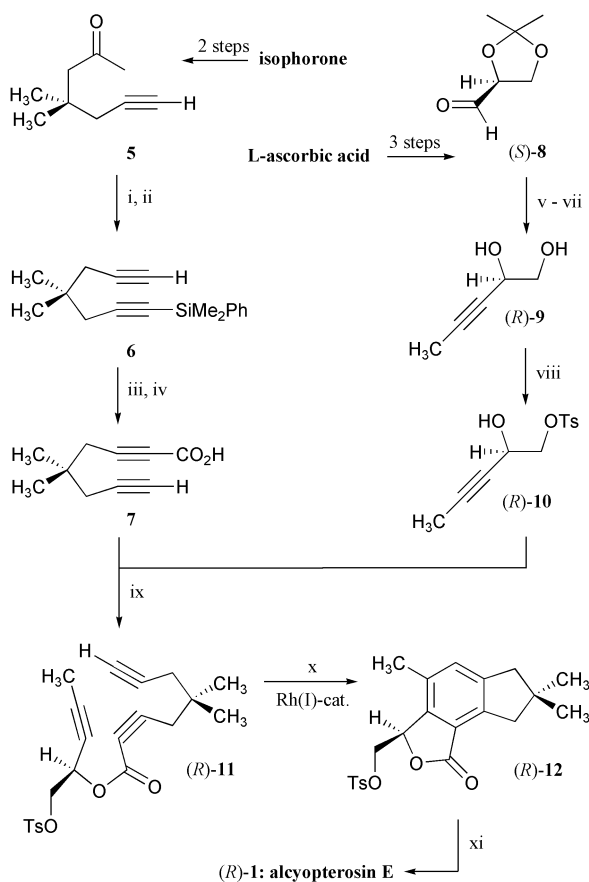
Our embarkment on the synthesis of alcyopterosin E (**1**) started with the syntheses of diyne acid **7** and propargylic alcohol (*R*)-**10** (Scheme 1).

Acid **7** was obtained from commercially available isophorone in six steps. Conversion of isophorone to ketone **5** was accomplished following literature proceedings by first epoxidation and then Eschenmoser α,β -epoxy ketone cleavage.⁹ Silyl-protection of the terminal alkyne moiety in **5** with ClSiMe₂Ph (98% yield) and subsequent conversion of the methyl ketone moiety into a terminal alkyne unit provided diyne **6** in 70% yield.¹⁰ Thereafter carboxylation of **6** was reached by first deprotonation with *n*-butyllithium and second addition of gaseous carbon dioxide (89% yield). Once the acid functionality was introduced diyne acid **7** was obtained after removal of the silyl protective group with tetrabutylammonium fluoride (TBAF) in THF at 0 °C (94% yield).

Propargylic alcohol (*R*)-**10** was synthesised from (*S*)-glyceraldehyde acetonide (*S*)-**8** within four steps. (*S*)-glyceraldehyde acetonide is a widely used chiral building block for enantiomeric pure compounds and is easily available from L-ascorbic acid by a three step procedure.¹¹ An efficient transformation of (*S*)-**8** into diol (*R*)-**9** became possible applying a Corey–Fuchs reaction, followed by methylation of the *in situ* formed acetylide and subsequent cleavage of the acetonide protective group (37% yield over four steps). Finally, selective tosylation of the primary alcohol functionality in (*R*)-**9** gave propargylic alcohol (*R*)-**10** (69% yield). A tosyl group as protective group was chosen, because of its later use as a suitable leaving group for the implementation of the nitrate ester functionality.

With both building blocks—**7** and (*R*)-**10**—in hand their coupling to triyne ester (*R*)-**11** was investigated. Gratifyingly, a dicyclohexyl carbodiimide (DCC) mediated esterification proceeded uneventfully with retention of the absolute configuration. The reaction was carried out in the presence of catalytic amounts of dimethylamino pyridine (DMAP) in CH₂Cl₂ at –78 °C and was then brought to room temperature over a period of several hours. The thus formed enantiomerically pure triyne ester (*R*)-**11** was obtained in 70% yield after column chromatography on silica gel.

The assembly of the tricyclic core of alcyopterosin E (**1**) along the projected ABC ring-formation strategy proceeded entirely efficiently by heating triyne ester (*R*)-**11** in the presence of 10



Scheme 1 Reagents and conditions: (i) LDA, THF, -78°C , add SiClMe_2Ph , 98%; (ii) LDA, THF, -78°C , add $\text{POCl}(\text{OEt})_2$, then addition of LDA, -78°C to r.t., 70%; (iii) *n*-BuLi, THF, -40°C , add CO_2 (gas), 89%; (iv) TBAF, THF, 0°C , 94%; (v) Zn, CBT_4 , PPh_3 , CH_2Cl_2 , 61%; (vi) *n*-BuLi (2.2 equiv.), THF, -78°C , then add MeI; (vii) *p*-TsOH, MeOH, 61% over two steps; (viii) *p*-TsCl, pyridine- CH_2Cl_2 , 69%; (ix) DCC, DMAP, CH_2Cl_2 , -78°C to rt, 70%; (x) 10 mol% $[\text{RhCl}(\text{PPh}_3)_3]$, CH_2Cl_2 , 40°C , 72%; (xi) NaNO_3 (10 equiv.), Bu_4NNO_3 , toluene, 110°C , 69%.

mol% Wilkinson's catalyst.[‡] Although smooth heating to 40°C was required for completion of the reaction, high dilution conditions appeared to be unnecessary. Treatment of a 0.04 M solution of (*R*)-**11** (128 mg in 8 mL CH_2Cl_2) with 10 mol% $[\text{RhCl}(\text{PPh}_3)_3]$ gave (*R*)-**12** as a single product in 72% yield.

Finally, the first synthesis of alcyopterosin **1** was completed by nucleophilic displacement of the tosyl protective group against a nitrate ester functionality. Such a nucleophilic substitution became feasible in toluene under phase transfer conditions using both an excess of sodium nitrate and tetrabutyl ammonium nitrate. Thus synthetic (*R*)-**1** was gained in 69% yield and showed NMR spectroscopic data which were superimposable on those of natural alcyopterosin **1** isolated from *Alcyonium paessleri*.[§] The optical rotation of the synthetic (*R*)-configured material ($[\alpha]_{\text{D}}^{25} = -30.5$ (*c* 2.35, CHCl_3)) was in agreement with that of the natural product ($[\alpha]_{\text{D}}^{25} = -31.28$ (*c* 2.35, CHCl_3)¹ and thereby confirming its absolute configuration.

Notably, the reported strategy for the synthesis of (*R*)-alcyopterosin **1** also allowed the synthesis of its non-natural (*S*)-enantiomer, because glyceraldehyde acetonide **8** is available in either enantiomeric form.¹² By starting from *D*-mannitol, the synthesis of (*R*)-**8**, (*S*)-**9**, (*S*)-**10** and finally the synthesis of the non-natural (*S*)-alcyopterosin **1** ($[\alpha]_{\text{D}}^{25} = +31.1$ (*c* 2.35, CHCl_3)) was realised by applying the same synthesis sequence as outlined in Scheme 1 for (*R*)-**1**.

In conclusion, we have achieved an expedient, asymmetric synthesis of alcyopterosin **1** from simple starting materials. The salient features of our synthesis includes a concise ABC

ring-formation strategy to the tricyclic core of the targeted natural product by an intramolecular alkyne cyclotrimerisation applying Wilkinson's catalyst. Furthermore, the option that the underlying tethered triyne is accessible through a simple esterification keeps the overall approach very flexible and should allow syntheses of other members of the alcyopterosin family—studies that are currently under investigation.

Notes and references

[‡] A solution of diyne ester (*R*)-**11** (128 mg, 0.32 mmol) in dry CH_2Cl_2 (8 mL) was purged with argon for 15 min. After addition of 10 mol% of $[\text{RhCl}(\text{PPh}_3)_3]$ (29 mg, 0.03 mmol) the solution was stirred at 40°C for 24 h. The reaction was quenched by filtration through a plug of silica gel, that was thereafter rinsed twice with CH_2Cl_2 (15 mL). Column chromatography (silica gel, hexanes–diethyl ether = 7:3 (v/v)) afforded (*R*)-**12** (91 mg, 71%) as a solid. M.p. 80 – 82°C ; $[\alpha]_{\text{D}}^{22} = -89.2$ (*c* 1.00, CHCl_3); ^1H NMR (400 MHz, CDCl_3): δ 1.14 (s, 3 H), 1.19 (s, 3 H), 2.31 (s, 3 H), 2.45 (s, 3 H), 2.74 (d, *J* = 3.6 Hz, 2H), 2.99 (br s, 2H), 4.25 (dd, *J* = 5.4 and 11.5 Hz, 1H), 4.57 (dd, *J* = 2.4 and 11.5 Hz, 1H), 5.56 (dd, *J* = 1.9 and 5.2 Hz, 1H), 7.22 (br s, 1H), 7.33 (d, *J* = 8.2 Hz, 2H), 7.71 (d, *J* = 8.3 Hz, 2H); ^{13}C NMR (100 MHz, CDCl_3) δ 17.9, 21.6, 28.7, 40.9, 44.7, 47.0, 68.2, 78.1, 122.4, 127.9, 129.9, 130.2, 131.9, 132.3, 140.7, 141.3, 145.2, 147.3, 169.8; MS (EI, 70 eV); *m/z* (%): 400 (M^+ , 14); Anal. Calc. for $\text{C}_{22}\text{H}_{24}\text{O}_5\text{S}$: C, 65.98; H, 6.04. Found: C, 66.10; H, 6.17%.

[§] NaNO_3 (123 mg, 1.45 mmol) and tetrabutylammonium nitrate (228 mg, 0.75 mmol) were added to a solution of (*R*)-**12** (58 mg, 0.15 mmol) in toluene (5 mL). The reaction mixture was heated to 110°C for 5 h. Filtration and subsequent flash chromatography gave (*R*)-**1** (31 mg, 69%) as a colourless oil. All spectroscopic data of synthetic (*R*)-**1** were identical to those of natural alcyopterosin **1**.¹ ^1H NMR (400 MHz, CDCl_3) δ 1.16 (s, 3H), 1.19 (s, 3H), 2.40 (s, 3H), 2.75 (br s, 2H), 3.04 (br s, 2H), 4.57 (dd, *J* = 12.7 and 6.8 Hz, 1H), 5.06 (dd, *J* = 12.6 and 2.2 Hz, 1H), 5.66 (dd, *J* = 6.8 and 2.2 Hz, 1H), 7.27 (br s, 1H); ^{13}C NMR (100 MHz, CDCl_3) δ 18.0, 28.7, 28.7, 41.0, 169.7, 147.6, 141.8, 140.5, 132.1, 130.2, 122.3, 76.9, 71.6, 47.0, 44.7.

- J. A. Palermo, M. F. Rodríguez Brasco, C. Spagnuolo and A. M. Seldes, *J. Org. Chem.*, 2000, **65**, 4482.
- For a very recent synthesis of alcyopterosin **1** by metalative Reppe reactions using stoichiometric amounts of $\text{Ti}(\text{O}-i\text{-Pr})_4/2$ *i*-PrMgCl, see: R. Tanaka, Y. Nakano, D. Suzuki, H. Urabe and F. Sato, *J. Am. Chem. Soc.*, 2002, **124**, 9682.
- E. Müller, *Synthesis*, 1974, 761; R. Grigg, R. Scott and P. Stevenson, *Tetrahedron Lett.*, 1982, **23**, 2691; R. Grigg, R. Scott and P. Stevenson, *J. Chem. Soc., Perkin Trans. 1*, 1988, 1357; P. Magnus, D. Witty and A. Stamford, *Tetrahedron Lett.*, 1993, **34**, 23; F. E. McDonald, H. Y. H. Zhu and C. R. Holmquist, *J. Am. Chem. Soc.*, 1995, **117**, 6605; B. Witulski and T. Stengel, *Angew. Chem., Int. Ed.*, 1999, **38**, 2426; R. Grigg, V. Sridharan, J. Wang and J. Xu, *Tetrahedron*, 2000, **56**, 8967; S. Kotha, K. Mohanraja and S. Durani, *Chem. Commun.*, 2000, 1909; B. Witulski, T. Stengel and J. M. Fernández-Hernández, *Chem. Commun.*, 2000, 1965; F. E. McDonald and V. Smolentsev, *Org. Lett.*, 2002, **4**, 745.
- Pteriosin **2** and calomelanolactone: S. J. Neeson and P. J. Stevenson, *Tetrahedron*, 1989, **45**, 6239.
- Clausine **3** and the marine carbazole alkaloid hyellazole: B. Witulski and C. Alayrac, *Angew. Chem., Int. Ed.*, 2002, **41**, 3281.
- (*S*)-3-*n*-butylphthalide: B. Witulski and A. Zimmermann, *Synlett*, 2002, 1855.
- For the syntheses of natural products by cobalt mediated [2+2+2] cycloadditions, see: (\pm)-strychnine: M. J. Eichberg, R. L. Dorta, K. Lamotte and K. P. C. Vollhardt, *Org. Lett.*, 2000, **2**, 2479; (\pm)-LSD: C. Saá, D. D. Crofts, G. Hsu and K. P. C. Vollhardt, *Synlett*, 1994, 487; (+)- γ -lycorane: D. B. Grotjahn and K. P. C. Vollhardt, *Synthesis*, 1993, 579; (\pm)-illudol: E. P. Johnson and K. P. C. Vollhardt, *J. Am. Chem. Soc.*, 1991, **113**, 381; *dl*-estrone: R. L. Funk and K. P. C. Vollhardt, *J. Am. Chem. Soc.*, 1980, **102**, 5253.
- For intramolecular alkyne cyclotrimerisations mediated by stoichiometric amounts of a nickel(0)-complex, see: P. Bhatarah and E. H. Smith, *J. Chem. Soc., Perkin Trans 1*, 1992, 2163.
- D. Felix, J. Schreiber, G. Ohloff and A. Eschenmoser, *Helv. Chim. Acta*, 1971, **54**, 2896.
- I. Fleming and E. Martínez de Marigorta, *J. Chem. Soc., Perkin. Trans 1*, 1999, 889.
- C. Hubschwerlen, *Synthesis*, 1986, 962; S. Takano, H. Numata and K. Ogasawara, *Heterocycles*, 1982, **19**, 327.
- M. E. Jung and T. J. Shaw, *J. Am. Chem. Soc.*, 1980, **102**, 6304; D. Y. Jackson, *Synth. Commun.*, 1988, **18**, 337.