

Titanium N-heterocyclic carbene complexes incorporating an imidazolium-linked bis(phenol)[†]

Hidehiko Aihara, Tsukasa Matsuo and Hiroyuki Kawaguchi*

Coordination Chemistry Laboratories, Institute for Molecular Science, Myodaiji, Okazaki, 444-8585, Japan.
E-mail: hkawa@ims.ac.jp

Received (in Cambridge, UK) 21st May 2003, Accepted 20th June 2003

First published as an Advance Article on the web 24th July 2003

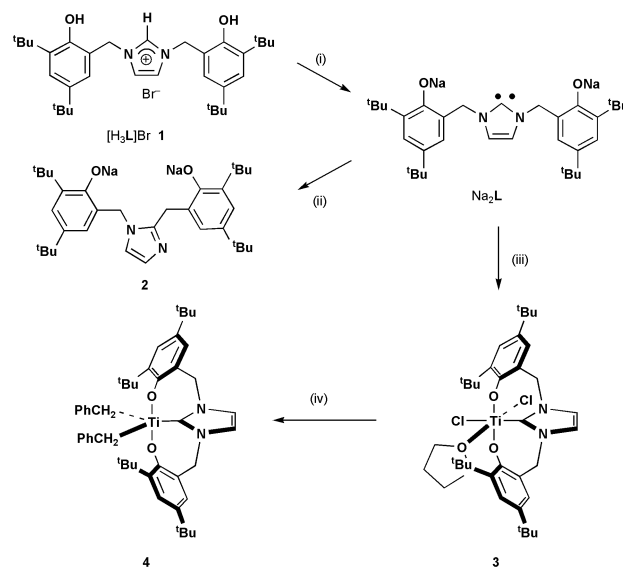
The synthesis and characterization of titanium complexes of the aryloxyo-functionalized N-heterocyclic carbene ligand (**L**) is reported, in which the tridentate **L** ligand meridionally coordinates to the metal center.

The chemistry of N-heterocyclic carbenes (NHC) constitutes an active area of research because their metal complexes are highly active and very stable catalysts for various organic reactions.¹ The vast majority of NHC systems contain late transition metals, while NHC complexes of early transition metals are considerably less developed despite the great potential of this class of molecule.^{2–4} This is due to the lack of NHC derivatives suitable for studies of early transition metal chemistry. In our ongoing program aimed at developing new ancillary ligands to support reactive metal centers, we are interested in the addition of a NHC function to multidentate aryloxyo ligands.⁵ The aryloxyo group acts as an anchor and reduces the tendency for NHC dissociation. This enables us to explore the effect of NHC on the properties of early transition metal complexes. Here we describe the synthesis of titanium compounds with the aryloxyo-NHC hybrid ligand. Recently, related alkoxy-functionalized NHC complexes of copper and silver have been reported.⁶

The proligand, 1,3-bis(4,6-di-*tert*-butyl-2-hydroxybenzyl)imidazolium bromide [**H₃L**]Br **1**, was prepared in 60% yield through step-wise alkylation on the nitrogen atoms of imidazole using 2-bromomethyl-4,6-di-*tert*-butylphenol. The ¹H and ¹³C{¹H} NMR spectra of **1** are consistent with its formula. The most notable features are the resonances for imidazolium protons at 9.51 ppm and the corresponding imidazolium carbon at 139.1 ppm.

We sought to prepare the Na derivative of the ligand for use in subsequent salt metathesis reactions with metal halides. Treatment of [**H₃L**]Br with 3 equiv. of NaN(SiMe₃)₂ in THF at –78 °C resulted in the formation of Na₂L. However, the Na species Na₂L was thermolabile, readily decomposing at rt to the 2-alkylated imidazole derivative **2** via the 1,2-benzyl migration (Scheme 1). It is well known that 1,2-migration is a common reaction for singlet carbenes.⁷ In a separate experiment, a freshly prepared [**H₃L**]Br–NaN(SiMe₃)₂ mixture was transferred into a THF solution of TiCl₄(THF)₂ at –78 °C to give a red solution, from which Ti(L)Cl₂(THF) **3** was isolated as a red powder in 74% yield.[†] In contrast to the sodium derivative Na₂L, the titanium complex **3** is thermally stable, as CDCl₃ samples stored at 60 °C for 24 h showed no signs of decomposition.

A crystal structure determination of **3** (Fig. 1) confirms the monomeric nature of the complex, where the tridentate **L** ligand meridionally coordinates to the metal center.[‡] The pseudo-octahedral Ti is completed by one THF molecule and two mutually *cis* chlorine atoms. The Ti–C(carbene) distance of 2.200(9) Å falls within the range observed previously for Ti–NHC complexes [2.19–2.29 Å].⁴ The dihedral angle between TiC_{N2} and TiCO(1)O(2) planes is 31.5 °, and this twist in the



Scheme 1 Reagent and conditions: (i) Na[N(SiMe₃)₂], THF, –78 °C; (ii) THF, rt; (iii) TiCl₄(THF)₂, THF, –78 °C; (iv) PhCH₂MgCl, toluene, –78 °C.

ligand is necessary for meridional coordination. There is a significant difference (0.044 Å) between two Ti–Cl bond distances, the Ti–Cl(2) bond *trans* to the THF molecule being shorter. This may be attributed to the strong σ-donor properties of the NHC functional group.

The ¹H NMR spectrum of **3** in CDCl₃ at –50 °C is consistent with the solid-state structure. The *tert*-butyl groups appear as four individual singlets, while the methylene group protons appear as four broad peaks. On warming an NMR sample from –50 to 25 °C the four *tert*-butyl group singlets broaden and give rise to two singlets, and the four signals for the methylene protons coalesce. A solution of **3** in the presence of excess amount of THF show only one set of resonances for the THF protons, indicating a rapid exchange between free and co-ordinated THF molecules. A likely mechanism involving the

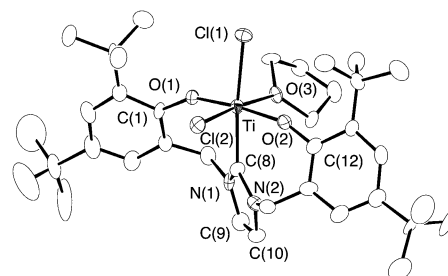
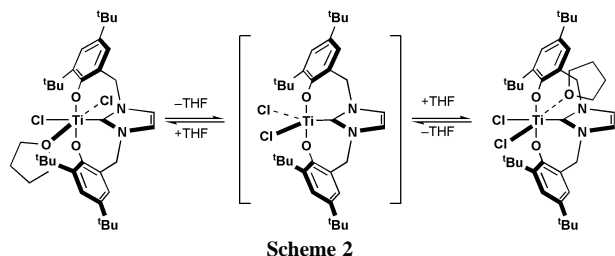


Fig. 1 The molecular structure of **3**. Selected bond distances (Å) and angles (°): Ti–Cl(1) 2.367(3), Ti–Cl(2) 2.323(3), Ti–O(1) 1.845(6), Ti–O(2) 1.850(6), Ti–O(3) 2.176(6), Ti–C(8) 2.200(9), N(1)–C(8) 1.360(11), N(2)–C(8) 1.362(11), C(9)–C(10) 1.331(1), O(1)–Ti–O(2) 170.6(3), Cl(1)–Ti–C(8) 168.3(2), Cl(2)–Ti–O(3) 174.9(2), Ti–O(1)–C(1) 151.7(6), Ti–O(2)–C(12) 160.5(6), N(1)–C(8)–N(2) 102.8(7).

[†] Electronic supplementary information (ESI) available: full experimental, NMR and analytical data. See <http://www.rsc.org/suppdata/cc/b3/b305745c/>

dissociation of THF, so equilibrating the *tert*-butyl protons, is described in Scheme 2. The $^{13}\text{C}\{^1\text{H}\}$ NMR signal of the carbene moiety is observed at 164 ppm, which is essentially invariant even at elevated temperatures. Thus the carbene moiety would remain bound to the metal center during this process.



Scheme 2

The chloro ligands in **3** can be substituted using 2 equiv. of PhCH_2MgCl in Et_2O , forming the benzyl complex $\text{Ti}(\text{L})(\text{CH}_2\text{Ph})_2$ **4** as light yellow crystals in 30% isolated yield.[†] Analytical and ^1H and $^{13}\text{C}\{^1\text{H}\}$ NMR spectroscopic data are consistent with the formulation of **4**. In solution, **4** shows average C_2 -symmetry at rt, with four signals being observed for the diastereotopic N-CH₂ and Ti-CH₂ protons. We have studied the dynamic behaviour of **4** by variable-temperature ^1H NMR line shape analysis for the exchange N-CH₂ and Ti-CH₂ resonances, giving the following activation parameters: $\Delta H^\ddagger = 64.8 \text{ kJ mol}^{-1}$; $\Delta S^\ddagger = -6.2 \text{ J mol}^{-1}\text{K}^{-1}$. The activation parameters favor a nondissociative rearrangement and are comparable to those observed for TiBr_2 (linked-bisphenoxido)⁸ and $\text{PdBr}(\text{bis-carbene pincer})$.⁹ The carbene signal of **4** appears at 188 ppm in its $^{13}\text{C}\{^1\text{H}\}$ NMR spectrum. This resonance is shifted to a lower field than that of **3**.

The complex displays a pseudo-trigonal-bipyramidal geometry in the solid-state (Fig. 2).[‡] The L ligand is bound in a meridional fashion with the aryloxy donors occupying axial positions. The O(1)-Ti-O(2) angle of $166.91(9)^\circ$ deviates greatly from linearity. The phenyl groups of the two benzyl ligands are strongly bent toward the NHC moiety, because of the steric constraint caused by the two *tert*-butyl groups of the L ligand. The benzyl ligand in **4** has the open Ti-C_α-C_{ipso} angles of $109.3(2)^\circ$ and $113.9(2)^\circ$, which are normal for titanium-bound η¹-benzyl ligands.¹⁰ The Ti-C(carbene) distance of $2.187(3) \text{ \AA}$ is shorter than that of **3** but is elongated relative to the Ti-C(benzyl) distances of $2.134(3)$ and $2.158(3) \text{ \AA}$.

The bis(aryloxy) ligands with one additional donor have been shown to be a class of ancillary ligands whose Group 4 complexes exhibit the unique polymerization activity.¹¹ Therefore, a preliminary ethylene polymerization study was undertaken, and the new complexes are highly active¹² procatalysts for polymerization of ethylene. For example, ethylene was polymerized under MMAO activation of **3** (Al : Ti = 1000 : 1, 0.5 h, 1 L of toluene, 30 °C, 9 bar) with an activity of 290 kg

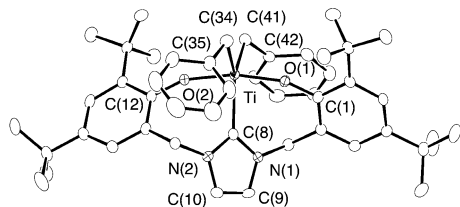


Fig. 2 The molecular structure of **4**. Selected bond distances (Å) and angles (°): Ti-O(1) 1.870(2), Ti-O(2) 1.874(2), Ti-C(8) 2.187(3), Ti-C(34) 2.134(3), Ti-C(41) 2.158(3), N(1)-C(8) 1.350(4), N(2)-C(8) 1.360(4), C(9)-C(10) 1.348(5), O(1)-Ti-O(2) $166.91(9)$, O(1)-Ti-C(8) $83.87(11)$, O(2)-Ti-C(8) $83.07(10)$, C(34)-Ti-C(41) $108.48(13)$, Ti-O(1)-C(1) $157.8(2)$, Ti-O(2)-C(12) $158.0(2)$, Ti-C(34)-C(35) $109.3(2)$, Ti-C(41)-C(42) $113.9(2)$, N(1)-C(8)-N(2) $104.5(3)$.

$\text{molTi}^{-1} \text{ h}^{-1} \text{ bar}^{-1}$. Analysis of this polymer by high temperature gel permeation chromatography showed $M_n = 3.98 \times 10^4$ ($M_w/M_n = 4.65$) and $T_m = 135^\circ\text{C}$.

In summary, a new class of aryloxy-functionalized NHC complexes has been isolated and preliminary work on titanium derivatives has been reported. Further studies into these and related functionalized-NHC derivatives are in progress.

This work was supported by Grant-in-Aid for Scientific Research (Nos. 14703008 and 150326267 "Reaction Control of Dynamic Complexes") from Ministry of Education, Science, Sports, and Culture, Japan. We thank Japan Polychem Corporation for help with the ethylene polymerization studies.

Notes and references

[‡] Crystal data for **3**: $\text{C}_{37}\text{H}_{54}\text{N}_2\text{O}_3\text{Cl}_2\text{Ti} \cdot 2.5\text{C}_4\text{H}_8\text{O}$, $M = 873.92$, monoclinic, space group $P2_1/c$, $a = 16.501(10)$, $b = 16.089(9)$, $c = 18.504(10) \text{ \AA}$, $\beta = 100.243(9)^\circ$, $V = 4834.5(49) \text{ \AA}^3$, $Z = 4$, $T = 173 \text{ K}$, $\mu(\text{Mo-K}\alpha) = 3.32 \text{ cm}^{-1}$, Rigaku Mercury CCD diffractometers, 38462 measured reflections, 11042 unique reflections. At convergence, $R1 = 0.081$, $wR2 = 0.285$, and $\text{GOF} = 1.06$ for 586 variables refined against 6301 reflections ($2\theta_{\text{max}} = 45^\circ$). For **4**: $\text{C}_{47}\text{H}_{60}\text{N}_2\text{O}_2\text{Ti} \cdot \text{C}_7\text{H}_8$, $M = 852.04$, monoclinic, space group $P2_1/n$, $a = 9.858(4)$, $b = 33.50(2)$, $c = 14.289(6) \text{ \AA}$, $\beta = 93.045(6)^\circ$, $V = 4711.8(35) \text{ \AA}^3$, $Z = 4$, $T = 173 \text{ K}$, $\mu(\text{Mo-K}\alpha) = 2.23 \text{ cm}^{-1}$, 37519 measured reflections. At convergence, $R1 = 0.062$, $wR2 = 0.171$, and $\text{GOF} = 1.07$ for 600 variables refined against all 10646 unique reflections ($2\theta_{\text{max}} = 55^\circ$). The structures were solved by Patterson methods for **3** and **4**, and refined on F^2 by full matrix least-squares procedures using the CrystalStructure package. For **3**, only unique reflections at $2\theta < 45^\circ$ were used for refinement due to the low quality of crystals. See <http://www.rsc.org/suppdata/cc/b3/b305745c/> for crystallographic data in .cif or other electronic format.

- W. A. Herrmann, *Angew. Chem., Int. Ed.*, 2002, **41**, 1290–1309; W. A. Herrmann, T. Weskamp and V. P. W. Böhm, *Adv. Organomet. Chem.*, 2001, **48**, 1–69; I. E. Markó, S. Stérin, O. Buisine, G. Mignani, P. Branland, B. Tinant and J.-P. Declercq, *Science*, 2002, **298**, 204–206.
- D. Bourissou, O. Guerret, F. P. Gabbaï and G. Bertrand, *Chem. Rev.*, 2000, **100**, 39–91; W. A. Herrmann and C. Köcher, *Angew. Chem., Int. Ed. Engl.*, 1997, **36**, 2162–2187; D. J. Cardin, B. Cetinkaya and M. F. Lappert, *Chem. Rev.*, 1972, **72**, 545–574.
- W. A. Herrmann, K. Öfele, M. Elison, F. E. Kühn and P. W. Roesky, *J. Organomet. Chem.*, 1994, **480**, C7–C9; C. D. Abemethy, G. M. Codd, M. D. Spicer and M. K. Taylor, *J. Am. Chem. Soc.*, 2003, **125**, 1128–1129.
- M. Niehues, G. Erker, G. Kehr, P. Schwab, R. Fröhlich, O. Blacque and H. Berke, *Organometallics*, 2002, **21**, 2905–2911; A. Weiss, H. Pritzkow and W. Siebert, *Eur. J. Inorg. Chem.*, 2002, 1607–1614; N. Kuhn, T. Kratz, D. Bläser and R. Boese, *Inorg. Chim. Acta.*, 1995, **238**, 179–181.
- H. Kawaguchi and T. Matsuo, *Angew. Chem., Int. Ed.*, 2002, **41**, 2792–2794; T. Matsuo and H. Kawaguchi, *Inorg. Chem.*, 2002, **41**, 6090–6098; T. Matsuo, H. Kawaguchi and M. Sakai, *J. Chem. Soc., Dalton Trans.*, 2002, 2536–2540.
- P. L. Arnold, A. C. Scarisbrick, A. J. Blake and C. Wilson, *Chem. Commun.*, 2001, 2340–2341.
- S. Solé, H. Gornitzka, O. Guerret and G. Bertrand, *J. Am. Chem. Soc.*, 1998, **120**, 9100–9101; B. Çetinkaya, E. Çetinkaya, J. A. Chamizo, P. B. Hitchcock, H. A. Jasim, H. Küçükbay and M. E. Lappert, *J. Chem. Soc., Perkin Trans. 1*, 1998, 2047–2054; C. Boehler, C. Boehler, D. Stein, N. Donati and H. Gruetzmacher, *New. J. Chem.*, 2002, **26**, 1291–1295.
- S. Fokken, T. O. Spaniol and J. Okuda, *Organometallics*, 1997, **16**, 4240–4242.
- S. Gründemann, M. Albrecht, J. A. Loch, J. W. Faller and R. H. Crabtree, *Organometallics*, 2001, **20**, 5485–5488.
- J. Scholz, F. Rehbaum, K.-H. Thiele, R. Goddard, P. Betz and C. Krüger, *J. Organomet. Chem.*, 1993, **443**, 93; M. Mena, M. A. Pellinghelli, P. Royo, R. Serrano and A. Tiripicchio, *J. Chem. Soc., Chem. Commun.*, 1986, 1118–1119.
- F. G. Sernetz, R. Mülhaupt, S. Fokken and J. Okuda, *Macromolecules*, 1997, **30**, 1562–1569; V. Reimer, T. P. Spaniol, J. Okuda, H. Ebeling, A. Tuchbreiter and R. Mülhaupt, *Inorg. Chim. Acta*, 2003, **345**, 221–227.
- G. J. B. Britovsek, V. C. Gibson and D. F. Wass, *Angew. Chem., Int. Ed.*, 1999, **38**, 428–447.