

Reduction of nitroaromatics to arylnitrenium ions by vinyl halide cations†

Hao Chen, Xubin Zheng, Pengxiang Yang and R. Graham Cooks*

Department of Chemistry, Purdue University, 560 Oval Drive, West Lafayette, IN 47907, USA.

E-mail: cooks@purdue.edu; Fax: (765) 494-9421; Tel: (765) 494-5263

Received (in Corvallis, OR, USA) 14th November 2003, Accepted 24th December 2003

First published as an Advance Article on the web 12th February 2004

The title reduction of nitroaromatics ArNO_2 by vinyl halide radical cations $\text{CH}_2=\text{CH}-\text{X}^{\cdot+}$ ($\text{X} = \text{Cl}$ or Br) to form arylnitrenium ions ArNH^+ involves a change in oxidation number of nitrogen from +3 to -1. This novel reaction provides a new route for the generation of arylnitrenium ions, a highly selective method for the detection of explosives in mixtures, and offers clues to the carcinogenic activity of nitroaromatics *in vivo*.

Because arylnitrenium ions ArNH^+ have been implicated as ultimate carcinogens due to the formation of amination adducts with DNA,¹ their chemistry is receiving considerable attention.² The generation of nitrenium ions by the photolysis of *N*-aminopyridinium salts³ and arylazides⁴ and by hydrolysis of hydroxamic acid esters⁵ has been reported. We report a novel reduction reaction of nitroaromatics by the vinyl halide radical cation to form arylnitrenium ions ArNH^+ .

Fig. 1a displays the products of the ion/molecule reactions of nitrobenzene with the isolated vinyl chloride radical cation $\text{CH}_2=\text{CH}-^{35}\text{Cl}^{\cdot+}$ (m/z 62) generated *via* electron impact of 1,2-dichloroethane $\text{CH}_2\text{ClCH}_2\text{Cl}$. In addition to the vinyl cation C_2H_3^+ (m/z 27), nitrosobenzene radical cation $\text{PhNO}^{\cdot+}$ (m/z 107), nitrobenzene radical cation $\text{PhNO}_2^{\cdot+}$ (m/z 123) and the protonated nitrobenzene cation PhNO_2H^+ (m/z 124), product ions appear at m/z 92 and m/z 150 are identified as the phenylnitrenium ion PhNH^+ and vinylated nitrobenzene $[\text{PhNO}_2 + \text{C}_2\text{H}_3]^+$, respectively. These assignments are supported by the fact that the corresponding deuterated phenylnitrenium ion PhND^+ (m/z 93) and deuterated vinylated nitrobenzene $[\text{PhNO}_2 + \text{C}_2\text{D}_3]^+$ (m/z 153) were formed in the ion/molecule reaction of nitrobenzene with the deuterated vinyl chloride radical cation $\text{CD}_2=\text{CD}-^{35}\text{Cl}^{\cdot+}$ (m/z 65) generated *via* electron impact of deuterated 1,2-dichloroethane $\text{CD}_2\text{ClCD}_2\text{Cl}$ (Fig. 1b). It is also found that these two ions, PhNH^+ (m/z 92) and $[\text{PhNO}_2 + \text{C}_2\text{H}_3]^+$ (m/z 150), are produced by chemical ionization (CI) of nitrobenzene using 1,2-dichloroethane as the reagent gas, showing that the CI process involves the reaction of nitrobenzene and the vinyl chloride radical cation. Interestingly, the isotopomeric ions $[\text{PhNO}_2 + \text{C}_2\text{H}_3]^+$ (m/z 150) and $[\text{PhNO}_2 + \text{C}_2\text{D}_3]^+$ (m/z 153) fragment exclusively upon collision-induced dissociation (CID)

into phenylnitrenium ion PhNH^+ (m/z 92) and deuterated phenylnitrenium ion PhND^+ (m/z 93), respectively, suggesting that the vinylated nitrobenzene ion $[\text{PhNO}_2 + \text{C}_2\text{H}_3]^+$ is the precursor of the phenylnitrenium ion PhNH^+ . This assumption, as well as the structure of the phenylnitrenium ion, is confirmed by the fact that another isotopomeric vinylated ion $[\text{PhNO}_2-d_5 + \text{C}_2\text{H}_3]^+$ (m/z 155) fragments into the corresponding benzene-ring-deuterated phenylnitrenium ion $\text{Ph}(d_5)\text{NH}^+$ (m/z 97) in which the benzene ring is conserved. However, to our surprise, the reaction of nitrobenzene with the isolated vinyl cation C_2H_3^+ (m/z 27) failed to give the product of vinylated nitrobenzene ions $[\text{PhNO}_2 + \text{C}_2\text{H}_3]^+$ (m/z 150). Ion m/z 91 in Fig. 1a and 1b might be $\text{C}_6\text{H}_5\text{N}^{\cdot+}$, the phenylnitrene⁶ as it fragments into an ion of m/z 64 by loss of HCN upon CID. Both CID of phenylnitrenium ions PhNH^+ (m/z 92) and PhND^+ (m/z 93) give the same product ions of m/z 65 and 39 *via* consecutive loss of hydrogen cyanide HCN/deuterium cyanide DCN and acetylene C_2H_2 , which also confirms the structure of the phenylnitrenium ions PhNH^+ .

A mechanism is proposed for the formation of the phenylnitrenium ion PhNH^+ (m/z 92) in the reaction of nitrobenzene with vinyl chloride radical cation $\text{CH}_2=\text{CH}-\text{Cl}^{\cdot+}$ (Scheme 1). Ion $\text{CH}_2=\text{CH}-\text{Cl}^{\cdot+}$ first attacks neutral nitrobenzene to produce the adduct cation **4** (m/z 150) with loss of chlorine radical; the substituted group C_2H_3 in **4** is assumed to bind at the electronegative oxygen.⁷ Then, ion **4** undergoes a five-membered-ring Cope-like rearrangement to form the *O*-acetaldehydyl nitrosobenzene cation **5**. Density function theory (DFT) calculations at the level B3LYP/6-31G(d) suggest that ion **5** is more stable than ion **4** by 22.9 kcal mol⁻¹ in the gas phase and probably represents the actual structure of the vinylated nitrobenzene ions $[\text{PhNO}_2 + \text{C}_2\text{H}_3]^+$ (m/z 150). Ion **5** undergoes an intramolecular hydride transfer and the loss of carbon monoxide CO and formaldehyde HCHO to yield the phenylnitrenium ion PhNH^+ . Overall this remarkable ion/molecule reaction involves the reduction of nitrobenzene with loss of two oxygen atoms while the oxidation number of nitrogen changes from +3 in nitrobenzene to -1 in the phenylnitrenium ion. The net nitro reduction reaction shown in Scheme 1 ($\text{X} = \text{Cl}$) is exothermic by 26.7 kcal mol⁻¹ which is much less than 90.8 kcal mol⁻¹ for the assumed ion/molecule reaction of nitrobenzene with bare vinyl cation forming the phenylnitrenium ion. This calculated result accounts for the failure to observe the latter reaction. It is too exothermic for free vinyl cation to form stable vinylated nitrobenzene ions $[\text{PhNO}_2 + \text{C}_2\text{H}_3]^+$ (m/z 150) and therefore phenylnitrenium ions with nitrobenzene. By contrast, because loss of chlorine removes excess energy, $\text{CH}_2=\text{CH}-\text{Cl}^{\cdot+}$ can undergo bond-forming reactions with nitrobenzene. Similarly, the ion/molecule reaction of nitrobenzene with $\text{CH}_2=\text{CH}-^{79}\text{Br}^{\cdot+}$ (m/z 106) generated by electron impact of vinyl bromide $\text{CH}_2=\text{CH}-\text{Br}$ also

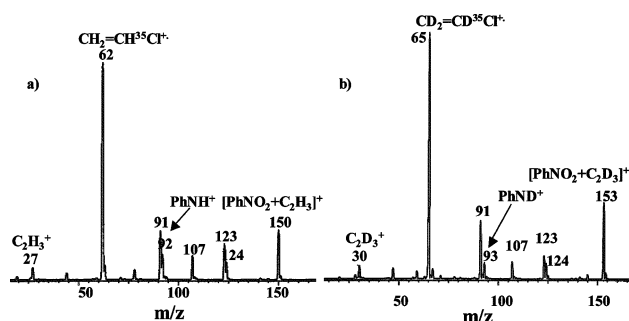
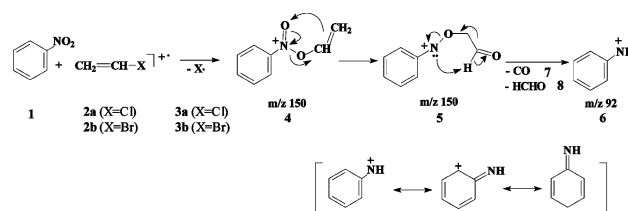


Fig. 1 Tandem mass spectra showing the products of ion/molecule reactions of nitrobenzene with a) $\text{CH}_2=\text{CH}-^{35}\text{Cl}^{\cdot+}$ (m/z 62) and b) $\text{CD}_2=\text{CD}-^{35}\text{Cl}^{\cdot+}$ (m/z 65) at nominally zero kinetic energy.



Scheme 1

† Electronic Supplementary Information (ESI) available: supplementary spectra and B3LYP/6-31G(d) optimized geometry and energy of molecules and ions. See <http://www.rsc.org/suppdata/cc/b3/b314713d/>

produces the ion $[\text{PhNO}_2 + \text{C}_2\text{H}_3]^+$ (m/z 150) and the phenylnitrenium ion PhNH^+ (m/z 92) as the reduced nitrobenzene product.

With phenylnitrenium ion PhNH^+ (m/z 92) in hand, the reactivity of this elusive species can be explored. Both n-propanol and benzene yielded adducts with the phenylnitrenium ions PhNH^+ (m/z 92), a result in agreement with previous reports.⁸ In addition, it is found that the ion/molecule reaction between phenylnitrenium ions PhNH^+ (m/z 92) and ethyl vinyl ether yields the protonated indole (m/z 118) which fragments upon CID into ions at m/z 39, 65 and 91, the same products observed for the protonated authentic indole. This result exactly parallels McClelland *et al.*'s work⁹ in which 4-biphenylnitrenium ion reacts with ethyl vinyl ether to yield 5-phenylindole in solution, providing another example¹⁰ of the fact that ion/molecule reactions can provide valuable information on solution phase reactivity. In addition, the result further confirms the structure of phenylnitrenium ion PhNH^+ .

This novel nitroreduction by the vinyl halide radical cation has been extended to substituted nitrobenzenes such as 4-nitrotoluene, 4-bromo-1-nitrobenzene, 1,3-dinitrobenzene, 2,4-dinitrotoluene and 2,4,6-trinitrotoluene (TNT). The corresponding arylnitrenium ions have been produced both in the 1,2-dichloroethane CI mass spectra and the CID MS/MS spectra of their vinylated ions (see ESI[†]). The novel and characteristic ion/molecule reaction uncovered in this work can be used for the selective detection of explosives like TNT in mixtures using tandem mass spectrometry. As a demonstration, a mixture of ethyl isovalerate, 2,4-dimethyl-3-hexanone and TNT was ionized using 1,2-dichloroethane as the reagent gas (Fig. 2a shows the CI spectrum). A neutral gain MS/MS scan¹¹ can be used as an effective method of identifying the presence of compounds bearing functional groups in a complex mixture. The experiment was carried out using benzene as the

collision gas in Q2 at nominally zero kinetic energy and Q3 was scanned to record product ions at the same rate as Q1 scan. Because vinylated nitroaromatic ions can undergo characteristic fragmentation by loss of neutral CO and HCHO (neutral loss of 58 mass units) to form arylnitrenium ions subsequently yielding an adduct with benzene (neutral gain of 78 mass units), the net mass gain for the vinylated nitroaromatic ions is 20 mass units. The neutral gain MS/MS scans recorded using a mass/charge offset of 20 Da for the mixture show only the peak of the vinylated TNT ion, $[\text{TNT} + \text{C}_2\text{H}_3]^+$ (m/z 254, Fig. 2b). The high selectivity stems from the fact that only nitroaromatics can undergo this characteristic reaction sequence. The detection limit and analytical performance of this method are under investigation.

Additional experimental results reveal that CID fragmentation of the vinylated ions of two cancer-suspect agents, 2-nitrofluorene and 1-nitropyrene, produce the corresponding arylnitrenium ions (m/z 180 and 216), in spite of the low abundance of the precursor ions. Given the fact that arylnitrenium ions have been implicated in damage of DNA *in vivo* by forming covalently-bound adducts, the generation of arylnitrenium ion ArNH^+ from nitroaromatics ArNO_2 by this simple nitroreduction reaction indicates the possibility that the carcinogenic mechanism of nitroaromatics involves arylnitrenium ions, similar to that proposed for aromatic amines.¹

In summary, this work reports a novel "one-pot" gas-phase nitroreduction of nitroaromatics by the vinyl halide radical cation which provides a new method to form arylnitrenium ions ArNH^+ . This reaction is also demonstrated to be valuable for the highly selective detection of nitroaromatics such as the explosive TNT in mixtures and it is postulated that a related process might be responsible for the carcinogenic activity of nitroaromatics *in vivo*.

The authors wish to thank Dr. Huanwen Chen for valuable suggestions and funding from NSF (CHE327190), the Office of Navy Research (N00014-02-1-0975) and the Integrated Detection of Hazardous Materials (IDHM) Program, Center for Sensing Science and Technology (Purdue University) and the Naval Surface Warfare Center (Crane, Indiana).

Notes and references

- (a) J. A. Miller, *Cancer Res.*, 1970, **30**, 559; (b) H. J. J. Moonen, J. J. Briede, J. M. S. Van Maanen, J. C. S. Kleinjans and T. M. C. M. De Kok, *Mol. Carcinog.*, 2002, **35**, 196.
- (a) M. Novak, K. Toth, S. Rajagopal, M. Brooks, L. Hott and M. Moslener, *J. Am. Chem. Soc.*, 2002, **124**, 7972; (b) D. E. Falvey, *Mol. Supramol. Photochem.*, 2000, **6**, 249.
- (a) R. A. Abramovitch, K. Evertz, G. Huttner, H. J. Gibson and H. G. Weems, *J. Chem. Soc., Chem. Commun.*, 1988, 325; (b) H. Takeuchi, S. Hayakawa and H. Murai, *J. Chem. Soc., Chem. Commun.*, 1988, 1287; (c) R. J. Moran and D. E. Falvey, *J. Am. Chem. Soc.*, 1996, **118**, 8965.
- R. A. McClelland, *Tetrahedron*, 1996, **52**, 6823.
- S. A. Kennedy, M. Novak and B. A. Kolb, *J. Am. Chem. Soc.*, 1997, **119**, 7654.
- C. Wentrup, A. Maquestiau and R. Flammang, *Org. Mass Spectrom.*, 1981, **16**, 115.
- (a) J. P. Ritchie, *Theochem*, 1992, **87**, 297; (b) D. J. Burinsky, *Org. Mass Spectrom.*, 1988, **23**, 613.
- (a) J. L. Campbell and H. I. Kenttämä, 2002, unpublished results; (b) S. Srivastava, P. H. Ruane, J. P. Toscano, M. B. Sullivan, C. J. Cramer, D. Chiapperino, E. C. Reed and D. E. Falvey, *J. Am. Chem. Soc.*, 2000, **122**, 8271.
- R. A. McClelland, M. J. Kahley and P. A. Davidse, *J. Phys. Org. Chem.*, 1996, **9**, 355.
- (a) G. L. Glish and R. G. Cooks, *J. Am. Chem. Soc.*, 1978, **100**, 6720; (b) S. J. Blanksby and J. H. Bowie, *Mass Spectrom. Rev.*, 1999, **18**, 131; (c) T. D. Burns, T. G. Spence, M. A. Mooney and L. A. Posey, *Chem. Phys. Lett.*, 1996, **258**, 669; (d) C. H. DePuy, *J. Org. Chem.*, 2002, **67**, 2393.
- M. Vincenti, J. Schwartz, R. G. Cooks, A. P. Wade and C. G. Enke, *Org. Mass Spectrom.*, 1988, **23**, 579.

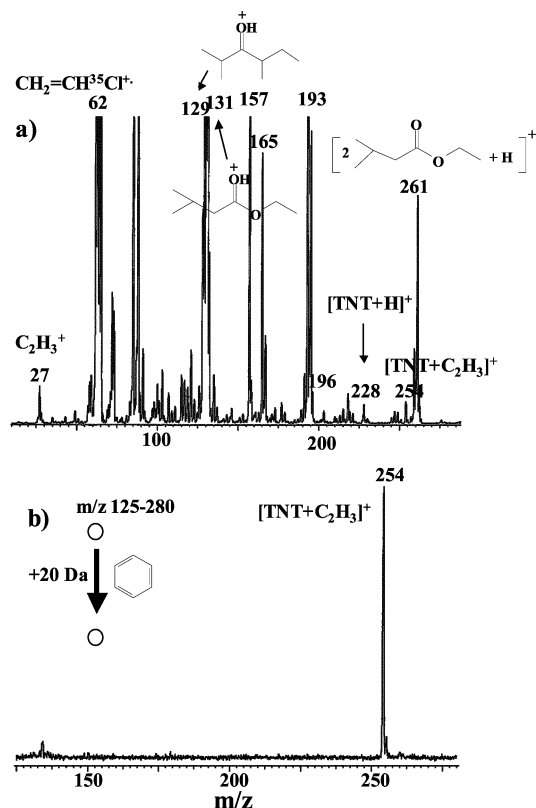


Fig. 2 a) 1,2-Dichloroethane CI mass spectrum of a mixture of ethyl isovalerate, 2,4-dimethyl-3-hexanone and TNT; ions at 157, 165 and 193 correspond to C_2H_3^+ , $^{35}\text{Cl}^+$ and $\text{CH}_2^{35}\text{ClCH}_2^+$ adducts of ethyl isovalerate, respectively. b) Constant neutral gain MS/MS spectrum.