

Exploration of the pentacyano-*cyclo*-pentadienide ion, $C_5(CN)_5^-$, as a weakly coordinating anion and potential superacid conjugate base. Silylation and protonation[†]

Christopher Richardson and Christopher A. Reed*

Department of Chemistry, University of California, Riverside, CA 92521-0403, United States.

E-mail: chris.reed@ucr.edu; Fax: 909-787-2027; Tel: 909-787-5197

Received (in Cambridge, UK) 10th December 2003, Accepted 16th January 2004

First published as an Advance Article on the web 16th February 2004

The reportedly unprotonatable pentacyano-*cyclo*-pentadienide ion, $C_5(CN)_5^-$, can be protonated and silylated at the cyano N atom using electrophilic reagents derived from weakly coordinating carborane anions.

The 1966 report by Webster¹ that the pentacyano-*cyclo*-pentadienide ion, $C_5(CN)_5^-$, cannot be protonated by perchloric acid has led to the belief that its conjugate acid cannot be prepared. If true, the $C_5(CN)_5^-$ anion should at least find uses in the field of weakly coordinating anions.^{2–4} Indeed, lithium battery applications have been explored.⁵ On the other hand, the preparation of the conjugate acid, $H(C_5(CN)_5)$, presents a long standing synthetic challenge. Would protonation occur at the carbanionic C atom or the cyano N atom? *N*-protonation has been suggested by comparison to cyanomethanes⁶ but *C*-protonation to give a *cyclo*-pentadiene is the basis of the calculated gas phase acidity.⁷

Having recently developed silylation methodology to prepare carborane superacids (e.g. $H(CB_{11}H_6Cl_6)$)⁸ which are stronger than oxyacids (perchloric, triflic, etc.),⁹ we decided to explore silylation of $C_5(CN)_5^-$ as a possible route to its conjugate acid. Silylation also provides a method of assessing the Lewis basicity of the $C_5(CN)_5^-$ anion using a ranking for weakly coordinating anions based on downfield ²⁹Si NMR shifts in *i*-Pr₃Si(Anion) compounds.²

The $C_5(CN)_5^-$ anion was prepared in multigram quantities as a trimethylammonium salt from tetracyano-1,4-dithiin¹⁰ via the method of Simmons.¹¹ $[HNMe_3][C_5(CN)_5]$ was converted to the silver salt by simple metathesis. Treatment of triphenylmethyl bromide with $Ag[C_5(CN)_5]$ in toluene gave the trityl salt $[Ph_3C][C_5(CN)_5]$ which was characterized by elemental analysis, IR, ¹H and ¹³C NMR, and X-ray crystallography. ‡ Reaction of this trityl salt with trialkylsilanes in toluene solution is fast and stoichiometric, giving silyl species, $R_3Si(C_5(CN)_5)$. Both the triethyl (**1**) and tri-*i*-propyl (**2**) derivatives have been fully characterized.

As illustrated in Fig. 1, X-ray crystallography shows that the $C_5(CN)_5^-$ anion is coordinated to silicon via a cyano N atom. The anion retains near planarity and bond length differences between the coordinated and non-coordinated CN groups are small (< 0.04 Å). The Si–N distances in **1** and **2** are 1.843 (2) and 1.834 (2) Å respectively, quite close to that observed in the acetonitrile cation

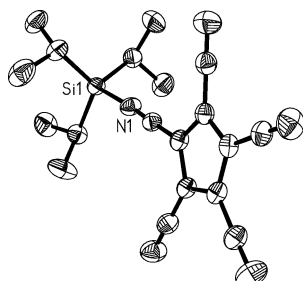


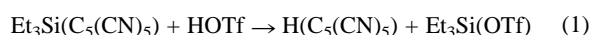
Fig. 1 Perspective view of *i*-Pr₃Si($C_5(CN)_5$), **2**. Thermal ellipsoids are drawn at the 50% probability level. H atoms are omitted for clarity.

[†] Electronic supplementary information (ESI) available: full experimental section and X-ray structure data for $[Ph_3C][C_5(CN)_5]$ and silyl species. See <http://www.rsc.org/suppdata/cc/b3/b316122f>

$[i-Pr_3Si(MeCN)]^+$ (1.82 (2) Å).¹² This similarity to a neutral nitrile extends to the degree of pyramidalization at Si which lies between sp^3 and sp^2 ideals. Increasing angle is taken as a measure of developing $R_3Si^{\delta+}$ silyl cation character.¹³ The average C–Si–C bond angle is 114.9° in **1**, 115.3° in **2**, and 115.6° in $[i-Pr_3Si(MeCN)]^+$. The values in **1** and **2** are not as large as those in the more nearly ionic *i*-Pr₃Si^{δ+}(carborane^{δ-}) species (> 117°)¹³ indicating that the $C_5(CN)_5^-$ anion ranks as a moderately weakly coordinating anion towards Si.

The same conclusion is reached by consideration of ²⁹Si NMR shifts. As compared in Table 1, the downfield shifts of **1** (35 ppm) and **2** (40 ppm) lie in the range of common oxy and halo weakly coordinating anions. This parallel indicates that $C_5(CN)_5^-$ has a place in the chemistry of weakly coordinating anions but not at the least coordinating extreme. Its advantages include ease of synthesis, a convenient IR handle in νCN, non-explosiveness of its salts (compared to oxyanions such as ClO₄⁻), and good crystallizing properties (π–π anion stacking is observed in all three X-ray crystal structures). Disadvantages include the aforementioned moderate Lewis basicity, cathodic electrochemical instability,⁵ and the tendency of the cyano group to hydrolyze to an amide in aqueous base. The potential of the anion to become coloured when coordinated can be considered an advantage or a disadvantage depending on the application, but coloured weakly coordinating anions are quite rare.

In spite of the moderately good Lewis basicity of the $C_5(CN)_5^-$ anion towards the R_3Si^+ moiety, the silyl derivatives **1** and **2** nevertheless have enough silylium ion character to abstract anions from HCl and triflic acid (HOTf) to produce the desired conjugate acid, $H(C_5(CN)_5)$ (eqn. (1)).



The acid precipitates instantly from toluene solution as an amorphous black-brown powder. The IR spectrum in the νCN region is similar in band shape to the silver and silyl species except

Table 1 Downfield ²⁹Si NMR chemical shifts (ref. TMS)^a

Compound	Conditions	δ ppm
<i>i</i> -Pr ₃ SiH	toluene	12
$[i-Pr_3Si(MeCN)][CB_9H_5Br_5]^b$	dichloromethane	37
$Et_3Si(C_5(CN)_5)^c$	toluene	35
<i>i</i> -Pr ₃ Si($C_5(CN)_5$) ^c	toluene	40
<i>i</i> -Pr ₃ Si(O ₃ SCF ₃)	toluene	40
<i>i</i> -Pr ₃ Si(N(SO ₂ CF ₃) ₂) ^d	toluene	53
<i>i</i> -Pr ₃ Si(AlBr ₄)	toluene	56
<i>i</i> -Pr ₃ Si(CB ₁₁ H ₆ I ₆)	solid state	97
<i>i</i> -Pr ₃ Si(F ₂₀ -BPh ₄)	solid state	107
<i>i</i> -Pr ₃ Si(CB ₁₁ H ₆ Br ₆)	solid state	110
<i>i</i> -Pr ₃ Si(CB ₁₁ H ₆ Cl ₆)	solid state	115
<i>i</i> -Pr ₃ Si(1-Me-CB ₁₁ F ₁₁) ^e	toluene	120

^a Data taken from ref 2 unless otherwise noted. ^b Z. Xie, D. J. Liston, T. Jelinek, V. Mitro, R. Bau and C. A. Reed, *J. Chem. Soc., Chem. Commun.*, 1993, 384. ^c This work. ^d B. Mathieu, L. de Fays and L. Ghosez, *Tetrahedron Lett.*, 2000, **41**, 9561. ^e S. V. Ivanov, J. J. Rockwell, A. G. Polyakov, C. M. Gaudinski, O. P. Anderson, K. A. Soltnev and S. H. Strauss, *J. Am. Chem. Soc.*, 1998, **120**, 4224.

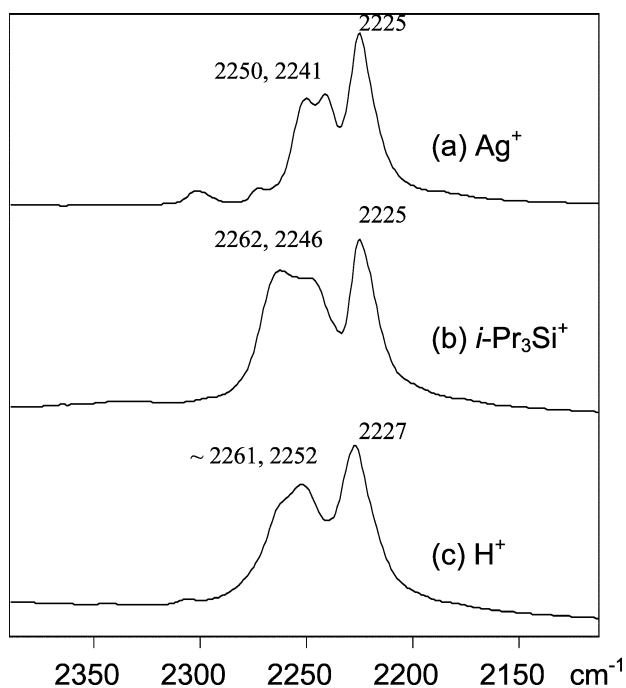
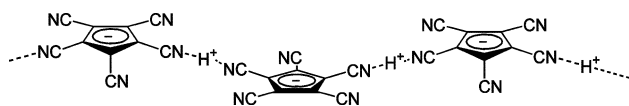


Fig. 2 IR spectra (KBr) in the ν_{CN} region of (a) $\text{Ag}(\text{C}_5(\text{CN})_5)^+$, (b) $i\text{-Pr}_3\text{Si}(\text{C}_5(\text{CN})_5)^+$ and (c) $\text{H}(\text{C}_5(\text{CN})_5)^+$.

that the average frequency is slightly higher (Fig. 2). This indicates that protonation occurs at the cyano N atom and that H^+ binds to the anion somewhat more strongly than does Ag^+ or R_3Si^+ . If protonation occurred on a ring C atom, IR bands consistent with a *cyclo*-pentadiene (or a dimer thereof) should be observed, but these are absent.

Strongly acidic protons show a marked tendency to be two-coordinate¹⁴ so we assign an anion-bridged polymeric structure to $\text{H}(\text{C}_5(\text{CN})_5)$, **3**.



The propagation of bridges within five-fold symmetry and the positional choices amongst different pairs of cyano groups probably explains the formation of non-crystalline material. Short, strong, low-barrier (SSLB) H-bonds are expected in **3** and the absence of $\nu_{\text{N-H}}$ in the IR in the 3000 cm^{-1} region is consistent with their presence.¹⁴ A broad $\nu_{\text{N-H-N}}$ band is expected at *ca.* 1000 cm^{-1} but this region is masked by other vibrations, making deconvolution difficult. Consistent with the polymeric structure, the acid is functionally insoluble in benzene, toluene, *m*-xylene and even diethyl ether. With the exception of benzene, these solvents are sufficiently basic that they should be protonated by "an acid stronger than perchloric acid." This indicates that the structure of **3** confers exceptional stability to the solid state, to the extent that insolubility annuls several orders of magnitude of acidity. $\text{H}(\text{C}_5(\text{CN})_5)$ does dissolve in acetonitrile and tetrahydrofuran, the latter with reversible polymerization of the solvent. These are relatively basic solvents but, in light of the insolubility of the acid in diethyl ether, high solvation energies of the dissolved ions must be the important factor for breaking up the polymeric structure. In retrospect, the choice of perchloric acid in acetonitrile for the earlier investigations of the basicity of the $\text{C}_5(\text{CN})_5^-$ ion,¹⁵ is seen to be unfortunate. We suspect that protonation of $\text{C}_5(\text{CN})_5^-$ with perchloric acid could be achieved if carried out in toluene with anhydrous HClO_4 , but this is not easily done in a safe manner. Acid

3 is extremely sensitive to moisture making it difficult to obtain and store in high purity. Upon recrystallization from acetonitrile or THF it lightens in color as it sequesters water from glassware and solvents. As a solid, it takes up water from air to produce hydronium ion salts ($\nu_{\text{O-H}} \sim 3000\text{ cm}^{-1}$) which contain H_3O^+ , H_5O_2^+ or H_9O_4^+ depending on the degree of hydration. This material is a convenient "acid form" of the $\text{C}_5(\text{CN})_5^-$ ion for use in metathesis reactions. The loss of colour upon hydration is consistent with electronic communication between anions *via* the strong H-bond bridges in the polymeric structure of **3**.

In summary, these studies reveal the behaviour and possibilities of the $\text{C}_5(\text{CN})_5^-$ ion as a weakly coordinating anion and a Brønsted base. $\text{H}(\text{C}_5(\text{CN})_5)$ is the rare example of an acid that should be a superacid but whose functional acidity is significantly attenuated by the high stability of a solid-state polymeric structure. The Lewis basicity of the $\text{C}_5(\text{CN})_5^-$ ion towards R_3Si^+ is similar to that of a neutral nitrile or a weakly basic oxyanion suggesting a general role for $\text{C}_5(\text{CN})_5^-$ as a moderately weakly coordinating anion. Given the chemically active role of the cyano group as a Lewis or Brønsted base in this chemistry, *cyclo*-pentadienide anions with strongly electron-withdrawing groups that are less basic (*e.g.* $-\text{C}_6\text{F}_5$) hold greater promise as carbon-based weakly coordinating anions and non-polymeric carbon superacids.

We thank Dr. Fook Tham for crystal structure determinations and Paul Richardson for assistance with the synthetic work. This research was supported by NSF grant CHE 0095206.

Notes and references

‡ Crystal data for $[\text{Ph}_3\text{C}][\text{C}_5(\text{CN})_5]$: $\text{C}_{29}\text{H}_{15}\text{N}_5$, $M = 433.46$, monoclinic $P2_1/n$, $a = 12.802(2)$, $b = 8.1247(15)$, $c = 22.816(4)$ Å, $\beta = 103.491(5)^\circ$, $V = 2307.8(7)$ Å³, $T = 223(2)$ K, $Z = 4$, $\mu(\text{Mo-K}\alpha) = 0.076\text{ mm}^{-1}$, 13042 reflections collected (4700 independent) [$R(\text{int}) = 0.0297$], $R_1 [I > 2\sigma(I)] = 0.0406$, $wR2$ (all data) = 0.1086. CCDC 227124. See <http://www.rsc.org/suppdata/cc/b3/b316122f/> for crystallographic data in .cif or other electronic format.

Crystal data for **1**: $\text{C}_{16}\text{H}_{15}\text{N}_5\text{Si}$, $M = 305.42$, orthorhombic $Fdd2$, $a = 23.680(4)$, $b = 14.653(2)$, $c = 20.072(3)$ Å, $V = 6964.6(18)$ Å³, $T = 223(2)$ K, $Z = 16$, $\mu(\text{Mo-K}\alpha) = 0.138\text{ mm}^{-1}$, absolute structure parameter 0.01(19), 9993 reflections collected (2822 independent) [$R(\text{int}) = 0.0265$], $R_1 [I > 2\sigma(I)] = 0.0452$, $wR2$ (all data) = 0.1288. CCDC 227125.

Crystal data for **2**: $\text{C}_{19}\text{H}_{21}\text{N}_5\text{Si}$, $M = 347.50$, triclinic $P\bar{1}$, $a = 7.7909(15)$, $b = 10.198(2)$, $c = 13.425(3)$ Å, $\alpha = 75.481(3)^\circ$, $\beta = 74.317(3)^\circ$, $\gamma = 84.171(4)^\circ$, $V = 993.5(3)$ Å³, $T = 223(2)$ K, $Z = 2$, $\mu(\text{Mo-K}\alpha) = 0.129\text{ mm}^{-1}$, 7359 reflections collected (3367 independent) [$R(\text{int}) = 0.0233$], $R_1 [I > 2\sigma(I)] = 0.0407$, $wR2$ (all data) = 0.1167. CCDC 227126.

- O. W. Webster, *J. Am. Chem. Soc.*, 1966, **88**, 4055.
- C. A. Reed, *Acc. Chem. Res.*, 1998, **31**, 133.
- S. H. Strauss, *Chem. Rev.*, 1993, **93**, 927.
- K. Seppelt, *Angew. Chem., Int. Ed. Engl.*, 1993, **32**, 1025.
- K. Seppelt, Personal communication.
- E. Ciganek, W. J. Linn and O. W. Webster, in *Cyanocarbon and Polycyano Compounds*, ed. Z. Rappoport, New York, 1970.
- P. Burk, I. A. Koppel and I. Koppel, *J. Comput. Chem.*, 1996, **17**, 30.
- C. A. Reed, K.-C. Kim, R. D. Bolskar and L. Mueller, *Science*, 2000, **289**, 101.
- C. A. Reed, K.-C. Kim, E. S. Stoyanov, D. Stasko, F. S. Tham, L. J. Mueller and P. D. W. Boyd, *J. Am. Chem. Soc.*, 2003, **125**, 1796.
- H. E. Simmons, R. D. Vest, D. C. Blomstrom, J. R. Roland and T. L. Cairns, *J. Am. Chem. Soc.*, 1962, **84**, 4746.
- H. E. Simmons, R. D. Vest, S. A. Vladuchick and O. W. Webster, *J. Org. Chem.*, 1980, **45**, 5113.
- Z. Xie, D. J. Liston, T. Jelinek, V. Mitro, R. Bau and C. A. Reed, *J. Chem. Soc., Chem. Commun.*, 1993, 384.
- C. A. Reed, *Acc. Chem. Res.*, 1998, **31**, 325.
- D. Stasko, S. P. Hoffmann, K.-C. Kim, N. L. P. Fackler, A. S. Larsen, T. Drovetskaya, F. S. Tham, C. A. Reed, C. E. F. Rickard, P. D. W. Boyd and E. S. Stoyanov, *J. Am. Chem. Soc.*, 2002, **124**, 13869.
- O. W. Webster, *J. Am. Chem. Soc.*, 1966, **88**, 3046.