

H₂-O₂ atmosphere increases the activity of Pt/TiO₂ for benzene photocatalytic oxidation by two orders of magnitude†

Yilin Chen, Danzhen Li, Xinchun Wang, Xuxu Wang and Xianzhi Fu*

Research Institute of Photocatalysis, Chemistry & Chemical Engineering College, Fuzhou University, Fuzhou 350002, P. R. China. E-mail: xzfu@fzu.edu.cn; Fax: +86 591 3738608

Received (in Cambridge, UK) 1st June 2004, Accepted 27th July 2004

First published as an Advance Article on the web 2nd September 2004

Unprecedented photocatalytic activity and durability of Pt/TiO₂ for decomposing persistent organic pollutants (e.g. benzene) have been obtained by adding trace H₂ into an O₂-rich photooxidation system.

Benzene and its derivatives (e.g. toluene and xylene) are widespread environmental pollutants commonly found in groundwater, soil and air. Because of their high toxicity and confirmed carcinogenicity, as well as their environmental persistence, they are regarded as priority hazardous substances for which efficient treatment technologies are needed.¹

TiO₂-based photocatalytic oxidation (PCO) is established to be one of the most promising technologies for environmental pollutant remediation. However, our previous studies showed that the photocatalysts (typically, TiO₂ and Pt/TiO₂) suffer from the limitations of low activity and poor durability during the treatment of stable aromatic compounds such as benzene.^{2,3} Although the photocatalytic activity of Pt/TiO₂ for benzene degradation has recently been improved by applying a magnetic field to the C₆H₆-O₂-Pt/TiO₂ photocatalytic system,⁴ the efficiency of the magnet-assisted photocatalysis is still relatively low for practical application. In this work, a more promising strategy was developed to greatly enhance the performances of Pt/TiO₂ for benzene photocatalytic oxidation. In this strategy, hydrogen gas was introduced into the O₂-rich photooxidation system for improving photocatalytic performances. It is well-known that both H₂ and O₂ can dissociatively adsorb on the surface of Pt particles to give O and H adatoms.⁵ These active surface O and H adatoms would serve as effective trapping centers for photoinduced electron and hole, respectively, and thus, prohibiting photocarrier recombination. Therefore, a significant increase in the photocatalytic quantum efficiency of Pt/TiO₂ can be attained.

Pure TiO₂ samples were prepared by calcining the sol-gel-derived xerogel at 623 K for 6 h.⁶ The Pt/TiO₂ was prepared by impregnating the calcined TiO₂ with an aqueous solution of H₂PtCl₆. The impregnated sample was dried at 383 K, and then calcined at 623 K for 3 h. The sample thus obtained was subsequently reduced with a NaBH₄ solution (0.1 M) to produce Pt/TiO₂.⁷ The initial ratio of Pt to TiO₂ was fixed at 1 wt.%.

The photocatalytic reactivity measurement was carried out in a fixed-bed reactor operated at atmospheric pressure. The reactor was a 11 cm long 2.4 mm diameter quartz tube surrounded by four 4 W UV-lamps with a wavelength centered at 254 nm (Philips, TUV 4W/G4 T5). Benzene (845 ppm) bubbled with oxygen and 7.8% hydrogen in nitrogen was fed to 0.05 g of catalyst at a total flow-rate of 50 cm³ min⁻¹. The effluent gas was analyzed by an online gas chromatograph (HP6890). The temperature of reactions was controlled at 303 ± 1 K by an air-cooling system.

Fig. 1 shows the photocatalytic conversion of benzene over Pt/TiO₂ under different atmospheres. Obviously, under H₂ or pure O₂ atmosphere, the conversion of benzene is negligibly small. In the case of H₂ gas, the conversion of benzene is about zero. Beyond this, neither hydrogenation products (e.g. cyclohexane and

cyclohexene) nor CO₂ is detected. These results suggest that both photocatalytic oxidation and hydrogenation reactions do not occur in the presence of H₂ gas. This is expected because the PCO of benzene usually requires oxygen molecules and the thermally catalytic hydrogenation of benzene occurs at higher temperatures.⁷ When the experiment is conducted in pure O₂ atmosphere, initially, the benzene conversion is 16%; but it decreases significantly to 3% after PCO for 2 h. Meanwhile, no detectable CO₂ is observed. These indicate that only a small amount of benzene is partially oxidated. This decrease in the conversion is attributed to the fact that the intermediates of benzene photocatalytic degradation occupied the active sites and deactivated the catalyst.^{2,8} Interestingly, when the feeding gas contains both H₂ and O₂, the photocatalytic performance of Pt/TiO₂ dramatically enhances. The conversion of benzene increases up to 71%, accompanied by producing a large amount of CO₂. The CO₂ yield is calibrated to be 2853 ppm (see Fig. 2), corresponding to a benzene mineralization ratio ([CO₂]_{produced}/[C₆H₆]_{converted}) of 4.7. Such a high photocatalytic activity and a mineralization ratio can be maintained for more than 48 h.

Fig. 2 shows the benzene photocatalytic conversion and mineralization ratios as functions of the H₂/O₂ ratio. The conversion of benzene and the production of CO₂ are measured at steady state after PCO for 6 h. The result shows that the photocatalytic conversion and mineralization ratio of benzene can be improved even in trace amount of H₂, and are sensitive to the H₂/O₂ ratio. When the H₂/O₂ ratio increases from 0 to 0.05, the photocatalytic conversion of benzene increases rapidly from 3% to 93%. Further increasing H₂/O₂ ratio from 0.05 to 0.31, the conversion steadily increases from 93% to 100% with a slower increasing rate. It should be noted that the complete mineralization of benzene to CO₂ and H₂O can be achieved when the H₂/O₂ ratio is 0.31. However, when the H₂/O₂ ratio is further increased to a higher value than 0.31, a significant drop of both conversion and mineralization ratios occurs. It is not surprising that too high a H₂/O₂ ratio is disadvantageous to the complete degradation of

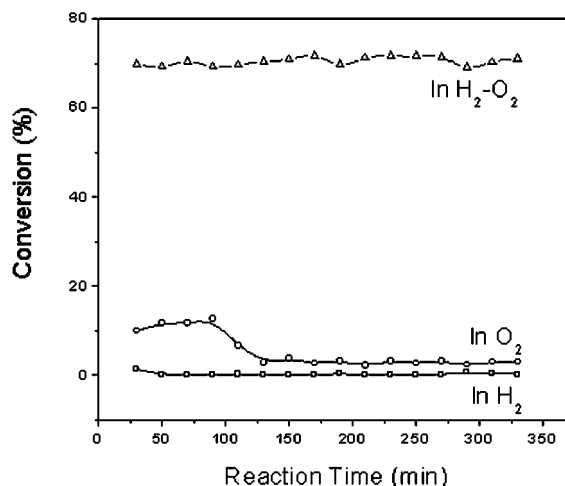


Fig. 1 Effect of different reaction atmospheres on the conversion of benzene over Pt/TiO₂ photocatalyst. (H₂/O₂ ratio: 0.02).

† Electronic supplementary information (ESI) available: Plots of photocatalytic oxidation conversion and EPR spectra. See <http://www.rsc.org/suppdata/cc/b4/b408187k/>

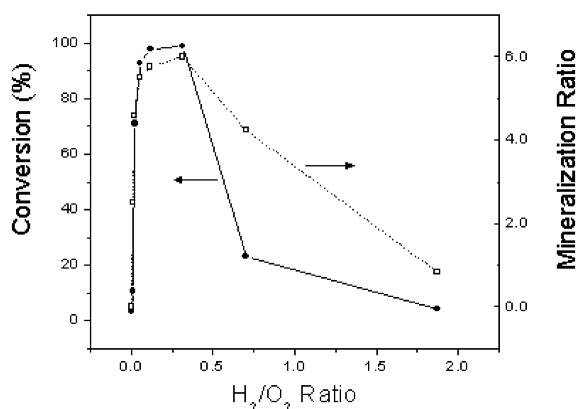
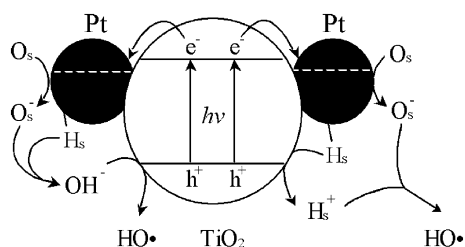


Fig. 2 Effect of H₂/O₂ ratio on the photocatalytic performance of Pt/TiO₂ toward benzene decomposition.

benzene, because the oxidation of benzene stoichiometrically requires a large amount of O₂, and therefore, the presence of excess H₂ is unfavourable for the reaction.

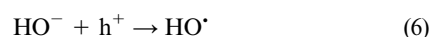
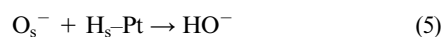
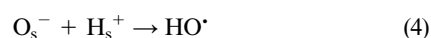
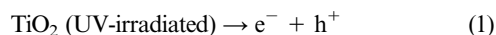
As a comparison, we also measured the photocatalytic performances of pure TiO₂ and Pt (deposited on an insulator such as silica) under the same experimental conditions (H₂/O₂ ratio: 0.02). As expected, either TiO₂ or Pt alone shows poor catalytic performances toward benzene photooxidation. After PCO for 6 h, no detectable benzene degradation was observed (Fig. S1 of the ESI†). It is therefore believed that the interactions among TiO₂, Pt, H₂ and O₂ contribute to the superior activity and durability of Pt/TiO₂ for benzene photodecomposition.

The proposed photochemical processes in the H₂-O₂-Pt/TiO₂ reaction system are elucidated in Scheme 1 and eqns. (1)–(6). These processes may involve several steps: (a) O₂ and H₂ dissociatively adsorb on Pt particles to give surface O (O_s) and surface H (H_s) adatoms. (b) the resulting O_s adatom captures photogenerated electron from Pt particles, producing the O_s⁻ ion. (c) the H_s adatom migrates (spills over) from Pt to the interface of Pt||TiO₂, and then serves as trapping agent for the hole, generating a surface proton (H_s⁺) which further reacts with the O_s⁻ ion to give highly active HO• group. (d) the O_s⁻ ion could also react with the H_s adatom to produce HO⁻ group that also captures h⁺, leading to the formation of HO• radicals. These four processes are believed to generate a large amount of HO• radicals, which is proved by the electron paramagnetic resonance spectra (EPR) (Fig. S2 of the ESI†). Since the oxidative degradation of benzene is initiated by HO•,¹⁰ a large increase in the photocatalytic activity is possible. As the excess H₂ would consume the produced hydroxyl radicals (eqn (7)), this results in the consequent decrease in the conversion (Fig. 2). Although eqn. (8) may also produce HO• radicals,¹¹ we found that this non-photogenerated HO• has only slight effect on the overall catalytic performance, as revealed by the oxidation of



Scheme 1 Proposed mechanism for the photochemical generation of HO• radical on Pt/TiO₂ catalyst in the coexistence of H₂ and O₂.

benzene on Pt/TiO₂ in the dark (Fig. S3 of the ESI†).



Moreover, owing to its small size and high mobility, the H adatom may significantly perturb the metal surface structure inducing reconstruction/cleaning of the metal surface.¹² This might contribute to the long catalytic lifetime of Pt/TiO₂.

Furthermore, it is noted that the interfacial electron-transfer on photocatalyst surface is a rate-determining step during the photocatalytic reactions.¹³ Normally, the interfacial electron-transfer is accomplished by trapping the electron at surface-adsorbed O₂.¹³ As the electron-affinity of O₂ (O₂/O₂⁻, 0.43 eV) is much lower than that of O adatom (O/O⁻, 1.478 eV),^{14,15} the O adatom should be a superior trapping agent for the electron (eqn. (1)), as compared with O₂. Subsequent capturing of the resulting O_s⁻ ion by H_s⁺/H_s (eqns. (4) and (5)) could further favor the interfacial electron transfer. An increase in the interfacial electron-transfer rate is expected to result in higher quantum efficiencies for the photocatalytic reactions.

This work was financially supported by the National Natural Science Foundation of China (20133010 and 20273014), Key Foundation of Science and Technology of MOE, China (03061 and JA02138), and the Natural Science Foundation of Fujian, China (2003F004). The authors are indebted to Prof. J. C. Zhao for the EPR measurements.

Notes and references

- 1 Priority Pollutants; Code of Federal Regulations, Title 40, US Government Printing Office, Washington, DC, 1996, ch. 1, part 423, appendix A.
- 2 X. Z. Fu, W. A. Zeltner and M. A. Anderson, *Appl. Catal. B*, 1995, **6**, 209.
- 3 X. Z. Fu, Z. X. Ding and W. Y. Su, *Chin. J. Catal.*, 1999, **20**, 321.
- 4 W. Zhang, X. X. Wang and X. Z. Fu, *Chem. Commun.*, 2003, 2196.
- 5 D. O. Hayward and B. M. W. Trapnell, *Chemisorption*, Butterworths, London, 1964.
- 6 X. Z. Fu, W. A. Zeltner, Q. Yang and M. A. Anderson, *J. Catal.*, 1997, **168**, 428.
- 7 R. V. Kazantsev, N. A. Gaidai, N. V. Nekrasov, K. Tenchev, L. Petrov and A. L. Lapidus, *Kinet. Catal.*, 1998, **39**, 363.
- 8 Q. C. Zhang, F. B. Zhang and G. L. Zhang, *Chin. J. Catal.*, 2004, **25**, 39.
- 9 E. V. Benvenuto, L. Franken, C. C. Moro and C. U. Davanzo, *Langmuir*, 1999, **15**, 8140.
- 10 G. Ghigo and G. Tonachini, *J. Am. Chem. Soc.*, 1999, **121**, 8366.
- 11 (a) T. Hayashi, K. Tanaka and M. Haruta, *J. Catal.*, 1998, **178**, 566; (b) W. R. Williams, C. M. Marks and L. D. Schmidt, *J. Phys. Chem.*, 1992, **96**, 5922.
- 12 S. Penner, D. Wang, D. S. Su, G. Rupprechter, R. Podlucky, S. Schlögl and K. Hayek, *Surf. Sci.*, 2003, **532–535**, 276.
- 13 M. S. Hoffmann, T. Martin, W. Choi and D. W. Bahnemann, *Chem. Rev.*, 1995, **95**, 69.
- 14 J. L. Pack and A. V. Phelps, *J. Chem. Phys.*, 1966, **44**, 1870.
- 15 R. S. Berry, J. C. Mackie, R. L. Taylor and R. Lynch, *J. Chem. Phys.*, 1965, **43**, 3067.